2024 ANNUAL GROUNDWATER MONITORING AND CORRECTIVE ACTION REPORT

Plant Bowen
Cells 1-10
Solid Waste Disposal Facility
Permit No. 008-018D (CCR)

January 31, 2025

Prepared for:

Georgia Power

Prepared by:
Stantec Consulting Services Inc.
601 Grassmere Park Road, Suite 22
Nashville, Tennessee 37211

2024 Annual Groundwater Monitoring and Corrective Action Report
Plant Bowen Landfill Cells 1-10

CERTIFICATION STATEMENT

This 2024 Annual Groundwater Monitoring and Corrective Action Report, Georgia Power Company - Plant Bowen Solid Waste Disposal Facility Landfill Cells 1-10 has been prepared in compliance with the United States Environmental Protection Agency Coal Combustion Residual Rule [Title 40 Code of Federal Regulations (40 CFR) 257 Subpart D, specifically § 257.90(e)] and the Georgia Environmental Protection Division Rules for Solid Waste Management 391-3-4-.10 by a qualified groundwater scientist or engineer with Stantec Consulting Services Inc. I hereby certify that I am a qualified groundwater scientist, in accordance with the Georgia Rules of Solid Waste Management 391-3-4-.10.

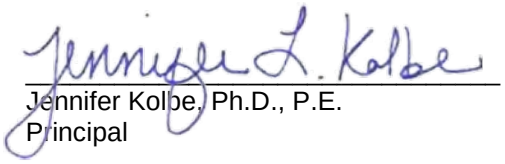

Jennifer Kolbe, Ph.D., P.E.
Principal

January 31, 2025
Date



Katie Ross
Senior Principal

January 31, 2025
Date

Executive Summary

This summary of the *2024 Annual Groundwater Monitoring and Corrective Action Report* provides the status of the groundwater monitoring and corrective action program from January through December 2024 at the Georgia Power Company (Georgia Power) Plant Bowen Landfill Cells 1-10 (the Landfill or the Site). This summary was prepared by Stantec Consulting Services Inc. (Stantec) on behalf of Georgia Power to meet the requirements listed in Part A, Section 6[1] of the United States Environmental Protection Agency (US EPA) coal combustion residuals (CCR) rule Title 40 Code of Federal Regulations (40 CFR) 257 Subpart D (CCR Rule) and the Georgia Environmental Protection Division (GA EPD) Rules of Solid Waste Management 391-3-4-.10.

The Landfill is located in Bartow County off State Highway 113, approximately seven miles west-southwest of Cartersville, Georgia and 20 miles southeast of Rome, Georgia. The Landfill receives coal combustion by-products, coal ash, and gypsum from coal power generating processes at Plant Bowen. The landfill cells are lined in accordance with Permit No. 008-018D (CCR). Gypsum placement in disposal Cells 1 & 2 began in November 2008, whereas ash placement in disposal Cells 3 & 4 began in February 2015. Waste placement operations were initiated in Cells 9 & 10 in November 2015. Landfill Cells 5 & 6 are under construction and Cells 7 & 8 have been cleared for Landfill expansion. The Site is located on the northeastern portion of the Plant Bowen property.



Plant Bowen Landfill Cells

The groundwater monitoring program for the Landfill is currently managed in accordance with CCR Permit No. 008-018D (CCR) approved on December 8, 2022. Groundwater at the Site is monitored using a groundwater monitoring system of wells installed to meet federal and state monitoring requirements. Groundwater monitoring, in accordance with the previous Georgia Solid Waste Permit No 008-018D (LI), began in 2007 prior to disposal activities and continues to date under the 2024 CCR Permit Groundwater Monitoring Plan (GWMP). Routine sampling and reporting for CCR Rule Appendix III constituents began after the background groundwater conditions were established between February 2016 and August 2017 for Cells 1 & 2, 3 & 4, and 9 & 10. Additional wells were installed in support of the expansion of Cells 5–8 in April–May of 2023, and background groundwater sampling for the new wells began in June 2023 in accordance with § 257.94. During the reporting period, background sampling events were conducted in February, April, June, and August 2024 for Cells 5–8, which meets the required eight minimum baseline sampling events in accordance with the GWMP.

[1] 80 FR 21468, Apr. 17, 2015, as amended at 81 FR 51807, Aug. 5, 2016; 83 FR 36452, July 30, 2018; 85 FR 53561, Aug. 28, 2020

During the 2024 annual reporting period, two groundwater sampling events were conducted in February and July/August 2024 for Cells 1 & 2, 3 & 4, and 9 & 10. Groundwater samples collected at Cells 1 & 2, 3 & 4, and 9 & 10 were submitted to Pace® Analytical Services, Inc. (Pace), for analysis of Appendix III parameters[2]. Per the CCR Rule, the groundwater analytical results were evaluated in accordance with certified statistical methods. Verified Appendix III constituents with statistically significant increases (SSIs) are provided in the table below and are addressed by the April 19, 2018, August 18, 2020, and November 29, 2022 (updated May 2023) Alternate Source Demonstrations (ASDs).

Appendix III Constituents (SSIs)	**February 2024**
Calcium	GWC-16R, GWC-17R, GWC-23R
pH (lower limit)	GWC-9, GWC-44, GWC-45
Appendix III Constituents (SSIs)	**July/August 2024**
Calcium	GWC-16R, GWC-17R, GWC-21R, GWC-23R

Based on review of the Appendix III statistical results completed for the groundwater monitoring and corrective action program in 2024, the Landfill will continue in detection monitoring.

[2] Boron, calcium, chloride, fluoride, pH, sulfate, and total dissolved solids (TDS)

Table of Contents

ACRONYMS / ABBREVIATIONS V

1 INTRODUCTION 1.1
1.1 Site Description and Background 1.1
1.2 Regional Geology and Hydrogeologic Setting 1.1
1.3 Groundwater Monitoring System 1.2

2 GROUNDWATER MONITORING ACTIVITIES 2.1
2.1 Monitoring Well Installation and Maintenance 2.1
2.2 Detection Monitoring Program 2.1
2.3 Additional Sampling and Analyses 2.2

3 SAMPLE METHODOLOGY & ANALYSES 3.1
3.1 Groundwater Elevation Measurements and Flow Direction 3.1
3.2 Groundwater Gradient and Flow Velocity 3.1
3.3 Continuous Water Level Monitoring (Hydrogeologic Monitoring) 3.2
3.3.1 Hydrogeologic Monitoring Network 3.2
3.3.2 Hydrogeologic Monitoring Results 3.3
3.4 Groundwater Sampling 3.3
3.5 Laboratory Analyses 3.4
3.6 Quality Assurance & Quality Control 3.4

4 STATISTICAL ANALYSIS 4.1
4.1 Statistical Methods 4.1
4.1.1 Appendix I and Appendix III Statistical Method 4.1
4.2 Statistical Analyses Results 4.2

5 ALTERNATE SOURCE DEMONSTRATION 5.1

6 MONITORING PROGRAM STATUS 6.1

7 CONCLUSIONS & FUTURE ACTIONS 7.1

8 REFERENCES 8.1

LIST OF TABLES

Table 1 Summary of Monitoring Well Construction

Table 2 Groundwater Sampling Event Summary

Table 3 Summary of Groundwater Elevations

Table 4 Groundwater Flow Velocity Calculations – February and July/August 2024

Table 5 Groundwater Analytical Data Summary – Landfill Cells 1 & 2 and 9 & 10

Table 6 Groundwater Analytical Data Summary – Landfill Cells 3 & 4

Table 7 Groundwater Analytical Data Summary, Background Sampling Events 1-8 – Landfill Cells 5-8

Table 8 Statistical Method Summary

Table 9 Downgradient Potential SSI Summary, Appendix I Constituents, February 2024 (embedded in text)

Table 10 Downgradient Potential SSI Summary, Appendix I Constituents, July/August 2024 (embedded in text)

Table 11 Downgradient Potential SSI Summary, Appendix III CCR Constituents, February 2024 (embedded in text)

Table 12 Downgradient Potential SSI Summary, Appendix III CCR Constituents, July/August 2024 (embedded in text)

Table 13 SSIs Addressed in Previous ASDs (embedded in text)

LIST OF FIGURES

Figure 1 Site Location Map

Figure 2 Monitoring Well Network

Figure 3 Potentiometric Surface – February 2024

Figure 4 Potentiometric Surface – July 2024

LIST OF APPENDICES

Appendix A Well Inspections

Appendix B Hydrogeological Monitoring Report

Appendix C Laboratory Analytical Data and Field Sampling Reports

Appendix D Historical Surface Water Analytical Data

Appendix E Statistical Results

Appendix F Alternate Source Demonstration

Acronyms / Abbreviations

40 CFR	Title 40 Code of Federal Regulations
ASD	Alternate Source Demonstration
CCR	Coal Combustion Residuals
CCR Rule	Title 40 Code of Federal Regulations 257 Subpart D
cm/sec	centimeters per second
DO	Dissolved Oxygen
ft/day	feet per day
GA EPD	Georgia Environmental Protection Division
Georgia Power	Georgia Power Company
GSC	Groundwater Stats Consulting, LLC
GWMP	Groundwater Monitoring Plan
Landfill or Site	Plant Bowen Landfill Cells 1-10
mg/L	milligrams per liter
NAD83	North American Datum of 1983
NAVD88	North American Vertical Datum of 1988
NELAP	National Environmental Laboratory Accreditation Program
NTU	Nephelometric Turbidity Unit
ORP	Oxidation-Reduction Potential
Pace	Pace® Analytical Services
QA/QC	Quality Assurance/Quality Control
SCS	Southern Company Services
SSI	Statistically Significant Increase
Stantec	Stantec Consulting Services Inc.
TDS	Total Dissolved Solids
Unified Guidance	*Statistical Analysis of Groundwater Monitoring Data at RCRA Facilities,* Unified Guidance

US EPA	United States Environmental Protection Agency
USGS	United States Geological Survey

1 Introduction

This 2024 Annual Groundwater Monitoring and Corrective Action Report has been prepared by Stantec Consulting Services Inc. (Stantec) on behalf of Georgia Power Company (Georgia Power) to document groundwater monitoring activities conducted from January through December 2024 at Georgia Power's Plant Bowen solid waste disposal facility Cells 1-10 (Landfill or Site). The groundwater monitoring activities were conducted to comply with the current coal combustion residuals (CCR) Permit No. 008-018D (CCR), approved by the Georgia Environmental Protection Division (GA EPD) on December 8, 2022, and in accordance with the United States Environmental Protection Agency (US EPA) CCR Rule Title 40 Code of Federal Regulations (40 CFR) 257 Subpart D (CCR Rule) and the GA EPD Rules of Solid Waste Management 391-3-4-.10. This report satisfies the reporting requirements of applicable GA EPD Solid Waste Management Rules (391-3-4-.10) and federal CCR Rule 40 CFR 257.90(e).

1.1 Site Description and Background

The Plant Bowen Landfill is a Georgia Power-owned property located in Bartow County off State Highway 113, approximately seven miles west-southwest of Cartersville, Georgia, and 20 miles southeast of Rome, Georgia (Figure 1). The Landfill is approximately 300 acres located on a previously undeveloped, contiguous portion of the plant property. The Landfill is located on the northeast portion of the Plant Bowen property. The Landfill receives coal combustion by-products, coal ash, and gypsum from coal power generating processes at Plant Bowen. The landfill cells are lined in accordance with Solid Waste Permit No. 008-018D (CCR). Cells 3 & 4 and 9 & 10 have a leachate collection system. Gypsum placement in disposal Cells 1 & 2 began in November 2008, whereas ash placement in disposal Cells 3 & 4 began in February 2015. Waste placement operations were initiated in Cells 9 & 10 in November 2015. In 2020, GA EPD approved the placement of waste following a retrofit of Cells 9 & 10 with a leachate collection system. Cells 9 & 10 are used to store bottom ash. Development of Cells 5, 6, 7, and 8 began with land clearing, installation of monitoring wells, and construction of Cells 5 & 6, which will include a liner and leachate collection system. Monitoring well installation for the proposed landfill cells was completed in May 2023 and has been followed by eight background groundwater sampling events prior to placement of waste, per the site permit.

1.2 Regional Geology and Hydrogeologic Setting

The regional geology and hydrogeology of the Plant Bowen Landfill area are summarized below. The Site lies within the Valley and Ridge physiographic province about three to four miles north of the Cartersville Fault. The Cartersville Fault separates the late Precambrian-aged metamorphic rocks to the east and south from the Cambrian-aged sedimentary rocks to the north-northwest and west. Two main geologic layers are present at the Site: overburden (residuum clay and partially weathered rock), and carbonate bedrock (dolomite and limestone).

As described in the Composite Site Acceptability Report for CCR Landfill Permit (Georgia Power 2022), the lithologies present in the landfill area of Plant Bowen from the ground surface to depth are terrace deposits, a residuum clay overburden, dolomite, and limestone bedrock. The Knox Group (dolomite and limestone bedrock) produces a characteristic orange to red clayey residuum (overburden soil) that ranges in thickness from 19 to 127 feet across the Site and often contains weathered chert and dolomite

fragments. Silt and clay with some gravel and sand (terrace deposits) overlay the clayey residuum in some areas but are not continuous across the landfill area of Plant Bowen.

The uppermost aquifer for groundwater monitoring purposes is unconfined and, depending on the variability of weathering characteristics, the groundwater surface may occur in the overburden or carbonate bedrock. The water table commonly occurs in the overburden, but at some locations the water table is near the overburden-bedrock interface or in the upper fractured bedrock. Based on these data and field observations, it is assumed that the overburden and upper fractured bedrock are a single, interconnected water bearing zone below the unsaturated overburden. Overburden materials are heterogeneous ranging in composition from well-graded gravelly sand to fat clay. Bedrock underlying the Site (officially mapped as Knox undifferentiated) is a carbonate bedrock (limestone and dolomite). The local karst geology features massive limestone and dolostone beds with chert, calcite, and fractures and void spaces that were observed during well installation activities. Karst features within the underlying carbonate bedrock are predominately formed along initial discontinuities including joints, fissures (slots), fractures, and bedding planes or other linear features. These karst features may be partially or completely filled with soft unconsolidated solids or may be empty or filled with water. The top of the karst features is usually identified as having a thin zone of weathered carbonate bedrock. The karst features are primarily vertically oriented and generally infilled where present.

1.3 Groundwater Monitoring System

The existing groundwater monitoring system meets the requirements listed in § 257.91 and 391-3-4.10. A groundwater monitoring system was installed at the Landfill that consists of a sufficient number of wells installed at appropriate locations and depths to yield groundwater samples from the uppermost aquifer to represent the groundwater quality both upgradient of the unit (i.e., background conditions) and passing the waste boundary of the unit. The number, spacing, and depths of the groundwater monitoring wells were selected based on the characterization of site-specific hydrogeologic conditions.

A subset of the wells is equipped with data loggers and telemetry systems for water level measurements and data transmission for real-time monitoring of groundwater levels in the subsurface karst geology.

The locations of the monitoring wells included in the groundwater monitoring system are presented on Figure 2. Well construction details are listed in Table 1.

2 Groundwater Monitoring Activities

The following sections describe monitoring-related activities performed from January through December 2024. Samples were collected in February and July/August 2024 from each of the wells at Landfill Cells 1 & 2, 3 & 4, and 9 & 10. The groundwater monitoring system is shown on Figure 2. Verification sampling events were conducted in April (barium at GWC-23R) and June (Total Dissolved Solids (TDS) at GWC-16R) 2024. Background sampling events for the wells installed in April and May 2023 at Landfill Cells 5 through 8 were conducted in February, April, June, and August 2024. Table 2 presents a summary of the 2024 groundwater sampling events completed for the Landfill during this monitoring period.

2.1 Monitoring Well Installation and Maintenance

Monitoring wells are inspected semi-annually to determine if repairs or corrective actions are necessary to meet the requirements of the Georgia Water Well Standards Act (O.C.G.A. § 12-5-134(5)(d)(vii)). In February and July/August 2024, monitoring wells were inspected, and no corrective actions were required. In December 2024, drainage improvements were completed to prevent standing water near GWC-48. The well inspections and drainage improvement memorandum are included in Appendix A.

2.2 Detection Monitoring Program

Groundwater monitoring began in 2007 in accordance with previous Georgia Solid Waste Permit No. 008-018D (LI), prior to disposal activities, and continues to date under the current CCR Permit No. 008-018D (CCR). Groundwater monitoring and reporting activities, conducted in accordance with § 257.90 through § 257.94 of the federal CCR Rule, were initiated in 2016. Pursuant to § 257.94(b), the eight baseline sampling events were conducted from February 2016 to August 2017 at Cells 1 & 2, 3 & 4, and 9 & 10, with the initial detection monitoring event occurring in September–October 2017.

Georgia Power currently monitors groundwater associated with the Landfill Cells 1 & 2, 3 & 4, and 9 & 10 under the detection groundwater monitoring program in accordance with § 257.94 and Solid Waste Management Rule 391-3-4-.10(6). The semi-annual detection monitoring events occurred in February and July/August 2024. Groundwater samples were collected from monitoring wells in the groundwater monitoring system (Figure 2) and analyzed for:

- CCR Rule Appendix III constituents.
- A state-modified Appendix I list of detection constituents according to the approved *Plant Bowen Coal Combustion Residuals (CCR) Landfill Groundwater Monitoring Plan Rev. 1 (GWMP)* (Stantec Consulting Services, Inc. [Stantec, 2024a]). The analyte list includes antimony, arsenic, barium, beryllium, cadmium, chromium, cobalt, copper, lead, mercury, nickel, selenium, silver, thallium, vanadium, and zinc.
- Field parameters recorded during sampling, including pH, temperature, turbidity, dissolved oxygen (DO), specific conductance, and oxidation-reduction potential (ORP).

Background sampling in accordance with § 257.94 for the monitoring wells at Cells 5 & 6 and 7 & 8 occurred in February, April, June, and August 2024. In addition to the parameters listed above, groundwater samples were collected from monitoring wells and analyzed for CCR Rule Appendix IV constituents. The eight minimum baseline sampling events have been completed for Cells 5 & 6 and 7 & 8 in accordance with the GWMP.

2.3 Additional Sampling and Analyses

An ephemeral spring at the Site, shown on Figure 2, is checked for water during each groundwater sampling event. The spring was not expressing water during the February and July/August 2024 sampling events; therefore, no sample was collected.

In addition to routine Appendix I and CCR Rule Appendix III constituents, groundwater samples from the February and July/August 2024 semi-annual events and the February, April, June, and August 2024 background events were analyzed for major cations and anions (alkalinity, magnesium, sodium, potassium). The chemical composition of groundwater based on major ion chemistry data will be used to evaluate groundwater quality. Results are included in laboratory reports discussed in Section 3.5.

3 Sample Methodology & Analyses

The following section presents a summary of the field sampling procedures that were implemented and the groundwater sampling results that were obtained in connection with the detection monitoring program conducted from January through December 2024.

3.1 Groundwater Elevation Measurements and Flow Direction

Prior to each sampling event, groundwater levels were recorded at each monitoring well and piezometer at the Landfill. The calculated groundwater elevations for the February and July/August 2024 sampling events are presented in Table 3.

The groundwater elevation data from February and July 2024 were used to develop potentiometric surface elevation contour maps (Figures 3 and 4). Review of Figures 3 and 4 shows that groundwater elevations vary between landfill cells due to topographic variations. Groundwater elevations are similar between the overburden and the upper bedrock at most onsite locations indicating hydraulic communication between the saturated overburden and upper bedrock.

The general direction of groundwater flow in the overburden of Landfill Cells 1 & 2 and 9 & 10 area is to the northeast, and to the north-northeast for bedrock. Overburden and bedrock groundwater generally flows toward the Etowah River to the north, east, and south-east of the Site with semi-radial flow from Cells 3 & 4, 5 & 6, and 7 & 8. Observed groundwater elevations are consistent with previous observations.

3.2 Groundwater Gradient and Flow Velocity

The groundwater flow velocity at the Site was calculated using a derivation of Darcy's Law. Specifically,

$$V = \frac{K * i}{n_e}$$

Where:

$V =$ Groundwater flow velocity $\left(\frac{feet}{day}\right)$

$K =$ Average horizontal hydraulic conductivity of the aquifer $\left(\frac{feet}{day}\right)$

$i =$ Horizontal hydraulic gradient $\left(\frac{feet}{foot}\right)$

$n_e =$ Effective porosity

The general groundwater flow velocity that was calculated for the Site is based on hydraulic gradients estimated from 2024 groundwater level measurement data. Information used for the calculations is provided in Table 4. Average hydraulic conductivity values were based on previous slug test data. An estimated effective porosity of 0.01 (based on default soil type value for silty clays to clays in US EPA 530/SW-89-031 [US EPA, 1989]) for the screened horizon was used. The sitewide geometric mean for hydraulic conductivity was used to calculate the horizontal groundwater flow rates at the Site (4.8×10^{-5}

centimeters/second [cm/sec] = 0.136 feet per day [ft/day]) was presented in the GWMP (Stantec, 2024a) and recently updated in the Summary of Geologic and Hydrologic Conditions report (Stantec, 2024b). Results for groundwater flow velocities range from approximately 0.003 to 0.27 ft/day (Table 4).

Groundwater flow in the Knox Dolomite Formation, underlying the Site, occurs in joints, fractures, bedding planes, and solution channels (Croft, 1963). These pathways can facilitate relatively higher groundwater flows in the upper fractured bedrock. However, the flow rates noted in the wells screened in the upper fractured bedrock (Table 4) also suggest an abundance of residual clays in the zone where the top of the carbonate bedrock is weathered.

3.3 Continuous Water Level Monitoring (Hydrogeologic Monitoring)

Georgia Power continuously monitors groundwater level fluctuations in accordance with the GWMP (Stantec, 2024a). The hydrogeologic monitoring network provides water level data, which are evaluated for changes in subsurface hydrologic conditions. The hydrogeologic data are evaluated weekly and reported semi-annually.

3.3.1 HYDROGEOLOGIC MONITORING NETWORK

Hydrogeologic monitoring locations for Cells 1-10 were selected following analysis of the interim data and review of historical groundwater elevations and potentiometric surface maps. Across the landfill cells, there are a total of 37 wells as of December 2024 currently equipped with transducers for monitoring water levels.

For the hydrogeologic monitoring network, Georgia Power utilized In-Situ VuLink® telemetry system relaying data to an In Situ® database website (HydroVu®) where the telemetry data are stored and compiled. Each Level Troll 500 transducer was deployed in a monitoring well at a fixed depth. Groundwater levels were recorded multiple times daily from each well transducer, and each transducer was programmed to record fluctuations in water levels of ± 0.5 foot occurring within four-hour recording schedules. The telemetry system relays water level data via satellite to a central data storage unit that can be accessed in real-time over the internet; whereby, the data can be checked for anomalous groundwater level fluctuations. Groundwater elevations, along with the river stage elevations and rainfall data, recorded between December 6, 2023, and December 6, 2024, are provided in two monitoring reports for the landfill cell units in Appendix B: Solid Waste Disposal Facility Permit No. 008-018D (CCR) Hydrogeologic Monitoring Program.

During the reporting period, transducers from wells GWC-7Z, GWC-11R, GWC-16R, GWC-24R, GWC-27, GWC-27R, GWC-29, GWC-29R, GWC-31R, GWC-34, GWC-34R, and GWC-47 had minor issues with the telemetry systems and data upload. In addition, VuLink services were offline starting on December 31st, 2023, due to In-Situ system updates. All transducers in the network had to be reset and resumed recording readings on January 10th, 2024. Southern Company Services (SCS) staff corrected these issues, and data logging and transmission has been reestablished. Details on transducer maintenance and repair are provided in Appendix B.

The United States Geological Survey (USGS) river gauge (#02394670) at Cartersville, Georgia was used to monitor the surface water elevations in the Etowah River from December 6, 2023 through June 6, 2024. Etowah River levels data was obtained from an on-site transducer logging river data at a location

near the river intake pumping structure from June 6, 2024 through December 6,2024. Rainfall data was obtained from the USGS station #02394670 on the Etowah River at Georgia Route 61.

3.3.2 HYDROGEOLOGIC MONITORING RESULTS

Over the 2024 annual monitoring period from December 6, 2023, through December 6, 2024, the hydrogeologic monitoring network pressure transducers were operational and collected continuous groundwater elevation data, with the exceptions described in Appendix B and in Section 3.3.1. Table 1 in the Hydrogeologic Monitoring Report (Appendix B) lists identified data anomalies, their causes, and maintenance efforts during the monitoring period. Observed disruptions in the transducer water levels were found to be directly attributed to: (a) drawdown during sampling events, water level gauging, and well development, (b) maintenance of wells, transducers, or telemetry units, or (c) rainfall events (greater than 1.5 inches of rain). Hydrogeologic monitoring data for the 2024 annual monitoring period did not show water level fluctuations or sudden decreases in groundwater elevation data attributed to subsurface changes that might be indicative of land subsidence or sinkhole formation.

3.4 Groundwater Sampling

For the 2024 annual monitoring period, groundwater samples were collected during two detection monitoring events in February and July/August 2024 and two verification events in April and June 2024. Background sampling events for the wells installed at Cells 5-8 were conducted in February, April, June, and August 2024. Sampling procedures were conducted in accordance with US EPA Region 4 Laboratory Services and Applied Science Division operating procedures (US EPA 2023, 2024). Monitoring wells were purged and sampled using low-flow sampling procedures. Dedicated or non-dedicated low-flow pneumatic bladder pumps were used to purge and sample the wells. A SmartTroll® or AquaTroll® (In-Situ® field instrument) was used to monitor and record field water quality parameters (pH, specific conductance, DO, temperature, and ORP) and a Hach 2100Q was used to measure turbidity during well purging to verify stabilization prior to sampling.

Groundwater samples were collected when the following stabilization criteria were met for three consecutive readings:

- pH ± 0.1 Standard Units
- Specific conductance ± 5%
- ± 10% for DO where DO > 0.5 milligrams per liter (mg/L). No criterion applies if DO < 0.5 mg/L
- Turbidity measurements less than five Nephelometric Turbidity Units (NTUs), or between five and ten NTUs after three hours of purging
- Temperature - Record only, not used for stabilization criteria
- ORP - Record only, not used for stabilization criteria

Once stabilization was achieved, samples were collected into appropriately preserved laboratory-supplied sample containers. Sample bottles were placed in ice-packed coolers and submitted to Pace® Analytical

Services (Pace) in Peachtree Corners (Atlanta), Georgia following standard chain-of-custody protocol. Stabilization logs and equipment calibration forms are included in Appendix C.

3.5 Laboratory Analyses

Laboratory analyses were performed by Pace, of Peachtree Corners (Atlanta), Georgia. Pace is accredited by National Environmental Laboratory Accreditation Program (NELAP) and maintains a NELAP certification for the constituents analyzed. In addition, Pace is certified to perform analysis by the State of Georgia. Groundwater data laboratory reports and chain-of-custody records for the monitoring events are presented in Appendix C.

The groundwater analytical results from the 2024 annual reporting period are summarized in Tables 5 through 7. The ephemeral spring was not expressing water during the 2024 annual reporting period and no sample was collected. Historical analytical data of the spring is provided in Appendix D. The spring was dry and not sampled for events not included in Appendix D. The pH field measurements recorded during the detection monitoring, verification, and background sampling events are also provided in Tables 5 through 7.

3.6 Quality Assurance & Quality Control

During each sampling event, quality assurance/quality control (QA/QC) samples were collected. Equipment blanks (where non-dedicated sampling equipment is used) were collected at a rate of one QA/QC sample per ten groundwater samples. Blind field duplicate samples were collected by filling additional containers at the same location during the sampling event at a rate of one QA/QC sample per ten groundwater samples. Field blanks were also collected to evaluate ambient conditions at the sampling locations at a rate of one QA/QC sample per ten groundwater samples.

QA/QC of the groundwater data were assessed by performing a data quality evaluation of the reported laboratory results. A data quality evaluation was conducted on the data using laboratory precision and accuracy, and analytical method requirements (US EPA, 2002). In addition to collecting QA/QC samples, the data were validated based on the pertinent methods referenced in the laboratory reports, professional and technical judgment, and applicable federal and site-specific guidance documents (US EPA, 2023; US EPA, 2024). The validated data meet project objectives. The data quality evaluations are included in Appendix C.

The analytical results provided in Tables 5 through 7 provide concentrations from the groundwater sampling events as reported by the laboratory.

4 Statistical Analysis

This section presents a summary of the statistical approach applied to assess the 2024 annual groundwater data for potential statistically significant increases (SSIs) of permit stipulated constituents reported in downgradient compliance wells relative to the available historical dataset. The statistical analyses used at the Site for Appendix I and Appendix III constituents were conducted pursuant to 40 CFR § 257.93 in accordance with the Statistical Analysis Method Certification (certified by a registered Professional Engineer) and based on methodology presented in the GWMP (Stantec, 2024a). Statistical analysis techniques are consistent with the methodology presented in *Statistical Analysis of Groundwater Data at RCRA Facilities*, Unified Guidance, March 2009, EPA 530/R-09-007 (US EPA, 2009), herein after referred to as the Unified Guidance.

4.1 Statistical Methods

Descriptions of the statistical analyses of groundwater quality data obtained in the Groundwater Stats Consulting, LLC (GSC) Statistical Analysis Reports are provided in Appendix E. Table 8 provides a summary of the statistical methodology used at the Site for the 2024 groundwater semi-annual event. Sanitas™ groundwater statistical software was used to perform the statistical analyses. Sanitas™ is a commercially available decision support software package that incorporates the statistical tests required of Subtitle C and D facilities by US EPA regulations and guidance as recommended in the Unified Guidance (US EPA, 2009). Detailed statistical methods used for Appendix I and Appendix III constituents are discussed in statistical analysis packages provided in Appendix E and summarized in Section 4.1.1.

4.1.1 APPENDIX I AND APPENDIX III STATISTICAL METHOD

Intrawell and interwell methods were used to analyze the February and July/August 2024 detection groundwater monitoring event results, as summarized in Table 8. Eligibility for intrawell methods is discussed in detail in the Statistical Analysis Reports (Appendix E).

In instances where a potential SSI was identified by intrawell statistical methods, interwell statistical methods were used as a second step to determine if the initial potential SSI was below a sitewide background limit. If the concentrations were above both the intrawell and interwell prediction limits, then an additional verification sampling (i.e., one of two resampling) was collected to verify the potential SSI. When a resample analytical result was below the intrawell prediction limit, then the result was not declared an SSI. If the resample analytical result was above the prediction limit or a resample was not collected, then the SSI would be verified and declared.

In instances where a potential SSI was identified by interwell statistical methods, a resample was collected to verify the initial result. When a resample analytical result was below the prediction limit, then the result was not declared an SSI. If the resample analytical result was above the prediction limit or a resample was not collected, then the SSI was verified and declared.

Background data were tested using the Sen's Slope/Mann Kendall or linear regression trend test to confirm suspected increasing or decreasing trends (Appendix E). The distribution of the data determined which trend test was used.

4.2 Statistical Analyses Results

Using the statistical analysis approach described in Section 4.1 for the detection monitoring data and associated verification data, potential SSIs from the February and July/August 2024 events for Appendix I and Appendix III constituents are presented in Tables 9 through 12 below. Potential SSIs addressed by previously submitted alternate source demonstrations (ASDs) or not verified via resampling are indicated in the footnotes.

TABLE 9
DOWNGRADIENT POTENTIAL SSI SUMMARY
APPENDIX I CONSTITUENTS
February 2024
Plant Bowen Landfill Cells 1 & 2, 3 & 4, and 9 & 10
Bartow County, Georgia

Appendix I Constituents	Downgradient Wells with Potential SSIs
Cells 1 & 2 and 9 & 10	
Mercury	GWC-48**
Cells 3 & 4	
None	

** ASD submitted. Refer to Section 5 for more information.

TABLE 10
DOWNGRADIENT POTENTIAL SSI SUMMARY
APPENDIX I CONSTITUENTS
July/August 2024
Plant Bowen Landfill Cells 1 & 2, 3 & 4, and 9 & 10
Bartow County, Georgia

Appendix I Constituents	Downgradient Wells with Potential SSIs
Cells 1 & 2 and 9 & 10	
None	
Cells 3 & 4	
None	

TABLE 11
DOWNGRADIENT POTENTIAL SSI SUMMARY
APPENDIX III CCR CONSTITUENTS
February 2024
Plant Bowen Landfill Cells 1 & 2, 3 & 4, and 9 & 10
Bartow County, Georgia

Appendix III Constituents	Downgradient Wells with Potential SSIs
Cells 1 & 2 and 9 & 10	
pH (lower limit)	GWC-9**, GWC-44**, GWC-45**
Cells 3 & 4	
Calcium	GWC-16R**, GWC-17R**, GWC-23R**
TDS	GWC-16R[1]

[1] Potential SSI not verified with June 2024 resampling event.

** ASD previously submitted. Refer to Section 5 for more information.

TABLE 12
DOWNGRADIENT POTENTIAL SSI SUMMARY
APPENDIX III CCR CONSTITUENTS
July/August 2024
Plant Bowen Landfill Cells 1 & 2, 3 & 4, and 9 & 10
Bartow County, Georgia

Appendix III Constituents	Downgradient Wells with Potential SSIs
Cells 1 & 2 and 9 & 10	
None	
Cells 3 & 4	
Calcium	GWC-16R**, GWC-17R**, GWC-21R**, GWC-23R**

** ASD previously submitted. Refer to Section 5 for more information.

5 Alternate Source Demonstration

ASDs were previously submitted to GA EPD under separate report covers to address potential SSIs of Appendix I and Appendix III constituents. Based on GA EPD guidance, ASDs no longer require concurrence if an SSI has not been detected for two consecutive events, which indicates natural variability. SSIs confirmed during this reporting period are addressed by previous ASDs listed below. SSIs addressed in previous ASDs that were not confirmed during this reporting period are noted in Table 13.

TABLE 13.
SSIs ADDRESSED IN PREVIOUS ASDs
Plant Bowen Landfill Cells 1 & 2, 3 & 4, and 9 & 10
Bartow County, Georgia

Alternate Source Demonstration	Constituent	Well	Status of Approval by GA EPD
Wood Environment & Infrastructure Solutions, Inc., Alternate Source Demonstration Plant Bowen Landfill Cells 1 & 2, 3 & 4, and 9 & 10 Solid Waste Disposal Facility Permit No. 008-018D (LI), April 19, 2018	pH	GWC-44, GWC-45, GWC-48	Approved 1/30/2019
	Calcium	GWC-16R, GWC-17R, GWC-21R, GWC-23R	
Wood Environment & Infrastructure Solutions, Inc., Alternate Source Demonstration Plant Bowen Landfill Cells 1 & 2, 3 & 4, and 9 & 10 Solid Waste Disposal Facility Permit No. 008-018D (LI), August 18, 2020	pH	GWC-9	Submitted
Stantec, Alternate Source Demonstration for Beryllium, Chloride, and Mercury, January-February 2022 Semi-Annual Event, November 29, 2022, updated May 2023	Chloride	GWC-48	Submitted
Stantec, Alternate Source Demonstration for Mercury, February 2024 Semi-Annual Event, October 11, 2024	Mercury	GWC-48	Submitted
Stantec, Alternate Source Demonstration for Sulfate and Total Dissolved Solids, August 2022 Semi-Annual Event, May 1, 2023	Total dissolved solids	GWC-23R	Submitted

6 Monitoring Program Status

Groundwater monitoring for the Plant Bowen Landfill Cells 1 & 2, 3 & 4, and 9 & 10 is in the detection monitoring phase. Cells 5 & 6 and 7 & 8 have completed the eight minimum required background sampling events in accordance with the GWMP. Four of the eight background sampling events were conducted in the 2024 annual reporting period per § 257.94. Potential SSIs of Appendix I constituent mercury and Appendix III constituents calcium, chloride, pH, and TDS were identified during semi-annual sampling events and were not verified through resampling or were addressed in previously submitted ASDs as described in Section 5.0. Groundwater monitoring at Plant Bowen Landfill Cells 1 & 2, 3 & 4, and 9 & 10 will continue in the detection monitoring phase. Landfill Cells 5 & 6 and 7 & 8 will enter the detection monitoring phase following waste placement operations.

7 Conclusions & Future Actions

This 2024 Annual Groundwater Monitoring and Corrective Action Report for Georgia Power's Plant Bowen Landfill Cells 1-10 was prepared to fulfill the requirements of applicable federal and state CCR Rules and GA EPD Solid Waste Management Rules (40 CFR § 257.90(e) and 391-3-4-.10).

In the semi-annual monitoring events in February and July/August 2024, potential SSIs of Appendix I and Appendix III constituents were identified but not verified through additional sampling. The potential SSIs were addressed by previous ASDs. The ASD previously submitted for mercury at GWC-48 has been updated with additional information from this reporting period. The July/August 2024 semi-annual monitoring event did not identify an SSI for mercury, showing that February 2024 results were transient. The potential SSIs identified during the semi-annual reporting period are not thought to be the result of a release from the Landfill Cells 1 & 2, 3 & 4, and 9 & 10 and are attributed to natural variability of groundwater chemistry underlying the Site combined with poor drainage around GWC-48, which has now been corrected. Groundwater monitoring at Plant Bowen Landfill Cells 1 & 2, 3 & 4, and 9 & 10 will continue in the detection monitoring phase. Landfill Cells 5 & 6 and 7 & 8 will enter the detection monitoring phase following waste placement operations. The next semi-annual groundwater monitoring event is tentatively scheduled for February 2025.

8 References

Croft, M.G., 1963. Geology and ground-water resources of Bartow County, Georgia. U.S. Geological Survey Water-Supply Paper 1619-FF, 37 p.

Georgia Power Company (GPC), 2022. Composite Site Acceptability Report for CCR Landfill Permit. September 17, 2021. Revised May 9, 2022.

Stantec Consulting Services Inc. (Stantec), 2022. Plant Bowen Landfill Cells 1 & 2, 3 & 4, and 9 & 10 Alternate Source Demonstration for Beryllium, Chloride, and Mercury, January-February 2022 Semi-Annual Event Semi-Annual Event Cells 1 & 2, 3 & 4, and 9 & 10, November 31, 2022. Updated May 2023.

Stantec, 2023. Plant Bowen Landfill Cells 1 & 2, 3 & 4, and 9 & 10 Alternate Source Demonstration for Sulfate and Total Dissolved Solids, August 2022 Semi-Annual Event Cells 1 & 2, 3 & 4, and 9 & 10, May 1, 2023.

Stantec, 2023. Plant Bowen Landfill Cells 1 & 2, 3 & 4, and 9 & 10 Alternate Source Demonstration for Mercury, February 2024 Semi-Annual Event Cells 1 & 2, 3 & 4, and 9 & 10, October 11, 2024.

Stantec, 2024a. Plant Bowen Coal Combustion Residuals (CCR) Landfill Groundwater Monitoring Plan Rev. 1, June 2024.

Stantec, 2024b. Summary of Geologic and Hydrologic Conditions, Plant Bowen Landfill Cells 3-8, December 2024.

U. S. Environmental Protection Agency (US EPA), 1989. USEPA 530/SW-89-031 Interim Final RCRA Investigation (RFI) Guidance, Volume I and II.

US EPA, 2002. Data Validation Standard Operating Procedures and Quality Assurance Manual., November.

US EPA, March 2009. Statistical Analysis of Groundwater Monitoring Data at RCRA Facilities, Unified Guidance. USEPA 350/R-09/007 Office of Solid Waste Management Division, U.S. Environmental Protection Agency, Washington, D. C.

US EPA, 2017. Groundwater Sampling; Science and Ecosystem Support Division, United States Environmental Protection Agency (US EPA) Region 4, SESDPROC-301-R4, April 26, 2017.

US EPA, 2023. Groundwater Sampling, US EPA Laboratory Services and Applied Science Division Operating Procedure. LSASDPROC-301-R6. April 22, 2023.

US EPA, 2024. Laboratory Operations and Quality Assurance Manual, US EPA Laboratory Services and Applied Science Division Operating Procedure. LSBPROC-120-R6. November 21, 2024.

Wood Environment & Infrastructure Solutions, Inc., 2018. Plant Bowen Landfill Cells 1 & 2, 3 & 4, and 9 & 10 Alternate Source Demonstration Cells 1 & 2, 3 & 4, and 9 & 10 (Barium, Zinc, pH, Calcium, Chloride, Sulfate, and TDS various wells), April 19, 2018.

Wood Environment & Infrastructure Solutions, Inc., 2020. Plant Bowen Landfill Cells 1 & 2, 3 & 4, and 9 & 10 Alternate Source Demonstration for March 2020 Semi-Annual Event Cells 1 & 2, 3 & 4, and 9 & 10 (Barium, Zinc, pH, Calcium, Chloride, Sulfate, and TDS various wells), August 31, 2020.

TABLES

Table 1
Summary of Monitoring Well Construction
Georgia Power Company
Plant Bowen - Landfill Cells 1-10
Bartow County, GA

Well Name	Installation Date	Northing (ft NAD83)[1]	Easting (ft NAD83)[1]	Ground Surface Elevation (ft, NAVD88)[2]	Top of Casing Elevation (ft, NAVD88)[2]	Top of Screen Elevation (ft, NAVD88)[3]	Bottom of Screen Elevation (ft, NAVD88)[3]	Well Depth (ft below ground surface)	Lithology Screened	Hydraulic Location and Purpose
Upgradient Wells										
GWA-1	4/12/2007	1502842.29	2071724.15	738.86	741.76	601.13	591.13	147.90	Overburden/Bedrock	Upgradient
GWA-2	4/4/2007	1502640.55	2071935.13	731.48	733.89	590.00	580.00	151.92	Overburden/Bedrock	Upgradient
GWA-2R	8/3/2007	1502615.38	2071965.52	732.66	734.83	637.53	627.53	106.03	Bedrock	Upgradient
GWA-3A	3/16/2021	1502374.48	2072061.21	728.68	731.68	601.88	591.88	137.27	Overburden	Upgradient
GWA-4R	3/13/2007	1502246.31	2072317.15	740.65	743.23	657.60	647.60	93.17	Bedrock	Upgradient
GWA-4RZ	10/28/2016	1502238.85	2072329.55	740.04	742.84	633.04	623.04	117.00	Bedrock	Upgradient
GWA-39Z	3/1/2016	1502655.66	2071120.65	731.80	735.15	628.10	618.10	114.00	Overburden	Upgradient
GWA-39RZ	11/4/2016	1502618.73	2071164.20	729.57	732.62	602.57	592.57	137.00	Bedrock	Upgradient
GWA-40	6/7/2011	1503195.09	2071299.94	728.93	731.77	589.03	579.03	150.20	Overburden	Upgradient
GWA-41	6/6/2011	1503519.02	2071046.18	738.91	742.35	646.41	636.41	102.54	Overburden	Upgradient
GWA-41R	6/1/2011	1503527.39	2071050.84	737.95	743.08	635.19	625.19	113.06	Bedrock	Upgradient
GWA-42	6/1/2011	1503823.34	2071049.95	734.45	738.05	662.69	652.69	82.06	Overburden	Upgradient
GWA-43	5/25/2011	1504129.20	2070982.44	707.61	710.94	627.71	617.71	90.20	Overburden	Upgradient
GWA-43R	5/24/2011	1504117.39	2070973.14	707.80	711.19	594.10	584.10	124.20	Bedrock	Upgradient
GWA-50	6/4/2008	1502154.80	2072442.13	728.74	731.21	644.71	634.71	94.33	Overburden	Upgradient
GWA-50R	6/10/2008	1502150.85	2072448.35	727.87	730.37	599.69	589.69	138.48	Bedrock	Upgradient
Downgradient Wells, Cells 1 & 2 and 9 & 10										
GWC-5	4/18/2006	1502341.56	2072677.44	735.11	737.56	634.00	624.00	111.29	Overburden	Downgradient
GWC-6	5/1/2007	1502520.08	2072962.89	725.97	728.64	628.35	618.35	107.53	Overburden	Downgradient
GWC-6RZ	4/28/2015	1502502.00	2072900.50	728.66	731.91	633.66	623.66	105.30	Bedrock	Downgradient
GWC-7Z	5/19/2016	1502640.13	2073193.22	709.70	713.04	606.00	596.00	114.00	Overburden	Downgradient
GWC-8Z	4/28/2015	1502827.67	2073526.15	698.68	702.09	635.68	625.68	73.30	Overburden	Downgradient
GWC-8RR	6/27/2011	1502857.71	2073501.74	698.96	701.92	601.96	591.96	107.30	Bedrock	Downgradient

Table 1
Summary of Monitoring Well Construction
Georgia Power Company
Plant Bowen - Landfill Cells 1-10
Bartow County, GA

Well Name	Installation Date	Northing (ft NAD83)[1]	Easting (ft NAD83)[1]	Ground Surface Elevation (ft, NAVD88)[2]	Top of Casing Elevation (ft, NAVD88)[2]	Top of Screen Elevation (ft, NAVD88)[3]	Bottom of Screen Elevation (ft, NAVD88)[3]	Well Depth (ft below ground surface)	Lithology Screened	Hydraulic Location and Purpose
Downgradient Wells, Cells 1 & 2 and 9 & 10										
GWC-9	8/16/2006	1503018.96	2073781.05	691.99	694.67	631.81	621.81	70.47	Overburden	Downgradient
GWC-10	9/6/2006	1503162.70	2074019.96	684.89	687.87	626.70	616.70	68.33	Overburden	Downgradient
GWC-10R	5/15/2007	1503154.01	2074020.44	685.33	687.95	599.83	589.83	95.18	Bedrock	Downgradient
GWC-11	6/1/2007	1503390.40	2073829.95	675.04	677.83	643.28	633.28	41.71	Overburden	Downgradient
GWC-11R	5/31/2007	1503395.25	2073828.03	675.98	677.73	608.08	598.08	78.85	Bedrock	Downgradient
GWC-12	6/4/2007	1503662.54	2073693.63	674.66	677.25	636.56	626.56	48.41	Overburden	Downgradient
GWC-13	5/31/2007	1503898.17	2073495.16	684.19	686.76	613.75	603.75	80.43	Overburden	Downgradient
GWC-13R	6/5/2007	1503908.53	2073501.95	683.17	685.97	594.17	584.17	99.10	Bedrock	Downgradient[4]
GWC-13RZ	11/2/2016	1503926.70	2073517.44	681.71	684.60	589.71	579.71	102.00	Bedrock	Downgradient
GWC-14	8/22/2007	1504059.92	2073205.96	684.04	686.81	616.30	606.30	78.01	Overburden	Downgradient[4]
GWC-14Z	11/3/2016	1504060.77	2073193.66	684.34	687.28	621.34	611.34	73.00	Overburden	Downgradient
GWC-15	6/1/2007	1503943.59	2072927.52	692.75	695.19	635.74	625.74	67.11	Overburden	Downgradient[4]
GWC-15Z	10/31/2016	1503952.26	2072918.71	693.28	695.92	631.28	621.28	72.00	Overburden	Downgradient
GWC-15R	5/24/2007	1503936.17	2072919.39	693.39	696.13	611.25	601.25	92.36	Bedrock	Downgradient
GWC-44	6/9/2011	1504436.66	2071414.30	710.15	712.89	637.22	627.22	83.23	Overburden	Downgradient
GWC-45	5/17/2007	1504539.38	2071956.71	698.41	701.53	643.98	633.98	64.73	Overburden	Downgradient
GWC-45R	5/22/2007	1504538.68	2071945.39	699.00	702.02	583.56	573.56	125.74	Bedrock	Downgradient
GWC-46R	8/15/2014	1504522.23	2072184.47	687.94	690.49	641.84	631.84	56.50	Bedrock	Downgradient
GWC-47	4/23/2014	1504543.69	2072481.34	687.44	690.86	630.44	620.44	67.33	Overburden	Downgradient
GWC-47R	4/24/2014	1504539.25	2072467.10	687.71	691.13	616.91	606.91	81.20	Bedrock	Downgradient
GWC-48	6/8/2011	1504490.63	2072851.71	686.20	688.33	642.70	632.70	54.00	Overburden	Downgradient
GWC-49Z	3/1/2016	1504238.30	2072896.49	706.12	709.11	626.92	616.92	89.50	Overburden	Downgradient
GWC-49R	4/17/2014	1504246.02	2072918.76	706.24	709.56	585.54	575.54	131.10	Bedrock	Downgradient

Table 1
Summary of Monitoring Well Construction
Georgia Power Company
Plant Bowen - Landfill Cells 1-10
Bartow County, GA

Well Name	Installation Date	Northing (ft NAD83)[1]	Easting (ft NAD83)[1]	Ground Surface Elevation (ft, NAVD88)[2]	Top of Casing Elevation (ft, NAVD88)[2]	Top of Screen Elevation (ft, NAVD88)[3]	Bottom of Screen Elevation (ft, NAVD88)[3]	Well Depth (ft below ground surface)	Lithology Screened	Hydraulic Location and Purpose
Downgradient Wells, Cells 3 & 4, 5 & 6, and 7 & 8										
GWC-16R	12/13/2011	1505877.86	2072607.38	727.77	730.59	643.07	633.07	95.00	Bedrock	Downgradient
GWC-17R	12/8/2011	1506069.29	2072829.29	730.02	733.37	650.82	640.82	89.50	Bedrock	Downgradient
GWC-18	6/6/2011	1506306.70	2072929.28	718.92	721.88	651.22	640.22	77.00	Overburden	Downgradient
GWC-18R	6/2/2011	1506301.39	2072929.47	718.97	721.76	591.77	581.77	137.50	Bedrock	Downgradient
GWC-19R	6/7/2011	1506395.96	2073158.36	723.13	726.31	589.43	579.43	144.00	Bedrock	Downgradient
GWC-20R	6/9/2011	1506602.14	2073486.53	717.63	720.59	643.63	633.63	84.30	Bedrock	Downgradient
GWC-21R	12/16/2011	1506602.14	2073784.42	720.45	723.07	641.25	631.25	89.50	Bedrock	Downgradient
GWC-22R	6/14/2011	1506602.14	2074105.65	712.54	715.41	605.84	595.84	117.00	Bedrock	Downgradient
GWC-23R	6/28/2011	1506602.14	2074446.53	688.02	690.94	651.32	641.32	47.00	Bedrock	Downgradient
GWC-24R	6/21/2011	1506602.14	2074806.11	673.76	676.57	647.06	637.06	37.00	Bedrock	Downgradient
GWC-25R	6/21/2011	1506602.14	2075088.90	673.59	676.42	586.89	576.89	97.00	Bedrock	Downgradient
GWC-26	4/20/2023	1506231.66	2075314.34	673.15	676.28	644.45	634.45	39.10	Overburden	Downgradient
GWC-27	4/23/2023	1506039.67	2075488.36	673.21	675.85	641.01	631.01	42.50	Overburden	Downgradient
GWC-27R	5/5/2023	1506022.31	2075508.50	673.29	676.17	594.99	584.99	88.70	Bedrock	Downgradient
GWC-28	4/22/2023	1505801.71	2075741.93	672.82	675.30	638.52	628.52	44.70	Overburden	Downgradient
GWC-29	5/1/2023	1505509.84	2075871.18	676.13	679.29	628.33	618.33	58.20	Overburden	Downgradient

Table 1
Summary of Monitoring Well Construction
Georgia Power Company
Plant Bowen - Landfill Cells 1-10
Bartow County, GA

Well Name	Installation Date	Northing (ft NAD83)[1]	Easting (ft NAD83)[1]	Ground Surface Elevation (ft, NAVD88)[2]	Top of Casing Elevation (ft, NAVD88)[2]	Top of Screen Elevation (ft, NAVD88)[3]	Bottom of Screen Elevation (ft, NAVD88)[3]	Well Depth (ft below ground surface)	Lithology Screened	Hydraulic Location and Purpose
Downgradient Wells, Cells 3 & 4, 5 & 6, and 7 & 8										
GWC-29R	5/15/2023	1505485.90	2075868.31	676.22	679.12	580.22	570.22	106.00	Bedrock	Downgradient
GWC-30	4/25/2023	1505206.17	2075851.47	681.86	685.00	643.86	633.86	48.00	Overburden	Downgradient
GWC-31	5/8/2023	1504927.59	2075816.91	680.20	683.13	623.40	613.40	67.20	Overburden	Downgradient
GWC-31R	5/4/2023	1504953.36	2075819.55	680.18	683.09	584.18	574.18	106.50	Bedrock	Downgradient
GWC-32	5/9/2023	1504607.45	2075753.72	688.93	692.18	640.33	630.33	59.00	Overburden	Downgradient
GWC-33	4/23/2023	1504340.99	2075103.67	672.57	675.48	618.57	608.57	64.50	Overburden	Downgradient[4]
GWC-33R	5/18/2023	1504344.03	2075078.25	672.13	675.20	572.43	562.43	109.70	Bedrock	Downgradient
GWC-34	5/22/2023	1504387.10	2074401.03	670.19	673.25	614.89	604.89	65.40	Overburden	Downgradient
GWC-34R	5/21/2023	1504398.26	2074378.34	670.24	672.95	582.24	572.24	98.50	Bedrock	Downgradient
GWC-35	4/21/2023	1504694.22	2074045.15	693.83	696.66	637.83	627.83	66.00	Overburden	Downgradient
GWC-36A	3/18/2022	1505026.95	2073357.46	680.63	683.75	588.80	578.80	102.16	Overburden	Downgradient
GWC-36RA	7/2/2021	1505060.13	2073365.45	682.26	684.50	583.26	573.26	109.40	Bedrock	Downgradient
GWC-37	9/11/2013	1505345.45	2073069.32	700.44	703.72	606.24	596.24	104.50	Overburden	Downgradient
GWC-38	6/13/2011	1505501.33	2072831.77	713.32	716.24	658.62	648.62	65.00	Overburden	Downgradient
GWC-57	5/17/2023	1504324.30	2074803.90	672.06	675.07	604.06	594.06	78.00	Overburden	Downgradient

Notes:

(1) NAD83 indicates location in feet (ft) referenced to the North American Datum of 1983. Coordinates are from March 2021 re-survey of the Landfill wells by Donaldson & Garret Associates, Inc. Coordinates for wells installed after 2021 are from June 2023 well survey by Metro Engineering & Surveying Co., Inc.

(2) NAVD88 indicates elevation in ft referenced to the North American Vertical Datum 1988. Elevations are from March 2021 re-survey of the Landfill wells by Donaldson & Garret Associates, Inc. Elevations for wells installed after 2021 are from June 2023 well survey by Metro Engineering & Surveying Co., Inc.

(3) Screen elevations calculated using depth below ground surface and ground surface elevations from the March 2021 re-survey or from the June 2023 well survey for wells installed after 2021.

(4) Piezometer measured for water level only.

Table 2
Groundwater Sampling Event Summary
Georgia Power Company
Plant Bowen - Landfill Cells 1-10
Bartow County, GA

Well ID	Hydraulic Location	Summary of Sampling Events								Status of Monitoring Well
		February 13 - February 28, 2024	February 29 - March 1, 2024	April 3, 2024	April 23 - April 24, 2024	June 11 - June 13, 2024	June 25 - June 26, 2024	July 30 - August 13, 2024, 2024	August 26 - August 28, 2024	
Purpose of Sampling Event		Detection	Background	Verification	Background	Background	Verification	Detection	Background	
UPGRADIENT WELLS, LANDFILL CELLS 1 & 2 and 9 & 10 MONITORING WELL SYSTEM										
GWA-1	Upgradient	X						X		Detection Monitoring
GWA-2	Upgradient	X						X		Detection Monitoring
GWA-2R	Upgradient	X						X		Detection Monitoring
GWA-3A	Upgradient	X						X		Detection Monitoring
GWA-4RZ	Upgradient	X						X		Detection Monitoring
GWA-39Z	Upgradient	X						X		Detection Monitoring
GWA-39RZ	Upgradient	X						X		Detection Monitoring
GWA-40	Upgradient	X						X		Detection Monitoring
GWA-41	Upgradient	X						X		Detection Monitoring
GWA-41R	Upgradient	X						X		Detection Monitoring
GWA-42	Upgradient	X						X		Detection Monitoring
GWA-43	Upgradient	X						X		Detection Monitoring
GWA-43R	Upgradient	X						X		Detection Monitoring
GWA-50	Upgradient	X						X		Detection Monitoring
GWA-50R	Upgradient	X						X		Detection Monitoring
DOWNGRADIENT WELLS, LANDFILL CELLS 1 & 2 and 9 & 10 MONITORING WELL SYSTEM										
GWC-5	Downgradient	X						X		Detection Monitoring
GWC-6	Downgradient	X						X		Detection Monitoring
GWC-6RZ	Downgradient	X						X		Detection Monitoring
GWC-7Z	Downgradient	X						X		Detection Monitoring
GWC-8Z	Downgradient	X						X		Detection Monitoring
GWC-8RR	Downgradient	X						X		Detection Monitoring
GWC-9	Downgradient	X						X		Detection Monitoring
GWC-10	Downgradient	X						X		Detection Monitoring
GWC-10R	Downgradient	X						X		Detection Monitoring
GWC-11	Downgradient	X						X		Detection Monitoring
GWC-11R	Downgradient	X						X		Detection Monitoring
GWC-12	Downgradient	X						X		Detection Monitoring
GWC-13	Downgradient	X						X		Detection Monitoring
GWC-13RZ	Downgradient	X						X		Detection Monitoring
GWC-14Z	Downgradient	X						X		Detection Monitoring
GWC-15Z	Downgradient	X						X		Detection Monitoring
GWC-15R	Downgradient	X						X		Detection Monitoring
GWC-44	Downgradient	X						X		Detection Monitoring
GWC-45	Downgradient	X						X		Detection Monitoring
GWC-45R	Downgradient	X						X		Detection Monitoring
GWC-46R	Downgradient	X						X		Detection Monitoring
GWC-47	Downgradient	X						X		Detection Monitoring
GWC-47R	Downgradient	X						X		Detection Monitoring
GWC-48	Downgradient	X						X		Detection Monitoring
GWC-49Z	Downgradient	X						X		Detection Monitoring
GWC-49R	Downgradient	X						X		Detection Monitoring

Table 2
Groundwater Sampling Event Summary
Georgia Power Company
Plant Bowen - Landfill Cells 1-10
Bartow County, GA

Well ID	Hydraulic Location	Summary of Sampling Events								Status of Monitoring Well
		February 13 - February 28, 2024	February 29 - March 1, 2024	April 3, 2024	April 23 - April 24, 2024	June 11 - June 13, 2024	June 25 - June 26, 2024	July 30 - August 13, 2024, 2024	August 26 - August 28, 2024	
Purpose of Sampling Event		Detection	Background	Verification	Background	Background	Verification	Detection	Background	
DOWNGRADIENT WELLS, LANDFILL CELLS 3 & 4, 5 & 6, AND 7 & 8 MONITORING WELL SYSTEM										
GWC-16R	Downgradient	X					X	X		Detection Monitoring
GWC-17R	Downgradient	X						X		Detection Monitoring
GWC-18	Downgradient	X						X		Detection Monitoring
GWC-18R	Downgradient	X						X		Detection Monitoring
GWC-19R	Downgradient	X						X		Detection Monitoring
GWC-20R	Downgradient	X						X		Detection Monitoring
GWC-21R	Downgradient	X						X		Detection Monitoring
GWC-22R	Downgradient	X						X		Detection Monitoring
GWC-23R	Downgradient	X		X				X		Detection Monitoring
GWC-24R	Downgradient	X						X		Detection Monitoring
GWC-25R	Downgradient	X						X		Detection Monitoring
GWC-26[(1)]	Downgradient		X		X	X			X	Detection Monitoring
GWC-27[(1)]	Downgradient		X		X	X			X	Detection Monitoring
GWC-27R[(1)]	Downgradient		X		X	X			X	Detection Monitoring
GWC-28[(1)]	Downgradient		X		X	X			X	Detection Monitoring
GWC-29[(1)]	Downgradient		X		X	X			X	Detection Monitoring
GWC-29R[(1)]	Downgradient		X		X	X			X	Detection Monitoring
GWC-30[(1)]	Downgradient		X		X	X			X	Detection Monitoring
GWC-31[(1)]	Downgradient		X		X	X			X	Detection Monitoring
GWC-31R[(1)]	Downgradient		X		X	X			X	Detection Monitoring
GWC-32[(1)]	Downgradient		X		X	X			X	Detection Monitoring
GWC-33R[(1)]	Downgradient		X		X	X			X	Detection Monitoring
GWC-34[(1)]	Downgradient		X		X	X			X	Detection Monitoring
GWC-34R[(1)]	Downgradient		X		X	X			X	Detection Monitoring
GWC-35[(1)]	Downgradient		X		X	X			X	Detection Monitoring
GWC-36A	Downgradient	X						X		Detection Monitoring
GWC-36RA	Downgradient	X						X		Detection Monitoring
GWC-37	Downgradient	X						X		Detection Monitoring
GWC-38	Downgradient	X						X		Detection Monitoring
GWC-57[(1)]	Downgradient		X		X	X			X	Detection Monitoring

Notes:

X - indicates well sampled during event

(1) New wells installed April-May 2023

Table 3
Summary of Groundwater Elevations
Georgia Power Company
Plant Bowen - Landfill Cells 1-10
Bartow County, GA

		February 2024		July 2024	
Well ID	**Top of Casing Elevation (feet NAVD88)**	**Depth to Water (feet, below TOC)**	**Groundwater Elevation (feet NAVD88)**	**Depth to Water (feet, below TOC)**	**Groundwater Elevation (feet NAVD88)**
Upgradient Wells					
GWA-1	741.76	84.74	657.02	86.84	654.92
GWA-2	733.89	79.92	653.97	82.40	651.49
GWA-2R	734.83	80.32	654.51	82.87	651.96
GWA-3A	731.68	77.43	654.25	80.10	651.58
GWA-4R	743.23	86.77	656.46	88.71	654.52
GWA-4RZ	742.84	86.68	656.16	89.53	653.31
GWA-39Z	735.15	68.18	666.97	70.53	664.62
GWA-39RZ	732.62	66.48	666.14	68.78	663.84
GWA-40	731.77	70.21	661.56	73.68	658.09
GWA-41	742.35	80.24	662.11	83.90	658.45
GWA-41R	743.08	80.98	662.10	83.95	659.13
GWA-42	738.05	76.99	661.06	80.33	657.72
GWA-43	710.94	52.57	658.37	55.78	655.16
GWA-43R	711.19	52.95	658.24	56.09	655.10
Downgradient Wells, Landfill Cells 1 & 2 and 9 & 10					
GWC-44	712.89	54.65	658.24	56.24	656.65
GWC-45	701.53	45.79	655.74	46.99	654.54
GWC-45R	702.02	50.24	651.78	52.75	649.27
GWC-46R	690.49	38.49	652.00	38.73	651.76
GWC-47	690.86	39.39	651.47	41.53	649.33
GWC-47R	691.13	39.73	651.40	41.74	649.39
GWC-48	688.33	36.67	651.66	39.20	649.13
GWC-49Z	709.11	54.62	654.49	57.24	651.87
GWC-49R	709.56	55.25	654.31	57.79	651.77
GWA-50	731.21	65.74	665.47	65.34	665.87
GWA-50R	730.37	74.67	655.70	78.02	652.35
GWC-5	737.56	79.28	658.28	81.82	655.74
GWC-6	728.64	72.60	656.04	75.59	653.05
GWC-6RZ	731.91	76.14	655.77	79.45	652.46
GWC-7Z	713.04	57.30	655.74	60.50	652.54
GWC-8Z	702.09	46.87	655.22	49.85	652.24
GWC-8RR	701.92	46.68	655.24	49.69	652.23
GWC-9	694.67	40.68	653.99	43.25	651.42
GWC-10	687.87	33.87	654.00	36.50	651.37
GWC-10R	687.95	33.94	654.01	36.59	651.36
GWC-11	677.83	23.66	654.17	26.32	651.51
GWC-11R	677.73	23.59	654.14	26.25	651.48
GWC-12	677.25	22.79	654.46	25.53	651.72
GWC-13	686.76	32.24	654.52	35.10	651.66
GWC-13R	685.97	31.57	654.40	35.36	650.61
GWC-13RZ	684.6	65.45	619.15	71.07	613.53
GWC-14	686.81	32.13	654.68	34.98	651.83
GWC-14Z	687.28	31.67	655.61	34.41	652.87
GWC-15	695.19	39.88	655.31	42.82	652.37
GWC-15R	696.13	40.98	655.15	44.01	652.12
GWC-15Z	695.92	40.66	655.26	43.68	652.24

Table 3
Summary of Groundwater Elevations
Georgia Power Company
Plant Bowen - Landfill Cells 1-10
Bartow County, GA

		February 2024		July 2024	
Well ID	**Top of Casing Elevation (feet NAVD88)**	**Depth to Water (feet, below TOC)**	**Groundwater Elevation (feet NAVD88)**	**Depth to Water (feet, below TOC)**	**Groundwater Elevation (feet NAVD88)**
Downgradient Wells, Landfill Cells 3 & 4, 5 & 6, and 7 & 8					
GWC-33	675.48	22.14	653.34	24.33	651.15
GWC-33R	675.20	21.86	653.34	24.06	651.14
GWC-34	673.25	19.02	654.23	20.90	652.35
GWC-34R	672.95	18.82	654.13	21.01	651.94
GWC-35	696.66	43.40	653.26	45.77	650.89
GWC-36A	683.75	31.41	652.34	36.72	647.03
GWC-36RA	684.5	32.87	651.63	34.84	649.66
GWC-37	703.72	51.20	652.52	52.86	650.86
GWC-38	716.24	46.55	669.69	56.38	659.86
GWC-57	675.07	20.95	654.12	23.18	651.89
GWC-16R	730.59	78.97	651.62	80.30	650.29
GWC-17R	733.37	83.18	650.19	83.80	649.57
GWC-18	721.88	73.15	648.73	74.76	647.12
GWC-18R	721.76	72.79	648.97	74.58	647.18
GWC-19R	726.31	76.55	649.76	78.50	647.81
GWC-20R	720.59	70.99	649.60	72.54	648.05
GWC-21R	723.07	71.75	651.32	72.92	650.15
GWC-22R	715.41	63.80	651.61	65.55	649.86
GWC-23R	690.94	39.05	651.89	40.83	650.11
GWC-24R	676.57	24.74	651.83	26.53	650.04
GWC-25R	676.42	23.77	652.65	25.58	650.84
GWC-26	676.28	23.08	653.20	24.94	651.34
GWC-27	675.85	23.14	652.71	25.10	650.75
GWC-27R	676.17	23.25	652.92	25.13	651.04
GWC-28	675.3	22.65	652.65	24.40	650.90
GWC-29	679.29	26.69	652.60	28.74	650.55
GWC-29R	679.12	26.29	652.83	28.42	650.70
GWC-30	685	32.52	652.48	34.45	650.55
GWC-31	683.13	31.68	651.45	32.43	650.70
GWC-31R	683.09	31.62	651.47	32.39	650.70
GWC-32	692.18	39.82	652.36	39.52	652.66

Notes:

TOC - top of casing

NAVD88 indicates the North American Vertical Datum 1988. Elevations Elevations are from March 2021 re-survey of the Landfill wells by Donaldson & Garret Associates, Inc. Elevations for wells installed after 2021 are from June 2023 well survey by Metro Engineering & Surveying Co., Inc.

Table 4
Groundwater Flow Velocity Calculations
February and July/August 2024
Georgia Power Company
Plant Bowen - Landfill Cells 1-10
Bartow County, GA

Flow Paths		Groundwater Measurement Date	Groundwater Elevations in Well Pairs (h_1, h_2) (feet)		Change in Elevation (Δh) (feet)	Distance Measured (L) (feet)	Hydraulic Gradient (i) (feet/foot)	Estimated Sitewide Hydraulic Conductivity (K) (feet/day)	Estimated Effective Porosity (n_e)	Calculated Groundwater Flow Velocity (V) (feet/day)	Calculated Groundwater Flow Velocity (V) (feet/year)
Landfill Cells 1 & 2 and 9 & 10	GWC-5 to GWC-9	2/9/2024	658.28	653.99	4.29	1302	0.003	0.136	0.01	0.04	16.4
	GWC-5 to GWC-9	7/29/2024	655.74	651.42	4.32	1302	0.003	0.136	0.01	0.05	16.5
	GWA-50 to GWC-6	2/9/2024	665.47	656.04	9.43	650	0.015	0.136	0.01	0.20	72.0
	GWA-50 to GWC-6	7/29/2024	665.87	653.05	12.82	650	0.020	0.136	0.01	0.27	97.9
	GWC-8RR to GWC-10R	2/9/2024	655.24	654.01	1.23	600	0.002	0.136	0.01	0.03	10.2
	GWC-8RR to GWC-10R	7/29/2024	652.23	651.36	0.87	600	0.001	0.136	0.01	0.02	7.2
	GWA-6RZ to GWC-15R	2/9/2024	655.77	655.15	0.62	1439	0.0004	0.136	0.01	0.006	2.1
	GWA-6RZ to GWC-15R	7/29/2024	652.46	652.12	0.34	1439	0.0002	0.136	0.01	0.003	1.2
	GWA-40 to GWC-47	2/9/2024	661.56	651.47	10.09	1786	0.006	0.136	0.01	0.08	28.0
	GWA-40 to GWC-47	7/29/2024	658.09	649.33	8.76	1786	0.005	0.136	0.01	0.07	24.3
	GWC-45 to GWC-47	2/9/2024	655.74	651.47	4.27	525	0.008	0.136	0.01	0.11	40.4
	GWC-45 to GWC-47	7/29/2024	654.54	649.33	5.21	525	0.010	0.136	0.01	0.13	49.3
	GWA-41R to GWC-45R	2/9/2024	662.10	651.78	10.32	1348	0.008	0.136	0.01	0.10	38.0
	GWA-41R to GWC-45R	7/29/2024	659.13	649.27	9.86	1348	0.007	0.136	0.01	0.10	36.3
	GWC-49R to GWC-47R	2/9/2024	654.31	651.40	2.91	547	0.005	0.136	0.01	0.07	26.4
	GWC-49R to GWC-47R	7/29/2024	651.77	649.39	2.38	547	0.004	0.136	0.01	0.06	21.6
Landfill Cells 3 & 4	GWC-37 to GWC-18	2/9/2024	652.52	648.73	3.79	977	0.004	0.136	0.01	0.05	19.3
	GWC-37 to GWC-18	7/29/2024	650.86	647.12	3.74	977	0.004	0.136	0.01	0.05	19.0
	GWC-25R to GWC-21R	2/9/2024	652.65	651.32	1.33	1325	0.001	0.136	0.01	0.01	5.0
	GWC-25R to GWC-21R	7/29/2024	650.84	650.15	0.69	1325	0.001	0.136	0.01	0.007	2.6

Table 4
Groundwater Flow Velocity Calculations
February and July/August 2024
Georgia Power Company
Plant Bowen - Landfill Cells 1-10
Bartow County, GA

Flow Paths		Groundwater Measurement Date	Groundwater Elevations in Well Pairs (h_1, h_2) (feet)		Change in Elevation (Δh) (feet)	Distance Measured (L) (feet)	Hydraulic Gradient (i) (feet/foot)	Estimated Sitewide Hydraulic Conductivity (K) (feet/day)	Estimated Effective Porosity (n_e)	Calculated Groundwater Flow Velocity (V) (feet/day)	Calculated Groundwater Flow Velocity (V) (feet/year)
Landfill Cells 5 & 6 and 7 & 8	GWC-34 to GWC-32	2/9/2024	654.23	652.36	1.86	1398	0.001	0.136	0.01	0.02	6.6
	GWC-34 to GWC-32	7/29/2024	652.35	652.66	-0.31	1398	-0.0002	0.136	0.01	-0.003	-1.1
	GWC-34R to GWC-33R	2/9/2024	654.13	653.34	0.79	703	0.001	0.136	0.01	0.02	5.6
	GWC-34R to GWC-33R	7/29/2024	651.94	651.14	0.80	703	0.001	0.136	0.01	0.02	5.7

Notes:
1. The estimated sitewide hydraulic conductivity values of 0.136 ft/day is the geometric mean of slug testing data in the 2024 Plant Bowen Summary of Geologic and Hydrologic Conditions Report, and additional slug testing completed in 2015, 2016, and 2024.

2. An estimated effective porosity of 0.01 (based on default soil type value for silty clays to clays in USEPA 530/SW-89-031) of the screened horizon.

Table 5
Groundwater Analytical Data Summary
Georgia Power Company
Plant Bowen - Landfill Cells 1 & 2 and 9 & 10
Bartow County, GA

	Sample Location	GWA-1	GWA-1	GWA-2	GWA-2	GWA-39RZ	GWA-2R	GWA-39RZ	GWA-2R	GWA-39Z
	Sample Date	02/22/2024	08/07/2024	02/22/2024	08/07/2024	02/19/2024	02/26/2024	08/01/2024	08/06/2024	02/19/2024
ANALYTE	UNITS									
APPENDIX III										
Boron	mg/L	< 0.012	< 0.012	< 0.012	< 0.012	< 0.012	0.018 J	< 0.012	< 0.012	< 0.012
Calcium	mg/L	31.8	31.6	45.6	32.3	34.8	30.6	33.9	25.5	10.8
Chloride	mg/L	1.1	1.3	1.3	1.4	1.4	2.0	1.5	1.1	1.0
Fluoride	mg/L	0.061 J	0.080 J	0.062 J	0.083 J	< 0.050	0.050 J	< 0.050	0.076 J	0.057 J
pH, Field	SU	6.97	7.51	6.03	6.73	7.7	6.85	7.08	7.61	6.34
Sulfate	mg/L	1.0	1.1	82.0	47.5	4.0	20.9	3.3	5.8	1.1
TDS	mg/L	148	179	210	183	177	126	161	105	63.0
APPENDIX I										
Antimony	mg/L	0.0014 J	0.0028 J	< 0.00054	< 0.00054	0.0016 J	0.0019 J	0.00097 J	0.0021 J	0.00081 J
Arsenic	mg/L	< 0.00084	< 0.00084	< 0.00084	< 0.00084	< 0.00084	< 0.00084	0.0018 J	< 0.00084	< 0.00084
Barium	mg/L	0.018	0.015	0.021	0.017	0.015	0.021	0.014	0.015	0.013
Beryllium	mg/L	< 0.000094	< 0.000094	< 0.000094	< 0.000094	< 0.000094	< 0.000094	< 0.000094	< 0.000094	< 0.000094
Cadmium	mg/L	< 0.00010	< 0.00010	< 0.00010	< 0.00010	< 0.00010	< 0.00010	< 0.00010	< 0.00010	< 0.00010
Chromium	mg/L	< 0.0019	< 0.0019	< 0.0019	< 0.0019	< 0.0019	< 0.0019	< 0.0019	< 0.0019	< 0.0019
Cobalt	mg/L	< 0.00032	< 0.00032	< 0.00032	< 0.00032	< 0.00032	< 0.00032	< 0.00032	< 0.00032	< 0.00032
Copper	mg/L	< 0.00043	< 0.00043	< 0.00043	0.00082 J	< 0.00043	< 0.00043	< 0.00043	< 0.00043	< 0.00043
Lead	mg/L	< 0.00016	< 0.00016	< 0.00016	< 0.00016	< 0.00016	< 0.00016	< 0.00016	< 0.00016	< 0.00016
Mercury	mg/L	< 0.00013	< 0.00013	< 0.00013	< 0.00013	< 0.00013	< 0.00013	< 0.00013	< 0.00013	< 0.00013
Nickel	mg/L	< 0.0021	< 0.0021	< 0.0021	< 0.0021	< 0.0021	< 0.0021	< 0.0021	< 0.0021	< 0.0021
Selenium	mg/L	< 0.00096	< 0.00096	< 0.00096	< 0.00096	< 0.00096	< 0.00096	< 0.00096	< 0.00096	< 0.00096
Silver	mg/L	< 0.00031	< 0.00031	< 0.00031	< 0.00031	< 0.00031	< 0.00031	< 0.00031	< 0.00031	< 0.00031
Thallium	mg/L	< 0.00038	< 0.00038	< 0.00038	< 0.00038	< 0.00038	< 0.00038	< 0.00038	< 0.00038	< 0.00038
Vanadium	mg/L	< 0.00075	< 0.00075	< 0.00075	< 0.00075	0.0010 J	< 0.00075	< 0.00075	0.0015 J	< 0.00075
Zinc	mg/L	< 0.0085	< 0.0085	< 0.0085	< 0.0085	< 0.0085	0.055	< 0.0085	< 0.0085	< 0.0085
Additional Parameters										
Bicarbonate Alkalinity as CaCO3	mg/L	163	163	89.4	86.8	148	82.8	160	102	53.2
Carbonate Alkalinity as CaCO3	mg/L	< 5.0	< 5.0	< 5.0	< 5.0	< 5.0	< 5.0	< 5.0	< 5.0	< 5.0
Total Alkalinity as CaCO3	mg/L	163	163	89.4	86.8	148	82.8	160	102	53.2
Iron	mg/L	0.043	0.083	0.031 J	< 0.025	0.027 J	< 0.025	0.15	< 0.025	< 0.025
Magnesium	mg/L	15.5	15.8	14.2	11.1	17.5	7.9	17.7	9.5	5.7
Manganese	mg/L	0.050	0.053	< 0.011	< 0.011	< 0.011	0.018 J	0.023 J	0.025 J	< 0.011
Potassium	mg/L	1.1	1.3	0.88	0.84	1.1	0.49 J	1.0	0.56	1.2
Sodium	mg/L	4.7	5.1	1.8	1.7	1.3	1.7	1.2	1.1	2.4

Table 5
Groundwater Analytical Data Summary
Georgia Power Company
Plant Bowen - Landfill Cells 1 & 2 and 9 & 10
Bartow County, GA

	Sample Location	GWA-39Z	GWA-40	GWA-3A	GWA-40	GWA-3A	GWA-41	GWA-41	GWA-41R	GWA-4RZ
	Sample Date	08/01/2024	02/19/2024	02/22/2024	08/01/2024	08/08/2024	02/19/2024	08/01/2024	02/19/2024	02/27/2024
ANALYTE	**UNITS**									
APPENDIX III										
Boron	mg/L	< 0.012	< 0.012	< 0.012	< 0.012	< 0.012	< 0.012	< 0.012	0.012 J	< 0.012
Calcium	mg/L	11.5	22.1	22.9	19.0	23.0	24.9	8.5	44.9	63.1
Chloride	mg/L	1.2	0.75 J	7.1	0.96 J	7.3	1.2	1.3	1.3	3.2
Fluoride	mg/L	< 0.050	< 0.050	< 0.050	< 0.050	0.063 J	< 0.050	< 0.050	< 0.050	0.087 J
pH, Field	SU	5.88	6.75	7.89	7.06	7.86	6.17	6.03	6.79	7.11
Sulfate	mg/L	1.2	1.2	1.9	1.5	3.9	4.2	0.75 J	9.6	23.2
TDS	mg/L	68.0	108	117	96.0	150	130	49.0	199	268
APPENDIX I										
Antimony	mg/L	< 0.00054	< 0.00054	< 0.00054	< 0.00054	< 0.00054	< 0.00054	< 0.00054	< 0.00054	< 0.00054
Arsenic	mg/L	0.0011 J	< 0.00084	< 0.00084	0.0011 J	< 0.00084	< 0.00084	0.00092 J	< 0.00084	< 0.00084
Barium	mg/L	0.011	0.0083	0.0074	0.0073	0.0068	0.017	0.014	0.027	0.046
Beryllium	mg/L	< 0.000094	< 0.000094	< 0.000094	< 0.000094	< 0.000094	< 0.000094	< 0.000094	< 0.000094	< 0.000094
Cadmium	mg/L	< 0.00010	< 0.00010	< 0.00010	< 0.00010	< 0.00010	< 0.00010	< 0.00010	< 0.00010	< 0.00010
Chromium	mg/L	< 0.0019	< 0.0019	< 0.0019	< 0.0019	< 0.0019	< 0.0019	< 0.0019	< 0.0019	< 0.0019
Cobalt	mg/L	< 0.00032	< 0.00032	< 0.00032	< 0.00032	< 0.00032	< 0.00032	< 0.00032	< 0.00032	0.017
Copper	mg/L	< 0.00043	< 0.00043	< 0.00043	< 0.00043	< 0.00043	< 0.00043	< 0.00043	0.0011 J	< 0.00043
Lead	mg/L	< 0.00016	< 0.00016	< 0.00016	< 0.00016	< 0.00016	< 0.00016	< 0.00016	< 0.00016	< 0.00016
Mercury	mg/L	< 0.00013	< 0.00013	< 0.00013	< 0.00013	< 0.00013	< 0.00013	< 0.00013	< 0.00013	< 0.00013
Nickel	mg/L	< 0.0021	< 0.0021	< 0.0021	< 0.0021	< 0.0021	< 0.0021	< 0.0021	< 0.0021	< 0.0021
Selenium	mg/L	< 0.00096	< 0.00096	< 0.00096	< 0.00096	< 0.00096	< 0.00096	< 0.00096	< 0.00096	< 0.00096
Silver	mg/L	< 0.00031	< 0.00031	< 0.00031	< 0.00031	< 0.00031	< 0.00031	< 0.00031	< 0.00031	< 0.00031
Thallium	mg/L	< 0.00038	< 0.00038	< 0.00038	< 0.00038	< 0.00038	< 0.00038	< 0.00038	< 0.00038	< 0.00038
Vanadium	mg/L	< 0.00075	< 0.00075	< 0.00075	< 0.00075	< 0.00075	< 0.00075	< 0.00075	0.0010 J	< 0.00075
Zinc	mg/L	< 0.0085	< 0.0085	< 0.0085	< 0.0085	< 0.0085	< 0.0085	< 0.0085	< 0.0085	< 0.0085
Additional Parameters										
Bicarbonate Alkalinity as CaCO3	mg/L	59.7	104	101	95.2	109	116	41.6	193	271
Carbonate Alkalinity as CaCO3	mg/L	< 5.0	< 5.0	< 5.0	< 5.0	< 5.0	< 5.0	< 5.0	< 5.0	< 5.0
Total Alkalinity as CaCO3	mg/L	59.7	104	101	95.2	109	116	41.6	193	271
Iron	mg/L	< 0.025	< 0.025	0.028 J	< 0.025	< 0.025	0.081	< 0.025	0.12	< 0.025
Magnesium	mg/L	6.2	11.7	11.6	10.4	11.7	13.2	4.4	22.1	25.9
Manganese	mg/L	< 0.011	< 0.011	< 0.011	< 0.011	< 0.011	< 0.011	< 0.011	< 0.011	< 0.011
Potassium	mg/L	1.3	0.95	1.3	1.0	1.3	0.77	0.40 J	2.1	0.77
Sodium	mg/L	2.5	1.4	4.4	1.5	5.8	0.90 J	0.94 J	0.79 J	5.0

Table 5
Groundwater Analytical Data Summary
Georgia Power Company
Plant Bowen - Landfill Cells 1 & 2 and 9 & 10
Bartow County, GA

	Sample Location	GWA-41R	GWA-4RZ	GWA-42	GWA-42	GWA-43	GWA-50	GWA-43	GWA-50	GWA-43R
	Sample Date	08/01/2024	08/08/2024	02/20/2024	08/01/2024	02/20/2024	02/22/2024	08/02/2024	08/08/2024	02/20/2024
ANALYTE	UNITS									
APPENDIX III										
Boron	mg/L	< 0.012	< 0.012	0.031 J	< 0.012	0.020 J	< 0.012	< 0.012	< 0.012	< 0.012
Calcium	mg/L	40.0	56.4	39.4	36.9	2.0	1.7	2.0	1.7	31.4
Chloride	mg/L	1.6	2.2	2.4	2.5	1.2	0.88 J	1.2	1.1	2.0
Fluoride	mg/L	< 0.050	0.16	< 0.050	< 0.050	< 0.050	< 0.050	< 0.050	< 0.050	< 0.050
pH, Field	SU	7.17	7.01	7.39	7.49	5.31	5.6	5.28	4.68	7.82
Sulfate	mg/L	2.7	12.2	1.2	1.1	< 0.50	< 0.50	< 0.50	0.53 J	2.8
TDS	mg/L	197	258	146	158	< 25.0	< 25.0	33.0	147	136
APPENDIX I										
Antimony	mg/L	0.00085 J	< 0.00054	< 0.00054	< 0.00054	< 0.00054	< 0.00054	< 0.00054	< 0.00054	0.0015 J
Arsenic	mg/L	0.0015 J	0.0016 J	0.0010 J	< 0.00084	< 0.00084	< 0.00084	< 0.00084	< 0.00084	< 0.00084
Barium	mg/L	0.044	0.053	0.0070	0.0063	0.011	0.0073	0.0099	0.0073	0.0074
Beryllium	mg/L	< 0.000094	< 0.000094	0.00014 J	0.00014 J	< 0.000094	< 0.000094	< 0.000094	< 0.000094	< 0.000094
Cadmium	mg/L	< 0.00010	< 0.00010	0.00016 J	0.00016 J	< 0.00010	< 0.00010	< 0.00010	< 0.00010	< 0.00010
Chromium	mg/L	< 0.0019	< 0.0019	< 0.0019	< 0.0019	< 0.0019	< 0.0019	< 0.0019	< 0.0019	< 0.0019
Cobalt	mg/L	0.0011 J	0.0056	< 0.00032	< 0.00032	< 0.00032	< 0.00032	< 0.00032	< 0.00032	< 0.00032
Copper	mg/L	0.00053 J	< 0.00043	< 0.00043	< 0.00043	0.00068 J	0.0015 J	< 0.00043	0.0018 J	< 0.00043
Lead	mg/L	< 0.00016	< 0.00016	< 0.00016	< 0.00016	< 0.00016	< 0.00016	< 0.00016	< 0.00016	< 0.00016
Mercury	mg/L	< 0.00013	< 0.00013	< 0.00013	< 0.00013	< 0.00013	< 0.00013	< 0.00013	< 0.00013	< 0.00013
Nickel	mg/L	< 0.0021	< 0.0021	< 0.0021	< 0.0021	< 0.0021	< 0.0021	< 0.0021	< 0.0021	< 0.0021
Selenium	mg/L	< 0.00096	< 0.00096	< 0.00096	< 0.00096	< 0.00096	< 0.00096	< 0.00096	< 0.00096	< 0.00096
Silver	mg/L	< 0.00031	< 0.00031	< 0.00031	< 0.00031	< 0.00031	0.00052 J	< 0.00031	0.00056 J	< 0.00031
Thallium	mg/L	< 0.00038	< 0.00038	< 0.00038	< 0.00038	< 0.00038	< 0.00038	< 0.00038	< 0.00038	< 0.00038
Vanadium	mg/L	< 0.00075	< 0.00075	0.0015 J	< 0.00075	0.0017 J	< 0.00075	< 0.00075	< 0.00075	0.0016 J
Zinc	mg/L	< 0.0085	< 0.0085	0.0095 J	0.010 J	< 0.0085	< 0.0085	< 0.0085	< 0.0085	< 0.0085
Additional Parameters										
Bicarbonate Alkalinity as CaCO3	mg/L	214	270	156	158	6.0	5.1	5.5	5.6	145
Carbonate Alkalinity as CaCO3	mg/L	< 5.0	< 5.0	< 5.0	< 5.0	< 5.0	< 5.0	< 5.0	< 5.0	< 5.0
Total Alkalinity as CaCO3	mg/L	214	270	156	158	6.0	5.1	5.5	5.6	145
Iron	mg/L	5.6	0.44	< 0.025	< 0.025	0.067	< 0.025	0.071	< 0.025	0.036 J
Magnesium	mg/L	20.6	24.4	15.7	15.1	0.44	0.36	0.44	0.33	17.0
Manganese	mg/L	0.66	0.027 J	< 0.011	< 0.011	0.015 J	< 0.011	0.019 J	< 0.011	< 0.011
Potassium	mg/L	2.3	1.1	0.37 J	0.32 J	0.35 J	0.35 J	0.37 J	0.35 J	0.71
Sodium	mg/L	2.1	3.1	2.0	1.7	1.4	1.7	1.4	1.6	1.5

Table 5
Groundwater Analytical Data Summary
Georgia Power Company
Plant Bowen - Landfill Cells 1 & 2 and 9 & 10
Bartow County, GA

	Sample Location	GWA-50R	GWA-43R	GWA-50R	GWC-44	GWC-5	GWC-44	GWC-5	GWC-45	GWC-6
	Sample Date	02/22/2024	08/02/2024	08/08/2024	02/20/2024	02/26/2024	08/06/2024	08/08/2024	02/20/2024	02/26/2024
ANALYTE	UNITS									
APPENDIX III										
Boron	mg/L	< 0.012	0.015 J	< 0.012	< 0.012	< 0.012	< 0.012	< 0.012	< 0.012	< 0.012
Calcium	mg/L	0.78 J	32.8	0.72 J	7.6	3.9	2.1	1.8	1.0	15.5
Chloride	mg/L	0.64 J	2.2	0.86 J	4.8	0.63 J	2.0	0.81 J	0.76 J	1.1
Fluoride	mg/L	< 0.050	< 0.050	< 0.050	< 0.050	< 0.050	< 0.050	< 0.050	< 0.050	< 0.050
pH, Field	SU	5.09	7.74	4.25	3.87	5.29	4.57	5.69	3.95	7.16
Sulfate	mg/L	< 0.50	3.2	0.69 J	18.6	1.0	3.8	1.1	< 0.50	1.7
TDS	mg/L	< 25.0	188	64.0	48.0	38.0	27.0	143	< 25.0	78.0
APPENDIX I										
Antimony	mg/L	< 0.00054	0.00086 J	< 0.00054	< 0.00054	< 0.00054	< 0.00054	< 0.00054	0.00062 J	< 0.00054
Arsenic	mg/L	< 0.00084	< 0.00084	< 0.00084	< 0.00084	< 0.00084	< 0.00084	< 0.00084	< 0.00084	< 0.00084
Barium	mg/L	0.0080	0.0072	0.0079	0.033	0.012	0.013	0.012	0.0078	0.0060
Beryllium	mg/L	< 0.000094	< 0.000094	< 0.000094	< 0.000094	0.00057	< 0.000094	0.00068	< 0.000094	< 0.000094
Cadmium	mg/L	< 0.00010	< 0.00010	< 0.00010	< 0.00010	< 0.00010	< 0.00010	< 0.00010	< 0.00010	< 0.00010
Chromium	mg/L	< 0.0019	< 0.0019	< 0.0019	< 0.0019	< 0.0019	< 0.0019	< 0.0019	< 0.0019	0.0024 J
Cobalt	mg/L	< 0.00032	< 0.00032	< 0.00032	0.0016 J	< 0.00032	0.0011 J	< 0.00032	0.0014 J	< 0.00032
Copper	mg/L	0.0030 J	< 0.00043	0.0027 J	0.00050 J	0.019	< 0.00043	0.018	0.00067 J	< 0.00043
Lead	mg/L	< 0.00016	< 0.00016	< 0.00016	0.00041 J	< 0.00016	0.00022 J	< 0.00016	0.00021 J	< 0.00016
Mercury	mg/L	< 0.00013	< 0.00013	< 0.00013	< 0.00013	< 0.00013	< 0.00013	< 0.00013	< 0.00013	< 0.00013
Nickel	mg/L	< 0.0021	< 0.0021	< 0.0021	< 0.0021	0.0085	< 0.0021	0.0078	< 0.0021	< 0.0021
Selenium	mg/L	< 0.00096	< 0.00096	< 0.00096	< 0.00096	< 0.00096	< 0.00096	< 0.00096	< 0.00096	< 0.00096
Silver	mg/L	0.0013 J	< 0.00031	0.0011 J	< 0.00031	< 0.00031	< 0.00031	< 0.00031	< 0.00031	< 0.00031
Thallium	mg/L	< 0.00038	< 0.00038	< 0.00038	< 0.00038	< 0.00038	< 0.00038	< 0.00038	< 0.00038	< 0.00038
Vanadium	mg/L	< 0.00075	< 0.00075	< 0.00075	0.00096 J	< 0.00075	< 0.00075	< 0.00075	0.00097 J	< 0.00075
Zinc	mg/L	< 0.0085	< 0.0085	< 0.0085	< 0.0085	0.028	< 0.0085	0.026	< 0.0085	< 0.0085
Additional Parameters										
Bicarbonate Alkalinity as CaCO3	mg/L	< 5.0	159	< 5.0	< 5.0	12.0	< 5.0	7.3	< 5.0	69.6
Carbonate Alkalinity as CaCO3	mg/L	< 5.0	< 5.0	< 5.0	< 5.0	< 5.0	< 5.0	< 5.0	< 5.0	< 5.0
Total Alkalinity as CaCO3	mg/L	< 5.0	159	< 5.0	< 5.0	12.0	< 5.0	7.3	< 5.0	69.6
Iron	mg/L	< 0.025	0.11	< 0.025	< 0.025	0.029 J	< 0.025	< 0.025	< 0.025	0.11
Magnesium	mg/L	0.34	18.3	0.30	1.5	0.27	0.60	0.26	0.63	7.7
Manganese	mg/L	0.017 J	< 0.011	0.015 J	0.048	0.026 J	0.034 J	0.020 J	0.031 J	< 0.011
Potassium	mg/L	0.30 J	0.50 J	0.33 J	1.1	1.5	0.47 J	1.3	0.29 J	1.1
Sodium	mg/L	1.0	1.3	0.86 J	2.4	1.5	2.4	1.2	1.8	1.1

Table 5
Groundwater Analytical Data Summary
Georgia Power Company
Plant Bowen - Landfill Cells 1 & 2 and 9 & 10
Bartow County, GA

	Sample Location	GWC-45	GWC-6	GWC-45R	GWC-45R	GWC-46R	GWC-46R	GWC-47	GWC-6RZ	GWC-47
	Sample Date	08/05/2024	08/08/2024	02/20/2024	08/05/2024	02/21/2024	08/05/2024	02/21/2024	02/26/2024	08/05/2024
ANALYTE	**UNITS**									
APPENDIX III										
Boron	mg/L	< 0.012	< 0.012	< 0.012	< 0.012	< 0.012	< 0.012	< 0.012	< 0.012	< 0.012
Calcium	mg/L	0.98 J	15.9	41.5	41.3	39.6	40.4	22.1	9.7	24.9
Chloride	mg/L	0.78 J	1.2	3.2	3.1	4.2	4.4	1.9	1.4	2.3
Fluoride	mg/L	< 0.050	0.052 J	< 0.050	< 0.050	< 0.050	< 0.050	0.059 J	< 0.050	< 0.050
pH, Field	SU	4.85	7.66	6.46	7.27	7.11	7.54	6.91	6.5	7.32
Sulfate	mg/L	0.70 J	1.6	3.7	3.3	3.9	4.8	5.9	1.5	7.0
TDS	mg/L	78.0	84.0	181	197	215	226	105	48.0	115
APPENDIX I										
Antimony	mg/L	0.0041	< 0.00054	< 0.00054	< 0.00054	< 0.00054	< 0.00054	0.0013 J	< 0.00054	< 0.00054
Arsenic	mg/L	< 0.00084	< 0.00084	< 0.00084	< 0.00084	< 0.00084	< 0.00084	< 0.00084	< 0.00084	< 0.00084
Barium	mg/L	0.0064	0.0064	0.020	0.020	0.011	0.010	0.0087	0.0067	0.0083
Beryllium	mg/L	< 0.000094	< 0.000094	< 0.000094	< 0.000094	< 0.000094	< 0.000094	< 0.000094	< 0.000094	< 0.000094
Cadmium	mg/L	< 0.00010	< 0.00010	< 0.00010	< 0.00010	< 0.00010	< 0.00010	0.00020 J	< 0.00010	0.00019 J
Chromium	mg/L	< 0.0019	< 0.0019	< 0.0019	< 0.0019	0.0066	0.0050 J	0.0021 J	0.0020 J	< 0.0019
Cobalt	mg/L	0.0011 J	< 0.00032	< 0.00032	< 0.00032	< 0.00032	< 0.00032	< 0.00032	< 0.00032	< 0.00032
Copper	mg/L	< 0.00043	< 0.00043	< 0.00043	< 0.00043	< 0.00043	< 0.00043	< 0.00043	< 0.00043	< 0.00043
Lead	mg/L	< 0.00016	< 0.00016	< 0.00016	< 0.00016	< 0.00016	< 0.00016	< 0.00016	< 0.00016	< 0.00016
Mercury	mg/L	< 0.00013	< 0.00013	< 0.00013	< 0.00013	< 0.00013	< 0.00013	< 0.00013	< 0.00013	< 0.00013
Nickel	mg/L	< 0.0021	< 0.0021	< 0.0021	< 0.0021	< 0.0021	< 0.0021	< 0.0021	< 0.0021	< 0.0021
Selenium	mg/L	< 0.00096	< 0.00096	< 0.00096	< 0.00096	< 0.00096	< 0.00096	< 0.00096	< 0.00096	< 0.00096
Silver	mg/L	< 0.00031	< 0.00031	< 0.00031	< 0.00031	< 0.00031	< 0.00031	< 0.00031	< 0.00031	< 0.00031
Thallium	mg/L	< 0.00038	< 0.00038	< 0.00038	< 0.00038	< 0.00038	< 0.00038	< 0.00038	< 0.00038	< 0.00038
Vanadium	mg/L	< 0.00075	< 0.00075	0.00090 J	< 0.00075	< 0.00075	< 0.00075	< 0.00075	< 0.00075	< 0.00075
Zinc	mg/L	< 0.0085	< 0.0085	< 0.0085	< 0.0085	< 0.0085	< 0.0085	0.060	< 0.0085	0.063
Additional Parameters										
Bicarbonate Alkalinity as CaCO3	mg/L	< 5.0	77.6	186	193	211	209	98.6	45.6	116
Carbonate Alkalinity as CaCO3	mg/L	< 5.0	< 5.0	< 5.0	< 5.0	< 5.0	< 5.0	< 5.0	< 5.0	< 5.0
Total Alkalinity as CaCO3	mg/L	< 5.0	77.6	186	193	211	209	98.6	45.6	116
Iron	mg/L	< 0.025	0.068	< 0.025	< 0.025	< 0.025	< 0.025	< 0.025	0.026 J	< 0.025
Magnesium	mg/L	0.60	8.1	22.0	22.2	21.4	21.8	11.7	5.2	13.4
Manganese	mg/L	0.028 J	< 0.011	< 0.011	< 0.011	< 0.011	< 0.011	< 0.011	< 0.011	< 0.011
Potassium	mg/L	0.29 J	1.2	0.81	0.81	2.1	2.5	0.72	0.82	0.75
Sodium	mg/L	1.8	0.90 J	2.0	1.7	11.7	9.6	2.8	1.6	3.0

Table 5
Groundwater Analytical Data Summary
Georgia Power Company
Plant Bowen - Landfill Cells 1 & 2 and 9 & 10
Bartow County, GA

	Sample Location	GWC-6RZ	GWC-47R	GWC-47R	GWC-48	GWC-7Z	GWC-48	GWC-7Z	GWC-49R	GWC-49R
	Sample Date	08/08/2024	02/21/2024	08/05/2024	02/21/2024	02/26/2024	08/05/2024	08/08/2024	02/21/2024	08/06/2024
ANALYTE	**UNITS**									
APPENDIX III										
Boron	mg/L	< 0.012	< 0.012	< 0.012	< 0.012	< 0.012	< 0.012	< 0.012	< 0.012	< 0.012
Calcium	mg/L	9.1	28.7	35.3	4.2	25.9	5.1	23.8	26.4	26.5
Chloride	mg/L	1.3	1.5	1.9	7.1	0.74 J	6.2	0.91 J	1.0	1.2
Fluoride	mg/L	0.055 J	0.095 J	< 0.050	0.065 J	< 0.050	< 0.050	0.063 J	< 0.050	0.050 J
pH, Field	SU	7.05	7.32	7.62	4.71	7.63	4.98	7.6	7.82	7.86
Sulfate	mg/L	1.4	6.8	7.9	8.5	0.98 J	11.4	0.97 J	1.8	1.9
TDS	mg/L	60.0	114	160	52.0	114	47.0	164	126	132
APPENDIX I										
Antimony	mg/L	< 0.00054	0.0013 J	0.00069 J	< 0.00054	0.00086 J	< 0.00054	0.0012 J	0.0020 J	0.00082 J
Arsenic	mg/L	< 0.00084	< 0.00084	< 0.00084	< 0.00084	< 0.00084	< 0.00084	< 0.00084	< 0.00084	< 0.00084
Barium	mg/L	0.0058	0.0075	0.0076	0.049	0.013	0.045	0.011	0.011	0.010
Beryllium	mg/L	< 0.000094	< 0.000094	< 0.000094	0.00050 J	< 0.000094	0.00042 J	< 0.000094	< 0.000094	< 0.000094
Cadmium	mg/L	< 0.00010	< 0.00010	< 0.00010	0.00027 J	< 0.00010	0.00021 J	< 0.00010	< 0.00010	< 0.00010
Chromium	mg/L	< 0.0019	0.0046 J	< 0.0019	< 0.0019	< 0.0019	< 0.0019	< 0.0019	< 0.0019	< 0.0019
Cobalt	mg/L	< 0.00032	< 0.00032	< 0.00032	0.0025 J	< 0.00032	0.0026 J	< 0.00032	< 0.00032	< 0.00032
Copper	mg/L	< 0.00043	< 0.00043	< 0.00043	0.00045 J	< 0.00043	< 0.00043	< 0.00043	< 0.00043	< 0.00043
Lead	mg/L	< 0.00016	< 0.00016	< 0.00016	< 0.00016	< 0.00016	< 0.00016	< 0.00016	< 0.00016	< 0.00016
Mercury	mg/L	< 0.00013	< 0.00013	< 0.00013	0.00071	< 0.00013	0.00046	< 0.00013	< 0.00013	< 0.00013
Nickel	mg/L	< 0.0021	< 0.0021	< 0.0021	0.0076	< 0.0021	0.0061	< 0.0021	< 0.0021	< 0.0021
Selenium	mg/L	< 0.00096	< 0.00096	< 0.00096	0.0011 J	< 0.00096	0.0013 J	< 0.00096	< 0.00096	< 0.00096
Silver	mg/L	< 0.00031	< 0.00031	< 0.00031	< 0.00031	< 0.00031	< 0.00031	< 0.00031	< 0.00031	< 0.00031
Thallium	mg/L	< 0.00038	< 0.00038	< 0.00038	< 0.00038	< 0.00038	< 0.00038	< 0.00038	< 0.00038	< 0.00038
Vanadium	mg/L	< 0.00075	< 0.00075	< 0.00075	< 0.00075	< 0.00075	< 0.00075	< 0.00075	< 0.00075	< 0.00075
Zinc	mg/L	< 0.0085	< 0.0085	0.017 J	0.011 J	0.066	0.0099 J	< 0.0085	< 0.0085	< 0.0085
Additional Parameters										
Bicarbonate Alkalinity as CaCO3	mg/L	44.0	97.5	149	6.0	120	6.9	126	139	132
Carbonate Alkalinity as CaCO3	mg/L	< 5.0	< 5.0	< 5.0	< 5.0	< 5.0	< 5.0	< 5.0	< 5.0	< 5.0
Total Alkalinity as CaCO3	mg/L	44.0	97.5	149	6.0	120	6.9	126	139	132
Iron	mg/L	< 0.025	< 0.025	< 0.025	< 0.025	0.21	< 0.025	0.17	< 0.025	< 0.025
Magnesium	mg/L	4.9	6.6	16.0	2.4	13.5	2.6	12.6	13.6	13.9
Manganese	mg/L	< 0.011	< 0.011	< 0.011	0.31	0.044	0.29	0.039 J	< 0.011	< 0.011
Potassium	mg/L	0.88	1.7	1.4	0.36 J	1.0	0.35 J	0.86	0.74	0.79
Sodium	mg/L	1.5	3.8	2.5	3.6	1.9	3.8	1.4	2.0	1.8

Table 5
Groundwater Analytical Data Summary
Georgia Power Company
Plant Bowen - Landfill Cells 1 & 2 and 9 & 10
Bartow County, GA

	Sample Location	GWC-49Z	GWC-8RR	GWC-49Z	GWC-8RR	GWC-8Z	GWC-8Z	GWC-9	GWC-9	GWC-10
	Sample Date	02/21/2024	02/27/2024	08/06/2024	08/12/2024	02/26/2024	08/12/2024	02/27/2024	08/12/2024	02/27/2024
ANALYTE	UNITS									
APPENDIX III										
Boron	mg/L	< 0.012	< 0.012	< 0.012	< 0.012	< 0.012	< 0.012	< 0.012	< 0.012	< 0.012
Calcium	mg/L	0.67 J	24.2	0.63 J	23.8	20.0	20.9	2.6	11.6	23.3
Chloride	mg/L	0.97 J	0.71 J	1.2	0.74 J	1.4	1.4	1.9	1.8	1.7
Fluoride	mg/L	< 0.050	< 0.050	< 0.050	< 0.050	< 0.050	< 0.050	< 0.050	< 0.050	0.050 J
pH, Field	SU	5.11	7.48	5.22	8.02	6.35	6.99	3.88	5.89	6.54
Sulfate	mg/L	0.57 J	0.66 J	0.82 J	0.88 J	0.63 J	0.54 J	3.1	5.4	0.65 J
TDS	mg/L	< 25.0	101	73.0	115	92.0	106	26.0	77.0	103
APPENDIX I										
Antimony	mg/L	< 0.00054	< 0.00054	0.0013 J	< 0.00054	< 0.00054	< 0.00054	< 0.00054	< 0.00054	< 0.00054
Arsenic	mg/L	< 0.00084	< 0.00084	< 0.00084	< 0.00084	< 0.00084	< 0.00084	< 0.00084	< 0.00084	< 0.00084
Barium	mg/L	0.0040 J	0.013	0.0044 J	0.013	0.025	0.026	0.043	0.039	0.024
Beryllium	mg/L	< 0.000094	< 0.000094	< 0.000094	< 0.000094	< 0.000094	< 0.000094	0.00017 J	< 0.000094	0.00014 J
Cadmium	mg/L	< 0.00010	< 0.00010	< 0.00010	< 0.00010	< 0.00010	< 0.00010	< 0.00010	< 0.00010	< 0.00010
Chromium	mg/L	< 0.0019	< 0.0019	< 0.0019	< 0.0019	< 0.0019	< 0.0019	< 0.0019	< 0.0019	< 0.0019
Cobalt	mg/L	0.00037 J	< 0.00032	0.0021 J	< 0.00032	< 0.00032	< 0.00032	0.00040 J	< 0.00032	0.0015 J
Copper	mg/L	< 0.00043	< 0.00043	< 0.00043	< 0.00043	< 0.00043	< 0.00043	< 0.00043	< 0.00043	< 0.00043
Lead	mg/L	< 0.00016	< 0.00016	< 0.00016	< 0.00016	< 0.00016	< 0.00016	< 0.00016	< 0.00016	< 0.00016
Mercury	mg/L	< 0.00013	< 0.00013	< 0.00013	< 0.00013	< 0.00013	< 0.00013	< 0.00013	< 0.00013	< 0.00013
Nickel	mg/L	< 0.0021	< 0.0021	0.0022 J	< 0.0021	< 0.0021	< 0.0021	< 0.0021	< 0.0021	< 0.0021
Selenium	mg/L	< 0.00096	< 0.00096	< 0.00096	< 0.00096	< 0.00096	< 0.00096	< 0.00096	< 0.00096	< 0.00096
Silver	mg/L	< 0.00031	< 0.00031	< 0.00031	< 0.00031	< 0.00031	< 0.00031	< 0.00031	< 0.00031	< 0.00031
Thallium	mg/L	< 0.00038	< 0.00038	< 0.00038	< 0.00038	< 0.00038	< 0.00038	< 0.00038	< 0.00038	< 0.00038
Vanadium	mg/L	< 0.00075	< 0.00075	< 0.00075	< 0.00075	< 0.00075	< 0.00075	< 0.00075	< 0.00075	< 0.00075
Zinc	mg/L	< 0.0085	< 0.0085	< 0.0085	< 0.0085	0.057	< 0.0085	< 0.0085	< 0.0085	< 0.0085
Additional Parameters										
Bicarbonate Alkalinity as CaCO3	mg/L	< 5.0	103	< 5.0	109	80.9	83.7	< 5.0	41.3	106
Carbonate Alkalinity as CaCO3	mg/L	< 5.0	< 5.0	< 5.0	< 5.0	< 5.0	< 5.0	< 5.0	< 5.0	< 5.0
Total Alkalinity as CaCO3	mg/L	< 5.0	103	< 5.0	109	80.9	83.7	< 5.0	41.3	106
Iron	mg/L	0.036 J	< 0.025	0.046	< 0.025	0.034 J	< 0.025	< 0.025	< 0.025	0.029 J
Magnesium	mg/L	0.33	11.0	0.31	10.8	6.8	7.0	1.3	4.6	12.3
Manganese	mg/L	0.029 J	< 0.011	0.12	< 0.011	< 0.011	< 0.011	0.026 J	0.017 J	< 0.011
Potassium	mg/L	0.49 J	1.3	0.46 J	1.3	1.7	1.8	0.85	1.0	0.39 J
Sodium	mg/L	2.4	0.92 J	2.2	0.82 J	1.9	1.9	1.2	1.3	1.5

Table 5
Groundwater Analytical Data Summary
Georgia Power Company
Plant Bowen - Landfill Cells 1 & 2 and 9 & 10
Bartow County, GA

	Sample Location	GWC-10	GWC-10R	GWC-10R	GWC-11	GWC-11	GWC-11R	GWC-11R	GWC-12	GWC-12
	Sample Date	08/12/2024	02/27/2024	08/12/2024	02/28/2024	08/13/2024	02/28/2024	08/12/2024	02/27/2024	08/12/2024
ANALYTE	**UNITS**									
APPENDIX III										
Boron	mg/L	< 0.012	< 0.012	< 0.012	< 0.012	< 0.012	< 0.012	< 0.012	< 0.012	< 0.012
Calcium	mg/L	37.0	44.4	46.6	20.2	9.2	33.7	32.0	8.4	8.2
Chloride	mg/L	2.0	2.1	2.2	1.0	0.90 J	1.3	1.4	0.74 J	0.74 J
Fluoride	mg/L	< 0.050	< 0.050	< 0.050	0.060 J	< 0.050	< 0.050	< 0.050	< 0.050	< 0.050
pH, Field	SU	7.17	7.4	7.65	6.87	5.67	7.52	7.8	5.38	5.49
Sulfate	mg/L	2.3	0.80 J	1.3	1.8	1.0 J	1.3	1.8	< 0.50	< 0.50
TDS	mg/L	162	157	156	102	62.0	158	149	67.0	74.0
APPENDIX I										
Antimony	mg/L	< 0.00054	< 0.00054	< 0.00054	< 0.00054	< 0.00054	< 0.00054	0.00086 J	< 0.00054	< 0.00054
Arsenic	mg/L	< 0.00084	< 0.00084	< 0.00084	< 0.00084	< 0.00084	< 0.00084	0.0017 J	0.0028 J	0.0039 J
Barium	mg/L	0.014	0.028	0.029	0.010	0.0068	0.020	0.019	0.023	0.024
Beryllium	mg/L	< 0.000094	< 0.000094	< 0.000094	< 0.000094	< 0.000094	< 0.000094	< 0.000094	< 0.000094	< 0.000094
Cadmium	mg/L	< 0.00010	< 0.00010	< 0.00010	< 0.00010	< 0.00010	< 0.00010	< 0.00010	0.00071	0.00063
Chromium	mg/L	< 0.0019	< 0.0019	< 0.0019	0.0074	< 0.0019	0.0037 J	0.0040 J	< 0.0019	< 0.0019
Cobalt	mg/L	0.00067 J	< 0.00032	< 0.00032	< 0.00032	< 0.00032	< 0.00032	< 0.00032	0.0029 J	0.0027 J
Copper	mg/L	< 0.00043	< 0.00043	< 0.00043	< 0.00043	< 0.00043	< 0.00043	< 0.00043	< 0.00043	0.00048 J
Lead	mg/L	< 0.00016	< 0.00016	< 0.00016	< 0.00016	< 0.00016	< 0.00016	< 0.00016	< 0.00016	< 0.00016
Mercury	mg/L	< 0.00013	< 0.00013	< 0.00013	< 0.00013	< 0.00013	< 0.00013	< 0.00013	< 0.00013	< 0.00013
Nickel	mg/L	< 0.0021	< 0.0021	< 0.0021	< 0.0021	< 0.0021	< 0.0021	< 0.0021	0.0023 J	< 0.0021
Selenium	mg/L	< 0.00096	< 0.00096	< 0.00096	< 0.00096	< 0.00096	< 0.00096	< 0.00096	< 0.00096	< 0.00096
Silver	mg/L	< 0.00031	< 0.00031	< 0.00031	< 0.00031	< 0.00031	< 0.00031	< 0.00031	< 0.00031	< 0.00031
Thallium	mg/L	< 0.00038	< 0.00038	< 0.00038	< 0.00038	< 0.00038	< 0.00038	< 0.00038	< 0.00038	< 0.00038
Vanadium	mg/L	< 0.00075	< 0.00075	< 0.00075	< 0.00075	< 0.00075	< 0.00075	< 0.00075	< 0.00075	< 0.00075
Zinc	mg/L	< 0.0085	0.063	< 0.0085	< 0.0085	< 0.0085	< 0.0085	< 0.0085	0.017 J	0.015 J
Additional Parameters										
Bicarbonate Alkalinity as CaCO3	mg/L	152	166	158	94.0	46.0	172	152	55.8	51.3
Carbonate Alkalinity as CaCO3	mg/L	< 5.0	< 5.0	< 5.0	< 5.0	< 5.0	< 5.0	< 5.0	< 5.0	< 5.0
Total Alkalinity as CaCO3	mg/L	152	166	158	94.0	46.0	172	152	55.8	51.3
Iron	mg/L	0.046	0.043	0.029 J	0.096	0.45	< 0.025	< 0.025	9.1	8.6
Magnesium	mg/L	14.9	8.9	9.1	10.7	4.8	18.4	17.5	4.5	4.2
Manganese	mg/L	< 0.011	< 0.011	< 0.011	0.016 J	0.016 J	< 0.011	< 0.011	0.21	0.20
Potassium	mg/L	0.64	0.67	0.85	0.93	0.67	0.99	1.1	1.0	1.2
Sodium	mg/L	1.8	2.3	2.3	2.0	3.3	0.97 J	1.0	2.4	2.8

Table 5
Groundwater Analytical Data Summary
Georgia Power Company
Plant Bowen - Landfill Cells 1 & 2 and 9 & 10
Bartow County, GA

	Sample Location	GWC-13	GWC-13	GWC-13RZ	GWC-13RZ	GWC-14Z	GWC-14Z	GWC-15R	GWC-15R	GWC-15Z	GWC-15Z
	Sample Date	02/27/2024	08/12/2024	02/28/2024	08/13/2024	02/28/2024	08/13/2024	02/28/2024	08/13/2024	02/28/2024	08/13/2024
ANALYTE	UNITS										
APPENDIX III											
Boron	mg/L	< 0.012	0.024 J	0.015 J	< 0.012	< 0.012	< 0.012	< 0.012	< 0.012	< 0.012	< 0.012
Calcium	mg/L	33.2	35.6	43.6	40.8	13.0	12.1	34.0	30.3	25.6	25.0
Chloride	mg/L	3.0	3.2	5.3	4.9	3.7	3.6	0.80 J	0.65 J	< 0.60	< 0.60
Fluoride	mg/L	< 0.050	< 0.050	0.14	0.12	< 0.050	< 0.050	< 0.050	< 0.050	< 0.050	< 0.050
pH, Field	SU	6.9	6.73	7.35	7.25	5.6	6.04	7.3	7.75	7.86	7.86
Sulfate	mg/L	20.2	32.8	58.7	55.6	6.8	7.0	5.3	1.9	< 0.50	< 0.50
TDS	mg/L	143	189	248	237	79.0	89.0	149	133	121	124
APPENDIX I											
Antimony	mg/L	< 0.00054	0.0021 J	0.00057 J	< 0.00054	< 0.00054	< 0.00054	0.0010 J	0.0013 J	< 0.00054	< 0.00054
Arsenic	mg/L	< 0.00084	< 0.00084	< 0.00084	0.0013 J	< 0.00084	< 0.00084	< 0.00084	< 0.00084	< 0.00084	< 0.00084
Barium	mg/L	0.025	0.026	0.097	0.087	0.012	0.013	0.014	0.012	0.010	0.010
Beryllium	mg/L	< 0.000094	< 0.000094	< 0.000094	< 0.000094	0.000099 J	0.00011 J	< 0.000094	< 0.000094	< 0.000094	< 0.000094
Cadmium	mg/L	< 0.00010	< 0.00010	< 0.00010	< 0.00010	< 0.00010	< 0.00010	< 0.00010	< 0.00010	< 0.00010	< 0.00010
Chromium	mg/L	0.0038 J	0.0030 J	< 0.0019	< 0.0019	< 0.0019	< 0.0019	< 0.0019	< 0.0019	< 0.0019	< 0.0019
Cobalt	mg/L	< 0.00032	< 0.00032	< 0.00032	< 0.00032	< 0.00032	< 0.00032	< 0.00032	< 0.00032	< 0.00032	< 0.00032
Copper	mg/L	< 0.00043	< 0.00043	< 0.00043	< 0.00043	< 0.00043	< 0.00043	< 0.00043	< 0.00043	< 0.00043	< 0.00043
Lead	mg/L	< 0.00016	< 0.00016	< 0.00016	< 0.00016	< 0.00016	< 0.00016	0.00023 J	0.00023 J	< 0.00016	< 0.00016
Mercury	mg/L	< 0.00013	< 0.00013	< 0.00013	< 0.00013	< 0.00013	< 0.00013	< 0.00013	< 0.00013	< 0.00013	< 0.00013
Nickel	mg/L	< 0.0021	< 0.0021	< 0.0021	< 0.0021	< 0.0021	< 0.0021	< 0.0021	< 0.0021	< 0.0021	< 0.0021
Selenium	mg/L	< 0.00096	0.0014 J	< 0.00096	0.0010 J	< 0.00096	< 0.00096	< 0.00096	< 0.00096	< 0.00096	< 0.00096
Silver	mg/L	< 0.00031	< 0.00031	< 0.00031	< 0.00031	< 0.00031	< 0.00031	< 0.00031	< 0.00031	< 0.00031	< 0.00031
Thallium	mg/L	< 0.00038	< 0.00038	< 0.00038	< 0.00038	< 0.00038	< 0.00038	< 0.00038	< 0.00038	< 0.00038	< 0.00038
Vanadium	mg/L	0.0013 J	0.0014 J	< 0.00075	0.00085 J	< 0.00075	< 0.00075	< 0.00075	< 0.00075	< 0.00075	0.0013 J
Zinc	mg/L	< 0.0085	< 0.0085	< 0.0085	< 0.0085	< 0.0085	< 0.0085	0.028	< 0.0085	< 0.0085	< 0.0085
Additional Parameters											
Bicarbonate Alkalinity as CaCO3	mg/L	109	115	181	156	47.6	40.8	160	138	129	126
Carbonate Alkalinity as CaCO3	mg/L	< 5.0	< 5.0	< 5.0	< 5.0	< 5.0	< 5.0	< 5.0	< 5.0	< 5.0	< 5.0
Total Alkalinity as CaCO3	mg/L	109	115	181	156	47.6	40.8	160	138	129	126
Iron	mg/L	0.14	0.028 J	0.039 J	< 0.025	< 0.025	< 0.025	0.086	0.073	0.073	0.048
Magnesium	mg/L	12.4	13.0	19.1	18.3	5.8	5.1	16.7	15.0	13.9	13.5
Manganese	mg/L	0.031 J	0.011 J	< 0.011	< 0.011	0.019 J	0.012 J	< 0.011	< 0.011	< 0.011	< 0.011
Potassium	mg/L	2.0	1.9	1.1	1.0	1.1	1.4	0.84	1.1	0.93	1.2
Sodium	mg/L	2.1	1.8	22.5	20.2	2.7	2.6	1.0	1.0	2.8	2.7

Table 6
Groundwater Analytical Data Summary
Georgia Power Company
Plant Bowen - Landfill Cell 3 & 4
Bartow County, GA

	Sample Location	GWC-16R	GWC-16R	GWC-16R	GWC-17R	GWC-17R	GWC-18	GWC-18	GWC-18R	GWC-18R
	Sample Date	02/15/2024	06/26/2024	07/31/2024	02/15/2024	07/31/2024	02/14/2024	07/31/2024	02/14/2024	07/31/2024
ANALYTE	UNITS									
APPENDIX III										
Boron	mg/L	0.013 J	NA	< 0.012	< 0.012	< 0.012	< 0.012	< 0.012	< 0.012	< 0.012
Calcium	mg/L	72.1	NA	73.1	68.1	70.2	27.1	17.3	31.9	31.9
Chloride	mg/L	1.3	NA	1.4	4.5	4.8	2.2	2.2	2.3	2.6
Fluoride	mg/L	0.13	NA	0.065 J	< 0.050	< 0.050	< 0.050	< 0.050	< 0.050	< 0.050
pH, Field	SU	6.95	NA	7.03	7.2	7.23	6.37	6.66	7.07	7.76
Sulfate	mg/L	7.6	NA	7.0	7.3	7.7	1.8	1.7	2.0	2.3
TDS	mg/L	401	313	315	333	300	143	87.0	156	156
APPENDIX I										
Antimony	mg/L	0.022	NA	0.0053	0.00063 J	< 0.00054	< 0.00054	< 0.00054	< 0.00054	< 0.00054
Arsenic	mg/L	0.00097 J	NA	0.0018 J	< 0.00084	0.0020 J	< 0.00084	0.0010 J	< 0.00084	0.0013 J
Barium	mg/L	0.041	NA	0.035	0.018	0.018	0.014	0.013	0.014	0.013
Beryllium	mg/L	< 0.000094	NA	< 0.000094	< 0.000094	< 0.000094	< 0.000094	< 0.000094	0.00010 J	< 0.000094
Cadmium	mg/L	< 0.00010	NA	< 0.00010	< 0.00010	< 0.00010	< 0.00010	< 0.00010	< 0.00010	< 0.00010
Chromium	mg/L	< 0.0019	NA	< 0.0019	< 0.0019	< 0.0019	< 0.0019	< 0.0019	< 0.0019	< 0.0019
Cobalt	mg/L	< 0.00032	NA	< 0.00032	< 0.00032	< 0.00032	< 0.00032	< 0.00032	< 0.00032	< 0.00032
Copper	mg/L	0.0017 J	NA	0.0011 J	< 0.00043	< 0.00043	< 0.00043	< 0.00043	< 0.00043	< 0.00043
Lead	mg/L	< 0.00016	NA	< 0.00016	< 0.00016	< 0.00016	< 0.00016	< 0.00016	< 0.00016	< 0.00016
Mercury	mg/L	< 0.00013	NA	< 0.00013	< 0.00013	< 0.00013	< 0.00013	< 0.00013	< 0.00013	< 0.00013
Nickel	mg/L	0.0077	NA	0.0088	< 0.0021	< 0.0021	< 0.0021	< 0.0021	< 0.0021	< 0.0021
Selenium	mg/L	< 0.00096	NA	< 0.00096	< 0.00096	< 0.00096	< 0.00096	< 0.00096	< 0.00096	< 0.00096
Silver	mg/L	< 0.00031	NA	< 0.00031	< 0.00031	< 0.00031	< 0.00031	< 0.00031	< 0.00031	< 0.00031
Thallium	mg/L	< 0.00038	NA	< 0.00038	< 0.00038	< 0.00038	< 0.00038	< 0.00038	< 0.00038	< 0.00038
Vanadium	mg/L	0.0023 J	NA	< 0.00075	< 0.00075	< 0.00075	< 0.00075	< 0.00075	< 0.00075	0.00087 J
Zinc	mg/L	0.033	NA	0.034	< 0.0085	< 0.0085	< 0.0085	< 0.0085	< 0.0085	< 0.0085
Additional Parameters										
Bicarbonate Alkalinity as CaCO3	mg/L	306	NA	345	301	320	124	81.8	143	147
Carbonate Alkalinity as CaCO3	mg/L	< 5.0	NA	< 5.0	< 5.0	< 5.0	< 5.0	< 5.0	< 5.0	< 5.0
Total Alkalinity as CaCO3	mg/L	306	NA	345	301	320	124	81.8	143	147
Iron	mg/L	0.052	NA	0.051	< 0.025	< 0.025	< 0.025	< 0.025	0.10	0.037 J
Magnesium	mg/L	23.6	NA	31.9	36.0	36.3	14.3	9.5	16.8	17.3
Manganese	mg/L	0.013 J	NA	0.018 J	< 0.011	< 0.011	< 0.011	< 0.011	< 0.011	< 0.011
Potassium	mg/L	4.0	NA	2.3	0.87	0.73	0.89	1.1	0.71	0.72
Sodium	mg/L	19.0	NA	6.3	3.4	2.9	1.5	1.5	1.5	1.5

Table 6
Groundwater Analytical Data Summary
Georgia Power Company
Plant Bowen - Landfill Cell 3 & 4
Bartow County, GA

	Sample Location	GWC-19R	GWC-19R	GWC-20R	GWC-20R	GWC-21R	GWC-21R	GWC-22R	GWC-22R	GWC-23R
	Sample Date	02/14/2024	07/31/2024	02/15/2024	08/01/2024	02/15/2024	08/02/2024	02/15/2024	07/31/2024	02/16/2024
ANALYTE	UNITS									
APPENDIX III										
Boron	mg/L	< 0.012	< 0.012	< 0.012	< 0.012	< 0.012	< 0.012	< 0.012	< 0.012	< 0.012
Calcium	mg/L	34.8	34.2	39.2	46.1	65.6	69.8	34.2	33.1	74.2
Chloride	mg/L	2.4	2.6	1.7	1.7	3.0	3.2	2.4	2.7	1.4
Fluoride	mg/L	< 0.050	< 0.050	< 0.050	< 0.050	< 0.050	0.062 J	< 0.050	< 0.050	0.054 J
pH, Field	SU	7.67	7.69	7.56	7.49	6.74	6.91	6.73	6.56	6.82
Sulfate	mg/L	2.9	3.2	1.1	1.5	5.0	5.2	1.6	1.8	59.5
TDS	mg/L	182	144	224	245	290	313	180	181	395
APPENDIX I										
Antimony	mg/L	< 0.00054	0.00091 J	< 0.00054	< 0.00054	0.0017 J	0.0050	< 0.00054	< 0.00054	0.00083 J
Arsenic	mg/L	< 0.00084	0.0012 J	< 0.00084	0.0018 J	0.0010 J	< 0.00084	0.0020 J	0.0027 J	0.0011 J
Barium	mg/L	0.015	0.014	0.031	0.038	0.024	0.023	0.036	0.032	0.14
Beryllium	mg/L	< 0.000094	< 0.000094	< 0.000094	< 0.000094	< 0.000094	< 0.000094	< 0.000094	< 0.000094	< 0.000094
Cadmium	mg/L	< 0.00010	< 0.00010	< 0.00010	< 0.00010	< 0.00010	< 0.00010	< 0.00010	< 0.00010	< 0.00010
Chromium	mg/L	0.0028 J	< 0.0019	< 0.0019	< 0.0019	0.0035 J	< 0.0019	< 0.0019	< 0.0019	< 0.0019
Cobalt	mg/L	< 0.00032	< 0.00032	< 0.00032	< 0.00032	< 0.00032	< 0.00032	0.00040 J	0.00034 J	0.00034 J
Copper	mg/L	< 0.00043	< 0.00043	< 0.00043	< 0.00043	0.00092 J	0.0011 J	< 0.00043	< 0.00043	< 0.00043
Lead	mg/L	0.00024 J	< 0.00016	< 0.00016	< 0.00016	< 0.00016	< 0.00016	< 0.00016	< 0.00016	< 0.00016
Mercury	mg/L	< 0.00013	< 0.00013	< 0.00013	< 0.00013	< 0.00013	< 0.00013	< 0.00013	< 0.00013	< 0.00013
Nickel	mg/L	< 0.0021	< 0.0021	< 0.0021	< 0.0021	< 0.0021	< 0.0021	< 0.0021	< 0.0021	< 0.0021
Selenium	mg/L	< 0.00096	< 0.00096	< 0.00096	< 0.00096	< 0.00096	< 0.00096	< 0.00096	< 0.00096	< 0.00096
Silver	mg/L	< 0.00031	< 0.00031	< 0.00031	< 0.00031	< 0.00031	< 0.00031	< 0.00031	< 0.00031	< 0.00031
Thallium	mg/L	< 0.00038	< 0.00038	< 0.00038	< 0.00038	< 0.00038	< 0.00038	< 0.00038	< 0.00038	< 0.00038
Vanadium	mg/L	0.00078 J	0.0010 J	< 0.00075	< 0.00075	0.00098 J	< 0.00075	< 0.00075	0.00089 J	0.00081 J
Zinc	mg/L	< 0.0085	< 0.0085	< 0.0085	< 0.0085	< 0.0085	0.0091 J	< 0.0085	< 0.0085	< 0.0085
Additional Parameters										
Bicarbonate Alkalinity as CaCO3	mg/L	149	146	192	219	325	334	167	166	355
Carbonate Alkalinity as CaCO3	mg/L	< 5.0	< 5.0	< 5.0	< 5.0	< 5.0	< 5.0	< 5.0	< 5.0	< 5.0
Total Alkalinity as CaCO3	mg/L	149	146	192	219	325	334	167	166	355
Iron	mg/L	0.39	0.062	< 0.025	< 0.025	< 0.025	< 0.025	0.59	0.78	0.32
Magnesium	mg/L	18.3	18.7	21.9	24.4	35.0	36.7	18.5	18.0	35.5
Manganese	mg/L	0.015 J	< 0.011	< 0.011	< 0.011	< 0.011	< 0.011	0.052	0.069	0.015 J
Potassium	mg/L	0.78	0.76	0.84	0.81	1.1	1.3	1.3	1.3	1.5
Sodium	mg/L	1.4	1.4	2.4	2.6	2.0	2.9	1.9	1.8	41.2

Table 6
Groundwater Analytical Data Summary
Georgia Power Company
Plant Bowen - Landfill Cell 3 & 4
Bartow County, GA

	Sample Location	GWC-23R	GWC-23R	GWC-24R	GWC-24R	GWC-25R	GWC-25R	GWC-36A	GWC-36A	GWC-36RA
	Sample Date	04/03/2024	07/31/2024	02/15/2024	07/31/2024	02/16/2024	07/31/2024	02/13/2024	07/30/2024	02/13/2024
ANALYTE	UNITS									
APPENDIX III										
Boron	mg/L	NA	< 0.012	< 0.012	< 0.012	< 0.012	< 0.012	0.034 J	0.021 J	0.026 J
Calcium	mg/L	NA	74.6	31.1	33.2	34.6	33.9	52.0	52.1	54.5
Chloride	mg/L	NA	1.6	2.1	2.4	2.7	2.5	3.7	3.7	3.4
Fluoride	mg/L	NA	< 0.050	< 0.050	< 0.050	0.055 J	< 0.050	< 0.050	< 0.050	< 0.050
pH, Field	SU	NA	7.22	7.22	7.17	7.28	7.33	6.47	7.05	6.69
Sulfate	mg/L	NA	57.8	2.3	2.8	1.9	2.3	23.4	24.5	19.1
TDS	mg/L	NA	403	248	152	155	166	248	239	252
APPENDIX I										
Antimony	mg/L	NA	< 0.00054	< 0.00054	< 0.00054	0.00087 J	0.00072 J	< 0.00054	< 0.00054	< 0.00054
Arsenic	mg/L	NA	0.0023 J	< 0.00084	0.0017 J	< 0.00084	0.0013 J	< 0.00084	0.0016 J	< 0.00084
Barium	mg/L	0.018	0.038	0.018	0.017	0.015	0.014	0.039	0.037	0.036
Beryllium	mg/L	NA	< 0.000094	< 0.000094	< 0.000094	< 0.000094	< 0.000094	< 0.000094	< 0.000094	< 0.000094
Cadmium	mg/L	NA	< 0.00010	< 0.00010	< 0.00010	< 0.00010	< 0.00010	< 0.00010	< 0.00010	< 0.00010
Chromium	mg/L	NA	< 0.0019	< 0.0019	< 0.0019	0.0030 J	< 0.0019	< 0.0019	< 0.0019	< 0.0019
Cobalt	mg/L	NA	< 0.00032	< 0.00032	< 0.00032	< 0.00032	< 0.00032	< 0.00032	< 0.00032	< 0.00032
Copper	mg/L	NA	0.0018 J	0.00053 J	< 0.00043	< 0.00043	< 0.00043	< 0.00043	< 0.00043	0.00049 J
Lead	mg/L	NA	< 0.00016	< 0.00016	< 0.00016	< 0.00016	< 0.00016	< 0.00016	< 0.00016	< 0.00016
Mercury	mg/L	NA	< 0.00013	< 0.00013	< 0.00013	< 0.00013	< 0.00013	< 0.00013	< 0.00013	< 0.00013
Nickel	mg/L	NA	< 0.0021	< 0.0021	< 0.0021	< 0.0021	< 0.0021	< 0.0021	< 0.0021	< 0.0021
Selenium	mg/L	NA	< 0.00096	< 0.00096	< 0.00096	< 0.00096	< 0.00096	< 0.00096	< 0.00096	< 0.00096
Silver	mg/L	NA	< 0.00031	< 0.00031	< 0.00031	< 0.00031	< 0.00031	< 0.00031	< 0.00031	< 0.00031
Thallium	mg/L	NA	< 0.00038	< 0.00038	< 0.00038	< 0.00038	< 0.00038	< 0.00038	< 0.00038	< 0.00038
Vanadium	mg/L	NA	0.0014 J	< 0.00075	0.0016 J	0.00081 J	0.00088 J	< 0.00075	< 0.00075	< 0.00075
Zinc	mg/L	NA	< 0.0085	< 0.0085	< 0.0085	< 0.0085	< 0.0085	0.016 J	0.014 J	0.013 J
Additional Parameters										
Bicarbonate Alkalinity as CaCO3	mg/L	NA	355	149	149	160	161	205	208	228
Carbonate Alkalinity as CaCO3	mg/L	NA	< 5.0	< 5.0	< 5.0	< 5.0	< 5.0	< 5.0	< 5.0	< 5.0
Total Alkalinity as CaCO3	mg/L	NA	355	149	149	160	161	205	208	228
Iron	mg/L	NA	0.35	0.21	0.089	< 0.025	< 0.025	0.039 J	0.056	0.24
Magnesium	mg/L	NA	37.6	17.3	18.2	18.1	16.4	25.3	26.1	27.1
Manganese	mg/L	NA	0.014 J	< 0.011	< 0.011	< 0.011	< 0.011	< 0.011	< 0.011	0.012 J
Potassium	mg/L	NA	1.4	0.80	0.81	0.71	0.71	1.6	1.8	1.5
Sodium	mg/L	NA	35.8	1.4	1.4	1.4	1.4	1.6	1.6	1.7

Table 6
Groundwater Analytical Data Summary
Georgia Power Company
Plant Bowen - Landfill Cell 3 & 4
Bartow County, GA

	Sample Location	GWC-36RA	GWC-37	GWC-37	GWC-38	GWC-38
	Sample Date	07/30/2024	02/13/2024	07/30/2024	02/13/2024	07/30/2024
ANALYTE	UNITS					
APPENDIX III						
Boron	mg/L	0.014 J	< 0.012	< 0.012	< 0.012	< 0.012
Calcium	mg/L	50.4	0.72 J	0.73 J	1.6	1.6
Chloride	mg/L	3.2	0.80 J	1.1	3.4	3.8
Fluoride	mg/L	< 0.050	< 0.050	< 0.050	< 0.050	< 0.050
pH, Field	SU	7.32	5.37	4.43	5.22	4.29
Sulfate	mg/L	15.5	< 0.50	0.58 J	0.70 J	0.94 J
TDS	mg/L	217	< 25.0	< 25.0	31.0	53.0
APPENDIX I						
Antimony	mg/L	< 0.00054	< 0.00054	< 0.00054	< 0.00054	< 0.00054
Arsenic	mg/L	0.0016 J	< 0.00084	0.0014 J	< 0.00084	0.0017 J
Barium	mg/L	0.036	< 0.00047	0.0035 J	0.012	0.012
Beryllium	mg/L	< 0.000094	< 0.000094	< 0.000094	< 0.000094	< 0.000094
Cadmium	mg/L	< 0.00010	< 0.00010	< 0.00010	< 0.00010	< 0.00010
Chromium	mg/L	< 0.0019	< 0.0019	< 0.0019	< 0.0019	< 0.0019
Cobalt	mg/L	< 0.00032	< 0.00032	< 0.00032	0.0010 J	0.00083 J
Copper	mg/L	< 0.00043	< 0.00043	0.010	< 0.00043	< 0.00043
Lead	mg/L	< 0.00016	< 0.00016	< 0.00016	< 0.00016	< 0.00016
Mercury	mg/L	< 0.00013	< 0.00013	< 0.00013	< 0.00013	< 0.00013
Nickel	mg/L	< 0.0021	< 0.0021	0.011	< 0.0021	< 0.0021
Selenium	mg/L	< 0.00096	< 0.00096	< 0.00096	< 0.00096	< 0.00096
Silver	mg/L	< 0.00031	< 0.00031	< 0.00031	< 0.00031	< 0.00031
Thallium	mg/L	< 0.00038	< 0.00038	< 0.00038	< 0.00038	< 0.00038
Vanadium	mg/L	< 0.00075	< 0.00075	0.00083 J	< 0.00075	0.0015 J
Zinc	mg/L	0.010 J	< 0.0085	< 0.0085	< 0.0085	< 0.0085
Additional Parameters						
Bicarbonate Alkalinity as CaCO3	mg/L	212	5.9	5.7	5.6	7.0
Carbonate Alkalinity as CaCO3	mg/L	< 5.0	< 5.0	< 5.0	< 5.0	< 5.0
Total Alkalinity as CaCO3	mg/L	212	5.9	5.7	5.6	7.0
Iron	mg/L	0.19	< 0.025	< 0.025	0.71	< 0.025
Magnesium	mg/L	25.9	0.31	0.31	0.48	0.45
Manganese	mg/L	0.013 J	< 0.011	< 0.011	0.048	0.035 J
Potassium	mg/L	1.4	0.47 J	0.50	0.46 J	0.42 J
Sodium	mg/L	1.8	2.7	2.8	4.0	4.3

Table 7
Groundwater Analytical Data Summary
Background Sampling Events 1-8
Georgia Power Company
Plant Bowen - Landfill Cells 5-8
Bartow County, GA

	Sample Location	GWC-26	GWC-26	GWC-26	GWC-26	GWC-26	GWC-26	GWC-26	GWC-26	GWC-27
	Sample Date	06/20/2023	08/07/2023	10/12/2023	12/12/2023	02/29/2024	04/23/2024	06/12/2024	08/27/2024	06/23/2023
ANALYTE	UNITS									
APPENDIX III										
Boron	mg/L	0.023 J	0.014 J	0.017 J	0.012 J	0.071	0.026 J	0.019 J	0.026 J	< 0.0086
Calcium	mg/L	43.7	39.3	36.7	37.4	78.7	41.8	39.4	42.0	35.1
Chloride	mg/L	6.5	4.9	3.2	3.3	11.1	8.6	5.5	5.1	2.9
Fluoride	mg/L	< 0.050	0.055 J	< 0.050	< 0.050	< 0.050	< 0.050	< 0.050	< 0.050	0.054 J
pH, Field	SU	7.35	7.41	7.64	7.8	6.91	NA	NA	7.69	7.46
Sulfate	mg/L	22.9	18.3	16.5	15.7	89.1	32.1	21.2	30.8	16.6
TDS	mg/L	205	184	192	180	358	194	195	222	197
APPENDIX IV										
Antimony	mg/L	< 0.0012	< 0.0012	< 0.00054	< 0.00054	< 0.00054	< 0.00054	< 0.00054	< 0.00054	< 0.0012
Arsenic	mg/L	< 0.0037	< 0.0037	< 0.00084	< 0.00084	< 0.00084	< 0.00084	< 0.00084	0.0025 J	< 0.0037
Barium	mg/L	0.019	0.018	0.017	0.017	0.031	0.017	0.017	0.021	0.015
Beryllium	mg/L	< 0.000054	< 0.000054	< 0.000094	< 0.000094	< 0.000094	< 0.000094	< 0.000094	< 0.000094	< 0.000054
Cadmium	mg/L	< 0.00011	< 0.00011	< 0.00010	< 0.00010	< 0.00010	< 0.00010	< 0.00010	< 0.00010	< 0.00011
Chromium	mg/L	< 0.0011	< 0.0011	< 0.0019	< 0.0019	< 0.0019	< 0.0019	< 0.0019	< 0.0019	< 0.0011
Cobalt	mg/L	< 0.00039	< 0.00039	< 0.00032	< 0.00032	< 0.00032	< 0.00032	< 0.00032	< 0.00032	< 0.00039
Lead	mg/L	< 0.00012	< 0.00012	< 0.00016	< 0.00016	< 0.00016	< 0.00016	< 0.00016	< 0.00016	< 0.00012
Lithium	mg/L	0.00083 J	< 0.00073	< 0.0016	< 0.0016	< 0.0016	< 0.0016	< 0.0016	< 0.0016	0.00076 J
Mercury	mg/L	< 0.00013	< 0.00013	< 0.00013	< 0.00013	< 0.00013	< 0.00013	< 0.00013	< 0.00013	< 0.00013
Molybdenum	mg/L	0.0032 J	0.0017 J	0.0016 J	0.0014 J	0.0012 J	0.0013 J	0.0013 J	0.0016 J	0.0018 J
Combined Radium 226 + 228	pCi/L	0.985 U	0.223 U	0.996 U	0.644 U	0.233 U	0.181 U	0.879	0.476 U	0.954 U
Selenium	mg/L	< 0.0014	< 0.0014	< 0.00096	< 0.00096	0.0044 J	0.0012 J	< 0.00096	0.0010 J	< 0.0014
Thallium	mg/L	0.00018 J	< 0.00018	< 0.00038	< 0.00038	< 0.00038	< 0.00038	< 0.00038	< 0.00038	< 0.00018
Fluoride	mg/L	< 0.050	0.055 J	< 0.050	< 0.050	< 0.050	< 0.050	< 0.050	< 0.050	0.054 J
APPENDIX I, II										
Copper	mg/L	< 0.0010	< 0.0010	< 0.00043	< 0.00043	< 0.00043	< 0.00043	< 0.00043	< 0.00043	< 0.0010
Nickel	mg/L	< 0.00071	< 0.00071	< 0.0021	< 0.0021	< 0.0021	< 0.0021	< 0.0021	< 0.0021	< 0.00071
Silver	mg/L	< 0.00044	< 0.00044	< 0.00031	< 0.00031	< 0.00031	< 0.00031	< 0.00031	< 0.00031	< 0.00044
Vanadium	mg/L	< 0.0025	< 0.0025	0.0011 J	< 0.00075	< 0.00075	< 0.00075	< 0.00075	< 0.00075	< 0.0025
Zinc	mg/L	< 0.0085	< 0.0085	< 0.0085	< 0.0085	0.033	< 0.0085	< 0.0085	< 0.0085	< 0.0085
Additional Parameters										
Bicarbonate Alkalinity as CaCO3	mg/L	NA	161	147	144	230	158	150	166	NA
Carbonate Alkalinity as CaCO3	mg/L	NA	< 5.0	< 5.0	< 5.0	< 5.0	< 5.0	< 5.0	< 5.0	NA
Total Alkalinity as CaCO3	mg/L	NA	161	147	144	230	158	150	166	NA
Iron	mg/L	NA	< 0.025	< 0.025	< 0.025	< 0.025	< 0.025	< 0.025	< 0.025	NA
Magnesium	mg/L	NA	18.0	15.9	16.6	29.7	17.3	17.1	18.1	NA
Manganese	mg/L	NA	< 0.011	< 0.011	< 0.011	< 0.011	< 0.011	< 0.011	< 0.011	NA
Potassium	mg/L	NA	1.2	0.98	0.89	1.8	1.0	1.0	1.4	NA
Sodium	mg/L	NA	2.3	1.5	1.5	3.0	1.5	2.6	3.3	NA

Table 7
Groundwater Analytical Data Summary
Background Sampling Events 1-8
Georgia Power Company
Plant Bowen - Landfill Cells 5-8
Bartow County, GA

	Sample Location	GWC-27	GWC-27	GWC-27	GWC-27	GWC-27	GWC-27	GWC-27	GWC-27R	GWC-27R
	Sample Date	08/07/2023	10/12/2023	12/12/2023	02/29/2024	04/23/2024	06/12/2024	08/26/2024	06/23/2023	08/07/2023
ANALYTE	UNITS									
APPENDIX III										
Boron	mg/L	0.012 J	< 0.012	< 0.012	< 0.012	< 0.012	< 0.012	0.012 J	< 0.0086	0.014 J
Calcium	mg/L	33.0	34.3	34.4	36.5	34.5	33.9	36.3	31.0	29.9
Chloride	mg/L	2.8	2.9	3.3	2.9	6.7	2.9	3.3	3.2	3.0
Fluoride	mg/L	0.051 J	< 0.050	< 0.050	< 0.050	< 0.050	< 0.050	0.069 J	0.087 J	0.088 J
pH, Field	SU	7.34	7.74	7.9	7.31	NA	NA	7.73	7.44	7.18
Sulfate	mg/L	16.4	21.1	21.0	17.8	23.7	20.3	23.8	6.5	4.0
TDS	mg/L	177	191	163	174	171	183	194	164	152
APPENDIX IV										
Antimony	mg/L	< 0.0012	< 0.00054	< 0.00054	< 0.00054	0.00090 J	< 0.00054	< 0.00054	0.0029 J	0.0020 J
Arsenic	mg/L	< 0.0037	0.0010 J	0.0011 J	0.00097 J	< 0.00084	< 0.00084	< 0.00084	< 0.0037	< 0.0037
Barium	mg/L	0.016	0.017	0.017	0.017	0.016	0.016	0.016	0.012	0.013
Beryllium	mg/L	< 0.000054	< 0.000094	< 0.000094	< 0.000094	< 0.000094	< 0.000094	< 0.000094	< 0.000054	< 0.000054
Cadmium	mg/L	< 0.00011	< 0.00010	< 0.00010	< 0.00010	< 0.00010	< 0.00010	< 0.00010	< 0.00011	< 0.00011
Chromium	mg/L	< 0.0011	< 0.0019	< 0.0019	< 0.0019	< 0.0019	< 0.0019	< 0.0019	< 0.0011	< 0.0011
Cobalt	mg/L	< 0.00039	0.00035 J	0.00042 J	< 0.00032	< 0.00032	< 0.00032	< 0.00032	< 0.00039	< 0.00039
Lead	mg/L	< 0.00012	< 0.00016	< 0.00016	< 0.00016	< 0.00016	< 0.00016	< 0.00016	< 0.00012	< 0.00012
Lithium	mg/L	< 0.00073	< 0.0016	< 0.0016	< 0.0016	< 0.0016	< 0.0016	< 0.0016	0.0010 J	0.0011 J
Mercury	mg/L	< 0.00013	< 0.00013	< 0.00013	< 0.00013	< 0.00013	< 0.00013	< 0.00013	< 0.00013	< 0.00013
Molybdenum	mg/L	0.0018 J	0.0014 J	0.0013 J	0.0016 J	0.0013 J	0.0013 J	0.0011 J	0.0079 J	0.0086 J
Combined Radium 226 + 228	pCi/L	0.478 U	0.415 U	0.205 U	0.626 U	0.245 U	0.536 U	0.687 U	1.51	0.307 U
Selenium	mg/L	< 0.0014	< 0.00096	< 0.00096	< 0.00096	0.0012 J	< 0.00096	< 0.00096	< 0.0014	< 0.0014
Thallium	mg/L	< 0.00018	< 0.00038	< 0.00038	< 0.00038	< 0.00038	< 0.00038	< 0.00038	< 0.00018	< 0.00018
Fluoride	mg/L	0.051 J	< 0.050	< 0.050	< 0.050	< 0.050	< 0.050	0.069 J	0.087 J	0.088 J
APPENDIX I, II										
Copper	mg/L	< 0.0010	< 0.00043	< 0.00043	< 0.00043	< 0.00043	< 0.00043	< 0.00043	< 0.0010	< 0.0010
Nickel	mg/L	< 0.00071	< 0.0021	< 0.0021	< 0.0021	< 0.0021	< 0.0021	< 0.0021	< 0.00071	< 0.00071
Silver	mg/L	< 0.00044	< 0.00031	< 0.00031	< 0.00031	< 0.00031	< 0.00031	< 0.00031	< 0.00044	< 0.00044
Vanadium	mg/L	< 0.0025	0.00083 J	< 0.00075	< 0.00075	< 0.00075	< 0.00075	< 0.00075	< 0.0025	< 0.0025
Zinc	mg/L	< 0.0085	< 0.0085	< 0.0085	0.057	< 0.0085	< 0.0085	< 0.0085	< 0.0085	< 0.0085
Additional Parameters										
Bicarbonate Alkalinity as CaCO3	mg/L	150	142	143	153	151	142	152	NA	154
Carbonate Alkalinity as CaCO3	mg/L	< 5.0	< 5.0	< 5.0	< 5.0	< 5.0	< 5.0	< 5.0	NA	< 5.0
Total Alkalinity as CaCO3	mg/L	150	142	143	153	151	142	152	NA	154
Iron	mg/L	0.058	0.091	0.041	< 0.025	< 0.025	< 0.025	< 0.025	NA	0.13
Magnesium	mg/L	18.4	17.9	18.3	18.8	17.9	17.8	18.4	NA	16.9
Manganese	mg/L	< 0.011	< 0.011	< 0.011	< 0.011	< 0.011	< 0.011	< 0.011	NA	0.063
Potassium	mg/L	0.70	0.86	0.67	0.66	0.83	0.74	0.76	NA	0.80
Sodium	mg/L	1.5	1.3	1.3	1.5	1.4	1.3	1.5	NA	5.4

Table 7
Groundwater Analytical Data Summary
Background Sampling Events 1-8
Georgia Power Company
Plant Bowen - Landfill Cells 5-8
Bartow County, GA

	Sample Location	GWC-27R	GWC-27R	GWC-27R	GWC-27R	GWC-27R	GWC-27R	GWC-28	GWC-28	GWC-28
	Sample Date	10/12/2023	12/12/2023	02/29/2024	04/23/2024	06/13/2024	08/26/2024	06/20/2023	08/08/2023	10/12/2023
ANALYTE	UNITS									
APPENDIX III										
Boron	mg/L	< 0.012	< 0.012	< 0.012	< 0.012	< 0.012	< 0.012	0.010 J	< 0.0086	< 0.012
Calcium	mg/L	29.9	30.2	30.9	30.3	28.7	31.0	38.4	32.1	30.4
Chloride	mg/L	2.8	3.0	2.7	5.8	2.6	3.2	3.8	4.6	3.5
Fluoride	mg/L	0.062 J	0.074 J	0.071 J	< 0.050	0.051 J	0.11	0.071 J	0.088 J	0.058 J
pH, Field	SU	7.7	7.85	7.18	NA	NA	7.74	7.48	7.3	7.75
Sulfate	mg/L	2.8	1.9	1.6	4.1	2.2	3.5	9.2	17.6	9.0
TDS	mg/L	195	141	146	141	165	167	175	178	155
APPENDIX IV										
Antimony	mg/L	0.00075 J	< 0.00054	0.0013 J	< 0.00054	< 0.00054	< 0.00054	0.0023 J	< 0.0012	< 0.00054
Arsenic	mg/L	0.0015 J	0.0014 J	0.0010 J	< 0.00084	< 0.00084	< 0.00084	< 0.0037	< 0.0037	0.0012 J
Barium	mg/L	0.015	0.016	0.015	0.014	0.014	0.014	0.013	0.013	0.011
Beryllium	mg/L	< 0.000094	< 0.000094	< 0.000094	< 0.000094	< 0.000094	< 0.000094	< 0.000054	< 0.000054	< 0.000094
Cadmium	mg/L	< 0.00010	< 0.00010	< 0.00010	< 0.00010	< 0.00010	< 0.00010	< 0.00011	< 0.00011	< 0.00010
Chromium	mg/L	< 0.0019	< 0.0019	< 0.0019	< 0.0019	< 0.0019	< 0.0019	< 0.0011	< 0.0011	< 0.0019
Cobalt	mg/L	< 0.00032	< 0.00032	< 0.00032	< 0.00032	< 0.00032	< 0.00032	< 0.00039	< 0.00039	0.00038 J
Lead	mg/L	0.00018 J	0.00021 J	< 0.00016	< 0.00016	< 0.00016	< 0.00016	< 0.00012	< 0.00012	< 0.00016
Lithium	mg/L	< 0.0016	< 0.0016	< 0.0016	< 0.0016	< 0.0016	< 0.0016	0.00076 J	0.00082 J	< 0.0016
Mercury	mg/L	< 0.00013	< 0.00013	< 0.00013	< 0.00013	< 0.00013	< 0.00013	< 0.00013	< 0.00013	< 0.00013
Molybdenum	mg/L	0.0055 J	0.0031 J	0.0036 J	0.0022 J	0.0021 J	0.0016 J	0.029	0.043	0.022
Combined Radium 226 + 228	pCi/L	0.00226 U	0.167 U	0.514 U	0.225 U	0.504 U	0.374 U	0.175 U	3.01	0.482 U
Selenium	mg/L	< 0.00096	< 0.00096	< 0.00096	< 0.00096	< 0.00096	< 0.00096	< 0.0014	< 0.0014	< 0.00096
Thallium	mg/L	< 0.00038	< 0.00038	< 0.00038	< 0.00038	< 0.00038	< 0.00038	< 0.00018	< 0.00018	< 0.00038
Fluoride	mg/L	0.062 J	0.074 J	0.071 J	< 0.050	0.051 J	0.11	0.071 J	0.088 J	0.058 J
APPENDIX I, II										
Copper	mg/L	0.0011 J	0.00098 J	0.00054 J	< 0.00043	< 0.00043	< 0.00043	< 0.0010	< 0.0010	< 0.00043
Nickel	mg/L	< 0.0021	< 0.0021	< 0.0021	< 0.0021	< 0.0021	< 0.0021	< 0.00071	< 0.00071	< 0.0021
Silver	mg/L	< 0.00031	< 0.00031	< 0.00031	< 0.00031	< 0.00031	< 0.00031	< 0.00044	< 0.00044	< 0.00031
Vanadium	mg/L	0.0013 J	0.00094 J	< 0.00075	< 0.00075	< 0.00075	< 0.00075	< 0.0025	< 0.0025	< 0.00075
Zinc	mg/L	< 0.0085	< 0.0085	< 0.0085	< 0.0085	< 0.0085	< 0.0085	< 0.0085	< 0.0085	< 0.0085
Additional Parameters										
Bicarbonate Alkalinity as CaCO3	mg/L	148	145	160	157	150	154	NA	161	150
Carbonate Alkalinity as CaCO3	mg/L	< 5.0	< 5.0	< 5.0	< 5.0	< 5.0	< 5.0	NA	< 5.0	< 5.0
Total Alkalinity as CaCO3	mg/L	148	145	160	157	150	154	NA	161	150
Iron	mg/L	0.20	0.13	0.21	0.11	0.075	0.043	NA	< 0.025	0.053
Magnesium	mg/L	16.1	16.5	16.6	16.0	15.7	16.2	NA	18.9	17.5
Manganese	mg/L	0.049	0.031 J	0.040	0.022 J	0.014 J	< 0.011	NA	0.023 J	0.049
Potassium	mg/L	0.84	0.75	0.68	0.74	0.73	0.69	NA	1.1	1.0
Sodium	mg/L	5.8	3.9	6.0	4.7	5.1	4.7	NA	8.5	6.1

Table 7
Groundwater Analytical Data Summary
Background Sampling Events 1-8
Georgia Power Company
Plant Bowen - Landfill Cells 5-8
Bartow County, GA

	Sample Location	GWC-28	GWC-28	GWC-28	GWC-28	GWC-28	GWC-29	GWC-29	GWC-29	GWC-29
	Sample Date	12/12/2023	03/04/2024	04/24/2024	06/12/2024	08/27/2024	06/26/2023	08/07/2023	10/11/2023	12/12/2023
ANALYTE	UNITS									
APPENDIX III										
Boron	mg/L	< 0.012	< 0.012	< 0.012	< 0.012	< 0.012	< 0.0086	< 0.0086	< 0.012	< 0.012
Calcium	mg/L	29.3	34.0	32.4	28.5	26.9	23.1	28.0	28.1	30.2
Chloride	mg/L	4.4	5.0	4.7	3.6	4.7	2.7	2.6	2.5	2.8
Fluoride	mg/L	0.084 J	0.085 J	0.097 J	< 0.050	< 0.050	0.12	0.11	0.069 J	0.072 J
pH, Field	SU	7.86	7.14	NA	NA	7.72	7.67	7.48	7.51	7.25
Sulfate	mg/L	11.5	14.6	13.9	8.2	13.4	1.1	1.0	1.6	1.4
TDS	mg/L	156	180	178	158	176	155	163	148	141
APPENDIX IV										
Antimony	mg/L	< 0.00054	< 0.00054	< 0.00054	< 0.00054	< 0.00054	< 0.0012	0.0015 J	0.0012 J	< 0.00054
Arsenic	mg/L	0.0014 J	< 0.00084	< 0.00084	< 0.00084	0.0034 J	< 0.0037	< 0.0037	0.00092 J	0.0013 J
Barium	mg/L	0.012	0.012	0.012	0.012	0.015	0.029	0.032	0.038	0.033
Beryllium	mg/L	< 0.000094	< 0.000094	< 0.000094	< 0.000094	< 0.000094	< 0.000054	< 0.000054	< 0.000094	< 0.000094
Cadmium	mg/L	< 0.00010	< 0.00010	< 0.00010	< 0.00010	< 0.00010	< 0.00011	< 0.00011	< 0.00010	< 0.00010
Chromium	mg/L	< 0.0019	< 0.0019	< 0.0019	< 0.0019	< 0.0019	< 0.0011	< 0.0011	< 0.0019	< 0.0019
Cobalt	mg/L	< 0.00032	< 0.00032	< 0.00032	< 0.00032	0.00043 J	0.00053 J	< 0.00039	< 0.00032	< 0.00032
Lead	mg/L	< 0.00016	< 0.00016	< 0.00016	< 0.00016	< 0.00016	< 0.00012	< 0.00012	0.00021 J	< 0.00016
Lithium	mg/L	< 0.0016	< 0.0016	< 0.0016	< 0.0016	< 0.0016	0.0032 J	0.0030 J	0.0031 J	0.0020 J
Mercury	mg/L	< 0.00013	< 0.00013	< 0.00013	< 0.00013	0.00019 J	< 0.00013	< 0.00013	< 0.00013	< 0.00013
Molybdenum	mg/L	0.027	0.025	0.035	0.015	0.026	0.013	0.0087 J	0.0067 J	0.0047 J
Combined Radium 226 + 228	pCi/L	0.602 U	0.259 U	0.462 U	0.341 U	0.426 U	0.817 U	3.49	0.541 U	0.264 U
Selenium	mg/L	< 0.00096	< 0.00096	< 0.00096	< 0.00096	< 0.00096	< 0.0014	< 0.0014	< 0.00096	< 0.00096
Thallium	mg/L	< 0.00038	< 0.00038	< 0.00038	< 0.00038	< 0.00038	0.00023 J	0.00023 J	< 0.00038	< 0.00038
Fluoride	mg/L	0.084 J	0.085 J	0.097 J	< 0.050	< 0.050	0.12	0.11	0.069 J	0.072 J
APPENDIX I, II										
Copper	mg/L	< 0.00043	< 0.00043	< 0.00043	< 0.00043	< 0.00043	< 0.0010	< 0.0010	< 0.00043	< 0.00043
Nickel	mg/L	< 0.0021	< 0.0021	< 0.0021	< 0.0021	< 0.0021	< 0.00071	< 0.00071	< 0.0021	< 0.0021
Silver	mg/L	< 0.00031	< 0.00031	< 0.00031	< 0.00031	< 0.00031	< 0.00044	< 0.00044	< 0.00031	< 0.00031
Vanadium	mg/L	< 0.00075	< 0.00075	< 0.00075	< 0.00075	< 0.00075	< 0.0025	< 0.0025	0.00077 J	< 0.00075
Zinc	mg/L	< 0.0085	< 0.0085	< 0.0085	< 0.0085	< 0.0085	< 0.0085	< 0.0085	< 0.0085	< 0.0085
Additional Parameters										
Bicarbonate Alkalinity as CaCO3	mg/L	146	153	169	146	159	NA	156	142	141
Carbonate Alkalinity as CaCO3	mg/L	< 5.0	< 5.0	< 5.0	< 5.0	< 5.0	NA	< 5.0	< 5.0	< 5.0
Total Alkalinity as CaCO3	mg/L	146	153	169	146	159	NA	156	142	141
Iron	mg/L	0.032 J	0.12	0.078	< 0.025	< 0.025	NA	0.039 J	0.25	0.17
Magnesium	mg/L	17.1	19.0	18.0	16.5	15.7	NA	17.3	16.0	17.2
Manganese	mg/L	0.034 J	0.027 J	0.019 J	< 0.011	0.033 J	NA	0.22	0.043	0.032 J
Potassium	mg/L	0.98	1.3	0.90	0.80	0.92	NA	0.87	0.84	0.81
Sodium	mg/L	7.6	13.1	8.2	6.6	14.5	NA	1.5	1.5	1.5

Table 7
Groundwater Analytical Data Summary
Background Sampling Events 1-8
Georgia Power Company
Plant Bowen - Landfill Cells 5-8
Bartow County, GA

	Sample Location	GWC-29	GWC-29	GWC-29	GWC-29	GWC-29R	GWC-29R	GWC-29R	GWC-29R
	Sample Date	02/29/2024	04/23/2024	06/11/2024	08/26/2024	06/27/2023	08/10/2023	10/13/2023	12/13/2023
ANALYTE	UNITS								
APPENDIX III									
Boron	mg/L	< 0.012	< 0.012	< 0.012	< 0.012	< 0.0086	0.012 J	< 0.012	< 0.012
Calcium	mg/L	36.6	33.2	30.7	32.6	27.1	32.2	32.3	32.7
Chloride	mg/L	2.7	2.7	2.5	2.8	3.2	2.4	2.4	2.7
Fluoride	mg/L	0.054 J	< 0.050	< 0.050	0.073 J	0.11	< 0.050	< 0.050	0.077 J
pH, Field	SU	7.57	NA	NA	7.77	7.29	7.48	7.14	7.11
Sulfate	mg/L	1.2	1.4	1.7	1.8	8.2	4.6	5.2	4.8
TDS	mg/L	170	169	196	162	172	159	150	153
APPENDIX IV									
Antimony	mg/L	< 0.00054	< 0.00054	0.00088 J	< 0.00054	0.0016 J	< 0.0012	0.00079 J	< 0.00054
Arsenic	mg/L	< 0.00084	< 0.00084	< 0.00084	< 0.00084	< 0.0037	< 0.0037	0.0013 J	0.0017 J
Barium	mg/L	0.035	0.027	0.030	0.031	0.012	0.012	0.013	0.013
Beryllium	mg/L	< 0.000094	< 0.000094	< 0.000094	< 0.000094	< 0.000054	< 0.000054	< 0.000094	< 0.000094
Cadmium	mg/L	< 0.00010	< 0.00010	< 0.00010	< 0.00010	< 0.00011	< 0.00011	< 0.00010	< 0.00010
Chromium	mg/L	< 0.0019	< 0.0019	< 0.0019	< 0.0019	< 0.0011	< 0.0011	< 0.0019	< 0.0019
Cobalt	mg/L	< 0.00032	< 0.00032	< 0.00032	< 0.00032	< 0.00039	0.00045 J	< 0.00032	< 0.00032
Lead	mg/L	< 0.00016	< 0.00016	< 0.00016	< 0.00016	< 0.00012	< 0.00012	< 0.00016	< 0.00016
Lithium	mg/L	< 0.0016	< 0.0016	< 0.0016	< 0.0016	< 0.00073	0.0020 J	0.0019 J	0.0021 J
Mercury	mg/L	< 0.00013	< 0.00013	< 0.00013	< 0.00013	< 0.00013	< 0.00013	< 0.00013	< 0.00013
Molybdenum	mg/L	0.0020 J	0.0024 J	0.0026 J	0.0026 J	0.020	0.019	0.018	0.017
Combined Radium 226 + 228	pCi/L	0.708 U	0.377 U	0.154 U	0.478 U	0.866 U	0.959 U	0.211 U	0.885 U
Selenium	mg/L	< 0.00096	< 0.00096	< 0.00096	< 0.00096	0.0014 J	< 0.0014	< 0.00096	< 0.00096
Thallium	mg/L	< 0.00038	< 0.00038	< 0.00038	< 0.00038	< 0.00018	< 0.00018	< 0.00038	< 0.00038
Fluoride	mg/L	0.054 J	< 0.050	< 0.050	0.073 J	0.11	< 0.050	< 0.050	0.077 J
APPENDIX I, II									
Copper	mg/L	< 0.00043	< 0.00043	< 0.00043	< 0.00043	< 0.0010	< 0.0010	< 0.00043	< 0.00043
Nickel	mg/L	< 0.0021	< 0.0021	< 0.0021	< 0.0021	< 0.00071	< 0.00071	< 0.0021	< 0.0021
Silver	mg/L	< 0.00031	< 0.00031	< 0.00031	< 0.00031	< 0.00044	< 0.00044	< 0.00031	< 0.00031
Vanadium	mg/L	< 0.00075	< 0.00075	< 0.00075	< 0.00075	< 0.0025	< 0.0025	0.00081 J	0.0021 J
Zinc	mg/L	< 0.0085	< 0.0085	< 0.0085	< 0.0085	< 0.0085	< 0.0085	< 0.0085	< 0.0085
Additional Parameters									
Bicarbonate Alkalinity as CaCO3	mg/L	177	172	154	154	NA	152	146	147
Carbonate Alkalinity as CaCO3	mg/L	< 5.0	< 5.0	< 5.0	< 5.0	NA	< 5.0	< 5.0	< 5.0
Total Alkalinity as CaCO3	mg/L	177	172	154	154	NA	152	146	147
Iron	mg/L	0.24	0.17	0.18	0.19	NA	0.075	< 0.025	0.033 J
Magnesium	mg/L	20.0	18.7	17.4	17.6	NA	18.3	17.4	17.7
Manganese	mg/L	0.033 J	0.024 J	0.024 J	0.020 J	NA	0.020 J	0.014 J	< 0.011
Potassium	mg/L	0.76	0.81	0.71	0.74	NA	0.89	0.86	0.87
Sodium	mg/L	1.5	1.6	1.5	1.5	NA	2.9	2.2	2.0

Table 7
Groundwater Analytical Data Summary
Background Sampling Events 1-8
Georgia Power Company
Plant Bowen - Landfill Cells 5-8
Bartow County, GA

	Sample Location	GWC-29R	GWC-29R	GWC-29R	GWC-29R	GWC-30	GWC-30	GWC-30	GWC-30
	Sample Date	03/01/2024	04/24/2024	06/12/2024	08/27/2024	06/27/2023	08/09/2023	10/13/2023	12/13/2023
ANALYTE	UNITS								
APPENDIX III									
Boron	mg/L	< 0.012	< 0.012	< 0.012	< 0.012	< 0.0086	< 0.0086	< 0.012	< 0.012
Calcium	mg/L	34.7	31.3	30.2	32.5	29.0	39.6	40.8	45.2
Chloride	mg/L	2.3	2.3	2.4	2.3	2.7	2.9	3.0	3.6
Fluoride	mg/L	0.067 J	0.062 J	< 0.050	< 0.050	< 0.050	0.078 J	0.059 J	0.10
pH, Field	SU	NA	NA	NA	7.46	7.18	7.21	7.22	7.08
Sulfate	mg/L	4.3	3.8	4.5	4.7	3.5	4.2	5.7	6.7
TDS	mg/L	158	151	161	161	204	199	195	209
APPENDIX IV									
Antimony	mg/L	< 0.00054	< 0.00054	< 0.00054	< 0.00054	< 0.0012	< 0.0012	< 0.00054	< 0.00054
Arsenic	mg/L	< 0.00084	< 0.00084	0.0011 J	0.0035 J	< 0.0037	< 0.0037	0.00093 J	0.0013 J
Barium	mg/L	0.014	0.014	0.013	0.013	0.015	0.015	0.018	0.020
Beryllium	mg/L	< 0.000094	< 0.000094	< 0.000094	< 0.000094	< 0.000054	< 0.000054	< 0.000094	< 0.000094
Cadmium	mg/L	< 0.00010	< 0.00010	< 0.00010	< 0.00010	< 0.00011	< 0.00011	< 0.00010	< 0.00010
Chromium	mg/L	< 0.0019	< 0.0019	< 0.0019	< 0.0019	< 0.0011	< 0.0011	< 0.0019	< 0.0019
Cobalt	mg/L	< 0.00032	< 0.00032	< 0.00032	< 0.00032	< 0.00039	< 0.00039	< 0.00032	< 0.00032
Lead	mg/L	< 0.00016	< 0.00016	< 0.00016	< 0.00016	< 0.00012	< 0.00012	< 0.00016	< 0.00016
Lithium	mg/L	0.0019 J	< 0.0016	< 0.0016	0.0041 J	< 0.00073	< 0.00073	< 0.0016	< 0.0016
Mercury	mg/L	< 0.00013	< 0.00013	< 0.00013	0.00014 J	< 0.00013	< 0.00013	< 0.00013	< 0.00013
Molybdenum	mg/L	0.017	0.016	0.016	0.022	0.010	0.016	0.028	0.044
Combined Radium 226 + 228	pCi/L	0.535 U	0.789 U	0.892 U	0.263 U	0.482 U	0.235 U	0.455 U	0.164 U
Selenium	mg/L	< 0.00096	0.0011 J	< 0.00096	0.0016 J	< 0.0014	< 0.0014	< 0.00096	0.0011 J
Thallium	mg/L	< 0.00038	< 0.00038	< 0.00038	< 0.00038	< 0.00018	< 0.00018	< 0.00038	< 0.00038
Fluoride	mg/L	0.067 J	0.062 J	< 0.050	< 0.050	< 0.050	0.078 J	0.059 J	0.10
APPENDIX I, II									
Copper	mg/L	< 0.00043	< 0.00043	< 0.00043	< 0.00043	< 0.0010	< 0.0010	< 0.00043	< 0.00043
Nickel	mg/L	< 0.0021	< 0.0021	< 0.0021	< 0.0021	< 0.00071	< 0.00071	< 0.0021	< 0.0021
Silver	mg/L	< 0.00031	< 0.00031	< 0.00031	< 0.00031	< 0.00044	< 0.00044	< 0.00031	< 0.00031
Vanadium	mg/L	< 0.00075	< 0.00075	< 0.00075	< 0.00075	< 0.0025	< 0.0025	0.0012 J	0.0017 J
Zinc	mg/L	< 0.0085	< 0.0085	< 0.0085	< 0.0085	< 0.0085	< 0.0085	< 0.0085	< 0.0085
Additional Parameters									
Bicarbonate Alkalinity as CaCO3	mg/L	149	153	144	149	NA	185	182	204
Carbonate Alkalinity as CaCO3	mg/L	< 5.0	< 5.0	< 5.0	< 5.0	NA	< 5.0	< 5.0	< 5.0
Total Alkalinity as CaCO3	mg/L	149	153	144	149	NA	185	182	204
Iron	mg/L	< 0.025	< 0.025	0.033 J	< 0.025	NA	< 0.025	0.026 J	0.046
Magnesium	mg/L	17.7	16.5	16.2	17.6	NA	21.2	20.7	23.5
Manganese	mg/L	< 0.011	< 0.011	< 0.011	< 0.011	NA	< 0.011	< 0.011	< 0.011
Potassium	mg/L	0.97	0.75	0.76	0.88	NA	0.99	1.2	1.1
Sodium	mg/L	2.3	2.0	2.0	1.6	NA	1.7	1.8	1.9

Table 7
Groundwater Analytical Data Summary
Background Sampling Events 1-8
Georgia Power Company
Plant Bowen - Landfill Cells 5-8
Bartow County, GA

	Sample Location	GWC-30	GWC-30	GWC-30	GWC-30	GWC-31	GWC-31	GWC-31	GWC-31	GWC-31
	Sample Date	03/01/2024	04/24/2024	06/12/2024	08/27/2024	06/23/2023	08/09/2023	10/11/2023	12/12/2023	03/01/2024
ANALYTE	UNITS									
APPENDIX III										
Boron	mg/L	< 0.012	< 0.012	< 0.012	< 0.012	< 0.0086	< 0.0086	< 0.012	< 0.012	< 0.012
Calcium	mg/L	49.5	45.0	41.0	42.7	28.7	27.9	31.1	34.1	39.5
Chloride	mg/L	3.0	2.9	2.8	2.8	5.3	4.5	4.2	4.5	3.6
Fluoride	mg/L	0.087 J	0.075 J	< 0.050	0.057 J	0.17	0.071 J	< 0.050	< 0.050	0.056 J
pH, Field	SU	NA	NA	NA	7.4	7.31	6.93	7.95	7.63	6.97
Sulfate	mg/L	5.3	4.5	4.2	4.8	1.9	1.1	1.4	1.7	3.3
TDS	mg/L	226	210	197	204	165	171	120	184	206
APPENDIX IV										
Antimony	mg/L	< 0.00054	< 0.00054	< 0.00054	0.0020 J	< 0.0012	< 0.0012	0.0010 J	< 0.00054	< 0.00054
Arsenic	mg/L	< 0.00084	< 0.00084	< 0.00084	0.0030 J	0.0047 J	0.0078	0.0061	0.0051	< 0.00084
Barium	mg/L	0.020	0.017	0.017	0.023	0.048	0.070	0.085	0.078	0.072
Beryllium	mg/L	< 0.000094	< 0.000094	< 0.000094	< 0.000094	< 0.000054	< 0.000054	< 0.000094	< 0.000094	< 0.000094
Cadmium	mg/L	< 0.00010	< 0.00010	< 0.00010	< 0.00010	< 0.00011	< 0.00011	< 0.00010	< 0.00010	< 0.00010
Chromium	mg/L	< 0.0019	< 0.0019	< 0.0019	< 0.0019	< 0.0011	< 0.0011	< 0.0019	< 0.0019	< 0.0019
Cobalt	mg/L	< 0.00032	< 0.00032	< 0.00032	< 0.00032	0.00074 J	0.00076 J	0.00046 J	0.00036 J	0.00066 J
Lead	mg/L	< 0.00016	< 0.00016	< 0.00016	< 0.00016	< 0.00012	< 0.00012	< 0.00016	< 0.00016	< 0.00016
Lithium	mg/L	< 0.0016	< 0.0016	< 0.0016	< 0.0016	0.0039 J	0.0037 J	0.0035 J	0.0025 J	< 0.0016
Mercury	mg/L	< 0.00013	< 0.00013	< 0.00013	0.00015 J	< 0.00013	< 0.00013	< 0.00013	< 0.00013	< 0.00013
Molybdenum	mg/L	0.034	0.024	0.020	0.031	0.016	0.018	0.017	0.015	0.010
Combined Radium 226 + 228	pCi/L	0.460 U	0.968 U	0.444 U	0.471 U	0.846 U	0.508 U	0.245 U	0.485 U	0.838 U
Selenium	mg/L	< 0.00096	< 0.00096	< 0.00096	< 0.00096	< 0.0014	< 0.0014	< 0.00096	< 0.00096	< 0.00096
Thallium	mg/L	< 0.00038	< 0.00038	< 0.00038	< 0.00038	< 0.00018	< 0.00018	< 0.00038	< 0.00038	< 0.00038
Fluoride	mg/L	0.087 J	0.075 J	< 0.050	0.057 J	0.17	0.071 J	< 0.050	< 0.050	0.056 J
APPENDIX I, II										
Copper	mg/L	< 0.00043	< 0.00043	< 0.00043	< 0.00043	< 0.0010	< 0.0010	< 0.00043	< 0.00043	< 0.00043
Nickel	mg/L	< 0.0021	< 0.0021	< 0.0021	< 0.0021	< 0.00071	< 0.00071	< 0.0021	< 0.0021	< 0.0021
Silver	mg/L	< 0.00031	< 0.00031	< 0.00031	< 0.00031	< 0.00044	< 0.00044	< 0.00031	< 0.00031	< 0.00031
Vanadium	mg/L	< 0.00075	< 0.00075	< 0.00075	< 0.00075	< 0.0025	< 0.0025	< 0.00075	< 0.00075	< 0.00075
Zinc	mg/L	< 0.0085	< 0.0085	< 0.0085	< 0.0085	< 0.0085	< 0.0085	< 0.0085	< 0.0085	< 0.0085
Additional Parameters										
Bicarbonate Alkalinity as CaCO3	mg/L	224	215	190	217	NA	182	188	189	214
Carbonate Alkalinity as CaCO3	mg/L	< 5.0	< 5.0	< 5.0	< 5.0	NA	< 5.0	< 5.0	< 5.0	< 5.0
Total Alkalinity as CaCO3	mg/L	224	215	190	217	NA	182	188	189	214
Iron	mg/L	0.029 J	< 0.025	< 0.025	< 0.025	NA	0.80	0.97	0.90	0.75
Magnesium	mg/L	25.1	23.3	21.7	22.1	NA	24.2	24.4	26.1	25.5
Manganese	mg/L	< 0.011	< 0.011	< 0.011	< 0.011	NA	0.42	0.30	0.24	0.21
Potassium	mg/L	1.3	0.97	0.87	1.2	NA	1.1	1.2	1.0	0.97
Sodium	mg/L	2.1	1.8	1.6	1.6	NA	2.2	2.1	1.9	2.0

Table 7
Groundwater Analytical Data Summary
Background Sampling Events 1-8
Georgia Power Company
Plant Bowen - Landfill Cells 5-8
Bartow County, GA

	Sample Location	GWC-31	GWC-31	GWC-31	GWC-31R	GWC-31R	GWC-31R	GWC-31R	GWC-31R	GWC-31R
	Sample Date	04/23/2024	06/12/2024	08/26/2024	06/23/2023	08/09/2023	10/11/2023	12/12/2023	03/04/2024	04/23/2024
ANALYTE	**UNITS**									
APPENDIX III										
Boron	mg/L	< 0.012	< 0.012	< 0.012	< 0.0086	< 0.0086	< 0.012	< 0.012	< 0.012	< 0.012
Calcium	mg/L	38.4	37.5	38.4	35.9	36.2	37.2	35.8	39.5	35.6
Chloride	mg/L	3.7	3.8	4.0	3.7	3.2	3.1	3.5	3.3	3.2
Fluoride	mg/L	0.085 J	< 0.050	0.088 J	0.059 J	0.050 J	< 0.050	< 0.050	< 0.050	< 0.050
pH, Field	SU	NA	NA	6.94	7.1	7.08	7.57	7.28	7.43	NA
Sulfate	mg/L	3.2	3.3	3.5	2.0	1.6	1.8	1.6	1.3	1.3
TDS	mg/L	200	210	195	178	170	200	172	180	167
APPENDIX IV										
Antimony	mg/L	< 0.00054	< 0.00054	< 0.00054	< 0.0012	< 0.0012	< 0.00054	< 0.00054	< 0.00054	< 0.00054
Arsenic	mg/L	0.0023 J	0.0021 J	0.0020 J	< 0.0037	< 0.0037	0.0010 J	0.00099 J	< 0.00084	< 0.00084
Barium	mg/L	0.062	0.059	0.060	0.019	0.025	0.021	0.018	0.027	0.020
Beryllium	mg/L	< 0.000094	< 0.000094	< 0.000094	< 0.000054	< 0.000054	< 0.000094	< 0.000094	< 0.000094	< 0.000094
Cadmium	mg/L	< 0.00010	< 0.00010	< 0.00010	< 0.00011	< 0.00011	< 0.00010	< 0.00010	< 0.00010	< 0.00010
Chromium	mg/L	< 0.0019	< 0.0019	< 0.0019	< 0.0011	< 0.0011	< 0.0019	< 0.0019	< 0.0019	< 0.0019
Cobalt	mg/L	0.00061 J	0.00041 J	0.00034 J	< 0.00039	< 0.00039	< 0.00032	< 0.00032	< 0.00032	< 0.00032
Lead	mg/L	< 0.00016	< 0.00016	< 0.00016	< 0.00012	< 0.00012	< 0.00016	< 0.00016	< 0.00016	< 0.00016
Lithium	mg/L	< 0.0016	< 0.0016	< 0.0016	< 0.00073	< 0.00073	< 0.0016	< 0.0016	< 0.0016	< 0.0016
Mercury	mg/L	< 0.00013	< 0.00013	< 0.00013	< 0.00013	< 0.00013	< 0.00013	< 0.00013	< 0.00013	< 0.00013
Molybdenum	mg/L	0.0097 J	0.011	0.011	0.0026 J	0.0024 J	0.0020 J	0.0016 J	0.0017 J	0.0012 J
Combined Radium 226 + 228	pCi/L	0.630 U	0.483 U	0.467 U	0.275 U	0.368 U	0.638 U	0.238 U	0.433 U	0.498 U
Selenium	mg/L	< 0.00096	< 0.00096	< 0.00096	< 0.0014	< 0.0014	< 0.00096	< 0.00096	< 0.00096	< 0.00096
Thallium	mg/L	< 0.00038	< 0.00038	< 0.00038	< 0.00018	< 0.00018	< 0.00038	< 0.00038	< 0.00038	< 0.00038
Fluoride	mg/L	0.085 J	< 0.050	0.088 J	0.059 J	0.050 J	< 0.050	< 0.050	< 0.050	< 0.050
APPENDIX I, II										
Copper	mg/L	< 0.00043	< 0.00043	< 0.00043	< 0.0010	< 0.0010	< 0.00043	< 0.00043	< 0.00043	< 0.00043
Nickel	mg/L	< 0.0021	< 0.0021	< 0.0021	< 0.00071	< 0.00071	< 0.0021	< 0.0021	< 0.0021	< 0.0021
Silver	mg/L	< 0.00031	< 0.00031	< 0.00031	< 0.00044	< 0.00044	< 0.00031	< 0.00031	< 0.00031	< 0.00031
Vanadium	mg/L	< 0.00075	< 0.00075	< 0.00075	< 0.0025	< 0.0025	0.00089 J	< 0.00075	< 0.00075	< 0.00075
Zinc	mg/L	< 0.0085	< 0.0085	< 0.0085	< 0.0085	< 0.0085	< 0.0085	< 0.0085	< 0.0085	< 0.0085
Additional Parameters										
Bicarbonate Alkalinity as CaCO3	mg/L	216	203	205	NA	179	176	170	178	178
Carbonate Alkalinity as CaCO3	mg/L	< 5.0	< 5.0	< 5.0	NA	< 5.0	< 5.0	< 5.0	< 5.0	< 5.0
Total Alkalinity as CaCO3	mg/L	216	203	205	NA	179	176	170	178	178
Iron	mg/L	0.60	0.57	0.65	NA	0.051	0.16	0.059	0.046	0.028 J
Magnesium	mg/L	24.5	25.1	25.3	NA	21.1	20.4	20.0	20.6	19.4
Manganese	mg/L	0.16	0.18	0.17	NA	0.013 J	0.022 J	< 0.011	< 0.011	< 0.011
Potassium	mg/L	1.0	0.95	0.87	NA	0.68	0.71	0.66	0.92	0.68
Sodium	mg/L	1.8	1.8	1.7	NA	2.4	1.8	1.6	2.3	1.8

Table 7
Groundwater Analytical Data Summary
Background Sampling Events 1-8
Georgia Power Company
Plant Bowen - Landfill Cells 5-8
Bartow County, GA

	Sample Location	GWC-31R	GWC-31R	GWC-32	GWC-32	GWC-32	GWC-32	GWC-32	GWC-32	GWC-32
	Sample Date	06/11/2024	08/26/2024	06/26/2023	08/09/2023	10/13/2023	12/13/2023	02/29/2024	04/24/2024	06/12/2024
ANALYTE	UNITS									
APPENDIX III										
Boron	mg/L	< 0.012	< 0.012	< 0.0086	< 0.0086	< 0.012	< 0.012	< 0.012	< 0.012	< 0.012
Calcium	mg/L	35.0	36.9	41.2	49.0	47.3	56.0	50.9	51.7	45.3
Chloride	mg/L	3.2	3.3	4.4	4.2	4.3	4.8	4.0	3.8	3.9
Fluoride	mg/L	< 0.050	0.055 J	0.075 J	0.061 J	< 0.050	< 0.050	< 0.050	< 0.050	< 0.050
pH, Field	SU	NA	7.03	6.86	6.85	7.22	6.65	6.91	NA	NA
Sulfate	mg/L	1.7	1.9	6.4	4.5	2.6	1.4	1.3	1.5	2.0
TDS	mg/L	173	178	228	223	238	252	228	231	215
APPENDIX IV										
Antimony	mg/L	< 0.00054	0.00056 J	< 0.0012	< 0.0012	< 0.00054	< 0.00054	< 0.00054	< 0.00054	< 0.00054
Arsenic	mg/L	< 0.00084	< 0.00084	< 0.0037	< 0.0037	0.0042 J	0.0069	0.0040 J	0.0047 J	0.0038 J
Barium	mg/L	0.019	0.018	0.016	0.020	0.027	0.032	0.038	0.030	0.033
Beryllium	mg/L	< 0.000094	< 0.000094	< 0.000054	< 0.000054	< 0.000094	< 0.000094	< 0.000094	< 0.000094	< 0.000094
Cadmium	mg/L	< 0.00010	< 0.00010	< 0.00011	< 0.00011	< 0.00010	< 0.00010	< 0.00010	< 0.00010	< 0.00010
Chromium	mg/L	< 0.0019	< 0.0019	< 0.0011	< 0.0011	< 0.0019	< 0.0019	< 0.0019	< 0.0019	< 0.0019
Cobalt	mg/L	< 0.00032	< 0.00032	0.00043 J	0.00060 J	0.00070 J	0.00071 J	0.00069 J	0.00044 J	0.00046 J
Lead	mg/L	< 0.00016	< 0.00016	< 0.00012	< 0.00012	< 0.00016	< 0.00016	< 0.00016	< 0.00016	< 0.00016
Lithium	mg/L	< 0.0016	< 0.0016	0.0055 J	0.013 J	0.019 J	0.026 J	0.038	0.011 J	0.029 J
Mercury	mg/L	< 0.00013	< 0.00013	< 0.00013	< 0.00013	< 0.00013	< 0.00013	< 0.00013	< 0.00013	< 0.00013
Molybdenum	mg/L	0.0012 J	0.0014 J	0.019	0.021	0.022	0.025	0.021	0.018	0.018
Combined Radium 226 + 228	pCi/L	0.569 U	0.431 U	0.694 U	0.777 U	0.278 U	0.933	0.631 U	0.683 U	0.171 U
Selenium	mg/L	< 0.00096	< 0.00096	< 0.0014	< 0.0014	< 0.00096	< 0.00096	< 0.00096	< 0.00096	< 0.00096
Thallium	mg/L	< 0.00038	< 0.00038	< 0.00018	< 0.00018	< 0.00038	< 0.00038	< 0.00038	< 0.00038	< 0.00038
Fluoride	mg/L	< 0.050	0.055 J	0.075 J	0.061 J	< 0.050	< 0.050	< 0.050	< 0.050	< 0.050
APPENDIX I, II										
Copper	mg/L	< 0.00043	< 0.00043	< 0.0010	< 0.0010	< 0.00043	< 0.00043	< 0.00043	< 0.00043	< 0.00043
Nickel	mg/L	< 0.0021	< 0.0021	< 0.00071	< 0.00071	< 0.0021	< 0.0021	< 0.0021	< 0.0021	< 0.0021
Silver	mg/L	< 0.00031	< 0.00031	< 0.00044	< 0.00044	< 0.00031	< 0.00031	< 0.00031	< 0.00031	< 0.00031
Vanadium	mg/L	< 0.00075	< 0.00075	< 0.0025	< 0.0025	< 0.00075	< 0.00075	< 0.00075	< 0.00075	< 0.00075
Zinc	mg/L	< 0.0085	< 0.0085	< 0.0085	< 0.0085	< 0.0085	< 0.0085	0.045	< 0.0085	< 0.0085
Additional Parameters										
Bicarbonate Alkalinity as CaCO3	mg/L	172	170	NA	240	234	240	249	244	227
Carbonate Alkalinity as CaCO3	mg/L	< 5.0	< 5.0	NA	< 5.0	< 5.0	< 5.0	< 5.0	< 5.0	< 5.0
Total Alkalinity as CaCO3	mg/L	172	170	NA	240	234	240	249	244	227
Iron	mg/L	0.039 J	0.037 J	NA	1.0	2.0	3.8	3.2	2.7	2.0
Magnesium	mg/L	19.6	19.8	NA	26.0	23.8	27.6	25.3	24.5	22.6
Manganese	mg/L	< 0.011	< 0.011	NA	0.19	0.16	0.20	0.18	0.12	0.098
Potassium	mg/L	0.74	0.67	NA	1.3	1.3	1.4	1.1	1.2	1.0
Sodium	mg/L	1.9	1.7	NA	3.2	3.1	3.5	2.6	2.6	2.3

Table 7
Groundwater Analytical Data Summary
Background Sampling Events 1-8
Georgia Power Company
Plant Bowen - Landfill Cells 5-8
Bartow County, GA

	Sample Location	GWC-32	GWC-33R	GWC-33R	GWC-33R	GWC-33R	GWC-33R	GWC-33R	GWC-33R	GWC-33R
	Sample Date	08/27/2024	06/21/2023	08/08/2023	10/11/2023	12/13/2023	03/04/2024	04/23/2024	06/13/2024	08/27/2024
ANALYTE	UNITS									
APPENDIX III										
Boron	mg/L	< 0.012	< 0.0086	< 0.0086	< 0.012	< 0.012	< 0.012	< 0.012	< 0.012	< 0.012
Calcium	mg/L	47.2	30.5	28.6	29.3	29.0	31.8	30.7	29.7	28.6
Chloride	mg/L	3.6	3.2	3.0	2.8	3.5	2.7	2.7	2.8	2.7
Fluoride	mg/L	0.063 J	0.054 J	0.055 J	< 0.050	< 0.050	< 0.050	< 0.050	< 0.050	< 0.050
pH, Field	SU	6.53	7.55	7.4	7.5	7.59	7.6	NA	NA	7.78
Sulfate	mg/L	2.6	1.9	1.0	1.2	2.8	0.74 J	0.71 J	1.0	0.85 J
TDS	mg/L	223	130	136	144	139	136	135	129	140
APPENDIX IV										
Antimony	mg/L	< 0.00054	0.0013 J	< 0.0012	< 0.00054	< 0.00054	< 0.00054	0.00082 J	< 0.00054	< 0.00054
Arsenic	mg/L	0.0051	< 0.0037	< 0.0037	0.0010 J	0.0010 J	< 0.00084	< 0.00084	< 0.00084	0.0027 J
Barium	mg/L	0.036	0.0019 J	0.0013 J	0.0013 J	0.0014 J	0.0015 J	0.0014 J	0.0014 J	0.0014 J
Beryllium	mg/L	< 0.000094	< 0.000054	< 0.000054	< 0.000094	< 0.000094	< 0.000094	< 0.000094	< 0.000094	< 0.000094
Cadmium	mg/L	< 0.00010	< 0.00011	< 0.00011	< 0.00010	< 0.00010	< 0.00010	< 0.00010	< 0.00010	< 0.00010
Chromium	mg/L	< 0.0019	< 0.0011	< 0.0011	< 0.0019	< 0.0019	< 0.0019	< 0.0019	< 0.0019	< 0.0019
Cobalt	mg/L	0.00046 J	< 0.00039	< 0.00039	< 0.00032	< 0.00032	< 0.00032	< 0.00032	< 0.00032	< 0.00032
Lead	mg/L	< 0.00016	0.00013 J	< 0.00012	< 0.00016	< 0.00016	< 0.00016	< 0.00016	< 0.00016	< 0.00016
Lithium	mg/L	0.024 J	< 0.00073	< 0.00073	< 0.0016	< 0.0016	< 0.0016	< 0.0016	< 0.0016	< 0.0016
Mercury	mg/L	< 0.00013	< 0.00013	< 0.00013	< 0.00013	< 0.00013	< 0.00013	< 0.00013	< 0.00013	< 0.00013
Molybdenum	mg/L	0.017	0.0015 J	0.00078 J	0.00063 J	0.00066 J	0.00066 J	< 0.00062	< 0.00062	0.00083 J
Combined Radium 226 + 228	pCi/L	0.864 U	0.621 U	1.65	0.228 U	0.193 U	0.00662 U	0.666 U	0.349 U	0.436 U
Selenium	mg/L	< 0.00096	< 0.0014	< 0.0014	< 0.00096	< 0.00096	< 0.00096	< 0.00096	< 0.00096	0.00099 J
Thallium	mg/L	< 0.00038	< 0.00018	< 0.00018	< 0.00038	< 0.00038	< 0.00038	< 0.00038	< 0.00038	< 0.00038
Fluoride	mg/L	0.063 J	0.054 J	0.055 J	< 0.050	< 0.050	< 0.050	< 0.050	< 0.050	< 0.050
APPENDIX I, II										
Copper	mg/L	< 0.00043	< 0.0010	< 0.0010	< 0.00043	< 0.00043	< 0.00043	< 0.00043	< 0.00043	< 0.00043
Nickel	mg/L	< 0.0021	< 0.00071	< 0.00071	< 0.0021	< 0.0021	< 0.0021	< 0.0021	< 0.0021	< 0.0021
Silver	mg/L	< 0.00031	< 0.00044	< 0.00044	< 0.00031	< 0.00031	< 0.00031	< 0.00031	< 0.00031	< 0.00031
Vanadium	mg/L	< 0.00075	< 0.0025	< 0.0025	0.00091 J	0.00080 J	< 0.00075	< 0.00075	< 0.00075	< 0.00075
Zinc	mg/L	< 0.0085	< 0.0085	< 0.0085	< 0.0085	< 0.0085	< 0.0085	< 0.0085	< 0.0085	< 0.0085
Additional Parameters										
Bicarbonate Alkalinity as CaCO3	mg/L	233	NA	136	131	126	128	130	129	141
Carbonate Alkalinity as CaCO3	mg/L	< 5.0	NA	< 5.0	< 5.0	< 5.0	< 5.0	< 5.0	< 5.0	< 5.0
Total Alkalinity as CaCO3	mg/L	233	NA	136	131	126	128	130	129	141
Iron	mg/L	2.2	NA	0.029 J	0.18	< 0.025	< 0.025	< 0.025	< 0.025	< 0.025
Magnesium	mg/L	22.5	NA	12.6	12.3	12.4	13.7	12.8	12.8	12.2
Manganese	mg/L	0.11	NA	< 0.011	< 0.011	< 0.011	< 0.011	< 0.011	< 0.011	< 0.011
Potassium	mg/L	1.2	NA	0.33 J	0.44 J	0.32 J	0.37 J	0.28 J	0.29 J	0.37 J
Sodium	mg/L	2.4	NA	2.1	2.1	3.5	2.0	2.1	2.0	2.1

Table 7
Groundwater Analytical Data Summary
Background Sampling Events 1-8
Georgia Power Company
Plant Bowen - Landfill Cells 5-8
Bartow County, GA

	Sample Location	GWC-34	GWC-34	GWC-34	GWC-34	GWC-34	GWC-34	GWC-34	GWC-34	GWC-34R
	Sample Date	06/21/2023	08/07/2023	10/10/2023	12/13/2023	02/29/2024	04/24/2024	06/13/2024	08/28/2024	06/21/2023
ANALYTE	UNITS									
APPENDIX III										
Boron	mg/L	< 0.0086	< 0.0086	< 0.012	< 0.012	< 0.012	< 0.012	< 0.012	< 0.012	< 0.0086
Calcium	mg/L	18.6	17.8	20.0	23.5	21.1	19.6	19.7	17.5	43.7
Chloride	mg/L	4.8	4.7	4.8	5.4	5.1	5.1	5.1	5.0	5.0
Fluoride	mg/L	< 0.050	< 0.050	< 0.050	< 0.050	< 0.050	< 0.050	< 0.050	< 0.050	< 0.050
pH, Field	SU	6.02	6.07	6.62	6.71	6.08	NA	NA	6.33	6.58
Sulfate	mg/L	0.89 J	0.68 J	0.99 J	0.83 J	0.77 J	0.72 J	1.0	0.73 J	1.0
TDS	mg/L	117	86.0	134	136	100	109	202	104	200
APPENDIX IV										
Antimony	mg/L	< 0.0012	< 0.0012	< 0.00054	< 0.00054	< 0.00054	< 0.00054	< 0.00054	0.00073 J	< 0.0012
Arsenic	mg/L	< 0.0037	< 0.0037	0.0012 J	0.0017 J	< 0.00084	< 0.00084	< 0.00084	0.0019 J	< 0.0037
Barium	mg/L	0.023	0.025	0.031	0.029	0.029	0.029	0.029	0.035	0.016
Beryllium	mg/L	< 0.000054	0.000056 J	< 0.000094	< 0.000094	< 0.000094	< 0.000094	< 0.000094	< 0.000094	< 0.000054
Cadmium	mg/L	< 0.00011	< 0.00011	< 0.00010	< 0.00010	0.00017 J	0.00037 J	0.00032 J	0.00060	< 0.00011
Chromium	mg/L	< 0.0011	< 0.0011	< 0.0019	< 0.0019	< 0.0019	< 0.0019	< 0.0019	< 0.0019	< 0.0011
Cobalt	mg/L	0.013	0.013	0.014	0.014	0.014	0.014	0.014	0.016	0.0022 J
Lead	mg/L	< 0.00012	< 0.00012	< 0.00016	< 0.00016	< 0.00016	< 0.00016	< 0.00016	< 0.00016	< 0.00012
Lithium	mg/L	0.0021 J	0.0023 J	0.0022 J	0.0020 J	0.0019 J	0.0021 J	0.0018 J	0.0023 J	0.0012 J
Mercury	mg/L	< 0.00013	< 0.00013	< 0.00013	< 0.00013	< 0.00013	< 0.00013	< 0.00013	< 0.00013	< 0.00013
Molybdenum	mg/L	< 0.00074	< 0.00074	< 0.00062	< 0.00062	< 0.00062	< 0.00062	< 0.00062	0.00097 J	< 0.00074
Combined Radium 226 + 228	pCi/L	2.12	1.14	1.37	1.46	1.04	0.612 U	0.778 U	1.25	0.700 U
Selenium	mg/L	< 0.0014	< 0.0014	< 0.00096	< 0.00096	< 0.00096	< 0.00096	< 0.00096	< 0.00096	< 0.0014
Thallium	mg/L	< 0.00018	< 0.00018	< 0.00038	< 0.00038	< 0.00038	< 0.00038	< 0.00038	< 0.00038	< 0.00018
Fluoride	mg/L	< 0.050	< 0.050	< 0.050	< 0.050	< 0.050	< 0.050	< 0.050	< 0.050	< 0.050
APPENDIX I, II										
Copper	mg/L	< 0.0010	< 0.0010	< 0.00043	< 0.00043	< 0.00043	< 0.00043	< 0.00043	< 0.00043	< 0.0010
Nickel	mg/L	0.0067	0.0070	0.0074	0.0064	0.0078	0.0085	0.0084	0.0099	0.0012 J
Silver	mg/L	< 0.00044	< 0.00044	< 0.00031	< 0.00031	< 0.00031	< 0.00031	< 0.00031	< 0.00031	< 0.00044
Vanadium	mg/L	< 0.0025	< 0.0025	< 0.00075	< 0.00075	< 0.00075	< 0.00075	< 0.00075	< 0.00075	< 0.0025
Zinc	mg/L	0.0092 J	< 0.0085	< 0.0085	< 0.0085	0.020	0.020	0.017 J	0.032	< 0.0085
Additional Parameters										
Bicarbonate Alkalinity as CaCO3	mg/L	NA	91.8	103	123	104	101	99.4	93.8	NA
Carbonate Alkalinity as CaCO3	mg/L	NA	< 5.0	< 5.0	< 5.0	< 5.0	< 5.0	< 5.0	< 5.0	NA
Total Alkalinity as CaCO3	mg/L	NA	91.8	103	123	104	101	99.4	93.8	NA
Iron	mg/L	NA	7.7	7.8	7.2	7.7	7.5	7.3	8.2	NA
Magnesium	mg/L	NA	9.8	10.2	13.1	11.8	10.8	11.1	9.6	NA
Manganese	mg/L	NA	0.31	0.30	0.29	0.30	0.28	0.30	0.32	NA
Potassium	mg/L	NA	0.66	0.74	0.61	0.54	0.57	0.62	0.74	NA
Sodium	mg/L	NA	3.9	3.7	3.0	2.7	2.3	2.5	2.7	NA

Table 7
Groundwater Analytical Data Summary
Background Sampling Events 1-8
Georgia Power Company
Plant Bowen - Landfill Cells 5-8
Bartow County, GA

	Sample Location	GWC-34R	GWC-34R	GWC-34R	GWC-34R	GWC-34R	GWC-34R	GWC-34R	GWC-35	GWC-35
	Sample Date	08/07/2023	10/10/2023	12/13/2023	02/29/2024	04/24/2024	06/13/2024	08/28/2024	06/28/2023	08/10/2023
ANALYTE	**UNITS**									
APPENDIX III										
Boron	mg/L	< 0.0086	< 0.012	< 0.012	< 0.012	< 0.012	< 0.012	< 0.012	0.010 J	0.017 J
Calcium	mg/L	36.1	40.0	40.7	42.7	41.5	40.8	38.3	50.7	45.5
Chloride	mg/L	4.7	5.0	5.4	4.8	4.6	4.5	4.7	3.9	4.0
Fluoride	mg/L	< 0.050	< 0.050	< 0.050	< 0.050	< 0.050	< 0.050	< 0.050	< 0.050	< 0.050
pH, Field	SU	6.45	7.06	7.04	6.67	NA	NA	7.01	7.4	7.34
Sulfate	mg/L	1.0	1.6	2.0	2.2	2.3	2.8	2.0	5.1	5.4
TDS	mg/L	182	261	195	194	240	231	196	249	237
APPENDIX IV										
Antimony	mg/L	< 0.0012	< 0.00054	< 0.00054	< 0.00054	< 0.00054	< 0.00054	< 0.00054	< 0.0012	< 0.0012
Arsenic	mg/L	< 0.0037	0.00087 J	0.00094 J	< 0.00084	< 0.00084	< 0.00084	0.0017 J	< 0.0037	< 0.0037
Barium	mg/L	0.016	0.019	0.018	0.018	0.017	0.017	0.019	0.019	0.021
Beryllium	mg/L	< 0.000054	< 0.000094	< 0.000094	< 0.000094	< 0.000094	< 0.000094	< 0.000094	< 0.000054	< 0.000054
Cadmium	mg/L	< 0.00011	< 0.00010	< 0.00010	< 0.00010	< 0.00010	< 0.00010	< 0.00010	< 0.00011	< 0.00011
Chromium	mg/L	< 0.0011	< 0.0019	< 0.0019	< 0.0019	< 0.0019	< 0.0019	< 0.0019	< 0.0011	< 0.0011
Cobalt	mg/L	0.0023 J	0.0027 J	0.0025 J	0.0025 J	0.0027 J	0.0025 J	0.0027 J	< 0.00039	< 0.00039
Lead	mg/L	< 0.00012	< 0.00016	< 0.00016	< 0.00016	< 0.00016	< 0.00016	< 0.00016	< 0.00012	< 0.00012
Lithium	mg/L	0.0010 J	< 0.0016	< 0.0016	< 0.0016	< 0.0016	< 0.0016	< 0.0016	< 0.00073	< 0.00073
Mercury	mg/L	< 0.00013	< 0.00013	< 0.00013	< 0.00013	< 0.00013	< 0.00013	< 0.00013	< 0.00013	< 0.00013
Molybdenum	mg/L	< 0.00074	< 0.00062	< 0.00062	< 0.00062	< 0.00062	< 0.00062	< 0.00062	0.0014 J	0.0015 J
Combined Radium 226 + 228	pCi/L	1.25	0.740 U	0.675 U	0.336 U	0.758 U	0.440 U	0.445 U	0.829 U	1.39
Selenium	mg/L	< 0.0014	< 0.00096	< 0.00096	< 0.00096	< 0.00096	< 0.00096	< 0.00096	< 0.0014	< 0.0014
Thallium	mg/L	< 0.00018	< 0.00038	< 0.00038	< 0.00038	< 0.00038	< 0.00038	< 0.00038	< 0.00018	< 0.00018
Fluoride	mg/L	< 0.050	< 0.050	< 0.050	< 0.050	< 0.050	< 0.050	< 0.050	< 0.050	< 0.050
APPENDIX I, II										
Copper	mg/L	< 0.0010	0.00062 J	< 0.00043	< 0.00043	< 0.00043	< 0.00043	< 0.00043	< 0.0010	< 0.0010
Nickel	mg/L	0.0013 J	< 0.0021	0.0021 J	< 0.0021	< 0.0021	< 0.0021	< 0.0021	< 0.00071	< 0.00071
Silver	mg/L	< 0.00044	< 0.00031	< 0.00031	< 0.00031	< 0.00031	< 0.00031	< 0.00031	< 0.00044	< 0.00044
Vanadium	mg/L	< 0.0025	< 0.00075	< 0.00075	< 0.00075	< 0.00075	< 0.00075	< 0.00075	< 0.0025	< 0.0025
Zinc	mg/L	< 0.0085	< 0.0085	< 0.0085	< 0.0085	< 0.0085	< 0.0085	< 0.0085	< 0.0085	< 0.0085
Additional Parameters										
Bicarbonate Alkalinity as CaCO3	mg/L	202	197	204	225	202	203	215	NA	258
Carbonate Alkalinity as CaCO3	mg/L	< 5.0	< 5.0	< 5.0	< 5.0	< 5.0	< 5.0	< 5.0	NA	< 5.0
Total Alkalinity as CaCO3	mg/L	202	197	204	225	202	203	215	NA	258
Iron	mg/L	0.81	0.84	0.68	0.73	0.67	0.55	0.51	NA	< 0.025
Magnesium	mg/L	21.6	22.7	23.9	24.6	23.7	24.0	22.3	NA	29.9
Manganese	mg/L	0.43	0.51	0.49	0.48	0.45	0.44	0.45	NA	0.024 J
Potassium	mg/L	0.56	0.79	0.62	0.49 J	0.64	0.56	0.53	NA	1.8
Sodium	mg/L	2.1	2.2	2.0	2.0	1.9	2.0	1.9	NA	2.4

Table 7
Groundwater Analytical Data Summary
Background Sampling Events 1-8
Georgia Power Company
Plant Bowen - Landfill Cells 5-8
Bartow County, GA

	Sample Location	GWC-35	GWC-35	GWC-35	GWC-35	GWC-35	GWC-35	GWC-57	GWC-57	GWC-57
	Sample Date	10/11/2023	12/13/2023	02/29/2024	04/24/2024	06/13/2024	08/27/2024	06/21/2023	08/08/2023	10/10/2023
ANALYTE	UNITS									
APPENDIX III										
Boron	mg/L	< 0.012	< 0.012	< 0.012	< 0.012	< 0.012	< 0.012	< 0.0086	< 0.0086	< 0.012
Calcium	mg/L	44.8	43.8	52.1	49.2	49.6	46.3	37.1	32.7	33.1
Chloride	mg/L	4.6	5.6	4.7	3.8	3.9	5.9	3.9	3.6	3.4
Fluoride	mg/L	0.055 J	0.066 J	0.057 J	< 0.050	< 0.050	< 0.050	0.063 J	0.071 J	< 0.050
pH, Field	SU	7.67	7.38	7.27	NA	NA	7.56	7.55	7.34	7.54
Sulfate	mg/L	5.8	8.6	7.1	6.8	7.8	6.8	1.9	1.1	1.5
TDS	mg/L	224	238	240	251	249	254	170	178	166
APPENDIX IV										
Antimony	mg/L	< 0.00054	< 0.00054	< 0.00054	< 0.00054	< 0.00054	< 0.00054	< 0.0012	< 0.0012	< 0.00054
Arsenic	mg/L	0.00095 J	0.0010 J	< 0.00084	< 0.00084	< 0.00084	0.0031 J	< 0.0037	< 0.0037	0.0012 J
Barium	mg/L	0.020	0.022	0.023	0.022	0.021	0.024	0.014	0.017	0.014
Beryllium	mg/L	0.00023 J	< 0.000094	< 0.000094	< 0.000094	< 0.000094	< 0.000094	< 0.000054	< 0.000054	< 0.000094
Cadmium	mg/L	0.00021 J	< 0.00010	< 0.00010	< 0.00010	< 0.00010	< 0.00010	< 0.00011	< 0.00011	< 0.00010
Chromium	mg/L	< 0.0019	< 0.0019	< 0.0019	< 0.0019	< 0.0019	< 0.0019	< 0.0011	< 0.0011	< 0.0019
Cobalt	mg/L	0.00032 J	< 0.00032	< 0.00032	< 0.00032	< 0.00032	< 0.00032	0.0012 J	0.0012 J	0.0012 J
Lead	mg/L	0.00019 J	< 0.00016	< 0.00016	< 0.00016	< 0.00016	< 0.00016	< 0.00012	< 0.00012	< 0.00016
Lithium	mg/L	< 0.0016	< 0.0016	< 0.0016	< 0.0016	< 0.0016	< 0.0016	< 0.00073	< 0.00073	< 0.0016
Mercury	mg/L	< 0.00013	< 0.00013	< 0.00013	< 0.00013	< 0.00013	< 0.00013	< 0.00013	< 0.00013	< 0.00013
Molybdenum	mg/L	0.0019 J	0.0013 J	0.00088 J	0.00067 J	0.00073 J	0.00087 J	0.0014 J	0.0011 J	0.00073 J
Combined Radium 226 + 228	pCi/L	0.290 U	0.890 U	0.621 U	0.602 U	0.573 U	0.658 U	0.856 U	0.670 U	1.10 U
Selenium	mg/L	< 0.00096	< 0.00096	< 0.00096	< 0.00096	< 0.00096	< 0.00096	< 0.0014	< 0.0014	< 0.00096
Thallium	mg/L	< 0.00038	< 0.00038	< 0.00038	< 0.00038	< 0.00038	< 0.00038	< 0.00018	< 0.00018	< 0.00038
Fluoride	mg/L	0.055 J	0.066 J	0.057 J	< 0.050	< 0.050	< 0.050	0.063 J	0.071 J	< 0.050
APPENDIX I, II										
Copper	mg/L	< 0.00043	< 0.00043	< 0.00043	< 0.00043	< 0.00043	< 0.00043	< 0.0010	< 0.0010	< 0.00043
Nickel	mg/L	< 0.0021	< 0.0021	< 0.0021	< 0.0021	< 0.0021	< 0.0021	0.00094 J	< 0.00071	< 0.0021
Silver	mg/L	< 0.00031	< 0.00031	< 0.00031	< 0.00031	< 0.00031	< 0.00031	< 0.00044	< 0.00044	< 0.00031
Vanadium	mg/L	0.0014 J	< 0.00075	< 0.00075	< 0.00075	< 0.00075	< 0.00075	< 0.0025	< 0.0025	< 0.00075
Zinc	mg/L	< 0.0085	< 0.0085	< 0.0085	< 0.0085	< 0.0085	< 0.0085	< 0.0085	< 0.0085	< 0.0085
Additional Parameters										
Bicarbonate Alkalinity as CaCO3	mg/L	216	209	253	256	259	240	NA	177	171
Carbonate Alkalinity as CaCO3	mg/L	< 5.0	< 5.0	< 5.0	< 5.0	< 5.0	< 5.0	NA	< 5.0	< 5.0
Total Alkalinity as CaCO3	mg/L	216	209	253	256	259	240	NA	177	171
Iron	mg/L	< 0.025	0.091	< 0.025	< 0.025	< 0.025	< 0.025	NA	0.17	0.26
Magnesium	mg/L	26.5	24.5	29.0	27.6	27.7	24.3	NA	20.3	19.2
Manganese	mg/L	0.023 J	< 0.011	< 0.011	< 0.011	< 0.011	0.015 J	NA	0.45	0.37
Potassium	mg/L	2.1	1.6	1.6	1.6	2.1	1.6	NA	0.40 J	0.50 J
Sodium	mg/L	3.8	5.1	4.2	3.3	4.4	6.6	NA	2.8	2.4

Table 7
Groundwater Analytical Data Summary
Background Sampling Events 1-8
Georgia Power Company
Plant Bowen - Landfill Cells 5-8
Bartow County, GA

	Sample Location	GWC-57	GWC-57	GWC-57	GWC-57	GWC-57
	Sample Date	12/13/2023	03/04/2024	04/24/2024	06/13/2024	08/27/2024
ANALYTE	**UNITS**					
APPENDIX III						
Boron	mg/L	< 0.012	0.014 J	< 0.012	< 0.012	< 0.012
Calcium	mg/L	32.4	36.7	35.3	35.0	35.3
Chloride	mg/L	3.8	2.8	2.7	2.7	2.7
Fluoride	mg/L	0.068 J	< 0.050	< 0.050	< 0.050	< 0.050
pH, Field	SU	7.53	7.35	NA	NA	7.7
Sulfate	mg/L	1.6	2.4	2.4	2.7	1.9
TDS	mg/L	182	177	181	180	179
APPENDIX IV						
Antimony	mg/L	< 0.00054	< 0.00054	< 0.00054	< 0.00054	0.0019 J
Arsenic	mg/L	0.0019 J	< 0.00084	< 0.00084	< 0.00084	0.0024 J
Barium	mg/L	0.014	0.0054	0.0037 J	0.0038 J	0.0048 J
Beryllium	mg/L	< 0.000094	< 0.000094	< 0.000094	< 0.000094	< 0.000094
Cadmium	mg/L	< 0.00010	< 0.00010	< 0.00010	< 0.00010	< 0.00010
Chromium	mg/L	< 0.0019	< 0.0019	< 0.0019	< 0.0019	< 0.0019
Cobalt	mg/L	0.0012 J	0.00072 J	0.00062 J	0.00082 J	0.00089 J
Lead	mg/L	< 0.00016	0.00021 J	< 0.00016	< 0.00016	< 0.00016
Lithium	mg/L	< 0.0016	< 0.0016	< 0.0016	< 0.0016	< 0.0016
Mercury	mg/L	< 0.00013	< 0.00013	< 0.00013	< 0.00013	< 0.00013
Molybdenum	mg/L	0.00071 J	< 0.00062	< 0.00062	< 0.00062	< 0.00062
Combined Radium 226 + 228	pCi/L	0.307 U	0.181 U	0.278 U	0.252 U	0.221 U
Selenium	mg/L	< 0.00096	< 0.00096	< 0.00096	< 0.00096	< 0.00096
Thallium	mg/L	< 0.00038	< 0.00038	< 0.00038	< 0.00038	< 0.00038
Fluoride	mg/L	0.068 J	< 0.050	< 0.050	< 0.050	< 0.050
APPENDIX I, II						
Copper	mg/L	< 0.00043	0.0018 J	< 0.00043	< 0.00043	< 0.00043
Nickel	mg/L	< 0.0021	< 0.0021	< 0.0021	< 0.0021	< 0.0021
Silver	mg/L	< 0.00031	< 0.00031	< 0.00031	< 0.00031	< 0.00031
Vanadium	mg/L	0.00077 J	< 0.00075	< 0.00075	< 0.00075	< 0.00075
Zinc	mg/L	< 0.0085	< 0.0085	< 0.0085	< 0.0085	< 0.0085
Additional Parameters						
Bicarbonate Alkalinity as CaCO3	mg/L	173	176	176	179	189
Carbonate Alkalinity as CaCO3	mg/L	< 5.0	< 5.0	< 5.0	< 5.0	< 5.0
Total Alkalinity as CaCO3	mg/L	173	176	176	179	189
Iron	mg/L	0.31	0.11	0.085	0.075	0.087
Magnesium	mg/L	19.5	20.6	19.2	19.8	19.6
Manganese	mg/L	0.35	0.16	0.14	0.20	0.28
Potassium	mg/L	0.48 J	0.40 J	0.32 J	0.34 J	0.36 J
Sodium	mg/L	2.4	2.1	2.1	2.3	2.0

Table 8
Statistical Method Summary
Georgia Power Company
Plant Bowen – Landfill Cells 1-10
Bartow County, GA

Statistical Methodology	Data Screening on Proposed Background	Evaluate outliers, trends, and seasonality when sufficient data are available
	Statistical Limits	Interwell statistical limits are applied on a parameter basis, depending on the appropriateness of the method as determined by the Analysis of Variance. Intrawell statistical limits are applied on a parameter basis, depending on the appropriateness of the method.
	Prediction Limits	When data contain between 15-50% non-detects the Kaplan-Meier non-detect adjustment is applied to the background data. This technique adjusts the mean and standard deviation of the historical concentrations to account for concentrations below the reporting limit. Non-parametric means data sets contain greater than 50% non-detects or data are not normally or transformed-normally distributed.
	Management of Non-Detects	When data contain less than 15% non-detects in background, simple substitution of one-half the reporting limit is utilized in the statistical analysis. The reporting limit utilized for non-detects is the practical quantitation limit (PQL) as reported by the laboratory. When data contain between 15-50% non-detects the Kaplan-Meier non-detect adjustment is applied to the background data. This technique adjusts the mean and standard deviation of the historical concentrations to account for concentrations below the reporting limit.
	Confidence Intervals	Used in Assessment and Corrective Action monitoring.
	No Statistical Testing	Statistical testing is not required for parameters containing 100% non-detects (USEPA Unified Guidance, 2009, Chapter 6).
	Verification Resample Plan	Optional 1-of-2 with minimum of 8 samples per well for interwell and intrawell testing.
	Optional	▪ Interwell statistical methods may be used as a second step to determine if an apparent statistically significant increase (SSI) identified by intrawell statistical methods is below sitewide background. ▪ Initial statistical exceedance warrants independent resampling within 90 days. ▪ If resample passes, well/parameter is not a confirmed SSI. ▪ If resample exceeds, well/parameter has a confirmed SSI. ▪ If no resample is collected, the original result is deemed verified.

FIGURES

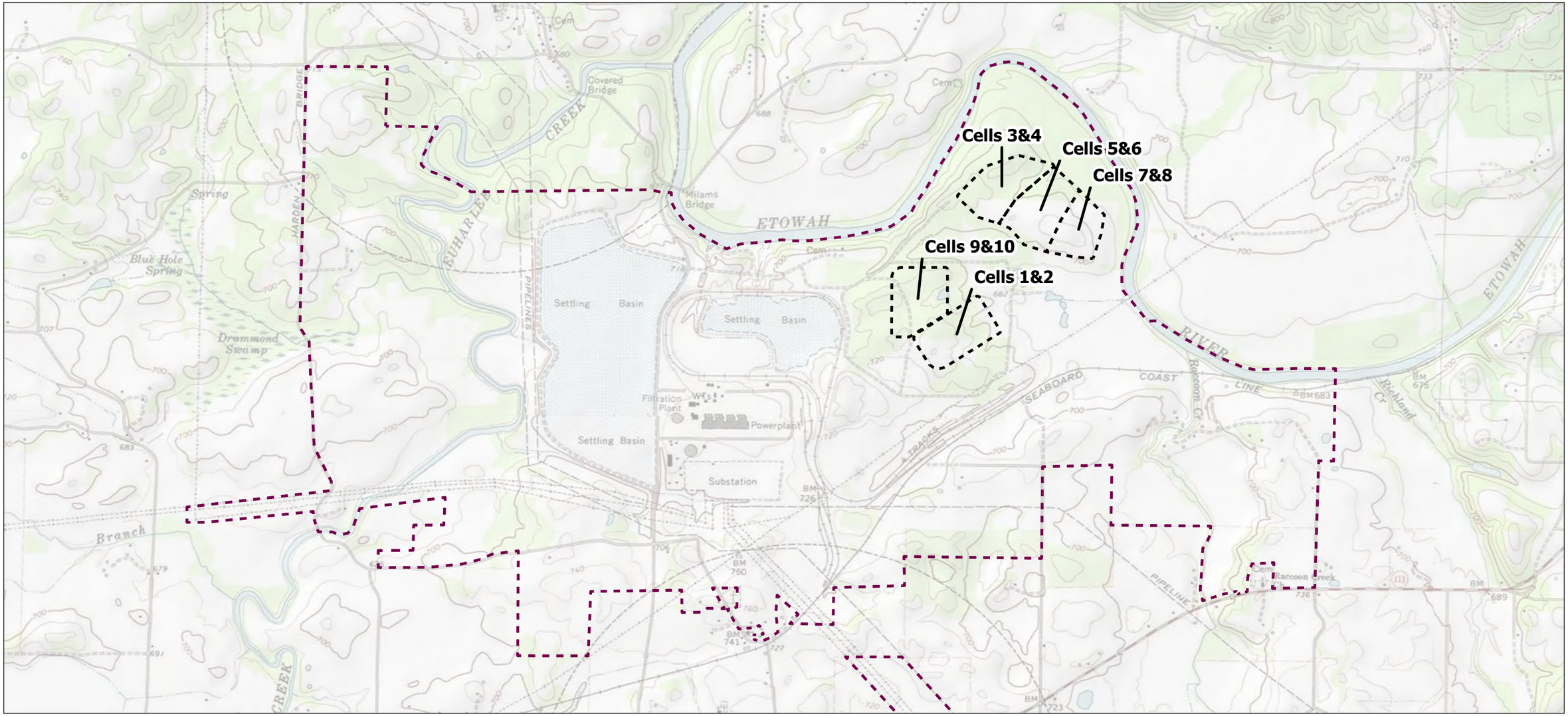



Notes

1. Coordinate System: NAD 1983 StatePlane Georgia West FIPS 1002 Feet
2. Data Sources: Site and Landfill Boundaries provided by Southern Company Services and Wood Environment & Infrastructure Solutions
3. Background: Copyright:© 2013 National Geographic Society, i-cubed, Esri, TomTom, Garmin, SafeGraph, FAO, METI/NASA, USGS, EPA, NPS, USFWS

Legend

- Approximate Site Boundary
- Landfill Cell Boundary (Approximate)

0 2,000 4,000 Feet

(At original document size of 11x17)
1:24,000

N

Stantec

Georgia Power

Project Location
Euharlee, Georgia

Prepared by CA on 6/20/2024
TR by MP on 6/20/2024
IR by MD on 6/20/2024

Client/Project 172678190
Georgia Power
2024 Annual Groundwater Monitoring and Corrective Action Report – Plant Bowen Cells 1-10

Figure No.
1

Title
Site Location Map



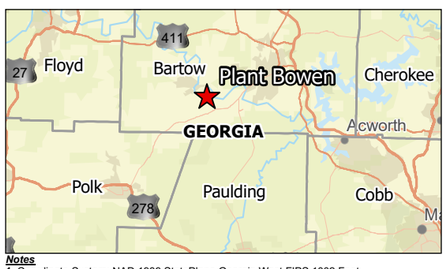

Notes

1. Coordinate System: NAD 1983 StatePlane Georgia West FIPS 1002 Feet
2. Data Sources: Landfill Boundaries, Site Boundary, and Monitoring Well locations provided by Southern Company Services and Wood Environment & Infrastructure Solutions
3. Plant imagery provided by client. Supplemental Background: Source: Esri, Maxar, Earthstar Geographics, and the GIS User Community, Esri, TomTom, Garmin, SafeGraph, FAO, METI/NASA, USGS, EPA, NPS, USFWS, Esri Community Maps Contributors, © OpenStreetMap, Microsoft, Esri, TomTom, Garmin, SafeGraph, GeoTechnologies, Inc, METI/NASA, USGS, EPA, NPS, US Census Bureau, USDA, USFWS

Legend

- Detection Monitoring Well (Overburden)
- Water Level Piezometer (Overburden)
- Detection Monitoring Well (Bedrock)
- Water Level Piezometer (Bedrock)
- Approximate Site Boundary
- Landfill Cell Boundary (Approximate)
- Ephemeral Spring Location

0 700 1400 Feet

(At original document size of 11x17)
1:8,400

N

Stantec

Georgia Power

Project Location
Euharlee, Georgia

Prepared by CA on 1/28/2025
TR by MP on 1/28/2025
IR by MD on 1/28/2025

Client/Project 172678190
Georgia Power
2024 Annual Groundwater Monitoring and Corrective Action Report – Plant Bowen Cells 1-10

Figure No.
2

Title
Monitoring Well Network

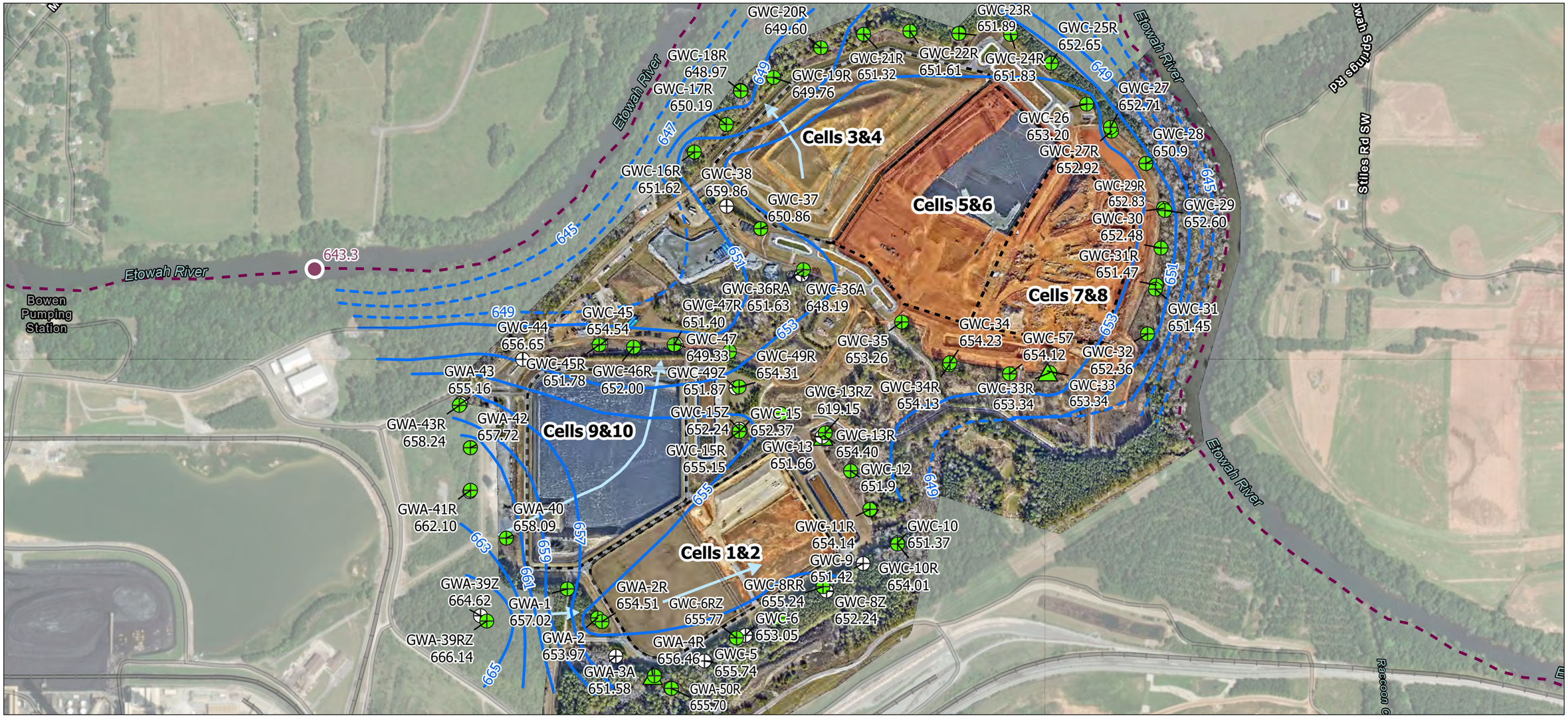

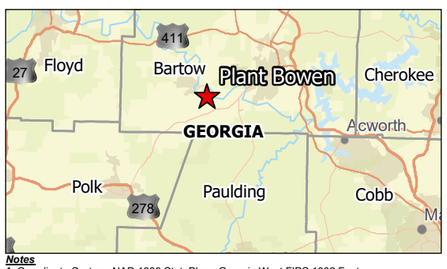

Notes

1. Coordinate System: NAD 1983 StatePlane Georgia West FIPS 1002 Feet

2. Data Sources: Landfill Boundaries, Site Boundary, Monitoring Well, Flow Arrow, and Contour locations provided by Southern Company Services and Wood Environment & Infrastructure Solutions

3. Plant imagery provided by client. Supplemental Background: Source: Esri, Maxar, Earthstar Geographics, and the GIS User Community, Esri, TomTom, Garmin, SafeGraph, FAO, METI/NASA, USGS, EPA, NPS, USFWS, Esri Community Maps Contributors, © OpenStreetMap, Microsoft, Esri, TomTom, Garmin, SafeGraph, GeoTechnologies, Inc, METI/NASA, USGS, EPA, NPS, US Census Bureau, USDA, USFWS

Legend

- Water Level Piezometer
- Detection Monitoring Well
- Detection Monitoring Well Not Used for Contouring
- Potentiometric Surface Contours February 2024 (feet (ft) NAVD88)
- Interpreted Groundwater Flow Direction
- River Stage at Gaging Location (feet (ft) NAVD88)
- Approximate Site Boundary
- Landfill Cell Boundary (Approximate)

668.54 Groundwater Elevation (ft NAVD88)

KATIE T. ROSS
GEORGIA REGISTERED PROFESSIONAL GEOLOGIST
No. 1775

0 700 1,400 Feet
(At original document size of 11x17)
1:8,400

N

Stantec

Georgia Power

Project Location	Prepared by CA on 1/2/2025
Euharlee, Georgia	TR by MP on 1/2/2025
	IR by MD on 1/2/2025
Client/Project	172678190

Georgia Power
2024 Annual Groundwater Monitoring and Corrective Action Report – Plant Bowen Cells 1-10

Figure No.
3

Title
Potentiometric Surface - February 2024

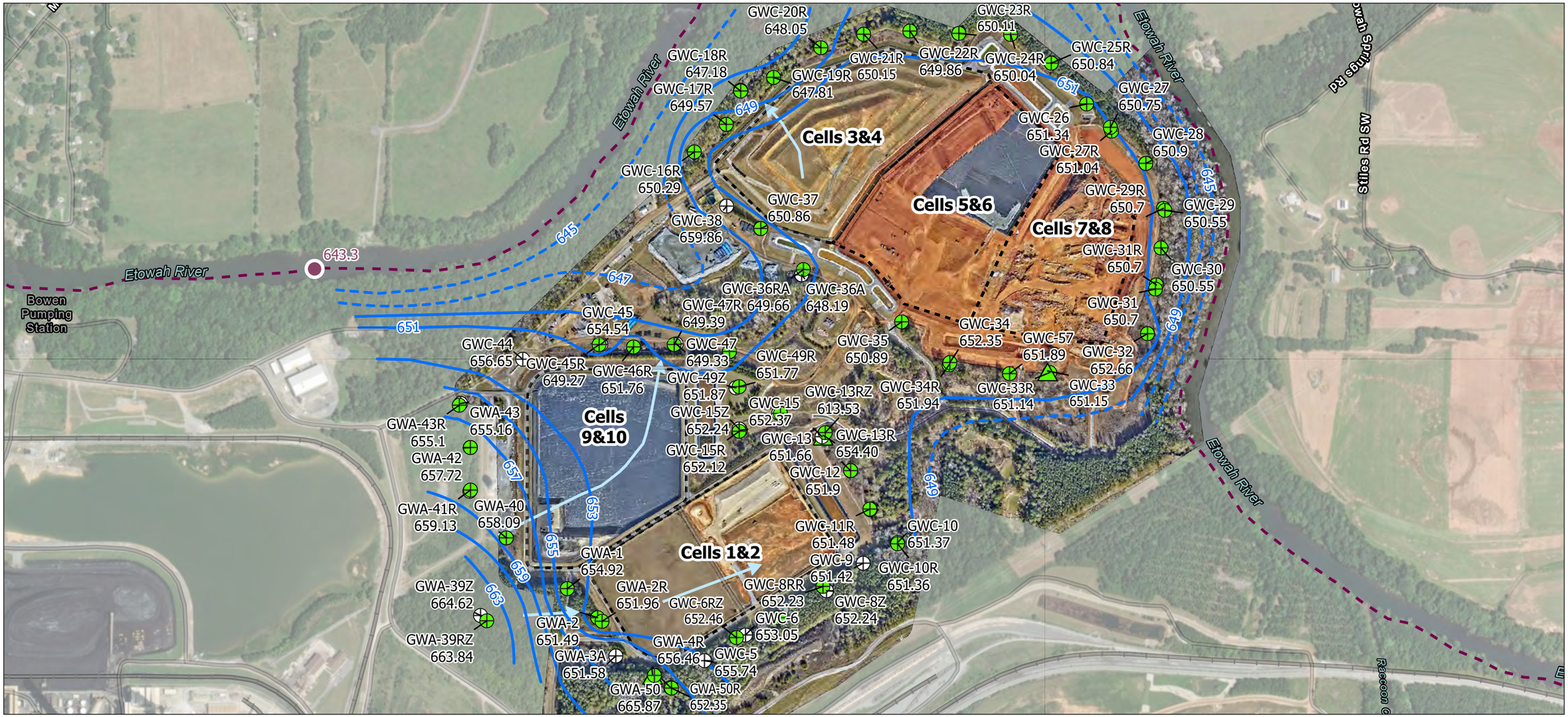

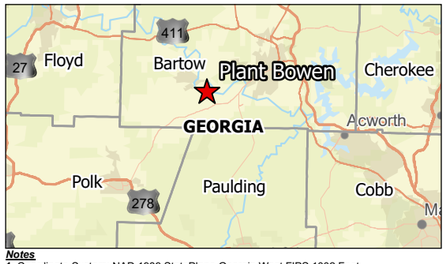

Notes

1. Coordinate System: NAD 1983 StatePlane Georgia West FIPS 1002 Feet
2. Data Sources: Landfill Boundaries, Site Boundary, Monitoring Well, Flow Arrow, and Contour locations provided by Southern Company Services and Wood Environment & Infrastructure Solutions
3. Plant imagery provided by client. Supplemental Background: Source: Esri, Maxar, Earthstar Geographics, and the GIS User Community, Esri, TomTom, Garmin, SafeGraph, FAO, METI/NASA, USGS, EPA, NPS, USFWS, Esri Community Maps Contributors, © OpenStreetMap, Microsoft, Esri, TomTom, Garmin, SafeGraph, GeoTechnologies, Inc, METI/NASA, USGS, EPA, NPS, US Census Bureau, USDA, USFWS

Legend

- Water Level Piezometer
- Detection Monitoring Well
- Detection Monitoring Well Not Used for Contouring
- Potentiometric Surface Contours July 2024 (feet (ft) NAVD88)
- Interpreted Groundwater Flow Direction
- River Stage at Gaging Location (feet (ft) NAVD88)
- Approximate Site Boundary
- Landfill Cell Boundary (Approximate)

668.54 Groundwater Elevation (ft NAVD88)

KATIE T. ROSS
GEORGIA REGISTERED PROFESSIONAL GEOLOGIST
No. 1775

0 700 1,400 Feet
(At original document size of 11x17)
1:8,400

N

Stantec

Georgia Power

Project Location
Euharlee, Georgia

Prepared by CA on 1/2/2025
TR by MP on 1/2/2025
IR by MD on 1/2/2025

Client/Project 172678190
Georgia Power
2024 Annual Groundwater Monitoring and Corrective Action Report – Plant Bowen Cells 1-10

Figure No.
4

Title
Potentiometric Surface - July 2024

APPENDIX A
WELL INSPECTIONS

MEMORANDUM

Date: December 31, 2024

To: Kristen Jurinko – Southern Company

CC: Ben Hodges – Georgia Power Company

From: Resolute Environmental

Subject: Plant Bowen Landfill - Well Maintenance and Repair Documentation
Georgia Power Company

Resolute Environmental has prepared this memorandum to provide documentation of groundwater monitoring well maintenance and/or repair performed at PLANT BOWEN during the Annual reporting period. All repairs and maintenance were completed in accordance with the Georgia Environmental Protection Division (GAEPD) guidance on routine visual inspections of groundwater monitoring wells.

Georgia Power Site/Unit	Date Performed	Well ID	Maintenance/ Repair Performed
Plant Bowen Landfill	12/9/2024	GWC-46R	Drainage Improvements around Well (soil grading sloping towards drainage ditch)
Plant Bowen Landfill	12/9/2024	GWC-47	Drainage Improvements around Well (soil grading sloping towards drainage ditch)
Plant Bowen Landfill	12/9/2024	GWC-47R	Drainage Improvements around Well (soil grading sloping towards drainage ditch)
Plant Bowen Landfill	12/9/2024	GWC-48	Drainage Improvements around Well (soil grading sloping towards drainage ditch)

All maintenance and repairs are also documented in the 2024 annual/semiannual groundwater monitoring report.

Well Inspection

Site Name: Plant Bowen LF

Date: 2/9/2024

Permit Number: 008-018D

Field Conditions: Temps 65/48, Cloudy

Well ID:	Location/Identification			
	Visible and accessible	Properly identified with correct well ID	Located in high traffic area; does the well require protection from traffic	Acceptable drainage around well (no standing water, not located in obvious drainage flow path)
GWA-1	YES	YES	NO	YES
GWA-2	YES	YES	NO	YES
GWA-2R	YES	YES	NO	YES
GWA-3A	YES	YES	NO	YES
GWA-4RZ	YES	YES	NO	YES
GWC-5	YES	YES	NO	YES
GWC-6	YES	YES	NO	YES
GWC-6RZ	YES	YES	NO	YES
GWC-7Z	YES	YES	NO	YES
GWC-8Z	YES	YES	NO	YES
GWC-8RR	YES	YES	NO	YES
GWC-9	YES	YES	NO	YES
GWC-10	YES	YES	NO	YES
GWC-10R	YES	YES	NO	YES
GWC-11	YES	YES	NO	YES
GWC-11R	YES	YES	NO	YES
GWC-12	YES	YES	NO	YES
GWC-13	YES	YES	NO	YES
GWC-13RZ	YES	YES	NO	YES
GWC-14Z	YES	YES	NO	YES
GWC-15Z	YES	YES	NO	YES
GWC-15R	YES	YES	NO	YES
GWA-50	YES	YES	NO	YES
GWA-50R	YES	YES	NO	YES
GWA-36A	YES	YES	NO	YES
GWA-36RA	YES	YES	NO	YES
GWA-37	YES	YES	NO	YES
GWA-38	YES	YES	NO	YES
GWC-16R	YES	YES	NO	YES
GWC-17R	YES	YES	NO	YES
GWC-18	YES	YES	NO	YES
GWC-18R	YES	YES	NO	YES
GWC-19R	YES	YES	NO	YES
GWC-20R	YES	YES	NO	YES
GWC-21R	YES	YES	NO	YES
GWC-22R	YES	YES	NO	YES
GWC-23R	YES	YES	NO	YES

Well Inspection

Site Name: Plant Bowen LF

Date: 2/9/2024

Permit Number: 008-018D

Field Conditions: Temps 65/48, Cloudy

Well ID:	Location/Identification			
	Visible and accessible	Properly identified with correct well ID	Located in high traffic area; does the well require protection from traffic	Acceptable drainage around well (no standing water, not located in obvious drainage flow path)
GWC-24R	YES	YES	NO	YES
GWC-25R	YES	YES	NO	YES
GWA-39Z	YES	YES	NO	YES
GWA-39RZ	YES	YES	NO	YES
GWA-40	YES	YES	NO	YES
GWA-41	YES	YES	NO	YES
GWA-41R	YES	YES	NO	YES
GWA-42	YES	YES	NO	YES
GWA-43	YES	YES	NO	YES
GWA-43R	YES	YES	NO	YES
GWC-44	YES	YES	NO	YES
GWC-45	YES	YES	NO	YES
GWC-45R	YES	YES	NO	YES
GWC-46R	YES	YES	NO	YES
GWC-47	YES	YES	NO	YES
GWC-47R	YES	YES	NO	YES
GWC-48	YES	YES	NO	YES
GWC-49Z	YES	YES	NO	YES
GWC-49R	YES	YES	NO	YES
GWC-26	YES	YES	NO	YES
GWC-27	YES	YES	NO	YES
GWC-27R	YES	YES	NO	YES
GWC-28	YES	YES	NO	YES
GWC-29	YES	YES	NO	YES
GWC-29R	YES	YES	NO	YES
GWC-30	YES	YES	NO	YES
GWC-31	YES	YES	NO	YES
GWC-31R	YES	YES	NO	YES
GWC-32	YES	YES	NO	YES
GWA-33R	YES	YES	NO	YES
GWA-57	YES	YES	NO	YES
GWA-34	YES	YES	NO	YES
GWA-34R	YES	YES	NO	YES
GWA-35	YES	YES	NO	YES

Well Inspection

Site Name: Plant Bowen LF

Date: 2/9/2024

Permit Number: 008-018D

Field Conditions: Temps 65/48, Cloudy

Well ID:	Protective Casing				
	Free from apparent damage and able to be secured	No degradation or deterioration	Functioning weep hole	Annular space clear of debris and water, or filled with pea gravel/sand	Locked and is the lock in good condition
GWA-1	YES	YES	YES	YES	YES
GWA-2	YES	YES	YES	YES	YES
GWA-2R	YES	YES	YES	YES	YES
GWA-3A	YES	YES	YES	YES	YES
GWA-4RZ	YES	YES	YES	YES	YES
GWC-5	YES	YES	YES	YES	YES
GWC-6	YES	YES	YES	YES	YES
GWC-6RZ	YES	YES	YES	YES	YES
GWC-7Z	YES	YES	YES	YES	YES
GWC-8Z	YES	YES	YES	YES	YES
GWC-8RR	YES	YES	YES	YES	YES
GWC-9	YES	YES	YES	YES	YES
GWC-10	YES	YES	YES	YES	YES
GWC-10R	YES	YES	YES	YES	YES
GWC-11	YES	YES	YES	YES	YES
GWC-11R	YES	YES	YES	YES	YES
GWC-12	YES	YES	YES	YES	YES
GWC-13	YES	YES	YES	YES	YES
GWC-13RZ	YES	YES	YES	YES	YES
GWC-14Z	YES	YES	YES	YES	YES
GWC-15Z	YES	YES	YES	YES	YES
GWC-15R	YES	YES	YES	YES	YES
GWA-50	YES	YES	YES	YES	YES
GWA-50R	YES	YES	YES	YES	YES
GWA-36A	YES	YES	YES	YES	YES
GWA-36RA	YES	YES	YES	YES	YES
GWA-37	YES	YES	YES	YES	YES
GWA-38	YES	YES	YES	YES	YES
GWC-16R	YES	YES	YES	YES	YES
GWC-17R	YES	YES	YES	YES	YES
GWC-18	YES	YES	YES	YES	YES
GWC-18R	YES	YES	YES	YES	YES
GWC-19R	YES	YES	YES	YES	YES
GWC-20R	YES	YES	YES	YES	YES
GWC-21R	YES	YES	YES	YES	YES
GWC-22R	YES	YES	YES	YES	YES
GWC-23R	YES	YES	YES	YES	YES

Well Inspection

Site Name: Plant Bowen LF

Date: 2/9/2024

Permit Number: 008-018D

Field Conditions: Temps 65/48, Cloudy

Well ID:	Protective Casing				
	Free from apparent damage and able to be secured	No degradation or deterioration	Functioning weep hole	Annular space clear of debris and water, or filled with pea gravel/sand	Locked and is the lock in good condition
GWC-24R	YES	YES	YES	YES	YES
GWC-25R	YES	YES	YES	YES	YES
GWA-39Z	YES	YES	YES	YES	YES
GWA-39RZ	YES	YES	YES	YES	YES
GWA-40	YES	YES	YES	YES	YES
GWA-41	YES	YES	YES	YES	YES
GWA-41R	YES	YES	YES	YES	YES
GWA-42	YES	YES	YES	YES	YES
GWA-43	YES	YES	YES	YES	YES
GWA-43R	YES	YES	YES	YES	YES
GWC-44	YES	YES	YES	YES	YES
GWC-45	YES	YES	YES	YES	YES
GWC-45R	YES	YES	YES	YES	YES
GWC-46R	YES	YES	YES	YES	YES
GWC-47	YES	YES	YES	YES	YES
GWC-47R	YES	YES	YES	YES	YES
GWC-48	YES	YES	YES	YES	YES
GWC-49Z	YES	YES	YES	YES	YES
GWC-49R	YES	YES	YES	YES	YES
GWC-26	YES	YES	YES	YES	YES
GWC-27	YES	YES	YES	YES	YES
GWC-27R	YES	YES	YES	YES	YES
GWC-28	YES	YES	YES	YES	YES
GWC-29	YES	YES	YES	YES	YES
GWC-29R	YES	YES	YES	YES	YES
GWC-30	YES	YES	YES	YES	YES
GWC-31	YES	YES	YES	YES	YES
GWC-31R	YES	YES	YES	YES	YES
GWC-32	YES	YES	YES	YES	YES
GWA-33R	YES	YES	YES	YES	YES
GWA-57	YES	YES	YES	YES	YES
GWA-34	YES	YES	YES	YES	YES
GWA-34R	YES	YES	YES	YES	YES
GWA-35	YES	YES	YES	YES	YES

Well Inspection

Site Name: Plant Bowen LF

Date: 2/9/2024

Permit Number: 008-018D

Field Conditions: Temps 65/48, Cloudy

	Surface Pad			Internal Casing		
Well ID:	Good condition (not cracked/ broken)	Sloped away from the protective casing	In complete contact with the ground surface and stable	Cap prevents entry of foreign material into the well	Free of kinks/bends, or any obstructions from foreign objects (such as bailers)	Properly vented for equilibration of air pressure
GWA-1	YES	YES	YES	YES	YES	YES
GWA-2	YES	YES	YES	YES	YES	YES
GWA-2R	YES	YES	YES	YES	YES	YES
GWA-3A	YES	YES	YES	YES	YES	YES
GWA-4RZ	YES	YES	YES	YES	YES	YES
GWC-5	YES	YES	YES	YES	YES	YES
GWC-6	YES	YES	YES	YES	YES	YES
GWC-6RZ	YES	YES	YES	YES	YES	YES
GWC-7Z	YES	YES	YES	YES	YES	YES
GWC-8Z	YES	YES	YES	YES	YES	YES
GWC-8RR	YES	YES	YES	YES	YES	YES
GWC-9	YES	YES	YES	YES	YES	YES
GWC-10	YES	YES	YES	YES	YES	YES
GWC-10R	YES	YES	YES	YES	YES	YES
GWC-11	YES	YES	YES	YES	YES	YES
GWC-11R	YES	YES	YES	YES	YES	YES
GWC-12	YES	YES	YES	YES	YES	YES
GWC-13	YES	YES	YES	YES	YES	YES
GWC-13RZ	YES	YES	YES	YES	YES	YES
GWC-14Z	YES	YES	YES	YES	YES	YES
GWC-15Z	YES	YES	YES	YES	YES	YES
GWC-15R	YES	YES	YES	YES	YES	YES
GWA-50	YES	YES	YES	YES	YES	YES
GWA-50R	YES	YES	YES	YES	YES	YES
GWA-36A	YES	YES	YES	YES	YES	YES
GWA-36RA	YES	YES	YES	YES	YES	YES
GWA-37	YES	YES	YES	YES	YES	YES
GWA-38	YES	YES	YES	YES	YES	YES
GWC-16R	YES	YES	YES	YES	YES	YES
GWC-17R	YES	YES	YES	YES	YES	YES
GWC-18	YES	YES	YES	YES	YES	YES
GWC-18R	YES	YES	YES	YES	YES	YES
GWC-19R	YES	YES	YES	YES	YES	YES
GWC-20R	YES	YES	YES	YES	YES	YES
GWC-21R	YES	YES	YES	YES	YES	YES
GWC-22R	YES	YES	YES	YES	YES	YES
GWC-23R	YES	YES	YES	YES	YES	YES

Well Inspection

Site Name: Plant Bowen LF

Date: 2/9/2024

Permit Number: 008-018D

Field Conditions: Temps 65/48, Cloudy

	Surface Pad			Internal Casing		
Well ID:	Good condition (not cracked/ broken)	Sloped away from the protective casing	In complete contact with the ground surface and stable	Cap prevents entry of foreign material into the well	Free of kinks/bends, or any obstructions from foreign objects (such as bailers)	Properly vented for equilibration of air pressure
GWC-24R	YES	YES	YES	YES	YES	YES
GWC-25R	YES	YES	YES	YES	YES	YES
GWA-39Z	YES	YES	YES	YES	YES	YES
GWA-39RZ	YES	YES	YES	YES	YES	YES
GWA-40	YES	YES	YES	YES	YES	YES
GWA-41	YES	YES	YES	YES	YES	YES
GWA-41R	YES	YES	YES	YES	YES	YES
GWA-42	YES	YES	YES	YES	YES	YES
GWA-43	YES	YES	YES	YES	YES	YES
GWA-43R	YES	YES	YES	YES	YES	YES
GWC-44	YES	YES	YES	YES	YES	YES
GWC-45	YES	YES	YES	YES	YES	YES
GWC-45R	YES	YES	YES	YES	YES	YES
GWC-46R	YES	YES	YES	YES	YES	YES
GWC-47	YES	YES	YES	YES	YES	YES
GWC-47R	YES	YES	YES	YES	YES	YES
GWC-48	YES	YES	YES	YES	YES	YES
GWC-49Z	YES	YES	YES	YES	YES	YES
GWC-49R	YES	YES	YES	YES	YES	YES
GWC-26	YES	YES	YES	YES	YES	YES
GWC-27	YES	YES	YES	YES	YES	YES
GWC-27R	YES	YES	YES	YES	YES	YES
GWC-28	YES	YES	YES	YES	YES	YES
GWC-29	YES	YES	YES	YES	YES	YES
GWC-29R	YES	YES	YES	YES	YES	YES
GWC-30	YES	YES	YES	YES	YES	YES
GWC-31	YES	YES	YES	YES	YES	YES
GWC-31R	YES	YES	YES	YES	YES	YES
GWC-32	YES	YES	YES	YES	YES	YES
GWA-33R	YES	YES	YES	YES	YES	YES
GWA-57	YES	YES	YES	YES	YES	YES
GWA-34	YES	YES	YES	YES	YES	YES
GWA-34R	YES	YES	YES	YES	YES	YES
GWA-35	YES	YES	YES	YES	YES	YES

Well Inspection

Site Name: Plant Bowen LF

Date: 2/9/2024

Permit Number: 008-018D

Field Conditions: Temps 65/48, Cloudy

Well ID:	Corrective actions as needed, by date:
GWA-1	
GWA-2	
GWA-2R	
GWA-3A	
GWA-4RZ	
GWC-5	
GWC-6	
GWC-6RZ	
GWC-7Z	
GWC-8Z	
GWC-8RR	
GWC-9	
GWC-10	
GWC-10R	
GWC-11	
GWC-11R	
GWC-12	
GWC-13	
GWC-13RZ	
GWC-14Z	
GWC-15Z	
GWC-15R	
GWA-50	
GWA-50R	
GWA-36A	
GWA-36RA	
GWA-37	
GWA-38	
GWC-16R	
GWC-17R	
GWC-18	
GWC-18R	
GWC-19R	
GWC-20R	
GWC-21R	
GWC-22R	
GWC-23R	

Well Inspection

Site Name: Plant Bowen LF

Date: 2/9/2024

Permit Number: 008-018D

Field Conditions: Temps 65/48, Cloudy

Well ID:	Corrective actions as needed, by date:
GWC-24R	
GWC-25R	
GWA-39Z	
GWA-39RZ	
GWA-40	
GWA-41	
GWA-41R	
GWA-42	
GWA-43	
GWA-43R	
GWC-44	
GWC-45	
GWC-45R	
GWC-46R	
GWC-47	
GWC-47R	
GWC-48	
GWC-49Z	
GWC-49R	
GWC-26	
GWC-27	
GWC-27R	
GWC-28	Signs of water puddling around well. Suggest monitoring.
GWC-29	
GWC-29R	
GWC-30	
GWC-31	
GWC-31R	
GWC-32	
GWA-33R	
GWA-57	
GWA-34	
GWA-34R	
GWA-35	

Well Inspection

Site Name: Plant Bowen LF

Date: 7/29/2024

Permit Number: 008-018D

Field Conditions: Temps 85/73, Cloudy

Well ID:	Location/Identification			
	Visible and accessible	Properly identified with correct well ID	Located in high traffic area; does the well require protection from traffic	Acceptable drainage around well (no standing water, not located in obvious drainage flow path)
GWA-1	YES	YES	NO	YES
GWA-2	YES	YES	NO	YES
GWA-2R	YES	YES	NO	YES
GWA-3A	YES	YES	NO	YES
GWA-4RZ	YES	YES	NO	YES
GWC-5	YES	YES	NO	YES
GWC-6	YES	YES	NO	YES
GWC-6RZ	YES	YES	NO	YES
GWC-7Z	YES	YES	NO	YES
GWC-8Z	YES	YES	NO	YES
GWC-8RR	YES	YES	NO	YES
GWC-9	YES	YES	NO	YES
GWC-10	YES	YES	NO	YES
GWC-10R	YES	YES	NO	YES
GWC-11	YES	YES	NO	YES
GWC-11R	YES	YES	NO	YES
GWC-12	YES	YES	NO	YES
GWC-13	YES	YES	NO	YES
GWC-13RZ	YES	YES	NO	YES
GWC-14Z	YES	YES	NO	YES
GWC-15Z	YES	YES	NO	YES
GWC-15R	YES	YES	NO	YES
GWA-50	YES	YES	NO	YES
GWA-50R	YES	YES	NO	YES
GWC-36A	YES	YES	NO	YES
GWC-36RA	YES	YES	NO	YES
GWC-37	YES	YES	NO	YES
GWC-38	YES	YES	NO	YES
GWC-16R	YES	YES	NO	YES
GWC-17R	YES	YES	NO	YES
GWC-18	YES	YES	NO	YES
GWC-18R	YES	YES	NO	YES
GWC-19R	YES	YES	NO	YES
GWC-20R	YES	YES	NO	YES
GWC-21R	YES	YES	NO	YES
GWC-22R	YES	YES	NO	YES
GWC-23R	YES	YES	NO	YES

Well Inspection

Site Name: Plant Bowen LF

Date: 7/29/2024

Permit Number: 008-018D

Field Conditions: Temps 85/73, Cloudy

Well ID:	Location/Identification			
	Visible and accessible	Properly identified with correct well ID	Located in high traffic area; does the well require protection from traffic	Acceptable drainage around well (no standing water, not located in obvious drainage flow path)
GWC-24R	YES	YES	NO	YES
GWC-25R	YES	YES	NO	YES
GWA-39Z	YES	YES	NO	YES
GWA-39RZ	YES	YES	NO	YES
GWA-40	YES	YES	NO	YES
GWA-41	YES	YES	NO	YES
GWA-41R	YES	YES	NO	YES
GWA-42	YES	YES	NO	YES
GWA-43	YES	YES	NO	YES
GWA-43R	YES	YES	NO	YES
GWC-44	YES	YES	NO	YES
GWC-45	YES	YES	NO	YES
GWC-45R	YES	YES	NO	YES
GWC-46R	YES	YES	NO	**NO**
GWC-47	YES	YES	NO	**NO**
GWC-47R	YES	YES	NO	**NO**
GWC-48	YES	YES	NO	**NO**
GWC-49Z	YES	YES	NO	YES
GWC-49R	YES	YES	NO	YES
GWC-26	YES	YES	NO	YES
GWC-27	YES	YES	NO	YES
GWC-27R	YES	YES	NO	YES
GWC-28	YES	YES	NO	YES
GWC-29	YES	YES	NO	YES
GWC-29R	YES	YES	NO	YES
GWC-30	YES	YES	NO	YES
GWC-31	YES	YES	NO	YES
GWC-31R	YES	YES	NO	YES
GWC-32	YES	YES	NO	YES
GWC-33R	YES	YES	NO	YES
GWC-57	**NO**	YES	NO	YES
GWC-34	**NO**	YES	NO	YES
GWC-34R	**NO**	YES	NO	YES
GWC-35	YES	YES	NO	YES

Well Inspection

Site Name: Plant Bowen LF

Date: 7/29/2024

Permit Number: 008-018D

Field Conditions: Temps 85/73, Cloudy

Well ID:	Protective Casing				
	Free from apparent damage and able to be secured	No degradation or deterioration	Functioning weep hole	Annular space clear of debris and water, or filled with pea gravel/sand	Locked and is the lock in good condition
GWA-1	YES	YES	YES	YES	YES
GWA-2	YES	YES	YES	YES	YES
GWA-2R	YES	YES	YES	YES	YES
GWA-3A	YES	YES	YES	YES	YES
GWA-4RZ	YES	YES	YES	YES	YES
GWC-5	YES	YES	YES	YES	YES
GWC-6	YES	YES	YES	YES	YES
GWC-6RZ	YES	YES	YES	YES	YES
GWC-7Z	YES	YES	YES	YES	YES
GWC-8Z	YES	YES	YES	YES	YES
GWC-8RR	YES	YES	YES	YES	YES
GWC-9	YES	YES	YES	YES	YES
GWC-10	YES	YES	YES	YES	YES
GWC-10R	YES	YES	YES	YES	YES
GWC-11	YES	YES	YES	YES	YES
GWC-11R	YES	YES	YES	YES	YES
GWC-12	YES	YES	YES	YES	YES
GWC-13	YES	YES	YES	YES	YES
GWC-13RZ	YES	YES	YES	YES	YES
GWC-14Z	YES	YES	YES	YES	YES
GWC-15Z	YES	YES	YES	YES	YES
GWC-15R	YES	YES	YES	YES	YES
GWA-50	YES	YES	YES	YES	YES
GWA-50R	YES	YES	YES	YES	YES
GWC-36A	YES	YES	YES	YES	YES
GWC-36RA	YES	YES	YES	YES	YES
GWC-37	YES	YES	YES	YES	YES
GWC-38	YES	YES	YES	YES	YES
GWC-16R	YES	YES	YES	YES	YES
GWC-17R	YES	YES	YES	YES	YES
GWC-18	YES	YES	YES	YES	YES
GWC-18R	YES	YES	YES	YES	YES
GWC-19R	YES	YES	YES	YES	YES
GWC-20R	YES	YES	YES	YES	YES
GWC-21R	YES	YES	YES	YES	YES
GWC-22R	YES	YES	YES	YES	YES
GWC-23R	YES	YES	YES	YES	YES

Well Inspection

Site Name: Plant Bowen LF

Date: 7/29/2024

Permit Number: 008-018D

Field Conditions: Temps 85/73, Cloudy

Well ID:	Protective Casing				
	Free from apparent damage and able to be secured	No degradation or deterioration	Functioning weep hole	Annular space clear of debris and water, or filled with pea gravel/sand	Locked and is the lock in good condition
GWC-24R	YES	YES	YES	YES	YES
GWC-25R	YES	YES	YES	YES	YES
GWA-39Z	YES	YES	YES	YES	YES
GWA-39RZ	YES	YES	YES	YES	YES
GWA-40	YES	YES	YES	YES	YES
GWA-41	YES	YES	YES	YES	YES
GWA-41R	YES	YES	YES	YES	YES
GWA-42	YES	YES	YES	YES	YES
GWA-43	YES	YES	YES	YES	YES
GWA-43R	YES	YES	YES	YES	YES
GWC-44	YES	YES	YES	YES	YES
GWC-45	YES	YES	YES	YES	YES
GWC-45R	YES	YES	YES	YES	YES
GWC-46R	YES	YES	YES	YES	YES
GWC-47	YES	YES	YES	YES	YES
GWC-47R	YES	YES	YES	YES	YES
GWC-48	YES	YES	YES	YES	YES
GWC-49Z	YES	YES	YES	YES	YES
GWC-49R	YES	YES	YES	YES	YES
GWC-26	YES	YES	YES	YES	YES
GWC-27	YES	YES	YES	YES	YES
GWC-27R	YES	YES	YES	YES	YES
GWC-28	YES	YES	YES	YES	YES
GWC-29	YES	YES	YES	YES	YES
GWC-29R	YES	YES	YES	YES	YES
GWC-30	YES	YES	YES	YES	YES
GWC-31	YES	YES	YES	YES	YES
GWC-31R	YES	YES	YES	YES	YES
GWC-32	YES	YES	YES	YES	YES
GWC-33R	YES	YES	YES	YES	YES
GWC-57	YES	YES	YES	YES	YES
GWC-34	YES	YES	YES	YES	YES
GWC-34R	YES	YES	YES	YES	YES
GWC-35	YES	YES	YES	YES	YES

Well Inspection

Site Name: Plant Bowen LF

Date: 7/29/2024

Permit Number: 008-018D

Field Conditions: Temps 85/73, Cloudy

	Surface Pad			Internal Casing		
Well ID:	Good condition (not cracked/ broken)	Sloped away from the protective casing	In complete contact with the ground surface and stable	Cap prevents entry of foreign material into the well	Free of kinks/bends, or any obstructions from foreign objects (such as bailers)	Properly vented for equilibration of air pressure
GWA-1	YES	YES	YES	YES	YES	YES
GWA-2	YES	YES	YES	YES	YES	YES
GWA-2R	YES	YES	YES	YES	YES	YES
GWA-3A	YES	YES	YES	YES	YES	YES
GWA-4RZ	YES	YES	YES	YES	YES	YES
GWC-5	YES	YES	YES	YES	YES	YES
GWC-6	YES	YES	**NO**	YES	YES	YES
GWC-6RZ	YES	YES	YES	YES	YES	YES
GWC-7Z	YES	YES	YES	YES	YES	YES
GWC-8Z	YES	YES	YES	YES	YES	YES
GWC-8RR	YES	YES	YES	YES	YES	YES
GWC-9	YES	YES	YES	YES	YES	YES
GWC-10	YES	YES	YES	YES	YES	YES
GWC-10R	YES	YES	YES	YES	YES	YES
GWC-11	YES	YES	YES	YES	YES	YES
GWC-11R	YES	YES	YES	YES	YES	YES
GWC-12	YES	YES	YES	YES	YES	YES
GWC-13	YES	YES	YES	YES	YES	YES
GWC-13RZ	YES	YES	YES	YES	YES	YES
GWC-14Z	YES	YES	YES	YES	YES	YES
GWC-15Z	YES	YES	YES	YES	YES	YES
GWC-15R	YES	YES	YES	YES	YES	YES
GWA-50	YES	YES	YES	YES	YES	YES
GWA-50R	YES	YES	YES	YES	YES	YES
GWA-36A	YES	YES	YES	YES	YES	YES
GWA-36RA	YES	YES	YES	YES	YES	YES
GWA-37	YES	YES	YES	YES	YES	YES
GWA-38	YES	YES	YES	YES	YES	YES
GWC-16R	YES	YES	YES	YES	YES	YES
GWC-17R	YES	YES	YES	YES	YES	YES
GWC-18	YES	YES	YES	YES	YES	YES
GWC-18R	YES	YES	YES	YES	YES	YES
GWC-19R	YES	YES	YES	YES	YES	YES
GWC-20R	YES	YES	**NO**	YES	YES	YES
GWC-21R	YES	YES	YES	YES	YES	YES
GWC-22R	YES	YES	YES	YES	YES	YES
GWC-23R	YES	YES	YES	YES	YES	YES

Well Inspection

Site Name: Plant Bowen LF

Date: 7/29/2024

Permit Number: 008-018D

Field Conditions: Temps 85/73, Cloudy

	Surface Pad			Internal Casing		
Well ID:	Good condition (not cracked/ broken)	Sloped away from the protective casing	In complete contact with the ground surface and stable	Cap prevents entry of foreign material into the well	Free of kinks/bends, or any obstructions from foreign objects (such as bailers)	Properly vented for equilibration of air pressure
GWC-24R	YES	YES	YES	YES	YES	YES
GWC-25R	YES	YES	**NO**	YES	YES	YES
GWA-39Z	YES	YES	YES	YES	YES	YES
GWA-39RZ	YES	YES	YES	YES	YES	YES
GWA-40	YES	YES	YES	YES	YES	YES
GWA-41	YES	YES	YES	YES	YES	YES
GWA-41R	YES	YES	YES	YES	YES	YES
GWA-42	YES	YES	YES	YES	YES	YES
GWA-43	YES	YES	YES	YES	YES	YES
GWA-43R	YES	YES	YES	YES	YES	YES
GWC-44	YES	YES	YES	YES	YES	YES
GWC-45	YES	YES	YES	YES	YES	YES
GWC-45R	YES	YES	YES	YES	YES	YES
GWC-46R	YES	YES	YES	YES	YES	YES
GWC-47	YES	YES	YES	YES	YES	YES
GWC-47R	YES	YES	YES	YES	YES	YES
GWC-48	YES	YES	YES	YES	YES	YES
GWC-49Z	YES	YES	YES	YES	YES	YES
GWC-49R	YES	YES	YES	YES	YES	YES
GWC-26	YES	YES	YES	YES	YES	YES
GWC-27	YES	YES	YES	YES	YES	YES
GWC-27R	YES	YES	YES	YES	YES	YES
GWC-28	YES	YES	YES	YES	YES	YES
GWC-29	YES	YES	YES	YES	YES	YES
GWC-29R	YES	YES	YES	YES	YES	YES
GWC-30	YES	YES	YES	YES	YES	YES
GWC-31	YES	YES	YES	YES	YES	YES
GWC-31R	YES	YES	YES	YES	YES	YES
GWC-32	YES	YES	YES	YES	YES	YES
GWA-33R	YES	YES	YES	YES	YES	YES
GWA-57	YES	YES	YES	YES	YES	YES
GWA-34	YES	YES	YES	YES	YES	YES
GWA-34R	YES	YES	YES	YES	YES	YES
GWA-35	YES	YES	YES	YES	YES	YES

Well Inspection

Site Name: Plant Bowen LF

Date: 7/29/2024

Permit Number: 008-018D

Field Conditions: Temps 85/73, Cloudy

Well ID:	Corrective actions as needed, by date:
GWA-1	
GWA-2	
GWA-2R	
GWA-3A	
GWA-4RZ	
GWC-5	
GWC-6	Pad Sounds Hollow
GWC-6RZ	
GWC-7Z	
GWC-8Z	
GWC-8RR	
GWC-9	
GWC-10	
GWC-10R	
GWC-11	
GWC-11R	
GWC-12	
GWC-13	
GWC-13RZ	
GWC-14Z	
GWC-15Z	
GWC-15R	
GWA-50	
GWA-50R	
GWA-36A	
GWA-36RA	
GWA-37	
GWA-38	
GWC-16R	
GWC-17R	
GWC-18	
GWC-18R	
GWC-19R	
GWC-20R	Mild Erosion From Animal
GWC-21R	
GWC-22R	
GWC-23R	

Well Inspection

Site Name: Plant Bowen LF

Date: 7/29/2024

Permit Number: 008-018D

Field Conditions: Temps 85/73, Cloudy

Well ID:	Corrective actions as needed, by date:
GWC-24R	
GWC-25R	Mild Erosion From Animal
GWA-39Z	
GWA-39RZ	
GWA-40	
GWA-41	
GWA-41R	
GWA-42	
GWA-43	
GWA-43R	
GWC-44	
GWC-45	
GWC-45R	
GWC-46R	Standing Water Around Pad
GWC-47	Standing Water Around Pad
GWC-47R	Standing Water Around Pad
GWC-48	Standing Water Around Pad
GWC-49Z	
GWC-49R	
GWC-26	
GWC-27	
GWC-27R	
GWC-28	
GWC-29	
GWC-29R	
GWC-30	
GWC-31	
GWC-31R	
GWC-32	
GWA-33R	
GWA-57	Excess Vegitation Around Pad
GWA-34	Limited Access / Excess ~~Vegitation~~Vegetation (AW 1/2/25) Around Pad
GWA-34R	Limited Access / Excess ~~Vegitation~~Vegetation (AW 1/2/25) Around Pad
GWA-35	

APPENDIX B
HYDROGEOLOGICAL MONITORING REPORT

Stantec

Memo

To:	Kristen Jurinko, P.G. Southern Company Services, Inc.	From:	Andrew Stevens, P.G. Stantec Consulting Services Inc.
File:	Hydrogeological Monitoring Memo	Date:	August 30, 2024

Reference: Solid Waste Disposal Facility Permit No. 008-018D (CCR) -Hydrogeological Monitoring Program December 6, 2023, through June 6, 2024

Background

Stantec Consulting Services Inc. (Stantec) was retained by Southern Company Services, Inc. (SCS), to assist with the hydrogeological (water level) monitoring program at Georgia Power Company's Plant Bowen (Site) Landfill Cells 1 & 2, 3 & 4, 5 & 6 & 7 & 8, 9 & 10. The work is being conducted to comply with Georgia Environmental Protection Division (GA EPD) CCR Permit No. 008-018D (CCR) to assist with early detection of subsurface changes that might indicate land subsidence or sinkhole formation. Groundwater level fluctuations are monitored in accordance with 2022 CCR Permit Groundwater Monitoring Plan.

The Site utilizes In-Situ® Inc telemetry and reporting software and pressure transducers to collect and record groundwater elevations from monitoring wells located around the perimeter of the landfill cells. The program was initiated in 2014 at Cells 1 & 2, expanded in 2015, 2016 and 2023 to Cells 3 & 4, Cells 9 & 10 and Cells 5 & 6 & 7 & 8, respectively. During this reporting period transducers were deployed in overburden and bedrock wells as follows:

Cells 1 & 2:

- Four overburden wells (GWC-7Z, GWC-11, GWC-13, and GWC-15)
- Six bedrock wells (GWA-2R, GWA-4R, GWC-6RZ, GWC-10R, GWC-11R, and GWC-13R)

Cells 3 & 4:

- Two overburden wells (GWC-18 and GWA-36A)
- Six bedrock wells (GWC-16R GWC-19R , GWC-22R, GWC-24R, GWC-25R, and GWA-36RA)

Cells 5 & 6 & 7 & 8:

- Four overburden wells (GWC-27, GWC-29, GWA-33, GWA-34)
- Five bedrock wells (GWC-27R, GWC-29R, GWA-31R, GWA-33R, and GWA-34R)

Cells 9 & 10:

- Four overburden wells (GWA-39Z, GWA-43, GWC-47, and GWC-49Z)
- Six bedrock wells (GWA-39RZ, GWA-41R, GWA-43R, GWC-45R, GWC-47R, and GWC-49R)

Water level data are electronically logged multiple times daily by each transducer. During this reporting period, logged data were uploaded after each reading via an In-Situ VuLink® telemetry system to an In-Situ® database website (HydroVu®) where the telemetry data are stored and compiled.

In addition to collecting transducer data, Etowah River levels and rainfall data for the reporting period were obtained from a U.S. Geological Survey gauge (02394670) near Cartersville, Georgia.

Maintenance Observations

Southern Company Civil Field Services (SCS-CFS) staff performs routine maintenance on transducers within the hydrogeologic monitoring program including battery change outs, transducer replacement, desiccant replacement, or reconnection of modem or transducer cables. The monitoring network has been reviewed and optimized to provide widespread spatial coverage to mitigate localized disruptions in the transducer network and prevent loss of monitoring in case of a potential sinkhole formation. In-Situ VuLink services were down from December 31, 2023, to January 10, 2024 due to In-Situ system-wide updates. All transducers are missing readings during this period and were reset on January 10th in order to resume reading. During the reporting period, SCS-CFS conducted maintenance on the following locations: GWC-11R, GWC-16R, GWC-24R, GWC-27, GWC-27R, GWC-29, GWC-31R, GWC-34, GWC-34R, and GWC-47R (Table 1). The following summarizes the maintenance performed at these locations.

GWA-11R

- January 29: Re-established connection between transducer and Vu-Link

GWC-16R

- March 25: Replaced VuLink Level Troll

GWC-24R

- March 14: checked the connection VuLink and reset transducer

GWC-27

- March 1: Re-established connection between transducer and Vu-Link

GWC-27R

- March 1: Re-established connection between transducer and Vu-Link

GWC-29

- April 1: checked the connection of VuLink and reset transducer

GWC-31R

- February 10: Re-established connection between transducer and Vu-Link

GWC-34

- March 24: Replaced transducer cable
- April 1: Transducer was not corresponding to VuLink, created a new running log

GWC-34R

- February 10: Re-established connection between transducer and Vu-Link

GWC-47R

- January 24: Re-established connection between transducer and Vu-Link

Water Level Fluctuations

Continuous groundwater level data and river stage elevations for the Etowah River were recorded between December 6, 2023, and June 6, 2024. Reporting period hydrographs for Cells 1 & 2, 3 & 4, 5 & 6 & 7 & 8 and 9 & 10 are shown in Figures 1A through 4B.

Table 1 documents maintenance completed during the reporting period that resulted in water level trend anomalies. During the reporting period, manual groundwater elevation gauging and groundwater sample collection took place over the period of February 13, 2023 through February 28, 2024 as well as additional verification groundwater sampling that occurred on April 3, 2024. Additional background sampling of Cells 5 & 6 and 7 & 8 occurred December 12 and 13, 2023, February 29 and March 1, 2024 and April 23 and 24, 2024. These field efforts are considered known disruptions to water table and are marked on the hydrograph plots (Figures 1A through 4B). Transducer maintenance activities and repairs occur throughout the monitoring period and consist of resetting reference water elevation depths, resealing boxes, ant infestation control, replacing desiccants and replacing power controller units and batteries. Periodic sampling and maintenance may induce drifts in pressure readings. When drifts are noted, the reference depth to water is re-set and the logging cycle is re-started.

The water levels in monitoring wells equipped with transducers exhibited similar overall trends during the reporting period. Groundwater elevations show an overall slight and steady decrease throughout the six-month reporting period.

The fluctuations of groundwater elevations generally mimic the Etowah River levels in response to rain events and wet conditions. Some of the hydrograph responses may be attributable to the fluctuations in water levels in the nearby General Service Water Pond. During this monitoring period, the potentiometric surface of the bedrock aquifer remained above the top of competent bedrock in the instrumented monitoring wells. This higher hydrostatic pressure of the bedrock aquifer limits removal of material from the overburden that could result in subsidence issues. The observed variations in groundwater elevations are attributed to rainfall variations, or due to sampling or maintenance activities at the monitoring points. A comparison of river stage and precipitation data with recorded groundwater elevations (Figures 1A through 4B) shows that both sets of data follow similar overall patterns. Three rainfall events greater than 1.5 inches occurred during the monitoring period. First rainfall event was on Jan 9th (2.75 inches) the second event was January 25th (1.81 inches) the third event was February 12th (1.61 inches) and the fourth event was May 5th (1.52 inches) according to the U.S. Geological Survey gauge (02394670) near Cartersville, Georgia.

Conclusions and Recommendations

Observed disruptions in the transducer water levels were found to be directly attributed to (a) drawdown during sampling events, water level gauging, well development, and (b) to maintenance of wells, transducers, or telemetry units, or (c) rainfall events. December 6, 2023, through June 6, 2024, hydrologic monitoring data did not show water level fluctuations attributed to subsurface changes that might be indicative of land subsidence or sinkhole formation. Hydrogeologic monitoring will continue at Plant Bowen.

Waste Disposal Facility Permit No. 008-018D (CCR) - Hydrogeological Monitoring Program, December 6, 2023, through June 6, 2024

Regards,

STANTEC CONSULTING SERVICES INC.



Andrew Stevens, P.G.

Geologist
Phone: (615) 499-7150
Mobile: (615) 578-5456
Andrew.stevens@stantec.com

Attachments: Table 1 – Bowen Landfill Maintenance and Water Level Observation
Figures 1A, 1B, 2A, 2B, 3, 4A and 4B Hydrographs

Table 1: Bowen Landfill Maintenance and Water Level Observation				
December 6, 2023 through June 6,2023				
Cells	**Well ID**	**Most Recent Transducer Network Maintenance**	**Maintenance Information**	**Comments/Recommendations**
1 & 2	GWA-2R	--	--	--
	GWA-4R	--	--	--
	GWC-6RZ	--	--	--
	GWC-7Z	--	--	--
	GWC-10R	--	--	--
	GWC-11	--	--	--
	GWC-11R	1/29/2024	Re-established connection	Sporatic data from 12/15/2023-1/28/2024
	GWC-13	--	--	--
	GWC-13R	--	--	--
	GWC-15R	--	--	--
3 & 4	GWC-16R	3/25/2024	Replaced level troll	Drop in waterlevel 3/25/2024
	GWC-18	--	--	--
	GWC-19R	--	--	--
	GWC-22R	--	--	--
	GWC-24R	3/14/2024	Reset transducer firmware	Missing data from 2/13-3/13/2024
	GWC-25R	--	--	--
	GWA-36A	--	--	--
	GWA-36RA	--	--	--
5 & 6 & 7 & 8	GWC-27	3/1/2024	Re-established connection	Missing data from 12/31/2023-2/28/2024
	GWC-27R	3/1/2024	Re-established connection	Missing data from 12/31/2023-2/28/2024
	GWC-29	4/1/2024	Reset transducer firmware	Missing data from 3/12-4/1/2024
	GWC-29R	--	--	--
	GWC-31R	2/10/2024	Re-established connection	Missing data from 12/31/2023-2/9/2024
	GWC-33	--	--	--
	GWC-33R	--	--	--
	GWC-34	3/24/2024	Replaced transducer cable	Missing data from 12/6/2023-4/1/2024
		4/1/2024	Transducer was not responding to VuLink, created a new log	
	GWC-34R	2/10/2024	Re-established connection	Missing data from 12/31/2023-2/9/2024
9 & 10	GWA-39RZ	--	--	--
	GWA-39Z	--	--	--
	GWA-41R	--	--	--
	GWA-43	--	--	--
	GWA-43R	--	--	--
	GWC-45R	--	--	--
	GWC-47	--	--	--
	GWC-47R	1/24/2024	Re-established connection	Missing data from 12/31/2023-1/23/2024
	GWC-49R	--	--	--
	GWC-49Z	--	--	--
*notes change in water level unrelated to karst geology				
Prepared by/Date: A.Stevens 7/9/2024				
Checked by/Date: C. Sutherland 7/10/2024				

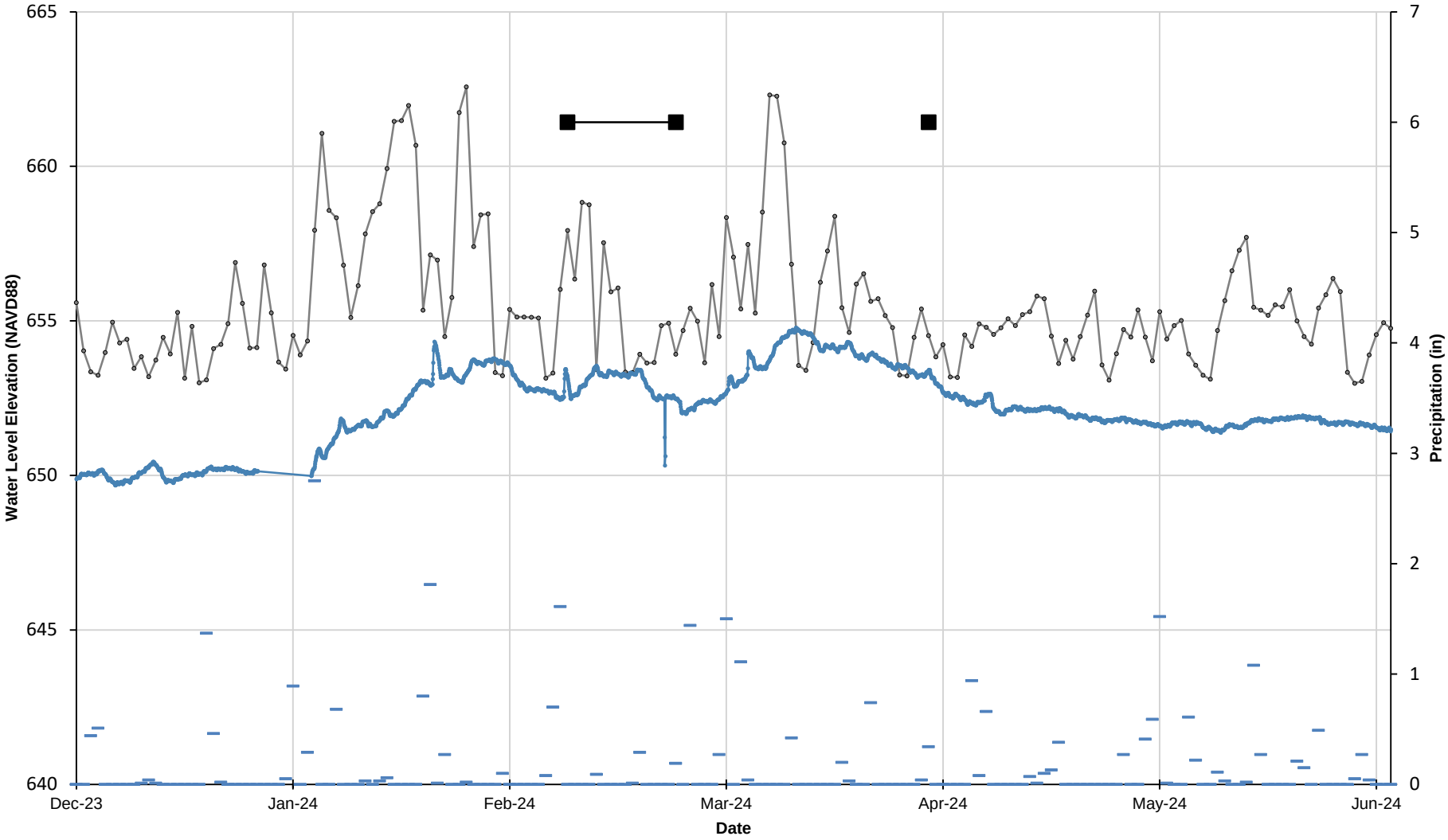

Legend

- Etowah River Gage
- GWA-1
- GWA-2R
- USGS Precipitation
- Monitoring Events

Stantec

Client/Project

Southern Company Services, Inc.
Solid Waste Disposal Facility
Hydrogeological Monitoring Program

Figure/Well No.

1A

Title

Cell 1&2 Transducer Level Monitoring

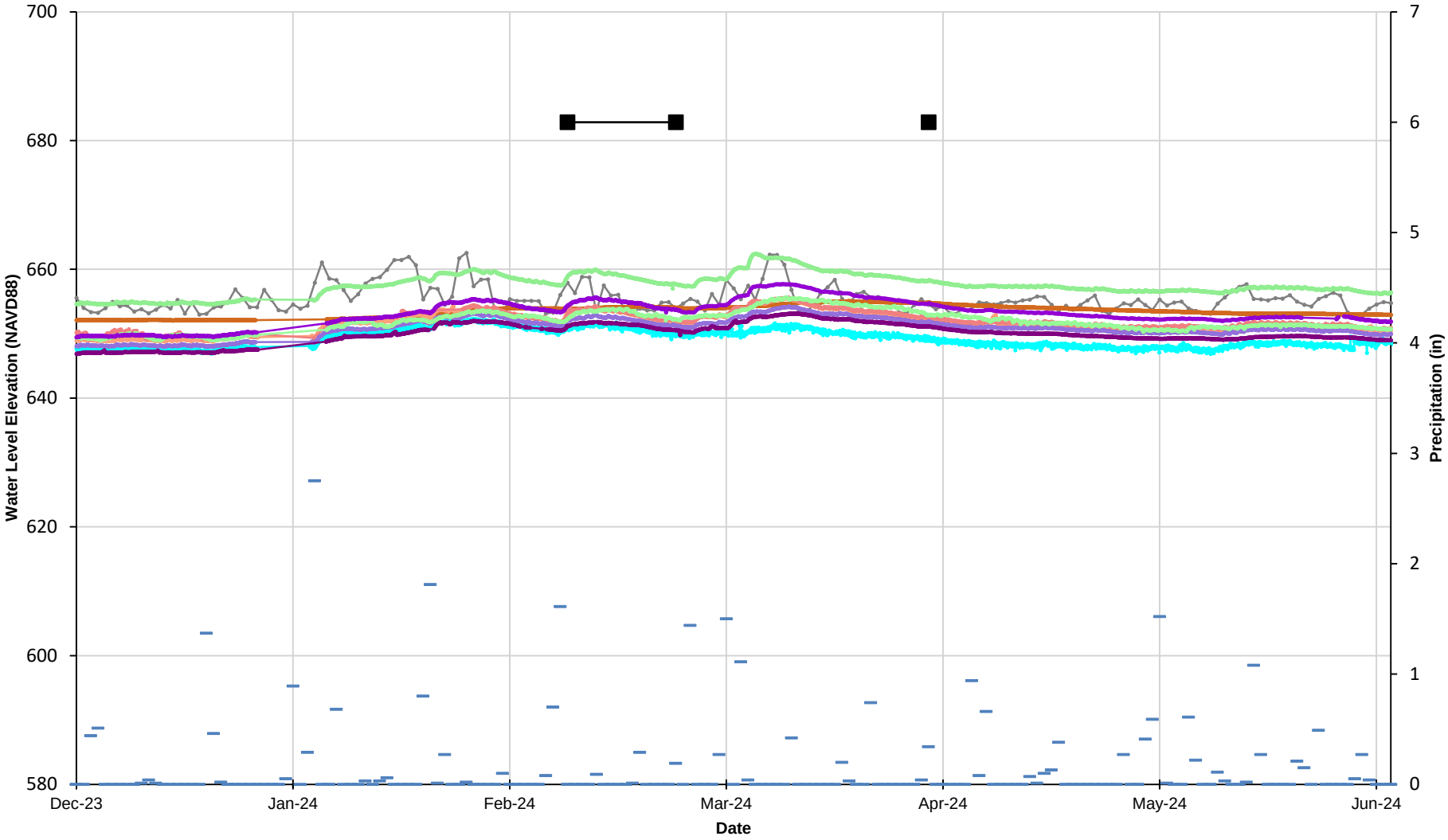

Legend

- Etowah River Gage
- GWA-4R
- GWC-10R
- GWC-11
- GWC-11R
- GWC-13
- GWC-13R
- GWC-15
- GWC-15R
- GWC-6RZ
- GWC-7Z
- GWC-8RR
- USGS Precipitation
- Monitoring Events

Stantec

Client/Project

Southern Company Services, Inc.
Solid Waste Disposal Facility
Hydrogeological Monitoring Program

Figure/Well No.

1B

Title

Cell 1&2 Transducer Level Monitoring

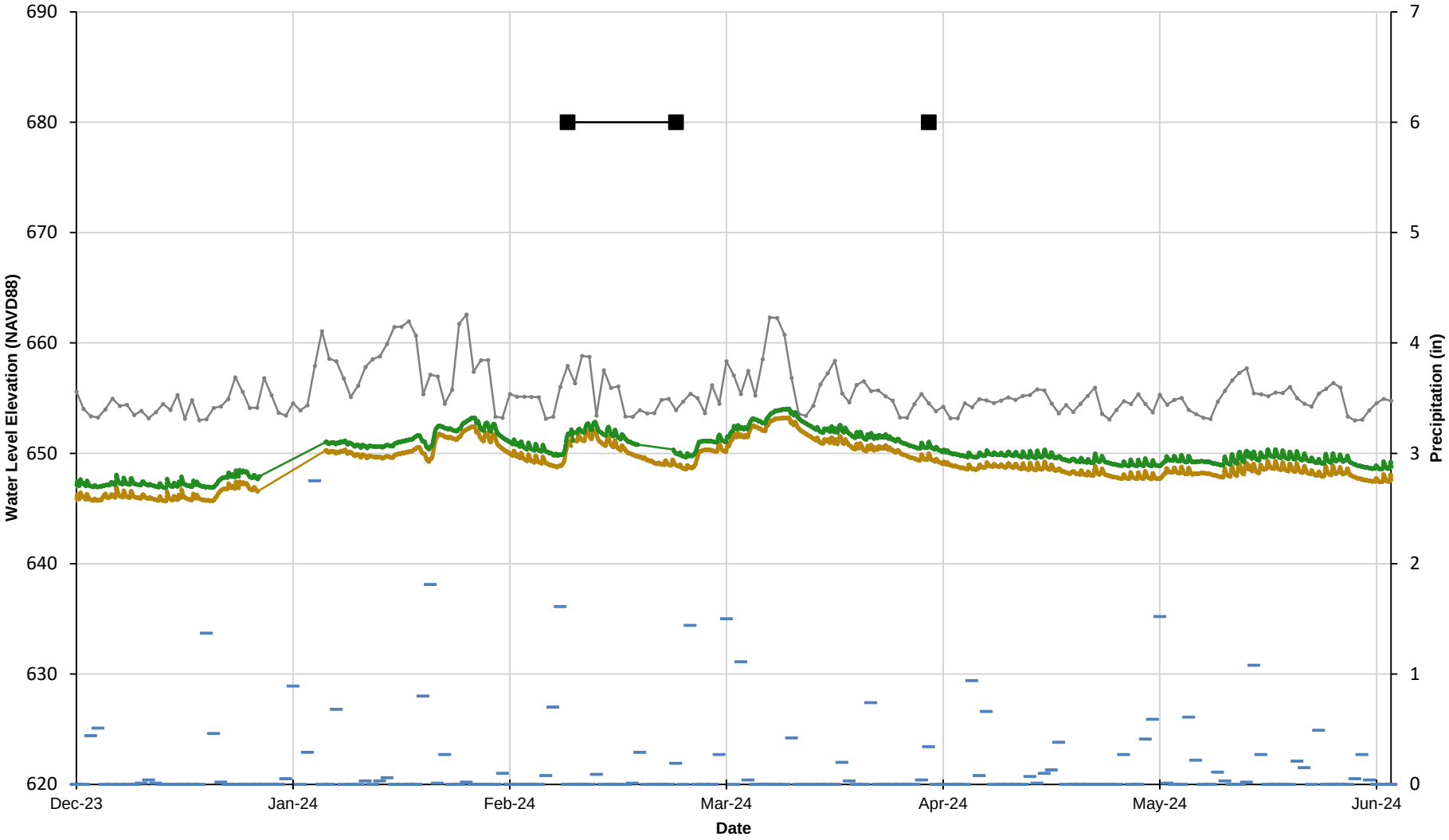

Legend

- Etowah River Gage
- GWA-36A
- GWA-36RA
- GWA-37
- USGS Precipitation
- Monitoring Events

Stantec

Client/Project

Southern Company Services, Inc.
Solid Waste Disposal Facility
Hydrogeological Monitoring Program

Figure/Well No.

2A

Title

Cell 3 & 4 Transducer Level Monitoring

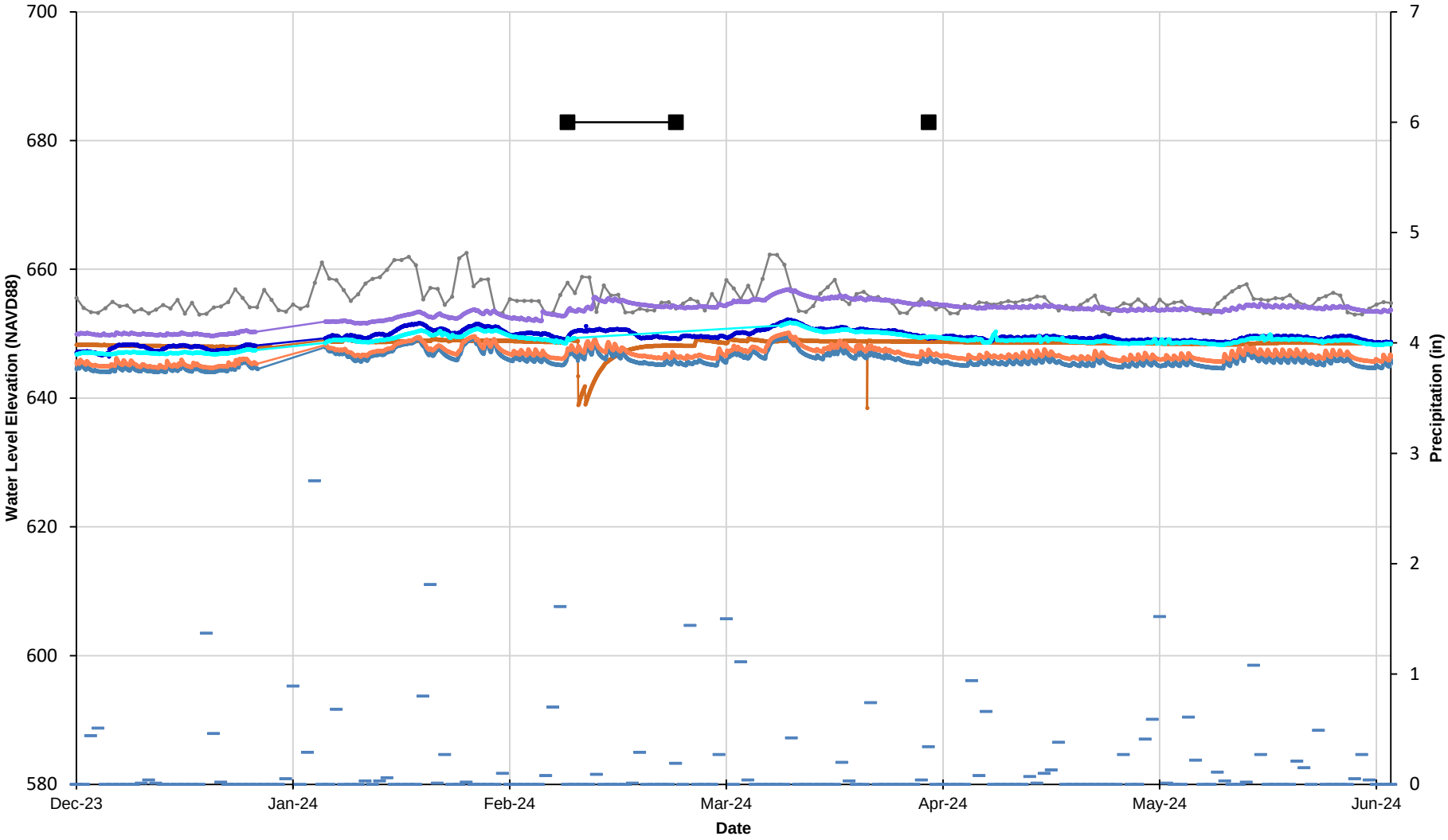

Legend

- Etowah River Gage
- GWC-16R
- GWC-18
- GWC-18R
- GWC-19R
- GWC-21R
- GWC-22R
- GWC-24R
- GWC-25R
- USGS Precipitation
- Monitoring Events

Stantec

Client/Project

Southern Company Services, Inc.
Solid Waste Disposal Facility
Hydrogeological Monitoring Program

Figure/Well No.

2B

Title

Cell 3 & 4 Transducer Level Monitoring

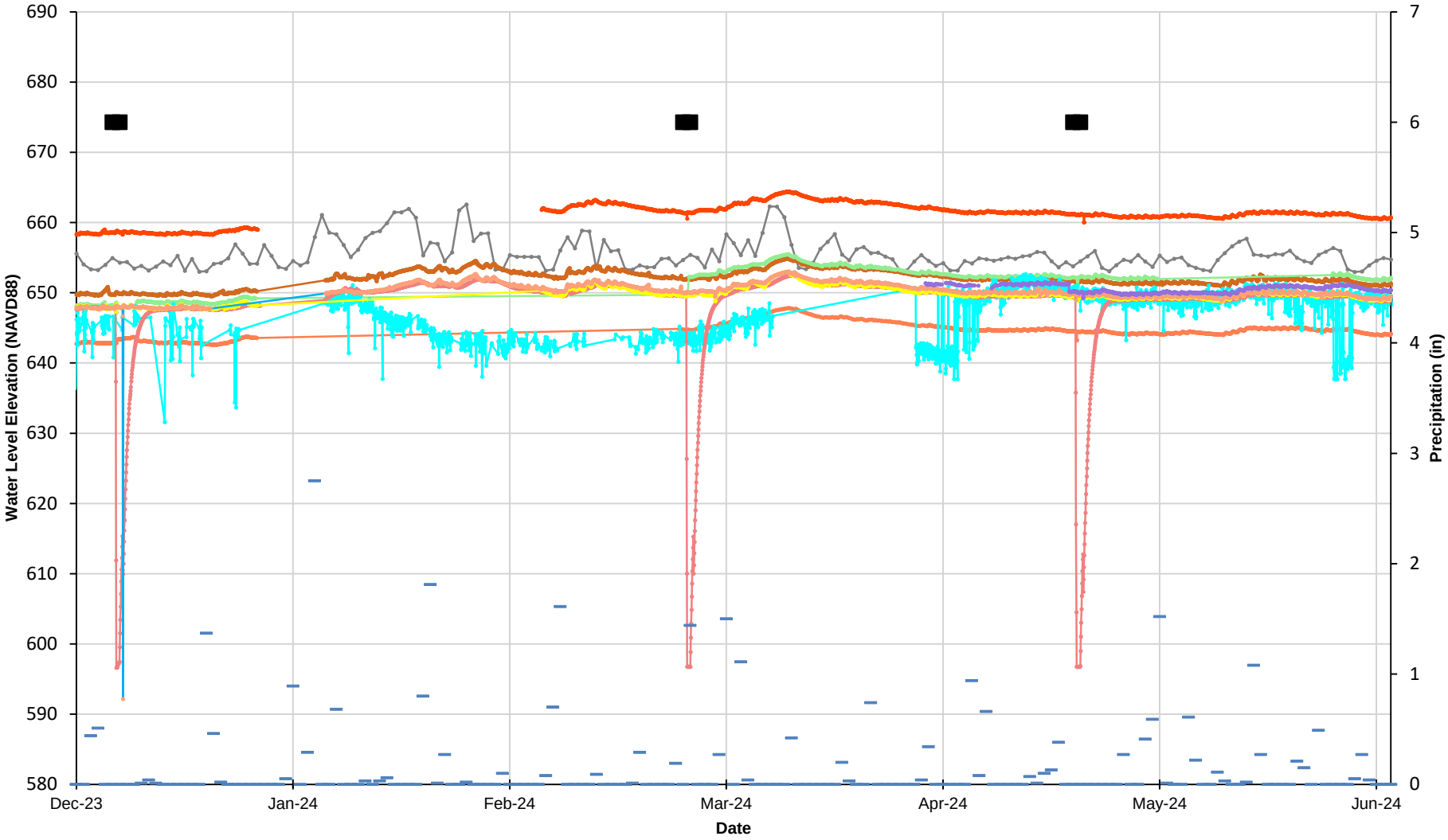

Legend

- Etowah River Gage
- GWA-33R
- GWA-34R
- GWC-27R
- GWC-29R
- GWC-33R
- GWC-34R
- Monitoring Events
- GWA-33
- GWA-34
- GWC-27
- GWC-29
- GWC-31R
- GWC-34
- USGS Precipitation

Stantec

Client/Project

Southern Company Services, Inc.
Solid Waste Disposal Facility
Hydrogeological Monitoring Program

Figure/Well No.

3

Title

Cell 5 & 6 and 7 & 8 Transducer Level Monitoring

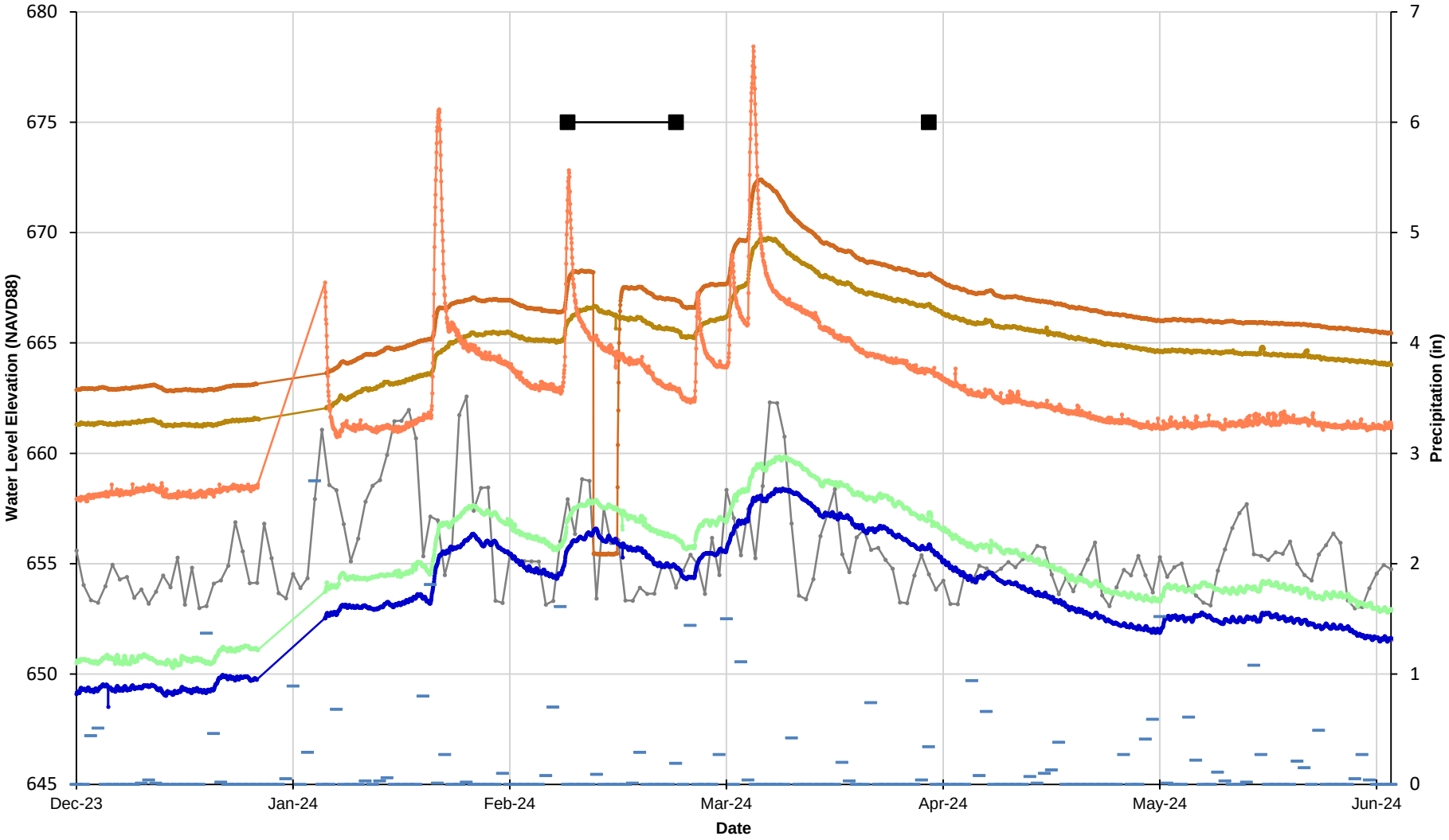

Legend

- Etowah River Gage
- GWA-39RZ
- GWA-39Z
- GWA-41
- GWA-41R
- GWA-43
- GWA-43R
- USGS Precipitation
- Monitoring Events

Stantec

Client/Project

Southern Company Services, Inc.
Solid Waste Disposal Facility
Hydrogeological Monitoring Program

Figure/Well No.

4A

Title

Cell 9 & 10 Transducer Level Monitoring

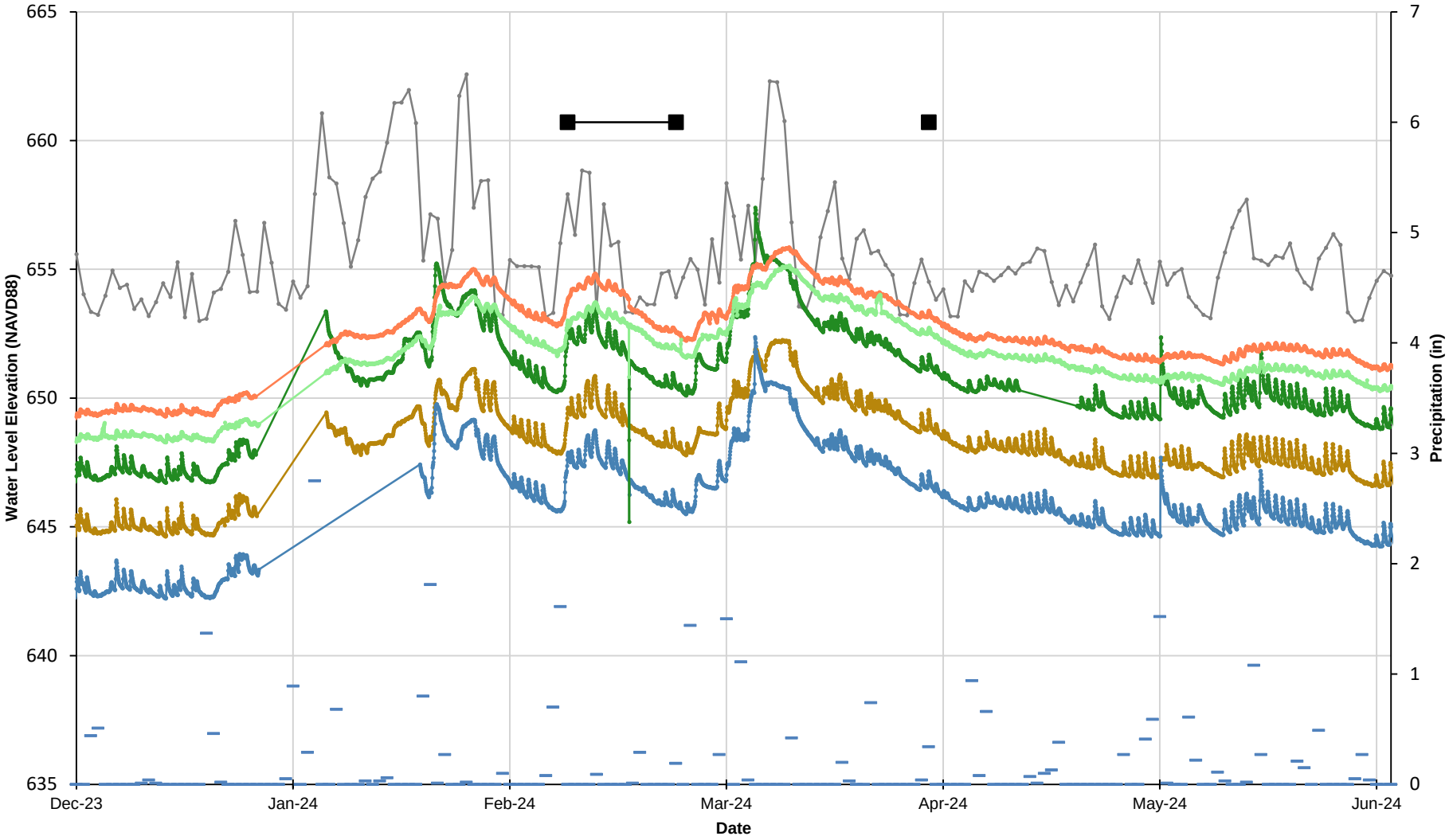

Legend

- Etowah River Gage
- GWC-45
- GWC-45R
- GWC-47
- GWC-47R
- GWC-49R
- GWC-49Z
- USGS Precipitation
- Monitoring Events

Stantec

Client/Project

Southern Company Services, Inc.
Solid Waste Disposal Facility
Hydrogeological Monitoring Program

Figure/Well No.

4B

Title

Cell 9 & 10 Transducer Level Monitoring

Hydrogeological Monitoring Report

Hydrogeological Monitoring Program
June 6, 2024, through December 6, 2024

Prepared for:
Georgia Power Company

January 31, 2025

Prepared by:
Andreas Shoredits

Stantec Consulting Services Inc.

The conclusions in the Report titled Hydrogeological Monitoring Report are Stantec's professional opinion, as of the time of the Report, and concerning the scope described in the Report. The opinions in the document are based on conditions and information existing at the time the scope of work was conducted and do not take into account any subsequent changes. The Report relates solely to the specific project for which Stantec was retained and the stated purpose for which the Report was prepared. The Report is not to be used or relied on for any variation or extension of the project, or for any other project or purpose, and any unauthorized use or reliance is at the recipient's own risk.

Stantec has assumed all information received from Georgia Power Company (the "Client") and third parties in the preparation of the Report to be correct. While Stantec has exercised a customary level of judgment or due diligence in the use of such information, Stantec assumes no responsibility for the consequences of any error or omission contained therein.

This Report is intended solely for use by the Client in accordance with Stantec's contract with the Client. While the Report may be provided by the Client to applicable authorities having jurisdiction and to other third parties in connection with the project, Stantec disclaims any legal duty based upon warranty, reliance or any other theory to any third party, and will not be liable to such third party for any damages or losses of any kind that may result.

Prepared by 

Signature

Andreas Shoredits

Printed Name

Reviewed by 

Signature

Andrew Stevens

Printed Name

Table of Contents

1 Background 2
2 Maintenance Observations 3
3 Water Level Fluctuations 3
4 Conclusions and Recommendations 4

List of Tables

Table 1. Bowen Landfill Maintenance and Water Level Observation

List of Figures

Figure 1A – 1B Cells 1 & 2
Figure 2A – 2B Cells 3 & 4
Figure 3A – 3B Cells 5 & 6, 7 & 8
Figure 4A – 4B Cells 9 & 10

1 Background

Stantec Consulting Services Inc. (Stantec) was retained by Southern Company Services, Inc. (SCS) to assist with the hydrogeological (water level) monitoring program at Georgia Power Company's Plant Bowen (Site) Landfill Cells 1 & 2, 3 & 4, 5 & 6 & 7 & 8, 9 & 10. The work is being conducted to comply with Georgia Environmental Protection Division (GA EPD) CCR Permit No. 008-018D (CCR) to assist with early detection of subsurface changes that might indicate land subsidence or sinkhole formation. Groundwater level fluctuations are monitored in accordance with the 2022 CCR Permit Groundwater Monitoring Plan.

The Site utilizes In-Situ® Inc telemetry and reporting software and pressure transducers to collect and record groundwater elevations from monitoring wells located around the perimeter of the landfill cells. The program was initiated in 2014 at Cells 1 & 2, expanded in 2015, 2016, and 2023 to Cells 3 & 4, Cells 9 & 10, and Cells 5 & 6 & 7 & 8, respectively. During this reporting period transducers were deployed in overburden and bedrock wells as follows:

Cells 1 & 2:

- Four overburden wells (GWC-7Z, GWC-11, GWC-13, and GWC-15)
- Six bedrock wells (GWA-2R, GWA-4R, GWC-6RZ, GWC-10R, GWC-11R, and GWC-13R)

Cells 3 & 4:

- Two overburden wells (GWC-18 and GWC-36A)
- Six bedrock wells (GWC-16R, GWC-19R , GWC-22R, GWC-24R, GWC-25R, and GWC-36RA)

Cells 5, 6, 7 & 8:

- Four overburden wells (GWC-27, GWC-29, GWC-33, and GWC-34)
- Five bedrock wells (GWC-27R, GWC-29R, GWC-31R, GWC-33R, and GWC-34R)

Cells 9 & 10:

- Four overburden wells (GWA-39Z, GWA-43, GWC-47, and GWC-49Z)
- Six bedrock wells (GWA-39RZ, GWA-41R, GWA-43R, GWC-45R, GWC-47R, and GWC-49R)

Water level data are electronically logged multiple times daily by each transducer. During this reporting period, logged data were uploaded after each reading via an In-Situ VuLink® telemetry system to an In-Situ® database website (HydroVu®) where the telemetry data are stored and compiled.

In addition to collecting transducer data, Etowah River levels data for the reporting period were obtained from an on-site transducer logging river data at a location near the river intake pumping structure, Northing: 1504757.08, Easting: 2068108.55 North American Datum 1983. Daily total precipitation data were obtained from a U.S. Geological Survey station gauge (02394670) near Cartersville, Georgia.



2 Maintenance Observations

Southern Company Civil Field Services (SCS-CFS) staff performs routine maintenance on transducers within the hydrogeologic monitoring program including battery change outs, transducer replacement, or reconnection of modem or transducer cables. The monitoring network has been reviewed and optimized to provide widespread spatial coverage to mitigate localized disruptions in the transducer network and prevent loss of monitoring in case of a potential sinkhole formation. During the reporting period, SCS-CFS conducted maintenance on the following locations: GWC-7Z, GWC-29, GWC-29R, and GWC-31R (Table 1). Although these transducers were not operational at these locations during this time transducers located in nearby wells do not indicate subsurface changes. The following summarizes the maintenance performed at these locations.

GWC-7Z

- Communication issues with instrumentation resulted in sporadic data loss from June 6, 2024 to June 10, 2024. It was discovered that the issue was due to a faulty transducer cable, and this cable was subsequently replaced on June 19, 2024. Data recording has resumed uninterrupted, and the issue has been resolved.

GWC-29, GWC-29R, and **GWC-31R**

- Transducers were removed from wells for aquifer testing purposes, and no data was recorded for the period between July 11, 2024, and August 23, 2024.

3 Water Level Fluctuations

Continuous groundwater level data and river stage elevations for the Etowah River were recorded between June 6, 2024, and December 6, 2024. Reporting period hydrographs for Cells 1-10 are shown in Figures 1A through 4B.

Table 1 documents maintenance completed during the reporting period that had the potential to result in water level trend anomalies. During the reporting period, manual groundwater elevation gauging and groundwater sample collection took place from July 29 through August 23, 2024, as well as additional verification ground water sampling that occurred on June 11 through 13 and September 25 through 26, 2024. Additional background sampling of Cells 5 & 6 and 7 & 8 occurred June 11 through 13 and August 26 through 28, 2024. In addition to routine sampling events, aquifer testing was conducted at the Site including:

1) Slug testing at GWC-25R (Cells 3 & 4), GWC-29, GWC-29R, and GWC-31R (Cells 5 & 6 & 7 & 8) from July 23 through 30, 2024.

2) Pumping tests on wells GWC-25R (Cells 3 & 4) and GWC-31R (Cells 5 & 6, 7 & 8) on August 28 through 30, 2024, and on September 4, 2024, respectively.

These field efforts are considered known disruptions to the water table and are marked on the hydrograph plots (Figures 1A through 4B). Larger groundwater purging induced water level decreases have been removed from hydrograph plots to preserve consistent graph trends and detailed resolution across all figures. Transducer maintenance activities and repairs occurred throughout the monitoring period and consisted of resetting reference water elevation depths, controlling insect infestation in wells, and replacing instrument batteries. Periodic sampling and maintenance may induce drifts in pressure readings. When drifts are noted, the reference depth to water is re-set, and the logging cycle is re-started.

The water levels in monitoring wells equipped with transducers exhibited similar overall trends during the reporting period. Groundwater elevations show an overall slight and steady decrease until the end of September before water levels increased sharply across the Site before decreasing again into December.

Hurricane Helene moved across the state of Georgia on September 27, 2024, resulting in antecedent and storm related precipitation totals at the Site exceeding 6.75 inches over the period of September 25 through 29, 2024 according to the U.S. Geological Survey station gauge (02394670) near Cartersville, Georgia. Precipitation greater than 1.50 inches within a 24-hour period occurred on September 25 (1.79 inches), 26 (2.02 inches) and 27 (2.85 inches). Consequent groundwater responses at the Site were captured with transducer data and water level increases observed were in the order of 0.98 feet to 18.5 feet. Certain wells showed peak groundwater elevations on the days closest to the precipitation event on September 27 through 30 (e.g. GWA-41R and GWC-36RA), while others peaked a few days later on October 3 and 4 (e.g. GWA-2R and GWC-24R) or several days later on October 10 through 13 (e.g. GWA-4R, GWA-39RZ and GWA-39Z). During the monitoring period one well, GWA-41R, showed a rapid hydrograph response to substantial rainfall as well as a rapid outflux. Then GWA-41R exhibited similar groundwater trends as other nearby wells, such as GWA-43 and GWA-43R.

The fluctuation pattern throughout the reporting period is similar between the river and the wells, but the wells have a muted response compared to the river. There is a longer recovery period for the groundwater responses indicating that there is not an open, unimpeded connection between groundwater and surface water. Both the river stage and the groundwater appear to be affected by some precipitation events. The observed variations in groundwater elevations are attributed to rainfall variations or due to sampling or maintenance activities at the monitoring points. A comparison of river stage and precipitation data with recorded groundwater elevations (Figures 1A through 4B) shows that both sets of data follow similar overall patterns.

4 Conclusions and Recommendations

Observed disruptions in the transducer water levels were found to be directly attributed to (a) drawdown during sampling events, water level gauging, and aquifer tests; (b) maintenance of wells, transducers, or telemetry units; or (c) precipitation events. June 6, 2024, through December 6, 2024, hydrologic

monitoring data did not show water level fluctuations attributed to subsurface changes that might be indicative of land subsidence or sinkhole formation. Hydrogeologic monitoring will continue at Plant Bowen.

Figures

Transducer Groundwater Level Monitoring Hydrographs

Figure 1A

Stantec

Plant Bowen Landfill - Cell 1 & 2 Well Network Hydrographs for June 6, 2024 through December 6, 2024

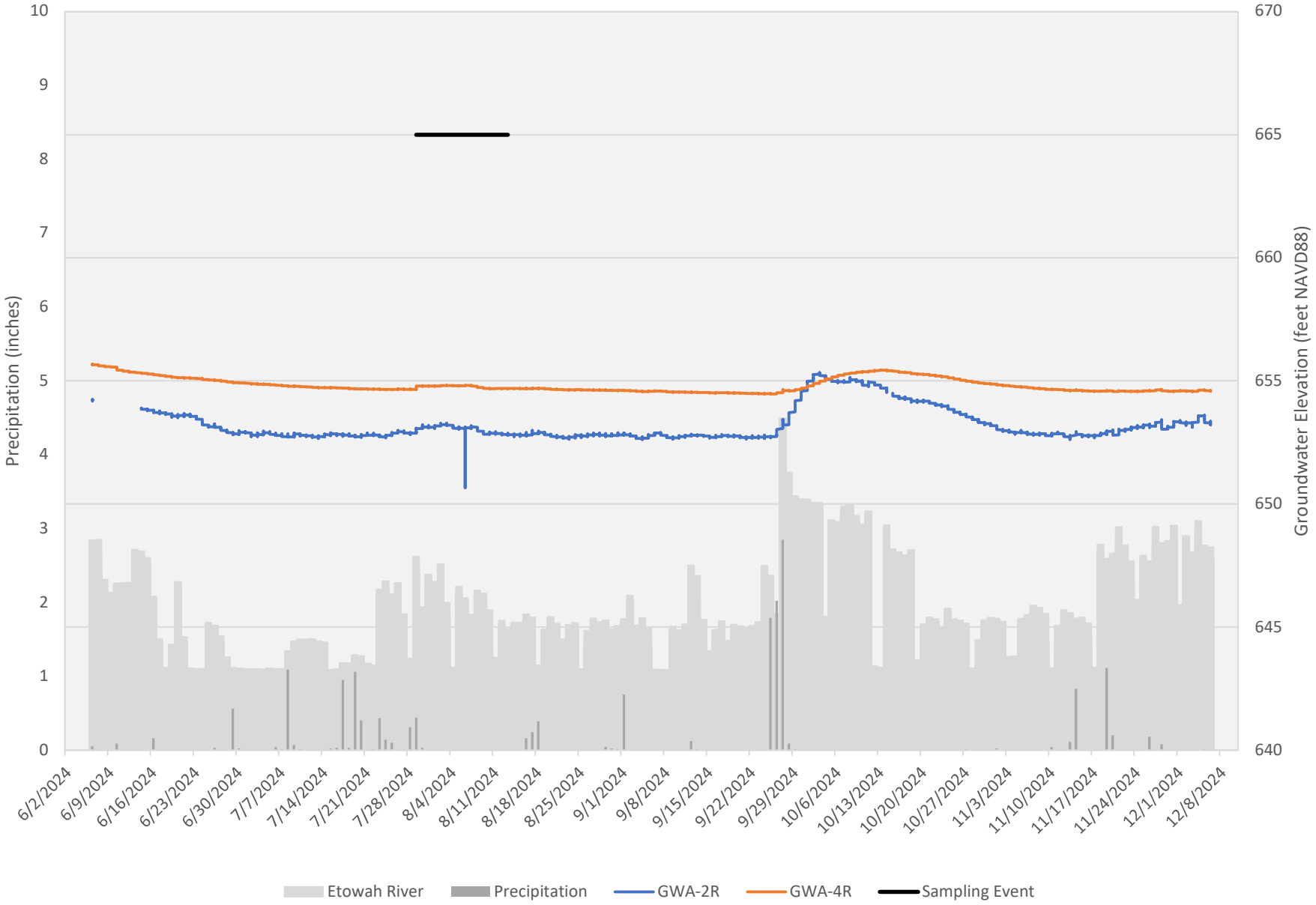

Figure 1B

Stantec

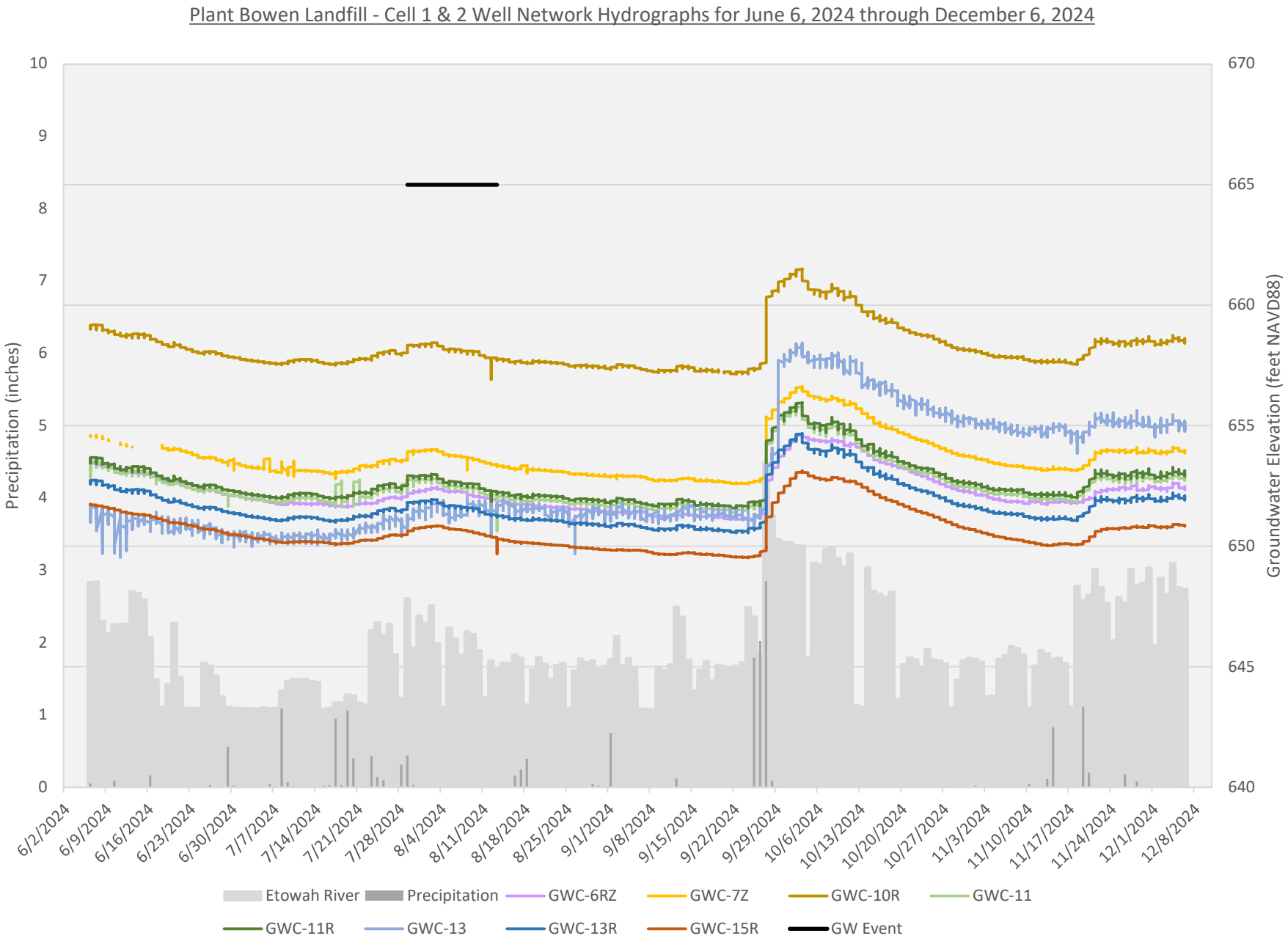

Figure 2A

Stantec

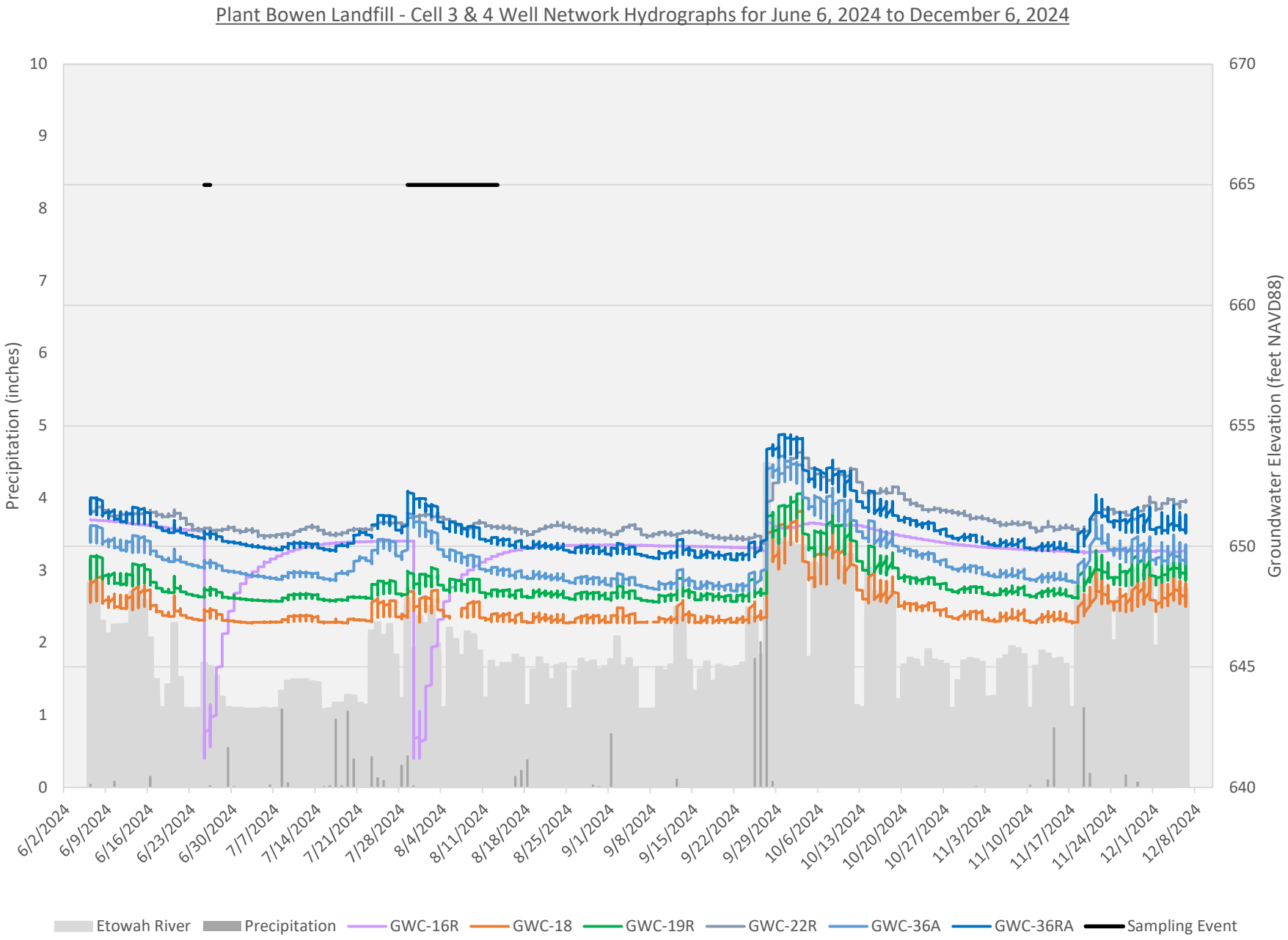

Figure 2B

Stantec

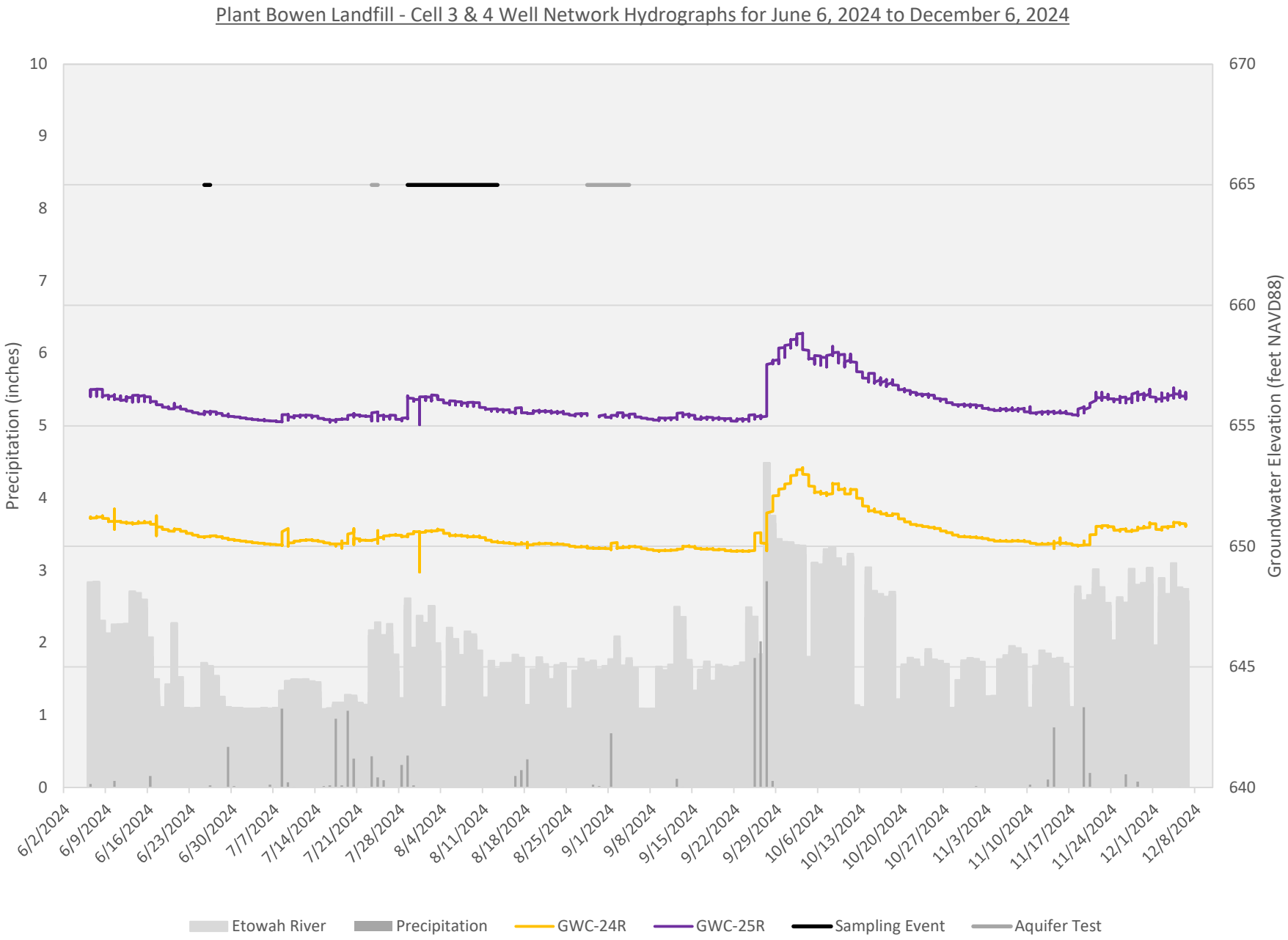

Figure 3A

Stantec

Plant Bowen Landfill - Cells 5 & 6, 7 & 8 Well Network Hydrographs for June 6, 2024 through December 6, 2024

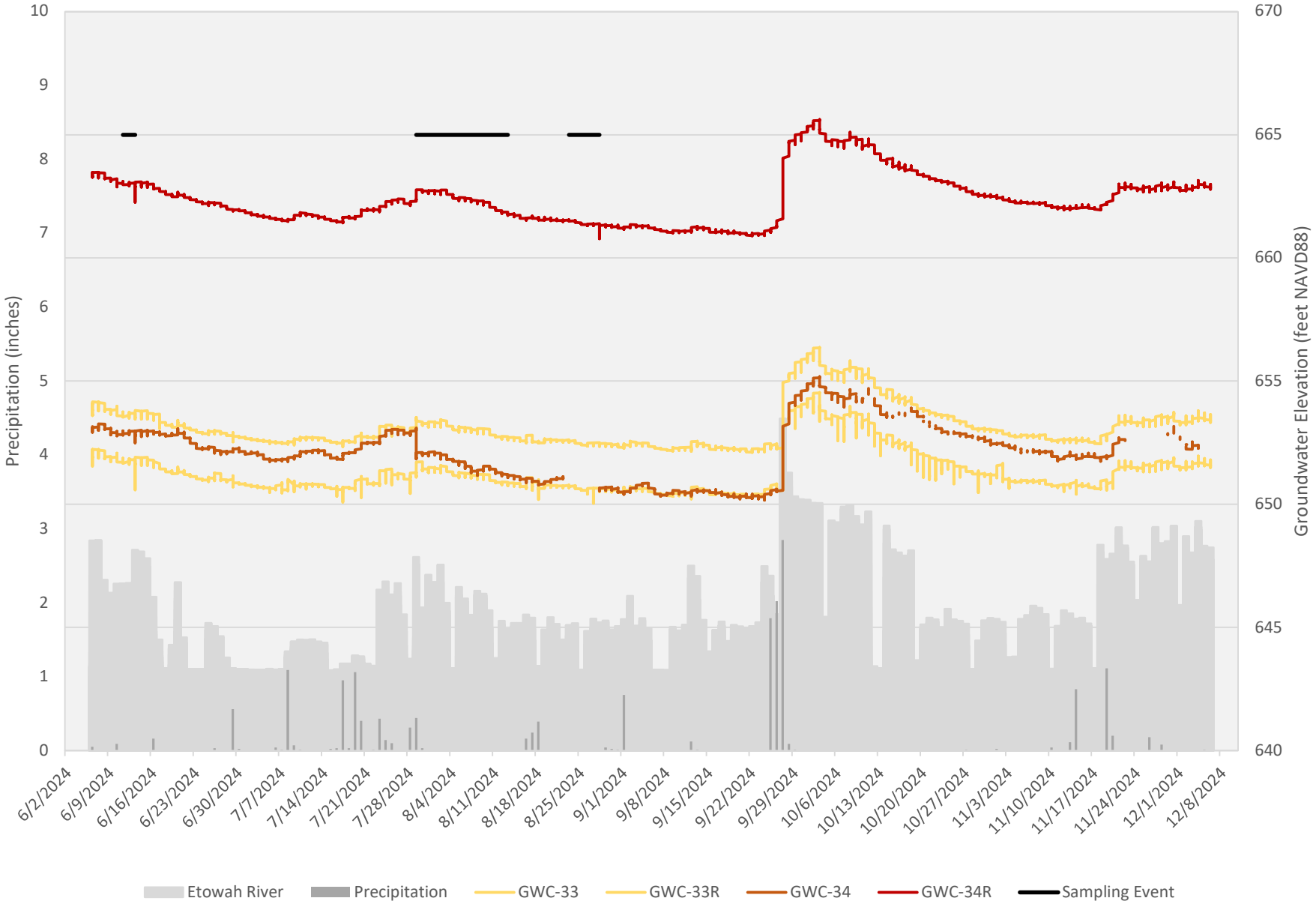

Figure 3B

Stantec

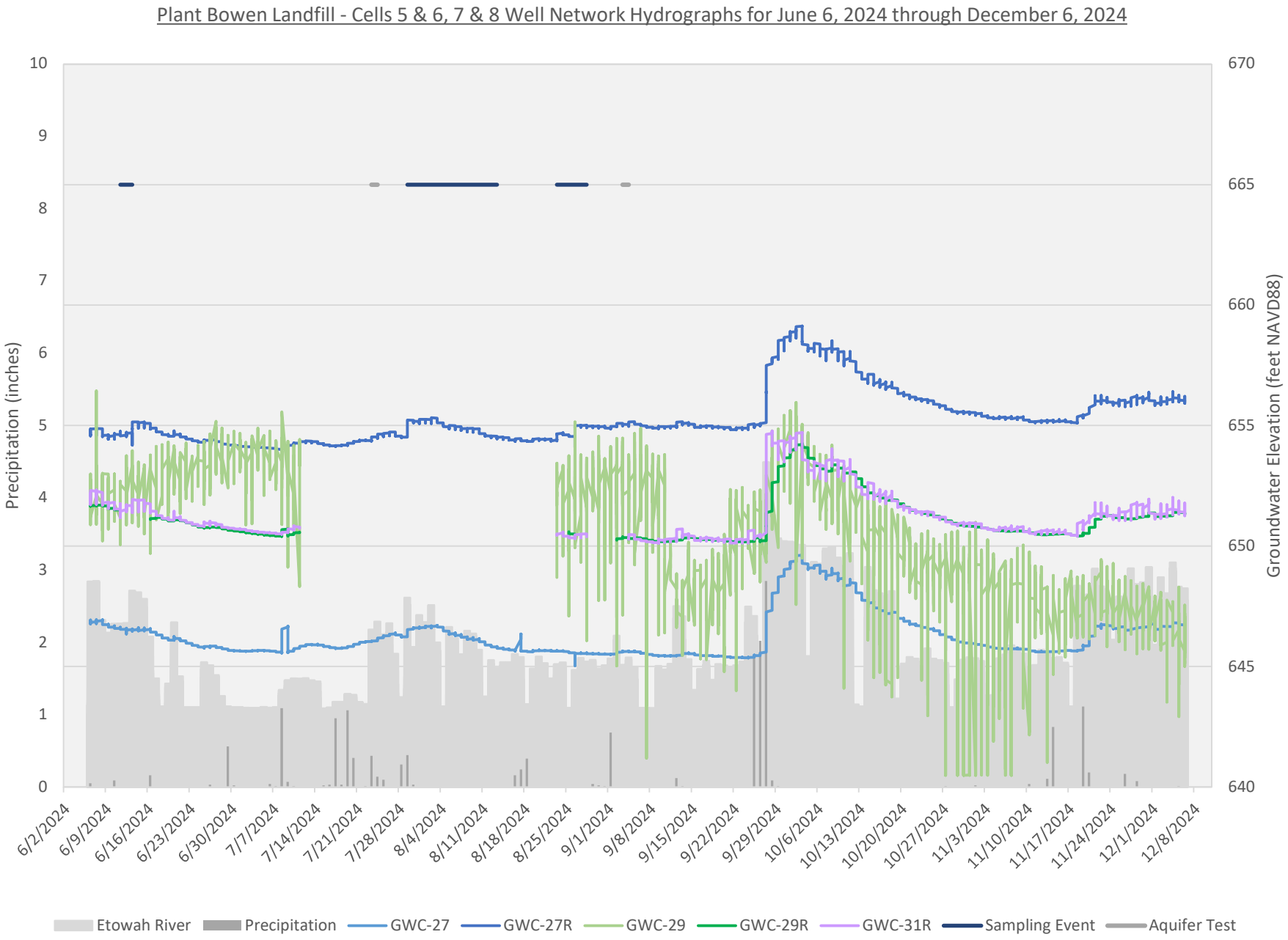

Figure 4A

Stantec

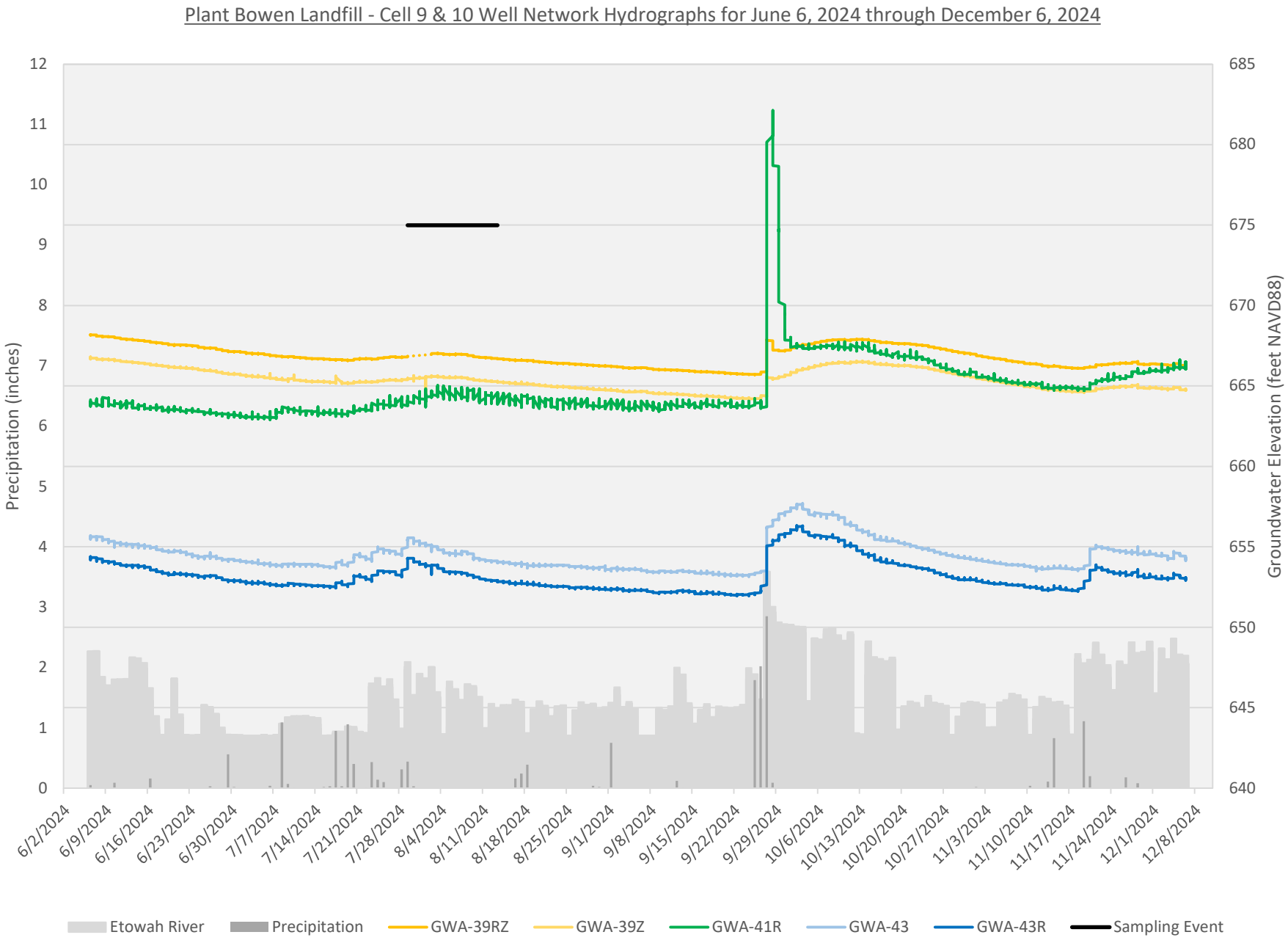

Figure 4B

Stantec

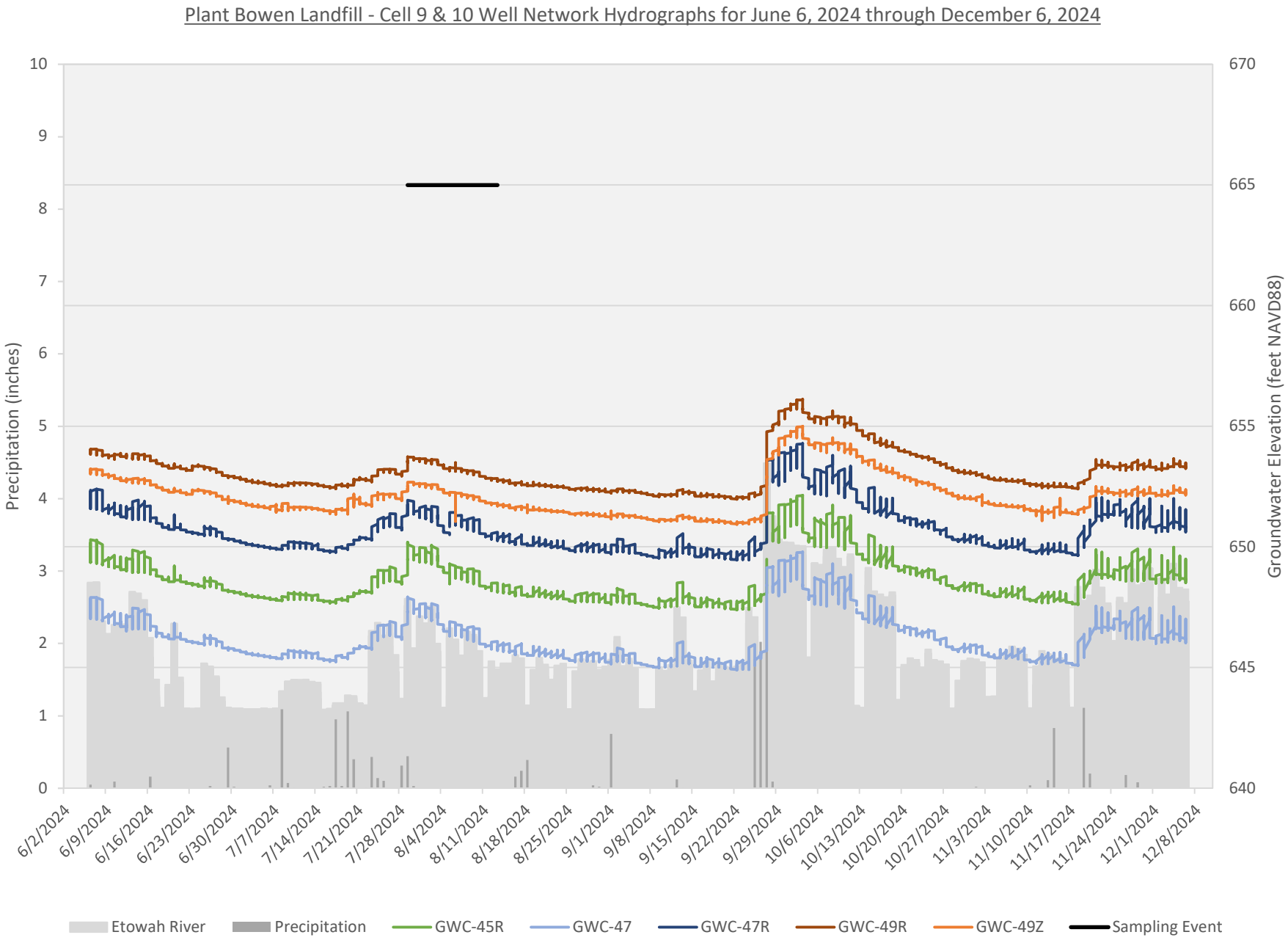

Table 1

Bowen Landfill Maintenance and Water Level Observation

Table 1: Bowen Landfill Maintenance and Water Level Observation				
June 6, 2024 through December 6, 2024				
Cells	**Well ID**	**Most Recent Transducer Network Maintenance**	**Maintenance Information**	**Comments/Recommendations**
1 & 2	GWA-2R	--	--	Missing data from 6/6-14/2024 & 10/14-15/2024
	GWA-4R	9/6/2024	Replaced VuLink batteries	--
	GWC-6RZ	--	--	
	GWC-7Z	6/19/2024	Replaced faulty transducer cable	Missing data 6/6-18/2024
	GWC-10R	9/6/2024	Replaced VuLink batteries	--
	GWC-11	9/6/2024	Replaced VuLink batteries	--
	GWC-11R	9/6/2024	Replaced VuLink batteries	--
	GWC-13	--	--	--
	GWC-13R	--	--	--
	GWC-15R	--	--	--
3 & 4	GWC-16R	--	--	--
	GWC-18	--	--	Missing data from 8/5-8/2024
	GWC-19R	9/6/2024	Replaced VuLink batteries	--
	GWC-22R	--	--	--
	GWC-24R	--	--	--
	GWC-25R	9/6/2024	Replaced VuLink batteries	Slug testing conducted on 7/23/2024 Pumping test conducted on 8/29-30/2024
	GWC-36A	--	--	--
	GWC-36RA	--	--	--
5 & 6, 7 & 8	GWC-27	--	--	
	GWC-27R	--	--	
	GWC-29	--	--	Transducers removed for slug testing: 7/11/2024 - 8/23/2024
	GWC-29R	12/4/2024	Replaced VuLink batteries	Transducers removed for slug testing: 7/11/2024 - 8/23/2024 Missing data from 6/11-16/2024 & 8/26-31/2024
	GWC-31R	10/8/2024	Replaced VuLink batteries	Transducers removed for slug testing: 7/11/2024 - 8/23/2024 Pumping Test conducted on 8/29/2024 & 9/3/2024
	GWC-33	--	--	--
	GWC-33R	--	--	--
	GWC-34	--	--	Missing data from 8/22-28/2024; 11/22-29/2024; 12/1-2/2024; 12/4-6/2024 Missing data from largely evening data from 10/8/2024-10/12/2024; 10/15/2024-10/26/2024; 11/5/2024-11/7/2024 due to low battery levels
	GWC-34R	--	--	--
9 & 10	GWA-39RZ	12/3/2024	Replaced VuLink batteries	--
	GWA-39Z	--	--	--
	GWA-41R	--	--	--
	GWA-43	--	--	--
	GWA-43R	--	--	--
	GWC-45R	--	--	--
	GWC-47	10/8/2024	Replaced VuLink batteries	Missing data on 7/31/2024, 9/12/2024, 10/12/2024, 10/20-25/2024, 11/17-18/2024
	GWC-47R	12/4/2024	Replaced VuLink batteries	--
	GWC-49R	--	--	Missing data on 12/3/2024
	GWC-49Z	--	--	--

Prepared by/Date: A.Shoredits 12/20/2024

Checked by/Date: Andrew Stevens 1/2/2024

With every community, we redefine what's possible.

Stantec is a global leader in sustainable engineering, architecture, and environmental consulting. The diverse perspectives of our partners and interested parties drive us to think beyond what's previously been done on critical issues like climate change, digital transformation, and future-proofing our cities and infrastructure. We innovate at the intersection of community, creativity, and client relationships to advance communities everywhere, so that together we can redefine what's possible.

Stantec Consulting Services Inc.
10745 Westside Way, Suite 250
Alpharetta GA 30009-7640
Stantec.com

APPENDIX C
LABORATORY ANALYTICAL DATA AND FIELD SAMPLING REPORTS

Pace Analytical Services, LLC
9800 Kincey Ave. Suite 100
Huntersville, NC 28078
(704)875-9092

March 06, 2024

Kristen Jurinko
Southern Company
241 Ralph McGill Blvd
NE, Bin 10160
Atlanta, GA 30308

RE: Project: Bowen LF Cells 3&4
Pace Project No.: 92714171

Dear Kristen Jurinko:

Enclosed are the analytical results for sample(s) received by the laboratory between February 16, 2024 and February 20, 2024. The results relate only to the samples included in this report. Results reported herein conform to the applicable TNI/NELAC Standards and the laboratory's Quality Manual, where applicable, unless otherwise noted in the body of the report.

The test results provided in this final report were generated by each of the following laboratories within the Pace Network:

- Pace Analytical Services - Asheville
- Pace Analytical Services - Peachtree Corners, GA

If you have any questions concerning this report, please feel free to contact me.

Sincerely,

Bonnie Vang
bonnie.vang@pacelabs.com
704-977-0968
Project Manager

Enclosures

cc: Carole Lieu, Stantec
Laura Midkiff, Southern Co.
Edgar Smith, Stantec
Cassidy Sutherland, Stantec

Pace Analytical Services, LLC
9800 Kincey Ave. Suite 100
Huntersville, NC 28078
(704)875-9092

CERTIFICATIONS

Project: Bowen LF Cells 3&4
Pace Project No.: 92714171

Pace Analytical Services Asheville
2225 Riverside Drive, Asheville, NC 28804
Florida/NELAP Certification #: E87648
North Carolina Drinking Water Certification #: 37712
North Carolina Wastewater Certification #: 40
South Carolina Laboratory ID: 99030
South Carolina Certification #: 99030001
Virginia/VELAP Certification #: 460222

Pace Analytical Services Peachtree Corners
110 Technology Pkwy, Peachtree Corners, GA 30092
Florida DOH Certification #: E87315
Georgia DW Inorganics Certification #: 812
North Carolina Certification #: 381
South Carolina Certification #: 98011001
Virginia Certification #: 460204

REPORT OF LABORATORY ANALYSIS

This report shall not be reproduced, except in full,
without the written consent of Pace Analytical Services, LLC.

Pace Analytical Services, LLC
9800 Kincey Ave. Suite 100
Huntersville, NC 28078
(704)875-9092

SAMPLE SUMMARY

Project: Bowen LF Cells 3&4
Pace Project No.: 92714171

Lab ID	Sample ID	Matrix	Date Collected	Date Received
92714171001	**BOW-GWA-36A**	Water	02/13/24 11:38	02/16/24 16:00
92714171002	**BOW-GWA-36RA**	Water	02/13/24 16:40	02/16/24 16:00
92714171003	**BOW-GWA-37**	Water	02/13/24 13:42	02/16/24 16:00
92714171004	**BOW-GWA-38**	Water	02/13/24 15:14	02/16/24 16:00
92714171005	**BOW-LF3-4-FD-05**	Water	02/13/24 00:00	02/16/24 16:00
92714171006	**BOW-LF3-4-FB-05**	Water	02/13/24 16:48	02/16/24 16:00
92714171007	**BOW-GWC-18**	Water	02/14/24 12:35	02/16/24 16:00
92714171008	**BOW-GWC-18R**	Water	02/14/24 14:15	02/16/24 16:00
92714171009	**BOW-GWC-19R**	Water	02/14/24 14:28	02/16/24 16:00
92714171010	**BOW-GWC-16R**	Water	02/15/24 10:30	02/16/24 16:00
92714171011	**BOW-GWC-17R**	Water	02/15/24 11:16	02/16/24 16:00
92714171012	**BOW-GWC-20R**	Water	02/15/24 13:26	02/16/24 16:00
92714171013	**BOW-GWC-21R**	Water	02/15/24 11:37	02/16/24 16:00
92714171014	**BOW-GWC-22R**	Water	02/15/24 14:07	02/16/24 16:00
92714171015	**BOW-GWC-24R**	Water	02/15/24 15:46	02/16/24 16:00
92714171016	**BOW-LF3-4-FB-06**	Water	02/15/24 16:04	02/16/24 16:00
92714171017	**BOW-GWC-23R**	Water	02/16/24 13:29	02/20/24 14:30
92714171018	**BOW-GWC-25R**	Water	02/16/24 11:39	02/20/24 14:30
92714171019	**BOW-LF3-4-FD-06**	Water	02/16/24 00:00	02/20/24 14:30

REPORT OF LABORATORY ANALYSIS

This report shall not be reproduced, except in full,
without the written consent of Pace Analytical Services, LLC.

Pace Analytical Services, LLC
9800 Kincey Ave. Suite 100
Huntersville, NC 28078
(704)875-9092

SAMPLE ANALYTE COUNT

Project: Bowen LF Cells 3&4
Pace Project No.: 92714171

Lab ID	Sample ID	Method	Analysts	Analytes Reported
92714171001	**BOW-GWA-36A**	EPA 6010D	DRB	7
		EPA 6020B	CW1	15
		EPA 7470A	VB	1
		SM 2540C-2015	DL1	1
		SM 2320B-2011	YEG	3
		EPA 300.0 Rev 2.1 1993	CDC	3
92714171002	**BOW-GWA-36RA**	EPA 6010D	DRB	7
		EPA 6020B	CW1	15
		EPA 7470A	VB	1
		SM 2540C-2015	DL1	1
		SM 2320B-2011	YEG	3
		EPA 300.0 Rev 2.1 1993	CDC	3
92714171003	**BOW-GWA-37**	EPA 6010D	DRB	7
		EPA 6020B	CW1	15
		EPA 7470A	VB	1
		SM 2540C-2015	DL1	1
		SM 2320B-2011	YEG	3
		EPA 300.0 Rev 2.1 1993	JCM	3
92714171004	**BOW-GWA-38**	EPA 6010D	DRB	7
		EPA 6020B	CW1	15
		EPA 7470A	VB	1
		SM 2540C-2015	DL1	1
		SM 2320B-2011	YEG	3
		EPA 300.0 Rev 2.1 1993	JCM	3
92714171005	**BOW-LF3-4-FD-05**	EPA 6010D	DRB	7
		EPA 6020B	CW1	15
		EPA 7470A	VB	1
		SM 2540C-2015	DL1	1
		SM 2320B-2011	YEG	3
		EPA 300.0 Rev 2.1 1993	JCM	3
92714171006	**BOW-LF3-4-FB-05**	EPA 6010D	DRB	7
		EPA 6020B	CW1	15
		EPA 7470A	VB	1
		SM 2540C-2015	DL1	1
		SM 2320B-2011	YEG	3
		EPA 300.0 Rev 2.1 1993	JCM	3
92714171007	**BOW-GWC-18**	EPA 6010D	DRB	7

REPORT OF LABORATORY ANALYSIS

This report shall not be reproduced, except in full,
without the written consent of Pace Analytical Services, LLC.

Pace Analytical Services, LLC
9800 Kincey Ave. Suite 100
Huntersville, NC 28078
(704)875-9092

SAMPLE ANALYTE COUNT

Project: Bowen LF Cells 3&4
Pace Project No.: 92714171

Lab ID	Sample ID	Method	Analysts	Analytes Reported
		EPA 6020B	CW1	15
		EPA 7470A	VB	1
		SM 2540C-2015	DL1	1
		SM 2320B-2011	SMS	3
		EPA 300.0 Rev 2.1 1993	JCM	3
92714171008	**BOW-GWC-18R**	EPA 6010D	DRB	7
		EPA 6020B	CW1	15
		EPA 7470A	VB	1
		SM 2540C-2015	DL1	1
		SM 2320B-2011	SMS	3
		EPA 300.0 Rev 2.1 1993	JCM	3
92714171009	**BOW-GWC-19R**	EPA 6010D	DRB	7
		EPA 6020B	CW1	15
		EPA 7470A	VB	1
		SM 2540C-2015	DL1	1
		SM 2320B-2011	SMS	3
		EPA 300.0 Rev 2.1 1993	JCM	3
92714171010	**BOW-GWC-16R**	EPA 6010D	DRB	7
		EPA 6020B	CW1	15
		EPA 7470A	VB	1
		SM 2540C-2015	DL1	1
		SM 2320B-2011	SMS	3
		EPA 300.0 Rev 2.1 1993	JCM	3
92714171011	**BOW-GWC-17R**	EPA 6010D	DRB	7
		EPA 6020B	CW1	15
		EPA 7470A	VB	1
		SM 2540C-2015	DL1	1
		SM 2320B-2011	SMS	3
		EPA 300.0 Rev 2.1 1993	JCM	3
92714171012	**BOW-GWC-20R**	EPA 6010D	DRB	7
		EPA 6020B	CW1	15
		EPA 7470A	VB	1
		SM 2540C-2015	DL1	1
		SM 2320B-2011	SMS	3
		EPA 300.0 Rev 2.1 1993	JCM	3
92714171013	**BOW-GWC-21R**	EPA 6010D	DRB	7
		EPA 6020B	CW1	15

REPORT OF LABORATORY ANALYSIS

This report shall not be reproduced, except in full,
without the written consent of Pace Analytical Services, LLC.

Pace Analytical Services, LLC
9800 Kincey Ave. Suite 100
Huntersville, NC 28078
(704)875-9092

SAMPLE ANALYTE COUNT

Project: Bowen LF Cells 3&4
Pace Project No.: 92714171

Lab ID	Sample ID	Method	Analysts	Analytes Reported
		EPA 7470A	VB	1
		SM 2540C-2015	DL1	1
		SM 2320B-2011	SMS	3
		EPA 300.0 Rev 2.1 1993	JCM	3
92714171014	**BOW-GWC-22R**	EPA 6010D	DRB	7
		EPA 6020B	CW1	15
		EPA 7470A	VB	1
		SM 2540C-2015	DL1	1
		SM 2320B-2011	SMS	3
		EPA 300.0 Rev 2.1 1993	JCM	3
92714171015	**BOW-GWC-24R**	EPA 6010D	DRB	7
		EPA 6020B	CW1	15
		EPA 7470A	VB	1
		SM 2540C-2015	DL1	1
		SM 2320B-2011	SMS	3
		EPA 300.0 Rev 2.1 1993	JCM	3
92714171016	**BOW-LF3-4-FB-06**	EPA 6010D	DRB	7
		EPA 6020B	CW1	15
		EPA 7470A	VB	1
		SM 2540C-2015	DL1	1
		SM 2320B-2011	SMS	3
		EPA 300.0 Rev 2.1 1993	JCM	3
92714171017	**BOW-GWC-23R**	EPA 6010D	DRB	7
		EPA 6020B	CW1	15
		EPA 7470A	VB	1
		SM 2540C-2015	DL1	1
		SM 2320B-2011	SMS	3
		EPA 300.0 Rev 2.1 1993	CDC	3
92714171018	**BOW-GWC-25R**	EPA 6010D	DRB	7
		EPA 6020B	CW1	15
		EPA 7470A	VB	1
		SM 2540C-2015	DL1	1
		SM 2320B-2011	SMS	3
		EPA 300.0 Rev 2.1 1993	CDC	3
92714171019	**BOW-LF3-4-FD-06**	EPA 6010D	DRB	7
		EPA 6020B	CW1	15
		EPA 7470A	VB	1

REPORT OF LABORATORY ANALYSIS

This report shall not be reproduced, except in full,
without the written consent of Pace Analytical Services, LLC.

Pace Analytical Services, LLC
9800 Kincey Ave. Suite 100
Huntersville, NC 28078
(704)875-9092

SAMPLE ANALYTE COUNT

Project: Bowen LF Cells 3&4
Pace Project No.: 92714171

Lab ID	Sample ID	Method	Analysts	Analytes Reported
		SM 2540C-2015	DL1	1
		SM 2320B-2011	SMS	3
		EPA 300.0 Rev 2.1 1993	CDC	3

PASI-A = Pace Analytical Services - Asheville
PASI-GA = Pace Analytical Services - Peachtree Corners, GA

This report shall not be reproduced, except in full,
without the written consent of Pace Analytical Services, LLC.

Pace Analytical Services, LLC
9800 Kincey Ave. Suite 100
Huntersville, NC 28078
(704)875-9092

SUMMARY OF DETECTION

Project: Bowen LF Cells 3&4
Pace Project No.: 92714171

Lab Sample ID / Method	Client Sample ID / Parameters	Result	Units	Report Limit	Analyzed	Qualifiers
92714171001	**BOW-GWA-36A**					
EPA 6010D	Iron	0.039J	mg/L	0.040	03/01/24 18:24	
EPA 6010D	Zinc	0.016J	mg/L	0.020	03/01/24 18:24	
EPA 6010D	Potassium	1.6	mg/L	0.50	03/01/24 18:24	
EPA 6010D	Sodium	1.6	mg/L	1.0	03/01/24 18:24	
EPA 6010D	Calcium	52.0	mg/L	1.0	03/01/24 18:24	
EPA 6010D	Magnesium	25.3	mg/L	0.050	03/01/24 18:24	
EPA 6020B	Barium	0.039	mg/L	0.0050	02/23/24 16:07	
EPA 6020B	Boron	0.034J	mg/L	0.040	02/23/24 16:07	
SM 2540C-2015	Total Dissolved Solids	248	mg/L	25.0	02/19/24 17:42	
SM 2320B-2011	Alkalinity,Bicarbonate (CaCO3)	205	mg/L	5.0	02/20/24 13:11	
SM 2320B-2011	Alkalinity, Total as CaCO3	205	mg/L	5.0	02/20/24 13:11	
EPA 300.0 Rev 2.1 1993	Chloride	3.7	mg/L	1.0	02/20/24 13:15	
EPA 300.0 Rev 2.1 1993	Sulfate	23.4	mg/L	1.0	02/20/24 13:15	
92714171002	**BOW-GWA-36RA**					
EPA 6010D	Iron	0.24	mg/L	0.040	03/01/24 18:26	
EPA 6010D	Manganese	0.012J	mg/L	0.040	03/01/24 18:26	
EPA 6010D	Zinc	0.013J	mg/L	0.020	03/01/24 18:26	
EPA 6010D	Potassium	1.5	mg/L	0.50	03/01/24 18:26	
EPA 6010D	Sodium	1.7	mg/L	1.0	03/01/24 18:26	
EPA 6010D	Calcium	54.5	mg/L	1.0	03/01/24 18:26	
EPA 6010D	Magnesium	27.1	mg/L	0.050	03/01/24 18:26	
EPA 6020B	Barium	0.036	mg/L	0.0050	02/23/24 16:10	
EPA 6020B	Boron	0.026J	mg/L	0.040	02/23/24 16:10	
EPA 6020B	Copper	0.00049J	mg/L	0.0050	02/23/24 16:10	
SM 2540C-2015	Total Dissolved Solids	252	mg/L	25.0	02/19/24 17:43	
SM 2320B-2011	Alkalinity,Bicarbonate (CaCO3)	228	mg/L	5.0	02/20/24 13:45	
SM 2320B-2011	Alkalinity, Total as CaCO3	228	mg/L	5.0	02/20/24 13:45	
EPA 300.0 Rev 2.1 1993	Chloride	3.4	mg/L	1.0	02/20/24 13:30	
EPA 300.0 Rev 2.1 1993	Sulfate	19.1	mg/L	1.0	02/20/24 13:30	
92714171003	**BOW-GWA-37**					
EPA 6010D	Potassium	0.47J	mg/L	0.50	03/01/24 18:29	
EPA 6010D	Sodium	2.7	mg/L	1.0	03/01/24 18:29	
EPA 6010D	Calcium	0.72J	mg/L	1.0	03/01/24 18:29	
EPA 6010D	Magnesium	0.31	mg/L	0.050	03/01/24 18:29	
SM 2320B-2011	Alkalinity,Bicarbonate (CaCO3)	5.9	mg/L	5.0	02/20/24 13:35	
SM 2320B-2011	Alkalinity, Total as CaCO3	5.9	mg/L	5.0	02/20/24 13:35	
EPA 300.0 Rev 2.1 1993	Chloride	0.80J	mg/L	1.0	02/20/24 01:33	
92714171004	**BOW-GWA-38**					
EPA 6010D	Iron	0.71	mg/L	0.040	03/01/24 18:32	
EPA 6010D	Manganese	0.048	mg/L	0.040	03/01/24 18:32	
EPA 6010D	Potassium	0.46J	mg/L	0.50	03/01/24 18:32	
EPA 6010D	Sodium	4.0	mg/L	1.0	03/01/24 18:32	
EPA 6010D	Calcium	1.6	mg/L	1.0	03/01/24 18:32	
EPA 6010D	Magnesium	0.48	mg/L	0.050	03/01/24 18:32	
EPA 6020B	Barium	0.012	mg/L	0.0050	02/23/24 16:18	
EPA 6020B	Cobalt	0.0010J	mg/L	0.0050	02/23/24 16:18	

REPORT OF LABORATORY ANALYSIS

This report shall not be reproduced, except in full,
without the written consent of Pace Analytical Services, LLC.

Pace Analytical Services, LLC
9800 Kincey Ave. Suite 100
Huntersville, NC 28078
(704)875-9092

SUMMARY OF DETECTION

Project: Bowen LF Cells 3&4
Pace Project No.: 92714171

Lab Sample ID / Method	Client Sample ID / Parameters	Result	Units	Report Limit	Analyzed	Qualifiers
92714171004	**BOW-GWA-38**					
SM 2540C-2015	Total Dissolved Solids	31.0	mg/L	25.0	02/19/24 17:44	
SM 2320B-2011	Alkalinity,Bicarbonate (CaCO3)	5.6	mg/L	5.0	02/20/24 13:40	
SM 2320B-2011	Alkalinity, Total as CaCO3	5.6	mg/L	5.0	02/20/24 13:40	
EPA 300.0 Rev 2.1 1993	Chloride	3.4	mg/L	1.0	02/20/24 02:16	
EPA 300.0 Rev 2.1 1993	Sulfate	0.70J	mg/L	1.0	02/20/24 02:16	
92714171005	**BOW-LF3-4-FD-05**					
EPA 6010D	Manganese	0.012J	mg/L	0.040	03/01/24 18:34	
EPA 6010D	Potassium	0.50J	mg/L	0.50	03/01/24 18:34	
EPA 6010D	Sodium	2.8	mg/L	1.0	03/01/24 18:34	
EPA 6010D	Calcium	0.71J	mg/L	1.0	03/01/24 18:34	
EPA 6010D	Magnesium	0.31	mg/L	0.050	03/01/24 18:34	
EPA 6020B	Barium	0.0037J	mg/L	0.0050	02/23/24 16:34	
EPA 6020B	Copper	0.011	mg/L	0.0050	02/23/24 16:34	
EPA 6020B	Nickel	0.012	mg/L	0.0050	02/23/24 16:34	
SM 2540C-2015	Total Dissolved Solids	28.0	mg/L	25.0	02/19/24 17:44	
SM 2320B-2011	Alkalinity,Bicarbonate (CaCO3)	5.5	mg/L	5.0	02/20/24 14:03	
SM 2320B-2011	Alkalinity, Total as CaCO3	5.5	mg/L	5.0	02/20/24 14:03	
EPA 300.0 Rev 2.1 1993	Chloride	0.84J	mg/L	1.0	02/20/24 02:59	
92714171006	**BOW-LF3-4-FB-05**					
SM 2540C-2015	Total Dissolved Solids	28.0	mg/L	25.0	02/19/24 17:44	
92714171007	**BOW-GWC-18**					
EPA 6010D	Potassium	0.89	mg/L	0.50	03/01/24 18:40	
EPA 6010D	Sodium	1.5	mg/L	1.0	03/01/24 18:40	
EPA 6010D	Calcium	27.1	mg/L	1.0	03/01/24 18:40	
EPA 6010D	Magnesium	14.3	mg/L	0.050	03/01/24 18:40	
EPA 6020B	Barium	0.014	mg/L	0.0050	02/23/24 16:41	
SM 2540C-2015	Total Dissolved Solids	143	mg/L	25.0	02/20/24 12:52	
SM 2320B-2011	Alkalinity,Bicarbonate (CaCO3)	124	mg/L	5.0	02/21/24 14:13	
SM 2320B-2011	Alkalinity, Total as CaCO3	124	mg/L	5.0	02/21/24 14:13	
EPA 300.0 Rev 2.1 1993	Chloride	2.2	mg/L	1.0	02/20/24 03:14	
EPA 300.0 Rev 2.1 1993	Sulfate	1.8	mg/L	1.0	02/20/24 03:14	
92714171008	**BOW-GWC-18R**					
EPA 6010D	Iron	0.10	mg/L	0.040	03/01/24 18:43	
EPA 6010D	Potassium	0.71	mg/L	0.50	03/01/24 18:43	
EPA 6010D	Sodium	1.5	mg/L	1.0	03/01/24 18:43	
EPA 6010D	Calcium	31.9	mg/L	1.0	03/01/24 18:43	
EPA 6010D	Magnesium	16.8	mg/L	0.050	03/01/24 18:43	
EPA 6020B	Barium	0.014	mg/L	0.0050	02/23/24 16:45	
EPA 6020B	Beryllium	0.00010J	mg/L	0.00050	02/23/24 16:45	
SM 2540C-2015	Total Dissolved Solids	156	mg/L	25.0	02/20/24 12:52	
SM 2320B-2011	Alkalinity,Bicarbonate (CaCO3)	143	mg/L	5.0	02/21/24 16:00	
SM 2320B-2011	Alkalinity, Total as CaCO3	143	mg/L	5.0	02/21/24 16:00	
EPA 300.0 Rev 2.1 1993	Chloride	2.3	mg/L	1.0	02/20/24 03:28	
EPA 300.0 Rev 2.1 1993	Sulfate	2.0	mg/L	1.0	02/20/24 03:28	

This report shall not be reproduced, except in full,
without the written consent of Pace Analytical Services, LLC.

Pace Analytical Services, LLC
9800 Kincey Ave. Suite 100
Huntersville, NC 28078
(704)875-9092

SUMMARY OF DETECTION

Project: Bowen LF Cells 3&4
Pace Project No.: 92714171

Lab Sample ID / Method	Client Sample ID / Parameters	Result	Units	Report Limit	Analyzed	Qualifiers
92714171009	**BOW-GWC-19R**					
EPA 6010D	Iron	0.39	mg/L	0.040	03/01/24 18:45	
EPA 6010D	Manganese	0.015J	mg/L	0.040	03/01/24 18:45	
EPA 6010D	Potassium	0.78	mg/L	0.50	03/01/24 18:45	
EPA 6010D	Sodium	1.4	mg/L	1.0	03/01/24 18:45	
EPA 6010D	Calcium	34.8	mg/L	1.0	03/01/24 18:45	
EPA 6010D	Magnesium	18.3	mg/L	0.050	03/01/24 18:45	
EPA 6020B	Barium	0.015	mg/L	0.0050	02/23/24 16:49	
EPA 6020B	Chromium	0.0028J	mg/L	0.0050	02/23/24 16:49	
EPA 6020B	Lead	0.00024J	mg/L	0.0010	02/23/24 16:49	
EPA 6020B	Vanadium	0.00078J	mg/L	0.010	02/23/24 16:49	
SM 2540C-2015	Total Dissolved Solids	182	mg/L	25.0	02/20/24 12:53	
SM 2320B-2011	Alkalinity,Bicarbonate (CaCO3)	149	mg/L	5.0	02/21/24 16:10	
SM 2320B-2011	Alkalinity, Total as CaCO3	149	mg/L	5.0	02/21/24 16:10	
EPA 300.0 Rev 2.1 1993	Chloride	2.4	mg/L	1.0	02/20/24 03:43	
EPA 300.0 Rev 2.1 1993	Sulfate	2.9	mg/L	1.0	02/20/24 03:43	
92714171010	**BOW-GWC-16R**					
EPA 6010D	Iron	0.052	mg/L	0.040	03/01/24 18:53	
EPA 6010D	Manganese	0.013J	mg/L	0.040	03/01/24 18:53	
EPA 6010D	Zinc	0.033	mg/L	0.020	03/01/24 18:53	
EPA 6010D	Potassium	4.0	mg/L	0.50	03/01/24 18:53	
EPA 6010D	Sodium	19.0	mg/L	1.0	03/01/24 18:53	
EPA 6010D	Calcium	72.1	mg/L	1.0	03/01/24 18:53	
EPA 6010D	Magnesium	23.6	mg/L	0.050	03/01/24 18:53	
EPA 6020B	Antimony	0.022	mg/L	0.0030	02/26/24 15:24	
EPA 6020B	Arsenic	0.00097J	mg/L	0.0050	02/26/24 15:24	
EPA 6020B	Barium	0.041	mg/L	0.0050	02/26/24 15:24	
EPA 6020B	Boron	0.013J	mg/L	0.040	02/26/24 15:24	
EPA 6020B	Copper	0.0017J	mg/L	0.0050	02/26/24 15:24	
EPA 6020B	Nickel	0.0077	mg/L	0.0050	02/26/24 15:24	
EPA 6020B	Vanadium	0.0023J	mg/L	0.010	02/26/24 15:24	
SM 2540C-2015	Total Dissolved Solids	401	mg/L	25.0	02/21/24 18:05	
SM 2320B-2011	Alkalinity,Bicarbonate (CaCO3)	306	mg/L	5.0	02/21/24 23:13	
SM 2320B-2011	Alkalinity, Total as CaCO3	306	mg/L	5.0	02/21/24 23:13	
EPA 300.0 Rev 2.1 1993	Chloride	1.3	mg/L	1.0	02/20/24 03:57	
EPA 300.0 Rev 2.1 1993	Fluoride	0.13	mg/L	0.10	02/20/24 03:57	
EPA 300.0 Rev 2.1 1993	Sulfate	7.6	mg/L	1.0	02/20/24 03:57	
92714171011	**BOW-GWC-17R**					
EPA 6010D	Potassium	0.87	mg/L	0.50	02/28/24 14:39	
EPA 6010D	Sodium	3.4	mg/L	1.0	02/28/24 14:39	
EPA 6010D	Calcium	68.1	mg/L	1.0	02/28/24 14:39	M1
EPA 6010D	Magnesium	36.0	mg/L	0.050	02/28/24 14:39	M1
EPA 6020B	Antimony	0.00063J	mg/L	0.0030	02/26/24 15:39	
EPA 6020B	Barium	0.018	mg/L	0.0050	02/26/24 15:39	
SM 2540C-2015	Total Dissolved Solids	333	mg/L	25.0	02/21/24 18:05	
SM 2320B-2011	Alkalinity,Bicarbonate (CaCO3)	301	mg/L	5.0	02/21/24 23:39	
SM 2320B-2011	Alkalinity, Total as CaCO3	301	mg/L	5.0	02/21/24 23:39	

REPORT OF LABORATORY ANALYSIS

This report shall not be reproduced, except in full,
without the written consent of Pace Analytical Services, LLC.

Pace Analytical Services, LLC
9800 Kincey Ave. Suite 100
Huntersville, NC 28078
(704)875-9092

SUMMARY OF DETECTION

Project: Bowen LF Cells 3&4
Pace Project No.: 92714171

Lab Sample ID / Method	Client Sample ID / Parameters	Result	Units	Report Limit	Analyzed	Qualifiers
92714171011	**BOW-GWC-17R**					
EPA 300.0 Rev 2.1 1993	Chloride	4.5	mg/L	1.0	02/20/24 04:11	
EPA 300.0 Rev 2.1 1993	Sulfate	7.3	mg/L	1.0	02/20/24 04:11	
92714171012	**BOW-GWC-20R**					
EPA 6010D	Potassium	0.84	mg/L	0.50	02/28/24 14:49	
EPA 6010D	Sodium	2.4	mg/L	1.0	02/28/24 14:49	
EPA 6010D	Calcium	39.2	mg/L	1.0	02/28/24 14:49	
EPA 6010D	Magnesium	21.9	mg/L	0.050	02/28/24 14:49	
EPA 6020B	Barium	0.031	mg/L	0.0050	02/26/24 15:43	
SM 2540C-2015	Total Dissolved Solids	224	mg/L	25.0	02/21/24 18:05	
SM 2320B-2011	Alkalinity,Bicarbonate (CaCO3)	192	mg/L	5.0	02/22/24 13:29	
SM 2320B-2011	Alkalinity, Total as CaCO3	192	mg/L	5.0	02/22/24 13:29	
EPA 300.0 Rev 2.1 1993	Chloride	1.7	mg/L	1.0	02/20/24 04:26	
EPA 300.0 Rev 2.1 1993	Sulfate	1.1	mg/L	1.0	02/20/24 04:26	
92714171013	**BOW-GWC-21R**					
EPA 6010D	Potassium	1.1	mg/L	0.50	02/28/24 14:52	
EPA 6010D	Sodium	2.0	mg/L	1.0	02/28/24 14:52	
EPA 6010D	Calcium	65.6	mg/L	1.0	02/28/24 14:52	
EPA 6010D	Magnesium	35.0	mg/L	0.050	02/28/24 14:52	
EPA 6020B	Antimony	0.0017J	mg/L	0.0030	02/26/24 15:47	
EPA 6020B	Arsenic	0.0010J	mg/L	0.0050	02/26/24 15:47	
EPA 6020B	Barium	0.024	mg/L	0.0050	02/26/24 15:47	
EPA 6020B	Chromium	0.0035J	mg/L	0.0050	02/26/24 15:47	
EPA 6020B	Copper	0.00092J	mg/L	0.0050	02/26/24 15:47	
EPA 6020B	Vanadium	0.00098J	mg/L	0.010	02/26/24 15:47	
SM 2540C-2015	Total Dissolved Solids	290	mg/L	25.0	02/21/24 18:05	
SM 2320B-2011	Alkalinity,Bicarbonate (CaCO3)	325	mg/L	5.0	02/22/24 16:31	
SM 2320B-2011	Alkalinity, Total as CaCO3	325	mg/L	5.0	02/22/24 16:31	
EPA 300.0 Rev 2.1 1993	Chloride	3.0	mg/L	1.0	02/20/24 04:40	
EPA 300.0 Rev 2.1 1993	Sulfate	5.0	mg/L	1.0	02/20/24 04:40	
92714171014	**BOW-GWC-22R**					
EPA 6010D	Iron	0.59	mg/L	0.040	02/28/24 14:54	
EPA 6010D	Manganese	0.052	mg/L	0.040	02/28/24 14:54	
EPA 6010D	Potassium	1.3	mg/L	0.50	02/28/24 14:54	
EPA 6010D	Sodium	1.9	mg/L	1.0	02/28/24 14:54	
EPA 6010D	Calcium	34.2	mg/L	1.0	02/28/24 14:54	
EPA 6010D	Magnesium	18.5	mg/L	0.050	02/28/24 14:54	
EPA 6020B	Arsenic	0.0020J	mg/L	0.0050	02/26/24 15:51	
EPA 6020B	Barium	0.036	mg/L	0.0050	02/26/24 15:51	
EPA 6020B	Cobalt	0.00040J	mg/L	0.0050	02/26/24 15:51	
SM 2540C-2015	Total Dissolved Solids	180	mg/L	25.0	02/21/24 18:05	
SM 2320B-2011	Alkalinity,Bicarbonate (CaCO3)	167	mg/L	5.0	02/22/24 13:49	
SM 2320B-2011	Alkalinity, Total as CaCO3	167	mg/L	5.0	02/22/24 13:49	
EPA 300.0 Rev 2.1 1993	Chloride	2.4	mg/L	1.0	02/20/24 05:52	
EPA 300.0 Rev 2.1 1993	Sulfate	1.6	mg/L	1.0	02/20/24 05:52	

REPORT OF LABORATORY ANALYSIS

This report shall not be reproduced, except in full,
without the written consent of Pace Analytical Services, LLC.

Pace Analytical Services, LLC
9800 Kincey Ave. Suite 100
Huntersville, NC 28078
(704)875-9092

SUMMARY OF DETECTION

Project: Bowen LF Cells 3&4
Pace Project No.: 92714171

Lab Sample ID / Method	Client Sample ID / Parameters	Result	Units	Report Limit	Analyzed	Qualifiers
92714171015	**BOW-GWC-24R**					
EPA 6010D	Iron	0.21	mg/L	0.040	02/28/24 15:02	
EPA 6010D	Potassium	0.80	mg/L	0.50	02/28/24 15:02	
EPA 6010D	Sodium	1.4	mg/L	1.0	02/28/24 15:02	
EPA 6010D	Calcium	31.1	mg/L	1.0	02/28/24 15:02	
EPA 6010D	Magnesium	17.3	mg/L	0.050	02/28/24 15:02	
EPA 6020B	Barium	0.018	mg/L	0.0050	02/26/24 16:29	
EPA 6020B	Copper	0.00053J	mg/L	0.0050	02/26/24 16:29	
SM 2540C-2015	Total Dissolved Solids	248	mg/L	25.0	02/21/24 18:05	
SM 2320B-2011	Alkalinity,Bicarbonate (CaCO3)	149	mg/L	5.0	02/22/24 14:00	
SM 2320B-2011	Alkalinity, Total as CaCO3	149	mg/L	5.0	02/22/24 14:00	
EPA 300.0 Rev 2.1 1993	Chloride	2.1	mg/L	1.0	02/20/24 06:07	
EPA 300.0 Rev 2.1 1993	Sulfate	2.3	mg/L	1.0	02/20/24 06:07	
92714171016	**BOW-LF3-4-FB-06**					
SM 2540C-2015	Total Dissolved Solids	243	mg/L	25.0	02/21/24 18:05	
92714171017	**BOW-GWC-23R**					
EPA 6010D	Calcium	74.2	mg/L	1.0	03/01/24 19:01	M1
EPA 6010D	Iron	0.32	mg/L	0.040	03/01/24 19:01	
EPA 6010D	Magnesium	35.5	mg/L	0.050	03/01/24 19:01	M1
EPA 6010D	Manganese	0.015J	mg/L	0.040	03/01/24 19:01	
EPA 6010D	Potassium	1.5	mg/L	0.50	03/01/24 19:01	
EPA 6010D	Sodium	41.2	mg/L	1.0	03/01/24 19:01	M1
EPA 6020B	Antimony	0.00083J	mg/L	0.0030	02/27/24 13:21	B
EPA 6020B	Arsenic	0.0011J	mg/L	0.0050	02/27/24 13:21	
EPA 6020B	Barium	0.14	mg/L	0.0050	02/27/24 13:21	
EPA 6020B	Cobalt	0.00034J	mg/L	0.0050	02/27/24 13:21	
EPA 6020B	Vanadium	0.00081J	mg/L	0.010	02/27/24 13:21	
SM 2540C-2015	Total Dissolved Solids	395	mg/L	25.0	02/23/24 13:33	
SM 2320B-2011	Alkalinity,Bicarbonate (CaCO3)	355	mg/L	5.0	02/23/24 18:07	
SM 2320B-2011	Alkalinity, Total as CaCO3	355	mg/L	5.0	02/23/24 18:07	
EPA 300.0 Rev 2.1 1993	Chloride	1.4	mg/L	1.0	02/22/24 21:26	
EPA 300.0 Rev 2.1 1993	Fluoride	0.054J	mg/L	0.10	02/22/24 21:26	
EPA 300.0 Rev 2.1 1993	Sulfate	59.5	mg/L	1.0	02/22/24 21:26	
92714171018	**BOW-GWC-25R**					
EPA 6010D	Potassium	0.71	mg/L	0.50	03/01/24 19:10	
EPA 6010D	Sodium	1.4	mg/L	1.0	03/01/24 19:10	
EPA 6010D	Calcium	34.6	mg/L	1.0	03/01/24 19:10	
EPA 6010D	Magnesium	18.1	mg/L	0.050	03/01/24 19:10	
EPA 6020B	Antimony	0.00087J	mg/L	0.0030	02/27/24 13:36	B
EPA 6020B	Barium	0.015	mg/L	0.0050	02/27/24 13:36	
EPA 6020B	Chromium	0.0030J	mg/L	0.0050	02/27/24 13:36	
EPA 6020B	Vanadium	0.00081J	mg/L	0.010	02/27/24 13:36	
SM 2540C-2015	Total Dissolved Solids	155	mg/L	25.0	02/23/24 13:34	
SM 2320B-2011	Alkalinity,Bicarbonate (CaCO3)	160	mg/L	5.0	02/23/24 15:41	
SM 2320B-2011	Alkalinity, Total as CaCO3	160	mg/L	5.0	02/23/24 15:41	
EPA 300.0 Rev 2.1 1993	Chloride	2.7	mg/L	1.0	02/22/24 21:41	
EPA 300.0 Rev 2.1 1993	Fluoride	0.055J	mg/L	0.10	02/22/24 21:41	

REPORT OF LABORATORY ANALYSIS

This report shall not be reproduced, except in full,
without the written consent of Pace Analytical Services, LLC.

Pace Analytical Services, LLC
9800 Kincey Ave. Suite 100
Huntersville, NC 28078
(704)875-9092

SUMMARY OF DETECTION

Project: Bowen LF Cells 3&4
Pace Project No.: 92714171

Lab Sample ID / Method	Client Sample ID / Parameters	Result	Units	Report Limit	Analyzed	Qualifiers
92714171018	**BOW-GWC-25R**					
EPA 300.0 Rev 2.1 1993	Sulfate	1.9	mg/L	1.0	02/22/24 21:41	
92714171019	**BOW-LF3-4-FD-06**					
EPA 6010D	Potassium	0.71	mg/L	0.50	03/01/24 19:13	
EPA 6010D	Sodium	1.4	mg/L	1.0	03/01/24 19:13	
EPA 6010D	Calcium	34.7	mg/L	1.0	03/01/24 19:13	
EPA 6010D	Magnesium	18.2	mg/L	0.050	03/01/24 19:13	
EPA 6020B	Barium	0.015	mg/L	0.0050	02/27/24 13:39	
EPA 6020B	Vanadium	0.00097J	mg/L	0.010	02/27/24 13:39	
SM 2540C-2015	Total Dissolved Solids	162	mg/L	25.0	02/23/24 13:34	
SM 2320B-2011	Alkalinity,Bicarbonate (CaCO3)	158	mg/L	5.0	02/23/24 15:53	
SM 2320B-2011	Alkalinity, Total as CaCO3	158	mg/L	5.0	02/23/24 15:53	
EPA 300.0 Rev 2.1 1993	Chloride	2.3	mg/L	1.0	02/22/24 21:55	
EPA 300.0 Rev 2.1 1993	Sulfate	1.9	mg/L	1.0	02/22/24 21:55	

This report shall not be reproduced, except in full,
without the written consent of Pace Analytical Services, LLC.

Pace Analytical Services, LLC
9800 Kincey Ave. Suite 100
Huntersville, NC 28078
(704)875-9092

ANALYTICAL RESULTS

Project: Bowen LF Cells 3&4
Pace Project No.: 92714171

Sample: BOW-GWA-36A **Lab ID: 92714171001** Collected: 02/13/24 11:38 Received: 02/16/24 16:00 Matrix: Water

Parameters	Results	Units	Report Limit	MDL	DF	Prepared	Analyzed	CAS No.	Qual
6010D ATL ICP	Analytical Method: EPA 6010D Preparation Method: EPA 3010A Pace Analytical Services - Peachtree Corners, GA								
Iron	**0.039J**	mg/L	0.040	0.025	1	02/20/24 19:35	03/01/24 18:24	7439-89-6	
Manganese	ND	mg/L	0.040	0.011	1	02/20/24 19:35	03/01/24 18:24	7439-96-5	
Zinc	**0.016J**	mg/L	0.020	0.0085	1	02/20/24 19:35	03/01/24 18:24	7440-66-6	
Potassium	**1.6**	mg/L	0.50	0.15	1	02/20/24 19:35	03/01/24 18:24	7440-09-7	
Sodium	**1.6**	mg/L	1.0	0.58	1	02/20/24 19:35	03/01/24 18:24	7440-23-5	
Calcium	**52.0**	mg/L	1.0	0.12	1	02/20/24 19:35	03/01/24 18:24	7440-70-2	
Magnesium	**25.3**	mg/L	0.050	0.012	1	02/20/24 19:35	03/01/24 18:24	7439-95-4	
6020 MET ICPMS	Analytical Method: EPA 6020B Preparation Method: EPA 3005A Pace Analytical Services - Peachtree Corners, GA								
Antimony	ND	mg/L	0.0030	0.00054	1	02/20/24 15:19	02/23/24 16:07	7440-36-0	
Arsenic	ND	mg/L	0.0050	0.00084	1	02/20/24 15:19	02/23/24 16:07	7440-38-2	
Barium	**0.039**	mg/L	0.0050	0.00047	1	02/20/24 15:19	02/23/24 16:07	7440-39-3	
Beryllium	ND	mg/L	0.00050	0.000094	1	02/20/24 15:19	02/23/24 16:07	7440-41-7	
Boron	**0.034J**	mg/L	0.040	0.012	1	02/20/24 15:19	02/23/24 16:07	7440-42-8	
Cadmium	ND	mg/L	0.00050	0.00010	1	02/20/24 15:19	02/23/24 16:07	7440-43-9	
Chromium	ND	mg/L	0.0050	0.0019	1	02/20/24 15:19	02/23/24 16:07	7440-47-3	
Cobalt	ND	mg/L	0.0050	0.00032	1	02/20/24 15:19	02/23/24 16:07	7440-48-4	
Copper	ND	mg/L	0.0050	0.00043	1	02/20/24 15:19	02/23/24 16:07	7440-50-8	
Lead	ND	mg/L	0.0010	0.00016	1	02/20/24 15:19	02/23/24 16:07	7439-92-1	
Nickel	ND	mg/L	0.0050	0.0021	1	02/20/24 15:19	02/23/24 16:07	7440-02-0	
Selenium	ND	mg/L	0.0050	0.00096	1	02/20/24 15:19	02/23/24 16:07	7782-49-2	
Silver	ND	mg/L	0.0050	0.00031	1	02/20/24 15:19	02/23/24 16:07	7440-22-4	
Thallium	ND	mg/L	0.0010	0.00038	1	02/20/24 15:19	02/23/24 16:07	7440-28-0	
Vanadium	ND	mg/L	0.010	0.00075	1	02/20/24 15:19	02/23/24 16:07	7440-62-2	
7470 Mercury	Analytical Method: EPA 7470A Preparation Method: EPA 7470A Pace Analytical Services - Peachtree Corners, GA								
Mercury	ND	mg/L	0.00020	0.00013	1	02/29/24 12:00	02/29/24 15:32	7439-97-6	
2540C Total Dissolved Solids	Analytical Method: SM 2540C-2015 Pace Analytical Services - Peachtree Corners, GA								
Total Dissolved Solids	**248**	mg/L	25.0	25.0	1		02/19/24 17:42		
2320B Alkalinity	Analytical Method: SM 2320B-2011 Pace Analytical Services - Asheville								
Alkalinity,Bicarbonate (CaCO3)	**205**	mg/L	5.0	5.0	1		02/20/24 13:11		
Alkalinity,Carbonate (CaCO3)	ND	mg/L	5.0	5.0	1		02/20/24 13:11		
Alkalinity, Total as CaCO3	**205**	mg/L	5.0	5.0	1		02/20/24 13:11		
300.0 IC Anions 28 Days	Analytical Method: EPA 300.0 Rev 2.1 1993 Pace Analytical Services - Asheville								
Chloride	**3.7**	mg/L	1.0	0.60	1		02/20/24 13:15	16887-00-6	
Fluoride	ND	mg/L	0.10	0.050	1		02/20/24 13:15	16984-48-8	

REPORT OF LABORATORY ANALYSIS

This report shall not be reproduced, except in full,
without the written consent of Pace Analytical Services, LLC.

Pace Analytical Services, LLC
9800 Kincey Ave. Suite 100
Huntersville, NC 28078
(704)875-9092

ANALYTICAL RESULTS

Project: Bowen LF Cells 3&4
Pace Project No.: 92714171

Sample: BOW-GWA-36A **Lab ID: 92714171001** Collected: 02/13/24 11:38 Received: 02/16/24 16:00 Matrix: Water

Parameters	Results	Units	Report Limit	MDL	DF	Prepared	Analyzed	CAS No.	Qual
300.0 IC Anions 28 Days	Analytical Method: EPA 300.0 Rev 2.1 1993 Pace Analytical Services - Asheville								
Sulfate	**23.4**	mg/L	1.0	0.50	1		02/20/24 13:15	14808-79-8	

REPORT OF LABORATORY ANALYSIS

This report shall not be reproduced, except in full,
without the written consent of Pace Analytical Services, LLC.

Pace Analytical Services, LLC
9800 Kincey Ave. Suite 100
Huntersville, NC 28078
(704)875-9092

ANALYTICAL RESULTS

Project: Bowen LF Cells 3&4
Pace Project No.: 92714171

Sample: BOW-GWA-36RA **Lab ID: 92714171002** Collected: 02/13/24 16:40 Received: 02/16/24 16:00 Matrix: Water

Parameters	Results	Units	Report Limit	MDL	DF	Prepared	Analyzed	CAS No.	Qual
6010D ATL ICP	Analytical Method: EPA 6010D Preparation Method: EPA 3010A Pace Analytical Services - Peachtree Corners, GA								
Iron	**0.24**	mg/L	0.040	0.025	1	02/20/24 19:35	03/01/24 18:26	7439-89-6	
Manganese	**0.012J**	mg/L	0.040	0.011	1	02/20/24 19:35	03/01/24 18:26	7439-96-5	
Zinc	**0.013J**	mg/L	0.020	0.0085	1	02/20/24 19:35	03/01/24 18:26	7440-66-6	
Potassium	**1.5**	mg/L	0.50	0.15	1	02/20/24 19:35	03/01/24 18:26	7440-09-7	
Sodium	**1.7**	mg/L	1.0	0.58	1	02/20/24 19:35	03/01/24 18:26	7440-23-5	
Calcium	**54.5**	mg/L	1.0	0.12	1	02/20/24 19:35	03/01/24 18:26	7440-70-2	
Magnesium	**27.1**	mg/L	0.050	0.012	1	02/20/24 19:35	03/01/24 18:26	7439-95-4	
6020 MET ICPMS	Analytical Method: EPA 6020B Preparation Method: EPA 3005A Pace Analytical Services - Peachtree Corners, GA								
Antimony	ND	mg/L	0.0030	0.00054	1	02/20/24 15:19	02/23/24 16:10	7440-36-0	
Arsenic	ND	mg/L	0.0050	0.00084	1	02/20/24 15:19	02/23/24 16:10	7440-38-2	
Barium	**0.036**	mg/L	0.0050	0.00047	1	02/20/24 15:19	02/23/24 16:10	7440-39-3	
Beryllium	ND	mg/L	0.00050	0.000094	1	02/20/24 15:19	02/23/24 16:10	7440-41-7	
Boron	**0.026J**	mg/L	0.040	0.012	1	02/20/24 15:19	02/23/24 16:10	7440-42-8	
Cadmium	ND	mg/L	0.00050	0.00010	1	02/20/24 15:19	02/23/24 16:10	7440-43-9	
Chromium	ND	mg/L	0.0050	0.0019	1	02/20/24 15:19	02/23/24 16:10	7440-47-3	
Cobalt	ND	mg/L	0.0050	0.00032	1	02/20/24 15:19	02/23/24 16:10	7440-48-4	
Copper	**0.00049J**	mg/L	0.0050	0.00043	1	02/20/24 15:19	02/23/24 16:10	7440-50-8	
Lead	ND	mg/L	0.0010	0.00016	1	02/20/24 15:19	02/23/24 16:10	7439-92-1	
Nickel	ND	mg/L	0.0050	0.0021	1	02/20/24 15:19	02/23/24 16:10	7440-02-0	
Selenium	ND	mg/L	0.0050	0.00096	1	02/20/24 15:19	02/23/24 16:10	7782-49-2	
Silver	ND	mg/L	0.0050	0.00031	1	02/20/24 15:19	02/23/24 16:10	7440-22-4	
Thallium	ND	mg/L	0.0010	0.00038	1	02/20/24 15:19	02/23/24 16:10	7440-28-0	
Vanadium	ND	mg/L	0.010	0.00075	1	02/20/24 15:19	02/23/24 16:10	7440-62-2	
7470 Mercury	Analytical Method: EPA 7470A Preparation Method: EPA 7470A Pace Analytical Services - Peachtree Corners, GA								
Mercury	ND	mg/L	0.00020	0.00013	1	02/29/24 12:00	02/29/24 15:35	7439-97-6	
2540C Total Dissolved Solids	Analytical Method: SM 2540C-2015 Pace Analytical Services - Peachtree Corners, GA								
Total Dissolved Solids	**252**	mg/L	25.0	25.0	1		02/19/24 17:43		
2320B Alkalinity	Analytical Method: SM 2320B-2011 Pace Analytical Services - Asheville								
Alkalinity,Bicarbonate (CaCO3)	**228**	mg/L	5.0	5.0	1		02/20/24 13:45		
Alkalinity,Carbonate (CaCO3)	ND	mg/L	5.0	5.0	1		02/20/24 13:45		
Alkalinity, Total as CaCO3	**228**	mg/L	5.0	5.0	1		02/20/24 13:45		
300.0 IC Anions 28 Days	Analytical Method: EPA 300.0 Rev 2.1 1993 Pace Analytical Services - Asheville								
Chloride	**3.4**	mg/L	1.0	0.60	1		02/20/24 13:30	16887-00-6	
Fluoride	ND	mg/L	0.10	0.050	1		02/20/24 13:30	16984-48-8	

REPORT OF LABORATORY ANALYSIS

This report shall not be reproduced, except in full,
without the written consent of Pace Analytical Services, LLC.

Pace Analytical Services, LLC
9800 Kincey Ave. Suite 100
Huntersville, NC 28078
(704)875-9092

ANALYTICAL RESULTS

Project: Bowen LF Cells 3&4
Pace Project No.: 92714171

Sample: BOW-GWA-36RA **Lab ID: 92714171002** Collected: 02/13/24 16:40 Received: 02/16/24 16:00 Matrix: Water

Parameters	Results	Units	Report Limit	MDL	DF	Prepared	Analyzed	CAS No.	Qual
300.0 IC Anions 28 Days	Analytical Method: EPA 300.0 Rev 2.1 1993 Pace Analytical Services - Asheville								
Sulfate	**19.1**	mg/L	1.0	0.50	1		02/20/24 13:30	14808-79-8	

REPORT OF LABORATORY ANALYSIS

This report shall not be reproduced, except in full,
without the written consent of Pace Analytical Services, LLC.

Pace Analytical Services, LLC
9800 Kincey Ave. Suite 100
Huntersville, NC 28078
(704)875-9092

ANALYTICAL RESULTS

Project: Bowen LF Cells 3&4
Pace Project No.: 92714171

Sample: BOW-GWA-37 **Lab ID: 92714171003** Collected: 02/13/24 13:42 Received: 02/16/24 16:00 Matrix: Water

Parameters	Results	Units	Report Limit	MDL	DF	Prepared	Analyzed	CAS No.	Qual
6010D ATL ICP	Analytical Method: EPA 6010D Preparation Method: EPA 3010A Pace Analytical Services - Peachtree Corners, GA								
Iron	ND	mg/L	0.040	0.025	1	02/20/24 19:35	03/01/24 18:29	7439-89-6	
Manganese	ND	mg/L	0.040	0.011	1	02/20/24 19:35	03/01/24 18:29	7439-96-5	
Zinc	ND	mg/L	0.020	0.0085	1	02/20/24 19:35	03/01/24 18:29	7440-66-6	
Potassium	**0.47J**	mg/L	0.50	0.15	1	02/20/24 19:35	03/01/24 18:29	7440-09-7	
Sodium	**2.7**	mg/L	1.0	0.58	1	02/20/24 19:35	03/01/24 18:29	7440-23-5	
Calcium	**0.72J**	mg/L	1.0	0.12	1	02/20/24 19:35	03/01/24 18:29	7440-70-2	
Magnesium	**0.31**	mg/L	0.050	0.012	1	02/20/24 19:35	03/01/24 18:29	7439-95-4	
6020 MET ICPMS	Analytical Method: EPA 6020B Preparation Method: EPA 3005A Pace Analytical Services - Peachtree Corners, GA								
Antimony	ND	mg/L	0.0030	0.00054	1	02/20/24 15:19	02/23/24 16:14	7440-36-0	
Arsenic	ND	mg/L	0.0050	0.00084	1	02/20/24 15:19	02/23/24 16:14	7440-38-2	
Barium	ND	mg/L	0.0050	0.00047	1	02/20/24 15:19	02/23/24 16:14	7440-39-3	
Beryllium	ND	mg/L	0.00050	0.000094	1	02/20/24 15:19	02/23/24 16:14	7440-41-7	
Boron	ND	mg/L	0.040	0.012	1	02/20/24 15:19	02/23/24 16:14	7440-42-8	
Cadmium	ND	mg/L	0.00050	0.00010	1	02/20/24 15:19	02/23/24 16:14	7440-43-9	
Chromium	ND	mg/L	0.0050	0.0019	1	02/20/24 15:19	02/23/24 16:14	7440-47-3	
Cobalt	ND	mg/L	0.0050	0.00032	1	02/20/24 15:19	02/23/24 16:14	7440-48-4	
Copper	ND	mg/L	0.0050	0.00043	1	02/20/24 15:19	02/23/24 16:14	7440-50-8	
Lead	ND	mg/L	0.0010	0.00016	1	02/20/24 15:19	02/23/24 16:14	7439-92-1	
Nickel	ND	mg/L	0.0050	0.0021	1	02/20/24 15:19	02/23/24 16:14	7440-02-0	
Selenium	ND	mg/L	0.0050	0.00096	1	02/20/24 15:19	02/23/24 16:14	7782-49-2	
Silver	ND	mg/L	0.0050	0.00031	1	02/20/24 15:19	02/23/24 16:14	7440-22-4	
Thallium	ND	mg/L	0.0010	0.00038	1	02/20/24 15:19	02/23/24 16:14	7440-28-0	
Vanadium	ND	mg/L	0.010	0.00075	1	02/20/24 15:19	02/23/24 16:14	7440-62-2	
7470 Mercury	Analytical Method: EPA 7470A Preparation Method: EPA 7470A Pace Analytical Services - Peachtree Corners, GA								
Mercury	ND	mg/L	0.00020	0.00013	1	02/29/24 12:00	02/29/24 15:38	7439-97-6	
2540C Total Dissolved Solids	Analytical Method: SM 2540C-2015 Pace Analytical Services - Peachtree Corners, GA								
Total Dissolved Solids	ND	mg/L	25.0	25.0	1		02/19/24 17:43		
2320B Alkalinity	Analytical Method: SM 2320B-2011 Pace Analytical Services - Asheville								
Alkalinity,Bicarbonate (CaCO3)	**5.9**	mg/L	5.0	5.0	1		02/20/24 13:35		
Alkalinity,Carbonate (CaCO3)	ND	mg/L	5.0	5.0	1		02/20/24 13:35		
Alkalinity, Total as CaCO3	**5.9**	mg/L	5.0	5.0	1		02/20/24 13:35		
300.0 IC Anions 28 Days	Analytical Method: EPA 300.0 Rev 2.1 1993 Pace Analytical Services - Asheville								
Chloride	**0.80J**	mg/L	1.0	0.60	1		02/20/24 01:33	16887-00-6	
Fluoride	ND	mg/L	0.10	0.050	1		02/20/24 01:33	16984-48-8	

REPORT OF LABORATORY ANALYSIS

This report shall not be reproduced, except in full,
without the written consent of Pace Analytical Services, LLC.

Pace Analytical Services, LLC
9800 Kincey Ave. Suite 100
Huntersville, NC 28078
(704)875-9092

ANALYTICAL RESULTS

Project: Bowen LF Cells 3&4
Pace Project No.: 92714171

Sample: BOW-GWA-37 **Lab ID: 92714171003** Collected: 02/13/24 13:42 Received: 02/16/24 16:00 Matrix: Water

Parameters	Results	Units	Report Limit	MDL	DF	Prepared	Analyzed	CAS No.	Qual
300.0 IC Anions 28 Days	Analytical Method: EPA 300.0 Rev 2.1 1993 Pace Analytical Services - Asheville								
Sulfate	ND	mg/L	1.0	0.50	1		02/20/24 01:33	14808-79-8	

REPORT OF LABORATORY ANALYSIS

This report shall not be reproduced, except in full,
without the written consent of Pace Analytical Services, LLC.

Pace Analytical Services, LLC
9800 Kincey Ave. Suite 100
Huntersville, NC 28078
(704)875-9092

ANALYTICAL RESULTS

Project: Bowen LF Cells 3&4
Pace Project No.: 92714171

Sample: BOW-GWA-38 **Lab ID: 92714171004** Collected: 02/13/24 15:14 Received: 02/16/24 16:00 Matrix: Water

Parameters	Results	Units	Report Limit	MDL	DF	Prepared	Analyzed	CAS No.	Qual
6010D ATL ICP	Analytical Method: EPA 6010D Preparation Method: EPA 3010A Pace Analytical Services - Peachtree Corners, GA								
Iron	**0.71**	mg/L	0.040	0.025	1	02/20/24 19:35	03/01/24 18:32	7439-89-6	
Manganese	**0.048**	mg/L	0.040	0.011	1	02/20/24 19:35	03/01/24 18:32	7439-96-5	
Zinc	ND	mg/L	0.020	0.0085	1	02/20/24 19:35	03/01/24 18:32	7440-66-6	
Potassium	**0.46J**	mg/L	0.50	0.15	1	02/20/24 19:35	03/01/24 18:32	7440-09-7	
Sodium	**4.0**	mg/L	1.0	0.58	1	02/20/24 19:35	03/01/24 18:32	7440-23-5	
Calcium	**1.6**	mg/L	1.0	0.12	1	02/20/24 19:35	03/01/24 18:32	7440-70-2	
Magnesium	**0.48**	mg/L	0.050	0.012	1	02/20/24 19:35	03/01/24 18:32	7439-95-4	
6020 MET ICPMS	Analytical Method: EPA 6020B Preparation Method: EPA 3005A Pace Analytical Services - Peachtree Corners, GA								
Antimony	ND	mg/L	0.0030	0.00054	1	02/20/24 15:19	02/23/24 16:18	7440-36-0	
Arsenic	ND	mg/L	0.0050	0.00084	1	02/20/24 15:19	02/23/24 16:18	7440-38-2	
Barium	**0.012**	mg/L	0.0050	0.00047	1	02/20/24 15:19	02/23/24 16:18	7440-39-3	
Beryllium	ND	mg/L	0.00050	0.000094	1	02/20/24 15:19	02/23/24 16:18	7440-41-7	
Boron	ND	mg/L	0.040	0.012	1	02/20/24 15:19	02/23/24 16:18	7440-42-8	
Cadmium	ND	mg/L	0.00050	0.00010	1	02/20/24 15:19	02/23/24 16:18	7440-43-9	
Chromium	ND	mg/L	0.0050	0.0019	1	02/20/24 15:19	02/23/24 16:18	7440-47-3	
Cobalt	**0.0010J**	mg/L	0.0050	0.00032	1	02/20/24 15:19	02/23/24 16:18	7440-48-4	
Copper	ND	mg/L	0.0050	0.00043	1	02/20/24 15:19	02/23/24 16:18	7440-50-8	
Lead	ND	mg/L	0.0010	0.00016	1	02/20/24 15:19	02/23/24 16:18	7439-92-1	
Nickel	ND	mg/L	0.0050	0.0021	1	02/20/24 15:19	02/23/24 16:18	7440-02-0	
Selenium	ND	mg/L	0.0050	0.00096	1	02/20/24 15:19	02/23/24 16:18	7782-49-2	
Silver	ND	mg/L	0.0050	0.00031	1	02/20/24 15:19	02/23/24 16:18	7440-22-4	
Thallium	ND	mg/L	0.0010	0.00038	1	02/20/24 15:19	02/23/24 16:18	7440-28-0	
Vanadium	ND	mg/L	0.010	0.00075	1	02/20/24 15:19	02/23/24 16:18	7440-62-2	
7470 Mercury	Analytical Method: EPA 7470A Preparation Method: EPA 7470A Pace Analytical Services - Peachtree Corners, GA								
Mercury	ND	mg/L	0.00020	0.00013	1	02/29/24 12:00	02/29/24 15:40	7439-97-6	
2540C Total Dissolved Solids	Analytical Method: SM 2540C-2015 Pace Analytical Services - Peachtree Corners, GA								
Total Dissolved Solids	**31.0**	mg/L	25.0	25.0	1		02/19/24 17:44		
2320B Alkalinity	Analytical Method: SM 2320B-2011 Pace Analytical Services - Asheville								
Alkalinity,Bicarbonate (CaCO3)	**5.6**	mg/L	5.0	5.0	1		02/20/24 13:40		
Alkalinity,Carbonate (CaCO3)	ND	mg/L	5.0	5.0	1		02/20/24 13:40		
Alkalinity, Total as CaCO3	**5.6**	mg/L	5.0	5.0	1		02/20/24 13:40		
300.0 IC Anions 28 Days	Analytical Method: EPA 300.0 Rev 2.1 1993 Pace Analytical Services - Asheville								
Chloride	**3.4**	mg/L	1.0	0.60	1		02/20/24 02:16	16887-00-6	
Fluoride	ND	mg/L	0.10	0.050	1		02/20/24 02:16	16984-48-8	

REPORT OF LABORATORY ANALYSIS

This report shall not be reproduced, except in full,
without the written consent of Pace Analytical Services, LLC.

Pace Analytical Services, LLC
9800 Kincey Ave. Suite 100
Huntersville, NC 28078
(704)875-9092

ANALYTICAL RESULTS

Project: Bowen LF Cells 3&4
Pace Project No.: 92714171

Sample: BOW-GWA-38 **Lab ID: 92714171004** Collected: 02/13/24 15:14 Received: 02/16/24 16:00 Matrix: Water

Parameters	Results	Units	Report Limit	MDL	DF	Prepared	Analyzed	CAS No.	Qual
300.0 IC Anions 28 Days	Analytical Method: EPA 300.0 Rev 2.1 1993 Pace Analytical Services - Asheville								
Sulfate	**0.70J**	mg/L	1.0	0.50	1		02/20/24 02:16	14808-79-8	

REPORT OF LABORATORY ANALYSIS

This report shall not be reproduced, except in full,
without the written consent of Pace Analytical Services, LLC.

Pace Analytical Services, LLC
9800 Kincey Ave. Suite 100
Huntersville, NC 28078
(704)875-9092

ANALYTICAL RESULTS

Project: Bowen LF Cells 3&4
Pace Project No.: 92714171

Sample: BOW-LF3-4-FD-05 **Lab ID: 92714171005** Collected: 02/13/24 00:00 Received: 02/16/24 16:00 Matrix: Water

Parameters	Results	Units	Report Limit	MDL	DF	Prepared	Analyzed	CAS No.	Qual
6010D ATL ICP	Analytical Method: EPA 6010D Preparation Method: EPA 3010A Pace Analytical Services - Peachtree Corners, GA								
Iron	ND	mg/L	0.040	0.025	1	02/20/24 19:35	03/01/24 18:34	7439-89-6	
Manganese	**0.012J**	mg/L	0.040	0.011	1	02/20/24 19:35	03/01/24 18:34	7439-96-5	
Zinc	ND	mg/L	0.020	0.0085	1	02/20/24 19:35	03/01/24 18:34	7440-66-6	
Potassium	**0.50J**	mg/L	0.50	0.15	1	02/20/24 19:35	03/01/24 18:34	7440-09-7	
Sodium	**2.8**	mg/L	1.0	0.58	1	02/20/24 19:35	03/01/24 18:34	7440-23-5	
Calcium	**0.71J**	mg/L	1.0	0.12	1	02/20/24 19:35	03/01/24 18:34	7440-70-2	
Magnesium	**0.31**	mg/L	0.050	0.012	1	02/20/24 19:35	03/01/24 18:34	7439-95-4	
6020 MET ICPMS	Analytical Method: EPA 6020B Preparation Method: EPA 3005A Pace Analytical Services - Peachtree Corners, GA								
Antimony	ND	mg/L	0.0030	0.00054	1	02/20/24 15:19	02/23/24 16:34	7440-36-0	
Arsenic	ND	mg/L	0.0050	0.00084	1	02/20/24 15:19	02/23/24 16:34	7440-38-2	
Barium	**0.0037J**	mg/L	0.0050	0.00047	1	02/20/24 15:19	02/23/24 16:34	7440-39-3	
Beryllium	ND	mg/L	0.00050	0.000094	1	02/20/24 15:19	02/23/24 16:34	7440-41-7	
Boron	ND	mg/L	0.040	0.012	1	02/20/24 15:19	02/23/24 16:34	7440-42-8	
Cadmium	ND	mg/L	0.00050	0.00010	1	02/20/24 15:19	02/23/24 16:34	7440-43-9	
Chromium	ND	mg/L	0.0050	0.0019	1	02/20/24 15:19	02/23/24 16:34	7440-47-3	
Cobalt	ND	mg/L	0.0050	0.00032	1	02/20/24 15:19	02/23/24 16:34	7440-48-4	
Copper	**0.011**	mg/L	0.0050	0.00043	1	02/20/24 15:19	02/23/24 16:34	7440-50-8	
Lead	ND	mg/L	0.0010	0.00016	1	02/20/24 15:19	02/23/24 16:34	7439-92-1	
Nickel	**0.012**	mg/L	0.0050	0.0021	1	02/20/24 15:19	02/23/24 16:34	7440-02-0	
Selenium	ND	mg/L	0.0050	0.00096	1	02/20/24 15:19	02/23/24 16:34	7782-49-2	
Silver	ND	mg/L	0.0050	0.00031	1	02/20/24 15:19	02/23/24 16:34	7440-22-4	
Thallium	ND	mg/L	0.0010	0.00038	1	02/20/24 15:19	02/23/24 16:34	7440-28-0	
Vanadium	ND	mg/L	0.010	0.00075	1	02/20/24 15:19	02/23/24 16:34	7440-62-2	
7470 Mercury	Analytical Method: EPA 7470A Preparation Method: EPA 7470A Pace Analytical Services - Peachtree Corners, GA								
Mercury	ND	mg/L	0.00020	0.00013	1	02/29/24 12:00	02/29/24 15:52	7439-97-6	
2540C Total Dissolved Solids	Analytical Method: SM 2540C-2015 Pace Analytical Services - Peachtree Corners, GA								
Total Dissolved Solids	**28.0**	mg/L	25.0	25.0	1		02/19/24 17:44		
2320B Alkalinity	Analytical Method: SM 2320B-2011 Pace Analytical Services - Asheville								
Alkalinity,Bicarbonate (CaCO3)	**5.5**	mg/L	5.0	5.0	1		02/20/24 14:03		
Alkalinity,Carbonate (CaCO3)	ND	mg/L	5.0	5.0	1		02/20/24 14:03		
Alkalinity, Total as CaCO3	**5.5**	mg/L	5.0	5.0	1		02/20/24 14:03		
300.0 IC Anions 28 Days	Analytical Method: EPA 300.0 Rev 2.1 1993 Pace Analytical Services - Asheville								
Chloride	**0.84J**	mg/L	1.0	0.60	1		02/20/24 02:59	16887-00-6	
Fluoride	ND	mg/L	0.10	0.050	1		02/20/24 02:59	16984-48-8	

REPORT OF LABORATORY ANALYSIS

This report shall not be reproduced, except in full,
without the written consent of Pace Analytical Services, LLC.

Pace Analytical Services, LLC
9800 Kincey Ave. Suite 100
Huntersville, NC 28078
(704)875-9092

ANALYTICAL RESULTS

Project: Bowen LF Cells 3&4
Pace Project No.: 92714171

Sample: BOW-LF3-4-FD-05 **Lab ID: 92714171005** Collected: 02/13/24 00:00 Received: 02/16/24 16:00 Matrix: Water

Parameters	Results	Units	Report Limit	MDL	DF	Prepared	Analyzed	CAS No.	Qual
300.0 IC Anions 28 Days	Analytical Method: EPA 300.0 Rev 2.1 1993 Pace Analytical Services - Asheville								
Sulfate	ND	mg/L	1.0	0.50	1		02/20/24 02:59	14808-79-8	

REPORT OF LABORATORY ANALYSIS

This report shall not be reproduced, except in full,
without the written consent of Pace Analytical Services, LLC.

Pace Analytical Services, LLC
9800 Kincey Ave. Suite 100
Huntersville, NC 28078
(704)875-9092

ANALYTICAL RESULTS

Project: Bowen LF Cells 3&4
Pace Project No.: 92714171

Sample: BOW-LF3-4-FB-05 **Lab ID: 92714171006** Collected: 02/13/24 16:48 Received: 02/16/24 16:00 Matrix: Water

Parameters	Results	Units	Report Limit	MDL	DF	Prepared	Analyzed	CAS No.	Qual
6010D ATL ICP	Analytical Method: EPA 6010D Preparation Method: EPA 3010A Pace Analytical Services - Peachtree Corners, GA								
Iron	ND	mg/L	0.040	0.025	1	02/20/24 19:35	03/01/24 18:37	7439-89-6	
Manganese	ND	mg/L	0.040	0.011	1	02/20/24 19:35	03/01/24 18:37	7439-96-5	
Zinc	ND	mg/L	0.020	0.0085	1	02/20/24 19:35	03/01/24 18:37	7440-66-6	
Potassium	ND	mg/L	0.50	0.15	1	02/20/24 19:35	03/01/24 18:37	7440-09-7	
Sodium	ND	mg/L	1.0	0.58	1	02/20/24 19:35	03/01/24 18:37	7440-23-5	
Calcium	ND	mg/L	1.0	0.12	1	02/20/24 19:35	03/01/24 18:37	7440-70-2	
Magnesium	ND	mg/L	0.050	0.012	1	02/20/24 19:35	03/01/24 18:37	7439-95-4	
6020 MET ICPMS	Analytical Method: EPA 6020B Preparation Method: EPA 3005A Pace Analytical Services - Peachtree Corners, GA								
Antimony	ND	mg/L	0.0030	0.00054	1	02/20/24 15:19	02/23/24 16:38	7440-36-0	
Arsenic	ND	mg/L	0.0050	0.00084	1	02/20/24 15:19	02/23/24 16:38	7440-38-2	
Barium	ND	mg/L	0.0050	0.00047	1	02/20/24 15:19	02/23/24 16:38	7440-39-3	
Beryllium	ND	mg/L	0.00050	0.000094	1	02/20/24 15:19	02/23/24 16:38	7440-41-7	
Boron	ND	mg/L	0.040	0.012	1	02/20/24 15:19	02/23/24 16:38	7440-42-8	
Cadmium	ND	mg/L	0.00050	0.00010	1	02/20/24 15:19	02/23/24 16:38	7440-43-9	
Chromium	ND	mg/L	0.0050	0.0019	1	02/20/24 15:19	02/23/24 16:38	7440-47-3	
Cobalt	ND	mg/L	0.0050	0.00032	1	02/20/24 15:19	02/23/24 16:38	7440-48-4	
Copper	ND	mg/L	0.0050	0.00043	1	02/20/24 15:19	02/23/24 16:38	7440-50-8	
Lead	ND	mg/L	0.0010	0.00016	1	02/20/24 15:19	02/23/24 16:38	7439-92-1	
Nickel	ND	mg/L	0.0050	0.0021	1	02/20/24 15:19	02/23/24 16:38	7440-02-0	
Selenium	ND	mg/L	0.0050	0.00096	1	02/20/24 15:19	02/23/24 16:38	7782-49-2	
Silver	ND	mg/L	0.0050	0.00031	1	02/20/24 15:19	02/23/24 16:38	7440-22-4	
Thallium	ND	mg/L	0.0010	0.00038	1	02/20/24 15:19	02/23/24 16:38	7440-28-0	
Vanadium	ND	mg/L	0.010	0.00075	1	02/20/24 15:19	02/23/24 16:38	7440-62-2	
7470 Mercury	Analytical Method: EPA 7470A Preparation Method: EPA 7470A Pace Analytical Services - Peachtree Corners, GA								
Mercury	ND	mg/L	0.00020	0.00013	1	02/29/24 12:00	02/29/24 15:55	7439-97-6	
2540C Total Dissolved Solids	Analytical Method: SM 2540C-2015 Pace Analytical Services - Peachtree Corners, GA								
Total Dissolved Solids	**28.0**	mg/L	25.0	25.0	1		02/19/24 17:44		
2320B Alkalinity	Analytical Method: SM 2320B-2011 Pace Analytical Services - Asheville								
Alkalinity,Bicarbonate (CaCO3)	ND	mg/L	5.0	5.0	1		02/20/24 14:09		
Alkalinity,Carbonate (CaCO3)	ND	mg/L	5.0	5.0	1		02/20/24 14:09		
Alkalinity, Total as CaCO3	ND	mg/L	5.0	5.0	1		02/20/24 14:09		
300.0 IC Anions 28 Days	Analytical Method: EPA 300.0 Rev 2.1 1993 Pace Analytical Services - Asheville								
Chloride	ND	mg/L	1.0	0.60	1		02/20/24 00:35	16887-00-6	
Fluoride	ND	mg/L	0.10	0.050	1		02/20/24 00:35	16984-48-8	

REPORT OF LABORATORY ANALYSIS

This report shall not be reproduced, except in full,
without the written consent of Pace Analytical Services, LLC.

Pace Analytical Services, LLC
9800 Kincey Ave. Suite 100
Huntersville, NC 28078
(704)875-9092

ANALYTICAL RESULTS

Project: Bowen LF Cells 3&4
Pace Project No.: 92714171

Sample: BOW-LF3-4-FB-05 **Lab ID: 92714171006** Collected: 02/13/24 16:48 Received: 02/16/24 16:00 Matrix: Water

Parameters	Results	Units	Report Limit	MDL	DF	Prepared	Analyzed	CAS No.	Qual
300.0 IC Anions 28 Days	Analytical Method: EPA 300.0 Rev 2.1 1993 Pace Analytical Services - Asheville								
Sulfate	ND	mg/L	1.0	0.50	1		02/20/24 00:35	14808-79-8	

REPORT OF LABORATORY ANALYSIS

This report shall not be reproduced, except in full,
without the written consent of Pace Analytical Services, LLC.

Pace Analytical Services, LLC
9800 Kincey Ave. Suite 100
Huntersville, NC 28078
(704)875-9092

ANALYTICAL RESULTS

Project: Bowen LF Cells 3&4
Pace Project No.: 92714171

Sample: BOW-GWC-18 **Lab ID: 92714171007** Collected: 02/14/24 12:35 Received: 02/16/24 16:00 Matrix: Water

Parameters	Results	Units	Report Limit	MDL	DF	Prepared	Analyzed	CAS No.	Qual
6010D ATL ICP	Analytical Method: EPA 6010D Preparation Method: EPA 3010A Pace Analytical Services - Peachtree Corners, GA								
Iron	ND	mg/L	0.040	0.025	1	02/20/24 19:35	03/01/24 18:40	7439-89-6	
Manganese	ND	mg/L	0.040	0.011	1	02/20/24 19:35	03/01/24 18:40	7439-96-5	
Zinc	ND	mg/L	0.020	0.0085	1	02/20/24 19:35	03/01/24 18:40	7440-66-6	
Potassium	**0.89**	mg/L	0.50	0.15	1	02/20/24 19:35	03/01/24 18:40	7440-09-7	
Sodium	**1.5**	mg/L	1.0	0.58	1	02/20/24 19:35	03/01/24 18:40	7440-23-5	
Calcium	**27.1**	mg/L	1.0	0.12	1	02/20/24 19:35	03/01/24 18:40	7440-70-2	
Magnesium	**14.3**	mg/L	0.050	0.012	1	02/20/24 19:35	03/01/24 18:40	7439-95-4	
6020 MET ICPMS	Analytical Method: EPA 6020B Preparation Method: EPA 3005A Pace Analytical Services - Peachtree Corners, GA								
Antimony	ND	mg/L	0.0030	0.00054	1	02/20/24 15:19	02/23/24 16:41	7440-36-0	
Arsenic	ND	mg/L	0.0050	0.00084	1	02/20/24 15:19	02/23/24 16:41	7440-38-2	
Barium	**0.014**	mg/L	0.0050	0.00047	1	02/20/24 15:19	02/23/24 16:41	7440-39-3	
Beryllium	ND	mg/L	0.00050	0.000094	1	02/20/24 15:19	02/23/24 16:41	7440-41-7	
Boron	ND	mg/L	0.040	0.012	1	02/20/24 15:19	02/23/24 16:41	7440-42-8	
Cadmium	ND	mg/L	0.00050	0.00010	1	02/20/24 15:19	02/23/24 16:41	7440-43-9	
Chromium	ND	mg/L	0.0050	0.0019	1	02/20/24 15:19	02/23/24 16:41	7440-47-3	
Cobalt	ND	mg/L	0.0050	0.00032	1	02/20/24 15:19	02/23/24 16:41	7440-48-4	
Copper	ND	mg/L	0.0050	0.00043	1	02/20/24 15:19	02/23/24 16:41	7440-50-8	
Lead	ND	mg/L	0.0010	0.00016	1	02/20/24 15:19	02/23/24 16:41	7439-92-1	
Nickel	ND	mg/L	0.0050	0.0021	1	02/20/24 15:19	02/23/24 16:41	7440-02-0	
Selenium	ND	mg/L	0.0050	0.00096	1	02/20/24 15:19	02/23/24 16:41	7782-49-2	
Silver	ND	mg/L	0.0050	0.00031	1	02/20/24 15:19	02/23/24 16:41	7440-22-4	
Thallium	ND	mg/L	0.0010	0.00038	1	02/20/24 15:19	02/23/24 16:41	7440-28-0	
Vanadium	ND	mg/L	0.010	0.00075	1	02/20/24 15:19	02/23/24 16:41	7440-62-2	
7470 Mercury	Analytical Method: EPA 7470A Preparation Method: EPA 7470A Pace Analytical Services - Peachtree Corners, GA								
Mercury	ND	mg/L	0.00020	0.00013	1	02/29/24 12:00	02/29/24 16:03	7439-97-6	
2540C Total Dissolved Solids	Analytical Method: SM 2540C-2015 Pace Analytical Services - Peachtree Corners, GA								
Total Dissolved Solids	**143**	mg/L	25.0	25.0	1		02/20/24 12:52		
2320B Alkalinity	Analytical Method: SM 2320B-2011 Pace Analytical Services - Asheville								
Alkalinity,Bicarbonate (CaCO3)	**124**	mg/L	5.0	5.0	1		02/21/24 14:13		
Alkalinity,Carbonate (CaCO3)	ND	mg/L	5.0	5.0	1		02/21/24 14:13		
Alkalinity, Total as CaCO3	**124**	mg/L	5.0	5.0	1		02/21/24 14:13		
300.0 IC Anions 28 Days	Analytical Method: EPA 300.0 Rev 2.1 1993 Pace Analytical Services - Asheville								
Chloride	**2.2**	mg/L	1.0	0.60	1		02/20/24 03:14	16887-00-6	
Fluoride	ND	mg/L	0.10	0.050	1		02/20/24 03:14	16984-48-8	

REPORT OF LABORATORY ANALYSIS

This report shall not be reproduced, except in full,
without the written consent of Pace Analytical Services, LLC.

Pace Analytical Services, LLC
9800 Kincey Ave. Suite 100
Huntersville, NC 28078
(704)875-9092

ANALYTICAL RESULTS

Project: Bowen LF Cells 3&4
Pace Project No.: 92714171

Sample: BOW-GWC-18 **Lab ID: 92714171007** Collected: 02/14/24 12:35 Received: 02/16/24 16:00 Matrix: Water

Parameters	Results	Units	Report Limit	MDL	DF	Prepared	Analyzed	CAS No.	Qual
300.0 IC Anions 28 Days	Analytical Method: EPA 300.0 Rev 2.1 1993 Pace Analytical Services - Asheville								
Sulfate	**1.8**	mg/L	1.0	0.50	1		02/20/24 03:14	14808-79-8	

REPORT OF LABORATORY ANALYSIS

This report shall not be reproduced, except in full,
without the written consent of Pace Analytical Services, LLC.

Pace Analytical Services, LLC
9800 Kincey Ave. Suite 100
Huntersville, NC 28078
(704)875-9092

ANALYTICAL RESULTS

Project: Bowen LF Cells 3&4
Pace Project No.: 92714171

Sample: BOW-GWC-18R **Lab ID: 92714171008** Collected: 02/14/24 14:15 Received: 02/16/24 16:00 Matrix: Water

Parameters	Results	Units	Report Limit	MDL	DF	Prepared	Analyzed	CAS No.	Qual
6010D ATL ICP	Analytical Method: EPA 6010D Preparation Method: EPA 3010A Pace Analytical Services - Peachtree Corners, GA								
Iron	**0.10**	mg/L	0.040	0.025	1	02/20/24 19:35	03/01/24 18:43	7439-89-6	
Manganese	ND	mg/L	0.040	0.011	1	02/20/24 19:35	03/01/24 18:43	7439-96-5	
Zinc	ND	mg/L	0.020	0.0085	1	02/20/24 19:35	03/01/24 18:43	7440-66-6	
Potassium	**0.71**	mg/L	0.50	0.15	1	02/20/24 19:35	03/01/24 18:43	7440-09-7	
Sodium	**1.5**	mg/L	1.0	0.58	1	02/20/24 19:35	03/01/24 18:43	7440-23-5	
Calcium	**31.9**	mg/L	1.0	0.12	1	02/20/24 19:35	03/01/24 18:43	7440-70-2	
Magnesium	**16.8**	mg/L	0.050	0.012	1	02/20/24 19:35	03/01/24 18:43	7439-95-4	
6020 MET ICPMS	Analytical Method: EPA 6020B Preparation Method: EPA 3005A Pace Analytical Services - Peachtree Corners, GA								
Antimony	ND	mg/L	0.0030	0.00054	1	02/20/24 15:19	02/23/24 16:45	7440-36-0	
Arsenic	ND	mg/L	0.0050	0.00084	1	02/20/24 15:19	02/23/24 16:45	7440-38-2	
Barium	**0.014**	mg/L	0.0050	0.00047	1	02/20/24 15:19	02/23/24 16:45	7440-39-3	
Beryllium	**0.00010J**	mg/L	0.00050	0.000094	1	02/20/24 15:19	02/23/24 16:45	7440-41-7	
Boron	ND	mg/L	0.040	0.012	1	02/20/24 15:19	02/23/24 16:45	7440-42-8	
Cadmium	ND	mg/L	0.00050	0.00010	1	02/20/24 15:19	02/23/24 16:45	7440-43-9	
Chromium	ND	mg/L	0.0050	0.0019	1	02/20/24 15:19	02/23/24 16:45	7440-47-3	
Cobalt	ND	mg/L	0.0050	0.00032	1	02/20/24 15:19	02/23/24 16:45	7440-48-4	
Copper	ND	mg/L	0.0050	0.00043	1	02/20/24 15:19	02/23/24 16:45	7440-50-8	
Lead	ND	mg/L	0.0010	0.00016	1	02/20/24 15:19	02/23/24 16:45	7439-92-1	
Nickel	ND	mg/L	0.0050	0.0021	1	02/20/24 15:19	02/23/24 16:45	7440-02-0	
Selenium	ND	mg/L	0.0050	0.00096	1	02/20/24 15:19	02/23/24 16:45	7782-49-2	
Silver	ND	mg/L	0.0050	0.00031	1	02/20/24 15:19	02/23/24 16:45	7440-22-4	
Thallium	ND	mg/L	0.0010	0.00038	1	02/20/24 15:19	02/23/24 16:45	7440-28-0	
Vanadium	ND	mg/L	0.010	0.00075	1	02/20/24 15:19	02/23/24 16:45	7440-62-2	
7470 Mercury	Analytical Method: EPA 7470A Preparation Method: EPA 7470A Pace Analytical Services - Peachtree Corners, GA								
Mercury	ND	mg/L	0.00020	0.00013	1	02/29/24 12:00	02/29/24 16:05	7439-97-6	
2540C Total Dissolved Solids	Analytical Method: SM 2540C-2015 Pace Analytical Services - Peachtree Corners, GA								
Total Dissolved Solids	**156**	mg/L	25.0	25.0	1		02/20/24 12:52		
2320B Alkalinity	Analytical Method: SM 2320B-2011 Pace Analytical Services - Asheville								
Alkalinity,Bicarbonate (CaCO3)	**143**	mg/L	5.0	5.0	1		02/21/24 16:00		
Alkalinity,Carbonate (CaCO3)	ND	mg/L	5.0	5.0	1		02/21/24 16:00		
Alkalinity, Total as CaCO3	**143**	mg/L	5.0	5.0	1		02/21/24 16:00		
300.0 IC Anions 28 Days	Analytical Method: EPA 300.0 Rev 2.1 1993 Pace Analytical Services - Asheville								
Chloride	**2.3**	mg/L	1.0	0.60	1		02/20/24 03:28	16887-00-6	
Fluoride	ND	mg/L	0.10	0.050	1		02/20/24 03:28	16984-48-8	

REPORT OF LABORATORY ANALYSIS

This report shall not be reproduced, except in full,
without the written consent of Pace Analytical Services, LLC.

Pace Analytical Services, LLC
9800 Kincey Ave. Suite 100
Huntersville, NC 28078
(704)875-9092

ANALYTICAL RESULTS

Project: Bowen LF Cells 3&4
Pace Project No.: 92714171

Sample: BOW-GWC-18R **Lab ID: 92714171008** Collected: 02/14/24 14:15 Received: 02/16/24 16:00 Matrix: Water

Parameters	Results	Units	Report Limit	MDL	DF	Prepared	Analyzed	CAS No.	Qual
300.0 IC Anions 28 Days	Analytical Method: EPA 300.0 Rev 2.1 1993 Pace Analytical Services - Asheville								
Sulfate	**2.0**	mg/L	1.0	0.50	1		02/20/24 03:28	14808-79-8	

REPORT OF LABORATORY ANALYSIS

This report shall not be reproduced, except in full,
without the written consent of Pace Analytical Services, LLC.

Pace Analytical Services, LLC
9800 Kincey Ave. Suite 100
Huntersville, NC 28078
(704)875-9092

ANALYTICAL RESULTS

Project: Bowen LF Cells 3&4
Pace Project No.: 92714171

Sample: BOW-GWC-19R **Lab ID: 92714171009** Collected: 02/14/24 14:28 Received: 02/16/24 16:00 Matrix: Water

Parameters	Results	Units	Report Limit	MDL	DF	Prepared	Analyzed	CAS No.	Qual
6010D ATL ICP	Analytical Method: EPA 6010D Preparation Method: EPA 3010A Pace Analytical Services - Peachtree Corners, GA								
Iron	**0.39**	mg/L	0.040	0.025	1	02/20/24 19:35	03/01/24 18:45	7439-89-6	
Manganese	**0.015J**	mg/L	0.040	0.011	1	02/20/24 19:35	03/01/24 18:45	7439-96-5	
Zinc	ND	mg/L	0.020	0.0085	1	02/20/24 19:35	03/01/24 18:45	7440-66-6	
Potassium	**0.78**	mg/L	0.50	0.15	1	02/20/24 19:35	03/01/24 18:45	7440-09-7	
Sodium	**1.4**	mg/L	1.0	0.58	1	02/20/24 19:35	03/01/24 18:45	7440-23-5	
Calcium	**34.8**	mg/L	1.0	0.12	1	02/20/24 19:35	03/01/24 18:45	7440-70-2	
Magnesium	**18.3**	mg/L	0.050	0.012	1	02/20/24 19:35	03/01/24 18:45	7439-95-4	
6020 MET ICPMS	Analytical Method: EPA 6020B Preparation Method: EPA 3005A Pace Analytical Services - Peachtree Corners, GA								
Antimony	ND	mg/L	0.0030	0.00054	1	02/20/24 15:19	02/23/24 16:49	7440-36-0	
Arsenic	ND	mg/L	0.0050	0.00084	1	02/20/24 15:19	02/23/24 16:49	7440-38-2	
Barium	**0.015**	mg/L	0.0050	0.00047	1	02/20/24 15:19	02/23/24 16:49	7440-39-3	
Beryllium	ND	mg/L	0.00050	0.000094	1	02/20/24 15:19	02/23/24 16:49	7440-41-7	
Boron	ND	mg/L	0.040	0.012	1	02/20/24 15:19	02/23/24 16:49	7440-42-8	
Cadmium	ND	mg/L	0.00050	0.00010	1	02/20/24 15:19	02/23/24 16:49	7440-43-9	
Chromium	**0.0028J**	mg/L	0.0050	0.0019	1	02/20/24 15:19	02/23/24 16:49	7440-47-3	
Cobalt	ND	mg/L	0.0050	0.00032	1	02/20/24 15:19	02/23/24 16:49	7440-48-4	
Copper	ND	mg/L	0.0050	0.00043	1	02/20/24 15:19	02/23/24 16:49	7440-50-8	
Lead	**0.00024J**	mg/L	0.0010	0.00016	1	02/20/24 15:19	02/23/24 16:49	7439-92-1	
Nickel	ND	mg/L	0.0050	0.0021	1	02/20/24 15:19	02/23/24 16:49	7440-02-0	
Selenium	ND	mg/L	0.0050	0.00096	1	02/20/24 15:19	02/23/24 16:49	7782-49-2	
Silver	ND	mg/L	0.0050	0.00031	1	02/20/24 15:19	02/23/24 16:49	7440-22-4	
Thallium	ND	mg/L	0.0010	0.00038	1	02/20/24 15:19	02/23/24 16:49	7440-28-0	
Vanadium	**0.00078J**	mg/L	0.010	0.00075	1	02/20/24 15:19	02/23/24 16:49	7440-62-2	
7470 Mercury	Analytical Method: EPA 7470A Preparation Method: EPA 7470A Pace Analytical Services - Peachtree Corners, GA								
Mercury	ND	mg/L	0.00020	0.00013	1	02/29/24 12:00	02/29/24 16:08	7439-97-6	
2540C Total Dissolved Solids	Analytical Method: SM 2540C-2015 Pace Analytical Services - Peachtree Corners, GA								
Total Dissolved Solids	**182**	mg/L	25.0	25.0	1		02/20/24 12:53		
2320B Alkalinity	Analytical Method: SM 2320B-2011 Pace Analytical Services - Asheville								
Alkalinity,Bicarbonate (CaCO3)	**149**	mg/L	5.0	5.0	1		02/21/24 16:10		
Alkalinity,Carbonate (CaCO3)	ND	mg/L	5.0	5.0	1		02/21/24 16:10		
Alkalinity, Total as CaCO3	**149**	mg/L	5.0	5.0	1		02/21/24 16:10		
300.0 IC Anions 28 Days	Analytical Method: EPA 300.0 Rev 2.1 1993 Pace Analytical Services - Asheville								
Chloride	**2.4**	mg/L	1.0	0.60	1		02/20/24 03:43	16887-00-6	
Fluoride	ND	mg/L	0.10	0.050	1		02/20/24 03:43	16984-48-8	

REPORT OF LABORATORY ANALYSIS

This report shall not be reproduced, except in full,
without the written consent of Pace Analytical Services, LLC.

Pace Analytical Services, LLC
9800 Kincey Ave. Suite 100
Huntersville, NC 28078
(704)875-9092

ANALYTICAL RESULTS

Project: Bowen LF Cells 3&4
Pace Project No.: 92714171

Sample: BOW-GWC-19R **Lab ID: 92714171009** Collected: 02/14/24 14:28 Received: 02/16/24 16:00 Matrix: Water

Parameters	Results	Units	Report Limit	MDL	DF	Prepared	Analyzed	CAS No.	Qual
300.0 IC Anions 28 Days	Analytical Method: EPA 300.0 Rev 2.1 1993 Pace Analytical Services - Asheville								
Sulfate	**2.9**	mg/L	1.0	0.50	1		02/20/24 03:43	14808-79-8	

REPORT OF LABORATORY ANALYSIS

This report shall not be reproduced, except in full,
without the written consent of Pace Analytical Services, LLC.

Pace Analytical Services, LLC
9800 Kincey Ave. Suite 100
Huntersville, NC 28078
(704)875-9092

ANALYTICAL RESULTS

Project: Bowen LF Cells 3&4
Pace Project No.: 92714171

Sample: BOW-GWC-16R **Lab ID: 92714171010** Collected: 02/15/24 10:30 Received: 02/16/24 16:00 Matrix: Water

Parameters	Results	Units	Report Limit	MDL	DF	Prepared	Analyzed	CAS No.	Qual
6010D ATL ICP	Analytical Method: EPA 6010D Preparation Method: EPA 3010A Pace Analytical Services - Peachtree Corners, GA								
Iron	**0.052**	mg/L	0.040	0.025	1	02/20/24 19:35	03/01/24 18:53	7439-89-6	
Manganese	**0.013J**	mg/L	0.040	0.011	1	02/20/24 19:35	03/01/24 18:53	7439-96-5	
Zinc	**0.033**	mg/L	0.020	0.0085	1	02/20/24 19:35	03/01/24 18:53	7440-66-6	
Potassium	**4.0**	mg/L	0.50	0.15	1	02/20/24 19:35	03/01/24 18:53	7440-09-7	
Sodium	**19.0**	mg/L	1.0	0.58	1	02/20/24 19:35	03/01/24 18:53	7440-23-5	
Calcium	**72.1**	mg/L	1.0	0.12	1	02/20/24 19:35	03/01/24 18:53	7440-70-2	
Magnesium	**23.6**	mg/L	0.050	0.012	1	02/20/24 19:35	03/01/24 18:53	7439-95-4	
6020 MET ICPMS	Analytical Method: EPA 6020B Preparation Method: EPA 3005A Pace Analytical Services - Peachtree Corners, GA								
Antimony	**0.022**	mg/L	0.0030	0.00054	1	02/20/24 15:49	02/26/24 15:24	7440-36-0	
Arsenic	**0.00097J**	mg/L	0.0050	0.00084	1	02/20/24 15:49	02/26/24 15:24	7440-38-2	
Barium	**0.041**	mg/L	0.0050	0.00047	1	02/20/24 15:49	02/26/24 15:24	7440-39-3	
Beryllium	ND	mg/L	0.00050	0.000094	1	02/20/24 15:49	02/26/24 15:24	7440-41-7	
Boron	**0.013J**	mg/L	0.040	0.012	1	02/20/24 15:49	02/26/24 15:24	7440-42-8	
Cadmium	ND	mg/L	0.00050	0.00010	1	02/20/24 15:49	02/26/24 15:24	7440-43-9	
Chromium	ND	mg/L	0.0050	0.0019	1	02/20/24 15:49	02/26/24 15:24	7440-47-3	
Cobalt	ND	mg/L	0.0050	0.00032	1	02/20/24 15:49	02/26/24 15:24	7440-48-4	
Copper	**0.0017J**	mg/L	0.0050	0.00043	1	02/20/24 15:49	02/26/24 15:24	7440-50-8	
Lead	ND	mg/L	0.0010	0.00016	1	02/20/24 15:49	02/26/24 15:24	7439-92-1	
Nickel	**0.0077**	mg/L	0.0050	0.0021	1	02/20/24 15:49	02/26/24 15:24	7440-02-0	
Selenium	ND	mg/L	0.0050	0.00096	1	02/20/24 15:49	02/26/24 15:24	7782-49-2	
Silver	ND	mg/L	0.0050	0.00031	1	02/20/24 15:49	02/26/24 15:24	7440-22-4	
Thallium	ND	mg/L	0.0010	0.00038	1	02/20/24 15:49	02/26/24 15:24	7440-28-0	
Vanadium	**0.0023J**	mg/L	0.010	0.00075	1	02/20/24 15:49	02/26/24 15:24	7440-62-2	
7470 Mercury	Analytical Method: EPA 7470A Preparation Method: EPA 7470A Pace Analytical Services - Peachtree Corners, GA								
Mercury	ND	mg/L	0.00020	0.00013	1	02/29/24 12:00	02/29/24 16:10	7439-97-6	
2540C Total Dissolved Solids	Analytical Method: SM 2540C-2015 Pace Analytical Services - Peachtree Corners, GA								
Total Dissolved Solids	**401**	mg/L	25.0	25.0	1		02/21/24 18:05		
2320B Alkalinity	Analytical Method: SM 2320B-2011 Pace Analytical Services - Asheville								
Alkalinity,Bicarbonate (CaCO3)	**306**	mg/L	5.0	5.0	1		02/21/24 23:13		
Alkalinity,Carbonate (CaCO3)	ND	mg/L	5.0	5.0	1		02/21/24 23:13		
Alkalinity, Total as CaCO3	**306**	mg/L	5.0	5.0	1		02/21/24 23:13		
300.0 IC Anions 28 Days	Analytical Method: EPA 300.0 Rev 2.1 1993 Pace Analytical Services - Asheville								
Chloride	**1.3**	mg/L	1.0	0.60	1		02/20/24 03:57	16887-00-6	
Fluoride	**0.13**	mg/L	0.10	0.050	1		02/20/24 03:57	16984-48-8	

REPORT OF LABORATORY ANALYSIS

This report shall not be reproduced, except in full,
without the written consent of Pace Analytical Services, LLC.

Pace Analytical Services, LLC
9800 Kincey Ave. Suite 100
Huntersville, NC 28078
(704)875-9092

ANALYTICAL RESULTS

Project: Bowen LF Cells 3&4
Pace Project No.: 92714171

Sample: BOW-GWC-16R **Lab ID: 92714171010** Collected: 02/15/24 10:30 Received: 02/16/24 16:00 Matrix: Water

Parameters	Results	Units	Report Limit	MDL	DF	Prepared	Analyzed	CAS No.	Qual
300.0 IC Anions 28 Days	Analytical Method: EPA 300.0 Rev 2.1 1993 Pace Analytical Services - Asheville								
Sulfate	**7.6**	mg/L	1.0	0.50	1		02/20/24 03:57	14808-79-8	

REPORT OF LABORATORY ANALYSIS

This report shall not be reproduced, except in full,
without the written consent of Pace Analytical Services, LLC.

Pace Analytical Services, LLC
9800 Kincey Ave. Suite 100
Huntersville, NC 28078
(704)875-9092

ANALYTICAL RESULTS

Project: Bowen LF Cells 3&4
Pace Project No.: 92714171

Sample: BOW-GWC-17R **Lab ID: 92714171011** Collected: 02/15/24 11:16 Received: 02/16/24 16:00 Matrix: Water

Parameters	Results	Units	Report Limit	MDL	DF	Prepared	Analyzed	CAS No.	Qual
6010D ATL ICP	Analytical Method: EPA 6010D Preparation Method: EPA 3010A Pace Analytical Services - Peachtree Corners, GA								
Iron	ND	mg/L	0.040	0.025	1	02/20/24 20:35	02/28/24 14:39	7439-89-6	
Manganese	ND	mg/L	0.040	0.011	1	02/20/24 20:35	02/28/24 14:39	7439-96-5	
Zinc	ND	mg/L	0.020	0.0085	1	02/20/24 20:35	02/28/24 14:39	7440-66-6	
Potassium	**0.87**	mg/L	0.50	0.15	1	02/20/24 20:35	02/28/24 14:39	7440-09-7	
Sodium	**3.4**	mg/L	1.0	0.58	1	02/20/24 20:35	02/28/24 14:39	7440-23-5	
Calcium	**68.1**	mg/L	1.0	0.12	1	02/20/24 20:35	02/28/24 14:39	7440-70-2	M1
Magnesium	**36.0**	mg/L	0.050	0.012	1	02/20/24 20:35	02/28/24 14:39	7439-95-4	M1
6020 MET ICPMS	Analytical Method: EPA 6020B Preparation Method: EPA 3005A Pace Analytical Services - Peachtree Corners, GA								
Antimony	**0.00063J**	mg/L	0.0030	0.00054	1	02/20/24 15:49	02/26/24 15:39	7440-36-0	
Arsenic	ND	mg/L	0.0050	0.00084	1	02/20/24 15:49	02/26/24 15:39	7440-38-2	
Barium	**0.018**	mg/L	0.0050	0.00047	1	02/20/24 15:49	02/26/24 15:39	7440-39-3	
Beryllium	ND	mg/L	0.00050	0.000094	1	02/20/24 15:49	02/26/24 15:39	7440-41-7	
Boron	ND	mg/L	0.040	0.012	1	02/20/24 15:49	02/26/24 15:39	7440-42-8	
Cadmium	ND	mg/L	0.00050	0.00010	1	02/20/24 15:49	02/26/24 15:39	7440-43-9	
Chromium	ND	mg/L	0.0050	0.0019	1	02/20/24 15:49	02/26/24 15:39	7440-47-3	
Cobalt	ND	mg/L	0.0050	0.00032	1	02/20/24 15:49	02/26/24 15:39	7440-48-4	
Copper	ND	mg/L	0.0050	0.00043	1	02/20/24 15:49	02/26/24 15:39	7440-50-8	
Lead	ND	mg/L	0.0010	0.00016	1	02/20/24 15:49	02/26/24 15:39	7439-92-1	
Nickel	ND	mg/L	0.0050	0.0021	1	02/20/24 15:49	02/26/24 15:39	7440-02-0	
Selenium	ND	mg/L	0.0050	0.00096	1	02/20/24 15:49	02/26/24 15:39	7782-49-2	
Silver	ND	mg/L	0.0050	0.00031	1	02/20/24 15:49	02/26/24 15:39	7440-22-4	
Thallium	ND	mg/L	0.0010	0.00038	1	02/20/24 15:49	02/26/24 15:39	7440-28-0	
Vanadium	ND	mg/L	0.010	0.00075	1	02/20/24 15:49	02/26/24 15:39	7440-62-2	
7470 Mercury	Analytical Method: EPA 7470A Preparation Method: EPA 7470A Pace Analytical Services - Peachtree Corners, GA								
Mercury	ND	mg/L	0.00020	0.00013	1	02/29/24 12:00	02/29/24 16:13	7439-97-6	
2540C Total Dissolved Solids	Analytical Method: SM 2540C-2015 Pace Analytical Services - Peachtree Corners, GA								
Total Dissolved Solids	**333**	mg/L	25.0	25.0	1		02/21/24 18:05		
2320B Alkalinity	Analytical Method: SM 2320B-2011 Pace Analytical Services - Asheville								
Alkalinity,Bicarbonate (CaCO3)	**301**	mg/L	5.0	5.0	1		02/21/24 23:39		
Alkalinity,Carbonate (CaCO3)	ND	mg/L	5.0	5.0	1		02/21/24 23:39		
Alkalinity, Total as CaCO3	**301**	mg/L	5.0	5.0	1		02/21/24 23:39		
300.0 IC Anions 28 Days	Analytical Method: EPA 300.0 Rev 2.1 1993 Pace Analytical Services - Asheville								
Chloride	**4.5**	mg/L	1.0	0.60	1		02/20/24 04:11	16887-00-6	
Fluoride	ND	mg/L	0.10	0.050	1		02/20/24 04:11	16984-48-8	

REPORT OF LABORATORY ANALYSIS

This report shall not be reproduced, except in full,
without the written consent of Pace Analytical Services, LLC.

Pace Analytical Services, LLC
9800 Kincey Ave. Suite 100
Huntersville, NC 28078
(704)875-9092

ANALYTICAL RESULTS

Project: Bowen LF Cells 3&4
Pace Project No.: 92714171

Sample: BOW-GWC-17R **Lab ID: 92714171011** Collected: 02/15/24 11:16 Received: 02/16/24 16:00 Matrix: Water

Parameters	Results	Units	Report Limit	MDL	DF	Prepared	Analyzed	CAS No.	Qual
300.0 IC Anions 28 Days	Analytical Method: EPA 300.0 Rev 2.1 1993 Pace Analytical Services - Asheville								
Sulfate	**7.3**	mg/L	1.0	0.50	1		02/20/24 04:11	14808-79-8	

REPORT OF LABORATORY ANALYSIS

This report shall not be reproduced, except in full,
without the written consent of Pace Analytical Services, LLC.

Pace Analytical Services, LLC
9800 Kincey Ave. Suite 100
Huntersville, NC 28078
(704)875-9092

ANALYTICAL RESULTS

Project: Bowen LF Cells 3&4
Pace Project No.: 92714171

Sample: BOW-GWC-20R **Lab ID: 92714171012** Collected: 02/15/24 13:26 Received: 02/16/24 16:00 Matrix: Water

Parameters	Results	Units	Report Limit	MDL	DF	Prepared	Analyzed	CAS No.	Qual
6010D ATL ICP	Analytical Method: EPA 6010D Preparation Method: EPA 3010A Pace Analytical Services - Peachtree Corners, GA								
Iron	ND	mg/L	0.040	0.025	1	02/20/24 20:35	02/28/24 14:49	7439-89-6	
Manganese	ND	mg/L	0.040	0.011	1	02/20/24 20:35	02/28/24 14:49	7439-96-5	
Zinc	ND	mg/L	0.020	0.0085	1	02/20/24 20:35	02/28/24 14:49	7440-66-6	
Potassium	**0.84**	mg/L	0.50	0.15	1	02/20/24 20:35	02/28/24 14:49	7440-09-7	
Sodium	**2.4**	mg/L	1.0	0.58	1	02/20/24 20:35	02/28/24 14:49	7440-23-5	
Calcium	**39.2**	mg/L	1.0	0.12	1	02/20/24 20:35	02/28/24 14:49	7440-70-2	
Magnesium	**21.9**	mg/L	0.050	0.012	1	02/20/24 20:35	02/28/24 14:49	7439-95-4	
6020 MET ICPMS	Analytical Method: EPA 6020B Preparation Method: EPA 3005A Pace Analytical Services - Peachtree Corners, GA								
Antimony	ND	mg/L	0.0030	0.00054	1	02/20/24 15:49	02/26/24 15:43	7440-36-0	
Arsenic	ND	mg/L	0.0050	0.00084	1	02/20/24 15:49	02/26/24 15:43	7440-38-2	
Barium	**0.031**	mg/L	0.0050	0.00047	1	02/20/24 15:49	02/26/24 15:43	7440-39-3	
Beryllium	ND	mg/L	0.00050	0.000094	1	02/20/24 15:49	02/26/24 15:43	7440-41-7	
Boron	ND	mg/L	0.040	0.012	1	02/20/24 15:49	02/26/24 15:43	7440-42-8	
Cadmium	ND	mg/L	0.00050	0.00010	1	02/20/24 15:49	02/26/24 15:43	7440-43-9	
Chromium	ND	mg/L	0.0050	0.0019	1	02/20/24 15:49	02/26/24 15:43	7440-47-3	
Cobalt	ND	mg/L	0.0050	0.00032	1	02/20/24 15:49	02/26/24 15:43	7440-48-4	
Copper	ND	mg/L	0.0050	0.00043	1	02/20/24 15:49	02/26/24 15:43	7440-50-8	
Lead	ND	mg/L	0.0010	0.00016	1	02/20/24 15:49	02/26/24 15:43	7439-92-1	
Nickel	ND	mg/L	0.0050	0.0021	1	02/20/24 15:49	02/26/24 15:43	7440-02-0	
Selenium	ND	mg/L	0.0050	0.00096	1	02/20/24 15:49	02/26/24 15:43	7782-49-2	
Silver	ND	mg/L	0.0050	0.00031	1	02/20/24 15:49	02/26/24 15:43	7440-22-4	
Thallium	ND	mg/L	0.0010	0.00038	1	02/20/24 15:49	02/26/24 15:43	7440-28-0	
Vanadium	ND	mg/L	0.010	0.00075	1	02/20/24 15:49	02/26/24 15:43	7440-62-2	
7470 Mercury	Analytical Method: EPA 7470A Preparation Method: EPA 7470A Pace Analytical Services - Peachtree Corners, GA								
Mercury	ND	mg/L	0.00020	0.00013	1	02/29/24 12:00	02/29/24 16:16	7439-97-6	
2540C Total Dissolved Solids	Analytical Method: SM 2540C-2015 Pace Analytical Services - Peachtree Corners, GA								
Total Dissolved Solids	**224**	mg/L	25.0	25.0	1		02/21/24 18:05		
2320B Alkalinity	Analytical Method: SM 2320B-2011 Pace Analytical Services - Asheville								
Alkalinity,Bicarbonate (CaCO3)	**192**	mg/L	5.0	5.0	1		02/22/24 13:29		
Alkalinity,Carbonate (CaCO3)	ND	mg/L	5.0	5.0	1		02/22/24 13:29		
Alkalinity, Total as CaCO3	**192**	mg/L	5.0	5.0	1		02/22/24 13:29		
300.0 IC Anions 28 Days	Analytical Method: EPA 300.0 Rev 2.1 1993 Pace Analytical Services - Asheville								
Chloride	**1.7**	mg/L	1.0	0.60	1		02/20/24 04:26	16887-00-6	
Fluoride	ND	mg/L	0.10	0.050	1		02/20/24 04:26	16984-48-8	

REPORT OF LABORATORY ANALYSIS

This report shall not be reproduced, except in full,
without the written consent of Pace Analytical Services, LLC.

Pace Analytical Services, LLC
9800 Kincey Ave. Suite 100
Huntersville, NC 28078
(704)875-9092

ANALYTICAL RESULTS

Project: Bowen LF Cells 3&4
Pace Project No.: 92714171

Sample: BOW-GWC-20R **Lab ID: 92714171012** Collected: 02/15/24 13:26 Received: 02/16/24 16:00 Matrix: Water

Parameters	Results	Units	Report Limit	MDL	DF	Prepared	Analyzed	CAS No.	Qual
300.0 IC Anions 28 Days	Analytical Method: EPA 300.0 Rev 2.1 1993 Pace Analytical Services - Asheville								
Sulfate	**1.1**	mg/L	1.0	0.50	1		02/20/24 04:26	14808-79-8	

REPORT OF LABORATORY ANALYSIS

This report shall not be reproduced, except in full,
without the written consent of Pace Analytical Services, LLC.

Pace Analytical Services, LLC
9800 Kincey Ave. Suite 100
Huntersville, NC 28078
(704)875-9092

ANALYTICAL RESULTS

Project: Bowen LF Cells 3&4
Pace Project No.: 92714171

Sample: BOW-GWC-21R **Lab ID: 92714171013** Collected: 02/15/24 11:37 Received: 02/16/24 16:00 Matrix: Water

Parameters	Results	Units	Report Limit	MDL	DF	Prepared	Analyzed	CAS No.	Qual
6010D ATL ICP	Analytical Method: EPA 6010D Preparation Method: EPA 3010A Pace Analytical Services - Peachtree Corners, GA								
Iron	ND	mg/L	0.040	0.025	1	02/20/24 20:35	02/28/24 14:52	7439-89-6	
Manganese	ND	mg/L	0.040	0.011	1	02/20/24 20:35	02/28/24 14:52	7439-96-5	
Zinc	ND	mg/L	0.020	0.0085	1	02/20/24 20:35	02/28/24 14:52	7440-66-6	
Potassium	**1.1**	mg/L	0.50	0.15	1	02/20/24 20:35	02/28/24 14:52	7440-09-7	
Sodium	**2.0**	mg/L	1.0	0.58	1	02/20/24 20:35	02/28/24 14:52	7440-23-5	
Calcium	**65.6**	mg/L	1.0	0.12	1	02/20/24 20:35	02/28/24 14:52	7440-70-2	
Magnesium	**35.0**	mg/L	0.050	0.012	1	02/20/24 20:35	02/28/24 14:52	7439-95-4	
6020 MET ICPMS	Analytical Method: EPA 6020B Preparation Method: EPA 3005A Pace Analytical Services - Peachtree Corners, GA								
Antimony	**0.0017J**	mg/L	0.0030	0.00054	1	02/20/24 15:49	02/26/24 15:47	7440-36-0	
Arsenic	**0.0010J**	mg/L	0.0050	0.00084	1	02/20/24 15:49	02/26/24 15:47	7440-38-2	
Barium	**0.024**	mg/L	0.0050	0.00047	1	02/20/24 15:49	02/26/24 15:47	7440-39-3	
Beryllium	ND	mg/L	0.00050	0.000094	1	02/20/24 15:49	02/26/24 15:47	7440-41-7	
Boron	ND	mg/L	0.040	0.012	1	02/20/24 15:49	02/26/24 15:47	7440-42-8	
Cadmium	ND	mg/L	0.00050	0.00010	1	02/20/24 15:49	02/26/24 15:47	7440-43-9	
Chromium	**0.0035J**	mg/L	0.0050	0.0019	1	02/20/24 15:49	02/26/24 15:47	7440-47-3	
Cobalt	ND	mg/L	0.0050	0.00032	1	02/20/24 15:49	02/26/24 15:47	7440-48-4	
Copper	**0.00092J**	mg/L	0.0050	0.00043	1	02/20/24 15:49	02/26/24 15:47	7440-50-8	
Lead	ND	mg/L	0.0010	0.00016	1	02/20/24 15:49	02/26/24 15:47	7439-92-1	
Nickel	ND	mg/L	0.0050	0.0021	1	02/20/24 15:49	02/26/24 15:47	7440-02-0	
Selenium	ND	mg/L	0.0050	0.00096	1	02/20/24 15:49	02/26/24 15:47	7782-49-2	
Silver	ND	mg/L	0.0050	0.00031	1	02/20/24 15:49	02/26/24 15:47	7440-22-4	
Thallium	ND	mg/L	0.0010	0.00038	1	02/20/24 15:49	02/26/24 15:47	7440-28-0	
Vanadium	**0.00098J**	mg/L	0.010	0.00075	1	02/20/24 15:49	02/26/24 15:47	7440-62-2	
7470 Mercury	Analytical Method: EPA 7470A Preparation Method: EPA 7470A Pace Analytical Services - Peachtree Corners, GA								
Mercury	ND	mg/L	0.00020	0.00013	1	02/29/24 12:00	02/29/24 16:18	7439-97-6	
2540C Total Dissolved Solids	Analytical Method: SM 2540C-2015 Pace Analytical Services - Peachtree Corners, GA								
Total Dissolved Solids	**290**	mg/L	25.0	25.0	1		02/21/24 18:05		
2320B Alkalinity	Analytical Method: SM 2320B-2011 Pace Analytical Services - Asheville								
Alkalinity,Bicarbonate (CaCO3)	**325**	mg/L	5.0	5.0	1		02/22/24 16:31		
Alkalinity,Carbonate (CaCO3)	ND	mg/L	5.0	5.0	1		02/22/24 16:31		
Alkalinity, Total as CaCO3	**325**	mg/L	5.0	5.0	1		02/22/24 16:31		
300.0 IC Anions 28 Days	Analytical Method: EPA 300.0 Rev 2.1 1993 Pace Analytical Services - Asheville								
Chloride	**3.0**	mg/L	1.0	0.60	1		02/20/24 04:40	16887-00-6	
Fluoride	ND	mg/L	0.10	0.050	1		02/20/24 04:40	16984-48-8	

REPORT OF LABORATORY ANALYSIS

This report shall not be reproduced, except in full,
without the written consent of Pace Analytical Services, LLC.

Pace Analytical Services, LLC
9800 Kincey Ave. Suite 100
Huntersville, NC 28078
(704)875-9092

ANALYTICAL RESULTS

Project: Bowen LF Cells 3&4
Pace Project No.: 92714171

Sample: BOW-GWC-21R **Lab ID: 92714171013** Collected: 02/15/24 11:37 Received: 02/16/24 16:00 Matrix: Water

Parameters	Results	Units	Report Limit	MDL	DF	Prepared	Analyzed	CAS No.	Qual
300.0 IC Anions 28 Days	Analytical Method: EPA 300.0 Rev 2.1 1993 Pace Analytical Services - Asheville								
Sulfate	**5.0**	mg/L	1.0	0.50	1		02/20/24 04:40	14808-79-8	

REPORT OF LABORATORY ANALYSIS

This report shall not be reproduced, except in full,
without the written consent of Pace Analytical Services, LLC.

Pace Analytical Services, LLC
9800 Kincey Ave. Suite 100
Huntersville, NC 28078
(704)875-9092

ANALYTICAL RESULTS

Project: Bowen LF Cells 3&4
Pace Project No.: 92714171

Sample: BOW-GWC-22R **Lab ID: 92714171014** Collected: 02/15/24 14:07 Received: 02/16/24 16:00 Matrix: Water

Parameters	Results	Units	Report Limit	MDL	DF	Prepared	Analyzed	CAS No.	Qual
6010D ATL ICP	Analytical Method: EPA 6010D Preparation Method: EPA 3010A Pace Analytical Services - Peachtree Corners, GA								
Iron	**0.59**	mg/L	0.040	0.025	1	02/20/24 20:35	02/28/24 14:54	7439-89-6	
Manganese	**0.052**	mg/L	0.040	0.011	1	02/20/24 20:35	02/28/24 14:54	7439-96-5	
Zinc	ND	mg/L	0.020	0.0085	1	02/20/24 20:35	02/28/24 14:54	7440-66-6	
Potassium	**1.3**	mg/L	0.50	0.15	1	02/20/24 20:35	02/28/24 14:54	7440-09-7	
Sodium	**1.9**	mg/L	1.0	0.58	1	02/20/24 20:35	02/28/24 14:54	7440-23-5	
Calcium	**34.2**	mg/L	1.0	0.12	1	02/20/24 20:35	02/28/24 14:54	7440-70-2	
Magnesium	**18.5**	mg/L	0.050	0.012	1	02/20/24 20:35	02/28/24 14:54	7439-95-4	
6020 MET ICPMS	Analytical Method: EPA 6020B Preparation Method: EPA 3005A Pace Analytical Services - Peachtree Corners, GA								
Antimony	ND	mg/L	0.0030	0.00054	1	02/20/24 15:49	02/26/24 15:51	7440-36-0	
Arsenic	**0.0020J**	mg/L	0.0050	0.00084	1	02/20/24 15:49	02/26/24 15:51	7440-38-2	
Barium	**0.036**	mg/L	0.0050	0.00047	1	02/20/24 15:49	02/26/24 15:51	7440-39-3	
Beryllium	ND	mg/L	0.00050	0.000094	1	02/20/24 15:49	02/26/24 15:51	7440-41-7	
Boron	ND	mg/L	0.040	0.012	1	02/20/24 15:49	02/26/24 15:51	7440-42-8	
Cadmium	ND	mg/L	0.00050	0.00010	1	02/20/24 15:49	02/26/24 15:51	7440-43-9	
Chromium	ND	mg/L	0.0050	0.0019	1	02/20/24 15:49	02/26/24 15:51	7440-47-3	
Cobalt	**0.00040J**	mg/L	0.0050	0.00032	1	02/20/24 15:49	02/26/24 15:51	7440-48-4	
Copper	ND	mg/L	0.0050	0.00043	1	02/20/24 15:49	02/26/24 15:51	7440-50-8	
Lead	ND	mg/L	0.0010	0.00016	1	02/20/24 15:49	02/26/24 15:51	7439-92-1	
Nickel	ND	mg/L	0.0050	0.0021	1	02/20/24 15:49	02/26/24 15:51	7440-02-0	
Selenium	ND	mg/L	0.0050	0.00096	1	02/20/24 15:49	02/26/24 15:51	7782-49-2	
Silver	ND	mg/L	0.0050	0.00031	1	02/20/24 15:49	02/26/24 15:51	7440-22-4	
Thallium	ND	mg/L	0.0010	0.00038	1	02/20/24 15:49	02/26/24 15:51	7440-28-0	
Vanadium	ND	mg/L	0.010	0.00075	1	02/20/24 15:49	02/26/24 15:51	7440-62-2	
7470 Mercury	Analytical Method: EPA 7470A Preparation Method: EPA 7470A Pace Analytical Services - Peachtree Corners, GA								
Mercury	ND	mg/L	0.00020	0.00013	1	02/29/24 12:00	02/29/24 16:21	7439-97-6	
2540C Total Dissolved Solids	Analytical Method: SM 2540C-2015 Pace Analytical Services - Peachtree Corners, GA								
Total Dissolved Solids	**180**	mg/L	25.0	25.0	1		02/21/24 18:05		
2320B Alkalinity	Analytical Method: SM 2320B-2011 Pace Analytical Services - Asheville								
Alkalinity,Bicarbonate (CaCO3)	**167**	mg/L	5.0	5.0	1		02/22/24 13:49		
Alkalinity,Carbonate (CaCO3)	ND	mg/L	5.0	5.0	1		02/22/24 13:49		
Alkalinity, Total as CaCO3	**167**	mg/L	5.0	5.0	1		02/22/24 13:49		
300.0 IC Anions 28 Days	Analytical Method: EPA 300.0 Rev 2.1 1993 Pace Analytical Services - Asheville								
Chloride	**2.4**	mg/L	1.0	0.60	1		02/20/24 05:52	16887-00-6	
Fluoride	ND	mg/L	0.10	0.050	1		02/20/24 05:52	16984-48-8	

REPORT OF LABORATORY ANALYSIS

This report shall not be reproduced, except in full,
without the written consent of Pace Analytical Services, LLC.

Pace Analytical Services, LLC
9800 Kincey Ave. Suite 100
Huntersville, NC 28078
(704)875-9092

ANALYTICAL RESULTS

Project: Bowen LF Cells 3&4
Pace Project No.: 92714171

Sample: BOW-GWC-22R **Lab ID: 92714171014** Collected: 02/15/24 14:07 Received: 02/16/24 16:00 Matrix: Water

Parameters	Results	Units	Report Limit	MDL	DF	Prepared	Analyzed	CAS No.	Qual
300.0 IC Anions 28 Days	Analytical Method: EPA 300.0 Rev 2.1 1993 Pace Analytical Services - Asheville								
Sulfate	**1.6**	mg/L	1.0	0.50	1		02/20/24 05:52	14808-79-8	

REPORT OF LABORATORY ANALYSIS

This report shall not be reproduced, except in full,
without the written consent of Pace Analytical Services, LLC.

Pace Analytical Services, LLC
9800 Kincey Ave. Suite 100
Huntersville, NC 28078
(704)875-9092

ANALYTICAL RESULTS

Project: Bowen LF Cells 3&4
Pace Project No.: 92714171

Sample: BOW-GWC-24R **Lab ID: 92714171015** Collected: 02/15/24 15:46 Received: 02/16/24 16:00 Matrix: Water

Parameters	Results	Units	Report Limit	MDL	DF	Prepared	Analyzed	CAS No.	Qual
6010D ATL ICP	Analytical Method: EPA 6010D Preparation Method: EPA 3010A Pace Analytical Services - Peachtree Corners, GA								
Iron	**0.21**	mg/L	0.040	0.025	1	02/20/24 20:35	02/28/24 15:02	7439-89-6	
Manganese	ND	mg/L	0.040	0.011	1	02/20/24 20:35	02/28/24 15:02	7439-96-5	
Zinc	ND	mg/L	0.020	0.0085	1	02/20/24 20:35	02/28/24 15:02	7440-66-6	
Potassium	**0.80**	mg/L	0.50	0.15	1	02/20/24 20:35	02/28/24 15:02	7440-09-7	
Sodium	**1.4**	mg/L	1.0	0.58	1	02/20/24 20:35	02/28/24 15:02	7440-23-5	
Calcium	**31.1**	mg/L	1.0	0.12	1	02/20/24 20:35	02/28/24 15:02	7440-70-2	
Magnesium	**17.3**	mg/L	0.050	0.012	1	02/20/24 20:35	02/28/24 15:02	7439-95-4	
6020 MET ICPMS	Analytical Method: EPA 6020B Preparation Method: EPA 3005A Pace Analytical Services - Peachtree Corners, GA								
Antimony	ND	mg/L	0.0030	0.00054	1	02/20/24 15:49	02/26/24 16:29	7440-36-0	
Arsenic	ND	mg/L	0.0050	0.00084	1	02/20/24 15:49	02/26/24 16:29	7440-38-2	
Barium	**0.018**	mg/L	0.0050	0.00047	1	02/20/24 15:49	02/26/24 16:29	7440-39-3	
Beryllium	ND	mg/L	0.00050	0.000094	1	02/20/24 15:49	02/26/24 16:29	7440-41-7	
Boron	ND	mg/L	0.040	0.012	1	02/20/24 15:49	02/26/24 16:29	7440-42-8	
Cadmium	ND	mg/L	0.00050	0.00010	1	02/20/24 15:49	02/26/24 16:29	7440-43-9	
Chromium	ND	mg/L	0.0050	0.0019	1	02/20/24 15:49	02/26/24 16:29	7440-47-3	
Cobalt	ND	mg/L	0.0050	0.00032	1	02/20/24 15:49	02/26/24 16:29	7440-48-4	
Copper	**0.00053J**	mg/L	0.0050	0.00043	1	02/20/24 15:49	02/26/24 16:29	7440-50-8	
Lead	ND	mg/L	0.0010	0.00016	1	02/20/24 15:49	02/26/24 16:29	7439-92-1	
Nickel	ND	mg/L	0.0050	0.0021	1	02/20/24 15:49	02/26/24 16:29	7440-02-0	
Selenium	ND	mg/L	0.0050	0.00096	1	02/20/24 15:49	02/26/24 16:29	7782-49-2	
Silver	ND	mg/L	0.0050	0.00031	1	02/20/24 15:49	02/26/24 16:29	7440-22-4	
Thallium	ND	mg/L	0.0010	0.00038	1	02/20/24 15:49	02/26/24 16:29	7440-28-0	
Vanadium	ND	mg/L	0.010	0.00075	1	02/20/24 15:49	02/26/24 16:29	7440-62-2	
7470 Mercury	Analytical Method: EPA 7470A Preparation Method: EPA 7470A Pace Analytical Services - Peachtree Corners, GA								
Mercury	ND	mg/L	0.00020	0.00013	1	02/29/24 12:00	02/29/24 16:24	7439-97-6	
2540C Total Dissolved Solids	Analytical Method: SM 2540C-2015 Pace Analytical Services - Peachtree Corners, GA								
Total Dissolved Solids	**248**	mg/L	25.0	25.0	1		02/21/24 18:05		
2320B Alkalinity	Analytical Method: SM 2320B-2011 Pace Analytical Services - Asheville								
Alkalinity,Bicarbonate (CaCO3)	**149**	mg/L	5.0	5.0	1		02/22/24 14:00		
Alkalinity,Carbonate (CaCO3)	ND	mg/L	5.0	5.0	1		02/22/24 14:00		
Alkalinity, Total as CaCO3	**149**	mg/L	5.0	5.0	1		02/22/24 14:00		
300.0 IC Anions 28 Days	Analytical Method: EPA 300.0 Rev 2.1 1993 Pace Analytical Services - Asheville								
Chloride	**2.1**	mg/L	1.0	0.60	1		02/20/24 06:07	16887-00-6	
Fluoride	ND	mg/L	0.10	0.050	1		02/20/24 06:07	16984-48-8	

REPORT OF LABORATORY ANALYSIS

This report shall not be reproduced, except in full,
without the written consent of Pace Analytical Services, LLC.

Pace Analytical Services, LLC
9800 Kincey Ave. Suite 100
Huntersville, NC 28078
(704)875-9092

ANALYTICAL RESULTS

Project: Bowen LF Cells 3&4
Pace Project No.: 92714171

Sample: BOW-GWC-24R **Lab ID: 92714171015** Collected: 02/15/24 15:46 Received: 02/16/24 16:00 Matrix: Water

Parameters	Results	Units	Report Limit	MDL	DF	Prepared	Analyzed	CAS No.	Qual
300.0 IC Anions 28 Days	Analytical Method: EPA 300.0 Rev 2.1 1993 Pace Analytical Services - Asheville								
Sulfate	**2.3**	mg/L	1.0	0.50	1		02/20/24 06:07	14808-79-8	

REPORT OF LABORATORY ANALYSIS

This report shall not be reproduced, except in full,
without the written consent of Pace Analytical Services, LLC.

Pace Analytical Services, LLC
9800 Kincey Ave. Suite 100
Huntersville, NC 28078
(704)875-9092

ANALYTICAL RESULTS

Project: Bowen LF Cells 3&4
Pace Project No.: 92714171

Sample: BOW-LF3-4-FB-06 **Lab ID: 92714171016** Collected: 02/15/24 16:04 Received: 02/16/24 16:00 Matrix: Water

Parameters	Results	Units	Report Limit	MDL	DF	Prepared	Analyzed	CAS No.	Qual
6010D ATL ICP	Analytical Method: EPA 6010D Preparation Method: EPA 3010A Pace Analytical Services - Peachtree Corners, GA								
Iron	ND	mg/L	0.040	0.025	1	02/20/24 20:35	02/28/24 15:05	7439-89-6	
Manganese	ND	mg/L	0.040	0.011	1	02/20/24 20:35	02/28/24 15:05	7439-96-5	
Zinc	ND	mg/L	0.020	0.0085	1	02/20/24 20:35	02/28/24 15:05	7440-66-6	
Potassium	ND	mg/L	0.50	0.15	1	02/20/24 20:35	02/28/24 15:05	7440-09-7	
Sodium	ND	mg/L	1.0	0.58	1	02/20/24 20:35	02/28/24 15:05	7440-23-5	
Calcium	ND	mg/L	1.0	0.12	1	02/20/24 20:35	02/28/24 15:05	7440-70-2	
Magnesium	ND	mg/L	0.050	0.012	1	02/20/24 20:35	02/28/24 15:05	7439-95-4	
6020 MET ICPMS	Analytical Method: EPA 6020B Preparation Method: EPA 3005A Pace Analytical Services - Peachtree Corners, GA								
Antimony	ND	mg/L	0.0030	0.00054	1	02/20/24 15:49	02/26/24 16:32	7440-36-0	
Arsenic	ND	mg/L	0.0050	0.00084	1	02/20/24 15:49	02/26/24 16:32	7440-38-2	
Barium	ND	mg/L	0.0050	0.00047	1	02/20/24 15:49	02/26/24 16:32	7440-39-3	
Beryllium	ND	mg/L	0.00050	0.000094	1	02/20/24 15:49	02/26/24 16:32	7440-41-7	
Boron	ND	mg/L	0.040	0.012	1	02/20/24 15:49	02/26/24 16:32	7440-42-8	
Cadmium	ND	mg/L	0.00050	0.00010	1	02/20/24 15:49	02/26/24 16:32	7440-43-9	
Chromium	ND	mg/L	0.0050	0.0019	1	02/20/24 15:49	02/26/24 16:32	7440-47-3	
Cobalt	ND	mg/L	0.0050	0.00032	1	02/20/24 15:49	02/26/24 16:32	7440-48-4	
Copper	ND	mg/L	0.0050	0.00043	1	02/20/24 15:49	02/26/24 16:32	7440-50-8	
Lead	ND	mg/L	0.0010	0.00016	1	02/20/24 15:49	02/26/24 16:32	7439-92-1	
Nickel	ND	mg/L	0.0050	0.0021	1	02/20/24 15:49	02/26/24 16:32	7440-02-0	
Selenium	ND	mg/L	0.0050	0.00096	1	02/20/24 15:49	02/26/24 16:32	7782-49-2	
Silver	ND	mg/L	0.0050	0.00031	1	02/20/24 15:49	02/26/24 16:32	7440-22-4	
Thallium	ND	mg/L	0.0010	0.00038	1	02/20/24 15:49	02/26/24 16:32	7440-28-0	
Vanadium	ND	mg/L	0.010	0.00075	1	02/20/24 15:49	02/26/24 16:32	7440-62-2	
7470 Mercury	Analytical Method: EPA 7470A Preparation Method: EPA 7470A Pace Analytical Services - Peachtree Corners, GA								
Mercury	ND	mg/L	0.00020	0.00013	1	02/29/24 12:00	02/29/24 16:26	7439-97-6	
2540C Total Dissolved Solids	Analytical Method: SM 2540C-2015 Pace Analytical Services - Peachtree Corners, GA								
Total Dissolved Solids	**243**	mg/L	25.0	25.0	1		02/21/24 18:05		
2320B Alkalinity	Analytical Method: SM 2320B-2011 Pace Analytical Services - Asheville								
Alkalinity,Bicarbonate (CaCO3)	ND	mg/L	5.0	5.0	1		02/22/24 14:11		
Alkalinity,Carbonate (CaCO3)	ND	mg/L	5.0	5.0	1		02/22/24 14:11		
Alkalinity, Total as CaCO3	ND	mg/L	5.0	5.0	1		02/22/24 14:11		
300.0 IC Anions 28 Days	Analytical Method: EPA 300.0 Rev 2.1 1993 Pace Analytical Services - Asheville								
Chloride	ND	mg/L	1.0	0.60	1		02/20/24 00:50	16887-00-6	
Fluoride	ND	mg/L	0.10	0.050	1		02/20/24 00:50	16984-48-8	

REPORT OF LABORATORY ANALYSIS

This report shall not be reproduced, except in full,
without the written consent of Pace Analytical Services, LLC.

Pace Analytical Services, LLC
9800 Kincey Ave. Suite 100
Huntersville, NC 28078
(704)875-9092

ANALYTICAL RESULTS

Project: Bowen LF Cells 3&4
Pace Project No.: 92714171

Sample: BOW-LF3-4-FB-06 **Lab ID: 92714171016** Collected: 02/15/24 16:04 Received: 02/16/24 16:00 Matrix: Water

Parameters	Results	Units	Report Limit	MDL	DF	Prepared	Analyzed	CAS No.	Qual
300.0 IC Anions 28 Days	Analytical Method: EPA 300.0 Rev 2.1 1993 Pace Analytical Services - Asheville								
Sulfate	ND	mg/L	1.0	0.50	1		02/20/24 00:50	14808-79-8	

REPORT OF LABORATORY ANALYSIS

This report shall not be reproduced, except in full,
without the written consent of Pace Analytical Services, LLC.

Pace Analytical Services, LLC
9800 Kincey Ave. Suite 100
Huntersville, NC 28078
(704)875-9092

ANALYTICAL RESULTS

Project: Bowen LF Cells 3&4
Pace Project No.: 92714171

Sample: BOW-GWC-23R **Lab ID: 92714171017** Collected: 02/16/24 13:29 Received: 02/20/24 14:30 Matrix: Water

Parameters	Results	Units	Report Limit	MDL	DF	Prepared	Analyzed	CAS No.	Qual
6010D ATL ICP	Analytical Method: EPA 6010D Preparation Method: EPA 3010A Pace Analytical Services - Peachtree Corners, GA								
Calcium	**74.2**	mg/L	1.0	0.12	1	02/28/24 14:22	03/01/24 19:01	7440-70-2	M1
Iron	**0.32**	mg/L	0.040	0.025	1	02/28/24 14:22	03/01/24 19:01	7439-89-6	
Magnesium	**35.5**	mg/L	0.050	0.012	1	02/28/24 14:22	03/01/24 19:01	7439-95-4	M1
Manganese	**0.015J**	mg/L	0.040	0.011	1	02/28/24 14:22	03/01/24 19:01	7439-96-5	
Potassium	**1.5**	mg/L	0.50	0.15	1	02/28/24 14:22	03/01/24 19:01	7440-09-7	
Sodium	**41.2**	mg/L	1.0	0.58	1	02/28/24 14:22	03/01/24 19:01	7440-23-5	M1
Zinc	ND	mg/L	0.020	0.0085	1	02/28/24 14:22	03/01/24 19:01	7440-66-6	
6020 MET ICPMS	Analytical Method: EPA 6020B Preparation Method: EPA 3005A Pace Analytical Services - Peachtree Corners, GA								
Antimony	**0.00083J**	mg/L	0.0030	0.00054	1	02/23/24 14:00	02/27/24 13:21	7440-36-0	B
Arsenic	**0.0011J**	mg/L	0.0050	0.00084	1	02/23/24 14:00	02/27/24 13:21	7440-38-2	
Barium	**0.14**	mg/L	0.0050	0.00047	1	02/23/24 14:00	02/27/24 13:21	7440-39-3	
Beryllium	ND	mg/L	0.00050	0.000094	1	02/23/24 14:00	02/27/24 13:21	7440-41-7	
Boron	ND	mg/L	0.040	0.012	1	02/23/24 14:00	02/27/24 13:21	7440-42-8	
Cadmium	ND	mg/L	0.00050	0.00010	1	02/23/24 14:00	02/27/24 13:21	7440-43-9	
Chromium	ND	mg/L	0.0050	0.0019	1	02/23/24 14:00	02/27/24 13:21	7440-47-3	
Cobalt	**0.00034J**	mg/L	0.0050	0.00032	1	02/23/24 14:00	02/27/24 13:21	7440-48-4	
Copper	ND	mg/L	0.0050	0.00043	1	02/23/24 14:00	02/27/24 13:21	7440-50-8	
Lead	ND	mg/L	0.0010	0.00016	1	02/23/24 14:00	02/27/24 13:21	7439-92-1	
Nickel	ND	mg/L	0.0050	0.0021	1	02/23/24 14:00	02/27/24 13:21	7440-02-0	
Selenium	ND	mg/L	0.0050	0.00096	1	02/23/24 14:00	02/27/24 13:21	7782-49-2	
Silver	ND	mg/L	0.0050	0.00031	1	02/23/24 14:00	02/27/24 13:21	7440-22-4	
Thallium	ND	mg/L	0.0010	0.00038	1	02/23/24 14:00	02/27/24 13:21	7440-28-0	
Vanadium	**0.00081J**	mg/L	0.010	0.00075	1	02/23/24 14:00	02/27/24 13:21	7440-62-2	
7470 Mercury	Analytical Method: EPA 7470A Preparation Method: EPA 7470A Pace Analytical Services - Peachtree Corners, GA								
Mercury	ND	mg/L	0.00020	0.00013	1	02/29/24 12:00	02/29/24 16:34	7439-97-6	
2540C Total Dissolved Solids	Analytical Method: SM 2540C-2015 Pace Analytical Services - Peachtree Corners, GA								
Total Dissolved Solids	**395**	mg/L	25.0	25.0	1		02/23/24 13:33		
2320B Alkalinity	Analytical Method: SM 2320B-2011 Pace Analytical Services - Asheville								
Alkalinity,Bicarbonate (CaCO3)	**355**	mg/L	5.0	5.0	1		02/23/24 18:07		
Alkalinity,Carbonate (CaCO3)	ND	mg/L	5.0	5.0	1		02/23/24 18:07		
Alkalinity, Total as CaCO3	**355**	mg/L	5.0	5.0	1		02/23/24 18:07		
300.0 IC Anions 28 Days	Analytical Method: EPA 300.0 Rev 2.1 1993 Pace Analytical Services - Asheville								
Chloride	**1.4**	mg/L	1.0	0.60	1		02/22/24 21:26	16887-00-6	
Fluoride	**0.054J**	mg/L	0.10	0.050	1		02/22/24 21:26	16984-48-8	

REPORT OF LABORATORY ANALYSIS

This report shall not be reproduced, except in full,
without the written consent of Pace Analytical Services, LLC.

Pace Analytical Services, LLC
9800 Kincey Ave. Suite 100
Huntersville, NC 28078
(704)875-9092

ANALYTICAL RESULTS

Project: Bowen LF Cells 3&4
Pace Project No.: 92714171

Sample: BOW-GWC-23R **Lab ID: 92714171017** Collected: 02/16/24 13:29 Received: 02/20/24 14:30 Matrix: Water

Parameters	Results	Units	Report Limit	MDL	DF	Prepared	Analyzed	CAS No.	Qual
300.0 IC Anions 28 Days	Analytical Method: EPA 300.0 Rev 2.1 1993 Pace Analytical Services - Asheville								
Sulfate	**59.5**	mg/L	1.0	0.50	1		02/22/24 21:26	14808-79-8	

REPORT OF LABORATORY ANALYSIS

This report shall not be reproduced, except in full,
without the written consent of Pace Analytical Services, LLC.

Pace Analytical Services, LLC
9800 Kincey Ave. Suite 100
Huntersville, NC 28078
(704)875-9092

ANALYTICAL RESULTS

Project: Bowen LF Cells 3&4
Pace Project No.: 92714171

Sample: BOW-GWC-25R **Lab ID: 92714171018** Collected: 02/16/24 11:39 Received: 02/20/24 14:30 Matrix: Water

Parameters	Results	Units	Report Limit	MDL	DF	Prepared	Analyzed	CAS No.	Qual
6010D ATL ICP	Analytical Method: EPA 6010D Preparation Method: EPA 3010A Pace Analytical Services - Peachtree Corners, GA								
Iron	ND	mg/L	0.040	0.025	1	02/28/24 14:22	03/01/24 19:10	7439-89-6	
Manganese	ND	mg/L	0.040	0.011	1	02/28/24 14:22	03/01/24 19:10	7439-96-5	
Zinc	ND	mg/L	0.020	0.0085	1	02/28/24 14:22	03/01/24 19:10	7440-66-6	
Potassium	**0.71**	mg/L	0.50	0.15	1	02/28/24 14:22	03/01/24 19:10	7440-09-7	
Sodium	**1.4**	mg/L	1.0	0.58	1	02/28/24 14:22	03/01/24 19:10	7440-23-5	
Calcium	**34.6**	mg/L	1.0	0.12	1	02/28/24 14:22	03/01/24 19:10	7440-70-2	
Magnesium	**18.1**	mg/L	0.050	0.012	1	02/28/24 14:22	03/01/24 19:10	7439-95-4	
6020 MET ICPMS	Analytical Method: EPA 6020B Preparation Method: EPA 3005A Pace Analytical Services - Peachtree Corners, GA								
Antimony	**0.00087J**	mg/L	0.0030	0.00054	1	02/23/24 14:00	02/27/24 13:36	7440-36-0	B
Arsenic	ND	mg/L	0.0050	0.00084	1	02/23/24 14:00	02/27/24 13:36	7440-38-2	
Barium	**0.015**	mg/L	0.0050	0.00047	1	02/23/24 14:00	02/27/24 13:36	7440-39-3	
Beryllium	ND	mg/L	0.00050	0.000094	1	02/23/24 14:00	02/27/24 13:36	7440-41-7	
Boron	ND	mg/L	0.040	0.012	1	02/23/24 14:00	02/27/24 13:36	7440-42-8	
Cadmium	ND	mg/L	0.00050	0.00010	1	02/23/24 14:00	02/27/24 13:36	7440-43-9	
Chromium	**0.0030J**	mg/L	0.0050	0.0019	1	02/23/24 14:00	02/27/24 13:36	7440-47-3	
Cobalt	ND	mg/L	0.0050	0.00032	1	02/23/24 14:00	02/27/24 13:36	7440-48-4	
Copper	ND	mg/L	0.0050	0.00043	1	02/23/24 14:00	02/27/24 13:36	7440-50-8	
Lead	ND	mg/L	0.0010	0.00016	1	02/23/24 14:00	02/27/24 13:36	7439-92-1	
Nickel	ND	mg/L	0.0050	0.0021	1	02/23/24 14:00	02/27/24 13:36	7440-02-0	
Selenium	ND	mg/L	0.0050	0.00096	1	02/23/24 14:00	02/27/24 13:36	7782-49-2	
Silver	ND	mg/L	0.0050	0.00031	1	02/23/24 14:00	02/27/24 13:36	7440-22-4	
Thallium	ND	mg/L	0.0010	0.00038	1	02/23/24 14:00	02/27/24 13:36	7440-28-0	
Vanadium	**0.00081J**	mg/L	0.010	0.00075	1	02/23/24 14:00	02/27/24 13:36	7440-62-2	
7470 Mercury	Analytical Method: EPA 7470A Preparation Method: EPA 7470A Pace Analytical Services - Peachtree Corners, GA								
Mercury	ND	mg/L	0.00020	0.00013	1	02/29/24 12:00	02/29/24 16:37	7439-97-6	
2540C Total Dissolved Solids	Analytical Method: SM 2540C-2015 Pace Analytical Services - Peachtree Corners, GA								
Total Dissolved Solids	**155**	mg/L	25.0	25.0	1		02/23/24 13:34		
2320B Alkalinity	Analytical Method: SM 2320B-2011 Pace Analytical Services - Asheville								
Alkalinity,Bicarbonate (CaCO3)	**160**	mg/L	5.0	5.0	1		02/23/24 15:41		
Alkalinity,Carbonate (CaCO3)	ND	mg/L	5.0	5.0	1		02/23/24 15:41		
Alkalinity, Total as CaCO3	**160**	mg/L	5.0	5.0	1		02/23/24 15:41		
300.0 IC Anions 28 Days	Analytical Method: EPA 300.0 Rev 2.1 1993 Pace Analytical Services - Asheville								
Chloride	**2.7**	mg/L	1.0	0.60	1		02/22/24 21:41	16887-00-6	
Fluoride	**0.055J**	mg/L	0.10	0.050	1		02/22/24 21:41	16984-48-8	

REPORT OF LABORATORY ANALYSIS

This report shall not be reproduced, except in full,
without the written consent of Pace Analytical Services, LLC.

Pace Analytical Services, LLC
9800 Kincey Ave. Suite 100
Huntersville, NC 28078
(704)875-9092

ANALYTICAL RESULTS

Project: Bowen LF Cells 3&4
Pace Project No.: 92714171

Sample: BOW-GWC-25R **Lab ID: 92714171018** Collected: 02/16/24 11:39 Received: 02/20/24 14:30 Matrix: Water

Parameters	Results	Units	Report Limit	MDL	DF	Prepared	Analyzed	CAS No.	Qual
300.0 IC Anions 28 Days	Analytical Method: EPA 300.0 Rev 2.1 1993 Pace Analytical Services - Asheville								
Sulfate	**1.9**	mg/L	1.0	0.50	1		02/22/24 21:41	14808-79-8	

REPORT OF LABORATORY ANALYSIS

This report shall not be reproduced, except in full,
without the written consent of Pace Analytical Services, LLC.

Pace Analytical Services, LLC
9800 Kincey Ave. Suite 100
Huntersville, NC 28078
(704)875-9092

ANALYTICAL RESULTS

Project: Bowen LF Cells 3&4
Pace Project No.: 92714171

Sample: BOW-LF3-4-FD-06 **Lab ID: 92714171019** Collected: 02/16/24 00:00 Received: 02/20/24 14:30 Matrix: Water

Parameters	Results	Units	Report Limit	MDL	DF	Prepared	Analyzed	CAS No.	Qual
6010D ATL ICP	Analytical Method: EPA 6010D Preparation Method: EPA 3010A Pace Analytical Services - Peachtree Corners, GA								
Iron	ND	mg/L	0.040	0.025	1	02/28/24 14:22	03/01/24 19:13	7439-89-6	
Manganese	ND	mg/L	0.040	0.011	1	02/28/24 14:22	03/01/24 19:13	7439-96-5	
Zinc	ND	mg/L	0.020	0.0085	1	02/28/24 14:22	03/01/24 19:13	7440-66-6	
Potassium	**0.71**	mg/L	0.50	0.15	1	02/28/24 14:22	03/01/24 19:13	7440-09-7	
Sodium	**1.4**	mg/L	1.0	0.58	1	02/28/24 14:22	03/01/24 19:13	7440-23-5	
Calcium	**34.7**	mg/L	1.0	0.12	1	02/28/24 14:22	03/01/24 19:13	7440-70-2	
Magnesium	**18.2**	mg/L	0.050	0.012	1	02/28/24 14:22	03/01/24 19:13	7439-95-4	
6020 MET ICPMS	Analytical Method: EPA 6020B Preparation Method: EPA 3005A Pace Analytical Services - Peachtree Corners, GA								
Antimony	ND	mg/L	0.0030	0.00054	1	02/23/24 14:00	02/27/24 13:39	7440-36-0	
Arsenic	ND	mg/L	0.0050	0.00084	1	02/23/24 14:00	02/27/24 13:39	7440-38-2	
Barium	**0.015**	mg/L	0.0050	0.00047	1	02/23/24 14:00	02/27/24 13:39	7440-39-3	
Beryllium	ND	mg/L	0.00050	0.000094	1	02/23/24 14:00	02/27/24 13:39	7440-41-7	
Boron	ND	mg/L	0.040	0.012	1	02/23/24 14:00	02/27/24 13:39	7440-42-8	
Cadmium	ND	mg/L	0.00050	0.00010	1	02/23/24 14:00	02/27/24 13:39	7440-43-9	
Chromium	ND	mg/L	0.0050	0.0019	1	02/23/24 14:00	02/27/24 13:39	7440-47-3	
Cobalt	ND	mg/L	0.0050	0.00032	1	02/23/24 14:00	02/27/24 13:39	7440-48-4	
Copper	ND	mg/L	0.0050	0.00043	1	02/23/24 14:00	02/27/24 13:39	7440-50-8	
Lead	ND	mg/L	0.0010	0.00016	1	02/23/24 14:00	02/27/24 13:39	7439-92-1	
Nickel	ND	mg/L	0.0050	0.0021	1	02/23/24 14:00	02/27/24 13:39	7440-02-0	
Selenium	ND	mg/L	0.0050	0.00096	1	02/23/24 14:00	02/27/24 13:39	7782-49-2	
Silver	ND	mg/L	0.0050	0.00031	1	02/23/24 14:00	02/27/24 13:39	7440-22-4	
Thallium	ND	mg/L	0.0010	0.00038	1	02/23/24 14:00	02/27/24 13:39	7440-28-0	
Vanadium	**0.00097J**	mg/L	0.010	0.00075	1	02/23/24 14:00	02/27/24 13:39	7440-62-2	
7470 Mercury	Analytical Method: EPA 7470A Preparation Method: EPA 7470A Pace Analytical Services - Peachtree Corners, GA								
Mercury	ND	mg/L	0.00020	0.00013	1	02/29/24 12:00	02/29/24 16:39	7439-97-6	
2540C Total Dissolved Solids	Analytical Method: SM 2540C-2015 Pace Analytical Services - Peachtree Corners, GA								
Total Dissolved Solids	**162**	mg/L	25.0	25.0	1		02/23/24 13:34		
2320B Alkalinity	Analytical Method: SM 2320B-2011 Pace Analytical Services - Asheville								
Alkalinity,Bicarbonate (CaCO3)	**158**	mg/L	5.0	5.0	1		02/23/24 15:53		
Alkalinity,Carbonate (CaCO3)	ND	mg/L	5.0	5.0	1		02/23/24 15:53		
Alkalinity, Total as CaCO3	**158**	mg/L	5.0	5.0	1		02/23/24 15:53		
300.0 IC Anions 28 Days	Analytical Method: EPA 300.0 Rev 2.1 1993 Pace Analytical Services - Asheville								
Chloride	**2.3**	mg/L	1.0	0.60	1		02/22/24 21:55	16887-00-6	
Fluoride	ND	mg/L	0.10	0.050	1		02/22/24 21:55	16984-48-8	

REPORT OF LABORATORY ANALYSIS

This report shall not be reproduced, except in full,
without the written consent of Pace Analytical Services, LLC.

Pace Analytical Services, LLC
9800 Kincey Ave. Suite 100
Huntersville, NC 28078
(704)875-9092

ANALYTICAL RESULTS

Project: Bowen LF Cells 3&4
Pace Project No.: 92714171

Sample: BOW-LF3-4-FD-06 **Lab ID: 92714171019** Collected: 02/16/24 00:00 Received: 02/20/24 14:30 Matrix: Water

Parameters	Results	Units	Report Limit	MDL	DF	Prepared	Analyzed	CAS No.	Qual
300.0 IC Anions 28 Days	Analytical Method: EPA 300.0 Rev 2.1 1993 Pace Analytical Services - Asheville								
Sulfate	**1.9**	mg/L	1.0	0.50	1		02/22/24 21:55	14808-79-8	

REPORT OF LABORATORY ANALYSIS

This report shall not be reproduced, except in full,
without the written consent of Pace Analytical Services, LLC.

Pace Analytical Services, LLC
9800 Kincey Ave. Suite 100
Huntersville, NC 28078
(704)875-9092

QUALITY CONTROL DATA

Project: Bowen LF Cells 3&4
Pace Project No.: 92714171

QC Batch: 833755
QC Batch Method: EPA 3010A
Analysis Method: EPA 6010D
Analysis Description: 6010D ATL
Laboratory: Pace Analytical Services - Peachtree Corners, GA
Associated Lab Samples: 92714171001, 92714171002, 92714171003, 92714171004, 92714171005, 92714171006, 92714171007, 92714171008, 92714171009, 92714171010

METHOD BLANK: 4308335 Matrix: Water
Associated Lab Samples: 92714171001, 92714171002, 92714171003, 92714171004, 92714171005, 92714171006, 92714171007, 92714171008, 92714171009, 92714171010

Parameter	Units	Blank Result	Reporting Limit	MDL	Analyzed	Qualifiers
Calcium	mg/L	ND	1.0	0.12	03/01/24 17:42	
Iron	mg/L	ND	0.040	0.025	03/01/24 17:42	
Magnesium	mg/L	ND	0.050	0.012	03/01/24 17:42	
Manganese	mg/L	ND	0.040	0.011	03/01/24 17:42	
Potassium	mg/L	ND	0.50	0.15	03/01/24 17:42	
Sodium	mg/L	ND	1.0	0.58	03/01/24 17:42	
Zinc	mg/L	ND	0.020	0.0085	03/01/24 17:42	

LABORATORY CONTROL SAMPLE: 4308336

Parameter	Units	Spike Conc.	LCS Result	LCS % Rec	% Rec Limits	Qualifiers
Calcium	mg/L	1	1.1	107	80-120	
Iron	mg/L	1	1.1	110	80-120	
Magnesium	mg/L	1	1.1	109	80-120	
Manganese	mg/L	1	1.0	100	80-120	
Potassium	mg/L	1	1.0	103	80-120	
Sodium	mg/L	1	1.1	108	80-120	
Zinc	mg/L	1	1.0	102	80-120	

MATRIX SPIKE & MATRIX SPIKE DUPLICATE: 4308337 4308338

Parameter	Units	92714158018 Result	MS Spike Conc.	MSD Spike Conc.	MS Result	MSD Result	MS % Rec	MSD % Rec	% Rec Limits	RPD	Max RPD	Qual
Calcium	mg/L	23.5	1	1	24.0	25.0	49	151	75-125	4	20	M1
Iron	mg/L	0.45	1	1	1.5	1.5	102	105	75-125	1	20	
Magnesium	mg/L	10.5	1	1	11.3	11.7	77	117	75-125	3	20	
Manganese	mg/L	0.018J	1	1	0.99	1.0	97	99	75-125	2	20	
Potassium	mg/L	0.53	1	1	1.6	1.6	104	108	75-125	2	20	
Sodium	mg/L	100	1	1	98.4	102	-160	221	75-125	4	20	M1
Zinc	mg/L	ND	1	1	1.0	1.1	104	106	75-125	2	20	

Results presented on this page are in the units indicated by the "Units" column except where an alternate unit is presented to the right of the result.

REPORT OF LABORATORY ANALYSIS

This report shall not be reproduced, except in full,
without the written consent of Pace Analytical Services, LLC.

Pace Analytical Services, LLC
9800 Kincey Ave. Suite 100
Huntersville, NC 28078
(704)875-9092

QUALITY CONTROL DATA

Project: Bowen LF Cells 3&4
Pace Project No.: 92714171

QC Batch: 833756
QC Batch Method: EPA 3010A
Analysis Method: EPA 6010D
Analysis Description: 6010D ATL
Laboratory: Pace Analytical Services - Peachtree Corners, GA
Associated Lab Samples: 92714171011, 92714171012, 92714171013, 92714171014, 92714171015, 92714171016

METHOD BLANK: 4308339 Matrix: Water
Associated Lab Samples: 92714171011, 92714171012, 92714171013, 92714171014, 92714171015, 92714171016

Parameter	Units	Blank Result	Reporting Limit	MDL	Analyzed	Qualifiers
Calcium	mg/L	ND	1.0	0.12	02/28/24 14:34	
Iron	mg/L	ND	0.040	0.025	02/28/24 14:34	
Magnesium	mg/L	ND	0.050	0.012	02/28/24 14:34	
Manganese	mg/L	ND	0.040	0.011	02/28/24 14:34	
Potassium	mg/L	ND	0.50	0.15	02/28/24 14:34	
Sodium	mg/L	ND	1.0	0.58	02/28/24 14:34	
Zinc	mg/L	ND	0.020	0.0085	02/28/24 14:34	

LABORATORY CONTROL SAMPLE: 4308340

Parameter	Units	Spike Conc.	LCS Result	LCS % Rec	% Rec Limits	Qualifiers
Calcium	mg/L	1	0.96J	96	80-120	
Iron	mg/L	1	0.98	98	80-120	
Magnesium	mg/L	1	1.0	104	80-120	
Manganese	mg/L	1	0.99	99	80-120	
Potassium	mg/L	1	1.0	104	80-120	
Sodium	mg/L	1	1.1	111	80-120	
Zinc	mg/L	1	0.98	98	80-120	

MATRIX SPIKE & MATRIX SPIKE DUPLICATE: 4308341 4308342

Parameter	Units	92714171011 Result	MS Spike Conc.	MSD Spike Conc.	MS Result	MSD Result	MS % Rec	MSD % Rec	% Rec Limits	RPD	Max RPD	Qual
Calcium	mg/L	68.1	1	1	67.5	68.8	-63	63	75-125	2	20	M1
Iron	mg/L	ND	1	1	0.98	0.98	97	97	75-125	0	20	
Magnesium	mg/L	36.0	1	1	36.0	36.6	-1	58	75-125	2	20	M1
Manganese	mg/L	ND	1	1	1.0	1.0	101	100	75-125	1	20	
Potassium	mg/L	0.87	1	1	1.8	1.8	94	92	75-125	1	20	
Sodium	mg/L	3.4	1	1	4.3	4.3	89	92	75-125	1	20	
Zinc	mg/L	ND	1	1	1.0	0.99	100	99	75-125	1	20	

Results presented on this page are in the units indicated by the "Units" column except where an alternate unit is presented to the right of the result.

REPORT OF LABORATORY ANALYSIS

This report shall not be reproduced, except in full,
without the written consent of Pace Analytical Services, LLC.

Pace Analytical Services, LLC
9800 Kincey Ave. Suite 100
Huntersville, NC 28078
(704)875-9092

QUALITY CONTROL DATA

Project: Bowen LF Cells 3&4
Pace Project No.: 92714171

QC Batch: 835565
QC Batch Method: EPA 3010A
Analysis Method: EPA 6010D
Analysis Description: 6010D ATL
Laboratory: Pace Analytical Services - Peachtree Corners, GA
Associated Lab Samples: 92714171017, 92714171018, 92714171019

METHOD BLANK: 4316637 Matrix: Water
Associated Lab Samples: 92714171017, 92714171018, 92714171019

Parameter	Units	Blank Result	Reporting Limit	MDL	Analyzed	Qualifiers
Calcium	mg/L	ND	1.0	0.12	03/01/24 18:56	
Iron	mg/L	ND	0.040	0.025	03/01/24 18:56	
Magnesium	mg/L	ND	0.050	0.012	03/01/24 18:56	
Manganese	mg/L	ND	0.040	0.011	03/01/24 18:56	
Potassium	mg/L	ND	0.50	0.15	03/01/24 18:56	
Sodium	mg/L	ND	1.0	0.58	03/01/24 18:56	
Zinc	mg/L	ND	0.020	0.0085	03/01/24 18:56	

LABORATORY CONTROL SAMPLE: 4316638

Parameter	Units	Spike Conc.	LCS Result	LCS % Rec	% Rec Limits	Qualifiers
Calcium	mg/L	1	1.0	103	80-120	
Iron	mg/L	1	1.0	102	80-120	
Magnesium	mg/L	1	1.0	104	80-120	
Manganese	mg/L	1	0.97	97	80-120	
Potassium	mg/L	1	0.98	98	80-120	
Sodium	mg/L	1	1.0	103	80-120	
Zinc	mg/L	1	1.0	100	80-120	

MATRIX SPIKE & MATRIX SPIKE DUPLICATE: 4316639 4316640

Parameter	Units	92714171017 Result	MS Spike Conc.	MSD Spike Conc.	MS Result	MSD Result	MS % Rec	MSD % Rec	% Rec Limits	RPD	Max RPD	Qual
Calcium	mg/L	74.2	1	1	75.9	73.0	171	-120	75-125	4	20	M1
Iron	mg/L	0.32	1	1	1.3	1.3	99	94	75-125	5	20	
Magnesium	mg/L	35.5	1	1	37.1	35.6	160	10	75-125	4	20	M1
Manganese	mg/L	0.015J	1	1	0.97	0.97	96	95	75-125	1	20	
Potassium	mg/L	1.5	1	1	2.5	2.3	96	85	75-125	5	20	
Sodium	mg/L	41.2	1	1	42.6	40.9	137	-39	75-125	4	20	M1
Zinc	mg/L	ND	1	1	1.0	1.0	100	100	75-125	0	20	

Results presented on this page are in the units indicated by the "Units" column except where an alternate unit is presented to the right of the result.

REPORT OF LABORATORY ANALYSIS

This report shall not be reproduced, except in full,
without the written consent of Pace Analytical Services, LLC.

Pace Analytical Services, LLC
9800 Kincey Ave. Suite 100
Huntersville, NC 28078
(704)875-9092

QUALITY CONTROL DATA

Project: Bowen LF Cells 3&4
Pace Project No.: 92714171

QC Batch: 833650
QC Batch Method: EPA 3005A
Analysis Method: EPA 6020B
Analysis Description: 6020 MET
Laboratory: Pace Analytical Services - Peachtree Corners, GA
Associated Lab Samples: 92714171001, 92714171002, 92714171003, 92714171004, 92714171005, 92714171006, 92714171007, 92714171008, 92714171009

METHOD BLANK: 4307687 Matrix: Water
Associated Lab Samples: 92714171001, 92714171002, 92714171003, 92714171004, 92714171005, 92714171006, 92714171007, 92714171008, 92714171009

Parameter	Units	Blank Result	Reporting Limit	MDL	Analyzed	Qualifiers
Antimony	mg/L	ND	0.0030	0.00054	02/23/24 14:56	
Arsenic	mg/L	ND	0.0050	0.00084	02/23/24 14:56	
Barium	mg/L	ND	0.0050	0.00047	02/23/24 14:56	
Beryllium	mg/L	ND	0.00050	0.000094	02/23/24 14:56	
Boron	mg/L	ND	0.040	0.012	02/23/24 14:56	
Cadmium	mg/L	ND	0.00050	0.00010	02/23/24 14:56	
Chromium	mg/L	ND	0.0050	0.0019	02/23/24 14:56	
Cobalt	mg/L	ND	0.0050	0.00032	02/23/24 14:56	
Copper	mg/L	ND	0.0050	0.00043	02/23/24 14:56	
Lead	mg/L	ND	0.0010	0.00016	02/23/24 14:56	
Nickel	mg/L	ND	0.0050	0.0021	02/23/24 14:56	
Selenium	mg/L	ND	0.0050	0.00096	02/23/24 14:56	
Silver	mg/L	ND	0.0050	0.00031	02/23/24 14:56	
Thallium	mg/L	ND	0.0010	0.00038	02/23/24 14:56	
Vanadium	mg/L	ND	0.010	0.00075	02/23/24 14:56	

LABORATORY CONTROL SAMPLE: 4307688

Parameter	Units	Spike Conc.	LCS Result	LCS % Rec	% Rec Limits	Qualifiers
Antimony	mg/L	0.1	0.10	102	80-120	
Arsenic	mg/L	0.1	0.10	101	80-120	
Barium	mg/L	0.1	0.099	99	80-120	
Beryllium	mg/L	0.1	0.11	107	80-120	
Boron	mg/L	1	1.0	104	80-120	
Cadmium	mg/L	0.1	0.099	99	80-120	
Chromium	mg/L	0.1	0.10	102	80-120	
Cobalt	mg/L	0.1	0.10	100	80-120	
Copper	mg/L	0.1	0.10	100	80-120	
Lead	mg/L	0.1	0.099	99	80-120	
Nickel	mg/L	0.1	0.10	101	80-120	
Selenium	mg/L	0.1	0.099	99	80-120	
Silver	mg/L	0.1	0.10	101	80-120	
Thallium	mg/L	0.1	0.095	95	80-120	
Vanadium	mg/L	0.1	0.10	100	80-120	

Results presented on this page are in the units indicated by the "Units" column except where an alternate unit is presented to the right of the result.

REPORT OF LABORATORY ANALYSIS

This report shall not be reproduced, except in full,
without the written consent of Pace Analytical Services, LLC.

Pace Analytical Services, LLC
9800 Kincey Ave. Suite 100
Huntersville, NC 28078
(704)875-9092

QUALITY CONTROL DATA

Project: Bowen LF Cells 3&4
Pace Project No.: 92714171

MATRIX SPIKE & MATRIX SPIKE DUPLICATE: 4307689 4307690

Parameter	Units	92714158020 Result	MS Spike Conc.	MSD Spike Conc.	MS Result	MSD Result	MS % Rec	MSD % Rec	% Rec Limits	RPD	Max RPD	Qual
Antimony	mg/L	ND	0.1	0.1	0.10	0.10	104	102	75-125	2	20	
Arsenic	mg/L	0.0028J	0.1	0.1	0.11	0.10	107	102	75-125	4	20	
Barium	mg/L	0.068	0.1	0.1	0.17	0.17	103	102	75-125	0	20	
Beryllium	mg/L	ND	0.1	0.1	0.090	0.087	90	87	75-125	4	20	
Boron	mg/L	1.6	1	1	2.5	2.6	90	96	75-125	2	20	
Cadmium	mg/L	ND	0.1	0.1	0.10	0.097	100	97	75-125	4	20	
Chromium	mg/L	ND	0.1	0.1	0.10	0.096	100	96	75-125	5	20	
Cobalt	mg/L	0.0012J	0.1	0.1	0.099	0.096	98	95	75-125	3	20	
Copper	mg/L	ND	0.1	0.1	0.093	0.090	93	90	75-125	3	20	
Lead	mg/L	ND	0.1	0.1	0.10	0.096	100	96	75-125	4	20	
Nickel	mg/L	ND	0.1	0.1	0.098	0.094	97	93	75-125	4	20	
Selenium	mg/L	ND	0.1	0.1	0.10	0.10	104	103	75-125	2	20	
Silver	mg/L	ND	0.1	0.1	0.093	0.090	93	90	75-125	3	20	
Thallium	mg/L	ND	0.1	0.1	0.099	0.096	99	95	75-125	4	20	
Vanadium	mg/L	ND	0.1	0.1	0.10	0.10	104	100	75-125	4	20	

Results presented on this page are in the units indicated by the "Units" column except where an alternate unit is presented to the right of the result.

REPORT OF LABORATORY ANALYSIS

This report shall not be reproduced, except in full,
without the written consent of Pace Analytical Services, LLC.

Pace Analytical Services, LLC
9800 Kincey Ave. Suite 100
Huntersville, NC 28078
(704)875-9092

QUALITY CONTROL DATA

Project: Bowen LF Cells 3&4
Pace Project No.: 92714171

QC Batch: 833653
QC Batch Method: EPA 3005A
Analysis Method: EPA 6020B
Analysis Description: 6020 MET
Laboratory: Pace Analytical Services - Peachtree Corners, GA
Associated Lab Samples: 92714171010, 92714171011, 92714171012, 92714171013, 92714171014, 92714171015, 92714171016

METHOD BLANK: 4307698 Matrix: Water
Associated Lab Samples: 92714171010, 92714171011, 92714171012, 92714171013, 92714171014, 92714171015, 92714171016

Parameter	Units	Blank Result	Reporting Limit	MDL	Analyzed	Qualifiers
Antimony	mg/L	ND	0.0030	0.00054	02/26/24 15:17	
Arsenic	mg/L	ND	0.0050	0.00084	02/26/24 15:17	
Barium	mg/L	ND	0.0050	0.00047	02/26/24 15:17	
Beryllium	mg/L	ND	0.00050	0.000094	02/26/24 15:17	
Boron	mg/L	ND	0.040	0.012	02/26/24 15:17	
Cadmium	mg/L	ND	0.00050	0.00010	02/26/24 15:17	
Chromium	mg/L	ND	0.0050	0.0019	02/26/24 15:17	
Cobalt	mg/L	ND	0.0050	0.00032	02/26/24 15:17	
Copper	mg/L	ND	0.0050	0.00043	02/26/24 15:17	
Lead	mg/L	ND	0.0010	0.00016	02/26/24 15:17	
Nickel	mg/L	ND	0.0050	0.0021	02/26/24 15:17	
Selenium	mg/L	ND	0.0050	0.00096	02/26/24 15:17	
Silver	mg/L	ND	0.0050	0.00031	02/26/24 15:17	
Thallium	mg/L	ND	0.0010	0.00038	02/26/24 15:17	
Vanadium	mg/L	ND	0.010	0.00075	02/26/24 15:17	

LABORATORY CONTROL SAMPLE: 4307699

Parameter	Units	Spike Conc.	LCS Result	LCS % Rec	% Rec Limits	Qualifiers
Antimony	mg/L	0.1	0.10	101	80-120	
Arsenic	mg/L	0.1	0.096	96	80-120	
Barium	mg/L	0.1	0.097	97	80-120	
Beryllium	mg/L	0.1	0.10	102	80-120	
Boron	mg/L	1	1.1	105	80-120	
Cadmium	mg/L	0.1	0.098	98	80-120	
Chromium	mg/L	0.1	0.097	97	80-120	
Cobalt	mg/L	0.1	0.096	96	80-120	
Copper	mg/L	0.1	0.098	98	80-120	
Lead	mg/L	0.1	0.099	99	80-120	
Nickel	mg/L	0.1	0.096	96	80-120	
Selenium	mg/L	0.1	0.094	94	80-120	
Silver	mg/L	0.1	0.10	101	80-120	
Thallium	mg/L	0.1	0.097	97	80-120	
Vanadium	mg/L	0.1	0.096	96	80-120	

Results presented on this page are in the units indicated by the "Units" column except where an alternate unit is presented to the right of the result.

REPORT OF LABORATORY ANALYSIS

This report shall not be reproduced, except in full,
without the written consent of Pace Analytical Services, LLC.

Pace Analytical Services, LLC
9800 Kincey Ave. Suite 100
Huntersville, NC 28078
(704)875-9092

QUALITY CONTROL DATA

Project: Bowen LF Cells 3&4
Pace Project No.: 92714171

MATRIX SPIKE & MATRIX SPIKE DUPLICATE: 4307700 4307701

Parameter	Units	92714171010 Result	MS Spike Conc.	MSD Spike Conc.	MS Result	MSD Result	MS % Rec	MSD % Rec	% Rec Limits	RPD	Max RPD	Qual
Antimony	mg/L	0.022	0.1	0.1	0.12	0.12	98	99	75-125	1	20	
Arsenic	mg/L	0.00097J	0.1	0.1	0.10	0.10	100	100	75-125	1	20	
Barium	mg/L	0.041	0.1	0.1	0.14	0.14	95	96	75-125	1	20	
Beryllium	mg/L	ND	0.1	0.1	0.090	0.092	90	92	75-125	3	20	
Boron	mg/L	0.013J	1	1	0.96	0.98	94	96	75-125	2	20	
Cadmium	mg/L	ND	0.1	0.1	0.10	0.10	100	100	75-125	1	20	
Chromium	mg/L	ND	0.1	0.1	0.10	0.10	101	102	75-125	1	20	
Cobalt	mg/L	ND	0.1	0.1	0.10	0.10	100	101	75-125	1	20	
Copper	mg/L	0.0017J	0.1	0.1	0.098	0.099	97	97	75-125	0	20	
Lead	mg/L	ND	0.1	0.1	0.096	0.096	96	96	75-125	0	20	
Nickel	mg/L	0.0077	0.1	0.1	0.11	0.11	98	100	75-125	1	20	
Selenium	mg/L	ND	0.1	0.1	0.10	0.099	99	98	75-125	1	20	
Silver	mg/L	ND	0.1	0.1	0.095	0.095	95	95	75-125	1	20	
Thallium	mg/L	ND	0.1	0.1	0.095	0.096	94	95	75-125	1	20	
Vanadium	mg/L	0.0023J	0.1	0.1	0.11	0.11	103	104	75-125	0	20	

Results presented on this page are in the units indicated by the "Units" column except where an alternate unit is presented to the right of the result.

REPORT OF LABORATORY ANALYSIS

This report shall not be reproduced, except in full,
without the written consent of Pace Analytical Services, LLC.

Pace Analytical Services, LLC
9800 Kincey Ave. Suite 100
Huntersville, NC 28078
(704)875-9092

QUALITY CONTROL DATA

Project: Bowen LF Cells 3&4
Pace Project No.: 92714171

QC Batch: 834674
QC Batch Method: EPA 3005A
Analysis Method: EPA 6020B
Analysis Description: 6020 MET
Laboratory: Pace Analytical Services - Peachtree Corners, GA
Associated Lab Samples: 92714171017, 92714171018, 92714171019

METHOD BLANK: 4312322 Matrix: Water
Associated Lab Samples: 92714171017, 92714171018, 92714171019

Parameter	Units	Blank Result	Reporting Limit	MDL	Analyzed	Qualifiers
Antimony	mg/L	0.00073J	0.0030	0.00054	02/27/24 13:13	
Arsenic	mg/L	ND	0.0050	0.00084	02/27/24 13:13	
Barium	mg/L	ND	0.0050	0.00047	02/27/24 13:13	
Beryllium	mg/L	ND	0.00050	0.000094	02/27/24 13:13	
Boron	mg/L	ND	0.040	0.012	02/27/24 13:13	
Cadmium	mg/L	ND	0.00050	0.00010	02/27/24 13:13	
Chromium	mg/L	ND	0.0050	0.0019	02/27/24 13:13	
Cobalt	mg/L	ND	0.0050	0.00032	02/27/24 13:13	
Copper	mg/L	ND	0.0050	0.00043	02/27/24 13:13	
Lead	mg/L	ND	0.0010	0.00016	02/27/24 13:13	
Nickel	mg/L	ND	0.0050	0.0021	02/27/24 13:13	
Selenium	mg/L	ND	0.0050	0.00096	02/27/24 13:13	
Silver	mg/L	ND	0.0050	0.00031	02/27/24 13:13	
Thallium	mg/L	ND	0.0010	0.00038	02/27/24 13:13	
Vanadium	mg/L	ND	0.010	0.00075	02/27/24 13:13	

LABORATORY CONTROL SAMPLE: 4312323

Parameter	Units	Spike Conc.	LCS Result	LCS % Rec	% Rec Limits	Qualifiers
Antimony	mg/L	0.1	0.10	103	80-120	
Arsenic	mg/L	0.1	0.10	102	80-120	
Barium	mg/L	0.1	0.097	97	80-120	
Beryllium	mg/L	0.1	0.11	107	80-120	
Boron	mg/L	1	1.0	105	80-120	
Cadmium	mg/L	0.1	0.10	102	80-120	
Chromium	mg/L	0.1	0.10	104	80-120	
Cobalt	mg/L	0.1	0.10	102	80-120	
Copper	mg/L	0.1	0.10	102	80-120	
Lead	mg/L	0.1	0.10	102	80-120	
Nickel	mg/L	0.1	0.10	103	80-120	
Selenium	mg/L	0.1	0.10	100	80-120	
Silver	mg/L	0.1	0.10	100	80-120	
Thallium	mg/L	0.1	0.096	96	80-120	
Vanadium	mg/L	0.1	0.10	103	80-120	

Results presented on this page are in the units indicated by the "Units" column except where an alternate unit is presented to the right of the result.

REPORT OF LABORATORY ANALYSIS

This report shall not be reproduced, except in full,
without the written consent of Pace Analytical Services, LLC.

Pace Analytical Services, LLC
9800 Kincey Ave. Suite 100
Huntersville, NC 28078
(704)875-9092

QUALITY CONTROL DATA

Project: Bowen LF Cells 3&4
Pace Project No.: 92714171

MATRIX SPIKE & MATRIX SPIKE DUPLICATE: 4312324 4312325

Parameter	Units	92714171017 Result	MS Spike Conc.	MSD Spike Conc.	MS Result	MSD Result	MS % Rec	MSD % Rec	% Rec Limits	RPD	Max RPD	Qual
Antimony	mg/L	0.00083J	0.1	0.1	0.11	0.10	105	102	75-125	3	20	
Arsenic	mg/L	0.0011J	0.1	0.1	0.11	0.11	109	106	75-125	3	20	
Barium	mg/L	0.14	0.1	0.1	0.24	0.24	103	101	75-125	1	20	
Beryllium	mg/L	ND	0.1	0.1	0.10	0.10	102	102	75-125	0	20	
Boron	mg/L	ND	1	1	1.0	1.0	102	103	75-125	0	20	
Cadmium	mg/L	ND	0.1	0.1	0.10	0.10	105	102	75-125	2	20	
Chromium	mg/L	ND	0.1	0.1	0.11	0.11	109	106	75-125	3	20	
Cobalt	mg/L	0.00034J	0.1	0.1	0.11	0.11	108	105	75-125	3	20	
Copper	mg/L	ND	0.1	0.1	0.10	0.10	103	100	75-125	3	20	
Lead	mg/L	ND	0.1	0.1	0.099	0.097	99	97	75-125	2	20	
Nickel	mg/L	ND	0.1	0.1	0.11	0.10	107	103	75-125	4	20	
Selenium	mg/L	ND	0.1	0.1	0.11	0.10	106	103	75-125	3	20	
Silver	mg/L	ND	0.1	0.1	0.099	0.096	99	96	75-125	3	20	
Thallium	mg/L	ND	0.1	0.1	0.096	0.094	96	93	75-125	2	20	
Vanadium	mg/L	0.00081J	0.1	0.1	0.11	0.11	112	109	75-125	3	20	

Results presented on this page are in the units indicated by the "Units" column except where an alternate unit is presented to the right of the result.

REPORT OF LABORATORY ANALYSIS

This report shall not be reproduced, except in full,
without the written consent of Pace Analytical Services, LLC.

Pace Analytical Services, LLC
9800 Kincey Ave. Suite 100
Huntersville, NC 28078
(704)875-9092

QUALITY CONTROL DATA

Project: Bowen LF Cells 3&4
Pace Project No.: 92714171

QC Batch: 835729 | Analysis Method: EPA 7470A
QC Batch Method: EPA 7470A | Analysis Description: 7470 Mercury
Laboratory: Pace Analytical Services - Peachtree Corners, GA

Associated Lab Samples: 92714171001, 92714171002, 92714171003, 92714171004, 92714171005, 92714171006, 92714171007, 92714171008, 92714171009, 92714171010, 92714171011, 92714171012, 92714171013, 92714171014, 92714171015, 92714171016, 92714171017, 92714171018, 92714171019

METHOD BLANK: 4317505 Matrix: Water

Associated Lab Samples: 92714171001, 92714171002, 92714171003, 92714171004, 92714171005, 92714171006, 92714171007, 92714171008, 92714171009, 92714171010, 92714171011, 92714171012, 92714171013, 92714171014, 92714171015, 92714171016, 92714171017, 92714171018, 92714171019

Parameter	Units	Blank Result	Reporting Limit	MDL	Analyzed	Qualifiers
Mercury	mg/L	ND	0.00020	0.00013	02/29/24 15:11	

LABORATORY CONTROL SAMPLE: 4317506

Parameter	Units	Spike Conc.	LCS Result	LCS % Rec	% Rec Limits	Qualifiers
Mercury	mg/L	0.0025	0.0023	93	80-120	

MATRIX SPIKE & MATRIX SPIKE DUPLICATE: 4317507 4317508

Parameter	Units	92712466005 Result	MS Spike Conc.	MSD Spike Conc.	MS Result	MSD Result	MS % Rec	MSD % Rec	% Rec Limits	RPD	Max RPD	Qual
Mercury	mg/L	ND	0.0025	0.0025	0.0024	0.0024	92	91	75-125	1	20	

Results presented on this page are in the units indicated by the "Units" column except where an alternate unit is presented to the right of the result.

REPORT OF LABORATORY ANALYSIS

This report shall not be reproduced, except in full,
without the written consent of Pace Analytical Services, LLC.

Pace Analytical Services, LLC
9800 Kincey Ave. Suite 100
Huntersville, NC 28078
(704)875-9092

QUALITY CONTROL DATA

Project: Bowen LF Cells 3&4
Pace Project No.: 92714171

QC Batch: 833431 | Analysis Method: SM 2540C-2015
QC Batch Method: SM 2540C-2015 | Analysis Description: 2540C Total Dissolved Solids
Laboratory: Pace Analytical Services - Peachtree Corners, GA
Associated Lab Samples: 92714171001, 92714171002, 92714171003, 92714171004, 92714171005, 92714171006

METHOD BLANK: 4306608 Matrix: Water
Associated Lab Samples: 92714171001, 92714171002, 92714171003, 92714171004, 92714171005, 92714171006

Parameter	Units	Blank Result	Reporting Limit	MDL	Analyzed	Qualifiers
Total Dissolved Solids	mg/L	ND	25.0	25.0	02/19/24 17:40	

LABORATORY CONTROL SAMPLE: 4306609

Parameter	Units	Spike Conc.	LCS Result	LCS % Rec	% Rec Limits	Qualifiers
Total Dissolved Solids	mg/L	400	395	99	80-120	

SAMPLE DUPLICATE: 4306610

Parameter	Units	92714171001 Result	Dup Result	RPD	Max RPD	Qualifiers
Total Dissolved Solids	mg/L	248	244	2	10	

SAMPLE DUPLICATE: 4306611

Parameter	Units	92714158002 Result	Dup Result	RPD	Max RPD	Qualifiers
Total Dissolved Solids	mg/L	407	434	6	10	

Results presented on this page are in the units indicated by the "Units" column except where an alternate unit is presented to the right of the result.

REPORT OF LABORATORY ANALYSIS

This report shall not be reproduced, except in full,
without the written consent of Pace Analytical Services, LLC.

Pace Analytical Services, LLC
9800 Kincey Ave. Suite 100
Huntersville, NC 28078
(704)875-9092

QUALITY CONTROL DATA

Project: Bowen LF Cells 3&4
Pace Project No.: 92714171

QC Batch: 833549 | Analysis Method: SM 2540C-2015
QC Batch Method: SM 2540C-2015 | Analysis Description: 2540C Total Dissolved Solids
Laboratory: Pace Analytical Services - Peachtree Corners, GA
Associated Lab Samples: 92714171007, 92714171008, 92714171009

METHOD BLANK: 4307078 Matrix: Water
Associated Lab Samples: 92714171007, 92714171008, 92714171009

Parameter	Units	Blank Result	Reporting Limit	MDL	Analyzed	Qualifiers
Total Dissolved Solids	mg/L	ND	25.0	25.0	02/20/24 12:50	

LABORATORY CONTROL SAMPLE: 4307079

Parameter	Units	Spike Conc.	LCS Result	LCS % Rec	% Rec Limits	Qualifiers
Total Dissolved Solids	mg/L	400	398	100	80-120	

SAMPLE DUPLICATE: 4307080

Parameter	Units	92713572004 Result	Dup Result	RPD	Max RPD	Qualifiers
Total Dissolved Solids	mg/L	502	517	3	10	

SAMPLE DUPLICATE: 4307081

Parameter	Units	92714148005 Result	Dup Result	RPD	Max RPD	Qualifiers
Total Dissolved Solids	mg/L	ND	76.0		10	

Results presented on this page are in the units indicated by the "Units" column except where an alternate unit is presented to the right of the result.

REPORT OF LABORATORY ANALYSIS

This report shall not be reproduced, except in full,
without the written consent of Pace Analytical Services, LLC.

Pace Analytical Services, LLC
9800 Kincey Ave. Suite 100
Huntersville, NC 28078
(704)875-9092

QUALITY CONTROL DATA

Project: Bowen LF Cells 3&4
Pace Project No.: 92714171

QC Batch: 833913 | Analysis Method: SM 2540C-2015
QC Batch Method: SM 2540C-2015 | Analysis Description: 2540C Total Dissolved Solids
Laboratory: Pace Analytical Services - Peachtree Corners, GA
Associated Lab Samples: 92714171010, 92714171011, 92714171012, 92714171013, 92714171014, 92714171015, 92714171016

METHOD BLANK: 4308816 Matrix: Water
Associated Lab Samples: 92714171010, 92714171011, 92714171012, 92714171013, 92714171014, 92714171015, 92714171016

Parameter	Units	Blank Result	Reporting Limit	MDL	Analyzed	Qualifiers
Total Dissolved Solids	mg/L	ND	25.0	25.0	02/21/24 18:05	

LABORATORY CONTROL SAMPLE: 4308817

Parameter	Units	Spike Conc.	LCS Result	LCS % Rec	% Rec Limits	Qualifiers
Total Dissolved Solids	mg/L	400	412	103	80-120	

SAMPLE DUPLICATE: 4308818

Parameter	Units	92714158018 Result	Dup Result	RPD	Max RPD	Qualifiers
Total Dissolved Solids	mg/L	334	361	8	10	

SAMPLE DUPLICATE: 4308819

Parameter	Units	92714171012 Result	Dup Result	RPD	Max RPD	Qualifiers
Total Dissolved Solids	mg/L	224	206	8	10	

Results presented on this page are in the units indicated by the "Units" column except where an alternate unit is presented to the right of the result.

REPORT OF LABORATORY ANALYSIS

This report shall not be reproduced, except in full,
without the written consent of Pace Analytical Services, LLC.

Pace Analytical Services, LLC
9800 Kincey Ave. Suite 100
Huntersville, NC 28078
(704)875-9092

QUALITY CONTROL DATA

Project: Bowen LF Cells 3&4
Pace Project No.: 92714171

QC Batch: 834581 | Analysis Method: SM 2540C-2015
QC Batch Method: SM 2540C-2015 | Analysis Description: 2540C Total Dissolved Solids
Laboratory: Pace Analytical Services - Peachtree Corners, GA
Associated Lab Samples: 92714171017, 92714171018, 92714171019

METHOD BLANK: 4311905 Matrix: Water
Associated Lab Samples: 92714171017, 92714171018, 92714171019

Parameter	Units	Blank Result	Reporting Limit	MDL	Analyzed	Qualifiers
Total Dissolved Solids	mg/L	ND	25.0	25.0	02/23/24 13:29	

LABORATORY CONTROL SAMPLE: 4311906

Parameter	Units	Spike Conc.	LCS Result	LCS % Rec	% Rec Limits	Qualifiers
Total Dissolved Solids	mg/L	400	394	98	80-120	

SAMPLE DUPLICATE: 4311908

Parameter	Units	92714158024 Result	Dup Result	RPD	Max RPD	Qualifiers
Total Dissolved Solids	mg/L	348	219	46	10	D6

SAMPLE DUPLICATE: 4311913

Parameter	Units	92713577008 Result	Dup Result	RPD	Max RPD	Qualifiers
Total Dissolved Solids	mg/L	640	693	8	10	

Results presented on this page are in the units indicated by the "Units" column except where an alternate unit is presented to the right of the result.

REPORT OF LABORATORY ANALYSIS

This report shall not be reproduced, except in full,
without the written consent of Pace Analytical Services, LLC.

Pace Analytical Services, LLC
9800 Kincey Ave. Suite 100
Huntersville, NC 28078
(704)875-9092

QUALITY CONTROL DATA

Project: Bowen LF Cells 3&4
Pace Project No.: 92714171

QC Batch: 833542 | Analysis Method: SM 2320B-2011
QC Batch Method: SM 2320B-2011 | Analysis Description: 2320B Alkalinity
Laboratory: Pace Analytical Services - Asheville
Associated Lab Samples: 92714171001, 92714171002, 92714171003, 92714171004, 92714171005, 92714171006

METHOD BLANK: 4307041 Matrix: Water
Associated Lab Samples: 92714171001, 92714171002, 92714171003, 92714171004, 92714171005, 92714171006

Parameter	Units	Blank Result	Reporting Limit	MDL	Analyzed	Qualifiers
Alkalinity, Total as CaCO3	mg/L	ND	5.0	5.0	02/20/24 12:54	
Alkalinity,Bicarbonate (CaCO3)	mg/L	ND	5.0	5.0	02/20/24 12:54	
Alkalinity,Carbonate (CaCO3)	mg/L	ND	5.0	5.0	02/20/24 12:54	

LABORATORY CONTROL SAMPLE: 4307042

Parameter	Units	Spike Conc.	LCS Result	LCS % Rec	% Rec Limits	Qualifiers
Alkalinity, Total as CaCO3	mg/L	50	51.4	103	80-120	

LABORATORY CONTROL SAMPLE: 4307043

Parameter	Units	Spike Conc.	LCS Result	LCS % Rec	% Rec Limits	Qualifiers
Alkalinity, Total as CaCO3	mg/L	50	50.9	102	80-120	

MATRIX SPIKE & MATRIX SPIKE DUPLICATE: 4307044 4307045

Parameter	Units	92713542003 Result	MS Spike Conc.	MSD Spike Conc.	MS Result	MSD Result	MS % Rec	MSD % Rec	% Rec Limits	RPD	Max RPD	Qual
Alkalinity, Total as CaCO3	mg/L	87.8	50	50	139	142	103	108	80-120	2	25	

MATRIX SPIKE & MATRIX SPIKE DUPLICATE: 4307046 4307047

Parameter	Units	92713542004 Result	MS Spike Conc.	MSD Spike Conc.	MS Result	MSD Result	MS % Rec	MSD % Rec	% Rec Limits	RPD	Max RPD	Qual
Alkalinity, Total as CaCO3	mg/L	14.2	50	50	64.8	65.4	101	102	80-120	1	25	

Results presented on this page are in the units indicated by the "Units" column except where an alternate unit is presented to the right of the result.

REPORT OF LABORATORY ANALYSIS

This report shall not be reproduced, except in full,
without the written consent of Pace Analytical Services, LLC.

Pace Analytical Services, LLC
9800 Kincey Ave. Suite 100
Huntersville, NC 28078
(704)875-9092

QUALITY CONTROL DATA

Project: Bowen LF Cells 3&4
Pace Project No.: 92714171

QC Batch: 833842
QC Batch Method: SM 2320B-2011
Analysis Method: SM 2320B-2011
Analysis Description: 2320B Alkalinity
Laboratory: Pace Analytical Services - Asheville
Associated Lab Samples: 92714171007

METHOD BLANK: 4308544 Matrix: Water
Associated Lab Samples: 92714171007

Parameter	Units	Blank Result	Reporting Limit	MDL	Analyzed	Qualifiers
Alkalinity, Total as CaCO3	mg/L	ND	5.0	5.0	02/21/24 11:01	
Alkalinity,Bicarbonate (CaCO3)	mg/L	ND	5.0	5.0	02/21/24 11:01	
Alkalinity,Carbonate (CaCO3)	mg/L	ND	5.0	5.0	02/21/24 11:01	

LABORATORY CONTROL SAMPLE: 4308545

Parameter	Units	Spike Conc.	LCS Result	LCS % Rec	% Rec Limits	Qualifiers
Alkalinity, Total as CaCO3	mg/L	50	51.1	102	80-120	

LABORATORY CONTROL SAMPLE: 4308546

Parameter	Units	Spike Conc.	LCS Result	LCS % Rec	% Rec Limits	Qualifiers
Alkalinity, Total as CaCO3	mg/L	50	52.4	105	80-120	

MATRIX SPIKE & MATRIX SPIKE DUPLICATE: 4308547 4308548

Parameter	Units	92713572004 Result	MS Spike Conc.	MSD Spike Conc.	MS Result	MSD Result	MS % Rec	MSD % Rec	% Rec Limits	RPD	Max RPD	Qual
Alkalinity, Total as CaCO3	mg/L	417	50	50	474	466	114	99	80-120	2	25	

MATRIX SPIKE & MATRIX SPIKE DUPLICATE: 4308549 4308550

Parameter	Units	92714171007 Result	MS Spike Conc.	MSD Spike Conc.	MS Result	MSD Result	MS % Rec	MSD % Rec	% Rec Limits	RPD	Max RPD	Qual
Alkalinity, Total as CaCO3	mg/L	124	50	50	175	175	101	102	80-120	0	25	

Results presented on this page are in the units indicated by the "Units" column except where an alternate unit is presented to the right of the result.

REPORT OF LABORATORY ANALYSIS

This report shall not be reproduced, except in full,
without the written consent of Pace Analytical Services, LLC.

Pace Analytical Services, LLC
9800 Kincey Ave. Suite 100
Huntersville, NC 28078
(704)875-9092

QUALITY CONTROL DATA

Project: Bowen LF Cells 3&4
Pace Project No.: 92714171

QC Batch: 833847
QC Batch Method: SM 2320B-2011
Analysis Method: SM 2320B-2011
Analysis Description: 2320B Alkalinity
Laboratory: Pace Analytical Services - Asheville
Associated Lab Samples: 92714171008, 92714171009

METHOD BLANK: 4308554 Matrix: Water
Associated Lab Samples: 92714171008, 92714171009

Parameter	Units	Blank Result	Reporting Limit	MDL	Analyzed	Qualifiers
Alkalinity, Total as CaCO3	mg/L	ND	5.0	5.0	02/21/24 15:42	
Alkalinity,Bicarbonate (CaCO3)	mg/L	ND	5.0	5.0	02/21/24 15:42	
Alkalinity,Carbonate (CaCO3)	mg/L	ND	5.0	5.0	02/21/24 15:42	

LABORATORY CONTROL SAMPLE: 4308555

Parameter	Units	Spike Conc.	LCS Result	LCS % Rec	% Rec Limits	Qualifiers
Alkalinity, Total as CaCO3	mg/L	50	50.8	102	80-120	

LABORATORY CONTROL SAMPLE: 4308556

Parameter	Units	Spike Conc.	LCS Result	LCS % Rec	% Rec Limits	Qualifiers
Alkalinity, Total as CaCO3	mg/L	50	51.7	103	80-120	

MATRIX SPIKE & MATRIX SPIKE DUPLICATE: 4308557 4308558

Parameter	Units	92714148001 Result	MS Spike Conc.	MSD Spike Conc.	MS Result	MSD Result	MS % Rec	MSD % Rec	% Rec Limits	RPD	Max RPD	Qual
Alkalinity, Total as CaCO3	mg/L	89.6	50	50	139	140	99	100	80-120	0	25	

MATRIX SPIKE & MATRIX SPIKE DUPLICATE: 4308559 4308560

Parameter	Units	92714148002 Result	MS Spike Conc.	MSD Spike Conc.	MS Result	MSD Result	MS % Rec	MSD % Rec	% Rec Limits	RPD	Max RPD	Qual
Alkalinity, Total as CaCO3	mg/L	69.0	50	50	122	120	105	101	80-120	2	25	

Results presented on this page are in the units indicated by the "Units" column except where an alternate unit is presented to the right of the result.

REPORT OF LABORATORY ANALYSIS

This report shall not be reproduced, except in full,
without the written consent of Pace Analytical Services, LLC.

Pace Analytical Services, LLC
9800 Kincey Ave. Suite 100
Huntersville, NC 28078
(704)875-9092

QUALITY CONTROL DATA

Project: Bowen LF Cells 3&4
Pace Project No.: 92714171

QC Batch: 833947
QC Batch Method: SM 2320B-2011
Analysis Method: SM 2320B-2011
Analysis Description: 2320B Alkalinity
Laboratory: Pace Analytical Services - Asheville
Associated Lab Samples: 92714171010, 92714171011

METHOD BLANK: 4309016 Matrix: Water
Associated Lab Samples: 92714171010, 92714171011

Parameter	Units	Blank Result	Reporting Limit	MDL	Analyzed	Qualifiers
Alkalinity, Total as CaCO3	mg/L	ND	5.0	5.0	02/21/24 19:45	
Alkalinity,Bicarbonate (CaCO3)	mg/L	ND	5.0	5.0	02/21/24 19:45	
Alkalinity,Carbonate (CaCO3)	mg/L	ND	5.0	5.0	02/21/24 19:45	

LABORATORY CONTROL SAMPLE: 4309017

Parameter	Units	Spike Conc.	LCS Result	LCS % Rec	% Rec Limits	Qualifiers
Alkalinity, Total as CaCO3	mg/L	50	50.0	100	80-120	

LABORATORY CONTROL SAMPLE: 4309018

Parameter	Units	Spike Conc.	LCS Result	LCS % Rec	% Rec Limits	Qualifiers
Alkalinity, Total as CaCO3	mg/L	50	50.8	102	80-120	

MATRIX SPIKE & MATRIX SPIKE DUPLICATE: 4309019 4309020

Parameter	Units	92714171010 Result	MS Spike Conc.	MSD Spike Conc.	MS Result	MSD Result	MS % Rec	MSD % Rec	% Rec Limits	RPD	Max RPD	Qual
Alkalinity, Total as CaCO3	mg/L	306	50	50	350	351	89	90	80-120	0	25	

MATRIX SPIKE & MATRIX SPIKE DUPLICATE: 4309021 4309022

Parameter	Units	92714171011 Result	MS Spike Conc.	MSD Spike Conc.	MS Result	MSD Result	MS % Rec	MSD % Rec	% Rec Limits	RPD	Max RPD	Qual
Alkalinity, Total as CaCO3	mg/L	301	50	50	345	342	88	83	80-120	1	25	

Results presented on this page are in the units indicated by the "Units" column except where an alternate unit is presented to the right of the result.

REPORT OF LABORATORY ANALYSIS

This report shall not be reproduced, except in full,
without the written consent of Pace Analytical Services, LLC.

Pace Analytical Services, LLC
9800 Kincey Ave. Suite 100
Huntersville, NC 28078
(704)875-9092

QUALITY CONTROL DATA

Project: Bowen LF Cells 3&4
Pace Project No.: 92714171

QC Batch: 834004
QC Batch Method: SM 2320B-2011
Analysis Method: SM 2320B-2011
Analysis Description: 2320B Alkalinity
Laboratory: Pace Analytical Services - Asheville
Associated Lab Samples: 92714171012, 92714171013, 92714171014, 92714171015, 92714171016

METHOD BLANK: 4309373 Matrix: Water
Associated Lab Samples: 92714171012, 92714171013, 92714171014, 92714171015, 92714171016

Parameter	Units	Blank Result	Reporting Limit	MDL	Analyzed	Qualifiers
Alkalinity, Total as CaCO3	mg/L	ND	5.0	5.0	02/22/24 13:11	
Alkalinity,Bicarbonate (CaCO3)	mg/L	ND	5.0	5.0	02/22/24 13:11	
Alkalinity,Carbonate (CaCO3)	mg/L	ND	5.0	5.0	02/22/24 13:11	

LABORATORY CONTROL SAMPLE: 4309374

Parameter	Units	Spike Conc.	LCS Result	LCS % Rec	% Rec Limits	Qualifiers
Alkalinity, Total as CaCO3	mg/L	50	50.9	102	80-120	

LABORATORY CONTROL SAMPLE: 4309375

Parameter	Units	Spike Conc.	LCS Result	LCS % Rec	% Rec Limits	Qualifiers
Alkalinity, Total as CaCO3	mg/L	50	52.7	105	80-120	

MATRIX SPIKE & MATRIX SPIKE DUPLICATE: 4309376 4309377

Parameter	Units	92713565013 Result	MS Spike Conc.	MSD Spike Conc.	MS Result	MSD Result	MS % Rec	MSD % Rec	% Rec Limits	RPD	Max RPD	Qual
Alkalinity, Total as CaCO3	mg/L	ND	50	50	55.2	55.2	104	104	80-120	0	25	

MATRIX SPIKE & MATRIX SPIKE DUPLICATE: 4309378 4309379

Parameter	Units	92713565014 Result	MS Spike Conc.	MSD Spike Conc.	MS Result	MSD Result	MS % Rec	MSD % Rec	% Rec Limits	RPD	Max RPD	Qual
Alkalinity, Total as CaCO3	mg/L	96.1	50	50	148	147	103	101	80-120	1	25	

Results presented on this page are in the units indicated by the "Units" column except where an alternate unit is presented to the right of the result.

REPORT OF LABORATORY ANALYSIS

This report shall not be reproduced, except in full,
without the written consent of Pace Analytical Services, LLC.

Pace Analytical Services, LLC
9800 Kincey Ave. Suite 100
Huntersville, NC 28078
(704)875-9092

QUALITY CONTROL DATA

Project: Bowen LF Cells 3&4
Pace Project No.: 92714171

QC Batch: 834611 | Analysis Method: SM 2320B-2011
QC Batch Method: SM 2320B-2011 | Analysis Description: 2320B Alkalinity
Laboratory: Pace Analytical Services - Asheville
Associated Lab Samples: 92714171017, 92714171018, 92714171019

METHOD BLANK: 4312116 Matrix: Water
Associated Lab Samples: 92714171017, 92714171018, 92714171019

Parameter	Units	Blank Result	Reporting Limit	MDL	Analyzed	Qualifiers
Alkalinity, Total as CaCO3	mg/L	ND	5.0	5.0	02/23/24 13:34	
Alkalinity,Bicarbonate (CaCO3)	mg/L	ND	5.0	5.0	02/23/24 13:34	
Alkalinity,Carbonate (CaCO3)	mg/L	ND	5.0	5.0	02/23/24 13:34	

LABORATORY CONTROL SAMPLE: 4312117

Parameter	Units	Spike Conc.	LCS Result	LCS % Rec	% Rec Limits	Qualifiers
Alkalinity, Total as CaCO3	mg/L	50	50.8	102	80-120	

LABORATORY CONTROL SAMPLE: 4312118

Parameter	Units	Spike Conc.	LCS Result	LCS % Rec	% Rec Limits	Qualifiers
Alkalinity, Total as CaCO3	mg/L	50	51.3	103	80-120	

MATRIX SPIKE & MATRIX SPIKE DUPLICATE: 4312119 4312120

Parameter	Units	92714723001 Result	MS Spike Conc.	MSD Spike Conc.	MS Result	MSD Result	MS % Rec	MSD % Rec	% Rec Limits	RPD	Max RPD	Qual
Alkalinity, Total as CaCO3	mg/L	36.4	50	50	87.1	86.4	101	100	80-120	1	25	

MATRIX SPIKE & MATRIX SPIKE DUPLICATE: 4312121 4312122

Parameter	Units	92714723002 Result	MS Spike Conc.	MSD Spike Conc.	MS Result	MSD Result	MS % Rec	MSD % Rec	% Rec Limits	RPD	Max RPD	Qual
Alkalinity, Total as CaCO3	mg/L	73.5	50	50	120	121	94	95	80-120	1	25	

Results presented on this page are in the units indicated by the "Units" column except where an alternate unit is presented to the right of the result.

REPORT OF LABORATORY ANALYSIS

This report shall not be reproduced, except in full,
without the written consent of Pace Analytical Services, LLC.

Pace Analytical Services, LLC
9800 Kincey Ave. Suite 100
Huntersville, NC 28078
(704)875-9092

QUALITY CONTROL DATA

Project: Bowen LF Cells 3&4
Pace Project No.: 92714171

QC Batch: 833448
QC Batch Method: EPA 300.0 Rev 2.1 1993
Analysis Method: EPA 300.0 Rev 2.1 1993
Analysis Description: 300.0 IC Anions
Laboratory: Pace Analytical Services - Asheville
Associated Lab Samples: 92714171001, 92714171002

METHOD BLANK: 4306769 Matrix: Water
Associated Lab Samples: 92714171001, 92714171002

Parameter	Units	Blank Result	Reporting Limit	MDL	Analyzed	Qualifiers
Chloride	mg/L	ND	1.0	0.60	02/20/24 06:37	
Fluoride	mg/L	ND	0.10	0.050	02/20/24 06:37	
Sulfate	mg/L	ND	1.0	0.50	02/20/24 06:37	

LABORATORY CONTROL SAMPLE: 4306770

Parameter	Units	Spike Conc.	LCS Result	LCS % Rec	% Rec Limits	Qualifiers
Chloride	mg/L	50	52.7	105	90-110	
Fluoride	mg/L	2.5	2.5	102	90-110	
Sulfate	mg/L	50	52.8	106	90-110	

MATRIX SPIKE & MATRIX SPIKE DUPLICATE: 4306771 4306772

Parameter	Units	92714158010 Result	MS Spike Conc.	MSD Spike Conc.	MS Result	MSD Result	MS % Rec	MSD % Rec	% Rec Limits	RPD	Max RPD	Qual
Chloride	mg/L	56.3	50	50	97.2	99.6	82	87	90-110	2	10	M1
Fluoride	mg/L	0.057J	2.5	2.5	2.4	2.4	93	95	90-110	2	10	
Sulfate	mg/L	146	50	50	190	194	89	97	90-110	2	10	M1

MATRIX SPIKE & MATRIX SPIKE DUPLICATE: 4306773 4306774

Parameter	Units	92714158020 Result	MS Spike Conc.	MSD Spike Conc.	MS Result	MSD Result	MS % Rec	MSD % Rec	% Rec Limits	RPD	Max RPD	Qual
Chloride	mg/L	37.6	50	50	89.1	90.1	103	105	90-110	1	10	
Fluoride	mg/L	0.19	2.5	2.5	2.6	2.6	95	98	90-110	2	10	
Sulfate	mg/L	239	50	50	286	288	94	99	90-110	1	10	

Results presented on this page are in the units indicated by the "Units" column except where an alternate unit is presented to the right of the result.

REPORT OF LABORATORY ANALYSIS

This report shall not be reproduced, except in full,
without the written consent of Pace Analytical Services, LLC.

Pace Analytical Services, LLC
9800 Kincey Ave. Suite 100
Huntersville, NC 28078
(704)875-9092

QUALITY CONTROL DATA

Project: Bowen LF Cells 3&4
Pace Project No.: 92714171

QC Batch: 833449
QC Batch Method: EPA 300.0 Rev 2.1 1993
Analysis Method: EPA 300.0 Rev 2.1 1993
Analysis Description: 300.0 IC Anions
Laboratory: Pace Analytical Services - Asheville
Associated Lab Samples: 92714171003, 92714171004, 92714171005, 92714171006, 92714171007, 92714171008, 92714171009, 92714171010, 92714171011, 92714171012, 92714171013, 92714171014, 92714171015, 92714171016

METHOD BLANK: 4306775 Matrix: Water
Associated Lab Samples: 92714171003, 92714171004, 92714171005, 92714171006, 92714171007, 92714171008, 92714171009, 92714171010, 92714171011, 92714171012, 92714171013, 92714171014, 92714171015, 92714171016

Parameter	Units	Blank Result	Reporting Limit	MDL	Analyzed	Qualifiers
Chloride	mg/L	ND	1.0	0.60	02/20/24 00:07	
Fluoride	mg/L	ND	0.10	0.050	02/20/24 00:07	
Sulfate	mg/L	ND	1.0	0.50	02/20/24 00:07	

LABORATORY CONTROL SAMPLE: 4306776

Parameter	Units	Spike Conc.	LCS Result	LCS % Rec	% Rec Limits	Qualifiers
Chloride	mg/L	50	50.1	100	90-110	
Fluoride	mg/L	2.5	2.7	109	90-110	
Sulfate	mg/L	50	50.5	101	90-110	

MATRIX SPIKE & MATRIX SPIKE DUPLICATE: 4306777 4306778

Parameter	Units	92714171003 Result	MS Spike Conc.	MSD Spike Conc.	MS Result	MSD Result	MS % Rec	MSD % Rec	% Rec Limits	RPD	Max RPD	Qual
Chloride	mg/L	0.80J	50	50	51.2	52.2	101	103	90-110	2	10	
Fluoride	mg/L	ND	2.5	2.5	2.7	2.6	108	104	90-110	3	10	
Sulfate	mg/L	ND	50	50	50.9	51.6	101	102	90-110	1	10	

MATRIX SPIKE & MATRIX SPIKE DUPLICATE: 4306779 4306780

Parameter	Units	92714171013 Result	MS Spike Conc.	MSD Spike Conc.	MS Result	MSD Result	MS % Rec	MSD % Rec	% Rec Limits	RPD	Max RPD	Qual
Chloride	mg/L	3.0	50	50	53.3	54.4	101	103	90-110	2	10	
Fluoride	mg/L	ND	2.5	2.5	2.3	2.4	91	93	90-110	3	10	
Sulfate	mg/L	5.0	50	50	56.1	57.2	102	104	90-110	2	10	

Results presented on this page are in the units indicated by the "Units" column except where an alternate unit is presented to the right of the result.

REPORT OF LABORATORY ANALYSIS

This report shall not be reproduced, except in full,
without the written consent of Pace Analytical Services, LLC.

Pace Analytical Services, LLC
9800 Kincey Ave. Suite 100
Huntersville, NC 28078
(704)875-9092

QUALITY CONTROL DATA

Project: Bowen LF Cells 3&4
Pace Project No.: 92714171

QC Batch: 834163
QC Batch Method: EPA 300.0 Rev 2.1 1993
Analysis Method: EPA 300.0 Rev 2.1 1993
Analysis Description: 300.0 IC Anions
Laboratory: Pace Analytical Services - Asheville
Associated Lab Samples: 92714171017, 92714171018, 92714171019

METHOD BLANK: 4310058 Matrix: Water
Associated Lab Samples: 92714171017, 92714171018, 92714171019

Parameter	Units	Blank Result	Reporting Limit	MDL	Analyzed	Qualifiers
Chloride	mg/L	ND	1.0	0.60	02/22/24 15:30	
Fluoride	mg/L	ND	0.10	0.050	02/22/24 15:30	
Sulfate	mg/L	ND	1.0	0.50	02/22/24 15:30	

LABORATORY CONTROL SAMPLE: 4310059

Parameter	Units	Spike Conc.	LCS Result	LCS % Rec	% Rec Limits	Qualifiers
Chloride	mg/L	50	52.7	105	90-110	
Fluoride	mg/L	2.5	2.6	106	90-110	
Sulfate	mg/L	50	53.0	106	90-110	

MATRIX SPIKE & MATRIX SPIKE DUPLICATE: 4310060 4310061

Parameter	Units	92714519009 Result	MS Spike Conc.	MSD Spike Conc.	MS Result	MSD Result	MS % Rec	MSD % Rec	% Rec Limits	RPD	Max RPD	Qual
Chloride	mg/L	8.2	50	50	58.6	59.4	101	102	90-110	1	10	
Fluoride	mg/L	0.072J	2.5	2.5	2.5	2.6	98	99	90-110	2	10	
Sulfate	mg/L	9.5	50	50	60.3	61.1	102	103	90-110	1	10	

MATRIX SPIKE & MATRIX SPIKE DUPLICATE: 4310062 4310063

Parameter	Units	92714519011 Result	MS Spike Conc.	MSD Spike Conc.	MS Result	MSD Result	MS % Rec	MSD % Rec	% Rec Limits	RPD	Max RPD	Qual
Chloride	mg/L	14.7	50	50	65.4	66.1	101	103	90-110	1	10	
Fluoride	mg/L	ND	2.5	2.5	2.5	2.6	100	102	90-110	2	10	
Sulfate	mg/L	40.0	50	50	91.8	91.8	104	104	90-110	0	10	

Results presented on this page are in the units indicated by the "Units" column except where an alternate unit is presented to the right of the result.

REPORT OF LABORATORY ANALYSIS

This report shall not be reproduced, except in full,
without the written consent of Pace Analytical Services, LLC.

Pace Analytical Services, LLC
9800 Kincey Ave. Suite 100
Huntersville, NC 28078
(704)875-9092

QUALIFIERS

Project: Bowen LF Cells 3&4
Pace Project No.: 92714171

DEFINITIONS

DF - Dilution Factor, if reported, represents the factor applied to the reported data due to dilution of the sample aliquot.

ND - Not Detected at or above adjusted reporting limit.

TNTC - Too Numerous To Count

J - Estimated concentration above the adjusted method detection limit and below the adjusted reporting limit.

MDL - Adjusted Method Detection Limit.

PQL - Practical Quantitation Limit.

RL - Reporting Limit - The lowest concentration value that meets project requirements for quantitative data with known precision and bias for a specific analyte in a specific matrix.

S - Surrogate

1,2-Diphenylhydrazine decomposes to and cannot be separated from Azobenzene using Method 8270. The result for each analyte is a combined concentration.

Consistent with EPA guidelines, unrounded data are displayed and have been used to calculate % recovery and RPD values.

LCS(D) - Laboratory Control Sample (Duplicate)

MS(D) - Matrix Spike (Duplicate)

DUP - Sample Duplicate

RPD - Relative Percent Difference

NC - Not Calculable.

SG - Silica Gel - Clean-Up

U - Indicates the compound was analyzed for, but not detected.

Acid preservation may not be appropriate for 2 Chloroethylvinyl ether.

A separate vial preserved to a pH of 4-5 is recommended in SW846 Chapter 4 for the analysis of Acrolein and Acrylonitrile by EPA Method 8260.

N-Nitrosodiphenylamine decomposes and cannot be separated from Diphenylamine using Method 8270. The result reported for each analyte is a combined concentration.

Reported results are not rounded until the final step prior to reporting. Therefore, calculated parameters that are typically reported as "Total" may vary slightly from the sum of the reported component parameters.

Pace Analytical is TNI accredited. Contact your Pace PM for the current list of accredited analytes.

TNI - The NELAC Institute.

ANALYTE QUALIFIERS

B	Analyte was detected in the associated method blank.
D6	The precision between the sample and sample duplicate exceeded laboratory control limits.
M1	Matrix spike recovery exceeded QC limits. Batch accepted based on laboratory control sample (LCS) recovery.

This report shall not be reproduced, except in full,
without the written consent of Pace Analytical Services, LLC.

Pace Analytical Services, LLC
9800 Kincey Ave. Suite 100
Huntersville, NC 28078
(704)875-9092

QUALITY CONTROL DATA CROSS REFERENCE TABLE

Project: Bowen LF Cells 3&4
Pace Project No.: 92714171

Lab ID	Sample ID	QC Batch Method	QC Batch	Analytical Method	Analytical Batch
92714171001	**BOW-GWA-36A**	EPA 3010A	833755	EPA 6010D	833786
92714171002	**BOW-GWA-36RA**	EPA 3010A	833755	EPA 6010D	833786
92714171003	**BOW-GWA-37**	EPA 3010A	833755	EPA 6010D	833786
92714171004	**BOW-GWA-38**	EPA 3010A	833755	EPA 6010D	833786
92714171005	**BOW-LF3-4-FD-05**	EPA 3010A	833755	EPA 6010D	833786
92714171006	**BOW-LF3-4-FB-05**	EPA 3010A	833755	EPA 6010D	833786
92714171007	**BOW-GWC-18**	EPA 3010A	833755	EPA 6010D	833786
92714171008	**BOW-GWC-18R**	EPA 3010A	833755	EPA 6010D	833786
92714171009	**BOW-GWC-19R**	EPA 3010A	833755	EPA 6010D	833786
92714171010	**BOW-GWC-16R**	EPA 3010A	833755	EPA 6010D	833786
92714171011	**BOW-GWC-17R**	EPA 3010A	833756	EPA 6010D	833988
92714171012	**BOW-GWC-20R**	EPA 3010A	833756	EPA 6010D	833988
92714171013	**BOW-GWC-21R**	EPA 3010A	833756	EPA 6010D	833988
92714171014	**BOW-GWC-22R**	EPA 3010A	833756	EPA 6010D	833988
92714171015	**BOW-GWC-24R**	EPA 3010A	833756	EPA 6010D	833988
92714171016	**BOW-LF3-4-FB-06**	EPA 3010A	833756	EPA 6010D	833988
92714171017	**BOW-GWC-23R**	EPA 3010A	835565	EPA 6010D	835656
92714171018	**BOW-GWC-25R**	EPA 3010A	835565	EPA 6010D	835656
92714171019	**BOW-LF3-4-FD-06**	EPA 3010A	835565	EPA 6010D	835656
92714171001	**BOW-GWA-36A**	EPA 3005A	833650	EPA 6020B	833766
92714171002	**BOW-GWA-36RA**	EPA 3005A	833650	EPA 6020B	833766
92714171003	**BOW-GWA-37**	EPA 3005A	833650	EPA 6020B	833766
92714171004	**BOW-GWA-38**	EPA 3005A	833650	EPA 6020B	833766
92714171005	**BOW-LF3-4-FD-05**	EPA 3005A	833650	EPA 6020B	833766
92714171006	**BOW-LF3-4-FB-05**	EPA 3005A	833650	EPA 6020B	833766
92714171007	**BOW-GWC-18**	EPA 3005A	833650	EPA 6020B	833766
92714171008	**BOW-GWC-18R**	EPA 3005A	833650	EPA 6020B	833766
92714171009	**BOW-GWC-19R**	EPA 3005A	833650	EPA 6020B	833766
92714171010	**BOW-GWC-16R**	EPA 3005A	833653	EPA 6020B	833767
92714171011	**BOW-GWC-17R**	EPA 3005A	833653	EPA 6020B	833767
92714171012	**BOW-GWC-20R**	EPA 3005A	833653	EPA 6020B	833767
92714171013	**BOW-GWC-21R**	EPA 3005A	833653	EPA 6020B	833767
92714171014	**BOW-GWC-22R**	EPA 3005A	833653	EPA 6020B	833767
92714171015	**BOW-GWC-24R**	EPA 3005A	833653	EPA 6020B	833767
92714171016	**BOW-LF3-4-FB-06**	EPA 3005A	833653	EPA 6020B	833767
92714171017	**BOW-GWC-23R**	EPA 3005A	834674	EPA 6020B	834740
92714171018	**BOW-GWC-25R**	EPA 3005A	834674	EPA 6020B	834740
92714171019	**BOW-LF3-4-FD-06**	EPA 3005A	834674	EPA 6020B	834740
92714171001	**BOW-GWA-36A**	EPA 7470A	835729	EPA 7470A	835854
92714171002	**BOW-GWA-36RA**	EPA 7470A	835729	EPA 7470A	835854
92714171003	**BOW-GWA-37**	EPA 7470A	835729	EPA 7470A	835854
92714171004	**BOW-GWA-38**	EPA 7470A	835729	EPA 7470A	835854
92714171005	**BOW-LF3-4-FD-05**	EPA 7470A	835729	EPA 7470A	835854
92714171006	**BOW-LF3-4-FB-05**	EPA 7470A	835729	EPA 7470A	835854
92714171007	**BOW-GWC-18**	EPA 7470A	835729	EPA 7470A	835854
92714171008	**BOW-GWC-18R**	EPA 7470A	835729	EPA 7470A	835854

REPORT OF LABORATORY ANALYSIS

This report shall not be reproduced, except in full,
without the written consent of Pace Analytical Services, LLC.

Pace Analytical Services, LLC
9800 Kincey Ave. Suite 100
Huntersville, NC 28078
(704)875-9092

QUALITY CONTROL DATA CROSS REFERENCE TABLE

Project: Bowen LF Cells 3&4
Pace Project No.: 92714171

Lab ID	Sample ID	QC Batch Method	QC Batch	Analytical Method	Analytical Batch
92714171009	**BOW-GWC-19R**	EPA 7470A	835729	EPA 7470A	835854
92714171010	**BOW-GWC-16R**	EPA 7470A	835729	EPA 7470A	835854
92714171011	**BOW-GWC-17R**	EPA 7470A	835729	EPA 7470A	835854
92714171012	**BOW-GWC-20R**	EPA 7470A	835729	EPA 7470A	835854
92714171013	**BOW-GWC-21R**	EPA 7470A	835729	EPA 7470A	835854
92714171014	**BOW-GWC-22R**	EPA 7470A	835729	EPA 7470A	835854
92714171015	**BOW-GWC-24R**	EPA 7470A	835729	EPA 7470A	835854
92714171016	**BOW-LF3-4-FB-06**	EPA 7470A	835729	EPA 7470A	835854
92714171017	**BOW-GWC-23R**	EPA 7470A	835729	EPA 7470A	835854
92714171018	**BOW-GWC-25R**	EPA 7470A	835729	EPA 7470A	835854
92714171019	**BOW-LF3-4-FD-06**	EPA 7470A	835729	EPA 7470A	835854
92714171001	**BOW-GWA-36A**	SM 2540C-2015	833431		
92714171002	**BOW-GWA-36RA**	SM 2540C-2015	833431		
92714171003	**BOW-GWA-37**	SM 2540C-2015	833431		
92714171004	**BOW-GWA-38**	SM 2540C-2015	833431		
92714171005	**BOW-LF3-4-FD-05**	SM 2540C-2015	833431		
92714171006	**BOW-LF3-4-FB-05**	SM 2540C-2015	833431		
92714171007	**BOW-GWC-18**	SM 2540C-2015	833549		
92714171008	**BOW-GWC-18R**	SM 2540C-2015	833549		
92714171009	**BOW-GWC-19R**	SM 2540C-2015	833549		
92714171010	**BOW-GWC-16R**	SM 2540C-2015	833913		
92714171011	**BOW-GWC-17R**	SM 2540C-2015	833913		
92714171012	**BOW-GWC-20R**	SM 2540C-2015	833913		
92714171013	**BOW-GWC-21R**	SM 2540C-2015	833913		
92714171014	**BOW-GWC-22R**	SM 2540C-2015	833913		
92714171015	**BOW-GWC-24R**	SM 2540C-2015	833913		
92714171016	**BOW-LF3-4-FB-06**	SM 2540C-2015	833913		
92714171017	**BOW-GWC-23R**	SM 2540C-2015	834581		
92714171018	**BOW-GWC-25R**	SM 2540C-2015	834581		
92714171019	**BOW-LF3-4-FD-06**	SM 2540C-2015	834581		
92714171001	**BOW-GWA-36A**	SM 2320B-2011	833542		
92714171002	**BOW-GWA-36RA**	SM 2320B-2011	833542		
92714171003	**BOW-GWA-37**	SM 2320B-2011	833542		
92714171004	**BOW-GWA-38**	SM 2320B-2011	833542		
92714171005	**BOW-LF3-4-FD-05**	SM 2320B-2011	833542		
92714171006	**BOW-LF3-4-FB-05**	SM 2320B-2011	833542		
92714171007	**BOW-GWC-18**	SM 2320B-2011	833842		
92714171008	**BOW-GWC-18R**	SM 2320B-2011	833847		
92714171009	**BOW-GWC-19R**	SM 2320B-2011	833847		
92714171010	**BOW-GWC-16R**	SM 2320B-2011	833947		
92714171011	**BOW-GWC-17R**	SM 2320B-2011	833947		
92714171012	**BOW-GWC-20R**	SM 2320B-2011	834004		
92714171013	**BOW-GWC-21R**	SM 2320B-2011	834004		
92714171014	**BOW-GWC-22R**	SM 2320B-2011	834004		

REPORT OF LABORATORY ANALYSIS

This report shall not be reproduced, except in full,
without the written consent of Pace Analytical Services, LLC.

Pace Analytical Services, LLC
9800 Kincey Ave. Suite 100
Huntersville, NC 28078
(704)875-9092

QUALITY CONTROL DATA CROSS REFERENCE TABLE

Project: Bowen LF Cells 3&4
Pace Project No.: 92714171

Lab ID	Sample ID	QC Batch Method	QC Batch	Analytical Method	Analytical Batch
92714171015	**BOW-GWC-24R**	SM 2320B-2011	834004		
92714171016	**BOW-LF3-4-FB-06**	SM 2320B-2011	834004		
92714171017	**BOW-GWC-23R**	SM 2320B-2011	834611		
92714171018	**BOW-GWC-25R**	SM 2320B-2011	834611		
92714171019	**BOW-LF3-4-FD-06**	SM 2320B-2011	834611		
92714171001	**BOW-GWA-36A**	EPA 300.0 Rev 2.1 1993	833448		
92714171002	**BOW-GWA-36RA**	EPA 300.0 Rev 2.1 1993	833448		
92714171003	**BOW-GWA-37**	EPA 300.0 Rev 2.1 1993	833449		
92714171004	**BOW-GWA-38**	EPA 300.0 Rev 2.1 1993	833449		
92714171005	**BOW-LF3-4-FD-05**	EPA 300.0 Rev 2.1 1993	833449		
92714171006	**BOW-LF3-4-FB-05**	EPA 300.0 Rev 2.1 1993	833449		
92714171007	**BOW-GWC-18**	EPA 300.0 Rev 2.1 1993	833449		
92714171008	**BOW-GWC-18R**	EPA 300.0 Rev 2.1 1993	833449		
92714171009	**BOW-GWC-19R**	EPA 300.0 Rev 2.1 1993	833449		
92714171010	**BOW-GWC-16R**	EPA 300.0 Rev 2.1 1993	833449		
92714171011	**BOW-GWC-17R**	EPA 300.0 Rev 2.1 1993	833449		
92714171012	**BOW-GWC-20R**	EPA 300.0 Rev 2.1 1993	833449		
92714171013	**BOW-GWC-21R**	EPA 300.0 Rev 2.1 1993	833449		
92714171014	**BOW-GWC-22R**	EPA 300.0 Rev 2.1 1993	833449		
92714171015	**BOW-GWC-24R**	EPA 300.0 Rev 2.1 1993	833449		
92714171016	**BOW-LF3-4-FB-06**	EPA 300.0 Rev 2.1 1993	833449		
92714171017	**BOW-GWC-23R**	EPA 300.0 Rev 2.1 1993	834163		
92714171018	**BOW-GWC-25R**	EPA 300.0 Rev 2.1 1993	834163		
92714171019	**BOW-LF3-4-FD-06**	EPA 300.0 Rev 2.1 1993	834163		

This report shall not be reproduced, except in full,
without the written consent of Pace Analytical Services, LLC.

DC#_Title: ENV-FRM-HUN1-0083 v03_Sample Condition Upon Receipt

Effective Date: 12/01/2023

Laboratory receiving samples:

Asheville ☐ Eden ☐ Greenwood ☐ Huntersville ☐ Raleigh ☐ Mechanicsville ☐ Atlanta ☐ K... ☐

Sample Condition Upon Receipt

Client Name: Georgia Power

Project # WO# : 92714171

92714171

Courier: ☐ Commercial ☐ Fed Ex ☐ UPS ☐ USPS ☐ Client ☑ Pace ☐ Other:____

Custody Seal Present? ☑ Yes ☐ No **Seals Intact?** ☑ Yes ☐ No ☐ N/A

Date/Initials Person Examining Contents: 2/06/24 CW

Packing Material: ☐ Bubble Wrap ☑ Bubble Bags ☐ None ☐ Other

Biological Tissue Frozen? ☐ Yes ☐ No ☐ N/A

Thermometer: ☑ IR Gun ID: 083

Type of Ice: ☑ Wet ☐ Blue ☐ None

Cooler Temp: 2.3 **Correction Factor:** Add/Subtract (°C) 0.0

Temp should be above freezing to 6°C

☐ Samples out of temp criteria. Samples on ice, cooling process has begun

Cooler Temp Corrected (°C): 2.3

USDA Regulated Soil (☐ N/A, water sample)

Did samples originate in a quarantine zone within the United States: CA, NY, or SC (check maps)? ☐ Yes ☐ No

Did samples originate from a foreign source (internationally, including Hawaii and Puerto Rico)? ☐ Yes ☐ No

				Comments/Discrepancy:
Chain of Custody Present?	☑ Yes	☐ No	☐ N/A	1.
Samples Arrived within Hold Time?	☑ Yes	☐ No	☐ N/A	2.
Short Hold Time Analysis (<72 hr.)?	☐ Yes	☑ No	☐ N/A	3.
Rush Turn Around Time Requested?	☐ Yes	☑ No	☐ N/A	4.
Sufficient Volume?	☑ Yes	☐ No	☐ N/A	5.
Correct Containers Used?	☑ Yes	☐ No	☐ N/A	6.
-Pace Containers Used?	☑ Yes	☐ No	☐ N/A	
Containers Intact?	☑ Yes	☐ No	☐ N/A	7.
Dissolved analysis: Samples Field Filtered?	☐ Yes	☐ No	☑ N/A	8.
Sample Labels Match COC?	☐ Yes	☐ No	☐ N/A	9.
-Includes Date/Time/ID/Analysis Matrix: W				
Headspace in VOA Vials (>5-6mm)?	☐ Yes	☐ No	☑ N/A	10.
Trip Blank Present?	☐ Yes	☐ No	☑ N/A	11.
Trip Blank Custody Seals Present?	☐ Yes	☐ No	☑ N/A	

COMMENTS/SAMPLE DISCREPANCY

Field Data Required? ☐ Yes ☐ No

Lot ID of split containers:

CLIENT NOTIFICATION/RESOLUTION

Person contacted: _____ Date/Time: _____

Project Manager SCURF Review: _____ **Date:** _____

Project Manager SRF Review: _____ **Date:** _____

*Check mark top half of box if pH and/or dechlorination is verified and within the acceptance range for preservation samples.

Exceptions: VOA, Coliform, TOC, Oil and Grease, DRO/8015 (water) DOC, LLHg

**Bottom half of box is to list number of bottles

***Check all unpreserved Nitrates for chlorine

Project # **WO#: 92714171**

PM: BV Due Date: 03/04/24

CLIENT: 92-GP-BOWLF

Item#	BP4U-125 mL Plastic Unpreserved (N/A) (Cl-)	BP3U-250 mL Plastic Unpreserved (N/A)	BP2U-500 mL Plastic Unpreserved (N/A)	BP1U-1 liter Plastic Unpreserved (N/A)	BP4S-125 mL Plastic H2SO4 (pH < 2) (Cl-)	BP3N-250 mL plastic HNO3 (pH < 2)	BP4Z-125 mL Plastic ZN Acetate & NaOH (>9)	BP4B-125 mL Plastic NaOH (pH > 12) (Cl-)	WGFU-Wide-mouthed Glass jar Unpreserved	AG1U-1 liter Amber Unpreserved (N/A) (Cl-)	AG1H-1 liter Amber HCl (pH < 2)	AG3U-250 mL Amber Unpreserved (N/A) (Cl-)	AG1S-1 liter Amber H2SO4 (pH < 2)	AG3S-250 mL Amber H2SO4 (pH < 2)	DG94-40 mL Amber NH4Cl (N/A)(Cl-)	DG9H-40 mL VOA HCl (N/A)	VG9T-40 mL VOA Na2S2O3 (N/A)	VG9U-40 mL VOA Unpreserved (N/A)	DG9V-40 mL VOA H3PO4 (N/A)	KP7U-50 mL Plastic Unpreserved (N/A)	V/GK (3 vials per kit)-VPH/Gas kit (N/A)	SP5T-125 mL Sterile Plastic (N/A – lab)	SP2T-250 mL Sterile Plastic (N/A – lab)		BP3R-250 mL Plastic (NH2)2SO4 (9.3-9.7)	AG0U-100 mL Amber Unpreserved (N/A) (Cl-)	VSGU-20 mL Scintillation vials (N/A)	DG9U-40 mL Amber Unpreserved vials (N/A)
1		2	1			1																							
2		2	1			1																							
3		2	1			1																							
4		2	1			1																							
5		2	1			1																							
6		2	1			1																							
7		2	1			1																							
8		2	1			1																							
9		2	1			1																							
10		2	1			1																							
11		2	1			1																							
12		2	1			1																							

pH Adjustment Log for Preserved Samples

Sample ID	Type of Preservative	pH upon receipt	Date preservation adjusted	Time preservation adjusted	Amount of Preservative added	Lot #

Note: Whenever there is a discrepancy affecting North Carolina compliance samples, a copy of this form will be sent to the North Carolina DENR Certification Office (i.e. Out of hold, incorrect preservative, out of temp, incorrect containers.

*Check mark top half of box if pH and/or dechlorination is verified and within the acceptance range for preservation samples.

Exceptions: VOA, Coliform, TOC, Oil and Grease, DRO/8015 (water) DOC, LLHg

**Bottom half of box is to list number of bottles

***Check all unpreserved Nitrates for chlorine

Project # WO#:92714171

PM: BV Due Date: 03/04/24

CLIENT: 92-GP-BOWLF

Item#	BP4U-125 mL Plastic Unpreserved (N/A) (Cl-)	BP3U-250 mL Plastic Unpreserved (N/A)	BP2U-500 mL Plastic Unpreserved (N/A)	BP1U-1 liter Plastic Unpreserved (N/A)	BP4S-125 mL Plastic H2SO4 (pH < 2) (Cl-)	BP3N-250 mL plastic HNO3 (pH < 2)	BP4Z-125 mL Plastic ZN Acetate & NaOH (>9)	BP4B-125 mL Plastic NaOH (pH > 12) (Cl-)	WGFU-Wide-mouthed Glass jar Unpreserved	AG1U-1 liter Amber Unpreserved (N/A) (Cl-)	AG1H-1 liter Amber HCl (pH < 2)	AG3U-250 mL Amber Unpreserved (N/A) (Cl-)	AG1S-1 liter Amber H2SO4 (pH < 2)	AG3S-250 mL Amber H2SO4 (pH < 2)	DG94-40 mL Amber NH4Cl (N/A)(Cl-)	DG9H-40 mL VOA HCl (N/A)	VG9T-40 mL VOA Na2S2O3 (N/A)	VG9U-40 mL VOA Unpreserved (N/A)	DG9V-40 mL VOA H3PO4 (N/A)	KP7U-50 mL Plastic Unpreserved (N/A)	V/GK (3 vials per kit)-VPH/Gas kit (N/A)	SP5T-125 mL Sterile Plastic (N/A – lab)	SP2T-250 mL Sterile Plastic (N/A – lab)		BP3R-250 mL Plastic (NH2)2SO4 (9.3-9.7)	AG0U-100 mL Amber Unpreserved (N/A) (Cl-)	VSGU-20 mL Scintillation vials (N/A)	DG9U-40 mL Amber Unpreserved vials (N/A)
1		2	1			1																							
2		2	1			1																							
3		2	1			1																							
4		2	1			1																							
5																													
6																													
7																													
8																													
9																													
10																													
11																													
12																													

pH Adjustment Log for Preserved Samples

Sample ID	Type of Preservative	pH upon receipt	Date preservation adjusted	Time preservation adjusted	Amount of Preservative added	Lot #

Note: Whenever there is a discrepancy affecting North Carolina compliance samples, a copy of this form will be sent to the North Carolina DENR Certification Office (i.e. Out of hold, incorrect preservative, out of temp, incorrect containers.

Pace® Location Requested (City/State):

Pace Analytical Charlotte
9800 Kincey Ave. Suite 100, Huntersville, NC 28078

CHAIN-OF-CUSTODY Analytical Request Document

Chain-of-Custody is a LEGAL DOCUMENT - Complete all relevant fields

LAB USE ONLY- Affix Workorder/Login Label Here

Scan QR Code for instructions

927|4171

Company Name: Georgia Power - Bowen	Contact/Report To: Kristen Jurinko, Cassidy Sutherland
Street Address: 241 Ralph McGill Blvd NE, Atlanta, GA 30308	Phone #: (470) 217-0008
	E-Mail: knjurink@southernco.com
	Cc E-Mail: Laura Midkiff, Ben Hodges, Mike Smilley, Noelia Gangi
Customer Project #:	Invoice to: Account Payable
Project Name: Bowen LF Cells 3&4	Invoice E-mail: georgiapowerinvoicas@southernco.com
Site Collection Info/Facility ID (as applicable):	Purchase Order # (if applicable): GPC82474-0006
	Quote #:
Time Zone Collected: [ ] AK [ ] PT [ ] MT [ ] CT [X] ET	County / State origin of sample(s): Georgia
Data Deliverables: [ ] Level II [ ] Level III [ ] Level IV [ ] EQUIS [ ] Other	Regulatory Program (DW, RCRA, etc.) as applicable: Reportable [ ] Yes [ ] No
	Rush (Pre-approval required): [ ] Same Day [ ] 1 Day [ ] 2 Day [ ] 3 Day Other
	Date Results Requested:
	DW PWSID # or WW Permit # as applicable:
	Field Filtered (if applicable): [ ] Yes [ ] No
	Analysis:

Specify Container Size **: 3 2 3 3

Identify Container Preservative Type***: 1 1 1 2

**Container Size: (1) 1L, (2) 500mL, (3) 250mL, (4) 125mL, (5) 100mL, (6) 40mL vial, (7) EnCore, (8) TerraCore, (9) 90mL, (10) Other

*** Preservative Types: (1) None, (2) HNO3, (3) H2SO4, (4) HCl, (5) NaOH, (6) Zn Acetate, (7) NaHSO4, (8) Sod. Thiosulfate, (9) Ascorbic Acid, (10) MeOH, (11) Other

Lab Use Only: Proj. Mgr: Bonnie Vang; AcctNum / Client ID:; Table #:; Profile / Template: 16492; Prelog / Bottle Ord. ID: EZ 3066691

* Matrix Codes (Insert in Matrix box below): Drinking Water (DW), Ground Water (GW), Wastewater (WW), Product (P), Soil/Solid (SS), Oil (OL), Wipe (WP), Tissue (TS), Bioassay (B), Vapor (V), Surface Water (SW), Sediment (SED), Sludge (SL), Caulk (CK), Leachate (LL), Biosolid (BS), Other (OT)

Customer Sample ID	Matrix *	Comp / Grab	Composite Start Date	Composite Start Time	Collected or Composite End Date	Collected or Composite End Time	# Cont.	Residual Chlorine Result	Residual Chlorine Units	2320B Alkalinity	2540C Total Dissolved Solids	300.0-F,SO4, Cl	App Metals III/IV + State Metals	Sample Comment	Preservation non-conformance identified for sample.
BOW-GWA-36A	WG	G			2/13/24	1138	4			X	X	X	X	W1	
BOW-GWA-36RA	WG	G			2/13/24	1640	4			X	X	X	X	W2	
BOW-GWA-37	WG	G			2/13/24	1342	4			X	X	X	X	W3	
BOW-GWA-38	WG	G			2/13/24	1514	4			X	X	X	X	W4	
BOW-GWC-16R	WG	G					4			X	X	X	X		
BOW-GWC-17R	WG	G					4			X	X	X	X		
BOW-GWC-18	WG	G					4			X	X	X	X		
BOW-GWC-18R	WG	G					4			X	X	X	X		
BOW-GWC-19R	WG	G					4			X	X	X	X		
BOW-GWC-20R	WG	G					4			X	X	X	X		

Additional Instructions from Pace®:
Task Code: BOW-CCR-ASSMT-2024S1

Collected By:
Printed Name: Kevin Stephenson, William Laaker, Jay Siewert
Signature:
Resolute Environmental

Customer Remarks / Special Conditions / Possible Hazards:

Coolers: Thermometer ID: Correction Factor (°C): Obs. Temp. (°C): Corrected Temp. (°C): [ ] On Ice

Relinquished by/Company: (Signature)	Date/Time:	Received by/Company: (Signature)	Date/Time:	Tracking Number:
	2/16/24 1035	/ Pace	2/16/24 1035	
Relinquished by/Company: (Signature)	Date/Time:	Received by/Company: (Signature)	Date/Time:	Delivered by: [ ] In-Person [ ] Courier
/ Pace	4/16/24 1600	2/16/24	1600	[ ] FedEx [ ] UPS [ ] Other
Relinquished by/Company: (Signature)	Date/Time:	Received by/Company: (Signature)	Date/Time:	
Relinquished by/Company: (Signature)	Date/Time:	Received by/Company: (Signature)	Date/Time:	Page: 1 of 2

Submitting a sample via this chain of custody constitutes acknowledgment and acceptance of the Pace® Terms and Conditions found at https://www.pacelabs.com/resource-library/resource/pace-terms-and-conditions/

Pace® Location Requested (City/State):

Pace Analytical Charlotte
5800 Kinsey Ave. Suite 100, Huntersville, NC 28078

CHAIN-OF-CUSTODY Analytical Request Document

Chain-of-Custody is a LEGAL DOCUMENT - Complete all relevant fields

LAB USE ONLY- Affix Workorder/Login Label Here

Scan QR Code for instructions

Company Name: Georgia Power - Bowen	**Contact/Report To:** Kristen Jurinko, Cassidy Sutherland
Street Address: 241 Ralph McGill Blvd NE, Atlanta, GA 30308	**Phone #:** (470) 217-0008
	E-Mail: knjurink@southernco.com
	Cc E-Mail: Laura Midkiff, Ben Hodges, Mike Smilley, Noelia Gangi
Customer Project #:	**Invoice to:** Account Payable
Project Name: Bowen LF Cells 3&4	**Invoice E-mail:** georgiapowerinvoices@southernco.com
Site Collection Info/Facility ID (as applicable):	**Purchase Order # (if applicable):** GPC82474-0006
	Quote #:
Time Zone Collected: [ ] AK [ ] PT [ ] MT [ ] CT [X] ET	**County / State origin of sample(s):** Georgia
Data Deliverables: [ ] Level II [ ] Level III [ ] Level IV [ ] EQUIS [ ] Other_____	**Regulatory Program (DW, RCRA, etc.) as applicable:** Reportable [ ] Yes [ ] No
	Rush (Pre-approval required): [ ] Same Day [ ] 1 Day [ ] 2 Day [ ] 3 Day Other_____ **Date Results Requested:**
	DW PWSID # or WW Permit # as applicable: Field Filtered (if applicable): [ ] Yes [ ] No **Analysis:**

* Matrix Codes (Insert in Matrix box below): Drinking Water (DW), Ground Water (GW), Wastewater (WW), Product (P), Soil/Solid (SS), Oil (OL), Wipe (WP), Tissue (TS), Bioassay (B), Vapor (V), Surface Water (SW), Sediment (SED), Sludge (SL), Caulk (CK), Leachate (LL), Biosolid (BS), Other (OT)

Customer Sample ID	Matrix *	Comp / Grab	Composite Start Date	Composite Start Time	Collected or Composite End Date	Collected or Composite End Time	# Cont.	Residual Chlorine Result	Residual Chlorine Units	2320B Alkalinity	2540C Total Dissolved Solids	300.0-F, SO4, Cl	App Metals III/IV + State Metals	Sample Comment
BOW-GWC-21R	WG	G					4			X	X	X	X	
BOW-GWC-22R	WG	G					4			X	X	X	X	
BOW-GWC-23R	WG	G					4			X	X	X	X	
BOW-GWC-24R	WG	G					4			X	X	X	X	
BOW-GWC-25R	WG	G					4			X	X	X	X	
BOW-SPRING	WG	G					4			X	X	X	X	
BOW-LF3-4-FD-05	WG	G			2/13/24	—	4			X	X	X	X	105
BOW-LF3-4-FD-06	WG	G					4			X	X	X	X	
BOW-LF3-4-FB-05	WQ	G			2/13/24	1648	4			X	X	X	X	106
BOW-LF3-4-EB-	WQ	G					4			X	X	X	X	

Specify Container Size **: 3 2 3 3

Identify Container Preservative Type***: 1 1 1 2

Analysis Requested

**Container Size: (1) 1L, (2) 500mL, (3) 250mL, (4) 125mL, (5) 100mL, (6) 40mL vial, (7) EnCore, (8) TerraCore, (9) 90mL, (10) Other

*** Preservative Types: (1) None, (2) HNO3, (3) H2SO4, (4) HCl, (5) NaOH, (6) Zn Acetate, (7) NaHSO4, (8) Sod. Thiosulfate, (9) Ascorbic Acid, (10) MeOH, (11) Other

Lab Use Only

Proj. Mgr: Bonnie Vang

AcctNum / Client ID:

Table #:

Profile / Template: 16492

Prelog / Bottle Ord. ID: EZ 3066691

Preservation non-conformance identified for sample.

Additional Instructions from Pace®:
Task Code: BOW-CCR-ASSMT-2024S1

Collected By:
Printed Name: Kevin Stephenson, William Lasker, Jay Siewert
Signature:
Resolute Environmental

Customer Remarks / Special Conditions / Possible Hazards:

Coolers: Thermometer ID: Correction Factor (°C): Obs. Temp. (°C): Corrected Temp. (°C): [ ] On Ice

Relinquished by/Company: (Signature)	Date/Time:	Received by/Company: (Signature)	Date/Time:	Tracking Number:
Ryan Williams / Pace	2/16/24 1035	Kyle Williams / Pace	2/16/24 1035	
Relinquished by/Company: (Signature)	Date/Time:	Received by/Company: (Signature)	Date/Time:	Delivered by: [ ] In-Person [ ] Courier [ ] FedEX [ ] UPS [ ] Other
Ryan Williams / Pace	2/16/24 1606	[signature] Hanks	2/16/24 1600	
Relinquished by/Company: (Signature)	Date/Time:	Received by/Company: (Signature)	Date/Time:	
Relinquished by/Company: (Signature)	Date/Time:	Received by/Company: (Signature)	Date/Time:	Page: 2 of 2

Submitting a sample via this chain of custody constitutes acknowledgment and acceptance of the Pace® Terms and Conditions found at https://www.pacelabs.com/resource-library/resource/pace-terms-and-conditions/

Pace® Location Requested (City/State):

Pace Analytical Charlotte
9800 Kincey Ave. Suite 100, Huntersville, NC 28078

CHAIN-OF-CUSTODY Analytical Request Document

Chain-of-Custody is a LEGAL DOCUMENT - Complete all relevant fields

LAB USE ONLY- Affix Workorder/Login Label Here

Scan QR Code for instructions

Company Name: Georgia Power - Bowen
Street Address: 241 Ralph McGill Blvd NE, Atlanta, GA 30308
Customer Project #:
Project Name: Bowen LF Cells 3&4
Site Collection Info/Facility ID (as applicable):

Contact/Report To: Kristen Jurinko, Cassidy Sutherland
Phone #: (470) 217-0008
E-Mail: knjurink@southernco.com
Cc E-Mail: Laura Midkiff, Ben Hodges, Mike Smilley, Noelia Gangi
Invoice to: Account Payable
Invoice E-mail: georgiapowerinvoices@southernco.com
Purchase Order # (if applicable): GPC82474-0006
Quote #:

Time Zone Collected: [ ] AK [ ] PT [ ] MT [ ] CT [X] ET
County / State origin of sample(s): Georgia

Data Deliverables: [ ] Level II [ ] Level III [ ] Level IV [ ] EQUIS [ ] Other
Regulatory Program (DW, RCRA, etc.) as applicable: Reportable [ ] Yes [ ] No
Rush (Pre-approval required): [ ] Same Day [ ] 1 Day [ ] 2 Day [ ] 3 Day Other
Date Results Requested:
DW PWSID # or WW Permit # as applicable:
Field Filtered (if applicable): [ ] Yes [ ] No
Analysis:

**Container Size: (1) 1L, (2) 500mL, (3) 250mL, (4) 125mL, (5) 100mL, (6) 40mL vial, (7) EnCore, (8) TerraCore, (9) 90mL, (10) Other

*** Preservative Types: (1) None, (2) HNO3, (3) H2SO4, (4) HCl, (5) NaOH, (6) Zn Acetate, (7) NaHSO4, (8) Sod. Thiosulfate, (9) Ascorbic Acid, (10) MeOH, (11) Other

Lab Use Only: Proj. Mgr: Bonnie Vang; AcctNum / Client ID:; Table #:; Profile / Template: 16492; Prelog / Bottle Ord. ID: EZ 3066691

* Matrix Codes (Insert in Matrix box below): Drinking Water (DW), Ground Water (GW), Wastewater (WW), Product (P), Soil/Solid (SS), Oil (OL), Wipe (WP), Tissue (TS), Bioassay (B), Vapor (V), Surface Water (SW), Sediment (SED), Sludge (SL), Caulk (CK), Leachate (LL), Biosolid (BS), Other (OT)

Customer Sample ID	Matrix*	Comp / Grab	Composite Start Date	Composite Start Time	Collected or Composite End Date	Collected or Composite End Time	# Cont.	Residual Chlorine Result	Residual Chlorine Units	Specify Container Size **										Sample Comment	Preservation non-conformance identified for sample.
										2320B Alkalinity	2540C Total Dissolved Solids	300.0-F,SO4, Cl	App Metals III/IV + State Metals								
										Identify Container Preservative Type***											
										3	2	3	3								
										1	1	1	2								
BOW-GWA-36A	WG	G					4			X	X	X	X								
BOW-GWA-36RA	WG	G					4			X	X	X	X								
BOW-GWA-37	WG	G					4			X	X	X	X								
BOW-GWA-38	WG	G					4			X	X	X	X								
BOW-GWC-16R	WG	G					4			X	X	X	X								
BOW-GWC-17R	WG	G					4			X	X	X	X								
BOW-GWC-18	WG	G			2/14/24	1235	4			X	X	X	X							US7	
BOW-GWC-18R	WG	G			2/14/24	1415	4			X	X	X	X							US8	
BOW-GWC-19R	WG	G			2/14/24	1428	4			X	X	X	X							US9	
BOW-GWC-20R	WG	G					4			X	X	X	X								

Additional Instructions from Pace®:
Task Code: BOW-CCR-ASSMT-2024S1

Collected By: Printed Name: Kevin Stephenson, William Laaker, Jay Siewert
Signature:
Resolute Environmental

Customer Remarks / Special Conditions / Possible Hazards:

Coolers: Thermometer ID: Correction Factor (°C): Obs. Temp. (°C): Corrected Temp. (°C): [ ] On Ice

Relinquished by/Company: (Signature)	Date/Time:	Received by/Company: (Signature)	Date/Time:
	2/16/24 1035	Ryan Williams / Pace	2/16/24 1035
Relinquished by/Company: (Signature)	Date/Time:	Received by/Company: (Signature)	Date/Time:
Ryan Williams / Pace	2/16/24 1600		2/16/24 1600
Relinquished by/Company: (Signature)	Date/Time:	Received by/Company: (Signature)	Date/Time:
Relinquished by/Company: (Signature)	Date/Time:	Received by/Company: (Signature)	Date/Time:

Tracking Number:

Delivered by: [ ] In- Person [ ] Courier [ ] FedEX [ ] UPS [ ] Other

Submitting a sample via this chain of custody constitutes acknowledgment and acceptance of the Pace® Terms and Conditions found at https://www.pacelabs.com/resource-library/resource/pace-terms-and-conditions/

Pace® Location Requested (City/State):

Pace Analytical Charlotte
9800 Kincey Ave, Suite 100, Huntersville, NC 28078

CHAIN-OF-CUSTODY Analytical Request Document

Chain-of-Custody is a LEGAL DOCUMENT - Complete all relevant fields

LAB USE ONLY- Affix Workorder/Login Label Here

Scan QR Code for instructions

Company Name: Georgia Power - Bowen

Street Address: 241 Ralph McGill Blvd NE, Atlanta, GA 30308

Customer Project #:

Project Name: Bowen LF Cells 3&4

Site Collection Info/Facility ID (as applicable):

Contact/Report To: Kristen Jurinko, Cassidy Sutherland

Phone #: (470) 217-0008

E-Mail: knjurink@southernco.com

Cc E-Mail: Laura Midkiff, Ben Hodges, Mike Smilley, Noelia Gangi

Invoice to: Account Payable

Invoice E-mail: georgiapowerinvoices@southernco.com

Purchase Order # (if applicable): GPC82474-0006

Quote #:

Time Zone Collected: [ ] AK [ ] PT [ ] MT [ ] CT [X] ET

County / State origin of sample(s): Georgia

Data Deliverables: [ ] Level II [ ] Level III [ ] Level IV [ ] EQUIS [ ] Other_____

Regulatory Program (DW, RCRA, etc.) as applicable: Reportable [ ] Yes [ ] No

Rush (Pre-approval required): [ ] Same Day [ ] 1 Day [ ] 2 Day [ ] 3 Day Other_____

Date Results Requested:

DW PWSID # or WW Permit # as applicable:

Field Filtered (if applicable): [ ] Yes [ ] No

Analysis:

* Matrix Codes (Insert in Matrix box below): Drinking Water (DW), Ground Water (GW), Wastewater (WW), Product (P), Soil/Solid (SS), Oil (OL), Wipe (WP), Tissue (TS), Bioassay (B), Vapor (V), Surface Water (SW), Sediment (SED), Sludge (SL), Caulk (CK), Leachate (LL), Biosolid (BS), Other (OT)

Specify Container Size**: 3 2 3 3

Identify Container Preservative Type***: 1 1 1 2

**Container Size: (1) 1L, (2) 500mL, (3) 250mL, (4) 125mL, (5) 100mL, (6) 40mL vial, (7) EnCore, (8) TerraCore, (9) 90mL, (10) Other

*** Preservative Types: (1) None, (2) HNO3, (3) H2SO4, (4) HCl, (5) NaOH, (6) Zn Acetate, (7) NaHSO4, (8) Sod. Thiosulfate, (9) Ascorbic Acid, (10) MeOH, (11) Other

Customer Sample ID	Matrix *	Comp / Grab	Composite Start Date	Composite Start Time	Collected or Composite End Date	Collected or Composite End Time	# Cont.	Residual Chlorine Result	Residual Chlorine Units	2320B Alkalinity	2540C Total Dissolved Solids	300.0-F,SO4, Cl	App Metals III/IV + State Metals	Sample Comment
BOW-GWA-36A	WG	G					4			X	X	X	X	
BOW-GWA-36RA	WG	G					4			X	X	X	X	
BOW-GWA-37	WG	G					4			X	X	X	X	
BOW-GWA-38	WG	G					4			X	X	X	X	
BOW-GWC-16R	WG	G			2/15/24	1030	4			X	X	X	X	
BOW-GWC-17R	WG	G			2/15/24	1116	4			X	X	X	X	
BOW-GWC-18	WG	G					4			X	X	X	X	
BOW-GWC-18R	WG	G					4			X	X	X	X	
BOW-GWC-19R	WG	G					4			X	X	X	X	
BOW-GWC-20R	WG	G			2/15/24	1326	4			X	X	X	X	

Lab Use Only: Proj. Mgr: Bonnie Vang; AcctNum / Client ID:; Table #:; Profile / Template: 16492; Prelog / Bottle Ord. ID: EZ 3066691

Preservation non-conformance identified for sample.

Additional Instructions from Pace®:
Task Code: BOW-CCR-ASSMT-2024S1

Collected By: Printed Name: Kevin Stephenson, William Laaker, Jay Stewart
Signature: Resolute Environmental

Customer Remarks / Special Conditions / Possible Hazards:

Coolers: Thermometer ID: Correction Factor (°C): Obs. Temp. (°C): Corrected Temp (°C): [ ] On Ice

Relinquished by/Company: (Signature)	Date/Time:	Received by/Company: (Signature)	Date/Time:	Tracking Number:
	2/16/24 1035	Ryan Williams / Pace	2/16/24 1035	
Relinquished by/Company: (Signature) Ryan Williams / Pace	2/16/24 1600	Received by/Company: (Signature)	2/16/24 1600	Delivered by: [ ] In- Person [ ] Courier [ ] FedEX [ ] UPS [ ] Other
Relinquished by/Company: (Signature)	Date/Time:	Received by/Company: (Signature)	Date/Time:	
Relinquished by/Company: (Signature)	Date/Time:	Received by/Company: (Signature)	Date/Time:	Page: 1 of 2

Submitting a sample via this chain of custody constitutes acknowledgment and acceptance of the Pace® Terms and Conditions found at https://www.pacelabs.com/resource-library/resource/pace-terms-and-conditions/

Pace® Location Requested (City/State):

Pace Analytical Charlotte
9800 Kincey Ave. Suite 100, Huntersville, NC 28078

CHAIN-OF-CUSTODY Analytical Request Document

Chain-of-Custody is a LEGAL DOCUMENT - Complete all relevant fields

LAB USE ONLY- Affix Workorder/Login Label Here

Scan QR Code for instructions

Company Name: Georgia Power - Bowen

Street Address: 241 Ralph McGill Blvd NE, Atlanta, GA 30308

Customer Project #:

Project Name: Bowen LF Cells 3&4

Site Collection Info/Facility ID (as applicable):

Contact/Report To: Kristen Jurinko, Cassidy Sutherland

Phone #: (470) 217-0008

E-Mail: knjurink@southernco.com

Cc E-Mail: Laura Midkiff, Ben Hodges, Mike Smilley, Noelia Gangi

Invoice to: Account Payable

Invoice E-mail: georgiapowerinvoices@southernco.com

Purchase Order # (if applicable): GPC82474-0006

Quote #:

Time Zone Collected: [ ] AK [ ] PT [ ] MT [ ] CT [X] ET

County / State origin of sample(s): Georgia

Data Deliverables: [ ] Level II [ ] Level III [ ] Level IV [ ] EQUIS [ ] Other

Regulatory Program (DW, RCRA, etc.) as applicable: Reportable [ ] Yes [ ] No

Rush (Pre-approval required): [ ] Same Day [ ] 1 Day [ ] 2 Day [ ] 3 Day Other

Date Results Requested:

DW PWSID # or WW Permit # as applicable:

Field Filtered (if applicable): [ ] Yes [ ] No

Analysis:

* Matrix Codes (insert in Matrix box below): Drinking Water (DW), Ground Water (GW), Wastewater (WW), Product (P), Soil/Solid (SS), Oil (OL), Wipe (WP), Tissue (TS), Bioassay (B), Vapor (V), Surface Water (SW), Sediment (SED), Sludge (SL), Caulk (CK), Leachate (LL), Biosolid (BS), Other (OT)

Customer Sample ID	Matrix *	Comp / Grab	Composite Start Date	Composite Start Time	Collected or Composite End Date	Collected or Composite End Time	# Cont.	Residual Chlorine Result	Residual Chlorine Units	2320B Alkalinity	2540C Total Dissolved Solids	300.0-F,SO4, Cl	App Metals III/IV + State Metals	Sample Comment
BOW-GWC-21R	WG	G			2/15/24	1137	4			X	X	X	X	013
BOW-GWC-22R	WG	G			2/15/24	1407	4			X	X	X	X	014
BOW-GWC-23R	WG	G					4			X	X	X	X	
BOW-GWC-24R	WG	G			2/15/24	1546	4			X	X	X	X	015
BOW-GWC-25R	WG	G					4			X	X	X	X	
BOW-SPRING	WG	G					4			X	X	X	X	
BOW-LF3-4-FD-05	WG	G					4			X	X	X	X	
BOW-LF3-4-FD-06	WG	G					4			X	X	X	X	
BOW-LF3-4-FB-06	WQ	G			2/15/24	1604	4			X	X	X	X	016
BOW-LF3-4-EB-	WQ	G					4			X	X	X	X	

Specify Container Size **: 3 2 3 3

Identify Container Preservative Type***: 1 1 1 2

Analysis Requested

**Container Size: (1) 1L, (2) 500mL, (3) 250mL, (4) 125mL, (5) 100mL, (6) 40mL vial, (7) EnCore, (8) TerraCore, (9) 90mL, (10) Other

*** Preservative Types: (1) None, (2) HNO3, (3) H2SO4, (4) HCl, (5) NaOH, (6) Zn Acetate, (7) NaHSO4, (8) Sod. Thiosulfate, (9) Ascorbic Acid, (10) MeOH, (11) Other

Lab Use Only

Proj. Mgr: Bonnie Vang

AcctNum / Client ID:

Table #:

Profile / Template: 16492

Prelog / Bottle Ord. ID: EZ 3066691

Preservation non-conformance identified for sample.

Additional Instructions from Pace®: Task Code: BOW-CCR-ASSMT-2024S1

Collected By: Printed Name: Kevin Stephenson, William Laaker, Jay Siewert

Signature: Resolute Environmental

Customer Remarks / Special Conditions / Possible Hazards:

Coolers: Thermometer ID: Correction Factor (°C): Obs. Temp. (°C): Corrected Temp. (°C): [ ] On Ice

Relinquished by/Company: (Signature)	Date/Time:	Received by/Company: (Signature)	Date/Time:	Tracking Number:
	2/16/24 1035		2/16/24 1035	
Relinquished by/Company: (Signature)	Date/Time:	Received by/Company: (Signature)	Date/Time:	Delivered by: [ ] In- Person [ ] Courier [ ] FedEX [ ] UPS [ ] Other
	2/16/24 1600		2/16/24 1600	
Relinquished by/Company: (Signature)	Date/Time:	Received by/Company: (Signature)	Date/Time:	
Relinquished by/Company: (Signature)	Date/Time:	Received by/Company: (Signature)	Date/Time:	Page: 2 of 2

Submitting a sample via this chain of custody constitutes acknowledgment and acceptance of the Pace® Terms and Conditions found at https://www.pacelabs.com/resource-library/resource/pace-terms-and-conditions/

Pace® Location Requested (City/State):

Pace Analytical Charlotte
9800 Kincey Ave. Suite 100, Huntersville, NC 28078

CHAIN-OF-CUSTODY Analytical Request Document

Chain-of-Custody is a LEGAL DOCUMENT - Complete all relevant fields

LAB USE ONLY- Affix Workorder/Login Label Here

Scan QR Code for instructions

92714171

Company Name: Georgia Power - Bowen	Contact/Report To: Kristen Jurinko, Cassidy Sutherland
Street Address: 241 Ralph McGill Blvd NE, Atlanta, GA 30308	Phone #: (470) 217-0008
	E-Mail: knjurink@southernco.com
	Cc E-Mail: Laura Midkiff, Ben Hodges, Mike Smilley, Noelia Gangi
Customer Project #:	Invoice to: Account Payable
Project Name: Bowen LF Cells 3&4	Invoice E-mail: georgiapowerinvoices@southernco.com
Site Collection Info/Facility ID (as applicable):	Purchase Order # (if applicable): GPC82474-0006
	Quote #:
Time Zone Collected: [ ] AK [ ] PT [ ] MT [ ] CT [X] ET	County / State origin of sample(s): Georgia
Data Deliverables: [ ] Level II [ ] Level III [ ] Level IV [ ] EQUIS [ ] Other	Regulatory Program (DW, RCRA, etc.) as applicable: Reportable [ ] Yes [ ] No
	Rush (Pre-approval required): [ ] Same Day [ ] 1 Day [ ] 2 Day [ ] 3 Day Other Date Results Requested:
	DW PWSID # or WW Permit # as applicable: Field Filtered (if applicable): [ ] Yes [ ] No Analysis:

Specify Container Size **: 3 2 3 3

Identify Container Preservative Type***: 1 1 1 2

**Container Size: (1) 1L, (2) 500mL, (3) 250mL, (4) 125mL, (5) 100mL, (6) 40mL vial, (7) EnCore, (8) TerraCore, (9) 90mL, (10) Other

*** Preservative Types: (1) None, (2) HNO3, (5) H2SO4, (4) HCl, (5) NaOH, (6) Zn Acetate, (7) NaHSO4, (8) Sod. Thiosulfate, (9) Ascorbic Acid, (10) MeOH, (11) Other

Analysis Requested

Lab Use Only: Proj. Mgr: Bonnie Vang; AcctNum / Client ID:; Table #:; Profile / Template: 16492; Prelog / Bottle Ord. ID: EZ 3066891

* Matrix Codes (Insert in Matrix box below): Drinking Water (DW), Ground Water (GW), Wastewater (WW), Product (P), Soil/Solid (SS), Oil (OL), Wipe (WP), Tissue (TS), Bioassay (B), Vapor (V), Surface Water (SW), Sediment (SED), Sludge (SL), Caulk (CK), Leachate (LL), Biosolid (BS), Other (OT)

Customer Sample ID	Matrix *	Comp / Grab	Composite Start Date	Composite Start Time	Collected or Composite End Date	Collected or Composite End Time	# Cont.	Residual Chlorine Result	Residual Chlorine Units	2320B Alkalinity	2540C Total Dissolved Solids	300.0-F,SO4, Cl	App Metals III/IV + Silate Metals	Sample Comment	Preservation non-conformance identified (for sample)
BOW-GWC-21R	WG	G					4			X	X	X	X		
BOW-GWC-22R	WG	G					4			X	X	X	X		
BOW-GWC-23R	WG	G			2/16/24	1329	4			X	X	X	X	017	
BOW-GWC-24R	WG	G					4			X	X	X	X		
BOW-GWC-25R	WG	G			2/16/24	1139	4			X	X	X	X	018	
BOW-SPRING	WG	G					4			X	X	X	X		
BOW-LF3-4-FD-05	WG	G					4			X	X	X	X		
BOW-LF3-4-FD-06	WG	G			2/16/24	—	4			X	X	X	X	019	
BOW-LF3-4-FB-	WQ	G					4			X	X	X	X		
BOW-LF3-4-EB-	WQ	G					4			X	X	X	X		

Additional Instructions from Pace®:
Task Code: BOW-CCR-ASSMT-2024S1

Collected By: Printed Name: Kevin Stephenson, William Laaker, Jay Siewert
Signature:
Resolute Environmental

Customer Remarks / Special Conditions / Possible Hazards:

Coolers: Thermometer ID: Correction Factor (°C): Obs. Temp. (°C): Corrected Temp. (°C): [ ] On Ice

Relinquished by/Company: (Signature)	Date/Time:	Received by/Company: (Signature)	Date/Time:	Tracking Number:
	2/20/24 @ 1116	Ryan Williams / Pace	2/20/24 1116	
Relinquished by/Company: (Signature) Ryan Williams / Pace	Date/Time: 2/21/24 1430	Received by/Company: (Signature)	Date/Time: 2/20 1750	Delivered by: [ ] In-Person [ ] Courier [ ] FedEX [ ] UPS [ ] Other
Relinquished by/Company: (Signature)	Date/Time:	Received by/Company: (Signature)	Date/Time:	
Relinquished by/Company: (Signature)	Date/Time:	Received by/Company: (Signature)	Date/Time:	Page: 2 of 2

Submitting a sample via this chain of custody constitutes acknowledgment and acceptance of the Pace® Terms and Conditions found at https://www.pacelabs.com/resource-library/resource/pace-terms-and-conditions/

ENV-FRM-CORQ-0019_v02_110123 ©

Pace	DC#_Title: ENV-FRM-HUN1-0083 v03_Sample Condition Upon Receipt
	Effective Date: 12/01/2023

Laboratory receiving samples:
Asheville ☐ Eden ☐ Greenwood ☐ Huntersville ☐ Raleigh ☐ Mechanicsville ☐ Atlanta ☑ Kernersville ☐

Sample Condition Upon Receipt

Client Name: Ga Power

Project #:

Courier: ☐ Commercial ☐ Fed Ex ☑ Pace ☐ UPS ☐ USPS ☐ Other:____ ☐ Client

Custody Seal Present? ☑ Yes ☐ No **Seals Intact?** ☑ Yes ☐ No ☐ N/A

Date/Initials Person Examining Contents: 7/10/24 MM

Packing Material: ☑ Bubble Wrap ☐ Bubble Bags ☐ None ☐ Other

Biological Tissue Frozen? ☐ Yes ☐ No ☑ N/A

Thermometer: ☑ IR Gun ID: 230

Type of Ice: ☑ Wet ☐ Blue ☐ None

Cooler Temp: 3.3 **Correction Factor:** Add/Subtract (°C) +0.1

Temp should be above freezing to 6°C
☐ Samples out of temp criteria. Samples on ice, cooling process has begun

Cooler Temp Corrected (°C): 3.4

USDA Regulated Soil (☐ N/A, water sample)
Did samples originate in a quarantine zone within the United States: CA, NY, or SC (check maps)? ☐ Yes ☐ No

Did samples originate from a foreign source (internationally, including Hawaii and Puerto Rico)? ☐ Yes ☐ No

				Comments/Discrepancy:
Chain of Custody Present?	☑ Yes	☐ No	☐ N/A	1.
Samples Arrived within Hold Time?	☑ Yes	☐ No	☐ N/A	2.
Short Hold Time Analysis (<72 hr.)?	☑ Yes	☐ No	☐ N/A	3.
Rush Turn Around Time Requested?	☐ Yes	☑ No	☐ N/A	4.
Sufficient Volume?	☑ Yes	☐ No	☐ N/A	5.
Correct Containers Used?	☑ Yes	☐ No	☐ N/A	6.
-Pace Containers Used?	☐ Yes	☐ No	☐ N/A	
Containers Intact?	☑ Yes	☐ No	☐ N/A	7.
Dissolved analysis: Samples Field Filtered?	☐ Yes	☐ No	☑ N/A	8.
Sample Labels Match COC?	☑ Yes	☐ No	☐ N/A	9.
-Includes Date/Time/ID/Analysis Matrix: W				
Headspace in VOA Vials (>5-6mm)?	☐ Yes	☐ No	☑ N/A	10.
Trip Blank Present?	☐ Yes	☐ No	☑ N/A	11.
Trip Blank Custody Seals Present?	☐ Yes	☐ No	☑ N/A	

COMMENTS/SAMPLE DISCREPANCY

Field Data Required? ☐ Yes ☐ No

Lot ID of split containers:

CLIENT NOTIFICATION/RESOLUTION

Person contacted: _____ Date/Time: _____

Project Manager SCURF Review: _____ **Date:** _____

Project Manager SRF Review: _____ **Date:** _____

Qualtrax ID: 69614

Pace ANALYTICAL SERVICES

DC#_Title: ENV-FRM-HUN1-0083 v03_Sample Condition Upon Receipt

Effective Date: 12/01/2023

***Check mark top half of box if pH and/or dechlorination is verified and within the acceptance range for preservation samples.**

Exceptions: VOA, Coliform, TOC, Oil and Grease, DRO/8015 (water) DOC, LLHg

Project #

****Bottom half of box is to list number of bottles**

*****Check all unpreserved Nitrates for chlorine**

Item#	BP4U-125 mL Plastic Unpreserved (N/A) (Cl-)	BP3U-250 mL Plastic Unpreserved (N/A)	BP2U-500 mL Plastic Unpreserved (N/A)	BP1U-1 liter Plastic Unpreserved (N/A)	BP4S-125 mL Plastic H2SO4 (pH < 2) (Cl-)	BP3N-250 mL plastic HNO3 (pH < 2)	BP4Z-125 mL Plastic ZN Acetate & NaOH (>9)	BP4B-125 mL Plastic NaOH (pH > 12) (Cl-)	WGFU-Wide-mouthed Glass jar Unpreserved	AG1U-1 liter Amber Unpreserved (N/A) (Cl-)	AG1H-1 liter Amber HCl (pH < 2)	AG3U-250 mL Amber Unpreserved (N/A) (Cl-)	AG1S-1 liter Amber H2SO4 (pH < 2)	AG3S-250 mL Amber H2SO4 (pH < 2)	DG94-40 mL Amber NH4Cl (N/A)(Cl-)	DG9H-40 mL VOA HCl (N/A)	VG9T-40 mL VOA Na2S2O3 (N/A)	VG9U-40 mL VOA Unpreserved (N/A)	DG9V-40 mL VOA H3PO4 (N/A)	KP7U-50 mL Plastic Unpreserved (N/A)	V/GK (3 vials per kit)-VPH/Gas kit (N/A)	SP5T-125 mL Sterile Plastic (N/A – lab)	SP2T-250 mL Sterile Plastic (N/A – lab)		BP3R-250 mL Plastic (NH2)2SO4 (9.3-9.7)	AG0U-100 mL Amber Unpreserved (N/A) (Cl-)	VSGU-20 mL Scintillation vials (N/A)	DG9U-40 mL Amber Unpreserved vials (N/A)
1		2	1			1																							
2		2	1			1																							
3		2	1			1																							
4		2	1			1																							
5																													
6																													
7																													
8																													
9																													
10																													
11																													
12																													

pH Adjustment Log for Preserved Samples

Sample ID	Type of Preservative	pH upon receipt	Date preservation adjusted	Time preservation adjusted	Amount of Preservative added	Lot #

Note: Whenever there is a discrepancy affecting North Carolina compliance samples, a copy of this form will be sent to the North Carolina DENR Certification Office (i.e. Out of hold, incorrect preservative, out of temp, incorrect containers.

Pace Analytical Services, LLC
9800 Kincey Ave. Suite 100
Huntersville, NC 28078
(704)875-9092

March 07, 2024

Kristen Jurinko
Southern Company
241 Ralph McGill Blvd
NE, Bin 10160
Atlanta, GA 30308

RE: Project: Bowen LF Cells 9&10
Pace Project No.: 92714437

Dear Kristen Jurinko:

Enclosed are the analytical results for sample(s) received by the laboratory between February 20, 2024 and February 23, 2024. The results relate only to the samples included in this report. Results reported herein conform to the applicable TNI/NELAC Standards and the laboratory's Quality Manual, where applicable, unless otherwise noted in the body of the report.

The test results provided in this final report were generated by each of the following laboratories within the Pace Network:

- Pace Analytical Services - Asheville
- Pace Analytical Services - Peachtree Corners, GA

If you have any questions concerning this report, please feel free to contact me.

Sincerely,

Bonnie Vang

Bonnie Vang
bonnie.vang@pacelabs.com
704-977-0968
Project Manager

Enclosures

cc: Carole Lieu, Stantec
Laura Midkiff, Southern Co.
Edgar Smith, Stantec
Cassidy Sutherland, Stantec

This report shall not be reproduced, except in full,
without the written consent of Pace Analytical Services, LLC.

Pace Analytical Services, LLC
9800 Kincey Ave. Suite 100
Huntersville, NC 28078
(704)875-9092

CERTIFICATIONS

Project: Bowen LF Cells 9&10
Pace Project No.: 92714437

Pace Analytical Services Asheville
2225 Riverside Drive, Asheville, NC 28804
Florida/NELAP Certification #: E87648
North Carolina Drinking Water Certification #: 37712
North Carolina Wastewater Certification #: 40
South Carolina Laboratory ID: 99030
South Carolina Certification #: 99030001
Virginia/VELAP Certification #: 460222

Pace Analytical Services Peachtree Corners
110 Technology Pkwy, Peachtree Corners, GA 30092
Florida DOH Certification #: E87315
Georgia DW Inorganics Certification #: 812
North Carolina Certification #: 381
South Carolina Certification #: 98011001
Virginia Certification #: 460204

REPORT OF LABORATORY ANALYSIS

This report shall not be reproduced, except in full,
without the written consent of Pace Analytical Services, LLC.

Pace Analytical Services, LLC
9800 Kincey Ave. Suite 100
Huntersville, NC 28078
(704)875-9092

SAMPLE SUMMARY

Project: Bowen LF Cells 9&10
Pace Project No.: 92714437

Lab ID	Sample ID	Matrix	Date Collected	Date Received
92714437001	**BOW-GWA-39RZ**	Water	02/19/24 14:54	02/20/24 14:30
92714437002	**BOW-GWA-39Z**	Water	02/19/24 16:22	02/20/24 14:30
92714437003	**BOW-GWA-40**	Water	02/19/24 11:00	02/20/24 14:30
92714437004	**BOW-GWA-41**	Water	02/19/24 13:51	02/20/24 14:30
92714437005	**BOW-GWA-41R**	Water	02/19/24 16:33	02/20/24 14:30
92714437006	**BOW-LF9-10-FB-07**	Water	02/19/24 17:16	02/20/24 14:30
92714437007	**BOW-LF9-10-EB-03**	Water	02/19/24 17:22	02/20/24 14:30
92714437008	**BOW-GWA-42**	Water	02/20/24 11:54	02/23/24 11:38
92714437009	**BOW-GWA-43**	Water	02/20/24 13:58	02/23/24 11:38
92714437010	**BOW-GWA-43R**	Water	02/20/24 14:58	02/23/24 11:38
92714437011	**BOW-GWC-44**	Water	02/20/24 10:44	02/23/24 11:38
92714437012	**BOW-GWC-45**	Water	02/20/24 13:22	02/23/24 11:38
92714437013	**BOW-GWC-45R**	Water	02/20/24 15:15	02/23/24 11:38
92714437014	**BOW-LF9-10-FD-07**	Water	02/20/24 00:00	02/23/24 11:38
92714437015	**BOW-LF9-10-FB-08**	Water	02/20/24 15:46	02/23/24 11:38
92714437016	**BOW-GWC-46R**	Water	02/21/24 10:36	02/23/24 11:38
92714437017	**BOW-GWC-47**	Water	02/21/24 14:33	02/23/24 11:38
92714437018	**BOW-GWC-47R**	Water	02/21/24 12:59	02/23/24 11:38
92714437019	**BOW-GWC-48**	Water	02/21/24 10:16	02/23/24 11:38
92714437020	**BOW-GWC-49R**	Water	02/21/24 13:02	02/23/24 11:38
92714437021	**BOW-GWC-49Z**	Water	02/21/24 11:54	02/23/24 11:38
92714437022	**BOW-LF9-10-FD-08**	Water	02/21/24 00:00	02/23/24 11:38

REPORT OF LABORATORY ANALYSIS

This report shall not be reproduced, except in full,
without the written consent of Pace Analytical Services, LLC.

Pace Analytical Services, LLC
9800 Kincey Ave. Suite 100
Huntersville, NC 28078
(704)875-9092

SAMPLE ANALYTE COUNT

Project: Bowen LF Cells 9&10
Pace Project No.: 92714437

Lab ID	Sample ID	Method	Analysts	Analytes Reported
92714437001	**BOW-GWA-39RZ**	EPA 6010D	DRB	7
		EPA 6020B	CW1	15
		EPA 7470A	VB	1
		SM 2540C-2015	DL1	1
		SM 2320B-2011	SMS	3
		EPA 300.0 Rev 2.1 1993	CDC	3
92714437002	**BOW-GWA-39Z**	EPA 6010D	DRB	7
		EPA 6020B	CW1	15
		EPA 7470A	VB	1
		SM 2540C-2015	DL1	1
		SM 2320B-2011	SMS	3
		EPA 300.0 Rev 2.1 1993	CDC	3
92714437003	**BOW-GWA-40**	EPA 6010D	DRB	7
		EPA 6020B	CW1	15
		EPA 7470A	VB	1
		SM 2540C-2015	DL1	1
		SM 2320B-2011	SMS	3
		EPA 300.0 Rev 2.1 1993	CDC	3
92714437004	**BOW-GWA-41**	EPA 6010D	DRB	7
		EPA 6020B	CW1	15
		EPA 7470A	VB	1
		SM 2540C-2015	DL1	1
		SM 2320B-2011	SMS	3
		EPA 300.0 Rev 2.1 1993	CDC	3
92714437005	**BOW-GWA-41R**	EPA 6010D	DRB	7
		EPA 6020B	CW1	15
		EPA 7470A	VB	1
		SM 2540C-2015	DL1	1
		SM 2320B-2011	SMS	3
		EPA 300.0 Rev 2.1 1993	CDC	3
92714437006	**BOW-LF9-10-FB-07**	EPA 6010D	DRB	7
		EPA 6020B	CW1	15
		EPA 7470A	VB	1
		SM 2540C-2015	DL1	1
		SM 2320B-2011	SMS	3
		EPA 300.0 Rev 2.1 1993	CDC	3
92714437007	**BOW-LF9-10-EB-03**	EPA 6010D	DRB	7

REPORT OF LABORATORY ANALYSIS

This report shall not be reproduced, except in full,
without the written consent of Pace Analytical Services, LLC.

Pace Analytical Services, LLC
9800 Kincey Ave. Suite 100
Huntersville, NC 28078
(704)875-9092

SAMPLE ANALYTE COUNT

Project: Bowen LF Cells 9&10
Pace Project No.: 92714437

Lab ID	Sample ID	Method	Analysts	Analytes Reported
		EPA 6020B	CW1	15
		EPA 7470A	VB	1
		SM 2540C-2015	DL1	1
		SM 2320B-2011	SMS	3
		EPA 300.0 Rev 2.1 1993	CDC	3
92714437008	**BOW-GWA-42**	EPA 6010D	DRB	7
		EPA 6020B	CW1	15
		EPA 7470A	VB	1
		SM 2320B-2011	SMS	3
		SM 2540C-2015	JAY	1
		EPA 300.0 Rev 2.1 1993	JCM	3
92714437009	**BOW-GWA-43**	EPA 6010D	DRB	7
		EPA 6020B	CW1	15
		EPA 7470A	VB	1
		SM 2320B-2011	SMS	3
		SM 2540C-2015	JAY	1
		EPA 300.0 Rev 2.1 1993	JCM	3
92714437010	**BOW-GWA-43R**	EPA 6010D	DRB	7
		EPA 6020B	CW1	15
		EPA 7470A	VB	1
		SM 2320B-2011	SMS	3
		SM 2540C-2015	JAY	1
		EPA 300.0 Rev 2.1 1993	JCM	3
92714437011	**BOW-GWC-44**	EPA 6010D	DRB	7
		EPA 6020B	CW1	15
		EPA 7470A	VB	1
		SM 2320B-2011	SMS	3
		SM 2540C-2015	JAY	1
		EPA 300.0 Rev 2.1 1993	JCM	3
92714437012	**BOW-GWC-45**	EPA 6010D	DRB	7
		EPA 6020B	CW1	15
		EPA 7470A	VB	1
		SM 2320B-2011	SMS	3
		SM 2540C-2015	JAY	1
		EPA 300.0 Rev 2.1 1993	JCM	3
92714437013	**BOW-GWC-45R**	EPA 6010D	DRB	7
		EPA 6020B	CW1	15

This report shall not be reproduced, except in full,
without the written consent of Pace Analytical Services, LLC.

Pace Analytical Services, LLC
9800 Kincey Ave. Suite 100
Huntersville, NC 28078
(704)875-9092

SAMPLE ANALYTE COUNT

Project: Bowen LF Cells 9&10
Pace Project No.: 92714437

Lab ID	Sample ID	Method	Analysts	Analytes Reported
		EPA 7470A	VB	1
		SM 2320B-2011	SMS	3
		SM 2540C-2015	JAY	1
		EPA 300.0 Rev 2.1 1993	JCM	3
92714437014	**BOW-LF9-10-FD-07**	EPA 6010D	DRB	7
		EPA 6020B	CW1	15
		EPA 7470A	VB	1
		SM 2320B-2011	SMS	3
		SM 2540C-2015	JAY	1
		EPA 300.0 Rev 2.1 1993	JCM	3
92714437015	**BOW-LF9-10-FB-08**	EPA 6010D	DRB	7
		EPA 6020B	CW1	15
		EPA 7470A	VB	1
		SM 2320B-2011	SMS	3
		SM 2540C-2015	JAY	1
		EPA 300.0 Rev 2.1 1993	JCM	3
92714437016	**BOW-GWC-46R**	EPA 6010D	DRB	7
		EPA 6020B	CW1	15
		EPA 7470A	VB	1
		SM 2320B-2011	SMS	3
		SM 2540C-2015	JAY	1
		EPA 300.0 Rev 2.1 1993	JCM	3
92714437017	**BOW-GWC-47**	EPA 6010D	DRB	7
		EPA 6020B	CW1	15
		EPA 7470A	VB	1
		SM 2320B-2011	SMS	3
		SM 2540C-2015	JAY	1
		EPA 300.0 Rev 2.1 1993	JCM	3
92714437018	**BOW-GWC-47R**	EPA 6010D	DRB	7
		EPA 6020B	CW1	15
		EPA 7470A	VB	1
		SM 2320B-2011	SMS	3
		SM 2540C-2015	JAY	1
		EPA 300.0 Rev 2.1 1993	JCM	3
92714437019	**BOW-GWC-48**	EPA 6010D	DRB	7
		EPA 6020B	CW1	15
		EPA 7470A	VB	1

This report shall not be reproduced, except in full,
without the written consent of Pace Analytical Services, LLC.

Pace Analytical Services, LLC
9800 Kincey Ave. Suite 100
Huntersville, NC 28078
(704)875-9092

SAMPLE ANALYTE COUNT

Project: Bowen LF Cells 9&10
Pace Project No.: 92714437

Lab ID	Sample ID	Method	Analysts	Analytes Reported
		SM 2320B-2011	SMS	3
		SM 2540C-2015	JAY	1
		EPA 300.0 Rev 2.1 1993	JCM	3
92714437020	**BOW-GWC-49R**	EPA 6010D	DRB	7
		EPA 6020B	CW1	15
		EPA 7470A	VB	1
		SM 2320B-2011	SMS	3
		SM 2540C-2015	JAY	1
		EPA 300.0 Rev 2.1 1993	JCM	3
92714437021	**BOW-GWC-49Z**	EPA 6010D	DRB	7
		EPA 6020B	CW1	15
		EPA 7470A	VB	1
		SM 2320B-2011	SMS	3
		SM 2540C-2015	JAY	1
		EPA 300.0 Rev 2.1 1993	JCM	3
92714437022	**BOW-LF9-10-FD-08**	EPA 6010D	DRB	7
		EPA 6020B	CW1	15
		EPA 7470A	VB	1
		SM 2320B-2011	SMS	3
		SM 2540C-2015	JAY	1
		EPA 300.0 Rev 2.1 1993	JCM	3

PASI-A = Pace Analytical Services - Asheville
PASI-GA = Pace Analytical Services - Peachtree Corners, GA

This report shall not be reproduced, except in full,
without the written consent of Pace Analytical Services, LLC.

Pace Analytical Services, LLC
9800 Kincey Ave. Suite 100
Huntersville, NC 28078
(704)875-9092

SUMMARY OF DETECTION

Project: Bowen LF Cells 9&10
Pace Project No.: 92714437

Lab Sample ID / Method	Client Sample ID / Parameters	Result	Units	Report Limit	Analyzed	Qualifiers
92714437001	**BOW-GWA-39RZ**					
EPA 6010D	Iron	0.027J	mg/L	0.040	03/01/24 19:16	
EPA 6010D	Potassium	1.1	mg/L	0.50	03/01/24 19:16	
EPA 6010D	Sodium	1.3	mg/L	1.0	03/01/24 19:16	
EPA 6010D	Calcium	34.8	mg/L	1.0	03/01/24 19:16	
EPA 6010D	Magnesium	17.5	mg/L	0.050	03/01/24 19:16	
EPA 6020B	Antimony	0.0016J	mg/L	0.0030	02/27/24 13:43	B
EPA 6020B	Barium	0.015	mg/L	0.0050	02/27/24 13:43	
EPA 6020B	Vanadium	0.0010J	mg/L	0.010	02/27/24 13:43	
SM 2540C-2015	Total Dissolved Solids	177	mg/L	25.0	02/26/24 14:43	
SM 2320B-2011	Alkalinity,Bicarbonate (CaCO3)	148	mg/L	5.0	02/23/24 16:20	
SM 2320B-2011	Alkalinity, Total as CaCO3	148	mg/L	5.0	02/23/24 16:20	
EPA 300.0 Rev 2.1 1993	Chloride	1.4	mg/L	1.0	02/22/24 22:10	
EPA 300.0 Rev 2.1 1993	Sulfate	4.0	mg/L	1.0	02/22/24 22:10	
92714437002	**BOW-GWA-39Z**					
EPA 6010D	Potassium	1.2	mg/L	0.50	03/01/24 19:24	
EPA 6010D	Sodium	2.4	mg/L	1.0	03/01/24 19:24	
EPA 6010D	Calcium	10.8	mg/L	1.0	03/01/24 19:24	
EPA 6010D	Magnesium	5.7	mg/L	0.050	03/01/24 19:24	
EPA 6020B	Antimony	0.00081J	mg/L	0.0030	02/27/24 13:47	B
EPA 6020B	Barium	0.013	mg/L	0.0050	02/27/24 13:47	
SM 2540C-2015	Total Dissolved Solids	63.0	mg/L	25.0	02/26/24 14:43	
SM 2320B-2011	Alkalinity,Bicarbonate (CaCO3)	53.2	mg/L	5.0	02/23/24 16:31	
SM 2320B-2011	Alkalinity, Total as CaCO3	53.2	mg/L	5.0	02/23/24 16:31	
EPA 300.0 Rev 2.1 1993	Chloride	1.0	mg/L	1.0	02/22/24 22:25	
EPA 300.0 Rev 2.1 1993	Fluoride	0.057J	mg/L	0.10	02/22/24 22:25	
EPA 300.0 Rev 2.1 1993	Sulfate	1.1	mg/L	1.0	02/22/24 22:25	
92714437003	**BOW-GWA-40**					
EPA 6010D	Potassium	0.95	mg/L	0.50	03/01/24 19:27	
EPA 6010D	Sodium	1.4	mg/L	1.0	03/01/24 19:27	
EPA 6010D	Calcium	22.1	mg/L	1.0	03/01/24 19:27	
EPA 6010D	Magnesium	11.7	mg/L	0.050	03/01/24 19:27	
EPA 6020B	Barium	0.0083	mg/L	0.0050	02/27/24 14:02	
SM 2540C-2015	Total Dissolved Solids	108	mg/L	25.0	02/26/24 14:43	
SM 2320B-2011	Alkalinity,Bicarbonate (CaCO3)	104	mg/L	5.0	02/23/24 16:38	
SM 2320B-2011	Alkalinity, Total as CaCO3	104	mg/L	5.0	02/23/24 16:38	
EPA 300.0 Rev 2.1 1993	Chloride	0.75J	mg/L	1.0	02/22/24 22:40	
EPA 300.0 Rev 2.1 1993	Sulfate	1.2	mg/L	1.0	02/22/24 22:40	
92714437004	**BOW-GWA-41**					
EPA 6010D	Iron	0.081	mg/L	0.040	03/01/24 19:29	
EPA 6010D	Potassium	0.77	mg/L	0.50	03/01/24 19:29	
EPA 6010D	Sodium	0.90J	mg/L	1.0	03/01/24 19:29	
EPA 6010D	Calcium	24.9	mg/L	1.0	03/01/24 19:29	
EPA 6010D	Magnesium	13.2	mg/L	0.050	03/01/24 19:29	
EPA 6020B	Barium	0.017	mg/L	0.0050	02/27/24 14:06	
SM 2540C-2015	Total Dissolved Solids	130	mg/L	25.0	02/26/24 14:43	
SM 2320B-2011	Alkalinity,Bicarbonate (CaCO3)	116	mg/L	5.0	02/23/24 16:47	

REPORT OF LABORATORY ANALYSIS

This report shall not be reproduced, except in full,
without the written consent of Pace Analytical Services, LLC.

Pace Analytical Services, LLC
9800 Kincey Ave. Suite 100
Huntersville, NC 28078
(704)875-9092

SUMMARY OF DETECTION

Project: Bowen LF Cells 9&10
Pace Project No.: 92714437

Lab Sample ID / Method	Client Sample ID / Parameters	Result	Units	Report Limit	Analyzed	Qualifiers
92714437004	**BOW-GWA-41**					
SM 2320B-2011	Alkalinity, Total as CaCO3	116	mg/L	5.0	02/23/24 16:47	
EPA 300.0 Rev 2.1 1993	Chloride	1.2	mg/L	1.0	02/22/24 23:24	
EPA 300.0 Rev 2.1 1993	Sulfate	4.2	mg/L	1.0	02/22/24 23:24	
92714437005	**BOW-GWA-41R**					
EPA 6010D	Iron	0.12	mg/L	0.040	03/01/24 19:32	
EPA 6010D	Potassium	2.1	mg/L	0.50	03/01/24 19:32	
EPA 6010D	Sodium	0.79J	mg/L	1.0	03/01/24 19:32	
EPA 6010D	Calcium	44.9	mg/L	1.0	03/01/24 19:32	
EPA 6010D	Magnesium	22.1	mg/L	0.050	03/01/24 19:32	
EPA 6020B	Barium	0.027	mg/L	0.0050	02/27/24 14:09	
EPA 6020B	Boron	0.012J	mg/L	0.040	02/27/24 14:09	
EPA 6020B	Copper	0.0011J	mg/L	0.0050	02/27/24 14:09	
EPA 6020B	Vanadium	0.0010J	mg/L	0.010	02/27/24 14:09	
SM 2540C-2015	Total Dissolved Solids	199	mg/L	25.0	02/26/24 14:43	
SM 2320B-2011	Alkalinity,Bicarbonate (CaCO3)	193	mg/L	5.0	02/23/24 16:57	
SM 2320B-2011	Alkalinity, Total as CaCO3	193	mg/L	5.0	02/23/24 16:57	
EPA 300.0 Rev 2.1 1993	Chloride	1.3	mg/L	1.0	02/23/24 00:38	
EPA 300.0 Rev 2.1 1993	Sulfate	9.6	mg/L	1.0	02/23/24 00:38	
92714437008	**BOW-GWA-42**					
EPA 6010D	Zinc	0.0095J	mg/L	0.020	03/04/24 13:26	
EPA 6010D	Potassium	0.37J	mg/L	0.50	03/04/24 13:26	
EPA 6010D	Sodium	2.0	mg/L	1.0	03/04/24 13:26	
EPA 6010D	Calcium	39.4	mg/L	1.0	03/04/24 13:26	
EPA 6010D	Magnesium	15.7	mg/L	0.050	03/04/24 13:26	
EPA 6020B	Arsenic	0.0010J	mg/L	0.0050	03/04/24 17:56	
EPA 6020B	Barium	0.0070	mg/L	0.0050	03/04/24 17:56	
EPA 6020B	Beryllium	0.00014J	mg/L	0.00050	03/04/24 17:56	
EPA 6020B	Boron	0.031J	mg/L	0.040	03/04/24 17:56	
EPA 6020B	Cadmium	0.00016J	mg/L	0.00050	03/04/24 17:56	
EPA 6020B	Vanadium	0.0015J	mg/L	0.010	03/04/24 17:56	
SM 2320B-2011	Alkalinity,Bicarbonate (CaCO3)	156	mg/L	5.0	02/27/24 21:49	
SM 2320B-2011	Alkalinity, Total as CaCO3	156	mg/L	5.0	02/27/24 21:49	
SM 2540C-2015	Total Dissolved Solids	146	mg/L	25.0	02/25/24 12:32	
EPA 300.0 Rev 2.1 1993	Chloride	2.4	mg/L	1.0	02/24/24 21:11	
EPA 300.0 Rev 2.1 1993	Sulfate	1.2	mg/L	1.0	02/24/24 21:11	
92714437009	**BOW-GWA-43**					
EPA 6010D	Iron	0.067	mg/L	0.040	03/04/24 13:29	
EPA 6010D	Manganese	0.015J	mg/L	0.040	03/04/24 13:29	
EPA 6010D	Potassium	0.35J	mg/L	0.50	03/04/24 13:29	
EPA 6010D	Sodium	1.4	mg/L	1.0	03/04/24 13:29	
EPA 6010D	Calcium	2.0	mg/L	1.0	03/04/24 13:29	
EPA 6010D	Magnesium	0.44	mg/L	0.050	03/04/24 13:29	
EPA 6020B	Barium	0.011	mg/L	0.0050	03/04/24 18:00	
EPA 6020B	Boron	0.020J	mg/L	0.040	03/04/24 18:00	
EPA 6020B	Copper	0.00068J	mg/L	0.0050	03/04/24 18:00	
EPA 6020B	Vanadium	0.0017J	mg/L	0.010	03/04/24 18:00	

REPORT OF LABORATORY ANALYSIS

This report shall not be reproduced, except in full,
without the written consent of Pace Analytical Services, LLC.

Pace Analytical Services, LLC
9800 Kincey Ave. Suite 100
Huntersville, NC 28078
(704)875-9092

SUMMARY OF DETECTION

Project: Bowen LF Cells 9&10
Pace Project No.: 92714437

Lab Sample ID / Method	Client Sample ID / Parameters	Result	Units	Report Limit	Analyzed	Qualifiers
92714437009	**BOW-GWA-43**					
SM 2320B-2011	Alkalinity,Bicarbonate (CaCO3)	6.0	mg/L	5.0	02/27/24 21:59	
SM 2320B-2011	Alkalinity, Total as CaCO3	6.0	mg/L	5.0	02/27/24 21:59	
EPA 300.0 Rev 2.1 1993	Chloride	1.2	mg/L	1.0	02/24/24 22:22	
92714437010	**BOW-GWA-43R**					
EPA 6010D	Iron	0.036J	mg/L	0.040	03/04/24 13:31	
EPA 6010D	Potassium	0.71	mg/L	0.50	03/04/24 13:31	
EPA 6010D	Sodium	1.5	mg/L	1.0	03/04/24 13:31	
EPA 6010D	Calcium	31.4	mg/L	1.0	03/04/24 13:31	
EPA 6010D	Magnesium	17.0	mg/L	0.050	03/04/24 13:31	
EPA 6020B	Antimony	0.0015J	mg/L	0.0030	03/04/24 18:20	
EPA 6020B	Barium	0.0074	mg/L	0.0050	03/04/24 18:20	
EPA 6020B	Vanadium	0.0016J	mg/L	0.010	03/04/24 18:20	
SM 2320B-2011	Alkalinity,Bicarbonate (CaCO3)	145	mg/L	5.0	02/27/24 22:13	
SM 2320B-2011	Alkalinity, Total as CaCO3	145	mg/L	5.0	02/27/24 22:13	
SM 2540C-2015	Total Dissolved Solids	136	mg/L	25.0	02/25/24 12:32	
EPA 300.0 Rev 2.1 1993	Chloride	2.0	mg/L	1.0	02/24/24 22:36	
EPA 300.0 Rev 2.1 1993	Sulfate	2.8	mg/L	1.0	02/24/24 22:36	
92714437011	**BOW-GWC-44**					
EPA 6010D	Manganese	0.048	mg/L	0.040	03/04/24 13:34	
EPA 6010D	Potassium	1.1	mg/L	0.50	03/04/24 13:34	
EPA 6010D	Sodium	2.4	mg/L	1.0	03/04/24 13:34	
EPA 6010D	Calcium	7.6	mg/L	1.0	03/04/24 13:34	
EPA 6010D	Magnesium	1.5	mg/L	0.050	03/04/24 13:34	
EPA 6020B	Barium	0.033	mg/L	0.0050	03/04/24 18:24	
EPA 6020B	Cobalt	0.0016J	mg/L	0.0050	03/04/24 18:24	
EPA 6020B	Copper	0.00050J	mg/L	0.0050	03/04/24 18:24	
EPA 6020B	Lead	0.00041J	mg/L	0.0010	03/04/24 18:24	
EPA 6020B	Vanadium	0.00096J	mg/L	0.010	03/04/24 18:24	
SM 2540C-2015	Total Dissolved Solids	48.0	mg/L	25.0	02/25/24 12:33	
EPA 300.0 Rev 2.1 1993	Chloride	4.8	mg/L	1.0	02/24/24 22:51	
EPA 300.0 Rev 2.1 1993	Sulfate	18.6	mg/L	1.0	02/24/24 22:51	
92714437012	**BOW-GWC-45**					
EPA 6010D	Manganese	0.031J	mg/L	0.040	03/04/24 13:37	
EPA 6010D	Potassium	0.29J	mg/L	0.50	03/04/24 13:37	
EPA 6010D	Sodium	1.8	mg/L	1.0	03/04/24 13:37	
EPA 6010D	Calcium	1.0	mg/L	1.0	03/04/24 13:37	
EPA 6010D	Magnesium	0.63	mg/L	0.050	03/04/24 13:37	
EPA 6020B	Antimony	0.00062J	mg/L	0.0030	03/04/24 18:27	
EPA 6020B	Barium	0.0078	mg/L	0.0050	03/04/24 18:27	
EPA 6020B	Cobalt	0.0014J	mg/L	0.0050	03/04/24 18:27	
EPA 6020B	Copper	0.00067J	mg/L	0.0050	03/04/24 18:27	
EPA 6020B	Lead	0.00021J	mg/L	0.0010	03/04/24 18:27	
EPA 6020B	Vanadium	0.00097J	mg/L	0.010	03/04/24 18:27	
EPA 300.0 Rev 2.1 1993	Chloride	0.76J	mg/L	1.0	02/24/24 23:05	

This report shall not be reproduced, except in full,
without the written consent of Pace Analytical Services, LLC.

Pace Analytical Services, LLC
9800 Kincey Ave. Suite 100
Huntersville, NC 28078
(704)875-9092

SUMMARY OF DETECTION

Project: Bowen LF Cells 9&10
Pace Project No.: 92714437

Lab Sample ID / Method	Client Sample ID / Parameters	Result	Units	Report Limit	Analyzed	Qualifiers
92714437013	**BOW-GWC-45R**					
EPA 6010D	Potassium	0.81	mg/L	0.50	03/04/24 13:40	
EPA 6010D	Sodium	2.0	mg/L	1.0	03/04/24 13:40	
EPA 6010D	Calcium	41.5	mg/L	1.0	03/04/24 13:40	
EPA 6010D	Magnesium	22.0	mg/L	0.050	03/04/24 13:40	
EPA 6020B	Barium	0.020	mg/L	0.0050	03/04/24 18:31	
EPA 6020B	Vanadium	0.00090J	mg/L	0.010	03/04/24 18:31	
SM 2320B-2011	Alkalinity,Bicarbonate (CaCO3)	186	mg/L	5.0	02/27/24 22:31	
SM 2320B-2011	Alkalinity, Total as CaCO3	186	mg/L	5.0	02/27/24 22:31	
SM 2540C-2015	Total Dissolved Solids	181	mg/L	25.0	02/25/24 12:33	
EPA 300.0 Rev 2.1 1993	Chloride	3.2	mg/L	1.0	02/24/24 23:19	
EPA 300.0 Rev 2.1 1993	Sulfate	3.7	mg/L	1.0	02/24/24 23:19	
92714437014	**BOW-LF9-10-FD-07**					
EPA 6010D	Zinc	0.0093J	mg/L	0.020	03/04/24 13:42	
EPA 6010D	Potassium	0.38J	mg/L	0.50	03/04/24 13:42	
EPA 6010D	Sodium	1.9	mg/L	1.0	03/04/24 13:42	
EPA 6010D	Calcium	38.5	mg/L	1.0	03/04/24 13:42	
EPA 6010D	Magnesium	15.2	mg/L	0.050	03/04/24 13:42	
EPA 6020B	Barium	0.0068	mg/L	0.0050	03/04/24 18:38	
EPA 6020B	Beryllium	0.00016J	mg/L	0.00050	03/04/24 18:38	
EPA 6020B	Cadmium	0.00015J	mg/L	0.00050	03/04/24 18:38	
EPA 6020B	Vanadium	0.0011J	mg/L	0.010	03/04/24 18:38	
SM 2320B-2011	Alkalinity,Bicarbonate (CaCO3)	155	mg/L	5.0	02/27/24 22:41	
SM 2320B-2011	Alkalinity, Total as CaCO3	155	mg/L	5.0	02/27/24 22:41	
SM 2540C-2015	Total Dissolved Solids	150	mg/L	25.0	02/25/24 12:33	
EPA 300.0 Rev 2.1 1993	Chloride	2.4	mg/L	1.0	02/24/24 23:34	
EPA 300.0 Rev 2.1 1993	Sulfate	1.2	mg/L	1.0	02/24/24 23:34	
92714437016	**BOW-GWC-46R**					
EPA 6010D	Potassium	2.1	mg/L	0.50	03/04/24 13:48	
EPA 6010D	Sodium	11.7	mg/L	1.0	03/04/24 13:48	
EPA 6010D	Calcium	39.6	mg/L	1.0	03/04/24 13:48	
EPA 6010D	Magnesium	21.4	mg/L	0.050	03/04/24 13:48	
EPA 6020B	Barium	0.011	mg/L	0.0050	03/05/24 17:58	
EPA 6020B	Chromium	0.0066	mg/L	0.0050	03/05/24 17:58	
SM 2320B-2011	Alkalinity,Bicarbonate (CaCO3)	211	mg/L	5.0	03/02/24 18:54	
SM 2320B-2011	Alkalinity, Total as CaCO3	211	mg/L	5.0	03/02/24 18:54	
SM 2540C-2015	Total Dissolved Solids	215	mg/L	25.0	02/25/24 12:33	
EPA 300.0 Rev 2.1 1993	Chloride	4.2	mg/L	1.0	02/24/24 23:48	
EPA 300.0 Rev 2.1 1993	Sulfate	3.9	mg/L	1.0	02/24/24 23:48	
92714437017	**BOW-GWC-47**					
EPA 6010D	Zinc	0.060	mg/L	0.020	03/04/24 13:56	
EPA 6010D	Potassium	0.72	mg/L	0.50	03/04/24 13:56	
EPA 6010D	Sodium	2.8	mg/L	1.0	03/04/24 13:56	
EPA 6010D	Calcium	22.1	mg/L	1.0	03/04/24 13:56	
EPA 6010D	Magnesium	11.7	mg/L	0.050	03/04/24 13:56	
EPA 6020B	Antimony	0.0013J	mg/L	0.0030	03/05/24 18:13	
EPA 6020B	Barium	0.0087	mg/L	0.0050	03/05/24 18:13	

This report shall not be reproduced, except in full,
without the written consent of Pace Analytical Services, LLC.

Pace Analytical Services, LLC
9800 Kincey Ave. Suite 100
Huntersville, NC 28078
(704)875-9092

SUMMARY OF DETECTION

Project: Bowen LF Cells 9&10
Pace Project No.: 92714437

Lab Sample ID / Method	Client Sample ID / Parameters	Result	Units	Report Limit	Analyzed	Qualifiers
92714437017	**BOW-GWC-47**					
EPA 6020B	Cadmium	0.00020J	mg/L	0.00050	03/05/24 18:13	
EPA 6020B	Chromium	0.0021J	mg/L	0.0050	03/05/24 18:13	
SM 2320B-2011	Alkalinity,Bicarbonate (CaCO3)	98.6	mg/L	5.0	02/29/24 19:30	
SM 2320B-2011	Alkalinity, Total as CaCO3	98.6	mg/L	5.0	02/29/24 19:30	
SM 2540C-2015	Total Dissolved Solids	105	mg/L	25.0	02/25/24 12:34	
EPA 300.0 Rev 2.1 1993	Chloride	1.9	mg/L	1.0	02/25/24 00:02	
EPA 300.0 Rev 2.1 1993	Fluoride	0.059J	mg/L	0.10	02/25/24 00:02	
EPA 300.0 Rev 2.1 1993	Sulfate	5.9	mg/L	1.0	02/25/24 00:02	
92714437018	**BOW-GWC-47R**					
EPA 6010D	Potassium	1.7	mg/L	0.50	03/04/24 13:58	
EPA 6010D	Sodium	3.8	mg/L	1.0	03/04/24 13:58	
EPA 6010D	Calcium	28.7	mg/L	1.0	03/04/24 13:58	
EPA 6010D	Magnesium	6.6	mg/L	0.050	03/04/24 13:58	
EPA 6020B	Antimony	0.0013J	mg/L	0.0030	03/05/24 18:16	
EPA 6020B	Barium	0.0075	mg/L	0.0050	03/05/24 18:16	
EPA 6020B	Chromium	0.0046J	mg/L	0.0050	03/05/24 18:16	
SM 2320B-2011	Alkalinity,Bicarbonate (CaCO3)	97.5	mg/L	5.0	02/29/24 20:29	
SM 2320B-2011	Alkalinity, Total as CaCO3	97.5	mg/L	5.0	02/29/24 20:29	
SM 2540C-2015	Total Dissolved Solids	114	mg/L	25.0	02/25/24 12:34	
EPA 300.0 Rev 2.1 1993	Chloride	1.5	mg/L	1.0	02/25/24 00:45	
EPA 300.0 Rev 2.1 1993	Fluoride	0.095J	mg/L	0.10	02/25/24 00:45	
EPA 300.0 Rev 2.1 1993	Sulfate	6.8	mg/L	1.0	02/25/24 00:45	
92714437019	**BOW-GWC-48**					
EPA 6010D	Manganese	0.31	mg/L	0.040	03/04/24 14:01	
EPA 6010D	Zinc	0.011J	mg/L	0.020	03/04/24 14:01	
EPA 6010D	Potassium	0.36J	mg/L	0.50	03/04/24 14:01	
EPA 6010D	Sodium	3.6	mg/L	1.0	03/04/24 14:01	
EPA 6010D	Calcium	4.2	mg/L	1.0	03/04/24 14:01	
EPA 6010D	Magnesium	2.4	mg/L	0.050	03/04/24 14:01	
EPA 6020B	Barium	0.049	mg/L	0.0050	03/05/24 18:20	
EPA 6020B	Beryllium	0.00050J	mg/L	0.00050	03/05/24 18:20	
EPA 6020B	Cadmium	0.00027J	mg/L	0.00050	03/05/24 18:20	
EPA 6020B	Cobalt	0.0025J	mg/L	0.0050	03/05/24 18:20	
EPA 6020B	Copper	0.00045J	mg/L	0.0050	03/05/24 18:20	
EPA 6020B	Nickel	0.0076	mg/L	0.0050	03/05/24 18:20	
EPA 6020B	Selenium	0.0011J	mg/L	0.0050	03/05/24 18:20	
EPA 7470A	Mercury	0.00071	mg/L	0.00020	03/04/24 15:34	
SM 2320B-2011	Alkalinity,Bicarbonate (CaCO3)	6.0	mg/L	5.0	02/29/24 20:37	
SM 2320B-2011	Alkalinity, Total as CaCO3	6.0	mg/L	5.0	02/29/24 20:37	
SM 2540C-2015	Total Dissolved Solids	52.0	mg/L	25.0	02/25/24 12:34	
EPA 300.0 Rev 2.1 1993	Chloride	7.1	mg/L	1.0	02/25/24 01:28	
EPA 300.0 Rev 2.1 1993	Fluoride	0.065J	mg/L	0.10	02/25/24 01:28	
EPA 300.0 Rev 2.1 1993	Sulfate	8.5	mg/L	1.0	02/25/24 01:28	
92714437020	**BOW-GWC-49R**					
EPA 6010D	Potassium	0.74	mg/L	0.50	03/04/24 14:04	
EPA 6010D	Sodium	2.0	mg/L	1.0	03/04/24 14:04	

REPORT OF LABORATORY ANALYSIS

This report shall not be reproduced, except in full,
without the written consent of Pace Analytical Services, LLC.

Pace Analytical Services, LLC
9800 Kincey Ave. Suite 100
Huntersville, NC 28078
(704)875-9092

SUMMARY OF DETECTION

Project: Bowen LF Cells 9&10
Pace Project No.: 92714437

Lab Sample ID / Method	Client Sample ID / Parameters	Result	Units	Report Limit	Analyzed	Qualifiers
92714437020	**BOW-GWC-49R**					
EPA 6010D	Calcium	26.4	mg/L	1.0	03/04/24 14:04	
EPA 6010D	Magnesium	13.6	mg/L	0.050	03/04/24 14:04	
EPA 6020B	Antimony	0.0020J	mg/L	0.0030	03/05/24 18:31	
EPA 6020B	Barium	0.011	mg/L	0.0050	03/05/24 18:31	
SM 2320B-2011	Alkalinity,Bicarbonate (CaCO3)	139	mg/L	5.0	03/01/24 16:47	
SM 2320B-2011	Alkalinity, Total as CaCO3	139	mg/L	5.0	03/01/24 16:47	
SM 2540C-2015	Total Dissolved Solids	126	mg/L	25.0	02/25/24 12:34	
EPA 300.0 Rev 2.1 1993	Chloride	1.0	mg/L	1.0	02/25/24 01:42	
EPA 300.0 Rev 2.1 1993	Sulfate	1.8	mg/L	1.0	02/25/24 01:42	
92714437021	**BOW-GWC-49Z**					
EPA 6010D	Iron	0.036J	mg/L	0.040	03/04/24 14:07	
EPA 6010D	Manganese	0.029J	mg/L	0.040	03/04/24 14:07	
EPA 6010D	Potassium	0.49J	mg/L	0.50	03/04/24 14:07	
EPA 6010D	Sodium	2.4	mg/L	1.0	03/04/24 14:07	
EPA 6010D	Calcium	0.67J	mg/L	1.0	03/04/24 14:07	
EPA 6010D	Magnesium	0.33	mg/L	0.050	03/04/24 14:07	
EPA 6020B	Barium	0.0040J	mg/L	0.0050	03/05/24 18:35	
EPA 6020B	Cobalt	0.00037J	mg/L	0.0050	03/05/24 18:35	
EPA 300.0 Rev 2.1 1993	Chloride	0.97J	mg/L	1.0	02/25/24 01:57	
EPA 300.0 Rev 2.1 1993	Sulfate	0.57J	mg/L	1.0	02/25/24 01:57	
92714437022	**BOW-LF9-10-FD-08**					
EPA 6010D	Potassium	2.2	mg/L	0.50	03/04/24 14:09	
EPA 6010D	Sodium	12.3	mg/L	1.0	03/04/24 14:09	
EPA 6010D	Calcium	40.9	mg/L	1.0	03/04/24 14:09	
EPA 6010D	Magnesium	22.0	mg/L	0.050	03/04/24 14:09	
EPA 6020B	Barium	0.011	mg/L	0.0050	03/05/24 18:39	
EPA 6020B	Chromium	0.0062	mg/L	0.0050	03/05/24 18:39	
SM 2320B-2011	Alkalinity,Bicarbonate (CaCO3)	238	mg/L	5.0	03/01/24 17:23	
SM 2320B-2011	Alkalinity, Total as CaCO3	238	mg/L	5.0	03/01/24 17:23	
SM 2540C-2015	Total Dissolved Solids	204	mg/L	25.0	02/25/24 12:34	
EPA 300.0 Rev 2.1 1993	Chloride	4.2	mg/L	1.0	02/25/24 02:11	
EPA 300.0 Rev 2.1 1993	Sulfate	3.9	mg/L	1.0	02/25/24 02:11	

This report shall not be reproduced, except in full,
without the written consent of Pace Analytical Services, LLC.

Pace Analytical Services, LLC
9800 Kincey Ave. Suite 100
Huntersville, NC 28078
(704)875-9092

ANALYTICAL RESULTS

Project: Bowen LF Cells 9&10
Pace Project No.: 92714437

Sample: BOW-GWA-39RZ **Lab ID: 92714437001** Collected: 02/19/24 14:54 Received: 02/20/24 14:30 Matrix: Water

Parameters	Results	Units	Report Limit	MDL	DF	Prepared	Analyzed	CAS No.	Qual
6010D ATL ICP	Analytical Method: EPA 6010D Preparation Method: EPA 3010A Pace Analytical Services - Peachtree Corners, GA								
Iron	**0.027J**	mg/L	0.040	0.025	1	02/28/24 14:22	03/01/24 19:16	7439-89-6	
Manganese	ND	mg/L	0.040	0.011	1	02/28/24 14:22	03/01/24 19:16	7439-96-5	
Zinc	ND	mg/L	0.020	0.0085	1	02/28/24 14:22	03/01/24 19:16	7440-66-6	
Potassium	**1.1**	mg/L	0.50	0.15	1	02/28/24 14:22	03/01/24 19:16	7440-09-7	
Sodium	**1.3**	mg/L	1.0	0.58	1	02/28/24 14:22	03/01/24 19:16	7440-23-5	
Calcium	**34.8**	mg/L	1.0	0.12	1	02/28/24 14:22	03/01/24 19:16	7440-70-2	
Magnesium	**17.5**	mg/L	0.050	0.012	1	02/28/24 14:22	03/01/24 19:16	7439-95-4	
6020 MET ICPMS	Analytical Method: EPA 6020B Preparation Method: EPA 3005A Pace Analytical Services - Peachtree Corners, GA								
Antimony	**0.0016J**	mg/L	0.0030	0.00054	1	02/23/24 14:00	02/27/24 13:43	7440-36-0	B
Arsenic	ND	mg/L	0.0050	0.00084	1	02/23/24 14:00	02/27/24 13:43	7440-38-2	
Barium	**0.015**	mg/L	0.0050	0.00047	1	02/23/24 14:00	02/27/24 13:43	7440-39-3	
Beryllium	ND	mg/L	0.00050	0.000094	1	02/23/24 14:00	02/27/24 13:43	7440-41-7	
Boron	ND	mg/L	0.040	0.012	1	02/23/24 14:00	02/27/24 13:43	7440-42-8	
Cadmium	ND	mg/L	0.00050	0.00010	1	02/23/24 14:00	02/27/24 13:43	7440-43-9	
Chromium	ND	mg/L	0.0050	0.0019	1	02/23/24 14:00	02/27/24 13:43	7440-47-3	
Cobalt	ND	mg/L	0.0050	0.00032	1	02/23/24 14:00	02/27/24 13:43	7440-48-4	
Copper	ND	mg/L	0.0050	0.00043	1	02/23/24 14:00	02/27/24 13:43	7440-50-8	
Lead	ND	mg/L	0.0010	0.00016	1	02/23/24 14:00	02/27/24 13:43	7439-92-1	
Nickel	ND	mg/L	0.0050	0.0021	1	02/23/24 14:00	02/27/24 13:43	7440-02-0	
Selenium	ND	mg/L	0.0050	0.00096	1	02/23/24 14:00	02/27/24 13:43	7782-49-2	
Silver	ND	mg/L	0.0050	0.00031	1	02/23/24 14:00	02/27/24 13:43	7440-22-4	
Thallium	ND	mg/L	0.0010	0.00038	1	02/23/24 14:00	02/27/24 13:43	7440-28-0	
Vanadium	**0.0010J**	mg/L	0.010	0.00075	1	02/23/24 14:00	02/27/24 13:43	7440-62-2	
7470 Mercury	Analytical Method: EPA 7470A Preparation Method: EPA 7470A Pace Analytical Services - Peachtree Corners, GA								
Mercury	ND	mg/L	0.00020	0.00013	1	03/04/24 11:30	03/04/24 14:28	7439-97-6	
2540C Total Dissolved Solids	Analytical Method: SM 2540C-2015 Pace Analytical Services - Peachtree Corners, GA								
Total Dissolved Solids	**177**	mg/L	25.0	25.0	1		02/26/24 14:43		
2320B Alkalinity	Analytical Method: SM 2320B-2011 Pace Analytical Services - Asheville								
Alkalinity,Bicarbonate (CaCO3)	**148**	mg/L	5.0	5.0	1		02/23/24 16:20		
Alkalinity,Carbonate (CaCO3)	ND	mg/L	5.0	5.0	1		02/23/24 16:20		
Alkalinity, Total as CaCO3	**148**	mg/L	5.0	5.0	1		02/23/24 16:20		
300.0 IC Anions 28 Days	Analytical Method: EPA 300.0 Rev 2.1 1993 Pace Analytical Services - Asheville								
Chloride	**1.4**	mg/L	1.0	0.60	1		02/22/24 22:10	16887-00-6	
Fluoride	ND	mg/L	0.10	0.050	1		02/22/24 22:10	16984-48-8	

REPORT OF LABORATORY ANALYSIS

This report shall not be reproduced, except in full,
without the written consent of Pace Analytical Services, LLC.

Pace Analytical Services, LLC
9800 Kincey Ave. Suite 100
Huntersville, NC 28078
(704)875-9092

ANALYTICAL RESULTS

Project: Bowen LF Cells 9&10
Pace Project No.: 92714437

Sample: BOW-GWA-39RZ **Lab ID: 92714437001** Collected: 02/19/24 14:54 Received: 02/20/24 14:30 Matrix: Water

Parameters	Results	Units	Report Limit	MDL	DF	Prepared	Analyzed	CAS No.	Qual
300.0 IC Anions 28 Days	Analytical Method: EPA 300.0 Rev 2.1 1993 Pace Analytical Services - Asheville								
Sulfate	**4.0**	mg/L	1.0	0.50	1		02/22/24 22:10	14808-79-8	

REPORT OF LABORATORY ANALYSIS

This report shall not be reproduced, except in full,
without the written consent of Pace Analytical Services, LLC.

Pace Analytical Services, LLC
9800 Kincey Ave. Suite 100
Huntersville, NC 28078
(704)875-9092

ANALYTICAL RESULTS

Project: Bowen LF Cells 9&10
Pace Project No.: 92714437

Sample: BOW-GWA-39Z **Lab ID: 92714437002** Collected: 02/19/24 16:22 Received: 02/20/24 14:30 Matrix: Water

Parameters	Results	Units	Report Limit	MDL	DF	Prepared	Analyzed	CAS No.	Qual
6010D ATL ICP	Analytical Method: EPA 6010D Preparation Method: EPA 3010A Pace Analytical Services - Peachtree Corners, GA								
Iron	ND	mg/L	0.040	0.025	1	02/28/24 14:22	03/01/24 19:24	7439-89-6	
Manganese	ND	mg/L	0.040	0.011	1	02/28/24 14:22	03/01/24 19:24	7439-96-5	
Zinc	ND	mg/L	0.020	0.0085	1	02/28/24 14:22	03/01/24 19:24	7440-66-6	
Potassium	**1.2**	mg/L	0.50	0.15	1	02/28/24 14:22	03/01/24 19:24	7440-09-7	
Sodium	**2.4**	mg/L	1.0	0.58	1	02/28/24 14:22	03/01/24 19:24	7440-23-5	
Calcium	**10.8**	mg/L	1.0	0.12	1	02/28/24 14:22	03/01/24 19:24	7440-70-2	
Magnesium	**5.7**	mg/L	0.050	0.012	1	02/28/24 14:22	03/01/24 19:24	7439-95-4	
6020 MET ICPMS	Analytical Method: EPA 6020B Preparation Method: EPA 3005A Pace Analytical Services - Peachtree Corners, GA								
Antimony	**0.00081J**	mg/L	0.0030	0.00054	1	02/23/24 14:00	02/27/24 13:47	7440-36-0	B
Arsenic	ND	mg/L	0.0050	0.00084	1	02/23/24 14:00	02/27/24 13:47	7440-38-2	
Barium	**0.013**	mg/L	0.0050	0.00047	1	02/23/24 14:00	02/27/24 13:47	7440-39-3	
Beryllium	ND	mg/L	0.00050	0.000094	1	02/23/24 14:00	02/27/24 13:47	7440-41-7	
Boron	ND	mg/L	0.040	0.012	1	02/23/24 14:00	02/27/24 13:47	7440-42-8	
Cadmium	ND	mg/L	0.00050	0.00010	1	02/23/24 14:00	02/27/24 13:47	7440-43-9	
Chromium	ND	mg/L	0.0050	0.0019	1	02/23/24 14:00	02/27/24 13:47	7440-47-3	
Cobalt	ND	mg/L	0.0050	0.00032	1	02/23/24 14:00	02/27/24 13:47	7440-48-4	
Copper	ND	mg/L	0.0050	0.00043	1	02/23/24 14:00	02/27/24 13:47	7440-50-8	
Lead	ND	mg/L	0.0010	0.00016	1	02/23/24 14:00	02/27/24 13:47	7439-92-1	
Nickel	ND	mg/L	0.0050	0.0021	1	02/23/24 14:00	02/27/24 13:47	7440-02-0	
Selenium	ND	mg/L	0.0050	0.00096	1	02/23/24 14:00	02/27/24 13:47	7782-49-2	
Silver	ND	mg/L	0.0050	0.00031	1	02/23/24 14:00	02/27/24 13:47	7440-22-4	
Thallium	ND	mg/L	0.0010	0.00038	1	02/23/24 14:00	02/27/24 13:47	7440-28-0	
Vanadium	ND	mg/L	0.010	0.00075	1	02/23/24 14:00	02/27/24 13:47	7440-62-2	
7470 Mercury	Analytical Method: EPA 7470A Preparation Method: EPA 7470A Pace Analytical Services - Peachtree Corners, GA								
Mercury	ND	mg/L	0.00020	0.00013	1	03/04/24 11:30	03/04/24 14:44	7439-97-6	
2540C Total Dissolved Solids	Analytical Method: SM 2540C-2015 Pace Analytical Services - Peachtree Corners, GA								
Total Dissolved Solids	**63.0**	mg/L	25.0	25.0	1		02/26/24 14:43		
2320B Alkalinity	Analytical Method: SM 2320B-2011 Pace Analytical Services - Asheville								
Alkalinity,Bicarbonate (CaCO3)	**53.2**	mg/L	5.0	5.0	1		02/23/24 16:31		
Alkalinity,Carbonate (CaCO3)	ND	mg/L	5.0	5.0	1		02/23/24 16:31		
Alkalinity, Total as CaCO3	**53.2**	mg/L	5.0	5.0	1		02/23/24 16:31		
300.0 IC Anions 28 Days	Analytical Method: EPA 300.0 Rev 2.1 1993 Pace Analytical Services - Asheville								
Chloride	**1.0**	mg/L	1.0	0.60	1		02/22/24 22:25	16887-00-6	
Fluoride	**0.057J**	mg/L	0.10	0.050	1		02/22/24 22:25	16984-48-8	

REPORT OF LABORATORY ANALYSIS

This report shall not be reproduced, except in full,
without the written consent of Pace Analytical Services, LLC.

Pace Analytical Services, LLC
9800 Kincey Ave. Suite 100
Huntersville, NC 28078
(704)875-9092

ANALYTICAL RESULTS

Project: Bowen LF Cells 9&10
Pace Project No.: 92714437

Sample: BOW-GWA-39Z **Lab ID: 92714437002** Collected: 02/19/24 16:22 Received: 02/20/24 14:30 Matrix: Water

Parameters	Results	Units	Report Limit	MDL	DF	Prepared	Analyzed	CAS No.	Qual
300.0 IC Anions 28 Days	Analytical Method: EPA 300.0 Rev 2.1 1993 Pace Analytical Services - Asheville								
Sulfate	**1.1**	mg/L	1.0	0.50	1		02/22/24 22:25	14808-79-8	

REPORT OF LABORATORY ANALYSIS

This report shall not be reproduced, except in full,
without the written consent of Pace Analytical Services, LLC.

Pace Analytical Services, LLC
9800 Kincey Ave. Suite 100
Huntersville, NC 28078
(704)875-9092

ANALYTICAL RESULTS

Project: Bowen LF Cells 9&10
Pace Project No.: 92714437

Sample: BOW-GWA-40 **Lab ID: 92714437003** Collected: 02/19/24 11:00 Received: 02/20/24 14:30 Matrix: Water

Parameters	Results	Units	Report Limit	MDL	DF	Prepared	Analyzed	CAS No.	Qual
6010D ATL ICP	Analytical Method: EPA 6010D Preparation Method: EPA 3010A Pace Analytical Services - Peachtree Corners, GA								
Iron	ND	mg/L	0.040	0.025	1	02/28/24 14:22	03/01/24 19:27	7439-89-6	
Manganese	ND	mg/L	0.040	0.011	1	02/28/24 14:22	03/01/24 19:27	7439-96-5	
Zinc	ND	mg/L	0.020	0.0085	1	02/28/24 14:22	03/01/24 19:27	7440-66-6	
Potassium	**0.95**	mg/L	0.50	0.15	1	02/28/24 14:22	03/01/24 19:27	7440-09-7	
Sodium	**1.4**	mg/L	1.0	0.58	1	02/28/24 14:22	03/01/24 19:27	7440-23-5	
Calcium	**22.1**	mg/L	1.0	0.12	1	02/28/24 14:22	03/01/24 19:27	7440-70-2	
Magnesium	**11.7**	mg/L	0.050	0.012	1	02/28/24 14:22	03/01/24 19:27	7439-95-4	
6020 MET ICPMS	Analytical Method: EPA 6020B Preparation Method: EPA 3005A Pace Analytical Services - Peachtree Corners, GA								
Antimony	ND	mg/L	0.0030	0.00054	1	02/23/24 14:00	02/27/24 14:02	7440-36-0	
Arsenic	ND	mg/L	0.0050	0.00084	1	02/23/24 14:00	02/27/24 14:02	7440-38-2	
Barium	**0.0083**	mg/L	0.0050	0.00047	1	02/23/24 14:00	02/27/24 14:02	7440-39-3	
Beryllium	ND	mg/L	0.00050	0.000094	1	02/23/24 14:00	02/27/24 14:02	7440-41-7	
Boron	ND	mg/L	0.040	0.012	1	02/23/24 14:00	02/27/24 14:02	7440-42-8	
Cadmium	ND	mg/L	0.00050	0.00010	1	02/23/24 14:00	02/27/24 14:02	7440-43-9	
Chromium	ND	mg/L	0.0050	0.0019	1	02/23/24 14:00	02/27/24 14:02	7440-47-3	
Cobalt	ND	mg/L	0.0050	0.00032	1	02/23/24 14:00	02/27/24 14:02	7440-48-4	
Copper	ND	mg/L	0.0050	0.00043	1	02/23/24 14:00	02/27/24 14:02	7440-50-8	
Lead	ND	mg/L	0.0010	0.00016	1	02/23/24 14:00	02/27/24 14:02	7439-92-1	
Nickel	ND	mg/L	0.0050	0.0021	1	02/23/24 14:00	02/27/24 14:02	7440-02-0	
Selenium	ND	mg/L	0.0050	0.00096	1	02/23/24 14:00	02/27/24 14:02	7782-49-2	
Silver	ND	mg/L	0.0050	0.00031	1	02/23/24 14:00	02/27/24 14:02	7440-22-4	
Thallium	ND	mg/L	0.0010	0.00038	1	02/23/24 14:00	02/27/24 14:02	7440-28-0	
Vanadium	ND	mg/L	0.010	0.00075	1	02/23/24 14:00	02/27/24 14:02	7440-62-2	
7470 Mercury	Analytical Method: EPA 7470A Preparation Method: EPA 7470A Pace Analytical Services - Peachtree Corners, GA								
Mercury	ND	mg/L	0.00020	0.00013	1	03/04/24 11:30	03/04/24 14:46	7439-97-6	
2540C Total Dissolved Solids	Analytical Method: SM 2540C-2015 Pace Analytical Services - Peachtree Corners, GA								
Total Dissolved Solids	**108**	mg/L	25.0	25.0	1		02/26/24 14:43		
2320B Alkalinity	Analytical Method: SM 2320B-2011 Pace Analytical Services - Asheville								
Alkalinity,Bicarbonate (CaCO3)	**104**	mg/L	5.0	5.0	1		02/23/24 16:38		
Alkalinity,Carbonate (CaCO3)	ND	mg/L	5.0	5.0	1		02/23/24 16:38		
Alkalinity, Total as CaCO3	**104**	mg/L	5.0	5.0	1		02/23/24 16:38		
300.0 IC Anions 28 Days	Analytical Method: EPA 300.0 Rev 2.1 1993 Pace Analytical Services - Asheville								
Chloride	**0.75J**	mg/L	1.0	0.60	1		02/22/24 22:40	16887-00-6	
Fluoride	ND	mg/L	0.10	0.050	1		02/22/24 22:40	16984-48-8	

REPORT OF LABORATORY ANALYSIS

This report shall not be reproduced, except in full,
without the written consent of Pace Analytical Services, LLC.

Pace Analytical Services, LLC
9800 Kincey Ave. Suite 100
Huntersville, NC 28078
(704)875-9092

ANALYTICAL RESULTS

Project: Bowen LF Cells 9&10
Pace Project No.: 92714437

Sample: BOW-GWA-40 **Lab ID: 92714437003** Collected: 02/19/24 11:00 Received: 02/20/24 14:30 Matrix: Water

Parameters	Results	Units	Report Limit	MDL	DF	Prepared	Analyzed	CAS No.	Qual
300.0 IC Anions 28 Days	Analytical Method: EPA 300.0 Rev 2.1 1993 Pace Analytical Services - Asheville								
Sulfate	**1.2**	mg/L	1.0	0.50	1		02/22/24 22:40	14808-79-8	

REPORT OF LABORATORY ANALYSIS

This report shall not be reproduced, except in full,
without the written consent of Pace Analytical Services, LLC.

Pace Analytical Services, LLC
9800 Kincey Ave. Suite 100
Huntersville, NC 28078
(704)875-9092

ANALYTICAL RESULTS

Project: Bowen LF Cells 9&10
Pace Project No.: 92714437

Sample: BOW-GWA-41 **Lab ID: 92714437004** Collected: 02/19/24 13:51 Received: 02/20/24 14:30 Matrix: Water

Parameters	Results	Units	Report Limit	MDL	DF	Prepared	Analyzed	CAS No.	Qual
6010D ATL ICP	Analytical Method: EPA 6010D Preparation Method: EPA 3010A Pace Analytical Services - Peachtree Corners, GA								
Iron	**0.081**	mg/L	0.040	0.025	1	02/28/24 14:22	03/01/24 19:29	7439-89-6	
Manganese	ND	mg/L	0.040	0.011	1	02/28/24 14:22	03/01/24 19:29	7439-96-5	
Zinc	ND	mg/L	0.020	0.0085	1	02/28/24 14:22	03/01/24 19:29	7440-66-6	
Potassium	**0.77**	mg/L	0.50	0.15	1	02/28/24 14:22	03/01/24 19:29	7440-09-7	
Sodium	**0.90J**	mg/L	1.0	0.58	1	02/28/24 14:22	03/01/24 19:29	7440-23-5	
Calcium	**24.9**	mg/L	1.0	0.12	1	02/28/24 14:22	03/01/24 19:29	7440-70-2	
Magnesium	**13.2**	mg/L	0.050	0.012	1	02/28/24 14:22	03/01/24 19:29	7439-95-4	
6020 MET ICPMS	Analytical Method: EPA 6020B Preparation Method: EPA 3005A Pace Analytical Services - Peachtree Corners, GA								
Antimony	ND	mg/L	0.0030	0.00054	1	02/23/24 14:00	02/27/24 14:06	7440-36-0	
Arsenic	ND	mg/L	0.0050	0.00084	1	02/23/24 14:00	02/27/24 14:06	7440-38-2	
Barium	**0.017**	mg/L	0.0050	0.00047	1	02/23/24 14:00	02/27/24 14:06	7440-39-3	
Beryllium	ND	mg/L	0.00050	0.000094	1	02/23/24 14:00	02/27/24 14:06	7440-41-7	
Boron	ND	mg/L	0.040	0.012	1	02/23/24 14:00	02/27/24 14:06	7440-42-8	
Cadmium	ND	mg/L	0.00050	0.00010	1	02/23/24 14:00	02/27/24 14:06	7440-43-9	
Chromium	ND	mg/L	0.0050	0.0019	1	02/23/24 14:00	02/27/24 14:06	7440-47-3	
Cobalt	ND	mg/L	0.0050	0.00032	1	02/23/24 14:00	02/27/24 14:06	7440-48-4	
Copper	ND	mg/L	0.0050	0.00043	1	02/23/24 14:00	02/27/24 14:06	7440-50-8	
Lead	ND	mg/L	0.0010	0.00016	1	02/23/24 14:00	02/27/24 14:06	7439-92-1	
Nickel	ND	mg/L	0.0050	0.0021	1	02/23/24 14:00	02/27/24 14:06	7440-02-0	
Selenium	ND	mg/L	0.0050	0.00096	1	02/23/24 14:00	02/27/24 14:06	7782-49-2	
Silver	ND	mg/L	0.0050	0.00031	1	02/23/24 14:00	02/27/24 14:06	7440-22-4	
Thallium	ND	mg/L	0.0010	0.00038	1	02/23/24 14:00	02/27/24 14:06	7440-28-0	
Vanadium	ND	mg/L	0.010	0.00075	1	02/23/24 14:00	02/27/24 14:06	7440-62-2	
7470 Mercury	Analytical Method: EPA 7470A Preparation Method: EPA 7470A Pace Analytical Services - Peachtree Corners, GA								
Mercury	ND	mg/L	0.00020	0.00013	1	03/04/24 11:30	03/04/24 14:49	7439-97-6	
2540C Total Dissolved Solids	Analytical Method: SM 2540C-2015 Pace Analytical Services - Peachtree Corners, GA								
Total Dissolved Solids	**130**	mg/L	25.0	25.0	1		02/26/24 14:43		
2320B Alkalinity	Analytical Method: SM 2320B-2011 Pace Analytical Services - Asheville								
Alkalinity,Bicarbonate (CaCO3)	**116**	mg/L	5.0	5.0	1		02/23/24 16:47		
Alkalinity,Carbonate (CaCO3)	ND	mg/L	5.0	5.0	1		02/23/24 16:47		
Alkalinity, Total as CaCO3	**116**	mg/L	5.0	5.0	1		02/23/24 16:47		
300.0 IC Anions 28 Days	Analytical Method: EPA 300.0 Rev 2.1 1993 Pace Analytical Services - Asheville								
Chloride	**1.2**	mg/L	1.0	0.60	1		02/22/24 23:24	16887-00-6	
Fluoride	ND	mg/L	0.10	0.050	1		02/22/24 23:24	16984-48-8	

REPORT OF LABORATORY ANALYSIS

This report shall not be reproduced, except in full,
without the written consent of Pace Analytical Services, LLC.

Pace Analytical Services, LLC
9800 Kincey Ave. Suite 100
Huntersville, NC 28078
(704)875-9092

ANALYTICAL RESULTS

Project: Bowen LF Cells 9&10
Pace Project No.: 92714437

Sample: BOW-GWA-41 **Lab ID: 92714437004** Collected: 02/19/24 13:51 Received: 02/20/24 14:30 Matrix: Water

Parameters	Results	Units	Report Limit	MDL	DF	Prepared	Analyzed	CAS No.	Qual
300.0 IC Anions 28 Days	Analytical Method: EPA 300.0 Rev 2.1 1993 Pace Analytical Services - Asheville								
Sulfate	**4.2**	mg/L	1.0	0.50	1		02/22/24 23:24	14808-79-8	

REPORT OF LABORATORY ANALYSIS

This report shall not be reproduced, except in full,
without the written consent of Pace Analytical Services, LLC.

Pace Analytical Services, LLC
9800 Kincey Ave. Suite 100
Huntersville, NC 28078
(704)875-9092

ANALYTICAL RESULTS

Project: Bowen LF Cells 9&10
Pace Project No.: 92714437

Sample: BOW-GWA-41R **Lab ID: 92714437005** Collected: 02/19/24 16:33 Received: 02/20/24 14:30 Matrix: Water

Parameters	Results	Units	Report Limit	MDL	DF	Prepared	Analyzed	CAS No.	Qual
6010D ATL ICP	Analytical Method: EPA 6010D Preparation Method: EPA 3010A Pace Analytical Services - Peachtree Corners, GA								
Iron	**0.12**	mg/L	0.040	0.025	1	02/28/24 14:22	03/01/24 19:32	7439-89-6	
Manganese	ND	mg/L	0.040	0.011	1	02/28/24 14:22	03/01/24 19:32	7439-96-5	
Zinc	ND	mg/L	0.020	0.0085	1	02/28/24 14:22	03/01/24 19:32	7440-66-6	
Potassium	**2.1**	mg/L	0.50	0.15	1	02/28/24 14:22	03/01/24 19:32	7440-09-7	
Sodium	**0.79J**	mg/L	1.0	0.58	1	02/28/24 14:22	03/01/24 19:32	7440-23-5	
Calcium	**44.9**	mg/L	1.0	0.12	1	02/28/24 14:22	03/01/24 19:32	7440-70-2	
Magnesium	**22.1**	mg/L	0.050	0.012	1	02/28/24 14:22	03/01/24 19:32	7439-95-4	
6020 MET ICPMS	Analytical Method: EPA 6020B Preparation Method: EPA 3005A Pace Analytical Services - Peachtree Corners, GA								
Antimony	ND	mg/L	0.0030	0.00054	1	02/23/24 14:00	02/27/24 14:09	7440-36-0	
Arsenic	ND	mg/L	0.0050	0.00084	1	02/23/24 14:00	02/27/24 14:09	7440-38-2	
Barium	**0.027**	mg/L	0.0050	0.00047	1	02/23/24 14:00	02/27/24 14:09	7440-39-3	
Beryllium	ND	mg/L	0.00050	0.000094	1	02/23/24 14:00	02/27/24 14:09	7440-41-7	
Boron	**0.012J**	mg/L	0.040	0.012	1	02/23/24 14:00	02/27/24 14:09	7440-42-8	
Cadmium	ND	mg/L	0.00050	0.00010	1	02/23/24 14:00	02/27/24 14:09	7440-43-9	
Chromium	ND	mg/L	0.0050	0.0019	1	02/23/24 14:00	02/27/24 14:09	7440-47-3	
Cobalt	ND	mg/L	0.0050	0.00032	1	02/23/24 14:00	02/27/24 14:09	7440-48-4	
Copper	**0.0011J**	mg/L	0.0050	0.00043	1	02/23/24 14:00	02/27/24 14:09	7440-50-8	
Lead	ND	mg/L	0.0010	0.00016	1	02/23/24 14:00	02/27/24 14:09	7439-92-1	
Nickel	ND	mg/L	0.0050	0.0021	1	02/23/24 14:00	02/27/24 14:09	7440-02-0	
Selenium	ND	mg/L	0.0050	0.00096	1	02/23/24 14:00	02/27/24 14:09	7782-49-2	
Silver	ND	mg/L	0.0050	0.00031	1	02/23/24 14:00	02/27/24 14:09	7440-22-4	
Thallium	ND	mg/L	0.0010	0.00038	1	02/23/24 14:00	02/27/24 14:09	7440-28-0	
Vanadium	**0.0010J**	mg/L	0.010	0.00075	1	02/23/24 14:00	02/27/24 14:09	7440-62-2	
7470 Mercury	Analytical Method: EPA 7470A Preparation Method: EPA 7470A Pace Analytical Services - Peachtree Corners, GA								
Mercury	ND	mg/L	0.00020	0.00013	1	03/04/24 11:30	03/04/24 14:52	7439-97-6	
2540C Total Dissolved Solids	Analytical Method: SM 2540C-2015 Pace Analytical Services - Peachtree Corners, GA								
Total Dissolved Solids	**199**	mg/L	25.0	25.0	1		02/26/24 14:43		
2320B Alkalinity	Analytical Method: SM 2320B-2011 Pace Analytical Services - Asheville								
Alkalinity,Bicarbonate (CaCO3)	**193**	mg/L	5.0	5.0	1		02/23/24 16:57		
Alkalinity,Carbonate (CaCO3)	ND	mg/L	5.0	5.0	1		02/23/24 16:57		
Alkalinity, Total as CaCO3	**193**	mg/L	5.0	5.0	1		02/23/24 16:57		
300.0 IC Anions 28 Days	Analytical Method: EPA 300.0 Rev 2.1 1993 Pace Analytical Services - Asheville								
Chloride	**1.3**	mg/L	1.0	0.60	1		02/23/24 00:38	16887-00-6	
Fluoride	ND	mg/L	0.10	0.050	1		02/23/24 00:38	16984-48-8	

REPORT OF LABORATORY ANALYSIS

This report shall not be reproduced, except in full,
without the written consent of Pace Analytical Services, LLC.

Pace Analytical Services, LLC
9800 Kincey Ave. Suite 100
Huntersville, NC 28078
(704)875-9092

ANALYTICAL RESULTS

Project: Bowen LF Cells 9&10
Pace Project No.: 92714437

Sample: BOW-GWA-41R **Lab ID: 92714437005** Collected: 02/19/24 16:33 Received: 02/20/24 14:30 Matrix: Water

Parameters	Results	Units	Report Limit	MDL	DF	Prepared	Analyzed	CAS No.	Qual
300.0 IC Anions 28 Days	Analytical Method: EPA 300.0 Rev 2.1 1993 Pace Analytical Services - Asheville								
Sulfate	**9.6**	mg/L	1.0	0.50	1		02/23/24 00:38	14808-79-8	

REPORT OF LABORATORY ANALYSIS

This report shall not be reproduced, except in full,
without the written consent of Pace Analytical Services, LLC.

Pace Analytical Services, LLC
9800 Kincey Ave. Suite 100
Huntersville, NC 28078
(704)875-9092

ANALYTICAL RESULTS

Project: Bowen LF Cells 9&10
Pace Project No.: 92714437

Sample: BOW-LF9-10-FB-07 **Lab ID: 92714437006** Collected: 02/19/24 17:16 Received: 02/20/24 14:30 Matrix: Water

Parameters	Results	Units	Report Limit	MDL	DF	Prepared	Analyzed	CAS No.	Qual
6010D ATL ICP	Analytical Method: EPA 6010D Preparation Method: EPA 3010A Pace Analytical Services - Peachtree Corners, GA								
Iron	ND	mg/L	0.040	0.025	1	02/28/24 14:22	03/01/24 19:35	7439-89-6	
Manganese	ND	mg/L	0.040	0.011	1	02/28/24 14:22	03/01/24 19:35	7439-96-5	
Zinc	ND	mg/L	0.020	0.0085	1	02/28/24 14:22	03/01/24 19:35	7440-66-6	
Potassium	ND	mg/L	0.50	0.15	1	02/28/24 14:22	03/01/24 19:35	7440-09-7	
Sodium	ND	mg/L	1.0	0.58	1	02/28/24 14:22	03/01/24 19:35	7440-23-5	
Calcium	ND	mg/L	1.0	0.12	1	02/28/24 14:22	03/01/24 19:35	7440-70-2	
Magnesium	ND	mg/L	0.050	0.012	1	02/28/24 14:22	03/01/24 19:35	7439-95-4	
6020 MET ICPMS	Analytical Method: EPA 6020B Preparation Method: EPA 3005A Pace Analytical Services - Peachtree Corners, GA								
Antimony	ND	mg/L	0.0030	0.00054	1	02/23/24 14:00	02/27/24 14:17	7440-36-0	
Arsenic	ND	mg/L	0.0050	0.00084	1	02/23/24 14:00	02/27/24 14:17	7440-38-2	
Barium	ND	mg/L	0.0050	0.00047	1	02/23/24 14:00	02/27/24 14:17	7440-39-3	
Beryllium	ND	mg/L	0.00050	0.000094	1	02/23/24 14:00	02/27/24 14:17	7440-41-7	
Boron	ND	mg/L	0.040	0.012	1	02/23/24 14:00	02/27/24 14:17	7440-42-8	
Cadmium	ND	mg/L	0.00050	0.00010	1	02/23/24 14:00	02/27/24 14:17	7440-43-9	
Chromium	ND	mg/L	0.0050	0.0019	1	02/23/24 14:00	02/27/24 14:17	7440-47-3	
Cobalt	ND	mg/L	0.0050	0.00032	1	02/23/24 14:00	02/27/24 14:17	7440-48-4	
Copper	ND	mg/L	0.0050	0.00043	1	02/23/24 14:00	02/27/24 14:17	7440-50-8	
Lead	ND	mg/L	0.0010	0.00016	1	02/23/24 14:00	02/27/24 14:17	7439-92-1	
Nickel	ND	mg/L	0.0050	0.0021	1	02/23/24 14:00	02/27/24 14:17	7440-02-0	
Selenium	ND	mg/L	0.0050	0.00096	1	02/23/24 14:00	02/27/24 14:17	7782-49-2	
Silver	ND	mg/L	0.0050	0.00031	1	02/23/24 14:00	02/27/24 14:17	7440-22-4	
Thallium	ND	mg/L	0.0010	0.00038	1	02/23/24 14:00	02/27/24 14:17	7440-28-0	
Vanadium	ND	mg/L	0.010	0.00075	1	02/23/24 14:00	02/27/24 14:17	7440-62-2	
7470 Mercury	Analytical Method: EPA 7470A Preparation Method: EPA 7470A Pace Analytical Services - Peachtree Corners, GA								
Mercury	ND	mg/L	0.00020	0.00013	1	03/04/24 11:30	03/04/24 14:54	7439-97-6	
2540C Total Dissolved Solids	Analytical Method: SM 2540C-2015 Pace Analytical Services - Peachtree Corners, GA								
Total Dissolved Solids	ND	mg/L	25.0	25.0	1		02/26/24 14:43		
2320B Alkalinity	Analytical Method: SM 2320B-2011 Pace Analytical Services - Asheville								
Alkalinity,Bicarbonate (CaCO3)	ND	mg/L	5.0	5.0	1		02/23/24 17:10		
Alkalinity,Carbonate (CaCO3)	ND	mg/L	5.0	5.0	1		02/23/24 17:10		
Alkalinity, Total as CaCO3	ND	mg/L	5.0	5.0	1		02/23/24 17:10		
300.0 IC Anions 28 Days	Analytical Method: EPA 300.0 Rev 2.1 1993 Pace Analytical Services - Asheville								
Chloride	ND	mg/L	1.0	0.60	1		02/23/24 00:53	16887-00-6	
Fluoride	ND	mg/L	0.10	0.050	1		02/23/24 00:53	16984-48-8	

REPORT OF LABORATORY ANALYSIS

This report shall not be reproduced, except in full,
without the written consent of Pace Analytical Services, LLC.

Pace Analytical Services, LLC
9800 Kincey Ave. Suite 100
Huntersville, NC 28078
(704)875-9092

ANALYTICAL RESULTS

Project: Bowen LF Cells 9&10
Pace Project No.: 92714437

Sample: BOW-LF9-10-FB-07 **Lab ID: 92714437006** Collected: 02/19/24 17:16 Received: 02/20/24 14:30 Matrix: Water

Parameters	Results	Units	Report Limit	MDL	DF	Prepared	Analyzed	CAS No.	Qual
300.0 IC Anions 28 Days	Analytical Method: EPA 300.0 Rev 2.1 1993 Pace Analytical Services - Asheville								
Sulfate	ND	mg/L	1.0	0.50	1		02/23/24 00:53	14808-79-8	

REPORT OF LABORATORY ANALYSIS

This report shall not be reproduced, except in full,
without the written consent of Pace Analytical Services, LLC.

Pace Analytical Services, LLC
9800 Kincey Ave. Suite 100
Huntersville, NC 28078
(704)875-9092

ANALYTICAL RESULTS

Project: Bowen LF Cells 9&10
Pace Project No.: 92714437

Sample: BOW-LF9-10-EB-03 **Lab ID: 92714437007** Collected: 02/19/24 17:22 Received: 02/20/24 14:30 Matrix: Water

Parameters	Results	Units	Report Limit	MDL	DF	Prepared	Analyzed	CAS No.	Qual
6010D ATL ICP	Analytical Method: EPA 6010D Preparation Method: EPA 3010A Pace Analytical Services - Peachtree Corners, GA								
Iron	ND	mg/L	0.040	0.025	1	02/28/24 14:22	03/01/24 19:38	7439-89-6	
Manganese	ND	mg/L	0.040	0.011	1	02/28/24 14:22	03/01/24 19:38	7439-96-5	
Zinc	ND	mg/L	0.020	0.0085	1	02/28/24 14:22	03/01/24 19:38	7440-66-6	
Potassium	ND	mg/L	0.50	0.15	1	02/28/24 14:22	03/01/24 19:38	7440-09-7	
Sodium	ND	mg/L	1.0	0.58	1	02/28/24 14:22	03/01/24 19:38	7440-23-5	
Calcium	ND	mg/L	1.0	0.12	1	02/28/24 14:22	03/01/24 19:38	7440-70-2	
Magnesium	ND	mg/L	0.050	0.012	1	02/28/24 14:22	03/01/24 19:38	7439-95-4	
6020 MET ICPMS	Analytical Method: EPA 6020B Preparation Method: EPA 3005A Pace Analytical Services - Peachtree Corners, GA								
Antimony	ND	mg/L	0.0030	0.00054	1	02/23/24 14:00	02/27/24 14:21	7440-36-0	
Arsenic	ND	mg/L	0.0050	0.00084	1	02/23/24 14:00	02/27/24 14:21	7440-38-2	
Barium	ND	mg/L	0.0050	0.00047	1	02/23/24 14:00	02/27/24 14:21	7440-39-3	
Beryllium	ND	mg/L	0.00050	0.000094	1	02/23/24 14:00	02/27/24 14:21	7440-41-7	
Boron	ND	mg/L	0.040	0.012	1	02/23/24 14:00	02/27/24 14:21	7440-42-8	
Cadmium	ND	mg/L	0.00050	0.00010	1	02/23/24 14:00	02/27/24 14:21	7440-43-9	
Chromium	ND	mg/L	0.0050	0.0019	1	02/23/24 14:00	02/27/24 14:21	7440-47-3	
Cobalt	ND	mg/L	0.0050	0.00032	1	02/23/24 14:00	02/27/24 14:21	7440-48-4	
Copper	ND	mg/L	0.0050	0.00043	1	02/23/24 14:00	02/27/24 14:21	7440-50-8	
Lead	ND	mg/L	0.0010	0.00016	1	02/23/24 14:00	02/27/24 14:21	7439-92-1	
Nickel	ND	mg/L	0.0050	0.0021	1	02/23/24 14:00	02/27/24 14:21	7440-02-0	
Selenium	ND	mg/L	0.0050	0.00096	1	02/23/24 14:00	02/27/24 14:21	7782-49-2	
Silver	ND	mg/L	0.0050	0.00031	1	02/23/24 14:00	02/27/24 14:21	7440-22-4	
Thallium	ND	mg/L	0.0010	0.00038	1	02/23/24 14:00	02/27/24 14:21	7440-28-0	
Vanadium	ND	mg/L	0.010	0.00075	1	02/23/24 14:00	02/27/24 14:21	7440-62-2	
7470 Mercury	Analytical Method: EPA 7470A Preparation Method: EPA 7470A Pace Analytical Services - Peachtree Corners, GA								
Mercury	ND	mg/L	0.00020	0.00013	1	03/04/24 11:30	03/04/24 14:57	7439-97-6	
2540C Total Dissolved Solids	Analytical Method: SM 2540C-2015 Pace Analytical Services - Peachtree Corners, GA								
Total Dissolved Solids	ND	mg/L	25.0	25.0	1		02/26/24 14:43		
2320B Alkalinity	Analytical Method: SM 2320B-2011 Pace Analytical Services - Asheville								
Alkalinity,Bicarbonate (CaCO3)	ND	mg/L	5.0	5.0	1		02/23/24 17:24		
Alkalinity,Carbonate (CaCO3)	ND	mg/L	5.0	5.0	1		02/23/24 17:24		
Alkalinity, Total as CaCO3	ND	mg/L	5.0	5.0	1		02/23/24 17:24		
300.0 IC Anions 28 Days	Analytical Method: EPA 300.0 Rev 2.1 1993 Pace Analytical Services - Asheville								
Chloride	ND	mg/L	1.0	0.60	1		02/23/24 01:08	16887-00-6	
Fluoride	ND	mg/L	0.10	0.050	1		02/23/24 01:08	16984-48-8	

REPORT OF LABORATORY ANALYSIS

This report shall not be reproduced, except in full,
without the written consent of Pace Analytical Services, LLC.

Pace Analytical Services, LLC
9800 Kincey Ave. Suite 100
Huntersville, NC 28078
(704)875-9092

ANALYTICAL RESULTS

Project: Bowen LF Cells 9&10
Pace Project No.: 92714437

Sample: BOW-LF9-10-EB-03 **Lab ID: 92714437007** Collected: 02/19/24 17:22 Received: 02/20/24 14:30 Matrix: Water

Parameters	Results	Units	Report Limit	MDL	DF	Prepared	Analyzed	CAS No.	Qual
300.0 IC Anions 28 Days	Analytical Method: EPA 300.0 Rev 2.1 1993 Pace Analytical Services - Asheville								
Sulfate	ND	mg/L	1.0	0.50	1		02/23/24 01:08	14808-79-8	

REPORT OF LABORATORY ANALYSIS

This report shall not be reproduced, except in full,
without the written consent of Pace Analytical Services, LLC.

Pace Analytical Services, LLC
9800 Kincey Ave. Suite 100
Huntersville, NC 28078
(704)875-9092

ANALYTICAL RESULTS

Project: Bowen LF Cells 9&10
Pace Project No.: 92714437

Sample: BOW-GWA-42 **Lab ID: 92714437008** Collected: 02/20/24 11:54 Received: 02/23/24 11:38 Matrix: Water

Parameters	Results	Units	Report Limit	MDL	DF	Prepared	Analyzed	CAS No.	Qual
6010D ATL ICP	Analytical Method: EPA 6010D Preparation Method: EPA 3010A Pace Analytical Services - Peachtree Corners, GA								
Iron	ND	mg/L	0.040	0.025	1	02/29/24 13:55	03/04/24 13:26	7439-89-6	
Manganese	ND	mg/L	0.040	0.011	1	02/29/24 13:55	03/04/24 13:26	7439-96-5	
Zinc	**0.0095J**	mg/L	0.020	0.0085	1	02/29/24 13:55	03/04/24 13:26	7440-66-6	
Potassium	**0.37J**	mg/L	0.50	0.15	1	02/29/24 13:55	03/04/24 13:26	7440-09-7	
Sodium	**2.0**	mg/L	1.0	0.58	1	02/29/24 13:55	03/04/24 13:26	7440-23-5	
Calcium	**39.4**	mg/L	1.0	0.12	1	02/29/24 13:55	03/04/24 13:26	7440-70-2	
Magnesium	**15.7**	mg/L	0.050	0.012	1	02/29/24 13:55	03/04/24 13:26	7439-95-4	
6020 MET ICPMS	Analytical Method: EPA 6020B Preparation Method: EPA 3005A Pace Analytical Services - Peachtree Corners, GA								
Antimony	ND	mg/L	0.0030	0.00054	1	02/29/24 09:00	03/04/24 17:56	7440-36-0	
Arsenic	**0.0010J**	mg/L	0.0050	0.00084	1	02/29/24 09:00	03/04/24 17:56	7440-38-2	
Barium	**0.0070**	mg/L	0.0050	0.00047	1	02/29/24 09:00	03/04/24 17:56	7440-39-3	
Beryllium	**0.00014J**	mg/L	0.00050	0.000094	1	02/29/24 09:00	03/04/24 17:56	7440-41-7	
Boron	**0.031J**	mg/L	0.040	0.012	1	02/29/24 09:00	03/04/24 17:56	7440-42-8	
Cadmium	**0.00016J**	mg/L	0.00050	0.00010	1	02/29/24 09:00	03/04/24 17:56	7440-43-9	
Chromium	ND	mg/L	0.0050	0.0019	1	02/29/24 09:00	03/04/24 17:56	7440-47-3	
Cobalt	ND	mg/L	0.0050	0.00032	1	02/29/24 09:00	03/04/24 17:56	7440-48-4	
Copper	ND	mg/L	0.0050	0.00043	1	02/29/24 09:00	03/04/24 17:56	7440-50-8	
Lead	ND	mg/L	0.0010	0.00016	1	02/29/24 09:00	03/04/24 17:56	7439-92-1	
Nickel	ND	mg/L	0.0050	0.0021	1	02/29/24 09:00	03/04/24 17:56	7440-02-0	
Selenium	ND	mg/L	0.0050	0.00096	1	02/29/24 09:00	03/04/24 17:56	7782-49-2	
Silver	ND	mg/L	0.0050	0.00031	1	02/29/24 09:00	03/04/24 17:56	7440-22-4	
Thallium	ND	mg/L	0.0010	0.00038	1	02/29/24 09:00	03/04/24 17:56	7440-28-0	
Vanadium	**0.0015J**	mg/L	0.010	0.00075	1	02/29/24 09:00	03/04/24 17:56	7440-62-2	
7470 Mercury	Analytical Method: EPA 7470A Preparation Method: EPA 7470A Pace Analytical Services - Peachtree Corners, GA								
Mercury	ND	mg/L	0.00020	0.00013	1	03/04/24 11:30	03/04/24 15:00	7439-97-6	
2320B Alkalinity	Analytical Method: SM 2320B-2011 Pace Analytical Services - Asheville								
Alkalinity,Bicarbonate (CaCO3)	**156**	mg/L	5.0	5.0	1		02/27/24 21:49		
Alkalinity,Carbonate (CaCO3)	ND	mg/L	5.0	5.0	1		02/27/24 21:49		
Alkalinity, Total as CaCO3	**156**	mg/L	5.0	5.0	1		02/27/24 21:49		
2540C Total Dissolved Solids	Analytical Method: SM 2540C-2015 Pace Analytical Services - Asheville								
Total Dissolved Solids	**146**	mg/L	25.0	25.0	1		02/25/24 12:32		
300.0 IC Anions 28 Days	Analytical Method: EPA 300.0 Rev 2.1 1993 Pace Analytical Services - Asheville								
Chloride	**2.4**	mg/L	1.0	0.60	1		02/24/24 21:11	16887-00-6	
Fluoride	ND	mg/L	0.10	0.050	1		02/24/24 21:11	16984-48-8	

REPORT OF LABORATORY ANALYSIS

This report shall not be reproduced, except in full,
without the written consent of Pace Analytical Services, LLC.

Pace Analytical Services, LLC
9800 Kincey Ave. Suite 100
Huntersville, NC 28078
(704)875-9092

ANALYTICAL RESULTS

Project: Bowen LF Cells 9&10
Pace Project No.: 92714437

Sample: BOW-GWA-42 **Lab ID: 92714437008** Collected: 02/20/24 11:54 Received: 02/23/24 11:38 Matrix: Water

Parameters	Results	Units	Report Limit	MDL	DF	Prepared	Analyzed	CAS No.	Qual
300.0 IC Anions 28 Days	Analytical Method: EPA 300.0 Rev 2.1 1993 Pace Analytical Services - Asheville								
Sulfate	**1.2**	mg/L	1.0	0.50	1		02/24/24 21:11	14808-79-8	

REPORT OF LABORATORY ANALYSIS

This report shall not be reproduced, except in full,
without the written consent of Pace Analytical Services, LLC.

Pace Analytical Services, LLC
9800 Kincey Ave. Suite 100
Huntersville, NC 28078
(704)875-9092

ANALYTICAL RESULTS

Project: Bowen LF Cells 9&10
Pace Project No.: 92714437

Sample: BOW-GWA-43 **Lab ID: 92714437009** Collected: 02/20/24 13:58 Received: 02/23/24 11:38 Matrix: Water

Parameters	Results	Units	Report Limit	MDL	DF	Prepared	Analyzed	CAS No.	Qual
6010D ATL ICP	Analytical Method: EPA 6010D Preparation Method: EPA 3010A Pace Analytical Services - Peachtree Corners, GA								
Iron	**0.067**	mg/L	0.040	0.025	1	02/29/24 13:55	03/04/24 13:29	7439-89-6	
Manganese	**0.015J**	mg/L	0.040	0.011	1	02/29/24 13:55	03/04/24 13:29	7439-96-5	
Zinc	ND	mg/L	0.020	0.0085	1	02/29/24 13:55	03/04/24 13:29	7440-66-6	
Potassium	**0.35J**	mg/L	0.50	0.15	1	02/29/24 13:55	03/04/24 13:29	7440-09-7	
Sodium	**1.4**	mg/L	1.0	0.58	1	02/29/24 13:55	03/04/24 13:29	7440-23-5	
Calcium	**2.0**	mg/L	1.0	0.12	1	02/29/24 13:55	03/04/24 13:29	7440-70-2	
Magnesium	**0.44**	mg/L	0.050	0.012	1	02/29/24 13:55	03/04/24 13:29	7439-95-4	
6020 MET ICPMS	Analytical Method: EPA 6020B Preparation Method: EPA 3005A Pace Analytical Services - Peachtree Corners, GA								
Antimony	ND	mg/L	0.0030	0.00054	1	02/29/24 09:00	03/04/24 18:00	7440-36-0	
Arsenic	ND	mg/L	0.0050	0.00084	1	02/29/24 09:00	03/04/24 18:00	7440-38-2	
Barium	**0.011**	mg/L	0.0050	0.00047	1	02/29/24 09:00	03/04/24 18:00	7440-39-3	
Beryllium	ND	mg/L	0.00050	0.000094	1	02/29/24 09:00	03/04/24 18:00	7440-41-7	
Boron	**0.020J**	mg/L	0.040	0.012	1	02/29/24 09:00	03/04/24 18:00	7440-42-8	
Cadmium	ND	mg/L	0.00050	0.00010	1	02/29/24 09:00	03/04/24 18:00	7440-43-9	
Chromium	ND	mg/L	0.0050	0.0019	1	02/29/24 09:00	03/04/24 18:00	7440-47-3	
Cobalt	ND	mg/L	0.0050	0.00032	1	02/29/24 09:00	03/04/24 18:00	7440-48-4	
Copper	**0.00068J**	mg/L	0.0050	0.00043	1	02/29/24 09:00	03/04/24 18:00	7440-50-8	
Lead	ND	mg/L	0.0010	0.00016	1	02/29/24 09:00	03/04/24 18:00	7439-92-1	
Nickel	ND	mg/L	0.0050	0.0021	1	02/29/24 09:00	03/04/24 18:00	7440-02-0	
Selenium	ND	mg/L	0.0050	0.00096	1	02/29/24 09:00	03/04/24 18:00	7782-49-2	
Silver	ND	mg/L	0.0050	0.00031	1	02/29/24 09:00	03/04/24 18:00	7440-22-4	
Thallium	ND	mg/L	0.0010	0.00038	1	02/29/24 09:00	03/04/24 18:00	7440-28-0	
Vanadium	**0.0017J**	mg/L	0.010	0.00075	1	02/29/24 09:00	03/04/24 18:00	7440-62-2	
7470 Mercury	Analytical Method: EPA 7470A Preparation Method: EPA 7470A Pace Analytical Services - Peachtree Corners, GA								
Mercury	ND	mg/L	0.00020	0.00013	1	03/04/24 11:30	03/04/24 15:02	7439-97-6	
2320B Alkalinity	Analytical Method: SM 2320B-2011 Pace Analytical Services - Asheville								
Alkalinity,Bicarbonate (CaCO3)	**6.0**	mg/L	5.0	5.0	1		02/27/24 21:59		
Alkalinity,Carbonate (CaCO3)	ND	mg/L	5.0	5.0	1		02/27/24 21:59		
Alkalinity, Total as CaCO3	**6.0**	mg/L	5.0	5.0	1		02/27/24 21:59		
2540C Total Dissolved Solids	Analytical Method: SM 2540C-2015 Pace Analytical Services - Asheville								
Total Dissolved Solids	ND	mg/L	25.0	25.0	1		02/25/24 12:32		
300.0 IC Anions 28 Days	Analytical Method: EPA 300.0 Rev 2.1 1993 Pace Analytical Services - Asheville								
Chloride	**1.2**	mg/L	1.0	0.60	1		02/24/24 22:22	16887-00-6	
Fluoride	ND	mg/L	0.10	0.050	1		02/24/24 22:22	16984-48-8	

REPORT OF LABORATORY ANALYSIS

This report shall not be reproduced, except in full,
without the written consent of Pace Analytical Services, LLC.

Pace Analytical Services, LLC
9800 Kincey Ave. Suite 100
Huntersville, NC 28078
(704)875-9092

ANALYTICAL RESULTS

Project: Bowen LF Cells 9&10
Pace Project No.: 92714437

Sample: BOW-GWA-43 **Lab ID: 92714437009** Collected: 02/20/24 13:58 Received: 02/23/24 11:38 Matrix: Water

Parameters	Results	Units	Report Limit	MDL	DF	Prepared	Analyzed	CAS No.	Qual
300.0 IC Anions 28 Days	Analytical Method: EPA 300.0 Rev 2.1 1993 Pace Analytical Services - Asheville								
Sulfate	ND	mg/L	1.0	0.50	1		02/24/24 22:22	14808-79-8	

REPORT OF LABORATORY ANALYSIS

This report shall not be reproduced, except in full,
without the written consent of Pace Analytical Services, LLC.

Pace Analytical Services, LLC
9800 Kincey Ave. Suite 100
Huntersville, NC 28078
(704)875-9092

ANALYTICAL RESULTS

Project: Bowen LF Cells 9&10
Pace Project No.: 92714437

Sample: BOW-GWA-43R **Lab ID: 92714437010** Collected: 02/20/24 14:58 Received: 02/23/24 11:38 Matrix: Water

Parameters	Results	Units	Report Limit	MDL	DF	Prepared	Analyzed	CAS No.	Qual
6010D ATL ICP	Analytical Method: EPA 6010D Preparation Method: EPA 3010A Pace Analytical Services - Peachtree Corners, GA								
Iron	**0.036J**	mg/L	0.040	0.025	1	02/29/24 13:55	03/04/24 13:31	7439-89-6	
Manganese	ND	mg/L	0.040	0.011	1	02/29/24 13:55	03/04/24 13:31	7439-96-5	
Zinc	ND	mg/L	0.020	0.0085	1	02/29/24 13:55	03/04/24 13:31	7440-66-6	
Potassium	**0.71**	mg/L	0.50	0.15	1	02/29/24 13:55	03/04/24 13:31	7440-09-7	
Sodium	**1.5**	mg/L	1.0	0.58	1	02/29/24 13:55	03/04/24 13:31	7440-23-5	
Calcium	**31.4**	mg/L	1.0	0.12	1	02/29/24 13:55	03/04/24 13:31	7440-70-2	
Magnesium	**17.0**	mg/L	0.050	0.012	1	02/29/24 13:55	03/04/24 13:31	7439-95-4	
6020 MET ICPMS	Analytical Method: EPA 6020B Preparation Method: EPA 3005A Pace Analytical Services - Peachtree Corners, GA								
Antimony	**0.0015J**	mg/L	0.0030	0.00054	1	02/29/24 09:00	03/04/24 18:20	7440-36-0	
Arsenic	ND	mg/L	0.0050	0.00084	1	02/29/24 09:00	03/04/24 18:20	7440-38-2	
Barium	**0.0074**	mg/L	0.0050	0.00047	1	02/29/24 09:00	03/04/24 18:20	7440-39-3	
Beryllium	ND	mg/L	0.00050	0.000094	1	02/29/24 09:00	03/04/24 18:20	7440-41-7	
Boron	ND	mg/L	0.040	0.012	1	02/29/24 09:00	03/04/24 18:20	7440-42-8	
Cadmium	ND	mg/L	0.00050	0.00010	1	02/29/24 09:00	03/04/24 18:20	7440-43-9	
Chromium	ND	mg/L	0.0050	0.0019	1	02/29/24 09:00	03/04/24 18:20	7440-47-3	
Cobalt	ND	mg/L	0.0050	0.00032	1	02/29/24 09:00	03/04/24 18:20	7440-48-4	
Copper	ND	mg/L	0.0050	0.00043	1	02/29/24 09:00	03/04/24 18:20	7440-50-8	
Lead	ND	mg/L	0.0010	0.00016	1	02/29/24 09:00	03/04/24 18:20	7439-92-1	
Nickel	ND	mg/L	0.0050	0.0021	1	02/29/24 09:00	03/04/24 18:20	7440-02-0	
Selenium	ND	mg/L	0.0050	0.00096	1	02/29/24 09:00	03/04/24 18:20	7782-49-2	
Silver	ND	mg/L	0.0050	0.00031	1	02/29/24 09:00	03/04/24 18:20	7440-22-4	
Thallium	ND	mg/L	0.0010	0.00038	1	02/29/24 09:00	03/04/24 18:20	7440-28-0	
Vanadium	**0.0016J**	mg/L	0.010	0.00075	1	02/29/24 09:00	03/04/24 18:20	7440-62-2	
7470 Mercury	Analytical Method: EPA 7470A Preparation Method: EPA 7470A Pace Analytical Services - Peachtree Corners, GA								
Mercury	ND	mg/L	0.00020	0.00013	1	03/04/24 11:30	03/04/24 15:05	7439-97-6	
2320B Alkalinity	Analytical Method: SM 2320B-2011 Pace Analytical Services - Asheville								
Alkalinity,Bicarbonate (CaCO3)	**145**	mg/L	5.0	5.0	1		02/27/24 22:13		
Alkalinity,Carbonate (CaCO3)	ND	mg/L	5.0	5.0	1		02/27/24 22:13		
Alkalinity, Total as CaCO3	**145**	mg/L	5.0	5.0	1		02/27/24 22:13		
2540C Total Dissolved Solids	Analytical Method: SM 2540C-2015 Pace Analytical Services - Asheville								
Total Dissolved Solids	**136**	mg/L	25.0	25.0	1		02/25/24 12:32		
300.0 IC Anions 28 Days	Analytical Method: EPA 300.0 Rev 2.1 1993 Pace Analytical Services - Asheville								
Chloride	**2.0**	mg/L	1.0	0.60	1		02/24/24 22:36	16887-00-6	
Fluoride	ND	mg/L	0.10	0.050	1		02/24/24 22:36	16984-48-8	

REPORT OF LABORATORY ANALYSIS

This report shall not be reproduced, except in full,
without the written consent of Pace Analytical Services, LLC.

Pace Analytical Services, LLC
9800 Kincey Ave. Suite 100
Huntersville, NC 28078
(704)875-9092

ANALYTICAL RESULTS

Project: Bowen LF Cells 9&10
Pace Project No.: 92714437

Sample: BOW-GWA-43R **Lab ID: 92714437010** Collected: 02/20/24 14:58 Received: 02/23/24 11:38 Matrix: Water

Parameters	Results	Units	Report Limit	MDL	DF	Prepared	Analyzed	CAS No.	Qual
300.0 IC Anions 28 Days	Analytical Method: EPA 300.0 Rev 2.1 1993 Pace Analytical Services - Asheville								
Sulfate	**2.8**	mg/L	1.0	0.50	1		02/24/24 22:36	14808-79-8	

REPORT OF LABORATORY ANALYSIS

This report shall not be reproduced, except in full,
without the written consent of Pace Analytical Services, LLC.

Pace Analytical Services, LLC
9800 Kincey Ave. Suite 100
Huntersville, NC 28078
(704)875-9092

ANALYTICAL RESULTS

Project: Bowen LF Cells 9&10
Pace Project No.: 92714437

Sample: BOW-GWC-44 **Lab ID: 92714437011** Collected: 02/20/24 10:44 Received: 02/23/24 11:38 Matrix: Water

Parameters	Results	Units	Report Limit	MDL	DF	Prepared	Analyzed	CAS No.	Qual
6010D ATL ICP	Analytical Method: EPA 6010D Preparation Method: EPA 3010A Pace Analytical Services - Peachtree Corners, GA								
Iron	ND	mg/L	0.040	0.025	1	02/29/24 13:55	03/04/24 13:34	7439-89-6	
Manganese	**0.048**	mg/L	0.040	0.011	1	02/29/24 13:55	03/04/24 13:34	7439-96-5	
Zinc	ND	mg/L	0.020	0.0085	1	02/29/24 13:55	03/04/24 13:34	7440-66-6	
Potassium	**1.1**	mg/L	0.50	0.15	1	02/29/24 13:55	03/04/24 13:34	7440-09-7	
Sodium	**2.4**	mg/L	1.0	0.58	1	02/29/24 13:55	03/04/24 13:34	7440-23-5	
Calcium	**7.6**	mg/L	1.0	0.12	1	02/29/24 13:55	03/04/24 13:34	7440-70-2	
Magnesium	**1.5**	mg/L	0.050	0.012	1	02/29/24 13:55	03/04/24 13:34	7439-95-4	
6020 MET ICPMS	Analytical Method: EPA 6020B Preparation Method: EPA 3005A Pace Analytical Services - Peachtree Corners, GA								
Antimony	ND	mg/L	0.0030	0.00054	1	02/29/24 09:00	03/04/24 18:24	7440-36-0	
Arsenic	ND	mg/L	0.0050	0.00084	1	02/29/24 09:00	03/04/24 18:24	7440-38-2	
Barium	**0.033**	mg/L	0.0050	0.00047	1	02/29/24 09:00	03/04/24 18:24	7440-39-3	
Beryllium	ND	mg/L	0.00050	0.000094	1	02/29/24 09:00	03/04/24 18:24	7440-41-7	
Boron	ND	mg/L	0.040	0.012	1	02/29/24 09:00	03/04/24 18:24	7440-42-8	
Cadmium	ND	mg/L	0.00050	0.00010	1	02/29/24 09:00	03/04/24 18:24	7440-43-9	
Chromium	ND	mg/L	0.0050	0.0019	1	02/29/24 09:00	03/04/24 18:24	7440-47-3	
Cobalt	**0.0016J**	mg/L	0.0050	0.00032	1	02/29/24 09:00	03/04/24 18:24	7440-48-4	
Copper	**0.00050J**	mg/L	0.0050	0.00043	1	02/29/24 09:00	03/04/24 18:24	7440-50-8	
Lead	**0.00041J**	mg/L	0.0010	0.00016	1	02/29/24 09:00	03/04/24 18:24	7439-92-1	
Nickel	ND	mg/L	0.0050	0.0021	1	02/29/24 09:00	03/04/24 18:24	7440-02-0	
Selenium	ND	mg/L	0.0050	0.00096	1	02/29/24 09:00	03/04/24 18:24	7782-49-2	
Silver	ND	mg/L	0.0050	0.00031	1	02/29/24 09:00	03/04/24 18:24	7440-22-4	
Thallium	ND	mg/L	0.0010	0.00038	1	02/29/24 09:00	03/04/24 18:24	7440-28-0	
Vanadium	**0.00096J**	mg/L	0.010	0.00075	1	02/29/24 09:00	03/04/24 18:24	7440-62-2	
7470 Mercury	Analytical Method: EPA 7470A Preparation Method: EPA 7470A Pace Analytical Services - Peachtree Corners, GA								
Mercury	ND	mg/L	0.00020	0.00013	1	03/04/24 11:30	03/04/24 15:13	7439-97-6	
2320B Alkalinity	Analytical Method: SM 2320B-2011 Pace Analytical Services - Asheville								
Alkalinity,Bicarbonate (CaCO3)	ND	mg/L	5.0	5.0	1		02/27/24 22:22		
Alkalinity,Carbonate (CaCO3)	ND	mg/L	5.0	5.0	1		02/27/24 22:22		
Alkalinity, Total as CaCO3	ND	mg/L	5.0	5.0	1		02/27/24 22:22		
2540C Total Dissolved Solids	Analytical Method: SM 2540C-2015 Pace Analytical Services - Asheville								
Total Dissolved Solids	**48.0**	mg/L	25.0	25.0	1		02/25/24 12:33		
300.0 IC Anions 28 Days	Analytical Method: EPA 300.0 Rev 2.1 1993 Pace Analytical Services - Asheville								
Chloride	**4.8**	mg/L	1.0	0.60	1		02/24/24 22:51	16887-00-6	
Fluoride	ND	mg/L	0.10	0.050	1		02/24/24 22:51	16984-48-8	

REPORT OF LABORATORY ANALYSIS

This report shall not be reproduced, except in full,
without the written consent of Pace Analytical Services, LLC.

Pace Analytical Services, LLC
9800 Kincey Ave. Suite 100
Huntersville, NC 28078
(704)875-9092

ANALYTICAL RESULTS

Project: Bowen LF Cells 9&10
Pace Project No.: 92714437

Sample: BOW-GWC-44 **Lab ID: 92714437011** Collected: 02/20/24 10:44 Received: 02/23/24 11:38 Matrix: Water

Parameters	Results	Units	Report Limit	MDL	DF	Prepared	Analyzed	CAS No.	Qual
300.0 IC Anions 28 Days	Analytical Method: EPA 300.0 Rev 2.1 1993 Pace Analytical Services - Asheville								
Sulfate	**18.6**	mg/L	1.0	0.50	1		02/24/24 22:51	14808-79-8	

REPORT OF LABORATORY ANALYSIS

This report shall not be reproduced, except in full,
without the written consent of Pace Analytical Services, LLC.

Pace Analytical Services, LLC
9800 Kincey Ave. Suite 100
Huntersville, NC 28078
(704)875-9092

ANALYTICAL RESULTS

Project: Bowen LF Cells 9&10
Pace Project No.: 92714437

Sample: BOW-GWC-45 **Lab ID: 92714437012** Collected: 02/20/24 13:22 Received: 02/23/24 11:38 Matrix: Water

Parameters	Results	Units	Report Limit	MDL	DF	Prepared	Analyzed	CAS No.	Qual
6010D ATL ICP	Analytical Method: EPA 6010D Preparation Method: EPA 3010A Pace Analytical Services - Peachtree Corners, GA								
Iron	ND	mg/L	0.040	0.025	1	02/29/24 13:55	03/04/24 13:37	7439-89-6	
Manganese	**0.031J**	mg/L	0.040	0.011	1	02/29/24 13:55	03/04/24 13:37	7439-96-5	
Zinc	ND	mg/L	0.020	0.0085	1	02/29/24 13:55	03/04/24 13:37	7440-66-6	
Potassium	**0.29J**	mg/L	0.50	0.15	1	02/29/24 13:55	03/04/24 13:37	7440-09-7	
Sodium	**1.8**	mg/L	1.0	0.58	1	02/29/24 13:55	03/04/24 13:37	7440-23-5	
Calcium	**1.0**	mg/L	1.0	0.12	1	02/29/24 13:55	03/04/24 13:37	7440-70-2	
Magnesium	**0.63**	mg/L	0.050	0.012	1	02/29/24 13:55	03/04/24 13:37	7439-95-4	
6020 MET ICPMS	Analytical Method: EPA 6020B Preparation Method: EPA 3005A Pace Analytical Services - Peachtree Corners, GA								
Antimony	**0.00062J**	mg/L	0.0030	0.00054	1	02/29/24 09:00	03/04/24 18:27	7440-36-0	
Arsenic	ND	mg/L	0.0050	0.00084	1	02/29/24 09:00	03/04/24 18:27	7440-38-2	
Barium	**0.0078**	mg/L	0.0050	0.00047	1	02/29/24 09:00	03/04/24 18:27	7440-39-3	
Beryllium	ND	mg/L	0.00050	0.000094	1	02/29/24 09:00	03/04/24 18:27	7440-41-7	
Boron	ND	mg/L	0.040	0.012	1	02/29/24 09:00	03/04/24 18:27	7440-42-8	
Cadmium	ND	mg/L	0.00050	0.00010	1	02/29/24 09:00	03/04/24 18:27	7440-43-9	
Chromium	ND	mg/L	0.0050	0.0019	1	02/29/24 09:00	03/04/24 18:27	7440-47-3	
Cobalt	**0.0014J**	mg/L	0.0050	0.00032	1	02/29/24 09:00	03/04/24 18:27	7440-48-4	
Copper	**0.00067J**	mg/L	0.0050	0.00043	1	02/29/24 09:00	03/04/24 18:27	7440-50-8	
Lead	**0.00021J**	mg/L	0.0010	0.00016	1	02/29/24 09:00	03/04/24 18:27	7439-92-1	
Nickel	ND	mg/L	0.0050	0.0021	1	02/29/24 09:00	03/04/24 18:27	7440-02-0	
Selenium	ND	mg/L	0.0050	0.00096	1	02/29/24 09:00	03/04/24 18:27	7782-49-2	
Silver	ND	mg/L	0.0050	0.00031	1	02/29/24 09:00	03/04/24 18:27	7440-22-4	
Thallium	ND	mg/L	0.0010	0.00038	1	02/29/24 09:00	03/04/24 18:27	7440-28-0	
Vanadium	**0.00097J**	mg/L	0.010	0.00075	1	02/29/24 09:00	03/04/24 18:27	7440-62-2	
7470 Mercury	Analytical Method: EPA 7470A Preparation Method: EPA 7470A Pace Analytical Services - Peachtree Corners, GA								
Mercury	ND	mg/L	0.00020	0.00013	1	03/04/24 11:30	03/04/24 15:15	7439-97-6	
2320B Alkalinity	Analytical Method: SM 2320B-2011 Pace Analytical Services - Asheville								
Alkalinity,Bicarbonate (CaCO3)	ND	mg/L	5.0	5.0	1		02/27/24 22:26		
Alkalinity,Carbonate (CaCO3)	ND	mg/L	5.0	5.0	1		02/27/24 22:26		
Alkalinity, Total as CaCO3	ND	mg/L	5.0	5.0	1		02/27/24 22:26		
2540C Total Dissolved Solids	Analytical Method: SM 2540C-2015 Pace Analytical Services - Asheville								
Total Dissolved Solids	ND	mg/L	25.0	25.0	1		02/25/24 12:33		
300.0 IC Anions 28 Days	Analytical Method: EPA 300.0 Rev 2.1 1993 Pace Analytical Services - Asheville								
Chloride	**0.76J**	mg/L	1.0	0.60	1		02/24/24 23:05	16887-00-6	
Fluoride	ND	mg/L	0.10	0.050	1		02/24/24 23:05	16984-48-8	

REPORT OF LABORATORY ANALYSIS

This report shall not be reproduced, except in full,
without the written consent of Pace Analytical Services, LLC.

Pace Analytical Services, LLC
9800 Kincey Ave. Suite 100
Huntersville, NC 28078
(704)875-9092

ANALYTICAL RESULTS

Project: Bowen LF Cells 9&10
Pace Project No.: 92714437

Sample: BOW-GWC-45 **Lab ID: 92714437012** Collected: 02/20/24 13:22 Received: 02/23/24 11:38 Matrix: Water

Parameters	Results	Units	Report Limit	MDL	DF	Prepared	Analyzed	CAS No.	Qual
300.0 IC Anions 28 Days	Analytical Method: EPA 300.0 Rev 2.1 1993 Pace Analytical Services - Asheville								
Sulfate	ND	mg/L	1.0	0.50	1		02/24/24 23:05	14808-79-8	

REPORT OF LABORATORY ANALYSIS

This report shall not be reproduced, except in full,
without the written consent of Pace Analytical Services, LLC.

Pace Analytical Services, LLC
9800 Kincey Ave. Suite 100
Huntersville, NC 28078
(704)875-9092

ANALYTICAL RESULTS

Project: Bowen LF Cells 9&10
Pace Project No.: 92714437

Sample: BOW-GWC-45R **Lab ID: 92714437013** Collected: 02/20/24 15:15 Received: 02/23/24 11:38 Matrix: Water

Parameters	Results	Units	Report Limit	MDL	DF	Prepared	Analyzed	CAS No.	Qual
6010D ATL ICP	Analytical Method: EPA 6010D Preparation Method: EPA 3010A Pace Analytical Services - Peachtree Corners, GA								
Iron	ND	mg/L	0.040	0.025	1	02/29/24 13:55	03/04/24 13:40	7439-89-6	
Manganese	ND	mg/L	0.040	0.011	1	02/29/24 13:55	03/04/24 13:40	7439-96-5	
Zinc	ND	mg/L	0.020	0.0085	1	02/29/24 13:55	03/04/24 13:40	7440-66-6	
Potassium	**0.81**	mg/L	0.50	0.15	1	02/29/24 13:55	03/04/24 13:40	7440-09-7	
Sodium	**2.0**	mg/L	1.0	0.58	1	02/29/24 13:55	03/04/24 13:40	7440-23-5	
Calcium	**41.5**	mg/L	1.0	0.12	1	02/29/24 13:55	03/04/24 13:40	7440-70-2	
Magnesium	**22.0**	mg/L	0.050	0.012	1	02/29/24 13:55	03/04/24 13:40	7439-95-4	
6020 MET ICPMS	Analytical Method: EPA 6020B Preparation Method: EPA 3005A Pace Analytical Services - Peachtree Corners, GA								
Antimony	ND	mg/L	0.0030	0.00054	1	02/29/24 09:00	03/04/24 18:31	7440-36-0	
Arsenic	ND	mg/L	0.0050	0.00084	1	02/29/24 09:00	03/04/24 18:31	7440-38-2	
Barium	**0.020**	mg/L	0.0050	0.00047	1	02/29/24 09:00	03/04/24 18:31	7440-39-3	
Beryllium	ND	mg/L	0.00050	0.000094	1	02/29/24 09:00	03/04/24 18:31	7440-41-7	
Boron	ND	mg/L	0.040	0.012	1	02/29/24 09:00	03/04/24 18:31	7440-42-8	
Cadmium	ND	mg/L	0.00050	0.00010	1	02/29/24 09:00	03/04/24 18:31	7440-43-9	
Chromium	ND	mg/L	0.0050	0.0019	1	02/29/24 09:00	03/04/24 18:31	7440-47-3	
Cobalt	ND	mg/L	0.0050	0.00032	1	02/29/24 09:00	03/04/24 18:31	7440-48-4	
Copper	ND	mg/L	0.0050	0.00043	1	02/29/24 09:00	03/04/24 18:31	7440-50-8	
Lead	ND	mg/L	0.0010	0.00016	1	02/29/24 09:00	03/04/24 18:31	7439-92-1	
Nickel	ND	mg/L	0.0050	0.0021	1	02/29/24 09:00	03/04/24 18:31	7440-02-0	
Selenium	ND	mg/L	0.0050	0.00096	1	02/29/24 09:00	03/04/24 18:31	7782-49-2	
Silver	ND	mg/L	0.0050	0.00031	1	02/29/24 09:00	03/04/24 18:31	7440-22-4	
Thallium	ND	mg/L	0.0010	0.00038	1	02/29/24 09:00	03/04/24 18:31	7440-28-0	
Vanadium	**0.00090J**	mg/L	0.010	0.00075	1	02/29/24 09:00	03/04/24 18:31	7440-62-2	
7470 Mercury	Analytical Method: EPA 7470A Preparation Method: EPA 7470A Pace Analytical Services - Peachtree Corners, GA								
Mercury	ND	mg/L	0.00020	0.00013	1	03/04/24 11:30	03/04/24 15:18	7439-97-6	
2320B Alkalinity	Analytical Method: SM 2320B-2011 Pace Analytical Services - Asheville								
Alkalinity,Bicarbonate (CaCO3)	**186**	mg/L	5.0	5.0	1		02/27/24 22:31		
Alkalinity,Carbonate (CaCO3)	ND	mg/L	5.0	5.0	1		02/27/24 22:31		
Alkalinity, Total as CaCO3	**186**	mg/L	5.0	5.0	1		02/27/24 22:31		
2540C Total Dissolved Solids	Analytical Method: SM 2540C-2015 Pace Analytical Services - Asheville								
Total Dissolved Solids	**181**	mg/L	25.0	25.0	1		02/25/24 12:33		
300.0 IC Anions 28 Days	Analytical Method: EPA 300.0 Rev 2.1 1993 Pace Analytical Services - Asheville								
Chloride	**3.2**	mg/L	1.0	0.60	1		02/24/24 23:19	16887-00-6	
Fluoride	ND	mg/L	0.10	0.050	1		02/24/24 23:19	16984-48-8	

REPORT OF LABORATORY ANALYSIS

This report shall not be reproduced, except in full,
without the written consent of Pace Analytical Services, LLC.

Pace Analytical Services, LLC
9800 Kincey Ave. Suite 100
Huntersville, NC 28078
(704)875-9092

ANALYTICAL RESULTS

Project: Bowen LF Cells 9&10
Pace Project No.: 92714437

Sample: BOW-GWC-45R **Lab ID: 92714437013** Collected: 02/20/24 15:15 Received: 02/23/24 11:38 Matrix: Water

Parameters	Results	Units	Report Limit	MDL	DF	Prepared	Analyzed	CAS No.	Qual
300.0 IC Anions 28 Days	Analytical Method: EPA 300.0 Rev 2.1 1993 Pace Analytical Services - Asheville								
Sulfate	**3.7**	mg/L	1.0	0.50	1		02/24/24 23:19	14808-79-8	

REPORT OF LABORATORY ANALYSIS

This report shall not be reproduced, except in full,
without the written consent of Pace Analytical Services, LLC.

Pace Analytical Services, LLC
9800 Kincey Ave. Suite 100
Huntersville, NC 28078
(704)875-9092

ANALYTICAL RESULTS

Project: Bowen LF Cells 9&10
Pace Project No.: 92714437

Sample: BOW-LF9-10-FD-07 **Lab ID: 92714437014** Collected: 02/20/24 00:00 Received: 02/23/24 11:38 Matrix: Water

Parameters	Results	Units	Report Limit	MDL	DF	Prepared	Analyzed	CAS No.	Qual
6010D ATL ICP	Analytical Method: EPA 6010D Preparation Method: EPA 3010A Pace Analytical Services - Peachtree Corners, GA								
Iron	ND	mg/L	0.040	0.025	1	02/29/24 13:55	03/04/24 13:42	7439-89-6	
Manganese	ND	mg/L	0.040	0.011	1	02/29/24 13:55	03/04/24 13:42	7439-96-5	
Zinc	**0.0093J**	mg/L	0.020	0.0085	1	02/29/24 13:55	03/04/24 13:42	7440-66-6	
Potassium	**0.38J**	mg/L	0.50	0.15	1	02/29/24 13:55	03/04/24 13:42	7440-09-7	
Sodium	**1.9**	mg/L	1.0	0.58	1	02/29/24 13:55	03/04/24 13:42	7440-23-5	
Calcium	**38.5**	mg/L	1.0	0.12	1	02/29/24 13:55	03/04/24 13:42	7440-70-2	
Magnesium	**15.2**	mg/L	0.050	0.012	1	02/29/24 13:55	03/04/24 13:42	7439-95-4	
6020 MET ICPMS	Analytical Method: EPA 6020B Preparation Method: EPA 3005A Pace Analytical Services - Peachtree Corners, GA								
Antimony	ND	mg/L	0.0030	0.00054	1	02/29/24 09:00	03/04/24 18:38	7440-36-0	
Arsenic	ND	mg/L	0.0050	0.00084	1	02/29/24 09:00	03/04/24 18:38	7440-38-2	
Barium	**0.0068**	mg/L	0.0050	0.00047	1	02/29/24 09:00	03/04/24 18:38	7440-39-3	
Beryllium	**0.00016J**	mg/L	0.00050	0.000094	1	02/29/24 09:00	03/04/24 18:38	7440-41-7	
Boron	ND	mg/L	0.040	0.012	1	02/29/24 09:00	03/04/24 18:38	7440-42-8	
Cadmium	**0.00015J**	mg/L	0.00050	0.00010	1	02/29/24 09:00	03/04/24 18:38	7440-43-9	
Chromium	ND	mg/L	0.0050	0.0019	1	02/29/24 09:00	03/04/24 18:38	7440-47-3	
Cobalt	ND	mg/L	0.0050	0.00032	1	02/29/24 09:00	03/04/24 18:38	7440-48-4	
Copper	ND	mg/L	0.0050	0.00043	1	02/29/24 09:00	03/04/24 18:38	7440-50-8	
Lead	ND	mg/L	0.0010	0.00016	1	02/29/24 09:00	03/04/24 18:38	7439-92-1	
Nickel	ND	mg/L	0.0050	0.0021	1	02/29/24 09:00	03/04/24 18:38	7440-02-0	
Selenium	ND	mg/L	0.0050	0.00096	1	02/29/24 09:00	03/04/24 18:38	7782-49-2	
Silver	ND	mg/L	0.0050	0.00031	1	02/29/24 09:00	03/04/24 18:38	7440-22-4	
Thallium	ND	mg/L	0.0010	0.00038	1	02/29/24 09:00	03/04/24 18:38	7440-28-0	
Vanadium	**0.0011J**	mg/L	0.010	0.00075	1	02/29/24 09:00	03/04/24 18:38	7440-62-2	
7470 Mercury	Analytical Method: EPA 7470A Preparation Method: EPA 7470A Pace Analytical Services - Peachtree Corners, GA								
Mercury	ND	mg/L	0.00020	0.00013	1	03/04/24 11:30	03/04/24 15:21	7439-97-6	
2320B Alkalinity	Analytical Method: SM 2320B-2011 Pace Analytical Services - Asheville								
Alkalinity,Bicarbonate (CaCO3)	**155**	mg/L	5.0	5.0	1		02/27/24 22:41		
Alkalinity,Carbonate (CaCO3)	ND	mg/L	5.0	5.0	1		02/27/24 22:41		
Alkalinity, Total as CaCO3	**155**	mg/L	5.0	5.0	1		02/27/24 22:41		
2540C Total Dissolved Solids	Analytical Method: SM 2540C-2015 Pace Analytical Services - Asheville								
Total Dissolved Solids	**150**	mg/L	25.0	25.0	1		02/25/24 12:33		
300.0 IC Anions 28 Days	Analytical Method: EPA 300.0 Rev 2.1 1993 Pace Analytical Services - Asheville								
Chloride	**2.4**	mg/L	1.0	0.60	1		02/24/24 23:34	16887-00-6	
Fluoride	ND	mg/L	0.10	0.050	1		02/24/24 23:34	16984-48-8	

REPORT OF LABORATORY ANALYSIS

This report shall not be reproduced, except in full,
without the written consent of Pace Analytical Services, LLC.

Pace Analytical Services, LLC
9800 Kincey Ave. Suite 100
Huntersville, NC 28078
(704)875-9092

ANALYTICAL RESULTS

Project: Bowen LF Cells 9&10
Pace Project No.: 92714437

Sample: BOW-LF9-10-FD-07 **Lab ID: 92714437014** Collected: 02/20/24 00:00 Received: 02/23/24 11:38 Matrix: Water

Parameters	Results	Units	Report Limit	MDL	DF	Prepared	Analyzed	CAS No.	Qual
300.0 IC Anions 28 Days	Analytical Method: EPA 300.0 Rev 2.1 1993 Pace Analytical Services - Asheville								
Sulfate	**1.2**	mg/L	1.0	0.50	1		02/24/24 23:34	14808-79-8	

REPORT OF LABORATORY ANALYSIS

This report shall not be reproduced, except in full,
without the written consent of Pace Analytical Services, LLC.

Pace Analytical Services, LLC
9800 Kincey Ave. Suite 100
Huntersville, NC 28078
(704)875-9092

ANALYTICAL RESULTS

Project: Bowen LF Cells 9&10
Pace Project No.: 92714437

Sample: BOW-LF9-10-FB-08 **Lab ID: 92714437015** Collected: 02/20/24 15:46 Received: 02/23/24 11:38 Matrix: Water

Parameters	Results	Units	Report Limit	MDL	DF	Prepared	Analyzed	CAS No.	Qual
6010D ATL ICP	Analytical Method: EPA 6010D Preparation Method: EPA 3010A Pace Analytical Services - Peachtree Corners, GA								
Iron	ND	mg/L	0.040	0.025	1	02/29/24 13:55	03/04/24 13:45	7439-89-6	
Manganese	ND	mg/L	0.040	0.011	1	02/29/24 13:55	03/04/24 13:45	7439-96-5	
Zinc	ND	mg/L	0.020	0.0085	1	02/29/24 13:55	03/04/24 13:45	7440-66-6	
Potassium	ND	mg/L	0.50	0.15	1	02/29/24 13:55	03/04/24 13:45	7440-09-7	
Sodium	ND	mg/L	1.0	0.58	1	02/29/24 13:55	03/04/24 13:45	7440-23-5	
Calcium	ND	mg/L	1.0	0.12	1	02/29/24 13:55	03/04/24 13:45	7440-70-2	
Magnesium	ND	mg/L	0.050	0.012	1	02/29/24 13:55	03/04/24 13:45	7439-95-4	
6020 MET ICPMS	Analytical Method: EPA 6020B Preparation Method: EPA 3005A Pace Analytical Services - Peachtree Corners, GA								
Antimony	ND	mg/L	0.0030	0.00054	1	02/29/24 09:00	03/05/24 17:54	7440-36-0	
Arsenic	ND	mg/L	0.0050	0.00084	1	02/29/24 09:00	03/05/24 17:54	7440-38-2	
Barium	ND	mg/L	0.0050	0.00047	1	02/29/24 09:00	03/05/24 17:54	7440-39-3	
Beryllium	ND	mg/L	0.00050	0.000094	1	02/29/24 09:00	03/05/24 17:54	7440-41-7	
Boron	ND	mg/L	0.040	0.012	1	02/29/24 09:00	03/05/24 17:54	7440-42-8	
Cadmium	ND	mg/L	0.00050	0.00010	1	02/29/24 09:00	03/05/24 17:54	7440-43-9	
Chromium	ND	mg/L	0.0050	0.0019	1	02/29/24 09:00	03/05/24 17:54	7440-47-3	
Cobalt	ND	mg/L	0.0050	0.00032	1	02/29/24 09:00	03/05/24 17:54	7440-48-4	
Copper	ND	mg/L	0.0050	0.00043	1	02/29/24 09:00	03/05/24 17:54	7440-50-8	
Lead	ND	mg/L	0.0010	0.00016	1	02/29/24 09:00	03/05/24 17:54	7439-92-1	
Nickel	ND	mg/L	0.0050	0.0021	1	02/29/24 09:00	03/05/24 17:54	7440-02-0	
Selenium	ND	mg/L	0.0050	0.00096	1	02/29/24 09:00	03/05/24 17:54	7782-49-2	
Silver	ND	mg/L	0.0050	0.00031	1	02/29/24 09:00	03/05/24 17:54	7440-22-4	
Thallium	ND	mg/L	0.0010	0.00038	1	02/29/24 09:00	03/05/24 17:54	7440-28-0	
Vanadium	ND	mg/L	0.010	0.00075	1	02/29/24 09:00	03/05/24 17:54	7440-62-2	
7470 Mercury	Analytical Method: EPA 7470A Preparation Method: EPA 7470A Pace Analytical Services - Peachtree Corners, GA								
Mercury	ND	mg/L	0.00020	0.00013	1	03/04/24 11:30	03/04/24 15:23	7439-97-6	
2320B Alkalinity	Analytical Method: SM 2320B-2011 Pace Analytical Services - Asheville								
Alkalinity,Bicarbonate (CaCO3)	ND	mg/L	5.0	5.0	1		02/27/24 22:51		
Alkalinity,Carbonate (CaCO3)	ND	mg/L	5.0	5.0	1		02/27/24 22:51		
Alkalinity, Total as CaCO3	ND	mg/L	5.0	5.0	1		02/27/24 22:51		
2540C Total Dissolved Solids	Analytical Method: SM 2540C-2015 Pace Analytical Services - Asheville								
Total Dissolved Solids	ND	mg/L	25.0	25.0	1		02/25/24 12:33		
300.0 IC Anions 28 Days	Analytical Method: EPA 300.0 Rev 2.1 1993 Pace Analytical Services - Asheville								
Chloride	ND	mg/L	1.0	0.60	1		02/24/24 14:45	16887-00-6	
Fluoride	ND	mg/L	0.10	0.050	1		02/24/24 14:45	16984-48-8	

REPORT OF LABORATORY ANALYSIS

This report shall not be reproduced, except in full,
without the written consent of Pace Analytical Services, LLC.

Pace Analytical Services, LLC
9800 Kincey Ave. Suite 100
Huntersville, NC 28078
(704)875-9092

ANALYTICAL RESULTS

Project: Bowen LF Cells 9&10
Pace Project No.: 92714437

Sample: BOW-LF9-10-FB-08 **Lab ID: 92714437015** Collected: 02/20/24 15:46 Received: 02/23/24 11:38 Matrix: Water

Parameters	Results	Units	Report Limit	MDL	DF	Prepared	Analyzed	CAS No.	Qual
300.0 IC Anions 28 Days	Analytical Method: EPA 300.0 Rev 2.1 1993 Pace Analytical Services - Asheville								
Sulfate	ND	mg/L	1.0	0.50	1		02/24/24 14:45	14808-79-8	

REPORT OF LABORATORY ANALYSIS

This report shall not be reproduced, except in full,
without the written consent of Pace Analytical Services, LLC.

Pace Analytical Services, LLC
9800 Kincey Ave. Suite 100
Huntersville, NC 28078
(704)875-9092

ANALYTICAL RESULTS

Project: Bowen LF Cells 9&10
Pace Project No.: 92714437

Sample: BOW-GWC-46R **Lab ID: 92714437016** Collected: 02/21/24 10:36 Received: 02/23/24 11:38 Matrix: Water

Parameters	Results	Units	Report Limit	MDL	DF	Prepared	Analyzed	CAS No.	Qual
6010D ATL ICP	Analytical Method: EPA 6010D Preparation Method: EPA 3010A Pace Analytical Services - Peachtree Corners, GA								
Iron	ND	mg/L	0.040	0.025	1	02/29/24 13:55	03/04/24 13:48	7439-89-6	
Manganese	ND	mg/L	0.040	0.011	1	02/29/24 13:55	03/04/24 13:48	7439-96-5	
Zinc	ND	mg/L	0.020	0.0085	1	02/29/24 13:55	03/04/24 13:48	7440-66-6	
Potassium	**2.1**	mg/L	0.50	0.15	1	02/29/24 13:55	03/04/24 13:48	7440-09-7	
Sodium	**11.7**	mg/L	1.0	0.58	1	02/29/24 13:55	03/04/24 13:48	7440-23-5	
Calcium	**39.6**	mg/L	1.0	0.12	1	02/29/24 13:55	03/04/24 13:48	7440-70-2	
Magnesium	**21.4**	mg/L	0.050	0.012	1	02/29/24 13:55	03/04/24 13:48	7439-95-4	
6020 MET ICPMS	Analytical Method: EPA 6020B Preparation Method: EPA 3005A Pace Analytical Services - Peachtree Corners, GA								
Antimony	ND	mg/L	0.0030	0.00054	1	02/29/24 09:00	03/05/24 17:58	7440-36-0	
Arsenic	ND	mg/L	0.0050	0.00084	1	02/29/24 09:00	03/05/24 17:58	7440-38-2	
Barium	**0.011**	mg/L	0.0050	0.00047	1	02/29/24 09:00	03/05/24 17:58	7440-39-3	
Beryllium	ND	mg/L	0.00050	0.000094	1	02/29/24 09:00	03/05/24 17:58	7440-41-7	
Boron	ND	mg/L	0.040	0.012	1	02/29/24 09:00	03/05/24 17:58	7440-42-8	
Cadmium	ND	mg/L	0.00050	0.00010	1	02/29/24 09:00	03/05/24 17:58	7440-43-9	
Chromium	**0.0066**	mg/L	0.0050	0.0019	1	02/29/24 09:00	03/05/24 17:58	7440-47-3	
Cobalt	ND	mg/L	0.0050	0.00032	1	02/29/24 09:00	03/05/24 17:58	7440-48-4	
Copper	ND	mg/L	0.0050	0.00043	1	02/29/24 09:00	03/05/24 17:58	7440-50-8	
Lead	ND	mg/L	0.0010	0.00016	1	02/29/24 09:00	03/05/24 17:58	7439-92-1	
Nickel	ND	mg/L	0.0050	0.0021	1	02/29/24 09:00	03/05/24 17:58	7440-02-0	
Selenium	ND	mg/L	0.0050	0.00096	1	02/29/24 09:00	03/05/24 17:58	7782-49-2	
Silver	ND	mg/L	0.0050	0.00031	1	02/29/24 09:00	03/05/24 17:58	7440-22-4	
Thallium	ND	mg/L	0.0010	0.00038	1	02/29/24 09:00	03/05/24 17:58	7440-28-0	
Vanadium	ND	mg/L	0.010	0.00075	1	02/29/24 09:00	03/05/24 17:58	7440-62-2	
7470 Mercury	Analytical Method: EPA 7470A Preparation Method: EPA 7470A Pace Analytical Services - Peachtree Corners, GA								
Mercury	ND	mg/L	0.00020	0.00013	1	03/04/24 11:30	03/04/24 15:26	7439-97-6	
2320B Alkalinity	Analytical Method: SM 2320B-2011 Pace Analytical Services - Asheville								
Alkalinity,Bicarbonate (CaCO3)	**211**	mg/L	5.0	5.0	1		03/02/24 18:54		
Alkalinity,Carbonate (CaCO3)	ND	mg/L	5.0	5.0	1		03/02/24 18:54		
Alkalinity, Total as CaCO3	**211**	mg/L	5.0	5.0	1		03/02/24 18:54		
2540C Total Dissolved Solids	Analytical Method: SM 2540C-2015 Pace Analytical Services - Asheville								
Total Dissolved Solids	**215**	mg/L	25.0	25.0	1		02/25/24 12:33		
300.0 IC Anions 28 Days	Analytical Method: EPA 300.0 Rev 2.1 1993 Pace Analytical Services - Asheville								
Chloride	**4.2**	mg/L	1.0	0.60	1		02/24/24 23:48	16887-00-6	
Fluoride	ND	mg/L	0.10	0.050	1		02/24/24 23:48	16984-48-8	

REPORT OF LABORATORY ANALYSIS

This report shall not be reproduced, except in full,
without the written consent of Pace Analytical Services, LLC.

Pace Analytical Services, LLC
9800 Kincey Ave. Suite 100
Huntersville, NC 28078
(704)875-9092

ANALYTICAL RESULTS

Project: Bowen LF Cells 9&10
Pace Project No.: 92714437

Sample: BOW-GWC-46R **Lab ID: 92714437016** Collected: 02/21/24 10:36 Received: 02/23/24 11:38 Matrix: Water

Parameters	Results	Units	Report Limit	MDL	DF	Prepared	Analyzed	CAS No.	Qual
300.0 IC Anions 28 Days	Analytical Method: EPA 300.0 Rev 2.1 1993 Pace Analytical Services - Asheville								
Sulfate	**3.9**	mg/L	1.0	0.50	1		02/24/24 23:48	14808-79-8	

REPORT OF LABORATORY ANALYSIS

This report shall not be reproduced, except in full,
without the written consent of Pace Analytical Services, LLC.

Pace Analytical Services, LLC
9800 Kincey Ave. Suite 100
Huntersville, NC 28078
(704)875-9092

ANALYTICAL RESULTS

Project: Bowen LF Cells 9&10
Pace Project No.: 92714437

Sample: BOW-GWC-47 **Lab ID: 92714437017** Collected: 02/21/24 14:33 Received: 02/23/24 11:38 Matrix: Water

Parameters	Results	Units	Report Limit	MDL	DF	Prepared	Analyzed	CAS No.	Qual
6010D ATL ICP	Analytical Method: EPA 6010D Preparation Method: EPA 3010A Pace Analytical Services - Peachtree Corners, GA								
Iron	ND	mg/L	0.040	0.025	1	02/29/24 13:55	03/04/24 13:56	7439-89-6	
Manganese	ND	mg/L	0.040	0.011	1	02/29/24 13:55	03/04/24 13:56	7439-96-5	
Zinc	**0.060**	mg/L	0.020	0.0085	1	02/29/24 13:55	03/04/24 13:56	7440-66-6	
Potassium	**0.72**	mg/L	0.50	0.15	1	02/29/24 13:55	03/04/24 13:56	7440-09-7	
Sodium	**2.8**	mg/L	1.0	0.58	1	02/29/24 13:55	03/04/24 13:56	7440-23-5	
Calcium	**22.1**	mg/L	1.0	0.12	1	02/29/24 13:55	03/04/24 13:56	7440-70-2	
Magnesium	**11.7**	mg/L	0.050	0.012	1	02/29/24 13:55	03/04/24 13:56	7439-95-4	
6020 MET ICPMS	Analytical Method: EPA 6020B Preparation Method: EPA 3005A Pace Analytical Services - Peachtree Corners, GA								
Antimony	**0.0013J**	mg/L	0.0030	0.00054	1	02/29/24 09:00	03/05/24 18:13	7440-36-0	
Arsenic	ND	mg/L	0.0050	0.00084	1	02/29/24 09:00	03/05/24 18:13	7440-38-2	
Barium	**0.0087**	mg/L	0.0050	0.00047	1	02/29/24 09:00	03/05/24 18:13	7440-39-3	
Beryllium	ND	mg/L	0.00050	0.000094	1	02/29/24 09:00	03/05/24 18:13	7440-41-7	
Boron	ND	mg/L	0.040	0.012	1	02/29/24 09:00	03/05/24 18:13	7440-42-8	
Cadmium	**0.00020J**	mg/L	0.00050	0.00010	1	02/29/24 09:00	03/05/24 18:13	7440-43-9	
Chromium	**0.0021J**	mg/L	0.0050	0.0019	1	02/29/24 09:00	03/05/24 18:13	7440-47-3	
Cobalt	ND	mg/L	0.0050	0.00032	1	02/29/24 09:00	03/05/24 18:13	7440-48-4	
Copper	ND	mg/L	0.0050	0.00043	1	02/29/24 09:00	03/05/24 18:13	7440-50-8	
Lead	ND	mg/L	0.0010	0.00016	1	02/29/24 09:00	03/05/24 18:13	7439-92-1	
Nickel	ND	mg/L	0.0050	0.0021	1	02/29/24 09:00	03/05/24 18:13	7440-02-0	
Selenium	ND	mg/L	0.0050	0.00096	1	02/29/24 09:00	03/05/24 18:13	7782-49-2	
Silver	ND	mg/L	0.0050	0.00031	1	02/29/24 09:00	03/05/24 18:13	7440-22-4	
Thallium	ND	mg/L	0.0010	0.00038	1	02/29/24 09:00	03/05/24 18:13	7440-28-0	
Vanadium	ND	mg/L	0.010	0.00075	1	02/29/24 09:00	03/05/24 18:13	7440-62-2	
7470 Mercury	Analytical Method: EPA 7470A Preparation Method: EPA 7470A Pace Analytical Services - Peachtree Corners, GA								
Mercury	ND	mg/L	0.00020	0.00013	1	03/04/24 11:30	03/04/24 15:28	7439-97-6	
2320B Alkalinity	Analytical Method: SM 2320B-2011 Pace Analytical Services - Asheville								
Alkalinity,Bicarbonate (CaCO3)	**98.6**	mg/L	5.0	5.0	1		02/29/24 19:30		
Alkalinity,Carbonate (CaCO3)	ND	mg/L	5.0	5.0	1		02/29/24 19:30		
Alkalinity, Total as CaCO3	**98.6**	mg/L	5.0	5.0	1		02/29/24 19:30		
2540C Total Dissolved Solids	Analytical Method: SM 2540C-2015 Pace Analytical Services - Asheville								
Total Dissolved Solids	**105**	mg/L	25.0	25.0	1		02/25/24 12:34		
300.0 IC Anions 28 Days	Analytical Method: EPA 300.0 Rev 2.1 1993 Pace Analytical Services - Asheville								
Chloride	**1.9**	mg/L	1.0	0.60	1		02/25/24 00:02	16887-00-6	
Fluoride	**0.059J**	mg/L	0.10	0.050	1		02/25/24 00:02	16984-48-8	

REPORT OF LABORATORY ANALYSIS

This report shall not be reproduced, except in full,
without the written consent of Pace Analytical Services, LLC.

Pace Analytical Services, LLC
9800 Kincey Ave. Suite 100
Huntersville, NC 28078
(704)875-9092

ANALYTICAL RESULTS

Project: Bowen LF Cells 9&10
Pace Project No.: 92714437

Sample: BOW-GWC-47 **Lab ID: 92714437017** Collected: 02/21/24 14:33 Received: 02/23/24 11:38 Matrix: Water

Parameters	Results	Units	Report Limit	MDL	DF	Prepared	Analyzed	CAS No.	Qual
300.0 IC Anions 28 Days	Analytical Method: EPA 300.0 Rev 2.1 1993 Pace Analytical Services - Asheville								
Sulfate	**5.9**	mg/L	1.0	0.50	1		02/25/24 00:02	14808-79-8	

REPORT OF LABORATORY ANALYSIS

This report shall not be reproduced, except in full,
without the written consent of Pace Analytical Services, LLC.

Pace Analytical Services, LLC
9800 Kincey Ave. Suite 100
Huntersville, NC 28078
(704)875-9092

ANALYTICAL RESULTS

Project: Bowen LF Cells 9&10
Pace Project No.: 92714437

Sample: BOW-GWC-47R **Lab ID: 92714437018** Collected: 02/21/24 12:59 Received: 02/23/24 11:38 Matrix: Water

Parameters	Results	Units	Report Limit	MDL	DF	Prepared	Analyzed	CAS No.	Qual
6010D ATL ICP	Analytical Method: EPA 6010D Preparation Method: EPA 3010A Pace Analytical Services - Peachtree Corners, GA								
Iron	ND	mg/L	0.040	0.025	1	02/29/24 13:55	03/04/24 13:58	7439-89-6	
Manganese	ND	mg/L	0.040	0.011	1	02/29/24 13:55	03/04/24 13:58	7439-96-5	
Zinc	ND	mg/L	0.020	0.0085	1	02/29/24 13:55	03/04/24 13:58	7440-66-6	
Potassium	**1.7**	mg/L	0.50	0.15	1	02/29/24 13:55	03/04/24 13:58	7440-09-7	
Sodium	**3.8**	mg/L	1.0	0.58	1	02/29/24 13:55	03/04/24 13:58	7440-23-5	
Calcium	**28.7**	mg/L	1.0	0.12	1	02/29/24 13:55	03/04/24 13:58	7440-70-2	
Magnesium	**6.6**	mg/L	0.050	0.012	1	02/29/24 13:55	03/04/24 13:58	7439-95-4	
6020 MET ICPMS	Analytical Method: EPA 6020B Preparation Method: EPA 3005A Pace Analytical Services - Peachtree Corners, GA								
Antimony	**0.0013J**	mg/L	0.0030	0.00054	1	02/29/24 09:00	03/05/24 18:16	7440-36-0	
Arsenic	ND	mg/L	0.0050	0.00084	1	02/29/24 09:00	03/05/24 18:16	7440-38-2	
Barium	**0.0075**	mg/L	0.0050	0.00047	1	02/29/24 09:00	03/05/24 18:16	7440-39-3	
Beryllium	ND	mg/L	0.00050	0.000094	1	02/29/24 09:00	03/05/24 18:16	7440-41-7	
Boron	ND	mg/L	0.040	0.012	1	02/29/24 09:00	03/05/24 18:16	7440-42-8	
Cadmium	ND	mg/L	0.00050	0.00010	1	02/29/24 09:00	03/05/24 18:16	7440-43-9	
Chromium	**0.0046J**	mg/L	0.0050	0.0019	1	02/29/24 09:00	03/05/24 18:16	7440-47-3	
Cobalt	ND	mg/L	0.0050	0.00032	1	02/29/24 09:00	03/05/24 18:16	7440-48-4	
Copper	ND	mg/L	0.0050	0.00043	1	02/29/24 09:00	03/05/24 18:16	7440-50-8	
Lead	ND	mg/L	0.0010	0.00016	1	02/29/24 09:00	03/05/24 18:16	7439-92-1	
Nickel	ND	mg/L	0.0050	0.0021	1	02/29/24 09:00	03/05/24 18:16	7440-02-0	
Selenium	ND	mg/L	0.0050	0.00096	1	02/29/24 09:00	03/05/24 18:16	7782-49-2	
Silver	ND	mg/L	0.0050	0.00031	1	02/29/24 09:00	03/05/24 18:16	7440-22-4	
Thallium	ND	mg/L	0.0010	0.00038	1	02/29/24 09:00	03/05/24 18:16	7440-28-0	
Vanadium	ND	mg/L	0.010	0.00075	1	02/29/24 09:00	03/05/24 18:16	7440-62-2	
7470 Mercury	Analytical Method: EPA 7470A Preparation Method: EPA 7470A Pace Analytical Services - Peachtree Corners, GA								
Mercury	ND	mg/L	0.00020	0.00013	1	03/04/24 11:30	03/04/24 15:31	7439-97-6	
2320B Alkalinity	Analytical Method: SM 2320B-2011 Pace Analytical Services - Asheville								
Alkalinity,Bicarbonate (CaCO3)	**97.5**	mg/L	5.0	5.0	1		02/29/24 20:29		
Alkalinity,Carbonate (CaCO3)	ND	mg/L	5.0	5.0	1		02/29/24 20:29		
Alkalinity, Total as CaCO3	**97.5**	mg/L	5.0	5.0	1		02/29/24 20:29		
2540C Total Dissolved Solids	Analytical Method: SM 2540C-2015 Pace Analytical Services - Asheville								
Total Dissolved Solids	**114**	mg/L	25.0	25.0	1		02/25/24 12:34		
300.0 IC Anions 28 Days	Analytical Method: EPA 300.0 Rev 2.1 1993 Pace Analytical Services - Asheville								
Chloride	**1.5**	mg/L	1.0	0.60	1		02/25/24 00:45	16887-00-6	
Fluoride	**0.095J**	mg/L	0.10	0.050	1		02/25/24 00:45	16984-48-8	

REPORT OF LABORATORY ANALYSIS

This report shall not be reproduced, except in full,
without the written consent of Pace Analytical Services, LLC.

Pace Analytical Services, LLC
9800 Kincey Ave. Suite 100
Huntersville, NC 28078
(704)875-9092

ANALYTICAL RESULTS

Project: Bowen LF Cells 9&10
Pace Project No.: 92714437

Sample: BOW-GWC-47R **Lab ID: 92714437018** Collected: 02/21/24 12:59 Received: 02/23/24 11:38 Matrix: Water

Parameters	Results	Units	Report Limit	MDL	DF	Prepared	Analyzed	CAS No.	Qual
300.0 IC Anions 28 Days	Analytical Method: EPA 300.0 Rev 2.1 1993 Pace Analytical Services - Asheville								
Sulfate	**6.8**	mg/L	1.0	0.50	1		02/25/24 00:45	14808-79-8	

REPORT OF LABORATORY ANALYSIS

This report shall not be reproduced, except in full,
without the written consent of Pace Analytical Services, LLC.

Pace Analytical Services, LLC
9800 Kincey Ave. Suite 100
Huntersville, NC 28078
(704)875-9092

ANALYTICAL RESULTS

Project: Bowen LF Cells 9&10
Pace Project No.: 92714437

Sample: BOW-GWC-48 **Lab ID: 92714437019** Collected: 02/21/24 10:16 Received: 02/23/24 11:38 Matrix: Water

Parameters	Results	Units	Report Limit	MDL	DF	Prepared	Analyzed	CAS No.	Qual
6010D ATL ICP	Analytical Method: EPA 6010D Preparation Method: EPA 3010A Pace Analytical Services - Peachtree Corners, GA								
Iron	ND	mg/L	0.040	0.025	1	02/29/24 13:55	03/04/24 14:01	7439-89-6	
Manganese	**0.31**	mg/L	0.040	0.011	1	02/29/24 13:55	03/04/24 14:01	7439-96-5	
Zinc	**0.011J**	mg/L	0.020	0.0085	1	02/29/24 13:55	03/04/24 14:01	7440-66-6	
Potassium	**0.36J**	mg/L	0.50	0.15	1	02/29/24 13:55	03/04/24 14:01	7440-09-7	
Sodium	**3.6**	mg/L	1.0	0.58	1	02/29/24 13:55	03/04/24 14:01	7440-23-5	
Calcium	**4.2**	mg/L	1.0	0.12	1	02/29/24 13:55	03/04/24 14:01	7440-70-2	
Magnesium	**2.4**	mg/L	0.050	0.012	1	02/29/24 13:55	03/04/24 14:01	7439-95-4	
6020 MET ICPMS	Analytical Method: EPA 6020B Preparation Method: EPA 3005A Pace Analytical Services - Peachtree Corners, GA								
Antimony	ND	mg/L	0.0030	0.00054	1	02/29/24 09:00	03/05/24 18:20	7440-36-0	
Arsenic	ND	mg/L	0.0050	0.00084	1	02/29/24 09:00	03/05/24 18:20	7440-38-2	
Barium	**0.049**	mg/L	0.0050	0.00047	1	02/29/24 09:00	03/05/24 18:20	7440-39-3	
Beryllium	**0.00050J**	mg/L	0.00050	0.000094	1	02/29/24 09:00	03/05/24 18:20	7440-41-7	
Boron	ND	mg/L	0.040	0.012	1	02/29/24 09:00	03/05/24 18:20	7440-42-8	
Cadmium	**0.00027J**	mg/L	0.00050	0.00010	1	02/29/24 09:00	03/05/24 18:20	7440-43-9	
Chromium	ND	mg/L	0.0050	0.0019	1	02/29/24 09:00	03/05/24 18:20	7440-47-3	
Cobalt	**0.0025J**	mg/L	0.0050	0.00032	1	02/29/24 09:00	03/05/24 18:20	7440-48-4	
Copper	**0.00045J**	mg/L	0.0050	0.00043	1	02/29/24 09:00	03/05/24 18:20	7440-50-8	
Lead	ND	mg/L	0.0010	0.00016	1	02/29/24 09:00	03/05/24 18:20	7439-92-1	
Nickel	**0.0076**	mg/L	0.0050	0.0021	1	02/29/24 09:00	03/05/24 18:20	7440-02-0	
Selenium	**0.0011J**	mg/L	0.0050	0.00096	1	02/29/24 09:00	03/05/24 18:20	7782-49-2	
Silver	ND	mg/L	0.0050	0.00031	1	02/29/24 09:00	03/05/24 18:20	7440-22-4	
Thallium	ND	mg/L	0.0010	0.00038	1	02/29/24 09:00	03/05/24 18:20	7440-28-0	
Vanadium	ND	mg/L	0.010	0.00075	1	02/29/24 09:00	03/05/24 18:20	7440-62-2	
7470 Mercury	Analytical Method: EPA 7470A Preparation Method: EPA 7470A Pace Analytical Services - Peachtree Corners, GA								
Mercury	**0.00071**	mg/L	0.00020	0.00013	1	03/04/24 11:30	03/04/24 15:34	7439-97-6	
2320B Alkalinity	Analytical Method: SM 2320B-2011 Pace Analytical Services - Asheville								
Alkalinity,Bicarbonate (CaCO3)	**6.0**	mg/L	5.0	5.0	1		02/29/24 20:37		
Alkalinity,Carbonate (CaCO3)	ND	mg/L	5.0	5.0	1		02/29/24 20:37		
Alkalinity, Total as CaCO3	**6.0**	mg/L	5.0	5.0	1		02/29/24 20:37		
2540C Total Dissolved Solids	Analytical Method: SM 2540C-2015 Pace Analytical Services - Asheville								
Total Dissolved Solids	**52.0**	mg/L	25.0	25.0	1		02/25/24 12:34		
300.0 IC Anions 28 Days	Analytical Method: EPA 300.0 Rev 2.1 1993 Pace Analytical Services - Asheville								
Chloride	**7.1**	mg/L	1.0	0.60	1		02/25/24 01:28	16887-00-6	
Fluoride	**0.065J**	mg/L	0.10	0.050	1		02/25/24 01:28	16984-48-8	

REPORT OF LABORATORY ANALYSIS

This report shall not be reproduced, except in full,
without the written consent of Pace Analytical Services, LLC.

Pace Analytical Services, LLC
9800 Kincey Ave. Suite 100
Huntersville, NC 28078
(704)875-9092

ANALYTICAL RESULTS

Project: Bowen LF Cells 9&10
Pace Project No.: 92714437

Sample: BOW-GWC-48 **Lab ID: 92714437019** Collected: 02/21/24 10:16 Received: 02/23/24 11:38 Matrix: Water

Parameters	Results	Units	Report Limit	MDL	DF	Prepared	Analyzed	CAS No.	Qual
300.0 IC Anions 28 Days	Analytical Method: EPA 300.0 Rev 2.1 1993 Pace Analytical Services - Asheville								
Sulfate	**8.5**	mg/L	1.0	0.50	1		02/25/24 01:28	14808-79-8	

REPORT OF LABORATORY ANALYSIS

This report shall not be reproduced, except in full,
without the written consent of Pace Analytical Services, LLC.

Pace Analytical Services, LLC
9800 Kincey Ave. Suite 100
Huntersville, NC 28078
(704)875-9092

ANALYTICAL RESULTS

Project: Bowen LF Cells 9&10
Pace Project No.: 92714437

Sample: BOW-GWC-49R **Lab ID: 92714437020** Collected: 02/21/24 13:02 Received: 02/23/24 11:38 Matrix: Water

Parameters	Results	Units	Report Limit	MDL	DF	Prepared	Analyzed	CAS No.	Qual
6010D ATL ICP	Analytical Method: EPA 6010D Preparation Method: EPA 3010A Pace Analytical Services - Peachtree Corners, GA								
Iron	ND	mg/L	0.040	0.025	1	02/29/24 13:55	03/04/24 14:04	7439-89-6	
Manganese	ND	mg/L	0.040	0.011	1	02/29/24 13:55	03/04/24 14:04	7439-96-5	
Zinc	ND	mg/L	0.020	0.0085	1	02/29/24 13:55	03/04/24 14:04	7440-66-6	
Potassium	**0.74**	mg/L	0.50	0.15	1	02/29/24 13:55	03/04/24 14:04	7440-09-7	
Sodium	**2.0**	mg/L	1.0	0.58	1	02/29/24 13:55	03/04/24 14:04	7440-23-5	
Calcium	**26.4**	mg/L	1.0	0.12	1	02/29/24 13:55	03/04/24 14:04	7440-70-2	
Magnesium	**13.6**	mg/L	0.050	0.012	1	02/29/24 13:55	03/04/24 14:04	7439-95-4	
6020 MET ICPMS	Analytical Method: EPA 6020B Preparation Method: EPA 3005A Pace Analytical Services - Peachtree Corners, GA								
Antimony	**0.0020J**	mg/L	0.0030	0.00054	1	02/29/24 09:00	03/05/24 18:31	7440-36-0	
Arsenic	ND	mg/L	0.0050	0.00084	1	02/29/24 09:00	03/05/24 18:31	7440-38-2	
Barium	**0.011**	mg/L	0.0050	0.00047	1	02/29/24 09:00	03/05/24 18:31	7440-39-3	
Beryllium	ND	mg/L	0.00050	0.000094	1	02/29/24 09:00	03/05/24 18:31	7440-41-7	
Boron	ND	mg/L	0.040	0.012	1	02/29/24 09:00	03/05/24 18:31	7440-42-8	
Cadmium	ND	mg/L	0.00050	0.00010	1	02/29/24 09:00	03/05/24 18:31	7440-43-9	
Chromium	ND	mg/L	0.0050	0.0019	1	02/29/24 09:00	03/05/24 18:31	7440-47-3	
Cobalt	ND	mg/L	0.0050	0.00032	1	02/29/24 09:00	03/05/24 18:31	7440-48-4	
Copper	ND	mg/L	0.0050	0.00043	1	02/29/24 09:00	03/05/24 18:31	7440-50-8	
Lead	ND	mg/L	0.0010	0.00016	1	02/29/24 09:00	03/05/24 18:31	7439-92-1	
Nickel	ND	mg/L	0.0050	0.0021	1	02/29/24 09:00	03/05/24 18:31	7440-02-0	
Selenium	ND	mg/L	0.0050	0.00096	1	02/29/24 09:00	03/05/24 18:31	7782-49-2	
Silver	ND	mg/L	0.0050	0.00031	1	02/29/24 09:00	03/05/24 18:31	7440-22-4	
Thallium	ND	mg/L	0.0010	0.00038	1	02/29/24 09:00	03/05/24 18:31	7440-28-0	
Vanadium	ND	mg/L	0.010	0.00075	1	02/29/24 09:00	03/05/24 18:31	7440-62-2	
7470 Mercury	Analytical Method: EPA 7470A Preparation Method: EPA 7470A Pace Analytical Services - Peachtree Corners, GA								
Mercury	ND	mg/L	0.00020	0.00013	1	03/04/24 11:30	03/04/24 15:36	7439-97-6	
2320B Alkalinity	Analytical Method: SM 2320B-2011 Pace Analytical Services - Asheville								
Alkalinity,Bicarbonate (CaCO3)	**139**	mg/L	5.0	5.0	1		03/01/24 16:47		
Alkalinity,Carbonate (CaCO3)	ND	mg/L	5.0	5.0	1		03/01/24 16:47		
Alkalinity, Total as CaCO3	**139**	mg/L	5.0	5.0	1		03/01/24 16:47		
2540C Total Dissolved Solids	Analytical Method: SM 2540C-2015 Pace Analytical Services - Asheville								
Total Dissolved Solids	**126**	mg/L	25.0	25.0	1		02/25/24 12:34		
300.0 IC Anions 28 Days	Analytical Method: EPA 300.0 Rev 2.1 1993 Pace Analytical Services - Asheville								
Chloride	**1.0**	mg/L	1.0	0.60	1		02/25/24 01:42	16887-00-6	
Fluoride	ND	mg/L	0.10	0.050	1		02/25/24 01:42	16984-48-8	

REPORT OF LABORATORY ANALYSIS

This report shall not be reproduced, except in full,
without the written consent of Pace Analytical Services, LLC.

Pace Analytical Services, LLC
9800 Kincey Ave. Suite 100
Huntersville, NC 28078
(704)875-9092

ANALYTICAL RESULTS

Project: Bowen LF Cells 9&10
Pace Project No.: 92714437

Sample: BOW-GWC-49R **Lab ID: 92714437020** Collected: 02/21/24 13:02 Received: 02/23/24 11:38 Matrix: Water

Parameters	Results	Units	Report Limit	MDL	DF	Prepared	Analyzed	CAS No.	Qual
300.0 IC Anions 28 Days	Analytical Method: EPA 300.0 Rev 2.1 1993 Pace Analytical Services - Asheville								
Sulfate	**1.8**	mg/L	1.0	0.50	1		02/25/24 01:42	14808-79-8	

REPORT OF LABORATORY ANALYSIS

This report shall not be reproduced, except in full,
without the written consent of Pace Analytical Services, LLC.

Pace Analytical Services, LLC
9800 Kincey Ave. Suite 100
Huntersville, NC 28078
(704)875-9092

ANALYTICAL RESULTS

Project: Bowen LF Cells 9&10
Pace Project No.: 92714437

Sample: BOW-GWC-49Z **Lab ID: 92714437021** Collected: 02/21/24 11:54 Received: 02/23/24 11:38 Matrix: Water

Parameters	Results	Units	Report Limit	MDL	DF	Prepared	Analyzed	CAS No.	Qual
6010D ATL ICP	Analytical Method: EPA 6010D Preparation Method: EPA 3010A Pace Analytical Services - Peachtree Corners, GA								
Iron	**0.036J**	mg/L	0.040	0.025	1	02/29/24 13:55	03/04/24 14:07	7439-89-6	
Manganese	**0.029J**	mg/L	0.040	0.011	1	02/29/24 13:55	03/04/24 14:07	7439-96-5	
Zinc	ND	mg/L	0.020	0.0085	1	02/29/24 13:55	03/04/24 14:07	7440-66-6	
Potassium	**0.49J**	mg/L	0.50	0.15	1	02/29/24 13:55	03/04/24 14:07	7440-09-7	
Sodium	**2.4**	mg/L	1.0	0.58	1	02/29/24 13:55	03/04/24 14:07	7440-23-5	
Calcium	**0.67J**	mg/L	1.0	0.12	1	02/29/24 13:55	03/04/24 14:07	7440-70-2	
Magnesium	**0.33**	mg/L	0.050	0.012	1	02/29/24 13:55	03/04/24 14:07	7439-95-4	
6020 MET ICPMS	Analytical Method: EPA 6020B Preparation Method: EPA 3005A Pace Analytical Services - Peachtree Corners, GA								
Antimony	ND	mg/L	0.0030	0.00054	1	02/29/24 09:00	03/05/24 18:35	7440-36-0	
Arsenic	ND	mg/L	0.0050	0.00084	1	02/29/24 09:00	03/05/24 18:35	7440-38-2	
Barium	**0.0040J**	mg/L	0.0050	0.00047	1	02/29/24 09:00	03/05/24 18:35	7440-39-3	
Beryllium	ND	mg/L	0.00050	0.000094	1	02/29/24 09:00	03/05/24 18:35	7440-41-7	
Boron	ND	mg/L	0.040	0.012	1	02/29/24 09:00	03/05/24 18:35	7440-42-8	
Cadmium	ND	mg/L	0.00050	0.00010	1	02/29/24 09:00	03/05/24 18:35	7440-43-9	
Chromium	ND	mg/L	0.0050	0.0019	1	02/29/24 09:00	03/05/24 18:35	7440-47-3	
Cobalt	**0.00037J**	mg/L	0.0050	0.00032	1	02/29/24 09:00	03/05/24 18:35	7440-48-4	
Copper	ND	mg/L	0.0050	0.00043	1	02/29/24 09:00	03/05/24 18:35	7440-50-8	
Lead	ND	mg/L	0.0010	0.00016	1	02/29/24 09:00	03/05/24 18:35	7439-92-1	
Nickel	ND	mg/L	0.0050	0.0021	1	02/29/24 09:00	03/05/24 18:35	7440-02-0	
Selenium	ND	mg/L	0.0050	0.00096	1	02/29/24 09:00	03/05/24 18:35	7782-49-2	
Silver	ND	mg/L	0.0050	0.00031	1	02/29/24 09:00	03/05/24 18:35	7440-22-4	
Thallium	ND	mg/L	0.0010	0.00038	1	02/29/24 09:00	03/05/24 18:35	7440-28-0	
Vanadium	ND	mg/L	0.010	0.00075	1	02/29/24 09:00	03/05/24 18:35	7440-62-2	
7470 Mercury	Analytical Method: EPA 7470A Preparation Method: EPA 7470A Pace Analytical Services - Peachtree Corners, GA								
Mercury	ND	mg/L	0.00020	0.00013	1	03/04/24 13:00	03/04/24 17:01	7439-97-6	
2320B Alkalinity	Analytical Method: SM 2320B-2011 Pace Analytical Services - Asheville								
Alkalinity,Bicarbonate (CaCO3)	ND	mg/L	5.0	5.0	1		03/01/24 17:09		
Alkalinity,Carbonate (CaCO3)	ND	mg/L	5.0	5.0	1		03/01/24 17:09		
Alkalinity, Total as CaCO3	ND	mg/L	5.0	5.0	1		03/01/24 17:09		
2540C Total Dissolved Solids	Analytical Method: SM 2540C-2015 Pace Analytical Services - Asheville								
Total Dissolved Solids	ND	mg/L	25.0	25.0	1		02/25/24 12:34		
300.0 IC Anions 28 Days	Analytical Method: EPA 300.0 Rev 2.1 1993 Pace Analytical Services - Asheville								
Chloride	**0.97J**	mg/L	1.0	0.60	1		02/25/24 01:57	16887-00-6	
Fluoride	ND	mg/L	0.10	0.050	1		02/25/24 01:57	16984-48-8	

REPORT OF LABORATORY ANALYSIS

This report shall not be reproduced, except in full,
without the written consent of Pace Analytical Services, LLC.

Pace Analytical Services, LLC
9800 Kincey Ave. Suite 100
Huntersville, NC 28078
(704)875-9092

ANALYTICAL RESULTS

Project: Bowen LF Cells 9&10
Pace Project No.: 92714437

Sample: BOW-GWC-49Z **Lab ID: 92714437021** Collected: 02/21/24 11:54 Received: 02/23/24 11:38 Matrix: Water

Parameters	Results	Units	Report Limit	MDL	DF	Prepared	Analyzed	CAS No.	Qual
300.0 IC Anions 28 Days	Analytical Method: EPA 300.0 Rev 2.1 1993 Pace Analytical Services - Asheville								
Sulfate	**0.57J**	mg/L	1.0	0.50	1		02/25/24 01:57	14808-79-8	

REPORT OF LABORATORY ANALYSIS

This report shall not be reproduced, except in full,
without the written consent of Pace Analytical Services, LLC.

Pace Analytical Services, LLC
9800 Kincey Ave. Suite 100
Huntersville, NC 28078
(704)875-9092

ANALYTICAL RESULTS

Project: Bowen LF Cells 9&10
Pace Project No.: 92714437

Sample: BOW-LF9-10-FD-08 **Lab ID: 92714437022** Collected: 02/21/24 00:00 Received: 02/23/24 11:38 Matrix: Water

Parameters	Results	Units	Report Limit	MDL	DF	Prepared	Analyzed	CAS No.	Qual
6010D ATL ICP	Analytical Method: EPA 6010D Preparation Method: EPA 3010A Pace Analytical Services - Peachtree Corners, GA								
Iron	ND	mg/L	0.040	0.025	1	02/29/24 13:55	03/04/24 14:09	7439-89-6	
Manganese	ND	mg/L	0.040	0.011	1	02/29/24 13:55	03/04/24 14:09	7439-96-5	
Zinc	ND	mg/L	0.020	0.0085	1	02/29/24 13:55	03/04/24 14:09	7440-66-6	
Potassium	**2.2**	mg/L	0.50	0.15	1	02/29/24 13:55	03/04/24 14:09	7440-09-7	
Sodium	**12.3**	mg/L	1.0	0.58	1	02/29/24 13:55	03/04/24 14:09	7440-23-5	
Calcium	**40.9**	mg/L	1.0	0.12	1	02/29/24 13:55	03/04/24 14:09	7440-70-2	
Magnesium	**22.0**	mg/L	0.050	0.012	1	02/29/24 13:55	03/04/24 14:09	7439-95-4	
6020 MET ICPMS	Analytical Method: EPA 6020B Preparation Method: EPA 3005A Pace Analytical Services - Peachtree Corners, GA								
Antimony	ND	mg/L	0.0030	0.00054	1	02/29/24 09:00	03/05/24 18:39	7440-36-0	
Arsenic	ND	mg/L	0.0050	0.00084	1	02/29/24 09:00	03/05/24 18:39	7440-38-2	
Barium	**0.011**	mg/L	0.0050	0.00047	1	02/29/24 09:00	03/05/24 18:39	7440-39-3	
Beryllium	ND	mg/L	0.00050	0.000094	1	02/29/24 09:00	03/05/24 18:39	7440-41-7	
Boron	ND	mg/L	0.040	0.012	1	02/29/24 09:00	03/05/24 18:39	7440-42-8	
Cadmium	ND	mg/L	0.00050	0.00010	1	02/29/24 09:00	03/05/24 18:39	7440-43-9	
Chromium	**0.0062**	mg/L	0.0050	0.0019	1	02/29/24 09:00	03/05/24 18:39	7440-47-3	
Cobalt	ND	mg/L	0.0050	0.00032	1	02/29/24 09:00	03/05/24 18:39	7440-48-4	
Copper	ND	mg/L	0.0050	0.00043	1	02/29/24 09:00	03/05/24 18:39	7440-50-8	
Lead	ND	mg/L	0.0010	0.00016	1	02/29/24 09:00	03/05/24 18:39	7439-92-1	
Nickel	ND	mg/L	0.0050	0.0021	1	02/29/24 09:00	03/05/24 18:39	7440-02-0	
Selenium	ND	mg/L	0.0050	0.00096	1	02/29/24 09:00	03/05/24 18:39	7782-49-2	
Silver	ND	mg/L	0.0050	0.00031	1	02/29/24 09:00	03/05/24 18:39	7440-22-4	
Thallium	ND	mg/L	0.0010	0.00038	1	02/29/24 09:00	03/05/24 18:39	7440-28-0	
Vanadium	ND	mg/L	0.010	0.00075	1	02/29/24 09:00	03/05/24 18:39	7440-62-2	
7470 Mercury	Analytical Method: EPA 7470A Preparation Method: EPA 7470A Pace Analytical Services - Peachtree Corners, GA								
Mercury	ND	mg/L	0.00020	0.00013	1	03/04/24 13:00	03/04/24 17:03	7439-97-6	
2320B Alkalinity	Analytical Method: SM 2320B-2011 Pace Analytical Services - Asheville								
Alkalinity,Bicarbonate (CaCO3)	**238**	mg/L	5.0	5.0	1		03/01/24 17:23		
Alkalinity,Carbonate (CaCO3)	ND	mg/L	5.0	5.0	1		03/01/24 17:23		
Alkalinity, Total as CaCO3	**238**	mg/L	5.0	5.0	1		03/01/24 17:23		
2540C Total Dissolved Solids	Analytical Method: SM 2540C-2015 Pace Analytical Services - Asheville								
Total Dissolved Solids	**204**	mg/L	25.0	25.0	1		02/25/24 12:34		
300.0 IC Anions 28 Days	Analytical Method: EPA 300.0 Rev 2.1 1993 Pace Analytical Services - Asheville								
Chloride	**4.2**	mg/L	1.0	0.60	1		02/25/24 02:11	16887-00-6	
Fluoride	ND	mg/L	0.10	0.050	1		02/25/24 02:11	16984-48-8	

REPORT OF LABORATORY ANALYSIS

This report shall not be reproduced, except in full,
without the written consent of Pace Analytical Services, LLC.

Pace Analytical Services, LLC
9800 Kincey Ave. Suite 100
Huntersville, NC 28078
(704)875-9092

ANALYTICAL RESULTS

Project: Bowen LF Cells 9&10
Pace Project No.: 92714437

Sample: BOW-LF9-10-FD-08 **Lab ID: 92714437022** Collected: 02/21/24 00:00 Received: 02/23/24 11:38 Matrix: Water

Parameters	Results	Units	Report Limit	MDL	DF	Prepared	Analyzed	CAS No.	Qual
300.0 IC Anions 28 Days	Analytical Method: EPA 300.0 Rev 2.1 1993 Pace Analytical Services - Asheville								
Sulfate	**3.9**	mg/L	1.0	0.50	1		02/25/24 02:11	14808-79-8	

REPORT OF LABORATORY ANALYSIS

This report shall not be reproduced, except in full,
without the written consent of Pace Analytical Services, LLC.

Pace Analytical Services, LLC
9800 Kincey Ave. Suite 100
Huntersville, NC 28078
(704)875-9092

QUALITY CONTROL DATA

Project: Bowen LF Cells 9&10
Pace Project No.: 92714437

QC Batch: 835565
QC Batch Method: EPA 3010A
Analysis Method: EPA 6010D
Analysis Description: 6010D ATL
Laboratory: Pace Analytical Services - Peachtree Corners, GA
Associated Lab Samples: 92714437001, 92714437002, 92714437003, 92714437004, 92714437005, 92714437006, 92714437007

METHOD BLANK: 4316637 Matrix: Water
Associated Lab Samples: 92714437001, 92714437002, 92714437003, 92714437004, 92714437005, 92714437006, 92714437007

Parameter	Units	Blank Result	Reporting Limit	MDL	Analyzed	Qualifiers
Calcium	mg/L	ND	1.0	0.12	03/01/24 18:56	
Iron	mg/L	ND	0.040	0.025	03/01/24 18:56	
Magnesium	mg/L	ND	0.050	0.012	03/01/24 18:56	
Manganese	mg/L	ND	0.040	0.011	03/01/24 18:56	
Potassium	mg/L	ND	0.50	0.15	03/01/24 18:56	
Sodium	mg/L	ND	1.0	0.58	03/01/24 18:56	
Zinc	mg/L	ND	0.020	0.0085	03/01/24 18:56	

LABORATORY CONTROL SAMPLE: 4316638

Parameter	Units	Spike Conc.	LCS Result	LCS % Rec	% Rec Limits	Qualifiers
Calcium	mg/L	1	1.0	103	80-120	
Iron	mg/L	1	1.0	102	80-120	
Magnesium	mg/L	1	1.0	104	80-120	
Manganese	mg/L	1	0.97	97	80-120	
Potassium	mg/L	1	0.98	98	80-120	
Sodium	mg/L	1	1.0	103	80-120	
Zinc	mg/L	1	1.0	100	80-120	

MATRIX SPIKE & MATRIX SPIKE DUPLICATE: 4316639 4316640

Parameter	Units	92714171017 Result	MS Spike Conc.	MSD Spike Conc.	MS Result	MSD Result	MS % Rec	MSD % Rec	% Rec Limits	RPD	Max RPD	Qual
Calcium	mg/L	74.2	1	1	75.9	73.0	171	-120	75-125	4	20	M1
Iron	mg/L	0.32	1	1	1.3	1.3	99	94	75-125	5	20	
Magnesium	mg/L	35.5	1	1	37.1	35.6	160	10	75-125	4	20	M1
Manganese	mg/L	0.015J	1	1	0.97	0.97	96	95	75-125	1	20	
Potassium	mg/L	1.5	1	1	2.5	2.3	96	85	75-125	5	20	
Sodium	mg/L	41.2	1	1	42.6	40.9	137	-39	75-125	4	20	M1
Zinc	mg/L	ND	1	1	1.0	1.0	100	100	75-125	0	20	

Results presented on this page are in the units indicated by the "Units" column except where an alternate unit is presented to the right of the result.

REPORT OF LABORATORY ANALYSIS

This report shall not be reproduced, except in full,
without the written consent of Pace Analytical Services, LLC.

Pace Analytical Services, LLC
9800 Kincey Ave. Suite 100
Huntersville, NC 28078
(704)875-9092

QUALITY CONTROL DATA

Project: Bowen LF Cells 9&10
Pace Project No.: 92714437

QC Batch: 835861
QC Batch Method: EPA 3010A
Analysis Method: EPA 6010D
Analysis Description: 6010D ATL
Laboratory: Pace Analytical Services - Peachtree Corners, GA
Associated Lab Samples: 92714437008, 92714437009, 92714437010, 92714437011, 92714437012, 92714437013, 92714437014, 92714437015, 92714437016, 92714437017, 92714437018, 92714437019, 92714437020, 92714437021, 92714437022

METHOD BLANK: 4318215 Matrix: Water
Associated Lab Samples: 92714437008, 92714437009, 92714437010, 92714437011, 92714437012, 92714437013, 92714437014, 92714437015, 92714437016, 92714437017, 92714437018, 92714437019, 92714437020, 92714437021, 92714437022

Parameter	Units	Blank Result	Reporting Limit	MDL	Analyzed	Qualifiers
Calcium	mg/L	ND	1.0	0.12	03/04/24 12:31	
Iron	mg/L	ND	0.040	0.025	03/04/24 12:31	
Magnesium	mg/L	ND	0.050	0.012	03/04/24 12:31	
Manganese	mg/L	ND	0.040	0.011	03/04/24 12:31	
Potassium	mg/L	ND	0.50	0.15	03/04/24 12:31	
Sodium	mg/L	ND	1.0	0.58	03/04/24 12:31	
Zinc	mg/L	ND	0.020	0.0085	03/04/24 12:31	

LABORATORY CONTROL SAMPLE: 4318216

Parameter	Units	Spike Conc.	LCS Result	LCS % Rec	% Rec Limits	Qualifiers
Calcium	mg/L	1	1.0	102	80-120	
Iron	mg/L	1	1.0	102	80-120	
Magnesium	mg/L	1	1.1	105	80-120	
Manganese	mg/L	1	1.0	101	80-120	
Potassium	mg/L	1	1.0	101	80-120	
Sodium	mg/L	1	1.1	108	80-120	
Zinc	mg/L	1	1.0	102	80-120	

MATRIX SPIKE & MATRIX SPIKE DUPLICATE: 4318217 4318218

Parameter	Units	92715031006 Result	MS Spike Conc.	MSD Spike Conc.	MS Result	MSD Result	MS % Rec	MSD % Rec	% Rec Limits	RPD	Max RPD	Qual
Calcium	mg/L	24.5	1	1	25.8	26.0	134	156	75-125	1	20	M1
Iron	mg/L	0.041	1	1	1.1	1.1	104	105	75-125	1	20	
Magnesium	mg/L	52.2	1	1	54.3	53.9	210	173	75-125	1	20	M1
Manganese	mg/L	0.28	1	1	1.3	1.3	101	98	75-125	3	20	
Potassium	mg/L	8.7	1	1	10	9.9	129	124	75-125	0	20	M1
Sodium	mg/L	42.9	1	1	45.0	44.5	209	156	75-125	1	20	M1
Zinc	mg/L	0.0092J	1	1	1.1	1.0	104	102	75-125	2	20	

Results presented on this page are in the units indicated by the "Units" column except where an alternate unit is presented to the right of the result.

REPORT OF LABORATORY ANALYSIS

This report shall not be reproduced, except in full,
without the written consent of Pace Analytical Services, LLC.

Pace Analytical Services, LLC
9800 Kincey Ave. Suite 100
Huntersville, NC 28078
(704)875-9092

QUALITY CONTROL DATA

Project: Bowen LF Cells 9&10
Pace Project No.: 92714437

QC Batch: 834674
QC Batch Method: EPA 3005A
Analysis Method: EPA 6020B
Analysis Description: 6020 MET
Laboratory: Pace Analytical Services - Peachtree Corners, GA
Associated Lab Samples: 92714437001, 92714437002, 92714437003, 92714437004, 92714437005, 92714437006, 92714437007

METHOD BLANK: 4312322 Matrix: Water
Associated Lab Samples: 92714437001, 92714437002, 92714437003, 92714437004, 92714437005, 92714437006, 92714437007

Parameter	Units	Blank Result	Reporting Limit	MDL	Analyzed	Qualifiers
Antimony	mg/L	0.00073J	0.0030	0.00054	02/27/24 13:13	
Arsenic	mg/L	ND	0.0050	0.00084	02/27/24 13:13	
Barium	mg/L	ND	0.0050	0.00047	02/27/24 13:13	
Beryllium	mg/L	ND	0.00050	0.000094	02/27/24 13:13	
Boron	mg/L	ND	0.040	0.012	02/27/24 13:13	
Cadmium	mg/L	ND	0.00050	0.00010	02/27/24 13:13	
Chromium	mg/L	ND	0.0050	0.0019	02/27/24 13:13	
Cobalt	mg/L	ND	0.0050	0.00032	02/27/24 13:13	
Copper	mg/L	ND	0.0050	0.00043	02/27/24 13:13	
Lead	mg/L	ND	0.0010	0.00016	02/27/24 13:13	
Nickel	mg/L	ND	0.0050	0.0021	02/27/24 13:13	
Selenium	mg/L	ND	0.0050	0.00096	02/27/24 13:13	
Silver	mg/L	ND	0.0050	0.00031	02/27/24 13:13	
Thallium	mg/L	ND	0.0010	0.00038	02/27/24 13:13	
Vanadium	mg/L	ND	0.010	0.00075	02/27/24 13:13	

LABORATORY CONTROL SAMPLE: 4312323

Parameter	Units	Spike Conc.	LCS Result	LCS % Rec	% Rec Limits	Qualifiers
Antimony	mg/L	0.1	0.10	103	80-120	
Arsenic	mg/L	0.1	0.10	102	80-120	
Barium	mg/L	0.1	0.097	97	80-120	
Beryllium	mg/L	0.1	0.11	107	80-120	
Boron	mg/L	1	1.0	105	80-120	
Cadmium	mg/L	0.1	0.10	102	80-120	
Chromium	mg/L	0.1	0.10	104	80-120	
Cobalt	mg/L	0.1	0.10	102	80-120	
Copper	mg/L	0.1	0.10	102	80-120	
Lead	mg/L	0.1	0.10	102	80-120	
Nickel	mg/L	0.1	0.10	103	80-120	
Selenium	mg/L	0.1	0.10	100	80-120	
Silver	mg/L	0.1	0.10	100	80-120	
Thallium	mg/L	0.1	0.096	96	80-120	
Vanadium	mg/L	0.1	0.10	103	80-120	

Results presented on this page are in the units indicated by the "Units" column except where an alternate unit is presented to the right of the result.

REPORT OF LABORATORY ANALYSIS

This report shall not be reproduced, except in full,
without the written consent of Pace Analytical Services, LLC.

Pace Analytical Services, LLC
9800 Kincey Ave. Suite 100
Huntersville, NC 28078
(704)875-9092

QUALITY CONTROL DATA

Project: Bowen LF Cells 9&10
Pace Project No.: 92714437

MATRIX SPIKE & MATRIX SPIKE DUPLICATE: 4312324 4312325

Parameter	Units	92714171017 Result	MS Spike Conc.	MSD Spike Conc.	MS Result	MSD Result	MS % Rec	MSD % Rec	% Rec Limits	RPD	Max RPD	Qual
Antimony	mg/L	0.00083J	0.1	0.1	0.11	0.10	105	102	75-125	3	20	
Arsenic	mg/L	0.0011J	0.1	0.1	0.11	0.11	109	106	75-125	3	20	
Barium	mg/L	0.14	0.1	0.1	0.24	0.24	103	101	75-125	1	20	
Beryllium	mg/L	ND	0.1	0.1	0.10	0.10	102	102	75-125	0	20	
Boron	mg/L	ND	1	1	1.0	1.0	102	103	75-125	0	20	
Cadmium	mg/L	ND	0.1	0.1	0.10	0.10	105	102	75-125	2	20	
Chromium	mg/L	ND	0.1	0.1	0.11	0.11	109	106	75-125	3	20	
Cobalt	mg/L	0.00034J	0.1	0.1	0.11	0.11	108	105	75-125	3	20	
Copper	mg/L	ND	0.1	0.1	0.10	0.10	103	100	75-125	3	20	
Lead	mg/L	ND	0.1	0.1	0.099	0.097	99	97	75-125	2	20	
Nickel	mg/L	ND	0.1	0.1	0.11	0.10	107	103	75-125	4	20	
Selenium	mg/L	ND	0.1	0.1	0.11	0.10	106	103	75-125	3	20	
Silver	mg/L	ND	0.1	0.1	0.099	0.096	99	96	75-125	3	20	
Thallium	mg/L	ND	0.1	0.1	0.096	0.094	96	93	75-125	2	20	
Vanadium	mg/L	0.00081J	0.1	0.1	0.11	0.11	112	109	75-125	3	20	

Results presented on this page are in the units indicated by the "Units" column except where an alternate unit is presented to the right of the result.

REPORT OF LABORATORY ANALYSIS

This report shall not be reproduced, except in full,
without the written consent of Pace Analytical Services, LLC.

Pace Analytical Services, LLC
9800 Kincey Ave. Suite 100
Huntersville, NC 28078
(704)875-9092

QUALITY CONTROL DATA

Project: Bowen LF Cells 9&10
Pace Project No.: 92714437

QC Batch: 835669
QC Batch Method: EPA 3005A
Analysis Method: EPA 6020B
Analysis Description: 6020 MET
Laboratory: Pace Analytical Services - Peachtree Corners, GA
Associated Lab Samples: 92714437008, 92714437009, 92714437010, 92714437011, 92714437012, 92714437013, 92714437014

METHOD BLANK: 4317353 Matrix: Water
Associated Lab Samples: 92714437008, 92714437009, 92714437010, 92714437011, 92714437012, 92714437013, 92714437014

Parameter	Units	Blank Result	Reporting Limit	MDL	Analyzed	Qualifiers
Antimony	mg/L	ND	0.0030	0.00054	03/04/24 16:27	
Arsenic	mg/L	ND	0.0050	0.00084	03/04/24 16:27	
Barium	mg/L	ND	0.0050	0.00047	03/04/24 16:27	
Beryllium	mg/L	ND	0.00050	0.000094	03/04/24 16:27	
Boron	mg/L	ND	0.040	0.012	03/04/24 16:27	
Cadmium	mg/L	ND	0.00050	0.00010	03/04/24 16:27	
Chromium	mg/L	ND	0.0050	0.0019	03/04/24 16:27	
Cobalt	mg/L	ND	0.0050	0.00032	03/04/24 16:27	
Copper	mg/L	ND	0.0050	0.00043	03/04/24 16:27	
Lead	mg/L	ND	0.0010	0.00016	03/04/24 16:27	
Nickel	mg/L	ND	0.0050	0.0021	03/04/24 16:27	
Selenium	mg/L	ND	0.0050	0.00096	03/04/24 16:27	
Silver	mg/L	ND	0.0050	0.00031	03/04/24 16:27	
Thallium	mg/L	ND	0.0010	0.00038	03/04/24 16:27	
Vanadium	mg/L	ND	0.010	0.00075	03/04/24 16:27	

LABORATORY CONTROL SAMPLE: 4317354

Parameter	Units	Spike Conc.	LCS Result	LCS % Rec	% Rec Limits	Qualifiers
Antimony	mg/L	0.1	0.11	106	80-120	
Arsenic	mg/L	0.1	0.10	102	80-120	
Barium	mg/L	0.1	0.10	102	80-120	
Beryllium	mg/L	0.1	0.11	107	80-120	
Boron	mg/L	1	1.0	100	80-120	
Cadmium	mg/L	0.1	0.10	104	80-120	
Chromium	mg/L	0.1	0.10	102	80-120	
Cobalt	mg/L	0.1	0.10	101	80-120	
Copper	mg/L	0.1	0.10	102	80-120	
Lead	mg/L	0.1	0.10	101	80-120	
Nickel	mg/L	0.1	0.10	102	80-120	
Selenium	mg/L	0.1	0.099	99	80-120	
Silver	mg/L	0.1	0.10	102	80-120	
Thallium	mg/L	0.1	0.10	101	80-120	
Vanadium	mg/L	0.1	0.10	101	80-120	

Results presented on this page are in the units indicated by the "Units" column except where an alternate unit is presented to the right of the result.

REPORT OF LABORATORY ANALYSIS

This report shall not be reproduced, except in full,
without the written consent of Pace Analytical Services, LLC.

Pace Analytical Services, LLC
9800 Kincey Ave. Suite 100
Huntersville, NC 28078
(704)875-9092

QUALITY CONTROL DATA

Project: Bowen LF Cells 9&10
Pace Project No.: 92714437

MATRIX SPIKE & MATRIX SPIKE DUPLICATE: 4317355 4317356

Parameter	Units	92715028001 Result	MS Spike Conc.	MSD Spike Conc.	MS Result	MSD Result	MS % Rec	MSD % Rec	% Rec Limits	RPD	Max RPD	Qual
Antimony	mg/L	ND	0.1	0.1	0.10	0.10	102	101	75-125	1	20	
Arsenic	mg/L	ND	0.1	0.1	0.10	0.10	101	101	75-125	0	20	
Barium	mg/L	0.047	0.1	0.1	0.15	0.15	104	102	75-125	1	20	
Beryllium	mg/L	ND	0.1	0.1	0.096	0.096	96	96	75-125	1	20	
Boron	mg/L	0.91	1	1	1.9	1.8	96	94	75-125	1	20	
Cadmium	mg/L	ND	0.1	0.1	0.10	0.10	101	102	75-125	1	20	
Chromium	mg/L	ND	0.1	0.1	0.099	0.099	99	99	75-125	0	20	
Cobalt	mg/L	0.0016J	0.1	0.1	0.10	0.099	99	98	75-125	2	20	
Copper	mg/L	ND	0.1	0.1	0.098	0.098	98	98	75-125	0	20	
Lead	mg/L	ND	0.1	0.1	0.096	0.095	96	95	75-125	1	20	
Nickel	mg/L	ND	0.1	0.1	0.10	0.099	99	98	75-125	1	20	
Selenium	mg/L	ND	0.1	0.1	0.099	0.099	99	99	75-125	0	20	
Silver	mg/L	ND	0.1	0.1	0.095	0.094	95	94	75-125	1	20	
Thallium	mg/L	ND	0.1	0.1	0.096	0.095	96	95	75-125	1	20	
Vanadium	mg/L	ND	0.1	0.1	0.10	0.10	100	100	75-125	1	20	

Results presented on this page are in the units indicated by the "Units" column except where an alternate unit is presented to the right of the result.

REPORT OF LABORATORY ANALYSIS

This report shall not be reproduced, except in full,
without the written consent of Pace Analytical Services, LLC.

Pace Analytical Services, LLC
9800 Kincey Ave. Suite 100
Huntersville, NC 28078
(704)875-9092

QUALITY CONTROL DATA

Project: Bowen LF Cells 9&10
Pace Project No.: 92714437

QC Batch: 835670
QC Batch Method: EPA 3005A
Analysis Method: EPA 6020B
Analysis Description: 6020 MET
Laboratory: Pace Analytical Services - Peachtree Corners, GA
Associated Lab Samples: 92714437015, 92714437016, 92714437017, 92714437018, 92714437019, 92714437020, 92714437021, 92714437022

METHOD BLANK: 4317357 Matrix: Water
Associated Lab Samples: 92714437015, 92714437016, 92714437017, 92714437018, 92714437019, 92714437020, 92714437021, 92714437022

Parameter	Units	Blank Result	Reporting Limit	MDL	Analyzed	Qualifiers
Antimony	mg/L	ND	0.0030	0.00054	03/05/24 17:46	
Arsenic	mg/L	ND	0.0050	0.00084	03/05/24 17:46	
Barium	mg/L	ND	0.0050	0.00047	03/05/24 17:46	
Beryllium	mg/L	ND	0.00050	0.000094	03/05/24 17:46	
Boron	mg/L	ND	0.040	0.012	03/05/24 17:46	
Cadmium	mg/L	ND	0.00050	0.00010	03/05/24 17:46	
Chromium	mg/L	ND	0.0050	0.0019	03/05/24 17:46	
Cobalt	mg/L	ND	0.0050	0.00032	03/05/24 17:46	
Copper	mg/L	ND	0.0050	0.00043	03/05/24 17:46	
Lead	mg/L	ND	0.0010	0.00016	03/05/24 17:46	
Nickel	mg/L	ND	0.0050	0.0021	03/05/24 17:46	
Selenium	mg/L	ND	0.0050	0.00096	03/05/24 17:46	
Silver	mg/L	ND	0.0050	0.00031	03/05/24 17:46	
Thallium	mg/L	ND	0.0010	0.00038	03/05/24 17:46	
Vanadium	mg/L	ND	0.010	0.00075	03/05/24 17:46	

LABORATORY CONTROL SAMPLE: 4317358

Parameter	Units	Spike Conc.	LCS Result	LCS % Rec	% Rec Limits	Qualifiers
Antimony	mg/L	0.1	0.099	99	80-120	
Arsenic	mg/L	0.1	0.096	96	80-120	
Barium	mg/L	0.1	0.093	93	80-120	
Beryllium	mg/L	0.1	0.11	106	80-120	
Boron	mg/L	1	1.0	102	80-120	
Cadmium	mg/L	0.1	0.098	98	80-120	
Chromium	mg/L	0.1	0.095	95	80-120	
Cobalt	mg/L	0.1	0.094	94	80-120	
Copper	mg/L	0.1	0.095	95	80-120	
Lead	mg/L	0.1	0.095	95	80-120	
Nickel	mg/L	0.1	0.095	95	80-120	
Selenium	mg/L	0.1	0.095	95	80-120	
Silver	mg/L	0.1	0.097	97	80-120	
Thallium	mg/L	0.1	0.093	93	80-120	
Vanadium	mg/L	0.1	0.095	95	80-120	

Results presented on this page are in the units indicated by the "Units" column except where an alternate unit is presented to the right of the result.

REPORT OF LABORATORY ANALYSIS

This report shall not be reproduced, except in full,
without the written consent of Pace Analytical Services, LLC.

Pace Analytical Services, LLC
9800 Kincey Ave. Suite 100
Huntersville, NC 28078
(704)875-9092

QUALITY CONTROL DATA

Project: Bowen LF Cells 9&10
Pace Project No.: 92714437

MATRIX SPIKE & MATRIX SPIKE DUPLICATE: 4317359 4317360

Parameter	Units	92714437016 Result	MS Spike Conc.	MSD Spike Conc.	MS Result	MSD Result	MS % Rec	MSD % Rec	% Rec Limits	RPD	Max RPD	Qual
Antimony	mg/L	ND	0.1	0.1	0.10	0.10	101	100	75-125	1	20	
Arsenic	mg/L	ND	0.1	0.1	0.10	0.099	102	98	75-125	4	20	
Barium	mg/L	0.011	0.1	0.1	0.11	0.11	98	97	75-125	2	20	
Beryllium	mg/L	ND	0.1	0.1	0.10	0.099	103	99	75-125	4	20	
Boron	mg/L	ND	1	1	1.0	0.98	103	97	75-125	6	20	
Cadmium	mg/L	ND	0.1	0.1	0.10	0.098	103	98	75-125	4	20	
Chromium	mg/L	0.0066	0.1	0.1	0.11	0.10	100	98	75-125	2	20	
Cobalt	mg/L	ND	0.1	0.1	0.099	0.096	99	96	75-125	3	20	
Copper	mg/L	ND	0.1	0.1	0.097	0.094	97	94	75-125	3	20	
Lead	mg/L	ND	0.1	0.1	0.095	0.092	95	92	75-125	3	20	
Nickel	mg/L	ND	0.1	0.1	0.099	0.096	99	96	75-125	3	20	
Selenium	mg/L	ND	0.1	0.1	0.10	0.098	101	98	75-125	3	20	
Silver	mg/L	ND	0.1	0.1	0.097	0.094	97	94	75-125	3	20	
Thallium	mg/L	ND	0.1	0.1	0.094	0.091	94	91	75-125	3	20	
Vanadium	mg/L	ND	0.1	0.1	0.10	0.099	103	99	75-125	3	20	

Results presented on this page are in the units indicated by the "Units" column except where an alternate unit is presented to the right of the result.

REPORT OF LABORATORY ANALYSIS

This report shall not be reproduced, except in full,
without the written consent of Pace Analytical Services, LLC.

Pace Analytical Services, LLC
9800 Kincey Ave. Suite 100
Huntersville, NC 28078
(704)875-9092

QUALITY CONTROL DATA

Project: Bowen LF Cells 9&10
Pace Project No.: 92714437

QC Batch: 836468
QC Batch Method: EPA 7470A
Analysis Method: EPA 7470A
Analysis Description: 7470 Mercury
Laboratory: Pace Analytical Services - Peachtree Corners, GA
Associated Lab Samples: 92714437001, 92714437002, 92714437003, 92714437004, 92714437005, 92714437006, 92714437007, 92714437008, 92714437009, 92714437010, 92714437011, 92714437012, 92714437013, 92714437014, 92714437015, 92714437016, 92714437017, 92714437018, 92714437019, 92714437020

METHOD BLANK: 4320722 Matrix: Water
Associated Lab Samples: 92714437001, 92714437002, 92714437003, 92714437004, 92714437005, 92714437006, 92714437007, 92714437008, 92714437009, 92714437010, 92714437011, 92714437012, 92714437013, 92714437014, 92714437015, 92714437016, 92714437017, 92714437018, 92714437019, 92714437020

Parameter	Units	Blank Result	Reporting Limit	MDL	Analyzed	Qualifiers
Mercury	mg/L	ND	0.00020	0.00013	03/04/24 14:23	

LABORATORY CONTROL SAMPLE: 4320723

Parameter	Units	Spike Conc.	LCS Result	LCS % Rec	% Rec Limits	Qualifiers
Mercury	mg/L	0.0025	0.0024	98	80-120	

MATRIX SPIKE & MATRIX SPIKE DUPLICATE: 4320724 4320725

Parameter	Units	92714437001 Result	MS Spike Conc.	MSD Spike Conc.	MS Result	MSD Result	MS % Rec	MSD % Rec	% Rec Limits	RPD	Max RPD	Qual
Mercury	mg/L	ND	0.0025	0.0025	0.0026	0.0024	102	95	75-125	7	20	

Results presented on this page are in the units indicated by the "Units" column except where an alternate unit is presented to the right of the result.

REPORT OF LABORATORY ANALYSIS

This report shall not be reproduced, except in full,
without the written consent of Pace Analytical Services, LLC.

Pace Analytical Services, LLC
9800 Kincey Ave. Suite 100
Huntersville, NC 28078
(704)875-9092

QUALITY CONTROL DATA

Project: Bowen LF Cells 9&10
Pace Project No.: 92714437

QC Batch: 836469
QC Batch Method: EPA 7470A
Analysis Method: EPA 7470A
Analysis Description: 7470 Mercury
Laboratory: Pace Analytical Services - Peachtree Corners, GA
Associated Lab Samples: 92714437021, 92714437022

METHOD BLANK: 4320726 Matrix: Water
Associated Lab Samples: 92714437021, 92714437022

Parameter	Units	Blank Result	Reporting Limit	MDL	Analyzed	Qualifiers
Mercury	mg/L	ND	0.00020	0.00013	03/04/24 15:55	

LABORATORY CONTROL SAMPLE: 4320727

Parameter	Units	Spike Conc.	LCS Result	LCS % Rec	% Rec Limits	Qualifiers
Mercury	mg/L	0.0025	0.0024	97	80-120	

MATRIX SPIKE & MATRIX SPIKE DUPLICATE: 4320728 4320729

Parameter	Units	92714999001 Result	MS Spike Conc.	MSD Spike Conc.	MS Result	MSD Result	MS % Rec	MSD % Rec	% Rec Limits	RPD	Max RPD	Qual
Mercury	mg/L	ND	0.0025	0.0025	0.0025	0.0024	98	97	75-125	1	20	

Results presented on this page are in the units indicated by the "Units" column except where an alternate unit is presented to the right of the result.

REPORT OF LABORATORY ANALYSIS

This report shall not be reproduced, except in full,
without the written consent of Pace Analytical Services, LLC.

Pace Analytical Services, LLC
9800 Kincey Ave. Suite 100
Huntersville, NC 28078
(704)875-9092

QUALITY CONTROL DATA

Project: Bowen LF Cells 9&10
Pace Project No.: 92714437

QC Batch: 834938 | Analysis Method: SM 2540C-2015
QC Batch Method: SM 2540C-2015 | Analysis Description: 2540C Total Dissolved Solids
Laboratory: Pace Analytical Services - Peachtree Corners, GA
Associated Lab Samples: 92714437001, 92714437002, 92714437003, 92714437004, 92714437005, 92714437006, 92714437007

METHOD BLANK: 4313586 Matrix: Water
Associated Lab Samples: 92714437001, 92714437002, 92714437003, 92714437004, 92714437005, 92714437006, 92714437007

Parameter	Units	Blank Result	Reporting Limit	MDL	Analyzed	Qualifiers
Total Dissolved Solids	mg/L	ND	25.0	25.0	02/26/24 14:42	

LABORATORY CONTROL SAMPLE: 4313587

Parameter	Units	Spike Conc.	LCS Result	LCS % Rec	% Rec Limits	Qualifiers
Total Dissolved Solids	mg/L	400	379	95	80-120	

SAMPLE DUPLICATE: 4313588

Parameter	Units	92714128003 Result	Dup Result	RPD	Max RPD	Qualifiers
Total Dissolved Solids	mg/L	73.0	80.0	9	10	

SAMPLE DUPLICATE: 4313589

Parameter	Units	92715006001 Result	Dup Result	RPD	Max RPD	Qualifiers
Total Dissolved Solids	mg/L	107	103	4	10	

Results presented on this page are in the units indicated by the "Units" column except where an alternate unit is presented to the right of the result.

REPORT OF LABORATORY ANALYSIS

This report shall not be reproduced, except in full,
without the written consent of Pace Analytical Services, LLC.

Pace Analytical Services, LLC
9800 Kincey Ave. Suite 100
Huntersville, NC 28078
(704)875-9092

QUALITY CONTROL DATA

Project: Bowen LF Cells 9&10
Pace Project No.: 92714437

QC Batch: 834611 | Analysis Method: SM 2320B-2011
QC Batch Method: SM 2320B-2011 | Analysis Description: 2320B Alkalinity
Laboratory: Pace Analytical Services - Asheville
Associated Lab Samples: 92714437001, 92714437002, 92714437003, 92714437004, 92714437005, 92714437006, 92714437007

METHOD BLANK: 4312116 Matrix: Water
Associated Lab Samples: 92714437001, 92714437002, 92714437003, 92714437004, 92714437005, 92714437006, 92714437007

Parameter	Units	Blank Result	Reporting Limit	MDL	Analyzed	Qualifiers
Alkalinity, Total as CaCO3	mg/L	ND	5.0	5.0	02/23/24 13:34	
Alkalinity,Bicarbonate (CaCO3)	mg/L	ND	5.0	5.0	02/23/24 13:34	
Alkalinity,Carbonate (CaCO3)	mg/L	ND	5.0	5.0	02/23/24 13:34	

LABORATORY CONTROL SAMPLE: 4312117

Parameter	Units	Spike Conc.	LCS Result	LCS % Rec	% Rec Limits	Qualifiers
Alkalinity, Total as CaCO3	mg/L	50	50.8	102	80-120	

LABORATORY CONTROL SAMPLE: 4312118

Parameter	Units	Spike Conc.	LCS Result	LCS % Rec	% Rec Limits	Qualifiers
Alkalinity, Total as CaCO3	mg/L	50	51.3	103	80-120	

MATRIX SPIKE & MATRIX SPIKE DUPLICATE: 4312119 4312120

Parameter	Units	92714723001 Result	MS Spike Conc.	MSD Spike Conc.	MS Result	MSD Result	MS % Rec	MSD % Rec	% Rec Limits	RPD	Max RPD	Qual
Alkalinity, Total as CaCO3	mg/L	36.4	50	50	87.1	86.4	101	100	80-120	1	25	

MATRIX SPIKE & MATRIX SPIKE DUPLICATE: 4312121 4312122

Parameter	Units	92714723002 Result	MS Spike Conc.	MSD Spike Conc.	MS Result	MSD Result	MS % Rec	MSD % Rec	% Rec Limits	RPD	Max RPD	Qual
Alkalinity, Total as CaCO3	mg/L	73.5	50	50	120	121	94	95	80-120	1	25	

Results presented on this page are in the units indicated by the "Units" column except where an alternate unit is presented to the right of the result.

REPORT OF LABORATORY ANALYSIS

This report shall not be reproduced, except in full,
without the written consent of Pace Analytical Services, LLC.

Pace Analytical Services, LLC
9800 Kincey Ave. Suite 100
Huntersville, NC 28078
(704)875-9092

QUALITY CONTROL DATA

Project: Bowen LF Cells 9&10
Pace Project No.: 92714437

QC Batch: 835156 | Analysis Method: SM 2320B-2011
QC Batch Method: SM 2320B-2011 | Analysis Description: 2320B Alkalinity
Laboratory: Pace Analytical Services - Asheville
Associated Lab Samples: 92714437008, 92714437009, 92714437010, 92714437011, 92714437012, 92714437013, 92714437014, 92714437015

METHOD BLANK: 4314556 Matrix: Water
Associated Lab Samples: 92714437008, 92714437009, 92714437010, 92714437011, 92714437012, 92714437013, 92714437014, 92714437015

Parameter	Units	Blank Result	Reporting Limit	MDL	Analyzed	Qualifiers
Alkalinity, Total as CaCO3	mg/L	ND	5.0	5.0	02/27/24 19:22	
Alkalinity,Bicarbonate (CaCO3)	mg/L	ND	5.0	5.0	02/27/24 19:22	
Alkalinity,Carbonate (CaCO3)	mg/L	ND	5.0	5.0	02/27/24 19:22	

LABORATORY CONTROL SAMPLE: 4314557

Parameter	Units	Spike Conc.	LCS Result	LCS % Rec	% Rec Limits	Qualifiers
Alkalinity, Total as CaCO3	mg/L	50	51.9	104	80-120	

LABORATORY CONTROL SAMPLE: 4314558

Parameter	Units	Spike Conc.	LCS Result	LCS % Rec	% Rec Limits	Qualifiers
Alkalinity, Total as CaCO3	mg/L	50	50.4	101	80-120	

MATRIX SPIKE & MATRIX SPIKE DUPLICATE: 4314559 4314560

Parameter	Units	92713565020 Result	MS Spike Conc.	MSD Spike Conc.	MS Result	MSD Result	MS % Rec	MSD % Rec	% Rec Limits	RPD	Max RPD	Qual
Alkalinity, Total as CaCO3	mg/L	9.6	50	50	61.8	61.2	104	103	80-120	1	25	

MATRIX SPIKE & MATRIX SPIKE DUPLICATE: 4314561 4314562

Parameter	Units	92713565021 Result	MS Spike Conc.	MSD Spike Conc.	MS Result	MSD Result	MS % Rec	MSD % Rec	% Rec Limits	RPD	Max RPD	Qual
Alkalinity, Total as CaCO3	mg/L	56.1	50	50	105	108	98	105	80-120	3	25	

Results presented on this page are in the units indicated by the "Units" column except where an alternate unit is presented to the right of the result.

REPORT OF LABORATORY ANALYSIS

This report shall not be reproduced, except in full,
without the written consent of Pace Analytical Services, LLC.

Pace Analytical Services, LLC
9800 Kincey Ave. Suite 100
Huntersville, NC 28078
(704)875-9092

QUALITY CONTROL DATA

Project: Bowen LF Cells 9&10
Pace Project No.: 92714437

QC Batch: 835303
QC Batch Method: SM 2320B-2011
Analysis Method: SM 2320B-2011
Analysis Description: 2320B Alkalinity
Laboratory: Pace Analytical Services - Asheville
Associated Lab Samples: 92714437018, 92714437019

METHOD BLANK: 4315450 Matrix: Water
Associated Lab Samples: 92714437018, 92714437019

Parameter	Units	Blank Result	Reporting Limit	MDL	Analyzed	Qualifiers
Alkalinity, Total as CaCO3	mg/L	ND	5.0	5.0	02/29/24 13:34	
Alkalinity,Bicarbonate (CaCO3)	mg/L	ND	5.0	5.0	02/29/24 13:34	
Alkalinity,Carbonate (CaCO3)	mg/L	ND	5.0	5.0	02/29/24 13:34	

LABORATORY CONTROL SAMPLE: 4315451

Parameter	Units	Spike Conc.	LCS Result	LCS % Rec	% Rec Limits	Qualifiers
Alkalinity, Total as CaCO3	mg/L	50	50.6	101	80-120	

LABORATORY CONTROL SAMPLE: 4315452

Parameter	Units	Spike Conc.	LCS Result	LCS % Rec	% Rec Limits	Qualifiers
Alkalinity, Total as CaCO3	mg/L	50	52.5	105	80-120	

MATRIX SPIKE & MATRIX SPIKE DUPLICATE: 4315453 4315454

Parameter	Units	92714999007 Result	MS Spike Conc.	MSD Spike Conc.	MS Result	MSD Result	MS % Rec	MSD % Rec	% Rec Limits	RPD	Max RPD	Qual
Alkalinity, Total as CaCO3	mg/L	ND	50	50	49.9	50.3	99	100	80-120	1	25	

MATRIX SPIKE & MATRIX SPIKE DUPLICATE: 4315455 4315456

Parameter	Units	92714999008 Result	MS Spike Conc.	MSD Spike Conc.	MS Result	MSD Result	MS % Rec	MSD % Rec	% Rec Limits	RPD	Max RPD	Qual
Alkalinity, Total as CaCO3	mg/L	ND	50	50	49.9	50.6	100	101	80-120	1	25	

Results presented on this page are in the units indicated by the "Units" column except where an alternate unit is presented to the right of the result.

REPORT OF LABORATORY ANALYSIS

This report shall not be reproduced, except in full,
without the written consent of Pace Analytical Services, LLC.

Pace Analytical Services, LLC
9800 Kincey Ave. Suite 100
Huntersville, NC 28078
(704)875-9092

QUALITY CONTROL DATA

Project: Bowen LF Cells 9&10
Pace Project No.: 92714437

QC Batch: 835849
QC Batch Method: SM 2320B-2011
Analysis Method: SM 2320B-2011
Analysis Description: 2320B Alkalinity
Laboratory: Pace Analytical Services - Asheville
Associated Lab Samples: 92714437017

METHOD BLANK: 4318153 Matrix: Water
Associated Lab Samples: 92714437017

Parameter	Units	Blank Result	Reporting Limit	MDL	Analyzed	Qualifiers
Alkalinity, Total as CaCO3	mg/L	ND	5.0	5.0	02/29/24 17:02	
Alkalinity,Bicarbonate (CaCO3)	mg/L	ND	5.0	5.0	02/29/24 17:02	
Alkalinity,Carbonate (CaCO3)	mg/L	ND	5.0	5.0	02/29/24 17:02	

LABORATORY CONTROL SAMPLE: 4318154

Parameter	Units	Spike Conc.	LCS Result	LCS % Rec	% Rec Limits	Qualifiers
Alkalinity, Total as CaCO3	mg/L	50	49.1	98	80-120	

LABORATORY CONTROL SAMPLE: 4318155

Parameter	Units	Spike Conc.	LCS Result	LCS % Rec	% Rec Limits	Qualifiers
Alkalinity, Total as CaCO3	mg/L	50	50.1	100	80-120	

MATRIX SPIKE & MATRIX SPIKE DUPLICATE: 4318156 4318157

Parameter	Units	92715028003 Result	MS Spike Conc.	MSD Spike Conc.	MS Result	MSD Result	MS % Rec	MSD % Rec	% Rec Limits	RPD	Max RPD	Qual
Alkalinity, Total as CaCO3	mg/L	178	50	50	226	226	95	96	80-120	0	25	

MATRIX SPIKE & MATRIX SPIKE DUPLICATE: 4318158 4318159

Parameter	Units	92715028004 Result	MS Spike Conc.	MSD Spike Conc.	MS Result	MSD Result	MS % Rec	MSD % Rec	% Rec Limits	RPD	Max RPD	Qual
Alkalinity, Total as CaCO3	mg/L	152	50	50	199	198	95	92	80-120	1	25	

Results presented on this page are in the units indicated by the "Units" column except where an alternate unit is presented to the right of the result.

REPORT OF LABORATORY ANALYSIS

This report shall not be reproduced, except in full,
without the written consent of Pace Analytical Services, LLC.

Pace Analytical Services, LLC
9800 Kincey Ave. Suite 100
Huntersville, NC 28078
(704)875-9092

QUALITY CONTROL DATA

Project: Bowen LF Cells 9&10
Pace Project No.: 92714437

QC Batch: 835937
QC Batch Method: SM 2320B-2011
Analysis Method: SM 2320B-2011
Analysis Description: 2320B Alkalinity
Laboratory: Pace Analytical Services - Asheville
Associated Lab Samples: 92714437020, 92714437021, 92714437022

METHOD BLANK: 4318720 Matrix: Water
Associated Lab Samples: 92714437020, 92714437021, 92714437022

Parameter	Units	Blank Result	Reporting Limit	MDL	Analyzed	Qualifiers
Alkalinity, Total as CaCO3	mg/L	ND	5.0	5.0	03/01/24 16:29	
Alkalinity,Bicarbonate (CaCO3)	mg/L	ND	5.0	5.0	03/01/24 16:29	
Alkalinity,Carbonate (CaCO3)	mg/L	ND	5.0	5.0	03/01/24 16:29	

LABORATORY CONTROL SAMPLE: 4318721

Parameter	Units	Spike Conc.	LCS Result	LCS % Rec	% Rec Limits	Qualifiers
Alkalinity, Total as CaCO3	mg/L	50	50.8	102	80-120	

LABORATORY CONTROL SAMPLE: 4318722

Parameter	Units	Spike Conc.	LCS Result	LCS % Rec	% Rec Limits	Qualifiers
Alkalinity, Total as CaCO3	mg/L	50	54.8	110	80-120	

MATRIX SPIKE & MATRIX SPIKE DUPLICATE: 4318723 4318724

Parameter	Units	92714437020 Result	MS Spike Conc.	MSD Spike Conc.	MS Result	MSD Result	MS % Rec	MSD % Rec	% Rec Limits	RPD	Max RPD	Qual
Alkalinity, Total as CaCO3	mg/L	139	50	50	197	189	115	101	80-120	4	25	

MATRIX SPIKE & MATRIX SPIKE DUPLICATE: 4318725 4318726

Parameter	Units	92714437021 Result	MS Spike Conc.	MSD Spike Conc.	MS Result	MSD Result	MS % Rec	MSD % Rec	% Rec Limits	RPD	Max RPD	Qual
Alkalinity, Total as CaCO3	mg/L	ND	50	50	53.6	53.7	102	103	80-120	0	25	

Results presented on this page are in the units indicated by the "Units" column except where an alternate unit is presented to the right of the result.

REPORT OF LABORATORY ANALYSIS

This report shall not be reproduced, except in full,
without the written consent of Pace Analytical Services, LLC.

Pace Analytical Services, LLC
9800 Kincey Ave. Suite 100
Huntersville, NC 28078
(704)875-9092

QUALITY CONTROL DATA

Project: Bowen LF Cells 9&10
Pace Project No.: 92714437

QC Batch: 836394
QC Batch Method: SM 2320B-2011
Analysis Method: SM 2320B-2011
Analysis Description: 2320B Alkalinity
Laboratory: Pace Analytical Services - Asheville
Associated Lab Samples: 92714437016

METHOD BLANK: 4320604 Matrix: Water
Associated Lab Samples: 92714437016

Parameter	Units	Blank Result	Reporting Limit	MDL	Analyzed	Qualifiers
Alkalinity, Total as CaCO3	mg/L	ND	5.0	5.0	03/02/24 17:40	
Alkalinity,Bicarbonate (CaCO3)	mg/L	ND	5.0	5.0	03/02/24 17:40	
Alkalinity,Carbonate (CaCO3)	mg/L	ND	5.0	5.0	03/02/24 17:40	

LABORATORY CONTROL SAMPLE: 4320605

Parameter	Units	Spike Conc.	LCS Result	LCS % Rec	% Rec Limits	Qualifiers
Alkalinity, Total as CaCO3	mg/L	50	51.3	103	80-120	

LABORATORY CONTROL SAMPLE: 4320606

Parameter	Units	Spike Conc.	LCS Result	LCS % Rec	% Rec Limits	Qualifiers
Alkalinity, Total as CaCO3	mg/L	50	53.4	107	80-120	

MATRIX SPIKE & MATRIX SPIKE DUPLICATE: 4320607 4320608

Parameter	Units	92716156001 Result	MS Spike Conc.	MSD Spike Conc.	MS Result	MSD Result	MS % Rec	MSD % Rec	% Rec Limits	RPD	Max RPD	Qual
Alkalinity, Total as CaCO3	mg/L	47.5	50	50	99.0	101	103	106	80-120	2	25	

MATRIX SPIKE & MATRIX SPIKE DUPLICATE: 4320609 4320610

Parameter	Units	92716156002 Result	MS Spike Conc.	MSD Spike Conc.	MS Result	MSD Result	MS % Rec	MSD % Rec	% Rec Limits	RPD	Max RPD	Qual
Alkalinity, Total as CaCO3	mg/L	36.0	50	50	86.4	86.8	101	102	80-120	0	25	

Results presented on this page are in the units indicated by the "Units" column except where an alternate unit is presented to the right of the result.

REPORT OF LABORATORY ANALYSIS

This report shall not be reproduced, except in full,
without the written consent of Pace Analytical Services, LLC.

Pace Analytical Services, LLC
9800 Kincey Ave. Suite 100
Huntersville, NC 28078
(704)875-9092

QUALITY CONTROL DATA

Project: Bowen LF Cells 9&10
Pace Project No.: 92714437

QC Batch: 834848
QC Batch Method: SM 2540C-2015
Analysis Method: SM 2540C-2015
Analysis Description: 2540C Total Dissolved Solids
Laboratory: Pace Analytical Services - Asheville
Associated Lab Samples: 92714437008, 92714437009, 92714437010, 92714437011, 92714437012, 92714437013, 92714437014, 92714437015, 92714437016, 92714437017, 92714437018, 92714437019, 92714437020, 92714437021, 92714437022

METHOD BLANK: 4313275 Matrix: Water
Associated Lab Samples: 92714437008, 92714437009, 92714437010, 92714437011, 92714437012, 92714437013, 92714437014, 92714437015, 92714437016, 92714437017, 92714437018, 92714437019, 92714437020, 92714437021, 92714437022

Parameter	Units	Blank Result	Reporting Limit	MDL	Analyzed	Qualifiers
Total Dissolved Solids	mg/L	ND	25.0	25.0	02/25/24 12:32	

LABORATORY CONTROL SAMPLE: 4313276

Parameter	Units	Spike Conc.	LCS Result	LCS % Rec	% Rec Limits	Qualifiers
Total Dissolved Solids	mg/L	250	254	102	90-110	

SAMPLE DUPLICATE: 4313277

Parameter	Units	92714437008 Result	Dup Result	RPD	Max RPD	Qualifiers
Total Dissolved Solids	mg/L	146	148	1	25	

SAMPLE DUPLICATE: 4313278

Parameter	Units	92715142001 Result	Dup Result	RPD	Max RPD	Qualifiers
Total Dissolved Solids	mg/L	7000	7300	4	25	

Results presented on this page are in the units indicated by the "Units" column except where an alternate unit is presented to the right of the result.

REPORT OF LABORATORY ANALYSIS

This report shall not be reproduced, except in full,
without the written consent of Pace Analytical Services, LLC.

Pace Analytical Services, LLC
9800 Kincey Ave. Suite 100
Huntersville, NC 28078
(704)875-9092

QUALITY CONTROL DATA

Project: Bowen LF Cells 9&10
Pace Project No.: 92714437

QC Batch: 834163
QC Batch Method: EPA 300.0 Rev 2.1 1993
Analysis Method: EPA 300.0 Rev 2.1 1993
Analysis Description: 300.0 IC Anions
Laboratory: Pace Analytical Services - Asheville
Associated Lab Samples: 92714437001, 92714437002, 92714437003

METHOD BLANK: 4310058 Matrix: Water
Associated Lab Samples: 92714437001, 92714437002, 92714437003

Parameter	Units	Blank Result	Reporting Limit	MDL	Analyzed	Qualifiers
Chloride	mg/L	ND	1.0	0.60	02/22/24 15:30	
Fluoride	mg/L	ND	0.10	0.050	02/22/24 15:30	
Sulfate	mg/L	ND	1.0	0.50	02/22/24 15:30	

LABORATORY CONTROL SAMPLE: 4310059

Parameter	Units	Spike Conc.	LCS Result	LCS % Rec	% Rec Limits	Qualifiers
Chloride	mg/L	50	52.7	105	90-110	
Fluoride	mg/L	2.5	2.6	106	90-110	
Sulfate	mg/L	50	53.0	106	90-110	

MATRIX SPIKE & MATRIX SPIKE DUPLICATE: 4310060 4310061

Parameter	Units	92714519009 Result	MS Spike Conc.	MSD Spike Conc.	MS Result	MSD Result	MS % Rec	MSD % Rec	% Rec Limits	RPD	Max RPD	Qual
Chloride	mg/L	8.2	50	50	58.6	59.4	101	102	90-110	1	10	
Fluoride	mg/L	0.072J	2.5	2.5	2.5	2.6	98	99	90-110	2	10	
Sulfate	mg/L	9.5	50	50	60.3	61.1	102	103	90-110	1	10	

MATRIX SPIKE & MATRIX SPIKE DUPLICATE: 4310062 4310063

Parameter	Units	92714519011 Result	MS Spike Conc.	MSD Spike Conc.	MS Result	MSD Result	MS % Rec	MSD % Rec	% Rec Limits	RPD	Max RPD	Qual
Chloride	mg/L	14.7	50	50	65.4	66.1	101	103	90-110	1	10	
Fluoride	mg/L	ND	2.5	2.5	2.5	2.6	100	102	90-110	2	10	
Sulfate	mg/L	40.0	50	50	91.8	91.8	104	104	90-110	0	10	

Results presented on this page are in the units indicated by the "Units" column except where an alternate unit is presented to the right of the result.

REPORT OF LABORATORY ANALYSIS

This report shall not be reproduced, except in full,
without the written consent of Pace Analytical Services, LLC.

Pace Analytical Services, LLC
9800 Kincey Ave. Suite 100
Huntersville, NC 28078
(704)875-9092

QUALITY CONTROL DATA

Project: Bowen LF Cells 9&10
Pace Project No.: 92714437

QC Batch: 834164
QC Batch Method: EPA 300.0 Rev 2.1 1993
Analysis Method: EPA 300.0 Rev 2.1 1993
Analysis Description: 300.0 IC Anions
Laboratory: Pace Analytical Services - Asheville
Associated Lab Samples: 92714437004, 92714437005, 92714437006, 92714437007

METHOD BLANK: 4310065 Matrix: Water
Associated Lab Samples: 92714437004, 92714437005, 92714437006, 92714437007

Parameter	Units	Blank Result	Reporting Limit	MDL	Analyzed	Qualifiers
Chloride	mg/L	ND	1.0	0.60	02/22/24 22:54	
Fluoride	mg/L	ND	0.10	0.050	02/22/24 22:54	
Sulfate	mg/L	ND	1.0	0.50	02/22/24 22:54	

LABORATORY CONTROL SAMPLE: 4310066

Parameter	Units	Spike Conc.	LCS Result	LCS % Rec	% Rec Limits	Qualifiers
Chloride	mg/L	50	53.7	107	90-110	
Fluoride	mg/L	2.5	2.6	104	90-110	
Sulfate	mg/L	50	53.9	108	90-110	

MATRIX SPIKE & MATRIX SPIKE DUPLICATE: 4310067 4310068

Parameter	Units	92714437004 Result	MS Spike Conc.	MSD Spike Conc.	MS Result	MSD Result	MS % Rec	MSD % Rec	% Rec Limits	RPD	Max RPD	Qual
Chloride	mg/L	1.2	50	50	52.3	52.9	102	103	90-110	1	10	
Fluoride	mg/L	ND	2.5	2.5	2.4	2.5	95	97	90-110	2	10	
Sulfate	mg/L	4.2	50	50	55.6	56.2	103	104	90-110	1	10	

Results presented on this page are in the units indicated by the "Units" column except where an alternate unit is presented to the right of the result.

REPORT OF LABORATORY ANALYSIS

This report shall not be reproduced, except in full,
without the written consent of Pace Analytical Services, LLC.

Pace Analytical Services, LLC
9800 Kincey Ave. Suite 100
Huntersville, NC 28078
(704)875-9092

QUALITY CONTROL DATA

Project: Bowen LF Cells 9&10
Pace Project No.: 92714437

QC Batch: 834819
QC Batch Method: EPA 300.0 Rev 2.1 1993
Analysis Method: EPA 300.0 Rev 2.1 1993
Analysis Description: 300.0 IC Anions
Laboratory: Pace Analytical Services - Asheville
Associated Lab Samples: 92714437008, 92714437009, 92714437010, 92714437011, 92714437012, 92714437013, 92714437014, 92714437015, 92714437016, 92714437017, 92714437018, 92714437019, 92714437020, 92714437021, 92714437022

METHOD BLANK: 4313209 Matrix: Water
Associated Lab Samples: 92714437008, 92714437009, 92714437010, 92714437011, 92714437012, 92714437013, 92714437014, 92714437015, 92714437016, 92714437017, 92714437018, 92714437019, 92714437020, 92714437021, 92714437022

Parameter	Units	Blank Result	Reporting Limit	MDL	Analyzed	Qualifiers
Chloride	mg/L	ND	1.0	0.60	02/24/24 20:42	
Fluoride	mg/L	ND	0.10	0.050	02/24/24 20:42	
Sulfate	mg/L	ND	1.0	0.50	02/24/24 20:42	

LABORATORY CONTROL SAMPLE: 4313210

Parameter	Units	Spike Conc.	LCS Result	LCS % Rec	% Rec Limits	Qualifiers
Chloride	mg/L	50	52.2	104	90-110	
Fluoride	mg/L	2.5	2.5	101	90-110	
Sulfate	mg/L	50	52.2	104	90-110	

MATRIX SPIKE & MATRIX SPIKE DUPLICATE: 4313211 4313212

Parameter	Units	92714437008 Result	MS Spike Conc.	MSD Spike Conc.	MS Result	MSD Result	MS % Rec	MSD % Rec	% Rec Limits	RPD	Max RPD	Qual
Chloride	mg/L	2.4	50	50	53.6	53.9	103	103	90-110	1	10	
Fluoride	mg/L	ND	2.5	2.5	2.4	2.4	94	94	90-110	0	10	
Sulfate	mg/L	1.2	50	50	52.4	52.7	102	103	90-110	1	10	

MATRIX SPIKE & MATRIX SPIKE DUPLICATE: 4313213 4313214

Parameter	Units	92714437018 Result	MS Spike Conc.	MSD Spike Conc.	MS Result	MSD Result	MS % Rec	MSD % Rec	% Rec Limits	RPD	Max RPD	Qual
Chloride	mg/L	1.5	50	50	53.0	53.2	103	103	90-110	0	10	
Fluoride	mg/L	0.095J	2.5	2.5	2.5	2.5	96	96	90-110	1	10	
Sulfate	mg/L	6.8	50	50	58.6	58.8	104	104	90-110	0	10	

Results presented on this page are in the units indicated by the "Units" column except where an alternate unit is presented to the right of the result.

REPORT OF LABORATORY ANALYSIS

This report shall not be reproduced, except in full,
without the written consent of Pace Analytical Services, LLC.

Pace Analytical Services, LLC
9800 Kincey Ave. Suite 100
Huntersville, NC 28078
(704)875-9092

QUALIFIERS

Project: Bowen LF Cells 9&10
Pace Project No.: 92714437

DEFINITIONS

DF - Dilution Factor, if reported, represents the factor applied to the reported data due to dilution of the sample aliquot.

ND - Not Detected at or above adjusted reporting limit.

TNTC - Too Numerous To Count

J - Estimated concentration above the adjusted method detection limit and below the adjusted reporting limit.

MDL - Adjusted Method Detection Limit.

PQL - Practical Quantitation Limit.

RL - Reporting Limit - The lowest concentration value that meets project requirements for quantitative data with known precision and bias for a specific analyte in a specific matrix.

S - Surrogate

1,2-Diphenylhydrazine decomposes to and cannot be separated from Azobenzene using Method 8270. The result for each analyte is a combined concentration.

Consistent with EPA guidelines, unrounded data are displayed and have been used to calculate % recovery and RPD values.

LCS(D) - Laboratory Control Sample (Duplicate)

MS(D) - Matrix Spike (Duplicate)

DUP - Sample Duplicate

RPD - Relative Percent Difference

NC - Not Calculable.

SG - Silica Gel - Clean-Up

U - Indicates the compound was analyzed for, but not detected.

Acid preservation may not be appropriate for 2 Chloroethylvinyl ether.

A separate vial preserved to a pH of 4-5 is recommended in SW846 Chapter 4 for the analysis of Acrolein and Acrylonitrile by EPA Method 8260.

N-Nitrosodiphenylamine decomposes and cannot be separated from Diphenylamine using Method 8270. The result reported for each analyte is a combined concentration.

Reported results are not rounded until the final step prior to reporting. Therefore, calculated parameters that are typically reported as "Total" may vary slightly from the sum of the reported component parameters.

Pace Analytical is TNI accredited. Contact your Pace PM for the current list of accredited analytes.

TNI - The NELAC Institute.

ANALYTE QUALIFIERS

B	Analyte was detected in the associated method blank.
M1	Matrix spike recovery exceeded QC limits. Batch accepted based on laboratory control sample (LCS) recovery.

This report shall not be reproduced, except in full,
without the written consent of Pace Analytical Services, LLC.

Pace Analytical Services, LLC
9800 Kincey Ave. Suite 100
Huntersville, NC 28078
(704)875-9092

QUALITY CONTROL DATA CROSS REFERENCE TABLE

Project: Bowen LF Cells 9&10
Pace Project No.: 92714437

Lab ID	Sample ID	QC Batch Method	QC Batch	Analytical Method	Analytical Batch
92714437001	**BOW-GWA-39RZ**	EPA 3010A	835565	EPA 6010D	835656
92714437002	**BOW-GWA-39Z**	EPA 3010A	835565	EPA 6010D	835656
92714437003	**BOW-GWA-40**	EPA 3010A	835565	EPA 6010D	835656
92714437004	**BOW-GWA-41**	EPA 3010A	835565	EPA 6010D	835656
92714437005	**BOW-GWA-41R**	EPA 3010A	835565	EPA 6010D	835656
92714437006	**BOW-LF9-10-FB-07**	EPA 3010A	835565	EPA 6010D	835656
92714437007	**BOW-LF9-10-EB-03**	EPA 3010A	835565	EPA 6010D	835656
92714437008	**BOW-GWA-42**	EPA 3010A	835861	EPA 6010D	835946
92714437009	**BOW-GWA-43**	EPA 3010A	835861	EPA 6010D	835946
92714437010	**BOW-GWA-43R**	EPA 3010A	835861	EPA 6010D	835946
92714437011	**BOW-GWC-44**	EPA 3010A	835861	EPA 6010D	835946
92714437012	**BOW-GWC-45**	EPA 3010A	835861	EPA 6010D	835946
92714437013	**BOW-GWC-45R**	EPA 3010A	835861	EPA 6010D	835946
92714437014	**BOW-LF9-10-FD-07**	EPA 3010A	835861	EPA 6010D	835946
92714437015	**BOW-LF9-10-FB-08**	EPA 3010A	835861	EPA 6010D	835946
92714437016	**BOW-GWC-46R**	EPA 3010A	835861	EPA 6010D	835946
92714437017	**BOW-GWC-47**	EPA 3010A	835861	EPA 6010D	835946
92714437018	**BOW-GWC-47R**	EPA 3010A	835861	EPA 6010D	835946
92714437019	**BOW-GWC-48**	EPA 3010A	835861	EPA 6010D	835946
92714437020	**BOW-GWC-49R**	EPA 3010A	835861	EPA 6010D	835946
92714437021	**BOW-GWC-49Z**	EPA 3010A	835861	EPA 6010D	835946
92714437022	**BOW-LF9-10-FD-08**	EPA 3010A	835861	EPA 6010D	835946
92714437001	**BOW-GWA-39RZ**	EPA 3005A	834674	EPA 6020B	834740
92714437002	**BOW-GWA-39Z**	EPA 3005A	834674	EPA 6020B	834740
92714437003	**BOW-GWA-40**	EPA 3005A	834674	EPA 6020B	834740
92714437004	**BOW-GWA-41**	EPA 3005A	834674	EPA 6020B	834740
92714437005	**BOW-GWA-41R**	EPA 3005A	834674	EPA 6020B	834740
92714437006	**BOW-LF9-10-FB-07**	EPA 3005A	834674	EPA 6020B	834740
92714437007	**BOW-LF9-10-EB-03**	EPA 3005A	834674	EPA 6020B	834740
92714437008	**BOW-GWA-42**	EPA 3005A	835669	EPA 6020B	835900
92714437009	**BOW-GWA-43**	EPA 3005A	835669	EPA 6020B	835900
92714437010	**BOW-GWA-43R**	EPA 3005A	835669	EPA 6020B	835900
92714437011	**BOW-GWC-44**	EPA 3005A	835669	EPA 6020B	835900
92714437012	**BOW-GWC-45**	EPA 3005A	835669	EPA 6020B	835900
92714437013	**BOW-GWC-45R**	EPA 3005A	835669	EPA 6020B	835900
92714437014	**BOW-LF9-10-FD-07**	EPA 3005A	835669	EPA 6020B	835900
92714437015	**BOW-LF9-10-FB-08**	EPA 3005A	835670	EPA 6020B	835901
92714437016	**BOW-GWC-46R**	EPA 3005A	835670	EPA 6020B	835901
92714437017	**BOW-GWC-47**	EPA 3005A	835670	EPA 6020B	835901
92714437018	**BOW-GWC-47R**	EPA 3005A	835670	EPA 6020B	835901
92714437019	**BOW-GWC-48**	EPA 3005A	835670	EPA 6020B	835901
92714437020	**BOW-GWC-49R**	EPA 3005A	835670	EPA 6020B	835901
92714437021	**BOW-GWC-49Z**	EPA 3005A	835670	EPA 6020B	835901
92714437022	**BOW-LF9-10-FD-08**	EPA 3005A	835670	EPA 6020B	835901
92714437001	**BOW-GWA-39RZ**	EPA 7470A	836468	EPA 7470A	836555
92714437002	**BOW-GWA-39Z**	EPA 7470A	836468	EPA 7470A	836555

REPORT OF LABORATORY ANALYSIS

This report shall not be reproduced, except in full,
without the written consent of Pace Analytical Services, LLC.

Pace Analytical Services, LLC
9800 Kincey Ave. Suite 100
Huntersville, NC 28078
(704)875-9092

QUALITY CONTROL DATA CROSS REFERENCE TABLE

Project: Bowen LF Cells 9&10
Pace Project No.: 92714437

Lab ID	Sample ID	QC Batch Method	QC Batch	Analytical Method	Analytical Batch
92714437003	**BOW-GWA-40**	EPA 7470A	836468	EPA 7470A	836555
92714437004	**BOW-GWA-41**	EPA 7470A	836468	EPA 7470A	836555
92714437005	**BOW-GWA-41R**	EPA 7470A	836468	EPA 7470A	836555
92714437006	**BOW-LF9-10-FB-07**	EPA 7470A	836468	EPA 7470A	836555
92714437007	**BOW-LF9-10-EB-03**	EPA 7470A	836468	EPA 7470A	836555
92714437008	**BOW-GWA-42**	EPA 7470A	836468	EPA 7470A	836555
92714437009	**BOW-GWA-43**	EPA 7470A	836468	EPA 7470A	836555
92714437010	**BOW-GWA-43R**	EPA 7470A	836468	EPA 7470A	836555
92714437011	**BOW-GWC-44**	EPA 7470A	836468	EPA 7470A	836555
92714437012	**BOW-GWC-45**	EPA 7470A	836468	EPA 7470A	836555
92714437013	**BOW-GWC-45R**	EPA 7470A	836468	EPA 7470A	836555
92714437014	**BOW-LF9-10-FD-07**	EPA 7470A	836468	EPA 7470A	836555
92714437015	**BOW-LF9-10-FB-08**	EPA 7470A	836468	EPA 7470A	836555
92714437016	**BOW-GWC-46R**	EPA 7470A	836468	EPA 7470A	836555
92714437017	**BOW-GWC-47**	EPA 7470A	836468	EPA 7470A	836555
92714437018	**BOW-GWC-47R**	EPA 7470A	836468	EPA 7470A	836555
92714437019	**BOW-GWC-48**	EPA 7470A	836468	EPA 7470A	836555
92714437020	**BOW-GWC-49R**	EPA 7470A	836468	EPA 7470A	836555
92714437021	**BOW-GWC-49Z**	EPA 7470A	836469	EPA 7470A	836556
92714437022	**BOW-LF9-10-FD-08**	EPA 7470A	836469	EPA 7470A	836556
92714437001	**BOW-GWA-39RZ**	SM 2540C-2015	834938		
92714437002	**BOW-GWA-39Z**	SM 2540C-2015	834938		
92714437003	**BOW-GWA-40**	SM 2540C-2015	834938		
92714437004	**BOW-GWA-41**	SM 2540C-2015	834938		
92714437005	**BOW-GWA-41R**	SM 2540C-2015	834938		
92714437006	**BOW-LF9-10-FB-07**	SM 2540C-2015	834938		
92714437007	**BOW-LF9-10-EB-03**	SM 2540C-2015	834938		
92714437001	**BOW-GWA-39RZ**	SM 2320B-2011	834611		
92714437002	**BOW-GWA-39Z**	SM 2320B-2011	834611		
92714437003	**BOW-GWA-40**	SM 2320B-2011	834611		
92714437004	**BOW-GWA-41**	SM 2320B-2011	834611		
92714437005	**BOW-GWA-41R**	SM 2320B-2011	834611		
92714437006	**BOW-LF9-10-FB-07**	SM 2320B-2011	834611		
92714437007	**BOW-LF9-10-EB-03**	SM 2320B-2011	834611		
92714437008	**BOW-GWA-42**	SM 2320B-2011	835156		
92714437009	**BOW-GWA-43**	SM 2320B-2011	835156		
92714437010	**BOW-GWA-43R**	SM 2320B-2011	835156		
92714437011	**BOW-GWC-44**	SM 2320B-2011	835156		
92714437012	**BOW-GWC-45**	SM 2320B-2011	835156		
92714437013	**BOW-GWC-45R**	SM 2320B-2011	835156		
92714437014	**BOW-LF9-10-FD-07**	SM 2320B-2011	835156		
92714437015	**BOW-LF9-10-FB-08**	SM 2320B-2011	835156		
92714437016	**BOW-GWC-46R**	SM 2320B-2011	836394		
92714437017	**BOW-GWC-47**	SM 2320B-2011	835849		
92714437018	**BOW-GWC-47R**	SM 2320B-2011	835303		

This report shall not be reproduced, except in full,
without the written consent of Pace Analytical Services, LLC.

Pace Analytical Services, LLC
9800 Kincey Ave. Suite 100
Huntersville, NC 28078
(704)875-9092

QUALITY CONTROL DATA CROSS REFERENCE TABLE

Project: Bowen LF Cells 9&10
Pace Project No.: 92714437

Lab ID	Sample ID	QC Batch Method	QC Batch	Analytical Method	Analytical Batch
92714437019	**BOW-GWC-48**	SM 2320B-2011	835303		
92714437020	**BOW-GWC-49R**	SM 2320B-2011	835937		
92714437021	**BOW-GWC-49Z**	SM 2320B-2011	835937		
92714437022	**BOW-LF9-10-FD-08**	SM 2320B-2011	835937		
92714437008	**BOW-GWA-42**	SM 2540C-2015	834848		
92714437009	**BOW-GWA-43**	SM 2540C-2015	834848		
92714437010	**BOW-GWA-43R**	SM 2540C-2015	834848		
92714437011	**BOW-GWC-44**	SM 2540C-2015	834848		
92714437012	**BOW-GWC-45**	SM 2540C-2015	834848		
92714437013	**BOW-GWC-45R**	SM 2540C-2015	834848		
92714437014	**BOW-LF9-10-FD-07**	SM 2540C-2015	834848		
92714437015	**BOW-LF9-10-FB-08**	SM 2540C-2015	834848		
92714437016	**BOW-GWC-46R**	SM 2540C-2015	834848		
92714437017	**BOW-GWC-47**	SM 2540C-2015	834848		
92714437018	**BOW-GWC-47R**	SM 2540C-2015	834848		
92714437019	**BOW-GWC-48**	SM 2540C-2015	834848		
92714437020	**BOW-GWC-49R**	SM 2540C-2015	834848		
92714437021	**BOW-GWC-49Z**	SM 2540C-2015	834848		
92714437022	**BOW-LF9-10-FD-08**	SM 2540C-2015	834848		
92714437001	**BOW-GWA-39RZ**	EPA 300.0 Rev 2.1 1993	834163		
92714437002	**BOW-GWA-39Z**	EPA 300.0 Rev 2.1 1993	834163		
92714437003	**BOW-GWA-40**	EPA 300.0 Rev 2.1 1993	834163		
92714437004	**BOW-GWA-41**	EPA 300.0 Rev 2.1 1993	834164		
92714437005	**BOW-GWA-41R**	EPA 300.0 Rev 2.1 1993	834164		
92714437006	**BOW-LF9-10-FB-07**	EPA 300.0 Rev 2.1 1993	834164		
92714437007	**BOW-LF9-10-EB-03**	EPA 300.0 Rev 2.1 1993	834164		
92714437008	**BOW-GWA-42**	EPA 300.0 Rev 2.1 1993	834819		
92714437009	**BOW-GWA-43**	EPA 300.0 Rev 2.1 1993	834819		
92714437010	**BOW-GWA-43R**	EPA 300.0 Rev 2.1 1993	834819		
92714437011	**BOW-GWC-44**	EPA 300.0 Rev 2.1 1993	834819		
92714437012	**BOW-GWC-45**	EPA 300.0 Rev 2.1 1993	834819		
92714437013	**BOW-GWC-45R**	EPA 300.0 Rev 2.1 1993	834819		
92714437014	**BOW-LF9-10-FD-07**	EPA 300.0 Rev 2.1 1993	834819		
92714437015	**BOW-LF9-10-FB-08**	EPA 300.0 Rev 2.1 1993	834819		
92714437016	**BOW-GWC-46R**	EPA 300.0 Rev 2.1 1993	834819		
92714437017	**BOW-GWC-47**	EPA 300.0 Rev 2.1 1993	834819		
92714437018	**BOW-GWC-47R**	EPA 300.0 Rev 2.1 1993	834819		
92714437019	**BOW-GWC-48**	EPA 300.0 Rev 2.1 1993	834819		
92714437020	**BOW-GWC-49R**	EPA 300.0 Rev 2.1 1993	834819		
92714437021	**BOW-GWC-49Z**	EPA 300.0 Rev 2.1 1993	834819		
92714437022	**BOW-LF9-10-FD-08**	EPA 300.0 Rev 2.1 1993	834819		

REPORT OF LABORATORY ANALYSIS

This report shall not be reproduced, except in full,
without the written consent of Pace Analytical Services, LLC.

Pace	DC#_Title: ENV-FRM-HUN1-0083 v03_Sample Condition Upon Receipt
	Effective Date: 12/01/2023

Laboratory receiving samples:
Asheville ☐ Eden ☐ Greenwood ☐ Huntersville ☐ Raleigh ☐ Mechanicsville ☐ Atlanta ☑ Kernersville ☐

Sample Condition Upon Receipt

WO# : 92714437

92714437

Client Name: Ga Power **Project #:**

Courier: ☐ Commercial ☐ Fed Ex ☐ UPS ☐ USPS ☐ Client ☐ Pace ☐ Other:____

Custody Seal Present? ☑ Yes ☐ No **Seals Intact?** ☑ Yes ☐ No ☐ N/A **Date/Initials Person Examining Contents:** 7/10/24 SM

Packing Material: ☑ Bubble Wrap ☐ Bubble Bags ☐ None ☐ Other **Biological Tissue Frozen?** ☐ Yes ☐ No ☑ N/A

Thermometer:
☑ IR Gun ID: 730 **Type of Ice:** ☑ Wet ☐ Blue ☐ None

Cooler Temp: 3.4 **Correction Factor:** Add/Subtract (°C) 0.1

Cooler Temp Corrected (°C): 3.5

Temp should be above freezing to 6°C
☐ Samples out of temp criteria. Samples on ice, cooling process has begun

USDA Regulated Soil (☐ N/A, water sample)
Did samples originate in a quarantine zone within the United States: CA, NY, or SC (check maps)? ☐ Yes ☐ No

Did samples originate from a foreign source (internationally, including Hawaii and Puerto Rico)? ☐ Yes ☐ No

				Comments/Discrepancy:
Chain of Custody Present?	☑ Yes	☐ No	☐ N/A	1.
Samples Arrived within Hold Time?	☑ Yes	☐ No	☐ N/A	2.
Short Hold Time Analysis (<72 hr.)?	☑ Yes	☐ No	☐ N/A	3.
Rush Turn Around Time Requested?	☐ Yes	☑ No	☐ N/A	4.
Sufficient Volume?	☑ Yes	☐ No	☐ N/A	5.
Correct Containers Used?	☑ Yes	☐ No	☐ N/A	6.
-Pace Containers Used?	☑ Yes	☐ No	☐ N/A	
Containers Intact?	☑ Yes	☐ No	☐ N/A	7.
Dissolved analysis: Samples Field Filtered?	☐ Yes	☐ No	☑ N/A	8.
Sample Labels Match COC?	☑ Yes	☐ No	☐ N/A	9.
-Includes Date/Time/ID/Analysis Matrix: W				
Headspace in VOA Vials (>5-6mm)?	☐ Yes	☐ No	☑ N/A	10.
Trip Blank Present?	☐ Yes	☐ No	☑ N/A	11.
Trip Blank Custody Seals Present?	☐ Yes	☐ No	☐ N/A	

COMMENTS/SAMPLE DISCREPANCY

Field Data Required? ☐ Yes ☐ No

Lot ID of split containers:

CLIENT NOTIFICATION/RESOLUTION

Person contacted: _____ Date/Time: _____

Project Manager SCURF Review: _____ **Date:** _____

Project Manager SRF Review: _____ **Date:** _____

Qualtrax ID: 69614

WO#: 92714437

PM: BV Due Date: 03/06/24

CLIENT: 92-GP-BOWLF

*Check mark top half of box if pH and/or dechlorination is verified and within the acceptance range for preservation samples.

Project #

Exceptions: VOA, Coliform, TOC, Oil and Grease, DRO/8015 (water) DOC, LLHg

**Bottom half of box is to list number of bottles

***Check all unpreserved Nitrates for chlorine

Item#	BP4U-125 mL Plastic Unpreserved (N/A) (Cl-)	BP3U-250 mL Plastic Unpreserved (N/A)	BP2U-500 mL Plastic Unpreserved (N/A)	BP1U-1 liter Plastic Unpreserved (N/A)	BP4S-125 mL Plastic H2SO4 (pH < 2) (Cl-)	BP3N-250 mL plastic HNO3 (pH < 2)	BP4Z-125 mL Plastic ZN Acetate & NaOH (>9)	BP4B-125 mL Plastic NaOH (pH > 12) (Cl-)	WGFU-Wide-mouthed Glass jar Unpreserved	AG1U-1 liter Amber Unpreserved (N/A) (Cl-)	AG1H-1 liter Amber HCl (pH < 2)	AG3U-250 mL Amber Unpreserved (N/A) (Cl-)	AG1S-1 liter Amber H2SO4 (pH < 2)	AG3S-250 mL Amber H2SO4 (pH < 2)	DG94-40 mL Amber NH4Cl (N/A)(Cl-)	DG9H-40 mL VOA HCl (N/A)	VG9T-40 mL VOA Na2S2O3 (N/A)	VG9U-40 mL VOA Unpreserved (N/A)	DG9V-40 mL VOA H3PO4 (N/A)	KP7U-50 mL Plastic Unpreserved (N/A)	V/GK (3 vials per kit)-VPH/Gas kit (N/A)	SP5T-125 mL Sterile Plastic (N/A – lab)	SP2T-250 mL Sterile Plastic (N/A – lab)		BP3R-250 mL Plastic (NH2)2SO4 (9.3-9.7)	AG0U-100 mL Amber Unpreserved (N/A) (Cl-)	VSGU-20 mL Scintillation vials (N/A)	DG9U-40 mL Amber Unpreserved vials (N/A)
1		2	1			1																							
2		2	1			1																							
3		2	1			1																							
4		2	1			1																							
5		2	1			1																							
6		2	1			1																							
7		2	1			1																							
8																													
9																													
10																													
11																													
12																													

pH Adjustment Log for Preserved Samples

Sample ID	Type of Preservative	pH upon receipt	Date preservation adjusted	Time preservation adjusted	Amount of Preservative added	Lot #

Note: Whenever there is a discrepancy affecting North Carolina compliance samples, a copy of this form will be sent to the North Carolina DENR Certification Office (i.e. Out of hold, incorrect preservative, out of temp, incorrect containers.

Pace® Location Requested (City/State):

Pace Analytical Charlotte
5800 Kinsey Ave. Suite 100, Huntersville, NC 28078

CHAIN-OF-CUSTODY Analytical Request Document

Chain-of-Custody is a LEGAL DOCUMENT - Complete all relevant fields

LAB USE ONLY- Affix Workorder/Login Label Here

Scan QR Code for instructions

92714437

Company Name: Georgia Power - Bowen	Contact/Report To: Kristen Jurinko, Cassidy Sutherland
Street Address: 241 Ralph McGill Blvd NE, Atlanta, GA 30308	Phone #: (470) 217-0008
	E-Mail: knjurink@southernco.com
	Cc E-Mail: Laura Midkiff, Ben Hodges, Mike Smilley, Noelia Gangi
Customer Project #:	Invoice to: Account Payable
Project Name: Bowen LF Cells 9&10	Invoice E-mail: georgiapowerinvoices@southernco.com
Site Collection Info/Facility ID (as applicable):	Purchase Order # (if applicable): GPC82474-0006
	Quote #:
Time Zone Collected: [ ] AK [ ] PT [ ] MT [ ] CT [X] ET	County / State origin of sample(s): Georgia
Data Deliverables: [ ] Level II [ ] Level III [ ] Level IV [ ] EQUIS [ ] Other	Regulatory Program (DW, RCRA, etc.) as applicable: Reportable [ ] Yes [ ] No
	Rush (Pre-approval required): [ ] Same Day [ ] 1 Day [ ] 2 Day [ ] 3 Day Other ____ Date Results Requested:
	DW PWSID # or WW Permit # as applicable: Field Filtered (if applicable): [ ] Yes [ ] No Analysis:

* Matrix Codes (Insert in Matrix box below): Drinking Water (DW), Ground Water (GW), Wastewater (WW), Product (P), Soil/Solid (SS), Oil (OL), Wipe (WP), Tissue (TS), Bioassay (B), Vapor (V), Surface Water (SW), Sediment (SED), Sludge (SL), Caulk (CK), Leachate (LL), Biosolid (BS), Other (OT)

Specify Container Size **: 3 2 3 3

Identify Container Preservative Type***: 1 1 1 2

** Container Size: (1) 1L, (2) 500mL, (3) 250mL, (4) 125mL, (5) 100mL, (6) 40mL vial, (7) EnCore, (8) TerraCore, (9) 90mL, (10) Other

*** Preservative Types: (1) None, (2) HNO3, (3) H2SO4, (4) HCl, (5) NaOH, (6) Zn Acetate, (7) NaHSO4, (8) Sod. Thiosulfate, (9) Ascorbic Acid, (10) MeOH, (11) Other

Customer Sample ID	Matrix *	Comp / Grab	Composite Start Date	Composite Start Time	Collected or Composite End Date	Collected or Composite End Time	# Cont.	Residual Chlorine Result	Residual Chlorine Units	2320B Alkalinity	2540C Total Dissolved Solids	300.0-F SO4, Cl	App Metals II/IV + Slate Metals	Sample Comment
BOW-GWA-39RZ	WG	G			2/19/24	1454	4			X	X	X	X	001
BOW-GWA-39Z	WG	G			2/19/24	1622	4			X	X	X	X	002
BOW-GWA-40	WG	G			2/19/24	1100	4			X	X	X	X	003
BOW-GWA-41	WG	G			2/19/24	1351	4			X	X	X	X	004
BOW-GWA-41R	WG	G			2/19/24	1633	4			X	X	X	X	005
BOW-GWA-42	WG	G					4			X	X	X	X	
BOW-GWA-43	WG	G					4			X	X	X	X	
BOW-GWA-43R	WG	G					4			X	X	X	X	
BOW-GWC-44	WG	G					4			X	X	X	X	
BOW-GWC-45	WG	G					4			X	X	X	X	

Lab Use Only: Proj. Mgr: Bonnie Vang; AcctNum / Client ID:; Table #:; Profile / Template: 16492; Prelog / Bottle Ord. ID: EZ 3066703

Preservation non-conformance identified for sample:

Additional Instructions from Pace®:
Task Code: BOW-CCR-ASSMT-2024S1

Collected By:
Printed Name: Kevin Stephenson, William Laaker, Jay Siewert
Signature:
Resolute Environmental

Customer Remarks / Special Conditions / Possible Hazards:

Coolers: Thermometer ID: Correction Factor (°C): Obs. Temp. (°C): Corrected Temp. (°C): [ ] On Ice

Relinquished by/Company: (Signature)	Date/Time:	Received by/Company: (Signature)	Date/Time:	Tracking Number:
	2/20/24 @ 1116	Ryan Williams / Pace	2/20/24 1116	
Relinquished by/Company: (Signature) Ryan Williams / Pace	Date/Time: 2/21/24 1430		Date/Time: 2/20 1730	Delivered by: [ ] In-Person [ ] Courier [ ] FedEX [ ] UPS [ ] Other
Relinquished by/Company: (Signature)	Date/Time:	Received by/Company: (Signature)	Date/Time:	
Relinquished by/Company: (Signature)	Date/Time:	Received by/Company: (Signature)	Date/Time:	Page: 1 of 3

Submitting a sample via this chain of custody constitutes acknowledgment and acceptance of the Pace® Terms and Conditions found at https://www.pacelabs.com/resource-library/resource/pace-terms-and-conditions/

Pace® Location Requested (City/State):

Pace Analytical Charlotte
9800 Kincey Ave. Suite 100, Huntersville, NC 28078

CHAIN-OF-CUSTODY Analytical Request Document

Chain-of-Custody is a LEGAL DOCUMENT - Complete all relevant fields

LAB USE ONLY- Affix Workorder/Login Label Here

Scan QR Code for instructions

Company Name: Georgia Power - Bowen
Street Address: 241 Ralph McGill Blvd NE, Atlanta, GA 30308
Customer Project #:
Project Name: Bowen LF Cells 9&10
Site Collection Info/Facility ID (as applicable):

Contact/Report To: Kristen Jurinko, Cassidy Sutherland
Phone #: (470) 217-0008
E-Mail: knjurink@southernco.com
Cc E-Mail: Laura Midkiff, Ben Hodges, Mike Smilley, Noelia Gangi
Invoice to: Account Payable
Invoice E-mail: georgiapowerinvoices@southernco.com
Purchase Order # (If applicable): GPC82474-0006
Quote #:

Time Zone Collected: [ ] AK [ ] PT [ ] MT [ ] CT [X] ET
County / State origin of sample(s): Georgia

Data Deliverables: [ ] Level II [ ] Level III [ ] Level IV [ ] EQUIS [ ] Other_____

Regulatory Program (DW, RCRA, etc.) as applicable: Reportable [ ] Yes [ ] No

Rush (Pre-approval required): [ ] Same Day [ ] 1 Day [ ] 2 Day [ ] 3 Day Other_____
Date Results Requested:

DW PWSID # or WW Permit # as applicable:
Field Filtered (If applicable): [ ] Yes [ ] No
Analysis:

Specify Container Size **: 3 | 2 | 3 | 3
Identify Container Preservative Type***: 1 | 1 | 1 | 2
Analysis Requested

**Container Size: (1) 1L, (2) 500mL, (3) 250mL, (4) 125mL, (5) 100mL, (6) 40mL vial, (7) EnCore, (8) TerraCore, (9) 90mL, (10) Other

*** Preservative Types: (1) None, (2) HNO3, (3) H2SO4, (4) HCl, (5) NaOH, (6) Zn Acetate, (7) NaHSO4, (8) Sod. Thiosulfate, (9) Ascorbic Acid, (10) MeOH, (11) Other

Lab Use Only
Proj. Mgr: Bonnie Vang
AcctNum / Client ID:
Table #:
Profile / Template: 16492
Prelog / Bottle Ord. ID: EZ 3066703

* Matrix Codes (Insert in Matrix box below): Drinking Water (DW), Ground Water (GW), Wastewater (WW), Product (P), Soil/Solid (SS), Oil (OL), Wipe (WP), Tissue (TS), Bioassay (B), Vapor (V), Surface Water (SW), Sediment (SED), Sludge (SL), Caulk (CK), Leachate (LL), Biosolid (BS), Other (OT)

Customer Sample ID	Matrix *	Comp / Grab	Composite Start Date	Composite Start Time	Collected or Composite End Date	Collected or Composite End Time	# Cont.	Residual Chlorine Result	Residual Chlorine Units	2320B Alkalinity	2540C Total Dissolved Solids	300.0-F,SO4, Cl	App Metals III/IV + State Metals	Sample Comment	Preservation non-conformance identified for sample.
BOW-GWC-45R	WG	G					4			X	X	X	X		
BOW-GWC-46R	WG	G					4			X	X	X	X		
BOW-GWC-47	WG	G					4			X	X	X	X		
BOW-GWC-47R	WG	G					4			X	X	X	X		
BOW-GWC-48	WG	G					4			X	X	X	X		
BOW-GWC-49R	WG	G					4			X	X	X	X		
BOW-GWC-49Z	WG	G					4			X	X	X	X		
BOW-LF9-10-FD-07	WG	G					4			X	X	X	X		
BOW-LF9-10-FD-08	WG	G					4			X	X	X	X		
BOW-LF9-10-FB-07	WQ	G			2/19/24	1716	4			X	X	X	X	006	

Additional Instructions from Pace®:
Task Code: BOW-CCR-ASSMT-2024S1

Collected By: Kevin Stephenson, William Laaker, Jay Siewert
Printed Name
Signature
Resolute Environmental

Customer Remarks / Special Conditions / Possible Hazards:

Coolers: Thermometer ID: Correction Factor (°C): Obs. Temp. (°C): Corrected Temp. (°C): [ ] On Ice

Relinquished by/Company: (Signature)	Date/Time:	Received by/Company: (Signature)	Date/Time:	Tracking Number:
[signature]	2/20/24 0116	Ryan Williams / Pace	2/21/24 1116	
Ryan Williams / Pace	2/21/24 1438	[signature]	2/20 1436	Delivered by: [ ] In-Person [ ] Courier [ ] FedEX [ ] UPS [ ] Other
				Page: 2 of 3

Submitting a sample via this chain of custody constitutes acknowledgment and acceptance of the Pace® Terms and Conditions found at https://www.pacelabs.com/resource-library/resource/pace-terms-and-conditions/

ENV-FRM-CORQ-0019_v02_110123 ©

Pace® Location Requested (City/State):

Pace Analytical Charlotte
9800 Kincey Ave. Suite 100, Huntersville, NC 28078

CHAIN-OF-CUSTODY Analytical Request Document

Chain-of-Custody is a LEGAL DOCUMENT - Complete all relevant fields

LAB USE ONLY- Affix Workorder/Login Label Here

Scan QR Code for instructions

Company Name: Georgia Power - Bowen	Contact/Report To: Kristen Jurinko, Cassidy Sutherland
Street Address: 241 Ralph McGill Blvd NE, Atlanta, GA 30308	Phone #: (470) 217-0008
	E-Mail: knjurink@southernco.com
	Cc E-Mail: Laura Midkiff, Ben Hodges, Mike Smilley, Noelia Gangi
Customer Project #:	Invoice to: Account Payable
Project Name: Bowen LF Cells 9&10	Invoice E-mail: georgiapowerinvoices@southernco.com
Site Collection Info/Facility ID (as applicable):	Purchase Order # (if applicable): GPC82474-0006
	Quote #:
Time Zone Collected: [ ] AK [ ] PT [ ] MT [ ] CT [X] ET	County / State origin of sample(s): Georgia
Data Deliverables: [ ] Level II [ ] Level III [ ] Level IV [ ] EQUIS [ ] Other	Regulatory Program (DW, RCRA, etc.) as applicable: Reportable [ ] Yes [ ] No
	Rush (Pre-approval required): [ ] Same Day [ ] 1 Day [ ] 2 Day [ ] 3 Day Other
	Date Results Requested:
	DW PWSID # or WW Permit # as applicable:
	Field Filtered (if applicable): [ ] Yes [ ] No
	Analysis:

* Matrix Codes (Insert in Matrix box below): Drinking Water (DW), Ground Water (GW), Wastewater (WW), Product (P), Soil/Solid (SS), Oil (OL), Wipe (WP), Tissue (TS), Bioassay (B), Vapor (V), Surface Water (SW), Sediment (SED), Sludge (SL), Caulk (CK), Leachate (LL), Biosolid (BS), Other (OT)

Specify Container Size **: 3 2 3 3

Identify Container Preservative Type***: 1 1 1 2

Analysis Requested

**Container Size: (1) 1L, (2) 500mL, (3) 250mL, (4) 125mL, (5) 100mL, (6) 40mL vial, (7) EnCore, (8) TerraCore, (9) 90mL, (10) Other

*** Preservative Types: (1) None, (2) HNO3, (3) H2SO4, (4) HCl, (5) NaOH, (6) Zn Acetate, (7) NaHSO4, (8) Sod. Thiosulfate, (9) Ascorbic Acid, (10) MeOH, (11) Other

Customer Sample ID	Matrix *	Comp / Grab	Composite Start Date	Composite Start Time	Collected or Composite End Date	Collected or Composite End Time	# Cont.	Residual Chlorine Result	Residual Chlorine Units	2320B Alkalinity	2540C Total Dissolved Solids	300.0-F,SO4, Cl	App Metals III/IV + State Metals	Sample Comment
BOW-LF9-10-EB-03	WQ	G			2/19/24	1722	4			X	X	X	X	007

Lab Use Only: Proj. Mgr: Bonnie Vang; AcctNum / Client ID:; Table #:; Profile / Template: 16492; Prelog / Bottle Ord. ID: EZ 3066703

Preservation non-conformance identified for sample.

Additional Instructions from Pace® :
Task Code: BOW-CCR-ASSMT-2024S1

Collected By: Printed Name: Kevin Stephenson, William Lasker, Jay Siewert
Signature: [signature] Resolute Environmental

Customer Remarks / Special Conditions / Possible Hazards:

Coolers: Thermometer ID: Correction Factor (°C): Obs. Temp. (°C): Corrected Temp. (°C): [ ] On Ice

Relinquished by/Company: (Signature)	Date/Time:	Received by/Company: (Signature)	Date/Time:	Tracking Number:
[signature]	2/20/24 @ 1116	[signature]	2/21/24 1116	
[signature]	2/21/24 1430	[signature]	2/22 1432	Delivered by: [ ] In-Person [ ] Courier [ ] FedEx [ ] UPS [ ] Other
Relinquished by/Company: (Signature)	Date/Time:	Received by/Company: (Signature)	Date/Time:	
Relinquished by/Company: (Signature)	Date/Time:	Received by/Company: (Signature)	Date/Time:	Page: 3 of 3

Submitting a sample via this chain of custody constitutes acknowledgment and acceptance of the Pace® Terms and Conditions found at https://www.pacelabs.com/resource-library/resource/pace-terms-and-conditions/

Pace	DC#_Title: ENV-FRM-HUN1-0083 v03_Sample Condition Upon Receipt
	Effective Date: 12/01/2023

Laboratory receiving samples:
Asheville ☐ Eden ☐ Greenwood ☐ Huntersville ☐ Raleigh ☐ Mechanicsville ☐ Atlanta ☑ Kernersville ☐

Sample Condition Upon Receipt

Client Name: La Porte

Project #:

WO#: 92714437

PM: BV **Due Date: 03/06/24**

CLIENT: 92-GP-BOWLF

Courier: ☐ Commercial ☐ Fed Ex ☑ Pace ☐ UPS ☐ USPS ☐ Other: ☐ Client

Custody Seal Present? ☑ Yes ☐ No **Seals Intact?** ☐ Yes ☐ No ☐ N/A

Date/Initials Person Examining Contents: 7/10/24 SG

Packing Material: ☐ Bubble Wrap ☐ Bubble Bags ☐ None ☐ Other

Biological Tissue Frozen? ☐ Yes ☐ No ☐ N/A

Thermometer: ☐ IR Gun ID: 730 **Type of Ice:** ☑ Wet ☐ Blue ☐ None

Cooler Temp: 3.3 **Correction Factor:** Add/Subtract (°C) +0.1

Temp should be above freezing to 6°C
☐ Samples out of temp criteria. Samples on ice, cooling process has begun

Cooler Temp Corrected (°C): 3.4

USDA Regulated Soil (☐ N/A, water sample)
Did samples originate in a quarantine zone within the United States: CA, NY, or SC (check maps)? ☐ Yes ☐ No

Did samples originate from a foreign source (internationally, including Hawaii and Puerto Rico)? ☐ Yes ☐ No

				Comments/Discrepancy:
Chain of Custody Present?	☑ Yes	☐ No	☐ N/A	1.
Samples Arrived within Hold Time?	☑ Yes	☐ No	☐ N/A	2.
Short Hold Time Analysis (<72 hr.)?	☐ Yes	☑ No	☐ N/A	3.
Rush Turn Around Time Requested?	☐ Yes	☑ No	☐ N/A	4.
Sufficient Volume?	☑ Yes	☐ No	☐ N/A	5.
Correct Containers Used?	☑ Yes	☐ No	☐ N/A	6.
-Pace Containers Used?	☑ Yes	☐ No	☐ N/A	
Containers Intact?	☑ Yes	☐ No	☐ N/A	7.
Dissolved analysis: Samples Field Filtered?	☐ Yes	☐ No	☑ N/A	8.
Sample Labels Match COC?	☑ Yes	☐ No	☐ N/A	9.
-Includes Date/Time/ID/Analysis Matrix: WT				
Headspace in VOA Vials (>5-6mm)?	☐ Yes	☐ No	☑ N/A	10.
Trip Blank Present?	☐ Yes	☐ No	☑ N/A	11.
Trip Blank Custody Seals Present?	☐ Yes	☐ No	☑ N/A	

COMMENTS/SAMPLE DISCREPANCY

Field Data Required? ☐ Yes ☐ No

Lot ID of split containers:

CLIENT NOTIFICATION/RESOLUTION

Person contacted: Date/Time:

Project Manager SCURF Review: **Date:**

Project Manager SRF Review: **Date:**

Pace ANALYTICAL SERVICES	DC#_Title: ENV-FRM-HUN1-0083 v03_Sample Condition Upon Receipt
	Effective Date: 12/01/2023

*Check mark top half of box if pH and/or dechlorination is verified and within the acceptance range for preservation samples.

Exceptions: VOA, Coliform, TOC, Oil and Grease, DRO/8015 (water) DOC, LLHg

**Bottom half of box is to list number of bottles

***Check all unpreserved Nitrates for chlorine

Project # **WO#: 92714437**

PM: BV Due Date: 03/06/24

CLIENT: 92-GP-BOWLF

Item#	BP4U-125 mL Plastic Unpreserved (N/A) (Cl-)	BP3U-250 mL Plastic Unpreserved (N/A)	BP2U-500 mL Plastic Unpreserved (N/A)	BP1U-1 liter Plastic Unpreserved (N/A)	BP4S-125 mL Plastic H2SO4 (pH < 2) (Cl-)	BP3N-250 mL plastic HNO3 (pH < 2)	BP4Z-125 mL Plastic ZN Acetate & NaOH (>9)	BP4B-125 mL Plastic NaOH (pH > 12) (Cl-)	WGFU-Wide-mouthed Glass jar Unpreserved	AG1U-1 liter Amber Unpreserved (N/A) (Cl-)	AG1H-1 liter Amber HCl (pH < 2)	AG3U-250 mL Amber Unpreserved (N/A) (Cl-)	AG1S-1 liter Amber H2SO4 (pH < 2)	AG3S-250 mL Amber H2SO4 (pH < 2)	DG94-40 mL Amber NH4Cl (N/A)(Cl-)	DG9H-40 mL VOA HCl (N/A)	VG9T-40 mL VOA Na2S2O3 (N/A)	VG9U-40 mL VOA Unpreserved (N/A)	DG9V-40 mL VOA H3PO4 (N/A)	KP7U-50 mL Plastic Unpreserved (N/A)	V/GK (3 vials per kit)-VPH/Gas kit (N/A)	SP5T-125 mL Sterile Plastic (N/A – lab)	SP2T-250 mL Sterile Plastic (N/A – lab)		BP3R-250 mL Plastic (NH2)2SO4 (9.3-9.7)	AG0U-100 mL Amber Unpreserved (N/A) (Cl-)	VSGU-20 mL Scintillation vials (N/A)	DG9U-40 mL Amber Unpreserved vials (N/A)
1		2	1			1																							
2		2	1			1																							
3		2	1			1																							
4		2	1			1																							
5		2	1			1																							
6																													
7																													
8																													
9																													
10																													
11																													
12																													

pH Adjustment Log for Preserved Samples

Sample ID	Type of Preservative	pH upon receipt	Date preservation adjusted	Time preservation adjusted	Amount of Preservative added	Lot #

Note: Whenever there is a discrepancy affecting North Carolina compliance samples, a copy of this form will be sent to the North Carolina DENR Certification Office (i.e. Out of hold, incorrect preservative, out of temp, incorrect containers.

Pace® Location Requested (City/State):

Pace Analytical Charlotte
9800 Kincey Ave. Suite 100, Huntersville, NC 28078

CHAIN-OF-CUSTODY Analytical Request Document

Chain-of-Custody is a LEGAL DOCUMENT - Complete all relevant fields

LAB USE ONLY- Affix Workorder/Login Label Here

Scan QR Code for instructions

92714437

Company Name: Georgia Power - Bowen	Contact/Report To: Kristen Jurinko, Cassidy Sutherland
Street Address: 241 Ralph McGill Blvd NE, Atlanta, GA 30308	Phone #: (470) 217-0008
	E-Mail: knjurink@southernco.com
	Cc E-Mail: Laura Midkiff, Ben Hodges, Mike Smilley, Noelia Gangi
Customer Project #:	Invoice to: Account Payable
Project Name: Bowen LF Cells 9&10	Invoice E-mail: georgiapowerinvoices@southernco.com
Site Collection Info/Facility ID (as applicable):	Purchase Order # (if applicable): GPC82474-0006
	Quote #:
Time Zone Collected: [ ] AK [ ] PT [ ] MT [ ] CT [X] ET	County / State origin of sample(s): Georgia
Data Deliverables: [ ] Level II [ ] Level III [ ] Level IV [ ] EQUIS [ ] Other	Regulatory Program (DW, RCRA, etc.) as applicable: Reportable [ ] Yes [ ] No
	Rush (Pre-approval required): [ ] Same Day [ ] 1 Day [ ] 2 Day [ ] 3 Day Other
	Date Results Requested:
	DW PWSID # or WW Permit # as applicable:
	Field Filtered (if applicable): [ ] Yes [ ] No
	Analysis:

Specify Container Size**: 3 2 3 3

Identify Container Preservative Type***: 1 1 1 2

Analysis Requested

**Container Size: (1) 1L, (2) 500mL, (3) 250mL, (4) 125mL, (5) 100mL, (6) 40mL vial, (7) EnCore, (8) TerraCore, (9) 90mL, (10) Other

*** Preservative Types: (1) None, (2) HNO3, (3) H2SO4, (4) HCl, (5) NaOH, (6) Zn Acetate, (7) NaHSO4, (8) Sod. Thiosulfate, (9) Ascorbic Add, (10) MeOH, (11) Other

Lab Use Only: Proj. Mgr: Bonnie Vang; AcctNum / Client ID:; Table #:; Profile / Template: 16492; Prelog / Bottle Ord. ID: EZ 3066703

* Matrix Codes (Insert in Matrix box below): Drinking Water (DW), Ground Water (GW), Wastewater (WW), Product (P), Soil/Solid (SS), Oil (OL), Wipe (WP), Tissue (TS), Bioassay (B), Vapor (V), Surface Water (SW), Sediment (SED), Sludge (SL), Caulk (CK), Leachate (LL), Biosolid (BS), Other (OT)

Customer Sample ID	Matrix *	Comp / Grab	Composite Start Date	Composite Start Time	Collected or Composite End Date	Collected or Composite End Time	# Cont.	Residual Chlorine Result	Residual Chlorine Units	2320B Alkalinity	2540C Total Dissolved Solids	300.0-F,SO4, Cl	App Metals III/IV + State Metals	Sample Comment	Preservation non-conformance identified for sample.
BOW-GWA-39RZ	WG	G					4			X	X	X	X		
BOW-GWA-39Z	WG	G					4			X	X	X	X		
BOW-GWA-40	WG	G					4			X	X	X	X		
BOW-GWA-41	WG	G					4			X	X	X	X		
BOW-GWA-41R	WG	G					4			X	X	X	X		
BOW-GWA-42	WG	G			2/20/24	1154	4			X	X	X	X	008	
BOW-GWA-43	WG	G			2/20/24	1358	4			X	X	X	X	009	
BOW-GWA-43R	WG	G			2/20/24	1458	4			X	X	X	X	010	
BOW-GWC-44	WG	G			2/20/24	1014	4			X	X	X	X	011	
BOW-GWC-45	WG	G			2/20/24	1322	4			X	X	X	X	012	

Additional Instructions from Pace®:
Task Code: BOW-CCR-ASSMT-2024S1

Collected By: Printed Name: Kevin Stephenson, William Lasker, Jay Siewert
Signature: [signature] Resolute Environmental

Customer Remarks / Special Conditions / Possible Hazards:

Coolers: Thermometer ID: Correction Factor (°C): Obs. Temp. (°C): Corrected Temp. (°C): [ ] On Ice

Relinquished by/Company: (Signature)	Date/Time:	Received by/Company: (Signature)	Date/Time:
Kevin Stephenson	2/23/24 1138	[signature] / Pace	2/23/24 1138
[signature] / Pace	2/23/24 1307	[signature]	2/23/24 1307

Tracking Number:

Delivered by: [ ] In-Person [ ] Courier [ ] FedEx [ ] UPS [ ] Other

Submitting a sample via this chain of custody constitutes acknowledgment and acceptance of the Pace® Terms and Conditions found at https://www.pacelabs.com/resource-library/resource/pace-terms-and-conditions/

Pace	DC#_Title: ENV-FRM-HUN1-0083 v03_Sample Condition Upon Receipt
	Effective Date: 12/01/2023

Laboratory receiving samples:
Asheville ☐ Eden ☐ Greenwood ☐ Huntersville ☐ Raleigh ☐ Mechanicsville ☐ Atlanta ☑ Kernersville ☐

Sample Condition Upon Receipt

Client Name: La Power

Project #: **WO#: 92714437**

PM: BV Due Date: 03/06/24

CLIENT: 92-GP-BOWLF

Courier: ☐ Commercial ☐ Fed Ex ☑ Pace ☐ UPS ☐ USPS ☐ Other: ☐ Client

Custody Seal Present? ☑ Yes ☐ No Seals Intact? ☑ Yes ☐ No ☐ N/A

Date/Initials Person Examining Contents: 2/03/24 SC

Packing Material: ☑ Bubble Wrap ☐ Bubble Bags ☐ None ☐ Other

Biological Tissue Frozen? ☐ Yes ☐ No ☑ N/A

Thermometer: ☑ IR Gun ID: 730

Type of Ice: ☑ Wet ☐ Blue ☐ None

Cooler Temp: 3.3 Correction Factor: Add/Subtract (°C) +0.1

Temp should be above freezing to 6°C
☐ Samples out of temp criteria. Samples on ice, cooling process has begun

Cooler Temp Corrected (°C): 3.4

USDA Regulated Soil (☐ N/A, water sample)
Did samples originate in a quarantine zone within the United States: CA, NY, or SC (check maps)? ☐ Yes ☐ No

Did samples originate from a foreign source (internationally, including Hawaii and Puerto Rico)? ☐ Yes ☐ No

				Comments/Discrepancy:
Chain of Custody Present?	☑ Yes	☐ No	☐ N/A	1.
Samples Arrived within Hold Time?	☑ Yes	☐ No	☐ N/A	2.
Short Hold Time Analysis (<72 hr.)?	☐ Yes	☑ No	☐ N/A	3.
Rush Turn Around Time Requested?	☐ Yes	☑ No	☐ N/A	4.
Sufficient Volume?	☑ Yes	☐ No	☐ N/A	5.
Correct Containers Used?	☑ Yes	☐ No	☐ N/A	6.
-Pace Containers Used?	☑ Yes	☐ No	☐ N/A	
Containers Intact?	☑ Yes	☐ No	☐ N/A	7.
Dissolved analysis: Samples Field Filtered?	☐ Yes	☐ No	☑ N/A	8.
Sample Labels Match COC?	☑ Yes	☐ No	☐ N/A	9.
-Includes Date/Time/ID/Analysis Matrix: WT				
Headspace in VOA Vials (>5-6mm)?	☐ Yes	☐ No	☑ N/A	10.
Trip Blank Present?	☐ Yes	☐ No	☑ N/A	11.
Trip Blank Custody Seals Present?	☐ Yes	☐ No	☑ N/A	

COMMENTS/SAMPLE DISCREPANCY

Field Data Required? ☐ Yes ☐ No

Lot ID of split containers:

CLIENT NOTIFICATION/RESOLUTION

Person contacted: Date/Time:

Project Manager SCURF Review: Date:

Project Manager SRF Review: Date:

WO# : 92714437

*Check mark top half of box if pH and/or dechlorination is verified and within the acceptance range for preservation samples.

Exceptions: VOA, Coliform, TOC, Oil and Grease, DRO/8015 (water) DOC, LLHg

Project #

PM: BV Due Date: 03/06/24

CLIENT: 92-GP-BOWLF

**Bottom half of box is to list number of bottles

***Check all unpreserved Nitrates for chlorine

Item#	BP4U-125 mL Plastic Unpreserved (N/A) (Cl-)	BP3U-250 mL Plastic Unpreserved (N/A)	BP2U-500 mL Plastic Unpreserved (N/A)	BP1U-1 liter Plastic Unpreserved (N/A)	BP4S-125 mL Plastic H2SO4 (pH < 2) (Cl-)	BP3N-250 mL plastic HNO3 (pH < 2)	BP4Z-125 mL Plastic ZN Acetate & NaOH (>9)	BP4B-125 mL Plastic NaOH (pH > 12) (Cl-)	WGFU-Wide-mouthed Glass jar Unpreserved	AG1U-1 liter Amber Unpreserved (N/A) (Cl-)	AG1H-1 liter Amber HCl (pH < 2)	AG3U-250 mL Amber Unpreserved (N/A) (Cl-)	AG1S-1 liter Amber H2SO4 (pH < 2)	AG3S-250 mL Amber H2SO4 (pH < 2)	DG94-40 mL Amber NH4Cl (N/A)(Cl-)	DG9H-40 mL VOA HCl (N/A)	VG9T-40 mL VOA Na2S2O3 (N/A)	VG9U-40 mL VOA Unpreserved (N/A)	DG9V-40 mL VOA H3PO4 (N/A)	KP7U-50 mL Plastic Unpreserved (N/A)	V/GK (3 vials per kit)-VPH/Gas kit (N/A)	SP5T-125 mL Sterile Plastic (N/A – lab)	SP2T-250 mL Sterile Plastic (N/A – lab)		BP3R-250 mL Plastic (NH2)2SO4 (9.3-9.7)	AG0U-100 mL Amber Unpreserved (N/A) (Cl-)	VSGU-20 mL Scintillation vials (N/A)	DG9U-40 mL Amber Unpreserved vials (N/A)
1		2	1			1																							
2		2	1			1																							
3		2	1			1																							
4		2	1			1																							
5		2	1			1																							
6		2	1			1																							
7		2	1			1																							
8		2	1			1																							
9		2	1			1																							
10		2	1			1																							
11																													
12																													

pH Adjustment Log for Preserved Samples

Sample ID	Type of Preservative	pH upon receipt	Date preservation adjusted	Time preservation adjusted	Amount of Preservative added	Lot #

Note: Whenever there is a discrepancy affecting North Carolina compliance samples, a copy of this form will be sent to the North Carolina DENR Certification Office (i.e. Out of hold, incorrect preservative, out of temp, incorrect containers.

Pace® Location Requested (City/State):

Pace Analytical Charlotte
9800 Kincey Ave. Suite 100, Huntersville, NC 28078

CHAIN-OF-CUSTODY Analytical Request Document

Chain-of-Custody is a LEGAL DOCUMENT - Complete all relevant fields

LAB USE ONLY- Affix Workorder/Login Label Here

Scan QR Code for instructions

Company Name: Georgia Power - Bowen	Contact/Report To: Kriston Jurinko, Cassidy Sutherland
Street Address: 241 Ralph McGill Blvd NE, Atlanta, GA 30308	Phone #: (470) 217-0008
	E-Mail: knjurink@southernco.com
	Cc E-Mail: Laura Midkiff, Ben Hodges, Mike Smilley, Noelia Gangi
Customer Project #:	Invoice to: Account Payable
Project Name: Bowen LF Cells 9&10	Invoice E-mail: georgiapowerinvoices@southernco.com
Site Collection Info/Facility ID (as applicable):	Purchase Order # (if applicable): GPC82474-0006
	Quote #:
Time Zone Collected: [ ] AK [ ] PT [ ] MT [ ] CT [X] ET	County / State origin of sample(s): Georgia
Data Deliverables: [ ] Level II [ ] Level III [ ] Level IV [ ] EQUIS [ ] Other_____	Regulatory Program (DW, RCRA, etc.) as applicable: Reportable [ ] Yes [ ] No
	Rush (Pre-approval required): [ ] Same Day [ ] 1 Day [ ] 2 Day [ ] 3 Day Other_____ Date Results Requested:
	DW PWSID # or WW Permit # as applicable: Field Filtered (if applicable): [ ] Yes [ ] No Analysis:

* Matrix Codes (Insert in Matrix box below): Drinking Water (DW), Ground Water (GW), Wastewater (WW), Product (P), Soil/Solid (SS), Oil (OL), Wipe (WP), Tissue (TS), Bioassay (B), Vapor (V), Surface Water (SW), Sediment (SED), Sludge (SL), Caulk (CK), Leachate (LL), Biosolid (BS), Other (OT)

Customer Sample ID	Matrix *	Comp / Grab	Composite Start Date	Composite Start Time	Collected or Composite End Date	Collected or Composite End Time	# Cont.	Residual Chlorine Result	Residual Chlorine Units	2320B Alkalinity	2540C Total Dissolved Solids	300.0-F,SO4, Cl	App Metals III/IV + State Metals	Sample Comment
BOW-GWC-45R	WG	G			2/20/24	1515	4			X	X	X	X	613
BOW-GWC-46R	WG	G					4			X	X	X	X	
BOW-GWC-47	WG	G					4			X	X	X	X	
BOW-GWC-47R	WG	G					4			X	X	X	X	
BOW-GWC-48	WG	G					4			X	X	X	X	
BOW-GWC-49R	WG	G					4			X	X	X	X	
BOW-GWC-49Z	WG	G					4			X	X	X	X	
BOW-LF9-10-FD-07	WG	G			2/20/24	—	4			X	X	X	X	614
BOW-LF9-10-FD-08	WG	G					4			X	X	X	X	
BOW-LF9-10-FB-08	WQ	G			2/20/24	1546	4			X	X	X	X	615

Specify Container Size **: 3 2 3 3

Identify Container Preservative Type***: 1 1 1 2

Analysis Requested

**Container Size: (1) 1L, (2) 500mL, (3) 250mL, (4) 125mL, (5) 100mL, (6) 40mL vial, (7) EnCore, (8) TerraCore, (9) 90mL, (10) Other

*** Preservative Types: (1) None, (2) HNO3, (3) H2SO4, (4) HCl, (5) NaOH, (6) Zn Acetate, (7) NaHSO4, (8) Sod. Thiosulfate, (9) Ascorbic Acid, (10) MeOH, (11) Other

Lab Use Only: Proj. Mgr: Bonnie Vang; AcctNum / Client ID:; Table #:; Profile / Template: 16492; Prelog / Bottle Ord. ID: EZ 3066703

Preservation non-conformance identified for sample.

Additional Instructions from Pace® :
Task Code: BOW-CCR-ASSMT-2024S1

Collected By: Printed Name: Kevin Stephenson, William Laaker, Jay Siewert
Signature: Pace/Alta Environmental

Customer Remarks / Special Conditions / Possible Hazards:

Coolers: Thermometer ID: Correction Factor (°C): Obs. Temp. (°C): Corrected Temp. (°C): [ ] On Ice

Relinquished by/Company: (Signature)	Date/Time:	Received by/Company: (Signature)	Date/Time:	Tracking Number:
Kevin Stephenson	2/23/24 @ 1138	Kevin Williams / Pace	2/23/24 1139	
Kevin Williams / Pace	2/23/24 1307		2/23 1307	Delivered by: [ ] In- Person [ ] Courier [ ] FedEX [ ] UPS [ ] Other
Relinquished by/Company: (Signature)	Date/Time:	Received by/Company: (Signature)	Date/Time:	
Relinquished by/Company: (Signature)	Date/Time:	Received by/Company: (Signature)	Date/Time:	

Submitting a sample via this chain of custody constitutes acknowledgment and acceptance of the Pace® Terms and Conditions found at https://www.pacelabs.com/resource-library/resource/pace-terms-and-conditions/

Pace® Location Requested (City/State):

Pace Analytical Charlotte
9800 Kincey Ave. Suite 100, Huntersville, NC 28078

CHAIN-OF-CUSTODY Analytical Request Document

Chain-of-Custody is a LEGAL DOCUMENT - Complete all relevant fields

LAB USE ONLY- Affix Workorder/Login Label Here

Scan QR Code for instructions

Company Name: Georgia Power - Bowen	Contact/Report To: Kristen Jurinko, Cassidy Sutherland
Street Address: 241 Ralph McGill Blvd NE, Atlanta, GA 30308	Phone #: (470) 217-0008
	E-Mail: knjurink@southernco.com
	Cc E-Mail: Laura Midkiff, Ben Hodges, Mike Smilley, Noelia Gangi
Customer Project #:	Invoice to: Account Payable
Project Name: Bowen LF Cells 9&10	Invoice E-mail: georgispowerinvoices@southernco.com
Site Collection Info/Facility ID (as applicable):	Purchase Order # (if applicable): GPC82474-0006
	Quote #:
Time Zone Collected: [ ] AK [ ] PT [ ] MT [ ] CT [X] ET	County / State origin of sample(s): Georgia
Data Deliverables: [ ] Level II [ ] Level III [ ] Level IV [ ] EQUIS [ ] Other	Regulatory Program (DW, RCRA, etc.) as applicable: Reportable [ ] Yes [ ] No
	Rush (Pre-approval required): [ ] Same Day [ ] 1 Day [ ] 2 Day [ ] 3 Day Other ____ Date Results Requested:
	DW PWSID # or WW Permit # as applicable: Field Filtered (if applicable): [ ] Yes [ ] No Analysis:

Specify Container Size **: 3 2 3 3

Identify Container Preservative Type***: 1 1 1 2

**Container Size: (1) 1L, (2) 500mL, (3) 250mL, (4) 125mL, (5) 100mL, (6) 40mL vial, (7) EnCore, (8) TerraCore, (9) 90mL, (10) Other

*** Preservative Types: (1) None, (2) HNO3, (3) H2SO4, (4) HCl, (5) NaOH, (6) Zn Acetate, (7) NaHSO4, (8) Sod. Thiosulfate, (9) Ascorbic Acid, (10) MeOH, (11) Other

* Matrix Codes (Insert in Matrix box below): Drinking Water (DW), Ground Water (GW), Wastewater (WW), Product (P), Soil/Solid (SS), Oil (OL), Wipe (WP), Tissue (TS), Bioassay (B), Vapor (V), Surface Water (SW), Sediment (SED), Sludge (SL), Caulk (CK), Leachate (LL), Biosolid (BS), Other (OT)

Customer Sample ID	Matrix *	Comp / Grab	Composite Start Date	Composite Start Time	Collected or Composite End Date	Collected or Composite End Time	# Cont.	Residual Chlorine Result	Residual Chlorine Units	2320B Alkalinity	2540C Total Dissolved Solids	300.0-F,SO4, Cl	App Metals III/IV + State Metals	Lab Use Only: Sample Comment
BOW-GWC-45R	WG	G					4			X	X	X	X	
BOW-GWC-46R	WG	G			2/21/24	1036	4			X	X	X	X	016
BOW-GWC-47	WG	G			2/21/24	1433	4			X	X	X	X	017
BOW-GWC-47R	WG	G			2/21/24	1259	4			X	X	X	X	018
BOW-GWC-48	WG	G			2/21/24	1516	4			X	X	X	X	019
BOW-GWC-49R	WG	G			2/21/24	1352	4			X	X	X	X	020
BOW-GWC-49Z	WG	G			2/21/24	1154	4			X	X	X	X	021
BOW-LF9-10-FD-07	WG	G					4			X	X	X	X	
BOW-LF9-10-FD-08	WG	G			2/21/24	—	4			X	X	X	X	022
BOW-LF9-10-FB-	WQ	G					4			X	X	X	X	

Lab Use Only: Proj. Mgr: Bonnie Vang; AcctNum / Client ID:; Table #:; Profile / Template: 16492; Prelog / Bottle Ord. ID: EZ 3066703

Preservation non-conformance identified for sample.

Additional Instructions from Pace®:
Task Code: BOW-CCR-ASSMT-2024S1

Collected By: Printed Name: Kevin Stephenson, William Lasker, Jay Siewert
Signature

Customer Remarks / Special Conditions / Possible Hazards:

Coolers: Thermometer ID: Correction Factor (°C): Obs. Temp. (°C): Corrected Temp. (°C): [ ] On Ice

Relinquished by/Company: (Signature)	Date/Time:	Received by/Company: (Signature)	Date/Time:	Tracking Number:
Kevin Stephenson Pace	2/22/24 @ 1138	Ryan Williams / Pace	2/23/24 1138	
Ryan Williams / Pace	2/23/24 1307		2/23 1307	Delivered by: [ ] In-Person [ ] Courier [ ] FedEX [ ] UPS [ ] Other
Relinquished by/Company: (Signature)	Date/Time:	Received by/Company: (Signature)	Date/Time:	
Relinquished by/Company: (Signature)	Date/Time:	Received by/Company: (Signature)	Date/Time:	Page: 2 of 3

Submitting a sample via this chain of custody constitutes acknowledgment and acceptance of the Pace® Terms and Conditions found at https://www.pacelabs.com/resource-library/resource/pace-terms-and-conditions/

Pace Analytical Services, LLC
9800 Kincey Ave. Suite 100
Huntersville, NC 28078
(704)875-9092

March 14, 2024

Kristen Jurinko
Southern Company
241 Ralph McGill Blvd
NE, Bin 10160
Atlanta, GA 30308

RE: Project: Bowen LF Cells 1&2
Pace Project No.: 92715157

Dear Kristen Jurinko:

Enclosed are the analytical results for sample(s) received by the laboratory between February 23, 2024 and March 01, 2024. The results relate only to the samples included in this report. Results reported herein conform to the applicable TNI/NELAC Standards and the laboratory's Quality Manual, where applicable, unless otherwise noted in the body of the report.

The test results provided in this final report were generated by each of the following laboratories within the Pace Network:

- Pace Analytical Services - Asheville
- Pace Analytical Services - Peachtree Corners, GA

If you have any questions concerning this report, please feel free to contact me.

Sincerely,

Bonnie Vang
bonnie.vang@pacelabs.com
704-977-0968
Project Manager

Enclosures

cc: Carole Lieu, Stantec
Laura Midkiff, Southern Co.
Edgar Smith, Stantec
Cassidy Sutherland, Stantec

Pace Analytical Services, LLC
9800 Kincey Ave. Suite 100
Huntersville, NC 28078
(704)875-9092

CERTIFICATIONS

Project: Bowen LF Cells 1&2
Pace Project No.: 92715157

Pace Analytical Services Asheville
2225 Riverside Drive, Asheville, NC 28804
Florida/NELAP Certification #: E87648
North Carolina Drinking Water Certification #: 37712
North Carolina Wastewater Certification #: 40
South Carolina Laboratory ID: 99030
South Carolina Certification #: 99030001
Virginia/VELAP Certification #: 460222

Pace Analytical Services Peachtree Corners
110 Technology Pkwy, Peachtree Corners, GA 30092
Florida DOH Certification #: E87315
Georgia DW Inorganics Certification #: 812
North Carolina Certification #: 381
South Carolina Certification #: 98011001
Virginia Certification #: 460204

REPORT OF LABORATORY ANALYSIS

This report shall not be reproduced, except in full,
without the written consent of Pace Analytical Services, LLC.

Pace Analytical Services, LLC
9800 Kincey Ave. Suite 100
Huntersville, NC 28078
(704)875-9092

SAMPLE SUMMARY

Project: Bowen LF Cells 1&2
Pace Project No.: 92715157

Lab ID	Sample ID	Matrix	Date Collected	Date Received
92715157001	**BOW-GWA-1**	Water	02/22/24 12:39	02/23/24 11:38
92715157002	**BOW-GWA-2**	Water	02/22/24 15:35	02/23/24 11:38
92715157003	**BOW-GWA-3A**	Water	02/22/24 10:38	02/23/24 11:38
92715157004	**BOW-GWA-50**	Water	02/22/24 13:48	02/23/24 11:38
92715157005	**BOW-GWA-50R**	Water	02/22/24 15:04	02/23/24 11:38
92715157006	**BOW-LF1-2-FD-09**	Water	02/22/24 00:00	02/23/24 11:38
92715157007	**BOW-LF1-2-FB-09**	Water	02/22/24 16:18	02/23/24 11:38
92715157008	**BOW-GWA-2R**	Water	02/26/24 12:47	02/27/24 10:02
92715157009	**BOW-GWC-5**	Water	02/26/24 12:53	02/27/24 10:02
92715157010	**BOW-GWC-6**	Water	02/26/24 15:46	02/27/24 10:02
92715157011	**BOW-GWC-6RZ**	Water	02/26/24 14:07	02/27/24 10:02
92715157012	**BOW-GWC-7Z**	Water	02/26/24 16:14	02/27/24 10:02
92715157013	**BOW-GWC-8Z**	Water	02/26/24 15:45	02/27/24 10:02
92715157014	**BOW-LF1-2-FD-10**	Water	02/26/24 00:00	02/27/24 10:02
92715157015	**BOW-LF1-2-FB-10**	Water	02/26/24 16:46	02/27/24 10:02
92715157016	**BOW-GWA-4RZ**	Water	02/27/24 10:22	03/01/24 10:35
92715157017	**BOW-GWC-8RR**	Water	02/27/24 11:16	03/01/24 10:35
92715157018	**BOW-GWC-9**	Water	02/27/24 13:17	03/01/24 10:35
92715157019	**BOW-GWC-10**	Water	02/27/24 12:44	03/01/24 10:35
92715157020	**BOW-GWC-10R**	Water	02/27/24 14:08	03/01/24 10:35
92715157021	**BOW-GWC-12**	Water	02/27/24 14:34	03/01/24 10:35
92715157022	**BOW-GWC-13**	Water	02/27/24 14:20	03/01/24 10:35
92715157023	**BOW-GWC-11**	Water	02/28/24 11:58	03/01/24 10:35
92715157024	**BOW-GWC-11R**	Water	02/28/24 13:04	03/01/24 10:35
92715157025	**BOW-GWC-13RZ**	Water	02/28/24 09:46	03/01/24 10:35
92715157026	**BOW-GWC-14Z**	Water	02/28/24 10:45	03/01/24 10:35
92715157027	**BOW-GWC-15R**	Water	02/28/24 15:05	03/01/24 10:35
92715157028	**BOW-GWC-15Z**	Water	02/28/24 15:38	03/01/24 10:35
92715157029	**BOW-LF1-2-FD-11**	Water	02/28/24 00:00	03/01/24 10:35
92715157030	**BOW-LF1-2-FB-11**	Water	02/27/24 14:58	03/01/24 10:35

REPORT OF LABORATORY ANALYSIS

This report shall not be reproduced, except in full,
without the written consent of Pace Analytical Services, LLC.

Pace Analytical Services, LLC
9800 Kincey Ave. Suite 100
Huntersville, NC 28078
(704)875-9092

SAMPLE ANALYTE COUNT

Project: Bowen LF Cells 1&2
Pace Project No.: 92715157

Lab ID	Sample ID	Method	Analysts	Analytes Reported
92715157001	**BOW-GWA-1**	EPA 6010D	DRB	7
		EPA 6020B	CW1	15
		EPA 7470A	VB	1
		SM 2320B-2011	SMS	3
		SM 2540C-2015	JAY	1
		EPA 300.0 Rev 2.1 1993	JCM	3
92715157002	**BOW-GWA-2**	EPA 6010D	DRB	7
		EPA 6020B	CW1	15
		EPA 7470A	VB	1
		SM 2320B-2011	SMS	3
		SM 2540C-2015	JAY	1
		EPA 300.0 Rev 2.1 1993	JCM	3
92715157003	**BOW-GWA-3A**	EPA 6010D	DRB	7
		EPA 6020B	CW1	15
		EPA 7470A	VB	1
		SM 2320B-2011	SMS	3
		SM 2540C-2015	JAY	1
		EPA 300.0 Rev 2.1 1993	JCM	3
92715157004	**BOW-GWA-50**	EPA 6010D	DRB	7
		EPA 6020B	CW1	15
		EPA 7470A	VB	1
		SM 2320B-2011	SMS	3
		SM 2540C-2015	JAY	1
		EPA 300.0 Rev 2.1 1993	JCM	3
92715157005	**BOW-GWA-50R**	EPA 6010D	DRB	7
		EPA 6020B	CW1	15
		EPA 7470A	VB	1
		SM 2320B-2011	SMS	3
		SM 2540C-2015	JAY	1
		EPA 300.0 Rev 2.1 1993	JCM	3
92715157006	**BOW-LF1-2-FD-09**	EPA 6010D	DRB	7
		EPA 6020B	CW1	15
		EPA 7470A	VB	1
		SM 2320B-2011	SMS	3
		SM 2540C-2015	JAY	1
		EPA 300.0 Rev 2.1 1993	CDC	3
92715157007	**BOW-LF1-2-FB-09**	EPA 6010D	DRB	7

REPORT OF LABORATORY ANALYSIS

This report shall not be reproduced, except in full,
without the written consent of Pace Analytical Services, LLC.

Pace Analytical Services, LLC
9800 Kincey Ave. Suite 100
Huntersville, NC 28078
(704)875-9092

SAMPLE ANALYTE COUNT

Project: Bowen LF Cells 1&2
Pace Project No.: 92715157

Lab ID	Sample ID	Method	Analysts	Analytes Reported
		EPA 6020B	CW1	15
		EPA 7470A	VB	1
		SM 2320B-2011	SMS	3
		SM 2540C-2015	JAY	1
		EPA 300.0 Rev 2.1 1993	CDC	3
92715157008	**BOW-GWA-2R**	EPA 6010D	DRB	7
		EPA 6020B	CW1	15
		EPA 7470A	VB	1
		SM 2320B-2011	SMS	3
		SM 2540C-2015	JAY	1
		EPA 300.0 Rev 2.1 1993	CDC	3
92715157009	**BOW-GWC-5**	EPA 6010D	DRB	7
		EPA 6020B	CW1	15
		EPA 7470A	VB	1
		SM 2320B-2011	SMS	3
		SM 2540C-2015	JAY	1
		EPA 300.0 Rev 2.1 1993	CDC	3
92715157010	**BOW-GWC-6**	EPA 6010D	DRB	7
		EPA 6020B	CW1	15
		EPA 7470A	VB	1
		SM 2320B-2011	SMS	3
		SM 2540C-2015	RVS	1
		EPA 300.0 Rev 2.1 1993	CDC	3
92715157011	**BOW-GWC-6RZ**	EPA 6010D	DRB	7
		EPA 6020B	CW1	15
		EPA 7470A	VB	1
		SM 2320B-2011	SMS	3
		SM 2540C-2015	RVS	1
		EPA 300.0 Rev 2.1 1993	CDC	3
92715157012	**BOW-GWC-7Z**	EPA 6010D	DRB	7
		EPA 6020B	CW1	15
		EPA 7470A	VB	1
		SM 2320B-2011	SMS	3
		SM 2540C-2015	RVS	1
		EPA 300.0 Rev 2.1 1993	CDC	3
92715157013	**BOW-GWC-8Z**	EPA 6010D	DRB	7
		EPA 6020B	CW1	15

This report shall not be reproduced, except in full,
without the written consent of Pace Analytical Services, LLC.

Pace Analytical Services, LLC
9800 Kincey Ave. Suite 100
Huntersville, NC 28078
(704)875-9092

SAMPLE ANALYTE COUNT

Project: Bowen LF Cells 1&2
Pace Project No.: 92715157

Lab ID	Sample ID	Method	Analysts	Analytes Reported
		EPA 7470A	VB	1
		SM 2320B-2011	SMS	3
		SM 2540C-2015	RVS	1
		EPA 300.0 Rev 2.1 1993	CDC	3
92715157014	**BOW-LF1-2-FD-10**	EPA 6010D	AJM	7
		EPA 6020B	CW1	15
		EPA 7470A	VB	1
		SM 2320B-2011	SMS	3
		SM 2540C-2015	RVS	1
		EPA 300.0 Rev 2.1 1993	CDC	3
92715157015	**BOW-LF1-2-FB-10**	EPA 6010D	AJM	7
		EPA 6020B	CW1	15
		EPA 7470A	VB	1
		SM 2320B-2011	SMS	3
		SM 2540C-2015	RVS	1
		EPA 300.0 Rev 2.1 1993	CDC	3
92715157016	**BOW-GWA-4RZ**	EPA 6010D	AJM	7
		EPA 6020B	CW1	15
		EPA 7470A	VB	1
		SM 2320B-2011	SMS	3
		SM 2540C-2015	JAY	1
		EPA 300.0 Rev 2.1 1993	JCM	3
92715157017	**BOW-GWC-8RR**	EPA 6010D	AJM	7
		EPA 6020B	CW1	15
		EPA 7470A	VB	1
		SM 2320B-2011	SMS	3
		SM 2540C-2015	JAY	1
		EPA 300.0 Rev 2.1 1993	JCM	3
92715157018	**BOW-GWC-9**	EPA 6010D	AJM	7
		EPA 6020B	CW1	15
		EPA 7470A	VB	1
		SM 2320B-2011	SMS	3
		SM 2540C-2015	JAY	1
		EPA 300.0 Rev 2.1 1993	JCM	3
92715157019	**BOW-GWC-10**	EPA 6010D	AJM	7
		EPA 6020B	CW1	15
		EPA 7470A	VB	1

This report shall not be reproduced, except in full,
without the written consent of Pace Analytical Services, LLC.

Pace Analytical Services, LLC
9800 Kincey Ave. Suite 100
Huntersville, NC 28078
(704)875-9092

SAMPLE ANALYTE COUNT

Project: Bowen LF Cells 1&2
Pace Project No.: 92715157

Lab ID	Sample ID	Method	Analysts	Analytes Reported
		SM 2320B-2011	SMS	3
		SM 2540C-2015	JAY	1
		EPA 300.0 Rev 2.1 1993	JCM	3
92715157020	**BOW-GWC-10R**	EPA 6010D	AJM	7
		EPA 6020B	CW1	15
		EPA 7470A	VB	1
		SM 2320B-2011	SMS	3
		SM 2540C-2015	JAY	1
		EPA 300.0 Rev 2.1 1993	JCM	3
92715157021	**BOW-GWC-12**	EPA 6010D	AJM	7
		EPA 6020B	CW1	15
		EPA 7470A	VB	1
		SM 2320B-2011	SMS	3
		SM 2540C-2015	JAY	1
		EPA 300.0 Rev 2.1 1993	JCM	3
92715157022	**BOW-GWC-13**	EPA 6010D	AJM	7
		EPA 6020B	CW1	15
		EPA 7470A	VB	1
		SM 2320B-2011	SMS	3
		SM 2540C-2015	JAY	1
		EPA 300.0 Rev 2.1 1993	JCM	3
92715157023	**BOW-GWC-11**	EPA 6010D	AJM	7
		EPA 6020B	CW1	15
		EPA 7470A	VB	1
		SM 2320B-2011	SMS	3
		SM 2540C-2015	JAY	1
		EPA 300.0 Rev 2.1 1993	JCM	3
92715157024	**BOW-GWC-11R**	EPA 6010D	AJM	7
		EPA 6020B	CW1	15
		EPA 7470A	VB	1
		SM 2320B-2011	SMS	3
		SM 2540C-2015	JAY	1
		EPA 300.0 Rev 2.1 1993	JCM	3
92715157025	**BOW-GWC-13RZ**	EPA 6010D	AJM	7
		EPA 6020B	CW1	15
		EPA 7470A	VB	1
		SM 2320B-2011	SMS	3

REPORT OF LABORATORY ANALYSIS

This report shall not be reproduced, except in full,
without the written consent of Pace Analytical Services, LLC.

Pace Analytical Services, LLC
9800 Kincey Ave. Suite 100
Huntersville, NC 28078
(704)875-9092

SAMPLE ANALYTE COUNT

Project: Bowen LF Cells 1&2
Pace Project No.: 92715157

Lab ID	Sample ID	Method	Analysts	Analytes Reported
		SM 2540C-2015	JAY	1
		EPA 300.0 Rev 2.1 1993	JCM	3
92715157026	**BOW-GWC-14Z**	EPA 6010D	AJM	7
		EPA 6020B	CW1	15
		EPA 7470A	VB	1
		SM 2320B-2011	SMS	3
		SM 2540C-2015	JAY	1
		EPA 300.0 Rev 2.1 1993	JCM	3
92715157027	**BOW-GWC-15R**	EPA 6010D	AJM	7
		EPA 6020B	CW1	15
		EPA 7470A	VB	1
		SM 2320B-2011	SMS	3
		SM 2540C-2015	JAY	1
		EPA 300.0 Rev 2.1 1993	JCM	3
92715157028	**BOW-GWC-15Z**	EPA 6010D	AJM	7
		EPA 6020B	CW1	15
		EPA 7470A	VB	1
		SM 2320B-2011	SMS	3
		SM 2540C-2015	JAY	1
		EPA 300.0 Rev 2.1 1993	JCM	3
92715157029	**BOW-LF1-2-FD-11**	EPA 6010D	AJM	7
		EPA 6020B	CW1	15
		EPA 7470A	VB	1
		SM 2320B-2011	SMS	3
		SM 2540C-2015	JAY	1
		EPA 300.0 Rev 2.1 1993	JCM	3
92715157030	**BOW-LF1-2-FB-11**	EPA 6010D	AJM	7
		EPA 6020B	CW1	15
		EPA 7470A	VB	1
		SM 2320B-2011	SMS	3
		SM 2540C-2015	JAY	1
		EPA 300.0 Rev 2.1 1993	JCM	3

PASI-A = Pace Analytical Services - Asheville
PASI-GA = Pace Analytical Services - Peachtree Corners, GA

REPORT OF LABORATORY ANALYSIS

This report shall not be reproduced, except in full,
without the written consent of Pace Analytical Services, LLC.

Pace Analytical Services, LLC
9800 Kincey Ave. Suite 100
Huntersville, NC 28078
(704)875-9092

SUMMARY OF DETECTION

Project: Bowen LF Cells 1&2
Pace Project No.: 92715157

Lab Sample ID / Method	Client Sample ID / Parameters	Result	Units	Report Limit	Analyzed	Qualifiers
92715157001	**BOW-GWA-1**					
EPA 6010D	Iron	0.043	mg/L	0.040	03/04/24 14:12	
EPA 6010D	Manganese	0.050	mg/L	0.040	03/04/24 14:12	
EPA 6010D	Potassium	1.1	mg/L	0.50	03/04/24 14:12	
EPA 6010D	Sodium	4.7	mg/L	1.0	03/04/24 14:12	
EPA 6010D	Calcium	31.8	mg/L	1.0	03/04/24 14:12	
EPA 6010D	Magnesium	15.5	mg/L	0.050	03/04/24 14:12	
EPA 6020B	Antimony	0.0014J	mg/L	0.0030	03/05/24 18:42	
EPA 6020B	Barium	0.018	mg/L	0.0050	03/05/24 18:42	
SM 2320B-2011	Alkalinity,Bicarbonate (CaCO3)	163	mg/L	5.0	03/05/24 14:06	
SM 2320B-2011	Alkalinity, Total as CaCO3	163	mg/L	5.0	03/05/24 14:06	
SM 2540C-2015	Total Dissolved Solids	148	mg/L	25.0	02/25/24 12:30	
EPA 300.0 Rev 2.1 1993	Chloride	1.1	mg/L	1.0	02/25/24 02:25	
EPA 300.0 Rev 2.1 1993	Fluoride	0.061J	mg/L	0.10	02/25/24 02:25	
EPA 300.0 Rev 2.1 1993	Sulfate	1.0	mg/L	1.0	02/25/24 02:25	
92715157002	**BOW-GWA-2**					
EPA 6010D	Iron	0.031J	mg/L	0.040	03/04/24 14:15	
EPA 6010D	Potassium	0.88	mg/L	0.50	03/04/24 14:15	
EPA 6010D	Sodium	1.8	mg/L	1.0	03/04/24 14:15	
EPA 6010D	Calcium	45.6	mg/L	1.0	03/04/24 14:15	
EPA 6010D	Magnesium	14.2	mg/L	0.050	03/04/24 14:15	
EPA 6020B	Barium	0.021	mg/L	0.0050	03/05/24 18:46	
SM 2320B-2011	Alkalinity,Bicarbonate (CaCO3)	89.4	mg/L	5.0	03/05/24 14:17	
SM 2320B-2011	Alkalinity, Total as CaCO3	89.4	mg/L	5.0	03/05/24 14:17	
SM 2540C-2015	Total Dissolved Solids	210	mg/L	25.0	02/25/24 12:30	
EPA 300.0 Rev 2.1 1993	Chloride	1.3	mg/L	1.0	02/25/24 02:40	
EPA 300.0 Rev 2.1 1993	Fluoride	0.062J	mg/L	0.10	02/25/24 02:40	
EPA 300.0 Rev 2.1 1993	Sulfate	82.0	mg/L	1.0	02/25/24 02:40	
92715157003	**BOW-GWA-3A**					
EPA 6010D	Iron	0.028J	mg/L	0.040	03/04/24 14:18	
EPA 6010D	Potassium	1.3	mg/L	0.50	03/04/24 14:18	
EPA 6010D	Sodium	4.4	mg/L	1.0	03/04/24 14:18	
EPA 6010D	Calcium	22.9	mg/L	1.0	03/04/24 14:18	
EPA 6010D	Magnesium	11.6	mg/L	0.050	03/04/24 14:18	
EPA 6020B	Barium	0.0074	mg/L	0.0050	03/05/24 18:50	
SM 2320B-2011	Alkalinity,Bicarbonate (CaCO3)	101	mg/L	5.0	03/05/24 14:24	
SM 2320B-2011	Alkalinity, Total as CaCO3	101	mg/L	5.0	03/05/24 14:24	
SM 2540C-2015	Total Dissolved Solids	117	mg/L	25.0	02/25/24 12:30	
EPA 300.0 Rev 2.1 1993	Chloride	7.1	mg/L	1.0	02/25/24 02:54	
EPA 300.0 Rev 2.1 1993	Sulfate	1.9	mg/L	1.0	02/25/24 02:54	
92715157004	**BOW-GWA-50**					
EPA 6010D	Potassium	0.35J	mg/L	0.50	03/04/24 14:20	
EPA 6010D	Sodium	1.7	mg/L	1.0	03/04/24 14:20	
EPA 6010D	Calcium	1.7	mg/L	1.0	03/04/24 14:20	
EPA 6010D	Magnesium	0.36	mg/L	0.050	03/04/24 14:20	
EPA 6020B	Barium	0.0073	mg/L	0.0050	03/05/24 18:54	
EPA 6020B	Copper	0.0015J	mg/L	0.0050	03/05/24 18:54	

REPORT OF LABORATORY ANALYSIS

This report shall not be reproduced, except in full,
without the written consent of Pace Analytical Services, LLC.

Pace Analytical Services, LLC
9800 Kincey Ave. Suite 100
Huntersville, NC 28078
(704)875-9092

SUMMARY OF DETECTION

Project: Bowen LF Cells 1&2
Pace Project No.: 92715157

Lab Sample ID / Method	Client Sample ID / Parameters	Result	Units	Report Limit	Analyzed	Qualifiers
92715157004	**BOW-GWA-50**					
EPA 6020B	Silver	0.00052J	mg/L	0.0050	03/05/24 18:54	
SM 2320B-2011	Alkalinity,Bicarbonate (CaCO3)	5.1	mg/L	5.0	03/05/24 14:33	
SM 2320B-2011	Alkalinity, Total as CaCO3	5.1	mg/L	5.0	03/05/24 14:33	
EPA 300.0 Rev 2.1 1993	Chloride	0.88J	mg/L	1.0	02/25/24 03:37	
92715157005	**BOW-GWA-50R**					
EPA 6010D	Manganese	0.017J	mg/L	0.040	03/04/24 17:11	
EPA 6010D	Potassium	0.30J	mg/L	0.50	03/04/24 17:11	
EPA 6010D	Sodium	1.0	mg/L	1.0	03/04/24 17:11	
EPA 6010D	Calcium	0.78J	mg/L	1.0	03/04/24 17:11	
EPA 6010D	Magnesium	0.34	mg/L	0.050	03/04/24 17:11	
EPA 6020B	Barium	0.0080	mg/L	0.0050	03/05/24 18:57	
EPA 6020B	Copper	0.0030J	mg/L	0.0050	03/05/24 18:57	
EPA 6020B	Silver	0.0013J	mg/L	0.0050	03/05/24 18:57	
EPA 300.0 Rev 2.1 1993	Chloride	0.64J	mg/L	1.0	02/25/24 03:51	
92715157006	**BOW-LF1-2-FD-09**					
EPA 6010D	Iron	0.028J	mg/L	0.040	03/04/24 17:21	
EPA 6010D	Potassium	1.4	mg/L	0.50	03/04/24 17:21	
EPA 6010D	Sodium	4.5	mg/L	1.0	03/04/24 17:21	
EPA 6010D	Calcium	23.5	mg/L	1.0	03/04/24 17:21	
EPA 6010D	Magnesium	12.0	mg/L	0.050	03/04/24 17:21	
EPA 6020B	Barium	0.0072	mg/L	0.0050	03/05/24 19:01	
SM 2320B-2011	Alkalinity,Bicarbonate (CaCO3)	101	mg/L	5.0	03/05/24 14:43	
SM 2320B-2011	Alkalinity, Total as CaCO3	101	mg/L	5.0	03/05/24 14:43	
SM 2540C-2015	Total Dissolved Solids	116	mg/L	25.0	02/25/24 12:31	
EPA 300.0 Rev 2.1 1993	Chloride	6.9	mg/L	1.0	02/26/24 22:06	
EPA 300.0 Rev 2.1 1993	Sulfate	1.9	mg/L	1.0	02/26/24 22:06	
92715157008	**BOW-GWA-2R**					
EPA 6010D	Manganese	0.018J	mg/L	0.040	03/04/24 16:39	
EPA 6010D	Zinc	0.055	mg/L	0.020	03/04/24 16:39	
EPA 6010D	Potassium	0.49J	mg/L	0.50	03/04/24 16:39	B
EPA 6010D	Sodium	1.7	mg/L	1.0	03/04/24 16:39	
EPA 6010D	Calcium	30.6	mg/L	1.0	03/04/24 16:39	
EPA 6010D	Magnesium	7.9	mg/L	0.050	03/04/24 16:39	
EPA 6020B	Antimony	0.0019J	mg/L	0.0030	03/05/24 20:37	
EPA 6020B	Barium	0.021	mg/L	0.0050	03/05/24 20:37	
EPA 6020B	Boron	0.018J	mg/L	0.040	03/05/24 20:37	
SM 2320B-2011	Alkalinity,Bicarbonate (CaCO3)	82.8	mg/L	5.0	03/06/24 16:57	
SM 2320B-2011	Alkalinity, Total as CaCO3	82.8	mg/L	5.0	03/06/24 16:57	
SM 2540C-2015	Total Dissolved Solids	126	mg/L	25.0	02/28/24 11:38	
EPA 300.0 Rev 2.1 1993	Chloride	2.0	mg/L	1.0	02/28/24 02:21	
EPA 300.0 Rev 2.1 1993	Fluoride	0.050J	mg/L	0.10	02/28/24 02:21	
EPA 300.0 Rev 2.1 1993	Sulfate	20.9	mg/L	1.0	02/28/24 02:21	
92715157009	**BOW-GWC-5**					
EPA 6010D	Iron	0.029J	mg/L	0.040	03/04/24 16:42	
EPA 6010D	Manganese	0.026J	mg/L	0.040	03/04/24 16:42	

REPORT OF LABORATORY ANALYSIS

This report shall not be reproduced, except in full,
without the written consent of Pace Analytical Services, LLC.

Pace Analytical Services, LLC
9800 Kincey Ave. Suite 100
Huntersville, NC 28078
(704)875-9092

SUMMARY OF DETECTION

Project: Bowen LF Cells 1&2
Pace Project No.: 92715157

Lab Sample ID / Method	Client Sample ID / Parameters	Result	Units	Report Limit	Analyzed	Qualifiers
92715157009	**BOW-GWC-5**					
EPA 6010D	Zinc	0.028	mg/L	0.020	03/04/24 16:42	
EPA 6010D	Potassium	1.5	mg/L	0.50	03/04/24 16:42	B
EPA 6010D	Sodium	1.5	mg/L	1.0	03/04/24 16:42	
EPA 6010D	Calcium	3.9	mg/L	1.0	03/04/24 16:42	
EPA 6010D	Magnesium	0.27	mg/L	0.050	03/04/24 16:42	
EPA 6020B	Barium	0.012	mg/L	0.0050	03/05/24 20:41	
EPA 6020B	Beryllium	0.00057	mg/L	0.00050	03/05/24 20:41	
EPA 6020B	Copper	0.019	mg/L	0.0050	03/05/24 20:41	
EPA 6020B	Nickel	0.0085	mg/L	0.0050	03/05/24 20:41	
SM 2320B-2011	Alkalinity,Bicarbonate (CaCO3)	12.0	mg/L	5.0	03/06/24 17:15	
SM 2320B-2011	Alkalinity, Total as CaCO3	12.0	mg/L	5.0	03/06/24 17:15	
SM 2540C-2015	Total Dissolved Solids	38.0	mg/L	25.0	02/28/24 11:38	
EPA 300.0 Rev 2.1 1993	Chloride	0.63J	mg/L	1.0	02/28/24 02:35	
EPA 300.0 Rev 2.1 1993	Sulfate	1.0	mg/L	1.0	02/28/24 02:35	
92715157010	**BOW-GWC-6**					
EPA 6010D	Iron	0.11	mg/L	0.040	03/04/24 16:44	
EPA 6010D	Potassium	1.1	mg/L	0.50	03/04/24 16:44	
EPA 6010D	Sodium	1.1	mg/L	1.0	03/04/24 16:44	
EPA 6010D	Calcium	15.5	mg/L	1.0	03/04/24 16:44	
EPA 6010D	Magnesium	7.7	mg/L	0.050	03/04/24 16:44	
EPA 6020B	Barium	0.0060	mg/L	0.0050	03/05/24 20:45	
EPA 6020B	Chromium	0.0024J	mg/L	0.0050	03/05/24 20:45	
SM 2320B-2011	Alkalinity,Bicarbonate (CaCO3)	69.6	mg/L	5.0	03/06/24 17:21	
SM 2320B-2011	Alkalinity, Total as CaCO3	69.6	mg/L	5.0	03/06/24 17:21	
SM 2540C-2015	Total Dissolved Solids	78.0	mg/L	25.0	02/29/24 21:03	
EPA 300.0 Rev 2.1 1993	Chloride	1.1	mg/L	1.0	02/28/24 02:50	
EPA 300.0 Rev 2.1 1993	Sulfate	1.7	mg/L	1.0	02/28/24 02:50	
92715157011	**BOW-GWC-6RZ**					
EPA 6010D	Iron	0.026J	mg/L	0.040	03/04/24 16:47	
EPA 6010D	Potassium	0.82	mg/L	0.50	03/04/24 16:47	B
EPA 6010D	Sodium	1.6	mg/L	1.0	03/04/24 16:47	
EPA 6010D	Calcium	9.7	mg/L	1.0	03/04/24 16:47	
EPA 6010D	Magnesium	5.2	mg/L	0.050	03/04/24 16:47	
EPA 6020B	Barium	0.0067	mg/L	0.0050	03/05/24 20:49	
EPA 6020B	Chromium	0.0020J	mg/L	0.0050	03/05/24 20:49	
SM 2320B-2011	Alkalinity,Bicarbonate (CaCO3)	45.6	mg/L	5.0	03/06/24 17:27	
SM 2320B-2011	Alkalinity, Total as CaCO3	45.6	mg/L	5.0	03/06/24 17:27	
SM 2540C-2015	Total Dissolved Solids	48.0	mg/L	25.0	02/29/24 21:03	
EPA 300.0 Rev 2.1 1993	Chloride	1.4	mg/L	1.0	02/28/24 03:33	
EPA 300.0 Rev 2.1 1993	Sulfate	1.5	mg/L	1.0	02/28/24 03:33	
92715157012	**BOW-GWC-7Z**					
EPA 6010D	Iron	0.21	mg/L	0.040	03/04/24 16:50	
EPA 6010D	Manganese	0.044	mg/L	0.040	03/04/24 16:50	
EPA 6010D	Zinc	0.066	mg/L	0.020	03/04/24 16:50	
EPA 6010D	Potassium	1.0	mg/L	0.50	03/04/24 16:50	B
EPA 6010D	Sodium	1.9	mg/L	1.0	03/04/24 16:50	

REPORT OF LABORATORY ANALYSIS

This report shall not be reproduced, except in full,
without the written consent of Pace Analytical Services, LLC.

Pace Analytical Services, LLC
9800 Kincey Ave. Suite 100
Huntersville, NC 28078
(704)875-9092

SUMMARY OF DETECTION

Project: Bowen LF Cells 1&2
Pace Project No.: 92715157

Lab Sample ID / Method	Client Sample ID / Parameters	Result	Units	Report Limit	Analyzed	Qualifiers
92715157012	**BOW-GWC-7Z**					
EPA 6010D	Calcium	25.9	mg/L	1.0	03/04/24 16:50	
EPA 6010D	Magnesium	13.5	mg/L	0.050	03/04/24 16:50	
EPA 6020B	Antimony	0.00086J	mg/L	0.0030	03/05/24 20:53	
EPA 6020B	Barium	0.013	mg/L	0.0050	03/05/24 20:53	
SM 2320B-2011	Alkalinity,Bicarbonate (CaCO3)	120	mg/L	5.0	03/06/24 17:33	
SM 2320B-2011	Alkalinity, Total as CaCO3	120	mg/L	5.0	03/06/24 17:33	
SM 2540C-2015	Total Dissolved Solids	114	mg/L	25.0	02/29/24 21:06	
EPA 300.0 Rev 2.1 1993	Chloride	0.74J	mg/L	1.0	02/28/24 03:47	
EPA 300.0 Rev 2.1 1993	Sulfate	0.98J	mg/L	1.0	02/28/24 03:47	
92715157013	**BOW-GWC-8Z**					
EPA 6010D	Iron	0.034J	mg/L	0.040	03/04/24 16:53	
EPA 6010D	Zinc	0.057	mg/L	0.020	03/04/24 16:53	
EPA 6010D	Potassium	1.7	mg/L	0.50	03/04/24 16:53	B
EPA 6010D	Sodium	1.9	mg/L	1.0	03/04/24 16:53	
EPA 6010D	Calcium	20.0	mg/L	1.0	03/04/24 16:53	
EPA 6010D	Magnesium	6.8	mg/L	0.050	03/04/24 16:53	
EPA 6020B	Barium	0.025	mg/L	0.0050	03/05/24 20:57	
SM 2320B-2011	Alkalinity,Bicarbonate (CaCO3)	80.9	mg/L	5.0	03/06/24 17:42	
SM 2320B-2011	Alkalinity, Total as CaCO3	80.9	mg/L	5.0	03/06/24 17:42	
SM 2540C-2015	Total Dissolved Solids	92.0	mg/L	25.0	02/29/24 21:06	
EPA 300.0 Rev 2.1 1993	Chloride	1.4	mg/L	1.0	02/28/24 04:01	
EPA 300.0 Rev 2.1 1993	Sulfate	0.63J	mg/L	1.0	02/28/24 04:01	
92715157014	**BOW-LF1-2-FD-10**					
EPA 6010D	Potassium	0.73	mg/L	0.50	03/05/24 14:49	
EPA 6010D	Sodium	1.5	mg/L	1.0	03/05/24 14:49	
EPA 6010D	Calcium	9.9	mg/L	1.0	03/05/24 14:49	
EPA 6010D	Magnesium	5.2	mg/L	0.050	03/05/24 14:49	
EPA 6020B	Barium	0.0064	mg/L	0.0050	03/05/24 21:06	
EPA 6020B	Chromium	0.0021J	mg/L	0.0050	03/05/24 21:06	
SM 2320B-2011	Alkalinity,Bicarbonate (CaCO3)	45.3	mg/L	5.0	03/06/24 17:50	
SM 2320B-2011	Alkalinity, Total as CaCO3	45.3	mg/L	5.0	03/06/24 17:50	
SM 2540C-2015	Total Dissolved Solids	52.0	mg/L	25.0	02/29/24 21:06	
EPA 300.0 Rev 2.1 1993	Chloride	1.3	mg/L	1.0	02/28/24 04:16	
EPA 300.0 Rev 2.1 1993	Sulfate	1.4	mg/L	1.0	02/28/24 04:16	
92715157016	**BOW-GWA-4RZ**					
EPA 6010D	Potassium	0.77	mg/L	0.50	03/05/24 17:39	
EPA 6010D	Sodium	5.0	mg/L	1.0	03/05/24 17:39	
EPA 6010D	Calcium	63.1	mg/L	1.0	03/05/24 17:39	
EPA 6010D	Magnesium	25.9	mg/L	0.050	03/05/24 17:39	
EPA 6020B	Barium	0.046	mg/L	0.0050	03/11/24 17:28	
EPA 6020B	Cobalt	0.017	mg/L	0.0050	03/11/24 17:28	
SM 2320B-2011	Alkalinity,Bicarbonate (CaCO3)	271	mg/L	5.0	03/07/24 17:13	
SM 2320B-2011	Alkalinity, Total as CaCO3	271	mg/L	5.0	03/07/24 17:13	
SM 2540C-2015	Total Dissolved Solids	268	mg/L	25.0	03/03/24 12:44	
EPA 300.0 Rev 2.1 1993	Chloride	3.2	mg/L	1.0	03/03/24 20:36	
EPA 300.0 Rev 2.1 1993	Fluoride	0.087J	mg/L	0.10	03/03/24 20:36	

REPORT OF LABORATORY ANALYSIS

This report shall not be reproduced, except in full,
without the written consent of Pace Analytical Services, LLC.

Pace Analytical Services, LLC
9800 Kincey Ave. Suite 100
Huntersville, NC 28078
(704)875-9092

SUMMARY OF DETECTION

Project: Bowen LF Cells 1&2
Pace Project No.: 92715157

Lab Sample ID / Method	Client Sample ID / Parameters	Result	Units	Report Limit	Analyzed	Qualifiers
92715157016	**BOW-GWA-4RZ**					
EPA 300.0 Rev 2.1 1993	Sulfate	23.2	mg/L	1.0	03/03/24 20:36	
92715157017	**BOW-GWC-8RR**					
EPA 6010D	Potassium	1.3	mg/L	0.50	03/05/24 17:42	
EPA 6010D	Sodium	0.92J	mg/L	1.0	03/05/24 17:42	
EPA 6010D	Calcium	24.2	mg/L	1.0	03/05/24 17:42	
EPA 6010D	Magnesium	11.0	mg/L	0.050	03/05/24 17:42	
EPA 6020B	Barium	0.013	mg/L	0.0050	03/11/24 17:32	
SM 2320B-2011	Alkalinity,Bicarbonate (CaCO3)	103	mg/L	5.0	03/06/24 21:05	
SM 2320B-2011	Alkalinity, Total as CaCO3	103	mg/L	5.0	03/06/24 21:05	
SM 2540C-2015	Total Dissolved Solids	101	mg/L	25.0	03/03/24 12:44	
EPA 300.0 Rev 2.1 1993	Chloride	0.71J	mg/L	1.0	03/03/24 20:51	
EPA 300.0 Rev 2.1 1993	Sulfate	0.66J	mg/L	1.0	03/03/24 20:51	
92715157018	**BOW-GWC-9**					
EPA 6010D	Manganese	0.026J	mg/L	0.040	03/05/24 17:45	
EPA 6010D	Potassium	0.85	mg/L	0.50	03/05/24 17:45	
EPA 6010D	Sodium	1.2	mg/L	1.0	03/05/24 17:45	
EPA 6010D	Calcium	2.6	mg/L	1.0	03/05/24 17:45	
EPA 6010D	Magnesium	1.3	mg/L	0.050	03/05/24 17:45	
EPA 6020B	Barium	0.043	mg/L	0.0050	03/11/24 17:36	
EPA 6020B	Beryllium	0.00017J	mg/L	0.00050	03/11/24 17:36	
EPA 6020B	Cobalt	0.00040J	mg/L	0.0050	03/11/24 17:36	
SM 2540C-2015	Total Dissolved Solids	26.0	mg/L	25.0	03/03/24 12:44	
EPA 300.0 Rev 2.1 1993	Chloride	1.9	mg/L	1.0	03/03/24 21:06	
EPA 300.0 Rev 2.1 1993	Sulfate	3.1	mg/L	1.0	03/03/24 21:06	
92715157019	**BOW-GWC-10**					
EPA 6010D	Iron	0.029J	mg/L	0.040	03/05/24 17:47	
EPA 6010D	Potassium	0.39J	mg/L	0.50	03/05/24 17:47	
EPA 6010D	Sodium	1.5	mg/L	1.0	03/05/24 17:47	
EPA 6010D	Calcium	23.3	mg/L	1.0	03/05/24 17:47	
EPA 6010D	Magnesium	12.3	mg/L	0.050	03/05/24 17:47	
EPA 6020B	Barium	0.024	mg/L	0.0050	03/11/24 17:40	
EPA 6020B	Beryllium	0.00014J	mg/L	0.00050	03/11/24 17:40	
EPA 6020B	Cobalt	0.0015J	mg/L	0.0050	03/11/24 17:40	
SM 2320B-2011	Alkalinity,Bicarbonate (CaCO3)	106	mg/L	5.0	03/06/24 21:18	
SM 2320B-2011	Alkalinity, Total as CaCO3	106	mg/L	5.0	03/06/24 21:18	
SM 2540C-2015	Total Dissolved Solids	103	mg/L	25.0	03/03/24 12:44	
EPA 300.0 Rev 2.1 1993	Chloride	1.7	mg/L	1.0	03/03/24 21:20	
EPA 300.0 Rev 2.1 1993	Fluoride	0.050J	mg/L	0.10	03/03/24 21:20	
EPA 300.0 Rev 2.1 1993	Sulfate	0.65J	mg/L	1.0	03/03/24 21:20	
92715157020	**BOW-GWC-10R**					
EPA 6010D	Iron	0.043	mg/L	0.040	03/05/24 17:50	
EPA 6010D	Zinc	0.063	mg/L	0.020	03/05/24 17:50	
EPA 6010D	Potassium	0.67	mg/L	0.50	03/05/24 17:50	
EPA 6010D	Sodium	2.3	mg/L	1.0	03/05/24 17:50	
EPA 6010D	Calcium	44.4	mg/L	1.0	03/05/24 17:50	

This report shall not be reproduced, except in full,
without the written consent of Pace Analytical Services, LLC.

Pace Analytical Services, LLC
9800 Kincey Ave. Suite 100
Huntersville, NC 28078
(704)875-9092

SUMMARY OF DETECTION

Project: Bowen LF Cells 1&2
Pace Project No.: 92715157

Lab Sample ID / Method	Client Sample ID / Parameters	Result	Units	Report Limit	Analyzed	Qualifiers
92715157020	**BOW-GWC-10R**					
EPA 6010D	Magnesium	8.9	mg/L	0.050	03/05/24 17:50	
EPA 6020B	Barium	0.028	mg/L	0.0050	03/11/24 17:45	
SM 2320B-2011	Alkalinity,Bicarbonate (CaCO3)	166	mg/L	5.0	03/07/24 18:25	
SM 2320B-2011	Alkalinity, Total as CaCO3	166	mg/L	5.0	03/07/24 18:25	
SM 2540C-2015	Total Dissolved Solids	157	mg/L	25.0	03/03/24 12:44	
EPA 300.0 Rev 2.1 1993	Chloride	2.1	mg/L	1.0	03/03/24 21:35	
EPA 300.0 Rev 2.1 1993	Sulfate	0.80J	mg/L	1.0	03/03/24 21:35	
92715157021	**BOW-GWC-12**					
EPA 6010D	Iron	9.1	mg/L	0.040	03/05/24 17:53	
EPA 6010D	Manganese	0.21	mg/L	0.040	03/05/24 17:53	
EPA 6010D	Zinc	0.017J	mg/L	0.020	03/05/24 17:53	
EPA 6010D	Potassium	1.0	mg/L	0.50	03/05/24 17:53	
EPA 6010D	Sodium	2.4	mg/L	1.0	03/05/24 17:53	
EPA 6010D	Calcium	8.4	mg/L	1.0	03/05/24 17:53	
EPA 6010D	Magnesium	4.5	mg/L	0.050	03/05/24 17:53	
EPA 6020B	Arsenic	0.0028J	mg/L	0.0050	03/11/24 17:57	
EPA 6020B	Barium	0.023	mg/L	0.0050	03/11/24 17:57	
EPA 6020B	Cadmium	0.00071	mg/L	0.00050	03/11/24 17:57	
EPA 6020B	Cobalt	0.0029J	mg/L	0.0050	03/11/24 17:57	
EPA 6020B	Nickel	0.0023J	mg/L	0.0050	03/11/24 17:57	
SM 2320B-2011	Alkalinity,Bicarbonate (CaCO3)	55.8	mg/L	5.0	03/07/24 18:48	
SM 2320B-2011	Alkalinity, Total as CaCO3	55.8	mg/L	5.0	03/07/24 18:48	
SM 2540C-2015	Total Dissolved Solids	67.0	mg/L	25.0	03/04/24 11:37	
EPA 300.0 Rev 2.1 1993	Chloride	0.74J	mg/L	1.0	03/03/24 00:15	
92715157022	**BOW-GWC-13**					
EPA 6010D	Iron	0.14	mg/L	0.040	03/05/24 17:55	
EPA 6010D	Manganese	0.031J	mg/L	0.040	03/05/24 17:55	
EPA 6010D	Potassium	2.0	mg/L	0.50	03/05/24 17:55	
EPA 6010D	Sodium	2.1	mg/L	1.0	03/05/24 17:55	
EPA 6010D	Calcium	33.2	mg/L	1.0	03/05/24 17:55	
EPA 6010D	Magnesium	12.4	mg/L	0.050	03/05/24 17:55	
EPA 6020B	Barium	0.025	mg/L	0.0050	03/11/24 18:01	
EPA 6020B	Chromium	0.0038J	mg/L	0.0050	03/11/24 18:01	
EPA 6020B	Vanadium	0.0013J	mg/L	0.010	03/11/24 18:01	
SM 2320B-2011	Alkalinity,Bicarbonate (CaCO3)	109	mg/L	5.0	03/07/24 19:07	
SM 2320B-2011	Alkalinity, Total as CaCO3	109	mg/L	5.0	03/07/24 19:07	
SM 2540C-2015	Total Dissolved Solids	143	mg/L	25.0	03/04/24 11:37	
EPA 300.0 Rev 2.1 1993	Chloride	3.0	mg/L	1.0	03/03/24 00:30	
EPA 300.0 Rev 2.1 1993	Sulfate	20.2	mg/L	1.0	03/03/24 00:30	
92715157023	**BOW-GWC-11**					
EPA 6010D	Iron	0.096	mg/L	0.040	03/05/24 17:58	
EPA 6010D	Manganese	0.016J	mg/L	0.040	03/05/24 17:58	
EPA 6010D	Potassium	0.93	mg/L	0.50	03/05/24 17:58	
EPA 6010D	Sodium	2.0	mg/L	1.0	03/05/24 17:58	
EPA 6010D	Calcium	20.2	mg/L	1.0	03/05/24 17:58	
EPA 6010D	Magnesium	10.7	mg/L	0.050	03/05/24 17:58	

REPORT OF LABORATORY ANALYSIS

This report shall not be reproduced, except in full,
without the written consent of Pace Analytical Services, LLC.

Pace Analytical Services, LLC
9800 Kincey Ave. Suite 100
Huntersville, NC 28078
(704)875-9092

SUMMARY OF DETECTION

Project: Bowen LF Cells 1&2
Pace Project No.: 92715157

Lab Sample ID / Method	Client Sample ID / Parameters	Result	Units	Report Limit	Analyzed	Qualifiers
92715157023	**BOW-GWC-11**					
EPA 6020B	Barium	0.010	mg/L	0.0050	03/11/24 18:05	
EPA 6020B	Chromium	0.0074	mg/L	0.0050	03/11/24 18:05	
SM 2320B-2011	Alkalinity,Bicarbonate (CaCO3)	94.0	mg/L	5.0	03/07/24 20:22	
SM 2320B-2011	Alkalinity, Total as CaCO3	94.0	mg/L	5.0	03/07/24 20:22	
SM 2540C-2015	Total Dissolved Solids	102	mg/L	25.0	03/04/24 11:42	
EPA 300.0 Rev 2.1 1993	Chloride	1.0	mg/L	1.0	03/03/24 01:15	
EPA 300.0 Rev 2.1 1993	Fluoride	0.060J	mg/L	0.10	03/03/24 01:15	
EPA 300.0 Rev 2.1 1993	Sulfate	1.8	mg/L	1.0	03/03/24 01:15	
92715157024	**BOW-GWC-11R**					
EPA 6010D	Potassium	0.99	mg/L	0.50	03/05/24 19:14	
EPA 6010D	Sodium	0.97J	mg/L	1.0	03/05/24 19:14	
EPA 6010D	Calcium	33.7	mg/L	1.0	03/05/24 19:14	
EPA 6010D	Magnesium	18.4	mg/L	0.050	03/05/24 19:14	
EPA 6020B	Barium	0.020	mg/L	0.0050	03/11/24 18:10	
EPA 6020B	Chromium	0.0037J	mg/L	0.0050	03/11/24 18:10	
SM 2320B-2011	Alkalinity,Bicarbonate (CaCO3)	172	mg/L	5.0	03/07/24 20:29	
SM 2320B-2011	Alkalinity, Total as CaCO3	172	mg/L	5.0	03/07/24 20:29	
SM 2540C-2015	Total Dissolved Solids	158	mg/L	25.0	03/04/24 11:42	
EPA 300.0 Rev 2.1 1993	Chloride	1.3	mg/L	1.0	03/03/24 01:29	
EPA 300.0 Rev 2.1 1993	Sulfate	1.3	mg/L	1.0	03/03/24 01:29	
92715157025	**BOW-GWC-13RZ**					
EPA 6010D	Iron	0.039J	mg/L	0.040	03/05/24 19:17	
EPA 6010D	Potassium	1.1	mg/L	0.50	03/05/24 19:17	
EPA 6010D	Sodium	22.5	mg/L	1.0	03/05/24 19:17	
EPA 6010D	Calcium	43.6	mg/L	1.0	03/05/24 19:17	
EPA 6010D	Magnesium	19.1	mg/L	0.050	03/05/24 19:17	
EPA 6020B	Antimony	0.00057J	mg/L	0.0030	03/11/24 18:14	
EPA 6020B	Barium	0.097	mg/L	0.0050	03/11/24 18:14	
EPA 6020B	Boron	0.015J	mg/L	0.040	03/11/24 18:14	
SM 2320B-2011	Alkalinity,Bicarbonate (CaCO3)	181	mg/L	5.0	03/07/24 20:36	
SM 2320B-2011	Alkalinity, Total as CaCO3	181	mg/L	5.0	03/07/24 20:36	
SM 2540C-2015	Total Dissolved Solids	248	mg/L	25.0	03/04/24 11:42	
EPA 300.0 Rev 2.1 1993	Chloride	5.3	mg/L	1.0	03/03/24 01:44	
EPA 300.0 Rev 2.1 1993	Fluoride	0.14	mg/L	0.10	03/03/24 01:44	
EPA 300.0 Rev 2.1 1993	Sulfate	58.7	mg/L	1.0	03/03/24 01:44	
92715157026	**BOW-GWC-14Z**					
EPA 6010D	Manganese	0.019J	mg/L	0.040	03/05/24 19:19	
EPA 6010D	Potassium	1.1	mg/L	0.50	03/05/24 19:19	
EPA 6010D	Sodium	2.7	mg/L	1.0	03/05/24 19:19	
EPA 6010D	Calcium	13.0	mg/L	1.0	03/05/24 19:19	
EPA 6010D	Magnesium	5.8	mg/L	0.050	03/05/24 19:19	
EPA 6020B	Barium	0.012	mg/L	0.0050	03/12/24 14:52	
EPA 6020B	Beryllium	0.000099J	mg/L	0.00050	03/12/24 14:52	
SM 2320B-2011	Alkalinity,Bicarbonate (CaCO3)	47.6	mg/L	5.0	03/07/24 20:43	
SM 2320B-2011	Alkalinity, Total as CaCO3	47.6	mg/L	5.0	03/07/24 20:43	
SM 2540C-2015	Total Dissolved Solids	79.0	mg/L	25.0	03/04/24 11:42	

This report shall not be reproduced, except in full,
without the written consent of Pace Analytical Services, LLC.

Pace Analytical Services, LLC
9800 Kincey Ave. Suite 100
Huntersville, NC 28078
(704)875-9092

SUMMARY OF DETECTION

Project: Bowen LF Cells 1&2
Pace Project No.: 92715157

Lab Sample ID / Method	Client Sample ID / Parameters	Result	Units	Report Limit	Analyzed	Qualifiers
92715157026	**BOW-GWC-14Z**					
EPA 300.0 Rev 2.1 1993	Chloride	3.7	mg/L	1.0	03/03/24 01:59	
EPA 300.0 Rev 2.1 1993	Sulfate	6.8	mg/L	1.0	03/03/24 01:59	
92715157027	**BOW-GWC-15R**					
EPA 6010D	Iron	0.086	mg/L	0.040	03/05/24 19:22	
EPA 6010D	Zinc	0.028	mg/L	0.020	03/05/24 19:22	
EPA 6010D	Potassium	0.84	mg/L	0.50	03/05/24 19:22	
EPA 6010D	Sodium	1.0	mg/L	1.0	03/05/24 19:22	
EPA 6010D	Calcium	34.0	mg/L	1.0	03/05/24 19:22	
EPA 6010D	Magnesium	16.7	mg/L	0.050	03/05/24 19:22	
EPA 6020B	Antimony	0.0010J	mg/L	0.0030	03/12/24 14:55	
EPA 6020B	Barium	0.014	mg/L	0.0050	03/12/24 14:55	
EPA 6020B	Lead	0.00023J	mg/L	0.0010	03/12/24 14:55	
SM 2320B-2011	Alkalinity,Bicarbonate (CaCO3)	160	mg/L	5.0	03/07/24 20:59	
SM 2320B-2011	Alkalinity, Total as CaCO3	160	mg/L	5.0	03/07/24 20:59	
SM 2540C-2015	Total Dissolved Solids	149	mg/L	25.0	03/04/24 11:42	
EPA 300.0 Rev 2.1 1993	Chloride	0.80J	mg/L	1.0	03/03/24 02:14	
EPA 300.0 Rev 2.1 1993	Sulfate	5.3	mg/L	1.0	03/03/24 02:14	
92715157028	**BOW-GWC-15Z**					
EPA 6010D	Iron	0.073	mg/L	0.040	03/05/24 19:25	
EPA 6010D	Potassium	0.93	mg/L	0.50	03/05/24 19:25	
EPA 6010D	Sodium	2.8	mg/L	1.0	03/05/24 19:25	
EPA 6010D	Calcium	25.6	mg/L	1.0	03/05/24 19:25	M1
EPA 6010D	Magnesium	13.9	mg/L	0.050	03/05/24 19:25	M1
EPA 6020B	Barium	0.010	mg/L	0.0050	03/12/24 14:59	
SM 2320B-2011	Alkalinity,Bicarbonate (CaCO3)	129	mg/L	5.0	03/07/24 21:06	
SM 2320B-2011	Alkalinity, Total as CaCO3	129	mg/L	5.0	03/07/24 21:06	
SM 2540C-2015	Total Dissolved Solids	121	mg/L	25.0	03/04/24 11:42	
92715157029	**BOW-LF1-2-FD-11**					
EPA 6010D	Iron	0.095	mg/L	0.040	03/05/24 19:39	
EPA 6010D	Manganese	0.016J	mg/L	0.040	03/05/24 19:39	
EPA 6010D	Potassium	0.97	mg/L	0.50	03/05/24 19:39	
EPA 6010D	Sodium	2.1	mg/L	1.0	03/05/24 19:39	
EPA 6010D	Calcium	21.1	mg/L	1.0	03/05/24 19:39	
EPA 6010D	Magnesium	11.3	mg/L	0.050	03/05/24 19:39	
EPA 6020B	Barium	0.010	mg/L	0.0050	03/12/24 15:03	
EPA 6020B	Chromium	0.0073	mg/L	0.0050	03/12/24 15:03	
SM 2320B-2011	Alkalinity,Bicarbonate (CaCO3)	92.3	mg/L	5.0	03/07/24 21:15	
SM 2320B-2011	Alkalinity, Total as CaCO3	92.3	mg/L	5.0	03/07/24 21:15	
SM 2540C-2015	Total Dissolved Solids	106	mg/L	25.0	03/04/24 11:42	
EPA 300.0 Rev 2.1 1993	Chloride	1.1	mg/L	1.0	03/03/24 03:13	
EPA 300.0 Rev 2.1 1993	Fluoride	0.060J	mg/L	0.10	03/03/24 03:13	
EPA 300.0 Rev 2.1 1993	Sulfate	1.9	mg/L	1.0	03/03/24 03:13	

REPORT OF LABORATORY ANALYSIS

This report shall not be reproduced, except in full,
without the written consent of Pace Analytical Services, LLC.

Pace Analytical Services, LLC
9800 Kincey Ave. Suite 100
Huntersville, NC 28078
(704)875-9092

ANALYTICAL RESULTS

Project: Bowen LF Cells 1&2
Pace Project No.: 92715157

Sample: BOW-GWA-1 **Lab ID: 92715157001** Collected: 02/22/24 12:39 Received: 02/23/24 11:38 Matrix: Water

Parameters	Results	Units	Report Limit	MDL	DF	Prepared	Analyzed	CAS No.	Qual
6010D ATL ICP	Analytical Method: EPA 6010D Preparation Method: EPA 3010A Pace Analytical Services - Peachtree Corners, GA								
Iron	**0.043**	mg/L	0.040	0.025	1	02/29/24 13:55	03/04/24 14:12	7439-89-6	
Manganese	**0.050**	mg/L	0.040	0.011	1	02/29/24 13:55	03/04/24 14:12	7439-96-5	
Zinc	ND	mg/L	0.020	0.0085	1	02/29/24 13:55	03/04/24 14:12	7440-66-6	
Potassium	**1.1**	mg/L	0.50	0.15	1	02/29/24 13:55	03/04/24 14:12	7440-09-7	
Sodium	**4.7**	mg/L	1.0	0.58	1	02/29/24 13:55	03/04/24 14:12	7440-23-5	
Calcium	**31.8**	mg/L	1.0	0.12	1	02/29/24 13:55	03/04/24 14:12	7440-70-2	
Magnesium	**15.5**	mg/L	0.050	0.012	1	02/29/24 13:55	03/04/24 14:12	7439-95-4	
6020 MET ICPMS	Analytical Method: EPA 6020B Preparation Method: EPA 3005A Pace Analytical Services - Peachtree Corners, GA								
Antimony	**0.0014J**	mg/L	0.0030	0.00054	1	02/29/24 09:00	03/05/24 18:42	7440-36-0	
Arsenic	ND	mg/L	0.0050	0.00084	1	02/29/24 09:00	03/05/24 18:42	7440-38-2	
Barium	**0.018**	mg/L	0.0050	0.00047	1	02/29/24 09:00	03/05/24 18:42	7440-39-3	
Beryllium	ND	mg/L	0.00050	0.000094	1	02/29/24 09:00	03/05/24 18:42	7440-41-7	
Boron	ND	mg/L	0.040	0.012	1	02/29/24 09:00	03/05/24 18:42	7440-42-8	
Cadmium	ND	mg/L	0.00050	0.00010	1	02/29/24 09:00	03/05/24 18:42	7440-43-9	
Chromium	ND	mg/L	0.0050	0.0019	1	02/29/24 09:00	03/05/24 18:42	7440-47-3	
Cobalt	ND	mg/L	0.0050	0.00032	1	02/29/24 09:00	03/05/24 18:42	7440-48-4	
Copper	ND	mg/L	0.0050	0.00043	1	02/29/24 09:00	03/05/24 18:42	7440-50-8	
Lead	ND	mg/L	0.0010	0.00016	1	02/29/24 09:00	03/05/24 18:42	7439-92-1	
Nickel	ND	mg/L	0.0050	0.0021	1	02/29/24 09:00	03/05/24 18:42	7440-02-0	
Selenium	ND	mg/L	0.0050	0.00096	1	02/29/24 09:00	03/05/24 18:42	7782-49-2	
Silver	ND	mg/L	0.0050	0.00031	1	02/29/24 09:00	03/05/24 18:42	7440-22-4	
Thallium	ND	mg/L	0.0010	0.00038	1	02/29/24 09:00	03/05/24 18:42	7440-28-0	
Vanadium	ND	mg/L	0.010	0.00075	1	02/29/24 09:00	03/05/24 18:42	7440-62-2	
7470 Mercury	Analytical Method: EPA 7470A Preparation Method: EPA 7470A Pace Analytical Services - Peachtree Corners, GA								
Mercury	ND	mg/L	0.00020	0.00013	1	03/07/24 19:30	03/08/24 10:03	7439-97-6	
2320B Alkalinity	Analytical Method: SM 2320B-2011 Pace Analytical Services - Asheville								
Alkalinity,Bicarbonate (CaCO3)	**163**	mg/L	5.0	5.0	1		03/05/24 14:06		
Alkalinity,Carbonate (CaCO3)	ND	mg/L	5.0	5.0	1		03/05/24 14:06		
Alkalinity, Total as CaCO3	**163**	mg/L	5.0	5.0	1		03/05/24 14:06		
2540C Total Dissolved Solids	Analytical Method: SM 2540C-2015 Pace Analytical Services - Asheville								
Total Dissolved Solids	**148**	mg/L	25.0	25.0	1		02/25/24 12:30		
300.0 IC Anions 28 Days	Analytical Method: EPA 300.0 Rev 2.1 1993 Pace Analytical Services - Asheville								
Chloride	**1.1**	mg/L	1.0	0.60	1		02/25/24 02:25	16887-00-6	
Fluoride	**0.061J**	mg/L	0.10	0.050	1		02/25/24 02:25	16984-48-8	

REPORT OF LABORATORY ANALYSIS

This report shall not be reproduced, except in full,
without the written consent of Pace Analytical Services, LLC.

Pace Analytical Services, LLC
9800 Kincey Ave. Suite 100
Huntersville, NC 28078
(704)875-9092

ANALYTICAL RESULTS

Project: Bowen LF Cells 1&2
Pace Project No.: 92715157

Sample: BOW-GWA-1 **Lab ID: 92715157001** Collected: 02/22/24 12:39 Received: 02/23/24 11:38 Matrix: Water

Parameters	Results	Units	Report Limit	MDL	DF	Prepared	Analyzed	CAS No.	Qual
300.0 IC Anions 28 Days	Analytical Method: EPA 300.0 Rev 2.1 1993 Pace Analytical Services - Asheville								
Sulfate	**1.0**	mg/L	1.0	0.50	1		02/25/24 02:25	14808-79-8	

REPORT OF LABORATORY ANALYSIS

This report shall not be reproduced, except in full,
without the written consent of Pace Analytical Services, LLC.

Pace Analytical Services, LLC
9800 Kincey Ave. Suite 100
Huntersville, NC 28078
(704)875-9092

ANALYTICAL RESULTS

Project: Bowen LF Cells 1&2
Pace Project No.: 92715157

Sample: BOW-GWA-2 **Lab ID: 92715157002** Collected: 02/22/24 15:35 Received: 02/23/24 11:38 Matrix: Water

Parameters	Results	Units	Report Limit	MDL	DF	Prepared	Analyzed	CAS No.	Qual
6010D ATL ICP	Analytical Method: EPA 6010D Preparation Method: EPA 3010A Pace Analytical Services - Peachtree Corners, GA								
Iron	**0.031J**	mg/L	0.040	0.025	1	02/29/24 13:55	03/04/24 14:15	7439-89-6	
Manganese	ND	mg/L	0.040	0.011	1	02/29/24 13:55	03/04/24 14:15	7439-96-5	
Zinc	ND	mg/L	0.020	0.0085	1	02/29/24 13:55	03/04/24 14:15	7440-66-6	
Potassium	**0.88**	mg/L	0.50	0.15	1	02/29/24 13:55	03/04/24 14:15	7440-09-7	
Sodium	**1.8**	mg/L	1.0	0.58	1	02/29/24 13:55	03/04/24 14:15	7440-23-5	
Calcium	**45.6**	mg/L	1.0	0.12	1	02/29/24 13:55	03/04/24 14:15	7440-70-2	
Magnesium	**14.2**	mg/L	0.050	0.012	1	02/29/24 13:55	03/04/24 14:15	7439-95-4	
6020 MET ICPMS	Analytical Method: EPA 6020B Preparation Method: EPA 3005A Pace Analytical Services - Peachtree Corners, GA								
Antimony	ND	mg/L	0.0030	0.00054	1	02/29/24 09:00	03/05/24 18:46	7440-36-0	
Arsenic	ND	mg/L	0.0050	0.00084	1	02/29/24 09:00	03/05/24 18:46	7440-38-2	
Barium	**0.021**	mg/L	0.0050	0.00047	1	02/29/24 09:00	03/05/24 18:46	7440-39-3	
Beryllium	ND	mg/L	0.00050	0.000094	1	02/29/24 09:00	03/05/24 18:46	7440-41-7	
Boron	ND	mg/L	0.040	0.012	1	02/29/24 09:00	03/05/24 18:46	7440-42-8	
Cadmium	ND	mg/L	0.00050	0.00010	1	02/29/24 09:00	03/05/24 18:46	7440-43-9	
Chromium	ND	mg/L	0.0050	0.0019	1	02/29/24 09:00	03/05/24 18:46	7440-47-3	
Cobalt	ND	mg/L	0.0050	0.00032	1	02/29/24 09:00	03/05/24 18:46	7440-48-4	
Copper	ND	mg/L	0.0050	0.00043	1	02/29/24 09:00	03/05/24 18:46	7440-50-8	
Lead	ND	mg/L	0.0010	0.00016	1	02/29/24 09:00	03/05/24 18:46	7439-92-1	
Nickel	ND	mg/L	0.0050	0.0021	1	02/29/24 09:00	03/05/24 18:46	7440-02-0	
Selenium	ND	mg/L	0.0050	0.00096	1	02/29/24 09:00	03/05/24 18:46	7782-49-2	
Silver	ND	mg/L	0.0050	0.00031	1	02/29/24 09:00	03/05/24 18:46	7440-22-4	
Thallium	ND	mg/L	0.0010	0.00038	1	02/29/24 09:00	03/05/24 18:46	7440-28-0	
Vanadium	ND	mg/L	0.010	0.00075	1	02/29/24 09:00	03/05/24 18:46	7440-62-2	
7470 Mercury	Analytical Method: EPA 7470A Preparation Method: EPA 7470A Pace Analytical Services - Peachtree Corners, GA								
Mercury	ND	mg/L	0.00020	0.00013	1	03/07/24 19:30	03/08/24 10:14	7439-97-6	
2320B Alkalinity	Analytical Method: SM 2320B-2011 Pace Analytical Services - Asheville								
Alkalinity,Bicarbonate (CaCO3)	**89.4**	mg/L	5.0	5.0	1		03/05/24 14:17		
Alkalinity,Carbonate (CaCO3)	ND	mg/L	5.0	5.0	1		03/05/24 14:17		
Alkalinity, Total as CaCO3	**89.4**	mg/L	5.0	5.0	1		03/05/24 14:17		
2540C Total Dissolved Solids	Analytical Method: SM 2540C-2015 Pace Analytical Services - Asheville								
Total Dissolved Solids	**210**	mg/L	25.0	25.0	1		02/25/24 12:30		
300.0 IC Anions 28 Days	Analytical Method: EPA 300.0 Rev 2.1 1993 Pace Analytical Services - Asheville								
Chloride	**1.3**	mg/L	1.0	0.60	1		02/25/24 02:40	16887-00-6	
Fluoride	**0.062J**	mg/L	0.10	0.050	1		02/25/24 02:40	16984-48-8	

REPORT OF LABORATORY ANALYSIS

This report shall not be reproduced, except in full,
without the written consent of Pace Analytical Services, LLC.

Pace Analytical Services, LLC
9800 Kincey Ave. Suite 100
Huntersville, NC 28078
(704)875-9092

ANALYTICAL RESULTS

Project: Bowen LF Cells 1&2
Pace Project No.: 92715157

Sample: BOW-GWA-2 **Lab ID: 92715157002** Collected: 02/22/24 15:35 Received: 02/23/24 11:38 Matrix: Water

Parameters	Results	Units	Report Limit	MDL	DF	Prepared	Analyzed	CAS No.	Qual
300.0 IC Anions 28 Days	Analytical Method: EPA 300.0 Rev 2.1 1993 Pace Analytical Services - Asheville								
Sulfate	**82.0**	mg/L	1.0	0.50	1		02/25/24 02:40	14808-79-8	

REPORT OF LABORATORY ANALYSIS

This report shall not be reproduced, except in full,
without the written consent of Pace Analytical Services, LLC.

Pace Analytical Services, LLC
9800 Kincey Ave. Suite 100
Huntersville, NC 28078
(704)875-9092

ANALYTICAL RESULTS

Project: Bowen LF Cells 1&2
Pace Project No.: 92715157

Sample: BOW-GWA-3A **Lab ID: 92715157003** Collected: 02/22/24 10:38 Received: 02/23/24 11:38 Matrix: Water

Parameters	Results	Units	Report Limit	MDL	DF	Prepared	Analyzed	CAS No.	Qual
6010D ATL ICP	Analytical Method: EPA 6010D Preparation Method: EPA 3010A Pace Analytical Services - Peachtree Corners, GA								
Iron	**0.028J**	mg/L	0.040	0.025	1	02/29/24 13:55	03/04/24 14:18	7439-89-6	
Manganese	ND	mg/L	0.040	0.011	1	02/29/24 13:55	03/04/24 14:18	7439-96-5	
Zinc	ND	mg/L	0.020	0.0085	1	02/29/24 13:55	03/04/24 14:18	7440-66-6	
Potassium	**1.3**	mg/L	0.50	0.15	1	02/29/24 13:55	03/04/24 14:18	7440-09-7	
Sodium	**4.4**	mg/L	1.0	0.58	1	02/29/24 13:55	03/04/24 14:18	7440-23-5	
Calcium	**22.9**	mg/L	1.0	0.12	1	02/29/24 13:55	03/04/24 14:18	7440-70-2	
Magnesium	**11.6**	mg/L	0.050	0.012	1	02/29/24 13:55	03/04/24 14:18	7439-95-4	
6020 MET ICPMS	Analytical Method: EPA 6020B Preparation Method: EPA 3005A Pace Analytical Services - Peachtree Corners, GA								
Antimony	ND	mg/L	0.0030	0.00054	1	02/29/24 09:00	03/05/24 18:50	7440-36-0	
Arsenic	ND	mg/L	0.0050	0.00084	1	02/29/24 09:00	03/05/24 18:50	7440-38-2	
Barium	**0.0074**	mg/L	0.0050	0.00047	1	02/29/24 09:00	03/05/24 18:50	7440-39-3	
Beryllium	ND	mg/L	0.00050	0.000094	1	02/29/24 09:00	03/05/24 18:50	7440-41-7	
Boron	ND	mg/L	0.040	0.012	1	02/29/24 09:00	03/05/24 18:50	7440-42-8	
Cadmium	ND	mg/L	0.00050	0.00010	1	02/29/24 09:00	03/05/24 18:50	7440-43-9	
Chromium	ND	mg/L	0.0050	0.0019	1	02/29/24 09:00	03/05/24 18:50	7440-47-3	
Cobalt	ND	mg/L	0.0050	0.00032	1	02/29/24 09:00	03/05/24 18:50	7440-48-4	
Copper	ND	mg/L	0.0050	0.00043	1	02/29/24 09:00	03/05/24 18:50	7440-50-8	
Lead	ND	mg/L	0.0010	0.00016	1	02/29/24 09:00	03/05/24 18:50	7439-92-1	
Nickel	ND	mg/L	0.0050	0.0021	1	02/29/24 09:00	03/05/24 18:50	7440-02-0	
Selenium	ND	mg/L	0.0050	0.00096	1	02/29/24 09:00	03/05/24 18:50	7782-49-2	
Silver	ND	mg/L	0.0050	0.00031	1	02/29/24 09:00	03/05/24 18:50	7440-22-4	
Thallium	ND	mg/L	0.0010	0.00038	1	02/29/24 09:00	03/05/24 18:50	7440-28-0	
Vanadium	ND	mg/L	0.010	0.00075	1	02/29/24 09:00	03/05/24 18:50	7440-62-2	
7470 Mercury	Analytical Method: EPA 7470A Preparation Method: EPA 7470A Pace Analytical Services - Peachtree Corners, GA								
Mercury	ND	mg/L	0.00020	0.00013	1	03/07/24 19:30	03/08/24 10:16	7439-97-6	
2320B Alkalinity	Analytical Method: SM 2320B-2011 Pace Analytical Services - Asheville								
Alkalinity,Bicarbonate (CaCO3)	**101**	mg/L	5.0	5.0	1		03/05/24 14:24		
Alkalinity,Carbonate (CaCO3)	ND	mg/L	5.0	5.0	1		03/05/24 14:24		
Alkalinity, Total as CaCO3	**101**	mg/L	5.0	5.0	1		03/05/24 14:24		
2540C Total Dissolved Solids	Analytical Method: SM 2540C-2015 Pace Analytical Services - Asheville								
Total Dissolved Solids	**117**	mg/L	25.0	25.0	1		02/25/24 12:30		
300.0 IC Anions 28 Days	Analytical Method: EPA 300.0 Rev 2.1 1993 Pace Analytical Services - Asheville								
Chloride	**7.1**	mg/L	1.0	0.60	1		02/25/24 02:54	16887-00-6	
Fluoride	ND	mg/L	0.10	0.050	1		02/25/24 02:54	16984-48-8	

REPORT OF LABORATORY ANALYSIS

This report shall not be reproduced, except in full,
without the written consent of Pace Analytical Services, LLC.

Pace Analytical Services, LLC
9800 Kincey Ave. Suite 100
Huntersville, NC 28078
(704)875-9092

ANALYTICAL RESULTS

Project: Bowen LF Cells 1&2
Pace Project No.: 92715157

Sample: BOW-GWA-3A **Lab ID: 92715157003** Collected: 02/22/24 10:38 Received: 02/23/24 11:38 Matrix: Water

Parameters	Results	Units	Report Limit	MDL	DF	Prepared	Analyzed	CAS No.	Qual
300.0 IC Anions 28 Days	Analytical Method: EPA 300.0 Rev 2.1 1993 Pace Analytical Services - Asheville								
Sulfate	**1.9**	mg/L	1.0	0.50	1		02/25/24 02:54	14808-79-8	

REPORT OF LABORATORY ANALYSIS

This report shall not be reproduced, except in full,
without the written consent of Pace Analytical Services, LLC.

Pace Analytical Services, LLC
9800 Kincey Ave. Suite 100
Huntersville, NC 28078
(704)875-9092

ANALYTICAL RESULTS

Project: Bowen LF Cells 1&2
Pace Project No.: 92715157

Sample: BOW-GWA-50 **Lab ID: 92715157004** Collected: 02/22/24 13:48 Received: 02/23/24 11:38 Matrix: Water

Parameters	Results	Units	Report Limit	MDL	DF	Prepared	Analyzed	CAS No.	Qual
6010D ATL ICP	Analytical Method: EPA 6010D Preparation Method: EPA 3010A Pace Analytical Services - Peachtree Corners, GA								
Iron	ND	mg/L	0.040	0.025	1	02/29/24 13:55	03/04/24 14:20	7439-89-6	
Manganese	ND	mg/L	0.040	0.011	1	02/29/24 13:55	03/04/24 14:20	7439-96-5	
Zinc	ND	mg/L	0.020	0.0085	1	02/29/24 13:55	03/04/24 14:20	7440-66-6	
Potassium	**0.35J**	mg/L	0.50	0.15	1	02/29/24 13:55	03/04/24 14:20	7440-09-7	
Sodium	**1.7**	mg/L	1.0	0.58	1	02/29/24 13:55	03/04/24 14:20	7440-23-5	
Calcium	**1.7**	mg/L	1.0	0.12	1	02/29/24 13:55	03/04/24 14:20	7440-70-2	
Magnesium	**0.36**	mg/L	0.050	0.012	1	02/29/24 13:55	03/04/24 14:20	7439-95-4	
6020 MET ICPMS	Analytical Method: EPA 6020B Preparation Method: EPA 3005A Pace Analytical Services - Peachtree Corners, GA								
Antimony	ND	mg/L	0.0030	0.00054	1	02/29/24 09:00	03/05/24 18:54	7440-36-0	
Arsenic	ND	mg/L	0.0050	0.00084	1	02/29/24 09:00	03/05/24 18:54	7440-38-2	
Barium	**0.0073**	mg/L	0.0050	0.00047	1	02/29/24 09:00	03/05/24 18:54	7440-39-3	
Beryllium	ND	mg/L	0.00050	0.000094	1	02/29/24 09:00	03/05/24 18:54	7440-41-7	
Boron	ND	mg/L	0.040	0.012	1	02/29/24 09:00	03/05/24 18:54	7440-42-8	
Cadmium	ND	mg/L	0.00050	0.00010	1	02/29/24 09:00	03/05/24 18:54	7440-43-9	
Chromium	ND	mg/L	0.0050	0.0019	1	02/29/24 09:00	03/05/24 18:54	7440-47-3	
Cobalt	ND	mg/L	0.0050	0.00032	1	02/29/24 09:00	03/05/24 18:54	7440-48-4	
Copper	**0.0015J**	mg/L	0.0050	0.00043	1	02/29/24 09:00	03/05/24 18:54	7440-50-8	
Lead	ND	mg/L	0.0010	0.00016	1	02/29/24 09:00	03/05/24 18:54	7439-92-1	
Nickel	ND	mg/L	0.0050	0.0021	1	02/29/24 09:00	03/05/24 18:54	7440-02-0	
Selenium	ND	mg/L	0.0050	0.00096	1	02/29/24 09:00	03/05/24 18:54	7782-49-2	
Silver	**0.00052J**	mg/L	0.0050	0.00031	1	02/29/24 09:00	03/05/24 18:54	7440-22-4	
Thallium	ND	mg/L	0.0010	0.00038	1	02/29/24 09:00	03/05/24 18:54	7440-28-0	
Vanadium	ND	mg/L	0.010	0.00075	1	02/29/24 09:00	03/05/24 18:54	7440-62-2	
7470 Mercury	Analytical Method: EPA 7470A Preparation Method: EPA 7470A Pace Analytical Services - Peachtree Corners, GA								
Mercury	ND	mg/L	0.00020	0.00013	1	03/07/24 19:30	03/08/24 10:19	7439-97-6	
2320B Alkalinity	Analytical Method: SM 2320B-2011 Pace Analytical Services - Asheville								
Alkalinity,Bicarbonate (CaCO3)	**5.1**	mg/L	5.0	5.0	1		03/05/24 14:33		
Alkalinity,Carbonate (CaCO3)	ND	mg/L	5.0	5.0	1		03/05/24 14:33		
Alkalinity, Total as CaCO3	**5.1**	mg/L	5.0	5.0	1		03/05/24 14:33		
2540C Total Dissolved Solids	Analytical Method: SM 2540C-2015 Pace Analytical Services - Asheville								
Total Dissolved Solids	ND	mg/L	25.0	25.0	1		02/25/24 12:30		
300.0 IC Anions 28 Days	Analytical Method: EPA 300.0 Rev 2.1 1993 Pace Analytical Services - Asheville								
Chloride	**0.88J**	mg/L	1.0	0.60	1		02/25/24 03:37	16887-00-6	
Fluoride	ND	mg/L	0.10	0.050	1		02/25/24 03:37	16984-48-8	

REPORT OF LABORATORY ANALYSIS

This report shall not be reproduced, except in full,
without the written consent of Pace Analytical Services, LLC.

Pace Analytical Services, LLC
9800 Kincey Ave. Suite 100
Huntersville, NC 28078
(704)875-9092

ANALYTICAL RESULTS

Project: Bowen LF Cells 1&2
Pace Project No.: 92715157

Sample: BOW-GWA-50 **Lab ID: 92715157004** Collected: 02/22/24 13:48 Received: 02/23/24 11:38 Matrix: Water

Parameters	Results	Units	Report Limit	MDL	DF	Prepared	Analyzed	CAS No.	Qual
300.0 IC Anions 28 Days	Analytical Method: EPA 300.0 Rev 2.1 1993 Pace Analytical Services - Asheville								
Sulfate	ND	mg/L	1.0	0.50	1		02/25/24 03:37	14808-79-8	

REPORT OF LABORATORY ANALYSIS

This report shall not be reproduced, except in full,
without the written consent of Pace Analytical Services, LLC.

Pace Analytical Services, LLC
9800 Kincey Ave. Suite 100
Huntersville, NC 28078
(704)875-9092

ANALYTICAL RESULTS

Project: Bowen LF Cells 1&2
Pace Project No.: 92715157

Sample: BOW-GWA-50R **Lab ID: 92715157005** Collected: 02/22/24 15:04 Received: 02/23/24 11:38 Matrix: Water

Parameters	Results	Units	Report Limit	MDL	DF	Prepared	Analyzed	CAS No.	Qual
6010D ATL ICP	Analytical Method: EPA 6010D Preparation Method: EPA 3010A Pace Analytical Services - Peachtree Corners, GA								
Iron	ND	mg/L	0.040	0.025	1	02/29/24 14:43	03/04/24 17:11	7439-89-6	
Manganese	**0.017J**	mg/L	0.040	0.011	1	02/29/24 14:43	03/04/24 17:11	7439-96-5	
Zinc	ND	mg/L	0.020	0.0085	1	02/29/24 14:43	03/04/24 17:11	7440-66-6	
Potassium	**0.30J**	mg/L	0.50	0.15	1	02/29/24 14:43	03/04/24 17:11	7440-09-7	
Sodium	**1.0**	mg/L	1.0	0.58	1	02/29/24 14:43	03/04/24 17:11	7440-23-5	
Calcium	**0.78J**	mg/L	1.0	0.12	1	02/29/24 14:43	03/04/24 17:11	7440-70-2	
Magnesium	**0.34**	mg/L	0.050	0.012	1	02/29/24 14:43	03/04/24 17:11	7439-95-4	
6020 MET ICPMS	Analytical Method: EPA 6020B Preparation Method: EPA 3005A Pace Analytical Services - Peachtree Corners, GA								
Antimony	ND	mg/L	0.0030	0.00054	1	02/29/24 09:00	03/05/24 18:57	7440-36-0	
Arsenic	ND	mg/L	0.0050	0.00084	1	02/29/24 09:00	03/05/24 18:57	7440-38-2	
Barium	**0.0080**	mg/L	0.0050	0.00047	1	02/29/24 09:00	03/05/24 18:57	7440-39-3	
Beryllium	ND	mg/L	0.00050	0.000094	1	02/29/24 09:00	03/05/24 18:57	7440-41-7	
Boron	ND	mg/L	0.040	0.012	1	02/29/24 09:00	03/05/24 18:57	7440-42-8	
Cadmium	ND	mg/L	0.00050	0.00010	1	02/29/24 09:00	03/05/24 18:57	7440-43-9	
Chromium	ND	mg/L	0.0050	0.0019	1	02/29/24 09:00	03/05/24 18:57	7440-47-3	
Cobalt	ND	mg/L	0.0050	0.00032	1	02/29/24 09:00	03/05/24 18:57	7440-48-4	
Copper	**0.0030J**	mg/L	0.0050	0.00043	1	02/29/24 09:00	03/05/24 18:57	7440-50-8	
Lead	ND	mg/L	0.0010	0.00016	1	02/29/24 09:00	03/05/24 18:57	7439-92-1	
Nickel	ND	mg/L	0.0050	0.0021	1	02/29/24 09:00	03/05/24 18:57	7440-02-0	
Selenium	ND	mg/L	0.0050	0.00096	1	02/29/24 09:00	03/05/24 18:57	7782-49-2	
Silver	**0.0013J**	mg/L	0.0050	0.00031	1	02/29/24 09:00	03/05/24 18:57	7440-22-4	
Thallium	ND	mg/L	0.0010	0.00038	1	02/29/24 09:00	03/05/24 18:57	7440-28-0	
Vanadium	ND	mg/L	0.010	0.00075	1	02/29/24 09:00	03/05/24 18:57	7440-62-2	
7470 Mercury	Analytical Method: EPA 7470A Preparation Method: EPA 7470A Pace Analytical Services - Peachtree Corners, GA								
Mercury	ND	mg/L	0.00020	0.00013	1	03/07/24 19:30	03/08/24 10:27	7439-97-6	
2320B Alkalinity	Analytical Method: SM 2320B-2011 Pace Analytical Services - Asheville								
Alkalinity,Bicarbonate (CaCO3)	ND	mg/L	5.0	5.0	1		03/05/24 14:38		
Alkalinity,Carbonate (CaCO3)	ND	mg/L	5.0	5.0	1		03/05/24 14:38		
Alkalinity, Total as CaCO3	ND	mg/L	5.0	5.0	1		03/05/24 14:38		
2540C Total Dissolved Solids	Analytical Method: SM 2540C-2015 Pace Analytical Services - Asheville								
Total Dissolved Solids	ND	mg/L	25.0	25.0	1		02/25/24 12:31		
300.0 IC Anions 28 Days	Analytical Method: EPA 300.0 Rev 2.1 1993 Pace Analytical Services - Asheville								
Chloride	**0.64J**	mg/L	1.0	0.60	1		02/25/24 03:51	16887-00-6	
Fluoride	ND	mg/L	0.10	0.050	1		02/25/24 03:51	16984-48-8	

REPORT OF LABORATORY ANALYSIS

This report shall not be reproduced, except in full,
without the written consent of Pace Analytical Services, LLC.

Pace Analytical Services, LLC
9800 Kincey Ave. Suite 100
Huntersville, NC 28078
(704)875-9092

ANALYTICAL RESULTS

Project: Bowen LF Cells 1&2
Pace Project No.: 92715157

Sample: BOW-GWA-50R **Lab ID: 92715157005** Collected: 02/22/24 15:04 Received: 02/23/24 11:38 Matrix: Water

Parameters	Results	Units	Report Limit	MDL	DF	Prepared	Analyzed	CAS No.	Qual
300.0 IC Anions 28 Days	Analytical Method: EPA 300.0 Rev 2.1 1993 Pace Analytical Services - Asheville								
Sulfate	ND	mg/L	1.0	0.50	1		02/25/24 03:51	14808-79-8	

REPORT OF LABORATORY ANALYSIS

This report shall not be reproduced, except in full,
without the written consent of Pace Analytical Services, LLC.

Pace Analytical Services, LLC
9800 Kincey Ave. Suite 100
Huntersville, NC 28078
(704)875-9092

ANALYTICAL RESULTS

Project: Bowen LF Cells 1&2
Pace Project No.: 92715157

Sample: BOW-LF1-2-FD-09 **Lab ID: 92715157006** Collected: 02/22/24 00:00 Received: 02/23/24 11:38 Matrix: Water

Parameters	Results	Units	Report Limit	MDL	DF	Prepared	Analyzed	CAS No.	Qual
6010D ATL ICP	Analytical Method: EPA 6010D Preparation Method: EPA 3010A Pace Analytical Services - Peachtree Corners, GA								
Iron	**0.028J**	mg/L	0.040	0.025	1	02/29/24 14:43	03/04/24 17:21	7439-89-6	
Manganese	ND	mg/L	0.040	0.011	1	02/29/24 14:43	03/04/24 17:21	7439-96-5	
Zinc	ND	mg/L	0.020	0.0085	1	02/29/24 14:43	03/04/24 17:21	7440-66-6	
Potassium	**1.4**	mg/L	0.50	0.15	1	02/29/24 14:43	03/04/24 17:21	7440-09-7	
Sodium	**4.5**	mg/L	1.0	0.58	1	02/29/24 14:43	03/04/24 17:21	7440-23-5	
Calcium	**23.5**	mg/L	1.0	0.12	1	02/29/24 14:43	03/04/24 17:21	7440-70-2	
Magnesium	**12.0**	mg/L	0.050	0.012	1	02/29/24 14:43	03/04/24 17:21	7439-95-4	
6020 MET ICPMS	Analytical Method: EPA 6020B Preparation Method: EPA 3005A Pace Analytical Services - Peachtree Corners, GA								
Antimony	ND	mg/L	0.0030	0.00054	1	02/29/24 09:00	03/05/24 19:01	7440-36-0	
Arsenic	ND	mg/L	0.0050	0.00084	1	02/29/24 09:00	03/05/24 19:01	7440-38-2	
Barium	**0.0072**	mg/L	0.0050	0.00047	1	02/29/24 09:00	03/05/24 19:01	7440-39-3	
Beryllium	ND	mg/L	0.00050	0.000094	1	02/29/24 09:00	03/05/24 19:01	7440-41-7	
Boron	ND	mg/L	0.040	0.012	1	02/29/24 09:00	03/05/24 19:01	7440-42-8	
Cadmium	ND	mg/L	0.00050	0.00010	1	02/29/24 09:00	03/05/24 19:01	7440-43-9	
Chromium	ND	mg/L	0.0050	0.0019	1	02/29/24 09:00	03/05/24 19:01	7440-47-3	
Cobalt	ND	mg/L	0.0050	0.00032	1	02/29/24 09:00	03/05/24 19:01	7440-48-4	
Copper	ND	mg/L	0.0050	0.00043	1	02/29/24 09:00	03/05/24 19:01	7440-50-8	
Lead	ND	mg/L	0.0010	0.00016	1	02/29/24 09:00	03/05/24 19:01	7439-92-1	
Nickel	ND	mg/L	0.0050	0.0021	1	02/29/24 09:00	03/05/24 19:01	7440-02-0	
Selenium	ND	mg/L	0.0050	0.00096	1	02/29/24 09:00	03/05/24 19:01	7782-49-2	
Silver	ND	mg/L	0.0050	0.00031	1	02/29/24 09:00	03/05/24 19:01	7440-22-4	
Thallium	ND	mg/L	0.0010	0.00038	1	02/29/24 09:00	03/05/24 19:01	7440-28-0	
Vanadium	ND	mg/L	0.010	0.00075	1	02/29/24 09:00	03/05/24 19:01	7440-62-2	
7470 Mercury	Analytical Method: EPA 7470A Preparation Method: EPA 7470A Pace Analytical Services - Peachtree Corners, GA								
Mercury	ND	mg/L	0.00020	0.00013	1	03/07/24 19:30	03/08/24 10:30	7439-97-6	
2320B Alkalinity	Analytical Method: SM 2320B-2011 Pace Analytical Services - Asheville								
Alkalinity,Bicarbonate (CaCO3)	**101**	mg/L	5.0	5.0	1		03/05/24 14:43		
Alkalinity,Carbonate (CaCO3)	ND	mg/L	5.0	5.0	1		03/05/24 14:43		
Alkalinity, Total as CaCO3	**101**	mg/L	5.0	5.0	1		03/05/24 14:43		
2540C Total Dissolved Solids	Analytical Method: SM 2540C-2015 Pace Analytical Services - Asheville								
Total Dissolved Solids	**116**	mg/L	25.0	25.0	1		02/25/24 12:31		
300.0 IC Anions 28 Days	Analytical Method: EPA 300.0 Rev 2.1 1993 Pace Analytical Services - Asheville								
Chloride	**6.9**	mg/L	1.0	0.60	1		02/26/24 22:06	16887-00-6	
Fluoride	ND	mg/L	0.10	0.050	1		02/26/24 22:06	16984-48-8	

REPORT OF LABORATORY ANALYSIS

This report shall not be reproduced, except in full,
without the written consent of Pace Analytical Services, LLC.

Pace Analytical Services, LLC
9800 Kincey Ave. Suite 100
Huntersville, NC 28078
(704)875-9092

ANALYTICAL RESULTS

Project: Bowen LF Cells 1&2
Pace Project No.: 92715157

Sample: BOW-LF1-2-FD-09 **Lab ID: 92715157006** Collected: 02/22/24 00:00 Received: 02/23/24 11:38 Matrix: Water

Parameters	Results	Units	Report Limit	MDL	DF	Prepared	Analyzed	CAS No.	Qual
300.0 IC Anions 28 Days	Analytical Method: EPA 300.0 Rev 2.1 1993 Pace Analytical Services - Asheville								
Sulfate	**1.9**	mg/L	1.0	0.50	1		02/26/24 22:06	14808-79-8	

REPORT OF LABORATORY ANALYSIS

This report shall not be reproduced, except in full,
without the written consent of Pace Analytical Services, LLC.

Pace Analytical Services, LLC
9800 Kincey Ave. Suite 100
Huntersville, NC 28078
(704)875-9092

ANALYTICAL RESULTS

Project: Bowen LF Cells 1&2
Pace Project No.: 92715157

Sample: BOW-LF1-2-FB-09 **Lab ID: 92715157007** Collected: 02/22/24 16:18 Received: 02/23/24 11:38 Matrix: Water

Parameters	Results	Units	Report Limit	MDL	DF	Prepared	Analyzed	CAS No.	Qual
6010D ATL ICP	Analytical Method: EPA 6010D Preparation Method: EPA 3010A Pace Analytical Services - Peachtree Corners, GA								
Iron	ND	mg/L	0.040	0.025	1	02/29/24 14:43	03/04/24 17:24	7439-89-6	
Manganese	ND	mg/L	0.040	0.011	1	02/29/24 14:43	03/04/24 17:24	7439-96-5	
Zinc	ND	mg/L	0.020	0.0085	1	02/29/24 14:43	03/04/24 17:24	7440-66-6	
Potassium	ND	mg/L	0.50	0.15	1	02/29/24 14:43	03/04/24 17:24	7440-09-7	
Sodium	ND	mg/L	1.0	0.58	1	02/29/24 14:43	03/04/24 17:24	7440-23-5	
Calcium	ND	mg/L	1.0	0.12	1	02/29/24 14:43	03/04/24 17:24	7440-70-2	
Magnesium	ND	mg/L	0.050	0.012	1	02/29/24 14:43	03/04/24 17:24	7439-95-4	
6020 MET ICPMS	Analytical Method: EPA 6020B Preparation Method: EPA 3005A Pace Analytical Services - Peachtree Corners, GA								
Antimony	ND	mg/L	0.0030	0.00054	1	02/29/24 09:00	03/05/24 19:05	7440-36-0	
Arsenic	ND	mg/L	0.0050	0.00084	1	02/29/24 09:00	03/05/24 19:05	7440-38-2	
Barium	ND	mg/L	0.0050	0.00047	1	02/29/24 09:00	03/05/24 19:05	7440-39-3	
Beryllium	ND	mg/L	0.00050	0.000094	1	02/29/24 09:00	03/05/24 19:05	7440-41-7	
Boron	ND	mg/L	0.040	0.012	1	02/29/24 09:00	03/05/24 19:05	7440-42-8	
Cadmium	ND	mg/L	0.00050	0.00010	1	02/29/24 09:00	03/05/24 19:05	7440-43-9	
Chromium	ND	mg/L	0.0050	0.0019	1	02/29/24 09:00	03/05/24 19:05	7440-47-3	
Cobalt	ND	mg/L	0.0050	0.00032	1	02/29/24 09:00	03/05/24 19:05	7440-48-4	
Copper	ND	mg/L	0.0050	0.00043	1	02/29/24 09:00	03/05/24 19:05	7440-50-8	
Lead	ND	mg/L	0.0010	0.00016	1	02/29/24 09:00	03/05/24 19:05	7439-92-1	
Nickel	ND	mg/L	0.0050	0.0021	1	02/29/24 09:00	03/05/24 19:05	7440-02-0	
Selenium	ND	mg/L	0.0050	0.00096	1	02/29/24 09:00	03/05/24 19:05	7782-49-2	
Silver	ND	mg/L	0.0050	0.00031	1	02/29/24 09:00	03/05/24 19:05	7440-22-4	
Thallium	ND	mg/L	0.0010	0.00038	1	02/29/24 09:00	03/05/24 19:05	7440-28-0	
Vanadium	ND	mg/L	0.010	0.00075	1	02/29/24 09:00	03/05/24 19:05	7440-62-2	
7470 Mercury	Analytical Method: EPA 7470A Preparation Method: EPA 7470A Pace Analytical Services - Peachtree Corners, GA								
Mercury	ND	mg/L	0.00020	0.00013	1	03/07/24 19:30	03/08/24 10:32	7439-97-6	
2320B Alkalinity	Analytical Method: SM 2320B-2011 Pace Analytical Services - Asheville								
Alkalinity,Bicarbonate (CaCO3)	ND	mg/L	5.0	5.0	1		03/05/24 14:51		
Alkalinity,Carbonate (CaCO3)	ND	mg/L	5.0	5.0	1		03/05/24 14:51		
Alkalinity, Total as CaCO3	ND	mg/L	5.0	5.0	1		03/05/24 14:51		
2540C Total Dissolved Solids	Analytical Method: SM 2540C-2015 Pace Analytical Services - Asheville								
Total Dissolved Solids	ND	mg/L	25.0	25.0	1		02/25/24 12:31		
300.0 IC Anions 28 Days	Analytical Method: EPA 300.0 Rev 2.1 1993 Pace Analytical Services - Asheville								
Chloride	ND	mg/L	1.0	0.60	1		02/26/24 19:29	16887-00-6	
Fluoride	ND	mg/L	0.10	0.050	1		02/26/24 19:29	16984-48-8	

REPORT OF LABORATORY ANALYSIS

This report shall not be reproduced, except in full,
without the written consent of Pace Analytical Services, LLC.

Pace Analytical Services, LLC
9800 Kincey Ave. Suite 100
Huntersville, NC 28078
(704)875-9092

ANALYTICAL RESULTS

Project: Bowen LF Cells 1&2
Pace Project No.: 92715157

Sample: BOW-LF1-2-FB-09 **Lab ID: 92715157007** Collected: 02/22/24 16:18 Received: 02/23/24 11:38 Matrix: Water

Parameters	Results	Units	Report Limit	MDL	DF	Prepared	Analyzed	CAS No.	Qual
300.0 IC Anions 28 Days	Analytical Method: EPA 300.0 Rev 2.1 1993 Pace Analytical Services - Asheville								
Sulfate	ND	mg/L	1.0	0.50	1		02/26/24 19:29	14808-79-8	

REPORT OF LABORATORY ANALYSIS

This report shall not be reproduced, except in full,
without the written consent of Pace Analytical Services, LLC.

Pace Analytical Services, LLC
9800 Kincey Ave. Suite 100
Huntersville, NC 28078
(704)875-9092

ANALYTICAL RESULTS

Project: Bowen LF Cells 1&2
Pace Project No.: 92715157

Sample: BOW-GWA-2R **Lab ID: 92715157008** Collected: 02/26/24 12:47 Received: 02/27/24 10:02 Matrix: Water

Parameters	Results	Units	Report Limit	MDL	DF	Prepared	Analyzed	CAS No.	Qual
6010D ATL ICP	Analytical Method: EPA 6010D Preparation Method: EPA 3010A Pace Analytical Services - Peachtree Corners, GA								
Iron	ND	mg/L	0.040	0.025	1	02/29/24 15:04	03/04/24 16:39	7439-89-6	
Manganese	**0.018J**	mg/L	0.040	0.011	1	02/29/24 15:04	03/04/24 16:39	7439-96-5	
Zinc	**0.055**	mg/L	0.020	0.0085	1	02/29/24 15:04	03/04/24 16:39	7440-66-6	
Potassium	**0.49J**	mg/L	0.50	0.15	1	02/29/24 15:04	03/04/24 16:39	7440-09-7	B
Sodium	**1.7**	mg/L	1.0	0.58	1	02/29/24 15:04	03/04/24 16:39	7440-23-5	
Calcium	**30.6**	mg/L	1.0	0.12	1	02/29/24 15:04	03/04/24 16:39	7440-70-2	
Magnesium	**7.9**	mg/L	0.050	0.012	1	02/29/24 15:04	03/04/24 16:39	7439-95-4	
6020 MET ICPMS	Analytical Method: EPA 6020B Preparation Method: EPA 3005A Pace Analytical Services - Peachtree Corners, GA								
Antimony	**0.0019J**	mg/L	0.0030	0.00054	1	02/29/24 09:00	03/05/24 20:37	7440-36-0	
Arsenic	ND	mg/L	0.0050	0.00084	1	02/29/24 09:00	03/05/24 20:37	7440-38-2	
Barium	**0.021**	mg/L	0.0050	0.00047	1	02/29/24 09:00	03/05/24 20:37	7440-39-3	
Beryllium	ND	mg/L	0.00050	0.000094	1	02/29/24 09:00	03/05/24 20:37	7440-41-7	
Boron	**0.018J**	mg/L	0.040	0.012	1	02/29/24 09:00	03/05/24 20:37	7440-42-8	
Cadmium	ND	mg/L	0.00050	0.00010	1	02/29/24 09:00	03/05/24 20:37	7440-43-9	
Chromium	ND	mg/L	0.0050	0.0019	1	02/29/24 09:00	03/05/24 20:37	7440-47-3	
Cobalt	ND	mg/L	0.0050	0.00032	1	02/29/24 09:00	03/05/24 20:37	7440-48-4	
Copper	ND	mg/L	0.0050	0.00043	1	02/29/24 09:00	03/05/24 20:37	7440-50-8	
Lead	ND	mg/L	0.0010	0.00016	1	02/29/24 09:00	03/05/24 20:37	7439-92-1	
Nickel	ND	mg/L	0.0050	0.0021	1	02/29/24 09:00	03/05/24 20:37	7440-02-0	
Selenium	ND	mg/L	0.0050	0.00096	1	02/29/24 09:00	03/05/24 20:37	7782-49-2	
Silver	ND	mg/L	0.0050	0.00031	1	02/29/24 09:00	03/05/24 20:37	7440-22-4	
Thallium	ND	mg/L	0.0010	0.00038	1	02/29/24 09:00	03/05/24 20:37	7440-28-0	
Vanadium	ND	mg/L	0.010	0.00075	1	02/29/24 09:00	03/05/24 20:37	7440-62-2	
7470 Mercury	Analytical Method: EPA 7470A Preparation Method: EPA 7470A Pace Analytical Services - Peachtree Corners, GA								
Mercury	ND	mg/L	0.00020	0.00013	1	03/11/24 16:00	03/12/24 08:47	7439-97-6	
2320B Alkalinity	Analytical Method: SM 2320B-2011 Pace Analytical Services - Asheville								
Alkalinity,Bicarbonate (CaCO3)	**82.8**	mg/L	5.0	5.0	1		03/06/24 16:57		
Alkalinity,Carbonate (CaCO3)	ND	mg/L	5.0	5.0	1		03/06/24 16:57		
Alkalinity, Total as CaCO3	**82.8**	mg/L	5.0	5.0	1		03/06/24 16:57		
2540C Total Dissolved Solids	Analytical Method: SM 2540C-2015 Pace Analytical Services - Asheville								
Total Dissolved Solids	**126**	mg/L	25.0	25.0	1		02/28/24 11:38		
300.0 IC Anions 28 Days	Analytical Method: EPA 300.0 Rev 2.1 1993 Pace Analytical Services - Asheville								
Chloride	**2.0**	mg/L	1.0	0.60	1		02/28/24 02:21	16887-00-6	
Fluoride	**0.050J**	mg/L	0.10	0.050	1		02/28/24 02:21	16984-48-8	

REPORT OF LABORATORY ANALYSIS

This report shall not be reproduced, except in full,
without the written consent of Pace Analytical Services, LLC.

Pace Analytical Services, LLC
9800 Kincey Ave. Suite 100
Huntersville, NC 28078
(704)875-9092

ANALYTICAL RESULTS

Project: Bowen LF Cells 1&2
Pace Project No.: 92715157

Sample: BOW-GWA-2R **Lab ID: 92715157008** Collected: 02/26/24 12:47 Received: 02/27/24 10:02 Matrix: Water

Parameters	Results	Units	Report Limit	MDL	DF	Prepared	Analyzed	CAS No.	Qual
300.0 IC Anions 28 Days	Analytical Method: EPA 300.0 Rev 2.1 1993 Pace Analytical Services - Asheville								
Sulfate	**20.9**	mg/L	1.0	0.50	1		02/28/24 02:21	14808-79-8	

REPORT OF LABORATORY ANALYSIS

This report shall not be reproduced, except in full,
without the written consent of Pace Analytical Services, LLC.

Pace Analytical Services, LLC
9800 Kincey Ave. Suite 100
Huntersville, NC 28078
(704)875-9092

ANALYTICAL RESULTS

Project: Bowen LF Cells 1&2
Pace Project No.: 92715157

Sample: BOW-GWC-5 **Lab ID: 92715157009** Collected: 02/26/24 12:53 Received: 02/27/24 10:02 Matrix: Water

Parameters	Results	Units	Report Limit	MDL	DF	Prepared	Analyzed	CAS No.	Qual
6010D ATL ICP	Analytical Method: EPA 6010D Preparation Method: EPA 3010A Pace Analytical Services - Peachtree Corners, GA								
Iron	**0.029J**	mg/L	0.040	0.025	1	02/29/24 15:04	03/04/24 16:42	7439-89-6	
Manganese	**0.026J**	mg/L	0.040	0.011	1	02/29/24 15:04	03/04/24 16:42	7439-96-5	
Zinc	**0.028**	mg/L	0.020	0.0085	1	02/29/24 15:04	03/04/24 16:42	7440-66-6	
Potassium	**1.5**	mg/L	0.50	0.15	1	02/29/24 15:04	03/04/24 16:42	7440-09-7	B
Sodium	**1.5**	mg/L	1.0	0.58	1	02/29/24 15:04	03/04/24 16:42	7440-23-5	
Calcium	**3.9**	mg/L	1.0	0.12	1	02/29/24 15:04	03/04/24 16:42	7440-70-2	
Magnesium	**0.27**	mg/L	0.050	0.012	1	02/29/24 15:04	03/04/24 16:42	7439-95-4	
6020 MET ICPMS	Analytical Method: EPA 6020B Preparation Method: EPA 3005A Pace Analytical Services - Peachtree Corners, GA								
Antimony	ND	mg/L	0.0030	0.00054	1	02/29/24 09:00	03/05/24 20:41	7440-36-0	
Arsenic	ND	mg/L	0.0050	0.00084	1	02/29/24 09:00	03/05/24 20:41	7440-38-2	
Barium	**0.012**	mg/L	0.0050	0.00047	1	02/29/24 09:00	03/05/24 20:41	7440-39-3	
Beryllium	**0.00057**	mg/L	0.00050	0.000094	1	02/29/24 09:00	03/05/24 20:41	7440-41-7	
Boron	ND	mg/L	0.040	0.012	1	02/29/24 09:00	03/05/24 20:41	7440-42-8	
Cadmium	ND	mg/L	0.00050	0.00010	1	02/29/24 09:00	03/05/24 20:41	7440-43-9	
Chromium	ND	mg/L	0.0050	0.0019	1	02/29/24 09:00	03/05/24 20:41	7440-47-3	
Cobalt	ND	mg/L	0.0050	0.00032	1	02/29/24 09:00	03/05/24 20:41	7440-48-4	
Copper	**0.019**	mg/L	0.0050	0.00043	1	02/29/24 09:00	03/05/24 20:41	7440-50-8	
Lead	ND	mg/L	0.0010	0.00016	1	02/29/24 09:00	03/05/24 20:41	7439-92-1	
Nickel	**0.0085**	mg/L	0.0050	0.0021	1	02/29/24 09:00	03/05/24 20:41	7440-02-0	
Selenium	ND	mg/L	0.0050	0.00096	1	02/29/24 09:00	03/05/24 20:41	7782-49-2	
Silver	ND	mg/L	0.0050	0.00031	1	02/29/24 09:00	03/05/24 20:41	7440-22-4	
Thallium	ND	mg/L	0.0010	0.00038	1	02/29/24 09:00	03/05/24 20:41	7440-28-0	
Vanadium	ND	mg/L	0.010	0.00075	1	02/29/24 09:00	03/05/24 20:41	7440-62-2	
7470 Mercury	Analytical Method: EPA 7470A Preparation Method: EPA 7470A Pace Analytical Services - Peachtree Corners, GA								
Mercury	ND	mg/L	0.00020	0.00013	1	03/11/24 16:00	03/12/24 08:58	7439-97-6	
2320B Alkalinity	Analytical Method: SM 2320B-2011 Pace Analytical Services - Asheville								
Alkalinity,Bicarbonate (CaCO3)	**12.0**	mg/L	5.0	5.0	1		03/06/24 17:15		
Alkalinity,Carbonate (CaCO3)	ND	mg/L	5.0	5.0	1		03/06/24 17:15		
Alkalinity, Total as CaCO3	**12.0**	mg/L	5.0	5.0	1		03/06/24 17:15		
2540C Total Dissolved Solids	Analytical Method: SM 2540C-2015 Pace Analytical Services - Asheville								
Total Dissolved Solids	**38.0**	mg/L	25.0	25.0	1		02/28/24 11:38		
300.0 IC Anions 28 Days	Analytical Method: EPA 300.0 Rev 2.1 1993 Pace Analytical Services - Asheville								
Chloride	**0.63J**	mg/L	1.0	0.60	1		02/28/24 02:35	16887-00-6	
Fluoride	ND	mg/L	0.10	0.050	1		02/28/24 02:35	16984-48-8	

REPORT OF LABORATORY ANALYSIS

This report shall not be reproduced, except in full,
without the written consent of Pace Analytical Services, LLC.

Pace Analytical Services, LLC
9800 Kincey Ave. Suite 100
Huntersville, NC 28078
(704)875-9092

ANALYTICAL RESULTS

Project: Bowen LF Cells 1&2
Pace Project No.: 92715157

Sample: BOW-GWC-5 **Lab ID: 92715157009** Collected: 02/26/24 12:53 Received: 02/27/24 10:02 Matrix: Water

Parameters	Results	Units	Report Limit	MDL	DF	Prepared	Analyzed	CAS No.	Qual
300.0 IC Anions 28 Days	Analytical Method: EPA 300.0 Rev 2.1 1993 Pace Analytical Services - Asheville								
Sulfate	**1.0**	mg/L	1.0	0.50	1		02/28/24 02:35	14808-79-8	

REPORT OF LABORATORY ANALYSIS

This report shall not be reproduced, except in full,
without the written consent of Pace Analytical Services, LLC.

Pace Analytical Services, LLC
9800 Kincey Ave. Suite 100
Huntersville, NC 28078
(704)875-9092

ANALYTICAL RESULTS

Project: Bowen LF Cells 1&2
Pace Project No.: 92715157

Sample: BOW-GWC-6 **Lab ID: 92715157010** Collected: 02/26/24 15:46 Received: 02/27/24 10:02 Matrix: Water

Parameters	Results	Units	Report Limit	MDL	DF	Prepared	Analyzed	CAS No.	Qual
6010D ATL ICP	Analytical Method: EPA 6010D Preparation Method: EPA 3010A Pace Analytical Services - Peachtree Corners, GA								
Iron	**0.11**	mg/L	0.040	0.025	1	02/29/24 15:04	03/04/24 16:44	7439-89-6	
Manganese	ND	mg/L	0.040	0.011	1	02/29/24 15:04	03/04/24 16:44	7439-96-5	
Zinc	ND	mg/L	0.020	0.0085	1	02/29/24 15:04	03/04/24 16:44	7440-66-6	
Potassium	**1.1**	mg/L	0.50	0.15	1	02/29/24 15:04	03/04/24 16:44	7440-09-7	
Sodium	**1.1**	mg/L	1.0	0.58	1	02/29/24 15:04	03/04/24 16:44	7440-23-5	
Calcium	**15.5**	mg/L	1.0	0.12	1	02/29/24 15:04	03/04/24 16:44	7440-70-2	
Magnesium	**7.7**	mg/L	0.050	0.012	1	02/29/24 15:04	03/04/24 16:44	7439-95-4	
6020 MET ICPMS	Analytical Method: EPA 6020B Preparation Method: EPA 3005A Pace Analytical Services - Peachtree Corners, GA								
Antimony	ND	mg/L	0.0030	0.00054	1	02/29/24 09:00	03/05/24 20:45	7440-36-0	
Arsenic	ND	mg/L	0.0050	0.00084	1	02/29/24 09:00	03/05/24 20:45	7440-38-2	
Barium	**0.0060**	mg/L	0.0050	0.00047	1	02/29/24 09:00	03/05/24 20:45	7440-39-3	
Beryllium	ND	mg/L	0.00050	0.000094	1	02/29/24 09:00	03/05/24 20:45	7440-41-7	
Boron	ND	mg/L	0.040	0.012	1	02/29/24 09:00	03/05/24 20:45	7440-42-8	
Cadmium	ND	mg/L	0.00050	0.00010	1	02/29/24 09:00	03/05/24 20:45	7440-43-9	
Chromium	**0.0024J**	mg/L	0.0050	0.0019	1	02/29/24 09:00	03/05/24 20:45	7440-47-3	
Cobalt	ND	mg/L	0.0050	0.00032	1	02/29/24 09:00	03/05/24 20:45	7440-48-4	
Copper	ND	mg/L	0.0050	0.00043	1	02/29/24 09:00	03/05/24 20:45	7440-50-8	
Lead	ND	mg/L	0.0010	0.00016	1	02/29/24 09:00	03/05/24 20:45	7439-92-1	
Nickel	ND	mg/L	0.0050	0.0021	1	02/29/24 09:00	03/05/24 20:45	7440-02-0	
Selenium	ND	mg/L	0.0050	0.00096	1	02/29/24 09:00	03/05/24 20:45	7782-49-2	
Silver	ND	mg/L	0.0050	0.00031	1	02/29/24 09:00	03/05/24 20:45	7440-22-4	
Thallium	ND	mg/L	0.0010	0.00038	1	02/29/24 09:00	03/05/24 20:45	7440-28-0	
Vanadium	ND	mg/L	0.010	0.00075	1	02/29/24 09:00	03/05/24 20:45	7440-62-2	
7470 Mercury	Analytical Method: EPA 7470A Preparation Method: EPA 7470A Pace Analytical Services - Peachtree Corners, GA								
Mercury	ND	mg/L	0.00020	0.00013	1	03/11/24 16:00	03/12/24 09:00	7439-97-6	
2320B Alkalinity	Analytical Method: SM 2320B-2011 Pace Analytical Services - Asheville								
Alkalinity,Bicarbonate (CaCO3)	**69.6**	mg/L	5.0	5.0	1		03/06/24 17:21		
Alkalinity,Carbonate (CaCO3)	ND	mg/L	5.0	5.0	1		03/06/24 17:21		
Alkalinity, Total as CaCO3	**69.6**	mg/L	5.0	5.0	1		03/06/24 17:21		
2540C Total Dissolved Solids	Analytical Method: SM 2540C-2015 Pace Analytical Services - Asheville								
Total Dissolved Solids	**78.0**	mg/L	25.0	25.0	1		02/29/24 21:03		
300.0 IC Anions 28 Days	Analytical Method: EPA 300.0 Rev 2.1 1993 Pace Analytical Services - Asheville								
Chloride	**1.1**	mg/L	1.0	0.60	1		02/28/24 02:50	16887-00-6	
Fluoride	ND	mg/L	0.10	0.050	1		02/28/24 02:50	16984-48-8	

REPORT OF LABORATORY ANALYSIS

This report shall not be reproduced, except in full,
without the written consent of Pace Analytical Services, LLC.

Pace Analytical Services, LLC
9800 Kincey Ave. Suite 100
Huntersville, NC 28078
(704)875-9092

ANALYTICAL RESULTS

Project: Bowen LF Cells 1&2
Pace Project No.: 92715157

Sample: BOW-GWC-6 **Lab ID: 92715157010** Collected: 02/26/24 15:46 Received: 02/27/24 10:02 Matrix: Water

Parameters	Results	Units	Report Limit	MDL	DF	Prepared	Analyzed	CAS No.	Qual
300.0 IC Anions 28 Days	Analytical Method: EPA 300.0 Rev 2.1 1993 Pace Analytical Services - Asheville								
Sulfate	**1.7**	mg/L	1.0	0.50	1		02/28/24 02:50	14808-79-8	

REPORT OF LABORATORY ANALYSIS

This report shall not be reproduced, except in full,
without the written consent of Pace Analytical Services, LLC.

Pace Analytical Services, LLC
9800 Kincey Ave. Suite 100
Huntersville, NC 28078
(704)875-9092

ANALYTICAL RESULTS

Project: Bowen LF Cells 1&2
Pace Project No.: 92715157

Sample: BOW-GWC-6RZ **Lab ID: 92715157011** Collected: 02/26/24 14:07 Received: 02/27/24 10:02 Matrix: Water

Parameters	Results	Units	Report Limit	MDL	DF	Prepared	Analyzed	CAS No.	Qual
6010D ATL ICP	Analytical Method: EPA 6010D Preparation Method: EPA 3010A Pace Analytical Services - Peachtree Corners, GA								
Iron	**0.026J**	mg/L	0.040	0.025	1	02/29/24 15:04	03/04/24 16:47	7439-89-6	
Manganese	ND	mg/L	0.040	0.011	1	02/29/24 15:04	03/04/24 16:47	7439-96-5	
Zinc	ND	mg/L	0.020	0.0085	1	02/29/24 15:04	03/04/24 16:47	7440-66-6	
Potassium	**0.82**	mg/L	0.50	0.15	1	02/29/24 15:04	03/04/24 16:47	7440-09-7	B
Sodium	**1.6**	mg/L	1.0	0.58	1	02/29/24 15:04	03/04/24 16:47	7440-23-5	
Calcium	**9.7**	mg/L	1.0	0.12	1	02/29/24 15:04	03/04/24 16:47	7440-70-2	
Magnesium	**5.2**	mg/L	0.050	0.012	1	02/29/24 15:04	03/04/24 16:47	7439-95-4	
6020 MET ICPMS	Analytical Method: EPA 6020B Preparation Method: EPA 3005A Pace Analytical Services - Peachtree Corners, GA								
Antimony	ND	mg/L	0.0030	0.00054	1	02/29/24 09:00	03/05/24 20:49	7440-36-0	
Arsenic	ND	mg/L	0.0050	0.00084	1	02/29/24 09:00	03/05/24 20:49	7440-38-2	
Barium	**0.0067**	mg/L	0.0050	0.00047	1	02/29/24 09:00	03/05/24 20:49	7440-39-3	
Beryllium	ND	mg/L	0.00050	0.000094	1	02/29/24 09:00	03/05/24 20:49	7440-41-7	
Boron	ND	mg/L	0.040	0.012	1	02/29/24 09:00	03/05/24 20:49	7440-42-8	
Cadmium	ND	mg/L	0.00050	0.00010	1	02/29/24 09:00	03/05/24 20:49	7440-43-9	
Chromium	**0.0020J**	mg/L	0.0050	0.0019	1	02/29/24 09:00	03/05/24 20:49	7440-47-3	
Cobalt	ND	mg/L	0.0050	0.00032	1	02/29/24 09:00	03/05/24 20:49	7440-48-4	
Copper	ND	mg/L	0.0050	0.00043	1	02/29/24 09:00	03/05/24 20:49	7440-50-8	
Lead	ND	mg/L	0.0010	0.00016	1	02/29/24 09:00	03/05/24 20:49	7439-92-1	
Nickel	ND	mg/L	0.0050	0.0021	1	02/29/24 09:00	03/05/24 20:49	7440-02-0	
Selenium	ND	mg/L	0.0050	0.00096	1	02/29/24 09:00	03/05/24 20:49	7782-49-2	
Silver	ND	mg/L	0.0050	0.00031	1	02/29/24 09:00	03/05/24 20:49	7440-22-4	
Thallium	ND	mg/L	0.0010	0.00038	1	02/29/24 09:00	03/05/24 20:49	7440-28-0	
Vanadium	ND	mg/L	0.010	0.00075	1	02/29/24 09:00	03/05/24 20:49	7440-62-2	
7470 Mercury	Analytical Method: EPA 7470A Preparation Method: EPA 7470A Pace Analytical Services - Peachtree Corners, GA								
Mercury	ND	mg/L	0.00020	0.00013	1	03/11/24 16:00	03/12/24 09:03	7439-97-6	
2320B Alkalinity	Analytical Method: SM 2320B-2011 Pace Analytical Services - Asheville								
Alkalinity,Bicarbonate (CaCO3)	**45.6**	mg/L	5.0	5.0	1		03/06/24 17:27		
Alkalinity,Carbonate (CaCO3)	ND	mg/L	5.0	5.0	1		03/06/24 17:27		
Alkalinity, Total as CaCO3	**45.6**	mg/L	5.0	5.0	1		03/06/24 17:27		
2540C Total Dissolved Solids	Analytical Method: SM 2540C-2015 Pace Analytical Services - Asheville								
Total Dissolved Solids	**48.0**	mg/L	25.0	25.0	1		02/29/24 21:03		
300.0 IC Anions 28 Days	Analytical Method: EPA 300.0 Rev 2.1 1993 Pace Analytical Services - Asheville								
Chloride	**1.4**	mg/L	1.0	0.60	1		02/28/24 03:33	16887-00-6	
Fluoride	ND	mg/L	0.10	0.050	1		02/28/24 03:33	16984-48-8	

REPORT OF LABORATORY ANALYSIS

This report shall not be reproduced, except in full,
without the written consent of Pace Analytical Services, LLC.

Pace Analytical Services, LLC
9800 Kincey Ave. Suite 100
Huntersville, NC 28078
(704)875-9092

ANALYTICAL RESULTS

Project: Bowen LF Cells 1&2
Pace Project No.: 92715157

Sample: BOW-GWC-6RZ **Lab ID: 92715157011** Collected: 02/26/24 14:07 Received: 02/27/24 10:02 Matrix: Water

Parameters	Results	Units	Report Limit	MDL	DF	Prepared	Analyzed	CAS No.	Qual
300.0 IC Anions 28 Days	Analytical Method: EPA 300.0 Rev 2.1 1993 Pace Analytical Services - Asheville								
Sulfate	**1.5**	mg/L	1.0	0.50	1		02/28/24 03:33	14808-79-8	

REPORT OF LABORATORY ANALYSIS

This report shall not be reproduced, except in full,
without the written consent of Pace Analytical Services, LLC.

Pace Analytical Services, LLC
9800 Kincey Ave. Suite 100
Huntersville, NC 28078
(704)875-9092

ANALYTICAL RESULTS

Project: Bowen LF Cells 1&2
Pace Project No.: 92715157

Sample: BOW-GWC-7Z **Lab ID: 92715157012** Collected: 02/26/24 16:14 Received: 02/27/24 10:02 Matrix: Water

Parameters	Results	Units	Report Limit	MDL	DF	Prepared	Analyzed	CAS No.	Qual
6010D ATL ICP	Analytical Method: EPA 6010D Preparation Method: EPA 3010A Pace Analytical Services - Peachtree Corners, GA								
Iron	**0.21**	mg/L	0.040	0.025	1	02/29/24 15:04	03/04/24 16:50	7439-89-6	
Manganese	**0.044**	mg/L	0.040	0.011	1	02/29/24 15:04	03/04/24 16:50	7439-96-5	
Zinc	**0.066**	mg/L	0.020	0.0085	1	02/29/24 15:04	03/04/24 16:50	7440-66-6	
Potassium	**1.0**	mg/L	0.50	0.15	1	02/29/24 15:04	03/04/24 16:50	7440-09-7	B
Sodium	**1.9**	mg/L	1.0	0.58	1	02/29/24 15:04	03/04/24 16:50	7440-23-5	
Calcium	**25.9**	mg/L	1.0	0.12	1	02/29/24 15:04	03/04/24 16:50	7440-70-2	
Magnesium	**13.5**	mg/L	0.050	0.012	1	02/29/24 15:04	03/04/24 16:50	7439-95-4	
6020 MET ICPMS	Analytical Method: EPA 6020B Preparation Method: EPA 3005A Pace Analytical Services - Peachtree Corners, GA								
Antimony	**0.00086J**	mg/L	0.0030	0.00054	1	02/29/24 09:00	03/05/24 20:53	7440-36-0	
Arsenic	ND	mg/L	0.0050	0.00084	1	02/29/24 09:00	03/05/24 20:53	7440-38-2	
Barium	**0.013**	mg/L	0.0050	0.00047	1	02/29/24 09:00	03/05/24 20:53	7440-39-3	
Beryllium	ND	mg/L	0.00050	0.000094	1	02/29/24 09:00	03/05/24 20:53	7440-41-7	
Boron	ND	mg/L	0.040	0.012	1	02/29/24 09:00	03/05/24 20:53	7440-42-8	
Cadmium	ND	mg/L	0.00050	0.00010	1	02/29/24 09:00	03/05/24 20:53	7440-43-9	
Chromium	ND	mg/L	0.0050	0.0019	1	02/29/24 09:00	03/05/24 20:53	7440-47-3	
Cobalt	ND	mg/L	0.0050	0.00032	1	02/29/24 09:00	03/05/24 20:53	7440-48-4	
Copper	ND	mg/L	0.0050	0.00043	1	02/29/24 09:00	03/05/24 20:53	7440-50-8	
Lead	ND	mg/L	0.0010	0.00016	1	02/29/24 09:00	03/05/24 20:53	7439-92-1	
Nickel	ND	mg/L	0.0050	0.0021	1	02/29/24 09:00	03/05/24 20:53	7440-02-0	
Selenium	ND	mg/L	0.0050	0.00096	1	02/29/24 09:00	03/05/24 20:53	7782-49-2	
Silver	ND	mg/L	0.0050	0.00031	1	02/29/24 09:00	03/05/24 20:53	7440-22-4	
Thallium	ND	mg/L	0.0010	0.00038	1	02/29/24 09:00	03/05/24 20:53	7440-28-0	
Vanadium	ND	mg/L	0.010	0.00075	1	02/29/24 09:00	03/05/24 20:53	7440-62-2	
7470 Mercury	Analytical Method: EPA 7470A Preparation Method: EPA 7470A Pace Analytical Services - Peachtree Corners, GA								
Mercury	ND	mg/L	0.00020	0.00013	1	03/11/24 16:00	03/12/24 09:11	7439-97-6	
2320B Alkalinity	Analytical Method: SM 2320B-2011 Pace Analytical Services - Asheville								
Alkalinity,Bicarbonate (CaCO3)	**120**	mg/L	5.0	5.0	1		03/06/24 17:33		
Alkalinity,Carbonate (CaCO3)	ND	mg/L	5.0	5.0	1		03/06/24 17:33		
Alkalinity, Total as CaCO3	**120**	mg/L	5.0	5.0	1		03/06/24 17:33		
2540C Total Dissolved Solids	Analytical Method: SM 2540C-2015 Pace Analytical Services - Asheville								
Total Dissolved Solids	**114**	mg/L	25.0	25.0	1		02/29/24 21:06		
300.0 IC Anions 28 Days	Analytical Method: EPA 300.0 Rev 2.1 1993 Pace Analytical Services - Asheville								
Chloride	**0.74J**	mg/L	1.0	0.60	1		02/28/24 03:47	16887-00-6	
Fluoride	ND	mg/L	0.10	0.050	1		02/28/24 03:47	16984-48-8	

REPORT OF LABORATORY ANALYSIS

This report shall not be reproduced, except in full,
without the written consent of Pace Analytical Services, LLC.

Pace Analytical Services, LLC
9800 Kincey Ave. Suite 100
Huntersville, NC 28078
(704)875-9092

ANALYTICAL RESULTS

Project: Bowen LF Cells 1&2
Pace Project No.: 92715157

Sample: BOW-GWC-7Z **Lab ID: 92715157012** Collected: 02/26/24 16:14 Received: 02/27/24 10:02 Matrix: Water

Parameters	Results	Units	Report Limit	MDL	DF	Prepared	Analyzed	CAS No.	Qual
300.0 IC Anions 28 Days	Analytical Method: EPA 300.0 Rev 2.1 1993 Pace Analytical Services - Asheville								
Sulfate	**0.98J**	mg/L	1.0	0.50	1		02/28/24 03:47	14808-79-8	

REPORT OF LABORATORY ANALYSIS

This report shall not be reproduced, except in full,
without the written consent of Pace Analytical Services, LLC.

Pace Analytical Services, LLC
9800 Kincey Ave. Suite 100
Huntersville, NC 28078
(704)875-9092

ANALYTICAL RESULTS

Project: Bowen LF Cells 1&2
Pace Project No.: 92715157

Sample: BOW-GWC-8Z **Lab ID: 92715157013** Collected: 02/26/24 15:45 Received: 02/27/24 10:02 Matrix: Water

Parameters	Results	Units	Report Limit	MDL	DF	Prepared	Analyzed	CAS No.	Qual
6010D ATL ICP	Analytical Method: EPA 6010D Preparation Method: EPA 3010A Pace Analytical Services - Peachtree Corners, GA								
Iron	**0.034J**	mg/L	0.040	0.025	1	02/29/24 15:04	03/04/24 16:53	7439-89-6	
Manganese	ND	mg/L	0.040	0.011	1	02/29/24 15:04	03/04/24 16:53	7439-96-5	
Zinc	**0.057**	mg/L	0.020	0.0085	1	02/29/24 15:04	03/04/24 16:53	7440-66-6	
Potassium	**1.7**	mg/L	0.50	0.15	1	02/29/24 15:04	03/04/24 16:53	7440-09-7	B
Sodium	**1.9**	mg/L	1.0	0.58	1	02/29/24 15:04	03/04/24 16:53	7440-23-5	
Calcium	**20.0**	mg/L	1.0	0.12	1	02/29/24 15:04	03/04/24 16:53	7440-70-2	
Magnesium	**6.8**	mg/L	0.050	0.012	1	02/29/24 15:04	03/04/24 16:53	7439-95-4	
6020 MET ICPMS	Analytical Method: EPA 6020B Preparation Method: EPA 3005A Pace Analytical Services - Peachtree Corners, GA								
Antimony	ND	mg/L	0.0030	0.00054	1	02/29/24 09:00	03/05/24 20:57	7440-36-0	
Arsenic	ND	mg/L	0.0050	0.00084	1	02/29/24 09:00	03/05/24 20:57	7440-38-2	
Barium	**0.025**	mg/L	0.0050	0.00047	1	02/29/24 09:00	03/05/24 20:57	7440-39-3	
Beryllium	ND	mg/L	0.00050	0.000094	1	02/29/24 09:00	03/05/24 20:57	7440-41-7	
Boron	ND	mg/L	0.040	0.012	1	02/29/24 09:00	03/05/24 20:57	7440-42-8	
Cadmium	ND	mg/L	0.00050	0.00010	1	02/29/24 09:00	03/05/24 20:57	7440-43-9	
Chromium	ND	mg/L	0.0050	0.0019	1	02/29/24 09:00	03/05/24 20:57	7440-47-3	
Cobalt	ND	mg/L	0.0050	0.00032	1	02/29/24 09:00	03/05/24 20:57	7440-48-4	
Copper	ND	mg/L	0.0050	0.00043	1	02/29/24 09:00	03/05/24 20:57	7440-50-8	
Lead	ND	mg/L	0.0010	0.00016	1	02/29/24 09:00	03/05/24 20:57	7439-92-1	
Nickel	ND	mg/L	0.0050	0.0021	1	02/29/24 09:00	03/05/24 20:57	7440-02-0	
Selenium	ND	mg/L	0.0050	0.00096	1	02/29/24 09:00	03/05/24 20:57	7782-49-2	
Silver	ND	mg/L	0.0050	0.00031	1	02/29/24 09:00	03/05/24 20:57	7440-22-4	
Thallium	ND	mg/L	0.0010	0.00038	1	02/29/24 09:00	03/05/24 20:57	7440-28-0	
Vanadium	ND	mg/L	0.010	0.00075	1	02/29/24 09:00	03/05/24 20:57	7440-62-2	
7470 Mercury	Analytical Method: EPA 7470A Preparation Method: EPA 7470A Pace Analytical Services - Peachtree Corners, GA								
Mercury	ND	mg/L	0.00020	0.00013	1	03/11/24 16:00	03/12/24 09:14	7439-97-6	
2320B Alkalinity	Analytical Method: SM 2320B-2011 Pace Analytical Services - Asheville								
Alkalinity,Bicarbonate (CaCO3)	**80.9**	mg/L	5.0	5.0	1		03/06/24 17:42		
Alkalinity,Carbonate (CaCO3)	ND	mg/L	5.0	5.0	1		03/06/24 17:42		
Alkalinity, Total as CaCO3	**80.9**	mg/L	5.0	5.0	1		03/06/24 17:42		
2540C Total Dissolved Solids	Analytical Method: SM 2540C-2015 Pace Analytical Services - Asheville								
Total Dissolved Solids	**92.0**	mg/L	25.0	25.0	1		02/29/24 21:06		
300.0 IC Anions 28 Days	Analytical Method: EPA 300.0 Rev 2.1 1993 Pace Analytical Services - Asheville								
Chloride	**1.4**	mg/L	1.0	0.60	1		02/28/24 04:01	16887-00-6	
Fluoride	ND	mg/L	0.10	0.050	1		02/28/24 04:01	16984-48-8	

REPORT OF LABORATORY ANALYSIS

This report shall not be reproduced, except in full,
without the written consent of Pace Analytical Services, LLC.

Pace Analytical Services, LLC
9800 Kincey Ave. Suite 100
Huntersville, NC 28078
(704)875-9092

ANALYTICAL RESULTS

Project: Bowen LF Cells 1&2
Pace Project No.: 92715157

Sample: BOW-GWC-8Z **Lab ID: 92715157013** Collected: 02/26/24 15:45 Received: 02/27/24 10:02 Matrix: Water

Parameters	Results	Units	Report Limit	MDL	DF	Prepared	Analyzed	CAS No.	Qual
300.0 IC Anions 28 Days	Analytical Method: EPA 300.0 Rev 2.1 1993 Pace Analytical Services - Asheville								
Sulfate	**0.63J**	mg/L	1.0	0.50	1		02/28/24 04:01	14808-79-8	

REPORT OF LABORATORY ANALYSIS

This report shall not be reproduced, except in full,
without the written consent of Pace Analytical Services, LLC.

Pace Analytical Services, LLC
9800 Kincey Ave. Suite 100
Huntersville, NC 28078
(704)875-9092

ANALYTICAL RESULTS

Project: Bowen LF Cells 1&2
Pace Project No.: 92715157

Sample: BOW-LF1-2-FD-10 **Lab ID: 92715157014** Collected: 02/26/24 00:00 Received: 02/27/24 10:02 Matrix: Water

Parameters	Results	Units	Report Limit	MDL	DF	Prepared	Analyzed	CAS No.	Qual
6010D ATL ICP	Analytical Method: EPA 6010D Preparation Method: EPA 3010A Pace Analytical Services - Peachtree Corners, GA								
Iron	ND	mg/L	0.040	0.025	1	03/01/24 17:38	03/05/24 14:49	7439-89-6	
Manganese	ND	mg/L	0.040	0.011	1	03/01/24 17:38	03/05/24 14:49	7439-96-5	
Zinc	ND	mg/L	0.020	0.0085	1	03/01/24 17:38	03/05/24 14:49	7440-66-6	
Potassium	**0.73**	mg/L	0.50	0.15	1	03/01/24 17:38	03/05/24 14:49	7440-09-7	
Sodium	**1.5**	mg/L	1.0	0.58	1	03/01/24 17:38	03/05/24 14:49	7440-23-5	
Calcium	**9.9**	mg/L	1.0	0.12	1	03/01/24 17:38	03/05/24 14:49	7440-70-2	
Magnesium	**5.2**	mg/L	0.050	0.012	1	03/01/24 17:38	03/05/24 14:49	7439-95-4	
6020 MET ICPMS	Analytical Method: EPA 6020B Preparation Method: EPA 3005A Pace Analytical Services - Peachtree Corners, GA								
Antimony	ND	mg/L	0.0030	0.00054	1	02/29/24 09:00	03/05/24 21:06	7440-36-0	
Arsenic	ND	mg/L	0.0050	0.00084	1	02/29/24 09:00	03/05/24 21:06	7440-38-2	
Barium	**0.0064**	mg/L	0.0050	0.00047	1	02/29/24 09:00	03/05/24 21:06	7440-39-3	
Beryllium	ND	mg/L	0.00050	0.000094	1	02/29/24 09:00	03/05/24 21:06	7440-41-7	
Boron	ND	mg/L	0.040	0.012	1	02/29/24 09:00	03/05/24 21:06	7440-42-8	
Cadmium	ND	mg/L	0.00050	0.00010	1	02/29/24 09:00	03/05/24 21:06	7440-43-9	
Chromium	**0.0021J**	mg/L	0.0050	0.0019	1	02/29/24 09:00	03/05/24 21:06	7440-47-3	
Cobalt	ND	mg/L	0.0050	0.00032	1	02/29/24 09:00	03/05/24 21:06	7440-48-4	
Copper	ND	mg/L	0.0050	0.00043	1	02/29/24 09:00	03/05/24 21:06	7440-50-8	
Lead	ND	mg/L	0.0010	0.00016	1	02/29/24 09:00	03/05/24 21:06	7439-92-1	
Nickel	ND	mg/L	0.0050	0.0021	1	02/29/24 09:00	03/05/24 21:06	7440-02-0	
Selenium	ND	mg/L	0.0050	0.00096	1	02/29/24 09:00	03/05/24 21:06	7782-49-2	
Silver	ND	mg/L	0.0050	0.00031	1	02/29/24 09:00	03/05/24 21:06	7440-22-4	
Thallium	ND	mg/L	0.0010	0.00038	1	02/29/24 09:00	03/05/24 21:06	7440-28-0	
Vanadium	ND	mg/L	0.010	0.00075	1	02/29/24 09:00	03/05/24 21:06	7440-62-2	
7470 Mercury	Analytical Method: EPA 7470A Preparation Method: EPA 7470A Pace Analytical Services - Peachtree Corners, GA								
Mercury	ND	mg/L	0.00020	0.00013	1	03/11/24 16:00	03/12/24 09:16	7439-97-6	
2320B Alkalinity	Analytical Method: SM 2320B-2011 Pace Analytical Services - Asheville								
Alkalinity,Bicarbonate (CaCO3)	**45.3**	mg/L	5.0	5.0	1		03/06/24 17:50		
Alkalinity,Carbonate (CaCO3)	ND	mg/L	5.0	5.0	1		03/06/24 17:50		
Alkalinity, Total as CaCO3	**45.3**	mg/L	5.0	5.0	1		03/06/24 17:50		
2540C Total Dissolved Solids	Analytical Method: SM 2540C-2015 Pace Analytical Services - Asheville								
Total Dissolved Solids	**52.0**	mg/L	25.0	25.0	1		02/29/24 21:06		
300.0 IC Anions 28 Days	Analytical Method: EPA 300.0 Rev 2.1 1993 Pace Analytical Services - Asheville								
Chloride	**1.3**	mg/L	1.0	0.60	1		02/28/24 04:16	16887-00-6	
Fluoride	ND	mg/L	0.10	0.050	1		02/28/24 04:16	16984-48-8	

REPORT OF LABORATORY ANALYSIS

This report shall not be reproduced, except in full,
without the written consent of Pace Analytical Services, LLC.

Pace Analytical Services, LLC
9800 Kincey Ave. Suite 100
Huntersville, NC 28078
(704)875-9092

ANALYTICAL RESULTS

Project: Bowen LF Cells 1&2
Pace Project No.: 92715157

Sample: BOW-LF1-2-FD-10 **Lab ID: 92715157014** Collected: 02/26/24 00:00 Received: 02/27/24 10:02 Matrix: Water

Parameters	Results	Units	Report Limit	MDL	DF	Prepared	Analyzed	CAS No.	Qual
300.0 IC Anions 28 Days	Analytical Method: EPA 300.0 Rev 2.1 1993 Pace Analytical Services - Asheville								
Sulfate	**1.4**	mg/L	1.0	0.50	1		02/28/24 04:16	14808-79-8	

REPORT OF LABORATORY ANALYSIS

This report shall not be reproduced, except in full,
without the written consent of Pace Analytical Services, LLC.

Pace Analytical Services, LLC
9800 Kincey Ave. Suite 100
Huntersville, NC 28078
(704)875-9092

ANALYTICAL RESULTS

Project: Bowen LF Cells 1&2
Pace Project No.: 92715157

Sample: BOW-LF1-2-FB-10 **Lab ID: 92715157015** Collected: 02/26/24 16:46 Received: 02/27/24 10:02 Matrix: Water

Parameters	Results	Units	Report Limit	MDL	DF	Prepared	Analyzed	CAS No.	Qual
6010D ATL ICP	Analytical Method: EPA 6010D Preparation Method: EPA 3010A Pace Analytical Services - Peachtree Corners, GA								
Iron	ND	mg/L	0.040	0.025	1	03/01/24 17:38	03/05/24 14:52	7439-89-6	
Manganese	ND	mg/L	0.040	0.011	1	03/01/24 17:38	03/05/24 14:52	7439-96-5	
Zinc	ND	mg/L	0.020	0.0085	1	03/01/24 17:38	03/05/24 14:52	7440-66-6	
Potassium	ND	mg/L	0.50	0.15	1	03/01/24 17:38	03/05/24 14:52	7440-09-7	
Sodium	ND	mg/L	1.0	0.58	1	03/01/24 17:38	03/05/24 14:52	7440-23-5	
Calcium	ND	mg/L	1.0	0.12	1	03/01/24 17:38	03/05/24 14:52	7440-70-2	
Magnesium	ND	mg/L	0.050	0.012	1	03/01/24 17:38	03/05/24 14:52	7439-95-4	
6020 MET ICPMS	Analytical Method: EPA 6020B Preparation Method: EPA 3005A Pace Analytical Services - Peachtree Corners, GA								
Antimony	ND	mg/L	0.0030	0.00054	1	02/29/24 09:00	03/05/24 21:10	7440-36-0	
Arsenic	ND	mg/L	0.0050	0.00084	1	02/29/24 09:00	03/05/24 21:10	7440-38-2	
Barium	ND	mg/L	0.0050	0.00047	1	02/29/24 09:00	03/05/24 21:10	7440-39-3	
Beryllium	ND	mg/L	0.00050	0.000094	1	02/29/24 09:00	03/05/24 21:10	7440-41-7	
Boron	ND	mg/L	0.040	0.012	1	02/29/24 09:00	03/05/24 21:10	7440-42-8	
Cadmium	ND	mg/L	0.00050	0.00010	1	02/29/24 09:00	03/05/24 21:10	7440-43-9	
Chromium	ND	mg/L	0.0050	0.0019	1	02/29/24 09:00	03/05/24 21:10	7440-47-3	
Cobalt	ND	mg/L	0.0050	0.00032	1	02/29/24 09:00	03/05/24 21:10	7440-48-4	
Copper	ND	mg/L	0.0050	0.00043	1	02/29/24 09:00	03/05/24 21:10	7440-50-8	
Lead	ND	mg/L	0.0010	0.00016	1	02/29/24 09:00	03/05/24 21:10	7439-92-1	
Nickel	ND	mg/L	0.0050	0.0021	1	02/29/24 09:00	03/05/24 21:10	7440-02-0	
Selenium	ND	mg/L	0.0050	0.00096	1	02/29/24 09:00	03/05/24 21:10	7782-49-2	
Silver	ND	mg/L	0.0050	0.00031	1	02/29/24 09:00	03/05/24 21:10	7440-22-4	
Thallium	ND	mg/L	0.0010	0.00038	1	02/29/24 09:00	03/05/24 21:10	7440-28-0	
Vanadium	ND	mg/L	0.010	0.00075	1	02/29/24 09:00	03/05/24 21:10	7440-62-2	
7470 Mercury	Analytical Method: EPA 7470A Preparation Method: EPA 7470A Pace Analytical Services - Peachtree Corners, GA								
Mercury	ND	mg/L	0.00020	0.00013	1	03/11/24 16:00	03/12/24 09:19	7439-97-6	
2320B Alkalinity	Analytical Method: SM 2320B-2011 Pace Analytical Services - Asheville								
Alkalinity,Bicarbonate (CaCO3)	ND	mg/L	5.0	5.0	1		03/06/24 17:56		
Alkalinity,Carbonate (CaCO3)	ND	mg/L	5.0	5.0	1		03/06/24 17:56		
Alkalinity, Total as CaCO3	ND	mg/L	5.0	5.0	1		03/06/24 17:56		
2540C Total Dissolved Solids	Analytical Method: SM 2540C-2015 Pace Analytical Services - Asheville								
Total Dissolved Solids	ND	mg/L	25.0	25.0	1		02/29/24 21:06		
300.0 IC Anions 28 Days	Analytical Method: EPA 300.0 Rev 2.1 1993 Pace Analytical Services - Asheville								
Chloride	ND	mg/L	1.0	0.60	1		02/28/24 04:59	16887-00-6	
Fluoride	ND	mg/L	0.10	0.050	1		02/28/24 04:59	16984-48-8	

REPORT OF LABORATORY ANALYSIS

This report shall not be reproduced, except in full,
without the written consent of Pace Analytical Services, LLC.

Pace Analytical Services, LLC
9800 Kincey Ave. Suite 100
Huntersville, NC 28078
(704)875-9092

ANALYTICAL RESULTS

Project: Bowen LF Cells 1&2
Pace Project No.: 92715157

Sample: BOW-LF1-2-FB-10 **Lab ID: 92715157015** Collected: 02/26/24 16:46 Received: 02/27/24 10:02 Matrix: Water

Parameters	Results	Units	Report Limit	MDL	DF	Prepared	Analyzed	CAS No.	Qual
300.0 IC Anions 28 Days	Analytical Method: EPA 300.0 Rev 2.1 1993 Pace Analytical Services - Asheville								
Sulfate	ND	mg/L	1.0	0.50	1		02/28/24 04:59	14808-79-8	

REPORT OF LABORATORY ANALYSIS

This report shall not be reproduced, except in full,
without the written consent of Pace Analytical Services, LLC.

Pace Analytical Services, LLC
9800 Kincey Ave. Suite 100
Huntersville, NC 28078
(704)875-9092

ANALYTICAL RESULTS

Project: Bowen LF Cells 1&2
Pace Project No.: 92715157

Sample: BOW-GWA-4RZ **Lab ID: 92715157016** Collected: 02/27/24 10:22 Received: 03/01/24 10:35 Matrix: Water

Parameters	Results	Units	Report Limit	MDL	DF	Prepared	Analyzed	CAS No.	Qual
6010D ATL ICP	Analytical Method: EPA 6010D Preparation Method: EPA 3010A Pace Analytical Services - Peachtree Corners, GA								
Iron	ND	mg/L	0.040	0.025	1	03/01/24 18:18	03/05/24 17:39	7439-89-6	
Manganese	ND	mg/L	0.040	0.011	1	03/01/24 18:18	03/05/24 17:39	7439-96-5	
Zinc	ND	mg/L	0.020	0.0085	1	03/01/24 18:18	03/05/24 17:39	7440-66-6	
Potassium	**0.77**	mg/L	0.50	0.15	1	03/01/24 18:18	03/05/24 17:39	7440-09-7	
Sodium	**5.0**	mg/L	1.0	0.58	1	03/01/24 18:18	03/05/24 17:39	7440-23-5	
Calcium	**63.1**	mg/L	1.0	0.12	1	03/01/24 18:18	03/05/24 17:39	7440-70-2	
Magnesium	**25.9**	mg/L	0.050	0.012	1	03/01/24 18:18	03/05/24 17:39	7439-95-4	
6020 MET ICPMS	Analytical Method: EPA 6020B Preparation Method: EPA 3005A Pace Analytical Services - Peachtree Corners, GA								
Antimony	ND	mg/L	0.0030	0.00054	1	03/02/24 06:27	03/11/24 17:28	7440-36-0	
Arsenic	ND	mg/L	0.0050	0.00084	1	03/02/24 06:27	03/11/24 17:28	7440-38-2	
Barium	**0.046**	mg/L	0.0050	0.00047	1	03/02/24 06:27	03/11/24 17:28	7440-39-3	
Beryllium	ND	mg/L	0.00050	0.000094	1	03/02/24 06:27	03/11/24 17:28	7440-41-7	
Boron	ND	mg/L	0.040	0.012	1	03/02/24 06:27	03/11/24 17:28	7440-42-8	
Cadmium	ND	mg/L	0.00050	0.00010	1	03/02/24 06:27	03/11/24 17:28	7440-43-9	
Chromium	ND	mg/L	0.0050	0.0019	1	03/02/24 06:27	03/11/24 17:28	7440-47-3	
Cobalt	**0.017**	mg/L	0.0050	0.00032	1	03/02/24 06:27	03/11/24 17:28	7440-48-4	
Copper	ND	mg/L	0.0050	0.00043	1	03/02/24 06:27	03/11/24 17:28	7440-50-8	
Lead	ND	mg/L	0.0010	0.00016	1	03/02/24 06:27	03/11/24 17:28	7439-92-1	
Nickel	ND	mg/L	0.0050	0.0021	1	03/02/24 06:27	03/11/24 17:28	7440-02-0	
Selenium	ND	mg/L	0.0050	0.00096	1	03/02/24 06:27	03/11/24 17:28	7782-49-2	
Silver	ND	mg/L	0.0050	0.00031	1	03/02/24 06:27	03/11/24 17:28	7440-22-4	
Thallium	ND	mg/L	0.0010	0.00038	1	03/02/24 06:27	03/11/24 17:28	7440-28-0	
Vanadium	ND	mg/L	0.010	0.00075	1	03/02/24 06:27	03/11/24 17:28	7440-62-2	
7470 Mercury	Analytical Method: EPA 7470A Preparation Method: EPA 7470A Pace Analytical Services - Peachtree Corners, GA								
Mercury	ND	mg/L	0.00020	0.00013	1	03/11/24 16:00	03/12/24 09:21	7439-97-6	
2320B Alkalinity	Analytical Method: SM 2320B-2011 Pace Analytical Services - Asheville								
Alkalinity,Bicarbonate (CaCO3)	**271**	mg/L	5.0	5.0	1		03/07/24 17:13		
Alkalinity,Carbonate (CaCO3)	ND	mg/L	5.0	5.0	1		03/07/24 17:13		
Alkalinity, Total as CaCO3	**271**	mg/L	5.0	5.0	1		03/07/24 17:13		
2540C Total Dissolved Solids	Analytical Method: SM 2540C-2015 Pace Analytical Services - Asheville								
Total Dissolved Solids	**268**	mg/L	25.0	25.0	1		03/03/24 12:44		
300.0 IC Anions 28 Days	Analytical Method: EPA 300.0 Rev 2.1 1993 Pace Analytical Services - Asheville								
Chloride	**3.2**	mg/L	1.0	0.60	1		03/03/24 20:36	16887-00-6	
Fluoride	**0.087J**	mg/L	0.10	0.050	1		03/03/24 20:36	16984-48-8	

REPORT OF LABORATORY ANALYSIS

This report shall not be reproduced, except in full,
without the written consent of Pace Analytical Services, LLC.

Pace Analytical Services, LLC
9800 Kincey Ave. Suite 100
Huntersville, NC 28078
(704)875-9092

ANALYTICAL RESULTS

Project: Bowen LF Cells 1&2
Pace Project No.: 92715157

Sample: BOW-GWA-4RZ **Lab ID: 92715157016** Collected: 02/27/24 10:22 Received: 03/01/24 10:35 Matrix: Water

Parameters	Results	Units	Report Limit	MDL	DF	Prepared	Analyzed	CAS No.	Qual
300.0 IC Anions 28 Days	Analytical Method: EPA 300.0 Rev 2.1 1993 Pace Analytical Services - Asheville								
Sulfate	**23.2**	mg/L	1.0	0.50	1		03/03/24 20:36	14808-79-8	

REPORT OF LABORATORY ANALYSIS

This report shall not be reproduced, except in full,
without the written consent of Pace Analytical Services, LLC.

Pace Analytical Services, LLC
9800 Kincey Ave. Suite 100
Huntersville, NC 28078
(704)875-9092

ANALYTICAL RESULTS

Project: Bowen LF Cells 1&2
Pace Project No.: 92715157

Sample: BOW-GWC-8RR **Lab ID: 92715157017** Collected: 02/27/24 11:16 Received: 03/01/24 10:35 Matrix: Water

Parameters	Results	Units	Report Limit	MDL	DF	Prepared	Analyzed	CAS No.	Qual
6010D ATL ICP	Analytical Method: EPA 6010D Preparation Method: EPA 3010A Pace Analytical Services - Peachtree Corners, GA								
Iron	ND	mg/L	0.040	0.025	1	03/01/24 18:18	03/05/24 17:42	7439-89-6	
Manganese	ND	mg/L	0.040	0.011	1	03/01/24 18:18	03/05/24 17:42	7439-96-5	
Zinc	ND	mg/L	0.020	0.0085	1	03/01/24 18:18	03/05/24 17:42	7440-66-6	
Potassium	**1.3**	mg/L	0.50	0.15	1	03/01/24 18:18	03/05/24 17:42	7440-09-7	
Sodium	**0.92J**	mg/L	1.0	0.58	1	03/01/24 18:18	03/05/24 17:42	7440-23-5	
Calcium	**24.2**	mg/L	1.0	0.12	1	03/01/24 18:18	03/05/24 17:42	7440-70-2	
Magnesium	**11.0**	mg/L	0.050	0.012	1	03/01/24 18:18	03/05/24 17:42	7439-95-4	
6020 MET ICPMS	Analytical Method: EPA 6020B Preparation Method: EPA 3005A Pace Analytical Services - Peachtree Corners, GA								
Antimony	ND	mg/L	0.0030	0.00054	1	03/02/24 06:27	03/11/24 17:32	7440-36-0	
Arsenic	ND	mg/L	0.0050	0.00084	1	03/02/24 06:27	03/11/24 17:32	7440-38-2	
Barium	**0.013**	mg/L	0.0050	0.00047	1	03/02/24 06:27	03/11/24 17:32	7440-39-3	
Beryllium	ND	mg/L	0.00050	0.000094	1	03/02/24 06:27	03/11/24 17:32	7440-41-7	
Boron	ND	mg/L	0.040	0.012	1	03/02/24 06:27	03/11/24 17:32	7440-42-8	
Cadmium	ND	mg/L	0.00050	0.00010	1	03/02/24 06:27	03/11/24 17:32	7440-43-9	
Chromium	ND	mg/L	0.0050	0.0019	1	03/02/24 06:27	03/11/24 17:32	7440-47-3	
Cobalt	ND	mg/L	0.0050	0.00032	1	03/02/24 06:27	03/11/24 17:32	7440-48-4	
Copper	ND	mg/L	0.0050	0.00043	1	03/02/24 06:27	03/11/24 17:32	7440-50-8	
Lead	ND	mg/L	0.0010	0.00016	1	03/02/24 06:27	03/11/24 17:32	7439-92-1	
Nickel	ND	mg/L	0.0050	0.0021	1	03/02/24 06:27	03/11/24 17:32	7440-02-0	
Selenium	ND	mg/L	0.0050	0.00096	1	03/02/24 06:27	03/11/24 17:32	7782-49-2	
Silver	ND	mg/L	0.0050	0.00031	1	03/02/24 06:27	03/11/24 17:32	7440-22-4	
Thallium	ND	mg/L	0.0010	0.00038	1	03/02/24 06:27	03/11/24 17:32	7440-28-0	
Vanadium	ND	mg/L	0.010	0.00075	1	03/02/24 06:27	03/11/24 17:32	7440-62-2	
7470 Mercury	Analytical Method: EPA 7470A Preparation Method: EPA 7470A Pace Analytical Services - Peachtree Corners, GA								
Mercury	ND	mg/L	0.00020	0.00013	1	03/11/24 16:00	03/12/24 09:24	7439-97-6	
2320B Alkalinity	Analytical Method: SM 2320B-2011 Pace Analytical Services - Asheville								
Alkalinity,Bicarbonate (CaCO3)	**103**	mg/L	5.0	5.0	1		03/06/24 21:05		
Alkalinity,Carbonate (CaCO3)	ND	mg/L	5.0	5.0	1		03/06/24 21:05		
Alkalinity, Total as CaCO3	**103**	mg/L	5.0	5.0	1		03/06/24 21:05		
2540C Total Dissolved Solids	Analytical Method: SM 2540C-2015 Pace Analytical Services - Asheville								
Total Dissolved Solids	**101**	mg/L	25.0	25.0	1		03/03/24 12:44		
300.0 IC Anions 28 Days	Analytical Method: EPA 300.0 Rev 2.1 1993 Pace Analytical Services - Asheville								
Chloride	**0.71J**	mg/L	1.0	0.60	1		03/03/24 20:51	16887-00-6	
Fluoride	ND	mg/L	0.10	0.050	1		03/03/24 20:51	16984-48-8	

REPORT OF LABORATORY ANALYSIS

This report shall not be reproduced, except in full,
without the written consent of Pace Analytical Services, LLC.

Pace Analytical Services, LLC
9800 Kincey Ave. Suite 100
Huntersville, NC 28078
(704)875-9092

ANALYTICAL RESULTS

Project: Bowen LF Cells 1&2
Pace Project No.: 92715157

Sample: BOW-GWC-8RR **Lab ID: 92715157017** Collected: 02/27/24 11:16 Received: 03/01/24 10:35 Matrix: Water

Parameters	Results	Units	Report Limit	MDL	DF	Prepared	Analyzed	CAS No.	Qual
300.0 IC Anions 28 Days	Analytical Method: EPA 300.0 Rev 2.1 1993 Pace Analytical Services - Asheville								
Sulfate	**0.66J**	mg/L	1.0	0.50	1		03/03/24 20:51	14808-79-8	

REPORT OF LABORATORY ANALYSIS

This report shall not be reproduced, except in full,
without the written consent of Pace Analytical Services, LLC.

Pace Analytical Services, LLC
9800 Kincey Ave. Suite 100
Huntersville, NC 28078
(704)875-9092

ANALYTICAL RESULTS

Project: Bowen LF Cells 1&2
Pace Project No.: 92715157

Sample: BOW-GWC-9 **Lab ID: 92715157018** Collected: 02/27/24 13:17 Received: 03/01/24 10:35 Matrix: Water

Parameters	Results	Units	Report Limit	MDL	DF	Prepared	Analyzed	CAS No.	Qual
6010D ATL ICP	Analytical Method: EPA 6010D Preparation Method: EPA 3010A Pace Analytical Services - Peachtree Corners, GA								
Iron	ND	mg/L	0.040	0.025	1	03/01/24 18:18	03/05/24 17:45	7439-89-6	
Manganese	**0.026J**	mg/L	0.040	0.011	1	03/01/24 18:18	03/05/24 17:45	7439-96-5	
Zinc	ND	mg/L	0.020	0.0085	1	03/01/24 18:18	03/05/24 17:45	7440-66-6	
Potassium	**0.85**	mg/L	0.50	0.15	1	03/01/24 18:18	03/05/24 17:45	7440-09-7	
Sodium	**1.2**	mg/L	1.0	0.58	1	03/01/24 18:18	03/05/24 17:45	7440-23-5	
Calcium	**2.6**	mg/L	1.0	0.12	1	03/01/24 18:18	03/05/24 17:45	7440-70-2	
Magnesium	**1.3**	mg/L	0.050	0.012	1	03/01/24 18:18	03/05/24 17:45	7439-95-4	
6020 MET ICPMS	Analytical Method: EPA 6020B Preparation Method: EPA 3005A Pace Analytical Services - Peachtree Corners, GA								
Antimony	ND	mg/L	0.0030	0.00054	1	03/02/24 06:27	03/11/24 17:36	7440-36-0	
Arsenic	ND	mg/L	0.0050	0.00084	1	03/02/24 06:27	03/11/24 17:36	7440-38-2	
Barium	**0.043**	mg/L	0.0050	0.00047	1	03/02/24 06:27	03/11/24 17:36	7440-39-3	
Beryllium	**0.00017J**	mg/L	0.00050	0.000094	1	03/02/24 06:27	03/11/24 17:36	7440-41-7	
Boron	ND	mg/L	0.040	0.012	1	03/02/24 06:27	03/11/24 17:36	7440-42-8	
Cadmium	ND	mg/L	0.00050	0.00010	1	03/02/24 06:27	03/11/24 17:36	7440-43-9	
Chromium	ND	mg/L	0.0050	0.0019	1	03/02/24 06:27	03/11/24 17:36	7440-47-3	
Cobalt	**0.00040J**	mg/L	0.0050	0.00032	1	03/02/24 06:27	03/11/24 17:36	7440-48-4	
Copper	ND	mg/L	0.0050	0.00043	1	03/02/24 06:27	03/11/24 17:36	7440-50-8	
Lead	ND	mg/L	0.0010	0.00016	1	03/02/24 06:27	03/11/24 17:36	7439-92-1	
Nickel	ND	mg/L	0.0050	0.0021	1	03/02/24 06:27	03/11/24 17:36	7440-02-0	
Selenium	ND	mg/L	0.0050	0.00096	1	03/02/24 06:27	03/11/24 17:36	7782-49-2	
Silver	ND	mg/L	0.0050	0.00031	1	03/02/24 06:27	03/11/24 17:36	7440-22-4	
Thallium	ND	mg/L	0.0010	0.00038	1	03/02/24 06:27	03/11/24 17:36	7440-28-0	
Vanadium	ND	mg/L	0.010	0.00075	1	03/02/24 06:27	03/11/24 17:36	7440-62-2	
7470 Mercury	Analytical Method: EPA 7470A Preparation Method: EPA 7470A Pace Analytical Services - Peachtree Corners, GA								
Mercury	ND	mg/L	0.00020	0.00013	1	03/11/24 16:00	03/12/24 09:27	7439-97-6	
2320B Alkalinity	Analytical Method: SM 2320B-2011 Pace Analytical Services - Asheville								
Alkalinity,Bicarbonate (CaCO3)	ND	mg/L	5.0	5.0	1		03/06/24 21:13		
Alkalinity,Carbonate (CaCO3)	ND	mg/L	5.0	5.0	1		03/06/24 21:13		
Alkalinity, Total as CaCO3	ND	mg/L	5.0	5.0	1		03/06/24 21:13		
2540C Total Dissolved Solids	Analytical Method: SM 2540C-2015 Pace Analytical Services - Asheville								
Total Dissolved Solids	**26.0**	mg/L	25.0	25.0	1		03/03/24 12:44		
300.0 IC Anions 28 Days	Analytical Method: EPA 300.0 Rev 2.1 1993 Pace Analytical Services - Asheville								
Chloride	**1.9**	mg/L	1.0	0.60	1		03/03/24 21:06	16887-00-6	
Fluoride	ND	mg/L	0.10	0.050	1		03/03/24 21:06	16984-48-8	

REPORT OF LABORATORY ANALYSIS

This report shall not be reproduced, except in full,
without the written consent of Pace Analytical Services, LLC.

Pace Analytical Services, LLC
9800 Kincey Ave. Suite 100
Huntersville, NC 28078
(704)875-9092

ANALYTICAL RESULTS

Project: Bowen LF Cells 1&2
Pace Project No.: 92715157

Sample: BOW-GWC-9 **Lab ID: 92715157018** Collected: 02/27/24 13:17 Received: 03/01/24 10:35 Matrix: Water

Parameters	Results	Units	Report Limit	MDL	DF	Prepared	Analyzed	CAS No.	Qual
300.0 IC Anions 28 Days	Analytical Method: EPA 300.0 Rev 2.1 1993 Pace Analytical Services - Asheville								
Sulfate	**3.1**	mg/L	1.0	0.50	1		03/03/24 21:06	14808-79-8	

REPORT OF LABORATORY ANALYSIS

This report shall not be reproduced, except in full,
without the written consent of Pace Analytical Services, LLC.

Pace Analytical Services, LLC
9800 Kincey Ave. Suite 100
Huntersville, NC 28078
(704)875-9092

ANALYTICAL RESULTS

Project: Bowen LF Cells 1&2
Pace Project No.: 92715157

Sample: BOW-GWC-10 **Lab ID: 92715157019** Collected: 02/27/24 12:44 Received: 03/01/24 10:35 Matrix: Water

Parameters	Results	Units	Report Limit	MDL	DF	Prepared	Analyzed	CAS No.	Qual
6010D ATL ICP	Analytical Method: EPA 6010D Preparation Method: EPA 3010A Pace Analytical Services - Peachtree Corners, GA								
Iron	**0.029J**	mg/L	0.040	0.025	1	03/01/24 18:18	03/05/24 17:47	7439-89-6	
Manganese	ND	mg/L	0.040	0.011	1	03/01/24 18:18	03/05/24 17:47	7439-96-5	
Zinc	ND	mg/L	0.020	0.0085	1	03/01/24 18:18	03/05/24 17:47	7440-66-6	
Potassium	**0.39J**	mg/L	0.50	0.15	1	03/01/24 18:18	03/05/24 17:47	7440-09-7	
Sodium	**1.5**	mg/L	1.0	0.58	1	03/01/24 18:18	03/05/24 17:47	7440-23-5	
Calcium	**23.3**	mg/L	1.0	0.12	1	03/01/24 18:18	03/05/24 17:47	7440-70-2	
Magnesium	**12.3**	mg/L	0.050	0.012	1	03/01/24 18:18	03/05/24 17:47	7439-95-4	
6020 MET ICPMS	Analytical Method: EPA 6020B Preparation Method: EPA 3005A Pace Analytical Services - Peachtree Corners, GA								
Antimony	ND	mg/L	0.0030	0.00054	1	03/02/24 06:27	03/11/24 17:40	7440-36-0	
Arsenic	ND	mg/L	0.0050	0.00084	1	03/02/24 06:27	03/11/24 17:40	7440-38-2	
Barium	**0.024**	mg/L	0.0050	0.00047	1	03/02/24 06:27	03/11/24 17:40	7440-39-3	
Beryllium	**0.00014J**	mg/L	0.00050	0.000094	1	03/02/24 06:27	03/11/24 17:40	7440-41-7	
Boron	ND	mg/L	0.040	0.012	1	03/02/24 06:27	03/11/24 17:40	7440-42-8	
Cadmium	ND	mg/L	0.00050	0.00010	1	03/02/24 06:27	03/11/24 17:40	7440-43-9	
Chromium	ND	mg/L	0.0050	0.0019	1	03/02/24 06:27	03/11/24 17:40	7440-47-3	
Cobalt	**0.0015J**	mg/L	0.0050	0.00032	1	03/02/24 06:27	03/11/24 17:40	7440-48-4	
Copper	ND	mg/L	0.0050	0.00043	1	03/02/24 06:27	03/11/24 17:40	7440-50-8	
Lead	ND	mg/L	0.0010	0.00016	1	03/02/24 06:27	03/11/24 17:40	7439-92-1	
Nickel	ND	mg/L	0.0050	0.0021	1	03/02/24 06:27	03/11/24 17:40	7440-02-0	
Selenium	ND	mg/L	0.0050	0.00096	1	03/02/24 06:27	03/11/24 17:40	7782-49-2	
Silver	ND	mg/L	0.0050	0.00031	1	03/02/24 06:27	03/11/24 17:40	7440-22-4	
Thallium	ND	mg/L	0.0010	0.00038	1	03/02/24 06:27	03/11/24 17:40	7440-28-0	
Vanadium	ND	mg/L	0.010	0.00075	1	03/02/24 06:27	03/11/24 17:40	7440-62-2	
7470 Mercury	Analytical Method: EPA 7470A Preparation Method: EPA 7470A Pace Analytical Services - Peachtree Corners, GA								
Mercury	ND	mg/L	0.00020	0.00013	1	03/11/24 16:00	03/12/24 09:29	7439-97-6	
2320B Alkalinity	Analytical Method: SM 2320B-2011 Pace Analytical Services - Asheville								
Alkalinity,Bicarbonate (CaCO3)	**106**	mg/L	5.0	5.0	1		03/06/24 21:18		
Alkalinity,Carbonate (CaCO3)	ND	mg/L	5.0	5.0	1		03/06/24 21:18		
Alkalinity, Total as CaCO3	**106**	mg/L	5.0	5.0	1		03/06/24 21:18		
2540C Total Dissolved Solids	Analytical Method: SM 2540C-2015 Pace Analytical Services - Asheville								
Total Dissolved Solids	**103**	mg/L	25.0	25.0	1		03/03/24 12:44		
300.0 IC Anions 28 Days	Analytical Method: EPA 300.0 Rev 2.1 1993 Pace Analytical Services - Asheville								
Chloride	**1.7**	mg/L	1.0	0.60	1		03/03/24 21:20	16887-00-6	
Fluoride	**0.050J**	mg/L	0.10	0.050	1		03/03/24 21:20	16984-48-8	

REPORT OF LABORATORY ANALYSIS

This report shall not be reproduced, except in full,
without the written consent of Pace Analytical Services, LLC.

Pace Analytical Services, LLC
9800 Kincey Ave. Suite 100
Huntersville, NC 28078
(704)875-9092

ANALYTICAL RESULTS

Project: Bowen LF Cells 1&2
Pace Project No.: 92715157

Sample: BOW-GWC-10 **Lab ID: 92715157019** Collected: 02/27/24 12:44 Received: 03/01/24 10:35 Matrix: Water

Parameters	Results	Units	Report Limit	MDL	DF	Prepared	Analyzed	CAS No.	Qual
300.0 IC Anions 28 Days	Analytical Method: EPA 300.0 Rev 2.1 1993 Pace Analytical Services - Asheville								
Sulfate	**0.65J**	mg/L	1.0	0.50	1		03/03/24 21:20	14808-79-8	

REPORT OF LABORATORY ANALYSIS

This report shall not be reproduced, except in full,
without the written consent of Pace Analytical Services, LLC.

Pace Analytical Services, LLC
9800 Kincey Ave. Suite 100
Huntersville, NC 28078
(704)875-9092

ANALYTICAL RESULTS

Project: Bowen LF Cells 1&2
Pace Project No.: 92715157

Sample: BOW-GWC-10R **Lab ID: 92715157020** Collected: 02/27/24 14:08 Received: 03/01/24 10:35 Matrix: Water

Parameters	Results	Units	Report Limit	MDL	DF	Prepared	Analyzed	CAS No.	Qual
6010D ATL ICP	Analytical Method: EPA 6010D Preparation Method: EPA 3010A Pace Analytical Services - Peachtree Corners, GA								
Iron	**0.043**	mg/L	0.040	0.025	1	03/01/24 18:18	03/05/24 17:50	7439-89-6	
Manganese	ND	mg/L	0.040	0.011	1	03/01/24 18:18	03/05/24 17:50	7439-96-5	
Zinc	**0.063**	mg/L	0.020	0.0085	1	03/01/24 18:18	03/05/24 17:50	7440-66-6	
Potassium	**0.67**	mg/L	0.50	0.15	1	03/01/24 18:18	03/05/24 17:50	7440-09-7	
Sodium	**2.3**	mg/L	1.0	0.58	1	03/01/24 18:18	03/05/24 17:50	7440-23-5	
Calcium	**44.4**	mg/L	1.0	0.12	1	03/01/24 18:18	03/05/24 17:50	7440-70-2	
Magnesium	**8.9**	mg/L	0.050	0.012	1	03/01/24 18:18	03/05/24 17:50	7439-95-4	
6020 MET ICPMS	Analytical Method: EPA 6020B Preparation Method: EPA 3005A Pace Analytical Services - Peachtree Corners, GA								
Antimony	ND	mg/L	0.0030	0.00054	1	03/02/24 06:27	03/11/24 17:45	7440-36-0	
Arsenic	ND	mg/L	0.0050	0.00084	1	03/02/24 06:27	03/11/24 17:45	7440-38-2	
Barium	**0.028**	mg/L	0.0050	0.00047	1	03/02/24 06:27	03/11/24 17:45	7440-39-3	
Beryllium	ND	mg/L	0.00050	0.000094	1	03/02/24 06:27	03/11/24 17:45	7440-41-7	
Boron	ND	mg/L	0.040	0.012	1	03/02/24 06:27	03/11/24 17:45	7440-42-8	
Cadmium	ND	mg/L	0.00050	0.00010	1	03/02/24 06:27	03/11/24 17:45	7440-43-9	
Chromium	ND	mg/L	0.0050	0.0019	1	03/02/24 06:27	03/11/24 17:45	7440-47-3	
Cobalt	ND	mg/L	0.0050	0.00032	1	03/02/24 06:27	03/11/24 17:45	7440-48-4	
Copper	ND	mg/L	0.0050	0.00043	1	03/02/24 06:27	03/11/24 17:45	7440-50-8	
Lead	ND	mg/L	0.0010	0.00016	1	03/02/24 06:27	03/11/24 17:45	7439-92-1	
Nickel	ND	mg/L	0.0050	0.0021	1	03/02/24 06:27	03/11/24 17:45	7440-02-0	
Selenium	ND	mg/L	0.0050	0.00096	1	03/02/24 06:27	03/11/24 17:45	7782-49-2	
Silver	ND	mg/L	0.0050	0.00031	1	03/02/24 06:27	03/11/24 17:45	7440-22-4	
Thallium	ND	mg/L	0.0010	0.00038	1	03/02/24 06:27	03/11/24 17:45	7440-28-0	
Vanadium	ND	mg/L	0.010	0.00075	1	03/02/24 06:27	03/11/24 17:45	7440-62-2	
7470 Mercury	Analytical Method: EPA 7470A Preparation Method: EPA 7470A Pace Analytical Services - Peachtree Corners, GA								
Mercury	ND	mg/L	0.00020	0.00013	1	03/11/24 16:00	03/12/24 09:32	7439-97-6	
2320B Alkalinity	Analytical Method: SM 2320B-2011 Pace Analytical Services - Asheville								
Alkalinity,Bicarbonate (CaCO3)	**166**	mg/L	5.0	5.0	1		03/07/24 18:25		
Alkalinity,Carbonate (CaCO3)	ND	mg/L	5.0	5.0	1		03/07/24 18:25		
Alkalinity, Total as CaCO3	**166**	mg/L	5.0	5.0	1		03/07/24 18:25		
2540C Total Dissolved Solids	Analytical Method: SM 2540C-2015 Pace Analytical Services - Asheville								
Total Dissolved Solids	**157**	mg/L	25.0	25.0	1		03/03/24 12:44		
300.0 IC Anions 28 Days	Analytical Method: EPA 300.0 Rev 2.1 1993 Pace Analytical Services - Asheville								
Chloride	**2.1**	mg/L	1.0	0.60	1		03/03/24 21:35	16887-00-6	
Fluoride	ND	mg/L	0.10	0.050	1		03/03/24 21:35	16984-48-8	

REPORT OF LABORATORY ANALYSIS

This report shall not be reproduced, except in full,
without the written consent of Pace Analytical Services, LLC.

Pace Analytical Services, LLC
9800 Kincey Ave. Suite 100
Huntersville, NC 28078
(704)875-9092

ANALYTICAL RESULTS

Project: Bowen LF Cells 1&2
Pace Project No.: 92715157

Sample: BOW-GWC-10R **Lab ID: 92715157020** Collected: 02/27/24 14:08 Received: 03/01/24 10:35 Matrix: Water

Parameters	Results	Units	Report Limit	MDL	DF	Prepared	Analyzed	CAS No.	Qual
300.0 IC Anions 28 Days	Analytical Method: EPA 300.0 Rev 2.1 1993 Pace Analytical Services - Asheville								
Sulfate	**0.80J**	mg/L	1.0	0.50	1		03/03/24 21:35	14808-79-8	

REPORT OF LABORATORY ANALYSIS

This report shall not be reproduced, except in full,
without the written consent of Pace Analytical Services, LLC.

Pace Analytical Services, LLC
9800 Kincey Ave. Suite 100
Huntersville, NC 28078
(704)875-9092

ANALYTICAL RESULTS

Project: Bowen LF Cells 1&2
Pace Project No.: 92715157

Sample: BOW-GWC-12 **Lab ID: 92715157021** Collected: 02/27/24 14:34 Received: 03/01/24 10:35 Matrix: Water

Parameters	Results	Units	Report Limit	MDL	DF	Prepared	Analyzed	CAS No.	Qual
6010D ATL ICP	Analytical Method: EPA 6010D Preparation Method: EPA 3010A Pace Analytical Services - Peachtree Corners, GA								
Iron	**9.1**	mg/L	0.040	0.025	1	03/01/24 18:18	03/05/24 17:53	7439-89-6	
Manganese	**0.21**	mg/L	0.040	0.011	1	03/01/24 18:18	03/05/24 17:53	7439-96-5	
Zinc	**0.017J**	mg/L	0.020	0.0085	1	03/01/24 18:18	03/05/24 17:53	7440-66-6	
Potassium	**1.0**	mg/L	0.50	0.15	1	03/01/24 18:18	03/05/24 17:53	7440-09-7	
Sodium	**2.4**	mg/L	1.0	0.58	1	03/01/24 18:18	03/05/24 17:53	7440-23-5	
Calcium	**8.4**	mg/L	1.0	0.12	1	03/01/24 18:18	03/05/24 17:53	7440-70-2	
Magnesium	**4.5**	mg/L	0.050	0.012	1	03/01/24 18:18	03/05/24 17:53	7439-95-4	
6020 MET ICPMS	Analytical Method: EPA 6020B Preparation Method: EPA 3005A Pace Analytical Services - Peachtree Corners, GA								
Antimony	ND	mg/L	0.0030	0.00054	1	03/02/24 06:27	03/11/24 17:57	7440-36-0	
Arsenic	**0.0028J**	mg/L	0.0050	0.00084	1	03/02/24 06:27	03/11/24 17:57	7440-38-2	
Barium	**0.023**	mg/L	0.0050	0.00047	1	03/02/24 06:27	03/11/24 17:57	7440-39-3	
Beryllium	ND	mg/L	0.00050	0.000094	1	03/02/24 06:27	03/11/24 17:57	7440-41-7	
Boron	ND	mg/L	0.040	0.012	1	03/02/24 06:27	03/11/24 17:57	7440-42-8	
Cadmium	**0.00071**	mg/L	0.00050	0.00010	1	03/02/24 06:27	03/11/24 17:57	7440-43-9	
Chromium	ND	mg/L	0.0050	0.0019	1	03/02/24 06:27	03/11/24 17:57	7440-47-3	
Cobalt	**0.0029J**	mg/L	0.0050	0.00032	1	03/02/24 06:27	03/11/24 17:57	7440-48-4	
Copper	ND	mg/L	0.0050	0.00043	1	03/02/24 06:27	03/11/24 17:57	7440-50-8	
Lead	ND	mg/L	0.0010	0.00016	1	03/02/24 06:27	03/11/24 17:57	7439-92-1	
Nickel	**0.0023J**	mg/L	0.0050	0.0021	1	03/02/24 06:27	03/11/24 17:57	7440-02-0	
Selenium	ND	mg/L	0.0050	0.00096	1	03/02/24 06:27	03/11/24 17:57	7782-49-2	
Silver	ND	mg/L	0.0050	0.00031	1	03/02/24 06:27	03/11/24 17:57	7440-22-4	
Thallium	ND	mg/L	0.0010	0.00038	1	03/02/24 06:27	03/11/24 17:57	7440-28-0	
Vanadium	ND	mg/L	0.010	0.00075	1	03/02/24 06:27	03/11/24 17:57	7440-62-2	
7470 Mercury	Analytical Method: EPA 7470A Preparation Method: EPA 7470A Pace Analytical Services - Peachtree Corners, GA								
Mercury	ND	mg/L	0.00020	0.00013	1	03/11/24 16:00	03/12/24 09:40	7439-97-6	
2320B Alkalinity	Analytical Method: SM 2320B-2011 Pace Analytical Services - Asheville								
Alkalinity,Bicarbonate (CaCO3)	**55.8**	mg/L	5.0	5.0	1		03/07/24 18:48		
Alkalinity,Carbonate (CaCO3)	ND	mg/L	5.0	5.0	1		03/07/24 18:48		
Alkalinity, Total as CaCO3	**55.8**	mg/L	5.0	5.0	1		03/07/24 18:48		
2540C Total Dissolved Solids	Analytical Method: SM 2540C-2015 Pace Analytical Services - Asheville								
Total Dissolved Solids	**67.0**	mg/L	25.0	25.0	1		03/04/24 11:37		
300.0 IC Anions 28 Days	Analytical Method: EPA 300.0 Rev 2.1 1993 Pace Analytical Services - Asheville								
Chloride	**0.74J**	mg/L	1.0	0.60	1		03/03/24 00:15	16887-00-6	
Fluoride	ND	mg/L	0.10	0.050	1		03/03/24 00:15	16984-48-8	

REPORT OF LABORATORY ANALYSIS

This report shall not be reproduced, except in full,
without the written consent of Pace Analytical Services, LLC.

Pace Analytical Services, LLC
9800 Kincey Ave. Suite 100
Huntersville, NC 28078
(704)875-9092

ANALYTICAL RESULTS

Project: Bowen LF Cells 1&2
Pace Project No.: 92715157

Sample: BOW-GWC-12 **Lab ID: 92715157021** Collected: 02/27/24 14:34 Received: 03/01/24 10:35 Matrix: Water

Parameters	Results	Units	Report Limit	MDL	DF	Prepared	Analyzed	CAS No.	Qual
300.0 IC Anions 28 Days	Analytical Method: EPA 300.0 Rev 2.1 1993 Pace Analytical Services - Asheville								
Sulfate	ND	mg/L	1.0	0.50	1		03/03/24 00:15	14808-79-8	

REPORT OF LABORATORY ANALYSIS

This report shall not be reproduced, except in full,
without the written consent of Pace Analytical Services, LLC.

Pace Analytical Services, LLC
9800 Kincey Ave. Suite 100
Huntersville, NC 28078
(704)875-9092

ANALYTICAL RESULTS

Project: Bowen LF Cells 1&2
Pace Project No.: 92715157

Sample: BOW-GWC-13 **Lab ID: 92715157022** Collected: 02/27/24 14:20 Received: 03/01/24 10:35 Matrix: Water

Parameters	Results	Units	Report Limit	MDL	DF	Prepared	Analyzed	CAS No.	Qual
6010D ATL ICP	Analytical Method: EPA 6010D Preparation Method: EPA 3010A Pace Analytical Services - Peachtree Corners, GA								
Iron	**0.14**	mg/L	0.040	0.025	1	03/01/24 18:18	03/05/24 17:55	7439-89-6	
Manganese	**0.031J**	mg/L	0.040	0.011	1	03/01/24 18:18	03/05/24 17:55	7439-96-5	
Zinc	ND	mg/L	0.020	0.0085	1	03/01/24 18:18	03/05/24 17:55	7440-66-6	
Potassium	**2.0**	mg/L	0.50	0.15	1	03/01/24 18:18	03/05/24 17:55	7440-09-7	
Sodium	**2.1**	mg/L	1.0	0.58	1	03/01/24 18:18	03/05/24 17:55	7440-23-5	
Calcium	**33.2**	mg/L	1.0	0.12	1	03/01/24 18:18	03/05/24 17:55	7440-70-2	
Magnesium	**12.4**	mg/L	0.050	0.012	1	03/01/24 18:18	03/05/24 17:55	7439-95-4	
6020 MET ICPMS	Analytical Method: EPA 6020B Preparation Method: EPA 3005A Pace Analytical Services - Peachtree Corners, GA								
Antimony	ND	mg/L	0.0030	0.00054	1	03/02/24 06:27	03/11/24 18:01	7440-36-0	
Arsenic	ND	mg/L	0.0050	0.00084	1	03/02/24 06:27	03/11/24 18:01	7440-38-2	
Barium	**0.025**	mg/L	0.0050	0.00047	1	03/02/24 06:27	03/11/24 18:01	7440-39-3	
Beryllium	ND	mg/L	0.00050	0.000094	1	03/02/24 06:27	03/11/24 18:01	7440-41-7	
Boron	ND	mg/L	0.040	0.012	1	03/02/24 06:27	03/11/24 18:01	7440-42-8	
Cadmium	ND	mg/L	0.00050	0.00010	1	03/02/24 06:27	03/11/24 18:01	7440-43-9	
Chromium	**0.0038J**	mg/L	0.0050	0.0019	1	03/02/24 06:27	03/11/24 18:01	7440-47-3	
Cobalt	ND	mg/L	0.0050	0.00032	1	03/02/24 06:27	03/11/24 18:01	7440-48-4	
Copper	ND	mg/L	0.0050	0.00043	1	03/02/24 06:27	03/11/24 18:01	7440-50-8	
Lead	ND	mg/L	0.0010	0.00016	1	03/02/24 06:27	03/11/24 18:01	7439-92-1	
Nickel	ND	mg/L	0.0050	0.0021	1	03/02/24 06:27	03/11/24 18:01	7440-02-0	
Selenium	ND	mg/L	0.0050	0.00096	1	03/02/24 06:27	03/11/24 18:01	7782-49-2	
Silver	ND	mg/L	0.0050	0.00031	1	03/02/24 06:27	03/11/24 18:01	7440-22-4	
Thallium	ND	mg/L	0.0010	0.00038	1	03/02/24 06:27	03/11/24 18:01	7440-28-0	
Vanadium	**0.0013J**	mg/L	0.010	0.00075	1	03/02/24 06:27	03/11/24 18:01	7440-62-2	
7470 Mercury	Analytical Method: EPA 7470A Preparation Method: EPA 7470A Pace Analytical Services - Peachtree Corners, GA								
Mercury	ND	mg/L	0.00020	0.00013	1	03/11/24 16:00	03/12/24 09:42	7439-97-6	
2320B Alkalinity	Analytical Method: SM 2320B-2011 Pace Analytical Services - Asheville								
Alkalinity,Bicarbonate (CaCO3)	**109**	mg/L	5.0	5.0	1		03/07/24 19:07		
Alkalinity,Carbonate (CaCO3)	ND	mg/L	5.0	5.0	1		03/07/24 19:07		
Alkalinity, Total as CaCO3	**109**	mg/L	5.0	5.0	1		03/07/24 19:07		
2540C Total Dissolved Solids	Analytical Method: SM 2540C-2015 Pace Analytical Services - Asheville								
Total Dissolved Solids	**143**	mg/L	25.0	25.0	1		03/04/24 11:37		
300.0 IC Anions 28 Days	Analytical Method: EPA 300.0 Rev 2.1 1993 Pace Analytical Services - Asheville								
Chloride	**3.0**	mg/L	1.0	0.60	1		03/03/24 00:30	16887-00-6	
Fluoride	ND	mg/L	0.10	0.050	1		03/03/24 00:30	16984-48-8	

REPORT OF LABORATORY ANALYSIS

This report shall not be reproduced, except in full,
without the written consent of Pace Analytical Services, LLC.

Pace Analytical Services, LLC
9800 Kincey Ave. Suite 100
Huntersville, NC 28078
(704)875-9092

ANALYTICAL RESULTS

Project: Bowen LF Cells 1&2
Pace Project No.: 92715157

Sample: BOW-GWC-13 **Lab ID: 92715157022** Collected: 02/27/24 14:20 Received: 03/01/24 10:35 Matrix: Water

Parameters	Results	Units	Report Limit	MDL	DF	Prepared	Analyzed	CAS No.	Qual
300.0 IC Anions 28 Days	Analytical Method: EPA 300.0 Rev 2.1 1993 Pace Analytical Services - Asheville								
Sulfate	**20.2**	mg/L	1.0	0.50	1		03/03/24 00:30	14808-79-8	

REPORT OF LABORATORY ANALYSIS

This report shall not be reproduced, except in full,
without the written consent of Pace Analytical Services, LLC.

Pace Analytical Services, LLC
9800 Kincey Ave. Suite 100
Huntersville, NC 28078
(704)875-9092

ANALYTICAL RESULTS

Project: Bowen LF Cells 1&2
Pace Project No.: 92715157

Sample: BOW-GWC-11 **Lab ID: 92715157023** Collected: 02/28/24 11:58 Received: 03/01/24 10:35 Matrix: Water

Parameters	Results	Units	Report Limit	MDL	DF	Prepared	Analyzed	CAS No.	Qual
6010D ATL ICP	Analytical Method: EPA 6010D Preparation Method: EPA 3010A Pace Analytical Services - Peachtree Corners, GA								
Iron	**0.096**	mg/L	0.040	0.025	1	03/01/24 18:18	03/05/24 17:58	7439-89-6	
Manganese	**0.016J**	mg/L	0.040	0.011	1	03/01/24 18:18	03/05/24 17:58	7439-96-5	
Zinc	ND	mg/L	0.020	0.0085	1	03/01/24 18:18	03/05/24 17:58	7440-66-6	
Potassium	**0.93**	mg/L	0.50	0.15	1	03/01/24 18:18	03/05/24 17:58	7440-09-7	
Sodium	**2.0**	mg/L	1.0	0.58	1	03/01/24 18:18	03/05/24 17:58	7440-23-5	
Calcium	**20.2**	mg/L	1.0	0.12	1	03/01/24 18:18	03/05/24 17:58	7440-70-2	
Magnesium	**10.7**	mg/L	0.050	0.012	1	03/01/24 18:18	03/05/24 17:58	7439-95-4	
6020 MET ICPMS	Analytical Method: EPA 6020B Preparation Method: EPA 3005A Pace Analytical Services - Peachtree Corners, GA								
Antimony	ND	mg/L	0.0030	0.00054	1	03/02/24 06:27	03/11/24 18:05	7440-36-0	
Arsenic	ND	mg/L	0.0050	0.00084	1	03/02/24 06:27	03/11/24 18:05	7440-38-2	
Barium	**0.010**	mg/L	0.0050	0.00047	1	03/02/24 06:27	03/11/24 18:05	7440-39-3	
Beryllium	ND	mg/L	0.00050	0.000094	1	03/02/24 06:27	03/11/24 18:05	7440-41-7	
Boron	ND	mg/L	0.040	0.012	1	03/02/24 06:27	03/11/24 18:05	7440-42-8	
Cadmium	ND	mg/L	0.00050	0.00010	1	03/02/24 06:27	03/11/24 18:05	7440-43-9	
Chromium	**0.0074**	mg/L	0.0050	0.0019	1	03/02/24 06:27	03/11/24 18:05	7440-47-3	
Cobalt	ND	mg/L	0.0050	0.00032	1	03/02/24 06:27	03/11/24 18:05	7440-48-4	
Copper	ND	mg/L	0.0050	0.00043	1	03/02/24 06:27	03/11/24 18:05	7440-50-8	
Lead	ND	mg/L	0.0010	0.00016	1	03/02/24 06:27	03/11/24 18:05	7439-92-1	
Nickel	ND	mg/L	0.0050	0.0021	1	03/02/24 06:27	03/11/24 18:05	7440-02-0	
Selenium	ND	mg/L	0.0050	0.00096	1	03/02/24 06:27	03/11/24 18:05	7782-49-2	
Silver	ND	mg/L	0.0050	0.00031	1	03/02/24 06:27	03/11/24 18:05	7440-22-4	
Thallium	ND	mg/L	0.0010	0.00038	1	03/02/24 06:27	03/11/24 18:05	7440-28-0	
Vanadium	ND	mg/L	0.010	0.00075	1	03/02/24 06:27	03/11/24 18:05	7440-62-2	
7470 Mercury	Analytical Method: EPA 7470A Preparation Method: EPA 7470A Pace Analytical Services - Peachtree Corners, GA								
Mercury	ND	mg/L	0.00020	0.00013	1	03/11/24 16:00	03/12/24 09:45	7439-97-6	
2320B Alkalinity	Analytical Method: SM 2320B-2011 Pace Analytical Services - Asheville								
Alkalinity,Bicarbonate (CaCO3)	**94.0**	mg/L	5.0	5.0	1		03/07/24 20:22		
Alkalinity,Carbonate (CaCO3)	ND	mg/L	5.0	5.0	1		03/07/24 20:22		
Alkalinity, Total as CaCO3	**94.0**	mg/L	5.0	5.0	1		03/07/24 20:22		
2540C Total Dissolved Solids	Analytical Method: SM 2540C-2015 Pace Analytical Services - Asheville								
Total Dissolved Solids	**102**	mg/L	25.0	25.0	1		03/04/24 11:42		
300.0 IC Anions 28 Days	Analytical Method: EPA 300.0 Rev 2.1 1993 Pace Analytical Services - Asheville								
Chloride	**1.0**	mg/L	1.0	0.60	1		03/03/24 01:15	16887-00-6	
Fluoride	**0.060J**	mg/L	0.10	0.050	1		03/03/24 01:15	16984-48-8	

REPORT OF LABORATORY ANALYSIS

This report shall not be reproduced, except in full,
without the written consent of Pace Analytical Services, LLC.

Pace Analytical Services, LLC
9800 Kincey Ave. Suite 100
Huntersville, NC 28078
(704)875-9092

ANALYTICAL RESULTS

Project: Bowen LF Cells 1&2
Pace Project No.: 92715157

Sample: BOW-GWC-11 **Lab ID: 92715157023** Collected: 02/28/24 11:58 Received: 03/01/24 10:35 Matrix: Water

Parameters	Results	Units	Report Limit	MDL	DF	Prepared	Analyzed	CAS No.	Qual
300.0 IC Anions 28 Days	Analytical Method: EPA 300.0 Rev 2.1 1993 Pace Analytical Services - Asheville								
Sulfate	**1.8**	mg/L	1.0	0.50	1		03/03/24 01:15	14808-79-8	

REPORT OF LABORATORY ANALYSIS

This report shall not be reproduced, except in full,
without the written consent of Pace Analytical Services, LLC.

Pace Analytical Services, LLC
9800 Kincey Ave. Suite 100
Huntersville, NC 28078
(704)875-9092

ANALYTICAL RESULTS

Project: Bowen LF Cells 1&2
Pace Project No.: 92715157

Sample: BOW-GWC-11R **Lab ID: 92715157024** Collected: 02/28/24 13:04 Received: 03/01/24 10:35 Matrix: Water

Parameters	Results	Units	Report Limit	MDL	DF	Prepared	Analyzed	CAS No.	Qual
6010D ATL ICP	Analytical Method: EPA 6010D Preparation Method: EPA 3010A Pace Analytical Services - Peachtree Corners, GA								
Iron	ND	mg/L	0.040	0.025	1	03/01/24 18:34	03/05/24 19:14	7439-89-6	
Manganese	ND	mg/L	0.040	0.011	1	03/01/24 18:34	03/05/24 19:14	7439-96-5	
Zinc	ND	mg/L	0.020	0.0085	1	03/01/24 18:34	03/05/24 19:14	7440-66-6	
Potassium	**0.99**	mg/L	0.50	0.15	1	03/01/24 18:34	03/05/24 19:14	7440-09-7	
Sodium	**0.97J**	mg/L	1.0	0.58	1	03/01/24 18:34	03/05/24 19:14	7440-23-5	
Calcium	**33.7**	mg/L	1.0	0.12	1	03/01/24 18:34	03/05/24 19:14	7440-70-2	
Magnesium	**18.4**	mg/L	0.050	0.012	1	03/01/24 18:34	03/05/24 19:14	7439-95-4	
6020 MET ICPMS	Analytical Method: EPA 6020B Preparation Method: EPA 3005A Pace Analytical Services - Peachtree Corners, GA								
Antimony	ND	mg/L	0.0030	0.00054	1	03/02/24 06:27	03/11/24 18:10	7440-36-0	
Arsenic	ND	mg/L	0.0050	0.00084	1	03/02/24 06:27	03/11/24 18:10	7440-38-2	
Barium	**0.020**	mg/L	0.0050	0.00047	1	03/02/24 06:27	03/11/24 18:10	7440-39-3	
Beryllium	ND	mg/L	0.00050	0.000094	1	03/02/24 06:27	03/11/24 18:10	7440-41-7	
Boron	ND	mg/L	0.040	0.012	1	03/02/24 06:27	03/11/24 18:10	7440-42-8	
Cadmium	ND	mg/L	0.00050	0.00010	1	03/02/24 06:27	03/11/24 18:10	7440-43-9	
Chromium	**0.0037J**	mg/L	0.0050	0.0019	1	03/02/24 06:27	03/11/24 18:10	7440-47-3	
Cobalt	ND	mg/L	0.0050	0.00032	1	03/02/24 06:27	03/11/24 18:10	7440-48-4	
Copper	ND	mg/L	0.0050	0.00043	1	03/02/24 06:27	03/11/24 18:10	7440-50-8	
Lead	ND	mg/L	0.0010	0.00016	1	03/02/24 06:27	03/11/24 18:10	7439-92-1	
Nickel	ND	mg/L	0.0050	0.0021	1	03/02/24 06:27	03/11/24 18:10	7440-02-0	
Selenium	ND	mg/L	0.0050	0.00096	1	03/02/24 06:27	03/11/24 18:10	7782-49-2	
Silver	ND	mg/L	0.0050	0.00031	1	03/02/24 06:27	03/11/24 18:10	7440-22-4	
Thallium	ND	mg/L	0.0010	0.00038	1	03/02/24 06:27	03/11/24 18:10	7440-28-0	
Vanadium	ND	mg/L	0.010	0.00075	1	03/02/24 06:27	03/11/24 18:10	7440-62-2	
7470 Mercury	Analytical Method: EPA 7470A Preparation Method: EPA 7470A Pace Analytical Services - Peachtree Corners, GA								
Mercury	ND	mg/L	0.00020	0.00013	1	03/11/24 16:00	03/12/24 09:48	7439-97-6	
2320B Alkalinity	Analytical Method: SM 2320B-2011 Pace Analytical Services - Asheville								
Alkalinity,Bicarbonate (CaCO3)	**172**	mg/L	5.0	5.0	1		03/07/24 20:29		
Alkalinity,Carbonate (CaCO3)	ND	mg/L	5.0	5.0	1		03/07/24 20:29		
Alkalinity, Total as CaCO3	**172**	mg/L	5.0	5.0	1		03/07/24 20:29		
2540C Total Dissolved Solids	Analytical Method: SM 2540C-2015 Pace Analytical Services - Asheville								
Total Dissolved Solids	**158**	mg/L	25.0	25.0	1		03/04/24 11:42		
300.0 IC Anions 28 Days	Analytical Method: EPA 300.0 Rev 2.1 1993 Pace Analytical Services - Asheville								
Chloride	**1.3**	mg/L	1.0	0.60	1		03/03/24 01:29	16887-00-6	
Fluoride	ND	mg/L	0.10	0.050	1		03/03/24 01:29	16984-48-8	

REPORT OF LABORATORY ANALYSIS

This report shall not be reproduced, except in full,
without the written consent of Pace Analytical Services, LLC.

Pace Analytical Services, LLC
9800 Kincey Ave. Suite 100
Huntersville, NC 28078
(704)875-9092

ANALYTICAL RESULTS

Project: Bowen LF Cells 1&2
Pace Project No.: 92715157

Sample: BOW-GWC-11R **Lab ID: 92715157024** Collected: 02/28/24 13:04 Received: 03/01/24 10:35 Matrix: Water

Parameters	Results	Units	Report Limit	MDL	DF	Prepared	Analyzed	CAS No.	Qual
300.0 IC Anions 28 Days	Analytical Method: EPA 300.0 Rev 2.1 1993 Pace Analytical Services - Asheville								
Sulfate	**1.3**	mg/L	1.0	0.50	1		03/03/24 01:29	14808-79-8	

REPORT OF LABORATORY ANALYSIS

This report shall not be reproduced, except in full,
without the written consent of Pace Analytical Services, LLC.

Pace Analytical Services, LLC
9800 Kincey Ave. Suite 100
Huntersville, NC 28078
(704)875-9092

ANALYTICAL RESULTS

Project: Bowen LF Cells 1&2
Pace Project No.: 92715157

Sample: BOW-GWC-13RZ **Lab ID: 92715157025** Collected: 02/28/24 09:46 Received: 03/01/24 10:35 Matrix: Water

Parameters	Results	Units	Report Limit	MDL	DF	Prepared	Analyzed	CAS No.	Qual
6010D ATL ICP	Analytical Method: EPA 6010D Preparation Method: EPA 3010A Pace Analytical Services - Peachtree Corners, GA								
Iron	**0.039J**	mg/L	0.040	0.025	1	03/01/24 18:34	03/05/24 19:17	7439-89-6	
Manganese	ND	mg/L	0.040	0.011	1	03/01/24 18:34	03/05/24 19:17	7439-96-5	
Zinc	ND	mg/L	0.020	0.0085	1	03/01/24 18:34	03/05/24 19:17	7440-66-6	
Potassium	**1.1**	mg/L	0.50	0.15	1	03/01/24 18:34	03/05/24 19:17	7440-09-7	
Sodium	**22.5**	mg/L	1.0	0.58	1	03/01/24 18:34	03/05/24 19:17	7440-23-5	
Calcium	**43.6**	mg/L	1.0	0.12	1	03/01/24 18:34	03/05/24 19:17	7440-70-2	
Magnesium	**19.1**	mg/L	0.050	0.012	1	03/01/24 18:34	03/05/24 19:17	7439-95-4	
6020 MET ICPMS	Analytical Method: EPA 6020B Preparation Method: EPA 3005A Pace Analytical Services - Peachtree Corners, GA								
Antimony	**0.00057J**	mg/L	0.0030	0.00054	1	03/02/24 06:27	03/11/24 18:14	7440-36-0	
Arsenic	ND	mg/L	0.0050	0.00084	1	03/02/24 06:27	03/11/24 18:14	7440-38-2	
Barium	**0.097**	mg/L	0.0050	0.00047	1	03/02/24 06:27	03/11/24 18:14	7440-39-3	
Beryllium	ND	mg/L	0.00050	0.000094	1	03/02/24 06:27	03/11/24 18:14	7440-41-7	
Boron	**0.015J**	mg/L	0.040	0.012	1	03/02/24 06:27	03/11/24 18:14	7440-42-8	
Cadmium	ND	mg/L	0.00050	0.00010	1	03/02/24 06:27	03/11/24 18:14	7440-43-9	
Chromium	ND	mg/L	0.0050	0.0019	1	03/02/24 06:27	03/11/24 18:14	7440-47-3	
Cobalt	ND	mg/L	0.0050	0.00032	1	03/02/24 06:27	03/11/24 18:14	7440-48-4	
Copper	ND	mg/L	0.0050	0.00043	1	03/02/24 06:27	03/11/24 18:14	7440-50-8	
Lead	ND	mg/L	0.0010	0.00016	1	03/02/24 06:27	03/11/24 18:14	7439-92-1	
Nickel	ND	mg/L	0.0050	0.0021	1	03/02/24 06:27	03/11/24 18:14	7440-02-0	
Selenium	ND	mg/L	0.0050	0.00096	1	03/02/24 06:27	03/11/24 18:14	7782-49-2	
Silver	ND	mg/L	0.0050	0.00031	1	03/02/24 06:27	03/11/24 18:14	7440-22-4	
Thallium	ND	mg/L	0.0010	0.00038	1	03/02/24 06:27	03/11/24 18:14	7440-28-0	
Vanadium	ND	mg/L	0.010	0.00075	1	03/02/24 06:27	03/11/24 18:14	7440-62-2	
7470 Mercury	Analytical Method: EPA 7470A Preparation Method: EPA 7470A Pace Analytical Services - Peachtree Corners, GA								
Mercury	ND	mg/L	0.00020	0.00013	1	03/11/24 16:00	03/12/24 09:50	7439-97-6	
2320B Alkalinity	Analytical Method: SM 2320B-2011 Pace Analytical Services - Asheville								
Alkalinity,Bicarbonate (CaCO3)	**181**	mg/L	5.0	5.0	1		03/07/24 20:36		
Alkalinity,Carbonate (CaCO3)	ND	mg/L	5.0	5.0	1		03/07/24 20:36		
Alkalinity, Total as CaCO3	**181**	mg/L	5.0	5.0	1		03/07/24 20:36		
2540C Total Dissolved Solids	Analytical Method: SM 2540C-2015 Pace Analytical Services - Asheville								
Total Dissolved Solids	**248**	mg/L	25.0	25.0	1		03/04/24 11:42		
300.0 IC Anions 28 Days	Analytical Method: EPA 300.0 Rev 2.1 1993 Pace Analytical Services - Asheville								
Chloride	**5.3**	mg/L	1.0	0.60	1		03/03/24 01:44	16887-00-6	
Fluoride	**0.14**	mg/L	0.10	0.050	1		03/03/24 01:44	16984-48-8	

REPORT OF LABORATORY ANALYSIS

This report shall not be reproduced, except in full,
without the written consent of Pace Analytical Services, LLC.

Pace Analytical Services, LLC
9800 Kincey Ave. Suite 100
Huntersville, NC 28078
(704)875-9092

ANALYTICAL RESULTS

Project: Bowen LF Cells 1&2
Pace Project No.: 92715157

Sample: BOW-GWC-13RZ **Lab ID: 92715157025** Collected: 02/28/24 09:46 Received: 03/01/24 10:35 Matrix: Water

Parameters	Results	Units	Report Limit	MDL	DF	Prepared	Analyzed	CAS No.	Qual
300.0 IC Anions 28 Days	Analytical Method: EPA 300.0 Rev 2.1 1993 Pace Analytical Services - Asheville								
Sulfate	**58.7**	mg/L	1.0	0.50	1		03/03/24 01:44	14808-79-8	

REPORT OF LABORATORY ANALYSIS

This report shall not be reproduced, except in full,
without the written consent of Pace Analytical Services, LLC.

Pace Analytical Services, LLC
9800 Kincey Ave. Suite 100
Huntersville, NC 28078
(704)875-9092

ANALYTICAL RESULTS

Project: Bowen LF Cells 1&2
Pace Project No.: 92715157

Sample: BOW-GWC-14Z **Lab ID: 92715157026** Collected: 02/28/24 10:45 Received: 03/01/24 10:35 Matrix: Water

Parameters	Results	Units	Report Limit	MDL	DF	Prepared	Analyzed	CAS No.	Qual
6010D ATL ICP	Analytical Method: EPA 6010D Preparation Method: EPA 3010A Pace Analytical Services - Peachtree Corners, GA								
Iron	ND	mg/L	0.040	0.025	1	03/01/24 18:34	03/05/24 19:19	7439-89-6	
Manganese	**0.019J**	mg/L	0.040	0.011	1	03/01/24 18:34	03/05/24 19:19	7439-96-5	
Zinc	ND	mg/L	0.020	0.0085	1	03/01/24 18:34	03/05/24 19:19	7440-66-6	
Potassium	**1.1**	mg/L	0.50	0.15	1	03/01/24 18:34	03/05/24 19:19	7440-09-7	
Sodium	**2.7**	mg/L	1.0	0.58	1	03/01/24 18:34	03/05/24 19:19	7440-23-5	
Calcium	**13.0**	mg/L	1.0	0.12	1	03/01/24 18:34	03/05/24 19:19	7440-70-2	
Magnesium	**5.8**	mg/L	0.050	0.012	1	03/01/24 18:34	03/05/24 19:19	7439-95-4	
6020 MET ICPMS	Analytical Method: EPA 6020B Preparation Method: EPA 3005A Pace Analytical Services - Peachtree Corners, GA								
Antimony	ND	mg/L	0.0030	0.00054	1	03/02/24 06:47	03/12/24 14:52	7440-36-0	
Arsenic	ND	mg/L	0.0050	0.00084	1	03/02/24 06:47	03/12/24 14:52	7440-38-2	
Barium	**0.012**	mg/L	0.0050	0.00047	1	03/02/24 06:47	03/12/24 14:52	7440-39-3	
Beryllium	**0.000099J**	mg/L	0.00050	0.000094	1	03/02/24 06:47	03/12/24 14:52	7440-41-7	
Boron	ND	mg/L	0.040	0.012	1	03/02/24 06:47	03/12/24 14:52	7440-42-8	
Cadmium	ND	mg/L	0.00050	0.00010	1	03/02/24 06:47	03/12/24 14:52	7440-43-9	
Chromium	ND	mg/L	0.0050	0.0019	1	03/02/24 06:47	03/12/24 14:52	7440-47-3	
Cobalt	ND	mg/L	0.0050	0.00032	1	03/02/24 06:47	03/12/24 14:52	7440-48-4	
Copper	ND	mg/L	0.0050	0.00043	1	03/02/24 06:47	03/12/24 14:52	7440-50-8	
Lead	ND	mg/L	0.0010	0.00016	1	03/02/24 06:47	03/12/24 14:52	7439-92-1	
Nickel	ND	mg/L	0.0050	0.0021	1	03/02/24 06:47	03/12/24 14:52	7440-02-0	
Selenium	ND	mg/L	0.0050	0.00096	1	03/02/24 06:47	03/12/24 14:52	7782-49-2	
Silver	ND	mg/L	0.0050	0.00031	1	03/02/24 06:47	03/12/24 14:52	7440-22-4	
Thallium	ND	mg/L	0.0010	0.00038	1	03/02/24 06:47	03/12/24 14:52	7440-28-0	
Vanadium	ND	mg/L	0.010	0.00075	1	03/02/24 06:47	03/12/24 14:52	7440-62-2	
7470 Mercury	Analytical Method: EPA 7470A Preparation Method: EPA 7470A Pace Analytical Services - Peachtree Corners, GA								
Mercury	ND	mg/L	0.00020	0.00013	1	03/11/24 16:00	03/12/24 09:53	7439-97-6	
2320B Alkalinity	Analytical Method: SM 2320B-2011 Pace Analytical Services - Asheville								
Alkalinity,Bicarbonate (CaCO3)	**47.6**	mg/L	5.0	5.0	1		03/07/24 20:43		
Alkalinity,Carbonate (CaCO3)	ND	mg/L	5.0	5.0	1		03/07/24 20:43		
Alkalinity, Total as CaCO3	**47.6**	mg/L	5.0	5.0	1		03/07/24 20:43		
2540C Total Dissolved Solids	Analytical Method: SM 2540C-2015 Pace Analytical Services - Asheville								
Total Dissolved Solids	**79.0**	mg/L	25.0	25.0	1		03/04/24 11:42		
300.0 IC Anions 28 Days	Analytical Method: EPA 300.0 Rev 2.1 1993 Pace Analytical Services - Asheville								
Chloride	**3.7**	mg/L	1.0	0.60	1		03/03/24 01:59	16887-00-6	
Fluoride	ND	mg/L	0.10	0.050	1		03/03/24 01:59	16984-48-8	

REPORT OF LABORATORY ANALYSIS

This report shall not be reproduced, except in full,
without the written consent of Pace Analytical Services, LLC.

Pace Analytical Services, LLC
9800 Kincey Ave. Suite 100
Huntersville, NC 28078
(704)875-9092

ANALYTICAL RESULTS

Project: Bowen LF Cells 1&2
Pace Project No.: 92715157

Sample: BOW-GWC-14Z **Lab ID: 92715157026** Collected: 02/28/24 10:45 Received: 03/01/24 10:35 Matrix: Water

Parameters	Results	Units	Report Limit	MDL	DF	Prepared	Analyzed	CAS No.	Qual
300.0 IC Anions 28 Days	Analytical Method: EPA 300.0 Rev 2.1 1993 Pace Analytical Services - Asheville								
Sulfate	**6.8**	mg/L	1.0	0.50	1		03/03/24 01:59	14808-79-8	

REPORT OF LABORATORY ANALYSIS

This report shall not be reproduced, except in full,
without the written consent of Pace Analytical Services, LLC.

Pace Analytical Services, LLC
9800 Kincey Ave. Suite 100
Huntersville, NC 28078
(704)875-9092

ANALYTICAL RESULTS

Project: Bowen LF Cells 1&2
Pace Project No.: 92715157

Sample: BOW-GWC-15R **Lab ID: 92715157027** Collected: 02/28/24 15:05 Received: 03/01/24 10:35 Matrix: Water

Parameters	Results	Units	Report Limit	MDL	DF	Prepared	Analyzed	CAS No.	Qual
6010D ATL ICP	Analytical Method: EPA 6010D Preparation Method: EPA 3010A Pace Analytical Services - Peachtree Corners, GA								
Iron	**0.086**	mg/L	0.040	0.025	1	03/01/24 18:34	03/05/24 19:22	7439-89-6	
Manganese	ND	mg/L	0.040	0.011	1	03/01/24 18:34	03/05/24 19:22	7439-96-5	
Zinc	**0.028**	mg/L	0.020	0.0085	1	03/01/24 18:34	03/05/24 19:22	7440-66-6	
Potassium	**0.84**	mg/L	0.50	0.15	1	03/01/24 18:34	03/05/24 19:22	7440-09-7	
Sodium	**1.0**	mg/L	1.0	0.58	1	03/01/24 18:34	03/05/24 19:22	7440-23-5	
Calcium	**34.0**	mg/L	1.0	0.12	1	03/01/24 18:34	03/05/24 19:22	7440-70-2	
Magnesium	**16.7**	mg/L	0.050	0.012	1	03/01/24 18:34	03/05/24 19:22	7439-95-4	
6020 MET ICPMS	Analytical Method: EPA 6020B Preparation Method: EPA 3005A Pace Analytical Services - Peachtree Corners, GA								
Antimony	**0.0010J**	mg/L	0.0030	0.00054	1	03/02/24 06:47	03/12/24 14:55	7440-36-0	
Arsenic	ND	mg/L	0.0050	0.00084	1	03/02/24 06:47	03/12/24 14:55	7440-38-2	
Barium	**0.014**	mg/L	0.0050	0.00047	1	03/02/24 06:47	03/12/24 14:55	7440-39-3	
Beryllium	ND	mg/L	0.00050	0.000094	1	03/02/24 06:47	03/12/24 14:55	7440-41-7	
Boron	ND	mg/L	0.040	0.012	1	03/02/24 06:47	03/12/24 14:55	7440-42-8	
Cadmium	ND	mg/L	0.00050	0.00010	1	03/02/24 06:47	03/12/24 14:55	7440-43-9	
Chromium	ND	mg/L	0.0050	0.0019	1	03/02/24 06:47	03/12/24 14:55	7440-47-3	
Cobalt	ND	mg/L	0.0050	0.00032	1	03/02/24 06:47	03/12/24 14:55	7440-48-4	
Copper	ND	mg/L	0.0050	0.00043	1	03/02/24 06:47	03/12/24 14:55	7440-50-8	
Lead	**0.00023J**	mg/L	0.0010	0.00016	1	03/02/24 06:47	03/12/24 14:55	7439-92-1	
Nickel	ND	mg/L	0.0050	0.0021	1	03/02/24 06:47	03/12/24 14:55	7440-02-0	
Selenium	ND	mg/L	0.0050	0.00096	1	03/02/24 06:47	03/12/24 14:55	7782-49-2	
Silver	ND	mg/L	0.0050	0.00031	1	03/02/24 06:47	03/12/24 14:55	7440-22-4	
Thallium	ND	mg/L	0.0010	0.00038	1	03/02/24 06:47	03/12/24 14:55	7440-28-0	
Vanadium	ND	mg/L	0.010	0.00075	1	03/02/24 06:47	03/12/24 14:55	7440-62-2	
7470 Mercury	Analytical Method: EPA 7470A Preparation Method: EPA 7470A Pace Analytical Services - Peachtree Corners, GA								
Mercury	ND	mg/L	0.00020	0.00013	1	03/11/24 16:00	03/12/24 09:56	7439-97-6	
2320B Alkalinity	Analytical Method: SM 2320B-2011 Pace Analytical Services - Asheville								
Alkalinity,Bicarbonate (CaCO3)	**160**	mg/L	5.0	5.0	1		03/07/24 20:59		
Alkalinity,Carbonate (CaCO3)	ND	mg/L	5.0	5.0	1		03/07/24 20:59		
Alkalinity, Total as CaCO3	**160**	mg/L	5.0	5.0	1		03/07/24 20:59		
2540C Total Dissolved Solids	Analytical Method: SM 2540C-2015 Pace Analytical Services - Asheville								
Total Dissolved Solids	**149**	mg/L	25.0	25.0	1		03/04/24 11:42		
300.0 IC Anions 28 Days	Analytical Method: EPA 300.0 Rev 2.1 1993 Pace Analytical Services - Asheville								
Chloride	**0.80J**	mg/L	1.0	0.60	1		03/03/24 02:14	16887-00-6	
Fluoride	ND	mg/L	0.10	0.050	1		03/03/24 02:14	16984-48-8	

REPORT OF LABORATORY ANALYSIS

This report shall not be reproduced, except in full,
without the written consent of Pace Analytical Services, LLC.

Pace Analytical Services, LLC
9800 Kincey Ave. Suite 100
Huntersville, NC 28078
(704)875-9092

ANALYTICAL RESULTS

Project: Bowen LF Cells 1&2
Pace Project No.: 92715157

Sample: BOW-GWC-15R **Lab ID: 92715157027** Collected: 02/28/24 15:05 Received: 03/01/24 10:35 Matrix: Water

Parameters	Results	Units	Report Limit	MDL	DF	Prepared	Analyzed	CAS No.	Qual
300.0 IC Anions 28 Days	Analytical Method: EPA 300.0 Rev 2.1 1993 Pace Analytical Services - Asheville								
Sulfate	**5.3**	mg/L	1.0	0.50	1		03/03/24 02:14	14808-79-8	

REPORT OF LABORATORY ANALYSIS

This report shall not be reproduced, except in full,
without the written consent of Pace Analytical Services, LLC.

Pace Analytical Services, LLC
9800 Kincey Ave. Suite 100
Huntersville, NC 28078
(704)875-9092

ANALYTICAL RESULTS

Project: Bowen LF Cells 1&2
Pace Project No.: 92715157

Sample: BOW-GWC-15Z **Lab ID: 92715157028** Collected: 02/28/24 15:38 Received: 03/01/24 10:35 Matrix: Water

Parameters	Results	Units	Report Limit	MDL	DF	Prepared	Analyzed	CAS No.	Qual
6010D ATL ICP	Analytical Method: EPA 6010D Preparation Method: EPA 3010A Pace Analytical Services - Peachtree Corners, GA								
Iron	**0.073**	mg/L	0.040	0.025	1	03/01/24 18:34	03/05/24 19:25	7439-89-6	
Manganese	ND	mg/L	0.040	0.011	1	03/01/24 18:34	03/05/24 19:25	7439-96-5	
Zinc	ND	mg/L	0.020	0.0085	1	03/01/24 18:34	03/05/24 19:25	7440-66-6	
Potassium	**0.93**	mg/L	0.50	0.15	1	03/01/24 18:34	03/05/24 19:25	7440-09-7	
Sodium	**2.8**	mg/L	1.0	0.58	1	03/01/24 18:34	03/05/24 19:25	7440-23-5	
Calcium	**25.6**	mg/L	1.0	0.12	1	03/01/24 18:34	03/05/24 19:25	7440-70-2	M1
Magnesium	**13.9**	mg/L	0.050	0.012	1	03/01/24 18:34	03/05/24 19:25	7439-95-4	M1
6020 MET ICPMS	Analytical Method: EPA 6020B Preparation Method: EPA 3005A Pace Analytical Services - Peachtree Corners, GA								
Antimony	ND	mg/L	0.0030	0.00054	1	03/02/24 06:47	03/12/24 14:59	7440-36-0	
Arsenic	ND	mg/L	0.0050	0.00084	1	03/02/24 06:47	03/12/24 14:59	7440-38-2	
Barium	**0.010**	mg/L	0.0050	0.00047	1	03/02/24 06:47	03/12/24 14:59	7440-39-3	
Beryllium	ND	mg/L	0.00050	0.000094	1	03/02/24 06:47	03/12/24 14:59	7440-41-7	
Boron	ND	mg/L	0.040	0.012	1	03/02/24 06:47	03/12/24 14:59	7440-42-8	
Cadmium	ND	mg/L	0.00050	0.00010	1	03/02/24 06:47	03/12/24 14:59	7440-43-9	
Chromium	ND	mg/L	0.0050	0.0019	1	03/02/24 06:47	03/12/24 14:59	7440-47-3	
Cobalt	ND	mg/L	0.0050	0.00032	1	03/02/24 06:47	03/12/24 14:59	7440-48-4	
Copper	ND	mg/L	0.0050	0.00043	1	03/02/24 06:47	03/12/24 14:59	7440-50-8	
Lead	ND	mg/L	0.0010	0.00016	1	03/02/24 06:47	03/12/24 14:59	7439-92-1	
Nickel	ND	mg/L	0.0050	0.0021	1	03/02/24 06:47	03/12/24 14:59	7440-02-0	
Selenium	ND	mg/L	0.0050	0.00096	1	03/02/24 06:47	03/12/24 14:59	7782-49-2	
Silver	ND	mg/L	0.0050	0.00031	1	03/02/24 06:47	03/12/24 14:59	7440-22-4	
Thallium	ND	mg/L	0.0010	0.00038	1	03/02/24 06:47	03/12/24 14:59	7440-28-0	
Vanadium	ND	mg/L	0.010	0.00075	1	03/02/24 06:47	03/12/24 14:59	7440-62-2	
7470 Mercury	Analytical Method: EPA 7470A Preparation Method: EPA 7470A Pace Analytical Services - Peachtree Corners, GA								
Mercury	ND	mg/L	0.00020	0.00013	1	03/11/24 16:00	03/12/24 10:56	7439-97-6	
2320B Alkalinity	Analytical Method: SM 2320B-2011 Pace Analytical Services - Asheville								
Alkalinity,Bicarbonate (CaCO3)	**129**	mg/L	5.0	5.0	1		03/07/24 21:06		
Alkalinity,Carbonate (CaCO3)	ND	mg/L	5.0	5.0	1		03/07/24 21:06		
Alkalinity, Total as CaCO3	**129**	mg/L	5.0	5.0	1		03/07/24 21:06		
2540C Total Dissolved Solids	Analytical Method: SM 2540C-2015 Pace Analytical Services - Asheville								
Total Dissolved Solids	**121**	mg/L	25.0	25.0	1		03/04/24 11:42		
300.0 IC Anions 28 Days	Analytical Method: EPA 300.0 Rev 2.1 1993 Pace Analytical Services - Asheville								
Chloride	ND	mg/L	1.0	0.60	1		03/03/24 02:29	16887-00-6	
Fluoride	ND	mg/L	0.10	0.050	1		03/03/24 02:29	16984-48-8	

REPORT OF LABORATORY ANALYSIS

This report shall not be reproduced, except in full,
without the written consent of Pace Analytical Services, LLC.

Pace Analytical Services, LLC
9800 Kincey Ave. Suite 100
Huntersville, NC 28078
(704)875-9092

ANALYTICAL RESULTS

Project: Bowen LF Cells 1&2
Pace Project No.: 92715157

Sample: BOW-GWC-15Z **Lab ID: 92715157028** Collected: 02/28/24 15:38 Received: 03/01/24 10:35 Matrix: Water

Parameters	Results	Units	Report Limit	MDL	DF	Prepared	Analyzed	CAS No.	Qual
300.0 IC Anions 28 Days	Analytical Method: EPA 300.0 Rev 2.1 1993 Pace Analytical Services - Asheville								
Sulfate	ND	mg/L	1.0	0.50	1		03/03/24 02:29	14808-79-8	

REPORT OF LABORATORY ANALYSIS

This report shall not be reproduced, except in full,
without the written consent of Pace Analytical Services, LLC.

Pace Analytical Services, LLC
9800 Kincey Ave. Suite 100
Huntersville, NC 28078
(704)875-9092

ANALYTICAL RESULTS

Project: Bowen LF Cells 1&2
Pace Project No.: 92715157

Sample: BOW-LF1-2-FD-11 **Lab ID: 92715157029** Collected: 02/28/24 00:00 Received: 03/01/24 10:35 Matrix: Water

Parameters	Results	Units	Report Limit	MDL	DF	Prepared	Analyzed	CAS No.	Qual
6010D ATL ICP	Analytical Method: EPA 6010D Preparation Method: EPA 3010A Pace Analytical Services - Peachtree Corners, GA								
Iron	**0.095**	mg/L	0.040	0.025	1	03/01/24 18:34	03/05/24 19:39	7439-89-6	
Manganese	**0.016J**	mg/L	0.040	0.011	1	03/01/24 18:34	03/05/24 19:39	7439-96-5	
Zinc	ND	mg/L	0.020	0.0085	1	03/01/24 18:34	03/05/24 19:39	7440-66-6	
Potassium	**0.97**	mg/L	0.50	0.15	1	03/01/24 18:34	03/05/24 19:39	7440-09-7	
Sodium	**2.1**	mg/L	1.0	0.58	1	03/01/24 18:34	03/05/24 19:39	7440-23-5	
Calcium	**21.1**	mg/L	1.0	0.12	1	03/01/24 18:34	03/05/24 19:39	7440-70-2	
Magnesium	**11.3**	mg/L	0.050	0.012	1	03/01/24 18:34	03/05/24 19:39	7439-95-4	
6020 MET ICPMS	Analytical Method: EPA 6020B Preparation Method: EPA 3005A Pace Analytical Services - Peachtree Corners, GA								
Antimony	ND	mg/L	0.0030	0.00054	1	03/02/24 06:47	03/12/24 15:03	7440-36-0	
Arsenic	ND	mg/L	0.0050	0.00084	1	03/02/24 06:47	03/12/24 15:03	7440-38-2	
Barium	**0.010**	mg/L	0.0050	0.00047	1	03/02/24 06:47	03/12/24 15:03	7440-39-3	
Beryllium	ND	mg/L	0.00050	0.000094	1	03/02/24 06:47	03/12/24 15:03	7440-41-7	
Boron	ND	mg/L	0.040	0.012	1	03/02/24 06:47	03/12/24 15:03	7440-42-8	
Cadmium	ND	mg/L	0.00050	0.00010	1	03/02/24 06:47	03/12/24 15:03	7440-43-9	
Chromium	**0.0073**	mg/L	0.0050	0.0019	1	03/02/24 06:47	03/12/24 15:03	7440-47-3	
Cobalt	ND	mg/L	0.0050	0.00032	1	03/02/24 06:47	03/12/24 15:03	7440-48-4	
Copper	ND	mg/L	0.0050	0.00043	1	03/02/24 06:47	03/12/24 15:03	7440-50-8	
Lead	ND	mg/L	0.0010	0.00016	1	03/02/24 06:47	03/12/24 15:03	7439-92-1	
Nickel	ND	mg/L	0.0050	0.0021	1	03/02/24 06:47	03/12/24 15:03	7440-02-0	
Selenium	ND	mg/L	0.0050	0.00096	1	03/02/24 06:47	03/12/24 15:03	7782-49-2	
Silver	ND	mg/L	0.0050	0.00031	1	03/02/24 06:47	03/12/24 15:03	7440-22-4	
Thallium	ND	mg/L	0.0010	0.00038	1	03/02/24 06:47	03/12/24 15:03	7440-28-0	
Vanadium	ND	mg/L	0.010	0.00075	1	03/02/24 06:47	03/12/24 15:03	7440-62-2	
7470 Mercury	Analytical Method: EPA 7470A Preparation Method: EPA 7470A Pace Analytical Services - Peachtree Corners, GA								
Mercury	ND	mg/L	0.00020	0.00013	1	03/11/24 16:00	03/12/24 10:59	7439-97-6	
2320B Alkalinity	Analytical Method: SM 2320B-2011 Pace Analytical Services - Asheville								
Alkalinity,Bicarbonate (CaCO3)	**92.3**	mg/L	5.0	5.0	1		03/07/24 21:15		
Alkalinity,Carbonate (CaCO3)	ND	mg/L	5.0	5.0	1		03/07/24 21:15		
Alkalinity, Total as CaCO3	**92.3**	mg/L	5.0	5.0	1		03/07/24 21:15		
2540C Total Dissolved Solids	Analytical Method: SM 2540C-2015 Pace Analytical Services - Asheville								
Total Dissolved Solids	**106**	mg/L	25.0	25.0	1		03/04/24 11:42		
300.0 IC Anions 28 Days	Analytical Method: EPA 300.0 Rev 2.1 1993 Pace Analytical Services - Asheville								
Chloride	**1.1**	mg/L	1.0	0.60	1		03/03/24 03:13	16887-00-6	
Fluoride	**0.060J**	mg/L	0.10	0.050	1		03/03/24 03:13	16984-48-8	

REPORT OF LABORATORY ANALYSIS

This report shall not be reproduced, except in full,
without the written consent of Pace Analytical Services, LLC.

Pace Analytical Services, LLC
9800 Kincey Ave. Suite 100
Huntersville, NC 28078
(704)875-9092

ANALYTICAL RESULTS

Project: Bowen LF Cells 1&2
Pace Project No.: 92715157

Sample: BOW-LF1-2-FD-11 **Lab ID: 92715157029** Collected: 02/28/24 00:00 Received: 03/01/24 10:35 Matrix: Water

Parameters	Results	Units	Report Limit	MDL	DF	Prepared	Analyzed	CAS No.	Qual
300.0 IC Anions 28 Days	Analytical Method: EPA 300.0 Rev 2.1 1993 Pace Analytical Services - Asheville								
Sulfate	**1.9**	mg/L	1.0	0.50	1		03/03/24 03:13	14808-79-8	

REPORT OF LABORATORY ANALYSIS

This report shall not be reproduced, except in full,
without the written consent of Pace Analytical Services, LLC.

Pace Analytical Services, LLC
9800 Kincey Ave. Suite 100
Huntersville, NC 28078
(704)875-9092

ANALYTICAL RESULTS

Project: Bowen LF Cells 1&2
Pace Project No.: 92715157

Sample: BOW-LF1-2-FB-11 **Lab ID: 92715157030** Collected: 02/27/24 14:58 Received: 03/01/24 10:35 Matrix: Water

Parameters	Results	Units	Report Limit	MDL	DF	Prepared	Analyzed	CAS No.	Qual
6010D ATL ICP	Analytical Method: EPA 6010D Preparation Method: EPA 3010A Pace Analytical Services - Peachtree Corners, GA								
Iron	ND	mg/L	0.040	0.025	1	03/01/24 18:34	03/05/24 19:42	7439-89-6	
Manganese	ND	mg/L	0.040	0.011	1	03/01/24 18:34	03/05/24 19:42	7439-96-5	
Zinc	ND	mg/L	0.020	0.0085	1	03/01/24 18:34	03/05/24 19:42	7440-66-6	
Potassium	ND	mg/L	0.50	0.15	1	03/01/24 18:34	03/05/24 19:42	7440-09-7	
Sodium	ND	mg/L	1.0	0.58	1	03/01/24 18:34	03/05/24 19:42	7440-23-5	
Calcium	ND	mg/L	1.0	0.12	1	03/01/24 18:34	03/05/24 19:42	7440-70-2	
Magnesium	ND	mg/L	0.050	0.012	1	03/01/24 18:34	03/05/24 19:42	7439-95-4	
6020 MET ICPMS	Analytical Method: EPA 6020B Preparation Method: EPA 3005A Pace Analytical Services - Peachtree Corners, GA								
Antimony	ND	mg/L	0.0030	0.00054	1	03/02/24 06:47	03/12/24 15:07	7440-36-0	
Arsenic	ND	mg/L	0.0050	0.00084	1	03/02/24 06:47	03/12/24 15:07	7440-38-2	
Barium	ND	mg/L	0.0050	0.00047	1	03/02/24 06:47	03/12/24 15:07	7440-39-3	
Beryllium	ND	mg/L	0.00050	0.000094	1	03/02/24 06:47	03/12/24 15:07	7440-41-7	
Boron	ND	mg/L	0.040	0.012	1	03/02/24 06:47	03/12/24 15:07	7440-42-8	
Cadmium	ND	mg/L	0.00050	0.00010	1	03/02/24 06:47	03/12/24 15:07	7440-43-9	
Chromium	ND	mg/L	0.0050	0.0019	1	03/02/24 06:47	03/12/24 15:07	7440-47-3	
Cobalt	ND	mg/L	0.0050	0.00032	1	03/02/24 06:47	03/12/24 15:07	7440-48-4	
Copper	ND	mg/L	0.0050	0.00043	1	03/02/24 06:47	03/12/24 15:07	7440-50-8	
Lead	ND	mg/L	0.0010	0.00016	1	03/02/24 06:47	03/12/24 15:07	7439-92-1	
Nickel	ND	mg/L	0.0050	0.0021	1	03/02/24 06:47	03/12/24 15:07	7440-02-0	
Selenium	ND	mg/L	0.0050	0.00096	1	03/02/24 06:47	03/12/24 15:07	7782-49-2	
Silver	ND	mg/L	0.0050	0.00031	1	03/02/24 06:47	03/12/24 15:07	7440-22-4	
Thallium	ND	mg/L	0.0010	0.00038	1	03/02/24 06:47	03/12/24 15:07	7440-28-0	
Vanadium	ND	mg/L	0.010	0.00075	1	03/02/24 06:47	03/12/24 15:07	7440-62-2	
7470 Mercury	Analytical Method: EPA 7470A Preparation Method: EPA 7470A Pace Analytical Services - Peachtree Corners, GA								
Mercury	ND	mg/L	0.00020	0.00013	1	03/11/24 16:00	03/12/24 11:01	7439-97-6	
2320B Alkalinity	Analytical Method: SM 2320B-2011 Pace Analytical Services - Asheville								
Alkalinity,Bicarbonate (CaCO3)	ND	mg/L	5.0	5.0	1		03/07/24 19:24		
Alkalinity,Carbonate (CaCO3)	ND	mg/L	5.0	5.0	1		03/07/24 19:24		
Alkalinity, Total as CaCO3	ND	mg/L	5.0	5.0	1		03/07/24 19:24		
2540C Total Dissolved Solids	Analytical Method: SM 2540C-2015 Pace Analytical Services - Asheville								
Total Dissolved Solids	ND	mg/L	25.0	25.0	1		03/04/24 11:37		
300.0 IC Anions 28 Days	Analytical Method: EPA 300.0 Rev 2.1 1993 Pace Analytical Services - Asheville								
Chloride	ND	mg/L	1.0	0.60	1		03/02/24 12:54	16887-00-6	
Fluoride	ND	mg/L	0.10	0.050	1		03/02/24 12:54	16984-48-8	

REPORT OF LABORATORY ANALYSIS

This report shall not be reproduced, except in full,
without the written consent of Pace Analytical Services, LLC.

Pace Analytical Services, LLC
9800 Kincey Ave. Suite 100
Huntersville, NC 28078
(704)875-9092

ANALYTICAL RESULTS

Project: Bowen LF Cells 1&2
Pace Project No.: 92715157

Sample: BOW-LF1-2-FB-11 **Lab ID: 92715157030** Collected: 02/27/24 14:58 Received: 03/01/24 10:35 Matrix: Water

Parameters	Results	Units	Report Limit	MDL	DF	Prepared	Analyzed	CAS No.	Qual
300.0 IC Anions 28 Days	Analytical Method: EPA 300.0 Rev 2.1 1993 Pace Analytical Services - Asheville								
Sulfate	ND	mg/L	1.0	0.50	1		03/02/24 12:54	14808-79-8	

REPORT OF LABORATORY ANALYSIS

This report shall not be reproduced, except in full,
without the written consent of Pace Analytical Services, LLC.

Pace Analytical Services, LLC
9800 Kincey Ave. Suite 100
Huntersville, NC 28078
(704)875-9092

QUALITY CONTROL DATA

Project: Bowen LF Cells 1&2
Pace Project No.: 92715157

QC Batch: 835861
QC Batch Method: EPA 3010A
Analysis Method: EPA 6010D
Analysis Description: 6010D ATL
Laboratory: Pace Analytical Services - Peachtree Corners, GA
Associated Lab Samples: 92715157001, 92715157002, 92715157003, 92715157004

METHOD BLANK: 4318215 Matrix: Water
Associated Lab Samples: 92715157001, 92715157002, 92715157003, 92715157004

Parameter	Units	Blank Result	Reporting Limit	MDL	Analyzed	Qualifiers
Calcium	mg/L	ND	1.0	0.12	03/04/24 12:31	
Iron	mg/L	ND	0.040	0.025	03/04/24 12:31	
Magnesium	mg/L	ND	0.050	0.012	03/04/24 12:31	
Manganese	mg/L	ND	0.040	0.011	03/04/24 12:31	
Potassium	mg/L	ND	0.50	0.15	03/04/24 12:31	
Sodium	mg/L	ND	1.0	0.58	03/04/24 12:31	
Zinc	mg/L	ND	0.020	0.0085	03/04/24 12:31	

LABORATORY CONTROL SAMPLE: 4318216

Parameter	Units	Spike Conc.	LCS Result	LCS % Rec	% Rec Limits	Qualifiers
Calcium	mg/L	1	1.0	102	80-120	
Iron	mg/L	1	1.0	102	80-120	
Magnesium	mg/L	1	1.1	105	80-120	
Manganese	mg/L	1	1.0	101	80-120	
Potassium	mg/L	1	1.0	101	80-120	
Sodium	mg/L	1	1.1	108	80-120	
Zinc	mg/L	1	1.0	102	80-120	

MATRIX SPIKE & MATRIX SPIKE DUPLICATE: 4318217 4318218

Parameter	Units	92715031006 Result	MS Spike Conc.	MSD Spike Conc.	MS Result	MSD Result	MS % Rec	MSD % Rec	% Rec Limits	RPD	Max RPD	Qual
Calcium	mg/L	24.5	1	1	25.8	26.0	134	156	75-125	1	20	M1
Iron	mg/L	0.041	1	1	1.1	1.1	104	105	75-125	1	20	
Magnesium	mg/L	52.2	1	1	54.3	53.9	210	173	75-125	1	20	M1
Manganese	mg/L	0.28	1	1	1.3	1.3	101	98	75-125	3	20	
Potassium	mg/L	8.7	1	1	10	9.9	129	124	75-125	0	20	M1
Sodium	mg/L	42.9	1	1	45.0	44.5	209	156	75-125	1	20	M1
Zinc	mg/L	0.0092J	1	1	1.1	1.0	104	102	75-125	2	20	

Results presented on this page are in the units indicated by the "Units" column except where an alternate unit is presented to the right of the result.

REPORT OF LABORATORY ANALYSIS

This report shall not be reproduced, except in full,
without the written consent of Pace Analytical Services, LLC.

Pace Analytical Services, LLC
9800 Kincey Ave. Suite 100
Huntersville, NC 28078
(704)875-9092

QUALITY CONTROL DATA

Project: Bowen LF Cells 1&2
Pace Project No.: 92715157

QC Batch: 835873
QC Batch Method: EPA 3010A
Analysis Method: EPA 6010D
Analysis Description: 6010D ATL
Laboratory: Pace Analytical Services - Peachtree Corners, GA
Associated Lab Samples: 92715157005, 92715157006, 92715157007

METHOD BLANK: 4318271 Matrix: Water
Associated Lab Samples: 92715157005, 92715157006, 92715157007

Parameter	Units	Blank Result	Reporting Limit	MDL	Analyzed	Qualifiers
Calcium	mg/L	ND	1.0	0.12	03/04/24 17:06	
Iron	mg/L	ND	0.040	0.025	03/04/24 17:06	
Magnesium	mg/L	ND	0.050	0.012	03/04/24 17:06	
Manganese	mg/L	ND	0.040	0.011	03/04/24 17:06	
Potassium	mg/L	ND	0.50	0.15	03/04/24 17:06	
Sodium	mg/L	ND	1.0	0.58	03/04/24 17:06	
Zinc	mg/L	ND	0.020	0.0085	03/04/24 17:06	

LABORATORY CONTROL SAMPLE: 4318272

Parameter	Units	Spike Conc.	LCS Result	LCS % Rec	% Rec Limits	Qualifiers
Calcium	mg/L	1	1.1	106	80-120	
Iron	mg/L	1	1.1	108	80-120	
Magnesium	mg/L	1	1.1	110	80-120	
Manganese	mg/L	1	1.0	102	80-120	
Potassium	mg/L	1	1.1	111	80-120	
Sodium	mg/L	1	1.2	117	80-120	
Zinc	mg/L	1	1.0	103	80-120	

MATRIX SPIKE & MATRIX SPIKE DUPLICATE: 4318273 4318274

Parameter	Units	92715157005 Result	MS Spike Conc.	MSD Spike Conc.	MS Result	MSD Result	MS % Rec	MSD % Rec	% Rec Limits	RPD	Max RPD	Qual
Calcium	mg/L	0.78J	1	1	1.8	1.8	100	102	75-125	1	20	
Iron	mg/L	ND	1	1	1.0	1.1	104	105	75-125	1	20	
Magnesium	mg/L	0.34	1	1	1.4	1.4	106	107	75-125	1	20	
Manganese	mg/L	0.017J	1	1	1.0	1.0	102	99	75-125	3	20	
Potassium	mg/L	0.30J	1	1	1.3	1.3	99	103	75-125	3	20	
Sodium	mg/L	1.0	1	1	2.0	2.0	97	101	75-125	2	20	
Zinc	mg/L	ND	1	1	1.0	1.0	104	100	75-125	3	20	

Results presented on this page are in the units indicated by the "Units" column except where an alternate unit is presented to the right of the result.

REPORT OF LABORATORY ANALYSIS

This report shall not be reproduced, except in full,
without the written consent of Pace Analytical Services, LLC.

Pace Analytical Services, LLC
9800 Kincey Ave. Suite 100
Huntersville, NC 28078
(704)875-9092

QUALITY CONTROL DATA

Project: Bowen LF Cells 1&2
Pace Project No.: 92715157

QC Batch: 835886
QC Batch Method: EPA 3010A
Analysis Method: EPA 6010D
Analysis Description: 6010D ATL
Laboratory: Pace Analytical Services - Peachtree Corners, GA
Associated Lab Samples: 92715157008, 92715157009, 92715157010, 92715157011, 92715157012, 92715157013

METHOD BLANK: 4318385 Matrix: Water
Associated Lab Samples: 92715157008, 92715157009, 92715157010, 92715157011, 92715157012, 92715157013

Parameter	Units	Blank Result	Reporting Limit	MDL	Analyzed	Qualifiers
Calcium	mg/L	ND	1.0	0.12	03/04/24 15:38	
Iron	mg/L	ND	0.040	0.025	03/04/24 15:38	
Magnesium	mg/L	ND	0.050	0.012	03/04/24 15:38	
Manganese	mg/L	ND	0.040	0.011	03/04/24 15:38	
Potassium	mg/L	0.19J	0.50	0.15	03/04/24 15:38	
Sodium	mg/L	ND	1.0	0.58	03/05/24 18:18	
Zinc	mg/L	ND	0.020	0.0085	03/04/24 15:38	

LABORATORY CONTROL SAMPLE: 4318386

Parameter	Units	Spike Conc.	LCS Result	LCS % Rec	% Rec Limits	Qualifiers
Calcium	mg/L	1	1.0	103	80-120	
Iron	mg/L	1	1.0	103	80-120	
Magnesium	mg/L	1	1.1	107	80-120	
Manganese	mg/L	1	1.0	100	80-120	
Potassium	mg/L	1	1.1	114	80-120	
Sodium	mg/L	1	1.1	106	80-120	
Zinc	mg/L	1	1.0	101	80-120	

MATRIX SPIKE & MATRIX SPIKE DUPLICATE: 4318387 4318388

Parameter	Units	92714723025 Result	MS Spike Conc.	MSD Spike Conc.	MS Result	MSD Result	MS % Rec	MSD % Rec	% Rec Limits	RPD	Max RPD	Qual
Calcium	mg/L	0.84J	1	1	1.9	1.8	109	99	75-125	5	20	
Iron	mg/L	ND	1	1	1.1	1.0	108	103	75-125	5	20	
Magnesium	mg/L	1.0	1	1	2.1	2.0	113	103	75-125	5	20	
Manganese	mg/L	ND	1	1	1.0	0.99	102	99	75-125	3	20	
Potassium	mg/L	0.62	1	1	1.7	1.6	106	95	75-125	7	20	
Sodium	mg/L	8.6	1	1	10.3	9.9	169	129	75-125	4	20	M1
Zinc	mg/L	ND	1	1	1.0	1.0	103	100	75-125	3	20	

Results presented on this page are in the units indicated by the "Units" column except where an alternate unit is presented to the right of the result.

REPORT OF LABORATORY ANALYSIS

This report shall not be reproduced, except in full,
without the written consent of Pace Analytical Services, LLC.

Pace Analytical Services, LLC
9800 Kincey Ave. Suite 100
Huntersville, NC 28078
(704)875-9092

QUALITY CONTROL DATA

Project: Bowen LF Cells 1&2
Pace Project No.: 92715157

QC Batch: 836229
QC Batch Method: EPA 3010A
Analysis Method: EPA 6010D
Analysis Description: 6010D ATL
Laboratory: Pace Analytical Services - Peachtree Corners, GA
Associated Lab Samples: 92715157014, 92715157015

METHOD BLANK: 4319841 Matrix: Water
Associated Lab Samples: 92715157014, 92715157015

Parameter	Units	Blank Result	Reporting Limit	MDL	Analyzed	Qualifiers
Calcium	mg/L	ND	1.0	0.12	03/05/24 14:44	
Iron	mg/L	ND	0.040	0.025	03/05/24 14:44	
Magnesium	mg/L	ND	0.050	0.012	03/05/24 14:44	
Manganese	mg/L	ND	0.040	0.011	03/05/24 14:44	
Potassium	mg/L	ND	0.50	0.15	03/05/24 14:44	
Sodium	mg/L	ND	1.0	0.58	03/05/24 14:44	
Zinc	mg/L	ND	0.020	0.0085	03/05/24 14:44	

LABORATORY CONTROL SAMPLE: 4319842

Parameter	Units	Spike Conc.	LCS Result	LCS % Rec	% Rec Limits	Qualifiers
Calcium	mg/L	1	1.0	102	80-120	
Iron	mg/L	1	1.0	104	80-120	
Magnesium	mg/L	1	1.1	106	80-120	
Manganese	mg/L	1	1.0	102	80-120	
Potassium	mg/L	1	0.90	90	80-120	
Sodium	mg/L	1	1.0	102	80-120	
Zinc	mg/L	1	1.0	103	80-120	

MATRIX SPIKE & MATRIX SPIKE DUPLICATE: 4319843 4319844

Parameter	Units	92715972005 Result	MS Spike Conc.	MSD Spike Conc.	MS Result	MSD Result	MS % Rec	MSD % Rec	% Rec Limits	RPD	Max RPD	Qual
Calcium	mg/L	144	1	1	139	144	-508	-23	75-125	3	20	M1
Iron	mg/L	0.086	1	1	1.1	1.1	103	106	75-125	3	20	
Magnesium	mg/L	3.3	1	1	4.2	4.3	89	104	75-125	4	20	
Manganese	mg/L	0.016J	1	1	1.0	1.0	98	99	75-125	0	20	
Potassium	mg/L	1.7	1	1	2.6	2.8	89	109	75-125	7	20	
Sodium	mg/L	10.4	1	1	10.9	11.4	55	103	75-125	4	20	M1
Zinc	mg/L	ND	1	1	1.0	1.0	99	99	75-125	0	20	

Results presented on this page are in the units indicated by the "Units" column except where an alternate unit is presented to the right of the result.

REPORT OF LABORATORY ANALYSIS

This report shall not be reproduced, except in full,
without the written consent of Pace Analytical Services, LLC.

Pace Analytical Services, LLC
9800 Kincey Ave. Suite 100
Huntersville, NC 28078
(704)875-9092

QUALITY CONTROL DATA

Project: Bowen LF Cells 1&2
Pace Project No.: 92715157

QC Batch: 836273
QC Batch Method: EPA 3010A
Analysis Method: EPA 6010D
Analysis Description: 6010D ATL
Laboratory: Pace Analytical Services - Peachtree Corners, GA
Associated Lab Samples: 92715157016, 92715157017, 92715157018, 92715157019, 92715157020, 92715157021, 92715157022, 92715157023

METHOD BLANK: 4320287 Matrix: Water
Associated Lab Samples: 92715157016, 92715157017, 92715157018, 92715157019, 92715157020, 92715157021, 92715157022, 92715157023

Parameter	Units	Blank Result	Reporting Limit	MDL	Analyzed	Qualifiers
Calcium	mg/L	ND	1.0	0.12	03/05/24 16:37	
Iron	mg/L	ND	0.040	0.025	03/05/24 16:37	
Magnesium	mg/L	ND	0.050	0.012	03/05/24 16:37	
Manganese	mg/L	ND	0.040	0.011	03/05/24 16:37	
Potassium	mg/L	ND	0.50	0.15	03/05/24 16:37	
Sodium	mg/L	ND	1.0	0.58	03/05/24 16:37	
Zinc	mg/L	ND	0.020	0.0085	03/05/24 16:37	

LABORATORY CONTROL SAMPLE: 4320288

Parameter	Units	Spike Conc.	LCS Result	LCS % Rec	% Rec Limits	Qualifiers
Calcium	mg/L	1	0.99J	99	80-120	
Iron	mg/L	1	1.0	100	80-120	
Magnesium	mg/L	1	1.0	103	80-120	
Manganese	mg/L	1	1.0	101	80-120	
Potassium	mg/L	1	0.87	87	80-120	
Sodium	mg/L	1	1.0	101	80-120	
Zinc	mg/L	1	1.0	103	80-120	

MATRIX SPIKE & MATRIX SPIKE DUPLICATE: 4320289 4320290

Parameter	Units	92716305003 Result	MS Spike Conc.	MSD Spike Conc.	MS Result	MSD Result	MS % Rec	MSD % Rec	% Rec Limits	RPD	Max RPD	Qual
Calcium	mg/L	30.9	1	1	32.7	31.1	174	17	75-125	5	20	
Iron	mg/L	0.21	1	1	1.2	1.2	100	99	75-125	1	20	
Magnesium	mg/L	16.6	1	1	18.0	17.3	134	61	75-125	4	20	
Manganese	mg/L	0.040	1	1	1.1	1.0	102	99	75-125	3	20	
Potassium	mg/L	0.68	1	1	1.7	1.7	101	100	75-125	1	20	
Sodium	mg/L	6.0	1	1	7.1	6.8	108	83	75-125	4	20	
Zinc	mg/L	ND	1	1	1.0	1.0	103	101	75-125	3	20	

Results presented on this page are in the units indicated by the "Units" column except where an alternate unit is presented to the right of the result.

REPORT OF LABORATORY ANALYSIS

This report shall not be reproduced, except in full,
without the written consent of Pace Analytical Services, LLC.

Pace Analytical Services, LLC
9800 Kincey Ave. Suite 100
Huntersville, NC 28078
(704)875-9092

QUALITY CONTROL DATA

Project: Bowen LF Cells 1&2
Pace Project No.: 92715157

QC Batch: 836274
QC Batch Method: EPA 3010A
Analysis Method: EPA 6010D
Analysis Description: 6010D ATL
Laboratory: Pace Analytical Services - Peachtree Corners, GA
Associated Lab Samples: 92715157024, 92715157025, 92715157026, 92715157027, 92715157028, 92715157029, 92715157030

METHOD BLANK: 4320291 Matrix: Water
Associated Lab Samples: 92715157024, 92715157025, 92715157026, 92715157027, 92715157028, 92715157029, 92715157030

Parameter	Units	Blank Result	Reporting Limit	MDL	Analyzed	Qualifiers
Calcium	mg/L	ND	1.0	0.12	03/05/24 19:09	
Iron	mg/L	ND	0.040	0.025	03/05/24 19:09	
Magnesium	mg/L	ND	0.050	0.012	03/05/24 19:09	
Manganese	mg/L	ND	0.040	0.011	03/05/24 19:09	
Potassium	mg/L	ND	0.50	0.15	03/05/24 19:09	
Sodium	mg/L	ND	1.0	0.58	03/05/24 19:09	
Zinc	mg/L	ND	0.020	0.0085	03/05/24 19:09	

LABORATORY CONTROL SAMPLE: 4320292

Parameter	Units	Spike Conc.	LCS Result	LCS % Rec	% Rec Limits	Qualifiers
Calcium	mg/L	1	1.0	102	80-120	
Iron	mg/L	1	1.0	104	80-120	
Magnesium	mg/L	1	1.1	107	80-120	
Manganese	mg/L	1	1.0	103	80-120	
Potassium	mg/L	1	0.95	95	80-120	
Sodium	mg/L	1	1.1	107	80-120	
Zinc	mg/L	1	1.0	104	80-120	

MATRIX SPIKE & MATRIX SPIKE DUPLICATE: 4320293 4320294

Parameter	Units	92715157028 Result	MS Spike Conc.	MSD Spike Conc.	MS Result	MSD Result	MS % Rec	MSD % Rec	% Rec Limits	RPD	Max RPD	Qual
Calcium	mg/L	25.6	1	1	27.9	26.7	232	110	75-125	4	20	M1
Iron	mg/L	0.073	1	1	1.1	1.1	103	103	75-125	0	20	
Magnesium	mg/L	13.9	1	1	15.7	15.1	176	114	75-125	4	20	M1
Manganese	mg/L	ND	1	1	1.0	1.0	101	100	75-125	1	20	
Potassium	mg/L	0.93	1	1	2.0	2.0	107	102	75-125	3	20	
Sodium	mg/L	2.8	1	1	4.0	3.9	116	104	75-125	3	20	
Zinc	mg/L	ND	1	1	1.0	1.0	102	101	75-125	1	20	

Results presented on this page are in the units indicated by the "Units" column except where an alternate unit is presented to the right of the result.

REPORT OF LABORATORY ANALYSIS

This report shall not be reproduced, except in full,
without the written consent of Pace Analytical Services, LLC.

Pace Analytical Services, LLC
9800 Kincey Ave. Suite 100
Huntersville, NC 28078
(704)875-9092

QUALITY CONTROL DATA

Project: Bowen LF Cells 1&2
Pace Project No.: 92715157

QC Batch: 835670
QC Batch Method: EPA 3005A
Analysis Method: EPA 6020B
Analysis Description: 6020 MET
Laboratory: Pace Analytical Services - Peachtree Corners, GA
Associated Lab Samples: 92715157001, 92715157002, 92715157003, 92715157004, 92715157005, 92715157006, 92715157007

METHOD BLANK: 4317357 Matrix: Water
Associated Lab Samples: 92715157001, 92715157002, 92715157003, 92715157004, 92715157005, 92715157006, 92715157007

Parameter	Units	Blank Result	Reporting Limit	MDL	Analyzed	Qualifiers
Antimony	mg/L	ND	0.0030	0.00054	03/05/24 17:46	
Arsenic	mg/L	ND	0.0050	0.00084	03/05/24 17:46	
Barium	mg/L	ND	0.0050	0.00047	03/05/24 17:46	
Beryllium	mg/L	ND	0.00050	0.000094	03/05/24 17:46	
Boron	mg/L	ND	0.040	0.012	03/05/24 17:46	
Cadmium	mg/L	ND	0.00050	0.00010	03/05/24 17:46	
Chromium	mg/L	ND	0.0050	0.0019	03/05/24 17:46	
Cobalt	mg/L	ND	0.0050	0.00032	03/05/24 17:46	
Copper	mg/L	ND	0.0050	0.00043	03/05/24 17:46	
Lead	mg/L	ND	0.0010	0.00016	03/05/24 17:46	
Nickel	mg/L	ND	0.0050	0.0021	03/05/24 17:46	
Selenium	mg/L	ND	0.0050	0.00096	03/05/24 17:46	
Silver	mg/L	ND	0.0050	0.00031	03/05/24 17:46	
Thallium	mg/L	ND	0.0010	0.00038	03/05/24 17:46	
Vanadium	mg/L	ND	0.010	0.00075	03/05/24 17:46	

LABORATORY CONTROL SAMPLE: 4317358

Parameter	Units	Spike Conc.	LCS Result	LCS % Rec	% Rec Limits	Qualifiers
Antimony	mg/L	0.1	0.099	99	80-120	
Arsenic	mg/L	0.1	0.096	96	80-120	
Barium	mg/L	0.1	0.093	93	80-120	
Beryllium	mg/L	0.1	0.11	106	80-120	
Boron	mg/L	1	1.0	102	80-120	
Cadmium	mg/L	0.1	0.098	98	80-120	
Chromium	mg/L	0.1	0.095	95	80-120	
Cobalt	mg/L	0.1	0.094	94	80-120	
Copper	mg/L	0.1	0.095	95	80-120	
Lead	mg/L	0.1	0.095	95	80-120	
Nickel	mg/L	0.1	0.095	95	80-120	
Selenium	mg/L	0.1	0.095	95	80-120	
Silver	mg/L	0.1	0.097	97	80-120	
Thallium	mg/L	0.1	0.093	93	80-120	
Vanadium	mg/L	0.1	0.095	95	80-120	

Results presented on this page are in the units indicated by the "Units" column except where an alternate unit is presented to the right of the result.

REPORT OF LABORATORY ANALYSIS

This report shall not be reproduced, except in full,
without the written consent of Pace Analytical Services, LLC.

Pace Analytical Services, LLC
9800 Kincey Ave. Suite 100
Huntersville, NC 28078
(704)875-9092

QUALITY CONTROL DATA

Project: Bowen LF Cells 1&2
Pace Project No.: 92715157

MATRIX SPIKE & MATRIX SPIKE DUPLICATE: 4317359 4317360

Parameter	Units	92714437016 Result	MS Spike Conc.	MSD Spike Conc.	MS Result	MSD Result	MS % Rec	MSD % Rec	% Rec Limits	RPD	Max RPD	Qual
Antimony	mg/L	ND	0.1	0.1	0.10	0.10	101	100	75-125	1	20	
Arsenic	mg/L	ND	0.1	0.1	0.10	0.099	102	98	75-125	4	20	
Barium	mg/L	0.011	0.1	0.1	0.11	0.11	98	97	75-125	2	20	
Beryllium	mg/L	ND	0.1	0.1	0.10	0.099	103	99	75-125	4	20	
Boron	mg/L	ND	1	1	1.0	0.98	103	97	75-125	6	20	
Cadmium	mg/L	ND	0.1	0.1	0.10	0.098	103	98	75-125	4	20	
Chromium	mg/L	0.0066	0.1	0.1	0.11	0.10	100	98	75-125	2	20	
Cobalt	mg/L	ND	0.1	0.1	0.099	0.096	99	96	75-125	3	20	
Copper	mg/L	ND	0.1	0.1	0.097	0.094	97	94	75-125	3	20	
Lead	mg/L	ND	0.1	0.1	0.095	0.092	95	92	75-125	3	20	
Nickel	mg/L	ND	0.1	0.1	0.099	0.096	99	96	75-125	3	20	
Selenium	mg/L	ND	0.1	0.1	0.10	0.098	101	98	75-125	3	20	
Silver	mg/L	ND	0.1	0.1	0.097	0.094	97	94	75-125	3	20	
Thallium	mg/L	ND	0.1	0.1	0.094	0.091	94	91	75-125	3	20	
Vanadium	mg/L	ND	0.1	0.1	0.10	0.099	103	99	75-125	3	20	

Results presented on this page are in the units indicated by the "Units" column except where an alternate unit is presented to the right of the result.

REPORT OF LABORATORY ANALYSIS

This report shall not be reproduced, except in full,
without the written consent of Pace Analytical Services, LLC.

Pace Analytical Services, LLC
9800 Kincey Ave. Suite 100
Huntersville, NC 28078
(704)875-9092

QUALITY CONTROL DATA

Project: Bowen LF Cells 1&2
Pace Project No.: 92715157

QC Batch: 835672
QC Batch Method: EPA 3005A
Analysis Method: EPA 6020B
Analysis Description: 6020 MET
Laboratory: Pace Analytical Services - Peachtree Corners, GA
Associated Lab Samples: 92715157008, 92715157009, 92715157010, 92715157011, 92715157012, 92715157013, 92715157014, 92715157015

METHOD BLANK: 4317365 Matrix: Water
Associated Lab Samples: 92715157008, 92715157009, 92715157010, 92715157011, 92715157012, 92715157013, 92715157014, 92715157015

Parameter	Units	Blank Result	Reporting Limit	MDL	Analyzed	Qualifiers
Antimony	mg/L	ND	0.0030	0.00054	03/05/24 19:43	
Arsenic	mg/L	ND	0.0050	0.00084	03/05/24 19:43	
Barium	mg/L	ND	0.0050	0.00047	03/05/24 19:43	
Beryllium	mg/L	ND	0.00050	0.000094	03/05/24 19:43	
Boron	mg/L	ND	0.040	0.012	03/05/24 19:43	
Cadmium	mg/L	ND	0.00050	0.00010	03/05/24 19:43	
Chromium	mg/L	ND	0.0050	0.0019	03/05/24 19:43	
Cobalt	mg/L	ND	0.0050	0.00032	03/05/24 19:43	
Copper	mg/L	ND	0.0050	0.00043	03/05/24 19:43	
Lead	mg/L	ND	0.0010	0.00016	03/05/24 19:43	
Nickel	mg/L	ND	0.0050	0.0021	03/05/24 19:43	
Selenium	mg/L	ND	0.0050	0.00096	03/05/24 19:43	
Silver	mg/L	ND	0.0050	0.00031	03/05/24 19:43	
Thallium	mg/L	ND	0.0010	0.00038	03/05/24 19:43	
Vanadium	mg/L	ND	0.010	0.00075	03/05/24 19:43	

LABORATORY CONTROL SAMPLE: 4317366

Parameter	Units	Spike Conc.	LCS Result	LCS % Rec	% Rec Limits	Qualifiers
Antimony	mg/L	0.1	0.098	98	80-120	
Arsenic	mg/L	0.1	0.097	97	80-120	
Barium	mg/L	0.1	0.097	97	80-120	
Beryllium	mg/L	0.1	0.096	96	80-120	
Boron	mg/L	1	0.98	98	80-120	
Cadmium	mg/L	0.1	0.095	95	80-120	
Chromium	mg/L	0.1	0.091	91	80-120	
Cobalt	mg/L	0.1	0.091	91	80-120	
Copper	mg/L	0.1	0.093	93	80-120	
Lead	mg/L	0.1	0.097	97	80-120	
Nickel	mg/L	0.1	0.094	94	80-120	
Selenium	mg/L	0.1	0.097	97	80-120	
Silver	mg/L	0.1	0.097	97	80-120	
Thallium	mg/L	0.1	0.096	96	80-120	
Vanadium	mg/L	0.1	0.092	92	80-120	

Results presented on this page are in the units indicated by the "Units" column except where an alternate unit is presented to the right of the result.

REPORT OF LABORATORY ANALYSIS

This report shall not be reproduced, except in full,
without the written consent of Pace Analytical Services, LLC.

Pace Analytical Services, LLC
9800 Kincey Ave. Suite 100
Huntersville, NC 28078
(704)875-9092

QUALITY CONTROL DATA

Project: Bowen LF Cells 1&2
Pace Project No.: 92715157

MATRIX SPIKE & MATRIX SPIKE DUPLICATE: 4317367 4317368

Parameter	Units	92714726009 Result	MS Spike Conc.	MSD Spike Conc.	MS Result	MSD Result	MS % Rec	MSD % Rec	% Rec Limits	RPD	Max RPD	Qual
Antimony	mg/L	ND	0.1	0.1	0.099	0.098	99	97	75-125	2	20	
Arsenic	mg/L	ND	0.1	0.1	0.10	0.099	100	99	75-125	1	20	
Barium	mg/L	0.020	0.1	0.1	0.12	0.12	99	98	75-125	1	20	
Beryllium	mg/L	ND	0.1	0.1	0.091	0.091	91	91	75-125	1	20	
Boron	mg/L	1.9	1	1	2.8	2.8	94	96	75-125	1	20	
Cadmium	mg/L	ND	0.1	0.1	0.095	0.098	95	97	75-125	3	20	
Chromium	mg/L	ND	0.1	0.1	0.094	0.094	93	94	75-125	0	20	
Cobalt	mg/L	0.0018J	0.1	0.1	0.094	0.095	93	93	75-125	0	20	
Copper	mg/L	ND	0.1	0.1	0.091	0.092	91	92	75-125	1	20	
Lead	mg/L	ND	0.1	0.1	0.094	0.094	94	94	75-125	1	20	
Nickel	mg/L	ND	0.1	0.1	0.094	0.095	93	93	75-125	1	20	
Selenium	mg/L	0.0013J	0.1	0.1	0.10	0.10	99	99	75-125	0	20	
Silver	mg/L	ND	0.1	0.1	0.093	0.092	93	92	75-125	1	20	
Thallium	mg/L	ND	0.1	0.1	0.093	0.093	93	92	75-125	0	20	
Vanadium	mg/L	ND	0.1	0.1	0.096	0.096	96	96	75-125	1	20	

Results presented on this page are in the units indicated by the "Units" column except where an alternate unit is presented to the right of the result.

REPORT OF LABORATORY ANALYSIS

This report shall not be reproduced, except in full,
without the written consent of Pace Analytical Services, LLC.

Pace Analytical Services, LLC
9800 Kincey Ave. Suite 100
Huntersville, NC 28078
(704)875-9092

QUALITY CONTROL DATA

Project: Bowen LF Cells 1&2
Pace Project No.: 92715157

QC Batch: 836338
QC Batch Method: EPA 3005A
Analysis Method: EPA 6020B
Analysis Description: 6020 MET
Laboratory: Pace Analytical Services - Peachtree Corners, GA
Associated Lab Samples: 92715157016, 92715157017, 92715157018, 92715157019, 92715157020, 92715157021, 92715157022, 92715157023, 92715157024, 92715157025

METHOD BLANK: 4320444 Matrix: Water
Associated Lab Samples: 92715157016, 92715157017, 92715157018, 92715157019, 92715157020, 92715157021, 92715157022, 92715157023, 92715157024, 92715157025

Parameter	Units	Blank Result	Reporting Limit	MDL	Analyzed	Qualifiers
Antimony	mg/L	ND	0.0030	0.00054	03/11/24 15:49	
Arsenic	mg/L	ND	0.0050	0.00084	03/11/24 15:49	
Barium	mg/L	ND	0.0050	0.00047	03/11/24 15:49	
Beryllium	mg/L	ND	0.00050	0.000094	03/11/24 15:49	
Boron	mg/L	ND	0.040	0.012	03/11/24 15:49	
Cadmium	mg/L	ND	0.00050	0.00010	03/11/24 15:49	
Chromium	mg/L	ND	0.0050	0.0019	03/11/24 15:49	
Cobalt	mg/L	ND	0.0050	0.00032	03/11/24 15:49	
Copper	mg/L	ND	0.0050	0.00043	03/11/24 15:49	
Lead	mg/L	ND	0.0010	0.00016	03/11/24 15:49	
Nickel	mg/L	ND	0.0050	0.0021	03/11/24 15:49	
Selenium	mg/L	ND	0.0050	0.00096	03/11/24 15:49	
Silver	mg/L	ND	0.0050	0.00031	03/11/24 15:49	
Thallium	mg/L	ND	0.0010	0.00038	03/11/24 15:49	
Vanadium	mg/L	ND	0.010	0.00075	03/11/24 15:49	

LABORATORY CONTROL SAMPLE: 4320445

Parameter	Units	Spike Conc.	LCS Result	LCS % Rec	% Rec Limits	Qualifiers
Antimony	mg/L	0.1	0.11	106	80-120	
Arsenic	mg/L	0.1	0.10	101	80-120	
Barium	mg/L	0.1	0.10	102	80-120	
Beryllium	mg/L	0.1	0.10	101	80-120	
Boron	mg/L	1	1.0	101	80-120	
Cadmium	mg/L	0.1	0.10	101	80-120	
Chromium	mg/L	0.1	0.10	102	80-120	
Cobalt	mg/L	0.1	0.10	101	80-120	
Copper	mg/L	0.1	0.10	103	80-120	
Lead	mg/L	0.1	0.099	99	80-120	
Nickel	mg/L	0.1	0.10	102	80-120	
Selenium	mg/L	0.1	0.10	100	80-120	
Silver	mg/L	0.1	0.10	103	80-120	
Thallium	mg/L	0.1	0.097	97	80-120	
Vanadium	mg/L	0.1	0.10	103	80-120	

Results presented on this page are in the units indicated by the "Units" column except where an alternate unit is presented to the right of the result.

REPORT OF LABORATORY ANALYSIS

This report shall not be reproduced, except in full,
without the written consent of Pace Analytical Services, LLC.

Pace Analytical Services, LLC
9800 Kincey Ave. Suite 100
Huntersville, NC 28078
(704)875-9092

QUALITY CONTROL DATA

Project: Bowen LF Cells 1&2
Pace Project No.: 92715157

MATRIX SPIKE & MATRIX SPIKE DUPLICATE: 4320446 4320447

Parameter	Units	92716305008 Result	MS Spike Conc.	MSD Spike Conc.	MS Result	MSD Result	MS % Rec	MSD % Rec	% Rec Limits	RPD	Max RPD	Qual
Antimony	mg/L	ND	0.1	0.1	0.11	0.10	107	104	75-125	3	20	
Arsenic	mg/L	ND	0.1	0.1	0.10	0.095	101	95	75-125	6	20	
Barium	mg/L	0.023	0.1	0.1	0.13	0.12	106	102	75-125	3	20	
Beryllium	mg/L	ND	0.1	0.1	0.096	0.094	96	94	75-125	2	20	
Boron	mg/L	ND	1	1	0.92	0.95	92	94	75-125	3	20	
Cadmium	mg/L	ND	0.1	0.1	0.097	0.098	97	98	75-125	1	20	
Chromium	mg/L	ND	0.1	0.1	0.10	0.095	99	95	75-125	5	20	
Cobalt	mg/L	ND	0.1	0.1	0.094	0.092	94	92	75-125	2	20	
Copper	mg/L	ND	0.1	0.1	0.095	0.092	95	92	75-125	3	20	
Lead	mg/L	ND	0.1	0.1	0.098	0.095	98	95	75-125	3	20	
Nickel	mg/L	ND	0.1	0.1	0.094	0.092	94	92	75-125	2	20	
Selenium	mg/L	ND	0.1	0.1	0.099	0.093	99	93	75-125	6	20	
Silver	mg/L	ND	0.1	0.1	0.098	0.096	98	96	75-125	2	20	
Thallium	mg/L	ND	0.1	0.1	0.098	0.094	98	94	75-125	3	20	
Vanadium	mg/L	ND	0.1	0.1	0.099	0.097	99	97	75-125	2	20	

Results presented on this page are in the units indicated by the "Units" column except where an alternate unit is presented to the right of the result.

REPORT OF LABORATORY ANALYSIS

This report shall not be reproduced, except in full,
without the written consent of Pace Analytical Services, LLC.

Pace Analytical Services, LLC
9800 Kincey Ave. Suite 100
Huntersville, NC 28078
(704)875-9092

QUALITY CONTROL DATA

Project: Bowen LF Cells 1&2
Pace Project No.: 92715157

QC Batch: 836340
QC Batch Method: EPA 3005A
Analysis Method: EPA 6020B
Analysis Description: 6020 MET
Laboratory: Pace Analytical Services - Peachtree Corners, GA
Associated Lab Samples: 92715157026, 92715157027, 92715157028, 92715157029, 92715157030

METHOD BLANK: 4320449 Matrix: Water
Associated Lab Samples: 92715157026, 92715157027, 92715157028, 92715157029, 92715157030

Parameter	Units	Blank Result	Reporting Limit	MDL	Analyzed	Qualifiers
Antimony	mg/L	ND	0.0030	0.00054	03/12/24 14:44	
Arsenic	mg/L	ND	0.0050	0.00084	03/12/24 14:44	
Barium	mg/L	ND	0.0050	0.00047	03/12/24 14:44	
Beryllium	mg/L	ND	0.00050	0.000094	03/12/24 14:44	
Boron	mg/L	ND	0.040	0.012	03/12/24 14:44	
Cadmium	mg/L	ND	0.00050	0.00010	03/12/24 14:44	
Chromium	mg/L	ND	0.0050	0.0019	03/12/24 14:44	
Cobalt	mg/L	ND	0.0050	0.00032	03/12/24 14:44	
Copper	mg/L	ND	0.0050	0.00043	03/12/24 14:44	
Lead	mg/L	ND	0.0010	0.00016	03/12/24 14:44	
Nickel	mg/L	ND	0.0050	0.0021	03/12/24 14:44	
Selenium	mg/L	ND	0.0050	0.00096	03/12/24 14:44	
Silver	mg/L	ND	0.0050	0.00031	03/12/24 14:44	
Thallium	mg/L	ND	0.0010	0.00038	03/12/24 14:44	
Vanadium	mg/L	ND	0.010	0.00075	03/12/24 14:44	

LABORATORY CONTROL SAMPLE: 4320450

Parameter	Units	Spike Conc.	LCS Result	LCS % Rec	% Rec Limits	Qualifiers
Antimony	mg/L	0.1	0.10	102	80-120	
Arsenic	mg/L	0.1	0.095	95	80-120	
Barium	mg/L	0.1	0.097	97	80-120	
Beryllium	mg/L	0.1	0.098	98	80-120	
Boron	mg/L	1	0.88	88	80-120	
Cadmium	mg/L	0.1	0.098	98	80-120	
Chromium	mg/L	0.1	0.096	96	80-120	
Cobalt	mg/L	0.1	0.095	95	80-120	
Copper	mg/L	0.1	0.098	98	80-120	
Lead	mg/L	0.1	0.098	98	80-120	
Nickel	mg/L	0.1	0.097	97	80-120	
Selenium	mg/L	0.1	0.093	93	80-120	
Silver	mg/L	0.1	0.097	97	80-120	
Thallium	mg/L	0.1	0.097	97	80-120	
Vanadium	mg/L	0.1	0.096	96	80-120	

Results presented on this page are in the units indicated by the "Units" column except where an alternate unit is presented to the right of the result.

REPORT OF LABORATORY ANALYSIS

This report shall not be reproduced, except in full,
without the written consent of Pace Analytical Services, LLC.

Pace Analytical Services, LLC
9800 Kincey Ave. Suite 100
Huntersville, NC 28078
(704)875-9092

QUALITY CONTROL DATA

Project: Bowen LF Cells 1&2
Pace Project No.: 92715157

MATRIX SPIKE & MATRIX SPIKE DUPLICATE: 4320451 4320452

Parameter	Units	92715972016 Result	MS Spike Conc.	MSD Spike Conc.	MS Result	MSD Result	MS % Rec	MSD % Rec	% Rec Limits	RPD	Max RPD	Qual
Antimony	mg/L	ND	0.1	0.1	0.10	0.11	104	105	75-125	1	20	
Arsenic	mg/L	ND	0.1	0.1	0.10	0.10	101	104	75-125	3	20	
Barium	mg/L	0.052	0.1	0.1	0.16	0.16	112	112	75-125	0	20	
Beryllium	mg/L	ND	0.1	0.1	0.095	0.095	95	95	75-125	1	20	
Boron	mg/L	0.17	1	1	1.1	1.1	93	93	75-125	0	20	
Cadmium	mg/L	ND	0.1	0.1	0.097	0.10	97	100	75-125	3	20	
Chromium	mg/L	0.0032J	0.1	0.1	0.097	0.099	94	96	75-125	2	20	
Cobalt	mg/L	ND	0.1	0.1	0.095	0.096	95	96	75-125	1	20	
Copper	mg/L	ND	0.1	0.1	0.092	0.094	92	93	75-125	2	20	
Lead	mg/L	ND	0.1	0.1	0.095	0.097	95	97	75-125	3	20	
Nickel	mg/L	ND	0.1	0.1	0.096	0.097	95	96	75-125	1	20	
Selenium	mg/L	ND	0.1	0.1	0.10	0.10	100	102	75-125	2	20	
Silver	mg/L	ND	0.1	0.1	0.094	0.097	94	97	75-125	3	20	
Thallium	mg/L	ND	0.1	0.1	0.094	0.098	94	98	75-125	4	20	
Vanadium	mg/L	ND	0.1	0.1	0.098	0.099	98	99	75-125	1	20	

Results presented on this page are in the units indicated by the "Units" column except where an alternate unit is presented to the right of the result.

REPORT OF LABORATORY ANALYSIS

This report shall not be reproduced, except in full,
without the written consent of Pace Analytical Services, LLC.

Pace Analytical Services, LLC
9800 Kincey Ave. Suite 100
Huntersville, NC 28078
(704)875-9092

QUALITY CONTROL DATA

Project: Bowen LF Cells 1&2
Pace Project No.: 92715157

QC Batch: 837476 | Analysis Method: EPA 7470A
QC Batch Method: EPA 7470A | Analysis Description: 7470 Mercury
Laboratory: Pace Analytical Services - Peachtree Corners, GA
Associated Lab Samples: 92715157001, 92715157002, 92715157003, 92715157004, 92715157005, 92715157006, 92715157007

METHOD BLANK: 4326572 Matrix: Water
Associated Lab Samples: 92715157001, 92715157002, 92715157003, 92715157004, 92715157005, 92715157006, 92715157007

Parameter	Units	Blank Result	Reporting Limit	MDL	Analyzed	Qualifiers
Mercury	mg/L	ND	0.00020	0.00013	03/08/24 09:58	

LABORATORY CONTROL SAMPLE: 4326573

Parameter	Units	Spike Conc.	LCS Result	LCS % Rec	% Rec Limits	Qualifiers
Mercury	mg/L	0.0025	0.0023	91	80-120	

MATRIX SPIKE & MATRIX SPIKE DUPLICATE: 4326574 4326575

Parameter	Units	92715157001 Result	MS Spike Conc.	MSD Spike Conc.	MS Result	MSD Result	MS % Rec	MSD % Rec	% Rec Limits	RPD	Max RPD	Qual
Mercury	mg/L	ND	0.0025	0.0025	0.0022	0.0022	89	87	75-125	2	20	

Results presented on this page are in the units indicated by the "Units" column except where an alternate unit is presented to the right of the result.

REPORT OF LABORATORY ANALYSIS

This report shall not be reproduced, except in full,
without the written consent of Pace Analytical Services, LLC.

Pace Analytical Services, LLC
9800 Kincey Ave. Suite 100
Huntersville, NC 28078
(704)875-9092

QUALITY CONTROL DATA

Project: Bowen LF Cells 1&2
Pace Project No.: 92715157

QC Batch: 837828
QC Batch Method: EPA 7470A
Analysis Method: EPA 7470A
Analysis Description: 7470 Mercury
Laboratory: Pace Analytical Services - Peachtree Corners, GA
Associated Lab Samples: 92715157008, 92715157009, 92715157010, 92715157011, 92715157012, 92715157013, 92715157014, 92715157015, 92715157016, 92715157017, 92715157018, 92715157019, 92715157020, 92715157021, 92715157022, 92715157023, 92715157024, 92715157025, 92715157026, 92715157027

METHOD BLANK: 4328098
Matrix: Water
Associated Lab Samples: 92715157008, 92715157009, 92715157010, 92715157011, 92715157012, 92715157013, 92715157014, 92715157015, 92715157016, 92715157017, 92715157018, 92715157019, 92715157020, 92715157021, 92715157022, 92715157023, 92715157024, 92715157025, 92715157026, 92715157027

Parameter	Units	Blank Result	Reporting Limit	MDL	Analyzed	Qualifiers
Mercury	mg/L	ND	0.00020	0.00013	03/12/24 08:38	

LABORATORY CONTROL SAMPLE: 4328099

Parameter	Units	Spike Conc.	LCS Result	LCS % Rec	% Rec Limits	Qualifiers
Mercury	mg/L	0.0025	0.0023	93	80-120	

MATRIX SPIKE & MATRIX SPIKE DUPLICATE: 4328100 4328101

Parameter	Units	92715157008 Result	MS Spike Conc.	MSD Spike Conc.	MS Result	MSD Result	MS % Rec	MSD % Rec	% Rec Limits	RPD	Max RPD	Qual
Mercury	mg/L	ND	0.0025	0.0025	0.0021	0.0019	82	77	75-125	6	20	

Results presented on this page are in the units indicated by the "Units" column except where an alternate unit is presented to the right of the result.

REPORT OF LABORATORY ANALYSIS

This report shall not be reproduced, except in full,
without the written consent of Pace Analytical Services, LLC.

Pace Analytical Services, LLC
9800 Kincey Ave. Suite 100
Huntersville, NC 28078
(704)875-9092

QUALITY CONTROL DATA

Project: Bowen LF Cells 1&2
Pace Project No.: 92715157

QC Batch: 837830
QC Batch Method: EPA 7470A
Analysis Method: EPA 7470A
Analysis Description: 7470 Mercury
Laboratory: Pace Analytical Services - Peachtree Corners, GA
Associated Lab Samples: 92715157028, 92715157029, 92715157030

METHOD BLANK: 4328114 Matrix: Water
Associated Lab Samples: 92715157028, 92715157029, 92715157030

Parameter	Units	Blank Result	Reporting Limit	MDL	Analyzed	Qualifiers
Mercury	mg/L	ND	0.00020	0.00013	03/12/24 09:58	

LABORATORY CONTROL SAMPLE: 4328115

Parameter	Units	Spike Conc.	LCS Result	LCS % Rec	% Rec Limits	Qualifiers
Mercury	mg/L	0.0025	0.0022	89	80-120	

MATRIX SPIKE & MATRIX SPIKE DUPLICATE: 4328116 4328117

Parameter	Units	92716009021 Result	MS Spike Conc.	MSD Spike Conc.	MS Result	MSD Result	MS % Rec	MSD % Rec	% Rec Limits	RPD	Max RPD	Qual
Mercury	mg/L	ND	0.0025	0.0025	0.0020	0.0020	79	79	75-125	0	20	

Results presented on this page are in the units indicated by the "Units" column except where an alternate unit is presented to the right of the result.

REPORT OF LABORATORY ANALYSIS

This report shall not be reproduced, except in full,
without the written consent of Pace Analytical Services, LLC.

Pace Analytical Services, LLC
9800 Kincey Ave. Suite 100
Huntersville, NC 28078
(704)875-9092

QUALITY CONTROL DATA

Project: Bowen LF Cells 1&2
Pace Project No.: 92715157

QC Batch: 836696 — Analysis Method: SM 2320B-2011
QC Batch Method: SM 2320B-2011 — Analysis Description: 2320B Alkalinity
Laboratory: Pace Analytical Services - Asheville
Associated Lab Samples: 92715157001, 92715157002, 92715157003, 92715157004, 92715157005, 92715157006, 92715157007

METHOD BLANK: 4321601 — Matrix: Water
Associated Lab Samples: 92715157001, 92715157002, 92715157003, 92715157004, 92715157005, 92715157006, 92715157007

Parameter	Units	Blank Result	Reporting Limit	MDL	Analyzed	Qualifiers
Alkalinity, Total as CaCO3	mg/L	ND	5.0	5.0	03/05/24 12:19	
Alkalinity,Bicarbonate (CaCO3)	mg/L	ND	5.0	5.0	03/05/24 12:19	
Alkalinity,Carbonate (CaCO3)	mg/L	ND	5.0	5.0	03/05/24 12:19	

LABORATORY CONTROL SAMPLE: 4321602

Parameter	Units	Spike Conc.	LCS Result	LCS % Rec	% Rec Limits	Qualifiers
Alkalinity, Total as CaCO3	mg/L	50	51.2	102	80-120	

LABORATORY CONTROL SAMPLE: 4321603

Parameter	Units	Spike Conc.	LCS Result	LCS % Rec	% Rec Limits	Qualifiers
Alkalinity, Total as CaCO3	mg/L	50	50.9	102	80-120	

MATRIX SPIKE & MATRIX SPIKE DUPLICATE: 4321604 — 4321605

Parameter	Units	92715135002 Result	MS Spike Conc.	MSD Spike Conc.	MS Result	MSD Result	MS % Rec	MSD % Rec	% Rec Limits	RPD	Max RPD	Qual
Alkalinity, Total as CaCO3	mg/L	48.2	50	50	97.7	97.7	99	99	80-120	0	25	

MATRIX SPIKE & MATRIX SPIKE DUPLICATE: 4321606 — 4321607

Parameter	Units	92715135003 Result	MS Spike Conc.	MSD Spike Conc.	MS Result	MSD Result	MS % Rec	MSD % Rec	% Rec Limits	RPD	Max RPD	Qual
Alkalinity, Total as CaCO3	mg/L	525	50	50	568	586	85	121	80-120	3	25	M1

Results presented on this page are in the units indicated by the "Units" column except where an alternate unit is presented to the right of the result.

REPORT OF LABORATORY ANALYSIS

This report shall not be reproduced, except in full,
without the written consent of Pace Analytical Services, LLC.

Pace Analytical Services, LLC
9800 Kincey Ave. Suite 100
Huntersville, NC 28078
(704)875-9092

QUALITY CONTROL DATA

Project: Bowen LF Cells 1&2
Pace Project No.: 92715157

QC Batch: 837019
QC Batch Method: SM 2320B-2011
Analysis Method: SM 2320B-2011
Analysis Description: 2320B Alkalinity
Laboratory: Pace Analytical Services - Asheville
Associated Lab Samples: 92715157008, 92715157009, 92715157010, 92715157011, 92715157012, 92715157013, 92715157014, 92715157015

METHOD BLANK: 4323380 Matrix: Water
Associated Lab Samples: 92715157008, 92715157009, 92715157010, 92715157011, 92715157012, 92715157013, 92715157014, 92715157015

Parameter	Units	Blank Result	Reporting Limit	MDL	Analyzed	Qualifiers
Alkalinity, Total as CaCO3	mg/L	ND	5.0	5.0	03/06/24 14:47	
Alkalinity,Bicarbonate (CaCO3)	mg/L	ND	5.0	5.0	03/06/24 14:47	
Alkalinity,Carbonate (CaCO3)	mg/L	ND	5.0	5.0	03/06/24 14:47	

LABORATORY CONTROL SAMPLE: 4323381

Parameter	Units	Spike Conc.	LCS Result	LCS % Rec	% Rec Limits	Qualifiers
Alkalinity, Total as CaCO3	mg/L	50	50.9	102	80-120	

LABORATORY CONTROL SAMPLE: 4323382

Parameter	Units	Spike Conc.	LCS Result	LCS % Rec	% Rec Limits	Qualifiers
Alkalinity, Total as CaCO3	mg/L	50	52.3	105	80-120	

MATRIX SPIKE & MATRIX SPIKE DUPLICATE: 4323383 4323384

Parameter	Units	92715031020 Result	MS Spike Conc.	MSD Spike Conc.	MS Result	MSD Result	MS % Rec	MSD % Rec	% Rec Limits	RPD	Max RPD	Qual
Alkalinity, Total as CaCO3	mg/L	21.1	50	50	70.4	70.4	99	99	80-120	0	25	

MATRIX SPIKE & MATRIX SPIKE DUPLICATE: 4323385 4323386

Parameter	Units	92715031021 Result	MS Spike Conc.	MSD Spike Conc.	MS Result	MSD Result	MS % Rec	MSD % Rec	% Rec Limits	RPD	Max RPD	Qual
Alkalinity, Total as CaCO3	mg/L	6.8	50	50	58.8	58.8	104	104	80-120	0	25	

Results presented on this page are in the units indicated by the "Units" column except where an alternate unit is presented to the right of the result.

REPORT OF LABORATORY ANALYSIS

This report shall not be reproduced, except in full,
without the written consent of Pace Analytical Services, LLC.

Pace Analytical Services, LLC
9800 Kincey Ave. Suite 100
Huntersville, NC 28078
(704)875-9092

QUALITY CONTROL DATA

Project: Bowen LF Cells 1&2
Pace Project No.: 92715157

QC Batch: 837101 | Analysis Method: SM 2320B-2011
QC Batch Method: SM 2320B-2011 | Analysis Description: 2320B Alkalinity
Laboratory: Pace Analytical Services - Asheville
Associated Lab Samples: 92715157017, 92715157018, 92715157019

METHOD BLANK: 4323900 Matrix: Water
Associated Lab Samples: 92715157017, 92715157018, 92715157019

Parameter	Units	Blank Result	Reporting Limit	MDL	Analyzed	Qualifiers
Alkalinity, Total as CaCO3	mg/L	ND	5.0	5.0	03/06/24 18:10	
Alkalinity,Bicarbonate (CaCO3)	mg/L	ND	5.0	5.0	03/06/24 18:10	
Alkalinity,Carbonate (CaCO3)	mg/L	ND	5.0	5.0	03/06/24 18:10	

LABORATORY CONTROL SAMPLE: 4323901

Parameter	Units	Spike Conc.	LCS Result	LCS % Rec	% Rec Limits	Qualifiers
Alkalinity, Total as CaCO3	mg/L	50	49.2	98	80-120	

LABORATORY CONTROL SAMPLE: 4323902

Parameter	Units	Spike Conc.	LCS Result	LCS % Rec	% Rec Limits	Qualifiers
Alkalinity, Total as CaCO3	mg/L	50	51.0	102	80-120	

MATRIX SPIKE & MATRIX SPIKE DUPLICATE: 4323903 4323904

Parameter	Units	92715903007 Result	MS Spike Conc.	MSD Spike Conc.	MS Result	MSD Result	MS % Rec	MSD % Rec	% Rec Limits	RPD	Max RPD	Qual
Alkalinity, Total as CaCO3	mg/L	213	50	50	266	259	106	91	80-120	3	25	

MATRIX SPIKE & MATRIX SPIKE DUPLICATE: 4323905 4323906

Parameter	Units	92715903008 Result	MS Spike Conc.	MSD Spike Conc.	MS Result	MSD Result	MS % Rec	MSD % Rec	% Rec Limits	RPD	Max RPD	Qual
Alkalinity, Total as CaCO3	mg/L	56.1	50	50	107	109	103	105	80-120	1	25	

Results presented on this page are in the units indicated by the "Units" column except where an alternate unit is presented to the right of the result.

REPORT OF LABORATORY ANALYSIS

This report shall not be reproduced, except in full,
without the written consent of Pace Analytical Services, LLC.

Pace Analytical Services, LLC
9800 Kincey Ave. Suite 100
Huntersville, NC 28078
(704)875-9092

QUALITY CONTROL DATA

Project: Bowen LF Cells 1&2
Pace Project No.: 92715157

QC Batch: 837369
QC Batch Method: SM 2320B-2011
Analysis Method: SM 2320B-2011
Analysis Description: 2320B Alkalinity
Laboratory: Pace Analytical Services - Asheville
Associated Lab Samples: 92715157020, 92715157021, 92715157022, 92715157023, 92715157024, 92715157025, 92715157026, 92715157027, 92715157028, 92715157029, 92715157030

METHOD BLANK: 4325760 Matrix: Water
Associated Lab Samples: 92715157020, 92715157021, 92715157022, 92715157023, 92715157024, 92715157025, 92715157026, 92715157027, 92715157028, 92715157029, 92715157030

Parameter	Units	Blank Result	Reporting Limit	MDL	Analyzed	Qualifiers
Alkalinity, Total as CaCO3	mg/L	ND	5.0	5.0	03/07/24 18:06	
Alkalinity,Bicarbonate (CaCO3)	mg/L	ND	5.0	5.0	03/07/24 18:06	
Alkalinity,Carbonate (CaCO3)	mg/L	ND	5.0	5.0	03/07/24 18:06	

LABORATORY CONTROL SAMPLE: 4325761

Parameter	Units	Spike Conc.	LCS Result	LCS % Rec	% Rec Limits	Qualifiers
Alkalinity, Total as CaCO3	mg/L	50	51.3	103	80-120	

LABORATORY CONTROL SAMPLE: 4325762

Parameter	Units	Spike Conc.	LCS Result	LCS % Rec	% Rec Limits	Qualifiers
Alkalinity, Total as CaCO3	mg/L	50	53.0	106	80-120	

MATRIX SPIKE & MATRIX SPIKE DUPLICATE: 4325763 4325764

Parameter	Units	92715157020 Result	MS Spike Conc.	MSD Spike Conc.	MS Result	MSD Result	MS % Rec	MSD % Rec	% Rec Limits	RPD	Max RPD	Qual
Alkalinity, Total as CaCO3	mg/L	166	50	50	213	212	94	92	80-120	0	25	

MATRIX SPIKE & MATRIX SPIKE DUPLICATE: 4325765 4325766

Parameter	Units	92715157021 Result	MS Spike Conc.	MSD Spike Conc.	MS Result	MSD Result	MS % Rec	MSD % Rec	% Rec Limits	RPD	Max RPD	Qual
Alkalinity, Total as CaCO3	mg/L	55.8	50	50	97.9	98.7	84	86	80-120	1	25	

Results presented on this page are in the units indicated by the "Units" column except where an alternate unit is presented to the right of the result.

REPORT OF LABORATORY ANALYSIS

This report shall not be reproduced, except in full,
without the written consent of Pace Analytical Services, LLC.

Pace Analytical Services, LLC
9800 Kincey Ave. Suite 100
Huntersville, NC 28078
(704)875-9092

QUALITY CONTROL DATA

Project: Bowen LF Cells 1&2
Pace Project No.: 92715157

QC Batch: 837370
QC Batch Method: SM 2320B-2011
Analysis Method: SM 2320B-2011
Analysis Description: 2320B Alkalinity
Laboratory: Pace Analytical Services - Asheville
Associated Lab Samples: 92715157016

METHOD BLANK: 4325776 Matrix: Water
Associated Lab Samples: 92715157016

Parameter	Units	Blank Result	Reporting Limit	MDL	Analyzed	Qualifiers
Alkalinity, Total as CaCO3	mg/L	ND	5.0	5.0	03/07/24 13:54	
Alkalinity,Bicarbonate (CaCO3)	mg/L	ND	5.0	5.0	03/07/24 13:54	
Alkalinity,Carbonate (CaCO3)	mg/L	ND	5.0	5.0	03/07/24 13:54	

LABORATORY CONTROL SAMPLE: 4325777

Parameter	Units	Spike Conc.	LCS Result	LCS % Rec	% Rec Limits	Qualifiers
Alkalinity, Total as CaCO3	mg/L	50	51.0	102	80-120	

LABORATORY CONTROL SAMPLE: 4325778

Parameter	Units	Spike Conc.	LCS Result	LCS % Rec	% Rec Limits	Qualifiers
Alkalinity, Total as CaCO3	mg/L	50	53.6	107	80-120	

MATRIX SPIKE & MATRIX SPIKE DUPLICATE: 4325779 4325780

Parameter	Units	92717287001 Result	MS Spike Conc.	MSD Spike Conc.	MS Result	MSD Result	MS % Rec	MSD % Rec	% Rec Limits	RPD	Max RPD	Qual
Alkalinity, Total as CaCO3	mg/L	72.2	50	50	123	125	101	105	80-120	1	25	

MATRIX SPIKE & MATRIX SPIKE DUPLICATE: 4325781 4325782

Parameter	Units	92717287006 Result	MS Spike Conc.	MSD Spike Conc.	MS Result	MSD Result	MS % Rec	MSD % Rec	% Rec Limits	RPD	Max RPD	Qual
Alkalinity, Total as CaCO3	mg/L	69.2	50	50	105	104	72	70	80-120	1	25	M1

Results presented on this page are in the units indicated by the "Units" column except where an alternate unit is presented to the right of the result.

REPORT OF LABORATORY ANALYSIS

This report shall not be reproduced, except in full,
without the written consent of Pace Analytical Services, LLC.

Pace Analytical Services, LLC
9800 Kincey Ave. Suite 100
Huntersville, NC 28078
(704)875-9092

QUALITY CONTROL DATA

Project: Bowen LF Cells 1&2
Pace Project No.: 92715157

QC Batch: 834849 | Analysis Method: SM 2540C-2015
QC Batch Method: SM 2540C-2015 | Analysis Description: 2540C Total Dissolved Solids
Laboratory: Pace Analytical Services - Asheville
Associated Lab Samples: 92715157001, 92715157002, 92715157003, 92715157004, 92715157005, 92715157006, 92715157007

METHOD BLANK: 4313279 Matrix: Water
Associated Lab Samples: 92715157001, 92715157002, 92715157003, 92715157004, 92715157005, 92715157006, 92715157007

Parameter	Units	Blank Result	Reporting Limit	MDL	Analyzed	Qualifiers
Total Dissolved Solids	mg/L	ND	25.0	25.0	02/25/24 12:29	

LABORATORY CONTROL SAMPLE: 4313280

Parameter	Units	Spike Conc.	LCS Result	LCS % Rec	% Rec Limits	Qualifiers
Total Dissolved Solids	mg/L	250	264	106	90-110	

SAMPLE DUPLICATE: 4313281

Parameter	Units	92715078001 Result	Dup Result	RPD	Max RPD	Qualifiers
Total Dissolved Solids	mg/L	549	542	1	25	

SAMPLE DUPLICATE: 4313282

Parameter	Units	92715157006 Result	Dup Result	RPD	Max RPD	Qualifiers
Total Dissolved Solids	mg/L	116	119	3	25	

Results presented on this page are in the units indicated by the "Units" column except where an alternate unit is presented to the right of the result.

REPORT OF LABORATORY ANALYSIS

This report shall not be reproduced, except in full,
without the written consent of Pace Analytical Services, LLC.

Pace Analytical Services, LLC
9800 Kincey Ave. Suite 100
Huntersville, NC 28078
(704)875-9092

QUALITY CONTROL DATA

Project: Bowen LF Cells 1&2
Pace Project No.: 92715157

QC Batch: 835447
QC Batch Method: SM 2540C-2015
Analysis Method: SM 2540C-2015
Analysis Description: 2540C Total Dissolved Solids
Laboratory: Pace Analytical Services - Asheville
Associated Lab Samples: 92715157008, 92715157009

METHOD BLANK: 4315995 Matrix: Water
Associated Lab Samples: 92715157008, 92715157009

Parameter	Units	Blank Result	Reporting Limit	MDL	Analyzed	Qualifiers
Total Dissolved Solids	mg/L	ND	25.0	25.0	02/28/24 11:28	

LABORATORY CONTROL SAMPLE: 4315996

Parameter	Units	Spike Conc.	LCS Result	LCS % Rec	% Rec Limits	Qualifiers
Total Dissolved Solids	mg/L	250	262	105	90-110	

SAMPLE DUPLICATE: 4315997

Parameter	Units	92714726008 Result	Dup Result	RPD	Max RPD	Qualifiers
Total Dissolved Solids	mg/L	ND	ND		25	

SAMPLE DUPLICATE: 4315998

Parameter	Units	92715393003 Result	Dup Result	RPD	Max RPD	Qualifiers
Total Dissolved Solids	mg/L	287	294	2	25	

Results presented on this page are in the units indicated by the "Units" column except where an alternate unit is presented to the right of the result.

REPORT OF LABORATORY ANALYSIS

This report shall not be reproduced, except in full,
without the written consent of Pace Analytical Services, LLC.

Pace Analytical Services, LLC
9800 Kincey Ave. Suite 100
Huntersville, NC 28078
(704)875-9092

QUALITY CONTROL DATA

Project: Bowen LF Cells 1&2
Pace Project No.: 92715157

QC Batch: 835968 | Analysis Method: SM 2540C-2015
QC Batch Method: SM 2540C-2015 | Analysis Description: 2540C Total Dissolved Solids
Laboratory: Pace Analytical Services - Asheville
Associated Lab Samples: 92715157010, 92715157011, 92715157012, 92715157013, 92715157014, 92715157015

METHOD BLANK: 4318913 Matrix: Water
Associated Lab Samples: 92715157010, 92715157011, 92715157012, 92715157013, 92715157014, 92715157015

Parameter	Units	Blank Result	Reporting Limit	MDL	Analyzed	Qualifiers
Total Dissolved Solids	mg/L	ND	25.0	25.0	02/29/24 21:03	

LABORATORY CONTROL SAMPLE: 4318914

Parameter	Units	Spike Conc.	LCS Result	LCS % Rec	% Rec Limits	Qualifiers
Total Dissolved Solids	mg/L	250	248	99	90-110	

SAMPLE DUPLICATE: 4318915

Parameter	Units	92715157010 Result	Dup Result	RPD	Max RPD	Qualifiers
Total Dissolved Solids	mg/L	78.0	74.0	5	25	

SAMPLE DUPLICATE: 4318916

Parameter	Units	92715393010 Result	Dup Result	RPD	Max RPD	Qualifiers
Total Dissolved Solids	mg/L	373	376	1	25	

Results presented on this page are in the units indicated by the "Units" column except where an alternate unit is presented to the right of the result.

REPORT OF LABORATORY ANALYSIS

This report shall not be reproduced, except in full,
without the written consent of Pace Analytical Services, LLC.

Pace Analytical Services, LLC
9800 Kincey Ave. Suite 100
Huntersville, NC 28078
(704)875-9092

QUALITY CONTROL DATA

Project: Bowen LF Cells 1&2
Pace Project No.: 92715157

QC Batch: 836429 | Analysis Method: SM 2540C-2015
QC Batch Method: SM 2540C-2015 | Analysis Description: 2540C Total Dissolved Solids
Laboratory: Pace Analytical Services - Asheville
Associated Lab Samples: 92715157016, 92715157017, 92715157018, 92715157019, 92715157020

METHOD BLANK: 4320659 Matrix: Water
Associated Lab Samples: 92715157016, 92715157017, 92715157018, 92715157019, 92715157020

Parameter	Units	Blank Result	Reporting Limit	MDL	Analyzed	Qualifiers
Total Dissolved Solids	mg/L	ND	25.0	25.0	03/03/24 12:43	

LABORATORY CONTROL SAMPLE: 4320660

Parameter	Units	Spike Conc.	LCS Result	LCS % Rec	% Rec Limits	Qualifiers
Total Dissolved Solids	mg/L	250	256	102	90-110	

SAMPLE DUPLICATE: 4320661

Parameter	Units	92716009008 Result	Dup Result	RPD	Max RPD	Qualifiers
Total Dissolved Solids	mg/L	103	106	3	25	

SAMPLE DUPLICATE: 4320662

Parameter	Units	92716009005 Result	Dup Result	RPD	Max RPD	Qualifiers
Total Dissolved Solids	mg/L	221	222	0	25	

Results presented on this page are in the units indicated by the "Units" column except where an alternate unit is presented to the right of the result.

REPORT OF LABORATORY ANALYSIS

This report shall not be reproduced, except in full,
without the written consent of Pace Analytical Services, LLC.

Pace Analytical Services, LLC
9800 Kincey Ave. Suite 100
Huntersville, NC 28078
(704)875-9092

QUALITY CONTROL DATA

Project: Bowen LF Cells 1&2
Pace Project No.: 92715157

QC Batch: 836472 | Analysis Method: SM 2540C-2015
QC Batch Method: SM 2540C-2015 | Analysis Description: 2540C Total Dissolved Solids
Laboratory: Pace Analytical Services - Asheville
Associated Lab Samples: 92715157021, 92715157022, 92715157030

METHOD BLANK: 4320734 Matrix: Water
Associated Lab Samples: 92715157021, 92715157022, 92715157030

Parameter	Units	Blank Result	Reporting Limit	MDL	Analyzed	Qualifiers
Total Dissolved Solids	mg/L	ND	25.0	25.0	03/04/24 11:37	

LABORATORY CONTROL SAMPLE: 4320735

Parameter	Units	Spike Conc.	LCS Result	LCS % Rec	% Rec Limits	Qualifiers
Total Dissolved Solids	mg/L	250	256	102	90-110	

SAMPLE DUPLICATE: 4320736

Parameter	Units	92715157021 Result	Dup Result	RPD	Max RPD	Qualifiers
Total Dissolved Solids	mg/L	67.0	60.0	11	25	

SAMPLE DUPLICATE: 4320737

Parameter	Units	92715972004 Result	Dup Result	RPD	Max RPD	Qualifiers
Total Dissolved Solids	mg/L	ND	ND		25	

Results presented on this page are in the units indicated by the "Units" column except where an alternate unit is presented to the right of the result.

REPORT OF LABORATORY ANALYSIS

This report shall not be reproduced, except in full,
without the written consent of Pace Analytical Services, LLC.

Pace Analytical Services, LLC
9800 Kincey Ave. Suite 100
Huntersville, NC 28078
(704)875-9092

QUALITY CONTROL DATA

Project: Bowen LF Cells 1&2
Pace Project No.: 92715157

QC Batch: 836474 | Analysis Method: SM 2540C-2015
QC Batch Method: SM 2540C-2015 | Analysis Description: 2540C Total Dissolved Solids
Laboratory: Pace Analytical Services - Asheville
Associated Lab Samples: 92715157023, 92715157024, 92715157025, 92715157026, 92715157027, 92715157028, 92715157029

METHOD BLANK: 4320740 Matrix: Water
Associated Lab Samples: 92715157023, 92715157024, 92715157025, 92715157026, 92715157027, 92715157028, 92715157029

Parameter	Units	Blank Result	Reporting Limit	MDL	Analyzed	Qualifiers
Total Dissolved Solids	mg/L	ND	25.0	25.0	03/04/24 11:41	

LABORATORY CONTROL SAMPLE: 4320741

Parameter	Units	Spike Conc.	LCS Result	LCS % Rec	% Rec Limits	Qualifiers
Total Dissolved Solids	mg/L	250	256	102	90-110	

SAMPLE DUPLICATE: 4320742

Parameter	Units	92716066002 Result	Dup Result	RPD	Max RPD	Qualifiers
Total Dissolved Solids	mg/L	163	159	2	25	

SAMPLE DUPLICATE: 4320743

Parameter	Units	92716295004 Result	Dup Result	RPD	Max RPD	Qualifiers
Total Dissolved Solids	mg/L	56.0	63.0	12	25	

Results presented on this page are in the units indicated by the "Units" column except where an alternate unit is presented to the right of the result.

REPORT OF LABORATORY ANALYSIS

This report shall not be reproduced, except in full,
without the written consent of Pace Analytical Services, LLC.

Pace Analytical Services, LLC
9800 Kincey Ave. Suite 100
Huntersville, NC 28078
(704)875-9092

QUALITY CONTROL DATA

Project: Bowen LF Cells 1&2
Pace Project No.: 92715157

QC Batch: 834819
QC Batch Method: EPA 300.0 Rev 2.1 1993
Analysis Method: EPA 300.0 Rev 2.1 1993
Analysis Description: 300.0 IC Anions
Laboratory: Pace Analytical Services - Asheville
Associated Lab Samples: 92715157001, 92715157002, 92715157003, 92715157004, 92715157005

METHOD BLANK: 4313209 Matrix: Water
Associated Lab Samples: 92715157001, 92715157002, 92715157003, 92715157004, 92715157005

Parameter	Units	Blank Result	Reporting Limit	MDL	Analyzed	Qualifiers
Chloride	mg/L	ND	1.0	0.60	02/24/24 20:42	
Fluoride	mg/L	ND	0.10	0.050	02/24/24 20:42	
Sulfate	mg/L	ND	1.0	0.50	02/24/24 20:42	

LABORATORY CONTROL SAMPLE: 4313210

Parameter	Units	Spike Conc.	LCS Result	LCS % Rec	% Rec Limits	Qualifiers
Chloride	mg/L	50	52.2	104	90-110	
Fluoride	mg/L	2.5	2.5	101	90-110	
Sulfate	mg/L	50	52.2	104	90-110	

MATRIX SPIKE & MATRIX SPIKE DUPLICATE: 4313211 4313212

Parameter	Units	92714437008 Result	MS Spike Conc.	MSD Spike Conc.	MS Result	MSD Result	MS % Rec	MSD % Rec	% Rec Limits	RPD	Max RPD	Qual
Chloride	mg/L	2.4	50	50	53.6	53.9	103	103	90-110	1	10	
Fluoride	mg/L	ND	2.5	2.5	2.4	2.4	94	94	90-110	0	10	
Sulfate	mg/L	1.2	50	50	52.4	52.7	102	103	90-110	1	10	

MATRIX SPIKE & MATRIX SPIKE DUPLICATE: 4313213 4313214

Parameter	Units	92714437018 Result	MS Spike Conc.	MSD Spike Conc.	MS Result	MSD Result	MS % Rec	MSD % Rec	% Rec Limits	RPD	Max RPD	Qual
Chloride	mg/L	1.5	50	50	53.0	53.2	103	103	90-110	0	10	
Fluoride	mg/L	0.095J	2.5	2.5	2.5	2.5	96	96	90-110	1	10	
Sulfate	mg/L	6.8	50	50	58.6	58.8	104	104	90-110	0	10	

Results presented on this page are in the units indicated by the "Units" column except where an alternate unit is presented to the right of the result.

REPORT OF LABORATORY ANALYSIS

This report shall not be reproduced, except in full,
without the written consent of Pace Analytical Services, LLC.

Pace Analytical Services, LLC
9800 Kincey Ave. Suite 100
Huntersville, NC 28078
(704)875-9092

QUALITY CONTROL DATA

Project: Bowen LF Cells 1&2
Pace Project No.: 92715157

QC Batch: 835036
QC Batch Method: EPA 300.0 Rev 2.1 1993
Analysis Method: EPA 300.0 Rev 2.1 1993
Analysis Description: 300.0 IC Anions
Laboratory: Pace Analytical Services - Asheville
Associated Lab Samples: 92715157006, 92715157007

METHOD BLANK: 4314044 Matrix: Water
Associated Lab Samples: 92715157006, 92715157007

Parameter	Units	Blank Result	Reporting Limit	MDL	Analyzed	Qualifiers
Chloride	mg/L	ND	1.0	0.60	02/26/24 18:32	
Fluoride	mg/L	ND	0.10	0.050	02/26/24 18:32	
Sulfate	mg/L	ND	1.0	0.50	02/26/24 18:32	

LABORATORY CONTROL SAMPLE: 4314045

Parameter	Units	Spike Conc.	LCS Result	LCS % Rec	% Rec Limits	Qualifiers
Chloride	mg/L	50	50.5	101	90-110	
Fluoride	mg/L	2.5	2.6	102	90-110	
Sulfate	mg/L	50	50.7	101	90-110	

MATRIX SPIKE & MATRIX SPIKE DUPLICATE: 4314046 4314047

Parameter	Units	92712009007 Result	MS Spike Conc.	MSD Spike Conc.	MS Result	MSD Result	MS % Rec	MSD % Rec	% Rec Limits	RPD	Max RPD	Qual
Chloride	mg/L	4.9	50	50	55.6	56.1	101	103	90-110	1	10	
Fluoride	mg/L	0.36	2.5	2.5	2.9	2.9	101	101	90-110	0	10	
Sulfate	mg/L	4.6	50	50	55.6	56.1	102	103	90-110	1	10	

MATRIX SPIKE & MATRIX SPIKE DUPLICATE: 4314048 4314049

Parameter	Units	92715031013 Result	MS Spike Conc.	MSD Spike Conc.	MS Result	MSD Result	MS % Rec	MSD % Rec	% Rec Limits	RPD	Max RPD	Qual
Chloride	mg/L	ND	50	50	50.9	50.7	102	101	90-110	0	10	
Fluoride	mg/L	ND	2.5	2.5	2.7	2.5	109	101	90-110	7	10	
Sulfate	mg/L	ND	50	50	51.1	50.7	102	101	90-110	1	10	

Results presented on this page are in the units indicated by the "Units" column except where an alternate unit is presented to the right of the result.

REPORT OF LABORATORY ANALYSIS

This report shall not be reproduced, except in full,
without the written consent of Pace Analytical Services, LLC.

Pace Analytical Services, LLC
9800 Kincey Ave. Suite 100
Huntersville, NC 28078
(704)875-9092

QUALITY CONTROL DATA

Project: Bowen LF Cells 1&2
Pace Project No.: 92715157

QC Batch: 835357
QC Batch Method: EPA 300.0 Rev 2.1 1993
Analysis Method: EPA 300.0 Rev 2.1 1993
Analysis Description: 300.0 IC Anions
Laboratory: Pace Analytical Services - Asheville
Associated Lab Samples: 92715157008, 92715157009, 92715157010, 92715157011, 92715157012, 92715157013, 92715157014, 92715157015

METHOD BLANK: 4315767 Matrix: Water
Associated Lab Samples: 92715157008, 92715157009, 92715157010, 92715157011, 92715157012, 92715157013, 92715157014, 92715157015

Parameter	Units	Blank Result	Reporting Limit	MDL	Analyzed	Qualifiers
Chloride	mg/L	ND	1.0	0.60	02/27/24 20:49	
Fluoride	mg/L	ND	0.10	0.050	02/27/24 20:49	
Sulfate	mg/L	ND	1.0	0.50	02/27/24 20:49	

LABORATORY CONTROL SAMPLE: 4315768

Parameter	Units	Spike Conc.	LCS Result	LCS % Rec	% Rec Limits	Qualifiers
Chloride	mg/L	50	50.3	101	90-110	
Fluoride	mg/L	2.5	2.5	101	90-110	
Sulfate	mg/L	50	50.4	101	90-110	

MATRIX SPIKE & MATRIX SPIKE DUPLICATE: 4315769 4315770

Parameter	Units	92715521002 Result	MS Spike Conc.	MSD Spike Conc.	MS Result	MSD Result	MS % Rec	MSD % Rec	% Rec Limits	RPD	Max RPD	Qual
Chloride	mg/L	38.2	50	50	88.2	88.6	100	101	90-110	0	10	
Fluoride	mg/L	0.72	2.5	2.5	3.2	3.2	98	97	90-110	1	10	
Sulfate	mg/L	207	50	50	255	256	98	98	90-110	0	10	

MATRIX SPIKE & MATRIX SPIKE DUPLICATE: 4315771 4315772

Parameter	Units	92715157010 Result	MS Spike Conc.	MSD Spike Conc.	MS Result	MSD Result	MS % Rec	MSD % Rec	% Rec Limits	RPD	Max RPD	Qual
Chloride	mg/L	1.1	50	50	51.9	52.7	102	103	90-110	1	10	
Fluoride	mg/L	ND	2.5	2.5	2.3	2.4	93	95	90-110	2	10	
Sulfate	mg/L	1.7	50	50	52.7	53.6	102	104	90-110	2	10	

Results presented on this page are in the units indicated by the "Units" column except where an alternate unit is presented to the right of the result.

REPORT OF LABORATORY ANALYSIS

This report shall not be reproduced, except in full,
without the written consent of Pace Analytical Services, LLC.

Pace Analytical Services, LLC
9800 Kincey Ave. Suite 100
Huntersville, NC 28078
(704)875-9092

QUALITY CONTROL DATA

Project: Bowen LF Cells 1&2
Pace Project No.: 92715157

QC Batch: 836354
QC Batch Method: EPA 300.0 Rev 2.1 1993
Analysis Method: EPA 300.0 Rev 2.1 1993
Analysis Description: 300.0 IC Anions
Laboratory: Pace Analytical Services - Asheville
Associated Lab Samples: 92715157016, 92715157017, 92715157018, 92715157019, 92715157020, 92715157021, 92715157022, 92715157023, 92715157024, 92715157025, 92715157026, 92715157027, 92715157028, 92715157029, 92715157030

METHOD BLANK: 4320496 Matrix: Water
Associated Lab Samples: 92715157016, 92715157017, 92715157018, 92715157019, 92715157020, 92715157021, 92715157022, 92715157023, 92715157024, 92715157025, 92715157026, 92715157027, 92715157028, 92715157029, 92715157030

Parameter	Units	Blank Result	Reporting Limit	MDL	Analyzed	Qualifiers
Chloride	mg/L	ND	1.0	0.60	03/03/24 18:23	
Fluoride	mg/L	ND	0.10	0.050	03/03/24 18:23	
Sulfate	mg/L	ND	1.0	0.50	03/03/24 18:23	

LABORATORY CONTROL SAMPLE: 4320497

Parameter	Units	Spike Conc.	LCS Result	LCS % Rec	% Rec Limits	Qualifiers
Chloride	mg/L	50	52.9	106	90-110	
Fluoride	mg/L	2.5	2.5	100	90-110	
Sulfate	mg/L	50	52.9	106	90-110	

MATRIX SPIKE & MATRIX SPIKE DUPLICATE: 4320498 4320499

Parameter	Units	92716305007 Result	MS Spike Conc.	MSD Spike Conc.	MS Result	MSD Result	MS % Rec	MSD % Rec	% Rec Limits	RPD	Max RPD	Qual
Chloride	mg/L	4.8	50	50	56.2	57.8	103	106	90-110	3	10	
Fluoride	mg/L	ND	2.5	2.5	2.4	2.4	93	96	90-110	3	10	
Sulfate	mg/L	2.2	50	50	53.7	55.3	103	106	90-110	3	10	

MATRIX SPIKE & MATRIX SPIKE DUPLICATE: 4320500 4320501

Parameter	Units	92715157022 Result	MS Spike Conc.	MSD Spike Conc.	MS Result	MSD Result	MS % Rec	MSD % Rec	% Rec Limits	RPD	Max RPD	Qual
Chloride	mg/L	3.0	50	50	54.0	55.0	102	104	90-110	2	10	
Fluoride	mg/L	ND	2.5	2.5	2.4	2.4	94	96	90-110	2	10	
Sulfate	mg/L	20.2	50	50	71.3	72.2	102	104	90-110	1	10	

Results presented on this page are in the units indicated by the "Units" column except where an alternate unit is presented to the right of the result.

REPORT OF LABORATORY ANALYSIS

This report shall not be reproduced, except in full,
without the written consent of Pace Analytical Services, LLC.

Pace Analytical Services, LLC
9800 Kincey Ave. Suite 100
Huntersville, NC 28078
(704)875-9092

QUALIFIERS

Project: Bowen LF Cells 1&2
Pace Project No.: 92715157

DEFINITIONS

DF - Dilution Factor, if reported, represents the factor applied to the reported data due to dilution of the sample aliquot.

ND - Not Detected at or above adjusted reporting limit.

TNTC - Too Numerous To Count

J - Estimated concentration above the adjusted method detection limit and below the adjusted reporting limit.

MDL - Adjusted Method Detection Limit.

PQL - Practical Quantitation Limit.

RL - Reporting Limit - The lowest concentration value that meets project requirements for quantitative data with known precision and bias for a specific analyte in a specific matrix.

S - Surrogate

1,2-Diphenylhydrazine decomposes to and cannot be separated from Azobenzene using Method 8270. The result for each analyte is a combined concentration.

Consistent with EPA guidelines, unrounded data are displayed and have been used to calculate % recovery and RPD values.

LCS(D) - Laboratory Control Sample (Duplicate)

MS(D) - Matrix Spike (Duplicate)

DUP - Sample Duplicate

RPD - Relative Percent Difference

NC - Not Calculable.

SG - Silica Gel - Clean-Up

U - Indicates the compound was analyzed for, but not detected.

Acid preservation may not be appropriate for 2 Chloroethylvinyl ether.

A separate vial preserved to a pH of 4-5 is recommended in SW846 Chapter 4 for the analysis of Acrolein and Acrylonitrile by EPA Method 8260.

N-Nitrosodiphenylamine decomposes and cannot be separated from Diphenylamine using Method 8270. The result reported for each analyte is a combined concentration.

Reported results are not rounded until the final step prior to reporting. Therefore, calculated parameters that are typically reported as "Total" may vary slightly from the sum of the reported component parameters.

Pace Analytical is TNI accredited. Contact your Pace PM for the current list of accredited analytes.

TNI - The NELAC Institute.

ANALYTE QUALIFIERS

B	Analyte was detected in the associated method blank.
M1	Matrix spike recovery exceeded QC limits. Batch accepted based on laboratory control sample (LCS) recovery.

This report shall not be reproduced, except in full,
without the written consent of Pace Analytical Services, LLC.

Pace Analytical Services, LLC
9800 Kincey Ave. Suite 100
Huntersville, NC 28078
(704)875-9092

QUALITY CONTROL DATA CROSS REFERENCE TABLE

Project: Bowen LF Cells 1&2
Pace Project No.: 92715157

Lab ID	Sample ID	QC Batch Method	QC Batch	Analytical Method	Analytical Batch
92715157001	**BOW-GWA-1**	EPA 3010A	835861	EPA 6010D	835946
92715157002	**BOW-GWA-2**	EPA 3010A	835861	EPA 6010D	835946
92715157003	**BOW-GWA-3A**	EPA 3010A	835861	EPA 6010D	835946
92715157004	**BOW-GWA-50**	EPA 3010A	835861	EPA 6010D	835946
92715157005	**BOW-GWA-50R**	EPA 3010A	835873	EPA 6010D	835959
92715157006	**BOW-LF1-2-FD-09**	EPA 3010A	835873	EPA 6010D	835959
92715157007	**BOW-LF1-2-FB-09**	EPA 3010A	835873	EPA 6010D	835959
92715157008	**BOW-GWA-2R**	EPA 3010A	835886	EPA 6010D	835961
92715157009	**BOW-GWC-5**	EPA 3010A	835886	EPA 6010D	835961
92715157010	**BOW-GWC-6**	EPA 3010A	835886	EPA 6010D	835961
92715157011	**BOW-GWC-6RZ**	EPA 3010A	835886	EPA 6010D	835961
92715157012	**BOW-GWC-7Z**	EPA 3010A	835886	EPA 6010D	835961
92715157013	**BOW-GWC-8Z**	EPA 3010A	835886	EPA 6010D	835961
92715157014	**BOW-LF1-2-FD-10**	EPA 3010A	836229	EPA 6010D	836301
92715157015	**BOW-LF1-2-FB-10**	EPA 3010A	836229	EPA 6010D	836301
92715157016	**BOW-GWA-4RZ**	EPA 3010A	836273	EPA 6010D	836302
92715157017	**BOW-GWC-8RR**	EPA 3010A	836273	EPA 6010D	836302
92715157018	**BOW-GWC-9**	EPA 3010A	836273	EPA 6010D	836302
92715157019	**BOW-GWC-10**	EPA 3010A	836273	EPA 6010D	836302
92715157020	**BOW-GWC-10R**	EPA 3010A	836273	EPA 6010D	836302
92715157021	**BOW-GWC-12**	EPA 3010A	836273	EPA 6010D	836302
92715157022	**BOW-GWC-13**	EPA 3010A	836273	EPA 6010D	836302
92715157023	**BOW-GWC-11**	EPA 3010A	836273	EPA 6010D	836302
92715157024	**BOW-GWC-11R**	EPA 3010A	836274	EPA 6010D	836303
92715157025	**BOW-GWC-13RZ**	EPA 3010A	836274	EPA 6010D	836303
92715157026	**BOW-GWC-14Z**	EPA 3010A	836274	EPA 6010D	836303
92715157027	**BOW-GWC-15R**	EPA 3010A	836274	EPA 6010D	836303
92715157028	**BOW-GWC-15Z**	EPA 3010A	836274	EPA 6010D	836303
92715157029	**BOW-LF1-2-FD-11**	EPA 3010A	836274	EPA 6010D	836303
92715157030	**BOW-LF1-2-FB-11**	EPA 3010A	836274	EPA 6010D	836303
92715157001	**BOW-GWA-1**	EPA 3005A	835670	EPA 6020B	835901
92715157002	**BOW-GWA-2**	EPA 3005A	835670	EPA 6020B	835901
92715157003	**BOW-GWA-3A**	EPA 3005A	835670	EPA 6020B	835901
92715157004	**BOW-GWA-50**	EPA 3005A	835670	EPA 6020B	835901
92715157005	**BOW-GWA-50R**	EPA 3005A	835670	EPA 6020B	835901
92715157006	**BOW-LF1-2-FD-09**	EPA 3005A	835670	EPA 6020B	835901
92715157007	**BOW-LF1-2-FB-09**	EPA 3005A	835670	EPA 6020B	835901
92715157008	**BOW-GWA-2R**	EPA 3005A	835672	EPA 6020B	835904
92715157009	**BOW-GWC-5**	EPA 3005A	835672	EPA 6020B	835904
92715157010	**BOW-GWC-6**	EPA 3005A	835672	EPA 6020B	835904
92715157011	**BOW-GWC-6RZ**	EPA 3005A	835672	EPA 6020B	835904
92715157012	**BOW-GWC-7Z**	EPA 3005A	835672	EPA 6020B	835904
92715157013	**BOW-GWC-8Z**	EPA 3005A	835672	EPA 6020B	835904
92715157014	**BOW-LF1-2-FD-10**	EPA 3005A	835672	EPA 6020B	835904
92715157015	**BOW-LF1-2-FB-10**	EPA 3005A	835672	EPA 6020B	835904

REPORT OF LABORATORY ANALYSIS

This report shall not be reproduced, except in full,
without the written consent of Pace Analytical Services, LLC.

Pace Analytical Services, LLC
9800 Kincey Ave. Suite 100
Huntersville, NC 28078
(704)875-9092

QUALITY CONTROL DATA CROSS REFERENCE TABLE

Project: Bowen LF Cells 1&2
Pace Project No.: 92715157

Lab ID	Sample ID	QC Batch Method	QC Batch	Analytical Method	Analytical Batch
92715157016	**BOW-GWA-4RZ**	EPA 3005A	836338	EPA 6020B	836363
92715157017	**BOW-GWC-8RR**	EPA 3005A	836338	EPA 6020B	836363
92715157018	**BOW-GWC-9**	EPA 3005A	836338	EPA 6020B	836363
92715157019	**BOW-GWC-10**	EPA 3005A	836338	EPA 6020B	836363
92715157020	**BOW-GWC-10R**	EPA 3005A	836338	EPA 6020B	836363
92715157021	**BOW-GWC-12**	EPA 3005A	836338	EPA 6020B	836363
92715157022	**BOW-GWC-13**	EPA 3005A	836338	EPA 6020B	836363
92715157023	**BOW-GWC-11**	EPA 3005A	836338	EPA 6020B	836363
92715157024	**BOW-GWC-11R**	EPA 3005A	836338	EPA 6020B	836363
92715157025	**BOW-GWC-13RZ**	EPA 3005A	836338	EPA 6020B	836363
92715157026	**BOW-GWC-14Z**	EPA 3005A	836340	EPA 6020B	836364
92715157027	**BOW-GWC-15R**	EPA 3005A	836340	EPA 6020B	836364
92715157028	**BOW-GWC-15Z**	EPA 3005A	836340	EPA 6020B	836364
92715157029	**BOW-LF1-2-FD-11**	EPA 3005A	836340	EPA 6020B	836364
92715157030	**BOW-LF1-2-FB-11**	EPA 3005A	836340	EPA 6020B	836364
92715157001	**BOW-GWA-1**	EPA 7470A	837476	EPA 7470A	837626
92715157002	**BOW-GWA-2**	EPA 7470A	837476	EPA 7470A	837626
92715157003	**BOW-GWA-3A**	EPA 7470A	837476	EPA 7470A	837626
92715157004	**BOW-GWA-50**	EPA 7470A	837476	EPA 7470A	837626
92715157005	**BOW-GWA-50R**	EPA 7470A	837476	EPA 7470A	837626
92715157006	**BOW-LF1-2-FD-09**	EPA 7470A	837476	EPA 7470A	837626
92715157007	**BOW-LF1-2-FB-09**	EPA 7470A	837476	EPA 7470A	837626
92715157008	**BOW-GWA-2R**	EPA 7470A	837828	EPA 7470A	838300
92715157009	**BOW-GWC-5**	EPA 7470A	837828	EPA 7470A	838300
92715157010	**BOW-GWC-6**	EPA 7470A	837828	EPA 7470A	838300
92715157011	**BOW-GWC-6RZ**	EPA 7470A	837828	EPA 7470A	838300
92715157012	**BOW-GWC-7Z**	EPA 7470A	837828	EPA 7470A	838300
92715157013	**BOW-GWC-8Z**	EPA 7470A	837828	EPA 7470A	838300
92715157014	**BOW-LF1-2-FD-10**	EPA 7470A	837828	EPA 7470A	838300
92715157015	**BOW-LF1-2-FB-10**	EPA 7470A	837828	EPA 7470A	838300
92715157016	**BOW-GWA-4RZ**	EPA 7470A	837828	EPA 7470A	838300
92715157017	**BOW-GWC-8RR**	EPA 7470A	837828	EPA 7470A	838300
92715157018	**BOW-GWC-9**	EPA 7470A	837828	EPA 7470A	838300
92715157019	**BOW-GWC-10**	EPA 7470A	837828	EPA 7470A	838300
92715157020	**BOW-GWC-10R**	EPA 7470A	837828	EPA 7470A	838300
92715157021	**BOW-GWC-12**	EPA 7470A	837828	EPA 7470A	838300
92715157022	**BOW-GWC-13**	EPA 7470A	837828	EPA 7470A	838300
92715157023	**BOW-GWC-11**	EPA 7470A	837828	EPA 7470A	838300
92715157024	**BOW-GWC-11R**	EPA 7470A	837828	EPA 7470A	838300
92715157025	**BOW-GWC-13RZ**	EPA 7470A	837828	EPA 7470A	838300
92715157026	**BOW-GWC-14Z**	EPA 7470A	837828	EPA 7470A	838300
92715157027	**BOW-GWC-15R**	EPA 7470A	837828	EPA 7470A	838300
92715157028	**BOW-GWC-15Z**	EPA 7470A	837830	EPA 7470A	838301
92715157029	**BOW-LF1-2-FD-11**	EPA 7470A	837830	EPA 7470A	838301
92715157030	**BOW-LF1-2-FB-11**	EPA 7470A	837830	EPA 7470A	838301
92715157001	**BOW-GWA-1**	SM 2320B-2011	836696		

REPORT OF LABORATORY ANALYSIS

This report shall not be reproduced, except in full,
without the written consent of Pace Analytical Services, LLC.

Pace Analytical Services, LLC
9800 Kincey Ave. Suite 100
Huntersville, NC 28078
(704)875-9092

QUALITY CONTROL DATA CROSS REFERENCE TABLE

Project: Bowen LF Cells 1&2
Pace Project No.: 92715157

Lab ID	Sample ID	QC Batch Method	QC Batch	Analytical Method	Analytical Batch
92715157002	**BOW-GWA-2**	SM 2320B-2011	836696		
92715157003	**BOW-GWA-3A**	SM 2320B-2011	836696		
92715157004	**BOW-GWA-50**	SM 2320B-2011	836696		
92715157005	**BOW-GWA-50R**	SM 2320B-2011	836696		
92715157006	**BOW-LF1-2-FD-09**	SM 2320B-2011	836696		
92715157007	**BOW-LF1-2-FB-09**	SM 2320B-2011	836696		
92715157008	**BOW-GWA-2R**	SM 2320B-2011	837019		
92715157009	**BOW-GWC-5**	SM 2320B-2011	837019		
92715157010	**BOW-GWC-6**	SM 2320B-2011	837019		
92715157011	**BOW-GWC-6RZ**	SM 2320B-2011	837019		
92715157012	**BOW-GWC-7Z**	SM 2320B-2011	837019		
92715157013	**BOW-GWC-8Z**	SM 2320B-2011	837019		
92715157014	**BOW-LF1-2-FD-10**	SM 2320B-2011	837019		
92715157015	**BOW-LF1-2-FB-10**	SM 2320B-2011	837019		
92715157016	**BOW-GWA-4RZ**	SM 2320B-2011	837370		
92715157017	**BOW-GWC-8RR**	SM 2320B-2011	837101		
92715157018	**BOW-GWC-9**	SM 2320B-2011	837101		
92715157019	**BOW-GWC-10**	SM 2320B-2011	837101		
92715157020	**BOW-GWC-10R**	SM 2320B-2011	837369		
92715157021	**BOW-GWC-12**	SM 2320B-2011	837369		
92715157022	**BOW-GWC-13**	SM 2320B-2011	837369		
92715157023	**BOW-GWC-11**	SM 2320B-2011	837369		
92715157024	**BOW-GWC-11R**	SM 2320B-2011	837369		
92715157025	**BOW-GWC-13RZ**	SM 2320B-2011	837369		
92715157026	**BOW-GWC-14Z**	SM 2320B-2011	837369		
92715157027	**BOW-GWC-15R**	SM 2320B-2011	837369		
92715157028	**BOW-GWC-15Z**	SM 2320B-2011	837369		
92715157029	**BOW-LF1-2-FD-11**	SM 2320B-2011	837369		
92715157030	**BOW-LF1-2-FB-11**	SM 2320B-2011	837369		
92715157001	**BOW-GWA-1**	SM 2540C-2015	834849		
92715157002	**BOW-GWA-2**	SM 2540C-2015	834849		
92715157003	**BOW-GWA-3A**	SM 2540C-2015	834849		
92715157004	**BOW-GWA-50**	SM 2540C-2015	834849		
92715157005	**BOW-GWA-50R**	SM 2540C-2015	834849		
92715157006	**BOW-LF1-2-FD-09**	SM 2540C-2015	834849		
92715157007	**BOW-LF1-2-FB-09**	SM 2540C-2015	834849		
92715157008	**BOW-GWA-2R**	SM 2540C-2015	835447		
92715157009	**BOW-GWC-5**	SM 2540C-2015	835447		
92715157010	**BOW-GWC-6**	SM 2540C-2015	835968		
92715157011	**BOW-GWC-6RZ**	SM 2540C-2015	835968		
92715157012	**BOW-GWC-7Z**	SM 2540C-2015	835968		
92715157013	**BOW-GWC-8Z**	SM 2540C-2015	835968		
92715157014	**BOW-LF1-2-FD-10**	SM 2540C-2015	835968		
92715157015	**BOW-LF1-2-FB-10**	SM 2540C-2015	835968		
92715157016	**BOW-GWA-4RZ**	SM 2540C-2015	836429		

REPORT OF LABORATORY ANALYSIS

This report shall not be reproduced, except in full,
without the written consent of Pace Analytical Services, LLC.

Pace Analytical Services, LLC
9800 Kincey Ave. Suite 100
Huntersville, NC 28078
(704)875-9092

QUALITY CONTROL DATA CROSS REFERENCE TABLE

Project: Bowen LF Cells 1&2
Pace Project No.: 92715157

Lab ID	Sample ID	QC Batch Method	QC Batch	Analytical Method	Analytical Batch
92715157017	**BOW-GWC-8RR**	SM 2540C-2015	836429		
92715157018	**BOW-GWC-9**	SM 2540C-2015	836429		
92715157019	**BOW-GWC-10**	SM 2540C-2015	836429		
92715157020	**BOW-GWC-10R**	SM 2540C-2015	836429		
92715157021	**BOW-GWC-12**	SM 2540C-2015	836472		
92715157022	**BOW-GWC-13**	SM 2540C-2015	836472		
92715157023	**BOW-GWC-11**	SM 2540C-2015	836474		
92715157024	**BOW-GWC-11R**	SM 2540C-2015	836474		
92715157025	**BOW-GWC-13RZ**	SM 2540C-2015	836474		
92715157026	**BOW-GWC-14Z**	SM 2540C-2015	836474		
92715157027	**BOW-GWC-15R**	SM 2540C-2015	836474		
92715157028	**BOW-GWC-15Z**	SM 2540C-2015	836474		
92715157029	**BOW-LF1-2-FD-11**	SM 2540C-2015	836474		
92715157030	**BOW-LF1-2-FB-11**	SM 2540C-2015	836472		
92715157001	**BOW-GWA-1**	EPA 300.0 Rev 2.1 1993	834819		
92715157002	**BOW-GWA-2**	EPA 300.0 Rev 2.1 1993	834819		
92715157003	**BOW-GWA-3A**	EPA 300.0 Rev 2.1 1993	834819		
92715157004	**BOW-GWA-50**	EPA 300.0 Rev 2.1 1993	834819		
92715157005	**BOW-GWA-50R**	EPA 300.0 Rev 2.1 1993	834819		
92715157006	**BOW-LF1-2-FD-09**	EPA 300.0 Rev 2.1 1993	835036		
92715157007	**BOW-LF1-2-FB-09**	EPA 300.0 Rev 2.1 1993	835036		
92715157008	**BOW-GWA-2R**	EPA 300.0 Rev 2.1 1993	835357		
92715157009	**BOW-GWC-5**	EPA 300.0 Rev 2.1 1993	835357		
92715157010	**BOW-GWC-6**	EPA 300.0 Rev 2.1 1993	835357		
92715157011	**BOW-GWC-6RZ**	EPA 300.0 Rev 2.1 1993	835357		
92715157012	**BOW-GWC-7Z**	EPA 300.0 Rev 2.1 1993	835357		
92715157013	**BOW-GWC-8Z**	EPA 300.0 Rev 2.1 1993	835357		
92715157014	**BOW-LF1-2-FD-10**	EPA 300.0 Rev 2.1 1993	835357		
92715157015	**BOW-LF1-2-FB-10**	EPA 300.0 Rev 2.1 1993	835357		
92715157016	**BOW-GWA-4RZ**	EPA 300.0 Rev 2.1 1993	836354		
92715157017	**BOW-GWC-8RR**	EPA 300.0 Rev 2.1 1993	836354		
92715157018	**BOW-GWC-9**	EPA 300.0 Rev 2.1 1993	836354		
92715157019	**BOW-GWC-10**	EPA 300.0 Rev 2.1 1993	836354		
92715157020	**BOW-GWC-10R**	EPA 300.0 Rev 2.1 1993	836354		
92715157021	**BOW-GWC-12**	EPA 300.0 Rev 2.1 1993	836354		
92715157022	**BOW-GWC-13**	EPA 300.0 Rev 2.1 1993	836354		
92715157023	**BOW-GWC-11**	EPA 300.0 Rev 2.1 1993	836354		
92715157024	**BOW-GWC-11R**	EPA 300.0 Rev 2.1 1993	836354		
92715157025	**BOW-GWC-13RZ**	EPA 300.0 Rev 2.1 1993	836354		
92715157026	**BOW-GWC-14Z**	EPA 300.0 Rev 2.1 1993	836354		
92715157027	**BOW-GWC-15R**	EPA 300.0 Rev 2.1 1993	836354		
92715157028	**BOW-GWC-15Z**	EPA 300.0 Rev 2.1 1993	836354		
92715157029	**BOW-LF1-2-FD-11**	EPA 300.0 Rev 2.1 1993	836354		
92715157030	**BOW-LF1-2-FB-11**	EPA 300.0 Rev 2.1 1993	836354		

REPORT OF LABORATORY ANALYSIS

This report shall not be reproduced, except in full,
without the written consent of Pace Analytical Services, LLC.

Pace ANALYTICAL SERVICES	DC#_Title: ENV-FRM-HUN1-0083 v03_Sample Condition Upon Receipt
	Effective Date: 12/01/2023

Laboratory receiving samples:

Asheville ☐ Eden ☐ Greenwood ☐ Huntersville ☐ Raleigh ☐ Mechanicsville ☐ Atlanta ☑ Kernersville ☐

Sample Condition Upon Receipt

Client Name: G.A. Power

Project # WO# : 92715157

92715157

Courier: ☐ Commercial ☑ Fed Ex ☐ UPS ☐ USPS ☐ Client ☑ Pace ☐ Other:____

Custody Seal Present? ☑ Yes ☐ No **Seals Intact?** ☑ Yes ☐ No ☐ N/A

Date/Initials Person Examining Contents: 7/10/24 SG

Packing Material: ☑ Bubble Wrap ☐ Bubble Bags ☐ None ☐ Other

Biological Tissue Frozen? ☐ Yes ☐ No ☑ N/A

Thermometer: ☑ IR Gun ID: 730 **Type of Ice:** ☑ Wet ☐ Blue ☐ None

Cooler Temp: 3.3 **Correction Factor:** Add/Subtract (°C) +0.1

Temp should be above freezing to 6°C

☐ Samples out of temp criteria. Samples on ice, cooling process has begun

Cooler Temp Corrected (°C): 3.4

USDA Regulated Soil (☐ N/A, water sample)

Did samples originate in a quarantine zone within the United States: CA, NY, or SC (check maps)? ☐ Yes ☐ No

Did samples originate from a foreign source (internationally, including Hawaii and Puerto Rico)? ☐ Yes ☐ No

				Comments/Discrepancy:
Chain of Custody Present?	☑ Yes	☐ No	☐ N/A	1.
Samples Arrived within Hold Time?	☑ Yes	☐ No	☐ N/A	2.
Short Hold Time Analysis (<72 hr.)?	☐ Yes	☑ No	☐ N/A	3.
Rush Turn Around Time Requested?	☐ Yes	☑ No	☐ N/A	4.
Sufficient Volume?	☑ Yes	☐ No	☐ N/A	5.
Correct Containers Used?	☑ Yes	☐ No	☐ N/A	6.
-Pace Containers Used?	☑ Yes	☐ No	☐ N/A	
Containers Intact?	☑ Yes	☐ No	☐ N/A	7.
Dissolved analysis: Samples Field Filtered?	☐ Yes	☐ No	☑ N/A	8.
Sample Labels Match COC?	☑ Yes	☐ No	☐ N/A	9.
-Includes Date/Time/ID/Analysis Matrix: L				
Headspace in VOA Vials (>5-6mm)?	☐ Yes	☐ No	☑ N/A	10.
Trip Blank Present?	☐ Yes	☐ No	☑ N/A	11.
Trip Blank Custody Seals Present?	☐ Yes	☐ No	☑ N/A	

COMMENTS/SAMPLE DISCREPANCY

Field Data Required? ☐ Yes ☐ No

Lot ID of split containers:

CLIENT NOTIFICATION/RESOLUTION

Person contacted: _____ Date/Time: _____

Project Manager SCURF Review: _____ **Date:** _____

Project Manager SRF Review: _____ **Date:** _____

Pace ANALYTICAL SERVICES	DC#_Title: ENV-FRM-HUN1-0083 v03_Sample Condition Upon Receipt
	Effective Date: 12/01/2023

WO# : 92715157

PM: BV Due Date: 03/08/24

CLIENT: 92-GP-BOWLF

*Check mark top half of box if pH and/or dechlorination is verified and within the acceptance range for preservation samples.

Exceptions: VOA, Coliform, TOC, Oil and Grease, DRO/8015 (water) DOC, LLHg

Project #

**Bottom half of box is to list number of bottles

***Check all unpreserved Nitrates for chlorine

Item#	BP4U-125 mL Plastic Unpreserved (N/A) (Cl-)	BP3U-250 mL Plastic Unpreserved (N/A)	BP2U-500 mL Plastic Unpreserved (N/A)	BP1U-1 liter Plastic Unpreserved (N/A)	BP4S-125 mL Plastic H2SO4 (pH < 2) (Cl-)	BP3N-250 mL plastic HNO3 (pH < 2)	BP4Z-125 mL Plastic ZN Acetate & NaOH (>9)	BP4B-125 mL Plastic NaOH (pH > 12) (Cl-)	WGFU-Wide-mouthed Glass jar Unpreserved	AG1U-1 liter Amber Unpreserved (N/A) (Cl-)	AG1H-1 liter Amber HCl (pH < 2)	AG3U-250 mL Amber Unpreserved (N/A) (Cl-)	AG1S-1 liter Amber H2SO4 (pH < 2)	AG3S-250 mL Amber H2SO4 (pH < 2)	DG94-40 mL Amber NH4Cl (N/A)(Cl-)	DG9H-40 mL VOA HCl (N/A)	VG9T-40 mL VOA Na2S2O3 (N/A)	VG9U-40 mL VOA Unpreserved (N/A)	DG9V-40 mL VOA H3PO4 (N/A)	KP7U-50 mL Plastic Unpreserved (N/A)	V/GK (3 vials per kit)-VPH/Gas kit (N/A)	SP5T-125 mL Sterile Plastic (N/A – lab)	SP2T-250 mL Sterile Plastic (N/A – lab)		BP3R-250 mL Plastic (NH2)2SO4 (9.3-9.7)	AG0U-100 mL Amber Unpreserved (N/A) (Cl-)	VSGU-20 mL Scintillation vials (N/A)	DG9U-40 mL Amber Unpreserved vials (N/A)
1		2	1		2/3	1																							
2		2	1			1																							
3		2	1			1																							
4		2	1			1																							
5		2	1			1																							
6																													
7																													
8																													
9																													
10																													
11																													
12																													

pH Adjustment Log for Preserved Samples						
Sample ID	Type of Preservative	pH upon receipt	Date preservation adjusted	Time preservation adjusted	Amount of Preservative added	Lot #

Note: Whenever there is a discrepancy affecting North Carolina compliance samples, a copy of this form will be sent to the North Carolina DENR Certification Office (i.e. Out of hold, incorrect preservative, out of temp, incorrect containers.

Pace® Location Requested (City/State):

Pace Analytical Charlotte
5800 Kinsey Ave. Suite 100, Huntersville, NC 28078

CHAIN-OF-CUSTODY Analytical Request Document

Chain-of-Custody is a LEGAL DOCUMENT - Complete all relevant fields

LAB USE ONLY- Affix Workorder/Login Label Here

Scan QR Code for instructions

92715157

Company Name: Georgia Power - Bowen	Contact/Report To: Kristen Jurinko, Cassidy Sutherland
Street Address: 241 Ralph McGill Blvd NE, Atlanta, GA 30308	Phone #: (470) 217-0008
	E-Mail: knjurink@southernco.com
	Cc E-Mail: Laura Midkiff, Ben Hodges, Mike Smilley, Noelia Gangi
Customer Project #:	Invoice to: Account Payable
Project Name: Bowen LF Cells 1&2	Invoice E-mail: georgiapowerinvoices@southernco.com
Site Collection Info/Facility ID (as applicable):	Purchase Order # (if applicable): GPC82474-0006
	Quote #:
Time Zone Collected: [ ] AK [ ] PT [ ] MT [ ] CT [X] ET	County / State origin of sample(s): Georgia
Data Deliverables: [ ] Level II [ ] Level III [ ] Level IV [ ] EQUIS [ ] Other_____	Regulatory Program (DW, RCRA, etc.) as applicable: Reportable [ ] Yes [ ] No
	Rush (Pre-approval required): [ ] Same Day [ ] 1 Day [ ] 2 Day [ ] 3 Day Other _____ Date Results Requested:
	DW PWSID # or WW Permit # as applicable:
	Field Filtered (If applicable): [ ] Yes [ ] No Analysis:

Specify Container Size **: 3 2 3 3

Identify Container Preservative Type***: 1 1 1 2

Analysis Requested

**Container Size: (1) 1L, (2) 500mL, (3) 250mL, (4) 125mL, (5) 100mL, (6) 40mL vial, (7) EnCore, (8) TerraCore, (9) 90mL, (10) Other

*** Preservative Types: (1) None, (2) HNO3, (3) H2SO4, (4) HCl, (5) NaOH, (6) Zn Acetate, (7) NaHSO4, (8) Sod. Thiosulfate, (9) Ascorbic Acid, (10) MeOH, (11) Other

Lab Use Only: Proj. Mgr: Bonnie Vang; Acct.Num / Client ID:; Table #:; Profile / Template: 16492; Prelog / Bottle Ord. ID: EZ 3066672

Preservation non-conformance identified for sample.

* Matrix Codes (Insert in Matrix box below): Drinking Water (DW), Ground Water (GW), Wastewater (WW), Product (P), Soil/Solid (SS), Oil (OL), Wipe (WP), Tissue (TS), Bioassay (B), Vapor (V), Surface Water (SW), Sediment (SED), Sludge (SL), Caulk (CK), Leachate (LL), Biosolid (BS), Other (OT)

Customer Sample ID	Matrix*	Comp / Grab	Composite Start Date	Composite Start Time	Collected or Composite End Date	Collected or Composite End Time	# Cont.	Residual Chlorine Result	Residual Chlorine Units	2320B Alkalinity	2540C Total Dissolved Solids	300.0-F,SO4, Cl	App Metals III/IV + State Metals	Sample Comment
BOW-GWA-1	WG	G			2/22/24	1239	4			X	X	X	X	001
BOW-GWA-2	WG	G			2/22/24	1535	4			X	X	X	X	002
BOW-GWA-2R	WG	G					4			X	X	X	X	
BOW-GWA-3A	WG	G			2/22/24	1038	4			X	X	X	X	003
BOW-GWA-4RZ	WG	G					4			X	X	X	X	
BOW-GWA-50	WG	G			2/22/24	1345	4			X	X	X	X	004
BOW-GWA-50R	WG	G			2/23/24	1504	4			X	X	X	X	005
BOW-GWC-5	WG	G					4			X	X	X	X	
BOW-GWC-6	WG	G					4			X	X	X	X	
BOW-GWC-6RZ	WG	G					4			X	X	X	X	

Additional Instructions from Pace®: Task Code: BOW-CCR-ASSMT-2024S1

Collected By: Printed Name: Kevin Stephenson, William Lasker, Jay Siewert

Signature: Resolute Environmental

Customer Remarks / Special Conditions / Possible Hazards:

Coolers: Thermometer ID: Correction Factor (°C): Obs. Temp. (°C): Corrected Temp. (°C): [ ] On Ice

Relinquished by/Company: (Signature)	Date/Time:	Received by/Company: (Signature)	Date/Time:	Tracking Number:
Kevin Stephenson	2/23/24 1138	William Lasker / Pace	2/23 1138	
Relinquished by/Company: (Signature) William Lasker / Pace	Date/Time: 2/23/24 1307	Received by/Company: (Signature)	Date/Time: 2/23 1307	Delivered by: [ ] In-Person [ ] Courier [ ] FedEx [ ] UPS [ ] Other
Relinquished by/Company: (Signature)	Date/Time:	Received by/Company: (Signature)	Date/Time:	
Relinquished by/Company: (Signature)	Date/Time:	Received by/Company: (Signature)	Date/Time:	Page: 1 of 3

Submitting a sample via this chain of custody constitutes acknowledgment and acceptance of the Pace® Terms and Conditions found at https://www.pacelabs.com/resource-library/resource/pace-terms-and-conditions/

Pace	DC#_Title: ENV-FRM-HUN1-0083 v03_Sample Condition Upon Receipt
	Effective Date: 12/01/2023

Laboratory receiving samples:

Asheville ☐ Eden ☐ Greenwood ☐ Huntersville ☐ Raleigh ☐ Mechanicsville ☐ Atlanta ☑ Kernersville ☐

Sample Condition Upon Receipt

Client Name: La Pine

Project #: WO#: 92715157

PM: BV Due Date: 03/08/24

CLIENT: 92-GP-BOWLF

Courier: ☐ Commercial ☐ Fed Ex ☑ Pace ☐ UPS ☐ USPS ☐ Other:____ ☐ Client

Custody Seal Present? ☑ Yes ☐ No **Seals Intact?** ☑ Yes ☐ No ☐ N/A

Date/Initials Person Examining Contents: 7/03/24 [illegible]

Packing Material: ☑ Bubble Wrap ☐ Bubble Bags ☐ None ☐ Other

Biological Tissue Frozen? ☐ Yes ☐ No ☑ N/A

Thermometer: ☑ IR Gun ID: 730

Type of Ice: ☑ Wet ☐ Blue ☐ None

Cooler Temp: 3.3 **Correction Factor:** Add/Subtract (°C) 10.1

Temp should be above freezing to 6°C

☐ Samples out of temp criteria. Samples on ice, cooling process has begun

Cooler Temp Corrected (°C): 3.4

USDA Regulated Soil (☐ N/A, water sample)

Did samples originate in a quarantine zone within the United States: CA, NY, or SC (check maps)? ☐ Yes ☐ No

Did samples originate from a foreign source (internationally, including Hawaii and Puerto Rico)? ☐ Yes ☐ No

				Comments/Discrepancy:
Chain of Custody Present?	☑ Yes	☐ No	☐ N/A	1.
Samples Arrived within Hold Time?	☑ Yes	☐ No	☐ N/A	2.
Short Hold Time Analysis (<72 hr.)?	☐ Yes	☑ No	☐ N/A	3.
Rush Turn Around Time Requested?	☐ Yes	☑ No	☐ N/A	4.
Sufficient Volume?	☑ Yes	☐ No	☐ N/A	5.
Correct Containers Used?	☑ Yes	☐ No	☐ N/A	6.
-Pace Containers Used?	☑ Yes	☐ No	☐ N/A	
Containers Intact?	☑ Yes	☐ No	☐ N/A	7.
Dissolved analysis: Samples Field Filtered?	☐ Yes	☐ No	☑ N/A	8.
Sample Labels Match COC?	☑ Yes	☐ No	☐ N/A	9.
-Includes Date/Time/ID/Analysis Matrix: W				
Headspace in VOA Vials (>5-6mm)?	☐ Yes	☐ No	☑ N/A	10.
Trip Blank Present?	☐ Yes	☐ No	☑ N/A	11.
Trip Blank Custody Seals Present?	☐ Yes	☐ No	☑ N/A	

COMMENTS/SAMPLE DISCREPANCY

Field Data Required? ☐ Yes ☐ No

Lot ID of split containers:

CLIENT NOTIFICATION/RESOLUTION

Person contacted: _____ Date/Time: _____

Project Manager SCURF Review: _____ **Date:** _____

Project Manager SRF Review: _____ **Date:** _____

WO#: 92715157

PM: BV **Due Date: 03/08/24**

CLIENT: 92-GP-BOWLF

***Check mark top half of box if pH and/or dechlorination is verified and within the acceptance range for preservation samples.**

Exceptions: VOA, Coliform, TOC, Oil and Grease, DRO/8015 (water) DOC, LLHg

Project #

****Bottom half of box is to list number of bottles**

*****Check all unpreserved Nitrates for chlorine**

Item#	BP4U-125 mL Plastic Unpreserved (N/A) (Cl-)	BP3U-250 mL Plastic Unpreserved (N/A)	BP2U-500 mL Plastic Unpreserved (N/A)	BP1U-1 liter Plastic Unpreserved (N/A)	BP4S-125 mL Plastic H2SO4 (pH < 2) (Cl-)	BP3N-250 mL plastic HNO3 (pH < 2)	BP4Z-125 mL Plastic ZN Acetate & NaOH (>9)	BP4B-125 mL Plastic NaOH (pH > 12) (Cl-)	WGFU-Wide-mouthed Glass jar Unpreserved	AG1U-1 liter Amber Unpreserved (N/A) (Cl-)	AG1H-1 liter Amber HCl (pH < 2)	AG3U-250 mL Amber Unpreserved (N/A) (Cl-)	AG1S-1 liter Amber H2SO4 (pH < 2)	AG3S-250 mL Amber H2SO4 (pH < 2)	DG94-40 mL Amber NH4Cl (N/A)(Cl-)	DG9H-40 mL VOA HCl (N/A)	VG9T-40 mL VOA Na2S2O3 (N/A)	VG9U-40 mL VOA Unpreserved (N/A)	DG9V-40 mL VOA H3PO4 (N/A)	KP7U-50 mL Plastic Unpreserved (N/A)	V/GK (3 vials per kit)-VPH/Gas kit (N/A)	SP5T-125 mL Sterile Plastic (N/A – lab)	SP2T-250 mL Sterile Plastic (N/A – lab)		BP3R-250 mL Plastic (NH2)2SO4 (9.3-9.7)	AG0U-100 mL Amber Unpreserved (N/A) (Cl-)	VSGU-20 mL Scintillation vials (N/A)	DG9U-40 mL Amber Unpreserved vials (N/A)
1		2	1			1																							
2		2	1			1																							
3																													
4																													
5																													
6																													
7																													
8																													
9																													
10																													
11																													
12																													

pH Adjustment Log for Preserved Samples

Sample ID	Type of Preservative	pH upon receipt	Date preservation adjusted	Time preservation adjusted	Amount of Preservative added	Lot #

Note: Whenever there is a discrepancy affecting North Carolina compliance samples, a copy of this form will be sent to the North Carolina DENR Certification Office (i.e. Out of hold, incorrect preservative, out of temp, incorrect containers.

Pace® Location Requested (City/State):

Pace Analytical Charlotte
9800 Kincey Ave. Suite 100, Huntersville, NC 28078

CHAIN-OF-CUSTODY Analytical Request Document

Chain-of-Custody is a LEGAL DOCUMENT - Complete all relevant fields

LAB USE ONLY- Affix Workorder/Login Label Here

Scan QR Code for instructions

Company Name: Georgia Power - Bowen	Contact/Report To: Kristen Jurinko, Cassidy Sutherland
Street Address: 241 Ralph McGill Blvd NE, Atlanta, GA 30308	Phone #: (470) 217-0008
	E-Mail: knjurink@southernco.com
	Cc E-Mail: Laura Midkiff, Ben Hodges, Mike Smiley, Noelia Gangi
Customer Project #:	Invoice to: Account Payable
Project Name: Bowen LF Cells 1&2	Invoice E-mail: georgiapowerinvoices@southernco.com
Site Collection Info/Facility ID (as applicable):	Purchase Order # (if applicable): GPC82474-0006
	Quote #:
Time Zone Collected: [ ] AK [ ] PT [ ] MT [ ] CT [X] ET	County / State origin of sample(s): Georgia
Data Deliverables: [ ] Level II [ ] Level III [ ] Level IV [ ] EQUIS [ ] Other	Regulatory Program (DW, RCRA, etc.) as applicable: Reportable [ ] Yes [ ] No
	Rush (Pre-approval required): [ ] Same Day [ ] 1 Day [ ] 2 Day [ ] 3 Day Other ____ Date Results Requested:
	DW PWSID # or WW Permit # as applicable:
	Field Filtered (if applicable): [ ] Yes [ ] No Analysis:

Specify Container Size **: 3 2 3 3

Identify Container Preservative Type***: 1 1 1 2

**Container Size: [1] 1L, [2] 500mL, [3] 250mL, [4] 125mL, [5] 100mL, [6] 40mL vial, [7] EnCore, [8] TerraCore, [9] 90mL, [10] Other

*** Preservative Types: [1] None, [2] HNO3, [3] H2SO4, [4] HCl, [5] NaOH, [6] Zn Acetate, [7] NaHSO4, [8] Sod. Thiosulfate, [9] Ascorbic Acid, [10] MeOH, [11] Other

Lab Use Only: Proj. Mgr: Bonnie Vang; AcctNum / Client ID:; Table #:; Profile / Template: 16492; Prelog / Bottle Ord. ID: EZ 3066872

* Matrix Codes (Insert in Matrix box below): Drinking Water (DW), Ground Water (GW), Wastewater (WW), Product (P), Soil/Solid (SS), Oil (OL), Wipe (WP), Tissue (TS), Bioassay (B), Vapor (V), Surface Water (SW), Sediment (SED), Sludge (SL), Caulk (CK), Leachate (LI), Biosolid (BS), Other (OT)

Customer Sample ID	Matrix *	Comp / Grab	Composite Start Date	Composite Start Time	Collected or Composite End Date	Collected or Composite End Time	# Cont.	Residual Chlorine Result	Residual Chlorine Units	2320B Alkalinity	2540C Total Dissolved Solids	300.0-F,SO4, Cl	App Metals III/IV + State Metals	Sample Comment	Preservation non-conformance identified for sample.
BOW-GWC-13RZ	WG	G					4			X	X	X	X		
BOW-GWC-14Z	WG	G					4			X	X	X	X		
BOW-GWC-15R	WG	G					4			X	X	X	X		
BOW-GWC-15Z	WG	G					4			X	X	X	X		
BOW-LF1-2-FD-09	WG	G			2/22/24	—	4			X	X	X	X	0920	
BOW-LF1-2-FD-10	WG	G					4			X	X	X	X		
BOW-LF1-2-FD-11	WG	G					4			X	X	X	X		
BOW-LF1-2-FB-09	WQ	G			2/22/24	1618	4			X	X	X	X	W7	
BOW-LF1-2-EB-	WQ	G					4			X	X	X	X		

Additional Instructions from Pace®:
Task Code: BOW-CCR-ASSMT-2024S1

Collected By: Printed Name: Kevin Stephenson, William Lasker, Jay Siewert
Signature:
Possible Environmental

Customer Remarks / Special Conditions / Possible Hazards:

Coolers: Thermometer ID: Correction Factor (°C): Obs. Temp. (°C): Corrected Temp. (°C): [ ] On Ice

Relinquished by/Company: (Signature)	Date/Time:	Received by/Company: (Signature)	Date/Time:
Kevin Stephenson	2/23/24 @ 1138	Liam Williams / Pace	2/23/24 1138
Liam Williams / Pace	2/23/24 1307	See	2/23 1307
Relinquished by/Company: (Signature)	Date/Time:	Received by/Company: (Signature)	Date/Time:
Relinquished by/Company: (Signature)	Date/Time:	Received by/Company: (Signature)	Date/Time:

Tracking Number:

Delivered by: [ ] In- Person [ ] Courier [ ] FedEx [ ] UPS [ ] Other

Page: 3 of 3

Submitting a sample via this chain of custody constitutes acknowledgment and acceptance of the Pace® Terms and Conditions found at https://www.pacelabs.com/resource-library/resource/pace-terms-and-conditions/

DC#_Title: ENV-FRM-HUN1-0083 v03_Sample Condition Upon Receipt

Effective Date: 12/01/2023

Laboratory receiving samples:

Asheville ☐ Eden ☐ Greenwood ☐ Huntersville ☐ Raleigh ☐ Mechanicsville ☐ Atlanta ☐ Kernersville ☐

Sample Condition Upon Receipt

Client Name: Ga Power

Project #

WO#: 92715157

PM: BV Due Date: 03/08/24

CLIENT: 92-GP-BOWLF

Courier: ☐ Commercial ☐ Fed Ex ☑ Pace ☐ UPS ☐ USPS ☐ Other:____ ☐ Client

Custody Seal Present? ☑ Yes ☐ No Seals Intact? ☑ Yes ☐ No ☐ N/A

Date/Initials Person Examining Contents: 2/27/24 SCL

Packing Material: ☑ Bubble Wrap ☐ Bubble Bags ☐ None ☐ Other

Biological Tissue Frozen? ☐ Yes ☐ No ☑ N/A

Thermometer: ☑ IR Gun ID: 232 Type of Ice: ☑ Wet ☐ Blue ☐ None

Cooler Temp: 2.5 Correction Factor: Add/Subtract (°C) -0.1

Temp should be above freezing to 6°C

☐ Samples out of temp criteria. Samples on ice, cooling process has begun

Cooler Temp Corrected (°C): 3.4

USDA Regulated Soil (☐ N/A, water sample)

Did samples originate in a quarantine zone within the United States: CA, NY, or SC (check maps)? ☐ Yes ☐ No

Did samples originate from a foreign source (internationally, including Hawaii and Puerto Rico)? ☐ Yes ☐ No

				Comments/Discrepancy:
Chain of Custody Present?	☑ Yes	☐ No	☐ N/A	1.
Samples Arrived within Hold Time?	☑ Yes	☐ No	☐ N/A	2.
Short Hold Time Analysis (<72 hr.)?	☐ Yes	☑ No	☐ N/A	3.
Rush Turn Around Time Requested?	☐ Yes	☑ No	☐ N/A	4.
Sufficient Volume?	☑ Yes	☐ No	☐ N/A	5.
Correct Containers Used?	☑ Yes	☐ No	☐ N/A	6.
-Pace Containers Used?	☑ Yes	☐ No	☐ N/A	
Containers Intact?	☑ Yes	☐ No	☐ N/A	7.
Dissolved analysis: Samples Field Filtered?	☐ Yes	☐ No	☑ N/A	8.
Sample Labels Match COC?	☑ Yes	☐ No	☐ N/A	9.
-Includes Date/Time/ID/Analysis Matrix: W				
Headspace in VOA Vials (>5-6mm)?	☐ Yes	☐ No	☑ N/A	10.
Trip Blank Present?	☐ Yes	☐ No	☑ N/A	11.
Trip Blank Custody Seals Present?	☐ Yes	☐ No	☑ N/A	

Field Data Required? ☐ Yes ☐ No

COMMENTS/SAMPLE DISCREPANCY

Lot ID of split containers:

CLIENT NOTIFICATION/RESOLUTION

Person contacted: Date/Time:

Project Manager SCURF Review: Date:

Project Manager SRF Review: Date:

Qualtrax ID: 69614

WO#: 92715157

*Check mark top half of box if pH and/or dechlorination is verified and within the acceptance range for preservation samples.

Exceptions: VOA, Coliform, TOC, Oil and Grease, DRO/8015 (water) DOC, LLHg

**Bottom half of box is to list number of bottles

***Check all unpreserved Nitrates for chlorine

Project #

PM: BV Due Date: 03/08/24

CLIENT: 92-GP-BOWLF

Item#	BP4U-125 mL Plastic Unpreserved (N/A) (Cl-)	BP3U-250 mL Plastic Unpreserved (N/A)	BP2U-500 mL Plastic Unpreserved (N/A)	BP1U-1 liter Plastic Unpreserved (N/A)	BP4S-125 mL Plastic H2SO4 (pH < 2) (Cl-)	BP3N-250 mL plastic HNO3 (pH < 2)	BP4Z-125 mL Plastic ZN Acetate & NaOH (>9)	BP4B-125 mL Plastic NaOH (pH > 12) (Cl-)	WGFU-Wide-mouthed Glass jar Unpreserved	AG1U-1 liter Amber Unpreserved (N/A) (Cl-)	AG1H-1 liter Amber HCl (pH < 2)	AG3U-250 mL Amber Unpreserved (N/A) (Cl-)	AG1S-1 liter Amber H2SO4 (pH < 2)	AG3S-250 mL Amber H2SO4 (pH < 2)	DG94-40 mL Amber NH4Cl (N/A)(Cl-)	DG9H-40 mL VOA HCl (N/A)	VG9T-40 mL VOA Na2S2O3 (N/A)	VG9U-40 mL VOA Unpreserved (N/A)	DG9V-40 mL VOA H3PO4 (N/A)	KP7U-50 mL Plastic Unpreserved (N/A)	V/GK (3 vials per kit)-VPH/Gas kit (N/A)	SP5T-125 mL Sterile Plastic (N/A – lab)	SP2T-250 mL Sterile Plastic (N/A – lab)		BP3R-250 mL Plastic (NH2)2SO4 (9.3-9.7)	AG0U-100 mL Amber Unpreserved (N/A) (Cl-)	VSGU-20 mL Scintillation vials (N/A)	DG9U-40 mL Amber Unpreserved vials (N/A)
1		2	1			1																							
2		2	1			1																							
3		2	1			1																							
4		2	1			1																							
5		2	1			1																							
6		2	1			1																							
7		2	1			1																							
8		2	1			1																							
9																													
10																													
11																													
12																													

pH Adjustment Log for Preserved Samples

Sample ID	Type of Preservative	pH upon receipt	Date preservation adjusted	Time preservation adjusted	Amount of Preservative added	Lot #

Note: Whenever there is a discrepancy affecting North Carolina compliance samples, a copy of this form will be sent to the North Carolina DENR Certification Office (i.e. Out of hold, incorrect preservative, out of temp, incorrect containers.

Pace® Location Requested (City/State):

Pace Analytical Charlotte
5800 Kinsey Ave, Suite 100, Huntersville, NC 28078

CHAIN-OF-CUSTODY Analytical Request Document

Chain-of-Custody is a LEGAL DOCUMENT - Complete all relevant fields

LAB USE ONLY- Affix Workorder/Login Label Here

Scan QR Code for instructions

9271515 7

Company Name: Georgia Power - Bowen	Contact/Report To: Kristen Jurinko, Cassidy Sutherland
Street Address: 241 Ralph McGill Blvd NE, Atlanta, GA 30308	Phone #: (470) 217-0008
	E-Mail: knjurink@southernco.com
	Cc E-Mail: Laura Midkiff, Ben Hodges, Mike Smilley, Noelia Gangi
Customer Project #:	Invoice to: Account Payable
Project Name: Bowen LF Cells 1&2	Invoice E-mail: georgiapowerinvoices@southernco.com
Site Collection Info/Facility ID (as applicable):	Purchase Order # (if applicable): GPC82474-0006
	Quote #:
Time Zone Collected: [ ] AK [ ] PT [ ] MT [ ] CT [X] ET	County / State origin of sample(s): Georgia
Data Deliverables: [ ] Level II [ ] Level III [ ] Level IV [ ] EQUIS [ ] Other	Regulatory Program (DW, RCRA, etc.) as applicable: Reportable [ ] Yes [ ] No
	Rush (Pre-approval required): [ ] Same Day [ ] 1 Day [ ] 2 Day [ ] 3 Day Other ____ Date Results Requested:
	DW PWSID # or WW Permit # as applicable: Field Filtered (if applicable): [ ] Yes [ ] No Analysis:

* Matrix Codes (insert in Matrix box below): Drinking Water (DW), Ground Water (GW), Wastewater (WW), Product (P), Soil/Solid (SS), Oil (OL), Wipe (WP), Tissue (TS), Bioassay (B), Vapor (V), Surface Water (SW), Sediment (SED), Sludge (SL), Caulk (CK), Leachate (LL), Biosolid (BS), Other (OT)

Customer Sample ID	Matrix*	Comp / Grab	Composite Start Date	Composite Start Time	Collected or Composite End Date	Collected or Composite End Time	# Cont.	Residual Chlorine Result	Residual Chlorine Units	2320B Alkalinity	2540C Total Dissolved Solids	300.0-F,SO4, Cl	App Metals III/IV + State Metals	Sample Comment
BOW-GWA-1	WG	G					4			X	X	X	X	
BOW-GWA-2	WG	G					4			X	X	X	X	
BOW-GWA-2R	WG	G			2/26/24	1247	4			X	X	X	X	008
BOW-GWA-3A	WG	G					4			X	X	X	X	
BOW-GWA-4RZ	WG	G					4			X	X	X	X	
BOW-GWA-50	WG	G					4			X	X	X	X	
BOW-GWA-50R	WG	G					4			X	X	X	X	
BOW-GWC-5	WG	G			2/26/24	1253	4			X	X	X	X	009
BOW-GWC-6	WG	G			2/26/24	1546	4			X	X	X	X	010
BOW-GWC-6RZ	WG	G			2/26/24	1407	4			X	X	X	X	011

Specify Container Size **: 3 2 3 3

Identify Container Preservative Type***: 1 1 1 2

Analysis Requested

**Container Size: (1) 1L, (2) 500mL, (3) 250mL, (4) 125mL, (5) 100mL, (6) 40mL vial, (7) EnCore, (8) TerraCore, (9) 90mL, (10) Other

*** Preservative Types: (1) None, (2) HNO3, (3) H2SO4, (4) HCl, (5) NaOH, (6) Zn Acetate, (7) NaHSO4, (8) Sod. Thiosulfate, (9) Ascorbic Acid, (10) MeOH, (11) Other

Lab Use Only

Proj. Mgr: Bonnie Vang

Acct Num / Client ID:

Table #:

Profile / Template: 16492

Prelog / Bottle Ord. ID: EZ 3066672

Preservation non-conformance identified for sample.

Additional Instructions from Pace®:
Task Code: BOW-CCR-ASSMT-2024S1

Collected By: Printed Name: Kevin Stephenson, William Laaker, Jay Siewert

Signature: [signature] Resolute Environmental

Customer Remarks / Special Conditions / Possible Hazards:

Coolers: Thermometer ID: Correction Factor (°C): Obs. Temp. (°C): Corrected Temp (°C): [ ] On Ice

Relinquished by/Company: (Signature)	Date/Time:	Received by/Company: (Signature)	Date/Time:	Tracking Number:
[signature]	2/27/24 1002	[signature] / Pace	2/27/24 1002	
[signature] / Pace	2/27/24 1507	[signature]	2/27/24 1507	Delivered by: [ ] In-Person [ ] Courier [ ] FedEx [ ] UPS [ ] Other
				Page: 1 of 3

Submitting a sample via this chain of custody constitutes acknowledgment and acceptance of the Pace® Terms and Conditions found at https://www.pacelabs.com/resource-library/resource/pace-terms-and-conditions/

Pace® Location Requested (City/State):

Pace Analytical Charlotte
5800 Kinsey Ave. Suite 100, Huntersville, NC 28078

CHAIN-OF-CUSTODY Analytical Request Document

Chain-of-Custody is a LEGAL DOCUMENT - Complete all relevant fields

LAB USE ONLY- Affix Workorder/Login Label Here

Scan QR Code for instructions

Company Name: Georgia Power - Bowen	Contact/Report To: Kristen Jurinko, Cassidy Sutherland
Street Address: 241 Ralph McGill Blvd NE, Atlanta, GA 30308	Phone #: (470) 217-0008
	E-Mail: knjurink@southernco.com
	Cc E-Mail: Laura Midkiff, Ben Hodges, Mike Smilley, Noelia Gangi
Customer Project #:	Invoice to: Account Payable
Project Name: Bowen LF Cells 1&2	Invoice E-mail: georgiapowerinvoices@southernco.com
Site Collection Info/Facility ID (as applicable):	Purchase Order # (if applicable): GPC82474-0006
	Quote #:
Time Zone Collected: [ ] AK [ ] PT [ ] MT [ ] CT [X] ET	County / State origin of sample(s): Georgia
Data Deliverables: [ ] Level II [ ] Level III [ ] Level IV [ ] EQUIS [ ] Other	Regulatory Program (DW, RCRA, etc.) as applicable: Reportable [ ] Yes [ ] No
	Rush (Pre-approval required): [ ] Same Day [ ] 1 Day [ ] 2 Day [ ] 3 Day Other Date Results Requested:
	DW PWSID # or WW Permit # as applicable: Field Filtered (if applicable): [ ] Yes [ ] No Analysis:

Specify Container Size **: 3 2 3 3

Identify Container Preservative Type***: 1 1 1 2

Analysis Requested

**Container Size: (1) 1L, (2) 500mL, (3) 250mL, (4) 125mL, (5) 100mL, (6) 40mL vial, (7) EnCore, (8) TerraCore, (9) 90mL, (10) Other

*** Preservative Types: (1) None, (2) HNO3, (3) H2SO4, (4) HCl, (5) NaOH, (6) Zn Acetate, (7) NaHSO4, (8) Sod. Thiosulfate, (9) Ascorbic Acid, (10) MeOH, (11) Other

Lab Use Only: Proj. Mgr: Bonnie Vang; AcctNum / Client ID:; Table #:; Profile / Template: 16492; Prelog / Bottle Ord. ID: EZ 3066672

* Matrix Codes (Insert in Matrix box below): Drinking Water (DW), Ground Water (GW), Wastewater (WW), Product (P), Soil/Solid (SS), Oil (OL), Wipe (WP), Tissue (TS), Bioassay (B), Vapor (V), Surface Water (SW), Sediment (SED), Sludge (SL), Caulk (CK), Leachate (LL), Biosolid (BS), Other (OT)

Customer Sample ID	Matrix *	Comp / Grab	Composite Start Date	Composite Start Time	Collected or Composite End Date	Collected or Composite End Time	# Cont.	Residual Chlorine Result	Residual Chlorine Units	2320B Alkalinity	2540C Total Dissolved Solids	300.0-F,SO4, Cl	App Metals III/IV + State Metals	Sample Comment	Preservation non-conformance identified for sample.
BOW-GWC-7Z	WG	G			2/26/24	1614	4			X	X	X	X	U2	
BOW-GWC-8Z	WG	G			2/26/24	1545	4			X	X	X	X	U3	
BOW-GWC-8RR	WG	G					4			X	X	X	X		
BOW-GWC-9	WG	G					4			X	X	X	X		
BOW-GWC-10	WG	G					4			X	X	X	X		
BOW-GWC-10R	WG	G					4			X	X	X	X		
BOW-GWC-11	WG	G					4			X	X	X	X		
BOW-GWC-11R	WG	G					4			X	X	X	X		
BOW-GWC-12	WG	G					4			X	X	X	X		
BOW-GWC-13	WG	G					4			X	X	X	X		

Additional Instructions from Pace®: Task Code: BOW-CCR-ASSMT-2024S1

Collected By: Printed Name: Kevin Stephenson, William Laaker, Jay Siewert

Signature: [signature] Resolute Environmental

Customer Remarks / Special Conditions / Possible Hazards:

Coolers: Thermometer ID: Correction Factor (°C): Obs. Temp. (°C): Corrected Temp. (°C): [ ] On Ice

Relinquished by/Company: (Signature)	Date/Time:	Received by/Company: (Signature)	Date/Time:	Tracking Number:
[signature]	2/27/24 1002	Ryan Williams / Pace	2/27/24 1002	
Ryan Williams / Pace	2/27/24 1607	[signature]	2/27/24 1607	Delivered by: [ ] In-Person [ ] Courier [ ] FedEx [ ] UPS [ ] Other
Relinquished by/Company: (Signature)	Date/Time:	Received by/Company: (Signature)	Date/Time:	
Relinquished by/Company: (Signature)	Date/Time:	Received by/Company: (Signature)	Date/Time:	Page: 2 of 3

Submitting a sample via this chain of custody constitutes acknowledgment and acceptance of the Pace® Terms and Conditions found at https://www.pacelabs.com/resource-library/resource/pace-terms-and-conditions/

Pace® Location Requested (City/State):

Pace Analytical Charlotte
9800 Kincey Ave. Suite 100, Huntersville, NC 28078

CHAIN-OF-CUSTODY Analytical Request Document

Chain-of-Custody is a LEGAL DOCUMENT - Complete all relevant fields

LAB USE ONLY- Affix Workorder/Login Label Here

Scan QR Code for instructions

Company Name: Georgia Power - Bowan
Street Address: 241 Ralph McGill Blvd NE, Atlanta, GA 30308

Contact/Report To: Kristen Jurinko, Cassidy Sutherland
Phone #: (470) 217-0008
E-Mail: knjurink@southernco.com
Cc E-Mail: Laura Midkiff, Ben Hodges, Mike Smilley, Noelia Gangi

Customer Project #:
Project Name: Bowen LF Cells 1&2
Site Collection Info/Facility ID (as applicable):

Invoice to: Account Payable
Invoice E-mail: georgiapowerinvoices@southernco.com
Purchase Order # (if applicable): GPC82474-0006
Quote #:

Time Zone Collected: [ ] AK [ ] PT [ ] MT [ ] CT [X] ET
County / State origin of sample(s): Georgia

Data Deliverables: [ ] Level II [ ] Level III [ ] Level IV [ ] EQUIS [ ] Other
Regulatory Program (DW, RCRA, etc.) as applicable: Reportable [ ] Yes [ ] No
Rush (Pre-approval required): [ ] Same Day [ ] 1 Day [ ] 2 Day [ ] 3 Day Other
Date Results Requested:
DW PWSID # or WW Permit # as applicable:
Field Filtered (if applicable): [ ] Yes [ ] No
Analysis:

* Matrix Codes (Insert in Matrix box below): Drinking Water (DW), Ground Water (GW), Wastewater (WW), Product (P), Soil/Solid (SS), Oil (OL), Wipe (WP), Tissue (TS), Bioassay (B), Vapor (V), Surface Water (SW), Sediment (SED), Sludge (SL), Caulk (CK), Leachate (LL), Biosolid (BS), Other (OT)

Specify Container Size **: 3 2 3 3
Identify Container Preservative Type***: 1 1 1 2
Analysis Requested

** Container Size: (1) 1L, (2) 500mL, (3) 250mL, (4) 125mL, (5) 100mL, (6) 40mL vial, (7) EnCore, (8) TerraCore, (9) 20mL, (10) Other

*** Preservative Types: (1) None, (2) HNO3, (3) H2SO4, (4) HCl, (5) NaOH, (6) Zn Acetate, (7) NaHSO4, (8) Sod. Thiosulfate, (9) Ascorbic Acid, (10) MeOH, (11) Other

Lab Use Only: Proj. Mgr: Bonnie Vang; AcctNum / Client ID:; Table #:; Profile / Template: 16492; Prelog / Bottle Ord. ID: EZ 3066672

Customer Sample ID	Matrix *	Comp / Grab	Composite Start Date	Composite Start Time	Collected or Composite End Date	Collected or Composite End Time	# Cont.	Residual Chlorine Result	Residual Chlorine Units	2320B Alkalinity	2540C Total Dissolved Solids	300.0-F,SO4, Cl	App Metals III/IV + State Metals	Sample Comment	Preservation non-conformance identified for sample.
BOW-GWC-13RZ	WG	G					4			X	X	X	X		
BOW-GWC-14Z	WG	G					4			X	X	X	X		
BOW-GWC-15R	WG	G					4			X	X	X	X		
BOW-GWC-15Z	WG	G					4			X	X	X	X		
BOW-LF1-2-FD-09	WG	G					4			X	X	X	X		
BOW-LF1-2-FD-10	WG	G			2/26/24	—	4			X	X	X	X	04	
BOW-LF1-2-FD-11	WG	G					4			X	X	X	X		
BOW-LF1-2-FB-10	WQ	G			2/26/24	1646	4			X	X	X	X	05	
BOW-LF1-2-EB-	WQ	G					4			X	X	X	X		

Additional Instructions from Pace®:
Task Code: BOW-CCR-ASSMT-2024S1

Collected By: Printed Name: Kevin Stephenson, William Laaker, Jay Siewert
Signature: Resolute Environmental

Customer Remarks / Special Conditions / Possible Hazards:
Coolers: Thermometer ID: Correction Factor (°C): Obs. Temp. (°C): Corrected Temp. (°C): [ ] On Ice

Relinquished by/Company: (Signature)	Date/Time:	Received by/Company: (Signature)	Date/Time:
	2/27/24 1002	Ryan Williams / Pace	2/27/24 1002
Ryan Williams / Pace	2/27/24 1507		2/27/24 1507

Tracking Number:
Delivered by: [ ] In-Person [ ] Courier [ ] FedEX [ ] UPS [ ] Other

Submitting a sample via this chain of custody constitutes acknowledgment and acceptance of the Pace® Terms and Conditions found at https://www.pacelabs.com/resource-library/resource/pace-terms-and-conditions/

Pace	DC#_Title: ENV-FRM-HUN1-0083 v03_Sample Condition Upon Receipt
	Effective Date: 12/01/2023

Laboratory receiving samples:

Asheville ☐ Eden ☐ Greenwood ☐ Huntersville ☐ Raleigh ☐ Mechanicsville ☐ Atlanta ☑ Kernersville ☐

Sample Condition Upon Receipt

Client Name: Georgia Power

Project #: **WO#: 92715157**

PM: BV Due Date: 03/08/24

CLIENT: 92-GP-BOWLF

Courier: ☐ Commercial ☑ Fed Ex ☐ UPS ☐ USPS ☑ Pace ☐ Client ☐ Other:

Custody Seal Present? ☐ Yes ☑ No Seals Intact? ☐ Yes ☐ No ☑ N/A

Date/Initials Person Examining Contents: SG 3/1/24

Packing Material: ☑ Bubble Wrap ☐ Bubble Bags ☐ None ☐ Other

Biological Tissue Frozen? ☐ Yes ☐ No ☑ N/A

Thermometer: ☑ IR Gun ID: 214

Type of Ice: ☑ Wet ☐ Blue ☐ None

Cooler Temp: 5.8 Correction Factor: Add/Subtract (°C) -0.1

Temp should be above freezing to 6°C

☐ Samples out of temp criteria. Samples on ice, cooling process has begun

Cooler Temp Corrected (°C): 5.7

USDA Regulated Soil (☐ N/A, water sample)

Did samples originate in a quarantine zone within the United States: CA, NY, or SC (check maps)? ☐ Yes ☐ No

Did samples originate from a foreign source (internationally, including Hawaii and Puerto Rico)? ☐ Yes ☐ No

				Comments/Discrepancy:
Chain of Custody Present?	☑ Yes	☐ No	☐ N/A	1.
Samples Arrived within Hold Time?	☑ Yes	☐ No	☐ N/A	2.
Short Hold Time Analysis (<72 hr.)?	☐ Yes	☑ No	☐ N/A	3.
Rush Turn Around Time Requested?	☐ Yes	☑ No	☐ N/A	4.
Sufficient Volume?	☑ Yes	☐ No	☐ N/A	5.
Correct Containers Used?	☑ Yes	☐ No	☐ N/A	6.
-Pace Containers Used?	☑ Yes	☐ No	☐ N/A	
Containers Intact?	☑ Yes	☐ No	☐ N/A	7.
Dissolved analysis: Samples Field Filtered?	☐ Yes	☐ No	☑ N/A	8.
Sample Labels Match COC?	☑ Yes	☐ No	☐ N/A	9.
-Includes Date/Time/ID/Analysis Matrix: W G				
Headspace in VOA Vials (>5-6mm)?	☐ Yes	☐ No	☑ N/A	10.
Trip Blank Present?	☐ Yes	☐ No	☑ N/A	11.
Trip Blank Custody Seals Present?	☐ Yes	☐ No	☑ N/A	

COMMENTS/SAMPLE DISCREPANCY

Field Data Required? ☐ Yes ☐ No

Lot ID of split containers:

CLIENT NOTIFICATION/RESOLUTION

Person contacted: Date/Time:

Project Manager SCURF Review: Date:

Project Manager SRF Review: Date:

Pace ANALYTICAL SERVICES	DC#_Title: ENV-FRM-HUN1-0083 v03_Sample Condition Upon Receipt
	Effective Date: 12/01/2023

WO# : 92715157

PM: BV Due Date: 03/08/24

CLIENT: 92-GP-BOWLF

*Check mark top half of box if pH and/or dechlorination is verified and within the acceptance range for preservation samples.

Exceptions: VOA, Coliform, TOC, Oil and Grease, DRO/8015 (water) DOC, LLHg

Project #

**Bottom half of box is to list number of bottles

***Check all unpreserved Nitrates for chlorine

Item#	BP4U-125 mL Plastic Unpreserved (N/A) (Cl-)	BP3U-250 mL Plastic Unpreserved (N/A)	BP2U-500 mL Plastic Unpreserved (N/A)	BP1U-1 liter Plastic Unpreserved (N/A)	BP4S-125 mL Plastic H2SO4 (pH < 2) (Cl-)	BP3N-250 mL plastic HNO3 (pH < 2)	BP4Z-125 mL Plastic ZN Acetate & NaOH (>9)	BP4B-125 mL Plastic NaOH (pH > 12) (Cl-)	WGFU-Wide-mouthed Glass jar Unpreserved	AG1U-1 liter Amber Unpreserved (N/A) (Cl-)	AG1H-1 liter Amber HCl (pH < 2)	AG3U-250 mL Amber Unpreserved (N/A) (Cl-)	AG1S-1 liter Amber H2SO4 (pH < 2)	AG3S-250 mL Amber H2SO4 (pH < 2)	DG94-40 mL Amber NH4Cl (N/A)(Cl-)	DG9H-40 mL VOA HCl (N/A)	VG9T-40 mL VOA Na2S2O3 (N/A)	VG9U-40 mL VOA Unpreserved (N/A)	DG9V-40 mL VOA H3PO4 (N/A)	KP7U-50 mL Plastic Unpreserved (N/A)	V/GK (3 vials per kit)-VPH/Gas kit (N/A)	SP5T-125 mL Sterile Plastic (N/A – lab)	SP2T-250 mL Sterile Plastic (N/A – lab)		BP3R-250 mL Plastic (NH2)2SO4 (9.3-9.7)	AG0U-100 mL Amber Unpreserved (N/A) (Cl-)	VSGU-20 mL Scintillation vials (N/A)	DG9U-40 mL Amber Unpreserved vials (N/A)
1		2	1			1																							
2		2	1			1																							
3		2	1			1																							
4		2	1			1																							
5		2	1			1																							
6		2	1			1																							
7		2	1			1																							
8		2	1			1																							
9		2	1			1																							
10		2	1			1																							
11		2	1			1																							
12		2	1			1																							

pH Adjustment Log for Preserved Samples

Sample ID	Type of Preservative	pH upon receipt	Date preservation adjusted	Time preservation adjusted	Amount of Preservative added	Lot #

Note: Whenever there is a discrepancy affecting North Carolina compliance samples, a copy of this form will be sent to the North Carolina DENR Certification Office (i.e. Out of hold, incorrect preservative, out of temp, incorrect containers.

*Check mark top half of box if pH and/or dechlorination is verified and within the acceptance range for preservation samples.

Exceptions: VOA, Coliform, TOC, Oil and Grease, DRO/8015 (water) DOC, LLHg

**Bottom half of box is to list number of bottles

***Check all unpreserved Nitrates for chlorine

Project # **WO#: 92715157**

PM: BV Due Date: 03/08/24

CLIENT: 92-GP-BOWLF

Item#	BP4U-125 mL Plastic Unpreserved (N/A) (Cl-)	BP3U-250 mL Plastic Unpreserved (N/A)	BP2U-500 mL Plastic Unpreserved (N/A)	BP1U-1 liter Plastic Unpreserved (N/A)	BP4S-125 mL Plastic H2SO4 (pH < 2) (Cl-)	BP3N-250 mL plastic HNO3 (pH < 2)	BP4Z-125 mL Plastic ZN Acetate & NaOH (>9)	BP4B-125 mL Plastic NaOH (pH > 12) (Cl-)	WGFU-Wide-mouthed Glass jar Unpreserved	AG1U-1 liter Amber Unpreserved (N/A) (Cl-)	AG1H-1 liter Amber HCl (pH < 2)	AG3U-250 mL Amber Unpreserved (N/A) (Cl-)	AG1S-1 liter Amber H2SO4 (pH < 2)	AG3S-250 mL Amber H2SO4 (pH < 2)	DG94-40 mL Amber NH4Cl (N/A)(Cl-)	DG9H-40 mL VOA HCl (N/A)	VG9T-40 mL VOA Na2S2O3 (N/A)	VG9U-40 mL VOA Unpreserved (N/A)	DG9V-40 mL VOA H3PO4 (N/A)	KP7U-50 mL Plastic Unpreserved (N/A)	V/GK (3 vials per kit)-VPH/Gas kit (N/A)	SP5T-125 mL Sterile Plastic (N/A – lab)	SP2T-250 mL Sterile Plastic (N/A – lab)		BP3R-250 mL Plastic (NH2)2SO4 (9.3-9.7)	AG0U-100 mL Amber Unpreserved (N/A) (Cl-)	VSGU-20 mL Scintillation vials (N/A)	DG9U-40 mL Amber Unpreserved vials (N/A)
1		2	1			1																							
2		2	1			1																							
3		2	1			1																							
4																													
5																													
6																													
7																													
8																													
9																													
10																													
11																													
12																													

pH Adjustment Log for Preserved Samples

Sample ID	Type of Preservative	pH upon receipt	Date preservation adjusted	Time preservation adjusted	Amount of Preservative added	Lot #

Note: Whenever there is a discrepancy affecting North Carolina compliance samples, a copy of this form will be sent to the North Carolina DENR Certification Office (i.e. Out of hold, incorrect preservative, out of temp, incorrect containers.

Pace® Location Requested (City/State):

Pace Analytical Charlotte
9800 Kincey Ave. Suite 100, Huntersville, NC 28078

CHAIN-OF-CUSTODY Analytical Request Document

Chain-of-Custody is a LEGAL DOCUMENT - Complete all relevant fields

LAB USE ONLY- Affix Workorder/Login Label Here

Scan QR Code for instructions

92715157

Company Name: Georgia Power - Bowen	Contact/Report To: Kristen Jurinko, Cassidy Sutherland
Street Address: 241 Ralph McGill Blvd NE, Atlanta, GA 30308	Phone #: (470) 217-0008
	E-Mail: knjurink@southernco.com
	Cc E-Mail: Laura Midkiff, Ben Hodges, Mike Smilley, Noelia Gangi
Customer Project #:	Invoice to: Account Payable
Project Name: Bowen LF Cells 1&2	Invoice E-mail: georgiapowerinvoices@southernco.com
Site Collection Info/Facility ID (as applicable):	Purchase Order # (if applicable): GPC82474-0006
	Quote #:
Time Zone Collected: [ ] AK [ ] PT [ ] MT [ ] CT [X] ET	County / State origin of sample(s): Georgia
Data Deliverables: [ ] Level II [ ] Level III [ ] Level IV [ ] EQUIS [ ] Other	Regulatory Program (DW, RCRA, etc.) as applicable: Reportable [ ] Yes [ ] No
	Rush (Pre-approval required): [ ] Same Day [ ] 1 Day [ ] 2 Day [ ] 3 Day Other ____ Date Results Requested:
	DW PWSID # or WW Permit # as applicable: Field Filtered (if applicable): [ ] Yes [ ] No Analysis:

Specify Container Size **: 3 2 3 3

Identify Container Preservative Type***: 1 1 1 2

Analysis Requested

** Container Size: (1) 1L, (2) 500mL, (3) 250mL, (4) 125mL, (5) 100mL, (6) 40mL vial, (7) EnCore, (8) TerraCore, (9) 90mL, (10) Other

*** Preservative Types: (1) None, (2) HNO3, (3) H2SO4, (4) HCl, (5) NaOH, (6) Zn Acetate, (7) NaHSO4, (8) Sod. Thiosulfate, (9) Ascorbic Acid, (10) MeOH, (11) Other

Lab Use Only: Proj. Mgr: Bonnie Vang; AcctNum / Client ID:; Table #:; Profile / Template: 16492; Prelog / Bottle Ord. ID: EZ 3066672

* Matrix Codes (Insert in Matrix box below): Drinking Water (DW), Ground Water (GW), Wastewater (WW), Product (P), Soil/Solid (SS), Oil (OL), Wipe (WP), Tissue (TS), Bioassay (B), Vapor (V), Surface Water (SW), Sediment (SED), Sludge (SL), Caulk (CK), Leachate (LL), Biosolid (BS), Other (OT)

Customer Sample ID	Matrix *	Comp / Grab	Composite Start Date	Composite Start Time	Collected or Composite End Date	Collected or Composite End Time	# Cont.	Residual Chlorine Result	Residual Chlorine Units	2320B Alkalinity	2540C Total Dissolved Solids	300.0-F,SO4, Cl	App Metals III/IV + State Metals	Sample Comment	Preservation non-conformance identified for sample.
BOW-GWA-1	WG	G					4			X	X	X	X		
BOW-GWA-2	WG	G					4			X	X	X	X		
BOW-GWA-2R	WG	G					4			X	X	X	X		
BOW-GWA-3A	WG	G					4			X	X	X	X		
BOW-GWA-4RZ	WG	G			2/27/24	1022	4			X	X	X	X	916	
BOW-GWA-50	WG	G					4			X	X	X	X		
BOW-GWA-50R	WG	G					4			X	X	X	X		
BOW-GWC-5	WG	G					4			X	X	X	X		
BOW-GWC-6	WG	G					4			X	X	X	X		
BOW-GWC-6RZ	WG	G					4			X	X	X	X		

Additional Instructions from Pace®:
Task Code: BOW-CCR-ASSMT-2024S1

Collected By: Printed Name: Kevin Stephenson, William Lasker, Jay Siewert
Signature: Pace Analytical Environmental

Customer Remarks / Special Conditions / Possible Hazards:

Coolers: Thermometer ID: Correction Factor (°C): Obs. Temp. (°C): Corrected Temp (°C): [ ] On Ice

Relinquished by/Company: (Signature)	Date/Time:	Received by/Company: (Signature)	Date/Time:	Tracking Number:
[illegible]	3/1/24 1035	Ryan Williams / Pace	3/1/24 1035	
Ryan Williams / Pace	3/1/24 1306	[illegible] / Pace	3/1/24 1300	Delivered by: [ ] In-Person [ ] Courier [ ] FedEx [ ] UPS [ ] Other
Relinquished by/Company: (Signature)	Date/Time:	Received by/Company: (Signature)	Date/Time:	
Relinquished by/Company: (Signature)	Date/Time:	Received by/Company: (Signature)	Date/Time:	Page: 1 of 3

Submitting a sample via this chain of custody constitutes acknowledgment and acceptance of the Pace® Terms and Conditions found at https://www.pacelabs.com/resource-library/resource/pace-terms-and-conditions/

Pace® Location Requested (City/State):

Pace Analytical Charlotte
9800 Kincey Ave. Suite 100, Huntersville, NC 28078

CHAIN-OF-CUSTODY Analytical Request Document

Chain-of-Custody is a LEGAL DOCUMENT - Complete all relevant fields

LAB USE ONLY- Affix Workorder/Login Label Here

Scan QR Code for instructions

Company Name: Georgia Power - Bowen	**Contact/Report To:** Kristen Jurinko, Cassidy Sutherland
Street Address: 241 Ralph McGill Blvd NE, Atlanta, GA 30308	**Phone #:** (470) 217-0008
	E-Mail: knjurink@southernco.com
	Cc E-Mail: Laura Midkiff, Ben Hodges, Mike Smilley, Noelia Gangi
Customer Project #:	**Invoice to:** Account Payable
Project Name: Bowen LF Cells 1&2	**Invoice E-mail:** georgiapowerinvoices@southernco.com
Site Collection Info/Facility ID (as applicable):	**Purchase Order # (if applicable):** GPC82474-0006
	Quote #:
Time Zone Collected: [ ] AK [ ] PT [ ] MT [ ] CT [X] ET	**County / State origin of sample(s):** Georgia
Data Deliverables: [ ] Level II [ ] Level III [ ] Level IV [ ] EQUIS [ ] Other_____	**Regulatory Program (DW, RCRA, etc.) as applicable:** Reportable [ ] Yes [ ] No
	Rush (Pre-approval required): [ ] Same Day [ ] 1 Day [ ] 2 Day [ ] 3 Day Other _____
	Date Results Requested:
	DW PWSID # or WW Permit # as applicable:
	Field Filtered (if applicable): [ ] Yes [ ] No
	Analysis:

Specify Container Size **: 3 2 3 3

Identify Container Preservative Type***: 1 1 1 2

**Container Size: (1) 1L, (2) 500mL, (3) 250mL, (4) 125mL, (5) 100mL, (6) 40mL vial, (7) EnCore, (8) TerraCore, (9) 90mL, (10) Other

*** Preservative Types: (1) None, (2) HNO3, (3) H2SO4, (4) HCl, (5) NaOH, (6) Zn Acetate, (7) NaHSO4, (8) Sod. Thiosulfate, (9) Ascorbic Acid, (10) MeOH, (11) Other

Analysis Requested

Lab Use Only: Proj. Mgr: Bonnie Vang; AcctNum / Client ID:; Table #:; Profile / Template: 16492; Prelog / Bottle Ord. ID: EZ 3066672

* Matrix Codes (Insert in Matrix box below): Drinking Water (DW), Ground Water (GW), Wastewater (WW), Product (P), Soil/Solid (SS), Oil (OL), Wipe (WP), Tissue (TS), Bioassay (B), Vapor (V), Surface Water (SW), Sediment (SED), Sludge (SL), Caulk (CK), Leachate (LL), Biosolid (BS), Other (OT)

Customer Sample ID	Matrix *	Comp / Grab	Composite Start Date	Composite Start Time	Collected or Composite End Date	Collected or Composite End Time	# Cont.	Residual Chlorine Result	Residual Chlorine Units	2320B Alkalinity	2540C Total Dissolved Solids	300.0-F, SO4, Cl	App Metals III/IV + State Metals	Sample Comment	Preservation non-conformance identified for sample
BOW-GWC-7Z	WG	G					4			X	X	X	X		
BOW-GWC-8Z	WG	G					4			X	X	X	X		
BOW-GWC-8RR	WG	G			2/27/24	1116	4			X	X	X	X	017	
BOW-GWC-9	WG	G			2/27/24	1317	4			X	X	X	X	018	
BOW-GWC-10	WG	G			2/27/24	1244	4			X	X	X	X	019	
BOW-GWC-10R	WG	G			2/27/24	1408	4			X	X	X	X	020	
BOW-GWC-11	WG	G					4			X	X	X	X		
BOW-GWC-11R	WG	G					4			X	X	X	X		
BOW-GWC-12	WG	G			2/27/24	1434	4			X	X	X	X	021	
BOW-GWC-13	WG	G			2/27/24	1420	4			X	X	X	X	022	

Additional Instructions from Pace® :
Task Code: BOW-CCR-ASSMT-2024S1

Collected By: Printed Name: Kevin Stephenson, William Leaker, Jay Siewert
Signature: [signature] Resolute Environmental

Customer Remarks / Special Conditions / Possible Hazards:

Coolers: Thermometer ID: Correction Factor (°C): Obs. Temp. (°C): Corrected Temp (°C): [ ] On Ice

Relinquished by/Company: (Signature)	Date/Time:	Received by/Company: (Signature)	Date/Time:	Tracking Number:
[signature]	3/1/24 1035	Ryan Williams / Pace	3/1/24 1035	
Ryan Williams / Pace	3/1/24 1300	[signature] Pace	3/1/24 1300	Delivered by: [ ] In-Person [ ] Courier [ ] FedEx [ ] UPS [ ] Other
Relinquished by/Company: (Signature)	Date/Time:	Received by/Company: (Signature)	Date/Time:	
Relinquished by/Company: (Signature)	Date/Time:	Received by/Company: (Signature)	Date/Time:	Page: 2 of 3

Submitting a sample via this chain of custody constitutes acknowledgment and acceptance of the Pace® Terms and Conditions found at https://www.pacelabs.com/resource-library/resource/pace-terms-and-conditions/

Pace® Location Requested (City/State):

Pace Analytical Charlotte
11800 Kincey Ave. Suite 100, Huntersville, NC 28078

CHAIN-OF-CUSTODY Analytical Request Document

Chain-of-Custody is a LEGAL DOCUMENT - Complete all relevant fields

LAB USE ONLY- Affix Workorder/Login Label Here

Scan QR Code for instructions

Company Name: Georgia Power - Bowen	**Contact/Report To:** Kristen Jurinko, Cassidy Sutherland
Street Address: 241 Ralph McGill Blvd NE, Atlanta, GA 30308	**Phone #:** (470) 217-0008
	E-Mail: knjurink@southernco.com
	Cc E-Mail: Laura Midkiff, Ben Hodges, Mike Smilley, Noelia Gangi
Customer Project #:	**Invoice to:** Account Payable
Project Name: Bowen LF Cells 1&2	**Invoice E-mail:** georgiapowerinvoices@southernco.com
Site Collection Info/Facility ID (as applicable):	**Purchase Order # (if applicable):** GPC82474-0006
	Quote #:
Time Zone Collected: [ ] AK [ ] PT [ ] MT [ ] CT [X] ET	**County / State origin of sample(s):** Georgia
Data Deliverables: [ ] Level II [ ] Level III [ ] Level IV [ ] EQUIS [ ] Other_____	**Regulatory Program (DW, RCRA, etc.) as applicable:** Reportable [ ] Yes [ ] No
	Rush (Pre-approval required): [ ] Same Day [ ] 1 Day [ ] 2 Day [ ] 3 Day Other_____
	Date Results Requested:
	DW PWSID # or WW Permit # as applicable:
	Field Filtered (if applicable): [ ] Yes [ ] No
	Analysis:

Specify Container Size **: 3 2 3 3

Identify Container Preservative Type***: 1 1 1 2

Analysis Requested

**Container Size: (1) 1L, (2) 500mL, (3) 250mL, (4) 125mL, (5) 100mL, (6) 40mL vial, (7) EnCore, (8) TerraCore, (9) 90mL, (10) Other

*** Preservative Types: (1) None, (2) HNO3, (3) H2SO4, (4) HCl, (5) NaOH, (6) Zn Acetate, (7) NaHSO4, (8) Sod. Thiosulfate, (9) Ascorbic Add, (10) MeOH, (11) Other

Lab Use Only

Proj. Mgr: Bonnie Vang

AcctNum / Client ID:

Table #:

Profile / Template: 16492

Prelog / Bottle Ord. ID: EZ 3066672

* Matrix Codes (Insert in Matrix box below): Drinking Water (DW), Ground Water (GW), Wastewater (WW), Product (P), Soil/Solid (SS), Oil (OL), Wipe (WP), Tissue (TS), Bioassay (B), Vapor (V), Surface Water (SW), Sediment (SED), Sludge (SL), Caulk (CK), Leachate (LL), Biosolid (BS), Other (OT)

Customer Sample ID	Matrix *	Comp / Grab	Composite Start Date	Composite Start Time	Collected or Composite End Date	Collected or Composite End Time	# Cont.	Residual Chlorine Result	Residual Chlorine Units	2320B Alkalinity	2540C Total Dissolved Solids	300.0-F,SO4, Cl	App Metals III/IV + State Metals	Sample Comment	Preservation non-conformance identified for sample:
BOW-GWC-7Z	WG	G					4			X	X	X	X		
BOW-GWC-8Z	WG	G					4			X	X	X	X		
BOW-GWC-8RR	WG	G					4			X	X	X	X		
BOW-GWC-9	WG	G					4			X	X	X	X		
BOW-GWC-10	WG	G					4			X	X	X	X		
BOW-GWC-10R	WG	G					4			X	X	X	X		
BOW-GWC-11	WG	G			2/28/24	1158	4			X	X	X	X	023	
BOW-GWC-11R	WG	G			2/28/24	1344	4			X	X	X	X	024	
BOW-GWC-12	WG	G					4			X	X	X	X		
BOW-GWC-13	WG	G					4			X	X	X	X		

Additional Instructions from Pace® :
Task Code: BOW-CCR-ASSMT-2024S1

Collected By: Printed Name: Kevin Stephenson / William Laaker, Jay Siewert
Signature: Resolute Environmental

Customer Remarks / Special Conditions / Possible Hazards:

Coolers: Thermometer ID: Correction Factor (°C): Obs. Temp (°C): Corrected Temp. (°C): [ ] On Ice

Relinquished by/Company: (Signature)	Date/Time:	Received by/Company: (Signature)	Date/Time:	Tracking Number:
	3/1/24 1035	Ryan Williams / Pace	3/1/24 1035	
Ryan Williams / Pace	3/1/24 1300	Pace	3/1/24 1360	Delivered by: [ ] In-Person [ ] Courier [ ] FedEx [ ] UPS [ ] Other

Page: 2 of 3

Submitting a sample via this chain of custody constitutes acknowledgment and acceptance of the Pace® Terms and Conditions found at https://www.pacelabs.com/resource-library/resource/pace-terms-and-conditions/

Pace® Location Requested (City/State):

Pace Analytical Charlotte
9800 Kincey Ave. Suite 100, Huntersville, NC 28078

CHAIN-OF-CUSTODY Analytical Request Document

Chain-of-Custody is a LEGAL DOCUMENT - Complete all relevant fields

LAB USE ONLY- Affix Workorder/Login Label Here

Scan QR Code for instructions

Company Name: Georgia Power - Bowen	**Contact/Report To:** Kristen Jurinko, Cassidy Sutherland
Street Address: 241 Ralph McGill Blvd NE, Atlanta, GA 30308	**Phone #:** (470) 217-0008
	E-Mail: knjurink@southernco.com
	Cc E-Mail: Laura Midkiff, Ben Hodges, Mike Smilley, Noelia Gangi
Customer Project #:	**Invoice to:** Account Payable
Project Name: Bowen LF Cells 1&2	**Invoice E-mail:** georgiapowerinvoices@southernco.com
Site Collection Info/Facility ID (as applicable):	**Purchase Order # (if applicable):** GPC82474-0006
	Quote #:
Time Zone Collected: [ ] AK [ ] PT [ ] MT [ ] CT [X] ET	**County / State origin of sample(s):** Georgia
Data Deliverables: [ ] Level II [ ] Level III [ ] Level IV [ ] EQUIS [ ] Other	**Regulatory Program (DW, RCRA, etc.) as applicable:** Reportable [ ] Yes [ ] No
	Rush (Pre-approval required): [ ] Same Day [ ] 1 Day [ ] 2 Day [ ] 3 Day Other _____ Date Results Requested:
	DW PWSID # or WW Permit # as applicable: Field Filtered (if applicable): [ ] Yes [ ] No Analysis:

* Matrix Codes (Insert in Matrix box below): Drinking Water (DW), Ground Water (GW), Wastewater (WW), Product (P), Soil/Solid (SS), Oil (OL), Wipe (WP), Tissue (TS), Bioassay (B), Vapor (V), Surface Water (SW), Sediment (SED), Sludge (SL), Caulk (CK), Leachate (LL), Biosolid (BS), Other (OT)

Specify Container Size **: 3 2 3 3

Identify Container Preservative Type***: 1 1 1 2

**Container Size: (1) 1L, (2) 500mL, (3) 250mL, (4) 125mL, (5) 100mL, (6) 40mL vial, (7) EnCore, (8) TerraCore, (9) 90mL, (10) Other

*** Preservative Types: (1) None, (2) HNO3, (3) H2SO4, (4) HCl, (5) NaOH, (6) Zn Acetate, (7) NaHSO4, (8) Sod. Thiosulfate, (9) Ascorbic Add, (10) MeOH, (11) Other

Analysis Requested

Lab Use Only: Proj. Mgr: Bonnie Vang; AcctNum / Client ID:; Table #:; Profile / Template: 16492; Prelog / Bottle Ord. ID: EZ 3066672

Customer Sample ID	Matrix *	Comp / Grab	Composite Start Date	Composite Start Time	Collected or Composite End Date	Collected or Composite End Time	# Cont.	Residual Chlorine Result	Residual Chlorine Units	2320B Alkalinity	2540C Total Dissolved Solids	300.0-F,SO4, Cl	App Metals III/IV + State Metals	Sample Comment	Preservation non-conformance identified for sample.
BOW-GWC-13RZ	WG	G			2/28/24	0946	4			X	X	X	X	025	
BOW-GWC-14Z	WG	G			2/28/24	1045	4			X	X	X	X	026	
BOW-GWC-15R	WG	G			2/28/24	1505	4			X	X	X	X	027	
BOW-GWC-15Z	WG	G			2/28/24	1538	4			X	X	X	X	028	
BOW-LF1-2-FD-09	WG	G					4			X	X	X	X		
BOW-LF1-2-FD-10	WG	G					4			X	X	X	X		
BOW-LF1-2-FD-11	WG	G			2/28/24	—	4			X	X	X	X	029	
BOW-LF1-2-FB-	WQ	G					4			X	X	X	X		
BOW-LF1-2-EB-	WQ	G					4			X	X	X	X		

Additional Instructions from Pace®:
Task Code: BOW-CCR-ASSMT-2024S1

Collected By:
Printed Name: Kevin Stephenson, William Laaker, Jay Siewert
Signature:
Pinnacle Environmental

Customer Remarks / Special Conditions / Possible Hazards:

Coolers: Thermometer ID: Correction Factor (°C): Obs. Temp. (°C): Corrected Temp. (°C): [ ] On Ice

Relinquished by/Company: (Signature)	Date/Time:	Received by/Company: (Signature)	Date/Time:	Tracking Number:
	3/1/24 1035			
Relinquished by/Company: (Signature)	Date/Time:	Received by/Company: (Signature)	Date/Time:	Delivered by: [ ] In-Person [ ] Courier
William / Pace	3/1/24 1330	Pace	3/1/24 1330	[ ] FedEx [ ] UPS [ ] Other
Relinquished by/Company: (Signature)	Date/Time:	Received by/Company: (Signature)	Date/Time:	
Relinquished by/Company: (Signature)	Date/Time:	Received by/Company: (Signature)	Date/Time:	Page: 3 of 3

Submitting a sample via this chain of custody constitutes acknowledgment and acceptance of the Pace® Terms and Conditions found at https://www.pacelabs.com/resource-library/resource/pace-terms-and-conditions/

Pace® Location Requested (City/State):

Pace Analytical Charlotte
9800 Kincey Ave. Suite 100, Huntersville, NC 28078

CHAIN-OF-CUSTODY Analytical Request Document

Chain-of-Custody is a LEGAL DOCUMENT - Complete all relevant fields

LAB USE ONLY- Affix Workorder/Login Label Here

Scan QR Code for instructions

Company Name: Georgia Power - Bowen	Contact/Report To: Kristen Jurinko, Cassidy Sutherland
Street Address: 241 Ralph McGill Blvd NE, Atlanta, GA 30308	Phone #: (470) 217-0008
	E-Mail: knjurink@southernco.com
	Cc E-Mail: Laura Midkiff, Ben Hodges, Mike Smilley, Noelia Gangi
Customer Project #:	Invoice to: Account Payable
Project Name: Bowen LF Cells 1&2	Invoice E-mail: georgiapowerinvoices@southernco.com
Site Collection Info/Facility ID (as applicable):	Purchase Order # (if applicable): GPC82474-0006
	Quote #:
Time Zone Collected: [ ] AK [ ] PT [ ] MT [ ] CT [X] ET	County / State origin of sample(s): Georgia
Data Deliverables: [ ] Level II [ ] Level III [ ] Level IV [ ] EQUIS [ ] Other	Regulatory Program (DW, RCRA, etc.) as applicable: Reportable [ ] Yes [ ] No
	Rush (Pre-approval required): [ ] Same Day [ ] 1 Day [ ] 2 Day [ ] 3 Day Other ____ Date Results Requested:
	DW PWSID # or WW Permit # as applicable: Field Filtered (if applicable): [ ] Yes [ ] No Analysis:

* Matrix Codes (Insert in Matrix box below): Drinking Water (DW), Ground Water (GW), Wastewater (WW), Product (P), Soil/Solid (SS), Oil (OL), Wipe (WP), Tissue (TS), Bioassay (B), Vapor (V), Surface Water (SW), Sediment (SED), Sludge (SL), Caulk (CK), Leachate (LL), Biosolid (BS), Other (OT)

Customer Sample ID	Matrix*	Comp / Grab	Composite Start Date	Composite Start Time	Collected or Composite End Date	Collected or Composite End Time	# Cont.	Residual Chlorine Result	Residual Chlorine Units	2320B Alkalinity	2540C Total Dissolved Solids	300.0-F, SO4, Cl	App Metals III/IV + State Metals								Sample Comment	Preservation non-conformance identified for sample.
Specify Container Size **										3	2	3	3									
Identify Container Preservative Type***										1	1	1	2									
Analysis Requested																						
BOW-GWC-13RZ	WG	G					4			X	X	X	X									
BOW-GWC-14Z	WG	G					4			X	X	X	X									
BOW-GWC-15R	WG	G					4			X	X	X	X									
BOW-GWC-15Z	WG	G					4			X	X	X	X									
BOW-LF1-2-FD-09	WG	G					4			X	X	X	X									
BOW-LF1-2-FD-10	WG	G					4			X	X	X	X									
BOW-LF1-2-FD-11	WG	G					4			X	X	X	X									
BOW-LF1-2-FB-11	WQ	G			2/27/24	1458	4			X	X	X	X								0830	
BOW-LF1-2-EB-	WQ	G					4			X	X	X	X									

**Container Size: (1) 1L, (2) 500mL, (3) 250mL, (4) 125mL, (5) 100mL, (6) 40mL vial, (7) EnCore, (8) TerraCore, (9) 90mL, (10) Other

*** Preservative Types: (1) None, (2) HNO3, (3) H2SO4, (4) HCl, (5) NaOH, (6) Zn Acetate, (7) NaHSO4, (8) Sod. Thiosulfate, (9) Ascorbic Acid, (10) MeOH, (11) Other

Lab Use Only: Proj. Mgr: Bonnie Vang; AcctNum / Client ID:; Table #:; Profile / Template: 16492; Prelog / Bottle Ord. ID: EZ 3066672

Additional Instructions from Pace®:
Task Code: BOW-CCR-ASSMT-2024S1

Collected By: Printed Name: Kevin Stephenson, William Laaker, Jay Siewert
Signature: [signature] Resolute Environmental

Customer Remarks / Special Conditions / Possible Hazards:

Coolers: Thermometer ID: Correction Factor (°C): Obs. Temp. (°C): Corrected Temp. (°C): [ ] On Ice

Relinquished by/Company: (Signature)	Date/Time:	Received by/Company: (Signature)	Date/Time:	Tracking Number:
[signature]	3/1/24 1035	[signature] / Pace	3/1/24 1035	
Relinquished by/Company: (Signature)	Date/Time:	Received by/Company: (Signature) [signature] / Pace	Date/Time: 3/1/24 1320	Delivered by: [ ] In-Person [ ] Courier [ ] FedEX [ ] UPS [ ] Other
Relinquished by/Company: (Signature)	Date/Time:	Received by/Company: (Signature)	Date/Time:	
Relinquished by/Company: (Signature)	Date/Time:	Received by/Company: (Signature)	Date/Time:	Page: 3 of 3

Submitting a sample via this chain of custody constitutes acknowledgment and acceptance of the Pace® Terms and Conditions found at https://www.pacelabs.com/resource-library/resource/pace-terms-and-conditions/

Pace Analytical Services, LLC
9800 Kincey Ave. Suite 100
Huntersville, NC 28078
(704)875-9092

March 21, 2024

Kristen Jurinko
Southern Company
241 Ralph McGill Blvd
NE, Bin 10160
Atlanta, GA 30308

RE: Project: Bowen LF Cells 5-8 BG Event #5
Pace Project No.: 92716305

Dear Kristen Jurinko:

Enclosed are the analytical results for sample(s) received by the laboratory between March 01, 2024 and March 05, 2024. The results relate only to the samples included in this report. Results reported herein conform to the applicable TNI/NELAC Standards and the laboratory's Quality Manual, where applicable, unless otherwise noted in the body of the report.

The test results provided in this final report were generated by each of the following laboratories within the Pace Network:

- Pace Analytical Services - Asheville
- Pace Analytical Services - Peachtree Corners, GA

If you have any questions concerning this report, please feel free to contact me.

Sincerely,

Bonnie Vang

Bonnie Vang
bonnie.vang@pacelabs.com
704-977-0968
Project Manager

Enclosures

cc: Carole Lieu, Stantec
Laura Midkiff, Southern Co.
Edgar Smith, Stantec
Cassidy Sutherland, Stantec

Pace Analytical Services, LLC
9800 Kincey Ave. Suite 100
Huntersville, NC 28078
(704)875-9092

CERTIFICATIONS

Project: Bowen LF Cells 5-8 BG Event #5
Pace Project No.: 92716305

Pace Analytical Services Asheville
2225 Riverside Drive, Asheville, NC 28804
Florida/NELAP Certification #: E87648
North Carolina Drinking Water Certification #: 37712
North Carolina Wastewater Certification #: 40
South Carolina Laboratory ID: 99030
South Carolina Certification #: 99030001
Virginia/VELAP Certification #: 460222

Pace Analytical Services Peachtree Corners
110 Technology Pkwy, Peachtree Corners, GA 30092
Florida DOH Certification #: E87315
Georgia DW Inorganics Certification #: 812
North Carolina Certification #: 381
South Carolina Certification #: 98011001
Virginia Certification #: 460204

REPORT OF LABORATORY ANALYSIS

This report shall not be reproduced, except in full,
without the written consent of Pace Analytical Services, LLC.

Pace Analytical Services, LLC
9800 Kincey Ave. Suite 100
Huntersville, NC 28078
(704)875-9092

SAMPLE SUMMARY

Project: Bowen LF Cells 5-8 BG Event #5
Pace Project No.: 92716305

Lab ID	Sample ID	Matrix	Date Collected	Date Received
92716305001	**BOW-GWC-26**	Water	02/29/24 11:14	03/01/24 10:35
92716305002	**BOW-GWC-27**	Water	02/29/24 16:42	03/01/24 10:35
92716305003	**BOW-GWC-27R**	Water	02/29/24 15:07	03/01/24 10:35
92716305004	**BOW-GWC-29**	Water	02/29/24 11:32	03/01/24 10:35
92716305005	**BOW-GWC-32**	Water	02/29/24 17:34	03/01/24 10:35
92716305006	**BOW-GWA-34**	Water	02/29/24 13:06	03/01/24 10:35
92716305007	**BOW-GWA-34R**	Water	02/29/24 14:25	03/01/24 10:35
92716305008	**BOW-GWA-35**	Water	02/29/24 11:21	03/01/24 10:35
92716305009	**BOW-LF5-8-FD-01**	Water	02/29/24 00:00	03/01/24 10:35
92716305010	**BOW-LF5-8-FB-01**	Water	02/29/24 17:40	03/01/24 10:35
92716305011	**BOW-GWA-33R**	Water	03/04/24 11:18	03/05/24 09:20
92716305012	**BOW-GWA-57**	Water	03/04/24 13:11	03/05/24 09:20
92716305013	**BOW-LF5-8-FD-02**	Water	03/04/24 00:00	03/05/24 09:20
92716305014	**BOW-LF5-8-FB-02**	Water	03/04/24 14:41	03/05/24 09:20
92716305015	**BOW-LF5-8-EB-01**	Water	03/04/24 14:51	03/05/24 09:20
92716305016	**BOW-GWC-28**	Water	03/04/24 11:55	03/05/24 09:20
92716305017	**BOW-GWC-31R**	Water	03/04/24 11:20	03/05/24 09:20
92716305018	**BOW-GWC-29R**	Water	03/01/24 10:32	03/05/24 09:20
92716305019	**BOW-GWC-30**	Water	03/01/24 11:46	03/05/24 09:20
92716305020	**BOW-GWC-31**	Water	03/01/24 11:27	03/05/24 09:20

REPORT OF LABORATORY ANALYSIS

This report shall not be reproduced, except in full,
without the written consent of Pace Analytical Services, LLC.

Pace Analytical Services, LLC
9800 Kincey Ave. Suite 100
Huntersville, NC 28078
(704)875-9092

SAMPLE ANALYTE COUNT

Project: Bowen LF Cells 5-8 BG Event #5
Pace Project No.: 92716305

Lab ID	Sample ID	Method	Analysts	Analytes Reported
92716305001	**BOW-GWC-26**	EPA 6010D	AJM	7
		EPA 6020B	CW1	17
		EPA 7470A	VB	1
		SM 2320B-2011	SMS	3
		SM 2540C-2015	JAY	1
		EPA 300.0 Rev 2.1 1993	JCM	3
92716305002	**BOW-GWC-27**	EPA 6010D	AJM	7
		EPA 6020B	CW1	17
		EPA 7470A	VB	1
		SM 2320B-2011	SMS	3
		SM 2540C-2015	JAY	1
		EPA 300.0 Rev 2.1 1993	JCM	3
92716305003	**BOW-GWC-27R**	EPA 6010D	AJM	7
		EPA 6020B	CW1	17
		EPA 7470A	VB	1
		SM 2320B-2011	SMS	3
		SM 2540C-2015	JAY	1
		EPA 300.0 Rev 2.1 1993	JCM	3
92716305004	**BOW-GWC-29**	EPA 6010D	AJM	7
		EPA 6020B	CW1	17
		EPA 7470A	VB	1
		SM 2320B-2011	SMS	3
		SM 2540C-2015	JAY	1
		EPA 300.0 Rev 2.1 1993	JCM	3
92716305005	**BOW-GWC-32**	EPA 6010D	AJM	7
		EPA 6020B	CW1	17
		EPA 7470A	VB	1
		SM 2320B-2011	SMS	3
		SM 2540C-2015	JAY	1
		EPA 300.0 Rev 2.1 1993	JCM	3
92716305006	**BOW-GWA-34**	EPA 6010D	AJM	7
		EPA 6020B	CW1	17
		EPA 7470A	VB	1
		SM 2320B-2011	SMS	3
		SM 2540C-2015	JAY	1
		EPA 300.0 Rev 2.1 1993	JCM	3
92716305007	**BOW-GWA-34R**	EPA 6010D	AJM	7

REPORT OF LABORATORY ANALYSIS

This report shall not be reproduced, except in full,
without the written consent of Pace Analytical Services, LLC.

Pace Analytical Services, LLC
9800 Kincey Ave. Suite 100
Huntersville, NC 28078
(704)875-9092

SAMPLE ANALYTE COUNT

Project: Bowen LF Cells 5-8 BG Event #5
Pace Project No.: 92716305

Lab ID	Sample ID	Method	Analysts	Analytes Reported
		EPA 6020B	CW1	17
		EPA 7470A	VB	1
		SM 2320B-2011	SMS	3
		SM 2540C-2015	JAY	1
		EPA 300.0 Rev 2.1 1993	JCM	3
92716305008	**BOW-GWA-35**	EPA 6010D	AJM	7
		EPA 6020B	CW1	17
		EPA 7470A	VB	1
		SM 2320B-2011	SMS	3
		SM 2540C-2015	JAY	1
		EPA 300.0 Rev 2.1 1993	JCM	3
92716305009	**BOW-LF5-8-FD-01**	EPA 6010D	AJM	7
		EPA 6020B	CW1	17
		EPA 7470A	VB	1
		SM 2320B-2011	SMS	3
		SM 2540C-2015	JAY	1
		EPA 300.0 Rev 2.1 1993	JCM	3
92716305010	**BOW-LF5-8-FB-01**	EPA 6010D	AJM	7
		EPA 6020B	CW1	17
		EPA 7470A	VB	1
		SM 2320B-2011	SMS	3
		SM 2540C-2015	JAY	1
		EPA 300.0 Rev 2.1 1993	JCM	3
92716305011	**BOW-GWA-33R**	EPA 6010D	DRB	7
		EPA 6020B	CW1	17
		EPA 7470A	VB	1
		SM 2320B-2011	SMS	3
		SM 2540C-2015	JAY	1
		EPA 300.0 Rev 2.1 1993	CDC	3
92716305012	**BOW-GWA-57**	EPA 6010D	DRB	7
		EPA 6020B	CW1	17
		EPA 7470A	VB	1
		SM 2320B-2011	SMS	3
		SM 2540C-2015	JAY	1
		EPA 300.0 Rev 2.1 1993	CDC	3
92716305013	**BOW-LF5-8-FD-02**	EPA 6010D	DRB	7
		EPA 6020B	CW1	17

This report shall not be reproduced, except in full,
without the written consent of Pace Analytical Services, LLC.

Pace Analytical Services, LLC
9800 Kincey Ave. Suite 100
Huntersville, NC 28078
(704)875-9092

SAMPLE ANALYTE COUNT

Project: Bowen LF Cells 5-8 BG Event #5
Pace Project No.: 92716305

Lab ID	Sample ID	Method	Analysts	Analytes Reported
		EPA 7470A	VB	1
		SM 2320B-2011	SMS	3
		SM 2540C-2015	JAY	1
		EPA 300.0 Rev 2.1 1993	CDC	3
92716305014	**BOW-LF5-8-FB-02**	EPA 6010D	DRB	7
		EPA 6020B	CW1	17
		EPA 7470A	VB	1
		SM 2320B-2011	SMS	3
		SM 2540C-2015	JAY	1
		EPA 300.0 Rev 2.1 1993	CDC	3
92716305015	**BOW-LF5-8-EB-01**	EPA 6010D	DRB	7
		EPA 6020B	CW1	17
		EPA 7470A	VB	1
		SM 2320B-2011	SMS	3
		SM 2540C-2015	JAY	1
		EPA 300.0 Rev 2.1 1993	CDC	3
92716305016	**BOW-GWC-28**	EPA 6010D	AJM, DRB	7
		EPA 6020B	CW1, MT1	17
		EPA 7470A	VB	1
		SM 2320B-2011	SMS	3
		SM 2540C-2015	JAY	1
		EPA 300.0 Rev 2.1 1993	CDC	3
92716305017	**BOW-GWC-31R**	EPA 6010D	AJM, DRB	7
		EPA 6020B	CW1, MT1	17
		EPA 7470A	VB	1
		SM 2320B-2011	SMS	3
		SM 2540C-2015	JAY	1
		EPA 300.0 Rev 2.1 1993	CDC	3
92716305018	**BOW-GWC-29R**	EPA 6010D	AJM, DRB	7
		EPA 6020B	CW1, MT1	17
		EPA 7470A	VB	1
		SM 2320B-2011	SMS	3
		SM 2540C-2015	RVS	1
		EPA 300.0 Rev 2.1 1993	CDC	3
92716305019	**BOW-GWC-30**	EPA 6010D	AJM, DRB	7
		EPA 6020B	CW1, MT1	17
		EPA 7470A	VB	1

This report shall not be reproduced, except in full,
without the written consent of Pace Analytical Services, LLC.

Pace Analytical Services, LLC
9800 Kincey Ave. Suite 100
Huntersville, NC 28078
(704)875-9092

SAMPLE ANALYTE COUNT

Project: Bowen LF Cells 5-8 BG Event #5
Pace Project No.: 92716305

Lab ID	Sample ID	Method	Analysts	Analytes Reported
		SM 2320B-2011	SMS	3
		SM 2540C-2015	RVS	1
		EPA 300.0 Rev 2.1 1993	CDC	3
92716305020	**BOW-GWC-31**	EPA 6010D	AJM, DRB	7
		EPA 6020B	CW1, MT1	17
		EPA 7470A	VB	1
		SM 2320B-2011	SMS	3
		SM 2540C-2015	RVS	1
		EPA 300.0 Rev 2.1 1993	CDC	3

PASI-A = Pace Analytical Services - Asheville
PASI-GA = Pace Analytical Services - Peachtree Corners, GA

This report shall not be reproduced, except in full,
without the written consent of Pace Analytical Services, LLC.

Pace Analytical Services, LLC
9800 Kincey Ave. Suite 100
Huntersville, NC 28078
(704)875-9092

SUMMARY OF DETECTION

Project: Bowen LF Cells 5-8 BG Event #5
Pace Project No.: 92716305

Lab Sample ID / Method	Client Sample ID / Parameters	Result	Units	Report Limit	Analyzed	Qualifiers
92716305001	**BOW-GWC-26**					
EPA 6010D	Zinc	0.033	mg/L	0.020	03/05/24 16:47	
EPA 6010D	Potassium	1.8	mg/L	0.50	03/05/24 16:47	
EPA 6010D	Sodium	3.0	mg/L	1.0	03/05/24 16:47	
EPA 6010D	Calcium	78.7	mg/L	1.0	03/05/24 16:47	
EPA 6010D	Magnesium	29.7	mg/L	0.050	03/05/24 16:47	
EPA 6020B	Barium	0.031	mg/L	0.0050	03/11/24 15:57	
EPA 6020B	Boron	0.071	mg/L	0.040	03/11/24 15:57	
EPA 6020B	Molybdenum	0.0012J	mg/L	0.010	03/11/24 15:57	
EPA 6020B	Selenium	0.0044J	mg/L	0.0050	03/11/24 15:57	
SM 2320B-2011	Alkalinity,Bicarbonate (CaCO3)	230	mg/L	5.0	03/07/24 21:31	
SM 2320B-2011	Alkalinity, Total as CaCO3	230	mg/L	5.0	03/07/24 21:31	
SM 2540C-2015	Total Dissolved Solids	358	mg/L	25.0	03/05/24 10:51	
EPA 300.0 Rev 2.1 1993	Chloride	11.1	mg/L	1.0	03/03/24 16:54	
EPA 300.0 Rev 2.1 1993	Sulfate	89.1	mg/L	1.0	03/03/24 16:54	
92716305002	**BOW-GWC-27**					
EPA 6010D	Zinc	0.057	mg/L	0.020	03/05/24 16:56	
EPA 6010D	Potassium	0.66	mg/L	0.50	03/05/24 16:56	
EPA 6010D	Sodium	1.5	mg/L	1.0	03/05/24 16:56	
EPA 6010D	Calcium	36.5	mg/L	1.0	03/05/24 16:56	
EPA 6010D	Magnesium	18.8	mg/L	0.050	03/05/24 16:56	
EPA 6020B	Arsenic	0.00097J	mg/L	0.0050	03/11/24 16:01	
EPA 6020B	Barium	0.017	mg/L	0.0050	03/11/24 16:01	
EPA 6020B	Molybdenum	0.0016J	mg/L	0.010	03/11/24 16:01	
SM 2320B-2011	Alkalinity,Bicarbonate (CaCO3)	153	mg/L	5.0	03/07/24 21:38	
SM 2320B-2011	Alkalinity, Total as CaCO3	153	mg/L	5.0	03/07/24 21:38	
SM 2540C-2015	Total Dissolved Solids	174	mg/L	25.0	03/05/24 10:51	
EPA 300.0 Rev 2.1 1993	Chloride	2.9	mg/L	1.0	03/03/24 17:09	
EPA 300.0 Rev 2.1 1993	Sulfate	17.8	mg/L	1.0	03/03/24 17:09	
92716305003	**BOW-GWC-27R**					
EPA 6010D	Calcium	30.9	mg/L	1.0	03/05/24 16:59	
EPA 6010D	Iron	0.21	mg/L	0.040	03/05/24 16:59	
EPA 6010D	Magnesium	16.6	mg/L	0.050	03/05/24 16:59	
EPA 6010D	Manganese	0.040	mg/L	0.040	03/05/24 16:59	
EPA 6010D	Potassium	0.68	mg/L	0.50	03/05/24 16:59	
EPA 6010D	Sodium	6.0	mg/L	1.0	03/05/24 16:59	
EPA 6020B	Antimony	0.0013J	mg/L	0.0030	03/11/24 16:06	
EPA 6020B	Arsenic	0.0010J	mg/L	0.0050	03/11/24 16:06	
EPA 6020B	Barium	0.015	mg/L	0.0050	03/11/24 16:06	
EPA 6020B	Copper	0.00054J	mg/L	0.0050	03/11/24 16:06	
EPA 6020B	Molybdenum	0.0036J	mg/L	0.010	03/11/24 16:06	
SM 2320B-2011	Alkalinity,Bicarbonate (CaCO3)	160	mg/L	5.0	03/07/24 21:45	
SM 2320B-2011	Alkalinity, Total as CaCO3	160	mg/L	5.0	03/07/24 21:45	
SM 2540C-2015	Total Dissolved Solids	146	mg/L	25.0	03/05/24 10:51	
EPA 300.0 Rev 2.1 1993	Chloride	2.7	mg/L	1.0	03/03/24 17:24	
EPA 300.0 Rev 2.1 1993	Fluoride	0.071J	mg/L	0.10	03/03/24 17:24	
EPA 300.0 Rev 2.1 1993	Sulfate	1.6	mg/L	1.0	03/03/24 17:24	

REPORT OF LABORATORY ANALYSIS

This report shall not be reproduced, except in full,
without the written consent of Pace Analytical Services, LLC.

Pace Analytical Services, LLC
9800 Kincey Ave. Suite 100
Huntersville, NC 28078
(704)875-9092

SUMMARY OF DETECTION

Project: Bowen LF Cells 5-8 BG Event #5
Pace Project No.: 92716305

Lab Sample ID / Method	Client Sample ID / Parameters	Result	Units	Report Limit	Analyzed	Qualifiers
92716305004	**BOW-GWC-29**					
EPA 6010D	Iron	0.24	mg/L	0.040	03/05/24 17:11	
EPA 6010D	Manganese	0.033J	mg/L	0.040	03/05/24 17:11	
EPA 6010D	Potassium	0.76	mg/L	0.50	03/05/24 17:11	
EPA 6010D	Sodium	1.5	mg/L	1.0	03/05/24 17:11	
EPA 6010D	Calcium	36.6	mg/L	1.0	03/05/24 17:11	
EPA 6010D	Magnesium	20.0	mg/L	0.050	03/05/24 17:11	
EPA 6020B	Barium	0.035	mg/L	0.0050	03/11/24 16:10	
EPA 6020B	Molybdenum	0.0020J	mg/L	0.010	03/11/24 16:10	
SM 2320B-2011	Alkalinity,Bicarbonate (CaCO3)	177	mg/L	5.0	03/07/24 16:06	
SM 2320B-2011	Alkalinity, Total as CaCO3	177	mg/L	5.0	03/07/24 16:06	
SM 2540C-2015	Total Dissolved Solids	170	mg/L	25.0	03/05/24 10:51	
EPA 300.0 Rev 2.1 1993	Chloride	2.7	mg/L	1.0	03/03/24 17:38	
EPA 300.0 Rev 2.1 1993	Fluoride	0.054J	mg/L	0.10	03/03/24 17:38	
EPA 300.0 Rev 2.1 1993	Sulfate	1.2	mg/L	1.0	03/03/24 17:38	
92716305005	**BOW-GWC-32**					
EPA 6010D	Iron	3.2	mg/L	0.040	03/05/24 17:16	
EPA 6010D	Manganese	0.18	mg/L	0.040	03/05/24 17:16	
EPA 6010D	Zinc	0.045	mg/L	0.020	03/05/24 17:16	
EPA 6010D	Potassium	1.1	mg/L	0.50	03/05/24 17:16	
EPA 6010D	Sodium	2.6	mg/L	1.0	03/05/24 17:16	
EPA 6010D	Calcium	50.9	mg/L	1.0	03/05/24 17:16	
EPA 6010D	Magnesium	25.3	mg/L	0.050	03/05/24 17:16	
EPA 6020B	Arsenic	0.0040J	mg/L	0.0050	03/11/24 16:14	
EPA 6020B	Barium	0.038	mg/L	0.0050	03/11/24 16:14	
EPA 6020B	Cobalt	0.00069J	mg/L	0.0050	03/11/24 16:14	
EPA 6020B	Lithium	0.038	mg/L	0.030	03/11/24 16:14	
EPA 6020B	Molybdenum	0.021	mg/L	0.010	03/11/24 16:14	
SM 2320B-2011	Alkalinity,Bicarbonate (CaCO3)	249	mg/L	5.0	03/07/24 17:28	
SM 2320B-2011	Alkalinity, Total as CaCO3	249	mg/L	5.0	03/07/24 17:28	
SM 2540C-2015	Total Dissolved Solids	228	mg/L	25.0	03/05/24 10:51	
EPA 300.0 Rev 2.1 1993	Chloride	4.0	mg/L	1.0	03/03/24 17:53	
EPA 300.0 Rev 2.1 1993	Sulfate	1.3	mg/L	1.0	03/03/24 17:53	
92716305006	**BOW-GWA-34**					
EPA 6010D	Iron	7.7	mg/L	0.040	03/05/24 17:18	
EPA 6010D	Manganese	0.30	mg/L	0.040	03/05/24 17:18	
EPA 6010D	Zinc	0.020	mg/L	0.020	03/05/24 17:18	
EPA 6010D	Potassium	0.54	mg/L	0.50	03/05/24 17:18	
EPA 6010D	Sodium	2.7	mg/L	1.0	03/05/24 17:18	
EPA 6010D	Calcium	21.1	mg/L	1.0	03/05/24 17:18	
EPA 6010D	Magnesium	11.8	mg/L	0.050	03/05/24 17:18	
EPA 6020B	Barium	0.029	mg/L	0.0050	03/11/24 16:18	
EPA 6020B	Cadmium	0.00017J	mg/L	0.00050	03/11/24 16:18	
EPA 6020B	Cobalt	0.014	mg/L	0.0050	03/11/24 16:18	
EPA 6020B	Lithium	0.0019J	mg/L	0.030	03/11/24 16:18	
EPA 6020B	Nickel	0.0078	mg/L	0.0050	03/11/24 16:18	
SM 2320B-2011	Alkalinity,Bicarbonate (CaCO3)	104	mg/L	5.0	03/07/24 16:24	

REPORT OF LABORATORY ANALYSIS

This report shall not be reproduced, except in full,
without the written consent of Pace Analytical Services, LLC.

Pace Analytical Services, LLC
9800 Kincey Ave. Suite 100
Huntersville, NC 28078
(704)875-9092

SUMMARY OF DETECTION

Project: Bowen LF Cells 5-8 BG Event #5
Pace Project No.: 92716305

Lab Sample ID / Method	Client Sample ID / Parameters	Result	Units	Report Limit	Analyzed	Qualifiers
92716305006	**BOW-GWA-34**					
SM 2320B-2011	Alkalinity, Total as CaCO3	104	mg/L	5.0	03/07/24 16:24	
SM 2540C-2015	Total Dissolved Solids	100	mg/L	25.0	03/05/24 10:51	
EPA 300.0 Rev 2.1 1993	Chloride	5.1	mg/L	1.0	03/03/24 18:08	
EPA 300.0 Rev 2.1 1993	Sulfate	0.77J	mg/L	1.0	03/03/24 18:08	
92716305007	**BOW-GWA-34R**					
EPA 6010D	Iron	0.73	mg/L	0.040	03/05/24 17:20	
EPA 6010D	Manganese	0.48	mg/L	0.040	03/05/24 17:20	
EPA 6010D	Potassium	0.49J	mg/L	0.50	03/05/24 17:20	
EPA 6010D	Sodium	2.0	mg/L	1.0	03/05/24 17:20	
EPA 6010D	Calcium	42.7	mg/L	1.0	03/05/24 17:20	
EPA 6010D	Magnesium	24.6	mg/L	0.050	03/05/24 17:20	
EPA 6020B	Barium	0.018	mg/L	0.0050	03/11/24 16:22	
EPA 6020B	Cobalt	0.0025J	mg/L	0.0050	03/11/24 16:22	
SM 2320B-2011	Alkalinity,Bicarbonate (CaCO3)	225	mg/L	5.0	03/07/24 17:35	
SM 2320B-2011	Alkalinity, Total as CaCO3	225	mg/L	5.0	03/07/24 17:35	
SM 2540C-2015	Total Dissolved Solids	194	mg/L	25.0	03/05/24 10:51	
EPA 300.0 Rev 2.1 1993	Chloride	4.8	mg/L	1.0	03/03/24 19:22	
EPA 300.0 Rev 2.1 1993	Sulfate	2.2	mg/L	1.0	03/03/24 19:22	
92716305008	**BOW-GWA-35**					
EPA 6010D	Potassium	1.6	mg/L	0.50	03/05/24 17:23	
EPA 6010D	Sodium	4.2	mg/L	1.0	03/05/24 17:23	
EPA 6010D	Calcium	52.1	mg/L	1.0	03/05/24 17:23	
EPA 6010D	Magnesium	29.0	mg/L	0.050	03/05/24 17:23	
EPA 6020B	Barium	0.023	mg/L	0.0050	03/11/24 16:26	
EPA 6020B	Molybdenum	0.00088J	mg/L	0.010	03/11/24 16:26	
SM 2320B-2011	Alkalinity,Bicarbonate (CaCO3)	253	mg/L	5.0	03/07/24 17:42	
SM 2320B-2011	Alkalinity, Total as CaCO3	253	mg/L	5.0	03/07/24 17:42	
SM 2540C-2015	Total Dissolved Solids	240	mg/L	25.0	03/05/24 10:51	
EPA 300.0 Rev 2.1 1993	Chloride	4.7	mg/L	1.0	03/03/24 20:06	
EPA 300.0 Rev 2.1 1993	Fluoride	0.057J	mg/L	0.10	03/03/24 20:06	
EPA 300.0 Rev 2.1 1993	Sulfate	7.1	mg/L	1.0	03/03/24 20:06	
92716305009	**BOW-LF5-8-FD-01**					
EPA 6010D	Potassium	1.8	mg/L	0.50	03/05/24 17:31	
EPA 6010D	Sodium	3.0	mg/L	1.0	03/05/24 17:31	
EPA 6010D	Calcium	78.0	mg/L	1.0	03/05/24 17:31	
EPA 6010D	Magnesium	29.5	mg/L	0.050	03/05/24 17:31	
EPA 6020B	Antimony	0.0026J	mg/L	0.0030	03/11/24 17:20	
EPA 6020B	Barium	0.032	mg/L	0.0050	03/11/24 17:20	
EPA 6020B	Boron	0.071	mg/L	0.040	03/11/24 17:20	
EPA 6020B	Molybdenum	0.0012J	mg/L	0.010	03/11/24 17:20	
EPA 6020B	Selenium	0.0042J	mg/L	0.0050	03/11/24 17:20	
SM 2320B-2011	Alkalinity,Bicarbonate (CaCO3)	234	mg/L	5.0	03/07/24 17:49	
SM 2320B-2011	Alkalinity, Total as CaCO3	234	mg/L	5.0	03/07/24 17:49	
SM 2540C-2015	Total Dissolved Solids	368	mg/L	25.0	03/05/24 10:51	
EPA 300.0 Rev 2.1 1993	Chloride	11.0	mg/L	1.0	03/03/24 20:21	
EPA 300.0 Rev 2.1 1993	Sulfate	89.5	mg/L	1.0	03/03/24 20:21	

REPORT OF LABORATORY ANALYSIS

This report shall not be reproduced, except in full,
without the written consent of Pace Analytical Services, LLC.

Pace Analytical Services, LLC
9800 Kincey Ave. Suite 100
Huntersville, NC 28078
(704)875-9092

SUMMARY OF DETECTION

Project: Bowen LF Cells 5-8 BG Event #5
Pace Project No.: 92716305

Lab Sample ID / Method	Client Sample ID / Parameters	Result	Units	Report Limit	Analyzed	Qualifiers
92716305010	**BOW-LF5-8-FB-01**					
EPA 6020B	Antimony	0.00064J	mg/L	0.0030	03/11/24 17:24	
92716305011	**BOW-GWA-33R**					
EPA 6010D	Potassium	0.37J	mg/L	0.50	03/12/24 15:47	
EPA 6010D	Sodium	2.0	mg/L	1.0	03/12/24 15:47	
EPA 6010D	Calcium	31.8	mg/L	1.0	03/08/24 20:08	
EPA 6010D	Magnesium	13.7	mg/L	0.050	03/08/24 20:08	
EPA 6020B	Barium	0.0015J	mg/L	0.0050	03/13/24 14:48	
EPA 6020B	Molybdenum	0.00066J	mg/L	0.010	03/13/24 14:48	
SM 2320B-2011	Alkalinity,Bicarbonate (CaCO3)	128	mg/L	5.0	03/14/24 14:31	
SM 2320B-2011	Alkalinity, Total as CaCO3	128	mg/L	5.0	03/14/24 14:31	
SM 2540C-2015	Total Dissolved Solids	136	mg/L	25.0	03/07/24 11:41	
EPA 300.0 Rev 2.1 1993	Chloride	2.7	mg/L	1.0	03/06/24 00:56	
EPA 300.0 Rev 2.1 1993	Sulfate	0.74J	mg/L	1.0	03/06/24 00:56	
92716305012	**BOW-GWA-57**					
EPA 6010D	Iron	0.11	mg/L	0.040	03/08/24 20:11	
EPA 6010D	Manganese	0.16	mg/L	0.040	03/08/24 20:11	
EPA 6010D	Calcium	36.7	mg/L	1.0	03/08/24 20:11	
EPA 6010D	Magnesium	20.6	mg/L	0.050	03/08/24 20:11	
EPA 6010D	Potassium	0.40J	mg/L	0.50	03/12/24 15:49	
EPA 6010D	Sodium	2.1	mg/L	1.0	03/12/24 15:49	
EPA 6020B	Barium	0.0054	mg/L	0.0050	03/13/24 15:05	
EPA 6020B	Boron	0.014J	mg/L	0.040	03/13/24 15:05	
EPA 6020B	Cobalt	0.00072J	mg/L	0.0050	03/13/24 15:05	
EPA 6020B	Copper	0.0018J	mg/L	0.0050	03/13/24 15:05	
EPA 6020B	Lead	0.00021J	mg/L	0.0010	03/13/24 15:05	
SM 2320B-2011	Alkalinity,Bicarbonate (CaCO3)	176	mg/L	5.0	03/14/24 14:40	
SM 2320B-2011	Alkalinity, Total as CaCO3	176	mg/L	5.0	03/14/24 14:40	
SM 2540C-2015	Total Dissolved Solids	177	mg/L	25.0	03/07/24 11:41	
EPA 300.0 Rev 2.1 1993	Chloride	2.8	mg/L	1.0	03/06/24 01:11	
EPA 300.0 Rev 2.1 1993	Sulfate	2.4	mg/L	1.0	03/06/24 01:11	
92716305013	**BOW-LF5-8-FD-02**					
EPA 6010D	Iron	0.051	mg/L	0.040	03/08/24 20:13	
EPA 6010D	Calcium	38.8	mg/L	1.0	03/08/24 20:13	
EPA 6010D	Magnesium	21.1	mg/L	0.050	03/08/24 20:13	
EPA 6010D	Potassium	0.84	mg/L	0.50	03/12/24 15:52	
EPA 6010D	Sodium	2.0	mg/L	1.0	03/12/24 15:52	
EPA 6020B	Barium	0.026	mg/L	0.0050	03/13/24 15:09	
EPA 6020B	Molybdenum	0.0016J	mg/L	0.010	03/13/24 15:09	
SM 2320B-2011	Alkalinity,Bicarbonate (CaCO3)	175	mg/L	5.0	03/14/24 15:01	
SM 2320B-2011	Alkalinity, Total as CaCO3	175	mg/L	5.0	03/14/24 15:01	
SM 2540C-2015	Total Dissolved Solids	179	mg/L	25.0	03/07/24 11:41	
EPA 300.0 Rev 2.1 1993	Chloride	3.3	mg/L	1.0	03/06/24 01:26	
EPA 300.0 Rev 2.1 1993	Sulfate	1.3	mg/L	1.0	03/06/24 01:26	
92716305016	**BOW-GWC-28**					
EPA 6010D	Sodium	13.1	mg/L	1.0	03/13/24 14:09	

REPORT OF LABORATORY ANALYSIS

This report shall not be reproduced, except in full,
without the written consent of Pace Analytical Services, LLC.

Pace Analytical Services, LLC
9800 Kincey Ave. Suite 100
Huntersville, NC 28078
(704)875-9092

SUMMARY OF DETECTION

Project: Bowen LF Cells 5-8 BG Event #5
Pace Project No.: 92716305

Lab Sample ID / Method	Client Sample ID / Parameters	Result	Units	Report Limit	Analyzed	Qualifiers
92716305016	**BOW-GWC-28**					
EPA 6010D	Iron	0.12	mg/L	0.040	03/08/24 20:38	
EPA 6010D	Manganese	0.027J	mg/L	0.040	03/08/24 20:38	
EPA 6010D	Potassium	1.3	mg/L	0.50	03/08/24 20:38	
EPA 6010D	Calcium	34.0	mg/L	1.0	03/08/24 20:38	
EPA 6010D	Magnesium	19.0	mg/L	0.050	03/08/24 20:38	
EPA 6020B	Barium	0.012	mg/L	0.0050	03/13/24 15:45	
EPA 6020B	Molybdenum	0.025	mg/L	0.010	03/13/24 15:45	
SM 2320B-2011	Alkalinity,Bicarbonate (CaCO3)	153	mg/L	5.0	03/14/24 15:20	
SM 2320B-2011	Alkalinity, Total as CaCO3	153	mg/L	5.0	03/14/24 15:20	
SM 2540C-2015	Total Dissolved Solids	180	mg/L	25.0	03/07/24 11:41	
EPA 300.0 Rev 2.1 1993	Chloride	5.0	mg/L	1.0	03/06/24 02:10	
EPA 300.0 Rev 2.1 1993	Fluoride	0.085J	mg/L	0.10	03/06/24 02:10	
EPA 300.0 Rev 2.1 1993	Sulfate	14.6	mg/L	1.0	03/06/24 02:10	
92716305017	**BOW-GWC-31R**					
EPA 6010D	Sodium	2.3	mg/L	1.0	03/13/24 14:14	
EPA 6010D	Iron	0.046	mg/L	0.040	03/08/24 20:41	
EPA 6010D	Potassium	0.92	mg/L	0.50	03/08/24 20:41	
EPA 6010D	Calcium	39.5	mg/L	1.0	03/08/24 20:41	
EPA 6010D	Magnesium	20.6	mg/L	0.050	03/08/24 20:41	
EPA 6020B	Barium	0.027	mg/L	0.0050	03/13/24 15:49	
EPA 6020B	Molybdenum	0.0017J	mg/L	0.010	03/13/24 15:49	
SM 2320B-2011	Alkalinity,Bicarbonate (CaCO3)	178	mg/L	5.0	03/14/24 15:30	
SM 2320B-2011	Alkalinity, Total as CaCO3	178	mg/L	5.0	03/14/24 15:30	
SM 2540C-2015	Total Dissolved Solids	180	mg/L	25.0	03/07/24 11:42	
EPA 300.0 Rev 2.1 1993	Chloride	3.3	mg/L	1.0	03/06/24 02:25	
EPA 300.0 Rev 2.1 1993	Sulfate	1.3	mg/L	1.0	03/06/24 02:25	
92716305018	**BOW-GWC-29R**					
EPA 6010D	Potassium	0.97	mg/L	0.50	03/08/24 20:43	
EPA 6010D	Calcium	34.7	mg/L	1.0	03/08/24 20:43	
EPA 6010D	Magnesium	17.7	mg/L	0.050	03/08/24 20:43	
EPA 6010D	Sodium	2.3	mg/L	1.0	03/13/24 14:18	
EPA 6020B	Barium	0.014	mg/L	0.0050	03/13/24 15:53	
EPA 6020B	Lithium	0.0019J	mg/L	0.030	03/13/24 15:53	
EPA 6020B	Molybdenum	0.017	mg/L	0.010	03/13/24 15:53	
SM 2320B-2011	Alkalinity,Bicarbonate (CaCO3)	149	mg/L	5.0	03/08/24 18:39	
SM 2320B-2011	Alkalinity, Total as CaCO3	149	mg/L	5.0	03/08/24 18:39	
SM 2540C-2015	Total Dissolved Solids	158	mg/L	25.0	03/06/24 00:07	
EPA 300.0 Rev 2.1 1993	Chloride	2.3	mg/L	1.0	03/06/24 02:40	
EPA 300.0 Rev 2.1 1993	Fluoride	0.067J	mg/L	0.10	03/06/24 02:40	
EPA 300.0 Rev 2.1 1993	Sulfate	4.3	mg/L	1.0	03/06/24 02:40	
92716305019	**BOW-GWC-30**					
EPA 6010D	Iron	0.029J	mg/L	0.040	03/08/24 20:46	
EPA 6010D	Potassium	1.3	mg/L	0.50	03/08/24 20:46	
EPA 6010D	Calcium	49.5	mg/L	1.0	03/08/24 20:46	
EPA 6010D	Magnesium	25.1	mg/L	0.050	03/08/24 20:46	
EPA 6010D	Sodium	2.1	mg/L	1.0	03/13/24 14:23	

REPORT OF LABORATORY ANALYSIS

This report shall not be reproduced, except in full,
without the written consent of Pace Analytical Services, LLC.

Pace Analytical Services, LLC
9800 Kincey Ave. Suite 100
Huntersville, NC 28078
(704)875-9092

SUMMARY OF DETECTION

Project: Bowen LF Cells 5-8 BG Event #5
Pace Project No.: 92716305

Lab Sample ID / Method	Client Sample ID / Parameters	Result	Units	Report Limit	Analyzed	Qualifiers
92716305019	**BOW-GWC-30**					
EPA 6020B	Barium	0.020	mg/L	0.0050	03/13/24 15:57	
EPA 6020B	Molybdenum	0.034	mg/L	0.010	03/13/24 15:57	
SM 2320B-2011	Alkalinity,Bicarbonate (CaCO3)	224	mg/L	5.0	03/09/24 06:44	
SM 2320B-2011	Alkalinity, Total as CaCO3	224	mg/L	5.0	03/09/24 06:44	
SM 2540C-2015	Total Dissolved Solids	226	mg/L	25.0	03/06/24 00:07	
EPA 300.0 Rev 2.1 1993	Chloride	3.0	mg/L	1.0	03/06/24 02:55	
EPA 300.0 Rev 2.1 1993	Fluoride	0.087J	mg/L	0.10	03/06/24 02:55	
EPA 300.0 Rev 2.1 1993	Sulfate	5.3	mg/L	1.0	03/06/24 02:55	
92716305020	**BOW-GWC-31**					
EPA 6010D	Iron	0.75	mg/L	0.040	03/08/24 20:49	
EPA 6010D	Manganese	0.21	mg/L	0.040	03/08/24 20:49	
EPA 6010D	Potassium	0.97	mg/L	0.50	03/08/24 20:49	
EPA 6010D	Calcium	39.5	mg/L	1.0	03/08/24 20:49	
EPA 6010D	Magnesium	25.5	mg/L	0.050	03/08/24 20:49	
EPA 6010D	Sodium	2.0	mg/L	1.0	03/13/24 14:28	
EPA 6020B	Barium	0.072	mg/L	0.0050	03/13/24 16:01	
EPA 6020B	Cobalt	0.00066J	mg/L	0.0050	03/13/24 16:01	
EPA 6020B	Molybdenum	0.010	mg/L	0.010	03/13/24 16:01	
SM 2320B-2011	Alkalinity,Bicarbonate (CaCO3)	214	mg/L	5.0	03/09/24 06:51	
SM 2320B-2011	Alkalinity, Total as CaCO3	214	mg/L	5.0	03/09/24 06:51	
SM 2540C-2015	Total Dissolved Solids	206	mg/L	25.0	03/06/24 00:07	
EPA 300.0 Rev 2.1 1993	Chloride	3.6	mg/L	1.0	03/06/24 03:10	
EPA 300.0 Rev 2.1 1993	Fluoride	0.056J	mg/L	0.10	03/06/24 03:10	
EPA 300.0 Rev 2.1 1993	Sulfate	3.3	mg/L	1.0	03/06/24 03:10	

REPORT OF LABORATORY ANALYSIS

This report shall not be reproduced, except in full,
without the written consent of Pace Analytical Services, LLC.

Pace Analytical Services, LLC
9800 Kincey Ave. Suite 100
Huntersville, NC 28078
(704)875-9092

ANALYTICAL RESULTS

Project: Bowen LF Cells 5-8 BG Event #5
Pace Project No.: 92716305

Sample: BOW-GWC-26 **Lab ID: 92716305001** Collected: 02/29/24 11:14 Received: 03/01/24 10:35 Matrix: Water

Parameters	Results	Units	Report Limit	MDL	DF	Prepared	Analyzed	CAS No.	Qual
6010D ATL ICP	Analytical Method: EPA 6010D Preparation Method: EPA 3010A Pace Analytical Services - Peachtree Corners, GA								
Iron	ND	mg/L	0.040	0.025	1	03/01/24 18:18	03/05/24 16:47	7439-89-6	
Manganese	ND	mg/L	0.040	0.011	1	03/01/24 18:18	03/05/24 16:47	7439-96-5	
Zinc	**0.033**	mg/L	0.020	0.0085	1	03/01/24 18:18	03/05/24 16:47	7440-66-6	
Potassium	**1.8**	mg/L	0.50	0.15	1	03/01/24 18:18	03/05/24 16:47	7440-09-7	
Sodium	**3.0**	mg/L	1.0	0.58	1	03/01/24 18:18	03/05/24 16:47	7440-23-5	
Calcium	**78.7**	mg/L	1.0	0.12	1	03/01/24 18:18	03/05/24 16:47	7440-70-2	
Magnesium	**29.7**	mg/L	0.050	0.012	1	03/01/24 18:18	03/05/24 16:47	7439-95-4	
6020 MET ICPMS	Analytical Method: EPA 6020B Preparation Method: EPA 3005A Pace Analytical Services - Peachtree Corners, GA								
Antimony	ND	mg/L	0.0030	0.00054	1	03/02/24 06:27	03/11/24 15:57	7440-36-0	
Arsenic	ND	mg/L	0.0050	0.00084	1	03/02/24 06:27	03/11/24 15:57	7440-38-2	
Barium	**0.031**	mg/L	0.0050	0.00047	1	03/02/24 06:27	03/11/24 15:57	7440-39-3	
Beryllium	ND	mg/L	0.00050	0.000094	1	03/02/24 06:27	03/11/24 15:57	7440-41-7	
Boron	**0.071**	mg/L	0.040	0.012	1	03/02/24 06:27	03/11/24 15:57	7440-42-8	
Cadmium	ND	mg/L	0.00050	0.00010	1	03/02/24 06:27	03/11/24 15:57	7440-43-9	
Chromium	ND	mg/L	0.0050	0.0019	1	03/02/24 06:27	03/11/24 15:57	7440-47-3	
Cobalt	ND	mg/L	0.0050	0.00032	1	03/02/24 06:27	03/11/24 15:57	7440-48-4	
Copper	ND	mg/L	0.0050	0.00043	1	03/02/24 06:27	03/11/24 15:57	7440-50-8	
Lead	ND	mg/L	0.0010	0.00016	1	03/02/24 06:27	03/11/24 15:57	7439-92-1	
Lithium	ND	mg/L	0.030	0.0016	1	03/02/24 06:27	03/11/24 15:57	7439-93-2	
Molybdenum	**0.0012J**	mg/L	0.010	0.00062	1	03/02/24 06:27	03/11/24 15:57	7439-98-7	
Nickel	ND	mg/L	0.0050	0.0021	1	03/02/24 06:27	03/11/24 15:57	7440-02-0	
Selenium	**0.0044J**	mg/L	0.0050	0.00096	1	03/02/24 06:27	03/11/24 15:57	7782-49-2	
Silver	ND	mg/L	0.0050	0.00031	1	03/02/24 06:27	03/11/24 15:57	7440-22-4	
Thallium	ND	mg/L	0.0010	0.00038	1	03/02/24 06:27	03/11/24 15:57	7440-28-0	
Vanadium	ND	mg/L	0.010	0.00075	1	03/02/24 06:27	03/11/24 15:57	7440-62-2	
7470 Mercury	Analytical Method: EPA 7470A Preparation Method: EPA 7470A Pace Analytical Services - Peachtree Corners, GA								
Mercury	ND	mg/L	0.00020	0.00013	1	03/15/24 08:00	03/15/24 11:20	7439-97-6	
2320B Alkalinity	Analytical Method: SM 2320B-2011 Pace Analytical Services - Asheville								
Alkalinity,Bicarbonate (CaCO3)	**230**	mg/L	5.0	5.0	1		03/07/24 21:31		
Alkalinity,Carbonate (CaCO3)	ND	mg/L	5.0	5.0	1		03/07/24 21:31		
Alkalinity, Total as CaCO3	**230**	mg/L	5.0	5.0	1		03/07/24 21:31		
2540C Total Dissolved Solids	Analytical Method: SM 2540C-2015 Pace Analytical Services - Asheville								
Total Dissolved Solids	**358**	mg/L	25.0	25.0	1		03/05/24 10:51		

REPORT OF LABORATORY ANALYSIS

This report shall not be reproduced, except in full,
without the written consent of Pace Analytical Services, LLC.

Pace Analytical Services, LLC
9800 Kincey Ave. Suite 100
Huntersville, NC 28078
(704)875-9092

ANALYTICAL RESULTS

Project: Bowen LF Cells 5-8 BG Event #5
Pace Project No.: 92716305

Sample: BOW-GWC-26 **Lab ID: 92716305001** Collected: 02/29/24 11:14 Received: 03/01/24 10:35 Matrix: Water

Parameters	Results	Units	Report Limit	MDL	DF	Prepared	Analyzed	CAS No.	Qual
300.0 IC Anions 28 Days	Analytical Method: EPA 300.0 Rev 2.1 1993 Pace Analytical Services - Asheville								
Chloride	**11.1**	mg/L	1.0	0.60	1		03/03/24 16:54	16887-00-6	
Fluoride	ND	mg/L	0.10	0.050	1		03/03/24 16:54	16984-48-8	
Sulfate	**89.1**	mg/L	1.0	0.50	1		03/03/24 16:54	14808-79-8	

REPORT OF LABORATORY ANALYSIS

This report shall not be reproduced, except in full,
without the written consent of Pace Analytical Services, LLC.

Pace Analytical Services, LLC
9800 Kincey Ave. Suite 100
Huntersville, NC 28078
(704)875-9092

ANALYTICAL RESULTS

Project: Bowen LF Cells 5-8 BG Event #5
Pace Project No.: 92716305

Sample: BOW-GWC-27 **Lab ID: 92716305002** Collected: 02/29/24 16:42 Received: 03/01/24 10:35 Matrix: Water

Parameters	Results	Units	Report Limit	MDL	DF	Prepared	Analyzed	CAS No.	Qual
6010D ATL ICP	Analytical Method: EPA 6010D Preparation Method: EPA 3010A Pace Analytical Services - Peachtree Corners, GA								
Iron	ND	mg/L	0.040	0.025	1	03/01/24 18:18	03/05/24 16:56	7439-89-6	
Manganese	ND	mg/L	0.040	0.011	1	03/01/24 18:18	03/05/24 16:56	7439-96-5	
Zinc	**0.057**	mg/L	0.020	0.0085	1	03/01/24 18:18	03/05/24 16:56	7440-66-6	
Potassium	**0.66**	mg/L	0.50	0.15	1	03/01/24 18:18	03/05/24 16:56	7440-09-7	
Sodium	**1.5**	mg/L	1.0	0.58	1	03/01/24 18:18	03/05/24 16:56	7440-23-5	
Calcium	**36.5**	mg/L	1.0	0.12	1	03/01/24 18:18	03/05/24 16:56	7440-70-2	
Magnesium	**18.8**	mg/L	0.050	0.012	1	03/01/24 18:18	03/05/24 16:56	7439-95-4	
6020 MET ICPMS	Analytical Method: EPA 6020B Preparation Method: EPA 3005A Pace Analytical Services - Peachtree Corners, GA								
Antimony	ND	mg/L	0.0030	0.00054	1	03/02/24 06:27	03/11/24 16:01	7440-36-0	
Arsenic	**0.00097J**	mg/L	0.0050	0.00084	1	03/02/24 06:27	03/11/24 16:01	7440-38-2	
Barium	**0.017**	mg/L	0.0050	0.00047	1	03/02/24 06:27	03/11/24 16:01	7440-39-3	
Beryllium	ND	mg/L	0.00050	0.000094	1	03/02/24 06:27	03/11/24 16:01	7440-41-7	
Boron	ND	mg/L	0.040	0.012	1	03/02/24 06:27	03/11/24 16:01	7440-42-8	
Cadmium	ND	mg/L	0.00050	0.00010	1	03/02/24 06:27	03/11/24 16:01	7440-43-9	
Chromium	ND	mg/L	0.0050	0.0019	1	03/02/24 06:27	03/11/24 16:01	7440-47-3	
Cobalt	ND	mg/L	0.0050	0.00032	1	03/02/24 06:27	03/11/24 16:01	7440-48-4	
Copper	ND	mg/L	0.0050	0.00043	1	03/02/24 06:27	03/11/24 16:01	7440-50-8	
Lead	ND	mg/L	0.0010	0.00016	1	03/02/24 06:27	03/11/24 16:01	7439-92-1	
Lithium	ND	mg/L	0.030	0.0016	1	03/02/24 06:27	03/11/24 16:01	7439-93-2	
Molybdenum	**0.0016J**	mg/L	0.010	0.00062	1	03/02/24 06:27	03/11/24 16:01	7439-98-7	
Nickel	ND	mg/L	0.0050	0.0021	1	03/02/24 06:27	03/11/24 16:01	7440-02-0	
Selenium	ND	mg/L	0.0050	0.00096	1	03/02/24 06:27	03/11/24 16:01	7782-49-2	
Silver	ND	mg/L	0.0050	0.00031	1	03/02/24 06:27	03/11/24 16:01	7440-22-4	
Thallium	ND	mg/L	0.0010	0.00038	1	03/02/24 06:27	03/11/24 16:01	7440-28-0	
Vanadium	ND	mg/L	0.010	0.00075	1	03/02/24 06:27	03/11/24 16:01	7440-62-2	
7470 Mercury	Analytical Method: EPA 7470A Preparation Method: EPA 7470A Pace Analytical Services - Peachtree Corners, GA								
Mercury	ND	mg/L	0.00020	0.00013	1	03/15/24 08:00	03/15/24 11:51	7439-97-6	
2320B Alkalinity	Analytical Method: SM 2320B-2011 Pace Analytical Services - Asheville								
Alkalinity,Bicarbonate (CaCO3)	**153**	mg/L	5.0	5.0	1		03/07/24 21:38		
Alkalinity,Carbonate (CaCO3)	ND	mg/L	5.0	5.0	1		03/07/24 21:38		
Alkalinity, Total as CaCO3	**153**	mg/L	5.0	5.0	1		03/07/24 21:38		
2540C Total Dissolved Solids	Analytical Method: SM 2540C-2015 Pace Analytical Services - Asheville								
Total Dissolved Solids	**174**	mg/L	25.0	25.0	1		03/05/24 10:51		

REPORT OF LABORATORY ANALYSIS

This report shall not be reproduced, except in full,
without the written consent of Pace Analytical Services, LLC.

Pace Analytical Services, LLC
9800 Kincey Ave. Suite 100
Huntersville, NC 28078
(704)875-9092

ANALYTICAL RESULTS

Project: Bowen LF Cells 5-8 BG Event #5
Pace Project No.: 92716305

Sample: BOW-GWC-27 **Lab ID: 92716305002** Collected: 02/29/24 16:42 Received: 03/01/24 10:35 Matrix: Water

Parameters	Results	Units	Report Limit	MDL	DF	Prepared	Analyzed	CAS No.	Qual
300.0 IC Anions 28 Days	Analytical Method: EPA 300.0 Rev 2.1 1993 Pace Analytical Services - Asheville								
Chloride	**2.9**	mg/L	1.0	0.60	1		03/03/24 17:09	16887-00-6	
Fluoride	ND	mg/L	0.10	0.050	1		03/03/24 17:09	16984-48-8	
Sulfate	**17.8**	mg/L	1.0	0.50	1		03/03/24 17:09	14808-79-8	

REPORT OF LABORATORY ANALYSIS

This report shall not be reproduced, except in full,
without the written consent of Pace Analytical Services, LLC.

Pace Analytical Services, LLC
9800 Kincey Ave. Suite 100
Huntersville, NC 28078
(704)875-9092

ANALYTICAL RESULTS

Project: Bowen LF Cells 5-8 BG Event #5
Pace Project No.: 92716305

Sample: BOW-GWC-27R **Lab ID: 92716305003** Collected: 02/29/24 15:07 Received: 03/01/24 10:35 Matrix: Water

Parameters	Results	Units	Report Limit	MDL	DF	Prepared	Analyzed	CAS No.	Qual
6010D ATL ICP	Analytical Method: EPA 6010D Preparation Method: EPA 3010A Pace Analytical Services - Peachtree Corners, GA								
Calcium	**30.9**	mg/L	1.0	0.12	1	03/01/24 18:18	03/05/24 16:59	7440-70-2	
Iron	**0.21**	mg/L	0.040	0.025	1	03/01/24 18:18	03/05/24 16:59	7439-89-6	
Magnesium	**16.6**	mg/L	0.050	0.012	1	03/01/24 18:18	03/05/24 16:59	7439-95-4	
Manganese	**0.040**	mg/L	0.040	0.011	1	03/01/24 18:18	03/05/24 16:59	7439-96-5	
Potassium	**0.68**	mg/L	0.50	0.15	1	03/01/24 18:18	03/05/24 16:59	7440-09-7	
Sodium	**6.0**	mg/L	1.0	0.58	1	03/01/24 18:18	03/05/24 16:59	7440-23-5	
Zinc	ND	mg/L	0.020	0.0085	1	03/01/24 18:18	03/05/24 16:59	7440-66-6	
6020 MET ICPMS	Analytical Method: EPA 6020B Preparation Method: EPA 3005A Pace Analytical Services - Peachtree Corners, GA								
Antimony	**0.0013J**	mg/L	0.0030	0.00054	1	03/02/24 06:27	03/11/24 16:06	7440-36-0	
Arsenic	**0.0010J**	mg/L	0.0050	0.00084	1	03/02/24 06:27	03/11/24 16:06	7440-38-2	
Barium	**0.015**	mg/L	0.0050	0.00047	1	03/02/24 06:27	03/11/24 16:06	7440-39-3	
Beryllium	ND	mg/L	0.00050	0.000094	1	03/02/24 06:27	03/11/24 16:06	7440-41-7	
Boron	ND	mg/L	0.040	0.012	1	03/02/24 06:27	03/11/24 16:06	7440-42-8	
Cadmium	ND	mg/L	0.00050	0.00010	1	03/02/24 06:27	03/11/24 16:06	7440-43-9	
Chromium	ND	mg/L	0.0050	0.0019	1	03/02/24 06:27	03/11/24 16:06	7440-47-3	
Cobalt	ND	mg/L	0.0050	0.00032	1	03/02/24 06:27	03/11/24 16:06	7440-48-4	
Copper	**0.00054J**	mg/L	0.0050	0.00043	1	03/02/24 06:27	03/11/24 16:06	7440-50-8	
Lead	ND	mg/L	0.0010	0.00016	1	03/02/24 06:27	03/11/24 16:06	7439-92-1	
Lithium	ND	mg/L	0.030	0.0016	1	03/02/24 06:27	03/11/24 16:06	7439-93-2	
Molybdenum	**0.0036J**	mg/L	0.010	0.00062	1	03/02/24 06:27	03/11/24 16:06	7439-98-7	
Nickel	ND	mg/L	0.0050	0.0021	1	03/02/24 06:27	03/11/24 16:06	7440-02-0	
Selenium	ND	mg/L	0.0050	0.00096	1	03/02/24 06:27	03/11/24 16:06	7782-49-2	
Silver	ND	mg/L	0.0050	0.00031	1	03/02/24 06:27	03/11/24 16:06	7440-22-4	
Thallium	ND	mg/L	0.0010	0.00038	1	03/02/24 06:27	03/11/24 16:06	7440-28-0	
Vanadium	ND	mg/L	0.010	0.00075	1	03/02/24 06:27	03/11/24 16:06	7440-62-2	
7470 Mercury	Analytical Method: EPA 7470A Preparation Method: EPA 7470A Pace Analytical Services - Peachtree Corners, GA								
Mercury	ND	mg/L	0.00020	0.00013	1	03/15/24 08:00	03/15/24 11:54	7439-97-6	
2320B Alkalinity	Analytical Method: SM 2320B-2011 Pace Analytical Services - Asheville								
Alkalinity,Bicarbonate (CaCO3)	**160**	mg/L	5.0	5.0	1		03/07/24 21:45		
Alkalinity,Carbonate (CaCO3)	ND	mg/L	5.0	5.0	1		03/07/24 21:45		
Alkalinity, Total as CaCO3	**160**	mg/L	5.0	5.0	1		03/07/24 21:45		
2540C Total Dissolved Solids	Analytical Method: SM 2540C-2015 Pace Analytical Services - Asheville								
Total Dissolved Solids	**146**	mg/L	25.0	25.0	1		03/05/24 10:51		

REPORT OF LABORATORY ANALYSIS

This report shall not be reproduced, except in full,
without the written consent of Pace Analytical Services, LLC.

Pace Analytical Services, LLC
9800 Kincey Ave. Suite 100
Huntersville, NC 28078
(704)875-9092

ANALYTICAL RESULTS

Project: Bowen LF Cells 5-8 BG Event #5
Pace Project No.: 92716305

Sample: BOW-GWC-27R **Lab ID: 92716305003** Collected: 02/29/24 15:07 Received: 03/01/24 10:35 Matrix: Water

Parameters	Results	Units	Report Limit	MDL	DF	Prepared	Analyzed	CAS No.	Qual
300.0 IC Anions 28 Days	Analytical Method: EPA 300.0 Rev 2.1 1993 Pace Analytical Services - Asheville								
Chloride	**2.7**	mg/L	1.0	0.60	1		03/03/24 17:24	16887-00-6	
Fluoride	**0.071J**	mg/L	0.10	0.050	1		03/03/24 17:24	16984-48-8	
Sulfate	**1.6**	mg/L	1.0	0.50	1		03/03/24 17:24	14808-79-8	

REPORT OF LABORATORY ANALYSIS

This report shall not be reproduced, except in full,
without the written consent of Pace Analytical Services, LLC.

Pace Analytical Services, LLC
9800 Kincey Ave. Suite 100
Huntersville, NC 28078
(704)875-9092

ANALYTICAL RESULTS

Project: Bowen LF Cells 5-8 BG Event #5
Pace Project No.: 92716305

Sample: BOW-GWC-29 **Lab ID: 92716305004** Collected: 02/29/24 11:32 Received: 03/01/24 10:35 Matrix: Water

Parameters	Results	Units	Report Limit	MDL	DF	Prepared	Analyzed	CAS No.	Qual
6010D ATL ICP	Analytical Method: EPA 6010D Preparation Method: EPA 3010A Pace Analytical Services - Peachtree Corners, GA								
Iron	**0.24**	mg/L	0.040	0.025	1	03/01/24 18:18	03/05/24 17:11	7439-89-6	
Manganese	**0.033J**	mg/L	0.040	0.011	1	03/01/24 18:18	03/05/24 17:11	7439-96-5	
Zinc	ND	mg/L	0.020	0.0085	1	03/01/24 18:18	03/05/24 17:11	7440-66-6	
Potassium	**0.76**	mg/L	0.50	0.15	1	03/01/24 18:18	03/05/24 17:11	7440-09-7	
Sodium	**1.5**	mg/L	1.0	0.58	1	03/01/24 18:18	03/05/24 17:11	7440-23-5	
Calcium	**36.6**	mg/L	1.0	0.12	1	03/01/24 18:18	03/05/24 17:11	7440-70-2	
Magnesium	**20.0**	mg/L	0.050	0.012	1	03/01/24 18:18	03/05/24 17:11	7439-95-4	
6020 MET ICPMS	Analytical Method: EPA 6020B Preparation Method: EPA 3005A Pace Analytical Services - Peachtree Corners, GA								
Antimony	ND	mg/L	0.0030	0.00054	1	03/02/24 06:27	03/11/24 16:10	7440-36-0	
Arsenic	ND	mg/L	0.0050	0.00084	1	03/02/24 06:27	03/11/24 16:10	7440-38-2	
Barium	**0.035**	mg/L	0.0050	0.00047	1	03/02/24 06:27	03/11/24 16:10	7440-39-3	
Beryllium	ND	mg/L	0.00050	0.000094	1	03/02/24 06:27	03/11/24 16:10	7440-41-7	
Boron	ND	mg/L	0.040	0.012	1	03/02/24 06:27	03/11/24 16:10	7440-42-8	
Cadmium	ND	mg/L	0.00050	0.00010	1	03/02/24 06:27	03/11/24 16:10	7440-43-9	
Chromium	ND	mg/L	0.0050	0.0019	1	03/02/24 06:27	03/11/24 16:10	7440-47-3	
Cobalt	ND	mg/L	0.0050	0.00032	1	03/02/24 06:27	03/11/24 16:10	7440-48-4	
Copper	ND	mg/L	0.0050	0.00043	1	03/02/24 06:27	03/11/24 16:10	7440-50-8	
Lead	ND	mg/L	0.0010	0.00016	1	03/02/24 06:27	03/11/24 16:10	7439-92-1	
Lithium	ND	mg/L	0.030	0.0016	1	03/02/24 06:27	03/11/24 16:10	7439-93-2	
Molybdenum	**0.0020J**	mg/L	0.010	0.00062	1	03/02/24 06:27	03/11/24 16:10	7439-98-7	
Nickel	ND	mg/L	0.0050	0.0021	1	03/02/24 06:27	03/11/24 16:10	7440-02-0	
Selenium	ND	mg/L	0.0050	0.00096	1	03/02/24 06:27	03/11/24 16:10	7782-49-2	
Silver	ND	mg/L	0.0050	0.00031	1	03/02/24 06:27	03/11/24 16:10	7440-22-4	
Thallium	ND	mg/L	0.0010	0.00038	1	03/02/24 06:27	03/11/24 16:10	7440-28-0	
Vanadium	ND	mg/L	0.010	0.00075	1	03/02/24 06:27	03/11/24 16:10	7440-62-2	
7470 Mercury	Analytical Method: EPA 7470A Preparation Method: EPA 7470A Pace Analytical Services - Peachtree Corners, GA								
Mercury	ND	mg/L	0.00020	0.00013	1	03/15/24 08:00	03/15/24 11:57	7439-97-6	
2320B Alkalinity	Analytical Method: SM 2320B-2011 Pace Analytical Services - Asheville								
Alkalinity,Bicarbonate (CaCO3)	**177**	mg/L	5.0	5.0	1		03/07/24 16:06		
Alkalinity,Carbonate (CaCO3)	ND	mg/L	5.0	5.0	1		03/07/24 16:06		
Alkalinity, Total as CaCO3	**177**	mg/L	5.0	5.0	1		03/07/24 16:06		
2540C Total Dissolved Solids	Analytical Method: SM 2540C-2015 Pace Analytical Services - Asheville								
Total Dissolved Solids	**170**	mg/L	25.0	25.0	1		03/05/24 10:51		

REPORT OF LABORATORY ANALYSIS

This report shall not be reproduced, except in full,
without the written consent of Pace Analytical Services, LLC.

Pace Analytical Services, LLC
9800 Kincey Ave. Suite 100
Huntersville, NC 28078
(704)875-9092

ANALYTICAL RESULTS

Project: Bowen LF Cells 5-8 BG Event #5
Pace Project No.: 92716305

Sample: BOW-GWC-29 **Lab ID: 92716305004** Collected: 02/29/24 11:32 Received: 03/01/24 10:35 Matrix: Water

Parameters	Results	Units	Report Limit	MDL	DF	Prepared	Analyzed	CAS No.	Qual
300.0 IC Anions 28 Days	Analytical Method: EPA 300.0 Rev 2.1 1993 Pace Analytical Services - Asheville								
Chloride	**2.7**	mg/L	1.0	0.60	1		03/03/24 17:38	16887-00-6	
Fluoride	**0.054J**	mg/L	0.10	0.050	1		03/03/24 17:38	16984-48-8	
Sulfate	**1.2**	mg/L	1.0	0.50	1		03/03/24 17:38	14808-79-8	

REPORT OF LABORATORY ANALYSIS

This report shall not be reproduced, except in full,
without the written consent of Pace Analytical Services, LLC.

Pace Analytical Services, LLC
9800 Kincey Ave. Suite 100
Huntersville, NC 28078
(704)875-9092

ANALYTICAL RESULTS

Project: Bowen LF Cells 5-8 BG Event #5
Pace Project No.: 92716305

Sample: BOW-GWC-32 **Lab ID: 92716305005** Collected: 02/29/24 17:34 Received: 03/01/24 10:35 Matrix: Water

Parameters	Results	Units	Report Limit	MDL	DF	Prepared	Analyzed	CAS No.	Qual
6010D ATL ICP	Analytical Method: EPA 6010D Preparation Method: EPA 3010A Pace Analytical Services - Peachtree Corners, GA								
Iron	**3.2**	mg/L	0.040	0.025	1	03/01/24 18:18	03/05/24 17:16	7439-89-6	
Manganese	**0.18**	mg/L	0.040	0.011	1	03/01/24 18:18	03/05/24 17:16	7439-96-5	
Zinc	**0.045**	mg/L	0.020	0.0085	1	03/01/24 18:18	03/05/24 17:16	7440-66-6	
Potassium	**1.1**	mg/L	0.50	0.15	1	03/01/24 18:18	03/05/24 17:16	7440-09-7	
Sodium	**2.6**	mg/L	1.0	0.58	1	03/01/24 18:18	03/05/24 17:16	7440-23-5	
Calcium	**50.9**	mg/L	1.0	0.12	1	03/01/24 18:18	03/05/24 17:16	7440-70-2	
Magnesium	**25.3**	mg/L	0.050	0.012	1	03/01/24 18:18	03/05/24 17:16	7439-95-4	
6020 MET ICPMS	Analytical Method: EPA 6020B Preparation Method: EPA 3005A Pace Analytical Services - Peachtree Corners, GA								
Antimony	ND	mg/L	0.0030	0.00054	1	03/02/24 06:27	03/11/24 16:14	7440-36-0	
Arsenic	**0.0040J**	mg/L	0.0050	0.00084	1	03/02/24 06:27	03/11/24 16:14	7440-38-2	
Barium	**0.038**	mg/L	0.0050	0.00047	1	03/02/24 06:27	03/11/24 16:14	7440-39-3	
Beryllium	ND	mg/L	0.00050	0.000094	1	03/02/24 06:27	03/11/24 16:14	7440-41-7	
Boron	ND	mg/L	0.040	0.012	1	03/02/24 06:27	03/11/24 16:14	7440-42-8	
Cadmium	ND	mg/L	0.00050	0.00010	1	03/02/24 06:27	03/11/24 16:14	7440-43-9	
Chromium	ND	mg/L	0.0050	0.0019	1	03/02/24 06:27	03/11/24 16:14	7440-47-3	
Cobalt	**0.00069J**	mg/L	0.0050	0.00032	1	03/02/24 06:27	03/11/24 16:14	7440-48-4	
Copper	ND	mg/L	0.0050	0.00043	1	03/02/24 06:27	03/11/24 16:14	7440-50-8	
Lead	ND	mg/L	0.0010	0.00016	1	03/02/24 06:27	03/11/24 16:14	7439-92-1	
Lithium	**0.038**	mg/L	0.030	0.0016	1	03/02/24 06:27	03/11/24 16:14	7439-93-2	
Molybdenum	**0.021**	mg/L	0.010	0.00062	1	03/02/24 06:27	03/11/24 16:14	7439-98-7	
Nickel	ND	mg/L	0.0050	0.0021	1	03/02/24 06:27	03/11/24 16:14	7440-02-0	
Selenium	ND	mg/L	0.0050	0.00096	1	03/02/24 06:27	03/11/24 16:14	7782-49-2	
Silver	ND	mg/L	0.0050	0.00031	1	03/02/24 06:27	03/11/24 16:14	7440-22-4	
Thallium	ND	mg/L	0.0010	0.00038	1	03/02/24 06:27	03/11/24 16:14	7440-28-0	
Vanadium	ND	mg/L	0.010	0.00075	1	03/02/24 06:27	03/11/24 16:14	7440-62-2	
7470 Mercury	Analytical Method: EPA 7470A Preparation Method: EPA 7470A Pace Analytical Services - Peachtree Corners, GA								
Mercury	ND	mg/L	0.00020	0.00013	1	03/15/24 08:00	03/15/24 11:59	7439-97-6	
2320B Alkalinity	Analytical Method: SM 2320B-2011 Pace Analytical Services - Asheville								
Alkalinity,Bicarbonate (CaCO3)	**249**	mg/L	5.0	5.0	1		03/07/24 17:28		
Alkalinity,Carbonate (CaCO3)	ND	mg/L	5.0	5.0	1		03/07/24 17:28		
Alkalinity, Total as CaCO3	**249**	mg/L	5.0	5.0	1		03/07/24 17:28		
2540C Total Dissolved Solids	Analytical Method: SM 2540C-2015 Pace Analytical Services - Asheville								
Total Dissolved Solids	**228**	mg/L	25.0	25.0	1		03/05/24 10:51		

REPORT OF LABORATORY ANALYSIS

This report shall not be reproduced, except in full,
without the written consent of Pace Analytical Services, LLC.

Pace Analytical Services, LLC
9800 Kincey Ave. Suite 100
Huntersville, NC 28078
(704)875-9092

ANALYTICAL RESULTS

Project: Bowen LF Cells 5-8 BG Event #5
Pace Project No.: 92716305

Sample: BOW-GWC-32 **Lab ID: 92716305005** Collected: 02/29/24 17:34 Received: 03/01/24 10:35 Matrix: Water

Parameters	Results	Units	Report Limit	MDL	DF	Prepared	Analyzed	CAS No.	Qual
300.0 IC Anions 28 Days	Analytical Method: EPA 300.0 Rev 2.1 1993 Pace Analytical Services - Asheville								
Chloride	**4.0**	mg/L	1.0	0.60	1		03/03/24 17:53	16887-00-6	
Fluoride	ND	mg/L	0.10	0.050	1		03/03/24 17:53	16984-48-8	
Sulfate	**1.3**	mg/L	1.0	0.50	1		03/03/24 17:53	14808-79-8	

This report shall not be reproduced, except in full,
without the written consent of Pace Analytical Services, LLC.

Pace Analytical Services, LLC
9800 Kincey Ave. Suite 100
Huntersville, NC 28078
(704)875-9092

ANALYTICAL RESULTS

Project: Bowen LF Cells 5-8 BG Event #5
Pace Project No.: 92716305

Sample: BOW-GWA-34 **Lab ID: 92716305006** Collected: 02/29/24 13:06 Received: 03/01/24 10:35 Matrix: Water

Parameters	Results	Units	Report Limit	MDL	DF	Prepared	Analyzed	CAS No.	Qual
6010D ATL ICP	Analytical Method: EPA 6010D Preparation Method: EPA 3010A Pace Analytical Services - Peachtree Corners, GA								
Iron	**7.7**	mg/L	0.040	0.025	1	03/01/24 18:18	03/05/24 17:18	7439-89-6	
Manganese	**0.30**	mg/L	0.040	0.011	1	03/01/24 18:18	03/05/24 17:18	7439-96-5	
Zinc	**0.020**	mg/L	0.020	0.0085	1	03/01/24 18:18	03/05/24 17:18	7440-66-6	
Potassium	**0.54**	mg/L	0.50	0.15	1	03/01/24 18:18	03/05/24 17:18	7440-09-7	
Sodium	**2.7**	mg/L	1.0	0.58	1	03/01/24 18:18	03/05/24 17:18	7440-23-5	
Calcium	**21.1**	mg/L	1.0	0.12	1	03/01/24 18:18	03/05/24 17:18	7440-70-2	
Magnesium	**11.8**	mg/L	0.050	0.012	1	03/01/24 18:18	03/05/24 17:18	7439-95-4	
6020 MET ICPMS	Analytical Method: EPA 6020B Preparation Method: EPA 3005A Pace Analytical Services - Peachtree Corners, GA								
Antimony	ND	mg/L	0.0030	0.00054	1	03/02/24 06:27	03/11/24 16:18	7440-36-0	
Arsenic	ND	mg/L	0.0050	0.00084	1	03/02/24 06:27	03/11/24 16:18	7440-38-2	
Barium	**0.029**	mg/L	0.0050	0.00047	1	03/02/24 06:27	03/11/24 16:18	7440-39-3	
Beryllium	ND	mg/L	0.00050	0.000094	1	03/02/24 06:27	03/11/24 16:18	7440-41-7	
Boron	ND	mg/L	0.040	0.012	1	03/02/24 06:27	03/11/24 16:18	7440-42-8	
Cadmium	**0.00017J**	mg/L	0.00050	0.00010	1	03/02/24 06:27	03/11/24 16:18	7440-43-9	
Chromium	ND	mg/L	0.0050	0.0019	1	03/02/24 06:27	03/11/24 16:18	7440-47-3	
Cobalt	**0.014**	mg/L	0.0050	0.00032	1	03/02/24 06:27	03/11/24 16:18	7440-48-4	
Copper	ND	mg/L	0.0050	0.00043	1	03/02/24 06:27	03/11/24 16:18	7440-50-8	
Lead	ND	mg/L	0.0010	0.00016	1	03/02/24 06:27	03/11/24 16:18	7439-92-1	
Lithium	**0.0019J**	mg/L	0.030	0.0016	1	03/02/24 06:27	03/11/24 16:18	7439-93-2	
Molybdenum	ND	mg/L	0.010	0.00062	1	03/02/24 06:27	03/11/24 16:18	7439-98-7	
Nickel	**0.0078**	mg/L	0.0050	0.0021	1	03/02/24 06:27	03/11/24 16:18	7440-02-0	
Selenium	ND	mg/L	0.0050	0.00096	1	03/02/24 06:27	03/11/24 16:18	7782-49-2	
Silver	ND	mg/L	0.0050	0.00031	1	03/02/24 06:27	03/11/24 16:18	7440-22-4	
Thallium	ND	mg/L	0.0010	0.00038	1	03/02/24 06:27	03/11/24 16:18	7440-28-0	
Vanadium	ND	mg/L	0.010	0.00075	1	03/02/24 06:27	03/11/24 16:18	7440-62-2	
7470 Mercury	Analytical Method: EPA 7470A Preparation Method: EPA 7470A Pace Analytical Services - Peachtree Corners, GA								
Mercury	ND	mg/L	0.00020	0.00013	1	03/15/24 08:00	03/15/24 12:02	7439-97-6	
2320B Alkalinity	Analytical Method: SM 2320B-2011 Pace Analytical Services - Asheville								
Alkalinity,Bicarbonate (CaCO3)	**104**	mg/L	5.0	5.0	1		03/07/24 16:24		
Alkalinity,Carbonate (CaCO3)	ND	mg/L	5.0	5.0	1		03/07/24 16:24		
Alkalinity, Total as CaCO3	**104**	mg/L	5.0	5.0	1		03/07/24 16:24		
2540C Total Dissolved Solids	Analytical Method: SM 2540C-2015 Pace Analytical Services - Asheville								
Total Dissolved Solids	**100**	mg/L	25.0	25.0	1		03/05/24 10:51		

REPORT OF LABORATORY ANALYSIS

This report shall not be reproduced, except in full,
without the written consent of Pace Analytical Services, LLC.

Pace Analytical Services, LLC
9800 Kincey Ave. Suite 100
Huntersville, NC 28078
(704)875-9092

ANALYTICAL RESULTS

Project: Bowen LF Cells 5-8 BG Event #5
Pace Project No.: 92716305

Sample: BOW-GWA-34 **Lab ID: 92716305006** Collected: 02/29/24 13:06 Received: 03/01/24 10:35 Matrix: Water

Parameters	Results	Units	Report Limit	MDL	DF	Prepared	Analyzed	CAS No.	Qual
300.0 IC Anions 28 Days	Analytical Method: EPA 300.0 Rev 2.1 1993 Pace Analytical Services - Asheville								
Chloride	**5.1**	mg/L	1.0	0.60	1		03/03/24 18:08	16887-00-6	
Fluoride	ND	mg/L	0.10	0.050	1		03/03/24 18:08	16984-48-8	
Sulfate	**0.77J**	mg/L	1.0	0.50	1		03/03/24 18:08	14808-79-8	

This report shall not be reproduced, except in full,
without the written consent of Pace Analytical Services, LLC.

Pace Analytical Services, LLC
9800 Kincey Ave. Suite 100
Huntersville, NC 28078
(704)875-9092

ANALYTICAL RESULTS

Project: Bowen LF Cells 5-8 BG Event #5
Pace Project No.: 92716305

Sample: BOW-GWA-34R **Lab ID: 92716305007** Collected: 02/29/24 14:25 Received: 03/01/24 10:35 Matrix: Water

Parameters	Results	Units	Report Limit	MDL	DF	Prepared	Analyzed	CAS No.	Qual
6010D ATL ICP	Analytical Method: EPA 6010D Preparation Method: EPA 3010A Pace Analytical Services - Peachtree Corners, GA								
Iron	**0.73**	mg/L	0.040	0.025	1	03/01/24 18:18	03/05/24 17:20	7439-89-6	
Manganese	**0.48**	mg/L	0.040	0.011	1	03/01/24 18:18	03/05/24 17:20	7439-96-5	
Zinc	ND	mg/L	0.020	0.0085	1	03/01/24 18:18	03/05/24 17:20	7440-66-6	
Potassium	**0.49J**	mg/L	0.50	0.15	1	03/01/24 18:18	03/05/24 17:20	7440-09-7	
Sodium	**2.0**	mg/L	1.0	0.58	1	03/01/24 18:18	03/05/24 17:20	7440-23-5	
Calcium	**42.7**	mg/L	1.0	0.12	1	03/01/24 18:18	03/05/24 17:20	7440-70-2	
Magnesium	**24.6**	mg/L	0.050	0.012	1	03/01/24 18:18	03/05/24 17:20	7439-95-4	
6020 MET ICPMS	Analytical Method: EPA 6020B Preparation Method: EPA 3005A Pace Analytical Services - Peachtree Corners, GA								
Antimony	ND	mg/L	0.0030	0.00054	1	03/02/24 06:27	03/11/24 16:22	7440-36-0	
Arsenic	ND	mg/L	0.0050	0.00084	1	03/02/24 06:27	03/11/24 16:22	7440-38-2	
Barium	**0.018**	mg/L	0.0050	0.00047	1	03/02/24 06:27	03/11/24 16:22	7440-39-3	
Beryllium	ND	mg/L	0.00050	0.000094	1	03/02/24 06:27	03/11/24 16:22	7440-41-7	
Boron	ND	mg/L	0.040	0.012	1	03/02/24 06:27	03/11/24 16:22	7440-42-8	
Cadmium	ND	mg/L	0.00050	0.00010	1	03/02/24 06:27	03/11/24 16:22	7440-43-9	
Chromium	ND	mg/L	0.0050	0.0019	1	03/02/24 06:27	03/11/24 16:22	7440-47-3	
Cobalt	**0.0025J**	mg/L	0.0050	0.00032	1	03/02/24 06:27	03/11/24 16:22	7440-48-4	
Copper	ND	mg/L	0.0050	0.00043	1	03/02/24 06:27	03/11/24 16:22	7440-50-8	
Lead	ND	mg/L	0.0010	0.00016	1	03/02/24 06:27	03/11/24 16:22	7439-92-1	
Lithium	ND	mg/L	0.030	0.0016	1	03/02/24 06:27	03/11/24 16:22	7439-93-2	
Molybdenum	ND	mg/L	0.010	0.00062	1	03/02/24 06:27	03/11/24 16:22	7439-98-7	
Nickel	ND	mg/L	0.0050	0.0021	1	03/02/24 06:27	03/11/24 16:22	7440-02-0	
Selenium	ND	mg/L	0.0050	0.00096	1	03/02/24 06:27	03/11/24 16:22	7782-49-2	
Silver	ND	mg/L	0.0050	0.00031	1	03/02/24 06:27	03/11/24 16:22	7440-22-4	
Thallium	ND	mg/L	0.0010	0.00038	1	03/02/24 06:27	03/11/24 16:22	7440-28-0	
Vanadium	ND	mg/L	0.010	0.00075	1	03/02/24 06:27	03/11/24 16:22	7440-62-2	
7470 Mercury	Analytical Method: EPA 7470A Preparation Method: EPA 7470A Pace Analytical Services - Peachtree Corners, GA								
Mercury	ND	mg/L	0.00020	0.00013	1	03/15/24 08:00	03/15/24 12:04	7439-97-6	
2320B Alkalinity	Analytical Method: SM 2320B-2011 Pace Analytical Services - Asheville								
Alkalinity,Bicarbonate (CaCO3)	**225**	mg/L	5.0	5.0	1		03/07/24 17:35		
Alkalinity,Carbonate (CaCO3)	ND	mg/L	5.0	5.0	1		03/07/24 17:35		
Alkalinity, Total as CaCO3	**225**	mg/L	5.0	5.0	1		03/07/24 17:35		
2540C Total Dissolved Solids	Analytical Method: SM 2540C-2015 Pace Analytical Services - Asheville								
Total Dissolved Solids	**194**	mg/L	25.0	25.0	1		03/05/24 10:51		

REPORT OF LABORATORY ANALYSIS

This report shall not be reproduced, except in full,
without the written consent of Pace Analytical Services, LLC.

Pace Analytical Services, LLC
9800 Kincey Ave. Suite 100
Huntersville, NC 28078
(704)875-9092

ANALYTICAL RESULTS

Project: Bowen LF Cells 5-8 BG Event #5
Pace Project No.: 92716305

Sample: BOW-GWA-34R **Lab ID: 92716305007** Collected: 02/29/24 14:25 Received: 03/01/24 10:35 Matrix: Water

Parameters	Results	Units	Report Limit	MDL	DF	Prepared	Analyzed	CAS No.	Qual
300.0 IC Anions 28 Days	Analytical Method: EPA 300.0 Rev 2.1 1993 Pace Analytical Services - Asheville								
Chloride	**4.8**	mg/L	1.0	0.60	1		03/03/24 19:22	16887-00-6	
Fluoride	ND	mg/L	0.10	0.050	1		03/03/24 19:22	16984-48-8	
Sulfate	**2.2**	mg/L	1.0	0.50	1		03/03/24 19:22	14808-79-8	

REPORT OF LABORATORY ANALYSIS

This report shall not be reproduced, except in full,
without the written consent of Pace Analytical Services, LLC.

Pace Analytical Services, LLC
9800 Kincey Ave. Suite 100
Huntersville, NC 28078
(704)875-9092

ANALYTICAL RESULTS

Project: Bowen LF Cells 5-8 BG Event #5
Pace Project No.: 92716305

Sample: BOW-GWA-35 **Lab ID: 92716305008** Collected: 02/29/24 11:21 Received: 03/01/24 10:35 Matrix: Water

Parameters	Results	Units	Report Limit	MDL	DF	Prepared	Analyzed	CAS No.	Qual
6010D ATL ICP	Analytical Method: EPA 6010D Preparation Method: EPA 3010A Pace Analytical Services - Peachtree Corners, GA								
Iron	ND	mg/L	0.040	0.025	1	03/01/24 18:18	03/05/24 17:23	7439-89-6	
Manganese	ND	mg/L	0.040	0.011	1	03/01/24 18:18	03/05/24 17:23	7439-96-5	
Zinc	ND	mg/L	0.020	0.0085	1	03/01/24 18:18	03/05/24 17:23	7440-66-6	
Potassium	**1.6**	mg/L	0.50	0.15	1	03/01/24 18:18	03/05/24 17:23	7440-09-7	
Sodium	**4.2**	mg/L	1.0	0.58	1	03/01/24 18:18	03/05/24 17:23	7440-23-5	
Calcium	**52.1**	mg/L	1.0	0.12	1	03/01/24 18:18	03/05/24 17:23	7440-70-2	
Magnesium	**29.0**	mg/L	0.050	0.012	1	03/01/24 18:18	03/05/24 17:23	7439-95-4	
6020 MET ICPMS	Analytical Method: EPA 6020B Preparation Method: EPA 3005A Pace Analytical Services - Peachtree Corners, GA								
Antimony	ND	mg/L	0.0030	0.00054	1	03/02/24 06:27	03/11/24 16:26	7440-36-0	
Arsenic	ND	mg/L	0.0050	0.00084	1	03/02/24 06:27	03/11/24 16:26	7440-38-2	
Barium	**0.023**	mg/L	0.0050	0.00047	1	03/02/24 06:27	03/11/24 16:26	7440-39-3	
Beryllium	ND	mg/L	0.00050	0.000094	1	03/02/24 06:27	03/11/24 16:26	7440-41-7	
Boron	ND	mg/L	0.040	0.012	1	03/02/24 06:27	03/11/24 16:26	7440-42-8	
Cadmium	ND	mg/L	0.00050	0.00010	1	03/02/24 06:27	03/11/24 16:26	7440-43-9	
Chromium	ND	mg/L	0.0050	0.0019	1	03/02/24 06:27	03/11/24 16:26	7440-47-3	
Cobalt	ND	mg/L	0.0050	0.00032	1	03/02/24 06:27	03/11/24 16:26	7440-48-4	
Copper	ND	mg/L	0.0050	0.00043	1	03/02/24 06:27	03/11/24 16:26	7440-50-8	
Lead	ND	mg/L	0.0010	0.00016	1	03/02/24 06:27	03/11/24 16:26	7439-92-1	
Lithium	ND	mg/L	0.030	0.0016	1	03/02/24 06:27	03/11/24 16:26	7439-93-2	
Molybdenum	**0.00088J**	mg/L	0.010	0.00062	1	03/02/24 06:27	03/11/24 16:26	7439-98-7	
Nickel	ND	mg/L	0.0050	0.0021	1	03/02/24 06:27	03/11/24 16:26	7440-02-0	
Selenium	ND	mg/L	0.0050	0.00096	1	03/02/24 06:27	03/11/24 16:26	7782-49-2	
Silver	ND	mg/L	0.0050	0.00031	1	03/02/24 06:27	03/11/24 16:26	7440-22-4	
Thallium	ND	mg/L	0.0010	0.00038	1	03/02/24 06:27	03/11/24 16:26	7440-28-0	
Vanadium	ND	mg/L	0.010	0.00075	1	03/02/24 06:27	03/11/24 16:26	7440-62-2	
7470 Mercury	Analytical Method: EPA 7470A Preparation Method: EPA 7470A Pace Analytical Services - Peachtree Corners, GA								
Mercury	ND	mg/L	0.00020	0.00013	1	03/15/24 08:00	03/15/24 12:07	7439-97-6	
2320B Alkalinity	Analytical Method: SM 2320B-2011 Pace Analytical Services - Asheville								
Alkalinity,Bicarbonate (CaCO3)	**253**	mg/L	5.0	5.0	1		03/07/24 17:42		
Alkalinity,Carbonate (CaCO3)	ND	mg/L	5.0	5.0	1		03/07/24 17:42		
Alkalinity, Total as CaCO3	**253**	mg/L	5.0	5.0	1		03/07/24 17:42		
2540C Total Dissolved Solids	Analytical Method: SM 2540C-2015 Pace Analytical Services - Asheville								
Total Dissolved Solids	**240**	mg/L	25.0	25.0	1		03/05/24 10:51		

REPORT OF LABORATORY ANALYSIS

This report shall not be reproduced, except in full,
without the written consent of Pace Analytical Services, LLC.

Pace Analytical Services, LLC
9800 Kincey Ave. Suite 100
Huntersville, NC 28078
(704)875-9092

ANALYTICAL RESULTS

Project: Bowen LF Cells 5-8 BG Event #5
Pace Project No.: 92716305

Sample: BOW-GWA-35 **Lab ID: 92716305008** Collected: 02/29/24 11:21 Received: 03/01/24 10:35 Matrix: Water

Parameters	Results	Units	Report Limit	MDL	DF	Prepared	Analyzed	CAS No.	Qual
300.0 IC Anions 28 Days	Analytical Method: EPA 300.0 Rev 2.1 1993 Pace Analytical Services - Asheville								
Chloride	**4.7**	mg/L	1.0	0.60	1		03/03/24 20:06	16887-00-6	
Fluoride	**0.057J**	mg/L	0.10	0.050	1		03/03/24 20:06	16984-48-8	
Sulfate	**7.1**	mg/L	1.0	0.50	1		03/03/24 20:06	14808-79-8	

REPORT OF LABORATORY ANALYSIS

This report shall not be reproduced, except in full,
without the written consent of Pace Analytical Services, LLC.

Pace Analytical Services, LLC
9800 Kincey Ave. Suite 100
Huntersville, NC 28078
(704)875-9092

ANALYTICAL RESULTS

Project: Bowen LF Cells 5-8 BG Event #5
Pace Project No.: 92716305

Sample: BOW-LF5-8-FD-01 **Lab ID: 92716305009** Collected: 02/29/24 00:00 Received: 03/01/24 10:35 Matrix: Water

Parameters	Results	Units	Report Limit	MDL	DF	Prepared	Analyzed	CAS No.	Qual
6010D ATL ICP	Analytical Method: EPA 6010D Preparation Method: EPA 3010A Pace Analytical Services - Peachtree Corners, GA								
Iron	ND	mg/L	0.040	0.025	1	03/01/24 18:18	03/05/24 17:31	7439-89-6	
Manganese	ND	mg/L	0.040	0.011	1	03/01/24 18:18	03/05/24 17:31	7439-96-5	
Zinc	ND	mg/L	0.020	0.0085	1	03/01/24 18:18	03/05/24 17:31	7440-66-6	
Potassium	**1.8**	mg/L	0.50	0.15	1	03/01/24 18:18	03/05/24 17:31	7440-09-7	
Sodium	**3.0**	mg/L	1.0	0.58	1	03/01/24 18:18	03/05/24 17:31	7440-23-5	
Calcium	**78.0**	mg/L	1.0	0.12	1	03/01/24 18:18	03/05/24 17:31	7440-70-2	
Magnesium	**29.5**	mg/L	0.050	0.012	1	03/01/24 18:18	03/05/24 17:31	7439-95-4	
6020 MET ICPMS	Analytical Method: EPA 6020B Preparation Method: EPA 3005A Pace Analytical Services - Peachtree Corners, GA								
Antimony	**0.0026J**	mg/L	0.0030	0.00054	1	03/02/24 06:27	03/11/24 17:20	7440-36-0	
Arsenic	ND	mg/L	0.0050	0.00084	1	03/02/24 06:27	03/11/24 17:20	7440-38-2	
Barium	**0.032**	mg/L	0.0050	0.00047	1	03/02/24 06:27	03/11/24 17:20	7440-39-3	
Beryllium	ND	mg/L	0.00050	0.000094	1	03/02/24 06:27	03/11/24 17:20	7440-41-7	
Boron	**0.071**	mg/L	0.040	0.012	1	03/02/24 06:27	03/11/24 17:20	7440-42-8	
Cadmium	ND	mg/L	0.00050	0.00010	1	03/02/24 06:27	03/11/24 17:20	7440-43-9	
Chromium	ND	mg/L	0.0050	0.0019	1	03/02/24 06:27	03/11/24 17:20	7440-47-3	
Cobalt	ND	mg/L	0.0050	0.00032	1	03/02/24 06:27	03/11/24 17:20	7440-48-4	
Copper	ND	mg/L	0.0050	0.00043	1	03/02/24 06:27	03/11/24 17:20	7440-50-8	
Lead	ND	mg/L	0.0010	0.00016	1	03/02/24 06:27	03/11/24 17:20	7439-92-1	
Lithium	ND	mg/L	0.030	0.0016	1	03/02/24 06:27	03/11/24 17:20	7439-93-2	
Molybdenum	**0.0012J**	mg/L	0.010	0.00062	1	03/02/24 06:27	03/11/24 17:20	7439-98-7	
Nickel	ND	mg/L	0.0050	0.0021	1	03/02/24 06:27	03/11/24 17:20	7440-02-0	
Selenium	**0.0042J**	mg/L	0.0050	0.00096	1	03/02/24 06:27	03/11/24 17:20	7782-49-2	
Silver	ND	mg/L	0.0050	0.00031	1	03/02/24 06:27	03/11/24 17:20	7440-22-4	
Thallium	ND	mg/L	0.0010	0.00038	1	03/02/24 06:27	03/11/24 17:20	7440-28-0	
Vanadium	ND	mg/L	0.010	0.00075	1	03/02/24 06:27	03/11/24 17:20	7440-62-2	
7470 Mercury	Analytical Method: EPA 7470A Preparation Method: EPA 7470A Pace Analytical Services - Peachtree Corners, GA								
Mercury	ND	mg/L	0.00020	0.00013	1	03/15/24 08:00	03/15/24 12:15	7439-97-6	
2320B Alkalinity	Analytical Method: SM 2320B-2011 Pace Analytical Services - Asheville								
Alkalinity,Bicarbonate (CaCO3)	**234**	mg/L	5.0	5.0	1		03/07/24 17:49		
Alkalinity,Carbonate (CaCO3)	ND	mg/L	5.0	5.0	1		03/07/24 17:49		
Alkalinity, Total as CaCO3	**234**	mg/L	5.0	5.0	1		03/07/24 17:49		
2540C Total Dissolved Solids	Analytical Method: SM 2540C-2015 Pace Analytical Services - Asheville								
Total Dissolved Solids	**368**	mg/L	25.0	25.0	1		03/05/24 10:51		

REPORT OF LABORATORY ANALYSIS

This report shall not be reproduced, except in full,
without the written consent of Pace Analytical Services, LLC.

Pace Analytical Services, LLC
9800 Kincey Ave. Suite 100
Huntersville, NC 28078
(704)875-9092

ANALYTICAL RESULTS

Project: Bowen LF Cells 5-8 BG Event #5
Pace Project No.: 92716305

Sample: BOW-LF5-8-FD-01 **Lab ID: 92716305009** Collected: 02/29/24 00:00 Received: 03/01/24 10:35 Matrix: Water

Parameters	Results	Units	Report Limit	MDL	DF	Prepared	Analyzed	CAS No.	Qual
300.0 IC Anions 28 Days	Analytical Method: EPA 300.0 Rev 2.1 1993 Pace Analytical Services - Asheville								
Chloride	**11.0**	mg/L	1.0	0.60	1		03/03/24 20:21	16887-00-6	
Fluoride	ND	mg/L	0.10	0.050	1		03/03/24 20:21	16984-48-8	
Sulfate	**89.5**	mg/L	1.0	0.50	1		03/03/24 20:21	14808-79-8	

REPORT OF LABORATORY ANALYSIS

This report shall not be reproduced, except in full,
without the written consent of Pace Analytical Services, LLC.

Pace Analytical Services, LLC
9800 Kincey Ave. Suite 100
Huntersville, NC 28078
(704)875-9092

ANALYTICAL RESULTS

Project: Bowen LF Cells 5-8 BG Event #5
Pace Project No.: 92716305

Sample: BOW-LF5-8-FB-01 **Lab ID: 92716305010** Collected: 02/29/24 17:40 Received: 03/01/24 10:35 Matrix: Water

Parameters	Results	Units	Report Limit	MDL	DF	Prepared	Analyzed	CAS No.	Qual
6010D ATL ICP	Analytical Method: EPA 6010D Preparation Method: EPA 3010A Pace Analytical Services - Peachtree Corners, GA								
Iron	ND	mg/L	0.040	0.025	1	03/01/24 18:18	03/05/24 17:37	7439-89-6	
Manganese	ND	mg/L	0.040	0.011	1	03/01/24 18:18	03/05/24 17:37	7439-96-5	
Zinc	ND	mg/L	0.020	0.0085	1	03/01/24 18:18	03/05/24 17:37	7440-66-6	
Potassium	ND	mg/L	0.50	0.15	1	03/01/24 18:18	03/05/24 17:37	7440-09-7	
Sodium	ND	mg/L	1.0	0.58	1	03/01/24 18:18	03/05/24 17:37	7440-23-5	
Calcium	ND	mg/L	1.0	0.12	1	03/01/24 18:18	03/05/24 17:37	7440-70-2	
Magnesium	ND	mg/L	0.050	0.012	1	03/01/24 18:18	03/05/24 17:37	7439-95-4	
6020 MET ICPMS	Analytical Method: EPA 6020B Preparation Method: EPA 3005A Pace Analytical Services - Peachtree Corners, GA								
Antimony	**0.00064J**	mg/L	0.0030	0.00054	1	03/02/24 06:27	03/11/24 17:24	7440-36-0	
Arsenic	ND	mg/L	0.0050	0.00084	1	03/02/24 06:27	03/11/24 17:24	7440-38-2	
Barium	ND	mg/L	0.0050	0.00047	1	03/02/24 06:27	03/11/24 17:24	7440-39-3	
Beryllium	ND	mg/L	0.00050	0.000094	1	03/02/24 06:27	03/11/24 17:24	7440-41-7	
Boron	ND	mg/L	0.040	0.012	1	03/02/24 06:27	03/11/24 17:24	7440-42-8	
Cadmium	ND	mg/L	0.00050	0.00010	1	03/02/24 06:27	03/11/24 17:24	7440-43-9	
Chromium	ND	mg/L	0.0050	0.0019	1	03/02/24 06:27	03/11/24 17:24	7440-47-3	
Cobalt	ND	mg/L	0.0050	0.00032	1	03/02/24 06:27	03/11/24 17:24	7440-48-4	
Copper	ND	mg/L	0.0050	0.00043	1	03/02/24 06:27	03/11/24 17:24	7440-50-8	
Lead	ND	mg/L	0.0010	0.00016	1	03/02/24 06:27	03/11/24 17:24	7439-92-1	
Lithium	ND	mg/L	0.030	0.0016	1	03/02/24 06:27	03/11/24 17:24	7439-93-2	
Molybdenum	ND	mg/L	0.010	0.00062	1	03/02/24 06:27	03/11/24 17:24	7439-98-7	
Nickel	ND	mg/L	0.0050	0.0021	1	03/02/24 06:27	03/11/24 17:24	7440-02-0	
Selenium	ND	mg/L	0.0050	0.00096	1	03/02/24 06:27	03/11/24 17:24	7782-49-2	
Silver	ND	mg/L	0.0050	0.00031	1	03/02/24 06:27	03/11/24 17:24	7440-22-4	
Thallium	ND	mg/L	0.0010	0.00038	1	03/02/24 06:27	03/11/24 17:24	7440-28-0	
Vanadium	ND	mg/L	0.010	0.00075	1	03/02/24 06:27	03/11/24 17:24	7440-62-2	
7470 Mercury	Analytical Method: EPA 7470A Preparation Method: EPA 7470A Pace Analytical Services - Peachtree Corners, GA								
Mercury	ND	mg/L	0.00020	0.00013	1	03/15/24 08:00	03/15/24 12:18	7439-97-6	
2320B Alkalinity	Analytical Method: SM 2320B-2011 Pace Analytical Services - Asheville								
Alkalinity,Bicarbonate (CaCO3)	ND	mg/L	5.0	5.0	1		03/07/24 17:09		
Alkalinity,Carbonate (CaCO3)	ND	mg/L	5.0	5.0	1		03/07/24 17:09		
Alkalinity, Total as CaCO3	ND	mg/L	5.0	5.0	1		03/07/24 17:09		
2540C Total Dissolved Solids	Analytical Method: SM 2540C-2015 Pace Analytical Services - Asheville								
Total Dissolved Solids	ND	mg/L	25.0	25.0	1		03/05/24 10:52		

REPORT OF LABORATORY ANALYSIS

This report shall not be reproduced, except in full,
without the written consent of Pace Analytical Services, LLC.

Pace Analytical Services, LLC
9800 Kincey Ave. Suite 100
Huntersville, NC 28078
(704)875-9092

ANALYTICAL RESULTS

Project: Bowen LF Cells 5-8 BG Event #5
Pace Project No.: 92716305

Sample: BOW-LF5-8-FB-01 **Lab ID: 92716305010** Collected: 02/29/24 17:40 Received: 03/01/24 10:35 Matrix: Water

Parameters	Results	Units	Report Limit	MDL	DF	Prepared	Analyzed	CAS No.	Qual
300.0 IC Anions 28 Days	Analytical Method: EPA 300.0 Rev 2.1 1993 Pace Analytical Services - Asheville								
Chloride	ND	mg/L	1.0	0.60	1		03/02/24 12:39	16887-00-6	
Fluoride	ND	mg/L	0.10	0.050	1		03/02/24 12:39	16984-48-8	
Sulfate	ND	mg/L	1.0	0.50	1		03/02/24 12:39	14808-79-8	

REPORT OF LABORATORY ANALYSIS

This report shall not be reproduced, except in full,
without the written consent of Pace Analytical Services, LLC.

Pace Analytical Services, LLC
9800 Kincey Ave. Suite 100
Huntersville, NC 28078
(704)875-9092

ANALYTICAL RESULTS

Project: Bowen LF Cells 5-8 BG Event #5
Pace Project No.: 92716305

Sample: BOW-GWA-33R **Lab ID: 92716305011** Collected: 03/04/24 11:18 Received: 03/05/24 09:20 Matrix: Water

Parameters	Results	Units	Report Limit	MDL	DF	Prepared	Analyzed	CAS No.	Qual
6010D ATL ICP	Analytical Method: EPA 6010D Preparation Method: EPA 3010A Pace Analytical Services - Peachtree Corners, GA								
Potassium	**0.37J**	mg/L	0.50	0.15	1	03/06/24 19:40	03/12/24 15:47	7440-09-7	
Sodium	**2.0**	mg/L	1.0	0.58	1	03/06/24 19:40	03/12/24 15:47	7440-23-5	
Iron	ND	mg/L	0.040	0.025	1	03/06/24 19:40	03/08/24 20:08	7439-89-6	
Manganese	ND	mg/L	0.040	0.011	1	03/06/24 19:40	03/08/24 20:08	7439-96-5	
Zinc	ND	mg/L	0.020	0.0085	1	03/06/24 19:40	03/08/24 20:08	7440-66-6	
Calcium	**31.8**	mg/L	1.0	0.12	1	03/06/24 19:40	03/08/24 20:08	7440-70-2	
Magnesium	**13.7**	mg/L	0.050	0.012	1	03/06/24 19:40	03/08/24 20:08	7439-95-4	
6020 MET ICPMS	Analytical Method: EPA 6020B Preparation Method: EPA 3005A Pace Analytical Services - Peachtree Corners, GA								
Antimony	ND	mg/L	0.0030	0.00054	1	03/07/24 09:00	03/13/24 14:48	7440-36-0	
Arsenic	ND	mg/L	0.0050	0.00084	1	03/07/24 09:00	03/13/24 14:48	7440-38-2	
Barium	**0.0015J**	mg/L	0.0050	0.00047	1	03/07/24 09:00	03/13/24 14:48	7440-39-3	
Beryllium	ND	mg/L	0.00050	0.000094	1	03/07/24 09:00	03/13/24 14:48	7440-41-7	
Boron	ND	mg/L	0.040	0.012	1	03/07/24 09:00	03/13/24 14:48	7440-42-8	
Cadmium	ND	mg/L	0.00050	0.00010	1	03/07/24 09:00	03/13/24 14:48	7440-43-9	
Chromium	ND	mg/L	0.0050	0.0019	1	03/07/24 09:00	03/13/24 14:48	7440-47-3	
Cobalt	ND	mg/L	0.0050	0.00032	1	03/07/24 09:00	03/13/24 14:48	7440-48-4	
Copper	ND	mg/L	0.0050	0.00043	1	03/07/24 09:00	03/13/24 14:48	7440-50-8	
Lead	ND	mg/L	0.0010	0.00016	1	03/07/24 09:00	03/13/24 14:48	7439-92-1	
Lithium	ND	mg/L	0.030	0.0016	1	03/07/24 09:00	03/13/24 14:48	7439-93-2	
Molybdenum	**0.00066J**	mg/L	0.010	0.00062	1	03/07/24 09:00	03/13/24 14:48	7439-98-7	
Nickel	ND	mg/L	0.0050	0.0021	1	03/07/24 09:00	03/13/24 14:48	7440-02-0	
Selenium	ND	mg/L	0.0050	0.00096	1	03/07/24 09:00	03/13/24 14:48	7782-49-2	
Silver	ND	mg/L	0.0050	0.00031	1	03/07/24 09:00	03/13/24 14:48	7440-22-4	
Thallium	ND	mg/L	0.0010	0.00038	1	03/07/24 09:00	03/13/24 14:48	7440-28-0	
Vanadium	ND	mg/L	0.010	0.00075	1	03/07/24 09:00	03/13/24 14:48	7440-62-2	
7470 Mercury	Analytical Method: EPA 7470A Preparation Method: EPA 7470A Pace Analytical Services - Peachtree Corners, GA								
Mercury	ND	mg/L	0.00020	0.00013	1	03/15/24 08:00	03/15/24 12:20	7439-97-6	
2320B Alkalinity	Analytical Method: SM 2320B-2011 Pace Analytical Services - Asheville								
Alkalinity,Bicarbonate (CaCO3)	**128**	mg/L	5.0	5.0	1		03/14/24 14:31		
Alkalinity,Carbonate (CaCO3)	ND	mg/L	5.0	5.0	1		03/14/24 14:31		
Alkalinity, Total as CaCO3	**128**	mg/L	5.0	5.0	1		03/14/24 14:31		
2540C Total Dissolved Solids	Analytical Method: SM 2540C-2015 Pace Analytical Services - Asheville								
Total Dissolved Solids	**136**	mg/L	25.0	25.0	1		03/07/24 11:41		

REPORT OF LABORATORY ANALYSIS

This report shall not be reproduced, except in full,
without the written consent of Pace Analytical Services, LLC.

Pace Analytical Services, LLC
9800 Kincey Ave. Suite 100
Huntersville, NC 28078
(704)875-9092

ANALYTICAL RESULTS

Project: Bowen LF Cells 5-8 BG Event #5
Pace Project No.: 92716305

Sample: BOW-GWA-33R **Lab ID: 92716305011** Collected: 03/04/24 11:18 Received: 03/05/24 09:20 Matrix: Water

Parameters	Results	Units	Report Limit	MDL	DF	Prepared	Analyzed	CAS No.	Qual
300.0 IC Anions 28 Days	Analytical Method: EPA 300.0 Rev 2.1 1993 Pace Analytical Services - Asheville								
Chloride	**2.7**	mg/L	1.0	0.60	1		03/06/24 00:56	16887-00-6	
Fluoride	ND	mg/L	0.10	0.050	1		03/06/24 00:56	16984-48-8	
Sulfate	**0.74J**	mg/L	1.0	0.50	1		03/06/24 00:56	14808-79-8	

REPORT OF LABORATORY ANALYSIS

This report shall not be reproduced, except in full,
without the written consent of Pace Analytical Services, LLC.

Pace Analytical Services, LLC
9800 Kincey Ave. Suite 100
Huntersville, NC 28078
(704)875-9092

ANALYTICAL RESULTS

Project: Bowen LF Cells 5-8 BG Event #5
Pace Project No.: 92716305

Sample: BOW-GWA-57 **Lab ID: 92716305012** Collected: 03/04/24 13:11 Received: 03/05/24 09:20 Matrix: Water

Parameters	Results	Units	Report Limit	MDL	DF	Prepared	Analyzed	CAS No.	Qual
6010D ATL ICP	Analytical Method: EPA 6010D Preparation Method: EPA 3010A Pace Analytical Services - Peachtree Corners, GA								
Iron	**0.11**	mg/L	0.040	0.025	1	03/06/24 19:40	03/08/24 20:11	7439-89-6	
Manganese	**0.16**	mg/L	0.040	0.011	1	03/06/24 19:40	03/08/24 20:11	7439-96-5	
Zinc	ND	mg/L	0.020	0.0085	1	03/06/24 19:40	03/08/24 20:11	7440-66-6	
Calcium	**36.7**	mg/L	1.0	0.12	1	03/06/24 19:40	03/08/24 20:11	7440-70-2	
Magnesium	**20.6**	mg/L	0.050	0.012	1	03/06/24 19:40	03/08/24 20:11	7439-95-4	
Potassium	**0.40J**	mg/L	0.50	0.15	1	03/06/24 19:40	03/12/24 15:49	7440-09-7	
Sodium	**2.1**	mg/L	1.0	0.58	1	03/06/24 19:40	03/12/24 15:49	7440-23-5	
6020 MET ICPMS	Analytical Method: EPA 6020B Preparation Method: EPA 3005A Pace Analytical Services - Peachtree Corners, GA								
Antimony	ND	mg/L	0.0030	0.00054	1	03/07/24 09:00	03/13/24 15:05	7440-36-0	
Arsenic	ND	mg/L	0.0050	0.00084	1	03/07/24 09:00	03/13/24 15:05	7440-38-2	
Barium	**0.0054**	mg/L	0.0050	0.00047	1	03/07/24 09:00	03/13/24 15:05	7440-39-3	
Beryllium	ND	mg/L	0.00050	0.000094	1	03/07/24 09:00	03/13/24 15:05	7440-41-7	
Boron	**0.014J**	mg/L	0.040	0.012	1	03/07/24 09:00	03/13/24 15:05	7440-42-8	
Cadmium	ND	mg/L	0.00050	0.00010	1	03/07/24 09:00	03/13/24 15:05	7440-43-9	
Chromium	ND	mg/L	0.0050	0.0019	1	03/07/24 09:00	03/13/24 15:05	7440-47-3	
Cobalt	**0.00072J**	mg/L	0.0050	0.00032	1	03/07/24 09:00	03/13/24 15:05	7440-48-4	
Copper	**0.0018J**	mg/L	0.0050	0.00043	1	03/07/24 09:00	03/13/24 15:05	7440-50-8	
Lead	**0.00021J**	mg/L	0.0010	0.00016	1	03/07/24 09:00	03/13/24 15:05	7439-92-1	
Lithium	ND	mg/L	0.030	0.0016	1	03/07/24 09:00	03/13/24 15:05	7439-93-2	
Molybdenum	ND	mg/L	0.010	0.00062	1	03/07/24 09:00	03/13/24 15:05	7439-98-7	
Nickel	ND	mg/L	0.0050	0.0021	1	03/07/24 09:00	03/13/24 15:05	7440-02-0	
Selenium	ND	mg/L	0.0050	0.00096	1	03/07/24 09:00	03/13/24 15:05	7782-49-2	
Silver	ND	mg/L	0.0050	0.00031	1	03/07/24 09:00	03/13/24 15:05	7440-22-4	
Thallium	ND	mg/L	0.0010	0.00038	1	03/07/24 09:00	03/13/24 15:05	7440-28-0	
Vanadium	ND	mg/L	0.010	0.00075	1	03/07/24 09:00	03/13/24 15:05	7440-62-2	
7470 Mercury	Analytical Method: EPA 7470A Preparation Method: EPA 7470A Pace Analytical Services - Peachtree Corners, GA								
Mercury	ND	mg/L	0.00020	0.00013	1	03/15/24 08:00	03/15/24 12:23	7439-97-6	
2320B Alkalinity	Analytical Method: SM 2320B-2011 Pace Analytical Services - Asheville								
Alkalinity,Bicarbonate (CaCO3)	**176**	mg/L	5.0	5.0	1		03/14/24 14:40		
Alkalinity,Carbonate (CaCO3)	ND	mg/L	5.0	5.0	1		03/14/24 14:40		
Alkalinity, Total as CaCO3	**176**	mg/L	5.0	5.0	1		03/14/24 14:40		
2540C Total Dissolved Solids	Analytical Method: SM 2540C-2015 Pace Analytical Services - Asheville								
Total Dissolved Solids	**177**	mg/L	25.0	25.0	1		03/07/24 11:41		

REPORT OF LABORATORY ANALYSIS

This report shall not be reproduced, except in full,
without the written consent of Pace Analytical Services, LLC.

Pace Analytical Services, LLC
9800 Kincey Ave. Suite 100
Huntersville, NC 28078
(704)875-9092

ANALYTICAL RESULTS

Project: Bowen LF Cells 5-8 BG Event #5
Pace Project No.: 92716305

Sample: BOW-GWA-57 **Lab ID: 92716305012** Collected: 03/04/24 13:11 Received: 03/05/24 09:20 Matrix: Water

Parameters	Results	Units	Report Limit	MDL	DF	Prepared	Analyzed	CAS No.	Qual
300.0 IC Anions 28 Days	Analytical Method: EPA 300.0 Rev 2.1 1993 Pace Analytical Services - Asheville								
Chloride	**2.8**	mg/L	1.0	0.60	1		03/06/24 01:11	16887-00-6	
Fluoride	ND	mg/L	0.10	0.050	1		03/06/24 01:11	16984-48-8	
Sulfate	**2.4**	mg/L	1.0	0.50	1		03/06/24 01:11	14808-79-8	

REPORT OF LABORATORY ANALYSIS

This report shall not be reproduced, except in full,
without the written consent of Pace Analytical Services, LLC.

Pace Analytical Services, LLC
9800 Kincey Ave. Suite 100
Huntersville, NC 28078
(704)875-9092

ANALYTICAL RESULTS

Project: Bowen LF Cells 5-8 BG Event #5
Pace Project No.: 92716305

Sample: BOW-LF5-8-FD-02 **Lab ID: 92716305013** Collected: 03/04/24 00:00 Received: 03/05/24 09:20 Matrix: Water

Parameters	Results	Units	Report Limit	MDL	DF	Prepared	Analyzed	CAS No.	Qual
6010D ATL ICP	Analytical Method: EPA 6010D Preparation Method: EPA 3010A Pace Analytical Services - Peachtree Corners, GA								
Iron	**0.051**	mg/L	0.040	0.025	1	03/06/24 19:40	03/08/24 20:13	7439-89-6	
Manganese	ND	mg/L	0.040	0.011	1	03/06/24 19:40	03/08/24 20:13	7439-96-5	
Zinc	ND	mg/L	0.020	0.0085	1	03/06/24 19:40	03/08/24 20:13	7440-66-6	
Calcium	**38.8**	mg/L	1.0	0.12	1	03/06/24 19:40	03/08/24 20:13	7440-70-2	
Magnesium	**21.1**	mg/L	0.050	0.012	1	03/06/24 19:40	03/08/24 20:13	7439-95-4	
Potassium	**0.84**	mg/L	0.50	0.15	1	03/06/24 19:40	03/12/24 15:52	7440-09-7	
Sodium	**2.0**	mg/L	1.0	0.58	1	03/06/24 19:40	03/12/24 15:52	7440-23-5	
6020 MET ICPMS	Analytical Method: EPA 6020B Preparation Method: EPA 3005A Pace Analytical Services - Peachtree Corners, GA								
Antimony	ND	mg/L	0.0030	0.00054	1	03/07/24 09:00	03/13/24 15:09	7440-36-0	
Arsenic	ND	mg/L	0.0050	0.00084	1	03/07/24 09:00	03/13/24 15:09	7440-38-2	
Barium	**0.026**	mg/L	0.0050	0.00047	1	03/07/24 09:00	03/13/24 15:09	7440-39-3	
Beryllium	ND	mg/L	0.00050	0.000094	1	03/07/24 09:00	03/13/24 15:09	7440-41-7	
Boron	ND	mg/L	0.040	0.012	1	03/07/24 09:00	03/13/24 15:09	7440-42-8	
Cadmium	ND	mg/L	0.00050	0.00010	1	03/07/24 09:00	03/13/24 15:09	7440-43-9	
Chromium	ND	mg/L	0.0050	0.0019	1	03/07/24 09:00	03/13/24 15:09	7440-47-3	
Cobalt	ND	mg/L	0.0050	0.00032	1	03/07/24 09:00	03/13/24 15:09	7440-48-4	
Copper	ND	mg/L	0.0050	0.00043	1	03/07/24 09:00	03/13/24 15:09	7440-50-8	
Lead	ND	mg/L	0.0010	0.00016	1	03/07/24 09:00	03/13/24 15:09	7439-92-1	
Lithium	ND	mg/L	0.030	0.0016	1	03/07/24 09:00	03/13/24 15:09	7439-93-2	
Molybdenum	**0.0016J**	mg/L	0.010	0.00062	1	03/07/24 09:00	03/13/24 15:09	7439-98-7	
Nickel	ND	mg/L	0.0050	0.0021	1	03/07/24 09:00	03/13/24 15:09	7440-02-0	
Selenium	ND	mg/L	0.0050	0.00096	1	03/07/24 09:00	03/13/24 15:09	7782-49-2	
Silver	ND	mg/L	0.0050	0.00031	1	03/07/24 09:00	03/13/24 15:09	7440-22-4	
Thallium	ND	mg/L	0.0010	0.00038	1	03/07/24 09:00	03/13/24 15:09	7440-28-0	
Vanadium	ND	mg/L	0.010	0.00075	1	03/07/24 09:00	03/13/24 15:09	7440-62-2	
7470 Mercury	Analytical Method: EPA 7470A Preparation Method: EPA 7470A Pace Analytical Services - Peachtree Corners, GA								
Mercury	ND	mg/L	0.00020	0.00013	1	03/15/24 08:00	03/15/24 12:25	7439-97-6	
2320B Alkalinity	Analytical Method: SM 2320B-2011 Pace Analytical Services - Asheville								
Alkalinity,Bicarbonate (CaCO3)	**175**	mg/L	5.0	5.0	1		03/14/24 15:01		
Alkalinity,Carbonate (CaCO3)	ND	mg/L	5.0	5.0	1		03/14/24 15:01		
Alkalinity, Total as CaCO3	**175**	mg/L	5.0	5.0	1		03/14/24 15:01		
2540C Total Dissolved Solids	Analytical Method: SM 2540C-2015 Pace Analytical Services - Asheville								
Total Dissolved Solids	**179**	mg/L	25.0	25.0	1		03/07/24 11:41		

REPORT OF LABORATORY ANALYSIS

This report shall not be reproduced, except in full,
without the written consent of Pace Analytical Services, LLC.

Pace Analytical Services, LLC
9800 Kincey Ave. Suite 100
Huntersville, NC 28078
(704)875-9092

ANALYTICAL RESULTS

Project: Bowen LF Cells 5-8 BG Event #5
Pace Project No.: 92716305

Sample: BOW-LF5-8-FD-02 **Lab ID: 92716305013** Collected: 03/04/24 00:00 Received: 03/05/24 09:20 Matrix: Water

Parameters	Results	Units	Report Limit	MDL	DF	Prepared	Analyzed	CAS No.	Qual
300.0 IC Anions 28 Days	Analytical Method: EPA 300.0 Rev 2.1 1993 Pace Analytical Services - Asheville								
Chloride	**3.3**	mg/L	1.0	0.60	1		03/06/24 01:26	16887-00-6	
Fluoride	ND	mg/L	0.10	0.050	1		03/06/24 01:26	16984-48-8	
Sulfate	**1.3**	mg/L	1.0	0.50	1		03/06/24 01:26	14808-79-8	

REPORT OF LABORATORY ANALYSIS

This report shall not be reproduced, except in full,
without the written consent of Pace Analytical Services, LLC.

Pace Analytical Services, LLC
9800 Kincey Ave. Suite 100
Huntersville, NC 28078
(704)875-9092

ANALYTICAL RESULTS

Project: Bowen LF Cells 5-8 BG Event #5
Pace Project No.: 92716305

Sample: BOW-LF5-8-FB-02 **Lab ID: 92716305014** Collected: 03/04/24 14:41 Received: 03/05/24 09:20 Matrix: Water

Parameters	Results	Units	Report Limit	MDL	DF	Prepared	Analyzed	CAS No.	Qual
6010D ATL ICP	Analytical Method: EPA 6010D Preparation Method: EPA 3010A Pace Analytical Services - Peachtree Corners, GA								
Calcium	ND	mg/L	1.0	0.12	1	03/06/24 19:40	03/08/24 20:16	7440-70-2	
Iron	ND	mg/L	0.040	0.025	1	03/06/24 19:40	03/08/24 20:16	7439-89-6	
Magnesium	ND	mg/L	0.050	0.012	1	03/06/24 19:40	03/08/24 20:16	7439-95-4	
Manganese	ND	mg/L	0.040	0.011	1	03/06/24 19:40	03/08/24 20:16	7439-96-5	
Potassium	ND	mg/L	0.50	0.15	1	03/06/24 19:40	03/12/24 15:55	7440-09-7	
Sodium	ND	mg/L	1.0	0.58	1	03/06/24 19:40	03/12/24 15:55	7440-23-5	
Zinc	ND	mg/L	0.020	0.0085	1	03/06/24 19:40	03/08/24 20:16	7440-66-6	
6020 MET ICPMS	Analytical Method: EPA 6020B Preparation Method: EPA 3005A Pace Analytical Services - Peachtree Corners, GA								
Antimony	ND	mg/L	0.0030	0.00054	1	03/07/24 09:00	03/13/24 15:13	7440-36-0	
Arsenic	ND	mg/L	0.0050	0.00084	1	03/07/24 09:00	03/13/24 15:13	7440-38-2	
Barium	ND	mg/L	0.0050	0.00047	1	03/07/24 09:00	03/13/24 15:13	7440-39-3	
Beryllium	ND	mg/L	0.00050	0.000094	1	03/07/24 09:00	03/13/24 15:13	7440-41-7	
Boron	ND	mg/L	0.040	0.012	1	03/07/24 09:00	03/13/24 15:13	7440-42-8	
Cadmium	ND	mg/L	0.00050	0.00010	1	03/07/24 09:00	03/13/24 15:13	7440-43-9	
Chromium	ND	mg/L	0.0050	0.0019	1	03/07/24 09:00	03/13/24 15:13	7440-47-3	
Cobalt	ND	mg/L	0.0050	0.00032	1	03/07/24 09:00	03/13/24 15:13	7440-48-4	
Copper	ND	mg/L	0.0050	0.00043	1	03/07/24 09:00	03/13/24 15:13	7440-50-8	
Lead	ND	mg/L	0.0010	0.00016	1	03/07/24 09:00	03/13/24 15:13	7439-92-1	
Lithium	ND	mg/L	0.030	0.0016	1	03/07/24 09:00	03/13/24 15:13	7439-93-2	
Molybdenum	ND	mg/L	0.010	0.00062	1	03/07/24 09:00	03/13/24 15:13	7439-98-7	
Nickel	ND	mg/L	0.0050	0.0021	1	03/07/24 09:00	03/13/24 15:13	7440-02-0	
Selenium	ND	mg/L	0.0050	0.00096	1	03/07/24 09:00	03/13/24 15:13	7782-49-2	
Silver	ND	mg/L	0.0050	0.00031	1	03/07/24 09:00	03/13/24 15:13	7440-22-4	
Thallium	ND	mg/L	0.0010	0.00038	1	03/07/24 09:00	03/13/24 15:13	7440-28-0	
Vanadium	ND	mg/L	0.010	0.00075	1	03/07/24 09:00	03/13/24 15:13	7440-62-2	
7470 Mercury	Analytical Method: EPA 7470A Preparation Method: EPA 7470A Pace Analytical Services - Peachtree Corners, GA								
Mercury	ND	mg/L	0.00020	0.00013	1	03/15/24 08:00	03/15/24 12:28	7439-97-6	
2320B Alkalinity	Analytical Method: SM 2320B-2011 Pace Analytical Services - Asheville								
Alkalinity,Bicarbonate (CaCO3)	ND	mg/L	5.0	5.0	1		03/14/24 15:11		
Alkalinity,Carbonate (CaCO3)	ND	mg/L	5.0	5.0	1		03/14/24 15:11		
Alkalinity, Total as CaCO3	ND	mg/L	5.0	5.0	1		03/14/24 15:11		
2540C Total Dissolved Solids	Analytical Method: SM 2540C-2015 Pace Analytical Services - Asheville								
Total Dissolved Solids	ND	mg/L	25.0	25.0	1		03/07/24 11:41		

REPORT OF LABORATORY ANALYSIS

This report shall not be reproduced, except in full,
without the written consent of Pace Analytical Services, LLC.

Pace Analytical Services, LLC
9800 Kincey Ave. Suite 100
Huntersville, NC 28078
(704)875-9092

ANALYTICAL RESULTS

Project: Bowen LF Cells 5-8 BG Event #5
Pace Project No.: 92716305

Sample: BOW-LF5-8-FB-02 **Lab ID: 92716305014** Collected: 03/04/24 14:41 Received: 03/05/24 09:20 Matrix: Water

Parameters	Results	Units	Report Limit	MDL	DF	Prepared	Analyzed	CAS No.	Qual
300.0 IC Anions 28 Days	Analytical Method: EPA 300.0 Rev 2.1 1993 Pace Analytical Services - Asheville								
Chloride	ND	mg/L	1.0	0.60	1		03/05/24 23:42	16887-00-6	
Fluoride	ND	mg/L	0.10	0.050	1		03/05/24 23:42	16984-48-8	
Sulfate	ND	mg/L	1.0	0.50	1		03/05/24 23:42	14808-79-8	

This report shall not be reproduced, except in full,
without the written consent of Pace Analytical Services, LLC.

Pace Analytical Services, LLC
9800 Kincey Ave. Suite 100
Huntersville, NC 28078
(704)875-9092

ANALYTICAL RESULTS

Project: Bowen LF Cells 5-8 BG Event #5
Pace Project No.: 92716305

Sample: BOW-LF5-8-EB-01 **Lab ID: 92716305015** Collected: 03/04/24 14:51 Received: 03/05/24 09:20 Matrix: Water

Parameters	Results	Units	Report Limit	MDL	DF	Prepared	Analyzed	CAS No.	Qual
6010D ATL ICP	Analytical Method: EPA 6010D Preparation Method: EPA 3010A Pace Analytical Services - Peachtree Corners, GA								
Sodium	ND	mg/L	1.0	0.58	1	03/06/24 19:40	03/12/24 16:02	7440-23-5	
Iron	ND	mg/L	0.040	0.025	1	03/06/24 19:40	03/08/24 20:36	7439-89-6	
Manganese	ND	mg/L	0.040	0.011	1	03/06/24 19:40	03/08/24 20:36	7439-96-5	
Zinc	ND	mg/L	0.020	0.0085	1	03/06/24 19:40	03/08/24 20:36	7440-66-6	
Potassium	ND	mg/L	0.50	0.15	1	03/06/24 19:40	03/08/24 20:36	7440-09-7	
Calcium	ND	mg/L	1.0	0.12	1	03/06/24 19:40	03/08/24 20:36	7440-70-2	
Magnesium	ND	mg/L	0.050	0.012	1	03/06/24 19:40	03/08/24 20:36	7439-95-4	
6020 MET ICPMS	Analytical Method: EPA 6020B Preparation Method: EPA 3005A Pace Analytical Services - Peachtree Corners, GA								
Antimony	ND	mg/L	0.0030	0.00054	1	03/07/24 09:00	03/13/24 15:17	7440-36-0	
Arsenic	ND	mg/L	0.0050	0.00084	1	03/07/24 09:00	03/13/24 15:17	7440-38-2	
Barium	ND	mg/L	0.0050	0.00047	1	03/07/24 09:00	03/13/24 15:17	7440-39-3	
Beryllium	ND	mg/L	0.00050	0.000094	1	03/07/24 09:00	03/13/24 15:17	7440-41-7	
Boron	ND	mg/L	0.040	0.012	1	03/07/24 09:00	03/13/24 15:17	7440-42-8	
Cadmium	ND	mg/L	0.00050	0.00010	1	03/07/24 09:00	03/13/24 15:17	7440-43-9	
Chromium	ND	mg/L	0.0050	0.0019	1	03/07/24 09:00	03/13/24 15:17	7440-47-3	
Cobalt	ND	mg/L	0.0050	0.00032	1	03/07/24 09:00	03/13/24 15:17	7440-48-4	
Copper	ND	mg/L	0.0050	0.00043	1	03/07/24 09:00	03/13/24 15:17	7440-50-8	
Lead	ND	mg/L	0.0010	0.00016	1	03/07/24 09:00	03/13/24 15:17	7439-92-1	
Lithium	ND	mg/L	0.030	0.0016	1	03/07/24 09:00	03/13/24 15:17	7439-93-2	
Molybdenum	ND	mg/L	0.010	0.00062	1	03/07/24 09:00	03/13/24 15:17	7439-98-7	
Nickel	ND	mg/L	0.0050	0.0021	1	03/07/24 09:00	03/13/24 15:17	7440-02-0	
Selenium	ND	mg/L	0.0050	0.00096	1	03/07/24 09:00	03/13/24 15:17	7782-49-2	
Silver	ND	mg/L	0.0050	0.00031	1	03/07/24 09:00	03/13/24 15:17	7440-22-4	
Thallium	ND	mg/L	0.0010	0.00038	1	03/07/24 09:00	03/13/24 15:17	7440-28-0	
Vanadium	ND	mg/L	0.010	0.00075	1	03/07/24 09:00	03/13/24 15:17	7440-62-2	
7470 Mercury	Analytical Method: EPA 7470A Preparation Method: EPA 7470A Pace Analytical Services - Peachtree Corners, GA								
Mercury	ND	mg/L	0.00020	0.00013	1	03/15/24 08:00	03/15/24 12:31	7439-97-6	
2320B Alkalinity	Analytical Method: SM 2320B-2011 Pace Analytical Services - Asheville								
Alkalinity,Bicarbonate (CaCO3)	ND	mg/L	5.0	5.0	1		03/14/24 15:16		
Alkalinity,Carbonate (CaCO3)	ND	mg/L	5.0	5.0	1		03/14/24 15:16		
Alkalinity, Total as CaCO3	ND	mg/L	5.0	5.0	1		03/14/24 15:16		
2540C Total Dissolved Solids	Analytical Method: SM 2540C-2015 Pace Analytical Services - Asheville								
Total Dissolved Solids	ND	mg/L	25.0	25.0	1		03/07/24 11:41		

REPORT OF LABORATORY ANALYSIS

This report shall not be reproduced, except in full,
without the written consent of Pace Analytical Services, LLC.

Pace Analytical Services, LLC
9800 Kincey Ave. Suite 100
Huntersville, NC 28078
(704)875-9092

ANALYTICAL RESULTS

Project: Bowen LF Cells 5-8 BG Event #5
Pace Project No.: 92716305

Sample: BOW-LF5-8-EB-01 **Lab ID: 92716305015** Collected: 03/04/24 14:51 Received: 03/05/24 09:20 Matrix: Water

Parameters	Results	Units	Report Limit	MDL	DF	Prepared	Analyzed	CAS No.	Qual
300.0 IC Anions 28 Days	Analytical Method: EPA 300.0 Rev 2.1 1993 Pace Analytical Services - Asheville								
Chloride	ND	mg/L	1.0	0.60	1		03/05/24 23:57	16887-00-6	
Fluoride	ND	mg/L	0.10	0.050	1		03/05/24 23:57	16984-48-8	
Sulfate	ND	mg/L	1.0	0.50	1		03/05/24 23:57	14808-79-8	

REPORT OF LABORATORY ANALYSIS

This report shall not be reproduced, except in full,
without the written consent of Pace Analytical Services, LLC.

Pace Analytical Services, LLC
9800 Kincey Ave. Suite 100
Huntersville, NC 28078
(704)875-9092

ANALYTICAL RESULTS

Project: Bowen LF Cells 5-8 BG Event #5
Pace Project No.: 92716305

Sample: BOW-GWC-28 **Lab ID: 92716305016** Collected: 03/04/24 11:55 Received: 03/05/24 09:20 Matrix: Water

Parameters	Results	Units	Report Limit	MDL	DF	Prepared	Analyzed	CAS No.	Qual
6010D ATL ICP	Analytical Method: EPA 6010D Preparation Method: EPA 3010A Pace Analytical Services - Peachtree Corners, GA								
Sodium	**13.1**	mg/L	1.0	0.58	1	03/06/24 19:40	03/13/24 14:09	7440-23-5	
Iron	**0.12**	mg/L	0.040	0.025	1	03/06/24 19:40	03/08/24 20:38	7439-89-6	
Manganese	**0.027J**	mg/L	0.040	0.011	1	03/06/24 19:40	03/08/24 20:38	7439-96-5	
Zinc	ND	mg/L	0.020	0.0085	1	03/06/24 19:40	03/08/24 20:38	7440-66-6	
Potassium	**1.3**	mg/L	0.50	0.15	1	03/06/24 19:40	03/08/24 20:38	7440-09-7	
Calcium	**34.0**	mg/L	1.0	0.12	1	03/06/24 19:40	03/08/24 20:38	7440-70-2	
Magnesium	**19.0**	mg/L	0.050	0.012	1	03/06/24 19:40	03/08/24 20:38	7439-95-4	
6020 MET ICPMS	Analytical Method: EPA 6020B Preparation Method: EPA 3005A Pace Analytical Services - Peachtree Corners, GA								
Antimony	ND	mg/L	0.0030	0.00054	1	03/07/24 09:00	03/13/24 15:45	7440-36-0	
Arsenic	ND	mg/L	0.0050	0.00084	1	03/07/24 09:00	03/13/24 15:45	7440-38-2	
Barium	**0.012**	mg/L	0.0050	0.00047	1	03/07/24 09:00	03/13/24 15:45	7440-39-3	
Beryllium	ND	mg/L	0.00050	0.000094	1	03/07/24 09:00	03/13/24 15:45	7440-41-7	
Boron	ND	mg/L	0.040	0.012	1	03/07/24 09:00	03/14/24 14:28	7440-42-8	
Cadmium	ND	mg/L	0.00050	0.00010	1	03/07/24 09:00	03/13/24 15:45	7440-43-9	
Chromium	ND	mg/L	0.0050	0.0019	1	03/07/24 09:00	03/13/24 15:45	7440-47-3	
Cobalt	ND	mg/L	0.0050	0.00032	1	03/07/24 09:00	03/13/24 15:45	7440-48-4	
Copper	ND	mg/L	0.0050	0.00043	1	03/07/24 09:00	03/13/24 15:45	7440-50-8	
Lead	ND	mg/L	0.0010	0.00016	1	03/07/24 09:00	03/13/24 15:45	7439-92-1	
Lithium	ND	mg/L	0.030	0.0016	1	03/07/24 09:00	03/13/24 15:45	7439-93-2	
Molybdenum	**0.025**	mg/L	0.010	0.00062	1	03/07/24 09:00	03/13/24 15:45	7439-98-7	
Nickel	ND	mg/L	0.0050	0.0021	1	03/07/24 09:00	03/13/24 15:45	7440-02-0	
Selenium	ND	mg/L	0.0050	0.00096	1	03/07/24 09:00	03/13/24 15:45	7782-49-2	
Silver	ND	mg/L	0.0050	0.00031	1	03/07/24 09:00	03/13/24 15:45	7440-22-4	
Thallium	ND	mg/L	0.0010	0.00038	1	03/07/24 09:00	03/13/24 15:45	7440-28-0	
Vanadium	ND	mg/L	0.010	0.00075	1	03/07/24 09:00	03/13/24 15:45	7440-62-2	
7470 Mercury	Analytical Method: EPA 7470A Preparation Method: EPA 7470A Pace Analytical Services - Peachtree Corners, GA								
Mercury	ND	mg/L	0.00020	0.00013	1	03/15/24 08:00	03/15/24 12:33	7439-97-6	
2320B Alkalinity	Analytical Method: SM 2320B-2011 Pace Analytical Services - Asheville								
Alkalinity,Bicarbonate (CaCO3)	**153**	mg/L	5.0	5.0	1		03/14/24 15:20		
Alkalinity,Carbonate (CaCO3)	ND	mg/L	5.0	5.0	1		03/14/24 15:20		
Alkalinity, Total as CaCO3	**153**	mg/L	5.0	5.0	1		03/14/24 15:20		
2540C Total Dissolved Solids	Analytical Method: SM 2540C-2015 Pace Analytical Services - Asheville								
Total Dissolved Solids	**180**	mg/L	25.0	25.0	1		03/07/24 11:41		

REPORT OF LABORATORY ANALYSIS

This report shall not be reproduced, except in full,
without the written consent of Pace Analytical Services, LLC.

Pace Analytical Services, LLC
9800 Kincey Ave. Suite 100
Huntersville, NC 28078
(704)875-9092

ANALYTICAL RESULTS

Project: Bowen LF Cells 5-8 BG Event #5
Pace Project No.: 92716305

Sample: BOW-GWC-28 **Lab ID: 92716305016** Collected: 03/04/24 11:55 Received: 03/05/24 09:20 Matrix: Water

Parameters	Results	Units	Report Limit	MDL	DF	Prepared	Analyzed	CAS No.	Qual
300.0 IC Anions 28 Days	Analytical Method: EPA 300.0 Rev 2.1 1993 Pace Analytical Services - Asheville								
Chloride	**5.0**	mg/L	1.0	0.60	1		03/06/24 02:10	16887-00-6	
Fluoride	**0.085J**	mg/L	0.10	0.050	1		03/06/24 02:10	16984-48-8	
Sulfate	**14.6**	mg/L	1.0	0.50	1		03/06/24 02:10	14808-79-8	

This report shall not be reproduced, except in full,
without the written consent of Pace Analytical Services, LLC.

Pace Analytical Services, LLC
9800 Kincey Ave. Suite 100
Huntersville, NC 28078
(704)875-9092

ANALYTICAL RESULTS

Project: Bowen LF Cells 5-8 BG Event #5
Pace Project No.: 92716305

Sample: BOW-GWC-31R **Lab ID: 92716305017** Collected: 03/04/24 11:20 Received: 03/05/24 09:20 Matrix: Water

Parameters	Results	Units	Report Limit	MDL	DF	Prepared	Analyzed	CAS No.	Qual
6010D ATL ICP	Analytical Method: EPA 6010D Preparation Method: EPA 3010A Pace Analytical Services - Peachtree Corners, GA								
Sodium	**2.3**	mg/L	1.0	0.58	1	03/06/24 19:40	03/13/24 14:14	7440-23-5	
Iron	**0.046**	mg/L	0.040	0.025	1	03/06/24 19:40	03/08/24 20:41	7439-89-6	
Manganese	ND	mg/L	0.040	0.011	1	03/06/24 19:40	03/08/24 20:41	7439-96-5	
Zinc	ND	mg/L	0.020	0.0085	1	03/06/24 19:40	03/08/24 20:41	7440-66-6	
Potassium	**0.92**	mg/L	0.50	0.15	1	03/06/24 19:40	03/08/24 20:41	7440-09-7	
Calcium	**39.5**	mg/L	1.0	0.12	1	03/06/24 19:40	03/08/24 20:41	7440-70-2	
Magnesium	**20.6**	mg/L	0.050	0.012	1	03/06/24 19:40	03/08/24 20:41	7439-95-4	
6020 MET ICPMS	Analytical Method: EPA 6020B Preparation Method: EPA 3005A Pace Analytical Services - Peachtree Corners, GA								
Antimony	ND	mg/L	0.0030	0.00054	1	03/07/24 09:00	03/13/24 15:49	7440-36-0	
Arsenic	ND	mg/L	0.0050	0.00084	1	03/07/24 09:00	03/13/24 15:49	7440-38-2	
Barium	**0.027**	mg/L	0.0050	0.00047	1	03/07/24 09:00	03/13/24 15:49	7440-39-3	
Beryllium	ND	mg/L	0.00050	0.000094	1	03/07/24 09:00	03/13/24 15:49	7440-41-7	
Boron	ND	mg/L	0.040	0.012	1	03/07/24 09:00	03/14/24 14:32	7440-42-8	
Cadmium	ND	mg/L	0.00050	0.00010	1	03/07/24 09:00	03/13/24 15:49	7440-43-9	
Chromium	ND	mg/L	0.0050	0.0019	1	03/07/24 09:00	03/13/24 15:49	7440-47-3	
Cobalt	ND	mg/L	0.0050	0.00032	1	03/07/24 09:00	03/13/24 15:49	7440-48-4	
Copper	ND	mg/L	0.0050	0.00043	1	03/07/24 09:00	03/13/24 15:49	7440-50-8	
Lead	ND	mg/L	0.0010	0.00016	1	03/07/24 09:00	03/13/24 15:49	7439-92-1	
Lithium	ND	mg/L	0.030	0.0016	1	03/07/24 09:00	03/13/24 15:49	7439-93-2	
Molybdenum	**0.0017J**	mg/L	0.010	0.00062	1	03/07/24 09:00	03/13/24 15:49	7439-98-7	
Nickel	ND	mg/L	0.0050	0.0021	1	03/07/24 09:00	03/13/24 15:49	7440-02-0	
Selenium	ND	mg/L	0.0050	0.00096	1	03/07/24 09:00	03/13/24 15:49	7782-49-2	
Silver	ND	mg/L	0.0050	0.00031	1	03/07/24 09:00	03/13/24 15:49	7440-22-4	
Thallium	ND	mg/L	0.0010	0.00038	1	03/07/24 09:00	03/13/24 15:49	7440-28-0	
Vanadium	ND	mg/L	0.010	0.00075	1	03/07/24 09:00	03/13/24 15:49	7440-62-2	
7470 Mercury	Analytical Method: EPA 7470A Preparation Method: EPA 7470A Pace Analytical Services - Peachtree Corners, GA								
Mercury	ND	mg/L	0.00020	0.00013	1	03/15/24 08:00	03/15/24 12:36	7439-97-6	
2320B Alkalinity	Analytical Method: SM 2320B-2011 Pace Analytical Services - Asheville								
Alkalinity,Bicarbonate (CaCO3)	**178**	mg/L	5.0	5.0	1		03/14/24 15:30		
Alkalinity,Carbonate (CaCO3)	ND	mg/L	5.0	5.0	1		03/14/24 15:30		
Alkalinity, Total as CaCO3	**178**	mg/L	5.0	5.0	1		03/14/24 15:30		
2540C Total Dissolved Solids	Analytical Method: SM 2540C-2015 Pace Analytical Services - Asheville								
Total Dissolved Solids	**180**	mg/L	25.0	25.0	1		03/07/24 11:42		

REPORT OF LABORATORY ANALYSIS

This report shall not be reproduced, except in full,
without the written consent of Pace Analytical Services, LLC.

Pace Analytical Services, LLC
9800 Kincey Ave. Suite 100
Huntersville, NC 28078
(704)875-9092

ANALYTICAL RESULTS

Project: Bowen LF Cells 5-8 BG Event #5
Pace Project No.: 92716305

Sample: BOW-GWC-31R **Lab ID: 92716305017** Collected: 03/04/24 11:20 Received: 03/05/24 09:20 Matrix: Water

Parameters	Results	Units	Report Limit	MDL	DF	Prepared	Analyzed	CAS No.	Qual
300.0 IC Anions 28 Days	Analytical Method: EPA 300.0 Rev 2.1 1993 Pace Analytical Services - Asheville								
Chloride	**3.3**	mg/L	1.0	0.60	1		03/06/24 02:25	16887-00-6	
Fluoride	ND	mg/L	0.10	0.050	1		03/06/24 02:25	16984-48-8	
Sulfate	**1.3**	mg/L	1.0	0.50	1		03/06/24 02:25	14808-79-8	

REPORT OF LABORATORY ANALYSIS

This report shall not be reproduced, except in full,
without the written consent of Pace Analytical Services, LLC.

Pace Analytical Services, LLC
9800 Kincey Ave. Suite 100
Huntersville, NC 28078
(704)875-9092

ANALYTICAL RESULTS

Project: Bowen LF Cells 5-8 BG Event #5
Pace Project No.: 92716305

Sample: BOW-GWC-29R **Lab ID: 92716305018** Collected: 03/01/24 10:32 Received: 03/05/24 09:20 Matrix: Water

Parameters	Results	Units	Report Limit	MDL	DF	Prepared	Analyzed	CAS No.	Qual
6010D ATL ICP	Analytical Method: EPA 6010D Preparation Method: EPA 3010A Pace Analytical Services - Peachtree Corners, GA								
Iron	ND	mg/L	0.040	0.025	1	03/06/24 19:40	03/08/24 20:43	7439-89-6	
Manganese	ND	mg/L	0.040	0.011	1	03/06/24 19:40	03/08/24 20:43	7439-96-5	
Zinc	ND	mg/L	0.020	0.0085	1	03/06/24 19:40	03/08/24 20:43	7440-66-6	
Potassium	**0.97**	mg/L	0.50	0.15	1	03/06/24 19:40	03/08/24 20:43	7440-09-7	
Calcium	**34.7**	mg/L	1.0	0.12	1	03/06/24 19:40	03/08/24 20:43	7440-70-2	
Magnesium	**17.7**	mg/L	0.050	0.012	1	03/06/24 19:40	03/08/24 20:43	7439-95-4	
Sodium	**2.3**	mg/L	1.0	0.58	1	03/06/24 19:40	03/13/24 14:18	7440-23-5	
6020 MET ICPMS	Analytical Method: EPA 6020B Preparation Method: EPA 3005A Pace Analytical Services - Peachtree Corners, GA								
Antimony	ND	mg/L	0.0030	0.00054	1	03/07/24 09:00	03/13/24 15:53	7440-36-0	
Arsenic	ND	mg/L	0.0050	0.00084	1	03/07/24 09:00	03/13/24 15:53	7440-38-2	
Barium	**0.014**	mg/L	0.0050	0.00047	1	03/07/24 09:00	03/13/24 15:53	7440-39-3	
Beryllium	ND	mg/L	0.00050	0.000094	1	03/07/24 09:00	03/13/24 15:53	7440-41-7	
Boron	ND	mg/L	0.040	0.012	1	03/07/24 09:00	03/14/24 14:36	7440-42-8	
Cadmium	ND	mg/L	0.00050	0.00010	1	03/07/24 09:00	03/13/24 15:53	7440-43-9	
Chromium	ND	mg/L	0.0050	0.0019	1	03/07/24 09:00	03/13/24 15:53	7440-47-3	
Cobalt	ND	mg/L	0.0050	0.00032	1	03/07/24 09:00	03/13/24 15:53	7440-48-4	
Copper	ND	mg/L	0.0050	0.00043	1	03/07/24 09:00	03/13/24 15:53	7440-50-8	
Lead	ND	mg/L	0.0010	0.00016	1	03/07/24 09:00	03/13/24 15:53	7439-92-1	
Lithium	**0.0019J**	mg/L	0.030	0.0016	1	03/07/24 09:00	03/13/24 15:53	7439-93-2	
Molybdenum	**0.017**	mg/L	0.010	0.00062	1	03/07/24 09:00	03/13/24 15:53	7439-98-7	
Nickel	ND	mg/L	0.0050	0.0021	1	03/07/24 09:00	03/13/24 15:53	7440-02-0	
Selenium	ND	mg/L	0.0050	0.00096	1	03/07/24 09:00	03/13/24 15:53	7782-49-2	
Silver	ND	mg/L	0.0050	0.00031	1	03/07/24 09:00	03/13/24 15:53	7440-22-4	
Thallium	ND	mg/L	0.0010	0.00038	1	03/07/24 09:00	03/13/24 15:53	7440-28-0	
Vanadium	ND	mg/L	0.010	0.00075	1	03/07/24 09:00	03/13/24 15:53	7440-62-2	
7470 Mercury	Analytical Method: EPA 7470A Preparation Method: EPA 7470A Pace Analytical Services - Peachtree Corners, GA								
Mercury	ND	mg/L	0.00020	0.00013	1	03/15/24 08:00	03/15/24 12:39	7439-97-6	
2320B Alkalinity	Analytical Method: SM 2320B-2011 Pace Analytical Services - Asheville								
Alkalinity,Bicarbonate (CaCO3)	**149**	mg/L	5.0	5.0	1		03/08/24 18:39		
Alkalinity,Carbonate (CaCO3)	ND	mg/L	5.0	5.0	1		03/08/24 18:39		
Alkalinity, Total as CaCO3	**149**	mg/L	5.0	5.0	1		03/08/24 18:39		
2540C Total Dissolved Solids	Analytical Method: SM 2540C-2015 Pace Analytical Services - Asheville								
Total Dissolved Solids	**158**	mg/L	25.0	25.0	1		03/06/24 00:07		

REPORT OF LABORATORY ANALYSIS

This report shall not be reproduced, except in full,
without the written consent of Pace Analytical Services, LLC.

Pace Analytical Services, LLC
9800 Kincey Ave. Suite 100
Huntersville, NC 28078
(704)875-9092

ANALYTICAL RESULTS

Project: Bowen LF Cells 5-8 BG Event #5
Pace Project No.: 92716305

Sample: BOW-GWC-29R **Lab ID: 92716305018** Collected: 03/01/24 10:32 Received: 03/05/24 09:20 Matrix: Water

Parameters	Results	Units	Report Limit	MDL	DF	Prepared	Analyzed	CAS No.	Qual
300.0 IC Anions 28 Days	Analytical Method: EPA 300.0 Rev 2.1 1993 Pace Analytical Services - Asheville								
Chloride	**2.3**	mg/L	1.0	0.60	1		03/06/24 02:40	16887-00-6	
Fluoride	**0.067J**	mg/L	0.10	0.050	1		03/06/24 02:40	16984-48-8	
Sulfate	**4.3**	mg/L	1.0	0.50	1		03/06/24 02:40	14808-79-8	

REPORT OF LABORATORY ANALYSIS

This report shall not be reproduced, except in full,
without the written consent of Pace Analytical Services, LLC.

Pace Analytical Services, LLC
9800 Kincey Ave. Suite 100
Huntersville, NC 28078
(704)875-9092

ANALYTICAL RESULTS

Project: Bowen LF Cells 5-8 BG Event #5
Pace Project No.: 92716305

Sample: BOW-GWC-30 **Lab ID: 92716305019** Collected: 03/01/24 11:46 Received: 03/05/24 09:20 Matrix: Water

Parameters	Results	Units	Report Limit	MDL	DF	Prepared	Analyzed	CAS No.	Qual
6010D ATL ICP	Analytical Method: EPA 6010D Preparation Method: EPA 3010A Pace Analytical Services - Peachtree Corners, GA								
Iron	**0.029J**	mg/L	0.040	0.025	1	03/06/24 19:40	03/08/24 20:46	7439-89-6	
Manganese	ND	mg/L	0.040	0.011	1	03/06/24 19:40	03/08/24 20:46	7439-96-5	
Zinc	ND	mg/L	0.020	0.0085	1	03/06/24 19:40	03/08/24 20:46	7440-66-6	
Potassium	**1.3**	mg/L	0.50	0.15	1	03/06/24 19:40	03/08/24 20:46	7440-09-7	
Calcium	**49.5**	mg/L	1.0	0.12	1	03/06/24 19:40	03/08/24 20:46	7440-70-2	
Magnesium	**25.1**	mg/L	0.050	0.012	1	03/06/24 19:40	03/08/24 20:46	7439-95-4	
Sodium	**2.1**	mg/L	1.0	0.58	1	03/06/24 19:40	03/13/24 14:23	7440-23-5	
6020 MET ICPMS	Analytical Method: EPA 6020B Preparation Method: EPA 3005A Pace Analytical Services - Peachtree Corners, GA								
Antimony	ND	mg/L	0.0030	0.00054	1	03/07/24 09:00	03/13/24 15:57	7440-36-0	
Arsenic	ND	mg/L	0.0050	0.00084	1	03/07/24 09:00	03/13/24 15:57	7440-38-2	
Barium	**0.020**	mg/L	0.0050	0.00047	1	03/07/24 09:00	03/13/24 15:57	7440-39-3	
Beryllium	ND	mg/L	0.00050	0.000094	1	03/07/24 09:00	03/13/24 15:57	7440-41-7	
Boron	ND	mg/L	0.040	0.012	1	03/07/24 09:00	03/14/24 14:40	7440-42-8	
Cadmium	ND	mg/L	0.00050	0.00010	1	03/07/24 09:00	03/13/24 15:57	7440-43-9	
Chromium	ND	mg/L	0.0050	0.0019	1	03/07/24 09:00	03/13/24 15:57	7440-47-3	
Cobalt	ND	mg/L	0.0050	0.00032	1	03/07/24 09:00	03/13/24 15:57	7440-48-4	
Copper	ND	mg/L	0.0050	0.00043	1	03/07/24 09:00	03/13/24 15:57	7440-50-8	
Lead	ND	mg/L	0.0010	0.00016	1	03/07/24 09:00	03/13/24 15:57	7439-92-1	
Lithium	ND	mg/L	0.030	0.0016	1	03/07/24 09:00	03/13/24 15:57	7439-93-2	
Molybdenum	**0.034**	mg/L	0.010	0.00062	1	03/07/24 09:00	03/13/24 15:57	7439-98-7	
Nickel	ND	mg/L	0.0050	0.0021	1	03/07/24 09:00	03/13/24 15:57	7440-02-0	
Selenium	ND	mg/L	0.0050	0.00096	1	03/07/24 09:00	03/13/24 15:57	7782-49-2	
Silver	ND	mg/L	0.0050	0.00031	1	03/07/24 09:00	03/13/24 15:57	7440-22-4	
Thallium	ND	mg/L	0.0010	0.00038	1	03/07/24 09:00	03/13/24 15:57	7440-28-0	
Vanadium	ND	mg/L	0.010	0.00075	1	03/07/24 09:00	03/13/24 15:57	7440-62-2	
7470 Mercury	Analytical Method: EPA 7470A Preparation Method: EPA 7470A Pace Analytical Services - Peachtree Corners, GA								
Mercury	ND	mg/L	0.00020	0.00013	1	03/15/24 08:00	03/15/24 12:47	7439-97-6	
2320B Alkalinity	Analytical Method: SM 2320B-2011 Pace Analytical Services - Asheville								
Alkalinity,Bicarbonate (CaCO3)	**224**	mg/L	5.0	5.0	1		03/09/24 06:44		
Alkalinity,Carbonate (CaCO3)	ND	mg/L	5.0	5.0	1		03/09/24 06:44		
Alkalinity, Total as CaCO3	**224**	mg/L	5.0	5.0	1		03/09/24 06:44		
2540C Total Dissolved Solids	Analytical Method: SM 2540C-2015 Pace Analytical Services - Asheville								
Total Dissolved Solids	**226**	mg/L	25.0	25.0	1		03/06/24 00:07		

REPORT OF LABORATORY ANALYSIS

This report shall not be reproduced, except in full,
without the written consent of Pace Analytical Services, LLC.

Pace Analytical Services, LLC
9800 Kincey Ave. Suite 100
Huntersville, NC 28078
(704)875-9092

ANALYTICAL RESULTS

Project: Bowen LF Cells 5-8 BG Event #5
Pace Project No.: 92716305

Sample: BOW-GWC-30 **Lab ID: 92716305019** Collected: 03/01/24 11:46 Received: 03/05/24 09:20 Matrix: Water

Parameters	Results	Units	Report Limit	MDL	DF	Prepared	Analyzed	CAS No.	Qual
300.0 IC Anions 28 Days	Analytical Method: EPA 300.0 Rev 2.1 1993 Pace Analytical Services - Asheville								
Chloride	**3.0**	mg/L	1.0	0.60	1		03/06/24 02:55	16887-00-6	
Fluoride	**0.087J**	mg/L	0.10	0.050	1		03/06/24 02:55	16984-48-8	
Sulfate	**5.3**	mg/L	1.0	0.50	1		03/06/24 02:55	14808-79-8	

REPORT OF LABORATORY ANALYSIS

This report shall not be reproduced, except in full,
without the written consent of Pace Analytical Services, LLC.

Pace Analytical Services, LLC
9800 Kincey Ave. Suite 100
Huntersville, NC 28078
(704)875-9092

ANALYTICAL RESULTS

Project: Bowen LF Cells 5-8 BG Event #5
Pace Project No.: 92716305

Sample: BOW-GWC-31 **Lab ID: 92716305020** Collected: 03/01/24 11:27 Received: 03/05/24 09:20 Matrix: Water

Parameters	Results	Units	Report Limit	MDL	DF	Prepared	Analyzed	CAS No.	Qual
6010D ATL ICP	Analytical Method: EPA 6010D Preparation Method: EPA 3010A Pace Analytical Services - Peachtree Corners, GA								
Iron	**0.75**	mg/L	0.040	0.025	1	03/06/24 19:40	03/08/24 20:49	7439-89-6	
Manganese	**0.21**	mg/L	0.040	0.011	1	03/06/24 19:40	03/08/24 20:49	7439-96-5	
Zinc	ND	mg/L	0.020	0.0085	1	03/06/24 19:40	03/08/24 20:49	7440-66-6	
Potassium	**0.97**	mg/L	0.50	0.15	1	03/06/24 19:40	03/08/24 20:49	7440-09-7	
Calcium	**39.5**	mg/L	1.0	0.12	1	03/06/24 19:40	03/08/24 20:49	7440-70-2	
Magnesium	**25.5**	mg/L	0.050	0.012	1	03/06/24 19:40	03/08/24 20:49	7439-95-4	
Sodium	**2.0**	mg/L	1.0	0.58	1	03/06/24 19:40	03/13/24 14:28	7440-23-5	
6020 MET ICPMS	Analytical Method: EPA 6020B Preparation Method: EPA 3005A Pace Analytical Services - Peachtree Corners, GA								
Antimony	ND	mg/L	0.0030	0.00054	1	03/07/24 09:00	03/13/24 16:01	7440-36-0	
Arsenic	ND	mg/L	0.0050	0.00084	1	03/07/24 09:00	03/13/24 16:01	7440-38-2	
Barium	**0.072**	mg/L	0.0050	0.00047	1	03/07/24 09:00	03/13/24 16:01	7440-39-3	
Beryllium	ND	mg/L	0.00050	0.000094	1	03/07/24 09:00	03/13/24 16:01	7440-41-7	
Boron	ND	mg/L	0.040	0.012	1	03/07/24 09:00	03/14/24 14:44	7440-42-8	
Cadmium	ND	mg/L	0.00050	0.00010	1	03/07/24 09:00	03/13/24 16:01	7440-43-9	
Chromium	ND	mg/L	0.0050	0.0019	1	03/07/24 09:00	03/13/24 16:01	7440-47-3	
Cobalt	**0.00066J**	mg/L	0.0050	0.00032	1	03/07/24 09:00	03/13/24 16:01	7440-48-4	
Copper	ND	mg/L	0.0050	0.00043	1	03/07/24 09:00	03/13/24 16:01	7440-50-8	
Lead	ND	mg/L	0.0010	0.00016	1	03/07/24 09:00	03/13/24 16:01	7439-92-1	
Lithium	ND	mg/L	0.030	0.0016	1	03/07/24 09:00	03/13/24 16:01	7439-93-2	
Molybdenum	**0.010**	mg/L	0.010	0.00062	1	03/07/24 09:00	03/13/24 16:01	7439-98-7	
Nickel	ND	mg/L	0.0050	0.0021	1	03/07/24 09:00	03/13/24 16:01	7440-02-0	
Selenium	ND	mg/L	0.0050	0.00096	1	03/07/24 09:00	03/13/24 16:01	7782-49-2	
Silver	ND	mg/L	0.0050	0.00031	1	03/07/24 09:00	03/13/24 16:01	7440-22-4	
Thallium	ND	mg/L	0.0010	0.00038	1	03/07/24 09:00	03/13/24 16:01	7440-28-0	
Vanadium	ND	mg/L	0.010	0.00075	1	03/07/24 09:00	03/13/24 16:01	7440-62-2	
7470 Mercury	Analytical Method: EPA 7470A Preparation Method: EPA 7470A Pace Analytical Services - Peachtree Corners, GA								
Mercury	ND	mg/L	0.00020	0.00013	1	03/15/24 08:00	03/15/24 12:49	7439-97-6	
2320B Alkalinity	Analytical Method: SM 2320B-2011 Pace Analytical Services - Asheville								
Alkalinity,Bicarbonate (CaCO3)	**214**	mg/L	5.0	5.0	1		03/09/24 06:51		
Alkalinity,Carbonate (CaCO3)	ND	mg/L	5.0	5.0	1		03/09/24 06:51		
Alkalinity, Total as CaCO3	**214**	mg/L	5.0	5.0	1		03/09/24 06:51		
2540C Total Dissolved Solids	Analytical Method: SM 2540C-2015 Pace Analytical Services - Asheville								
Total Dissolved Solids	**206**	mg/L	25.0	25.0	1		03/06/24 00:07		

REPORT OF LABORATORY ANALYSIS

This report shall not be reproduced, except in full,
without the written consent of Pace Analytical Services, LLC.

Pace Analytical Services, LLC
9800 Kincey Ave. Suite 100
Huntersville, NC 28078
(704)875-9092

ANALYTICAL RESULTS

Project: Bowen LF Cells 5-8 BG Event #5
Pace Project No.: 92716305

Sample: BOW-GWC-31 **Lab ID: 92716305020** Collected: 03/01/24 11:27 Received: 03/05/24 09:20 Matrix: Water

Parameters	Results	Units	Report Limit	MDL	DF	Prepared	Analyzed	CAS No.	Qual
300.0 IC Anions 28 Days	Analytical Method: EPA 300.0 Rev 2.1 1993 Pace Analytical Services - Asheville								
Chloride	**3.6**	mg/L	1.0	0.60	1		03/06/24 03:10	16887-00-6	
Fluoride	**0.056J**	mg/L	0.10	0.050	1		03/06/24 03:10	16984-48-8	
Sulfate	**3.3**	mg/L	1.0	0.50	1		03/06/24 03:10	14808-79-8	

This report shall not be reproduced, except in full,
without the written consent of Pace Analytical Services, LLC.

Pace Analytical Services, LLC
9800 Kincey Ave. Suite 100
Huntersville, NC 28078
(704)875-9092

QUALITY CONTROL DATA

Project: Bowen LF Cells 5-8 BG Event #5
Pace Project No.: 92716305

QC Batch: 836273
QC Batch Method: EPA 3010A
Analysis Method: EPA 6010D
Analysis Description: 6010D ATL
Laboratory: Pace Analytical Services - Peachtree Corners, GA
Associated Lab Samples: 92716305001, 92716305002, 92716305003, 92716305004, 92716305005, 92716305006, 92716305007, 92716305008, 92716305009, 92716305010

METHOD BLANK: 4320287 Matrix: Water
Associated Lab Samples: 92716305001, 92716305002, 92716305003, 92716305004, 92716305005, 92716305006, 92716305007, 92716305008, 92716305009, 92716305010

Parameter	Units	Blank Result	Reporting Limit	MDL	Analyzed	Qualifiers
Calcium	mg/L	ND	1.0	0.12	03/05/24 16:37	
Iron	mg/L	ND	0.040	0.025	03/05/24 16:37	
Magnesium	mg/L	ND	0.050	0.012	03/05/24 16:37	
Manganese	mg/L	ND	0.040	0.011	03/05/24 16:37	
Potassium	mg/L	ND	0.50	0.15	03/05/24 16:37	
Sodium	mg/L	ND	1.0	0.58	03/05/24 16:37	
Zinc	mg/L	ND	0.020	0.0085	03/05/24 16:37	

LABORATORY CONTROL SAMPLE: 4320288

Parameter	Units	Spike Conc.	LCS Result	LCS % Rec	% Rec Limits	Qualifiers
Calcium	mg/L	1	0.99J	99	80-120	
Iron	mg/L	1	1.0	100	80-120	
Magnesium	mg/L	1	1.0	103	80-120	
Manganese	mg/L	1	1.0	101	80-120	
Potassium	mg/L	1	0.87	87	80-120	
Sodium	mg/L	1	1.0	101	80-120	
Zinc	mg/L	1	1.0	103	80-120	

MATRIX SPIKE & MATRIX SPIKE DUPLICATE: 4320289 4320290

Parameter	Units	92716305003 Result	MS Spike Conc.	MSD Spike Conc.	MS Result	MSD Result	MS % Rec	MSD % Rec	% Rec Limits	RPD	Max RPD	Qual
Calcium	mg/L	30.9	1	1	32.7	31.1	174	17	75-125	5	20	
Iron	mg/L	0.21	1	1	1.2	1.2	100	99	75-125	1	20	
Magnesium	mg/L	16.6	1	1	18.0	17.3	134	61	75-125	4	20	
Manganese	mg/L	0.040	1	1	1.1	1.0	102	99	75-125	3	20	
Potassium	mg/L	0.68	1	1	1.7	1.7	101	100	75-125	1	20	
Sodium	mg/L	6.0	1	1	7.1	6.8	108	83	75-125	4	20	
Zinc	mg/L	ND	1	1	1.0	1.0	103	101	75-125	3	20	

Results presented on this page are in the units indicated by the "Units" column except where an alternate unit is presented to the right of the result.

REPORT OF LABORATORY ANALYSIS

This report shall not be reproduced, except in full,
without the written consent of Pace Analytical Services, LLC.

Pace Analytical Services, LLC
9800 Kincey Ave. Suite 100
Huntersville, NC 28078
(704)875-9092

QUALITY CONTROL DATA

Project: Bowen LF Cells 5-8 BG Event #5
Pace Project No.: 92716305

QC Batch: 837201
QC Batch Method: EPA 3010A
Analysis Method: EPA 6010D
Analysis Description: 6010D ATL
Laboratory: Pace Analytical Services - Peachtree Corners, GA
Associated Lab Samples: 92716305011, 92716305012, 92716305013, 92716305014, 92716305015, 92716305016, 92716305017, 92716305018, 92716305019, 92716305020

METHOD BLANK: 4324952 Matrix: Water
Associated Lab Samples: 92716305011, 92716305012, 92716305013, 92716305014, 92716305015, 92716305016, 92716305017, 92716305018, 92716305019, 92716305020

Parameter	Units	Blank Result	Reporting Limit	MDL	Analyzed	Qualifiers
Calcium	mg/L	ND	1.0	0.12	03/08/24 20:00	
Iron	mg/L	ND	0.040	0.025	03/08/24 20:00	
Magnesium	mg/L	0.019J	0.050	0.012	03/08/24 20:00	
Manganese	mg/L	ND	0.040	0.011	03/08/24 20:00	
Potassium	mg/L	ND	0.50	0.15	03/12/24 15:42	
Sodium	mg/L	ND	1.0	0.58	03/12/24 15:42	
Zinc	mg/L	ND	0.020	0.0085	03/08/24 20:00	

LABORATORY CONTROL SAMPLE: 4324953

Parameter	Units	Spike Conc.	LCS Result	LCS % Rec	% Rec Limits	Qualifiers
Calcium	mg/L	1	1.0	103	80-120	
Iron	mg/L	1	1.1	106	80-120	
Magnesium	mg/L	1	1.1	110	80-120	
Manganese	mg/L	1	0.99	99	80-120	
Potassium	mg/L	1	1.1	108	80-120	
Sodium	mg/L	1	1.0	100	80-120	
Zinc	mg/L	1	0.99	99	80-120	

MATRIX SPIKE & MATRIX SPIKE DUPLICATE: 4324954 4324955

Parameter	Units	92716305014 Result	MS Spike Conc.	MSD Spike Conc.	MS Result	MSD Result	MS % Rec	MSD % Rec	% Rec Limits	RPD	Max RPD	Qual
Calcium	mg/L	ND	1	1	1.0	1.0	105	101	75-125	3	20	
Iron	mg/L	ND	1	1	1.1	1.0	106	104	75-125	2	20	
Magnesium	mg/L	ND	1	1	1.1	1.1	105	108	75-125	3	20	
Manganese	mg/L	ND	1	1	1.0	0.96	101	96	75-125	5	20	
Potassium	mg/L	ND	1	1	1.0	1.1	98	104	75-125	5	20	
Sodium	mg/L	ND	1	1	1.0	1.0	100	104	75-125	3	20	
Zinc	mg/L	ND	1	1	1.1	0.94	107	94	75-125	12	20	

Results presented on this page are in the units indicated by the "Units" column except where an alternate unit is presented to the right of the result.

REPORT OF LABORATORY ANALYSIS

This report shall not be reproduced, except in full,
without the written consent of Pace Analytical Services, LLC.

Pace Analytical Services, LLC
9800 Kincey Ave. Suite 100
Huntersville, NC 28078
(704)875-9092

QUALITY CONTROL DATA

Project: Bowen LF Cells 5-8 BG Event #5
Pace Project No.: 92716305

QC Batch: 836338
QC Batch Method: EPA 3005A
Analysis Method: EPA 6020B
Analysis Description: 6020 MET
Laboratory: Pace Analytical Services - Peachtree Corners, GA
Associated Lab Samples: 92716305001, 92716305002, 92716305003, 92716305004, 92716305005, 92716305006, 92716305007, 92716305008, 92716305009, 92716305010

METHOD BLANK: 4320444 Matrix: Water
Associated Lab Samples: 92716305001, 92716305002, 92716305003, 92716305004, 92716305005, 92716305006, 92716305007, 92716305008, 92716305009, 92716305010

Parameter	Units	Blank Result	Reporting Limit	MDL	Analyzed	Qualifiers
Antimony	mg/L	ND	0.0030	0.00054	03/11/24 15:49	
Arsenic	mg/L	ND	0.0050	0.00084	03/11/24 15:49	
Barium	mg/L	ND	0.0050	0.00047	03/11/24 15:49	
Beryllium	mg/L	ND	0.00050	0.000094	03/11/24 15:49	
Boron	mg/L	ND	0.040	0.012	03/11/24 15:49	
Cadmium	mg/L	ND	0.00050	0.00010	03/11/24 15:49	
Chromium	mg/L	ND	0.0050	0.0019	03/11/24 15:49	
Cobalt	mg/L	ND	0.0050	0.00032	03/11/24 15:49	
Copper	mg/L	ND	0.0050	0.00043	03/11/24 15:49	
Lead	mg/L	ND	0.0010	0.00016	03/11/24 15:49	
Lithium	mg/L	ND	0.030	0.0016	03/11/24 15:49	
Molybdenum	mg/L	ND	0.010	0.00062	03/11/24 15:49	
Nickel	mg/L	ND	0.0050	0.0021	03/11/24 15:49	
Selenium	mg/L	ND	0.0050	0.00096	03/11/24 15:49	
Silver	mg/L	ND	0.0050	0.00031	03/11/24 15:49	
Thallium	mg/L	ND	0.0010	0.00038	03/11/24 15:49	
Vanadium	mg/L	ND	0.010	0.00075	03/11/24 15:49	

LABORATORY CONTROL SAMPLE: 4320445

Parameter	Units	Spike Conc.	LCS Result	LCS % Rec	% Rec Limits	Qualifiers
Antimony	mg/L	0.1	0.11	106	80-120	
Arsenic	mg/L	0.1	0.10	101	80-120	
Barium	mg/L	0.1	0.10	102	80-120	
Beryllium	mg/L	0.1	0.10	101	80-120	
Boron	mg/L	1	1.0	101	80-120	
Cadmium	mg/L	0.1	0.10	101	80-120	
Chromium	mg/L	0.1	0.10	102	80-120	
Cobalt	mg/L	0.1	0.10	101	80-120	
Copper	mg/L	0.1	0.10	103	80-120	
Lead	mg/L	0.1	0.099	99	80-120	
Lithium	mg/L	0.1	0.10	100	80-120	
Molybdenum	mg/L	0.1	0.097	97	80-120	
Nickel	mg/L	0.1	0.10	102	80-120	
Selenium	mg/L	0.1	0.10	100	80-120	
Silver	mg/L	0.1	0.10	103	80-120	
Thallium	mg/L	0.1	0.097	97	80-120	

Results presented on this page are in the units indicated by the "Units" column except where an alternate unit is presented to the right of the result.

REPORT OF LABORATORY ANALYSIS

This report shall not be reproduced, except in full,
without the written consent of Pace Analytical Services, LLC.

Pace Analytical Services, LLC
9800 Kincey Ave. Suite 100
Huntersville, NC 28078
(704)875-9092

QUALITY CONTROL DATA

Project: Bowen LF Cells 5-8 BG Event #5
Pace Project No.: 92716305

LABORATORY CONTROL SAMPLE: 4320445

Parameter	Units	Spike Conc.	LCS Result	LCS % Rec	% Rec Limits	Qualifiers
Vanadium	mg/L	0.1	0.10	103	80-120	

MATRIX SPIKE & MATRIX SPIKE DUPLICATE: 4320446 4320447

Parameter	Units	92716305008 Result	MS Spike Conc.	MSD Spike Conc.	MS Result	MSD Result	MS % Rec	MSD % Rec	% Rec Limits	RPD	Max RPD	Qual
Antimony	mg/L	ND	0.1	0.1	0.11	0.10	107	104	75-125	3	20	
Arsenic	mg/L	ND	0.1	0.1	0.10	0.095	101	95	75-125	6	20	
Barium	mg/L	0.023	0.1	0.1	0.13	0.12	106	102	75-125	3	20	
Beryllium	mg/L	ND	0.1	0.1	0.096	0.094	96	94	75-125	2	20	
Boron	mg/L	ND	1	1	0.92	0.95	92	94	75-125	3	20	
Cadmium	mg/L	ND	0.1	0.1	0.097	0.098	97	98	75-125	1	20	
Chromium	mg/L	ND	0.1	0.1	0.10	0.095	99	95	75-125	5	20	
Cobalt	mg/L	ND	0.1	0.1	0.094	0.092	94	92	75-125	2	20	
Copper	mg/L	ND	0.1	0.1	0.095	0.092	95	92	75-125	3	20	
Lead	mg/L	ND	0.1	0.1	0.098	0.095	98	95	75-125	3	20	
Lithium	mg/L	ND	0.1	0.1	0.095	0.093	95	93	75-125	2	20	
Molybdenum	mg/L	0.00088J	0.1	0.1	0.10	0.099	100	99	75-125	1	20	
Nickel	mg/L	ND	0.1	0.1	0.094	0.092	94	92	75-125	2	20	
Selenium	mg/L	ND	0.1	0.1	0.099	0.093	99	93	75-125	6	20	
Silver	mg/L	ND	0.1	0.1	0.098	0.096	98	96	75-125	2	20	
Thallium	mg/L	ND	0.1	0.1	0.098	0.094	98	94	75-125	3	20	
Vanadium	mg/L	ND	0.1	0.1	0.099	0.097	99	97	75-125	2	20	

Results presented on this page are in the units indicated by the "Units" column except where an alternate unit is presented to the right of the result.

REPORT OF LABORATORY ANALYSIS

This report shall not be reproduced, except in full,
without the written consent of Pace Analytical Services, LLC.

Pace Analytical Services, LLC
9800 Kincey Ave. Suite 100
Huntersville, NC 28078
(704)875-9092

QUALITY CONTROL DATA

Project: Bowen LF Cells 5-8 BG Event #5
Pace Project No.: 92716305

QC Batch: 837212
QC Batch Method: EPA 3005A
Analysis Method: EPA 6020B
Analysis Description: 6020 MET
Laboratory: Pace Analytical Services - Peachtree Corners, GA
Associated Lab Samples: 92716305011, 92716305012, 92716305013, 92716305014, 92716305015, 92716305016, 92716305017, 92716305018, 92716305019, 92716305020

METHOD BLANK: 4325155 Matrix: Water
Associated Lab Samples: 92716305011, 92716305012, 92716305013, 92716305014, 92716305015, 92716305016, 92716305017, 92716305018, 92716305019, 92716305020

Parameter	Units	Blank Result	Reporting Limit	MDL	Analyzed	Qualifiers
Antimony	mg/L	ND	0.0030	0.00054	03/13/24 14:40	
Arsenic	mg/L	ND	0.0050	0.00084	03/13/24 14:40	
Barium	mg/L	ND	0.0050	0.00047	03/13/24 14:40	
Beryllium	mg/L	ND	0.00050	0.000094	03/13/24 14:40	
Boron	mg/L	ND	0.040	0.012	03/13/24 14:40	
Cadmium	mg/L	ND	0.00050	0.00010	03/13/24 14:40	
Chromium	mg/L	ND	0.0050	0.0019	03/13/24 14:40	
Cobalt	mg/L	ND	0.0050	0.00032	03/13/24 14:40	
Copper	mg/L	ND	0.0050	0.00043	03/13/24 14:40	
Lead	mg/L	ND	0.0010	0.00016	03/13/24 14:40	
Lithium	mg/L	ND	0.030	0.0016	03/13/24 14:40	
Molybdenum	mg/L	ND	0.010	0.00062	03/13/24 14:40	
Nickel	mg/L	ND	0.0050	0.0021	03/13/24 14:40	
Selenium	mg/L	ND	0.0050	0.00096	03/13/24 14:40	
Silver	mg/L	ND	0.0050	0.00031	03/13/24 14:40	
Thallium	mg/L	ND	0.0010	0.00038	03/13/24 14:40	
Vanadium	mg/L	ND	0.010	0.00075	03/13/24 14:40	

LABORATORY CONTROL SAMPLE: 4325156

Parameter	Units	Spike Conc.	LCS Result	LCS % Rec	% Rec Limits	Qualifiers
Antimony	mg/L	0.1	0.11	106	80-120	
Arsenic	mg/L	0.1	0.099	99	80-120	
Barium	mg/L	0.1	0.10	103	80-120	
Beryllium	mg/L	0.1	0.093	93	80-120	
Boron	mg/L	1	0.90	90	80-120	
Cadmium	mg/L	0.1	0.099	99	80-120	
Chromium	mg/L	0.1	0.095	95	80-120	
Cobalt	mg/L	0.1	0.095	95	80-120	
Copper	mg/L	0.1	0.096	96	80-120	
Lead	mg/L	0.1	0.10	104	80-120	
Lithium	mg/L	0.1	0.094	94	80-120	
Molybdenum	mg/L	0.1	0.098	98	80-120	
Nickel	mg/L	0.1	0.096	96	80-120	
Selenium	mg/L	0.1	0.099	99	80-120	
Silver	mg/L	0.1	0.10	104	80-120	
Thallium	mg/L	0.1	0.10	100	80-120	

Results presented on this page are in the units indicated by the "Units" column except where an alternate unit is presented to the right of the result.

REPORT OF LABORATORY ANALYSIS

This report shall not be reproduced, except in full,
without the written consent of Pace Analytical Services, LLC.

Pace Analytical Services, LLC
9800 Kincey Ave. Suite 100
Huntersville, NC 28078
(704)875-9092

QUALITY CONTROL DATA

Project: Bowen LF Cells 5-8 BG Event #5
Pace Project No.: 92716305

LABORATORY CONTROL SAMPLE: 4325156

Parameter	Units	Spike Conc.	LCS Result	LCS % Rec	% Rec Limits	Qualifiers
Vanadium	mg/L	0.1	0.095	95	80-120	

MATRIX SPIKE & MATRIX SPIKE DUPLICATE: 4325157 4325158

Parameter	Units	92716305011 Result	MS Spike Conc.	MSD Spike Conc.	MS Result	MSD Result	MS % Rec	MSD % Rec	% Rec Limits	RPD	Max RPD	Qual
Antimony	mg/L	ND	0.1	0.1	0.10	0.10	102	103	75-125	0	20	
Arsenic	mg/L	ND	0.1	0.1	0.098	0.098	98	98	75-125	1	20	
Barium	mg/L	0.0015J	0.1	0.1	0.10	0.10	100	100	75-125	0	20	
Beryllium	mg/L	ND	0.1	0.1	0.093	0.092	93	92	75-125	1	20	
Boron	mg/L	ND	1	1	0.89	0.90	88	89	75-125	0	20	
Cadmium	mg/L	ND	0.1	0.1	0.099	0.096	99	96	75-125	3	20	
Chromium	mg/L	ND	0.1	0.1	0.095	0.093	95	93	75-125	2	20	
Cobalt	mg/L	ND	0.1	0.1	0.094	0.091	94	91	75-125	3	20	
Copper	mg/L	ND	0.1	0.1	0.093	0.090	93	90	75-125	4	20	
Lead	mg/L	ND	0.1	0.1	0.10	0.10	100	100	75-125	1	20	
Lithium	mg/L	ND	0.1	0.1	0.094	0.092	94	92	75-125	2	20	
Molybdenum	mg/L	0.00066J	0.1	0.1	0.096	0.098	96	97	75-125	2	20	
Nickel	mg/L	ND	0.1	0.1	0.093	0.092	93	92	75-125	1	20	
Selenium	mg/L	ND	0.1	0.1	0.097	0.098	97	97	75-125	1	20	
Silver	mg/L	ND	0.1	0.1	0.097	0.098	97	98	75-125	1	20	
Thallium	mg/L	ND	0.1	0.1	0.096	0.097	96	97	75-125	0	20	
Vanadium	mg/L	ND	0.1	0.1	0.097	0.094	97	94	75-125	3	20	

Results presented on this page are in the units indicated by the "Units" column except where an alternate unit is presented to the right of the result.

REPORT OF LABORATORY ANALYSIS

This report shall not be reproduced, except in full,
without the written consent of Pace Analytical Services, LLC.

Pace Analytical Services, LLC
9800 Kincey Ave. Suite 100
Huntersville, NC 28078
(704)875-9092

QUALITY CONTROL DATA

Project: Bowen LF Cells 5-8 BG Event #5
Pace Project No.: 92716305

QC Batch: 839228
QC Batch Method: EPA 7470A
Analysis Method: EPA 7470A
Analysis Description: 7470 Mercury
Laboratory: Pace Analytical Services - Peachtree Corners, GA
Associated Lab Samples: 92716305001, 92716305002, 92716305003, 92716305004, 92716305005, 92716305006, 92716305007, 92716305008, 92716305009, 92716305010, 92716305011, 92716305012, 92716305013, 92716305014, 92716305015, 92716305016, 92716305017, 92716305018, 92716305019, 92716305020

METHOD BLANK: 4335078
Matrix: Water
Associated Lab Samples: 92716305001, 92716305002, 92716305003, 92716305004, 92716305005, 92716305006, 92716305007, 92716305008, 92716305009, 92716305010, 92716305011, 92716305012, 92716305013, 92716305014, 92716305015, 92716305016, 92716305017, 92716305018, 92716305019, 92716305020

Parameter	Units	Blank Result	Reporting Limit	MDL	Analyzed	Qualifiers
Mercury	mg/L	ND	0.00020	0.00013	03/15/24 11:15	

LABORATORY CONTROL SAMPLE: 4335079

Parameter	Units	Spike Conc.	LCS Result	LCS % Rec	% Rec Limits	Qualifiers
Mercury	mg/L	0.0025	0.0028	111	80-120	

MATRIX SPIKE & MATRIX SPIKE DUPLICATE: 4335080 4335081

Parameter	Units	92716305001 Result	MS Spike Conc.	MSD Spike Conc.	MS Result	MSD Result	MS % Rec	MSD % Rec	% Rec Limits	RPD	Max RPD	Qual
Mercury	mg/L	ND	0.0025	0.0025	0.0028	0.0024	112	94	75-125	17	20	

Results presented on this page are in the units indicated by the "Units" column except where an alternate unit is presented to the right of the result.

REPORT OF LABORATORY ANALYSIS

This report shall not be reproduced, except in full,
without the written consent of Pace Analytical Services, LLC.

Pace Analytical Services, LLC
9800 Kincey Ave. Suite 100
Huntersville, NC 28078
(704)875-9092

QUALITY CONTROL DATA

Project: Bowen LF Cells 5-8 BG Event #5
Pace Project No.: 92716305

QC Batch: 837369
QC Batch Method: SM 2320B-2011
Analysis Method: SM 2320B-2011
Analysis Description: 2320B Alkalinity
Laboratory: Pace Analytical Services - Asheville
Associated Lab Samples: 92716305001, 92716305002, 92716305003

METHOD BLANK: 4325760 Matrix: Water
Associated Lab Samples: 92716305001, 92716305002, 92716305003

Parameter	Units	Blank Result	Reporting Limit	MDL	Analyzed	Qualifiers
Alkalinity, Total as CaCO3	mg/L	ND	5.0	5.0	03/07/24 18:06	
Alkalinity,Bicarbonate (CaCO3)	mg/L	ND	5.0	5.0	03/07/24 18:06	
Alkalinity,Carbonate (CaCO3)	mg/L	ND	5.0	5.0	03/07/24 18:06	

LABORATORY CONTROL SAMPLE: 4325761

Parameter	Units	Spike Conc.	LCS Result	LCS % Rec	% Rec Limits	Qualifiers
Alkalinity, Total as CaCO3	mg/L	50	51.3	103	80-120	

LABORATORY CONTROL SAMPLE: 4325762

Parameter	Units	Spike Conc.	LCS Result	LCS % Rec	% Rec Limits	Qualifiers
Alkalinity, Total as CaCO3	mg/L	50	53.0	106	80-120	

MATRIX SPIKE & MATRIX SPIKE DUPLICATE: 4325763 4325764

Parameter	Units	92715157020 Result	MS Spike Conc.	MSD Spike Conc.	MS Result	MSD Result	MS % Rec	MSD % Rec	% Rec Limits	RPD	Max RPD	Qual
Alkalinity, Total as CaCO3	mg/L	166	50	50	213	212	94	92	80-120	0	25	

MATRIX SPIKE & MATRIX SPIKE DUPLICATE: 4325765 4325766

Parameter	Units	92715157021 Result	MS Spike Conc.	MSD Spike Conc.	MS Result	MSD Result	MS % Rec	MSD % Rec	% Rec Limits	RPD	Max RPD	Qual
Alkalinity, Total as CaCO3	mg/L	55.8	50	50	97.9	98.7	84	86	80-120	1	25	

Results presented on this page are in the units indicated by the "Units" column except where an alternate unit is presented to the right of the result.

REPORT OF LABORATORY ANALYSIS

This report shall not be reproduced, except in full,
without the written consent of Pace Analytical Services, LLC.

Pace Analytical Services, LLC
9800 Kincey Ave. Suite 100
Huntersville, NC 28078
(704)875-9092

QUALITY CONTROL DATA

Project: Bowen LF Cells 5-8 BG Event #5
Pace Project No.: 92716305

QC Batch: 837370 | Analysis Method: SM 2320B-2011
QC Batch Method: SM 2320B-2011 | Analysis Description: 2320B Alkalinity
Laboratory: Pace Analytical Services - Asheville
Associated Lab Samples: 92716305004, 92716305005, 92716305006, 92716305007, 92716305008, 92716305009, 92716305010

METHOD BLANK: 4325776 Matrix: Water
Associated Lab Samples: 92716305004, 92716305005, 92716305006, 92716305007, 92716305008, 92716305009, 92716305010

Parameter	Units	Blank Result	Reporting Limit	MDL	Analyzed	Qualifiers
Alkalinity, Total as CaCO3	mg/L	ND	5.0	5.0	03/07/24 13:54	
Alkalinity,Bicarbonate (CaCO3)	mg/L	ND	5.0	5.0	03/07/24 13:54	
Alkalinity,Carbonate (CaCO3)	mg/L	ND	5.0	5.0	03/07/24 13:54	

LABORATORY CONTROL SAMPLE: 4325777

Parameter	Units	Spike Conc.	LCS Result	LCS % Rec	% Rec Limits	Qualifiers
Alkalinity, Total as CaCO3	mg/L	50	51.0	102	80-120	

LABORATORY CONTROL SAMPLE: 4325778

Parameter	Units	Spike Conc.	LCS Result	LCS % Rec	% Rec Limits	Qualifiers
Alkalinity, Total as CaCO3	mg/L	50	53.6	107	80-120	

MATRIX SPIKE & MATRIX SPIKE DUPLICATE: 4325779 4325780

Parameter	Units	92717287001 Result	MS Spike Conc.	MSD Spike Conc.	MS Result	MSD Result	MS % Rec	MSD % Rec	% Rec Limits	RPD	Max RPD	Qual
Alkalinity, Total as CaCO3	mg/L	72.2	50	50	123	125	101	105	80-120	1	25	

MATRIX SPIKE & MATRIX SPIKE DUPLICATE: 4325781 4325782

Parameter	Units	92717287006 Result	MS Spike Conc.	MSD Spike Conc.	MS Result	MSD Result	MS % Rec	MSD % Rec	% Rec Limits	RPD	Max RPD	Qual
Alkalinity, Total as CaCO3	mg/L	69.2	50	50	105	104	72	70	80-120	1	25	M1

Results presented on this page are in the units indicated by the "Units" column except where an alternate unit is presented to the right of the result.

REPORT OF LABORATORY ANALYSIS

This report shall not be reproduced, except in full,
without the written consent of Pace Analytical Services, LLC.

Pace Analytical Services, LLC
9800 Kincey Ave. Suite 100
Huntersville, NC 28078
(704)875-9092

QUALITY CONTROL DATA

Project: Bowen LF Cells 5-8 BG Event #5
Pace Project No.: 92716305

QC Batch: 837741
QC Batch Method: SM 2320B-2011
Analysis Method: SM 2320B-2011
Analysis Description: 2320B Alkalinity
Laboratory: Pace Analytical Services - Asheville
Associated Lab Samples: 92716305018, 92716305019, 92716305020

METHOD BLANK: 4327625 Matrix: Water
Associated Lab Samples: 92716305018, 92716305019, 92716305020

Parameter	Units	Blank Result	Reporting Limit	MDL	Analyzed	Qualifiers
Alkalinity, Total as CaCO3	mg/L	ND	5.0	5.0	03/08/24 15:38	
Alkalinity,Bicarbonate (CaCO3)	mg/L	ND	5.0	5.0	03/08/24 15:38	
Alkalinity,Carbonate (CaCO3)	mg/L	ND	5.0	5.0	03/08/24 15:38	

LABORATORY CONTROL SAMPLE: 4327626

Parameter	Units	Spike Conc.	LCS Result	LCS % Rec	% Rec Limits	Qualifiers
Alkalinity, Total as CaCO3	mg/L	50	51.9	104	80-120	

LABORATORY CONTROL SAMPLE: 4327627

Parameter	Units	Spike Conc.	LCS Result	LCS % Rec	% Rec Limits	Qualifiers
Alkalinity, Total as CaCO3	mg/L	50	52.4	105	80-120	

MATRIX SPIKE & MATRIX SPIKE DUPLICATE: 4327628 4327629

Parameter	Units	92717610001 Result	MS Spike Conc.	MSD Spike Conc.	MS Result	MSD Result	MS % Rec	MSD % Rec	% Rec Limits	RPD	Max RPD	Qual
Alkalinity, Total as CaCO3	mg/L	63.8	50	50	112	114	97	101	80-120	2	25	

MATRIX SPIKE & MATRIX SPIKE DUPLICATE: 4327630 4327631

Parameter	Units	92717610002 Result	MS Spike Conc.	MSD Spike Conc.	MS Result	MSD Result	MS % Rec	MSD % Rec	% Rec Limits	RPD	Max RPD	Qual
Alkalinity, Total as CaCO3	mg/L	88.3	50	50	141	149	104	122	80-120	6	25	M1

Results presented on this page are in the units indicated by the "Units" column except where an alternate unit is presented to the right of the result.

REPORT OF LABORATORY ANALYSIS

This report shall not be reproduced, except in full,
without the written consent of Pace Analytical Services, LLC.

Pace Analytical Services, LLC
9800 Kincey Ave. Suite 100
Huntersville, NC 28078
(704)875-9092

QUALITY CONTROL DATA

Project: Bowen LF Cells 5-8 BG Event #5
Pace Project No.: 92716305

QC Batch: 838653 | Analysis Method: SM 2320B-2011
QC Batch Method: SM 2320B-2011 | Analysis Description: 2320B Alkalinity
Laboratory: Pace Analytical Services - Asheville
Associated Lab Samples: 92716305011, 92716305012, 92716305013, 92716305014, 92716305015, 92716305016, 92716305017

METHOD BLANK: 4331824 Matrix: Water
Associated Lab Samples: 92716305011, 92716305012, 92716305013, 92716305014, 92716305015, 92716305016, 92716305017

Parameter	Units	Blank Result	Reporting Limit	MDL	Analyzed	Qualifiers
Alkalinity, Total as CaCO3	mg/L	ND	5.0	5.0	03/14/24 12:37	
Alkalinity,Bicarbonate (CaCO3)	mg/L	ND	5.0	5.0	03/14/24 12:37	
Alkalinity,Carbonate (CaCO3)	mg/L	ND	5.0	5.0	03/14/24 12:37	

LABORATORY CONTROL SAMPLE: 4331825

Parameter	Units	Spike Conc.	LCS Result	LCS % Rec	% Rec Limits	Qualifiers
Alkalinity, Total as CaCO3	mg/L	50	51.7	103	80-120	

LABORATORY CONTROL SAMPLE: 4331826

Parameter	Units	Spike Conc.	LCS Result	LCS % Rec	% Rec Limits	Qualifiers
Alkalinity, Total as CaCO3	mg/L	50	53.0	106	80-120	

MATRIX SPIKE & MATRIX SPIKE DUPLICATE: 4331827 4331828

Parameter	Units	92717560002 Result	MS Spike Conc.	MSD Spike Conc.	MS Result	MSD Result	MS % Rec	MSD % Rec	% Rec Limits	RPD	Max RPD	Qual
Alkalinity, Total as CaCO3	mg/L	107	50	50	159	158	103	103	80-120	0	25	

MATRIX SPIKE & MATRIX SPIKE DUPLICATE: 4331829 4331830

Parameter	Units	92717962001 Result	MS Spike Conc.	MSD Spike Conc.	MS Result	MSD Result	MS % Rec	MSD % Rec	% Rec Limits	RPD	Max RPD	Qual
Alkalinity, Total as CaCO3	mg/L	79.3	50	50	115	113	72	68	80-120	2	25	M1

Results presented on this page are in the units indicated by the "Units" column except where an alternate unit is presented to the right of the result.

REPORT OF LABORATORY ANALYSIS

This report shall not be reproduced, except in full,
without the written consent of Pace Analytical Services, LLC.

Pace Analytical Services, LLC
9800 Kincey Ave. Suite 100
Huntersville, NC 28078
(704)875-9092

QUALITY CONTROL DATA

Project: Bowen LF Cells 5-8 BG Event #5
Pace Project No.: 92716305

QC Batch: 836701 | Analysis Method: SM 2540C-2015
QC Batch Method: SM 2540C-2015 | Analysis Description: 2540C Total Dissolved Solids
Laboratory: Pace Analytical Services - Asheville
Associated Lab Samples: 92716305001, 92716305002, 92716305003, 92716305004, 92716305005, 92716305006, 92716305007, 92716305008, 92716305009, 92716305010

METHOD BLANK: 4321652 Matrix: Water
Associated Lab Samples: 92716305001, 92716305002, 92716305003, 92716305004, 92716305005, 92716305006, 92716305007, 92716305008, 92716305009, 92716305010

Parameter	Units	Blank Result	Reporting Limit	MDL	Analyzed	Qualifiers
Total Dissolved Solids	mg/L	ND	25.0	25.0	03/05/24 10:50	

LABORATORY CONTROL SAMPLE: 4321653

Parameter	Units	Spike Conc.	LCS Result	LCS % Rec	% Rec Limits	Qualifiers
Total Dissolved Solids	mg/L	250	262	105	90-110	

SAMPLE DUPLICATE: 4321654

Parameter	Units	92716009017 Result	Dup Result	RPD	Max RPD	Qualifiers
Total Dissolved Solids	mg/L	153	145	5	25	

SAMPLE DUPLICATE: 4321655

Parameter	Units	92716305006 Result	Dup Result	RPD	Max RPD	Qualifiers
Total Dissolved Solids	mg/L	100	105	5	25	

Results presented on this page are in the units indicated by the "Units" column except where an alternate unit is presented to the right of the result.

REPORT OF LABORATORY ANALYSIS

This report shall not be reproduced, except in full,
without the written consent of Pace Analytical Services, LLC.

Pace Analytical Services, LLC
9800 Kincey Ave. Suite 100
Huntersville, NC 28078
(704)875-9092

QUALITY CONTROL DATA

Project: Bowen LF Cells 5-8 BG Event #5
Pace Project No.: 92716305

QC Batch: 836914
QC Batch Method: SM 2540C-2015
Analysis Method: SM 2540C-2015
Analysis Description: 2540C Total Dissolved Solids
Laboratory: Pace Analytical Services - Asheville
Associated Lab Samples: 92716305018, 92716305019, 92716305020

METHOD BLANK: 4323067 Matrix: Water
Associated Lab Samples: 92716305018, 92716305019, 92716305020

Parameter	Units	Blank Result	Reporting Limit	MDL	Analyzed	Qualifiers
Total Dissolved Solids	mg/L	ND	25.0	25.0	03/06/24 00:02	

LABORATORY CONTROL SAMPLE: 4323068

Parameter	Units	Spike Conc.	LCS Result	LCS % Rec	% Rec Limits	Qualifiers
Total Dissolved Solids	mg/L	250	248	99	90-110	

SAMPLE DUPLICATE: 4323069

Parameter	Units	92716305020 Result	Dup Result	RPD	Max RPD	Qualifiers
Total Dissolved Solids	mg/L	206	203	1	25	

Results presented on this page are in the units indicated by the "Units" column except where an alternate unit is presented to the right of the result.

REPORT OF LABORATORY ANALYSIS

This report shall not be reproduced, except in full,
without the written consent of Pace Analytical Services, LLC.

Pace Analytical Services, LLC
9800 Kincey Ave. Suite 100
Huntersville, NC 28078
(704)875-9092

QUALITY CONTROL DATA

Project: Bowen LF Cells 5-8 BG Event #5
Pace Project No.: 92716305

QC Batch: 837177 | Analysis Method: SM 2540C-2015
QC Batch Method: SM 2540C-2015 | Analysis Description: 2540C Total Dissolved Solids
Laboratory: Pace Analytical Services - Asheville
Associated Lab Samples: 92716305011, 92716305012, 92716305013, 92716305014, 92716305015, 92716305016, 92716305017

METHOD BLANK: 4324573 Matrix: Water
Associated Lab Samples: 92716305011, 92716305012, 92716305013, 92716305014, 92716305015, 92716305016, 92716305017

Parameter	Units	Blank Result	Reporting Limit	MDL	Analyzed	Qualifiers
Total Dissolved Solids	mg/L	ND	25.0	25.0	03/07/24 11:40	

LABORATORY CONTROL SAMPLE: 4324574

Parameter	Units	Spike Conc.	LCS Result	LCS % Rec	% Rec Limits	Qualifiers
Total Dissolved Solids	mg/L	250	258	103	90-110	

SAMPLE DUPLICATE: 4324575

Parameter	Units	92715972015 Result	Dup Result	RPD	Max RPD	Qualifiers
Total Dissolved Solids	mg/L	ND	ND		25	

SAMPLE DUPLICATE: 4324576

Parameter	Units	92716860002 Result	Dup Result	RPD	Max RPD	Qualifiers
Total Dissolved Solids	mg/L	106	108	2	25	

Results presented on this page are in the units indicated by the "Units" column except where an alternate unit is presented to the right of the result.

REPORT OF LABORATORY ANALYSIS

This report shall not be reproduced, except in full,
without the written consent of Pace Analytical Services, LLC.

Pace Analytical Services, LLC
9800 Kincey Ave. Suite 100
Huntersville, NC 28078
(704)875-9092

QUALITY CONTROL DATA

Project: Bowen LF Cells 5-8 BG Event #5
Pace Project No.: 92716305

QC Batch: 836353
QC Batch Method: EPA 300.0 Rev 2.1 1993
Analysis Method: EPA 300.0 Rev 2.1 1993
Analysis Description: 300.0 IC Anions
Laboratory: Pace Analytical Services - Asheville
Associated Lab Samples: 92716305001, 92716305002, 92716305003, 92716305004, 92716305005, 92716305006

METHOD BLANK: 4320490 Matrix: Water
Associated Lab Samples: 92716305001, 92716305002, 92716305003, 92716305004, 92716305005, 92716305006

Parameter	Units	Blank Result	Reporting Limit	MDL	Analyzed	Qualifiers
Chloride	mg/L	ND	1.0	0.60	03/02/24 12:09	
Fluoride	mg/L	ND	0.10	0.050	03/02/24 12:09	
Sulfate	mg/L	ND	1.0	0.50	03/02/24 12:09	

LABORATORY CONTROL SAMPLE: 4320491

Parameter	Units	Spike Conc.	LCS Result	LCS % Rec	% Rec Limits	Qualifiers
Chloride	mg/L	50	52.0	104	90-110	
Fluoride	mg/L	2.5	2.6	102	90-110	
Sulfate	mg/L	50	52.1	104	90-110	

MATRIX SPIKE & MATRIX SPIKE DUPLICATE: 4320492 4320493

Parameter	Units	92715678001 Result	MS Spike Conc.	MSD Spike Conc.	MS Result	MSD Result	MS % Rec	MSD % Rec	% Rec Limits	RPD	Max RPD	Qual
Chloride	mg/L	ND	50	50	50.2	51.4	100	102	90-110	2	10	
Fluoride	mg/L	ND	2.5	2.5	2.5	2.5	100	98	90-110	2	10	
Sulfate	mg/L	ND	50	50	50.4	51.4	100	102	90-110	2	10	

MATRIX SPIKE & MATRIX SPIKE DUPLICATE: 4320494 4320495

Parameter	Units	92716280002 Result	MS Spike Conc.	MSD Spike Conc.	MS Result	MSD Result	MS % Rec	MSD % Rec	% Rec Limits	RPD	Max RPD	Qual
Chloride	mg/L	1.7	50	50	51.3	54.7	99	106	90-110	7	10	
Fluoride	mg/L	ND	2.5	2.5	2.4	2.5	93	100	90-110	7	10	
Sulfate	mg/L	1.1	50	50	50.5	53.9	99	106	90-110	7	10	

Results presented on this page are in the units indicated by the "Units" column except where an alternate unit is presented to the right of the result.

REPORT OF LABORATORY ANALYSIS

This report shall not be reproduced, except in full,
without the written consent of Pace Analytical Services, LLC.

Pace Analytical Services, LLC
9800 Kincey Ave. Suite 100
Huntersville, NC 28078
(704)875-9092

QUALITY CONTROL DATA

Project: Bowen LF Cells 5-8 BG Event #5
Pace Project No.: 92716305

QC Batch: 836354
QC Batch Method: EPA 300.0 Rev 2.1 1993
Analysis Method: EPA 300.0 Rev 2.1 1993
Analysis Description: 300.0 IC Anions
Laboratory: Pace Analytical Services - Asheville
Associated Lab Samples: 92716305007, 92716305008, 92716305009, 92716305010

METHOD BLANK: 4320496 Matrix: Water
Associated Lab Samples: 92716305007, 92716305008, 92716305009, 92716305010

Parameter	Units	Blank Result	Reporting Limit	MDL	Analyzed	Qualifiers
Chloride	mg/L	ND	1.0	0.60	03/03/24 18:23	
Fluoride	mg/L	ND	0.10	0.050	03/03/24 18:23	
Sulfate	mg/L	ND	1.0	0.50	03/03/24 18:23	

LABORATORY CONTROL SAMPLE: 4320497

Parameter	Units	Spike Conc.	LCS Result	LCS % Rec	% Rec Limits	Qualifiers
Chloride	mg/L	50	52.9	106	90-110	
Fluoride	mg/L	2.5	2.5	100	90-110	
Sulfate	mg/L	50	52.9	106	90-110	

MATRIX SPIKE & MATRIX SPIKE DUPLICATE: 4320498 4320499

Parameter	Units	92716305007 Result	MS Spike Conc.	MSD Spike Conc.	MS Result	MSD Result	MS % Rec	MSD % Rec	% Rec Limits	RPD	Max RPD	Qual
Chloride	mg/L	4.8	50	50	56.2	57.8	103	106	90-110	3	10	
Fluoride	mg/L	ND	2.5	2.5	2.4	2.4	93	96	90-110	3	10	
Sulfate	mg/L	2.2	50	50	53.7	55.3	103	106	90-110	3	10	

MATRIX SPIKE & MATRIX SPIKE DUPLICATE: 4320500 4320501

Parameter	Units	92715157022 Result	MS Spike Conc.	MSD Spike Conc.	MS Result	MSD Result	MS % Rec	MSD % Rec	% Rec Limits	RPD	Max RPD	Qual
Chloride	mg/L	3.0	50	50	54.0	55.0	102	104	90-110	2	10	
Fluoride	mg/L	ND	2.5	2.5	2.4	2.4	94	96	90-110	2	10	
Sulfate	mg/L	20.2	50	50	71.3	72.2	102	104	90-110	1	10	

Results presented on this page are in the units indicated by the "Units" column except where an alternate unit is presented to the right of the result.

REPORT OF LABORATORY ANALYSIS

This report shall not be reproduced, except in full,
without the written consent of Pace Analytical Services, LLC.

Pace Analytical Services, LLC
9800 Kincey Ave. Suite 100
Huntersville, NC 28078
(704)875-9092

QUALITY CONTROL DATA

Project: Bowen LF Cells 5-8 BG Event #5
Pace Project No.: 92716305

QC Batch: 836903
QC Batch Method: EPA 300.0 Rev 2.1 1993
Analysis Method: EPA 300.0 Rev 2.1 1993
Analysis Description: 300.0 IC Anions
Laboratory: Pace Analytical Services - Asheville
Associated Lab Samples: 92716305011, 92716305012, 92716305013, 92716305014, 92716305015, 92716305016, 92716305017, 92716305018, 92716305019, 92716305020

METHOD BLANK: 4323030 Matrix: Water
Associated Lab Samples: 92716305011, 92716305012, 92716305013, 92716305014, 92716305015, 92716305016, 92716305017, 92716305018, 92716305019, 92716305020

Parameter	Units	Blank Result	Reporting Limit	MDL	Analyzed	Qualifiers
Chloride	mg/L	ND	1.0	0.60	03/05/24 23:13	
Fluoride	mg/L	ND	0.10	0.050	03/05/24 23:13	
Sulfate	mg/L	ND	1.0	0.50	03/05/24 23:13	

LABORATORY CONTROL SAMPLE: 4323031

Parameter	Units	Spike Conc.	LCS Result	LCS % Rec	% Rec Limits	Qualifiers
Chloride	mg/L	50	51.7	103	90-110	
Fluoride	mg/L	2.5	2.6	104	90-110	
Sulfate	mg/L	50	52.0	104	90-110	

MATRIX SPIKE & MATRIX SPIKE DUPLICATE: 4323032 4323033

Parameter	Units	92716860002 Result	MS Spike Conc.	MSD Spike Conc.	MS Result	MSD Result	MS % Rec	MSD % Rec	% Rec Limits	RPD	Max RPD	Qual
Chloride	mg/L	23.0	50	50	73.8	74.8	102	104	90-110	1	10	
Fluoride	mg/L	0.21	2.5	2.5	2.7	2.7	98	99	90-110	1	10	
Sulfate	mg/L	27.2	50	50	78.1	79.0	102	104	90-110	1	10	

MATRIX SPIKE & MATRIX SPIKE DUPLICATE: 4323034 4323035

Parameter	Units	92716305020 Result	MS Spike Conc.	MSD Spike Conc.	MS Result	MSD Result	MS % Rec	MSD % Rec	% Rec Limits	RPD	Max RPD	Qual
Chloride	mg/L	3.6	50	50	54.1	55.1	101	103	90-110	2	10	
Fluoride	mg/L	0.056J	2.5	2.5	2.4	2.5	95	97	90-110	2	10	
Sulfate	mg/L	3.3	50	50	53.7	54.9	101	103	90-110	2	10	

Results presented on this page are in the units indicated by the "Units" column except where an alternate unit is presented to the right of the result.

REPORT OF LABORATORY ANALYSIS

This report shall not be reproduced, except in full,
without the written consent of Pace Analytical Services, LLC.

Pace Analytical Services, LLC
9800 Kincey Ave. Suite 100
Huntersville, NC 28078
(704)875-9092

QUALIFIERS

Project: Bowen LF Cells 5-8 BG Event #5
Pace Project No.: 92716305

DEFINITIONS

DF - Dilution Factor, if reported, represents the factor applied to the reported data due to dilution of the sample aliquot.

ND - Not Detected at or above adjusted reporting limit.

TNTC - Too Numerous To Count

J - Estimated concentration above the adjusted method detection limit and below the adjusted reporting limit.

MDL - Adjusted Method Detection Limit.

PQL - Practical Quantitation Limit.

RL - Reporting Limit - The lowest concentration value that meets project requirements for quantitative data with known precision and bias for a specific analyte in a specific matrix.

S - Surrogate

1,2-Diphenylhydrazine decomposes to and cannot be separated from Azobenzene using Method 8270. The result for each analyte is a combined concentration.

Consistent with EPA guidelines, unrounded data are displayed and have been used to calculate % recovery and RPD values.

LCS(D) - Laboratory Control Sample (Duplicate)

MS(D) - Matrix Spike (Duplicate)

DUP - Sample Duplicate

RPD - Relative Percent Difference

NC - Not Calculable.

SG - Silica Gel - Clean-Up

U - Indicates the compound was analyzed for, but not detected.

Acid preservation may not be appropriate for 2 Chloroethylvinyl ether.

A separate vial preserved to a pH of 4-5 is recommended in SW846 Chapter 4 for the analysis of Acrolein and Acrylonitrile by EPA Method 8260.

N-Nitrosodiphenylamine decomposes and cannot be separated from Diphenylamine using Method 8270. The result reported for each analyte is a combined concentration.

Reported results are not rounded until the final step prior to reporting. Therefore, calculated parameters that are typically reported as "Total" may vary slightly from the sum of the reported component parameters.

Pace Analytical is TNI accredited. Contact your Pace PM for the current list of accredited analytes.

TNI - The NELAC Institute.

ANALYTE QUALIFIERS

M1 Matrix spike recovery exceeded QC limits. Batch accepted based on laboratory control sample (LCS) recovery.

This report shall not be reproduced, except in full,
without the written consent of Pace Analytical Services, LLC.

Pace Analytical Services, LLC
9800 Kincey Ave. Suite 100
Huntersville, NC 28078
(704)875-9092

QUALITY CONTROL DATA CROSS REFERENCE TABLE

Project: Bowen LF Cells 5-8 BG Event #5
Pace Project No.: 92716305

Lab ID	Sample ID	QC Batch Method	QC Batch	Analytical Method	Analytical Batch
92716305001	**BOW-GWC-26**	EPA 3010A	836273	EPA 6010D	836302
92716305002	**BOW-GWC-27**	EPA 3010A	836273	EPA 6010D	836302
92716305003	**BOW-GWC-27R**	EPA 3010A	836273	EPA 6010D	836302
92716305004	**BOW-GWC-29**	EPA 3010A	836273	EPA 6010D	836302
92716305005	**BOW-GWC-32**	EPA 3010A	836273	EPA 6010D	836302
92716305006	**BOW-GWA-34**	EPA 3010A	836273	EPA 6010D	836302
92716305007	**BOW-GWA-34R**	EPA 3010A	836273	EPA 6010D	836302
92716305008	**BOW-GWA-35**	EPA 3010A	836273	EPA 6010D	836302
92716305009	**BOW-LF5-8-FD-01**	EPA 3010A	836273	EPA 6010D	836302
92716305010	**BOW-LF5-8-FB-01**	EPA 3010A	836273	EPA 6010D	836302
92716305011	**BOW-GWA-33R**	EPA 3010A	837201	EPA 6010D	837218
92716305012	**BOW-GWA-57**	EPA 3010A	837201	EPA 6010D	837218
92716305013	**BOW-LF5-8-FD-02**	EPA 3010A	837201	EPA 6010D	837218
92716305014	**BOW-LF5-8-FB-02**	EPA 3010A	837201	EPA 6010D	837218
92716305015	**BOW-LF5-8-EB-01**	EPA 3010A	837201	EPA 6010D	837218
92716305016	**BOW-GWC-28**	EPA 3010A	837201	EPA 6010D	837218
92716305017	**BOW-GWC-31R**	EPA 3010A	837201	EPA 6010D	837218
92716305018	**BOW-GWC-29R**	EPA 3010A	837201	EPA 6010D	837218
92716305019	**BOW-GWC-30**	EPA 3010A	837201	EPA 6010D	837218
92716305020	**BOW-GWC-31**	EPA 3010A	837201	EPA 6010D	837218
92716305001	**BOW-GWC-26**	EPA 3005A	836338	EPA 6020B	836363
92716305002	**BOW-GWC-27**	EPA 3005A	836338	EPA 6020B	836363
92716305003	**BOW-GWC-27R**	EPA 3005A	836338	EPA 6020B	836363
92716305004	**BOW-GWC-29**	EPA 3005A	836338	EPA 6020B	836363
92716305005	**BOW-GWC-32**	EPA 3005A	836338	EPA 6020B	836363
92716305006	**BOW-GWA-34**	EPA 3005A	836338	EPA 6020B	836363
92716305007	**BOW-GWA-34R**	EPA 3005A	836338	EPA 6020B	836363
92716305008	**BOW-GWA-35**	EPA 3005A	836338	EPA 6020B	836363
92716305009	**BOW-LF5-8-FD-01**	EPA 3005A	836338	EPA 6020B	836363
92716305010	**BOW-LF5-8-FB-01**	EPA 3005A	836338	EPA 6020B	836363
92716305011	**BOW-GWA-33R**	EPA 3005A	837212	EPA 6020B	837433
92716305012	**BOW-GWA-57**	EPA 3005A	837212	EPA 6020B	837433
92716305013	**BOW-LF5-8-FD-02**	EPA 3005A	837212	EPA 6020B	837433
92716305014	**BOW-LF5-8-FB-02**	EPA 3005A	837212	EPA 6020B	837433
92716305015	**BOW-LF5-8-EB-01**	EPA 3005A	837212	EPA 6020B	837433
92716305016	**BOW-GWC-28**	EPA 3005A	837212	EPA 6020B	837433
92716305017	**BOW-GWC-31R**	EPA 3005A	837212	EPA 6020B	837433
92716305018	**BOW-GWC-29R**	EPA 3005A	837212	EPA 6020B	837433
92716305019	**BOW-GWC-30**	EPA 3005A	837212	EPA 6020B	837433
92716305020	**BOW-GWC-31**	EPA 3005A	837212	EPA 6020B	837433
92716305001	**BOW-GWC-26**	EPA 7470A	839228	EPA 7470A	839314
92716305002	**BOW-GWC-27**	EPA 7470A	839228	EPA 7470A	839314
92716305003	**BOW-GWC-27R**	EPA 7470A	839228	EPA 7470A	839314
92716305004	**BOW-GWC-29**	EPA 7470A	839228	EPA 7470A	839314
92716305005	**BOW-GWC-32**	EPA 7470A	839228	EPA 7470A	839314
92716305006	**BOW-GWA-34**	EPA 7470A	839228	EPA 7470A	839314
92716305007	**BOW-GWA-34R**	EPA 7470A	839228	EPA 7470A	839314

REPORT OF LABORATORY ANALYSIS

This report shall not be reproduced, except in full,
without the written consent of Pace Analytical Services, LLC.

Pace Analytical Services, LLC
9800 Kincey Ave. Suite 100
Huntersville, NC 28078
(704)875-9092

QUALITY CONTROL DATA CROSS REFERENCE TABLE

Project: Bowen LF Cells 5-8 BG Event #5
Pace Project No.: 92716305

Lab ID	Sample ID	QC Batch Method	QC Batch	Analytical Method	Analytical Batch
92716305008	**BOW-GWA-35**	EPA 7470A	839228	EPA 7470A	839314
92716305009	**BOW-LF5-8-FD-01**	EPA 7470A	839228	EPA 7470A	839314
92716305010	**BOW-LF5-8-FB-01**	EPA 7470A	839228	EPA 7470A	839314
92716305011	**BOW-GWA-33R**	EPA 7470A	839228	EPA 7470A	839314
92716305012	**BOW-GWA-57**	EPA 7470A	839228	EPA 7470A	839314
92716305013	**BOW-LF5-8-FD-02**	EPA 7470A	839228	EPA 7470A	839314
92716305014	**BOW-LF5-8-FB-02**	EPA 7470A	839228	EPA 7470A	839314
92716305015	**BOW-LF5-8-EB-01**	EPA 7470A	839228	EPA 7470A	839314
92716305016	**BOW-GWC-28**	EPA 7470A	839228	EPA 7470A	839314
92716305017	**BOW-GWC-31R**	EPA 7470A	839228	EPA 7470A	839314
92716305018	**BOW-GWC-29R**	EPA 7470A	839228	EPA 7470A	839314
92716305019	**BOW-GWC-30**	EPA 7470A	839228	EPA 7470A	839314
92716305020	**BOW-GWC-31**	EPA 7470A	839228	EPA 7470A	839314
92716305001	**BOW-GWC-26**	SM 2320B-2011	837369		
92716305002	**BOW-GWC-27**	SM 2320B-2011	837369		
92716305003	**BOW-GWC-27R**	SM 2320B-2011	837369		
92716305004	**BOW-GWC-29**	SM 2320B-2011	837370		
92716305005	**BOW-GWC-32**	SM 2320B-2011	837370		
92716305006	**BOW-GWA-34**	SM 2320B-2011	837370		
92716305007	**BOW-GWA-34R**	SM 2320B-2011	837370		
92716305008	**BOW-GWA-35**	SM 2320B-2011	837370		
92716305009	**BOW-LF5-8-FD-01**	SM 2320B-2011	837370		
92716305010	**BOW-LF5-8-FB-01**	SM 2320B-2011	837370		
92716305011	**BOW-GWA-33R**	SM 2320B-2011	838653		
92716305012	**BOW-GWA-57**	SM 2320B-2011	838653		
92716305013	**BOW-LF5-8-FD-02**	SM 2320B-2011	838653		
92716305014	**BOW-LF5-8-FB-02**	SM 2320B-2011	838653		
92716305015	**BOW-LF5-8-EB-01**	SM 2320B-2011	838653		
92716305016	**BOW-GWC-28**	SM 2320B-2011	838653		
92716305017	**BOW-GWC-31R**	SM 2320B-2011	838653		
92716305018	**BOW-GWC-29R**	SM 2320B-2011	837741		
92716305019	**BOW-GWC-30**	SM 2320B-2011	837741		
92716305020	**BOW-GWC-31**	SM 2320B-2011	837741		
92716305001	**BOW-GWC-26**	SM 2540C-2015	836701		
92716305002	**BOW-GWC-27**	SM 2540C-2015	836701		
92716305003	**BOW-GWC-27R**	SM 2540C-2015	836701		
92716305004	**BOW-GWC-29**	SM 2540C-2015	836701		
92716305005	**BOW-GWC-32**	SM 2540C-2015	836701		
92716305006	**BOW-GWA-34**	SM 2540C-2015	836701		
92716305007	**BOW-GWA-34R**	SM 2540C-2015	836701		
92716305008	**BOW-GWA-35**	SM 2540C-2015	836701		
92716305009	**BOW-LF5-8-FD-01**	SM 2540C-2015	836701		
92716305010	**BOW-LF5-8-FB-01**	SM 2540C-2015	836701		
92716305011	**BOW-GWA-33R**	SM 2540C-2015	837177		
92716305012	**BOW-GWA-57**	SM 2540C-2015	837177		
92716305013	**BOW-LF5-8-FD-02**	SM 2540C-2015	837177		

REPORT OF LABORATORY ANALYSIS

This report shall not be reproduced, except in full,
without the written consent of Pace Analytical Services, LLC.

Pace Analytical Services, LLC
9800 Kincey Ave. Suite 100
Huntersville, NC 28078
(704)875-9092

QUALITY CONTROL DATA CROSS REFERENCE TABLE

Project: Bowen LF Cells 5-8 BG Event #5
Pace Project No.: 92716305

Lab ID	Sample ID	QC Batch Method	QC Batch	Analytical Method	Analytical Batch
92716305014	**BOW-LF5-8-FB-02**	SM 2540C-2015	837177		
92716305015	**BOW-LF5-8-EB-01**	SM 2540C-2015	837177		
92716305016	**BOW-GWC-28**	SM 2540C-2015	837177		
92716305017	**BOW-GWC-31R**	SM 2540C-2015	837177		
92716305018	**BOW-GWC-29R**	SM 2540C-2015	836914		
92716305019	**BOW-GWC-30**	SM 2540C-2015	836914		
92716305020	**BOW-GWC-31**	SM 2540C-2015	836914		
92716305001	**BOW-GWC-26**	EPA 300.0 Rev 2.1 1993	836353		
92716305002	**BOW-GWC-27**	EPA 300.0 Rev 2.1 1993	836353		
92716305003	**BOW-GWC-27R**	EPA 300.0 Rev 2.1 1993	836353		
92716305004	**BOW-GWC-29**	EPA 300.0 Rev 2.1 1993	836353		
92716305005	**BOW-GWC-32**	EPA 300.0 Rev 2.1 1993	836353		
92716305006	**BOW-GWA-34**	EPA 300.0 Rev 2.1 1993	836353		
92716305007	**BOW-GWA-34R**	EPA 300.0 Rev 2.1 1993	836354		
92716305008	**BOW-GWA-35**	EPA 300.0 Rev 2.1 1993	836354		
92716305009	**BOW-LF5-8-FD-01**	EPA 300.0 Rev 2.1 1993	836354		
92716305010	**BOW-LF5-8-FB-01**	EPA 300.0 Rev 2.1 1993	836354		
92716305011	**BOW-GWA-33R**	EPA 300.0 Rev 2.1 1993	836903		
92716305012	**BOW-GWA-57**	EPA 300.0 Rev 2.1 1993	836903		
92716305013	**BOW-LF5-8-FD-02**	EPA 300.0 Rev 2.1 1993	836903		
92716305014	**BOW-LF5-8-FB-02**	EPA 300.0 Rev 2.1 1993	836903		
92716305015	**BOW-LF5-8-EB-01**	EPA 300.0 Rev 2.1 1993	836903		
92716305016	**BOW-GWC-28**	EPA 300.0 Rev 2.1 1993	836903		
92716305017	**BOW-GWC-31R**	EPA 300.0 Rev 2.1 1993	836903		
92716305018	**BOW-GWC-29R**	EPA 300.0 Rev 2.1 1993	836903		
92716305019	**BOW-GWC-30**	EPA 300.0 Rev 2.1 1993	836903		
92716305020	**BOW-GWC-31**	EPA 300.0 Rev 2.1 1993	836903		

This report shall not be reproduced, except in full,
without the written consent of Pace Analytical Services, LLC.

DC#_Title: ENV-FRM-HUN1-0083 v03_Sample Condition Upon Receipt

Effective Date: 12/01/2023

Laboratory receiving samples:
Asheville ☐ Eden ☐ Greenwood ☐ Huntersville ☐ Raleigh ☐ Mechanicsville ☐ Atlanta ☑ Kernersville ☐

Sample Condition Upon Receipt

Client Name: Georgia Power

Project #:

WO# : 92716305

92716305

Courier: ☐ Commercial ☐ Fed Ex ☑ Pace ☐ UPS ☐ USPS ☐ Other:____ ☐ Client

Custody Seal Present? ☐ Yes ☑ No Seals Intact? ☐ Yes ☐ No ☑ N/A

Date/Initials Person Examining Contents: JG 3/1/24

Packing Material: ☑ Bubble Wrap ☐ Bubble Bags ☐ None ☐ Other

Biological Tissue Frozen? ☐ Yes ☐ No ☑ N/A

Thermometer: ☑ IR Gun ID: 210

Type of Ice: ☑ Wet ☐ Blue ☐ None

Cooler Temp: 5.8 Correction Factor: Add/Subtract (°C) -0.1

Temp should be above freezing to 6°C
☐ Samples out of temp criteria. Samples on ice, cooling process has begun

Cooler Temp Corrected (°C): 5.7

USDA Regulated Soil (☐ N/A, water sample)
Did samples originate in a quarantine zone within the United States: CA, NY, or SC (check maps)? ☐ Yes ☐ No

Did samples originate from a foreign source (internationally, including Hawaii and Puerto Rico)? ☐ Yes ☐ No

				Comments/Discrepancy:
Chain of Custody Present?	☑ Yes	☐ No	☐ N/A	1.
Samples Arrived within Hold Time?	☑ Yes	☐ No	☐ N/A	2.
Short Hold Time Analysis (<72 hr.)?	☐ Yes	☑ No	☐ N/A	3.
Rush Turn Around Time Requested?	☐ Yes	☑ No	☐ N/A	4.
Sufficient Volume?	☑ Yes	☐ No	☐ N/A	5.
Correct Containers Used?	☑ Yes	☐ No	☐ N/A	6.
-Pace Containers Used?	☑ Yes	☐ No	☐ N/A	
Containers Intact?	☑ Yes	☐ No	☐ N/A	7.
Dissolved analysis: Samples Field Filtered?	☐ Yes	☐ No	☑ N/A	8.
Sample Labels Match COC?	☑ Yes	☐ No	☐ N/A	9.
-Includes Date/Time/ID/Analysis Matrix: W G				
Headspace in VOA Vials (>5-6mm)?	☐ Yes	☐ No	☑ N/A	10.
Trip Blank Present?	☐ Yes	☐ No	☑ N/A	11.
Trip Blank Custody Seals Present?	☐ Yes	☐ No	☑ N/A	

Field Data Required? ☐ Yes ☐ No

COMMENTS/SAMPLE DISCREPANCY

Lot ID of split containers:

CLIENT NOTIFICATION/RESOLUTION

Person contacted: Date/Time:

Project Manager SCURF Review: Date:

Project Manager SRF Review: Date:

Pace ANALYTICAL SERVICES	DC#_Title: ENV-FRM-HUN1-0083 v03_Sample Condition Upon Receipt
	Effective Date: 12/01/2023

*Check mark top half of box if pH and/or dechlorination is verified and within the acceptance range for preservation samples.
Exceptions: VOA, Coliform, TOC, Oil and Grease, DRO/8015 (water) DOC, LLHg

**Bottom half of box is to list number of bottles

***Check all unpreserved Nitrates for chlorine

Project # **WO#: 92716305**

PM: BV Due Date: 03/15/24

CLIENT: 92-GP-BOWLF

Item#	BP4U-125 mL Plastic Unpreserved (N/A) (Cl-)	BP3U-250 mL Plastic Unpreserved (N/A)	BP2U-500 mL Plastic Unpreserved (N/A)	BP1U-1 liter Plastic Unpreserved (N/A)	BP4S-125 mL Plastic H2SO4 (pH < 2) (Cl-)	BP3N-250 mL plastic HNO3 (pH < 2)	BP4Z-125 mL Plastic ZN Acetate & NaOH (>9)	BP4B-125 mL Plastic NaOH (pH > 12) (Cl-)	WGFU-Wide-mouthed Glass jar Unpreserved	AG1U-1 liter Amber Unpreserved (N/A) (Cl-)	AG1H-1 liter Amber HCl (pH < 2)	AG3U-250 mL Amber Unpreserved (N/A) (Cl-)	AG1S-1 liter Amber H2SO4 (pH < 2)	AG3S-250 mL Amber H2SO4 (pH < 2)	DG94-40 mL Amber NH4Cl (N/A)(Cl-)	DG9H-40 mL VOA HCl (N/A)	VG9T-40 mL VOA Na2S2O3 (N/A)	VG9U-40 mL VOA Unpreserved (N/A)	DG9V-40 mL VOA H3PO4 (N/A)	KP7U-50 mL Plastic Unpreserved (N/A)	V/GK (3 vials per kit)-VPH/Gas kit (N/A)	SP5T-125 mL Sterile Plastic (N/A – lab)	SP2T-250 mL Sterile Plastic (N/A – lab)	BP1N	BP3R-250 mL Plastic (NH2)2SO4 (9.3-9.7)	AG0U-100 mL Amber Unpreserved (N/A) (Cl-)	VSGU-20 mL Scintillation vials (N/A)	DG9U-40 mL Amber Unpreserved vials (N/A)
1		2	1		1																				2				
2		2	1		1																				2				
3		2	1		1																				2				
4		2	1		1																				2				
5		2	1		1																				2				
6		2	1		1																				2				
7		2	1		1																				2				
8		2	1		1																				2				
9		2	1		1																				2				
10		2	1		1																				2				
11																													
12																													

pH Adjustment Log for Preserved Samples

Sample ID	Type of Preservative	pH upon receipt	Date preservation adjusted	Time preservation adjusted	Amount of Preservative added	Lot #

Note: Whenever there is a discrepancy affecting North Carolina compliance samples, a copy of this form will be sent to the North Carolina DENR Certification Office (i.e. Out of hold, incorrect preservative, out of temp, incorrect containers.

Pace® Location Requested (City/State):

Pace Analytical Charlotte
9800 Kincey Ave. Suite 100, Huntersville, NC 28078

CHAIN-OF-CUSTODY Analytical Request Document

Chain-of-Custody is a LEGAL DOCUMENT - Complete all relevant fields

LAB USE ONLY- Affix Workorder/Login Label Here

Scan QR Code for instructions

92716805

Company Name: Georgia Power - Bowen	Contact/Report To: Kristen Jurinko, Cassidy Sutherland
Street Address: 241 Ralph McGill Blvd NE, Atlanta, GA 30308	Phone #: (470) 217-0008
	E-Mail: knjurink@southernco.com
	Cc E-Mail: Laura Midkiff, Ben Hodges, Mike Smilley, Noelia Gangi
Customer Project #:	Invoice to: Account Payable
Project Name: Bowen LF Cells 5-8 Background Event #5	Invoice E-mail: georgiapowerinvoices@southernco.com
Site Collection Info/Facility ID (as applicable):	Purchase Order # (if applicable): GPC62474-0007
	Quote #:
Time Zone Collected: [ ] AK [ ] PT [ ] MT [ ] CT [X] ET	County / State origin of sample(s): Georgia
Data Deliverables: [ ] Level II [ ] Level III [ ] Level IV [ ] EQUIS [ ] Other	Regulatory Program (DW, RCRA, etc.) as applicable: Reportable [ ] Yes [ ] No
	Rush (Pre-approval required): [ ] Same Day [ ] 1 Day [ ] 2 Day [ ] 3 Day Other Date Results Requested:
	DW PWSID # or WW Permit # as applicable: Field Filtered (if applicable): [ ] Yes [ ] No Analysis:

* Matrix Codes (Insert in Matrix box below): Drinking Water (DW), Ground Water (GW), Wastewater (WW), Product (P), Soil/Solid (SS), Oil (OL), Wipe (WP), Tissue (TS), Bioassay (B), Vapor (V), Surface Water (SW), Sediment (SED), Sludge (SL), Caulk (CK), Leachate (LL), Biosolid (BS), Other (OT)

Customer Sample ID	Matrix *	Comp / Grab	Composite Start Date	Composite Start Time	Collected or Composite End Date	Collected or Composite End Time	# Cont.	Residual Chlorine Result	Residual Chlorine Units	Cu, Ni, Ag, V, Zn (App. I&II)	B, Ca (App. III)	App. IV Metals*	Cl, F, SO4	TDS	Radium 226/228	App. IV Fluoride	Alkalinity	Fe, Mg, Mn, K, Na	Sample Comment	Preservation non-conformance identified for sample.
BOW-GWC-26	WG	G			2/29/24	1114	6			X	X	X	X	X	X	X	X	X	001	
BOW-GWC-27	WG	G			2/29/24	1642	6			X	X	X	X	X	X	X	X	X	002	
BOW-GWC-27R	WG	G			2/29/24	1507	6			X	X	X	X	X	X	X	X	X	003	
BOW-GWC-28	WG	G					6			X	X	X	X	X	X	X	X	X		
BOW-GWC-29	WG	G			2/29/24	1132	6			X	X	X	X	X	X	X	X	X	004	
BOW-GWC-29R	WG	G					6			X	X	X	X	X	X	X	X	X		
BOW-GWC-30	WG	G					6			X	X	X	X	X	X	X	X	X		
BOW-GWC-31	WG	G					6			X	X	X	X	X	X	X	X	X		
BOW-GWC-31R	WG	G					6			X	X	X	X	X	X	X	X	X		
BOW-GWC-32	WG	G			2/29/24	1734	6			X	X	X	X	X	X	X	X	X	005	

Specify Container Size **: 3 3 3 3 2 1 3 3 3

Identify Container Preservative Type***: 2 2 2 1 1 2 1 1 2

Analysis Requested

** Container Size: (1) 1L, (2) 500mL, (3) 250mL, (4) 125mL, (5) 100mL, (6) 40mL vial, (7) EnCore, (8) TerraCore, (9) 90mL, (10) Other

*** Preservative Types: (1) None, (2) HNO3, (3) H2SO4, (4) HCl, (5) NaOH, (6) Zn Acetate, (7) NaHSO4, (8) Sod. Thiosulfate, (9) Ascorbic Acid, (10) MeOH, (11) Other

Lab Use Only: Proj. Mgr: Bonnie Vang; AcctNum / Client ID:; Table #:; Profile / Template:; Prelog / Bottle Ord. ID:

Additional Instructions from Pace®:
Task Code: BOW-CCR-OTH-20240229
*App. IV Metals include Sb, As, Ba, Be, Cd, Co, Cr, Pb, Li, Hg, Mo, Se, & Tl

Collected By: Printed Name: Kevin Stephenson, William Laaker, Jay Siewert
Signature: Resolute Environmental

Customer Remarks / Special Conditions / Possible Hazards:

Coolers: Thermometer ID: Correction Factor (°C): Obs. Temp. (°C): Corrected Temp. (°C): [ ] On Ice

Relinquished by/Company: (Signature)	Date/Time:	Received by/Company: (Signature)	Date/Time:	Tracking Number:
	3/1/24 1035	Ryan Williams / Pace	3/1/24 1035	
Relinquished by/Company: (Signature)	Date/Time:	Received by/Company: (Signature)	Date/Time:	Delivered by: [ ] In-Person [ ] Courier
Ryan Williams / Pace	3/1/24 1300	Pace	3/1/24 1300	[ ] FedEX [ ] UPS [ ] Other
Relinquished by/Company: (Signature)	Date/Time:	Received by/Company: (Signature)	Date/Time:	
Relinquished by/Company: (Signature)	Date/Time:	Received by/Company: (Signature)	Date/Time:	

Page: 1 of 2

Submitting a sample via this chain of custody constitutes acknowledgment and acceptance of the Pace® Terms and Conditions found at https://www.pacelabs.com/resource-library/resource/pace-terms-and-conditions/

ENV-FRM-CORQ-0019_v02_110123 ©

Pace® Location Requested (City/State):

Pace Analytical Charlotte
9800 Kincey Ave. Suite 100, Huntersville, NC 28078

CHAIN-OF-CUSTODY Analytical Request Document

Chain-of-Custody is a LEGAL DOCUMENT - Complete all relevant fields

LAB USE ONLY- Affix Workorder/Login Label Here

Scan QR Code for instructions

Company Name: Georgia Power - Bowen
Street Address: 241 Ralph McGill Blvd NE, Atlanta, GA 30308
Customer Project #:
Project Name: Bowen LF Cells 5-8 Background Event #5
Site Collection Info/Facility ID (as applicable):

Contact/Report To: Kristen Jurinko, Cassidy Sutherland
Phone #: (470) 217-0008
E-Mail: knjurink@southernco.com
Cc E-Mail: Laura Midkiff, Ben Hodges, Mike Smilley, Noelia Gangi
Invoice to: Account Payable
Invoice E-mail: georgiapowerinvoices@southernco.com
Purchase Order # (if applicable): GPC82474-0007
Quote #:

Time Zone Collected: [ ] AK [ ] PT [ ] MT [ ] CT [X] ET
County / State origin of sample(s): Georgia

Data Deliverables: [ ] Level II [ ] Level III [ ] Level IV [ ] EQUIS [ ] Other
Regulatory Program (DW, RCRA, etc.) as applicable: Reportable [ ] Yes [ ] No
Rush (Pre-approval required): [ ] Same Day [ ] 1 Day [ ] 2 Day [ ] 3 Day Other
Date Results Requested:
DW PWSID # or WW Permit # as applicable:
Field Filtered (if applicable): [ ] Yes [ ] No
Analysis:

* Matrix Codes (Insert in Matrix box below): Drinking Water (DW), Ground Water (GW), Wastewater (WW), Product (P), Soil/Solid (SS), Oil (OL), Wipe (WP), Tissue (TS), Bioassay (B), Vapor (V), Surface Water (SW), Sediment (SED), Sludge (SL), Caulk (CK), Leachate (LL), Biosolid (BS), Other (OT)

Specify Container Size **: 3 3 3 3 2 1 3 3 3
Identify Container Preservative Type***: 2 2 2 1 1 2 1 1 2
Analysis Requested

** Container Size: (1) 1L, (2) 500mL, (3) 250mL, (4) 125mL, (5) 100mL, (6) 40mL vial, (7) EnCore, (8) TerraCore, (9) 90mL, (10) Other

*** Preservative Types: (1) None, (2) HNO3, (3) H2SO4, (4) HCl, (5) NaOH, (6) Zn Acetate, (7) NaHSO4, (8) Sod. Thiosulfate, (9) Ascorbic Acid, (10) MeOH, (11) Other

Customer Sample ID	Matrix*	Comp / Grab	Composite Start Date	Composite Start Time	Collected or Composite End Date	Collected or Composite End Time	# Cont.	Residual Chlorine Result	Residual Chlorine Units	Cu, Ni, Ag, V, Zn (App. I&II)	B, Ca (App. III)	App. IV Metals*	Cl, F, SO4	TDS	Radium 226/228	App. IV Fluoride	Alkalinity	Fe, Mg, Mn, K, Na	Sample Comment
BOW-GWA-33R	WG	G					6			X	X	X	X	X	X	X	X	X	
BOW-GWA-57	WG	G					6			X	X	X	X	X	X	X	X	X	
BOW-GWA-34	WG	G			2/29/24	1306	6			X	X	X	X	X	X	X	X	X	
BOW-GWA-34R	WG	G			2/29/24	1425	6			X	X	X	X	X	X	X	X	X	
BOW-GWA-35	WG	G			2/29/24	1121	6			X	X	X	X	X	X	X	X	X	
BOW-LF5-8-FD-01	WG	G			2/29/24	—	6			X	X	X	X	X	X	X	X	X	
BOW-LF5-8-FD-02	WG	G					6			X	X	X	X	X	X	X	X	X	
BOW-LF5-8-FB-01	WQ	G			2/29/24	1740	6			X	X	X	X	X	X	X	X	X	
BOW-LF5-8-EB-	WQ	G					6			X	X	X	X	X	X	X	X	X	

Lab Use Only: Proj. Mgr: Bonnie Vang; AcctNum / Client ID:; Table #:; Profile / Template:; Prelog / Bottle Ord. ID:

Preservation non-conformance identified for sample.

Additional Instructions from Pace®:
Task Code: BOW-CCR-OTH-20240229
*App. IV Metals include Sb, As, Ba, Be, Cd, Co, Cr, Pb, Li, Hg, Mo, Se, & Tl

Collected By: Printed Name: Kevin Stephenson, William Lasker, Jay Siewert
Signature:
Pace Analytical Environmental

Customer Remarks / Special Conditions / Possible Hazards:

Coolers: Thermometer ID: Correction Factor (°C): Obs. Temp. (°C): Corrected Temp. (°C): [ ] On Ice

Relinquished by/Company: (Signature)	Date/Time:	Received by/Company: (Signature)	Date/Time:	Tracking Number:
	3/1/24 1035	Ryan William / Pace	3/1/24 1035	
Relinquished by/Company: (Signature) Ryan William / Pace	Date/Time: 3/1/24 1300	Received by/Company: (Signature) Pace	Date/Time: 3/1/24 1300	Delivered by: [ ] In-Person [ ] Courier [ ] FedEX [ ] UPS [ ] Other
Relinquished by/Company: (Signature)	Date/Time:	Received by/Company: (Signature)	Date/Time:	
Relinquished by/Company: (Signature)	Date/Time:	Received by/Company: (Signature)	Date/Time:	Page: 2 of 2

Submitting a sample via this chain of custody constitutes acknowledgment and acceptance of the Pace® Terms and Conditions found at https://www.pacelabs.com/resource-library/resource/pace-terms-and-conditions/

ENV-FRM-CORO-0019_v02_110123 ©

DC#_Title: ENV-FRM-HUN1-0083 v03_Sample Condition Upon Receipt

Effective Date: 12/01/2023

aboratory receiving samples:
Asheville ☐ Eden ☐ Greenwood ☐ Huntersville ☐ Raleigh ☐ Mechanicsville ☐ Atlanta ☑ Kernersville ☐

Sample Condition Upon Receipt

Client Name: Ge Power

Project #:

WO#: 92716305

PM: BV Due Date: 03/15/24

CLIENT: 92-GP-BOWLF

Courier: ☐ Commercial ☐ Fed Ex ☐ UPS ☐ USPS ☐ Client ☐ Pace ☐ Other:

Custody Seal Present? ☑ Yes ☐ No Seals Intact? ☑ Yes ☐ No ☐ N/A

Date/Initials Person Examining Contents: 3/19/24

Packing Material: ☑ Bubble Wrap ☐ Bubble Bags ☐ None ☐ Other

Biological Tissue Frozen? ☑ Yes ☐ No ☐ N/A

Thermometer: ☑ TR Gun ID: 730

Type of Ice: ☑ Wet ☐ Blue ☐ None

Cooler Temp: 2.3 Correction Factor: Add/Subtract (°C) 0.1

Temp should be above freezing to 6°C
☐ Samples out of temp criteria. Samples on ice, cooling process has begun

Cooler Temp Corrected (°C): 2.4

USDA Regulated Soil (☐ N/A, water sample)
Did samples originate in a quarantine zone within the United States: CA, NY, or SC (check maps)? ☐ Yes ☐ No

Did samples originate from a foreign source (internationally, including Hawaii and Puerto Rico)? ☐ Yes ☐ No

				Comments/Discrepancy:
Chain of Custody Present?	☑ Yes	☐ No	☐ N/A	1.
Samples Arrived within Hold Time?	☑ Yes	☐ No	☐ N/A	2.
Short Hold Time Analysis (<72 hr.)?	☐ Yes	☑ No	☐ N/A	3.
Rush Turn Around Time Requested?	☐ Yes	☐ No	☐ N/A	4.
Sufficient Volume?	☑ Yes	☐ No	☐ N/A	5.
Correct Containers Used?	☑ Yes	☐ No	☐ N/A	6.
-Pace Containers Used?	☑ Yes	☐ No	☐ N/A	
Containers Intact?	☑ Yes	☐ No	☐ N/A	7.
Dissolved analysis: Samples Field Filtered?	☐ Yes	☐ No	☐ N/A	8.
Sample Labels Match COC? -Includes Date/Time/ID/Analysis Matrix: L	☑ Yes	☐ No	☐ N/A	9.
Headspace in VOA Vials (>5-6mm)?	☐ Yes	☐ No	☑ N/A	10.
Trip Blank Present?	☐ Yes	☐ No	☑ N/A	11.
Trip Blank Custody Seals Present?	☐ Yes	☐ No	☑ N/A	

Field Data Required? ☐ Yes ☐ No

COMMENTS/SAMPLE DISCREPANCY

Lot ID of split containers:

CLIENT NOTIFICATION/RESOLUTION

Person contacted: Date/Time:

Project Manager SCURF Review: Date:

Project Manager SRF Review: Date:

Pace	DC#_Title: ENV-FRM-HUN1-0083 v03_Sample Condition Upon Receipt
	Effective Date: 12/01/2023

*Check mark top half of box if pH and/or dechlorination is verified and within the acceptance range for preservation samples.
Exceptions: VOA, Coliform, TOC, Oil and Grease, DRO/8015 (water) DOC, LLHg

**Bottom half of box is to list number of bottles

***Check all unpreserved Nitrates for chlorine

Project # **WO#: 92716305**

PM: BV Due Date: 03/15/24

CLIENT: 92-GP-BOWLF

Item#	BP4U-125 mL Plastic Unpreserved (N/A) (Cl-)	BP3U-250 mL Plastic Unpreserved (N/A)	BP2U-500 mL Plastic Unpreserved (N/A)	BP1U-1 liter Plastic Unpreserved (N/A)	BP4S-125 mL Plastic H2SO4 (pH < 2) (Cl-)	BP3N-250 mL plastic HNO3 (pH < 2)	BP4Z-125 mL Plastic ZN Acetate & NaOH (>9)	BP4B-125 mL Plastic NaOH (pH > 12) (Cl-)	WGFU-Wide-mouthed Glass jar Unpreserved	AG1U-1 liter Amber Unpreserved (N/A) (Cl-)	AG1H-1 liter Amber HCl (pH < 2)	AG3U-250 mL Amber Unpreserved (N/A) (Cl-)	AG1S-1 liter Amber H2SO4 (pH < 2)	AG3S-250 mL Amber H2SO4 (pH < 2)	DG94-40 mL Amber NH4Cl (N/A)(Cl-)	DG9H-40 mL VOA HCl (N/A)	VG9T-40 mL VOA Na2S2O3 (N/A)	VG9U-40 mL VOA Unpreserved (N/A)	DG9V-40 mL VOA H3PO4 (N/A)	KP7U-50 mL Plastic Unpreserved (N/A)	V/GK (3 vials per kit)-VPH/Gas kit (N/A)	SP5T-125 mL Sterile Plastic (N/A – lab)	SP2T-250 mL Sterile Plastic (N/A – lab)	BP/n	BP3R-250 mL Plastic (NH2)2SO4 (9.3-9.7)	AG0U-100 mL Amber Unpreserved (N/A) (Cl-)	VSGU-20 mL Scintillation vials (N/A)	DG9U-40 mL Amber Unpreserved vials (N/A)
1		2	1			1																			2				
2		2	1			1																			2				
3		2	1			1																			2				
4		2	1			1																			2				
5		2	1			1																			2				
6																													
7																													
8																													
9																													
10																													
11																													
12																													

pH Adjustment Log for Preserved Samples

Sample ID	Type of Preservative	pH upon receipt	Date preservation adjusted	Time preservation adjusted	Amount of Preservative added	Lot #

Note: Whenever there is a discrepancy affecting North Carolina compliance samples, a copy of this form will be sent to the North Carolina DENR Certification Office (i.e. Out of hold, incorrect preservative, out of temp, incorrect containers.

Pace® Location Requested (City/State):

Pace Analytical Charlotte
9800 Kincey Ave. Suite 100, Huntersville, NC 28078

CHAIN-OF-CUSTODY Analytical Request Document

Chain-of-Custody is a LEGAL DOCUMENT - Complete all relevant fields

LAB USE ONLY- Affix Workorder/Login Label Here

Scan QR Code for instructions

92716305

Company Name: Georgia Power - Bowen	Contact/Report To: Kristen Jurinko, Cassidy Sutherland
Street Address: 241 Ralph McGill Blvd NE, Atlanta, GA 30308	Phone #: (470) 217-0008
	E-Mail: knjurink@southernco.com
	Cc E-Mail: Laura Midkiff, Ben Hodges, Mike Smilley, Noelia Gangi
Customer Project #:	Invoice to: Account Payable
Project Name: Bowen LF Cells 5-8 Background Event #5	Invoice E-mail: georgiapowerinvoices@southernco.com
Site Collection Info/Facility ID (as applicable):	Purchase Order # (if applicable): GPC82474-0007
	Quote #:
Time Zone Collected: [ ] AK [ ] PT [ ] MT [ ] CT [X] ET	County / State origin of sample(s): Georgia
Data Deliverables: [ ] Level II [ ] Level III [ ] Level IV [ ] EQUIS [ ] Other_____	Regulatory Program (DW, RCRA, etc.) as applicable: Reportable [ ] Yes [ ] No
	Rush (Pre-approval required): [ ] Same Day [ ] 1 Day [ ] 2 Day [ ] 3 Day Other _____
	Date Results Requested:
	DW PWSID # or WW Permit # as applicable:
	Field Filtered (if applicable): [ ] Yes [ ] No
	Analysis:

Specify Container Size **: 3 3 3 3 2 1 3 3 3

Identify Container Preservative Type***: 2 2 2 1 1 2 1 1 2

Analysis Requested

**Container Size: (1) 1L, (2) 500mL, (3) 250mL, (4) 125mL, (5) 100mL, (6) 40mL vial, (7) EnCore, (8) TerraCore, (9) 50mL, (10) Other

*** Preservative Types: (1) None, (2) HNO3, (3) H2SO4, (4) HCl, (5) NaOH, (6) Zn Acetate, (7) NaHSO4, (8) Sod. Thiosulfate, (9) Ascorbic Acid, (10) MeOH, (11) Other

* Matrix Codes (Insert in Matrix box below): Drinking Water (DW), Ground Water (GW), Wastewater (WW), Product (P), Soil/Solid (SS), Oil (OL), Wipe (WP), Tissue (TS), Bioassay (B), Vapor (V), Surface Water (SW), Sediment (SED), Sludge (SL), Caulk (CK), Leachate (LI), Biosolid (BS), Other (OT)

Customer Sample ID	Matrix *	Comp / Grab	Composite Start Date	Composite Start Time	Collected or Composite End Date	Collected or Composite End Time	# Cont.	Residual Chlorine Result	Residual Chlorine Units	Cu, Ni, Ag, V, Zn (App. I&II)	B, Ca (App. III)	App. IV Metals*	Cl, F, SO4	TDS	Radium 226/228	App. IV Fluoride	Alkalinity	Fe, Mg, Mn, K, Na	Sample Comment
BOW-GWA-33R	WG	G			3/4/24	1118	6			X	X	X	X	X	X	X	X	X	011
BOW-GWA-57	WG	G			3/4/24	1311	6			X	X	X	X	X	X	X	X	X	012
BOW-GWA-34	WG	G					6			X	X	X	X	X	X	X	X	X	
BOW-GWA-34R	WG	G					6			X	X	X	X	X	X	X	X	X	
BOW-GWA-35	WG	G					6			X	X	X	X	X	X	X	X	X	
BOW-LF5-8-FD-01	WG	G					6			X	X	X	X	X	X	X	X	X	
BOW-LF5-8-FD-02	WG	G			3/4/24	—	6			X	X	X	X	X	X	X	X	X	013
BOW-LF5-8-FB-02	WQ	G			3/4/24	1441	6			X	X	X	X	X	X	X	X	X	014
BOW-LF5-8-EB-01	WQ	G			3/4/24	1451	6			X	X	X	X	X	X	X	X	X	015

Lab Use Only: Proj. Mgr: Bonnie Vang; AcctNum / Client ID:; Table #:; Profile / Template:; Prelog / Bottle Ord. ID:

Preservation non-conformance identified for sample.

Additional Instructions from Pace®:
Task Code: BOW-CCR-OTH-20240229
*App. IV Metals include Sb, As, Ba, Be, Cd, Co, Cr, Pb, Li, Hg, Mo, Se, & Tl

Collected By: Printed Name: Kevin Stephenson, William Leaker, Jay Siewert
Signature: Pace/Ga Environmental

Customer Remarks / Special Conditions / Possible Hazards:

Coolers: Thermometer ID: Correction Factor (°C): Obs. Temp. (°C): Corrected Temp. (°C): [ ] On Ice

Relinquished by/Company: (Signature)	Date/Time:	Received by/Company: (Signature)	Date/Time:	Tracking Number:
	3/5/24 0820	Ryan Williams / Pace	3/5/24 0820	
Ryan Williams / Pace	3/5/24 1155		3/5/24 1055	Delivered by: [ ] In-Person [ ] Courier [ ] FedEX [ ] UPS [ ] Other
Relinquished by/Company: (Signature)	Date/Time:	Received by/Company: (Signature)	Date/Time:	
Relinquished by/Company: (Signature)	Date/Time:	Received by/Company: (Signature)	Date/Time:	Page: 2 of 2

Submitting a sample via this chain of custody constitutes acknowledgment and acceptance of the Pace® Terms and Conditions found at https://www.pacelabs.com/resource-library/resource/pace-terms-and-conditions/

DC#_Title: ENV-FRM-HUN1-0083 v03_Sample Condition Upon Receipt

Effective Date: 12/01/2023

Laboratory receiving samples:
Asheville ☐ Eden ☐ Greenwood ☐ Huntersville ☐ Raleigh ☐ Mechanicsville ☐ Atlanta ☑ Kernersville ☐

Sample Condition Upon Receipt

Client Name: GA Power

Project # WO#: 92716305

PM: BV Due Date: 03/15/24

CLIENT: 92-GP-BOWLF

Courier: ☐ Commercial ☐ Fed Ex ☐ UPS ☐ USPS ☐ Client ☐ Pace ☐ Other:

Custody Seal Present? ☑ Yes ☐ No Seals Intact? ☑ Yes ☐ No ☐ N/A

Date/Initials Person Examining Contents: 3/15/24

Packing Material: ☐ Bubble Wrap ☐ Bubble Bags ☐ None ☐ Other

Biological Tissue Frozen? ☑ Yes ☐ No ☐ N/A

Thermometer: ☑ IR Gun ID: 230

Type of Ice: ☑ Wet ☐ Blue ☐ None

Cooler Temp: 2.2 Correction Factor: Add/Subtract (°C) +0.1

Temp should be above freezing to 6°C
☐ Samples out of temp criteria. Samples on ice, cooling process has begun

Cooler Temp Corrected (°C): 2.3

USDA Regulated Soil (☐ N/A, water sample)
Did samples originate in a quarantine zone within the United States: CA, NY, or SC (check maps)? ☐ Yes ☐ No

Did samples originate from a foreign source (internationally, including Hawaii and Puerto Rico)? ☐ Yes ☐ No

				Comments/Discrepancy:
Chain of Custody Present?	☑ Yes	☐ No	☐ N/A	1.
Samples Arrived within Hold Time?	☑ Yes	☐ No	☐ N/A	2.
Short Hold Time Analysis (<72 hr.)?	☐ Yes	☑ No	☐ N/A	3.
Rush Turn Around Time Requested?	☐ Yes	☐ No	☐ N/A	4.
Sufficient Volume?	☑ Yes	☐ No	☐ N/A	5.
Correct Containers Used?	☑ Yes	☐ No	☐ N/A	6.
-Pace Containers Used?	☑ Yes	☐ No	☐ N/A	
Containers Intact?	☑ Yes	☐ No	☐ N/A	7.
Dissolved analysis: Samples Field Filtered?	☐ Yes	☐ No	☐ N/A	8.
Sample Labels Match COC?	☑ Yes	☐ No	☐ N/A	9.
-Includes Date/Time/ID/Analysis Matrix:	W			
Headspace in VOA Vials (>5-6mm)?	☐ Yes	☐ No	☑ N/A	10.
Trip Blank Present?	☐ Yes	☐ No	☑ N/A	11.
Trip Blank Custody Seals Present?	☐ Yes	☐ No	☑ N/A	

Field Data Required? ☐ Yes ☐ No

COMMENTS/SAMPLE DISCREPANCY

Lot ID of split containers:

CLIENT NOTIFICATION/RESOLUTION

Person contacted: Date/Time:

Project Manager SCURF Review: Date:

Project Manager SRF Review: Date:

Pace	DC#_Title: ENV-FRM-HUN1-0083 v03_Sample Condition Upon Receipt
	Effective Date: 12/01/2023

*Check mark top half of box if pH and/or dechlorination is verified and within the acceptance range for preservation samples.
Exceptions: VOA, Coliform, TOC, Oil and Grease, DRO/8015 (water) DOC, LLHg

**Bottom half of box is to list number of bottles

***Check all unpreserved Nitrates for chlorine

Project # **WO#: 92716305**

PM: BV Due Date: 03/15/24

CLIENT: 92-GP-BOWLF

Item#	BP4U-125 mL Plastic Unpreserved (N/A) (Cl-)	BP3U-250 mL Plastic Unpreserved (N/A)	BP2U-500 mL Plastic Unpreserved (N/A)	BP1U-1 liter Plastic Unpreserved (N/A)	BP4S-125 mL Plastic H2SO4 (pH < 2) (Cl-)	BP3N-250 mL plastic HNO3 (pH < 2)	BP4Z-125 mL Plastic ZN Acetate & NaOH (>9)	BP4B-125 mL Plastic NaOH (pH > 12) (Cl-)	WGFU-Wide-mouthed Glass jar Unpreserved	AG1U-1 liter Amber Unpreserved (N/A) (Cl-)	AG1H-1 liter Amber HCl (pH < 2)	AG3U-250 mL Amber Unpreserved (N/A) (Cl-)	AG1S-1 liter Amber H2SO4 (pH < 2)	AG3S-250 mL Amber H2SO4 (pH < 2)	DG94-40 mL Amber NH4Cl (N/A)(Cl-)	DG9H-40 mL VOA HCl (N/A)	VG9T-40 mL VOA Na2S2O3 (N/A)	VG9U-40 mL VOA Unpreserved (N/A)	DG9V-40 mL VOA H3PO4 (N/A)	KP7U-50 mL Plastic Unpreserved (N/A)	V/GK (3 vials per kit)-VPH/Gas kit (N/A)	SP5T-125 mL Sterile Plastic (N/A – lab)	SP2T-250 mL Sterile Plastic (N/A – lab)		BP3R-250 mL Plastic (NH2)2SO4 (9.3-9.7)	AG0U-100 mL Amber Unpreserved (N/A) (Cl-)	VSGU-20 mL Scintillation vials (N/A)	DG9U-40 mL Amber Unpreserved vials (N/A)
1		2	1			1																		2					
2		2	1			1																		2					
3		2	1			1																		2					
4		2	1			1																		2					
5		2	1			1																		2					
6																													
7																													
8																													
9																													
10																													
11																													
12																													

pH Adjustment Log for Preserved Samples

Sample ID	Type of Preservative	pH upon receipt	Date preservation adjusted	Time preservation adjusted	Amount of Preservative added	Lot #

Note: Whenever there is a discrepancy affecting North Carolina compliance samples, a copy of this form will be sent to the North Carolina DENR Certification Office (i.e. Out of hold, incorrect preservative, out of temp, incorrect containers.

Pace® Location Requested (City/State):

Pace Analytical Charlotte
9800 Kincey Ave. Suite 100, Huntersville, NC 28078

CHAIN-OF-CUSTODY Analytical Request Document

Chain-of-Custody is a LEGAL DOCUMENT - Complete all relevant fields

LAB USE ONLY- Affix Workorder/Login Label Here

Scan QR Code for instructions

Company Name: Georgia Power - Bowen	Contact/Report To: Kristen Jurinko, Cassidy Sutherland
Street Address: 241 Ralph McGill Blvd NE, Atlanta, GA 30308	Phone #: (470) 217-0008
	E-Mail: knjurink@southernco.com
	Cc E-Mail: Laura Midkiff, Ben Hodges, Mike Smilley, Noelia Gangi
Customer Project #:	Invoice to: Account Payable
Project Name: Bowen LF Cells 5-8 Background Event #5	Invoice E-mail: georgiapowerinvoices@southernco.com
Site Collection Info/Facility ID (as applicable):	Purchase Order # (if applicable): GPC82474-0007
	Quote #:
Time Zone Collected: [ ] AK [ ] PT [ ] MT [ ] CT [X] ET	County / State origin of sample(s): Georgia
Data Deliverables: [ ] Level II [ ] Level III [ ] Level IV [ ] EQUIS [ ] Other	Regulatory Program (DW, RCRA, etc.) as applicable: Reportable [ ] Yes [ ] No
	Rush (Pre-approval required): [ ] Same Day [ ] 1 Day [ ] 2 Day [ ] 3 Day Other Date Results Requested:
	DW PWSID # or WW Permit # as applicable: Field Filtered (if applicable): [ ] Yes [ ] No Analysis:

**Container Size: (1) 1L, (2) 500mL, (3) 250mL, (4) 125mL, (5) 100mL, (6) 40mL vial, (7) EnCore, (8) TerraCore, (9) 90mL, (10) Other

*** Preservative Types: (1) None, (2) HNO3, (3) H2SO4, (4) HCl, (5) NaOH, (6) Zn Acetate, (7) NaHSO4, (8) Sod. Thiosulfate, (9) Ascorbic Acid, (10) MeOH, (11) Other

* Matrix Codes (Insert in Matrix box below): Drinking Water (DW), Ground Water (GW), Wastewater (WW), Product (P), Soil/Solid (SS), Oil (OL), Wipe (WP), Tissue (TS), Bioassay (B), Vapor (V), Surface Water (SW), Sediment (SED), Sludge (SL), Caulk (CK), Leachate (LL), Biosolid (BS), Other (OT)

Customer Sample ID	Matrix*	Comp / Grab	Composite Start Date	Composite Start Time	Collected or Composite End Date	Collected or Composite End Time	# Cont.	Residual Chlorine Result	Residual Chlorine Units	Cu, Ni, Ag, V, Zn (App II&III)	B, Ca (App. III)	App. IV Metals*	Cl, F, SO4	TDS	Radium 226/228	App. IV Fluoride	Alkalinity	Fe, Mg, Mn, K, Na		Sample Comment	Preservation non-conformance identified for sample.
							Specify Container Size **			3	3	3	3	2	1	3	3	3			
							Identify Container Preservative Type***			2	2	2	1	1	2	1	1	2			
							Analysis Requested														
BOW-GWC-26	WG	G					6			X	X	X	X	X	X	X	X	X			
BOW-GWC-27	WG	G					6			X	X	X	X	X	X	X	X	X			
BOW-GWC-27R	WG	G					6			X	X	X	X	X	X	X	X	X			
BOW-GWC-28	WG	G			3/4/24	1155	6			X	X	X	X	X	X	X	X	X		016	
BOW-GWC-29	WG	G					6			X	X	X	X	X	X	X	X	X			
BOW-GWC-29R	WG	G					6			X	X	X	X	X	X	X	X	X			
BOW-GWC-30	WG	G					6			X	X	X	X	X	X	X	X	X			
BOW-GWC-31	WG	G					6			X	X	X	X	X	X	X	X	X			
BOW-GWC-31R	WG	G			3/4/24	1120	6			X	X	X	X	X	X	X	X	X		017	
BOW-GWC-32	WG	G					6			X	X	X	X	X	X	X	X	X			

Lab Use Only: Proj. Mgr: Bonnie Vang; AcctNum / Client ID:; Table #:; Profile / Template:; Prelog / Bottle Ord. ID:

Additional Instructions from Pace®:
Task Code: BOW-CCR-OTH-20240229
*App. IV Metals include Sb, As, Ba, Be, Cd, Co, Cr, Pb, Li, Hg, Mo, Se, & Tl

Collected By: Printed Name: Kevin Stephenson, William Lasker, Jay Siewert
Signature: (Resolute Environmental)

Customer Remarks / Special Conditions / Possible Hazards:

Coolers: Thermometer ID: Correction Factor (°C): Obs. Temp. (°C): Corrected Temp. (°C): [ ] On Ice

Relinquished by/Company: (Signature)	Date/Time:	Received by/Company: (Signature)	Date/Time:
	3/5/24 0820	Ryan Williams / Pace	3/5/24 0820
Ryan Williams / Pace	3/5/24 1155		3/5/24 1155
Relinquished by/Company: (Signature)	Date/Time:	Received by/Company: (Signature)	Date/Time:
Relinquished by/Company: (Signature)	Date/Time:	Received by/Company: (Signature)	Date/Time:

Tracking Number:

Delivered by: [ ] In-Person [ ] Courier [ ] FedEx [ ] UPS [ ] Other

Submitting a sample via this chain of custody constitutes acknowledgment and acceptance of the Pace® Terms and Conditions found at https://www.pacelabs.com/resource-library/resource/pace-terms-and-conditions/

Pace® Location Requested (City/State):

Pace Analytical Charlotte
9800 Kincey Ave. Suite 100, Huntersville, NC 28078

CHAIN-OF-CUSTODY Analytical Request Document

Chain-of-Custody is a LEGAL DOCUMENT - Complete all relevant fields

LAB USE ONLY- Affix Workorder/Login Label Here

Scan QR Code for instructions

Company Name: Georgia Power - Bowen	Contact/Report To: Kristen Jurinko, Cassidy Sutherland
Street Address: 241 Ralph McGill Blvd NE, Atlanta, GA 30308	Phone #: (470) 217-0008
	E-Mail: knjurink@southernco.com
	Cc E-Mail: Laura Midkiff, Ben Hodges, Mike Smilley, Noelia Gangi
Customer Project #:	Invoice to: Account Payable
Project Name: Bowen LF Cells 5-8 Background Event #5	Invoice E-mail: georgiapowerinvoices@southernco.com
Site Collection Info/Facility ID (as applicable):	Purchase Order # (if applicable): GPC82474-0007
	Quote #:
Time Zone Collected: [ ] AK [ ] PT [ ] MT [ ] CT [X] ET	County / State origin of sample(s): Georgia
Data Deliverables: [ ] Level II [ ] Level III [ ] Level IV [ ] EQUIS [ ] Other	Regulatory Program (DW, RCRA, etc.) as applicable: Reportable [ ] Yes [ ] No
	Rush (Pre-approval required): [ ] Same Day [ ] 1 Day [ ] 2 Day [ ] 3 Day Other ____ Date Results Requested:
	DW PWSID # or WW Permit # as applicable: Field Filtered (if applicable): [ ] Yes [ ] No Analysis:

* Matrix Codes (Insert in Matrix box below): Drinking Water (DW), Ground Water (GW), Wastewater (WW), Product (P), Soil/Solid (SS), Oil (OL), Wipe (WP), Tissue (TS), Bioassay (B), Vapor (V), Surface Water (SW), Sediment (SED), Sludge (SL), Caulk (CK), Leachate (LL), Biosolid (BS), Other (OT)

Customer Sample ID	Matrix *	Comp / Grab	Composite Start Date	Composite Start Time	Collected or Composite End Date	Collected or Composite End Time	# Cont.	Residual Chlorine Result	Residual Chlorine Units	Cu, Ni, Ag, V, Zn (App. I&II)	B, Ca (App. III)	App. IV Metals*	Cl, F, SO4	TDS	Radium 226/228	App. IV Fluoride	Alkalinity	Fe, Mg, Mn, Na	Sample Comment
Specify Container Size**										3	3	3	3	2	1	3	3	3	
Identify Container Preservative Type***										2	2	2	1	1	2	1	1	2	
Analysis Requested																			
BOW-GWC-26	WG	G					6			X	X	X	X	X	X	X	X	X	
BOW-GWC-27	WG	G					6			X	X	X	X	X	X	X	X	X	
BOW-GWC-27R	WG	G					6			X	X	X	X	X	X	X	X	X	
BOW-GWC-28	WG	G					6			X	X	X	X	X	X	X	X	X	
BOW-GWC-29	WG	G					6			X	X	X	X	X	X	X	X	X	
BOW-GWC-29R	WG	G			3/1/24	1032	6			X	X	X	X	X	X	X	X	X	0018
BOW-GWC-30	WG	G			3/1/24	1146	6			X	X	X	X	X	X	X	X	X	019
BOW-GWC-31	WG	G			3/1/24	1127	6			X	X	X	X	X	X	X	X	X	020
BOW-GWC-31R	WG	G					6			X	X	X	X	X	X	X	X	X	
BOW-GWC-32	WG	G					6			X	X	X	X	X	X	X	X	X	

**Container Size: (1) 1L, (2) 500mL, (3) 250mL, (4) 125mL, (5) 100mL, (6) 40mL vial, (7) EnCore, (8) TerraCore, (9) 90mL, (10) Other

*** Preservative Types: (1) None, (2) HNO3, (3) H2SO4, (4) HCl, (5) NaOH, (6) Zn Acetate, (7) NaHSO4, (8) Sod. Thiosulfate, (9) Ascorbic Acid, (10) MeOH, (11) Other

Lab Use Only: Proj. Mgr: Bonnie Vang; AcctNum / Client ID:; Table #:; Profile / Template:; Prelog / Bottle Ord. ID:

Preservation non-conformance identified for sample.

Additional Instructions from Pace®:
Task Code: BOW-CCR-OTH-20240229
*App. IV Metals include Sb, As, Ba, Be, Cd, Co, Cr, Pb, Li, Hg, Mo, Se, & Tl

Collected By: Printed Name: Kevin Stephenson, William Laaker, Jay Siewert
Signature:

Customer Remarks / Special Conditions / Possible Hazards:

Coolers: Thermometer ID: Correction Factor (°C): Obs. Temp. (°C): Corrected Temp. (°C): [ ] On Ice

Relinquished by/Company: (Signature)	Date/Time:	Received by/Company: (Signature)	Date/Time:	Tracking Number:
	3/5/24 0820	Ryan Williams / Pace	3/5/24 0820	
Relinquished by/Company: (Signature) Ryan Williams / Pace	3/5/24 1155	Received by/Company: (Signature)	3/5/24 1155	Delivered by: [ ] In-Person [ ] Courier [ ] FedEX [ ] UPS [ ] Other
Relinquished by/Company: (Signature)	Date/Time:	Received by/Company: (Signature)	Date/Time:	
Relinquished by/Company: (Signature)	Date/Time:	Received by/Company: (Signature)	Date/Time:	Page: 1 of 2

Submitting a sample via this chain of custody constitutes acknowledgment and acceptance of the Pace® Terms and Conditions found at https://www.pacelabs.com/resource-library/resource/pace-terms-and-conditions/

Pace Analytical Services, LLC
9800 Kincey Ave. Suite 100
Huntersville, NC 28078
(704)875-9092

March 28, 2024

Kristen Jurinko
Southern Company
241 Ralph McGill Blvd
NE, Bin 10160
Atlanta, GA 30308

RE: Project: Bowen LF Cells 5-8 BG #5-RADs
Pace Project No.: 92716308

Dear Kristen Jurinko:

Enclosed are the analytical results for sample(s) received by the laboratory between March 01, 2024 and March 05, 2024. The results relate only to the samples included in this report. Results reported herein conform to the applicable TNI/NELAC Standards and the laboratory's Quality Manual, where applicable, unless otherwise noted in the body of the report.

The test results provided in this final report were generated by each of the following laboratories within the Pace Network:

- Pace Analytical Services - Greensburg

If you have any questions concerning this report, please feel free to contact me.

Sincerely,

Bonnie Vang
bonnie.vang@pacelabs.com
704-977-0968
Project Manager

Enclosures

cc: Carole Lieu, Stantec
Laura Midkiff, Southern Co.
Edgar Smith, Stantec
Cassidy Sutherland, Stantec

Pace Analytical Services, LLC
9800 Kincey Ave. Suite 100
Huntersville, NC 28078
(704)875-9092

CERTIFICATIONS

Project: Bowen LF Cells 5-8 BG #5-RADs
Pace Project No.: 92716308

Pace Analytical Services Pennsylvania
1638 Roseytown Rd Suites 2,3&4, Greensburg, PA 15601
ANAB DOD-ELAP Rad Accreditation #: L2417
ANABISO/IEC 17025:2017 Rad Cert#: L24170
Alabama Certification #: 41590
Arizona Certification #: AZ0734
Arkansas Certification
California Certification #: 2950
Colorado Certification #: PA01547
Connecticut Certification #: PH-0694
EPA Region 4 DW Rad
Florida/TNI Certification #: E87683
Georgia Certification #: C040
Guam Certification
Hawaii Certification
Idaho Certification
Illinois Certification
Indiana Certification
Iowa Certification #: 391
Kansas Certification #: E-10358
Kentucky Certification #: KY90133
KY WW Permit #: KY0098221
KY WW Permit #: KY0000221
Louisiana DHH/TNI Certification #: LA010
Louisiana DEQ/TNI Certification #: 04086
Maine Certification #: 2023021
Maryland Certification #: 308
Massachusetts Certification #: M-PA1457
Michigan/PADEP Certification #: 9991
Missouri Certification #: 235
Montana Certification #: Cert0082
Nebraska Certification #: NE-OS-29-14
Nevada Certification #: PA014572023-03
New Hampshire/TNI Certification #: 297622
New Jersey/TNI Certification #: PA051
New Mexico Certification #: PA01457
New York/TNI Certification #: 10888
North Carolina Certification #: 42706
North Dakota Certification #: R-190
Ohio EPA Rad Approval: #41249
Oregon/TNI Certification #: PA200002-015
Pennsylvania/TNI Certification #: 65-00282
Puerto Rico Certification #: PA01457
Rhode Island Certification #: 65-00282
South Dakota Certification
Tennessee Certification #: TN02867
Texas/TNI Certification #: T104704188-22-18
Utah/TNI Certification #: PA014572223-14
USDA Soil Permit #: 525-23-67-77263
Vermont Dept. of Health: ID# VT-0282
Virgin Island/PADEP Certification
Virginia/VELAP Certification #: 460198
Washington Certification #: C868
West Virginia DEP Certification #: 143
West Virginia DHHR Certification #: 9964C
Wisconsin Approve List for Rad

This report shall not be reproduced, except in full,
without the written consent of Pace Analytical Services, LLC.

Pace Analytical Services, LLC
9800 Kincey Ave. Suite 100
Huntersville, NC 28078
(704)875-9092

SAMPLE SUMMARY

Project: Bowen LF Cells 5-8 BG #5-RADs
Pace Project No.: 92716308

Lab ID	Sample ID	Matrix	Date Collected	Date Received
92716308001	**BOW-GWC-26**	Water	02/29/24 11:14	03/01/24 10:35
92716308002	**BOW-GWC-27**	Water	02/29/24 16:42	03/01/24 10:35
92716308003	**BOW-GWC-27R**	Water	02/29/24 15:07	03/01/24 10:35
92716308004	**BOW-GWC-29**	Water	02/29/24 11:32	03/01/24 10:35
92716308005	**BOW-GWC-32**	Water	02/29/24 17:34	03/01/24 10:35
92716308006	**BOW-GWA-34**	Water	02/29/24 13:06	03/01/24 10:35
92716308007	**BOW-GWA-34R**	Water	02/29/24 14:25	03/01/24 10:35
92716308008	**BOW-GWA-35**	Water	02/29/24 11:21	03/01/24 10:35
92716308009	**BOW-LF5-8-FD-01**	Water	02/29/24 00:00	03/01/24 10:35
92716308010	**BOW-LF5-8-FB-01**	Water	02/29/24 17:40	03/01/24 10:35
92716308011	**BOW-GWA-33R**	Water	03/04/24 11:18	03/05/24 09:20
92716308012	**BOW-GWA-57**	Water	03/04/24 13:11	03/05/24 09:20
92716308013	**BOW-LF5-8-FD-02**	Water	03/04/24 00:00	03/05/24 09:20
92716308014	**BOW-LF5-8-FB-02**	Water	03/04/24 14:41	03/05/24 09:20
92716308015	**BOW-LF5-8-EB-01**	Water	03/04/24 14:51	03/05/24 09:20
92716308016	**BOW-GWC-28**	Water	03/04/24 11:55	03/05/24 09:20
92716308017	**BOW-GWC-31R**	Water	03/04/24 11:20	03/05/24 09:20
92716308018	**BOW-GWC-29R**	Water	03/01/24 10:32	03/05/24 09:20
92716308019	**BOW-GWC-30**	Water	03/01/24 11:46	03/05/24 09:20
92716308020	**BOW-GWC-31**	Water	03/01/24 11:27	03/05/24 09:20

REPORT OF LABORATORY ANALYSIS

This report shall not be reproduced, except in full,
without the written consent of Pace Analytical Services, LLC.

Pace Analytical Services, LLC
9800 Kincey Ave. Suite 100
Huntersville, NC 28078
(704)875-9092

SAMPLE ANALYTE COUNT

Project: Bowen LF Cells 5-8 BG #5-RADs
Pace Project No.: 92716308

Lab ID	Sample ID	Method	Analysts	Analytes Reported	Laboratory
92716308001	**BOW-GWC-26**	EPA 9315	SLC	1	PASI-PA
		EPA 9320	JJS1	1	PASI-PA
92716308002	**BOW-GWC-27**	EPA 9315	SLC	1	PASI-PA
		EPA 9320	JJS1	1	PASI-PA
92716308003	**BOW-GWC-27R**	EPA 9315	SLC	1	PASI-PA
		EPA 9320	JJS1	1	PASI-PA
92716308004	**BOW-GWC-29**	EPA 9315	SLC	1	PASI-PA
		EPA 9320	JJS1	1	PASI-PA
92716308005	**BOW-GWC-32**	EPA 9315	SLC	1	PASI-PA
		EPA 9320	JJS1	1	PASI-PA
92716308006	**BOW-GWA-34**	EPA 9315	SLC	1	PASI-PA
		EPA 9320	JJS1	1	PASI-PA
92716308007	**BOW-GWA-34R**	EPA 9315	SLC	1	PASI-PA
		EPA 9320	JJS1	1	PASI-PA
92716308008	**BOW-GWA-35**	EPA 9315	SLC	1	PASI-PA
		EPA 9320	JJS1	1	PASI-PA
92716308009	**BOW-LF5-8-FD-01**	EPA 9315	SLC	1	PASI-PA
		EPA 9320	JJS1	1	PASI-PA
92716308010	**BOW-LF5-8-FB-01**	EPA 9315	SLC	1	PASI-PA
		EPA 9320	JJS1	1	PASI-PA
92716308011	**BOW-GWA-33R**	EPA 9315	SLC	1	PASI-PA
		EPA 9320	VAL	1	PASI-PA
		Total Radium Calculation	JAL	1	PASI-PA
92716308012	**BOW-GWA-57**	EPA 9315	SLC	1	PASI-PA
		EPA 9320	VAL	1	PASI-PA
		Total Radium Calculation	JAL	1	PASI-PA
92716308013	**BOW-LF5-8-FD-02**	EPA 9315	SLC	1	PASI-PA
		EPA 9320	VAL	1	PASI-PA
		Total Radium Calculation	JAL	1	PASI-PA
92716308014	**BOW-LF5-8-FB-02**	EPA 9315	SLC	1	PASI-PA
		EPA 9320	VAL	1	PASI-PA
		Total Radium Calculation	JAL	1	PASI-PA
92716308015	**BOW-LF5-8-EB-01**	EPA 9315	SLC	1	PASI-PA
		EPA 9320	VAL	1	PASI-PA
		Total Radium Calculation	JAL	1	PASI-PA
92716308016	**BOW-GWC-28**	EPA 9315	SLC	1	PASI-PA
		EPA 9320	VAL	1	PASI-PA

This report shall not be reproduced, except in full,
without the written consent of Pace Analytical Services, LLC.

Pace Analytical Services, LLC
9800 Kincey Ave. Suite 100
Huntersville, NC 28078
(704)875-9092

SAMPLE ANALYTE COUNT

Project: Bowen LF Cells 5-8 BG #5-RADs
Pace Project No.: 92716308

Lab ID	Sample ID	Method	Analysts	Analytes Reported	Laboratory
		Total Radium Calculation	JAL	1	PASI-PA
92716308017	**BOW-GWC-31R**	EPA 9315	SLC	1	PASI-PA
		EPA 9320	VAL	1	PASI-PA
		Total Radium Calculation	JAL	1	PASI-PA
92716308018	**BOW-GWC-29R**	EPA 9315	SLC	1	PASI-PA
		EPA 9320	VAL	1	PASI-PA
		Total Radium Calculation	JAL	1	PASI-PA
92716308019	**BOW-GWC-30**	EPA 9315	SLC	1	PASI-PA
		EPA 9320	VAL	1	PASI-PA
		Total Radium Calculation	JAL	1	PASI-PA
92716308020	**BOW-GWC-31**	EPA 9315	SLC	1	PASI-PA
		EPA 9320	VAL	1	PASI-PA
		Total Radium Calculation	JAL	1	PASI-PA

PASI-PA = Pace Analytical Services - Greensburg

This report shall not be reproduced, except in full,
without the written consent of Pace Analytical Services, LLC.

Pace Analytical Services, LLC
9800 Kincey Ave. Suite 100
Huntersville, NC 28078
(704)875-9092

SUMMARY OF DETECTION

Project: Bowen LF Cells 5-8 BG #5-RADs
Pace Project No.: 92716308

Lab Sample ID / Method	Client Sample ID / Parameters	Result	Units	Report Limit	Analyzed	Qualifiers
92716308001	**BOW-GWC-26**					
EPA 9315	Radium-226	0.0569U ± 0.157 (0.376) C:79% T:NA	pCi/L		03/19/24 08:26	
EPA 9320	Radium-228	0.176U ± 0.476 (1.06) C:73% T:81%	pCi/L		03/15/24 15:15	
92716308002	**BOW-GWC-27**					
EPA 9315	Radium-226	0.0987U ± 0.131 (0.281) C:92% T:NA	pCi/L		03/19/24 08:26	
EPA 9320	Radium-228	0.527U ± 0.498 (1.03) C:75% T:83%	pCi/L		03/15/24 15:15	
92716308003	**BOW-GWC-27R**					
EPA 9315	Radium-226	0.0924U ± 0.142 (0.313) C:86% T:NA	pCi/L		03/19/24 09:18	
EPA 9320	Radium-228	0.422U ± 0.424 (0.876) C:80% T:77%	pCi/L		03/15/24 15:15	
92716308004	**BOW-GWC-29**					
EPA 9315	Radium-226	0.200U ± 0.147 (0.252) C:95% T:NA	pCi/L		03/19/24 08:26	
EPA 9320	Radium-228	0.508U ± 0.438 (0.887) C:80% T:82%	pCi/L		03/15/24 15:16	
92716308005	**BOW-GWC-32**					
EPA 9315	Radium-226	0.276U ± 0.198 (0.350) C:76% T:NA	pCi/L		03/19/24 08:26	
EPA 9320	Radium-228	0.355U ± 0.361 (0.740) C:77% T:82%	pCi/L		03/15/24 15:16	

REPORT OF LABORATORY ANALYSIS

This report shall not be reproduced, except in full,
without the written consent of Pace Analytical Services, LLC.

Pace Analytical Services, LLC
9800 Kincey Ave. Suite 100
Huntersville, NC 28078
(704)875-9092

SUMMARY OF DETECTION

Project: Bowen LF Cells 5-8 BG #5-RADs
Pace Project No.: 92716308

Lab Sample ID / Method	Client Sample ID / Parameters	Result	Units	Report Limit	Analyzed	Qualifiers
92716308006	**BOW-GWA-34**					
EPA 9315	Radium-226	0.453 ± 0.199 (0.239) C:95% T:NA	pCi/L		03/19/24 08:26	
EPA 9320	Radium-228	0.583U ± 0.414 (0.773) C:74% T:81%	pCi/L		03/15/24 15:16	
92716308007	**BOW-GWA-34R**					
EPA 9315	Radium-226	0.273U ± 0.172 (0.280) C:93% T:NA	pCi/L		03/19/24 08:26	
EPA 9320	Radium-228	0.0626U ± 0.403 (0.926) C:77% T:84%	pCi/L		03/15/24 15:52	
92716308008	**BOW-GWA-35**					
EPA 9315	Radium-226	0.228U ± 0.170 (0.299) C:88% T:NA	pCi/L		03/19/24 08:26	
EPA 9320	Radium-228	0.393U ± 0.402 (0.830) C:75% T:86%	pCi/L		03/15/24 15:52	
92716308009	**BOW-LF5-8-FD-01**					
EPA 9315	Radium-226	0.123U ± 0.145 (0.304) C:88% T:NA	pCi/L		03/19/24 08:27	
EPA 9320	Radium-228	1.01 ± 0.467 (0.763) C:79% T:81%	pCi/L		03/15/24 15:52	
92716308010	**BOW-LF5-8-FB-01**					
EPA 9315	Radium-226	0.0868U ± 0.145 (0.325) C:75% T:NA	pCi/L		03/19/24 08:27	
EPA 9320	Radium-228	0.762 ± 0.391 (0.688) C:84% T:87%	pCi/L		03/19/24 12:32	

REPORT OF LABORATORY ANALYSIS

This report shall not be reproduced, except in full,
without the written consent of Pace Analytical Services, LLC.

Pace Analytical Services, LLC
9800 Kincey Ave. Suite 100
Huntersville, NC 28078
(704)875-9092

SUMMARY OF DETECTION

Project: Bowen LF Cells 5-8 BG #5-RADs
Pace Project No.: 92716308

Lab Sample ID / Method	Client Sample ID / Parameters	Result	Units	Report Limit	Analyzed	Qualifiers
92716308011	**BOW-GWA-33R**					
EPA 9315	Radium-226	0.00662U ± 0.138 (0.383) C:95% T:NA	pCi/L		03/19/24 09:36	
EPA 9320	Radium-228	-0.0828U ± 0.414 (0.968) C:81% T:83%	pCi/L		03/22/24 11:49	
Total Radium Calculation	Total Radium	0.00662U ± 0.552 (1.35)	pCi/L		03/25/24 09:55	
92716308012	**BOW-GWA-57**					
EPA 9315	Radium-226	-0.0751U ± 0.0890 (0.368) C:93% T:NA	pCi/L		03/19/24 09:36	
EPA 9320	Radium-228	0.181U ± 0.481 (1.07) C:76% T:80%	pCi/L		03/22/24 11:49	
Total Radium Calculation	Total Radium	0.181U ± 0.570 (1.44)	pCi/L		03/25/24 09:55	
92716308013	**BOW-LF5-8-FD-02**					
EPA 9315	Radium-226	0.0721U ± 0.191 (0.461) C:97% T:NA	pCi/L		03/19/24 09:36	
EPA 9320	Radium-228	0.701U ± 0.464 (0.897) C:81% T:83%	pCi/L		03/22/24 11:50	
Total Radium Calculation	Total Radium	0.773U ± 0.655 (1.36)	pCi/L		03/25/24 09:55	
92716308014	**BOW-LF5-8-FB-02**					
EPA 9315	Radium-226	0.0969U ± 0.144 (0.306) C:92% T:NA	pCi/L		03/19/24 09:37	
EPA 9320	Radium-228	0.411U ± 0.441 (0.924) C:79% T:83%	pCi/L		03/22/24 11:50	
Total Radium Calculation	Total Radium	0.508U ± 0.585 (1.23)	pCi/L		03/25/24 09:55	

REPORT OF LABORATORY ANALYSIS

This report shall not be reproduced, except in full,
without the written consent of Pace Analytical Services, LLC.

Pace Analytical Services, LLC
9800 Kincey Ave. Suite 100
Huntersville, NC 28078
(704)875-9092

SUMMARY OF DETECTION

Project: Bowen LF Cells 5-8 BG #5-RADs
Pace Project No.: 92716308

Lab Sample ID / Method	Client Sample ID / Parameters	Result	Units	Report Limit	Analyzed	Qualifiers
92716308015	**BOW-LF5-8-EB-01**					
EPA 9315	Radium-226	0.0593U ± 0.137 (0.326) C:98% T:NA	pCi/L		03/19/24 09:37	
EPA 9320	Radium-228	0.149U ± 0.445 (0.996) C:82% T:80%	pCi/L		03/22/24 11:50	
Total Radium Calculation	Total Radium	0.208U ± 0.582 (1.32)	pCi/L		03/25/24 09:55	
92716308016	**BOW-GWC-28**					
EPA 9315	Radium-226	0.210U ± 0.202 (0.379) C:96% T:NA	pCi/L		03/19/24 09:37	
EPA 9320	Radium-228	0.0494U ± 0.340 (0.779) C:85% T:80%	pCi/L		03/22/24 11:50	
Total Radium Calculation	Total Radium	0.259U ± 0.542 (1.16)	pCi/L		03/25/24 09:55	
92716308017	**BOW-GWC-31R**					
EPA 9315	Radium-226	0.0356U ± 0.202 (0.516) C:92% T:NA	pCi/L		03/19/24 08:28	
EPA 9320	Radium-228	0.397U ± 0.367 (0.749) C:84% T:86%	pCi/L		03/22/24 11:50	
Total Radium Calculation	Total Radium	0.433U ± 0.569 (1.27)	pCi/L		03/25/24 09:55	
92716308018	**BOW-GWC-29R**					
EPA 9315	Radium-226	0.213U ± 0.252 (0.525) C:95% T:NA	pCi/L		03/19/24 08:28	
EPA 9320	Radium-228	0.322U ± 0.372 (0.781) C:79% T:85%	pCi/L		03/22/24 11:50	
Total Radium Calculation	Total Radium	0.535U ± 0.624 (1.31)	pCi/L		03/25/24 09:55	

REPORT OF LABORATORY ANALYSIS

This report shall not be reproduced, except in full,
without the written consent of Pace Analytical Services, LLC.

Pace Analytical Services, LLC
9800 Kincey Ave. Suite 100
Huntersville, NC 28078
(704)875-9092

SUMMARY OF DETECTION

Project: Bowen LF Cells 5-8 BG #5-RADs
Pace Project No.: 92716308

Lab Sample ID / Method	Client Sample ID / Parameters	Result	Units	Report Limit	Analyzed	Qualifiers
92716308019	**BOW-GWC-30**					
EPA 9315	Radium-226	0.264U ± 0.216 (0.368) C:99% T:NA	pCi/L		03/19/24 09:01	
EPA 9320	Radium-228	0.196U ± 0.509 (1.13) C:75% T:77%	pCi/L		03/22/24 14:58	
Total Radium Calculation	Total Radium	0.460U ± 0.725 (1.50)	pCi/L		03/25/24 09:55	
92716308020	**BOW-GWC-31**					
EPA 9315	Radium-226	0.212U ± 0.245 (0.506) C:100% T:NA	pCi/L		03/19/24 08:28	
EPA 9320	Radium-228	0.626U ± 0.527 (1.07) C:77% T:82%	pCi/L		03/22/24 14:58	
Total Radium Calculation	Total Radium	0.838U ± 0.772 (1.58)	pCi/L		03/25/24 09:55	

REPORT OF LABORATORY ANALYSIS

This report shall not be reproduced, except in full,
without the written consent of Pace Analytical Services, LLC.

Pace Analytical Services, LLC
9800 Kincey Ave. Suite 100
Huntersville, NC 28078
(704)875-9092

ANALYTICAL RESULTS - RADIOCHEMISTRY

Project: Bowen LF Cells 5-8 BG #5-RADs
Pace Project No.: 92716308

Sample: BOW-GWC-26 **Lab ID: 92716308001** Collected: 02/29/24 11:14 Received: 03/01/24 10:35 Matrix: Water
PWS: Site ID: Sample Type:

Parameters	Method	Act ± Unc (MDC) Carr Trac	Units	Analyzed	CAS No.	Qual
	Pace Analytical Services - Greensburg					
Radium-226	EPA 9315	**0.0569U ± 0.157 (0.376) C:79% T:NA**	pCi/L	03/19/24 08:26	13982-63-3	
	Pace Analytical Services - Greensburg					
Radium-228	EPA 9320	**0.176U ± 0.476 (1.06) C:73% T:81%**	pCi/L	03/15/24 15:15	15262-20-1	

REPORT OF LABORATORY ANALYSIS

This report shall not be reproduced, except in full,
without the written consent of Pace Analytical Services, LLC.

Pace Analytical Services, LLC
9800 Kincey Ave. Suite 100
Huntersville, NC 28078
(704)875-9092

ANALYTICAL RESULTS - RADIOCHEMISTRY

Project: Bowen LF Cells 5-8 BG #5-RADs
Pace Project No.: 92716308

Sample: BOW-GWC-27 **Lab ID: 92716308002** Collected: 02/29/24 16:42 Received: 03/01/24 10:35 Matrix: Water
PWS: Site ID: Sample Type:

Parameters	Method	Act ± Unc (MDC) Carr Trac	Units	Analyzed	CAS No.	Qual
	Pace Analytical Services - Greensburg					
Radium-226	EPA 9315	**0.0987U ± 0.131 (0.281) C:92% T:NA**	pCi/L	03/19/24 08:26	13982-63-3	
	Pace Analytical Services - Greensburg					
Radium-228	EPA 9320	**0.527U ± 0.498 (1.03) C:75% T:83%**	pCi/L	03/15/24 15:15	15262-20-1	

REPORT OF LABORATORY ANALYSIS

This report shall not be reproduced, except in full,
without the written consent of Pace Analytical Services, LLC.

Pace Analytical Services, LLC
9800 Kincey Ave. Suite 100
Huntersville, NC 28078
(704)875-9092

ANALYTICAL RESULTS - RADIOCHEMISTRY

Project: Bowen LF Cells 5-8 BG #5-RADs
Pace Project No.: 92716308

Sample: BOW-GWC-27R **Lab ID: 92716308003** Collected: 02/29/24 15:07 Received: 03/01/24 10:35 Matrix: Water
PWS: Site ID: Sample Type:

Parameters	Method	Act ± Unc (MDC) Carr Trac	Units	Analyzed	CAS No.	Qual
	Pace Analytical Services - Greensburg					
Radium-226	EPA 9315	**0.0924U ± 0.142 (0.313) C:86% T:NA**	pCi/L	03/19/24 09:18	13982-63-3	
	Pace Analytical Services - Greensburg					
Radium-228	EPA 9320	**0.422U ± 0.424 (0.876) C:80% T:77%**	pCi/L	03/15/24 15:15	15262-20-1	

REPORT OF LABORATORY ANALYSIS

This report shall not be reproduced, except in full,
without the written consent of Pace Analytical Services, LLC.

Pace Analytical Services, LLC
9800 Kincey Ave. Suite 100
Huntersville, NC 28078
(704)875-9092

ANALYTICAL RESULTS - RADIOCHEMISTRY

Project: Bowen LF Cells 5-8 BG #5-RADs
Pace Project No.: 92716308

Sample: BOW-GWC-29 **Lab ID: 92716308004** Collected: 02/29/24 11:32 Received: 03/01/24 10:35 Matrix: Water
PWS: Site ID: Sample Type:

Parameters	Method	Act ± Unc (MDC) Carr Trac	Units	Analyzed	CAS No.	Qual
	Pace Analytical Services - Greensburg					
Radium-226	EPA 9315	**0.200U ± 0.147 (0.252) C:95% T:NA**	pCi/L	03/19/24 08:26	13982-63-3	
	Pace Analytical Services - Greensburg					
Radium-228	EPA 9320	**0.508U ± 0.438 (0.887) C:80% T:82%**	pCi/L	03/15/24 15:16	15262-20-1	

This report shall not be reproduced, except in full,
without the written consent of Pace Analytical Services, LLC.

Pace Analytical Services, LLC
9800 Kincey Ave. Suite 100
Huntersville, NC 28078
(704)875-9092

ANALYTICAL RESULTS - RADIOCHEMISTRY

Project: Bowen LF Cells 5-8 BG #5-RADs
Pace Project No.: 92716308

Sample: BOW-GWC-32 **Lab ID: 92716308005** Collected: 02/29/24 17:34 Received: 03/01/24 10:35 Matrix: Water
PWS: Site ID: Sample Type:

Parameters	Method	Act ± Unc (MDC) Carr Trac	Units	Analyzed	CAS No.	Qual
	Pace Analytical Services - Greensburg					
Radium-226	EPA 9315	**0.276U ± 0.198 (0.350) C:76% T:NA**	pCi/L	03/19/24 08:26	13982-63-3	
	Pace Analytical Services - Greensburg					
Radium-228	EPA 9320	**0.355U ± 0.361 (0.740) C:77% T:82%**	pCi/L	03/15/24 15:16	15262-20-1	

This report shall not be reproduced, except in full,
without the written consent of Pace Analytical Services, LLC.

Pace Analytical Services, LLC
9800 Kincey Ave. Suite 100
Huntersville, NC 28078
(704)875-9092

ANALYTICAL RESULTS - RADIOCHEMISTRY

Project: Bowen LF Cells 5-8 BG #5-RADs
Pace Project No.: 92716308

Sample: BOW-GWA-34 **Lab ID: 92716308006** Collected: 02/29/24 13:06 Received: 03/01/24 10:35 Matrix: Water
PWS: Site ID: Sample Type:

Parameters	Method	Act ± Unc (MDC) Carr Trac	Units	Analyzed	CAS No.	Qual
	Pace Analytical Services - Greensburg					
Radium-226	EPA 9315	**0.453 ± 0.199 (0.239) C:95% T:NA**	pCi/L	03/19/24 08:26	13982-63-3	
	Pace Analytical Services - Greensburg					
Radium-228	EPA 9320	**0.583U ± 0.414 (0.773) C:74% T:81%**	pCi/L	03/15/24 15:16	15262-20-1	

REPORT OF LABORATORY ANALYSIS

This report shall not be reproduced, except in full,
without the written consent of Pace Analytical Services, LLC.

Pace Analytical Services, LLC
9800 Kincey Ave. Suite 100
Huntersville, NC 28078
(704)875-9092

ANALYTICAL RESULTS - RADIOCHEMISTRY

Project: Bowen LF Cells 5-8 BG #5-RADs
Pace Project No.: 92716308

Sample: BOW-GWA-34R **Lab ID: 92716308007** Collected: 02/29/24 14:25 Received: 03/01/24 10:35 Matrix: Water
PWS: Site ID: Sample Type:

Parameters	Method	Act ± Unc (MDC) Carr Trac	Units	Analyzed	CAS No.	Qual
	Pace Analytical Services - Greensburg					
Radium-226	EPA 9315	**0.273U ± 0.172 (0.280) C:93% T:NA**	pCi/L	03/19/24 08:26	13982-63-3	
	Pace Analytical Services - Greensburg					
Radium-228	EPA 9320	**0.0626U ± 0.403 (0.926) C:77% T:84%**	pCi/L	03/15/24 15:52	15262-20-1	

REPORT OF LABORATORY ANALYSIS

This report shall not be reproduced, except in full,
without the written consent of Pace Analytical Services, LLC.

Pace Analytical Services, LLC
9800 Kincey Ave. Suite 100
Huntersville, NC 28078
(704)875-9092

ANALYTICAL RESULTS - RADIOCHEMISTRY

Project: Bowen LF Cells 5-8 BG #5-RADs
Pace Project No.: 92716308

Sample: BOW-GWA-35 **Lab ID: 92716308008** Collected: 02/29/24 11:21 Received: 03/01/24 10:35 Matrix: Water
PWS: Site ID: Sample Type:

Parameters	Method	Act ± Unc (MDC) Carr Trac	Units	Analyzed	CAS No.	Qual
	Pace Analytical Services - Greensburg					
Radium-226	EPA 9315	**0.228U ± 0.170 (0.299) C:88% T:NA**	pCi/L	03/19/24 08:26	13982-63-3	
	Pace Analytical Services - Greensburg					
Radium-228	EPA 9320	**0.393U ± 0.402 (0.830) C:75% T:86%**	pCi/L	03/15/24 15:52	15262-20-1	

This report shall not be reproduced, except in full,
without the written consent of Pace Analytical Services, LLC.

Pace Analytical Services, LLC
9800 Kincey Ave. Suite 100
Huntersville, NC 28078
(704)875-9092

ANALYTICAL RESULTS - RADIOCHEMISTRY

Project: Bowen LF Cells 5-8 BG #5-RADs
Pace Project No.: 92716308

Sample: BOW-LF5-8-FD-01 **Lab ID: 92716308009** Collected: 02/29/24 00:00 Received: 03/01/24 10:35 Matrix: Water
PWS: Site ID: Sample Type:

Parameters	Method	Act ± Unc (MDC) Carr Trac	Units	Analyzed	CAS No.	Qual
	Pace Analytical Services - Greensburg					
Radium-226	EPA 9315	**0.123U ± 0.145 (0.304) C:88% T:NA**	pCi/L	03/19/24 08:27	13982-63-3	
	Pace Analytical Services - Greensburg					
Radium-228	EPA 9320	**1.01 ± 0.467 (0.763) C:79% T:81%**	pCi/L	03/15/24 15:52	15262-20-1	

This report shall not be reproduced, except in full,
without the written consent of Pace Analytical Services, LLC.

Pace Analytical Services, LLC
9800 Kincey Ave. Suite 100
Huntersville, NC 28078
(704)875-9092

ANALYTICAL RESULTS - RADIOCHEMISTRY

Project: Bowen LF Cells 5-8 BG #5-RADs
Pace Project No.: 92716308

Sample: BOW-LF5-8-FB-01 **Lab ID: 92716308010** Collected: 02/29/24 17:40 Received: 03/01/24 10:35 Matrix: Water
PWS: Site ID: Sample Type:

Parameters	Method	Act ± Unc (MDC) Carr Trac	Units	Analyzed	CAS No.	Qual
	Pace Analytical Services - Greensburg					
Radium-226	EPA 9315	**0.0868U ± 0.145 (0.325) C:75% T:NA**	pCi/L	03/19/24 08:27	13982-63-3	
	Pace Analytical Services - Greensburg					
Radium-228	EPA 9320	**0.762 ± 0.391 (0.688) C:84% T:87%**	pCi/L	03/19/24 12:32	15262-20-1	

REPORT OF LABORATORY ANALYSIS

This report shall not be reproduced, except in full,
without the written consent of Pace Analytical Services, LLC.

Pace Analytical Services, LLC
9800 Kincey Ave. Suite 100
Huntersville, NC 28078
(704)875-9092

ANALYTICAL RESULTS - RADIOCHEMISTRY

Project: Bowen LF Cells 5-8 BG #5-RADs
Pace Project No.: 92716308

Sample: BOW-GWA-33R **Lab ID: 92716308011** Collected: 03/04/24 11:18 Received: 03/05/24 09:20 Matrix: Water
PWS: Site ID: Sample Type:

Parameters	Method	Act ± Unc (MDC) Carr Trac	Units	Analyzed	CAS No.	Qual
	Pace Analytical Services - Greensburg					
Radium-226	EPA 9315	**0.00662U ± 0.138 (0.383) C:95% T:NA**	pCi/L	03/19/24 09:36	13982-63-3	
	Pace Analytical Services - Greensburg					
Radium-228	EPA 9320	**-0.0828U ± 0.414 (0.968) C:81% T:83%**	pCi/L	03/22/24 11:49	15262-20-1	
	Pace Analytical Services - Greensburg					
Total Radium	Total Radium Calculation	**0.00662U ± 0.552 (1.35)**	pCi/L	03/25/24 09:55	7440-14-4	

REPORT OF LABORATORY ANALYSIS

This report shall not be reproduced, except in full,
without the written consent of Pace Analytical Services, LLC.

Pace Analytical Services, LLC
9800 Kincey Ave. Suite 100
Huntersville, NC 28078
(704)875-9092

ANALYTICAL RESULTS - RADIOCHEMISTRY

Project: Bowen LF Cells 5-8 BG #5-RADs
Pace Project No.: 92716308

Sample: BOW-GWA-57 **Lab ID: 92716308012** Collected: 03/04/24 13:11 Received: 03/05/24 09:20 Matrix: Water
PWS: Site ID: Sample Type:

Parameters	Method	Act ± Unc (MDC) Carr Trac	Units	Analyzed	CAS No.	Qual
	Pace Analytical Services - Greensburg					
Radium-226	EPA 9315	**-0.0751U ± 0.0890 (0.368) C:93% T:NA**	pCi/L	03/19/24 09:36	13982-63-3	
	Pace Analytical Services - Greensburg					
Radium-228	EPA 9320	**0.181U ± 0.481 (1.07) C:76% T:80%**	pCi/L	03/22/24 11:49	15262-20-1	
	Pace Analytical Services - Greensburg					
Total Radium	Total Radium Calculation	**0.181U ± 0.570 (1.44)**	pCi/L	03/25/24 09:55	7440-14-4	

REPORT OF LABORATORY ANALYSIS

This report shall not be reproduced, except in full,
without the written consent of Pace Analytical Services, LLC.

Pace Analytical Services, LLC
9800 Kincey Ave. Suite 100
Huntersville, NC 28078
(704)875-9092

ANALYTICAL RESULTS - RADIOCHEMISTRY

Project: Bowen LF Cells 5-8 BG #5-RADs
Pace Project No.: 92716308

Sample: BOW-LF5-8-FD-02 **Lab ID: 92716308013** Collected: 03/04/24 00:00 Received: 03/05/24 09:20 Matrix: Water
PWS: Site ID: Sample Type:

Parameters	Method	Act ± Unc (MDC) Carr Trac	Units	Analyzed	CAS No.	Qual
	Pace Analytical Services - Greensburg					
Radium-226	EPA 9315	**0.0721U ± 0.191 (0.461) C:97% T:NA**	pCi/L	03/19/24 09:36	13982-63-3	
	Pace Analytical Services - Greensburg					
Radium-228	EPA 9320	**0.701U ± 0.464 (0.897) C:81% T:83%**	pCi/L	03/22/24 11:50	15262-20-1	
	Pace Analytical Services - Greensburg					
Total Radium	Total Radium Calculation	**0.773U ± 0.655 (1.36)**	pCi/L	03/25/24 09:55	7440-14-4	

REPORT OF LABORATORY ANALYSIS

This report shall not be reproduced, except in full,
without the written consent of Pace Analytical Services, LLC.

Pace Analytical Services, LLC
9800 Kincey Ave. Suite 100
Huntersville, NC 28078
(704)875-9092

ANALYTICAL RESULTS - RADIOCHEMISTRY

Project: Bowen LF Cells 5-8 BG #5-RADs
Pace Project No.: 92716308

Sample: BOW-LF5-8-FB-02 **Lab ID: 92716308014** Collected: 03/04/24 14:41 Received: 03/05/24 09:20 Matrix: Water
PWS: Site ID: Sample Type:

Parameters	Method	Act ± Unc (MDC) Carr Trac	Units	Analyzed	CAS No.	Qual
	Pace Analytical Services - Greensburg					
Radium-226	EPA 9315	**0.0969U ± 0.144 (0.306) C:92% T:NA**	pCi/L	03/19/24 09:37	13982-63-3	
	Pace Analytical Services - Greensburg					
Radium-228	EPA 9320	**0.411U ± 0.441 (0.924) C:79% T:83%**	pCi/L	03/22/24 11:50	15262-20-1	
	Pace Analytical Services - Greensburg					
Total Radium	Total Radium Calculation	**0.508U ± 0.585 (1.23)**	pCi/L	03/25/24 09:55	7440-14-4	

REPORT OF LABORATORY ANALYSIS

This report shall not be reproduced, except in full,
without the written consent of Pace Analytical Services, LLC.

Pace Analytical Services, LLC
9800 Kincey Ave. Suite 100
Huntersville, NC 28078
(704)875-9092

ANALYTICAL RESULTS - RADIOCHEMISTRY

Project: Bowen LF Cells 5-8 BG #5-RADs
Pace Project No.: 92716308

Sample: BOW-LF5-8-EB-01 **Lab ID: 92716308015** Collected: 03/04/24 14:51 Received: 03/05/24 09:20 Matrix: Water
PWS: Site ID: Sample Type:

Parameters	Method	Act ± Unc (MDC) Carr Trac	Units	Analyzed	CAS No.	Qual
	Pace Analytical Services - Greensburg					
Radium-226	EPA 9315	**0.0593U ± 0.137 (0.326) C:98% T:NA**	pCi/L	03/19/24 09:37	13982-63-3	
	Pace Analytical Services - Greensburg					
Radium-228	EPA 9320	**0.149U ± 0.445 (0.996) C:82% T:80%**	pCi/L	03/22/24 11:50	15262-20-1	
	Pace Analytical Services - Greensburg					
Total Radium	Total Radium Calculation	**0.208U ± 0.582 (1.32)**	pCi/L	03/25/24 09:55	7440-14-4	

REPORT OF LABORATORY ANALYSIS

This report shall not be reproduced, except in full,
without the written consent of Pace Analytical Services, LLC.

Pace Analytical Services, LLC
9800 Kincey Ave. Suite 100
Huntersville, NC 28078
(704)875-9092

ANALYTICAL RESULTS - RADIOCHEMISTRY

Project: Bowen LF Cells 5-8 BG #5-RADs
Pace Project No.: 92716308

Sample: BOW-GWC-28 **Lab ID: 92716308016** Collected: 03/04/24 11:55 Received: 03/05/24 09:20 Matrix: Water
PWS: Site ID: Sample Type:

Parameters	Method	Act ± Unc (MDC) Carr Trac	Units	Analyzed	CAS No.	Qual
	Pace Analytical Services - Greensburg					
Radium-226	EPA 9315	**0.210U ± 0.202 (0.379) C:96% T:NA**	pCi/L	03/19/24 09:37	13982-63-3	
	Pace Analytical Services - Greensburg					
Radium-228	EPA 9320	**0.0494U ± 0.340 (0.779) C:85% T:80%**	pCi/L	03/22/24 11:50	15262-20-1	
	Pace Analytical Services - Greensburg					
Total Radium	Total Radium Calculation	**0.259U ± 0.542 (1.16)**	pCi/L	03/25/24 09:55	7440-14-4	

REPORT OF LABORATORY ANALYSIS

This report shall not be reproduced, except in full,
without the written consent of Pace Analytical Services, LLC.

Pace Analytical Services, LLC
9800 Kincey Ave. Suite 100
Huntersville, NC 28078
(704)875-9092

ANALYTICAL RESULTS - RADIOCHEMISTRY

Project: Bowen LF Cells 5-8 BG #5-RADs
Pace Project No.: 92716308

Sample: BOW-GWC-31R **Lab ID: 92716308017** Collected: 03/04/24 11:20 Received: 03/05/24 09:20 Matrix: Water
PWS: Site ID: Sample Type:

Parameters	Method	Act ± Unc (MDC) Carr Trac	Units	Analyzed	CAS No.	Qual
	Pace Analytical Services - Greensburg					
Radium-226	EPA 9315	**0.0356U ± 0.202 (0.516) C:92% T:NA**	pCi/L	03/19/24 08:28	13982-63-3	
	Pace Analytical Services - Greensburg					
Radium-228	EPA 9320	**0.397U ± 0.367 (0.749) C:84% T:86%**	pCi/L	03/22/24 11:50	15262-20-1	
	Pace Analytical Services - Greensburg					
Total Radium	Total Radium Calculation	**0.433U ± 0.569 (1.27)**	pCi/L	03/25/24 09:55	7440-14-4	

REPORT OF LABORATORY ANALYSIS

This report shall not be reproduced, except in full,
without the written consent of Pace Analytical Services, LLC.

Pace Analytical Services, LLC
9800 Kincey Ave. Suite 100
Huntersville, NC 28078
(704)875-9092

ANALYTICAL RESULTS - RADIOCHEMISTRY

Project: Bowen LF Cells 5-8 BG #5-RADs
Pace Project No.: 92716308

Sample: BOW-GWC-29R **Lab ID: 92716308018** Collected: 03/01/24 10:32 Received: 03/05/24 09:20 Matrix: Water
PWS: Site ID: Sample Type:

Parameters	Method	Act ± Unc (MDC) Carr Trac	Units	Analyzed	CAS No.	Qual
	Pace Analytical Services - Greensburg					
Radium-226	EPA 9315	**0.213U ± 0.252 (0.525) C:95% T:NA**	pCi/L	03/19/24 08:28	13982-63-3	
	Pace Analytical Services - Greensburg					
Radium-228	EPA 9320	**0.322U ± 0.372 (0.781) C:79% T:85%**	pCi/L	03/22/24 11:50	15262-20-1	
	Pace Analytical Services - Greensburg					
Total Radium	Total Radium Calculation	**0.535U ± 0.624 (1.31)**	pCi/L	03/25/24 09:55	7440-14-4	

REPORT OF LABORATORY ANALYSIS

This report shall not be reproduced, except in full,
without the written consent of Pace Analytical Services, LLC.

Pace Analytical Services, LLC
9800 Kincey Ave. Suite 100
Huntersville, NC 28078
(704)875-9092

ANALYTICAL RESULTS - RADIOCHEMISTRY

Project: Bowen LF Cells 5-8 BG #5-RADs
Pace Project No.: 92716308

Sample: BOW-GWC-30 **Lab ID: 92716308019** Collected: 03/01/24 11:46 Received: 03/05/24 09:20 Matrix: Water
PWS: Site ID: Sample Type:

Parameters	Method	Act ± Unc (MDC) Carr Trac	Units	Analyzed	CAS No.	Qual
	Pace Analytical Services - Greensburg					
Radium-226	EPA 9315	**0.264U ± 0.216 (0.368) C:99% T:NA**	pCi/L	03/19/24 09:01	13982-63-3	
	Pace Analytical Services - Greensburg					
Radium-228	EPA 9320	**0.196U ± 0.509 (1.13) C:75% T:77%**	pCi/L	03/22/24 14:58	15262-20-1	
	Pace Analytical Services - Greensburg					
Total Radium	Total Radium Calculation	**0.460U ± 0.725 (1.50)**	pCi/L	03/25/24 09:55	7440-14-4	

REPORT OF LABORATORY ANALYSIS

This report shall not be reproduced, except in full,
without the written consent of Pace Analytical Services, LLC.

Pace Analytical Services, LLC
9800 Kincey Ave. Suite 100
Huntersville, NC 28078
(704)875-9092

ANALYTICAL RESULTS - RADIOCHEMISTRY

Project: Bowen LF Cells 5-8 BG #5-RADs
Pace Project No.: 92716308

Sample: BOW-GWC-31 **Lab ID: 92716308020** Collected: 03/01/24 11:27 Received: 03/05/24 09:20 Matrix: Water
PWS: Site ID: Sample Type:

Parameters	Method	Act ± Unc (MDC) Carr Trac	Units	Analyzed	CAS No.	Qual
	Pace Analytical Services - Greensburg					
Radium-226	EPA 9315	**0.212U ± 0.245 (0.506) C:100% T:NA**	pCi/L	03/19/24 08:28	13982-63-3	
	Pace Analytical Services - Greensburg					
Radium-228	EPA 9320	**0.626U ± 0.527 (1.07) C:77% T:82%**	pCi/L	03/22/24 14:58	15262-20-1	
	Pace Analytical Services - Greensburg					
Total Radium	Total Radium Calculation	**0.838U ± 0.772 (1.58)**	pCi/L	03/25/24 09:55	7440-14-4	

REPORT OF LABORATORY ANALYSIS

This report shall not be reproduced, except in full,
without the written consent of Pace Analytical Services, LLC.

Pace Analytical Services, LLC
9800 Kincey Ave. Suite 100
Huntersville, NC 28078
(704)875-9092

QUALITY CONTROL - RADIOCHEMISTRY

Project: Bowen LF Cells 5-8 BG #5-RADs
Pace Project No.: 92716308

QC Batch: 653108
QC Batch Method: EPA 9320
Analysis Method: EPA 9320
Analysis Description: 9320 Radium 228
Laboratory: Pace Analytical Services - Greensburg
Associated Lab Samples: 92716308010

METHOD BLANK: 3182111
Matrix: Water
Associated Lab Samples: 92716308010

Parameter	Act ± Unc (MDC) Carr Trac	Units	Analyzed	Qualifiers
Radium-228	0.414 ± 0.431 (0.897) C:73% T:80%	pCi/L	03/19/24 12:32	

Results presented on this page are in the units indicated by the "Units" column except where an alternate unit is presented to the right of the result.

REPORT OF LABORATORY ANALYSIS

This report shall not be reproduced, except in full,
without the written consent of Pace Analytical Services, LLC.

Pace Analytical Services, LLC
9800 Kincey Ave. Suite 100
Huntersville, NC 28078
(704)875-9092

QUALITY CONTROL - RADIOCHEMISTRY

Project: Bowen LF Cells 5-8 BG #5-RADs
Pace Project No.: 92716308

QC Batch: 655692
QC Batch Method: EPA 9320
Analysis Method: EPA 9320
Analysis Description: 9320 Radium 228
Laboratory: Pace Analytical Services - Greensburg
Associated Lab Samples: 92716308011, 92716308012, 92716308013, 92716308014, 92716308015, 92716308016, 92716308017, 92716308018, 92716308019, 92716308020

METHOD BLANK: 3194236
Matrix: Water
Associated Lab Samples: 92716308011, 92716308012, 92716308013, 92716308014, 92716308015, 92716308016, 92716308017, 92716308018, 92716308019, 92716308020

Parameter	Act ± Unc (MDC) Carr Trac	Units	Analyzed	Qualifiers
Radium-228	0.106 ± 0.412 (0.928) C:81% T:85%	pCi/L	03/22/24 11:49	

Results presented on this page are in the units indicated by the "Units" column except where an alternate unit is presented to the right of the result.

REPORT OF LABORATORY ANALYSIS

This report shall not be reproduced, except in full,
without the written consent of Pace Analytical Services, LLC.

Pace Analytical Services, LLC
9800 Kincey Ave. Suite 100
Huntersville, NC 28078
(704)875-9092

QUALITY CONTROL - RADIOCHEMISTRY

Project: Bowen LF Cells 5-8 BG #5-RADs
Pace Project No.: 92716308

QC Batch: 652679
QC Batch Method: EPA 9320
Analysis Method: EPA 9320
Analysis Description: 9320 Radium 228
Laboratory: Pace Analytical Services - Greensburg
Associated Lab Samples: 92716308001, 92716308002, 92716308003, 92716308004, 92716308005, 92716308006, 92716308007, 92716308008, 92716308009

METHOD BLANK: 3179471
Matrix: Water
Associated Lab Samples: 92716308001, 92716308002, 92716308003, 92716308004, 92716308005, 92716308006, 92716308007, 92716308008, 92716308009

Parameter	Act ± Unc (MDC) Carr Trac	Units	Analyzed	Qualifiers
Radium-228	0.556 ± 0.444 (0.889) C:78% T:84%	pCi/L	03/15/24 12:00	

Results presented on this page are in the units indicated by the "Units" column except where an alternate unit is presented to the right of the result.

REPORT OF LABORATORY ANALYSIS

This report shall not be reproduced, except in full,
without the written consent of Pace Analytical Services, LLC.

Pace Analytical Services, LLC
9800 Kincey Ave. Suite 100
Huntersville, NC 28078
(704)875-9092

QUALITY CONTROL - RADIOCHEMISTRY

Project: Bowen LF Cells 5-8 BG #5-RADs
Pace Project No.: 92716308

QC Batch: 654223 Analysis Method: EPA 9315
QC Batch Method: EPA 9315 Analysis Description: 9315 Total Radium
Laboratory: Pace Analytical Services - Greensburg
Associated Lab Samples: 92716308011, 92716308012, 92716308013, 92716308014, 92716308015, 92716308016, 92716308017, 92716308018, 92716308019, 92716308020

METHOD BLANK: 3187402 Matrix: Water
Associated Lab Samples: 92716308011, 92716308012, 92716308013, 92716308014, 92716308015, 92716308016, 92716308017, 92716308018, 92716308019, 92716308020

Parameter	Act ± Unc (MDC) Carr Trac	Units	Analyzed	Qualifiers
Radium-226	0.0360 ± 0.170 (0.433) C:99% T:NA	pCi/L	03/19/24 09:35	

Results presented on this page are in the units indicated by the "Units" column except where an alternate unit is presented to the right of the result.

REPORT OF LABORATORY ANALYSIS

This report shall not be reproduced, except in full,
without the written consent of Pace Analytical Services, LLC.

Pace Analytical Services, LLC
9800 Kincey Ave. Suite 100
Huntersville, NC 28078
(704)875-9092

QUALITY CONTROL - RADIOCHEMISTRY

Project: Bowen LF Cells 5-8 BG #5-RADs
Pace Project No.: 92716308

QC Batch: 652907 Analysis Method: EPA 9315
QC Batch Method: EPA 9315 Analysis Description: 9315 Total Radium
Laboratory: Pace Analytical Services - Greensburg
Associated Lab Samples: 92716308001, 92716308002, 92716308003, 92716308004, 92716308005, 92716308006, 92716308007, 92716308008, 92716308009, 92716308010

METHOD BLANK: 3180690 Matrix: Water
Associated Lab Samples: 92716308001, 92716308002, 92716308003, 92716308004, 92716308005, 92716308006, 92716308007, 92716308008, 92716308009, 92716308010

Parameter	Act ± Unc (MDC) Carr Trac	Units	Analyzed	Qualifiers
Radium-226	-0.0380 ± 0.101 (0.298) C:93% T:NA	pCi/L	03/18/24 10:09	

Results presented on this page are in the units indicated by the "Units" column except where an alternate unit is presented to the right of the result.

REPORT OF LABORATORY ANALYSIS

This report shall not be reproduced, except in full,
without the written consent of Pace Analytical Services, LLC.

Pace Analytical Services, LLC
9800 Kincey Ave. Suite 100
Huntersville, NC 28078
(704)875-9092

QUALIFIERS

Project: Bowen LF Cells 5-8 BG #5-RADs
Pace Project No.: 92716308

DEFINITIONS

DF - Dilution Factor, if reported, represents the factor applied to the reported data due to dilution of the sample aliquot.

ND - Not Detected at or above adjusted reporting limit.

TNTC - Too Numerous To Count

J - Estimated concentration above the adjusted method detection limit and below the adjusted reporting limit.

MDL - Adjusted Method Detection Limit.

PQL - Practical Quantitation Limit.

RL - Reporting Limit - The lowest concentration value that meets project requirements for quantitative data with known precision and bias for a specific analyte in a specific matrix.

S - Surrogate

1,2-Diphenylhydrazine decomposes to and cannot be separated from Azobenzene using Method 8270. The result for each analyte is a combined concentration.

Consistent with EPA guidelines, unrounded data are displayed and have been used to calculate % recovery and RPD values.

LCS(D) - Laboratory Control Sample (Duplicate)

MS(D) - Matrix Spike (Duplicate)

DUP - Sample Duplicate

RPD - Relative Percent Difference

NC - Not Calculable.

SG - Silica Gel - Clean-Up

U - Indicates the compound was analyzed for, but not detected.

Acid preservation may not be appropriate for 2 Chloroethylvinyl ether.

A separate vial preserved to a pH of 4-5 is recommended in SW846 Chapter 4 for the analysis of Acrolein and Acrylonitrile by EPA Method 8260.

N-Nitrosodiphenylamine decomposes and cannot be separated from Diphenylamine using Method 8270. The result reported for each analyte is a combined concentration.

Reported results are not rounded until the final step prior to reporting. Therefore, calculated parameters that are typically reported as "Total" may vary slightly from the sum of the reported component parameters.

Act - Activity

Unc - Uncertainty: SDWA = 1.96 sigma count uncertainty, all other matrices = Expanded Uncertainty (95% confidence interval). Gamma Spec = Expanded Uncertainty (95.4% Confidence Interval)

(MDC) - Minimum Detectable Concentration

Trac - Tracer Recovery (%)

Carr - Carrier Recovery (%)

Pace Analytical is TNI accredited. Contact your Pace PM for the current list of accredited analytes.

TNI - The NELAC Institute.

This report shall not be reproduced, except in full,
without the written consent of Pace Analytical Services, LLC.

Pace Analytical Services, LLC
9800 Kincey Ave. Suite 100
Huntersville, NC 28078
(704)875-9092

QUALITY CONTROL DATA CROSS REFERENCE TABLE

Project: Bowen LF Cells 5-8 BG #5-RADs
Pace Project No.: 92716308

Lab ID	Sample ID	QC Batch Method	QC Batch	Analytical Method	Analytical Batch
92716308001	**BOW-GWC-26**	EPA 9315	652907		
92716308002	**BOW-GWC-27**	EPA 9315	652907		
92716308003	**BOW-GWC-27R**	EPA 9315	652907		
92716308004	**BOW-GWC-29**	EPA 9315	652907		
92716308005	**BOW-GWC-32**	EPA 9315	652907		
92716308006	**BOW-GWA-34**	EPA 9315	652907		
92716308007	**BOW-GWA-34R**	EPA 9315	652907		
92716308008	**BOW-GWA-35**	EPA 9315	652907		
92716308009	**BOW-LF5-8-FD-01**	EPA 9315	652907		
92716308010	**BOW-LF5-8-FB-01**	EPA 9315	652907		
92716308011	**BOW-GWA-33R**	EPA 9315	654223		
92716308012	**BOW-GWA-57**	EPA 9315	654223		
92716308013	**BOW-LF5-8-FD-02**	EPA 9315	654223		
92716308014	**BOW-LF5-8-FB-02**	EPA 9315	654223		
92716308015	**BOW-LF5-8-EB-01**	EPA 9315	654223		
92716308016	**BOW-GWC-28**	EPA 9315	654223		
92716308017	**BOW-GWC-31R**	EPA 9315	654223		
92716308018	**BOW-GWC-29R**	EPA 9315	654223		
92716308019	**BOW-GWC-30**	EPA 9315	654223		
92716308020	**BOW-GWC-31**	EPA 9315	654223		
92716308001	**BOW-GWC-26**	EPA 9320	652679		
92716308002	**BOW-GWC-27**	EPA 9320	652679		
92716308003	**BOW-GWC-27R**	EPA 9320	652679		
92716308004	**BOW-GWC-29**	EPA 9320	652679		
92716308005	**BOW-GWC-32**	EPA 9320	652679		
92716308006	**BOW-GWA-34**	EPA 9320	652679		
92716308007	**BOW-GWA-34R**	EPA 9320	652679		
92716308008	**BOW-GWA-35**	EPA 9320	652679		
92716308009	**BOW-LF5-8-FD-01**	EPA 9320	652679		
92716308010	**BOW-LF5-8-FB-01**	EPA 9320	653108		
92716308011	**BOW-GWA-33R**	EPA 9320	655692		
92716308012	**BOW-GWA-57**	EPA 9320	655692		
92716308013	**BOW-LF5-8-FD-02**	EPA 9320	655692		
92716308014	**BOW-LF5-8-FB-02**	EPA 9320	655692		
92716308015	**BOW-LF5-8-EB-01**	EPA 9320	655692		
92716308016	**BOW-GWC-28**	EPA 9320	655692		
92716308017	**BOW-GWC-31R**	EPA 9320	655692		
92716308018	**BOW-GWC-29R**	EPA 9320	655692		
92716308019	**BOW-GWC-30**	EPA 9320	655692		
92716308020	**BOW-GWC-31**	EPA 9320	655692		
92716308011	**BOW-GWA-33R**	Total Radium Calculation	657268		
92716308012	**BOW-GWA-57**	Total Radium Calculation	657268		
92716308013	**BOW-LF5-8-FD-02**	Total Radium Calculation	657268		
92716308014	**BOW-LF5-8-FB-02**	Total Radium Calculation	657268		
92716308015	**BOW-LF5-8-EB-01**	Total Radium Calculation	657268		
92716308016	**BOW-GWC-28**	Total Radium Calculation	657268		

This report shall not be reproduced, except in full,
without the written consent of Pace Analytical Services, LLC.

Pace Analytical Services, LLC
9800 Kincey Ave. Suite 100
Huntersville, NC 28078
(704)875-9092

QUALITY CONTROL DATA CROSS REFERENCE TABLE

Project: Bowen LF Cells 5-8 BG #5-RADs
Pace Project No.: 92716308

Lab ID	Sample ID	QC Batch Method	QC Batch	Analytical Method	Analytical Batch
92716308017	**BOW-GWC-31R**	Total Radium Calculation	657268		
92716308018	**BOW-GWC-29R**	Total Radium Calculation	657268		
92716308019	**BOW-GWC-30**	Total Radium Calculation	657268		
92716308020	**BOW-GWC-31**	Total Radium Calculation	657268		

This report shall not be reproduced, except in full,
without the written consent of Pace Analytical Services, LLC.

Pace ANALYTICAL SERVICES

DC#_Title: ENV-FRM-HUN1-0083 v03_Sample Condition Upon Receipt

Effective Date: 12/01/2023

Laboratory receiving samples:

Asheville ☐ Eden ☐ Greenwood ☐ Huntersville ☐ Raleigh ☐ Mechanicsville ☐ Atlanta ☑ Kernersville ☐

Sample Condition Upon Receipt

Client Name: Georgia Power

Project #: **WO# : 92716308**

92716308

Courier: ☐ Commercial ☑ Pace ☐ Fed Ex ☐ UPS ☐ USPS ☐ Other: ☐ Client

Custody Seal Present? ☐ Yes ☑ No **Seals Intact?** ☐ Yes ☐ No ☑ N/A

Date/Initials Person Examining Contents: JG 3/1/24

Packing Material: ☑ Bubble Wrap ☐ Bubble Bags ☐ None ☐ Other

Biological Tissue Frozen? ☐ Yes ☐ No ☑ N/A

Thermometer: ☑ IR Gun ID: 214

Type of Ice: ☑ Wet ☐ Blue ☐ None

Cooler Temp: 5.8 **Correction Factor:** Add/Subtract (°C) -0.1

Cooler Temp Corrected (°C): 5.7

Temp should be above freezing to 6°C

☐ Samples out of temp criteria. Samples on ice, cooling process has begun

USDA Regulated Soil (☐ N/A, water sample)

Did samples originate in a quarantine zone within the United States: CA, NY, or SC (check maps)? ☐ Yes ☐ No

Did samples originate from a foreign source (internationally, including Hawaii and Puerto Rico)? ☐ Yes ☐ No

				Comments/Discrepancy:
Chain of Custody Present?	☑ Yes	☐ No	☐ N/A	1.
Samples Arrived within Hold Time?	☑ Yes	☐ No	☐ N/A	2.
Short Hold Time Analysis (<72 hr.)?	☐ Yes	☐ No	☐ N/A	3.
Rush Turn Around Time Requested?	☐ Yes	☑ No	☐ N/A	4.
Sufficient Volume?	☑ Yes	☐ No	☐ N/A	5.
Correct Containers Used?	☑ Yes	☐ No	☐ N/A	6.
-Pace Containers Used?	☑ Yes	☐ No	☐ N/A	
Containers Intact?	☑ Yes	☐ No	☐ N/A	7.
Dissolved analysis: Samples Field Filtered?	☐ Yes	☐ No	☑ N/A	8.
Sample Labels Match COC?	☑ Yes	☐ No	☐ N/A	9.
-Includes Date/Time/ID/Analysis Matrix: lw G				
Headspace in VOA Vials (>5-6mm)?	☐ Yes	☐ No	☑ N/A	10.
Trip Blank Present?	☐ Yes	☐ No	☑ N/A	11.
Trip Blank Custody Seals Present?	☐ Yes	☐ No	☑ N/A	

COMMENTS/SAMPLE DISCREPANCY

Field Data Required? ☐ Yes ☐ No

Lot ID of split containers:

CLIENT NOTIFICATION/RESOLUTION

Person contacted: _____ Date/Time: _____

Project Manager SCURF Review: _____ **Date:** _____

Project Manager SRF Review: _____ **Date:** _____

Pace Analytical Services	DC#_Title: ENV-FRM-HUN1-0083 v03_Sample Condition Upon Receipt
	Effective Date: 12/01/2023

WO#: 92716308

PM: BV **Due Date: 03/22/24**

CLIENT: 92-GP-BOWLF

***Check mark top half of box if pH and/or dechlorination is verified and within the acceptance range for preservation samples.**

Exceptions: VOA, Coliform, TOC, Oil and Grease, DRO/8015 (water) DOC, LLHg

Project #

****Bottom half of box is to list number of bottles**

*****Check all unpreserved Nitrates for chlorine**

Item#	BP4U-125 mL Plastic Unpreserved (N/A) (Cl-)	BP3U-250 mL Plastic Unpreserved (N/A)	BP2U-500 mL Plastic Unpreserved (N/A)	BP1U-1 liter Plastic Unpreserved (N/A)	BP4S-125 mL Plastic H2SO4 (pH < 2) (Cl-)	BP3N-250 mL plastic HNO3 (pH < 2)	BP4Z-125 mL Plastic ZN Acetate & NaOH (>9)	BP4B-125 mL Plastic NaOH (pH > 12) (Cl-)	WGFU-Wide-mouthed Glass jar Unpreserved	AG1U-1 liter Amber Unpreserved (N/A) (Cl-)	AG1H-1 liter Amber HCl (pH < 2)	AG3U-250 mL Amber Unpreserved (N/A) (Cl-)	AG1S-1 liter Amber H2SO4 (pH < 2)	AG3S-250 mL Amber H2SO4 (pH < 2)	DG94-40 mL Amber NH4Cl (N/A)(Cl-)	DG9H-40 mL VOA HCl (N/A)	VG9T-40 mL VOA Na2S2O3 (N/A)	VG9U-40 mL VOA Unpreserved (N/A)	DG9V-40 mL VOA H3PO4 (N/A)	KP7U-50 mL Plastic Unpreserved (N/A)	V/GK (3 vials per kit)-VPH/Gas kit (N/A)	SP5T-125 mL Sterile Plastic (N/A – lab)	SP2T-250 mL Sterile Plastic (N/A – lab)	BPIN	BP3R-250 mL Plastic (NH2)2SO4 (9.3-9.7)	AG0U-100 mL Amber Unpreserved (N/A) (Cl-)	VSGU-20 mL Scintillation vials (N/A)	DG9U-40 mL Amber Unpreserved vials (N/A)
1		2	1		1																				2				
2		2	1		1																				2				
3		2	1		1																				2				
4		2	1		1																				2				
5		2	1		1																				2				
6		2	1		1																				2				
7		2	1		1																				2				
8		2	1		1																				2				
9		2	1		1																				2				
10		2	1		1																				2				
11																													
12																													

pH Adjustment Log for Preserved Samples

Sample ID	Type of Preservative	pH upon receipt	Date preservation adjusted	Time preservation adjusted	Amount of Preservative added	Lot #

Note: Whenever there is a discrepancy affecting North Carolina compliance samples, a copy of this form will be sent to the North Carolina DENR Certification Office (i.e. Out of hold, incorrect preservative, out of temp, incorrect containers.

Pace® Location Requested (City/State):

Pace Analytical Charlotte
9800 Kincey Ave. Suite 100, Huntersville, NC 28078

CHAIN-OF-CUSTODY Analytical Request Document

Chain-of-Custody is a LEGAL DOCUMENT - Complete all relevant fields

LAB USE ONLY- Affix Workorder/Login Label Here

Scan QR Code for instructions

92716308

Company Name: Georgia Power - Bowen	Contact/Report To: Kristen Jurinko, Cassidy Sutherland
Street Address: 241 Ralph McGill Blvd NE, Atlanta, GA 30308	Phone #: (470) 217-0008
	E-Mail: knjurink@southernco.com
	Cc E-Mail: Laura Midkiff, Ben Hodges, Mike Smilley, Noelia Gangi
Customer Project #:	Invoice to: Account Payable
Project Name: Bowen LF Cells 5-8 Background Event #5	Invoice E-mail: georgiapowerinvoices@southernco.com
Site Collection Info/Facility ID (as applicable):	Purchase Order # (if applicable): GPC62474-0007
	Quote #:
Time Zone Collected: [ ] AK [ ] PT [ ] MT [ ] CT [X] ET	County / State origin of sample(s): Georgia
Data Deliverables: [ ] Level II [ ] Level III [ ] Level IV [ ] EQUIS [ ] Other	Regulatory Program (DW, RCRA, etc.) as applicable: Reportable [ ] Yes [ ] No
	Rush (Pre-approval required): [ ] Same Day [ ] 1 Day [ ] 2 Day [ ] 3 Day Other Date Results Requested:
	DW PWSID # or WW Permit # as applicable: Field Filtered (if applicable): [ ] Yes [ ] No Analysis:

* Matrix Codes (Insert in Matrix box below): Drinking Water (DW), Ground Water (GW), Wastewater (WW), Product (P), Soil/Solid (SS), Oil (OL), Wipe (WP), Tissue (TS), Bioassay (B), Vapor (V), Surface Water (SW), Sediment (SED), Sludge (SL), Caulk (CK), Leachate (LL), Biosolid (BS), Other (OT)

Specify Container Size **: 3 3 3 3 2 1 3 3 3

Identify Container Preservative Type***: 2 2 2 1 1 2 1 1 2

Analysis Requested

Customer Sample ID	Matrix*	Comp / Grab	Composite Start Date	Composite Start Time	Collected or Composite End Date	Collected or Composite End Time	# Cont.	Residual Chlorine Result	Residual Chlorine Units	Cu, Ni, Ag, V, Zn (App. II&III)	B, Ca (App. III)	App. IV Metals*	Cl, F, SO4	TDS	Radium 226/228	App. IV Fluoride	Alkalinity	Fe, Mg, Mn, K, Na		Sample Comment	Preservation non-conformance identified for sample
BOW-GWC-26	WG	G			2/29/24	1114	6			X	X	X	X	X	X	X	X	X		001	
BOW-GWC-27	WG	G			2/29/24	1642	6			X	X	X	X	X	X	X	X	X		002	
BOW-GWC-27R	WG	G			2/29/24	1507	6			X	X	X	X	X	X	X	X	X		003	
BOW-GWC-28	WG	G					6			X	X	X	X	X	X	X	X	X			
BOW-GWC-29	WG	G			2/29/24	1132	6			X	X	X	X	X	X	X	X	X		004	
BOW-GWC-29R	WG	G					6			X	X	X	X	X	X	X	X	X			
BOW-GWC-30	WG	G					6			X	X	X	X	X	X	X	X	X			
BOW-GWC-31	WG	G					6			X	X	X	X	X	X	X	X	X			
BOW-GWC-31R	WG	G					6			X	X	X	X	X	X	X	X	X			
BOW-GWC-32	WG	G			2/29/24	1734	6			X	X	X	X	X	X	X	X	X		005	

**Container Size: (1) 1L, (2) 500mL, (3) 250mL, (4) 125mL, (5) 100mL, (6) 40mL vial, (7) EnCore, (8) TerraCore, (9) 90mL, (10) Other

*** Preservative Types: (1) None, (2) HNO3, (3) H2SO4, (4) HCl, (5) NaOH, (6) Zn Acetate, (7) NaHSO4, (8) Sod. Thiosulfate, (9) Ascorbic Acid, (10) MeOH, (11) Other

Lab Use Only: Proj. Mgr: Bonnie Vang; AcctNum / Client ID:; Table #:; Profile / Template:; Prelog / Bottle Ord. ID:

Additional Instructions from Pace®:
Task Code: BOW-CCR-OTH-20240229
*App. IV Metals include Sb, As, Ba, Be, Cd, Co, Cr, Pb, Li, Hg, Mo, Se, & Tl

Collected By: Printed Name: Kevin Stephenson, William Laaker, Jay Siewert
Signature: Resolute Environmental

Customer Remarks / Special Conditions / Possible Hazards:

Coolers: Thermometer ID: Correction Factor (°C): Obs. Temp. (°C): Corrected Temp. (°C): [ ] On Ice

Relinquished by/Company: (Signature)	Date/Time:	Received by/Company: (Signature)	Date/Time:	Tracking Number:
	3/1/24 1035	Ryan Williams / Pace	3/1/24 1035	
Relinquished by/Company: (Signature) Ryan Williams / Pace	3/1/24 1300	Received by/Company: (Signature) Pace	3/1/24 1300	Delivered by: [ ] In-Person [ ] Courier [ ] FedEX [ ] UPS [ ] Other
Relinquished by/Company: (Signature)	Date/Time:	Received by/Company: (Signature)	Date/Time:	
Relinquished by/Company: (Signature)	Date/Time:	Received by/Company: (Signature)	Date/Time:	Page: 1 of 2

Submitting a sample via this chain of custody constitutes acknowledgment and acceptance of the Pace® Terms and Conditions found at https://www.pacelabs.com/resource-library/resource/pace-terms-and-conditions/

ENV-FRM-CORQ-0019_v02_110123 ©

Pace® Location Requested (City/State):

Pace Analytical Charlotte
9800 Kincey Ave. Suite 100, Huntersville, NC 28078

CHAIN-OF-CUSTODY Analytical Request Document

Chain-of-Custody is a LEGAL DOCUMENT - Complete all relevant fields

LAB USE ONLY- Affix Workorder/Login Label Here

Scan QR Code for instructions

Company Name: Georgia Power - Bowen	Contact/Report To: Kristen Jurinko, Cassidy Sutherland
Street Address: 241 Ralph McGill Blvd NE, Atlanta, GA 30308	Phone #: (470) 217-0008
	E-Mail: knjurink@southernco.com
	Cc E-Mail: Laura Midkiff, Ben Hodges, Mike Smilley, Noelia Gangi
Customer Project #:	Invoice to: Account Payable
Project Name: Bowen LF Cells 5-8 Background Event #5	Invoice E-mail: georgiapowerinvoices@southernco.com
Site Collection Info/Facility ID (as applicable):	Purchase Order # (if applicable): GPC82474-0007
	Quote #:
Time Zone Collected: [ ] AK [ ] PT [ ] MT [ ] CT [X] ET	County / State origin of sample(s): Georgia
Data Deliverables: [ ] Level II [ ] Level III [ ] Level IV [ ] EQUIS [ ] Other	Regulatory Program (DW, RCRA, etc.) as applicable: Reportable [ ] Yes [ ] No
	Rush (Pre-approval required): [ ] Same Day [ ] 1 Day [ ] 2 Day [ ] 3 Day Other Date Results Requested:
	DW PWSID # or WW Permit # as applicable: Field Filtered (if applicable): [ ] Yes [ ] No Analysis:

* Matrix Codes (Insert in Matrix box below): Drinking Water (DW), Ground Water (GW), Wastewater (WW), Product (P), Soil/Solid (SS), Oil (OL), Wipe (WP), Tissue (TS), Bioassay (B), Vapor (V), Surface Water (SW), Sediment (SED), Sludge (SL), Caulk (CK), Leachate (LL), Biosolid (BS), Other (OT)

Specify Container Size ** — Identify Container Preservative Type*** — Analysis Requested

Customer Sample ID	Matrix *	Comp / Grab	Composite Start Date	Composite Start Time	Collected or Composite End Date	Collected or Composite End Time	# Cont.	Residual Chlorine Result	Residual Chlorine Units	Cu, Ni, Ag, V, Zn (App. I&II)	B, Ca (App. III)	App. IV Metals*	Cl, F, SO4	TDS	Radium 226/228	App. IV Fluoride	Alkalinity	Fe, Mg, Mn, K, Na	Sample Comment
							3			3	3	3	3	2	1	3	3	3	
							2			2	2	2	1	1	2	1	1	2	
BOW-GWA-33R	WG	G					6			X	X	X	X	X	X	X	X	X	
BOW-GWA-57	WG	G					6			X	X	X	X	X	X	X	X	X	
BOW-GWA-34	WG	G			2/29/24	1306	6			X	X	X	X	X	X	X	X	X	DUP
BOW-GWA-34R	WG	G			2/29/24	1425	6			X	X	X	X	X	X	X	X	X	MS
BOW-GWA-35	WG	G			2/29/24	1121	6			X	X	X	X	X	X	X	X	X	MSD
BOW-LF5-8-FD-01	WG	G			2/29/24	—	6			X	X	X	X	X	X	X	X	X	DUP
BOW-LF5-8-FD-02	WG	G					6			X	X	X	X	X	X	X	X	X	
BOW-LF5-8-FB-01	WQ	G			2/29/24	1740	6			X	X	X	X	X	X	X	X	X	FB
BOW-LF5-8-EB-	WQ	G					6			X	X	X	X	X	X	X	X	X	

**Container Size: (1) 1L, (2) 500mL, (3) 250mL, (4) 125mL, (5) 100mL, (6) 40mL vial, (7) EnCore, (8) TerraCore, (9) 90mL, (10) Other

*** Preservative Types: (1) None, (2) HNO3, (3) H2SO4, (4) HCl, (5) NaOH, (6) Zn Acetate, (7) NaHSO4, (8) Sod. Thiosulfate, (9) Ascorbic Acid, (10) MeOH, (11) Other

Lab Use Only: Proj. Mgr: Bonnie Vang; AcctNum / Client ID:; Table #:; Profile / Template:; Prelog / Bottle Ord. ID:

Preservation non-conformance identified for sample.

Additional instructions from Pace® :
Task Code: BOW-CCR-OTH-20240229
*App. IV Metals include Sb, As, Ba, Be, Cd, Co, Cr, Pb, Li, Hg, Mo, Se, & Tl

Collected By: Printed Name: Kevin Stephenson, William Lasker, Jay Siewert
Signature: Resolute Environmental

Customer Remarks / Special Conditions / Possible Hazards:

Coolers: Thermometer ID: Correction Factor (°C): Obs. Temp. (°C): Corrected Temp. (°C): [ ] On Ice

Relinquished by/Company: (Signature)	Date/Time:	Received by/Company: (Signature)	Date/Time:	Tracking Number:
	3/1/24 1035	Ryan William / Pace	3/1/24 1035	
Ryan William / Pace	3/1/24 1300		3/1/24 1300	Delivered by: [ ] In- Person [ ] Courier [ ] FedEX [ ] UPS [ ] Other
Relinquished by/Company: (Signature)	Date/Time:	Received by/Company: (Signature)	Date/Time:	
Relinquished by/Company: (Signature)	Date/Time:	Received by/Company: (Signature)	Date/Time:	Page: 2 of 2

Submitting a sample via this chain of custody constitutes acknowledgment and acceptance of the Pace® Terms and Conditions found at https://www.pacelabs.com/resource-library/resource/pace-terms-and-conditions/

DC#_Title: ENV-FRM-HUN1-0083 v03_Sample Condition Upon Receipt

Effective Date: 12/01/2023

aboratory receiving samples:
Asheville ☐ Eden ☐ Greenwood ☐ Huntersville ☐ Raleigh ☐ Mechanicsville ☐ Atlanta ☑ Kernersville ☐

Sample Condition Upon Receipt

Client Name: Ga Power

Project #:

WO#: 92716308

PM: BV Due Date: 03/22/24

CLIENT: 92-GP-BOWLF

Courier: ☐ Commercial ☐ Fed Ex ☐ UPS ☐ USPS ☐ Client ☐ Pace ☐ Other:____

Custody Seal Present? ☑ Yes ☐ No Seals Intact? ☑ Yes ☐ No ☐ N/A

Date/Initials Person Examining Contents: 3/19/24

Packing Material: ☑ Bubble Wrap ☐ Bubble Bags ☐ None ☐ Other

Biological Tissue Frozen? ☑ Yes ☐ No ☐ N/A

Thermometer: ☑ IR Gun ID: 736

Type of Ice: ☑ Wet ☐ Blue ☐ None

Cooler Temp: 2.2 Correction Factor: Add/Subtract (°C) +0.1

Temp should be above freezing to 6°C

☐ Samples out of temp criteria. Samples on ice, cooling process has begun

Cooler Temp Corrected (°C): 2.3

USDA Regulated Soil (☐ N/A, water sample)

Did samples originate in a quarantine zone within the United States: CA, NY, or SC (check maps)? ☐ Yes ☐ No

Did samples originate from a foreign source (internationally, including Hawaii and Puerto Rico)? ☐ Yes ☐ No

				Comments/Discrepancy:
Chain of Custody Present?	☑ Yes	☐ No	☐ N/A	1.
Samples Arrived within Hold Time?	☑ Yes	☐ No	☐ N/A	2.
Short Hold Time Analysis (<72 hr.)?	☐ Yes	☑ No	☐ N/A	3.
Rush Turn Around Time Requested?	☐ Yes	☑ No	☐ N/A	4.
Sufficient Volume?	☑ Yes	☐ No	☐ N/A	5.
Correct Containers Used?	☑ Yes	☐ No	☐ N/A	6.
-Pace Containers Used?	☑ Yes	☐ No	☐ N/A	
Containers Intact?	☑ Yes	☐ No	☐ N/A	7.
Dissolved analysis: Samples Field Filtered?	☐ Yes	☐ No	☑ N/A	8.
Sample Labels Match COC?	☑ Yes	☐ No	☐ N/A	9.
-Includes Date/Time/ID/Analysis Matrix:	L			
Headspace in VOA Vials (>5-6mm)?	☐ Yes	☐ No	☑ N/A	10.
Trip Blank Present?	☐ Yes	☐ No	☑ N/A	11.
Trip Blank Custody Seals Present?	☐ Yes	☐ No	☑ N/A	

Field Data Required? ☐ Yes ☐ No

COMMENTS/SAMPLE DISCREPANCY

Lot ID of split containers:

CLIENT NOTIFICATION/RESOLUTION

Person contacted: Date/Time:

Project Manager SCURF Review: Date:

Project Manager SRF Review: Date:

Qualtrax ID: 69614

WO# : 92716308

*Check mark top half of box if pH and/or dechlorination is verified and within the acceptance range for preservation samples.

Exceptions: VOA, Coliform, TOC, Oil and Grease, DRO/8015 (water) DOC, LLHg

**Bottom half of box is to list number of bottles

***Check all unpreserved Nitrates for chlorine

Project #

PM: BV Due Date: 03/22/24

CLIENT: 92-GP-BOWLF

Item#	BP4U-125 mL Plastic Unpreserved (N/A) (Cl-)	BP3U-250 mL Plastic Unpreserved (N/A)	BP2U-500 mL Plastic Unpreserved (N/A)	BP1U-1 liter Plastic Unpreserved (N/A)	BP4S-125 mL Plastic H2SO4 (pH < 2) (Cl-)	BP3N-250 mL plastic HNO3 (pH < 2)	BP4Z-125 mL Plastic ZN Acetate & NaOH (>9)	BP4B-125 mL Plastic NaOH (pH > 12) (Cl-)	WGFU-Wide-mouthed Glass jar Unpreserved	AG1U-1 liter Amber Unpreserved (N/A) (Cl-)	AG1H-1 liter Amber HCl (pH < 2)	AG3U-250 mL Amber Unpreserved (N/A) (Cl-)	AG1S-1 liter Amber H2SO4 (pH < 2)	AG3S-250 mL Amber H2SO4 (pH < 2)	DG94-40 mL Amber NH4Cl (N/A)(Cl-)	DG9H-40 mL VOA HCl (N/A)	VG9T-40 mL VOA Na2S2O3 (N/A)	VG9U-40 mL VOA Unpreserved (N/A)	DG9V-40 mL VOA H3PO4 (N/A)	KP7U-50 mL Plastic Unpreserved (N/A)	V/GK (3 vials per kit)-VPH/Gas kit (N/A)	SP5T-125 mL Sterile Plastic (N/A – lab)	SP2T-250 mL Sterile Plastic (N/A – lab)	BP	BP3R-250 mL Plastic (NH2)2SO4 (9.3-9.7)	AG0U-100 mL Amber Unpreserved (N/A) (Cl-)	VSGU-20 mL Scintillation vials (N/A)	DG9U-40 mL Amber Unpreserved vials (N/A)
1		2	1			1																		2				
2		2	1			1																		2				
3		2	1			1																		2				
4		2	1			1																		2				
5		2	1			1																		2				
6																												
7																												
8																												
9																												
10																												
11																												
12																												

pH Adjustment Log for Preserved Samples

Sample ID	Type of Preservative	pH upon receipt	Date preservation adjusted	Time preservation adjusted	Amount of Preservative added	Lot #

Note: Whenever there is a discrepancy affecting North Carolina compliance samples, a copy of this form will be sent to the North Carolina DENR Certification Office (i.e. Out of hold, incorrect preservative, out of temp, incorrect containers.

Pace® Location Requested (City/State):

Pace Analytical Charlotte
9800 Kincey Ave. Suite 100, Huntersville, NC 28078

CHAIN-OF-CUSTODY Analytical Request Document

Chain-of-Custody is a LEGAL DOCUMENT - Complete all relevant fields

LAB USE ONLY- Affix Workorder/Login Label Here

Scan QR Code for instructions

92716308

Company Name: Georgia Power - Bowen	Contact/Report To: Kristen Jurinko, Cassidy Sutherland
Street Address: 241 Ralph McGill Blvd NE, Atlanta, GA 30308	Phone #: (470) 217-0008
	E-Mail: knjurink@southernco.com
	Cc E-Mail: Laura Midkiff, Ben Hodges, Mike Smilley, Noelia Gangi
Customer Project #:	Invoice to: Account Payable
Project Name: Bowen LF Cells 5-8 Background Event #5	Invoice E-mail: georgiapowerinvoices@southernco.com
Site Collection Info/Facility ID (as applicable):	Purchase Order # (if applicable): GPC82474-0007
	Quote #:
Time Zone Collected: [ ] AK [ ] PT [ ] MT [ ] CT [X] ET	County / State origin of sample(s): Georgia
Data Deliverables: [ ] Level II [ ] Level III [ ] Level IV [ ] EQUIS [ ] Other	Regulatory Program (DW, RCRA, etc.) as applicable: Reportable [ ] Yes [ ] No
	Rush (Pre-approval required): [ ] Same Day [ ] 1 Day [ ] 2 Day [ ] 3 Day Other
	Date Results Requested:
	DW PWSID # or WW Permit # as applicable:
	Field Filtered (if applicable): [ ] Yes [ ] No
	Analysis:

Specify Container Size **: 3 3 3 3 2 1 3 3 3

Identify Container Preservative Type***: 2 2 2 1 1 2 1 1 2

Analysis Requested

**Container Size: (1) 1L, (2) 500mL, (3) 250mL, (4) 125mL, (5) 100mL, (6) 40mL vial, (7) EnCore, (8) TerraCore, (9) 90mL, (10) Other

*** Preservative Types: (1) None, (2) HNO3, (3) H2SO4, (4) HCl, (5) NaOH, (6) Zn Acetate, (7) NaHSO4, (8) Sod. Thiosulfate, (9) Ascorbic Acid, (10) MeOH, (11) Other

* Matrix Codes (Insert in Matrix box below): Drinking Water (DW), Ground Water (GW), Wastewater (WW), Product (P), Soil/Solid (SS), Oil (OL), Wipe (WP), Tissue (TS), Bioassay (B), Vapor (V), Surface Water (SW), Sediment (SED), Sludge (SL), Caulk (CK), Leachate (LI), Biosolid (BS), Other (OT)

Customer Sample ID	Matrix*	Comp / Grab	Composite Start Date	Composite Start Time	Collected or Composite End Date	Collected or Composite End Time	# Cont.	Residual Chlorine Result	Residual Chlorine Units	Cu, Ni, Ag, V, Zn (App. I&II)	B, Ca (App. III)	App. IV Metals*	Cl, F, SO4	TDS	Radium 226/228	App. IV Fluoride	Alkalinity	Fe, Mg, Mn, K, Na	Sample Comment
BOW-GWA-33R	WG	G			3/4/24	1118	6			X	X	X	X	X	X	X	X	X	011
BOW-GWA-57	WG	G			3/4/24	1311	6			X	X	X	X	X	X	X	X	X	012
BOW-GWA-34	WG	G					6			X	X	X	X	X	X	X	X	X	
BOW-GWA-34R	WG	G					6			X	X	X	X	X	X	X	X	X	
BOW-GWA-35	WG	G					6			X	X	X	X	X	X	X	X	X	
BOW-LF5-8-FD-01	WG	G					6			X	X	X	X	X	X	X	X	X	
BOW-LF5-8-FD-02	WG	G			3/4/24	—	6			X	X	X	X	X	X	X	X	X	013
BOW-LF5-8-FB-02	WQ	G			3/4/24	1441	5			X	X	X	X	X	X	X	X	X	014
BOW-LF5-8-EB-01	WQ	G			3/4/24	1451	6			X	X	X	X	X	X	X	X	X	015

Lab Use Only: Proj. Mgr: Bonnie Vang; AcctNum / Client ID:; Table #:; Profile / Template:; Prelog / Bottle Ord. ID:

Preservation non-conformance identified for sample.

Additional Instructions from Pace®:
Task Code: BOW-CCR-OTH-20240229
*App. IV Metals include Sb, As, Ba, Be, Cd, Co, Cr, Pb, Li, Hg, Mo, Se, & Tl

Collected By: Printed Name: Kevin Stephenson, William Leaker, Jay Siewert
Signature: (Resolute Environmental)

Customer Remarks / Special Conditions / Possible Hazards:

Coolers: Thermometer ID: Correction Factor (°C): Obs. Temp. (°C): Corrected Temp. (°C): [ ] On Ice

Relinquished by/Company: (Signature)	Date/Time:	Received by/Company: (Signature)	Date/Time:	Tracking Number:
	3/5/24 0820	Ryan Williams / Pace	3/5/24 0820	
Relinquished by/Company: (Signature) Ryan Williams / Pace	3/5/24 1155		3/5/24 1055	Delivered by: [ ] In-Person [ ] Courier [ ] FedEX [ ] UPS [ ] Other
Relinquished by/Company: (Signature)	Date/Time:	Received by/Company: (Signature)	Date/Time:	
Relinquished by/Company: (Signature)	Date/Time:	Received by/Company: (Signature)	Date/Time:	Page: 2 of 2

Submitting a sample via this chain of custody constitutes acknowledgment and acceptance of the Pace® Terms and Conditions found at https://www.pacelabs.com/resource-library/resource/pace-terms-and-conditions/

DC#_Title: ENV-FRM-HUN1-0083 v03_Sample Condition Upon Receipt

Effective Date: 12/01/2023

Laboratory receiving samples:
Asheville ☐ Eden ☐ Greenwood ☐ Huntersville ☐ Raleigh ☐ Mechanicsville ☐ Atlanta ☑ Kernersville ☐

Sample Condition Upon Receipt

Client Name: GA Power

Project #: **WO#: 92716308**

PM: BV Due Date: 03/22/24

CLIENT: 92-GP-BOWLF

Courier: ☐ Commercial ☐ Fed Ex ☐ UPS ☐ USPS ☐ Client ☐ Pace ☐ Other:____

Custody Seal Present? ☑ Yes ☐ No Seals Intact? ☑ Yes ☐ No ☐ N/A

Date/Initials Person Examining Contents: 3/22/24

Packing Material: ☑ Bubble Wrap ☐ Bubble Bags ☐ None ☐ Other

Biological Tissue Frozen? ☑ Yes ☐ No ☐ N/A

Thermometer:
☑ IR Gun ID: 730

Type of Ice: ☑ Wet ☐ Blue ☐ None

Cooler Temp: 2.2 Correction Factor: Add/Subtract (°C) +0.1

Temp should be above freezing to 6°C
☐ Samples out of temp criteria. Samples on ice, cooling process has begun

Cooler Temp Corrected (°C): 2.3

USDA Regulated Soil (☐ N/A, water sample)
Did samples originate in a quarantine zone within the United States: CA, NY, or SC (check maps)? ☐ Yes ☐ No

Did samples originate from a foreign source (internationally, including Hawaii and Puerto Rico)? ☐ Yes ☐ No

				Comments/Discrepancy:
Chain of Custody Present?	☑ Yes	☐ No	☐ N/A	1.
Samples Arrived within Hold Time?	☑ Yes	☐ No	☐ N/A	2.
Short Hold Time Analysis (<72 hr.)?	☐ Yes	☑ No	☐ N/A	3.
Rush Turn Around Time Requested?	☐ Yes	☑ No	☐ N/A	4.
Sufficient Volume?	☑ Yes	☐ No	☐ N/A	5.
Correct Containers Used?	☑ Yes	☐ No	☐ N/A	6.
-Pace Containers Used?	☑ Yes	☐ No	☐ N/A	
Containers Intact?	☑ Yes	☐ No	☐ N/A	7.
Dissolved analysis: Samples Field Filtered?	☐ Yes	☐ No	☑ N/A	8.
Sample Labels Match COC?	☑ Yes	☐ No	☐ N/A	9.
-Includes Date/Time/ID/Analysis Matrix: W				
Headspace in VOA Vials (>5-6mm)?	☐ Yes	☐ No	☑ N/A	10.
Trip Blank Present?	☐ Yes	☐ No	☑ N/A	11.
Trip Blank Custody Seals Present?	☐ Yes	☐ No	☑ N/A	

Field Data Required? ☐ Yes ☐ No

COMMENTS/SAMPLE DISCREPANCY

Lot ID of split containers:

CLIENT NOTIFICATION/RESOLUTION

Person contacted: Date/Time:

Project Manager SCURF Review: Date:

Project Manager SRF Review: Date:

Qualtrax ID: 69614

WO#: 92716308

PM: BV Due Date: 03/22/24

CLIENT: 92-GP-BOWLF

Project #

*Check mark top half of box if pH and/or dechlorination is verified and within the acceptance range for preservation samples.

Exceptions: VOA, Coliform, TOC, Oil and Grease, DRO/8015 (water) DOC, LLHg

**Bottom half of box is to list number of bottles

***Check all unpreserved Nitrates for chlorine

Item#	BP4U-125 mL Plastic Unpreserved (N/A) (Cl-)	BP3U-250 mL Plastic Unpreserved (N/A)	BP2U-500 mL Plastic Unpreserved (N/A)	BP1U-1 liter Plastic Unpreserved (N/A)	BP4S-125 mL Plastic H2SO4 (pH < 2) (Cl-)	BP3N-250 mL plastic HNO3 (pH < 2)	BP4Z-125 mL Plastic ZN Acetate & NaOH (>9)	BP4B-125 mL Plastic NaOH (pH > 12) (Cl-)	WGFU-Wide-mouthed Glass jar Unpreserved	AG1U-1 liter Amber Unpreserved (N/A) (Cl-)	AG1H-1 liter Amber HCl (pH < 2)	AG3U-250 mL Amber Unpreserved (N/A) (Cl-)	AG1S-1 liter Amber H2SO4 (pH < 2)	AG3S-250 mL Amber H2SO4 (pH < 2)	DG94-40 mL Amber NH4Cl (N/A)(Cl-)	DG9H-40 mL VOA HCl (N/A)	VG9T-40 mL VOA Na2S2O3 (N/A)	VG9U-40 mL VOA Unpreserved (N/A)	DG9V-40 mL VOA H3PO4 (N/A)	KP7U-50 mL Plastic Unpreserved (N/A)	V/GK (3 vials per kit)-VPH/Gas kit (N/A)	SP5T-125 mL Sterile Plastic (N/A – lab)	SP2T-250 mL Sterile Plastic (N/A – lab)		BP3R-250 mL Plastic (NH2)2SO4 (9.3-9.7)	AG0U-100 mL Amber Unpreserved (N/A) (Cl-)	VSGU-20 mL Scintillation vials (N/A)	DG9U-40 mL Amber Unpreserved vials (N/A)
1		2	1			1																			2				
2		2	1			1																			2				
3		2	1			1																			2				
4		2	1			1																			2				
5		2	1			1																			2				
6																													
7																													
8																													
9																													
10																													
11																													
12																													

pH Adjustment Log for Preserved Samples

Sample ID	Type of Preservative	pH upon receipt	Date preservation adjusted	Time preservation adjusted	Amount of Preservative added	Lot #

Note: Whenever there is a discrepancy affecting North Carolina compliance samples, a copy of this form will be sent to the North Carolina DENR Certification Office (i.e. Out of hold, incorrect preservative, out of temp, incorrect containers.

Pace® Location Requested (City/State):

Pace Analytical Charlotte
9800 Kincey Ave. Suite 100, Huntersville, NC 28078

CHAIN-OF-CUSTODY Analytical Request Document

Chain-of-Custody is a LEGAL DOCUMENT - Complete all relevant fields

LAB USE ONLY- Affix Workorder/Login Label Here

Scan QR Code for instructions

Company Name: Georgia Power - Bowen	Contact/Report To: Kristen Jurinko, Cassidy Sutherland
Street Address: 241 Ralph McGill Blvd NE, Atlanta, GA 30308	Phone #: (470) 217-0008
	E-Mail: knjurink@southernco.com
	Cc E-Mail: Laura Midkiff, Ben Hodges, Mike Smilley, Noelia Gangi
Customer Project #:	Invoice to: Account Payable
Project Name: Bowen LF Cells 5-8 Background Event #5	Invoice E-mail: georgiapowerinvoices@southernco.com
Site Collection Info/Facility ID (as applicable):	Purchase Order # (if applicable): GPC82474-0007
	Quote #:
Time Zone Collected: [ ] AK [ ] PT [ ] MT [ ] CT [X] ET	County / State origin of sample(s): Georgia
Data Deliverables: [ ] Level II [ ] Level III [ ] Level IV [ ] EQUIS [ ] Other	Regulatory Program (DW, RCRA, etc.) as applicable: Reportable [ ] Yes [ ] No
	Rush (Pre-approval required): [ ] Same Day [ ] 1 Day [ ] 2 Day [ ] 3 Day Other Date Results Requested:
	DW PWSID # or WW Permit # as applicable: Field Filtered (if applicable): [ ] Yes [ ] No Analysis:

* Matrix Codes (Insert in Matrix box below): Drinking Water (DW), Ground Water (GW), Wastewater (WW), Product (P), Soil/Solid (SS), Oil (OL), Wipe (WP), Tissue (TS), Bioassay (B), Vapor (V), Surface Water (SW), Sediment (SED), Sludge (SL), Caulk (CK), Leachate (LL), Biosolid (BS), Other (OT)

Specify Container Size **: 3 3 3 3 2 1 3 3 3

Identify Container Preservative Type***: 2 2 2 1 1 2 1 1 2

Analysis Requested

Customer Sample ID	Matrix *	Comp / Grab	Composite Start Date	Composite Start Time	Collected or Composite End Date	Collected or Composite End Time	# Cont.	Residual Chlorine Result	Residual Chlorine Units	Cu, Ni, Ag, V, Zn (App. I&II)	B, Ca (App. III)	App. IV Metals*	Cl, F, SO4	TDS	Radium 226/228	App. IV Fluoride	Alkalinity	Fe, Mg, Mn, K, Na	Sample Comment	Preservation non-conformance identified for sample.
BOW-GWC-26	WG	G					6			X	X	X	X	X	X	X	X	X		
BOW-GWC-27	WG	G					6			X	X	X	X	X	X	X	X	X		
BOW-GWC-27R	WG	G					6			X	X	X	X	X	X	X	X	X		
BOW-GWC-28	WG	G			3/4/24	1155	6			X	X	X	X	X	X	X	X	X	DW	
BOW-GWC-29	WG	G					6			X	X	X	X	X	X	X	X	X		
BOW-GWC-29R	WG	G					6			X	X	X	X	X	X	X	X	X		
BOW-GWC-30	WG	G					6			X	X	X	X	X	X	X	X	X		
BOW-GWC-31	WG	G					6			X	X	X	X	X	X	X	X	X		
BOW-GWC-31R	WG	G			3/4/24	1120	6			X	X	X	X	X	X	X	X	X	GW	
BOW-GWC-32	WG	G					6			X	X	X	X	X	X	X	X	X		

Lab Use Only: Proj. Mgr: Bonnie Vang; AcctNum / Client ID:; Table #:; Profile / Template:; Prelog / Bottle Ord. ID:

**Container Size: (1) 1L, (2) 500mL, (3) 250mL, (4) 125mL, (5) 100mL, (6) 40mL vial, (7) EnCore, (8) TerraCore, (9) 90mL, (10) Other

*** Preservative Types: (1) None, (2) HNO3, (3) H2SO4, (4) HCl, (5) NaOH, (6) Zn Acetate, (7) NaHSO4, (8) Sod. Thiosulfate, (9) Ascorbic Acid, (10) MeOH, (11) Other

Additional Instructions from Pace® :
Task Code: BOW-CCR-OTH-20240229
*App. IV Metals include Sb, As, Ba, Be, Cd, Co, Cr, Pb, Li, Hg, Mo, Se, & Tl

Collected By:
Printed Name: Kevin Stephenson, William Laaker, Jay Siewert
Signature:
Pace® Environmental

Customer Remarks / Special Conditions / Possible Hazards:

Coolers: Thermometer ID: Correction Factor (°C): Obs. Temp. (°C): Corrected Temp. (°C): [ ] On Ice

Relinquished by/Company: (Signature)	Date/Time:	Received by/Company: (Signature)	Date/Time:	Tracking Number:
	3/5/24 0820	Ryan Williams / Pace	3/5/24 0820	
Ryan Williams / Pace	3/5/24 1155		3/5/24 1155	Delivered by: [ ] In-Person [ ] Courier [ ] FedEx [ ] UPS [ ] Other
Relinquished by/Company: (Signature)	Date/Time:	Received by/Company: (Signature)	Date/Time:	
Relinquished by/Company: (Signature)	Date/Time:	Received by/Company: (Signature)	Date/Time:	Page: 1 of 2

Submitting a sample via this chain of custody constitutes acknowledgment and acceptance of the Pace® Terms and Conditions found at https://www.pacelabs.com/resource-library/resource/pace-terms-and-conditions/

Pace® Location Requested (City/State):

Pace Analytical Charlotte
9800 Kincey Ave. Suite 100, Huntersville, NC 28078

CHAIN-OF-CUSTODY Analytical Request Document

Chain-of-Custody is a LEGAL DOCUMENT - Complete all relevant fields

LAB USE ONLY- Affix Workorder/Login Label Here

Scan QR Code for instructions

Company Name: Georgia Power - Bowen	Contact/Report To: Kristen Jurinko, Cassidy Sutherland
Street Address: 241 Ralph McGill Blvd NE, Atlanta, GA 30308	Phone #: (470) 217-0008
	E-Mail: knjurink@southernco.com
	Cc E-Mail: Laura Midkiff, Ben Hodges, Mike Smilley, Noelia Gangi
Customer Project #:	Invoice to: Account Payable
Project Name: Bowen LF Cells 5-8 Background Event #5	Invoice E-mail: georgiapowerinvoices@southernco.com
Site Collection Info/Facility ID (as applicable):	Purchase Order # (if applicable): GPC82474-0007
	Quote #:
Time Zone Collected: [ ] AK [ ] PT [ ] MT [ ] CT [X] ET	County / State origin of sample(s): Georgia
Data Deliverables: [ ] Level II [ ] Level III [ ] Level IV [ ] EQUIS [ ] Other	Regulatory Program (DW, RCRA, etc.) as applicable: Reportable [ ] Yes [ ] No
	Rush (Pre-approval required): [ ] Same Day [ ] 1 Day [ ] 2 Day [ ] 3 Day Other Date Results Requested:
	DW PWSID # or WW Permit # as applicable: Field Filtered (if applicable): [ ] Yes [ ] No Analysis:

* Matrix Codes (Insert in Matrix box below): Drinking Water (DW), Ground Water (GW), Wastewater (WW), Product (P), Soil/Solid (SS), Oil (OL), Wipe (WP), Tissue (TS), Bioassay (B), Vapor (V), Surface Water (SW), Sediment (SED), Sludge (SL), Caulk (CK), Leachate (LI), Biosolid (BS), Other (OT)

Customer Sample ID	Matrix *	Comp / Grab	Composite Start Date	Composite Start Time	Collected or Composite End Date	Collected or Composite End Time	# Cont.	Residual Chlorine Result	Residual Chlorine Units	Cu, Ni, Ag, V, Zn (App. I&II)	B, Ca (App. II)	App. IV Metals*	Cl, F, SO4	TDS	Radium 226/228	App. IV Fluoride	Alkalinity	Fe, Mg, Mn, K, Na	Sample Comment
Specify Container Size **										3	3	3	3	2	1	3	3	3	
Identify Container Preservative Type***										2	2	2	1	1	2	1	1	2	
BOW-GWC-26	WG	G					6			X	X	X	X	X	X	X	X	X	
BOW-GWC-27	WG	G					6			X	X	X	X	X	X	X	X	X	
BOW-GWC-27R	WG	G					6			X	X	X	X	X	X	X	X	X	
BOW-GWC-28	WG	G					6			X	X	X	X	X	X	X	X	X	
BOW-GWC-29	WG	G					6			X	X	X	X	X	X	X	X	X	
BOW-GWC-29R	WG	G			3/1/24	1032	6			X	X	X	X	X	X	X	X	X	616
BOW-GWC-30	WG	G			3/1/24	1146	6			X	X	X	X	X	X	X	X	X	619
BOW-GWC-31	WG	G			3/1/24	1127	6			X	X	X	X	X	X	X	X	X	620
BOW-GWC-31R	WG	G					6			X	X	X	X	X	X	X	X	X	
BOW-GWC-32	WG	G					6			X	X	X	X	X	X	X	X	X	

**Container Size: (1) 1L, (2) 500ml, (3) 250ml, (4) 125mL, (5) 100mL, (6) 40mL vial, (7) EnCore, (8) TerraCore, (9) 90mL, (10) Other

*** Preservative Types: (1) None, (2) HNO3, (3) H2SO4, (4) HCl, (5) NaOH, (6) Zn Acetate, (7) NaHSO4, (8) Sod. Thiosulfate, (9) Ascorbic Acid, (10) MeOH, (11) Other

Lab Use Only: Proj. Mgr: Bonnie Vang; AcctNum / Client ID:; Table #:; Profile / Template:; Prelog / Bottle Ord. ID:

Preservation non-conformance identified for sample.

Additional Instructions from Pace® :
Task Code: BOW-CCR-OTH-20240229
*App. IV Metals include Sb, As, Ba, Be, Cd, Co, Cr, Pb, Li, Hg, Mo, Se, & Tl

Collected By: Printed Name: Kevin Stephenson, William Lasker, Jay Siewert
Signature: [signature] Resolute Environmental

Customer Remarks / Special Conditions / Possible Hazards:

Coolers: Thermometer ID: Correction Factor (°C): Obs. Temp. (°C): Corrected Temp. (°C): [ ] On Ice

Relinquished by/Company: (Signature)	Date/Time:	Received by/Company: (Signature)	Date/Time:	Tracking Number:
[signature]	3/5/24 0820	Ryan Williams / Pace	3/5/24 0820	
Ryan Williams / Pace	3/5/24 1155	[signature]	3/5/24 1155	Delivered by: [ ] In-Person [ ] Courier [ ] FedEx [ ] UPS [ ] Other
Relinquished by/Company: (Signature)	Date/Time:	Received by/Company: (Signature)	Date/Time:	
Relinquished by/Company: (Signature)	Date/Time:	Received by/Company: (Signature)	Date/Time:	Page: 1 of 2

Submitting a sample via this chain of custody constitutes acknowledgment and acceptance of the Pace® Terms and Conditions found at https://www.pacelabs.com/resource-library/resource/pace-terms-and-conditions/

Quality Control Sample Performance Assessment

Pace Analytical™ www.pacelabs.com

Test:	Ra-228
Analyst:	JJS1
Date:	3/11/2024
Worklist:	77979
Matrix:	WT

Analyst Must Manually Enter All Fields Highlighted in Yellow.

Method Blank Assessment	
MB Sample ID	3179471
MB concentration:	0.556
M/B 2 Sigma CSU:	0.444
MB MDC:	0.889
MB Numerical Performance Indicator:	2.46
MB Status vs Numerical Indicator:	Warning
MB Status vs. MDC:	Pass

Laboratory Control Sample Assessment	LCSD (Y or N)?	Y
	LCS77979	LCSD77979
Count Date:	3/15/2024	3/15/2024
Spike I.D.:	23-043	23-043
Decay Corrected Spike Concentration (pCi/mL):	37.493	37.493
Volume Used (mL):	0.10	0.10
Aliquot Volume (L, g, F):	0.815	0.816
Target Conc. (pCi/L, g, F):	4.600	4.593
Uncertainty (Calculated):	0.225	0.225
Result (pCi/L, g, F):	5.108	4.394
LCS/LCSD 2 Sigma CSU (pCi/L, g, F):	1.244	1.129
Numerical Performance Indicator:	0.79	-0.34
Percent Recovery:	111.05%	95.66%
Status vs Numerical Indicator:	N/A	N/A
Status vs Recovery:	Pass	Pass
Upper % Recovery Limits:	135%	135%
Lower % Recovery Limits:	60%	60%

Sample Matrix Spike Control Assessment	MS/MSD 1	MS/MSD 2
Sample Collection Date:		
Sample I.D.		
Sample MS I.D.		
Sample MSD I.D.		
Spike I.D.:		
MS/MSD Decay Corrected Spike Concentration (pCi/mL):		
Spike Volume Used in MS (mL):		
Spike Volume Used in MSD (mL):		
MS Aliquot (L, g, F):		
MS Target Conc.(pCi/L, g, F):		
MSD Aliquot (L, g, F):		
MSD Target Conc. (pCi/L, g, F):		
MS Spike Uncertainty (calculated):		
MSD Spike Uncertainty (calculated):		
Sample Result:		
Sample Result 2 Sigma CSU (pCi/L, g, F):		
Sample Matrix Spike Result:		
Matrix Spike Result 2 Sigma CSU (pCi/L, g, F):		
Sample Matrix Spike Duplicate Result:		
Matrix Spike Duplicate Result 2 Sigma CSU (pCi/L, g, F):		
MS Numerical Performance Indicator:		
MSD Numerical Performance Indicator:		
MS Percent Recovery:		
MSD Percent Recovery:		
MS Status vs Numerical Indicator:		
MSD Status vs Numerical Indicator:		
MS Status vs Recovery:		
MSD Status vs Recovery:		
MS/MSD Upper % Recovery Limits:		
MS/MSD Lower % Recovery Limits:		

Duplicate Sample Assessment		
Sample I.D.:	LCS77979	Enter Duplicate sample IDs if other than LCS/LCSD in the space below.
Duplicate Sample I.D.	LCSD77979	
Sample Result (pCi/L, g, F):	5.108	
Sample Result 2 Sigma CSU (pCi/L, g, F):	1.244	
Sample Duplicate Result (pCi/L, g, F):	4.394	
Sample Duplicate Result 2 Sigma CSU (pCi/L, g, F):	1.129	
Are sample and/or duplicate results below RL?	NO	
Duplicate Numerical Performance Indicator:	0.834	
(Based on the LCS/LCSD Percent Recoveries) Duplicate RPD:	14.89%	
Duplicate Status vs Numerical Indicator:	Pass	
Duplicate Status vs RPD:	Pass	
% RPD Limit:	36%	

Matrix Spike/Matrix Spike Duplicate Sample Assessment		
Sample I.D.		
Sample MS I.D.		
Sample MSD I.D.		
Sample Matrix Spike Result:		
Matrix Spike Result 2 Sigma CSU (pCi/L, g, F):		
Sample Matrix Spike Duplicate Result:		
Matrix Spike Duplicate Result 2 Sigma CSU (pCi/L, g, F):		
Duplicate Numerical Performance Indicator:		
(Based on the Percent Recoveries) MS/ MSD Duplicate RPD:		
MS/ MSD Duplicate Status vs Numerical Indicator:		
MS/ MSD Duplicate Status vs RPD:		
% RPD Limit:		

Evaluation of duplicate precision is not applicable if either the sample or duplicate results are below the MDC.

Comments:

ET 3-18-24

3/18/24

Quality Control Sample Performance Assessment

Pace Analytical™ www.pacelabs.com

Test:	Ra-228
Analyst:	JJS1
Date:	3/13/2024
Worklist:	78006
Matrix:	WT

Analyst Must Manually Enter All Fields Highlighted in Yellow.

Method Blank Assessment	
MB Sample ID	3182111
MB concentration:	0.414
M/B 2 Sigma CSU:	0.431
MB MDC:	0.897
MB Numerical Performance Indicator:	1.88
MB Status vs Numerical Indicator:	Pass
MB Status vs. MDC:	Pass

Laboratory Control Sample Assessment	LCSD (Y or N)?	Y
	LCS78006	LCSD78006
Count Date:	3/19/2024	3/19/2024
Spike I.D.:	23-043	23-043
Decay Corrected Spike Concentration (pCi/mL):	37.443	37.443
Volume Used (mL):	0.10	0.10
Aliquot Volume (L, g, F):	0.815	0.823
Target Conc. (pCi/L, g, F):	4.593	4.551
Uncertainty (Calculated):	0.225	0.223
Result (pCi/L, g, F):	4.579	3.685
LCS/LCSD 2 Sigma CSU (pCi/L, g, F):	1.026	0.854
Numerical Performance Indicator:	-0.03	-1.92
Percent Recovery:	99.69%	80.96%
Status vs Numerical Indicator:	N/A	N/A
Status vs Recovery:	Pass	Pass
Upper % Recovery Limits:	135%	135%
Lower % Recovery Limits:	60%	60%

Sample Matrix Spike Control Assessment	MS/MSD 1	MS/MSD 2
Sample Collection Date:		
Sample I.D.		
Sample MS I.D.		
Sample MSD I.D.		
Spike I.D.:		
MS/MSD Decay Corrected Spike Concentration (pCi/mL):		
Spike Volume Used in MS (mL):		
Spike Volume Used in MSD (mL):		
MS Aliquot (L, g, F):		
MS Target Conc.(pCi/L, g, F):		
MSD Aliquot (L, g, F):		
MSD Target Conc. (pCi/L, g, F):		
MS Spike Uncertainty (calculated):		
MSD Spike Uncertainty (calculated):		
Sample Result:		
Sample Result 2 Sigma CSU (pCi/L, g, F):		
Sample Matrix Spike Result:		
Matrix Spike Result 2 Sigma CSU (pCi/L, g, F):		
Sample Matrix Spike Duplicate Result:		
Matrix Spike Duplicate Result 2 Sigma CSU (pCi/L, g, F):		
MS Numerical Performance Indicator:		
MSD Numerical Performance Indicator:		
MS Percent Recovery:		
MSD Percent Recovery:		
MS Status vs Numerical Indicator:		
MSD Status vs Numerical Indicator:		
MS Status vs Recovery:		
MSD Status vs Recovery:		
MS/MSD Upper % Recovery Limits:		
MS/MSD Lower % Recovery Limits:		

Duplicate Sample Assessment		
Sample I.D.:	LCS78006	Enter Duplicate sample IDs if other than LCS/LCSD in the space below.
Duplicate Sample I.D.	LCSD78006	
Sample Result (pCi/L, g, F):	4.579	
Sample Result 2 Sigma CSU (pCi/L, g, F):	1.026	
Sample Duplicate Result (pCi/L, g, F):	3.685	
Sample Duplicate Result 2 Sigma CSU (pCi/L, g, F):	0.854	
Are sample and/or duplicate results below RL?	NO	
Duplicate Numerical Performance Indicator:	1.313	
(Based on the LCS/LCSD Percent Recoveries) Duplicate RPD:	20.74%	
Duplicate Status vs Numerical Indicator:	Pass	
Duplicate Status vs RPD:	Pass	
% RPD Limit:	36%	

Matrix Spike/Matrix Spike Duplicate Sample Assessment		
Sample I.D.		
Sample MS I.D.		
Sample MSD I.D.		
Sample Matrix Spike Result:		
Matrix Spike Result 2 Sigma CSU (pCi/L, g, F):		
Sample Matrix Spike Duplicate Result:		
Matrix Spike Duplicate Result 2 Sigma CSU (pCi/L, g, F):		
Duplicate Numerical Performance Indicator:		
(Based on the Percent Recoveries) MS/ MSD Duplicate RPD:		
MS/ MSD Duplicate Status vs Numerical Indicator:		
MS/ MSD Duplicate Status vs RPD:		
% RPD Limit:		

Evaluation of duplicate precision is not applicable if either the sample or duplicate results are below the MDC.

Comments:

3/13/24

Suc 3/20/24

Quality Control Sample Performance Assessment

Pace Analytical™ www.pacelabs.com

Test:	Ra-228
Analyst:	VAL
Date:	3/20/2024
Worklist:	78205
Matrix:	WT

Analyst Must Manually Enter All Fields Highlighted in Yellow.

Method Blank Assessment	
MB Sample ID	3194236
MB concentration:	0.106
M/B 2 Sigma CSU:	0.412
MB MDC:	0.928
MB Numerical Performance Indicator:	0.50
MB Status vs Numerical Indicator:	Pass
MB Status vs. MDC:	Pass

Laboratory Control Sample Assessment	LCSD (Y or N)?	Y
	LCS78205	LCSD78205
Count Date:	3/22/2024	3/22/2024
Spike I.D.:	23-043	23-043
Decay Corrected Spike Concentration (pCi/mL):	37.405	37.405
Volume Used (mL):	0.10	0.10
Aliquot Volume (L, g, F):	0.817	0.821
Target Conc. (pCi/L, g, F):	4.576	4.554
Uncertainty (Calculated):	0.224	0.223
Result (pCi/L, g, F):	3.515	4.644
LCS/LCSD 2 Sigma CSU (pCi/L, g, F):	0.864	1.055
Numerical Performance Indicator:	-2.33	0.16
Percent Recovery:	76.81%	101.97%
Status vs Numerical Indicator:	N/A	N/A
Status vs Recovery:	Pass	Pass
Upper % Recovery Limits:	135%	135%
Lower % Recovery Limits:	60%	60%

Sample Matrix Spike Control Assessment	MS/MSD 1	MS/MSD 2
Sample Collection Date:		
Sample I.D.		
Sample MS I.D.		
Sample MSD I.D.		
Spike I.D.:		
MS/MSD Decay Corrected Spike Concentration (pCi/mL):		
Spike Volume Used in MS (mL):		
Spike Volume Used in MSD (mL):		
MS Aliquot (L, g, F):		
MS Target Conc.(pCi/L, g, F):		
MSD Aliquot (L, g, F):		
MSD Target Conc. (pCi/L, g, F):		
MS Spike Uncertainty (calculated):		
MSD Spike Uncertainty (calculated):		
Sample Result:		
Sample Result 2 Sigma CSU (pCi/L, g, F):		
Sample Matrix Spike Result:		
Matrix Spike Result 2 Sigma CSU (pCi/L, g, F):		
Sample Matrix Spike Duplicate Result:		
Matrix Spike Duplicate Result 2 Sigma CSU (pCi/L, g, F):		
MS Numerical Performance Indicator:		
MSD Numerical Performance Indicator:		
MS Percent Recovery:		
MSD Percent Recovery:		
MS Status vs Numerical Indicator:		
MSD Status vs Numerical Indicator:		
MS Status vs Recovery:		
MSD Status vs Recovery:		
MS/MSD Upper % Recovery Limits:		
MS/MSD Lower % Recovery Limits:		

Duplicate Sample Assessment		
Sample I.D.:	LCS78205	Enter Duplicate sample IDs if other than LCS/LCSD in the space below.
Duplicate Sample I.D.	LCSD78205	
Sample Result (pCi/L, g, F):	3.515	
Sample Result 2 Sigma CSU (pCi/L, g, F):	0.864	
Sample Duplicate Result (pCi/L, g, F):	4.644	
Sample Duplicate Result 2 Sigma CSU (pCi/L, g, F):	1.055	
Are sample and/or duplicate results below RL?	NO	
Duplicate Numerical Performance Indicator:	-1.622	
(Based on the LCS/LCSD Percent Recoveries) Duplicate RPD:	28.15%	
Duplicate Status vs Numerical Indicator:	Pass	
Duplicate Status vs RPD:	Pass	
% RPD Limit:	36%	

Matrix Spike/Matrix Spike Duplicate Sample Assessment		
Sample I.D.		
Sample MS I.D.		
Sample MSD I.D.		
Sample Matrix Spike Result:		
Matrix Spike Result 2 Sigma CSU (pCi/L, g, F):		
Sample Matrix Spike Duplicate Result:		
Matrix Spike Duplicate Result 2 Sigma CSU (pCi/L, g, F):		
Duplicate Numerical Performance Indicator:		
(Based on the Percent Recoveries) MS/ MSD Duplicate RPD:		
MS/ MSD Duplicate Status vs Numerical Indicator:		
MS/ MSD Duplicate Status vs RPD:		
% RPD Limit:		

Evaluation of duplicate precision is not applicable if either the sample or duplicate results are below the MDC.

Comments:

ET 3-25-24

3/25/24

Quality Control Sample Performance Assessment

Pace Analytical™
www.pacelabs.com

Test:	Ra-226
Analyst:	SLC
Date:	3/14/2024
Worklist:	77996
Matrix:	WT

Analyst Must Manually Enter All Fields Highlighted in Yellow.

Method Blank Assessment	
MB Sample ID	3180690
MB concentration:	-0.038
M/B 2 Sigma CSU:	0.101
MB MDC:	0.298
MB Numerical Performance Indicator:	-0.74
MB Status vs Numerical Indicator:	Pass
MB Status vs. MDC:	N/A

Laboratory Control Sample Assessment	LCSD (Y or N)?	Y
	LCS77996	LCSD77996
Count Date:	3/19/2024	3/19/2024
Spike I.D.:	23-014	23-014
Decay Corrected Spike Concentration (pCi/mL):	25.025	25.025
Volume Used (mL):	0.10	0.10
Aliquot Volume (L, g, F):	0.505	0.502
Target Conc. (pCi/L, g, F):	4.955	4.982
Uncertainty (Calculated):	0.233	0.234
Result (pCi/L, g, F):	5.212	5.154
LCS/LCSD 2 Sigma CSU (pCi/L, g, F):	0.940	0.937
Numerical Performance Indicator:	0.52	0.35
Percent Recovery:	105.19%	103.44%
Status vs Numerical Indicator:	Pass	Pass
Status vs Recovery:	N/A	N/A
Upper % Recovery Limits:	125%	125%
Lower % Recovery Limits:	75%	75%

Sample Matrix Spike Control Assessment	MS/MSD 1	MS/MSD 2
Sample Collection Date:		
Sample I.D.		
Sample MS I.D.		
Sample MSD I.D.		
Spike I.D.:		
MS/MSD Decay Corrected Spike Concentration (pCi/mL):		
Spike Volume Used in MS (mL):		
Spike Volume Used in MSD (mL):		
MS Aliquot (L, g, F):		
MS Target Conc.(pCi/L, g, F):		
MSD Aliquot (L, g, F):		
MSD Target Conc. (pCi/L, g, F):		
MS Spike Uncertainty (calculated):		
MSD Spike Uncertainty (calculated):		
Sample Result:		
Sample Result 2 Sigma CSU (pCi/L, g, F):		
Sample Matrix Spike Result:		
Matrix Spike Result 2 Sigma CSU (pCi/L, g, F):		
Sample Matrix Spike Duplicate Result:		
Matrix Spike Duplicate Result 2 Sigma CSU (pCi/L, g, F):		
MS Numerical Performance Indicator:		
MSD Numerical Performance Indicator:		
MS Percent Recovery:		
MSD Percent Recovery:		
MS Status vs Numerical Indicator:		
MSD Status vs Numerical Indicator:		
MS Status vs Recovery:		
MSD Status vs Recovery:		
MS/MSD Upper % Recovery Limits:		
MS/MSD Lower % Recovery Limits:		

Duplicate Sample Assessment		
Sample I.D.:	LCS77996	92715974021
Duplicate Sample I.D.	LCSD77996	92715974021DUP
Sample Result (pCi/L, g, F):	5.212	0.111
Sample Result 2 Sigma CSU (pCi/L, g, F):	0.940	0.145
Sample Duplicate Result (pCi/L, g, F):	5.154	0.013
Sample Duplicate Result 2 Sigma CSU (pCi/L, g, F):	0.937	0.096
Are sample and/or duplicate results below RL?	NO	See Below ##
Duplicate Numerical Performance Indicator:	0.086	1.106
(Based on the LCS/LCSD Percent Recoveries) Duplicate RPD:	1.68%	158.89%
Duplicate Status vs Numerical Indicator:	Pass	Pass
Duplicate Status vs RPD:	N/A	N/A
% RPD Limit:	25%	25%

Matrix Spike/Matrix Spike Duplicate Sample Assessment		
Sample I.D.		
Sample MS I.D.		
Sample MSD I.D.		
Sample Matrix Spike Result:		
Matrix Spike Result 2 Sigma CSU (pCi/L, g, F):		
Sample Matrix Spike Duplicate Result:		
Matrix Spike Duplicate Result 2 Sigma CSU (pCi/L, g, F):		
Duplicate Numerical Performance Indicator:		
(Based on the Percent Recoveries) MS/ MSD Duplicate RPD:		
MS/ MSD Duplicate Status vs Numerical Indicator:		
MS/ MSD Duplicate Status vs RPD:		
% RPD Limit:		

Evaluation of duplicate precision is not applicable if either the sample or duplicate results are below the MDC.

Comments:

ET 3-19-24

VAM 3/19/24

Quality Control Sample Performance Assessment

Pace Analytical™
www.pacelabs.com

Test:	Ra-226
Analyst:	SLC
Date:	3/18/2024
Worklist:	78093
Matrix:	WT

Analyst Must Manually Enter All Fields Highlighted in Yellow.

Method Blank Assessment	
MB Sample ID	3187402
MB concentration:	0.036
MB 2 Sigma CSU:	0.170
MB MDC:	0.433
MB Numerical Performance Indicator:	0.41
MB Status vs Numerical Indicator:	Pass
MB Status vs. MDC:	N/A

Laboratory Control Sample Assessment	LCSD (Y or N)?	Y
	LCS78093	LCSD78093
Count Date:	3/19/2024	3/19/2024
Spike I.D.:	23-014	23-014
Decay Corrected Spike Concentration (pCi/mL):	25.025	25.025
Volume Used (mL):	0.10	0.10
Aliquot Volume (L, g, F):	0.502	0.501
Target Conc. (pCi/L, g, F):	4.989	4.997
Uncertainty (Calculated):	0.234	0.235
Result (pCi/L, g, F):	4.387	4.939
LCS/LCSD 2 Sigma CSU (pCi/L, g, F):	0.971	1.039
Numerical Performance Indicator:	-1.18	-0.11
Percent Recovery:	87.94%	98.84%
Status vs Numerical Indicator:	Pass	Pass
Status vs Recovery:	N/A	N/A
Upper % Recovery Limits:	125%	125%
Lower % Recovery Limits:	75%	75%

Sample Matrix Spike Control Assessment	MS/MSD 1	MS/MSD 2
Sample Collection Date:		
Sample I.D.		
Sample MS I.D.		
Sample MSD I.D.		
Spike I.D.:		
MS/MSD Decay Corrected Spike Concentration (pCi/mL):		
Spike Volume Used in MS (mL):		
Spike Volume Used in MSD (mL):		
MS Aliquot (L, g, F):		
MS Target Conc.(pCi/L, g, F):		
MSD Aliquot (L, g, F):		
MSD Target Conc. (pCi/L, g, F):		
MS Spike Uncertainty (calculated):		
MSD Spike Uncertainty (calculated):		
Sample Result:		
Sample Result 2 Sigma CSU (pCi/L, g, F):		
Sample Matrix Spike Result:		
Matrix Spike Result 2 Sigma CSU (pCi/L, g, F):		
Sample Matrix Spike Duplicate Result:		
Matrix Spike Duplicate Result 2 Sigma CSU (pCi/L, g, F):		
MS Numerical Performance Indicator:		
MSD Numerical Performance Indicator:		
MS Percent Recovery:		
MSD Percent Recovery:		
MS Status vs Numerical Indicator:		
MSD Status vs Numerical Indicator:		
MS Status vs Recovery:		
MSD Status vs Recovery:		
MS/MSD Upper % Recovery Limits:		
MS/MSD Lower % Recovery Limits:		

Duplicate Sample Assessment		
Sample I.D.:	LCS78093	92716308020
Duplicate Sample I.D.	LCSD78093	92716308020DUP
Sample Result (pCi/L, g, F):	4.387	0.212
Sample Result 2 Sigma CSU (pCi/L, g, F):	0.971	0.245
Sample Duplicate Result (pCi/L, g, F):	4.939	0.326
Sample Duplicate Result 2 Sigma CSU (pCi/L, g, F):	1.039	0.273
Are sample and/or duplicate results below RL?	NO	See Below ##
Duplicate Numerical Performance Indicator:	-0.761	-0.608
(Based on the LCS/LCSD Percent Recoveries) Duplicate RPD:	11.67%	42.19%
Duplicate Status vs Numerical Indicator:	Pass	Pass
Duplicate Status vs RPD:	N/A	N/A
% RPD Limit:	25%	25%

Matrix Spike/Matrix Spike Duplicate Sample Assessment		
Sample I.D.		
Sample MS I.D.		
Sample MSD I.D.		
Sample Matrix Spike Result:		
Matrix Spike Result 2 Sigma CSU (pCi/L, g, F):		
Sample Matrix Spike Duplicate Result:		
Matrix Spike Duplicate Result 2 Sigma CSU (pCi/L, g, F):		
Duplicate Numerical Performance Indicator:		
(Based on the Percent Recoveries) MS/ MSD Duplicate RPD:		
MS/ MSD Duplicate Status vs Numerical Indicator:		
MS/ MSD Duplicate Status vs RPD:		
% RPD Limit:		

Evaluation of duplicate precision is not applicable if either the sample or duplicate results are below the MDC.

Comments:

ET 3-19-24

VAM 3/19/24

Pace Analytical Services, LLC
9800 Kincey Ave. Suite 100
Huntersville, NC 28078
(704)875-9092

April 15, 2024

Kristen Jurinko
Southern Company
241 Ralph McGill Blvd
NE, Bin 10160
Atlanta, GA 30308

RE: Project: Bowen LF Cells 3&4
Pace Project No.: 92723477

Dear Kristen Jurinko:

Enclosed are the analytical results for sample(s) received by the laboratory on April 04, 2024. The results relate only to the samples included in this report. Results reported herein conform to the applicable TNI/NELAC Standards and the laboratory's Quality Manual, where applicable, unless otherwise noted in the body of the report.

The test results provided in this final report were generated by each of the following laboratories within the Pace Network:

- Pace Analytical Services - Peachtree Corners, GA

If you have any questions concerning this report, please feel free to contact me.

Sincerely,

Bonnie Vang
bonnie.vang@pacelabs.com
704-977-0968
Project Manager

Enclosures

cc: Carole Lieu, Stantec
Laura Midkiff, Southern Co.
Edgar Smith, Stantec
Cassidy Sutherland, Stantec

This report shall not be reproduced, except in full,
without the written consent of Pace Analytical Services, LLC.

Pace Analytical Services, LLC
9800 Kincey Ave. Suite 100
Huntersville, NC 28078
(704)875-9092

CERTIFICATIONS

Project: Bowen LF Cells 3&4
Pace Project No.: 92723477

Pace Analytical Services Peachtree Corners
110 Technology Pkwy, Peachtree Corners, GA 30092
Florida DOH Certification #: E87315
Georgia DW Inorganics Certification #: 812
North Carolina Certification #: 381
South Carolina Certification #: 98011001
Virginia Certification #: 460204

REPORT OF LABORATORY ANALYSIS

This report shall not be reproduced, except in full,
without the written consent of Pace Analytical Services, LLC.

Pace Analytical Services, LLC
9800 Kincey Ave. Suite 100
Huntersville, NC 28078
(704)875-9092

SAMPLE SUMMARY

Project: Bowen LF Cells 3&4
Pace Project No.: 92723477

Lab ID	Sample ID	Matrix	Date Collected	Date Received
92723477001	**BOW-GWC-23R**	Water	04/03/24 10:57	04/04/24 10:44
92723477002	**BOW-LF3-4-FD-02**	Water	04/03/24 00:00	04/04/24 10:44
92723477003	**BOW-LF3-4-FB-02**	Water	04/03/24 16:06	04/04/24 10:44
92723477004	**BOW-LF3-4-EB-02**	Water	04/03/24 16:38	04/04/24 10:44

This report shall not be reproduced, except in full,
without the written consent of Pace Analytical Services, LLC.

Pace Analytical Services, LLC
9800 Kincey Ave. Suite 100
Huntersville, NC 28078
(704)875-9092

SAMPLE ANALYTE COUNT

Project: Bowen LF Cells 3&4
Pace Project No.: 92723477

Lab ID	Sample ID	Method	Analysts	Analytes Reported
92723477001	**BOW-GWC-23R**	EPA 6020B	CW1	1
92723477002	**BOW-LF3-4-FD-02**	EPA 6020B	CW1	1
92723477003	**BOW-LF3-4-FB-02**	EPA 6020B	CW1	1
92723477004	**BOW-LF3-4-EB-02**	EPA 6020B	CW1	1

PASI-GA = Pace Analytical Services - Peachtree Corners, GA

REPORT OF LABORATORY ANALYSIS

This report shall not be reproduced, except in full,
without the written consent of Pace Analytical Services, LLC.

Pace Analytical Services, LLC
9800 Kincey Ave. Suite 100
Huntersville, NC 28078
(704)875-9092

SUMMARY OF DETECTION

Project: Bowen LF Cells 3&4
Pace Project No.: 92723477

Lab Sample ID / Method	Client Sample ID / Parameters	Result	Units	Report Limit	Analyzed	Qualifiers
92723477001	**BOW-GWC-23R**					
EPA 6020B	Barium	0.018	mg/L	0.0050	04/09/24 19:07	
92723477002	**BOW-LF3-4-FD-02**					
EPA 6020B	Barium	0.018	mg/L	0.0050	04/09/24 19:10	

This report shall not be reproduced, except in full,
without the written consent of Pace Analytical Services, LLC.

Pace Analytical Services, LLC
9800 Kincey Ave. Suite 100
Huntersville, NC 28078
(704)875-9092

ANALYTICAL RESULTS

Project: Bowen LF Cells 3&4
Pace Project No.: 92723477

Sample: BOW-GWC-23R **Lab ID: 92723477001** Collected: 04/03/24 10:57 Received: 04/04/24 10:44 Matrix: Water

Parameters	Results	Units	Report Limit	MDL	DF	Prepared	Analyzed	CAS No.	Qual
6020 MET ICPMS	Analytical Method: EPA 6020B Preparation Method: EPA 3005A Pace Analytical Services - Peachtree Corners, GA								
Barium	**0.018**	mg/L	0.0050	0.00047	1	04/05/24 13:11	04/09/24 19:07	7440-39-3	

REPORT OF LABORATORY ANALYSIS

This report shall not be reproduced, except in full,
without the written consent of Pace Analytical Services, LLC.

Pace Analytical Services, LLC
9800 Kincey Ave. Suite 100
Huntersville, NC 28078
(704)875-9092

ANALYTICAL RESULTS

Project: Bowen LF Cells 3&4
Pace Project No.: 92723477

Sample: BOW-LF3-4-FD-02 **Lab ID: 92723477002** Collected: 04/03/24 00:00 Received: 04/04/24 10:44 Matrix: Water

Parameters	Results	Units	Report Limit	MDL	DF	Prepared	Analyzed	CAS No.	Qual
6020 MET ICPMS	Analytical Method: EPA 6020B Preparation Method: EPA 3005A Pace Analytical Services - Peachtree Corners, GA								
Barium	**0.018**	mg/L	0.0050	0.00047	1	04/05/24 13:11	04/09/24 19:10	7440-39-3	

REPORT OF LABORATORY ANALYSIS

This report shall not be reproduced, except in full,
without the written consent of Pace Analytical Services, LLC.

Pace Analytical Services, LLC
9800 Kincey Ave. Suite 100
Huntersville, NC 28078
(704)875-9092

ANALYTICAL RESULTS

Project: Bowen LF Cells 3&4
Pace Project No.: 92723477

Sample: BOW-LF3-4-FB-02 **Lab ID: 92723477003** Collected: 04/03/24 16:06 Received: 04/04/24 10:44 Matrix: Water

Parameters	Results	Units	Report Limit	MDL	DF	Prepared	Analyzed	CAS No.	Qual
6020 MET ICPMS	Analytical Method: EPA 6020B Preparation Method: EPA 3005A Pace Analytical Services - Peachtree Corners, GA								
Barium	ND	mg/L	0.0050	0.00047	1	04/05/24 13:11	04/09/24 19:14	7440-39-3	

REPORT OF LABORATORY ANALYSIS

This report shall not be reproduced, except in full,
without the written consent of Pace Analytical Services, LLC.

Pace Analytical Services, LLC
9800 Kincey Ave. Suite 100
Huntersville, NC 28078
(704)875-9092

ANALYTICAL RESULTS

Project: Bowen LF Cells 3&4
Pace Project No.: 92723477

Sample: BOW-LF3-4-EB-02 **Lab ID: 92723477004** Collected: 04/03/24 16:38 Received: 04/04/24 10:44 Matrix: Water

Parameters	Results	Units	Report Limit	MDL	DF	Prepared	Analyzed	CAS No.	Qual
6020 MET ICPMS	Analytical Method: EPA 6020B Preparation Method: EPA 3005A Pace Analytical Services - Peachtree Corners, GA								
Barium	ND	mg/L	0.0050	0.00047	1	04/05/24 13:11	04/09/24 19:18	7440-39-3	

REPORT OF LABORATORY ANALYSIS

This report shall not be reproduced, except in full,
without the written consent of Pace Analytical Services, LLC.

Pace Analytical Services, LLC
9800 Kincey Ave. Suite 100
Huntersville, NC 28078
(704)875-9092

QUALITY CONTROL DATA

Project: Bowen LF Cells 3&4
Pace Project No.: 92723477

QC Batch: 844744 | Analysis Method: EPA 6020B
QC Batch Method: EPA 3005A | Analysis Description: 6020 MET
Laboratory: Pace Analytical Services - Peachtree Corners, GA
Associated Lab Samples: 92723477001, 92723477002, 92723477003, 92723477004

METHOD BLANK: 4362508 Matrix: Water
Associated Lab Samples: 92723477001, 92723477002, 92723477003, 92723477004

Parameter	Units	Blank Result	Reporting Limit	MDL	Analyzed	Qualifiers
Barium	mg/L	ND	0.0050	0.00047	04/09/24 18:04	

LABORATORY CONTROL SAMPLE: 4362509

Parameter	Units	Spike Conc.	LCS Result	LCS % Rec	% Rec Limits	Qualifiers
Barium	mg/L	0.1	0.097	97	80-120	

MATRIX SPIKE & MATRIX SPIKE DUPLICATE: 4362510 4362511

Parameter	Units	92723469002 Result	MS Spike Conc.	MSD Spike Conc.	MS Result	MSD Result	MS % Rec	MSD % Rec	% Rec Limits	RPD	Max RPD	Qual
Barium	mg/L	52.2 ug/L	0.1	0.1	0.15	0.15	95	94	75-125	1	20	

Results presented on this page are in the units indicated by the "Units" column except where an alternate unit is presented to the right of the result.

REPORT OF LABORATORY ANALYSIS

This report shall not be reproduced, except in full,
without the written consent of Pace Analytical Services, LLC.

Pace Analytical Services, LLC
9800 Kincey Ave. Suite 100
Huntersville, NC 28078
(704)875-9092

QUALIFIERS

Project: Bowen LF Cells 3&4
Pace Project No.: 92723477

DEFINITIONS

DF - Dilution Factor, if reported, represents the factor applied to the reported data due to dilution of the sample aliquot.

ND - Not Detected at or above adjusted reporting limit.

TNTC - Too Numerous To Count

J - Estimated concentration above the adjusted method detection limit and below the adjusted reporting limit.

MDL - Adjusted Method Detection Limit.

PQL - Practical Quantitation Limit.

RL - Reporting Limit - The lowest concentration value that meets project requirements for quantitative data with known precision and bias for a specific analyte in a specific matrix.

S - Surrogate

1,2-Diphenylhydrazine decomposes to and cannot be separated from Azobenzene using Method 8270. The result for each analyte is a combined concentration.

Consistent with EPA guidelines, unrounded data are displayed and have been used to calculate % recovery and RPD values.

LCS(D) - Laboratory Control Sample (Duplicate)

MS(D) - Matrix Spike (Duplicate)

DUP - Sample Duplicate

RPD - Relative Percent Difference

NC - Not Calculable.

SG - Silica Gel - Clean-Up

U - Indicates the compound was analyzed for, but not detected.

Acid preservation may not be appropriate for 2 Chloroethylvinyl ether.

A separate vial preserved to a pH of 4-5 is recommended in SW846 Chapter 4 for the analysis of Acrolein and Acrylonitrile by EPA Method 8260.

N-Nitrosodiphenylamine decomposes and cannot be separated from Diphenylamine using Method 8270. The result reported for each analyte is a combined concentration.

Reported results are not rounded until the final step prior to reporting. Therefore, calculated parameters that are typically reported as "Total" may vary slightly from the sum of the reported component parameters.

Pace Analytical is TNI accredited. Contact your Pace PM for the current list of accredited analytes.

TNI - The NELAC Institute.

This report shall not be reproduced, except in full,
without the written consent of Pace Analytical Services, LLC.

Pace Analytical Services, LLC
9800 Kincey Ave. Suite 100
Huntersville, NC 28078
(704)875-9092

QUALITY CONTROL DATA CROSS REFERENCE TABLE

Project: Bowen LF Cells 3&4
Pace Project No.: 92723477

Lab ID	Sample ID	QC Batch Method	QC Batch	Analytical Method	Analytical Batch
92723477001	**BOW-GWC-23R**	EPA 3005A	844744	EPA 6020B	844844
92723477002	**BOW-LF3-4-FD-02**	EPA 3005A	844744	EPA 6020B	844844
92723477003	**BOW-LF3-4-FB-02**	EPA 3005A	844744	EPA 6020B	844844
92723477004	**BOW-LF3-4-EB-02**	EPA 3005A	844744	EPA 6020B	844844

This report shall not be reproduced, except in full,
without the written consent of Pace Analytical Services, LLC.

DC#_Title: ENV-FRM-HUN1-0083 v03_Sample Condition Upon Receipt

Effective Date: 12/01/2023

Laboratory receiving samples:
Asheville ☐ Eden ☐ Greenwood ☐ Huntersville ☐ Raleigh ☐ Mechanicsville ☐ Atlanta ☑ Kernersville ☐

Sample Condition Upon Receipt

Client Name: GA Power

Project #: **WO# : 92723477**

92723477

Courier: ☐ Commercial ☐ Fed Ex ☑ Pace ☐ UPS ☐ USPS ☐ Other:____ ☐ Client

Custody Seal Present? ☐ Yes ☑ No Seals Intact? ☐ Yes ☐ No ☑ N/A

Date/Initials Person Examining Contents: 4/24/24 CDW

Packing Material: ☐ Bubble Wrap ☐ Bubble Bags ☑ None ☐ Other

Biological Tissue Frozen? ☐ Yes ☐ No ☐ N/A

Thermometer: ☑ IR Gun ID: 083

Type of Ice: ☑ Wet ☐ Blue ☐ None

Cooler Temp: 4.8 Correction Factor: Add/Subtract (°C) 0.0

Cooler Temp Corrected (°C): 4.8

Temp should be above freezing to 6°C
☐ Samples out of temp criteria. Samples on ice, cooling process has begun

USDA Regulated Soil (☐ N/A, water sample)
Did samples originate in a quarantine zone within the United States: CA, NY, or SC (check maps)? ☐ Yes ☐ No

Did samples originate from a foreign source (internationally, including Hawaii and Puerto Rico)? ☐ Yes ☐ No

				Comments/Discrepancy:
Chain of Custody Present?	☑ Yes	☐ No	☐ N/A	1.
Samples Arrived within Hold Time?	☑ Yes	☐ No	☐ N/A	2.
Short Hold Time Analysis (<72 hr.)?	☐ Yes	☑ No	☐ N/A	3.
Rush Turn Around Time Requested?	☐ Yes	☑ No	☐ N/A	4.
Sufficient Volume?	☑ Yes	☐ No	☐ N/A	5.
Correct Containers Used?	☑ Yes	☐ No	☐ N/A	6.
-Pace Containers Used?	☐ Yes	☐ No	☐ N/A	
Containers Intact?	☑ Yes	☐ No	☐ N/A	7.
Dissolved analysis: Samples Field Filtered?	☐ Yes	☐ No	☑ N/A	8.
Sample Labels Match COC? -Includes Date/Time/ID/Analysis Matrix: W	☑ Yes	☐ No	☐ N/A	9.
Headspace in VOA Vials (>5-6mm)?	☐ Yes	☐ No	☑ N/A	10.
Trip Blank Present?	☐ Yes	☐ No	☑ N/A	11.
Trip Blank Custody Seals Present?	☐ Yes	☐ No	☑ N/A	

Field Data Required? ☐ Yes ☐ No

COMMENTS/SAMPLE DISCREPANCY

Lot ID of split containers:

CLIENT NOTIFICATION/RESOLUTION

Person contacted: Date/Time:

Project Manager SCURF Review: Date:

Project Manager SRF Review: Date:

Pace ANALYTICAL SERVICES	DC#_Title: ENV-FRM-HUN1-0083 v03_Sample Condition Upon Receipt
	Effective Date: 12/01/2023

*Check mark top half of box if pH and/or dechlorination is verified and within the acceptance range for preservation samples.
Exceptions: VOA, Coliform, TOC, Oil and Grease, DRO/8015 (water) DOC, LLHg

**Bottom half of box is to list number of bottles

***Check all unpreserved Nitrates for chlorine

Project # **WO# : 92723477**

PM: BV Due Date: 04/18/24

CLIENT: 92-GP-BOWLF

Item#	BP4U-125 mL Plastic Unpreserved (N/A) (Cl-)	BP3U-250 mL Plastic Unpreserved (N/A)	BP2U-500 mL Plastic Unpreserved (N/A)	BP1U-1 liter Plastic Unpreserved (N/A)	BP4S-125 mL Plastic H2SO4 (pH < 2) (Cl-)	BP3N-250 mL plastic HNO3 (pH < 2)	BP4Z-125 mL Plastic ZN Acetate & NaOH (>9)	BP4B-125 mL Plastic NaOH (pH > 12) (Cl-)	WGFU-Wide-mouthed Glass jar Unpreserved	AG1U-1 liter Amber Unpreserved (N/A) (Cl-)	AG1H-1 liter Amber HCl (pH < 2)	AG3U-250 mL Amber Unpreserved (N/A) (Cl-)	AG1S-1 liter Amber H2SO4 (pH < 2)	AG3S-250 mL Amber H2SO4 (pH < 2)	DG94-40 mL Amber NH4Cl (N/A)(Cl-)	DG9H-40 mL VOA HCl (N/A)	VG9T-40 mL VOA Na2S2O3 (N/A)	VG9U-40 mL VOA Unpreserved (N/A)	DG9V-40 mL VOA H3PO4 (N/A)	KP7U-50 mL Plastic Unpreserved (N/A)	V/GK (3 vials per kit)-VPH/Gas kit (N/A)	SP5T-125 mL Sterile Plastic (N/A – lab)	SP2T-250 mL Sterile Plastic (N/A – lab)		BP3R-250 mL Plastic (NH2)2SO4 (9.3-9.7)	AG0U-100 mL Amber Unpreserved (N/A) (Cl-)	VSGU-20 mL Scintillation vials (N/A)	DG9U-40 mL Amber Unpreserved vials (N/A)
1						1 ✓																							
2						1 ✓																							
3						(✓																							
4						1 ✓																							
5																													
6																													
7																													
8																													
9																													
10																													
11																													
12																													

pH Adjustment Log for Preserved Samples

Sample ID	Type of Preservative	pH upon receipt	Date preservation adjusted	Time preservation adjusted	Amount of Preservative added	Lot #

Note: Whenever there is a discrepancy affecting North Carolina compliance samples, a copy of this form will be sent to the North Carolina DENR Certification Office (i.e. Out of hold, incorrect preservative, out of temp, incorrect containers.

Pace® Location Requested (City/State):

Pace Analytical Charlotte
9800 Kincey Ave, Suite 100, Huntersville, NC 28078

CHAIN-OF-CUSTODY Analytical Request Document

Chain-of-Custody is a LEGAL DOCUMENT - Complete all relevant fields

LAB USE ONLY- Affix Workorder/Login Label Here

92723477

Scan QR Code for instructions

Company Name: Georgia Power - Bowen	Contact/Report To: Kristen Jurinko, ~~Anthony Sawasi~~ Cassidy Sutherland
Street Address: 241 Ralph McGill Blvd NE, Atlanta, GA 30308	Phone #: (470) 217-0008
	E-Mail: knjurink@southernco.com
	Cc E-Mail: Laura Midkiff, Ben Hodges, Mike Smilley, Noelia Gangi
Customer Project #:	Invoice to: Account Payable
Project Name: Bowen LF Cells 3&4	Invoice E-mail: georgiapowerinvoices@southernco.com
Site Collection Info/Facility ID (as applicable):	Purchase Order # (if applicable): GPC82474-0007
	Quote #:
Time Zone Collected: [ ] AK [ ] PT [ ] MT [ ] CT [X] ET	County / State origin of sample(s): Georgia
Data Deliverables: [ ] Level II [ ] Level III [ ] Level IV [ ] EQUIS [ ] Other	Regulatory Program (DW, RCRA, etc.) as applicable: Reportable [ ] Yes [ ] No
	Rush (Pre-approval required): [ ] Same Day [ ] 1 Day [ ] 2 Day [ ] 3 Day Other _____ Date Results Requested:
	DW PWSID # or WW Permit # as applicable:
	Field Filtered (if applicable): [ ] Yes [ ] No Analysis:

Specify Container Size **: 3

Identify Container Preservative Type***: 2

Analysis Requested

**Container Size: (1) 1L, (2) 500mL, (3) 250mL, (4) 125mL, (5) 100mL, (6) 40mL vial, (7) EnCore, (8) TerraCore, (9) 90mL, (10) Other

*** Preservative Types: (1) None, (2) HNO3, (3) H2SO4, (4) HCl, (5) NaOH, (6) Zn Acetate, (7) NaHSO4, (8) Sod. Thiosulfate, (9) Ascorbic Acid, (10) MeOH, (11) Other

Lab Use Only: Proj. Mgr: Bonnie Vang; AcctNum / Client ID:; Table #:; Profile / Template: 16507; Prelog / Bottle Ord. ID: EZ 3057871

* Matrix Codes (Insert in Matrix box below): Drinking Water (DW), Ground Water (GW), Wastewater (WW), Product (P), Soil/Solid (SS), Oil (OL), Wipe (WP), Tissue (TS), Bioassay (B), Vapor (V), Surface Water (SW), Sediment (SED), Sludge (SL), Caulk (CK), Leachate (LL), Biosolid (BS), Other (OT)

Customer Sample ID	Matrix*	Comp / Grab	Composite Start Date	Composite Start Time	Collected or Composite End Date	Collected or Composite End Time	# Cont.	Residual Chlorine Result	Residual Chlorine Units	Barium	Sample Comment	Preservation non-conformance identified for sample
BOW-GWC-23R	WG	G			4/3/24	1057	1			X	GW1	
BOW-LF3-4-FD-02	WG	G			4/3/24	—	1			X	GW2	
BOW-LF3-4-FB-02	WQ	G			4/3/24	1606	1			X	GW3	
BOW-LF3-4-EB-02	WQ	G			4/3/24	1638	1			X	GW4	

Additional Instructions from Pace®:
Task Code: BOW-CCR-ASSMT-2024S1R1

Collected By: Jay Siewert, Natalie Piparo
Printed Name
Signature
Resolute Environmental

Customer Remarks / Special Conditions / Possible Hazards:

Coolers: Thermometer ID: Correction Factor (°C): Obs. Temp. (°C): Corrected Temp. (°C): [ ] On Ice

Relinquished by/Company: (Signature)	Date/Time:	Received by/Company: (Signature)	Date/Time:	Tracking Number:
	4/4/24 1044	Ryan Williams / Pace	4/4/24 1044	
Relinquished by/Company: (Signature) Ryan Williams / Pace	4/4/24 1350		4/4/24 1350	Delivered by: [ ] In-Person [ ] Courier [ ] FedEx [ ] UPS [ ] Other
Relinquished by/Company: (Signature)	Date/Time:	Received by/Company: (Signature)	Date/Time:	
Relinquished by/Company: (Signature)	Date/Time:	Received by/Company: (Signature)	Date/Time:	Page: 1 of 1

Submitting a sample via this chain of custody constitutes acknowledgment and acceptance of the Pace® Terms and Conditions found at https://www.pacelabs.com/resource-library/resource/pace-terms-and-conditions/

Pace Analytical Services, LLC
9800 Kincey Ave. Suite 100
Huntersville, NC 28078
(704)875-9092

May 08, 2024

Kristen Jurinko
Southern Company
241 Ralph McGill Blvd
NE, Bin 10160
Atlanta, GA 30308

RE: Project: Bowen LF Cells 5-8 BG #6
Pace Project No.: 92727360

Dear Kristen Jurinko:

Enclosed are the analytical results for sample(s) received by the laboratory on April 25, 2024. The results relate only to the samples included in this report. Results reported herein conform to the applicable TNI/NELAC Standards and the laboratory's Quality Manual, where applicable, unless otherwise noted in the body of the report.

The test results provided in this final report were generated by each of the following laboratories within the Pace Network:

- Pace Analytical Services - Asheville
- Pace Analytical Services - Peachtree Corners, GA

If you have any questions concerning this report, please feel free to contact me.

Sincerely,

Bonnie Vang
bonnie.vang@pacelabs.com
704-977-0968
Project Manager

Enclosures

cc: Carole Lieu, Stantec
Laura Midkiff, Southern Co.
Edgar Smith, Stantec
Cassidy Sutherland, Stantec

This report shall not be reproduced, except in full,
without the written consent of Pace Analytical Services, LLC.

Pace Analytical Services, LLC
9800 Kincey Ave. Suite 100
Huntersville, NC 28078
(704)875-9092

CERTIFICATIONS

Project: Bowen LF Cells 5-8 BG #6
Pace Project No.: 92727360

Pace Analytical Services Asheville
2225 Riverside Drive, Asheville, NC 28804
Florida/NELAP Certification #: E87648
North Carolina Drinking Water Certification #: 37712
North Carolina Wastewater Certification #: 40
South Carolina Laboratory ID: 99030
South Carolina Certification #: 99030001
Virginia/VELAP Certification #: 460222

Pace Analytical Services Peachtree Corners
110 Technology Pkwy, Peachtree Corners, GA 30092
Florida DOH Certification #: E87315
Georgia DW Inorganics Certification #: 812
North Carolina Certification #: 381
South Carolina Certification #: 98011001
Virginia Certification #: 460204

REPORT OF LABORATORY ANALYSIS

This report shall not be reproduced, except in full,
without the written consent of Pace Analytical Services, LLC.

Pace Analytical Services, LLC
9800 Kincey Ave. Suite 100
Huntersville, NC 28078
(704)875-9092

SAMPLE SUMMARY

Project: Bowen LF Cells 5-8 BG #6
Pace Project No.: 92727360

Lab ID	Sample ID	Matrix	Date Collected	Date Received
92727360001	**BOW-GWC-26**	Water	04/23/24 15:38	04/25/24 13:56
92727360002	**BOW-GWC-27**	Water	04/23/24 13:23	04/25/24 13:56
92727360003	**BOW-GWC-27R**	Water	04/23/24 16:43	04/25/24 13:56
92727360004	**BOW-GWC-29**	Water	04/23/24 11:38	04/25/24 13:56
92727360005	**BOW-GWC-31**	Water	04/23/24 13:52	04/25/24 13:56
92727360006	**BOW-GWC-31R**	Water	04/23/24 15:47	04/25/24 13:56
92727360007	**BOW-GWC-28**	Water	04/24/24 11:25	04/25/24 13:56
92727360008	**BOW-GWC-29R**	Water	04/24/24 10:12	04/25/24 13:56
92727360009	**BOW-GWC-30**	Water	04/24/24 11:02	04/25/24 13:56
92727360010	**BOW-GWC-32**	Water	04/24/24 14:37	04/25/24 13:56
92727360011	**BOW-GWC-33R**	Water	04/23/24 11:18	04/25/24 13:56
92727360012	**BOW-LF5-8-FD-01**	Water	04/23/24 00:00	04/25/24 13:56
92727360013	**BOW-LF5-8-FB-01**	Water	04/23/24 16:32	04/25/24 13:56
92727360014	**BOW-LF5-8-EB-01**	Water	04/23/24 16:40	04/25/24 13:56
92727360015	**BOW-GWC-57**	Water	04/24/24 15:42	04/25/24 13:56
92727360016	**BOW-GWC-34**	Water	04/24/24 11:22	04/25/24 13:56
92727360017	**BOW-GWC-34R**	Water	04/24/24 13:35	04/25/24 13:56
92727360018	**BOW-GWC-35**	Water	04/24/24 13:20	04/25/24 13:56
92727360019	**BOW-LF5-8-FD-02**	Water	04/24/24 00:00	04/25/24 13:56
92727360020	**BOW-LF5-8-FB-02**	Water	04/24/24 15:34	04/25/24 13:56
92727360021	**BOW-LF5-8-EB-02**	Water	04/24/24 15:40	04/25/24 13:56

REPORT OF LABORATORY ANALYSIS

This report shall not be reproduced, except in full,
without the written consent of Pace Analytical Services, LLC.

Pace Analytical Services, LLC
9800 Kincey Ave. Suite 100
Huntersville, NC 28078
(704)875-9092

SAMPLE ANALYTE COUNT

Project: Bowen LF Cells 5-8 BG #6
Pace Project No.: 92727360

Lab ID	Sample ID	Method	Analysts	Analytes Reported
92727360001	**BOW-GWC-26**	EPA 6010D	AJM	7
		EPA 6020B	CW1	17
		EPA 7470A	VB	1
		SM 2540C-2015	DL1	1
		SM 2320B-2011	SMS	3
		EPA 300.0 Rev 2.1 1993	CDC	3
92727360002	**BOW-GWC-27**	EPA 6010D	DRB	7
		EPA 6020B	CW1	17
		EPA 7470A	VB	1
		SM 2540C-2015	DL1	1
		SM 2320B-2011	SMS	3
		EPA 300.0 Rev 2.1 1993	CDC	3
92727360003	**BOW-GWC-27R**	EPA 6010D	DRB	7
		EPA 6020B	CW1	17
		EPA 7470A	VB	1
		SM 2540C-2015	DL1	1
		SM 2320B-2011	SMS	3
		EPA 300.0 Rev 2.1 1993	CDC	3
92727360004	**BOW-GWC-29**	EPA 6010D	DRB	7
		EPA 6020B	CW1	17
		EPA 7470A	VB	1
		SM 2540C-2015	DL1	1
		SM 2320B-2011	SMS	3
		EPA 300.0 Rev 2.1 1993	CDC	3
92727360005	**BOW-GWC-31**	EPA 6010D	DRB	7
		EPA 6020B	CW1	17
		EPA 7470A	VB	1
		SM 2540C-2015	DL1	1
		SM 2320B-2011	SMS	3
		EPA 300.0 Rev 2.1 1993	CDC	3
92727360006	**BOW-GWC-31R**	EPA 6010D	DRB	7
		EPA 6020B	CW1	17
		EPA 7470A	VB	1
		SM 2540C-2015	DL1	1
		SM 2320B-2011	SMS	3
		EPA 300.0 Rev 2.1 1993	CDC	3
92727360007	**BOW-GWC-28**	EPA 6010D	DRB	7

REPORT OF LABORATORY ANALYSIS

This report shall not be reproduced, except in full,
without the written consent of Pace Analytical Services, LLC.

Pace Analytical Services, LLC
9800 Kincey Ave. Suite 100
Huntersville, NC 28078
(704)875-9092

SAMPLE ANALYTE COUNT

Project: Bowen LF Cells 5-8 BG #6
Pace Project No.: 92727360

Lab ID	Sample ID	Method	Analysts	Analytes Reported
		EPA 6020B	CW1	17
		EPA 7470A	VB	1
		SM 2540C-2015	DL1	1
		SM 2320B-2011	SMS	3
		EPA 300.0 Rev 2.1 1993	CDC	3
92727360008	**BOW-GWC-29R**	EPA 6010D	DRB	7
		EPA 6020B	CW1	17
		EPA 7470A	VB	1
		SM 2540C-2015	DL1	1
		SM 2320B-2011	SMS	3
		EPA 300.0 Rev 2.1 1993	CDC	3
92727360009	**BOW-GWC-30**	EPA 6010D	DRB	7
		EPA 6020B	CW1	17
		EPA 7470A	VB	1
		SM 2540C-2015	DL1	1
		SM 2320B-2011	SMS	3
		EPA 300.0 Rev 2.1 1993	CDC	3
92727360010	**BOW-GWC-32**	EPA 6010D	DRB	7
		EPA 6020B	CW1	17
		EPA 7470A	VB	1
		SM 2540C-2015	DL1	1
		SM 2320B-2011	SMS	3
		EPA 300.0 Rev 2.1 1993	CDC	3
92727360011	**BOW-GWC-33R**	EPA 6010D	DRB	7
		EPA 6020B	CW1	17
		EPA 7470A	VB	1
		SM 2540C-2015	DL1	1
		SM 2320B-2011	SMS	3
		EPA 300.0 Rev 2.1 1993	CDC	3
92727360012	**BOW-LF5-8-FD-01**	EPA 6010D	DRB	7
		EPA 6020B	CW1	17
		EPA 7470A	VB	1
		SM 2540C-2015	DL1	1
		SM 2320B-2011	SMS	3
		EPA 300.0 Rev 2.1 1993	CDC	3
92727360013	**BOW-LF5-8-FB-01**	EPA 6010D	DRB	7
		EPA 6020B	CW1	17

REPORT OF LABORATORY ANALYSIS

This report shall not be reproduced, except in full,
without the written consent of Pace Analytical Services, LLC.

Pace Analytical Services, LLC
9800 Kincey Ave. Suite 100
Huntersville, NC 28078
(704)875-9092

SAMPLE ANALYTE COUNT

Project: Bowen LF Cells 5-8 BG #6
Pace Project No.: 92727360

Lab ID	Sample ID	Method	Analysts	Analytes Reported
		EPA 7470A	VB	1
		SM 2540C-2015	DL1	1
		SM 2320B-2011	SMS	3
		EPA 300.0 Rev 2.1 1993	CDC	3
92727360014	**BOW-LF5-8-EB-01**	EPA 6010D	DRB	7
		EPA 6020B	CW1	17
		EPA 7470A	VB	1
		SM 2540C-2015	DL1	1
		SM 2320B-2011	SMS	3
		EPA 300.0 Rev 2.1 1993	CDC	3
92727360015	**BOW-GWC-57**	EPA 6010D	DRB	7
		EPA 6020B	CW1	17
		EPA 7470A	VB	1
		SM 2540C-2015	DL1	1
		SM 2320B-2011	SMS	3
		EPA 300.0 Rev 2.1 1993	CDC	3
92727360016	**BOW-GWC-34**	EPA 6010D	AJM, DRB	7
		EPA 6020B	CW1	17
		EPA 7470A	VB	1
		SM 2540C-2015	DL1	1
		SM 2320B-2011	SMS	3
		EPA 300.0 Rev 2.1 1993	CDC	3
92727360017	**BOW-GWC-34R**	EPA 6010D	AJM, DRB	7
		EPA 6020B	CW1	17
		EPA 7470A	VB	1
		SM 2540C-2015	DL1	1
		SM 2320B-2011	SMS	3
		EPA 300.0 Rev 2.1 1993	CDC	3
92727360018	**BOW-GWC-35**	EPA 6010D	AJM, DRB	7
		EPA 6020B	CW1	17
		EPA 7470A	VB	1
		SM 2540C-2015	DL1	1
		SM 2320B-2011	SMS	3
		EPA 300.0 Rev 2.1 1993	CDC	3
92727360019	**BOW-LF5-8-FD-02**	EPA 6010D	AJM, DRB	7
		EPA 6020B	CW1	17
		EPA 7470A	VB	1

This report shall not be reproduced, except in full,
without the written consent of Pace Analytical Services, LLC.

Pace Analytical Services, LLC
9800 Kincey Ave. Suite 100
Huntersville, NC 28078
(704)875-9092

SAMPLE ANALYTE COUNT

Project: Bowen LF Cells 5-8 BG #6
Pace Project No.: 92727360

Lab ID	Sample ID	Method	Analysts	Analytes Reported
		SM 2540C-2015	DL1	1
		SM 2320B-2011	SMS	3
		EPA 300.0 Rev 2.1 1993	CDC	3
92727360020	**BOW-LF5-8-FB-02**	EPA 6010D	DRB	7
		EPA 6020B	CW1	17
		EPA 7470A	VB	1
		SM 2540C-2015	DL1	1
		SM 2320B-2011	SMS	3
		EPA 300.0 Rev 2.1 1993	CDC	3
92727360021	**BOW-LF5-8-EB-02**	EPA 6010D	DRB	7
		EPA 6020B	MT1	17
		EPA 7470A	VB	1
		SM 2540C-2015	DL1	1
		SM 2320B-2011	SMS	3
		EPA 300.0 Rev 2.1 1993	CDC	3

PASI-A = Pace Analytical Services - Asheville
PASI-GA = Pace Analytical Services - Peachtree Corners, GA

REPORT OF LABORATORY ANALYSIS

This report shall not be reproduced, except in full,
without the written consent of Pace Analytical Services, LLC.

Pace Analytical Services, LLC
9800 Kincey Ave. Suite 100
Huntersville, NC 28078
(704)875-9092

SUMMARY OF DETECTION

Project: Bowen LF Cells 5-8 BG #6
Pace Project No.: 92727360

Lab Sample ID / Method	Client Sample ID / Parameters	Result	Units	Report Limit	Analyzed	Qualifiers
92727360001	**BOW-GWC-26**					
EPA 6010D	Potassium	1.0	mg/L	0.50	04/29/24 00:14	
EPA 6010D	Sodium	1.5	mg/L	1.0	04/29/24 00:14	
EPA 6010D	Calcium	41.8	mg/L	1.0	04/29/24 00:14	
EPA 6010D	Magnesium	17.3	mg/L	0.050	04/29/24 00:14	
EPA 6020B	Barium	0.017	mg/L	0.0050	05/02/24 18:49	
EPA 6020B	Boron	0.026J	mg/L	0.040	05/02/24 18:49	
EPA 6020B	Molybdenum	0.0013J	mg/L	0.010	05/02/24 18:49	
EPA 6020B	Selenium	0.0012J	mg/L	0.0050	05/02/24 18:49	
SM 2540C-2015	Total Dissolved Solids	194	mg/L	25.0	04/29/24 13:56	
SM 2320B-2011	Alkalinity,Bicarbonate (CaCO3)	158	mg/L	5.0	05/02/24 19:14	
SM 2320B-2011	Alkalinity, Total as CaCO3	158	mg/L	5.0	05/02/24 19:14	
EPA 300.0 Rev 2.1 1993	Chloride	8.6	mg/L	1.0	04/30/24 07:48	
EPA 300.0 Rev 2.1 1993	Sulfate	32.1	mg/L	1.0	04/30/24 07:48	
92727360002	**BOW-GWC-27**					
EPA 6010D	Potassium	0.83	mg/L	0.50	04/29/24 19:38	
EPA 6010D	Sodium	1.4	mg/L	1.0	04/29/24 19:38	
EPA 6010D	Calcium	34.5	mg/L	1.0	04/29/24 19:38	
EPA 6010D	Magnesium	17.9	mg/L	0.050	04/29/24 19:38	
EPA 6020B	Antimony	0.00090J	mg/L	0.0030	05/02/24 19:04	
EPA 6020B	Barium	0.016	mg/L	0.0050	05/02/24 19:04	
EPA 6020B	Molybdenum	0.0013J	mg/L	0.010	05/02/24 19:04	
EPA 6020B	Selenium	0.0012J	mg/L	0.0050	05/02/24 19:04	
SM 2540C-2015	Total Dissolved Solids	171	mg/L	25.0	04/29/24 13:57	
SM 2320B-2011	Alkalinity,Bicarbonate (CaCO3)	151	mg/L	5.0	05/02/24 19:22	
SM 2320B-2011	Alkalinity, Total as CaCO3	151	mg/L	5.0	05/02/24 19:22	
EPA 300.0 Rev 2.1 1993	Chloride	6.7	mg/L	1.0	04/30/24 08:03	
EPA 300.0 Rev 2.1 1993	Sulfate	23.7	mg/L	1.0	04/30/24 08:03	
92727360003	**BOW-GWC-27R**					
EPA 6010D	Iron	0.11	mg/L	0.040	04/29/24 19:42	
EPA 6010D	Manganese	0.022J	mg/L	0.040	04/29/24 19:42	
EPA 6010D	Potassium	0.74	mg/L	0.50	04/29/24 19:42	
EPA 6010D	Sodium	4.7	mg/L	1.0	04/29/24 19:42	
EPA 6010D	Calcium	30.3	mg/L	1.0	04/29/24 19:42	
EPA 6010D	Magnesium	16.0	mg/L	0.050	04/29/24 19:42	
EPA 6020B	Barium	0.014	mg/L	0.0050	05/02/24 19:08	
EPA 6020B	Molybdenum	0.0022J	mg/L	0.010	05/02/24 19:08	
SM 2540C-2015	Total Dissolved Solids	141	mg/L	25.0	04/29/24 13:59	
SM 2320B-2011	Alkalinity,Bicarbonate (CaCO3)	157	mg/L	5.0	05/02/24 19:30	
SM 2320B-2011	Alkalinity, Total as CaCO3	157	mg/L	5.0	05/02/24 19:30	
EPA 300.0 Rev 2.1 1993	Chloride	5.8	mg/L	1.0	04/30/24 08:17	
EPA 300.0 Rev 2.1 1993	Sulfate	4.1	mg/L	1.0	04/30/24 08:17	
92727360004	**BOW-GWC-29**					
EPA 6010D	Iron	0.17	mg/L	0.040	04/29/24 19:46	
EPA 6010D	Manganese	0.024J	mg/L	0.040	04/29/24 19:46	
EPA 6010D	Potassium	0.81	mg/L	0.50	04/29/24 19:46	
EPA 6010D	Sodium	1.6	mg/L	1.0	04/29/24 19:46	

REPORT OF LABORATORY ANALYSIS

This report shall not be reproduced, except in full,
without the written consent of Pace Analytical Services, LLC.

Pace Analytical Services, LLC
9800 Kincey Ave. Suite 100
Huntersville, NC 28078
(704)875-9092

SUMMARY OF DETECTION

Project: Bowen LF Cells 5-8 BG #6
Pace Project No.: 92727360

Lab Sample ID / Method	Client Sample ID / Parameters	Result	Units	Report Limit	Analyzed	Qualifiers
92727360004	**BOW-GWC-29**					
EPA 6010D	Calcium	33.2	mg/L	1.0	04/29/24 19:46	M1
EPA 6010D	Magnesium	18.7	mg/L	0.050	04/29/24 19:46	M1
EPA 6020B	Barium	0.027	mg/L	0.0050	05/02/24 19:12	
EPA 6020B	Molybdenum	0.0024J	mg/L	0.010	05/02/24 19:12	
SM 2540C-2015	Total Dissolved Solids	169	mg/L	25.0	04/29/24 13:59	
SM 2320B-2011	Alkalinity,Bicarbonate (CaCO3)	172	mg/L	5.0	05/02/24 19:38	
SM 2320B-2011	Alkalinity, Total as CaCO3	172	mg/L	5.0	05/02/24 19:38	
EPA 300.0 Rev 2.1 1993	Chloride	2.7	mg/L	1.0	04/30/24 13:38	
EPA 300.0 Rev 2.1 1993	Sulfate	1.4	mg/L	1.0	04/30/24 13:38	
92727360005	**BOW-GWC-31**					
EPA 6010D	Iron	0.60	mg/L	0.040	04/29/24 19:59	
EPA 6010D	Manganese	0.16	mg/L	0.040	04/29/24 19:59	
EPA 6010D	Potassium	1.0	mg/L	0.50	04/29/24 19:59	
EPA 6010D	Sodium	1.8	mg/L	1.0	04/29/24 19:59	
EPA 6010D	Calcium	38.4	mg/L	1.0	04/29/24 19:59	
EPA 6010D	Magnesium	24.5	mg/L	0.050	04/29/24 19:59	
EPA 6020B	Arsenic	0.0023J	mg/L	0.0050	05/03/24 10:03	
EPA 6020B	Barium	0.062	mg/L	0.0050	05/03/24 10:03	
EPA 6020B	Cobalt	0.00061J	mg/L	0.0050	05/03/24 10:03	
EPA 6020B	Molybdenum	0.0097J	mg/L	0.010	05/03/24 10:03	
SM 2540C-2015	Total Dissolved Solids	200	mg/L	25.0	04/29/24 14:00	
SM 2320B-2011	Alkalinity,Bicarbonate (CaCO3)	216	mg/L	5.0	05/02/24 19:46	
SM 2320B-2011	Alkalinity, Total as CaCO3	216	mg/L	5.0	05/02/24 19:46	
EPA 300.0 Rev 2.1 1993	Chloride	3.7	mg/L	1.0	04/29/24 20:59	
EPA 300.0 Rev 2.1 1993	Fluoride	0.085J	mg/L	0.10	04/29/24 20:59	
EPA 300.0 Rev 2.1 1993	Sulfate	3.2	mg/L	1.0	04/29/24 20:59	
92727360006	**BOW-GWC-31R**					
EPA 6010D	Iron	0.028J	mg/L	0.040	04/29/24 20:08	
EPA 6010D	Potassium	0.68	mg/L	0.50	04/29/24 20:08	
EPA 6010D	Sodium	1.8	mg/L	1.0	04/29/24 20:08	
EPA 6010D	Calcium	35.6	mg/L	1.0	04/29/24 20:08	
EPA 6010D	Magnesium	19.4	mg/L	0.050	04/29/24 20:08	
EPA 6020B	Barium	0.020	mg/L	0.0050	05/03/24 09:18	
EPA 6020B	Molybdenum	0.0012J	mg/L	0.010	05/03/24 09:18	
SM 2540C-2015	Total Dissolved Solids	167	mg/L	25.0	04/29/24 14:00	
SM 2320B-2011	Alkalinity,Bicarbonate (CaCO3)	178	mg/L	5.0	05/02/24 19:54	
SM 2320B-2011	Alkalinity, Total as CaCO3	178	mg/L	5.0	05/02/24 19:54	
EPA 300.0 Rev 2.1 1993	Chloride	3.2	mg/L	1.0	04/29/24 22:29	
EPA 300.0 Rev 2.1 1993	Sulfate	1.3	mg/L	1.0	04/29/24 22:29	
92727360007	**BOW-GWC-28**					
EPA 6010D	Iron	0.078	mg/L	0.040	04/29/24 20:12	
EPA 6010D	Manganese	0.019J	mg/L	0.040	04/29/24 20:12	
EPA 6010D	Potassium	0.90	mg/L	0.50	04/29/24 20:12	
EPA 6010D	Sodium	8.2	mg/L	1.0	04/29/24 20:12	
EPA 6010D	Calcium	32.4	mg/L	1.0	04/29/24 20:12	
EPA 6010D	Magnesium	18.0	mg/L	0.050	04/29/24 20:12	

REPORT OF LABORATORY ANALYSIS

This report shall not be reproduced, except in full,
without the written consent of Pace Analytical Services, LLC.

Pace Analytical Services, LLC
9800 Kincey Ave. Suite 100
Huntersville, NC 28078
(704)875-9092

SUMMARY OF DETECTION

Project: Bowen LF Cells 5-8 BG #6
Pace Project No.: 92727360

Lab Sample ID / Method	Client Sample ID / Parameters	Result	Units	Report Limit	Analyzed	Qualifiers
92727360007	**BOW-GWC-28**					
EPA 6020B	Barium	0.012	mg/L	0.0050	05/03/24 09:22	
EPA 6020B	Molybdenum	0.035	mg/L	0.010	05/03/24 09:22	
SM 2540C-2015	Total Dissolved Solids	178	mg/L	25.0	04/29/24 14:02	
SM 2320B-2011	Alkalinity,Bicarbonate (CaCO3)	169	mg/L	5.0	05/03/24 17:05	
SM 2320B-2011	Alkalinity, Total as CaCO3	169	mg/L	5.0	05/03/24 17:05	
EPA 300.0 Rev 2.1 1993	Chloride	4.7	mg/L	1.0	04/29/24 22:43	
EPA 300.0 Rev 2.1 1993	Fluoride	0.097J	mg/L	0.10	04/29/24 22:43	
EPA 300.0 Rev 2.1 1993	Sulfate	13.9	mg/L	1.0	04/29/24 22:43	
92727360008	**BOW-GWC-29R**					
EPA 6010D	Potassium	0.75	mg/L	0.50	04/29/24 20:16	
EPA 6010D	Sodium	2.0	mg/L	1.0	04/29/24 20:16	
EPA 6010D	Calcium	31.3	mg/L	1.0	04/29/24 20:16	
EPA 6010D	Magnesium	16.5	mg/L	0.050	04/29/24 20:16	
EPA 6020B	Barium	0.014	mg/L	0.0050	05/03/24 09:26	
EPA 6020B	Molybdenum	0.016	mg/L	0.010	05/03/24 09:26	
EPA 6020B	Selenium	0.0011J	mg/L	0.0050	05/03/24 09:26	
SM 2540C-2015	Total Dissolved Solids	151	mg/L	25.0	04/29/24 14:04	
SM 2320B-2011	Alkalinity,Bicarbonate (CaCO3)	153	mg/L	5.0	05/03/24 17:13	
SM 2320B-2011	Alkalinity, Total as CaCO3	153	mg/L	5.0	05/03/24 17:13	
EPA 300.0 Rev 2.1 1993	Chloride	2.3	mg/L	1.0	04/29/24 22:58	
EPA 300.0 Rev 2.1 1993	Fluoride	0.062J	mg/L	0.10	04/29/24 22:58	
EPA 300.0 Rev 2.1 1993	Sulfate	3.8	mg/L	1.0	04/29/24 22:58	
92727360009	**BOW-GWC-30**					
EPA 6010D	Potassium	0.97	mg/L	0.50	04/29/24 20:20	
EPA 6010D	Sodium	1.8	mg/L	1.0	04/29/24 20:20	
EPA 6010D	Calcium	45.0	mg/L	1.0	04/29/24 20:20	
EPA 6010D	Magnesium	23.3	mg/L	0.050	04/29/24 20:20	
EPA 6020B	Barium	0.017	mg/L	0.0050	05/03/24 09:29	
EPA 6020B	Molybdenum	0.024	mg/L	0.010	05/03/24 09:29	
SM 2540C-2015	Total Dissolved Solids	210	mg/L	25.0	04/29/24 14:05	
SM 2320B-2011	Alkalinity,Bicarbonate (CaCO3)	215	mg/L	5.0	05/03/24 17:21	
SM 2320B-2011	Alkalinity, Total as CaCO3	215	mg/L	5.0	05/03/24 17:21	
EPA 300.0 Rev 2.1 1993	Chloride	2.9	mg/L	1.0	04/29/24 23:13	
EPA 300.0 Rev 2.1 1993	Fluoride	0.075J	mg/L	0.10	04/29/24 23:13	
EPA 300.0 Rev 2.1 1993	Sulfate	4.5	mg/L	1.0	04/29/24 23:13	
92727360010	**BOW-GWC-32**					
EPA 6010D	Iron	2.7	mg/L	0.040	04/29/24 20:24	
EPA 6010D	Manganese	0.12	mg/L	0.040	04/29/24 20:24	
EPA 6010D	Potassium	1.2	mg/L	0.50	04/29/24 20:24	
EPA 6010D	Sodium	2.6	mg/L	1.0	04/29/24 20:24	
EPA 6010D	Calcium	51.7	mg/L	1.0	04/29/24 20:24	
EPA 6010D	Magnesium	24.5	mg/L	0.050	04/29/24 20:24	
EPA 6020B	Arsenic	0.0047J	mg/L	0.0050	05/03/24 09:33	
EPA 6020B	Barium	0.030	mg/L	0.0050	05/03/24 09:33	
EPA 6020B	Cobalt	0.00044J	mg/L	0.0050	05/03/24 09:33	
EPA 6020B	Lithium	0.011J	mg/L	0.030	05/03/24 09:33	

This report shall not be reproduced, except in full,
without the written consent of Pace Analytical Services, LLC.

Pace Analytical Services, LLC
9800 Kincey Ave. Suite 100
Huntersville, NC 28078
(704)875-9092

SUMMARY OF DETECTION

Project: Bowen LF Cells 5-8 BG #6
Pace Project No.: 92727360

Lab Sample ID / Method	Client Sample ID / Parameters	Result	Units	Report Limit	Analyzed	Qualifiers
92727360010	**BOW-GWC-32**					
EPA 6020B	Molybdenum	0.018	mg/L	0.010	05/03/24 09:33	
SM 2540C-2015	Total Dissolved Solids	231	mg/L	25.0	04/29/24 14:05	
SM 2320B-2011	Alkalinity,Bicarbonate (CaCO3)	244	mg/L	5.0	05/03/24 17:29	
SM 2320B-2011	Alkalinity, Total as CaCO3	244	mg/L	5.0	05/03/24 17:29	
EPA 300.0 Rev 2.1 1993	Chloride	3.8	mg/L	1.0	04/29/24 23:28	
EPA 300.0 Rev 2.1 1993	Sulfate	1.5	mg/L	1.0	04/29/24 23:28	
92727360011	**BOW-GWC-33R**					
EPA 6010D	Potassium	0.28J	mg/L	0.50	04/29/24 20:27	
EPA 6010D	Sodium	2.1	mg/L	1.0	04/29/24 20:27	
EPA 6010D	Calcium	30.7	mg/L	1.0	04/29/24 20:27	
EPA 6010D	Magnesium	12.8	mg/L	0.050	04/29/24 20:27	
EPA 6020B	Antimony	0.00082J	mg/L	0.0030	05/03/24 09:37	
EPA 6020B	Barium	0.0014J	mg/L	0.0050	05/03/24 09:37	
SM 2540C-2015	Total Dissolved Solids	135	mg/L	25.0	04/29/24 14:00	
SM 2320B-2011	Alkalinity,Bicarbonate (CaCO3)	130	mg/L	5.0	05/02/24 20:11	
SM 2320B-2011	Alkalinity, Total as CaCO3	130	mg/L	5.0	05/02/24 20:11	
EPA 300.0 Rev 2.1 1993	Chloride	2.7	mg/L	1.0	04/29/24 23:43	
EPA 300.0 Rev 2.1 1993	Sulfate	0.71J	mg/L	1.0	04/29/24 23:43	
92727360012	**BOW-LF5-8-FD-01**					
EPA 6010D	Potassium	0.86	mg/L	0.50	04/29/24 20:31	
EPA 6010D	Sodium	1.5	mg/L	1.0	04/29/24 20:31	
EPA 6010D	Calcium	35.4	mg/L	1.0	04/29/24 20:31	
EPA 6010D	Magnesium	18.2	mg/L	0.050	04/29/24 20:31	
EPA 6020B	Barium	0.016	mg/L	0.0050	05/03/24 09:40	
EPA 6020B	Molybdenum	0.0013J	mg/L	0.010	05/03/24 09:40	
SM 2540C-2015	Total Dissolved Solids	192	mg/L	25.0	04/29/24 14:00	
SM 2320B-2011	Alkalinity,Bicarbonate (CaCO3)	156	mg/L	5.0	05/02/24 20:20	
SM 2320B-2011	Alkalinity, Total as CaCO3	156	mg/L	5.0	05/02/24 20:20	
EPA 300.0 Rev 2.1 1993	Chloride	2.9	mg/L	1.0	04/29/24 23:57	
EPA 300.0 Rev 2.1 1993	Sulfate	20.4	mg/L	1.0	04/29/24 23:57	
92727360015	**BOW-GWC-57**					
EPA 6010D	Iron	0.085	mg/L	0.040	04/29/24 20:42	
EPA 6010D	Manganese	0.14	mg/L	0.040	04/29/24 20:42	
EPA 6010D	Potassium	0.32J	mg/L	0.50	04/29/24 20:42	
EPA 6010D	Sodium	2.1	mg/L	1.0	04/29/24 20:42	
EPA 6010D	Calcium	35.3	mg/L	1.0	04/29/24 20:42	
EPA 6010D	Magnesium	19.2	mg/L	0.050	04/29/24 20:42	
EPA 6020B	Barium	0.0037J	mg/L	0.0050	05/03/24 09:51	
EPA 6020B	Cobalt	0.00062J	mg/L	0.0050	05/03/24 09:51	
SM 2540C-2015	Total Dissolved Solids	181	mg/L	25.0	04/29/24 14:05	
SM 2320B-2011	Alkalinity,Bicarbonate (CaCO3)	176	mg/L	5.0	05/03/24 17:46	
SM 2320B-2011	Alkalinity, Total as CaCO3	176	mg/L	5.0	05/03/24 17:46	
EPA 300.0 Rev 2.1 1993	Chloride	2.7	mg/L	1.0	04/30/24 00:42	
EPA 300.0 Rev 2.1 1993	Sulfate	2.4	mg/L	1.0	04/30/24 00:42	

This report shall not be reproduced, except in full,
without the written consent of Pace Analytical Services, LLC.

Pace Analytical Services, LLC
9800 Kincey Ave. Suite 100
Huntersville, NC 28078
(704)875-9092

SUMMARY OF DETECTION

Project: Bowen LF Cells 5-8 BG #6
Pace Project No.: 92727360

Lab Sample ID / Method	Client Sample ID / Parameters	Result	Units	Report Limit	Analyzed	Qualifiers
92727360016	**BOW-GWC-34**					
EPA 6010D	Sodium	2.3	mg/L	1.0	04/30/24 20:51	
EPA 6010D	Iron	7.5	mg/L	0.040	04/29/24 20:53	
EPA 6010D	Manganese	0.28	mg/L	0.040	04/29/24 20:53	
EPA 6010D	Zinc	0.020	mg/L	0.020	04/29/24 20:53	
EPA 6010D	Potassium	0.57	mg/L	0.50	04/29/24 20:53	
EPA 6010D	Calcium	19.6	mg/L	1.0	04/29/24 20:53	
EPA 6010D	Magnesium	10.8	mg/L	0.050	04/29/24 20:53	
EPA 6020B	Barium	0.029	mg/L	0.0050	05/03/24 10:09	
EPA 6020B	Cadmium	0.00037J	mg/L	0.00050	05/03/24 10:09	
EPA 6020B	Cobalt	0.014	mg/L	0.0050	05/03/24 10:09	
EPA 6020B	Lithium	0.0021J	mg/L	0.030	05/03/24 10:09	
EPA 6020B	Nickel	0.0085	mg/L	0.0050	05/03/24 10:09	
SM 2540C-2015	Total Dissolved Solids	109	mg/L	25.0	04/29/24 14:05	
SM 2320B-2011	Alkalinity,Bicarbonate (CaCO3)	101	mg/L	5.0	05/03/24 17:57	
SM 2320B-2011	Alkalinity, Total as CaCO3	101	mg/L	5.0	05/03/24 17:57	
EPA 300.0 Rev 2.1 1993	Chloride	5.1	mg/L	1.0	04/30/24 01:26	
EPA 300.0 Rev 2.1 1993	Sulfate	0.72J	mg/L	1.0	04/30/24 01:26	
92727360017	**BOW-GWC-34R**					
EPA 6010D	Sodium	1.9	mg/L	1.0	04/30/24 20:55	
EPA 6010D	Iron	0.67	mg/L	0.040	04/29/24 20:56	
EPA 6010D	Manganese	0.45	mg/L	0.040	04/29/24 20:56	
EPA 6010D	Potassium	0.64	mg/L	0.50	04/29/24 20:56	
EPA 6010D	Calcium	41.5	mg/L	1.0	04/29/24 20:56	
EPA 6010D	Magnesium	23.7	mg/L	0.050	04/29/24 20:56	
EPA 6020B	Barium	0.017	mg/L	0.0050	05/03/24 10:13	
EPA 6020B	Cobalt	0.0027J	mg/L	0.0050	05/03/24 10:13	
SM 2540C-2015	Total Dissolved Solids	240	mg/L	25.0	04/29/24 14:05	
SM 2320B-2011	Alkalinity,Bicarbonate (CaCO3)	202	mg/L	5.0	05/03/24 18:18	
SM 2320B-2011	Alkalinity, Total as CaCO3	202	mg/L	5.0	05/03/24 18:18	
EPA 300.0 Rev 2.1 1993	Chloride	4.6	mg/L	1.0	04/30/24 01:41	
EPA 300.0 Rev 2.1 1993	Sulfate	2.3	mg/L	1.0	04/30/24 01:41	
92727360018	**BOW-GWC-35**					
EPA 6010D	Sodium	3.3	mg/L	1.0	04/30/24 21:00	
EPA 6010D	Potassium	1.6	mg/L	0.50	04/29/24 20:59	
EPA 6010D	Calcium	49.2	mg/L	1.0	04/29/24 20:59	
EPA 6010D	Magnesium	27.6	mg/L	0.050	04/29/24 20:59	
EPA 6020B	Barium	0.022	mg/L	0.0050	05/03/24 10:16	
EPA 6020B	Molybdenum	0.00067J	mg/L	0.010	05/03/24 10:16	
SM 2540C-2015	Total Dissolved Solids	251	mg/L	25.0	04/29/24 14:06	
SM 2320B-2011	Alkalinity,Bicarbonate (CaCO3)	256	mg/L	5.0	05/04/24 07:40	
SM 2320B-2011	Alkalinity, Total as CaCO3	256	mg/L	5.0	05/04/24 07:40	
EPA 300.0 Rev 2.1 1993	Chloride	3.8	mg/L	1.0	04/30/24 01:56	
EPA 300.0 Rev 2.1 1993	Sulfate	6.8	mg/L	1.0	04/30/24 01:56	
92727360019	**BOW-LF5-8-FD-02**					
EPA 6010D	Iron	0.10	mg/L	0.040	04/29/24 21:02	
EPA 6010D	Manganese	0.026J	mg/L	0.040	04/29/24 21:02	

REPORT OF LABORATORY ANALYSIS

This report shall not be reproduced, except in full,
without the written consent of Pace Analytical Services, LLC.

Pace Analytical Services, LLC
9800 Kincey Ave. Suite 100
Huntersville, NC 28078
(704)875-9092

SUMMARY OF DETECTION

Project: Bowen LF Cells 5-8 BG #6
Pace Project No.: 92727360

Lab Sample ID / Method	Client Sample ID / Parameters	Result	Units	Report Limit	Analyzed	Qualifiers
92727360019	**BOW-LF5-8-FD-02**					
EPA 6010D	Potassium	1.1	mg/L	0.50	04/29/24 21:02	
EPA 6010D	Calcium	31.7	mg/L	1.0	04/29/24 21:02	
EPA 6010D	Magnesium	17.9	mg/L	0.050	04/29/24 21:02	
EPA 6010D	Sodium	9.5	mg/L	1.0	04/30/24 21:05	
EPA 6020B	Barium	0.012	mg/L	0.0050	05/03/24 10:24	
EPA 6020B	Molybdenum	0.032	mg/L	0.010	05/03/24 10:24	
SM 2540C-2015	Total Dissolved Solids	181	mg/L	25.0	04/29/24 13:13	
SM 2320B-2011	Alkalinity,Bicarbonate (CaCO3)	166	mg/L	5.0	05/03/24 19:36	
SM 2320B-2011	Alkalinity, Total as CaCO3	166	mg/L	5.0	05/03/24 19:36	
EPA 300.0 Rev 2.1 1993	Chloride	4.8	mg/L	1.0	04/30/24 02:11	
EPA 300.0 Rev 2.1 1993	Fluoride	0.094J	mg/L	0.10	04/30/24 02:11	
EPA 300.0 Rev 2.1 1993	Sulfate	14.3	mg/L	1.0	04/30/24 02:11	

REPORT OF LABORATORY ANALYSIS

This report shall not be reproduced, except in full,
without the written consent of Pace Analytical Services, LLC.

Pace Analytical Services, LLC
9800 Kincey Ave. Suite 100
Huntersville, NC 28078
(704)875-9092

ANALYTICAL RESULTS

Project: Bowen LF Cells 5-8 BG #6
Pace Project No.: 92727360

Sample: BOW-GWC-26 **Lab ID: 92727360001** Collected: 04/23/24 15:38 Received: 04/25/24 13:56 Matrix: Water

Parameters	Results	Units	Report Limit	MDL	DF	Prepared	Analyzed	CAS No.	Qual
6010D ATL ICP	Analytical Method: EPA 6010D Preparation Method: EPA 3010A Pace Analytical Services - Peachtree Corners, GA								
Iron	ND	mg/L	0.040	0.025	1	04/27/24 14:58	04/29/24 00:14	7439-89-6	
Manganese	ND	mg/L	0.040	0.011	1	04/27/24 14:58	04/29/24 00:14	7439-96-5	
Zinc	ND	mg/L	0.020	0.0085	1	04/27/24 14:58	04/29/24 00:14	7440-66-6	
Potassium	**1.0**	mg/L	0.50	0.15	1	04/27/24 14:58	04/29/24 00:14	7440-09-7	
Sodium	**1.5**	mg/L	1.0	0.58	1	04/27/24 14:58	04/29/24 00:14	7440-23-5	
Calcium	**41.8**	mg/L	1.0	0.12	1	04/27/24 14:58	04/29/24 00:14	7440-70-2	
Magnesium	**17.3**	mg/L	0.050	0.012	1	04/27/24 14:58	04/29/24 00:14	7439-95-4	
6020 MET ICPMS	Analytical Method: EPA 6020B Preparation Method: EPA 3005A Pace Analytical Services - Peachtree Corners, GA								
Antimony	ND	mg/L	0.0030	0.00054	1	04/26/24 12:32	05/02/24 18:49	7440-36-0	
Arsenic	ND	mg/L	0.0050	0.00084	1	04/26/24 12:32	05/02/24 18:49	7440-38-2	
Barium	**0.017**	mg/L	0.0050	0.00047	1	04/26/24 12:32	05/02/24 18:49	7440-39-3	
Beryllium	ND	mg/L	0.00050	0.000094	1	04/26/24 12:32	05/02/24 18:49	7440-41-7	
Boron	**0.026J**	mg/L	0.040	0.012	1	04/26/24 12:32	05/02/24 18:49	7440-42-8	
Cadmium	ND	mg/L	0.00050	0.00010	1	04/26/24 12:32	05/02/24 18:49	7440-43-9	
Chromium	ND	mg/L	0.0050	0.0019	1	04/26/24 12:32	05/02/24 18:49	7440-47-3	
Cobalt	ND	mg/L	0.0050	0.00032	1	04/26/24 12:32	05/02/24 18:49	7440-48-4	
Copper	ND	mg/L	0.0050	0.00043	1	04/26/24 12:32	05/02/24 18:49	7440-50-8	
Lead	ND	mg/L	0.0010	0.00016	1	04/26/24 12:32	05/02/24 18:49	7439-92-1	
Lithium	ND	mg/L	0.030	0.0016	1	04/26/24 12:32	05/02/24 18:49	7439-93-2	
Molybdenum	**0.0013J**	mg/L	0.010	0.00062	1	04/26/24 12:32	05/02/24 18:49	7439-98-7	
Nickel	ND	mg/L	0.0050	0.0021	1	04/26/24 12:32	05/02/24 18:49	7440-02-0	
Selenium	**0.0012J**	mg/L	0.0050	0.00096	1	04/26/24 12:32	05/02/24 18:49	7782-49-2	
Silver	ND	mg/L	0.0050	0.00031	1	04/26/24 12:32	05/02/24 18:49	7440-22-4	
Thallium	ND	mg/L	0.0010	0.00038	1	04/26/24 12:32	05/02/24 18:49	7440-28-0	
Vanadium	ND	mg/L	0.010	0.00075	1	04/26/24 12:32	05/02/24 18:49	7440-62-2	
7470 Mercury	Analytical Method: EPA 7470A Preparation Method: EPA 7470A Pace Analytical Services - Peachtree Corners, GA								
Mercury	ND	mg/L	0.00020	0.00013	1	05/06/24 12:15	05/07/24 08:19	7439-97-6	
2540C Total Dissolved Solids	Analytical Method: SM 2540C-2015 Pace Analytical Services - Peachtree Corners, GA								
Total Dissolved Solids	**194**	mg/L	25.0	25.0	1		04/29/24 13:56		
2320B Alkalinity	Analytical Method: SM 2320B-2011 Pace Analytical Services - Asheville								
Alkalinity,Bicarbonate (CaCO3)	**158**	mg/L	5.0	5.0	1		05/02/24 19:14		
Alkalinity,Carbonate (CaCO3)	ND	mg/L	5.0	5.0	1		05/02/24 19:14		
Alkalinity, Total as CaCO3	**158**	mg/L	5.0	5.0	1		05/02/24 19:14		

REPORT OF LABORATORY ANALYSIS

This report shall not be reproduced, except in full,
without the written consent of Pace Analytical Services, LLC.

Pace Analytical Services, LLC
9800 Kincey Ave. Suite 100
Huntersville, NC 28078
(704)875-9092

ANALYTICAL RESULTS

Project: Bowen LF Cells 5-8 BG #6
Pace Project No.: 92727360

Sample: BOW-GWC-26 **Lab ID: 92727360001** Collected: 04/23/24 15:38 Received: 04/25/24 13:56 Matrix: Water

Parameters	Results	Units	Report Limit	MDL	DF	Prepared	Analyzed	CAS No.	Qual
300.0 IC Anions 28 Days	Analytical Method: EPA 300.0 Rev 2.1 1993 Pace Analytical Services - Asheville								
Chloride	**8.6**	mg/L	1.0	0.60	1		04/30/24 07:48	16887-00-6	
Fluoride	ND	mg/L	0.10	0.050	1		04/30/24 07:48	16984-48-8	
Sulfate	**32.1**	mg/L	1.0	0.50	1		04/30/24 07:48	14808-79-8	

REPORT OF LABORATORY ANALYSIS

This report shall not be reproduced, except in full,
without the written consent of Pace Analytical Services, LLC.

Pace Analytical Services, LLC
9800 Kincey Ave. Suite 100
Huntersville, NC 28078
(704)875-9092

ANALYTICAL RESULTS

Project: Bowen LF Cells 5-8 BG #6
Pace Project No.: 92727360

Sample: BOW-GWC-27 **Lab ID: 92727360002** Collected: 04/23/24 13:23 Received: 04/25/24 13:56 Matrix: Water

Parameters	Results	Units	Report Limit	MDL	DF	Prepared	Analyzed	CAS No.	Qual
6010D ATL ICP	Analytical Method: EPA 6010D Preparation Method: EPA 3010A Pace Analytical Services - Peachtree Corners, GA								
Iron	ND	mg/L	0.040	0.025	1	04/27/24 09:00	04/29/24 19:38	7439-89-6	
Manganese	ND	mg/L	0.040	0.011	1	04/27/24 09:00	04/29/24 19:38	7439-96-5	
Zinc	ND	mg/L	0.020	0.0085	1	04/27/24 09:00	04/29/24 19:38	7440-66-6	
Potassium	**0.83**	mg/L	0.50	0.15	1	04/27/24 09:00	04/29/24 19:38	7440-09-7	
Sodium	**1.4**	mg/L	1.0	0.58	1	04/27/24 09:00	04/29/24 19:38	7440-23-5	
Calcium	**34.5**	mg/L	1.0	0.12	1	04/27/24 09:00	04/29/24 19:38	7440-70-2	
Magnesium	**17.9**	mg/L	0.050	0.012	1	04/27/24 09:00	04/29/24 19:38	7439-95-4	
6020 MET ICPMS	Analytical Method: EPA 6020B Preparation Method: EPA 3005A Pace Analytical Services - Peachtree Corners, GA								
Antimony	**0.00090J**	mg/L	0.0030	0.00054	1	04/26/24 12:32	05/02/24 19:04	7440-36-0	
Arsenic	ND	mg/L	0.0050	0.00084	1	04/26/24 12:32	05/02/24 19:04	7440-38-2	
Barium	**0.016**	mg/L	0.0050	0.00047	1	04/26/24 12:32	05/02/24 19:04	7440-39-3	
Beryllium	ND	mg/L	0.00050	0.000094	1	04/26/24 12:32	05/02/24 19:04	7440-41-7	
Boron	ND	mg/L	0.040	0.012	1	04/26/24 12:32	05/02/24 19:04	7440-42-8	
Cadmium	ND	mg/L	0.00050	0.00010	1	04/26/24 12:32	05/02/24 19:04	7440-43-9	
Chromium	ND	mg/L	0.0050	0.0019	1	04/26/24 12:32	05/02/24 19:04	7440-47-3	
Cobalt	ND	mg/L	0.0050	0.00032	1	04/26/24 12:32	05/02/24 19:04	7440-48-4	
Copper	ND	mg/L	0.0050	0.00043	1	04/26/24 12:32	05/02/24 19:04	7440-50-8	
Lead	ND	mg/L	0.0010	0.00016	1	04/26/24 12:32	05/02/24 19:04	7439-92-1	
Lithium	ND	mg/L	0.030	0.0016	1	04/26/24 12:32	05/02/24 19:04	7439-93-2	
Molybdenum	**0.0013J**	mg/L	0.010	0.00062	1	04/26/24 12:32	05/02/24 19:04	7439-98-7	
Nickel	ND	mg/L	0.0050	0.0021	1	04/26/24 12:32	05/02/24 19:04	7440-02-0	
Selenium	**0.0012J**	mg/L	0.0050	0.00096	1	04/26/24 12:32	05/02/24 19:04	7782-49-2	
Silver	ND	mg/L	0.0050	0.00031	1	04/26/24 12:32	05/02/24 19:04	7440-22-4	
Thallium	ND	mg/L	0.0010	0.00038	1	04/26/24 12:32	05/02/24 19:04	7440-28-0	
Vanadium	ND	mg/L	0.010	0.00075	1	04/26/24 12:32	05/02/24 19:04	7440-62-2	
7470 Mercury	Analytical Method: EPA 7470A Preparation Method: EPA 7470A Pace Analytical Services - Peachtree Corners, GA								
Mercury	ND	mg/L	0.00020	0.00013	1	05/06/24 12:15	05/07/24 08:22	7439-97-6	
2540C Total Dissolved Solids	Analytical Method: SM 2540C-2015 Pace Analytical Services - Peachtree Corners, GA								
Total Dissolved Solids	**171**	mg/L	25.0	25.0	1		04/29/24 13:57		
2320B Alkalinity	Analytical Method: SM 2320B-2011 Pace Analytical Services - Asheville								
Alkalinity,Bicarbonate (CaCO3)	**151**	mg/L	5.0	5.0	1		05/02/24 19:22		
Alkalinity,Carbonate (CaCO3)	ND	mg/L	5.0	5.0	1		05/02/24 19:22		
Alkalinity, Total as CaCO3	**151**	mg/L	5.0	5.0	1		05/02/24 19:22		

REPORT OF LABORATORY ANALYSIS

This report shall not be reproduced, except in full,
without the written consent of Pace Analytical Services, LLC.

Pace Analytical Services, LLC
9800 Kincey Ave. Suite 100
Huntersville, NC 28078
(704)875-9092

ANALYTICAL RESULTS

Project: Bowen LF Cells 5-8 BG #6
Pace Project No.: 92727360

Sample: BOW-GWC-27 **Lab ID: 92727360002** Collected: 04/23/24 13:23 Received: 04/25/24 13:56 Matrix: Water

Parameters	Results	Units	Report Limit	MDL	DF	Prepared	Analyzed	CAS No.	Qual
300.0 IC Anions 28 Days	Analytical Method: EPA 300.0 Rev 2.1 1993 Pace Analytical Services - Asheville								
Chloride	**6.7**	mg/L	1.0	0.60	1		04/30/24 08:03	16887-00-6	
Fluoride	ND	mg/L	0.10	0.050	1		04/30/24 08:03	16984-48-8	
Sulfate	**23.7**	mg/L	1.0	0.50	1		04/30/24 08:03	14808-79-8	

REPORT OF LABORATORY ANALYSIS

This report shall not be reproduced, except in full,
without the written consent of Pace Analytical Services, LLC.

Pace Analytical Services, LLC
9800 Kincey Ave. Suite 100
Huntersville, NC 28078
(704)875-9092

ANALYTICAL RESULTS

Project: Bowen LF Cells 5-8 BG #6
Pace Project No.: 92727360

Sample: BOW-GWC-27R **Lab ID: 92727360003** Collected: 04/23/24 16:43 Received: 04/25/24 13:56 Matrix: Water

Parameters	Results	Units	Report Limit	MDL	DF	Prepared	Analyzed	CAS No.	Qual
6010D ATL ICP	Analytical Method: EPA 6010D Preparation Method: EPA 3010A Pace Analytical Services - Peachtree Corners, GA								
Iron	**0.11**	mg/L	0.040	0.025	1	04/27/24 09:00	04/29/24 19:42	7439-89-6	
Manganese	**0.022J**	mg/L	0.040	0.011	1	04/27/24 09:00	04/29/24 19:42	7439-96-5	
Zinc	ND	mg/L	0.020	0.0085	1	04/27/24 09:00	04/29/24 19:42	7440-66-6	
Potassium	**0.74**	mg/L	0.50	0.15	1	04/27/24 09:00	04/29/24 19:42	7440-09-7	
Sodium	**4.7**	mg/L	1.0	0.58	1	04/27/24 09:00	04/29/24 19:42	7440-23-5	
Calcium	**30.3**	mg/L	1.0	0.12	1	04/27/24 09:00	04/29/24 19:42	7440-70-2	
Magnesium	**16.0**	mg/L	0.050	0.012	1	04/27/24 09:00	04/29/24 19:42	7439-95-4	
6020 MET ICPMS	Analytical Method: EPA 6020B Preparation Method: EPA 3005A Pace Analytical Services - Peachtree Corners, GA								
Antimony	ND	mg/L	0.0030	0.00054	1	04/26/24 12:32	05/02/24 19:08	7440-36-0	
Arsenic	ND	mg/L	0.0050	0.00084	1	04/26/24 12:32	05/02/24 19:08	7440-38-2	
Barium	**0.014**	mg/L	0.0050	0.00047	1	04/26/24 12:32	05/02/24 19:08	7440-39-3	
Beryllium	ND	mg/L	0.00050	0.000094	1	04/26/24 12:32	05/02/24 19:08	7440-41-7	
Boron	ND	mg/L	0.040	0.012	1	04/26/24 12:32	05/02/24 19:08	7440-42-8	
Cadmium	ND	mg/L	0.00050	0.00010	1	04/26/24 12:32	05/02/24 19:08	7440-43-9	
Chromium	ND	mg/L	0.0050	0.0019	1	04/26/24 12:32	05/02/24 19:08	7440-47-3	
Cobalt	ND	mg/L	0.0050	0.00032	1	04/26/24 12:32	05/02/24 19:08	7440-48-4	
Copper	ND	mg/L	0.0050	0.00043	1	04/26/24 12:32	05/02/24 19:08	7440-50-8	
Lead	ND	mg/L	0.0010	0.00016	1	04/26/24 12:32	05/02/24 19:08	7439-92-1	
Lithium	ND	mg/L	0.030	0.0016	1	04/26/24 12:32	05/02/24 19:08	7439-93-2	
Molybdenum	**0.0022J**	mg/L	0.010	0.00062	1	04/26/24 12:32	05/02/24 19:08	7439-98-7	
Nickel	ND	mg/L	0.0050	0.0021	1	04/26/24 12:32	05/02/24 19:08	7440-02-0	
Selenium	ND	mg/L	0.0050	0.00096	1	04/26/24 12:32	05/02/24 19:08	7782-49-2	
Silver	ND	mg/L	0.0050	0.00031	1	04/26/24 12:32	05/02/24 19:08	7440-22-4	
Thallium	ND	mg/L	0.0010	0.00038	1	04/26/24 12:32	05/02/24 19:08	7440-28-0	
Vanadium	ND	mg/L	0.010	0.00075	1	04/26/24 12:32	05/02/24 19:08	7440-62-2	
7470 Mercury	Analytical Method: EPA 7470A Preparation Method: EPA 7470A Pace Analytical Services - Peachtree Corners, GA								
Mercury	ND	mg/L	0.00020	0.00013	1	05/06/24 12:15	05/07/24 08:32	7439-97-6	
2540C Total Dissolved Solids	Analytical Method: SM 2540C-2015 Pace Analytical Services - Peachtree Corners, GA								
Total Dissolved Solids	**141**	mg/L	25.0	25.0	1		04/29/24 13:59		
2320B Alkalinity	Analytical Method: SM 2320B-2011 Pace Analytical Services - Asheville								
Alkalinity,Bicarbonate (CaCO3)	**157**	mg/L	5.0	5.0	1		05/02/24 19:30		
Alkalinity,Carbonate (CaCO3)	ND	mg/L	5.0	5.0	1		05/02/24 19:30		
Alkalinity, Total as CaCO3	**157**	mg/L	5.0	5.0	1		05/02/24 19:30		

REPORT OF LABORATORY ANALYSIS

This report shall not be reproduced, except in full,
without the written consent of Pace Analytical Services, LLC.

Pace Analytical Services, LLC
9800 Kincey Ave. Suite 100
Huntersville, NC 28078
(704)875-9092

ANALYTICAL RESULTS

Project: Bowen LF Cells 5-8 BG #6
Pace Project No.: 92727360

Sample: BOW-GWC-27R **Lab ID: 92727360003** Collected: 04/23/24 16:43 Received: 04/25/24 13:56 Matrix: Water

Parameters	Results	Units	Report Limit	MDL	DF	Prepared	Analyzed	CAS No.	Qual
300.0 IC Anions 28 Days	Analytical Method: EPA 300.0 Rev 2.1 1993 Pace Analytical Services - Asheville								
Chloride	**5.8**	mg/L	1.0	0.60	1		04/30/24 08:17	16887-00-6	
Fluoride	ND	mg/L	0.10	0.050	1		04/30/24 08:17	16984-48-8	
Sulfate	**4.1**	mg/L	1.0	0.50	1		04/30/24 08:17	14808-79-8	

REPORT OF LABORATORY ANALYSIS

This report shall not be reproduced, except in full,
without the written consent of Pace Analytical Services, LLC.

Pace Analytical Services, LLC
9800 Kincey Ave. Suite 100
Huntersville, NC 28078
(704)875-9092

ANALYTICAL RESULTS

Project: Bowen LF Cells 5-8 BG #6
Pace Project No.: 92727360

Sample: BOW-GWC-29 **Lab ID: 92727360004** Collected: 04/23/24 11:38 Received: 04/25/24 13:56 Matrix: Water

Parameters	Results	Units	Report Limit	MDL	DF	Prepared	Analyzed	CAS No.	Qual
6010D ATL ICP	Analytical Method: EPA 6010D Preparation Method: EPA 3010A Pace Analytical Services - Peachtree Corners, GA								
Iron	**0.17**	mg/L	0.040	0.025	1	04/27/24 09:00	04/29/24 19:46	7439-89-6	
Manganese	**0.024J**	mg/L	0.040	0.011	1	04/27/24 09:00	04/29/24 19:46	7439-96-5	
Zinc	ND	mg/L	0.020	0.0085	1	04/27/24 09:00	04/29/24 19:46	7440-66-6	
Potassium	**0.81**	mg/L	0.50	0.15	1	04/27/24 09:00	04/29/24 19:46	7440-09-7	
Sodium	**1.6**	mg/L	1.0	0.58	1	04/27/24 09:00	04/29/24 19:46	7440-23-5	
Calcium	**33.2**	mg/L	1.0	0.12	1	04/27/24 09:00	04/29/24 19:46	7440-70-2	M1
Magnesium	**18.7**	mg/L	0.050	0.012	1	04/27/24 09:00	04/29/24 19:46	7439-95-4	M1
6020 MET ICPMS	Analytical Method: EPA 6020B Preparation Method: EPA 3005A Pace Analytical Services - Peachtree Corners, GA								
Antimony	ND	mg/L	0.0030	0.00054	1	04/26/24 12:32	05/02/24 19:12	7440-36-0	
Arsenic	ND	mg/L	0.0050	0.00084	1	04/26/24 12:32	05/02/24 19:12	7440-38-2	
Barium	**0.027**	mg/L	0.0050	0.00047	1	04/26/24 12:32	05/02/24 19:12	7440-39-3	
Beryllium	ND	mg/L	0.00050	0.000094	1	04/26/24 12:32	05/02/24 19:12	7440-41-7	
Boron	ND	mg/L	0.040	0.012	1	04/26/24 12:32	05/02/24 19:12	7440-42-8	
Cadmium	ND	mg/L	0.00050	0.00010	1	04/26/24 12:32	05/02/24 19:12	7440-43-9	
Chromium	ND	mg/L	0.0050	0.0019	1	04/26/24 12:32	05/02/24 19:12	7440-47-3	
Cobalt	ND	mg/L	0.0050	0.00032	1	04/26/24 12:32	05/02/24 19:12	7440-48-4	
Copper	ND	mg/L	0.0050	0.00043	1	04/26/24 12:32	05/02/24 19:12	7440-50-8	
Lead	ND	mg/L	0.0010	0.00016	1	04/26/24 12:32	05/02/24 19:12	7439-92-1	
Lithium	ND	mg/L	0.030	0.0016	1	04/26/24 12:32	05/02/24 19:12	7439-93-2	
Molybdenum	**0.0024J**	mg/L	0.010	0.00062	1	04/26/24 12:32	05/02/24 19:12	7439-98-7	
Nickel	ND	mg/L	0.0050	0.0021	1	04/26/24 12:32	05/02/24 19:12	7440-02-0	
Selenium	ND	mg/L	0.0050	0.00096	1	04/26/24 12:32	05/02/24 19:12	7782-49-2	
Silver	ND	mg/L	0.0050	0.00031	1	04/26/24 12:32	05/02/24 19:12	7440-22-4	
Thallium	ND	mg/L	0.0010	0.00038	1	04/26/24 12:32	05/02/24 19:12	7440-28-0	
Vanadium	ND	mg/L	0.010	0.00075	1	04/26/24 12:32	05/02/24 19:12	7440-62-2	
7470 Mercury	Analytical Method: EPA 7470A Preparation Method: EPA 7470A Pace Analytical Services - Peachtree Corners, GA								
Mercury	ND	mg/L	0.00020	0.00013	1	05/06/24 12:15	05/07/24 08:40	7439-97-6	
2540C Total Dissolved Solids	Analytical Method: SM 2540C-2015 Pace Analytical Services - Peachtree Corners, GA								
Total Dissolved Solids	**169**	mg/L	25.0	25.0	1		04/29/24 13:59		
2320B Alkalinity	Analytical Method: SM 2320B-2011 Pace Analytical Services - Asheville								
Alkalinity,Bicarbonate (CaCO3)	**172**	mg/L	5.0	5.0	1		05/02/24 19:38		
Alkalinity,Carbonate (CaCO3)	ND	mg/L	5.0	5.0	1		05/02/24 19:38		
Alkalinity, Total as CaCO3	**172**	mg/L	5.0	5.0	1		05/02/24 19:38		

REPORT OF LABORATORY ANALYSIS

This report shall not be reproduced, except in full,
without the written consent of Pace Analytical Services, LLC.

Pace Analytical Services, LLC
9800 Kincey Ave. Suite 100
Huntersville, NC 28078
(704)875-9092

ANALYTICAL RESULTS

Project: Bowen LF Cells 5-8 BG #6
Pace Project No.: 92727360

Sample: BOW-GWC-29 **Lab ID: 92727360004** Collected: 04/23/24 11:38 Received: 04/25/24 13:56 Matrix: Water

Parameters	Results	Units	Report Limit	MDL	DF	Prepared	Analyzed	CAS No.	Qual
300.0 IC Anions 28 Days	Analytical Method: EPA 300.0 Rev 2.1 1993 Pace Analytical Services - Asheville								
Chloride	**2.7**	mg/L	1.0	0.60	1		04/30/24 13:38	16887-00-6	
Fluoride	ND	mg/L	0.10	0.050	1		04/30/24 13:38	16984-48-8	
Sulfate	**1.4**	mg/L	1.0	0.50	1		04/30/24 13:38	14808-79-8	

REPORT OF LABORATORY ANALYSIS

This report shall not be reproduced, except in full,
without the written consent of Pace Analytical Services, LLC.

Pace Analytical Services, LLC
9800 Kincey Ave. Suite 100
Huntersville, NC 28078
(704)875-9092

ANALYTICAL RESULTS

Project: Bowen LF Cells 5-8 BG #6
Pace Project No.: 92727360

Sample: BOW-GWC-31 **Lab ID: 92727360005** Collected: 04/23/24 13:52 Received: 04/25/24 13:56 Matrix: Water

Parameters	Results	Units	Report Limit	MDL	DF	Prepared	Analyzed	CAS No.	Qual
6010D ATL ICP	Analytical Method: EPA 6010D Preparation Method: EPA 3010A Pace Analytical Services - Peachtree Corners, GA								
Iron	**0.60**	mg/L	0.040	0.025	1	04/27/24 09:00	04/29/24 19:59	7439-89-6	
Manganese	**0.16**	mg/L	0.040	0.011	1	04/27/24 09:00	04/29/24 19:59	7439-96-5	
Zinc	ND	mg/L	0.020	0.0085	1	04/27/24 09:00	04/29/24 19:59	7440-66-6	
Potassium	**1.0**	mg/L	0.50	0.15	1	04/27/24 09:00	04/29/24 19:59	7440-09-7	
Sodium	**1.8**	mg/L	1.0	0.58	1	04/27/24 09:00	04/29/24 19:59	7440-23-5	
Calcium	**38.4**	mg/L	1.0	0.12	1	04/27/24 09:00	04/29/24 19:59	7440-70-2	
Magnesium	**24.5**	mg/L	0.050	0.012	1	04/27/24 09:00	04/29/24 19:59	7439-95-4	
6020 MET ICPMS	Analytical Method: EPA 6020B Preparation Method: EPA 3005A Pace Analytical Services - Peachtree Corners, GA								
Antimony	ND	mg/L	0.0030	0.00054	1	04/26/24 12:32	05/03/24 10:03	7440-36-0	
Arsenic	**0.0023J**	mg/L	0.0050	0.00084	1	04/26/24 12:32	05/03/24 10:03	7440-38-2	
Barium	**0.062**	mg/L	0.0050	0.00047	1	04/26/24 12:32	05/03/24 10:03	7440-39-3	
Beryllium	ND	mg/L	0.00050	0.000094	1	04/26/24 12:32	05/03/24 10:03	7440-41-7	
Boron	ND	mg/L	0.040	0.012	1	04/26/24 12:32	05/03/24 10:03	7440-42-8	
Cadmium	ND	mg/L	0.00050	0.00010	1	04/26/24 12:32	05/03/24 10:03	7440-43-9	
Chromium	ND	mg/L	0.0050	0.0019	1	04/26/24 12:32	05/03/24 10:03	7440-47-3	
Cobalt	**0.00061J**	mg/L	0.0050	0.00032	1	04/26/24 12:32	05/03/24 10:03	7440-48-4	
Copper	ND	mg/L	0.0050	0.00043	1	04/26/24 12:32	05/03/24 10:03	7440-50-8	
Lead	ND	mg/L	0.0010	0.00016	1	04/26/24 12:32	05/03/24 10:03	7439-92-1	
Lithium	ND	mg/L	0.030	0.0016	1	04/26/24 12:32	05/03/24 10:03	7439-93-2	
Molybdenum	**0.0097J**	mg/L	0.010	0.00062	1	04/26/24 12:32	05/03/24 10:03	7439-98-7	
Nickel	ND	mg/L	0.0050	0.0021	1	04/26/24 12:32	05/03/24 10:03	7440-02-0	
Selenium	ND	mg/L	0.0050	0.00096	1	04/26/24 12:32	05/03/24 10:03	7782-49-2	
Silver	ND	mg/L	0.0050	0.00031	1	04/26/24 12:32	05/03/24 10:03	7440-22-4	
Thallium	ND	mg/L	0.0010	0.00038	1	04/26/24 12:32	05/03/24 10:03	7440-28-0	
Vanadium	ND	mg/L	0.010	0.00075	1	04/26/24 12:32	05/03/24 10:03	7440-62-2	
7470 Mercury	Analytical Method: EPA 7470A Preparation Method: EPA 7470A Pace Analytical Services - Peachtree Corners, GA								
Mercury	ND	mg/L	0.00020	0.00013	1	05/06/24 12:15	05/07/24 08:43	7439-97-6	
2540C Total Dissolved Solids	Analytical Method: SM 2540C-2015 Pace Analytical Services - Peachtree Corners, GA								
Total Dissolved Solids	**200**	mg/L	25.0	25.0	1		04/29/24 14:00		
2320B Alkalinity	Analytical Method: SM 2320B-2011 Pace Analytical Services - Asheville								
Alkalinity,Bicarbonate (CaCO3)	**216**	mg/L	5.0	5.0	1		05/02/24 19:46		
Alkalinity,Carbonate (CaCO3)	ND	mg/L	5.0	5.0	1		05/02/24 19:46		
Alkalinity, Total as CaCO3	**216**	mg/L	5.0	5.0	1		05/02/24 19:46		

REPORT OF LABORATORY ANALYSIS

This report shall not be reproduced, except in full,
without the written consent of Pace Analytical Services, LLC.

Pace Analytical Services, LLC
9800 Kincey Ave. Suite 100
Huntersville, NC 28078
(704)875-9092

ANALYTICAL RESULTS

Project: Bowen LF Cells 5-8 BG #6
Pace Project No.: 92727360

Sample: BOW-GWC-31 **Lab ID: 92727360005** Collected: 04/23/24 13:52 Received: 04/25/24 13:56 Matrix: Water

Parameters	Results	Units	Report Limit	MDL	DF	Prepared	Analyzed	CAS No.	Qual
300.0 IC Anions 28 Days	Analytical Method: EPA 300.0 Rev 2.1 1993 Pace Analytical Services - Asheville								
Chloride	**3.7**	mg/L	1.0	0.60	1		04/29/24 20:59	16887-00-6	
Fluoride	**0.085J**	mg/L	0.10	0.050	1		04/29/24 20:59	16984-48-8	
Sulfate	**3.2**	mg/L	1.0	0.50	1		04/29/24 20:59	14808-79-8	

REPORT OF LABORATORY ANALYSIS

This report shall not be reproduced, except in full,
without the written consent of Pace Analytical Services, LLC.

Pace Analytical Services, LLC
9800 Kincey Ave. Suite 100
Huntersville, NC 28078
(704)875-9092

ANALYTICAL RESULTS

Project: Bowen LF Cells 5-8 BG #6
Pace Project No.: 92727360

Sample: BOW-GWC-31R **Lab ID: 92727360006** Collected: 04/23/24 15:47 Received: 04/25/24 13:56 Matrix: Water

Parameters	Results	Units	Report Limit	MDL	DF	Prepared	Analyzed	CAS No.	Qual
6010D ATL ICP	Analytical Method: EPA 6010D Preparation Method: EPA 3010A Pace Analytical Services - Peachtree Corners, GA								
Iron	**0.028J**	mg/L	0.040	0.025	1	04/27/24 09:00	04/29/24 20:08	7439-89-6	
Manganese	ND	mg/L	0.040	0.011	1	04/27/24 09:00	04/29/24 20:08	7439-96-5	
Zinc	ND	mg/L	0.020	0.0085	1	04/27/24 09:00	04/29/24 20:08	7440-66-6	
Potassium	**0.68**	mg/L	0.50	0.15	1	04/27/24 09:00	04/29/24 20:08	7440-09-7	
Sodium	**1.8**	mg/L	1.0	0.58	1	04/27/24 09:00	04/29/24 20:08	7440-23-5	
Calcium	**35.6**	mg/L	1.0	0.12	1	04/27/24 09:00	04/29/24 20:08	7440-70-2	
Magnesium	**19.4**	mg/L	0.050	0.012	1	04/27/24 09:00	04/29/24 20:08	7439-95-4	
6020 MET ICPMS	Analytical Method: EPA 6020B Preparation Method: EPA 3005A Pace Analytical Services - Peachtree Corners, GA								
Antimony	ND	mg/L	0.0030	0.00054	1	04/26/24 12:32	05/03/24 09:18	7440-36-0	
Arsenic	ND	mg/L	0.0050	0.00084	1	04/26/24 12:32	05/03/24 09:18	7440-38-2	
Barium	**0.020**	mg/L	0.0050	0.00047	1	04/26/24 12:32	05/03/24 09:18	7440-39-3	
Beryllium	ND	mg/L	0.00050	0.000094	1	04/26/24 12:32	05/03/24 09:18	7440-41-7	
Boron	ND	mg/L	0.040	0.012	1	04/26/24 12:32	05/03/24 09:18	7440-42-8	
Cadmium	ND	mg/L	0.00050	0.00010	1	04/26/24 12:32	05/03/24 09:18	7440-43-9	
Chromium	ND	mg/L	0.0050	0.0019	1	04/26/24 12:32	05/03/24 09:18	7440-47-3	
Cobalt	ND	mg/L	0.0050	0.00032	1	04/26/24 12:32	05/03/24 09:18	7440-48-4	
Copper	ND	mg/L	0.0050	0.00043	1	04/26/24 12:32	05/03/24 09:18	7440-50-8	
Lead	ND	mg/L	0.0010	0.00016	1	04/26/24 12:32	05/03/24 09:18	7439-92-1	
Lithium	ND	mg/L	0.030	0.0016	1	04/26/24 12:32	05/03/24 09:18	7439-93-2	
Molybdenum	**0.0012J**	mg/L	0.010	0.00062	1	04/26/24 12:32	05/03/24 09:18	7439-98-7	
Nickel	ND	mg/L	0.0050	0.0021	1	04/26/24 12:32	05/03/24 09:18	7440-02-0	
Selenium	ND	mg/L	0.0050	0.00096	1	04/26/24 12:32	05/03/24 09:18	7782-49-2	
Silver	ND	mg/L	0.0050	0.00031	1	04/26/24 12:32	05/03/24 09:18	7440-22-4	
Thallium	ND	mg/L	0.0010	0.00038	1	04/26/24 12:32	05/03/24 09:18	7440-28-0	
Vanadium	ND	mg/L	0.010	0.00075	1	04/26/24 12:32	05/03/24 09:18	7440-62-2	
7470 Mercury	Analytical Method: EPA 7470A Preparation Method: EPA 7470A Pace Analytical Services - Peachtree Corners, GA								
Mercury	ND	mg/L	0.00020	0.00013	1	05/06/24 12:15	05/07/24 08:45	7439-97-6	
2540C Total Dissolved Solids	Analytical Method: SM 2540C-2015 Pace Analytical Services - Peachtree Corners, GA								
Total Dissolved Solids	**167**	mg/L	25.0	25.0	1		04/29/24 14:00		
2320B Alkalinity	Analytical Method: SM 2320B-2011 Pace Analytical Services - Asheville								
Alkalinity,Bicarbonate (CaCO3)	**178**	mg/L	5.0	5.0	1		05/02/24 19:54		
Alkalinity,Carbonate (CaCO3)	ND	mg/L	5.0	5.0	1		05/02/24 19:54		
Alkalinity, Total as CaCO3	**178**	mg/L	5.0	5.0	1		05/02/24 19:54		

REPORT OF LABORATORY ANALYSIS

This report shall not be reproduced, except in full,
without the written consent of Pace Analytical Services, LLC.

Pace Analytical Services, LLC
9800 Kincey Ave. Suite 100
Huntersville, NC 28078
(704)875-9092

ANALYTICAL RESULTS

Project: Bowen LF Cells 5-8 BG #6
Pace Project No.: 92727360

Sample: BOW-GWC-31R **Lab ID: 92727360006** Collected: 04/23/24 15:47 Received: 04/25/24 13:56 Matrix: Water

Parameters	Results	Units	Report Limit	MDL	DF	Prepared	Analyzed	CAS No.	Qual
300.0 IC Anions 28 Days	Analytical Method: EPA 300.0 Rev 2.1 1993 Pace Analytical Services - Asheville								
Chloride	**3.2**	mg/L	1.0	0.60	1		04/29/24 22:29	16887-00-6	
Fluoride	ND	mg/L	0.10	0.050	1		04/29/24 22:29	16984-48-8	
Sulfate	**1.3**	mg/L	1.0	0.50	1		04/29/24 22:29	14808-79-8	

REPORT OF LABORATORY ANALYSIS

This report shall not be reproduced, except in full,
without the written consent of Pace Analytical Services, LLC.

Pace Analytical Services, LLC
9800 Kincey Ave. Suite 100
Huntersville, NC 28078
(704)875-9092

ANALYTICAL RESULTS

Project: Bowen LF Cells 5-8 BG #6
Pace Project No.: 92727360

Sample: BOW-GWC-28 **Lab ID: 92727360007** Collected: 04/24/24 11:25 Received: 04/25/24 13:56 Matrix: Water

Parameters	Results	Units	Report Limit	MDL	DF	Prepared	Analyzed	CAS No.	Qual
6010D ATL ICP	Analytical Method: EPA 6010D Preparation Method: EPA 3010A Pace Analytical Services - Peachtree Corners, GA								
Iron	**0.078**	mg/L	0.040	0.025	1	04/27/24 09:00	04/29/24 20:12	7439-89-6	
Manganese	**0.019J**	mg/L	0.040	0.011	1	04/27/24 09:00	04/29/24 20:12	7439-96-5	
Zinc	ND	mg/L	0.020	0.0085	1	04/27/24 09:00	04/29/24 20:12	7440-66-6	
Potassium	**0.90**	mg/L	0.50	0.15	1	04/27/24 09:00	04/29/24 20:12	7440-09-7	
Sodium	**8.2**	mg/L	1.0	0.58	1	04/27/24 09:00	04/29/24 20:12	7440-23-5	
Calcium	**32.4**	mg/L	1.0	0.12	1	04/27/24 09:00	04/29/24 20:12	7440-70-2	
Magnesium	**18.0**	mg/L	0.050	0.012	1	04/27/24 09:00	04/29/24 20:12	7439-95-4	
6020 MET ICPMS	Analytical Method: EPA 6020B Preparation Method: EPA 3005A Pace Analytical Services - Peachtree Corners, GA								
Antimony	ND	mg/L	0.0030	0.00054	1	04/26/24 12:32	05/03/24 09:22	7440-36-0	
Arsenic	ND	mg/L	0.0050	0.00084	1	04/26/24 12:32	05/03/24 09:22	7440-38-2	
Barium	**0.012**	mg/L	0.0050	0.00047	1	04/26/24 12:32	05/03/24 09:22	7440-39-3	
Beryllium	ND	mg/L	0.00050	0.000094	1	04/26/24 12:32	05/03/24 09:22	7440-41-7	
Boron	ND	mg/L	0.040	0.012	1	04/26/24 12:32	05/03/24 09:22	7440-42-8	
Cadmium	ND	mg/L	0.00050	0.00010	1	04/26/24 12:32	05/03/24 09:22	7440-43-9	
Chromium	ND	mg/L	0.0050	0.0019	1	04/26/24 12:32	05/03/24 09:22	7440-47-3	
Cobalt	ND	mg/L	0.0050	0.00032	1	04/26/24 12:32	05/03/24 09:22	7440-48-4	
Copper	ND	mg/L	0.0050	0.00043	1	04/26/24 12:32	05/03/24 09:22	7440-50-8	
Lead	ND	mg/L	0.0010	0.00016	1	04/26/24 12:32	05/03/24 09:22	7439-92-1	
Lithium	ND	mg/L	0.030	0.0016	1	04/26/24 12:32	05/03/24 09:22	7439-93-2	
Molybdenum	**0.035**	mg/L	0.010	0.00062	1	04/26/24 12:32	05/03/24 09:22	7439-98-7	
Nickel	ND	mg/L	0.0050	0.0021	1	04/26/24 12:32	05/03/24 09:22	7440-02-0	
Selenium	ND	mg/L	0.0050	0.00096	1	04/26/24 12:32	05/03/24 09:22	7782-49-2	
Silver	ND	mg/L	0.0050	0.00031	1	04/26/24 12:32	05/03/24 09:22	7440-22-4	
Thallium	ND	mg/L	0.0010	0.00038	1	04/26/24 12:32	05/03/24 09:22	7440-28-0	
Vanadium	ND	mg/L	0.010	0.00075	1	04/26/24 12:32	05/03/24 09:22	7440-62-2	
7470 Mercury	Analytical Method: EPA 7470A Preparation Method: EPA 7470A Pace Analytical Services - Peachtree Corners, GA								
Mercury	ND	mg/L	0.00020	0.00013	1	05/06/24 12:15	05/07/24 08:48	7439-97-6	
2540C Total Dissolved Solids	Analytical Method: SM 2540C-2015 Pace Analytical Services - Peachtree Corners, GA								
Total Dissolved Solids	**178**	mg/L	25.0	25.0	1		04/29/24 14:02		
2320B Alkalinity	Analytical Method: SM 2320B-2011 Pace Analytical Services - Asheville								
Alkalinity,Bicarbonate (CaCO3)	**169**	mg/L	5.0	5.0	1		05/03/24 17:05		
Alkalinity,Carbonate (CaCO3)	ND	mg/L	5.0	5.0	1		05/03/24 17:05		
Alkalinity, Total as CaCO3	**169**	mg/L	5.0	5.0	1		05/03/24 17:05		

REPORT OF LABORATORY ANALYSIS

This report shall not be reproduced, except in full,
without the written consent of Pace Analytical Services, LLC.

Pace Analytical Services, LLC
9800 Kincey Ave. Suite 100
Huntersville, NC 28078
(704)875-9092

ANALYTICAL RESULTS

Project: Bowen LF Cells 5-8 BG #6
Pace Project No.: 92727360

Sample: BOW-GWC-28 **Lab ID: 92727360007** Collected: 04/24/24 11:25 Received: 04/25/24 13:56 Matrix: Water

Parameters	Results	Units	Report Limit	MDL	DF	Prepared	Analyzed	CAS No.	Qual
300.0 IC Anions 28 Days	Analytical Method: EPA 300.0 Rev 2.1 1993 Pace Analytical Services - Asheville								
Chloride	**4.7**	mg/L	1.0	0.60	1		04/29/24 22:43	16887-00-6	
Fluoride	**0.097J**	mg/L	0.10	0.050	1		04/29/24 22:43	16984-48-8	
Sulfate	**13.9**	mg/L	1.0	0.50	1		04/29/24 22:43	14808-79-8	

REPORT OF LABORATORY ANALYSIS

This report shall not be reproduced, except in full,
without the written consent of Pace Analytical Services, LLC.

Pace Analytical Services, LLC
9800 Kincey Ave. Suite 100
Huntersville, NC 28078
(704)875-9092

ANALYTICAL RESULTS

Project: Bowen LF Cells 5-8 BG #6
Pace Project No.: 92727360

Sample: BOW-GWC-29R **Lab ID: 92727360008** Collected: 04/24/24 10:12 Received: 04/25/24 13:56 Matrix: Water

Parameters	Results	Units	Report Limit	MDL	DF	Prepared	Analyzed	CAS No.	Qual
6010D ATL ICP	Analytical Method: EPA 6010D Preparation Method: EPA 3010A Pace Analytical Services - Peachtree Corners, GA								
Iron	ND	mg/L	0.040	0.025	1	04/27/24 09:00	04/29/24 20:16	7439-89-6	
Manganese	ND	mg/L	0.040	0.011	1	04/27/24 09:00	04/29/24 20:16	7439-96-5	
Zinc	ND	mg/L	0.020	0.0085	1	04/27/24 09:00	04/29/24 20:16	7440-66-6	
Potassium	**0.75**	mg/L	0.50	0.15	1	04/27/24 09:00	04/29/24 20:16	7440-09-7	
Sodium	**2.0**	mg/L	1.0	0.58	1	04/27/24 09:00	04/29/24 20:16	7440-23-5	
Calcium	**31.3**	mg/L	1.0	0.12	1	04/27/24 09:00	04/29/24 20:16	7440-70-2	
Magnesium	**16.5**	mg/L	0.050	0.012	1	04/27/24 09:00	04/29/24 20:16	7439-95-4	
6020 MET ICPMS	Analytical Method: EPA 6020B Preparation Method: EPA 3005A Pace Analytical Services - Peachtree Corners, GA								
Antimony	ND	mg/L	0.0030	0.00054	1	04/26/24 12:32	05/03/24 09:26	7440-36-0	
Arsenic	ND	mg/L	0.0050	0.00084	1	04/26/24 12:32	05/03/24 09:26	7440-38-2	
Barium	**0.014**	mg/L	0.0050	0.00047	1	04/26/24 12:32	05/03/24 09:26	7440-39-3	
Beryllium	ND	mg/L	0.00050	0.000094	1	04/26/24 12:32	05/03/24 09:26	7440-41-7	
Boron	ND	mg/L	0.040	0.012	1	04/26/24 12:32	05/03/24 09:26	7440-42-8	
Cadmium	ND	mg/L	0.00050	0.00010	1	04/26/24 12:32	05/03/24 09:26	7440-43-9	
Chromium	ND	mg/L	0.0050	0.0019	1	04/26/24 12:32	05/03/24 09:26	7440-47-3	
Cobalt	ND	mg/L	0.0050	0.00032	1	04/26/24 12:32	05/03/24 09:26	7440-48-4	
Copper	ND	mg/L	0.0050	0.00043	1	04/26/24 12:32	05/03/24 09:26	7440-50-8	
Lead	ND	mg/L	0.0010	0.00016	1	04/26/24 12:32	05/03/24 09:26	7439-92-1	
Lithium	ND	mg/L	0.030	0.0016	1	04/26/24 12:32	05/03/24 09:26	7439-93-2	
Molybdenum	**0.016**	mg/L	0.010	0.00062	1	04/26/24 12:32	05/03/24 09:26	7439-98-7	
Nickel	ND	mg/L	0.0050	0.0021	1	04/26/24 12:32	05/03/24 09:26	7440-02-0	
Selenium	**0.0011J**	mg/L	0.0050	0.00096	1	04/26/24 12:32	05/03/24 09:26	7782-49-2	
Silver	ND	mg/L	0.0050	0.00031	1	04/26/24 12:32	05/03/24 09:26	7440-22-4	
Thallium	ND	mg/L	0.0010	0.00038	1	04/26/24 12:32	05/03/24 09:26	7440-28-0	
Vanadium	ND	mg/L	0.010	0.00075	1	04/26/24 12:32	05/03/24 09:26	7440-62-2	
7470 Mercury	Analytical Method: EPA 7470A Preparation Method: EPA 7470A Pace Analytical Services - Peachtree Corners, GA								
Mercury	ND	mg/L	0.00020	0.00013	1	05/06/24 12:15	05/07/24 08:51	7439-97-6	
2540C Total Dissolved Solids	Analytical Method: SM 2540C-2015 Pace Analytical Services - Peachtree Corners, GA								
Total Dissolved Solids	**151**	mg/L	25.0	25.0	1		04/29/24 14:04		
2320B Alkalinity	Analytical Method: SM 2320B-2011 Pace Analytical Services - Asheville								
Alkalinity,Bicarbonate (CaCO3)	**153**	mg/L	5.0	5.0	1		05/03/24 17:13		
Alkalinity,Carbonate (CaCO3)	ND	mg/L	5.0	5.0	1		05/03/24 17:13		
Alkalinity, Total as CaCO3	**153**	mg/L	5.0	5.0	1		05/03/24 17:13		

REPORT OF LABORATORY ANALYSIS

This report shall not be reproduced, except in full,
without the written consent of Pace Analytical Services, LLC.

Pace Analytical Services, LLC
9800 Kincey Ave. Suite 100
Huntersville, NC 28078
(704)875-9092

ANALYTICAL RESULTS

Project: Bowen LF Cells 5-8 BG #6
Pace Project No.: 92727360

Sample: BOW-GWC-29R **Lab ID: 92727360008** Collected: 04/24/24 10:12 Received: 04/25/24 13:56 Matrix: Water

Parameters	Results	Units	Report Limit	MDL	DF	Prepared	Analyzed	CAS No.	Qual
300.0 IC Anions 28 Days	Analytical Method: EPA 300.0 Rev 2.1 1993 Pace Analytical Services - Asheville								
Chloride	**2.3**	mg/L	1.0	0.60	1		04/29/24 22:58	16887-00-6	
Fluoride	**0.062J**	mg/L	0.10	0.050	1		04/29/24 22:58	16984-48-8	
Sulfate	**3.8**	mg/L	1.0	0.50	1		04/29/24 22:58	14808-79-8	

REPORT OF LABORATORY ANALYSIS

This report shall not be reproduced, except in full,
without the written consent of Pace Analytical Services, LLC.

Pace Analytical Services, LLC
9800 Kincey Ave. Suite 100
Huntersville, NC 28078
(704)875-9092

ANALYTICAL RESULTS

Project: Bowen LF Cells 5-8 BG #6
Pace Project No.: 92727360

Sample: BOW-GWC-30 **Lab ID: 92727360009** Collected: 04/24/24 11:02 Received: 04/25/24 13:56 Matrix: Water

Parameters	Results	Units	Report Limit	MDL	DF	Prepared	Analyzed	CAS No.	Qual
6010D ATL ICP	Analytical Method: EPA 6010D Preparation Method: EPA 3010A Pace Analytical Services - Peachtree Corners, GA								
Iron	ND	mg/L	0.040	0.025	1	04/27/24 09:00	04/29/24 20:20	7439-89-6	
Manganese	ND	mg/L	0.040	0.011	1	04/27/24 09:00	04/29/24 20:20	7439-96-5	
Zinc	ND	mg/L	0.020	0.0085	1	04/27/24 09:00	04/29/24 20:20	7440-66-6	
Potassium	**0.97**	mg/L	0.50	0.15	1	04/27/24 09:00	04/29/24 20:20	7440-09-7	
Sodium	**1.8**	mg/L	1.0	0.58	1	04/27/24 09:00	04/29/24 20:20	7440-23-5	
Calcium	**45.0**	mg/L	1.0	0.12	1	04/27/24 09:00	04/29/24 20:20	7440-70-2	
Magnesium	**23.3**	mg/L	0.050	0.012	1	04/27/24 09:00	04/29/24 20:20	7439-95-4	
6020 MET ICPMS	Analytical Method: EPA 6020B Preparation Method: EPA 3005A Pace Analytical Services - Peachtree Corners, GA								
Antimony	ND	mg/L	0.0030	0.00054	1	04/26/24 12:32	05/03/24 09:29	7440-36-0	
Arsenic	ND	mg/L	0.0050	0.00084	1	04/26/24 12:32	05/03/24 09:29	7440-38-2	
Barium	**0.017**	mg/L	0.0050	0.00047	1	04/26/24 12:32	05/03/24 09:29	7440-39-3	
Beryllium	ND	mg/L	0.00050	0.000094	1	04/26/24 12:32	05/03/24 09:29	7440-41-7	
Boron	ND	mg/L	0.040	0.012	1	04/26/24 12:32	05/03/24 09:29	7440-42-8	
Cadmium	ND	mg/L	0.00050	0.00010	1	04/26/24 12:32	05/03/24 09:29	7440-43-9	
Chromium	ND	mg/L	0.0050	0.0019	1	04/26/24 12:32	05/03/24 09:29	7440-47-3	
Cobalt	ND	mg/L	0.0050	0.00032	1	04/26/24 12:32	05/03/24 09:29	7440-48-4	
Copper	ND	mg/L	0.0050	0.00043	1	04/26/24 12:32	05/03/24 09:29	7440-50-8	
Lead	ND	mg/L	0.0010	0.00016	1	04/26/24 12:32	05/03/24 09:29	7439-92-1	
Lithium	ND	mg/L	0.030	0.0016	1	04/26/24 12:32	05/03/24 09:29	7439-93-2	
Molybdenum	**0.024**	mg/L	0.010	0.00062	1	04/26/24 12:32	05/03/24 09:29	7439-98-7	
Nickel	ND	mg/L	0.0050	0.0021	1	04/26/24 12:32	05/03/24 09:29	7440-02-0	
Selenium	ND	mg/L	0.0050	0.00096	1	04/26/24 12:32	05/03/24 09:29	7782-49-2	
Silver	ND	mg/L	0.0050	0.00031	1	04/26/24 12:32	05/03/24 09:29	7440-22-4	
Thallium	ND	mg/L	0.0010	0.00038	1	04/26/24 12:32	05/03/24 09:29	7440-28-0	
Vanadium	ND	mg/L	0.010	0.00075	1	04/26/24 12:32	05/03/24 09:29	7440-62-2	
7470 Mercury	Analytical Method: EPA 7470A Preparation Method: EPA 7470A Pace Analytical Services - Peachtree Corners, GA								
Mercury	ND	mg/L	0.00020	0.00013	1	05/06/24 12:15	05/07/24 08:53	7439-97-6	
2540C Total Dissolved Solids	Analytical Method: SM 2540C-2015 Pace Analytical Services - Peachtree Corners, GA								
Total Dissolved Solids	**210**	mg/L	25.0	25.0	1		04/29/24 14:05		
2320B Alkalinity	Analytical Method: SM 2320B-2011 Pace Analytical Services - Asheville								
Alkalinity,Bicarbonate (CaCO3)	**215**	mg/L	5.0	5.0	1		05/03/24 17:21		
Alkalinity,Carbonate (CaCO3)	ND	mg/L	5.0	5.0	1		05/03/24 17:21		
Alkalinity, Total as CaCO3	**215**	mg/L	5.0	5.0	1		05/03/24 17:21		

REPORT OF LABORATORY ANALYSIS

This report shall not be reproduced, except in full,
without the written consent of Pace Analytical Services, LLC.

Pace Analytical Services, LLC
9800 Kincey Ave. Suite 100
Huntersville, NC 28078
(704)875-9092

ANALYTICAL RESULTS

Project: Bowen LF Cells 5-8 BG #6
Pace Project No.: 92727360

Sample: BOW-GWC-30 **Lab ID: 92727360009** Collected: 04/24/24 11:02 Received: 04/25/24 13:56 Matrix: Water

Parameters	Results	Units	Report Limit	MDL	DF	Prepared	Analyzed	CAS No.	Qual
300.0 IC Anions 28 Days	Analytical Method: EPA 300.0 Rev 2.1 1993 Pace Analytical Services - Asheville								
Chloride	**2.9**	mg/L	1.0	0.60	1		04/29/24 23:13	16887-00-6	
Fluoride	**0.075J**	mg/L	0.10	0.050	1		04/29/24 23:13	16984-48-8	
Sulfate	**4.5**	mg/L	1.0	0.50	1		04/29/24 23:13	14808-79-8	

REPORT OF LABORATORY ANALYSIS

This report shall not be reproduced, except in full,
without the written consent of Pace Analytical Services, LLC.

Pace Analytical Services, LLC
9800 Kincey Ave. Suite 100
Huntersville, NC 28078
(704)875-9092

ANALYTICAL RESULTS

Project: Bowen LF Cells 5-8 BG #6
Pace Project No.: 92727360

Sample: BOW-GWC-32 **Lab ID: 92727360010** Collected: 04/24/24 14:37 Received: 04/25/24 13:56 Matrix: Water

Parameters	Results	Units	Report Limit	MDL	DF	Prepared	Analyzed	CAS No.	Qual
6010D ATL ICP	Analytical Method: EPA 6010D Preparation Method: EPA 3010A Pace Analytical Services - Peachtree Corners, GA								
Iron	**2.7**	mg/L	0.040	0.025	1	04/27/24 09:00	04/29/24 20:24	7439-89-6	
Manganese	**0.12**	mg/L	0.040	0.011	1	04/27/24 09:00	04/29/24 20:24	7439-96-5	
Zinc	ND	mg/L	0.020	0.0085	1	04/27/24 09:00	04/29/24 20:24	7440-66-6	
Potassium	**1.2**	mg/L	0.50	0.15	1	04/27/24 09:00	04/29/24 20:24	7440-09-7	
Sodium	**2.6**	mg/L	1.0	0.58	1	04/27/24 09:00	04/29/24 20:24	7440-23-5	
Calcium	**51.7**	mg/L	1.0	0.12	1	04/27/24 09:00	04/29/24 20:24	7440-70-2	
Magnesium	**24.5**	mg/L	0.050	0.012	1	04/27/24 09:00	04/29/24 20:24	7439-95-4	
6020 MET ICPMS	Analytical Method: EPA 6020B Preparation Method: EPA 3005A Pace Analytical Services - Peachtree Corners, GA								
Antimony	ND	mg/L	0.0030	0.00054	1	04/26/24 12:32	05/03/24 09:33	7440-36-0	
Arsenic	**0.0047J**	mg/L	0.0050	0.00084	1	04/26/24 12:32	05/03/24 09:33	7440-38-2	
Barium	**0.030**	mg/L	0.0050	0.00047	1	04/26/24 12:32	05/03/24 09:33	7440-39-3	
Beryllium	ND	mg/L	0.00050	0.000094	1	04/26/24 12:32	05/03/24 09:33	7440-41-7	
Boron	ND	mg/L	0.040	0.012	1	04/26/24 12:32	05/03/24 09:33	7440-42-8	
Cadmium	ND	mg/L	0.00050	0.00010	1	04/26/24 12:32	05/03/24 09:33	7440-43-9	
Chromium	ND	mg/L	0.0050	0.0019	1	04/26/24 12:32	05/03/24 09:33	7440-47-3	
Cobalt	**0.00044J**	mg/L	0.0050	0.00032	1	04/26/24 12:32	05/03/24 09:33	7440-48-4	
Copper	ND	mg/L	0.0050	0.00043	1	04/26/24 12:32	05/03/24 09:33	7440-50-8	
Lead	ND	mg/L	0.0010	0.00016	1	04/26/24 12:32	05/03/24 09:33	7439-92-1	
Lithium	**0.011J**	mg/L	0.030	0.0016	1	04/26/24 12:32	05/03/24 09:33	7439-93-2	
Molybdenum	**0.018**	mg/L	0.010	0.00062	1	04/26/24 12:32	05/03/24 09:33	7439-98-7	
Nickel	ND	mg/L	0.0050	0.0021	1	04/26/24 12:32	05/03/24 09:33	7440-02-0	
Selenium	ND	mg/L	0.0050	0.00096	1	04/26/24 12:32	05/03/24 09:33	7782-49-2	
Silver	ND	mg/L	0.0050	0.00031	1	04/26/24 12:32	05/03/24 09:33	7440-22-4	
Thallium	ND	mg/L	0.0010	0.00038	1	04/26/24 12:32	05/03/24 09:33	7440-28-0	
Vanadium	ND	mg/L	0.010	0.00075	1	04/26/24 12:32	05/03/24 09:33	7440-62-2	
7470 Mercury	Analytical Method: EPA 7470A Preparation Method: EPA 7470A Pace Analytical Services - Peachtree Corners, GA								
Mercury	ND	mg/L	0.00020	0.00013	1	05/06/24 12:15	05/07/24 08:56	7439-97-6	
2540C Total Dissolved Solids	Analytical Method: SM 2540C-2015 Pace Analytical Services - Peachtree Corners, GA								
Total Dissolved Solids	**231**	mg/L	25.0	25.0	1		04/29/24 14:05		
2320B Alkalinity	Analytical Method: SM 2320B-2011 Pace Analytical Services - Asheville								
Alkalinity,Bicarbonate (CaCO3)	**244**	mg/L	5.0	5.0	1		05/03/24 17:29		
Alkalinity,Carbonate (CaCO3)	ND	mg/L	5.0	5.0	1		05/03/24 17:29		
Alkalinity, Total as CaCO3	**244**	mg/L	5.0	5.0	1		05/03/24 17:29		

REPORT OF LABORATORY ANALYSIS

This report shall not be reproduced, except in full,
without the written consent of Pace Analytical Services, LLC.

Pace Analytical Services, LLC
9800 Kincey Ave. Suite 100
Huntersville, NC 28078
(704)875-9092

ANALYTICAL RESULTS

Project: Bowen LF Cells 5-8 BG #6
Pace Project No.: 92727360

Sample: BOW-GWC-32 **Lab ID: 92727360010** Collected: 04/24/24 14:37 Received: 04/25/24 13:56 Matrix: Water

Parameters	Results	Units	Report Limit	MDL	DF	Prepared	Analyzed	CAS No.	Qual
300.0 IC Anions 28 Days	Analytical Method: EPA 300.0 Rev 2.1 1993 Pace Analytical Services - Asheville								
Chloride	**3.8**	mg/L	1.0	0.60	1		04/29/24 23:28	16887-00-6	
Fluoride	ND	mg/L	0.10	0.050	1		04/29/24 23:28	16984-48-8	
Sulfate	**1.5**	mg/L	1.0	0.50	1		04/29/24 23:28	14808-79-8	

REPORT OF LABORATORY ANALYSIS

This report shall not be reproduced, except in full,
without the written consent of Pace Analytical Services, LLC.

Pace Analytical Services, LLC
9800 Kincey Ave. Suite 100
Huntersville, NC 28078
(704)875-9092

ANALYTICAL RESULTS

Project: Bowen LF Cells 5-8 BG #6
Pace Project No.: 92727360

Sample: BOW-GWC-33R **Lab ID: 92727360011** Collected: 04/23/24 11:18 Received: 04/25/24 13:56 Matrix: Water

Parameters	Results	Units	Report Limit	MDL	DF	Prepared	Analyzed	CAS No.	Qual
6010D ATL ICP	Analytical Method: EPA 6010D Preparation Method: EPA 3010A Pace Analytical Services - Peachtree Corners, GA								
Iron	ND	mg/L	0.040	0.025	1	04/27/24 09:00	04/29/24 20:27	7439-89-6	
Manganese	ND	mg/L	0.040	0.011	1	04/27/24 09:00	04/29/24 20:27	7439-96-5	
Zinc	ND	mg/L	0.020	0.0085	1	04/27/24 09:00	04/29/24 20:27	7440-66-6	
Potassium	**0.28J**	mg/L	0.50	0.15	1	04/27/24 09:00	04/29/24 20:27	7440-09-7	
Sodium	**2.1**	mg/L	1.0	0.58	1	04/27/24 09:00	04/29/24 20:27	7440-23-5	
Calcium	**30.7**	mg/L	1.0	0.12	1	04/27/24 09:00	04/29/24 20:27	7440-70-2	
Magnesium	**12.8**	mg/L	0.050	0.012	1	04/27/24 09:00	04/29/24 20:27	7439-95-4	
6020 MET ICPMS	Analytical Method: EPA 6020B Preparation Method: EPA 3005A Pace Analytical Services - Peachtree Corners, GA								
Antimony	**0.00082J**	mg/L	0.0030	0.00054	1	04/26/24 12:32	05/03/24 09:37	7440-36-0	
Arsenic	ND	mg/L	0.0050	0.00084	1	04/26/24 12:32	05/03/24 09:37	7440-38-2	
Barium	**0.0014J**	mg/L	0.0050	0.00047	1	04/26/24 12:32	05/03/24 09:37	7440-39-3	
Beryllium	ND	mg/L	0.00050	0.000094	1	04/26/24 12:32	05/03/24 09:37	7440-41-7	
Boron	ND	mg/L	0.040	0.012	1	04/26/24 12:32	05/03/24 09:37	7440-42-8	
Cadmium	ND	mg/L	0.00050	0.00010	1	04/26/24 12:32	05/03/24 09:37	7440-43-9	
Chromium	ND	mg/L	0.0050	0.0019	1	04/26/24 12:32	05/03/24 09:37	7440-47-3	
Cobalt	ND	mg/L	0.0050	0.00032	1	04/26/24 12:32	05/03/24 09:37	7440-48-4	
Copper	ND	mg/L	0.0050	0.00043	1	04/26/24 12:32	05/03/24 09:37	7440-50-8	
Lead	ND	mg/L	0.0010	0.00016	1	04/26/24 12:32	05/03/24 09:37	7439-92-1	
Lithium	ND	mg/L	0.030	0.0016	1	04/26/24 12:32	05/03/24 09:37	7439-93-2	
Molybdenum	ND	mg/L	0.010	0.00062	1	04/26/24 12:32	05/03/24 09:37	7439-98-7	
Nickel	ND	mg/L	0.0050	0.0021	1	04/26/24 12:32	05/03/24 09:37	7440-02-0	
Selenium	ND	mg/L	0.0050	0.00096	1	04/26/24 12:32	05/03/24 09:37	7782-49-2	
Silver	ND	mg/L	0.0050	0.00031	1	04/26/24 12:32	05/03/24 09:37	7440-22-4	
Thallium	ND	mg/L	0.0010	0.00038	1	04/26/24 12:32	05/03/24 09:37	7440-28-0	
Vanadium	ND	mg/L	0.010	0.00075	1	04/26/24 12:32	05/03/24 09:37	7440-62-2	
7470 Mercury	Analytical Method: EPA 7470A Preparation Method: EPA 7470A Pace Analytical Services - Peachtree Corners, GA								
Mercury	ND	mg/L	0.00020	0.00013	1	05/06/24 12:15	05/07/24 08:58	7439-97-6	
2540C Total Dissolved Solids	Analytical Method: SM 2540C-2015 Pace Analytical Services - Peachtree Corners, GA								
Total Dissolved Solids	**135**	mg/L	25.0	25.0	1		04/29/24 14:00		
2320B Alkalinity	Analytical Method: SM 2320B-2011 Pace Analytical Services - Asheville								
Alkalinity,Bicarbonate (CaCO3)	**130**	mg/L	5.0	5.0	1		05/02/24 20:11		
Alkalinity,Carbonate (CaCO3)	ND	mg/L	5.0	5.0	1		05/02/24 20:11		
Alkalinity, Total as CaCO3	**130**	mg/L	5.0	5.0	1		05/02/24 20:11		

REPORT OF LABORATORY ANALYSIS

This report shall not be reproduced, except in full,
without the written consent of Pace Analytical Services, LLC.

Pace Analytical Services, LLC
9800 Kincey Ave. Suite 100
Huntersville, NC 28078
(704)875-9092

ANALYTICAL RESULTS

Project: Bowen LF Cells 5-8 BG #6
Pace Project No.: 92727360

Sample: BOW-GWC-33R **Lab ID: 92727360011** Collected: 04/23/24 11:18 Received: 04/25/24 13:56 Matrix: Water

Parameters	Results	Units	Report Limit	MDL	DF	Prepared	Analyzed	CAS No.	Qual
300.0 IC Anions 28 Days	Analytical Method: EPA 300.0 Rev 2.1 1993 Pace Analytical Services - Asheville								
Chloride	**2.7**	mg/L	1.0	0.60	1		04/29/24 23:43	16887-00-6	
Fluoride	ND	mg/L	0.10	0.050	1		04/29/24 23:43	16984-48-8	
Sulfate	**0.71J**	mg/L	1.0	0.50	1		04/29/24 23:43	14808-79-8	

REPORT OF LABORATORY ANALYSIS

This report shall not be reproduced, except in full,
without the written consent of Pace Analytical Services, LLC.

Pace Analytical Services, LLC
9800 Kincey Ave. Suite 100
Huntersville, NC 28078
(704)875-9092

ANALYTICAL RESULTS

Project: Bowen LF Cells 5-8 BG #6
Pace Project No.: 92727360

Sample: BOW-LF5-8-FD-01 **Lab ID: 92727360012** Collected: 04/23/24 00:00 Received: 04/25/24 13:56 Matrix: Water

Parameters	Results	Units	Report Limit	MDL	DF	Prepared	Analyzed	CAS No.	Qual
6010D ATL ICP	Analytical Method: EPA 6010D Preparation Method: EPA 3010A Pace Analytical Services - Peachtree Corners, GA								
Iron	ND	mg/L	0.040	0.025	1	04/27/24 09:00	04/29/24 20:31	7439-89-6	
Manganese	ND	mg/L	0.040	0.011	1	04/27/24 09:00	04/29/24 20:31	7439-96-5	
Zinc	ND	mg/L	0.020	0.0085	1	04/27/24 09:00	04/29/24 20:31	7440-66-6	
Potassium	**0.86**	mg/L	0.50	0.15	1	04/27/24 09:00	04/29/24 20:31	7440-09-7	
Sodium	**1.5**	mg/L	1.0	0.58	1	04/27/24 09:00	04/29/24 20:31	7440-23-5	
Calcium	**35.4**	mg/L	1.0	0.12	1	04/27/24 09:00	04/29/24 20:31	7440-70-2	
Magnesium	**18.2**	mg/L	0.050	0.012	1	04/27/24 09:00	04/29/24 20:31	7439-95-4	
6020 MET ICPMS	Analytical Method: EPA 6020B Preparation Method: EPA 3005A Pace Analytical Services - Peachtree Corners, GA								
Antimony	ND	mg/L	0.0030	0.00054	1	04/26/24 12:32	05/03/24 09:40	7440-36-0	
Arsenic	ND	mg/L	0.0050	0.00084	1	04/26/24 12:32	05/03/24 09:40	7440-38-2	
Barium	**0.016**	mg/L	0.0050	0.00047	1	04/26/24 12:32	05/03/24 09:40	7440-39-3	
Beryllium	ND	mg/L	0.00050	0.000094	1	04/26/24 12:32	05/03/24 09:40	7440-41-7	
Boron	ND	mg/L	0.040	0.012	1	04/26/24 12:32	05/03/24 09:40	7440-42-8	
Cadmium	ND	mg/L	0.00050	0.00010	1	04/26/24 12:32	05/03/24 09:40	7440-43-9	
Chromium	ND	mg/L	0.0050	0.0019	1	04/26/24 12:32	05/03/24 09:40	7440-47-3	
Cobalt	ND	mg/L	0.0050	0.00032	1	04/26/24 12:32	05/03/24 09:40	7440-48-4	
Copper	ND	mg/L	0.0050	0.00043	1	04/26/24 12:32	05/03/24 09:40	7440-50-8	
Lead	ND	mg/L	0.0010	0.00016	1	04/26/24 12:32	05/03/24 09:40	7439-92-1	
Lithium	ND	mg/L	0.030	0.0016	1	04/26/24 12:32	05/03/24 09:40	7439-93-2	
Molybdenum	**0.0013J**	mg/L	0.010	0.00062	1	04/26/24 12:32	05/03/24 09:40	7439-98-7	
Nickel	ND	mg/L	0.0050	0.0021	1	04/26/24 12:32	05/03/24 09:40	7440-02-0	
Selenium	ND	mg/L	0.0050	0.00096	1	04/26/24 12:32	05/03/24 09:40	7782-49-2	
Silver	ND	mg/L	0.0050	0.00031	1	04/26/24 12:32	05/03/24 09:40	7440-22-4	
Thallium	ND	mg/L	0.0010	0.00038	1	04/26/24 12:32	05/03/24 09:40	7440-28-0	
Vanadium	ND	mg/L	0.010	0.00075	1	04/26/24 12:32	05/03/24 09:40	7440-62-2	
7470 Mercury	Analytical Method: EPA 7470A Preparation Method: EPA 7470A Pace Analytical Services - Peachtree Corners, GA								
Mercury	ND	mg/L	0.00020	0.00013	1	05/06/24 12:15	05/07/24 09:06	7439-97-6	
2540C Total Dissolved Solids	Analytical Method: SM 2540C-2015 Pace Analytical Services - Peachtree Corners, GA								
Total Dissolved Solids	**192**	mg/L	25.0	25.0	1		04/29/24 14:00		
2320B Alkalinity	Analytical Method: SM 2320B-2011 Pace Analytical Services - Asheville								
Alkalinity,Bicarbonate (CaCO3)	**156**	mg/L	5.0	5.0	1		05/02/24 20:20		
Alkalinity,Carbonate (CaCO3)	ND	mg/L	5.0	5.0	1		05/02/24 20:20		
Alkalinity, Total as CaCO3	**156**	mg/L	5.0	5.0	1		05/02/24 20:20		

REPORT OF LABORATORY ANALYSIS

This report shall not be reproduced, except in full,
without the written consent of Pace Analytical Services, LLC.

Pace Analytical Services, LLC
9800 Kincey Ave. Suite 100
Huntersville, NC 28078
(704)875-9092

ANALYTICAL RESULTS

Project: Bowen LF Cells 5-8 BG #6
Pace Project No.: 92727360

Sample: BOW-LF5-8-FD-01 **Lab ID: 92727360012** Collected: 04/23/24 00:00 Received: 04/25/24 13:56 Matrix: Water

Parameters	Results	Units	Report Limit	MDL	DF	Prepared	Analyzed	CAS No.	Qual
300.0 IC Anions 28 Days	Analytical Method: EPA 300.0 Rev 2.1 1993 Pace Analytical Services - Asheville								
Chloride	**2.9**	mg/L	1.0	0.60	1		04/29/24 23:57	16887-00-6	
Fluoride	ND	mg/L	0.10	0.050	1		04/29/24 23:57	16984-48-8	
Sulfate	**20.4**	mg/L	1.0	0.50	1		04/29/24 23:57	14808-79-8	

REPORT OF LABORATORY ANALYSIS

This report shall not be reproduced, except in full,
without the written consent of Pace Analytical Services, LLC.

Pace Analytical Services, LLC
9800 Kincey Ave. Suite 100
Huntersville, NC 28078
(704)875-9092

ANALYTICAL RESULTS

Project: Bowen LF Cells 5-8 BG #6
Pace Project No.: 92727360

Sample: BOW-LF5-8-FB-01 **Lab ID: 92727360013** Collected: 04/23/24 16:32 Received: 04/25/24 13:56 Matrix: Water

Parameters	Results	Units	Report Limit	MDL	DF	Prepared	Analyzed	CAS No.	Qual
6010D ATL ICP	Analytical Method: EPA 6010D Preparation Method: EPA 3010A Pace Analytical Services - Peachtree Corners, GA								
Iron	ND	mg/L	0.040	0.025	1	04/27/24 09:00	04/29/24 20:34	7439-89-6	
Manganese	ND	mg/L	0.040	0.011	1	04/27/24 09:00	04/29/24 20:34	7439-96-5	
Zinc	ND	mg/L	0.020	0.0085	1	04/27/24 09:00	04/29/24 20:34	7440-66-6	
Potassium	ND	mg/L	0.50	0.15	1	04/27/24 09:00	04/29/24 20:34	7440-09-7	
Sodium	ND	mg/L	1.0	0.58	1	04/27/24 09:00	04/29/24 20:34	7440-23-5	
Calcium	ND	mg/L	1.0	0.12	1	04/27/24 09:00	04/29/24 20:34	7440-70-2	
Magnesium	ND	mg/L	0.050	0.012	1	04/27/24 09:00	04/29/24 20:34	7439-95-4	
6020 MET ICPMS	Analytical Method: EPA 6020B Preparation Method: EPA 3005A Pace Analytical Services - Peachtree Corners, GA								
Antimony	ND	mg/L	0.0030	0.00054	1	04/26/24 12:32	05/03/24 09:44	7440-36-0	
Arsenic	ND	mg/L	0.0050	0.00084	1	04/26/24 12:32	05/03/24 09:44	7440-38-2	
Barium	ND	mg/L	0.0050	0.00047	1	04/26/24 12:32	05/03/24 09:44	7440-39-3	
Beryllium	ND	mg/L	0.00050	0.000094	1	04/26/24 12:32	05/03/24 09:44	7440-41-7	
Boron	ND	mg/L	0.040	0.012	1	04/26/24 12:32	05/03/24 09:44	7440-42-8	
Cadmium	ND	mg/L	0.00050	0.00010	1	04/26/24 12:32	05/03/24 09:44	7440-43-9	
Chromium	ND	mg/L	0.0050	0.0019	1	04/26/24 12:32	05/03/24 09:44	7440-47-3	
Cobalt	ND	mg/L	0.0050	0.00032	1	04/26/24 12:32	05/03/24 09:44	7440-48-4	
Copper	ND	mg/L	0.0050	0.00043	1	04/26/24 12:32	05/03/24 09:44	7440-50-8	
Lead	ND	mg/L	0.0010	0.00016	1	04/26/24 12:32	05/03/24 09:44	7439-92-1	
Lithium	ND	mg/L	0.030	0.0016	1	04/26/24 12:32	05/03/24 09:44	7439-93-2	
Molybdenum	ND	mg/L	0.010	0.00062	1	04/26/24 12:32	05/03/24 09:44	7439-98-7	
Nickel	ND	mg/L	0.0050	0.0021	1	04/26/24 12:32	05/03/24 09:44	7440-02-0	
Selenium	ND	mg/L	0.0050	0.00096	1	04/26/24 12:32	05/03/24 09:44	7782-49-2	
Silver	ND	mg/L	0.0050	0.00031	1	04/26/24 12:32	05/03/24 09:44	7440-22-4	
Thallium	ND	mg/L	0.0010	0.00038	1	04/26/24 12:32	05/03/24 09:44	7440-28-0	
Vanadium	ND	mg/L	0.010	0.00075	1	04/26/24 12:32	05/03/24 09:44	7440-62-2	
7470 Mercury	Analytical Method: EPA 7470A Preparation Method: EPA 7470A Pace Analytical Services - Peachtree Corners, GA								
Mercury	ND	mg/L	0.00020	0.00013	1	05/06/24 12:15	05/07/24 09:09	7439-97-6	
2540C Total Dissolved Solids	Analytical Method: SM 2540C-2015 Pace Analytical Services - Peachtree Corners, GA								
Total Dissolved Solids	ND	mg/L	25.0	25.0	1		04/29/24 14:01		
2320B Alkalinity	Analytical Method: SM 2320B-2011 Pace Analytical Services - Asheville								
Alkalinity,Bicarbonate (CaCO3)	ND	mg/L	5.0	5.0	1		05/02/24 20:28		
Alkalinity,Carbonate (CaCO3)	ND	mg/L	5.0	5.0	1		05/02/24 20:28		
Alkalinity, Total as CaCO3	ND	mg/L	5.0	5.0	1		05/02/24 20:28		

REPORT OF LABORATORY ANALYSIS

This report shall not be reproduced, except in full,
without the written consent of Pace Analytical Services, LLC.

Pace Analytical Services, LLC
9800 Kincey Ave. Suite 100
Huntersville, NC 28078
(704)875-9092

ANALYTICAL RESULTS

Project: Bowen LF Cells 5-8 BG #6
Pace Project No.: 92727360

Sample: BOW-LF5-8-FB-01 **Lab ID: 92727360013** Collected: 04/23/24 16:32 Received: 04/25/24 13:56 Matrix: Water

Parameters	Results	Units	Report Limit	MDL	DF	Prepared	Analyzed	CAS No.	Qual
300.0 IC Anions 28 Days	Analytical Method: EPA 300.0 Rev 2.1 1993 Pace Analytical Services - Asheville								
Chloride	ND	mg/L	1.0	0.60	1		04/29/24 19:45	16887-00-6	
Fluoride	ND	mg/L	0.10	0.050	1		04/29/24 19:45	16984-48-8	
Sulfate	ND	mg/L	1.0	0.50	1		04/29/24 19:45	14808-79-8	

REPORT OF LABORATORY ANALYSIS

This report shall not be reproduced, except in full,
without the written consent of Pace Analytical Services, LLC.

Pace Analytical Services, LLC
9800 Kincey Ave. Suite 100
Huntersville, NC 28078
(704)875-9092

ANALYTICAL RESULTS

Project: Bowen LF Cells 5-8 BG #6
Pace Project No.: 92727360

Sample: BOW-LF5-8-EB-01 **Lab ID: 92727360014** Collected: 04/23/24 16:40 Received: 04/25/24 13:56 Matrix: Water

Parameters	Results	Units	Report Limit	MDL	DF	Prepared	Analyzed	CAS No.	Qual
6010D ATL ICP	Analytical Method: EPA 6010D Preparation Method: EPA 3010A Pace Analytical Services - Peachtree Corners, GA								
Iron	ND	mg/L	0.040	0.025	1	04/27/24 09:00	04/29/24 20:38	7439-89-6	
Manganese	ND	mg/L	0.040	0.011	1	04/27/24 09:00	04/29/24 20:38	7439-96-5	
Zinc	ND	mg/L	0.020	0.0085	1	04/27/24 09:00	04/29/24 20:38	7440-66-6	
Potassium	ND	mg/L	0.50	0.15	1	04/27/24 09:00	04/29/24 20:38	7440-09-7	
Sodium	ND	mg/L	1.0	0.58	1	04/27/24 09:00	04/29/24 20:38	7440-23-5	
Calcium	ND	mg/L	1.0	0.12	1	04/27/24 09:00	04/29/24 20:38	7440-70-2	
Magnesium	ND	mg/L	0.050	0.012	1	04/27/24 09:00	04/29/24 20:38	7439-95-4	
6020 MET ICPMS	Analytical Method: EPA 6020B Preparation Method: EPA 3005A Pace Analytical Services - Peachtree Corners, GA								
Antimony	ND	mg/L	0.0030	0.00054	1	04/26/24 12:32	05/03/24 09:48	7440-36-0	
Arsenic	ND	mg/L	0.0050	0.00084	1	04/26/24 12:32	05/03/24 09:48	7440-38-2	
Barium	ND	mg/L	0.0050	0.00047	1	04/26/24 12:32	05/03/24 09:48	7440-39-3	
Beryllium	ND	mg/L	0.00050	0.000094	1	04/26/24 12:32	05/03/24 09:48	7440-41-7	
Boron	ND	mg/L	0.040	0.012	1	04/26/24 12:32	05/03/24 09:48	7440-42-8	
Cadmium	ND	mg/L	0.00050	0.00010	1	04/26/24 12:32	05/03/24 09:48	7440-43-9	
Chromium	ND	mg/L	0.0050	0.0019	1	04/26/24 12:32	05/03/24 09:48	7440-47-3	
Cobalt	ND	mg/L	0.0050	0.00032	1	04/26/24 12:32	05/03/24 09:48	7440-48-4	
Copper	ND	mg/L	0.0050	0.00043	1	04/26/24 12:32	05/03/24 09:48	7440-50-8	
Lead	ND	mg/L	0.0010	0.00016	1	04/26/24 12:32	05/03/24 09:48	7439-92-1	
Lithium	ND	mg/L	0.030	0.0016	1	04/26/24 12:32	05/03/24 09:48	7439-93-2	
Molybdenum	ND	mg/L	0.010	0.00062	1	04/26/24 12:32	05/03/24 09:48	7439-98-7	
Nickel	ND	mg/L	0.0050	0.0021	1	04/26/24 12:32	05/03/24 09:48	7440-02-0	
Selenium	ND	mg/L	0.0050	0.00096	1	04/26/24 12:32	05/03/24 09:48	7782-49-2	
Silver	ND	mg/L	0.0050	0.00031	1	04/26/24 12:32	05/03/24 09:48	7440-22-4	
Thallium	ND	mg/L	0.0010	0.00038	1	04/26/24 12:32	05/03/24 09:48	7440-28-0	
Vanadium	ND	mg/L	0.010	0.00075	1	04/26/24 12:32	05/03/24 09:48	7440-62-2	
7470 Mercury	Analytical Method: EPA 7470A Preparation Method: EPA 7470A Pace Analytical Services - Peachtree Corners, GA								
Mercury	ND	mg/L	0.00020	0.00013	1	05/06/24 12:15	05/07/24 09:12	7439-97-6	
2540C Total Dissolved Solids	Analytical Method: SM 2540C-2015 Pace Analytical Services - Peachtree Corners, GA								
Total Dissolved Solids	ND	mg/L	25.0	25.0	1		04/29/24 14:01		
2320B Alkalinity	Analytical Method: SM 2320B-2011 Pace Analytical Services - Asheville								
Alkalinity,Bicarbonate (CaCO3)	ND	mg/L	5.0	5.0	1		05/02/24 20:32		
Alkalinity,Carbonate (CaCO3)	ND	mg/L	5.0	5.0	1		05/02/24 20:32		
Alkalinity, Total as CaCO3	ND	mg/L	5.0	5.0	1		05/02/24 20:32		

REPORT OF LABORATORY ANALYSIS

This report shall not be reproduced, except in full,
without the written consent of Pace Analytical Services, LLC.

Pace Analytical Services, LLC
9800 Kincey Ave. Suite 100
Huntersville, NC 28078
(704)875-9092

ANALYTICAL RESULTS

Project: Bowen LF Cells 5-8 BG #6
Pace Project No.: 92727360

Sample: BOW-LF5-8-EB-01 **Lab ID: 92727360014** Collected: 04/23/24 16:40 Received: 04/25/24 13:56 Matrix: Water

Parameters	Results	Units	Report Limit	MDL	DF	Prepared	Analyzed	CAS No.	Qual
300.0 IC Anions 28 Days	Analytical Method: EPA 300.0 Rev 2.1 1993 Pace Analytical Services - Asheville								
Chloride	ND	mg/L	1.0	0.60	1		04/29/24 20:00	16887-00-6	
Fluoride	ND	mg/L	0.10	0.050	1		04/29/24 20:00	16984-48-8	
Sulfate	ND	mg/L	1.0	0.50	1		04/29/24 20:00	14808-79-8	

This report shall not be reproduced, except in full,
without the written consent of Pace Analytical Services, LLC.

Pace Analytical Services, LLC
9800 Kincey Ave. Suite 100
Huntersville, NC 28078
(704)875-9092

ANALYTICAL RESULTS

Project: Bowen LF Cells 5-8 BG #6
Pace Project No.: 92727360

Sample: BOW-GWC-57 **Lab ID: 92727360015** Collected: 04/24/24 15:42 Received: 04/25/24 13:56 Matrix: Water

Parameters	Results	Units	Report Limit	MDL	DF	Prepared	Analyzed	CAS No.	Qual
6010D ATL ICP	Analytical Method: EPA 6010D Preparation Method: EPA 3010A Pace Analytical Services - Peachtree Corners, GA								
Iron	**0.085**	mg/L	0.040	0.025	1	04/27/24 09:00	04/29/24 20:42	7439-89-6	
Manganese	**0.14**	mg/L	0.040	0.011	1	04/27/24 09:00	04/29/24 20:42	7439-96-5	
Zinc	ND	mg/L	0.020	0.0085	1	04/27/24 09:00	04/29/24 20:42	7440-66-6	
Potassium	**0.32J**	mg/L	0.50	0.15	1	04/27/24 09:00	04/29/24 20:42	7440-09-7	
Sodium	**2.1**	mg/L	1.0	0.58	1	04/27/24 09:00	04/29/24 20:42	7440-23-5	
Calcium	**35.3**	mg/L	1.0	0.12	1	04/27/24 09:00	04/29/24 20:42	7440-70-2	
Magnesium	**19.2**	mg/L	0.050	0.012	1	04/27/24 09:00	04/29/24 20:42	7439-95-4	
6020 MET ICPMS	Analytical Method: EPA 6020B Preparation Method: EPA 3005A Pace Analytical Services - Peachtree Corners, GA								
Antimony	ND	mg/L	0.0030	0.00054	1	04/26/24 12:32	05/03/24 09:51	7440-36-0	
Arsenic	ND	mg/L	0.0050	0.00084	1	04/26/24 12:32	05/03/24 09:51	7440-38-2	
Barium	**0.0037J**	mg/L	0.0050	0.00047	1	04/26/24 12:32	05/03/24 09:51	7440-39-3	
Beryllium	ND	mg/L	0.00050	0.000094	1	04/26/24 12:32	05/03/24 09:51	7440-41-7	
Boron	ND	mg/L	0.040	0.012	1	04/26/24 12:32	05/03/24 09:51	7440-42-8	
Cadmium	ND	mg/L	0.00050	0.00010	1	04/26/24 12:32	05/03/24 09:51	7440-43-9	
Chromium	ND	mg/L	0.0050	0.0019	1	04/26/24 12:32	05/03/24 09:51	7440-47-3	
Cobalt	**0.00062J**	mg/L	0.0050	0.00032	1	04/26/24 12:32	05/03/24 09:51	7440-48-4	
Copper	ND	mg/L	0.0050	0.00043	1	04/26/24 12:32	05/03/24 09:51	7440-50-8	
Lead	ND	mg/L	0.0010	0.00016	1	04/26/24 12:32	05/03/24 09:51	7439-92-1	
Lithium	ND	mg/L	0.030	0.0016	1	04/26/24 12:32	05/03/24 09:51	7439-93-2	
Molybdenum	ND	mg/L	0.010	0.00062	1	04/26/24 12:32	05/03/24 09:51	7439-98-7	
Nickel	ND	mg/L	0.0050	0.0021	1	04/26/24 12:32	05/03/24 09:51	7440-02-0	
Selenium	ND	mg/L	0.0050	0.00096	1	04/26/24 12:32	05/03/24 09:51	7782-49-2	
Silver	ND	mg/L	0.0050	0.00031	1	04/26/24 12:32	05/03/24 09:51	7440-22-4	
Thallium	ND	mg/L	0.0010	0.00038	1	04/26/24 12:32	05/03/24 09:51	7440-28-0	
Vanadium	ND	mg/L	0.010	0.00075	1	04/26/24 12:32	05/03/24 09:51	7440-62-2	
7470 Mercury	Analytical Method: EPA 7470A Preparation Method: EPA 7470A Pace Analytical Services - Peachtree Corners, GA								
Mercury	ND	mg/L	0.00020	0.00013	1	05/06/24 12:15	05/07/24 09:14	7439-97-6	
2540C Total Dissolved Solids	Analytical Method: SM 2540C-2015 Pace Analytical Services - Peachtree Corners, GA								
Total Dissolved Solids	**181**	mg/L	25.0	25.0	1		04/29/24 14:05		
2320B Alkalinity	Analytical Method: SM 2320B-2011 Pace Analytical Services - Asheville								
Alkalinity,Bicarbonate (CaCO3)	**176**	mg/L	5.0	5.0	1		05/03/24 17:46		
Alkalinity,Carbonate (CaCO3)	ND	mg/L	5.0	5.0	1		05/03/24 17:46		
Alkalinity, Total as CaCO3	**176**	mg/L	5.0	5.0	1		05/03/24 17:46		

REPORT OF LABORATORY ANALYSIS

This report shall not be reproduced, except in full,
without the written consent of Pace Analytical Services, LLC.

Pace Analytical Services, LLC
9800 Kincey Ave. Suite 100
Huntersville, NC 28078
(704)875-9092

ANALYTICAL RESULTS

Project: Bowen LF Cells 5-8 BG #6
Pace Project No.: 92727360

Sample: BOW-GWC-57 **Lab ID: 92727360015** Collected: 04/24/24 15:42 Received: 04/25/24 13:56 Matrix: Water

Parameters	Results	Units	Report Limit	MDL	DF	Prepared	Analyzed	CAS No.	Qual
300.0 IC Anions 28 Days	Analytical Method: EPA 300.0 Rev 2.1 1993 Pace Analytical Services - Asheville								
Chloride	**2.7**	mg/L	1.0	0.60	1		04/30/24 00:42	16887-00-6	
Fluoride	ND	mg/L	0.10	0.050	1		04/30/24 00:42	16984-48-8	
Sulfate	**2.4**	mg/L	1.0	0.50	1		04/30/24 00:42	14808-79-8	

REPORT OF LABORATORY ANALYSIS

This report shall not be reproduced, except in full,
without the written consent of Pace Analytical Services, LLC.

Pace Analytical Services, LLC
9800 Kincey Ave. Suite 100
Huntersville, NC 28078
(704)875-9092

ANALYTICAL RESULTS

Project: Bowen LF Cells 5-8 BG #6
Pace Project No.: 92727360

Sample: BOW-GWC-34 **Lab ID: 92727360016** Collected: 04/24/24 11:22 Received: 04/25/24 13:56 Matrix: Water

Parameters	Results	Units	Report Limit	MDL	DF	Prepared	Analyzed	CAS No.	Qual
6010D ATL ICP	Analytical Method: EPA 6010D Preparation Method: EPA 3010A Pace Analytical Services - Peachtree Corners, GA								
Sodium	**2.3**	mg/L	1.0	0.58	1	04/27/24 09:00	04/30/24 20:51	7440-23-5	
Iron	**7.5**	mg/L	0.040	0.025	1	04/27/24 09:00	04/29/24 20:53	7439-89-6	
Manganese	**0.28**	mg/L	0.040	0.011	1	04/27/24 09:00	04/29/24 20:53	7439-96-5	
Zinc	**0.020**	mg/L	0.020	0.0085	1	04/27/24 09:00	04/29/24 20:53	7440-66-6	
Potassium	**0.57**	mg/L	0.50	0.15	1	04/27/24 09:00	04/29/24 20:53	7440-09-7	
Calcium	**19.6**	mg/L	1.0	0.12	1	04/27/24 09:00	04/29/24 20:53	7440-70-2	
Magnesium	**10.8**	mg/L	0.050	0.012	1	04/27/24 09:00	04/29/24 20:53	7439-95-4	
6020 MET ICPMS	Analytical Method: EPA 6020B Preparation Method: EPA 3005A Pace Analytical Services - Peachtree Corners, GA								
Antimony	ND	mg/L	0.0030	0.00054	1	04/26/24 12:32	05/03/24 10:09	7440-36-0	
Arsenic	ND	mg/L	0.0050	0.00084	1	04/26/24 12:32	05/03/24 10:09	7440-38-2	
Barium	**0.029**	mg/L	0.0050	0.00047	1	04/26/24 12:32	05/03/24 10:09	7440-39-3	
Beryllium	ND	mg/L	0.00050	0.000094	1	04/26/24 12:32	05/03/24 10:09	7440-41-7	
Boron	ND	mg/L	0.040	0.012	1	04/26/24 12:32	05/03/24 10:09	7440-42-8	
Cadmium	**0.00037J**	mg/L	0.00050	0.00010	1	04/26/24 12:32	05/03/24 10:09	7440-43-9	
Chromium	ND	mg/L	0.0050	0.0019	1	04/26/24 12:32	05/03/24 10:09	7440-47-3	
Cobalt	**0.014**	mg/L	0.0050	0.00032	1	04/26/24 12:32	05/03/24 10:09	7440-48-4	
Copper	ND	mg/L	0.0050	0.00043	1	04/26/24 12:32	05/03/24 10:09	7440-50-8	
Lead	ND	mg/L	0.0010	0.00016	1	04/26/24 12:32	05/03/24 10:09	7439-92-1	
Lithium	**0.0021J**	mg/L	0.030	0.0016	1	04/26/24 12:32	05/03/24 10:09	7439-93-2	
Molybdenum	ND	mg/L	0.010	0.00062	1	04/26/24 12:32	05/03/24 10:09	7439-98-7	
Nickel	**0.0085**	mg/L	0.0050	0.0021	1	04/26/24 12:32	05/03/24 10:09	7440-02-0	
Selenium	ND	mg/L	0.0050	0.00096	1	04/26/24 12:32	05/03/24 10:09	7782-49-2	
Silver	ND	mg/L	0.0050	0.00031	1	04/26/24 12:32	05/03/24 10:09	7440-22-4	
Thallium	ND	mg/L	0.0010	0.00038	1	04/26/24 12:32	05/03/24 10:09	7440-28-0	
Vanadium	ND	mg/L	0.010	0.00075	1	04/26/24 12:32	05/03/24 10:09	7440-62-2	
7470 Mercury	Analytical Method: EPA 7470A Preparation Method: EPA 7470A Pace Analytical Services - Peachtree Corners, GA								
Mercury	ND	mg/L	0.00020	0.00013	1	05/06/24 12:15	05/07/24 09:17	7439-97-6	
2540C Total Dissolved Solids	Analytical Method: SM 2540C-2015 Pace Analytical Services - Peachtree Corners, GA								
Total Dissolved Solids	**109**	mg/L	25.0	25.0	1		04/29/24 14:05		
2320B Alkalinity	Analytical Method: SM 2320B-2011 Pace Analytical Services - Asheville								
Alkalinity,Bicarbonate (CaCO3)	**101**	mg/L	5.0	5.0	1		05/03/24 17:57		
Alkalinity,Carbonate (CaCO3)	ND	mg/L	5.0	5.0	1		05/03/24 17:57		
Alkalinity, Total as CaCO3	**101**	mg/L	5.0	5.0	1		05/03/24 17:57		

REPORT OF LABORATORY ANALYSIS

This report shall not be reproduced, except in full,
without the written consent of Pace Analytical Services, LLC.

Pace Analytical Services, LLC
9800 Kincey Ave. Suite 100
Huntersville, NC 28078
(704)875-9092

ANALYTICAL RESULTS

Project: Bowen LF Cells 5-8 BG #6
Pace Project No.: 92727360

Sample: BOW-GWC-34 **Lab ID: 92727360016** Collected: 04/24/24 11:22 Received: 04/25/24 13:56 Matrix: Water

Parameters	Results	Units	Report Limit	MDL	DF	Prepared	Analyzed	CAS No.	Qual
300.0 IC Anions 28 Days	Analytical Method: EPA 300.0 Rev 2.1 1993 Pace Analytical Services - Asheville								
Chloride	**5.1**	mg/L	1.0	0.60	1		04/30/24 01:26	16887-00-6	
Fluoride	ND	mg/L	0.10	0.050	1		04/30/24 01:26	16984-48-8	
Sulfate	**0.72J**	mg/L	1.0	0.50	1		04/30/24 01:26	14808-79-8	

REPORT OF LABORATORY ANALYSIS

This report shall not be reproduced, except in full,
without the written consent of Pace Analytical Services, LLC.

Pace Analytical Services, LLC
9800 Kincey Ave. Suite 100
Huntersville, NC 28078
(704)875-9092

ANALYTICAL RESULTS

Project: Bowen LF Cells 5-8 BG #6
Pace Project No.: 92727360

Sample: BOW-GWC-34R **Lab ID: 92727360017** Collected: 04/24/24 13:35 Received: 04/25/24 13:56 Matrix: Water

Parameters	Results	Units	Report Limit	MDL	DF	Prepared	Analyzed	CAS No.	Qual
6010D ATL ICP	Analytical Method: EPA 6010D Preparation Method: EPA 3010A Pace Analytical Services - Peachtree Corners, GA								
Sodium	**1.9**	mg/L	1.0	0.58	1	04/27/24 09:00	04/30/24 20:55	7440-23-5	
Iron	**0.67**	mg/L	0.040	0.025	1	04/27/24 09:00	04/29/24 20:56	7439-89-6	
Manganese	**0.45**	mg/L	0.040	0.011	1	04/27/24 09:00	04/29/24 20:56	7439-96-5	
Zinc	ND	mg/L	0.020	0.0085	1	04/27/24 09:00	04/29/24 20:56	7440-66-6	
Potassium	**0.64**	mg/L	0.50	0.15	1	04/27/24 09:00	04/29/24 20:56	7440-09-7	
Calcium	**41.5**	mg/L	1.0	0.12	1	04/27/24 09:00	04/29/24 20:56	7440-70-2	
Magnesium	**23.7**	mg/L	0.050	0.012	1	04/27/24 09:00	04/29/24 20:56	7439-95-4	
6020 MET ICPMS	Analytical Method: EPA 6020B Preparation Method: EPA 3005A Pace Analytical Services - Peachtree Corners, GA								
Antimony	ND	mg/L	0.0030	0.00054	1	04/26/24 12:32	05/03/24 10:13	7440-36-0	
Arsenic	ND	mg/L	0.0050	0.00084	1	04/26/24 12:32	05/03/24 10:13	7440-38-2	
Barium	**0.017**	mg/L	0.0050	0.00047	1	04/26/24 12:32	05/03/24 10:13	7440-39-3	
Beryllium	ND	mg/L	0.00050	0.000094	1	04/26/24 12:32	05/03/24 10:13	7440-41-7	
Boron	ND	mg/L	0.040	0.012	1	04/26/24 12:32	05/03/24 10:13	7440-42-8	
Cadmium	ND	mg/L	0.00050	0.00010	1	04/26/24 12:32	05/03/24 10:13	7440-43-9	
Chromium	ND	mg/L	0.0050	0.0019	1	04/26/24 12:32	05/03/24 10:13	7440-47-3	
Cobalt	**0.0027J**	mg/L	0.0050	0.00032	1	04/26/24 12:32	05/03/24 10:13	7440-48-4	
Copper	ND	mg/L	0.0050	0.00043	1	04/26/24 12:32	05/03/24 10:13	7440-50-8	
Lead	ND	mg/L	0.0010	0.00016	1	04/26/24 12:32	05/03/24 10:13	7439-92-1	
Lithium	ND	mg/L	0.030	0.0016	1	04/26/24 12:32	05/03/24 10:13	7439-93-2	
Molybdenum	ND	mg/L	0.010	0.00062	1	04/26/24 12:32	05/03/24 10:13	7439-98-7	
Nickel	ND	mg/L	0.0050	0.0021	1	04/26/24 12:32	05/03/24 10:13	7440-02-0	
Selenium	ND	mg/L	0.0050	0.00096	1	04/26/24 12:32	05/03/24 10:13	7782-49-2	
Silver	ND	mg/L	0.0050	0.00031	1	04/26/24 12:32	05/03/24 10:13	7440-22-4	
Thallium	ND	mg/L	0.0010	0.00038	1	04/26/24 12:32	05/03/24 10:13	7440-28-0	
Vanadium	ND	mg/L	0.010	0.00075	1	04/26/24 12:32	05/03/24 10:13	7440-62-2	
7470 Mercury	Analytical Method: EPA 7470A Preparation Method: EPA 7470A Pace Analytical Services - Peachtree Corners, GA								
Mercury	ND	mg/L	0.00020	0.00013	1	05/06/24 12:15	05/07/24 09:19	7439-97-6	
2540C Total Dissolved Solids	Analytical Method: SM 2540C-2015 Pace Analytical Services - Peachtree Corners, GA								
Total Dissolved Solids	**240**	mg/L	25.0	25.0	1		04/29/24 14:05		
2320B Alkalinity	Analytical Method: SM 2320B-2011 Pace Analytical Services - Asheville								
Alkalinity,Bicarbonate (CaCO3)	**202**	mg/L	5.0	5.0	1		05/03/24 18:18		
Alkalinity,Carbonate (CaCO3)	ND	mg/L	5.0	5.0	1		05/03/24 18:18		
Alkalinity, Total as CaCO3	**202**	mg/L	5.0	5.0	1		05/03/24 18:18		

REPORT OF LABORATORY ANALYSIS

This report shall not be reproduced, except in full,
without the written consent of Pace Analytical Services, LLC.

Pace Analytical Services, LLC
9800 Kincey Ave. Suite 100
Huntersville, NC 28078
(704)875-9092

ANALYTICAL RESULTS

Project: Bowen LF Cells 5-8 BG #6
Pace Project No.: 92727360

Sample: BOW-GWC-34R **Lab ID: 92727360017** Collected: 04/24/24 13:35 Received: 04/25/24 13:56 Matrix: Water

Parameters	Results	Units	Report Limit	MDL	DF	Prepared	Analyzed	CAS No.	Qual
300.0 IC Anions 28 Days	Analytical Method: EPA 300.0 Rev 2.1 1993 Pace Analytical Services - Asheville								
Chloride	**4.6**	mg/L	1.0	0.60	1		04/30/24 01:41	16887-00-6	
Fluoride	ND	mg/L	0.10	0.050	1		04/30/24 01:41	16984-48-8	
Sulfate	**2.3**	mg/L	1.0	0.50	1		04/30/24 01:41	14808-79-8	

REPORT OF LABORATORY ANALYSIS

This report shall not be reproduced, except in full,
without the written consent of Pace Analytical Services, LLC.

Pace Analytical Services, LLC
9800 Kincey Ave. Suite 100
Huntersville, NC 28078
(704)875-9092

ANALYTICAL RESULTS

Project: Bowen LF Cells 5-8 BG #6
Pace Project No.: 92727360

Sample: BOW-GWC-35 **Lab ID: 92727360018** Collected: 04/24/24 13:20 Received: 04/25/24 13:56 Matrix: Water

Parameters	Results	Units	Report Limit	MDL	DF	Prepared	Analyzed	CAS No.	Qual
6010D ATL ICP	Analytical Method: EPA 6010D Preparation Method: EPA 3010A Pace Analytical Services - Peachtree Corners, GA								
Sodium	**3.3**	mg/L	1.0	0.58	1	04/27/24 09:00	04/30/24 21:00	7440-23-5	
Iron	ND	mg/L	0.040	0.025	1	04/27/24 09:00	04/29/24 20:59	7439-89-6	
Manganese	ND	mg/L	0.040	0.011	1	04/27/24 09:00	04/29/24 20:59	7439-96-5	
Zinc	ND	mg/L	0.020	0.0085	1	04/27/24 09:00	04/29/24 20:59	7440-66-6	
Potassium	**1.6**	mg/L	0.50	0.15	1	04/27/24 09:00	04/29/24 20:59	7440-09-7	
Calcium	**49.2**	mg/L	1.0	0.12	1	04/27/24 09:00	04/29/24 20:59	7440-70-2	
Magnesium	**27.6**	mg/L	0.050	0.012	1	04/27/24 09:00	04/29/24 20:59	7439-95-4	
6020 MET ICPMS	Analytical Method: EPA 6020B Preparation Method: EPA 3005A Pace Analytical Services - Peachtree Corners, GA								
Antimony	ND	mg/L	0.0030	0.00054	1	04/26/24 12:32	05/03/24 10:16	7440-36-0	
Arsenic	ND	mg/L	0.0050	0.00084	1	04/26/24 12:32	05/03/24 10:16	7440-38-2	
Barium	**0.022**	mg/L	0.0050	0.00047	1	04/26/24 12:32	05/03/24 10:16	7440-39-3	
Beryllium	ND	mg/L	0.00050	0.000094	1	04/26/24 12:32	05/03/24 10:16	7440-41-7	
Boron	ND	mg/L	0.040	0.012	1	04/26/24 12:32	05/03/24 10:16	7440-42-8	
Cadmium	ND	mg/L	0.00050	0.00010	1	04/26/24 12:32	05/03/24 10:16	7440-43-9	
Chromium	ND	mg/L	0.0050	0.0019	1	04/26/24 12:32	05/03/24 10:16	7440-47-3	
Cobalt	ND	mg/L	0.0050	0.00032	1	04/26/24 12:32	05/03/24 10:16	7440-48-4	
Copper	ND	mg/L	0.0050	0.00043	1	04/26/24 12:32	05/03/24 10:16	7440-50-8	
Lead	ND	mg/L	0.0010	0.00016	1	04/26/24 12:32	05/03/24 10:16	7439-92-1	
Lithium	ND	mg/L	0.030	0.0016	1	04/26/24 12:32	05/03/24 10:16	7439-93-2	
Molybdenum	**0.00067J**	mg/L	0.010	0.00062	1	04/26/24 12:32	05/03/24 10:16	7439-98-7	
Nickel	ND	mg/L	0.0050	0.0021	1	04/26/24 12:32	05/03/24 10:16	7440-02-0	
Selenium	ND	mg/L	0.0050	0.00096	1	04/26/24 12:32	05/03/24 10:16	7782-49-2	
Silver	ND	mg/L	0.0050	0.00031	1	04/26/24 12:32	05/03/24 10:16	7440-22-4	
Thallium	ND	mg/L	0.0010	0.00038	1	04/26/24 12:32	05/03/24 10:16	7440-28-0	
Vanadium	ND	mg/L	0.010	0.00075	1	04/26/24 12:32	05/03/24 10:16	7440-62-2	
7470 Mercury	Analytical Method: EPA 7470A Preparation Method: EPA 7470A Pace Analytical Services - Peachtree Corners, GA								
Mercury	ND	mg/L	0.00020	0.00013	1	05/06/24 12:15	05/07/24 09:22	7439-97-6	
2540C Total Dissolved Solids	Analytical Method: SM 2540C-2015 Pace Analytical Services - Peachtree Corners, GA								
Total Dissolved Solids	**251**	mg/L	25.0	25.0	1		04/29/24 14:06		
2320B Alkalinity	Analytical Method: SM 2320B-2011 Pace Analytical Services - Asheville								
Alkalinity,Bicarbonate (CaCO3)	**256**	mg/L	5.0	5.0	1		05/04/24 07:40		
Alkalinity,Carbonate (CaCO3)	ND	mg/L	5.0	5.0	1		05/04/24 07:40		
Alkalinity, Total as CaCO3	**256**	mg/L	5.0	5.0	1		05/04/24 07:40		

REPORT OF LABORATORY ANALYSIS

This report shall not be reproduced, except in full,
without the written consent of Pace Analytical Services, LLC.

Pace Analytical Services, LLC
9800 Kincey Ave. Suite 100
Huntersville, NC 28078
(704)875-9092

ANALYTICAL RESULTS

Project: Bowen LF Cells 5-8 BG #6
Pace Project No.: 92727360

Sample: BOW-GWC-35 **Lab ID: 92727360018** Collected: 04/24/24 13:20 Received: 04/25/24 13:56 Matrix: Water

Parameters	Results	Units	Report Limit	MDL	DF	Prepared	Analyzed	CAS No.	Qual
300.0 IC Anions 28 Days	Analytical Method: EPA 300.0 Rev 2.1 1993 Pace Analytical Services - Asheville								
Chloride	**3.8**	mg/L	1.0	0.60	1		04/30/24 01:56	16887-00-6	
Fluoride	ND	mg/L	0.10	0.050	1		04/30/24 01:56	16984-48-8	
Sulfate	**6.8**	mg/L	1.0	0.50	1		04/30/24 01:56	14808-79-8	

REPORT OF LABORATORY ANALYSIS

This report shall not be reproduced, except in full,
without the written consent of Pace Analytical Services, LLC.

Pace Analytical Services, LLC
9800 Kincey Ave. Suite 100
Huntersville, NC 28078
(704)875-9092

ANALYTICAL RESULTS

Project: Bowen LF Cells 5-8 BG #6
Pace Project No.: 92727360

Sample: BOW-LF5-8-FD-02 **Lab ID: 92727360019** Collected: 04/24/24 00:00 Received: 04/25/24 13:56 Matrix: Water

Parameters	Results	Units	Report Limit	MDL	DF	Prepared	Analyzed	CAS No.	Qual
6010D ATL ICP	Analytical Method: EPA 6010D Preparation Method: EPA 3010A Pace Analytical Services - Peachtree Corners, GA								
Iron	**0.10**	mg/L	0.040	0.025	1	04/27/24 09:00	04/29/24 21:02	7439-89-6	
Manganese	**0.026J**	mg/L	0.040	0.011	1	04/27/24 09:00	04/29/24 21:02	7439-96-5	
Zinc	ND	mg/L	0.020	0.0085	1	04/27/24 09:00	04/29/24 21:02	7440-66-6	
Potassium	**1.1**	mg/L	0.50	0.15	1	04/27/24 09:00	04/29/24 21:02	7440-09-7	
Calcium	**31.7**	mg/L	1.0	0.12	1	04/27/24 09:00	04/29/24 21:02	7440-70-2	
Magnesium	**17.9**	mg/L	0.050	0.012	1	04/27/24 09:00	04/29/24 21:02	7439-95-4	
Sodium	**9.5**	mg/L	1.0	0.58	1	04/27/24 09:00	04/30/24 21:05	7440-23-5	
6020 MET ICPMS	Analytical Method: EPA 6020B Preparation Method: EPA 3005A Pace Analytical Services - Peachtree Corners, GA								
Antimony	ND	mg/L	0.0030	0.00054	1	04/26/24 12:32	05/03/24 10:24	7440-36-0	
Arsenic	ND	mg/L	0.0050	0.00084	1	04/26/24 12:32	05/03/24 10:24	7440-38-2	
Barium	**0.012**	mg/L	0.0050	0.00047	1	04/26/24 12:32	05/03/24 10:24	7440-39-3	
Beryllium	ND	mg/L	0.00050	0.000094	1	04/26/24 12:32	05/03/24 10:24	7440-41-7	
Boron	ND	mg/L	0.040	0.012	1	04/26/24 12:32	05/03/24 10:24	7440-42-8	
Cadmium	ND	mg/L	0.00050	0.00010	1	04/26/24 12:32	05/03/24 10:24	7440-43-9	
Chromium	ND	mg/L	0.0050	0.0019	1	04/26/24 12:32	05/03/24 10:24	7440-47-3	
Cobalt	ND	mg/L	0.0050	0.00032	1	04/26/24 12:32	05/03/24 10:24	7440-48-4	
Copper	ND	mg/L	0.0050	0.00043	1	04/26/24 12:32	05/03/24 10:24	7440-50-8	
Lead	ND	mg/L	0.0010	0.00016	1	04/26/24 12:32	05/03/24 10:24	7439-92-1	
Lithium	ND	mg/L	0.030	0.0016	1	04/26/24 12:32	05/03/24 10:24	7439-93-2	
Molybdenum	**0.032**	mg/L	0.010	0.00062	1	04/26/24 12:32	05/03/24 10:24	7439-98-7	
Nickel	ND	mg/L	0.0050	0.0021	1	04/26/24 12:32	05/03/24 10:24	7440-02-0	
Selenium	ND	mg/L	0.0050	0.00096	1	04/26/24 12:32	05/03/24 10:24	7782-49-2	
Silver	ND	mg/L	0.0050	0.00031	1	04/26/24 12:32	05/03/24 10:24	7440-22-4	
Thallium	ND	mg/L	0.0010	0.00038	1	04/26/24 12:32	05/03/24 10:24	7440-28-0	
Vanadium	ND	mg/L	0.010	0.00075	1	04/26/24 12:32	05/03/24 10:24	7440-62-2	
7470 Mercury	Analytical Method: EPA 7470A Preparation Method: EPA 7470A Pace Analytical Services - Peachtree Corners, GA								
Mercury	ND	mg/L	0.00020	0.00013	1	05/06/24 12:15	05/07/24 09:25	7439-97-6	
2540C Total Dissolved Solids	Analytical Method: SM 2540C-2015 Pace Analytical Services - Peachtree Corners, GA								
Total Dissolved Solids	**181**	mg/L	25.0	25.0	1		04/29/24 13:13		
2320B Alkalinity	Analytical Method: SM 2320B-2011 Pace Analytical Services - Asheville								
Alkalinity,Bicarbonate (CaCO3)	**166**	mg/L	5.0	5.0	1		05/03/24 19:36		
Alkalinity,Carbonate (CaCO3)	ND	mg/L	5.0	5.0	1		05/03/24 19:36		
Alkalinity, Total as CaCO3	**166**	mg/L	5.0	5.0	1		05/03/24 19:36		

REPORT OF LABORATORY ANALYSIS

This report shall not be reproduced, except in full,
without the written consent of Pace Analytical Services, LLC.

Pace Analytical Services, LLC
9800 Kincey Ave. Suite 100
Huntersville, NC 28078
(704)875-9092

ANALYTICAL RESULTS

Project: Bowen LF Cells 5-8 BG #6
Pace Project No.: 92727360

Sample: BOW-LF5-8-FD-02 **Lab ID: 92727360019** Collected: 04/24/24 00:00 Received: 04/25/24 13:56 Matrix: Water

Parameters	Results	Units	Report Limit	MDL	DF	Prepared	Analyzed	CAS No.	Qual
300.0 IC Anions 28 Days	Analytical Method: EPA 300.0 Rev 2.1 1993 Pace Analytical Services - Asheville								
Chloride	**4.8**	mg/L	1.0	0.60	1		04/30/24 02:11	16887-00-6	
Fluoride	**0.094J**	mg/L	0.10	0.050	1		04/30/24 02:11	16984-48-8	
Sulfate	**14.3**	mg/L	1.0	0.50	1		04/30/24 02:11	14808-79-8	

REPORT OF LABORATORY ANALYSIS

This report shall not be reproduced, except in full,
without the written consent of Pace Analytical Services, LLC.

Pace Analytical Services, LLC
9800 Kincey Ave. Suite 100
Huntersville, NC 28078
(704)875-9092

ANALYTICAL RESULTS

Project: Bowen LF Cells 5-8 BG #6
Pace Project No.: 92727360

Sample: BOW-LF5-8-FB-02 **Lab ID: 92727360020** Collected: 04/24/24 15:34 Received: 04/25/24 13:56 Matrix: Water

Parameters	Results	Units	Report Limit	MDL	DF	Prepared	Analyzed	CAS No.	Qual
6010D ATL ICP	Analytical Method: EPA 6010D Preparation Method: EPA 3010A Pace Analytical Services - Peachtree Corners, GA								
Iron	ND	mg/L	0.040	0.025	1	04/27/24 09:00	04/29/24 21:06	7439-89-6	
Manganese	ND	mg/L	0.040	0.011	1	04/27/24 09:00	04/29/24 21:06	7439-96-5	
Zinc	ND	mg/L	0.020	0.0085	1	04/27/24 09:00	04/29/24 21:06	7440-66-6	
Potassium	ND	mg/L	0.50	0.15	1	04/27/24 09:00	04/29/24 21:06	7440-09-7	
Sodium	ND	mg/L	1.0	0.58	1	04/27/24 09:00	04/29/24 21:06	7440-23-5	
Calcium	ND	mg/L	1.0	0.12	1	04/27/24 09:00	04/29/24 21:06	7440-70-2	
Magnesium	ND	mg/L	0.050	0.012	1	04/27/24 09:00	04/29/24 21:06	7439-95-4	
6020 MET ICPMS	Analytical Method: EPA 6020B Preparation Method: EPA 3005A Pace Analytical Services - Peachtree Corners, GA								
Antimony	ND	mg/L	0.0030	0.00054	1	04/26/24 12:32	05/03/24 10:28	7440-36-0	
Arsenic	ND	mg/L	0.0050	0.00084	1	04/26/24 12:32	05/03/24 10:28	7440-38-2	
Barium	ND	mg/L	0.0050	0.00047	1	04/26/24 12:32	05/03/24 10:28	7440-39-3	
Beryllium	ND	mg/L	0.00050	0.000094	1	04/26/24 12:32	05/03/24 10:28	7440-41-7	
Boron	ND	mg/L	0.040	0.012	1	04/26/24 12:32	05/03/24 10:28	7440-42-8	
Cadmium	ND	mg/L	0.00050	0.00010	1	04/26/24 12:32	05/03/24 10:28	7440-43-9	
Chromium	ND	mg/L	0.0050	0.0019	1	04/26/24 12:32	05/03/24 10:28	7440-47-3	
Cobalt	ND	mg/L	0.0050	0.00032	1	04/26/24 12:32	05/03/24 10:28	7440-48-4	
Copper	ND	mg/L	0.0050	0.00043	1	04/26/24 12:32	05/03/24 10:28	7440-50-8	
Lead	ND	mg/L	0.0010	0.00016	1	04/26/24 12:32	05/03/24 10:28	7439-92-1	
Lithium	ND	mg/L	0.030	0.0016	1	04/26/24 12:32	05/03/24 10:28	7439-93-2	
Molybdenum	ND	mg/L	0.010	0.00062	1	04/26/24 12:32	05/03/24 10:28	7439-98-7	
Nickel	ND	mg/L	0.0050	0.0021	1	04/26/24 12:32	05/03/24 10:28	7440-02-0	
Selenium	ND	mg/L	0.0050	0.00096	1	04/26/24 12:32	05/03/24 10:28	7782-49-2	
Silver	ND	mg/L	0.0050	0.00031	1	04/26/24 12:32	05/03/24 10:28	7440-22-4	
Thallium	ND	mg/L	0.0010	0.00038	1	04/26/24 12:32	05/03/24 10:28	7440-28-0	
Vanadium	ND	mg/L	0.010	0.00075	1	04/26/24 12:32	05/03/24 10:28	7440-62-2	
7470 Mercury	Analytical Method: EPA 7470A Preparation Method: EPA 7470A Pace Analytical Services - Peachtree Corners, GA								
Mercury	ND	mg/L	0.00020	0.00013	1	05/03/24 07:30	05/03/24 15:09	7439-97-6	
2540C Total Dissolved Solids	Analytical Method: SM 2540C-2015 Pace Analytical Services - Peachtree Corners, GA								
Total Dissolved Solids	ND	mg/L	25.0	25.0	1		04/29/24 13:13		
2320B Alkalinity	Analytical Method: SM 2320B-2011 Pace Analytical Services - Asheville								
Alkalinity,Bicarbonate (CaCO3)	ND	mg/L	5.0	5.0	1		05/03/24 19:44		
Alkalinity,Carbonate (CaCO3)	ND	mg/L	5.0	5.0	1		05/03/24 19:44		
Alkalinity, Total as CaCO3	ND	mg/L	5.0	5.0	1		05/03/24 19:44		

REPORT OF LABORATORY ANALYSIS

This report shall not be reproduced, except in full,
without the written consent of Pace Analytical Services, LLC.

Pace Analytical Services, LLC
9800 Kincey Ave. Suite 100
Huntersville, NC 28078
(704)875-9092

ANALYTICAL RESULTS

Project: Bowen LF Cells 5-8 BG #6
Pace Project No.: 92727360

Sample: BOW-LF5-8-FB-02 **Lab ID: 92727360020** Collected: 04/24/24 15:34 Received: 04/25/24 13:56 Matrix: Water

Parameters	Results	Units	Report Limit	MDL	DF	Prepared	Analyzed	CAS No.	Qual
300.0 IC Anions 28 Days	Analytical Method: EPA 300.0 Rev 2.1 1993 Pace Analytical Services - Asheville								
Chloride	ND	mg/L	1.0	0.60	1		04/29/24 20:15	16887-00-6	
Fluoride	ND	mg/L	0.10	0.050	1		04/29/24 20:15	16984-48-8	
Sulfate	ND	mg/L	1.0	0.50	1		04/29/24 20:15	14808-79-8	

REPORT OF LABORATORY ANALYSIS

This report shall not be reproduced, except in full,
without the written consent of Pace Analytical Services, LLC.

Pace Analytical Services, LLC
9800 Kincey Ave. Suite 100
Huntersville, NC 28078
(704)875-9092

ANALYTICAL RESULTS

Project: Bowen LF Cells 5-8 BG #6
Pace Project No.: 92727360

Sample: BOW-LF5-8-EB-02 **Lab ID: 92727360021** Collected: 04/24/24 15:40 Received: 04/25/24 13:56 Matrix: Water

Parameters	Results	Units	Report Limit	MDL	DF	Prepared	Analyzed	CAS No.	Qual
6010D ATL ICP	Analytical Method: EPA 6010D Preparation Method: EPA 3010A Pace Analytical Services - Peachtree Corners, GA								
Iron	ND	mg/L	0.040	0.025	1	04/27/24 09:00	04/29/24 21:10	7439-89-6	
Manganese	ND	mg/L	0.040	0.011	1	04/27/24 09:00	04/29/24 21:10	7439-96-5	
Zinc	ND	mg/L	0.020	0.0085	1	04/27/24 09:00	04/29/24 21:10	7440-66-6	
Potassium	ND	mg/L	0.50	0.15	1	04/27/24 09:00	04/29/24 21:10	7440-09-7	
Sodium	ND	mg/L	1.0	0.58	1	04/27/24 09:00	04/29/24 21:10	7440-23-5	
Calcium	ND	mg/L	1.0	0.12	1	04/27/24 09:00	04/29/24 21:10	7440-70-2	
Magnesium	ND	mg/L	0.050	0.012	1	04/27/24 09:00	04/29/24 21:10	7439-95-4	
6020 MET ICPMS	Analytical Method: EPA 6020B Preparation Method: EPA 3005A Pace Analytical Services - Peachtree Corners, GA								
Antimony	ND	mg/L	0.0030	0.00054	1	04/26/24 13:01	04/29/24 18:34	7440-36-0	
Arsenic	ND	mg/L	0.0050	0.00084	1	04/26/24 13:01	04/29/24 18:34	7440-38-2	
Barium	ND	mg/L	0.0050	0.00047	1	04/26/24 13:01	04/29/24 18:34	7440-39-3	
Beryllium	ND	mg/L	0.00050	0.000094	1	04/26/24 13:01	04/29/24 18:34	7440-41-7	
Boron	ND	mg/L	0.040	0.012	1	04/26/24 13:01	04/29/24 18:34	7440-42-8	
Cadmium	ND	mg/L	0.00050	0.00010	1	04/26/24 13:01	04/29/24 18:34	7440-43-9	
Chromium	ND	mg/L	0.0050	0.0019	1	04/26/24 13:01	04/29/24 18:34	7440-47-3	
Cobalt	ND	mg/L	0.0050	0.00032	1	04/26/24 13:01	04/29/24 18:34	7440-48-4	
Copper	ND	mg/L	0.0050	0.00043	1	04/26/24 13:01	04/29/24 18:34	7440-50-8	
Lead	ND	mg/L	0.0010	0.00016	1	04/26/24 13:01	04/29/24 18:34	7439-92-1	
Lithium	ND	mg/L	0.030	0.0016	1	04/26/24 13:01	04/29/24 18:34	7439-93-2	
Molybdenum	ND	mg/L	0.010	0.00062	1	04/26/24 13:01	04/29/24 18:34	7439-98-7	
Nickel	ND	mg/L	0.0050	0.0021	1	04/26/24 13:01	04/29/24 18:34	7440-02-0	
Selenium	ND	mg/L	0.0050	0.00096	1	04/26/24 13:01	04/29/24 18:34	7782-49-2	
Silver	ND	mg/L	0.0050	0.00031	1	04/26/24 13:01	04/29/24 18:34	7440-22-4	
Thallium	ND	mg/L	0.0010	0.00038	1	04/26/24 13:01	04/29/24 18:34	7440-28-0	
Vanadium	ND	mg/L	0.010	0.00075	1	04/26/24 13:01	04/29/24 18:34	7440-62-2	
7470 Mercury	Analytical Method: EPA 7470A Preparation Method: EPA 7470A Pace Analytical Services - Peachtree Corners, GA								
Mercury	ND	mg/L	0.00020	0.00013	1	05/03/24 07:30	05/03/24 15:12	7439-97-6	
2540C Total Dissolved Solids	Analytical Method: SM 2540C-2015 Pace Analytical Services - Peachtree Corners, GA								
Total Dissolved Solids	ND	mg/L	25.0	25.0	1		04/29/24 13:14		
2320B Alkalinity	Analytical Method: SM 2320B-2011 Pace Analytical Services - Asheville								
Alkalinity,Bicarbonate (CaCO3)	ND	mg/L	5.0	5.0	1		05/03/24 19:48		
Alkalinity,Carbonate (CaCO3)	ND	mg/L	5.0	5.0	1		05/03/24 19:48		
Alkalinity, Total as CaCO3	ND	mg/L	5.0	5.0	1		05/03/24 19:48		

REPORT OF LABORATORY ANALYSIS

This report shall not be reproduced, except in full,
without the written consent of Pace Analytical Services, LLC.

Pace Analytical Services, LLC
9800 Kincey Ave. Suite 100
Huntersville, NC 28078
(704)875-9092

ANALYTICAL RESULTS

Project: Bowen LF Cells 5-8 BG #6
Pace Project No.: 92727360

Sample: BOW-LF5-8-EB-02 **Lab ID: 92727360021** Collected: 04/24/24 15:40 Received: 04/25/24 13:56 Matrix: Water

Parameters	Results	Units	Report Limit	MDL	DF	Prepared	Analyzed	CAS No.	Qual
300.0 IC Anions 28 Days	Analytical Method: EPA 300.0 Rev 2.1 1993 Pace Analytical Services - Asheville								
Chloride	ND	mg/L	1.0	0.60	1		04/29/24 20:30	16887-00-6	
Fluoride	ND	mg/L	0.10	0.050	1		04/29/24 20:30	16984-48-8	
Sulfate	ND	mg/L	1.0	0.50	1		04/29/24 20:30	14808-79-8	

REPORT OF LABORATORY ANALYSIS

This report shall not be reproduced, except in full,
without the written consent of Pace Analytical Services, LLC.

Pace Analytical Services, LLC
9800 Kincey Ave. Suite 100
Huntersville, NC 28078
(704)875-9092

QUALITY CONTROL DATA

Project: Bowen LF Cells 5-8 BG #6
Pace Project No.: 92727360

QC Batch: 850345
QC Batch Method: EPA 3010A
Analysis Method: EPA 6010D
Analysis Description: 6010D ATL
Laboratory: Pace Analytical Services - Peachtree Corners, GA
Associated Lab Samples: 92727360002, 92727360003, 92727360004, 92727360005, 92727360006, 92727360007, 92727360008, 92727360009, 92727360010, 92727360011, 92727360012, 92727360013, 92727360014, 92727360015, 92727360016, 92727360017, 92727360018, 92727360019, 92727360020, 92727360021

METHOD BLANK: 4389889
Matrix: Water
Associated Lab Samples: 92727360002, 92727360003, 92727360004, 92727360005, 92727360006, 92727360007, 92727360008, 92727360009, 92727360010, 92727360011, 92727360012, 92727360013, 92727360014, 92727360015, 92727360016, 92727360017, 92727360018, 92727360019, 92727360020, 92727360021

Parameter	Units	Blank Result	Reporting Limit	MDL	Analyzed	Qualifiers
Calcium	mg/L	ND	1.0	0.12	04/29/24 19:31	
Iron	mg/L	ND	0.040	0.025	04/29/24 19:31	
Magnesium	mg/L	ND	0.050	0.012	04/29/24 19:31	
Manganese	mg/L	ND	0.040	0.011	04/29/24 19:31	
Potassium	mg/L	ND	0.50	0.15	04/29/24 19:31	
Sodium	mg/L	ND	1.0	0.58	04/29/24 19:31	
Zinc	mg/L	ND	0.020	0.0085	04/29/24 19:31	

LABORATORY CONTROL SAMPLE: 4389890

Parameter	Units	Spike Conc.	LCS Result	LCS % Rec	% Rec Limits	Qualifiers
Calcium	mg/L	1	1.0	103	80-120	
Iron	mg/L	1	1.0	101	80-120	
Magnesium	mg/L	1	1.1	106	80-120	
Manganese	mg/L	1	1.0	101	80-120	
Potassium	mg/L	1	0.96	96	80-120	
Sodium	mg/L	1	1.2	116	80-120	
Zinc	mg/L	1	0.95	95	80-120	

MATRIX SPIKE & MATRIX SPIKE DUPLICATE: 4389891 4389892

Parameter	Units	92727360004 Result	MS Spike Conc.	MSD Spike Conc.	MS Result	MSD Result	MS % Rec	MSD % Rec	% Rec Limits	RPD	Max RPD	Qual
Calcium	mg/L	33.2	1	1	34.0	34.0	73	78	75-125	0	20	M1
Iron	mg/L	0.17	1	1	1.1	1.2	97	98	75-125	1	20	
Magnesium	mg/L	18.7	1	1	19.4	19.4	75	67	75-125	0	20	M1
Manganese	mg/L	0.024J	1	1	0.99	1.0	96	97	75-125	1	20	
Potassium	mg/L	0.81	1	1	1.9	1.9	109	112	75-125	1	20	
Sodium	mg/L	1.6	1	1	2.7	2.6	108	105	75-125	1	20	
Zinc	mg/L	ND	1	1	0.94	0.96	94	95	75-125	1	20	

Results presented on this page are in the units indicated by the "Units" column except where an alternate unit is presented to the right of the result.

REPORT OF LABORATORY ANALYSIS

This report shall not be reproduced, except in full,
without the written consent of Pace Analytical Services, LLC.

Pace Analytical Services, LLC
9800 Kincey Ave. Suite 100
Huntersville, NC 28078
(704)875-9092

QUALITY CONTROL DATA

Project: Bowen LF Cells 5-8 BG #6
Pace Project No.: 92727360

QC Batch: 850350
QC Batch Method: EPA 3010A
Analysis Method: EPA 6010D
Analysis Description: 6010D ATL
Laboratory: Pace Analytical Services - Peachtree Corners, GA
Associated Lab Samples: 92727360001

METHOD BLANK: 4389900 Matrix: Water
Associated Lab Samples: 92727360001

Parameter	Units	Blank Result	Reporting Limit	MDL	Analyzed	Qualifiers
Calcium	mg/L	ND	1.0	0.12	04/28/24 22:54	
Iron	mg/L	ND	0.040	0.025	04/28/24 22:54	
Magnesium	mg/L	ND	0.050	0.012	04/28/24 22:54	
Manganese	mg/L	ND	0.040	0.011	04/28/24 22:54	
Potassium	mg/L	ND	0.50	0.15	04/28/24 22:54	
Sodium	mg/L	ND	1.0	0.58	04/28/24 22:54	
Zinc	mg/L	ND	0.020	0.0085	04/28/24 22:54	

LABORATORY CONTROL SAMPLE: 4389901

Parameter	Units	Spike Conc.	LCS Result	LCS % Rec	% Rec Limits	Qualifiers
Calcium	mg/L	1	0.97J	97	80-120	
Iron	mg/L	1	0.94	94	80-120	
Magnesium	mg/L	1	0.95	95	80-120	
Manganese	mg/L	1	1.0	100	80-120	
Potassium	mg/L	1	1.1	106	80-120	
Sodium	mg/L	1	1.0	100	80-120	
Zinc	mg/L	1	0.99	99	80-120	

MATRIX SPIKE & MATRIX SPIKE DUPLICATE: 4389902 4389903

Parameter	Units	92727501019 Result	MS Spike Conc.	MSD Spike Conc.	MS Result	MSD Result	MS % Rec	MSD % Rec	% Rec Limits	RPD	Max RPD	Qual
Calcium	mg/L	1770 ug/L	1	1	2.5	2.5	73	73	75-125	0	20	M1
Iron	mg/L	86.4 ug/L	1	1	1.9	2.0	86	92	75-125	3	20	
Magnesium	mg/L	2100 ug/L	1	1	2.9	3.0	85	94	75-125	3	20	
Manganese	mg/L	969 ug/L	1	1	1.9	2.0	97	101	75-125	2	20	
Potassium	mg/L	527 ug/L	1	1	1.6	1.6	104	108	75-125	3	20	
Sodium	mg/L	11500 ug/L	1	1	11.9	12.0	31	49	75-125	1	20	M1
Zinc	mg/L	37.7 ug/L	1	1	1.0	1.1	99	101	75-125	2	20	

Results presented on this page are in the units indicated by the "Units" column except where an alternate unit is presented to the right of the result.

REPORT OF LABORATORY ANALYSIS

This report shall not be reproduced, except in full,
without the written consent of Pace Analytical Services, LLC.

Pace Analytical Services, LLC
9800 Kincey Ave. Suite 100
Huntersville, NC 28078
(704)875-9092

QUALITY CONTROL DATA

Project: Bowen LF Cells 5-8 BG #6
Pace Project No.: 92727360

QC Batch: 850151
QC Batch Method: EPA 3005A
Analysis Method: EPA 6020B
Analysis Description: 6020 MET
Laboratory: Pace Analytical Services - Peachtree Corners, GA
Associated Lab Samples: 92727360001, 92727360002, 92727360003, 92727360004, 92727360005, 92727360006, 92727360007, 92727360008, 92727360009, 92727360010, 92727360011, 92727360012, 92727360013, 92727360014, 92727360015, 92727360016, 92727360017, 92727360018, 92727360019, 92727360020

METHOD BLANK: 4388591
Matrix: Water
Associated Lab Samples: 92727360001, 92727360002, 92727360003, 92727360004, 92727360005, 92727360006, 92727360007, 92727360008, 92727360009, 92727360010, 92727360011, 92727360012, 92727360013, 92727360014, 92727360015, 92727360016, 92727360017, 92727360018, 92727360019, 92727360020

Parameter	Units	Blank Result	Reporting Limit	MDL	Analyzed	Qualifiers
Antimony	mg/L	ND	0.0030	0.00054	05/02/24 18:42	
Arsenic	mg/L	ND	0.0050	0.00084	05/02/24 18:42	
Barium	mg/L	ND	0.0050	0.00047	05/02/24 18:42	
Beryllium	mg/L	ND	0.00050	0.000094	05/02/24 18:42	
Boron	mg/L	ND	0.040	0.012	05/02/24 18:42	
Cadmium	mg/L	ND	0.00050	0.00010	05/02/24 18:42	
Chromium	mg/L	ND	0.0050	0.0019	05/02/24 18:42	
Cobalt	mg/L	ND	0.0050	0.00032	05/02/24 18:42	
Copper	mg/L	ND	0.0050	0.00043	05/02/24 18:42	
Lead	mg/L	ND	0.0010	0.00016	05/02/24 18:42	
Lithium	mg/L	ND	0.030	0.0016	05/02/24 18:42	
Molybdenum	mg/L	ND	0.010	0.00062	05/02/24 18:42	
Nickel	mg/L	ND	0.0050	0.0021	05/02/24 18:42	
Selenium	mg/L	ND	0.0050	0.00096	05/02/24 18:42	
Silver	mg/L	ND	0.0050	0.00031	05/02/24 18:42	
Thallium	mg/L	ND	0.0010	0.00038	05/02/24 18:42	
Vanadium	mg/L	ND	0.010	0.00075	05/02/24 18:42	

LABORATORY CONTROL SAMPLE: 4388592

Parameter	Units	Spike Conc.	LCS Result	LCS % Rec	% Rec Limits	Qualifiers
Antimony	mg/L	0.1	0.099	99	80-120	
Arsenic	mg/L	0.1	0.098	98	80-120	
Barium	mg/L	0.1	0.091	91	80-120	
Beryllium	mg/L	0.1	0.094	94	80-120	
Boron	mg/L	1	0.91	91	80-120	
Cadmium	mg/L	0.1	0.095	95	80-120	
Chromium	mg/L	0.1	0.097	97	80-120	
Cobalt	mg/L	0.1	0.097	97	80-120	
Copper	mg/L	0.1	0.096	96	80-120	
Lead	mg/L	0.1	0.098	98	80-120	
Lithium	mg/L	0.1	0.098	98	80-120	
Molybdenum	mg/L	0.1	0.096	96	80-120	
Nickel	mg/L	0.1	0.095	95	80-120	
Selenium	mg/L	0.1	0.099	99	80-120	

Results presented on this page are in the units indicated by the "Units" column except where an alternate unit is presented to the right of the result.

REPORT OF LABORATORY ANALYSIS

This report shall not be reproduced, except in full,
without the written consent of Pace Analytical Services, LLC.

Pace Analytical Services, LLC
9800 Kincey Ave. Suite 100
Huntersville, NC 28078
(704)875-9092

QUALITY CONTROL DATA

Project: Bowen LF Cells 5-8 BG #6
Pace Project No.: 92727360

LABORATORY CONTROL SAMPLE: 4388592

Parameter	Units	Spike Conc.	LCS Result	LCS % Rec	% Rec Limits	Qualifiers
Silver	mg/L	0.1	0.095	95	80-120	
Thallium	mg/L	0.1	0.096	96	80-120	
Vanadium	mg/L	0.1	0.097	97	80-120	

MATRIX SPIKE & MATRIX SPIKE DUPLICATE: 4388593 4388594

Parameter	Units	92727360001 Result	MS Spike Conc.	MSD Spike Conc.	MS Result	MSD Result	MS % Rec	MSD % Rec	% Rec Limits	RPD	Max RPD	Qual
Antimony	mg/L	ND	0.1	0.1	0.10	0.10	103	102	75-125	1	20	
Arsenic	mg/L	ND	0.1	0.1	0.10	0.099	101	99	75-125	2	20	
Barium	mg/L	0.017	0.1	0.1	0.11	0.11	92	91	75-125	1	20	
Beryllium	mg/L	ND	0.1	0.1	0.094	0.094	94	94	75-125	0	20	
Boron	mg/L	0.026J	1	1	0.92	0.92	89	90	75-125	1	20	
Cadmium	mg/L	ND	0.1	0.1	0.096	0.098	96	98	75-125	2	20	
Chromium	mg/L	ND	0.1	0.1	0.099	0.097	99	97	75-125	2	20	
Cobalt	mg/L	ND	0.1	0.1	0.098	0.097	98	97	75-125	1	20	
Copper	mg/L	ND	0.1	0.1	0.095	0.093	95	93	75-125	1	20	
Lead	mg/L	ND	0.1	0.1	0.097	0.098	97	98	75-125	0	20	
Lithium	mg/L	ND	0.1	0.1	0.099	0.099	98	98	75-125	0	20	
Molybdenum	mg/L	0.0013J	0.1	0.1	0.097	0.098	96	97	75-125	1	20	
Nickel	mg/L	ND	0.1	0.1	0.098	0.096	97	96	75-125	1	20	
Selenium	mg/L	0.0012J	0.1	0.1	0.10	0.099	101	98	75-125	3	20	
Silver	mg/L	ND	0.1	0.1	0.096	0.096	96	96	75-125	0	20	
Thallium	mg/L	ND	0.1	0.1	0.096	0.096	96	96	75-125	0	20	
Vanadium	mg/L	ND	0.1	0.1	0.099	0.097	99	97	75-125	2	20	

Results presented on this page are in the units indicated by the "Units" column except where an alternate unit is presented to the right of the result.

REPORT OF LABORATORY ANALYSIS

This report shall not be reproduced, except in full,
without the written consent of Pace Analytical Services, LLC.

Pace Analytical Services, LLC
9800 Kincey Ave. Suite 100
Huntersville, NC 28078
(704)875-9092

QUALITY CONTROL DATA

Project: Bowen LF Cells 5-8 BG #6
Pace Project No.: 92727360

QC Batch: 850159
QC Batch Method: EPA 3005A
Analysis Method: EPA 6020B
Analysis Description: 6020 MET
Laboratory: Pace Analytical Services - Peachtree Corners, GA
Associated Lab Samples: 92727360021

METHOD BLANK: 4388664 Matrix: Water
Associated Lab Samples: 92727360021

Parameter	Units	Blank Result	Reporting Limit	MDL	Analyzed	Qualifiers
Antimony	mg/L	ND	0.0030	0.00054	04/29/24 16:39	
Arsenic	mg/L	ND	0.0050	0.00084	04/29/24 16:39	
Barium	mg/L	ND	0.0050	0.00047	04/29/24 16:39	
Beryllium	mg/L	ND	0.00050	0.000094	04/29/24 16:39	
Boron	mg/L	ND	0.040	0.012	04/29/24 16:39	
Cadmium	mg/L	ND	0.00050	0.00010	04/29/24 16:39	
Chromium	mg/L	ND	0.0050	0.0019	04/29/24 16:39	
Cobalt	mg/L	ND	0.0050	0.00032	04/29/24 16:39	
Copper	mg/L	ND	0.0050	0.00043	04/29/24 16:39	
Lead	mg/L	ND	0.0010	0.00016	04/29/24 16:39	
Lithium	mg/L	ND	0.030	0.0016	04/29/24 16:39	
Molybdenum	mg/L	ND	0.010	0.00062	04/29/24 16:39	
Nickel	mg/L	ND	0.0050	0.0021	04/29/24 16:39	
Selenium	mg/L	ND	0.0050	0.00096	04/29/24 16:39	
Silver	mg/L	ND	0.0050	0.00031	04/29/24 16:39	
Thallium	mg/L	ND	0.0010	0.00038	04/29/24 16:39	
Vanadium	mg/L	ND	0.010	0.00075	04/29/24 16:39	

LABORATORY CONTROL SAMPLE: 4388665

Parameter	Units	Spike Conc.	LCS Result	LCS % Rec	% Rec Limits	Qualifiers
Antimony	mg/L	0.1	0.10	104	80-120	
Arsenic	mg/L	0.1	0.11	105	80-120	
Barium	mg/L	0.1	0.10	104	80-120	
Beryllium	mg/L	0.1	0.097	97	80-120	
Boron	mg/L	1	0.99	99	80-120	
Cadmium	mg/L	0.1	0.10	102	80-120	
Chromium	mg/L	0.1	0.10	100	80-120	
Cobalt	mg/L	0.1	0.10	100	80-120	
Copper	mg/L	0.1	0.10	102	80-120	
Lead	mg/L	0.1	0.093	93	80-120	
Lithium	mg/L	0.1	0.11	105	80-120	
Molybdenum	mg/L	0.1	0.097	97	80-120	
Nickel	mg/L	0.1	0.10	101	80-120	
Selenium	mg/L	0.1	0.10	102	80-120	
Silver	mg/L	0.1	0.096	96	80-120	
Thallium	mg/L	0.1	0.090	90	80-120	
Vanadium	mg/L	0.1	0.10	101	80-120	

Results presented on this page are in the units indicated by the "Units" column except where an alternate unit is presented to the right of the result.

REPORT OF LABORATORY ANALYSIS

This report shall not be reproduced, except in full,
without the written consent of Pace Analytical Services, LLC.

Pace Analytical Services, LLC
9800 Kincey Ave. Suite 100
Huntersville, NC 28078
(704)875-9092

QUALITY CONTROL DATA

Project: Bowen LF Cells 5-8 BG #6
Pace Project No.: 92727360

MATRIX SPIKE & MATRIX SPIKE DUPLICATE: 4388666 4388667

Parameter	Units	92727293007 Result	MS Spike Conc.	MSD Spike Conc.	MS Result	MSD Result	MS % Rec	MSD % Rec	% Rec Limits	RPD	Max RPD	Qual
Antimony	mg/L	ND	0.1	0.1	0.11	0.11	105	108	75-125	3	20	
Arsenic	mg/L	ND	0.1	0.1	0.11	0.11	109	106	75-125	3	20	
Barium	mg/L	ND	0.1	0.1	0.12	0.12	105	103	75-125	1	20	
Beryllium	mg/L	ND	0.1	0.1	0.10	0.098	101	98	75-125	3	20	
Boron	mg/L	ND	1	1	1.1	1.1	107	105	75-125	2	20	
Cadmium	mg/L	ND	0.1	0.1	0.10	0.11	100	107	75-125	6	20	
Chromium	mg/L	ND	0.1	0.1	0.10	0.11	100	107	75-125	6	20	
Cobalt	mg/L	ND	0.1	0.1	0.12	0.13	100	106	75-125	4	20	
Copper	mg/L	ND	0.1	0.1	0.10	0.11	99	105	75-125	6	20	
Lead	mg/L	ND	0.1	0.1	0.10	0.10	100	100	75-125	0	20	
Lithium	mg/L	ND	0.1	0.1	0.11	0.11	109	105	75-125	3	20	
Molybdenum	mg/L	ND	0.1	0.1	0.10	0.11	104	106	75-125	2	20	
Nickel	mg/L	ND	0.1	0.1	0.11	0.11	100	105	75-125	4	20	
Selenium	mg/L	ND	0.1	0.1	0.11	0.10	108	104	75-125	4	20	
Silver	mg/L	ND	0.1	0.1	0.098	0.10	98	103	75-125	4	20	
Thallium	mg/L	ND	0.1	0.1	0.10	0.10	101	102	75-125	1	20	
Vanadium	mg/L	ND	0.1	0.1	0.10	0.11	101	109	75-125	7	20	

Results presented on this page are in the units indicated by the "Units" column except where an alternate unit is presented to the right of the result.

REPORT OF LABORATORY ANALYSIS

This report shall not be reproduced, except in full,
without the written consent of Pace Analytical Services, LLC.

Pace Analytical Services, LLC
9800 Kincey Ave. Suite 100
Huntersville, NC 28078
(704)875-9092

QUALITY CONTROL DATA

Project: Bowen LF Cells 5-8 BG #6
Pace Project No.: 92727360

QC Batch: 851547
QC Batch Method: EPA 7470A
Analysis Method: EPA 7470A
Analysis Description: 7470 Mercury
Laboratory: Pace Analytical Services - Peachtree Corners, GA
Associated Lab Samples: 92727360020, 92727360021

METHOD BLANK: 4395233 Matrix: Water
Associated Lab Samples: 92727360020, 92727360021

Parameter	Units	Blank Result	Reporting Limit	MDL	Analyzed	Qualifiers
Mercury	mg/L	ND	0.00020	0.00013	05/03/24 14:19	

LABORATORY CONTROL SAMPLE: 4395234

Parameter	Units	Spike Conc.	LCS Result	LCS % Rec	% Rec Limits	Qualifiers
Mercury	mg/L	0.0025	0.0024	94	80-120	

MATRIX SPIKE & MATRIX SPIKE DUPLICATE: 4395235 4395236

Parameter	Units	92727777001 Result	MS Spike Conc.	MSD Spike Conc.	MS Result	MSD Result	MS % Rec	MSD % Rec	% Rec Limits	RPD	Max RPD	Qual
Mercury	mg/L	ND	0.0025	0.0025	0.0026	0.0027	98	99	75-125	2	20	

Results presented on this page are in the units indicated by the "Units" column except where an alternate unit is presented to the right of the result.

REPORT OF LABORATORY ANALYSIS

This report shall not be reproduced, except in full,
without the written consent of Pace Analytical Services, LLC.

Pace Analytical Services, LLC
9800 Kincey Ave. Suite 100
Huntersville, NC 28078
(704)875-9092

QUALITY CONTROL DATA

Project: Bowen LF Cells 5-8 BG #6
Pace Project No.: 92727360

QC Batch: 852335
QC Batch Method: EPA 7470A
Analysis Method: EPA 7470A
Analysis Description: 7470 Mercury
Laboratory: Pace Analytical Services - Peachtree Corners, GA
Associated Lab Samples: 92727360001, 92727360002, 92727360003, 92727360004, 92727360005, 92727360006, 92727360007, 92727360008, 92727360009, 92727360010, 92727360011, 92727360012, 92727360013, 92727360014, 92727360015, 92727360016, 92727360017, 92727360018, 92727360019

METHOD BLANK: 4398721 Matrix: Water
Associated Lab Samples: 92727360001, 92727360002, 92727360003, 92727360004, 92727360005, 92727360006, 92727360007, 92727360008, 92727360009, 92727360010, 92727360011, 92727360012, 92727360013, 92727360014, 92727360015, 92727360016, 92727360017, 92727360018, 92727360019

Parameter	Units	Blank Result	Reporting Limit	MDL	Analyzed	Qualifiers
Mercury	mg/L	ND	0.00020	0.00013	05/07/24 08:14	

LABORATORY CONTROL SAMPLE: 4398722

Parameter	Units	Spike Conc.	LCS Result	LCS % Rec	% Rec Limits	Qualifiers
Mercury	mg/L	0.0025	0.0024	98	80-120	

MATRIX SPIKE & MATRIX SPIKE DUPLICATE: 4398723 4398724

Parameter	Units	92727360002 Result	MS Spike Conc.	MSD Spike Conc.	MS Result	MSD Result	MS % Rec	MSD % Rec	% Rec Limits	RPD	Max RPD	Qual
Mercury	mg/L	ND	0.0025	0.0025	0.0025	0.0025	100	100	75-125	0	20	

Results presented on this page are in the units indicated by the "Units" column except where an alternate unit is presented to the right of the result.

REPORT OF LABORATORY ANALYSIS

This report shall not be reproduced, except in full,
without the written consent of Pace Analytical Services, LLC.

Pace Analytical Services, LLC
9800 Kincey Ave. Suite 100
Huntersville, NC 28078
(704)875-9092

QUALITY CONTROL DATA

Project: Bowen LF Cells 5-8 BG #6
Pace Project No.: 92727360

QC Batch: 850571 | Analysis Method: SM 2540C-2015
QC Batch Method: SM 2540C-2015 | Analysis Description: 2540C Total Dissolved Solids
Laboratory: Pace Analytical Services - Peachtree Corners, GA

Associated Lab Samples: 92727360001, 92727360002, 92727360003, 92727360004, 92727360005, 92727360006, 92727360007, 92727360008, 92727360009, 92727360010, 92727360011, 92727360012, 92727360013, 92727360014, 92727360015, 92727360016, 92727360017, 92727360018

METHOD BLANK: 4390472 Matrix: Water

Associated Lab Samples: 92727360001, 92727360002, 92727360003, 92727360004, 92727360005, 92727360006, 92727360007, 92727360008, 92727360009, 92727360010, 92727360011, 92727360012, 92727360013, 92727360014, 92727360015, 92727360016, 92727360017, 92727360018

Parameter	Units	Blank Result	Reporting Limit	MDL	Analyzed	Qualifiers
Total Dissolved Solids	mg/L	ND	25.0	25.0	04/29/24 13:55	

LABORATORY CONTROL SAMPLE: 4390473

Parameter	Units	Spike Conc.	LCS Result	LCS % Rec	% Rec Limits	Qualifiers
Total Dissolved Solids	mg/L	400	386	96	80-120	

SAMPLE DUPLICATE: 4390474

Parameter	Units	92727360001 Result	Dup Result	RPD	Max RPD	Qualifiers
Total Dissolved Solids	mg/L	194	186	4	10	

SAMPLE DUPLICATE: 4390475

Parameter	Units	92727489001 Result	Dup Result	RPD	Max RPD	Qualifiers
Total Dissolved Solids	mg/L	154	152	1	10	

Results presented on this page are in the units indicated by the "Units" column except where an alternate unit is presented to the right of the result.

REPORT OF LABORATORY ANALYSIS

This report shall not be reproduced, except in full,
without the written consent of Pace Analytical Services, LLC.

Pace Analytical Services, LLC
9800 Kincey Ave. Suite 100
Huntersville, NC 28078
(704)875-9092

QUALITY CONTROL DATA

Project: Bowen LF Cells 5-8 BG #6
Pace Project No.: 92727360

QC Batch: 850572 | Analysis Method: SM 2540C-2015
QC Batch Method: SM 2540C-2015 | Analysis Description: 2540C Total Dissolved Solids
Laboratory: Pace Analytical Services - Peachtree Corners, GA
Associated Lab Samples: 92727360019, 92727360020, 92727360021

METHOD BLANK: 4390478 Matrix: Water
Associated Lab Samples: 92727360019, 92727360020, 92727360021

Parameter	Units	Blank Result	Reporting Limit	MDL	Analyzed	Qualifiers
Total Dissolved Solids	mg/L	ND	25.0	25.0	04/29/24 13:12	

LABORATORY CONTROL SAMPLE: 4390479

Parameter	Units	Spike Conc.	LCS Result	LCS % Rec	% Rec Limits	Qualifiers
Total Dissolved Solids	mg/L	400	381	95	80-120	

SAMPLE DUPLICATE: 4390480

Parameter	Units	92727360019 Result	Dup Result	RPD	Max RPD	Qualifiers
Total Dissolved Solids	mg/L	181	169	7	10	

SAMPLE DUPLICATE: 4390481

Parameter	Units	92727529003 Result	Dup Result	RPD	Max RPD	Qualifiers
Total Dissolved Solids	mg/L	523	524	0	10	

Results presented on this page are in the units indicated by the "Units" column except where an alternate unit is presented to the right of the result.

REPORT OF LABORATORY ANALYSIS

This report shall not be reproduced, except in full,
without the written consent of Pace Analytical Services, LLC.

Pace Analytical Services, LLC
9800 Kincey Ave. Suite 100
Huntersville, NC 28078
(704)875-9092

QUALITY CONTROL DATA

Project: Bowen LF Cells 5-8 BG #6
Pace Project No.: 92727360

QC Batch: 851423
QC Batch Method: SM 2320B-2011
Analysis Method: SM 2320B-2011
Analysis Description: 2320B Alkalinity
Laboratory: Pace Analytical Services - Asheville
Associated Lab Samples: 92727360001, 92727360002, 92727360003, 92727360004, 92727360005, 92727360006, 92727360011, 92727360012, 92727360013, 92727360014

METHOD BLANK: 4394638 Matrix: Water
Associated Lab Samples: 92727360001, 92727360002, 92727360003, 92727360004, 92727360005, 92727360006, 92727360011, 92727360012, 92727360013, 92727360014

Parameter	Units	Blank Result	Reporting Limit	MDL	Analyzed	Qualifiers
Alkalinity, Total as CaCO3	mg/L	ND	5.0	5.0	05/02/24 17:52	
Alkalinity,Bicarbonate (CaCO3)	mg/L	ND	5.0	5.0	05/02/24 17:52	
Alkalinity,Carbonate (CaCO3)	mg/L	ND	5.0	5.0	05/02/24 17:52	

LABORATORY CONTROL SAMPLE: 4394639

Parameter	Units	Spike Conc.	LCS Result	LCS % Rec	% Rec Limits	Qualifiers
Alkalinity, Total as CaCO3	mg/L	50	50.6	101	80-120	

LABORATORY CONTROL SAMPLE: 4394640

Parameter	Units	Spike Conc.	LCS Result	LCS % Rec	% Rec Limits	Qualifiers
Alkalinity, Total as CaCO3	mg/L	50	52.3	105	80-120	

MATRIX SPIKE & MATRIX SPIKE DUPLICATE: 4394641 4394642

Parameter	Units	92726766013 Result	MS Spike Conc.	MSD Spike Conc.	MS Result	MSD Result	MS % Rec	MSD % Rec	% Rec Limits	RPD	Max RPD	Qual
Alkalinity, Total as CaCO3	mg/L	25.9	50	50	76.3	76.1	101	100	80-120	0	25	

MATRIX SPIKE & MATRIX SPIKE DUPLICATE: 4394643 4394644

Parameter	Units	92726766014 Result	MS Spike Conc.	MSD Spike Conc.	MS Result	MSD Result	MS % Rec	MSD % Rec	% Rec Limits	RPD	Max RPD	Qual
Alkalinity, Total as CaCO3	mg/L	ND	50	50	54.2	52.7	103	101	80-120	3	25	

Results presented on this page are in the units indicated by the "Units" column except where an alternate unit is presented to the right of the result.

REPORT OF LABORATORY ANALYSIS

This report shall not be reproduced, except in full,
without the written consent of Pace Analytical Services, LLC.

Pace Analytical Services, LLC
9800 Kincey Ave. Suite 100
Huntersville, NC 28078
(704)875-9092

QUALITY CONTROL DATA

Project: Bowen LF Cells 5-8 BG #6
Pace Project No.: 92727360

QC Batch: 851853
QC Batch Method: SM 2320B-2011
Analysis Method: SM 2320B-2011
Analysis Description: 2320B Alkalinity
Laboratory: Pace Analytical Services - Asheville
Associated Lab Samples: 92727360007, 92727360008, 92727360009, 92727360010, 92727360015, 92727360016, 92727360017

METHOD BLANK: 4396631 Matrix: Water
Associated Lab Samples: 92727360007, 92727360008, 92727360009, 92727360010, 92727360015, 92727360016, 92727360017

Parameter	Units	Blank Result	Reporting Limit	MDL	Analyzed	Qualifiers
Alkalinity, Total as CaCO3	mg/L	ND	5.0	5.0	05/03/24 15:16	
Alkalinity,Bicarbonate (CaCO3)	mg/L	ND	5.0	5.0	05/03/24 15:16	
Alkalinity,Carbonate (CaCO3)	mg/L	ND	5.0	5.0	05/03/24 15:16	

LABORATORY CONTROL SAMPLE: 4396632

Parameter	Units	Spike Conc.	LCS Result	LCS % Rec	% Rec Limits	Qualifiers
Alkalinity, Total as CaCO3	mg/L	50	49.5	99	80-120	

LABORATORY CONTROL SAMPLE: 4396633

Parameter	Units	Spike Conc.	LCS Result	LCS % Rec	% Rec Limits	Qualifiers
Alkalinity, Total as CaCO3	mg/L	50	51.3	103	80-120	

MATRIX SPIKE & MATRIX SPIKE DUPLICATE: 4396634 4396635

Parameter	Units	92727360016 Result	MS Spike Conc.	MSD Spike Conc.	MS Result	MSD Result	MS % Rec	MSD % Rec	% Rec Limits	RPD	Max RPD	Qual
Alkalinity, Total as CaCO3	mg/L	101	50	50	148	149	93	95	80-120	1	25	

MATRIX SPIKE & MATRIX SPIKE DUPLICATE: 4396636 4396637

Parameter	Units	92727360017 Result	MS Spike Conc.	MSD Spike Conc.	MS Result	MSD Result	MS % Rec	MSD % Rec	% Rec Limits	RPD	Max RPD	Qual
Alkalinity, Total as CaCO3	mg/L	202	50	50	255	257	106	109	80-120	1	25	

Results presented on this page are in the units indicated by the "Units" column except where an alternate unit is presented to the right of the result.

REPORT OF LABORATORY ANALYSIS

This report shall not be reproduced, except in full,
without the written consent of Pace Analytical Services, LLC.

Pace Analytical Services, LLC
9800 Kincey Ave. Suite 100
Huntersville, NC 28078
(704)875-9092

QUALITY CONTROL DATA

Project: Bowen LF Cells 5-8 BG #6
Pace Project No.: 92727360

QC Batch: 851854
QC Batch Method: SM 2320B-2011
Analysis Method: SM 2320B-2011
Analysis Description: 2320B Alkalinity
Laboratory: Pace Analytical Services - Asheville
Associated Lab Samples: 92727360018, 92727360019, 92727360020, 92727360021

METHOD BLANK: 4396638 Matrix: Water
Associated Lab Samples: 92727360018, 92727360019, 92727360020, 92727360021

Parameter	Units	Blank Result	Reporting Limit	MDL	Analyzed	Qualifiers
Alkalinity, Total as CaCO3	mg/L	ND	5.0	5.0	05/03/24 19:11	
Alkalinity,Bicarbonate (CaCO3)	mg/L	ND	5.0	5.0	05/03/24 19:11	
Alkalinity,Carbonate (CaCO3)	mg/L	ND	5.0	5.0	05/03/24 19:11	

LABORATORY CONTROL SAMPLE: 4396639

Parameter	Units	Spike Conc.	LCS Result	LCS % Rec	% Rec Limits	Qualifiers
Alkalinity, Total as CaCO3	mg/L	50	49.8	100	80-120	

LABORATORY CONTROL SAMPLE: 4396640

Parameter	Units	Spike Conc.	LCS Result	LCS % Rec	% Rec Limits	Qualifiers
Alkalinity, Total as CaCO3	mg/L	50	51.3	103	80-120	

MATRIX SPIKE & MATRIX SPIKE DUPLICATE: 4396641 4396642

Parameter	Units	92727079015 Result	MS Spike Conc.	MSD Spike Conc.	MS Result	MSD Result	MS % Rec	MSD % Rec	% Rec Limits	RPD	Max RPD	Qual
Alkalinity, Total as CaCO3	mg/L	10.9	50	50	61.6	61.4	101	101	80-120	0	25	

MATRIX SPIKE & MATRIX SPIKE DUPLICATE: 4396643 4396644

Parameter	Units	92727079016 Result	MS Spike Conc.	MSD Spike Conc.	MS Result	MSD Result	MS % Rec	MSD % Rec	% Rec Limits	RPD	Max RPD	Qual
Alkalinity, Total as CaCO3	mg/L	14.0	50	50	65.0	65.1	102	102	80-120	0	25	

Results presented on this page are in the units indicated by the "Units" column except where an alternate unit is presented to the right of the result.

REPORT OF LABORATORY ANALYSIS

This report shall not be reproduced, except in full,
without the written consent of Pace Analytical Services, LLC.

Pace Analytical Services, LLC
9800 Kincey Ave. Suite 100
Huntersville, NC 28078
(704)875-9092

QUALITY CONTROL DATA

Project: Bowen LF Cells 5-8 BG #6
Pace Project No.: 92727360

QC Batch: 850629
QC Batch Method: EPA 300.0 Rev 2.1 1993
Analysis Method: EPA 300.0 Rev 2.1 1993
Analysis Description: 300.0 IC Anions
Laboratory: Pace Analytical Services - Asheville
Associated Lab Samples: 92727360001, 92727360002, 92727360003, 92727360004

METHOD BLANK: 4390838 Matrix: Water
Associated Lab Samples: 92727360001, 92727360002, 92727360003, 92727360004

Parameter	Units	Blank Result	Reporting Limit	MDL	Analyzed	Qualifiers
Chloride	mg/L	ND	1.0	0.60	04/29/24 18:51	
Fluoride	mg/L	ND	0.10	0.050	04/29/24 18:51	
Sulfate	mg/L	ND	1.0	0.50	04/29/24 18:51	

LABORATORY CONTROL SAMPLE: 4390839

Parameter	Units	Spike Conc.	LCS Result	LCS % Rec	% Rec Limits	Qualifiers
Chloride	mg/L	50	50.3	101	90-110	
Fluoride	mg/L	2.5	2.3	93	90-110	
Sulfate	mg/L	50	51.1	102	90-110	

MATRIX SPIKE & MATRIX SPIKE DUPLICATE: 4390840 4390841

Parameter	Units	92727436008 Result	MS Spike Conc.	MSD Spike Conc.	MS Result	MSD Result	MS % Rec	MSD % Rec	% Rec Limits	RPD	Max RPD	Qual
Chloride	mg/L	81.2	50	50	113	114	64	66	90-110	1	10	M1
Fluoride	mg/L	0.11	2.5	2.5	1.7	1.7	63	64	90-110	2	10	M1
Sulfate	mg/L	2020	50	50	2100	2100	153	152	90-110	0	10	M1

MATRIX SPIKE & MATRIX SPIKE DUPLICATE: 4390842 4390843

Parameter	Units	92727436018 Result	MS Spike Conc.	MSD Spike Conc.	MS Result	MSD Result	MS % Rec	MSD % Rec	% Rec Limits	RPD	Max RPD	Qual
Chloride	mg/L	16800	50	50	17000	17100	381	490	90-110	0	10	M1
Fluoride	mg/L	ND	2.5	2.5	ND	ND	100	80	90-110		10	D3,M1
Sulfate	mg/L	8000	50	50	8220	8230	435	451	90-110	0	10	M1

Results presented on this page are in the units indicated by the "Units" column except where an alternate unit is presented to the right of the result.

REPORT OF LABORATORY ANALYSIS

This report shall not be reproduced, except in full,
without the written consent of Pace Analytical Services, LLC.

Pace Analytical Services, LLC
9800 Kincey Ave. Suite 100
Huntersville, NC 28078
(704)875-9092

QUALITY CONTROL DATA

Project: Bowen LF Cells 5-8 BG #6
Pace Project No.: 92727360

QC Batch: 850630
QC Batch Method: EPA 300.0 Rev 2.1 1993
Analysis Method: EPA 300.0 Rev 2.1 1993
Analysis Description: 300.0 IC Anions
Laboratory: Pace Analytical Services - Asheville
Associated Lab Samples: 92727360005, 92727360006, 92727360007, 92727360008, 92727360009, 92727360010, 92727360011, 92727360012, 92727360013, 92727360014, 92727360015, 92727360016, 92727360017, 92727360018, 92727360019, 92727360020, 92727360021

METHOD BLANK: 4390848 Matrix: Water
Associated Lab Samples: 92727360005, 92727360006, 92727360007, 92727360008, 92727360009, 92727360010, 92727360011, 92727360012, 92727360013, 92727360014, 92727360015, 92727360016, 92727360017, 92727360018, 92727360019, 92727360020, 92727360021

Parameter	Units	Blank Result	Reporting Limit	MDL	Analyzed	Qualifiers
Chloride	mg/L	ND	1.0	0.60	04/29/24 18:46	
Fluoride	mg/L	ND	0.10	0.050	04/29/24 18:46	
Sulfate	mg/L	ND	1.0	0.50	04/29/24 18:46	

LABORATORY CONTROL SAMPLE: 4390849

Parameter	Units	Spike Conc.	LCS Result	LCS % Rec	% Rec Limits	Qualifiers
Chloride	mg/L	50	50.6	101	90-110	
Fluoride	mg/L	2.5	2.5	101	90-110	
Sulfate	mg/L	50	50.9	102	90-110	

MATRIX SPIKE & MATRIX SPIKE DUPLICATE: 4390850 4390851

Parameter	Units	92727360005 Result	MS Spike Conc.	MSD Spike Conc.	MS Result	MSD Result	MS % Rec	MSD % Rec	% Rec Limits	RPD	Max RPD	Qual
Chloride	mg/L	3.7	50	50	56.0	57.1	105	107	90-110	2	10	
Fluoride	mg/L	0.085J	2.5	2.5	2.5	2.6	98	100	90-110	1	10	
Sulfate	mg/L	3.2	50	50	55.7	56.7	105	107	90-110	2	10	

MATRIX SPIKE & MATRIX SPIKE DUPLICATE: 4390852 4390853

Parameter	Units	92727360015 Result	MS Spike Conc.	MSD Spike Conc.	MS Result	MSD Result	MS % Rec	MSD % Rec	% Rec Limits	RPD	Max RPD	Qual
Chloride	mg/L	2.7	50	50	55.5	56.1	106	107	90-110	1	10	
Fluoride	mg/L	ND	2.5	2.5	2.5	2.5	98	100	90-110	2	10	
Sulfate	mg/L	2.4	50	50	55.1	56.0	105	107	90-110	2	10	

Results presented on this page are in the units indicated by the "Units" column except where an alternate unit is presented to the right of the result.

REPORT OF LABORATORY ANALYSIS

This report shall not be reproduced, except in full,
without the written consent of Pace Analytical Services, LLC.

Pace Analytical Services, LLC
9800 Kincey Ave. Suite 100
Huntersville, NC 28078
(704)875-9092

QUALIFIERS

Project: Bowen LF Cells 5-8 BG #6
Pace Project No.: 92727360

DEFINITIONS

DF - Dilution Factor, if reported, represents the factor applied to the reported data due to dilution of the sample aliquot.

ND - Not Detected at or above adjusted reporting limit.

TNTC - Too Numerous To Count

J - Estimated concentration above the adjusted method detection limit and below the adjusted reporting limit.

MDL - Adjusted Method Detection Limit.

PQL - Practical Quantitation Limit.

RL - Reporting Limit - The lowest concentration value that meets project requirements for quantitative data with known precision and bias for a specific analyte in a specific matrix.

S - Surrogate

1,2-Diphenylhydrazine decomposes to and cannot be separated from Azobenzene using Method 8270. The result for each analyte is a combined concentration.

Consistent with EPA guidelines, unrounded data are displayed and have been used to calculate % recovery and RPD values.

LCS(D) - Laboratory Control Sample (Duplicate)

MS(D) - Matrix Spike (Duplicate)

DUP - Sample Duplicate

RPD - Relative Percent Difference

NC - Not Calculable.

SG - Silica Gel - Clean-Up

U - Indicates the compound was analyzed for, but not detected.

Acid preservation may not be appropriate for 2 Chloroethylvinyl ether.

A separate vial preserved to a pH of 4-5 is recommended in SW846 Chapter 4 for the analysis of Acrolein and Acrylonitrile by EPA Method 8260.

N-Nitrosodiphenylamine decomposes and cannot be separated from Diphenylamine using Method 8270. The result reported for each analyte is a combined concentration.

Reported results are not rounded until the final step prior to reporting. Therefore, calculated parameters that are typically reported as "Total" may vary slightly from the sum of the reported component parameters.

Pace Analytical is TNI accredited. Contact your Pace PM for the current list of accredited analytes.

TNI - The NELAC Institute.

ANALYTE QUALIFIERS

D3	Sample was diluted due to the presence of high levels of non-target analytes or other matrix interference.
M1	Matrix spike recovery exceeded QC limits. Batch accepted based on laboratory control sample (LCS) recovery.

This report shall not be reproduced, except in full,
without the written consent of Pace Analytical Services, LLC.

Pace Analytical Services, LLC
9800 Kincey Ave. Suite 100
Huntersville, NC 28078
(704)875-9092

QUALITY CONTROL DATA CROSS REFERENCE TABLE

Project: Bowen LF Cells 5-8 BG #6
Pace Project No.: 92727360

Lab ID	Sample ID	QC Batch Method	QC Batch	Analytical Method	Analytical Batch
92727360001	**BOW-GWC-26**	EPA 3010A	850350	EPA 6010D	850407
92727360002	**BOW-GWC-27**	EPA 3010A	850345	EPA 6010D	850380
92727360003	**BOW-GWC-27R**	EPA 3010A	850345	EPA 6010D	850380
92727360004	**BOW-GWC-29**	EPA 3010A	850345	EPA 6010D	850380
92727360005	**BOW-GWC-31**	EPA 3010A	850345	EPA 6010D	850380
92727360006	**BOW-GWC-31R**	EPA 3010A	850345	EPA 6010D	850380
92727360007	**BOW-GWC-28**	EPA 3010A	850345	EPA 6010D	850380
92727360008	**BOW-GWC-29R**	EPA 3010A	850345	EPA 6010D	850380
92727360009	**BOW-GWC-30**	EPA 3010A	850345	EPA 6010D	850380
92727360010	**BOW-GWC-32**	EPA 3010A	850345	EPA 6010D	850380
92727360011	**BOW-GWC-33R**	EPA 3010A	850345	EPA 6010D	850380
92727360012	**BOW-LF5-8-FD-01**	EPA 3010A	850345	EPA 6010D	850380
92727360013	**BOW-LF5-8-FB-01**	EPA 3010A	850345	EPA 6010D	850380
92727360014	**BOW-LF5-8-EB-01**	EPA 3010A	850345	EPA 6010D	850380
92727360015	**BOW-GWC-57**	EPA 3010A	850345	EPA 6010D	850380
92727360016	**BOW-GWC-34**	EPA 3010A	850345	EPA 6010D	850380
92727360017	**BOW-GWC-34R**	EPA 3010A	850345	EPA 6010D	850380
92727360018	**BOW-GWC-35**	EPA 3010A	850345	EPA 6010D	850380
92727360019	**BOW-LF5-8-FD-02**	EPA 3010A	850345	EPA 6010D	850380
92727360020	**BOW-LF5-8-FB-02**	EPA 3010A	850345	EPA 6010D	850380
92727360021	**BOW-LF5-8-EB-02**	EPA 3010A	850345	EPA 6010D	850380
92727360001	**BOW-GWC-26**	EPA 3005A	850151	EPA 6020B	850270
92727360002	**BOW-GWC-27**	EPA 3005A	850151	EPA 6020B	850270
92727360003	**BOW-GWC-27R**	EPA 3005A	850151	EPA 6020B	850270
92727360004	**BOW-GWC-29**	EPA 3005A	850151	EPA 6020B	850270
92727360005	**BOW-GWC-31**	EPA 3005A	850151	EPA 6020B	850270
92727360006	**BOW-GWC-31R**	EPA 3005A	850151	EPA 6020B	850270
92727360007	**BOW-GWC-28**	EPA 3005A	850151	EPA 6020B	850270
92727360008	**BOW-GWC-29R**	EPA 3005A	850151	EPA 6020B	850270
92727360009	**BOW-GWC-30**	EPA 3005A	850151	EPA 6020B	850270
92727360010	**BOW-GWC-32**	EPA 3005A	850151	EPA 6020B	850270
92727360011	**BOW-GWC-33R**	EPA 3005A	850151	EPA 6020B	850270
92727360012	**BOW-LF5-8-FD-01**	EPA 3005A	850151	EPA 6020B	850270
92727360013	**BOW-LF5-8-FB-01**	EPA 3005A	850151	EPA 6020B	850270
92727360014	**BOW-LF5-8-EB-01**	EPA 3005A	850151	EPA 6020B	850270
92727360015	**BOW-GWC-57**	EPA 3005A	850151	EPA 6020B	850270
92727360016	**BOW-GWC-34**	EPA 3005A	850151	EPA 6020B	850270
92727360017	**BOW-GWC-34R**	EPA 3005A	850151	EPA 6020B	850270
92727360018	**BOW-GWC-35**	EPA 3005A	850151	EPA 6020B	850270
92727360019	**BOW-LF5-8-FD-02**	EPA 3005A	850151	EPA 6020B	850270
92727360020	**BOW-LF5-8-FB-02**	EPA 3005A	850151	EPA 6020B	850270
92727360021	**BOW-LF5-8-EB-02**	EPA 3005A	850159	EPA 6020B	850271
92727360001	**BOW-GWC-26**	EPA 7470A	852335	EPA 7470A	852484
92727360002	**BOW-GWC-27**	EPA 7470A	852335	EPA 7470A	852484
92727360003	**BOW-GWC-27R**	EPA 7470A	852335	EPA 7470A	852484
92727360004	**BOW-GWC-29**	EPA 7470A	852335	EPA 7470A	852484
92727360005	**BOW-GWC-31**	EPA 7470A	852335	EPA 7470A	852484

This report shall not be reproduced, except in full,
without the written consent of Pace Analytical Services, LLC.

Pace Analytical Services, LLC
9800 Kincey Ave. Suite 100
Huntersville, NC 28078
(704)875-9092

QUALITY CONTROL DATA CROSS REFERENCE TABLE

Project: Bowen LF Cells 5-8 BG #6
Pace Project No.: 92727360

Lab ID	Sample ID	QC Batch Method	QC Batch	Analytical Method	Analytical Batch
92727360006	**BOW-GWC-31R**	EPA 7470A	852335	EPA 7470A	852484
92727360007	**BOW-GWC-28**	EPA 7470A	852335	EPA 7470A	852484
92727360008	**BOW-GWC-29R**	EPA 7470A	852335	EPA 7470A	852484
92727360009	**BOW-GWC-30**	EPA 7470A	852335	EPA 7470A	852484
92727360010	**BOW-GWC-32**	EPA 7470A	852335	EPA 7470A	852484
92727360011	**BOW-GWC-33R**	EPA 7470A	852335	EPA 7470A	852484
92727360012	**BOW-LF5-8-FD-01**	EPA 7470A	852335	EPA 7470A	852484
92727360013	**BOW-LF5-8-FB-01**	EPA 7470A	852335	EPA 7470A	852484
92727360014	**BOW-LF5-8-EB-01**	EPA 7470A	852335	EPA 7470A	852484
92727360015	**BOW-GWC-57**	EPA 7470A	852335	EPA 7470A	852484
92727360016	**BOW-GWC-34**	EPA 7470A	852335	EPA 7470A	852484
92727360017	**BOW-GWC-34R**	EPA 7470A	852335	EPA 7470A	852484
92727360018	**BOW-GWC-35**	EPA 7470A	852335	EPA 7470A	852484
92727360019	**BOW-LF5-8-FD-02**	EPA 7470A	852335	EPA 7470A	852484
92727360020	**BOW-LF5-8-FB-02**	EPA 7470A	851547	EPA 7470A	851826
92727360021	**BOW-LF5-8-EB-02**	EPA 7470A	851547	EPA 7470A	851826
92727360001	**BOW-GWC-26**	SM 2540C-2015	850571		
92727360002	**BOW-GWC-27**	SM 2540C-2015	850571		
92727360003	**BOW-GWC-27R**	SM 2540C-2015	850571		
92727360004	**BOW-GWC-29**	SM 2540C-2015	850571		
92727360005	**BOW-GWC-31**	SM 2540C-2015	850571		
92727360006	**BOW-GWC-31R**	SM 2540C-2015	850571		
92727360007	**BOW-GWC-28**	SM 2540C-2015	850571		
92727360008	**BOW-GWC-29R**	SM 2540C-2015	850571		
92727360009	**BOW-GWC-30**	SM 2540C-2015	850571		
92727360010	**BOW-GWC-32**	SM 2540C-2015	850571		
92727360011	**BOW-GWC-33R**	SM 2540C-2015	850571		
92727360012	**BOW-LF5-8-FD-01**	SM 2540C-2015	850571		
92727360013	**BOW-LF5-8-FB-01**	SM 2540C-2015	850571		
92727360014	**BOW-LF5-8-EB-01**	SM 2540C-2015	850571		
92727360015	**BOW-GWC-57**	SM 2540C-2015	850571		
92727360016	**BOW-GWC-34**	SM 2540C-2015	850571		
92727360017	**BOW-GWC-34R**	SM 2540C-2015	850571		
92727360018	**BOW-GWC-35**	SM 2540C-2015	850571		
92727360019	**BOW-LF5-8-FD-02**	SM 2540C-2015	850572		
92727360020	**BOW-LF5-8-FB-02**	SM 2540C-2015	850572		
92727360021	**BOW-LF5-8-EB-02**	SM 2540C-2015	850572		
92727360001	**BOW-GWC-26**	SM 2320B-2011	851423		
92727360002	**BOW-GWC-27**	SM 2320B-2011	851423		
92727360003	**BOW-GWC-27R**	SM 2320B-2011	851423		
92727360004	**BOW-GWC-29**	SM 2320B-2011	851423		
92727360005	**BOW-GWC-31**	SM 2320B-2011	851423		
92727360006	**BOW-GWC-31R**	SM 2320B-2011	851423		
92727360007	**BOW-GWC-28**	SM 2320B-2011	851853		
92727360008	**BOW-GWC-29R**	SM 2320B-2011	851853		
92727360009	**BOW-GWC-30**	SM 2320B-2011	851853		

REPORT OF LABORATORY ANALYSIS

This report shall not be reproduced, except in full,
without the written consent of Pace Analytical Services, LLC.

Pace Analytical Services, LLC
9800 Kincey Ave. Suite 100
Huntersville, NC 28078
(704)875-9092

QUALITY CONTROL DATA CROSS REFERENCE TABLE

Project: Bowen LF Cells 5-8 BG #6
Pace Project No.: 92727360

Lab ID	Sample ID	QC Batch Method	QC Batch	Analytical Method	Analytical Batch
92727360010	**BOW-GWC-32**	SM 2320B-2011	851853		
92727360011	**BOW-GWC-33R**	SM 2320B-2011	851423		
92727360012	**BOW-LF5-8-FD-01**	SM 2320B-2011	851423		
92727360013	**BOW-LF5-8-FB-01**	SM 2320B-2011	851423		
92727360014	**BOW-LF5-8-EB-01**	SM 2320B-2011	851423		
92727360015	**BOW-GWC-57**	SM 2320B-2011	851853		
92727360016	**BOW-GWC-34**	SM 2320B-2011	851853		
92727360017	**BOW-GWC-34R**	SM 2320B-2011	851853		
92727360018	**BOW-GWC-35**	SM 2320B-2011	851854		
92727360019	**BOW-LF5-8-FD-02**	SM 2320B-2011	851854		
92727360020	**BOW-LF5-8-FB-02**	SM 2320B-2011	851854		
92727360021	**BOW-LF5-8-EB-02**	SM 2320B-2011	851854		
92727360001	**BOW-GWC-26**	EPA 300.0 Rev 2.1 1993	850629		
92727360002	**BOW-GWC-27**	EPA 300.0 Rev 2.1 1993	850629		
92727360003	**BOW-GWC-27R**	EPA 300.0 Rev 2.1 1993	850629		
92727360004	**BOW-GWC-29**	EPA 300.0 Rev 2.1 1993	850629		
92727360005	**BOW-GWC-31**	EPA 300.0 Rev 2.1 1993	850630		
92727360006	**BOW-GWC-31R**	EPA 300.0 Rev 2.1 1993	850630		
92727360007	**BOW-GWC-28**	EPA 300.0 Rev 2.1 1993	850630		
92727360008	**BOW-GWC-29R**	EPA 300.0 Rev 2.1 1993	850630		
92727360009	**BOW-GWC-30**	EPA 300.0 Rev 2.1 1993	850630		
92727360010	**BOW-GWC-32**	EPA 300.0 Rev 2.1 1993	850630		
92727360011	**BOW-GWC-33R**	EPA 300.0 Rev 2.1 1993	850630		
92727360012	**BOW-LF5-8-FD-01**	EPA 300.0 Rev 2.1 1993	850630		
92727360013	**BOW-LF5-8-FB-01**	EPA 300.0 Rev 2.1 1993	850630		
92727360014	**BOW-LF5-8-EB-01**	EPA 300.0 Rev 2.1 1993	850630		
92727360015	**BOW-GWC-57**	EPA 300.0 Rev 2.1 1993	850630		
92727360016	**BOW-GWC-34**	EPA 300.0 Rev 2.1 1993	850630		
92727360017	**BOW-GWC-34R**	EPA 300.0 Rev 2.1 1993	850630		
92727360018	**BOW-GWC-35**	EPA 300.0 Rev 2.1 1993	850630		
92727360019	**BOW-LF5-8-FD-02**	EPA 300.0 Rev 2.1 1993	850630		
92727360020	**BOW-LF5-8-FB-02**	EPA 300.0 Rev 2.1 1993	850630		
92727360021	**BOW-LF5-8-EB-02**	EPA 300.0 Rev 2.1 1993	850630		

This report shall not be reproduced, except in full,
without the written consent of Pace Analytical Services, LLC.

DC#_Title: ENV-FRM-HUN1-0083 v03_Sample Condition Upon Receipt

Effective Date: 12/01/2023

Laboratory receiving samples:
Asheville ☐ Eden ☐ Greenwood ☐ Huntersville ☐ Raleigh ☐ Mechanicsville ☐ Atlanta ☑ Kernersville ☐

Sample Condition Upon Receipt

Client Name: GR Power

Project #:

WO# : 92727360

92727360

Courier: ☐ Commercial ☐ Fed Ex ☐ Pace ☐ UPS ☐ USPS ☐ Other:____ ☐ Client

Custody Seal Present? ☑ Yes ☐ No Seals Intact? ☑ Yes ☐ No ☐ N/A

Date/Initials Person Examining Contents: 10/5/24 SC

Packing Material: ☐ Bubble Wrap ☐ Bubble Bags ☐ None ☐ Other

Biological Tissue Frozen? ☐ Yes ☐ No ☐ N/A

Thermometer: ☐ IR Gun ID: 230

Type of Ice: ☑ Wet ☐ Blue ☐ None

Cooler Temp: 3.3 Correction Factor: Add/Subtract (°C) 0.0

Temp should be above freezing to 6°C
☐ Samples out of temp criteria. Samples on ice, cooling process has begun

Cooler Temp Corrected (°C): 3.3

USDA Regulated Soil (☐ N/A, water sample)
Did samples originate in a quarantine zone within the United States: CA, NY, or SC (check maps)? ☐ Yes ☐ No

Did samples originate from a foreign source (internationally, including Hawaii and Puerto Rico)? ☐ Yes ☐ No

				Comments/Discrepancy:
Chain of Custody Present?	☑ Yes	☐ No	☐ N/A	1.
Samples Arrived within Hold Time?	☑ Yes	☐ No	☐ N/A	2.
Short Hold Time Analysis (<72 hr.)?	☐ Yes	☑ No	☐ N/A	3.
Rush Turn Around Time Requested?	☐ Yes	☑ No	☐ N/A	4.
Sufficient Volume?	☑ Yes	☐ No	☐ N/A	5.
Correct Containers Used?	☑ Yes	☐ No	☐ N/A	6.
-Pace Containers Used?	☑ Yes	☐ No	☐ N/A	
Containers Intact?	☑ Yes	☐ No	☐ N/A	7.
Dissolved analysis: Samples Field Filtered?	☐ Yes	☐ No	☑ N/A	8.
Sample Labels Match COC?	☑ Yes	☐ No	☐ N/A	9.
-Includes Date/Time/ID/Analysis Matrix: W				
Headspace in VOA Vials (>5-6mm)?	☐ Yes	☐ No	☑ N/A	10.
Trip Blank Present?	☐ Yes	☐ No	☑ N/A	11.
Trip Blank Custody Seals Present?	☐ Yes	☐ No	☑ N/A	

Field Data Required? ☐ Yes ☐ No

COMMENTS/SAMPLE DISCREPANCY

Lot ID of split containers:

CLIENT NOTIFICATION/RESOLUTION

Person contacted: Date/Time:

Project Manager SCURF Review: Date:

Project Manager SRF Review: Date:

Qualtrax ID: 69614

*Check mark top half of box if pH and/or dechlorination is verified and within the acceptance range for preservation samples.

Exceptions: VOA, Coliform, TOC, Oil and Grease, DRO/8015 (water) DOC, LLHg

**Bottom half of box is to list number of bottles

***Check all unpreserved Nitrates for chlorine

Project # **WO#: 92727360**

PM: BV Due Date: 05/09/24

CLIENT: 92-GP-BOWLF

Item#	BP4U-125 mL Plastic Unpreserved (N/A) (Cl-)	BP3U-250 mL Plastic Unpreserved (N/A)	BP2U-500 mL Plastic Unpreserved (N/A)	BP1U-1 liter Plastic Unpreserved (N/A)	BP4S-125 mL Plastic H2SO4 (pH < 2) (Cl-)	BP3N-250 mL plastic HNO3 (pH < 2)	BP4Z-125 mL Plastic ZN Acetate & NaOH (>9)	BP4B-125 mL Plastic NaOH (pH > 12) (Cl-)	WGFU-Wide-mouthed Glass jar Unpreserved	AG1U-1 liter Amber Unpreserved (N/A) (Cl-)	AG1H-1 liter Amber HCl (pH < 2)	AG3U-250 mL Amber Unpreserved (N/A) (Cl-)	AG1S-1 liter Amber H2SO4 (pH < 2)	AG3S-250 mL Amber H2SO4 (pH < 2)	DG94-40 mL Amber NH4Cl (N/A)(Cl-)	DG9H-40 mL VOA HCl (N/A)	VG9T-40 mL VOA Na2S2O3 (N/A)	VG9U-40 mL VOA Unpreserved (N/A)	DG9V-40 mL VOA H3PO4 (N/A)	KP7U-50 mL Plastic Unpreserved (N/A)	V/GK (3 vials per kit)-VPH/Gas kit (N/A)	SP5T-125 mL Sterile Plastic (N/A – lab)	SP2T-250 mL Sterile Plastic (N/A – lab)	BPN	BP3R-250 mL Plastic (NH2)2SO4 (9.3-9.7)	AG0U-100 mL Amber Unpreserved (N/A) (Cl-)	VSGU-20 mL Scintillation vials (N/A)	DG9U-40 mL Amber Unpreserved vials (N/A)
1		2				1 1																		2				
2		2				1 1																		2				
3		2				1 1																		2				
4		2				1 1																		2				
5		2				1 1																		2				
6		2				1 1																		2				
7		2				1 1																		2				
8		2				1 1																		2				
9		2				1 1																		2				
10		2				1 1																		2				
11																												
12																												

pH Adjustment Log for Preserved Samples

Sample ID	Type of Preservative	pH upon receipt	Date preservation adjusted	Time preservation adjusted	Amount of Preservative added	Lot #

Note: Whenever there is a discrepancy affecting North Carolina compliance samples, a copy of this form will be sent to the North Carolina DENR Certification Office (i.e. Out of hold, incorrect preservative, out of temp, incorrect containers.

Pace® Location Requested (City/State):

Pace Analytical Charlotte
9800 Kincey Ave. Suite 100, Huntersville, NC 28078

CHAIN-OF-CUSTODY Analytical Request Document

Chain-of-Custody is a LEGAL DOCUMENT - Complete all relevant fields

LAB USE ONLY- Affix Workorder/Login Label Here

92727360

Scan QR Code for instructions

Company Name: Georgia Power - Bowen	Contact/Report To: Kristen Jurinko, Cassidy Sutherland
Street Address: 241 Ralph McGill Blvd NE, Atlanta, GA 30308	Phone #: (470) 217-0008
	E-Mail: knjurink@southernco.com
	Cc E-Mail: Laura Midkiff, Ben Hodges, Mike Smilley, Noelia Gangi
Customer Project #:	Invoice to: Account Payable
Project Name: Bowen LF Cells 5-8 Background Event #6	Invoice E-mail: georgiapowerinvoices@southernco.com
Site Collection Info/Facility ID (as applicable):	Purchase Order # (if applicable): GPC82474-0007
	Quote #:
Time Zone Collected: [ ] AK [ ] PT [ ] MT [ ] CT [X] ET	County / State origin of sample(s): Georgia
Data Deliverables: [ ] Level II [ ] Level III [ ] Level IV [ ] EQUIS [ ] Other	Regulatory Program (DW, RCRA, etc.) as applicable: Reportable [ ] Yes [ ] No
	Rush (Pre-approval required): [ ] Same Day [ ] 1 Day [ ] 2 Day [ ] 3 Day Other Date Results Requested:
	DW PWSID # or WW Permit # as applicable: Field Filtered (if applicable): [ ] Yes [ ] No Analysis:

* Matrix Codes (Insert in Matrix box below): Drinking Water (DW), Ground Water (GW), Wastewater (WW), Product (P), Soil/Solid (SS), Oil (OL), Wipe (WP), Tissue (TS), Bioassay (B), Vapor (V), Surface Water (SW), Sediment (SED), Sludge (SL), Caulk (CK), Leachate (LL), Biosolid (BS), Other (OT)

Customer Sample ID	Matrix *	Comp / Grab	Composite Start Date	Composite Start Time	Collected or Composite End Date	Collected or Composite End Time	# Cont.	Residual Chlorine Result	Residual Chlorine Units	Cu, Ni, Ag, V, Zn (App. I&II)	B, Ca (App. III)	App. IV Metals*	Cl, F, SO4	TDS	Radium 226/228	App. IV Fluoride	Alkalinity	Fe, Mg, Mn, K, Na	Sample Comment
BOW-GWC-26	WG	G			4/23/24	1538	6			X	X	X	X	X	X	X	X	X	001
BOW-GWC-27	WG	G			4/23/24	1323	6			X	X	X	X	X	X	X	X	X	002
BOW-GWC-27R	WG	G			4/23/24	1643	6			X	X	X	X	X	X	X	X	X	003
BOW-GWC-28	WG	G					6			X	X	X	X	X	X	X	X	X	
BOW-GWC-29	WG	G			4/23/24	1138	6			X	X	X	X	X	X	X	X	X	004
BOW-GWC-29R	WG	G					6			X	X	X	X	X	X	X	X	X	
BOW-GWC-30	WG	G					6			X	X	X	X	X	X	X	X	X	
BOW-GWC-31	WG	G			4/23/24	1352	6			X	X	X	X	X	X	X	X	X	005
BOW-GWC-31R	WG	G			4/23/24	1547	6			X	X	X	X	X	X	X	X	X	006
BOW-GWC-32	WG	G					6			X	X	X	X	X	X	X	X	X	

Specify Container Size **: 3 3 3 3 2 1 3 3 3

Identify Container Preservative Type***: 2 2 2 1 1 2 1 1 2

Analysis Requested

**Container Size: (1) 1L, (2) 500mL, (3) 250mL, (4) 125mL, (5) 100mL, (6) 40mL vial, (7) EnCore, (8) TerraCore, (9) 90mL, (10) Other

*** Preservative Types: (1) None, (2) HNO3, (3) H2SO4, (4) HCl, (5) NaOH, (6) Zn Acetate, (7) NaHSO4, (8) Sod. Thiosulfate, (9) Ascorbic Acid, (10) MeOH, (11) Other

Lab Use Only
Proj. Mgr: Bonnie Vang
AcctNum / Client ID:
Table #:
Profile / Template:
Prelog / Bottle Ord. ID:

Preservation non-conformance identified for sample.

Additional Instructions from Pace®:
Task Code: BOW-CCR-OTH-20240422
*App. IV Metals include Sb, As, Ba, Be, Cd, Co, Cr, Pb, Li, Hg, Mo, Se, & Tl

Collected By:
Printed Name: Kevin Stephenson, William Laaker, Jay Siewert, Natalie Piparo
Signature
Resolute Environmental

Customer Remarks / Special Conditions / Possible Hazards:

Coolers: Thermometer ID: Correction Factor (°C): Obs. Temp. (°C): Corrected Temp. (°C): [ ] On Ice

Relinquished by/Company: (Signature)	Date/Time:	Received by/Company: (Signature)	Date/Time:	Tracking Number:
	13:55 4/25/24	Laura Williams / Pace	4/25/24 1356	
Relinquished by/Company: (Signature)	Date/Time:	Received by/Company: (Signature)	Date/Time:	Delivered by: [ ] In-Person [ ] Courier
Laura Williams / Pace	4/26/24 1721		4/25/24 1720	[ ] FedEx [ ] UPS [ ] Other
Relinquished by/Company: (Signature)	Date/Time:	Received by/Company: (Signature)	Date/Time:	
Relinquished by/Company: (Signature)	Date/Time:	Received by/Company: (Signature)	Date/Time:	Page: 1 of 2

Submitting a sample via this chain of custody constitutes acknowledgment and acceptance of the Pace® Terms and Conditions found at https://www.pacelabs.com/resource-library/resource/pace-terms-and-conditions/

ENV-FRM-CORQ-0019_v02_110123 ©

Pace® Location Requested (City/State):

Pace Analytical Charlotte
9800 Kincey Ave. Suite 100, Huntersville, NC 28078

CHAIN-OF-CUSTODY Analytical Request Document

Chain-of-Custody is a LEGAL DOCUMENT - Complete all relevant fields

LAB USE ONLY- Affix Workorder/Login Label Here

Scan QR Code for instructions

Company Name: Georgia Power - Bowen	Contact/Report To: Kristen Jurinko, Cassidy Sutherland
Street Address: 241 Ralph McGill Blvd NE, Atlanta, GA 30308	Phone #: (470) 217-0008
	E-Mail: knjurink@southernco.com
	Cc E-Mail: Laura Midkiff, Ben Hodges, Mike Smilley, Noelia Gangi
Customer Project #:	Invoice to: Account Payable
Project Name: Bowen LF Cells 5-8 Background Event #6	Invoice E-mail: georgiapowerinvoices@southernco.com
Site Collection Info/Facility ID (as applicable):	Purchase Order # (if applicable): GPC82474-0007
	Quote #:
Time Zone Collected: [ ] AK [ ] PT [ ] MT [ ] CT [X] ET	County / State origin of sample(s): Georgia
Data Deliverables: [ ] Level II [ ] Level III [ ] Level IV [ ] EQUIS [ ] Other	Regulatory Program (DW, RCRA, etc.) as applicable: Reportable [ ] Yes [ ] No
	Rush (Pre-approval required): [ ] Same Day [ ] 1 Day [ ] 2 Day [ ] 3 Day Other Date Results Requested:
	DW PWSID # or WW Permit # as applicable: Field Filtered (if applicable): [ ] Yes [ ] No Analysis:

* Matrix Codes (insert in Matrix box below): Drinking Water (DW), Ground Water (GW), Wastewater (WW), Product (P), Soil/Solid (SS), Oil (OL), Wipe (WP), Tissue (TS), Bioassay (B), Vapor (V), Surface Water (SW), Sediment (SED), Sludge (SL), Caulk (CK), Leachate (LL), Biosolid (BS), Other (OT)

Customer Sample ID	Matrix *	Comp / Grab	Composite Start Date	Composite Start Time	Collected or Composite End Date	Collected or Composite End Time	# Cont.	Residual Chlorine Result	Residual Chlorine Units	Cu, Ni, Ag, V, Zn (App. I&II)	B, Ca (App. III)	App. IV Metals*	Cl, F, SO4	TDS	Radium 226/228	App. IV Fluoride	Alkalinity	Fe, Mg, Mn, K, Na	Sample Comment
BOW-GWC-26	WG	G					6			X	X	X	X	X	X	X	X	X	
BOW-GWC-27	WG	G					6			X	X	X	X	X	X	X	X	X	
BOW-GWC-27R	WG	G					6			X	X	X	X	X	X	X	X	X	
BOW-GWC-28	WG	G			4/24/24	1125	6			X	X	X	X	X	X	X	X	X	007
BOW-GWC-29	WG	G					6			X	X	X	X	X	X	X	X	X	
BOW-GWC-29R	WG	G			4/24/24	1012	6			X	X	X	X	X	X	X	X	X	008
BOW-GWC-30	WG	G			4/24/24	1102	6			X	X	X	X	X	X	X	X	X	009
BOW-GWC-31	WG	G					6			X	X	X	X	X	X	X	X	X	
BOW-GWC-31R	WG	G					6			X	X	X	X	X	X	X	X	X	
BOW-GWC-32	WG	G			4/24/24	1437	6			X	X	X	X	X	X	X	X	X	010

Specify Container Size **: 3 3 3 3 2 1 3 3 3

Identify Container Preservative Type***: 2 2 2 1 1 2 1 1 2

Analysis Requested

**Container Size: (1) 1L, (2) 500mL, (3) 250mL, (4) 125mL, (5) 100mL, (6) 40mL vial, (7) EnCore, (8) TerraCore, (9) 90mL, (10) Other

*** Preservative Types: (1) None, (2) HNO3, (3) H2SO4, (4) HCl, (5) NaOH, (6) Zn Acetate, (7) NaHSO4, (8) Sod. Thiosulfate, (9) Ascorbic Acid, (10) MeOH, (11) Other

Lab Use Only: Proj. Mgr: Bonnie Vang; AcctNum / Client ID:; Table #:; Profile / Template:; Prelog / Bottle Ord. ID:

Preservation non-conformance identified for sample.

Additional Instructions from Pace® :
Task Code: BOW-CCR-OTH-20240422
*App. IV Metals include Sb, As, Ba, Be, Cd, Co, Cr, Pb, Li, Hg, Mo, Se, & Tl

Collected By: Kevin Stephenson, William Laaker, Jay Siewert, Natalie Piparo
Printed Name
Signature
Resolute Environmental

Customer Remarks / Special Conditions / Possible Hazards:

Coolers: Thermometer ID: Correction Factor (°C): Obs. Temp. (°C): Corrected Temp. (°C): [ ] On Ice

Relinquished by/Company: (Signature)	Date/Time:	Received by/Company: (Signature)	Date/Time:	Tracking Number:
	13 55 4/25/24	Ryan Williams / Pace	4/25/24 1355	
Relinquished by/Company: (Signature) Ryan Williams / Pace	4/25/24 1720		4/25/24 1720	Delivered by: [ ] In-Person [ ] Courier [ ] FedEX [ ] UPS [ ] Other
Relinquished by/Company: (Signature)	Date/Time:	Received by/Company: (Signature)	Date/Time:	
Relinquished by/Company: (Signature)	Date/Time:	Received by/Company: (Signature)	Date/Time:	Page: 1 of 2

Submitting a sample via this chain of custody constitutes acknowledgment and acceptance of the Pace® Terms and Conditions found at https://www.pacelabs.com/resource-library/resource/pace-terms-and-conditions/

Pace ANALYTICAL SERVICES

DC#_Title: ENV-FRM-HUN1-0083 v03_Sample Condition Upon Receipt

Effective Date: 12/01/2023

Laboratory receiving samples:
Asheville ☐ Eden ☐ Greenwood ☐ Huntersville ☐ Raleigh ☐ Mechanicsville ☐ Atlanta ☑ Kernersville ☐

Sample Condition Upon Receipt

Client Name: GP Power

Project #: **WO#: 92727360**

PM: BV **Due Date: 05/09/24**
CLIENT: 92-GP-BOWLF

Courier: ☐ Commercial ☐ Fed Ex ☐ UPS ☐ USPS ☐ Client ☑ Pace ☐ Other:____

Custody Seal Present? ☑ Yes ☐ No Seals Intact? ☑ Yes ☐ No ☐ N/A

Date/Initials Person Examining Contents: 7/15/24 SC

Packing Material: ☑ Bubble Wrap ☐ Bubble Bags ☐ None ☐ Other

Biological Tissue Frozen? ☐ Yes ☐ No ☑ N/A

Thermometer: ☑ IR Gun ID: 730 Type of Ice: ☑ Wet ☐ Blue ☐ None

Cooler Temp: 3.3 Correction Factor: Add/Subtract (°C) 0.0

Temp should be above freezing to 6°C
☐ Samples out of temp criteria. Samples on ice, cooling process has begun

Cooler Temp Corrected (°C): 3.3

USDA Regulated Soil (☐ N/A, water sample)
Did samples originate in a quarantine zone within the United States: CA, NY, or SC (check maps)? ☐ Yes ☐ No

Did samples originate from a foreign source (internationally, including Hawaii and Puerto Rico)? ☐ Yes ☐ No

				Comments/Discrepancy:
Chain of Custody Present?	☑ Yes	☐ No	☐ N/A	1.
Samples Arrived within Hold Time?	☑ Yes	☐ No	☐ N/A	2.
Short Hold Time Analysis (<72 hr.)?	☐ Yes	☑ No	☐ N/A	3.
Rush Turn Around Time Requested?	☐ Yes	☑ No	☐ N/A	4.
Sufficient Volume?	☑ Yes	☐ No	☐ N/A	5.
Correct Containers Used?	☑ Yes	☐ No	☐ N/A	6.
-Pace Containers Used?	☑ Yes	☐ No	☐ N/A	
Containers Intact?	☑ Yes	☐ No	☐ N/A	7.
Dissolved analysis: Samples Field Filtered?	☐ Yes	☐ No	☑ N/A	8.
Sample Labels Match COC? -Includes Date/Time/ID/Analysis Matrix: L	☑ Yes	☐ No	☐ N/A	9.
Headspace in VOA Vials (>5-6mm)?	☐ Yes	☐ No	☑ N/A	10.
Trip Blank Present?	☐ Yes	☐ No	☑ N/A	11.
Trip Blank Custody Seals Present?	☐ Yes	☐ No	☑ N/A	

Field Data Required? ☐ Yes ☐ No

COMMENTS/SAMPLE DISCREPANCY

Lot ID of split containers:

CLIENT NOTIFICATION/RESOLUTION

Person contacted: Date/Time:

Project Manager SCURF Review: Date:

Project Manager SRF Review: Date:

WO# : 92727360

PM: BV Due Date: 05/09/24

CLIENT: 92-GP-BOWLF

*Check mark top half of box if pH and/or dechlorination is verified and within the acceptance range for preservation samples.

Exceptions: VOA, Coliform, TOC, Oil and Grease, DRO/8015 (water) DOC, LLHg

**Bottom half of box is to list number of bottles

***Check all unpreserved Nitrates for chlorine

Project #

Item#	BP4U-125 mL Plastic Unpreserved (N/A) (Cl-)	BP3U-250 mL Plastic Unpreserved (N/A)	BP2U-500 mL Plastic Unpreserved (N/A)	BP1U-1 liter Plastic Unpreserved (N/A)	BP4S-125 mL Plastic H2SO4 (pH < 2) (Cl-)	BP3N-250 mL plastic HNO3 (pH < 2)	BP4Z-125 mL Plastic ZN Acetate & NaOH (>9)	BP4B-125 mL Plastic NaOH (pH > 12) (Cl-)	WGFU-Wide-mouthed Glass jar Unpreserved	AG1U-1 liter Amber Unpreserved (N/A) (Cl-)	AG1H-1 liter Amber HCl (pH < 2)	AG3U-250 mL Amber Unpreserved (N/A) (Cl-)	AG1S-1 liter Amber H2SO4 (pH < 2)	AG3S-250 mL Amber H2SO4 (pH < 2)	DG94-40 mL Amber NH4Cl (N/A)(Cl-)	DG9H-40 mL VOA HCl (N/A)	VG9T-40 mL VOA Na2S2O3 (N/A)	VG9U-40 mL VOA Unpreserved (N/A)	DG9V-40 mL VOA H3PO4 (N/A)	KP7U-50 mL Plastic Unpreserved (N/A)	V/GK (3 vials per kit)-VPH/Gas kit (N/A)	SP5T-125 mL Sterile Plastic (N/A – lab)	SP2T-250 mL Sterile Plastic (N/A – lab)	BP3R-250 mL Plastic (NH2)2SO4 (9.3-9.7)	AG0U-100 mL Amber Unpreserved (N/A) (Cl-)	VSGU-20 mL Scintillation vials (N/A)	DG9U-40 mL Amber Unpreserved vials (N/A)
1		2				1																		2				
2		2				1																		2				
3		2				1																		2				
4		2				1																		2				
5		2				1																		2				
6		2				1																		2				
7		2				1																		2				
8		2				1																		2				
9		2				1																		2				
10		2				1																		2				
11		2				1																		2				
12																												

pH Adjustment Log for Preserved Samples

Sample ID	Type of Preservative	pH upon receipt	Date preservation adjusted	Time preservation adjusted	Amount of Preservative added	Lot #

Note: Whenever there is a discrepancy affecting North Carolina compliance samples, a copy of this form will be sent to the North Carolina DENR Certification Office (i.e. Out of hold, incorrect preservative, out of temp, incorrect containers.

Pace® Location Requested (City/State):

Pace Analytical Charlotte
9800 Kincey Ave. Suite 100, Huntersville, NC 28078

CHAIN-OF-CUSTODY Analytical Request Document

Chain-of-Custody is a LEGAL DOCUMENT - Complete all relevant fields

WO#: 92727360

PM: BV **Due Date: 05/09/24**

CLIENT: 92-GP-BOWLF

Company Name: Georgia Power - Bowen	Contact/Report To: Kristen Jurinko, Cassidy Sutherland
Street Address: 241 Ralph McGill Blvd NE, Atlanta, GA 30308	Phone #: (470) 217-0008
	E-Mail: knjurink@southernco.com
	Cc E-Mail: Laura Midkiff, Ben Hodges, Mike Smilley, Noelia Gangi
Customer Project #:	Invoice to: Account Payable
Project Name: Bowen LF Cells 5-8 Background Event #6	Invoice E-mail: georgiapowerinvoices@southernco.com
Site Collection Info/Facility ID (as applicable):	Purchase Order # (if applicable): GPC82474-0007
	Quote #:
Time Zone Collected: [ ] AK [ ] PT [ ] MT [ ] CT [X] ET	County / State origin of sample(s): Georgia
Data Deliverables: [ ] Level II [ ] Level III [ ] Level IV [ ] EQUIS [ ] Other	Regulatory Program (DW, RCRA, etc.) as applicable: Reportable [ ] Yes [ ] No
	Rush (Pre-approval required): [ ] Same Day [ ] 1 Day [ ] 2 Day [ ] 3 Day Other
	Date Results Requested:
	DW PWSID # or WW Permit # as applicable:
	Field Filtered (if applicable): [ ] Yes [ ] No
	Analysis:

* Matrix Codes (insert in Matrix box below): Drinking Water (DW), Ground Water (GW), Wastewater (WW), Product (P), Soil/Solid (SS), Oil (OL), Wipe (WP), Tissue (TS), Bioassay (B), Vapor (V), Surface Water (SW), Sediment (SED), Sludge (SL), Caulk (CK), Leachate (LL), Biosolid (BS), Other (OT)

Customer Sample ID	Matrix *	Comp / Grab	Composite Start Date	Composite Start Time	Collected or Composite End Date	Collected or Composite End Time	# Cont.	Residual Chlorine Result	Residual Chlorine Units	Cu, Ni, Ag, V, Zn (App. I&II)	B, Ca (App. III)	App. IV Metals*	Cl, F, SO4	TDS	Radium 226/228	App. IV Fluoride	Alkalinity	Fe, Mg, Mn, K, Na	Sample Comment
BOW-GWC-33R	WG	G			4/23/24	1118	6			X	X	X	X	X	X	X	X	X	011
BOW-GWC-57	WG	G					6			X	X	X	X	X	X	X	X	X	
BOW-GWC-34	WG	G					6			X	X	X	X	X	X	X	X	X	
BOW-GWC-34R	WG	G					6			X	X	X	X	X	X	X	X	X	
BOW-GWC-35	WG	G					6			X	X	X	X	X	X	X	X	X	
BOW-LF5-8-FD-01	WG	G			4/23/24	—	6			X	X	X	X	X	X	X	X	X	012
BOW-LF5-8-FD-02	WG	G					6			X	X	X	X	X	X	X	X	X	
BOW-LF5-8-FB- 01	WQ	G			4/23/24	1632	6			X	X	X	X	X	X	X	X	X	013
BOW-LF5-8-EB- 01	WQ	G			4/23/24	1640	6			X	X	X	X	X	X	X	X	X	014

Specify Container Size **: 3 3 3 3 2 1 3 3 3

Identify Container Preservative Type***: 2 2 2 1 1 2 1 1 2

Analysis Requested

**Container Size: (1) 1L, (2) 500mL, (3) 250mL, (4) 125mL, (5) 100mL, (6) 40mL vial, (7) EnCore, (8) TerraCore, (9) 90mL, (10) Other

*** Preservative Types: (1) None, (2) HNO3, (3) H2SO4, (4) HCl, (5) NaOH, (6) Zn Acetate, (7) NaHSO4, (8) Sod. Thiosulfate, (9) Ascorbic Acid, (10) MeOH, (11) Other

Lab Use Only: Proj. Mgr: Bonnie Vang; AcctNum / Client ID:; Table #:; Profile / Template:; Prelog / Bottle Ord. ID:

Preservation non-conformance identified for sample.

Additional Instructions from Pace®:
Task Code: BOW-CCR-OTH-20240422
*App. IV Metals include Sb, As, Ba, Be, Cd, Co, Cr, Pb, Li, Hg, Mo, Se, & Tl

Collected By: Printed Name: Kevin Stephenson, William Laaker, Jay Siewert, Natalie Piparo
Signature: (Resolute Environmental)

Customer Remarks / Special Conditions / Possible Hazards:

Coolers: Thermometer ID: Correction Factor (°C): Obs. Temp (°C): Corrected Temp (°C): [ ] On Ice

Relinquished by/Company: (Signature)	Date/Time:	Received by/Company: (Signature)	Date/Time:	Tracking Number:
	13:55 4/25/24	Tyler Williams / Pace	4/25/24 1355	
Relinquished by/Company: (Signature) Tyler Williams / Pace	4/25/24 1720		4/25/25 1720	Delivered by: [ ] In-Person [ ] Courier [ ] FedEX [ ] UPS [ ] Other
Relinquished by/Company: (Signature)	Date/Time:	Received by/Company: (Signature)	Date/Time:	
Relinquished by/Company: (Signature)	Date/Time:	Received by/Company: (Signature)	Date/Time:	Page: 2 of 2

Submitting a sample via this chain of custody constitutes acknowledgment and acceptance of the Pace® Terms and Conditions found at https://www.pacelabs.com/resource-library/resource/pace-terms-and-conditions/

ENV-FRM-CORQ-0019_v02_110123 ©

Pace® Location Requested (City/State):

Pace Analytical Charlotte
3800 Kinsey Ave. Suite 100, Huntersville, NC 28078

CHAIN-OF-CUSTODY Analytical Request Document

Chain-of-Custody is a LEGAL DOCUMENT - Complete all relevant fields

LAB USE ONLY- Affix Workorder/Login Label Here

WO# : 92727360

PM: BV Due Date: 05/09/24

CLIENT: 92-GP-BOWLF

Company Name: Georgia Power - Bowen
Street Address: 241 Ralph McGill Blvd NE, Atlanta, GA 30308

Contact/Report To: Kristen Jurinko, Cassidy Sutherland
Phone #: (470) 217-0008
E-Mail: knjurink@southernco.com
Cc E-Mail: Laura Midkiff, Ben Hodges, Mike Smilley, Noelia Gangi

Customer Project #:
Project Name: Bowen LF Cells 5-8 Background Event #6
Site Collection Info/Facility ID (as applicable):

Invoice to: Account Payable
Invoice E-mail: georgiapowerinvoices@southernco.com
Purchase Order # (if applicable): GPC82474-0007
Quote #:

Time Zone Collected: [ ] AK [ ] PT [ ] MT [ ] CT [X] ET

County / State origin of sample(s): Georgia

Data Deliverables: [ ] Level II [ ] Level III [ ] Level IV [ ] EQUIS [ ] Other

Regulatory Program (DW, RCRA, etc.) as applicable: Reportable [ ] Yes [ ] No

Rush (Pre-approval required): [ ] Same Day [ ] 1 Day [ ] 2 Day [ ] 3 Day Other
Date Results Requested:

DW PWSID # or WW Permit # as applicable:
Field Filtered (if applicable): [ ] Yes [ ] No
Analysis:

* Matrix Codes (Insert in Matrix box below): Drinking Water (DW), Ground Water (GW), Wastewater (WW), Product (P), Soil/Solid (SS), Oil (OL), Wipe (WP), Tissue (TS), Bioassay (B), Vapor (V), Surface Water (SW), Sediment (SED), Sludge (SL), Caulk (CK), Leachate (LL), Biosolid (BS), Other (OT)

Specify Container Size **: 3 3 3 3 2 1 3 3 3
Identify Container Preservative Type***: 2 2 2 1 1 2 1 1 2

**Container Size: (1) 1L, (2) 500mL, (3) 250mL, (4) 125mL, (5) 100mL, (6) 40mL vial, (7) EnCore, (8) TerraCore, (9) 90mL, (10) Other

*** Preservative Types: (1) None, (2) HNO3, (3) H2SO4, (4) HCl, (5) NaOH, (6) Zn Acetate, (7) NaHSO4, (8) Sod. Thiosulfate, (9) Ascorbic Acid, (10) MeOH, (11) Other

Customer Sample ID	Matrix*	Comp / Grab	Composite Start Date	Composite Start Time	Collected or Composite End Date	Collected or Composite End Time	# Cont.	Residual Chlorine Result	Residual Chlorine Units	Cu, Ni, Ag, V, Zn (App. I&II)	B, Ca (App. III)	App. IV Metals*	Cl, F, SO4	TDS	Radium 226/228	App. IV Fluoride	Alkalinity	Fe, Mg, Mn, K, Na	Sample Comment
BOW-GWC-33R	WG	G					6			X	X	X	X	X	X	X	X	X	
BOW-GWC-57	WG	G			4/24/24	1542	6			X	X	X	X	X	X	X	X	X	015
BOW-GWC-34	WG	G			4/24/24	1122	6			X	X	X	X	X	X	X	X	X	016
BOW-GWC-34R	WG	G			4/24/24	1335	6			X	X	X	X	X	X	X	X	X	017
BOW-GWC-35	WG	G			4/24/24	1320	6			X	X	X	X	X	X	X	X	X	018
BOW-LF5-8-FD-01	WG	G					6			X	X	X	X	X	X	X	X	X	
BOW-LF5-8-FD-02	WG	G			4/24/24	—	6			X	X	X	X	X	X	X	X	X	019
BOW-LF5-8-FB- 02	WQ	G			4/24/24	1534	6			X	X	X	X	X	X	X	X	X	020
BOW-LF5-8-EB- 02	WQ	G			4/24/24	1540	6			X	X	X	X	X	X	X	X	X	021

Lab Use Only: Proj. Mgr: Bonnie Vang; AcctNum / Client ID:; Table #:; Profile / Template:; Prelog / Bottle Ord. ID:

Preservation non-conformance identified for sample.

Additional Instructions from Pace®:
Task Code: BOW-CCR-OTH-20240422
*App. IV Metals include Sb, As, Ba, Be, Cd, Co, Cr, Pb, Li, Hg, Mo, Se, & Tl

Collected By: Printed Name: Kevin Stephenson, William Laaker, Jay Siewert, Natalie Piparo
Signature:
Resolute Environmental

Customer Remarks / Special Conditions / Possible Hazards:

Coolers: Thermometer ID: Correction Factor (°C): Obs. Temp. (°C): Corrected Temp. (°C): [ ] On Ice

Relinquished by/Company: (Signature)	Date/Time:	Received by/Company: (Signature)	Date/Time:	Tracking Number:
	13:55 4/25/24	Lynn Williams / Pace	4/25/24 1355	
Relinquished by/Company: (Signature)	Date/Time:	Received by/Company: (Signature)	Date/Time:	Delivered by: [ ] In-Person [ ] Courier
Lynn Williams / Pace	4/25/24 1728		4/25/24 1728	[ ] FedEx [ ] UPS [ ] Other
Relinquished by/Company: (Signature)	Date/Time:	Received by/Company: (Signature)	Date/Time:	
Relinquished by/Company: (Signature)	Date/Time:	Received by/Company: (Signature)	Date/Time:	Page: 2 of 2

Submitting a sample via this chain of custody constitutes acknowledgment and acceptance of the Pace® Terms and Conditions found at https://www.pacelabs.com/resource-library/resource/pace-terms-and-conditions/

ENV-FRM-CORQ-0019_v02_110123 ©

Pace Analytical Services, LLC
9800 Kincey Ave. Suite 100
Huntersville, NC 28078
(704)875-9092

May 28, 2024

Kristen Jurinko
Southern Company
241 Ralph McGill Blvd
NE, Bin 10160
Atlanta, GA 30308

RE: Project: Bowen LF Cells 5-8 BG #6-RADs
Pace Project No.: 92727365

Dear Kristen Jurinko:

Enclosed are the analytical results for sample(s) received by the laboratory on April 25, 2024. The results relate only to the samples included in this report. Results reported herein conform to the applicable TNI/NELAC Standards and the laboratory's Quality Manual, where applicable, unless otherwise noted in the body of the report.

The test results provided in this final report were generated by each of the following laboratories within the Pace Network:

- Pace Analytical Services - Greensburg

(Greensburg, PA) - Revision 1 - This project was revised on May 23, 2024 to include Total Radium Calculation.

If you have any questions concerning this report, please feel free to contact me.

Sincerely,

Bonnie Vang
bonnie.vang@pacelabs.com
704-977-0968
Project Manager

Enclosures

cc: Carole Lieu, Stantec
Laura Midkiff, Southern Co.
Edgar Smith, Stantec
Cassidy Sutherland, Stantec

Pace Analytical Services, LLC
9800 Kincey Ave. Suite 100
Huntersville, NC 28078
(704)875-9092

CERTIFICATIONS

Project: Bowen LF Cells 5-8 BG #6-RADs
Pace Project No.: 92727365

Pace Analytical Services Pennsylvania
1638 Roseytown Rd Suites 2,3&4, Greensburg, PA 15601
ANAB DOD-ELAP Rad Accreditation #: L2417
ANABISO/IEC 17025:2017 Rad Cert#: L24170
Alabama Certification #: 41590
Arizona Certification #: AZ0734
Arkansas Certification
California Certification #: 2950
Colorado Certification #: PA01547
Connecticut Certification #: PH-0694
EPA Region 4 DW Rad
Florida/TNI Certification #: E87683
Georgia Certification #: C040
Guam Certification
Hawaii Certification
Idaho Certification
Illinois Certification
Indiana Certification
Iowa Certification #: 391
Kansas Certification #: E-10358
Kentucky Certification #: KY90133
KY WW Permit #: KY0098221
KY WW Permit #: KY0000221
Louisiana DHH/TNI Certification #: LA010
Louisiana DEQ/TNI Certification #: 04086
Maine Certification #: 2023021
Maryland Certification #: 308
Massachusetts Certification #: M-PA1457
Michigan/PADEP Certification #: 9991
Missouri Certification #: 235
Montana Certification #: Cert0082
Nebraska Certification #: NE-OS-29-14
Nevada Certification #: PA014572023-03
New Hampshire/TNI Certification #: 297622
New Jersey/TNI Certification #: PA051
New Mexico Certification #: PA01457
New York/TNI Certification #: 10888
North Carolina Certification #: 42706
North Dakota Certification #: R-190
Ohio EPA Rad Approval: #41249
Oregon/TNI Certification #: PA200002-015
Pennsylvania/TNI Certification #: 65-00282
Puerto Rico Certification #: PA01457
Rhode Island Certification #: 65-00282
South Dakota Certification
Tennessee Certification #: TN02867
Texas/TNI Certification #: T104704188-22-18
Utah/TNI Certification #: PA014572223-14
USDA Soil Permit #: 525-23-67-77263
Vermont Dept. of Health: ID# VT-0282
Virgin Island/PADEP Certification
Virginia/VELAP Certification #: 460198
Washington Certification #: C868
West Virginia DEP Certification #: 143
West Virginia DHHR Certification #: 9964C
Wisconsin Approve List for Rad

This report shall not be reproduced, except in full,
without the written consent of Pace Analytical Services, LLC.

Pace Analytical Services, LLC
9800 Kincey Ave. Suite 100
Huntersville, NC 28078
(704)875-9092

SAMPLE SUMMARY

Project: Bowen LF Cells 5-8 BG #6-RADs
Pace Project No.: 92727365

Lab ID	Sample ID	Matrix	Date Collected	Date Received
92727365001	**BOW-GWC-26**	Water	04/23/24 15:38	04/25/24 13:56
92727365002	**BOW-GWC-27**	Water	04/23/24 13:23	04/25/24 13:56
92727365003	**BOW-GWC-27R**	Water	04/23/24 16:43	04/25/24 13:56
92727365004	**BOW-GWC-29**	Water	04/23/24 11:38	04/25/24 13:56
92727365005	**BOW-GWC-31**	Water	04/23/24 13:52	04/25/24 13:56
92727365006	**BOW-GWC-31R**	Water	04/23/24 15:47	04/25/24 13:56
92727365007	**BOW-GWC-28**	Water	04/24/24 11:25	04/25/24 13:56
92727365008	**BOW-GWC-29R**	Water	04/24/24 10:12	04/25/24 13:56
92727365009	**BOW-GWC-30**	Water	04/24/24 11:02	04/25/24 13:56
92727365010	**BOW-GWC-32**	Water	04/24/24 14:37	04/25/24 13:56
92727365011	**BOW-GWC-33R**	Water	04/23/24 11:18	04/25/24 13:56
92727365012	**BOW-LF5-8-FD-01**	Water	04/23/24 00:00	04/25/24 13:56
92727365013	**BOW-LF5-8-FB-01**	Water	04/23/24 16:32	04/25/24 13:56
92727365014	**BOW-LF5-8-EB-01**	Water	04/23/24 16:40	04/25/24 13:56
92727365015	**BOW-GWC-57**	Water	04/24/24 15:42	04/25/24 13:56
92727365016	**BOW-GWC-34**	Water	04/24/24 11:22	04/25/24 13:56
92727365017	**BOW-GWC-34R**	Water	04/24/24 13:35	04/25/24 13:56
92727365018	**BOW-GWC-35**	Water	04/24/24 13:20	04/25/24 13:56
92727365019	**BOW-LF5-8-FD-02**	Water	04/24/24 00:00	04/25/24 13:56
92727365020	**BOW-LF5-8-FB-02**	Water	04/24/24 15:34	04/25/24 13:56
92727365021	**BOW-LF5-8-EB-02**	Water	04/24/24 15:40	04/25/24 13:56

REPORT OF LABORATORY ANALYSIS

This report shall not be reproduced, except in full,
without the written consent of Pace Analytical Services, LLC.

Pace Analytical Services, LLC
9800 Kincey Ave. Suite 100
Huntersville, NC 28078
(704)875-9092

SAMPLE ANALYTE COUNT

Project: Bowen LF Cells 5-8 BG #6-RADs
Pace Project No.: 92727365

Lab ID	Sample ID	Method	Analysts	Analytes Reported	Laboratory
92727365001	**BOW-GWC-26**	EPA 9315	SLC	1	PASI-PA
		EPA 9320	ZPC	1	PASI-PA
		Total Radium Calculation	LAL	1	PASI-PA
92727365002	**BOW-GWC-27**	EPA 9315	SLC	1	PASI-PA
		EPA 9320	ZPC	1	PASI-PA
		Total Radium Calculation	LAL	1	PASI-PA
92727365003	**BOW-GWC-27R**	EPA 9315	SLC	1	PASI-PA
		EPA 9320	ZPC	1	PASI-PA
		Total Radium Calculation	LAL	1	PASI-PA
92727365004	**BOW-GWC-29**	EPA 9315	SLC	1	PASI-PA
		EPA 9320	ZPC	1	PASI-PA
		Total Radium Calculation	LAL	1	PASI-PA
92727365005	**BOW-GWC-31**	EPA 9315	SLC	1	PASI-PA
		EPA 9320	ZPC	1	PASI-PA
		Total Radium Calculation	LAL	1	PASI-PA
92727365006	**BOW-GWC-31R**	EPA 9315	SLC	1	PASI-PA
		EPA 9320	ZPC	1	PASI-PA
		Total Radium Calculation	LAL	1	PASI-PA
92727365007	**BOW-GWC-28**	EPA 9315	SLC	1	PASI-PA
		EPA 9320	ZPC	1	PASI-PA
		Total Radium Calculation	LAL	1	PASI-PA
92727365008	**BOW-GWC-29R**	EPA 9315	SLC	1	PASI-PA
		EPA 9320	ZPC	1	PASI-PA
		Total Radium Calculation	LAL	1	PASI-PA
92727365009	**BOW-GWC-30**	EPA 9315	SLC	1	PASI-PA
		EPA 9320	ZPC	1	PASI-PA
		Total Radium Calculation	LAL	1	PASI-PA
92727365010	**BOW-GWC-32**	EPA 9315	SLC	1	PASI-PA
		EPA 9320	ZPC	1	PASI-PA
		Total Radium Calculation	LAL	1	PASI-PA
92727365011	**BOW-GWC-33R**	EPA 9315	SLC	1	PASI-PA
		EPA 9320	ZPC	1	PASI-PA
		Total Radium Calculation	LAL	1	PASI-PA
92727365012	**BOW-LF5-8-FD-01**	EPA 9315	SLC	1	PASI-PA
		EPA 9320	ZPC	1	PASI-PA
		Total Radium Calculation	LAL	1	PASI-PA
92727365013	**BOW-LF5-8-FB-01**	EPA 9315	SLC	1	PASI-PA

REPORT OF LABORATORY ANALYSIS

This report shall not be reproduced, except in full,
without the written consent of Pace Analytical Services, LLC.

Pace Analytical Services, LLC
9800 Kincey Ave. Suite 100
Huntersville, NC 28078
(704)875-9092

SAMPLE ANALYTE COUNT

Project: Bowen LF Cells 5-8 BG #6-RADs
Pace Project No.: 92727365

Lab ID	Sample ID	Method	Analysts	Analytes Reported	Laboratory
		EPA 9320	ZPC	1	PASI-PA
		Total Radium Calculation	LAL	1	PASI-PA
92727365014	**BOW-LF5-8-EB-01**	EPA 9315	SLC	1	PASI-PA
		EPA 9320	ZPC	1	PASI-PA
		Total Radium Calculation	LAL	1	PASI-PA
92727365015	**BOW-GWC-57**	EPA 9315	SLC	1	PASI-PA
		EPA 9320	ZPC	1	PASI-PA
		Total Radium Calculation	LAL	1	PASI-PA
92727365016	**BOW-GWC-34**	EPA 9315	SLC	1	PASI-PA
		EPA 9320	ZPC	1	PASI-PA
		Total Radium Calculation	LAL	1	PASI-PA
92727365017	**BOW-GWC-34R**	EPA 9315	SLC	1	PASI-PA
		EPA 9320	ZPC	1	PASI-PA
		Total Radium Calculation	LAL	1	PASI-PA
92727365018	**BOW-GWC-35**	EPA 9315	SLC	1	PASI-PA
		EPA 9320	ZPC	1	PASI-PA
		Total Radium Calculation	LAL	1	PASI-PA
92727365019	**BOW-LF5-8-FD-02**	EPA 9315	SLC	1	PASI-PA
		EPA 9320	ZPC	1	PASI-PA
		Total Radium Calculation	LAL	1	PASI-PA
92727365020	**BOW-LF5-8-FB-02**	EPA 9315	SLC	1	PASI-PA
		EPA 9320	ZPC	1	PASI-PA
		Total Radium Calculation	LAL	1	PASI-PA
92727365021	**BOW-LF5-8-EB-02**	EPA 9315	SLC	1	PASI-PA
		EPA 9320	ZPC	1	PASI-PA
		Total Radium Calculation	LAL	1	PASI-PA

PASI-PA = Pace Analytical Services - Greensburg

This report shall not be reproduced, except in full,
without the written consent of Pace Analytical Services, LLC.

Pace Analytical Services, LLC
9800 Kincey Ave. Suite 100
Huntersville, NC 28078
(704)875-9092

SUMMARY OF DETECTION

Project: Bowen LF Cells 5-8 BG #6-RADs
Pace Project No.: 92727365

Lab Sample ID / Method	Client Sample ID / Parameters	Result	Units	Report Limit	Analyzed	Qualifiers
92727365001	**BOW-GWC-26**					
EPA 9315	Radium-226	0.181U ± 0.146 (0.269) C:91% T:NA	pCi/L		05/20/24 08:11	
EPA 9320	Radium-228	-0.0990U ± 0.285 (0.697) C:81% T:84%	pCi/L		05/15/24 14:22	
Total Radium Calculation	Total Radium	0.181U ± 0.431 (0.966)	pCi/L		05/22/24 16:50	
92727365002	**BOW-GWC-27**					
EPA 9315	Radium-226	0.0292U ± 0.0813 (0.199) C:94% T:NA	pCi/L		05/20/24 08:12	
EPA 9320	Radium-228	0.216U ± 0.314 (0.676) C:84% T:83%	pCi/L		05/15/24 14:22	
Total Radium Calculation	Total Radium	0.245U ± 0.395 (0.875)	pCi/L		05/22/24 16:50	
92727365003	**BOW-GWC-27R**					
EPA 9315	Radium-226	0.225U ± 0.160 (0.284) C:87% T:NA	pCi/L		05/20/24 08:12	
EPA 9320	Radium-228	-0.133U ± 0.320 (0.779) C:78% T:87%	pCi/L		05/15/24 14:22	
Total Radium Calculation	Total Radium	0.225U ± 0.480 (1.06)	pCi/L		05/22/24 16:50	
92727365004	**BOW-GWC-29**					
EPA 9315	Radium-226	0.0679U ± 0.0924 (0.194) C:97% T:NA	pCi/L		05/20/24 08:12	
EPA 9320	Radium-228	0.309U ± 0.306 (0.624) C:84% T:82%	pCi/L		05/15/24 14:23	
Total Radium Calculation	Total Radium	0.377U ± 0.398 (0.818)	pCi/L		05/22/24 16:50	

REPORT OF LABORATORY ANALYSIS

This report shall not be reproduced, except in full,
without the written consent of Pace Analytical Services, LLC.

Pace Analytical Services, LLC
9800 Kincey Ave. Suite 100
Huntersville, NC 28078
(704)875-9092

SUMMARY OF DETECTION

Project: Bowen LF Cells 5-8 BG #6-RADs
Pace Project No.: 92727365

Lab Sample ID / Method	Client Sample ID / Parameters	Result	Units	Report Limit	Analyzed	Qualifiers
92727365005	**BOW-GWC-31**					
EPA 9315	Radium-226	0.176U ± 0.130 (0.225) C:96% T:NA	pCi/L		05/20/24 08:12	
EPA 9320	Radium-228	0.454U ± 0.338 (0.654) C:82% T:85%	pCi/L		05/15/24 14:23	
Total Radium Calculation	Total Radium	0.630U ± 0.468 (0.879)	pCi/L		05/22/24 16:50	
92727365006	**BOW-GWC-31R**					
EPA 9315	Radium-226	0.0693U ± 0.131 (0.300) C:94% T:NA	pCi/L		05/20/24 08:13	
EPA 9320	Radium-228	0.429U ± 0.369 (0.742) C:84% T:84%	pCi/L		05/15/24 14:23	
Total Radium Calculation	Total Radium	0.498U ± 0.500 (1.04)	pCi/L		05/22/24 16:50	
92727365007	**BOW-GWC-28**					
EPA 9315	Radium-226	0.208U ± 0.144 (0.241) C:96% T:NA	pCi/L		05/20/24 08:13	
EPA 9320	Radium-228	0.254U ± 0.314 (0.663) C:84% T:88%	pCi/L		05/15/24 14:23	
Total Radium Calculation	Total Radium	0.462U ± 0.458 (0.904)	pCi/L		05/22/24 16:50	
92727365008	**BOW-GWC-29R**					
EPA 9315	Radium-226	0.336 ± 0.170 (0.238) C:96% T:NA	pCi/L		05/20/24 08:14	
EPA 9320	Radium-228	0.453U ± 0.331 (0.631) C:83% T:82%	pCi/L		05/15/24 14:23	
Total Radium Calculation	Total Radium	0.789U ± 0.501 (0.869)	pCi/L		05/22/24 16:50	

REPORT OF LABORATORY ANALYSIS

This report shall not be reproduced, except in full,
without the written consent of Pace Analytical Services, LLC.

Pace Analytical Services, LLC
9800 Kincey Ave. Suite 100
Huntersville, NC 28078
(704)875-9092

SUMMARY OF DETECTION

Project: Bowen LF Cells 5-8 BG #6-RADs
Pace Project No.: 92727365

Lab Sample ID / Method	Client Sample ID / Parameters	Result	Units	Report Limit	Analyzed	Qualifiers
92727365009	**BOW-GWC-30**					
EPA 9315	Radium-226	0.0991U ± 0.120 (0.248) C:91% T:NA	pCi/L		05/20/24 08:14	
EPA 9320	Radium-228	0.869 ± 0.457 (0.789) C:80% T:84%	pCi/L		05/15/24 14:23	
Total Radium Calculation	Total Radium	0.968U ± 0.577 (1.04)	pCi/L		05/22/24 16:50	
92727365010	**BOW-GWC-32**					
EPA 9315	Radium-226	0.177U ± 0.117 (0.183) C:105% T:NA	pCi/L		05/20/24 08:14	
EPA 9320	Radium-228	0.506U ± 0.357 (0.677) C:80% T:83%	pCi/L		05/15/24 14:23	
Total Radium Calculation	Total Radium	0.683U ± 0.474 (0.860)	pCi/L		05/22/24 16:50	
92727365011	**BOW-GWC-33R**					
EPA 9315	Radium-226	0.00662U ± 0.0901 (0.240) C:94% T:NA	pCi/L		05/20/24 08:14	
EPA 9320	Radium-228	0.659U ± 0.392 (0.715) C:80% T:82%	pCi/L		05/15/24 14:23	
Total Radium Calculation	Total Radium	0.666U ± 0.482 (0.955)	pCi/L		05/22/24 16:50	
92727365012	**BOW-LF5-8-FD-01**					
EPA 9315	Radium-226	0.0611U ± 0.117 (0.269) C:90% T:NA	pCi/L		05/20/24 08:15	
EPA 9320	Radium-228	0.354U ± 0.342 (0.695) C:81% T:81%	pCi/L		05/15/24 14:24	
Total Radium Calculation	Total Radium	0.415U ± 0.459 (0.964)	pCi/L		05/22/24 16:50	

REPORT OF LABORATORY ANALYSIS

This report shall not be reproduced, except in full,
without the written consent of Pace Analytical Services, LLC.

Pace Analytical Services, LLC
9800 Kincey Ave. Suite 100
Huntersville, NC 28078
(704)875-9092

SUMMARY OF DETECTION

Project: Bowen LF Cells 5-8 BG #6-RADs
Pace Project No.: 92727365

Lab Sample ID / Method	Client Sample ID / Parameters	Result	Units	Report Limit	Analyzed	Qualifiers
92727365013	**BOW-LF5-8-FB-01**					
EPA 9315	Radium-226	0.0864U ± 0.0997 (0.200) C:94% T:NA	pCi/L		05/20/24 08:15	
EPA 9320	Radium-228	0.159U ± 0.314 (0.693) C:82% T:84%	pCi/L		05/15/24 14:24	
Total Radium Calculation	Total Radium	0.245U ± 0.414 (0.893)	pCi/L		05/22/24 16:50	
92727365014	**BOW-LF5-8-EB-01**					
EPA 9315	Radium-226	-0.0131U ± 0.0836 (0.239) C:95% T:NA	pCi/L		05/20/24 08:15	
EPA 9320	Radium-228	0.574U ± 0.345 (0.629) C:83% T:88%	pCi/L		05/15/24 14:24	
Total Radium Calculation	Total Radium	0.574U ± 0.429 (0.868)	pCi/L		05/22/24 16:50	
92727365015	**BOW-GWC-57**					
EPA 9315	Radium-226	-0.0126U ± 0.0764 (0.230) C:93% T:NA	pCi/L		05/20/24 08:15	
EPA 9320	Radium-228	0.278U ± 0.348 (0.739) C:83% T:90%	pCi/L		05/15/24 14:24	
Total Radium Calculation	Total Radium	0.278U ± 0.424 (0.969)	pCi/L		05/22/24 16:50	
92727365016	**BOW-GWC-34**					
EPA 9315	Radium-226	0.505 ± 0.232 (0.347) C:90% T:NA	pCi/L		05/20/24 08:15	
EPA 9320	Radium-228	0.107U ± 0.339 (0.765) C:80% T:84%	pCi/L		05/15/24 14:24	
Total Radium Calculation	Total Radium	0.612U ± 0.571 (1.11)	pCi/L		05/22/24 16:50	

REPORT OF LABORATORY ANALYSIS

This report shall not be reproduced, except in full,
without the written consent of Pace Analytical Services, LLC.

Pace Analytical Services, LLC
9800 Kincey Ave. Suite 100
Huntersville, NC 28078
(704)875-9092

SUMMARY OF DETECTION

Project: Bowen LF Cells 5-8 BG #6-RADs
Pace Project No.: 92727365

Lab Sample ID / Method	Client Sample ID / Parameters	Result	Units	Report Limit	Analyzed	Qualifiers
92727365017	**BOW-GWC-34R**					
EPA 9315	Radium-226	0.368 ± 0.180 (0.239) C:91% T:NA	pCi/L		05/20/24 08:15	
EPA 9320	Radium-228	0.390U ± 0.361 (0.729) C:79% T:83%	pCi/L		05/15/24 14:24	
Total Radium Calculation	Total Radium	0.758U ± 0.541 (0.968)	pCi/L		05/22/24 16:50	
92727365018	**BOW-GWC-35**					
EPA 9315	Radium-226	0.0327U ± 0.114 (0.279) C:91% T:NA	pCi/L		05/20/24 08:16	
EPA 9320	Radium-228	0.569U ± 0.397 (0.762) C:79% T:83%	pCi/L		05/15/24 14:24	
Total Radium Calculation	Total Radium	0.602U ± 0.511 (1.04)	pCi/L		05/22/24 16:50	
92727365019	**BOW-LF5-8-FD-02**					
EPA 9315	Radium-226	0.0236U ± 0.0893 (0.226) C:90% T:NA	pCi/L		05/20/24 08:16	
EPA 9320	Radium-228	0.466U ± 0.371 (0.729) C:78% T:82%	pCi/L		05/15/24 14:24	
Total Radium Calculation	Total Radium	0.490U ± 0.460 (0.955)	pCi/L		05/22/24 16:50	
92727365020	**BOW-LF5-8-FB-02**					
EPA 9315	Radium-226	0.0398U ± 0.0883 (0.209) C:94% T:NA	pCi/L		05/20/24 08:58	
EPA 9320	Radium-228	0.0268U ± 0.312 (0.727) C:78% T:84%	pCi/L		05/15/24 14:24	
Total Radium Calculation	Total Radium	0.0666U ± 0.400 (0.936)	pCi/L		05/22/24 16:50	

REPORT OF LABORATORY ANALYSIS

This report shall not be reproduced, except in full,
without the written consent of Pace Analytical Services, LLC.

Pace Analytical Services, LLC
9800 Kincey Ave. Suite 100
Huntersville, NC 28078
(704)875-9092

SUMMARY OF DETECTION

Project: Bowen LF Cells 5-8 BG #6-RADs
Pace Project No.: 92727365

Lab Sample ID / Method	Client Sample ID / Parameters	Result	Units	Report Limit	Analyzed	Qualifiers
92727365021	**BOW-LF5-8-EB-02**					
EPA 9315	Radium-226	0.0475U ± 0.0966 (0.224) C:97% T:NA	pCi/L		05/22/24 08:22	
EPA 9320	Radium-228	0.810 ± 0.395 (0.656) C:84% T:84%	pCi/L		05/16/24 14:10	
Total Radium Calculation	Total Radium	0.858U ± 0.492 (0.880)	pCi/L		05/22/24 16:51	

REPORT OF LABORATORY ANALYSIS

This report shall not be reproduced, except in full,
without the written consent of Pace Analytical Services, LLC.

Pace Analytical Services, LLC
9800 Kincey Ave. Suite 100
Huntersville, NC 28078
(704)875-9092

ANALYTICAL RESULTS - RADIOCHEMISTRY

Project: Bowen LF Cells 5-8 BG #6-RADs
Pace Project No.: 92727365

Sample: BOW-GWC-26 **Lab ID: 92727365001** Collected: 04/23/24 15:38 Received: 04/25/24 13:56 Matrix: Water
PWS: Site ID: Sample Type:

Parameters	Method	Act ± Unc (MDC) Carr Trac	Units	Analyzed	CAS No.	Qual
	Pace Analytical Services - Greensburg					
Radium-226	EPA 9315	**0.181U ± 0.146 (0.269) C:91% T:NA**	pCi/L	05/20/24 08:11	13982-63-3	
	Pace Analytical Services - Greensburg					
Radium-228	EPA 9320	**-0.0990U ± 0.285 (0.697) C:81% T:84%**	pCi/L	05/15/24 14:22	15262-20-1	
	Pace Analytical Services - Greensburg					
Total Radium	Total Radium Calculation	**0.181U ± 0.431 (0.966)**	pCi/L	05/22/24 16:50	7440-14-4	

This report shall not be reproduced, except in full,
without the written consent of Pace Analytical Services, LLC.

Pace Analytical Services, LLC
9800 Kincey Ave. Suite 100
Huntersville, NC 28078
(704)875-9092

ANALYTICAL RESULTS - RADIOCHEMISTRY

Project: Bowen LF Cells 5-8 BG #6-RADs
Pace Project No.: 92727365

Sample: BOW-GWC-27 **Lab ID: 92727365002** Collected: 04/23/24 13:23 Received: 04/25/24 13:56 Matrix: Water
PWS: Site ID: Sample Type:

Parameters	Method	Act ± Unc (MDC) Carr Trac	Units	Analyzed	CAS No.	Qual
	Pace Analytical Services - Greensburg					
Radium-226	EPA 9315	**0.0292U ± 0.0813 (0.199) C:94% T:NA**	pCi/L	05/20/24 08:12	13982-63-3	
	Pace Analytical Services - Greensburg					
Radium-228	EPA 9320	**0.216U ± 0.314 (0.676) C:84% T:83%**	pCi/L	05/15/24 14:22	15262-20-1	
	Pace Analytical Services - Greensburg					
Total Radium	Total Radium Calculation	**0.245U ± 0.395 (0.875)**	pCi/L	05/22/24 16:50	7440-14-4	

REPORT OF LABORATORY ANALYSIS

This report shall not be reproduced, except in full,
without the written consent of Pace Analytical Services, LLC.

Pace Analytical Services, LLC
9800 Kincey Ave. Suite 100
Huntersville, NC 28078
(704)875-9092

ANALYTICAL RESULTS - RADIOCHEMISTRY

Project: Bowen LF Cells 5-8 BG #6-RADs
Pace Project No.: 92727365

Sample: BOW-GWC-27R **Lab ID: 92727365003** Collected: 04/23/24 16:43 Received: 04/25/24 13:56 Matrix: Water
PWS: Site ID: Sample Type:

Parameters	Method	Act ± Unc (MDC) Carr Trac	Units	Analyzed	CAS No.	Qual
	Pace Analytical Services - Greensburg					
Radium-226	EPA 9315	**0.225U ± 0.160 (0.284) C:87% T:NA**	pCi/L	05/20/24 08:12	13982-63-3	
	Pace Analytical Services - Greensburg					
Radium-228	EPA 9320	**-0.133U ± 0.320 (0.779) C:78% T:87%**	pCi/L	05/15/24 14:22	15262-20-1	
	Pace Analytical Services - Greensburg					
Total Radium	Total Radium Calculation	**0.225U ± 0.480 (1.06)**	pCi/L	05/22/24 16:50	7440-14-4	

REPORT OF LABORATORY ANALYSIS

This report shall not be reproduced, except in full,
without the written consent of Pace Analytical Services, LLC.

Pace Analytical Services, LLC
9800 Kincey Ave. Suite 100
Huntersville, NC 28078
(704)875-9092

ANALYTICAL RESULTS - RADIOCHEMISTRY

Project: Bowen LF Cells 5-8 BG #6-RADs
Pace Project No.: 92727365

Sample: BOW-GWC-29 **Lab ID: 92727365004** Collected: 04/23/24 11:38 Received: 04/25/24 13:56 Matrix: Water
PWS: Site ID: Sample Type:

Parameters	Method	Act ± Unc (MDC) Carr Trac	Units	Analyzed	CAS No.	Qual
	Pace Analytical Services - Greensburg					
Radium-226	EPA 9315	**0.0679U ± 0.0924 (0.194) C:97% T:NA**	pCi/L	05/20/24 08:12	13982-63-3	
	Pace Analytical Services - Greensburg					
Radium-228	EPA 9320	**0.309U ± 0.306 (0.624) C:84% T:82%**	pCi/L	05/15/24 14:23	15262-20-1	
	Pace Analytical Services - Greensburg					
Total Radium	Total Radium Calculation	**0.377U ± 0.398 (0.818)**	pCi/L	05/22/24 16:50	7440-14-4	

REPORT OF LABORATORY ANALYSIS

This report shall not be reproduced, except in full,
without the written consent of Pace Analytical Services, LLC.

Pace Analytical Services, LLC
9800 Kincey Ave. Suite 100
Huntersville, NC 28078
(704)875-9092

ANALYTICAL RESULTS - RADIOCHEMISTRY

Project: Bowen LF Cells 5-8 BG #6-RADs
Pace Project No.: 92727365

Sample: BOW-GWC-31 **Lab ID: 92727365005** Collected: 04/23/24 13:52 Received: 04/25/24 13:56 Matrix: Water
PWS: Site ID: Sample Type:

Parameters	Method	Act ± Unc (MDC) Carr Trac	Units	Analyzed	CAS No.	Qual
	Pace Analytical Services - Greensburg					
Radium-226	EPA 9315	**0.176U ± 0.130 (0.225) C:96% T:NA**	pCi/L	05/20/24 08:12	13982-63-3	
	Pace Analytical Services - Greensburg					
Radium-228	EPA 9320	**0.454U ± 0.338 (0.654) C:82% T:85%**	pCi/L	05/15/24 14:23	15262-20-1	
	Pace Analytical Services - Greensburg					
Total Radium	Total Radium Calculation	**0.630U ± 0.468 (0.879)**	pCi/L	05/22/24 16:50	7440-14-4	

REPORT OF LABORATORY ANALYSIS

This report shall not be reproduced, except in full,
without the written consent of Pace Analytical Services, LLC.

Pace Analytical Services, LLC
9800 Kincey Ave. Suite 100
Huntersville, NC 28078
(704)875-9092

ANALYTICAL RESULTS - RADIOCHEMISTRY

Project: Bowen LF Cells 5-8 BG #6-RADs
Pace Project No.: 92727365

Sample: BOW-GWC-31R **Lab ID: 92727365006** Collected: 04/23/24 15:47 Received: 04/25/24 13:56 Matrix: Water
PWS: Site ID: Sample Type:

Parameters	Method	Act ± Unc (MDC) Carr Trac	Units	Analyzed	CAS No.	Qual
	Pace Analytical Services - Greensburg					
Radium-226	EPA 9315	**0.0693U ± 0.131 (0.300) C:94% T:NA**	pCi/L	05/20/24 08:13	13982-63-3	
	Pace Analytical Services - Greensburg					
Radium-228	EPA 9320	**0.429U ± 0.369 (0.742) C:84% T:84%**	pCi/L	05/15/24 14:23	15262-20-1	
	Pace Analytical Services - Greensburg					
Total Radium	Total Radium Calculation	**0.498U ± 0.500 (1.04)**	pCi/L	05/22/24 16:50	7440-14-4	

REPORT OF LABORATORY ANALYSIS

This report shall not be reproduced, except in full,
without the written consent of Pace Analytical Services, LLC.

Pace Analytical Services, LLC
9800 Kincey Ave. Suite 100
Huntersville, NC 28078
(704)875-9092

ANALYTICAL RESULTS - RADIOCHEMISTRY

Project: Bowen LF Cells 5-8 BG #6-RADs
Pace Project No.: 92727365

Sample: BOW-GWC-28 **Lab ID: 92727365007** Collected: 04/24/24 11:25 Received: 04/25/24 13:56 Matrix: Water
PWS: Site ID: Sample Type:

Parameters	Method	Act ± Unc (MDC) Carr Trac	Units	Analyzed	CAS No.	Qual
	Pace Analytical Services - Greensburg					
Radium-226	EPA 9315	**0.208U ± 0.144 (0.241) C:96% T:NA**	pCi/L	05/20/24 08:13	13982-63-3	
	Pace Analytical Services - Greensburg					
Radium-228	EPA 9320	**0.254U ± 0.314 (0.663) C:84% T:88%**	pCi/L	05/15/24 14:23	15262-20-1	
	Pace Analytical Services - Greensburg					
Total Radium	Total Radium Calculation	**0.462U ± 0.458 (0.904)**	pCi/L	05/22/24 16:50	7440-14-4	

REPORT OF LABORATORY ANALYSIS

This report shall not be reproduced, except in full,
without the written consent of Pace Analytical Services, LLC.

Pace Analytical Services, LLC
9800 Kincey Ave. Suite 100
Huntersville, NC 28078
(704)875-9092

ANALYTICAL RESULTS - RADIOCHEMISTRY

Project: Bowen LF Cells 5-8 BG #6-RADs
Pace Project No.: 92727365

Sample: BOW-GWC-29R **Lab ID: 92727365008** Collected: 04/24/24 10:12 Received: 04/25/24 13:56 Matrix: Water
PWS: Site ID: Sample Type:

Parameters	Method	Act ± Unc (MDC) Carr Trac	Units	Analyzed	CAS No.	Qual
	Pace Analytical Services - Greensburg					
Radium-226	EPA 9315	**0.336 ± 0.170 (0.238) C:96% T:NA**	pCi/L	05/20/24 08:14	13982-63-3	
	Pace Analytical Services - Greensburg					
Radium-228	EPA 9320	**0.453U ± 0.331 (0.631) C:83% T:82%**	pCi/L	05/15/24 14:23	15262-20-1	
	Pace Analytical Services - Greensburg					
Total Radium	Total Radium Calculation	**0.789U ± 0.501 (0.869)**	pCi/L	05/22/24 16:50	7440-14-4	

REPORT OF LABORATORY ANALYSIS

This report shall not be reproduced, except in full,
without the written consent of Pace Analytical Services, LLC.

Pace Analytical Services, LLC
9800 Kincey Ave. Suite 100
Huntersville, NC 28078
(704)875-9092

ANALYTICAL RESULTS - RADIOCHEMISTRY

Project: Bowen LF Cells 5-8 BG #6-RADs
Pace Project No.: 92727365

Sample: BOW-GWC-30 **Lab ID: 92727365009** Collected: 04/24/24 11:02 Received: 04/25/24 13:56 Matrix: Water
PWS: Site ID: Sample Type:

Parameters	Method	Act ± Unc (MDC) Carr Trac	Units	Analyzed	CAS No.	Qual
	Pace Analytical Services - Greensburg					
Radium-226	EPA 9315	**0.0991U ± 0.120 (0.248) C:91% T:NA**	pCi/L	05/20/24 08:14	13982-63-3	
	Pace Analytical Services - Greensburg					
Radium-228	EPA 9320	**0.869 ± 0.457 (0.789) C:80% T:84%**	pCi/L	05/15/24 14:23	15262-20-1	
	Pace Analytical Services - Greensburg					
Total Radium	Total Radium Calculation	**0.968U ± 0.577 (1.04)**	pCi/L	05/22/24 16:50	7440-14-4	

REPORT OF LABORATORY ANALYSIS

This report shall not be reproduced, except in full,
without the written consent of Pace Analytical Services, LLC.

Pace Analytical Services, LLC
9800 Kincey Ave. Suite 100
Huntersville, NC 28078
(704)875-9092

ANALYTICAL RESULTS - RADIOCHEMISTRY

Project: Bowen LF Cells 5-8 BG #6-RADs
Pace Project No.: 92727365

Sample: BOW-GWC-32 **Lab ID: 92727365010** Collected: 04/24/24 14:37 Received: 04/25/24 13:56 Matrix: Water
PWS: Site ID: Sample Type:

Parameters	Method	Act ± Unc (MDC) Carr Trac	Units	Analyzed	CAS No.	Qual
	Pace Analytical Services - Greensburg					
Radium-226	EPA 9315	**0.177U ± 0.117 (0.183) C:105% T:NA**	pCi/L	05/20/24 08:14	13982-63-3	
	Pace Analytical Services - Greensburg					
Radium-228	EPA 9320	**0.506U ± 0.357 (0.677) C:80% T:83%**	pCi/L	05/15/24 14:23	15262-20-1	
	Pace Analytical Services - Greensburg					
Total Radium	Total Radium Calculation	**0.683U ± 0.474 (0.860)**	pCi/L	05/22/24 16:50	7440-14-4	

REPORT OF LABORATORY ANALYSIS

This report shall not be reproduced, except in full,
without the written consent of Pace Analytical Services, LLC.

Pace Analytical Services, LLC
9800 Kincey Ave. Suite 100
Huntersville, NC 28078
(704)875-9092

ANALYTICAL RESULTS - RADIOCHEMISTRY

Project: Bowen LF Cells 5-8 BG #6-RADs
Pace Project No.: 92727365

Sample: BOW-GWC-33R **Lab ID: 92727365011** Collected: 04/23/24 11:18 Received: 04/25/24 13:56 Matrix: Water
PWS: Site ID: Sample Type:

Parameters	Method	Act ± Unc (MDC) Carr Trac	Units	Analyzed	CAS No.	Qual
	Pace Analytical Services - Greensburg					
Radium-226	EPA 9315	**0.00662U ± 0.0901 (0.240) C:94% T:NA**	pCi/L	05/20/24 08:14	13982-63-3	
	Pace Analytical Services - Greensburg					
Radium-228	EPA 9320	**0.659U ± 0.392 (0.715) C:80% T:82%**	pCi/L	05/15/24 14:23	15262-20-1	
	Pace Analytical Services - Greensburg					
Total Radium	Total Radium Calculation	**0.666U ± 0.482 (0.955)**	pCi/L	05/22/24 16:50	7440-14-4	

REPORT OF LABORATORY ANALYSIS

This report shall not be reproduced, except in full,
without the written consent of Pace Analytical Services, LLC.

Pace Analytical Services, LLC
9800 Kincey Ave. Suite 100
Huntersville, NC 28078
(704)875-9092

ANALYTICAL RESULTS - RADIOCHEMISTRY

Project: Bowen LF Cells 5-8 BG #6-RADs
Pace Project No.: 92727365

Sample: BOW-LF5-8-FD-01 **Lab ID: 92727365012** Collected: 04/23/24 00:00 Received: 04/25/24 13:56 Matrix: Water
PWS: Site ID: Sample Type:

Parameters	Method	Act ± Unc (MDC) Carr Trac	Units	Analyzed	CAS No.	Qual
	Pace Analytical Services - Greensburg					
Radium-226	EPA 9315	**0.0611U ± 0.117 (0.269) C:90% T:NA**	pCi/L	05/20/24 08:15	13982-63-3	
	Pace Analytical Services - Greensburg					
Radium-228	EPA 9320	**0.354U ± 0.342 (0.695) C:81% T:81%**	pCi/L	05/15/24 14:24	15262-20-1	
	Pace Analytical Services - Greensburg					
Total Radium	Total Radium Calculation	**0.415U ± 0.459 (0.964)**	pCi/L	05/22/24 16:50	7440-14-4	

REPORT OF LABORATORY ANALYSIS

This report shall not be reproduced, except in full,
without the written consent of Pace Analytical Services, LLC.

Pace Analytical Services, LLC
9800 Kincey Ave. Suite 100
Huntersville, NC 28078
(704)875-9092

ANALYTICAL RESULTS - RADIOCHEMISTRY

Project: Bowen LF Cells 5-8 BG #6-RADs
Pace Project No.: 92727365

Sample: BOW-LF5-8-FB-01 **Lab ID: 92727365013** Collected: 04/23/24 16:32 Received: 04/25/24 13:56 Matrix: Water
PWS: Site ID: Sample Type:

Parameters	Method	Act ± Unc (MDC) Carr Trac	Units	Analyzed	CAS No.	Qual
	Pace Analytical Services - Greensburg					
Radium-226	EPA 9315	**0.0864U ± 0.0997 (0.200) C:94% T:NA**	pCi/L	05/20/24 08:15	13982-63-3	
	Pace Analytical Services - Greensburg					
Radium-228	EPA 9320	**0.159U ± 0.314 (0.693) C:82% T:84%**	pCi/L	05/15/24 14:24	15262-20-1	
	Pace Analytical Services - Greensburg					
Total Radium	Total Radium Calculation	**0.245U ± 0.414 (0.893)**	pCi/L	05/22/24 16:50	7440-14-4	

REPORT OF LABORATORY ANALYSIS

This report shall not be reproduced, except in full,
without the written consent of Pace Analytical Services, LLC.

Pace Analytical Services, LLC
9800 Kincey Ave. Suite 100
Huntersville, NC 28078
(704)875-9092

ANALYTICAL RESULTS - RADIOCHEMISTRY

Project: Bowen LF Cells 5-8 BG #6-RADs
Pace Project No.: 92727365

Sample: BOW-LF5-8-EB-01 **Lab ID: 92727365014** Collected: 04/23/24 16:40 Received: 04/25/24 13:56 Matrix: Water
PWS: Site ID: Sample Type:

Parameters	Method	Act ± Unc (MDC) Carr Trac	Units	Analyzed	CAS No.	Qual
	Pace Analytical Services - Greensburg					
Radium-226	EPA 9315	**-0.0131U ± 0.0836 (0.239) C:95% T:NA**	pCi/L	05/20/24 08:15	13982-63-3	
	Pace Analytical Services - Greensburg					
Radium-228	EPA 9320	**0.574U ± 0.345 (0.629) C:83% T:88%**	pCi/L	05/15/24 14:24	15262-20-1	
	Pace Analytical Services - Greensburg					
Total Radium	Total Radium Calculation	**0.574U ± 0.429 (0.868)**	pCi/L	05/22/24 16:50	7440-14-4	

REPORT OF LABORATORY ANALYSIS

This report shall not be reproduced, except in full,
without the written consent of Pace Analytical Services, LLC.

Pace Analytical Services, LLC
9800 Kincey Ave. Suite 100
Huntersville, NC 28078
(704)875-9092

ANALYTICAL RESULTS - RADIOCHEMISTRY

Project: Bowen LF Cells 5-8 BG #6-RADs
Pace Project No.: 92727365

Sample: BOW-GWC-57 **Lab ID: 92727365015** Collected: 04/24/24 15:42 Received: 04/25/24 13:56 Matrix: Water
PWS: Site ID: Sample Type:

Parameters	Method	Act ± Unc (MDC) Carr Trac	Units	Analyzed	CAS No.	Qual
	Pace Analytical Services - Greensburg					
Radium-226	EPA 9315	**-0.0126U ± 0.0764 (0.230) C:93% T:NA**	pCi/L	05/20/24 08:15	13982-63-3	
	Pace Analytical Services - Greensburg					
Radium-228	EPA 9320	**0.278U ± 0.348 (0.739) C:83% T:90%**	pCi/L	05/15/24 14:24	15262-20-1	
	Pace Analytical Services - Greensburg					
Total Radium	Total Radium Calculation	**0.278U ± 0.424 (0.969)**	pCi/L	05/22/24 16:50	7440-14-4	

REPORT OF LABORATORY ANALYSIS

This report shall not be reproduced, except in full,
without the written consent of Pace Analytical Services, LLC.

Pace Analytical Services, LLC
9800 Kincey Ave. Suite 100
Huntersville, NC 28078
(704)875-9092

ANALYTICAL RESULTS - RADIOCHEMISTRY

Project: Bowen LF Cells 5-8 BG #6-RADs
Pace Project No.: 92727365

Sample: BOW-GWC-34 **Lab ID: 92727365016** Collected: 04/24/24 11:22 Received: 04/25/24 13:56 Matrix: Water
PWS: Site ID: Sample Type:

Parameters	Method	Act ± Unc (MDC) Carr Trac	Units	Analyzed	CAS No.	Qual
	Pace Analytical Services - Greensburg					
Radium-226	EPA 9315	**0.505 ± 0.232 (0.347) C:90% T:NA**	pCi/L	05/20/24 08:15	13982-63-3	
	Pace Analytical Services - Greensburg					
Radium-228	EPA 9320	**0.107U ± 0.339 (0.765) C:80% T:84%**	pCi/L	05/15/24 14:24	15262-20-1	
	Pace Analytical Services - Greensburg					
Total Radium	Total Radium Calculation	**0.612U ± 0.571 (1.11)**	pCi/L	05/22/24 16:50	7440-14-4	

REPORT OF LABORATORY ANALYSIS

This report shall not be reproduced, except in full,
without the written consent of Pace Analytical Services, LLC.

Pace Analytical Services, LLC
9800 Kincey Ave. Suite 100
Huntersville, NC 28078
(704)875-9092

ANALYTICAL RESULTS - RADIOCHEMISTRY

Project: Bowen LF Cells 5-8 BG #6-RADs
Pace Project No.: 92727365

Sample: BOW-GWC-34R **Lab ID: 92727365017** Collected: 04/24/24 13:35 Received: 04/25/24 13:56 Matrix: Water
PWS: Site ID: Sample Type:

Parameters	Method	Act ± Unc (MDC) Carr Trac	Units	Analyzed	CAS No.	Qual
	Pace Analytical Services - Greensburg					
Radium-226	EPA 9315	**0.368 ± 0.180 (0.239) C:91% T:NA**	pCi/L	05/20/24 08:15	13982-63-3	
	Pace Analytical Services - Greensburg					
Radium-228	EPA 9320	**0.390U ± 0.361 (0.729) C:79% T:83%**	pCi/L	05/15/24 14:24	15262-20-1	
	Pace Analytical Services - Greensburg					
Total Radium	Total Radium Calculation	**0.758U ± 0.541 (0.968)**	pCi/L	05/22/24 16:50	7440-14-4	

REPORT OF LABORATORY ANALYSIS

This report shall not be reproduced, except in full,
without the written consent of Pace Analytical Services, LLC.

Pace Analytical Services, LLC
9800 Kincey Ave. Suite 100
Huntersville, NC 28078
(704)875-9092

ANALYTICAL RESULTS - RADIOCHEMISTRY

Project: Bowen LF Cells 5-8 BG #6-RADs
Pace Project No.: 92727365

Sample: BOW-GWC-35 **Lab ID: 92727365018** Collected: 04/24/24 13:20 Received: 04/25/24 13:56 Matrix: Water
PWS: Site ID: Sample Type:

Parameters	Method	Act ± Unc (MDC) Carr Trac	Units	Analyzed	CAS No.	Qual
	Pace Analytical Services - Greensburg					
Radium-226	EPA 9315	**0.0327U ± 0.114 (0.279) C:91% T:NA**	pCi/L	05/20/24 08:16	13982-63-3	
	Pace Analytical Services - Greensburg					
Radium-228	EPA 9320	**0.569U ± 0.397 (0.762) C:79% T:83%**	pCi/L	05/15/24 14:24	15262-20-1	
	Pace Analytical Services - Greensburg					
Total Radium	Total Radium Calculation	**0.602U ± 0.511 (1.04)**	pCi/L	05/22/24 16:50	7440-14-4	

REPORT OF LABORATORY ANALYSIS

This report shall not be reproduced, except in full,
without the written consent of Pace Analytical Services, LLC.

Pace Analytical Services, LLC
9800 Kincey Ave. Suite 100
Huntersville, NC 28078
(704)875-9092

ANALYTICAL RESULTS - RADIOCHEMISTRY

Project: Bowen LF Cells 5-8 BG #6-RADs
Pace Project No.: 92727365

Sample: BOW-LF5-8-FD-02 **Lab ID: 92727365019** Collected: 04/24/24 00:00 Received: 04/25/24 13:56 Matrix: Water
PWS: Site ID: Sample Type:

Parameters	Method	Act ± Unc (MDC) Carr Trac	Units	Analyzed	CAS No.	Qual
	Pace Analytical Services - Greensburg					
Radium-226	EPA 9315	**0.0236U ± 0.0893 (0.226) C:90% T:NA**	pCi/L	05/20/24 08:16	13982-63-3	
	Pace Analytical Services - Greensburg					
Radium-228	EPA 9320	**0.466U ± 0.371 (0.729) C:78% T:82%**	pCi/L	05/15/24 14:24	15262-20-1	
	Pace Analytical Services - Greensburg					
Total Radium	Total Radium Calculation	**0.490U ± 0.460 (0.955)**	pCi/L	05/22/24 16:50	7440-14-4	

REPORT OF LABORATORY ANALYSIS

This report shall not be reproduced, except in full,
without the written consent of Pace Analytical Services, LLC.

Pace Analytical Services, LLC
9800 Kincey Ave. Suite 100
Huntersville, NC 28078
(704)875-9092

ANALYTICAL RESULTS - RADIOCHEMISTRY

Project: Bowen LF Cells 5-8 BG #6-RADs
Pace Project No.: 92727365

Sample: BOW-LF5-8-FB-02 **Lab ID: 92727365020** Collected: 04/24/24 15:34 Received: 04/25/24 13:56 Matrix: Water
PWS: Site ID: Sample Type:

Parameters	Method	Act ± Unc (MDC) Carr Trac	Units	Analyzed	CAS No.	Qual
	Pace Analytical Services - Greensburg					
Radium-226	EPA 9315	**0.0398U ± 0.0883 (0.209) C:94% T:NA**	pCi/L	05/20/24 08:58	13982-63-3	
	Pace Analytical Services - Greensburg					
Radium-228	EPA 9320	**0.0268U ± 0.312 (0.727) C:78% T:84%**	pCi/L	05/15/24 14:24	15262-20-1	
	Pace Analytical Services - Greensburg					
Total Radium	Total Radium Calculation	**0.0666U ± 0.400 (0.936)**	pCi/L	05/22/24 16:50	7440-14-4	

REPORT OF LABORATORY ANALYSIS

This report shall not be reproduced, except in full,
without the written consent of Pace Analytical Services, LLC.

Pace Analytical Services, LLC
9800 Kincey Ave. Suite 100
Huntersville, NC 28078
(704)875-9092

ANALYTICAL RESULTS - RADIOCHEMISTRY

Project: Bowen LF Cells 5-8 BG #6-RADs
Pace Project No.: 92727365

Sample: BOW-LF5-8-EB-02 **Lab ID: 92727365021** Collected: 04/24/24 15:40 Received: 04/25/24 13:56 Matrix: Water
PWS: Site ID: Sample Type:

Parameters	Method	Act ± Unc (MDC) Carr Trac	Units	Analyzed	CAS No.	Qual
	Pace Analytical Services - Greensburg					
Radium-226	EPA 9315	**0.0475U ± 0.0966 (0.224) C:97% T:NA**	pCi/L	05/22/24 08:22	13982-63-3	
	Pace Analytical Services - Greensburg					
Radium-228	EPA 9320	**0.810 ± 0.395 (0.656) C:84% T:84%**	pCi/L	05/16/24 14:10	15262-20-1	
	Pace Analytical Services - Greensburg					
Total Radium	Total Radium Calculation	**0.858U ± 0.492 (0.880)**	pCi/L	05/22/24 16:51	7440-14-4	

REPORT OF LABORATORY ANALYSIS

This report shall not be reproduced, except in full,
without the written consent of Pace Analytical Services, LLC.

Pace Analytical Services, LLC
9800 Kincey Ave. Suite 100
Huntersville, NC 28078
(704)875-9092

QUALITY CONTROL - RADIOCHEMISTRY

Project: Bowen LF Cells 5-8 BG #6-RADs
Pace Project No.: 92727365

QC Batch: 668299
QC Batch Method: EPA 9320
Analysis Method: EPA 9320
Analysis Description: 9320 Radium 228
Laboratory: Pace Analytical Services - Greensburg
Associated Lab Samples: 92727365021

METHOD BLANK: 3254032
Matrix: Water
Associated Lab Samples: 92727365021

Parameter	Act ± Unc (MDC) Carr Trac	Units	Analyzed	Qualifiers
Radium-228	0.367 ± 0.337 (0.681) C:83% T:81%	pCi/L	05/16/24 14:10	

Results presented on this page are in the units indicated by the "Units" column except where an alternate unit is presented to the right of the result.

REPORT OF LABORATORY ANALYSIS

This report shall not be reproduced, except in full,
without the written consent of Pace Analytical Services, LLC.

Pace Analytical Services, LLC
9800 Kincey Ave. Suite 100
Huntersville, NC 28078
(704)875-9092

QUALITY CONTROL - RADIOCHEMISTRY

Project: Bowen LF Cells 5-8 BG #6-RADs
Pace Project No.: 92727365

QC Batch: 667033
QC Batch Method: EPA 9320
Analysis Method: EPA 9320
Analysis Description: 9320 Radium 228
Laboratory: Pace Analytical Services - Greensburg
Associated Lab Samples: 92727365001, 92727365002, 92727365003, 92727365004, 92727365005, 92727365006, 92727365007, 92727365008, 92727365009, 92727365010, 92727365011, 92727365012, 92727365013, 92727365014, 92727365015, 92727365016, 92727365017, 92727365018, 92727365019, 92727365020

METHOD BLANK: 3247634
Matrix: Water
Associated Lab Samples: 92727365001, 92727365002, 92727365003, 92727365004, 92727365005, 92727365006, 92727365007, 92727365008, 92727365009, 92727365010, 92727365011, 92727365012, 92727365013, 92727365014, 92727365015, 92727365016, 92727365017, 92727365018, 92727365019, 92727365020

Parameter	Act ± Unc (MDC) Carr Trac	Units	Analyzed	Qualifiers
Radium-228	0.390 ± 0.361 (0.731) C:77% T:83%	pCi/L	05/15/24 14:22	

Results presented on this page are in the units indicated by the "Units" column except where an alternate unit is presented to the right of the result.

REPORT OF LABORATORY ANALYSIS

This report shall not be reproduced, except in full,
without the written consent of Pace Analytical Services, LLC.

Pace Analytical Services, LLC
9800 Kincey Ave. Suite 100
Huntersville, NC 28078
(704)875-9092

QUALITY CONTROL - RADIOCHEMISTRY

Project: Bowen LF Cells 5-8 BG #6-RADs
Pace Project No.: 92727365

QC Batch: 667999
QC Batch Method: EPA 9315
Analysis Method: EPA 9315
Analysis Description: 9315 Total Radium
Laboratory: Pace Analytical Services - Greensburg
Associated Lab Samples: 92727365021

METHOD BLANK: 3252585
Matrix: Water
Associated Lab Samples: 92727365021

Parameter	Act ± Unc (MDC) Carr Trac	Units	Analyzed	Qualifiers
Radium-226	0.111 ± 0.130 (0.274) C:100% T:NA	pCi/L	05/22/24 08:21	

Results presented on this page are in the units indicated by the "Units" column except where an alternate unit is presented to the right of the result.

REPORT OF LABORATORY ANALYSIS

This report shall not be reproduced, except in full,
without the written consent of Pace Analytical Services, LLC.

Pace Analytical Services, LLC
9800 Kincey Ave. Suite 100
Huntersville, NC 28078
(704)875-9092

QUALITY CONTROL - RADIOCHEMISTRY

Project: Bowen LF Cells 5-8 BG #6-RADs
Pace Project No.: 92727365

QC Batch: 666440
QC Batch Method: EPA 9315
Analysis Method: EPA 9315
Analysis Description: 9315 Total Radium
Laboratory: Pace Analytical Services - Greensburg
Associated Lab Samples: 92727365001, 92727365002, 92727365003, 92727365004, 92727365005, 92727365006, 92727365007, 92727365008, 92727365009, 92727365010, 92727365011, 92727365012, 92727365013, 92727365014, 92727365015, 92727365016, 92727365017, 92727365018, 92727365019, 92727365020

METHOD BLANK: 3244625
Matrix: Water
Associated Lab Samples: 92727365001, 92727365002, 92727365003, 92727365004, 92727365005, 92727365006, 92727365007, 92727365008, 92727365009, 92727365010, 92727365011, 92727365012, 92727365013, 92727365014, 92727365015, 92727365016, 92727365017, 92727365018, 92727365019, 92727365020

Parameter	Act ± Unc (MDC) Carr Trac	Units	Analyzed	Qualifiers
Radium-226	0.0392 ± 0.108 (0.261) C:90% T:NA	pCi/L	05/20/24 08:11	

Results presented on this page are in the units indicated by the "Units" column except where an alternate unit is presented to the right of the result.

REPORT OF LABORATORY ANALYSIS

This report shall not be reproduced, except in full,
without the written consent of Pace Analytical Services, LLC.

Pace Analytical Services, LLC
9800 Kincey Ave. Suite 100
Huntersville, NC 28078
(704)875-9092

QUALIFIERS

Project: Bowen LF Cells 5-8 BG #6-RADs
Pace Project No.: 92727365

DEFINITIONS

DF - Dilution Factor, if reported, represents the factor applied to the reported data due to dilution of the sample aliquot.

ND - Not Detected at or above adjusted reporting limit.

TNTC - Too Numerous To Count

J - Estimated concentration above the adjusted method detection limit and below the adjusted reporting limit.

MDL - Adjusted Method Detection Limit.

PQL - Practical Quantitation Limit.

RL - Reporting Limit - The lowest concentration value that meets project requirements for quantitative data with known precision and bias for a specific analyte in a specific matrix.

S - Surrogate

1,2-Diphenylhydrazine decomposes to and cannot be separated from Azobenzene using Method 8270. The result for each analyte is a combined concentration.

Consistent with EPA guidelines, unrounded data are displayed and have been used to calculate % recovery and RPD values.

LCS(D) - Laboratory Control Sample (Duplicate)

MS(D) - Matrix Spike (Duplicate)

DUP - Sample Duplicate

RPD - Relative Percent Difference

NC - Not Calculable.

SG - Silica Gel - Clean-Up

U - Indicates the compound was analyzed for, but not detected.

Acid preservation may not be appropriate for 2 Chloroethylvinyl ether.

A separate vial preserved to a pH of 4-5 is recommended in SW846 Chapter 4 for the analysis of Acrolein and Acrylonitrile by EPA Method 8260.

N-Nitrosodiphenylamine decomposes and cannot be separated from Diphenylamine using Method 8270. The result reported for each analyte is a combined concentration.

Reported results are not rounded until the final step prior to reporting. Therefore, calculated parameters that are typically reported as "Total" may vary slightly from the sum of the reported component parameters.

Act - Activity

Unc - Uncertainty: SDWA = 1.96 sigma count uncertainty, all other matrices = Expanded Uncertainty (95% confidence interval). Gamma Spec = Expanded Uncertainty (95.4% Confidence Interval)

(MDC) - Minimum Detectable Concentration

Trac - Tracer Recovery (%)

Carr - Carrier Recovery (%)

Pace Analytical is TNI accredited. Contact your Pace PM for the current list of accredited analytes.

TNI - The NELAC Institute.

This report shall not be reproduced, except in full,
without the written consent of Pace Analytical Services, LLC.

Pace Analytical Services, LLC
9800 Kincey Ave. Suite 100
Huntersville, NC 28078
(704)875-9092

QUALITY CONTROL DATA CROSS REFERENCE TABLE

Project: Bowen LF Cells 5-8 BG #6-RADs
Pace Project No.: 92727365

Lab ID	Sample ID	QC Batch Method	QC Batch	Analytical Method	Analytical Batch
92727365001	**BOW-GWC-26**	EPA 9315	666440		
92727365002	**BOW-GWC-27**	EPA 9315	666440		
92727365003	**BOW-GWC-27R**	EPA 9315	666440		
92727365004	**BOW-GWC-29**	EPA 9315	666440		
92727365005	**BOW-GWC-31**	EPA 9315	666440		
92727365006	**BOW-GWC-31R**	EPA 9315	666440		
92727365007	**BOW-GWC-28**	EPA 9315	666440		
92727365008	**BOW-GWC-29R**	EPA 9315	666440		
92727365009	**BOW-GWC-30**	EPA 9315	666440		
92727365010	**BOW-GWC-32**	EPA 9315	666440		
92727365011	**BOW-GWC-33R**	EPA 9315	666440		
92727365012	**BOW-LF5-8-FD-01**	EPA 9315	666440		
92727365013	**BOW-LF5-8-FB-01**	EPA 9315	666440		
92727365014	**BOW-LF5-8-EB-01**	EPA 9315	666440		
92727365015	**BOW-GWC-57**	EPA 9315	666440		
92727365016	**BOW-GWC-34**	EPA 9315	666440		
92727365017	**BOW-GWC-34R**	EPA 9315	666440		
92727365018	**BOW-GWC-35**	EPA 9315	666440		
92727365019	**BOW-LF5-8-FD-02**	EPA 9315	666440		
92727365020	**BOW-LF5-8-FB-02**	EPA 9315	666440		
92727365021	**BOW-LF5-8-EB-02**	EPA 9315	667999		
92727365001	**BOW-GWC-26**	EPA 9320	667033		
92727365002	**BOW-GWC-27**	EPA 9320	667033		
92727365003	**BOW-GWC-27R**	EPA 9320	667033		
92727365004	**BOW-GWC-29**	EPA 9320	667033		
92727365005	**BOW-GWC-31**	EPA 9320	667033		
92727365006	**BOW-GWC-31R**	EPA 9320	667033		
92727365007	**BOW-GWC-28**	EPA 9320	667033		
92727365008	**BOW-GWC-29R**	EPA 9320	667033		
92727365009	**BOW-GWC-30**	EPA 9320	667033		
92727365010	**BOW-GWC-32**	EPA 9320	667033		
92727365011	**BOW-GWC-33R**	EPA 9320	667033		
92727365012	**BOW-LF5-8-FD-01**	EPA 9320	667033		
92727365013	**BOW-LF5-8-FB-01**	EPA 9320	667033		
92727365014	**BOW-LF5-8-EB-01**	EPA 9320	667033		
92727365015	**BOW-GWC-57**	EPA 9320	667033		
92727365016	**BOW-GWC-34**	EPA 9320	667033		
92727365017	**BOW-GWC-34R**	EPA 9320	667033		
92727365018	**BOW-GWC-35**	EPA 9320	667033		
92727365019	**BOW-LF5-8-FD-02**	EPA 9320	667033		
92727365020	**BOW-LF5-8-FB-02**	EPA 9320	667033		
92727365021	**BOW-LF5-8-EB-02**	EPA 9320	668299		
92727365001	**BOW-GWC-26**	Total Radium Calculation	670664		
92727365002	**BOW-GWC-27**	Total Radium Calculation	670664		
92727365003	**BOW-GWC-27R**	Total Radium Calculation	670664		
92727365004	**BOW-GWC-29**	Total Radium Calculation	670664		
92727365005	**BOW-GWC-31**	Total Radium Calculation	670664		

REPORT OF LABORATORY ANALYSIS

This report shall not be reproduced, except in full,
without the written consent of Pace Analytical Services, LLC.

Pace Analytical Services, LLC
9800 Kincey Ave. Suite 100
Huntersville, NC 28078
(704)875-9092

QUALITY CONTROL DATA CROSS REFERENCE TABLE

Project: Bowen LF Cells 5-8 BG #6-RADs
Pace Project No.: 92727365

Lab ID	Sample ID	QC Batch Method	QC Batch	Analytical Method	Analytical Batch
92727365006	**BOW-GWC-31R**	Total Radium Calculation	670664		
92727365007	**BOW-GWC-28**	Total Radium Calculation	670664		
92727365008	**BOW-GWC-29R**	Total Radium Calculation	670664		
92727365009	**BOW-GWC-30**	Total Radium Calculation	670664		
92727365010	**BOW-GWC-32**	Total Radium Calculation	670664		
92727365011	**BOW-GWC-33R**	Total Radium Calculation	670664		
92727365012	**BOW-LF5-8-FD-01**	Total Radium Calculation	670664		
92727365013	**BOW-LF5-8-FB-01**	Total Radium Calculation	670664		
92727365014	**BOW-LF5-8-EB-01**	Total Radium Calculation	670664		
92727365015	**BOW-GWC-57**	Total Radium Calculation	670664		
92727365016	**BOW-GWC-34**	Total Radium Calculation	670664		
92727365017	**BOW-GWC-34R**	Total Radium Calculation	670664		
92727365018	**BOW-GWC-35**	Total Radium Calculation	670664		
92727365019	**BOW-LF5-8-FD-02**	Total Radium Calculation	670664		
92727365020	**BOW-LF5-8-FB-02**	Total Radium Calculation	670664		
92727365021	**BOW-LF5-8-EB-02**	Total Radium Calculation	670665		

This report shall not be reproduced, except in full,
without the written consent of Pace Analytical Services, LLC.

DC#_Title: ENV-FRM-HUN1-0083 v03_Sample Condition Upon Receipt

Effective Date: 12/01/2023

Laboratory receiving samples:
Asheville ☐ Eden ☐ Greenwood ☐ Huntersville ☐ Raleigh ☐ Mechanicsville ☐ Atlanta ☑ Kernersville ☐

Sample Condition Upon Receipt

WO# : 92727365

92727365

Client Name: GP Power

Project #:

Courier: ☐ Commercial ☐ Fed Ex ☐ Pace ☐ UPS ☐ USPS ☐ Other:____ ☐ Client

Custody Seal Present? ☑ Yes ☐ No Seals Intact? ☑ Yes ☐ No ☐ N/A

Date/Initials Person Examining Contents: 11/15/24 SC

Packing Material: ☐ Bubble Wrap ☐ Bubble Bags ☐ None ☐ Other

Biological Tissue Frozen? ☐ Yes ☐ No ☐ N/A

Thermometer: ☐ IR Gun ID: 736

Type of Ice: ☑ Wet ☐ Blue ☐ None

Cooler Temp: 3.3 Correction Factor: Add/Subtract (°C) 0.0

Temp should be above freezing to 6°C
☐ Samples out of temp criteria. Samples on ice, cooling process has begun

Cooler Temp Corrected (°C): 3.3

USDA Regulated Soil (☐ N/A, water sample)
Did samples originate in a quarantine zone within the United States: CA, NY, or SC (check maps)? ☐ Yes ☐ No

Did samples originate from a foreign source (internationally, including Hawaii and Puerto Rico)? ☐ Yes ☐ No

				Comments/Discrepancy:
Chain of Custody Present?	☑ Yes	☐ No	☐ N/A	1.
Samples Arrived within Hold Time?	☑ Yes	☐ No	☐ N/A	2.
Short Hold Time Analysis (<72 hr.)?	☐ Yes	☑ No	☐ N/A	3.
Rush Turn Around Time Requested?	☐ Yes	☑ No	☐ N/A	4.
Sufficient Volume?	☑ Yes	☐ No	☐ N/A	5.
Correct Containers Used?	☑ Yes	☐ No	☐ N/A	6.
-Pace Containers Used?	☑ Yes	☐ No	☐ N/A	
Containers Intact?	☑ Yes	☐ No	☐ N/A	7.
Dissolved analysis: Samples Field Filtered?	☐ Yes	☐ No	☑ N/A	8.
Sample Labels Match COC?	☑ Yes	☐ No	☐ N/A	9.
-Includes Date/Time/ID/Analysis Matrix: W				
Headspace in VOA Vials (>5-6mm)?	☐ Yes	☐ No	☑ N/A	10.
Trip Blank Present?	☐ Yes	☐ No	☑ N/A	11.
Trip Blank Custody Seals Present?	☐ Yes	☐ No	☑ N/A	

Field Data Required? ☐ Yes ☐ No

COMMENTS/SAMPLE DISCREPANCY

Lot ID of split containers:

CLIENT NOTIFICATION/RESOLUTION

Person contacted: Date/Time:

Project Manager SCURF Review: Date:

Project Manager SRF Review: Date:

*Check mark top half of box if pH and/or dechlorination is verified and within the acceptance range for preservation samples.

Exceptions: VOA, Coliform, TOC, Oil and Grease, DRO/8015 (water) DOC, LLHg

**Bottom half of box is to list number of bottles

***Check all unpreserved Nitrates for chlorine

Project # **WO#: 92727365**

PM: BV Due Date: 05/23/24

CLIENT: 92-GP-BOWLF

Item#	BP4U-125 mL Plastic Unpreserved (N/A) (Cl-)	BP3U-250 mL Plastic Unpreserved (N/A)	BP2U-500 mL Plastic Unpreserved (N/A)	BP1U-1 liter Plastic Unpreserved (N/A)	BP4S-125 mL Plastic H2SO4 (pH < 2) (Cl-)	BP3N-250 mL plastic HNO3 (pH < 2)	BP4Z-125 mL Plastic ZN Acetate & NaOH (>9)	BP4B-125 mL Plastic NaOH (pH > 12) (Cl-)	WGFU-Wide-mouthed Glass jar Unpreserved	AG1U-1 liter Amber Unpreserved (N/A) (Cl-)	AG1H-1 liter Amber HCl (pH < 2)	AG3U-250 mL Amber Unpreserved (N/A) (Cl-)	AG1S-1 liter Amber H2SO4 (pH < 2)	AG3S-250 mL Amber H2SO4 (pH < 2)	DG94-40 mL Amber NH4Cl (N/A)(Cl-)	DG9H-40 mL VOA HCl (N/A)	VG9T-40 mL VOA Na2S2O3 (N/A)	VG9U-40 mL VOA Unpreserved (N/A)	DG9V-40 mL VOA H3PO4 (N/A)	KP7U-50 mL Plastic Unpreserved (N/A)	V/GK (3 vials per kit)-VPH/Gas kit (N/A)	SP5T-125 mL Sterile Plastic (N/A – lab)	SP2T-250 mL Sterile Plastic (N/A – lab)	BPN	BP3R-250 mL Plastic (NH2)2SO4 (9.3-9.7)	AG0U-100 mL Amber Unpreserved (N/A) (Cl-)	VSGU-20 mL Scintillation vials (N/A)	DG9U-40 mL Amber Unpreserved vials (N/A)
1		2				1 1																		2				
2		2				1 1																		2				
3		2				1 1																		2				
4		2				1 1																		2				
5		2				1 1																		2				
6		2				1 1																		2				
7		2				1 1																		2				
8		2				1 1																		2				
9		2				1 1																		2				
10		2				1 1																		2				
11																												
12																												

pH Adjustment Log for Preserved Samples

Sample ID	Type of Preservative	pH upon receipt	Date preservation adjusted	Time preservation adjusted	Amount of Preservative added	Lot #

Note: Whenever there is a discrepancy affecting North Carolina compliance samples, a copy of this form will be sent to the North Carolina DENR Certification Office (i.e. Out of hold, incorrect preservative, out of temp, incorrect containers.

Pace® Location Requested (City/State):
Pace Analytical Charlotte
9800 Kincey Ave. Suite 100, Huntersville, NC 28078

CHAIN-OF-CUSTODY Analytical Request Document

Chain-of-Custody is a LEGAL DOCUMENT - Complete all relevant fields

WO#: 92727365

PM: BV Due Date: 05/23/24

CLIENT: 92-GP-BOWLF

Company Name: Georgia Power - Bowen
Street Address: 241 Ralph McGill Blvd NE, Atlanta, GA 30308
Customer Project #:
Project Name: Bowen LF Cells 5-8 Background Event #6
Site Collection Info/Facility ID (as applicable):

Contact/Report To: Kristen Jurinko, Cassidy Sutherland
Phone #: (470) 217-0008
E-Mail: knjurink@southernco.com
Cc E-Mail: Laura Midkiff, Ben Hodges, Mike Smilley, Noelia Gangi
Invoice to: Account Payable
Invoice E-mail: georgiapowerinvoices@southernco.com
Purchase Order # (if applicable): GPC82474-0007
Quote #:

Time Zone Collected: [ ] AK [ ] PT [ ] MT [ ] CT [X] ET
County / State origin of sample(s): Georgia

Data Deliverables: [ ] Level II [ ] Level III [ ] Level IV [ ] EQUIS [ ] Other
Regulatory Program (DW, RCRA, etc.) as applicable:
Reportable [ ] Yes [ ] No
Rush (Pre-approval required): [ ] Same Day [ ] 1 Day [ ] 2 Day [ ] 3 Day Other
Date Results Requested:
DW PWSID # or WW Permit # as applicable:
Field Filtered (if applicable): [ ] Yes [ ] No
Analysis:

* Matrix Codes (Insert in Matrix box below): Drinking Water (DW), Ground Water (GW), Wastewater (WW), Product (P), Soil/Solid (SS), Oil (OL), Wipe (WP), Tissue (TS), Bioassay (B), Vapor (V), Surface Water (SW), Sediment (SED), Sludge (SL), Caulk (CK), Leachate (LL), Biosolid (BS), Other (OT)

Customer Sample ID	Matrix *	Comp / Grab	Composite Start Date	Composite Start Time	Collected or Composite End Date	Collected or Composite End Time	# Cont.	Residual Chlorine Result	Residual Chlorine Units	Cu, Ni, Ag, V, Zn (App. I&II)	B, Ca (App. III)	App. IV Metals*	Cl, F, SO4	TDS	Radium 226/228	App. IV Fluoride	Alkalinity	Fe, Mg, Mn, K, Na	Sample Comment
BOW-GWC-26	WG	G			4/23/24	1538	6			X	X	X	X	X	X	X	X	X	001
BOW-GWC-27	WG	G			4/23/24	1323	6			X	X	X	X	X	X	X	X	X	002
BOW-GWC-27R	WG	G			4/23/24	1643	6			X	X	X	X	X	X	X	X	X	003
BOW-GWC-28	WG	G					6			X	X	X	X	X	X	X	X	X	
BOW-GWC-29	WG	G			4/23/24	1138	6			X	X	X	X	X	X	X	X	X	004
BOW-GWC-29R	WG	G					6			X	X	X	X	X	X	X	X	X	
BOW-GWC-30	WG	G					6			X	X	X	X	X	X	X	X	X	
BOW-GWC-31	WG	G			4/23/24	1352	6			X	X	X	X	X	X	X	X	X	005
BOW-GWC-31R	WG	G			4/23/24	1547	6			X	X	X	X	X	X	X	X	X	006
BOW-GWC-32	WG	G					6			X	X	X	X	X	X	X	X	X	

Specify Container Size **: 3 3 3 3 2 1 3 3 3
Identify Container Preservative Type***: 2 2 2 1 1 2 1 1 2
Analysis Requested

**Container Size: (1) 1L, (2) 500mL, (3) 250mL, (4) 125mL, (5) 100mL, (6) 40mL vial, (7) EnCore, (8) TerraCore, (9) 90mL, (10) Other
*** Preservative Types: (1) None, (2) HNO3, (3) H2SO4, (4) HCl, (5) NaOH, (6) Zn Acetate, (7) NaHSO4, (8) Sod. Thiosulfate, (9) Ascorbic Acid, (10) MeOH, (11) Other

Lab Use Only
Proj. Mgr: Bonnie Vang
AcctNum / Client ID:
Table #:
Profile / Template: 16402-4,6
Prelog / Bottle Ord. ID:

Preservation non-conformance identified for sample.

Additional Instructions from Pace®:
Task Code: BOW-CCR-OTH-20240422
*App. IV Metals include Sb, As, Ba, Be, Cd, Co, Cr, Pb, Li, Hg, Mo, Se, & Tl

Collected By: Printed Name: Kevin Stephenson, William Laaker, Jay Siewert, Natalie Piparo
Signature:
Resolute Environmental

Customer Remarks / Special Conditions / Possible Hazards:

Coolers: Thermometer ID: Correction Factor (°C): Obs. Temp. (°C): Corrected Temp. (°C): [ ] On Ice

Relinquished by/Company: (Signature)	Date/Time:	Received by/Company: (Signature)	Date/Time:	Tracking Number:
	13:55 4/25/24	Pace	4/25/24 1356	
Relinquished by/Company: (Signature)	Date/Time:	Received by/Company: (Signature)	Date/Time:	Delivered by: [ ] In-Person [ ] Courier
Pace	4/26/24 1725		4/26/24 1720	[ ] FedEx [ ] UPS [ ] Other
Relinquished by/Company: (Signature)	Date/Time:	Received by/Company: (Signature)	Date/Time:	
Relinquished by/Company: (Signature)	Date/Time:	Received by/Company: (Signature)	Date/Time:	Page: 1 of 2

Submitting a sample via this chain of custody constitutes acknowledgment and acceptance of the Pace® Terms and Conditions found at https://www.pacelabs.com/resource-library/resource/pace-terms-and-conditions/

Pace® Location Requested (City/State):

Pace Analytical Charlotte
9800 Kincey Ave. Suite 100, Huntersville, NC 28078

CHAIN-OF-CUSTODY Analytical Request Document

Chain-of-Custody is a LEGAL DOCUMENT - Complete all relevant fields

WO# : 92727365

PM: BV **Due Date: 05/23/24**

CLIENT: 92-GP-BOWLF

Company Name: Georgia Power - Bowen

Street Address: 241 Ralph McGill Blvd NE, Atlanta, GA 30308

Customer Project #:

Project Name: Bowen LF Cells 5-8 Background Event #6

Site Collection Info/Facility ID (as applicable):

Contact/Report To: Kristen Jurinko, Cassidy Sutherland

Phone #: (470) 217-0008

E-Mail: knjurink@southernco.com

Cc E-Mail: Laura Midkiff, Ben Hodges, Mike Smilley, Noelia Gangi

Invoice to: Account Payable

Invoice E-mail: georgiapowerinvoices@southernco.com

Purchase Order # (if applicable): GPC82474-0007

Quote #:

Time Zone Collected: [ ] AK [ ] PT [ ] MT [ ] CT [X] ET

County / State origin of sample(s): Georgia

Data Deliverables: [ ] Level II [ ] Level III [ ] Level IV [ ] EQUIS [ ] Other

Regulatory Program (DW, RCRA, etc.) as applicable: Reportable [ ] Yes [ ] No

Rush (Pre-approval required): [ ] Same Day [ ] 1 Day [ ] 2 Day [ ] 3 Day Other

Date Results Requested:

DW PWSID # or WW Permit # as applicable:

Field Filtered (if applicable): [ ] Yes [ ] No

Analysis:

* Matrix Codes (Insert in Matrix box below): Drinking Water (DW), Ground Water (GW), Wastewater (WW), Product (P), Soil/Solid (SS), Oil (OL), Wipe (WP), Tissue (TS), Bioassay (B), Vapor (V), Surface Water (SW), Sediment (SED), Sludge (SL), Caulk (CK), Leachate (LL), Biosolid (BS), Other (OT)

Customer Sample ID	Matrix *	Comp / Grab	Composite Start Date	Composite Start Time	Collected or Composite End Date	Collected or Composite End Time	# Cont.	Residual Chlorine Result	Residual Chlorine Units	Cu, Ni, Ag, V, Zn (App. I&II)	B, Ca (App. III)	App. IV Metals*	Cl, F, SO4	TDS	Radium 226/228	App. IV Fluoride	Alkalinity	Fe, Mg, Mn, K, Na	Sample Comment
BOW-GWC-26	WG	G					6			X	X	X	X	X	X	X	X	X	
BOW-GWC-27	WG	G					6			X	X	X	X	X	X	X	X	X	
BOW-GWC-27R	WG	G					6			X	X	X	X	X	X	X	X	X	
BOW-GWC-28	WG	G			4/24/24	1125	6			X	X	X	X	X	X	X	X	X	007
BOW-GWC-29	WG	G					6			X	X	X	X	X	X	X	X	X	
BOW-GWC-29R	WG	G			4/24/24	1017	6			X	X	X	X	X	X	X	X	X	008
BOW-GWC-30	WG	G			4/24/24	1102	6			X	X	X	X	X	X	X	X	X	009
BOW-GWC-31	WG	G					6			X	X	X	X	X	X	X	X	X	
BOW-GWC-31R	WG	G					6			X	X	X	X	X	X	X	X	X	
BOW-GWC-32	WG	G			4/24/24	1437	6			X	X	X	X	X	X	X	X	X	010

Specify Container Size **: 3 3 3 3 2 1 3 3 3

Identify Container Preservative Type***: 2 2 2 1 1 2 1 1 2

Analysis Requested

**Container Size: (1) 1L, (2) 500mL, (3) 250mL, (4) 125mL, (5) 100mL, (6) 40mL Vial, (7) EnCore, (8) TerraCore, (9) 90mL, (10) Other

*** Preservative Types: (1) None, (2) HNO3, (3) H2SO4, (4) HCl, (5) NaOH, (6) Zn Acetate, (7) NaHSO4, (8) Sod. Thiosulfate, (9) Ascorbic Acid, (10) MeOH, (11) Other

Lab Use Only

Proj. Mgr: Bonnie Vang

AcctNum / Client ID:

Table #:

Profile / Template:

Prelog / Bottle Ord. ID:

Preservation non-conformance identified for sample.

Additional Instructions from Pace® :
Task Code: BOW-CCR-OTH-20240422
*App. IV Metals include Sb, As, Ba, Be, Cd, Co, Cr, Pb, Li, Hg, Mo, Se, & Tl

Collected By: Kevin Stephenson, William Laaker, Jay Siewert, Natalie Piparo

Printed Name

Signature

Resolute Environmental

Customer Remarks / Special Conditions / Possible Hazards:

Coolers: Thermometer ID: Correction Factor (°C): Obs. Temp. (°C): Corrected Temp. (°C): [ ] On Ice

Relinquished by/Company: (Signature)	Date/Time:	Received by/Company: (Signature)	Date/Time:	Tracking Number:
	13 55 4/25/24	Lyan W. William / Pace	4/25/24 1355	
Relinquished by/Company: (Signature) Lyan W. William / Pace	Date/Time: 4/25/24 1720	Received by/Company: (Signature)	Date/Time: 4/25/24 1720	Delivered by: [ ] In-Person [ ] Courier [ ] FedEx [ ] UPS [ ] Other
Relinquished by/Company: (Signature)	Date/Time:	Received by/Company: (Signature)	Date/Time:	
Relinquished by/Company: (Signature)	Date/Time:	Received by/Company: (Signature)	Date/Time:	Page: 1 of 2

Submitting a sample via this chain of custody constitutes acknowledgment and acceptance of the Pace® Terms and Conditions found at https://www.pacelabs.com/resource-library/resource/pace-terms-and-conditions/

Pace ANALYTICAL SERVICES

DC#_Title: ENV-FRM-HUN1-0083 v03_Sample Condition Upon Receipt

Effective Date: 12/01/2023

Laboratory receiving samples:
Asheville ☐ Eden ☐ Greenwood ☐ Huntersville ☐ Raleigh ☐ Mechanicsville ☐ Atlanta ☑ Kernersville ☐

Sample Condition Upon Receipt

Client Name: GP Power

Project #: **WO#: 92727365**

PM: BV Due Date: 05/23/24
CLIENT: 92-GP-BOWLF

Courier: ☐ Commercial ☐ Fed Ex ☐ UPS ☐ USPS ☐ Client ☐ Pace ☐ Other:____

Custody Seal Present? ☑ Yes ☐ No Seals Intact? ☑ Yes ☐ No ☐ N/A

Date/Initials Person Examining Contents: 7/15/24 SC

Packing Material: ☐ Bubble Wrap ☐ Bubble Bags ☐ None ☐ Other

Biological Tissue Frozen? ☐ Yes ☐ No ☐ N/A

Thermometer: ☐ IR Gun ID: 230 Type of Ice: ☑ Wet ☐ Blue ☐ None

Cooler Temp: 3.3 Correction Factor: Add/Subtract (°C) 0.0

Temp should be above freezing to 6°C
☐ Samples out of temp criteria. Samples on ice, cooling process has begun

Cooler Temp Corrected (°C): 3.3

USDA Regulated Soil (☐ N/A, water sample)
Did samples originate in a quarantine zone within the United States: CA, NY, or SC (check maps)? ☐ Yes ☐ No

Did samples originate from a foreign source (internationally, including Hawaii and Puerto Rico)? ☐ Yes ☐ No

				Comments/Discrepancy:
Chain of Custody Present?	☑ Yes	☐ No	☐ N/A	1.
Samples Arrived within Hold Time?	☑ Yes	☐ No	☐ N/A	2.
Short Hold Time Analysis (<72 hr.)?	☐ Yes	☑ No	☐ N/A	3.
Rush Turn Around Time Requested?	☐ Yes	☑ No	☐ N/A	4.
Sufficient Volume?	☑ Yes	☐ No	☐ N/A	5.
Correct Containers Used?	☑ Yes	☐ No	☐ N/A	6.
-Pace Containers Used?	☑ Yes	☐ No	☐ N/A	
Containers Intact?	☑ Yes	☐ No	☐ N/A	7.
Dissolved analysis: Samples Field Filtered?	☐ Yes	☐ No	☑ N/A	8.
Sample Labels Match COC? -Includes Date/Time/ID/Analysis Matrix: W	☑ Yes	☐ No	☐ N/A	9.
Headspace in VOA Vials (>5-6mm)?	☐ Yes	☐ No	☑ N/A	10.
Trip Blank Present?	☐ Yes	☐ No	☑ N/A	11.
Trip Blank Custody Seals Present?	☐ Yes	☐ No	☑ N/A	

Field Data Required? ☐ Yes ☐ No

COMMENTS/SAMPLE DISCREPANCY

Lot ID of split containers:

CLIENT NOTIFICATION/RESOLUTION

Person contacted: _____ Date/Time: _____

Project Manager SCURF Review: _____ Date: _____

Project Manager SRF Review: _____ Date: _____

*Check mark top half of box if pH and/or dechlorination is verified and within the acceptance range for preservation samples.

Exceptions: VOA, Coliform, TOC, Oil and Grease, DRO/8015 (water) DOC, LLHg

**Bottom half of box is to list number of bottles

***Check all unpreserved Nitrates for chlorine

Project # WO#: 92727365

PM: BV Due Date: 05/23/24

CLIENT: 92-GP-BOWLF

Item#	BP4U-125 mL Plastic Unpreserved (N/A) (Cl-)	BP3U-250 mL Plastic Unpreserved (N/A)	BP2U-500 mL Plastic Unpreserved (N/A)	BP1U-1 liter Plastic Unpreserved (N/A)	BP4S-125 mL Plastic H2SO4 (pH < 2) (Cl-)	BP3N-250 mL plastic HNO3 (pH < 2)	BP4Z-125 mL Plastic ZN Acetate & NaOH (>9)	BP4B-125 mL Plastic NaOH (pH > 12) (Cl-)	WGFU-Wide-mouthed Glass jar Unpreserved	AG1U-1 liter Amber Unpreserved (N/A) (Cl-)	AG1H-1 liter Amber HCl (pH < 2)	AG3U-250 mL Amber Unpreserved (N/A) (Cl-)	AG1S-1 liter Amber H2SO4 (pH < 2)	AG3S-250 mL Amber H2SO4 (pH < 2)	DG94-40 mL Amber NH4Cl (N/A)(Cl-)	DG9H-40 mL VOA HCl (N/A)	VG9T-40 mL VOA Na2S2O3 (N/A)	VG9U-40 mL VOA Unpreserved (N/A)	DG9V-40 mL VOA H3PO4 (N/A)	KP7U-50 mL Plastic Unpreserved (N/A)	V/GK (3 vials per kit)-VPH/Gas kit (N/A)	SP5T-125 mL Sterile Plastic (N/A – lab)	SP2T-250 mL Sterile Plastic (N/A – lab)	BP3R-250 mL Plastic (NH2)2SO4 (9.3-9.7)	AG0U-100 mL Amber Unpreserved (N/A) (Cl-)	VSGU-20 mL Scintillation vials (N/A)	DG9U-40 mL Amber Unpreserved vials (N/A)
1		2				1																		2				
2		2				1																		2				
3		2				1																		2				
4		2				1																		2				
5		2				1																		2				
6		2				1																		2				
7		2				1																		2				
8		2				1																		2				
9		2				1																		2				
10		2				1																		2				
11		2				1																		2				
12																												

pH Adjustment Log for Preserved Samples

Sample ID	Type of Preservative	pH upon receipt	Date preservation adjusted	Time preservation adjusted	Amount of Preservative added	Lot #

Note: Whenever there is a discrepancy affecting North Carolina compliance samples, a copy of this form will be sent to the North Carolina DENR Certification Office (i.e. Out of hold, incorrect preservative, out of temp, incorrect containers.

Pace® Location Requested (City/State):

Pace Analytical Charlotte
9800 Kincey Ave. Suite 100, Huntersville, NC 28078

CHAIN-OF-CUSTODY Analytical Request Document

Chain-of-Custody is a LEGAL DOCUMENT - Complete all relevant fields

WO# : 92727365

PM: BV **Due Date: 05/23/24**

CLIENT: 92-GP-BOWLF

Company Name: Georgia Power - Bowen	Contact/Report To: Kristen Jurinko, Cassidy Sutherland
Street Address: 241 Ralph McGill Blvd NE, Atlanta, GA 30308	Phone #: (470) 217-0008
	E-Mail: knjurink@southernco.com
	Cc E-Mail: Laura Midkiff, Ben Hodges, Mike Smilley, Noelia Gangi
Customer Project #:	Invoice to: Account Payable
Project Name: Bowen LF Cells 5-8 Background Event #6	Invoice E-mail: georgiapowerinvoices@southernco.com
Site Collection Info/Facility ID (as applicable):	Purchase Order # (if applicable): GPC82474-0007
	Quote #:
Time Zone Collected: [ ] AK [ ] PT [ ] MT [ ] CT [X] ET	County / State origin of sample(s): Georgia
Data Deliverables: [ ] Level II [ ] Level III [ ] Level IV [ ] EQUIS [ ] Other	Regulatory Program (DW, RCRA, etc.) as applicable: Reportable [ ] Yes [ ] No
	Rush (Pre-approval required): [ ] Same Day [ ] 1 Day [ ] 2 Day [ ] 3 Day Other _____ Date Results Requested:
	DW PWSID # or WW Permit # as applicable: Field Filtered (if applicable): [ ] Yes [ ] No Analysis:

* Matrix Codes (Insert in Matrix box below): Drinking Water (DW), Ground Water (GW), Wastewater (WW), Product (P), Soil/Solid (SS), Oil (OL), Wipe (WP), Tissue (TS), Bioassay (B), Vapor (V), Surface Water (SW), Sediment (SED), Sludge (SL), Caulk (CK), Leachate (LL), Biosolid (BS), Other (OT)

Customer Sample ID	Matrix *	Comp / Grab	Composite Start Date	Composite Start Time	Collected or Composite End Date	Collected or Composite End Time	# Cont.	Residual Chlorine Result	Residual Chlorine Units	Cu, Ni, Ag, V, Zn (App. II&III)	B, Ca (App. III)	App. IV Metals*	Cl, F, SO4	TDS	Radium 226/228	App. IV Fluoride	Alkalinity	Fe, Mg, Mn, K, Na	Sample Comment
BOW-GWC-33R	WG	G			4/23/24	1118	6			X	X	X	X	X	X	X	X	X	011
BOW-GWC-57	WG	G					6			X	X	X	X	X	X	X	X	X	
BOW-GWC-34	WG	G					6			X	X	X	X	X	X	X	X	X	
BOW-GWC-34R	WG	G					6			X	X	X	X	X	X	X	X	X	
BOW-GWC-35	WG	G					6			X	X	X	X	X	X	X	X	X	
BOW-LF5-8-FD-01	WG	G			4/23/24	—	6			X	X	X	X	X	X	X	X	X	012
BOW-LF5-8-FB-01	WG	G					6			X	X	X	X	X	X	X	X	X	
BOW-LF5-8-FB-01	WQ	G			4/23/24	1632	6			X	X	X	X	X	X	X	X	X	013
BOW-LF5-8-EB-01	WQ	G			4/23/24	1640	6			X	X	X	X	X	X	X	X	X	014

Specify Container Size **: 3 3 3 3 2 1 3 3 3

Identify Container Preservative Type***: 2 2 2 1 1 2 1 1 2

Analysis Requested

**Container Size: (1) 1L, (2) 500mL, (3) 250mL, (4) 125mL, (5) 100mL, (6) 40mL vial, (7) EnCore, (8) TerraCore, (9) 90mL, (10) Other

*** Preservative Types: (1) None, (2) HNO3, (3) H2SO4, (4) HCl, (5) NaOH, (6) Zn Acetate, (7) NaHSO4, (8) Sod Thiosulfate, (9) Ascorbic Acid, (10) MeOH, (11) Other

Lab Use Only: Proj. Mgr: Bonnie Vang; AcctNum / Client ID:; Table #:; Profile / Template:; Prelog / Bottle Ord. ID:

Preservation non-conformance identified for sample.

Additional Instructions from Pace®:
Task Code: BOW-CCR-OTH-20240422
*App. IV Metals include Sb, As, Ba, Be, Cd, Co, Cr, Pb, Li, Hg, Mo, Se, & Tl

Collected By: Kevin Stephenson, William Laaker, Jay Siewert, Natalie Piparo
Printed Name
Signature
Randolph Environmental

Customer Remarks / Special Conditions / Possible Hazards:

Coolers: Thermometer ID: Correction Factor (°C): Obs. Temp. (°C): Corrected Temp. (°C): [ ] On Ice

Relinquished by/Company: (Signature)	Date/Time:	Received by/Company: (Signature)	Date/Time:	Tracking Number:
	13:55 4/25/24	Tyler Williams / Pace	4/25/24 1355	
Relinquished by/Company: (Signature) Tyler Williams / Pace	4/25/24 1720		4/25/24 1720	Delivered by: [ ] In-Person [ ] Courier [ ] FedEx [ ] UPS [ ] Other
Relinquished by/Company: (Signature)	Date/Time:	Received by/Company: (Signature)	Date/Time:	
Relinquished by/Company: (Signature)	Date/Time:	Received by/Company: (Signature)	Date/Time:	Page: 2 of 2

Submitting a sample via this chain of custody constitutes acknowledgment and acceptance of the Pace® Terms and Conditions found at https://www.pacelabs.com/resource-library/resource/pace-terms-and-conditions/

ENV-FRM-CORQ-0019_v02_110123 ©

Pace® Location Requested (City/State):

Pace Analytical Charlotte
9800 Kincey Ave. Suite 100, Huntersville, NC 28078

CHAIN-OF-CUSTODY Analytical Request Document

Chain-of-Custody is a LEGAL DOCUMENT - Complete all relevant fields

LAB USE ONLY- Affix Workorder/Login Label Here

WO# : 92727365

PM: BV **Due Date: 05/23/24**

CLIENT: 92-GP-BOWLF

Company Name: Georgia Power - Bowen	Contact/Report To: Kristen Jurinko, Cassidy Sutherland
Street Address: 241 Ralph McGill Blvd NE, Atlanta, GA 30308	Phone #: (470) 217-0008
	E-Mail: knjurink@southernco.com
	Cc E-Mail: Laura Midkiff, Ben Hodges, Mike Smilley, Noelia Gangi
Customer Project #:	Invoice to: Account Payable
Project Name: Bowen LF Cells 5-8 Background Event #6	Invoice E-mail: georgiapowerinvoices@southernco.com
Site Collection Info/Facility ID (as applicable):	Purchase Order # (if applicable): GPC82474-0007
	Quote #:
Time Zone Collected: [ ] AK [ ] PT [ ] MT [ ] CT [X] ET	County / State origin of sample(s): Georgia
Data Deliverables: [ ] Level II [ ] Level III [ ] Level IV [ ] EQUIS [ ] Other	Regulatory Program (DW, RCRA, etc.) as applicable: Reportable [ ] Yes [ ] No
	Rush (Pre-approval required): [ ] Same Day [ ] 1 Day [ ] 2 Day [ ] 3 Day Other _____
	Date Results Requested:
	DW PWSID # or WW Permit # as applicable:
	Field Filtered (if applicable): [ ] Yes [ ] No
	Analysis:

Specify Container Size **: 3 3 3 3 2 1 3 3 3

Identify Container Preservative Type***: 2 2 2 1 1 2 1 1 2

Analysis Requested

** [1] 1L, [2] 500mL, [3] 250mL, [4] 125mL, [5] 100mL, [6] 40mL vial, [7] EnCore, [8] TerraCore, [9] 90mL, [10] Other

*** Preservative Types: (1) None, (2) HNO3, (3) H2SO4, (4) HCl, (5) NaOH, (6) Zn Acetate, (7) NaHSO4, (8) Sod. Thiosulfate, (9) Ascorbic Acid, (10) MeOH, (11) Other

Lab Use Only: Proj. Mgr: Bonnie Vang; AcctNum / Client ID:; Table #:; Profile / Template:; Prelog / Bottle Ord. ID:

* Matrix Codes (Insert in Matrix box below): Drinking Water (DW), Ground Water (GW), Wastewater (WW), Product (P), Soil/Solid (SS), Oil (OL), Wipe (WP), Tissue (TS), Bioassay (B), Vapor (V), Surface Water (SW), Sediment (SED), Sludge (SL), Caulk (CK), Leachate (LL), Biosolid (BS), Other (OT)

Customer Sample ID	Matrix *	Comp / Grab	Composite Start Date	Composite Start Time	Collected or Composite End Date	Collected or Composite End Time	# Cont.	Residual Chlorine Result	Residual Chlorine Units	Cu, Ni, Ag, V, Zn (App. I&II)	B, Ca (App. III)	App. IV Metals*	Cl, F, SO4	TDS	Radium 226/228	App. IV Fluoride	Alkalinity	Fe, Mg, Mn, K, Na	Sample Comment	Preservation non-conformance identified for sample.
BOW-GWC-33R	WG	G					6			X	X	X	X	X	X	X	X	X		
BOW-GWC-57	WG	G			4/24/24	1542	6			X	X	X	X	X	X	X	X	X	015	
BOW-GWC-34	WG	G			4/24/24	1122	6			X	X	X	X	X	X	X	X	X	016	
BOW-GWC-34R	WG	G			4/24/24	1335	6			X	X	X	X	X	X	X	X	X	017	
BOW-GWC-35	WG	G			4/24/24	1320	6			X	X	X	X	X	X	X	X	X	018	
BOW-LF5-8-FD-01	WG	G					6			X	X	X	X	X	X	X	X	X		
BOW-LF5-8-FD-02	WG	G			4/24/24	—	6			X	X	X	X	X	X	X	X	X	019	
BOW-LF5-8-FB- 02	WQ	G			4/24/24	1534	6			X	X	X	X	X	X	X	X	X	020	
BOW-LF5-8-EB- 02	WQ	G			4/24/24	1540	6			X	X	X	X	X	X	X	X	X	021	

Additional Instructions from Pace® :
Task Code: BOW-CCR-OTH-20240422
*App. IV Metals include Sb, As, Ba, Be, Cd, Co, Cr, Pb, Li, Hg, Mo, Se, & Tl

Collected By: Printed Name: Kevin Stephenson, William Laaker, Jay Siewert, Natalie Piparo
Signature: [signature] Resolute Environmental

Customer Remarks / Special Conditions / Possible Hazards:

Coolers: Thermometer ID: Correction Factor (°C): Obs. Temp. (°C): Corrected Temp. (°C): [ ] On Ice

Relinquished by/Company: (Signature)	Date/Time:	Received by/Company: (Signature)	Date/Time:	Tracking Number:
[signature]	13:55 4/25/24	Lynn Williams / Pace	4/25/24 1355	
Relinquished by/Company: (Signature) Lynn Williams / Pace	Date/Time: 4/25/24 1728	Received by/Company: (Signature) [signature]	Date/Time: 4/25/24 1728	Delivered by: [ ] In-Person [ ] Courier [ ] FedEX [ ] UPS [ ] Other
Relinquished by/Company: (Signature)	Date/Time:	Received by/Company: (Signature)	Date/Time:	
Relinquished by/Company: (Signature)	Date/Time:	Received by/Company: (Signature)	Date/Time:	Page: 2 of 2

Submitting a sample via this chain of custody constitutes acknowledgment and acceptance of the Pace® Terms and Conditions found at https://www.pacelabs.com/resource-library/resource/pace-terms-and-conditions/

ENV-FRM-CORO-0019_v02_110123 ©

Quality Control Sample Performance Assessment

Pace Analytical
www.pacelabs.com

Test:	Ra-228
Analyst:	ZPC
Date:	5/9/2024
Worklist:	79063
Matrix:	WT

Analyst Must Manually Enter All Fields Highlighted in Yellow.

Method Blank Assessment	
MB Sample ID	3247634
MB concentration:	0.390
M/B 2 Sigma CSU:	0.361
MB MDC:	0.731
MB Numerical Performance Indicator:	2.12
MB Status vs Numerical Indicator:	Warning
MB Status vs. MDC:	Pass

Laboratory Control Sample Assessment	LCSD (Y or N)?	Y
	LCS79063	LCSD79063
Count Date:	5/15/2024	5/15/2024
Spike I.D.:	23-043	23-043
Decay Corrected Spike Concentration (pCi/mL):	36.745	36.745
Volume Used (mL):	0.10	0.10
Aliquot Volume (L, g, F):	0.820	0.818
Target Conc. (pCi/L, g, F):	4.484	4.491
Uncertainty (Calculated):	0.220	0.220
Result (pCi/L, g, F):	2.743	3.611
LCS/LCSD 2 Sigma CSU (pCi/L, g, F):	0.738	0.866
Numerical Performance Indicator:	-4.43	-1.93
Percent Recovery:	61.17%	80.40%
Status vs Numerical Indicator:	N/A	N/A
Status vs Recovery:	Pass	Pass
Upper % Recovery Limits:	135%	135%
Lower % Recovery Limits:	60%	60%

Sample Matrix Spike Control Assessment	MS/MSD 1	MS/MSD 2
Sample Collection Date:		
Sample I.D.		
Sample MS I.D.		
Sample MSD I.D.		
Spike I.D.:		
MS/MSD Decay Corrected Spike Concentration (pCi/mL):		
Spike Volume Used in MS (mL):		
Spike Volume Used in MSD (mL):		
MS Aliquot (L, g, F):		
MS Target Conc.(pCi/L, g, F):		
MSD Aliquot (L, g, F):		
MSD Target Conc. (pCi/L, g, F):		
MS Spike Uncertainty (calculated):		
MSD Spike Uncertainty (calculated):		
Sample Result:		
Sample Result 2 Sigma CSU (pCi/L, g, F):		
Sample Matrix Spike Result:		
Matrix Spike Result 2 Sigma CSU (pCi/L, g, F):		
Sample Matrix Spike Duplicate Result:		
Matrix Spike Duplicate Result 2 Sigma CSU (pCi/L, g, F):		
MS Numerical Performance Indicator:		
MSD Numerical Performance Indicator:		
MS Percent Recovery:		
MSD Percent Recovery:		
MS Status vs Numerical Indicator:		
MSD Status vs Numerical Indicator:		
MS Status vs Recovery:		
MSD Status vs Recovery:		
MS/MSD Upper % Recovery Limits:		
MS/MSD Lower % Recovery Limits:		

Duplicate Sample Assessment		
Sample I.D.:	LCS79063	Enter Duplicate sample IDs if other than LCS/LCSD in the space below.
Duplicate Sample I.D.	LCSD79063	
Sample Result (pCi/L, g, F):	2.743	
Sample Result 2 Sigma CSU (pCi/L, g, F):	0.738	
Sample Duplicate Result (pCi/L, g, F):	3.611	
Sample Duplicate Result 2 Sigma CSU (pCi/L, g, F):	0.866	
Are sample and/or duplicate results below RL?	NO	
Duplicate Numerical Performance Indicator:	-1.496	
(Based on the LCS/LCSD Percent Recoveries) Duplicate RPD:	27.16%	
Duplicate Status vs Numerical Indicator:	Pass	
Duplicate Status vs RPD:	Pass	
% RPD Limit:	36%	

Matrix Spike/Matrix Spike Duplicate Sample Assessment		
Sample I.D.		
Sample MS I.D.		
Sample MSD I.D.		
Sample Matrix Spike Result:		
Matrix Spike Result 2 Sigma CSU (pCi/L, g, F):		
Sample Matrix Spike Duplicate Result:		
Matrix Spike Duplicate Result 2 Sigma CSU (pCi/L, g, F):		
Duplicate Numerical Performance Indicator:		
(Based on the Percent Recoveries) MS/ MSD Duplicate RPD:		
MS/ MSD Duplicate Status vs Numerical Indicator:		
MS/ MSD Duplicate Status vs RPD:		
% RPD Limit:		

Evaluation of duplicate precision is not applicable if either the sample or duplicate results are below the MDC.

Comments:

VAL
5/16/24

VAM 5/16/24

Quality Control Sample Performance Assessment

Pace Analytical™ www.pacelabs.com

Test: Ra-228
Analyst: ZPC
Date: 5/14/2024
Worklist: 79176
Matrix: WI

Analyst Must Manually Enter All Fields Highlighted in Yellow.

Method Blank Assessment	
MB Sample ID	3254032
MB concentration:	0.367
M/B 2 Sigma CSU:	0.337
MB MDC:	0.681
MB Numerical Performance Indicator:	2.14
MB Status vs Numerical Indicator:	Warning
MB Status vs. MDC:	Pass

Laboratory Control Sample Assessment	LCSD (Y or N)?	Y
	LCS79176	LCSD79176
Count Date:	5/16/2024	5/16/2024
Spike I.D.:	23-043	23-043
Decay Corrected Spike Concentration (pCi/mL):	36.733	36.733
Volume Used (mL):	0.10	0.10
Aliquot Volume (L, g, F):	0.818	0.816
Target Conc. (pCi/L, g, F):	4.488	4.503
Uncertainty (Calculated):	0.220	0.221
Result (pCi/L, g, F):	3.629	3.380
LCS/LCSD 2 Sigma CSU (pCi/L, g, F):	0.852	0.805
Numerical Performance Indicator:	-1.91	-2.64
Percent Recovery:	80.85%	75.06%
Status vs Numerical Indicator:	N/A	N/A
Status vs Recovery:	Pass	Pass
Upper % Recovery Limits:	135%	135%
Lower % Recovery Limits:	60%	60%

Sample Matrix Spike Control Assessment	MS/MSD 1	MS/MSD 2
Sample Collection Date:		
Sample I.D.		
Sample MS I.D.		
Sample MSD I.D.		
Spike I.D.:		
MS/MSD Decay Corrected Spike Concentration (pCi/mL):		
Spike Volume Used in MS (mL):		
Spike Volume Used in MSD (mL):		
MS Aliquot (L, g, F):		
MS Target Conc.(pCi/L, g, F):		
MSD Aliquot (L, g, F):		
MSD Target Conc. (pCi/L, g, F):		
MS Spike Uncertainty (calculated):		
MSD Spike Uncertainty (calculated):		
Sample Result:		
Sample Result 2 Sigma CSU (pCi/L, g, F):		
Sample Matrix Spike Result:		
Matrix Spike Result 2 Sigma CSU (pCi/L, g, F):		
Sample Matrix Spike Duplicate Result:		
Matrix Spike Duplicate Result 2 Sigma CSU (pCi/L, g, F):		
MS Numerical Performance Indicator:		
MSD Numerical Performance Indicator:		
MS Percent Recovery:		
MSD Percent Recovery:		
MS Status vs Numerical Indicator:		
MSD Status vs Numerical Indicator:		
MS Status vs Recovery:		
MSD Status vs Recovery:		
MS/MSD Upper % Recovery Limits:		
MS/MSD Lower % Recovery Limits:		

Duplicate Sample Assessment		
Sample I.D.:	LCS79176	Enter Duplicate sample IDs if other than LCS/LCSD in the space below.
Duplicate Sample I.D.	LCSD79176	
Sample Result (pCi/L, g, F):	3.629	
Sample Result 2 Sigma CSU (pCi/L, g, F):	0.852	
Sample Duplicate Result (pCi/L, g, F):	3.380	
Sample Duplicate Result 2 Sigma CSU (pCi/L, g, F):	0.805	
Are sample and/or duplicate results below RL?	NO	
Duplicate Numerical Performance Indicator:	0.417	
(Based on the LCS/LCSD Percent Recoveries) Duplicate RPD:	7.44%	
Duplicate Status vs Numerical Indicator:	Pass	
Duplicate Status vs RPD:	Pass	
% RPD Limit:	36%	

Matrix Spike/Matrix Spike Duplicate Sample Assessment		
Sample I.D.		
Sample MS I.D.		
Sample MSD I.D.		
Sample Matrix Spike Result:		
Matrix Spike Result 2 Sigma CSU (pCi/L, g, F):		
Sample Matrix Spike Duplicate Result:		
Matrix Spike Duplicate Result 2 Sigma CSU (pCi/L, g, F):		
Duplicate Numerical Performance Indicator:		
(Based on the Percent Recoveries) MS/ MSD Duplicate RPD:		
MS/ MSD Duplicate Status vs Numerical Indicator:		
MS/ MSD Duplicate Status vs RPD:		
% RPD Limit:		

Evaluation of duplicate precision is not applicable if either the sample or duplicate results are below the MDC.

Comments:

5/17/24

VAL
5/20/24

Quality Control Sample Performance Assessment

Pace Analytical™ www.pacelabs.com

Test:	Ra-226
Analyst:	SLC
Date:	5/14/2024
Worklist:	79011
Matrix:	DW

Analyst Must Manually Enter All Fields Highlighted in Yellow.

Method Blank Assessment	
MB Sample ID	3244625
MB concentration:	0.039
M/B Counting Uncertainty:	0.108
MB MDC:	0.261
MB Numerical Performance Indicator:	0.71
MB Status vs Numerical Indicator:	N/A
MB Status vs. MDC:	Pass

Laboratory Control Sample Assessment	LCSD (Y or N)?	Y
	LCS79011	LCSD79011
Count Date:	5/20/2024	5/20/2024
Spike I.D.:	23-014	23-014
Decay Corrected Spike Concentration (pCi/mL):	25.023	25.023
Volume Used (mL):	0.10	0.10
Aliquot Volume (L, g, F):	0.504	0.501
Target Conc. (pCi/L, g, F):	4.969	4.991
Uncertainty (Calculated):	0.234	0.235
Result (pCi/L, g, F):	4.451	4.402
LCS/LCSD Counting Uncertainty (pCi/L, g, F):	0.510	0.514
Numerical Performance Indicator:	-1.81	-2.04
Percent Recovery:	89.59%	88.20%
Status vs Numerical Indicator:	N/A	N/A
Status vs Recovery:	Pass	Pass
Upper % Recovery Limits:	125%	125%
Lower % Recovery Limits:	75%	75%

Sample Matrix Spike Control Assessment	MS/MSD 1	MS/MSD 2
Sample Collection Date:		
Sample I.D.		
Sample MS I.D.		
Sample MSD I.D.		
Spike I.D.:		
MS/MSD Decay Corrected Spike Concentration (pCi/mL):		
Spike Volume Used in MS (mL):		
Spike Volume Used in MSD (mL):		
MS Aliquot (L, g, F):		
MS Target Conc.(pCi/L, g, F):		
MSD Aliquot (L, g, F):		
MSD Target Conc. (pCi/L, g, F):		
MS Spike Uncertainty (calculated):		
MSD Spike Uncertainty (calculated):		
Sample Result:		
Sample Result Counting Uncertainty (pCi/L, g, F):		
Sample Matrix Spike Result:		
Matrix Spike Result Counting Uncertainty (pCi/L, g, F):		
Sample Matrix Spike Duplicate Result:		
Matrix Spike Duplicate Result Counting Uncertainty (pCi/L, g, F):		
MS Numerical Performance Indicator:		
MSD Numerical Performance Indicator:		
MS Percent Recovery:		
MSD Percent Recovery:		
MS Status vs Numerical Indicator:		
MSD Status vs Numerical Indicator:		
MS Status vs Recovery:		
MSD Status vs Recovery:		
MS/MSD Upper % Recovery Limits:		
MS/MSD Lower % Recovery Limits:		

Duplicate Sample Assessment		
Sample I.D.:	LCS79011	92727365020
Duplicate Sample I.D.	LCSD79011	92727365020DUP
Sample Result (pCi/L, g, F):	4.451	0.040
Sample Result Counting Uncertainty (pCi/L, g, F):	0.510	0.088
Sample Duplicate Result (pCi/L, g, F):	4.402	0.062
Sample Duplicate Result Counting Uncertainty (pCi/L, g, F):	0.514	0.095
Are sample and/or duplicate results below RL?	NO	See Below ##
Duplicate Numerical Performance Indicator:	0.133	-0.333
(Based on the LCS/LCSD Percent Recoveries) Duplicate RPD:	1.56%	43.27%
Duplicate Status vs Numerical Indicator:	N/A	N/A
Duplicate Status vs RPD:	Pass	Fail***
% RPD Limit:	25%	25%

Matrix Spike/Matrix Spike Duplicate Sample Assessment		
Sample I.D.		
Sample MS I.D.		
Sample MSD I.D.		
Sample Matrix Spike Result:		
Matrix Spike Result Counting Uncertainty (pCi/L, g, F):		
Sample Matrix Spike Duplicate Result:		
Matrix Spike Duplicate Result Counting Uncertainty (pCi/L, g, F):		
Duplicate Numerical Performance Indicator:		
(Based on the Percent Recoveries) MS/ MSD Duplicate RPD:		
MS/ MSD Duplicate Status vs Numerical Indicator:		
MS/ MSD Duplicate Status vs RPD:		
% RPD Limit:		

Evaluation of duplicate precision is not applicable if either the sample or duplicate results are below the MDC.

Comments:

~~***Batch must be re-prepped due to unacceptable precision.~~ N/A
LAM 5/21/24

LAM 5/21/24

ET 5-21-24

Quality Control Sample Performance Assessment

Pace Analytical™
www.pacelabs.com

Test:	Ra-226
Analyst:	SLC
Date:	5/14/2024
Worklist:	79144
Matrix:	WT

Analyst Must Manually Enter All Fields Highlighted in Yellow.

Method Blank Assessment	
MB Sample ID	3252585
MB concentration:	0.111
M/B 2 Sigma CSU:	0.130
MB MDC:	0.274
MB Numerical Performance Indicator:	1.68
MB Status vs Numerical Indicator:	Pass
MB Status vs. MDC:	N/A

Laboratory Control Sample Assessment	LCSD (Y or N)?	Y
	LCS79144	LCSD79144
Count Date:	5/22/2024	5/22/2024
Spike I.D.:	23-014	23-014
Decay Corrected Spike Concentration (pCi/mL):	25.023	25.023
Volume Used (mL):	0.10	0.10
Aliquot Volume (L, g, F):	0.501	0.500
Target Conc. (pCi/L, g, F):	4.994	5.000
Uncertainty (Calculated):	0.235	0.235
Result (pCi/L, g, F):	4.578	5.147
LCS/LCSD 2 Sigma CSU (pCi/L, g, F):	0.822	0.919
Numerical Performance Indicator:	-0.95	0.30
Percent Recovery:	91.69%	102.94%
Status vs Numerical Indicator:	Pass	Pass
Status vs Recovery:	N/A	N/A
Upper % Recovery Limits:	125%	125%
Lower % Recovery Limits:	75%	75%

Sample Matrix Spike Control Assessment	MS/MSD 1	MS/MSD 2
Sample Collection Date:		
Sample I.D.		
Sample MS I.D.		
Sample MSD I.D.		
Spike I.D.:		
MS/MSD Decay Corrected Spike Concentration (pCi/mL):		
Spike Volume Used in MS (mL):		
Spike Volume Used in MSD (mL):		
MS Aliquot (L, g, F):		
MS Target Conc.(pCi/L, g, F):		
MSD Aliquot (L, g, F):		
MSD Target Conc. (pCi/L, g, F):		
MS Spike Uncertainty (calculated):		
MSD Spike Uncertainty (calculated):		
Sample Result:		
Sample Result 2 Sigma CSU (pCi/L, g, F):		
Sample Matrix Spike Result:		
Matrix Spike Result 2 Sigma CSU (pCi/L, g, F):		
Sample Matrix Spike Duplicate Result:		
Matrix Spike Duplicate Result 2 Sigma CSU (pCi/L, g, F):		
MS Numerical Performance Indicator:		
MSD Numerical Performance Indicator:		
MS Percent Recovery:		
MSD Percent Recovery:		
MS Status vs Numerical Indicator:		
MSD Status vs Numerical Indicator:		
MS Status vs Recovery:		
MSD Status vs Recovery:		
MS/MSD Upper % Recovery Limits:		
MS/MSD Lower % Recovery Limits:		

Duplicate Sample Assessment		
Sample I.D.:	LCS79144	
Duplicate Sample I.D.	LCSD79144	
Sample Result (pCi/L, g, F):	4.578	
Sample Result 2 Sigma CSU (pCi/L, g, F):	0.822	
Sample Duplicate Result (pCi/L, g, F):	5.147	
Sample Duplicate Result 2 Sigma CSU (pCi/L, g, F):	0.919	
Are sample and/or duplicate results below RL?	NO	
Duplicate Numerical Performance Indicator:	-0.904	
(Based on the LCS/LCSD Percent Recoveries) Duplicate RPD:	11.56%	
Duplicate Status vs Numerical Indicator:	Pass	
Duplicate Status vs RPD:	N/A	
% RPD Limit:	25%	

Matrix Spike/Matrix Spike Duplicate Sample Assessment		
Sample I.D.		
Sample MS I.D.		
Sample MSD I.D.		
Sample Matrix Spike Result:		
Matrix Spike Result 2 Sigma CSU (pCi/L, g, F):		
Sample Matrix Spike Duplicate Result:		
Matrix Spike Duplicate Result 2 Sigma CSU (pCi/L, g, F):		
Duplicate Numerical Performance Indicator:		
(Based on the Percent Recoveries) MS/ MSD Duplicate RPD:		
MS/ MSD Duplicate Status vs Numerical Indicator:		
MS/ MSD Duplicate Status vs RPD:		
% RPD Limit:		

Evaluation of duplicate precision is not applicable if either the sample or duplicate results are below the MDC.

Comments:

ET 5-22-24

LAM 5/22/24

Pace Analytical Services, LLC
9800 Kincey Ave. Suite 100
Huntersville, NC 28078
(704)875-9092

June 28, 2024

Kristen Jurinko
Southern Company
241 Ralph McGill Blvd
NE, Bin 10160
Atlanta, GA 30308

RE: Project: Bowen LF Cells 3&4
Pace Project No.: 92738562

Dear Kristen Jurinko:

Enclosed are the analytical results for sample(s) received by the laboratory on June 26, 2024. The results relate only to the samples included in this report. Results reported herein conform to the applicable TNI/NELAC Standards and the laboratory's Quality Manual, where applicable, unless otherwise noted in the body of the report.

The test results provided in this final report were generated by each of the following laboratories within the Pace Network:

- Pace Analytical Services - Peachtree Corners, GA

If you have any questions concerning this report, please feel free to contact me.

Sincerely,

Sarah Graham for
Bonnie Vang
bonnie.vang@pacelabs.com
704-977-0968
Project Manager

Enclosures

cc: Carole Lieu, Stantec
Laura Midkiff, Southern Co.
Edgar Smith, Stantec
Cassidy Sutherland, Stantec

This report shall not be reproduced, except in full,
without the written consent of Pace Analytical Services, LLC.

Pace Analytical Services, LLC
9800 Kincey Ave. Suite 100
Huntersville, NC 28078
(704)875-9092

CERTIFICATIONS

Project: Bowen LF Cells 3&4
Pace Project No.: 92738562

Pace Analytical Services Peachtree Corners
110 Technology Pkwy, Peachtree Corners, GA 30092
Florida DOH Certification #: E87315
Georgia DW Inorganics Certification #: 812
North Carolina Certification #: 381
South Carolina Certification #: 98011001
Virginia Certification #: 460204

REPORT OF LABORATORY ANALYSIS

This report shall not be reproduced, except in full,
without the written consent of Pace Analytical Services, LLC.

Pace Analytical Services, LLC
9800 Kincey Ave. Suite 100
Huntersville, NC 28078
(704)875-9092

SAMPLE SUMMARY

Project: Bowen LF Cells 3&4
Pace Project No.: 92738562

Lab ID	Sample ID	Matrix	Date Collected	Date Received
92738562001	**BOW-GWC-16R**	Water	06/26/24 10:14	06/26/24 13:59
92738562002	**BOW-LF3-4-FD-01**	Water	06/26/24 00:00	06/26/24 13:59
92738562003	**BOW-LF3-4-FB-01**	Water	06/26/24 10:42	06/26/24 13:59
92738562004	**BOW-LF3-4-EB-01**	Water	06/26/24 10:46	06/26/24 13:59

This report shall not be reproduced, except in full,
without the written consent of Pace Analytical Services, LLC.

Pace Analytical Services, LLC
9800 Kincey Ave. Suite 100
Huntersville, NC 28078
(704)875-9092

SAMPLE ANALYTE COUNT

Project: Bowen LF Cells 3&4
Pace Project No.: 92738562

Lab ID	Sample ID	Method	Analysts	Analytes Reported
92738562001	**BOW-GWC-16R**	SM 2540C-2015	DL1	1
92738562002	**BOW-LF3-4-FD-01**	SM 2540C-2015	DL1	1
92738562003	**BOW-LF3-4-FB-01**	SM 2540C-2015	DL1	1
92738562004	**BOW-LF3-4-EB-01**	SM 2540C-2015	DL1	1

PASI-GA = Pace Analytical Services - Peachtree Corners, GA

REPORT OF LABORATORY ANALYSIS

This report shall not be reproduced, except in full,
without the written consent of Pace Analytical Services, LLC.

Pace Analytical Services, LLC
9800 Kincey Ave. Suite 100
Huntersville, NC 28078
(704)875-9092

SUMMARY OF DETECTION

Project: Bowen LF Cells 3&4
Pace Project No.: 92738562

Lab Sample ID / Method	Client Sample ID / Parameters	Result	Units	Report Limit	Analyzed	Qualifiers
92738562001	**BOW-GWC-16R**					
SM 2540C-2015	Total Dissolved Solids	313	mg/L	25.0	06/26/24 14:56	
92738562002	**BOW-LF3-4-FD-01**					
SM 2540C-2015	Total Dissolved Solids	328	mg/L	25.0	06/26/24 14:56	
92738562004	**BOW-LF3-4-EB-01**					
SM 2540C-2015	Total Dissolved Solids	32.0	mg/L	25.0	06/26/24 14:57	

This report shall not be reproduced, except in full,
without the written consent of Pace Analytical Services, LLC.

Pace Analytical Services, LLC
9800 Kincey Ave. Suite 100
Huntersville, NC 28078
(704)875-9092

ANALYTICAL RESULTS

Project: Bowen LF Cells 3&4
Pace Project No.: 92738562

Sample: BOW-GWC-16R **Lab ID: 92738562001** Collected: 06/26/24 10:14 Received: 06/26/24 13:59 Matrix: Water

Parameters	Results	Units	Report Limit	MDL	DF	Prepared	Analyzed	CAS No.	Qual
2540C Total Dissolved Solids	Analytical Method: SM 2540C-2015 Pace Analytical Services - Peachtree Corners, GA								
Total Dissolved Solids	**313**	mg/L	25.0	25.0	1		06/26/24 14:56		

REPORT OF LABORATORY ANALYSIS

This report shall not be reproduced, except in full,
without the written consent of Pace Analytical Services, LLC.

Pace Analytical Services, LLC
9800 Kincey Ave. Suite 100
Huntersville, NC 28078
(704)875-9092

ANALYTICAL RESULTS

Project: Bowen LF Cells 3&4
Pace Project No.: 92738562

Sample: BOW-LF3-4-FD-01 **Lab ID: 92738562002** Collected: 06/26/24 00:00 Received: 06/26/24 13:59 Matrix: Water

Parameters	Results	Units	Report Limit	MDL	DF	Prepared	Analyzed	CAS No.	Qual
2540C Total Dissolved Solids	Analytical Method: SM 2540C-2015 Pace Analytical Services - Peachtree Corners, GA								
Total Dissolved Solids	**328**	mg/L	25.0	25.0	1		06/26/24 14:56		

REPORT OF LABORATORY ANALYSIS

This report shall not be reproduced, except in full,
without the written consent of Pace Analytical Services, LLC.

Pace Analytical Services, LLC
9800 Kincey Ave. Suite 100
Huntersville, NC 28078
(704)875-9092

ANALYTICAL RESULTS

Project: Bowen LF Cells 3&4
Pace Project No.: 92738562

Sample: BOW-LF3-4-FB-01 **Lab ID: 92738562003** Collected: 06/26/24 10:42 Received: 06/26/24 13:59 Matrix: Water

Parameters	Results	Units	Report Limit	MDL	DF	Prepared	Analyzed	CAS No.	Qual
2540C Total Dissolved Solids	Analytical Method: SM 2540C-2015 Pace Analytical Services - Peachtree Corners, GA								
Total Dissolved Solids	ND	mg/L	25.0	25.0	1		06/26/24 14:57		

REPORT OF LABORATORY ANALYSIS

This report shall not be reproduced, except in full,
without the written consent of Pace Analytical Services, LLC.

Pace Analytical Services, LLC
9800 Kincey Ave. Suite 100
Huntersville, NC 28078
(704)875-9092

ANALYTICAL RESULTS

Project: Bowen LF Cells 3&4
Pace Project No.: 92738562

Sample: BOW-LF3-4-EB-01 **Lab ID: 92738562004** Collected: 06/26/24 10:46 Received: 06/26/24 13:59 Matrix: Water

Parameters	Results	Units	Report Limit	MDL	DF	Prepared	Analyzed	CAS No.	Qual
2540C Total Dissolved Solids	Analytical Method: SM 2540C-2015 Pace Analytical Services - Peachtree Corners, GA								
Total Dissolved Solids	**32.0**	mg/L	25.0	25.0	1		06/26/24 14:57		

REPORT OF LABORATORY ANALYSIS

This report shall not be reproduced, except in full,
without the written consent of Pace Analytical Services, LLC.

Pace Analytical Services, LLC
9800 Kincey Ave. Suite 100
Huntersville, NC 28078
(704)875-9092

QUALITY CONTROL DATA

Project: Bowen LF Cells 3&4
Pace Project No.: 92738562

QC Batch: 864200
QC Batch Method: SM 2540C-2015
Analysis Method: SM 2540C-2015
Analysis Description: 2540C Total Dissolved Solids
Laboratory: Pace Analytical Services - Peachtree Corners, GA
Associated Lab Samples: 92738562001, 92738562002, 92738562003, 92738562004

METHOD BLANK: 4455285 Matrix: Water
Associated Lab Samples: 92738562001, 92738562002, 92738562003, 92738562004

Parameter	Units	Blank Result	Reporting Limit	MDL	Analyzed	Qualifiers
Total Dissolved Solids	mg/L	ND	25.0	25.0	06/26/24 12:00	

LABORATORY CONTROL SAMPLE: 4455286

Parameter	Units	Spike Conc.	LCS Result	LCS % Rec	% Rec Limits	Qualifiers
Total Dissolved Solids	mg/L	400	393	98	80-120	

SAMPLE DUPLICATE: 4455287

Parameter	Units	92737800002 Result	Dup Result	RPD	Max RPD	Qualifiers
Total Dissolved Solids	mg/L	124	115	8	10	

SAMPLE DUPLICATE: 4455288

Parameter	Units	92737848012 Result	Dup Result	RPD	Max RPD	Qualifiers
Total Dissolved Solids	mg/L	80.0	75.0	6	10	

Results presented on this page are in the units indicated by the "Units" column except where an alternate unit is presented to the right of the result.

REPORT OF LABORATORY ANALYSIS

This report shall not be reproduced, except in full,
without the written consent of Pace Analytical Services, LLC.

Pace Analytical Services, LLC
9800 Kincey Ave. Suite 100
Huntersville, NC 28078
(704)875-9092

QUALIFIERS

Project: Bowen LF Cells 3&4
Pace Project No.: 92738562

DEFINITIONS

DF - Dilution Factor, if reported, represents the factor applied to the reported data due to dilution of the sample aliquot.

ND - Not Detected at or above adjusted reporting limit.

TNTC - Too Numerous To Count

J - Estimated concentration above the adjusted method detection limit and below the adjusted reporting limit.

MDL - Adjusted Method Detection Limit.

PQL - Practical Quantitation Limit.

RL - Reporting Limit - The lowest concentration value that meets project requirements for quantitative data with known precision and bias for a specific analyte in a specific matrix.

S - Surrogate

1,2-Diphenylhydrazine decomposes to and cannot be separated from Azobenzene using Method 8270. The result for each analyte is a combined concentration.

Consistent with EPA guidelines, unrounded data are displayed and have been used to calculate % recovery and RPD values.

LCS(D) - Laboratory Control Sample (Duplicate)

MS(D) - Matrix Spike (Duplicate)

DUP - Sample Duplicate

RPD - Relative Percent Difference

NC - Not Calculable.

SG - Silica Gel - Clean-Up

U - Indicates the compound was analyzed for, but not detected.

Acid preservation may not be appropriate for 2 Chloroethylvinyl ether.

A separate vial preserved to a pH of 4-5 is recommended in SW846 Chapter 4 for the analysis of Acrolein and Acrylonitrile by EPA Method 8260.

N-Nitrosodiphenylamine decomposes and cannot be separated from Diphenylamine using Method 8270. The result reported for each analyte is a combined concentration.

Reported results are not rounded until the final step prior to reporting. Therefore, calculated parameters that are typically reported as "Total" may vary slightly from the sum of the reported component parameters.

Pace Analytical is TNI accredited. Contact your Pace PM for the current list of accredited analytes.

TNI - The NELAC Institute.

This report shall not be reproduced, except in full,
without the written consent of Pace Analytical Services, LLC.

Pace Analytical Services, LLC
9800 Kincey Ave. Suite 100
Huntersville, NC 28078
(704)875-9092

QUALITY CONTROL DATA CROSS REFERENCE TABLE

Project: Bowen LF Cells 3&4
Pace Project No.: 92738562

Lab ID	Sample ID	QC Batch Method	QC Batch	Analytical Method	Analytical Batch
92738562001	**BOW-GWC-16R**	SM 2540C-2015	864200		
92738562002	**BOW-LF3-4-FD-01**	SM 2540C-2015	864200		
92738562003	**BOW-LF3-4-FB-01**	SM 2540C-2015	864200		
92738562004	**BOW-LF3-4-EB-01**	SM 2540C-2015	864200		

This report shall not be reproduced, except in full,
without the written consent of Pace Analytical Services, LLC.

Pace ANALYTICAL SERVICES	DC#_Title: ENV-FRM-HUN1-0083 v05_Sample Condition Upon Receipt
	Effective Date: 05/24/2024

Laboratory receiving samples:

Asheville ☐ Eden ☐ Greenwood ☐ Huntersville ☐ Raleigh ☐ Mechanicsville ☐ Atlanta ☑ Kernersville ☐

Sample Condition Upon Receipt

Client Name: Georgia Power **Project #:**

WO# : 92738562

92738562

Courier: ☐ Commercial ☐ Fed Ex ☐ UPS ☐ USPS ☑ Client ☐ Pace ☐ Other:____

Custody Seal Present? ☐ Yes ☑ No **Seals Intact?** ☐ Yes ☐ No ☑ N/A

Date/Initials Person Examining Contents: 6/26/24 CH

Packing Material: ☐ Bubble Wrap ☐ Bubble Bags ☑ None ☐ Other

Biological Tissue Frozen? ☐ Yes ☐ No ☑ N/A

Thermometer: ☑ IR Gun ID: 083

Type of Ice: ☑ Wet ☐ Blue ☐ None

Cooler Temp: 5.9 **Correction Factor:** Add/Subtract (°C) +0.1

Temp should be above freezing to 6°C

☐ Samples out of temp criteria. Samples on ice, cooling process has begun

Cooler Temp Corrected (°C): 6.0

USDA Regulated Soil (☐ N/A, water sample)

Did samples originate in a quarantine zone within the United States: CA, NY, or SC (check maps)? ☐ Yes ☐ No

Did samples originate from a foreign source (internationally, including Hawaii and Puerto Rico)? ☐ Yes ☐ No

				Comments/Discrepancy:
Chain of Custody Present?	☑ Yes	☐ No	☐ N/A	1.
Samples Arrived within Hold Time?	☑ Yes	☐ No	☐ N/A	2.
Short Hold Time Analysis (<72 hr.)?	☐ Yes	☑ No	☐ N/A	3.
Rush Turn Around Time Requested?	☐ Yes	☑ No	☐ N/A	4.
Sufficient Volume?	☑ Yes	☐ No	☐ N/A	5.
Correct Containers Used?	☑ Yes	☐ No	☐ N/A	6.
-Pace Containers Used?	☑ Yes	☐ No	☐ N/A	
Containers Intact?	☑ Yes	☐ No	☐ N/A	7.
Dissolved analysis: Samples Field Filtered?	☐ Yes	☐ No	☑ N/A	8.
Sample Labels Match COC?	☑ Yes	☐ No	☐ N/A	9.
-Includes Date/Time/ID/Analysis Matrix: W				
Headspace in VOA Vials (>5-6mm)?	☐ Yes	☐ No	☑ N/A	10.
Trip Blank Present?	☐ Yes	☐ No	☑ N/A	11.
Trip Blank Custody Seals Present?	☐ Yes	☐ No	☑ N/A	

COMMENTS/SAMPLE DISCREPANCY

Field Data Required? ☐ Yes ☐ No

Lot ID of split containers:

CLIENT NOTIFICATION/RESOLUTION

Person contacted: _____ Date/Time: _____

Project Manager SCURF Review: _____ **Date:** _____

Project Manager SRF Review: _____ **Date:** _____

Pace ANALYTICAL SERVICES

DC#_Title: ENV-FRM-HUN1-0083 v05_Sample Condition Upon Receipt

Effective Date: 05/24/2024

WO# : 92738562

PM: BV Due Date: 06/28/24

CLIENT: 92-GP-BOWLF

*Check mark top half of box if pH and/or dechlorination is verified and within the acceptance range for preservation samples.
Exceptions: VOA, Coliform, TOC, Oil and Grease, DRO/8015 (water) DOC, LLHg
**Bottom half of box is to list number of bottles
***Check all unpreserved Nitrates for chlorine

Project #

Laboratory Receiving Location: Asheville ☐ Eden ☐ Greenwood ☐ Huntersville ☐ Raleigh ☐ Mechanicsville ☐ Atlanta ☐ Kernersville ☐

Client_____ Profile/EZ (Circle one)_____ Notes_____

Item#	BP4U-125 mL Plastic Unpreserved (N/A) (Cl-)	BP3U-250 mL Plastic Unpreserved (N/A)	BP2U-500 mL Plastic Unpreserved (N/A)	BP1U-1 liter Plastic Unpreserved (N/A)		BP4S-125 mL Plastic H2SO4 (pH < 2) (Cl-)	BP3N-250 mL plastic HNO3 (pH < 2)	BP4Z-125 mL Plastic ZN Acetate & NaOH (>9)	BP4B-125 mL Plastic NaOH (pH > 12) (Cl-)	WGFU-Wide-mouthed Glass jar Unpreserved	AG1U-1 liter Amber Unpreserved (N/A) (Cl-)	AG1H-1 liter Amber HCl (pH < 2)	AG3U-250 mL Amber Unpreserved (N/A) (Cl-)	AG1S-1 liter Amber H2SO4 (pH < 2)	AG3S-250 mL Amber H2SO4 (pH < 2)	DG84-40 mL Amber NH4Cl (N/A)(Cl-)	DG9H-40 mL VOA HCl (N/A)	VG9T-40 mL VOA Na2S2O3 (N/A)	VG9U-40 mL VOA Unpreserved (N/A)	DG9V-40 mL VOA H3PO4 (N/A)	KP7U-50 mL Plastic Unpreserved (N/A)	V/GK (3 vials per kit)-VPH/Gas kit (N/A)	SP5T-125 mL Sterile Plastic (N/A – lab)	SP2T-250 mL Sterile Plastic (N/A – lab)		BP3R-250 mL Plastic (NH2)2SO4 (9.3-9.7)	AG0U-100 mL Amber Unpreserved (N/A) (Cl-)	VSGU-20 mL Scintillation vials (N/A)	DG9U-40 mL Amber Unpreserved vials (N/A)
CC																													
1	\		|		\	\	\	\	\			\		\	\	\										\	\		
2	\		|		\	\	\	\	\			\		\	\	\										\	\		
3	\		|		\	\	\	\	\			\		\	\	\										\	\		
4	\		|		\	\	\	\	\			\		\	\	\										\	\		
5	\		|		\	\	\	\	\			\		\	\	\										\	\		
6	\				\	\	\	\	\			\		\	\	\										\	\		
7	\				\	\	\	\	\			\		\	\	\										\	\		
8	\				\	\	\	\	\			\		\	\	\										\	\		
9	\				\	\	\	\	\			\		\	\	\										\	\		
10	\				\	\	\	\	\			\		\	\	\										\	\		
11	\				\	\	\	\	\			\		\	\	\										\	\		
12	\				\	\	\	\	\			\		\	\	\										\	\		

pH Adjustment Log for Preserved Samples

Sample ID	Type of Preservative	pH upon receipt	Date preservation adjusted	Time preservation adjusted	Amount of Preservative added	Lot #

Note: Whenever there is a discrepancy affecting North Carolina compliance samples, a copy of this form will be sent to the North Carolina DENR Certification Office (i.e. Out of hold, incorrect preservative, out of temp, incorrect containers.

Pace® Location Requested (City/State): Pace Analytical Charlotte, 9800 Kincey Ave. Suite 100, Huntersville, NC 28078

CHAIN-OF-CUSTODY Analytical Request Document

Chain-of-Custody is a LEGAL DOCUMENT - Complete all relevant fields

LAB USE ONLY- Affix Workorder/Login Label Here

Scan QR Code for instructions

Company Name: Georgia Power - Bowen	Contact/Report To: Kristen Jurinko, Cassidy Sutherland
Street Address: 241 Ralph McGill Blvd NE, Atlanta, GA 30308	Phone #: (470) 217-0008
	E-Mail: knjurink@southernco.com
	Cc E-Mail: Laura Midkiff, Ben Hodges, Mike Smilley, Noella Gangi
Customer Project #:	Invoice to: Account Payable
Project Name: Bowen LF Cells 3&4	Invoice E-mail: georgiapowerinvoices@southernco.com
Site Collection Info/Facility ID (as applicable):	Purchase Order # (if applicable): GPC82474-0006
	Quote #:
Time Zone Collected: [ ] AK [ ] PT [ ] MT [ ] CT [X] ET	County / State origin of sample(s): Georgia
Data Deliverables: [ ] Level II [ ] Level III [ ] Level IV [ ] EQUIS [ ] Other	Regulatory Program (DW, RCRA, etc.) as applicable: Reportable [ ] Yes [ ] No
	Rush (Pre-approval required): [ ] Same Day [ ] 1 Day [X] 2 Day [ ] 3 Day Other Date Results Requested: *RUSH
	DW PWSID # or WW Permit # as applicable:
	Field Filtered (if applicable): [ ] Yes [ ] No
	Analysis:

Specify Container Size **

2

Identify Container Preservative Type***

1

Analysis Requested

** Container Size: (1) 1L, (2) 500mL, (3) 250mL, (4) 125mL, (5) 100mL, (6) 40mL vial, (7) EnCore, (8) TerraCore, (9) 50mL, (10) Other

*** Preservative Types: (1) None, (2) HNO3, (3) H2SO4, (4) HCl, (5) NaOH, (6) Zn Acetate, (7) NaHSO4, (8) Sod Thiosulfate, (9) Ascorbic Acid, (10) MeOH, (11) Other

* Matrix Codes (Insert in Matrix box below): Drinking Water (DW), Ground Water (GW), Wastewater (WW), Product (P), Soil/Solid (SS), Oil (OL), Wipe (WP), Tissue (TS), Bioassay (B), Vapor (V), Surface Water (SW), Sediment (SED), Sludge (SL), Caulk (CK), Leachate (LE), Biosolid (BS), Other (OT)

Customer Sample ID	Matrix *	Comp / Grab	Composite Start Date	Composite Start Time	Collected or Composite End Date	Collected or Composite End Time	# Cont.	Residual Chlorine Result	Residual Chlorine Units	2540C Total Dissolved Solids	Sample Comment
BOW-GWC-16R	WG	G	6/26/24	1014			1			X	
BOW-LF3-4-FD-01	WG	G	6/26/24	—			1			X	
BOW-LF3-4-FB-01	WQ	G	6/26/24	1042			1			X	
BOW-LF3-4-EB-01	WQ	G	6/25/24	1546			1			X	
	WQ	G									

Lab Use Only: Proj. Mgr: Bonnie Varig; AcctNum / Client ID:; Table #:; Profile / Template: 16492; Prelog / Bottle Ord. ID: EZ 3066691

Preservation non-conformance identified for samples

Additional Instructions from Pace®:
Task Code: BOW-CCR-ASSMT-2024S1R1

Collected By: Printed Name: Kevin Stephenson
Signature: [signature] Date/Time: 6/26/24 1359

Customer Remarks / Special Conditions / Possible Hazards:

Coolers: Thermometer ID: Correction Factor (°C): Obs. Temp. (°C): Corrected Temp. (°C): [ ] On Ice

Relinquished by/Company: (Signature)	Date/Time:	Received by/Company: (Signature)	Date/Time:	Tracking Number:
[signature]	6/26/24 13:59	[signature]	6/26/24 1359	
Relinquished by/Company: (Signature)	Date/Time:	Received by/Company: (Signature)	Date/Time:	Delivered by: [ ] In-Person [ ] Courier [ ] FedEX [ ] UPS [ ] Other
Relinquished by/Company: (Signature)	Date/Time:	Received by/Company: (Signature)	Date/Time:	
Relinquished by/Company: (Signature)	Date/Time:	Received by/Company: (Signature)	Date/Time:	Page: 1 of 2

Submitting a sample via this chain of custody constitutes acknowledgment and acceptance of the Pace® Terms and Conditions found at https://www.pacelabs.com/resource-library/resource/pace-terms-and-conditions/

Pace Analytical Services, LLC
9800 Kincey Ave. Suite 100
Huntersville, NC 28078
(704)875-9092

August 19, 2024

Kristen Jurinko
Southern Company
241 Ralph McGill Blvd
NE, Bin 10160
Atlanta, GA 30308

RE: Project: Bowen LF Cells 3&4
Pace Project No.: 92745459

Dear Kristen Jurinko:

Enclosed are the analytical results for sample(s) received by the laboratory between August 02, 2024 and August 06, 2024. The results relate only to the samples included in this report. Results reported herein conform to the applicable TNI/NELAC Standards and the laboratory's Quality Manual, where applicable, unless otherwise noted in the body of the report.

The test results provided in this final report were generated by each of the following laboratories within the Pace Network:

- Pace Analytical Services - Asheville
- Pace Analytical Services - Peachtree Corners, GA

If you have any questions concerning this report, please feel free to contact me.

Sincerely,

Bonnie Vang
bonnie.vang@pacelabs.com
704-977-0968
Project Manager

Enclosures

cc: Carole Lieu, Stantec
Laura Midkiff, Southern Co.
Edgar Smith, Stantec
Cassidy Sutherland, Stantec

Pace Analytical Services, LLC
9800 Kincey Ave. Suite 100
Huntersville, NC 28078
(704)875-9092

CERTIFICATIONS

Project: Bowen LF Cells 3&4
Pace Project No.: 92745459

Pace Analytical Services Asheville
2225 Riverside Drive, Asheville, NC 28804
Florida/NELAP Certification #: E87648
North Carolina Drinking Water Certification #: 37712
North Carolina Wastewater Certification #: 40
South Carolina Laboratory ID: 99030
South Carolina Certification #: 99030001
Virginia/VELAP Certification #: 460222

Pace Analytical Services Peachtree Corners
110 Technology Pkwy, Peachtree Corners, GA 30092
Florida DOH Certification #: E87315
Georgia DW Inorganics Certification #: 812
North Carolina Certification #: 381
South Carolina Certification #: 98011001
Virginia Certification #: 460204

REPORT OF LABORATORY ANALYSIS

This report shall not be reproduced, except in full,
without the written consent of Pace Analytical Services, LLC.

Pace Analytical Services, LLC
9800 Kincey Ave. Suite 100
Huntersville, NC 28078
(704)875-9092

SAMPLE SUMMARY

Project: Bowen LF Cells 3&4
Pace Project No.: 92745459

Lab ID	Sample ID	Matrix	Date Collected	Date Received
92745459001	**BOW-GWC-36A**	Water	07/30/24 14:20	08/02/24 11:02
92745459002	**BOW-GWC-36RA**	Water	07/30/24 12:07	08/02/24 11:02
92745459003	**BOW-GWC-37**	Water	07/30/24 12:38	08/02/24 11:02
92745459004	**BOW-GWC-38**	Water	07/30/24 14:26	08/02/24 11:02
92745459005	**BOW-LF3-4-FB-01**	Water	07/30/24 15:55	08/02/24 11:02
92745459006	**BOW-LF3-4-EB-01**	Water	07/30/24 16:00	08/02/24 11:02
92745459007	**BOW-LF3-4-FD-01**	Water	07/30/24 00:00	08/02/24 11:02
92745459008	**BOW-GWC-20R**	Water	08/01/24 11:11	08/02/24 11:02
92745459009	**BOW-GWC-16R**	Water	07/31/24 10:30	08/02/24 11:02
92745459010	**BOW-GWC-17R**	Water	07/31/24 11:42	08/02/24 11:02
92745459011	**BOW-GWC-18**	Water	07/31/24 12:32	08/02/24 11:02
92745459012	**BOW-GWC-18R**	Water	07/31/24 14:00	08/02/24 11:02
92745459013	**BOW-GWC-19R**	Water	07/31/24 15:45	08/02/24 11:02
92745459014	**BOW-GWC-22R**	Water	07/31/24 15:10	08/02/24 11:02
92745459015	**BOW-GWC-23R**	Water	07/31/24 14:20	08/02/24 11:02
92745459016	**BOW-GWC-24R**	Water	07/31/24 12:44	08/02/24 11:02
92745459017	**BOW-GWC-25R**	Water	07/31/24 10:46	08/02/24 11:02
92745459018	**BOW-LF3-4-FD-02**	Water	07/31/24 00:00	08/02/24 11:02
92745459019	**BOW-LF3-4-FB-02**	Water	07/31/24 15:33	08/02/24 11:02
92745459020	**BOW-LF3-4-EB-02**	Water	07/31/24 15:40	08/02/24 11:02
92745459021	**BOW-GWC-21R**	Water	08/02/24 09:43	08/06/24 10:46

REPORT OF LABORATORY ANALYSIS

This report shall not be reproduced, except in full,
without the written consent of Pace Analytical Services, LLC.

Pace Analytical Services, LLC
9800 Kincey Ave. Suite 100
Huntersville, NC 28078
(704)875-9092

SAMPLE ANALYTE COUNT

Project: Bowen LF Cells 3&4
Pace Project No.: 92745459

Lab ID	Sample ID	Method	Analysts	Analytes Reported
92745459001	**BOW-GWC-36A**	EPA 6010D	DRB, MJS2	7
		EPA 6020B	CW1	15
		EPA 7470A	VB	1
		SM 2540C-2015	DL1	1
		SM 2320B-2011	SMS	3
		EPA 300.0 Rev 2.1 1993	JCM	3
92745459002	**BOW-GWC-36RA**	EPA 6010D	DRB, MJS2	7
		EPA 6020B	CW1	15
		EPA 7470A	VB	1
		SM 2540C-2015	DL1	1
		SM 2320B-2011	SMS	3
		EPA 300.0 Rev 2.1 1993	JCM	3
92745459003	**BOW-GWC-37**	EPA 6010D	DRB, MJS2	7
		EPA 6020B	CW1	15
		EPA 7470A	VB	1
		SM 2540C-2015	DL1	1
		SM 2320B-2011	SMS	3
		EPA 300.0 Rev 2.1 1993	JCM	3
92745459004	**BOW-GWC-38**	EPA 6010D	DRB, MJS2	7
		EPA 6020B	CW1	15
		EPA 7470A	VB	1
		SM 2540C-2015	DL1	1
		SM 2320B-2011	SMS	3
		EPA 300.0 Rev 2.1 1993	JCM	3
92745459005	**BOW-LF3-4-FB-01**	EPA 6010D	DRB, MJS2	7
		EPA 6020B	CW1	15
		EPA 7470A	VB	1
		SM 2540C-2015	DL1	1
		SM 2320B-2011	SMS	3
		EPA 300.0 Rev 2.1 1993	JCM	3
92745459006	**BOW-LF3-4-EB-01**	EPA 6010D	DRB, MJS2	7
		EPA 6020B	CW1	15
		EPA 7470A	VB	1
		SM 2540C-2015	DL1	1
		SM 2320B-2011	SMS	3
		EPA 300.0 Rev 2.1 1993	JCM	3
92745459007	**BOW-LF3-4-FD-01**	EPA 6010D	DRB, MJS2	7

REPORT OF LABORATORY ANALYSIS

This report shall not be reproduced, except in full,
without the written consent of Pace Analytical Services, LLC.

Pace Analytical Services, LLC
9800 Kincey Ave. Suite 100
Huntersville, NC 28078
(704)875-9092

SAMPLE ANALYTE COUNT

Project: Bowen LF Cells 3&4
Pace Project No.: 92745459

Lab ID	Sample ID	Method	Analysts	Analytes Reported
		EPA 6020B	CW1	15
		EPA 7470A	VB	1
		SM 2540C-2015	DL1	1
		SM 2320B-2011	SMS	3
		EPA 300.0 Rev 2.1 1993	JCM	3
92745459008	**BOW-GWC-20R**	EPA 6010D	DRB, MJS2	7
		EPA 6020B	CW1	15
		EPA 7470A	VB	1
		SM 2540C-2015	DL1	1
		SM 2320B-2011	SMS	3
		EPA 300.0 Rev 2.1 1993	JCM	3
92745459009	**BOW-GWC-16R**	EPA 6010D	DRB, MJS2	7
		EPA 6020B	CW1	15
		EPA 7470A	VB	1
		SM 2540C-2015	DL1	1
		SM 2320B-2011	YEG	3
		EPA 300.0 Rev 2.1 1993	JCM	3
92745459010	**BOW-GWC-17R**	EPA 6010D	DRB, MJS2	7
		EPA 6020B	CW1	15
		EPA 7470A	VB	1
		SM 2540C-2015	DL1	1
		SM 2320B-2011	YEG	3
		EPA 300.0 Rev 2.1 1993	JCM	3
92745459011	**BOW-GWC-18**	EPA 6010D	DRB, MJS2	7
		EPA 6020B	CW1	15
		EPA 7470A	VB	1
		SM 2540C-2015	DL1	1
		SM 2320B-2011	YEG	3
		EPA 300.0 Rev 2.1 1993	JCM	3
92745459012	**BOW-GWC-18R**	EPA 6010D	DRB, MJS2	7
		EPA 6020B	CW1	15
		EPA 7470A	VB	1
		SM 2540C-2015	DL1	1
		SM 2320B-2011	YEG	3
		EPA 300.0 Rev 2.1 1993	JCM	3
92745459013	**BOW-GWC-19R**	EPA 6010D	DRB, MJS2	7
		EPA 6020B	CW1	15

This report shall not be reproduced, except in full,
without the written consent of Pace Analytical Services, LLC.

Pace Analytical Services, LLC
9800 Kincey Ave. Suite 100
Huntersville, NC 28078
(704)875-9092

SAMPLE ANALYTE COUNT

Project: Bowen LF Cells 3&4
Pace Project No.: 92745459

Lab ID	Sample ID	Method	Analysts	Analytes Reported
		EPA 7470A	VB	1
		SM 2540C-2015	DL1	1
		SM 2320B-2011	YEG	3
		EPA 300.0 Rev 2.1 1993	JCM	3
92745459014	**BOW-GWC-22R**	EPA 6010D	DRB, MJS2	7
		EPA 6020B	CW1	15
		EPA 7470A	VB	1
		SM 2540C-2015	DL1	1
		SM 2320B-2011	YEG	3
		EPA 300.0 Rev 2.1 1993	JCM	3
92745459015	**BOW-GWC-23R**	EPA 6010D	DRB, MJS2	7
		EPA 6020B	CW1	15
		EPA 7470A	VB	1
		SM 2540C-2015	DL1	1
		SM 2320B-2011	YEG	3
		EPA 300.0 Rev 2.1 1993	JCM	3
92745459016	**BOW-GWC-24R**	EPA 6010D	DRB, MJS2	7
		EPA 6020B	CW1	15
		EPA 7470A	VB	1
		SM 2540C-2015	DL1	1
		SM 2320B-2011	YEG	3
		EPA 300.0 Rev 2.1 1993	JCM	3
92745459017	**BOW-GWC-25R**	EPA 6010D	DRB, MJS2	7
		EPA 6020B	CW1	15
		EPA 7470A	VB	1
		SM 2540C-2015	DL1	1
		SM 2320B-2011	YEG	3
		EPA 300.0 Rev 2.1 1993	JCM	3
92745459018	**BOW-LF3-4-FD-02**	EPA 6010D	DRB, MJS2	7
		EPA 6020B	CW1	15
		EPA 7470A	VB	1
		SM 2540C-2015	DL1	1
		SM 2320B-2011	YEG	3
		EPA 300.0 Rev 2.1 1993	JCM	3
92745459019	**BOW-LF3-4-FB-02**	EPA 6010D	DRB, MJS2	7
		EPA 6020B	CW1	15
		EPA 7470A	VB	1

This report shall not be reproduced, except in full,
without the written consent of Pace Analytical Services, LLC.

Pace Analytical Services, LLC
9800 Kincey Ave. Suite 100
Huntersville, NC 28078
(704)875-9092

SAMPLE ANALYTE COUNT

Project: Bowen LF Cells 3&4
Pace Project No.: 92745459

Lab ID	Sample ID	Method	Analysts	Analytes Reported
		SM 2540C-2015	DL1	1
		SM 2320B-2011	YEG	3
		EPA 300.0 Rev 2.1 1993	JCM	3
92745459020	**BOW-LF3-4-EB-02**	EPA 6010D	DRB, MJS2	7
		EPA 6020B	CW1	15
		EPA 7470A	VB	1
		SM 2540C-2015	DL1	1
		SM 2320B-2011	YEG	3
		EPA 300.0 Rev 2.1 1993	JCM	3
92745459021	**BOW-GWC-21R**	EPA 6010D	DRB, MJS2	7
		EPA 6020B	CW1	15
		EPA 7470A	VB	1
		SM 2540C-2015	DL1	1
		SM 2320B-2011	SMS	3
		EPA 300.0 Rev 2.1 1993	CDC	3

PASI-A = Pace Analytical Services - Asheville
PASI-GA = Pace Analytical Services - Peachtree Corners, GA

REPORT OF LABORATORY ANALYSIS

This report shall not be reproduced, except in full,
without the written consent of Pace Analytical Services, LLC.

Pace Analytical Services, LLC
9800 Kincey Ave. Suite 100
Huntersville, NC 28078
(704)875-9092

SUMMARY OF DETECTION

Project: Bowen LF Cells 3&4
Pace Project No.: 92745459

Lab Sample ID / Method	Client Sample ID / Parameters	Result	Units	Report Limit	Analyzed	Qualifiers
92745459001	**BOW-GWC-36A**					
EPA 6010D	Magnesium	26.1	mg/L	0.050	08/12/24 14:40	
EPA 6010D	Iron	0.056	mg/L	0.040	08/09/24 19:59	
EPA 6010D	Zinc	0.014J	mg/L	0.020	08/09/24 19:59	
EPA 6010D	Potassium	1.8	mg/L	0.50	08/09/24 19:59	
EPA 6010D	Sodium	1.6	mg/L	1.0	08/09/24 19:59	
EPA 6010D	Calcium	52.1	mg/L	1.0	08/09/24 19:59	
EPA 6020B	Arsenic	0.0016J	mg/L	0.0050	08/07/24 18:57	
EPA 6020B	Barium	0.037	mg/L	0.0050	08/07/24 18:57	
EPA 6020B	Boron	0.021J	mg/L	0.040	08/07/24 18:57	
SM 2540C-2015	Total Dissolved Solids	239	mg/L	25.0	08/05/24 12:40	
SM 2320B-2011	Alkalinity,Bicarbonate (CaCO3)	208	mg/L	5.0	08/06/24 19:27	
SM 2320B-2011	Alkalinity, Total as CaCO3	208	mg/L	5.0	08/06/24 19:27	
EPA 300.0 Rev 2.1 1993	Chloride	3.7	mg/L	1.0	08/03/24 16:53	
EPA 300.0 Rev 2.1 1993	Sulfate	24.5	mg/L	1.0	08/03/24 16:53	
92745459002	**BOW-GWC-36RA**					
EPA 6010D	Magnesium	25.9	mg/L	0.050	08/12/24 14:43	M1
EPA 6010D	Iron	0.19	mg/L	0.040	08/09/24 20:03	
EPA 6010D	Manganese	0.013J	mg/L	0.040	08/09/24 20:03	
EPA 6010D	Zinc	0.010J	mg/L	0.020	08/09/24 20:03	
EPA 6010D	Potassium	1.4	mg/L	0.50	08/09/24 20:03	
EPA 6010D	Sodium	1.8	mg/L	1.0	08/09/24 20:03	
EPA 6010D	Calcium	50.4	mg/L	1.0	08/09/24 20:03	M1
EPA 6020B	Arsenic	0.0016J	mg/L	0.0050	08/07/24 19:01	
EPA 6020B	Barium	0.036	mg/L	0.0050	08/07/24 19:01	
EPA 6020B	Boron	0.014J	mg/L	0.040	08/07/24 19:01	
SM 2540C-2015	Total Dissolved Solids	217	mg/L	25.0	08/05/24 12:40	
SM 2320B-2011	Alkalinity,Bicarbonate (CaCO3)	212	mg/L	5.0	08/06/24 19:40	
SM 2320B-2011	Alkalinity, Total as CaCO3	212	mg/L	5.0	08/06/24 19:40	
EPA 300.0 Rev 2.1 1993	Chloride	3.2	mg/L	1.0	08/03/24 17:07	
EPA 300.0 Rev 2.1 1993	Sulfate	15.5	mg/L	1.0	08/03/24 17:07	
92745459003	**BOW-GWC-37**					
EPA 6010D	Potassium	0.50	mg/L	0.50	08/09/24 20:16	
EPA 6010D	Sodium	2.8	mg/L	1.0	08/09/24 20:16	
EPA 6010D	Calcium	0.73J	mg/L	1.0	08/09/24 20:16	
EPA 6010D	Magnesium	0.31	mg/L	0.050	08/12/24 15:03	
EPA 6020B	Arsenic	0.0014J	mg/L	0.0050	08/07/24 19:05	
EPA 6020B	Barium	0.0035J	mg/L	0.0050	08/07/24 19:05	
EPA 6020B	Copper	0.010	mg/L	0.0050	08/07/24 19:05	
EPA 6020B	Nickel	0.011	mg/L	0.0050	08/07/24 19:05	
EPA 6020B	Vanadium	0.00083J	mg/L	0.010	08/07/24 19:05	
SM 2320B-2011	Alkalinity,Bicarbonate (CaCO3)	5.7	mg/L	5.0	08/06/24 19:53	
SM 2320B-2011	Alkalinity, Total as CaCO3	5.7	mg/L	5.0	08/06/24 19:53	
EPA 300.0 Rev 2.1 1993	Chloride	1.1	mg/L	1.0	08/03/24 17:20	
EPA 300.0 Rev 2.1 1993	Sulfate	0.58J	mg/L	1.0	08/03/24 17:20	
92745459004	**BOW-GWC-38**					
EPA 6010D	Magnesium	0.45	mg/L	0.050	08/12/24 15:07	

REPORT OF LABORATORY ANALYSIS

This report shall not be reproduced, except in full,
without the written consent of Pace Analytical Services, LLC.

Pace Analytical Services, LLC
9800 Kincey Ave. Suite 100
Huntersville, NC 28078
(704)875-9092

SUMMARY OF DETECTION

Project: Bowen LF Cells 3&4
Pace Project No.: 92745459

Lab Sample ID / Method	Client Sample ID / Parameters	Result	Units	Report Limit	Analyzed	Qualifiers
92745459004	**BOW-GWC-38**					
EPA 6010D	Manganese	0.035J	mg/L	0.040	08/09/24 20:20	
EPA 6010D	Potassium	0.42J	mg/L	0.50	08/09/24 20:20	
EPA 6010D	Sodium	4.3	mg/L	1.0	08/09/24 20:20	
EPA 6010D	Calcium	1.6	mg/L	1.0	08/09/24 20:20	
EPA 6020B	Arsenic	0.0017J	mg/L	0.0050	08/07/24 19:09	
EPA 6020B	Barium	0.012	mg/L	0.0050	08/07/24 19:09	
EPA 6020B	Cobalt	0.00083J	mg/L	0.0050	08/07/24 19:09	
EPA 6020B	Vanadium	0.0015J	mg/L	0.010	08/07/24 19:09	
SM 2540C-2015	Total Dissolved Solids	53.0	mg/L	25.0	08/05/24 12:41	
SM 2320B-2011	Alkalinity,Bicarbonate (CaCO3)	7.0	mg/L	5.0	08/06/24 19:57	
SM 2320B-2011	Alkalinity, Total as CaCO3	7.0	mg/L	5.0	08/06/24 19:57	
EPA 300.0 Rev 2.1 1993	Chloride	3.8	mg/L	1.0	08/03/24 18:27	
EPA 300.0 Rev 2.1 1993	Sulfate	0.94J	mg/L	1.0	08/03/24 18:27	
92745459005	**BOW-LF3-4-FB-01**					
EPA 6020B	Arsenic	0.0012J	mg/L	0.0050	08/07/24 19:13	
EPA 6020B	Vanadium	0.00086J	mg/L	0.010	08/07/24 19:13	
SM 2540C-2015	Total Dissolved Solids	36.0	mg/L	25.0	08/05/24 12:41	
92745459006	**BOW-LF3-4-EB-01**					
EPA 6020B	Arsenic	0.0013J	mg/L	0.0050	08/07/24 19:17	
EPA 6020B	Vanadium	0.00078J	mg/L	0.010	08/07/24 19:17	
SM 2540C-2015	Total Dissolved Solids	41.0	mg/L	25.0	08/05/24 12:41	
92745459007	**BOW-LF3-4-FD-01**					
EPA 6010D	Iron	0.035J	mg/L	0.040	08/09/24 20:38	
EPA 6010D	Zinc	0.013J	mg/L	0.020	08/09/24 20:38	
EPA 6010D	Potassium	1.8	mg/L	0.50	08/09/24 20:38	
EPA 6010D	Sodium	1.6	mg/L	1.0	08/09/24 20:38	
EPA 6010D	Calcium	52.7	mg/L	1.0	08/09/24 20:38	
EPA 6010D	Magnesium	25.9	mg/L	0.050	08/12/24 15:18	
EPA 6020B	Arsenic	0.0015J	mg/L	0.0050	08/07/24 19:30	
EPA 6020B	Barium	0.036	mg/L	0.0050	08/07/24 19:30	
EPA 6020B	Boron	0.021J	mg/L	0.040	08/07/24 19:30	
SM 2540C-2015	Total Dissolved Solids	243	mg/L	25.0	08/05/24 12:42	
SM 2320B-2011	Alkalinity,Bicarbonate (CaCO3)	206	mg/L	5.0	08/06/24 20:19	
SM 2320B-2011	Alkalinity, Total as CaCO3	206	mg/L	5.0	08/06/24 20:19	
EPA 300.0 Rev 2.1 1993	Chloride	3.4	mg/L	1.0	08/03/24 19:08	
EPA 300.0 Rev 2.1 1993	Sulfate	24.4	mg/L	1.0	08/03/24 19:08	
92745459008	**BOW-GWC-20R**					
EPA 6010D	Magnesium	24.4	mg/L	0.050	08/12/24 15:22	
EPA 6010D	Potassium	0.81	mg/L	0.50	08/09/24 20:42	
EPA 6010D	Sodium	2.6	mg/L	1.0	08/09/24 20:42	
EPA 6010D	Calcium	46.1	mg/L	1.0	08/09/24 20:42	
EPA 6020B	Arsenic	0.0018J	mg/L	0.0050	08/07/24 19:34	
EPA 6020B	Barium	0.038	mg/L	0.0050	08/07/24 19:34	
SM 2540C-2015	Total Dissolved Solids	245	mg/L	25.0	08/05/24 16:30	
SM 2320B-2011	Alkalinity,Bicarbonate (CaCO3)	219	mg/L	5.0	08/08/24 14:10	

REPORT OF LABORATORY ANALYSIS

This report shall not be reproduced, except in full,
without the written consent of Pace Analytical Services, LLC.

Pace Analytical Services, LLC
9800 Kincey Ave. Suite 100
Huntersville, NC 28078
(704)875-9092

SUMMARY OF DETECTION

Project: Bowen LF Cells 3&4
Pace Project No.: 92745459

Lab Sample ID / Method	Client Sample ID / Parameters	Result	Units	Report Limit	Analyzed	Qualifiers
92745459008	**BOW-GWC-20R**					
SM 2320B-2011	Alkalinity, Total as CaCO3	219	mg/L	5.0	08/08/24 14:10	
EPA 300.0 Rev 2.1 1993	Chloride	1.7	mg/L	1.0	08/03/24 19:21	
EPA 300.0 Rev 2.1 1993	Sulfate	1.5	mg/L	1.0	08/03/24 19:21	
92745459009	**BOW-GWC-16R**					
EPA 6010D	Zinc	0.034	mg/L	0.020	08/12/24 15:26	
EPA 6010D	Magnesium	31.9	mg/L	0.050	08/12/24 15:26	
EPA 6010D	Iron	0.051	mg/L	0.040	08/09/24 20:46	
EPA 6010D	Manganese	0.018J	mg/L	0.040	08/09/24 20:46	
EPA 6010D	Potassium	2.3	mg/L	0.50	08/09/24 20:46	
EPA 6010D	Sodium	6.3	mg/L	1.0	08/09/24 20:46	
EPA 6010D	Calcium	73.1	mg/L	1.0	08/09/24 20:46	
EPA 6020B	Antimony	0.0053	mg/L	0.0030	08/07/24 19:38	
EPA 6020B	Arsenic	0.0018J	mg/L	0.0050	08/07/24 19:38	
EPA 6020B	Barium	0.035	mg/L	0.0050	08/07/24 19:38	
EPA 6020B	Copper	0.0011J	mg/L	0.0050	08/07/24 19:38	
EPA 6020B	Nickel	0.0088	mg/L	0.0050	08/07/24 19:38	
SM 2540C-2015	Total Dissolved Solids	315	mg/L	25.0	08/05/24 12:45	
SM 2320B-2011	Alkalinity,Bicarbonate (CaCO3)	345	mg/L	5.0	08/05/24 12:52	
SM 2320B-2011	Alkalinity, Total as CaCO3	345	mg/L	5.0	08/05/24 12:52	
EPA 300.0 Rev 2.1 1993	Chloride	1.4	mg/L	1.0	08/03/24 19:34	
EPA 300.0 Rev 2.1 1993	Fluoride	0.065J	mg/L	0.10	08/03/24 19:34	
EPA 300.0 Rev 2.1 1993	Sulfate	7.0	mg/L	1.0	08/03/24 19:34	
92745459010	**BOW-GWC-17R**					
EPA 6010D	Potassium	0.73	mg/L	0.50	08/09/24 20:50	
EPA 6010D	Sodium	2.9	mg/L	1.0	08/09/24 20:50	
EPA 6010D	Calcium	70.2	mg/L	1.0	08/09/24 20:50	
EPA 6010D	Magnesium	36.3	mg/L	0.050	08/12/24 15:30	
EPA 6020B	Arsenic	0.0020J	mg/L	0.0050	08/07/24 19:42	
EPA 6020B	Barium	0.018	mg/L	0.0050	08/07/24 19:42	
SM 2540C-2015	Total Dissolved Solids	300	mg/L	25.0	08/05/24 12:46	
SM 2320B-2011	Alkalinity,Bicarbonate (CaCO3)	320	mg/L	5.0	08/05/24 13:01	
SM 2320B-2011	Alkalinity, Total as CaCO3	320	mg/L	5.0	08/05/24 13:01	
EPA 300.0 Rev 2.1 1993	Chloride	4.8	mg/L	1.0	08/03/24 19:48	
EPA 300.0 Rev 2.1 1993	Sulfate	7.7	mg/L	1.0	08/03/24 19:48	
92745459011	**BOW-GWC-18**					
EPA 6010D	Potassium	1.1	mg/L	0.50	08/09/24 20:54	
EPA 6010D	Sodium	1.5	mg/L	1.0	08/09/24 20:54	
EPA 6010D	Calcium	17.3	mg/L	1.0	08/09/24 20:54	
EPA 6010D	Magnesium	9.5	mg/L	0.050	08/12/24 15:41	
EPA 6020B	Arsenic	0.0010J	mg/L	0.0050	08/07/24 19:46	
EPA 6020B	Barium	0.013	mg/L	0.0050	08/07/24 19:46	
SM 2540C-2015	Total Dissolved Solids	87.0	mg/L	25.0	08/05/24 12:46	
SM 2320B-2011	Alkalinity,Bicarbonate (CaCO3)	81.8	mg/L	5.0	08/05/24 13:09	
SM 2320B-2011	Alkalinity, Total as CaCO3	81.8	mg/L	5.0	08/05/24 13:09	
EPA 300.0 Rev 2.1 1993	Chloride	2.2	mg/L	1.0	08/03/24 20:01	
EPA 300.0 Rev 2.1 1993	Sulfate	1.7	mg/L	1.0	08/03/24 20:01	

This report shall not be reproduced, except in full,
without the written consent of Pace Analytical Services, LLC.

Pace Analytical Services, LLC
9800 Kincey Ave. Suite 100
Huntersville, NC 28078
(704)875-9092

SUMMARY OF DETECTION

Project: Bowen LF Cells 3&4
Pace Project No.: 92745459

Lab Sample ID / Method	Client Sample ID / Parameters	Result	Units	Report Limit	Analyzed	Qualifiers
92745459012	**BOW-GWC-18R**					
EPA 6010D	Magnesium	17.3	mg/L	0.050	08/12/24 15:44	
EPA 6010D	Iron	0.037J	mg/L	0.040	08/09/24 20:58	
EPA 6010D	Potassium	0.72	mg/L	0.50	08/09/24 20:58	
EPA 6010D	Sodium	1.5	mg/L	1.0	08/09/24 20:58	
EPA 6010D	Calcium	31.9	mg/L	1.0	08/09/24 20:58	
EPA 6020B	Arsenic	0.0013J	mg/L	0.0050	08/08/24 14:08	
EPA 6020B	Barium	0.013	mg/L	0.0050	08/08/24 14:08	
EPA 6020B	Vanadium	0.00087J	mg/L	0.010	08/08/24 14:08	
SM 2540C-2015	Total Dissolved Solids	156	mg/L	25.0	08/05/24 12:46	
SM 2320B-2011	Alkalinity,Bicarbonate (CaCO3)	147	mg/L	5.0	08/05/24 13:26	
SM 2320B-2011	Alkalinity, Total as CaCO3	147	mg/L	5.0	08/05/24 13:26	
EPA 300.0 Rev 2.1 1993	Chloride	2.6	mg/L	1.0	08/03/24 20:41	
EPA 300.0 Rev 2.1 1993	Sulfate	2.3	mg/L	1.0	08/03/24 20:41	
92745459013	**BOW-GWC-19R**					
EPA 6010D	Iron	0.062	mg/L	0.040	08/09/24 21:01	
EPA 6010D	Potassium	0.76	mg/L	0.50	08/09/24 21:01	
EPA 6010D	Sodium	1.4	mg/L	1.0	08/09/24 21:01	
EPA 6010D	Calcium	34.2	mg/L	1.0	08/09/24 21:01	
EPA 6010D	Magnesium	18.7	mg/L	0.050	08/12/24 15:48	
EPA 6020B	Antimony	0.00091J	mg/L	0.0030	08/08/24 14:22	
EPA 6020B	Arsenic	0.0012J	mg/L	0.0050	08/08/24 14:22	
EPA 6020B	Barium	0.014	mg/L	0.0050	08/08/24 14:22	
EPA 6020B	Vanadium	0.0010J	mg/L	0.010	08/08/24 14:22	
SM 2540C-2015	Total Dissolved Solids	144	mg/L	25.0	08/05/24 12:46	
SM 2320B-2011	Alkalinity,Bicarbonate (CaCO3)	146	mg/L	5.0	08/05/24 13:36	
SM 2320B-2011	Alkalinity, Total as CaCO3	146	mg/L	5.0	08/05/24 13:36	
EPA 300.0 Rev 2.1 1993	Chloride	2.6	mg/L	1.0	08/03/24 20:55	
EPA 300.0 Rev 2.1 1993	Sulfate	3.2	mg/L	1.0	08/03/24 20:55	
92745459014	**BOW-GWC-22R**					
EPA 6010D	Iron	0.78	mg/L	0.040	08/09/24 21:05	
EPA 6010D	Manganese	0.069	mg/L	0.040	08/09/24 21:05	
EPA 6010D	Potassium	1.3	mg/L	0.50	08/09/24 21:05	
EPA 6010D	Sodium	1.8	mg/L	1.0	08/09/24 21:05	
EPA 6010D	Calcium	33.1	mg/L	1.0	08/09/24 21:05	
EPA 6010D	Magnesium	18.0	mg/L	0.050	08/12/24 15:52	
EPA 6020B	Arsenic	0.0027J	mg/L	0.0050	08/08/24 14:26	
EPA 6020B	Barium	0.032	mg/L	0.0050	08/08/24 14:26	
EPA 6020B	Cobalt	0.00034J	mg/L	0.0050	08/08/24 14:26	
EPA 6020B	Vanadium	0.00089J	mg/L	0.010	08/08/24 14:26	
SM 2540C-2015	Total Dissolved Solids	181	mg/L	25.0	08/05/24 12:46	
SM 2320B-2011	Alkalinity,Bicarbonate (CaCO3)	166	mg/L	5.0	08/05/24 13:45	
SM 2320B-2011	Alkalinity, Total as CaCO3	166	mg/L	5.0	08/05/24 13:45	
EPA 300.0 Rev 2.1 1993	Chloride	2.7	mg/L	1.0	08/03/24 21:08	
EPA 300.0 Rev 2.1 1993	Sulfate	1.8	mg/L	1.0	08/03/24 21:08	
92745459015	**BOW-GWC-23R**					
EPA 6010D	Iron	0.35	mg/L	0.040	08/09/24 21:09	

REPORT OF LABORATORY ANALYSIS

This report shall not be reproduced, except in full,
without the written consent of Pace Analytical Services, LLC.

Pace Analytical Services, LLC
9800 Kincey Ave. Suite 100
Huntersville, NC 28078
(704)875-9092

SUMMARY OF DETECTION

Project: Bowen LF Cells 3&4
Pace Project No.: 92745459

Lab Sample ID / Method	Client Sample ID / Parameters	Result	Units	Report Limit	Analyzed	Qualifiers
92745459015	**BOW-GWC-23R**					
EPA 6010D	Manganese	0.014J	mg/L	0.040	08/09/24 21:09	
EPA 6010D	Potassium	1.4	mg/L	0.50	08/09/24 21:09	
EPA 6010D	Sodium	35.8	mg/L	1.0	08/09/24 21:09	
EPA 6010D	Calcium	74.6	mg/L	1.0	08/09/24 21:09	
EPA 6010D	Magnesium	37.6	mg/L	0.050	08/12/24 15:56	
EPA 6020B	Arsenic	0.0023J	mg/L	0.0050	08/08/24 14:30	
EPA 6020B	Barium	0.038	mg/L	0.0050	08/08/24 14:30	
EPA 6020B	Copper	0.0018J	mg/L	0.0050	08/08/24 14:30	
EPA 6020B	Vanadium	0.0014J	mg/L	0.010	08/08/24 14:30	
SM 2540C-2015	Total Dissolved Solids	403	mg/L	25.0	08/05/24 12:47	
SM 2320B-2011	Alkalinity,Bicarbonate (CaCO3)	355	mg/L	5.0	08/05/24 14:05	
SM 2320B-2011	Alkalinity, Total as CaCO3	355	mg/L	5.0	08/05/24 14:05	
EPA 300.0 Rev 2.1 1993	Chloride	1.6	mg/L	1.0	08/03/24 21:48	
EPA 300.0 Rev 2.1 1993	Sulfate	57.8	mg/L	1.0	08/03/24 21:48	
92745459016	**BOW-GWC-24R**					
EPA 6010D	Magnesium	18.2	mg/L	0.050	08/12/24 18:15	
EPA 6010D	Iron	0.089	mg/L	0.040	08/09/24 21:20	
EPA 6010D	Potassium	0.81	mg/L	0.50	08/09/24 21:20	
EPA 6010D	Sodium	1.4	mg/L	1.0	08/09/24 21:20	
EPA 6010D	Calcium	33.2	mg/L	1.0	08/09/24 21:20	
EPA 6020B	Arsenic	0.0017J	mg/L	0.0050	08/08/24 14:34	
EPA 6020B	Barium	0.017	mg/L	0.0050	08/08/24 14:34	
EPA 6020B	Vanadium	0.0016J	mg/L	0.010	08/08/24 14:34	
SM 2540C-2015	Total Dissolved Solids	152	mg/L	25.0	08/05/24 12:47	
SM 2320B-2011	Alkalinity,Bicarbonate (CaCO3)	149	mg/L	5.0	08/05/24 14:13	
SM 2320B-2011	Alkalinity, Total as CaCO3	149	mg/L	5.0	08/05/24 14:13	
EPA 300.0 Rev 2.1 1993	Chloride	2.4	mg/L	1.0	08/03/24 22:02	
EPA 300.0 Rev 2.1 1993	Sulfate	2.8	mg/L	1.0	08/03/24 22:02	
92745459017	**BOW-GWC-25R**					
EPA 6010D	Potassium	0.71	mg/L	0.50	08/09/24 21:23	
EPA 6010D	Sodium	1.4	mg/L	1.0	08/09/24 21:23	
EPA 6010D	Calcium	33.9	mg/L	1.0	08/09/24 21:23	
EPA 6010D	Magnesium	16.4	mg/L	0.050	08/12/24 15:59	
EPA 6020B	Antimony	0.00072J	mg/L	0.0030	08/08/24 15:04	
EPA 6020B	Arsenic	0.0013J	mg/L	0.0050	08/08/24 15:04	
EPA 6020B	Barium	0.014	mg/L	0.0050	08/08/24 15:04	
EPA 6020B	Vanadium	0.00088J	mg/L	0.010	08/08/24 15:04	
SM 2540C-2015	Total Dissolved Solids	166	mg/L	25.0	08/05/24 16:11	
SM 2320B-2011	Alkalinity,Bicarbonate (CaCO3)	161	mg/L	5.0	08/05/24 14:23	
SM 2320B-2011	Alkalinity, Total as CaCO3	161	mg/L	5.0	08/05/24 14:23	
EPA 300.0 Rev 2.1 1993	Chloride	2.5	mg/L	1.0	08/03/24 22:15	
EPA 300.0 Rev 2.1 1993	Sulfate	2.3	mg/L	1.0	08/03/24 22:15	
92745459018	**BOW-LF3-4-FD-02**					
EPA 6010D	Potassium	0.72	mg/L	0.50	08/09/24 21:31	
EPA 6010D	Sodium	1.4	mg/L	1.0	08/09/24 21:31	
EPA 6010D	Calcium	35.8	mg/L	1.0	08/09/24 21:31	

REPORT OF LABORATORY ANALYSIS

This report shall not be reproduced, except in full,
without the written consent of Pace Analytical Services, LLC.

Pace Analytical Services, LLC
9800 Kincey Ave. Suite 100
Huntersville, NC 28078
(704)875-9092

SUMMARY OF DETECTION

Project: Bowen LF Cells 3&4
Pace Project No.: 92745459

Lab Sample ID / Method	Client Sample ID / Parameters	Result	Units	Report Limit	Analyzed	Qualifiers
92745459018	**BOW-LF3-4-FD-02**					
EPA 6010D	Magnesium	19.4	mg/L	0.050	08/12/24 16:07	
EPA 6020B	Antimony	0.00062J	mg/L	0.0030	08/08/24 15:07	
EPA 6020B	Arsenic	0.0018J	mg/L	0.0050	08/08/24 15:07	
EPA 6020B	Barium	0.014	mg/L	0.0050	08/08/24 15:07	
EPA 6020B	Vanadium	0.0011J	mg/L	0.010	08/08/24 15:07	
SM 2540C-2015	Total Dissolved Solids	155	mg/L	25.0	08/05/24 16:25	
SM 2320B-2011	Alkalinity,Bicarbonate (CaCO3)	159	mg/L	5.0	08/05/24 14:33	
SM 2320B-2011	Alkalinity, Total as CaCO3	159	mg/L	5.0	08/05/24 14:33	
EPA 300.0 Rev 2.1 1993	Chloride	2.5	mg/L	1.0	08/03/24 22:29	
EPA 300.0 Rev 2.1 1993	Sulfate	2.3	mg/L	1.0	08/03/24 22:29	
92745459019	**BOW-LF3-4-FB-02**					
EPA 6020B	Arsenic	0.0018J	mg/L	0.0050	08/08/24 15:11	
EPA 6020B	Vanadium	0.0015J	mg/L	0.010	08/08/24 15:11	
92745459020	**BOW-LF3-4-EB-02**					
EPA 6020B	Arsenic	0.0016J	mg/L	0.0050	08/08/24 15:15	
EPA 6020B	Vanadium	0.0014J	mg/L	0.010	08/08/24 15:15	
92745459021	**BOW-GWC-21R**					
EPA 6010D	Potassium	1.3	mg/L	0.50	08/12/24 18:07	
EPA 6010D	Sodium	2.9	mg/L	1.0	08/12/24 18:07	
EPA 6010D	Magnesium	36.7	mg/L	0.050	08/12/24 18:07	
EPA 6010D	Zinc	0.0091J	mg/L	0.020	08/09/24 23:30	
EPA 6010D	Calcium	69.8	mg/L	1.0	08/09/24 23:30	
EPA 6020B	Antimony	0.0050	mg/L	0.0030	08/13/24 18:58	
EPA 6020B	Barium	0.023	mg/L	0.0050	08/13/24 18:58	
EPA 6020B	Copper	0.0011J	mg/L	0.0050	08/13/24 18:58	
SM 2540C-2015	Total Dissolved Solids	313	mg/L	25.0	08/07/24 12:28	
SM 2320B-2011	Alkalinity,Bicarbonate (CaCO3)	334	mg/L	5.0	08/09/24 09:37	
SM 2320B-2011	Alkalinity, Total as CaCO3	334	mg/L	5.0	08/09/24 09:37	
EPA 300.0 Rev 2.1 1993	Chloride	3.2	mg/L	1.0	08/07/24 04:34	
EPA 300.0 Rev 2.1 1993	Fluoride	0.062J	mg/L	0.10	08/07/24 04:34	
EPA 300.0 Rev 2.1 1993	Sulfate	5.2	mg/L	1.0	08/07/24 04:34	

REPORT OF LABORATORY ANALYSIS

This report shall not be reproduced, except in full,
without the written consent of Pace Analytical Services, LLC.

Pace Analytical Services, LLC
9800 Kincey Ave. Suite 100
Huntersville, NC 28078
(704)875-9092

ANALYTICAL RESULTS

Project: Bowen LF Cells 3&4
Pace Project No.: 92745459

Sample: BOW-GWC-36A **Lab ID: 92745459001** Collected: 07/30/24 14:20 Received: 08/02/24 11:02 Matrix: Water

Parameters	Results	Units	Report Limit	MDL	DF	Prepared	Analyzed	CAS No.	Qual
6010D ATL ICP	Analytical Method: EPA 6010D Preparation Method: EPA 3010A Pace Analytical Services - Peachtree Corners, GA								
Magnesium	**26.1**	mg/L	0.050	0.012	1	08/09/24 10:18	08/12/24 14:40	7439-95-4	
Iron	**0.056**	mg/L	0.040	0.025	1	08/09/24 10:18	08/09/24 19:59	7439-89-6	
Manganese	ND	mg/L	0.040	0.011	1	08/09/24 10:18	08/09/24 19:59	7439-96-5	
Zinc	**0.014J**	mg/L	0.020	0.0085	1	08/09/24 10:18	08/09/24 19:59	7440-66-6	
Potassium	**1.8**	mg/L	0.50	0.15	1	08/09/24 10:18	08/09/24 19:59	7440-09-7	
Sodium	**1.6**	mg/L	1.0	0.58	1	08/09/24 10:18	08/09/24 19:59	7440-23-5	
Calcium	**52.1**	mg/L	1.0	0.12	1	08/09/24 10:18	08/09/24 19:59	7440-70-2	
6020 MET ICPMS	Analytical Method: EPA 6020B Preparation Method: EPA 3005A Pace Analytical Services - Peachtree Corners, GA								
Antimony	ND	mg/L	0.0030	0.00054	1	08/07/24 13:12	08/07/24 18:57	7440-36-0	
Arsenic	**0.0016J**	mg/L	0.0050	0.00084	1	08/07/24 13:12	08/07/24 18:57	7440-38-2	
Barium	**0.037**	mg/L	0.0050	0.00047	1	08/07/24 13:12	08/07/24 18:57	7440-39-3	
Beryllium	ND	mg/L	0.00050	0.000094	1	08/07/24 13:12	08/07/24 18:57	7440-41-7	
Boron	**0.021J**	mg/L	0.040	0.012	1	08/07/24 13:12	08/07/24 18:57	7440-42-8	
Cadmium	ND	mg/L	0.00050	0.00010	1	08/07/24 13:12	08/07/24 18:57	7440-43-9	
Chromium	ND	mg/L	0.0050	0.0019	1	08/07/24 13:12	08/07/24 18:57	7440-47-3	
Cobalt	ND	mg/L	0.0050	0.00032	1	08/07/24 13:12	08/07/24 18:57	7440-48-4	
Copper	ND	mg/L	0.0050	0.00043	1	08/07/24 13:12	08/07/24 18:57	7440-50-8	
Lead	ND	mg/L	0.0010	0.00016	1	08/07/24 13:12	08/07/24 18:57	7439-92-1	
Nickel	ND	mg/L	0.0050	0.0021	1	08/07/24 13:12	08/07/24 18:57	7440-02-0	
Selenium	ND	mg/L	0.0050	0.00096	1	08/07/24 13:12	08/07/24 18:57	7782-49-2	
Silver	ND	mg/L	0.0050	0.00031	1	08/07/24 13:12	08/07/24 18:57	7440-22-4	
Thallium	ND	mg/L	0.0010	0.00038	1	08/07/24 13:12	08/07/24 18:57	7440-28-0	
Vanadium	ND	mg/L	0.010	0.00075	1	08/07/24 13:12	08/07/24 18:57	7440-62-2	
7470 Mercury	Analytical Method: EPA 7470A Preparation Method: EPA 7470A Pace Analytical Services - Peachtree Corners, GA								
Mercury	ND	mg/L	0.00020	0.00013	1	08/12/24 10:00	08/12/24 13:32	7439-97-6	
2540C Total Dissolved Solids	Analytical Method: SM 2540C-2015 Pace Analytical Services - Peachtree Corners, GA								
Total Dissolved Solids	**239**	mg/L	25.0	25.0	1		08/05/24 12:40		
2320B Alkalinity	Analytical Method: SM 2320B-2011 Pace Analytical Services - Asheville								
Alkalinity,Bicarbonate (CaCO3)	**208**	mg/L	5.0	5.0	1		08/06/24 19:27		
Alkalinity,Carbonate (CaCO3)	ND	mg/L	5.0	5.0	1		08/06/24 19:27		
Alkalinity, Total as CaCO3	**208**	mg/L	5.0	5.0	1		08/06/24 19:27		
300.0 IC Anions 28 Days	Analytical Method: EPA 300.0 Rev 2.1 1993 Pace Analytical Services - Asheville								
Chloride	**3.7**	mg/L	1.0	0.60	1		08/03/24 16:53	16887-00-6	
Fluoride	ND	mg/L	0.10	0.050	1		08/03/24 16:53	16984-48-8	

REPORT OF LABORATORY ANALYSIS

This report shall not be reproduced, except in full,
without the written consent of Pace Analytical Services, LLC.

Pace Analytical Services, LLC
9800 Kincey Ave. Suite 100
Huntersville, NC 28078
(704)875-9092

ANALYTICAL RESULTS

Project: Bowen LF Cells 3&4
Pace Project No.: 92745459

Sample: BOW-GWC-36A **Lab ID: 92745459001** Collected: 07/30/24 14:20 Received: 08/02/24 11:02 Matrix: Water

Parameters	Results	Units	Report Limit	MDL	DF	Prepared	Analyzed	CAS No.	Qual
300.0 IC Anions 28 Days	Analytical Method: EPA 300.0 Rev 2.1 1993 Pace Analytical Services - Asheville								
Sulfate	**24.5**	mg/L	1.0	0.50	1		08/03/24 16:53	14808-79-8	

REPORT OF LABORATORY ANALYSIS

This report shall not be reproduced, except in full,
without the written consent of Pace Analytical Services, LLC.

Pace Analytical Services, LLC
9800 Kincey Ave. Suite 100
Huntersville, NC 28078
(704)875-9092

ANALYTICAL RESULTS

Project: Bowen LF Cells 3&4
Pace Project No.: 92745459

Sample: BOW-GWC-36RA **Lab ID: 92745459002** Collected: 07/30/24 12:07 Received: 08/02/24 11:02 Matrix: Water

Parameters	Results	Units	Report Limit	MDL	DF	Prepared	Analyzed	CAS No.	Qual
6010D ATL ICP	Analytical Method: EPA 6010D Preparation Method: EPA 3010A Pace Analytical Services - Peachtree Corners, GA								
Magnesium	**25.9**	mg/L	0.050	0.012	1	08/09/24 10:18	08/12/24 14:43	7439-95-4	M1
Iron	**0.19**	mg/L	0.040	0.025	1	08/09/24 10:18	08/09/24 20:03	7439-89-6	
Manganese	**0.013J**	mg/L	0.040	0.011	1	08/09/24 10:18	08/09/24 20:03	7439-96-5	
Zinc	**0.010J**	mg/L	0.020	0.0085	1	08/09/24 10:18	08/09/24 20:03	7440-66-6	
Potassium	**1.4**	mg/L	0.50	0.15	1	08/09/24 10:18	08/09/24 20:03	7440-09-7	
Sodium	**1.8**	mg/L	1.0	0.58	1	08/09/24 10:18	08/09/24 20:03	7440-23-5	
Calcium	**50.4**	mg/L	1.0	0.12	1	08/09/24 10:18	08/09/24 20:03	7440-70-2	M1
6020 MET ICPMS	Analytical Method: EPA 6020B Preparation Method: EPA 3005A Pace Analytical Services - Peachtree Corners, GA								
Antimony	ND	mg/L	0.0030	0.00054	1	08/07/24 13:12	08/07/24 19:01	7440-36-0	
Arsenic	**0.0016J**	mg/L	0.0050	0.00084	1	08/07/24 13:12	08/07/24 19:01	7440-38-2	
Barium	**0.036**	mg/L	0.0050	0.00047	1	08/07/24 13:12	08/07/24 19:01	7440-39-3	
Beryllium	ND	mg/L	0.00050	0.000094	1	08/07/24 13:12	08/07/24 19:01	7440-41-7	
Boron	**0.014J**	mg/L	0.040	0.012	1	08/07/24 13:12	08/07/24 19:01	7440-42-8	
Cadmium	ND	mg/L	0.00050	0.00010	1	08/07/24 13:12	08/07/24 19:01	7440-43-9	
Chromium	ND	mg/L	0.0050	0.0019	1	08/07/24 13:12	08/07/24 19:01	7440-47-3	
Cobalt	ND	mg/L	0.0050	0.00032	1	08/07/24 13:12	08/07/24 19:01	7440-48-4	
Copper	ND	mg/L	0.0050	0.00043	1	08/07/24 13:12	08/07/24 19:01	7440-50-8	
Lead	ND	mg/L	0.0010	0.00016	1	08/07/24 13:12	08/07/24 19:01	7439-92-1	
Nickel	ND	mg/L	0.0050	0.0021	1	08/07/24 13:12	08/07/24 19:01	7440-02-0	
Selenium	ND	mg/L	0.0050	0.00096	1	08/07/24 13:12	08/07/24 19:01	7782-49-2	
Silver	ND	mg/L	0.0050	0.00031	1	08/07/24 13:12	08/07/24 19:01	7440-22-4	
Thallium	ND	mg/L	0.0010	0.00038	1	08/07/24 13:12	08/07/24 19:01	7440-28-0	
Vanadium	ND	mg/L	0.010	0.00075	1	08/07/24 13:12	08/07/24 19:01	7440-62-2	
7470 Mercury	Analytical Method: EPA 7470A Preparation Method: EPA 7470A Pace Analytical Services - Peachtree Corners, GA								
Mercury	ND	mg/L	0.00020	0.00013	1	08/12/24 10:00	08/12/24 13:47	7439-97-6	
2540C Total Dissolved Solids	Analytical Method: SM 2540C-2015 Pace Analytical Services - Peachtree Corners, GA								
Total Dissolved Solids	**217**	mg/L	25.0	25.0	1		08/05/24 12:40		
2320B Alkalinity	Analytical Method: SM 2320B-2011 Pace Analytical Services - Asheville								
Alkalinity,Bicarbonate (CaCO3)	**212**	mg/L	5.0	5.0	1		08/06/24 19:40		
Alkalinity,Carbonate (CaCO3)	ND	mg/L	5.0	5.0	1		08/06/24 19:40		
Alkalinity, Total as CaCO3	**212**	mg/L	5.0	5.0	1		08/06/24 19:40		
300.0 IC Anions 28 Days	Analytical Method: EPA 300.0 Rev 2.1 1993 Pace Analytical Services - Asheville								
Chloride	**3.2**	mg/L	1.0	0.60	1		08/03/24 17:07	16887-00-6	
Fluoride	ND	mg/L	0.10	0.050	1		08/03/24 17:07	16984-48-8	

REPORT OF LABORATORY ANALYSIS

This report shall not be reproduced, except in full,
without the written consent of Pace Analytical Services, LLC.

Pace Analytical Services, LLC
9800 Kincey Ave. Suite 100
Huntersville, NC 28078
(704)875-9092

ANALYTICAL RESULTS

Project: Bowen LF Cells 3&4
Pace Project No.: 92745459

Sample: BOW-GWC-36RA **Lab ID: 92745459002** Collected: 07/30/24 12:07 Received: 08/02/24 11:02 Matrix: Water

Parameters	Results	Units	Report Limit	MDL	DF	Prepared	Analyzed	CAS No.	Qual
300.0 IC Anions 28 Days	Analytical Method: EPA 300.0 Rev 2.1 1993 Pace Analytical Services - Asheville								
Sulfate	**15.5**	mg/L	1.0	0.50	1		08/03/24 17:07	14808-79-8	

REPORT OF LABORATORY ANALYSIS

This report shall not be reproduced, except in full,
without the written consent of Pace Analytical Services, LLC.

Pace Analytical Services, LLC
9800 Kincey Ave. Suite 100
Huntersville, NC 28078
(704)875-9092

ANALYTICAL RESULTS

Project: Bowen LF Cells 3&4
Pace Project No.: 92745459

Sample: BOW-GWC-37 **Lab ID: 92745459003** Collected: 07/30/24 12:38 Received: 08/02/24 11:02 Matrix: Water

Parameters	Results	Units	Report Limit	MDL	DF	Prepared	Analyzed	CAS No.	Qual
6010D ATL ICP	Analytical Method: EPA 6010D Preparation Method: EPA 3010A Pace Analytical Services - Peachtree Corners, GA								
Iron	ND	mg/L	0.040	0.025	1	08/09/24 10:18	08/09/24 20:16	7439-89-6	
Manganese	ND	mg/L	0.040	0.011	1	08/09/24 10:18	08/09/24 20:16	7439-96-5	
Zinc	ND	mg/L	0.020	0.0085	1	08/09/24 10:18	08/09/24 20:16	7440-66-6	
Potassium	**0.50**	mg/L	0.50	0.15	1	08/09/24 10:18	08/09/24 20:16	7440-09-7	
Sodium	**2.8**	mg/L	1.0	0.58	1	08/09/24 10:18	08/09/24 20:16	7440-23-5	
Calcium	**0.73J**	mg/L	1.0	0.12	1	08/09/24 10:18	08/09/24 20:16	7440-70-2	
Magnesium	**0.31**	mg/L	0.050	0.012	1	08/09/24 10:18	08/12/24 15:03	7439-95-4	
6020 MET ICPMS	Analytical Method: EPA 6020B Preparation Method: EPA 3005A Pace Analytical Services - Peachtree Corners, GA								
Antimony	ND	mg/L	0.0030	0.00054	1	08/07/24 13:12	08/07/24 19:05	7440-36-0	
Arsenic	**0.0014J**	mg/L	0.0050	0.00084	1	08/07/24 13:12	08/07/24 19:05	7440-38-2	
Barium	**0.0035J**	mg/L	0.0050	0.00047	1	08/07/24 13:12	08/07/24 19:05	7440-39-3	
Beryllium	ND	mg/L	0.00050	0.000094	1	08/07/24 13:12	08/07/24 19:05	7440-41-7	
Boron	ND	mg/L	0.040	0.012	1	08/07/24 13:12	08/07/24 19:05	7440-42-8	
Cadmium	ND	mg/L	0.00050	0.00010	1	08/07/24 13:12	08/07/24 19:05	7440-43-9	
Chromium	ND	mg/L	0.0050	0.0019	1	08/07/24 13:12	08/07/24 19:05	7440-47-3	
Cobalt	ND	mg/L	0.0050	0.00032	1	08/07/24 13:12	08/07/24 19:05	7440-48-4	
Copper	**0.010**	mg/L	0.0050	0.00043	1	08/07/24 13:12	08/07/24 19:05	7440-50-8	
Lead	ND	mg/L	0.0010	0.00016	1	08/07/24 13:12	08/07/24 19:05	7439-92-1	
Nickel	**0.011**	mg/L	0.0050	0.0021	1	08/07/24 13:12	08/07/24 19:05	7440-02-0	
Selenium	ND	mg/L	0.0050	0.00096	1	08/07/24 13:12	08/07/24 19:05	7782-49-2	
Silver	ND	mg/L	0.0050	0.00031	1	08/07/24 13:12	08/07/24 19:05	7440-22-4	
Thallium	ND	mg/L	0.0010	0.00038	1	08/07/24 13:12	08/07/24 19:05	7440-28-0	
Vanadium	**0.00083J**	mg/L	0.010	0.00075	1	08/07/24 13:12	08/07/24 19:05	7440-62-2	
7470 Mercury	Analytical Method: EPA 7470A Preparation Method: EPA 7470A Pace Analytical Services - Peachtree Corners, GA								
Mercury	ND	mg/L	0.00020	0.00013	1	08/12/24 10:00	08/12/24 13:50	7439-97-6	
2540C Total Dissolved Solids	Analytical Method: SM 2540C-2015 Pace Analytical Services - Peachtree Corners, GA								
Total Dissolved Solids	ND	mg/L	25.0	25.0	1		08/05/24 12:41		
2320B Alkalinity	Analytical Method: SM 2320B-2011 Pace Analytical Services - Asheville								
Alkalinity,Bicarbonate (CaCO3)	**5.7**	mg/L	5.0	5.0	1		08/06/24 19:53		
Alkalinity,Carbonate (CaCO3)	ND	mg/L	5.0	5.0	1		08/06/24 19:53		
Alkalinity, Total as CaCO3	**5.7**	mg/L	5.0	5.0	1		08/06/24 19:53		
300.0 IC Anions 28 Days	Analytical Method: EPA 300.0 Rev 2.1 1993 Pace Analytical Services - Asheville								
Chloride	**1.1**	mg/L	1.0	0.60	1		08/03/24 17:20	16887-00-6	
Fluoride	ND	mg/L	0.10	0.050	1		08/03/24 17:20	16984-48-8	

REPORT OF LABORATORY ANALYSIS

This report shall not be reproduced, except in full,
without the written consent of Pace Analytical Services, LLC.

Pace Analytical Services, LLC
9800 Kincey Ave. Suite 100
Huntersville, NC 28078
(704)875-9092

ANALYTICAL RESULTS

Project: Bowen LF Cells 3&4
Pace Project No.: 92745459

Sample: BOW-GWC-37 **Lab ID: 92745459003** Collected: 07/30/24 12:38 Received: 08/02/24 11:02 Matrix: Water

Parameters	Results	Units	Report Limit	MDL	DF	Prepared	Analyzed	CAS No.	Qual
300.0 IC Anions 28 Days	Analytical Method: EPA 300.0 Rev 2.1 1993 Pace Analytical Services - Asheville								
Sulfate	**0.58J**	mg/L	1.0	0.50	1		08/03/24 17:20	14808-79-8	

REPORT OF LABORATORY ANALYSIS

This report shall not be reproduced, except in full,
without the written consent of Pace Analytical Services, LLC.

Pace Analytical Services, LLC
9800 Kincey Ave. Suite 100
Huntersville, NC 28078
(704)875-9092

ANALYTICAL RESULTS

Project: Bowen LF Cells 3&4
Pace Project No.: 92745459

Sample: BOW-GWC-38 **Lab ID: 92745459004** Collected: 07/30/24 14:26 Received: 08/02/24 11:02 Matrix: Water

Parameters	Results	Units	Report Limit	MDL	DF	Prepared	Analyzed	CAS No.	Qual
6010D ATL ICP	Analytical Method: EPA 6010D Preparation Method: EPA 3010A Pace Analytical Services - Peachtree Corners, GA								
Magnesium	**0.45**	mg/L	0.050	0.012	1	08/09/24 10:18	08/12/24 15:07	7439-95-4	
Iron	ND	mg/L	0.040	0.025	1	08/09/24 10:18	08/09/24 20:20	7439-89-6	
Manganese	**0.035J**	mg/L	0.040	0.011	1	08/09/24 10:18	08/09/24 20:20	7439-96-5	
Zinc	ND	mg/L	0.020	0.0085	1	08/09/24 10:18	08/09/24 20:20	7440-66-6	
Potassium	**0.42J**	mg/L	0.50	0.15	1	08/09/24 10:18	08/09/24 20:20	7440-09-7	
Sodium	**4.3**	mg/L	1.0	0.58	1	08/09/24 10:18	08/09/24 20:20	7440-23-5	
Calcium	**1.6**	mg/L	1.0	0.12	1	08/09/24 10:18	08/09/24 20:20	7440-70-2	
6020 MET ICPMS	Analytical Method: EPA 6020B Preparation Method: EPA 3005A Pace Analytical Services - Peachtree Corners, GA								
Antimony	ND	mg/L	0.0030	0.00054	1	08/07/24 13:12	08/07/24 19:09	7440-36-0	
Arsenic	**0.0017J**	mg/L	0.0050	0.00084	1	08/07/24 13:12	08/07/24 19:09	7440-38-2	
Barium	**0.012**	mg/L	0.0050	0.00047	1	08/07/24 13:12	08/07/24 19:09	7440-39-3	
Beryllium	ND	mg/L	0.00050	0.000094	1	08/07/24 13:12	08/07/24 19:09	7440-41-7	
Boron	ND	mg/L	0.040	0.012	1	08/07/24 13:12	08/07/24 19:09	7440-42-8	
Cadmium	ND	mg/L	0.00050	0.00010	1	08/07/24 13:12	08/07/24 19:09	7440-43-9	
Chromium	ND	mg/L	0.0050	0.0019	1	08/07/24 13:12	08/07/24 19:09	7440-47-3	
Cobalt	**0.00083J**	mg/L	0.0050	0.00032	1	08/07/24 13:12	08/07/24 19:09	7440-48-4	
Copper	ND	mg/L	0.0050	0.00043	1	08/07/24 13:12	08/07/24 19:09	7440-50-8	
Lead	ND	mg/L	0.0010	0.00016	1	08/07/24 13:12	08/07/24 19:09	7439-92-1	
Nickel	ND	mg/L	0.0050	0.0021	1	08/07/24 13:12	08/07/24 19:09	7440-02-0	
Selenium	ND	mg/L	0.0050	0.00096	1	08/07/24 13:12	08/07/24 19:09	7782-49-2	
Silver	ND	mg/L	0.0050	0.00031	1	08/07/24 13:12	08/07/24 19:09	7440-22-4	
Thallium	ND	mg/L	0.0010	0.00038	1	08/07/24 13:12	08/07/24 19:09	7440-28-0	
Vanadium	**0.0015J**	mg/L	0.010	0.00075	1	08/07/24 13:12	08/07/24 19:09	7440-62-2	
7470 Mercury	Analytical Method: EPA 7470A Preparation Method: EPA 7470A Pace Analytical Services - Peachtree Corners, GA								
Mercury	ND	mg/L	0.00020	0.00013	1	08/12/24 10:00	08/12/24 13:53	7439-97-6	
2540C Total Dissolved Solids	Analytical Method: SM 2540C-2015 Pace Analytical Services - Peachtree Corners, GA								
Total Dissolved Solids	**53.0**	mg/L	25.0	25.0	1		08/05/24 12:41		
2320B Alkalinity	Analytical Method: SM 2320B-2011 Pace Analytical Services - Asheville								
Alkalinity,Bicarbonate (CaCO3)	**7.0**	mg/L	5.0	5.0	1		08/06/24 19:57		
Alkalinity,Carbonate (CaCO3)	ND	mg/L	5.0	5.0	1		08/06/24 19:57		
Alkalinity, Total as CaCO3	**7.0**	mg/L	5.0	5.0	1		08/06/24 19:57		
300.0 IC Anions 28 Days	Analytical Method: EPA 300.0 Rev 2.1 1993 Pace Analytical Services - Asheville								
Chloride	**3.8**	mg/L	1.0	0.60	1		08/03/24 18:27	16887-00-6	
Fluoride	ND	mg/L	0.10	0.050	1		08/03/24 18:27	16984-48-8	

REPORT OF LABORATORY ANALYSIS

This report shall not be reproduced, except in full,
without the written consent of Pace Analytical Services, LLC.

Pace Analytical Services, LLC
9800 Kincey Ave. Suite 100
Huntersville, NC 28078
(704)875-9092

ANALYTICAL RESULTS

Project: Bowen LF Cells 3&4
Pace Project No.: 92745459

Sample: BOW-GWC-38 **Lab ID: 92745459004** Collected: 07/30/24 14:26 Received: 08/02/24 11:02 Matrix: Water

Parameters	Results	Units	Report Limit	MDL	DF	Prepared	Analyzed	CAS No.	Qual
300.0 IC Anions 28 Days	Analytical Method: EPA 300.0 Rev 2.1 1993 Pace Analytical Services - Asheville								
Sulfate	**0.94J**	mg/L	1.0	0.50	1		08/03/24 18:27	14808-79-8	

REPORT OF LABORATORY ANALYSIS

This report shall not be reproduced, except in full,
without the written consent of Pace Analytical Services, LLC.

Pace Analytical Services, LLC
9800 Kincey Ave. Suite 100
Huntersville, NC 28078
(704)875-9092

ANALYTICAL RESULTS

Project: Bowen LF Cells 3&4
Pace Project No.: 92745459

Sample: BOW-LF3-4-FB-01 **Lab ID: 92745459005** Collected: 07/30/24 15:55 Received: 08/02/24 11:02 Matrix: Water

Parameters	Results	Units	Report Limit	MDL	DF	Prepared	Analyzed	CAS No.	Qual
6010D ATL ICP	Analytical Method: EPA 6010D Preparation Method: EPA 3010A Pace Analytical Services - Peachtree Corners, GA								
Magnesium	ND	mg/L	0.050	0.012	1	08/09/24 10:18	08/12/24 15:11	7439-95-4	
Iron	ND	mg/L	0.040	0.025	1	08/09/24 10:18	08/09/24 20:23	7439-89-6	
Manganese	ND	mg/L	0.040	0.011	1	08/09/24 10:18	08/09/24 20:23	7439-96-5	
Zinc	ND	mg/L	0.020	0.0085	1	08/09/24 10:18	08/09/24 20:23	7440-66-6	
Potassium	ND	mg/L	0.50	0.15	1	08/09/24 10:18	08/09/24 20:23	7440-09-7	
Sodium	ND	mg/L	1.0	0.58	1	08/09/24 10:18	08/09/24 20:23	7440-23-5	
Calcium	ND	mg/L	1.0	0.12	1	08/09/24 10:18	08/09/24 20:23	7440-70-2	
6020 MET ICPMS	Analytical Method: EPA 6020B Preparation Method: EPA 3005A Pace Analytical Services - Peachtree Corners, GA								
Antimony	ND	mg/L	0.0030	0.00054	1	08/07/24 13:12	08/07/24 19:13	7440-36-0	
Arsenic	**0.0012J**	mg/L	0.0050	0.00084	1	08/07/24 13:12	08/07/24 19:13	7440-38-2	
Barium	ND	mg/L	0.0050	0.00047	1	08/07/24 13:12	08/07/24 19:13	7440-39-3	
Beryllium	ND	mg/L	0.00050	0.000094	1	08/07/24 13:12	08/07/24 19:13	7440-41-7	
Boron	ND	mg/L	0.040	0.012	1	08/07/24 13:12	08/07/24 19:13	7440-42-8	
Cadmium	ND	mg/L	0.00050	0.00010	1	08/07/24 13:12	08/07/24 19:13	7440-43-9	
Chromium	ND	mg/L	0.0050	0.0019	1	08/07/24 13:12	08/07/24 19:13	7440-47-3	
Cobalt	ND	mg/L	0.0050	0.00032	1	08/07/24 13:12	08/07/24 19:13	7440-48-4	
Copper	ND	mg/L	0.0050	0.00043	1	08/07/24 13:12	08/07/24 19:13	7440-50-8	
Lead	ND	mg/L	0.0010	0.00016	1	08/07/24 13:12	08/07/24 19:13	7439-92-1	
Nickel	ND	mg/L	0.0050	0.0021	1	08/07/24 13:12	08/07/24 19:13	7440-02-0	
Selenium	ND	mg/L	0.0050	0.00096	1	08/07/24 13:12	08/07/24 19:13	7782-49-2	
Silver	ND	mg/L	0.0050	0.00031	1	08/07/24 13:12	08/07/24 19:13	7440-22-4	
Thallium	ND	mg/L	0.0010	0.00038	1	08/07/24 13:12	08/07/24 19:13	7440-28-0	
Vanadium	**0.00086J**	mg/L	0.010	0.00075	1	08/07/24 13:12	08/07/24 19:13	7440-62-2	
7470 Mercury	Analytical Method: EPA 7470A Preparation Method: EPA 7470A Pace Analytical Services - Peachtree Corners, GA								
Mercury	ND	mg/L	0.00020	0.00013	1	08/12/24 10:00	08/12/24 13:55	7439-97-6	
2540C Total Dissolved Solids	Analytical Method: SM 2540C-2015 Pace Analytical Services - Peachtree Corners, GA								
Total Dissolved Solids	**36.0**	mg/L	25.0	25.0	1		08/05/24 12:41		
2320B Alkalinity	Analytical Method: SM 2320B-2011 Pace Analytical Services - Asheville								
Alkalinity,Bicarbonate (CaCO3)	ND	mg/L	5.0	5.0	1		08/06/24 20:12		
Alkalinity,Carbonate (CaCO3)	ND	mg/L	5.0	5.0	1		08/06/24 20:12		
Alkalinity, Total as CaCO3	ND	mg/L	5.0	5.0	1		08/06/24 20:12		
300.0 IC Anions 28 Days	Analytical Method: EPA 300.0 Rev 2.1 1993 Pace Analytical Services - Asheville								
Chloride	ND	mg/L	1.0	0.60	1		08/03/24 11:17	16887-00-6	
Fluoride	ND	mg/L	0.10	0.050	1		08/03/24 11:17	16984-48-8	

REPORT OF LABORATORY ANALYSIS

This report shall not be reproduced, except in full,
without the written consent of Pace Analytical Services, LLC.

Pace Analytical Services, LLC
9800 Kincey Ave. Suite 100
Huntersville, NC 28078
(704)875-9092

ANALYTICAL RESULTS

Project: Bowen LF Cells 3&4
Pace Project No.: 92745459

Sample: BOW-LF3-4-FB-01 **Lab ID: 92745459005** Collected: 07/30/24 15:55 Received: 08/02/24 11:02 Matrix: Water

Parameters	Results	Units	Report Limit	MDL	DF	Prepared	Analyzed	CAS No.	Qual
300.0 IC Anions 28 Days	Analytical Method: EPA 300.0 Rev 2.1 1993 Pace Analytical Services - Asheville								
Sulfate	ND	mg/L	1.0	0.50	1		08/03/24 11:17	14808-79-8	

REPORT OF LABORATORY ANALYSIS

This report shall not be reproduced, except in full,
without the written consent of Pace Analytical Services, LLC.

Pace Analytical Services, LLC
9800 Kincey Ave. Suite 100
Huntersville, NC 28078
(704)875-9092

ANALYTICAL RESULTS

Project: Bowen LF Cells 3&4
Pace Project No.: 92745459

Sample: BOW-LF3-4-EB-01 **Lab ID: 92745459006** Collected: 07/30/24 16:00 Received: 08/02/24 11:02 Matrix: Water

Parameters	Results	Units	Report Limit	MDL	DF	Prepared	Analyzed	CAS No.	Qual
6010D ATL ICP	Analytical Method: EPA 6010D Preparation Method: EPA 3010A Pace Analytical Services - Peachtree Corners, GA								
Magnesium	ND	mg/L	0.050	0.012	1	08/09/24 10:18	08/12/24 15:14	7439-95-4	
Iron	ND	mg/L	0.040	0.025	1	08/09/24 10:18	08/09/24 20:34	7439-89-6	
Manganese	ND	mg/L	0.040	0.011	1	08/09/24 10:18	08/09/24 20:34	7439-96-5	
Zinc	ND	mg/L	0.020	0.0085	1	08/09/24 10:18	08/09/24 20:34	7440-66-6	
Potassium	ND	mg/L	0.50	0.15	1	08/09/24 10:18	08/09/24 20:34	7440-09-7	
Sodium	ND	mg/L	1.0	0.58	1	08/09/24 10:18	08/09/24 20:34	7440-23-5	
Calcium	ND	mg/L	1.0	0.12	1	08/09/24 10:18	08/09/24 20:34	7440-70-2	
6020 MET ICPMS	Analytical Method: EPA 6020B Preparation Method: EPA 3005A Pace Analytical Services - Peachtree Corners, GA								
Antimony	ND	mg/L	0.0030	0.00054	1	08/07/24 13:12	08/07/24 19:17	7440-36-0	
Arsenic	**0.0013J**	mg/L	0.0050	0.00084	1	08/07/24 13:12	08/07/24 19:17	7440-38-2	
Barium	ND	mg/L	0.0050	0.00047	1	08/07/24 13:12	08/07/24 19:17	7440-39-3	
Beryllium	ND	mg/L	0.00050	0.000094	1	08/07/24 13:12	08/07/24 19:17	7440-41-7	
Boron	ND	mg/L	0.040	0.012	1	08/07/24 13:12	08/07/24 19:17	7440-42-8	
Cadmium	ND	mg/L	0.00050	0.00010	1	08/07/24 13:12	08/07/24 19:17	7440-43-9	
Chromium	ND	mg/L	0.0050	0.0019	1	08/07/24 13:12	08/07/24 19:17	7440-47-3	
Cobalt	ND	mg/L	0.0050	0.00032	1	08/07/24 13:12	08/07/24 19:17	7440-48-4	
Copper	ND	mg/L	0.0050	0.00043	1	08/07/24 13:12	08/07/24 19:17	7440-50-8	
Lead	ND	mg/L	0.0010	0.00016	1	08/07/24 13:12	08/07/24 19:17	7439-92-1	
Nickel	ND	mg/L	0.0050	0.0021	1	08/07/24 13:12	08/07/24 19:17	7440-02-0	
Selenium	ND	mg/L	0.0050	0.00096	1	08/07/24 13:12	08/07/24 19:17	7782-49-2	
Silver	ND	mg/L	0.0050	0.00031	1	08/07/24 13:12	08/07/24 19:17	7440-22-4	
Thallium	ND	mg/L	0.0010	0.00038	1	08/07/24 13:12	08/07/24 19:17	7440-28-0	
Vanadium	**0.00078J**	mg/L	0.010	0.00075	1	08/07/24 13:12	08/07/24 19:17	7440-62-2	
7470 Mercury	Analytical Method: EPA 7470A Preparation Method: EPA 7470A Pace Analytical Services - Peachtree Corners, GA								
Mercury	ND	mg/L	0.00020	0.00013	1	08/12/24 10:00	08/12/24 14:02	7439-97-6	
2540C Total Dissolved Solids	Analytical Method: SM 2540C-2015 Pace Analytical Services - Peachtree Corners, GA								
Total Dissolved Solids	**41.0**	mg/L	25.0	25.0	1		08/05/24 12:41		
2320B Alkalinity	Analytical Method: SM 2320B-2011 Pace Analytical Services - Asheville								
Alkalinity,Bicarbonate (CaCO3)	ND	mg/L	5.0	5.0	1		08/06/24 20:15		
Alkalinity,Carbonate (CaCO3)	ND	mg/L	5.0	5.0	1		08/06/24 20:15		
Alkalinity, Total as CaCO3	ND	mg/L	5.0	5.0	1		08/06/24 20:15		
300.0 IC Anions 28 Days	Analytical Method: EPA 300.0 Rev 2.1 1993 Pace Analytical Services - Asheville								
Chloride	ND	mg/L	1.0	0.60	1		08/03/24 11:30	16887-00-6	
Fluoride	ND	mg/L	0.10	0.050	1		08/03/24 11:30	16984-48-8	

REPORT OF LABORATORY ANALYSIS

This report shall not be reproduced, except in full,
without the written consent of Pace Analytical Services, LLC.

Pace Analytical Services, LLC
9800 Kincey Ave. Suite 100
Huntersville, NC 28078
(704)875-9092

ANALYTICAL RESULTS

Project: Bowen LF Cells 3&4
Pace Project No.: 92745459

Sample: BOW-LF3-4-EB-01 **Lab ID: 92745459006** Collected: 07/30/24 16:00 Received: 08/02/24 11:02 Matrix: Water

Parameters	Results	Units	Report Limit	MDL	DF	Prepared	Analyzed	CAS No.	Qual
300.0 IC Anions 28 Days	Analytical Method: EPA 300.0 Rev 2.1 1993 Pace Analytical Services - Asheville								
Sulfate	ND	mg/L	1.0	0.50	1		08/03/24 11:30	14808-79-8	

REPORT OF LABORATORY ANALYSIS

This report shall not be reproduced, except in full,
without the written consent of Pace Analytical Services, LLC.

Pace Analytical Services, LLC
9800 Kincey Ave. Suite 100
Huntersville, NC 28078
(704)875-9092

ANALYTICAL RESULTS

Project: Bowen LF Cells 3&4
Pace Project No.: 92745459

Sample: BOW-LF3-4-FD-01 **Lab ID: 92745459007** Collected: 07/30/24 00:00 Received: 08/02/24 11:02 Matrix: Water

Parameters	Results	Units	Report Limit	MDL	DF	Prepared	Analyzed	CAS No.	Qual
6010D ATL ICP	Analytical Method: EPA 6010D Preparation Method: EPA 3010A Pace Analytical Services - Peachtree Corners, GA								
Iron	**0.035J**	mg/L	0.040	0.025	1	08/09/24 10:18	08/09/24 20:38	7439-89-6	
Manganese	ND	mg/L	0.040	0.011	1	08/09/24 10:18	08/09/24 20:38	7439-96-5	
Zinc	**0.013J**	mg/L	0.020	0.0085	1	08/09/24 10:18	08/09/24 20:38	7440-66-6	
Potassium	**1.8**	mg/L	0.50	0.15	1	08/09/24 10:18	08/09/24 20:38	7440-09-7	
Sodium	**1.6**	mg/L	1.0	0.58	1	08/09/24 10:18	08/09/24 20:38	7440-23-5	
Calcium	**52.7**	mg/L	1.0	0.12	1	08/09/24 10:18	08/09/24 20:38	7440-70-2	
Magnesium	**25.9**	mg/L	0.050	0.012	1	08/09/24 10:18	08/12/24 15:18	7439-95-4	
6020 MET ICPMS	Analytical Method: EPA 6020B Preparation Method: EPA 3005A Pace Analytical Services - Peachtree Corners, GA								
Antimony	ND	mg/L	0.0030	0.00054	1	08/07/24 13:12	08/07/24 19:30	7440-36-0	
Arsenic	**0.0015J**	mg/L	0.0050	0.00084	1	08/07/24 13:12	08/07/24 19:30	7440-38-2	
Barium	**0.036**	mg/L	0.0050	0.00047	1	08/07/24 13:12	08/07/24 19:30	7440-39-3	
Beryllium	ND	mg/L	0.00050	0.000094	1	08/07/24 13:12	08/07/24 19:30	7440-41-7	
Boron	**0.021J**	mg/L	0.040	0.012	1	08/07/24 13:12	08/07/24 19:30	7440-42-8	
Cadmium	ND	mg/L	0.00050	0.00010	1	08/07/24 13:12	08/07/24 19:30	7440-43-9	
Chromium	ND	mg/L	0.0050	0.0019	1	08/07/24 13:12	08/07/24 19:30	7440-47-3	
Cobalt	ND	mg/L	0.0050	0.00032	1	08/07/24 13:12	08/07/24 19:30	7440-48-4	
Copper	ND	mg/L	0.0050	0.00043	1	08/07/24 13:12	08/07/24 19:30	7440-50-8	
Lead	ND	mg/L	0.0010	0.00016	1	08/07/24 13:12	08/07/24 19:30	7439-92-1	
Nickel	ND	mg/L	0.0050	0.0021	1	08/07/24 13:12	08/07/24 19:30	7440-02-0	
Selenium	ND	mg/L	0.0050	0.00096	1	08/07/24 13:12	08/07/24 19:30	7782-49-2	
Silver	ND	mg/L	0.0050	0.00031	1	08/07/24 13:12	08/07/24 19:30	7440-22-4	
Thallium	ND	mg/L	0.0010	0.00038	1	08/07/24 13:12	08/07/24 19:30	7440-28-0	
Vanadium	ND	mg/L	0.010	0.00075	1	08/07/24 13:12	08/07/24 19:30	7440-62-2	
7470 Mercury	Analytical Method: EPA 7470A Preparation Method: EPA 7470A Pace Analytical Services - Peachtree Corners, GA								
Mercury	ND	mg/L	0.00020	0.00013	1	08/12/24 10:00	08/12/24 14:05	7439-97-6	
2540C Total Dissolved Solids	Analytical Method: SM 2540C-2015 Pace Analytical Services - Peachtree Corners, GA								
Total Dissolved Solids	**243**	mg/L	25.0	25.0	1		08/05/24 12:42		
2320B Alkalinity	Analytical Method: SM 2320B-2011 Pace Analytical Services - Asheville								
Alkalinity,Bicarbonate (CaCO3)	**206**	mg/L	5.0	5.0	1		08/06/24 20:19		
Alkalinity,Carbonate (CaCO3)	ND	mg/L	5.0	5.0	1		08/06/24 20:19		
Alkalinity, Total as CaCO3	**206**	mg/L	5.0	5.0	1		08/06/24 20:19		
300.0 IC Anions 28 Days	Analytical Method: EPA 300.0 Rev 2.1 1993 Pace Analytical Services - Asheville								
Chloride	**3.4**	mg/L	1.0	0.60	1		08/03/24 19:08	16887-00-6	
Fluoride	ND	mg/L	0.10	0.050	1		08/03/24 19:08	16984-48-8	

REPORT OF LABORATORY ANALYSIS

This report shall not be reproduced, except in full,
without the written consent of Pace Analytical Services, LLC.

Pace Analytical Services, LLC
9800 Kincey Ave. Suite 100
Huntersville, NC 28078
(704)875-9092

ANALYTICAL RESULTS

Project: Bowen LF Cells 3&4
Pace Project No.: 92745459

Sample: BOW-LF3-4-FD-01 **Lab ID: 92745459007** Collected: 07/30/24 00:00 Received: 08/02/24 11:02 Matrix: Water

Parameters	Results	Units	Report Limit	MDL	DF	Prepared	Analyzed	CAS No.	Qual
300.0 IC Anions 28 Days	Analytical Method: EPA 300.0 Rev 2.1 1993 Pace Analytical Services - Asheville								
Sulfate	**24.4**	mg/L	1.0	0.50	1		08/03/24 19:08	14808-79-8	

REPORT OF LABORATORY ANALYSIS

This report shall not be reproduced, except in full,
without the written consent of Pace Analytical Services, LLC.

Pace Analytical Services, LLC
9800 Kincey Ave. Suite 100
Huntersville, NC 28078
(704)875-9092

ANALYTICAL RESULTS

Project: Bowen LF Cells 3&4
Pace Project No.: 92745459

Sample: BOW-GWC-20R **Lab ID: 92745459008** Collected: 08/01/24 11:11 Received: 08/02/24 11:02 Matrix: Water

Parameters	Results	Units	Report Limit	MDL	DF	Prepared	Analyzed	CAS No.	Qual
6010D ATL ICP	Analytical Method: EPA 6010D Preparation Method: EPA 3010A Pace Analytical Services - Peachtree Corners, GA								
Magnesium	**24.4**	mg/L	0.050	0.012	1	08/09/24 10:18	08/12/24 15:22	7439-95-4	
Iron	ND	mg/L	0.040	0.025	1	08/09/24 10:18	08/09/24 20:42	7439-89-6	
Manganese	ND	mg/L	0.040	0.011	1	08/09/24 10:18	08/09/24 20:42	7439-96-5	
Zinc	ND	mg/L	0.020	0.0085	1	08/09/24 10:18	08/09/24 20:42	7440-66-6	
Potassium	**0.81**	mg/L	0.50	0.15	1	08/09/24 10:18	08/09/24 20:42	7440-09-7	
Sodium	**2.6**	mg/L	1.0	0.58	1	08/09/24 10:18	08/09/24 20:42	7440-23-5	
Calcium	**46.1**	mg/L	1.0	0.12	1	08/09/24 10:18	08/09/24 20:42	7440-70-2	
6020 MET ICPMS	Analytical Method: EPA 6020B Preparation Method: EPA 3005A Pace Analytical Services - Peachtree Corners, GA								
Antimony	ND	mg/L	0.0030	0.00054	1	08/07/24 13:12	08/07/24 19:34	7440-36-0	
Arsenic	**0.0018J**	mg/L	0.0050	0.00084	1	08/07/24 13:12	08/07/24 19:34	7440-38-2	
Barium	**0.038**	mg/L	0.0050	0.00047	1	08/07/24 13:12	08/07/24 19:34	7440-39-3	
Beryllium	ND	mg/L	0.00050	0.000094	1	08/07/24 13:12	08/07/24 19:34	7440-41-7	
Boron	ND	mg/L	0.040	0.012	1	08/07/24 13:12	08/07/24 19:34	7440-42-8	
Cadmium	ND	mg/L	0.00050	0.00010	1	08/07/24 13:12	08/07/24 19:34	7440-43-9	
Chromium	ND	mg/L	0.0050	0.0019	1	08/07/24 13:12	08/07/24 19:34	7440-47-3	
Cobalt	ND	mg/L	0.0050	0.00032	1	08/07/24 13:12	08/07/24 19:34	7440-48-4	
Copper	ND	mg/L	0.0050	0.00043	1	08/07/24 13:12	08/07/24 19:34	7440-50-8	
Lead	ND	mg/L	0.0010	0.00016	1	08/07/24 13:12	08/07/24 19:34	7439-92-1	
Nickel	ND	mg/L	0.0050	0.0021	1	08/07/24 13:12	08/07/24 19:34	7440-02-0	
Selenium	ND	mg/L	0.0050	0.00096	1	08/07/24 13:12	08/07/24 19:34	7782-49-2	
Silver	ND	mg/L	0.0050	0.00031	1	08/07/24 13:12	08/07/24 19:34	7440-22-4	
Thallium	ND	mg/L	0.0010	0.00038	1	08/07/24 13:12	08/07/24 19:34	7440-28-0	
Vanadium	ND	mg/L	0.010	0.00075	1	08/07/24 13:12	08/07/24 19:34	7440-62-2	
7470 Mercury	Analytical Method: EPA 7470A Preparation Method: EPA 7470A Pace Analytical Services - Peachtree Corners, GA								
Mercury	ND	mg/L	0.00020	0.00013	1	08/12/24 10:00	08/12/24 14:07	7439-97-6	
2540C Total Dissolved Solids	Analytical Method: SM 2540C-2015 Pace Analytical Services - Peachtree Corners, GA								
Total Dissolved Solids	**245**	mg/L	25.0	25.0	1		08/05/24 16:30		
2320B Alkalinity	Analytical Method: SM 2320B-2011 Pace Analytical Services - Asheville								
Alkalinity,Bicarbonate (CaCO3)	**219**	mg/L	5.0	5.0	1		08/08/24 14:10		
Alkalinity,Carbonate (CaCO3)	ND	mg/L	5.0	5.0	1		08/08/24 14:10		
Alkalinity, Total as CaCO3	**219**	mg/L	5.0	5.0	1		08/08/24 14:10		
300.0 IC Anions 28 Days	Analytical Method: EPA 300.0 Rev 2.1 1993 Pace Analytical Services - Asheville								
Chloride	**1.7**	mg/L	1.0	0.60	1		08/03/24 19:21	16887-00-6	
Fluoride	ND	mg/L	0.10	0.050	1		08/03/24 19:21	16984-48-8	

REPORT OF LABORATORY ANALYSIS

This report shall not be reproduced, except in full,
without the written consent of Pace Analytical Services, LLC.

Pace Analytical Services, LLC
9800 Kincey Ave. Suite 100
Huntersville, NC 28078
(704)875-9092

ANALYTICAL RESULTS

Project: Bowen LF Cells 3&4
Pace Project No.: 92745459

Sample: BOW-GWC-20R **Lab ID: 92745459008** Collected: 08/01/24 11:11 Received: 08/02/24 11:02 Matrix: Water

Parameters	Results	Units	Report Limit	MDL	DF	Prepared	Analyzed	CAS No.	Qual
300.0 IC Anions 28 Days	Analytical Method: EPA 300.0 Rev 2.1 1993 Pace Analytical Services - Asheville								
Sulfate	**1.5**	mg/L	1.0	0.50	1		08/03/24 19:21	14808-79-8	

REPORT OF LABORATORY ANALYSIS

This report shall not be reproduced, except in full,
without the written consent of Pace Analytical Services, LLC.

Pace Analytical Services, LLC
9800 Kincey Ave. Suite 100
Huntersville, NC 28078
(704)875-9092

ANALYTICAL RESULTS

Project: Bowen LF Cells 3&4
Pace Project No.: 92745459

Sample: BOW-GWC-16R **Lab ID: 92745459009** Collected: 07/31/24 10:30 Received: 08/02/24 11:02 Matrix: Water

Parameters	Results	Units	Report Limit	MDL	DF	Prepared	Analyzed	CAS No.	Qual
6010D ATL ICP	Analytical Method: EPA 6010D Preparation Method: EPA 3010A Pace Analytical Services - Peachtree Corners, GA								
Zinc	**0.034**	mg/L	0.020	0.0085	1	08/09/24 10:18	08/12/24 15:26	7440-66-6	
Magnesium	**31.9**	mg/L	0.050	0.012	1	08/09/24 10:18	08/12/24 15:26	7439-95-4	
Iron	**0.051**	mg/L	0.040	0.025	1	08/09/24 10:18	08/09/24 20:46	7439-89-6	
Manganese	**0.018J**	mg/L	0.040	0.011	1	08/09/24 10:18	08/09/24 20:46	7439-96-5	
Potassium	**2.3**	mg/L	0.50	0.15	1	08/09/24 10:18	08/09/24 20:46	7440-09-7	
Sodium	**6.3**	mg/L	1.0	0.58	1	08/09/24 10:18	08/09/24 20:46	7440-23-5	
Calcium	**73.1**	mg/L	1.0	0.12	1	08/09/24 10:18	08/09/24 20:46	7440-70-2	
6020 MET ICPMS	Analytical Method: EPA 6020B Preparation Method: EPA 3005A Pace Analytical Services - Peachtree Corners, GA								
Antimony	**0.0053**	mg/L	0.0030	0.00054	1	08/07/24 13:12	08/07/24 19:38	7440-36-0	
Arsenic	**0.0018J**	mg/L	0.0050	0.00084	1	08/07/24 13:12	08/07/24 19:38	7440-38-2	
Barium	**0.035**	mg/L	0.0050	0.00047	1	08/07/24 13:12	08/07/24 19:38	7440-39-3	
Beryllium	ND	mg/L	0.00050	0.000094	1	08/07/24 13:12	08/07/24 19:38	7440-41-7	
Boron	ND	mg/L	0.040	0.012	1	08/07/24 13:12	08/07/24 19:38	7440-42-8	
Cadmium	ND	mg/L	0.00050	0.00010	1	08/07/24 13:12	08/07/24 19:38	7440-43-9	
Chromium	ND	mg/L	0.0050	0.0019	1	08/07/24 13:12	08/07/24 19:38	7440-47-3	
Cobalt	ND	mg/L	0.0050	0.00032	1	08/07/24 13:12	08/07/24 19:38	7440-48-4	
Copper	**0.0011J**	mg/L	0.0050	0.00043	1	08/07/24 13:12	08/07/24 19:38	7440-50-8	
Lead	ND	mg/L	0.0010	0.00016	1	08/07/24 13:12	08/07/24 19:38	7439-92-1	
Nickel	**0.0088**	mg/L	0.0050	0.0021	1	08/07/24 13:12	08/07/24 19:38	7440-02-0	
Selenium	ND	mg/L	0.0050	0.00096	1	08/07/24 13:12	08/07/24 19:38	7782-49-2	
Silver	ND	mg/L	0.0050	0.00031	1	08/07/24 13:12	08/07/24 19:38	7440-22-4	
Thallium	ND	mg/L	0.0010	0.00038	1	08/07/24 13:12	08/07/24 19:38	7440-28-0	
Vanadium	ND	mg/L	0.010	0.00075	1	08/07/24 13:12	08/07/24 19:38	7440-62-2	
7470 Mercury	Analytical Method: EPA 7470A Preparation Method: EPA 7470A Pace Analytical Services - Peachtree Corners, GA								
Mercury	ND	mg/L	0.00020	0.00013	1	08/12/24 10:00	08/12/24 14:15	7439-97-6	
2540C Total Dissolved Solids	Analytical Method: SM 2540C-2015 Pace Analytical Services - Peachtree Corners, GA								
Total Dissolved Solids	**315**	mg/L	25.0	25.0	1		08/05/24 12:45		
2320B Alkalinity	Analytical Method: SM 2320B-2011 Pace Analytical Services - Asheville								
Alkalinity,Bicarbonate (CaCO3)	**345**	mg/L	5.0	5.0	1		08/05/24 12:52		
Alkalinity,Carbonate (CaCO3)	ND	mg/L	5.0	5.0	1		08/05/24 12:52		
Alkalinity, Total as CaCO3	**345**	mg/L	5.0	5.0	1		08/05/24 12:52		
300.0 IC Anions 28 Days	Analytical Method: EPA 300.0 Rev 2.1 1993 Pace Analytical Services - Asheville								
Chloride	**1.4**	mg/L	1.0	0.60	1		08/03/24 19:34	16887-00-6	
Fluoride	**0.065J**	mg/L	0.10	0.050	1		08/03/24 19:34	16984-48-8	

REPORT OF LABORATORY ANALYSIS

This report shall not be reproduced, except in full,
without the written consent of Pace Analytical Services, LLC.

Pace Analytical Services, LLC
9800 Kincey Ave. Suite 100
Huntersville, NC 28078
(704)875-9092

ANALYTICAL RESULTS

Project: Bowen LF Cells 3&4
Pace Project No.: 92745459

Sample: BOW-GWC-16R **Lab ID: 92745459009** Collected: 07/31/24 10:30 Received: 08/02/24 11:02 Matrix: Water

Parameters	Results	Units	Report Limit	MDL	DF	Prepared	Analyzed	CAS No.	Qual
300.0 IC Anions 28 Days	Analytical Method: EPA 300.0 Rev 2.1 1993 Pace Analytical Services - Asheville								
Sulfate	**7.0**	mg/L	1.0	0.50	1		08/03/24 19:34	14808-79-8	

REPORT OF LABORATORY ANALYSIS

This report shall not be reproduced, except in full,
without the written consent of Pace Analytical Services, LLC.

Pace Analytical Services, LLC
9800 Kincey Ave. Suite 100
Huntersville, NC 28078
(704)875-9092

ANALYTICAL RESULTS

Project: Bowen LF Cells 3&4
Pace Project No.: 92745459

Sample: BOW-GWC-17R **Lab ID: 92745459010** Collected: 07/31/24 11:42 Received: 08/02/24 11:02 Matrix: Water

Parameters	Results	Units	Report Limit	MDL	DF	Prepared	Analyzed	CAS No.	Qual
6010D ATL ICP	Analytical Method: EPA 6010D Preparation Method: EPA 3010A Pace Analytical Services - Peachtree Corners, GA								
Iron	ND	mg/L	0.040	0.025	1	08/09/24 10:18	08/09/24 20:50	7439-89-6	
Manganese	ND	mg/L	0.040	0.011	1	08/09/24 10:18	08/09/24 20:50	7439-96-5	
Zinc	ND	mg/L	0.020	0.0085	1	08/09/24 10:18	08/09/24 20:50	7440-66-6	
Potassium	**0.73**	mg/L	0.50	0.15	1	08/09/24 10:18	08/09/24 20:50	7440-09-7	
Sodium	**2.9**	mg/L	1.0	0.58	1	08/09/24 10:18	08/09/24 20:50	7440-23-5	
Calcium	**70.2**	mg/L	1.0	0.12	1	08/09/24 10:18	08/09/24 20:50	7440-70-2	
Magnesium	**36.3**	mg/L	0.050	0.012	1	08/09/24 10:18	08/12/24 15:30	7439-95-4	
6020 MET ICPMS	Analytical Method: EPA 6020B Preparation Method: EPA 3005A Pace Analytical Services - Peachtree Corners, GA								
Antimony	ND	mg/L	0.0030	0.00054	1	08/07/24 13:12	08/07/24 19:42	7440-36-0	
Arsenic	**0.0020J**	mg/L	0.0050	0.00084	1	08/07/24 13:12	08/07/24 19:42	7440-38-2	
Barium	**0.018**	mg/L	0.0050	0.00047	1	08/07/24 13:12	08/07/24 19:42	7440-39-3	
Beryllium	ND	mg/L	0.00050	0.000094	1	08/07/24 13:12	08/07/24 19:42	7440-41-7	
Boron	ND	mg/L	0.040	0.012	1	08/07/24 13:12	08/07/24 19:42	7440-42-8	
Cadmium	ND	mg/L	0.00050	0.00010	1	08/07/24 13:12	08/07/24 19:42	7440-43-9	
Chromium	ND	mg/L	0.0050	0.0019	1	08/07/24 13:12	08/07/24 19:42	7440-47-3	
Cobalt	ND	mg/L	0.0050	0.00032	1	08/07/24 13:12	08/07/24 19:42	7440-48-4	
Copper	ND	mg/L	0.0050	0.00043	1	08/07/24 13:12	08/07/24 19:42	7440-50-8	
Lead	ND	mg/L	0.0010	0.00016	1	08/07/24 13:12	08/07/24 19:42	7439-92-1	
Nickel	ND	mg/L	0.0050	0.0021	1	08/07/24 13:12	08/07/24 19:42	7440-02-0	
Selenium	ND	mg/L	0.0050	0.00096	1	08/07/24 13:12	08/07/24 19:42	7782-49-2	
Silver	ND	mg/L	0.0050	0.00031	1	08/07/24 13:12	08/07/24 19:42	7440-22-4	
Thallium	ND	mg/L	0.0010	0.00038	1	08/07/24 13:12	08/07/24 19:42	7440-28-0	
Vanadium	ND	mg/L	0.010	0.00075	1	08/07/24 13:12	08/07/24 19:42	7440-62-2	
7470 Mercury	Analytical Method: EPA 7470A Preparation Method: EPA 7470A Pace Analytical Services - Peachtree Corners, GA								
Mercury	ND	mg/L	0.00020	0.00013	1	08/12/24 10:00	08/12/24 14:18	7439-97-6	
2540C Total Dissolved Solids	Analytical Method: SM 2540C-2015 Pace Analytical Services - Peachtree Corners, GA								
Total Dissolved Solids	**300**	mg/L	25.0	25.0	1		08/05/24 12:46		
2320B Alkalinity	Analytical Method: SM 2320B-2011 Pace Analytical Services - Asheville								
Alkalinity,Bicarbonate (CaCO3)	**320**	mg/L	5.0	5.0	1		08/05/24 13:01		
Alkalinity,Carbonate (CaCO3)	ND	mg/L	5.0	5.0	1		08/05/24 13:01		
Alkalinity, Total as CaCO3	**320**	mg/L	5.0	5.0	1		08/05/24 13:01		
300.0 IC Anions 28 Days	Analytical Method: EPA 300.0 Rev 2.1 1993 Pace Analytical Services - Asheville								
Chloride	**4.8**	mg/L	1.0	0.60	1		08/03/24 19:48	16887-00-6	
Fluoride	ND	mg/L	0.10	0.050	1		08/03/24 19:48	16984-48-8	

REPORT OF LABORATORY ANALYSIS

This report shall not be reproduced, except in full,
without the written consent of Pace Analytical Services, LLC.

Pace Analytical Services, LLC
9800 Kincey Ave. Suite 100
Huntersville, NC 28078
(704)875-9092

ANALYTICAL RESULTS

Project: Bowen LF Cells 3&4
Pace Project No.: 92745459

Sample: BOW-GWC-17R **Lab ID: 92745459010** Collected: 07/31/24 11:42 Received: 08/02/24 11:02 Matrix: Water

Parameters	Results	Units	Report Limit	MDL	DF	Prepared	Analyzed	CAS No.	Qual
300.0 IC Anions 28 Days	Analytical Method: EPA 300.0 Rev 2.1 1993 Pace Analytical Services - Asheville								
Sulfate	**7.7**	mg/L	1.0	0.50	1		08/03/24 19:48	14808-79-8	

REPORT OF LABORATORY ANALYSIS

This report shall not be reproduced, except in full,
without the written consent of Pace Analytical Services, LLC.

Pace Analytical Services, LLC
9800 Kincey Ave. Suite 100
Huntersville, NC 28078
(704)875-9092

ANALYTICAL RESULTS

Project: Bowen LF Cells 3&4
Pace Project No.: 92745459

Sample: BOW-GWC-18 **Lab ID: 92745459011** Collected: 07/31/24 12:32 Received: 08/02/24 11:02 Matrix: Water

Parameters	Results	Units	Report Limit	MDL	DF	Prepared	Analyzed	CAS No.	Qual
6010D ATL ICP	Analytical Method: EPA 6010D Preparation Method: EPA 3010A Pace Analytical Services - Peachtree Corners, GA								
Iron	ND	mg/L	0.040	0.025	1	08/09/24 10:18	08/09/24 20:54	7439-89-6	
Manganese	ND	mg/L	0.040	0.011	1	08/09/24 10:18	08/09/24 20:54	7439-96-5	
Zinc	ND	mg/L	0.020	0.0085	1	08/09/24 10:18	08/09/24 20:54	7440-66-6	
Potassium	**1.1**	mg/L	0.50	0.15	1	08/09/24 10:18	08/09/24 20:54	7440-09-7	
Sodium	**1.5**	mg/L	1.0	0.58	1	08/09/24 10:18	08/09/24 20:54	7440-23-5	
Calcium	**17.3**	mg/L	1.0	0.12	1	08/09/24 10:18	08/09/24 20:54	7440-70-2	
Magnesium	**9.5**	mg/L	0.050	0.012	1	08/09/24 10:18	08/12/24 15:41	7439-95-4	
6020 MET ICPMS	Analytical Method: EPA 6020B Preparation Method: EPA 3005A Pace Analytical Services - Peachtree Corners, GA								
Antimony	ND	mg/L	0.0030	0.00054	1	08/07/24 13:12	08/07/24 19:46	7440-36-0	
Arsenic	**0.0010J**	mg/L	0.0050	0.00084	1	08/07/24 13:12	08/07/24 19:46	7440-38-2	
Barium	**0.013**	mg/L	0.0050	0.00047	1	08/07/24 13:12	08/07/24 19:46	7440-39-3	
Beryllium	ND	mg/L	0.00050	0.000094	1	08/07/24 13:12	08/07/24 19:46	7440-41-7	
Boron	ND	mg/L	0.040	0.012	1	08/07/24 13:12	08/07/24 19:46	7440-42-8	
Cadmium	ND	mg/L	0.00050	0.00010	1	08/07/24 13:12	08/07/24 19:46	7440-43-9	
Chromium	ND	mg/L	0.0050	0.0019	1	08/07/24 13:12	08/07/24 19:46	7440-47-3	
Cobalt	ND	mg/L	0.0050	0.00032	1	08/07/24 13:12	08/07/24 19:46	7440-48-4	
Copper	ND	mg/L	0.0050	0.00043	1	08/07/24 13:12	08/07/24 19:46	7440-50-8	
Lead	ND	mg/L	0.0010	0.00016	1	08/07/24 13:12	08/07/24 19:46	7439-92-1	
Nickel	ND	mg/L	0.0050	0.0021	1	08/07/24 13:12	08/07/24 19:46	7440-02-0	
Selenium	ND	mg/L	0.0050	0.00096	1	08/07/24 13:12	08/07/24 19:46	7782-49-2	
Silver	ND	mg/L	0.0050	0.00031	1	08/07/24 13:12	08/07/24 19:46	7440-22-4	
Thallium	ND	mg/L	0.0010	0.00038	1	08/07/24 13:12	08/07/24 19:46	7440-28-0	
Vanadium	ND	mg/L	0.010	0.00075	1	08/07/24 13:12	08/07/24 19:46	7440-62-2	
7470 Mercury	Analytical Method: EPA 7470A Preparation Method: EPA 7470A Pace Analytical Services - Peachtree Corners, GA								
Mercury	ND	mg/L	0.00020	0.00013	1	08/12/24 10:00	08/12/24 14:20	7439-97-6	
2540C Total Dissolved Solids	Analytical Method: SM 2540C-2015 Pace Analytical Services - Peachtree Corners, GA								
Total Dissolved Solids	**87.0**	mg/L	25.0	25.0	1		08/05/24 12:46		
2320B Alkalinity	Analytical Method: SM 2320B-2011 Pace Analytical Services - Asheville								
Alkalinity,Bicarbonate (CaCO3)	**81.8**	mg/L	5.0	5.0	1		08/05/24 13:09		
Alkalinity,Carbonate (CaCO3)	ND	mg/L	5.0	5.0	1		08/05/24 13:09		
Alkalinity, Total as CaCO3	**81.8**	mg/L	5.0	5.0	1		08/05/24 13:09		
300.0 IC Anions 28 Days	Analytical Method: EPA 300.0 Rev 2.1 1993 Pace Analytical Services - Asheville								
Chloride	**2.2**	mg/L	1.0	0.60	1		08/03/24 20:01	16887-00-6	
Fluoride	ND	mg/L	0.10	0.050	1		08/03/24 20:01	16984-48-8	

REPORT OF LABORATORY ANALYSIS

This report shall not be reproduced, except in full,
without the written consent of Pace Analytical Services, LLC.

Pace Analytical Services, LLC
9800 Kincey Ave. Suite 100
Huntersville, NC 28078
(704)875-9092

ANALYTICAL RESULTS

Project: Bowen LF Cells 3&4
Pace Project No.: 92745459

Sample: BOW-GWC-18 **Lab ID: 92745459011** Collected: 07/31/24 12:32 Received: 08/02/24 11:02 Matrix: Water

Parameters	Results	Units	Report Limit	MDL	DF	Prepared	Analyzed	CAS No.	Qual
300.0 IC Anions 28 Days	Analytical Method: EPA 300.0 Rev 2.1 1993 Pace Analytical Services - Asheville								
Sulfate	**1.7**	mg/L	1.0	0.50	1		08/03/24 20:01	14808-79-8	

REPORT OF LABORATORY ANALYSIS

This report shall not be reproduced, except in full,
without the written consent of Pace Analytical Services, LLC.

Pace Analytical Services, LLC
9800 Kincey Ave. Suite 100
Huntersville, NC 28078
(704)875-9092

ANALYTICAL RESULTS

Project: Bowen LF Cells 3&4
Pace Project No.: 92745459

Sample: BOW-GWC-18R **Lab ID: 92745459012** Collected: 07/31/24 14:00 Received: 08/02/24 11:02 Matrix: Water

Parameters	Results	Units	Report Limit	MDL	DF	Prepared	Analyzed	CAS No.	Qual
6010D ATL ICP	Analytical Method: EPA 6010D Preparation Method: EPA 3010A Pace Analytical Services - Peachtree Corners, GA								
Magnesium	**17.3**	mg/L	0.050	0.012	1	08/09/24 10:18	08/12/24 15:44	7439-95-4	
Iron	**0.037J**	mg/L	0.040	0.025	1	08/09/24 10:18	08/09/24 20:58	7439-89-6	
Manganese	ND	mg/L	0.040	0.011	1	08/09/24 10:18	08/09/24 20:58	7439-96-5	
Zinc	ND	mg/L	0.020	0.0085	1	08/09/24 10:18	08/09/24 20:58	7440-66-6	
Potassium	**0.72**	mg/L	0.50	0.15	1	08/09/24 10:18	08/09/24 20:58	7440-09-7	
Sodium	**1.5**	mg/L	1.0	0.58	1	08/09/24 10:18	08/09/24 20:58	7440-23-5	
Calcium	**31.9**	mg/L	1.0	0.12	1	08/09/24 10:18	08/09/24 20:58	7440-70-2	
6020 MET ICPMS	Analytical Method: EPA 6020B Preparation Method: EPA 3005A Pace Analytical Services - Peachtree Corners, GA								
Antimony	ND	mg/L	0.0030	0.00054	1	08/07/24 13:48	08/08/24 14:08	7440-36-0	
Arsenic	**0.0013J**	mg/L	0.0050	0.00084	1	08/07/24 13:48	08/08/24 14:08	7440-38-2	
Barium	**0.013**	mg/L	0.0050	0.00047	1	08/07/24 13:48	08/08/24 14:08	7440-39-3	
Beryllium	ND	mg/L	0.00050	0.000094	1	08/07/24 13:48	08/08/24 14:08	7440-41-7	
Boron	ND	mg/L	0.040	0.012	1	08/07/24 13:48	08/08/24 14:08	7440-42-8	
Cadmium	ND	mg/L	0.00050	0.00010	1	08/07/24 13:48	08/08/24 14:08	7440-43-9	
Chromium	ND	mg/L	0.0050	0.0019	1	08/07/24 13:48	08/08/24 14:08	7440-47-3	
Cobalt	ND	mg/L	0.0050	0.00032	1	08/07/24 13:48	08/08/24 14:08	7440-48-4	
Copper	ND	mg/L	0.0050	0.00043	1	08/07/24 13:48	08/08/24 14:08	7440-50-8	
Lead	ND	mg/L	0.0010	0.00016	1	08/07/24 13:48	08/08/24 14:08	7439-92-1	
Nickel	ND	mg/L	0.0050	0.0021	1	08/07/24 13:48	08/08/24 14:08	7440-02-0	
Selenium	ND	mg/L	0.0050	0.00096	1	08/07/24 13:48	08/08/24 14:08	7782-49-2	
Silver	ND	mg/L	0.0050	0.00031	1	08/07/24 13:48	08/08/24 14:08	7440-22-4	
Thallium	ND	mg/L	0.0010	0.00038	1	08/07/24 13:48	08/08/24 14:08	7440-28-0	
Vanadium	**0.00087J**	mg/L	0.010	0.00075	1	08/07/24 13:48	08/08/24 14:08	7440-62-2	
7470 Mercury	Analytical Method: EPA 7470A Preparation Method: EPA 7470A Pace Analytical Services - Peachtree Corners, GA								
Mercury	ND	mg/L	0.00020	0.00013	1	08/12/24 10:00	08/12/24 14:23	7439-97-6	
2540C Total Dissolved Solids	Analytical Method: SM 2540C-2015 Pace Analytical Services - Peachtree Corners, GA								
Total Dissolved Solids	**156**	mg/L	25.0	25.0	1		08/05/24 12:46		
2320B Alkalinity	Analytical Method: SM 2320B-2011 Pace Analytical Services - Asheville								
Alkalinity,Bicarbonate (CaCO3)	**147**	mg/L	5.0	5.0	1		08/05/24 13:26		
Alkalinity,Carbonate (CaCO3)	ND	mg/L	5.0	5.0	1		08/05/24 13:26		
Alkalinity, Total as CaCO3	**147**	mg/L	5.0	5.0	1		08/05/24 13:26		
300.0 IC Anions 28 Days	Analytical Method: EPA 300.0 Rev 2.1 1993 Pace Analytical Services - Asheville								
Chloride	**2.6**	mg/L	1.0	0.60	1		08/03/24 20:41	16887-00-6	
Fluoride	ND	mg/L	0.10	0.050	1		08/03/24 20:41	16984-48-8	

REPORT OF LABORATORY ANALYSIS

This report shall not be reproduced, except in full,
without the written consent of Pace Analytical Services, LLC.

Pace Analytical Services, LLC
9800 Kincey Ave. Suite 100
Huntersville, NC 28078
(704)875-9092

ANALYTICAL RESULTS

Project: Bowen LF Cells 3&4
Pace Project No.: 92745459

Sample: BOW-GWC-18R **Lab ID: 92745459012** Collected: 07/31/24 14:00 Received: 08/02/24 11:02 Matrix: Water

Parameters	Results	Units	Report Limit	MDL	DF	Prepared	Analyzed	CAS No.	Qual
300.0 IC Anions 28 Days	Analytical Method: EPA 300.0 Rev 2.1 1993 Pace Analytical Services - Asheville								
Sulfate	**2.3**	mg/L	1.0	0.50	1		08/03/24 20:41	14808-79-8	

REPORT OF LABORATORY ANALYSIS

This report shall not be reproduced, except in full,
without the written consent of Pace Analytical Services, LLC.

Pace Analytical Services, LLC
9800 Kincey Ave. Suite 100
Huntersville, NC 28078
(704)875-9092

ANALYTICAL RESULTS

Project: Bowen LF Cells 3&4
Pace Project No.: 92745459

Sample: BOW-GWC-19R **Lab ID: 92745459013** Collected: 07/31/24 15:45 Received: 08/02/24 11:02 Matrix: Water

Parameters	Results	Units	Report Limit	MDL	DF	Prepared	Analyzed	CAS No.	Qual
6010D ATL ICP	Analytical Method: EPA 6010D Preparation Method: EPA 3010A Pace Analytical Services - Peachtree Corners, GA								
Iron	**0.062**	mg/L	0.040	0.025	1	08/09/24 10:18	08/09/24 21:01	7439-89-6	
Manganese	ND	mg/L	0.040	0.011	1	08/09/24 10:18	08/09/24 21:01	7439-96-5	
Zinc	ND	mg/L	0.020	0.0085	1	08/09/24 10:18	08/09/24 21:01	7440-66-6	
Potassium	**0.76**	mg/L	0.50	0.15	1	08/09/24 10:18	08/09/24 21:01	7440-09-7	
Sodium	**1.4**	mg/L	1.0	0.58	1	08/09/24 10:18	08/09/24 21:01	7440-23-5	
Calcium	**34.2**	mg/L	1.0	0.12	1	08/09/24 10:18	08/09/24 21:01	7440-70-2	
Magnesium	**18.7**	mg/L	0.050	0.012	1	08/09/24 10:18	08/12/24 15:48	7439-95-4	
6020 MET ICPMS	Analytical Method: EPA 6020B Preparation Method: EPA 3005A Pace Analytical Services - Peachtree Corners, GA								
Antimony	**0.00091J**	mg/L	0.0030	0.00054	1	08/07/24 13:48	08/08/24 14:22	7440-36-0	
Arsenic	**0.0012J**	mg/L	0.0050	0.00084	1	08/07/24 13:48	08/08/24 14:22	7440-38-2	
Barium	**0.014**	mg/L	0.0050	0.00047	1	08/07/24 13:48	08/08/24 14:22	7440-39-3	
Beryllium	ND	mg/L	0.00050	0.000094	1	08/07/24 13:48	08/08/24 14:22	7440-41-7	
Boron	ND	mg/L	0.040	0.012	1	08/07/24 13:48	08/08/24 14:22	7440-42-8	
Cadmium	ND	mg/L	0.00050	0.00010	1	08/07/24 13:48	08/08/24 14:22	7440-43-9	
Chromium	ND	mg/L	0.0050	0.0019	1	08/07/24 13:48	08/08/24 14:22	7440-47-3	
Cobalt	ND	mg/L	0.0050	0.00032	1	08/07/24 13:48	08/08/24 14:22	7440-48-4	
Copper	ND	mg/L	0.0050	0.00043	1	08/07/24 13:48	08/08/24 14:22	7440-50-8	
Lead	ND	mg/L	0.0010	0.00016	1	08/07/24 13:48	08/08/24 14:22	7439-92-1	
Nickel	ND	mg/L	0.0050	0.0021	1	08/07/24 13:48	08/08/24 14:22	7440-02-0	
Selenium	ND	mg/L	0.0050	0.00096	1	08/07/24 13:48	08/08/24 14:22	7782-49-2	
Silver	ND	mg/L	0.0050	0.00031	1	08/07/24 13:48	08/08/24 14:22	7440-22-4	
Thallium	ND	mg/L	0.0010	0.00038	1	08/07/24 13:48	08/08/24 14:22	7440-28-0	
Vanadium	**0.0010J**	mg/L	0.010	0.00075	1	08/07/24 13:48	08/08/24 14:22	7440-62-2	
7470 Mercury	Analytical Method: EPA 7470A Preparation Method: EPA 7470A Pace Analytical Services - Peachtree Corners, GA								
Mercury	ND	mg/L	0.00020	0.00013	1	08/12/24 10:00	08/12/24 14:26	7439-97-6	
2540C Total Dissolved Solids	Analytical Method: SM 2540C-2015 Pace Analytical Services - Peachtree Corners, GA								
Total Dissolved Solids	**144**	mg/L	25.0	25.0	1		08/05/24 12:46		
2320B Alkalinity	Analytical Method: SM 2320B-2011 Pace Analytical Services - Asheville								
Alkalinity,Bicarbonate (CaCO3)	**146**	mg/L	5.0	5.0	1		08/05/24 13:36		
Alkalinity,Carbonate (CaCO3)	ND	mg/L	5.0	5.0	1		08/05/24 13:36		
Alkalinity, Total as CaCO3	**146**	mg/L	5.0	5.0	1		08/05/24 13:36		
300.0 IC Anions 28 Days	Analytical Method: EPA 300.0 Rev 2.1 1993 Pace Analytical Services - Asheville								
Chloride	**2.6**	mg/L	1.0	0.60	1		08/03/24 20:55	16887-00-6	
Fluoride	ND	mg/L	0.10	0.050	1		08/03/24 20:55	16984-48-8	

REPORT OF LABORATORY ANALYSIS

This report shall not be reproduced, except in full,
without the written consent of Pace Analytical Services, LLC.

Pace Analytical Services, LLC
9800 Kincey Ave. Suite 100
Huntersville, NC 28078
(704)875-9092

ANALYTICAL RESULTS

Project: Bowen LF Cells 3&4
Pace Project No.: 92745459

Sample: BOW-GWC-19R **Lab ID: 92745459013** Collected: 07/31/24 15:45 Received: 08/02/24 11:02 Matrix: Water

Parameters	Results	Units	Report Limit	MDL	DF	Prepared	Analyzed	CAS No.	Qual
300.0 IC Anions 28 Days	Analytical Method: EPA 300.0 Rev 2.1 1993 Pace Analytical Services - Asheville								
Sulfate	**3.2**	mg/L	1.0	0.50	1		08/03/24 20:55	14808-79-8	

REPORT OF LABORATORY ANALYSIS

This report shall not be reproduced, except in full,
without the written consent of Pace Analytical Services, LLC.

Pace Analytical Services, LLC
9800 Kincey Ave. Suite 100
Huntersville, NC 28078
(704)875-9092

ANALYTICAL RESULTS

Project: Bowen LF Cells 3&4
Pace Project No.: 92745459

Sample: BOW-GWC-22R **Lab ID: 92745459014** Collected: 07/31/24 15:10 Received: 08/02/24 11:02 Matrix: Water

Parameters	Results	Units	Report Limit	MDL	DF	Prepared	Analyzed	CAS No.	Qual
6010D ATL ICP	Analytical Method: EPA 6010D Preparation Method: EPA 3010A Pace Analytical Services - Peachtree Corners, GA								
Iron	**0.78**	mg/L	0.040	0.025	1	08/09/24 10:18	08/09/24 21:05	7439-89-6	
Manganese	**0.069**	mg/L	0.040	0.011	1	08/09/24 10:18	08/09/24 21:05	7439-96-5	
Zinc	ND	mg/L	0.020	0.0085	1	08/09/24 10:18	08/09/24 21:05	7440-66-6	
Potassium	**1.3**	mg/L	0.50	0.15	1	08/09/24 10:18	08/09/24 21:05	7440-09-7	
Sodium	**1.8**	mg/L	1.0	0.58	1	08/09/24 10:18	08/09/24 21:05	7440-23-5	
Calcium	**33.1**	mg/L	1.0	0.12	1	08/09/24 10:18	08/09/24 21:05	7440-70-2	
Magnesium	**18.0**	mg/L	0.050	0.012	1	08/09/24 10:18	08/12/24 15:52	7439-95-4	
6020 MET ICPMS	Analytical Method: EPA 6020B Preparation Method: EPA 3005A Pace Analytical Services - Peachtree Corners, GA								
Antimony	ND	mg/L	0.0030	0.00054	1	08/07/24 13:48	08/08/24 14:26	7440-36-0	
Arsenic	**0.0027J**	mg/L	0.0050	0.00084	1	08/07/24 13:48	08/08/24 14:26	7440-38-2	
Barium	**0.032**	mg/L	0.0050	0.00047	1	08/07/24 13:48	08/08/24 14:26	7440-39-3	
Beryllium	ND	mg/L	0.00050	0.000094	1	08/07/24 13:48	08/08/24 14:26	7440-41-7	
Boron	ND	mg/L	0.040	0.012	1	08/07/24 13:48	08/08/24 14:26	7440-42-8	
Cadmium	ND	mg/L	0.00050	0.00010	1	08/07/24 13:48	08/08/24 14:26	7440-43-9	
Chromium	ND	mg/L	0.0050	0.0019	1	08/07/24 13:48	08/08/24 14:26	7440-47-3	
Cobalt	**0.00034J**	mg/L	0.0050	0.00032	1	08/07/24 13:48	08/08/24 14:26	7440-48-4	
Copper	ND	mg/L	0.0050	0.00043	1	08/07/24 13:48	08/08/24 14:26	7440-50-8	
Lead	ND	mg/L	0.0010	0.00016	1	08/07/24 13:48	08/08/24 14:26	7439-92-1	
Nickel	ND	mg/L	0.0050	0.0021	1	08/07/24 13:48	08/08/24 14:26	7440-02-0	
Selenium	ND	mg/L	0.0050	0.00096	1	08/07/24 13:48	08/08/24 14:26	7782-49-2	
Silver	ND	mg/L	0.0050	0.00031	1	08/07/24 13:48	08/08/24 14:26	7440-22-4	
Thallium	ND	mg/L	0.0010	0.00038	1	08/07/24 13:48	08/08/24 14:26	7440-28-0	
Vanadium	**0.00089J**	mg/L	0.010	0.00075	1	08/07/24 13:48	08/08/24 14:26	7440-62-2	
7470 Mercury	Analytical Method: EPA 7470A Preparation Method: EPA 7470A Pace Analytical Services - Peachtree Corners, GA								
Mercury	ND	mg/L	0.00020	0.00013	1	08/12/24 10:00	08/12/24 14:28	7439-97-6	
2540C Total Dissolved Solids	Analytical Method: SM 2540C-2015 Pace Analytical Services - Peachtree Corners, GA								
Total Dissolved Solids	**181**	mg/L	25.0	25.0	1		08/05/24 12:46		
2320B Alkalinity	Analytical Method: SM 2320B-2011 Pace Analytical Services - Asheville								
Alkalinity,Bicarbonate (CaCO3)	**166**	mg/L	5.0	5.0	1		08/05/24 13:45		
Alkalinity,Carbonate (CaCO3)	ND	mg/L	5.0	5.0	1		08/05/24 13:45		
Alkalinity, Total as CaCO3	**166**	mg/L	5.0	5.0	1		08/05/24 13:45		
300.0 IC Anions 28 Days	Analytical Method: EPA 300.0 Rev 2.1 1993 Pace Analytical Services - Asheville								
Chloride	**2.7**	mg/L	1.0	0.60	1		08/03/24 21:08	16887-00-6	
Fluoride	ND	mg/L	0.10	0.050	1		08/03/24 21:08	16984-48-8	

REPORT OF LABORATORY ANALYSIS

This report shall not be reproduced, except in full,
without the written consent of Pace Analytical Services, LLC.

Pace Analytical Services, LLC
9800 Kincey Ave. Suite 100
Huntersville, NC 28078
(704)875-9092

ANALYTICAL RESULTS

Project: Bowen LF Cells 3&4
Pace Project No.: 92745459

Sample: BOW-GWC-22R **Lab ID: 92745459014** Collected: 07/31/24 15:10 Received: 08/02/24 11:02 Matrix: Water

Parameters	Results	Units	Report Limit	MDL	DF	Prepared	Analyzed	CAS No.	Qual
300.0 IC Anions 28 Days	Analytical Method: EPA 300.0 Rev 2.1 1993 Pace Analytical Services - Asheville								
Sulfate	**1.8**	mg/L	1.0	0.50	1		08/03/24 21:08	14808-79-8	

REPORT OF LABORATORY ANALYSIS

This report shall not be reproduced, except in full,
without the written consent of Pace Analytical Services, LLC.

Pace Analytical Services, LLC
9800 Kincey Ave. Suite 100
Huntersville, NC 28078
(704)875-9092

ANALYTICAL RESULTS

Project: Bowen LF Cells 3&4
Pace Project No.: 92745459

Sample: BOW-GWC-23R **Lab ID: 92745459015** Collected: 07/31/24 14:20 Received: 08/02/24 11:02 Matrix: Water

Parameters	Results	Units	Report Limit	MDL	DF	Prepared	Analyzed	CAS No.	Qual
6010D ATL ICP	Analytical Method: EPA 6010D Preparation Method: EPA 3010A Pace Analytical Services - Peachtree Corners, GA								
Iron	**0.35**	mg/L	0.040	0.025	1	08/09/24 10:18	08/09/24 21:09	7439-89-6	
Manganese	**0.014J**	mg/L	0.040	0.011	1	08/09/24 10:18	08/09/24 21:09	7439-96-5	
Zinc	ND	mg/L	0.020	0.0085	1	08/09/24 10:18	08/09/24 21:09	7440-66-6	
Potassium	**1.4**	mg/L	0.50	0.15	1	08/09/24 10:18	08/09/24 21:09	7440-09-7	
Sodium	**35.8**	mg/L	1.0	0.58	1	08/09/24 10:18	08/09/24 21:09	7440-23-5	
Calcium	**74.6**	mg/L	1.0	0.12	1	08/09/24 10:18	08/09/24 21:09	7440-70-2	
Magnesium	**37.6**	mg/L	0.050	0.012	1	08/09/24 10:18	08/12/24 15:56	7439-95-4	
6020 MET ICPMS	Analytical Method: EPA 6020B Preparation Method: EPA 3005A Pace Analytical Services - Peachtree Corners, GA								
Antimony	ND	mg/L	0.0030	0.00054	1	08/07/24 13:48	08/08/24 14:30	7440-36-0	
Arsenic	**0.0023J**	mg/L	0.0050	0.00084	1	08/07/24 13:48	08/08/24 14:30	7440-38-2	
Barium	**0.038**	mg/L	0.0050	0.00047	1	08/07/24 13:48	08/08/24 14:30	7440-39-3	
Beryllium	ND	mg/L	0.00050	0.000094	1	08/07/24 13:48	08/08/24 14:30	7440-41-7	
Boron	ND	mg/L	0.040	0.012	1	08/07/24 13:48	08/08/24 14:30	7440-42-8	
Cadmium	ND	mg/L	0.00050	0.00010	1	08/07/24 13:48	08/08/24 14:30	7440-43-9	
Chromium	ND	mg/L	0.0050	0.0019	1	08/07/24 13:48	08/08/24 14:30	7440-47-3	
Cobalt	ND	mg/L	0.0050	0.00032	1	08/07/24 13:48	08/08/24 14:30	7440-48-4	
Copper	**0.0018J**	mg/L	0.0050	0.00043	1	08/07/24 13:48	08/08/24 14:30	7440-50-8	
Lead	ND	mg/L	0.0010	0.00016	1	08/07/24 13:48	08/08/24 14:30	7439-92-1	
Nickel	ND	mg/L	0.0050	0.0021	1	08/07/24 13:48	08/08/24 14:30	7440-02-0	
Selenium	ND	mg/L	0.0050	0.00096	1	08/07/24 13:48	08/08/24 14:30	7782-49-2	
Silver	ND	mg/L	0.0050	0.00031	1	08/07/24 13:48	08/08/24 14:30	7440-22-4	
Thallium	ND	mg/L	0.0010	0.00038	1	08/07/24 13:48	08/08/24 14:30	7440-28-0	
Vanadium	**0.0014J**	mg/L	0.010	0.00075	1	08/07/24 13:48	08/08/24 14:30	7440-62-2	
7470 Mercury	Analytical Method: EPA 7470A Preparation Method: EPA 7470A Pace Analytical Services - Peachtree Corners, GA								
Mercury	ND	mg/L	0.00020	0.00013	1	08/12/24 10:00	08/12/24 14:31	7439-97-6	
2540C Total Dissolved Solids	Analytical Method: SM 2540C-2015 Pace Analytical Services - Peachtree Corners, GA								
Total Dissolved Solids	**403**	mg/L	25.0	25.0	1		08/05/24 12:47		
2320B Alkalinity	Analytical Method: SM 2320B-2011 Pace Analytical Services - Asheville								
Alkalinity,Bicarbonate (CaCO3)	**355**	mg/L	5.0	5.0	1		08/05/24 14:05		
Alkalinity,Carbonate (CaCO3)	ND	mg/L	5.0	5.0	1		08/05/24 14:05		
Alkalinity, Total as CaCO3	**355**	mg/L	5.0	5.0	1		08/05/24 14:05		
300.0 IC Anions 28 Days	Analytical Method: EPA 300.0 Rev 2.1 1993 Pace Analytical Services - Asheville								
Chloride	**1.6**	mg/L	1.0	0.60	1		08/03/24 21:48	16887-00-6	
Fluoride	ND	mg/L	0.10	0.050	1		08/03/24 21:48	16984-48-8	

REPORT OF LABORATORY ANALYSIS

This report shall not be reproduced, except in full,
without the written consent of Pace Analytical Services, LLC.

Pace Analytical Services, LLC
9800 Kincey Ave. Suite 100
Huntersville, NC 28078
(704)875-9092

ANALYTICAL RESULTS

Project: Bowen LF Cells 3&4
Pace Project No.: 92745459

Sample: BOW-GWC-23R **Lab ID: 92745459015** Collected: 07/31/24 14:20 Received: 08/02/24 11:02 Matrix: Water

Parameters	Results	Units	Report Limit	MDL	DF	Prepared	Analyzed	CAS No.	Qual
300.0 IC Anions 28 Days	Analytical Method: EPA 300.0 Rev 2.1 1993 Pace Analytical Services - Asheville								
Sulfate	**57.8**	mg/L	1.0	0.50	1		08/03/24 21:48	14808-79-8	

REPORT OF LABORATORY ANALYSIS

This report shall not be reproduced, except in full,
without the written consent of Pace Analytical Services, LLC.

Pace Analytical Services, LLC
9800 Kincey Ave. Suite 100
Huntersville, NC 28078
(704)875-9092

ANALYTICAL RESULTS

Project: Bowen LF Cells 3&4
Pace Project No.: 92745459

Sample: BOW-GWC-24R **Lab ID: 92745459016** Collected: 07/31/24 12:44 Received: 08/02/24 11:02 Matrix: Water

Parameters	Results	Units	Report Limit	MDL	DF	Prepared	Analyzed	CAS No.	Qual
6010D ATL ICP	Analytical Method: EPA 6010D Preparation Method: EPA 3010A Pace Analytical Services - Peachtree Corners, GA								
Magnesium	**18.2**	mg/L	0.050	0.012	1	08/09/24 10:18	08/12/24 18:15	7439-95-4	
Iron	**0.089**	mg/L	0.040	0.025	1	08/09/24 10:18	08/09/24 21:20	7439-89-6	
Manganese	ND	mg/L	0.040	0.011	1	08/09/24 10:18	08/09/24 21:20	7439-96-5	
Zinc	ND	mg/L	0.020	0.0085	1	08/09/24 10:18	08/09/24 21:20	7440-66-6	
Potassium	**0.81**	mg/L	0.50	0.15	1	08/09/24 10:18	08/09/24 21:20	7440-09-7	
Sodium	**1.4**	mg/L	1.0	0.58	1	08/09/24 10:18	08/09/24 21:20	7440-23-5	
Calcium	**33.2**	mg/L	1.0	0.12	1	08/09/24 10:18	08/09/24 21:20	7440-70-2	
6020 MET ICPMS	Analytical Method: EPA 6020B Preparation Method: EPA 3005A Pace Analytical Services - Peachtree Corners, GA								
Antimony	ND	mg/L	0.0030	0.00054	1	08/07/24 13:48	08/08/24 14:34	7440-36-0	
Arsenic	**0.0017J**	mg/L	0.0050	0.00084	1	08/07/24 13:48	08/08/24 14:34	7440-38-2	
Barium	**0.017**	mg/L	0.0050	0.00047	1	08/07/24 13:48	08/08/24 14:34	7440-39-3	
Beryllium	ND	mg/L	0.00050	0.000094	1	08/07/24 13:48	08/08/24 14:34	7440-41-7	
Boron	ND	mg/L	0.040	0.012	1	08/07/24 13:48	08/08/24 14:34	7440-42-8	
Cadmium	ND	mg/L	0.00050	0.00010	1	08/07/24 13:48	08/08/24 14:34	7440-43-9	
Chromium	ND	mg/L	0.0050	0.0019	1	08/07/24 13:48	08/08/24 14:34	7440-47-3	
Cobalt	ND	mg/L	0.0050	0.00032	1	08/07/24 13:48	08/08/24 14:34	7440-48-4	
Copper	ND	mg/L	0.0050	0.00043	1	08/07/24 13:48	08/08/24 14:34	7440-50-8	
Lead	ND	mg/L	0.0010	0.00016	1	08/07/24 13:48	08/08/24 14:34	7439-92-1	
Nickel	ND	mg/L	0.0050	0.0021	1	08/07/24 13:48	08/08/24 14:34	7440-02-0	
Selenium	ND	mg/L	0.0050	0.00096	1	08/07/24 13:48	08/08/24 14:34	7782-49-2	
Silver	ND	mg/L	0.0050	0.00031	1	08/07/24 13:48	08/08/24 14:34	7440-22-4	
Thallium	ND	mg/L	0.0010	0.00038	1	08/07/24 13:48	08/08/24 14:34	7440-28-0	
Vanadium	**0.0016J**	mg/L	0.010	0.00075	1	08/07/24 13:48	08/08/24 14:34	7440-62-2	
7470 Mercury	Analytical Method: EPA 7470A Preparation Method: EPA 7470A Pace Analytical Services - Peachtree Corners, GA								
Mercury	ND	mg/L	0.00020	0.00013	1	08/12/24 10:00	08/12/24 14:34	7439-97-6	
2540C Total Dissolved Solids	Analytical Method: SM 2540C-2015 Pace Analytical Services - Peachtree Corners, GA								
Total Dissolved Solids	**152**	mg/L	25.0	25.0	1		08/05/24 12:47		
2320B Alkalinity	Analytical Method: SM 2320B-2011 Pace Analytical Services - Asheville								
Alkalinity,Bicarbonate (CaCO3)	**149**	mg/L	5.0	5.0	1		08/05/24 14:13		
Alkalinity,Carbonate (CaCO3)	ND	mg/L	5.0	5.0	1		08/05/24 14:13		
Alkalinity, Total as CaCO3	**149**	mg/L	5.0	5.0	1		08/05/24 14:13		
300.0 IC Anions 28 Days	Analytical Method: EPA 300.0 Rev 2.1 1993 Pace Analytical Services - Asheville								
Chloride	**2.4**	mg/L	1.0	0.60	1		08/03/24 22:02	16887-00-6	
Fluoride	ND	mg/L	0.10	0.050	1		08/03/24 22:02	16984-48-8	

REPORT OF LABORATORY ANALYSIS

This report shall not be reproduced, except in full,
without the written consent of Pace Analytical Services, LLC.

Pace Analytical Services, LLC
9800 Kincey Ave. Suite 100
Huntersville, NC 28078
(704)875-9092

ANALYTICAL RESULTS

Project: Bowen LF Cells 3&4
Pace Project No.: 92745459

Sample: BOW-GWC-24R **Lab ID: 92745459016** Collected: 07/31/24 12:44 Received: 08/02/24 11:02 Matrix: Water

Parameters	Results	Units	Report Limit	MDL	DF	Prepared	Analyzed	CAS No.	Qual
300.0 IC Anions 28 Days	Analytical Method: EPA 300.0 Rev 2.1 1993 Pace Analytical Services - Asheville								
Sulfate	**2.8**	mg/L	1.0	0.50	1		08/03/24 22:02	14808-79-8	

REPORT OF LABORATORY ANALYSIS

This report shall not be reproduced, except in full,
without the written consent of Pace Analytical Services, LLC.

Pace Analytical Services, LLC
9800 Kincey Ave. Suite 100
Huntersville, NC 28078
(704)875-9092

ANALYTICAL RESULTS

Project: Bowen LF Cells 3&4
Pace Project No.: 92745459

Sample: BOW-GWC-25R **Lab ID: 92745459017** Collected: 07/31/24 10:46 Received: 08/02/24 11:02 Matrix: Water

Parameters	Results	Units	Report Limit	MDL	DF	Prepared	Analyzed	CAS No.	Qual
6010D ATL ICP	Analytical Method: EPA 6010D Preparation Method: EPA 3010A Pace Analytical Services - Peachtree Corners, GA								
Iron	ND	mg/L	0.040	0.025	1	08/09/24 10:18	08/09/24 21:23	7439-89-6	
Manganese	ND	mg/L	0.040	0.011	1	08/09/24 10:18	08/09/24 21:23	7439-96-5	
Zinc	ND	mg/L	0.020	0.0085	1	08/09/24 10:18	08/09/24 21:23	7440-66-6	
Potassium	**0.71**	mg/L	0.50	0.15	1	08/09/24 10:18	08/09/24 21:23	7440-09-7	
Sodium	**1.4**	mg/L	1.0	0.58	1	08/09/24 10:18	08/09/24 21:23	7440-23-5	
Calcium	**33.9**	mg/L	1.0	0.12	1	08/09/24 10:18	08/09/24 21:23	7440-70-2	
Magnesium	**16.4**	mg/L	0.050	0.012	1	08/09/24 10:18	08/12/24 15:59	7439-95-4	
6020 MET ICPMS	Analytical Method: EPA 6020B Preparation Method: EPA 3005A Pace Analytical Services - Peachtree Corners, GA								
Antimony	**0.00072J**	mg/L	0.0030	0.00054	1	08/07/24 13:48	08/08/24 15:04	7440-36-0	
Arsenic	**0.0013J**	mg/L	0.0050	0.00084	1	08/07/24 13:48	08/08/24 15:04	7440-38-2	
Barium	**0.014**	mg/L	0.0050	0.00047	1	08/07/24 13:48	08/08/24 15:04	7440-39-3	
Beryllium	ND	mg/L	0.00050	0.000094	1	08/07/24 13:48	08/08/24 15:04	7440-41-7	
Boron	ND	mg/L	0.040	0.012	1	08/07/24 13:48	08/08/24 15:04	7440-42-8	
Cadmium	ND	mg/L	0.00050	0.00010	1	08/07/24 13:48	08/08/24 15:04	7440-43-9	
Chromium	ND	mg/L	0.0050	0.0019	1	08/07/24 13:48	08/08/24 15:04	7440-47-3	
Cobalt	ND	mg/L	0.0050	0.00032	1	08/07/24 13:48	08/08/24 15:04	7440-48-4	
Copper	ND	mg/L	0.0050	0.00043	1	08/07/24 13:48	08/08/24 15:04	7440-50-8	
Lead	ND	mg/L	0.0010	0.00016	1	08/07/24 13:48	08/08/24 15:04	7439-92-1	
Nickel	ND	mg/L	0.0050	0.0021	1	08/07/24 13:48	08/08/24 15:04	7440-02-0	
Selenium	ND	mg/L	0.0050	0.00096	1	08/07/24 13:48	08/08/24 15:04	7782-49-2	
Silver	ND	mg/L	0.0050	0.00031	1	08/07/24 13:48	08/08/24 15:04	7440-22-4	
Thallium	ND	mg/L	0.0010	0.00038	1	08/07/24 13:48	08/08/24 15:04	7440-28-0	
Vanadium	**0.00088J**	mg/L	0.010	0.00075	1	08/07/24 13:48	08/08/24 15:04	7440-62-2	
7470 Mercury	Analytical Method: EPA 7470A Preparation Method: EPA 7470A Pace Analytical Services - Peachtree Corners, GA								
Mercury	ND	mg/L	0.00020	0.00013	1	08/12/24 10:00	08/12/24 14:36	7439-97-6	
2540C Total Dissolved Solids	Analytical Method: SM 2540C-2015 Pace Analytical Services - Peachtree Corners, GA								
Total Dissolved Solids	**166**	mg/L	25.0	25.0	1		08/05/24 16:11		
2320B Alkalinity	Analytical Method: SM 2320B-2011 Pace Analytical Services - Asheville								
Alkalinity,Bicarbonate (CaCO3)	**161**	mg/L	5.0	5.0	1		08/05/24 14:23		
Alkalinity,Carbonate (CaCO3)	ND	mg/L	5.0	5.0	1		08/05/24 14:23		
Alkalinity, Total as CaCO3	**161**	mg/L	5.0	5.0	1		08/05/24 14:23		
300.0 IC Anions 28 Days	Analytical Method: EPA 300.0 Rev 2.1 1993 Pace Analytical Services - Asheville								
Chloride	**2.5**	mg/L	1.0	0.60	1		08/03/24 22:15	16887-00-6	
Fluoride	ND	mg/L	0.10	0.050	1		08/03/24 22:15	16984-48-8	

REPORT OF LABORATORY ANALYSIS

This report shall not be reproduced, except in full,
without the written consent of Pace Analytical Services, LLC.

Pace Analytical Services, LLC
9800 Kincey Ave. Suite 100
Huntersville, NC 28078
(704)875-9092

ANALYTICAL RESULTS

Project: Bowen LF Cells 3&4
Pace Project No.: 92745459

Sample: BOW-GWC-25R **Lab ID: 92745459017** Collected: 07/31/24 10:46 Received: 08/02/24 11:02 Matrix: Water

Parameters	Results	Units	Report Limit	MDL	DF	Prepared	Analyzed	CAS No.	Qual
300.0 IC Anions 28 Days	Analytical Method: EPA 300.0 Rev 2.1 1993 Pace Analytical Services - Asheville								
Sulfate	**2.3**	mg/L	1.0	0.50	1		08/03/24 22:15	14808-79-8	

REPORT OF LABORATORY ANALYSIS

This report shall not be reproduced, except in full,
without the written consent of Pace Analytical Services, LLC.

Pace Analytical Services, LLC
9800 Kincey Ave. Suite 100
Huntersville, NC 28078
(704)875-9092

ANALYTICAL RESULTS

Project: Bowen LF Cells 3&4
Pace Project No.: 92745459

Sample: BOW-LF3-4-FD-02 **Lab ID: 92745459018** Collected: 07/31/24 00:00 Received: 08/02/24 11:02 Matrix: Water

Parameters	Results	Units	Report Limit	MDL	DF	Prepared	Analyzed	CAS No.	Qual
6010D ATL ICP	Analytical Method: EPA 6010D Preparation Method: EPA 3010A Pace Analytical Services - Peachtree Corners, GA								
Iron	ND	mg/L	0.040	0.025	1	08/09/24 10:18	08/09/24 21:31	7439-89-6	
Manganese	ND	mg/L	0.040	0.011	1	08/09/24 10:18	08/09/24 21:31	7439-96-5	
Zinc	ND	mg/L	0.020	0.0085	1	08/09/24 10:18	08/09/24 21:31	7440-66-6	
Potassium	**0.72**	mg/L	0.50	0.15	1	08/09/24 10:18	08/09/24 21:31	7440-09-7	
Sodium	**1.4**	mg/L	1.0	0.58	1	08/09/24 10:18	08/09/24 21:31	7440-23-5	
Calcium	**35.8**	mg/L	1.0	0.12	1	08/09/24 10:18	08/09/24 21:31	7440-70-2	
Magnesium	**19.4**	mg/L	0.050	0.012	1	08/09/24 10:18	08/12/24 16:07	7439-95-4	
6020 MET ICPMS	Analytical Method: EPA 6020B Preparation Method: EPA 3005A Pace Analytical Services - Peachtree Corners, GA								
Antimony	**0.00062J**	mg/L	0.0030	0.00054	1	08/07/24 13:48	08/08/24 15:07	7440-36-0	
Arsenic	**0.0018J**	mg/L	0.0050	0.00084	1	08/07/24 13:48	08/08/24 15:07	7440-38-2	
Barium	**0.014**	mg/L	0.0050	0.00047	1	08/07/24 13:48	08/08/24 15:07	7440-39-3	
Beryllium	ND	mg/L	0.00050	0.000094	1	08/07/24 13:48	08/08/24 15:07	7440-41-7	
Boron	ND	mg/L	0.040	0.012	1	08/07/24 13:48	08/08/24 15:07	7440-42-8	
Cadmium	ND	mg/L	0.00050	0.00010	1	08/07/24 13:48	08/08/24 15:07	7440-43-9	
Chromium	ND	mg/L	0.0050	0.0019	1	08/07/24 13:48	08/08/24 15:07	7440-47-3	
Cobalt	ND	mg/L	0.0050	0.00032	1	08/07/24 13:48	08/08/24 15:07	7440-48-4	
Copper	ND	mg/L	0.0050	0.00043	1	08/07/24 13:48	08/08/24 15:07	7440-50-8	
Lead	ND	mg/L	0.0010	0.00016	1	08/07/24 13:48	08/08/24 15:07	7439-92-1	
Nickel	ND	mg/L	0.0050	0.0021	1	08/07/24 13:48	08/08/24 15:07	7440-02-0	
Selenium	ND	mg/L	0.0050	0.00096	1	08/07/24 13:48	08/08/24 15:07	7782-49-2	
Silver	ND	mg/L	0.0050	0.00031	1	08/07/24 13:48	08/08/24 15:07	7440-22-4	
Thallium	ND	mg/L	0.0010	0.00038	1	08/07/24 13:48	08/08/24 15:07	7440-28-0	
Vanadium	**0.0011J**	mg/L	0.010	0.00075	1	08/07/24 13:48	08/08/24 15:07	7440-62-2	
7470 Mercury	Analytical Method: EPA 7470A Preparation Method: EPA 7470A Pace Analytical Services - Peachtree Corners, GA								
Mercury	ND	mg/L	0.00020	0.00013	1	08/12/24 10:00	08/12/24 14:39	7439-97-6	
2540C Total Dissolved Solids	Analytical Method: SM 2540C-2015 Pace Analytical Services - Peachtree Corners, GA								
Total Dissolved Solids	**155**	mg/L	25.0	25.0	1		08/05/24 16:25		
2320B Alkalinity	Analytical Method: SM 2320B-2011 Pace Analytical Services - Asheville								
Alkalinity,Bicarbonate (CaCO3)	**159**	mg/L	5.0	5.0	1		08/05/24 14:33		
Alkalinity,Carbonate (CaCO3)	ND	mg/L	5.0	5.0	1		08/05/24 14:33		
Alkalinity, Total as CaCO3	**159**	mg/L	5.0	5.0	1		08/05/24 14:33		
300.0 IC Anions 28 Days	Analytical Method: EPA 300.0 Rev 2.1 1993 Pace Analytical Services - Asheville								
Chloride	**2.5**	mg/L	1.0	0.60	1		08/03/24 22:29	16887-00-6	
Fluoride	ND	mg/L	0.10	0.050	1		08/03/24 22:29	16984-48-8	

REPORT OF LABORATORY ANALYSIS

This report shall not be reproduced, except in full,
without the written consent of Pace Analytical Services, LLC.

Pace Analytical Services, LLC
9800 Kincey Ave. Suite 100
Huntersville, NC 28078
(704)875-9092

ANALYTICAL RESULTS

Project: Bowen LF Cells 3&4
Pace Project No.: 92745459

Sample: BOW-LF3-4-FD-02 **Lab ID: 92745459018** Collected: 07/31/24 00:00 Received: 08/02/24 11:02 Matrix: Water

Parameters	Results	Units	Report Limit	MDL	DF	Prepared	Analyzed	CAS No.	Qual
300.0 IC Anions 28 Days	Analytical Method: EPA 300.0 Rev 2.1 1993 Pace Analytical Services - Asheville								
Sulfate	**2.3**	mg/L	1.0	0.50	1		08/03/24 22:29	14808-79-8	

REPORT OF LABORATORY ANALYSIS

This report shall not be reproduced, except in full,
without the written consent of Pace Analytical Services, LLC.

Pace Analytical Services, LLC
9800 Kincey Ave. Suite 100
Huntersville, NC 28078
(704)875-9092

ANALYTICAL RESULTS

Project: Bowen LF Cells 3&4
Pace Project No.: 92745459

Sample: BOW-LF3-4-FB-02 **Lab ID: 92745459019** Collected: 07/31/24 15:33 Received: 08/02/24 11:02 Matrix: Water

Parameters	Results	Units	Report Limit	MDL	DF	Prepared	Analyzed	CAS No.	Qual
6010D ATL ICP	Analytical Method: EPA 6010D Preparation Method: EPA 3010A Pace Analytical Services - Peachtree Corners, GA								
Magnesium	ND	mg/L	0.050	0.012	1	08/09/24 10:18	08/12/24 16:11	7439-95-4	
Iron	ND	mg/L	0.040	0.025	1	08/09/24 10:18	08/09/24 21:35	7439-89-6	
Manganese	ND	mg/L	0.040	0.011	1	08/09/24 10:18	08/09/24 21:35	7439-96-5	
Zinc	ND	mg/L	0.020	0.0085	1	08/09/24 10:18	08/09/24 21:35	7440-66-6	
Potassium	ND	mg/L	0.50	0.15	1	08/09/24 10:18	08/09/24 21:35	7440-09-7	
Sodium	ND	mg/L	1.0	0.58	1	08/09/24 10:18	08/09/24 21:35	7440-23-5	
Calcium	ND	mg/L	1.0	0.12	1	08/09/24 10:18	08/09/24 21:35	7440-70-2	
6020 MET ICPMS	Analytical Method: EPA 6020B Preparation Method: EPA 3005A Pace Analytical Services - Peachtree Corners, GA								
Antimony	ND	mg/L	0.0030	0.00054	1	08/07/24 13:48	08/08/24 15:11	7440-36-0	
Arsenic	**0.0018J**	mg/L	0.0050	0.00084	1	08/07/24 13:48	08/08/24 15:11	7440-38-2	
Barium	ND	mg/L	0.0050	0.00047	1	08/07/24 13:48	08/08/24 15:11	7440-39-3	
Beryllium	ND	mg/L	0.00050	0.000094	1	08/07/24 13:48	08/08/24 15:11	7440-41-7	
Boron	ND	mg/L	0.040	0.012	1	08/07/24 13:48	08/08/24 15:11	7440-42-8	
Cadmium	ND	mg/L	0.00050	0.00010	1	08/07/24 13:48	08/08/24 15:11	7440-43-9	
Chromium	ND	mg/L	0.0050	0.0019	1	08/07/24 13:48	08/08/24 15:11	7440-47-3	
Cobalt	ND	mg/L	0.0050	0.00032	1	08/07/24 13:48	08/08/24 15:11	7440-48-4	
Copper	ND	mg/L	0.0050	0.00043	1	08/07/24 13:48	08/08/24 15:11	7440-50-8	
Lead	ND	mg/L	0.0010	0.00016	1	08/07/24 13:48	08/08/24 15:11	7439-92-1	
Nickel	ND	mg/L	0.0050	0.0021	1	08/07/24 13:48	08/08/24 15:11	7440-02-0	
Selenium	ND	mg/L	0.0050	0.00096	1	08/07/24 13:48	08/08/24 15:11	7782-49-2	
Silver	ND	mg/L	0.0050	0.00031	1	08/07/24 13:48	08/08/24 15:11	7440-22-4	
Thallium	ND	mg/L	0.0010	0.00038	1	08/07/24 13:48	08/08/24 15:11	7440-28-0	
Vanadium	**0.0015J**	mg/L	0.010	0.00075	1	08/07/24 13:48	08/08/24 15:11	7440-62-2	
7470 Mercury	Analytical Method: EPA 7470A Preparation Method: EPA 7470A Pace Analytical Services - Peachtree Corners, GA								
Mercury	ND	mg/L	0.00020	0.00013	1	08/12/24 10:00	08/12/24 14:47	7439-97-6	
2540C Total Dissolved Solids	Analytical Method: SM 2540C-2015 Pace Analytical Services - Peachtree Corners, GA								
Total Dissolved Solids	ND	mg/L	25.0	25.0	1		08/05/24 16:26		
2320B Alkalinity	Analytical Method: SM 2320B-2011 Pace Analytical Services - Asheville								
Alkalinity,Bicarbonate (CaCO3)	ND	mg/L	5.0	5.0	1		08/05/24 14:43		
Alkalinity,Carbonate (CaCO3)	ND	mg/L	5.0	5.0	1		08/05/24 14:43		
Alkalinity, Total as CaCO3	ND	mg/L	5.0	5.0	1		08/05/24 14:43		
300.0 IC Anions 28 Days	Analytical Method: EPA 300.0 Rev 2.1 1993 Pace Analytical Services - Asheville								
Chloride	ND	mg/L	1.0	0.60	1		08/03/24 11:44	16887-00-6	
Fluoride	ND	mg/L	0.10	0.050	1		08/03/24 11:44	16984-48-8	

REPORT OF LABORATORY ANALYSIS

This report shall not be reproduced, except in full,
without the written consent of Pace Analytical Services, LLC.

Pace Analytical Services, LLC
9800 Kincey Ave. Suite 100
Huntersville, NC 28078
(704)875-9092

ANALYTICAL RESULTS

Project: Bowen LF Cells 3&4
Pace Project No.: 92745459

Sample: BOW-LF3-4-FB-02 **Lab ID: 92745459019** Collected: 07/31/24 15:33 Received: 08/02/24 11:02 Matrix: Water

Parameters	Results	Units	Report Limit	MDL	DF	Prepared	Analyzed	CAS No.	Qual
300.0 IC Anions 28 Days	Analytical Method: EPA 300.0 Rev 2.1 1993 Pace Analytical Services - Asheville								
Sulfate	ND	mg/L	1.0	0.50	1		08/03/24 11:44	14808-79-8	

REPORT OF LABORATORY ANALYSIS

This report shall not be reproduced, except in full,
without the written consent of Pace Analytical Services, LLC.

Pace Analytical Services, LLC
9800 Kincey Ave. Suite 100
Huntersville, NC 28078
(704)875-9092

ANALYTICAL RESULTS

Project: Bowen LF Cells 3&4
Pace Project No.: 92745459

Sample: BOW-LF3-4-EB-02 **Lab ID: 92745459020** Collected: 07/31/24 15:40 Received: 08/02/24 11:02 Matrix: Water

Parameters	Results	Units	Report Limit	MDL	DF	Prepared	Analyzed	CAS No.	Qual
6010D ATL ICP	Analytical Method: EPA 6010D Preparation Method: EPA 3010A Pace Analytical Services - Peachtree Corners, GA								
Magnesium	ND	mg/L	0.050	0.012	1	08/09/24 10:18	08/12/24 16:15	7439-95-4	
Iron	ND	mg/L	0.040	0.025	1	08/09/24 10:18	08/09/24 21:38	7439-89-6	
Manganese	ND	mg/L	0.040	0.011	1	08/09/24 10:18	08/09/24 21:38	7439-96-5	
Zinc	ND	mg/L	0.020	0.0085	1	08/09/24 10:18	08/09/24 21:38	7440-66-6	
Potassium	ND	mg/L	0.50	0.15	1	08/09/24 10:18	08/09/24 21:38	7440-09-7	
Sodium	ND	mg/L	1.0	0.58	1	08/09/24 10:18	08/09/24 21:38	7440-23-5	
Calcium	ND	mg/L	1.0	0.12	1	08/09/24 10:18	08/09/24 21:38	7440-70-2	
6020 MET ICPMS	Analytical Method: EPA 6020B Preparation Method: EPA 3005A Pace Analytical Services - Peachtree Corners, GA								
Antimony	ND	mg/L	0.0030	0.00054	1	08/07/24 13:48	08/08/24 15:15	7440-36-0	
Arsenic	**0.0016J**	mg/L	0.0050	0.00084	1	08/07/24 13:48	08/08/24 15:15	7440-38-2	
Barium	ND	mg/L	0.0050	0.00047	1	08/07/24 13:48	08/08/24 15:15	7440-39-3	
Beryllium	ND	mg/L	0.00050	0.000094	1	08/07/24 13:48	08/08/24 15:15	7440-41-7	
Boron	ND	mg/L	0.040	0.012	1	08/07/24 13:48	08/08/24 15:15	7440-42-8	
Cadmium	ND	mg/L	0.00050	0.00010	1	08/07/24 13:48	08/08/24 15:15	7440-43-9	
Chromium	ND	mg/L	0.0050	0.0019	1	08/07/24 13:48	08/08/24 15:15	7440-47-3	
Cobalt	ND	mg/L	0.0050	0.00032	1	08/07/24 13:48	08/08/24 15:15	7440-48-4	
Copper	ND	mg/L	0.0050	0.00043	1	08/07/24 13:48	08/08/24 15:15	7440-50-8	
Lead	ND	mg/L	0.0010	0.00016	1	08/07/24 13:48	08/08/24 15:15	7439-92-1	
Nickel	ND	mg/L	0.0050	0.0021	1	08/07/24 13:48	08/08/24 15:15	7440-02-0	
Selenium	ND	mg/L	0.0050	0.00096	1	08/07/24 13:48	08/08/24 15:15	7782-49-2	
Silver	ND	mg/L	0.0050	0.00031	1	08/07/24 13:48	08/08/24 15:15	7440-22-4	
Thallium	ND	mg/L	0.0010	0.00038	1	08/07/24 13:48	08/08/24 15:15	7440-28-0	
Vanadium	**0.0014J**	mg/L	0.010	0.00075	1	08/07/24 13:48	08/08/24 15:15	7440-62-2	
7470 Mercury	Analytical Method: EPA 7470A Preparation Method: EPA 7470A Pace Analytical Services - Peachtree Corners, GA								
Mercury	ND	mg/L	0.00020	0.00013	1	08/12/24 10:00	08/12/24 14:49	7439-97-6	
2540C Total Dissolved Solids	Analytical Method: SM 2540C-2015 Pace Analytical Services - Peachtree Corners, GA								
Total Dissolved Solids	ND	mg/L	25.0	25.0	1		08/05/24 16:26		
2320B Alkalinity	Analytical Method: SM 2320B-2011 Pace Analytical Services - Asheville								
Alkalinity,Bicarbonate (CaCO3)	ND	mg/L	5.0	5.0	1		08/05/24 14:47		
Alkalinity,Carbonate (CaCO3)	ND	mg/L	5.0	5.0	1		08/05/24 14:47		
Alkalinity, Total as CaCO3	ND	mg/L	5.0	5.0	1		08/05/24 14:47		
300.0 IC Anions 28 Days	Analytical Method: EPA 300.0 Rev 2.1 1993 Pace Analytical Services - Asheville								
Chloride	ND	mg/L	1.0	0.60	1		08/03/24 11:58	16887-00-6	
Fluoride	ND	mg/L	0.10	0.050	1		08/03/24 11:58	16984-48-8	

REPORT OF LABORATORY ANALYSIS

This report shall not be reproduced, except in full,
without the written consent of Pace Analytical Services, LLC.

Pace Analytical Services, LLC
9800 Kincey Ave. Suite 100
Huntersville, NC 28078
(704)875-9092

ANALYTICAL RESULTS

Project: Bowen LF Cells 3&4
Pace Project No.: 92745459

Sample: BOW-LF3-4-EB-02 **Lab ID: 92745459020** Collected: 07/31/24 15:40 Received: 08/02/24 11:02 Matrix: Water

Parameters	Results	Units	Report Limit	MDL	DF	Prepared	Analyzed	CAS No.	Qual
300.0 IC Anions 28 Days	Analytical Method: EPA 300.0 Rev 2.1 1993 Pace Analytical Services - Asheville								
Sulfate	ND	mg/L	1.0	0.50	1		08/03/24 11:58	14808-79-8	

REPORT OF LABORATORY ANALYSIS

This report shall not be reproduced, except in full,
without the written consent of Pace Analytical Services, LLC.

Pace Analytical Services, LLC
9800 Kincey Ave. Suite 100
Huntersville, NC 28078
(704)875-9092

ANALYTICAL RESULTS

Project: Bowen LF Cells 3&4
Pace Project No.: 92745459

Sample: BOW-GWC-21R **Lab ID: 92745459021** Collected: 08/02/24 09:43 Received: 08/06/24 10:46 Matrix: Water

Parameters	Results	Units	Report Limit	MDL	DF	Prepared	Analyzed	CAS No.	Qual
6010D ATL ICP	Analytical Method: EPA 6010D Preparation Method: EPA 3010A Pace Analytical Services - Peachtree Corners, GA								
Potassium	**1.3**	mg/L	0.50	0.15	1	08/09/24 10:57	08/12/24 18:07	7440-09-7	
Sodium	**2.9**	mg/L	1.0	0.58	1	08/09/24 10:57	08/12/24 18:07	7440-23-5	
Magnesium	**36.7**	mg/L	0.050	0.012	1	08/09/24 10:57	08/12/24 18:07	7439-95-4	
Iron	ND	mg/L	0.040	0.025	1	08/09/24 10:57	08/09/24 23:30	7439-89-6	
Manganese	ND	mg/L	0.040	0.011	1	08/09/24 10:57	08/09/24 23:30	7439-96-5	
Zinc	**0.0091J**	mg/L	0.020	0.0085	1	08/09/24 10:57	08/09/24 23:30	7440-66-6	
Calcium	**69.8**	mg/L	1.0	0.12	1	08/09/24 10:57	08/09/24 23:30	7440-70-2	
6020 MET ICPMS	Analytical Method: EPA 6020B Preparation Method: EPA 3005A Pace Analytical Services - Peachtree Corners, GA								
Antimony	**0.0050**	mg/L	0.0030	0.00054	1	08/08/24 10:02	08/13/24 18:58	7440-36-0	
Arsenic	ND	mg/L	0.0050	0.00084	1	08/08/24 10:02	08/13/24 18:58	7440-38-2	
Barium	**0.023**	mg/L	0.0050	0.00047	1	08/08/24 10:02	08/13/24 18:58	7440-39-3	
Beryllium	ND	mg/L	0.00050	0.000094	1	08/08/24 10:02	08/13/24 18:58	7440-41-7	
Boron	ND	mg/L	0.040	0.012	1	08/08/24 10:02	08/13/24 18:58	7440-42-8	
Cadmium	ND	mg/L	0.00050	0.00010	1	08/08/24 10:02	08/13/24 18:58	7440-43-9	
Chromium	ND	mg/L	0.0050	0.0019	1	08/08/24 10:02	08/13/24 18:58	7440-47-3	
Cobalt	ND	mg/L	0.0050	0.00032	1	08/08/24 10:02	08/13/24 18:58	7440-48-4	
Copper	**0.0011J**	mg/L	0.0050	0.00043	1	08/08/24 10:02	08/13/24 18:58	7440-50-8	
Lead	ND	mg/L	0.0010	0.00016	1	08/08/24 10:02	08/13/24 18:58	7439-92-1	
Nickel	ND	mg/L	0.0050	0.0021	1	08/08/24 10:02	08/13/24 18:58	7440-02-0	
Selenium	ND	mg/L	0.0050	0.00096	1	08/08/24 10:02	08/13/24 18:58	7782-49-2	
Silver	ND	mg/L	0.0050	0.00031	1	08/08/24 10:02	08/13/24 18:58	7440-22-4	
Thallium	ND	mg/L	0.0010	0.00038	1	08/08/24 10:02	08/13/24 18:58	7440-28-0	
Vanadium	ND	mg/L	0.010	0.00075	1	08/08/24 10:02	08/13/24 18:58	7440-62-2	
7470 Mercury	Analytical Method: EPA 7470A Preparation Method: EPA 7470A Pace Analytical Services - Peachtree Corners, GA								
Mercury	ND	mg/L	0.00020	0.00013	1	08/08/24 11:00	08/08/24 14:00	7439-97-6	M1,R1
2540C Total Dissolved Solids	Analytical Method: SM 2540C-2015 Pace Analytical Services - Peachtree Corners, GA								
Total Dissolved Solids	**313**	mg/L	25.0	25.0	1		08/07/24 12:28		
2320B Alkalinity	Analytical Method: SM 2320B-2011 Pace Analytical Services - Asheville								
Alkalinity,Bicarbonate (CaCO3)	**334**	mg/L	5.0	5.0	1		08/09/24 09:37		
Alkalinity,Carbonate (CaCO3)	ND	mg/L	5.0	5.0	1		08/09/24 09:37		
Alkalinity, Total as CaCO3	**334**	mg/L	5.0	5.0	1		08/09/24 09:37		
300.0 IC Anions 28 Days	Analytical Method: EPA 300.0 Rev 2.1 1993 Pace Analytical Services - Asheville								
Chloride	**3.2**	mg/L	1.0	0.60	1		08/07/24 04:34	16887-00-6	
Fluoride	**0.062J**	mg/L	0.10	0.050	1		08/07/24 04:34	16984-48-8	

REPORT OF LABORATORY ANALYSIS

This report shall not be reproduced, except in full,
without the written consent of Pace Analytical Services, LLC.

Pace Analytical Services, LLC
9800 Kincey Ave. Suite 100
Huntersville, NC 28078
(704)875-9092

ANALYTICAL RESULTS

Project: Bowen LF Cells 3&4
Pace Project No.: 92745459

Sample: BOW-GWC-21R **Lab ID: 92745459021** Collected: 08/02/24 09:43 Received: 08/06/24 10:46 Matrix: Water

Parameters	Results	Units	Report Limit	MDL	DF	Prepared	Analyzed	CAS No.	Qual
300.0 IC Anions 28 Days	Analytical Method: EPA 300.0 Rev 2.1 1993 Pace Analytical Services - Asheville								
Sulfate	**5.2**	mg/L	1.0	0.50	1		08/07/24 04:34	14808-79-8	

REPORT OF LABORATORY ANALYSIS

This report shall not be reproduced, except in full,
without the written consent of Pace Analytical Services, LLC.

Pace Analytical Services, LLC
9800 Kincey Ave. Suite 100
Huntersville, NC 28078
(704)875-9092

QUALITY CONTROL DATA

Project: Bowen LF Cells 3&4
Pace Project No.: 92745459

QC Batch: 874534
QC Batch Method: EPA 3010A
Analysis Method: EPA 6010D
Analysis Description: 6010D ATL
Laboratory: Pace Analytical Services - Peachtree Corners, GA
Associated Lab Samples: 92745459001, 92745459002, 92745459003, 92745459004, 92745459005, 92745459006, 92745459007, 92745459008, 92745459009, 92745459010, 92745459011, 92745459012, 92745459013, 92745459014, 92745459015, 92745459016, 92745459017, 92745459018, 92745459019, 92745459020

METHOD BLANK: 4505151 Matrix: Water
Associated Lab Samples: 92745459001, 92745459002, 92745459003, 92745459004, 92745459005, 92745459006, 92745459007, 92745459008, 92745459009, 92745459010, 92745459011, 92745459012, 92745459013, 92745459014, 92745459015, 92745459016, 92745459017, 92745459018, 92745459019, 92745459020

Parameter	Units	Blank Result	Reporting Limit	MDL	Analyzed	Qualifiers
Calcium	mg/L	ND	1.0	0.12	08/09/24 19:52	
Iron	mg/L	ND	0.040	0.025	08/09/24 19:52	
Magnesium	mg/L	ND	0.050	0.012	08/12/24 14:33	
Manganese	mg/L	ND	0.040	0.011	08/09/24 19:52	
Potassium	mg/L	ND	0.50	0.15	08/09/24 19:52	
Sodium	mg/L	ND	1.0	0.58	08/09/24 19:52	
Zinc	mg/L	ND	0.020	0.0085	08/09/24 19:52	

LABORATORY CONTROL SAMPLE: 4505152

Parameter	Units	Spike Conc.	LCS Result	LCS % Rec	% Rec Limits	Qualifiers
Calcium	mg/L	1	1.1	107	80-120	
Iron	mg/L	1	1.0	104	80-120	
Magnesium	mg/L	1	1.1	108	80-120	
Manganese	mg/L	1	1.0	104	80-120	
Potassium	mg/L	1	1.1	105	80-120	
Sodium	mg/L	1	1.1	108	80-120	
Zinc	mg/L	1	1.0	103	80-120	

MATRIX SPIKE & MATRIX SPIKE DUPLICATE: 4505155 4505156

Parameter	Units	92745459002 Result	MS Spike Conc.	MSD Spike Conc.	MS Result	MSD Result	MS % Rec	MSD % Rec	% Rec Limits	RPD	Max RPD	Qual
Calcium	mg/L	50.4	1	1	51.8	50.1	145	-26	75-125	3	20	M1
Iron	mg/L	0.19	1	1	1.3	1.3	106	108	75-125	2	20	
Magnesium	mg/L	25.9	1	1	27.5	26.6	160	70	75-125	3	20	M1
Manganese	mg/L	0.013J	1	1	1.0	1.1	102	104	75-125	2	20	
Potassium	mg/L	1.4	1	1	2.4	2.4	107	107	75-125	0	20	
Sodium	mg/L	1.8	1	1	2.9	2.9	109	109	75-125	0	20	
Zinc	mg/L	0.010J	1	1	1.0	1.0	100	101	75-125	1	20	

Results presented on this page are in the units indicated by the "Units" column except where an alternate unit is presented to the right of the result.

REPORT OF LABORATORY ANALYSIS

This report shall not be reproduced, except in full,
without the written consent of Pace Analytical Services, LLC.

Pace Analytical Services, LLC
9800 Kincey Ave. Suite 100
Huntersville, NC 28078
(704)875-9092

QUALITY CONTROL DATA

Project: Bowen LF Cells 3&4
Pace Project No.: 92745459

QC Batch: 874537
QC Batch Method: EPA 3010A
Analysis Method: EPA 6010D
Analysis Description: 6010D ATL
Laboratory: Pace Analytical Services - Peachtree Corners, GA
Associated Lab Samples: 92745459021

METHOD BLANK: 4505172 Matrix: Water
Associated Lab Samples: 92745459021

Parameter	Units	Blank Result	Reporting Limit	MDL	Analyzed	Qualifiers
Calcium	mg/L	ND	1.0	0.12	08/09/24 21:42	
Iron	mg/L	ND	0.040	0.025	08/09/24 21:42	
Magnesium	mg/L	ND	0.050	0.012	08/12/24 16:25	
Manganese	mg/L	ND	0.040	0.011	08/09/24 21:42	
Potassium	mg/L	ND	0.50	0.15	08/09/24 21:42	
Sodium	mg/L	ND	1.0	0.58	08/09/24 21:42	
Zinc	mg/L	ND	0.020	0.0085	08/09/24 21:42	

LABORATORY CONTROL SAMPLE: 4505173

Parameter	Units	Spike Conc.	LCS Result	LCS % Rec	% Rec Limits	Qualifiers
Calcium	mg/L	1	1.0	104	80-120	
Iron	mg/L	1	1.0	102	80-120	
Magnesium	mg/L	1	1.1	105	80-120	
Manganese	mg/L	1	1.0	100	80-120	
Potassium	mg/L	1	1.0	101	80-120	
Sodium	mg/L	1	1.1	105	80-120	
Zinc	mg/L	1	0.98	98	80-120	

MATRIX SPIKE & MATRIX SPIKE DUPLICATE: 4505174 4505175

Parameter	Units	92745465001 Result	MS Spike Conc.	MSD Spike Conc.	MS Result	MSD Result	MS % Rec	MSD % Rec	% Rec Limits	RPD	Max RPD	Qual
Calcium	mg/L	33.9	1	1	34.4	35.0	48	106	75-125	2	20	M1
Iron	mg/L	0.15	1	1	1.2	1.2	101	100	75-125	0	20	
Magnesium	mg/L	17.7	1	1	18.3	18.8	60	110	75-125	3	20	M1
Manganese	mg/L	0.023J	1	1	1.0	1.1	101	105	75-125	4	20	
Potassium	mg/L	1.0	1	1	2.1	2.1	105	107	75-125	1	20	
Sodium	mg/L	1.2	1	1	2.2	2.3	107	108	75-125	1	20	
Zinc	mg/L	ND	1	1	0.99	1.0	99	104	75-125	5	20	

Results presented on this page are in the units indicated by the "Units" column except where an alternate unit is presented to the right of the result.

REPORT OF LABORATORY ANALYSIS

This report shall not be reproduced, except in full,
without the written consent of Pace Analytical Services, LLC.

Pace Analytical Services, LLC
9800 Kincey Ave. Suite 100
Huntersville, NC 28078
(704)875-9092

QUALITY CONTROL DATA

Project: Bowen LF Cells 3&4
Pace Project No.: 92745459

QC Batch: 873940
QC Batch Method: EPA 3005A
Analysis Method: EPA 6020B
Analysis Description: 6020 MET
Laboratory: Pace Analytical Services - Peachtree Corners, GA
Associated Lab Samples: 92745459001, 92745459002, 92745459003, 92745459004, 92745459005, 92745459006, 92745459007, 92745459008, 92745459009, 92745459010, 92745459011

METHOD BLANK: 4501868 Matrix: Water
Associated Lab Samples: 92745459001, 92745459002, 92745459003, 92745459004, 92745459005, 92745459006, 92745459007, 92745459008, 92745459009, 92745459010, 92745459011

Parameter	Units	Blank Result	Reporting Limit	MDL	Analyzed	Qualifiers
Antimony	mg/L	ND	0.0030	0.00054	08/07/24 17:50	
Arsenic	mg/L	ND	0.0050	0.00084	08/07/24 17:50	
Barium	mg/L	ND	0.0050	0.00047	08/07/24 17:50	
Beryllium	mg/L	ND	0.00050	0.000094	08/07/24 17:50	
Boron	mg/L	ND	0.040	0.012	08/07/24 17:50	
Cadmium	mg/L	ND	0.00050	0.00010	08/07/24 17:50	
Chromium	mg/L	ND	0.0050	0.0019	08/07/24 17:50	
Cobalt	mg/L	ND	0.0050	0.00032	08/07/24 17:50	
Copper	mg/L	ND	0.0050	0.00043	08/07/24 17:50	
Lead	mg/L	ND	0.0010	0.00016	08/07/24 17:50	
Nickel	mg/L	ND	0.0050	0.0021	08/07/24 17:50	
Selenium	mg/L	ND	0.0050	0.00096	08/07/24 17:50	
Silver	mg/L	ND	0.0050	0.00031	08/07/24 17:50	
Thallium	mg/L	ND	0.0010	0.00038	08/07/24 17:50	
Vanadium	mg/L	ND	0.010	0.00075	08/07/24 17:50	

LABORATORY CONTROL SAMPLE: 4501869

Parameter	Units	Spike Conc.	LCS Result	LCS % Rec	% Rec Limits	Qualifiers
Antimony	mg/L	0.1	0.10	102	80-120	
Arsenic	mg/L	0.1	0.10	103	80-120	
Barium	mg/L	0.1	0.10	104	80-120	
Beryllium	mg/L	0.1	0.11	111	80-120	
Boron	mg/L	1	1.1	110	80-120	
Cadmium	mg/L	0.1	0.10	104	80-120	
Chromium	mg/L	0.1	0.11	106	80-120	
Cobalt	mg/L	0.1	0.10	103	80-120	
Copper	mg/L	0.1	0.10	102	80-120	
Lead	mg/L	0.1	0.10	101	80-120	
Nickel	mg/L	0.1	0.10	104	80-120	
Selenium	mg/L	0.1	0.10	105	80-120	
Silver	mg/L	0.1	0.10	104	80-120	
Thallium	mg/L	0.1	0.098	98	80-120	
Vanadium	mg/L	0.1	0.11	106	80-120	

Results presented on this page are in the units indicated by the "Units" column except where an alternate unit is presented to the right of the result.

REPORT OF LABORATORY ANALYSIS

This report shall not be reproduced, except in full,
without the written consent of Pace Analytical Services, LLC.

Pace Analytical Services, LLC
9800 Kincey Ave. Suite 100
Huntersville, NC 28078
(704)875-9092

QUALITY CONTROL DATA

Project: Bowen LF Cells 3&4
Pace Project No.: 92745459

MATRIX SPIKE & MATRIX SPIKE DUPLICATE: 4501870 4501871

Parameter	Units	92745585001 Result	MS Spike Conc.	MSD Spike Conc.	MS Result	MSD Result	MS % Rec	MSD % Rec	% Rec Limits	RPD	Max RPD	Qual
Antimony	mg/L	ND	0.1	0.1	0.10	0.10	103	102	75-125	1	20	
Arsenic	mg/L	ND	0.1	0.1	0.10	0.10	101	103	75-125	2	20	
Barium	mg/L	0.16	0.1	0.1	0.26	0.26	104	104	75-125	0	20	
Beryllium	mg/L	ND	0.1	0.1	0.11	0.12	110	117	75-125	6	20	
Boron	mg/L	ND	1	1	1.1	1.2	111	115	75-125	3	20	
Cadmium	mg/L	ND	0.1	0.1	0.10	0.10	104	104	75-125	0	20	
Chromium	mg/L	ND	0.1	0.1	0.11	0.11	107	105	75-125	1	20	
Cobalt	mg/L	ND	0.1	0.1	0.11	0.11	103	101	75-125	1	20	
Copper	mg/L	ND	0.1	0.1	0.10	0.10	101	100	75-125	1	20	
Lead	mg/L	ND	0.1	0.1	0.099	0.10	99	101	75-125	2	20	
Nickel	mg/L	ND	0.1	0.1	0.11	0.11	104	102	75-125	1	20	
Selenium	mg/L	ND	0.1	0.1	0.10	0.10	101	102	75-125	2	20	
Silver	mg/L	ND	0.1	0.1	0.10	0.10	102	101	75-125	0	20	
Thallium	mg/L	ND	0.1	0.1	0.096	0.099	96	99	75-125	3	20	
Vanadium	mg/L	ND	0.1	0.1	0.11	0.11	110	107	75-125	2	20	

Results presented on this page are in the units indicated by the "Units" column except where an alternate unit is presented to the right of the result.

REPORT OF LABORATORY ANALYSIS

This report shall not be reproduced, except in full,
without the written consent of Pace Analytical Services, LLC.

Pace Analytical Services, LLC
9800 Kincey Ave. Suite 100
Huntersville, NC 28078
(704)875-9092

QUALITY CONTROL DATA

Project: Bowen LF Cells 3&4
Pace Project No.: 92745459

QC Batch: 873941
QC Batch Method: EPA 3005A
Analysis Method: EPA 6020B
Analysis Description: 6020 MET
Laboratory: Pace Analytical Services - Peachtree Corners, GA
Associated Lab Samples: 92745459012, 92745459013, 92745459014, 92745459015, 92745459016, 92745459017, 92745459018, 92745459019, 92745459020

METHOD BLANK: 4501877 Matrix: Water
Associated Lab Samples: 92745459012, 92745459013, 92745459014, 92745459015, 92745459016, 92745459017, 92745459018, 92745459019, 92745459020

Parameter	Units	Blank Result	Reporting Limit	MDL	Analyzed	Qualifiers
Antimony	mg/L	ND	0.0030	0.00054	08/08/24 14:00	
Arsenic	mg/L	ND	0.0050	0.00084	08/08/24 14:00	
Barium	mg/L	ND	0.0050	0.00047	08/08/24 14:00	
Beryllium	mg/L	ND	0.00050	0.000094	08/08/24 14:00	
Boron	mg/L	ND	0.040	0.012	08/08/24 14:00	
Cadmium	mg/L	ND	0.00050	0.00010	08/08/24 14:00	
Chromium	mg/L	ND	0.0050	0.0019	08/08/24 14:00	
Cobalt	mg/L	ND	0.0050	0.00032	08/08/24 14:00	
Copper	mg/L	ND	0.0050	0.00043	08/08/24 14:00	
Lead	mg/L	ND	0.0010	0.00016	08/08/24 14:00	
Nickel	mg/L	ND	0.0050	0.0021	08/08/24 14:00	
Selenium	mg/L	ND	0.0050	0.00096	08/08/24 14:00	
Silver	mg/L	ND	0.0050	0.00031	08/08/24 14:00	
Thallium	mg/L	ND	0.0010	0.00038	08/08/24 14:00	
Vanadium	mg/L	ND	0.010	0.00075	08/08/24 14:00	

LABORATORY CONTROL SAMPLE: 4501878

Parameter	Units	Spike Conc.	LCS Result	LCS % Rec	% Rec Limits	Qualifiers
Antimony	mg/L	0.1	0.11	106	80-120	
Arsenic	mg/L	0.1	0.10	104	80-120	
Barium	mg/L	0.1	0.098	98	80-120	
Beryllium	mg/L	0.1	0.11	106	80-120	
Boron	mg/L	1	0.97	97	80-120	
Cadmium	mg/L	0.1	0.10	103	80-120	
Chromium	mg/L	0.1	0.10	103	80-120	
Cobalt	mg/L	0.1	0.10	103	80-120	
Copper	mg/L	0.1	0.10	104	80-120	
Lead	mg/L	0.1	0.10	103	80-120	
Nickel	mg/L	0.1	0.10	103	80-120	
Selenium	mg/L	0.1	0.10	104	80-120	
Silver	mg/L	0.1	0.10	104	80-120	
Thallium	mg/L	0.1	0.10	102	80-120	
Vanadium	mg/L	0.1	0.11	105	80-120	

Results presented on this page are in the units indicated by the "Units" column except where an alternate unit is presented to the right of the result.

REPORT OF LABORATORY ANALYSIS

This report shall not be reproduced, except in full,
without the written consent of Pace Analytical Services, LLC.

Pace Analytical Services, LLC
9800 Kincey Ave. Suite 100
Huntersville, NC 28078
(704)875-9092

QUALITY CONTROL DATA

Project: Bowen LF Cells 3&4
Pace Project No.: 92745459

MATRIX SPIKE & MATRIX SPIKE DUPLICATE: 4501879 4501880

Parameter	Units	92745459012 Result	MS Spike Conc.	MSD Spike Conc.	MS Result	MSD Result	MS % Rec	MSD % Rec	% Rec Limits	RPD	Max RPD	Qual
Antimony	mg/L	ND	0.1	0.1	0.10	0.10	100	101	75-125	1	20	
Arsenic	mg/L	0.0013J	0.1	0.1	0.10	0.10	100	101	75-125	1	20	
Barium	mg/L	0.013	0.1	0.1	0.11	0.12	102	103	75-125	1	20	
Beryllium	mg/L	ND	0.1	0.1	0.10	0.10	104	103	75-125	1	20	
Boron	mg/L	ND	1	1	0.93	0.93	92	92	75-125	0	20	
Cadmium	mg/L	ND	0.1	0.1	0.10	0.10	101	100	75-125	1	20	
Chromium	mg/L	ND	0.1	0.1	0.10	0.11	99	108	75-125	8	20	
Cobalt	mg/L	ND	0.1	0.1	0.10	0.099	100	99	75-125	1	20	
Copper	mg/L	ND	0.1	0.1	0.099	0.099	99	99	75-125	0	20	
Lead	mg/L	ND	0.1	0.1	0.096	0.097	96	97	75-125	1	20	
Nickel	mg/L	ND	0.1	0.1	0.099	0.099	99	99	75-125	1	20	
Selenium	mg/L	ND	0.1	0.1	0.10	0.10	100	100	75-125	0	20	
Silver	mg/L	ND	0.1	0.1	0.096	0.096	96	96	75-125	0	20	
Thallium	mg/L	ND	0.1	0.1	0.097	0.097	96	96	75-125	0	20	
Vanadium	mg/L	0.00087J	0.1	0.1	0.10	0.10	102	102	75-125	0	20	

Results presented on this page are in the units indicated by the "Units" column except where an alternate unit is presented to the right of the result.

REPORT OF LABORATORY ANALYSIS

This report shall not be reproduced, except in full,
without the written consent of Pace Analytical Services, LLC.

Pace Analytical Services, LLC
9800 Kincey Ave. Suite 100
Huntersville, NC 28078
(704)875-9092

QUALITY CONTROL DATA

Project: Bowen LF Cells 3&4
Pace Project No.: 92745459

QC Batch: 874191
QC Batch Method: EPA 3005A
Analysis Method: EPA 6020B
Analysis Description: 6020 MET
Laboratory: Pace Analytical Services - Peachtree Corners, GA

Associated Lab Samples: 92745459021

METHOD BLANK: 4503331 Matrix: Water
Associated Lab Samples: 92745459021

Parameter	Units	Blank Result	Reporting Limit	MDL	Analyzed	Qualifiers
Antimony	mg/L	ND	0.0030	0.00054	08/13/24 17:51	
Arsenic	mg/L	ND	0.0050	0.00084	08/13/24 17:51	
Barium	mg/L	ND	0.0050	0.00047	08/13/24 17:51	
Beryllium	mg/L	ND	0.00050	0.000094	08/13/24 17:51	
Boron	mg/L	ND	0.040	0.012	08/13/24 17:51	
Cadmium	mg/L	ND	0.00050	0.00010	08/13/24 17:51	
Chromium	mg/L	ND	0.0050	0.0019	08/13/24 17:51	
Cobalt	mg/L	ND	0.0050	0.00032	08/13/24 17:51	
Copper	mg/L	ND	0.0050	0.00043	08/13/24 17:51	
Lead	mg/L	ND	0.0010	0.00016	08/13/24 17:51	
Nickel	mg/L	ND	0.0050	0.0021	08/13/24 17:51	
Selenium	mg/L	ND	0.0050	0.00096	08/13/24 17:51	
Silver	mg/L	ND	0.0050	0.00031	08/13/24 17:51	
Thallium	mg/L	ND	0.0010	0.00038	08/13/24 17:51	
Vanadium	mg/L	ND	0.010	0.00075	08/13/24 17:51	

LABORATORY CONTROL SAMPLE: 4503332

Parameter	Units	Spike Conc.	LCS Result	LCS % Rec	% Rec Limits	Qualifiers
Antimony	mg/L	0.1	0.098	98	80-120	
Arsenic	mg/L	0.1	0.095	95	80-120	
Barium	mg/L	0.1	0.094	94	80-120	
Beryllium	mg/L	0.1	0.097	97	80-120	
Boron	mg/L	1	0.92	92	80-120	
Cadmium	mg/L	0.1	0.097	97	80-120	
Chromium	mg/L	0.1	0.097	97	80-120	
Cobalt	mg/L	0.1	0.097	97	80-120	
Copper	mg/L	0.1	0.097	97	80-120	
Lead	mg/L	0.1	0.095	95	80-120	
Nickel	mg/L	0.1	0.096	96	80-120	
Selenium	mg/L	0.1	0.098	98	80-120	
Silver	mg/L	0.1	0.096	96	80-120	
Thallium	mg/L	0.1	0.095	95	80-120	
Vanadium	mg/L	0.1	0.097	97	80-120	

Results presented on this page are in the units indicated by the "Units" column except where an alternate unit is presented to the right of the result.

REPORT OF LABORATORY ANALYSIS

This report shall not be reproduced, except in full,
without the written consent of Pace Analytical Services, LLC.

Pace Analytical Services, LLC
9800 Kincey Ave. Suite 100
Huntersville, NC 28078
(704)875-9092

QUALITY CONTROL DATA

Project: Bowen LF Cells 3&4
Pace Project No.: 92745459

MATRIX SPIKE & MATRIX SPIKE DUPLICATE: 4503333 4503334

Parameter	Units	92745465009 Result	MS Spike Conc.	MSD Spike Conc.	MS Result	MSD Result	MS % Rec	MSD % Rec	% Rec Limits	RPD	Max RPD	Qual
Antimony	mg/L	ND	0.1	0.1	0.10	0.10	100	101	75-125	1	20	
Arsenic	mg/L	ND	0.1	0.1	0.098	0.097	98	97	75-125	1	20	
Barium	mg/L	0.0099	0.1	0.1	0.11	0.11	95	96	75-125	1	20	
Beryllium	mg/L	ND	0.1	0.1	0.098	0.098	98	98	75-125	0	20	
Boron	mg/L	ND	1	1	0.95	0.96	95	96	75-125	1	20	
Cadmium	mg/L	ND	0.1	0.1	0.10	0.10	101	100	75-125	1	20	
Chromium	mg/L	ND	0.1	0.1	0.099	0.097	99	97	75-125	2	20	
Cobalt	mg/L	ND	0.1	0.1	0.097	0.096	97	96	75-125	1	20	
Copper	mg/L	ND	0.1	0.1	0.097	0.095	96	95	75-125	1	20	
Lead	mg/L	ND	0.1	0.1	0.097	0.097	97	97	75-125	0	20	
Nickel	mg/L	ND	0.1	0.1	0.098	0.096	97	95	75-125	2	20	
Selenium	mg/L	ND	0.1	0.1	0.098	0.097	98	97	75-125	1	20	
Silver	mg/L	ND	0.1	0.1	0.10	0.10	100	100	75-125	0	20	
Thallium	mg/L	ND	0.1	0.1	0.097	0.097	97	97	75-125	1	20	
Vanadium	mg/L	ND	0.1	0.1	0.098	0.097	98	97	75-125	1	20	

Results presented on this page are in the units indicated by the "Units" column except where an alternate unit is presented to the right of the result.

REPORT OF LABORATORY ANALYSIS

This report shall not be reproduced, except in full,
without the written consent of Pace Analytical Services, LLC.

Pace Analytical Services, LLC
9800 Kincey Ave. Suite 100
Huntersville, NC 28078
(704)875-9092

QUALITY CONTROL DATA

Project: Bowen LF Cells 3&4
Pace Project No.: 92745459

QC Batch: 874196
QC Batch Method: EPA 7470A
Analysis Method: EPA 7470A
Analysis Description: 7470 Mercury
Laboratory: Pace Analytical Services - Peachtree Corners, GA
Associated Lab Samples: 92745459001, 92745459002, 92745459003, 92745459004, 92745459005, 92745459006, 92745459007, 92745459008, 92745459009, 92745459010, 92745459011, 92745459012, 92745459013, 92745459014, 92745459015, 92745459016, 92745459017, 92745459018, 92745459019, 92745459020

METHOD BLANK: 4503354 Matrix: Water
Associated Lab Samples: 92745459001, 92745459002, 92745459003, 92745459004, 92745459005, 92745459006, 92745459007, 92745459008, 92745459009, 92745459010, 92745459011, 92745459012, 92745459013, 92745459014, 92745459015, 92745459016, 92745459017, 92745459018, 92745459019, 92745459020

Parameter	Units	Blank Result	Reporting Limit	MDL	Analyzed	Qualifiers
Mercury	mg/L	ND	0.00020	0.00013	08/12/24 13:26	

LABORATORY CONTROL SAMPLE: 4503355

Parameter	Units	Spike Conc.	LCS Result	LCS % Rec	% Rec Limits	Qualifiers
Mercury	mg/L	0.0025	0.0026	103	80-120	

MATRIX SPIKE & MATRIX SPIKE DUPLICATE: 4503356 4503357

Parameter	Units	92745459001 Result	MS Spike Conc.	MSD Spike Conc.	MS Result	MSD Result	MS % Rec	MSD % Rec	% Rec Limits	RPD	Max RPD	Qual
Mercury	mg/L	ND	0.0025	0.0025	0.0026	0.0026	104	106	75-125	2	20	

Results presented on this page are in the units indicated by the "Units" column except where an alternate unit is presented to the right of the result.

REPORT OF LABORATORY ANALYSIS

This report shall not be reproduced, except in full,
without the written consent of Pace Analytical Services, LLC.

Pace Analytical Services, LLC
9800 Kincey Ave. Suite 100
Huntersville, NC 28078
(704)875-9092

QUALITY CONTROL DATA

Project: Bowen LF Cells 3&4
Pace Project No.: 92745459

QC Batch: 874200
QC Batch Method: EPA 7470A
Analysis Method: EPA 7470A
Analysis Description: 7470 Mercury
Laboratory: Pace Analytical Services - Peachtree Corners, GA
Associated Lab Samples: 92745459021

METHOD BLANK: 4503366 Matrix: Water
Associated Lab Samples: 92745459021

Parameter	Units	Blank Result	Reporting Limit	MDL	Analyzed	Qualifiers
Mercury	mg/L	ND	0.00020	0.00013	08/08/24 13:32	

LABORATORY CONTROL SAMPLE: 4503367

Parameter	Units	Spike Conc.	LCS Result	LCS % Rec	% Rec Limits	Qualifiers
Mercury	mg/L	0.0025	0.0022	89	80-120	

MATRIX SPIKE & MATRIX SPIKE DUPLICATE: 4503368 4503369

Parameter	Units	92745459021 Result	MS Spike Conc.	MSD Spike Conc.	MS Result	MSD Result	MS % Rec	MSD % Rec	% Rec Limits	RPD	Max RPD	Qual
Mercury	mg/L	ND	0.0025	0.0025	0.0018	0.0025	73	98	75-125	29	20	M1,R1

Results presented on this page are in the units indicated by the "Units" column except where an alternate unit is presented to the right of the result.

REPORT OF LABORATORY ANALYSIS

This report shall not be reproduced, except in full,
without the written consent of Pace Analytical Services, LLC.

Pace Analytical Services, LLC
9800 Kincey Ave. Suite 100
Huntersville, NC 28078
(704)875-9092

QUALITY CONTROL DATA

Project: Bowen LF Cells 3&4
Pace Project No.: 92745459

QC Batch: 873350
QC Batch Method: SM 2540C-2015
Analysis Method: SM 2540C-2015
Analysis Description: 2540C Total Dissolved Solids
Laboratory: Pace Analytical Services - Peachtree Corners, GA
Associated Lab Samples: 92745459001, 92745459002, 92745459003, 92745459004, 92745459005, 92745459006, 92745459007, 92745459009, 92745459010, 92745459011, 92745459012, 92745459013, 92745459014, 92745459015, 92745459016

METHOD BLANK: 4498843 Matrix: Water
Associated Lab Samples: 92745459001, 92745459002, 92745459003, 92745459004, 92745459005, 92745459006, 92745459007, 92745459009, 92745459010, 92745459011, 92745459012, 92745459013, 92745459014, 92745459015, 92745459016

Parameter	Units	Blank Result	Reporting Limit	MDL	Analyzed	Qualifiers
Total Dissolved Solids	mg/L	ND	25.0	25.0	08/05/24 12:39	

LABORATORY CONTROL SAMPLE: 4498844

Parameter	Units	Spike Conc.	LCS Result	LCS % Rec	% Rec Limits	Qualifiers
Total Dissolved Solids	mg/L	400	479	120	80-120	

SAMPLE DUPLICATE: 4498845

Parameter	Units	92745459001 Result	Dup Result	RPD	Max RPD	Qualifiers
Total Dissolved Solids	mg/L	239	232	3	10	

SAMPLE DUPLICATE: 4498846

Parameter	Units	92745452006 Result	Dup Result	RPD	Max RPD	Qualifiers
Total Dissolved Solids	mg/L	470	489	4	10	

Results presented on this page are in the units indicated by the "Units" column except where an alternate unit is presented to the right of the result.

REPORT OF LABORATORY ANALYSIS

This report shall not be reproduced, except in full,
without the written consent of Pace Analytical Services, LLC.

Pace Analytical Services, LLC
9800 Kincey Ave. Suite 100
Huntersville, NC 28078
(704)875-9092

QUALITY CONTROL DATA

Project: Bowen LF Cells 3&4
Pace Project No.: 92745459

QC Batch: 873411 | Analysis Method: SM 2540C-2015
QC Batch Method: SM 2540C-2015 | Analysis Description: 2540C Total Dissolved Solids
Laboratory: Pace Analytical Services - Peachtree Corners, GA
Associated Lab Samples: 92745459008, 92745459017, 92745459018, 92745459019, 92745459020

METHOD BLANK: 4499128 Matrix: Water
Associated Lab Samples: 92745459008, 92745459017, 92745459018, 92745459019, 92745459020

Parameter	Units	Blank Result	Reporting Limit	MDL	Analyzed	Qualifiers
Total Dissolved Solids	mg/L	ND	25.0	25.0	08/05/24 16:11	

LABORATORY CONTROL SAMPLE: 4499129

Parameter	Units	Spike Conc.	LCS Result	LCS % Rec	% Rec Limits	Qualifiers
Total Dissolved Solids	mg/L	400	407	102	80-120	

SAMPLE DUPLICATE: 4499130

Parameter	Units	92745459017 Result	Dup Result	RPD	Max RPD	Qualifiers
Total Dissolved Solids	mg/L	166	166	0	10	

SAMPLE DUPLICATE: 4499131

Parameter	Units	92745452011 Result	Dup Result	RPD	Max RPD	Qualifiers
Total Dissolved Solids	mg/L	ND	ND		10	

Results presented on this page are in the units indicated by the "Units" column except where an alternate unit is presented to the right of the result.

REPORT OF LABORATORY ANALYSIS

This report shall not be reproduced, except in full,
without the written consent of Pace Analytical Services, LLC.

Pace Analytical Services, LLC
9800 Kincey Ave. Suite 100
Huntersville, NC 28078
(704)875-9092

QUALITY CONTROL DATA

Project: Bowen LF Cells 3&4
Pace Project No.: 92745459

QC Batch: 873885
QC Batch Method: SM 2540C-2015
Analysis Method: SM 2540C-2015
Analysis Description: 2540C Total Dissolved Solids
Laboratory: Pace Analytical Services - Peachtree Corners, GA
Associated Lab Samples: 92745459021

METHOD BLANK: 4501560 Matrix: Water
Associated Lab Samples: 92745459021

Parameter	Units	Blank Result	Reporting Limit	MDL	Analyzed	Qualifiers
Total Dissolved Solids	mg/L	ND	25.0	25.0	08/07/24 12:25	

LABORATORY CONTROL SAMPLE: 4501561

Parameter	Units	Spike Conc.	LCS Result	LCS % Rec	% Rec Limits	Qualifiers
Total Dissolved Solids	mg/L	400	383	96	80-120	

SAMPLE DUPLICATE: 4501562

Parameter	Units	92745465008 Result	Dup Result	RPD	Max RPD	Qualifiers
Total Dissolved Solids	mg/L	ND	ND		10	

SAMPLE DUPLICATE: 4501563

Parameter	Units	92745705001 Result	Dup Result	RPD	Max RPD	Qualifiers
Total Dissolved Solids	mg/L	192	188	2	10	

Results presented on this page are in the units indicated by the "Units" column except where an alternate unit is presented to the right of the result.

REPORT OF LABORATORY ANALYSIS

This report shall not be reproduced, except in full,
without the written consent of Pace Analytical Services, LLC.

Pace Analytical Services, LLC
9800 Kincey Ave. Suite 100
Huntersville, NC 28078
(704)875-9092

QUALITY CONTROL DATA

Project: Bowen LF Cells 3&4
Pace Project No.: 92745459

QC Batch: 873173 | Analysis Method: SM 2320B-2011
QC Batch Method: SM 2320B-2011 | Analysis Description: 2320B Alkalinity
Laboratory: Pace Analytical Services - Asheville
Associated Lab Samples: 92745459001, 92745459002, 92745459003, 92745459004, 92745459005, 92745459006, 92745459007

METHOD BLANK: 4498421 Matrix: Water
Associated Lab Samples: 92745459001, 92745459002, 92745459003, 92745459004, 92745459005, 92745459006, 92745459007

Parameter	Units	Blank Result	Reporting Limit	MDL	Analyzed	Qualifiers
Alkalinity, Total as CaCO3	mg/L	ND	5.0	5.0	08/06/24 17:10	
Alkalinity,Bicarbonate (CaCO3)	mg/L	ND	5.0	5.0	08/06/24 17:10	
Alkalinity,Carbonate (CaCO3)	mg/L	ND	5.0	5.0	08/06/24 17:10	

LABORATORY CONTROL SAMPLE: 4498422

Parameter	Units	Spike Conc.	LCS Result	LCS % Rec	% Rec Limits	Qualifiers
Alkalinity, Total as CaCO3	mg/L	50	52.3	105	80-120	

LABORATORY CONTROL SAMPLE: 4498423

Parameter	Units	Spike Conc.	LCS Result	LCS % Rec	% Rec Limits	Qualifiers
Alkalinity, Total as CaCO3	mg/L	50	56.7	113	80-120	

MATRIX SPIKE & MATRIX SPIKE DUPLICATE: 4498424 4498425

Parameter	Units	92744912006 Result	MS Spike Conc.	MSD Spike Conc.	MS Result	MSD Result	MS % Rec	MSD % Rec	% Rec Limits	RPD	Max RPD	Qual
Alkalinity, Total as CaCO3	mg/L	22.5	50	50	71.9	72.3	99	100	80-120	1	25	

MATRIX SPIKE & MATRIX SPIKE DUPLICATE: 4498426 4498427

Parameter	Units	92744912007 Result	MS Spike Conc.	MSD Spike Conc.	MS Result	MSD Result	MS % Rec	MSD % Rec	% Rec Limits	RPD	Max RPD	Qual
Alkalinity, Total as CaCO3	mg/L	22.6	50	50	72.0	70.9	99	97	80-120	1	25	

Results presented on this page are in the units indicated by the "Units" column except where an alternate unit is presented to the right of the result.

REPORT OF LABORATORY ANALYSIS

This report shall not be reproduced, except in full,
without the written consent of Pace Analytical Services, LLC.

Pace Analytical Services, LLC
9800 Kincey Ave. Suite 100
Huntersville, NC 28078
(704)875-9092

QUALITY CONTROL DATA

Project: Bowen LF Cells 3&4
Pace Project No.: 92745459

QC Batch: 873336 | Analysis Method: SM 2320B-2011
QC Batch Method: SM 2320B-2011 | Analysis Description: 2320B Alkalinity
Laboratory: Pace Analytical Services - Asheville
Associated Lab Samples: 92745459009, 92745459010, 92745459011, 92745459012, 92745459013, 92745459014, 92745459015, 92745459016, 92745459017, 92745459018, 92745459019, 92745459020

METHOD BLANK: 4498789 Matrix: Water
Associated Lab Samples: 92745459009, 92745459010, 92745459011, 92745459012, 92745459013, 92745459014, 92745459015, 92745459016, 92745459017, 92745459018, 92745459019, 92745459020

Parameter	Units	Blank Result	Reporting Limit	MDL	Analyzed	Qualifiers
Alkalinity, Total as CaCO3	mg/L	ND	5.0	5.0	08/05/24 10:54	
Alkalinity,Bicarbonate (CaCO3)	mg/L	ND	5.0	5.0	08/05/24 10:54	
Alkalinity,Carbonate (CaCO3)	mg/L	ND	5.0	5.0	08/05/24 10:54	

LABORATORY CONTROL SAMPLE: 4498790

Parameter	Units	Spike Conc.	LCS Result	LCS % Rec	% Rec Limits	Qualifiers
Alkalinity, Total as CaCO3	mg/L	50	53.9	108	80-120	

LABORATORY CONTROL SAMPLE: 4498791

Parameter	Units	Spike Conc.	LCS Result	LCS % Rec	% Rec Limits	Qualifiers
Alkalinity, Total as CaCO3	mg/L	50	52.5	105	80-120	

MATRIX SPIKE & MATRIX SPIKE DUPLICATE: 4498792 4498793

Parameter	Units	92745111002 Result	MS Spike Conc.	MSD Spike Conc.	MS Result	MSD Result	MS % Rec	MSD % Rec	% Rec Limits	RPD	Max RPD	Qual
Alkalinity, Total as CaCO3	mg/L	184	50	50	233	232	97	96	80-120	0	25	

MATRIX SPIKE & MATRIX SPIKE DUPLICATE: 4498794 4498795

Parameter	Units	92745111003 Result	MS Spike Conc.	MSD Spike Conc.	MS Result	MSD Result	MS % Rec	MSD % Rec	% Rec Limits	RPD	Max RPD	Qual
Alkalinity, Total as CaCO3	mg/L	184	50	50	236	240	104	112	80-120	2	25	

Results presented on this page are in the units indicated by the "Units" column except where an alternate unit is presented to the right of the result.

REPORT OF LABORATORY ANALYSIS

This report shall not be reproduced, except in full,
without the written consent of Pace Analytical Services, LLC.

Pace Analytical Services, LLC
9800 Kincey Ave. Suite 100
Huntersville, NC 28078
(704)875-9092

QUALITY CONTROL DATA

Project: Bowen LF Cells 3&4
Pace Project No.: 92745459

QC Batch: 873978
QC Batch Method: SM 2320B-2011
Analysis Method: SM 2320B-2011
Analysis Description: 2320B Alkalinity
Laboratory: Pace Analytical Services - Asheville
Associated Lab Samples: 92745459008

METHOD BLANK: 4502259 Matrix: Water
Associated Lab Samples: 92745459008

Parameter	Units	Blank Result	Reporting Limit	MDL	Analyzed	Qualifiers
Alkalinity, Total as CaCO3	mg/L	ND	5.0	5.0	08/08/24 13:25	
Alkalinity,Bicarbonate (CaCO3)	mg/L	ND	5.0	5.0	08/08/24 13:25	
Alkalinity,Carbonate (CaCO3)	mg/L	ND	5.0	5.0	08/08/24 13:25	

LABORATORY CONTROL SAMPLE: 4502260

Parameter	Units	Spike Conc.	LCS Result	LCS % Rec	% Rec Limits	Qualifiers
Alkalinity, Total as CaCO3	mg/L	50	52.9	106	80-120	

LABORATORY CONTROL SAMPLE: 4502261

Parameter	Units	Spike Conc.	LCS Result	LCS % Rec	% Rec Limits	Qualifiers
Alkalinity, Total as CaCO3	mg/L	50	53.6	107	80-120	

MATRIX SPIKE & MATRIX SPIKE DUPLICATE: 4502262 4502263

Parameter	Units	92745445001 Result	MS Spike Conc.	MSD Spike Conc.	MS Result	MSD Result	MS % Rec	MSD % Rec	% Rec Limits	RPD	Max RPD	Qual
Alkalinity, Total as CaCO3	mg/L	122	50	50	167	167	89	90	80-120	0	25	

MATRIX SPIKE & MATRIX SPIKE DUPLICATE: 4502264 4502265

Parameter	Units	92745459008 Result	MS Spike Conc.	MSD Spike Conc.	MS Result	MSD Result	MS % Rec	MSD % Rec	% Rec Limits	RPD	Max RPD	Qual
Alkalinity, Total as CaCO3	mg/L	219	50	50	270	277	101	115	80-120	3	25	

Results presented on this page are in the units indicated by the "Units" column except where an alternate unit is presented to the right of the result.

REPORT OF LABORATORY ANALYSIS

This report shall not be reproduced, except in full,
without the written consent of Pace Analytical Services, LLC.

Pace Analytical Services, LLC
9800 Kincey Ave. Suite 100
Huntersville, NC 28078
(704)875-9092

QUALITY CONTROL DATA

Project: Bowen LF Cells 3&4
Pace Project No.: 92745459

QC Batch: 873980
QC Batch Method: SM 2320B-2011
Analysis Method: SM 2320B-2011
Analysis Description: 2320B Alkalinity
Laboratory: Pace Analytical Services - Asheville
Associated Lab Samples: 92745459021

METHOD BLANK: 4502272 Matrix: Water
Associated Lab Samples: 92745459021

Parameter	Units	Blank Result	Reporting Limit	MDL	Analyzed	Qualifiers
Alkalinity, Total as CaCO3	mg/L	ND	5.0	5.0	08/08/24 17:24	
Alkalinity,Bicarbonate (CaCO3)	mg/L	ND	5.0	5.0	08/08/24 17:24	
Alkalinity,Carbonate (CaCO3)	mg/L	ND	5.0	5.0	08/08/24 17:24	

LABORATORY CONTROL SAMPLE: 4502273

Parameter	Units	Spike Conc.	LCS Result	LCS % Rec	% Rec Limits	Qualifiers
Alkalinity, Total as CaCO3	mg/L	50	52.7	105	80-120	

LABORATORY CONTROL SAMPLE: 4502274

Parameter	Units	Spike Conc.	LCS Result	LCS % Rec	% Rec Limits	Qualifiers
Alkalinity, Total as CaCO3	mg/L	50	52.7	105	80-120	

MATRIX SPIKE & MATRIX SPIKE DUPLICATE: 4502275 4502276

Parameter	Units	92745465009 Result	MS Spike Conc.	MSD Spike Conc.	MS Result	MSD Result	MS % Rec	MSD % Rec	% Rec Limits	RPD	Max RPD	Qual
Alkalinity, Total as CaCO3	mg/L	5.5	50	50	56.6	56.6	102	102	80-120	0	25	

MATRIX SPIKE & MATRIX SPIKE DUPLICATE: 4502277 4502278

Parameter	Units	92745465010 Result	MS Spike Conc.	MSD Spike Conc.	MS Result	MSD Result	MS % Rec	MSD % Rec	% Rec Limits	RPD	Max RPD	Qual
Alkalinity, Total as CaCO3	mg/L	159	50	50	209	210	101	102	80-120	0	25	

Results presented on this page are in the units indicated by the "Units" column except where an alternate unit is presented to the right of the result.

REPORT OF LABORATORY ANALYSIS

This report shall not be reproduced, except in full,
without the written consent of Pace Analytical Services, LLC.

Pace Analytical Services, LLC
9800 Kincey Ave. Suite 100
Huntersville, NC 28078
(704)875-9092

QUALITY CONTROL DATA

Project: Bowen LF Cells 3&4
Pace Project No.: 92745459

QC Batch: 873156
QC Batch Method: EPA 300.0 Rev 2.1 1993
Analysis Method: EPA 300.0 Rev 2.1 1993
Analysis Description: 300.0 IC Anions
Laboratory: Pace Analytical Services - Asheville
Associated Lab Samples: 92745459001, 92745459002, 92745459003

METHOD BLANK: 4498354 Matrix: Water
Associated Lab Samples: 92745459001, 92745459002, 92745459003

Parameter	Units	Blank Result	Reporting Limit	MDL	Analyzed	Qualifiers
Chloride	mg/L	ND	1.0	0.60	08/03/24 09:56	
Fluoride	mg/L	ND	0.10	0.050	08/03/24 09:56	
Sulfate	mg/L	ND	1.0	0.50	08/03/24 09:56	

LABORATORY CONTROL SAMPLE: 4498355

Parameter	Units	Spike Conc.	LCS Result	LCS % Rec	% Rec Limits	Qualifiers
Chloride	mg/L	50	49.4	99	90-110	
Fluoride	mg/L	2.5	2.5	101	90-110	
Sulfate	mg/L	50	48.8	98	90-110	

MATRIX SPIKE & MATRIX SPIKE DUPLICATE: 4498356 4498357

Parameter	Units	92745452001 Result	MS Spike Conc.	MSD Spike Conc.	MS Result	MSD Result	MS % Rec	MSD % Rec	% Rec Limits	RPD	Max RPD	Qual
Chloride	mg/L	16.7	50	50	65.1	65.7	97	98	90-110	1	10	
Fluoride	mg/L	0.22	2.5	2.5	2.6	2.6	95	96	90-110	1	10	
Sulfate	mg/L	223	50	50	265	266	83	84	90-110	0	10	M1

MATRIX SPIKE & MATRIX SPIKE DUPLICATE: 4498358 4498359

Parameter	Units	92745452011 Result	MS Spike Conc.	MSD Spike Conc.	MS Result	MSD Result	MS % Rec	MSD % Rec	% Rec Limits	RPD	Max RPD	Qual
Chloride	mg/L	ND	50	50	48.6	48.3	97	96	90-110	1	10	
Fluoride	mg/L	ND	2.5	2.5	2.4	2.4	96	95	90-110	2	10	
Sulfate	mg/L	ND	50	50	47.9	47.6	96	95	90-110	1	10	

Results presented on this page are in the units indicated by the "Units" column except where an alternate unit is presented to the right of the result.

REPORT OF LABORATORY ANALYSIS

This report shall not be reproduced, except in full,
without the written consent of Pace Analytical Services, LLC.

Pace Analytical Services, LLC
9800 Kincey Ave. Suite 100
Huntersville, NC 28078
(704)875-9092

QUALITY CONTROL DATA

Project: Bowen LF Cells 3&4
Pace Project No.: 92745459

QC Batch: 873157
QC Batch Method: EPA 300.0 Rev 2.1 1993
Analysis Method: EPA 300.0 Rev 2.1 1993
Analysis Description: 300.0 IC Anions
Laboratory: Pace Analytical Services - Asheville
Associated Lab Samples: 92745459004, 92745459005, 92745459006, 92745459007, 92745459008, 92745459009, 92745459010, 92745459011, 92745459012, 92745459013, 92745459014, 92745459015, 92745459016, 92745459017, 92745459018, 92745459019, 92745459020

METHOD BLANK: 4498360 Matrix: Water
Associated Lab Samples: 92745459004, 92745459005, 92745459006, 92745459007, 92745459008, 92745459009, 92745459010, 92745459011, 92745459012, 92745459013, 92745459014, 92745459015, 92745459016, 92745459017, 92745459018, 92745459019, 92745459020

Parameter	Units	Blank Result	Reporting Limit	MDL	Analyzed	Qualifiers
Chloride	mg/L	ND	1.0	0.60	08/03/24 18:00	
Fluoride	mg/L	ND	0.10	0.050	08/03/24 18:00	
Sulfate	mg/L	ND	1.0	0.50	08/03/24 18:00	

LABORATORY CONTROL SAMPLE: 4498361

Parameter	Units	Spike Conc.	LCS Result	LCS % Rec	% Rec Limits	Qualifiers
Chloride	mg/L	50	49.7	99	90-110	
Fluoride	mg/L	2.5	2.6	104	90-110	
Sulfate	mg/L	50	49.3	99	90-110	

MATRIX SPIKE & MATRIX SPIKE DUPLICATE: 4498362 4498363

Parameter	Units	92745459004 Result	MS Spike Conc.	MSD Spike Conc.	MS Result	MSD Result	MS % Rec	MSD % Rec	% Rec Limits	RPD	Max RPD	Qual
Chloride	mg/L	3.8	50	50	53.4	51.7	99	96	90-110	3	10	
Fluoride	mg/L	ND	2.5	2.5	2.5	2.4	99	95	90-110	4	10	
Sulfate	mg/L	0.94J	50	50	50.0	48.3	98	95	90-110	3	10	

MATRIX SPIKE & MATRIX SPIKE DUPLICATE: 4498364 4498365

Parameter	Units	92745459014 Result	MS Spike Conc.	MSD Spike Conc.	MS Result	MSD Result	MS % Rec	MSD % Rec	% Rec Limits	RPD	Max RPD	Qual
Chloride	mg/L	2.7	50	50	52.8	51.9	100	98	90-110	2	10	
Fluoride	mg/L	ND	2.5	2.5	2.6	2.5	102	99	90-110	2	10	
Sulfate	mg/L	1.8	50	50	51.5	50.6	99	97	90-110	2	10	

Results presented on this page are in the units indicated by the "Units" column except where an alternate unit is presented to the right of the result.

REPORT OF LABORATORY ANALYSIS

This report shall not be reproduced, except in full,
without the written consent of Pace Analytical Services, LLC.

Pace Analytical Services, LLC
9800 Kincey Ave. Suite 100
Huntersville, NC 28078
(704)875-9092

QUALITY CONTROL DATA

Project: Bowen LF Cells 3&4
Pace Project No.: 92745459

QC Batch: 873733
QC Batch Method: EPA 300.0 Rev 2.1 1993
Analysis Method: EPA 300.0 Rev 2.1 1993
Analysis Description: 300.0 IC Anions
Laboratory: Pace Analytical Services - Asheville
Associated Lab Samples: 92745459021

METHOD BLANK: 4500997 Matrix: Water
Associated Lab Samples: 92745459021

Parameter	Units	Blank Result	Reporting Limit	MDL	Analyzed	Qualifiers
Chloride	mg/L	ND	1.0	0.60	08/06/24 23:02	
Fluoride	mg/L	ND	0.10	0.050	08/06/24 23:02	
Sulfate	mg/L	ND	1.0	0.50	08/06/24 23:02	

LABORATORY CONTROL SAMPLE: 4500998

Parameter	Units	Spike Conc.	LCS Result	LCS % Rec	% Rec Limits	Qualifiers
Chloride	mg/L	50	51.7	103	90-110	
Fluoride	mg/L	2.5	2.6	104	90-110	
Sulfate	mg/L	50	51.9	104	90-110	

MATRIX SPIKE & MATRIX SPIKE DUPLICATE: 4500999 4501000

Parameter	Units	92745794001 Result	MS Spike Conc.	MSD Spike Conc.	MS Result	MSD Result	MS % Rec	MSD % Rec	% Rec Limits	RPD	Max RPD	Qual
Chloride	mg/L	61.8	50	50	92.4	93.0	61	62	90-110	1	10	M1
Fluoride	mg/L	0.072J	2.5	2.5	2.6	2.6	99	102	90-110	3	10	
Sulfate	mg/L	54.1	50	50	86.5	87.2	65	66	90-110	1	10	M1

MATRIX SPIKE & MATRIX SPIKE DUPLICATE: 4501001 4501002

Parameter	Units	92745465017 Result	MS Spike Conc.	MSD Spike Conc.	MS Result	MSD Result	MS % Rec	MSD % Rec	% Rec Limits	RPD	Max RPD	Qual
Chloride	mg/L	6.2	50	50	57.0	58.2	102	104	90-110	2	10	
Fluoride	mg/L	ND	2.5	2.5	2.5	2.5	99	100	90-110	1	10	
Sulfate	mg/L	11.4	50	50	62.2	63.3	101	104	90-110	2	10	

Results presented on this page are in the units indicated by the "Units" column except where an alternate unit is presented to the right of the result.

REPORT OF LABORATORY ANALYSIS

This report shall not be reproduced, except in full,
without the written consent of Pace Analytical Services, LLC.

Pace Analytical Services, LLC
9800 Kincey Ave. Suite 100
Huntersville, NC 28078
(704)875-9092

QUALIFIERS

Project: Bowen LF Cells 3&4
Pace Project No.: 92745459

DEFINITIONS

DF - Dilution Factor, if reported, represents the factor applied to the reported data due to dilution of the sample aliquot.

ND - Not Detected at or above adjusted reporting limit.

TNTC - Too Numerous To Count

J - Estimated concentration above the adjusted method detection limit and below the adjusted reporting limit.

MDL - Adjusted Method Detection Limit.

PQL - Practical Quantitation Limit.

RL - Reporting Limit - The lowest concentration value that meets project requirements for quantitative data with known precision and bias for a specific analyte in a specific matrix.

S - Surrogate

1,2-Diphenylhydrazine decomposes to and cannot be separated from Azobenzene using Method 8270. The result for each analyte is a combined concentration.

Consistent with EPA guidelines, unrounded data are displayed and have been used to calculate % recovery and RPD values.

LCS(D) - Laboratory Control Sample (Duplicate)

MS(D) - Matrix Spike (Duplicate)

DUP - Sample Duplicate

RPD - Relative Percent Difference

NC - Not Calculable.

SG - Silica Gel - Clean-Up

U - Indicates the compound was analyzed for, but not detected.

Acid preservation may not be appropriate for 2 Chloroethylvinyl ether.

A separate vial preserved to a pH of 4-5 is recommended in SW846 Chapter 4 for the analysis of Acrolein and Acrylonitrile by EPA Method 8260.

N-Nitrosodiphenylamine decomposes and cannot be separated from Diphenylamine using Method 8270. The result reported for each analyte is a combined concentration.

Reported results are not rounded until the final step prior to reporting. Therefore, calculated parameters that are typically reported as "Total" may vary slightly from the sum of the reported component parameters.

Pace Analytical is TNI accredited. Contact your Pace PM for the current list of accredited analytes.

TNI - The NELAC Institute.

ANALYTE QUALIFIERS

M1	Matrix spike recovery exceeded QC limits. Batch accepted based on laboratory control sample (LCS) recovery.
R1	RPD value was outside control limits.

This report shall not be reproduced, except in full,
without the written consent of Pace Analytical Services, LLC.

Pace Analytical Services, LLC
9800 Kincey Ave. Suite 100
Huntersville, NC 28078
(704)875-9092

QUALITY CONTROL DATA CROSS REFERENCE TABLE

Project: Bowen LF Cells 3&4
Pace Project No.: 92745459

Lab ID	Sample ID	QC Batch Method	QC Batch	Analytical Method	Analytical Batch
92745459001	**BOW-GWC-36A**	EPA 3010A	874534	EPA 6010D	874625
92745459002	**BOW-GWC-36RA**	EPA 3010A	874534	EPA 6010D	874625
92745459003	**BOW-GWC-37**	EPA 3010A	874534	EPA 6010D	874625
92745459004	**BOW-GWC-38**	EPA 3010A	874534	EPA 6010D	874625
92745459005	**BOW-LF3-4-FB-01**	EPA 3010A	874534	EPA 6010D	874625
92745459006	**BOW-LF3-4-EB-01**	EPA 3010A	874534	EPA 6010D	874625
92745459007	**BOW-LF3-4-FD-01**	EPA 3010A	874534	EPA 6010D	874625
92745459008	**BOW-GWC-20R**	EPA 3010A	874534	EPA 6010D	874625
92745459009	**BOW-GWC-16R**	EPA 3010A	874534	EPA 6010D	874625
92745459010	**BOW-GWC-17R**	EPA 3010A	874534	EPA 6010D	874625
92745459011	**BOW-GWC-18**	EPA 3010A	874534	EPA 6010D	874625
92745459012	**BOW-GWC-18R**	EPA 3010A	874534	EPA 6010D	874625
92745459013	**BOW-GWC-19R**	EPA 3010A	874534	EPA 6010D	874625
92745459014	**BOW-GWC-22R**	EPA 3010A	874534	EPA 6010D	874625
92745459015	**BOW-GWC-23R**	EPA 3010A	874534	EPA 6010D	874625
92745459016	**BOW-GWC-24R**	EPA 3010A	874534	EPA 6010D	874625
92745459017	**BOW-GWC-25R**	EPA 3010A	874534	EPA 6010D	874625
92745459018	**BOW-LF3-4-FD-02**	EPA 3010A	874534	EPA 6010D	874625
92745459019	**BOW-LF3-4-FB-02**	EPA 3010A	874534	EPA 6010D	874625
92745459020	**BOW-LF3-4-EB-02**	EPA 3010A	874534	EPA 6010D	874625
92745459021	**BOW-GWC-21R**	EPA 3010A	874537	EPA 6010D	874629
92745459001	**BOW-GWC-36A**	EPA 3005A	873940	EPA 6020B	874050
92745459002	**BOW-GWC-36RA**	EPA 3005A	873940	EPA 6020B	874050
92745459003	**BOW-GWC-37**	EPA 3005A	873940	EPA 6020B	874050
92745459004	**BOW-GWC-38**	EPA 3005A	873940	EPA 6020B	874050
92745459005	**BOW-LF3-4-FB-01**	EPA 3005A	873940	EPA 6020B	874050
92745459006	**BOW-LF3-4-EB-01**	EPA 3005A	873940	EPA 6020B	874050
92745459007	**BOW-LF3-4-FD-01**	EPA 3005A	873940	EPA 6020B	874050
92745459008	**BOW-GWC-20R**	EPA 3005A	873940	EPA 6020B	874050
92745459009	**BOW-GWC-16R**	EPA 3005A	873940	EPA 6020B	874050
92745459010	**BOW-GWC-17R**	EPA 3005A	873940	EPA 6020B	874050
92745459011	**BOW-GWC-18**	EPA 3005A	873940	EPA 6020B	874050
92745459012	**BOW-GWC-18R**	EPA 3005A	873941	EPA 6020B	874059
92745459013	**BOW-GWC-19R**	EPA 3005A	873941	EPA 6020B	874059
92745459014	**BOW-GWC-22R**	EPA 3005A	873941	EPA 6020B	874059
92745459015	**BOW-GWC-23R**	EPA 3005A	873941	EPA 6020B	874059
92745459016	**BOW-GWC-24R**	EPA 3005A	873941	EPA 6020B	874059
92745459017	**BOW-GWC-25R**	EPA 3005A	873941	EPA 6020B	874059
92745459018	**BOW-LF3-4-FD-02**	EPA 3005A	873941	EPA 6020B	874059
92745459019	**BOW-LF3-4-FB-02**	EPA 3005A	873941	EPA 6020B	874059
92745459020	**BOW-LF3-4-EB-02**	EPA 3005A	873941	EPA 6020B	874059
92745459021	**BOW-GWC-21R**	EPA 3005A	874191	EPA 6020B	874323
92745459001	**BOW-GWC-36A**	EPA 7470A	874196	EPA 7470A	874967
92745459002	**BOW-GWC-36RA**	EPA 7470A	874196	EPA 7470A	874967
92745459003	**BOW-GWC-37**	EPA 7470A	874196	EPA 7470A	874967
92745459004	**BOW-GWC-38**	EPA 7470A	874196	EPA 7470A	874967

REPORT OF LABORATORY ANALYSIS

This report shall not be reproduced, except in full,
without the written consent of Pace Analytical Services, LLC.

Pace Analytical Services, LLC
9800 Kincey Ave. Suite 100
Huntersville, NC 28078
(704)875-9092

QUALITY CONTROL DATA CROSS REFERENCE TABLE

Project: Bowen LF Cells 3&4
Pace Project No.: 92745459

Lab ID	Sample ID	QC Batch Method	QC Batch	Analytical Method	Analytical Batch
92745459005	**BOW-LF3-4-FB-01**	EPA 7470A	874196	EPA 7470A	874967
92745459006	**BOW-LF3-4-EB-01**	EPA 7470A	874196	EPA 7470A	874967
92745459007	**BOW-LF3-4-FD-01**	EPA 7470A	874196	EPA 7470A	874967
92745459008	**BOW-GWC-20R**	EPA 7470A	874196	EPA 7470A	874967
92745459009	**BOW-GWC-16R**	EPA 7470A	874196	EPA 7470A	874967
92745459010	**BOW-GWC-17R**	EPA 7470A	874196	EPA 7470A	874967
92745459011	**BOW-GWC-18**	EPA 7470A	874196	EPA 7470A	874967
92745459012	**BOW-GWC-18R**	EPA 7470A	874196	EPA 7470A	874967
92745459013	**BOW-GWC-19R**	EPA 7470A	874196	EPA 7470A	874967
92745459014	**BOW-GWC-22R**	EPA 7470A	874196	EPA 7470A	874967
92745459015	**BOW-GWC-23R**	EPA 7470A	874196	EPA 7470A	874967
92745459016	**BOW-GWC-24R**	EPA 7470A	874196	EPA 7470A	874967
92745459017	**BOW-GWC-25R**	EPA 7470A	874196	EPA 7470A	874967
92745459018	**BOW-LF3-4-FD-02**	EPA 7470A	874196	EPA 7470A	874967
92745459019	**BOW-LF3-4-FB-02**	EPA 7470A	874196	EPA 7470A	874967
92745459020	**BOW-LF3-4-EB-02**	EPA 7470A	874196	EPA 7470A	874967
92745459021	**BOW-GWC-21R**	EPA 7470A	874200	EPA 7470A	874258
92745459001	**BOW-GWC-36A**	SM 2540C-2015	873350		
92745459002	**BOW-GWC-36RA**	SM 2540C-2015	873350		
92745459003	**BOW-GWC-37**	SM 2540C-2015	873350		
92745459004	**BOW-GWC-38**	SM 2540C-2015	873350		
92745459005	**BOW-LF3-4-FB-01**	SM 2540C-2015	873350		
92745459006	**BOW-LF3-4-EB-01**	SM 2540C-2015	873350		
92745459007	**BOW-LF3-4-FD-01**	SM 2540C-2015	873350		
92745459008	**BOW-GWC-20R**	SM 2540C-2015	873411		
92745459009	**BOW-GWC-16R**	SM 2540C-2015	873350		
92745459010	**BOW-GWC-17R**	SM 2540C-2015	873350		
92745459011	**BOW-GWC-18**	SM 2540C-2015	873350		
92745459012	**BOW-GWC-18R**	SM 2540C-2015	873350		
92745459013	**BOW-GWC-19R**	SM 2540C-2015	873350		
92745459014	**BOW-GWC-22R**	SM 2540C-2015	873350		
92745459015	**BOW-GWC-23R**	SM 2540C-2015	873350		
92745459016	**BOW-GWC-24R**	SM 2540C-2015	873350		
92745459017	**BOW-GWC-25R**	SM 2540C-2015	873411		
92745459018	**BOW-LF3-4-FD-02**	SM 2540C-2015	873411		
92745459019	**BOW-LF3-4-FB-02**	SM 2540C-2015	873411		
92745459020	**BOW-LF3-4-EB-02**	SM 2540C-2015	873411		
92745459021	**BOW-GWC-21R**	SM 2540C-2015	873885		
92745459001	**BOW-GWC-36A**	SM 2320B-2011	873173		
92745459002	**BOW-GWC-36RA**	SM 2320B-2011	873173		
92745459003	**BOW-GWC-37**	SM 2320B-2011	873173		
92745459004	**BOW-GWC-38**	SM 2320B-2011	873173		
92745459005	**BOW-LF3-4-FB-01**	SM 2320B-2011	873173		
92745459006	**BOW-LF3-4-EB-01**	SM 2320B-2011	873173		
92745459007	**BOW-LF3-4-FD-01**	SM 2320B-2011	873173		

REPORT OF LABORATORY ANALYSIS

This report shall not be reproduced, except in full,
without the written consent of Pace Analytical Services, LLC.

Pace Analytical Services, LLC
9800 Kincey Ave. Suite 100
Huntersville, NC 28078
(704)875-9092

QUALITY CONTROL DATA CROSS REFERENCE TABLE

Project: Bowen LF Cells 3&4
Pace Project No.: 92745459

Lab ID	Sample ID	QC Batch Method	QC Batch	Analytical Method	Analytical Batch
92745459008	**BOW-GWC-20R**	SM 2320B-2011	873978		
92745459009	**BOW-GWC-16R**	SM 2320B-2011	873336		
92745459010	**BOW-GWC-17R**	SM 2320B-2011	873336		
92745459011	**BOW-GWC-18**	SM 2320B-2011	873336		
92745459012	**BOW-GWC-18R**	SM 2320B-2011	873336		
92745459013	**BOW-GWC-19R**	SM 2320B-2011	873336		
92745459014	**BOW-GWC-22R**	SM 2320B-2011	873336		
92745459015	**BOW-GWC-23R**	SM 2320B-2011	873336		
92745459016	**BOW-GWC-24R**	SM 2320B-2011	873336		
92745459017	**BOW-GWC-25R**	SM 2320B-2011	873336		
92745459018	**BOW-LF3-4-FD-02**	SM 2320B-2011	873336		
92745459019	**BOW-LF3-4-FB-02**	SM 2320B-2011	873336		
92745459020	**BOW-LF3-4-EB-02**	SM 2320B-2011	873336		
92745459021	**BOW-GWC-21R**	SM 2320B-2011	873980		
92745459001	**BOW-GWC-36A**	EPA 300.0 Rev 2.1 1993	873156		
92745459002	**BOW-GWC-36RA**	EPA 300.0 Rev 2.1 1993	873156		
92745459003	**BOW-GWC-37**	EPA 300.0 Rev 2.1 1993	873156		
92745459004	**BOW-GWC-38**	EPA 300.0 Rev 2.1 1993	873157		
92745459005	**BOW-LF3-4-FB-01**	EPA 300.0 Rev 2.1 1993	873157		
92745459006	**BOW-LF3-4-EB-01**	EPA 300.0 Rev 2.1 1993	873157		
92745459007	**BOW-LF3-4-FD-01**	EPA 300.0 Rev 2.1 1993	873157		
92745459008	**BOW-GWC-20R**	EPA 300.0 Rev 2.1 1993	873157		
92745459009	**BOW-GWC-16R**	EPA 300.0 Rev 2.1 1993	873157		
92745459010	**BOW-GWC-17R**	EPA 300.0 Rev 2.1 1993	873157		
92745459011	**BOW-GWC-18**	EPA 300.0 Rev 2.1 1993	873157		
92745459012	**BOW-GWC-18R**	EPA 300.0 Rev 2.1 1993	873157		
92745459013	**BOW-GWC-19R**	EPA 300.0 Rev 2.1 1993	873157		
92745459014	**BOW-GWC-22R**	EPA 300.0 Rev 2.1 1993	873157		
92745459015	**BOW-GWC-23R**	EPA 300.0 Rev 2.1 1993	873157		
92745459016	**BOW-GWC-24R**	EPA 300.0 Rev 2.1 1993	873157		
92745459017	**BOW-GWC-25R**	EPA 300.0 Rev 2.1 1993	873157		
92745459018	**BOW-LF3-4-FD-02**	EPA 300.0 Rev 2.1 1993	873157		
92745459019	**BOW-LF3-4-FB-02**	EPA 300.0 Rev 2.1 1993	873157		
92745459020	**BOW-LF3-4-EB-02**	EPA 300.0 Rev 2.1 1993	873157		
92745459021	**BOW-GWC-21R**	EPA 300.0 Rev 2.1 1993	873733		

REPORT OF LABORATORY ANALYSIS

This report shall not be reproduced, except in full,
without the written consent of Pace Analytical Services, LLC.

DC#_Title: ENV-FRM-HUN1-0083 v05_Sample Condition Upon Receipt

Effective Date: 05/24/2024

Laboratory receiving samples:
Asheville ☐ Eden ☐ Greenwood ☐ Huntersville ☐ Raleigh ☐ Mechanicsville ☐ Atlanta ☑ Kernersville ☐

Sample Condition Upon Receipt

Client Name: GA Power-Bowen

Project #: WO# : 92745459

92745459

Courier: ☐ Commercial ☐ Fed Ex ☑ Pace ☐ UPS ☐ USPS ☐ Other:____ ☐ Client

Custody Seal Present? ☐ Yes ☑ No Seals Intact? ☐ Yes ☐ No ☑ N/A

Date/Initials Person Examining Contents: JC 5/24/24

Packing Material: ☑ Bubble Wrap ☐ Bubble Bags ☐ None ☐ Other

Biological Tissue Frozen? ☐ Yes ☐ No ☑ N/A

Thermometer: ☑ IR Gun ID: 214

Type of Ice: ☑ Wet ☐ Blue ☐ None

Cooler Temp: 5.8 Correction Factor: Add/Subtract (°C) 0.0

Temp should be above freezing to 6°C
☐ Samples out of temp criteria. Samples on ice, cooling process has begun

Cooler Temp Corrected (°C): 5.8

USDA Regulated Soil (☐ N/A, water sample)
Did samples originate in a quarantine zone within the United States: CA, NY, or SC (check maps)? ☐ Yes ☐ No

Did samples originate from a foreign source (internationally, including Hawaii and Puerto Rico)? ☐ Yes ☐ No

				Comments/Discrepancy:
Chain of Custody Present?	☑ Yes	☐ No	☐ N/A	1.
Samples Arrived within Hold Time?	☑ Yes	☐ No	☐ N/A	2.
Short Hold Time Analysis (<72 hr.)?	☐ Yes	☑ No	☐ N/A	3.
Rush Turn Around Time Requested?	☐ Yes	☑ No	☐ N/A	4.
Sufficient Volume?	☑ Yes	☐ No	☐ N/A	5.
Correct Containers Used?	☑ Yes	☐ No	☐ N/A	6.
-Pace Containers Used?	☑ Yes	☐ No	☐ N/A	
Containers Intact?	☑ Yes	☐ No	☐ N/A	7.
Dissolved analysis: Samples Field Filtered?	☐ Yes	☐ No	☑ N/A	8.
Sample Labels Match COC?	☑ Yes	☐ No	☐ N/A	9.
-Includes Date/Time/ID/Analysis Matrix: WG				
Headspace in VOA Vials (>5-6mm)?	☐ Yes	☐ No	☑ N/A	10.
Trip Blank Present?	☐ Yes	☐ No	☑ N/A	11.
Trip Blank Custody Seals Present?	☐ Yes	☐ No	☑ N/A	

Field Data Required? ☐ Yes ☐ No

COMMENTS/SAMPLE DISCREPANCY

Lot ID of split containers:

CLIENT NOTIFICATION/RESOLUTION

Person contacted: Date/Time:

Project Manager SCURF Review: Date:

Project Manager SRF Review: Date:

Qualtrax ID: 69614

Pace

DC#_Title: ENV-FRM-HUN1-0083 v05_Sample Condition Upon Receipt

Effective Date: 05/24/2024

WO# : 92745459

*Check mark top half of box if pH and/or dechlorination is verified and within the acceptance range for preservation samples.
Exceptions: VOA, Coliform, TOC, Oil and Grease, DRO/8015 (water) DOC, LLHg
**Bottom half of box is to list number of bottles
***Check all unpreserved Nitrates for chlorine

Project # PM: BV Due Date: 08/16/24
CLIENT: 92-GP-BOWLF

Laboratory Receiving Location: Asheville ☐ Eden ☐ Greenwood ☐ Huntersville ☐ Raleigh ☐ Mechanicsville ☐ Atlanta ☐ Kernersville ☐

Client_____ Profile/EZ (Circle one)_____ Notes_____

Item#	BP4U-125 mL Plastic Unpreserved (N/A) (Cl-)	BP3U-250 mL Plastic Unpreserved (N/A)	BP2U-500 mL Plastic Unpreserved (N/A)	BP1U-1 liter Plastic Unpreserved (N/A)		BP4S-125 mL Plastic H2SO4 (pH < 2) (Cl-)	BP3N-250 mL plastic HNO3 (pH < 2)	BP4Z-125 mL Plastic ZN Acetate & NaOH (>9)	BP4B-125 mL Plastic NaOH (pH > 12) (Cl-)	WGFU-Wide-mouthed Glass Jar Unpreserved	AG1U-1 liter Amber Unpreserved (N/A) (Cl-)	AG1H-1 liter Amber HCl (pH < 2)	AG3U-250 mL Amber Unpreserved (N/A) (Cl-)	AG1S-1 liter Amber H2SO4 (pH < 2)	AG3S-250 mL Amber H2SO4 (pH < 2)	DG94-40 mL Amber NH4Cl (N/A)(Cl-)	DG9H-40 mL VOA HCl (N/A)	VG9T-40 mL VOA Na2S2O3 (N/A)	VG9U-40 mL VOA Unpreserved (N/A)	DG9V-40 mL VOA H3PO4 (N/A)	KP7U-50 mL Plastic Unpreserved (N/A)	V/GK (3 vials per kit)-VPH/Gas kit (N/A)	SP5T-125 mL Sterile Plastic (N/A – lab)	SP2T-250 mL Sterile Plastic (N/A – lab)		BP3R-250 mL Plastic (NH2)2SO4 (9.3-9.7)	AG0U-100 mL Amber Unpreserved (N/A) (Cl-)	VSGU-20 mL Scintillation vials (N/A)	DG8U-40 mL Amber Unpreserved vials (N/A)
CC																														
1		2	1				1																							
2		2	1				1																							
3		2	1				1																							
4		2	1				1																							
5		2	1				1																							
6		2	1				1																							
7		2	1				1																							
8																														
9																														
10																														
11																														
12																														

pH Adjustment Log for Preserved Samples

Sample ID	Type of Preservative	pH upon receipt	Date preservation adjusted	Time preservation adjusted	Amount of Preservative added	Lot #

Note: Whenever there is a discrepancy affecting North Carolina compliance samples, a copy of this form will be sent to the North Carolina DENR Certification Office (i.e. Out of hold, incorrect preservative, out of temp, incorrect containers.

Qualtrax ID: 69614

Page 2 of 2

Pace® Location Requested (City/State):
Pace Analytical Charlotte
9800 Kincey Ave. Suite 100, Huntersville, NC 28078

CHAIN-OF-CUSTODY Analytical Request Document

Chain-of-Custody is a LEGAL DOCUMENT - Complete all relevant fields

WO# : 92745459

PM: BV **Due Date: 08/16/24**

CLIENT: 92-GP-BOWLF

Company Name:	Georgia Power- Bowen	Contact/Report To:	Kristen Jurinko, Cassidy Sutherland
Street Address:	241 Ralph McGill Blvd, Atlanta, GA 30308	Phone #:	(470)217-0008
		E-Mail:	knjurink@southernco.com
		Cc E-Mail:	
Customer Project #:			
Project Name:	Bowen LF Cells 3&4	Invoice To:	Account Payable
		Invoice E-Mail:	georgiapowerinvoices@southernco.com
Site Collection Info/Facility ID (as applicable):		Purchase Order # (If applicable):	GPC82474-0006
		Quote #:	

Time Zone Collected: [ ] AK [ ] PT [ ] MT [ ] CT [X] ET

County / State origin of sample(s): Georgia

Data Deliverables: [ ] Level II [ ] Level III [ ] Level IV [ ] EQUIS [ ] Other

Regulatory Program (DW, RCRA, etc.) as applicable: Reportable [ ] Yes [ ] No

Rush (Pre-approval required): [ ] Same Day [ ] 1 Day [ ] 2 Day [ ] 3 Day [ ] Other

DW PWSID # or WW Permit # as applicable:

Date Results Requested:

Field Filtered (if applicable): [ ] Yes [ ] No

Analysis:

* Matrix Codes (Insert in Matrix box below): Drinking Water (DW), Ground Water (GW), Waste Water (WW), Product (P), Soil/Solid (SS), Oil (OL), Wipe (WP), Tissue (TS), Bioassay (B), Vapor (V), Surface Water (SW),Sediment (SED), Sludge (SL), Caulk (CK), Leachate (LL), Biosolid (BS), Other (OT)

Customer Sample ID	Matrix *	Comp / Grab	Composite Start Date	Composite Start Time	Collected or Composite End Date	Collected or Composite End Time	# Cont.	Res. Chlorine Results	Res. Chlorine Units	2320B Alkalinity	2540C Total Dissolved Solids	300.0-Cl, SO4, F	App III/IV-State Metals	Sample Comment
BOW-GWC-36A	WT	G			7/30/24	1420	4			X	X	X	X	001
BOW-GWC-36RA	WT	G			7/30/24	1207	4			X	X	X	X	002
BOW-GWC-37	WT	G			7/30/24	1238	4			X	X	X	X	003
BOW-GWC-38	WT	G			7/30/24	1426	4			X	X	X	X	004
BOW-GWC-16R	WT	G					4			X	X	X	X	
BOW-GWC-17R	WT	G					4			X	X	X	X	
BOW-GWC-18	WT	G					4			X	X	X	X	
BOW-GWC-18R	WT	G					4			X	X	X	X	
BOW-GWC-19R	WT	G					4			X	X	X	X	
BOW-GWC-20R	WT	G					4			X	X	X	X	

Specify Container Size **: 3 2 3 3

Identify Container Preservative Type***: 1 1 1 2

Analysis Requested

** Container Size: (1) 1L, (2) 500mL, (3) 250mL, (4) 125mL, (5) 100mL, (6) 40mL vial, (7) EnCore, (8) TerraCore, (9) 90mL, (10) Other

*** Preservative Types: (1) None, (2) HNO3, (3) H2SO4, (4) HCl, (5) NaOH, (6) Zn Acetate, (7) NaHSO4, (8) Sod. Thiosulfate, (9) Ascorbic Acid, (10) MeOH, (11) Other

Lab Use Only

Proj. Mgr: Bonnie Vang

AcctNum / Client ID:

Table #:

Profile / Template: 16492

Prelog / Bottle Ord. ID: EZ 3136089

Preservation non-conformance identified for sample

Additional Instructions from Pace®:
Task Code: BOW-CCR-ASSMT-2024S2

Collected By: (Printed Name) William Baker, Jay Sievert, Natalie Pace, Ryan Williams

Signature:

Customer Remarks / Special Conditions / Possible Hazards:

# Coolers:	Thermometer ID:	Correction Factor (°C):	Obs. Temp. (°C)	Corrected Temp. (°C)	On Ice

Relinquished by/Company: (Signature)	Date/Time:	Received by/Company: (Signature)	Date/Time:
	8/2/24 1102	Ryan Williams / Pace	8/2/24 1102
Ryan Williams / Pace	8/2/24 1400	Pace	8/2/24 1400

Tracking Number:

Delivered by: [ ] In-Person [ ] Courier [ ] FedEX [ ] UPS [ ] Other

Submitting a sample via this chain of custody constitutes acknowledgment and acceptance of the Pace® Terms and Conditions found at https://www.pacelabs.com/resource-library/resource/pace-terms-and-conditions/

Pace® Location Requested (City/State):
Pace Analytical Charlotte
9800 Kincey Ave. Suite 100, Huntersville, NC 28078

CHAIN-OF-CUSTODY Analytical Request Document

Chain-of-Custody is a LEGAL DOCUMENT - Complete all relevant fields

LAB USE ONLY- Affix Workorder/Login Label Here

Scan QR Code for instructions

Company Name: Georgia Power- Bowen
Street Address: 241 Ralph McGill Blvd, Atlanta, GA 30308
Customer Project #:
Project Name: Bowen LF Cells 3&4
Site Collection Info/Facility ID (as applicable):

Contact/Report To: Kristen Jurinko, Cassidy Sutherland
Phone #: (470)217-0008
E-Mail: knjurink@southernco.com
Cc E-Mail:
Invoice To: Account Payable
Invoice E-Mail: georgiapowerinvoices@southernco.com
Purchase Order # (if applicable): GPC82474-0006
Quote #:

Time Zone Collected: [ ] AK [ ] PT [ ] MT [ ] CT [X] ET
County / State origin of sample(s): Georgia

Data Deliverables: [ ] Level II [ ] Level III [ ] Level IV [ ] EQUIS [ ] Other
Regulatory Program (DW, RCRA, etc.) as applicable: Reportable [ ] Yes [ ] No
Rush (Pre-approval required): [ ] Same Day [ ] 1 Day [ ] 2 Day [ ] 3 Day [ ] Other
DW PWSID # or WW Permit # as applicable:
Date Results Requested:
Field Filtered (if applicable): [ ] Yes [ ] No
Analysis:

Specify Container Size **: 3 2 3 3
Identify Container Preservative Type***: 1 1 1 2
Analysis Requested

**Container Size: (1) 1L, (2) 500mL, (3) 250mL, (4) 125mL, (5) 100mL, (6) 40mL vial, (7) EnCore, (8) TerraCore, (9) 50mL, (10) Other

*** Preservative Types: (1) None, (2) HNO3, (3) H2SO4, (4) HCl, (5) NaOH, (6) Zn Acetate, (7) NaHSO4, (8) Sod. Thiosulfate, (9) Ascorbic Acid, (10) MeOH, (11) Other

Lab Use Only
Proj. Mgr: Bonnie Vang
AcctNum / Client ID:
Table #:
Profile / Template: 16492
Prelog / Bottle Ord. ID: EZ 3136089

* Matrix Codes (insert in Matrix box below): Drinking Water (DW), Ground Water (GW), Waste Water (WW), Product (P), Soil/Solid (SS), Oil (OL), Wipe (WP), Tissue (TS), Bioassay (B), Vapor (V), Surface Water (SW), Sediment (SED), Sludge (SL), Caulk (CK), Leachate (LL), Biosolid (BS), Other (OT)

Customer Sample ID	Matrix *	Comp / Grab	Composite Start Date	Composite Start Time	Collected or Composite End Date	Collected or Composite End Time	# Cont.	Res. Chlorine Results	Res. Chlorine Units	2320B Alkalinity	2540C Total Dissolved Solids	300.0-Cl, SO4, F	App III/IV+State Metals	Sample Comment	Preservation non-conformance identified for sample.
BOW-LF9-10-FB-05	WT	G								X	X	X	X		
BOW-LF1-2-EB-07	WT	G								X	X	X	X		
BOW-LF3-4-FB-01	~~WQ~~ WQ	G	~~7/30/24~~		7/30/24	1555	4			X	X	X	X	005	
BOW-LF3-4-EB-01	WQ	G	~~7/30/24~~		7/30/24	1600	4			X	X	X	X	006	
BOW-LF3-4-FD-01	WG	G	~~7/30/24~~	—	7/30/24	—	4			X	X	X	X	007	

Additional Instructions from Pace®:
Task Code: BOW-CCR-ASSMT-202452

Collected By: William Lanker, Jay Sievert
(Printed Name) Natalie Pena Resolute Env.
Signature:

Customer Remarks / Special Conditions / Possible Hazards:
Coolers: Thermometer ID: Correction Factor (°C): Obs. Temp. (°C) Corrected Temp. (°C) On Ice:

Relinquished by/Company: (Signature)	Date/Time:	Received by/Company: (Signature)	Date/Time:	Tracking Number:
[signature]	8/2/24 1102	Ryan Williams / Pace	8/2/24 1102	
Ryan Williams / Pace	8/2/24 1400			Delivered by: [ ] In-Person [ ] Courier [ ] FedEX [ ] UPS [ ] Other
				Page: 3 of 3

Submitting a sample via this chain of custody constitutes acknowledgment and acceptance of the Pace® Terms and Conditions found at https://www.pacelabs.com/resource-library/resource/pace-terms-and-conditions/

ENV-FRM-CORQ-0019_v02_110123 ©

DC#_Title: ENV-FRM-HUN1-0083 v05_Sample Condition Upon Receipt

Effective Date: 05/24/2024

Laboratory receiving samples:
Asheville ☐ Eden ☐ Greenwood ☐ Huntersville ☐ Raleigh ☐ Mc[illegible] ☐ Atlanta ☑ Kernersville ☐

Sample Condition Upon Receipt

Client Name: GA Pwsf-Bowen

Project #

WO#: 92745459

PM: BV Due Date: 08/16/24

CLIENT: 92-GP-BOWLF

Courier: ☐ Commercial ☐ Fed Ex ☑ Pace ☐ UPS ☐ USPS ☐ Other:____ ☐ Client

Custody Seal Present? ☐ Yes ☑ No Seals Intact? ☐ Yes ☐ No ☑ N/A

Date/Initials Person Examining Contents: JC 8/21/24

Packing Material: ☑ Bubble Wrap ☐ Bubble Bags ☐ None ☐ Other

Biological Tissue Frozen? ☐ Yes ☐ No ☑ N/A

Thermometer:
☑ IR Gun ID: 214

Type of Ice: ☑ Wet ☐ Blue ☐ None

Cooler Temp: 5.8

Correction Factor: Add/Subtract (°C) 0.0

Temp should be above freezing to 6°C
☐ Samples out of temp criteria. Samples on ice, cooling process has begun

Cooler Temp Corrected (°C): 5.8

USDA Regulated Soil (☐ N/A, water sample)
Did samples originate in a quarantine zone within the United States: CA, NY, or SC (check maps)? ☐ Yes ☐ No

Did samples originate from a foreign source (internationally, including Hawaii and Puerto Rico)? ☐ Yes ☐ No

				Comments/Discrepancy:
Chain of Custody Present?	☑ Yes	☐ No	☐ N/A	1.
Samples Arrived within Hold Time?	☑ Yes	☐ No	☐ N/A	2.
Short Hold Time Analysis (<72 hr.)?	☐ Yes	☑ No	☐ N/A	3.
Rush Turn Around Time Requested?	☐ Yes	☑ No	☐ N/A	4.
Sufficient Volume?	☑ Yes	☐ No	☐ N/A	5.
Correct Containers Used?	☑ Yes	☐ No	☐ N/A	6.
-Pace Containers Used?	☑ Yes	☐ No	☐ N/A	
Containers Intact?	☑ Yes	☐ No	☐ N/A	7.
Dissolved analysis: Samples Field Filtered?	☐ Yes	☐ No	☑ N/A	8.
Sample Labels Match COC?	☑ Yes	☐ No	☐ N/A	9.
-Includes Date/Time/ID/Analysis Matrix: WG				
Headspace in VOA Vials (>5-6mm)?	☐ Yes	☐ No	☑ N/A	10.
Trip Blank Present?	☐ Yes	☐ No	☑ N/A	11.
Trip Blank Custody Seals Present?	☐ Yes	☐ No	☑ N/A	

COMMENTS/SAMPLE DISCREPANCY

Field Data Required? ☐ Yes ☐ No

Lot ID of split containers:

CLIENT NOTIFICATION/RESOLUTION

Person contacted: Date/Time:

Project Manager SCURF Review: Date:

Project Manager SRF Review: Date:

Qualtrax ID: 69614

DC#_Title: ENV-FRM-HUN1-0083 v05_Sample Condition Upon Receipt

Effective Date: 05/24/2024

WO# : 92745459

*Check mark top half of box if pH and/or dechlorination is verified and within the acceptance range for preservation samples.
Exceptions: VOA, Coliform, TOC, Oil and Grease, DRO/8015 (water) DOC, LLHg
**Bottom half of box is to list number of bottles
***Check all unpreserved Nitrates for chlorine

Project # PM: BV Due Date: 08/16/24
CLIENT: 92-GP-BOWLF

Laboratory Receiving Location: Asheville ☐ Eden ☐ Greenwood ☐ Huntersville ☐ Raleigh ☐ Mechanicsville ☐ Atlanta ☐ Kernersville ☐

Client_____ Profile/EZ (Circle one)_____ Notes_____

Item#	BP4U-125 mL Plastic Unpreserved (N/A) (Cl-)	BP3U-250 mL Plastic Unpreserved (N/A)	BP2U-500 mL Plastic Unpreserved (N/A)	BP1U-1 liter Plastic Unpreserved (N/A)		BP4S-125 mL Plastic H2SO4 (pH < 2) (Cl-)	BP3N-250 mL plastic HNO3 (pH < 2)	BP4Z-125 mL Plastic ZN Acetate & NaOH (>9)	BP4B-125 mL Plastic NaOH (pH > 12) (Cl-)	WGFU-Wide-mouthed Glass jar Unpreserved	AG1U-1 liter Amber Unpreserved (N/A) (Cl-)	AG1H-1 liter Amber HCl (pH < 2)	AG3U-250 mL Amber Unpreserved (N/A) (Cl-)	AG1S-1 liter Amber H2SO4 (pH < 2)	AG3S-250 mL Amber H2SO4 (pH < 2)	DG94-40 mL Amber NH4Cl (N/A)(Cl-)	DG9H-40 mL VOA HC (N/A)	VG9T-40 mL VOA Na2S2O3 (N/A)	VG9U-40 mL VOA Unpreserved (N/A)	DG9V-40 mL VOA H3PO4 (N/A)	KP7U-50 mL Plastic Unpreserved (N/A)	V/GK (3 vials per kit)-VPH/Gas kit (N/A)	SP5T-125 mL Sterile Plastic (N/A – lab)	SP2T-250 mL Sterile Plastic (N/A – lab)		BP3R-250 mL Plastic (NH2)2SO4 (9.3-9.7)	AG0U-100 mL Amber Unpreserved (N/A) (Cl-)	VSGU-20 mL Scintillation vials (N/A)	DG9U-40 mL Amber Unpreserved vials (N/A)
CC																														
1		2	1				1 ✓																							
2																														
3																														
4																														
5																														
6																														
7																														
8																														
9																														
10																														
11																														
12																														

pH Adjustment Log for Preserved Samples

Sample ID	Type of Preservative	pH upon receipt	Date preservation adjusted	Time preservation adjusted	Amount of Preservative added	Lot #

Note: Whenever there is a discrepancy affecting North Carolina compliance samples, a copy of this form will be sent to the North Carolina DENR Certification Office (i.e. Out of hold, incorrect preservative, out of temp, incorrect containers.

Qualtrax ID: 69614

Pace® Location Requested (City/State):

Pace Analytical Charlotte
9800 Kincey Ave., Suite 100, Huntersville, NC 28078

CHAIN-OF-CUSTODY Analytical Request Document

Chain-of-Custody is a LEGAL DOCUMENT - Complete all relevant fields

LAB USE ONLY- Affix Workorder/Login Label Here

92745459

Scan QR Code for Instructions

Company Name: Georgia Power - Bowen	Contact/Report To: Kristen Jurinko, Cassidy Sutherland
Street Address: 241 Ralph McGill Blvd NE Atlanta, GA 30308	Phone #: (470) 217-0008
	E-Mail: knjunnk@southernco.com
	Cc E-Mail: Laura Midkiff, Ben Hodges, Mike Smilley, Noelia Gangl
Customer Project #:	Invoice to: Account Payable
Project Name: Bowen LF Cells 3&4	Invoice E-mail: georgiapowerinvoices@southernco.com
Site Collection Info/Facility ID (as applicable):	Purchase Order # (if applicable): GPC82474.0006
	Quote #:
Time Zone Collected: [ ] AK [ ] PT [ ] MT [ ] CT [X] ET	County / State origin of sample(s): Georgia
Data Deliverables: [ ] Level II [ ] Level III [ ] Level IV [ ] EQUIS [ ] Other	Regulatory Program (DW, RCRA, etc.) as applicable: Reportable [ ] Yes [ ] No
	Rush (Pre-approval required): [ ] Same Day [ ] 1 Day [ ] 2 Day [ ] 3 Day Other _____ Date Results Requested:
	DW PWSID # or WW Permit # as applicable:
	Field Filtered (if applicable): [ ] Yes [ ] No
	Analysis:

Specify Container Size **: 3 2 3 3

Identify Container Preservative Type***: 1 1 1 2

Analysis Requested

** Container Size: (1) 1L, (2) 500mL, (3) 250mL, (4) 125mL, (5) 100mL, (6) 40mL vial, (7) EnCore, (8) TerraCore (5) 90mL, (10) Other

*** Preservative Types: (1) None, (2) HNO3, (3) H2SO4, (4) HCl, (5) NaOH, (6) Zn Acetate, (7) Na2SO3, (8) Sod Thiosulfate, (9) Ascorbic Acid, (10) MeOH, (11) Other

Lab Use Only

Proj. Mgr: Bonnie Vang

Acct.Num / Client ID:

Table #:

Profile / Template: 16492

Prelog / Bottle Ord. ID: EZ 3066891

Preservation non-conformance identified for sample

* Matrix Codes (Insert in Matrix box below): Drinking Water (DW), Ground Water (GW), Wastewater (WW), Product (P), Soil/Solid (SS), Oil (OL), Wipe (WP) Tissue (TS), Bioassay (B), Vapor (V), Surface Water (SW), Sediment (SED), Sludge (SL), Caulk (CK), Leachate (LL), Biosolid (BS), Other (OT)

Customer Sample ID	Matrix *	Comp / Grab	Composite Start Date	Composite Start Time	Collected or Composite End Date	Collected or Composite End Time	# Cont.	Residual Chlorine Result	Residual Chlorine Units	2320B Alkalinity	2540C Total Dissolved Solids	300.0 - F-, SO4 2-, Cl-	App. Metals IIIIV + Sta Metals	Sample Comment
BOW-GWC-36A	WG	G					4			X	X	X	X	
BOW-GWC-36RA	WG	G					4			X	X	X	X	
BOW-GWC-37	WG	G					4			X	X	X	X	
BOW-GWC-38	WG	G					4			X	X	X	X	
BOW-GWC-16R	WG	G					4			X	X	X	X	
BOW-GWC-17R	WG	G					4			X	X	X	X	
BOW-GWC-18	WG	G					4			X	X	X	X	
BOW-GWC-18R	WG	G					4			X	X	X	X	
BOW-GWC-19R	WG	G					4			X	X	X	X	
BOW-GWC-20R	WG	G			8/1/24	1111	4			X	X	X	X	008

Additional Instructions from Pace®:
Task Code: BOW-CCR-ASSMT-2024S2
App. III: Boron, Calcium, Chloride, Fluoride, Sulfate, TDS
App. IV: Antimony, Arsenic, Barium, Beryllium, Cadmium, Chromium, Cobalt, Lead, Mercury, Selenium, Thallium
Additional Metals: Iron, Magnesium, Manganese, Potassium, Sodium, Copper, Nickel, Silver, Vanadium, Zinc

Collected By: Kevin Stephenson, William Laaker, Jay Stewart, Natalie Pigno
Printed Name
Signature

Customer Remarks / Special Conditions / Possible Hazards:

Coolers: Thermometer ID: Correction Factor (°C): Obs. Temp (°C): Corrected Temp (°C): [ ] On-ice

Relinquished by/Company: (Signature)	Date/Time:	Received by/Company: (Signature)	Date/Time:	Tracking Number:
	8/2/24 1102	Kevin Williams / Pace	8/2/24 1162	
Relinquished by/Company: (Signature)	Date/Time:	Received by/Company: (Signature)	Date/Time:	Delivered by: [ ] In-Person [ ] Courier [ ] FedEx [ ] UPS [ ] Other
	8/2/24 1410		8/2/24 1410	
Relinquished by/Company: (Signature)	Date/Time:	Received by/Company: (Signature)	Date/Time:	
Relinquished by/Company: (Signature)	Date/Time:	Received by/Company: (Signature)	Date/Time:	Page: 1 of 2

Submitting a sample via this chain of custody constitutes acknowledgment and acceptance of the Pace® Terms and Conditions found at https://www.pacelabs.com/resource-library/resource/pace-terms-and-conditions/

ENV-FRM-CORO-0019_v02_110123 ©

Pace	DC#_Title: ENV-FRM-HUN1-0083 v05_Sample Condition Upon Receipt
	Effective Date: 05/24/2024

Laboratory receiving samples:
Asheville ☐ Eden ☐ Greenwood ☐ Huntersville ☐ Raleigh ☐ M[illegible] ☑ Kernersville ☐

WO#: 92745459
PM: BV **Due Date: 08/16/24**
CLIENT: 92-GP-BOWLF

Sample Condition Upon Receipt

Client Name: GA Power-Bowen

Project #

Courier: ☐ Commercial ☐ Fed Ex ☐ UPS ☐ USPS ☐ Client ☑ Pace ☐ Other:____

Custody Seal Present? ☐ Yes ☑ No Seals Intact? ☐ Yes ☐ No ☑ N/A

Date/Initials Person Examining Contents: JG 8/2/24

Packing Material: ☑ Bubble Wrap ☐ Bubble Bags ☐ None ☐ Other

Biological Tissue Frozen? ☐ Yes ☐ No ☑ N/A

Thermometer: ☑ IR Gun ID: 214

Type of Ice: ☑ Wet ☐ Blue ☐ None

Cooler Temp: 5.8

Correction Factor: Add/Subtract (°C) 0.0

Temp should be above freezing to 6°C
☐ Samples out of temp criteria. Samples on ice, cooling process has begun

Cooler Temp Corrected (°C): 5.8

USDA Regulated Soil (☐ N/A, water sample)
Did samples originate in a quarantine zone within the United States: CA, NY, or SC (check maps)? ☐ Yes ☐ No

Did samples originate from a foreign source (internationally, including Hawaii and Puerto Rico)? ☐ Yes ☐ No

				Comments/Discrepancy:
Chain of Custody Present?	☑ Yes	☐ No	☐ N/A	1.
Samples Arrived within Hold Time?	☑ Yes	☐ No	☐ N/A	2.
Short Hold Time Analysis (<72 hr.)?	☐ Yes	☑ No	☐ N/A	3.
Rush Turn Around Time Requested?	☐ Yes	☑ No	☐ N/A	4.
Sufficient Volume?	☑ Yes	☐ No	☐ N/A	5.
Correct Containers Used?	☑ Yes	☐ No	☐ N/A	6.
-Pace Containers Used?	☑ Yes	☐ No	☐ N/A	
Containers Intact?	☑ Yes	☐ No	☐ N/A	7.
Dissolved analysis: Samples Field Filtered?	☐ Yes	☐ No	☑ N/A	8.
Sample Labels Match COC?	☑ Yes	☐ No	☐ N/A	9.
-Includes Date/Time/ID/Analysis Matrix: WG				
Headspace in VOA Vials (>5-6mm)?	☐ Yes	☐ No	☑ N/A	10.
Trip Blank Present?	☐ Yes	☐ No	☑ N/A	11.
Trip Blank Custody Seals Present?	☐ Yes	☐ No	☑ N/A	

Field Data Required? ☐ Yes ☐ No

COMMENTS/SAMPLE DISCREPANCY

Lot ID of split containers:

CLIENT NOTIFICATION/RESOLUTION

Person contacted: _____ Date/Time: _____

Project Manager SCURF Review: _____ Date: _____

Project Manager SRF Review: _____ Date: _____

Qualtrax ID: 69614

WO# : 92745459

PM: BV Due Date: 08/16/24

CLIENT: 92-GP-BOWLF

Project #

*Check mark top half of box if pH and/or dechlorination is verified and within the acceptance range for preservation samples.
Exceptions: VOA, Coliform, TOC, Oil and Grease, DRO/8015 (water) DOC, LLHg
**Bottom half of box is to list number of bottles
***Check all unpreserved Nitrates for chlorine

Laboratory Receiving Location: Asheville ☐ Eden ☐ Greenwood ☐ Huntersville ☐ Raleigh ☐ Mechanicsville ☐ Atlanta ☐ Kernersville ☐

Client_____ Profile/EZ (Circle one)_____ Notes_____

Item#	BP4U-125 mL Plastic Unpreserved (N/A) (Cl-)	BP3U-250 mL Plastic Unpreserved (N/A)	BP2U-500 mL Plastic Unpreserved (N/A)	BP1U-1 liter Plastic Unpreserved (N/A)		BP4S-125 mL Plastic H2SO4 (pH < 2) (Cl-)	BP3N-250 mL plastic HNO3 (pH < 2)	BP4Z-125 mL Plastic ZN Acetate & NaOH (>9)	BP4B-125 mL Plastic NaOH (pH > 12) (Cl-)	WGFU-Wide-mouthed Glass Jar Unpreserved	AG1U-1 liter Amber Unpreserved (N/A) (Cl-)	AG1H-1 liter Amber HCl (pH < 2)	AG3U-250 mL Amber Unpreserved (N/A) (Cl-)	AG1S-1 liter Amber H2SO4 (pH < 2)	AG3S-250 mL Amber H2SO4 (pH < 2)	DG9A-40 mL Amber NH4Cl (N/A)(Cl-)	DG9H-40 mL VOA HCl (N/A)	VG9T-40 mL VOA Na2S2O3 (N/A)	VG9U-40 mL VOA Unpreserved (N/A)	DG9Y-40 mL VOA H3PO4 (N/A)	KP7U-50 ml Plastic Unpreserved (N/A)	V/GK (3 vials per kit)-VOH/Gas kit (N/A)	SP5T-125 mL Sterile Plastic (N/A – lab)	SP2T-250 mL Sterile Plastic (N/A – lab)		BP3R-250 mL Plastic (NH4)2SO4 (9.3-9.7)	AG0U-100 mL Amber Unpreserved (N/A) (Cl-)	VSGU-20 mL Scintillation vials (N/A)	DG9U-40 mL Amber Unpreserved vials (N/A)
CC																													
1		2	1				1																						
2		2	1				1																						
3		2	1				1																						
4		2	1				1																						
5		2	1				1																						
6		2	1				1																						
7		2	1				1																						
8		2	1				1																						
9		2	1				1																						
10		2	1				1																						
11		2	1				1																						
12		2	1				1																						

pH Adjustment Log for Preserved Samples

Sample ID	Type of Preservative	pH upon receipt	Date preservation adjusted	Time preservation adjusted	Amount of Preservative added	Lot #

Note: Whenever there is a discrepancy affecting North Carolina compliance samples, a copy of this form will be sent to the North Carolina DENR Certification Office (i.e. Out of hold, incorrect preservative, out of temp, incorrect containers.

Pace® Location Requested (City/State):

Pace Analytical Charlotte
9800 Kincey Ave. Suite 100, Huntersville, NC 28078

CHAIN-OF-CUSTODY Analytical Request Document

Chain-of-Custody is a LEGAL DOCUMENT - Complete all relevant fields

LAB USE ONLY- Affix Workorder/Login Label Here

92745459

Scan QR Code for instructions

Company Name: Georgia Power - Bowen	Contact/Report To: Kristen Jurinko, Cassidy Sutherland
Street Address: 241 Ralph McGill Blvd NE, Atlanta, GA 30308	Phone #: (470) 217-0008
	E-Mail: krjurink@southernco.com
	Cc E-Mail: Laura Midkiff, Ben Hodges, Mike Smilley, Noelle Gangi
Customer Project #:	Invoice to: Account Payable
Project Name: Bowen LF Cells 3&4	Invoice E-mail: georgiapowerinvoices@southernco.com
Site Collection Info/Facility ID (as applicable):	Purchase Order # (if applicable): GPC82474-0006
	Quote #:
Time Zone Collected: [ ] AK [ ] PT [ ] MT [ ] CT [X] ET	County / State origin of sample(s): Georgia
Data Deliverables: [ ] Level II [ ] Level III [ ] Level IV [ ] EQUIS [ ] Other	Regulatory Program (DW, RCRA, etc.) as applicable: Reportable [ ] Yes [ ] No
	Rush (Pre-approval required): [ ] Same Day [ ] 1 Day [ ] 2 Day [ ] 3 Day Other
	Date Results Requested:
	DW PWSID # or WW Permit # as applicable:
	Field Filtered (if applicable): [ ] Yes [ ] No
	Analysis:

Specify Container Size **: 3 2 3 3

Identify Container Preservative Type***: 1 1 1 2

Analysis Requested

** Container Size: (1) 1L, (2) 500mL, (3) 250mL, (4) 125mL, (5) 100mL, (6) 40mL vial, (7) EnCore, (8) TerraCore, (9) 5mL, (10) Other

*** Preservative Types: (1) None, (2) HNO3, (3) H2SO4, (4) HCl, (5) NaOH, (6) Zn Acetate, (7) NaHSO4, (8) Sod. Thiosulfate, (9) Ascorbic Acid, (10) MeOH, (11) Other

* Matrix Codes (Insert in Matrix box below): Drinking Water (DW), Ground Water (GW), Wastewater (WW), Product (P), Soil/Solid (SS), Oil (OL), Wipe (WI), Tissue (TS), Bioassay (B), Vapor (V), Surface Water (SW), Sediment (SED), Sludge (SL), Caulk (CK), Leachate (LL), Biosolid (BS), Other (OT)

Customer Sample ID	Matrix *	Comp / Grab	Composite Start Date	Composite Start Time	Collected or Composite End Date	Collected or Composite End Time	# Cont.	Residual Chlorine Result	Residual Chlorine Units	2320B Alkalinity	2540C Total Dissolved Solids	300.0 - F-, SO4 2-, Cl-	App. Metals III/IV + State Metals	Sample Comment	Preservation non conformance identified for sample
BOW-GWC-36A	WG	G					4			X	X	X	X		
BOW-GWC-36RA	WG	G					4			X	X	X	X		
BOW-GWC-37	WG	G					4			X	X	X	X		
BOW-GWC-38	WG	G					4			X	X	X	X		
BOW-GWC-16R	WG	G			7/31/24	1030	4			X	X	X	X	009	
BOW-GWC-17R	WG	G			7/31/24	1142	4			X	X	X	X	010	
BOW-GWC-18	WG	G			7/31/24	1232	4			X	X	X	X	011	
BOW-GWC-18R	WG	G			7/31/24	1400	4			X	X	X	X	012	
BOW-GWC-19R	WG	G			7/31/24	1545	4			X	X	X	X	013	
BOW-GWC-20R	WG	G					4			X	X	X	X		

Lab Use Only: Proj. Mgr: Bonnie Vang; AcctNum / Client ID:; Table #:; Prelle / Template: 16492; Prelog / Bottle Ord. ID: EZ 3066691

Additional Instructions from Pace®:
Task Code: BOW-CCR-ASSMT-2024S2
App. II: Boron, Calcium, Chloride, Fluoride, Sulfate, TDS
App. IV: Antimony, Arsenic, Barium, Beryllium, Cadmium, Chromium, Cobalt, Lead, Mercury, Selenium, Thallium
Additional Metals: Iron, Magnesium, Manganese, Potassium, Sodium, Copper, Nickel, Silver, Vanadium, Zinc

Collected By: Printed Name: Kevin Stephenson, William Laaker, Jay Siewert, Natalie Piparo
Signature:
Pearlstone Environmental

Customer Remarks / Special Conditions / Possible Hazards:

Coolers: Thermometer ID: Correction Factor (°C): Obs. Temp (°C): Corrected Temp (°C): [ ] On Ice

Relinquished by/Company: (Signature)	Date/Time:	Received by/Company: (Signature)	Date/Time:	Tracking Number:
	8/2/24 1102	Ryan Williams / Pace	8/2/24 1102	
Relinquished by/Company: (Signature)	Date/Time:	Received by/Company: (Signature)	Date/Time:	Delivered by: [ ] In-Person [ ] Courier
Ryan Williams / Pace	8/2/24 1400		8/2/24 1400	[ ] FedEx [ ] UPS [ ] Other
Relinquished by/Company: (Signature)	Date/Time:	Received by/Company: (Signature)	Date/Time:	
Relinquished by/Company: (Signature)	Date/Time:	Received by/Company: (Signature)	Date/Time:	Page: 1 of 2

Submitting a sample via this chain of custody constitutes acknowledgment and acceptance of the Pace® Terms and Conditions found at https://www.pacelabs.com/resource-library/resource/pace-terms-and-conditions/

ENV-FRM-CORO-0019_v02_110123 ©

Pace® Location Requested (City/State):

Pace Analytical Charlotte
9800 Kinney Ave, Suite 100, Huntersville, NC 28078

CHAIN-OF-CUSTODY Analytical Request Document

Chain-of-Custody is a LEGAL DOCUMENT - Complete all relevant fields

LAB USE ONLY- Affix Workorder/Login Label Here

Scan QR Code for instructions

Company Name: Georgia Power - Bowen	Contact/Report To: Kristen Junnko, Cassidy Sutherland
Street Address: 241 Ralph McGill Blvd NE, Atlanta, GA 30308	Phone #: (470) 217-0008
	E-Mail: knjunnk@southernco.com
	Cc E-Mail: Laura Midkiff, Ben Hodges, Mike Smilley, Noelia Gangi
Customer Project #:	Invoice to: Account Payable
Project Name: Bowen LF Cells 3&4	Invoice E-mail: georgiapowerinvoices@southernco.com
Site Collection Info/Facility ID (as applicable):	Purchase Order # (if applicable): GPC82474-0006
	Quote #:
Time Zone Collected: [ ] AK [ ] PT [ ] MT [ ] CT [X] ET	County / State origin of sample(s): Georgia

Data Deliverables: [ ] Level II [ ] Level III [ ] Level IV [ ] EQUIS [ ] Other

Regulatory Program (DW, RCRA, etc.) as applicable: Reportable [ ] Yes [ ] No

Rush (Pre-approval required): [ ] Same Day [ ] 1 Day [ ] 2 Day [ ] 3 Day Other

Date Results Requested:

DW PWSID # or WW Permit # as applicable:

Field Filtered (if applicable): [ ] Yes [ ] No

Analysis:

Specify Container Size**: 3 2 3 3

Identify Container Preservative Type***: 1 1 1 2

Analysis Requested

**Container Size: (1) 1L, (2) 500mL, (3) 250mL, (4) 125mL, (5) 100mL, (6) 40mL vial, (7) Encore, (8) TerraCore, (9) 20mL, (10) Other

*** Preservative Types: (1) None, (2) HNO3, (3) H2SO4, (4) HCl, (5) NaOH, (6) Zn Acetate, (7) NaHSO4, (8) Sod Thiosulfate, (9) AscorbicAcid, (10) MeOH, (11) Other

Lab Use Only

Proj. Mgr.: Bonnie Vang

AcctNum / Client ID:

Table #:

Profile / Template: 16492

Prelog / Bottle Ord. ID: EZ 3066891

Preservation non-conformances identified for sample

* Matrix Codes (Insert in Matrix box below): Drinking Water (DW), Ground Water (GW), Wastewater (WW), Product (P), Soil/Solid (SS), Oil (OL), Wipe (WP), Tissue (TS), Bioassay (B), Vapor (V), Surface Water (SW), Sediment (SED), Sludge (SL), Caulk (CK), Leachate (LL), Biosolid (BS), Other (OT)

Customer Sample ID	Matrix *	Comp / Grab	Composite Start Date	Composite Start Time	Collected or Composite End Date	Collected or Composite End Time	# Cont.	Residual Chlorine Result	Residual Chlorine Units	2320B Alkalinity	2540C Total Dissolved Solids	300.0 - F-, SO4-, Cl-	App. III/IV + State Metals	Sample Comment
BOW-GWC-21R	WG	G					4			X	X	X	X	
BOW-GWC-22R	WG	G			7/31/24	1510	4			X	X	X	X	014
BOW-GWC-23R	WG	G			7/31/24	1420	4			X	X	X	X	015
BOW-GWC-24R	WG	G			7/31/24	1244	4			X	X	X	X	016
BOW-GWC-25R	WG	G			7/31/24	1046	4			X	X	X	X	017
BOW-SPRING	WS	G					4			X	X	X	X	
BOW-LF3-4-FD-02	WG	G			7/31/24	—	4			X	X	X	X	018
BOW-LF3-4-FD-	WG	G					4			X	X	X	X	
BOW-LF3-4-FB-02	WQ	G			7/31/24	1533	4			X	X	X	X	019
BOW-LF3-4-EB-02	WQ	G			7/31/24	1540	4			X	X	X	X	020

Additional instructions from Pace®:
Task Code: BOW-CCR-ASSM1-2024S2
App. III: Boron, Calcium, Chloride, Fluoride, Sulfate, TDS
App. IV: Antimony, Arsenic, Barium, Beryllium, Cadmium, Chromium, Cobalt, Lead, Mercury, Selenium, Thallium
Additional Metals: Iron, Magnesium, Manganese, Potassium, Sodium, Copper, Nickel, Silver, Vanadium, Zinc

Collected By: Kevin Stephenson, William Laaker, Jay Siewert
Printed Name: Natalie Piparo
Signature:

Customer Remarks / Special Conditions / Possible Hazards:

Coolers: Thermometer ID: Correction Factor (°C): Obs. Temp (°C): Corrected Temp (°C): [ ] On Ice

Relinquished by/Company: (Signature)	Date/Time:	Received by/Company: (Signature)	Date/Time:
Ryan Williams / Pace	8/2/24 1102	Ryan Williams / Pace	8/2/24 1102
Relinquished by/Company: (Signature)	Date/Time:	Received by/Company: (Signature)	Date/Time:
Ryan Williams / Pace	8/2/24 1400		
Relinquished by/Company: (Signature)	Date/Time:	Received by/Company: (Signature)	Date/Time:
(Relinquished by/Company: (Signature)	Date/Time:	Received by/Company: (Signature)	Date/Time:

Tracking Number:

Delivered by: [ ] In-Person [ ] Courier [ ] FedEx [ ] UPS [ ] Other

Page: 2 of 2

Submitting a sample via this chain of custody constitutes acknowledgment and acceptance of the Pace® Terms and Conditions found at https://www.pacelabs.com/resource-library/resource/pace-terms-and-conditions/

ENV-FRM-CORO-0019_v02_110123 ©

Pace	DC#_Title: ENV-FRM-HUN1-0083 v05_Sample Condition Upon Receipt
	Effective Date: 05/24/2024

Laboratory receiving samples:
Asheville ☐ Eden ☐ Greenwood ☐ Huntersville ☐ Raleigh ☐ Mechanicsville ☐ Atlanta ☑ Kernersville ☐

Sample Condition Upon Receipt

Client Name: GA Power

Project #: **WO# : 92745459**

PM: BV Due Date: 08/16/24
CLIENT: 92-GP-BOWLF

Courier: ☐ Commercial ☐ Fed Ex ☐ UPS ☐ USPS ☐ Client ☑ Pace ☐ Other:____

Custody Seal Present? ☑ Yes ☐ No Seals Intact? ☑ Yes ☐ No ☐ N/A

Date/Initials Person Examining Contents: 8/16/24 SH

Packing Material: ☑ Bubble Wrap ☐ Bubble Bags ☐ None ☐ Other

Biological Tissue Frozen? ☐ Yes ☐ No ☑ N/A

Thermometer: ☑ IR Gun ID: 230

Type of Ice: ☑ Wet ☐ Blue ☐ None

Cooler Temp: 4.4 Correction Factor: Add/Subtract (°C) 0.0

Temp should be above freezing to 6°C
☐ Samples out of temp criteria. Samples on ice, cooling process has begun

Cooler Temp Corrected (°C): 4.4

USDA Regulated Soil (☐ N/A, water sample)
Did samples originate in a quarantine zone within the United States: CA, NY, or SC (check maps)? ☐ Yes ☐ No

Did samples originate from a foreign source (internationally, including Hawaii and Puerto Rico)? ☐ Yes ☐ No

				Comments/Discrepancy:
Chain of Custody Present?	☑ Yes	☐ No	☐ N/A	1.
Samples Arrived within Hold Time?	☑ Yes	☐ No	☐ N/A	2.
Short Hold Time Analysis (<72 hr.)?	☐ Yes	☑ No	☐ N/A	3.
Rush Turn Around Time Requested?	☐ Yes	☑ No	☐ N/A	4.
Sufficient Volume?	☑ Yes	☐ No	☐ N/A	5.
Correct Containers Used?	☑ Yes	☐ No	☐ N/A	6.
-Pace Containers Used?	☑ Yes	☐ No	☐ N/A	
Containers Intact?	☑ Yes	☐ No	☐ N/A	7.
Dissolved analysis: Samples Field Filtered?	☐ Yes	☐ No	☑ N/A	8.
Sample Labels Match COC?	☑ Yes	☐ No	☐ N/A	9.
-Includes Date/Time/ID/Analysis Matrix: GW				
Headspace in VOA Vials (>5-6mm)?	☐ Yes	☐ No	☑ N/A	10.
Trip Blank Present?	☐ Yes	☐ No	☑ N/A	11.
Trip Blank Custody Seals Present?	☐ Yes	☐ No	☑ N/A	

COMMENTS/SAMPLE DISCREPANCY

Field Data Required? ☐ Yes ☐ No

Lot ID of split containers:

CLIENT NOTIFICATION/RESOLUTION

Person contacted: _____ Date/Time: _____

Project Manager SCURF Review: _____ Date: _____

Project Manager SRF Review: _____ Date: _____

Pace ANALYTICAL SERVICES

DC#_Title: ENV-FRM-HUN1-0083 v05_Sample Condition Upon Receipt

Effective Date: 05/24/2024

WO# : 92745459

PM: BV **Due Date: 08/16/24**

CLIENT: 92-GP-BOWLF

*Check mark top half of box if pH and/or dechlorination is verified and within the acceptance range for preservation samples.
Exceptions: VOA, Coliform, TOC, Oil and Grease, DRO/8015 (water) DOC, LLHg
**Bottom half of box is to list number of bottles
***Check all unpreserved Nitrates for chlorine

Project #

Laboratory Receiving Location: Asheville ☐ Eden ☐ Greenwood ☐ Huntersville ☐ Raleigh ☐ Mechanicsville ☐ Atlanta ☐ Kernersville ☐

Client_____ Profile/EZ (Circle one)_____ Notes_____

Item#	BP4U-125 mL Plastic Unpreserved (N/A) (Cl-)	BP3U-250 mL Plastic Unpreserved (N/A)	BP2U-500 mL Plastic Unpreserved (N/A)	BP1U-1 liter Plastic Unpreserved (N/A)		BP4S-125 mL Plastic H2SO4 (pH < 2) (Cl-)	BP3N-250 mL plastic HNO3 (pH < 2)	BP4Z-125 mL Plastic ZN Acetate & NaOH (>9)	BP4B-125 mL Plastic NaOH (pH > 12) (Cl-)	WGFU-Wide-mouthed Glass jar Unpreserved	AG1U-1 liter Amber Unpreserved (N/A) (Cl-)	AG1H-1 liter Amber HCl (pH < 2)	AG3U-250 mL Amber Unpreserved (N/A) (Cl-)	AG1S-1 liter Amber H2SO4 (pH < 2)	AG3S-250 mL Amber H2SO4 (pH < 2)	DG94-40 mL Amber NH4Cl (N/A)(Cl-)	DG9H-40 mL VOA HCl (N/A)	VG9T-40 mL VOA Na2S2O3 (N/A)	VG9U-40 mL VOA Unpreserved (N/A)	DG9V-40 mL VOA H3PO4 (N/A)	KP7U-50 mL Plastic Unpreserved (N/A)	V/GK (3 vials per kit)-VPH/Gas kit (N/A)	SP5T-125 mL Sterile Plastic (N/A – lab)	SP2T-250 mL Sterile Plastic (N/A – lab)		BP3R-250 mL Plastic (NH4)2SO4 (9.3-9.7)	AG0U-100 mL Amber Unpreserved (N/A) (Cl-)	VSGU-20 mL Scintillation vials (N/A)
CC																													
1		2	1				X																						
2																													
3																													
4																													
5																													
6																													
7																													
8																													
9																													
10																													
11																													
12																													

pH Adjustment Log for Preserved Samples

Sample ID	Type of Preservative	pH upon receipt	Date preservation adjusted	Time preservation adjusted	Amount of Preservative added	Lot #

Note: Whenever there is a discrepancy affecting North Carolina compliance samples, a copy of this form will be sent to the North Carolina DENR Certification Office (i.e. Out of hold, incorrect preservative, out of temp, incorrect containers.

Pace® Location Requested (City/State):

Pace Analytical Charlotte
9800 Kincey Ave. Suite 100, Huntersville, NC 28078

CHAIN-OF-CUSTODY Analytical Request Document

Chain-of-Custody is a LEGAL DOCUMENT - Complete all relevant fields

LAB USE ONLY- Affix Workorder/Login Label Here

92745459

Scan QR Code for instructions

Company Name: Georgia Power - Bowen	Contact/Report To: Kristen Jurinko, Cassidy Sutherland
Street Address: 241 Ralph McGill Blvd NE, Atlanta, GA 30308	Phone #: (470) 217-0008
	E-Mail: knjurink@southernco.com
	Cc E-Mail: Laura Midkiff, Ben Hodges, Mike Smilley, Noelia Gangi
Customer Project #:	Invoice to: Account Payable
Project Name: Bowen LF Cells 3&4	Invoice E-mail: georgiapowerinvoices@southernco.com
Site Collection Info/Facility ID (as applicable):	Purchase Order # (if applicable): GPC82474-0006
	Quote #:
Time Zone Collected: [ ] AK [ ] PT [ ] MT [ ] CT [X] ET	County / State origin of sample(s): Georgia
Data Deliverables: [ ] Level II [ ] Level III [ ] Level IV [ ] EQUIS [ ] Other	Regulatory Program (DW, RCRA, etc.) as applicable: Reportable [ ] Yes [ ] No
	Rush (Pre-approval required): [ ] Same Day [ ] 1 Day [ ] 2 Day [ ] 3 Day Other: Date Results Requested:
	DW PWSID # or WW Permit # as applicable: Field Filtered (if applicable): [ ] Yes [ ] No Analysis:

* Matrix Codes (insert in Matrix box below): Drinking Water (DW), Ground Water (GW), Wastewater (WW), Product (P), Soil/Solid (SS), Oil (OL), Wipe (WP), Tissue (TS), Bioassay (B), Vapor (V), Surface Water (SW), Sediment (SED), Sludge (SL), Caulk (CK), Leachate (LE), Biosolid (BS), Other (OT)

Specify Container Size **: 3 | 2 | 3 | 3

Identify Container Preservative Type***: 1 | 1 | 1 | 2

Analysis Requested

Customer Sample ID	Matrix *	Comp / Grab	Composite Start Date	Composite Start Time	Collected or Composite End Date	Collected or Composite End Time	# Cont.	Residual Chlorine Result	Residual Chlorine Units	2320B Alkalinity	2540C Total Dissolved Solids	300.0 - F-, SO4 2-, Cl-	App. Metals III/IV + State Metals	Lab Use Only	Sample Comment	Preservation non-conformance identified for sample
BOW-GWC-21R	WG	G			8/2/24	0943	4			X	X	X	X		021	
BOW-GWC-22R	WG	G					4			X	X	X	X			
BOW-GWC-23R	WG	G					4			X	X	X	X			
BOW-GWC-24R	WG	G					4			X	X	X	X			
BOW-GWC-25R	WG	G					4			X	X	X	X			
BOW-SPRING	WS	G					4			X	X	X	X			
BOW-LF3-4-FD-	WG	G					4			X	X	X	X			
BOW-LF3-4-FD-	WG	G					4			X	X	X	X			
BOW-LF3-4-FB-	WQ	G					4			X	X	X	X			
BOW-LF3-4-EB-	WQ	G					4			X	X	X	X			

Lab Use Only: Proj. Mgr: Bonnie Vang; Acctnum / Client ID:; Table #:; Profile / Template: 16492; Prelog / Bottle Ord. ID: EZ 3066691

**Container Size: (1) 1L, (2) 500mL, (3) 250mL, (4) 125mL, (5) 100mL, (6) 40mL vial, (7) EnCore, (8) TerraCore, (9) 30mL, (10) Other

*** Preservative Types: (1) None, (2) HNO3, (3) H2SO4, (4) HCl, (5) NaOH, (6) Zn Acetate, (7) NaHSO4, (8) Sod. Thiosulfate, (9) Ascorbic Acid, (10) MeOH, (11) Other

Additional Instructions from Pace®:
Task Code: BOW-CCR-ASSMT-2024S2
App. III: Boron, Calcium, Chloride, Fluoride, Sulfate, TDS
App. IV: Antimony, Arsenic, Barium, Beryllium, Cadmium, Chromium, Cobalt, Lead, Mercury, Selenium, Thallium
Additional Metals: Iron, Magnesium, Manganese, Potassium, Sodium, Copper, Nickel, Silver, Vanadium, Zinc

Collected By: Printed Name: Kevin Stephenson, William Laaker, Jay Siewert, Natalie Pizarro
Signature: (Pace/Kleinfelder Environmental)

Customer Remarks / Special Conditions / Possible Hazards:

Coolers: | Thermometer ID: | Correction Factor (°C): | Obs. Temp. (°C): | Corrected Temp (°C): | [ ] On Ice

Relinquished by/Company: (Signature)	Date/Time	Received by/Company: (Signature)	Date/Time	Tracking Number:
Ryan Williams / Pace	8/6/24 1046	Ryan Williams / Pace	8/6/24 1046	
Ryan Williams / Pace	8/6/24 1446		8/6/24 1446	Delivered by: [ ] In-Person [ ] Courier [ ] FedEx [ ] UPS [ ] Other
Relinquished by/Company: (Signature)	Date/Time:	Received by/Company: (Signature)	Date/Time:	
Relinquished by/Company: (Signature)	Date/Time:	Received by/Company: (Signature)	Date/Time:	Page: 2 of 2

Submitting a sample via this chain of custody constitutes acknowledgment and acceptance of the Pace® Terms and Conditions found at https://www.pacelabs.com/resource-library/resource/pace-terms-and-conditions/

ENV-FRM-CORQ-0019_v02_110123 ©

Pace Analytical Services, LLC
9800 Kincey Ave. Suite 100
Huntersville, NC 28078
(704)875-9092

August 20, 2024

Kristen Jurinko
Southern Company
241 Ralph McGill Blvd
NE, Bin 10160
Atlanta, GA 30308

RE: Project: Bowen LF Cells 9&10
Pace Project No.: 92745465

Dear Kristen Jurinko:

Enclosed are the analytical results for sample(s) received by the laboratory between August 02, 2024 and August 09, 2024. The results relate only to the samples included in this report. Results reported herein conform to the applicable TNI/NELAC Standards and the laboratory's Quality Manual, where applicable, unless otherwise noted in the body of the report.

The test results provided in this final report were generated by each of the following laboratories within the Pace Network:

- Pace Analytical Services - Asheville
- Pace Analytical Services - Peachtree Corners, GA

If you have any questions concerning this report, please feel free to contact me.

Sincerely,

Bonnie Vang

Bonnie Vang
bonnie.vang@pacelabs.com
704-977-0968
Project Manager

Enclosures

cc: Carole Lieu, Stantec
Laura Midkiff, Southern Co.
Edgar Smith, Stantec
Cassidy Sutherland, Stantec

This report shall not be reproduced, except in full,
without the written consent of Pace Analytical Services, LLC.

Pace Analytical Services, LLC
9800 Kincey Ave. Suite 100
Huntersville, NC 28078
(704)875-9092

CERTIFICATIONS

Project: Bowen LF Cells 9&10
Pace Project No.: 92745465

Pace Analytical Services Asheville
2225 Riverside Drive, Asheville, NC 28804
Florida/NELAP Certification #: E87648
North Carolina Drinking Water Certification #: 37712
North Carolina Wastewater Certification #: 40
South Carolina Laboratory ID: 99030
South Carolina Certification #: 99030001
Virginia/VELAP Certification #: 460222

Pace Analytical Services Peachtree Corners
110 Technology Pkwy, Peachtree Corners, GA 30092
Florida DOH Certification #: E87315
Georgia DW Inorganics Certification #: 812
North Carolina Certification #: 381
South Carolina Certification #: 98011001
Virginia Certification #: 460204

REPORT OF LABORATORY ANALYSIS

This report shall not be reproduced, except in full,
without the written consent of Pace Analytical Services, LLC.

Pace Analytical Services, LLC
9800 Kincey Ave. Suite 100
Huntersville, NC 28078
(704)875-9092

SAMPLE SUMMARY

Project: Bowen LF Cells 9&10
Pace Project No.: 92745465

Lab ID	Sample ID	Matrix	Date Collected	Date Received
92745465001	**BOW-GWA-39RZ**	Water	08/01/24 13:36	08/02/24 11:02
92745465002	**BOW-GWA-39Z**	Water	08/01/24 15:37	08/02/24 11:02
92745465003	**BOW-GWA-40**	Water	08/01/24 16:42	08/02/24 11:02
92745465004	**BOW-GWA-41**	Water	08/01/24 12:25	08/02/24 11:02
92745465005	**BOW-GWA-41R**	Water	08/01/24 14:17	08/02/24 11:02
92745465006	**BOW-GWA-42**	Water	08/01/24 16:30	08/02/24 11:02
92745465007	**BOW-LF9-10-FB-03**	Water	08/01/24 16:37	08/02/24 11:02
92745465008	**BOW-LF9-10-EB-03**	Water	08/01/24 16:42	08/02/24 11:02
92745465009	**BOW-GWA-43**	Water	08/02/24 12:14	08/06/24 10:46
92745465010	**BOW-GWA-43R**	Water	08/02/24 10:28	08/06/24 10:46
92745465011	**BOW-LF9-10-FD-03**	Water	08/02/24 00:00	08/06/24 10:46
92745465012	**BOW-GWC-45**	Water	08/05/24 13:00	08/06/24 10:46
92745465013	**BOW-GWC-45R**	Water	08/05/24 14:14	08/06/24 10:46
92745465014	**BOW-GWC-46R**	Water	08/05/24 11:08	08/06/24 10:46
92745465015	**BOW-GWC-47**	Water	08/05/24 12:41	08/06/24 10:46
92745465016	**BOW-GWC-47R**	Water	08/05/24 11:03	08/06/24 10:46
92745465017	**BOW-GWC-48**	Water	08/05/24 15:05	08/06/24 10:46
92745465018	**BOW-LF9-10-FB-04**	Water	08/05/24 15:20	08/06/24 10:46
92745465019	**BOW-LF9-10-EB-04**	Water	08/05/24 15:24	08/06/24 10:46
92745465020	**BOW-GWC-44**	Water	08/06/24 11:12	08/09/24 08:02
92745465021	**BOW-GWC-49R**	Water	08/06/24 14:30	08/09/24 08:02
92745465022	**BOW-GWC-49Z**	Water	08/06/24 13:00	08/09/24 08:02
92745465023	**BOW-LF9-10-FD-04**	Water	08/06/24 00:00	08/09/24 08:02

REPORT OF LABORATORY ANALYSIS

This report shall not be reproduced, except in full,
without the written consent of Pace Analytical Services, LLC.

Pace Analytical Services, LLC
9800 Kincey Ave. Suite 100
Huntersville, NC 28078
(704)875-9092

SAMPLE ANALYTE COUNT

Project: Bowen LF Cells 9&10
Pace Project No.: 92745465

Lab ID	Sample ID	Method	Analysts	Analytes Reported
92745465001	**BOW-GWA-39RZ**	EPA 6010D	DRB, MJS2	7
		EPA 6020B	CW1	15
		EPA 7470A	VB	1
		SM 2540C-2015	DL1	1
		SM 2320B-2011	SMS	3
		EPA 300.0 Rev 2.1 1993	JCM	3
92745465002	**BOW-GWA-39Z**	EPA 6010D	DRB, MJS2	7
		EPA 6020B	CW1	15
		EPA 7470A	VB	1
		SM 2540C-2015	DL1	1
		SM 2320B-2011	SMS	3
		EPA 300.0 Rev 2.1 1993	JCM	3
92745465003	**BOW-GWA-40**	EPA 6010D	DRB, MJS2	7
		EPA 6020B	CW1	15
		EPA 7470A	VB	1
		SM 2540C-2015	DL1	1
		SM 2320B-2011	SMS	3
		EPA 300.0 Rev 2.1 1993	JCM	3
92745465004	**BOW-GWA-41**	EPA 6010D	DRB, MJS2	7
		EPA 6020B	CW1	15
		EPA 7470A	VB	1
		SM 2540C-2015	DL1	1
		SM 2320B-2011	SMS	3
		EPA 300.0 Rev 2.1 1993	JCM	3
92745465005	**BOW-GWA-41R**	EPA 6010D	DRB, MJS2	7
		EPA 6020B	CW1	15
		EPA 7470A	VB	1
		SM 2540C-2015	DL1	1
		SM 2320B-2011	SMS	3
		EPA 300.0 Rev 2.1 1993	JCM	3
92745465006	**BOW-GWA-42**	EPA 6010D	DRB, MJS2	7
		EPA 6020B	CW1	15
		EPA 7470A	VB	1
		SM 2540C-2015	DL1	1
		SM 2320B-2011	SMS	3
		EPA 300.0 Rev 2.1 1993	JCM	3
92745465007	**BOW-LF9-10-FB-03**	EPA 6010D	DRB, MJS2	7

REPORT OF LABORATORY ANALYSIS

This report shall not be reproduced, except in full,
without the written consent of Pace Analytical Services, LLC.

Pace Analytical Services, LLC
9800 Kincey Ave. Suite 100
Huntersville, NC 28078
(704)875-9092

SAMPLE ANALYTE COUNT

Project: Bowen LF Cells 9&10
Pace Project No.: 92745465

Lab ID	Sample ID	Method	Analysts	Analytes Reported
		EPA 6020B	CW1	15
		EPA 7470A	VB	1
		SM 2540C-2015	DL1	1
		SM 2320B-2011	SMS	3
		EPA 300.0 Rev 2.1 1993	JCM	3
92745465008	**BOW-LF9-10-EB-03**	EPA 6010D	DRB, MJS2	7
		EPA 6020B	CW1	15
		EPA 7470A	VB	1
		SM 2540C-2015	DL1	1
		SM 2320B-2011	SMS	3
		EPA 300.0 Rev 2.1 1993	JCM	3
92745465009	**BOW-GWA-43**	EPA 6010D	DRB, MJS2	7
		EPA 6020B	CW1	15
		EPA 7470A	VB	1
		SM 2540C-2015	DL1	1
		SM 2320B-2011	SMS	3
		EPA 300.0 Rev 2.1 1993	CDC	3
92745465010	**BOW-GWA-43R**	EPA 6010D	DRB, MJS2	7
		EPA 6020B	CW1	15
		EPA 7470A	VB	1
		SM 2540C-2015	DL1	1
		SM 2320B-2011	SMS	3
		EPA 300.0 Rev 2.1 1993	CDC	3
92745465011	**BOW-LF9-10-FD-03**	EPA 6010D	DRB, MJS2	7
		EPA 6020B	CW1	15
		EPA 7470A	VB	1
		SM 2540C-2015	DL1	1
		SM 2320B-2011	SMS	3
		EPA 300.0 Rev 2.1 1993	CDC	3
92745465012	**BOW-GWC-45**	EPA 6010D	DRB, MJS2	7
		EPA 6020B	CW1	15
		EPA 7470A	VB	1
		SM 2540C-2015	DL1	1
		SM 2320B-2011	SMS	3
		EPA 300.0 Rev 2.1 1993	CDC	3
92745465013	**BOW-GWC-45R**	EPA 6010D	DRB, MJS2	7
		EPA 6020B	CW1	15

This report shall not be reproduced, except in full,
without the written consent of Pace Analytical Services, LLC.

Pace Analytical Services, LLC
9800 Kincey Ave. Suite 100
Huntersville, NC 28078
(704)875-9092

SAMPLE ANALYTE COUNT

Project: Bowen LF Cells 9&10
Pace Project No.: 92745465

Lab ID	Sample ID	Method	Analysts	Analytes Reported
		EPA 7470A	VB	1
		SM 2540C-2015	DL1	1
		SM 2320B-2011	SMS	3
		EPA 300.0 Rev 2.1 1993	CDC	3
92745465014	**BOW-GWC-46R**	EPA 6010D	DRB, MJS2	7
		EPA 6020B	CW1	15
		EPA 7470A	VB	1
		SM 2540C-2015	DL1	1
		SM 2320B-2011	SMS	3
		EPA 300.0 Rev 2.1 1993	CDC	3
92745465015	**BOW-GWC-47**	EPA 6010D	DRB, MJS2	7
		EPA 6020B	CW1	15
		EPA 7470A	VB	1
		SM 2540C-2015	DL1	1
		SM 2320B-2011	SMS	3
		EPA 300.0 Rev 2.1 1993	CDC	3
92745465016	**BOW-GWC-47R**	EPA 6010D	DRB, MJS2	7
		EPA 6020B	CW1	15
		EPA 7470A	VB	1
		SM 2540C-2015	DL1	1
		SM 2320B-2011	SMS	3
		EPA 300.0 Rev 2.1 1993	CDC	3
92745465017	**BOW-GWC-48**	EPA 6010D	DRB, MJS2	7
		EPA 6020B	CW1	15
		EPA 7470A	VB	1
		SM 2540C-2015	DL1	1
		SM 2320B-2011	SMS	3
		EPA 300.0 Rev 2.1 1993	CDC	3
92745465018	**BOW-LF9-10-FB-04**	EPA 6010D	DRB, MJS2	7
		EPA 6020B	CW1	15
		EPA 7470A	VB	1
		SM 2540C-2015	DL1	1
		SM 2320B-2011	SMS	3
		EPA 300.0 Rev 2.1 1993	CDC	3
92745465019	**BOW-LF9-10-EB-04**	EPA 6010D	DRB, MJS2	7
		EPA 6020B	CW1	15
		EPA 7470A	VB	1

This report shall not be reproduced, except in full,
without the written consent of Pace Analytical Services, LLC.

Pace Analytical Services, LLC
9800 Kincey Ave. Suite 100
Huntersville, NC 28078
(704)875-9092

SAMPLE ANALYTE COUNT

Project: Bowen LF Cells 9&10
Pace Project No.: 92745465

Lab ID	Sample ID	Method	Analysts	Analytes Reported
		SM 2540C-2015	DL1	1
		SM 2320B-2011	SMS	3
		EPA 300.0 Rev 2.1 1993	CDC	3
92745465020	**BOW-GWC-44**	EPA 6010D	AJM	7
		EPA 6020B	CW1	15
		EPA 7470A	VB	1
		SM 2540C-2015	DL1	1
		SM 2320B-2011	SMS	3
		EPA 300.0 Rev 2.1 1993	JCM	3
92745465021	**BOW-GWC-49R**	EPA 6010D	AJM	7
		EPA 6020B	CW1	15
		EPA 7470A	VB	1
		SM 2540C-2015	DL1	1
		SM 2320B-2011	SMS	3
		EPA 300.0 Rev 2.1 1993	JCM	3
92745465022	**BOW-GWC-49Z**	EPA 6010D	AJM	7
		EPA 6020B	CW1	15
		EPA 7470A	VB	1
		SM 2540C-2015	DL1	1
		SM 2320B-2011	YEG	3
		EPA 300.0 Rev 2.1 1993	JCM	3
92745465023	**BOW-LF9-10-FD-04**	EPA 6010D	AJM	7
		EPA 6020B	CW1	15
		EPA 7470A	VB	1
		SM 2540C-2015	DL1	1
		SM 2320B-2011	YEG	3
		EPA 300.0 Rev 2.1 1993	JCM	3

PASI-A = Pace Analytical Services - Asheville
PASI-GA = Pace Analytical Services - Peachtree Corners, GA

This report shall not be reproduced, except in full,
without the written consent of Pace Analytical Services, LLC.

Pace Analytical Services, LLC
9800 Kincey Ave. Suite 100
Huntersville, NC 28078
(704)875-9092

SUMMARY OF DETECTION

Project: Bowen LF Cells 9&10
Pace Project No.: 92745465

Lab Sample ID / Method	Client Sample ID / Parameters	Result	Units	Report Limit	Analyzed	Qualifiers
92745465001	**BOW-GWA-39RZ**					
EPA 6010D	Magnesium	17.7	mg/L	0.050	08/12/24 16:32	M1
EPA 6010D	Iron	0.15	mg/L	0.040	08/09/24 21:49	
EPA 6010D	Manganese	0.023J	mg/L	0.040	08/09/24 21:49	
EPA 6010D	Potassium	1.0	mg/L	0.50	08/09/24 21:49	
EPA 6010D	Sodium	1.2	mg/L	1.0	08/09/24 21:49	
EPA 6010D	Calcium	33.9	mg/L	1.0	08/09/24 21:49	M1
EPA 6020B	Antimony	0.00097J	mg/L	0.0030	08/08/24 15:18	
EPA 6020B	Arsenic	0.0018J	mg/L	0.0050	08/08/24 15:18	
EPA 6020B	Barium	0.014	mg/L	0.0050	08/08/24 15:18	
SM 2540C-2015	Total Dissolved Solids	161	mg/L	25.0	08/05/24 16:30	
SM 2320B-2011	Alkalinity,Bicarbonate (CaCO3)	160	mg/L	5.0	08/08/24 14:42	
SM 2320B-2011	Alkalinity, Total as CaCO3	160	mg/L	5.0	08/08/24 14:42	
EPA 300.0 Rev 2.1 1993	Chloride	1.5	mg/L	1.0	08/03/24 22:42	
EPA 300.0 Rev 2.1 1993	Sulfate	3.3	mg/L	1.0	08/03/24 22:42	
92745465002	**BOW-GWA-39Z**					
EPA 6010D	Potassium	1.3	mg/L	0.50	08/09/24 22:09	
EPA 6010D	Sodium	2.5	mg/L	1.0	08/09/24 22:09	
EPA 6010D	Calcium	11.5	mg/L	1.0	08/09/24 22:09	
EPA 6010D	Magnesium	6.2	mg/L	0.050	08/12/24 16:45	
EPA 6020B	Arsenic	0.0011J	mg/L	0.0050	08/08/24 15:22	
EPA 6020B	Barium	0.011	mg/L	0.0050	08/08/24 15:22	
SM 2540C-2015	Total Dissolved Solids	68.0	mg/L	25.0	08/05/24 16:30	
SM 2320B-2011	Alkalinity,Bicarbonate (CaCO3)	59.7	mg/L	5.0	08/08/24 15:01	
SM 2320B-2011	Alkalinity, Total as CaCO3	59.7	mg/L	5.0	08/08/24 15:01	
EPA 300.0 Rev 2.1 1993	Chloride	1.2	mg/L	1.0	08/03/24 23:22	
EPA 300.0 Rev 2.1 1993	Sulfate	1.2	mg/L	1.0	08/03/24 23:22	
92745465003	**BOW-GWA-40**					
EPA 6010D	Magnesium	10.4	mg/L	0.050	08/12/24 16:49	
EPA 6010D	Potassium	1.0	mg/L	0.50	08/09/24 22:12	
EPA 6010D	Sodium	1.5	mg/L	1.0	08/09/24 22:12	
EPA 6010D	Calcium	19.0	mg/L	1.0	08/09/24 22:12	
EPA 6020B	Arsenic	0.0011J	mg/L	0.0050	08/08/24 15:26	
EPA 6020B	Barium	0.0073	mg/L	0.0050	08/08/24 15:26	
SM 2540C-2015	Total Dissolved Solids	96.0	mg/L	25.0	08/05/24 16:30	
SM 2320B-2011	Alkalinity,Bicarbonate (CaCO3)	95.2	mg/L	5.0	08/08/24 15:08	
SM 2320B-2011	Alkalinity, Total as CaCO3	95.2	mg/L	5.0	08/08/24 15:08	
EPA 300.0 Rev 2.1 1993	Chloride	0.96J	mg/L	1.0	08/03/24 23:36	
EPA 300.0 Rev 2.1 1993	Sulfate	1.5	mg/L	1.0	08/03/24 23:36	
92745465004	**BOW-GWA-41**					
EPA 6010D	Potassium	0.40J	mg/L	0.50	08/09/24 22:16	
EPA 6010D	Sodium	0.94J	mg/L	1.0	08/09/24 22:16	
EPA 6010D	Calcium	8.5	mg/L	1.0	08/09/24 22:16	
EPA 6010D	Magnesium	4.4	mg/L	0.050	08/12/24 16:53	
EPA 6020B	Arsenic	0.00092J	mg/L	0.0050	08/08/24 15:30	
EPA 6020B	Barium	0.014	mg/L	0.0050	08/08/24 15:30	
SM 2540C-2015	Total Dissolved Solids	49.0	mg/L	25.0	08/05/24 16:32	

REPORT OF LABORATORY ANALYSIS

This report shall not be reproduced, except in full,
without the written consent of Pace Analytical Services, LLC.

Pace Analytical Services, LLC
9800 Kincey Ave. Suite 100
Huntersville, NC 28078
(704)875-9092

SUMMARY OF DETECTION

Project: Bowen LF Cells 9&10
Pace Project No.: 92745465

Lab Sample ID / Method	Client Sample ID / Parameters	Result	Units	Report Limit	Analyzed	Qualifiers
92745465004	**BOW-GWA-41**					
SM 2320B-2011	Alkalinity,Bicarbonate (CaCO3)	41.6	mg/L	5.0	08/08/24 15:16	
SM 2320B-2011	Alkalinity, Total as CaCO3	41.6	mg/L	5.0	08/08/24 15:16	
EPA 300.0 Rev 2.1 1993	Chloride	1.3	mg/L	1.0	08/03/24 12:45	
EPA 300.0 Rev 2.1 1993	Sulfate	0.75J	mg/L	1.0	08/03/24 12:45	
92745465005	**BOW-GWA-41R**					
EPA 6010D	Iron	5.6	mg/L	0.040	08/09/24 22:20	
EPA 6010D	Manganese	0.66	mg/L	0.040	08/09/24 22:20	
EPA 6010D	Potassium	2.3	mg/L	0.50	08/09/24 22:20	
EPA 6010D	Sodium	2.1	mg/L	1.0	08/09/24 22:20	
EPA 6010D	Calcium	40.0	mg/L	1.0	08/09/24 22:20	
EPA 6010D	Magnesium	20.6	mg/L	0.050	08/12/24 16:56	
EPA 6020B	Antimony	0.00085J	mg/L	0.0030	08/08/24 15:33	
EPA 6020B	Arsenic	0.0015J	mg/L	0.0050	08/08/24 15:33	
EPA 6020B	Barium	0.044	mg/L	0.0050	08/08/24 15:33	
EPA 6020B	Cobalt	0.0011J	mg/L	0.0050	08/08/24 15:33	
EPA 6020B	Copper	0.00053J	mg/L	0.0050	08/08/24 15:33	
SM 2540C-2015	Total Dissolved Solids	197	mg/L	25.0	08/05/24 16:32	
SM 2320B-2011	Alkalinity,Bicarbonate (CaCO3)	214	mg/L	5.0	08/08/24 15:22	
SM 2320B-2011	Alkalinity, Total as CaCO3	214	mg/L	5.0	08/08/24 15:22	
EPA 300.0 Rev 2.1 1993	Chloride	1.6	mg/L	1.0	08/03/24 13:28	
EPA 300.0 Rev 2.1 1993	Sulfate	2.7	mg/L	1.0	08/03/24 13:28	
92745465006	**BOW-GWA-42**					
EPA 6010D	Zinc	0.010J	mg/L	0.020	08/09/24 22:24	
EPA 6010D	Potassium	0.32J	mg/L	0.50	08/09/24 22:24	
EPA 6010D	Sodium	1.7	mg/L	1.0	08/09/24 22:24	
EPA 6010D	Calcium	36.9	mg/L	1.0	08/09/24 22:24	
EPA 6010D	Magnesium	15.1	mg/L	0.050	08/12/24 17:07	
EPA 6020B	Barium	0.0063	mg/L	0.0050	08/08/24 15:37	
EPA 6020B	Beryllium	0.00014J	mg/L	0.00050	08/08/24 15:37	
EPA 6020B	Cadmium	0.00016J	mg/L	0.00050	08/08/24 15:37	
SM 2540C-2015	Total Dissolved Solids	158	mg/L	25.0	08/05/24 16:32	
SM 2320B-2011	Alkalinity,Bicarbonate (CaCO3)	158	mg/L	5.0	08/08/24 15:35	
SM 2320B-2011	Alkalinity, Total as CaCO3	158	mg/L	5.0	08/08/24 15:35	
EPA 300.0 Rev 2.1 1993	Chloride	2.5	mg/L	1.0	08/03/24 13:42	
EPA 300.0 Rev 2.1 1993	Sulfate	1.1	mg/L	1.0	08/03/24 13:42	
92745465007	**BOW-LF9-10-FB-03**					
SM 2540C-2015	Total Dissolved Solids	36.0	mg/L	25.0	08/05/24 16:32	
92745465009	**BOW-GWA-43**					
EPA 6010D	Magnesium	0.44	mg/L	0.050	08/12/24 17:18	
EPA 6010D	Iron	0.071	mg/L	0.040	08/09/24 22:35	
EPA 6010D	Manganese	0.019J	mg/L	0.040	08/09/24 22:35	
EPA 6010D	Potassium	0.37J	mg/L	0.50	08/09/24 22:35	
EPA 6010D	Sodium	1.4	mg/L	1.0	08/09/24 22:35	
EPA 6010D	Calcium	2.0	mg/L	1.0	08/09/24 22:35	
EPA 6020B	Barium	0.0099	mg/L	0.0050	08/13/24 17:59	

REPORT OF LABORATORY ANALYSIS

This report shall not be reproduced, except in full,
without the written consent of Pace Analytical Services, LLC.

Pace Analytical Services, LLC
9800 Kincey Ave. Suite 100
Huntersville, NC 28078
(704)875-9092

SUMMARY OF DETECTION

Project: Bowen LF Cells 9&10
Pace Project No.: 92745465

Lab Sample ID / Method	Client Sample ID / Parameters	Result	Units	Report Limit	Analyzed	Qualifiers
92745465009	**BOW-GWA-43**					
SM 2540C-2015	Total Dissolved Solids	33.0	mg/L	25.0	08/07/24 12:27	
SM 2320B-2011	Alkalinity,Bicarbonate (CaCO3)	5.5	mg/L	5.0	08/08/24 17:41	
SM 2320B-2011	Alkalinity, Total as CaCO3	5.5	mg/L	5.0	08/08/24 17:41	
EPA 300.0 Rev 2.1 1993	Chloride	1.2	mg/L	1.0	08/07/24 01:21	
92745465010	**BOW-GWA-43R**					
EPA 6010D	Iron	0.11	mg/L	0.040	08/09/24 22:46	
EPA 6010D	Potassium	0.50J	mg/L	0.50	08/09/24 22:46	
EPA 6010D	Sodium	1.3	mg/L	1.0	08/09/24 22:46	
EPA 6010D	Calcium	32.8	mg/L	1.0	08/09/24 22:46	
EPA 6010D	Magnesium	18.3	mg/L	0.050	08/12/24 17:22	
EPA 6020B	Antimony	0.00086J	mg/L	0.0030	08/13/24 18:14	
EPA 6020B	Barium	0.0072	mg/L	0.0050	08/13/24 18:14	
EPA 6020B	Boron	0.015J	mg/L	0.040	08/13/24 18:14	
SM 2540C-2015	Total Dissolved Solids	188	mg/L	25.0	08/07/24 12:27	
SM 2320B-2011	Alkalinity,Bicarbonate (CaCO3)	159	mg/L	5.0	08/08/24 17:56	
SM 2320B-2011	Alkalinity, Total as CaCO3	159	mg/L	5.0	08/08/24 17:56	
EPA 300.0 Rev 2.1 1993	Chloride	2.2	mg/L	1.0	08/07/24 01:35	
EPA 300.0 Rev 2.1 1993	Sulfate	3.2	mg/L	1.0	08/07/24 01:35	
92745465011	**BOW-LF9-10-FD-03**					
EPA 6010D	Iron	0.10	mg/L	0.040	08/09/24 22:49	
EPA 6010D	Potassium	0.50	mg/L	0.50	08/09/24 22:49	
EPA 6010D	Sodium	1.3	mg/L	1.0	08/09/24 22:49	
EPA 6010D	Calcium	32.3	mg/L	1.0	08/09/24 22:49	
EPA 6010D	Magnesium	17.9	mg/L	0.050	08/12/24 17:26	
EPA 6020B	Barium	0.0068	mg/L	0.0050	08/13/24 18:17	
SM 2540C-2015	Total Dissolved Solids	154	mg/L	25.0	08/07/24 12:27	
SM 2320B-2011	Alkalinity,Bicarbonate (CaCO3)	156	mg/L	5.0	08/08/24 18:23	
SM 2320B-2011	Alkalinity, Total as CaCO3	156	mg/L	5.0	08/08/24 18:23	
EPA 300.0 Rev 2.1 1993	Chloride	2.2	mg/L	1.0	08/07/24 01:48	
EPA 300.0 Rev 2.1 1993	Sulfate	3.2	mg/L	1.0	08/07/24 01:48	
92745465012	**BOW-GWC-45**					
EPA 6010D	Manganese	0.028J	mg/L	0.040	08/09/24 22:53	
EPA 6010D	Potassium	0.29J	mg/L	0.50	08/09/24 22:53	
EPA 6010D	Sodium	1.8	mg/L	1.0	08/09/24 22:53	
EPA 6010D	Calcium	0.98J	mg/L	1.0	08/09/24 22:53	
EPA 6010D	Magnesium	0.60	mg/L	0.050	08/12/24 17:29	
EPA 6020B	Antimony	0.0041	mg/L	0.0030	08/13/24 18:21	
EPA 6020B	Barium	0.0064	mg/L	0.0050	08/13/24 18:21	
EPA 6020B	Cobalt	0.0011J	mg/L	0.0050	08/13/24 18:21	
SM 2540C-2015	Total Dissolved Solids	78.0	mg/L	25.0	08/07/24 12:31	
EPA 300.0 Rev 2.1 1993	Chloride	0.78J	mg/L	1.0	08/07/24 02:01	
EPA 300.0 Rev 2.1 1993	Sulfate	0.70J	mg/L	1.0	08/07/24 02:01	
92745465013	**BOW-GWC-45R**					
EPA 6010D	Magnesium	22.2	mg/L	0.050	08/12/24 17:33	
EPA 6010D	Potassium	0.81	mg/L	0.50	08/09/24 22:57	

REPORT OF LABORATORY ANALYSIS

This report shall not be reproduced, except in full,
without the written consent of Pace Analytical Services, LLC.

Pace Analytical Services, LLC
9800 Kincey Ave. Suite 100
Huntersville, NC 28078
(704)875-9092

SUMMARY OF DETECTION

Project: Bowen LF Cells 9&10
Pace Project No.: 92745465

Lab Sample ID / Method	Client Sample ID / Parameters	Result	Units	Report Limit	Analyzed	Qualifiers
92745465013	**BOW-GWC-45R**					
EPA 6010D	Sodium	1.7	mg/L	1.0	08/09/24 22:57	
EPA 6010D	Calcium	41.3	mg/L	1.0	08/09/24 22:57	
EPA 6020B	Barium	0.020	mg/L	0.0050	08/13/24 18:25	
SM 2540C-2015	Total Dissolved Solids	197	mg/L	25.0	08/07/24 12:32	
SM 2320B-2011	Alkalinity,Bicarbonate (CaCO3)	193	mg/L	5.0	08/08/24 18:54	
SM 2320B-2011	Alkalinity, Total as CaCO3	193	mg/L	5.0	08/08/24 18:54	
EPA 300.0 Rev 2.1 1993	Chloride	3.1	mg/L	1.0	08/07/24 02:15	
EPA 300.0 Rev 2.1 1993	Sulfate	3.3	mg/L	1.0	08/07/24 02:15	
92745465014	**BOW-GWC-46R**					
EPA 6010D	Potassium	2.5	mg/L	0.50	08/09/24 23:01	
EPA 6010D	Sodium	9.6	mg/L	1.0	08/09/24 23:01	
EPA 6010D	Calcium	40.4	mg/L	1.0	08/09/24 23:01	
EPA 6010D	Magnesium	21.8	mg/L	0.050	08/12/24 17:37	
EPA 6020B	Barium	0.010	mg/L	0.0050	08/13/24 18:36	
EPA 6020B	Chromium	0.0050J	mg/L	0.0050	08/13/24 18:36	
SM 2540C-2015	Total Dissolved Solids	226	mg/L	25.0	08/08/24 12:16	
SM 2320B-2011	Alkalinity,Bicarbonate (CaCO3)	209	mg/L	5.0	08/08/24 19:05	
SM 2320B-2011	Alkalinity, Total as CaCO3	209	mg/L	5.0	08/08/24 19:05	
EPA 300.0 Rev 2.1 1993	Chloride	4.4	mg/L	1.0	08/07/24 02:28	
EPA 300.0 Rev 2.1 1993	Sulfate	4.8	mg/L	1.0	08/07/24 02:28	
92745465015	**BOW-GWC-47**					
EPA 6010D	Zinc	0.063	mg/L	0.020	08/12/24 17:41	
EPA 6010D	Magnesium	13.4	mg/L	0.050	08/12/24 17:41	
EPA 6010D	Potassium	0.75	mg/L	0.50	08/09/24 23:04	
EPA 6010D	Sodium	3.0	mg/L	1.0	08/09/24 23:04	
EPA 6010D	Calcium	24.9	mg/L	1.0	08/09/24 23:04	
EPA 6020B	Barium	0.0083	mg/L	0.0050	08/13/24 18:40	
EPA 6020B	Cadmium	0.00019J	mg/L	0.00050	08/13/24 18:40	
SM 2540C-2015	Total Dissolved Solids	115	mg/L	25.0	08/08/24 12:17	
SM 2320B-2011	Alkalinity,Bicarbonate (CaCO3)	116	mg/L	5.0	08/08/24 19:17	
SM 2320B-2011	Alkalinity, Total as CaCO3	116	mg/L	5.0	08/08/24 19:17	
EPA 300.0 Rev 2.1 1993	Chloride	2.3	mg/L	1.0	08/07/24 02:42	
EPA 300.0 Rev 2.1 1993	Sulfate	7.0	mg/L	1.0	08/07/24 02:42	
92745465016	**BOW-GWC-47R**					
EPA 6010D	Magnesium	16.0	mg/L	0.050	08/12/24 17:52	
EPA 6010D	Zinc	0.017J	mg/L	0.020	08/09/24 23:08	
EPA 6010D	Potassium	1.4	mg/L	0.50	08/09/24 23:08	
EPA 6010D	Sodium	2.5	mg/L	1.0	08/09/24 23:08	
EPA 6010D	Calcium	35.3	mg/L	1.0	08/09/24 23:08	
EPA 6020B	Antimony	0.00069J	mg/L	0.0030	08/13/24 18:43	
EPA 6020B	Barium	0.0076	mg/L	0.0050	08/13/24 18:43	
SM 2540C-2015	Total Dissolved Solids	160	mg/L	25.0	08/08/24 12:17	
SM 2320B-2011	Alkalinity,Bicarbonate (CaCO3)	149	mg/L	5.0	08/08/24 19:26	
SM 2320B-2011	Alkalinity, Total as CaCO3	149	mg/L	5.0	08/08/24 19:26	
EPA 300.0 Rev 2.1 1993	Chloride	1.9	mg/L	1.0	08/07/24 02:55	
EPA 300.0 Rev 2.1 1993	Sulfate	7.9	mg/L	1.0	08/07/24 02:55	

REPORT OF LABORATORY ANALYSIS

This report shall not be reproduced, except in full,
without the written consent of Pace Analytical Services, LLC.

Pace Analytical Services, LLC
9800 Kincey Ave. Suite 100
Huntersville, NC 28078
(704)875-9092

SUMMARY OF DETECTION

Project: Bowen LF Cells 9&10
Pace Project No.: 92745465

Lab Sample ID / Method	Client Sample ID / Parameters	Result	Units	Report Limit	Analyzed	Qualifiers
92745465017	**BOW-GWC-48**					
EPA 6010D	Manganese	0.29	mg/L	0.040	08/09/24 23:12	
EPA 6010D	Zinc	0.0099J	mg/L	0.020	08/09/24 23:12	
EPA 6010D	Potassium	0.35J	mg/L	0.50	08/09/24 23:12	
EPA 6010D	Sodium	3.8	mg/L	1.0	08/09/24 23:12	
EPA 6010D	Calcium	5.1	mg/L	1.0	08/09/24 23:12	
EPA 6010D	Magnesium	2.6	mg/L	0.050	08/12/24 17:56	
EPA 6020B	Barium	0.045	mg/L	0.0050	08/13/24 18:47	
EPA 6020B	Beryllium	0.00042J	mg/L	0.00050	08/13/24 18:47	
EPA 6020B	Cadmium	0.00021J	mg/L	0.00050	08/13/24 18:47	
EPA 6020B	Cobalt	0.0026J	mg/L	0.0050	08/13/24 18:47	
EPA 6020B	Nickel	0.0061	mg/L	0.0050	08/13/24 18:47	
EPA 6020B	Selenium	0.0013J	mg/L	0.0050	08/13/24 18:47	
EPA 7470A	Mercury	0.00046	mg/L	0.00020	08/14/24 13:01	
SM 2540C-2015	Total Dissolved Solids	47.0	mg/L	25.0	08/08/24 12:17	
SM 2320B-2011	Alkalinity,Bicarbonate (CaCO3)	6.9	mg/L	5.0	08/08/24 19:36	
SM 2320B-2011	Alkalinity, Total as CaCO3	6.9	mg/L	5.0	08/08/24 19:36	
EPA 300.0 Rev 2.1 1993	Chloride	6.2	mg/L	1.0	08/07/24 03:54	
EPA 300.0 Rev 2.1 1993	Sulfate	11.4	mg/L	1.0	08/07/24 03:54	
92745465020	**BOW-GWC-44**					
EPA 6010D	Manganese	0.034J	mg/L	0.040	08/19/24 15:31	
EPA 6010D	Potassium	0.47J	mg/L	0.50	08/19/24 15:31	
EPA 6010D	Sodium	2.4	mg/L	1.0	08/19/24 15:31	
EPA 6010D	Calcium	2.1	mg/L	1.0	08/19/24 15:31	
EPA 6010D	Magnesium	0.60	mg/L	0.050	08/19/24 15:31	
EPA 6020B	Barium	0.013	mg/L	0.0050	08/13/24 15:21	
EPA 6020B	Cobalt	0.0011J	mg/L	0.0050	08/13/24 15:21	
EPA 6020B	Lead	0.00022J	mg/L	0.0010	08/13/24 15:21	
SM 2540C-2015	Total Dissolved Solids	27.0	mg/L	25.0	08/12/24 11:29	
EPA 300.0 Rev 2.1 1993	Chloride	2.0	mg/L	1.0	08/10/24 19:56	
EPA 300.0 Rev 2.1 1993	Sulfate	3.8	mg/L	1.0	08/10/24 19:56	
92745465021	**BOW-GWC-49R**					
EPA 6010D	Potassium	0.79	mg/L	0.50	08/19/24 15:35	
EPA 6010D	Sodium	1.8	mg/L	1.0	08/19/24 15:35	
EPA 6010D	Calcium	26.5	mg/L	1.0	08/19/24 15:35	
EPA 6010D	Magnesium	13.9	mg/L	0.050	08/19/24 15:35	
EPA 6020B	Antimony	0.00082J	mg/L	0.0030	08/13/24 15:24	
EPA 6020B	Barium	0.010	mg/L	0.0050	08/13/24 15:24	
SM 2540C-2015	Total Dissolved Solids	132	mg/L	25.0	08/12/24 11:30	
SM 2320B-2011	Alkalinity,Bicarbonate (CaCO3)	132	mg/L	5.0	08/10/24 18:08	
SM 2320B-2011	Alkalinity, Total as CaCO3	132	mg/L	5.0	08/10/24 18:08	
EPA 300.0 Rev 2.1 1993	Chloride	1.2	mg/L	1.0	08/10/24 20:39	
EPA 300.0 Rev 2.1 1993	Fluoride	0.050J	mg/L	0.10	08/10/24 20:39	
EPA 300.0 Rev 2.1 1993	Sulfate	1.9	mg/L	1.0	08/10/24 20:39	
92745465022	**BOW-GWC-49Z**					
EPA 6010D	Iron	0.046	mg/L	0.040	08/19/24 15:38	
EPA 6010D	Manganese	0.12	mg/L	0.040	08/19/24 15:38	

REPORT OF LABORATORY ANALYSIS

This report shall not be reproduced, except in full,
without the written consent of Pace Analytical Services, LLC.

Pace Analytical Services, LLC
9800 Kincey Ave. Suite 100
Huntersville, NC 28078
(704)875-9092

SUMMARY OF DETECTION

Project: Bowen LF Cells 9&10
Pace Project No.: 92745465

Lab Sample ID / Method	Client Sample ID / Parameters	Result	Units	Report Limit	Analyzed	Qualifiers
92745465022	**BOW-GWC-49Z**					
EPA 6010D	Potassium	0.46J	mg/L	0.50	08/19/24 15:38	
EPA 6010D	Sodium	2.2	mg/L	1.0	08/19/24 15:38	
EPA 6010D	Calcium	0.63J	mg/L	1.0	08/19/24 15:38	
EPA 6010D	Magnesium	0.31	mg/L	0.050	08/19/24 15:38	
EPA 6020B	Antimony	0.0013J	mg/L	0.0030	08/13/24 15:28	
EPA 6020B	Barium	0.0044J	mg/L	0.0050	08/13/24 15:28	
EPA 6020B	Cobalt	0.0021J	mg/L	0.0050	08/13/24 15:28	
EPA 6020B	Nickel	0.0022J	mg/L	0.0050	08/13/24 15:28	
SM 2540C-2015	Total Dissolved Solids	73.0	mg/L	25.0	08/12/24 11:30	
EPA 300.0 Rev 2.1 1993	Chloride	1.2	mg/L	1.0	08/10/24 20:54	
EPA 300.0 Rev 2.1 1993	Sulfate	0.82J	mg/L	1.0	08/10/24 20:54	
92745465023	**BOW-LF9-10-FD-04**					
EPA 6010D	Iron	0.049	mg/L	0.040	08/19/24 15:53	
EPA 6010D	Manganese	0.13	mg/L	0.040	08/19/24 15:53	
EPA 6010D	Potassium	0.46J	mg/L	0.50	08/19/24 15:53	
EPA 6010D	Sodium	2.3	mg/L	1.0	08/19/24 15:53	
EPA 6010D	Calcium	0.67J	mg/L	1.0	08/19/24 15:53	
EPA 6010D	Magnesium	0.32	mg/L	0.050	08/19/24 15:53	
EPA 6020B	Antimony	0.0013J	mg/L	0.0030	08/13/24 15:32	
EPA 6020B	Barium	0.0043J	mg/L	0.0050	08/13/24 15:32	
EPA 6020B	Cobalt	0.0020J	mg/L	0.0050	08/13/24 15:32	
EPA 6020B	Nickel	0.0022J	mg/L	0.0050	08/13/24 15:32	
SM 2540C-2015	Total Dissolved Solids	40.0	mg/L	25.0	08/12/24 11:30	
EPA 300.0 Rev 2.1 1993	Chloride	1.1	mg/L	1.0	08/10/24 21:37	
EPA 300.0 Rev 2.1 1993	Sulfate	0.80J	mg/L	1.0	08/10/24 21:37	

This report shall not be reproduced, except in full,
without the written consent of Pace Analytical Services, LLC.

Pace Analytical Services, LLC
9800 Kincey Ave. Suite 100
Huntersville, NC 28078
(704)875-9092

ANALYTICAL RESULTS

Project: Bowen LF Cells 9&10
Pace Project No.: 92745465

Sample: BOW-GWA-39RZ **Lab ID: 92745465001** Collected: 08/01/24 13:36 Received: 08/02/24 11:02 Matrix: Water

Parameters	Results	Units	Report Limit	MDL	DF	Prepared	Analyzed	CAS No.	Qual
6010D ATL ICP	Analytical Method: EPA 6010D Preparation Method: EPA 3010A Pace Analytical Services - Peachtree Corners, GA								
Magnesium	**17.7**	mg/L	0.050	0.012	1	08/09/24 10:57	08/12/24 16:32	7439-95-4	M1
Iron	**0.15**	mg/L	0.040	0.025	1	08/09/24 10:57	08/09/24 21:49	7439-89-6	
Manganese	**0.023J**	mg/L	0.040	0.011	1	08/09/24 10:57	08/09/24 21:49	7439-96-5	
Zinc	ND	mg/L	0.020	0.0085	1	08/09/24 10:57	08/09/24 21:49	7440-66-6	
Potassium	**1.0**	mg/L	0.50	0.15	1	08/09/24 10:57	08/09/24 21:49	7440-09-7	
Sodium	**1.2**	mg/L	1.0	0.58	1	08/09/24 10:57	08/09/24 21:49	7440-23-5	
Calcium	**33.9**	mg/L	1.0	0.12	1	08/09/24 10:57	08/09/24 21:49	7440-70-2	M1
6020 MET ICPMS	Analytical Method: EPA 6020B Preparation Method: EPA 3005A Pace Analytical Services - Peachtree Corners, GA								
Antimony	**0.00097J**	mg/L	0.0030	0.00054	1	08/07/24 13:48	08/08/24 15:18	7440-36-0	
Arsenic	**0.0018J**	mg/L	0.0050	0.00084	1	08/07/24 13:48	08/08/24 15:18	7440-38-2	
Barium	**0.014**	mg/L	0.0050	0.00047	1	08/07/24 13:48	08/08/24 15:18	7440-39-3	
Beryllium	ND	mg/L	0.00050	0.000094	1	08/07/24 13:48	08/08/24 15:18	7440-41-7	
Boron	ND	mg/L	0.040	0.012	1	08/07/24 13:48	08/08/24 15:18	7440-42-8	
Cadmium	ND	mg/L	0.00050	0.00010	1	08/07/24 13:48	08/08/24 15:18	7440-43-9	
Chromium	ND	mg/L	0.0050	0.0019	1	08/07/24 13:48	08/08/24 15:18	7440-47-3	
Cobalt	ND	mg/L	0.0050	0.00032	1	08/07/24 13:48	08/08/24 15:18	7440-48-4	
Copper	ND	mg/L	0.0050	0.00043	1	08/07/24 13:48	08/08/24 15:18	7440-50-8	
Lead	ND	mg/L	0.0010	0.00016	1	08/07/24 13:48	08/08/24 15:18	7439-92-1	
Nickel	ND	mg/L	0.0050	0.0021	1	08/07/24 13:48	08/08/24 15:18	7440-02-0	
Selenium	ND	mg/L	0.0050	0.00096	1	08/07/24 13:48	08/08/24 15:18	7782-49-2	
Silver	ND	mg/L	0.0050	0.00031	1	08/07/24 13:48	08/08/24 15:18	7440-22-4	
Thallium	ND	mg/L	0.0010	0.00038	1	08/07/24 13:48	08/08/24 15:18	7440-28-0	
Vanadium	ND	mg/L	0.010	0.00075	1	08/07/24 13:48	08/08/24 15:18	7440-62-2	
7470 Mercury	Analytical Method: EPA 7470A Preparation Method: EPA 7470A Pace Analytical Services - Peachtree Corners, GA								
Mercury	ND	mg/L	0.00020	0.00013	1	08/14/24 07:30	08/14/24 12:01	7439-97-6	
2540C Total Dissolved Solids	Analytical Method: SM 2540C-2015 Pace Analytical Services - Peachtree Corners, GA								
Total Dissolved Solids	**161**	mg/L	25.0	25.0	1		08/05/24 16:30		
2320B Alkalinity	Analytical Method: SM 2320B-2011 Pace Analytical Services - Asheville								
Alkalinity,Bicarbonate (CaCO3)	**160**	mg/L	5.0	5.0	1		08/08/24 14:42		
Alkalinity,Carbonate (CaCO3)	ND	mg/L	5.0	5.0	1		08/08/24 14:42		
Alkalinity, Total as CaCO3	**160**	mg/L	5.0	5.0	1		08/08/24 14:42		
300.0 IC Anions 28 Days	Analytical Method: EPA 300.0 Rev 2.1 1993 Pace Analytical Services - Asheville								
Chloride	**1.5**	mg/L	1.0	0.60	1		08/03/24 22:42	16887-00-6	
Fluoride	ND	mg/L	0.10	0.050	1		08/03/24 22:42	16984-48-8	

REPORT OF LABORATORY ANALYSIS

This report shall not be reproduced, except in full,
without the written consent of Pace Analytical Services, LLC.

Pace Analytical Services, LLC
9800 Kincey Ave. Suite 100
Huntersville, NC 28078
(704)875-9092

ANALYTICAL RESULTS

Project: Bowen LF Cells 9&10
Pace Project No.: 92745465

Sample: BOW-GWA-39RZ **Lab ID: 92745465001** Collected: 08/01/24 13:36 Received: 08/02/24 11:02 Matrix: Water

Parameters	Results	Units	Report Limit	MDL	DF	Prepared	Analyzed	CAS No.	Qual
300.0 IC Anions 28 Days	Analytical Method: EPA 300.0 Rev 2.1 1993 Pace Analytical Services - Asheville								
Sulfate	**3.3**	mg/L	1.0	0.50	1		08/03/24 22:42	14808-79-8	

REPORT OF LABORATORY ANALYSIS

This report shall not be reproduced, except in full,
without the written consent of Pace Analytical Services, LLC.

Pace Analytical Services, LLC
9800 Kincey Ave. Suite 100
Huntersville, NC 28078
(704)875-9092

ANALYTICAL RESULTS

Project: Bowen LF Cells 9&10
Pace Project No.: 92745465

Sample: BOW-GWA-39Z **Lab ID: 92745465002** Collected: 08/01/24 15:37 Received: 08/02/24 11:02 Matrix: Water

Parameters	Results	Units	Report Limit	MDL	DF	Prepared	Analyzed	CAS No.	Qual
6010D ATL ICP	Analytical Method: EPA 6010D Preparation Method: EPA 3010A Pace Analytical Services - Peachtree Corners, GA								
Iron	ND	mg/L	0.040	0.025	1	08/09/24 10:57	08/09/24 22:09	7439-89-6	
Manganese	ND	mg/L	0.040	0.011	1	08/09/24 10:57	08/09/24 22:09	7439-96-5	
Zinc	ND	mg/L	0.020	0.0085	1	08/09/24 10:57	08/09/24 22:09	7440-66-6	
Potassium	**1.3**	mg/L	0.50	0.15	1	08/09/24 10:57	08/09/24 22:09	7440-09-7	
Sodium	**2.5**	mg/L	1.0	0.58	1	08/09/24 10:57	08/09/24 22:09	7440-23-5	
Calcium	**11.5**	mg/L	1.0	0.12	1	08/09/24 10:57	08/09/24 22:09	7440-70-2	
Magnesium	**6.2**	mg/L	0.050	0.012	1	08/09/24 10:57	08/12/24 16:45	7439-95-4	
6020 MET ICPMS	Analytical Method: EPA 6020B Preparation Method: EPA 3005A Pace Analytical Services - Peachtree Corners, GA								
Antimony	ND	mg/L	0.0030	0.00054	1	08/07/24 13:48	08/08/24 15:22	7440-36-0	
Arsenic	**0.0011J**	mg/L	0.0050	0.00084	1	08/07/24 13:48	08/08/24 15:22	7440-38-2	
Barium	**0.011**	mg/L	0.0050	0.00047	1	08/07/24 13:48	08/08/24 15:22	7440-39-3	
Beryllium	ND	mg/L	0.00050	0.000094	1	08/07/24 13:48	08/08/24 15:22	7440-41-7	
Boron	ND	mg/L	0.040	0.012	1	08/07/24 13:48	08/08/24 15:22	7440-42-8	
Cadmium	ND	mg/L	0.00050	0.00010	1	08/07/24 13:48	08/08/24 15:22	7440-43-9	
Chromium	ND	mg/L	0.0050	0.0019	1	08/07/24 13:48	08/08/24 15:22	7440-47-3	
Cobalt	ND	mg/L	0.0050	0.00032	1	08/07/24 13:48	08/08/24 15:22	7440-48-4	
Copper	ND	mg/L	0.0050	0.00043	1	08/07/24 13:48	08/08/24 15:22	7440-50-8	
Lead	ND	mg/L	0.0010	0.00016	1	08/07/24 13:48	08/08/24 15:22	7439-92-1	
Nickel	ND	mg/L	0.0050	0.0021	1	08/07/24 13:48	08/08/24 15:22	7440-02-0	
Selenium	ND	mg/L	0.0050	0.00096	1	08/07/24 13:48	08/08/24 15:22	7782-49-2	
Silver	ND	mg/L	0.0050	0.00031	1	08/07/24 13:48	08/08/24 15:22	7440-22-4	
Thallium	ND	mg/L	0.0010	0.00038	1	08/07/24 13:48	08/08/24 15:22	7440-28-0	
Vanadium	ND	mg/L	0.010	0.00075	1	08/07/24 13:48	08/08/24 15:22	7440-62-2	
7470 Mercury	Analytical Method: EPA 7470A Preparation Method: EPA 7470A Pace Analytical Services - Peachtree Corners, GA								
Mercury	ND	mg/L	0.00020	0.00013	1	08/14/24 07:30	08/14/24 12:03	7439-97-6	M1,R1
2540C Total Dissolved Solids	Analytical Method: SM 2540C-2015 Pace Analytical Services - Peachtree Corners, GA								
Total Dissolved Solids	**68.0**	mg/L	25.0	25.0	1		08/05/24 16:30		
2320B Alkalinity	Analytical Method: SM 2320B-2011 Pace Analytical Services - Asheville								
Alkalinity,Bicarbonate (CaCO3)	**59.7**	mg/L	5.0	5.0	1		08/08/24 15:01		
Alkalinity,Carbonate (CaCO3)	ND	mg/L	5.0	5.0	1		08/08/24 15:01		
Alkalinity, Total as CaCO3	**59.7**	mg/L	5.0	5.0	1		08/08/24 15:01		
300.0 IC Anions 28 Days	Analytical Method: EPA 300.0 Rev 2.1 1993 Pace Analytical Services - Asheville								
Chloride	**1.2**	mg/L	1.0	0.60	1		08/03/24 23:22	16887-00-6	
Fluoride	ND	mg/L	0.10	0.050	1		08/03/24 23:22	16984-48-8	

REPORT OF LABORATORY ANALYSIS

This report shall not be reproduced, except in full,
without the written consent of Pace Analytical Services, LLC.

Pace Analytical Services, LLC
9800 Kincey Ave. Suite 100
Huntersville, NC 28078
(704)875-9092

ANALYTICAL RESULTS

Project: Bowen LF Cells 9&10
Pace Project No.: 92745465

Sample: BOW-GWA-39Z **Lab ID: 92745465002** Collected: 08/01/24 15:37 Received: 08/02/24 11:02 Matrix: Water

Parameters	Results	Units	Report Limit	MDL	DF	Prepared	Analyzed	CAS No.	Qual
300.0 IC Anions 28 Days	Analytical Method: EPA 300.0 Rev 2.1 1993 Pace Analytical Services - Asheville								
Sulfate	**1.2**	mg/L	1.0	0.50	1		08/03/24 23:22	14808-79-8	

REPORT OF LABORATORY ANALYSIS

This report shall not be reproduced, except in full,
without the written consent of Pace Analytical Services, LLC.

Pace Analytical Services, LLC
9800 Kincey Ave. Suite 100
Huntersville, NC 28078
(704)875-9092

ANALYTICAL RESULTS

Project: Bowen LF Cells 9&10
Pace Project No.: 92745465

Sample: BOW-GWA-40 **Lab ID: 92745465003** Collected: 08/01/24 16:42 Received: 08/02/24 11:02 Matrix: Water

Parameters	Results	Units	Report Limit	MDL	DF	Prepared	Analyzed	CAS No.	Qual
6010D ATL ICP	Analytical Method: EPA 6010D Preparation Method: EPA 3010A Pace Analytical Services - Peachtree Corners, GA								
Magnesium	**10.4**	mg/L	0.050	0.012	1	08/09/24 10:57	08/12/24 16:49	7439-95-4	
Iron	ND	mg/L	0.040	0.025	1	08/09/24 10:57	08/09/24 22:12	7439-89-6	
Manganese	ND	mg/L	0.040	0.011	1	08/09/24 10:57	08/09/24 22:12	7439-96-5	
Zinc	ND	mg/L	0.020	0.0085	1	08/09/24 10:57	08/09/24 22:12	7440-66-6	
Potassium	**1.0**	mg/L	0.50	0.15	1	08/09/24 10:57	08/09/24 22:12	7440-09-7	
Sodium	**1.5**	mg/L	1.0	0.58	1	08/09/24 10:57	08/09/24 22:12	7440-23-5	
Calcium	**19.0**	mg/L	1.0	0.12	1	08/09/24 10:57	08/09/24 22:12	7440-70-2	
6020 MET ICPMS	Analytical Method: EPA 6020B Preparation Method: EPA 3005A Pace Analytical Services - Peachtree Corners, GA								
Antimony	ND	mg/L	0.0030	0.00054	1	08/07/24 13:48	08/08/24 15:26	7440-36-0	
Arsenic	**0.0011J**	mg/L	0.0050	0.00084	1	08/07/24 13:48	08/08/24 15:26	7440-38-2	
Barium	**0.0073**	mg/L	0.0050	0.00047	1	08/07/24 13:48	08/08/24 15:26	7440-39-3	
Beryllium	ND	mg/L	0.00050	0.000094	1	08/07/24 13:48	08/08/24 15:26	7440-41-7	
Boron	ND	mg/L	0.040	0.012	1	08/07/24 13:48	08/08/24 15:26	7440-42-8	
Cadmium	ND	mg/L	0.00050	0.00010	1	08/07/24 13:48	08/08/24 15:26	7440-43-9	
Chromium	ND	mg/L	0.0050	0.0019	1	08/07/24 13:48	08/08/24 15:26	7440-47-3	
Cobalt	ND	mg/L	0.0050	0.00032	1	08/07/24 13:48	08/08/24 15:26	7440-48-4	
Copper	ND	mg/L	0.0050	0.00043	1	08/07/24 13:48	08/08/24 15:26	7440-50-8	
Lead	ND	mg/L	0.0010	0.00016	1	08/07/24 13:48	08/08/24 15:26	7439-92-1	
Nickel	ND	mg/L	0.0050	0.0021	1	08/07/24 13:48	08/08/24 15:26	7440-02-0	
Selenium	ND	mg/L	0.0050	0.00096	1	08/07/24 13:48	08/08/24 15:26	7782-49-2	
Silver	ND	mg/L	0.0050	0.00031	1	08/07/24 13:48	08/08/24 15:26	7440-22-4	
Thallium	ND	mg/L	0.0010	0.00038	1	08/07/24 13:48	08/08/24 15:26	7440-28-0	
Vanadium	ND	mg/L	0.010	0.00075	1	08/07/24 13:48	08/08/24 15:26	7440-62-2	
7470 Mercury	Analytical Method: EPA 7470A Preparation Method: EPA 7470A Pace Analytical Services - Peachtree Corners, GA								
Mercury	ND	mg/L	0.00020	0.00013	1	08/14/24 07:30	08/14/24 12:19	7439-97-6	
2540C Total Dissolved Solids	Analytical Method: SM 2540C-2015 Pace Analytical Services - Peachtree Corners, GA								
Total Dissolved Solids	**96.0**	mg/L	25.0	25.0	1		08/05/24 16:30		
2320B Alkalinity	Analytical Method: SM 2320B-2011 Pace Analytical Services - Asheville								
Alkalinity,Bicarbonate (CaCO3)	**95.2**	mg/L	5.0	5.0	1		08/08/24 15:08		
Alkalinity,Carbonate (CaCO3)	ND	mg/L	5.0	5.0	1		08/08/24 15:08		
Alkalinity, Total as CaCO3	**95.2**	mg/L	5.0	5.0	1		08/08/24 15:08		
300.0 IC Anions 28 Days	Analytical Method: EPA 300.0 Rev 2.1 1993 Pace Analytical Services - Asheville								
Chloride	**0.96J**	mg/L	1.0	0.60	1		08/03/24 23:36	16887-00-6	
Fluoride	ND	mg/L	0.10	0.050	1		08/03/24 23:36	16984-48-8	

REPORT OF LABORATORY ANALYSIS

This report shall not be reproduced, except in full,
without the written consent of Pace Analytical Services, LLC.

Pace Analytical Services, LLC
9800 Kincey Ave. Suite 100
Huntersville, NC 28078
(704)875-9092

ANALYTICAL RESULTS

Project: Bowen LF Cells 9&10
Pace Project No.: 92745465

Sample: BOW-GWA-40 **Lab ID: 92745465003** Collected: 08/01/24 16:42 Received: 08/02/24 11:02 Matrix: Water

Parameters	Results	Units	Report Limit	MDL	DF	Prepared	Analyzed	CAS No.	Qual
300.0 IC Anions 28 Days	Analytical Method: EPA 300.0 Rev 2.1 1993 Pace Analytical Services - Asheville								
Sulfate	**1.5**	mg/L	1.0	0.50	1		08/03/24 23:36	14808-79-8	

REPORT OF LABORATORY ANALYSIS

This report shall not be reproduced, except in full,
without the written consent of Pace Analytical Services, LLC.

Pace Analytical Services, LLC
9800 Kincey Ave. Suite 100
Huntersville, NC 28078
(704)875-9092

ANALYTICAL RESULTS

Project: Bowen LF Cells 9&10
Pace Project No.: 92745465

Sample: BOW-GWA-41 **Lab ID: 92745465004** Collected: 08/01/24 12:25 Received: 08/02/24 11:02 Matrix: Water

Parameters	Results	Units	Report Limit	MDL	DF	Prepared	Analyzed	CAS No.	Qual
6010D ATL ICP	Analytical Method: EPA 6010D Preparation Method: EPA 3010A Pace Analytical Services - Peachtree Corners, GA								
Iron	ND	mg/L	0.040	0.025	1	08/09/24 10:57	08/09/24 22:16	7439-89-6	
Manganese	ND	mg/L	0.040	0.011	1	08/09/24 10:57	08/09/24 22:16	7439-96-5	
Zinc	ND	mg/L	0.020	0.0085	1	08/09/24 10:57	08/09/24 22:16	7440-66-6	
Potassium	**0.40J**	mg/L	0.50	0.15	1	08/09/24 10:57	08/09/24 22:16	7440-09-7	
Sodium	**0.94J**	mg/L	1.0	0.58	1	08/09/24 10:57	08/09/24 22:16	7440-23-5	
Calcium	**8.5**	mg/L	1.0	0.12	1	08/09/24 10:57	08/09/24 22:16	7440-70-2	
Magnesium	**4.4**	mg/L	0.050	0.012	1	08/09/24 10:57	08/12/24 16:53	7439-95-4	
6020 MET ICPMS	Analytical Method: EPA 6020B Preparation Method: EPA 3005A Pace Analytical Services - Peachtree Corners, GA								
Antimony	ND	mg/L	0.0030	0.00054	1	08/07/24 13:48	08/08/24 15:30	7440-36-0	
Arsenic	**0.00092J**	mg/L	0.0050	0.00084	1	08/07/24 13:48	08/08/24 15:30	7440-38-2	
Barium	**0.014**	mg/L	0.0050	0.00047	1	08/07/24 13:48	08/08/24 15:30	7440-39-3	
Beryllium	ND	mg/L	0.00050	0.000094	1	08/07/24 13:48	08/08/24 15:30	7440-41-7	
Boron	ND	mg/L	0.040	0.012	1	08/07/24 13:48	08/08/24 15:30	7440-42-8	
Cadmium	ND	mg/L	0.00050	0.00010	1	08/07/24 13:48	08/08/24 15:30	7440-43-9	
Chromium	ND	mg/L	0.0050	0.0019	1	08/07/24 13:48	08/08/24 15:30	7440-47-3	
Cobalt	ND	mg/L	0.0050	0.00032	1	08/07/24 13:48	08/08/24 15:30	7440-48-4	
Copper	ND	mg/L	0.0050	0.00043	1	08/07/24 13:48	08/08/24 15:30	7440-50-8	
Lead	ND	mg/L	0.0010	0.00016	1	08/07/24 13:48	08/08/24 15:30	7439-92-1	
Nickel	ND	mg/L	0.0050	0.0021	1	08/07/24 13:48	08/08/24 15:30	7440-02-0	
Selenium	ND	mg/L	0.0050	0.00096	1	08/07/24 13:48	08/08/24 15:30	7782-49-2	
Silver	ND	mg/L	0.0050	0.00031	1	08/07/24 13:48	08/08/24 15:30	7440-22-4	
Thallium	ND	mg/L	0.0010	0.00038	1	08/07/24 13:48	08/08/24 15:30	7440-28-0	
Vanadium	ND	mg/L	0.010	0.00075	1	08/07/24 13:48	08/08/24 15:30	7440-62-2	
7470 Mercury	Analytical Method: EPA 7470A Preparation Method: EPA 7470A Pace Analytical Services - Peachtree Corners, GA								
Mercury	ND	mg/L	0.00020	0.00013	1	08/14/24 07:30	08/14/24 12:22	7439-97-6	
2540C Total Dissolved Solids	Analytical Method: SM 2540C-2015 Pace Analytical Services - Peachtree Corners, GA								
Total Dissolved Solids	**49.0**	mg/L	25.0	25.0	1		08/05/24 16:32		
2320B Alkalinity	Analytical Method: SM 2320B-2011 Pace Analytical Services - Asheville								
Alkalinity,Bicarbonate (CaCO3)	**41.6**	mg/L	5.0	5.0	1		08/08/24 15:16		
Alkalinity,Carbonate (CaCO3)	ND	mg/L	5.0	5.0	1		08/08/24 15:16		
Alkalinity, Total as CaCO3	**41.6**	mg/L	5.0	5.0	1		08/08/24 15:16		
300.0 IC Anions 28 Days	Analytical Method: EPA 300.0 Rev 2.1 1993 Pace Analytical Services - Asheville								
Chloride	**1.3**	mg/L	1.0	0.60	1		08/03/24 12:45	16887-00-6	
Fluoride	ND	mg/L	0.10	0.050	1		08/03/24 12:45	16984-48-8	

REPORT OF LABORATORY ANALYSIS

This report shall not be reproduced, except in full,
without the written consent of Pace Analytical Services, LLC.

Pace Analytical Services, LLC
9800 Kincey Ave. Suite 100
Huntersville, NC 28078
(704)875-9092

ANALYTICAL RESULTS

Project: Bowen LF Cells 9&10
Pace Project No.: 92745465

Sample: BOW-GWA-41 **Lab ID: 92745465004** Collected: 08/01/24 12:25 Received: 08/02/24 11:02 Matrix: Water

Parameters	Results	Units	Report Limit	MDL	DF	Prepared	Analyzed	CAS No.	Qual
300.0 IC Anions 28 Days	Analytical Method: EPA 300.0 Rev 2.1 1993 Pace Analytical Services - Asheville								
Sulfate	**0.75J**	mg/L	1.0	0.50	1		08/03/24 12:45	14808-79-8	

REPORT OF LABORATORY ANALYSIS

This report shall not be reproduced, except in full,
without the written consent of Pace Analytical Services, LLC.

Pace Analytical Services, LLC
9800 Kincey Ave. Suite 100
Huntersville, NC 28078
(704)875-9092

ANALYTICAL RESULTS

Project: Bowen LF Cells 9&10
Pace Project No.: 92745465

Sample: BOW-GWA-41R **Lab ID: 92745465005** Collected: 08/01/24 14:17 Received: 08/02/24 11:02 Matrix: Water

Parameters	Results	Units	Report Limit	MDL	DF	Prepared	Analyzed	CAS No.	Qual
6010D ATL ICP	Analytical Method: EPA 6010D Preparation Method: EPA 3010A Pace Analytical Services - Peachtree Corners, GA								
Iron	**5.6**	mg/L	0.040	0.025	1	08/09/24 10:57	08/09/24 22:20	7439-89-6	
Manganese	**0.66**	mg/L	0.040	0.011	1	08/09/24 10:57	08/09/24 22:20	7439-96-5	
Zinc	ND	mg/L	0.020	0.0085	1	08/09/24 10:57	08/09/24 22:20	7440-66-6	
Potassium	**2.3**	mg/L	0.50	0.15	1	08/09/24 10:57	08/09/24 22:20	7440-09-7	
Sodium	**2.1**	mg/L	1.0	0.58	1	08/09/24 10:57	08/09/24 22:20	7440-23-5	
Calcium	**40.0**	mg/L	1.0	0.12	1	08/09/24 10:57	08/09/24 22:20	7440-70-2	
Magnesium	**20.6**	mg/L	0.050	0.012	1	08/09/24 10:57	08/12/24 16:56	7439-95-4	
6020 MET ICPMS	Analytical Method: EPA 6020B Preparation Method: EPA 3005A Pace Analytical Services - Peachtree Corners, GA								
Antimony	**0.00085J**	mg/L	0.0030	0.00054	1	08/07/24 13:48	08/08/24 15:33	7440-36-0	
Arsenic	**0.0015J**	mg/L	0.0050	0.00084	1	08/07/24 13:48	08/08/24 15:33	7440-38-2	
Barium	**0.044**	mg/L	0.0050	0.00047	1	08/07/24 13:48	08/08/24 15:33	7440-39-3	
Beryllium	ND	mg/L	0.00050	0.000094	1	08/07/24 13:48	08/08/24 15:33	7440-41-7	
Boron	ND	mg/L	0.040	0.012	1	08/07/24 13:48	08/08/24 15:33	7440-42-8	
Cadmium	ND	mg/L	0.00050	0.00010	1	08/07/24 13:48	08/08/24 15:33	7440-43-9	
Chromium	ND	mg/L	0.0050	0.0019	1	08/07/24 13:48	08/08/24 15:33	7440-47-3	
Cobalt	**0.0011J**	mg/L	0.0050	0.00032	1	08/07/24 13:48	08/08/24 15:33	7440-48-4	
Copper	**0.00053J**	mg/L	0.0050	0.00043	1	08/07/24 13:48	08/08/24 15:33	7440-50-8	
Lead	ND	mg/L	0.0010	0.00016	1	08/07/24 13:48	08/08/24 15:33	7439-92-1	
Nickel	ND	mg/L	0.0050	0.0021	1	08/07/24 13:48	08/08/24 15:33	7440-02-0	
Selenium	ND	mg/L	0.0050	0.00096	1	08/07/24 13:48	08/08/24 15:33	7782-49-2	
Silver	ND	mg/L	0.0050	0.00031	1	08/07/24 13:48	08/08/24 15:33	7440-22-4	
Thallium	ND	mg/L	0.0010	0.00038	1	08/07/24 13:48	08/08/24 15:33	7440-28-0	
Vanadium	ND	mg/L	0.010	0.00075	1	08/07/24 13:48	08/08/24 15:33	7440-62-2	
7470 Mercury	Analytical Method: EPA 7470A Preparation Method: EPA 7470A Pace Analytical Services - Peachtree Corners, GA								
Mercury	ND	mg/L	0.00020	0.00013	1	08/14/24 07:30	08/14/24 12:24	7439-97-6	
2540C Total Dissolved Solids	Analytical Method: SM 2540C-2015 Pace Analytical Services - Peachtree Corners, GA								
Total Dissolved Solids	**197**	mg/L	25.0	25.0	1		08/05/24 16:32		
2320B Alkalinity	Analytical Method: SM 2320B-2011 Pace Analytical Services - Asheville								
Alkalinity,Bicarbonate (CaCO3)	**214**	mg/L	5.0	5.0	1		08/08/24 15:22		
Alkalinity,Carbonate (CaCO3)	ND	mg/L	5.0	5.0	1		08/08/24 15:22		
Alkalinity, Total as CaCO3	**214**	mg/L	5.0	5.0	1		08/08/24 15:22		
300.0 IC Anions 28 Days	Analytical Method: EPA 300.0 Rev 2.1 1993 Pace Analytical Services - Asheville								
Chloride	**1.6**	mg/L	1.0	0.60	1		08/03/24 13:28	16887-00-6	
Fluoride	ND	mg/L	0.10	0.050	1		08/03/24 13:28	16984-48-8	

REPORT OF LABORATORY ANALYSIS

This report shall not be reproduced, except in full,
without the written consent of Pace Analytical Services, LLC.

Pace Analytical Services, LLC
9800 Kincey Ave. Suite 100
Huntersville, NC 28078
(704)875-9092

ANALYTICAL RESULTS

Project: Bowen LF Cells 9&10
Pace Project No.: 92745465

Sample: BOW-GWA-41R **Lab ID: 92745465005** Collected: 08/01/24 14:17 Received: 08/02/24 11:02 Matrix: Water

Parameters	Results	Units	Report Limit	MDL	DF	Prepared	Analyzed	CAS No.	Qual
300.0 IC Anions 28 Days	Analytical Method: EPA 300.0 Rev 2.1 1993 Pace Analytical Services - Asheville								
Sulfate	**2.7**	mg/L	1.0	0.50	1		08/03/24 13:28	14808-79-8	

REPORT OF LABORATORY ANALYSIS

This report shall not be reproduced, except in full,
without the written consent of Pace Analytical Services, LLC.

Pace Analytical Services, LLC
9800 Kincey Ave. Suite 100
Huntersville, NC 28078
(704)875-9092

ANALYTICAL RESULTS

Project: Bowen LF Cells 9&10
Pace Project No.: 92745465

Sample: BOW-GWA-42 **Lab ID: 92745465006** Collected: 08/01/24 16:30 Received: 08/02/24 11:02 Matrix: Water

Parameters	Results	Units	Report Limit	MDL	DF	Prepared	Analyzed	CAS No.	Qual
6010D ATL ICP	Analytical Method: EPA 6010D Preparation Method: EPA 3010A Pace Analytical Services - Peachtree Corners, GA								
Iron	ND	mg/L	0.040	0.025	1	08/09/24 10:57	08/09/24 22:24	7439-89-6	
Manganese	ND	mg/L	0.040	0.011	1	08/09/24 10:57	08/09/24 22:24	7439-96-5	
Zinc	**0.010J**	mg/L	0.020	0.0085	1	08/09/24 10:57	08/09/24 22:24	7440-66-6	
Potassium	**0.32J**	mg/L	0.50	0.15	1	08/09/24 10:57	08/09/24 22:24	7440-09-7	
Sodium	**1.7**	mg/L	1.0	0.58	1	08/09/24 10:57	08/09/24 22:24	7440-23-5	
Calcium	**36.9**	mg/L	1.0	0.12	1	08/09/24 10:57	08/09/24 22:24	7440-70-2	
Magnesium	**15.1**	mg/L	0.050	0.012	1	08/09/24 10:57	08/12/24 17:07	7439-95-4	
6020 MET ICPMS	Analytical Method: EPA 6020B Preparation Method: EPA 3005A Pace Analytical Services - Peachtree Corners, GA								
Antimony	ND	mg/L	0.0030	0.00054	1	08/07/24 13:48	08/08/24 15:37	7440-36-0	
Arsenic	ND	mg/L	0.0050	0.00084	1	08/07/24 13:48	08/08/24 15:37	7440-38-2	
Barium	**0.0063**	mg/L	0.0050	0.00047	1	08/07/24 13:48	08/08/24 15:37	7440-39-3	
Beryllium	**0.00014J**	mg/L	0.00050	0.000094	1	08/07/24 13:48	08/08/24 15:37	7440-41-7	
Boron	ND	mg/L	0.040	0.012	1	08/07/24 13:48	08/08/24 15:37	7440-42-8	
Cadmium	**0.00016J**	mg/L	0.00050	0.00010	1	08/07/24 13:48	08/08/24 15:37	7440-43-9	
Chromium	ND	mg/L	0.0050	0.0019	1	08/07/24 13:48	08/08/24 15:37	7440-47-3	
Cobalt	ND	mg/L	0.0050	0.00032	1	08/07/24 13:48	08/08/24 15:37	7440-48-4	
Copper	ND	mg/L	0.0050	0.00043	1	08/07/24 13:48	08/08/24 15:37	7440-50-8	
Lead	ND	mg/L	0.0010	0.00016	1	08/07/24 13:48	08/08/24 15:37	7439-92-1	
Nickel	ND	mg/L	0.0050	0.0021	1	08/07/24 13:48	08/08/24 15:37	7440-02-0	
Selenium	ND	mg/L	0.0050	0.00096	1	08/07/24 13:48	08/08/24 15:37	7782-49-2	
Silver	ND	mg/L	0.0050	0.00031	1	08/07/24 13:48	08/08/24 15:37	7440-22-4	
Thallium	ND	mg/L	0.0010	0.00038	1	08/07/24 13:48	08/08/24 15:37	7440-28-0	
Vanadium	ND	mg/L	0.010	0.00075	1	08/07/24 13:48	08/08/24 15:37	7440-62-2	
7470 Mercury	Analytical Method: EPA 7470A Preparation Method: EPA 7470A Pace Analytical Services - Peachtree Corners, GA								
Mercury	ND	mg/L	0.00020	0.00013	1	08/14/24 07:30	08/14/24 12:27	7439-97-6	
2540C Total Dissolved Solids	Analytical Method: SM 2540C-2015 Pace Analytical Services - Peachtree Corners, GA								
Total Dissolved Solids	**158**	mg/L	25.0	25.0	1		08/05/24 16:32		
2320B Alkalinity	Analytical Method: SM 2320B-2011 Pace Analytical Services - Asheville								
Alkalinity,Bicarbonate (CaCO3)	**158**	mg/L	5.0	5.0	1		08/08/24 15:35		
Alkalinity,Carbonate (CaCO3)	ND	mg/L	5.0	5.0	1		08/08/24 15:35		
Alkalinity, Total as CaCO3	**158**	mg/L	5.0	5.0	1		08/08/24 15:35		
300.0 IC Anions 28 Days	Analytical Method: EPA 300.0 Rev 2.1 1993 Pace Analytical Services - Asheville								
Chloride	**2.5**	mg/L	1.0	0.60	1		08/03/24 13:42	16887-00-6	
Fluoride	ND	mg/L	0.10	0.050	1		08/03/24 13:42	16984-48-8	

REPORT OF LABORATORY ANALYSIS

This report shall not be reproduced, except in full,
without the written consent of Pace Analytical Services, LLC.

Pace Analytical Services, LLC
9800 Kincey Ave. Suite 100
Huntersville, NC 28078
(704)875-9092

ANALYTICAL RESULTS

Project: Bowen LF Cells 9&10
Pace Project No.: 92745465

Sample: BOW-GWA-42 **Lab ID: 92745465006** Collected: 08/01/24 16:30 Received: 08/02/24 11:02 Matrix: Water

Parameters	Results	Units	Report Limit	MDL	DF	Prepared	Analyzed	CAS No.	Qual
300.0 IC Anions 28 Days	Analytical Method: EPA 300.0 Rev 2.1 1993 Pace Analytical Services - Asheville								
Sulfate	**1.1**	mg/L	1.0	0.50	1		08/03/24 13:42	14808-79-8	

REPORT OF LABORATORY ANALYSIS

This report shall not be reproduced, except in full,
without the written consent of Pace Analytical Services, LLC.

Pace Analytical Services, LLC
9800 Kincey Ave. Suite 100
Huntersville, NC 28078
(704)875-9092

ANALYTICAL RESULTS

Project: Bowen LF Cells 9&10
Pace Project No.: 92745465

Sample: BOW-LF9-10-FB-03 **Lab ID: 92745465007** Collected: 08/01/24 16:37 Received: 08/02/24 11:02 Matrix: Water

Parameters	Results	Units	Report Limit	MDL	DF	Prepared	Analyzed	CAS No.	Qual
6010D ATL ICP	Analytical Method: EPA 6010D Preparation Method: EPA 3010A Pace Analytical Services - Peachtree Corners, GA								
Iron	ND	mg/L	0.040	0.025	1	08/09/24 10:57	08/09/24 22:28	7439-89-6	
Manganese	ND	mg/L	0.040	0.011	1	08/09/24 10:57	08/09/24 22:28	7439-96-5	
Zinc	ND	mg/L	0.020	0.0085	1	08/09/24 10:57	08/09/24 22:28	7440-66-6	
Potassium	ND	mg/L	0.50	0.15	1	08/09/24 10:57	08/09/24 22:28	7440-09-7	
Sodium	ND	mg/L	1.0	0.58	1	08/09/24 10:57	08/09/24 22:28	7440-23-5	
Calcium	ND	mg/L	1.0	0.12	1	08/09/24 10:57	08/09/24 22:28	7440-70-2	
Magnesium	ND	mg/L	0.050	0.012	1	08/09/24 10:57	08/12/24 17:11	7439-95-4	
6020 MET ICPMS	Analytical Method: EPA 6020B Preparation Method: EPA 3005A Pace Analytical Services - Peachtree Corners, GA								
Antimony	ND	mg/L	0.0030	0.00054	1	08/07/24 13:48	08/08/24 16:13	7440-36-0	
Arsenic	ND	mg/L	0.0050	0.00084	1	08/07/24 13:48	08/08/24 16:13	7440-38-2	
Barium	ND	mg/L	0.0050	0.00047	1	08/07/24 13:48	08/08/24 16:13	7440-39-3	
Beryllium	ND	mg/L	0.00050	0.000094	1	08/07/24 13:48	08/08/24 16:13	7440-41-7	
Boron	ND	mg/L	0.040	0.012	1	08/07/24 13:48	08/08/24 16:13	7440-42-8	
Cadmium	ND	mg/L	0.00050	0.00010	1	08/07/24 13:48	08/08/24 16:13	7440-43-9	
Chromium	ND	mg/L	0.0050	0.0019	1	08/07/24 13:48	08/08/24 16:13	7440-47-3	
Cobalt	ND	mg/L	0.0050	0.00032	1	08/07/24 13:48	08/08/24 16:13	7440-48-4	
Copper	ND	mg/L	0.0050	0.00043	1	08/07/24 13:48	08/08/24 16:13	7440-50-8	
Lead	ND	mg/L	0.0010	0.00016	1	08/07/24 13:48	08/08/24 16:13	7439-92-1	
Nickel	ND	mg/L	0.0050	0.0021	1	08/07/24 13:48	08/08/24 16:13	7440-02-0	
Selenium	ND	mg/L	0.0050	0.00096	1	08/07/24 13:48	08/08/24 16:13	7782-49-2	
Silver	ND	mg/L	0.0050	0.00031	1	08/07/24 13:48	08/08/24 16:13	7440-22-4	
Thallium	ND	mg/L	0.0010	0.00038	1	08/07/24 13:48	08/08/24 16:13	7440-28-0	
Vanadium	ND	mg/L	0.010	0.00075	1	08/07/24 13:48	08/08/24 16:13	7440-62-2	
7470 Mercury	Analytical Method: EPA 7470A Preparation Method: EPA 7470A Pace Analytical Services - Peachtree Corners, GA								
Mercury	ND	mg/L	0.00020	0.00013	1	08/14/24 07:30	08/14/24 12:29	7439-97-6	
2540C Total Dissolved Solids	Analytical Method: SM 2540C-2015 Pace Analytical Services - Peachtree Corners, GA								
Total Dissolved Solids	**36.0**	mg/L	25.0	25.0	1		08/05/24 16:32		
2320B Alkalinity	Analytical Method: SM 2320B-2011 Pace Analytical Services - Asheville								
Alkalinity,Bicarbonate (CaCO3)	ND	mg/L	5.0	5.0	1		08/08/24 15:45		
Alkalinity,Carbonate (CaCO3)	ND	mg/L	5.0	5.0	1		08/08/24 15:45		
Alkalinity, Total as CaCO3	ND	mg/L	5.0	5.0	1		08/08/24 15:45		
300.0 IC Anions 28 Days	Analytical Method: EPA 300.0 Rev 2.1 1993 Pace Analytical Services - Asheville								
Chloride	ND	mg/L	1.0	0.60	1		08/03/24 12:16	16887-00-6	
Fluoride	ND	mg/L	0.10	0.050	1		08/03/24 12:16	16984-48-8	

REPORT OF LABORATORY ANALYSIS

This report shall not be reproduced, except in full,
without the written consent of Pace Analytical Services, LLC.

Pace Analytical Services, LLC
9800 Kincey Ave. Suite 100
Huntersville, NC 28078
(704)875-9092

ANALYTICAL RESULTS

Project: Bowen LF Cells 9&10
Pace Project No.: 92745465

Sample: BOW-LF9-10-FB-03 **Lab ID: 92745465007** Collected: 08/01/24 16:37 Received: 08/02/24 11:02 Matrix: Water

Parameters	Results	Units	Report Limit	MDL	DF	Prepared	Analyzed	CAS No.	Qual
300.0 IC Anions 28 Days	Analytical Method: EPA 300.0 Rev 2.1 1993 Pace Analytical Services - Asheville								
Sulfate	ND	mg/L	1.0	0.50	1		08/03/24 12:16	14808-79-8	

REPORT OF LABORATORY ANALYSIS

This report shall not be reproduced, except in full,
without the written consent of Pace Analytical Services, LLC.

Pace Analytical Services, LLC
9800 Kincey Ave. Suite 100
Huntersville, NC 28078
(704)875-9092

ANALYTICAL RESULTS

Project: Bowen LF Cells 9&10
Pace Project No.: 92745465

Sample: BOW-LF9-10-EB-03 **Lab ID: 92745465008** Collected: 08/01/24 16:42 Received: 08/02/24 11:02 Matrix: Water

Parameters	Results	Units	Report Limit	MDL	DF	Prepared	Analyzed	CAS No.	Qual
6010D ATL ICP	Analytical Method: EPA 6010D Preparation Method: EPA 3010A Pace Analytical Services - Peachtree Corners, GA								
Iron	ND	mg/L	0.040	0.025	1	08/09/24 10:57	08/09/24 22:31	7439-89-6	
Manganese	ND	mg/L	0.040	0.011	1	08/09/24 10:57	08/09/24 22:31	7439-96-5	
Zinc	ND	mg/L	0.020	0.0085	1	08/09/24 10:57	08/09/24 22:31	7440-66-6	
Potassium	ND	mg/L	0.50	0.15	1	08/09/24 10:57	08/09/24 22:31	7440-09-7	
Sodium	ND	mg/L	1.0	0.58	1	08/09/24 10:57	08/09/24 22:31	7440-23-5	
Calcium	ND	mg/L	1.0	0.12	1	08/09/24 10:57	08/09/24 22:31	7440-70-2	
Magnesium	ND	mg/L	0.050	0.012	1	08/09/24 10:57	08/12/24 17:14	7439-95-4	
6020 MET ICPMS	Analytical Method: EPA 6020B Preparation Method: EPA 3005A Pace Analytical Services - Peachtree Corners, GA								
Antimony	ND	mg/L	0.0030	0.00054	1	08/07/24 13:48	08/08/24 16:17	7440-36-0	
Arsenic	ND	mg/L	0.0050	0.00084	1	08/07/24 13:48	08/08/24 16:17	7440-38-2	
Barium	ND	mg/L	0.0050	0.00047	1	08/07/24 13:48	08/08/24 16:17	7440-39-3	
Beryllium	ND	mg/L	0.00050	0.000094	1	08/07/24 13:48	08/08/24 16:17	7440-41-7	
Boron	ND	mg/L	0.040	0.012	1	08/07/24 13:48	08/08/24 16:17	7440-42-8	
Cadmium	ND	mg/L	0.00050	0.00010	1	08/07/24 13:48	08/08/24 16:17	7440-43-9	
Chromium	ND	mg/L	0.0050	0.0019	1	08/07/24 13:48	08/08/24 16:17	7440-47-3	
Cobalt	ND	mg/L	0.0050	0.00032	1	08/07/24 13:48	08/08/24 16:17	7440-48-4	
Copper	ND	mg/L	0.0050	0.00043	1	08/07/24 13:48	08/08/24 16:17	7440-50-8	
Lead	ND	mg/L	0.0010	0.00016	1	08/07/24 13:48	08/08/24 16:17	7439-92-1	
Nickel	ND	mg/L	0.0050	0.0021	1	08/07/24 13:48	08/08/24 16:17	7440-02-0	
Selenium	ND	mg/L	0.0050	0.00096	1	08/07/24 13:48	08/08/24 16:17	7782-49-2	
Silver	ND	mg/L	0.0050	0.00031	1	08/07/24 13:48	08/08/24 16:17	7440-22-4	
Thallium	ND	mg/L	0.0010	0.00038	1	08/07/24 13:48	08/08/24 16:17	7440-28-0	
Vanadium	ND	mg/L	0.010	0.00075	1	08/07/24 13:48	08/08/24 16:17	7440-62-2	
7470 Mercury	Analytical Method: EPA 7470A Preparation Method: EPA 7470A Pace Analytical Services - Peachtree Corners, GA								
Mercury	ND	mg/L	0.00020	0.00013	1	08/14/24 07:30	08/14/24 12:32	7439-97-6	
2540C Total Dissolved Solids	Analytical Method: SM 2540C-2015 Pace Analytical Services - Peachtree Corners, GA								
Total Dissolved Solids	ND	mg/L	25.0	25.0	1		08/07/24 12:26		
2320B Alkalinity	Analytical Method: SM 2320B-2011 Pace Analytical Services - Asheville								
Alkalinity,Bicarbonate (CaCO3)	ND	mg/L	5.0	5.0	1		08/08/24 15:49		
Alkalinity,Carbonate (CaCO3)	ND	mg/L	5.0	5.0	1		08/08/24 15:49		
Alkalinity, Total as CaCO3	ND	mg/L	5.0	5.0	1		08/08/24 15:49		
300.0 IC Anions 28 Days	Analytical Method: EPA 300.0 Rev 2.1 1993 Pace Analytical Services - Asheville								
Chloride	ND	mg/L	1.0	0.60	1		08/03/24 12:31	16887-00-6	
Fluoride	ND	mg/L	0.10	0.050	1		08/03/24 12:31	16984-48-8	

REPORT OF LABORATORY ANALYSIS

This report shall not be reproduced, except in full,
without the written consent of Pace Analytical Services, LLC.

Pace Analytical Services, LLC
9800 Kincey Ave. Suite 100
Huntersville, NC 28078
(704)875-9092

ANALYTICAL RESULTS

Project: Bowen LF Cells 9&10
Pace Project No.: 92745465

Sample: BOW-LF9-10-EB-03 **Lab ID: 92745465008** Collected: 08/01/24 16:42 Received: 08/02/24 11:02 Matrix: Water

Parameters	Results	Units	Report Limit	MDL	DF	Prepared	Analyzed	CAS No.	Qual
300.0 IC Anions 28 Days	Analytical Method: EPA 300.0 Rev 2.1 1993 Pace Analytical Services - Asheville								
Sulfate	ND	mg/L	1.0	0.50	1		08/03/24 12:31	14808-79-8	

REPORT OF LABORATORY ANALYSIS

This report shall not be reproduced, except in full,
without the written consent of Pace Analytical Services, LLC.

Pace Analytical Services, LLC
9800 Kincey Ave. Suite 100
Huntersville, NC 28078
(704)875-9092

ANALYTICAL RESULTS

Project: Bowen LF Cells 9&10
Pace Project No.: 92745465

Sample: BOW-GWA-43 **Lab ID: 92745465009** Collected: 08/02/24 12:14 Received: 08/06/24 10:46 Matrix: Water

Parameters	Results	Units	Report Limit	MDL	DF	Prepared	Analyzed	CAS No.	Qual
6010D ATL ICP	Analytical Method: EPA 6010D Preparation Method: EPA 3010A Pace Analytical Services - Peachtree Corners, GA								
Magnesium	**0.44**	mg/L	0.050	0.012	1	08/09/24 10:57	08/12/24 17:18	7439-95-4	
Iron	**0.071**	mg/L	0.040	0.025	1	08/09/24 10:57	08/09/24 22:35	7439-89-6	
Manganese	**0.019J**	mg/L	0.040	0.011	1	08/09/24 10:57	08/09/24 22:35	7439-96-5	
Zinc	ND	mg/L	0.020	0.0085	1	08/09/24 10:57	08/09/24 22:35	7440-66-6	
Potassium	**0.37J**	mg/L	0.50	0.15	1	08/09/24 10:57	08/09/24 22:35	7440-09-7	
Sodium	**1.4**	mg/L	1.0	0.58	1	08/09/24 10:57	08/09/24 22:35	7440-23-5	
Calcium	**2.0**	mg/L	1.0	0.12	1	08/09/24 10:57	08/09/24 22:35	7440-70-2	
6020 MET ICPMS	Analytical Method: EPA 6020B Preparation Method: EPA 3005A Pace Analytical Services - Peachtree Corners, GA								
Antimony	ND	mg/L	0.0030	0.00054	1	08/08/24 10:02	08/13/24 17:59	7440-36-0	
Arsenic	ND	mg/L	0.0050	0.00084	1	08/08/24 10:02	08/13/24 17:59	7440-38-2	
Barium	**0.0099**	mg/L	0.0050	0.00047	1	08/08/24 10:02	08/13/24 17:59	7440-39-3	
Beryllium	ND	mg/L	0.00050	0.000094	1	08/08/24 10:02	08/13/24 17:59	7440-41-7	
Boron	ND	mg/L	0.040	0.012	1	08/08/24 10:02	08/13/24 17:59	7440-42-8	
Cadmium	ND	mg/L	0.00050	0.00010	1	08/08/24 10:02	08/13/24 17:59	7440-43-9	
Chromium	ND	mg/L	0.0050	0.0019	1	08/08/24 10:02	08/13/24 17:59	7440-47-3	
Cobalt	ND	mg/L	0.0050	0.00032	1	08/08/24 10:02	08/13/24 17:59	7440-48-4	
Copper	ND	mg/L	0.0050	0.00043	1	08/08/24 10:02	08/13/24 17:59	7440-50-8	
Lead	ND	mg/L	0.0010	0.00016	1	08/08/24 10:02	08/13/24 17:59	7439-92-1	
Nickel	ND	mg/L	0.0050	0.0021	1	08/08/24 10:02	08/13/24 17:59	7440-02-0	
Selenium	ND	mg/L	0.0050	0.00096	1	08/08/24 10:02	08/13/24 17:59	7782-49-2	
Silver	ND	mg/L	0.0050	0.00031	1	08/08/24 10:02	08/13/24 17:59	7440-22-4	
Thallium	ND	mg/L	0.0010	0.00038	1	08/08/24 10:02	08/13/24 17:59	7440-28-0	
Vanadium	ND	mg/L	0.010	0.00075	1	08/08/24 10:02	08/13/24 17:59	7440-62-2	
7470 Mercury	Analytical Method: EPA 7470A Preparation Method: EPA 7470A Pace Analytical Services - Peachtree Corners, GA								
Mercury	ND	mg/L	0.00020	0.00013	1	08/14/24 07:30	08/14/24 12:35	7439-97-6	
2540C Total Dissolved Solids	Analytical Method: SM 2540C-2015 Pace Analytical Services - Peachtree Corners, GA								
Total Dissolved Solids	**33.0**	mg/L	25.0	25.0	1		08/07/24 12:27		
2320B Alkalinity	Analytical Method: SM 2320B-2011 Pace Analytical Services - Asheville								
Alkalinity,Bicarbonate (CaCO3)	**5.5**	mg/L	5.0	5.0	1		08/08/24 17:41		
Alkalinity,Carbonate (CaCO3)	ND	mg/L	5.0	5.0	1		08/08/24 17:41		
Alkalinity, Total as CaCO3	**5.5**	mg/L	5.0	5.0	1		08/08/24 17:41		
300.0 IC Anions 28 Days	Analytical Method: EPA 300.0 Rev 2.1 1993 Pace Analytical Services - Asheville								
Chloride	**1.2**	mg/L	1.0	0.60	1		08/07/24 01:21	16887-00-6	
Fluoride	ND	mg/L	0.10	0.050	1		08/07/24 01:21	16984-48-8	

REPORT OF LABORATORY ANALYSIS

This report shall not be reproduced, except in full,
without the written consent of Pace Analytical Services, LLC.

Pace Analytical Services, LLC
9800 Kincey Ave. Suite 100
Huntersville, NC 28078
(704)875-9092

ANALYTICAL RESULTS

Project: Bowen LF Cells 9&10
Pace Project No.: 92745465

Sample: BOW-GWA-43 **Lab ID: 92745465009** Collected: 08/02/24 12:14 Received: 08/06/24 10:46 Matrix: Water

Parameters	Results	Units	Report Limit	MDL	DF	Prepared	Analyzed	CAS No.	Qual
300.0 IC Anions 28 Days	Analytical Method: EPA 300.0 Rev 2.1 1993 Pace Analytical Services - Asheville								
Sulfate	ND	mg/L	1.0	0.50	1		08/07/24 01:21	14808-79-8	

REPORT OF LABORATORY ANALYSIS

This report shall not be reproduced, except in full,
without the written consent of Pace Analytical Services, LLC.

Pace Analytical Services, LLC
9800 Kincey Ave. Suite 100
Huntersville, NC 28078
(704)875-9092

ANALYTICAL RESULTS

Project: Bowen LF Cells 9&10
Pace Project No.: 92745465

Sample: BOW-GWA-43R **Lab ID: 92745465010** Collected: 08/02/24 10:28 Received: 08/06/24 10:46 Matrix: Water

Parameters	Results	Units	Report Limit	MDL	DF	Prepared	Analyzed	CAS No.	Qual
6010D ATL ICP	Analytical Method: EPA 6010D Preparation Method: EPA 3010A Pace Analytical Services - Peachtree Corners, GA								
Iron	**0.11**	mg/L	0.040	0.025	1	08/09/24 10:57	08/09/24 22:46	7439-89-6	
Manganese	ND	mg/L	0.040	0.011	1	08/09/24 10:57	08/09/24 22:46	7439-96-5	
Zinc	ND	mg/L	0.020	0.0085	1	08/09/24 10:57	08/09/24 22:46	7440-66-6	
Potassium	**0.50J**	mg/L	0.50	0.15	1	08/09/24 10:57	08/09/24 22:46	7440-09-7	
Sodium	**1.3**	mg/L	1.0	0.58	1	08/09/24 10:57	08/09/24 22:46	7440-23-5	
Calcium	**32.8**	mg/L	1.0	0.12	1	08/09/24 10:57	08/09/24 22:46	7440-70-2	
Magnesium	**18.3**	mg/L	0.050	0.012	1	08/09/24 10:57	08/12/24 17:22	7439-95-4	
6020 MET ICPMS	Analytical Method: EPA 6020B Preparation Method: EPA 3005A Pace Analytical Services - Peachtree Corners, GA								
Antimony	**0.00086J**	mg/L	0.0030	0.00054	1	08/08/24 10:02	08/13/24 18:14	7440-36-0	
Arsenic	ND	mg/L	0.0050	0.00084	1	08/08/24 10:02	08/13/24 18:14	7440-38-2	
Barium	**0.0072**	mg/L	0.0050	0.00047	1	08/08/24 10:02	08/13/24 18:14	7440-39-3	
Beryllium	ND	mg/L	0.00050	0.000094	1	08/08/24 10:02	08/13/24 18:14	7440-41-7	
Boron	**0.015J**	mg/L	0.040	0.012	1	08/08/24 10:02	08/13/24 18:14	7440-42-8	
Cadmium	ND	mg/L	0.00050	0.00010	1	08/08/24 10:02	08/13/24 18:14	7440-43-9	
Chromium	ND	mg/L	0.0050	0.0019	1	08/08/24 10:02	08/13/24 18:14	7440-47-3	
Cobalt	ND	mg/L	0.0050	0.00032	1	08/08/24 10:02	08/13/24 18:14	7440-48-4	
Copper	ND	mg/L	0.0050	0.00043	1	08/08/24 10:02	08/13/24 18:14	7440-50-8	
Lead	ND	mg/L	0.0010	0.00016	1	08/08/24 10:02	08/13/24 18:14	7439-92-1	
Nickel	ND	mg/L	0.0050	0.0021	1	08/08/24 10:02	08/13/24 18:14	7440-02-0	
Selenium	ND	mg/L	0.0050	0.00096	1	08/08/24 10:02	08/13/24 18:14	7782-49-2	
Silver	ND	mg/L	0.0050	0.00031	1	08/08/24 10:02	08/13/24 18:14	7440-22-4	
Thallium	ND	mg/L	0.0010	0.00038	1	08/08/24 10:02	08/13/24 18:14	7440-28-0	
Vanadium	ND	mg/L	0.010	0.00075	1	08/08/24 10:02	08/13/24 18:14	7440-62-2	
7470 Mercury	Analytical Method: EPA 7470A Preparation Method: EPA 7470A Pace Analytical Services - Peachtree Corners, GA								
Mercury	ND	mg/L	0.00020	0.00013	1	08/14/24 07:30	08/14/24 12:37	7439-97-6	
2540C Total Dissolved Solids	Analytical Method: SM 2540C-2015 Pace Analytical Services - Peachtree Corners, GA								
Total Dissolved Solids	**188**	mg/L	25.0	25.0	1		08/07/24 12:27		
2320B Alkalinity	Analytical Method: SM 2320B-2011 Pace Analytical Services - Asheville								
Alkalinity,Bicarbonate (CaCO3)	**159**	mg/L	5.0	5.0	1		08/08/24 17:56		
Alkalinity,Carbonate (CaCO3)	ND	mg/L	5.0	5.0	1		08/08/24 17:56		
Alkalinity, Total as CaCO3	**159**	mg/L	5.0	5.0	1		08/08/24 17:56		
300.0 IC Anions 28 Days	Analytical Method: EPA 300.0 Rev 2.1 1993 Pace Analytical Services - Asheville								
Chloride	**2.2**	mg/L	1.0	0.60	1		08/07/24 01:35	16887-00-6	
Fluoride	ND	mg/L	0.10	0.050	1		08/07/24 01:35	16984-48-8	

REPORT OF LABORATORY ANALYSIS

This report shall not be reproduced, except in full,
without the written consent of Pace Analytical Services, LLC.

Pace Analytical Services, LLC
9800 Kincey Ave. Suite 100
Huntersville, NC 28078
(704)875-9092

ANALYTICAL RESULTS

Project: Bowen LF Cells 9&10
Pace Project No.: 92745465

Sample: BOW-GWA-43R **Lab ID: 92745465010** Collected: 08/02/24 10:28 Received: 08/06/24 10:46 Matrix: Water

Parameters	Results	Units	Report Limit	MDL	DF	Prepared	Analyzed	CAS No.	Qual
300.0 IC Anions 28 Days	Analytical Method: EPA 300.0 Rev 2.1 1993 Pace Analytical Services - Asheville								
Sulfate	**3.2**	mg/L	1.0	0.50	1		08/07/24 01:35	14808-79-8	

REPORT OF LABORATORY ANALYSIS

This report shall not be reproduced, except in full,
without the written consent of Pace Analytical Services, LLC.

Pace Analytical Services, LLC
9800 Kincey Ave. Suite 100
Huntersville, NC 28078
(704)875-9092

ANALYTICAL RESULTS

Project: Bowen LF Cells 9&10
Pace Project No.: 92745465

Sample: BOW-LF9-10-FD-03 **Lab ID: 92745465011** Collected: 08/02/24 00:00 Received: 08/06/24 10:46 Matrix: Water

Parameters	Results	Units	Report Limit	MDL	DF	Prepared	Analyzed	CAS No.	Qual
6010D ATL ICP	Analytical Method: EPA 6010D Preparation Method: EPA 3010A Pace Analytical Services - Peachtree Corners, GA								
Iron	**0.10**	mg/L	0.040	0.025	1	08/09/24 10:57	08/09/24 22:49	7439-89-6	
Manganese	ND	mg/L	0.040	0.011	1	08/09/24 10:57	08/09/24 22:49	7439-96-5	
Zinc	ND	mg/L	0.020	0.0085	1	08/09/24 10:57	08/09/24 22:49	7440-66-6	
Potassium	**0.50**	mg/L	0.50	0.15	1	08/09/24 10:57	08/09/24 22:49	7440-09-7	
Sodium	**1.3**	mg/L	1.0	0.58	1	08/09/24 10:57	08/09/24 22:49	7440-23-5	
Calcium	**32.3**	mg/L	1.0	0.12	1	08/09/24 10:57	08/09/24 22:49	7440-70-2	
Magnesium	**17.9**	mg/L	0.050	0.012	1	08/09/24 10:57	08/12/24 17:26	7439-95-4	
6020 MET ICPMS	Analytical Method: EPA 6020B Preparation Method: EPA 3005A Pace Analytical Services - Peachtree Corners, GA								
Antimony	ND	mg/L	0.0030	0.00054	1	08/08/24 10:02	08/13/24 18:17	7440-36-0	
Arsenic	ND	mg/L	0.0050	0.00084	1	08/08/24 10:02	08/13/24 18:17	7440-38-2	
Barium	**0.0068**	mg/L	0.0050	0.00047	1	08/08/24 10:02	08/13/24 18:17	7440-39-3	
Beryllium	ND	mg/L	0.00050	0.000094	1	08/08/24 10:02	08/13/24 18:17	7440-41-7	
Boron	ND	mg/L	0.040	0.012	1	08/08/24 10:02	08/13/24 18:17	7440-42-8	
Cadmium	ND	mg/L	0.00050	0.00010	1	08/08/24 10:02	08/13/24 18:17	7440-43-9	
Chromium	ND	mg/L	0.0050	0.0019	1	08/08/24 10:02	08/13/24 18:17	7440-47-3	
Cobalt	ND	mg/L	0.0050	0.00032	1	08/08/24 10:02	08/13/24 18:17	7440-48-4	
Copper	ND	mg/L	0.0050	0.00043	1	08/08/24 10:02	08/13/24 18:17	7440-50-8	
Lead	ND	mg/L	0.0010	0.00016	1	08/08/24 10:02	08/13/24 18:17	7439-92-1	
Nickel	ND	mg/L	0.0050	0.0021	1	08/08/24 10:02	08/13/24 18:17	7440-02-0	
Selenium	ND	mg/L	0.0050	0.00096	1	08/08/24 10:02	08/13/24 18:17	7782-49-2	
Silver	ND	mg/L	0.0050	0.00031	1	08/08/24 10:02	08/13/24 18:17	7440-22-4	
Thallium	ND	mg/L	0.0010	0.00038	1	08/08/24 10:02	08/13/24 18:17	7440-28-0	
Vanadium	ND	mg/L	0.010	0.00075	1	08/08/24 10:02	08/13/24 18:17	7440-62-2	
7470 Mercury	Analytical Method: EPA 7470A Preparation Method: EPA 7470A Pace Analytical Services - Peachtree Corners, GA								
Mercury	ND	mg/L	0.00020	0.00013	1	08/14/24 07:30	08/14/24 12:45	7439-97-6	
2540C Total Dissolved Solids	Analytical Method: SM 2540C-2015 Pace Analytical Services - Peachtree Corners, GA								
Total Dissolved Solids	**154**	mg/L	25.0	25.0	1		08/07/24 12:27		
2320B Alkalinity	Analytical Method: SM 2320B-2011 Pace Analytical Services - Asheville								
Alkalinity,Bicarbonate (CaCO3)	**156**	mg/L	5.0	5.0	1		08/08/24 18:23		
Alkalinity,Carbonate (CaCO3)	ND	mg/L	5.0	5.0	1		08/08/24 18:23		
Alkalinity, Total as CaCO3	**156**	mg/L	5.0	5.0	1		08/08/24 18:23		
300.0 IC Anions 28 Days	Analytical Method: EPA 300.0 Rev 2.1 1993 Pace Analytical Services - Asheville								
Chloride	**2.2**	mg/L	1.0	0.60	1		08/07/24 01:48	16887-00-6	
Fluoride	ND	mg/L	0.10	0.050	1		08/07/24 01:48	16984-48-8	

REPORT OF LABORATORY ANALYSIS

This report shall not be reproduced, except in full,
without the written consent of Pace Analytical Services, LLC.

Pace Analytical Services, LLC
9800 Kincey Ave. Suite 100
Huntersville, NC 28078
(704)875-9092

ANALYTICAL RESULTS

Project: Bowen LF Cells 9&10
Pace Project No.: 92745465

Sample: BOW-LF9-10-FD-03 **Lab ID: 92745465011** Collected: 08/02/24 00:00 Received: 08/06/24 10:46 Matrix: Water

Parameters	Results	Units	Report Limit	MDL	DF	Prepared	Analyzed	CAS No.	Qual
300.0 IC Anions 28 Days	Analytical Method: EPA 300.0 Rev 2.1 1993 Pace Analytical Services - Asheville								
Sulfate	**3.2**	mg/L	1.0	0.50	1		08/07/24 01:48	14808-79-8	

REPORT OF LABORATORY ANALYSIS

This report shall not be reproduced, except in full,
without the written consent of Pace Analytical Services, LLC.

Pace Analytical Services, LLC
9800 Kincey Ave. Suite 100
Huntersville, NC 28078
(704)875-9092

ANALYTICAL RESULTS

Project: Bowen LF Cells 9&10
Pace Project No.: 92745465

Sample: BOW-GWC-45 **Lab ID: 92745465012** Collected: 08/05/24 13:00 Received: 08/06/24 10:46 Matrix: Water

Parameters	Results	Units	Report Limit	MDL	DF	Prepared	Analyzed	CAS No.	Qual
6010D ATL ICP	Analytical Method: EPA 6010D Preparation Method: EPA 3010A Pace Analytical Services - Peachtree Corners, GA								
Iron	ND	mg/L	0.040	0.025	1	08/09/24 10:57	08/09/24 22:53	7439-89-6	
Manganese	**0.028J**	mg/L	0.040	0.011	1	08/09/24 10:57	08/09/24 22:53	7439-96-5	
Zinc	ND	mg/L	0.020	0.0085	1	08/09/24 10:57	08/09/24 22:53	7440-66-6	
Potassium	**0.29J**	mg/L	0.50	0.15	1	08/09/24 10:57	08/09/24 22:53	7440-09-7	
Sodium	**1.8**	mg/L	1.0	0.58	1	08/09/24 10:57	08/09/24 22:53	7440-23-5	
Calcium	**0.98J**	mg/L	1.0	0.12	1	08/09/24 10:57	08/09/24 22:53	7440-70-2	
Magnesium	**0.60**	mg/L	0.050	0.012	1	08/09/24 10:57	08/12/24 17:29	7439-95-4	
6020 MET ICPMS	Analytical Method: EPA 6020B Preparation Method: EPA 3005A Pace Analytical Services - Peachtree Corners, GA								
Antimony	**0.0041**	mg/L	0.0030	0.00054	1	08/08/24 10:02	08/13/24 18:21	7440-36-0	
Arsenic	ND	mg/L	0.0050	0.00084	1	08/08/24 10:02	08/13/24 18:21	7440-38-2	
Barium	**0.0064**	mg/L	0.0050	0.00047	1	08/08/24 10:02	08/13/24 18:21	7440-39-3	
Beryllium	ND	mg/L	0.00050	0.000094	1	08/08/24 10:02	08/13/24 18:21	7440-41-7	
Boron	ND	mg/L	0.040	0.012	1	08/08/24 10:02	08/13/24 18:21	7440-42-8	
Cadmium	ND	mg/L	0.00050	0.00010	1	08/08/24 10:02	08/13/24 18:21	7440-43-9	
Chromium	ND	mg/L	0.0050	0.0019	1	08/08/24 10:02	08/13/24 18:21	7440-47-3	
Cobalt	**0.0011J**	mg/L	0.0050	0.00032	1	08/08/24 10:02	08/13/24 18:21	7440-48-4	
Copper	ND	mg/L	0.0050	0.00043	1	08/08/24 10:02	08/13/24 18:21	7440-50-8	
Lead	ND	mg/L	0.0010	0.00016	1	08/08/24 10:02	08/13/24 18:21	7439-92-1	
Nickel	ND	mg/L	0.0050	0.0021	1	08/08/24 10:02	08/13/24 18:21	7440-02-0	
Selenium	ND	mg/L	0.0050	0.00096	1	08/08/24 10:02	08/13/24 18:21	7782-49-2	
Silver	ND	mg/L	0.0050	0.00031	1	08/08/24 10:02	08/13/24 18:21	7440-22-4	
Thallium	ND	mg/L	0.0010	0.00038	1	08/08/24 10:02	08/13/24 18:21	7440-28-0	
Vanadium	ND	mg/L	0.010	0.00075	1	08/08/24 10:02	08/13/24 18:21	7440-62-2	
7470 Mercury	Analytical Method: EPA 7470A Preparation Method: EPA 7470A Pace Analytical Services - Peachtree Corners, GA								
Mercury	ND	mg/L	0.00020	0.00013	1	08/14/24 07:30	08/14/24 12:48	7439-97-6	
2540C Total Dissolved Solids	Analytical Method: SM 2540C-2015 Pace Analytical Services - Peachtree Corners, GA								
Total Dissolved Solids	**78.0**	mg/L	25.0	25.0	1		08/07/24 12:31		
2320B Alkalinity	Analytical Method: SM 2320B-2011 Pace Analytical Services - Asheville								
Alkalinity,Bicarbonate (CaCO3)	ND	mg/L	5.0	5.0	1		08/08/24 18:49		
Alkalinity,Carbonate (CaCO3)	ND	mg/L	5.0	5.0	1		08/08/24 18:49		
Alkalinity, Total as CaCO3	ND	mg/L	5.0	5.0	1		08/08/24 18:49		
300.0 IC Anions 28 Days	Analytical Method: EPA 300.0 Rev 2.1 1993 Pace Analytical Services - Asheville								
Chloride	**0.78J**	mg/L	1.0	0.60	1		08/07/24 02:01	16887-00-6	
Fluoride	ND	mg/L	0.10	0.050	1		08/07/24 02:01	16984-48-8	

REPORT OF LABORATORY ANALYSIS

This report shall not be reproduced, except in full,
without the written consent of Pace Analytical Services, LLC.

Pace Analytical Services, LLC
9800 Kincey Ave. Suite 100
Huntersville, NC 28078
(704)875-9092

ANALYTICAL RESULTS

Project: Bowen LF Cells 9&10
Pace Project No.: 92745465

Sample: BOW-GWC-45 **Lab ID: 92745465012** Collected: 08/05/24 13:00 Received: 08/06/24 10:46 Matrix: Water

Parameters	Results	Units	Report Limit	MDL	DF	Prepared	Analyzed	CAS No.	Qual
300.0 IC Anions 28 Days	Analytical Method: EPA 300.0 Rev 2.1 1993 Pace Analytical Services - Asheville								
Sulfate	**0.70J**	mg/L	1.0	0.50	1		08/07/24 02:01	14808-79-8	

REPORT OF LABORATORY ANALYSIS

This report shall not be reproduced, except in full,
without the written consent of Pace Analytical Services, LLC.

Pace Analytical Services, LLC
9800 Kincey Ave. Suite 100
Huntersville, NC 28078
(704)875-9092

ANALYTICAL RESULTS

Project: Bowen LF Cells 9&10
Pace Project No.: 92745465

Sample: BOW-GWC-45R **Lab ID: 92745465013** Collected: 08/05/24 14:14 Received: 08/06/24 10:46 Matrix: Water

Parameters	Results	Units	Report Limit	MDL	DF	Prepared	Analyzed	CAS No.	Qual
6010D ATL ICP	Analytical Method: EPA 6010D Preparation Method: EPA 3010A Pace Analytical Services - Peachtree Corners, GA								
Magnesium	**22.2**	mg/L	0.050	0.012	1	08/09/24 10:57	08/12/24 17:33	7439-95-4	
Iron	ND	mg/L	0.040	0.025	1	08/09/24 10:57	08/09/24 22:57	7439-89-6	
Manganese	ND	mg/L	0.040	0.011	1	08/09/24 10:57	08/09/24 22:57	7439-96-5	
Zinc	ND	mg/L	0.020	0.0085	1	08/09/24 10:57	08/09/24 22:57	7440-66-6	
Potassium	**0.81**	mg/L	0.50	0.15	1	08/09/24 10:57	08/09/24 22:57	7440-09-7	
Sodium	**1.7**	mg/L	1.0	0.58	1	08/09/24 10:57	08/09/24 22:57	7440-23-5	
Calcium	**41.3**	mg/L	1.0	0.12	1	08/09/24 10:57	08/09/24 22:57	7440-70-2	
6020 MET ICPMS	Analytical Method: EPA 6020B Preparation Method: EPA 3005A Pace Analytical Services - Peachtree Corners, GA								
Antimony	ND	mg/L	0.0030	0.00054	1	08/08/24 10:02	08/13/24 18:25	7440-36-0	
Arsenic	ND	mg/L	0.0050	0.00084	1	08/08/24 10:02	08/13/24 18:25	7440-38-2	
Barium	**0.020**	mg/L	0.0050	0.00047	1	08/08/24 10:02	08/13/24 18:25	7440-39-3	
Beryllium	ND	mg/L	0.00050	0.000094	1	08/08/24 10:02	08/13/24 18:25	7440-41-7	
Boron	ND	mg/L	0.040	0.012	1	08/08/24 10:02	08/13/24 18:25	7440-42-8	
Cadmium	ND	mg/L	0.00050	0.00010	1	08/08/24 10:02	08/13/24 18:25	7440-43-9	
Chromium	ND	mg/L	0.0050	0.0019	1	08/08/24 10:02	08/13/24 18:25	7440-47-3	
Cobalt	ND	mg/L	0.0050	0.00032	1	08/08/24 10:02	08/13/24 18:25	7440-48-4	
Copper	ND	mg/L	0.0050	0.00043	1	08/08/24 10:02	08/13/24 18:25	7440-50-8	
Lead	ND	mg/L	0.0010	0.00016	1	08/08/24 10:02	08/13/24 18:25	7439-92-1	
Nickel	ND	mg/L	0.0050	0.0021	1	08/08/24 10:02	08/13/24 18:25	7440-02-0	
Selenium	ND	mg/L	0.0050	0.00096	1	08/08/24 10:02	08/13/24 18:25	7782-49-2	
Silver	ND	mg/L	0.0050	0.00031	1	08/08/24 10:02	08/13/24 18:25	7440-22-4	
Thallium	ND	mg/L	0.0010	0.00038	1	08/08/24 10:02	08/13/24 18:25	7440-28-0	
Vanadium	ND	mg/L	0.010	0.00075	1	08/08/24 10:02	08/13/24 18:25	7440-62-2	
7470 Mercury	Analytical Method: EPA 7470A Preparation Method: EPA 7470A Pace Analytical Services - Peachtree Corners, GA								
Mercury	ND	mg/L	0.00020	0.00013	1	08/14/24 07:30	08/14/24 12:50	7439-97-6	
2540C Total Dissolved Solids	Analytical Method: SM 2540C-2015 Pace Analytical Services - Peachtree Corners, GA								
Total Dissolved Solids	**197**	mg/L	25.0	25.0	1		08/07/24 12:32		
2320B Alkalinity	Analytical Method: SM 2320B-2011 Pace Analytical Services - Asheville								
Alkalinity,Bicarbonate (CaCO3)	**193**	mg/L	5.0	5.0	1		08/08/24 18:54		
Alkalinity,Carbonate (CaCO3)	ND	mg/L	5.0	5.0	1		08/08/24 18:54		
Alkalinity, Total as CaCO3	**193**	mg/L	5.0	5.0	1		08/08/24 18:54		
300.0 IC Anions 28 Days	Analytical Method: EPA 300.0 Rev 2.1 1993 Pace Analytical Services - Asheville								
Chloride	**3.1**	mg/L	1.0	0.60	1		08/07/24 02:15	16887-00-6	
Fluoride	ND	mg/L	0.10	0.050	1		08/07/24 02:15	16984-48-8	

REPORT OF LABORATORY ANALYSIS

This report shall not be reproduced, except in full,
without the written consent of Pace Analytical Services, LLC.

Pace Analytical Services, LLC
9800 Kincey Ave. Suite 100
Huntersville, NC 28078
(704)875-9092

ANALYTICAL RESULTS

Project: Bowen LF Cells 9&10
Pace Project No.: 92745465

Sample: BOW-GWC-45R **Lab ID: 92745465013** Collected: 08/05/24 14:14 Received: 08/06/24 10:46 Matrix: Water

Parameters	Results	Units	Report Limit	MDL	DF	Prepared	Analyzed	CAS No.	Qual
300.0 IC Anions 28 Days	Analytical Method: EPA 300.0 Rev 2.1 1993 Pace Analytical Services - Asheville								
Sulfate	**3.3**	mg/L	1.0	0.50	1		08/07/24 02:15	14808-79-8	

REPORT OF LABORATORY ANALYSIS

This report shall not be reproduced, except in full,
without the written consent of Pace Analytical Services, LLC.

Pace Analytical Services, LLC
9800 Kincey Ave. Suite 100
Huntersville, NC 28078
(704)875-9092

ANALYTICAL RESULTS

Project: Bowen LF Cells 9&10
Pace Project No.: 92745465

Sample: BOW-GWC-46R **Lab ID: 92745465014** Collected: 08/05/24 11:08 Received: 08/06/24 10:46 Matrix: Water

Parameters	Results	Units	Report Limit	MDL	DF	Prepared	Analyzed	CAS No.	Qual
6010D ATL ICP	Analytical Method: EPA 6010D Preparation Method: EPA 3010A Pace Analytical Services - Peachtree Corners, GA								
Iron	ND	mg/L	0.040	0.025	1	08/09/24 10:57	08/09/24 23:01	7439-89-6	
Manganese	ND	mg/L	0.040	0.011	1	08/09/24 10:57	08/09/24 23:01	7439-96-5	
Zinc	ND	mg/L	0.020	0.0085	1	08/09/24 10:57	08/09/24 23:01	7440-66-6	
Potassium	**2.5**	mg/L	0.50	0.15	1	08/09/24 10:57	08/09/24 23:01	7440-09-7	
Sodium	**9.6**	mg/L	1.0	0.58	1	08/09/24 10:57	08/09/24 23:01	7440-23-5	
Calcium	**40.4**	mg/L	1.0	0.12	1	08/09/24 10:57	08/09/24 23:01	7440-70-2	
Magnesium	**21.8**	mg/L	0.050	0.012	1	08/09/24 10:57	08/12/24 17:37	7439-95-4	
6020 MET ICPMS	Analytical Method: EPA 6020B Preparation Method: EPA 3005A Pace Analytical Services - Peachtree Corners, GA								
Antimony	ND	mg/L	0.0030	0.00054	1	08/08/24 10:02	08/13/24 18:36	7440-36-0	
Arsenic	ND	mg/L	0.0050	0.00084	1	08/08/24 10:02	08/13/24 18:36	7440-38-2	
Barium	**0.010**	mg/L	0.0050	0.00047	1	08/08/24 10:02	08/13/24 18:36	7440-39-3	
Beryllium	ND	mg/L	0.00050	0.000094	1	08/08/24 10:02	08/13/24 18:36	7440-41-7	
Boron	ND	mg/L	0.040	0.012	1	08/08/24 10:02	08/13/24 18:36	7440-42-8	
Cadmium	ND	mg/L	0.00050	0.00010	1	08/08/24 10:02	08/13/24 18:36	7440-43-9	
Chromium	**0.0050J**	mg/L	0.0050	0.0019	1	08/08/24 10:02	08/13/24 18:36	7440-47-3	
Cobalt	ND	mg/L	0.0050	0.00032	1	08/08/24 10:02	08/13/24 18:36	7440-48-4	
Copper	ND	mg/L	0.0050	0.00043	1	08/08/24 10:02	08/13/24 18:36	7440-50-8	
Lead	ND	mg/L	0.0010	0.00016	1	08/08/24 10:02	08/13/24 18:36	7439-92-1	
Nickel	ND	mg/L	0.0050	0.0021	1	08/08/24 10:02	08/13/24 18:36	7440-02-0	
Selenium	ND	mg/L	0.0050	0.00096	1	08/08/24 10:02	08/13/24 18:36	7782-49-2	
Silver	ND	mg/L	0.0050	0.00031	1	08/08/24 10:02	08/13/24 18:36	7440-22-4	
Thallium	ND	mg/L	0.0010	0.00038	1	08/08/24 10:02	08/13/24 18:36	7440-28-0	
Vanadium	ND	mg/L	0.010	0.00075	1	08/08/24 10:02	08/13/24 18:36	7440-62-2	
7470 Mercury	Analytical Method: EPA 7470A Preparation Method: EPA 7470A Pace Analytical Services - Peachtree Corners, GA								
Mercury	ND	mg/L	0.00020	0.00013	1	08/14/24 07:30	08/14/24 12:53	7439-97-6	
2540C Total Dissolved Solids	Analytical Method: SM 2540C-2015 Pace Analytical Services - Peachtree Corners, GA								
Total Dissolved Solids	**226**	mg/L	25.0	25.0	1		08/08/24 12:16		
2320B Alkalinity	Analytical Method: SM 2320B-2011 Pace Analytical Services - Asheville								
Alkalinity,Bicarbonate (CaCO3)	**209**	mg/L	5.0	5.0	1		08/08/24 19:05		
Alkalinity,Carbonate (CaCO3)	ND	mg/L	5.0	5.0	1		08/08/24 19:05		
Alkalinity, Total as CaCO3	**209**	mg/L	5.0	5.0	1		08/08/24 19:05		
300.0 IC Anions 28 Days	Analytical Method: EPA 300.0 Rev 2.1 1993 Pace Analytical Services - Asheville								
Chloride	**4.4**	mg/L	1.0	0.60	1		08/07/24 02:28	16887-00-6	
Fluoride	ND	mg/L	0.10	0.050	1		08/07/24 02:28	16984-48-8	

REPORT OF LABORATORY ANALYSIS

This report shall not be reproduced, except in full,
without the written consent of Pace Analytical Services, LLC.

Pace Analytical Services, LLC
9800 Kincey Ave. Suite 100
Huntersville, NC 28078
(704)875-9092

ANALYTICAL RESULTS

Project: Bowen LF Cells 9&10
Pace Project No.: 92745465

Sample: BOW-GWC-46R **Lab ID: 92745465014** Collected: 08/05/24 11:08 Received: 08/06/24 10:46 Matrix: Water

Parameters	Results	Units	Report Limit	MDL	DF	Prepared	Analyzed	CAS No.	Qual
300.0 IC Anions 28 Days	Analytical Method: EPA 300.0 Rev 2.1 1993 Pace Analytical Services - Asheville								
Sulfate	**4.8**	mg/L	1.0	0.50	1		08/07/24 02:28	14808-79-8	

REPORT OF LABORATORY ANALYSIS

This report shall not be reproduced, except in full,
without the written consent of Pace Analytical Services, LLC.

Pace Analytical Services, LLC
9800 Kincey Ave. Suite 100
Huntersville, NC 28078
(704)875-9092

ANALYTICAL RESULTS

Project: Bowen LF Cells 9&10
Pace Project No.: 92745465

Sample: BOW-GWC-47 **Lab ID: 92745465015** Collected: 08/05/24 12:41 Received: 08/06/24 10:46 Matrix: Water

Parameters	Results	Units	Report Limit	MDL	DF	Prepared	Analyzed	CAS No.	Qual
6010D ATL ICP	Analytical Method: EPA 6010D Preparation Method: EPA 3010A Pace Analytical Services - Peachtree Corners, GA								
Zinc	**0.063**	mg/L	0.020	0.0085	1	08/09/24 10:57	08/12/24 17:41	7440-66-6	
Magnesium	**13.4**	mg/L	0.050	0.012	1	08/09/24 10:57	08/12/24 17:41	7439-95-4	
Iron	ND	mg/L	0.040	0.025	1	08/09/24 10:57	08/09/24 23:04	7439-89-6	
Manganese	ND	mg/L	0.040	0.011	1	08/09/24 10:57	08/09/24 23:04	7439-96-5	
Potassium	**0.75**	mg/L	0.50	0.15	1	08/09/24 10:57	08/09/24 23:04	7440-09-7	
Sodium	**3.0**	mg/L	1.0	0.58	1	08/09/24 10:57	08/09/24 23:04	7440-23-5	
Calcium	**24.9**	mg/L	1.0	0.12	1	08/09/24 10:57	08/09/24 23:04	7440-70-2	
6020 MET ICPMS	Analytical Method: EPA 6020B Preparation Method: EPA 3005A Pace Analytical Services - Peachtree Corners, GA								
Antimony	ND	mg/L	0.0030	0.00054	1	08/08/24 10:02	08/13/24 18:40	7440-36-0	
Arsenic	ND	mg/L	0.0050	0.00084	1	08/08/24 10:02	08/13/24 18:40	7440-38-2	
Barium	**0.0083**	mg/L	0.0050	0.00047	1	08/08/24 10:02	08/13/24 18:40	7440-39-3	
Beryllium	ND	mg/L	0.00050	0.000094	1	08/08/24 10:02	08/13/24 18:40	7440-41-7	
Boron	ND	mg/L	0.040	0.012	1	08/08/24 10:02	08/13/24 18:40	7440-42-8	
Cadmium	**0.00019J**	mg/L	0.00050	0.00010	1	08/08/24 10:02	08/13/24 18:40	7440-43-9	
Chromium	ND	mg/L	0.0050	0.0019	1	08/08/24 10:02	08/13/24 18:40	7440-47-3	
Cobalt	ND	mg/L	0.0050	0.00032	1	08/08/24 10:02	08/13/24 18:40	7440-48-4	
Copper	ND	mg/L	0.0050	0.00043	1	08/08/24 10:02	08/13/24 18:40	7440-50-8	
Lead	ND	mg/L	0.0010	0.00016	1	08/08/24 10:02	08/13/24 18:40	7439-92-1	
Nickel	ND	mg/L	0.0050	0.0021	1	08/08/24 10:02	08/13/24 18:40	7440-02-0	
Selenium	ND	mg/L	0.0050	0.00096	1	08/08/24 10:02	08/13/24 18:40	7782-49-2	
Silver	ND	mg/L	0.0050	0.00031	1	08/08/24 10:02	08/13/24 18:40	7440-22-4	
Thallium	ND	mg/L	0.0010	0.00038	1	08/08/24 10:02	08/13/24 18:40	7440-28-0	
Vanadium	ND	mg/L	0.010	0.00075	1	08/08/24 10:02	08/13/24 18:40	7440-62-2	
7470 Mercury	Analytical Method: EPA 7470A Preparation Method: EPA 7470A Pace Analytical Services - Peachtree Corners, GA								
Mercury	ND	mg/L	0.00020	0.00013	1	08/14/24 07:30	08/14/24 12:56	7439-97-6	
2540C Total Dissolved Solids	Analytical Method: SM 2540C-2015 Pace Analytical Services - Peachtree Corners, GA								
Total Dissolved Solids	**115**	mg/L	25.0	25.0	1		08/08/24 12:17		
2320B Alkalinity	Analytical Method: SM 2320B-2011 Pace Analytical Services - Asheville								
Alkalinity,Bicarbonate (CaCO3)	**116**	mg/L	5.0	5.0	1		08/08/24 19:17		
Alkalinity,Carbonate (CaCO3)	ND	mg/L	5.0	5.0	1		08/08/24 19:17		
Alkalinity, Total as CaCO3	**116**	mg/L	5.0	5.0	1		08/08/24 19:17		
300.0 IC Anions 28 Days	Analytical Method: EPA 300.0 Rev 2.1 1993 Pace Analytical Services - Asheville								
Chloride	**2.3**	mg/L	1.0	0.60	1		08/07/24 02:42	16887-00-6	
Fluoride	ND	mg/L	0.10	0.050	1		08/07/24 02:42	16984-48-8	

REPORT OF LABORATORY ANALYSIS

This report shall not be reproduced, except in full,
without the written consent of Pace Analytical Services, LLC.

Pace Analytical Services, LLC
9800 Kincey Ave. Suite 100
Huntersville, NC 28078
(704)875-9092

ANALYTICAL RESULTS

Project: Bowen LF Cells 9&10
Pace Project No.: 92745465

Sample: BOW-GWC-47 **Lab ID: 92745465015** Collected: 08/05/24 12:41 Received: 08/06/24 10:46 Matrix: Water

Parameters	Results	Units	Report Limit	MDL	DF	Prepared	Analyzed	CAS No.	Qual
300.0 IC Anions 28 Days	Analytical Method: EPA 300.0 Rev 2.1 1993 Pace Analytical Services - Asheville								
Sulfate	**7.0**	mg/L	1.0	0.50	1		08/07/24 02:42	14808-79-8	

REPORT OF LABORATORY ANALYSIS

This report shall not be reproduced, except in full,
without the written consent of Pace Analytical Services, LLC.

Pace Analytical Services, LLC
9800 Kincey Ave. Suite 100
Huntersville, NC 28078
(704)875-9092

ANALYTICAL RESULTS

Project: Bowen LF Cells 9&10
Pace Project No.: 92745465

Sample: BOW-GWC-47R **Lab ID: 92745465016** Collected: 08/05/24 11:03 Received: 08/06/24 10:46 Matrix: Water

Parameters	Results	Units	Report Limit	MDL	DF	Prepared	Analyzed	CAS No.	Qual
6010D ATL ICP	Analytical Method: EPA 6010D Preparation Method: EPA 3010A Pace Analytical Services - Peachtree Corners, GA								
Magnesium	**16.0**	mg/L	0.050	0.012	1	08/09/24 10:57	08/12/24 17:52	7439-95-4	
Iron	ND	mg/L	0.040	0.025	1	08/09/24 10:57	08/09/24 23:08	7439-89-6	
Manganese	ND	mg/L	0.040	0.011	1	08/09/24 10:57	08/09/24 23:08	7439-96-5	
Zinc	**0.017J**	mg/L	0.020	0.0085	1	08/09/24 10:57	08/09/24 23:08	7440-66-6	
Potassium	**1.4**	mg/L	0.50	0.15	1	08/09/24 10:57	08/09/24 23:08	7440-09-7	
Sodium	**2.5**	mg/L	1.0	0.58	1	08/09/24 10:57	08/09/24 23:08	7440-23-5	
Calcium	**35.3**	mg/L	1.0	0.12	1	08/09/24 10:57	08/09/24 23:08	7440-70-2	
6020 MET ICPMS	Analytical Method: EPA 6020B Preparation Method: EPA 3005A Pace Analytical Services - Peachtree Corners, GA								
Antimony	**0.00069J**	mg/L	0.0030	0.00054	1	08/08/24 10:02	08/13/24 18:43	7440-36-0	
Arsenic	ND	mg/L	0.0050	0.00084	1	08/08/24 10:02	08/13/24 18:43	7440-38-2	
Barium	**0.0076**	mg/L	0.0050	0.00047	1	08/08/24 10:02	08/13/24 18:43	7440-39-3	
Beryllium	ND	mg/L	0.00050	0.000094	1	08/08/24 10:02	08/13/24 18:43	7440-41-7	
Boron	ND	mg/L	0.040	0.012	1	08/08/24 10:02	08/13/24 18:43	7440-42-8	
Cadmium	ND	mg/L	0.00050	0.00010	1	08/08/24 10:02	08/13/24 18:43	7440-43-9	
Chromium	ND	mg/L	0.0050	0.0019	1	08/08/24 10:02	08/13/24 18:43	7440-47-3	
Cobalt	ND	mg/L	0.0050	0.00032	1	08/08/24 10:02	08/13/24 18:43	7440-48-4	
Copper	ND	mg/L	0.0050	0.00043	1	08/08/24 10:02	08/13/24 18:43	7440-50-8	
Lead	ND	mg/L	0.0010	0.00016	1	08/08/24 10:02	08/13/24 18:43	7439-92-1	
Nickel	ND	mg/L	0.0050	0.0021	1	08/08/24 10:02	08/13/24 18:43	7440-02-0	
Selenium	ND	mg/L	0.0050	0.00096	1	08/08/24 10:02	08/13/24 18:43	7782-49-2	
Silver	ND	mg/L	0.0050	0.00031	1	08/08/24 10:02	08/13/24 18:43	7440-22-4	
Thallium	ND	mg/L	0.0010	0.00038	1	08/08/24 10:02	08/13/24 18:43	7440-28-0	
Vanadium	ND	mg/L	0.010	0.00075	1	08/08/24 10:02	08/13/24 18:43	7440-62-2	
7470 Mercury	Analytical Method: EPA 7470A Preparation Method: EPA 7470A Pace Analytical Services - Peachtree Corners, GA								
Mercury	ND	mg/L	0.00020	0.00013	1	08/14/24 07:30	08/14/24 12:58	7439-97-6	
2540C Total Dissolved Solids	Analytical Method: SM 2540C-2015 Pace Analytical Services - Peachtree Corners, GA								
Total Dissolved Solids	**160**	mg/L	25.0	25.0	1		08/08/24 12:17		
2320B Alkalinity	Analytical Method: SM 2320B-2011 Pace Analytical Services - Asheville								
Alkalinity,Bicarbonate (CaCO3)	**149**	mg/L	5.0	5.0	1		08/08/24 19:26		
Alkalinity,Carbonate (CaCO3)	ND	mg/L	5.0	5.0	1		08/08/24 19:26		
Alkalinity, Total as CaCO3	**149**	mg/L	5.0	5.0	1		08/08/24 19:26		
300.0 IC Anions 28 Days	Analytical Method: EPA 300.0 Rev 2.1 1993 Pace Analytical Services - Asheville								
Chloride	**1.9**	mg/L	1.0	0.60	1		08/07/24 02:55	16887-00-6	
Fluoride	ND	mg/L	0.10	0.050	1		08/07/24 02:55	16984-48-8	

REPORT OF LABORATORY ANALYSIS

This report shall not be reproduced, except in full,
without the written consent of Pace Analytical Services, LLC.

Pace Analytical Services, LLC
9800 Kincey Ave. Suite 100
Huntersville, NC 28078
(704)875-9092

ANALYTICAL RESULTS

Project: Bowen LF Cells 9&10
Pace Project No.: 92745465

Sample: BOW-GWC-47R **Lab ID: 92745465016** Collected: 08/05/24 11:03 Received: 08/06/24 10:46 Matrix: Water

Parameters	Results	Units	Report Limit	MDL	DF	Prepared	Analyzed	CAS No.	Qual
300.0 IC Anions 28 Days	Analytical Method: EPA 300.0 Rev 2.1 1993 Pace Analytical Services - Asheville								
Sulfate	**7.9**	mg/L	1.0	0.50	1		08/07/24 02:55	14808-79-8	

REPORT OF LABORATORY ANALYSIS

This report shall not be reproduced, except in full,
without the written consent of Pace Analytical Services, LLC.

Pace Analytical Services, LLC
9800 Kincey Ave. Suite 100
Huntersville, NC 28078
(704)875-9092

ANALYTICAL RESULTS

Project: Bowen LF Cells 9&10
Pace Project No.: 92745465

Sample: BOW-GWC-48 **Lab ID: 92745465017** Collected: 08/05/24 15:05 Received: 08/06/24 10:46 Matrix: Water

Parameters	Results	Units	Report Limit	MDL	DF	Prepared	Analyzed	CAS No.	Qual
6010D ATL ICP	Analytical Method: EPA 6010D Preparation Method: EPA 3010A Pace Analytical Services - Peachtree Corners, GA								
Iron	ND	mg/L	0.040	0.025	1	08/09/24 10:57	08/09/24 23:12	7439-89-6	
Manganese	**0.29**	mg/L	0.040	0.011	1	08/09/24 10:57	08/09/24 23:12	7439-96-5	
Zinc	**0.0099J**	mg/L	0.020	0.0085	1	08/09/24 10:57	08/09/24 23:12	7440-66-6	
Potassium	**0.35J**	mg/L	0.50	0.15	1	08/09/24 10:57	08/09/24 23:12	7440-09-7	
Sodium	**3.8**	mg/L	1.0	0.58	1	08/09/24 10:57	08/09/24 23:12	7440-23-5	
Calcium	**5.1**	mg/L	1.0	0.12	1	08/09/24 10:57	08/09/24 23:12	7440-70-2	
Magnesium	**2.6**	mg/L	0.050	0.012	1	08/09/24 10:57	08/12/24 17:56	7439-95-4	
6020 MET ICPMS	Analytical Method: EPA 6020B Preparation Method: EPA 3005A Pace Analytical Services - Peachtree Corners, GA								
Antimony	ND	mg/L	0.0030	0.00054	1	08/08/24 10:02	08/13/24 18:47	7440-36-0	
Arsenic	ND	mg/L	0.0050	0.00084	1	08/08/24 10:02	08/13/24 18:47	7440-38-2	
Barium	**0.045**	mg/L	0.0050	0.00047	1	08/08/24 10:02	08/13/24 18:47	7440-39-3	
Beryllium	**0.00042J**	mg/L	0.00050	0.000094	1	08/08/24 10:02	08/13/24 18:47	7440-41-7	
Boron	ND	mg/L	0.040	0.012	1	08/08/24 10:02	08/13/24 18:47	7440-42-8	
Cadmium	**0.00021J**	mg/L	0.00050	0.00010	1	08/08/24 10:02	08/13/24 18:47	7440-43-9	
Chromium	ND	mg/L	0.0050	0.0019	1	08/08/24 10:02	08/13/24 18:47	7440-47-3	
Cobalt	**0.0026J**	mg/L	0.0050	0.00032	1	08/08/24 10:02	08/13/24 18:47	7440-48-4	
Copper	ND	mg/L	0.0050	0.00043	1	08/08/24 10:02	08/13/24 18:47	7440-50-8	
Lead	ND	mg/L	0.0010	0.00016	1	08/08/24 10:02	08/13/24 18:47	7439-92-1	
Nickel	**0.0061**	mg/L	0.0050	0.0021	1	08/08/24 10:02	08/13/24 18:47	7440-02-0	
Selenium	**0.0013J**	mg/L	0.0050	0.00096	1	08/08/24 10:02	08/13/24 18:47	7782-49-2	
Silver	ND	mg/L	0.0050	0.00031	1	08/08/24 10:02	08/13/24 18:47	7440-22-4	
Thallium	ND	mg/L	0.0010	0.00038	1	08/08/24 10:02	08/13/24 18:47	7440-28-0	
Vanadium	ND	mg/L	0.010	0.00075	1	08/08/24 10:02	08/13/24 18:47	7440-62-2	
7470 Mercury	Analytical Method: EPA 7470A Preparation Method: EPA 7470A Pace Analytical Services - Peachtree Corners, GA								
Mercury	**0.00046**	mg/L	0.00020	0.00013	1	08/14/24 07:30	08/14/24 13:01	7439-97-6	
2540C Total Dissolved Solids	Analytical Method: SM 2540C-2015 Pace Analytical Services - Peachtree Corners, GA								
Total Dissolved Solids	**47.0**	mg/L	25.0	25.0	1		08/08/24 12:17		
2320B Alkalinity	Analytical Method: SM 2320B-2011 Pace Analytical Services - Asheville								
Alkalinity,Bicarbonate (CaCO3)	**6.9**	mg/L	5.0	5.0	1		08/08/24 19:36		
Alkalinity,Carbonate (CaCO3)	ND	mg/L	5.0	5.0	1		08/08/24 19:36		
Alkalinity, Total as CaCO3	**6.9**	mg/L	5.0	5.0	1		08/08/24 19:36		
300.0 IC Anions 28 Days	Analytical Method: EPA 300.0 Rev 2.1 1993 Pace Analytical Services - Asheville								
Chloride	**6.2**	mg/L	1.0	0.60	1		08/07/24 03:54	16887-00-6	
Fluoride	ND	mg/L	0.10	0.050	1		08/07/24 03:54	16984-48-8	

REPORT OF LABORATORY ANALYSIS

This report shall not be reproduced, except in full,
without the written consent of Pace Analytical Services, LLC.

Pace Analytical Services, LLC
9800 Kincey Ave. Suite 100
Huntersville, NC 28078
(704)875-9092

ANALYTICAL RESULTS

Project: Bowen LF Cells 9&10
Pace Project No.: 92745465

Sample: BOW-GWC-48 **Lab ID: 92745465017** Collected: 08/05/24 15:05 Received: 08/06/24 10:46 Matrix: Water

Parameters	Results	Units	Report Limit	MDL	DF	Prepared	Analyzed	CAS No.	Qual
300.0 IC Anions 28 Days	Analytical Method: EPA 300.0 Rev 2.1 1993 Pace Analytical Services - Asheville								
Sulfate	**11.4**	mg/L	1.0	0.50	1		08/07/24 03:54	14808-79-8	

REPORT OF LABORATORY ANALYSIS

This report shall not be reproduced, except in full,
without the written consent of Pace Analytical Services, LLC.

Pace Analytical Services, LLC
9800 Kincey Ave. Suite 100
Huntersville, NC 28078
(704)875-9092

ANALYTICAL RESULTS

Project: Bowen LF Cells 9&10
Pace Project No.: 92745465

Sample: BOW-LF9-10-FB-04 **Lab ID: 92745465018** Collected: 08/05/24 15:20 Received: 08/06/24 10:46 Matrix: Water

Parameters	Results	Units	Report Limit	MDL	DF	Prepared	Analyzed	CAS No.	Qual
6010D ATL ICP	Analytical Method: EPA 6010D Preparation Method: EPA 3010A Pace Analytical Services - Peachtree Corners, GA								
Magnesium	ND	mg/L	0.050	0.012	1	08/09/24 10:57	08/12/24 17:59	7439-95-4	
Iron	ND	mg/L	0.040	0.025	1	08/09/24 10:57	08/09/24 23:16	7439-89-6	
Manganese	ND	mg/L	0.040	0.011	1	08/09/24 10:57	08/09/24 23:16	7439-96-5	
Zinc	ND	mg/L	0.020	0.0085	1	08/09/24 10:57	08/09/24 23:16	7440-66-6	
Potassium	ND	mg/L	0.50	0.15	1	08/09/24 10:57	08/09/24 23:16	7440-09-7	
Sodium	ND	mg/L	1.0	0.58	1	08/09/24 10:57	08/09/24 23:16	7440-23-5	
Calcium	ND	mg/L	1.0	0.12	1	08/09/24 10:57	08/09/24 23:16	7440-70-2	
6020 MET ICPMS	Analytical Method: EPA 6020B Preparation Method: EPA 3005A Pace Analytical Services - Peachtree Corners, GA								
Antimony	ND	mg/L	0.0030	0.00054	1	08/08/24 10:02	08/13/24 18:51	7440-36-0	
Arsenic	ND	mg/L	0.0050	0.00084	1	08/08/24 10:02	08/13/24 18:51	7440-38-2	
Barium	ND	mg/L	0.0050	0.00047	1	08/08/24 10:02	08/13/24 18:51	7440-39-3	
Beryllium	ND	mg/L	0.00050	0.000094	1	08/08/24 10:02	08/13/24 18:51	7440-41-7	
Boron	ND	mg/L	0.040	0.012	1	08/08/24 10:02	08/13/24 18:51	7440-42-8	
Cadmium	ND	mg/L	0.00050	0.00010	1	08/08/24 10:02	08/13/24 18:51	7440-43-9	
Chromium	ND	mg/L	0.0050	0.0019	1	08/08/24 10:02	08/13/24 18:51	7440-47-3	
Cobalt	ND	mg/L	0.0050	0.00032	1	08/08/24 10:02	08/13/24 18:51	7440-48-4	
Copper	ND	mg/L	0.0050	0.00043	1	08/08/24 10:02	08/13/24 18:51	7440-50-8	
Lead	ND	mg/L	0.0010	0.00016	1	08/08/24 10:02	08/13/24 18:51	7439-92-1	
Nickel	ND	mg/L	0.0050	0.0021	1	08/08/24 10:02	08/13/24 18:51	7440-02-0	
Selenium	ND	mg/L	0.0050	0.00096	1	08/08/24 10:02	08/13/24 18:51	7782-49-2	
Silver	ND	mg/L	0.0050	0.00031	1	08/08/24 10:02	08/13/24 18:51	7440-22-4	
Thallium	ND	mg/L	0.0010	0.00038	1	08/08/24 10:02	08/13/24 18:51	7440-28-0	
Vanadium	ND	mg/L	0.010	0.00075	1	08/08/24 10:02	08/13/24 18:51	7440-62-2	
7470 Mercury	Analytical Method: EPA 7470A Preparation Method: EPA 7470A Pace Analytical Services - Peachtree Corners, GA								
Mercury	ND	mg/L	0.00020	0.00013	1	08/14/24 07:30	08/14/24 13:04	7439-97-6	
2540C Total Dissolved Solids	Analytical Method: SM 2540C-2015 Pace Analytical Services - Peachtree Corners, GA								
Total Dissolved Solids	ND	mg/L	25.0	25.0	1		08/08/24 12:18		
2320B Alkalinity	Analytical Method: SM 2320B-2011 Pace Analytical Services - Asheville								
Alkalinity,Bicarbonate (CaCO3)	ND	mg/L	5.0	5.0	1		08/08/24 19:40		
Alkalinity,Carbonate (CaCO3)	ND	mg/L	5.0	5.0	1		08/08/24 19:40		
Alkalinity, Total as CaCO3	ND	mg/L	5.0	5.0	1		08/08/24 19:40		
300.0 IC Anions 28 Days	Analytical Method: EPA 300.0 Rev 2.1 1993 Pace Analytical Services - Asheville								
Chloride	ND	mg/L	1.0	0.60	1		08/06/24 23:29	16887-00-6	
Fluoride	ND	mg/L	0.10	0.050	1		08/06/24 23:29	16984-48-8	

REPORT OF LABORATORY ANALYSIS

This report shall not be reproduced, except in full,
without the written consent of Pace Analytical Services, LLC.

Pace Analytical Services, LLC
9800 Kincey Ave. Suite 100
Huntersville, NC 28078
(704)875-9092

ANALYTICAL RESULTS

Project: Bowen LF Cells 9&10
Pace Project No.: 92745465

Sample: BOW-LF9-10-FB-04 **Lab ID: 92745465018** Collected: 08/05/24 15:20 Received: 08/06/24 10:46 Matrix: Water

Parameters	Results	Units	Report Limit	MDL	DF	Prepared	Analyzed	CAS No.	Qual
300.0 IC Anions 28 Days	Analytical Method: EPA 300.0 Rev 2.1 1993 Pace Analytical Services - Asheville								
Sulfate	ND	mg/L	1.0	0.50	1		08/06/24 23:29	14808-79-8	

REPORT OF LABORATORY ANALYSIS

This report shall not be reproduced, except in full,
without the written consent of Pace Analytical Services, LLC.

Pace Analytical Services, LLC
9800 Kincey Ave. Suite 100
Huntersville, NC 28078
(704)875-9092

ANALYTICAL RESULTS

Project: Bowen LF Cells 9&10
Pace Project No.: 92745465

Sample: BOW-LF9-10-EB-04 **Lab ID: 92745465019** Collected: 08/05/24 15:24 Received: 08/06/24 10:46 Matrix: Water

Parameters	Results	Units	Report Limit	MDL	DF	Prepared	Analyzed	CAS No.	Qual
6010D ATL ICP	Analytical Method: EPA 6010D Preparation Method: EPA 3010A Pace Analytical Services - Peachtree Corners, GA								
Iron	ND	mg/L	0.040	0.025	1	08/09/24 10:57	08/09/24 23:20	7439-89-6	
Manganese	ND	mg/L	0.040	0.011	1	08/09/24 10:57	08/09/24 23:20	7439-96-5	
Zinc	ND	mg/L	0.020	0.0085	1	08/09/24 10:57	08/09/24 23:20	7440-66-6	
Potassium	ND	mg/L	0.50	0.15	1	08/09/24 10:57	08/09/24 23:20	7440-09-7	
Sodium	ND	mg/L	1.0	0.58	1	08/09/24 10:57	08/09/24 23:20	7440-23-5	
Calcium	ND	mg/L	1.0	0.12	1	08/09/24 10:57	08/09/24 23:20	7440-70-2	
Magnesium	ND	mg/L	0.050	0.012	1	08/09/24 10:57	08/12/24 18:03	7439-95-4	
6020 MET ICPMS	Analytical Method: EPA 6020B Preparation Method: EPA 3005A Pace Analytical Services - Peachtree Corners, GA								
Antimony	ND	mg/L	0.0030	0.00054	1	08/08/24 10:02	08/13/24 18:54	7440-36-0	
Arsenic	ND	mg/L	0.0050	0.00084	1	08/08/24 10:02	08/13/24 18:54	7440-38-2	
Barium	ND	mg/L	0.0050	0.00047	1	08/08/24 10:02	08/13/24 18:54	7440-39-3	
Beryllium	ND	mg/L	0.00050	0.000094	1	08/08/24 10:02	08/13/24 18:54	7440-41-7	
Boron	ND	mg/L	0.040	0.012	1	08/08/24 10:02	08/13/24 18:54	7440-42-8	
Cadmium	ND	mg/L	0.00050	0.00010	1	08/08/24 10:02	08/13/24 18:54	7440-43-9	
Chromium	ND	mg/L	0.0050	0.0019	1	08/08/24 10:02	08/13/24 18:54	7440-47-3	
Cobalt	ND	mg/L	0.0050	0.00032	1	08/08/24 10:02	08/13/24 18:54	7440-48-4	
Copper	ND	mg/L	0.0050	0.00043	1	08/08/24 10:02	08/13/24 18:54	7440-50-8	
Lead	ND	mg/L	0.0010	0.00016	1	08/08/24 10:02	08/13/24 18:54	7439-92-1	
Nickel	ND	mg/L	0.0050	0.0021	1	08/08/24 10:02	08/13/24 18:54	7440-02-0	
Selenium	ND	mg/L	0.0050	0.00096	1	08/08/24 10:02	08/13/24 18:54	7782-49-2	
Silver	ND	mg/L	0.0050	0.00031	1	08/08/24 10:02	08/13/24 18:54	7440-22-4	
Thallium	ND	mg/L	0.0010	0.00038	1	08/08/24 10:02	08/13/24 18:54	7440-28-0	
Vanadium	ND	mg/L	0.010	0.00075	1	08/08/24 10:02	08/13/24 18:54	7440-62-2	
7470 Mercury	Analytical Method: EPA 7470A Preparation Method: EPA 7470A Pace Analytical Services - Peachtree Corners, GA								
Mercury	ND	mg/L	0.00020	0.00013	1	08/14/24 07:30	08/14/24 13:06	7439-97-6	
2540C Total Dissolved Solids	Analytical Method: SM 2540C-2015 Pace Analytical Services - Peachtree Corners, GA								
Total Dissolved Solids	ND	mg/L	25.0	25.0	1		08/08/24 12:18		
2320B Alkalinity	Analytical Method: SM 2320B-2011 Pace Analytical Services - Asheville								
Alkalinity,Bicarbonate (CaCO3)	ND	mg/L	5.0	5.0	1		08/08/24 19:44		
Alkalinity,Carbonate (CaCO3)	ND	mg/L	5.0	5.0	1		08/08/24 19:44		
Alkalinity, Total as CaCO3	ND	mg/L	5.0	5.0	1		08/08/24 19:44		
300.0 IC Anions 28 Days	Analytical Method: EPA 300.0 Rev 2.1 1993 Pace Analytical Services - Asheville								
Chloride	ND	mg/L	1.0	0.60	1		08/06/24 23:42	16887-00-6	
Fluoride	ND	mg/L	0.10	0.050	1		08/06/24 23:42	16984-48-8	

REPORT OF LABORATORY ANALYSIS

This report shall not be reproduced, except in full,
without the written consent of Pace Analytical Services, LLC.

Pace Analytical Services, LLC
9800 Kincey Ave. Suite 100
Huntersville, NC 28078
(704)875-9092

ANALYTICAL RESULTS

Project: Bowen LF Cells 9&10
Pace Project No.: 92745465

Sample: BOW-LF9-10-EB-04 **Lab ID: 92745465019** Collected: 08/05/24 15:24 Received: 08/06/24 10:46 Matrix: Water

Parameters	Results	Units	Report Limit	MDL	DF	Prepared	Analyzed	CAS No.	Qual
300.0 IC Anions 28 Days	Analytical Method: EPA 300.0 Rev 2.1 1993 Pace Analytical Services - Asheville								
Sulfate	ND	mg/L	1.0	0.50	1		08/06/24 23:42	14808-79-8	

REPORT OF LABORATORY ANALYSIS

This report shall not be reproduced, except in full,
without the written consent of Pace Analytical Services, LLC.

Pace Analytical Services, LLC
9800 Kincey Ave. Suite 100
Huntersville, NC 28078
(704)875-9092

ANALYTICAL RESULTS

Project: Bowen LF Cells 9&10
Pace Project No.: 92745465

Sample: BOW-GWC-44 **Lab ID: 92745465020** Collected: 08/06/24 11:12 Received: 08/09/24 08:02 Matrix: Water

Parameters	Results	Units	Report Limit	MDL	DF	Prepared	Analyzed	CAS No.	Qual
6010D ATL ICP	Analytical Method: EPA 6010D Preparation Method: EPA 3010A Pace Analytical Services - Peachtree Corners, GA								
Iron	ND	mg/L	0.040	0.025	1	08/15/24 16:46	08/19/24 15:31	7439-89-6	
Manganese	**0.034J**	mg/L	0.040	0.011	1	08/15/24 16:46	08/19/24 15:31	7439-96-5	
Zinc	ND	mg/L	0.020	0.0085	1	08/15/24 16:46	08/19/24 15:31	7440-66-6	
Potassium	**0.47J**	mg/L	0.50	0.15	1	08/15/24 16:46	08/19/24 15:31	7440-09-7	
Sodium	**2.4**	mg/L	1.0	0.58	1	08/15/24 16:46	08/19/24 15:31	7440-23-5	
Calcium	**2.1**	mg/L	1.0	0.12	1	08/15/24 16:46	08/19/24 15:31	7440-70-2	
Magnesium	**0.60**	mg/L	0.050	0.012	1	08/15/24 16:46	08/19/24 15:31	7439-95-4	
6020 MET ICPMS	Analytical Method: EPA 6020B Preparation Method: EPA 3005A Pace Analytical Services - Peachtree Corners, GA								
Antimony	ND	mg/L	0.0030	0.00054	1	08/10/24 10:37	08/13/24 15:21	7440-36-0	
Arsenic	ND	mg/L	0.0050	0.00084	1	08/10/24 10:37	08/13/24 15:21	7440-38-2	
Barium	**0.013**	mg/L	0.0050	0.00047	1	08/10/24 10:37	08/13/24 15:21	7440-39-3	
Beryllium	ND	mg/L	0.00050	0.000094	1	08/10/24 10:37	08/13/24 15:21	7440-41-7	
Boron	ND	mg/L	0.040	0.012	1	08/10/24 10:37	08/13/24 15:21	7440-42-8	
Cadmium	ND	mg/L	0.00050	0.00010	1	08/10/24 10:37	08/13/24 15:21	7440-43-9	
Chromium	ND	mg/L	0.0050	0.0019	1	08/10/24 10:37	08/13/24 15:21	7440-47-3	
Cobalt	**0.0011J**	mg/L	0.0050	0.00032	1	08/10/24 10:37	08/13/24 15:21	7440-48-4	
Copper	ND	mg/L	0.0050	0.00043	1	08/10/24 10:37	08/13/24 15:21	7440-50-8	
Lead	**0.00022J**	mg/L	0.0010	0.00016	1	08/10/24 10:37	08/13/24 15:21	7439-92-1	
Nickel	ND	mg/L	0.0050	0.0021	1	08/10/24 10:37	08/13/24 15:21	7440-02-0	
Selenium	ND	mg/L	0.0050	0.00096	1	08/10/24 10:37	08/13/24 15:21	7782-49-2	
Silver	ND	mg/L	0.0050	0.00031	1	08/10/24 10:37	08/13/24 15:21	7440-22-4	
Thallium	ND	mg/L	0.0010	0.00038	1	08/10/24 10:37	08/13/24 15:21	7440-28-0	
Vanadium	ND	mg/L	0.010	0.00075	1	08/10/24 10:37	08/13/24 15:21	7440-62-2	
7470 Mercury	Analytical Method: EPA 7470A Preparation Method: EPA 7470A Pace Analytical Services - Peachtree Corners, GA								
Mercury	ND	mg/L	0.00020	0.00013	1	08/14/24 07:30	08/14/24 13:09	7439-97-6	
2540C Total Dissolved Solids	Analytical Method: SM 2540C-2015 Pace Analytical Services - Peachtree Corners, GA								
Total Dissolved Solids	**27.0**	mg/L	25.0	25.0	1		08/12/24 11:29		
2320B Alkalinity	Analytical Method: SM 2320B-2011 Pace Analytical Services - Asheville								
Alkalinity,Bicarbonate (CaCO3)	ND	mg/L	5.0	5.0	1		08/10/24 17:55		
Alkalinity,Carbonate (CaCO3)	ND	mg/L	5.0	5.0	1		08/10/24 17:55		
Alkalinity, Total as CaCO3	ND	mg/L	5.0	5.0	1		08/10/24 17:55		
300.0 IC Anions 28 Days	Analytical Method: EPA 300.0 Rev 2.1 1993 Pace Analytical Services - Asheville								
Chloride	**2.0**	mg/L	1.0	0.60	1		08/10/24 19:56	16887-00-6	
Fluoride	ND	mg/L	0.10	0.050	1		08/10/24 19:56	16984-48-8	

REPORT OF LABORATORY ANALYSIS

This report shall not be reproduced, except in full,
without the written consent of Pace Analytical Services, LLC.

Pace Analytical Services, LLC
9800 Kincey Ave. Suite 100
Huntersville, NC 28078
(704)875-9092

ANALYTICAL RESULTS

Project: Bowen LF Cells 9&10
Pace Project No.: 92745465

Sample: BOW-GWC-44 **Lab ID: 92745465020** Collected: 08/06/24 11:12 Received: 08/09/24 08:02 Matrix: Water

Parameters	Results	Units	Report Limit	MDL	DF	Prepared	Analyzed	CAS No.	Qual
300.0 IC Anions 28 Days	Analytical Method: EPA 300.0 Rev 2.1 1993 Pace Analytical Services - Asheville								
Sulfate	**3.8**	mg/L	1.0	0.50	1		08/10/24 19:56	14808-79-8	

REPORT OF LABORATORY ANALYSIS

This report shall not be reproduced, except in full,
without the written consent of Pace Analytical Services, LLC.

Pace Analytical Services, LLC
9800 Kincey Ave. Suite 100
Huntersville, NC 28078
(704)875-9092

ANALYTICAL RESULTS

Project: Bowen LF Cells 9&10
Pace Project No.: 92745465

Sample: BOW-GWC-49R **Lab ID: 92745465021** Collected: 08/06/24 14:30 Received: 08/09/24 08:02 Matrix: Water

Parameters	Results	Units	Report Limit	MDL	DF	Prepared	Analyzed	CAS No.	Qual
6010D ATL ICP	Analytical Method: EPA 6010D Preparation Method: EPA 3010A Pace Analytical Services - Peachtree Corners, GA								
Iron	ND	mg/L	0.040	0.025	1	08/15/24 16:46	08/19/24 15:35	7439-89-6	
Manganese	ND	mg/L	0.040	0.011	1	08/15/24 16:46	08/19/24 15:35	7439-96-5	
Zinc	ND	mg/L	0.020	0.0085	1	08/15/24 16:46	08/19/24 15:35	7440-66-6	
Potassium	**0.79**	mg/L	0.50	0.15	1	08/15/24 16:46	08/19/24 15:35	7440-09-7	
Sodium	**1.8**	mg/L	1.0	0.58	1	08/15/24 16:46	08/19/24 15:35	7440-23-5	
Calcium	**26.5**	mg/L	1.0	0.12	1	08/15/24 16:46	08/19/24 15:35	7440-70-2	
Magnesium	**13.9**	mg/L	0.050	0.012	1	08/15/24 16:46	08/19/24 15:35	7439-95-4	
6020 MET ICPMS	Analytical Method: EPA 6020B Preparation Method: EPA 3005A Pace Analytical Services - Peachtree Corners, GA								
Antimony	**0.00082J**	mg/L	0.0030	0.00054	1	08/10/24 10:37	08/13/24 15:24	7440-36-0	
Arsenic	ND	mg/L	0.0050	0.00084	1	08/10/24 10:37	08/13/24 15:24	7440-38-2	
Barium	**0.010**	mg/L	0.0050	0.00047	1	08/10/24 10:37	08/13/24 15:24	7440-39-3	
Beryllium	ND	mg/L	0.00050	0.000094	1	08/10/24 10:37	08/13/24 15:24	7440-41-7	
Boron	ND	mg/L	0.040	0.012	1	08/10/24 10:37	08/13/24 15:24	7440-42-8	
Cadmium	ND	mg/L	0.00050	0.00010	1	08/10/24 10:37	08/13/24 15:24	7440-43-9	
Chromium	ND	mg/L	0.0050	0.0019	1	08/10/24 10:37	08/13/24 15:24	7440-47-3	
Cobalt	ND	mg/L	0.0050	0.00032	1	08/10/24 10:37	08/13/24 15:24	7440-48-4	
Copper	ND	mg/L	0.0050	0.00043	1	08/10/24 10:37	08/13/24 15:24	7440-50-8	
Lead	ND	mg/L	0.0010	0.00016	1	08/10/24 10:37	08/13/24 15:24	7439-92-1	
Nickel	ND	mg/L	0.0050	0.0021	1	08/10/24 10:37	08/13/24 15:24	7440-02-0	
Selenium	ND	mg/L	0.0050	0.00096	1	08/10/24 10:37	08/13/24 15:24	7782-49-2	
Silver	ND	mg/L	0.0050	0.00031	1	08/10/24 10:37	08/13/24 15:24	7440-22-4	
Thallium	ND	mg/L	0.0010	0.00038	1	08/10/24 10:37	08/13/24 15:24	7440-28-0	
Vanadium	ND	mg/L	0.010	0.00075	1	08/10/24 10:37	08/13/24 15:24	7440-62-2	
7470 Mercury	Analytical Method: EPA 7470A Preparation Method: EPA 7470A Pace Analytical Services - Peachtree Corners, GA								
Mercury	ND	mg/L	0.00020	0.00013	1	08/14/24 07:30	08/14/24 13:32	7439-97-6	
2540C Total Dissolved Solids	Analytical Method: SM 2540C-2015 Pace Analytical Services - Peachtree Corners, GA								
Total Dissolved Solids	**132**	mg/L	25.0	25.0	1		08/12/24 11:30		
2320B Alkalinity	Analytical Method: SM 2320B-2011 Pace Analytical Services - Asheville								
Alkalinity,Bicarbonate (CaCO3)	**132**	mg/L	5.0	5.0	1		08/10/24 18:08		
Alkalinity,Carbonate (CaCO3)	ND	mg/L	5.0	5.0	1		08/10/24 18:08		
Alkalinity, Total as CaCO3	**132**	mg/L	5.0	5.0	1		08/10/24 18:08		
300.0 IC Anions 28 Days	Analytical Method: EPA 300.0 Rev 2.1 1993 Pace Analytical Services - Asheville								
Chloride	**1.2**	mg/L	1.0	0.60	1		08/10/24 20:39	16887-00-6	
Fluoride	**0.050J**	mg/L	0.10	0.050	1		08/10/24 20:39	16984-48-8	

REPORT OF LABORATORY ANALYSIS

This report shall not be reproduced, except in full,
without the written consent of Pace Analytical Services, LLC.

Pace Analytical Services, LLC
9800 Kincey Ave. Suite 100
Huntersville, NC 28078
(704)875-9092

ANALYTICAL RESULTS

Project: Bowen LF Cells 9&10
Pace Project No.: 92745465

Sample: BOW-GWC-49R **Lab ID: 92745465021** Collected: 08/06/24 14:30 Received: 08/09/24 08:02 Matrix: Water

Parameters	Results	Units	Report Limit	MDL	DF	Prepared	Analyzed	CAS No.	Qual
300.0 IC Anions 28 Days	Analytical Method: EPA 300.0 Rev 2.1 1993 Pace Analytical Services - Asheville								
Sulfate	**1.9**	mg/L	1.0	0.50	1		08/10/24 20:39	14808-79-8	

REPORT OF LABORATORY ANALYSIS

This report shall not be reproduced, except in full,
without the written consent of Pace Analytical Services, LLC.

Pace Analytical Services, LLC
9800 Kincey Ave. Suite 100
Huntersville, NC 28078
(704)875-9092

ANALYTICAL RESULTS

Project: Bowen LF Cells 9&10
Pace Project No.: 92745465

Sample: BOW-GWC-49Z **Lab ID: 92745465022** Collected: 08/06/24 13:00 Received: 08/09/24 08:02 Matrix: Water

Parameters	Results	Units	Report Limit	MDL	DF	Prepared	Analyzed	CAS No.	Qual
6010D ATL ICP	Analytical Method: EPA 6010D Preparation Method: EPA 3010A Pace Analytical Services - Peachtree Corners, GA								
Iron	**0.046**	mg/L	0.040	0.025	1	08/15/24 16:46	08/19/24 15:38	7439-89-6	
Manganese	**0.12**	mg/L	0.040	0.011	1	08/15/24 16:46	08/19/24 15:38	7439-96-5	
Zinc	ND	mg/L	0.020	0.0085	1	08/15/24 16:46	08/19/24 15:38	7440-66-6	
Potassium	**0.46J**	mg/L	0.50	0.15	1	08/15/24 16:46	08/19/24 15:38	7440-09-7	
Sodium	**2.2**	mg/L	1.0	0.58	1	08/15/24 16:46	08/19/24 15:38	7440-23-5	
Calcium	**0.63J**	mg/L	1.0	0.12	1	08/15/24 16:46	08/19/24 15:38	7440-70-2	
Magnesium	**0.31**	mg/L	0.050	0.012	1	08/15/24 16:46	08/19/24 15:38	7439-95-4	
6020 MET ICPMS	Analytical Method: EPA 6020B Preparation Method: EPA 3005A Pace Analytical Services - Peachtree Corners, GA								
Antimony	**0.0013J**	mg/L	0.0030	0.00054	1	08/10/24 10:37	08/13/24 15:28	7440-36-0	
Arsenic	ND	mg/L	0.0050	0.00084	1	08/10/24 10:37	08/13/24 15:28	7440-38-2	
Barium	**0.0044J**	mg/L	0.0050	0.00047	1	08/10/24 10:37	08/13/24 15:28	7440-39-3	
Beryllium	ND	mg/L	0.00050	0.000094	1	08/10/24 10:37	08/13/24 15:28	7440-41-7	
Boron	ND	mg/L	0.040	0.012	1	08/10/24 10:37	08/13/24 15:28	7440-42-8	
Cadmium	ND	mg/L	0.00050	0.00010	1	08/10/24 10:37	08/13/24 15:28	7440-43-9	
Chromium	ND	mg/L	0.0050	0.0019	1	08/10/24 10:37	08/13/24 15:28	7440-47-3	
Cobalt	**0.0021J**	mg/L	0.0050	0.00032	1	08/10/24 10:37	08/13/24 15:28	7440-48-4	
Copper	ND	mg/L	0.0050	0.00043	1	08/10/24 10:37	08/13/24 15:28	7440-50-8	
Lead	ND	mg/L	0.0010	0.00016	1	08/10/24 10:37	08/13/24 15:28	7439-92-1	
Nickel	**0.0022J**	mg/L	0.0050	0.0021	1	08/10/24 10:37	08/13/24 15:28	7440-02-0	
Selenium	ND	mg/L	0.0050	0.00096	1	08/10/24 10:37	08/13/24 15:28	7782-49-2	
Silver	ND	mg/L	0.0050	0.00031	1	08/10/24 10:37	08/13/24 15:28	7440-22-4	
Thallium	ND	mg/L	0.0010	0.00038	1	08/10/24 10:37	08/13/24 15:28	7440-28-0	
Vanadium	ND	mg/L	0.010	0.00075	1	08/10/24 10:37	08/13/24 15:28	7440-62-2	
7470 Mercury	Analytical Method: EPA 7470A Preparation Method: EPA 7470A Pace Analytical Services - Peachtree Corners, GA								
Mercury	ND	mg/L	0.00020	0.00013	1	08/14/24 07:30	08/14/24 13:45	7439-97-6	
2540C Total Dissolved Solids	Analytical Method: SM 2540C-2015 Pace Analytical Services - Peachtree Corners, GA								
Total Dissolved Solids	**73.0**	mg/L	25.0	25.0	1		08/12/24 11:30		
2320B Alkalinity	Analytical Method: SM 2320B-2011 Pace Analytical Services - Asheville								
Alkalinity,Bicarbonate (CaCO3)	ND	mg/L	5.0	5.0	1		08/12/24 13:53		
Alkalinity,Carbonate (CaCO3)	ND	mg/L	5.0	5.0	1		08/12/24 13:53		
Alkalinity, Total as CaCO3	ND	mg/L	5.0	5.0	1		08/12/24 13:53		
300.0 IC Anions 28 Days	Analytical Method: EPA 300.0 Rev 2.1 1993 Pace Analytical Services - Asheville								
Chloride	**1.2**	mg/L	1.0	0.60	1		08/10/24 20:54	16887-00-6	
Fluoride	ND	mg/L	0.10	0.050	1		08/10/24 20:54	16984-48-8	

REPORT OF LABORATORY ANALYSIS

This report shall not be reproduced, except in full,
without the written consent of Pace Analytical Services, LLC.

Pace Analytical Services, LLC
9800 Kincey Ave. Suite 100
Huntersville, NC 28078
(704)875-9092

ANALYTICAL RESULTS

Project: Bowen LF Cells 9&10
Pace Project No.: 92745465

Sample: BOW-GWC-49Z **Lab ID: 92745465022** Collected: 08/06/24 13:00 Received: 08/09/24 08:02 Matrix: Water

Parameters	Results	Units	Report Limit	MDL	DF	Prepared	Analyzed	CAS No.	Qual
300.0 IC Anions 28 Days	Analytical Method: EPA 300.0 Rev 2.1 1993 Pace Analytical Services - Asheville								
Sulfate	**0.82J**	mg/L	1.0	0.50	1		08/10/24 20:54	14808-79-8	

REPORT OF LABORATORY ANALYSIS

This report shall not be reproduced, except in full,
without the written consent of Pace Analytical Services, LLC.

Pace Analytical Services, LLC
9800 Kincey Ave. Suite 100
Huntersville, NC 28078
(704)875-9092

ANALYTICAL RESULTS

Project: Bowen LF Cells 9&10
Pace Project No.: 92745465

Sample: BOW-LF9-10-FD-04 **Lab ID: 92745465023** Collected: 08/06/24 00:00 Received: 08/09/24 08:02 Matrix: Water

Parameters	Results	Units	Report Limit	MDL	DF	Prepared	Analyzed	CAS No.	Qual
6010D ATL ICP	Analytical Method: EPA 6010D Preparation Method: EPA 3010A Pace Analytical Services - Peachtree Corners, GA								
Iron	**0.049**	mg/L	0.040	0.025	1	08/15/24 16:46	08/19/24 15:53	7439-89-6	
Manganese	**0.13**	mg/L	0.040	0.011	1	08/15/24 16:46	08/19/24 15:53	7439-96-5	
Zinc	ND	mg/L	0.020	0.0085	1	08/15/24 16:46	08/19/24 15:53	7440-66-6	
Potassium	**0.46J**	mg/L	0.50	0.15	1	08/15/24 16:46	08/19/24 15:53	7440-09-7	
Sodium	**2.3**	mg/L	1.0	0.58	1	08/15/24 16:46	08/19/24 15:53	7440-23-5	
Calcium	**0.67J**	mg/L	1.0	0.12	1	08/15/24 16:46	08/19/24 15:53	7440-70-2	
Magnesium	**0.32**	mg/L	0.050	0.012	1	08/15/24 16:46	08/19/24 15:53	7439-95-4	
6020 MET ICPMS	Analytical Method: EPA 6020B Preparation Method: EPA 3005A Pace Analytical Services - Peachtree Corners, GA								
Antimony	**0.0013J**	mg/L	0.0030	0.00054	1	08/10/24 10:37	08/13/24 15:32	7440-36-0	
Arsenic	ND	mg/L	0.0050	0.00084	1	08/10/24 10:37	08/13/24 15:32	7440-38-2	
Barium	**0.0043J**	mg/L	0.0050	0.00047	1	08/10/24 10:37	08/13/24 15:32	7440-39-3	
Beryllium	ND	mg/L	0.00050	0.000094	1	08/10/24 10:37	08/13/24 15:32	7440-41-7	
Boron	ND	mg/L	0.040	0.012	1	08/10/24 10:37	08/13/24 15:32	7440-42-8	
Cadmium	ND	mg/L	0.00050	0.00010	1	08/10/24 10:37	08/13/24 15:32	7440-43-9	
Chromium	ND	mg/L	0.0050	0.0019	1	08/10/24 10:37	08/13/24 15:32	7440-47-3	
Cobalt	**0.0020J**	mg/L	0.0050	0.00032	1	08/10/24 10:37	08/13/24 15:32	7440-48-4	
Copper	ND	mg/L	0.0050	0.00043	1	08/10/24 10:37	08/13/24 15:32	7440-50-8	
Lead	ND	mg/L	0.0010	0.00016	1	08/10/24 10:37	08/13/24 15:32	7439-92-1	
Nickel	**0.0022J**	mg/L	0.0050	0.0021	1	08/10/24 10:37	08/13/24 15:32	7440-02-0	
Selenium	ND	mg/L	0.0050	0.00096	1	08/10/24 10:37	08/13/24 15:32	7782-49-2	
Silver	ND	mg/L	0.0050	0.00031	1	08/10/24 10:37	08/13/24 15:32	7440-22-4	
Thallium	ND	mg/L	0.0010	0.00038	1	08/10/24 10:37	08/13/24 15:32	7440-28-0	
Vanadium	ND	mg/L	0.010	0.00075	1	08/10/24 10:37	08/13/24 15:32	7440-62-2	
7470 Mercury	Analytical Method: EPA 7470A Preparation Method: EPA 7470A Pace Analytical Services - Peachtree Corners, GA								
Mercury	ND	mg/L	0.00020	0.00013	1	08/14/24 07:30	08/14/24 13:47	7439-97-6	
2540C Total Dissolved Solids	Analytical Method: SM 2540C-2015 Pace Analytical Services - Peachtree Corners, GA								
Total Dissolved Solids	**40.0**	mg/L	25.0	25.0	1		08/12/24 11:30		
2320B Alkalinity	Analytical Method: SM 2320B-2011 Pace Analytical Services - Asheville								
Alkalinity,Bicarbonate (CaCO3)	ND	mg/L	5.0	5.0	1		08/12/24 13:57		
Alkalinity,Carbonate (CaCO3)	ND	mg/L	5.0	5.0	1		08/12/24 13:57		
Alkalinity, Total as CaCO3	ND	mg/L	5.0	5.0	1		08/12/24 13:57		
300.0 IC Anions 28 Days	Analytical Method: EPA 300.0 Rev 2.1 1993 Pace Analytical Services - Asheville								
Chloride	**1.1**	mg/L	1.0	0.60	1		08/10/24 21:37	16887-00-6	
Fluoride	ND	mg/L	0.10	0.050	1		08/10/24 21:37	16984-48-8	

REPORT OF LABORATORY ANALYSIS

This report shall not be reproduced, except in full,
without the written consent of Pace Analytical Services, LLC.

Pace Analytical Services, LLC
9800 Kincey Ave. Suite 100
Huntersville, NC 28078
(704)875-9092

ANALYTICAL RESULTS

Project: Bowen LF Cells 9&10
Pace Project No.: 92745465

Sample: BOW-LF9-10-FD-04 **Lab ID: 92745465023** Collected: 08/06/24 00:00 Received: 08/09/24 08:02 Matrix: Water

Parameters	Results	Units	Report Limit	MDL	DF	Prepared	Analyzed	CAS No.	Qual
300.0 IC Anions 28 Days	Analytical Method: EPA 300.0 Rev 2.1 1993 Pace Analytical Services - Asheville								
Sulfate	**0.80J**	mg/L	1.0	0.50	1		08/10/24 21:37	14808-79-8	

REPORT OF LABORATORY ANALYSIS

This report shall not be reproduced, except in full,
without the written consent of Pace Analytical Services, LLC.

Pace Analytical Services, LLC
9800 Kincey Ave. Suite 100
Huntersville, NC 28078
(704)875-9092

QUALITY CONTROL DATA

Project: Bowen LF Cells 9&10
Pace Project No.: 92745465

QC Batch: 874537
QC Batch Method: EPA 3010A
Analysis Method: EPA 6010D
Analysis Description: 6010D ATL
Laboratory: Pace Analytical Services - Peachtree Corners, GA
Associated Lab Samples: 92745465001, 92745465002, 92745465003, 92745465004, 92745465005, 92745465006, 92745465007, 92745465008, 92745465009, 92745465010, 92745465011, 92745465012, 92745465013, 92745465014, 92745465015, 92745465016, 92745465017, 92745465018, 92745465019

METHOD BLANK: 4505172 Matrix: Water
Associated Lab Samples: 92745465001, 92745465002, 92745465003, 92745465004, 92745465005, 92745465006, 92745465007, 92745465008, 92745465009, 92745465010, 92745465011, 92745465012, 92745465013, 92745465014, 92745465015, 92745465016, 92745465017, 92745465018, 92745465019

Parameter	Units	Blank Result	Reporting Limit	MDL	Analyzed	Qualifiers
Calcium	mg/L	ND	1.0	0.12	08/09/24 21:42	
Iron	mg/L	ND	0.040	0.025	08/09/24 21:42	
Magnesium	mg/L	ND	0.050	0.012	08/12/24 16:25	
Manganese	mg/L	ND	0.040	0.011	08/09/24 21:42	
Potassium	mg/L	ND	0.50	0.15	08/09/24 21:42	
Sodium	mg/L	ND	1.0	0.58	08/09/24 21:42	
Zinc	mg/L	ND	0.020	0.0085	08/09/24 21:42	

LABORATORY CONTROL SAMPLE: 4505173

Parameter	Units	Spike Conc.	LCS Result	LCS % Rec	% Rec Limits	Qualifiers
Calcium	mg/L	1	1.0	104	80-120	
Iron	mg/L	1	1.0	102	80-120	
Magnesium	mg/L	1	1.1	105	80-120	
Manganese	mg/L	1	1.0	100	80-120	
Potassium	mg/L	1	1.0	101	80-120	
Sodium	mg/L	1	1.1	105	80-120	
Zinc	mg/L	1	0.98	98	80-120	

MATRIX SPIKE & MATRIX SPIKE DUPLICATE: 4505174 4505175

Parameter	Units	92745465001 Result	MS Spike Conc.	MSD Spike Conc.	MS Result	MSD Result	MS % Rec	MSD % Rec	% Rec Limits	RPD	Max RPD	Qual
Calcium	mg/L	33.9	1	1	34.4	35.0	48	106	75-125	2	20	M1
Iron	mg/L	0.15	1	1	1.2	1.2	101	100	75-125	0	20	
Magnesium	mg/L	17.7	1	1	18.3	18.8	60	110	75-125	3	20	M1
Manganese	mg/L	0.023J	1	1	1.0	1.1	101	105	75-125	4	20	
Potassium	mg/L	1.0	1	1	2.1	2.1	105	107	75-125	1	20	
Sodium	mg/L	1.2	1	1	2.2	2.3	107	108	75-125	1	20	
Zinc	mg/L	ND	1	1	0.99	1.0	99	104	75-125	5	20	

Results presented on this page are in the units indicated by the "Units" column except where an alternate unit is presented to the right of the result.

REPORT OF LABORATORY ANALYSIS

This report shall not be reproduced, except in full,
without the written consent of Pace Analytical Services, LLC.

Pace Analytical Services, LLC
9800 Kincey Ave. Suite 100
Huntersville, NC 28078
(704)875-9092

QUALITY CONTROL DATA

Project: Bowen LF Cells 9&10
Pace Project No.: 92745465

QC Batch: 875955
QC Batch Method: EPA 3010A
Analysis Method: EPA 6010D
Analysis Description: 6010D ATL
Laboratory: Pace Analytical Services - Peachtree Corners, GA
Associated Lab Samples: 92745465020, 92745465021, 92745465022

METHOD BLANK: 4512090 Matrix: Water
Associated Lab Samples: 92745465020, 92745465021, 92745465022

Parameter	Units	Blank Result	Reporting Limit	MDL	Analyzed	Qualifiers
Calcium	mg/L	ND	1.0	0.12	08/19/24 13:54	
Iron	mg/L	ND	0.040	0.025	08/19/24 13:54	
Magnesium	mg/L	ND	0.050	0.012	08/19/24 13:54	
Manganese	mg/L	ND	0.040	0.011	08/19/24 13:54	
Potassium	mg/L	ND	0.50	0.15	08/19/24 13:54	
Sodium	mg/L	ND	1.0	0.58	08/19/24 13:54	
Zinc	mg/L	ND	0.020	0.0085	08/19/24 13:54	

LABORATORY CONTROL SAMPLE: 4512091

Parameter	Units	Spike Conc.	LCS Result	LCS % Rec	% Rec Limits	Qualifiers
Calcium	mg/L	1	1.0	105	80-120	
Iron	mg/L	1	1.0	104	80-120	
Magnesium	mg/L	1	1.0	104	80-120	
Manganese	mg/L	1	1.0	105	80-120	
Potassium	mg/L	1	1.1	107	80-120	
Sodium	mg/L	1	1.1	106	80-120	
Zinc	mg/L	1	1.1	105	80-120	

MATRIX SPIKE & MATRIX SPIKE DUPLICATE: 4512092 4512093

Parameter	Units	92747247001 Result	MS Spike Conc.	MSD Spike Conc.	MS Result	MSD Result	MS % Rec	MSD % Rec	% Rec Limits	RPD	Max RPD	Qual
Calcium	mg/L	11.5	1	1	13.1	13.1	155	159	75-125	0	20	M1
Iron	mg/L	0.46	1	1	1.5	1.5	106	106	75-125	0	20	
Magnesium	mg/L	4.9	1	1	6.1	6.2	118	126	75-125	1	20	M1
Manganese	mg/L	0.58	1	1	1.6	1.6	106	102	75-125	3	20	
Potassium	mg/L	2.3	1	1	3.5	3.5	113	112	75-125	0	20	
Sodium	mg/L	8.5	1	1	9.7	9.8	126	134	75-125	1	20	M1
Zinc	mg/L	ND	1	1	1.1	1.0	107	104	75-125	3	20	

Results presented on this page are in the units indicated by the "Units" column except where an alternate unit is presented to the right of the result.

REPORT OF LABORATORY ANALYSIS

This report shall not be reproduced, except in full,
without the written consent of Pace Analytical Services, LLC.

Pace Analytical Services, LLC
9800 Kincey Ave. Suite 100
Huntersville, NC 28078
(704)875-9092

QUALITY CONTROL DATA

Project: Bowen LF Cells 9&10
Pace Project No.: 92745465

QC Batch: 875957
QC Batch Method: EPA 3010A
Analysis Method: EPA 6010D
Analysis Description: 6010D ATL
Laboratory: Pace Analytical Services - Peachtree Corners, GA

Associated Lab Samples: 92745465023

METHOD BLANK: 4512098 Matrix: Water
Associated Lab Samples: 92745465023

Parameter	Units	Blank Result	Reporting Limit	MDL	Analyzed	Qualifiers
Calcium	mg/L	ND	1.0	0.12	08/19/24 15:46	
Iron	mg/L	ND	0.040	0.025	08/19/24 15:46	
Magnesium	mg/L	ND	0.050	0.012	08/19/24 15:46	
Manganese	mg/L	ND	0.040	0.011	08/19/24 15:46	
Potassium	mg/L	ND	0.50	0.15	08/19/24 15:46	
Sodium	mg/L	ND	1.0	0.58	08/19/24 15:46	
Zinc	mg/L	ND	0.020	0.0085	08/19/24 15:46	

LABORATORY CONTROL SAMPLE: 4512099

Parameter	Units	Spike Conc.	LCS Result	LCS % Rec	% Rec Limits	Qualifiers
Calcium	mg/L	1	1.0	100	80-120	
Iron	mg/L	1	1.0	100	80-120	
Magnesium	mg/L	1	1.0	100	80-120	
Manganese	mg/L	1	1.0	103	80-120	
Potassium	mg/L	1	0.98	98	80-120	
Sodium	mg/L	1	1.0	101	80-120	
Zinc	mg/L	1	1.0	104	80-120	

MATRIX SPIKE & MATRIX SPIKE DUPLICATE: 4512100 4512101

Parameter	Units	92746285005 Result	MS Spike Conc.	MSD Spike Conc.	MS Result	MSD Result	MS % Rec	MSD % Rec	% Rec Limits	RPD	Max RPD	Qual
Calcium	mg/L	182	1	1	187	186	444	443	75-125	0	20	M1
Iron	mg/L	ND	1	1	1.0	1.0	104	103	75-125	1	20	
Magnesium	mg/L	30.6	1	1	32.2	32.1	164	154	75-125	0	20	M1
Manganese	mg/L	3.6	1	1	4.5	4.5	95	93	75-125	0	20	
Potassium	mg/L	0.88	1	1	2.0	1.9	108	107	75-125	1	20	
Sodium	mg/L	12.2	1	1	13.2	13.2	104	99	75-125	0	20	
Zinc	mg/L	ND	1	1	0.98	0.97	98	97	75-125	1	20	

Results presented on this page are in the units indicated by the "Units" column except where an alternate unit is presented to the right of the result.

REPORT OF LABORATORY ANALYSIS

This report shall not be reproduced, except in full,
without the written consent of Pace Analytical Services, LLC.

Pace Analytical Services, LLC
9800 Kincey Ave. Suite 100
Huntersville, NC 28078
(704)875-9092

QUALITY CONTROL DATA

Project: Bowen LF Cells 9&10
Pace Project No.: 92745465

QC Batch: 873941
QC Batch Method: EPA 3005A
Analysis Method: EPA 6020B
Analysis Description: 6020 MET
Laboratory: Pace Analytical Services - Peachtree Corners, GA
Associated Lab Samples: 92745465001, 92745465002, 92745465003, 92745465004, 92745465005, 92745465006, 92745465007, 92745465008

METHOD BLANK: 4501877 Matrix: Water
Associated Lab Samples: 92745465001, 92745465002, 92745465003, 92745465004, 92745465005, 92745465006, 92745465007, 92745465008

Parameter	Units	Blank Result	Reporting Limit	MDL	Analyzed	Qualifiers
Antimony	mg/L	ND	0.0030	0.00054	08/08/24 14:00	
Arsenic	mg/L	ND	0.0050	0.00084	08/08/24 14:00	
Barium	mg/L	ND	0.0050	0.00047	08/08/24 14:00	
Beryllium	mg/L	ND	0.00050	0.000094	08/08/24 14:00	
Boron	mg/L	ND	0.040	0.012	08/08/24 14:00	
Cadmium	mg/L	ND	0.00050	0.00010	08/08/24 14:00	
Chromium	mg/L	ND	0.0050	0.0019	08/08/24 14:00	
Cobalt	mg/L	ND	0.0050	0.00032	08/08/24 14:00	
Copper	mg/L	ND	0.0050	0.00043	08/08/24 14:00	
Lead	mg/L	ND	0.0010	0.00016	08/08/24 14:00	
Nickel	mg/L	ND	0.0050	0.0021	08/08/24 14:00	
Selenium	mg/L	ND	0.0050	0.00096	08/08/24 14:00	
Silver	mg/L	ND	0.0050	0.00031	08/08/24 14:00	
Thallium	mg/L	ND	0.0010	0.00038	08/08/24 14:00	
Vanadium	mg/L	ND	0.010	0.00075	08/08/24 14:00	

LABORATORY CONTROL SAMPLE: 4501878

Parameter	Units	Spike Conc.	LCS Result	LCS % Rec	% Rec Limits	Qualifiers
Antimony	mg/L	0.1	0.11	106	80-120	
Arsenic	mg/L	0.1	0.10	104	80-120	
Barium	mg/L	0.1	0.098	98	80-120	
Beryllium	mg/L	0.1	0.11	106	80-120	
Boron	mg/L	1	0.97	97	80-120	
Cadmium	mg/L	0.1	0.10	103	80-120	
Chromium	mg/L	0.1	0.10	103	80-120	
Cobalt	mg/L	0.1	0.10	103	80-120	
Copper	mg/L	0.1	0.10	104	80-120	
Lead	mg/L	0.1	0.10	103	80-120	
Nickel	mg/L	0.1	0.10	103	80-120	
Selenium	mg/L	0.1	0.10	104	80-120	
Silver	mg/L	0.1	0.10	104	80-120	
Thallium	mg/L	0.1	0.10	102	80-120	
Vanadium	mg/L	0.1	0.11	105	80-120	

Results presented on this page are in the units indicated by the "Units" column except where an alternate unit is presented to the right of the result.

REPORT OF LABORATORY ANALYSIS

This report shall not be reproduced, except in full,
without the written consent of Pace Analytical Services, LLC.

Pace Analytical Services, LLC
9800 Kincey Ave. Suite 100
Huntersville, NC 28078
(704)875-9092

QUALITY CONTROL DATA

Project: Bowen LF Cells 9&10
Pace Project No.: 92745465

MATRIX SPIKE & MATRIX SPIKE DUPLICATE: 4501879 4501880

Parameter	Units	92745459012 Result	MS Spike Conc.	MSD Spike Conc.	MS Result	MSD Result	MS % Rec	MSD % Rec	% Rec Limits	RPD	Max RPD	Qual
Antimony	mg/L	ND	0.1	0.1	0.10	0.10	100	101	75-125	1	20	
Arsenic	mg/L	0.0013J	0.1	0.1	0.10	0.10	100	101	75-125	1	20	
Barium	mg/L	0.013	0.1	0.1	0.11	0.12	102	103	75-125	1	20	
Beryllium	mg/L	ND	0.1	0.1	0.10	0.10	104	103	75-125	1	20	
Boron	mg/L	ND	1	1	0.93	0.93	92	92	75-125	0	20	
Cadmium	mg/L	ND	0.1	0.1	0.10	0.10	101	100	75-125	1	20	
Chromium	mg/L	ND	0.1	0.1	0.10	0.11	99	108	75-125	8	20	
Cobalt	mg/L	ND	0.1	0.1	0.10	0.099	100	99	75-125	1	20	
Copper	mg/L	ND	0.1	0.1	0.099	0.099	99	99	75-125	0	20	
Lead	mg/L	ND	0.1	0.1	0.096	0.097	96	97	75-125	1	20	
Nickel	mg/L	ND	0.1	0.1	0.099	0.099	99	99	75-125	1	20	
Selenium	mg/L	ND	0.1	0.1	0.10	0.10	100	100	75-125	0	20	
Silver	mg/L	ND	0.1	0.1	0.096	0.096	96	96	75-125	0	20	
Thallium	mg/L	ND	0.1	0.1	0.097	0.097	96	96	75-125	0	20	
Vanadium	mg/L	0.00087J	0.1	0.1	0.10	0.10	102	102	75-125	0	20	

Results presented on this page are in the units indicated by the "Units" column except where an alternate unit is presented to the right of the result.

REPORT OF LABORATORY ANALYSIS

This report shall not be reproduced, except in full,
without the written consent of Pace Analytical Services, LLC.

Pace Analytical Services, LLC
9800 Kincey Ave. Suite 100
Huntersville, NC 28078
(704)875-9092

QUALITY CONTROL DATA

Project: Bowen LF Cells 9&10
Pace Project No.: 92745465

QC Batch: 874191
QC Batch Method: EPA 3005A
Analysis Method: EPA 6020B
Analysis Description: 6020 MET
Laboratory: Pace Analytical Services - Peachtree Corners, GA
Associated Lab Samples: 92745465009, 92745465010, 92745465011, 92745465012, 92745465013, 92745465014, 92745465015, 92745465016, 92745465017, 92745465018, 92745465019

METHOD BLANK: 4503331 Matrix: Water
Associated Lab Samples: 92745465009, 92745465010, 92745465011, 92745465012, 92745465013, 92745465014, 92745465015, 92745465016, 92745465017, 92745465018, 92745465019

Parameter	Units	Blank Result	Reporting Limit	MDL	Analyzed	Qualifiers
Antimony	mg/L	ND	0.0030	0.00054	08/13/24 17:51	
Arsenic	mg/L	ND	0.0050	0.00084	08/13/24 17:51	
Barium	mg/L	ND	0.0050	0.00047	08/13/24 17:51	
Beryllium	mg/L	ND	0.00050	0.000094	08/13/24 17:51	
Boron	mg/L	ND	0.040	0.012	08/13/24 17:51	
Cadmium	mg/L	ND	0.00050	0.00010	08/13/24 17:51	
Chromium	mg/L	ND	0.0050	0.0019	08/13/24 17:51	
Cobalt	mg/L	ND	0.0050	0.00032	08/13/24 17:51	
Copper	mg/L	ND	0.0050	0.00043	08/13/24 17:51	
Lead	mg/L	ND	0.0010	0.00016	08/13/24 17:51	
Nickel	mg/L	ND	0.0050	0.0021	08/13/24 17:51	
Selenium	mg/L	ND	0.0050	0.00096	08/13/24 17:51	
Silver	mg/L	ND	0.0050	0.00031	08/13/24 17:51	
Thallium	mg/L	ND	0.0010	0.00038	08/13/24 17:51	
Vanadium	mg/L	ND	0.010	0.00075	08/13/24 17:51	

LABORATORY CONTROL SAMPLE: 4503332

Parameter	Units	Spike Conc.	LCS Result	LCS % Rec	% Rec Limits	Qualifiers
Antimony	mg/L	0.1	0.098	98	80-120	
Arsenic	mg/L	0.1	0.095	95	80-120	
Barium	mg/L	0.1	0.094	94	80-120	
Beryllium	mg/L	0.1	0.097	97	80-120	
Boron	mg/L	1	0.92	92	80-120	
Cadmium	mg/L	0.1	0.097	97	80-120	
Chromium	mg/L	0.1	0.097	97	80-120	
Cobalt	mg/L	0.1	0.097	97	80-120	
Copper	mg/L	0.1	0.097	97	80-120	
Lead	mg/L	0.1	0.095	95	80-120	
Nickel	mg/L	0.1	0.096	96	80-120	
Selenium	mg/L	0.1	0.098	98	80-120	
Silver	mg/L	0.1	0.096	96	80-120	
Thallium	mg/L	0.1	0.095	95	80-120	
Vanadium	mg/L	0.1	0.097	97	80-120	

Results presented on this page are in the units indicated by the "Units" column except where an alternate unit is presented to the right of the result.

REPORT OF LABORATORY ANALYSIS

This report shall not be reproduced, except in full,
without the written consent of Pace Analytical Services, LLC.

Pace Analytical Services, LLC
9800 Kincey Ave. Suite 100
Huntersville, NC 28078
(704)875-9092

QUALITY CONTROL DATA

Project: Bowen LF Cells 9&10
Pace Project No.: 92745465

MATRIX SPIKE & MATRIX SPIKE DUPLICATE: 4503333 4503334

Parameter	Units	92745465009 Result	MS Spike Conc.	MSD Spike Conc.	MS Result	MSD Result	MS % Rec	MSD % Rec	% Rec Limits	RPD	Max RPD	Qual
Antimony	mg/L	ND	0.1	0.1	0.10	0.10	100	101	75-125	1	20	
Arsenic	mg/L	ND	0.1	0.1	0.098	0.097	98	97	75-125	1	20	
Barium	mg/L	0.0099	0.1	0.1	0.11	0.11	95	96	75-125	1	20	
Beryllium	mg/L	ND	0.1	0.1	0.098	0.098	98	98	75-125	0	20	
Boron	mg/L	ND	1	1	0.95	0.96	95	96	75-125	1	20	
Cadmium	mg/L	ND	0.1	0.1	0.10	0.10	101	100	75-125	1	20	
Chromium	mg/L	ND	0.1	0.1	0.099	0.097	99	97	75-125	2	20	
Cobalt	mg/L	ND	0.1	0.1	0.097	0.096	97	96	75-125	1	20	
Copper	mg/L	ND	0.1	0.1	0.097	0.095	96	95	75-125	1	20	
Lead	mg/L	ND	0.1	0.1	0.097	0.097	97	97	75-125	0	20	
Nickel	mg/L	ND	0.1	0.1	0.098	0.096	97	95	75-125	2	20	
Selenium	mg/L	ND	0.1	0.1	0.098	0.097	98	97	75-125	1	20	
Silver	mg/L	ND	0.1	0.1	0.10	0.10	100	100	75-125	0	20	
Thallium	mg/L	ND	0.1	0.1	0.097	0.097	97	97	75-125	1	20	
Vanadium	mg/L	ND	0.1	0.1	0.098	0.097	98	97	75-125	1	20	

Results presented on this page are in the units indicated by the "Units" column except where an alternate unit is presented to the right of the result.

REPORT OF LABORATORY ANALYSIS

This report shall not be reproduced, except in full,
without the written consent of Pace Analytical Services, LLC.

Pace Analytical Services, LLC
9800 Kincey Ave. Suite 100
Huntersville, NC 28078
(704)875-9092

QUALITY CONTROL DATA

Project: Bowen LF Cells 9&10
Pace Project No.: 92745465

QC Batch: 874761
QC Batch Method: EPA 3005A
Analysis Method: EPA 6020B
Analysis Description: 6020 MET
Laboratory: Pace Analytical Services - Peachtree Corners, GA
Associated Lab Samples: 92745465020, 92745465021, 92745465022, 92745465023

METHOD BLANK: 4506430 Matrix: Water
Associated Lab Samples: 92745465020, 92745465021, 92745465022, 92745465023

Parameter	Units	Blank Result	Reporting Limit	MDL	Analyzed	Qualifiers
Antimony	mg/L	ND	0.0030	0.00054	08/13/24 14:21	
Arsenic	mg/L	ND	0.0050	0.00084	08/13/24 14:21	
Barium	mg/L	ND	0.0050	0.00047	08/13/24 14:21	
Beryllium	mg/L	ND	0.00050	0.000094	08/13/24 14:21	
Boron	mg/L	ND	0.040	0.012	08/13/24 14:21	
Cadmium	mg/L	ND	0.00050	0.00010	08/13/24 14:21	
Chromium	mg/L	ND	0.0050	0.0019	08/13/24 14:21	
Cobalt	mg/L	ND	0.0050	0.00032	08/13/24 14:21	
Copper	mg/L	ND	0.0050	0.00043	08/13/24 14:21	
Lead	mg/L	ND	0.0010	0.00016	08/13/24 14:21	
Nickel	mg/L	ND	0.0050	0.0021	08/13/24 14:21	
Selenium	mg/L	ND	0.0050	0.00096	08/13/24 14:21	
Silver	mg/L	ND	0.0050	0.00031	08/13/24 14:21	
Thallium	mg/L	ND	0.0010	0.00038	08/13/24 14:21	
Vanadium	mg/L	ND	0.010	0.00075	08/13/24 14:21	

LABORATORY CONTROL SAMPLE: 4506431

Parameter	Units	Spike Conc.	LCS Result	LCS % Rec	% Rec Limits	Qualifiers
Antimony	mg/L	0.1	0.099	99	80-120	
Arsenic	mg/L	0.1	0.096	96	80-120	
Barium	mg/L	0.1	0.096	96	80-120	
Beryllium	mg/L	0.1	0.097	97	80-120	
Boron	mg/L	1	0.95	95	80-120	
Cadmium	mg/L	0.1	0.097	97	80-120	
Chromium	mg/L	0.1	0.097	97	80-120	
Cobalt	mg/L	0.1	0.096	96	80-120	
Copper	mg/L	0.1	0.095	95	80-120	
Lead	mg/L	0.1	0.099	99	80-120	
Nickel	mg/L	0.1	0.096	96	80-120	
Selenium	mg/L	0.1	0.099	99	80-120	
Silver	mg/L	0.1	0.10	101	80-120	
Thallium	mg/L	0.1	0.10	100	80-120	
Vanadium	mg/L	0.1	0.098	98	80-120	

Results presented on this page are in the units indicated by the "Units" column except where an alternate unit is presented to the right of the result.

REPORT OF LABORATORY ANALYSIS

This report shall not be reproduced, except in full,
without the written consent of Pace Analytical Services, LLC.

Pace Analytical Services, LLC
9800 Kincey Ave. Suite 100
Huntersville, NC 28078
(704)875-9092

QUALITY CONTROL DATA

Project: Bowen LF Cells 9&10
Pace Project No.: 92745465

MATRIX SPIKE & MATRIX SPIKE DUPLICATE: 4506432 4506433

Parameter	Units	92746774014 Result	MS Spike Conc.	MSD Spike Conc.	MS Result	MSD Result	MS % Rec	MSD % Rec	% Rec Limits	RPD	Max RPD	Qual
Antimony	mg/L	ND	0.1	0.1	0.098	0.10	98	100	75-125	2	20	
Arsenic	mg/L	ND	0.1	0.1	0.097	0.097	97	97	75-125	0	20	
Barium	mg/L	ND	0.1	0.1	0.10	0.10	95	97	75-125	2	20	
Beryllium	mg/L	ND	0.1	0.1	0.096	0.097	96	96	75-125	1	20	
Boron	mg/L	ND	1	1	0.93	0.96	93	96	75-125	3	20	
Cadmium	mg/L	ND	0.1	0.1	0.096	0.097	96	97	75-125	1	20	
Chromium	mg/L	ND	0.1	0.1	0.096	0.099	96	99	75-125	3	20	
Cobalt	mg/L	ND	0.1	0.1	0.094	0.097	94	97	75-125	3	20	
Copper	mg/L	ND	0.1	0.1	0.097	0.10	95	98	75-125	3	20	
Lead	mg/L	ND	0.1	0.1	0.097	0.097	96	97	75-125	1	20	
Nickel	mg/L	ND	0.1	0.1	0.095	0.098	95	98	75-125	3	20	
Selenium	mg/L	ND	0.1	0.1	0.097	0.098	97	98	75-125	1	20	
Silver	mg/L	ND	0.1	0.1	0.098	0.099	98	99	75-125	1	20	
Thallium	mg/L	ND	0.1	0.1	0.096	0.098	95	98	75-125	2	20	
Vanadium	mg/L	ND	0.1	0.1	0.096	0.099	96	99	75-125	3	20	

Results presented on this page are in the units indicated by the "Units" column except where an alternate unit is presented to the right of the result.

REPORT OF LABORATORY ANALYSIS

This report shall not be reproduced, except in full,
without the written consent of Pace Analytical Services, LLC.

Pace Analytical Services, LLC
9800 Kincey Ave. Suite 100
Huntersville, NC 28078
(704)875-9092

QUALITY CONTROL DATA

Project: Bowen LF Cells 9&10
Pace Project No.: 92745465

QC Batch: 875290 — Analysis Method: EPA 7470A
QC Batch Method: EPA 7470A — Analysis Description: 7470 Mercury
Laboratory: Pace Analytical Services - Peachtree Corners, GA

Associated Lab Samples: 92745465001, 92745465002, 92745465003, 92745465004, 92745465005, 92745465006, 92745465007, 92745465008, 92745465009, 92745465010, 92745465011, 92745465012, 92745465013, 92745465014, 92745465015, 92745465016, 92745465017, 92745465018, 92745465019, 92745465020

METHOD BLANK: 4508818 — Matrix: Water

Associated Lab Samples: 92745465001, 92745465002, 92745465003, 92745465004, 92745465005, 92745465006, 92745465007, 92745465008, 92745465009, 92745465010, 92745465011, 92745465012, 92745465013, 92745465014, 92745465015, 92745465016, 92745465017, 92745465018, 92745465019, 92745465020

Parameter	Units	Blank Result	Reporting Limit	MDL	Analyzed	Qualifiers
Mercury	mg/L	ND	0.00020	0.00013	08/14/24 11:55	

LABORATORY CONTROL SAMPLE: 4508819

Parameter	Units	Spike Conc.	LCS Result	LCS % Rec	% Rec Limits	Qualifiers
Mercury	mg/L	0.0025	0.0023	92	80-120	

MATRIX SPIKE & MATRIX SPIKE DUPLICATE: 4508820 4508821

Parameter	Units	92745465002 Result	MS Spike Conc.	MSD Spike Conc.	MS Result	MSD Result	MS % Rec	MSD % Rec	% Rec Limits	RPD	Max RPD	Qual
Mercury	mg/L	ND	0.0025	0.0025	0.0023	0.0011	94	45	75-125	69	20	M1,R1

Results presented on this page are in the units indicated by the "Units" column except where an alternate unit is presented to the right of the result.

REPORT OF LABORATORY ANALYSIS

This report shall not be reproduced, except in full,
without the written consent of Pace Analytical Services, LLC.

Pace Analytical Services, LLC
9800 Kincey Ave. Suite 100
Huntersville, NC 28078
(704)875-9092

QUALITY CONTROL DATA

Project: Bowen LF Cells 9&10
Pace Project No.: 92745465

QC Batch: 875295
QC Batch Method: EPA 7470A
Analysis Method: EPA 7470A
Analysis Description: 7470 Mercury
Laboratory: Pace Analytical Services - Peachtree Corners, GA
Associated Lab Samples: 92745465021, 92745465022, 92745465023

METHOD BLANK: 4508843 Matrix: Water
Associated Lab Samples: 92745465021, 92745465022, 92745465023

Parameter	Units	Blank Result	Reporting Limit	MDL	Analyzed	Qualifiers
Mercury	mg/L	ND	0.00020	0.00013	08/14/24 13:27	

LABORATORY CONTROL SAMPLE: 4508844

Parameter	Units	Spike Conc.	LCS Result	LCS % Rec	% Rec Limits	Qualifiers
Mercury	mg/L	0.0025	0.0025	99	80-120	

MATRIX SPIKE & MATRIX SPIKE DUPLICATE: 4508845 4508846

Parameter	Units	92745465021 Result	MS Spike Conc.	MSD Spike Conc.	MS Result	MSD Result	MS % Rec	MSD % Rec	% Rec Limits	RPD	Max RPD	Qual
Mercury	mg/L	ND	0.0025	0.0025	0.0026	0.0026	103	101	75-125	2	20	

Results presented on this page are in the units indicated by the "Units" column except where an alternate unit is presented to the right of the result.

REPORT OF LABORATORY ANALYSIS

This report shall not be reproduced, except in full,
without the written consent of Pace Analytical Services, LLC.

Pace Analytical Services, LLC
9800 Kincey Ave. Suite 100
Huntersville, NC 28078
(704)875-9092

QUALITY CONTROL DATA

Project: Bowen LF Cells 9&10
Pace Project No.: 92745465

QC Batch: 873411 | Analysis Method: SM 2540C-2015
QC Batch Method: SM 2540C-2015 | Analysis Description: 2540C Total Dissolved Solids
Laboratory: Pace Analytical Services - Peachtree Corners, GA
Associated Lab Samples: 92745465001, 92745465002, 92745465003, 92745465004, 92745465005, 92745465006, 92745465007

METHOD BLANK: 4499128 Matrix: Water
Associated Lab Samples: 92745465001, 92745465002, 92745465003, 92745465004, 92745465005, 92745465006, 92745465007

Parameter	Units	Blank Result	Reporting Limit	MDL	Analyzed	Qualifiers
Total Dissolved Solids	mg/L	ND	25.0	25.0	08/05/24 16:11	

LABORATORY CONTROL SAMPLE: 4499129

Parameter	Units	Spike Conc.	LCS Result	LCS % Rec	% Rec Limits	Qualifiers
Total Dissolved Solids	mg/L	400	407	102	80-120	

SAMPLE DUPLICATE: 4499130

Parameter	Units	92745459017 Result	Dup Result	RPD	Max RPD	Qualifiers
Total Dissolved Solids	mg/L	166	166	0	10	

SAMPLE DUPLICATE: 4499131

Parameter	Units	92745452011 Result	Dup Result	RPD	Max RPD	Qualifiers
Total Dissolved Solids	mg/L	ND	ND		10	

Results presented on this page are in the units indicated by the "Units" column except where an alternate unit is presented to the right of the result.

REPORT OF LABORATORY ANALYSIS

This report shall not be reproduced, except in full,
without the written consent of Pace Analytical Services, LLC.

Pace Analytical Services, LLC
9800 Kincey Ave. Suite 100
Huntersville, NC 28078
(704)875-9092

QUALITY CONTROL DATA

Project: Bowen LF Cells 9&10
Pace Project No.: 92745465

QC Batch: 873885 | Analysis Method: SM 2540C-2015
QC Batch Method: SM 2540C-2015 | Analysis Description: 2540C Total Dissolved Solids
Laboratory: Pace Analytical Services - Peachtree Corners, GA
Associated Lab Samples: 92745465008, 92745465009, 92745465010, 92745465011, 92745465012, 92745465013

METHOD BLANK: 4501560 Matrix: Water
Associated Lab Samples: 92745465008, 92745465009, 92745465010, 92745465011, 92745465012, 92745465013

Parameter	Units	Blank Result	Reporting Limit	MDL	Analyzed	Qualifiers
Total Dissolved Solids	mg/L	ND	25.0	25.0	08/07/24 12:25	

LABORATORY CONTROL SAMPLE: 4501561

Parameter	Units	Spike Conc.	LCS Result	LCS % Rec	% Rec Limits	Qualifiers
Total Dissolved Solids	mg/L	400	383	96	80-120	

SAMPLE DUPLICATE: 4501562

Parameter	Units	92745465008 Result	Dup Result	RPD	Max RPD	Qualifiers
Total Dissolved Solids	mg/L	ND	ND		10	

SAMPLE DUPLICATE: 4501563

Parameter	Units	92745705001 Result	Dup Result	RPD	Max RPD	Qualifiers
Total Dissolved Solids	mg/L	192	188	2	10	

Results presented on this page are in the units indicated by the "Units" column except where an alternate unit is presented to the right of the result.

REPORT OF LABORATORY ANALYSIS

This report shall not be reproduced, except in full,
without the written consent of Pace Analytical Services, LLC.

Pace Analytical Services, LLC
9800 Kincey Ave. Suite 100
Huntersville, NC 28078
(704)875-9092

QUALITY CONTROL DATA

Project: Bowen LF Cells 9&10
Pace Project No.: 92745465

QC Batch: 874221 | Analysis Method: SM 2540C-2015
QC Batch Method: SM 2540C-2015 | Analysis Description: 2540C Total Dissolved Solids
Laboratory: Pace Analytical Services - Peachtree Corners, GA
Associated Lab Samples: 92745465014, 92745465015, 92745465016, 92745465017, 92745465018, 92745465019

METHOD BLANK: 4503508 Matrix: Water
Associated Lab Samples: 92745465014, 92745465015, 92745465016, 92745465017, 92745465018, 92745465019

Parameter	Units	Blank Result	Reporting Limit	MDL	Analyzed	Qualifiers
Total Dissolved Solids	mg/L	ND	25.0	25.0	08/08/24 12:15	

LABORATORY CONTROL SAMPLE: 4503509

Parameter	Units	Spike Conc.	LCS Result	LCS % Rec	% Rec Limits	Qualifiers
Total Dissolved Solids	mg/L	400	405	101	80-120	

SAMPLE DUPLICATE: 4503510

Parameter	Units	92745465014 Result	Dup Result	RPD	Max RPD	Qualifiers
Total Dissolved Solids	mg/L	226	219	3	10	

SAMPLE DUPLICATE: 4503511

Parameter	Units	92745784003 Result	Dup Result	RPD	Max RPD	Qualifiers
Total Dissolved Solids	mg/L	102	107	5	10	

Results presented on this page are in the units indicated by the "Units" column except where an alternate unit is presented to the right of the result.

REPORT OF LABORATORY ANALYSIS

This report shall not be reproduced, except in full,
without the written consent of Pace Analytical Services, LLC.

Pace Analytical Services, LLC
9800 Kincey Ave. Suite 100
Huntersville, NC 28078
(704)875-9092

QUALITY CONTROL DATA

Project: Bowen LF Cells 9&10
Pace Project No.: 92745465

QC Batch: 874945 | Analysis Method: SM 2540C-2015
QC Batch Method: SM 2540C-2015 | Analysis Description: 2540C Total Dissolved Solids
Laboratory: Pace Analytical Services - Peachtree Corners, GA
Associated Lab Samples: 92745465020, 92745465021, 92745465022, 92745465023

METHOD BLANK: 4506901 Matrix: Water
Associated Lab Samples: 92745465020, 92745465021, 92745465022, 92745465023

Parameter	Units	Blank Result	Reporting Limit	MDL	Analyzed	Qualifiers
Total Dissolved Solids	mg/L	ND	25.0	25.0	08/12/24 11:29	

LABORATORY CONTROL SAMPLE: 4506902

Parameter	Units	Spike Conc.	LCS Result	LCS % Rec	% Rec Limits	Qualifiers
Total Dissolved Solids	mg/L	400	391	98	80-120	

SAMPLE DUPLICATE: 4506903

Parameter	Units	92745465020 Result	Dup Result	RPD	Max RPD	Qualifiers
Total Dissolved Solids	mg/L	27.0	27.0	0	10	

SAMPLE DUPLICATE: 4506904

Parameter	Units	92746286004 Result	Dup Result	RPD	Max RPD	Qualifiers
Total Dissolved Solids	mg/L	647	631	3	10	

Results presented on this page are in the units indicated by the "Units" column except where an alternate unit is presented to the right of the result.

REPORT OF LABORATORY ANALYSIS

This report shall not be reproduced, except in full,
without the written consent of Pace Analytical Services, LLC.

Pace Analytical Services, LLC
9800 Kincey Ave. Suite 100
Huntersville, NC 28078
(704)875-9092

QUALITY CONTROL DATA

Project: Bowen LF Cells 9&10
Pace Project No.: 92745465

QC Batch: 873978
QC Batch Method: SM 2320B-2011
Analysis Method: SM 2320B-2011
Analysis Description: 2320B Alkalinity
Laboratory: Pace Analytical Services - Asheville
Associated Lab Samples: 92745465001, 92745465002, 92745465003, 92745465004, 92745465005, 92745465006, 92745465007, 92745465008

METHOD BLANK: 4502259 Matrix: Water
Associated Lab Samples: 92745465001, 92745465002, 92745465003, 92745465004, 92745465005, 92745465006, 92745465007, 92745465008

Parameter	Units	Blank Result	Reporting Limit	MDL	Analyzed	Qualifiers
Alkalinity, Total as CaCO3	mg/L	ND	5.0	5.0	08/08/24 13:25	
Alkalinity,Bicarbonate (CaCO3)	mg/L	ND	5.0	5.0	08/08/24 13:25	
Alkalinity,Carbonate (CaCO3)	mg/L	ND	5.0	5.0	08/08/24 13:25	

LABORATORY CONTROL SAMPLE: 4502260

Parameter	Units	Spike Conc.	LCS Result	LCS % Rec	% Rec Limits	Qualifiers
Alkalinity, Total as CaCO3	mg/L	50	52.9	106	80-120	

LABORATORY CONTROL SAMPLE: 4502261

Parameter	Units	Spike Conc.	LCS Result	LCS % Rec	% Rec Limits	Qualifiers
Alkalinity, Total as CaCO3	mg/L	50	53.6	107	80-120	

MATRIX SPIKE & MATRIX SPIKE DUPLICATE: 4502262 4502263

Parameter	Units	92745445001 Result	MS Spike Conc.	MSD Spike Conc.	MS Result	MSD Result	MS % Rec	MSD % Rec	% Rec Limits	RPD	Max RPD	Qual
Alkalinity, Total as CaCO3	mg/L	122	50	50	167	167	89	90	80-120	0	25	

MATRIX SPIKE & MATRIX SPIKE DUPLICATE: 4502264 4502265

Parameter	Units	92745459008 Result	MS Spike Conc.	MSD Spike Conc.	MS Result	MSD Result	MS % Rec	MSD % Rec	% Rec Limits	RPD	Max RPD	Qual
Alkalinity, Total as CaCO3	mg/L	219	50	50	270	277	101	115	80-120	3	25	

Results presented on this page are in the units indicated by the "Units" column except where an alternate unit is presented to the right of the result.

REPORT OF LABORATORY ANALYSIS

This report shall not be reproduced, except in full,
without the written consent of Pace Analytical Services, LLC.

Pace Analytical Services, LLC
9800 Kincey Ave. Suite 100
Huntersville, NC 28078
(704)875-9092

QUALITY CONTROL DATA

Project: Bowen LF Cells 9&10
Pace Project No.: 92745465

QC Batch: 873980
QC Batch Method: SM 2320B-2011
Analysis Method: SM 2320B-2011
Analysis Description: 2320B Alkalinity
Laboratory: Pace Analytical Services - Asheville
Associated Lab Samples: 92745465009, 92745465010, 92745465011, 92745465012, 92745465013, 92745465014, 92745465015, 92745465016, 92745465017, 92745465018, 92745465019

METHOD BLANK: 4502272 Matrix: Water
Associated Lab Samples: 92745465009, 92745465010, 92745465011, 92745465012, 92745465013, 92745465014, 92745465015, 92745465016, 92745465017, 92745465018, 92745465019

Parameter	Units	Blank Result	Reporting Limit	MDL	Analyzed	Qualifiers
Alkalinity, Total as CaCO3	mg/L	ND	5.0	5.0	08/08/24 17:24	
Alkalinity,Bicarbonate (CaCO3)	mg/L	ND	5.0	5.0	08/08/24 17:24	
Alkalinity,Carbonate (CaCO3)	mg/L	ND	5.0	5.0	08/08/24 17:24	

LABORATORY CONTROL SAMPLE: 4502273

Parameter	Units	Spike Conc.	LCS Result	LCS % Rec	% Rec Limits	Qualifiers
Alkalinity, Total as CaCO3	mg/L	50	52.7	105	80-120	

LABORATORY CONTROL SAMPLE: 4502274

Parameter	Units	Spike Conc.	LCS Result	LCS % Rec	% Rec Limits	Qualifiers
Alkalinity, Total as CaCO3	mg/L	50	52.7	105	80-120	

MATRIX SPIKE & MATRIX SPIKE DUPLICATE: 4502275 4502276

Parameter	Units	92745465009 Result	MS Spike Conc.	MSD Spike Conc.	MS Result	MSD Result	MS % Rec	MSD % Rec	% Rec Limits	RPD	Max RPD	Qual
Alkalinity, Total as CaCO3	mg/L	5.5	50	50	56.6	56.6	102	102	80-120	0	25	

MATRIX SPIKE & MATRIX SPIKE DUPLICATE: 4502277 4502278

Parameter	Units	92745465010 Result	MS Spike Conc.	MSD Spike Conc.	MS Result	MSD Result	MS % Rec	MSD % Rec	% Rec Limits	RPD	Max RPD	Qual
Alkalinity, Total as CaCO3	mg/L	159	50	50	209	210	101	102	80-120	0	25	

Results presented on this page are in the units indicated by the "Units" column except where an alternate unit is presented to the right of the result.

REPORT OF LABORATORY ANALYSIS

This report shall not be reproduced, except in full,
without the written consent of Pace Analytical Services, LLC.

Pace Analytical Services, LLC
9800 Kincey Ave. Suite 100
Huntersville, NC 28078
(704)875-9092

QUALITY CONTROL DATA

Project: Bowen LF Cells 9&10
Pace Project No.: 92745465

QC Batch: 874764
QC Batch Method: SM 2320B-2011
Analysis Method: SM 2320B-2011
Analysis Description: 2320B Alkalinity
Laboratory: Pace Analytical Services - Asheville
Associated Lab Samples: 92745465020, 92745465021

METHOD BLANK: 4506441 Matrix: Water
Associated Lab Samples: 92745465020, 92745465021

Parameter	Units	Blank Result	Reporting Limit	MDL	Analyzed	Qualifiers
Alkalinity, Total as CaCO3	mg/L	ND	5.0	5.0	08/10/24 17:03	
Alkalinity,Bicarbonate (CaCO3)	mg/L	ND	5.0	5.0	08/10/24 17:03	
Alkalinity,Carbonate (CaCO3)	mg/L	ND	5.0	5.0	08/10/24 17:03	

LABORATORY CONTROL SAMPLE: 4506442

Parameter	Units	Spike Conc.	LCS Result	LCS % Rec	% Rec Limits	Qualifiers
Alkalinity, Total as CaCO3	mg/L	50	52.6	105	80-120	

LABORATORY CONTROL SAMPLE: 4506443

Parameter	Units	Spike Conc.	LCS Result	LCS % Rec	% Rec Limits	Qualifiers
Alkalinity, Total as CaCO3	mg/L	50	52.7	105	80-120	

MATRIX SPIKE & MATRIX SPIKE DUPLICATE: 4506444 4506445

Parameter	Units	92746268002 Result	MS Spike Conc.	MSD Spike Conc.	MS Result	MSD Result	MS % Rec	MSD % Rec	% Rec Limits	RPD	Max RPD	Qual
Alkalinity, Total as CaCO3	mg/L	113	50	50	159	152	93	79	80-120	4	25	M1

MATRIX SPIKE & MATRIX SPIKE DUPLICATE: 4506446 4506447

Parameter	Units	92745465020 Result	MS Spike Conc.	MSD Spike Conc.	MS Result	MSD Result	MS % Rec	MSD % Rec	% Rec Limits	RPD	Max RPD	Qual
Alkalinity, Total as CaCO3	mg/L	ND	50	50	50.7	50.9	101	102	80-120	0	25	

Results presented on this page are in the units indicated by the "Units" column except where an alternate unit is presented to the right of the result.

REPORT OF LABORATORY ANALYSIS

This report shall not be reproduced, except in full,
without the written consent of Pace Analytical Services, LLC.

Pace Analytical Services, LLC
9800 Kincey Ave. Suite 100
Huntersville, NC 28078
(704)875-9092

QUALITY CONTROL DATA

Project: Bowen LF Cells 9&10
Pace Project No.: 92745465

QC Batch: 874936
QC Batch Method: SM 2320B-2011
Analysis Method: SM 2320B-2011
Analysis Description: 2320B Alkalinity
Laboratory: Pace Analytical Services - Asheville
Associated Lab Samples: 92745465022, 92745465023

METHOD BLANK: 4506865 Matrix: Water
Associated Lab Samples: 92745465022, 92745465023

Parameter	Units	Blank Result	Reporting Limit	MDL	Analyzed	Qualifiers
Alkalinity, Total as CaCO3	mg/L	ND	5.0	5.0	08/12/24 13:21	
Alkalinity,Bicarbonate (CaCO3)	mg/L	ND	5.0	5.0	08/12/24 13:21	
Alkalinity,Carbonate (CaCO3)	mg/L	ND	5.0	5.0	08/12/24 13:21	

LABORATORY CONTROL SAMPLE: 4506866

Parameter	Units	Spike Conc.	LCS Result	LCS % Rec	% Rec Limits	Qualifiers
Alkalinity, Total as CaCO3	mg/L	50	52.8	106	80-120	

LABORATORY CONTROL SAMPLE: 4506867

Parameter	Units	Spike Conc.	LCS Result	LCS % Rec	% Rec Limits	Qualifiers
Alkalinity, Total as CaCO3	mg/L	50	53.8	108	80-120	

MATRIX SPIKE & MATRIX SPIKE DUPLICATE: 4506868 4506869

Parameter	Units	92746434010 Result	MS Spike Conc.	MSD Spike Conc.	MS Result	MSD Result	MS % Rec	MSD % Rec	% Rec Limits	RPD	Max RPD	Qual
Alkalinity, Total as CaCO3	mg/L	29.4	50	50	76.7	77.0	95	95	80-120	0	25	

MATRIX SPIKE & MATRIX SPIKE DUPLICATE: 4506870 4506871

Parameter	Units	92746434012 Result	MS Spike Conc.	MSD Spike Conc.	MS Result	MSD Result	MS % Rec	MSD % Rec	% Rec Limits	RPD	Max RPD	Qual
Alkalinity, Total as CaCO3	mg/L	6.2	50	50	56.8	57.2	101	102	80-120	1	25	

Results presented on this page are in the units indicated by the "Units" column except where an alternate unit is presented to the right of the result.

REPORT OF LABORATORY ANALYSIS

This report shall not be reproduced, except in full,
without the written consent of Pace Analytical Services, LLC.

Pace Analytical Services, LLC
9800 Kincey Ave. Suite 100
Huntersville, NC 28078
(704)875-9092

QUALITY CONTROL DATA

Project: Bowen LF Cells 9&10
Pace Project No.: 92745465

QC Batch: 873157
QC Batch Method: EPA 300.0 Rev 2.1 1993
Analysis Method: EPA 300.0 Rev 2.1 1993
Analysis Description: 300.0 IC Anions
Laboratory: Pace Analytical Services - Asheville
Associated Lab Samples: 92745465001, 92745465002, 92745465003

METHOD BLANK: 4498360 Matrix: Water
Associated Lab Samples: 92745465001, 92745465002, 92745465003

Parameter	Units	Blank Result	Reporting Limit	MDL	Analyzed	Qualifiers
Chloride	mg/L	ND	1.0	0.60	08/03/24 18:00	
Fluoride	mg/L	ND	0.10	0.050	08/03/24 18:00	
Sulfate	mg/L	ND	1.0	0.50	08/03/24 18:00	

LABORATORY CONTROL SAMPLE: 4498361

Parameter	Units	Spike Conc.	LCS Result	LCS % Rec	% Rec Limits	Qualifiers
Chloride	mg/L	50	49.7	99	90-110	
Fluoride	mg/L	2.5	2.6	104	90-110	
Sulfate	mg/L	50	49.3	99	90-110	

MATRIX SPIKE & MATRIX SPIKE DUPLICATE: 4498362 4498363

Parameter	Units	92745459004 Result	MS Spike Conc.	MSD Spike Conc.	MS Result	MSD Result	MS % Rec	MSD % Rec	% Rec Limits	RPD	Max RPD	Qual
Chloride	mg/L	3.8	50	50	53.4	51.7	99	96	90-110	3	10	
Fluoride	mg/L	ND	2.5	2.5	2.5	2.4	99	95	90-110	4	10	
Sulfate	mg/L	0.94J	50	50	50.0	48.3	98	95	90-110	3	10	

MATRIX SPIKE & MATRIX SPIKE DUPLICATE: 4498364 4498365

Parameter	Units	92745459014 Result	MS Spike Conc.	MSD Spike Conc.	MS Result	MSD Result	MS % Rec	MSD % Rec	% Rec Limits	RPD	Max RPD	Qual
Chloride	mg/L	2.7	50	50	52.8	51.9	100	98	90-110	2	10	
Fluoride	mg/L	ND	2.5	2.5	2.6	2.5	102	99	90-110	2	10	
Sulfate	mg/L	1.8	50	50	51.5	50.6	99	97	90-110	2	10	

Results presented on this page are in the units indicated by the "Units" column except where an alternate unit is presented to the right of the result.

REPORT OF LABORATORY ANALYSIS

This report shall not be reproduced, except in full,
without the written consent of Pace Analytical Services, LLC.

Pace Analytical Services, LLC
9800 Kincey Ave. Suite 100
Huntersville, NC 28078
(704)875-9092

QUALITY CONTROL DATA

Project: Bowen LF Cells 9&10
Pace Project No.: 92745465

QC Batch: 873174
QC Batch Method: EPA 300.0 Rev 2.1 1993
Analysis Method: EPA 300.0 Rev 2.1 1993
Analysis Description: 300.0 IC Anions
Laboratory: Pace Analytical Services - Asheville
Associated Lab Samples: 92745465004, 92745465005, 92745465006, 92745465007, 92745465008

METHOD BLANK: 4498428 Matrix: Water
Associated Lab Samples: 92745465004, 92745465005, 92745465006, 92745465007, 92745465008

Parameter	Units	Blank Result	Reporting Limit	MDL	Analyzed	Qualifiers
Chloride	mg/L	ND	1.0	0.60	08/03/24 11:48	
Fluoride	mg/L	ND	0.10	0.050	08/03/24 11:48	
Sulfate	mg/L	ND	1.0	0.50	08/03/24 11:48	

LABORATORY CONTROL SAMPLE: 4498429

Parameter	Units	Spike Conc.	LCS Result	LCS % Rec	% Rec Limits	Qualifiers
Chloride	mg/L	50	50.8	102	90-110	
Fluoride	mg/L	2.5	2.7	106	90-110	
Sulfate	mg/L	50	51.0	102	90-110	

MATRIX SPIKE & MATRIX SPIKE DUPLICATE: 4498430 4498431

Parameter	Units	92745465004 Result	MS Spike Conc.	MSD Spike Conc.	MS Result	MSD Result	MS % Rec	MSD % Rec	% Rec Limits	RPD	Max RPD	Qual
Chloride	mg/L	1.3	50	50	52.5	51.3	102	100	90-110	2	10	
Fluoride	mg/L	ND	2.5	2.5	2.7	2.7	109	106	90-110	3	10	
Sulfate	mg/L	0.75J	50	50	52.5	51.2	103	101	90-110	3	10	

Results presented on this page are in the units indicated by the "Units" column except where an alternate unit is presented to the right of the result.

REPORT OF LABORATORY ANALYSIS

This report shall not be reproduced, except in full,
without the written consent of Pace Analytical Services, LLC.

Pace Analytical Services, LLC
9800 Kincey Ave. Suite 100
Huntersville, NC 28078
(704)875-9092

QUALITY CONTROL DATA

Project: Bowen LF Cells 9&10
Pace Project No.: 92745465

QC Batch: 873733
QC Batch Method: EPA 300.0 Rev 2.1 1993
Analysis Method: EPA 300.0 Rev 2.1 1993
Analysis Description: 300.0 IC Anions
Laboratory: Pace Analytical Services - Asheville
Associated Lab Samples: 92745465009, 92745465010, 92745465011, 92745465012, 92745465013, 92745465014, 92745465015, 92745465016, 92745465017, 92745465018, 92745465019

METHOD BLANK: 4500997 Matrix: Water
Associated Lab Samples: 92745465009, 92745465010, 92745465011, 92745465012, 92745465013, 92745465014, 92745465015, 92745465016, 92745465017, 92745465018, 92745465019

Parameter	Units	Blank Result	Reporting Limit	MDL	Analyzed	Qualifiers
Chloride	mg/L	ND	1.0	0.60	08/06/24 23:02	
Fluoride	mg/L	ND	0.10	0.050	08/06/24 23:02	
Sulfate	mg/L	ND	1.0	0.50	08/06/24 23:02	

LABORATORY CONTROL SAMPLE: 4500998

Parameter	Units	Spike Conc.	LCS Result	LCS % Rec	% Rec Limits	Qualifiers
Chloride	mg/L	50	51.7	103	90-110	
Fluoride	mg/L	2.5	2.6	104	90-110	
Sulfate	mg/L	50	51.9	104	90-110	

MATRIX SPIKE & MATRIX SPIKE DUPLICATE: 4500999 4501000

Parameter	Units	92745794001 Result	MS Spike Conc.	MSD Spike Conc.	MS Result	MSD Result	MS % Rec	MSD % Rec	% Rec Limits	RPD	Max RPD	Qual
Chloride	mg/L	61.8	50	50	92.4	93.0	61	62	90-110	1	10	M1
Fluoride	mg/L	0.072J	2.5	2.5	2.6	2.6	99	102	90-110	3	10	
Sulfate	mg/L	54.1	50	50	86.5	87.2	65	66	90-110	1	10	M1

MATRIX SPIKE & MATRIX SPIKE DUPLICATE: 4501001 4501002

Parameter	Units	92745465017 Result	MS Spike Conc.	MSD Spike Conc.	MS Result	MSD Result	MS % Rec	MSD % Rec	% Rec Limits	RPD	Max RPD	Qual
Chloride	mg/L	6.2	50	50	57.0	58.2	102	104	90-110	2	10	
Fluoride	mg/L	ND	2.5	2.5	2.5	2.5	99	100	90-110	1	10	
Sulfate	mg/L	11.4	50	50	62.2	63.3	101	104	90-110	2	10	

Results presented on this page are in the units indicated by the "Units" column except where an alternate unit is presented to the right of the result.

REPORT OF LABORATORY ANALYSIS

This report shall not be reproduced, except in full,
without the written consent of Pace Analytical Services, LLC.

Pace Analytical Services, LLC
9800 Kincey Ave. Suite 100
Huntersville, NC 28078
(704)875-9092

QUALITY CONTROL DATA

Project: Bowen LF Cells 9&10
Pace Project No.: 92745465

QC Batch: 874753
QC Batch Method: EPA 300.0 Rev 2.1 1993
Analysis Method: EPA 300.0 Rev 2.1 1993
Analysis Description: 300.0 IC Anions
Laboratory: Pace Analytical Services - Asheville
Associated Lab Samples: 92745465020, 92745465021, 92745465022, 92745465023

METHOD BLANK: 4506396 Matrix: Water
Associated Lab Samples: 92745465020, 92745465021, 92745465022, 92745465023

Parameter	Units	Blank Result	Reporting Limit	MDL	Analyzed	Qualifiers
Chloride	mg/L	ND	1.0	0.60	08/10/24 14:55	
Fluoride	mg/L	ND	0.10	0.050	08/10/24 14:55	
Sulfate	mg/L	ND	1.0	0.50	08/10/24 14:55	

LABORATORY CONTROL SAMPLE: 4506397

Parameter	Units	Spike Conc.	LCS Result	LCS % Rec	% Rec Limits	Qualifiers
Chloride	mg/L	50	52.0	104	90-110	
Fluoride	mg/L	2.5	2.7	110	90-110	
Sulfate	mg/L	50	52.0	104	90-110	

MATRIX SPIKE & MATRIX SPIKE DUPLICATE: 4506398 4506399

Parameter	Units	92746176001 Result	MS Spike Conc.	MSD Spike Conc.	MS Result	MSD Result	MS % Rec	MSD % Rec	% Rec Limits	RPD	Max RPD	Qual
Chloride	mg/L	3.4	50	50	53.3	53.8	100	101	90-110	1	10	
Fluoride	mg/L	ND	2.5	2.5	3.0	3.1	119	120	90-110	1	10	M1
Sulfate	mg/L	ND	50	50	49.7	50.2	98	99	90-110	1	10	

MATRIX SPIKE & MATRIX SPIKE DUPLICATE: 4506400 4506401

Parameter	Units	92745465022 Result	MS Spike Conc.	MSD Spike Conc.	MS Result	MSD Result	MS % Rec	MSD % Rec	% Rec Limits	RPD	Max RPD	Qual
Chloride	mg/L	1.2	50	50	51.4	51.5	101	101	90-110	0	10	
Fluoride	mg/L	ND	2.5	2.5	2.6	2.6	104	104	90-110	0	10	
Sulfate	mg/L	0.82J	50	50	50.5	50.6	99	100	90-110	0	10	

Results presented on this page are in the units indicated by the "Units" column except where an alternate unit is presented to the right of the result.

REPORT OF LABORATORY ANALYSIS

This report shall not be reproduced, except in full,
without the written consent of Pace Analytical Services, LLC.

Pace Analytical Services, LLC
9800 Kincey Ave. Suite 100
Huntersville, NC 28078
(704)875-9092

QUALIFIERS

Project: Bowen LF Cells 9&10
Pace Project No.: 92745465

DEFINITIONS

DF - Dilution Factor, if reported, represents the factor applied to the reported data due to dilution of the sample aliquot.

ND - Not Detected at or above adjusted reporting limit.

TNTC - Too Numerous To Count

J - Estimated concentration above the adjusted method detection limit and below the adjusted reporting limit.

MDL - Adjusted Method Detection Limit.

PQL - Practical Quantitation Limit.

RL - Reporting Limit - The lowest concentration value that meets project requirements for quantitative data with known precision and bias for a specific analyte in a specific matrix.

S - Surrogate

1,2-Diphenylhydrazine decomposes to and cannot be separated from Azobenzene using Method 8270. The result for each analyte is a combined concentration.

Consistent with EPA guidelines, unrounded data are displayed and have been used to calculate % recovery and RPD values.

LCS(D) - Laboratory Control Sample (Duplicate)

MS(D) - Matrix Spike (Duplicate)

DUP - Sample Duplicate

RPD - Relative Percent Difference

NC - Not Calculable.

SG - Silica Gel - Clean-Up

U - Indicates the compound was analyzed for, but not detected.

Acid preservation may not be appropriate for 2 Chloroethylvinyl ether.

A separate vial preserved to a pH of 4-5 is recommended in SW846 Chapter 4 for the analysis of Acrolein and Acrylonitrile by EPA Method 8260.

N-Nitrosodiphenylamine decomposes and cannot be separated from Diphenylamine using Method 8270. The result reported for each analyte is a combined concentration.

Reported results are not rounded until the final step prior to reporting. Therefore, calculated parameters that are typically reported as "Total" may vary slightly from the sum of the reported component parameters.

Pace Analytical is TNI accredited. Contact your Pace PM for the current list of accredited analytes.

TNI - The NELAC Institute.

ANALYTE QUALIFIERS

M1	Matrix spike recovery exceeded QC limits. Batch accepted based on laboratory control sample (LCS) recovery.
R1	RPD value was outside control limits.

This report shall not be reproduced, except in full,
without the written consent of Pace Analytical Services, LLC.

Pace Analytical Services, LLC
9800 Kincey Ave. Suite 100
Huntersville, NC 28078
(704)875-9092

QUALITY CONTROL DATA CROSS REFERENCE TABLE

Project: Bowen LF Cells 9&10
Pace Project No.: 92745465

Lab ID	Sample ID	QC Batch Method	QC Batch	Analytical Method	Analytical Batch
92745465001	**BOW-GWA-39RZ**	EPA 3010A	874537	EPA 6010D	874629
92745465002	**BOW-GWA-39Z**	EPA 3010A	874537	EPA 6010D	874629
92745465003	**BOW-GWA-40**	EPA 3010A	874537	EPA 6010D	874629
92745465004	**BOW-GWA-41**	EPA 3010A	874537	EPA 6010D	874629
92745465005	**BOW-GWA-41R**	EPA 3010A	874537	EPA 6010D	874629
92745465006	**BOW-GWA-42**	EPA 3010A	874537	EPA 6010D	874629
92745465007	**BOW-LF9-10-FB-03**	EPA 3010A	874537	EPA 6010D	874629
92745465008	**BOW-LF9-10-EB-03**	EPA 3010A	874537	EPA 6010D	874629
92745465009	**BOW-GWA-43**	EPA 3010A	874537	EPA 6010D	874629
92745465010	**BOW-GWA-43R**	EPA 3010A	874537	EPA 6010D	874629
92745465011	**BOW-LF9-10-FD-03**	EPA 3010A	874537	EPA 6010D	874629
92745465012	**BOW-GWC-45**	EPA 3010A	874537	EPA 6010D	874629
92745465013	**BOW-GWC-45R**	EPA 3010A	874537	EPA 6010D	874629
92745465014	**BOW-GWC-46R**	EPA 3010A	874537	EPA 6010D	874629
92745465015	**BOW-GWC-47**	EPA 3010A	874537	EPA 6010D	874629
92745465016	**BOW-GWC-47R**	EPA 3010A	874537	EPA 6010D	874629
92745465017	**BOW-GWC-48**	EPA 3010A	874537	EPA 6010D	874629
92745465018	**BOW-LF9-10-FB-04**	EPA 3010A	874537	EPA 6010D	874629
92745465019	**BOW-LF9-10-EB-04**	EPA 3010A	874537	EPA 6010D	874629
92745465020	**BOW-GWC-44**	EPA 3010A	875955	EPA 6010D	876037
92745465021	**BOW-GWC-49R**	EPA 3010A	875955	EPA 6010D	876037
92745465022	**BOW-GWC-49Z**	EPA 3010A	875955	EPA 6010D	876037
92745465023	**BOW-LF9-10-FD-04**	EPA 3010A	875957	EPA 6010D	876038
92745465001	**BOW-GWA-39RZ**	EPA 3005A	873941	EPA 6020B	874059
92745465002	**BOW-GWA-39Z**	EPA 3005A	873941	EPA 6020B	874059
92745465003	**BOW-GWA-40**	EPA 3005A	873941	EPA 6020B	874059
92745465004	**BOW-GWA-41**	EPA 3005A	873941	EPA 6020B	874059
92745465005	**BOW-GWA-41R**	EPA 3005A	873941	EPA 6020B	874059
92745465006	**BOW-GWA-42**	EPA 3005A	873941	EPA 6020B	874059
92745465007	**BOW-LF9-10-FB-03**	EPA 3005A	873941	EPA 6020B	874059
92745465008	**BOW-LF9-10-EB-03**	EPA 3005A	873941	EPA 6020B	874059
92745465009	**BOW-GWA-43**	EPA 3005A	874191	EPA 6020B	874323
92745465010	**BOW-GWA-43R**	EPA 3005A	874191	EPA 6020B	874323
92745465011	**BOW-LF9-10-FD-03**	EPA 3005A	874191	EPA 6020B	874323
92745465012	**BOW-GWC-45**	EPA 3005A	874191	EPA 6020B	874323
92745465013	**BOW-GWC-45R**	EPA 3005A	874191	EPA 6020B	874323
92745465014	**BOW-GWC-46R**	EPA 3005A	874191	EPA 6020B	874323
92745465015	**BOW-GWC-47**	EPA 3005A	874191	EPA 6020B	874323
92745465016	**BOW-GWC-47R**	EPA 3005A	874191	EPA 6020B	874323
92745465017	**BOW-GWC-48**	EPA 3005A	874191	EPA 6020B	874323
92745465018	**BOW-LF9-10-FB-04**	EPA 3005A	874191	EPA 6020B	874323
92745465019	**BOW-LF9-10-EB-04**	EPA 3005A	874191	EPA 6020B	874323
92745465020	**BOW-GWC-44**	EPA 3005A	874761	EPA 6020B	874798
92745465021	**BOW-GWC-49R**	EPA 3005A	874761	EPA 6020B	874798
92745465022	**BOW-GWC-49Z**	EPA 3005A	874761	EPA 6020B	874798
92745465023	**BOW-LF9-10-FD-04**	EPA 3005A	874761	EPA 6020B	874798

This report shall not be reproduced, except in full,
without the written consent of Pace Analytical Services, LLC.

Pace Analytical Services, LLC
9800 Kincey Ave. Suite 100
Huntersville, NC 28078
(704)875-9092

QUALITY CONTROL DATA CROSS REFERENCE TABLE

Project: Bowen LF Cells 9&10
Pace Project No.: 92745465

Lab ID	Sample ID	QC Batch Method	QC Batch	Analytical Method	Analytical Batch
92745465001	**BOW-GWA-39RZ**	EPA 7470A	875290	EPA 7470A	875478
92745465002	**BOW-GWA-39Z**	EPA 7470A	875290	EPA 7470A	875478
92745465003	**BOW-GWA-40**	EPA 7470A	875290	EPA 7470A	875478
92745465004	**BOW-GWA-41**	EPA 7470A	875290	EPA 7470A	875478
92745465005	**BOW-GWA-41R**	EPA 7470A	875290	EPA 7470A	875478
92745465006	**BOW-GWA-42**	EPA 7470A	875290	EPA 7470A	875478
92745465007	**BOW-LF9-10-FB-03**	EPA 7470A	875290	EPA 7470A	875478
92745465008	**BOW-LF9-10-EB-03**	EPA 7470A	875290	EPA 7470A	875478
92745465009	**BOW-GWA-43**	EPA 7470A	875290	EPA 7470A	875478
92745465010	**BOW-GWA-43R**	EPA 7470A	875290	EPA 7470A	875478
92745465011	**BOW-LF9-10-FD-03**	EPA 7470A	875290	EPA 7470A	875478
92745465012	**BOW-GWC-45**	EPA 7470A	875290	EPA 7470A	875478
92745465013	**BOW-GWC-45R**	EPA 7470A	875290	EPA 7470A	875478
92745465014	**BOW-GWC-46R**	EPA 7470A	875290	EPA 7470A	875478
92745465015	**BOW-GWC-47**	EPA 7470A	875290	EPA 7470A	875478
92745465016	**BOW-GWC-47R**	EPA 7470A	875290	EPA 7470A	875478
92745465017	**BOW-GWC-48**	EPA 7470A	875290	EPA 7470A	875478
92745465018	**BOW-LF9-10-FB-04**	EPA 7470A	875290	EPA 7470A	875478
92745465019	**BOW-LF9-10-EB-04**	EPA 7470A	875290	EPA 7470A	875478
92745465020	**BOW-GWC-44**	EPA 7470A	875290	EPA 7470A	875478
92745465021	**BOW-GWC-49R**	EPA 7470A	875295	EPA 7470A	875480
92745465022	**BOW-GWC-49Z**	EPA 7470A	875295	EPA 7470A	875480
92745465023	**BOW-LF9-10-FD-04**	EPA 7470A	875295	EPA 7470A	875480
92745465001	**BOW-GWA-39RZ**	SM 2540C-2015	873411		
92745465002	**BOW-GWA-39Z**	SM 2540C-2015	873411		
92745465003	**BOW-GWA-40**	SM 2540C-2015	873411		
92745465004	**BOW-GWA-41**	SM 2540C-2015	873411		
92745465005	**BOW-GWA-41R**	SM 2540C-2015	873411		
92745465006	**BOW-GWA-42**	SM 2540C-2015	873411		
92745465007	**BOW-LF9-10-FB-03**	SM 2540C-2015	873411		
92745465008	**BOW-LF9-10-EB-03**	SM 2540C-2015	873885		
92745465009	**BOW-GWA-43**	SM 2540C-2015	873885		
92745465010	**BOW-GWA-43R**	SM 2540C-2015	873885		
92745465011	**BOW-LF9-10-FD-03**	SM 2540C-2015	873885		
92745465012	**BOW-GWC-45**	SM 2540C-2015	873885		
92745465013	**BOW-GWC-45R**	SM 2540C-2015	873885		
92745465014	**BOW-GWC-46R**	SM 2540C-2015	874221		
92745465015	**BOW-GWC-47**	SM 2540C-2015	874221		
92745465016	**BOW-GWC-47R**	SM 2540C-2015	874221		
92745465017	**BOW-GWC-48**	SM 2540C-2015	874221		
92745465018	**BOW-LF9-10-FB-04**	SM 2540C-2015	874221		
92745465019	**BOW-LF9-10-EB-04**	SM 2540C-2015	874221		
92745465020	**BOW-GWC-44**	SM 2540C-2015	874945		
92745465021	**BOW-GWC-49R**	SM 2540C-2015	874945		
92745465022	**BOW-GWC-49Z**	SM 2540C-2015	874945		
92745465023	**BOW-LF9-10-FD-04**	SM 2540C-2015	874945		

REPORT OF LABORATORY ANALYSIS

This report shall not be reproduced, except in full,
without the written consent of Pace Analytical Services, LLC.

Pace Analytical Services, LLC
9800 Kincey Ave. Suite 100
Huntersville, NC 28078
(704)875-9092

QUALITY CONTROL DATA CROSS REFERENCE TABLE

Project: Bowen LF Cells 9&10
Pace Project No.: 92745465

Lab ID	Sample ID	QC Batch Method	QC Batch	Analytical Method	Analytical Batch
92745465001	**BOW-GWA-39RZ**	SM 2320B-2011	873978		
92745465002	**BOW-GWA-39Z**	SM 2320B-2011	873978		
92745465003	**BOW-GWA-40**	SM 2320B-2011	873978		
92745465004	**BOW-GWA-41**	SM 2320B-2011	873978		
92745465005	**BOW-GWA-41R**	SM 2320B-2011	873978		
92745465006	**BOW-GWA-42**	SM 2320B-2011	873978		
92745465007	**BOW-LF9-10-FB-03**	SM 2320B-2011	873978		
92745465008	**BOW-LF9-10-EB-03**	SM 2320B-2011	873978		
92745465009	**BOW-GWA-43**	SM 2320B-2011	873980		
92745465010	**BOW-GWA-43R**	SM 2320B-2011	873980		
92745465011	**BOW-LF9-10-FD-03**	SM 2320B-2011	873980		
92745465012	**BOW-GWC-45**	SM 2320B-2011	873980		
92745465013	**BOW-GWC-45R**	SM 2320B-2011	873980		
92745465014	**BOW-GWC-46R**	SM 2320B-2011	873980		
92745465015	**BOW-GWC-47**	SM 2320B-2011	873980		
92745465016	**BOW-GWC-47R**	SM 2320B-2011	873980		
92745465017	**BOW-GWC-48**	SM 2320B-2011	873980		
92745465018	**BOW-LF9-10-FB-04**	SM 2320B-2011	873980		
92745465019	**BOW-LF9-10-EB-04**	SM 2320B-2011	873980		
92745465020	**BOW-GWC-44**	SM 2320B-2011	874764		
92745465021	**BOW-GWC-49R**	SM 2320B-2011	874764		
92745465022	**BOW-GWC-49Z**	SM 2320B-2011	874936		
92745465023	**BOW-LF9-10-FD-04**	SM 2320B-2011	874936		
92745465001	**BOW-GWA-39RZ**	EPA 300.0 Rev 2.1 1993	873157		
92745465002	**BOW-GWA-39Z**	EPA 300.0 Rev 2.1 1993	873157		
92745465003	**BOW-GWA-40**	EPA 300.0 Rev 2.1 1993	873157		
92745465004	**BOW-GWA-41**	EPA 300.0 Rev 2.1 1993	873174		
92745465005	**BOW-GWA-41R**	EPA 300.0 Rev 2.1 1993	873174		
92745465006	**BOW-GWA-42**	EPA 300.0 Rev 2.1 1993	873174		
92745465007	**BOW-LF9-10-FB-03**	EPA 300.0 Rev 2.1 1993	873174		
92745465008	**BOW-LF9-10-EB-03**	EPA 300.0 Rev 2.1 1993	873174		
92745465009	**BOW-GWA-43**	EPA 300.0 Rev 2.1 1993	873733		
92745465010	**BOW-GWA-43R**	EPA 300.0 Rev 2.1 1993	873733		
92745465011	**BOW-LF9-10-FD-03**	EPA 300.0 Rev 2.1 1993	873733		
92745465012	**BOW-GWC-45**	EPA 300.0 Rev 2.1 1993	873733		
92745465013	**BOW-GWC-45R**	EPA 300.0 Rev 2.1 1993	873733		
92745465014	**BOW-GWC-46R**	EPA 300.0 Rev 2.1 1993	873733		
92745465015	**BOW-GWC-47**	EPA 300.0 Rev 2.1 1993	873733		
92745465016	**BOW-GWC-47R**	EPA 300.0 Rev 2.1 1993	873733		
92745465017	**BOW-GWC-48**	EPA 300.0 Rev 2.1 1993	873733		
92745465018	**BOW-LF9-10-FB-04**	EPA 300.0 Rev 2.1 1993	873733		
92745465019	**BOW-LF9-10-EB-04**	EPA 300.0 Rev 2.1 1993	873733		
92745465020	**BOW-GWC-44**	EPA 300.0 Rev 2.1 1993	874753		
92745465021	**BOW-GWC-49R**	EPA 300.0 Rev 2.1 1993	874753		
92745465022	**BOW-GWC-49Z**	EPA 300.0 Rev 2.1 1993	874753		

REPORT OF LABORATORY ANALYSIS

This report shall not be reproduced, except in full,
without the written consent of Pace Analytical Services, LLC.

Pace Analytical Services, LLC
9800 Kincey Ave. Suite 100
Huntersville, NC 28078
(704)875-9092

QUALITY CONTROL DATA CROSS REFERENCE TABLE

Project: Bowen LF Cells 9&10
Pace Project No.: 92745465

Lab ID	Sample ID	QC Batch Method	QC Batch	Analytical Method	Analytical Batch
92745465023	**BOW-LF9-10-FD-04**	EPA 300.0 Rev 2.1 1993	874753		

This report shall not be reproduced, except in full,
without the written consent of Pace Analytical Services, LLC.

DC#_Title: ENV-FRM-HUN1-0083 v05_Sample Condition Upon Receipt

Effective Date: 05/24/2024

Laboratory receiving samples:
Asheville ☐ Eden ☐ Greenwood ☐ Huntersville ☐ Raleigh ☐ Mechanicsville ☐ Atlanta ☑ Kernersville ☐

Sample Condition Upon Receipt

Client Name: [illegible]

Project #:

WO# : 92745465

92745465

Courier:
☐ Commercial
☐ Fed Ex ☐ UPS ☐ USPS ☐ Client
☑ Pace ☐ Other:

Custody Seal Present? ☐ Yes ☑ No Seals Intact? ☐ Yes ☐ No ☑ N/A

Date/Initials Person Examining Contents: JC 5/21/24

Packing Material: ☑ Bubble Wrap ☐ Bubble Bags ☐ None ☐ Other

Biological Tissue Frozen? ☐ Yes ☐ No ☑ N/A

Thermometer:
☑ IR Gun ID: 214 Type of Ice: ☑ Wet ☐ Blue ☐ None

Cooler Temp: 5.8 Correction Factor: Add/Subtract (°C): 0.0

Temp should be above freezing to 6°C
☐ Samples out of temp criteria. Samples on ice, cooling process has begun

Cooler Temp Corrected (°C): 5.8

USDA Regulated Soil (☐ N/A, water sample)
Did samples originate in a quarantine zone within the United States: CA, NY, or SC (check maps)? ☐ Yes ☐ No

Did samples originate from a foreign source (internationally, including Hawaii and Puerto Rico)? ☐ Yes ☐ No

				Comments/Discrepancy:
Chain of Custody Present?	☑ Yes	☐ No	☐ N/A	1.
Samples Arrived within Hold Time?	☑ Yes	☐ No	☐ N/A	2.
Short Hold Time Analysis (<72 hr.)?	☐ Yes	☑ No	☐ N/A	3.
Rush Turn Around Time Requested?	☐ Yes	☑ No	☐ N/A	4.
Sufficient Volume?	☑ Yes	☐ No	☐ N/A	5.
Correct Containers Used?	☑ Yes	☐ No	☐ N/A	6.
-Pace Containers Used?	☑ Yes	☐ No	☐ N/A	
Containers Intact?	☑ Yes	☐ No	☐ N/A	7.
Dissolved analysis: Samples Field Filtered?	☐ Yes	☐ No	☑ N/A	8.
Sample Labels Match COC?	☑ Yes	☐ No	☐ N/A	9.
-Includes Date/Time/ID/Analysis Matrix: WG				
Headspace in VOA Vials (>5-6mm)?	☐ Yes	☐ No	☑ N/A	10.
Trip Blank Present?	☐ Yes	☐ No	☑ N/A	11.
Trip Blank Custody Seals Present?	☐ Yes	☐ No	☑ N/A	

Field Data Required? ☐ Yes ☐ No

COMMENTS/SAMPLE DISCREPANCY

Lot ID of split containers:

CLIENT NOTIFICATION/RESOLUTION

Person contacted: Date/Time:

Project Manager SCURF Review: Date:

Project Manager SRF Review: Date:

Qualtrax ID: 69614

DC#_Title: ENV-FRM-HUN1-0083 v05_Sample Condition Upon Receipt

Effective Date: 05/24/2024

WO# : 92745465

*Check mark top half of box if pH and/or dechlorination is verified and within the acceptance range for preservation samples.
Exceptions: VOA, Coliform, TOC, Oil and Grease, DRO/8015 (water) DOC, LLHg
**Bottom half of box is to list number of bottles
***Check all unpreserved Nitrates for chlorine

Project #

PM: BV Due Date: 08/16/24
CLIENT: 92-GP-BOWLF

Laboratory Receiving Location: Asheville ☐ Eden ☐ Greenwood ☐ Huntersville ☐ Raleigh ☐ Mechanicsville ☐ Atlanta ☐ Kernersville ☐

Client_____ Profile/EZ (Circle one)_____ Notes_____

Item#	BP4U-125 mL Plastic Unpreserved (N/A) (Cl-)	BP3U-250 mL Plastic Unpreserved (N/A)	BP2U-500 mL Plastic Unpreserved (N/A)	BP1U-1 liter Plastic Unpreserved (N/A)		BP4S-125 mL Plastic H2SO4 (pH < 2) (Cl-)	BP3N-250 mL plastic HNO3 (pH < 2)	BP4Z-125 mL Plastic ZN Acetate & NaOH (>9)	BP4B-125 mL Plastic NaOH (pH > 12) (Cl-)	WGFU-Wide-mouthed Glass jar Unpreserved	AG1U-1 liter Amber Unpreserved (N/A) (Cl-)	AG1H-1 liter Amber HCl (pH < 2)	AG3U-250 mL Amber Unpreserved (N/A) (Cl-)	AG1S-1 liter Amber H2SO4 (pH < 2)	AG3S-250 mL Amber H2SO4 (pH < 2)	DG94-40 mL Amber NH4Cl (N/A)(Cl-)	DG9H-40 mL VOA HCl (N/A)	VG9T-40 mL VOA Na2S2O3 (N/A)	VG9U-40 mL VOA Unpreserved (N/A)	DG9V-40 mL VOA H3PO4 (N/A)	KP7U-50 mL Plastic Unpreserved (N/A)	V/GK (3 vials per kit)-VPH/Gas kit (N/A)	SPST-125 mL Sterile Plastic (N/A – lab)	SP2T-250 mL Sterile Plastic (N/A – lab)		BP3R-250 mL Plastic (NH2)2SO4 (9.3-9.7)	AG0U-100 mL Amber Unpreserved (N/A) (Cl-)	VSGU-20 mL Scintillation vials (N/A)	DG9U-40 mL Amber Unpreserved vials (N/A)
CC																														
1		2	1				1																							
2		2	1				1																							
3		2	1				1																							
4		2	1				1																							
5		2	1				1																							
6		2	1				1																							
7		2	1				1																							
8		2	1				1																							
9																														
10																														
11																														
12																														

pH Adjustment Log for Preserved Samples

Sample ID	Type of Preservative	pH upon receipt	Date preservation adjusted	Time preservation adjusted	Amount of Preservative added	Lot #

Note: Whenever there is a discrepancy affecting North Carolina compliance samples, a copy of this form will be sent to the North Carolina DENR Certification Office (i.e. Out of hold, incorrect preservative, out of temp, incorrect containers.

Pace® Location Requested (City/State):

Pace Analytical Laboratory
9800 Kincey Ave, Suite 100, Huntersville, NC 28078

CHAIN-OF-CUSTODY Analytical Request Document

Chain-of-Custody is a LEGAL DOCUMENT - Complete all relevant fields

WO# : 92745465

PM: BV **Due Date: 08/16/24**

CLIENT: 92-GP-BOWLF

Company Name: Georgia Power - Bowen	Contact/Report To: Kristen Jurinko, Cassidy Sutherland
Street Address: 241 Ralph McGill Blvd NE, Atlanta, GA 30308	Phone #: (470) 217-0008
	E-Mail: knjurink@southernco.com
	Cc E-Mail: Laura Midkiff, Ben Hodges, Mike Smilley, Noelia Gangi
Customer Project #:	Invoice to: Account Payable
Project Name: Bowen LF Cells 9&10	Invoice E-mail: georgiapowerinvoices@southernco.com
Site Collection Info/Facility ID (as applicable):	Purchase Order # (if applicable): GPC82474-0006
	Quote #:
Time Zone Collected: [ ] AK [ ] PT [ ] MT [ ] CT [X] ET	County / State origin of sample(s): Georgia
Data Deliverables: [ ] Level II [ ] Level III [ ] Level IV [ ] EQUIS [ ] Other:	Regulatory Program (DW, RCRA, etc.) as applicable: Reportable [ ] Yes [ ] No
	Rush (Pre-approval required): [ ] Same Day [ ] 1 Day [ ] 2 Day [ ] 3 Day Other: Date Results Requested:
	DW PWSID # or WW Permit # as applicable:
	Field Filtered (if applicable): [ ] Yes [ ] No
	Analysis:

Specify Container Size **: 3 2 3 3

Identify Container Preservative Type***: 1 1 1 2

Analysis Requested

** Container Size: (1) 1L, (2) 500mL, (3) 250mL, (4) 125mL, (5) 100mL, (6) 40mL vial, (7) EnCore, (8) TerraCore, (9) 90mL, (10) Other

*** Preservative Types: (1) None, (2) HNO3, (3) H2SO4, (4) HCl, (5) NaOH, (6) Zn Acetate, (7) NaHSO4, (8) Sod. Thiosulfate, (9) Ascorbic Acid, (10) MeOH, (11) Other

Lab Use Only: Proj. Mgr: Bonnie Vang; Acct/Num / Client ID:; Table #:; Profile / Template: 16492; Prelog / Bottle Ord. ID: EZ 3066703

* Matrix Codes (Insert in Matrix box below): Drinking Water (DW), Ground Water (GW), Wastewater (WW), Product (P), Soil/Solid (SS), Oil (OL), Wipe (WP), Tissue (TS), Bioassay (B), Vapor (V), Surface Water (SW), Sediment (SED), Sludge (SL), Caulk (CK), Leachate (LL), Biosolid (BS), Other (OT)

Customer Sample ID	Matrix *	Comp / Grab	Composite Start Date	Composite Start Time	Collected or Composite End Date	Collected or Composite End Time	# Cont.	Residual Chlorine Result	Residual Chlorine Units	2320B Alkalinity	2540C Total Dissolved Solids	300.0 - F-, SO4-, Cl-	App. Metals III/IV + State Metals	Sample Comment	Preservation non-conformance identified for sample
BOW-GWA-39RZ	WG	G			8/1/24	1336	4			X	X	X	X	001	
BOW-GWA-39Z	WG	G			8/1/24	1537	4			X	X	X	X	002	
BOW-GWA-40	WG	G			8/1/24	1642	4			X	X	X	X	003	
BOW-GWA-41	WG	G			8/1/24	1225	4			X	X	X	X	004	
BOW-GWA-41R	WG	G			8/1/24	1417	4			X	X	X	X	005	
BOW-GWA-42	WG	G			8/1/24	1630	4			X	X	X	X	006	
BOW-GWA-43	WG	G					4			X	X	X	X		
BOW-GWA-43R	WG	G					4			X	X	X	X		
BOW-GWC-44	WG	G					4			X	X	X	X		
BOW-GWC-45	WG	G					4			X	X	X	X		

Additional instructions from Pace*:
Task Code: BOW-CCR-ASSMT-2024S2
App. III: Boron, Calcium, Chloride, Fluoride, Sulfate, TDS
App. IV: Antimony, Arsenic, Barium, Beryllium, Cadmium, Chromium, Cobalt, Lead, Mercury, Selenium, Thallium
Additional Metals: Iron, Magnesium, Manganese, Potassium, Sodium, Copper, Nickel, Silver, Vanadium, Zinc

Collected By: Printed Name: Kevin Stephenson, William Laaker, Jay Stewert, Natalie Piparo
Signature:

Customer Remarks / Special Conditions / Possible Hazards:

Coolers: Thermometer ID: Correction Factor (°C): Obs. Temp (°C): Corrected Temp (°C): [ ] On Ice

	Date/Time	Received by/Company: (Signature)	Date/Time	Tracking Number:
Relinquished by/Company: (Signature)	8/2/24 1102	Lynn Williams / Pace	8/2/24 1102	
Relinquished by/Company: (Signature)	8/2/24 1406		8/2/24 1400	Delivered by: [ ] In-Person [ ] Courier [ ] FedEx [ ] UPS [ ] Other
Relinquished by/Company: (Signature)	Date/Time:	Received by/Company: (Signature)	Date/Time:	
Relinquished by/Company: (Signature)	Date/Time:	Received by/Company: (Signature)	Date/Time:	Page: 1 of 3

Submitting a sample via this chain of custody constitutes acknowledgment and acceptance of the Pace® Terms and Conditions found at https://www.pacelabs.com/resource-library/resource/pace-terms-and-conditions/

ENV-FRM-CORQ-0019_v02_110129

Pace® Location Requested (City/State):

Pace Analytical Charlotte
9800 Kincey Ave. Suite 100, Huntersville, NC 28078

CHAIN-OF-CUSTODY Analytical Request Document

Chain-of-Custody is a LEGAL DOCUMENT - Complete all relevant fields

LAB USE ONLY- Affix Workorder/Login Label Here

Scan QR Code for instructions

Company Name: Georgia Power - Bowen	Contact/Report To: Kristen Jurinko, Cassidy Sutherland
Street Address: 241 Ralph McGill Blvd NE, Atlanta, GA 30308	Phone #: (470) 217-0008
	E-Mail: knjurink@southernco.com
	Cc E-Mail: Laura Midkiff, Ben Hodges, Mike Smilley, Noelia Gangi
Customer Project #:	Invoice to: Account Payable
Project Name: Bowen I F Cells 9&10	Invoice E-mail: georgiapowerinvoices@southernco.com
Site Collection Info/Facility ID (as applicable):	Purchase Order # (if applicable): GPC82474-0006
	Quote #:
Time Zone Collected: [ ] AK [ ] PT [ ] MT [ ] CT [X] ET	County / State origin of sample(s): Georgia
Date Deliverables: [ ] Level II [ ] Level III [ ] Level IV [ ] EQUIS [ ] Other	Regulatory Program (DW, RCRA, etc.) as applicable: Reportable [ ] Yes [ ] No
	Rush (Pre-approval required): [ ] Same Day [ ] 1 Day [ ] 2 Day [ ] 3 Day Other
	Date Results Requested:
	DW PWSID # or WW Permit # as applicable:
	Field Filtered (if applicable): [ ] Yes [ ] No
	Analysis:

Specify Container Size **: 3 | 2 | 3 | 3

Identify Container Preservative Type***: 1 | 1 | 1 | 2

Analysis Requested

** Container Size: (1) 1L, (2) 500mL, (3) 250mL, (4) 125mL, (5) 100mL, (6) 40mL vial, (7) EnCore, (8) TerraCore, (9) 80mL, (10) Other

*** Preservative Types: (1) None, (2) HNO3, (3) H2SO4, (4) HCl, (5) NaOH, (6) Zn Acetate, (7) NaHSO4, (8) Sod. Thiosulfate, (9) Ascorbic Acid, (10) MeOH, (11) Other

* Matrix Codes (Insert in Matrix box below): Drinking Water (DW), Ground Water (GW), Wastewater (WW), Product (P), Soil/Solid (SS), Oil (OL), Wipe (WP), Tissue (TS), Bioassay (B), Vapor (V), Surface Water (SW), Sediment (SED), Sludge (SL), Caulk (CK), Leachate (LL), Biosolid (BS), Other (OT)

Customer Sample ID	Matrix *	Comp / Grab	Composite Start Date	Composite Start Time	Collected or Composite End Date	Collected or Composite End Time	# Cont.	Residual Chlorine Result	Residual Chlorine Units	2320B Alkalinity	2540C Total Dissolved Solids	300.0 - F-, SO4-2, Cl-	App. Metals IIIB/IV + Slate Metals	Lab Use Only: Proj. Mgr: Bonnie Vang; AcctNum / Client ID:; Table #:; Profile / Template: 15492; Prelog / Bottle Ord. ID: EZ 3066703	Sample Comment	Preservation non-conformance identified for sample
BOW-GWC-45R	WG	G					4			X	X	X	X			
BOW-GWC-46R	WG	G					4			X	X	X	X			
BOW-GWC-47	WG	G					4			X	X	X	X			
BOW-GWC-47R	WG	G					4			X	X	X	X			
BOW-GWC-48	WG	G					4			X	X	X	X			
BOW-GWC-49R	WG	G					4			X	X	X	X			
BOW-GWC-49Z	WG	G					4			X	X	X	X			
BOW-LF9-10-FD-	WG	G					4			X	X	X	X			
BOW-LF9-10-FD-	WG	G					4			X	X	X	X			
BOW-LF9-10-FB-03	WQ	G			8/1/24	1637	4			X	X	X	X		007	

Additional Instructions from Pace®:
Task Code: BOW-CCR-ASSMT-2024S2
App. III: Boron, Calcium, Chloride, Fluoride, Sulfate, TDS
App. IV: Antimony, Arsenic, Barium, Beryllium, Cadmium, Chromium, Cobalt, Lead, Mercury, Selenium, Thallium
Additional Metals: Iron, Magnesium, Manganese, Potassium, Sodium, Copper, Nickel, Silver, Vanadium, Zinc

Collected By: Kevin Stephenson, William Laaker, Jay Siewert
Printed Name: Natalie Piparo
Signature: [signature] Resolute Environmental

Customer Remarks / Special Conditions / Possible Hazards:

Coolers: | Thermometer ID: | Correction Factor (°C): | Obs. Temp (°C): | Corrected Temp (°C): | [ ] On Ice

Relinquished by/Company: (Signature)	Date/Time:	Received by/Company: (Signature)	Date/Time:	Tracking Number:
[signature]	8/2/24 1102	Ryan Williams / Pace	8/2/24 1102	
Ryan Williams / Pace	8/2/24 1400			Delivered by: [ ] In-Person [ ] Courier [ ] FedEx [ ] UPS [ ] Other

Page: 2 of 3

Submitting a sample via this chain of custody constitutes acknowledgment and acceptance of the Pace® Terms and Conditions found at https://www.pacelabs.com/resource-library/resource/pace-terms-and-conditions/

ENV-FRM-CORC-0019_v02_110123 ©

Pace® Location Requested (City/State):

Pace Analytical Charlotte
9800 Kinney Ave. Suite 100, Huntersville, NC 28078

CHAIN-OF-CUSTODY Analytical Request Document

Chain-of-Custody is a LEGAL DOCUMENT - Complete all relevant fields

LAB USE ONLY- Affix Workorder/Log in Label Here

Scan QR Code for Instructions

Company Name: Georgia Power - Bowen
Street Address: 241 Ralph McGill Blvd NE, Atlanta, GA 30308
Customer Project #:
Project Name: Bowen LF Cells 9&10
Site Collection Info/Facility ID (as applicable):

Contact/Report To: Kristen Jurinko, Cassidy Sutherland
Phone #: (470) 217-0008
E-Mail: knjurink@southernco.com
Cc E-Mail: Laura Midkiff, Ben Hodges, Mike Smilley, Noelia Gangi
Invoice to: Account Payable
Invoice E-mail: georgiapowerinvoices@southernco.com
Purchase Order # (if applicable): GPC82474-0006
Quote #:

Time Zone Collected: [ ] AK [ ] PT [ ] MT [ ] CT [X] ET

County / State origin of sample(s): Georgia

Data Deliverables: [ ] Level II [ ] Level III [ ] Level IV [ ] EQUIS [ ] Other

Regulatory Program (DW, RCRA, etc.) as applicable: Reportable [ ] Yes [ ] No

Rush (Pre-approval required): [ ] Same Day [ ] 1 Day [ ] 2 Day [ ] 3 Day Other

Date Results Requested:

DW PWSID # or WW Permit # as applicable:

Field Filtered (if applicable): [ ] Yes [ ] No

Analysis:

Specify Container Size **: 3 2 3 3

Identify Container Preservative Type***: 1 1 1 2

Analysis Requested

**Container Size: (1) 1L, (2) 500mL, (3) 250mL, (4) 125mL, (5) 100mL, (6) 40mL vial, (7) EnCore, (8) TerraCore, (9) 90mL, (10) Other

*** Preservative Types: (1) None, (2) HNO3, (3) H2SO4, (4) HCl, (5) NaOH, (6) Zn Acetate, (7) NaHSO4, (8) Sod. Thiosulfate, (9) Ascorbic Acid, (10) MeOH, (11) Other

Proj. Mgr: Bonnie Vang
Acct Num / Client ID:
Table #:
Profile / Template: 16492
Prelog / Bottle Ord. ID: EZ 3066703

Lab Use Only

Preservation non-conformance identified for sample.

* Matrix Codes (Insert in Matrix box below): Drinking Water (DW), Ground Water (GW), Wastewater (WW), Product (P), Soil/Solid (SS), Oil (OL), Wipe (WP), Tissue (TS), Bioassay (B), Vapor (V), Surface Water (SW), Sediment (SED), Sludge (SL), Caulk (CK), Leachate (LL), Biosolid (BS), Other (OT)

Customer Sample ID	Matrix *	Comp / Grab	Composite Start Date	Composite Start Time	Collected or Composite End Date	Collected or Composite End Time	# Cont.	Residual Chlorine Result	Residual Chlorine Units	2320B Alkalinity	2540C Total Dissolved Solids	300.0 - F⁻, SO₄²⁻, Cl⁻	App. Metals III/IV + State Metals							Sample Comment
BOW-LF9-10-EB-03	WQ	G			8/1/24	1642	4			X	X	X	X							008

Additional Instructions from Pace®:
Task Code: BOW-CCR-ASSMT-2024S2
App. III: Boron, Calcium, Chloride, Fluoride, Sulfate, TDS
App. IV: Antimony, Arsenic, Barium, Beryllium, Cadmium, Chromium, Cobalt, Lead, Mercury, Selenium, Thallium
Additional Metals: Iron, Magnesium, Manganese, Potassium, Sodium, Copper, Nickel, Silver, Vanadium, Zinc

Collected By: Kevin Stephenson, William Laaker, Jay Siewert, Natalie Piparo
Printed Name
Signature
Resolute Environmental

Customer Remarks / Special Conditions / Possible Hazards:

Coolers: Thermometer ID: Correction Factor (°C): Obs. Temp (°C): Corrected Temp (°C): [ ] On Ice

Relinquished by/Company: (Signature)	Date/Time:	Received by/Company: (Signature)	Date/Time:	Tracking Number:
[signature]	8/2/24 1102	Ryan Williams / Pace	8/2/24 1102	
Ryan Williams / Pace	8/2/24 1400			Delivered by: [ ] In-Person [ ] Courier [ ] FedEX [ ] UPS [ ] Other

Page: 3 of 3

Submitting a sample via this chain of custody constitutes acknowledgment and acceptance of the Pace® Terms and Conditions found at https://www.pacelabs.com/resource-library/resource/pace-terms-and-conditions/

ENV-FRM-CORQ-0019_v02_110123 ©

Pace ANALYTICAL SERVICES

DC#_Title: ENV-FRM-HUN1-0083 v05_Sample Condition Upon Receipt

Effective Date: 05/24/2024

Laboratory receiving samples:
Asheville ☐ Eden ☐ Greenwood ☐ Huntersville ☐ Raleigh ☐ Mer[illegible] ☐ [illegible] ☐ [illegible] ☐

Sample Condition Upon Receipt

Client Name: GA power

Project #:

WO# : 92745465

PM: BV Due Date: 08/16/24

CLIENT: 92-GP-BOWLF

Courier: ☐ Commercial ☐ Fed Ex ☐ UPS ☐ USPS ☐ Client ☐ Pace ☐ Other:

Custody Seal Present? ☑ Yes ☐ No Seals Intact? ☑ Yes ☐ No ☐ N/A

Date/Initials Person Examining Contents: 5/16/24 SH

Packing Material: ☑ Bubble Wrap ☐ Bubble Bags ☐ None ☐ Other

Biological Tissue Frozen? ☐ Yes ☐ No ☑ N/A

Thermometer: ☑ IR Gun ID: 230

Type of Ice: ☑ Wet ☐ Blue ☐ None

Cooler Temp: 4.4 Correction Factor: Add/Subtract (°C) 0.0

Temp should be above freezing to 6°C

☐ Samples out of temp criteria. Samples on ice, cooling process has begun

Cooler Temp Corrected (°C): 4.4

USDA Regulated Soil (☐ N/A, water sample)

Did samples originate in a quarantine zone within the United States: CA, NY, or SC (check maps)? ☐ Yes ☐ No

Did samples originate from a foreign source (internationally, including Hawaii and Puerto Rico)? ☐ Yes ☐ No

				Comments/Discrepancy:
Chain of Custody Present?	☑ Yes	☐ No	☐ N/A	1.
Samples Arrived within Hold Time?	☑ Yes	☐ No	☐ N/A	2.
Short Hold Time Analysis (<72 hr.)?	☐ Yes	☑ No	☐ N/A	3.
Rush Turn Around Time Requested?	☐ Yes	☑ No	☐ N/A	4.
Sufficient Volume?	☑ Yes	☐ No	☐ N/A	5.
Correct Containers Used?	☑ Yes	☐ No	☐ N/A	6.
-Pace Containers Used?	☑ Yes	☐ No	☐ N/A	
Containers Intact?	☑ Yes	☐ No	☐ N/A	7.
Dissolved analysis: Samples Field Filtered?	☐ Yes	☐ No	☑ N/A	8.
Sample Labels Match COC? -Includes Date/Time/ID/Analysis Matrix: L	☑ Yes	☐ No	☐ N/A	9.
Headspace in VOA Vials (>5-6mm)?	☐ Yes	☐ No	☑ N/A	10.
Trip Blank Present?	☐ Yes	☐ No	☑ N/A	11.
Trip Blank Custody Seals Present?	☐ Yes	☐ No	☑ N/A	

COMMENTS/SAMPLE DISCREPANCY

Field Data Required? ☐ Yes ☐ No

Lot ID of split containers:

CLIENT NOTIFICATION/RESOLUTION

Person contacted: Date/Time:

Project Manager SCURF Review: Date:

Project Manager SRF Review: Date:

Qualtrax ID: 69614

WO#: 92745465

*Check mark top half of box if pH and/or dechlorination is verified and within the acceptance range for preservation samples.
Exceptions: VOA, Coliform, TOC, Oil and Grease, DRO/8015 (water) DOC, LLHg
**Bottom half of box is to list number of bottles
***Check all unpreserved Nitrates for chlorine

Project

PM: BV Due Date: 08/16/24
CLIENT: 92-GP-BOWLF

Laboratory Receiving Location: Asheville ☐ Eden ☐ Greenwood ☐ Huntersville ☐ Raleigh ☐ Mechanicsville ☐ Atlanta ☐ Kernersville ☐

Client_____ Profile/EZ (Circle one)_____ Notes_____

Item#	BP4U-125 mL Plastic Unpreserved (N/A) (Cl-)	BP3U-250 mL Plastic Unpreserved (N/A)	BP2U-500 mL Plastic Unpreserved (N/A)	BP1U-1 liter Plastic Unpreserved (N/A)		BP4S-125 mL Plastic H2SO4 (pH < 2) (Cl-)	BP3N-250 mL plastic HNO3 (pH < 2)	BP4Z-125 mL Plastic ZN Acetate & NaOH (>9)	BP4B-125 mL Plastic NaOH (pH > 12) (Cl-)	WGFU-Wide-mouthed Glass jar Unpreserved	AG1U-1 liter Amber Unpreserved (N/A) (Cl-)	AG1H-1 liter Amber HCl (pH < 2)	AG3U-250 mL Amber Unpreserved (N/A) (Cl-)	AG1S-1 liter Amber H2SO4 (pH < 2)	AG3S-250 mL Amber H2SO4 (pH < 2)	DG9A-40 mL Amber NH4Cl (N/A)(Cl-)	DG9H-40 mL VOA HCl (N/A)	VG9T-40 mL VOA Na2S2O3 (N/A)	VG9U-40 mL VOA Unpreserved (N/A)	DG9V-40 mL VOA H3PO4 (N/A)	KP7U-50 mL Plastic Unpreserved (N/A)	V/GK (3 vials per kit)-VPH/Gas kit (N/A)	SP5T-125 mL Sterile Plastic (N/A – lab)	SP2T-250 mL Sterile Plastic (N/A – lab)		BP3R-250 mL Plastic (NH2)2SO4 (9.3-9.7)	AG0U-100 mL Amber Unpreserved (N/A) (Cl-)	VSGU-20 mL Scintillation vials (N/A)
CC																													
1		2	1				1																						
2		2	1				1																						
3		2	1				1																						
4		2	1				1																						
5		2	1				1																						
6		2	1				1																						
7		2	1				1																						
8		2	1				1																						
9																													
10																													
11																													
12																													

pH Adjustment Log for Preserved Samples

Sample ID	Type of Preservative	pH upon receipt	Date preservation adjusted	Time preservation adjusted	Amount of Preservative added	Lot #

Note: Whenever there is a discrepancy affecting North Carolina compliance samples, a copy of this form will be sent to the North Carolina DENR Certification Office (i.e. Out of hold, incorrect preservative, out of temp, incorrect containers.

Pace® Location Requested (City/State):

Pace Analytical Charlotte
9800 Kincey Ave. Suite 100, Huntersville, NC 28078

CHAIN-OF-CUSTODY Analytical Request Document

Chain-of-Custody is a LEGAL DOCUMENT - Complete all relevant fields

LAB USE ONLY- Affix Workorder/Login Label Here

92745465

Scan QR Code for instructions

Company Name: Georgia Power - Bowen	Contact/Report To: Kristen Jurinko, Cassidy Sutherland
Street Address: 241 Ralph McGill Blvd NE, Atlanta, GA 30308	Phone #: (470) 217-0008
	E-Mail: knjurink@southernco.com
	Cc E-Mail: Laura Midkiff, Ben Hodges, Mike Smilley, Noelia Gangi
Customer Project #:	Invoice to: Account Payable
Project Name: Bowen LF Cells 9&10	Invoice E-mail: georgiapowerinvoices@southernco.com
Site Collection Info/Facility ID (as applicable):	Purchase Order # (if applicable): GPC82474-0006
	Quote #:
Time Zone Collected: [ ] AK [ ] PT [ ] MT [ ] CT [X] ET	County / State origin of sample(s): Georgia
Data Deliverables: [ ] Level II [ ] Level III [ ] Level IV [ ] EQUIS [ ] Other	Regulatory Program (DW, RCRA, etc.) as applicable: Reportable [ ] Yes [ ] No
	Rush (Pre-approval required): [ ] Same Day [ ] 1 Day [ ] 2 Day [ ] 3 Day Other _____ Date Results Requested:
	DW PWSID # or WW Permit # as applicable: Field Filtered (if applicable): [ ] Yes [ ] No Analysis:

Specify Container Size **: 3 2 3 3

Identify Container Preservative Type***: 1 1 1 2

** Container Size: (1) 1L, (2) 500mL, (3) 250mL, (4) 125mL, (5) 100mL, (6) 40mL vial, (7) EnCore, (8) TerraCore, (9) 90mL, (10) Other

*** Preservative Types: (1) None, (2) HNO3, (3) H2SO4, (4) HCl, (5) NaOH, (6) Zn Acetate, (7) NaHSO4, (8) Sod. Thiosulfate, (9) Ascorbic Acid, (10) MeOH, (11) Other

Analysis Requested

Lab Use Only: Proj. Mgr: Bonnie Vang; AcctNum / Client ID:; Table #: ; Profile / Template: 16492; Prelog / Bottle Ord. ID: EZ 3066703

* Matrix Codes (Insert in Matrix box below): Drinking Water (DW), Ground Water (GW), Wastewater (WW), Product (P), Soil/Solid (SS), Oil (OL), Wipe (WP), Tissue (TS), Bioassay (B), Vapor (V), Surface Water (SW), Sediment (SED), Sludge (SL), Caulk (CK), Leachate (LL), Biosolid (BS), Other (OT)

Customer Sample ID	Matrix *	Comp / Grab	Composite Start Date	Composite Start Time	Collected or Composite End Date	Collected or Composite End Time	# Cont.	Residual Chlorine Result	Residual Chlorine Units	2320B Alkalinity	2540C Total Dissolved Solids	300.0 - F^-, SO_4^{2-}, Cl^-	App. Metals III/IV + Slate Metals	Sample Comment	Preservation non-conformance identified for sample
BOW-GWA-39RZ	WG	G					4			X	X	X	X		
BOW-GWA-39Z	WG	G					4			X	X	X	X		
BOW-GWA-40	WG	G					4			X	X	X	X		
BOW-GWA-41	WG	G					4			X	X	X	X		
BOW-GWA-41R	WG	G					4			X	X	X	X		
BOW-GWA-42	WG	G					4			X	X	X	X		
BOW-GWA-43	WG	G			8/2/24	1214	4			X	X	X	X	1009	
BOW-GWA-43R	WG	G			8/2/24	1028	4			X	X	X	X	GW	
BOW-GWC-44	WG	G					4			X	X	X	X		
BOW-GWC-45	WG	G					4			X	X	X	X		

Additional Instructions from Pace®:
Task Code: BOW-CCR-ASSMT-2024S2
App. III: Boron, Calcium, Chloride, Fluoride, Sulfate, TDS
App. IV: Antimony, Arsenic, Barium, Beryllium, Cadmium, Chromium, Cobalt, Lead, Mercury, Selenium, Thallium
Additional Metals: Iron, Magnesium, Manganese, Potassium, Sodium, Copper, Nickel, Silver, Vanadium, Zinc

Collected By: Printed Name: Kevin Stephenson, William Laaker, Jay Siewert, Natalie Pigaro
Signature: Resolute Environmental

Customer Remarks / Special Conditions / Possible Hazards:

Coolers: Thermometer ID: Correction Factor (°C): Obs. Temp. (°C): Corrected Temp. (°C): [ ] On Ice

Relinquished by/Company: (Signature)	Date/Time:	Received by/Company: (Signature)	Date/Time:
Resolute	8/6/24 1046	Ryan Williams / Pace	8/6/24 1046
Ryan Williams / Pace	8/6/24 1440		8/6/24 1440

Tracking Number:

Delivered by: [ ] In-Person [ ] Courier [ ] FedEx [ ] UPS [ ] Other

Submitting a sample via this chain of custody constitutes acknowledgment and acceptance of the Pace® Terms and Conditions found at https://www.pacelabs.com/resource-library/resource/pace-terms-and-conditions/

Pace® Location Requested (City/State):

Pace Analytical Charlotte
5800 Kinsey Ave. Suite 100, Huntersville, NC 28078

CHAIN-OF-CUSTODY Analytical Request Document

Chain-of-Custody is a LEGAL DOCUMENT - Complete all relevant fields

LAB USE ONLY- Affix Workorder/Login Label Here

Scan QR Code for instructions

Company Name: Georgia Power - Bowen	Contact/Report To: Kristen Jurinko, Cassidy Sutherland
Street Address: 241 Ralph McGill Blvd NE, Atlanta, GA 30308	Phone #: (470) 217-0008
	E-Mail: knjurink@southernco.com
	Cc E-Mail: Laura Midkiff, Ben Hodges, Mike Smilley, Noelia Gangi
Customer Project #:	Invoice to: Account Payable
Project Name: Bowen LF Cells 9&10	Invoice E-mail: georgiapowerinvoices@southernco.com
Site Collection Info/Facility ID (as applicable):	Purchase Order # (if applicable): GPC82474-0006
	Quote #:
Time Zone Collected: [ ] AK [ ] PT [ ] MT [ ] CT [X] ET	County / State origin of sample(s): Georgia
Data Deliverables: [ ] Level II [ ] Level III [ ] Level IV [ ] EQUIS [ ] Other	Regulatory Program (DW, RCRA, etc.) as applicable: Reportable [ ] Yes [ ] No
	Rush (Pre-approval required): [ ] Same Day [ ] 1 Day [ ] 2 Day [ ] 3 Day Other
	Date Results Requested:
	DW PWSID # or WW Permit # as applicable:
	Field Filtered (if applicable): [ ] Yes [ ] No
	Analysis:

Specify Container Size **: 3 2 3 3

Identify Container Preservative Type***: 1 1 1 2

Analysis Requested

** Container Size: (1) 1L, (2) 500mL, (3) 250mL, (4) 125mL, (5) 100mL, (6) 40mL vial, (7) EnCore, (8) TerraCore, (9) 90mL, (10) Other

*** Preservative Types: (1) None, (2) HNO3, (3) H2SO4, (4) HCl, (5) NaOH, (6) Zn Acetate, (7) NaHSO4, (8) Sod. Thiosulfate, (9) Ascorbic Acid, (10) MeOH, (11) Other

* Matrix Codes (Insert in Matrix box below): Drinking Water (DW), Ground Water (GW), Wastewater (WW), Product (P), Soil/Solid (SS), Oil (OL), Wipe (WP), Tissue (TS), Bioassay (B), Vapor (V), Surface Water (SW), Sediment (SED), Sludge (SL), Caulk (CK), Leachate (LL), Biosolid (BS), Other (OT)

Customer Sample ID	Matrix *	Comp / Grab	Composite Start Date	Composite Start Time	Collected or Composite End Date	Collected or Composite End Time	# Cont.	Residual Chlorine Result	Residual Chlorine Units	2320B Alkalinity	2540C Total Dissolved Solids	300.0 - F-, SO4 2-, Cl-	App. Metals III/IV + State Metals	Lab Use Only	Sample Comment	Preservation non-conformance identified (for sample)
BOW-GWC-45R	WG	G					4			X	X	X	X			
BOW-GWC-46R	WG	G					4			X	X	X	X			
BOW-GWC-47	WG	G					4			X	X	X	X			
BOW-GWC-47R	WG	G					4			X	X	X	X			
BOW-GWC-48	WG	G					4			X	X	X	X			
BOW-GWC-49R	WG	G					4			X	X	X	X			
BOW-GWC-49Z	WG	G					4			X	X	X	X			
BOW-LF9-10-FD-03	WG	G			8/2/24	—	4			X	X	X	X		011	
BOW-LF9-10-FD-	WG	G					4			X	X	X	X			
BOW-LF9-10-FB-	WQ	G					4			X	X	X	X			

Proj. Mgr: Bonnie Vang
AcctNum / Client ID:
Table #:
Profile / Template: 16492
Prelog / Bottle Ord. ID: EZ 3066703

Additional Instructions from Pace®:
Task Code: BOW-CCR-ASSMT-2024S2
App. III: Boron, Calcium, Chloride, Fluoride, Sulfate, TDS
App. IV: Antimony, Arsenic, Barium, Beryllium, Cadmium, Chromium, Cobalt, Lead, Mercury, Selenium, Thallium
Additional Metals: Iron, Magnesium, Manganese, Potassium, Sodium, Copper, Nickel, Silver, Vanadium, Zinc

Collected By: Kevin Stephenson, William Laaker, Jay Siewert, Natalie Piparo
Printed Name
Signature
Resolute Environmental

Customer Remarks / Special Conditions / Possible Hazards:

Coolers: Thermometer ID: Correction Factor (°C): Obs. Temp. (°C): Corrected Temp (°C): [ ] On Ice

Relinquished by/Company: (Signature)	Date/Time:	Received by/Company: (Signature)	Date/Time:	Tracking Number:
Resolute	8/6/24 1046	Ryan Williams / Pace	8/6/24 1046	
Relinquished by/Company: (Signature) Ryan Williams / Pace	Date/Time: 8/6/24 1440	Received by/Company: (Signature)	Date/Time: 8/6/24 1440	Delivered by: [ ] In-Person [ ] Courier [ ] FedEx [ ] UPS [ ] Other
Relinquished by/Company: (Signature)	Date/Time:	Received by/Company: (Signature)	Date/Time:	
Relinquished by/Company: (Signature)	Date/Time:	Received by/Company: (Signature)	Date/Time:	Page: 2 of 3

Submitting a sample via this chain of custody constitutes acknowledgment and acceptance of the Pace® Terms and Conditions found at https://www.pacelabs.com/resource-library/resource/pace-terms-and-conditions/

ENV-FRM-CORQ-0019_v02_110123 ©

DC#_Title: ENV-FRM-HUN1-0083 v05_Sample Condition Upon Receipt

Effective Date: 05/24/2024

Laboratory receiving samples:
Asheville ☐ Eden ☐ Greenwood ☐ Huntersville ☐ Raleigh ☐ Mechanicsville ☐ Atlanta ☑ Kernersville ☐

Sample Condition Upon Receipt

Client Name: GA power

Project #: **WO# : 92745465**

PM: BV **Due Date: 08/16/24**

CLIENT: 92-GP-BOWLF

Courier: ☐ Commercial ☐ Fed Ex ☐ UPS ☐ USPS ☐ Client ☑ Pace ☐ Other:____

Custody Seal Present? ☑ Yes ☐ No Seals Intact? ☑ Yes ☐ No ☐ N/A

Date/Initials Person Examining Contents: 8/6/24 SH

Packing Material: ☑ Bubble Wrap ☐ Bubble Bags ☐ None ☐ Other

Biological Tissue Frozen? ☐ Yes ☐ No ☑ N/A

Thermometer: ☑ IR Gun ID: 230 Type of Ice: ☑ Wet ☐ Blue ☐ None

Cooler Temp: 4.4 Correction Factor: Add/Subtract (°C) 0.0

Temp should be above freezing to 6°C

☐ Samples out of temp criteria. Samples on ice, cooling process has begun

Cooler Temp Corrected (°C): 4.4

USDA Regulated Soil (☐ N/A, water sample)

Did samples originate in a quarantine zone within the United States: CA, NY, or SC (check maps)? ☐ Yes ☐ No

Did samples originate from a foreign source (internationally, including Hawaii and Puerto Rico)? ☐ Yes ☐ No

				Comments/Discrepancy:
Chain of Custody Present?	☑ Yes	☐ No	☐ N/A	1.
Samples Arrived within Hold Time?	☑ Yes	☐ No	☐ N/A	2.
Short Hold Time Analysis (<72 hr.)?	☐ Yes	☑ No	☐ N/A	3.
Rush Turn Around Time Requested?	☐ Yes	☑ No	☐ N/A	4.
Sufficient Volume?	☑ Yes	☐ No	☐ N/A	5.
Correct Containers Used?	☑ Yes	☐ No	☐ N/A	6.
-Pace Containers Used?	☑ Yes	☐ No	☐ N/A	
Containers Intact?	☑ Yes	☐ No	☐ N/A	7.
Dissolved analysis: Samples Field Filtered?	☐ Yes	☐ No	☑ N/A	8.
Sample Labels Match COC? -Includes Date/Time/ID/Analysis Matrix: L	☑ Yes	☐ No	☐ N/A	9.
Headspace in VOA Vials (>5-6mm)?	☐ Yes	☐ No	☑ N/A	10.
Trip Blank Present?	☐ Yes	☐ No	☑ N/A	11.
Trip Blank Custody Seals Present?	☐ Yes	☐ No	☑ N/A	

COMMENTS/SAMPLE DISCREPANCY

Field Data Required? ☐ Yes ☐ No

Lot ID of split containers:

CLIENT NOTIFICATION/RESOLUTION

Person contacted: Date/Time:

Project Manager SCURF Review: Date:

Project Manager SRF Review: Date:

Pace

DC#_Title: ENV-FRM-HUN1-0083 v05_Sample Condition Upon Receipt

Effective Date: 05/24/2024

WO#: 92745465

Project

PM: BV Due Date: 08/16/24

CLIENT: 92-GP-BOWLF

*Check mark top half of box if pH and/or dechlorination is verified and within the acceptance range for preservation samples.

Exceptions: VOA, Coliform, TOC, Oil and Grease, DRO/8015 (water) DOC, LLHg

**Bottom half of box is to list number of bottles

***Check all unpreserved Nitrates for chlorine

Laboratory Receiving Location: Asheville ☐ Eden ☐ Greenwood ☐ Huntersville ☐ Raleigh ☐ Mechanicsville ☐ Atlanta ☐ Kernersville ☐

Client_____ Profile/EZ (Circle one)_____ Notes_____

Item#	BP4U-125 mL Plastic Unpreserved (N/A) (Cl-)	BP3U-250 mL Plastic Unpreserved (N/A)	BP2U-500 mL Plastic Unpreserved (N/A)	BP1U-1 liter Plastic Unpreserved (N/A)		BP4S-125 mL Plastic H2SO4 (pH < 2) (Cl-)	BP3N-250 mL plastic HNO3 (pH < 2)	BP4Z-125 mL Plastic ZN Acetate & NaOH (>9)	BP4B-125 mL Plastic NaOH (pH > 12) (Cl-)	WGFU-Wide-mouthed Glass jar Unpreserved	AG1U-1 liter Amber Unpreserved (N/A) (Cl-)	AG1H-1 liter Amber HCl (pH < 2)	AG3U-250 mL Amber Unpreserved (N/A) (Cl-)	AG1S-1 liter Amber H2SO4 (pH < 2)	AG3S-250 mL Amber H2SO4 (pH < 2)	DG9A-40 mL Amber NH4Cl (N/A)(Cl-)	DG9H-40 mL VOA HCl (N/A)	VG9T-40 mL VOA Na2S2O3 (N/A)	VG9U-40 mL VOA Unpreserved (N/A)	DG9V-40 mL VOA H3PO4 (N/A)	KP7U-50 mL Plastic Unpreserved (N/A)	V/GK (3 vials per kit)-VPH/Gas kit (N/A)	SP5T-125 mL Sterile Plastic (N/A – lab)	SP2T-250 mL Sterile Plastic (N/A – lab)		BP3R-250 mL Plastic (NH2)2SO4 (9.3-9.7)	AG0U-100 mL Amber Unpreserved (N/A) (Cl-)	VSGU-20 mL Scintillation vials (N/A)
CC																													
1		2	1				1																						
2		2	1				1																						
3		2	1				1																						
4																													
5																													
6																													
7																													
8																													
9																													
10																													
11																													
12																													

pH Adjustment Log for Preserved Samples

Sample ID	Type of Preservative	pH upon receipt	Date preservation adjusted	Time preservation adjusted	Amount of Preservative added	Lot #

Note: Whenever there is a discrepancy affecting North Carolina compliance samples, a copy of this form will be sent to the North Carolina DENR Certification Office (i.e. Out of hold, incorrect preservative, out of temp, incorrect containers.

Pace® Location Requested (City/State):

Pace Analytical Charlotte
9800 Kincey Ave. Suite 100, Huntersville, NC 28078

CHAIN-OF-CUSTODY Analytical Request Document

Chain-of-Custody is a LEGAL DOCUMENT - Complete all relevant fields

LAB USE ONLY- Affix Workorder/Login Label Here

Scan QR Code for instructions

Company Name: Georgia Power - Bowen	Contact/Report To: Kristen Jurinko, Cassidy Sutherland
Street Address: 241 Ralph McGill Blvd NE, Atlanta, GA 30308	Phone #: (470) 217-0008
	E-Mail: knjurink@southernco.com
Customer Project #:	Cc E-Mail: Laura Midkiff, Ben Hodges, Mike Smilley, Noelia Gangi
Project Name: Bowen LF Cells 9&10	Invoice to: Account Payable
Site Collection Info/Facility ID (as applicable):	Invoice E-mail: georgiapowerinvoices@southernco.com
	Purchase Order # (if applicable): GPC82474-0006
	Quote #:
Time Zone Collected: [ ] AK [ ] PT [ ] MT [ ] CT [X] ET	County / State origin of sample(s): Georgia
Data Deliverables: [ ] Level II [ ] Level III [ ] Level IV [ ] EQUIS [ ] Other	Regulatory Program (DW, RCRA, etc.) as applicable: Reportable [ ] Yes [ ] No
	Rush (Pre-approval required): [ ] Same Day [ ] 1 Day [ ] 2 Day [ ] 3 Day Other ____ Date Results Requested:
	DW PWSID # or WW Permit # as applicable: Field Filtered (if applicable): [ ] Yes [ ] No Analysis:

Specify Container Size **: 3 2 3 3

Identify Container Preservative Type***: 1 1 1 2

Analysis Requested

**Container Size: (1) 1L, (2) 500mL, (3) 250mL, (4) 125mL, (5) 100mL, (6) 40mL vial, (7) EnCore, (8) TerraCore, (9) 90mL, (10) Other

*** Preservative Types: (1) None, (2) HNO3, (3) H2SO4, (4) HCl, (5) NaOH, (6) Zn Acetate, (7) NaHSO4, (8) Sod. Thiosulfate, (9) Ascorbic Acid, (10) MeOH, (11) Other

* Matrix Codes (Insert in Matrix box below): Drinking Water (DW), Ground Water (GW), Wastewater (WW), Product (P), Soil/Solid (SS), Oil (OL), Wipe (WP), Tissue (TS), Bioassay (B), Vapor (V), Surface Water (SW), Sediment (SED), Sludge (SL), Caulk (CK), Leachate (LL), Biosolid (BS), Other (OT)

Customer Sample ID	Matrix *	Comp / Grab	Composite Start Date	Composite Start Time	Collected or Composite End Date	Collected or Composite End Time	# Cont.	Residual Chlorine Result	Residual Chlorine Units	2320B Alkalinity	2540C Total Dissolved Solids	300.0 - F-, SO4 2-, Cl-	App. Metals III/IV + State Metals
BOW-GWA-39RZ	WG	G					4			X	X	X	X
BOW-GWA-39Z	WG	G					4			X	X	X	X
BOW-GWA-40	WG	G					4			X	X	X	X
BOW-GWA-41	WG	G					4			X	X	X	X
BOW-GWA-41R	WG	G					4			X	X	X	X
BOW-GWA-42	WG	G					4			X	X	X	X
BOW-GWA-43	WG	G					4			X	X	X	X
BOW-GWA-43R	WG	G					4			X	X	X	X
BOW-GWC-44	WG	G					4			X	X	X	X
BOW-GWC-45	WG	G			8/5/24	1300	4			X	X	X	X

Lab Use Only: Proj. Mgr: Bonnie Vang; AcctNum / Client ID:; Table #:; Profile / Template: 16492; Prelog / Bottle Ord. ID: EZ 3066703

Sample Comment: 012

Preservation non-conformance identified for sample.

Additional Instructions from Pace®:
Task Code: BOW-CCR-ASSMT-2024S2
App. III: Boron, Calcium, Chloride, Fluoride, Sulfate, TDS
App. IV: Antimony, Arsenic, Barium, Beryllium, Cadmium, Chromium, Cobalt, Lead, Mercury, Selenium, Thallium
Additional Metals: Iron, Magnesium, Manganese, Potassium, Sodium, Copper, Nickel, Silver, Vanadium, Zinc

Collected By: Kevin Stephenson, William Laaker, Jay Siewert, Natalie Pipero
Printed Name
Signature
Resolute Environmental

Customer Remarks / Special Conditions / Possible Hazards:

Coolers: Thermometer ID: Correction Factor (°C): Obs. Temp. (°C): Corrected Temp. (°C): [ ] On Ice

Relinquished by/Company: (Signature)	Date/Time	Received by/Company: (Signature)	Date/Time
Resolute	8/6/24 1046	Ryan Williams / Pace	8/6/24 1046
Ryan Williams / Pace	8/6/24 1440		8/6/24 1440

Tracking Number:

Delivered by: [ ] In-Person [ ] Courier [ ] FedEx [ ] UPS [ ] Other

Submitting a sample via this chain of custody constitutes acknowledgment and acceptance of the Pace® Terms and Conditions found at https://www.pacelabs.com/resource-library/resource/pace-terms-and-conditions/

Pace® Location Requested (City/State):

Pace Analytical Charlotte
9800 Kincey Ave, Suite 100, Huntersville, NC 28078

CHAIN-OF-CUSTODY Analytical Request Document

Chain-of-Custody is a LEGAL DOCUMENT - Complete all relevant fields

LAB USE ONLY- Affix Workorder/Login Label Here

Scan QR Code for instructions

Company Name: Georgia Power - Bowen	Contact/Report To: Kristen Jurinko, Cassidy Sutherland
Street Address: 241 Ralph McGill Blvd NE, Atlanta, GA 30308	Phone #: (470) 217-0008
	E-Mail: knjurink@southernco.com
	Cc E-Mail: Laura Midkiff, Ben Hodges, Mike Smilley, Noelia Gangi
Customer Project #:	Invoice to: Account Payable
Project Name: Bowen LF Cells 9&10	Invoice E-mail: georgiapowerinvoices@southernco.com
Site Collection Info/Facility ID (as applicable):	Purchase Order # (if applicable): GPC82474-0006
	Quote #:
Time Zone Collected: [ ] AK [ ] PT [ ] MT [ ] CT [X] ET	County / State origin of sample(s): Georgia
Data Deliverables: [ ] Level II [ ] Level III [ ] Level IV [ ] EQUIS [ ] Other	Regulatory Program (DW, RCRA, etc.) as applicable: Reportable [ ] Yes [ ] No
	Rush (Pre-approval required): [ ] Same Day [ ] 1 Day [ ] 2 Day [ ] 3 Day Other _____ Date Results Requested:
	DW PWSID # or WW Permit # as applicable: Field Filtered (if applicable): [ ] Yes [ ] No Analysis:

Specify Container Size **: 3 2 3 3

Identify Container Preservative Type***: 1 1 1 2

Analysis Requested

**Container Size: (1) 1L, (2) 500mL, (3) 250mL, (4) 125mL, (5) 100mL, (6) 40mL vial, (7) EnCore, (8) TerraCore, (9) 90mL, (10) Other

*** Preservative Types: (1) None, (2) HNO3, (3) H2SO4, (4) HCl, (5) NaOH, (6) Zn Acetate, (7) NaHSO4, (8) Sod. Thiosulfate, (9) Ascorbic Acid, (10) MeOH, (11) Other

Lab Use Only: Proj. Mgr: Bonnie Vang; AcctNum / Client ID:; Table #:; Profile / Template: 16492; Prelog / Bottle Ord. ID: EZ 3066703

* Matrix Codes (Insert in Matrix box below): Drinking Water (DW), Ground Water (GW), Wastewater (WW), Product (P), Soil/Solid (SS), Oil (OL), Wipe (WP), Tissue (TS), Bioassay (B), Vapor (V), Surface Water (SW), Sediment (SED), Sludge (SL), Caulk (CK), Leachate (LL), Biosolid (BS), Other (OT)

Customer Sample ID	Matrix *	Comp / Grab	Composite Start Date	Composite Start Time	Collected or Composite End Date	Collected or Composite End Time	# Cont.	Residual Chlorine Result	Residual Chlorine Units	2320B Alkalinity	2540C Total Dissolved Solids	300.0 - F-, SO4 2-, Cl-	App. Metals III/IV + State Metals	Sample Comment	Preservation non-conformance identified (or sample)
BOW-GWC-45R	WG	G			8/5/24	1414	4			X	X	X	X	013	
BOW-GWC-46R	WG	G			8/5/24	1108	4			X	X	X	X	014	
BOW-GWC-47	WG	G			8/5/24	1241	4			X	X	X	X	015	
BOW-GWC-47R	WG	G			8/5/24	1103	4			X	X	X	X	016	
BOW-GWC-48	WG	G			8/5/24	1305	4			X	X	X	X	017	
BOW-GWC-49R	WG	G					4			X	X	X	X		
BOW-GWC-49Z	WG	G					4			X	X	X	X		
BOW-LF9-10-FD-	WG	G					4			X	X	X	X		
BOW-LF9-10-FD-	WG	G					4			X	X	X	X		
BOW-LF9-10-FB- 04	WQ	G			8/5/24	1520	4			X	X	X	X	018	

Additional Instructions from Pace®:
Task Code: BOW-CCR-ASSMT-2024S2
App. III: Boron, Calcium, Chloride, Fluoride, Sulfate, TDS
App. IV: Antimony, Arsenic, Barium, Beryllium, Cadmium, Chromium, Cobalt, Lead, Mercury, Selenium, Thallium
Additional Metals: Iron, Magnesium, Manganese, Potassium, Sodium, Copper, Nickel, Silver, Vanadium, Zinc

Collected By: Kevin Stephenson, William Laaker, Jay Siewert, Natalie Piparo
Printed Name
Signature
Resolute Environmental

Customer Remarks / Special Conditions / Possible Hazards:

Coolers: Thermometer ID: Correction Factor (°C): Obs. Temp (°C): Corrected Temp (°C): [ ] On Ice

Relinquished by/Company: (Signature)	Date/Time:	Received by/Company: (Signature)	Date/Time:	Tracking Number:
Resolute	8/6/24 1046	Ryan William / Pace	8/6/24 1046	
Ryan William / Pace	8/6/24 1440		8/6/24 1440	Delivered by: [ ] In-Person [ ] Courier [ ] FedEx [ ] UPS [ ] Other
Relinquished by/Company: (Signature)	Date/Time:	Received by/Company: (Signature)	Date/Time:	
Relinquished by/Company: (Signature)	Date/Time:	Received by/Company: (Signature)	Date/Time:	Page: 2 of 3

Submitting a sample via this chain of custody constitutes acknowledgment and acceptance of the Pace® Terms and Conditions found at https://www.pacelabs.com/resource-library/resource/pace-terms-and-conditions/

ENV-FRM-CORQ-0019_v02_110123 ©

Pace® Location Requested (City/State):

Pace Analytical Charlotte
9800 Kincey Ave, Suite 100, Huntersville, NC 28078

CHAIN-OF-CUSTODY Analytical Request Document

Chain-of-Custody is a LEGAL DOCUMENT - Complete all relevant fields

LAB USE ONLY- Affix Workorder/Login Label Here

Scan QR Code for instructions

Company Name: Georgia Power - Bowen	Contact/Report To: Kristen Jurinko, Cassidy Sutherland
Street Address: 241 Ralph McGill Blvd NE, Atlanta, GA 30308	Phone #: (470) 217-0008
	E-Mail: knjurink@southernco.com
	Cc E-Mail: Laura Midkiff, Ben Hodges, Mike Smilley, Noelia Gangi
Customer Project #:	Invoice to: Account Payable
Project Name: Bowen LF Cells 9&10	Invoice E-mail: georgiapowerinvoices@southernco.com
Site Collection Info/Facility ID (as applicable):	Purchase Order # (if applicable): GPC82474-0006
	Quote #:
Time Zone Collected: [ ] AK [ ] PT [ ] MT [ ] CT [X] ET	County / State origin of sample(s): Georgia
Data Deliverables: [ ] Level II [ ] Level III [ ] Level IV [ ] EQUIS [ ] Other	Regulatory Program (DW, RCRA, etc.) as applicable: Reportable [ ] Yes [ ] No
	Rush (Pre-approval required): [ ] Same Day [ ] 1 Day [ ] 2 Day [ ] 3 Day Other
	Date Results Requested:
	DW PWSID # or WW Permit # as applicable:
	Field Filtered (if applicable): [ ] Yes [ ] No
	Analysis:

Specify Container Size**: 3 2 3 3

Identify Container Preservative Type***: 1 1 1 2

**Container Size: (1) 1L, (2) 500mL, (3) 250mL, (4) 125mL, (5) 100mL, (6) 40mL vial, (7) EnCore, (8) TerraCore, (9) 90mL, (10) Other

*** Preservative Types: (1) None, (2) HNO3, (3) H2SO4, (4) HCl, (5) NaOH, (6) Zn Acetate, (7) NaHSO4, (8) Sod. Thiosulfate, (9) Ascorbic Acid, (10) MeOH, (11) Other

Analysis Requested

Customer Sample ID	Matrix *	Comp / Grab	Composite Start Date	Composite Start Time	Collected or Composite End Date	Collected or Composite End Time	# Cont.	Residual Chlorine Result	Residual Chlorine Units	23209 Alkalinity	2540C Total Dissolved Solids	300.0 - F, SO4, Cl	App. Metals III/IV + State Metals	Sample Comment	Preservation non-conformance identified for sample
BOW-LF9-10-EB-04	WQ	G			8/5/24	1524	4			X	X	X	X	019	

* Matrix Codes (Insert in Matrix box below): Drinking Water (DW), Ground Water (GW), Wastewater (WW), Product (P), Soil/Solid (SS), Oil (OL), Wipe (WP), Tissue (TS), Bioassay (B), Vapor (V), Surface Water (SW), Sediment (SED), Sludge (SL), Caulk (CK), Leachate (LL), Biosolid (BS), Other (OT)

Lab Use Only: Proj. Mgr: Bonnie Vang; AcctNum / Client ID:; Table #:; Profile / Template: 16492; Prelog / Bottle Ord. ID: EZ 3066703

Additional Instructions from Pace®:
Task Code: BOW-CCR-ASSMT-2024S2
App. III: Boron, Calcium, Chloride, Fluoride, Sulfate, TDS
App. IV: Antimony, Arsenic, Barium, Beryllium, Cadmium, Chromium, Cobalt, Lead, Mercury, Selenium, Thallium
Additional Metals: Iron, Magnesium, Manganese, Potassium, Sodium, Copper, Nickel, Silver, Vanadium, Zinc

Collected By: Kevin Stephenson, William Laaker, Jay Siewert, Natalie Pipa
Printed Name
Signature
Resolute Environmental

Customer Remarks / Special Conditions / Possible Hazards:

Coolers: Thermometer ID: Correction Factor (°C): Obs. Temp (°C): Corrected Temp. (°C): [ ] On Ice

Relinquished by/Company: (Signature)	Date/Time:	Received by/Company: (Signature)*	Date/Time:	Tracking Number:
Resolute	8/6/24 1046	Ryan W. Williams / PACE	8/6/24 1046	
Ryan Williams / Pace	8/6/24 1440		8/6/24 1440	Delivered by: [ ] In-Person [ ] Courier [ ] FedEX [ ] UPS [ ] Other
Relinquished by/Company: (Signature)	Date/Time:	Received by/Company: (Signature)	Date/Time:	
Relinquished by/Company: (Signature)	Date/Time:	Received by/Company: (Signature)	Date/Time:	Page: 3 of 3

Submitting a sample via this chain of custody constitutes acknowledgment and acceptance of the Pace® Terms and Conditions found at https://www.pacelabs.com/resource-library/resource/pace-terms-and-conditions/

ENV-FRM-CORQ-0019_v02_110123 ©

Pace

DC#_Title: ENV-FRM-HUNT-0083 v05_Sample Condition Upon Receipt

Effective Date: 05/24/2024

Laboratory receiving samples:
Asheville ☐ Eden ☐ Greenwood ☐ Huntersville ☐ Raleigh ☐ Mechanicsville ☐ Atlanta ☐ ~~Kernersville~~ ☐

Sample Condition Upon Receipt

Client Name: GA Power

Project #:

WO# : 92745465

PM: BV Due Date: 08/16/24

CLIENT: 92-GP-BOWLF

Courier: ☐ Commercial ☐ Fed Ex ☐ UPS ☐ USPS ☐ Client ☐ Pace ☐ Other:

Custody Seal Present? ☐ Yes ☐ ~~No~~ Seals Intact? ☐ Yes ☐ No ☐ ~~N/A~~

Date/Initials Person Examining Contents: 8/9/24 CM

Packing Material: ☐ Bubble Wrap ☐ Bubble Bags ☐ None ☐ Other

Biological Tissue Frozen? ☐ Yes ☐ No ☐ ~~N/A~~

Thermometer: ☐ IR Gun ID: 083 Type of Ice: ☐ Wet ☐ Blue ☐ None

Cooler Temp: 2.3/2.0 Correction Factor: Add/Subtract (°C) -0.1

Cooler Temp Corrected (°C): 2.2/1.9

Temp should be above freezing to 6°C
☐ Samples out of temp criteria. Samples on ice, cooling process has begun

USDA Regulated Soil (☐ N/A, water sample)
Did samples originate in a quarantine zone within the United States: CA, NY, or SC (check maps)? ☐ Yes ☐ No

Did samples originate from a foreign source (internationally, including Hawaii and Puerto Rico)? ☐ Yes ☐ No

				Comments/Discrepancy:
Chain of Custody Present?	☐ Yes	☐ No	☐ N/A	1.
Samples Arrived within Hold Time?	☐ Yes	☐ No	☐ N/A	2.
Short Hold Time Analysis (<72 hr.)?	☐ Yes	☐ No	☐ N/A	3.
Rush Turn Around Time Requested?	☐ Yes	☐ No	☐ N/A	4.
Sufficient Volume?	☐ Yes	☐ No	☐ N/A	5.
Correct Containers Used?	☐ Yes	☐ No	☐ N/A	6.
-Pace Containers Used?	☐ Yes	☐ No	☐ N/A	
Containers Intact?	☐ Yes	☐ No	☐ N/A	7.
Dissolved analysis: Samples Field Filtered?	☐ Yes	☐ No	☐ N/A	8.
Sample Labels Match COC?	☐ Yes	☐ No	☐ N/A	9.
-Includes Date/Time/ID/Analysis Matrix: W				
Headspace in VOA Vials (>5-6mm)?	☐ Yes	☐ No	☐ N/A	10.
Trip Blank Present?	☐ Yes	☐ No	☐ N/A	11.
Trip Blank Custody Seals Present?	☐ Yes	☐ No	☐ N/A	

Field Data Required? ☐ Yes ☐ No

COMMENTS/SAMPLE DISCREPANCY

Lot ID of split containers:

CLIENT NOTIFICATION/RESOLUTION

Person contacted: Date/Time:

Project Manager SCURF Review: Date:

Project Manager SRF Review: Date:

Dualtrax ID: 69614

DC#_Title: ENV-FRM-HUN1-0083 v05_Sample Condition Upon Receipt

Effective Date: 05/24/2024

WO#: 92745465

*Check mark top half of box if pH and/or dechlorination is verified and within the acceptance range for preservation samples.
Exceptions: VOA, Coliform, TOC, Oil and Grease, DRO/8015 (water) DOC, LLHg
**Bottom half of box is to list number of bottles
***Check all unpreserved Nitrates for chlorine

Project #

PM: BV **Due Date: 08/16/24**

CLIENT: 92-GP-BOWLF

Laboratory Receiving Location: Asheville ☐ Eden ☐ Greenwood ☐ Huntersville ☐ Raleigh ☐ Mechanicsville ☐ Atlanta ☐ Kernersville ☐

Client_____ Profile/EZ (Circle one)_____ Notes_____

Item#	BP4U-125 mL Plastic Unpreserved (N/A) (Cl-)	BP3U-250 mL Plastic Unpreserved (N/A)	BP2U-500 mL Plastic Unpreserved (N/A)	BP1U-1 liter Plastic Unpreserved (N/A)		BP4S-125 mL Plastic H2SO4 (pH < 2) (Cl-)	BP3N-250 mL plastic HNO3 (pH < 2)	BP4Z-125 mL Plastic ZN Acetate & NaOH (>9)	BP4B-125 mL Plastic NaOH (pH > 12) (Cl-)	WGFU-Wide-mouthed Glass Jar Unpreserved	AG1U-1 liter Amber Unpreserved (N/A) (Cl-)	AG1H-1 liter Amber HCl (pH < 2)	AG3U-250 mL Amber Unpreserved (N/A) (Cl-)	AG1S-1 liter Amber H2SO4 (pH < 2)	AG3S-250 mL Amber H2SO4 (pH < 2)	DG9A-40 mL Amber NH4Cl (N/A)(Cl-)	DG9H-40 mL VOA HCl (N/A)	VG9T-40 mL VOA Na2S2O3 (N/A)	VG9U-40 mL VOA Unpreserved (N/A)	DG9V-40 mL VOA H3PO4 (N/A)	KP7U-50 mL Plastic Unpreserved (N/A)	V/GK (3 vials per kit)-VPH/Gas kit (N/A)	SP5T-125 mL Sterile Plastic (N/A – lab)	SP2T-250 mL Sterile Plastic (N/A – lab)		BP3B-250 mL Plastic (NH4)2SO4 (9.3-9.7)	AG0U-100 mL Amber Unpreserved (N/A) (Cl-)	VSGU-20 mL Scintillation vials (N/A)	DG9U-40 mL Amber Unpreserved vials (N/A)
CC		AS	GA				GA																						
1		2	1				1																						
2		2	1				1																						
3		2	1				1																						
4		2	1				1																						
5		2	1				1																						
6		2	1				1																						
7		2	1				1																						
8		2	1				1																						
9		2	1				1																						
10		2	1				1																						
11		2	1				1																						
12		2	1				1																						

pH Adjustment Log for Preserved Samples

Sample ID	Type of Preservative	pH upon receipt	Date preservation adjusted	Time preservation adjusted	Amount of Preservative added	Lot #

Note: Whenever there is a discrepancy affecting North Carolina compliance samples, a copy of this form will be sent to the North Carolina DENR Certification Office (i.e. Out of hold, incorrect preservative, out of temp, incorrect containers.

DC#_Title: ENV-FRM-HUN1-0083 v05_Sample Condition Upon Receipt

Effective Date: 05/24/2024

*Check mark top half of box if pH and/or dechlorination is verified and within the acceptance range for preservation samples.
Exceptions: VOA, Coliform, TOC, Oil and Grease, DRO/8015 (water) DOC, LLHg
**Bottom half of box is to list number of bottles
***Check all unpreserved Nitrates for chlorine

Project #

Laboratory Receiving Location: Asheville ☐ Eden ☐ Greenwood ☐ Huntersville ☐ Raleigh ☐ Mechanicsville ☐ Atlanta ☐ Kernersville ☐

Client_____ Profile/EZ (Circle one)_____ Notes_____

Item#	BP4U-125 mL Plastic Unpreserved (N/A) (Cl-)	BP3U-250 mL Plastic Unpreserved (N/A)	BP2U-500 mL Plastic Unpreserved (N/A)	BP1U-1 liter Plastic Unpreserved (N/A)		BP6S-125 mL Plastic H2SO4 (pH < 2) (Cl-)	BP3N-250 mL plastic HNO3 (pH < 2)	BP4Z-125 mL Plastic ZN Acetate & NaOH (>9)	BP4B-125 mL Plastic NaOH (pH > 12) (Cl-)	WGFU-Wide-mouthed Glass jar Unpreserved	AG1U-1 liter Amber Unpreserved (N/A) (Cl-)	AG1H-1 liter Amber HCl (pH < 2)	AG3U-250 mL Amber Unpreserved (N/A) (Cl-)	AG1S-1 liter Amber H2SO4 (pH < 2)	AG3S-250 mL Amber H2SO4 (pH < 2)	DG9A-40 mL Amber NH4Cl (N/A)(Cl-)	DG9H-40 mL VOA HCl (N/A)	VG9T-40 mL VOA Na2S2O3 (N/A)	VG9U-40 mL VOA Unpreserved (N/A)	DG9V-40 mL VOA H3PO4 (N/A)	KP7U-50 mL Plastic Unpreserved (N/A)	V/GK (3 vials per kit)-VPH/Gas kit (N/A)	SP5T-125 mL Sterile Plastic (N/A – lab)	SP2T-250 mL Sterile Plastic (N/A – lab)		BP3R-250 mL Plastic (NH4)2SO4 (9.3-9.7)	AG0U-100 mL Amber Unpreserved (N/A) (Cl-)	V5GU-20 mL Scintillation vials (N/A)	DG9U-40 mL Amber Unpreserved vials (N/A)
CC		AS	GH				GH																						
1		2	1				1																						
2		2	1				1																						
3		2	1				1																						
4		2	1				1																						
5		2	1				1																						
6		2	1				1																						
7		2	1				1																						
8		2	1				1																						
9																													
10																													
11																													
12																													

pH Adjustment Log for Preserved Samples

Sample ID	Type of Preservative	pH upon receipt	Date preservation adjusted	Time preservation adjusted	Amount of Preservative added	Lot #

Note: Whenever there is a discrepancy affecting North Carolina compliance samples, a copy of this form will be sent to the North Carolina DENR Certification Office (i.e. Out of hold, incorrect preservative, out of temp, incorrect containers.

Pace® Location Requested (City/State):

Pace Analytical Charlotte
9800 Kincey Ave, Suite 100, Huntersville, NC 28078

CHAIN-OF-CUSTODY Analytical Request Document

Chain-of-Custody is a LEGAL DOCUMENT - Complete all relevant fields

LAB USE ONLY- Affix Workorder/Login Label Here

Scan QR Code for Instructions

Company Name: Georgia Power - Bowen	Contact/Report To: Kristen Jurinko, Cassidy Sutherland
Street Address: 241 Ralph McGill Blvd NE, Atlanta, GA 30308	Phone #: (470) 217-0008
	E-Mail: knjurink@southernco.com
	Cc E-Mail: Laura Midkiff, Ben Hodges, Mike Smilley, Noelia Gangi
Customer Project #:	Invoice to: Account Payable
Project Name: Bowen LF Cells 9&10	Invoice E-mail: georgiapowerinvoices@southernco.com
Site Collection Info/Facility ID (as applicable):	Purchase Order # (if applicable): GPC82474-0006
	Quote #:
Time Zone Collected: [ ] AK [ ] PT [ ] MT [ ] CT [X] ET	County / State origin of sample(s): Georgia

Data Deliverables: [ ] Level II [ ] Level III [ ] Level IV [ ] EQUIS [ ] Other	Regulatory Program (DW, RCRA, etc.) as applicable:	Reportable [ ] Yes [ ] No
	Rush (Pre-approval required): [ ] Same Day [ ] 1 Day [ ] 2 Day [ ] 3 Day Other	DW PWSID # or WW Permit # as applicable:
	Date Results Requested:	Field Filtered (if applicable): [ ] Yes [ ] No
		Analysis:

Specify Container Size **: 3 2 3 3

Identify Container Preservative Type***: 1 1 1 2

Analysis Requested

**Container Size: (1) 1L, (2) 500mL, (3) 250mL, (4) 125mL, (5) 100ml, (6) 40ml, vial, (7) EnCore, (8) TerraCore, (9) 90mL, (10) Other

*** Preservative Types: (1) None, (2) HNO3, (3) H2SO4, (4) HCl, (5) NaOH, (6) Zn Acetate, (7) NaHSO4, (8) Sod Thiosulfate, (9) Ascorbic Acid, (10) MeOH, (11) Other

Lab Use Only: Proj. Mgr: Bonnie Vang; Acct Num / Client ID:; Table #:; Profile / Template: 16492; Prelog / Bottle Ord. ID: EZ-~~3000703~~ 3136105

* Matrix Codes (Insert in Matrix box below): Drinking Water (DW), Ground Water (GW), Wastewater (WW), Product (P), Soil/Solid (SS), Oil (OL), Wipe (WP), Tissue (TS), Bioassay (B), Vapor (V), Surface Water (SW), Sediment (SED), Sludge (SL), Caulk (CK), Leachate (LE), Biotoild (RS), Other (OT)

Customer Sample ID	Matrix *	Comp / Grab	Composite Start Date	Composite Start Time	Collected or Composite End Date	Collected or Composite End Time	# Cont.	Residual Chlorine Result	Residual Chlorine Units	2320B Alkalinity	2540C Total Dissolved Solids	300.0 - F^-, SO_4^{2-}, Cl	App. Metals III/IV / Slate Metals	Sample Comment	Preservation non-conformance identified for sample
BOW-GWA-39RZ	WG	G					4			X	X	X	X		
BOW-GWA-39Z	WG	G					4			X	X	X	X		
BOW-GWA-40	WG	G					4			X	X	X	X		
BOW-GWA-41	WG	G					4			X	X	X	X		
BOW-GWA-41R	WG	G					4			X	X	X	X		
BOW-GWA-42	WG	G					4			X	X	X	X		
BOW-GWA-43	WG	G					4			X	X	X	X		
BOW-GWA-43R	WG	G					4			X	X	X	X		
BOW-GWC-44	WG	G			8/6/24	1112	4			X	X	X	X	020	
BOW-GWC-45	WG	G					4			X	X	X	X		

Additional Instructions from Pace®:
Task Code: BOW-CCR-ASSMT-2024S2
App. III: Boron, Calcium, Chloride, Fluoride, Sulfate, TDS
App. IV: Antimony, Arsenic, Barium, Beryllium, Cadmium, Chromium, Cobalt, Lead, Mercury, Selenium, Thallium
Additional Metals: Iron, Magnesium, Manganese, Potassium, Sodium, Copper, Nickel, Silver, Vanadium, Zinc

Collected By: Kevin Stephenson, William Laaker, Jay Stewart
Printed Name: Natalie Pipan
Signature: [signature] Trihydro Environmental

Customer Remarks / Special Conditions / Possible Hazards:

Coolers: Thermometer ID: Correction Factor (°C): Obs. Temp (°C): Corrected Temp (°C): [ ] On Ice

Relinquished by/Company: (Signature)	Date/Time: 8/9/24 0802	Received by/Company: (Signature) Ryan Williams / Pace	Date/Time: 8/9/24 0802	Tracking Number:	
Relinquished by/Company: (Signature) Ryan Williams / Pace	Date/Time: 8/9/24 0855	Received by/Company: (Signature) [signature]	Date/Time: 8/9/24 0855	Delivered by: [ ] In-Person [ ] Courier [ ] FedEx [ ] UPS [ ] Other	
Relinquished by/Company: (Signature)	Date/Time:	Received by/Company: (Signature)	Date/Time:		
Relinquished by/Company: (Signature)	Date/Time:	Received by/Company: (Signature)	Date/Time:	Page: 1 of 3	

Submitting a sample via this chain of custody constitutes acknowledgment and acceptance of the Pace® Terms and Conditions found at https://www.pacelabs.com/resource-library/resource/pace-terms-and-conditions/

ENV-FRM-CORQ-0019_v02_110123 ©

Pace® Location Requested (City/State):

Pace Analytical Charlotte
9800 Kincey Ave Suite 100, Huntersville, NC 28078

CHAIN-OF-CUSTODY Analytical Request Document

Chain-of-Custody is a LEGAL DOCUMENT - Complete all relevant fields

LAB USE ONLY - Affix Workorder/Login Label Here

Scan QR Code for instructions

Company Name: Georgia Power - Bowen	Contact/Report To: Kristen Junnko, Cassidy Sutherland
Street Address: 241 Ralph McGill Blvd NE, Atlanta, GA 30308	Phone #: (470) 217-0008
	E-Mail: knjunnk@southernco.com
	Cc E-Mail: Laura Midkiff, Ben Hodges, Mike Smilley, Noelia Gangi
Customer Project #:	Invoice to: Account Payable
Project Name: Bowen LF Cells 9&10	Invoice E-mail: georgiapowerinvoices@southernco.com
Site Collection Info/Facility ID (as applicable):	Purchase Order # (if applicable): GPC82474-0006
	Quote #:
Time Zone Collected: [ ] AK [ ] PT [ ] MT [ ] CT [X] ET	County / State origin of sample(s): Georgia
Data Deliverables: [ ] Level II [ ] Level III [ ] Level IV [ ] EQUIS [ ] Other	Regulatory Program (DW, RCRA, etc.) as applicable: Reportable [ ] Yes [ ] No
	Rush (Pre-approval required): [ ] Same Day [ ] 1 Day [ ] 2 Day [ ] 3 Day Other
	Date Results Requested:
	DW PWSID # or WW Permit # as applicable:
	Field Filtered (if applicable): [ ] Yes [ ] No
	Analysis:

Specify Container Size**: 3 | 2 | 3 | 3

Identify Container Preservative Type***: 1 | 1 | 1 | 2

**Container Size: (1) 1L, (2) 500mL, (3) 250mL, (4) 125mL, (5) 100mL, (6) 40mL vial, (7) EnCore, (8) TerraCore, (9) 90mL, (10) Other

*** Preservative Types: (1) None, (2) HNO3, (3) H2SO4, (4) HCl, (5) NaOH, (6) Zn Acetate, (7) Na2SO4, (8) Sod. Thiosulfate, (9) Ascorbic Acid, (10) MeOH, (11) Other

Analysis Requested: 2320B Alkalinity; 2540C Total Dissolved Solids; 300.0 - F^-, SO_4^{2-}, Cl^-; App. Metals III/IV + State Metals

Lab Use Only: Proj. Mgr: Bonnie Wang; Acct.Num / Client ID:; Table #:; Profile / Template: 16492; Prelog / Bottle Ord. ID: EZ ~~3866708~~ 3136105

Preservation non conformance identified for sample.

* Matrix Codes (insert in Matrix box below): Drinking Water (DW), Ground Water (GW), Wastewater (WW), Product (P), Soil/Solid (SS), Oil (OL), Wipe (WP), Tissue (TS), Bioassay (B), Vapor (V), Surface Water (SW), Sediment (SED), Sludge (SL), Caulk (CK), Leachate (LL), Biosolid (BS), Other (OT)

Customer Sample ID	Matrix *	Comp / Grab	Composite Start Date	Composite Start Time	Collected or Composite End Date	Collected or Composite End Time	# Cont.	Residual Chlorine Result	Residual Chlorine Units	Sample Comment
BOW-GWC-45R	WG	G					4			
BOW-GWC-46R	WG	G					4			
BOW-GWC-47	WG	G					4			
BOW-GWC-47R	WG	G					4			
BOW-GWC-48	WG	G					4			
BOW-GWC-49R	WG	G			8/6/24	1430	4			021
BOW-GWC-49Z	WG	G			8/6/24	1300	4			022
BOW-LF9-10-FD-04	WG	G			8/6/24	—	4			023
BOW-LF9-10-FD-	WG	G					4			
BOW-LF9-10-FB-	WG	G					4			

Additional Instructions from Pace®:
Task Code: BOW-CCR-ASSMT-2024S2
App. III: Boron, Calcium, Chloride, Fluoride, Sulfate, TDS
App. IV: Antimony, Arsenic, Barium, Beryllium, Cadmium, Chromium, Cobalt, Lead, Mercury, Selenium, Thallium
Additional Metals: Iron, Magnesium, Manganese, Potassium, Sodium, Copper, Nickel, Silver, Vanadium, Zinc

Collected By: Printed Name: Kevin Stephenson, William Lasker, Jay Siewert / Natalie Pippin
Signature:

Resolute Environmental

Customer Remarks / Special Conditions / Possible Hazards:

Coolers: | Thermometer ID: | Correction Factor (°C): | Cust. Temp (°C): | Corrected Temp (°C): | [ ] On Ice

Relinquished by/Company: (Signature)	Date/Time: 8/9/24 0842	Received by/Company: (Signature) Will, Pace	Date/Time: 8/9/24 0802	Tracking Number:
Relinquished by/Company: (Signature) Will, Pace	Date/Time: 8/9/24 0957	Received by/Company: (Signature)	Date/Time: 8/9/24 0855	Delivered by: [ ] In-Person [ ] Courier [ ] FedEx [ ] UPS [ ] Other
Relinquished by/Company: (Signature)	Date/Time:	Received by/Company: (Signature)	Date/Time:	
Relinquished by/Company: (Signature)	Date/Time:	Received by/Company: (Signature)	Date/Time:	Page: 2 of 3

Submitting a sample via this chain of custody constitutes acknowledgment and acceptance of the Pace® Terms and Conditions found at https://www.pacelabs.com/resource-library/resource/pace-terms-and-conditions/

ENV FRM CORQ-0019_v02_110123 ©

Pace Analytical Services, LLC
9800 Kincey Ave. Suite 100
Huntersville, NC 28078
(704)875-9092

August 28, 2024

Kristen Jurinko
Southern Company
241 Ralph McGill Blvd
NE, Bin 10160
Atlanta, GA 30308

RE: Project: Bowen LF Cells 1&2
Pace Project No.: 92746783

Dear Kristen Jurinko:

Enclosed are the analytical results for sample(s) received by the laboratory between August 09, 2024 and August 16, 2024. The results relate only to the samples included in this report. Results reported herein conform to the applicable TNI/NELAC Standards and the laboratory's Quality Manual, where applicable, unless otherwise noted in the body of the report.

The test results provided in this final report were generated by each of the following laboratories within the Pace Network:

- Pace Analytical Services - Asheville
- Pace Analytical Services - Peachtree Corners, GA

If you have any questions concerning this report, please feel free to contact me.

Sincerely,

Bonnie Vang

Bonnie Vang
bonnie.vang@pacelabs.com
704-977-0968
Project Manager

Enclosures

cc: Carole Lieu, Stantec
Laura Midkiff, Southern Co.
Edgar Smith, Stantec
Cassidy Sutherland, Stantec

This report shall not be reproduced, except in full,
without the written consent of Pace Analytical Services, LLC.

Pace Analytical Services, LLC
9800 Kincey Ave. Suite 100
Huntersville, NC 28078
(704)875-9092

CERTIFICATIONS

Project: Bowen LF Cells 1&2
Pace Project No.: 92746783

Pace Analytical Services Asheville
2225 Riverside Drive, Asheville, NC 28804
Florida/NELAP Certification #: E87648
North Carolina Drinking Water Certification #: 37712
North Carolina Wastewater Certification #: 40
South Carolina Laboratory ID: 99030
South Carolina Certification #: 99030001
Virginia/VELAP Certification #: 460222

Pace Analytical Services Peachtree Corners
110 Technology Pkwy, Peachtree Corners, GA 30092
Florida DOH Certification #: E87315
Georgia DW Inorganics Certification #: 812
North Carolina Certification #: 381
South Carolina Certification #: 98011001
Virginia Certification #: 460204

This report shall not be reproduced, except in full,
without the written consent of Pace Analytical Services, LLC.

Pace Analytical Services, LLC
9800 Kincey Ave. Suite 100
Huntersville, NC 28078
(704)875-9092

SAMPLE SUMMARY

Project: Bowen LF Cells 1&2
Pace Project No.: 92746783

Lab ID	Sample ID	Matrix	Date Collected	Date Received
92746783001	**BOW-GWA-3A**	Water	08/08/24 11:30	08/09/24 08:02
92746783002	**BOW-GWA-4RZ**	Water	08/08/24 10:59	08/09/24 08:02
92746783003	**BOW-GWA-50**	Water	08/08/24 13:58	08/09/24 08:02
92746783004	**BOW-GWA-50R**	Water	08/08/24 15:04	08/09/24 08:02
92746783005	**BOW-GWC-5**	Water	08/08/24 12:04	08/09/24 08:02
92746783006	**BOW-GWC-6**	Water	08/08/24 16:06	08/09/24 08:02
92746783007	**BOW-GWC-6RZ**	Water	08/08/24 14:02	08/09/24 08:02
92746783008	**BOW-GWC-7Z**	Water	08/08/24 14:30	08/09/24 08:02
92746783009	**BOW-LF1-2-FB-06**	Water	08/08/24 15:42	08/09/24 08:02
92746783010	**BOW-LF1-2-EB-06**	Water	08/08/24 15:50	08/09/24 08:02
92746783011	**BOW-GWA-1**	Water	08/07/24 15:40	08/09/24 08:02
92746783012	**BOW-GWA-2**	Water	08/07/24 12:08	08/09/24 08:02
92746783013	**BOW-LF1-2-FD-05**	Water	08/07/24 00:00	08/09/24 08:02
92746783014	**BOW-GWA-2R**	Water	08/06/24 13:31	08/09/24 08:02
92746783015	**BOW-LF1-2-FB-05**	Water	08/06/24 16:22	08/09/24 08:02
92746783016	**BOW-LF1-2-EB-05**	Water	08/06/24 16:30	08/09/24 08:02
92746783017	**BOW-GWC-8Z**	Water	08/12/24 11:43	08/13/24 10:25
92746783018	**BOW-GWC-8RR**	Water	08/12/24 13:26	08/13/24 10:25
92746783019	**BOW-GWC-9**	Water	08/12/24 15:10	08/13/24 10:25
92746783020	**BOW-GWC-10**	Water	08/12/24 12:42	08/13/24 10:25
92746783021	**BOW-GWC-10R**	Water	08/12/24 11:18	08/13/24 10:25
92746783022	**BOW-GWC-11R**	Water	08/12/24 15:05	08/13/24 10:25
92746783023	**BOW-GWC-12**	Water	08/12/24 15:00	08/13/24 10:25
92746783024	**BOW-GWC-13**	Water	08/12/24 13:32	08/13/24 10:25
92746783025	**BOW-LF1-2-FD-06**	Water	08/12/24 00:00	08/13/24 10:25
92746783026	**BOW-GWC-11**	Water	08/13/24 11:23	08/16/24 11:51
92746783027	**BOW-GWC-13RZ**	Water	08/13/24 09:51	08/16/24 11:51
92746783028	**BOW-GWC-14Z**	Water	08/13/24 11:58	08/16/24 11:51
92746783029	**BOW-GWC-15R**	Water	08/13/24 11:20	08/16/24 11:51
92746783030	**BOW-GWC-15Z**	Water	08/13/24 12:40	08/16/24 11:51
92746783031	**BOW-LF1-2-FD-07**	Water	08/13/24 00:00	08/16/24 11:51
92746783032	**BOW-LF1-2-FB-07**	Water	08/13/24 12:23	08/16/24 11:51
92746783033	**BOW-LF1-2-EB-07**	Water	08/13/24 12:39	08/16/24 11:51

REPORT OF LABORATORY ANALYSIS

This report shall not be reproduced, except in full,
without the written consent of Pace Analytical Services, LLC.

Pace Analytical Services, LLC
9800 Kincey Ave. Suite 100
Huntersville, NC 28078
(704)875-9092

SAMPLE ANALYTE COUNT

Project: Bowen LF Cells 1&2
Pace Project No.: 92746783

Lab ID	Sample ID	Method	Analysts	Analytes Reported
92746783001	**BOW-GWA-3A**	EPA 6010D	MJS2, MT1	7
		EPA 6020B	CW1	15
		EPA 7470A	VB	1
		SM 2540C-2015	DL1	1
		SM 2320B-2011	SMS	3
		EPA 300.0 Rev 2.1 1993	JCM	3
92746783002	**BOW-GWA-4RZ**	EPA 6010D	MJS2, MT1	7
		EPA 6020B	CW1	15
		EPA 7470A	VB	1
		SM 2540C-2015	DL1	1
		SM 2320B-2011	SMS	3
		EPA 300.0 Rev 2.1 1993	JCM	3
92746783003	**BOW-GWA-50**	EPA 6010D	MJS2, MT1	7
		EPA 6020B	CW1	15
		EPA 7470A	VB	1
		SM 2540C-2015	DL1	1
		SM 2320B-2011	SMS	3
		EPA 300.0 Rev 2.1 1993	JCM	3
92746783004	**BOW-GWA-50R**	EPA 6010D	MJS2, MT1	7
		EPA 6020B	CW1	15
		EPA 7470A	VB	1
		SM 2540C-2015	DL1	1
		SM 2320B-2011	SMS	3
		EPA 300.0 Rev 2.1 1993	JCM	3
92746783005	**BOW-GWC-5**	EPA 6010D	MJS2, MT1	7
		EPA 6020B	CW1	15
		EPA 7470A	VB	1
		SM 2540C-2015	DL1	1
		SM 2320B-2011	SMS	3
		EPA 300.0 Rev 2.1 1993	JCM	3
92746783006	**BOW-GWC-6**	EPA 6010D	MJS2, MT1	7
		EPA 6020B	CW1	15
		EPA 7470A	VB	1
		SM 2540C-2015	DL1	1
		SM 2320B-2011	SMS	3
		EPA 300.0 Rev 2.1 1993	JCM	3
92746783007	**BOW-GWC-6RZ**	EPA 6010D	MJS2, MT1	7

REPORT OF LABORATORY ANALYSIS

This report shall not be reproduced, except in full,
without the written consent of Pace Analytical Services, LLC.

Pace Analytical Services, LLC
9800 Kincey Ave. Suite 100
Huntersville, NC 28078
(704)875-9092

SAMPLE ANALYTE COUNT

Project: Bowen LF Cells 1&2
Pace Project No.: 92746783

Lab ID	Sample ID	Method	Analysts	Analytes Reported
		EPA 6020B	CW1	15
		EPA 7470A	VB	1
		SM 2540C-2015	DL1	1
		SM 2320B-2011	SMS	3
		EPA 300.0 Rev 2.1 1993	JCM	3
92746783008	**BOW-GWC-7Z**	EPA 6010D	MJS2, MT1	7
		EPA 6020B	CW1	15
		EPA 7470A	VB	1
		SM 2540C-2015	DL1	1
		SM 2320B-2011	SMS	3
		EPA 300.0 Rev 2.1 1993	JCM	3
92746783009	**BOW-LF1-2-FB-06**	EPA 6010D	MJS2, MT1	7
		EPA 6020B	CW1	15
		EPA 7470A	VB	1
		SM 2540C-2015	DL1	1
		SM 2320B-2011	SMS	3
		EPA 300.0 Rev 2.1 1993	JCM	3
92746783010	**BOW-LF1-2-EB-06**	EPA 6010D	MJS2, MT1	7
		EPA 6020B	CW1	15
		EPA 7470A	VB	1
		SM 2540C-2015	DL1	1
		SM 2320B-2011	SMS	3
		EPA 300.0 Rev 2.1 1993	JCM	3
92746783011	**BOW-GWA-1**	EPA 6010D	MJS2, MT1	7
		EPA 6020B	CW1	15
		EPA 7470A	VB	1
		SM 2540C-2015	DL1	1
		SM 2320B-2011	YEG	3
		EPA 300.0 Rev 2.1 1993	JCM	3
92746783012	**BOW-GWA-2**	EPA 6010D	MJS2, MT1	7
		EPA 6020B	CW1	15
		EPA 7470A	VB	1
		SM 2540C-2015	DL1	1
		SM 2320B-2011	SMS	3
		EPA 300.0 Rev 2.1 1993	JCM	3
92746783013	**BOW-LF1-2-FD-05**	EPA 6010D	MJS2, MT1	7
		EPA 6020B	CW1	15

This report shall not be reproduced, except in full,
without the written consent of Pace Analytical Services, LLC.

Pace Analytical Services, LLC
9800 Kincey Ave. Suite 100
Huntersville, NC 28078
(704)875-9092

SAMPLE ANALYTE COUNT

Project: Bowen LF Cells 1&2
Pace Project No.: 92746783

Lab ID	Sample ID	Method	Analysts	Analytes Reported
		EPA 7470A	VB	1
		SM 2540C-2015	DL1	1
		SM 2320B-2011	SMS	3
		EPA 300.0 Rev 2.1 1993	JCM	3
92746783014	**BOW-GWA-2R**	EPA 6010D	MJS2, MT1	7
		EPA 6020B	CW1	15
		EPA 7470A	VB	1
		SM 2540C-2015	DL1	1
		SM 2320B-2011	SMS	3
		EPA 300.0 Rev 2.1 1993	JCM	3
92746783015	**BOW-LF1-2-FB-05**	EPA 6010D	AJM	7
		EPA 6020B	CW1	15
		EPA 7470A	VB	1
		SM 2540C-2015	DL1	1
		SM 2320B-2011	YEG	3
		EPA 300.0 Rev 2.1 1993	JCM	3
92746783016	**BOW-LF1-2-EB-05**	EPA 6010D	AJM	7
		EPA 6020B	CW1	15
		EPA 7470A	VB	1
		SM 2540C-2015	DL1	1
		SM 2320B-2011	SMS	3
		EPA 300.0 Rev 2.1 1993	JCM	3
92746783017	**BOW-GWC-8Z**	EPA 6010D	MJS2	7
		EPA 6020B	CW1	15
		EPA 7470A	VB	1
		SM 2540C-2015	DL1	1
		SM 2320B-2011	SMS	3
		EPA 300.0 Rev 2.1 1993	CDC	3
92746783018	**BOW-GWC-8RR**	EPA 6010D	MJS2	7
		EPA 6020B	CW1	15
		EPA 7470A	VB	1
		SM 2540C-2015	DL1	1
		SM 2320B-2011	SMS	3
		EPA 300.0 Rev 2.1 1993	CDC	3
92746783019	**BOW-GWC-9**	EPA 6010D	MJS2	7
		EPA 6020B	CW1	15
		EPA 7470A	VB	1

This report shall not be reproduced, except in full,
without the written consent of Pace Analytical Services, LLC.

Pace Analytical Services, LLC
9800 Kincey Ave. Suite 100
Huntersville, NC 28078
(704)875-9092

SAMPLE ANALYTE COUNT

Project: Bowen LF Cells 1&2
Pace Project No.: 92746783

Lab ID	Sample ID	Method	Analysts	Analytes Reported
		SM 2540C-2015	DL1	1
		SM 2320B-2011	SMS	3
		EPA 300.0 Rev 2.1 1993	CDC	3
92746783020	**BOW-GWC-10**	EPA 6010D	MJS2	7
		EPA 6020B	CW1	15
		EPA 7470A	VB	1
		SM 2540C-2015	DL1	1
		SM 2320B-2011	SMS	3
		EPA 300.0 Rev 2.1 1993	CDC	3
92746783021	**BOW-GWC-10R**	EPA 6010D	MJS2	7
		EPA 6020B	CW1	15
		EPA 7470A	VB	1
		SM 2540C-2015	DL1	1
		SM 2320B-2011	SMS	3
		EPA 300.0 Rev 2.1 1993	CDC	3
92746783022	**BOW-GWC-11R**	EPA 6010D	MJS2	7
		EPA 6020B	CW1	15
		EPA 7470A	VB	1
		SM 2540C-2015	DL1	1
		SM 2320B-2011	SMS	3
		EPA 300.0 Rev 2.1 1993	CDC	3
92746783023	**BOW-GWC-12**	EPA 6010D	MJS2	7
		EPA 6020B	CW1	15
		EPA 7470A	VB	1
		SM 2540C-2015	DL1	1
		SM 2320B-2011	SMS	3
		EPA 300.0 Rev 2.1 1993	CDC	3
92746783024	**BOW-GWC-13**	EPA 6010D	MJS2	7
		EPA 6020B	CW1	15
		EPA 7470A	VB	1
		SM 2540C-2015	DL1	1
		SM 2320B-2011	SMS	3
		EPA 300.0 Rev 2.1 1993	CDC	3
92746783025	**BOW-LF1-2-FD-06**	EPA 6010D	MJS2	7
		EPA 6020B	CW1	15
		EPA 7470A	VB	1
		SM 2540C-2015	DL1	1

REPORT OF LABORATORY ANALYSIS

This report shall not be reproduced, except in full,
without the written consent of Pace Analytical Services, LLC.

Pace Analytical Services, LLC
9800 Kincey Ave. Suite 100
Huntersville, NC 28078
(704)875-9092

SAMPLE ANALYTE COUNT

Project: Bowen LF Cells 1&2
Pace Project No.: 92746783

Lab ID	Sample ID	Method	Analysts	Analytes Reported
		SM 2320B-2011	SMS	3
		EPA 300.0 Rev 2.1 1993	CDC	3
92746783026	**BOW-GWC-11**	EPA 6010D	AJM, MJS2	7
		EPA 6020B	CW1	15
		EPA 7470A	VB	1
		SM 2540C-2015	DL1	1
		SM 2320B-2011	YEG	3
		EPA 300.0 Rev 2.1 1993	JCM	3
92746783027	**BOW-GWC-13RZ**	EPA 6010D	AJM, MJS2	7
		EPA 6020B	CW1	15
		EPA 7470A	VB	1
		SM 2540C-2015	DL1	1
		SM 2320B-2011	YEG	3
		EPA 300.0 Rev 2.1 1993	JCM	3
92746783028	**BOW-GWC-14Z**	EPA 6010D	AJM, MJS2	7
		EPA 6020B	CW1	15
		EPA 7470A	VB	1
		SM 2540C-2015	DL1	1
		SM 2320B-2011	YEG	3
		EPA 300.0 Rev 2.1 1993	JCM	3
92746783029	**BOW-GWC-15R**	EPA 6010D	AJM, MJS2	7
		EPA 6020B	CW1	15
		EPA 7470A	VB	1
		SM 2540C-2015	DL1	1
		SM 2320B-2011	YEG	3
		EPA 300.0 Rev 2.1 1993	JCM	3
92746783030	**BOW-GWC-15Z**	EPA 6010D	AJM, MJS2	7
		EPA 6020B	CW1	15
		EPA 7470A	VB	1
		SM 2540C-2015	DL1	1
		SM 2320B-2011	YEG	3
		EPA 300.0 Rev 2.1 1993	JCM	3
92746783031	**BOW-LF1-2-FD-07**	EPA 6010D	AJM, MJS2	7
		EPA 6020B	CW1	15
		EPA 7470A	VB	1
		SM 2540C-2015	DL1	1
		SM 2320B-2011	YEG	3

This report shall not be reproduced, except in full,
without the written consent of Pace Analytical Services, LLC.

Pace Analytical Services, LLC
9800 Kincey Ave. Suite 100
Huntersville, NC 28078
(704)875-9092

SAMPLE ANALYTE COUNT

Project: Bowen LF Cells 1&2
Pace Project No.: 92746783

Lab ID	Sample ID	Method	Analysts	Analytes Reported
		EPA 300.0 Rev 2.1 1993	JCM	3
92746783032	**BOW-LF1-2-FB-07**	EPA 6010D	AJM, MJS2	7
		EPA 6020B	CW1	15
		EPA 7470A	VB	1
		SM 2540C-2015	DL1	1
		SM 2320B-2011	YEG	3
		EPA 300.0 Rev 2.1 1993	JCM	3
92746783033	**BOW-LF1-2-EB-07**	EPA 6010D	AJM, MJS2	7
		EPA 6020B	CW1	15
		EPA 7470A	VB	1
		SM 2540C-2015	DL1	1
		SM 2320B-2011	SMS	3
		EPA 300.0 Rev 2.1 1993	JCM	3

PASI-A = Pace Analytical Services - Asheville
PASI-GA = Pace Analytical Services - Peachtree Corners, GA

This report shall not be reproduced, except in full,
without the written consent of Pace Analytical Services, LLC.

Pace Analytical Services, LLC
9800 Kincey Ave. Suite 100
Huntersville, NC 28078
(704)875-9092

SUMMARY OF DETECTION

Project: Bowen LF Cells 1&2
Pace Project No.: 92746783

Lab Sample ID / Method	Client Sample ID / Parameters	Result	Units	Report Limit	Analyzed	Qualifiers
92746783001	**BOW-GWA-3A**					
EPA 6010D	Potassium	1.3	mg/L	0.50	08/16/24 14:20	
EPA 6010D	Sodium	5.8	mg/L	1.0	08/16/24 14:20	
EPA 6010D	Calcium	23.0	mg/L	1.0	08/15/24 20:45	
EPA 6010D	Magnesium	11.7	mg/L	0.050	08/15/24 20:45	
EPA 6020B	Barium	0.0068	mg/L	0.0050	08/13/24 15:35	
SM 2540C-2015	Total Dissolved Solids	150	mg/L	25.0	08/13/24 12:02	
SM 2320B-2011	Alkalinity,Bicarbonate (CaCO3)	109	mg/L	5.0	08/14/24 20:40	
SM 2320B-2011	Alkalinity, Total as CaCO3	109	mg/L	5.0	08/14/24 20:40	
EPA 300.0 Rev 2.1 1993	Chloride	7.3	mg/L	1.0	08/10/24 21:51	
EPA 300.0 Rev 2.1 1993	Fluoride	0.063J	mg/L	0.10	08/10/24 21:51	
EPA 300.0 Rev 2.1 1993	Sulfate	3.9	mg/L	1.0	08/10/24 21:51	
92746783002	**BOW-GWA-4RZ**					
EPA 6010D	Iron	0.44	mg/L	0.040	08/15/24 20:49	
EPA 6010D	Manganese	0.027J	mg/L	0.040	08/15/24 20:49	
EPA 6010D	Calcium	56.4	mg/L	1.0	08/15/24 20:49	
EPA 6010D	Magnesium	24.4	mg/L	0.050	08/15/24 20:49	
EPA 6010D	Potassium	1.1	mg/L	0.50	08/16/24 14:24	
EPA 6010D	Sodium	3.1	mg/L	1.0	08/16/24 14:24	
EPA 6020B	Arsenic	0.0016J	mg/L	0.0050	08/13/24 15:39	
EPA 6020B	Barium	0.053	mg/L	0.0050	08/13/24 15:39	
EPA 6020B	Cobalt	0.0056	mg/L	0.0050	08/13/24 15:39	
SM 2540C-2015	Total Dissolved Solids	258	mg/L	25.0	08/13/24 12:02	
SM 2320B-2011	Alkalinity,Bicarbonate (CaCO3)	270	mg/L	5.0	08/14/24 20:57	
SM 2320B-2011	Alkalinity, Total as CaCO3	270	mg/L	5.0	08/14/24 20:57	
EPA 300.0 Rev 2.1 1993	Chloride	2.2	mg/L	1.0	08/10/24 22:06	
EPA 300.0 Rev 2.1 1993	Fluoride	0.16	mg/L	0.10	08/10/24 22:06	
EPA 300.0 Rev 2.1 1993	Sulfate	12.2	mg/L	1.0	08/10/24 22:06	
92746783003	**BOW-GWA-50**					
EPA 6010D	Potassium	0.35J	mg/L	0.50	08/16/24 14:29	
EPA 6010D	Sodium	1.6	mg/L	1.0	08/16/24 14:29	
EPA 6010D	Calcium	1.7	mg/L	1.0	08/15/24 21:00	
EPA 6010D	Magnesium	0.33	mg/L	0.050	08/15/24 21:00	
EPA 6020B	Barium	0.0073	mg/L	0.0050	08/13/24 16:11	
EPA 6020B	Copper	0.0018J	mg/L	0.0050	08/13/24 16:11	
EPA 6020B	Silver	0.00056J	mg/L	0.0050	08/13/24 16:11	
SM 2540C-2015	Total Dissolved Solids	147	mg/L	25.0	08/13/24 12:03	
SM 2320B-2011	Alkalinity,Bicarbonate (CaCO3)	5.6	mg/L	5.0	08/14/24 21:06	
SM 2320B-2011	Alkalinity, Total as CaCO3	5.6	mg/L	5.0	08/14/24 21:06	
EPA 300.0 Rev 2.1 1993	Chloride	1.1	mg/L	1.0	08/10/24 22:20	
EPA 300.0 Rev 2.1 1993	Sulfate	0.53J	mg/L	1.0	08/10/24 22:20	
92746783004	**BOW-GWA-50R**					
EPA 6010D	Manganese	0.015J	mg/L	0.040	08/15/24 21:04	
EPA 6010D	Calcium	0.72J	mg/L	1.0	08/15/24 21:04	
EPA 6010D	Magnesium	0.30	mg/L	0.050	08/15/24 21:04	
EPA 6010D	Potassium	0.33J	mg/L	0.50	08/16/24 14:34	
EPA 6010D	Sodium	0.86J	mg/L	1.0	08/16/24 14:34	

REPORT OF LABORATORY ANALYSIS

This report shall not be reproduced, except in full,
without the written consent of Pace Analytical Services, LLC.

Pace Analytical Services, LLC
9800 Kincey Ave. Suite 100
Huntersville, NC 28078
(704)875-9092

SUMMARY OF DETECTION

Project: Bowen LF Cells 1&2
Pace Project No.: 92746783

Lab Sample ID / Method	Client Sample ID / Parameters	Result	Units	Report Limit	Analyzed	Qualifiers
92746783004	**BOW-GWA-50R**					
EPA 6020B	Barium	0.0079	mg/L	0.0050	08/13/24 16:14	
EPA 6020B	Copper	0.0027J	mg/L	0.0050	08/13/24 16:14	
EPA 6020B	Silver	0.0011J	mg/L	0.0050	08/13/24 16:14	
SM 2540C-2015	Total Dissolved Solids	64.0	mg/L	25.0	08/13/24 12:03	
EPA 300.0 Rev 2.1 1993	Chloride	0.86J	mg/L	1.0	08/10/24 22:34	
EPA 300.0 Rev 2.1 1993	Sulfate	0.69J	mg/L	1.0	08/10/24 22:34	
92746783005	**BOW-GWC-5**					
EPA 6010D	Potassium	1.3	mg/L	0.50	08/16/24 14:39	
EPA 6010D	Sodium	1.2	mg/L	1.0	08/16/24 14:39	
EPA 6010D	Manganese	0.020J	mg/L	0.040	08/15/24 21:07	
EPA 6010D	Zinc	0.026	mg/L	0.020	08/15/24 21:07	
EPA 6010D	Calcium	1.8	mg/L	1.0	08/15/24 21:07	
EPA 6010D	Magnesium	0.26	mg/L	0.050	08/15/24 21:07	
EPA 6020B	Barium	0.012	mg/L	0.0050	08/13/24 16:18	
EPA 6020B	Beryllium	0.00068	mg/L	0.00050	08/13/24 16:18	
EPA 6020B	Copper	0.018	mg/L	0.0050	08/13/24 16:18	
EPA 6020B	Nickel	0.0078	mg/L	0.0050	08/13/24 16:18	
SM 2540C-2015	Total Dissolved Solids	143	mg/L	25.0	08/13/24 12:03	
SM 2320B-2011	Alkalinity,Bicarbonate (CaCO3)	7.3	mg/L	5.0	08/14/24 21:15	
SM 2320B-2011	Alkalinity, Total as CaCO3	7.3	mg/L	5.0	08/14/24 21:15	
EPA 300.0 Rev 2.1 1993	Chloride	0.81J	mg/L	1.0	08/10/24 22:49	
EPA 300.0 Rev 2.1 1993	Sulfate	1.1	mg/L	1.0	08/10/24 22:49	
92746783006	**BOW-GWC-6**					
EPA 6010D	Potassium	1.2	mg/L	0.50	08/16/24 14:44	
EPA 6010D	Sodium	0.90J	mg/L	1.0	08/16/24 14:44	
EPA 6010D	Iron	0.068	mg/L	0.040	08/15/24 21:11	
EPA 6010D	Calcium	15.9	mg/L	1.0	08/15/24 21:11	
EPA 6010D	Magnesium	8.1	mg/L	0.050	08/15/24 21:11	
EPA 6020B	Barium	0.0064	mg/L	0.0050	08/13/24 16:22	
SM 2540C-2015	Total Dissolved Solids	84.0	mg/L	25.0	08/13/24 12:03	
SM 2320B-2011	Alkalinity,Bicarbonate (CaCO3)	77.6	mg/L	5.0	08/14/24 21:19	
SM 2320B-2011	Alkalinity, Total as CaCO3	77.6	mg/L	5.0	08/14/24 21:19	
EPA 300.0 Rev 2.1 1993	Chloride	1.2	mg/L	1.0	08/11/24 16:59	
EPA 300.0 Rev 2.1 1993	Fluoride	0.052J	mg/L	0.10	08/11/24 16:59	
EPA 300.0 Rev 2.1 1993	Sulfate	1.6	mg/L	1.0	08/11/24 16:59	
92746783007	**BOW-GWC-6RZ**					
EPA 6010D	Calcium	9.1	mg/L	1.0	08/15/24 21:15	
EPA 6010D	Magnesium	4.9	mg/L	0.050	08/15/24 21:15	
EPA 6010D	Potassium	0.88	mg/L	0.50	08/16/24 14:49	
EPA 6010D	Sodium	1.5	mg/L	1.0	08/16/24 14:49	
EPA 6020B	Barium	0.0058	mg/L	0.0050	08/13/24 16:25	
SM 2540C-2015	Total Dissolved Solids	60.0	mg/L	25.0	08/13/24 12:04	
SM 2320B-2011	Alkalinity,Bicarbonate (CaCO3)	44.0	mg/L	5.0	08/14/24 21:26	
SM 2320B-2011	Alkalinity, Total as CaCO3	44.0	mg/L	5.0	08/14/24 21:26	
EPA 300.0 Rev 2.1 1993	Chloride	1.3	mg/L	1.0	08/11/24 17:14	
EPA 300.0 Rev 2.1 1993	Fluoride	0.055J	mg/L	0.10	08/11/24 17:14	

REPORT OF LABORATORY ANALYSIS

This report shall not be reproduced, except in full,
without the written consent of Pace Analytical Services, LLC.

Pace Analytical Services, LLC
9800 Kincey Ave. Suite 100
Huntersville, NC 28078
(704)875-9092

SUMMARY OF DETECTION

Project: Bowen LF Cells 1&2
Pace Project No.: 92746783

Lab Sample ID / Method	Client Sample ID / Parameters	Result	Units	Report Limit	Analyzed	Qualifiers
92746783007	**BOW-GWC-6RZ**					
EPA 300.0 Rev 2.1 1993	Sulfate	1.4	mg/L	1.0	08/11/24 17:14	
92746783008	**BOW-GWC-7Z**					
EPA 6010D	Potassium	0.86	mg/L	0.50	08/16/24 14:54	
EPA 6010D	Sodium	1.4	mg/L	1.0	08/16/24 14:54	
EPA 6010D	Iron	0.17	mg/L	0.040	08/15/24 21:19	
EPA 6010D	Manganese	0.039J	mg/L	0.040	08/15/24 21:19	
EPA 6010D	Calcium	23.8	mg/L	1.0	08/15/24 21:19	
EPA 6010D	Magnesium	12.6	mg/L	0.050	08/15/24 21:19	
EPA 6020B	Antimony	0.0012J	mg/L	0.0030	08/14/24 13:27	
EPA 6020B	Barium	0.011	mg/L	0.0050	08/14/24 13:27	
SM 2540C-2015	Total Dissolved Solids	164	mg/L	25.0	08/13/24 12:04	
SM 2320B-2011	Alkalinity,Bicarbonate (CaCO3)	126	mg/L	5.0	08/14/24 21:33	
SM 2320B-2011	Alkalinity, Total as CaCO3	126	mg/L	5.0	08/14/24 21:33	
EPA 300.0 Rev 2.1 1993	Chloride	0.91J	mg/L	1.0	08/11/24 17:28	
EPA 300.0 Rev 2.1 1993	Fluoride	0.063J	mg/L	0.10	08/11/24 17:28	
EPA 300.0 Rev 2.1 1993	Sulfate	0.97J	mg/L	1.0	08/11/24 17:28	
92746783010	**BOW-LF1-2-EB-06**					
SM 2540C-2015	Total Dissolved Solids	26.0	mg/L	25.0	08/13/24 12:05	
92746783011	**BOW-GWA-1**					
EPA 6010D	Potassium	1.3	mg/L	0.50	08/16/24 15:17	
EPA 6010D	Sodium	5.1	mg/L	1.0	08/16/24 15:17	
EPA 6010D	Iron	0.083	mg/L	0.040	08/15/24 21:30	
EPA 6010D	Manganese	0.053	mg/L	0.040	08/15/24 21:30	
EPA 6010D	Calcium	31.6	mg/L	1.0	08/15/24 21:30	
EPA 6010D	Magnesium	15.8	mg/L	0.050	08/15/24 21:30	
EPA 6020B	Antimony	0.0028J	mg/L	0.0030	08/14/24 13:38	
EPA 6020B	Barium	0.015	mg/L	0.0050	08/14/24 13:38	
SM 2540C-2015	Total Dissolved Solids	179	mg/L	25.0	08/12/24 11:31	
SM 2320B-2011	Alkalinity,Bicarbonate (CaCO3)	163	mg/L	5.0	08/12/24 16:13	
SM 2320B-2011	Alkalinity, Total as CaCO3	163	mg/L	5.0	08/12/24 16:13	
EPA 300.0 Rev 2.1 1993	Chloride	1.3	mg/L	1.0	08/11/24 18:11	
EPA 300.0 Rev 2.1 1993	Fluoride	0.080J	mg/L	0.10	08/11/24 18:11	
EPA 300.0 Rev 2.1 1993	Sulfate	1.1	mg/L	1.0	08/11/24 18:11	
92746783012	**BOW-GWA-2**					
EPA 6010D	Calcium	32.3	mg/L	1.0	08/15/24 21:34	
EPA 6010D	Magnesium	11.1	mg/L	0.050	08/15/24 21:34	
EPA 6010D	Potassium	0.84	mg/L	0.50	08/16/24 15:22	
EPA 6010D	Sodium	1.7	mg/L	1.0	08/16/24 15:22	
EPA 6020B	Barium	0.017	mg/L	0.0050	08/14/24 13:42	
EPA 6020B	Copper	0.00082J	mg/L	0.0050	08/14/24 13:42	
SM 2540C-2015	Total Dissolved Solids	183	mg/L	25.0	08/12/24 11:31	
SM 2320B-2011	Alkalinity,Bicarbonate (CaCO3)	86.8	mg/L	5.0	08/14/24 19:10	
SM 2320B-2011	Alkalinity, Total as CaCO3	86.8	mg/L	5.0	08/14/24 19:10	
EPA 300.0 Rev 2.1 1993	Chloride	1.4	mg/L	1.0	08/11/24 18:26	
EPA 300.0 Rev 2.1 1993	Fluoride	0.083J	mg/L	0.10	08/11/24 18:26	

REPORT OF LABORATORY ANALYSIS

This report shall not be reproduced, except in full,
without the written consent of Pace Analytical Services, LLC.

Pace Analytical Services, LLC
9800 Kincey Ave. Suite 100
Huntersville, NC 28078
(704)875-9092

SUMMARY OF DETECTION

Project: Bowen LF Cells 1&2
Pace Project No.: 92746783

Lab Sample ID / Method	Client Sample ID / Parameters	Result	Units	Report Limit	Analyzed	Qualifiers
92746783012	**BOW-GWA-2**					
EPA 300.0 Rev 2.1 1993	Sulfate	47.5	mg/L	1.0	08/11/24 18:26	
92746783013	**BOW-LF1-2-FD-05**					
EPA 6010D	Sodium	1.7	mg/L	1.0	08/16/24 15:27	
EPA 6010D	Potassium	1.0	mg/L	0.50	08/15/24 21:45	
EPA 6010D	Calcium	34.5	mg/L	1.0	08/15/24 21:45	
EPA 6010D	Magnesium	11.5	mg/L	0.050	08/15/24 21:45	
EPA 6020B	Barium	0.017	mg/L	0.0050	08/14/24 13:46	
SM 2540C-2015	Total Dissolved Solids	182	mg/L	25.0	08/12/24 11:32	
SM 2320B-2011	Alkalinity,Bicarbonate (CaCO3)	90.0	mg/L	5.0	08/14/24 19:18	
SM 2320B-2011	Alkalinity, Total as CaCO3	90.0	mg/L	5.0	08/14/24 19:18	
EPA 300.0 Rev 2.1 1993	Chloride	1.4	mg/L	1.0	08/11/24 18:40	
EPA 300.0 Rev 2.1 1993	Fluoride	0.083J	mg/L	0.10	08/11/24 18:40	
EPA 300.0 Rev 2.1 1993	Sulfate	47.5	mg/L	1.0	08/11/24 18:40	
92746783014	**BOW-GWA-2R**					
EPA 6010D	Manganese	0.025J	mg/L	0.040	08/15/24 21:48	
EPA 6010D	Potassium	0.56	mg/L	0.50	08/15/24 21:48	
EPA 6010D	Calcium	25.5	mg/L	1.0	08/15/24 21:48	
EPA 6010D	Magnesium	9.5	mg/L	0.050	08/15/24 21:48	
EPA 6010D	Sodium	1.1	mg/L	1.0	08/16/24 15:32	
EPA 6020B	Antimony	0.0021J	mg/L	0.0030	08/14/24 13:49	
EPA 6020B	Barium	0.015	mg/L	0.0050	08/14/24 13:49	
EPA 6020B	Vanadium	0.0015J	mg/L	0.010	08/14/24 13:49	
SM 2540C-2015	Total Dissolved Solids	105	mg/L	25.0	08/12/24 11:30	
SM 2320B-2011	Alkalinity,Bicarbonate (CaCO3)	102	mg/L	5.0	08/10/24 18:26	
SM 2320B-2011	Alkalinity, Total as CaCO3	102	mg/L	5.0	08/10/24 18:26	
EPA 300.0 Rev 2.1 1993	Chloride	1.1	mg/L	1.0	08/11/24 18:54	
EPA 300.0 Rev 2.1 1993	Fluoride	0.076J	mg/L	0.10	08/11/24 18:54	
EPA 300.0 Rev 2.1 1993	Sulfate	5.8	mg/L	1.0	08/11/24 18:54	
92746783016	**BOW-LF1-2-EB-05**					
SM 2540C-2015	Total Dissolved Solids	27.0	mg/L	25.0	08/12/24 11:31	
92746783017	**BOW-GWC-8Z**					
EPA 6010D	Calcium	20.9	mg/L	1.0	08/22/24 16:12	
EPA 6010D	Magnesium	7.0	mg/L	0.050	08/22/24 16:12	
EPA 6010D	Potassium	1.8	mg/L	0.50	08/22/24 16:12	
EPA 6010D	Sodium	1.9	mg/L	1.0	08/22/24 16:12	
EPA 6020B	Barium	0.026	mg/L	0.0050	08/19/24 15:42	
SM 2540C-2015	Total Dissolved Solids	106	mg/L	25.0	08/15/24 10:46	
SM 2320B-2011	Alkalinity,Bicarbonate (CaCO3)	83.7	mg/L	5.0	08/14/24 22:21	
SM 2320B-2011	Alkalinity, Total as CaCO3	83.7	mg/L	5.0	08/14/24 22:21	
EPA 300.0 Rev 2.1 1993	Chloride	1.4	mg/L	1.0	08/14/24 09:20	
EPA 300.0 Rev 2.1 1993	Sulfate	0.54J	mg/L	1.0	08/14/24 09:20	
92746783018	**BOW-GWC-8RR**					
EPA 6010D	Potassium	1.3	mg/L	0.50	08/22/24 16:32	
EPA 6010D	Sodium	0.82J	mg/L	1.0	08/22/24 16:32	

REPORT OF LABORATORY ANALYSIS

This report shall not be reproduced, except in full,
without the written consent of Pace Analytical Services, LLC.

Pace Analytical Services, LLC
9800 Kincey Ave. Suite 100
Huntersville, NC 28078
(704)875-9092

SUMMARY OF DETECTION

Project: Bowen LF Cells 1&2
Pace Project No.: 92746783

Lab Sample ID / Method	Client Sample ID / Parameters	Result	Units	Report Limit	Analyzed	Qualifiers
92746783018	**BOW-GWC-8RR**					
EPA 6010D	Calcium	23.8	mg/L	1.0	08/22/24 16:32	
EPA 6010D	Magnesium	10.8	mg/L	0.050	08/22/24 16:32	
EPA 6020B	Barium	0.013	mg/L	0.0050	08/19/24 15:57	
SM 2540C-2015	Total Dissolved Solids	115	mg/L	25.0	08/15/24 10:46	
SM 2320B-2011	Alkalinity,Bicarbonate (CaCO3)	109	mg/L	5.0	08/14/24 22:29	
SM 2320B-2011	Alkalinity, Total as CaCO3	109	mg/L	5.0	08/14/24 22:29	
EPA 300.0 Rev 2.1 1993	Chloride	0.74J	mg/L	1.0	08/14/24 22:15	
EPA 300.0 Rev 2.1 1993	Sulfate	0.88J	mg/L	1.0	08/14/24 22:15	
92746783019	**BOW-GWC-9**					
EPA 6010D	Manganese	0.017J	mg/L	0.040	08/22/24 16:36	
EPA 6010D	Potassium	1.0	mg/L	0.50	08/22/24 16:36	
EPA 6010D	Sodium	1.3	mg/L	1.0	08/22/24 16:36	
EPA 6010D	Calcium	11.6	mg/L	1.0	08/22/24 16:36	
EPA 6010D	Magnesium	4.6	mg/L	0.050	08/22/24 16:36	
EPA 6020B	Barium	0.039	mg/L	0.0050	08/19/24 16:01	
SM 2540C-2015	Total Dissolved Solids	77.0	mg/L	25.0	08/15/24 10:47	
SM 2320B-2011	Alkalinity,Bicarbonate (CaCO3)	41.3	mg/L	5.0	08/15/24 14:39	
SM 2320B-2011	Alkalinity, Total as CaCO3	41.3	mg/L	5.0	08/15/24 14:39	
EPA 300.0 Rev 2.1 1993	Chloride	1.8	mg/L	1.0	08/14/24 22:29	
EPA 300.0 Rev 2.1 1993	Sulfate	5.4	mg/L	1.0	08/14/24 22:29	
92746783020	**BOW-GWC-10**					
EPA 6010D	Iron	0.046	mg/L	0.040	08/22/24 16:39	
EPA 6010D	Potassium	0.64	mg/L	0.50	08/22/24 16:39	
EPA 6010D	Sodium	1.8	mg/L	1.0	08/22/24 16:39	
EPA 6010D	Calcium	37.0	mg/L	1.0	08/22/24 16:39	
EPA 6010D	Magnesium	14.9	mg/L	0.050	08/22/24 16:39	
EPA 6020B	Barium	0.014	mg/L	0.0050	08/19/24 16:05	
EPA 6020B	Cobalt	0.00067J	mg/L	0.0050	08/19/24 16:05	
SM 2540C-2015	Total Dissolved Solids	162	mg/L	25.0	08/15/24 10:47	
SM 2320B-2011	Alkalinity,Bicarbonate (CaCO3)	152	mg/L	5.0	08/15/24 14:45	
SM 2320B-2011	Alkalinity, Total as CaCO3	152	mg/L	5.0	08/15/24 14:45	
EPA 300.0 Rev 2.1 1993	Chloride	2.0	mg/L	1.0	08/14/24 22:43	
EPA 300.0 Rev 2.1 1993	Sulfate	2.3	mg/L	1.0	08/14/24 22:43	
92746783021	**BOW-GWC-10R**					
EPA 6010D	Iron	0.029J	mg/L	0.040	08/22/24 16:43	
EPA 6010D	Potassium	0.85	mg/L	0.50	08/22/24 16:43	
EPA 6010D	Sodium	2.3	mg/L	1.0	08/22/24 16:43	
EPA 6010D	Calcium	46.6	mg/L	1.0	08/22/24 16:43	
EPA 6010D	Magnesium	9.1	mg/L	0.050	08/22/24 16:43	
EPA 6020B	Barium	0.029	mg/L	0.0050	08/19/24 16:09	
SM 2540C-2015	Total Dissolved Solids	156	mg/L	25.0	08/15/24 10:47	
SM 2320B-2011	Alkalinity,Bicarbonate (CaCO3)	158	mg/L	5.0	08/15/24 15:04	
SM 2320B-2011	Alkalinity, Total as CaCO3	158	mg/L	5.0	08/15/24 15:04	
EPA 300.0 Rev 2.1 1993	Chloride	2.2	mg/L	1.0	08/14/24 23:53	
EPA 300.0 Rev 2.1 1993	Sulfate	1.3	mg/L	1.0	08/14/24 23:53	

REPORT OF LABORATORY ANALYSIS

This report shall not be reproduced, except in full,
without the written consent of Pace Analytical Services, LLC.

Pace Analytical Services, LLC
9800 Kincey Ave. Suite 100
Huntersville, NC 28078
(704)875-9092

SUMMARY OF DETECTION

Project: Bowen LF Cells 1&2
Pace Project No.: 92746783

Lab Sample ID / Method	Client Sample ID / Parameters	Result	Units	Report Limit	Analyzed	Qualifiers
92746783022	**BOW-GWC-11R**					
EPA 6010D	Potassium	1.1	mg/L	0.50	08/22/24 16:47	
EPA 6010D	Sodium	1.0	mg/L	1.0	08/22/24 16:47	
EPA 6010D	Calcium	32.0	mg/L	1.0	08/22/24 16:47	
EPA 6010D	Magnesium	17.5	mg/L	0.050	08/22/24 16:47	
EPA 6020B	Antimony	0.00086J	mg/L	0.0030	08/19/24 16:14	
EPA 6020B	Arsenic	0.0017J	mg/L	0.0050	08/19/24 16:14	
EPA 6020B	Barium	0.019	mg/L	0.0050	08/19/24 16:14	
EPA 6020B	Chromium	0.0040J	mg/L	0.0050	08/19/24 16:14	
SM 2540C-2015	Total Dissolved Solids	149	mg/L	25.0	08/15/24 10:48	
SM 2320B-2011	Alkalinity,Bicarbonate (CaCO3)	152	mg/L	5.0	08/15/24 15:12	
SM 2320B-2011	Alkalinity, Total as CaCO3	152	mg/L	5.0	08/15/24 15:12	
EPA 300.0 Rev 2.1 1993	Chloride	1.4	mg/L	1.0	08/15/24 00:07	
EPA 300.0 Rev 2.1 1993	Sulfate	1.8	mg/L	1.0	08/15/24 00:07	
92746783023	**BOW-GWC-12**					
EPA 6010D	Iron	8.6	mg/L	0.040	08/22/24 16:51	
EPA 6010D	Manganese	0.20	mg/L	0.040	08/22/24 16:51	
EPA 6010D	Zinc	0.015J	mg/L	0.020	08/22/24 16:51	
EPA 6010D	Potassium	1.2	mg/L	0.50	08/22/24 16:51	
EPA 6010D	Sodium	2.8	mg/L	1.0	08/22/24 16:51	
EPA 6010D	Calcium	8.2	mg/L	1.0	08/22/24 16:51	
EPA 6010D	Magnesium	4.2	mg/L	0.050	08/22/24 16:51	
EPA 6020B	Arsenic	0.0039J	mg/L	0.0050	08/20/24 15:32	
EPA 6020B	Barium	0.024	mg/L	0.0050	08/20/24 15:32	
EPA 6020B	Cadmium	0.00063	mg/L	0.00050	08/20/24 15:32	
EPA 6020B	Cobalt	0.0027J	mg/L	0.0050	08/20/24 15:32	
EPA 6020B	Copper	0.00048J	mg/L	0.0050	08/20/24 15:32	
SM 2540C-2015	Total Dissolved Solids	74.0	mg/L	25.0	08/15/24 10:48	
SM 2320B-2011	Alkalinity,Bicarbonate (CaCO3)	51.3	mg/L	5.0	08/15/24 15:20	
SM 2320B-2011	Alkalinity, Total as CaCO3	51.3	mg/L	5.0	08/15/24 15:20	
EPA 300.0 Rev 2.1 1993	Chloride	0.74J	mg/L	1.0	08/15/24 00:21	
92746783024	**BOW-GWC-13**					
EPA 6010D	Iron	0.028J	mg/L	0.040	08/22/24 16:55	
EPA 6010D	Manganese	0.011J	mg/L	0.040	08/22/24 16:55	
EPA 6010D	Potassium	1.9	mg/L	0.50	08/22/24 16:55	
EPA 6010D	Sodium	1.8	mg/L	1.0	08/22/24 16:55	
EPA 6010D	Calcium	35.6	mg/L	1.0	08/22/24 16:55	
EPA 6010D	Magnesium	13.0	mg/L	0.050	08/22/24 16:55	
EPA 6020B	Antimony	0.0021J	mg/L	0.0030	08/20/24 15:49	B
EPA 6020B	Barium	0.026	mg/L	0.0050	08/20/24 15:49	
EPA 6020B	Boron	0.024J	mg/L	0.040	08/20/24 15:49	
EPA 6020B	Chromium	0.0030J	mg/L	0.0050	08/20/24 15:49	
EPA 6020B	Selenium	0.0014J	mg/L	0.0050	08/20/24 15:49	
EPA 6020B	Vanadium	0.0014J	mg/L	0.010	08/20/24 15:49	
SM 2540C-2015	Total Dissolved Solids	189	mg/L	25.0	08/15/24 10:48	
SM 2320B-2011	Alkalinity,Bicarbonate (CaCO3)	115	mg/L	5.0	08/15/24 15:27	
SM 2320B-2011	Alkalinity, Total as CaCO3	115	mg/L	5.0	08/15/24 15:27	

REPORT OF LABORATORY ANALYSIS

This report shall not be reproduced, except in full,
without the written consent of Pace Analytical Services, LLC.

Pace Analytical Services, LLC
9800 Kincey Ave. Suite 100
Huntersville, NC 28078
(704)875-9092

SUMMARY OF DETECTION

Project: Bowen LF Cells 1&2
Pace Project No.: 92746783

Lab Sample ID / Method	Client Sample ID / Parameters	Result	Units	Report Limit	Analyzed	Qualifiers
92746783024	**BOW-GWC-13**					
EPA 300.0 Rev 2.1 1993	Chloride	3.2	mg/L	1.0	08/15/24 00:35	
EPA 300.0 Rev 2.1 1993	Sulfate	32.8	mg/L	1.0	08/15/24 00:35	
92746783025	**BOW-LF1-2-FD-06**					
EPA 6010D	Iron	0.047	mg/L	0.040	08/22/24 16:58	
EPA 6010D	Potassium	0.65	mg/L	0.50	08/22/24 16:58	
EPA 6010D	Sodium	1.8	mg/L	1.0	08/22/24 16:58	
EPA 6010D	Calcium	36.7	mg/L	1.0	08/22/24 16:58	
EPA 6010D	Magnesium	14.7	mg/L	0.050	08/22/24 16:58	
EPA 6020B	Barium	0.014	mg/L	0.0050	08/20/24 15:53	
EPA 6020B	Cobalt	0.00066J	mg/L	0.0050	08/20/24 15:53	
SM 2540C-2015	Total Dissolved Solids	149	mg/L	25.0	08/15/24 10:49	
SM 2320B-2011	Alkalinity,Bicarbonate (CaCO3)	154	mg/L	5.0	08/15/24 15:36	
SM 2320B-2011	Alkalinity, Total as CaCO3	154	mg/L	5.0	08/15/24 15:36	
EPA 300.0 Rev 2.1 1993	Chloride	2.0	mg/L	1.0	08/15/24 00:49	
EPA 300.0 Rev 2.1 1993	Sulfate	2.3	mg/L	1.0	08/15/24 00:49	
92746783026	**BOW-GWC-11**					
EPA 6010D	Calcium	9.2	mg/L	1.0	08/23/24 01:45	
EPA 6010D	Iron	0.45	mg/L	0.040	08/23/24 01:45	M1
EPA 6010D	Magnesium	4.8	mg/L	0.050	08/23/24 01:45	M1
EPA 6010D	Manganese	0.016J	mg/L	0.040	08/23/24 01:45	
EPA 6010D	Potassium	0.67	mg/L	0.50	08/25/24 16:42	
EPA 6010D	Sodium	3.3	mg/L	1.0	08/25/24 16:42	M1
EPA 6020B	Barium	0.0068	mg/L	0.0050	08/26/24 21:31	
SM 2540C-2015	Total Dissolved Solids	62.0	mg/L	25.0	08/19/24 18:00	
SM 2320B-2011	Alkalinity,Bicarbonate (CaCO3)	46.0	mg/L	5.0	08/19/24 13:41	
SM 2320B-2011	Alkalinity, Total as CaCO3	46.0	mg/L	5.0	08/19/24 13:41	
EPA 300.0 Rev 2.1 1993	Chloride	0.90J	mg/L	1.0	08/18/24 02:29	
EPA 300.0 Rev 2.1 1993	Sulfate	1.0J	mg/L	1.0	08/18/24 02:29	
92746783027	**BOW-GWC-13RZ**					
EPA 6010D	Calcium	40.8	mg/L	1.0	08/23/24 01:58	
EPA 6010D	Magnesium	18.3	mg/L	0.050	08/23/24 01:58	
EPA 6010D	Potassium	1.0	mg/L	0.50	08/25/24 16:52	
EPA 6010D	Sodium	20.2	mg/L	1.0	08/25/24 16:52	
EPA 6020B	Arsenic	0.0013J	mg/L	0.0050	08/26/24 21:43	
EPA 6020B	Barium	0.087	mg/L	0.0050	08/26/24 21:43	
EPA 6020B	Selenium	0.0010J	mg/L	0.0050	08/26/24 21:43	
EPA 6020B	Vanadium	0.00085J	mg/L	0.010	08/26/24 21:43	B
SM 2540C-2015	Total Dissolved Solids	237	mg/L	25.0	08/19/24 18:01	
SM 2320B-2011	Alkalinity,Bicarbonate (CaCO3)	156	mg/L	5.0	08/19/24 13:47	
SM 2320B-2011	Alkalinity, Total as CaCO3	156	mg/L	5.0	08/19/24 13:47	
EPA 300.0 Rev 2.1 1993	Chloride	4.9	mg/L	1.0	08/18/24 02:44	
EPA 300.0 Rev 2.1 1993	Fluoride	0.12	mg/L	0.10	08/18/24 02:44	
EPA 300.0 Rev 2.1 1993	Sulfate	55.6	mg/L	1.0	08/18/24 02:44	
92746783028	**BOW-GWC-14Z**					
EPA 6010D	Sodium	2.6	mg/L	1.0	08/25/24 16:55	

REPORT OF LABORATORY ANALYSIS

This report shall not be reproduced, except in full,
without the written consent of Pace Analytical Services, LLC.

Pace Analytical Services, LLC
9800 Kincey Ave. Suite 100
Huntersville, NC 28078
(704)875-9092

SUMMARY OF DETECTION

Project: Bowen LF Cells 1&2
Pace Project No.: 92746783

Lab Sample ID / Method	Client Sample ID / Parameters	Result	Units	Report Limit	Analyzed	Qualifiers
92746783028	**BOW-GWC-14Z**					
EPA 6010D	Manganese	0.012J	mg/L	0.040	08/23/24 02:09	
EPA 6010D	Potassium	1.4	mg/L	0.50	08/23/24 02:09	
EPA 6010D	Calcium	12.1	mg/L	1.0	08/23/24 02:09	
EPA 6010D	Magnesium	5.1	mg/L	0.050	08/23/24 02:09	
EPA 6020B	Barium	0.013	mg/L	0.0050	08/26/24 21:46	
EPA 6020B	Beryllium	0.00011J	mg/L	0.00050	08/26/24 21:46	
SM 2540C-2015	Total Dissolved Solids	89.0	mg/L	25.0	08/19/24 18:01	
SM 2320B-2011	Alkalinity,Bicarbonate (CaCO3)	40.8	mg/L	5.0	08/19/24 13:56	
SM 2320B-2011	Alkalinity, Total as CaCO3	40.8	mg/L	5.0	08/19/24 13:56	
EPA 300.0 Rev 2.1 1993	Chloride	3.6	mg/L	1.0	08/18/24 02:59	
EPA 300.0 Rev 2.1 1993	Sulfate	7.0	mg/L	1.0	08/18/24 02:59	
92746783029	**BOW-GWC-15R**					
EPA 6010D	Iron	0.073	mg/L	0.040	08/23/24 02:13	
EPA 6010D	Potassium	1.1	mg/L	0.50	08/23/24 02:13	
EPA 6010D	Calcium	30.3	mg/L	1.0	08/23/24 02:13	
EPA 6010D	Magnesium	15.0	mg/L	0.050	08/23/24 02:13	
EPA 6010D	Sodium	1.0	mg/L	1.0	08/25/24 16:59	
EPA 6020B	Antimony	0.0013J	mg/L	0.0030	08/26/24 21:50	
EPA 6020B	Barium	0.012	mg/L	0.0050	08/26/24 21:50	
EPA 6020B	Lead	0.00023J	mg/L	0.0010	08/26/24 21:50	
SM 2540C-2015	Total Dissolved Solids	133	mg/L	25.0	08/19/24 18:02	
SM 2320B-2011	Alkalinity,Bicarbonate (CaCO3)	138	mg/L	5.0	08/19/24 14:02	
SM 2320B-2011	Alkalinity, Total as CaCO3	138	mg/L	5.0	08/19/24 14:02	
EPA 300.0 Rev 2.1 1993	Chloride	0.65J	mg/L	1.0	08/18/24 03:43	
EPA 300.0 Rev 2.1 1993	Sulfate	1.9	mg/L	1.0	08/18/24 03:43	
92746783030	**BOW-GWC-15Z**					
EPA 6010D	Sodium	2.7	mg/L	1.0	08/25/24 17:03	
EPA 6010D	Iron	0.048	mg/L	0.040	08/23/24 02:17	
EPA 6010D	Potassium	1.2	mg/L	0.50	08/23/24 02:17	
EPA 6010D	Calcium	25.0	mg/L	1.0	08/23/24 02:17	
EPA 6010D	Magnesium	13.5	mg/L	0.050	08/23/24 02:17	
EPA 6020B	Barium	0.010	mg/L	0.0050	08/26/24 21:54	
EPA 6020B	Vanadium	0.0013J	mg/L	0.010	08/26/24 21:54	B
SM 2540C-2015	Total Dissolved Solids	124	mg/L	25.0	08/19/24 18:02	
SM 2320B-2011	Alkalinity,Bicarbonate (CaCO3)	126	mg/L	5.0	08/19/24 14:11	
SM 2320B-2011	Alkalinity, Total as CaCO3	126	mg/L	5.0	08/19/24 14:11	
92746783031	**BOW-LF1-2-FD-07**					
EPA 6010D	Manganese	0.012J	mg/L	0.040	08/23/24 02:21	
EPA 6010D	Potassium	1.4	mg/L	0.50	08/23/24 02:21	
EPA 6010D	Calcium	11.8	mg/L	1.0	08/23/24 02:21	
EPA 6010D	Magnesium	5.1	mg/L	0.050	08/23/24 02:21	
EPA 6010D	Sodium	2.6	mg/L	1.0	08/25/24 17:14	
EPA 6020B	Barium	0.012	mg/L	0.0050	08/26/24 21:57	
EPA 6020B	Beryllium	0.00010J	mg/L	0.00050	08/26/24 21:57	
SM 2540C-2015	Total Dissolved Solids	87.0	mg/L	25.0	08/19/24 18:02	
SM 2320B-2011	Alkalinity,Bicarbonate (CaCO3)	41.1	mg/L	5.0	08/19/24 14:20	

REPORT OF LABORATORY ANALYSIS

This report shall not be reproduced, except in full,
without the written consent of Pace Analytical Services, LLC.

Pace Analytical Services, LLC
9800 Kincey Ave. Suite 100
Huntersville, NC 28078
(704)875-9092

SUMMARY OF DETECTION

Project: Bowen LF Cells 1&2
Pace Project No.: 92746783

Lab Sample ID / Method	Client Sample ID / Parameters	Result	Units	Report Limit	Analyzed	Qualifiers
92746783031	**BOW-LF1-2-FD-07**					
SM 2320B-2011	Alkalinity, Total as CaCO3	41.1	mg/L	5.0	08/19/24 14:20	
EPA 300.0 Rev 2.1 1993	Chloride	3.6	mg/L	1.0	08/17/24 15:48	R1
EPA 300.0 Rev 2.1 1993	Sulfate	7.5	mg/L	1.0	08/17/24 15:48	
92746783032	**BOW-LF1-2-FB-07**					
EPA 6010D	Potassium	0.21J	mg/L	0.50	08/23/24 02:24	
SM 2540C-2015	Total Dissolved Solids	25.0	mg/L	25.0	08/19/24 18:02	
92746783033	**BOW-LF1-2-EB-07**					
EPA 6010D	Potassium	0.20J	mg/L	0.50	08/23/24 02:28	

This report shall not be reproduced, except in full,
without the written consent of Pace Analytical Services, LLC.

Pace Analytical Services, LLC
9800 Kincey Ave. Suite 100
Huntersville, NC 28078
(704)875-9092

ANALYTICAL RESULTS

Project: Bowen LF Cells 1&2
Pace Project No.: 92746783

Sample: BOW-GWA-3A **Lab ID: 92746783001** Collected: 08/08/24 11:30 Received: 08/09/24 08:02 Matrix: Water

Parameters	Results	Units	Report Limit	MDL	DF	Prepared	Analyzed	CAS No.	Qual
6010D ATL ICP	Analytical Method: EPA 6010D Preparation Method: EPA 3010A Pace Analytical Services - Peachtree Corners, GA								
Potassium	**1.3**	mg/L	0.50	0.15	1	08/10/24 14:24	08/16/24 14:20	7440-09-7	
Sodium	**5.8**	mg/L	1.0	0.58	1	08/10/24 14:24	08/16/24 14:20	7440-23-5	
Iron	ND	mg/L	0.040	0.025	1	08/10/24 14:24	08/15/24 20:45	7439-89-6	
Manganese	ND	mg/L	0.040	0.011	1	08/10/24 14:24	08/15/24 20:45	7439-96-5	
Zinc	ND	mg/L	0.020	0.0085	1	08/10/24 14:24	08/15/24 20:45	7440-66-6	
Calcium	**23.0**	mg/L	1.0	0.12	1	08/10/24 14:24	08/15/24 20:45	7440-70-2	
Magnesium	**11.7**	mg/L	0.050	0.012	1	08/10/24 14:24	08/15/24 20:45	7439-95-4	
6020 MET ICPMS	Analytical Method: EPA 6020B Preparation Method: EPA 3005A Pace Analytical Services - Peachtree Corners, GA								
Antimony	ND	mg/L	0.0030	0.00054	1	08/10/24 10:37	08/13/24 15:35	7440-36-0	
Arsenic	ND	mg/L	0.0050	0.00084	1	08/10/24 10:37	08/13/24 15:35	7440-38-2	
Barium	**0.0068**	mg/L	0.0050	0.00047	1	08/10/24 10:37	08/13/24 15:35	7440-39-3	
Beryllium	ND	mg/L	0.00050	0.000094	1	08/10/24 10:37	08/13/24 15:35	7440-41-7	
Boron	ND	mg/L	0.040	0.012	1	08/10/24 10:37	08/13/24 15:35	7440-42-8	
Cadmium	ND	mg/L	0.00050	0.00010	1	08/10/24 10:37	08/13/24 15:35	7440-43-9	
Chromium	ND	mg/L	0.0050	0.0019	1	08/10/24 10:37	08/13/24 15:35	7440-47-3	
Cobalt	ND	mg/L	0.0050	0.00032	1	08/10/24 10:37	08/13/24 15:35	7440-48-4	
Copper	ND	mg/L	0.0050	0.00043	1	08/10/24 10:37	08/13/24 15:35	7440-50-8	
Lead	ND	mg/L	0.0010	0.00016	1	08/10/24 10:37	08/13/24 15:35	7439-92-1	
Nickel	ND	mg/L	0.0050	0.0021	1	08/10/24 10:37	08/13/24 15:35	7440-02-0	
Selenium	ND	mg/L	0.0050	0.00096	1	08/10/24 10:37	08/13/24 15:35	7782-49-2	
Silver	ND	mg/L	0.0050	0.00031	1	08/10/24 10:37	08/13/24 15:35	7440-22-4	
Thallium	ND	mg/L	0.0010	0.00038	1	08/10/24 10:37	08/13/24 15:35	7440-28-0	
Vanadium	ND	mg/L	0.010	0.00075	1	08/10/24 10:37	08/13/24 15:35	7440-62-2	
7470 Mercury	Analytical Method: EPA 7470A Preparation Method: EPA 7470A Pace Analytical Services - Peachtree Corners, GA								
Mercury	ND	mg/L	0.00020	0.00013	1	08/14/24 07:30	08/14/24 13:50	7439-97-6	
2540C Total Dissolved Solids	Analytical Method: SM 2540C-2015 Pace Analytical Services - Peachtree Corners, GA								
Total Dissolved Solids	**150**	mg/L	25.0	25.0	1		08/13/24 12:02		
2320B Alkalinity	Analytical Method: SM 2320B-2011 Pace Analytical Services - Asheville								
Alkalinity,Bicarbonate (CaCO3)	**109**	mg/L	5.0	5.0	1		08/14/24 20:40		
Alkalinity,Carbonate (CaCO3)	ND	mg/L	5.0	5.0	1		08/14/24 20:40		
Alkalinity, Total as CaCO3	**109**	mg/L	5.0	5.0	1		08/14/24 20:40		
300.0 IC Anions 28 Days	Analytical Method: EPA 300.0 Rev 2.1 1993 Pace Analytical Services - Asheville								
Chloride	**7.3**	mg/L	1.0	0.60	1		08/10/24 21:51	16887-00-6	
Fluoride	**0.063J**	mg/L	0.10	0.050	1		08/10/24 21:51	16984-48-8	

REPORT OF LABORATORY ANALYSIS

This report shall not be reproduced, except in full,
without the written consent of Pace Analytical Services, LLC.

Pace Analytical Services, LLC
9800 Kincey Ave. Suite 100
Huntersville, NC 28078
(704)875-9092

ANALYTICAL RESULTS

Project: Bowen LF Cells 1&2
Pace Project No.: 92746783

Sample: BOW-GWA-3A **Lab ID: 92746783001** Collected: 08/08/24 11:30 Received: 08/09/24 08:02 Matrix: Water

Parameters	Results	Units	Report Limit	MDL	DF	Prepared	Analyzed	CAS No.	Qual
300.0 IC Anions 28 Days	Analytical Method: EPA 300.0 Rev 2.1 1993 Pace Analytical Services - Asheville								
Sulfate	**3.9**	mg/L	1.0	0.50	1		08/10/24 21:51	14808-79-8	

REPORT OF LABORATORY ANALYSIS

This report shall not be reproduced, except in full,
without the written consent of Pace Analytical Services, LLC.

Pace Analytical Services, LLC
9800 Kincey Ave. Suite 100
Huntersville, NC 28078
(704)875-9092

ANALYTICAL RESULTS

Project: Bowen LF Cells 1&2
Pace Project No.: 92746783

Sample: BOW-GWA-4RZ **Lab ID: 92746783002** Collected: 08/08/24 10:59 Received: 08/09/24 08:02 Matrix: Water

Parameters	Results	Units	Report Limit	MDL	DF	Prepared	Analyzed	CAS No.	Qual
6010D ATL ICP	Analytical Method: EPA 6010D Preparation Method: EPA 3010A Pace Analytical Services - Peachtree Corners, GA								
Iron	**0.44**	mg/L	0.040	0.025	1	08/10/24 14:24	08/15/24 20:49	7439-89-6	
Manganese	**0.027J**	mg/L	0.040	0.011	1	08/10/24 14:24	08/15/24 20:49	7439-96-5	
Zinc	ND	mg/L	0.020	0.0085	1	08/10/24 14:24	08/15/24 20:49	7440-66-6	
Calcium	**56.4**	mg/L	1.0	0.12	1	08/10/24 14:24	08/15/24 20:49	7440-70-2	
Magnesium	**24.4**	mg/L	0.050	0.012	1	08/10/24 14:24	08/15/24 20:49	7439-95-4	
Potassium	**1.1**	mg/L	0.50	0.15	1	08/10/24 14:24	08/16/24 14:24	7440-09-7	
Sodium	**3.1**	mg/L	1.0	0.58	1	08/10/24 14:24	08/16/24 14:24	7440-23-5	
6020 MET ICPMS	Analytical Method: EPA 6020B Preparation Method: EPA 3005A Pace Analytical Services - Peachtree Corners, GA								
Antimony	ND	mg/L	0.0030	0.00054	1	08/10/24 10:37	08/13/24 15:39	7440-36-0	
Arsenic	**0.0016J**	mg/L	0.0050	0.00084	1	08/10/24 10:37	08/13/24 15:39	7440-38-2	
Barium	**0.053**	mg/L	0.0050	0.00047	1	08/10/24 10:37	08/13/24 15:39	7440-39-3	
Beryllium	ND	mg/L	0.00050	0.000094	1	08/10/24 10:37	08/13/24 15:39	7440-41-7	
Boron	ND	mg/L	0.040	0.012	1	08/10/24 10:37	08/13/24 15:39	7440-42-8	
Cadmium	ND	mg/L	0.00050	0.00010	1	08/10/24 10:37	08/13/24 15:39	7440-43-9	
Chromium	ND	mg/L	0.0050	0.0019	1	08/10/24 10:37	08/13/24 15:39	7440-47-3	
Cobalt	**0.0056**	mg/L	0.0050	0.00032	1	08/10/24 10:37	08/13/24 15:39	7440-48-4	
Copper	ND	mg/L	0.0050	0.00043	1	08/10/24 10:37	08/13/24 15:39	7440-50-8	
Lead	ND	mg/L	0.0010	0.00016	1	08/10/24 10:37	08/13/24 15:39	7439-92-1	
Nickel	ND	mg/L	0.0050	0.0021	1	08/10/24 10:37	08/13/24 15:39	7440-02-0	
Selenium	ND	mg/L	0.0050	0.00096	1	08/10/24 10:37	08/13/24 15:39	7782-49-2	
Silver	ND	mg/L	0.0050	0.00031	1	08/10/24 10:37	08/13/24 15:39	7440-22-4	
Thallium	ND	mg/L	0.0010	0.00038	1	08/10/24 10:37	08/13/24 15:39	7440-28-0	
Vanadium	ND	mg/L	0.010	0.00075	1	08/10/24 10:37	08/13/24 15:39	7440-62-2	
7470 Mercury	Analytical Method: EPA 7470A Preparation Method: EPA 7470A Pace Analytical Services - Peachtree Corners, GA								
Mercury	ND	mg/L	0.00020	0.00013	1	08/14/24 07:30	08/14/24 13:53	7439-97-6	
2540C Total Dissolved Solids	Analytical Method: SM 2540C-2015 Pace Analytical Services - Peachtree Corners, GA								
Total Dissolved Solids	**258**	mg/L	25.0	25.0	1		08/13/24 12:02		
2320B Alkalinity	Analytical Method: SM 2320B-2011 Pace Analytical Services - Asheville								
Alkalinity,Bicarbonate (CaCO3)	**270**	mg/L	5.0	5.0	1		08/14/24 20:57		
Alkalinity,Carbonate (CaCO3)	ND	mg/L	5.0	5.0	1		08/14/24 20:57		
Alkalinity, Total as CaCO3	**270**	mg/L	5.0	5.0	1		08/14/24 20:57		
300.0 IC Anions 28 Days	Analytical Method: EPA 300.0 Rev 2.1 1993 Pace Analytical Services - Asheville								
Chloride	**2.2**	mg/L	1.0	0.60	1		08/10/24 22:06	16887-00-6	
Fluoride	**0.16**	mg/L	0.10	0.050	1		08/10/24 22:06	16984-48-8	

REPORT OF LABORATORY ANALYSIS

This report shall not be reproduced, except in full,
without the written consent of Pace Analytical Services, LLC.

Pace Analytical Services, LLC
9800 Kincey Ave. Suite 100
Huntersville, NC 28078
(704)875-9092

ANALYTICAL RESULTS

Project: Bowen LF Cells 1&2
Pace Project No.: 92746783

Sample: BOW-GWA-4RZ **Lab ID: 92746783002** Collected: 08/08/24 10:59 Received: 08/09/24 08:02 Matrix: Water

Parameters	Results	Units	Report Limit	MDL	DF	Prepared	Analyzed	CAS No.	Qual
300.0 IC Anions 28 Days	Analytical Method: EPA 300.0 Rev 2.1 1993 Pace Analytical Services - Asheville								
Sulfate	**12.2**	mg/L	1.0	0.50	1		08/10/24 22:06	14808-79-8	

REPORT OF LABORATORY ANALYSIS

This report shall not be reproduced, except in full,
without the written consent of Pace Analytical Services, LLC.

Pace Analytical Services, LLC
9800 Kincey Ave. Suite 100
Huntersville, NC 28078
(704)875-9092

ANALYTICAL RESULTS

Project: Bowen LF Cells 1&2
Pace Project No.: 92746783

Sample: BOW-GWA-50 **Lab ID: 92746783003** Collected: 08/08/24 13:58 Received: 08/09/24 08:02 Matrix: Water

Parameters	Results	Units	Report Limit	MDL	DF	Prepared	Analyzed	CAS No.	Qual
6010D ATL ICP	Analytical Method: EPA 6010D Preparation Method: EPA 3010A Pace Analytical Services - Peachtree Corners, GA								
Potassium	**0.35J**	mg/L	0.50	0.15	1	08/10/24 14:24	08/16/24 14:29	7440-09-7	
Sodium	**1.6**	mg/L	1.0	0.58	1	08/10/24 14:24	08/16/24 14:29	7440-23-5	
Iron	ND	mg/L	0.040	0.025	1	08/10/24 14:24	08/15/24 21:00	7439-89-6	
Manganese	ND	mg/L	0.040	0.011	1	08/10/24 14:24	08/15/24 21:00	7439-96-5	
Zinc	ND	mg/L	0.020	0.0085	1	08/10/24 14:24	08/15/24 21:00	7440-66-6	
Calcium	**1.7**	mg/L	1.0	0.12	1	08/10/24 14:24	08/15/24 21:00	7440-70-2	
Magnesium	**0.33**	mg/L	0.050	0.012	1	08/10/24 14:24	08/15/24 21:00	7439-95-4	
6020 MET ICPMS	Analytical Method: EPA 6020B Preparation Method: EPA 3005A Pace Analytical Services - Peachtree Corners, GA								
Antimony	ND	mg/L	0.0030	0.00054	1	08/10/24 10:37	08/13/24 16:11	7440-36-0	
Arsenic	ND	mg/L	0.0050	0.00084	1	08/10/24 10:37	08/13/24 16:11	7440-38-2	
Barium	**0.0073**	mg/L	0.0050	0.00047	1	08/10/24 10:37	08/13/24 16:11	7440-39-3	
Beryllium	ND	mg/L	0.00050	0.000094	1	08/10/24 10:37	08/13/24 16:11	7440-41-7	
Boron	ND	mg/L	0.040	0.012	1	08/10/24 10:37	08/13/24 16:11	7440-42-8	
Cadmium	ND	mg/L	0.00050	0.00010	1	08/10/24 10:37	08/13/24 16:11	7440-43-9	
Chromium	ND	mg/L	0.0050	0.0019	1	08/10/24 10:37	08/13/24 16:11	7440-47-3	
Cobalt	ND	mg/L	0.0050	0.00032	1	08/10/24 10:37	08/13/24 16:11	7440-48-4	
Copper	**0.0018J**	mg/L	0.0050	0.00043	1	08/10/24 10:37	08/13/24 16:11	7440-50-8	
Lead	ND	mg/L	0.0010	0.00016	1	08/10/24 10:37	08/13/24 16:11	7439-92-1	
Nickel	ND	mg/L	0.0050	0.0021	1	08/10/24 10:37	08/13/24 16:11	7440-02-0	
Selenium	ND	mg/L	0.0050	0.00096	1	08/10/24 10:37	08/13/24 16:11	7782-49-2	
Silver	**0.00056J**	mg/L	0.0050	0.00031	1	08/10/24 10:37	08/13/24 16:11	7440-22-4	
Thallium	ND	mg/L	0.0010	0.00038	1	08/10/24 10:37	08/13/24 16:11	7440-28-0	
Vanadium	ND	mg/L	0.010	0.00075	1	08/10/24 10:37	08/13/24 16:11	7440-62-2	
7470 Mercury	Analytical Method: EPA 7470A Preparation Method: EPA 7470A Pace Analytical Services - Peachtree Corners, GA								
Mercury	ND	mg/L	0.00020	0.00013	1	08/14/24 07:30	08/14/24 14:01	7439-97-6	
2540C Total Dissolved Solids	Analytical Method: SM 2540C-2015 Pace Analytical Services - Peachtree Corners, GA								
Total Dissolved Solids	**147**	mg/L	25.0	25.0	1		08/13/24 12:03		
2320B Alkalinity	Analytical Method: SM 2320B-2011 Pace Analytical Services - Asheville								
Alkalinity,Bicarbonate (CaCO3)	**5.6**	mg/L	5.0	5.0	1		08/14/24 21:06		
Alkalinity,Carbonate (CaCO3)	ND	mg/L	5.0	5.0	1		08/14/24 21:06		
Alkalinity, Total as CaCO3	**5.6**	mg/L	5.0	5.0	1		08/14/24 21:06		
300.0 IC Anions 28 Days	Analytical Method: EPA 300.0 Rev 2.1 1993 Pace Analytical Services - Asheville								
Chloride	**1.1**	mg/L	1.0	0.60	1		08/10/24 22:20	16887-00-6	
Fluoride	ND	mg/L	0.10	0.050	1		08/10/24 22:20	16984-48-8	

REPORT OF LABORATORY ANALYSIS

This report shall not be reproduced, except in full,
without the written consent of Pace Analytical Services, LLC.

Pace Analytical Services, LLC
9800 Kincey Ave. Suite 100
Huntersville, NC 28078
(704)875-9092

ANALYTICAL RESULTS

Project: Bowen LF Cells 1&2
Pace Project No.: 92746783

Sample: BOW-GWA-50 **Lab ID: 92746783003** Collected: 08/08/24 13:58 Received: 08/09/24 08:02 Matrix: Water

Parameters	Results	Units	Report Limit	MDL	DF	Prepared	Analyzed	CAS No.	Qual
300.0 IC Anions 28 Days	Analytical Method: EPA 300.0 Rev 2.1 1993 Pace Analytical Services - Asheville								
Sulfate	**0.53J**	mg/L	1.0	0.50	1		08/10/24 22:20	14808-79-8	

REPORT OF LABORATORY ANALYSIS

This report shall not be reproduced, except in full,
without the written consent of Pace Analytical Services, LLC.

Pace Analytical Services, LLC
9800 Kincey Ave. Suite 100
Huntersville, NC 28078
(704)875-9092

ANALYTICAL RESULTS

Project: Bowen LF Cells 1&2
Pace Project No.: 92746783

Sample: BOW-GWA-50R **Lab ID: 92746783004** Collected: 08/08/24 15:04 Received: 08/09/24 08:02 Matrix: Water

Parameters	Results	Units	Report Limit	MDL	DF	Prepared	Analyzed	CAS No.	Qual
6010D ATL ICP	Analytical Method: EPA 6010D Preparation Method: EPA 3010A Pace Analytical Services - Peachtree Corners, GA								
Iron	ND	mg/L	0.040	0.025	1	08/10/24 14:24	08/15/24 21:04	7439-89-6	
Manganese	**0.015J**	mg/L	0.040	0.011	1	08/10/24 14:24	08/15/24 21:04	7439-96-5	
Zinc	ND	mg/L	0.020	0.0085	1	08/10/24 14:24	08/15/24 21:04	7440-66-6	
Calcium	**0.72J**	mg/L	1.0	0.12	1	08/10/24 14:24	08/15/24 21:04	7440-70-2	
Magnesium	**0.30**	mg/L	0.050	0.012	1	08/10/24 14:24	08/15/24 21:04	7439-95-4	
Potassium	**0.33J**	mg/L	0.50	0.15	1	08/10/24 14:24	08/16/24 14:34	7440-09-7	
Sodium	**0.86J**	mg/L	1.0	0.58	1	08/10/24 14:24	08/16/24 14:34	7440-23-5	
6020 MET ICPMS	Analytical Method: EPA 6020B Preparation Method: EPA 3005A Pace Analytical Services - Peachtree Corners, GA								
Antimony	ND	mg/L	0.0030	0.00054	1	08/10/24 10:37	08/13/24 16:14	7440-36-0	
Arsenic	ND	mg/L	0.0050	0.00084	1	08/10/24 10:37	08/13/24 16:14	7440-38-2	
Barium	**0.0079**	mg/L	0.0050	0.00047	1	08/10/24 10:37	08/13/24 16:14	7440-39-3	
Beryllium	ND	mg/L	0.00050	0.000094	1	08/10/24 10:37	08/13/24 16:14	7440-41-7	
Boron	ND	mg/L	0.040	0.012	1	08/10/24 10:37	08/13/24 16:14	7440-42-8	
Cadmium	ND	mg/L	0.00050	0.00010	1	08/10/24 10:37	08/13/24 16:14	7440-43-9	
Chromium	ND	mg/L	0.0050	0.0019	1	08/10/24 10:37	08/13/24 16:14	7440-47-3	
Cobalt	ND	mg/L	0.0050	0.00032	1	08/10/24 10:37	08/13/24 16:14	7440-48-4	
Copper	**0.0027J**	mg/L	0.0050	0.00043	1	08/10/24 10:37	08/13/24 16:14	7440-50-8	
Lead	ND	mg/L	0.0010	0.00016	1	08/10/24 10:37	08/13/24 16:14	7439-92-1	
Nickel	ND	mg/L	0.0050	0.0021	1	08/10/24 10:37	08/13/24 16:14	7440-02-0	
Selenium	ND	mg/L	0.0050	0.00096	1	08/10/24 10:37	08/13/24 16:14	7782-49-2	
Silver	**0.0011J**	mg/L	0.0050	0.00031	1	08/10/24 10:37	08/13/24 16:14	7440-22-4	
Thallium	ND	mg/L	0.0010	0.00038	1	08/10/24 10:37	08/13/24 16:14	7440-28-0	
Vanadium	ND	mg/L	0.010	0.00075	1	08/10/24 10:37	08/13/24 16:14	7440-62-2	
7470 Mercury	Analytical Method: EPA 7470A Preparation Method: EPA 7470A Pace Analytical Services - Peachtree Corners, GA								
Mercury	ND	mg/L	0.00020	0.00013	1	08/14/24 07:30	08/14/24 14:03	7439-97-6	
2540C Total Dissolved Solids	Analytical Method: SM 2540C-2015 Pace Analytical Services - Peachtree Corners, GA								
Total Dissolved Solids	**64.0**	mg/L	25.0	25.0	1		08/13/24 12:03		
2320B Alkalinity	Analytical Method: SM 2320B-2011 Pace Analytical Services - Asheville								
Alkalinity,Bicarbonate (CaCO3)	ND	mg/L	5.0	5.0	1		08/14/24 21:10		
Alkalinity,Carbonate (CaCO3)	ND	mg/L	5.0	5.0	1		08/14/24 21:10		
Alkalinity, Total as CaCO3	ND	mg/L	5.0	5.0	1		08/14/24 21:10		
300.0 IC Anions 28 Days	Analytical Method: EPA 300.0 Rev 2.1 1993 Pace Analytical Services - Asheville								
Chloride	**0.86J**	mg/L	1.0	0.60	1		08/10/24 22:34	16887-00-6	
Fluoride	ND	mg/L	0.10	0.050	1		08/10/24 22:34	16984-48-8	

REPORT OF LABORATORY ANALYSIS

This report shall not be reproduced, except in full,
without the written consent of Pace Analytical Services, LLC.

Pace Analytical Services, LLC
9800 Kincey Ave. Suite 100
Huntersville, NC 28078
(704)875-9092

ANALYTICAL RESULTS

Project: Bowen LF Cells 1&2
Pace Project No.: 92746783

Sample: BOW-GWA-50R **Lab ID: 92746783004** Collected: 08/08/24 15:04 Received: 08/09/24 08:02 Matrix: Water

Parameters	Results	Units	Report Limit	MDL	DF	Prepared	Analyzed	CAS No.	Qual
300.0 IC Anions 28 Days	Analytical Method: EPA 300.0 Rev 2.1 1993 Pace Analytical Services - Asheville								
Sulfate	**0.69J**	mg/L	1.0	0.50	1		08/10/24 22:34	14808-79-8	

REPORT OF LABORATORY ANALYSIS

This report shall not be reproduced, except in full,
without the written consent of Pace Analytical Services, LLC.

Pace Analytical Services, LLC
9800 Kincey Ave. Suite 100
Huntersville, NC 28078
(704)875-9092

ANALYTICAL RESULTS

Project: Bowen LF Cells 1&2
Pace Project No.: 92746783

Sample: BOW-GWC-5 **Lab ID: 92746783005** Collected: 08/08/24 12:04 Received: 08/09/24 08:02 Matrix: Water

Parameters	Results	Units	Report Limit	MDL	DF	Prepared	Analyzed	CAS No.	Qual
6010D ATL ICP	Analytical Method: EPA 6010D Preparation Method: EPA 3010A Pace Analytical Services - Peachtree Corners, GA								
Potassium	**1.3**	mg/L	0.50	0.15	1	08/10/24 14:24	08/16/24 14:39	7440-09-7	
Sodium	**1.2**	mg/L	1.0	0.58	1	08/10/24 14:24	08/16/24 14:39	7440-23-5	
Iron	ND	mg/L	0.040	0.025	1	08/10/24 14:24	08/15/24 21:07	7439-89-6	
Manganese	**0.020J**	mg/L	0.040	0.011	1	08/10/24 14:24	08/15/24 21:07	7439-96-5	
Zinc	**0.026**	mg/L	0.020	0.0085	1	08/10/24 14:24	08/15/24 21:07	7440-66-6	
Calcium	**1.8**	mg/L	1.0	0.12	1	08/10/24 14:24	08/15/24 21:07	7440-70-2	
Magnesium	**0.26**	mg/L	0.050	0.012	1	08/10/24 14:24	08/15/24 21:07	7439-95-4	
6020 MET ICPMS	Analytical Method: EPA 6020B Preparation Method: EPA 3005A Pace Analytical Services - Peachtree Corners, GA								
Antimony	ND	mg/L	0.0030	0.00054	1	08/10/24 10:37	08/13/24 16:18	7440-36-0	
Arsenic	ND	mg/L	0.0050	0.00084	1	08/10/24 10:37	08/13/24 16:18	7440-38-2	
Barium	**0.012**	mg/L	0.0050	0.00047	1	08/10/24 10:37	08/13/24 16:18	7440-39-3	
Beryllium	**0.00068**	mg/L	0.00050	0.000094	1	08/10/24 10:37	08/13/24 16:18	7440-41-7	
Boron	ND	mg/L	0.040	0.012	1	08/10/24 10:37	08/13/24 16:18	7440-42-8	
Cadmium	ND	mg/L	0.00050	0.00010	1	08/10/24 10:37	08/13/24 16:18	7440-43-9	
Chromium	ND	mg/L	0.0050	0.0019	1	08/10/24 10:37	08/13/24 16:18	7440-47-3	
Cobalt	ND	mg/L	0.0050	0.00032	1	08/10/24 10:37	08/13/24 16:18	7440-48-4	
Copper	**0.018**	mg/L	0.0050	0.00043	1	08/10/24 10:37	08/13/24 16:18	7440-50-8	
Lead	ND	mg/L	0.0010	0.00016	1	08/10/24 10:37	08/13/24 16:18	7439-92-1	
Nickel	**0.0078**	mg/L	0.0050	0.0021	1	08/10/24 10:37	08/13/24 16:18	7440-02-0	
Selenium	ND	mg/L	0.0050	0.00096	1	08/10/24 10:37	08/13/24 16:18	7782-49-2	
Silver	ND	mg/L	0.0050	0.00031	1	08/10/24 10:37	08/13/24 16:18	7440-22-4	
Thallium	ND	mg/L	0.0010	0.00038	1	08/10/24 10:37	08/13/24 16:18	7440-28-0	
Vanadium	ND	mg/L	0.010	0.00075	1	08/10/24 10:37	08/13/24 16:18	7440-62-2	
7470 Mercury	Analytical Method: EPA 7470A Preparation Method: EPA 7470A Pace Analytical Services - Peachtree Corners, GA								
Mercury	ND	mg/L	0.00020	0.00013	1	08/14/24 07:30	08/14/24 14:06	7439-97-6	
2540C Total Dissolved Solids	Analytical Method: SM 2540C-2015 Pace Analytical Services - Peachtree Corners, GA								
Total Dissolved Solids	**143**	mg/L	25.0	25.0	1		08/13/24 12:03		
2320B Alkalinity	Analytical Method: SM 2320B-2011 Pace Analytical Services - Asheville								
Alkalinity,Bicarbonate (CaCO3)	**7.3**	mg/L	5.0	5.0	1		08/14/24 21:15		
Alkalinity,Carbonate (CaCO3)	ND	mg/L	5.0	5.0	1		08/14/24 21:15		
Alkalinity, Total as CaCO3	**7.3**	mg/L	5.0	5.0	1		08/14/24 21:15		
300.0 IC Anions 28 Days	Analytical Method: EPA 300.0 Rev 2.1 1993 Pace Analytical Services - Asheville								
Chloride	**0.81J**	mg/L	1.0	0.60	1		08/10/24 22:49	16887-00-6	
Fluoride	ND	mg/L	0.10	0.050	1		08/10/24 22:49	16984-48-8	

REPORT OF LABORATORY ANALYSIS

This report shall not be reproduced, except in full,
without the written consent of Pace Analytical Services, LLC.

Pace Analytical Services, LLC
9800 Kincey Ave. Suite 100
Huntersville, NC 28078
(704)875-9092

ANALYTICAL RESULTS

Project: Bowen LF Cells 1&2
Pace Project No.: 92746783

Sample: BOW-GWC-5 **Lab ID: 92746783005** Collected: 08/08/24 12:04 Received: 08/09/24 08:02 Matrix: Water

Parameters	Results	Units	Report Limit	MDL	DF	Prepared	Analyzed	CAS No.	Qual
300.0 IC Anions 28 Days	Analytical Method: EPA 300.0 Rev 2.1 1993 Pace Analytical Services - Asheville								
Sulfate	**1.1**	mg/L	1.0	0.50	1		08/10/24 22:49	14808-79-8	

REPORT OF LABORATORY ANALYSIS

This report shall not be reproduced, except in full,
without the written consent of Pace Analytical Services, LLC.

Pace Analytical Services, LLC
9800 Kincey Ave. Suite 100
Huntersville, NC 28078
(704)875-9092

ANALYTICAL RESULTS

Project: Bowen LF Cells 1&2
Pace Project No.: 92746783

Sample: BOW-GWC-6 **Lab ID: 92746783006** Collected: 08/08/24 16:06 Received: 08/09/24 08:02 Matrix: Water

Parameters	Results	Units	Report Limit	MDL	DF	Prepared	Analyzed	CAS No.	Qual
6010D ATL ICP	Analytical Method: EPA 6010D Preparation Method: EPA 3010A Pace Analytical Services - Peachtree Corners, GA								
Potassium	**1.2**	mg/L	0.50	0.15	1	08/10/24 14:24	08/16/24 14:44	7440-09-7	
Sodium	**0.90J**	mg/L	1.0	0.58	1	08/10/24 14:24	08/16/24 14:44	7440-23-5	
Iron	**0.068**	mg/L	0.040	0.025	1	08/10/24 14:24	08/15/24 21:11	7439-89-6	
Manganese	ND	mg/L	0.040	0.011	1	08/10/24 14:24	08/15/24 21:11	7439-96-5	
Zinc	ND	mg/L	0.020	0.0085	1	08/10/24 14:24	08/15/24 21:11	7440-66-6	
Calcium	**15.9**	mg/L	1.0	0.12	1	08/10/24 14:24	08/15/24 21:11	7440-70-2	
Magnesium	**8.1**	mg/L	0.050	0.012	1	08/10/24 14:24	08/15/24 21:11	7439-95-4	
6020 MET ICPMS	Analytical Method: EPA 6020B Preparation Method: EPA 3005A Pace Analytical Services - Peachtree Corners, GA								
Antimony	ND	mg/L	0.0030	0.00054	1	08/10/24 10:37	08/13/24 16:22	7440-36-0	
Arsenic	ND	mg/L	0.0050	0.00084	1	08/10/24 10:37	08/13/24 16:22	7440-38-2	
Barium	**0.0064**	mg/L	0.0050	0.00047	1	08/10/24 10:37	08/13/24 16:22	7440-39-3	
Beryllium	ND	mg/L	0.00050	0.000094	1	08/10/24 10:37	08/13/24 16:22	7440-41-7	
Boron	ND	mg/L	0.040	0.012	1	08/10/24 10:37	08/13/24 16:22	7440-42-8	
Cadmium	ND	mg/L	0.00050	0.00010	1	08/10/24 10:37	08/13/24 16:22	7440-43-9	
Chromium	ND	mg/L	0.0050	0.0019	1	08/10/24 10:37	08/13/24 16:22	7440-47-3	
Cobalt	ND	mg/L	0.0050	0.00032	1	08/10/24 10:37	08/13/24 16:22	7440-48-4	
Copper	ND	mg/L	0.0050	0.00043	1	08/10/24 10:37	08/13/24 16:22	7440-50-8	
Lead	ND	mg/L	0.0010	0.00016	1	08/10/24 10:37	08/13/24 16:22	7439-92-1	
Nickel	ND	mg/L	0.0050	0.0021	1	08/10/24 10:37	08/13/24 16:22	7440-02-0	
Selenium	ND	mg/L	0.0050	0.00096	1	08/10/24 10:37	08/13/24 16:22	7782-49-2	
Silver	ND	mg/L	0.0050	0.00031	1	08/10/24 10:37	08/13/24 16:22	7440-22-4	
Thallium	ND	mg/L	0.0010	0.00038	1	08/10/24 10:37	08/13/24 16:22	7440-28-0	
Vanadium	ND	mg/L	0.010	0.00075	1	08/10/24 10:37	08/13/24 16:22	7440-62-2	
7470 Mercury	Analytical Method: EPA 7470A Preparation Method: EPA 7470A Pace Analytical Services - Peachtree Corners, GA								
Mercury	ND	mg/L	0.00020	0.00013	1	08/14/24 07:30	08/14/24 14:08	7439-97-6	
2540C Total Dissolved Solids	Analytical Method: SM 2540C-2015 Pace Analytical Services - Peachtree Corners, GA								
Total Dissolved Solids	**84.0**	mg/L	25.0	25.0	1		08/13/24 12:03		
2320B Alkalinity	Analytical Method: SM 2320B-2011 Pace Analytical Services - Asheville								
Alkalinity,Bicarbonate (CaCO3)	**77.6**	mg/L	5.0	5.0	1		08/14/24 21:19		
Alkalinity,Carbonate (CaCO3)	ND	mg/L	5.0	5.0	1		08/14/24 21:19		
Alkalinity, Total as CaCO3	**77.6**	mg/L	5.0	5.0	1		08/14/24 21:19		
300.0 IC Anions 28 Days	Analytical Method: EPA 300.0 Rev 2.1 1993 Pace Analytical Services - Asheville								
Chloride	**1.2**	mg/L	1.0	0.60	1		08/11/24 16:59	16887-00-6	
Fluoride	**0.052J**	mg/L	0.10	0.050	1		08/11/24 16:59	16984-48-8	

REPORT OF LABORATORY ANALYSIS

This report shall not be reproduced, except in full,
without the written consent of Pace Analytical Services, LLC.

Pace Analytical Services, LLC
9800 Kincey Ave. Suite 100
Huntersville, NC 28078
(704)875-9092

ANALYTICAL RESULTS

Project: Bowen LF Cells 1&2
Pace Project No.: 92746783

Sample: BOW-GWC-6 **Lab ID: 92746783006** Collected: 08/08/24 16:06 Received: 08/09/24 08:02 Matrix: Water

Parameters	Results	Units	Report Limit	MDL	DF	Prepared	Analyzed	CAS No.	Qual
300.0 IC Anions 28 Days	Analytical Method: EPA 300.0 Rev 2.1 1993 Pace Analytical Services - Asheville								
Sulfate	**1.6**	mg/L	1.0	0.50	1		08/11/24 16:59	14808-79-8	

REPORT OF LABORATORY ANALYSIS

This report shall not be reproduced, except in full,
without the written consent of Pace Analytical Services, LLC.

Pace Analytical Services, LLC
9800 Kincey Ave. Suite 100
Huntersville, NC 28078
(704)875-9092

ANALYTICAL RESULTS

Project: Bowen LF Cells 1&2
Pace Project No.: 92746783

Sample: BOW-GWC-6RZ **Lab ID: 92746783007** Collected: 08/08/24 14:02 Received: 08/09/24 08:02 Matrix: Water

Parameters	Results	Units	Report Limit	MDL	DF	Prepared	Analyzed	CAS No.	Qual
6010D ATL ICP	Analytical Method: EPA 6010D Preparation Method: EPA 3010A Pace Analytical Services - Peachtree Corners, GA								
Iron	ND	mg/L	0.040	0.025	1	08/10/24 14:24	08/15/24 21:15	7439-89-6	
Manganese	ND	mg/L	0.040	0.011	1	08/10/24 14:24	08/15/24 21:15	7439-96-5	
Zinc	ND	mg/L	0.020	0.0085	1	08/10/24 14:24	08/15/24 21:15	7440-66-6	
Calcium	**9.1**	mg/L	1.0	0.12	1	08/10/24 14:24	08/15/24 21:15	7440-70-2	
Magnesium	**4.9**	mg/L	0.050	0.012	1	08/10/24 14:24	08/15/24 21:15	7439-95-4	
Potassium	**0.88**	mg/L	0.50	0.15	1	08/10/24 14:24	08/16/24 14:49	7440-09-7	
Sodium	**1.5**	mg/L	1.0	0.58	1	08/10/24 14:24	08/16/24 14:49	7440-23-5	
6020 MET ICPMS	Analytical Method: EPA 6020B Preparation Method: EPA 3005A Pace Analytical Services - Peachtree Corners, GA								
Antimony	ND	mg/L	0.0030	0.00054	1	08/10/24 10:37	08/13/24 16:25	7440-36-0	
Arsenic	ND	mg/L	0.0050	0.00084	1	08/10/24 10:37	08/13/24 16:25	7440-38-2	
Barium	**0.0058**	mg/L	0.0050	0.00047	1	08/10/24 10:37	08/13/24 16:25	7440-39-3	
Beryllium	ND	mg/L	0.00050	0.000094	1	08/10/24 10:37	08/13/24 16:25	7440-41-7	
Boron	ND	mg/L	0.040	0.012	1	08/10/24 10:37	08/13/24 16:25	7440-42-8	
Cadmium	ND	mg/L	0.00050	0.00010	1	08/10/24 10:37	08/13/24 16:25	7440-43-9	
Chromium	ND	mg/L	0.0050	0.0019	1	08/10/24 10:37	08/13/24 16:25	7440-47-3	
Cobalt	ND	mg/L	0.0050	0.00032	1	08/10/24 10:37	08/13/24 16:25	7440-48-4	
Copper	ND	mg/L	0.0050	0.00043	1	08/10/24 10:37	08/13/24 16:25	7440-50-8	
Lead	ND	mg/L	0.0010	0.00016	1	08/10/24 10:37	08/13/24 16:25	7439-92-1	
Nickel	ND	mg/L	0.0050	0.0021	1	08/10/24 10:37	08/13/24 16:25	7440-02-0	
Selenium	ND	mg/L	0.0050	0.00096	1	08/10/24 10:37	08/13/24 16:25	7782-49-2	
Silver	ND	mg/L	0.0050	0.00031	1	08/10/24 10:37	08/13/24 16:25	7440-22-4	
Thallium	ND	mg/L	0.0010	0.00038	1	08/10/24 10:37	08/13/24 16:25	7440-28-0	
Vanadium	ND	mg/L	0.010	0.00075	1	08/10/24 10:37	08/13/24 16:25	7440-62-2	
7470 Mercury	Analytical Method: EPA 7470A Preparation Method: EPA 7470A Pace Analytical Services - Peachtree Corners, GA								
Mercury	ND	mg/L	0.00020	0.00013	1	08/14/24 07:30	08/14/24 14:11	7439-97-6	
2540C Total Dissolved Solids	Analytical Method: SM 2540C-2015 Pace Analytical Services - Peachtree Corners, GA								
Total Dissolved Solids	**60.0**	mg/L	25.0	25.0	1		08/13/24 12:04		
2320B Alkalinity	Analytical Method: SM 2320B-2011 Pace Analytical Services - Asheville								
Alkalinity,Bicarbonate (CaCO3)	**44.0**	mg/L	5.0	5.0	1		08/14/24 21:26		
Alkalinity,Carbonate (CaCO3)	ND	mg/L	5.0	5.0	1		08/14/24 21:26		
Alkalinity, Total as CaCO3	**44.0**	mg/L	5.0	5.0	1		08/14/24 21:26		
300.0 IC Anions 28 Days	Analytical Method: EPA 300.0 Rev 2.1 1993 Pace Analytical Services - Asheville								
Chloride	**1.3**	mg/L	1.0	0.60	1		08/11/24 17:14	16887-00-6	
Fluoride	**0.055J**	mg/L	0.10	0.050	1		08/11/24 17:14	16984-48-8	

REPORT OF LABORATORY ANALYSIS

This report shall not be reproduced, except in full,
without the written consent of Pace Analytical Services, LLC.

Pace Analytical Services, LLC
9800 Kincey Ave. Suite 100
Huntersville, NC 28078
(704)875-9092

ANALYTICAL RESULTS

Project: Bowen LF Cells 1&2
Pace Project No.: 92746783

Sample: BOW-GWC-6RZ **Lab ID: 92746783007** Collected: 08/08/24 14:02 Received: 08/09/24 08:02 Matrix: Water

Parameters	Results	Units	Report Limit	MDL	DF	Prepared	Analyzed	CAS No.	Qual
300.0 IC Anions 28 Days	Analytical Method: EPA 300.0 Rev 2.1 1993 Pace Analytical Services - Asheville								
Sulfate	**1.4**	mg/L	1.0	0.50	1		08/11/24 17:14	14808-79-8	

REPORT OF LABORATORY ANALYSIS

This report shall not be reproduced, except in full,
without the written consent of Pace Analytical Services, LLC.

Pace Analytical Services, LLC
9800 Kincey Ave. Suite 100
Huntersville, NC 28078
(704)875-9092

ANALYTICAL RESULTS

Project: Bowen LF Cells 1&2
Pace Project No.: 92746783

Sample: BOW-GWC-7Z **Lab ID: 92746783008** Collected: 08/08/24 14:30 Received: 08/09/24 08:02 Matrix: Water

Parameters	Results	Units	Report Limit	MDL	DF	Prepared	Analyzed	CAS No.	Qual
6010D ATL ICP	Analytical Method: EPA 6010D Preparation Method: EPA 3010A Pace Analytical Services - Peachtree Corners, GA								
Potassium	**0.86**	mg/L	0.50	0.15	1	08/10/24 14:24	08/16/24 14:54	7440-09-7	
Sodium	**1.4**	mg/L	1.0	0.58	1	08/10/24 14:24	08/16/24 14:54	7440-23-5	
Iron	**0.17**	mg/L	0.040	0.025	1	08/10/24 14:24	08/15/24 21:19	7439-89-6	
Manganese	**0.039J**	mg/L	0.040	0.011	1	08/10/24 14:24	08/15/24 21:19	7439-96-5	
Zinc	ND	mg/L	0.020	0.0085	1	08/10/24 14:24	08/15/24 21:19	7440-66-6	
Calcium	**23.8**	mg/L	1.0	0.12	1	08/10/24 14:24	08/15/24 21:19	7440-70-2	
Magnesium	**12.6**	mg/L	0.050	0.012	1	08/10/24 14:24	08/15/24 21:19	7439-95-4	
6020 MET ICPMS	Analytical Method: EPA 6020B Preparation Method: EPA 3005A Pace Analytical Services - Peachtree Corners, GA								
Antimony	**0.0012J**	mg/L	0.0030	0.00054	1	08/10/24 10:53	08/14/24 13:27	7440-36-0	
Arsenic	ND	mg/L	0.0050	0.00084	1	08/10/24 10:53	08/14/24 13:27	7440-38-2	
Barium	**0.011**	mg/L	0.0050	0.00047	1	08/10/24 10:53	08/14/24 13:27	7440-39-3	
Beryllium	ND	mg/L	0.00050	0.000094	1	08/10/24 10:53	08/14/24 13:27	7440-41-7	
Boron	ND	mg/L	0.040	0.012	1	08/10/24 10:53	08/14/24 13:27	7440-42-8	
Cadmium	ND	mg/L	0.00050	0.00010	1	08/10/24 10:53	08/14/24 13:27	7440-43-9	
Chromium	ND	mg/L	0.0050	0.0019	1	08/10/24 10:53	08/14/24 13:27	7440-47-3	
Cobalt	ND	mg/L	0.0050	0.00032	1	08/10/24 10:53	08/14/24 13:27	7440-48-4	
Copper	ND	mg/L	0.0050	0.00043	1	08/10/24 10:53	08/14/24 13:27	7440-50-8	
Lead	ND	mg/L	0.0010	0.00016	1	08/10/24 10:53	08/14/24 13:27	7439-92-1	
Nickel	ND	mg/L	0.0050	0.0021	1	08/10/24 10:53	08/14/24 13:27	7440-02-0	
Selenium	ND	mg/L	0.0050	0.00096	1	08/10/24 10:53	08/14/24 13:27	7782-49-2	
Silver	ND	mg/L	0.0050	0.00031	1	08/10/24 10:53	08/14/24 13:27	7440-22-4	
Thallium	ND	mg/L	0.0010	0.00038	1	08/10/24 10:53	08/14/24 13:27	7440-28-0	
Vanadium	ND	mg/L	0.010	0.00075	1	08/10/24 10:53	08/14/24 13:27	7440-62-2	
7470 Mercury	Analytical Method: EPA 7470A Preparation Method: EPA 7470A Pace Analytical Services - Peachtree Corners, GA								
Mercury	ND	mg/L	0.00020	0.00013	1	08/14/24 07:30	08/14/24 14:14	7439-97-6	
2540C Total Dissolved Solids	Analytical Method: SM 2540C-2015 Pace Analytical Services - Peachtree Corners, GA								
Total Dissolved Solids	**164**	mg/L	25.0	25.0	1		08/13/24 12:04		
2320B Alkalinity	Analytical Method: SM 2320B-2011 Pace Analytical Services - Asheville								
Alkalinity,Bicarbonate (CaCO3)	**126**	mg/L	5.0	5.0	1		08/14/24 21:33		
Alkalinity,Carbonate (CaCO3)	ND	mg/L	5.0	5.0	1		08/14/24 21:33		
Alkalinity, Total as CaCO3	**126**	mg/L	5.0	5.0	1		08/14/24 21:33		
300.0 IC Anions 28 Days	Analytical Method: EPA 300.0 Rev 2.1 1993 Pace Analytical Services - Asheville								
Chloride	**0.91J**	mg/L	1.0	0.60	1		08/11/24 17:28	16887-00-6	
Fluoride	**0.063J**	mg/L	0.10	0.050	1		08/11/24 17:28	16984-48-8	

REPORT OF LABORATORY ANALYSIS

This report shall not be reproduced, except in full,
without the written consent of Pace Analytical Services, LLC.

Pace Analytical Services, LLC
9800 Kincey Ave. Suite 100
Huntersville, NC 28078
(704)875-9092

ANALYTICAL RESULTS

Project: Bowen LF Cells 1&2
Pace Project No.: 92746783

Sample: BOW-GWC-7Z **Lab ID: 92746783008** Collected: 08/08/24 14:30 Received: 08/09/24 08:02 Matrix: Water

Parameters	Results	Units	Report Limit	MDL	DF	Prepared	Analyzed	CAS No.	Qual
300.0 IC Anions 28 Days	Analytical Method: EPA 300.0 Rev 2.1 1993 Pace Analytical Services - Asheville								
Sulfate	**0.97J**	mg/L	1.0	0.50	1		08/11/24 17:28	14808-79-8	

REPORT OF LABORATORY ANALYSIS

This report shall not be reproduced, except in full,
without the written consent of Pace Analytical Services, LLC.

Pace Analytical Services, LLC
9800 Kincey Ave. Suite 100
Huntersville, NC 28078
(704)875-9092

ANALYTICAL RESULTS

Project: Bowen LF Cells 1&2
Pace Project No.: 92746783

Sample: BOW-LF1-2-FB-06 **Lab ID: 92746783009** Collected: 08/08/24 15:42 Received: 08/09/24 08:02 Matrix: Water

Parameters	Results	Units	Report Limit	MDL	DF	Prepared	Analyzed	CAS No.	Qual
6010D ATL ICP	Analytical Method: EPA 6010D Preparation Method: EPA 3010A Pace Analytical Services - Peachtree Corners, GA								
Iron	ND	mg/L	0.040	0.025	1	08/10/24 14:24	08/15/24 21:22	7439-89-6	
Manganese	ND	mg/L	0.040	0.011	1	08/10/24 14:24	08/15/24 21:22	7439-96-5	
Zinc	ND	mg/L	0.020	0.0085	1	08/10/24 14:24	08/15/24 21:22	7440-66-6	
Calcium	ND	mg/L	1.0	0.12	1	08/10/24 14:24	08/15/24 21:22	7440-70-2	
Magnesium	ND	mg/L	0.050	0.012	1	08/10/24 14:24	08/15/24 21:22	7439-95-4	
Potassium	ND	mg/L	0.50	0.15	1	08/10/24 14:24	08/16/24 15:08	7440-09-7	
Sodium	ND	mg/L	1.0	0.58	1	08/10/24 14:24	08/16/24 15:08	7440-23-5	
6020 MET ICPMS	Analytical Method: EPA 6020B Preparation Method: EPA 3005A Pace Analytical Services - Peachtree Corners, GA								
Antimony	ND	mg/L	0.0030	0.00054	1	08/10/24 10:53	08/14/24 13:31	7440-36-0	
Arsenic	ND	mg/L	0.0050	0.00084	1	08/10/24 10:53	08/14/24 13:31	7440-38-2	
Barium	ND	mg/L	0.0050	0.00047	1	08/10/24 10:53	08/14/24 13:31	7440-39-3	
Beryllium	ND	mg/L	0.00050	0.000094	1	08/10/24 10:53	08/14/24 13:31	7440-41-7	
Boron	ND	mg/L	0.040	0.012	1	08/10/24 10:53	08/14/24 13:31	7440-42-8	
Cadmium	ND	mg/L	0.00050	0.00010	1	08/10/24 10:53	08/14/24 13:31	7440-43-9	
Chromium	ND	mg/L	0.0050	0.0019	1	08/10/24 10:53	08/14/24 13:31	7440-47-3	
Cobalt	ND	mg/L	0.0050	0.00032	1	08/10/24 10:53	08/14/24 13:31	7440-48-4	
Copper	ND	mg/L	0.0050	0.00043	1	08/10/24 10:53	08/14/24 13:31	7440-50-8	
Lead	ND	mg/L	0.0010	0.00016	1	08/10/24 10:53	08/14/24 13:31	7439-92-1	
Nickel	ND	mg/L	0.0050	0.0021	1	08/10/24 10:53	08/14/24 13:31	7440-02-0	
Selenium	ND	mg/L	0.0050	0.00096	1	08/10/24 10:53	08/14/24 13:31	7782-49-2	
Silver	ND	mg/L	0.0050	0.00031	1	08/10/24 10:53	08/14/24 13:31	7440-22-4	
Thallium	ND	mg/L	0.0010	0.00038	1	08/10/24 10:53	08/14/24 13:31	7440-28-0	
Vanadium	ND	mg/L	0.010	0.00075	1	08/10/24 10:53	08/14/24 13:31	7440-62-2	
7470 Mercury	Analytical Method: EPA 7470A Preparation Method: EPA 7470A Pace Analytical Services - Peachtree Corners, GA								
Mercury	ND	mg/L	0.00020	0.00013	1	08/14/24 07:30	08/14/24 14:16	7439-97-6	
2540C Total Dissolved Solids	Analytical Method: SM 2540C-2015 Pace Analytical Services - Peachtree Corners, GA								
Total Dissolved Solids	ND	mg/L	25.0	25.0	1		08/13/24 12:04		
2320B Alkalinity	Analytical Method: SM 2320B-2011 Pace Analytical Services - Asheville								
Alkalinity,Bicarbonate (CaCO3)	ND	mg/L	5.0	5.0	1		08/14/24 21:42		
Alkalinity,Carbonate (CaCO3)	ND	mg/L	5.0	5.0	1		08/14/24 21:42		
Alkalinity, Total as CaCO3	ND	mg/L	5.0	5.0	1		08/14/24 21:42		
300.0 IC Anions 28 Days	Analytical Method: EPA 300.0 Rev 2.1 1993 Pace Analytical Services - Asheville								
Chloride	ND	mg/L	1.0	0.60	1		08/10/24 15:24	16887-00-6	
Fluoride	ND	mg/L	0.10	0.050	1		08/10/24 15:24	16984-48-8	

REPORT OF LABORATORY ANALYSIS

This report shall not be reproduced, except in full,
without the written consent of Pace Analytical Services, LLC.

Pace Analytical Services, LLC
9800 Kincey Ave. Suite 100
Huntersville, NC 28078
(704)875-9092

ANALYTICAL RESULTS

Project: Bowen LF Cells 1&2
Pace Project No.: 92746783

Sample: BOW-LF1-2-FB-06 **Lab ID: 92746783009** Collected: 08/08/24 15:42 Received: 08/09/24 08:02 Matrix: Water

Parameters	Results	Units	Report Limit	MDL	DF	Prepared	Analyzed	CAS No.	Qual
300.0 IC Anions 28 Days	Analytical Method: EPA 300.0 Rev 2.1 1993 Pace Analytical Services - Asheville								
Sulfate	ND	mg/L	1.0	0.50	1		08/10/24 15:24	14808-79-8	

REPORT OF LABORATORY ANALYSIS

This report shall not be reproduced, except in full,
without the written consent of Pace Analytical Services, LLC.

Pace Analytical Services, LLC
9800 Kincey Ave. Suite 100
Huntersville, NC 28078
(704)875-9092

ANALYTICAL RESULTS

Project: Bowen LF Cells 1&2
Pace Project No.: 92746783

Sample: BOW-LF1-2-EB-06 **Lab ID: 92746783010** Collected: 08/08/24 15:50 Received: 08/09/24 08:02 Matrix: Water

Parameters	Results	Units	Report Limit	MDL	DF	Prepared	Analyzed	CAS No.	Qual
6010D ATL ICP	Analytical Method: EPA 6010D Preparation Method: EPA 3010A Pace Analytical Services - Peachtree Corners, GA								
Potassium	ND	mg/L	0.50	0.15	1	08/10/24 14:24	08/16/24 15:13	7440-09-7	
Sodium	ND	mg/L	1.0	0.58	1	08/10/24 14:24	08/16/24 15:13	7440-23-5	
Iron	ND	mg/L	0.040	0.025	1	08/10/24 14:24	08/15/24 21:26	7439-89-6	
Manganese	ND	mg/L	0.040	0.011	1	08/10/24 14:24	08/15/24 21:26	7439-96-5	
Zinc	ND	mg/L	0.020	0.0085	1	08/10/24 14:24	08/15/24 21:26	7440-66-6	
Calcium	ND	mg/L	1.0	0.12	1	08/10/24 14:24	08/15/24 21:26	7440-70-2	
Magnesium	ND	mg/L	0.050	0.012	1	08/10/24 14:24	08/15/24 21:26	7439-95-4	
6020 MET ICPMS	Analytical Method: EPA 6020B Preparation Method: EPA 3005A Pace Analytical Services - Peachtree Corners, GA								
Antimony	ND	mg/L	0.0030	0.00054	1	08/10/24 10:53	08/14/24 13:35	7440-36-0	
Arsenic	ND	mg/L	0.0050	0.00084	1	08/10/24 10:53	08/14/24 13:35	7440-38-2	
Barium	ND	mg/L	0.0050	0.00047	1	08/10/24 10:53	08/14/24 13:35	7440-39-3	
Beryllium	ND	mg/L	0.00050	0.000094	1	08/10/24 10:53	08/14/24 13:35	7440-41-7	
Boron	ND	mg/L	0.040	0.012	1	08/10/24 10:53	08/14/24 13:35	7440-42-8	
Cadmium	ND	mg/L	0.00050	0.00010	1	08/10/24 10:53	08/14/24 13:35	7440-43-9	
Chromium	ND	mg/L	0.0050	0.0019	1	08/10/24 10:53	08/14/24 13:35	7440-47-3	
Cobalt	ND	mg/L	0.0050	0.00032	1	08/10/24 10:53	08/14/24 13:35	7440-48-4	
Copper	ND	mg/L	0.0050	0.00043	1	08/10/24 10:53	08/14/24 13:35	7440-50-8	
Lead	ND	mg/L	0.0010	0.00016	1	08/10/24 10:53	08/14/24 13:35	7439-92-1	
Nickel	ND	mg/L	0.0050	0.0021	1	08/10/24 10:53	08/14/24 13:35	7440-02-0	
Selenium	ND	mg/L	0.0050	0.00096	1	08/10/24 10:53	08/14/24 13:35	7782-49-2	
Silver	ND	mg/L	0.0050	0.00031	1	08/10/24 10:53	08/14/24 13:35	7440-22-4	
Thallium	ND	mg/L	0.0010	0.00038	1	08/10/24 10:53	08/14/24 13:35	7440-28-0	
Vanadium	ND	mg/L	0.010	0.00075	1	08/10/24 10:53	08/14/24 13:35	7440-62-2	
7470 Mercury	Analytical Method: EPA 7470A Preparation Method: EPA 7470A Pace Analytical Services - Peachtree Corners, GA								
Mercury	ND	mg/L	0.00020	0.00013	1	08/14/24 07:30	08/14/24 14:19	7439-97-6	
2540C Total Dissolved Solids	Analytical Method: SM 2540C-2015 Pace Analytical Services - Peachtree Corners, GA								
Total Dissolved Solids	**26.0**	mg/L	25.0	25.0	1		08/13/24 12:05		
2320B Alkalinity	Analytical Method: SM 2320B-2011 Pace Analytical Services - Asheville								
Alkalinity,Bicarbonate (CaCO3)	ND	mg/L	5.0	5.0	1		08/14/24 21:46		
Alkalinity,Carbonate (CaCO3)	ND	mg/L	5.0	5.0	1		08/14/24 21:46		
Alkalinity, Total as CaCO3	ND	mg/L	5.0	5.0	1		08/14/24 21:46		
300.0 IC Anions 28 Days	Analytical Method: EPA 300.0 Rev 2.1 1993 Pace Analytical Services - Asheville								
Chloride	ND	mg/L	1.0	0.60	1		08/10/24 16:07	16887-00-6	
Fluoride	ND	mg/L	0.10	0.050	1		08/10/24 16:07	16984-48-8	

REPORT OF LABORATORY ANALYSIS

This report shall not be reproduced, except in full,
without the written consent of Pace Analytical Services, LLC.

Pace Analytical Services, LLC
9800 Kincey Ave. Suite 100
Huntersville, NC 28078
(704)875-9092

ANALYTICAL RESULTS

Project: Bowen LF Cells 1&2
Pace Project No.: 92746783

Sample: BOW-LF1-2-EB-06 **Lab ID: 92746783010** Collected: 08/08/24 15:50 Received: 08/09/24 08:02 Matrix: Water

Parameters	Results	Units	Report Limit	MDL	DF	Prepared	Analyzed	CAS No.	Qual
300.0 IC Anions 28 Days	Analytical Method: EPA 300.0 Rev 2.1 1993 Pace Analytical Services - Asheville								
Sulfate	ND	mg/L	1.0	0.50	1		08/10/24 16:07	14808-79-8	

REPORT OF LABORATORY ANALYSIS

This report shall not be reproduced, except in full,
without the written consent of Pace Analytical Services, LLC.

Pace Analytical Services, LLC
9800 Kincey Ave. Suite 100
Huntersville, NC 28078
(704)875-9092

ANALYTICAL RESULTS

Project: Bowen LF Cells 1&2
Pace Project No.: 92746783

Sample: BOW-GWA-1 **Lab ID: 92746783011** Collected: 08/07/24 15:40 Received: 08/09/24 08:02 Matrix: Water

Parameters	Results	Units	Report Limit	MDL	DF	Prepared	Analyzed	CAS No.	Qual
6010D ATL ICP	Analytical Method: EPA 6010D Preparation Method: EPA 3010A Pace Analytical Services - Peachtree Corners, GA								
Potassium	**1.3**	mg/L	0.50	0.15	1	08/10/24 14:24	08/16/24 15:17	7440-09-7	
Sodium	**5.1**	mg/L	1.0	0.58	1	08/10/24 14:24	08/16/24 15:17	7440-23-5	
Iron	**0.083**	mg/L	0.040	0.025	1	08/10/24 14:24	08/15/24 21:30	7439-89-6	
Manganese	**0.053**	mg/L	0.040	0.011	1	08/10/24 14:24	08/15/24 21:30	7439-96-5	
Zinc	ND	mg/L	0.020	0.0085	1	08/10/24 14:24	08/15/24 21:30	7440-66-6	
Calcium	**31.6**	mg/L	1.0	0.12	1	08/10/24 14:24	08/15/24 21:30	7440-70-2	
Magnesium	**15.8**	mg/L	0.050	0.012	1	08/10/24 14:24	08/15/24 21:30	7439-95-4	
6020 MET ICPMS	Analytical Method: EPA 6020B Preparation Method: EPA 3005A Pace Analytical Services - Peachtree Corners, GA								
Antimony	**0.0028J**	mg/L	0.0030	0.00054	1	08/10/24 10:53	08/14/24 13:38	7440-36-0	
Arsenic	ND	mg/L	0.0050	0.00084	1	08/10/24 10:53	08/14/24 13:38	7440-38-2	
Barium	**0.015**	mg/L	0.0050	0.00047	1	08/10/24 10:53	08/14/24 13:38	7440-39-3	
Beryllium	ND	mg/L	0.00050	0.000094	1	08/10/24 10:53	08/14/24 13:38	7440-41-7	
Boron	ND	mg/L	0.040	0.012	1	08/10/24 10:53	08/14/24 13:38	7440-42-8	
Cadmium	ND	mg/L	0.00050	0.00010	1	08/10/24 10:53	08/14/24 13:38	7440-43-9	
Chromium	ND	mg/L	0.0050	0.0019	1	08/10/24 10:53	08/14/24 13:38	7440-47-3	
Cobalt	ND	mg/L	0.0050	0.00032	1	08/10/24 10:53	08/14/24 13:38	7440-48-4	
Copper	ND	mg/L	0.0050	0.00043	1	08/10/24 10:53	08/14/24 13:38	7440-50-8	
Lead	ND	mg/L	0.0010	0.00016	1	08/10/24 10:53	08/14/24 13:38	7439-92-1	
Nickel	ND	mg/L	0.0050	0.0021	1	08/10/24 10:53	08/14/24 13:38	7440-02-0	
Selenium	ND	mg/L	0.0050	0.00096	1	08/10/24 10:53	08/14/24 13:38	7782-49-2	
Silver	ND	mg/L	0.0050	0.00031	1	08/10/24 10:53	08/14/24 13:38	7440-22-4	
Thallium	ND	mg/L	0.0010	0.00038	1	08/10/24 10:53	08/14/24 13:38	7440-28-0	
Vanadium	ND	mg/L	0.010	0.00075	1	08/10/24 10:53	08/14/24 13:38	7440-62-2	
7470 Mercury	Analytical Method: EPA 7470A Preparation Method: EPA 7470A Pace Analytical Services - Peachtree Corners, GA								
Mercury	ND	mg/L	0.00020	0.00013	1	08/14/24 07:30	08/14/24 14:22	7439-97-6	
2540C Total Dissolved Solids	Analytical Method: SM 2540C-2015 Pace Analytical Services - Peachtree Corners, GA								
Total Dissolved Solids	**179**	mg/L	25.0	25.0	1		08/12/24 11:31		
2320B Alkalinity	Analytical Method: SM 2320B-2011 Pace Analytical Services - Asheville								
Alkalinity,Bicarbonate (CaCO3)	**163**	mg/L	5.0	5.0	1		08/12/24 16:13		
Alkalinity,Carbonate (CaCO3)	ND	mg/L	5.0	5.0	1		08/12/24 16:13		
Alkalinity, Total as CaCO3	**163**	mg/L	5.0	5.0	1		08/12/24 16:13		
300.0 IC Anions 28 Days	Analytical Method: EPA 300.0 Rev 2.1 1993 Pace Analytical Services - Asheville								
Chloride	**1.3**	mg/L	1.0	0.60	1		08/11/24 18:11	16887-00-6	
Fluoride	**0.080J**	mg/L	0.10	0.050	1		08/11/24 18:11	16984-48-8	

REPORT OF LABORATORY ANALYSIS

This report shall not be reproduced, except in full,
without the written consent of Pace Analytical Services, LLC.

Pace Analytical Services, LLC
9800 Kincey Ave. Suite 100
Huntersville, NC 28078
(704)875-9092

ANALYTICAL RESULTS

Project: Bowen LF Cells 1&2
Pace Project No.: 92746783

Sample: BOW-GWA-1 **Lab ID: 92746783011** Collected: 08/07/24 15:40 Received: 08/09/24 08:02 Matrix: Water

Parameters	Results	Units	Report Limit	MDL	DF	Prepared	Analyzed	CAS No.	Qual
300.0 IC Anions 28 Days	Analytical Method: EPA 300.0 Rev 2.1 1993 Pace Analytical Services - Asheville								
Sulfate	**1.1**	mg/L	1.0	0.50	1		08/11/24 18:11	14808-79-8	

REPORT OF LABORATORY ANALYSIS

This report shall not be reproduced, except in full,
without the written consent of Pace Analytical Services, LLC.

Pace Analytical Services, LLC
9800 Kincey Ave. Suite 100
Huntersville, NC 28078
(704)875-9092

ANALYTICAL RESULTS

Project: Bowen LF Cells 1&2
Pace Project No.: 92746783

Sample: BOW-GWA-2 **Lab ID: 92746783012** Collected: 08/07/24 12:08 Received: 08/09/24 08:02 Matrix: Water

Parameters	Results	Units	Report Limit	MDL	DF	Prepared	Analyzed	CAS No.	Qual
6010D ATL ICP	Analytical Method: EPA 6010D Preparation Method: EPA 3010A Pace Analytical Services - Peachtree Corners, GA								
Iron	ND	mg/L	0.040	0.025	1	08/10/24 14:24	08/15/24 21:34	7439-89-6	
Manganese	ND	mg/L	0.040	0.011	1	08/10/24 14:24	08/15/24 21:34	7439-96-5	
Zinc	ND	mg/L	0.020	0.0085	1	08/10/24 14:24	08/15/24 21:34	7440-66-6	
Calcium	**32.3**	mg/L	1.0	0.12	1	08/10/24 14:24	08/15/24 21:34	7440-70-2	
Magnesium	**11.1**	mg/L	0.050	0.012	1	08/10/24 14:24	08/15/24 21:34	7439-95-4	
Potassium	**0.84**	mg/L	0.50	0.15	1	08/10/24 14:24	08/16/24 15:22	7440-09-7	
Sodium	**1.7**	mg/L	1.0	0.58	1	08/10/24 14:24	08/16/24 15:22	7440-23-5	
6020 MET ICPMS	Analytical Method: EPA 6020B Preparation Method: EPA 3005A Pace Analytical Services - Peachtree Corners, GA								
Antimony	ND	mg/L	0.0030	0.00054	1	08/10/24 10:53	08/14/24 13:42	7440-36-0	
Arsenic	ND	mg/L	0.0050	0.00084	1	08/10/24 10:53	08/14/24 13:42	7440-38-2	
Barium	**0.017**	mg/L	0.0050	0.00047	1	08/10/24 10:53	08/14/24 13:42	7440-39-3	
Beryllium	ND	mg/L	0.00050	0.000094	1	08/10/24 10:53	08/14/24 13:42	7440-41-7	
Boron	ND	mg/L	0.040	0.012	1	08/10/24 10:53	08/14/24 13:42	7440-42-8	
Cadmium	ND	mg/L	0.00050	0.00010	1	08/10/24 10:53	08/14/24 13:42	7440-43-9	
Chromium	ND	mg/L	0.0050	0.0019	1	08/10/24 10:53	08/14/24 13:42	7440-47-3	
Cobalt	ND	mg/L	0.0050	0.00032	1	08/10/24 10:53	08/14/24 13:42	7440-48-4	
Copper	**0.00082J**	mg/L	0.0050	0.00043	1	08/10/24 10:53	08/14/24 13:42	7440-50-8	
Lead	ND	mg/L	0.0010	0.00016	1	08/10/24 10:53	08/14/24 13:42	7439-92-1	
Nickel	ND	mg/L	0.0050	0.0021	1	08/10/24 10:53	08/14/24 13:42	7440-02-0	
Selenium	ND	mg/L	0.0050	0.00096	1	08/10/24 10:53	08/14/24 13:42	7782-49-2	
Silver	ND	mg/L	0.0050	0.00031	1	08/10/24 10:53	08/14/24 13:42	7440-22-4	
Thallium	ND	mg/L	0.0010	0.00038	1	08/10/24 10:53	08/14/24 13:42	7440-28-0	
Vanadium	ND	mg/L	0.010	0.00075	1	08/10/24 10:53	08/14/24 13:42	7440-62-2	
7470 Mercury	Analytical Method: EPA 7470A Preparation Method: EPA 7470A Pace Analytical Services - Peachtree Corners, GA								
Mercury	ND	mg/L	0.00020	0.00013	1	08/14/24 07:30	08/14/24 14:24	7439-97-6	
2540C Total Dissolved Solids	Analytical Method: SM 2540C-2015 Pace Analytical Services - Peachtree Corners, GA								
Total Dissolved Solids	**183**	mg/L	25.0	25.0	1		08/12/24 11:31		
2320B Alkalinity	Analytical Method: SM 2320B-2011 Pace Analytical Services - Asheville								
Alkalinity,Bicarbonate (CaCO3)	**86.8**	mg/L	5.0	5.0	1		08/14/24 19:10		
Alkalinity,Carbonate (CaCO3)	ND	mg/L	5.0	5.0	1		08/14/24 19:10		
Alkalinity, Total as CaCO3	**86.8**	mg/L	5.0	5.0	1		08/14/24 19:10		
300.0 IC Anions 28 Days	Analytical Method: EPA 300.0 Rev 2.1 1993 Pace Analytical Services - Asheville								
Chloride	**1.4**	mg/L	1.0	0.60	1		08/11/24 18:26	16887-00-6	
Fluoride	**0.083J**	mg/L	0.10	0.050	1		08/11/24 18:26	16984-48-8	

REPORT OF LABORATORY ANALYSIS

This report shall not be reproduced, except in full,
without the written consent of Pace Analytical Services, LLC.

Pace Analytical Services, LLC
9800 Kincey Ave. Suite 100
Huntersville, NC 28078
(704)875-9092

ANALYTICAL RESULTS

Project: Bowen LF Cells 1&2
Pace Project No.: 92746783

Sample: BOW-GWA-2 **Lab ID: 92746783012** Collected: 08/07/24 12:08 Received: 08/09/24 08:02 Matrix: Water

Parameters	Results	Units	Report Limit	MDL	DF	Prepared	Analyzed	CAS No.	Qual
300.0 IC Anions 28 Days	Analytical Method: EPA 300.0 Rev 2.1 1993 Pace Analytical Services - Asheville								
Sulfate	**47.5**	mg/L	1.0	0.50	1		08/11/24 18:26	14808-79-8	

REPORT OF LABORATORY ANALYSIS

This report shall not be reproduced, except in full,
without the written consent of Pace Analytical Services, LLC.

Pace Analytical Services, LLC
9800 Kincey Ave. Suite 100
Huntersville, NC 28078
(704)875-9092

ANALYTICAL RESULTS

Project: Bowen LF Cells 1&2
Pace Project No.: 92746783

Sample: BOW-LF1-2-FD-05 **Lab ID: 92746783013** Collected: 08/07/24 00:00 Received: 08/09/24 08:02 Matrix: Water

Parameters	Results	Units	Report Limit	MDL	DF	Prepared	Analyzed	CAS No.	Qual
6010D ATL ICP	Analytical Method: EPA 6010D Preparation Method: EPA 3010A Pace Analytical Services - Peachtree Corners, GA								
Sodium	**1.7**	mg/L	1.0	0.58	1	08/10/24 14:24	08/16/24 15:27	7440-23-5	
Iron	ND	mg/L	0.040	0.025	1	08/10/24 14:24	08/15/24 21:45	7439-89-6	
Manganese	ND	mg/L	0.040	0.011	1	08/10/24 14:24	08/15/24 21:45	7439-96-5	
Zinc	ND	mg/L	0.020	0.0085	1	08/10/24 14:24	08/15/24 21:45	7440-66-6	
Potassium	**1.0**	mg/L	0.50	0.15	1	08/10/24 14:24	08/15/24 21:45	7440-09-7	
Calcium	**34.5**	mg/L	1.0	0.12	1	08/10/24 14:24	08/15/24 21:45	7440-70-2	
Magnesium	**11.5**	mg/L	0.050	0.012	1	08/10/24 14:24	08/15/24 21:45	7439-95-4	
6020 MET ICPMS	Analytical Method: EPA 6020B Preparation Method: EPA 3005A Pace Analytical Services - Peachtree Corners, GA								
Antimony	ND	mg/L	0.0030	0.00054	1	08/10/24 10:53	08/14/24 13:46	7440-36-0	
Arsenic	ND	mg/L	0.0050	0.00084	1	08/10/24 10:53	08/14/24 13:46	7440-38-2	
Barium	**0.017**	mg/L	0.0050	0.00047	1	08/10/24 10:53	08/14/24 13:46	7440-39-3	
Beryllium	ND	mg/L	0.00050	0.000094	1	08/10/24 10:53	08/14/24 13:46	7440-41-7	
Boron	ND	mg/L	0.040	0.012	1	08/10/24 10:53	08/14/24 13:46	7440-42-8	
Cadmium	ND	mg/L	0.00050	0.00010	1	08/10/24 10:53	08/14/24 13:46	7440-43-9	
Chromium	ND	mg/L	0.0050	0.0019	1	08/10/24 10:53	08/14/24 13:46	7440-47-3	
Cobalt	ND	mg/L	0.0050	0.00032	1	08/10/24 10:53	08/14/24 13:46	7440-48-4	
Copper	ND	mg/L	0.0050	0.00043	1	08/10/24 10:53	08/14/24 13:46	7440-50-8	
Lead	ND	mg/L	0.0010	0.00016	1	08/10/24 10:53	08/14/24 13:46	7439-92-1	
Nickel	ND	mg/L	0.0050	0.0021	1	08/10/24 10:53	08/14/24 13:46	7440-02-0	
Selenium	ND	mg/L	0.0050	0.00096	1	08/10/24 10:53	08/14/24 13:46	7782-49-2	
Silver	ND	mg/L	0.0050	0.00031	1	08/10/24 10:53	08/14/24 13:46	7440-22-4	
Thallium	ND	mg/L	0.0010	0.00038	1	08/10/24 10:53	08/14/24 13:46	7440-28-0	
Vanadium	ND	mg/L	0.010	0.00075	1	08/10/24 10:53	08/14/24 13:46	7440-62-2	
7470 Mercury	Analytical Method: EPA 7470A Preparation Method: EPA 7470A Pace Analytical Services - Peachtree Corners, GA								
Mercury	ND	mg/L	0.00020	0.00013	1	08/14/24 07:30	08/14/24 14:32	7439-97-6	
2540C Total Dissolved Solids	Analytical Method: SM 2540C-2015 Pace Analytical Services - Peachtree Corners, GA								
Total Dissolved Solids	**182**	mg/L	25.0	25.0	1		08/12/24 11:32		
2320B Alkalinity	Analytical Method: SM 2320B-2011 Pace Analytical Services - Asheville								
Alkalinity,Bicarbonate (CaCO3)	**90.0**	mg/L	5.0	5.0	1		08/14/24 19:18		
Alkalinity,Carbonate (CaCO3)	ND	mg/L	5.0	5.0	1		08/14/24 19:18		
Alkalinity, Total as CaCO3	**90.0**	mg/L	5.0	5.0	1		08/14/24 19:18		
300.0 IC Anions 28 Days	Analytical Method: EPA 300.0 Rev 2.1 1993 Pace Analytical Services - Asheville								
Chloride	**1.4**	mg/L	1.0	0.60	1		08/11/24 18:40	16887-00-6	
Fluoride	**0.083J**	mg/L	0.10	0.050	1		08/11/24 18:40	16984-48-8	

REPORT OF LABORATORY ANALYSIS

This report shall not be reproduced, except in full,
without the written consent of Pace Analytical Services, LLC.

Pace Analytical Services, LLC
9800 Kincey Ave. Suite 100
Huntersville, NC 28078
(704)875-9092

ANALYTICAL RESULTS

Project: Bowen LF Cells 1&2
Pace Project No.: 92746783

Sample: BOW-LF1-2-FD-05 **Lab ID: 92746783013** Collected: 08/07/24 00:00 Received: 08/09/24 08:02 Matrix: Water

Parameters	Results	Units	Report Limit	MDL	DF	Prepared	Analyzed	CAS No.	Qual
300.0 IC Anions 28 Days	Analytical Method: EPA 300.0 Rev 2.1 1993 Pace Analytical Services - Asheville								
Sulfate	**47.5**	mg/L	1.0	0.50	1		08/11/24 18:40	14808-79-8	

REPORT OF LABORATORY ANALYSIS

This report shall not be reproduced, except in full,
without the written consent of Pace Analytical Services, LLC.

Pace Analytical Services, LLC
9800 Kincey Ave. Suite 100
Huntersville, NC 28078
(704)875-9092

ANALYTICAL RESULTS

Project: Bowen LF Cells 1&2
Pace Project No.: 92746783

Sample: BOW-GWA-2R **Lab ID: 92746783014** Collected: 08/06/24 13:31 Received: 08/09/24 08:02 Matrix: Water

Parameters	Results	Units	Report Limit	MDL	DF	Prepared	Analyzed	CAS No.	Qual
6010D ATL ICP	Analytical Method: EPA 6010D Preparation Method: EPA 3010A Pace Analytical Services - Peachtree Corners, GA								
Iron	ND	mg/L	0.040	0.025	1	08/10/24 14:24	08/15/24 21:48	7439-89-6	
Manganese	**0.025J**	mg/L	0.040	0.011	1	08/10/24 14:24	08/15/24 21:48	7439-96-5	
Zinc	ND	mg/L	0.020	0.0085	1	08/10/24 14:24	08/15/24 21:48	7440-66-6	
Potassium	**0.56**	mg/L	0.50	0.15	1	08/10/24 14:24	08/15/24 21:48	7440-09-7	
Calcium	**25.5**	mg/L	1.0	0.12	1	08/10/24 14:24	08/15/24 21:48	7440-70-2	
Magnesium	**9.5**	mg/L	0.050	0.012	1	08/10/24 14:24	08/15/24 21:48	7439-95-4	
Sodium	**1.1**	mg/L	1.0	0.58	1	08/10/24 14:24	08/16/24 15:32	7440-23-5	
6020 MET ICPMS	Analytical Method: EPA 6020B Preparation Method: EPA 3005A Pace Analytical Services - Peachtree Corners, GA								
Antimony	**0.0021J**	mg/L	0.0030	0.00054	1	08/10/24 10:53	08/14/24 13:49	7440-36-0	
Arsenic	ND	mg/L	0.0050	0.00084	1	08/10/24 10:53	08/14/24 13:49	7440-38-2	
Barium	**0.015**	mg/L	0.0050	0.00047	1	08/10/24 10:53	08/14/24 13:49	7440-39-3	
Beryllium	ND	mg/L	0.00050	0.000094	1	08/10/24 10:53	08/14/24 13:49	7440-41-7	
Boron	ND	mg/L	0.040	0.012	1	08/10/24 10:53	08/14/24 13:49	7440-42-8	
Cadmium	ND	mg/L	0.00050	0.00010	1	08/10/24 10:53	08/14/24 13:49	7440-43-9	
Chromium	ND	mg/L	0.0050	0.0019	1	08/10/24 10:53	08/14/24 13:49	7440-47-3	
Cobalt	ND	mg/L	0.0050	0.00032	1	08/10/24 10:53	08/14/24 13:49	7440-48-4	
Copper	ND	mg/L	0.0050	0.00043	1	08/10/24 10:53	08/14/24 13:49	7440-50-8	
Lead	ND	mg/L	0.0010	0.00016	1	08/10/24 10:53	08/14/24 13:49	7439-92-1	
Nickel	ND	mg/L	0.0050	0.0021	1	08/10/24 10:53	08/14/24 13:49	7440-02-0	
Selenium	ND	mg/L	0.0050	0.00096	1	08/10/24 10:53	08/14/24 13:49	7782-49-2	
Silver	ND	mg/L	0.0050	0.00031	1	08/10/24 10:53	08/14/24 13:49	7440-22-4	
Thallium	ND	mg/L	0.0010	0.00038	1	08/10/24 10:53	08/14/24 13:49	7440-28-0	
Vanadium	**0.0015J**	mg/L	0.010	0.00075	1	08/10/24 10:53	08/14/24 13:49	7440-62-2	
7470 Mercury	Analytical Method: EPA 7470A Preparation Method: EPA 7470A Pace Analytical Services - Peachtree Corners, GA								
Mercury	ND	mg/L	0.00020	0.00013	1	08/14/24 07:30	08/14/24 14:35	7439-97-6	
2540C Total Dissolved Solids	Analytical Method: SM 2540C-2015 Pace Analytical Services - Peachtree Corners, GA								
Total Dissolved Solids	**105**	mg/L	25.0	25.0	1		08/12/24 11:30		
2320B Alkalinity	Analytical Method: SM 2320B-2011 Pace Analytical Services - Asheville								
Alkalinity,Bicarbonate (CaCO3)	**102**	mg/L	5.0	5.0	1		08/10/24 18:26		
Alkalinity,Carbonate (CaCO3)	ND	mg/L	5.0	5.0	1		08/10/24 18:26		
Alkalinity, Total as CaCO3	**102**	mg/L	5.0	5.0	1		08/10/24 18:26		
300.0 IC Anions 28 Days	Analytical Method: EPA 300.0 Rev 2.1 1993 Pace Analytical Services - Asheville								
Chloride	**1.1**	mg/L	1.0	0.60	1		08/11/24 18:54	16887-00-6	
Fluoride	**0.076J**	mg/L	0.10	0.050	1		08/11/24 18:54	16984-48-8	

REPORT OF LABORATORY ANALYSIS

This report shall not be reproduced, except in full,
without the written consent of Pace Analytical Services, LLC.

Pace Analytical Services, LLC
9800 Kincey Ave. Suite 100
Huntersville, NC 28078
(704)875-9092

ANALYTICAL RESULTS

Project: Bowen LF Cells 1&2
Pace Project No.: 92746783

Sample: BOW-GWA-2R **Lab ID: 92746783014** Collected: 08/06/24 13:31 Received: 08/09/24 08:02 Matrix: Water

Parameters	Results	Units	Report Limit	MDL	DF	Prepared	Analyzed	CAS No.	Qual
300.0 IC Anions 28 Days	Analytical Method: EPA 300.0 Rev 2.1 1993 Pace Analytical Services - Asheville								
Sulfate	**5.8**	mg/L	1.0	0.50	1		08/11/24 18:54	14808-79-8	

REPORT OF LABORATORY ANALYSIS

This report shall not be reproduced, except in full,
without the written consent of Pace Analytical Services, LLC.

Pace Analytical Services, LLC
9800 Kincey Ave. Suite 100
Huntersville, NC 28078
(704)875-9092

ANALYTICAL RESULTS

Project: Bowen LF Cells 1&2
Pace Project No.: 92746783

Sample: BOW-LF1-2-FB-05 **Lab ID: 92746783015** Collected: 08/06/24 16:22 Received: 08/09/24 08:02 Matrix: Water

Parameters	Results	Units	Report Limit	MDL	DF	Prepared	Analyzed	CAS No.	Qual
6010D ATL ICP	Analytical Method: EPA 6010D Preparation Method: EPA 3010A Pace Analytical Services - Peachtree Corners, GA								
Iron	ND	mg/L	0.040	0.025	1	08/15/24 16:46	08/19/24 16:03	7439-89-6	
Manganese	ND	mg/L	0.040	0.011	1	08/15/24 16:46	08/19/24 16:03	7439-96-5	
Zinc	ND	mg/L	0.020	0.0085	1	08/15/24 16:46	08/19/24 16:03	7440-66-6	
Potassium	ND	mg/L	0.50	0.15	1	08/15/24 16:46	08/19/24 16:03	7440-09-7	
Sodium	ND	mg/L	1.0	0.58	1	08/15/24 16:46	08/19/24 16:03	7440-23-5	
Calcium	ND	mg/L	1.0	0.12	1	08/15/24 16:46	08/19/24 16:03	7440-70-2	
Magnesium	ND	mg/L	0.050	0.012	1	08/15/24 16:46	08/19/24 16:03	7439-95-4	
6020 MET ICPMS	Analytical Method: EPA 6020B Preparation Method: EPA 3005A Pace Analytical Services - Peachtree Corners, GA								
Antimony	ND	mg/L	0.0030	0.00054	1	08/14/24 10:26	08/15/24 13:40	7440-36-0	
Arsenic	ND	mg/L	0.0050	0.00084	1	08/14/24 10:26	08/15/24 13:40	7440-38-2	
Barium	ND	mg/L	0.0050	0.00047	1	08/14/24 10:26	08/15/24 13:40	7440-39-3	
Beryllium	ND	mg/L	0.00050	0.000094	1	08/14/24 10:26	08/15/24 13:40	7440-41-7	
Boron	ND	mg/L	0.040	0.012	1	08/14/24 10:26	08/15/24 13:40	7440-42-8	
Cadmium	ND	mg/L	0.00050	0.00010	1	08/14/24 10:26	08/15/24 13:40	7440-43-9	
Chromium	ND	mg/L	0.0050	0.0019	1	08/14/24 10:26	08/15/24 13:40	7440-47-3	
Cobalt	ND	mg/L	0.0050	0.00032	1	08/14/24 10:26	08/15/24 13:40	7440-48-4	
Copper	ND	mg/L	0.0050	0.00043	1	08/14/24 10:26	08/15/24 13:40	7440-50-8	
Lead	ND	mg/L	0.0010	0.00016	1	08/14/24 10:26	08/15/24 13:40	7439-92-1	
Nickel	ND	mg/L	0.0050	0.0021	1	08/14/24 10:26	08/15/24 13:40	7440-02-0	
Selenium	ND	mg/L	0.0050	0.00096	1	08/14/24 10:26	08/15/24 13:40	7782-49-2	
Silver	ND	mg/L	0.0050	0.00031	1	08/14/24 10:26	08/15/24 13:40	7440-22-4	
Thallium	ND	mg/L	0.0010	0.00038	1	08/14/24 10:26	08/15/24 13:40	7440-28-0	
Vanadium	ND	mg/L	0.010	0.00075	1	08/14/24 10:26	08/15/24 13:40	7440-62-2	
7470 Mercury	Analytical Method: EPA 7470A Preparation Method: EPA 7470A Pace Analytical Services - Peachtree Corners, GA								
Mercury	ND	mg/L	0.00020	0.00013	1	08/14/24 07:30	08/14/24 14:37	7439-97-6	
2540C Total Dissolved Solids	Analytical Method: SM 2540C-2015 Pace Analytical Services - Peachtree Corners, GA								
Total Dissolved Solids	ND	mg/L	25.0	25.0	1		08/12/24 11:31		
2320B Alkalinity	Analytical Method: SM 2320B-2011 Pace Analytical Services - Asheville								
Alkalinity,Bicarbonate (CaCO3)	ND	mg/L	5.0	5.0	1		08/12/24 14:01		
Alkalinity,Carbonate (CaCO3)	ND	mg/L	5.0	5.0	1		08/12/24 14:01		
Alkalinity, Total as CaCO3	ND	mg/L	5.0	5.0	1		08/12/24 14:01		
300.0 IC Anions 28 Days	Analytical Method: EPA 300.0 Rev 2.1 1993 Pace Analytical Services - Asheville								
Chloride	ND	mg/L	1.0	0.60	1		08/10/24 16:22	16887-00-6	
Fluoride	ND	mg/L	0.10	0.050	1		08/10/24 16:22	16984-48-8	

REPORT OF LABORATORY ANALYSIS

This report shall not be reproduced, except in full,
without the written consent of Pace Analytical Services, LLC.

Pace Analytical Services, LLC
9800 Kincey Ave. Suite 100
Huntersville, NC 28078
(704)875-9092

ANALYTICAL RESULTS

Project: Bowen LF Cells 1&2
Pace Project No.: 92746783

Sample: BOW-LF1-2-FB-05 **Lab ID: 92746783015** Collected: 08/06/24 16:22 Received: 08/09/24 08:02 Matrix: Water

Parameters	Results	Units	Report Limit	MDL	DF	Prepared	Analyzed	CAS No.	Qual
300.0 IC Anions 28 Days	Analytical Method: EPA 300.0 Rev 2.1 1993 Pace Analytical Services - Asheville								
Sulfate	ND	mg/L	1.0	0.50	1		08/10/24 16:22	14808-79-8	

REPORT OF LABORATORY ANALYSIS

This report shall not be reproduced, except in full,
without the written consent of Pace Analytical Services, LLC.

Pace Analytical Services, LLC
9800 Kincey Ave. Suite 100
Huntersville, NC 28078
(704)875-9092

ANALYTICAL RESULTS

Project: Bowen LF Cells 1&2
Pace Project No.: 92746783

Sample: BOW-LF1-2-EB-05 **Lab ID: 92746783016** Collected: 08/06/24 16:30 Received: 08/09/24 08:02 Matrix: Water

Parameters	Results	Units	Report Limit	MDL	DF	Prepared	Analyzed	CAS No.	Qual
6010D ATL ICP	Analytical Method: EPA 6010D Preparation Method: EPA 3010A Pace Analytical Services - Peachtree Corners, GA								
Iron	ND	mg/L	0.040	0.025	1	08/15/24 16:46	08/19/24 16:07	7439-89-6	
Manganese	ND	mg/L	0.040	0.011	1	08/15/24 16:46	08/19/24 16:07	7439-96-5	
Zinc	ND	mg/L	0.020	0.0085	1	08/15/24 16:46	08/19/24 16:07	7440-66-6	
Potassium	ND	mg/L	0.50	0.15	1	08/15/24 16:46	08/19/24 16:07	7440-09-7	
Sodium	ND	mg/L	1.0	0.58	1	08/15/24 16:46	08/19/24 16:07	7440-23-5	
Calcium	ND	mg/L	1.0	0.12	1	08/15/24 16:46	08/19/24 16:07	7440-70-2	
Magnesium	ND	mg/L	0.050	0.012	1	08/15/24 16:46	08/19/24 16:07	7439-95-4	
6020 MET ICPMS	Analytical Method: EPA 6020B Preparation Method: EPA 3005A Pace Analytical Services - Peachtree Corners, GA								
Antimony	ND	mg/L	0.0030	0.00054	1	08/14/24 10:26	08/15/24 13:44	7440-36-0	
Arsenic	ND	mg/L	0.0050	0.00084	1	08/14/24 10:26	08/15/24 13:44	7440-38-2	
Barium	ND	mg/L	0.0050	0.00047	1	08/14/24 10:26	08/15/24 13:44	7440-39-3	
Beryllium	ND	mg/L	0.00050	0.000094	1	08/14/24 10:26	08/15/24 13:44	7440-41-7	
Boron	ND	mg/L	0.040	0.012	1	08/14/24 10:26	08/15/24 13:44	7440-42-8	
Cadmium	ND	mg/L	0.00050	0.00010	1	08/14/24 10:26	08/15/24 13:44	7440-43-9	
Chromium	ND	mg/L	0.0050	0.0019	1	08/14/24 10:26	08/15/24 13:44	7440-47-3	
Cobalt	ND	mg/L	0.0050	0.00032	1	08/14/24 10:26	08/15/24 13:44	7440-48-4	
Copper	ND	mg/L	0.0050	0.00043	1	08/14/24 10:26	08/15/24 13:44	7440-50-8	
Lead	ND	mg/L	0.0010	0.00016	1	08/14/24 10:26	08/15/24 13:44	7439-92-1	
Nickel	ND	mg/L	0.0050	0.0021	1	08/14/24 10:26	08/15/24 13:44	7440-02-0	
Selenium	ND	mg/L	0.0050	0.00096	1	08/14/24 10:26	08/15/24 13:44	7782-49-2	
Silver	ND	mg/L	0.0050	0.00031	1	08/14/24 10:26	08/15/24 13:44	7440-22-4	
Thallium	ND	mg/L	0.0010	0.00038	1	08/14/24 10:26	08/15/24 13:44	7440-28-0	
Vanadium	ND	mg/L	0.010	0.00075	1	08/14/24 10:26	08/15/24 13:44	7440-62-2	
7470 Mercury	Analytical Method: EPA 7470A Preparation Method: EPA 7470A Pace Analytical Services - Peachtree Corners, GA								
Mercury	ND	mg/L	0.00020	0.00013	1	08/14/24 07:30	08/14/24 14:40	7439-97-6	
2540C Total Dissolved Solids	Analytical Method: SM 2540C-2015 Pace Analytical Services - Peachtree Corners, GA								
Total Dissolved Solids	**27.0**	mg/L	25.0	25.0	1		08/12/24 11:31		
2320B Alkalinity	Analytical Method: SM 2320B-2011 Pace Analytical Services - Asheville								
Alkalinity,Bicarbonate (CaCO3)	ND	mg/L	5.0	5.0	1		08/10/24 18:34		
Alkalinity,Carbonate (CaCO3)	ND	mg/L	5.0	5.0	1		08/10/24 18:34		
Alkalinity, Total as CaCO3	ND	mg/L	5.0	5.0	1		08/10/24 18:34		
300.0 IC Anions 28 Days	Analytical Method: EPA 300.0 Rev 2.1 1993 Pace Analytical Services - Asheville								
Chloride	ND	mg/L	1.0	0.60	1		08/10/24 16:36	16887-00-6	
Fluoride	ND	mg/L	0.10	0.050	1		08/10/24 16:36	16984-48-8	

REPORT OF LABORATORY ANALYSIS

This report shall not be reproduced, except in full,
without the written consent of Pace Analytical Services, LLC.

Pace Analytical Services, LLC
9800 Kincey Ave. Suite 100
Huntersville, NC 28078
(704)875-9092

ANALYTICAL RESULTS

Project: Bowen LF Cells 1&2
Pace Project No.: 92746783

Sample: BOW-LF1-2-EB-05 **Lab ID: 92746783016** Collected: 08/06/24 16:30 Received: 08/09/24 08:02 Matrix: Water

Parameters	Results	Units	Report Limit	MDL	DF	Prepared	Analyzed	CAS No.	Qual
300.0 IC Anions 28 Days	Analytical Method: EPA 300.0 Rev 2.1 1993 Pace Analytical Services - Asheville								
Sulfate	ND	mg/L	1.0	0.50	1		08/10/24 16:36	14808-79-8	

REPORT OF LABORATORY ANALYSIS

This report shall not be reproduced, except in full,
without the written consent of Pace Analytical Services, LLC.

Pace Analytical Services, LLC
9800 Kincey Ave. Suite 100
Huntersville, NC 28078
(704)875-9092

ANALYTICAL RESULTS

Project: Bowen LF Cells 1&2
Pace Project No.: 92746783

Sample: BOW-GWC-8Z **Lab ID: 92746783017** Collected: 08/12/24 11:43 Received: 08/13/24 10:25 Matrix: Water

Parameters	Results	Units	Report Limit	MDL	DF	Prepared	Analyzed	CAS No.	Qual
6010D ATL ICP	Analytical Method: EPA 6010D Preparation Method: EPA 3010A Pace Analytical Services - Peachtree Corners, GA								
Calcium	**20.9**	mg/L	1.0	0.12	1	08/21/24 13:41	08/22/24 16:12	7440-70-2	
Iron	ND	mg/L	0.040	0.025	1	08/21/24 13:41	08/22/24 16:12	7439-89-6	
Magnesium	**7.0**	mg/L	0.050	0.012	1	08/21/24 13:41	08/22/24 16:12	7439-95-4	
Manganese	ND	mg/L	0.040	0.011	1	08/21/24 13:41	08/22/24 16:12	7439-96-5	
Potassium	**1.8**	mg/L	0.50	0.15	1	08/21/24 13:41	08/22/24 16:12	7440-09-7	
Sodium	**1.9**	mg/L	1.0	0.58	1	08/21/24 13:41	08/22/24 16:12	7440-23-5	
Zinc	ND	mg/L	0.020	0.0085	1	08/21/24 13:41	08/22/24 16:12	7440-66-6	
6020 MET ICPMS	Analytical Method: EPA 6020B Preparation Method: EPA 3005A Pace Analytical Services - Peachtree Corners, GA								
Antimony	ND	mg/L	0.0030	0.00054	1	08/16/24 11:27	08/19/24 15:42	7440-36-0	
Arsenic	ND	mg/L	0.0050	0.00084	1	08/16/24 11:27	08/19/24 15:42	7440-38-2	
Barium	**0.026**	mg/L	0.0050	0.00047	1	08/16/24 11:27	08/19/24 15:42	7440-39-3	
Beryllium	ND	mg/L	0.00050	0.000094	1	08/16/24 11:27	08/19/24 15:42	7440-41-7	
Boron	ND	mg/L	0.040	0.012	1	08/16/24 11:27	08/19/24 15:42	7440-42-8	
Cadmium	ND	mg/L	0.00050	0.00010	1	08/16/24 11:27	08/19/24 15:42	7440-43-9	
Chromium	ND	mg/L	0.0050	0.0019	1	08/16/24 11:27	08/19/24 15:42	7440-47-3	
Cobalt	ND	mg/L	0.0050	0.00032	1	08/16/24 11:27	08/19/24 15:42	7440-48-4	
Copper	ND	mg/L	0.0050	0.00043	1	08/16/24 11:27	08/19/24 15:42	7440-50-8	
Lead	ND	mg/L	0.0010	0.00016	1	08/16/24 11:27	08/19/24 15:42	7439-92-1	
Nickel	ND	mg/L	0.0050	0.0021	1	08/16/24 11:27	08/19/24 15:42	7440-02-0	
Selenium	ND	mg/L	0.0050	0.00096	1	08/16/24 11:27	08/19/24 15:42	7782-49-2	
Silver	ND	mg/L	0.0050	0.00031	1	08/16/24 11:27	08/19/24 15:42	7440-22-4	
Thallium	ND	mg/L	0.0010	0.00038	1	08/16/24 11:27	08/19/24 15:42	7440-28-0	
Vanadium	ND	mg/L	0.010	0.00075	1	08/16/24 11:27	08/19/24 15:42	7440-62-2	
7470 Mercury	Analytical Method: EPA 7470A Preparation Method: EPA 7470A Pace Analytical Services - Peachtree Corners, GA								
Mercury	ND	mg/L	0.00020	0.00013	1	08/26/24 11:00	08/27/24 08:28	7439-97-6	
2540C Total Dissolved Solids	Analytical Method: SM 2540C-2015 Pace Analytical Services - Peachtree Corners, GA								
Total Dissolved Solids	**106**	mg/L	25.0	25.0	1		08/15/24 10:46		
2320B Alkalinity	Analytical Method: SM 2320B-2011 Pace Analytical Services - Asheville								
Alkalinity,Bicarbonate (CaCO3)	**83.7**	mg/L	5.0	5.0	1		08/14/24 22:21		
Alkalinity,Carbonate (CaCO3)	ND	mg/L	5.0	5.0	1		08/14/24 22:21		
Alkalinity, Total as CaCO3	**83.7**	mg/L	5.0	5.0	1		08/14/24 22:21		
300.0 IC Anions 28 Days	Analytical Method: EPA 300.0 Rev 2.1 1993 Pace Analytical Services - Asheville								
Chloride	**1.4**	mg/L	1.0	0.60	1		08/14/24 09:20	16887-00-6	
Fluoride	ND	mg/L	0.10	0.050	1		08/14/24 09:20	16984-48-8	

REPORT OF LABORATORY ANALYSIS

This report shall not be reproduced, except in full,
without the written consent of Pace Analytical Services, LLC.

Pace Analytical Services, LLC
9800 Kincey Ave. Suite 100
Huntersville, NC 28078
(704)875-9092

ANALYTICAL RESULTS

Project: Bowen LF Cells 1&2
Pace Project No.: 92746783

Sample: BOW-GWC-8Z **Lab ID: 92746783017** Collected: 08/12/24 11:43 Received: 08/13/24 10:25 Matrix: Water

Parameters	Results	Units	Report Limit	MDL	DF	Prepared	Analyzed	CAS No.	Qual
300.0 IC Anions 28 Days	Analytical Method: EPA 300.0 Rev 2.1 1993 Pace Analytical Services - Asheville								
Sulfate	**0.54J**	mg/L	1.0	0.50	1		08/14/24 09:20	14808-79-8	

REPORT OF LABORATORY ANALYSIS

This report shall not be reproduced, except in full,
without the written consent of Pace Analytical Services, LLC.

Pace Analytical Services, LLC
9800 Kincey Ave. Suite 100
Huntersville, NC 28078
(704)875-9092

ANALYTICAL RESULTS

Project: Bowen LF Cells 1&2
Pace Project No.: 92746783

Sample: BOW-GWC-8RR **Lab ID: 92746783018** Collected: 08/12/24 13:26 Received: 08/13/24 10:25 Matrix: Water

Parameters	Results	Units	Report Limit	MDL	DF	Prepared	Analyzed	CAS No.	Qual
6010D ATL ICP	Analytical Method: EPA 6010D Preparation Method: EPA 3010A Pace Analytical Services - Peachtree Corners, GA								
Iron	ND	mg/L	0.040	0.025	1	08/21/24 13:41	08/22/24 16:32	7439-89-6	
Manganese	ND	mg/L	0.040	0.011	1	08/21/24 13:41	08/22/24 16:32	7439-96-5	
Zinc	ND	mg/L	0.020	0.0085	1	08/21/24 13:41	08/22/24 16:32	7440-66-6	
Potassium	**1.3**	mg/L	0.50	0.15	1	08/21/24 13:41	08/22/24 16:32	7440-09-7	
Sodium	**0.82J**	mg/L	1.0	0.58	1	08/21/24 13:41	08/22/24 16:32	7440-23-5	
Calcium	**23.8**	mg/L	1.0	0.12	1	08/21/24 13:41	08/22/24 16:32	7440-70-2	
Magnesium	**10.8**	mg/L	0.050	0.012	1	08/21/24 13:41	08/22/24 16:32	7439-95-4	
6020 MET ICPMS	Analytical Method: EPA 6020B Preparation Method: EPA 3005A Pace Analytical Services - Peachtree Corners, GA								
Antimony	ND	mg/L	0.0030	0.00054	1	08/16/24 11:27	08/19/24 15:57	7440-36-0	
Arsenic	ND	mg/L	0.0050	0.00084	1	08/16/24 11:27	08/19/24 15:57	7440-38-2	
Barium	**0.013**	mg/L	0.0050	0.00047	1	08/16/24 11:27	08/19/24 15:57	7440-39-3	
Beryllium	ND	mg/L	0.00050	0.000094	1	08/16/24 11:27	08/19/24 15:57	7440-41-7	
Boron	ND	mg/L	0.040	0.012	1	08/16/24 11:27	08/19/24 15:57	7440-42-8	
Cadmium	ND	mg/L	0.00050	0.00010	1	08/16/24 11:27	08/19/24 15:57	7440-43-9	
Chromium	ND	mg/L	0.0050	0.0019	1	08/16/24 11:27	08/19/24 15:57	7440-47-3	
Cobalt	ND	mg/L	0.0050	0.00032	1	08/16/24 11:27	08/19/24 15:57	7440-48-4	
Copper	ND	mg/L	0.0050	0.00043	1	08/16/24 11:27	08/19/24 15:57	7440-50-8	
Lead	ND	mg/L	0.0010	0.00016	1	08/16/24 11:27	08/19/24 15:57	7439-92-1	
Nickel	ND	mg/L	0.0050	0.0021	1	08/16/24 11:27	08/19/24 15:57	7440-02-0	
Selenium	ND	mg/L	0.0050	0.00096	1	08/16/24 11:27	08/19/24 15:57	7782-49-2	
Silver	ND	mg/L	0.0050	0.00031	1	08/16/24 11:27	08/19/24 15:57	7440-22-4	
Thallium	ND	mg/L	0.0010	0.00038	1	08/16/24 11:27	08/19/24 15:57	7440-28-0	
Vanadium	ND	mg/L	0.010	0.00075	1	08/16/24 11:27	08/19/24 15:57	7440-62-2	
7470 Mercury	Analytical Method: EPA 7470A Preparation Method: EPA 7470A Pace Analytical Services - Peachtree Corners, GA								
Mercury	ND	mg/L	0.00020	0.00013	1	08/26/24 11:00	08/27/24 08:39	7439-97-6	
2540C Total Dissolved Solids	Analytical Method: SM 2540C-2015 Pace Analytical Services - Peachtree Corners, GA								
Total Dissolved Solids	**115**	mg/L	25.0	25.0	1		08/15/24 10:46		
2320B Alkalinity	Analytical Method: SM 2320B-2011 Pace Analytical Services - Asheville								
Alkalinity,Bicarbonate (CaCO3)	**109**	mg/L	5.0	5.0	1		08/14/24 22:29		
Alkalinity,Carbonate (CaCO3)	ND	mg/L	5.0	5.0	1		08/14/24 22:29		
Alkalinity, Total as CaCO3	**109**	mg/L	5.0	5.0	1		08/14/24 22:29		
300.0 IC Anions 28 Days	Analytical Method: EPA 300.0 Rev 2.1 1993 Pace Analytical Services - Asheville								
Chloride	**0.74J**	mg/L	1.0	0.60	1		08/14/24 22:15	16887-00-6	
Fluoride	ND	mg/L	0.10	0.050	1		08/14/24 22:15	16984-48-8	

REPORT OF LABORATORY ANALYSIS

This report shall not be reproduced, except in full,
without the written consent of Pace Analytical Services, LLC.

Pace Analytical Services, LLC
9800 Kincey Ave. Suite 100
Huntersville, NC 28078
(704)875-9092

ANALYTICAL RESULTS

Project: Bowen LF Cells 1&2
Pace Project No.: 92746783

Sample: BOW-GWC-8RR **Lab ID: 92746783018** Collected: 08/12/24 13:26 Received: 08/13/24 10:25 Matrix: Water

Parameters	Results	Units	Report Limit	MDL	DF	Prepared	Analyzed	CAS No.	Qual
300.0 IC Anions 28 Days	Analytical Method: EPA 300.0 Rev 2.1 1993 Pace Analytical Services - Asheville								
Sulfate	**0.88J**	mg/L	1.0	0.50	1		08/14/24 22:15	14808-79-8	

REPORT OF LABORATORY ANALYSIS

This report shall not be reproduced, except in full,
without the written consent of Pace Analytical Services, LLC.

Pace Analytical Services, LLC
9800 Kincey Ave. Suite 100
Huntersville, NC 28078
(704)875-9092

ANALYTICAL RESULTS

Project: Bowen LF Cells 1&2
Pace Project No.: 92746783

Sample: BOW-GWC-9 **Lab ID: 92746783019** Collected: 08/12/24 15:10 Received: 08/13/24 10:25 Matrix: Water

Parameters	Results	Units	Report Limit	MDL	DF	Prepared	Analyzed	CAS No.	Qual
6010D ATL ICP	Analytical Method: EPA 6010D Preparation Method: EPA 3010A Pace Analytical Services - Peachtree Corners, GA								
Iron	ND	mg/L	0.040	0.025	1	08/21/24 13:41	08/22/24 16:36	7439-89-6	
Manganese	**0.017J**	mg/L	0.040	0.011	1	08/21/24 13:41	08/22/24 16:36	7439-96-5	
Zinc	ND	mg/L	0.020	0.0085	1	08/21/24 13:41	08/22/24 16:36	7440-66-6	
Potassium	**1.0**	mg/L	0.50	0.15	1	08/21/24 13:41	08/22/24 16:36	7440-09-7	
Sodium	**1.3**	mg/L	1.0	0.58	1	08/21/24 13:41	08/22/24 16:36	7440-23-5	
Calcium	**11.6**	mg/L	1.0	0.12	1	08/21/24 13:41	08/22/24 16:36	7440-70-2	
Magnesium	**4.6**	mg/L	0.050	0.012	1	08/21/24 13:41	08/22/24 16:36	7439-95-4	
6020 MET ICPMS	Analytical Method: EPA 6020B Preparation Method: EPA 3005A Pace Analytical Services - Peachtree Corners, GA								
Antimony	ND	mg/L	0.0030	0.00054	1	08/16/24 11:27	08/19/24 16:01	7440-36-0	
Arsenic	ND	mg/L	0.0050	0.00084	1	08/16/24 11:27	08/19/24 16:01	7440-38-2	
Barium	**0.039**	mg/L	0.0050	0.00047	1	08/16/24 11:27	08/19/24 16:01	7440-39-3	
Beryllium	ND	mg/L	0.00050	0.000094	1	08/16/24 11:27	08/19/24 16:01	7440-41-7	
Boron	ND	mg/L	0.040	0.012	1	08/16/24 11:27	08/19/24 16:01	7440-42-8	
Cadmium	ND	mg/L	0.00050	0.00010	1	08/16/24 11:27	08/19/24 16:01	7440-43-9	
Chromium	ND	mg/L	0.0050	0.0019	1	08/16/24 11:27	08/19/24 16:01	7440-47-3	
Cobalt	ND	mg/L	0.0050	0.00032	1	08/16/24 11:27	08/19/24 16:01	7440-48-4	
Copper	ND	mg/L	0.0050	0.00043	1	08/16/24 11:27	08/19/24 16:01	7440-50-8	
Lead	ND	mg/L	0.0010	0.00016	1	08/16/24 11:27	08/19/24 16:01	7439-92-1	
Nickel	ND	mg/L	0.0050	0.0021	1	08/16/24 11:27	08/19/24 16:01	7440-02-0	
Selenium	ND	mg/L	0.0050	0.00096	1	08/16/24 11:27	08/19/24 16:01	7782-49-2	
Silver	ND	mg/L	0.0050	0.00031	1	08/16/24 11:27	08/19/24 16:01	7440-22-4	
Thallium	ND	mg/L	0.0010	0.00038	1	08/16/24 11:27	08/19/24 16:01	7440-28-0	
Vanadium	ND	mg/L	0.010	0.00075	1	08/16/24 11:27	08/19/24 16:01	7440-62-2	
7470 Mercury	Analytical Method: EPA 7470A Preparation Method: EPA 7470A Pace Analytical Services - Peachtree Corners, GA								
Mercury	ND	mg/L	0.00020	0.00013	1	08/26/24 11:00	08/27/24 08:41	7439-97-6	
2540C Total Dissolved Solids	Analytical Method: SM 2540C-2015 Pace Analytical Services - Peachtree Corners, GA								
Total Dissolved Solids	**77.0**	mg/L	25.0	25.0	1		08/15/24 10:47		
2320B Alkalinity	Analytical Method: SM 2320B-2011 Pace Analytical Services - Asheville								
Alkalinity,Bicarbonate (CaCO3)	**41.3**	mg/L	5.0	5.0	1		08/15/24 14:39		
Alkalinity,Carbonate (CaCO3)	ND	mg/L	5.0	5.0	1		08/15/24 14:39		
Alkalinity, Total as CaCO3	**41.3**	mg/L	5.0	5.0	1		08/15/24 14:39		
300.0 IC Anions 28 Days	Analytical Method: EPA 300.0 Rev 2.1 1993 Pace Analytical Services - Asheville								
Chloride	**1.8**	mg/L	1.0	0.60	1		08/14/24 22:29	16887-00-6	
Fluoride	ND	mg/L	0.10	0.050	1		08/14/24 22:29	16984-48-8	

REPORT OF LABORATORY ANALYSIS

This report shall not be reproduced, except in full,
without the written consent of Pace Analytical Services, LLC.

Pace Analytical Services, LLC
9800 Kincey Ave. Suite 100
Huntersville, NC 28078
(704)875-9092

ANALYTICAL RESULTS

Project: Bowen LF Cells 1&2
Pace Project No.: 92746783

Sample: BOW-GWC-9 **Lab ID: 92746783019** Collected: 08/12/24 15:10 Received: 08/13/24 10:25 Matrix: Water

Parameters	Results	Units	Report Limit	MDL	DF	Prepared	Analyzed	CAS No.	Qual
300.0 IC Anions 28 Days	Analytical Method: EPA 300.0 Rev 2.1 1993 Pace Analytical Services - Asheville								
Sulfate	**5.4**	mg/L	1.0	0.50	1		08/14/24 22:29	14808-79-8	

REPORT OF LABORATORY ANALYSIS

This report shall not be reproduced, except in full,
without the written consent of Pace Analytical Services, LLC.

Pace Analytical Services, LLC
9800 Kincey Ave. Suite 100
Huntersville, NC 28078
(704)875-9092

ANALYTICAL RESULTS

Project: Bowen LF Cells 1&2
Pace Project No.: 92746783

Sample: BOW-GWC-10 **Lab ID: 92746783020** Collected: 08/12/24 12:42 Received: 08/13/24 10:25 Matrix: Water

Parameters	Results	Units	Report Limit	MDL	DF	Prepared	Analyzed	CAS No.	Qual
6010D ATL ICP	Analytical Method: EPA 6010D Preparation Method: EPA 3010A Pace Analytical Services - Peachtree Corners, GA								
Iron	**0.046**	mg/L	0.040	0.025	1	08/21/24 13:41	08/22/24 16:39	7439-89-6	
Manganese	ND	mg/L	0.040	0.011	1	08/21/24 13:41	08/22/24 16:39	7439-96-5	
Zinc	ND	mg/L	0.020	0.0085	1	08/21/24 13:41	08/22/24 16:39	7440-66-6	
Potassium	**0.64**	mg/L	0.50	0.15	1	08/21/24 13:41	08/22/24 16:39	7440-09-7	
Sodium	**1.8**	mg/L	1.0	0.58	1	08/21/24 13:41	08/22/24 16:39	7440-23-5	
Calcium	**37.0**	mg/L	1.0	0.12	1	08/21/24 13:41	08/22/24 16:39	7440-70-2	
Magnesium	**14.9**	mg/L	0.050	0.012	1	08/21/24 13:41	08/22/24 16:39	7439-95-4	
6020 MET ICPMS	Analytical Method: EPA 6020B Preparation Method: EPA 3005A Pace Analytical Services - Peachtree Corners, GA								
Antimony	ND	mg/L	0.0030	0.00054	1	08/16/24 11:27	08/19/24 16:05	7440-36-0	
Arsenic	ND	mg/L	0.0050	0.00084	1	08/16/24 11:27	08/19/24 16:05	7440-38-2	
Barium	**0.014**	mg/L	0.0050	0.00047	1	08/16/24 11:27	08/19/24 16:05	7440-39-3	
Beryllium	ND	mg/L	0.00050	0.000094	1	08/16/24 11:27	08/19/24 16:05	7440-41-7	
Boron	ND	mg/L	0.040	0.012	1	08/16/24 11:27	08/19/24 16:05	7440-42-8	
Cadmium	ND	mg/L	0.00050	0.00010	1	08/16/24 11:27	08/19/24 16:05	7440-43-9	
Chromium	ND	mg/L	0.0050	0.0019	1	08/16/24 11:27	08/19/24 16:05	7440-47-3	
Cobalt	**0.00067J**	mg/L	0.0050	0.00032	1	08/16/24 11:27	08/19/24 16:05	7440-48-4	
Copper	ND	mg/L	0.0050	0.00043	1	08/16/24 11:27	08/19/24 16:05	7440-50-8	
Lead	ND	mg/L	0.0010	0.00016	1	08/16/24 11:27	08/19/24 16:05	7439-92-1	
Nickel	ND	mg/L	0.0050	0.0021	1	08/16/24 11:27	08/19/24 16:05	7440-02-0	
Selenium	ND	mg/L	0.0050	0.00096	1	08/16/24 11:27	08/19/24 16:05	7782-49-2	
Silver	ND	mg/L	0.0050	0.00031	1	08/16/24 11:27	08/19/24 16:05	7440-22-4	
Thallium	ND	mg/L	0.0010	0.00038	1	08/16/24 11:27	08/19/24 16:05	7440-28-0	
Vanadium	ND	mg/L	0.010	0.00075	1	08/16/24 11:27	08/19/24 16:05	7440-62-2	
7470 Mercury	Analytical Method: EPA 7470A Preparation Method: EPA 7470A Pace Analytical Services - Peachtree Corners, GA								
Mercury	ND	mg/L	0.00020	0.00013	1	08/26/24 11:00	08/27/24 08:44	7439-97-6	
2540C Total Dissolved Solids	Analytical Method: SM 2540C-2015 Pace Analytical Services - Peachtree Corners, GA								
Total Dissolved Solids	**162**	mg/L	25.0	25.0	1		08/15/24 10:47		
2320B Alkalinity	Analytical Method: SM 2320B-2011 Pace Analytical Services - Asheville								
Alkalinity,Bicarbonate (CaCO3)	**152**	mg/L	5.0	5.0	1		08/15/24 14:45		
Alkalinity,Carbonate (CaCO3)	ND	mg/L	5.0	5.0	1		08/15/24 14:45		
Alkalinity, Total as CaCO3	**152**	mg/L	5.0	5.0	1		08/15/24 14:45		
300.0 IC Anions 28 Days	Analytical Method: EPA 300.0 Rev 2.1 1993 Pace Analytical Services - Asheville								
Chloride	**2.0**	mg/L	1.0	0.60	1		08/14/24 22:43	16887-00-6	
Fluoride	ND	mg/L	0.10	0.050	1		08/14/24 22:43	16984-48-8	

REPORT OF LABORATORY ANALYSIS

This report shall not be reproduced, except in full,
without the written consent of Pace Analytical Services, LLC.

Pace Analytical Services, LLC
9800 Kincey Ave. Suite 100
Huntersville, NC 28078
(704)875-9092

ANALYTICAL RESULTS

Project: Bowen LF Cells 1&2
Pace Project No.: 92746783

Sample: BOW-GWC-10 **Lab ID: 92746783020** Collected: 08/12/24 12:42 Received: 08/13/24 10:25 Matrix: Water

Parameters	Results	Units	Report Limit	MDL	DF	Prepared	Analyzed	CAS No.	Qual
300.0 IC Anions 28 Days	Analytical Method: EPA 300.0 Rev 2.1 1993 Pace Analytical Services - Asheville								
Sulfate	**2.3**	mg/L	1.0	0.50	1		08/14/24 22:43	14808-79-8	

REPORT OF LABORATORY ANALYSIS

This report shall not be reproduced, except in full,
without the written consent of Pace Analytical Services, LLC.

Pace Analytical Services, LLC
9800 Kincey Ave. Suite 100
Huntersville, NC 28078
(704)875-9092

ANALYTICAL RESULTS

Project: Bowen LF Cells 1&2
Pace Project No.: 92746783

Sample: BOW-GWC-10R **Lab ID: 92746783021** Collected: 08/12/24 11:18 Received: 08/13/24 10:25 Matrix: Water

Parameters	Results	Units	Report Limit	MDL	DF	Prepared	Analyzed	CAS No.	Qual
6010D ATL ICP	Analytical Method: EPA 6010D Preparation Method: EPA 3010A Pace Analytical Services - Peachtree Corners, GA								
Iron	**0.029J**	mg/L	0.040	0.025	1	08/21/24 13:41	08/22/24 16:43	7439-89-6	
Manganese	ND	mg/L	0.040	0.011	1	08/21/24 13:41	08/22/24 16:43	7439-96-5	
Zinc	ND	mg/L	0.020	0.0085	1	08/21/24 13:41	08/22/24 16:43	7440-66-6	
Potassium	**0.85**	mg/L	0.50	0.15	1	08/21/24 13:41	08/22/24 16:43	7440-09-7	
Sodium	**2.3**	mg/L	1.0	0.58	1	08/21/24 13:41	08/22/24 16:43	7440-23-5	
Calcium	**46.6**	mg/L	1.0	0.12	1	08/21/24 13:41	08/22/24 16:43	7440-70-2	
Magnesium	**9.1**	mg/L	0.050	0.012	1	08/21/24 13:41	08/22/24 16:43	7439-95-4	
6020 MET ICPMS	Analytical Method: EPA 6020B Preparation Method: EPA 3005A Pace Analytical Services - Peachtree Corners, GA								
Antimony	ND	mg/L	0.0030	0.00054	1	08/16/24 11:27	08/19/24 16:09	7440-36-0	
Arsenic	ND	mg/L	0.0050	0.00084	1	08/16/24 11:27	08/19/24 16:09	7440-38-2	
Barium	**0.029**	mg/L	0.0050	0.00047	1	08/16/24 11:27	08/19/24 16:09	7440-39-3	
Beryllium	ND	mg/L	0.00050	0.000094	1	08/16/24 11:27	08/19/24 16:09	7440-41-7	
Boron	ND	mg/L	0.040	0.012	1	08/16/24 11:27	08/19/24 16:09	7440-42-8	
Cadmium	ND	mg/L	0.00050	0.00010	1	08/16/24 11:27	08/19/24 16:09	7440-43-9	
Chromium	ND	mg/L	0.0050	0.0019	1	08/16/24 11:27	08/19/24 16:09	7440-47-3	
Cobalt	ND	mg/L	0.0050	0.00032	1	08/16/24 11:27	08/19/24 16:09	7440-48-4	
Copper	ND	mg/L	0.0050	0.00043	1	08/16/24 11:27	08/19/24 16:09	7440-50-8	
Lead	ND	mg/L	0.0010	0.00016	1	08/16/24 11:27	08/19/24 16:09	7439-92-1	
Nickel	ND	mg/L	0.0050	0.0021	1	08/16/24 11:27	08/19/24 16:09	7440-02-0	
Selenium	ND	mg/L	0.0050	0.00096	1	08/16/24 11:27	08/19/24 16:09	7782-49-2	
Silver	ND	mg/L	0.0050	0.00031	1	08/16/24 11:27	08/19/24 16:09	7440-22-4	
Thallium	ND	mg/L	0.0010	0.00038	1	08/16/24 11:27	08/19/24 16:09	7440-28-0	
Vanadium	ND	mg/L	0.010	0.00075	1	08/16/24 11:27	08/19/24 16:09	7440-62-2	
7470 Mercury	Analytical Method: EPA 7470A Preparation Method: EPA 7470A Pace Analytical Services - Peachtree Corners, GA								
Mercury	ND	mg/L	0.00020	0.00013	1	08/26/24 11:00	08/27/24 08:55	7439-97-6	
2540C Total Dissolved Solids	Analytical Method: SM 2540C-2015 Pace Analytical Services - Peachtree Corners, GA								
Total Dissolved Solids	**156**	mg/L	25.0	25.0	1		08/15/24 10:47		
2320B Alkalinity	Analytical Method: SM 2320B-2011 Pace Analytical Services - Asheville								
Alkalinity,Bicarbonate (CaCO3)	**158**	mg/L	5.0	5.0	1		08/15/24 15:04		
Alkalinity,Carbonate (CaCO3)	ND	mg/L	5.0	5.0	1		08/15/24 15:04		
Alkalinity, Total as CaCO3	**158**	mg/L	5.0	5.0	1		08/15/24 15:04		
300.0 IC Anions 28 Days	Analytical Method: EPA 300.0 Rev 2.1 1993 Pace Analytical Services - Asheville								
Chloride	**2.2**	mg/L	1.0	0.60	1		08/14/24 23:53	16887-00-6	
Fluoride	ND	mg/L	0.10	0.050	1		08/14/24 23:53	16984-48-8	

REPORT OF LABORATORY ANALYSIS

This report shall not be reproduced, except in full,
without the written consent of Pace Analytical Services, LLC.

Pace Analytical Services, LLC
9800 Kincey Ave. Suite 100
Huntersville, NC 28078
(704)875-9092

ANALYTICAL RESULTS

Project: Bowen LF Cells 1&2
Pace Project No.: 92746783

Sample: BOW-GWC-10R **Lab ID: 92746783021** Collected: 08/12/24 11:18 Received: 08/13/24 10:25 Matrix: Water

Parameters	Results	Units	Report Limit	MDL	DF	Prepared	Analyzed	CAS No.	Qual
300.0 IC Anions 28 Days	Analytical Method: EPA 300.0 Rev 2.1 1993 Pace Analytical Services - Asheville								
Sulfate	**1.3**	mg/L	1.0	0.50	1		08/14/24 23:53	14808-79-8	

REPORT OF LABORATORY ANALYSIS

This report shall not be reproduced, except in full,
without the written consent of Pace Analytical Services, LLC.

Pace Analytical Services, LLC
9800 Kincey Ave. Suite 100
Huntersville, NC 28078
(704)875-9092

ANALYTICAL RESULTS

Project: Bowen LF Cells 1&2
Pace Project No.: 92746783

Sample: BOW-GWC-11R **Lab ID: 92746783022** Collected: 08/12/24 15:05 Received: 08/13/24 10:25 Matrix: Water

Parameters	Results	Units	Report Limit	MDL	DF	Prepared	Analyzed	CAS No.	Qual
6010D ATL ICP	Analytical Method: EPA 6010D Preparation Method: EPA 3010A Pace Analytical Services - Peachtree Corners, GA								
Iron	ND	mg/L	0.040	0.025	1	08/21/24 13:41	08/22/24 16:47	7439-89-6	
Manganese	ND	mg/L	0.040	0.011	1	08/21/24 13:41	08/22/24 16:47	7439-96-5	
Zinc	ND	mg/L	0.020	0.0085	1	08/21/24 13:41	08/22/24 16:47	7440-66-6	
Potassium	**1.1**	mg/L	0.50	0.15	1	08/21/24 13:41	08/22/24 16:47	7440-09-7	
Sodium	**1.0**	mg/L	1.0	0.58	1	08/21/24 13:41	08/22/24 16:47	7440-23-5	
Calcium	**32.0**	mg/L	1.0	0.12	1	08/21/24 13:41	08/22/24 16:47	7440-70-2	
Magnesium	**17.5**	mg/L	0.050	0.012	1	08/21/24 13:41	08/22/24 16:47	7439-95-4	
6020 MET ICPMS	Analytical Method: EPA 6020B Preparation Method: EPA 3005A Pace Analytical Services - Peachtree Corners, GA								
Antimony	**0.00086J**	mg/L	0.0030	0.00054	1	08/16/24 11:27	08/19/24 16:14	7440-36-0	
Arsenic	**0.0017J**	mg/L	0.0050	0.00084	1	08/16/24 11:27	08/19/24 16:14	7440-38-2	
Barium	**0.019**	mg/L	0.0050	0.00047	1	08/16/24 11:27	08/19/24 16:14	7440-39-3	
Beryllium	ND	mg/L	0.00050	0.000094	1	08/16/24 11:27	08/19/24 16:14	7440-41-7	
Boron	ND	mg/L	0.040	0.012	1	08/16/24 11:27	08/19/24 16:14	7440-42-8	
Cadmium	ND	mg/L	0.00050	0.00010	1	08/16/24 11:27	08/19/24 16:14	7440-43-9	
Chromium	**0.0040J**	mg/L	0.0050	0.0019	1	08/16/24 11:27	08/19/24 16:14	7440-47-3	
Cobalt	ND	mg/L	0.0050	0.00032	1	08/16/24 11:27	08/19/24 16:14	7440-48-4	
Copper	ND	mg/L	0.0050	0.00043	1	08/16/24 11:27	08/19/24 16:14	7440-50-8	
Lead	ND	mg/L	0.0010	0.00016	1	08/16/24 11:27	08/19/24 16:14	7439-92-1	
Nickel	ND	mg/L	0.0050	0.0021	1	08/16/24 11:27	08/19/24 16:14	7440-02-0	
Selenium	ND	mg/L	0.0050	0.00096	1	08/16/24 11:27	08/19/24 16:14	7782-49-2	
Silver	ND	mg/L	0.0050	0.00031	1	08/16/24 11:27	08/19/24 16:14	7440-22-4	
Thallium	ND	mg/L	0.0010	0.00038	1	08/16/24 11:27	08/19/24 16:14	7440-28-0	
Vanadium	ND	mg/L	0.010	0.00075	1	08/16/24 11:27	08/19/24 16:14	7440-62-2	
7470 Mercury	Analytical Method: EPA 7470A Preparation Method: EPA 7470A Pace Analytical Services - Peachtree Corners, GA								
Mercury	ND	mg/L	0.00020	0.00013	1	08/26/24 11:00	08/27/24 08:57	7439-97-6	
2540C Total Dissolved Solids	Analytical Method: SM 2540C-2015 Pace Analytical Services - Peachtree Corners, GA								
Total Dissolved Solids	**149**	mg/L	25.0	25.0	1		08/15/24 10:48		
2320B Alkalinity	Analytical Method: SM 2320B-2011 Pace Analytical Services - Asheville								
Alkalinity,Bicarbonate (CaCO3)	**152**	mg/L	5.0	5.0	1		08/15/24 15:12		
Alkalinity,Carbonate (CaCO3)	ND	mg/L	5.0	5.0	1		08/15/24 15:12		
Alkalinity, Total as CaCO3	**152**	mg/L	5.0	5.0	1		08/15/24 15:12		
300.0 IC Anions 28 Days	Analytical Method: EPA 300.0 Rev 2.1 1993 Pace Analytical Services - Asheville								
Chloride	**1.4**	mg/L	1.0	0.60	1		08/15/24 00:07	16887-00-6	
Fluoride	ND	mg/L	0.10	0.050	1		08/15/24 00:07	16984-48-8	

REPORT OF LABORATORY ANALYSIS

This report shall not be reproduced, except in full,
without the written consent of Pace Analytical Services, LLC.

Pace Analytical Services, LLC
9800 Kincey Ave. Suite 100
Huntersville, NC 28078
(704)875-9092

ANALYTICAL RESULTS

Project: Bowen LF Cells 1&2
Pace Project No.: 92746783

Sample: BOW-GWC-11R **Lab ID: 92746783022** Collected: 08/12/24 15:05 Received: 08/13/24 10:25 Matrix: Water

Parameters	Results	Units	Report Limit	MDL	DF	Prepared	Analyzed	CAS No.	Qual
300.0 IC Anions 28 Days	Analytical Method: EPA 300.0 Rev 2.1 1993 Pace Analytical Services - Asheville								
Sulfate	**1.8**	mg/L	1.0	0.50	1		08/15/24 00:07	14808-79-8	

REPORT OF LABORATORY ANALYSIS

This report shall not be reproduced, except in full,
without the written consent of Pace Analytical Services, LLC.

Pace Analytical Services, LLC
9800 Kincey Ave. Suite 100
Huntersville, NC 28078
(704)875-9092

ANALYTICAL RESULTS

Project: Bowen LF Cells 1&2
Pace Project No.: 92746783

Sample: BOW-GWC-12 **Lab ID: 92746783023** Collected: 08/12/24 15:00 Received: 08/13/24 10:25 Matrix: Water

Parameters	Results	Units	Report Limit	MDL	DF	Prepared	Analyzed	CAS No.	Qual
6010D ATL ICP	Analytical Method: EPA 6010D Preparation Method: EPA 3010A Pace Analytical Services - Peachtree Corners, GA								
Iron	**8.6**	mg/L	0.040	0.025	1	08/21/24 13:41	08/22/24 16:51	7439-89-6	
Manganese	**0.20**	mg/L	0.040	0.011	1	08/21/24 13:41	08/22/24 16:51	7439-96-5	
Zinc	**0.015J**	mg/L	0.020	0.0085	1	08/21/24 13:41	08/22/24 16:51	7440-66-6	
Potassium	**1.2**	mg/L	0.50	0.15	1	08/21/24 13:41	08/22/24 16:51	7440-09-7	
Sodium	**2.8**	mg/L	1.0	0.58	1	08/21/24 13:41	08/22/24 16:51	7440-23-5	
Calcium	**8.2**	mg/L	1.0	0.12	1	08/21/24 13:41	08/22/24 16:51	7440-70-2	
Magnesium	**4.2**	mg/L	0.050	0.012	1	08/21/24 13:41	08/22/24 16:51	7439-95-4	
6020 MET ICPMS	Analytical Method: EPA 6020B Preparation Method: EPA 3005A Pace Analytical Services - Peachtree Corners, GA								
Antimony	ND	mg/L	0.0030	0.00054	1	08/16/24 12:09	08/20/24 15:32	7440-36-0	
Arsenic	**0.0039J**	mg/L	0.0050	0.00084	1	08/16/24 12:09	08/20/24 15:32	7440-38-2	
Barium	**0.024**	mg/L	0.0050	0.00047	1	08/16/24 12:09	08/20/24 15:32	7440-39-3	
Beryllium	ND	mg/L	0.00050	0.000094	1	08/16/24 12:09	08/20/24 15:32	7440-41-7	
Boron	ND	mg/L	0.040	0.012	1	08/16/24 12:09	08/20/24 15:32	7440-42-8	
Cadmium	**0.00063**	mg/L	0.00050	0.00010	1	08/16/24 12:09	08/20/24 15:32	7440-43-9	
Chromium	ND	mg/L	0.0050	0.0019	1	08/16/24 12:09	08/20/24 15:32	7440-47-3	
Cobalt	**0.0027J**	mg/L	0.0050	0.00032	1	08/16/24 12:09	08/20/24 15:32	7440-48-4	
Copper	**0.00048J**	mg/L	0.0050	0.00043	1	08/16/24 12:09	08/20/24 15:32	7440-50-8	
Lead	ND	mg/L	0.0010	0.00016	1	08/16/24 12:09	08/20/24 15:32	7439-92-1	
Nickel	ND	mg/L	0.0050	0.0021	1	08/16/24 12:09	08/20/24 15:32	7440-02-0	
Selenium	ND	mg/L	0.0050	0.00096	1	08/16/24 12:09	08/20/24 15:32	7782-49-2	
Silver	ND	mg/L	0.0050	0.00031	1	08/16/24 12:09	08/20/24 15:32	7440-22-4	
Thallium	ND	mg/L	0.0010	0.00038	1	08/16/24 12:09	08/20/24 15:32	7440-28-0	
Vanadium	ND	mg/L	0.010	0.00075	1	08/16/24 12:09	08/20/24 15:32	7440-62-2	
7470 Mercury	Analytical Method: EPA 7470A Preparation Method: EPA 7470A Pace Analytical Services - Peachtree Corners, GA								
Mercury	ND	mg/L	0.00020	0.00013	1	08/26/24 11:00	08/27/24 09:00	7439-97-6	
2540C Total Dissolved Solids	Analytical Method: SM 2540C-2015 Pace Analytical Services - Peachtree Corners, GA								
Total Dissolved Solids	**74.0**	mg/L	25.0	25.0	1		08/15/24 10:48		
2320B Alkalinity	Analytical Method: SM 2320B-2011 Pace Analytical Services - Asheville								
Alkalinity,Bicarbonate (CaCO3)	**51.3**	mg/L	5.0	5.0	1		08/15/24 15:20		
Alkalinity,Carbonate (CaCO3)	ND	mg/L	5.0	5.0	1		08/15/24 15:20		
Alkalinity, Total as CaCO3	**51.3**	mg/L	5.0	5.0	1		08/15/24 15:20		
300.0 IC Anions 28 Days	Analytical Method: EPA 300.0 Rev 2.1 1993 Pace Analytical Services - Asheville								
Chloride	**0.74J**	mg/L	1.0	0.60	1		08/15/24 00:21	16887-00-6	
Fluoride	ND	mg/L	0.10	0.050	1		08/15/24 00:21	16984-48-8	

REPORT OF LABORATORY ANALYSIS

This report shall not be reproduced, except in full,
without the written consent of Pace Analytical Services, LLC.

Pace Analytical Services, LLC
9800 Kincey Ave. Suite 100
Huntersville, NC 28078
(704)875-9092

ANALYTICAL RESULTS

Project: Bowen LF Cells 1&2
Pace Project No.: 92746783

Sample: BOW-GWC-12 **Lab ID: 92746783023** Collected: 08/12/24 15:00 Received: 08/13/24 10:25 Matrix: Water

Parameters	Results	Units	Report Limit	MDL	DF	Prepared	Analyzed	CAS No.	Qual
300.0 IC Anions 28 Days	Analytical Method: EPA 300.0 Rev 2.1 1993 Pace Analytical Services - Asheville								
Sulfate	ND	mg/L	1.0	0.50	1		08/15/24 00:21	14808-79-8	

REPORT OF LABORATORY ANALYSIS

This report shall not be reproduced, except in full,
without the written consent of Pace Analytical Services, LLC.

Pace Analytical Services, LLC
9800 Kincey Ave. Suite 100
Huntersville, NC 28078
(704)875-9092

ANALYTICAL RESULTS

Project: Bowen LF Cells 1&2
Pace Project No.: 92746783

Sample: BOW-GWC-13 **Lab ID: 92746783024** Collected: 08/12/24 13:32 Received: 08/13/24 10:25 Matrix: Water

Parameters	Results	Units	Report Limit	MDL	DF	Prepared	Analyzed	CAS No.	Qual
6010D ATL ICP	Analytical Method: EPA 6010D Preparation Method: EPA 3010A Pace Analytical Services - Peachtree Corners, GA								
Iron	**0.028J**	mg/L	0.040	0.025	1	08/21/24 13:41	08/22/24 16:55	7439-89-6	
Manganese	**0.011J**	mg/L	0.040	0.011	1	08/21/24 13:41	08/22/24 16:55	7439-96-5	
Zinc	ND	mg/L	0.020	0.0085	1	08/21/24 13:41	08/22/24 16:55	7440-66-6	
Potassium	**1.9**	mg/L	0.50	0.15	1	08/21/24 13:41	08/22/24 16:55	7440-09-7	
Sodium	**1.8**	mg/L	1.0	0.58	1	08/21/24 13:41	08/22/24 16:55	7440-23-5	
Calcium	**35.6**	mg/L	1.0	0.12	1	08/21/24 13:41	08/22/24 16:55	7440-70-2	
Magnesium	**13.0**	mg/L	0.050	0.012	1	08/21/24 13:41	08/22/24 16:55	7439-95-4	
6020 MET ICPMS	Analytical Method: EPA 6020B Preparation Method: EPA 3005A Pace Analytical Services - Peachtree Corners, GA								
Antimony	**0.0021J**	mg/L	0.0030	0.00054	1	08/16/24 12:09	08/20/24 15:49	7440-36-0	B
Arsenic	ND	mg/L	0.0050	0.00084	1	08/16/24 12:09	08/20/24 15:49	7440-38-2	
Barium	**0.026**	mg/L	0.0050	0.00047	1	08/16/24 12:09	08/20/24 15:49	7440-39-3	
Beryllium	ND	mg/L	0.00050	0.000094	1	08/16/24 12:09	08/20/24 15:49	7440-41-7	
Boron	**0.024J**	mg/L	0.040	0.012	1	08/16/24 12:09	08/20/24 15:49	7440-42-8	
Cadmium	ND	mg/L	0.00050	0.00010	1	08/16/24 12:09	08/20/24 15:49	7440-43-9	
Chromium	**0.0030J**	mg/L	0.0050	0.0019	1	08/16/24 12:09	08/20/24 15:49	7440-47-3	
Cobalt	ND	mg/L	0.0050	0.00032	1	08/16/24 12:09	08/20/24 15:49	7440-48-4	
Copper	ND	mg/L	0.0050	0.00043	1	08/16/24 12:09	08/20/24 15:49	7440-50-8	
Lead	ND	mg/L	0.0010	0.00016	1	08/16/24 12:09	08/20/24 15:49	7439-92-1	
Nickel	ND	mg/L	0.0050	0.0021	1	08/16/24 12:09	08/20/24 15:49	7440-02-0	
Selenium	**0.0014J**	mg/L	0.0050	0.00096	1	08/16/24 12:09	08/20/24 15:49	7782-49-2	
Silver	ND	mg/L	0.0050	0.00031	1	08/16/24 12:09	08/20/24 15:49	7440-22-4	
Thallium	ND	mg/L	0.0010	0.00038	1	08/16/24 12:09	08/20/24 15:49	7440-28-0	
Vanadium	**0.0014J**	mg/L	0.010	0.00075	1	08/16/24 12:09	08/20/24 15:49	7440-62-2	
7470 Mercury	Analytical Method: EPA 7470A Preparation Method: EPA 7470A Pace Analytical Services - Peachtree Corners, GA								
Mercury	ND	mg/L	0.00020	0.00013	1	08/26/24 11:00	08/27/24 09:02	7439-97-6	
2540C Total Dissolved Solids	Analytical Method: SM 2540C-2015 Pace Analytical Services - Peachtree Corners, GA								
Total Dissolved Solids	**189**	mg/L	25.0	25.0	1		08/15/24 10:48		
2320B Alkalinity	Analytical Method: SM 2320B-2011 Pace Analytical Services - Asheville								
Alkalinity,Bicarbonate (CaCO3)	**115**	mg/L	5.0	5.0	1		08/15/24 15:27		
Alkalinity,Carbonate (CaCO3)	ND	mg/L	5.0	5.0	1		08/15/24 15:27		
Alkalinity, Total as CaCO3	**115**	mg/L	5.0	5.0	1		08/15/24 15:27		
300.0 IC Anions 28 Days	Analytical Method: EPA 300.0 Rev 2.1 1993 Pace Analytical Services - Asheville								
Chloride	**3.2**	mg/L	1.0	0.60	1		08/15/24 00:35	16887-00-6	
Fluoride	ND	mg/L	0.10	0.050	1		08/15/24 00:35	16984-48-8	

REPORT OF LABORATORY ANALYSIS

This report shall not be reproduced, except in full,
without the written consent of Pace Analytical Services, LLC.

Pace Analytical Services, LLC
9800 Kincey Ave. Suite 100
Huntersville, NC 28078
(704)875-9092

ANALYTICAL RESULTS

Project: Bowen LF Cells 1&2
Pace Project No.: 92746783

Sample: BOW-GWC-13 **Lab ID: 92746783024** Collected: 08/12/24 13:32 Received: 08/13/24 10:25 Matrix: Water

Parameters	Results	Units	Report Limit	MDL	DF	Prepared	Analyzed	CAS No.	Qual
300.0 IC Anions 28 Days	Analytical Method: EPA 300.0 Rev 2.1 1993 Pace Analytical Services - Asheville								
Sulfate	**32.8**	mg/L	1.0	0.50	1		08/15/24 00:35	14808-79-8	

REPORT OF LABORATORY ANALYSIS

This report shall not be reproduced, except in full,
without the written consent of Pace Analytical Services, LLC.

Pace Analytical Services, LLC
9800 Kincey Ave. Suite 100
Huntersville, NC 28078
(704)875-9092

ANALYTICAL RESULTS

Project: Bowen LF Cells 1&2
Pace Project No.: 92746783

Sample: BOW-LF1-2-FD-06 **Lab ID: 92746783025** Collected: 08/12/24 00:00 Received: 08/13/24 10:25 Matrix: Water

Parameters	Results	Units	Report Limit	MDL	DF	Prepared	Analyzed	CAS No.	Qual
6010D ATL ICP	Analytical Method: EPA 6010D Preparation Method: EPA 3010A Pace Analytical Services - Peachtree Corners, GA								
Iron	**0.047**	mg/L	0.040	0.025	1	08/21/24 13:41	08/22/24 16:58	7439-89-6	
Manganese	ND	mg/L	0.040	0.011	1	08/21/24 13:41	08/22/24 16:58	7439-96-5	
Zinc	ND	mg/L	0.020	0.0085	1	08/21/24 13:41	08/22/24 16:58	7440-66-6	
Potassium	**0.65**	mg/L	0.50	0.15	1	08/21/24 13:41	08/22/24 16:58	7440-09-7	
Sodium	**1.8**	mg/L	1.0	0.58	1	08/21/24 13:41	08/22/24 16:58	7440-23-5	
Calcium	**36.7**	mg/L	1.0	0.12	1	08/21/24 13:41	08/22/24 16:58	7440-70-2	
Magnesium	**14.7**	mg/L	0.050	0.012	1	08/21/24 13:41	08/22/24 16:58	7439-95-4	
6020 MET ICPMS	Analytical Method: EPA 6020B Preparation Method: EPA 3005A Pace Analytical Services - Peachtree Corners, GA								
Antimony	ND	mg/L	0.0030	0.00054	1	08/16/24 12:09	08/20/24 15:53	7440-36-0	
Arsenic	ND	mg/L	0.0050	0.00084	1	08/16/24 12:09	08/20/24 15:53	7440-38-2	
Barium	**0.014**	mg/L	0.0050	0.00047	1	08/16/24 12:09	08/20/24 15:53	7440-39-3	
Beryllium	ND	mg/L	0.00050	0.000094	1	08/16/24 12:09	08/20/24 15:53	7440-41-7	
Boron	ND	mg/L	0.040	0.012	1	08/16/24 12:09	08/20/24 15:53	7440-42-8	
Cadmium	ND	mg/L	0.00050	0.00010	1	08/16/24 12:09	08/20/24 15:53	7440-43-9	
Chromium	ND	mg/L	0.0050	0.0019	1	08/16/24 12:09	08/20/24 15:53	7440-47-3	
Cobalt	**0.00066J**	mg/L	0.0050	0.00032	1	08/16/24 12:09	08/20/24 15:53	7440-48-4	
Copper	ND	mg/L	0.0050	0.00043	1	08/16/24 12:09	08/20/24 15:53	7440-50-8	
Lead	ND	mg/L	0.0010	0.00016	1	08/16/24 12:09	08/20/24 15:53	7439-92-1	
Nickel	ND	mg/L	0.0050	0.0021	1	08/16/24 12:09	08/20/24 15:53	7440-02-0	
Selenium	ND	mg/L	0.0050	0.00096	1	08/16/24 12:09	08/20/24 15:53	7782-49-2	
Silver	ND	mg/L	0.0050	0.00031	1	08/16/24 12:09	08/20/24 15:53	7440-22-4	
Thallium	ND	mg/L	0.0010	0.00038	1	08/16/24 12:09	08/20/24 15:53	7440-28-0	
Vanadium	ND	mg/L	0.010	0.00075	1	08/16/24 12:09	08/20/24 15:53	7440-62-2	
7470 Mercury	Analytical Method: EPA 7470A Preparation Method: EPA 7470A Pace Analytical Services - Peachtree Corners, GA								
Mercury	ND	mg/L	0.00020	0.00013	1	08/26/24 11:00	08/27/24 09:05	7439-97-6	
2540C Total Dissolved Solids	Analytical Method: SM 2540C-2015 Pace Analytical Services - Peachtree Corners, GA								
Total Dissolved Solids	**149**	mg/L	25.0	25.0	1		08/15/24 10:49		
2320B Alkalinity	Analytical Method: SM 2320B-2011 Pace Analytical Services - Asheville								
Alkalinity,Bicarbonate (CaCO3)	**154**	mg/L	5.0	5.0	1		08/15/24 15:36		
Alkalinity,Carbonate (CaCO3)	ND	mg/L	5.0	5.0	1		08/15/24 15:36		
Alkalinity, Total as CaCO3	**154**	mg/L	5.0	5.0	1		08/15/24 15:36		
300.0 IC Anions 28 Days	Analytical Method: EPA 300.0 Rev 2.1 1993 Pace Analytical Services - Asheville								
Chloride	**2.0**	mg/L	1.0	0.60	1		08/15/24 00:49	16887-00-6	
Fluoride	ND	mg/L	0.10	0.050	1		08/15/24 00:49	16984-48-8	

REPORT OF LABORATORY ANALYSIS

This report shall not be reproduced, except in full,
without the written consent of Pace Analytical Services, LLC.

Pace Analytical Services, LLC
9800 Kincey Ave. Suite 100
Huntersville, NC 28078
(704)875-9092

ANALYTICAL RESULTS

Project: Bowen LF Cells 1&2
Pace Project No.: 92746783

Sample: BOW-LF1-2-FD-06 **Lab ID: 92746783025** Collected: 08/12/24 00:00 Received: 08/13/24 10:25 Matrix: Water

Parameters	Results	Units	Report Limit	MDL	DF	Prepared	Analyzed	CAS No.	Qual
300.0 IC Anions 28 Days	Analytical Method: EPA 300.0 Rev 2.1 1993 Pace Analytical Services - Asheville								
Sulfate	**2.3**	mg/L	1.0	0.50	1		08/15/24 00:49	14808-79-8	

REPORT OF LABORATORY ANALYSIS

This report shall not be reproduced, except in full,
without the written consent of Pace Analytical Services, LLC.

Pace Analytical Services, LLC
9800 Kincey Ave. Suite 100
Huntersville, NC 28078
(704)875-9092

ANALYTICAL RESULTS

Project: Bowen LF Cells 1&2
Pace Project No.: 92746783

Sample: BOW-GWC-11 **Lab ID: 92746783026** Collected: 08/13/24 11:23 Received: 08/16/24 11:51 Matrix: Water

Parameters	Results	Units	Report Limit	MDL	DF	Prepared	Analyzed	CAS No.	Qual
6010D ATL ICP	Analytical Method: EPA 6010D Preparation Method: EPA 3010A Pace Analytical Services - Peachtree Corners, GA								
Calcium	**9.2**	mg/L	1.0	0.12	1	08/22/24 13:55	08/23/24 01:45	7440-70-2	
Iron	**0.45**	mg/L	0.040	0.025	1	08/22/24 13:55	08/23/24 01:45	7439-89-6	M1
Magnesium	**4.8**	mg/L	0.050	0.012	1	08/22/24 13:55	08/23/24 01:45	7439-95-4	M1
Manganese	**0.016J**	mg/L	0.040	0.011	1	08/22/24 13:55	08/23/24 01:45	7439-96-5	
Potassium	**0.67**	mg/L	0.50	0.15	1	08/22/24 13:55	08/25/24 16:42	7440-09-7	
Sodium	**3.3**	mg/L	1.0	0.58	1	08/22/24 13:55	08/25/24 16:42	7440-23-5	M1
Zinc	ND	mg/L	0.020	0.0085	1	08/22/24 13:55	08/23/24 01:45	7440-66-6	
6020 MET ICPMS	Analytical Method: EPA 6020B Preparation Method: EPA 3005A Pace Analytical Services - Peachtree Corners, GA								
Antimony	ND	mg/L	0.0030	0.00054	1	08/23/24 10:30	08/26/24 21:31	7440-36-0	
Arsenic	ND	mg/L	0.0050	0.00084	1	08/23/24 10:30	08/26/24 21:31	7440-38-2	
Barium	**0.0068**	mg/L	0.0050	0.00047	1	08/23/24 10:30	08/26/24 21:31	7440-39-3	
Beryllium	ND	mg/L	0.00050	0.000094	1	08/23/24 10:30	08/26/24 21:31	7440-41-7	
Boron	ND	mg/L	0.040	0.012	1	08/23/24 10:30	08/26/24 21:31	7440-42-8	
Cadmium	ND	mg/L	0.00050	0.00010	1	08/23/24 10:30	08/26/24 21:31	7440-43-9	
Chromium	ND	mg/L	0.0050	0.0019	1	08/23/24 10:30	08/26/24 21:31	7440-47-3	
Cobalt	ND	mg/L	0.0050	0.00032	1	08/23/24 10:30	08/26/24 21:31	7440-48-4	
Copper	ND	mg/L	0.0050	0.00043	1	08/23/24 10:30	08/26/24 21:31	7440-50-8	
Lead	ND	mg/L	0.0010	0.00016	1	08/23/24 10:30	08/26/24 21:31	7439-92-1	
Nickel	ND	mg/L	0.0050	0.0021	1	08/23/24 10:30	08/26/24 21:31	7440-02-0	
Selenium	ND	mg/L	0.0050	0.00096	1	08/23/24 10:30	08/26/24 21:31	7782-49-2	
Silver	ND	mg/L	0.0050	0.00031	1	08/23/24 10:30	08/26/24 21:31	7440-22-4	
Thallium	ND	mg/L	0.0010	0.00038	1	08/23/24 10:30	08/26/24 21:31	7440-28-0	
Vanadium	ND	mg/L	0.010	0.00075	1	08/23/24 10:30	08/26/24 21:31	7440-62-2	
7470 Mercury	Analytical Method: EPA 7470A Preparation Method: EPA 7470A Pace Analytical Services - Peachtree Corners, GA								
Mercury	ND	mg/L	0.00020	0.00013	1	08/26/24 11:00	08/27/24 09:08	7439-97-6	
2540C Total Dissolved Solids	Analytical Method: SM 2540C-2015 Pace Analytical Services - Peachtree Corners, GA								
Total Dissolved Solids	**62.0**	mg/L	25.0	25.0	1		08/19/24 18:00		
2320B Alkalinity	Analytical Method: SM 2320B-2011 Pace Analytical Services - Asheville								
Alkalinity,Bicarbonate (CaCO3)	**46.0**	mg/L	5.0	5.0	1		08/19/24 13:41		
Alkalinity,Carbonate (CaCO3)	ND	mg/L	5.0	5.0	1		08/19/24 13:41		
Alkalinity, Total as CaCO3	**46.0**	mg/L	5.0	5.0	1		08/19/24 13:41		
300.0 IC Anions 28 Days	Analytical Method: EPA 300.0 Rev 2.1 1993 Pace Analytical Services - Asheville								
Chloride	**0.90J**	mg/L	1.0	0.60	1		08/18/24 02:29	16887-00-6	
Fluoride	ND	mg/L	0.10	0.050	1		08/18/24 02:29	16984-48-8	

REPORT OF LABORATORY ANALYSIS

This report shall not be reproduced, except in full,
without the written consent of Pace Analytical Services, LLC.

Pace Analytical Services, LLC
9800 Kincey Ave. Suite 100
Huntersville, NC 28078
(704)875-9092

ANALYTICAL RESULTS

Project: Bowen LF Cells 1&2
Pace Project No.: 92746783

Sample: BOW-GWC-11 **Lab ID: 92746783026** Collected: 08/13/24 11:23 Received: 08/16/24 11:51 Matrix: Water

Parameters	Results	Units	Report Limit	MDL	DF	Prepared	Analyzed	CAS No.	Qual
300.0 IC Anions 28 Days	Analytical Method: EPA 300.0 Rev 2.1 1993 Pace Analytical Services - Asheville								
Sulfate	**1.0J**	mg/L	1.0	0.50	1		08/18/24 02:29	14808-79-8	

REPORT OF LABORATORY ANALYSIS

This report shall not be reproduced, except in full,
without the written consent of Pace Analytical Services, LLC.

Pace Analytical Services, LLC
9800 Kincey Ave. Suite 100
Huntersville, NC 28078
(704)875-9092

ANALYTICAL RESULTS

Project: Bowen LF Cells 1&2
Pace Project No.: 92746783

Sample: BOW-GWC-13RZ **Lab ID: 92746783027** Collected: 08/13/24 09:51 Received: 08/16/24 11:51 Matrix: Water

Parameters	Results	Units	Report Limit	MDL	DF	Prepared	Analyzed	CAS No.	Qual
6010D ATL ICP	Analytical Method: EPA 6010D Preparation Method: EPA 3010A Pace Analytical Services - Peachtree Corners, GA								
Iron	ND	mg/L	0.040	0.025	1	08/22/24 13:55	08/23/24 01:58	7439-89-6	
Manganese	ND	mg/L	0.040	0.011	1	08/22/24 13:55	08/23/24 01:58	7439-96-5	
Zinc	ND	mg/L	0.020	0.0085	1	08/22/24 13:55	08/23/24 01:58	7440-66-6	
Calcium	**40.8**	mg/L	1.0	0.12	1	08/22/24 13:55	08/23/24 01:58	7440-70-2	
Magnesium	**18.3**	mg/L	0.050	0.012	1	08/22/24 13:55	08/23/24 01:58	7439-95-4	
Potassium	**1.0**	mg/L	0.50	0.15	1	08/22/24 13:55	08/25/24 16:52	7440-09-7	
Sodium	**20.2**	mg/L	1.0	0.58	1	08/22/24 13:55	08/25/24 16:52	7440-23-5	
6020 MET ICPMS	Analytical Method: EPA 6020B Preparation Method: EPA 3005A Pace Analytical Services - Peachtree Corners, GA								
Antimony	ND	mg/L	0.0030	0.00054	1	08/23/24 10:30	08/26/24 21:43	7440-36-0	
Arsenic	**0.0013J**	mg/L	0.0050	0.00084	1	08/23/24 10:30	08/26/24 21:43	7440-38-2	
Barium	**0.087**	mg/L	0.0050	0.00047	1	08/23/24 10:30	08/26/24 21:43	7440-39-3	
Beryllium	ND	mg/L	0.00050	0.000094	1	08/23/24 10:30	08/26/24 21:43	7440-41-7	
Boron	ND	mg/L	0.040	0.012	1	08/23/24 10:30	08/26/24 21:43	7440-42-8	
Cadmium	ND	mg/L	0.00050	0.00010	1	08/23/24 10:30	08/26/24 21:43	7440-43-9	
Chromium	ND	mg/L	0.0050	0.0019	1	08/23/24 10:30	08/26/24 21:43	7440-47-3	
Cobalt	ND	mg/L	0.0050	0.00032	1	08/23/24 10:30	08/26/24 21:43	7440-48-4	
Copper	ND	mg/L	0.0050	0.00043	1	08/23/24 10:30	08/26/24 21:43	7440-50-8	
Lead	ND	mg/L	0.0010	0.00016	1	08/23/24 10:30	08/26/24 21:43	7439-92-1	
Nickel	ND	mg/L	0.0050	0.0021	1	08/23/24 10:30	08/26/24 21:43	7440-02-0	
Selenium	**0.0010J**	mg/L	0.0050	0.00096	1	08/23/24 10:30	08/26/24 21:43	7782-49-2	
Silver	ND	mg/L	0.0050	0.00031	1	08/23/24 10:30	08/26/24 21:43	7440-22-4	
Thallium	ND	mg/L	0.0010	0.00038	1	08/23/24 10:30	08/26/24 21:43	7440-28-0	
Vanadium	**0.00085J**	mg/L	0.010	0.00075	1	08/23/24 10:30	08/26/24 21:43	7440-62-2	B
7470 Mercury	Analytical Method: EPA 7470A Preparation Method: EPA 7470A Pace Analytical Services - Peachtree Corners, GA								
Mercury	ND	mg/L	0.00020	0.00013	1	08/26/24 11:00	08/27/24 09:10	7439-97-6	
2540C Total Dissolved Solids	Analytical Method: SM 2540C-2015 Pace Analytical Services - Peachtree Corners, GA								
Total Dissolved Solids	**237**	mg/L	25.0	25.0	1		08/19/24 18:01		
2320B Alkalinity	Analytical Method: SM 2320B-2011 Pace Analytical Services - Asheville								
Alkalinity,Bicarbonate (CaCO3)	**156**	mg/L	5.0	5.0	1		08/19/24 13:47		
Alkalinity,Carbonate (CaCO3)	ND	mg/L	5.0	5.0	1		08/19/24 13:47		
Alkalinity, Total as CaCO3	**156**	mg/L	5.0	5.0	1		08/19/24 13:47		
300.0 IC Anions 28 Days	Analytical Method: EPA 300.0 Rev 2.1 1993 Pace Analytical Services - Asheville								
Chloride	**4.9**	mg/L	1.0	0.60	1		08/18/24 02:44	16887-00-6	
Fluoride	**0.12**	mg/L	0.10	0.050	1		08/18/24 02:44	16984-48-8	

REPORT OF LABORATORY ANALYSIS

This report shall not be reproduced, except in full,
without the written consent of Pace Analytical Services, LLC.

Pace Analytical Services, LLC
9800 Kincey Ave. Suite 100
Huntersville, NC 28078
(704)875-9092

ANALYTICAL RESULTS

Project: Bowen LF Cells 1&2
Pace Project No.: 92746783

Sample: BOW-GWC-13RZ **Lab ID: 92746783027** Collected: 08/13/24 09:51 Received: 08/16/24 11:51 Matrix: Water

Parameters	Results	Units	Report Limit	MDL	DF	Prepared	Analyzed	CAS No.	Qual
300.0 IC Anions 28 Days	Analytical Method: EPA 300.0 Rev 2.1 1993 Pace Analytical Services - Asheville								
Sulfate	**55.6**	mg/L	1.0	0.50	1		08/18/24 02:44	14808-79-8	

REPORT OF LABORATORY ANALYSIS

This report shall not be reproduced, except in full,
without the written consent of Pace Analytical Services, LLC.

Pace Analytical Services, LLC
9800 Kincey Ave. Suite 100
Huntersville, NC 28078
(704)875-9092

ANALYTICAL RESULTS

Project: Bowen LF Cells 1&2
Pace Project No.: 92746783

Sample: BOW-GWC-14Z **Lab ID: 92746783028** Collected: 08/13/24 11:58 Received: 08/16/24 11:51 Matrix: Water

Parameters	Results	Units	Report Limit	MDL	DF	Prepared	Analyzed	CAS No.	Qual
6010D ATL ICP	Analytical Method: EPA 6010D Preparation Method: EPA 3010A Pace Analytical Services - Peachtree Corners, GA								
Sodium	**2.6**	mg/L	1.0	0.58	1	08/22/24 13:55	08/25/24 16:55	7440-23-5	
Iron	ND	mg/L	0.040	0.025	1	08/22/24 13:55	08/23/24 02:09	7439-89-6	
Manganese	**0.012J**	mg/L	0.040	0.011	1	08/22/24 13:55	08/23/24 02:09	7439-96-5	
Zinc	ND	mg/L	0.020	0.0085	1	08/22/24 13:55	08/23/24 02:09	7440-66-6	
Potassium	**1.4**	mg/L	0.50	0.15	1	08/22/24 13:55	08/23/24 02:09	7440-09-7	
Calcium	**12.1**	mg/L	1.0	0.12	1	08/22/24 13:55	08/23/24 02:09	7440-70-2	
Magnesium	**5.1**	mg/L	0.050	0.012	1	08/22/24 13:55	08/23/24 02:09	7439-95-4	
6020 MET ICPMS	Analytical Method: EPA 6020B Preparation Method: EPA 3005A Pace Analytical Services - Peachtree Corners, GA								
Antimony	ND	mg/L	0.0030	0.00054	1	08/23/24 10:30	08/26/24 21:46	7440-36-0	
Arsenic	ND	mg/L	0.0050	0.00084	1	08/23/24 10:30	08/26/24 21:46	7440-38-2	
Barium	**0.013**	mg/L	0.0050	0.00047	1	08/23/24 10:30	08/26/24 21:46	7440-39-3	
Beryllium	**0.00011J**	mg/L	0.00050	0.000094	1	08/23/24 10:30	08/26/24 21:46	7440-41-7	
Boron	ND	mg/L	0.040	0.012	1	08/23/24 10:30	08/26/24 21:46	7440-42-8	
Cadmium	ND	mg/L	0.00050	0.00010	1	08/23/24 10:30	08/26/24 21:46	7440-43-9	
Chromium	ND	mg/L	0.0050	0.0019	1	08/23/24 10:30	08/26/24 21:46	7440-47-3	
Cobalt	ND	mg/L	0.0050	0.00032	1	08/23/24 10:30	08/26/24 21:46	7440-48-4	
Copper	ND	mg/L	0.0050	0.00043	1	08/23/24 10:30	08/26/24 21:46	7440-50-8	
Lead	ND	mg/L	0.0010	0.00016	1	08/23/24 10:30	08/26/24 21:46	7439-92-1	
Nickel	ND	mg/L	0.0050	0.0021	1	08/23/24 10:30	08/26/24 21:46	7440-02-0	
Selenium	ND	mg/L	0.0050	0.00096	1	08/23/24 10:30	08/26/24 21:46	7782-49-2	
Silver	ND	mg/L	0.0050	0.00031	1	08/23/24 10:30	08/26/24 21:46	7440-22-4	
Thallium	ND	mg/L	0.0010	0.00038	1	08/23/24 10:30	08/26/24 21:46	7440-28-0	
Vanadium	ND	mg/L	0.010	0.00075	1	08/23/24 10:30	08/26/24 21:46	7440-62-2	
7470 Mercury	Analytical Method: EPA 7470A Preparation Method: EPA 7470A Pace Analytical Services - Peachtree Corners, GA								
Mercury	ND	mg/L	0.00020	0.00013	1	08/26/24 11:00	08/27/24 09:13	7439-97-6	
2540C Total Dissolved Solids	Analytical Method: SM 2540C-2015 Pace Analytical Services - Peachtree Corners, GA								
Total Dissolved Solids	**89.0**	mg/L	25.0	25.0	1		08/19/24 18:01		
2320B Alkalinity	Analytical Method: SM 2320B-2011 Pace Analytical Services - Asheville								
Alkalinity,Bicarbonate (CaCO3)	**40.8**	mg/L	5.0	5.0	1		08/19/24 13:56		
Alkalinity,Carbonate (CaCO3)	ND	mg/L	5.0	5.0	1		08/19/24 13:56		
Alkalinity, Total as CaCO3	**40.8**	mg/L	5.0	5.0	1		08/19/24 13:56		
300.0 IC Anions 28 Days	Analytical Method: EPA 300.0 Rev 2.1 1993 Pace Analytical Services - Asheville								
Chloride	**3.6**	mg/L	1.0	0.60	1		08/18/24 02:59	16887-00-6	
Fluoride	ND	mg/L	0.10	0.050	1		08/18/24 02:59	16984-48-8	

REPORT OF LABORATORY ANALYSIS

This report shall not be reproduced, except in full,
without the written consent of Pace Analytical Services, LLC.

Pace Analytical Services, LLC
9800 Kincey Ave. Suite 100
Huntersville, NC 28078
(704)875-9092

ANALYTICAL RESULTS

Project: Bowen LF Cells 1&2
Pace Project No.: 92746783

Sample: BOW-GWC-14Z **Lab ID: 92746783028** Collected: 08/13/24 11:58 Received: 08/16/24 11:51 Matrix: Water

Parameters	Results	Units	Report Limit	MDL	DF	Prepared	Analyzed	CAS No.	Qual
300.0 IC Anions 28 Days	Analytical Method: EPA 300.0 Rev 2.1 1993 Pace Analytical Services - Asheville								
Sulfate	**7.0**	mg/L	1.0	0.50	1		08/18/24 02:59	14808-79-8	

REPORT OF LABORATORY ANALYSIS

This report shall not be reproduced, except in full,
without the written consent of Pace Analytical Services, LLC.

Pace Analytical Services, LLC
9800 Kincey Ave. Suite 100
Huntersville, NC 28078
(704)875-9092

ANALYTICAL RESULTS

Project: Bowen LF Cells 1&2
Pace Project No.: 92746783

Sample: BOW-GWC-15R **Lab ID: 92746783029** Collected: 08/13/24 11:20 Received: 08/16/24 11:51 Matrix: Water

Parameters	Results	Units	Report Limit	MDL	DF	Prepared	Analyzed	CAS No.	Qual
6010D ATL ICP	Analytical Method: EPA 6010D Preparation Method: EPA 3010A Pace Analytical Services - Peachtree Corners, GA								
Iron	**0.073**	mg/L	0.040	0.025	1	08/22/24 13:55	08/23/24 02:13	7439-89-6	
Manganese	ND	mg/L	0.040	0.011	1	08/22/24 13:55	08/23/24 02:13	7439-96-5	
Zinc	ND	mg/L	0.020	0.0085	1	08/22/24 13:55	08/23/24 02:13	7440-66-6	
Potassium	**1.1**	mg/L	0.50	0.15	1	08/22/24 13:55	08/23/24 02:13	7440-09-7	
Calcium	**30.3**	mg/L	1.0	0.12	1	08/22/24 13:55	08/23/24 02:13	7440-70-2	
Magnesium	**15.0**	mg/L	0.050	0.012	1	08/22/24 13:55	08/23/24 02:13	7439-95-4	
Sodium	**1.0**	mg/L	1.0	0.58	1	08/22/24 13:55	08/25/24 16:59	7440-23-5	
6020 MET ICPMS	Analytical Method: EPA 6020B Preparation Method: EPA 3005A Pace Analytical Services - Peachtree Corners, GA								
Antimony	**0.0013J**	mg/L	0.0030	0.00054	1	08/23/24 10:30	08/26/24 21:50	7440-36-0	
Arsenic	ND	mg/L	0.0050	0.00084	1	08/23/24 10:30	08/26/24 21:50	7440-38-2	
Barium	**0.012**	mg/L	0.0050	0.00047	1	08/23/24 10:30	08/26/24 21:50	7440-39-3	
Beryllium	ND	mg/L	0.00050	0.000094	1	08/23/24 10:30	08/26/24 21:50	7440-41-7	
Boron	ND	mg/L	0.040	0.012	1	08/23/24 10:30	08/26/24 21:50	7440-42-8	
Cadmium	ND	mg/L	0.00050	0.00010	1	08/23/24 10:30	08/26/24 21:50	7440-43-9	
Chromium	ND	mg/L	0.0050	0.0019	1	08/23/24 10:30	08/26/24 21:50	7440-47-3	
Cobalt	ND	mg/L	0.0050	0.00032	1	08/23/24 10:30	08/26/24 21:50	7440-48-4	
Copper	ND	mg/L	0.0050	0.00043	1	08/23/24 10:30	08/26/24 21:50	7440-50-8	
Lead	**0.00023J**	mg/L	0.0010	0.00016	1	08/23/24 10:30	08/26/24 21:50	7439-92-1	
Nickel	ND	mg/L	0.0050	0.0021	1	08/23/24 10:30	08/26/24 21:50	7440-02-0	
Selenium	ND	mg/L	0.0050	0.00096	1	08/23/24 10:30	08/26/24 21:50	7782-49-2	
Silver	ND	mg/L	0.0050	0.00031	1	08/23/24 10:30	08/26/24 21:50	7440-22-4	
Thallium	ND	mg/L	0.0010	0.00038	1	08/23/24 10:30	08/26/24 21:50	7440-28-0	
Vanadium	ND	mg/L	0.010	0.00075	1	08/23/24 10:30	08/26/24 21:50	7440-62-2	B
7470 Mercury	Analytical Method: EPA 7470A Preparation Method: EPA 7470A Pace Analytical Services - Peachtree Corners, GA								
Mercury	ND	mg/L	0.00020	0.00013	1	08/26/24 11:00	08/27/24 09:16	7439-97-6	
2540C Total Dissolved Solids	Analytical Method: SM 2540C-2015 Pace Analytical Services - Peachtree Corners, GA								
Total Dissolved Solids	**133**	mg/L	25.0	25.0	1		08/19/24 18:02		
2320B Alkalinity	Analytical Method: SM 2320B-2011 Pace Analytical Services - Asheville								
Alkalinity,Bicarbonate (CaCO3)	**138**	mg/L	5.0	5.0	1		08/19/24 14:02		
Alkalinity,Carbonate (CaCO3)	ND	mg/L	5.0	5.0	1		08/19/24 14:02		
Alkalinity, Total as CaCO3	**138**	mg/L	5.0	5.0	1		08/19/24 14:02		
300.0 IC Anions 28 Days	Analytical Method: EPA 300.0 Rev 2.1 1993 Pace Analytical Services - Asheville								
Chloride	**0.65J**	mg/L	1.0	0.60	1		08/18/24 03:43	16887-00-6	
Fluoride	ND	mg/L	0.10	0.050	1		08/18/24 03:43	16984-48-8	

REPORT OF LABORATORY ANALYSIS

This report shall not be reproduced, except in full,
without the written consent of Pace Analytical Services, LLC.

Pace Analytical Services, LLC
9800 Kincey Ave. Suite 100
Huntersville, NC 28078
(704)875-9092

ANALYTICAL RESULTS

Project: Bowen LF Cells 1&2
Pace Project No.: 92746783

Sample: BOW-GWC-15R **Lab ID: 92746783029** Collected: 08/13/24 11:20 Received: 08/16/24 11:51 Matrix: Water

Parameters	Results	Units	Report Limit	MDL	DF	Prepared	Analyzed	CAS No.	Qual
300.0 IC Anions 28 Days	Analytical Method: EPA 300.0 Rev 2.1 1993 Pace Analytical Services - Asheville								
Sulfate	**1.9**	mg/L	1.0	0.50	1		08/18/24 03:43	14808-79-8	

REPORT OF LABORATORY ANALYSIS

This report shall not be reproduced, except in full,
without the written consent of Pace Analytical Services, LLC.

Pace Analytical Services, LLC
9800 Kincey Ave. Suite 100
Huntersville, NC 28078
(704)875-9092

ANALYTICAL RESULTS

Project: Bowen LF Cells 1&2
Pace Project No.: 92746783

Sample: BOW-GWC-15Z **Lab ID: 92746783030** Collected: 08/13/24 12:40 Received: 08/16/24 11:51 Matrix: Water

Parameters	Results	Units	Report Limit	MDL	DF	Prepared	Analyzed	CAS No.	Qual
6010D ATL ICP	Analytical Method: EPA 6010D Preparation Method: EPA 3010A Pace Analytical Services - Peachtree Corners, GA								
Sodium	**2.7**	mg/L	1.0	0.58	1	08/22/24 13:55	08/25/24 17:03	7440-23-5	
Iron	**0.048**	mg/L	0.040	0.025	1	08/22/24 13:55	08/23/24 02:17	7439-89-6	
Manganese	ND	mg/L	0.040	0.011	1	08/22/24 13:55	08/23/24 02:17	7439-96-5	
Zinc	ND	mg/L	0.020	0.0085	1	08/22/24 13:55	08/23/24 02:17	7440-66-6	
Potassium	**1.2**	mg/L	0.50	0.15	1	08/22/24 13:55	08/23/24 02:17	7440-09-7	
Calcium	**25.0**	mg/L	1.0	0.12	1	08/22/24 13:55	08/23/24 02:17	7440-70-2	
Magnesium	**13.5**	mg/L	0.050	0.012	1	08/22/24 13:55	08/23/24 02:17	7439-95-4	
6020 MET ICPMS	Analytical Method: EPA 6020B Preparation Method: EPA 3005A Pace Analytical Services - Peachtree Corners, GA								
Antimony	ND	mg/L	0.0030	0.00054	1	08/23/24 10:30	08/26/24 21:54	7440-36-0	
Arsenic	ND	mg/L	0.0050	0.00084	1	08/23/24 10:30	08/26/24 21:54	7440-38-2	
Barium	**0.010**	mg/L	0.0050	0.00047	1	08/23/24 10:30	08/26/24 21:54	7440-39-3	
Beryllium	ND	mg/L	0.00050	0.000094	1	08/23/24 10:30	08/26/24 21:54	7440-41-7	
Boron	ND	mg/L	0.040	0.012	1	08/23/24 10:30	08/26/24 21:54	7440-42-8	
Cadmium	ND	mg/L	0.00050	0.00010	1	08/23/24 10:30	08/26/24 21:54	7440-43-9	
Chromium	ND	mg/L	0.0050	0.0019	1	08/23/24 10:30	08/26/24 21:54	7440-47-3	
Cobalt	ND	mg/L	0.0050	0.00032	1	08/23/24 10:30	08/26/24 21:54	7440-48-4	
Copper	ND	mg/L	0.0050	0.00043	1	08/23/24 10:30	08/26/24 21:54	7440-50-8	
Lead	ND	mg/L	0.0010	0.00016	1	08/23/24 10:30	08/26/24 21:54	7439-92-1	
Nickel	ND	mg/L	0.0050	0.0021	1	08/23/24 10:30	08/26/24 21:54	7440-02-0	
Selenium	ND	mg/L	0.0050	0.00096	1	08/23/24 10:30	08/26/24 21:54	7782-49-2	
Silver	ND	mg/L	0.0050	0.00031	1	08/23/24 10:30	08/26/24 21:54	7440-22-4	
Thallium	ND	mg/L	0.0010	0.00038	1	08/23/24 10:30	08/26/24 21:54	7440-28-0	
Vanadium	**0.0013J**	mg/L	0.010	0.00075	1	08/23/24 10:30	08/26/24 21:54	7440-62-2	B
7470 Mercury	Analytical Method: EPA 7470A Preparation Method: EPA 7470A Pace Analytical Services - Peachtree Corners, GA								
Mercury	ND	mg/L	0.00020	0.00013	1	08/26/24 11:00	08/27/24 09:23	7439-97-6	
2540C Total Dissolved Solids	Analytical Method: SM 2540C-2015 Pace Analytical Services - Peachtree Corners, GA								
Total Dissolved Solids	**124**	mg/L	25.0	25.0	1		08/19/24 18:02		
2320B Alkalinity	Analytical Method: SM 2320B-2011 Pace Analytical Services - Asheville								
Alkalinity,Bicarbonate (CaCO3)	**126**	mg/L	5.0	5.0	1		08/19/24 14:11		
Alkalinity,Carbonate (CaCO3)	ND	mg/L	5.0	5.0	1		08/19/24 14:11		
Alkalinity, Total as CaCO3	**126**	mg/L	5.0	5.0	1		08/19/24 14:11		
300.0 IC Anions 28 Days	Analytical Method: EPA 300.0 Rev 2.1 1993 Pace Analytical Services - Asheville								
Chloride	ND	mg/L	1.0	0.60	1		08/18/24 03:58	16887-00-6	
Fluoride	ND	mg/L	0.10	0.050	1		08/18/24 03:58	16984-48-8	

REPORT OF LABORATORY ANALYSIS

This report shall not be reproduced, except in full,
without the written consent of Pace Analytical Services, LLC.

Pace Analytical Services, LLC
9800 Kincey Ave. Suite 100
Huntersville, NC 28078
(704)875-9092

ANALYTICAL RESULTS

Project: Bowen LF Cells 1&2
Pace Project No.: 92746783

Sample: BOW-GWC-15Z **Lab ID: 92746783030** Collected: 08/13/24 12:40 Received: 08/16/24 11:51 Matrix: Water

Parameters	Results	Units	Report Limit	MDL	DF	Prepared	Analyzed	CAS No.	Qual
300.0 IC Anions 28 Days	Analytical Method: EPA 300.0 Rev 2.1 1993 Pace Analytical Services - Asheville								
Sulfate	ND	mg/L	1.0	0.50	1		08/18/24 03:58	14808-79-8	

REPORT OF LABORATORY ANALYSIS

This report shall not be reproduced, except in full,
without the written consent of Pace Analytical Services, LLC.

Pace Analytical Services, LLC
9800 Kincey Ave. Suite 100
Huntersville, NC 28078
(704)875-9092

ANALYTICAL RESULTS

Project: Bowen LF Cells 1&2
Pace Project No.: 92746783

Sample: BOW-LF1-2-FD-07 **Lab ID: 92746783031** Collected: 08/13/24 00:00 Received: 08/16/24 11:51 Matrix: Water

Parameters	Results	Units	Report Limit	MDL	DF	Prepared	Analyzed	CAS No.	Qual
6010D ATL ICP	Analytical Method: EPA 6010D Preparation Method: EPA 3010A Pace Analytical Services - Peachtree Corners, GA								
Iron	ND	mg/L	0.040	0.025	1	08/22/24 13:55	08/23/24 02:21	7439-89-6	
Manganese	**0.012J**	mg/L	0.040	0.011	1	08/22/24 13:55	08/23/24 02:21	7439-96-5	
Zinc	ND	mg/L	0.020	0.0085	1	08/22/24 13:55	08/23/24 02:21	7440-66-6	
Potassium	**1.4**	mg/L	0.50	0.15	1	08/22/24 13:55	08/23/24 02:21	7440-09-7	
Calcium	**11.8**	mg/L	1.0	0.12	1	08/22/24 13:55	08/23/24 02:21	7440-70-2	
Magnesium	**5.1**	mg/L	0.050	0.012	1	08/22/24 13:55	08/23/24 02:21	7439-95-4	
Sodium	**2.6**	mg/L	1.0	0.58	1	08/22/24 13:55	08/25/24 17:14	7440-23-5	
6020 MET ICPMS	Analytical Method: EPA 6020B Preparation Method: EPA 3005A Pace Analytical Services - Peachtree Corners, GA								
Antimony	ND	mg/L	0.0030	0.00054	1	08/23/24 10:30	08/26/24 21:57	7440-36-0	
Arsenic	ND	mg/L	0.0050	0.00084	1	08/23/24 10:30	08/26/24 21:57	7440-38-2	
Barium	**0.012**	mg/L	0.0050	0.00047	1	08/23/24 10:30	08/26/24 21:57	7440-39-3	
Beryllium	**0.00010J**	mg/L	0.00050	0.000094	1	08/23/24 10:30	08/26/24 21:57	7440-41-7	
Boron	ND	mg/L	0.040	0.012	1	08/23/24 10:30	08/26/24 21:57	7440-42-8	
Cadmium	ND	mg/L	0.00050	0.00010	1	08/23/24 10:30	08/26/24 21:57	7440-43-9	
Chromium	ND	mg/L	0.0050	0.0019	1	08/23/24 10:30	08/26/24 21:57	7440-47-3	
Cobalt	ND	mg/L	0.0050	0.00032	1	08/23/24 10:30	08/26/24 21:57	7440-48-4	
Copper	ND	mg/L	0.0050	0.00043	1	08/23/24 10:30	08/26/24 21:57	7440-50-8	
Lead	ND	mg/L	0.0010	0.00016	1	08/23/24 10:30	08/26/24 21:57	7439-92-1	
Nickel	ND	mg/L	0.0050	0.0021	1	08/23/24 10:30	08/26/24 21:57	7440-02-0	
Selenium	ND	mg/L	0.0050	0.00096	1	08/23/24 10:30	08/26/24 21:57	7782-49-2	
Silver	ND	mg/L	0.0050	0.00031	1	08/23/24 10:30	08/26/24 21:57	7440-22-4	
Thallium	ND	mg/L	0.0010	0.00038	1	08/23/24 10:30	08/26/24 21:57	7440-28-0	
Vanadium	ND	mg/L	0.010	0.00075	1	08/23/24 10:30	08/26/24 21:57	7440-62-2	
7470 Mercury	Analytical Method: EPA 7470A Preparation Method: EPA 7470A Pace Analytical Services - Peachtree Corners, GA								
Mercury	ND	mg/L	0.00020	0.00013	1	08/26/24 11:00	08/27/24 09:26	7439-97-6	
2540C Total Dissolved Solids	Analytical Method: SM 2540C-2015 Pace Analytical Services - Peachtree Corners, GA								
Total Dissolved Solids	**87.0**	mg/L	25.0	25.0	1		08/19/24 18:02		
2320B Alkalinity	Analytical Method: SM 2320B-2011 Pace Analytical Services - Asheville								
Alkalinity,Bicarbonate (CaCO3)	**41.1**	mg/L	5.0	5.0	1		08/19/24 14:20		
Alkalinity,Carbonate (CaCO3)	ND	mg/L	5.0	5.0	1		08/19/24 14:20		
Alkalinity, Total as CaCO3	**41.1**	mg/L	5.0	5.0	1		08/19/24 14:20		
300.0 IC Anions 28 Days	Analytical Method: EPA 300.0 Rev 2.1 1993 Pace Analytical Services - Asheville								
Chloride	**3.6**	mg/L	1.0	0.60	1		08/17/24 15:48	16887-00-6	R1
Fluoride	ND	mg/L	0.10	0.050	1		08/17/24 15:48	16984-48-8	R1

REPORT OF LABORATORY ANALYSIS

This report shall not be reproduced, except in full,
without the written consent of Pace Analytical Services, LLC.

Pace Analytical Services, LLC
9800 Kincey Ave. Suite 100
Huntersville, NC 28078
(704)875-9092

ANALYTICAL RESULTS

Project: Bowen LF Cells 1&2
Pace Project No.: 92746783

Sample: BOW-LF1-2-FD-07 **Lab ID: 92746783031** Collected: 08/13/24 00:00 Received: 08/16/24 11:51 Matrix: Water

Parameters	Results	Units	Report Limit	MDL	DF	Prepared	Analyzed	CAS No.	Qual
300.0 IC Anions 28 Days	Analytical Method: EPA 300.0 Rev 2.1 1993 Pace Analytical Services - Asheville								
Sulfate	**7.5**	mg/L	1.0	0.50	1		08/17/24 15:48	14808-79-8	

REPORT OF LABORATORY ANALYSIS

This report shall not be reproduced, except in full,
without the written consent of Pace Analytical Services, LLC.

Pace Analytical Services, LLC
9800 Kincey Ave. Suite 100
Huntersville, NC 28078
(704)875-9092

ANALYTICAL RESULTS

Project: Bowen LF Cells 1&2
Pace Project No.: 92746783

Sample: BOW-LF1-2-FB-07 **Lab ID: 92746783032** Collected: 08/13/24 12:23 Received: 08/16/24 11:51 Matrix: Water

Parameters	Results	Units	Report Limit	MDL	DF	Prepared	Analyzed	CAS No.	Qual
6010D ATL ICP	Analytical Method: EPA 6010D Preparation Method: EPA 3010A Pace Analytical Services - Peachtree Corners, GA								
Iron	ND	mg/L	0.040	0.025	1	08/22/24 13:55	08/23/24 02:24	7439-89-6	
Manganese	ND	mg/L	0.040	0.011	1	08/22/24 13:55	08/23/24 02:24	7439-96-5	
Zinc	ND	mg/L	0.020	0.0085	1	08/22/24 13:55	08/23/24 02:24	7440-66-6	
Potassium	**0.21J**	mg/L	0.50	0.15	1	08/22/24 13:55	08/23/24 02:24	7440-09-7	
Calcium	ND	mg/L	1.0	0.12	1	08/22/24 13:55	08/23/24 02:24	7440-70-2	
Magnesium	ND	mg/L	0.050	0.012	1	08/22/24 13:55	08/23/24 02:24	7439-95-4	
Sodium	ND	mg/L	1.0	0.58	1	08/22/24 13:55	08/25/24 17:17	7440-23-5	
6020 MET ICPMS	Analytical Method: EPA 6020B Preparation Method: EPA 3005A Pace Analytical Services - Peachtree Corners, GA								
Antimony	ND	mg/L	0.0030	0.00054	1	08/23/24 10:30	08/26/24 22:01	7440-36-0	
Arsenic	ND	mg/L	0.0050	0.00084	1	08/23/24 10:30	08/26/24 22:01	7440-38-2	
Barium	ND	mg/L	0.0050	0.00047	1	08/23/24 10:30	08/26/24 22:01	7440-39-3	
Beryllium	ND	mg/L	0.00050	0.000094	1	08/23/24 10:30	08/26/24 22:01	7440-41-7	
Boron	ND	mg/L	0.040	0.012	1	08/23/24 10:30	08/26/24 22:01	7440-42-8	
Cadmium	ND	mg/L	0.00050	0.00010	1	08/23/24 10:30	08/26/24 22:01	7440-43-9	
Chromium	ND	mg/L	0.0050	0.0019	1	08/23/24 10:30	08/26/24 22:01	7440-47-3	
Cobalt	ND	mg/L	0.0050	0.00032	1	08/23/24 10:30	08/26/24 22:01	7440-48-4	
Copper	ND	mg/L	0.0050	0.00043	1	08/23/24 10:30	08/26/24 22:01	7440-50-8	
Lead	ND	mg/L	0.0010	0.00016	1	08/23/24 10:30	08/26/24 22:01	7439-92-1	
Nickel	ND	mg/L	0.0050	0.0021	1	08/23/24 10:30	08/26/24 22:01	7440-02-0	
Selenium	ND	mg/L	0.0050	0.00096	1	08/23/24 10:30	08/26/24 22:01	7782-49-2	
Silver	ND	mg/L	0.0050	0.00031	1	08/23/24 10:30	08/26/24 22:01	7440-22-4	
Thallium	ND	mg/L	0.0010	0.00038	1	08/23/24 10:30	08/26/24 22:01	7440-28-0	
Vanadium	ND	mg/L	0.010	0.00075	1	08/23/24 10:30	08/26/24 22:01	7440-62-2	
7470 Mercury	Analytical Method: EPA 7470A Preparation Method: EPA 7470A Pace Analytical Services - Peachtree Corners, GA								
Mercury	ND	mg/L	0.00020	0.00013	1	08/26/24 11:00	08/27/24 09:29	7439-97-6	
2540C Total Dissolved Solids	Analytical Method: SM 2540C-2015 Pace Analytical Services - Peachtree Corners, GA								
Total Dissolved Solids	**25.0**	mg/L	25.0	25.0	1		08/19/24 18:02		
2320B Alkalinity	Analytical Method: SM 2320B-2011 Pace Analytical Services - Asheville								
Alkalinity,Bicarbonate (CaCO3)	ND	mg/L	5.0	5.0	1		08/19/24 14:25		
Alkalinity,Carbonate (CaCO3)	ND	mg/L	5.0	5.0	1		08/19/24 14:25		
Alkalinity, Total as CaCO3	ND	mg/L	5.0	5.0	1		08/19/24 14:25		
300.0 IC Anions 28 Days	Analytical Method: EPA 300.0 Rev 2.1 1993 Pace Analytical Services - Asheville								
Chloride	ND	mg/L	1.0	0.60	1		08/17/24 13:23	16887-00-6	
Fluoride	ND	mg/L	0.10	0.050	1		08/17/24 13:23	16984-48-8	

REPORT OF LABORATORY ANALYSIS

This report shall not be reproduced, except in full,
without the written consent of Pace Analytical Services, LLC.

Pace Analytical Services, LLC
9800 Kincey Ave. Suite 100
Huntersville, NC 28078
(704)875-9092

ANALYTICAL RESULTS

Project: Bowen LF Cells 1&2
Pace Project No.: 92746783

Sample: BOW-LF1-2-FB-07 **Lab ID: 92746783032** Collected: 08/13/24 12:23 Received: 08/16/24 11:51 Matrix: Water

Parameters	Results	Units	Report Limit	MDL	DF	Prepared	Analyzed	CAS No.	Qual
300.0 IC Anions 28 Days	Analytical Method: EPA 300.0 Rev 2.1 1993 Pace Analytical Services - Asheville								
Sulfate	ND	mg/L	1.0	0.50	1		08/17/24 13:23	14808-79-8	

REPORT OF LABORATORY ANALYSIS

This report shall not be reproduced, except in full,
without the written consent of Pace Analytical Services, LLC.

Pace Analytical Services, LLC
9800 Kincey Ave. Suite 100
Huntersville, NC 28078
(704)875-9092

ANALYTICAL RESULTS

Project: Bowen LF Cells 1&2
Pace Project No.: 92746783

Sample: BOW-LF1-2-EB-07 **Lab ID: 92746783033** Collected: 08/13/24 12:39 Received: 08/16/24 11:51 Matrix: Water

Parameters	Results	Units	Report Limit	MDL	DF	Prepared	Analyzed	CAS No.	Qual
6010D ATL ICP	Analytical Method: EPA 6010D Preparation Method: EPA 3010A Pace Analytical Services - Peachtree Corners, GA								
Iron	ND	mg/L	0.040	0.025	1	08/22/24 13:55	08/23/24 02:28	7439-89-6	
Manganese	ND	mg/L	0.040	0.011	1	08/22/24 13:55	08/23/24 02:28	7439-96-5	
Zinc	ND	mg/L	0.020	0.0085	1	08/22/24 13:55	08/23/24 02:28	7440-66-6	
Potassium	**0.20J**	mg/L	0.50	0.15	1	08/22/24 13:55	08/23/24 02:28	7440-09-7	
Calcium	ND	mg/L	1.0	0.12	1	08/22/24 13:55	08/23/24 02:28	7440-70-2	
Magnesium	ND	mg/L	0.050	0.012	1	08/22/24 13:55	08/23/24 02:28	7439-95-4	
Sodium	ND	mg/L	1.0	0.58	1	08/22/24 13:55	08/25/24 17:21	7440-23-5	
6020 MET ICPMS	Analytical Method: EPA 6020B Preparation Method: EPA 3005A Pace Analytical Services - Peachtree Corners, GA								
Antimony	ND	mg/L	0.0030	0.00054	1	08/23/24 10:30	08/26/24 22:05	7440-36-0	
Arsenic	ND	mg/L	0.0050	0.00084	1	08/23/24 10:30	08/26/24 22:05	7440-38-2	
Barium	ND	mg/L	0.0050	0.00047	1	08/23/24 10:30	08/26/24 22:05	7440-39-3	
Beryllium	ND	mg/L	0.00050	0.000094	1	08/23/24 10:30	08/26/24 22:05	7440-41-7	
Boron	ND	mg/L	0.040	0.012	1	08/23/24 10:30	08/26/24 22:05	7440-42-8	
Cadmium	ND	mg/L	0.00050	0.00010	1	08/23/24 10:30	08/26/24 22:05	7440-43-9	
Chromium	ND	mg/L	0.0050	0.0019	1	08/23/24 10:30	08/26/24 22:05	7440-47-3	
Cobalt	ND	mg/L	0.0050	0.00032	1	08/23/24 10:30	08/26/24 22:05	7440-48-4	
Copper	ND	mg/L	0.0050	0.00043	1	08/23/24 10:30	08/26/24 22:05	7440-50-8	
Lead	ND	mg/L	0.0010	0.00016	1	08/23/24 10:30	08/26/24 22:05	7439-92-1	
Nickel	ND	mg/L	0.0050	0.0021	1	08/23/24 10:30	08/26/24 22:05	7440-02-0	
Selenium	ND	mg/L	0.0050	0.00096	1	08/23/24 10:30	08/26/24 22:05	7782-49-2	
Silver	ND	mg/L	0.0050	0.00031	1	08/23/24 10:30	08/26/24 22:05	7440-22-4	
Thallium	ND	mg/L	0.0010	0.00038	1	08/23/24 10:30	08/26/24 22:05	7440-28-0	
Vanadium	ND	mg/L	0.010	0.00075	1	08/23/24 10:30	08/26/24 22:05	7440-62-2	
7470 Mercury	Analytical Method: EPA 7470A Preparation Method: EPA 7470A Pace Analytical Services - Peachtree Corners, GA								
Mercury	ND	mg/L	0.00020	0.00013	1	08/26/24 11:00	08/27/24 09:31	7439-97-6	
2540C Total Dissolved Solids	Analytical Method: SM 2540C-2015 Pace Analytical Services - Peachtree Corners, GA								
Total Dissolved Solids	ND	mg/L	25.0	25.0	1		08/19/24 18:02		
2320B Alkalinity	Analytical Method: SM 2320B-2011 Pace Analytical Services - Asheville								
Alkalinity,Bicarbonate (CaCO3)	ND	mg/L	5.0	5.0	1		08/24/24 18:31		
Alkalinity,Carbonate (CaCO3)	ND	mg/L	5.0	5.0	1		08/24/24 18:31		
Alkalinity, Total as CaCO3	ND	mg/L	5.0	5.0	1		08/24/24 18:31		
300.0 IC Anions 28 Days	Analytical Method: EPA 300.0 Rev 2.1 1993 Pace Analytical Services - Asheville								
Chloride	ND	mg/L	1.0	0.60	1		08/17/24 13:37	16887-00-6	
Fluoride	ND	mg/L	0.10	0.050	1		08/17/24 13:37	16984-48-8	

REPORT OF LABORATORY ANALYSIS

This report shall not be reproduced, except in full,
without the written consent of Pace Analytical Services, LLC.

Pace Analytical Services, LLC
9800 Kincey Ave. Suite 100
Huntersville, NC 28078
(704)875-9092

ANALYTICAL RESULTS

Project: Bowen LF Cells 1&2
Pace Project No.: 92746783

Sample: BOW-LF1-2-EB-07 **Lab ID: 92746783033** Collected: 08/13/24 12:39 Received: 08/16/24 11:51 Matrix: Water

Parameters	Results	Units	Report Limit	MDL	DF	Prepared	Analyzed	CAS No.	Qual
300.0 IC Anions 28 Days	Analytical Method: EPA 300.0 Rev 2.1 1993 Pace Analytical Services - Asheville								
Sulfate	ND	mg/L	1.0	0.50	1		08/17/24 13:37	14808-79-8	

REPORT OF LABORATORY ANALYSIS

This report shall not be reproduced, except in full,
without the written consent of Pace Analytical Services, LLC.

Pace Analytical Services, LLC
9800 Kincey Ave. Suite 100
Huntersville, NC 28078
(704)875-9092

QUALITY CONTROL DATA

Project: Bowen LF Cells 1&2
Pace Project No.: 92746783

QC Batch: 874768
QC Batch Method: EPA 3010A
Analysis Method: EPA 6010D
Analysis Description: 6010D ATL
Laboratory: Pace Analytical Services - Peachtree Corners, GA
Associated Lab Samples: 92746783001, 92746783002, 92746783003, 92746783004, 92746783005, 92746783006, 92746783007, 92746783008, 92746783009, 92746783010, 92746783011, 92746783012, 92746783013, 92746783014

METHOD BLANK: 4506473 Matrix: Water
Associated Lab Samples: 92746783001, 92746783002, 92746783003, 92746783004, 92746783005, 92746783006, 92746783007, 92746783008, 92746783009, 92746783010, 92746783011, 92746783012, 92746783013, 92746783014

Parameter	Units	Blank Result	Reporting Limit	MDL	Analyzed	Qualifiers
Calcium	mg/L	ND	1.0	0.12	08/15/24 20:00	
Iron	mg/L	ND	0.040	0.025	08/15/24 20:00	
Magnesium	mg/L	ND	0.050	0.012	08/15/24 20:00	
Manganese	mg/L	ND	0.040	0.011	08/15/24 20:00	
Potassium	mg/L	ND	0.50	0.15	08/16/24 14:10	
Sodium	mg/L	ND	1.0	0.58	08/16/24 14:10	
Zinc	mg/L	ND	0.020	0.0085	08/15/24 20:00	

LABORATORY CONTROL SAMPLE: 4506474

Parameter	Units	Spike Conc.	LCS Result	LCS % Rec	% Rec Limits	Qualifiers
Calcium	mg/L	1	1.0	104	80-120	
Iron	mg/L	1	1.0	102	80-120	
Magnesium	mg/L	1	1.0	104	80-120	
Manganese	mg/L	1	1.0	102	80-120	
Potassium	mg/L	1	1.1	106	80-120	
Sodium	mg/L	1	1.0	104	80-120	
Zinc	mg/L	1	1.0	104	80-120	

MATRIX SPIKE & MATRIX SPIKE DUPLICATE: 4506475 4506476

Parameter	Units	92746292006 Result	MS Spike Conc.	MSD Spike Conc.	MS Result	MSD Result	MS % Rec	MSD % Rec	% Rec Limits	RPD	Max RPD	Qual
Calcium	mg/L	113	1	1	112	114	-137	107	75-125	2	20	M1
Iron	mg/L	0.20	1	1	1.2	1.2	98	100	75-125	2	20	
Magnesium	mg/L	4.3	1	1	5.2	5.3	87	100	75-125	2	20	
Manganese	mg/L	0.21	1	1	1.2	1.2	100	101	75-125	1	20	
Potassium	mg/L	1.3	1	1	2.1	2.1	87	84	75-125	1	20	
Sodium	mg/L	28.2	1	1	27.1	27.0	-102	-115	75-125	0	20	M1
Zinc	mg/L	ND	1	1	0.98	0.99	98	99	75-125	1	20	

Results presented on this page are in the units indicated by the "Units" column except where an alternate unit is presented to the right of the result.

REPORT OF LABORATORY ANALYSIS

This report shall not be reproduced, except in full,
without the written consent of Pace Analytical Services, LLC.

Pace Analytical Services, LLC
9800 Kincey Ave. Suite 100
Huntersville, NC 28078
(704)875-9092

QUALITY CONTROL DATA

Project: Bowen LF Cells 1&2
Pace Project No.: 92746783

QC Batch: 875957
QC Batch Method: EPA 3010A
Analysis Method: EPA 6010D
Analysis Description: 6010D ATL
Laboratory: Pace Analytical Services - Peachtree Corners, GA
Associated Lab Samples: 92746783015, 92746783016

METHOD BLANK: 4512098 Matrix: Water
Associated Lab Samples: 92746783015, 92746783016

Parameter	Units	Blank Result	Reporting Limit	MDL	Analyzed	Qualifiers
Calcium	mg/L	ND	1.0	0.12	08/19/24 15:46	
Iron	mg/L	ND	0.040	0.025	08/19/24 15:46	
Magnesium	mg/L	ND	0.050	0.012	08/19/24 15:46	
Manganese	mg/L	ND	0.040	0.011	08/19/24 15:46	
Potassium	mg/L	ND	0.50	0.15	08/19/24 15:46	
Sodium	mg/L	ND	1.0	0.58	08/19/24 15:46	
Zinc	mg/L	ND	0.020	0.0085	08/19/24 15:46	

LABORATORY CONTROL SAMPLE: 4512099

Parameter	Units	Spike Conc.	LCS Result	LCS % Rec	% Rec Limits	Qualifiers
Calcium	mg/L	1	1.0	100	80-120	
Iron	mg/L	1	1.0	100	80-120	
Magnesium	mg/L	1	1.0	100	80-120	
Manganese	mg/L	1	1.0	103	80-120	
Potassium	mg/L	1	0.98	98	80-120	
Sodium	mg/L	1	1.0	101	80-120	
Zinc	mg/L	1	1.0	104	80-120	

MATRIX SPIKE & MATRIX SPIKE DUPLICATE: 4512100 4512101

Parameter	Units	92746285005 Result	MS Spike Conc.	MSD Spike Conc.	MS Result	MSD Result	MS % Rec	MSD % Rec	% Rec Limits	RPD	Max RPD	Qual
Calcium	mg/L	182	1	1	187	186	444	443	75-125	0	20	M1
Iron	mg/L	ND	1	1	1.0	1.0	104	103	75-125	1	20	
Magnesium	mg/L	30.6	1	1	32.2	32.1	164	154	75-125	0	20	M1
Manganese	mg/L	3.6	1	1	4.5	4.5	95	93	75-125	0	20	
Potassium	mg/L	0.88	1	1	2.0	1.9	108	107	75-125	1	20	
Sodium	mg/L	12.2	1	1	13.2	13.2	104	99	75-125	0	20	
Zinc	mg/L	ND	1	1	0.98	0.97	98	97	75-125	1	20	

Results presented on this page are in the units indicated by the "Units" column except where an alternate unit is presented to the right of the result.

REPORT OF LABORATORY ANALYSIS

This report shall not be reproduced, except in full,
without the written consent of Pace Analytical Services, LLC.

Pace Analytical Services, LLC
9800 Kincey Ave. Suite 100
Huntersville, NC 28078
(704)875-9092

QUALITY CONTROL DATA

Project: Bowen LF Cells 1&2
Pace Project No.: 92746783

QC Batch: 877202
QC Batch Method: EPA 3010A
Analysis Method: EPA 6010D
Analysis Description: 6010D ATL
Laboratory: Pace Analytical Services - Peachtree Corners, GA
Associated Lab Samples: 92746783017, 92746783018, 92746783019, 92746783020, 92746783021, 92746783022, 92746783023, 92746783024, 92746783025

METHOD BLANK: 4518182 Matrix: Water
Associated Lab Samples: 92746783017, 92746783018, 92746783019, 92746783020, 92746783021, 92746783022, 92746783023, 92746783024, 92746783025

Parameter	Units	Blank Result	Reporting Limit	MDL	Analyzed	Qualifiers
Calcium	mg/L	ND	1.0	0.12	08/22/24 16:05	
Iron	mg/L	ND	0.040	0.025	08/22/24 16:05	
Magnesium	mg/L	ND	0.050	0.012	08/22/24 16:05	
Manganese	mg/L	ND	0.040	0.011	08/22/24 16:05	
Potassium	mg/L	ND	0.50	0.15	08/22/24 16:05	
Sodium	mg/L	ND	1.0	0.58	08/22/24 16:05	
Zinc	mg/L	ND	0.020	0.0085	08/22/24 16:05	

LABORATORY CONTROL SAMPLE: 4518183

Parameter	Units	Spike Conc.	LCS Result	LCS % Rec	% Rec Limits	Qualifiers
Calcium	mg/L	1	1.2	119	80-120	
Iron	mg/L	1	1.2	119	80-120	
Magnesium	mg/L	1	1.2	118	80-120	
Manganese	mg/L	1	1.1	110	80-120	
Potassium	mg/L	1	1.1	113	80-120	
Sodium	mg/L	1	1.2	116	80-120	
Zinc	mg/L	1	1.1	109	80-120	

MATRIX SPIKE & MATRIX SPIKE DUPLICATE: 4518184 4518185

Parameter	Units	92746783017 Result	MS Spike Conc.	MSD Spike Conc.	MS Result	MSD Result	MS % Rec	MSD % Rec	% Rec Limits	RPD	Max RPD	Qual
Calcium	mg/L	20.9	1	1	22.0	21.8	106	87	75-125	1	20	
Iron	mg/L	ND	1	1	1.1	1.1	111	110	75-125	2	20	
Magnesium	mg/L	7.0	1	1	8.1	8.1	107	110	75-125	0	20	
Manganese	mg/L	ND	1	1	1.1	1.1	107	108	75-125	0	20	
Potassium	mg/L	1.8	1	1	2.8	2.8	104	103	75-125	0	20	
Sodium	mg/L	1.9	1	1	2.9	3.0	105	112	75-125	3	20	
Zinc	mg/L	ND	1	1	1.1	1.1	106	107	75-125	1	20	

Results presented on this page are in the units indicated by the "Units" column except where an alternate unit is presented to the right of the result.

REPORT OF LABORATORY ANALYSIS

This report shall not be reproduced, except in full,
without the written consent of Pace Analytical Services, LLC.

Pace Analytical Services, LLC
9800 Kincey Ave. Suite 100
Huntersville, NC 28078
(704)875-9092

QUALITY CONTROL DATA

Project: Bowen LF Cells 1&2
Pace Project No.: 92746783

QC Batch: 877559
QC Batch Method: EPA 3010A
Analysis Method: EPA 6010D
Analysis Description: 6010D ATL
Laboratory: Pace Analytical Services - Peachtree Corners, GA
Associated Lab Samples: 92746783026, 92746783027, 92746783028, 92746783029, 92746783030, 92746783031, 92746783032, 92746783033

METHOD BLANK: 4520288 Matrix: Water
Associated Lab Samples: 92746783026, 92746783027, 92746783028, 92746783029, 92746783030, 92746783031, 92746783032, 92746783033

Parameter	Units	Blank Result	Reporting Limit	MDL	Analyzed	Qualifiers
Calcium	mg/L	ND	1.0	0.12	08/23/24 01:31	
Iron	mg/L	ND	0.040	0.025	08/23/24 01:31	
Magnesium	mg/L	ND	0.050	0.012	08/23/24 01:31	
Manganese	mg/L	ND	0.040	0.011	08/23/24 01:31	
Potassium	mg/L	ND	0.50	0.15	08/25/24 16:35	
Sodium	mg/L	ND	1.0	0.58	08/25/24 16:35	
Zinc	mg/L	ND	0.020	0.0085	08/23/24 01:31	

LABORATORY CONTROL SAMPLE: 4520289

Parameter	Units	Spike Conc.	LCS Result	LCS % Rec	% Rec Limits	Qualifiers
Calcium	mg/L	1	1.2	116	80-120	
Iron	mg/L	1	1.1	115	80-120	
Magnesium	mg/L	1	1.2	118	80-120	
Manganese	mg/L	1	1.1	112	80-120	
Potassium	mg/L	1	1.1	111	80-120	
Sodium	mg/L	1	1.1	113	80-120	
Zinc	mg/L	1	1.1	111	80-120	

MATRIX SPIKE & MATRIX SPIKE DUPLICATE: 4520290 4520291

Parameter	Units	92746783026 Result	MS Spike Conc.	MSD Spike Conc.	MS Result	MSD Result	MS % Rec	MSD % Rec	% Rec Limits	RPD	Max RPD	Qual
Calcium	mg/L	9.2	1	1	10.3	10.4	103	119	75-125	1	20	
Iron	mg/L	0.45	1	1	1.1	1.1	68	68	75-125	0	20	M1
Magnesium	mg/L	4.8	1	1	6.0	6.2	116	131	75-125	3	20	M1
Manganese	mg/L	0.016J	1	1	1.1	1.2	106	114	75-125	7	20	
Potassium	mg/L	0.67	1	1	1.8	1.8	111	111	75-125	0	20	
Sodium	mg/L	3.3	1	1	4.5	4.6	118	126	75-125	2	20	M1
Zinc	mg/L	ND	1	1	1.1	1.1	106	114	75-125	7	20	

Results presented on this page are in the units indicated by the "Units" column except where an alternate unit is presented to the right of the result.

REPORT OF LABORATORY ANALYSIS

This report shall not be reproduced, except in full,
without the written consent of Pace Analytical Services, LLC.

Pace Analytical Services, LLC
9800 Kincey Ave. Suite 100
Huntersville, NC 28078
(704)875-9092

QUALITY CONTROL DATA

Project: Bowen LF Cells 1&2
Pace Project No.: 92746783

QC Batch: 874761
QC Batch Method: EPA 3005A
Analysis Method: EPA 6020B
Analysis Description: 6020 MET
Laboratory: Pace Analytical Services - Peachtree Corners, GA
Associated Lab Samples: 92746783001, 92746783002, 92746783003, 92746783004, 92746783005, 92746783006, 92746783007

METHOD BLANK: 4506430 Matrix: Water
Associated Lab Samples: 92746783001, 92746783002, 92746783003, 92746783004, 92746783005, 92746783006, 92746783007

Parameter	Units	Blank Result	Reporting Limit	MDL	Analyzed	Qualifiers
Antimony	mg/L	ND	0.0030	0.00054	08/13/24 14:21	
Arsenic	mg/L	ND	0.0050	0.00084	08/13/24 14:21	
Barium	mg/L	ND	0.0050	0.00047	08/13/24 14:21	
Beryllium	mg/L	ND	0.00050	0.000094	08/13/24 14:21	
Boron	mg/L	ND	0.040	0.012	08/13/24 14:21	
Cadmium	mg/L	ND	0.00050	0.00010	08/13/24 14:21	
Chromium	mg/L	ND	0.0050	0.0019	08/13/24 14:21	
Cobalt	mg/L	ND	0.0050	0.00032	08/13/24 14:21	
Copper	mg/L	ND	0.0050	0.00043	08/13/24 14:21	
Lead	mg/L	ND	0.0010	0.00016	08/13/24 14:21	
Nickel	mg/L	ND	0.0050	0.0021	08/13/24 14:21	
Selenium	mg/L	ND	0.0050	0.00096	08/13/24 14:21	
Silver	mg/L	ND	0.0050	0.00031	08/13/24 14:21	
Thallium	mg/L	ND	0.0010	0.00038	08/13/24 14:21	
Vanadium	mg/L	ND	0.010	0.00075	08/13/24 14:21	

LABORATORY CONTROL SAMPLE: 4506431

Parameter	Units	Spike Conc.	LCS Result	LCS % Rec	% Rec Limits	Qualifiers
Antimony	mg/L	0.1	0.099	99	80-120	
Arsenic	mg/L	0.1	0.096	96	80-120	
Barium	mg/L	0.1	0.096	96	80-120	
Beryllium	mg/L	0.1	0.097	97	80-120	
Boron	mg/L	1	0.95	95	80-120	
Cadmium	mg/L	0.1	0.097	97	80-120	
Chromium	mg/L	0.1	0.097	97	80-120	
Cobalt	mg/L	0.1	0.096	96	80-120	
Copper	mg/L	0.1	0.095	95	80-120	
Lead	mg/L	0.1	0.099	99	80-120	
Nickel	mg/L	0.1	0.096	96	80-120	
Selenium	mg/L	0.1	0.099	99	80-120	
Silver	mg/L	0.1	0.10	101	80-120	
Thallium	mg/L	0.1	0.10	100	80-120	
Vanadium	mg/L	0.1	0.098	98	80-120	

Results presented on this page are in the units indicated by the "Units" column except where an alternate unit is presented to the right of the result.

REPORT OF LABORATORY ANALYSIS

This report shall not be reproduced, except in full,
without the written consent of Pace Analytical Services, LLC.

Pace Analytical Services, LLC
9800 Kincey Ave. Suite 100
Huntersville, NC 28078
(704)875-9092

QUALITY CONTROL DATA

Project: Bowen LF Cells 1&2
Pace Project No.: 92746783

MATRIX SPIKE & MATRIX SPIKE DUPLICATE: 4506432 4506433

Parameter	Units	92746774014 Result	MS Spike Conc.	MSD Spike Conc.	MS Result	MSD Result	MS % Rec	MSD % Rec	% Rec Limits	RPD	Max RPD	Qual
Antimony	mg/L	ND	0.1	0.1	0.098	0.10	98	100	75-125	2	20	
Arsenic	mg/L	ND	0.1	0.1	0.097	0.097	97	97	75-125	0	20	
Barium	mg/L	ND	0.1	0.1	0.10	0.10	95	97	75-125	2	20	
Beryllium	mg/L	ND	0.1	0.1	0.096	0.097	96	96	75-125	1	20	
Boron	mg/L	ND	1	1	0.93	0.96	93	96	75-125	3	20	
Cadmium	mg/L	ND	0.1	0.1	0.096	0.097	96	97	75-125	1	20	
Chromium	mg/L	ND	0.1	0.1	0.096	0.099	96	99	75-125	3	20	
Cobalt	mg/L	ND	0.1	0.1	0.094	0.097	94	97	75-125	3	20	
Copper	mg/L	ND	0.1	0.1	0.097	0.10	95	98	75-125	3	20	
Lead	mg/L	ND	0.1	0.1	0.097	0.097	96	97	75-125	1	20	
Nickel	mg/L	ND	0.1	0.1	0.095	0.098	95	98	75-125	3	20	
Selenium	mg/L	ND	0.1	0.1	0.097	0.098	97	98	75-125	1	20	
Silver	mg/L	ND	0.1	0.1	0.098	0.099	98	99	75-125	1	20	
Thallium	mg/L	ND	0.1	0.1	0.096	0.098	95	98	75-125	2	20	
Vanadium	mg/L	ND	0.1	0.1	0.096	0.099	96	99	75-125	3	20	

Results presented on this page are in the units indicated by the "Units" column except where an alternate unit is presented to the right of the result.

REPORT OF LABORATORY ANALYSIS

This report shall not be reproduced, except in full,
without the written consent of Pace Analytical Services, LLC.

Pace Analytical Services, LLC
9800 Kincey Ave. Suite 100
Huntersville, NC 28078
(704)875-9092

QUALITY CONTROL DATA

Project: Bowen LF Cells 1&2
Pace Project No.: 92746783

QC Batch: 874763
QC Batch Method: EPA 3005A
Analysis Method: EPA 6020B
Analysis Description: 6020 MET
Laboratory: Pace Analytical Services - Peachtree Corners, GA
Associated Lab Samples: 92746783008, 92746783009, 92746783010, 92746783011, 92746783012, 92746783013, 92746783014

METHOD BLANK: 4506437 Matrix: Water
Associated Lab Samples: 92746783008, 92746783009, 92746783010, 92746783011, 92746783012, 92746783013, 92746783014

Parameter	Units	Blank Result	Reporting Limit	MDL	Analyzed	Qualifiers
Antimony	mg/L	ND	0.0030	0.00054	08/14/24 13:20	
Arsenic	mg/L	ND	0.0050	0.00084	08/14/24 13:20	
Barium	mg/L	ND	0.0050	0.00047	08/14/24 13:20	
Beryllium	mg/L	ND	0.00050	0.000094	08/14/24 13:20	
Boron	mg/L	ND	0.040	0.012	08/14/24 13:20	
Cadmium	mg/L	ND	0.00050	0.00010	08/14/24 13:20	
Chromium	mg/L	ND	0.0050	0.0019	08/14/24 13:20	
Cobalt	mg/L	ND	0.0050	0.00032	08/14/24 13:20	
Copper	mg/L	ND	0.0050	0.00043	08/14/24 13:20	
Lead	mg/L	ND	0.0010	0.00016	08/14/24 13:20	
Nickel	mg/L	ND	0.0050	0.0021	08/14/24 13:20	
Selenium	mg/L	ND	0.0050	0.00096	08/14/24 13:20	
Silver	mg/L	ND	0.0050	0.00031	08/14/24 13:20	
Thallium	mg/L	ND	0.0010	0.00038	08/14/24 13:20	
Vanadium	mg/L	ND	0.010	0.00075	08/14/24 13:20	

LABORATORY CONTROL SAMPLE: 4506438

Parameter	Units	Spike Conc.	LCS Result	LCS % Rec	% Rec Limits	Qualifiers
Antimony	mg/L	0.1	0.098	98	80-120	
Arsenic	mg/L	0.1	0.095	95	80-120	
Barium	mg/L	0.1	0.095	95	80-120	
Beryllium	mg/L	0.1	0.096	96	80-120	
Boron	mg/L	1	0.91	91	80-120	
Cadmium	mg/L	0.1	0.095	95	80-120	
Chromium	mg/L	0.1	0.095	95	80-120	
Cobalt	mg/L	0.1	0.095	95	80-120	
Copper	mg/L	0.1	0.096	96	80-120	
Lead	mg/L	0.1	0.094	94	80-120	
Nickel	mg/L	0.1	0.095	95	80-120	
Selenium	mg/L	0.1	0.096	96	80-120	
Silver	mg/L	0.1	0.096	96	80-120	
Thallium	mg/L	0.1	0.094	94	80-120	
Vanadium	mg/L	0.1	0.097	97	80-120	

Results presented on this page are in the units indicated by the "Units" column except where an alternate unit is presented to the right of the result.

REPORT OF LABORATORY ANALYSIS

This report shall not be reproduced, except in full,
without the written consent of Pace Analytical Services, LLC.

Pace Analytical Services, LLC
9800 Kincey Ave. Suite 100
Huntersville, NC 28078
(704)875-9092

QUALITY CONTROL DATA

Project: Bowen LF Cells 1&2
Pace Project No.: 92746783

MATRIX SPIKE & MATRIX SPIKE DUPLICATE: 4506450 4506451

Parameter	Units	92746876002 Result	MS Spike Conc.	MSD Spike Conc.	MS Result	MSD Result	MS % Rec	MSD % Rec	% Rec Limits	RPD	Max RPD	Qual
Antimony	mg/L	ND	0.1	0.1	0.096	0.096	96	96	75-125	0	20	
Arsenic	mg/L	ND	0.1	0.1	0.097	0.098	95	96	75-125	1	20	
Barium	mg/L	25.5 ug/L	0.1	0.1	0.12	0.12	96	98	75-125	1	20	
Beryllium	mg/L	ND	0.1	0.1	0.093	0.092	93	92	75-125	1	20	
Boron	mg/L	58.3 ug/L	1	1	0.93	0.91	87	85	75-125	2	20	
Cadmium	mg/L	ND	0.1	0.1	0.096	0.095	96	95	75-125	1	20	
Chromium	mg/L	ND	0.1	0.1	0.094	0.093	94	93	75-125	1	20	
Cobalt	mg/L	ND	0.1	0.1	0.095	0.097	92	94	75-125	2	20	
Copper	mg/L	ND	0.1	0.1	0.092	0.092	92	92	75-125	0	20	
Lead	mg/L	ND	0.1	0.1	0.093	0.091	93	91	75-125	2	20	
Nickel	mg/L	ND	0.1	0.1	0.092	0.094	91	93	75-125	2	20	
Selenium	mg/L	ND	0.1	0.1	0.095	0.098	94	98	75-125	3	20	
Silver	mg/L	ND	0.1	0.1	0.089	0.093	89	93	75-125	4	20	
Thallium	mg/L	ND	0.1	0.1	0.093	0.093	93	93	75-125	0	20	
Vanadium	mg/L	ND	0.1	0.1	0.094	0.094	94	94	75-125	0	20	

Results presented on this page are in the units indicated by the "Units" column except where an alternate unit is presented to the right of the result.

REPORT OF LABORATORY ANALYSIS

This report shall not be reproduced, except in full,
without the written consent of Pace Analytical Services, LLC.

Pace Analytical Services, LLC
9800 Kincey Ave. Suite 100
Huntersville, NC 28078
(704)875-9092

QUALITY CONTROL DATA

Project: Bowen LF Cells 1&2
Pace Project No.: 92746783

QC Batch: 875534
QC Batch Method: EPA 3005A
Analysis Method: EPA 6020B
Analysis Description: 6020 MET
Laboratory: Pace Analytical Services - Peachtree Corners, GA
Associated Lab Samples: 92746783015, 92746783016

METHOD BLANK: 4509804 Matrix: Water
Associated Lab Samples: 92746783015, 92746783016

Parameter	Units	Blank Result	Reporting Limit	MDL	Analyzed	Qualifiers
Antimony	mg/L	ND	0.0030	0.00054	08/15/24 13:33	
Arsenic	mg/L	ND	0.0050	0.00084	08/15/24 13:33	
Barium	mg/L	ND	0.0050	0.00047	08/15/24 13:33	
Beryllium	mg/L	ND	0.00050	0.000094	08/15/24 13:33	
Boron	mg/L	ND	0.040	0.012	08/15/24 13:33	
Cadmium	mg/L	ND	0.00050	0.00010	08/15/24 13:33	
Chromium	mg/L	ND	0.0050	0.0019	08/15/24 13:33	
Cobalt	mg/L	ND	0.0050	0.00032	08/15/24 13:33	
Copper	mg/L	ND	0.0050	0.00043	08/15/24 13:33	
Lead	mg/L	ND	0.0010	0.00016	08/15/24 13:33	
Nickel	mg/L	ND	0.0050	0.0021	08/15/24 13:33	
Selenium	mg/L	ND	0.0050	0.00096	08/15/24 13:33	
Silver	mg/L	ND	0.0050	0.00031	08/15/24 13:33	
Thallium	mg/L	ND	0.0010	0.00038	08/15/24 13:33	
Vanadium	mg/L	ND	0.010	0.00075	08/15/24 13:33	

LABORATORY CONTROL SAMPLE: 4509805

Parameter	Units	Spike Conc.	LCS Result	LCS % Rec	% Rec Limits	Qualifiers
Antimony	mg/L	0.1	0.10	102	80-120	
Arsenic	mg/L	0.1	0.098	98	80-120	
Barium	mg/L	0.1	0.098	98	80-120	
Beryllium	mg/L	0.1	0.10	100	80-120	
Boron	mg/L	1	0.95	95	80-120	
Cadmium	mg/L	0.1	0.10	100	80-120	
Chromium	mg/L	0.1	0.10	101	80-120	
Cobalt	mg/L	0.1	0.10	102	80-120	
Copper	mg/L	0.1	0.10	101	80-120	
Lead	mg/L	0.1	0.099	99	80-120	
Nickel	mg/L	0.1	0.10	101	80-120	
Selenium	mg/L	0.1	0.099	99	80-120	
Silver	mg/L	0.1	0.10	102	80-120	
Thallium	mg/L	0.1	0.10	100	80-120	
Vanadium	mg/L	0.1	0.10	102	80-120	

Results presented on this page are in the units indicated by the "Units" column except where an alternate unit is presented to the right of the result.

REPORT OF LABORATORY ANALYSIS

This report shall not be reproduced, except in full,
without the written consent of Pace Analytical Services, LLC.

Pace Analytical Services, LLC
9800 Kincey Ave. Suite 100
Huntersville, NC 28078
(704)875-9092

QUALITY CONTROL DATA

Project: Bowen LF Cells 1&2
Pace Project No.: 92746783

MATRIX SPIKE & MATRIX SPIKE DUPLICATE: 4509806 4509807

Parameter	Units	92746876004 Result	MS Spike Conc.	MSD Spike Conc.	MS Result	MSD Result	MS % Rec	MSD % Rec	% Rec Limits	RPD	Max RPD	Qual
Antimony	mg/L	ND	0.1	0.1	0.10	0.10	102	101	75-125	1	20	
Arsenic	mg/L	ND	0.1	0.1	0.10	0.10	102	101	75-125	1	20	
Barium	mg/L	22.4 ug/L	0.1	0.1	0.13	0.12	103	102	75-125	1	20	
Beryllium	mg/L	ND	0.1	0.1	0.099	0.098	99	98	75-125	0	20	
Boron	mg/L	ND	1	1	0.96	0.96	93	93	75-125	0	20	
Cadmium	mg/L	ND	0.1	0.1	0.10	0.099	102	99	75-125	3	20	
Chromium	mg/L	ND	0.1	0.1	0.10	0.099	101	99	75-125	2	20	
Cobalt	mg/L	ND	0.1	0.1	0.10	0.099	101	99	75-125	2	20	
Copper	mg/L	ND	0.1	0.1	0.10	0.10	99	98	75-125	1	20	
Lead	mg/L	ND	0.1	0.1	0.098	0.095	98	95	75-125	3	20	
Nickel	mg/L	ND	0.1	0.1	0.10	0.099	99	98	75-125	1	20	
Selenium	mg/L	ND	0.1	0.1	0.10	0.099	100	99	75-125	1	20	
Silver	mg/L	ND	0.1	0.1	0.098	0.097	98	97	75-125	1	20	
Thallium	mg/L	ND	0.1	0.1	0.098	0.097	98	97	75-125	1	20	
Vanadium	mg/L	ND	0.1	0.1	0.10	0.10	103	100	75-125	3	20	

Results presented on this page are in the units indicated by the "Units" column except where an alternate unit is presented to the right of the result.

REPORT OF LABORATORY ANALYSIS

This report shall not be reproduced, except in full,
without the written consent of Pace Analytical Services, LLC.

Pace Analytical Services, LLC
9800 Kincey Ave. Suite 100
Huntersville, NC 28078
(704)875-9092

QUALITY CONTROL DATA

Project: Bowen LF Cells 1&2
Pace Project No.: 92746783

QC Batch: 876138
QC Batch Method: EPA 3005A
Analysis Method: EPA 6020B
Analysis Description: 6020 MET
Laboratory: Pace Analytical Services - Peachtree Corners, GA
Associated Lab Samples: 92746783017, 92746783018, 92746783019, 92746783020, 92746783021, 92746783022

METHOD BLANK: 4513415 Matrix: Water
Associated Lab Samples: 92746783017, 92746783018, 92746783019, 92746783020, 92746783021, 92746783022

Parameter	Units	Blank Result	Reporting Limit	MDL	Analyzed	Qualifiers
Antimony	mg/L	ND	0.0030	0.00054	08/19/24 14:08	
Arsenic	mg/L	ND	0.0050	0.00084	08/19/24 14:08	
Barium	mg/L	ND	0.0050	0.00047	08/19/24 14:08	
Beryllium	mg/L	ND	0.00050	0.000094	08/19/24 14:08	
Boron	mg/L	ND	0.040	0.012	08/19/24 14:08	
Cadmium	mg/L	ND	0.00050	0.00010	08/19/24 14:08	
Chromium	mg/L	ND	0.0050	0.0019	08/19/24 14:08	
Cobalt	mg/L	ND	0.0050	0.00032	08/19/24 14:08	
Copper	mg/L	ND	0.0050	0.00043	08/19/24 14:08	
Lead	mg/L	ND	0.0010	0.00016	08/19/24 14:08	
Nickel	mg/L	ND	0.0050	0.0021	08/19/24 14:08	
Selenium	mg/L	ND	0.0050	0.00096	08/19/24 14:08	
Silver	mg/L	ND	0.0050	0.00031	08/19/24 14:08	
Thallium	mg/L	ND	0.0010	0.00038	08/19/24 14:08	
Vanadium	mg/L	ND	0.010	0.00075	08/19/24 14:08	

LABORATORY CONTROL SAMPLE: 4513416

Parameter	Units	Spike Conc.	LCS Result	LCS % Rec	% Rec Limits	Qualifiers
Antimony	mg/L	0.1	0.10	103	80-120	
Arsenic	mg/L	0.1	0.099	99	80-120	
Barium	mg/L	0.1	0.11	106	80-120	
Beryllium	mg/L	0.1	0.10	104	80-120	
Boron	mg/L	1	1.0	104	80-120	
Cadmium	mg/L	0.1	0.099	99	80-120	
Chromium	mg/L	0.1	0.10	105	80-120	
Cobalt	mg/L	0.1	0.10	102	80-120	
Copper	mg/L	0.1	0.10	103	80-120	
Lead	mg/L	0.1	0.10	102	80-120	
Nickel	mg/L	0.1	0.11	106	80-120	
Selenium	mg/L	0.1	0.10	100	80-120	
Silver	mg/L	0.1	0.11	108	80-120	
Thallium	mg/L	0.1	0.097	97	80-120	
Vanadium	mg/L	0.1	0.10	104	80-120	

Results presented on this page are in the units indicated by the "Units" column except where an alternate unit is presented to the right of the result.

REPORT OF LABORATORY ANALYSIS

This report shall not be reproduced, except in full,
without the written consent of Pace Analytical Services, LLC.

Pace Analytical Services, LLC
9800 Kincey Ave. Suite 100
Huntersville, NC 28078
(704)875-9092

QUALITY CONTROL DATA

Project: Bowen LF Cells 1&2
Pace Project No.: 92746783

MATRIX SPIKE & MATRIX SPIKE DUPLICATE: 4513417 4513418

Parameter	Units	92747047005 Result	MS Spike Conc.	MSD Spike Conc.	MS Result	MSD Result	MS % Rec	MSD % Rec	% Rec Limits	RPD	Max RPD	Qual
Antimony	mg/L	ND	0.1	0.1	0.11	0.10	108	105	75-125	3	20	
Arsenic	mg/L	0.0010J	0.1	0.1	0.11	0.11	104	106	75-125	1	20	
Barium	mg/L	0.031	0.1	0.1	0.15	0.14	115	108	75-125	5	20	
Beryllium	mg/L	ND	0.1	0.1	0.11	0.11	114	108	75-125	6	20	
Boron	mg/L	0.045	1	1	1.2	1.1	114	108	75-125	5	20	
Cadmium	mg/L	ND	0.1	0.1	0.10	0.10	102	103	75-125	1	20	
Chromium	mg/L	ND	0.1	0.1	0.11	0.11	113	111	75-125	1	20	
Cobalt	mg/L	0.00056J	0.1	0.1	0.10	0.11	104	108	75-125	4	20	
Copper	mg/L	ND	0.1	0.1	0.10	0.11	104	107	75-125	3	20	
Lead	mg/L	ND	0.1	0.1	0.11	0.10	106	104	75-125	1	20	
Nickel	mg/L	ND	0.1	0.1	0.11	0.11	106	108	75-125	2	20	
Selenium	mg/L	ND	0.1	0.1	0.10	0.10	100	101	75-125	1	20	
Silver	mg/L	ND	0.1	0.1	0.11	0.11	109	108	75-125	1	20	
Thallium	mg/L	ND	0.1	0.1	0.10	0.10	101	100	75-125	1	20	
Vanadium	mg/L	ND	0.1	0.1	0.11	0.11	114	111	75-125	3	20	

Results presented on this page are in the units indicated by the "Units" column except where an alternate unit is presented to the right of the result.

REPORT OF LABORATORY ANALYSIS

This report shall not be reproduced, except in full,
without the written consent of Pace Analytical Services, LLC.

Pace Analytical Services, LLC
9800 Kincey Ave. Suite 100
Huntersville, NC 28078
(704)875-9092

QUALITY CONTROL DATA

Project: Bowen LF Cells 1&2
Pace Project No.: 92746783

QC Batch: 876139
QC Batch Method: EPA 3005A
Analysis Method: EPA 6020B
Analysis Description: 6020 MET
Laboratory: Pace Analytical Services - Peachtree Corners, GA
Associated Lab Samples: 92746783023, 92746783024, 92746783025

METHOD BLANK: 4513428 Matrix: Water
Associated Lab Samples: 92746783023, 92746783024, 92746783025

Parameter	Units	Blank Result	Reporting Limit	MDL	Analyzed	Qualifiers
Antimony	mg/L	0.00063J	0.0030	0.00054	08/20/24 15:24	
Arsenic	mg/L	ND	0.0050	0.00084	08/20/24 15:24	
Barium	mg/L	ND	0.0050	0.00047	08/20/24 15:24	
Beryllium	mg/L	ND	0.00050	0.000094	08/20/24 15:24	
Boron	mg/L	ND	0.040	0.012	08/20/24 15:24	
Cadmium	mg/L	ND	0.00050	0.00010	08/20/24 15:24	
Chromium	mg/L	ND	0.0050	0.0019	08/20/24 15:24	
Cobalt	mg/L	ND	0.0050	0.00032	08/20/24 15:24	
Copper	mg/L	ND	0.0050	0.00043	08/20/24 15:24	
Lead	mg/L	ND	0.0010	0.00016	08/20/24 15:24	
Nickel	mg/L	ND	0.0050	0.0021	08/20/24 15:24	
Selenium	mg/L	ND	0.0050	0.00096	08/20/24 15:24	
Silver	mg/L	ND	0.0050	0.00031	08/20/24 15:24	
Thallium	mg/L	ND	0.0010	0.00038	08/20/24 15:24	
Vanadium	mg/L	ND	0.010	0.00075	08/20/24 15:24	

LABORATORY CONTROL SAMPLE: 4513429

Parameter	Units	Spike Conc.	LCS Result	LCS % Rec	% Rec Limits	Qualifiers
Antimony	mg/L	0.1	0.10	104	80-120	
Arsenic	mg/L	0.1	0.10	104	80-120	
Barium	mg/L	0.1	0.10	101	80-120	
Beryllium	mg/L	0.1	0.11	105	80-120	
Boron	mg/L	1	1.1	107	80-120	
Cadmium	mg/L	0.1	0.10	102	80-120	
Chromium	mg/L	0.1	0.10	103	80-120	
Cobalt	mg/L	0.1	0.10	103	80-120	
Copper	mg/L	0.1	0.11	106	80-120	
Lead	mg/L	0.1	0.10	102	80-120	
Nickel	mg/L	0.1	0.10	104	80-120	
Selenium	mg/L	0.1	0.11	106	80-120	
Silver	mg/L	0.1	0.10	101	80-120	
Thallium	mg/L	0.1	0.098	98	80-120	
Vanadium	mg/L	0.1	0.10	105	80-120	

Results presented on this page are in the units indicated by the "Units" column except where an alternate unit is presented to the right of the result.

REPORT OF LABORATORY ANALYSIS

This report shall not be reproduced, except in full,
without the written consent of Pace Analytical Services, LLC.

Pace Analytical Services, LLC
9800 Kincey Ave. Suite 100
Huntersville, NC 28078
(704)875-9092

QUALITY CONTROL DATA

Project: Bowen LF Cells 1&2
Pace Project No.: 92746783

MATRIX SPIKE & MATRIX SPIKE DUPLICATE: 4513430 4513431

Parameter	Units	92746783023 Result	MS Spike Conc.	MSD Spike Conc.	MS Result	MSD Result	MS % Rec	MSD % Rec	% Rec Limits	RPD	Max RPD	Qual
Antimony	mg/L	ND	0.1	0.1	0.11	0.11	105	109	75-125	4	20	
Arsenic	mg/L	0.0039J	0.1	0.1	0.11	0.11	103	103	75-125	0	20	
Barium	mg/L	0.024	0.1	0.1	0.13	0.13	104	110	75-125	4	20	
Beryllium	mg/L	ND	0.1	0.1	0.10	0.11	101	109	75-125	7	20	
Boron	mg/L	ND	1	1	1.1	1.1	108	111	75-125	3	20	
Cadmium	mg/L	0.00063	0.1	0.1	0.10	0.10	103	102	75-125	1	20	
Chromium	mg/L	ND	0.1	0.1	0.11	0.11	108	107	75-125	1	20	
Cobalt	mg/L	0.0027J	0.1	0.1	0.10	0.11	100	105	75-125	4	20	
Copper	mg/L	0.00048J	0.1	0.1	0.10	0.11	103	106	75-125	3	20	
Lead	mg/L	ND	0.1	0.1	0.10	0.11	100	106	75-125	5	20	
Nickel	mg/L	ND	0.1	0.1	0.10	0.11	101	106	75-125	4	20	
Selenium	mg/L	ND	0.1	0.1	0.10	0.10	102	100	75-125	2	20	
Silver	mg/L	ND	0.1	0.1	0.10	0.11	103	107	75-125	5	20	
Thallium	mg/L	ND	0.1	0.1	0.10	0.10	101	104	75-125	3	20	
Vanadium	mg/L	ND	0.1	0.1	0.10	0.11	104	106	75-125	1	20	

Results presented on this page are in the units indicated by the "Units" column except where an alternate unit is presented to the right of the result.

REPORT OF LABORATORY ANALYSIS

This report shall not be reproduced, except in full,
without the written consent of Pace Analytical Services, LLC.

Pace Analytical Services, LLC
9800 Kincey Ave. Suite 100
Huntersville, NC 28078
(704)875-9092

QUALITY CONTROL DATA

Project: Bowen LF Cells 1&2
Pace Project No.: 92746783

QC Batch: 877798
QC Batch Method: EPA 3005A
Analysis Method: EPA 6020B
Analysis Description: 6020 MET
Laboratory: Pace Analytical Services - Peachtree Corners, GA
Associated Lab Samples: 92746783026, 92746783027, 92746783028, 92746783029, 92746783030, 92746783031, 92746783032, 92746783033

METHOD BLANK: 4521510 Matrix: Water
Associated Lab Samples: 92746783026, 92746783027, 92746783028, 92746783029, 92746783030, 92746783031, 92746783032, 92746783033

Parameter	Units	Blank Result	Reporting Limit	MDL	Analyzed	Qualifiers
Antimony	mg/L	ND	0.0030	0.00054	08/26/24 20:58	
Arsenic	mg/L	ND	0.0050	0.00084	08/26/24 20:58	
Barium	mg/L	ND	0.0050	0.00047	08/26/24 20:58	
Beryllium	mg/L	ND	0.00050	0.000094	08/26/24 20:58	
Boron	mg/L	ND	0.040	0.012	08/26/24 20:58	
Cadmium	mg/L	ND	0.00050	0.00010	08/26/24 20:58	
Chromium	mg/L	ND	0.0050	0.0019	08/26/24 20:58	
Cobalt	mg/L	ND	0.0050	0.00032	08/26/24 20:58	
Copper	mg/L	ND	0.0050	0.00043	08/26/24 20:58	
Lead	mg/L	ND	0.0010	0.00016	08/26/24 20:58	
Nickel	mg/L	ND	0.0050	0.0021	08/26/24 20:58	
Selenium	mg/L	ND	0.0050	0.00096	08/26/24 20:58	
Silver	mg/L	ND	0.0050	0.00031	08/26/24 20:58	
Thallium	mg/L	ND	0.0010	0.00038	08/26/24 20:58	
Vanadium	mg/L	0.0010J	0.010	0.00075	08/26/24 20:58	

LABORATORY CONTROL SAMPLE: 4521511

Parameter	Units	Spike Conc.	LCS Result	LCS % Rec	% Rec Limits	Qualifiers
Antimony	mg/L	0.1	0.10	102	80-120	
Arsenic	mg/L	0.1	0.098	98	80-120	
Barium	mg/L	0.1	0.096	96	80-120	
Beryllium	mg/L	0.1	0.10	102	80-120	
Boron	mg/L	1	1.0	102	80-120	
Cadmium	mg/L	0.1	0.097	97	80-120	
Chromium	mg/L	0.1	0.098	98	80-120	
Cobalt	mg/L	0.1	0.097	97	80-120	
Copper	mg/L	0.1	0.097	97	80-120	
Lead	mg/L	0.1	0.10	100	80-120	
Nickel	mg/L	0.1	0.096	96	80-120	
Selenium	mg/L	0.1	0.098	98	80-120	
Silver	mg/L	0.1	0.098	98	80-120	
Thallium	mg/L	0.1	0.096	96	80-120	
Vanadium	mg/L	0.1	0.10	100	80-120	

Results presented on this page are in the units indicated by the "Units" column except where an alternate unit is presented to the right of the result.

REPORT OF LABORATORY ANALYSIS

This report shall not be reproduced, except in full,
without the written consent of Pace Analytical Services, LLC.

Pace Analytical Services, LLC
9800 Kincey Ave. Suite 100
Huntersville, NC 28078
(704)875-9092

QUALITY CONTROL DATA

Project: Bowen LF Cells 1&2
Pace Project No.: 92746783

MATRIX SPIKE & MATRIX SPIKE DUPLICATE: 4521512 4521513

Parameter	Units	92748119003 Result	MS Spike Conc.	MSD Spike Conc.	MS Result	MSD Result	MS % Rec	MSD % Rec	% Rec Limits	RPD	Max RPD	Qual
Antimony	mg/L	ND	0.1	0.1	0.097	0.098	97	98	75-125	1	20	
Arsenic	mg/L	0.0013J	0.1	0.1	0.099	0.099	97	98	75-125	1	20	
Barium	mg/L	0.041	0.1	0.1	0.13	0.13	93	93	75-125	0	20	
Beryllium	mg/L	ND	0.1	0.1	0.10	0.10	100	100	75-125	0	20	
Boron	mg/L	0.35	1	1	1.3	1.3	99	97	75-125	1	20	
Cadmium	mg/L	ND	0.1	0.1	0.094	0.095	94	95	75-125	2	20	
Chromium	mg/L	ND	0.1	0.1	0.098	0.098	97	98	75-125	0	20	
Cobalt	mg/L	ND	0.1	0.1	0.093	0.095	93	95	75-125	2	20	
Copper	mg/L	ND	0.1	0.1	0.092	0.093	92	93	75-125	1	20	
Lead	mg/L	ND	0.1	0.1	0.094	0.096	94	96	75-125	2	20	
Nickel	mg/L	ND	0.1	0.1	0.092	0.095	92	94	75-125	2	20	
Selenium	mg/L	ND	0.1	0.1	0.096	0.097	95	96	75-125	1	20	
Silver	mg/L	ND	0.1	0.1	0.092	0.093	92	93	75-125	0	20	
Thallium	mg/L	ND	0.1	0.1	0.092	0.093	91	93	75-125	2	20	
Vanadium	mg/L	0.0017J	0.1	0.1	0.099	0.10	98	100	75-125	2	20	

Results presented on this page are in the units indicated by the "Units" column except where an alternate unit is presented to the right of the result.

REPORT OF LABORATORY ANALYSIS

This report shall not be reproduced, except in full,
without the written consent of Pace Analytical Services, LLC.

Pace Analytical Services, LLC
9800 Kincey Ave. Suite 100
Huntersville, NC 28078
(704)875-9092

QUALITY CONTROL DATA

Project: Bowen LF Cells 1&2
Pace Project No.: 92746783

QC Batch: 875295
QC Batch Method: EPA 7470A
Analysis Method: EPA 7470A
Analysis Description: 7470 Mercury
Laboratory: Pace Analytical Services - Peachtree Corners, GA
Associated Lab Samples: 92746783001, 92746783002, 92746783003, 92746783004, 92746783005, 92746783006, 92746783007, 92746783008, 92746783009, 92746783010, 92746783011, 92746783012, 92746783013, 92746783014, 92746783015, 92746783016

METHOD BLANK: 4508843
Matrix: Water
Associated Lab Samples: 92746783001, 92746783002, 92746783003, 92746783004, 92746783005, 92746783006, 92746783007, 92746783008, 92746783009, 92746783010, 92746783011, 92746783012, 92746783013, 92746783014, 92746783015, 92746783016

Parameter	Units	Blank Result	Reporting Limit	MDL	Analyzed	Qualifiers
Mercury	mg/L	ND	0.00020	0.00013	08/14/24 13:27	

LABORATORY CONTROL SAMPLE: 4508844

Parameter	Units	Spike Conc.	LCS Result	LCS % Rec	% Rec Limits	Qualifiers
Mercury	mg/L	0.0025	0.0025	99	80-120	

MATRIX SPIKE & MATRIX SPIKE DUPLICATE: 4508845 4508846

Parameter	Units	92745465021 Result	MS Spike Conc.	MSD Spike Conc.	MS Result	MSD Result	MS % Rec	MSD % Rec	% Rec Limits	RPD	Max RPD	Qual
Mercury	mg/L	ND	0.0025	0.0025	0.0026	0.0026	103	101	75-125	2	20	

Results presented on this page are in the units indicated by the "Units" column except where an alternate unit is presented to the right of the result.

REPORT OF LABORATORY ANALYSIS

This report shall not be reproduced, except in full,
without the written consent of Pace Analytical Services, LLC.

Pace Analytical Services, LLC
9800 Kincey Ave. Suite 100
Huntersville, NC 28078
(704)875-9092

QUALITY CONTROL DATA

Project: Bowen LF Cells 1&2
Pace Project No.: 92746783

QC Batch: 877589
QC Batch Method: EPA 7470A
Analysis Method: EPA 7470A
Analysis Description: 7470 Mercury
Laboratory: Pace Analytical Services - Peachtree Corners, GA
Associated Lab Samples: 92746783017, 92746783018, 92746783019, 92746783020, 92746783021, 92746783022, 92746783023, 92746783024, 92746783025, 92746783026, 92746783027, 92746783028, 92746783029, 92746783030, 92746783031, 92746783032, 92746783033

METHOD BLANK: 4520624 Matrix: Water
Associated Lab Samples: 92746783017, 92746783018, 92746783019, 92746783020, 92746783021, 92746783022, 92746783023, 92746783024, 92746783025, 92746783026, 92746783027, 92746783028, 92746783029, 92746783030, 92746783031, 92746783032, 92746783033

Parameter	Units	Blank Result	Reporting Limit	MDL	Analyzed	Qualifiers
Mercury	mg/L	ND	0.00020	0.00013	08/27/24 08:23	

LABORATORY CONTROL SAMPLE: 4520625

Parameter	Units	Spike Conc.	LCS Result	LCS % Rec	% Rec Limits	Qualifiers
Mercury	mg/L	0.0025	0.0023	92	80-120	

MATRIX SPIKE & MATRIX SPIKE DUPLICATE: 4520626 4520627

Parameter	Units	92746783017 Result	MS Spike Conc.	MSD Spike Conc.	MS Result	MSD Result	MS % Rec	MSD % Rec	% Rec Limits	RPD	Max RPD	Qual
Mercury	mg/L	ND	0.0025	0.0025	0.0025	0.0022	101	89	75-125	13	20	

Results presented on this page are in the units indicated by the "Units" column except where an alternate unit is presented to the right of the result.

REPORT OF LABORATORY ANALYSIS

This report shall not be reproduced, except in full,
without the written consent of Pace Analytical Services, LLC.

Pace Analytical Services, LLC
9800 Kincey Ave. Suite 100
Huntersville, NC 28078
(704)875-9092

QUALITY CONTROL DATA

Project: Bowen LF Cells 1&2
Pace Project No.: 92746783

QC Batch: 874945 | Analysis Method: SM 2540C-2015
QC Batch Method: SM 2540C-2015 | Analysis Description: 2540C Total Dissolved Solids
Laboratory: Pace Analytical Services - Peachtree Corners, GA
Associated Lab Samples: 92746783011, 92746783012, 92746783013, 92746783014, 92746783015, 92746783016

METHOD BLANK: 4506901 Matrix: Water
Associated Lab Samples: 92746783011, 92746783012, 92746783013, 92746783014, 92746783015, 92746783016

Parameter	Units	Blank Result	Reporting Limit	MDL	Analyzed	Qualifiers
Total Dissolved Solids	mg/L	ND	25.0	25.0	08/12/24 11:29	

LABORATORY CONTROL SAMPLE: 4506902

Parameter	Units	Spike Conc.	LCS Result	LCS % Rec	% Rec Limits	Qualifiers
Total Dissolved Solids	mg/L	400	391	98	80-120	

SAMPLE DUPLICATE: 4506903

Parameter	Units	92745465020 Result	Dup Result	RPD	Max RPD	Qualifiers
Total Dissolved Solids	mg/L	27.0	27.0	0	10	

SAMPLE DUPLICATE: 4506904

Parameter	Units	92746286004 Result	Dup Result	RPD	Max RPD	Qualifiers
Total Dissolved Solids	mg/L	647	631	3	10	

Results presented on this page are in the units indicated by the "Units" column except where an alternate unit is presented to the right of the result.

REPORT OF LABORATORY ANALYSIS

This report shall not be reproduced, except in full,
without the written consent of Pace Analytical Services, LLC.

Pace Analytical Services, LLC
9800 Kincey Ave. Suite 100
Huntersville, NC 28078
(704)875-9092

QUALITY CONTROL DATA

Project: Bowen LF Cells 1&2
Pace Project No.: 92746783

QC Batch: 875193 | Analysis Method: SM 2540C-2015
QC Batch Method: SM 2540C-2015 | Analysis Description: 2540C Total Dissolved Solids
Laboratory: Pace Analytical Services - Peachtree Corners, GA
Associated Lab Samples: 92746783001, 92746783002, 92746783003, 92746783004, 92746783005, 92746783006, 92746783007, 92746783008, 92746783009, 92746783010

METHOD BLANK: 4508100 Matrix: Water
Associated Lab Samples: 92746783001, 92746783002, 92746783003, 92746783004, 92746783005, 92746783006, 92746783007, 92746783008, 92746783009, 92746783010

Parameter	Units	Blank Result	Reporting Limit	MDL	Analyzed	Qualifiers
Total Dissolved Solids	mg/L	ND	25.0	25.0	08/13/24 11:58	

LABORATORY CONTROL SAMPLE: 4508101

Parameter	Units	Spike Conc.	LCS Result	LCS % Rec	% Rec Limits	Qualifiers
Total Dissolved Solids	mg/L	400	392	98	80-120	

SAMPLE DUPLICATE: 4508102

Parameter	Units	92746891004 Result	Dup Result	RPD	Max RPD	Qualifiers
Total Dissolved Solids	mg/L	501	489	2	10	

SAMPLE DUPLICATE: 4508103

Parameter	Units	92746783002 Result	Dup Result	RPD	Max RPD	Qualifiers
Total Dissolved Solids	mg/L	258	254	2	10	

Results presented on this page are in the units indicated by the "Units" column except where an alternate unit is presented to the right of the result.

REPORT OF LABORATORY ANALYSIS

This report shall not be reproduced, except in full,
without the written consent of Pace Analytical Services, LLC.

Pace Analytical Services, LLC
9800 Kincey Ave. Suite 100
Huntersville, NC 28078
(704)875-9092

QUALITY CONTROL DATA

Project: Bowen LF Cells 1&2
Pace Project No.: 92746783

QC Batch: 875851 | Analysis Method: SM 2540C-2015
QC Batch Method: SM 2540C-2015 | Analysis Description: 2540C Total Dissolved Solids
Laboratory: Pace Analytical Services - Peachtree Corners, GA
Associated Lab Samples: 92746783017, 92746783018, 92746783019, 92746783020, 92746783021, 92746783022, 92746783023, 92746783024, 92746783025

METHOD BLANK: 4511546 Matrix: Water
Associated Lab Samples: 92746783017, 92746783018, 92746783019, 92746783020, 92746783021, 92746783022, 92746783023, 92746783024, 92746783025

Parameter	Units	Blank Result	Reporting Limit	MDL	Analyzed	Qualifiers
Total Dissolved Solids	mg/L	ND	25.0	25.0	08/15/24 10:43	

LABORATORY CONTROL SAMPLE: 4511547

Parameter	Units	Spike Conc.	LCS Result	LCS % Rec	% Rec Limits	Qualifiers
Total Dissolved Solids	mg/L	400	396	99	80-120	

SAMPLE DUPLICATE: 4511548

Parameter	Units	92747047013 Result	Dup Result	RPD	Max RPD	Qualifiers
Total Dissolved Solids	mg/L	250	250	0	10	

SAMPLE DUPLICATE: 4511549

Parameter	Units	92746783020 Result	Dup Result	RPD	Max RPD	Qualifiers
Total Dissolved Solids	mg/L	162	154	5	10	

Results presented on this page are in the units indicated by the "Units" column except where an alternate unit is presented to the right of the result.

REPORT OF LABORATORY ANALYSIS

This report shall not be reproduced, except in full,
without the written consent of Pace Analytical Services, LLC.

Pace Analytical Services, LLC
9800 Kincey Ave. Suite 100
Huntersville, NC 28078
(704)875-9092

QUALITY CONTROL DATA

Project: Bowen LF Cells 1&2
Pace Project No.: 92746783

QC Batch: 876599
QC Batch Method: SM 2540C-2015
Analysis Method: SM 2540C-2015
Analysis Description: 2540C Total Dissolved Solids
Laboratory: Pace Analytical Services - Peachtree Corners, GA
Associated Lab Samples: 92746783026, 92746783027, 92746783028, 92746783029, 92746783030, 92746783031, 92746783032, 92746783033

METHOD BLANK: 4515256 Matrix: Water
Associated Lab Samples: 92746783026, 92746783027, 92746783028, 92746783029, 92746783030, 92746783031, 92746783032, 92746783033

Parameter	Units	Blank Result	Reporting Limit	MDL	Analyzed	Qualifiers
Total Dissolved Solids	mg/L	ND	25.0	25.0	08/19/24 17:58	

LABORATORY CONTROL SAMPLE: 4515257

Parameter	Units	Spike Conc.	LCS Result	LCS % Rec	% Rec Limits	Qualifiers
Total Dissolved Solids	mg/L	400	410	102	80-120	

SAMPLE DUPLICATE: 4515259

Parameter	Units	92747679002 Result	Dup Result	RPD	Max RPD	Qualifiers
Total Dissolved Solids	mg/L	449	493	9	10	

SAMPLE DUPLICATE: 4515287

Parameter	Units	92746783032 Result	Dup Result	RPD	Max RPD	Qualifiers
Total Dissolved Solids	mg/L	25.0	25.0	0	10	

Results presented on this page are in the units indicated by the "Units" column except where an alternate unit is presented to the right of the result.

REPORT OF LABORATORY ANALYSIS

This report shall not be reproduced, except in full,
without the written consent of Pace Analytical Services, LLC.

Pace Analytical Services, LLC
9800 Kincey Ave. Suite 100
Huntersville, NC 28078
(704)875-9092

QUALITY CONTROL DATA

Project: Bowen LF Cells 1&2
Pace Project No.: 92746783

QC Batch: 874764
QC Batch Method: SM 2320B-2011
Analysis Method: SM 2320B-2011
Analysis Description: 2320B Alkalinity
Laboratory: Pace Analytical Services - Asheville
Associated Lab Samples: 92746783014, 92746783016

METHOD BLANK: 4506441 Matrix: Water
Associated Lab Samples: 92746783014, 92746783016

Parameter	Units	Blank Result	Reporting Limit	MDL	Analyzed	Qualifiers
Alkalinity, Total as CaCO3	mg/L	ND	5.0	5.0	08/10/24 17:03	
Alkalinity,Bicarbonate (CaCO3)	mg/L	ND	5.0	5.0	08/10/24 17:03	
Alkalinity,Carbonate (CaCO3)	mg/L	ND	5.0	5.0	08/10/24 17:03	

LABORATORY CONTROL SAMPLE: 4506442

Parameter	Units	Spike Conc.	LCS Result	LCS % Rec	% Rec Limits	Qualifiers
Alkalinity, Total as CaCO3	mg/L	50	52.6	105	80-120	

LABORATORY CONTROL SAMPLE: 4506443

Parameter	Units	Spike Conc.	LCS Result	LCS % Rec	% Rec Limits	Qualifiers
Alkalinity, Total as CaCO3	mg/L	50	52.7	105	80-120	

MATRIX SPIKE & MATRIX SPIKE DUPLICATE: 4506444 4506445

Parameter	Units	92746268002 Result	MS Spike Conc.	MSD Spike Conc.	MS Result	MSD Result	MS % Rec	MSD % Rec	% Rec Limits	RPD	Max RPD	Qual
Alkalinity, Total as CaCO3	mg/L	113	50	50	159	152	93	79	80-120	4	25	M1

MATRIX SPIKE & MATRIX SPIKE DUPLICATE: 4506446 4506447

Parameter	Units	92745465020 Result	MS Spike Conc.	MSD Spike Conc.	MS Result	MSD Result	MS % Rec	MSD % Rec	% Rec Limits	RPD	Max RPD	Qual
Alkalinity, Total as CaCO3	mg/L	ND	50	50	50.7	50.9	101	102	80-120	0	25	

Results presented on this page are in the units indicated by the "Units" column except where an alternate unit is presented to the right of the result.

REPORT OF LABORATORY ANALYSIS

This report shall not be reproduced, except in full,
without the written consent of Pace Analytical Services, LLC.

Pace Analytical Services, LLC
9800 Kincey Ave. Suite 100
Huntersville, NC 28078
(704)875-9092

QUALITY CONTROL DATA

Project: Bowen LF Cells 1&2
Pace Project No.: 92746783

QC Batch: 874936
QC Batch Method: SM 2320B-2011
Analysis Method: SM 2320B-2011
Analysis Description: 2320B Alkalinity
Laboratory: Pace Analytical Services - Asheville
Associated Lab Samples: 92746783011, 92746783015

METHOD BLANK: 4506865 Matrix: Water
Associated Lab Samples: 92746783011, 92746783015

Parameter	Units	Blank Result	Reporting Limit	MDL	Analyzed	Qualifiers
Alkalinity, Total as CaCO3	mg/L	ND	5.0	5.0	08/12/24 13:21	
Alkalinity,Bicarbonate (CaCO3)	mg/L	ND	5.0	5.0	08/12/24 13:21	
Alkalinity,Carbonate (CaCO3)	mg/L	ND	5.0	5.0	08/12/24 13:21	

LABORATORY CONTROL SAMPLE: 4506866

Parameter	Units	Spike Conc.	LCS Result	LCS % Rec	% Rec Limits	Qualifiers
Alkalinity, Total as CaCO3	mg/L	50	52.8	106	80-120	

LABORATORY CONTROL SAMPLE: 4506867

Parameter	Units	Spike Conc.	LCS Result	LCS % Rec	% Rec Limits	Qualifiers
Alkalinity, Total as CaCO3	mg/L	50	53.8	108	80-120	

MATRIX SPIKE & MATRIX SPIKE DUPLICATE: 4506868 4506869

Parameter	Units	92746434010 Result	MS Spike Conc.	MSD Spike Conc.	MS Result	MSD Result	MS % Rec	MSD % Rec	% Rec Limits	RPD	Max RPD	Qual
Alkalinity, Total as CaCO3	mg/L	29.4	50	50	76.7	77.0	95	95	80-120	0	25	

MATRIX SPIKE & MATRIX SPIKE DUPLICATE: 4506870 4506871

Parameter	Units	92746434012 Result	MS Spike Conc.	MSD Spike Conc.	MS Result	MSD Result	MS % Rec	MSD % Rec	% Rec Limits	RPD	Max RPD	Qual
Alkalinity, Total as CaCO3	mg/L	6.2	50	50	56.8	57.2	101	102	80-120	1	25	

Results presented on this page are in the units indicated by the "Units" column except where an alternate unit is presented to the right of the result.

REPORT OF LABORATORY ANALYSIS

This report shall not be reproduced, except in full,
without the written consent of Pace Analytical Services, LLC.

Pace Analytical Services, LLC
9800 Kincey Ave. Suite 100
Huntersville, NC 28078
(704)875-9092

QUALITY CONTROL DATA

Project: Bowen LF Cells 1&2
Pace Project No.: 92746783

QC Batch: 875570
QC Batch Method: SM 2320B-2011
Analysis Method: SM 2320B-2011
Analysis Description: 2320B Alkalinity
Laboratory: Pace Analytical Services - Asheville
Associated Lab Samples: 92746783012, 92746783013

METHOD BLANK: 4509947 Matrix: Water
Associated Lab Samples: 92746783012, 92746783013

Parameter	Units	Blank Result	Reporting Limit	MDL	Analyzed	Qualifiers
Alkalinity, Total as CaCO3	mg/L	ND	5.0	5.0	08/14/24 16:17	
Alkalinity,Bicarbonate (CaCO3)	mg/L	ND	5.0	5.0	08/14/24 16:17	
Alkalinity,Carbonate (CaCO3)	mg/L	ND	5.0	5.0	08/14/24 16:17	

LABORATORY CONTROL SAMPLE: 4509948

Parameter	Units	Spike Conc.	LCS Result	LCS % Rec	% Rec Limits	Qualifiers
Alkalinity, Total as CaCO3	mg/L	50	52.4	105	80-120	

LABORATORY CONTROL SAMPLE: 4509949

Parameter	Units	Spike Conc.	LCS Result	LCS % Rec	% Rec Limits	Qualifiers
Alkalinity, Total as CaCO3	mg/L	50	53.6	107	80-120	

MATRIX SPIKE & MATRIX SPIKE DUPLICATE: 4509950 4509951

Parameter	Units	92747247001 Result	MS Spike Conc.	MSD Spike Conc.	MS Result	MSD Result	MS % Rec	MSD % Rec	% Rec Limits	RPD	Max RPD	Qual
Alkalinity, Total as CaCO3	mg/L	55.7	50	50	106	107	101	103	80-120	1	25	

MATRIX SPIKE & MATRIX SPIKE DUPLICATE: 4509952 4509953

Parameter	Units	92747247002 Result	MS Spike Conc.	MSD Spike Conc.	MS Result	MSD Result	MS % Rec	MSD % Rec	% Rec Limits	RPD	Max RPD	Qual
Alkalinity, Total as CaCO3	mg/L	59.3	50	50	108	110	98	101	80-120	1	25	

Results presented on this page are in the units indicated by the "Units" column except where an alternate unit is presented to the right of the result.

REPORT OF LABORATORY ANALYSIS

This report shall not be reproduced, except in full,
without the written consent of Pace Analytical Services, LLC.

Pace Analytical Services, LLC
9800 Kincey Ave. Suite 100
Huntersville, NC 28078
(704)875-9092

QUALITY CONTROL DATA

Project: Bowen LF Cells 1&2
Pace Project No.: 92746783

QC Batch: 875571
QC Batch Method: SM 2320B-2011
Analysis Method: SM 2320B-2011
Analysis Description: 2320B Alkalinity
Laboratory: Pace Analytical Services - Asheville
Associated Lab Samples: 92746783001, 92746783002, 92746783003, 92746783004, 92746783005, 92746783006, 92746783007, 92746783008, 92746783009, 92746783010, 92746783017, 92746783018

METHOD BLANK: 4509954 Matrix: Water
Associated Lab Samples: 92746783001, 92746783002, 92746783003, 92746783004, 92746783005, 92746783006, 92746783007, 92746783008, 92746783009, 92746783010, 92746783017, 92746783018

Parameter	Units	Blank Result	Reporting Limit	MDL	Analyzed	Qualifiers
Alkalinity, Total as CaCO3	mg/L	ND	5.0	5.0	08/14/24 19:40	
Alkalinity,Bicarbonate (CaCO3)	mg/L	ND	5.0	5.0	08/14/24 19:40	
Alkalinity,Carbonate (CaCO3)	mg/L	ND	5.0	5.0	08/14/24 19:40	

LABORATORY CONTROL SAMPLE: 4509955

Parameter	Units	Spike Conc.	LCS Result	LCS % Rec	% Rec Limits	Qualifiers
Alkalinity, Total as CaCO3	mg/L	50	52.8	106	80-120	

LABORATORY CONTROL SAMPLE: 4509956

Parameter	Units	Spike Conc.	LCS Result	LCS % Rec	% Rec Limits	Qualifiers
Alkalinity, Total as CaCO3	mg/L	50	53.7	107	80-120	

MATRIX SPIKE & MATRIX SPIKE DUPLICATE: 4509957 4509958

Parameter	Units	92746897003 Result	MS Spike Conc.	MSD Spike Conc.	MS Result	MSD Result	MS % Rec	MSD % Rec	% Rec Limits	RPD	Max RPD	Qual
Alkalinity, Total as CaCO3	mg/L	116	50	50	167	165	102	98	80-120	1	25	

MATRIX SPIKE & MATRIX SPIKE DUPLICATE: 4509959 4509960

Parameter	Units	92746897004 Result	MS Spike Conc.	MSD Spike Conc.	MS Result	MSD Result	MS % Rec	MSD % Rec	% Rec Limits	RPD	Max RPD	Qual
Alkalinity, Total as CaCO3	mg/L	85.5	50	50	139	136	106	100	80-120	2	25	

Results presented on this page are in the units indicated by the "Units" column except where an alternate unit is presented to the right of the result.

REPORT OF LABORATORY ANALYSIS

This report shall not be reproduced, except in full,
without the written consent of Pace Analytical Services, LLC.

Pace Analytical Services, LLC
9800 Kincey Ave. Suite 100
Huntersville, NC 28078
(704)875-9092

QUALITY CONTROL DATA

Project: Bowen LF Cells 1&2
Pace Project No.: 92746783

QC Batch: 875834
QC Batch Method: SM 2320B-2011
Analysis Method: SM 2320B-2011
Analysis Description: 2320B Alkalinity
Laboratory: Pace Analytical Services - Asheville
Associated Lab Samples: 92746783019, 92746783020, 92746783021, 92746783022, 92746783023, 92746783024, 92746783025

METHOD BLANK: 4511443 Matrix: Water
Associated Lab Samples: 92746783019, 92746783020, 92746783021, 92746783022, 92746783023, 92746783024, 92746783025

Parameter	Units	Blank Result	Reporting Limit	MDL	Analyzed	Qualifiers
Alkalinity, Total as CaCO3	mg/L	ND	5.0	5.0	08/15/24 12:18	
Alkalinity,Bicarbonate (CaCO3)	mg/L	ND	5.0	5.0	08/15/24 12:18	
Alkalinity,Carbonate (CaCO3)	mg/L	ND	5.0	5.0	08/15/24 12:18	

LABORATORY CONTROL SAMPLE: 4511444

Parameter	Units	Spike Conc.	LCS Result	LCS % Rec	% Rec Limits	Qualifiers
Alkalinity, Total as CaCO3	mg/L	50	52.7	105	80-120	

LABORATORY CONTROL SAMPLE: 4511445

Parameter	Units	Spike Conc.	LCS Result	LCS % Rec	% Rec Limits	Qualifiers
Alkalinity, Total as CaCO3	mg/L	50	51.6	103	80-120	

MATRIX SPIKE & MATRIX SPIKE DUPLICATE: 4511446 4511447

Parameter	Units	92747652001 Result	MS Spike Conc.	MSD Spike Conc.	MS Result	MSD Result	MS % Rec	MSD % Rec	% Rec Limits	RPD	Max RPD	Qual
Alkalinity, Total as CaCO3	mg/L	86.2	50	50	137	134	101	96	80-120	2	25	

MATRIX SPIKE & MATRIX SPIKE DUPLICATE: 4511448 4511449

Parameter	Units	92747652002 Result	MS Spike Conc.	MSD Spike Conc.	MS Result	MSD Result	MS % Rec	MSD % Rec	% Rec Limits	RPD	Max RPD	Qual
Alkalinity, Total as CaCO3	mg/L	89.1	50	50	142	140	106	102	80-120	2	25	

Results presented on this page are in the units indicated by the "Units" column except where an alternate unit is presented to the right of the result.

REPORT OF LABORATORY ANALYSIS

This report shall not be reproduced, except in full,
without the written consent of Pace Analytical Services, LLC.

Pace Analytical Services, LLC
9800 Kincey Ave. Suite 100
Huntersville, NC 28078
(704)875-9092

QUALITY CONTROL DATA

Project: Bowen LF Cells 1&2
Pace Project No.: 92746783

QC Batch: 876583
QC Batch Method: SM 2320B-2011
Analysis Method: SM 2320B-2011
Analysis Description: 2320B Alkalinity
Laboratory: Pace Analytical Services - Asheville
Associated Lab Samples: 92746783026, 92746783027, 92746783028, 92746783029, 92746783030, 92746783031, 92746783032

METHOD BLANK: 4515214 Matrix: Water
Associated Lab Samples: 92746783026, 92746783027, 92746783028, 92746783029, 92746783030, 92746783031, 92746783032

Parameter	Units	Blank Result	Reporting Limit	MDL	Analyzed	Qualifiers
Alkalinity, Total as CaCO3	mg/L	ND	5.0	5.0	08/19/24 12:19	
Alkalinity,Bicarbonate (CaCO3)	mg/L	ND	5.0	5.0	08/19/24 12:19	
Alkalinity,Carbonate (CaCO3)	mg/L	ND	5.0	5.0	08/19/24 12:19	

LABORATORY CONTROL SAMPLE: 4515215

Parameter	Units	Spike Conc.	LCS Result	LCS % Rec	% Rec Limits	Qualifiers
Alkalinity, Total as CaCO3	mg/L	50	52.1	104	80-120	

LABORATORY CONTROL SAMPLE: 4515216

Parameter	Units	Spike Conc.	LCS Result	LCS % Rec	% Rec Limits	Qualifiers
Alkalinity, Total as CaCO3	mg/L	50	53.1	106	80-120	

MATRIX SPIKE & MATRIX SPIKE DUPLICATE: 4515217 4515218

Parameter	Units	92748115002 Result	MS Spike Conc.	MSD Spike Conc.	MS Result	MSD Result	MS % Rec	MSD % Rec	% Rec Limits	RPD	Max RPD	Qual
Alkalinity, Total as CaCO3	mg/L	25.9	50	50	75.6	75.2	99	99	80-120	0	25	

MATRIX SPIKE & MATRIX SPIKE DUPLICATE: 4515219 4515220

Parameter	Units	92748115004 Result	MS Spike Conc.	MSD Spike Conc.	MS Result	MSD Result	MS % Rec	MSD % Rec	% Rec Limits	RPD	Max RPD	Qual
Alkalinity, Total as CaCO3	mg/L	25.4	50	50	71.8	79.2	93	108	80-120	10	25	

Results presented on this page are in the units indicated by the "Units" column except where an alternate unit is presented to the right of the result.

REPORT OF LABORATORY ANALYSIS

This report shall not be reproduced, except in full,
without the written consent of Pace Analytical Services, LLC.

Pace Analytical Services, LLC
9800 Kincey Ave. Suite 100
Huntersville, NC 28078
(704)875-9092

QUALITY CONTROL DATA

Project: Bowen LF Cells 1&2
Pace Project No.: 92746783

QC Batch: 877907
QC Batch Method: SM 2320B-2011
Analysis Method: SM 2320B-2011
Analysis Description: 2320B Alkalinity
Laboratory: Pace Analytical Services - Asheville
Associated Lab Samples: 92746783033

METHOD BLANK: 4522109 Matrix: Water
Associated Lab Samples: 92746783033

Parameter	Units	Blank Result	Reporting Limit	MDL	Analyzed	Qualifiers
Alkalinity, Total as CaCO3	mg/L	ND	5.0	5.0	08/24/24 18:14	
Alkalinity,Bicarbonate (CaCO3)	mg/L	ND	5.0	5.0	08/24/24 18:14	
Alkalinity,Carbonate (CaCO3)	mg/L	ND	5.0	5.0	08/24/24 18:14	

LABORATORY CONTROL SAMPLE: 4522110

Parameter	Units	Spike Conc.	LCS Result	LCS % Rec	% Rec Limits	Qualifiers
Alkalinity, Total as CaCO3	mg/L	50	53.7	107	80-120	

LABORATORY CONTROL SAMPLE: 4522111

Parameter	Units	Spike Conc.	LCS Result	LCS % Rec	% Rec Limits	Qualifiers
Alkalinity, Total as CaCO3	mg/L	50	53.8	108	80-120	

MATRIX SPIKE & MATRIX SPIKE DUPLICATE: 4522112 4522113

Parameter	Units	92746783033 Result	MS Spike Conc.	MSD Spike Conc.	MS Result	MSD Result	MS % Rec	MSD % Rec	% Rec Limits	RPD	Max RPD	Qual
Alkalinity, Total as CaCO3	mg/L	ND	50	50	50.4	50.7	101	101	80-120	0	25	

MATRIX SPIKE & MATRIX SPIKE DUPLICATE: 4522643 4522644

Parameter	Units	92748481001 Result	MS Spike Conc.	MSD Spike Conc.	MS Result	MSD Result	MS % Rec	MSD % Rec	% Rec Limits	RPD	Max RPD	Qual
Alkalinity, Total as CaCO3	mg/L	ND	50	50	55.9	53.3	107	102	80-120	5	25	

Results presented on this page are in the units indicated by the "Units" column except where an alternate unit is presented to the right of the result.

REPORT OF LABORATORY ANALYSIS

This report shall not be reproduced, except in full,
without the written consent of Pace Analytical Services, LLC.

Pace Analytical Services, LLC
9800 Kincey Ave. Suite 100
Huntersville, NC 28078
(704)875-9092

QUALITY CONTROL DATA

Project: Bowen LF Cells 1&2
Pace Project No.: 92746783

QC Batch: 874753
QC Batch Method: EPA 300.0 Rev 2.1 1993
Analysis Method: EPA 300.0 Rev 2.1 1993
Analysis Description: 300.0 IC Anions
Laboratory: Pace Analytical Services - Asheville
Associated Lab Samples: 92746783001, 92746783002, 92746783003, 92746783004, 92746783005, 92746783006, 92746783007, 92746783008

METHOD BLANK: 4506396 Matrix: Water
Associated Lab Samples: 92746783001, 92746783002, 92746783003, 92746783004, 92746783005, 92746783006, 92746783007, 92746783008

Parameter	Units	Blank Result	Reporting Limit	MDL	Analyzed	Qualifiers
Chloride	mg/L	ND	1.0	0.60	08/10/24 14:55	
Fluoride	mg/L	ND	0.10	0.050	08/10/24 14:55	
Sulfate	mg/L	ND	1.0	0.50	08/10/24 14:55	

LABORATORY CONTROL SAMPLE: 4506397

Parameter	Units	Spike Conc.	LCS Result	LCS % Rec	% Rec Limits	Qualifiers
Chloride	mg/L	50	52.0	104	90-110	
Fluoride	mg/L	2.5	2.7	110	90-110	
Sulfate	mg/L	50	52.0	104	90-110	

MATRIX SPIKE & MATRIX SPIKE DUPLICATE: 4506398 4506399

Parameter	Units	92746176001 Result	MS Spike Conc.	MSD Spike Conc.	MS Result	MSD Result	MS % Rec	MSD % Rec	% Rec Limits	RPD	Max RPD	Qual
Chloride	mg/L	3.4	50	50	53.3	53.8	100	101	90-110	1	10	
Fluoride	mg/L	ND	2.5	2.5	3.0	3.1	119	120	90-110	1	10	M1
Sulfate	mg/L	ND	50	50	49.7	50.2	98	99	90-110	1	10	

MATRIX SPIKE & MATRIX SPIKE DUPLICATE: 4506400 4506401

Parameter	Units	92745465022 Result	MS Spike Conc.	MSD Spike Conc.	MS Result	MSD Result	MS % Rec	MSD % Rec	% Rec Limits	RPD	Max RPD	Qual
Chloride	mg/L	1.2	50	50	51.4	51.5	101	101	90-110	0	10	
Fluoride	mg/L	ND	2.5	2.5	2.6	2.6	104	104	90-110	0	10	
Sulfate	mg/L	0.82J	50	50	50.5	50.6	99	100	90-110	0	10	

Results presented on this page are in the units indicated by the "Units" column except where an alternate unit is presented to the right of the result.

REPORT OF LABORATORY ANALYSIS

This report shall not be reproduced, except in full,
without the written consent of Pace Analytical Services, LLC.

Pace Analytical Services, LLC
9800 Kincey Ave. Suite 100
Huntersville, NC 28078
(704)875-9092

QUALITY CONTROL DATA

Project: Bowen LF Cells 1&2
Pace Project No.: 92746783

QC Batch: 874754
QC Batch Method: EPA 300.0 Rev 2.1 1993
Analysis Method: EPA 300.0 Rev 2.1 1993
Analysis Description: 300.0 IC Anions
Laboratory: Pace Analytical Services - Asheville
Associated Lab Samples: 92746783009, 92746783010, 92746783011, 92746783012, 92746783013, 92746783014, 92746783015, 92746783016

METHOD BLANK: 4506402 Matrix: Water
Associated Lab Samples: 92746783009, 92746783010, 92746783011, 92746783012, 92746783013, 92746783014, 92746783015, 92746783016

Parameter	Units	Blank Result	Reporting Limit	MDL	Analyzed	Qualifiers
Chloride	mg/L	ND	1.0	0.60	08/11/24 17:42	
Fluoride	mg/L	ND	0.10	0.050	08/11/24 17:42	
Sulfate	mg/L	ND	1.0	0.50	08/11/24 17:42	

LABORATORY CONTROL SAMPLE: 4506403

Parameter	Units	Spike Conc.	LCS Result	LCS % Rec	% Rec Limits	Qualifiers
Chloride	mg/L	50	51.7	103	90-110	
Fluoride	mg/L	2.5	2.6	105	90-110	
Sulfate	mg/L	50	51.4	103	90-110	

MATRIX SPIKE & MATRIX SPIKE DUPLICATE: 4506404 4506405

Parameter	Units	92746783009 Result	MS Spike Conc.	MSD Spike Conc.	MS Result	MSD Result	MS % Rec	MSD % Rec	% Rec Limits	RPD	Max RPD	Qual
Chloride	mg/L	ND	50	50	49.8	50.2	100	100	90-110	1	10	
Fluoride	mg/L	ND	2.5	2.5	2.6	2.5	101	99	90-110	2	10	
Sulfate	mg/L	ND	50	50	49.4	49.6	99	99	90-110	1	10	

MATRIX SPIKE & MATRIX SPIKE DUPLICATE: 4506406 4506407

Parameter	Units	92746838003 Result	MS Spike Conc.	MSD Spike Conc.	MS Result	MSD Result	MS % Rec	MSD % Rec	% Rec Limits	RPD	Max RPD	Qual
Chloride	mg/L	53.1	50	50	87.8	87.1	69	68	90-110	1	10	M1
Fluoride	mg/L	0.051J	2.5	2.5	2.4	2.5	96	98	90-110	3	10	
Sulfate	mg/L	4.2	50	50	54.3	55.1	100	102	90-110	1	10	

Results presented on this page are in the units indicated by the "Units" column except where an alternate unit is presented to the right of the result.

REPORT OF LABORATORY ANALYSIS

This report shall not be reproduced, except in full,
without the written consent of Pace Analytical Services, LLC.

Pace Analytical Services, LLC
9800 Kincey Ave. Suite 100
Huntersville, NC 28078
(704)875-9092

QUALITY CONTROL DATA

Project: Bowen LF Cells 1&2
Pace Project No.: 92746783

QC Batch: 875382
QC Batch Method: EPA 300.0 Rev 2.1 1993
Analysis Method: EPA 300.0 Rev 2.1 1993
Analysis Description: 300.0 IC Anions
Laboratory: Pace Analytical Services - Asheville

Associated Lab Samples: 92746783017

METHOD BLANK: 4509366 Matrix: Water
Associated Lab Samples: 92746783017

Parameter	Units	Blank Result	Reporting Limit	MDL	Analyzed	Qualifiers
Chloride	mg/L	ND	1.0	0.60	08/13/24 22:14	
Fluoride	mg/L	ND	0.10	0.050	08/13/24 22:14	
Sulfate	mg/L	ND	1.0	0.50	08/13/24 22:14	

LABORATORY CONTROL SAMPLE: 4509367

Parameter	Units	Spike Conc.	LCS Result	LCS % Rec	% Rec Limits	Qualifiers
Chloride	mg/L	50	51.2	102	90-110	
Fluoride	mg/L	2.5	2.7	107	90-110	
Sulfate	mg/L	50	51.4	103	90-110	

MATRIX SPIKE & MATRIX SPIKE DUPLICATE: 4509368 4509369

Parameter	Units	92747047007 Result	MS Spike Conc.	MSD Spike Conc.	MS Result	MSD Result	MS % Rec	MSD % Rec	% Rec Limits	RPD	Max RPD	Qual
Chloride	mg/L	1.7	50	50	51.3	52.3	99	101	90-110	2	10	
Fluoride	mg/L	0.11	2.5	2.5	2.4	2.5	91	94	90-110	3	10	
Sulfate	mg/L	47.1	50	50	96.4	97.4	99	101	90-110	1	10	

MATRIX SPIKE & MATRIX SPIKE DUPLICATE: 4509370 4509371

Parameter	Units	92747047017 Result	MS Spike Conc.	MSD Spike Conc.	MS Result	MSD Result	MS % Rec	MSD % Rec	% Rec Limits	RPD	Max RPD	Qual
Chloride	mg/L	ND	50	50	49.5	50.2	99	100	90-110	2	10	
Fluoride	mg/L	ND	2.5	2.5	2.7	2.5	109	99	90-110	10	10	
Sulfate	mg/L	ND	50	50	49.7	50.0	99	100	90-110	1	10	

Results presented on this page are in the units indicated by the "Units" column except where an alternate unit is presented to the right of the result.

REPORT OF LABORATORY ANALYSIS

This report shall not be reproduced, except in full,
without the written consent of Pace Analytical Services, LLC.

Pace Analytical Services, LLC
9800 Kincey Ave. Suite 100
Huntersville, NC 28078
(704)875-9092

QUALITY CONTROL DATA

Project: Bowen LF Cells 1&2
Pace Project No.: 92746783

QC Batch: 875477
QC Batch Method: EPA 300.0 Rev 2.1 1993
Analysis Method: EPA 300.0 Rev 2.1 1993
Analysis Description: 300.0 IC Anions
Laboratory: Pace Analytical Services - Asheville
Associated Lab Samples: 92746783018, 92746783019, 92746783020, 92746783021, 92746783022, 92746783023, 92746783024, 92746783025

METHOD BLANK: 4509662 Matrix: Water
Associated Lab Samples: 92746783018, 92746783019, 92746783020, 92746783021, 92746783022, 92746783023, 92746783024, 92746783025

Parameter	Units	Blank Result	Reporting Limit	MDL	Analyzed	Qualifiers
Chloride	mg/L	ND	1.0	0.60	08/14/24 19:00	
Fluoride	mg/L	ND	0.10	0.050	08/14/24 19:00	
Sulfate	mg/L	ND	1.0	0.50	08/14/24 19:00	

LABORATORY CONTROL SAMPLE: 4509663

Parameter	Units	Spike Conc.	LCS Result	LCS % Rec	% Rec Limits	Qualifiers
Chloride	mg/L	50	51.4	103	90-110	
Fluoride	mg/L	2.5	2.6	105	90-110	
Sulfate	mg/L	50	52.0	104	90-110	

MATRIX SPIKE & MATRIX SPIKE DUPLICATE: 4509664 4509665

Parameter	Units	92747402001 Result	MS Spike Conc.	MSD Spike Conc.	MS Result	MSD Result	MS % Rec	MSD % Rec	% Rec Limits	RPD	Max RPD	Qual
Chloride	mg/L	10.2	50	50	60.5	61.6	101	103	90-110	2	10	
Fluoride	mg/L	ND	2.5	2.5	2.5	2.6	100	102	90-110	2	10	
Sulfate	mg/L	26.6	50	50	76.7	77.9	100	103	90-110	2	10	

MATRIX SPIKE & MATRIX SPIKE DUPLICATE: 4509666 4509667

Parameter	Units	92746783020 Result	MS Spike Conc.	MSD Spike Conc.	MS Result	MSD Result	MS % Rec	MSD % Rec	% Rec Limits	RPD	Max RPD	Qual
Chloride	mg/L	2.0	50	50	51.4	54.8	99	106	90-110	6	10	
Fluoride	mg/L	ND	2.5	2.5	2.5	2.7	98	104	90-110	7	10	
Sulfate	mg/L	2.3	50	50	51.7	55.2	99	106	90-110	6	10	

Results presented on this page are in the units indicated by the "Units" column except where an alternate unit is presented to the right of the result.

REPORT OF LABORATORY ANALYSIS

This report shall not be reproduced, except in full,
without the written consent of Pace Analytical Services, LLC.

Pace Analytical Services, LLC
9800 Kincey Ave. Suite 100
Huntersville, NC 28078
(704)875-9092

QUALITY CONTROL DATA

Project: Bowen LF Cells 1&2
Pace Project No.: 92746783

QC Batch: 876405
QC Batch Method: EPA 300.0 Rev 2.1 1993
Analysis Method: EPA 300.0 Rev 2.1 1993
Analysis Description: 300.0 IC Anions
Laboratory: Pace Analytical Services - Asheville
Associated Lab Samples: 92746783026, 92746783027, 92746783028, 92746783029, 92746783030

METHOD BLANK: 4514713 Matrix: Water
Associated Lab Samples: 92746783026, 92746783027, 92746783028, 92746783029, 92746783030

Parameter	Units	Blank Result	Reporting Limit	MDL	Analyzed	Qualifiers
Chloride	mg/L	ND	1.0	0.60	08/17/24 20:46	
Fluoride	mg/L	ND	0.10	0.050	08/17/24 20:46	
Sulfate	mg/L	ND	1.0	0.50	08/17/24 20:46	

LABORATORY CONTROL SAMPLE: 4514714

Parameter	Units	Spike Conc.	LCS Result	LCS % Rec	% Rec Limits	Qualifiers
Chloride	mg/L	50	49.6	99	90-110	
Fluoride	mg/L	2.5	2.4	95	90-110	
Sulfate	mg/L	50	49.5	99	90-110	

MATRIX SPIKE & MATRIX SPIKE DUPLICATE: 4514715 4514716

Parameter	Units	92748166002 Result	MS Spike Conc.	MSD Spike Conc.	MS Result	MSD Result	MS % Rec	MSD % Rec	% Rec Limits	RPD	Max RPD	Qual
Chloride	mg/L	2.0	50	50	51.9	52.4	100	101	90-110	1	10	
Fluoride	mg/L	0.18	2.5	2.5	2.5	2.6	93	95	90-110	2	10	
Sulfate	mg/L	9.6	50	50	59.7	60.3	100	101	90-110	1	10	

MATRIX SPIKE & MATRIX SPIKE DUPLICATE: 4514717 4514718

Parameter	Units	92748202003 Result	MS Spike Conc.	MSD Spike Conc.	MS Result	MSD Result	MS % Rec	MSD % Rec	% Rec Limits	RPD	Max RPD	Qual
Chloride	mg/L	7.9	50	50	58.0	58.4	100	101	90-110	1	10	
Fluoride	mg/L	ND	2.5	2.5	2.3	2.3	90	91	90-110	1	10	
Sulfate	mg/L	17.3	50	50	67.2	67.5	100	101	90-110	1	10	

Results presented on this page are in the units indicated by the "Units" column except where an alternate unit is presented to the right of the result.

REPORT OF LABORATORY ANALYSIS

This report shall not be reproduced, except in full,
without the written consent of Pace Analytical Services, LLC.

Pace Analytical Services, LLC
9800 Kincey Ave. Suite 100
Huntersville, NC 28078
(704)875-9092

QUALITY CONTROL DATA

Project: Bowen LF Cells 1&2
Pace Project No.: 92746783

QC Batch: 876425
QC Batch Method: EPA 300.0 Rev 2.1 1993
Analysis Method: EPA 300.0 Rev 2.1 1993
Analysis Description: 300.0 IC Anions
Laboratory: Pace Analytical Services - Asheville
Associated Lab Samples: 92746783031, 92746783032, 92746783033

METHOD BLANK: 4514777 Matrix: Water
Associated Lab Samples: 92746783031, 92746783032, 92746783033

Parameter	Units	Blank Result	Reporting Limit	MDL	Analyzed	Qualifiers
Chloride	mg/L	ND	1.0	0.60	08/17/24 12:54	
Fluoride	mg/L	ND	0.10	0.050	08/17/24 12:54	
Sulfate	mg/L	ND	1.0	0.50	08/17/24 12:54	

LABORATORY CONTROL SAMPLE: 4514778

Parameter	Units	Spike Conc.	LCS Result	LCS % Rec	% Rec Limits	Qualifiers
Chloride	mg/L	50	50.2	100	90-110	
Fluoride	mg/L	2.5	2.5	101	90-110	
Sulfate	mg/L	50	50.2	100	90-110	

MATRIX SPIKE & MATRIX SPIKE DUPLICATE: 4514779 4514780

Parameter	Units	92746783031 Result	MS Spike Conc.	MSD Spike Conc.	MS Result	MSD Result	MS % Rec	MSD % Rec	% Rec Limits	RPD	Max RPD	Qual
Chloride	mg/L	3.6	50	50	51.8	57.7	96	108	90-110	11	10	R1
Fluoride	mg/L	ND	2.5	2.5	2.3	2.6	93	105	90-110	13	10	R1
Sulfate	mg/L	7.5	50	50	55.7	61.7	96	109	90-110	10	10	

MATRIX SPIKE & MATRIX SPIKE DUPLICATE: 4514781 4514782

Parameter	Units	92748251008 Result	MS Spike Conc.	MSD Spike Conc.	MS Result	MSD Result	MS % Rec	MSD % Rec	% Rec Limits	RPD	Max RPD	Qual
Chloride	mg/L	ND	50	50	49.4	51.7	99	103	90-110	5	10	
Fluoride	mg/L	ND	2.5	2.5	2.5	2.6	100	103	90-110	2	10	
Sulfate	mg/L	ND	50	50	49.3	51.5	99	103	90-110	4	10	

Results presented on this page are in the units indicated by the "Units" column except where an alternate unit is presented to the right of the result.

REPORT OF LABORATORY ANALYSIS

This report shall not be reproduced, except in full,
without the written consent of Pace Analytical Services, LLC.

Pace Analytical Services, LLC
9800 Kincey Ave. Suite 100
Huntersville, NC 28078
(704)875-9092

QUALIFIERS

Project: Bowen LF Cells 1&2
Pace Project No.: 92746783

DEFINITIONS

DF - Dilution Factor, if reported, represents the factor applied to the reported data due to dilution of the sample aliquot.

ND - Not Detected at or above adjusted reporting limit.

TNTC - Too Numerous To Count

J - Estimated concentration above the adjusted method detection limit and below the adjusted reporting limit.

MDL - Adjusted Method Detection Limit.

PQL - Practical Quantitation Limit.

RL - Reporting Limit - The lowest concentration value that meets project requirements for quantitative data with known precision and bias for a specific analyte in a specific matrix.

S - Surrogate

1,2-Diphenylhydrazine decomposes to and cannot be separated from Azobenzene using Method 8270. The result for each analyte is a combined concentration.

Consistent with EPA guidelines, unrounded data are displayed and have been used to calculate % recovery and RPD values.

LCS(D) - Laboratory Control Sample (Duplicate)

MS(D) - Matrix Spike (Duplicate)

DUP - Sample Duplicate

RPD - Relative Percent Difference

NC - Not Calculable.

SG - Silica Gel - Clean-Up

U - Indicates the compound was analyzed for, but not detected.

Acid preservation may not be appropriate for 2 Chloroethylvinyl ether.

A separate vial preserved to a pH of 4-5 is recommended in SW846 Chapter 4 for the analysis of Acrolein and Acrylonitrile by EPA Method 8260.

N-Nitrosodiphenylamine decomposes and cannot be separated from Diphenylamine using Method 8270. The result reported for each analyte is a combined concentration.

Reported results are not rounded until the final step prior to reporting. Therefore, calculated parameters that are typically reported as "Total" may vary slightly from the sum of the reported component parameters.

Pace Analytical is TNI accredited. Contact your Pace PM for the current list of accredited analytes.

TNI - The NELAC Institute.

ANALYTE QUALIFIERS

B	Analyte was detected in the associated method blank.
M1	Matrix spike recovery exceeded QC limits. Batch accepted based on laboratory control sample (LCS) recovery.
R1	RPD value was outside control limits.

This report shall not be reproduced, except in full,
without the written consent of Pace Analytical Services, LLC.

Pace Analytical Services, LLC
9800 Kincey Ave. Suite 100
Huntersville, NC 28078
(704)875-9092

QUALITY CONTROL DATA CROSS REFERENCE TABLE

Project: Bowen LF Cells 1&2
Pace Project No.: 92746783

Lab ID	Sample ID	QC Batch Method	QC Batch	Analytical Method	Analytical Batch
92746783001	**BOW-GWA-3A**	EPA 3010A	874768	EPA 6010D	874814
92746783002	**BOW-GWA-4RZ**	EPA 3010A	874768	EPA 6010D	874814
92746783003	**BOW-GWA-50**	EPA 3010A	874768	EPA 6010D	874814
92746783004	**BOW-GWA-50R**	EPA 3010A	874768	EPA 6010D	874814
92746783005	**BOW-GWC-5**	EPA 3010A	874768	EPA 6010D	874814
92746783006	**BOW-GWC-6**	EPA 3010A	874768	EPA 6010D	874814
92746783007	**BOW-GWC-6RZ**	EPA 3010A	874768	EPA 6010D	874814
92746783008	**BOW-GWC-7Z**	EPA 3010A	874768	EPA 6010D	874814
92746783009	**BOW-LF1-2-FB-06**	EPA 3010A	874768	EPA 6010D	874814
92746783010	**BOW-LF1-2-EB-06**	EPA 3010A	874768	EPA 6010D	874814
92746783011	**BOW-GWA-1**	EPA 3010A	874768	EPA 6010D	874814
92746783012	**BOW-GWA-2**	EPA 3010A	874768	EPA 6010D	874814
92746783013	**BOW-LF1-2-FD-05**	EPA 3010A	874768	EPA 6010D	874814
92746783014	**BOW-GWA-2R**	EPA 3010A	874768	EPA 6010D	874814
92746783015	**BOW-LF1-2-FB-05**	EPA 3010A	875957	EPA 6010D	876038
92746783016	**BOW-LF1-2-EB-05**	EPA 3010A	875957	EPA 6010D	876038
92746783017	**BOW-GWC-8Z**	EPA 3010A	877202	EPA 6010D	877299
92746783018	**BOW-GWC-8RR**	EPA 3010A	877202	EPA 6010D	877299
92746783019	**BOW-GWC-9**	EPA 3010A	877202	EPA 6010D	877299
92746783020	**BOW-GWC-10**	EPA 3010A	877202	EPA 6010D	877299
92746783021	**BOW-GWC-10R**	EPA 3010A	877202	EPA 6010D	877299
92746783022	**BOW-GWC-11R**	EPA 3010A	877202	EPA 6010D	877299
92746783023	**BOW-GWC-12**	EPA 3010A	877202	EPA 6010D	877299
92746783024	**BOW-GWC-13**	EPA 3010A	877202	EPA 6010D	877299
92746783025	**BOW-LF1-2-FD-06**	EPA 3010A	877202	EPA 6010D	877299
92746783026	**BOW-GWC-11**	EPA 3010A	877559	EPA 6010D	877624
92746783027	**BOW-GWC-13RZ**	EPA 3010A	877559	EPA 6010D	877624
92746783028	**BOW-GWC-14Z**	EPA 3010A	877559	EPA 6010D	877624
92746783029	**BOW-GWC-15R**	EPA 3010A	877559	EPA 6010D	877624
92746783030	**BOW-GWC-15Z**	EPA 3010A	877559	EPA 6010D	877624
92746783031	**BOW-LF1-2-FD-07**	EPA 3010A	877559	EPA 6010D	877624
92746783032	**BOW-LF1-2-FB-07**	EPA 3010A	877559	EPA 6010D	877624
92746783033	**BOW-LF1-2-EB-07**	EPA 3010A	877559	EPA 6010D	877624
92746783001	**BOW-GWA-3A**	EPA 3005A	874761	EPA 6020B	874798
92746783002	**BOW-GWA-4RZ**	EPA 3005A	874761	EPA 6020B	874798
92746783003	**BOW-GWA-50**	EPA 3005A	874761	EPA 6020B	874798
92746783004	**BOW-GWA-50R**	EPA 3005A	874761	EPA 6020B	874798
92746783005	**BOW-GWC-5**	EPA 3005A	874761	EPA 6020B	874798
92746783006	**BOW-GWC-6**	EPA 3005A	874761	EPA 6020B	874798
92746783007	**BOW-GWC-6RZ**	EPA 3005A	874761	EPA 6020B	874798
92746783008	**BOW-GWC-7Z**	EPA 3005A	874763	EPA 6020B	874795
92746783009	**BOW-LF1-2-FB-06**	EPA 3005A	874763	EPA 6020B	874795
92746783010	**BOW-LF1-2-EB-06**	EPA 3005A	874763	EPA 6020B	874795
92746783011	**BOW-GWA-1**	EPA 3005A	874763	EPA 6020B	874795
92746783012	**BOW-GWA-2**	EPA 3005A	874763	EPA 6020B	874795
92746783013	**BOW-LF1-2-FD-05**	EPA 3005A	874763	EPA 6020B	874795

REPORT OF LABORATORY ANALYSIS

This report shall not be reproduced, except in full,
without the written consent of Pace Analytical Services, LLC.

Pace Analytical Services, LLC
9800 Kincey Ave. Suite 100
Huntersville, NC 28078
(704)875-9092

QUALITY CONTROL DATA CROSS REFERENCE TABLE

Project: Bowen LF Cells 1&2
Pace Project No.: 92746783

Lab ID	Sample ID	QC Batch Method	QC Batch	Analytical Method	Analytical Batch
92746783014	**BOW-GWA-2R**	EPA 3005A	874763	EPA 6020B	874795
92746783015	**BOW-LF1-2-FB-05**	EPA 3005A	875534	EPA 6020B	875648
92746783016	**BOW-LF1-2-EB-05**	EPA 3005A	875534	EPA 6020B	875648
92746783017	**BOW-GWC-8Z**	EPA 3005A	876138	EPA 6020B	876295
92746783018	**BOW-GWC-8RR**	EPA 3005A	876138	EPA 6020B	876295
92746783019	**BOW-GWC-9**	EPA 3005A	876138	EPA 6020B	876295
92746783020	**BOW-GWC-10**	EPA 3005A	876138	EPA 6020B	876295
92746783021	**BOW-GWC-10R**	EPA 3005A	876138	EPA 6020B	876295
92746783022	**BOW-GWC-11R**	EPA 3005A	876138	EPA 6020B	876295
92746783023	**BOW-GWC-12**	EPA 3005A	876139	EPA 6020B	876307
92746783024	**BOW-GWC-13**	EPA 3005A	876139	EPA 6020B	876307
92746783025	**BOW-LF1-2-FD-06**	EPA 3005A	876139	EPA 6020B	876307
92746783026	**BOW-GWC-11**	EPA 3005A	877798	EPA 6020B	877921
92746783027	**BOW-GWC-13RZ**	EPA 3005A	877798	EPA 6020B	877921
92746783028	**BOW-GWC-14Z**	EPA 3005A	877798	EPA 6020B	877921
92746783029	**BOW-GWC-15R**	EPA 3005A	877798	EPA 6020B	877921
92746783030	**BOW-GWC-15Z**	EPA 3005A	877798	EPA 6020B	877921
92746783031	**BOW-LF1-2-FD-07**	EPA 3005A	877798	EPA 6020B	877921
92746783032	**BOW-LF1-2-FB-07**	EPA 3005A	877798	EPA 6020B	877921
92746783033	**BOW-LF1-2-EB-07**	EPA 3005A	877798	EPA 6020B	877921
92746783001	**BOW-GWA-3A**	EPA 7470A	875295	EPA 7470A	875480
92746783002	**BOW-GWA-4RZ**	EPA 7470A	875295	EPA 7470A	875480
92746783003	**BOW-GWA-50**	EPA 7470A	875295	EPA 7470A	875480
92746783004	**BOW-GWA-50R**	EPA 7470A	875295	EPA 7470A	875480
92746783005	**BOW-GWC-5**	EPA 7470A	875295	EPA 7470A	875480
92746783006	**BOW-GWC-6**	EPA 7470A	875295	EPA 7470A	875480
92746783007	**BOW-GWC-6RZ**	EPA 7470A	875295	EPA 7470A	875480
92746783008	**BOW-GWC-7Z**	EPA 7470A	875295	EPA 7470A	875480
92746783009	**BOW-LF1-2-FB-06**	EPA 7470A	875295	EPA 7470A	875480
92746783010	**BOW-LF1-2-EB-06**	EPA 7470A	875295	EPA 7470A	875480
92746783011	**BOW-GWA-1**	EPA 7470A	875295	EPA 7470A	875480
92746783012	**BOW-GWA-2**	EPA 7470A	875295	EPA 7470A	875480
92746783013	**BOW-LF1-2-FD-05**	EPA 7470A	875295	EPA 7470A	875480
92746783014	**BOW-GWA-2R**	EPA 7470A	875295	EPA 7470A	875480
92746783015	**BOW-LF1-2-FB-05**	EPA 7470A	875295	EPA 7470A	875480
92746783016	**BOW-LF1-2-EB-05**	EPA 7470A	875295	EPA 7470A	875480
92746783017	**BOW-GWC-8Z**	EPA 7470A	877589	EPA 7470A	878177
92746783018	**BOW-GWC-8RR**	EPA 7470A	877589	EPA 7470A	878177
92746783019	**BOW-GWC-9**	EPA 7470A	877589	EPA 7470A	878177
92746783020	**BOW-GWC-10**	EPA 7470A	877589	EPA 7470A	878177
92746783021	**BOW-GWC-10R**	EPA 7470A	877589	EPA 7470A	878177
92746783022	**BOW-GWC-11R**	EPA 7470A	877589	EPA 7470A	878177
92746783023	**BOW-GWC-12**	EPA 7470A	877589	EPA 7470A	878177
92746783024	**BOW-GWC-13**	EPA 7470A	877589	EPA 7470A	878177
92746783025	**BOW-LF1-2-FD-06**	EPA 7470A	877589	EPA 7470A	878177
92746783026	**BOW-GWC-11**	EPA 7470A	877589	EPA 7470A	878177

This report shall not be reproduced, except in full,
without the written consent of Pace Analytical Services, LLC.

Pace Analytical Services, LLC
9800 Kincey Ave. Suite 100
Huntersville, NC 28078
(704)875-9092

QUALITY CONTROL DATA CROSS REFERENCE TABLE

Project: Bowen LF Cells 1&2
Pace Project No.: 92746783

Lab ID	Sample ID	QC Batch Method	QC Batch	Analytical Method	Analytical Batch
92746783027	**BOW-GWC-13RZ**	EPA 7470A	877589	EPA 7470A	878177
92746783028	**BOW-GWC-14Z**	EPA 7470A	877589	EPA 7470A	878177
92746783029	**BOW-GWC-15R**	EPA 7470A	877589	EPA 7470A	878177
92746783030	**BOW-GWC-15Z**	EPA 7470A	877589	EPA 7470A	878177
92746783031	**BOW-LF1-2-FD-07**	EPA 7470A	877589	EPA 7470A	878177
92746783032	**BOW-LF1-2-FB-07**	EPA 7470A	877589	EPA 7470A	878177
92746783033	**BOW-LF1-2-EB-07**	EPA 7470A	877589	EPA 7470A	878177
92746783001	**BOW-GWA-3A**	SM 2540C-2015	875193		
92746783002	**BOW-GWA-4RZ**	SM 2540C-2015	875193		
92746783003	**BOW-GWA-50**	SM 2540C-2015	875193		
92746783004	**BOW-GWA-50R**	SM 2540C-2015	875193		
92746783005	**BOW-GWC-5**	SM 2540C-2015	875193		
92746783006	**BOW-GWC-6**	SM 2540C-2015	875193		
92746783007	**BOW-GWC-6RZ**	SM 2540C-2015	875193		
92746783008	**BOW-GWC-7Z**	SM 2540C-2015	875193		
92746783009	**BOW-LF1-2-FB-06**	SM 2540C-2015	875193		
92746783010	**BOW-LF1-2-EB-06**	SM 2540C-2015	875193		
92746783011	**BOW-GWA-1**	SM 2540C-2015	874945		
92746783012	**BOW-GWA-2**	SM 2540C-2015	874945		
92746783013	**BOW-LF1-2-FD-05**	SM 2540C-2015	874945		
92746783014	**BOW-GWA-2R**	SM 2540C-2015	874945		
92746783015	**BOW-LF1-2-FB-05**	SM 2540C-2015	874945		
92746783016	**BOW-LF1-2-EB-05**	SM 2540C-2015	874945		
92746783017	**BOW-GWC-8Z**	SM 2540C-2015	875851		
92746783018	**BOW-GWC-8RR**	SM 2540C-2015	875851		
92746783019	**BOW-GWC-9**	SM 2540C-2015	875851		
92746783020	**BOW-GWC-10**	SM 2540C-2015	875851		
92746783021	**BOW-GWC-10R**	SM 2540C-2015	875851		
92746783022	**BOW-GWC-11R**	SM 2540C-2015	875851		
92746783023	**BOW-GWC-12**	SM 2540C-2015	875851		
92746783024	**BOW-GWC-13**	SM 2540C-2015	875851		
92746783025	**BOW-LF1-2-FD-06**	SM 2540C-2015	875851		
92746783026	**BOW-GWC-11**	SM 2540C-2015	876599		
92746783027	**BOW-GWC-13RZ**	SM 2540C-2015	876599		
92746783028	**BOW-GWC-14Z**	SM 2540C-2015	876599		
92746783029	**BOW-GWC-15R**	SM 2540C-2015	876599		
92746783030	**BOW-GWC-15Z**	SM 2540C-2015	876599		
92746783031	**BOW-LF1-2-FD-07**	SM 2540C-2015	876599		
92746783032	**BOW-LF1-2-FB-07**	SM 2540C-2015	876599		
92746783033	**BOW-LF1-2-EB-07**	SM 2540C-2015	876599		
92746783001	**BOW-GWA-3A**	SM 2320B-2011	875571		
92746783002	**BOW-GWA-4RZ**	SM 2320B-2011	875571		
92746783003	**BOW-GWA-50**	SM 2320B-2011	875571		
92746783004	**BOW-GWA-50R**	SM 2320B-2011	875571		
92746783005	**BOW-GWC-5**	SM 2320B-2011	875571		
92746783006	**BOW-GWC-6**	SM 2320B-2011	875571		

REPORT OF LABORATORY ANALYSIS

This report shall not be reproduced, except in full,
without the written consent of Pace Analytical Services, LLC.

Pace Analytical Services, LLC
9800 Kincey Ave. Suite 100
Huntersville, NC 28078
(704)875-9092

QUALITY CONTROL DATA CROSS REFERENCE TABLE

Project: Bowen LF Cells 1&2
Pace Project No.: 92746783

Lab ID	Sample ID	QC Batch Method	QC Batch	Analytical Method	Analytical Batch
92746783007	**BOW-GWC-6RZ**	SM 2320B-2011	875571		
92746783008	**BOW-GWC-7Z**	SM 2320B-2011	875571		
92746783009	**BOW-LF1-2-FB-06**	SM 2320B-2011	875571		
92746783010	**BOW-LF1-2-EB-06**	SM 2320B-2011	875571		
92746783011	**BOW-GWA-1**	SM 2320B-2011	874936		
92746783012	**BOW-GWA-2**	SM 2320B-2011	875570		
92746783013	**BOW-LF1-2-FD-05**	SM 2320B-2011	875570		
92746783014	**BOW-GWA-2R**	SM 2320B-2011	874764		
92746783015	**BOW-LF1-2-FB-05**	SM 2320B-2011	874936		
92746783016	**BOW-LF1-2-EB-05**	SM 2320B-2011	874764		
92746783017	**BOW-GWC-8Z**	SM 2320B-2011	875571		
92746783018	**BOW-GWC-8RR**	SM 2320B-2011	875571		
92746783019	**BOW-GWC-9**	SM 2320B-2011	875834		
92746783020	**BOW-GWC-10**	SM 2320B-2011	875834		
92746783021	**BOW-GWC-10R**	SM 2320B-2011	875834		
92746783022	**BOW-GWC-11R**	SM 2320B-2011	875834		
92746783023	**BOW-GWC-12**	SM 2320B-2011	875834		
92746783024	**BOW-GWC-13**	SM 2320B-2011	875834		
92746783025	**BOW-LF1-2-FD-06**	SM 2320B-2011	875834		
92746783026	**BOW-GWC-11**	SM 2320B-2011	876583		
92746783027	**BOW-GWC-13RZ**	SM 2320B-2011	876583		
92746783028	**BOW-GWC-14Z**	SM 2320B-2011	876583		
92746783029	**BOW-GWC-15R**	SM 2320B-2011	876583		
92746783030	**BOW-GWC-15Z**	SM 2320B-2011	876583		
92746783031	**BOW-LF1-2-FD-07**	SM 2320B-2011	876583		
92746783032	**BOW-LF1-2-FB-07**	SM 2320B-2011	876583		
92746783033	**BOW-LF1-2-EB-07**	SM 2320B-2011	877907		
92746783001	**BOW-GWA-3A**	EPA 300.0 Rev 2.1 1993	874753		
92746783002	**BOW-GWA-4RZ**	EPA 300.0 Rev 2.1 1993	874753		
92746783003	**BOW-GWA-50**	EPA 300.0 Rev 2.1 1993	874753		
92746783004	**BOW-GWA-50R**	EPA 300.0 Rev 2.1 1993	874753		
92746783005	**BOW-GWC-5**	EPA 300.0 Rev 2.1 1993	874753		
92746783006	**BOW-GWC-6**	EPA 300.0 Rev 2.1 1993	874753		
92746783007	**BOW-GWC-6RZ**	EPA 300.0 Rev 2.1 1993	874753		
92746783008	**BOW-GWC-7Z**	EPA 300.0 Rev 2.1 1993	874753		
92746783009	**BOW-LF1-2-FB-06**	EPA 300.0 Rev 2.1 1993	874754		
92746783010	**BOW-LF1-2-EB-06**	EPA 300.0 Rev 2.1 1993	874754		
92746783011	**BOW-GWA-1**	EPA 300.0 Rev 2.1 1993	874754		
92746783012	**BOW-GWA-2**	EPA 300.0 Rev 2.1 1993	874754		
92746783013	**BOW-LF1-2-FD-05**	EPA 300.0 Rev 2.1 1993	874754		
92746783014	**BOW-GWA-2R**	EPA 300.0 Rev 2.1 1993	874754		
92746783015	**BOW-LF1-2-FB-05**	EPA 300.0 Rev 2.1 1993	874754		
92746783016	**BOW-LF1-2-EB-05**	EPA 300.0 Rev 2.1 1993	874754		

REPORT OF LABORATORY ANALYSIS

This report shall not be reproduced, except in full,
without the written consent of Pace Analytical Services, LLC.

Pace Analytical Services, LLC
9800 Kincey Ave. Suite 100
Huntersville, NC 28078
(704)875-9092

QUALITY CONTROL DATA CROSS REFERENCE TABLE

Project: Bowen LF Cells 1&2
Pace Project No.: 92746783

Lab ID	Sample ID	QC Batch Method	QC Batch	Analytical Method	Analytical Batch
92746783017	**BOW-GWC-8Z**	EPA 300.0 Rev 2.1 1993	875382		
92746783018	**BOW-GWC-8RR**	EPA 300.0 Rev 2.1 1993	875477		
92746783019	**BOW-GWC-9**	EPA 300.0 Rev 2.1 1993	875477		
92746783020	**BOW-GWC-10**	EPA 300.0 Rev 2.1 1993	875477		
92746783021	**BOW-GWC-10R**	EPA 300.0 Rev 2.1 1993	875477		
92746783022	**BOW-GWC-11R**	EPA 300.0 Rev 2.1 1993	875477		
92746783023	**BOW-GWC-12**	EPA 300.0 Rev 2.1 1993	875477		
92746783024	**BOW-GWC-13**	EPA 300.0 Rev 2.1 1993	875477		
92746783025	**BOW-LF1-2-FD-06**	EPA 300.0 Rev 2.1 1993	875477		
92746783026	**BOW-GWC-11**	EPA 300.0 Rev 2.1 1993	876405		
92746783027	**BOW-GWC-13RZ**	EPA 300.0 Rev 2.1 1993	876405		
92746783028	**BOW-GWC-14Z**	EPA 300.0 Rev 2.1 1993	876405		
92746783029	**BOW-GWC-15R**	EPA 300.0 Rev 2.1 1993	876405		
92746783030	**BOW-GWC-15Z**	EPA 300.0 Rev 2.1 1993	876405		
92746783031	**BOW-LF1-2-FD-07**	EPA 300.0 Rev 2.1 1993	876425		
92746783032	**BOW-LF1-2-FB-07**	EPA 300.0 Rev 2.1 1993	876425		
92746783033	**BOW-LF1-2-EB-07**	EPA 300.0 Rev 2.1 1993	876425		

This report shall not be reproduced, except in full,
without the written consent of Pace Analytical Services, LLC.

Pace

DC#_Title: ENV-FRM-HUNT-0083 v05_Sample Condition Upon Receipt

Effective Date: 05/24/2024

Laboratory receiving samples:
Asheville ☐ Eden ☐ Greenwood ☐ Huntersville ☐ Raleigh ☐ Mechanicsville ☐ Atlanta ☐ ~~Kernersville~~ ☐

Sample Condition Upon Receipt

Client Name: GA Power

Project #

WO# : 92746783

92746783

Courier: ☐ Commercial ☐ Fed Ex ☐ UPS ☐ USPS ☐ Client ☑ Pace ☐ Other:____

Custody Seal Present? ☐ Yes ☑ ~~No~~ Seals Intact? ☐ Yes ☐ No ☑ ~~N/A~~

Date/Initials Person Examining Contents: 8/9/24 CAS

Packing Material: ☐ Bubble Wrap ☐ Bubble Bags ☑ None ☐ Other

Biological Tissue Frozen? ☐ Yes ☐ No ☑ ~~N/A~~

Thermometer: ☑ IR Gun ID: 083

Type of Ice: ☑ Wet ☐ Blue ☐ None

Cooler Temp: 2.3/2.0 Correction Factor: Add/Subtract (°C) -0.1

Temp should be above freezing to 6°C
☐ Samples out of temp criteria. Samples on ice, cooling process has begun

Cooler Temp Corrected (°C): 2.2/1.9

USDA Regulated Soil (☐ N/A, water sample)
Did samples originate in a quarantine zone within the United States: CA, NY, or SC (check maps)? ☐ Yes ☐ No

Did samples originate from a foreign source (internationally, including Hawaii and Puerto Rico)? ☐ Yes ☐ No

				Comments/Discrepancy:
Chain of Custody Present?	☑ ~~Yes~~	☐ No	☐ N/A	1.
Samples Arrived within Hold Time?	☑ ~~Yes~~	☐ No	☐ N/A	2.
Short Hold Time Analysis (<72 hr.)?	☐ Yes	☑ ~~No~~	☐ N/A	3.
Rush Turn Around Time Requested?	☐ Yes	☑ ~~No~~	☐ N/A	4.
Sufficient Volume?	☑ ~~Yes~~	☐ No	☐ N/A	5.
Correct Containers Used?	☑ ~~Yes~~	☐ No	☐ N/A	6.
-Pace Containers Used?	☑ ~~Yes~~	☐ No	☐ N/A	
Containers Intact?	☑ ~~Yes~~	☐ No	☐ N/A	7.
Dissolved analysis: Samples Field Filtered?	☐ Yes	☐ No	☑ ~~N/A~~	8.
Sample Labels Match COC?	☑ ~~Yes~~	☐ No	☐ N/A	9.
-Includes Date/Time/ID/Analysis Matrix: W				
Headspace in VOA Vials (>5-6mm)?	☐ Yes	☐ No	☑ ~~N/A~~	10.
Trip Blank Present?	☐ Yes	☐ No	☑ ~~N/A~~	11.
Trip Blank Custody Seals Present?	☐ Yes	☐ No	☑ ~~N/A~~	

COMMENTS/SAMPLE DISCREPANCY

Field Data Required? ☐ Yes ☐ No

Lot ID of split containers:

CLIENT NOTIFICATION/RESOLUTION

Person contacted: Date/Time:

Project Manager SCURF Review: Date:

Project Manager SRF Review: Date:

Dualtrax ID: 69614

DC#_Title: ENV-FRM-HUN1-0083 v05_Sample Condition Upon Receipt

Effective Date: 05/24/2024

WO#: 92746783

PM: BV Due Date: 08/23/24

CLIENT: 92-GP-BOWLF

Project #

*Check mark top half of box if pH and/or dechlorination is verified and within the acceptance range for preservation samples.
Exceptions: VOA, Coliform, TOC, Oil and Grease, DRO/8015 (water) DOC, LLHg
**Bottom half of box is to list number of bottles
***Check all unpreserved Nitrates for chlorine

Laboratory Receiving Location: Asheville ☐ Eden ☐ Greenwood ☐ Huntersville ☐ Raleigh ☐ Mechanicsville ☐ Atlanta ☐ Kernersville ☐

Client_____ Profile/EZ (Circle one)_____ Notes_____

Item#	BP4U-125 mL Plastic Unpreserved (N/A) (Cl-)	BP3U-250 mL Plastic Unpreserved (N/A)	BP2U-500 mL Plastic Unpreserved (N/A)	BP1U-1 liter Plastic Unpreserved (N/A)		BP4S-125 mL Plastic H2SO4 (pH < 2) (Cl-)	BP3N-250 mL plastic HNO3 (pH < 2)	BP4Z-125 mL Plastic ZN Acetate & NaOH (>9)	BP4B-125 mL Plastic NaOH (pH > 12) (Cl-)	WGFU-Wide-mouthed Glass jar Unpreserved	AG1U-1 liter Amber Unpreserved (N/A) (Cl-)	AG1H-1 liter Amber HCl (pH < 2)	AG3U-250 mL Amber Unpreserved (N/A) (Cl-)	AG1S-1 liter Amber H2SO4 (pH < 2)	AG3S-250 mL Amber H2SO4 (pH < 2)	DG94-40 mL Amber NH4Cl (N/A)(Cl-)	DG9H-40 mL VOA HCl (N/A)	VG9T-40 mL VOA Na2S2O3 (N/A)	VG9U-40 mL VOA Unpreserved (N/A)	DG9V-40 mL VOA H3PO4 (N/A)	KP7U-50 mL Plastic Unpreserved (N/A)	V/GK (3 vials per kit)-VPH/Gas kit (N/A)	SPST-125 mL Sterile Plastic (N/A – lab)	SP2T-250 mL Sterile Plastic (N/A – lab)		BP3R-250 mL Plastic (NH4)2SO4 (9.3-9.7)	AG0U-100 mL Amber Unpreserved (N/A) (Cl-)	VSGU-20 mL Scintillation vials (N/A)	DG9U-40 mL Amber Unpreserved vials (N/A)
CC		AS	GA				GA																							
1		2	1				1																							
2		2	1				1																							
3		2	1				1																							
4		2	1				1																							
5		2	1				1																							
6		2	1				1																							
7		2	1				1																							
8		2	1				1																							
9		2	1				1																							
10		2	1				1																							
11		2	1				1																							
12		2	1				1																							

pH Adjustment Log for Preserved Samples

Sample ID	Type of Preservative	pH upon receipt	Date preservation adjusted	Time preservation adjusted	Amount of Preservative added	Lot #

Note: Whenever there is a discrepancy affecting North Carolina compliance samples, a copy of this form will be sent to the North Carolina DENR Certification Office (i.e. Out of hold, incorrect preservative, out of temp, incorrect containers.

*Check mark top half of box if pH and/or dechlorination is verified and within the acceptance range for preservation samples.
Exceptions: VOA, Coliform, TOC, Oil and Grease, DRO/8015 (water) DOC, LLHg
**Bottom half of box is to list number of bottles
***Check all unpreserved Nitrates for chlorine

Project #

Laboratory Receiving Location: Asheville ☐ Eden ☐ Greenwood ☐ Huntersville ☐ Raleigh ☐ Mechanicsville ☐ Atlanta ☐ Kernersville ☐

Client_____ Profile/EZ (Circle one)_____ Notes_____

Item#	BP4U-125 mL Plastic Unpreserved (N/A) (Cl-)	BP3U-250 mL Plastic Unpreserved (N/A)	BP2U-500 mL Plastic Unpreserved (N/A)	BP1U-1 liter Plastic Unpreserved (N/A)		BP6S-125 mL Plastic H2SO4 (pH < 2) (Cl-)	BP3N-250 mL plastic HNO3 (pH < 2)	BP4Z-125 mL Plastic ZN Acetate & NaOH (>9)	BP4B-125 mL Plastic NaOH (pH > 12) (Cl-)	WGFU-Wide-mouthed Glass Jar Unpreserved	AG1U-1 liter Amber Unpreserved (N/A) (Cl-)	AG1H-1 liter Amber HCl (pH < 2)	AG3U-250 mL Amber Unpreserved (N/A) (Cl-)	AG1S-1 liter Amber H2SO4 (pH < 2)	AG3S-250 mL Amber H2SO4 (pH < 2)	DG9A-40 mL Amber NH4Cl (N/A)(Cl-)	DG9H-40 mL VOA HCl (N/A)	VG9T-40 mL VOA Na2S2O3 (N/A)	VG9U-40 mL VOA Unpreserved (N/A)	DG9V-40 mL VOA H3PO4 (N/A)	KP7U-50 mL Plastic Unpreserved (N/A)	V/GK (3 vials per MQ)-VPH/Gas kit (N/A)	SP5T-125 mL Sterile Plastic (N/A – lab)	SP2T-250 mL Sterile Plastic (N/A – lab)		BP3R-250 mL Plastic (NH2)2SO4 (9.3-9.7)	AG0U-100 mL Amber Unpreserved (N/A) (Cl-)	VSGU-20 mL Scintillation vials (N/A)	DG8U-40 mL Amber Unpreserved vials (N/A)
CC		AS	GH				GH																						
1		2	1				1																						
2		2	1				1																						
3		2	1				1																						
4		2	1				1																						
5		2	1				1																						
6		2	1				1																						
7		2	1				1																						
8		2	1				1																						
9																													
10																													
11																													
12																													

pH Adjustment Log for Preserved Samples

Sample ID	Type of Preservative	pH upon receipt	Date preservation adjusted	Time preservation adjusted	Amount of Preservative added	Lot #

Note: Whenever there is a discrepancy affecting North Carolina compliance samples, a copy of this form will be sent to the North Carolina DENR Certification Office (i.e. Out of hold, incorrect preservative, out of temp, incorrect containers.

Pace® Location Requested (City/State):

Pace Analytical of Charlotte
8800 Kinsey Ave. Suite 100, Huntersville, NC 28078

CHAIN-OF-CUSTODY Analytical Request Document

Chain-of-Custody is a LEGAL DOCUMENT - Complete all relevant fields.

LAB USE ONLY- Affix Workorder/Login Label Here

92746783

Scan QR Code for instructions

Company Name: Georgia Power - Bowen	Contact/Report To: Kristen Jurinko, Cassidy Sutherland
Street Address: 241 Ralph McGill Blvd NE, Atlanta, GA 30308	Phone #: (470) 217-0008
	E-Mail: knjurink@southernco.com
	Cc E-Mail: Laura Midkiff, Ben Hodges, Mike Smilley, Noelia Gangi
Customer Project #:	Invoice to: Account Payable
Project Name: Bowen LF Cells 1&2	Invoice E-mail: georgiapowerinvoices@southernco.com
Site Collection Info/Facility ID (as applicable):	Purchase Order # (if applicable): GPC82474-0006
	Quote #:
Time Zone Collected: [ ] AK [ ] PT [ ] MT [ ] CT [X] ET	County / State origin of sample(s): Georgia
Data Deliverables: [ ] Level II [ ] Level III [ ] Level IV [ ] EQUIS [ ] Other	Regulatory Program (DW, RCRA, etc.) as applicable: Reportable [ ] Yes [ ] No
	Rush (Pre-approval required): [ ] Same Day [ ] 1 Day [ ] 2 Day [ ] 3 Day Other
	Date Results Requested:
	DW PWSID # or WW Permit # as applicable:
	Field Filtered (if applicable): [ ] Yes [ ] No
	Analysis:

* Matrix Codes (Insert in Matrix box below): Drinking Water (DW), Ground Water (GW), Wastewater (WW), Product (P), Soil/Solid (SS), Oil (OI), Wipe (WP), Tissue (TS), Bioassay (B), Vapor (V), Surface Water (SW), Sediment (SED), Sludge (SL), Caulk (CK), Leachate (LL), Biosolid (BS), Other (OT)

Specify Container Size **: 3 2 3 3

Identify Container Preservative Type***: 1 1 1 2

** Container Size: (1) 1L, (2) 500mL, (3) 250mL, (4) 125mL, (5) 100mL, (6) 40mL vial, (7) EnCore, (8) TerraCore, (9) 90mL, (10) Other

*** Preservative Type: (1) None, (2) HNO3, (3) H2SO4, (4) HCl, (5) NaOH, (6) Zn Acetate, (7) NaHSO4, (8) Sod Thiosulfate, (9) Ascorbic Acid, (10) MeOH, (11) Other

Customer Sample ID	Matrix *	Comp / Grab	Composite Start Date	Composite Start Time	Collected or Composite End Date	Collected or Composite End Time	# Cont.	Residual Chlorine Result	Residual Chlorine Units	Analysis: 2320B Alkalinity	Analysis: 2540C Total Dissolved Solids	Analysis: 300.0 - F-, SO4-, Cl-	Analysis: App. Metals III/IV + Slate Metals	Lab Use Only	Sample Comment	Preservation non-conformance identified for sample
BOW-GWA-1	WG	G					4			X	X	X	X			
BOW-GWA-2	WG	G					4			X	X	X	X			
BOW-GWA-2R	WG	G					4			X	X	X	X			
BOW-GWA-3A	WG	G			8/8/24	1130	4			X	X	X	X		001	
BOW-GWA-4RZ	WG	G			8/8/24	1059	4			X	X	X	X		002	
BOW-GWA-50	WG	G			8/8/24	1358	4			X	X	X	X		003	
BOW-GWA-50R	WG	G			8/8/24	1504	4			X	X	X	X		004	
BOW-GWC-5	WG	G			8/8/24	1204	4			X	X	X	X		005	
BOW-GWC-6	WG	G			8/8/24	1606	4			X	X	X	X		006	
BOW-GWC-6RZ	WG	G			8/8/24	1402	4			X	X	X	X		007	

Lab Use Only: Proj. Mgr: Bonnie Vang; Acctnum / Client ID:; Table #:; Profile / Template: 16492; Prelog / Bottle Ord. ID: EZ ~~3866672~~ 3136076

Additional Instructions from Pace®:
Task Code: BOW-CCR-ASSMT-2024S2
App. III: Boron, Calcium, Chloride, Fluoride, Sulfate, TDS
App. IV: Antimony, Arsenic, Barium, Beryllium, Cadmium, Chromium, Cobalt, Lead, Mercury, Selenium, Thallium
Additional Metals: Iron, Magnesium, Manganese, Potassium, Sodium, Copper, Nickel, Silver, Vanadium, Zinc

Collected By: Kevin Stephenson, William Laaker, Jay Stewart
Printed Name: Natalie Piparo
Signature:
Receive Environmental

Customer Remarks / Special Conditions / Possible Hazards:

Coolers: Thermometer ID: Correction Factor (°C): Obs. Temp (°C): Corrected Temp (°C): [ ] On Ice

Relinquished by/Company: (Signature)	Date/Time	Received by/Company: (Signature) *	Date/Time	Tracking Number:
	8/9/24 0802	Ryan Williams / Pace	8/9/24 0802	
Relinquished by/Company: (Signature) Ryan Williams / Pace	Date/Time 9/9/24 0855	Received by/Company: (Signature)	Date/Time 8/9/24 0855	Delivered by: [ ] In-Person [ ] Courier [ ] FedEx [ ] UPS [ ] Other
Relinquished by/Company: (Signature)	Date/Time	Received by/Company: (Signature)	Date/Time	
Relinquished by/Company: (Signature)	Date/Time	Received by/Company: (Signature)	Date/Time	Page: 1 of 3

Submitting a sample via this chain of custody constitutes acknowledgment and acceptance of the Pace® Terms and Conditions found at https://www.pacelabs.com/resource-library/resource/pace-terms-and-conditions/

ENV-FRM-CORO-0019_v02_110123

Pace® Location Requested (City/State):

Pace Analytical Charlotte
9800 Kincey Ave. Suite 100, Huntersville, NC 28078

CHAIN-OF-CUSTODY Analytical Request Document

Chain-of-Custody is a LEGAL DOCUMENT - Complete all relevant fields

LAB USE ONLY- Affix Workorder/Login Label Here

Scan QR Code for Instructions

Company Name: Georgia Power - Bowen	Contact/Report To: Kristen Jurinko Cassidy Sutherland
Street Address: 241 Ralph McGill Blvd NE, Atlanta, GA 30308	Phone #: (470) 217-0008
	E-Mail: knjurink@southernco.com
	Cc E-Mail: Laura Midkiff, Ben Hodges, Mike Smilley, Noelia Gangi
Customer Project #:	Invoice to: Account Payable
Project Name: Bowen LF Cells 1&2	Invoice E-mail: georgiapowerinvoicas@southernco.com
Site Collection Info/Facility ID (as applicable):	Purchase Order # (if applicable): GPC82474-0006
	Quote #:
Time Zone Collected: [ ] AK [ ] PT [ ] MT [ ] CT [X] ET	County / State of origin of sample(s): Georgia
Data Deliverables: [ ] Level II [ ] Level III [ ] Level IV [ ] EQUIS [ ] Other	Regulatory Program (DW, RCRA, etc.) as applicable: Reportable [ ] Yes [ ] No
	Rush (Pre-approval required): [ ] Same Day [ ] 1 Day [ ] 2 Day [ ] 3 Day Other
	Date Results Requested:
	DW PWSID # or WW Permit # as applicable:
	Field Filtered (if applicable): [ ] Yes [ ] No
	Analysis:

Specify Container Size **: 3 2 3 3

Identify Container Preservative Type***: 1 1 1 2

Analysis Requested

**Container Size: (1) 1L, (2) 500mL, (3) 250mL, (4) 125mL, (5) 100ml, (6) 40mL vial, (7) EnCore, (8) TerraCore, (9) 5gm, (10) Other

*** Preservative Types: (1) None, (2) HNO3, (3) H2SO4, (4) HCl, (5) NaOH, (6) Zn Acetate, (7) NaHSO4, (8) Sod Thiosulfate, (9) Ascorbic Acid, (10) MeOH, (11) Other

Lab Use Only: Proj. Mgr: Bonnie Vang; AcctNum / Client ID:; Table #:; Profile / Template: 16492; Prelog / Bottle Ord. ID: EZ ~~3060072~~ 3136076

* Matrix Codes (Insert in Matrix box below): Drinking Water (DW), Ground Water (GW), Wastewater (WW), Product (P), Soil/Solid (SS), Oil (OL), Wipe (WP), Tissue (TS), Bioassay (B), Vapor (V), Surface Water (SW), Sediment (SED), Sludge (SL), Caulk (CK), Leachate (LE), Biosolid (BS), Other (OT)

Customer Sample ID	Matrix*	Comp / Grab	Composite Start Date	Composite Start Time	Collected or Composite End Date	Collected or Composite End Time	# Cont.	Residual Chlorine Result	Residual Chlorine Units	2320S Alkalinity	2540C Total Dissolved Solids	300.0 - F-, SO4-, Cl-	App. Metals III/IV + Silate Metals	Sample Comment	Preservation non-conformance identified for sample
BOW-GWC-7Z	WG	G			8/8/24	1430	4			X	X	X	X	008	
BOW-GWC-8Z	WG	G					4			X	X	X	X		
BOW-GWC-8RR	WG	G					4			X	X	X	X		
BOW-GWC-9	WG	G					4			X	X	X	X		
BOW-GWC-10	WG	G					4			X	X	X	X		
BOW-GWC-10R	WG	G					4			X	X	X	X		
BOW-GWC-11	WG	G					4			X	X	X	X		
BOW-GWC-11R	WG	G					4			X	X	X	X		
BOW-GWC-12	WG	G					4			X	X	X	X		
BOW-GWC-13	WG	G					4			X	X	X	X		

Additional Instructions from Pace®:
Task Code: BOW-CCR-ASSMT-2024S2
App. III: Boron, Calcium, Chloride, Fluoride, Sulfate, TDS
App. IV: Antimony, Arsenic, Barium, Beryllium, Cadmium, Chromium, Cobalt, Lead, Mercury, Selenium, Thallium
Additional Metals: Iron, Magnesium, Manganese, Potassium, Sodium, Copper, Nickel, Silver, Vanadium, Zinc

Collected By: Kevin Stephenson, William Laaker, Jay Siewert, Natalie Piparo
Printed Name
Signature

Customer Remarks / Special Conditions / Possible Hazards:

Coolers: Thermometer ID: Correction Factor (°C): Obs. Temp (°C): Corrected Temp (°C): [ ] On Ice

Relinquished by/Company: (Signature)	Date/Time	Received by/Company: (Signature)	Date/Time	Tracking Number:
Kevin Stephenson	8/9/24 0802	Lynn Williams / Pace	8/9/24 0802	
Lynn Williams / Pace	8/9/24 0855	Wanda Hanks	8/9/24 0855	Delivered by: [ ] In-Person [ ] Courier [ ] FedEx [ ] UPS [ ] Other
Relinquished by/Company: (Signature)	Date/Time	Received by/Company: (Signature)	Date/Time:	
Relinquished by/Company: (Signature)	Date/Time	Received by/Company: (Signature)	Date/Time:	Page: 2 of 3

Submitting a sample via this chain of custody constitutes acknowledgment and acceptance of the Pace® Terms and Conditions found at https://www.pacelabs.com/resource-library/resource/pace-terms-and-conditions/

ENV-FRM-CORQ-0019_v02_110123 ©

Pace® Location Requested (City/State):

Pace Analytical Charlotte
9800 Kincey Ave. Suite 100, Huntersville, NC 28078

CHAIN-OF-CUSTODY Analytical Request Document

Chain-of-Custody is a LEGAL DOCUMENT - Complete all relevant fields

LAB USE ONLY- Affix Workorder/Login Label Here

Scan QR Code for instructions

Company Name: Georgia Power - Bowen	Contact/Report To: Kristen Junnko, Cassidy Sutherland
Street Address: 241 Ralph McGill Blvd NE, Atlanta, GA 30308	Phone #: (470) 217-0008
	E-Mail: knjunnk@southernco.com
	Cc E-Mail: Laura Midkiff, Ben Hodges, Mike Smilley, Noelia Gangi
Customer Project #:	Invoice to: Account Payable
Project Name: Bowen LF Cells 1&2	Invoice E-mail: georgiapowerinvoices@southernco.com
Site Collection Info/Facility ID (as applicable):	Purchase Order # (if applicable): GPC82474-0006
	Quote #:
Time Zone Collected: [ ] AK [ ] PT [ ] MT [ ] CT [X] ET	County / State origin of sample(s): Georgia
Date Deliverables: [ ] Level II [ ] Level III [ ] Level IV [ ] EQUIS [ ] Other	Regulatory Program (DW, RCRA, etc.) as applicable: Reportable [ ] Yes [ ] No
	Rush (Pre-approval required): [ ] Same Day [ ] 1 Day [ ] 2 Day [ ] 3 Day Other
	Date Results Requested:
	DW PWSID # or WW Permit # as applicable:
	Field Filtered (if applicable): [ ] Yes [ ] No
	Analysis:

Specify Container Size **: 3 2 3 3

Identify Container Preservative Type***: 1 1 1 2

**Container Size: (1) 4L, (2) 500mL, (3) 250mL, (4) 125mL, (5) 100mL, (6) 40mL vial, (7) EnCore, (8) TerraCore, (9) 90mL, (10) Other

*** Preservative Types: (1) None, (2) HNO3, (3) H2SO4, (4) HCl, (5) NaOH, (6) Zn Acetate, (7) NaHSO4, (8) Sod Thiosulfate, (9) Ascorbic Acid, (10) MeOH, (11) Other

Lab Use Only: Proj. Mgr: Bonnie Vang; AcctNum / Client ID:; Table #:; Profile / Template: 16492; Prelog / Bottle Ord. ID: EZ ~~306807~~ 3136076

* Matrix Codes (Insert in Matrix box below): Drinking Water (DW), Ground Water (GW), Wastewater (WW), Product (P), Soil/Solid (SS), Oil (OI), Wipe (WP), Tissue (TS), Bioassay (B), Vapor (V), Surface Water (SW), Sediment (SED), Sludge (SL), Caulk (CK), Leachate (LL), Biosolid (BS), Other (OT)

Customer Sample ID	Matrix *	Comp / Grab	Composite Start Date	Composite Start Time	Collected or Composite End Date	Collected or Composite End Time	# Cont.	Residual Chlorine Result	Residual Chlorine Units	2320B Alkalinity	2540C Total Dissolved Solids	300.0 - F-, SO4 2-, Cl-	App. Metals III/IV + Silate Metals	Sample Comment	Preservation non conformance identified for sample
BOW-GWC-13RZ	WG	G					4			X	X	X	X		
BOW-GWC-14Z	WG	G					4			X	X	X	X		
BOW-GWC-15R	WG	G					4			X	X	X	X		
BOW-GWC-15Z	WG	G					4			X	X	X	X		
BOW-LF1-2-FD-	WG	G					4			X	X	X	X		
BOW-LF1-2-FD-	WG	G					4			X	X	X	X		
BOW-LF1-2-FD-	WG	G					4			X	X	X	X		
BOW-LF1-2-FB-06	WQ	G			8/8/24	1542	4			X	X	X	X	009	
BOW-LF1-2-EB-06	WQ	G			8/8/24	1550	4			X	X	X	X	010	

Additional Instructions from Pace®:
Task Code: BOW-CCR-ASSMT-2024S2
App. III: Boron, Calcium, Chloride, Fluoride, Sulfate, TDS
App. IV: Antimony, Arsenic, Barium, Beryllium, Cadmium, Chromium, Cobalt, Lead, Mercury, Selenium, Thallium
Additional Metals: Iron, Magnesium, Manganese, Potassium, Sodium, Copper, Nickel, Silver, Vanadium, Zinc

Collected By: Kevin Stephenson, William Laaker, Jay Siewert
Printed Name: Natalie Pinaro
Signature:

Customer Remarks / Special Conditions / Possible Hazards:

Coolers: Thermometer ID: Correction Factor (°C): Obs. Temp (°C): Corrected Temp (°C): [ ] On Ice

Relinquished by/Company: (Signature)	Date/Time:	Received by/Company: (Signature)	Date/Time:
	8/9/24 0802	Ryan Williams / Pace	8/9/24 0802
Relinquished by/Company: (Signature)	Date/Time:	Received by/Company: (Signature)	Date/Time:
Ryan Williams / Pace	8/9/24 0855		8/9/24 0355
Relinquished by/Company: (Signature)	Date/Time:	Received by/Company: (Signature)	Date/Time:
Relinquished by/Company: (Signature)	Date/Time:	Received by/Company: (Signature)	Date/Time:

Tracking Number:

Delivered by: [ ] In-Person [ ] Courier [ ] FedEx [ ] UPS [ ] Other

Submitting a sample via this chain of custody constitutes acknowledgment and acceptance of the Pace® Terms and Conditions found at https://www.pacelabs.com/resource-library/resource/pace-terms-and-conditions/

Pace® Location Requested (City/State): Pace Analytical Charlotte, 9800 Kincey Ave. Suite 100, Huntersville, NC 28078

CHAIN-OF-CUSTODY Analytical Request Document

Chain-of-Custody is a LEGAL DOCUMENT. Complete all relevant fields

LAB USE ONLY- Affix Workorder/Login Label Here

Scan QR Code for instructions

Company Name: Georgia Power - Bowen	Contact/Report To: Kristen Jurinko, Cassidy Sutherland
Street Address: 241 Ralph McGill Blvd NE, Atlanta, GA 30308	Phone #: (470) 217-0008
	E-Mail: krjurink@southernco.com
	Cc E-Mail: Laura Mickiff, Ben Hodges, Mike Smilley, Noelia Gangi
Customer Project #:	Invoice to: Account Payable
Project Name: Bowen LF Cells 1&2	Invoice E-mail: georgiapowerinvoices@southernco.com
Site Collection Info/Facility ID (as applicable):	Purchase Order # (if applicable): GPC82474-0006
	Quote #:
Time Zone Collected: [ ] AK [ ] PT [ ] MT [ ] CT [X] ET	County / State origin of sample(s): Georgia
Data Deliverables: [ ] Level II [ ] Level III [ ] Level IV [ ] EQUIS [ ] Other	Regulatory Program (DW, RCRA, etc.) as applicable: Reportable [ ] Yes [ ] No
	Rush (Pre-approval required): [ ] Same Day [ ] 1 Day [ ] 2 Day [ ] 3 Day Other
	Date Results Requested:
	DW PWSID # or WW Permit # as applicable:
	Field Filtered (if applicable): [ ] Yes [ ] No
	Analysis:

* Matrix Codes (Insert in Matrix box below): Drinking Water (DW), Ground Water (GW), Wastewater (WW), Product (P), Soil/Solid (SS), Oil (OL), Wipe (WP), Tissue (TS), Bioassay (B), Vapor (V), Surface Water (SW), Sediment (SED), Sludge (SL), Caulk (CK), Leachate (LL), Biosolid (BS), Other (OT)

Customer Sample ID	Matrix *	Comp / Grab	Composite Start Date	Composite Start Time	Collected or Composite End Date	Collected or Composite End Time	# Cont.	Residual Chlorine Result	Residual Chlorine Units	2320B Alkalinity	2540C Total Dissolved Solids	300.0 - F-, SO4-2, Cl-	App. Metals III/IV + Silica Metals	Sample Comment
BOW-GWA-1	WG	G			8/7/24	1540	4			X	X	X	X	011
BOW-GWA-2	WG	G			8/7/24	1208	4			X	X	X	X	012
BOW-GWA-2R	WG	G					4			X	X	X	X	
BOW-GWA-3A	WG	G					4			X	X	X	X	
BOW-GWA-4RZ	WG	G					4			X	X	X	X	
BOW-GWA-50	WG	G					4			X	X	X	X	
BOW-GWA-50R	WG	G					4			X	X	X	X	
BOW-GWC-5	WG	G					4			X	X	X	X	
BOW-GWC-6	WG	G					4			X	X	X	X	
BOW-GWC-6RZ	WG	G					4			X	X	X	X	

Specify Container Size **: 3 2 3 3

Identify Container Preservative Type***: 1 1 1 2

Analysis Requested

** Container Size: (1) 1L, (2) 500mL, (3) 250mL, (4) 125mL, (5) 100mL, (6) 40mL vial, (7) EnCore, (8) TerraCore, (9) 90mL, (10) Other

*** Preservative Types: (1) None, (2) HNO3, (3) H2SO4, (4) HCl, (5) NaOH, (6) Zn Acetate, (7) NaHSO4, (8) Sod Thiosulfate, (9) Ascorbic Acid, (10) MeOH, (11) Other

Lab Use Only: Proj. Mgr: Bonnie Vang; Acctnum / Client ID:; Table #:; Profile / Template: 16492; Prelog / Bottle Ord. ID: EZ 3060872 - 31360 74

Preservation non-conformance identified for sample

Additional Instructions from Pace®:
Task Code: BOW-CCR-ASSMT-2024S2
App. III: Boron, Calcium, Chloride, Fluoride, Sulfate, TDS
App. IV: Antimony, Arsenic, Barium, Beryllium, Cadmium, Chromium, Cobalt, Lead, Mercury, Selenium, Thallium
Additional Metals: Iron, Magnesium, Manganese, Potassium, Sodium, Copper, Nickel, Silver, Vanadium, Zinc

Collected By: Kevin Stephenson, William Laaker, Jay Siewert, Natalie Pipino
Printed Name:
Signature:
Resolute Environmental

Customer Remarks / Special Conditions / Possible Hazards:

Coolers: Thermometer ID: Correction Factor (°C): Obs. Temp (°C): Corrected Temp (°C): [ ] On Ice

Relinquished by/Company: (Signature)	Date/Time:	Received by/Company: (Signature)	Date/Time:
	8/9/24 0802	Ryan Williams / Pace	8/9/24 0802
Relinquished by/Company: (Signature) Ryan Williams / Pace	Date/Time: 8/9/24 0855	Received by/Company: (Signature)	Date/Time: 8/9/24 0855
Relinquished by/Company: (Signature)	Date/Time:	Received by/Company: (Signature)	Date/Time:
Relinquished by/Company: (Signature)	Date/Time:	Received by/Company: (Signature)	Date/Time:

Tracking Number:

Delivered by: [ ] In-Person [ ] Courier [ ] FedEX [ ] UPS [ ] Other

Page: 1 of 3

Submitting a sample via this chain of custody constitutes acknowledgment and acceptance of the Pace® Terms and Conditions found at https://www.pacelabs.com/resource-library/resource/pace-terms-and-conditions/

ENV-FRM-CORO-0019_v02_110123 ©

Pace® Location Requested (City/State):

Pace Analytical Charlotte
5800 Kinzer Ave. Suite 100, Huntersville, NC 28078

CHAIN-OF-CUSTODY Analytical Request Document

Chain-of-Custody is a LEGAL DOCUMENT - Complete all relevant fields

LAB USE ONLY- Affix Workorder/Login Label Here

Scan QR Code for Instructions

Company Name: Georgia Power - Bowen

Street Address: 241 Ralph McGill Blvd NE, Atlanta, GA 30308

Customer Project #:

Project Name: Bowen LF Cells 1&2

Site Collection Info/Facility ID (as applicable):

Contact/Report To: Kristen Jurinko Cassidy Sutherland

Phone #: (470) 217-0008

E-Mail: knjurinko@southernco.com

Cc E-Mail: Laura Midkiff, Ben Hodges, Mike Smilley, Noelia Gangi

Invoice to: Account Payable

Invoice E-mail: georgiapowerinvoices@southernco.com

Purchase Order # (if applicable): GPC82474-0006

Quote #:

County / State origin of sample(s): Georgia

Time Zone Collected: [ ] AK [ ] PT [ ] MT [ ] CT [X] ET

Data Deliverables: [ ] Level II [ ] Level III [ ] Level IV [ ] EQUIS [ ] Other _____

Regulatory Program (DW, RCRA, etc.) as applicable: Reportable [ ] Yes [ ] No

Rush (Pre-approval required): [ ] Same Day [ ] 1 Day [ ] 2 Day [ ] 3 Day Other _____

Date Results Requested:

DW PWSID # or WW Permit # as applicable:

Field Filtered (if applicable): [ ] Yes [ ] No

Analysis:

* Matrix Codes (Insert in Matrix box below): Drinking Water (DW), Ground Water (GW), Wastewater (WW), Product (P), Soil/Solid (SS), Oil (OL), Wipe (WP), Tissue (TS), Bioassay (B), Vapor (V), Surface Water (SW), Sediment (SED), Sludge (SL), Caulk (CK), Leachate (LL), Biosolid (BS), Other (OT)

Specify Container Size **: 3 | 2 | 3 | 3

Identify Container Preservative Type***: 1 | 1 | 1 | 2

**Container Size: (1) 1L, (2) 500mL, (3) 250mL, (4) 125mL, (5) 100mL, (6) 40mL vial, (7) EnCore, (8) TerraCore, (9) 30mL, (10) Other

*** Preservative Types: (1) None, (2) HNO3, (3) H2SO4, (4) HCl, (5) NaOH, (6) Zn Acetate, (7) NaHSO4, (8) Sod. Thiosulfate, (9) Ascorbic Acid, (10) MeOH, (11) Other

Lab Use Only: Proj. Mgr: Bonnie Vang; Acctnum / Client ID:; Table #:; Profile / Template: 16492; Prelog / Bottle Ord. ID: EZ ~~9066072~~ 3056076

Customer Sample ID	Matrix *	Comp / Grab	Composite Start Date	Composite Start Time	Collected or Composite End Date	Collected or Composite End Time	# Cont.	Residual Chlorine Result	Residual Chlorine Units	2320B Alkalinity	2540C Total Dissolved Solids	300.0 - F⁻, SO₄²⁻, Cl⁻	App. Metals III/IV + State Metals	Sample Comment	Preservation non-conformance identified for sample
BOW-GWC-13RZ	WG	G					4			X	X	X	X		
BOW-GWC-14Z	WG	G					4			X	X	X	X		
BOW-GWC-15R	WG	G					4			X	X	X	X		
BOW-GWC-15Z	WG	G					4			X	X	X	X		
BOW-LF1-2-FD-05	WG	G			8/7/24	—	4			X	X	X	X	013	
BOW-LF1-2-FD-	WG	G					4			X	X	X	X		
BOW-LF1-2-FD-	WG	G					4			X	X	X	X		
BOW-LF1-2-FB-	WQ	G					4			X	X	X	X		
BOW-LF1-2-EB-	WQ	G					4			X	X	X	X		

Additional Instructions from Pace®:
Task Code: BOW-CCR-ASSMT-2024S2
App. III: Boron, Calcium, Chloride, Fluoride, Sulfate, TDS
App. IV: Antimony, Arsenic, Barium, Beryllium, Cadmium, Chromium, Cobalt, Lead, Mercury, Selenium, Thallium
Additional Metals: Iron, Magnesium, Manganese, Potassium, Sodium, Copper, Nickel, Silver, Vanadium, Zinc

Collected By: Kevin Stephenson, William Laaker, Jay Siewert, Natalie Piparo
Printed Name
Signature: [signature] Possible Environmental

Customer Remarks / Special Conditions / Possible Hazards:

Coolers: Thermometer ID: Correction Factor (°C): Obs. Temp (°C): Corrected Temp (°C): [ ] On Ice

Relinquished by/Company: (Signature)	Date/Time:	Received by/Company: (Signature)	Date/Time:
[signature]	8/9/24 0802	Kyan Williams / Pace	8/9/24 0802
Kyan Williams / Pace	8/9/24 0855	[signature]	8/9/24 0855

Tracking Number:

Delivered by: [ ] In-Person [ ] Courier [ ] FedEX [ ] UPS [ ] Other

Page: 3 of 3

Submitting a sample via this chain of custody constitutes acknowledgment and acceptance of the Pace® Terms and Conditions found at https://www.pacelabs.com/resource-library/resource/pace-terms-and-conditions/

ENV-FRM-CORQ-0019_v02_110123 ©

Pace® Location Requested (City/State):

Pace Analytical Charlotte
8800 Kincey Ave, Suite 100, Huntersville, NC 28078

CHAIN-OF-CUSTODY Analytical Request Document

Chain-of-Custody is a LEGAL DOCUMENT - Complete all relevant fields

LAB USE ONLY- Affix Workorder/Login Label Here

Scan QR Code for instructions

Company Name: Georgia Power - Bowen	Contact/Report To: Kristen Jurinko, Cassidy Sutherland
Street Address: 241 Ralph McGill Blvd NE, Atlanta, GA 30308	Phone #: (470) 217-0008
	E-Mail: knjurink@southernco.com
	Cc E-Mail: Laura Midkiff, Ben Hodges, Mike Smilley, Noelia Gangi
Customer Project #:	Invoice to: Account Payable
Project Name: Bowen LF Cells 1&2	Invoice E-mail: georgiapowerinvoices@southernco.com
Site Collection Info/Facility ID (as applicable):	Purchase Order # (if applicable): GPC82474-0006
	Quote #:
Time Zone Collected: [ ] AK [ ] PT [ ] MT [ ] CT [X] ET	County / State origin of sample(s): Georgia
Data Deliverables: [ ] Level II [ ] Level III [ ] Level IV [ ] EQUIS [ ] Other	Regulatory Program (DW, RCRA, etc.) as applicable: Reportable [ ] Yes [ ] No
	Rush (Pre-approval required): [ ] Same Day [ ] 1 Day [ ] 2 Day [ ] 3 Day Other
	Date Results Requested:
	DW PWSID # or WW Permit # as applicable:
	Field Filtered (if applicable): [ ] Yes [ ] No
	Analysis:

Specify Container Size**: 3 2 3 3

Identify Container Preservative Type***: 1 1 1 2

Analysis Requested

**Container Size: (1) 1L, (2) 500mL, (3) 250mL, (4) 125mL, (5) 100mL, (6) 40mL vial, (7) EnCore, (8) TerraCore, (9) 90mL, (10) Other

*** Preservative Types: (1) None, (2) HNO3, (3) H2SO4, (4) HCl, (5) NaOH, (6) Zn Acetate, (7) NaHSO4, (8) Sod Thiosulfate, (9) Ascorbic Acid, (10) MeOH, (11) Other

Lab Use Only: Proj. Mgr: Bonnie Vang; AcctNum / Client ID:; Table #:; Profile / Template: 16492; Prelog / Bottle Ord. ID: EZ-~~3066672~~ 3136076

* Matrix Codes (Insert in Matrix box below): Drinking Water (DW), Ground Water (GW), Wastewater (WW), Product (P), Soil/Solid (SS), Oil (OL), Wipe (WP), Tissue (TS), Bioassay (B), Vapor (V), Surface Water (SW), Sediment (SED), Sludge (SL), Caulk (CK), Leachate (LL), Biosolid (BS), Other (OT)

Customer Sample ID	Matrix *	Comp / Grab	Composite Start Date	Composite Start Time	Collected or Composite End Date	Collected or Composite End Time	# Cont.	Residual Chlorine Result	Residual Chlorine Units	2320B Alkalinity	2540C Total Dissolved Solids	300.0 - F^-, SO_4^{2-}, Cl^-	App. Metals III/IV + State Metals	Sample Comment	Preservation non-conformance identified for samples.
BOW-GWA-1	WG	G					4			X	X	X	X		
BOW-GWA-2	WG	G					4			X	X	X	X		
BOW-GWA-2R	WG	G			8/6/24	1331	4			X	X	X	X	014	
BOW-GWA-3A	WG	G					4			X	X	X	X		
BOW-GWA-4RZ	WG	G					4			X	X	X	X		
BOW-GWA-50	WG	G					4			X	X	X	X		
BOW-GWA-50R	WG	G					4			X	X	X	X		
BOW-GWC-5	WG	G					4			X	X	X	X		
BOW-GWC-6	WG	G					4			X	X	X	X		
BOW-GWC-6RZ	WG	G					4			X	X	X	X		

Additional Instructions from Pace®:
Task Code: BOW-CCR-ASSMT-2024S2
App. III: Boron, Calcium, Chloride, Fluoride, Sulfate, TDS
App. IV: Antimony, Arsenic, Barium, Beryllium, Cadmium, Chromium, Cobalt, Lead, Mercury, Selenium, Thallium
Additional Metals: Iron, Magnesium, Manganese, Potassium, Sodium, Copper, Nickel, Silver, Vanadium, Zinc

Collected By: Kevin Stephenson, William Laaker, Jay Siewert
Printed Name: Noelia Pipero
Signature:
Results Environmental

Customer Remarks / Special Conditions / Possible Hazards:

Coolers: Thermometer ID: Correction Factor (°C): Obs. Temp (°C): Corrected Temp (°C): [ ] On Ice

Relinquished by/Company: (Signature)	Date/Time	Received by/Company: (Signature)	Date/Time	Tracking Number:
Ryan William / Pace	8/9/24 0855	[illegible] 8/9/24	8/9/24 0802	
Relinquished by/Company: (Signature)	Date/Time	Received by/Company: (Signature)	Date/Time	Delivered by: [ ] In-Person [ ] Courier [ ] FedEX [ ] UPS [ ] Other
Relinquished by/Company: (Signature)	Date/Time	Received by/Company: (Signature)	Date/Time	Page: 1 of 3

Submitting a sample via this chain of custody constitutes acknowledgment and acceptance of the Pace® Terms and Conditions found at https://www.pacelabs.com/resource-library/resource/pace-terms-and-conditions/

ENV-FRM-CORO-0019_v02_110123 ©

Pace® Location Requested (City/State):

Pace Analytical Charlotte
5800 Harley Ave. Suite 100, Huntersville, NC 28078

CHAIN-OF-CUSTODY Analytical Request Document

Chain-of-Custody is a LEGAL DOCUMENT - Complete all relevant fields

LAB USE ONLY- Affix Workorder/Login Label Here

Scan QR Code for instructions

Company Name: Georgia Power - Bowen	Contact/Report To: Kristen Junnko, Cassidy Sutherland
Street Address: 241 Ralph McGill Blvd NE, Atlanta, GA 30308	Phone #: (470) 217-0008
	E-Mail: knjurink@southernco.com
	Cc E-Mail: Laura Midkiff, Ben Hodges, Mike Smilley, Noelia Gangi
Customer Project #:	Invoice to: Account Payable
Project Name: Bowen LF Cells 1&2	Invoice E-mail: georgiapowerinvoices@southernco.com
Site Collection Info/Facility ID (as applicable):	Purchase Order # (if applicable): GPC82474-0006
	Quote #:
Time Zone Collected: [ ] AK [ ] PT [ ] MT [ ] CT [X] ET	County / State origin of sample(s): Georgia
Data Deliverables: [ ] Level II [ ] Level III [ ] Level IV [ ] EQUIS [ ] Other	Regulatory Program (DW, RCRA, etc.) as applicable: Reportable [ ] Yes [ ] No
	Rush (Pre-approval required): [ ] Same Day [ ] 1 Day [ ] 2 Day [ ] 3 Day Other
	Date Results Requested:
	DW PWSID # or WW Permit # as applicable:
	Field Filtered (if applicable): [ ] Yes [ ] No
	Analysis:

Specify Container Size **: 3 2 3 3

Identify Container Preservative Type***: 1 1 1 2

Analysis Requested

** Container Size: (1) 1L, (2) 500mL, (3) 250mL, (4) 125mL, (5) 100mL, (6) 40mL vial, (7) EnCore, (8) TerraCore, (9) 5Gm, (10) Other

*** Preservative Types: (1) None, (2) HNO3, (3) H2SO4, (4) HCl, (5) NaOH, (6) Zn Acetate, (7) NaHSO4, (8) Sod. Thiosulfate, (9) Ascorbic Acid, (10) MeOH, (11) Other

Lab Use Only

Proj. Mgr: Bonnie Varig

AcctNum / Client ID:

Table #:

Profile / Template: 16492

PreLog / Bottle Ord. ID: EZ ~~3066672~~ 3136076

Sample Comment:

Preservation non-conformance identified for sample

* Matrix Codes (Insert in Matrix box below): Drinking Water (DW), Ground Water (GW), Wastewater (WW), Product (P), Soil/Solid (SS), Oil (OL), Wipe (WP), Tissue (TS), Bioassay (B), Vapor (V), Surface Water (SW), Sediment (SED), Sludge (SL), Caulk (CK), Leachate (LL), Biosolid (BS), Other (OT)

Customer Sample ID	Matrix *	Comp / Grab	Composite Start Date	Composite Start Time	Collected or Composite End Date	Collected or Composite End Time	# Cont.	Residual Chlorine Result	Residual Chlorine Units	2320B Alkalinity	2540C Total Dissolved Solids	300.0 - F-, SO4-, Cl-	App. Metals III/IV + Slate Metals	Sample Comment:
BOW-GWC-13RZ	WG	G					4			X	X	X	X	
BOW-GWC-14Z	WG	G					4			X	X	X	X	
BOW-GWC-15R	WG	G					4			X	X	X	X	
BOW-GWC-15Z	WG	G					4			X	X	X	X	
BOW-LF1-2-FD-	WG	G					4			X	X	X	X	
BOW-LF1-2-FD-	WG	G					4			X	X	X	X	
BOW-LF1-2-FD-	WG	G					4			X	X	X	X	
BOW-LF1-2-FB-05	WQ	G			8/6/24	1622	4			X	X	X	X	015
BOW-LF1-2-EB-05	WQ	G			8/6/24	1630	4			X	X	X	X	016

Additional Instructions from Pace®:
Task Code: BOW-CCR-ASSMT-2024S2
App. III: Boron, Calcium, Chloride, Fluoride, Sulfate, TDS
App. IV: Antimony, Arsenic, Barium, Beryllium, Cadmium, Chromium, Cobalt, Lead, Mercury, Selenium, Thallium
Additional Metals: Iron, Magnesium, Manganese, Potassium, Sodium, Copper, Nickel, Silver, Vanadium, Zinc

Collected By: Kevin Stephenson, William Laaker, Jay Stewert, Natalie Piper
Printed Name
Signature
Resolute Environmental

Customer Remarks / Special Conditions / Possible Hazards:

Coolers: Thermometer ID: Correction Factor (°C): Obs. Temp (°C): Corrected Temp (°C): [ ] On Ice

Relinquished by/Company: (Signature)	Date/Time: 8/9/24 0802	Received by/Company: (Signature) Ryan Williams / Pace	Date/Time: 8/9/24 0802	Tracking Number:
Relinquished by/Company: (Signature) Ryan Williams / Pace	Date/Time: 8/9/24 0855	Received by/Company: (Signature)	Date/Time: 8/9/24 0855	Delivered by: [ ] In-Person [ ] Courier [ ] FedEx [ ] UPS [ ] Other
Relinquished by/Company: (Signature)	Date/Time:	Received by/Company: (Signature)	Date/Time:	Page: 3 of 3
Relinquished by/Company: (Signature)	Date/Time:	Received by/Company: (Signature)	Date/Time:	

Submitting a sample via this chain of custody constitutes acknowledgment and acceptance of the Pace® Terms and Conditions found at: https://www.pacelabs.com/resource-library/resource/pace-terms-and-conditions/

ENV-FRM-CORC-0019_v02_110123 ©

Pace ANALYTICAL SERVICES

DC#_Title: ENV-FRM-HUN1-0083 v05_Sample Condition Upon Receipt

Effective Date: 05/24/2024

Laboratory receiving samples:

Asheville ☐ Eden ☐ Greenwood ☐ Huntersville ☐ Raleigh ☐ Mechanicsville ☐ Atlanta ☑ Kernersville ☐

Sample Condition Upon Receipt

Client Name: Georgia Power

Project #: **WO#: 92746783**

PM: BV **Due Date: 08/23/24**

CLIENT: 92-GP-BOWLF

Courier: ☐ Commercial ☐ Fed Ex ☑ UPS ☐ USPS ☐ Client ☑ Pace ☐ Other:____

Custody Seal Present? ☐ Yes ☐ No **Seals Intact?** ☐ Yes ☐ No ☑ N/A

Date/Initials Person Examining Contents: 8/13/24 Cay

Packing Material: ☐ Bubble Wrap ☐ Bubble Bags ☑ None ☐ Other

Biological Tissue Frozen? ☐ Yes ☐ No ☐ N/A

Thermometer: ☑ IR Gun ID: 083

Type of Ice: ☑ Wet ☐ Blue ☐ None

Cooler Temp: 4.3 **Correction Factor:** Add/Subtract (°C) -0.1

Temp should be above freezing to 6°C

☐ Samples out of temp criteria. Samples on ice, cooling process has begun

Cooler Temp Corrected (°C): 4.2

USDA Regulated Soil (☐ N/A, water sample)

Did samples originate in a quarantine zone within the United States: CA, NY, or SC (check maps)? ☐ Yes ☐ No

Did samples originate from a foreign source (internationally, including Hawaii and Puerto Rico)? ☐ Yes ☐ No

				Comments/Discrepancy:
Chain of Custody Present?	☑ Yes	☐ No	☐ N/A	1.
Samples Arrived within Hold Time?	☑ Yes	☐ No	☐ N/A	2.
Short Hold Time Analysis (<72 hr.)?	☐ Yes	☑ No	☐ N/A	3.
Rush Turn Around Time Requested?	☐ Yes	☑ No	☐ N/A	4.
Sufficient Volume?	☑ Yes	☐ No	☐ N/A	5.
Correct Containers Used?	☑ Yes	☐ No	☐ N/A	6.
-Pace Containers Used?	☑ Yes	☐ No	☐ N/A	
Containers Intact?	☑ Yes	☐ No	☐ N/A	7.
Dissolved analysis: Samples Field Filtered?	☐ Yes	☐ No	☑ N/A	8.
Sample Labels Match COC?	☑ Yes	☐ No	☐ N/A	9.
-Includes Date/Time/ID/Analysis Matrix: W				
Headspace in VOA Vials (>5-6mm)?	☐ Yes	☐ No	☑ N/A	10.
Trip Blank Present?	☐ Yes	☐ No	☑ N/A	11.
Trip Blank Custody Seals Present?	☐ Yes	☐ No	☐ N/A	

COMMENTS/SAMPLE DISCREPANCY

Field Data Required? ☐ Yes ☐ No

Lot ID of split containers:

CLIENT NOTIFICATION/RESOLUTION

Person contacted: _____ Date/Time: _____

Project Manager SCURF Review: _____ **Date:** _____

Project Manager SRF Review: _____ **Date:** _____

Pace ANALYTICAL SERVICES

Effective Date: 05/24/2024

WO#: 92746783

Project #

PM: BV Due Date: 08/23/24

CLIENT: 92-GP-BOWLF

*Check mark top half of box if pH and/or dechlorination is verified and within the acceptance range for preservation samples.
Exceptions: VOA, Coliform, TOC, Oil and Grease, DRO/8015 (water) DOC, LLHg
**Bottom half of box is to list number of bottles
***Check all unpreserved Nitrates for chlorine

Laboratory Receiving Location: Asheville ☐ Eden ☐ Greenwood ☐ Huntersville ☐ Raleigh ☐ Mechanicsville ☐ Atlanta ☐ Kernersville ☐

Client_____ Profile/EZ (Circle one)_____ Notes_____

Item#	BP4U-125 mL Plastic Unpreserved (N/A) (Cl-)	BP3U-250 mL Plastic Unpreserved (N/A)	BP2U-500 mL Plastic Unpreserved (N/A)	BP1U-1 liter Plastic Unpreserved (N/A)		BP4S-125 mL Plastic H2SO4 (pH < 2) (Cl-)	BP3N-250 mL plastic HNO3 (pH < 2)	BP4Z-125 mL Plastic ZN Acetate & NaOH (>9)	BP4B-125 mL Plastic NaOH (pH > 12) (Cl-)	WGFU-Wide-mouthed Glass Jar Unpreserved	AG1U-1 liter Amber Unpreserved (N/A) (Cl-)	AG1H-1 liter Amber HCl (pH < 2)	AG3U-250 mL Amber Unpreserved (N/A) (Cl-)	AG1S-1 liter Amber H2SO4 (pH < 2)	AG3S-250 mL Amber H2SO4 (pH < 2)	DG9A-40 mL Amber NH4Cl (N/A)(Cl-)	DG9H-40 mL VOA HCl (N/A)	VG9T-40 mL VOA Na2S2O3 (N/A)	VG9U-40 mL VOA Unpreserved (N/A)	DG9V-40 mL VOA H3PO4 (N/A)	KP7U-50 mL Plastic Unpreserved (N/A)	V/GK (3 vials per kit)-VPH/Gas kit (N/A)	SP5T-125 mL Sterile Plastic (N/A – lab)	SP2T-250 mL Sterile Plastic (N/A – lab)		BP3R-250 mL Plastic (NH4)2SO4 (9.3-9.7)	AG0U-100 mL Amber Unpreserved (N/A) (Cl-)	VSGU-20 mL Scintillation vials (N/A)	
CC																													
1		2	1				1																						
2		2	1				1																						
3		2	1				1																						
4		2	1				1																						
5		2	1				1																						
6		2	1				1																						
7		2	1				1																						
8		2	1				1																						
9		2	1				1																						
10			1																										
11																													
12																													

pH Adjustment Log for Preserved Samples

Sample ID	Type of Preservative	pH upon receipt	Date preservation adjusted	Time preservation adjusted	Amount of Preservative added	Lot #

Note: Whenever there is a discrepancy affecting North Carolina compliance samples, a copy of this form will be sent to the North Carolina DENR Certification Office (i.e. Out of hold, incorrect preservative, out of temp, incorrect containers.

Pace® Location Requested (City/State):

Pace Analytical Charlotte
9800 Kincey Ave. Suite 100, Huntersville, NC 28078

CHAIN-OF-CUSTODY Analytical Request Document

Chain-of-Custody is a LEGAL DOCUMENT - Complete all relevant fields

LAB USE ONLY- Affix Workorder/Login Label Here

Scan QR Code for instructions

Company Name: Georgia Power - Bowen	Contact/Report To: Kristen Jurinko, Cassidy Sutherland
Street Address: 241 Ralph McGill Blvd NE, Atlanta, GA 30308	Phone #: (470) 217-0008
	E-Mail: krjurink@southernco.com
	Cc E-Mail: Laura Midkiff, Ben Hodges, Mike Smilley, Noelia Gangi
Customer Project #:	Invoice to: Account Payable
Project Name: Bowen LF Cells 1&2	Invoice E-mail: georgiapowerinvoices@southernco.com
Site Collection Info/Facility ID (as applicable):	Purchase Order # (if applicable): GPC82474-0006
	Quote #:
Time Zone Collected: [ ] AK [ ] PT [ ] MT [ ] CT [X] ET	County / State origin of sample(s): Georgia
Data Deliverables: [ ] Level II [ ] Level III [ ] Level IV [ ] EQUIS [ ] Other	Regulatory Program (DW, RCRA, etc.) as applicable: Reportable [ ] Yes [ ] No
	Rush (Pre-approval required): [ ] Same Day [ ] 1 Day [ ] 2 Day [ ] 3 Day Other
	Date Results Requested:
	DW PWSID # or WW Permit # as applicable:
	Field Filtered (If applicable): [ ] Yes [ ] No
	Analysis:

Specify Container Size **: 3 2 3 3

Identify Container Preservative Type***: 2 2 2 2

**Container Size: (1) 1L, (2) 500mL, (3) 250mL, (4) 125mL, (5) 100mL, (6) 40mL vial, (7) EnCore, (8) TerraCore, (9) 90mL, (10) Other

*** Preservative Types: (1) None, (2) HNO3, (3) H2SO4, (4) HCl, (5) NaOH, (6) Zn Acetate, (7) NaHSO4, (8) Sod. Thiosulfate, (9) Ascorbic Acid, (10) MeOH, (11) Other

Analysis Requested

Lab Use Only: Proj. Mgr: Bonnie Vang; Accttnum / Client ID:; Table #:; Profile / Template: 16492; Prelog / Bottle Ord. ID: EZ-~~3666672~~ 313607G

Preservation non-conformance identified for sample.

* Matrix Codes (Insert in Matrix box below): Drinking Water (DW), Ground Water (GW), Wastewater (WW), Product (P), Soil/Solid (SS), Oil (OL), Wipe (WP), Tissue (TS), Bioassay (B), Vapor (V), Surface Water (SW), Sediment (SED), Sludge (SL), Caulk (CK), Leachate (LL), Biosolid (BS), Other (OT)

Customer Sample ID	Matrix*	Comp / Grab	Composite Start Date	Composite Start Time	Collected or Composite End Date	Collected or Composite End Time	# Cont.	Residual Chlorine Result	Residual Chlorine Units	2320B Alkalinity	2540C Total Dissolved Solids	300.0 - F-, SO4-2, Cl-	App. Metals III/IV + State Metals	Sample Comment
BOW-GWC-7Z	WG	G					4			X	X	X	X	
BOW-GWC-8Z	WG	G			8/12/24	1143	4			X	X	X	X	017
BOW-GWC-8RR	WG	G			8/12/24	1326	4			X	X	X	X	018
BOW-GWC-9	WG	G			8/12/24	1510	4			X	X	X	X	019
BOW-GWC-10	WG	G			8/12/24	1242	4			X	X	X	X	020
BOW-GWC-10R	WG	G			8/12/24	1118	4			X	X	X	X	021
BOW-GWC-11	WG	G					4			X	X	X	X	
BOW-GWC-11R	WG	G			8/12/24	1505	4			X	X	X	X	022
BOW-GWC-12	WG	G			8/12/24	1500	4			X	X	X	X	023
BOW-GWC-13	WG	G			8/12/24	1332	4			X	X	X	X	024

Additional Instructions from Pace®:
Task Code: BOW-CCR-ASSMT-2024S2
App. III: Boron, Calcium, Chloride, Fluoride, Sulfate, TDS
App. IV: Antimony, Arsenic, Barium, Beryllium, Cadmium, Chromium, Cobalt, Lead, Mercury, Selenium, Thallium
Additional Metals: Iron, Magnesium, Manganese, Potassium, Sodium, Copper, Nickel, Silver, Vanadium, Zinc

Collected By: Kevin Stephenson, William Laaker, Jay Siewert, Natalie Pippro
Printed Name
Signature
Resolute Environmental

Customer Remarks / Special Conditions / Possible Hazards:

Coolers: Thermometer ID: Correction Factor (°C): Obs. Temp. (°C): Corrected Temp. (°C): [ ] On Ice

Relinquished by/Company: (Signature)	Date/Time:	Received by/Company: (Signature)	Date/Time:	Tracking Number:
Resolute Env.	8/13/24 1025	Ryan Williams / Pace	8/13/2024 1025	
Ryan Williams / Pace	8/13/2024 1145		8/13/24 1145	Delivered by: [ ] In Person [ ] Courier [ ] FedEX [ ] UPS [ ] Other
Relinquished by/Company: (Signature)	Date/Time:	Received by/Company: (Signature)	Date/Time:	
Relinquished by/Company: (Signature)	Date/Time:	Received by/Company: (Signature)	Date/Time:	Page: 2 of 3

Submitting a sample via this chain of custody constitutes acknowledgment and acceptance of the Pace® Terms and Conditions found at https://www.pacelabs.com/resource-library/resource/pace-terms-and-conditions/

ENV-FRM-CORQ-0019_v02_110123 ©

Pace® Location Requested (City/State):

Pace Analytical Charlotte
9800 Kincey Ave. Suite 100, Huntersville, NC 28078

CHAIN-OF-CUSTODY Analytical Request Document

Chain-of-Custody is a LEGAL DOCUMENT - Complete all relevant fields

LAB USE ONLY- Affix Workorder/Login Label Here

Scan QR Code for Instructions

Company Name: Georgia Power - Bowen	Contact/Report To: Kristen Jurinko, Cassidy Sutherland
Street Address: 241 Ralph McGill Blvd NE, Atlanta, GA 30308	Phone #: (470) 217-0008
	E-Mail: krjurink@southernco.com
	Cc E-Mail: Laura Midkiff, Ben Hodges, Mike Smilley, Noelia Gangi
Customer Project #:	Invoice to: Account Payable
Project Name: Bowen LF Cells 1&2	Invoice E-mail: georgiapowerinvoices@southernco.com
Site Collection Info/Facility ID (as applicable):	Purchase Order # (if applicable): GPC82474-0006
	Quote #:
Time Zone Collected: [ ] AK [ ] PT [ ] MT [ ] CT [X] ET	County / State origin of sample(s): Georgia
Data Deliverables: [ ] Level II [ ] Level III [ ] Level IV [ ] EQUIS [ ] Other	Regulatory Program (DW, RCRA, etc.) as applicable: Reportable [ ] Yes [ ] No
	Rush (Pre-approval required): [ ] Same Day [ ] 1 Day [ ] 2 Day [ ] 3 Day Other
	Date Results Requested:
	DW PWSID # or WW Permit # as applicable:
	Field Filtered (if applicable): [ ] Yes [ ] No
	Analysis:

Specify Container Size **: 3 2 3 3

Identify Container Preservative Type***: 1 1 1 2

Analysis Requested

**Container Size: (1) 1L, (2) 500mL, (3) 250mL, (4) 125mL, (5) 100mL, (6) 40mL vial, (7) EnCore, (8) TerraCore, (9) 90mL, (10) Other

*** Preservative Types: (1) None, (2) HNO3, (3) H2SO4, (4) HCl, (5) NaOH, (6) Zn Acetate, (7) NaHSO4, (8) Sod. Thiosulfate, (9) Ascorbic Acid, (10) MeOH, (11) Other

Lab Use Only: Proj. Mgr: Bonnie Varg; AcctNum / Client ID:; Table #:; Profile / Template: 16492; Prelog / Bottle Ord. ID: EZ ~~3066672~~ 3136076

* Matrix Codes (Insert in Matrix box below): Drinking Water (DW), Ground Water (GW), Wastewater (WW), Product (P), Soil/Solid (SS), Oil (OL), Wipe (WP), Tissue (TS), Bioassay (B), Vapor (V), Surface Water (SW), Sediment (SED), Sludge (SL), Caulk (CK), Leachate (LE), Biosolid (BS), Other (OT)

Customer Sample ID	Matrix *	Comp / Grab	Composite Start Date	Composite Start Time	Collected or Composite End Date	Collected or Composite End Time	# Cont.	Residual Chlorine Result	Residual Chlorine Units	2320B Alkalinity	2540C Total Dissolved Solids	300.0 - F, SO4, Cl	App. Metals III/IV + Silver Metals	Sample Comment	Preservation non-conformance identified for sample
BOW-GWC-13RZ	WG	G					4			X	X	X	X		
BOW-GWC-14Z	WG	G					4			X	X	X	X		
BOW-GWC-15R	WG	G					4			X	X	X	X		
BOW-GWC-15Z	WG	G					4			X	X	X	X		
BOW-LF1-2-FD-	WG	G					4			X	X	X	X		
BOW-LF1-2-FD-06	WG	G			8/12/24	—	4			X	X	X	X	025	
BOW-LF1-2-FD-	WG	G					4			X	X	X	X		
BOW-LF1-2-FB-	WQ	G					4			X	X	X	X		
BOW-LF1-2-EB-	WQ	G					4			X	X	X	X		

Additional Instructions from Pace®:
Task Code: BOW-CCR-ASSMT-2024S2
App. III: Boron, Calcium, Chloride, Fluoride, Sulfate, TDS
App. IV: Antimony, Arsenic, Barium, Beryllium, Cadmium, Chromium, Cobalt, Lead, Mercury, Selenium, Thallium
Additional Metals: Iron, Magnesium, Manganese, Potassium, Sodium, Copper, Nickel, Silver, Vanadium, Zinc

Collected By: Printed Name: Kevin Stephenson, William Laaker, Jay Siewert, Natalie Piparo
Signature: Resolute Environmental

Customer Remarks / Special Conditions / Possible Hazards:

Coolers: Thermometer ID: Correction Factor (°C): Obs. Temp. (°C): Corrected Temp (°C): [ ] On Ice

Relinquished by/Company: (Signature)	Date/Time:	Received by/Company: (Signature)	Date/Time:	Tracking Number:
Resolute Env.	8/13/24 1025	Ryan Williams / Pace	8/13/2024 1025	
Ryan Williams / Pace	8/13/2024 1145		8/13/24 1145	Delivered by: [ ] In-Person [ ] Courier [ ] FedEx [ ] UPS [ ] Other
Relinquished by/Company: (Signature)	Date/Time:	Received by/Company: (Signature)	Date/Time:	
Relinquished by/Company: (Signature)	Date/Time:	Received by/Company: (Signature)	Date/Time:	Page: 3 of 3

Submitting a sample via this chain of custody constitutes acknowledgment and acceptance of the Pace® Terms and Conditions found at https://www.pacelabs.com/resource-library/resource/pace-terms-and-conditions/

ENV-FRM-CORQ-0019_v02_110123 ©

Pace® Location Requested (City/State):

Pace Analytical Charlotte
9800 Kincey Ave. Suite 100, Huntersville, NC 28078

CHAIN-OF-CUSTODY Analytical Request Document

Chain-of-Custody is a LEGAL DOCUMENT - Complete all relevant fields

LAB USE ONLY- Affix Workorder/Login Label Here

Scan QR Code for instructions

Company Name: Georgia Power - Bowen	Contact/Report To: Kristen Juririko, Cassidy Sutherland
Street Address: 241 Ralph McGill Blvd NE, Atlanta GA 30308	Phone #: (470) 217-0008
	E-Mail: knjurink@southernco.com
	Cc E-Mail: Laura Midkiff, Ben Hodges, Mike Smilley, Noelia Gangi
Customer Project #:	Invoice to: Account Payable
Project Name: Bowen LF Cells 1&2	Invoice E-mail: georgiapowerinvoices@southernco.com
Site Collection Info/Facility ID (as applicable):	Purchase Order # (if applicable): GPC82474-0006
	Quote #:
Time Zone Collected: [ ] AK [ ] PT [ ] MT [ ] CT [X] ET	County / State origin of sample(s): Georgia
Data Deliverables: [ ] Level II [ ] Level III [ ] Level IV [ ] EQUIS [ ] Other	Regulatory Program (DW, RCRA, etc.) as applicable: Reportable [ ] Yes [ ] No
	Rush (Pre-approval required): [ ] Same Day [ ] 1 Day [ ] 2 Day [ ] 3 Day Other: Date Results Requested:
	DW PWSID # or WW Permit # as applicable: Field Filtered (if applicable): [ ] Yes [ ] No Analysis:

* Matrix Codes (Insert in Matrix box below): Drinking Water (DW), Ground Water (GW), Wastewater (WW), Product (P), Soil/Solid (SS), Oil (OL), Wipe (WP), Tissue (TS), Bioassay (B), Vapor (V), Surface Water (SW), Sediment (SED), Sludge (SL), Caulk (CK), Leachate (LL), Biosolid (BS), Other (OT)

Customer Sample ID	Matrix *	Comp / Grab	Composite Start Date	Composite Start Time	Collected or Composite End Date	Collected or Composite End Time	# Cont.	Residual Chlorine Result	Residual Chlorine Units	2320B Alkalinity	2540C Total Dissolved Solids	300.0 - F^-, SO_4^{2-}, Cl	App. Metals III/IV + Silata Metals							Sample Comment
Specify Container Size **										3	2	3	3							
Identify Container Preservative Type***										1	1	1	2							
Analysis Requested																				
BOW-GWC-7Z	WG	G					4			X	X	X	X							
BOW-GWC-8Z	WG	G					4			X	X	X	X							
BOW-GWC-8RR	WG	G					4			X	X	X	X							
BOW-GWC-9	WG	G					4			X	X	X	X							
BOW-GWC-10	WG	G					4			X	X	X	X							
BOW-GWC-10R	WG	G					4			X	X	X	X							
BOW-GWC-11	WG	G			8/13/24	1123	4			X	X	X	X							
BOW-GWC-11R	WG	G					4			X	X	X	X							
BOW-GWC-12	WG	G					4			X	X	X	X							
BOW-GWC-13	WG	G					4			X	X	X	X							

**Container Size: (1) 1L, (2) 500mL, (3) 250mL, (4) 125mL, (5) 100mL, (6) 40mL vial, (7) EnCore, (8) TerraCore, (9) 90mL, (10) Other

*** Preservative Types: (1) None, (2) HNO3, (3) H2SO4, (4) HCl, (5) NaOH, (6) Zn Acetate, (7) NaHSO4, (8) Sod Thiosulfate, (9) Ascorbic Acid, (10) MeOH, (11) Other

Lab Use Only: Proj. Mgr: Bonnie Varga; Acct#/Com / Client ID:; Table #:; Profile / Template: 16492; Prelog / Bottle Ord. ID: EZ ~~9886678~~ 3136076; Preservation non-conformance identified for sample

Additional Instructions from Pace®:
Task Code: BOW-CCR-ASSMT-2024S2
App. III: Boron, Calcium, Chloride, Fluoride, Sulfate, TDS
App. IV: Antimony, Arsenic, Barium, Beryllium, Cadmium, Chromium, Cobalt, Lead, Mercury, Selenium, Thallium
Additional Metals: Iron, Magnesium, Manganese, Potassium, Sodium, Copper, Nickel, Silver, Vanadium, Zinc

Collected By: Kevin Stephenson, William Laaker, Jay Siewert
Printed Name: Natalie Eparo
Signature: Resolute Environmental

Customer Remarks / Special Conditions / Possible Hazards:

Coolers: Thermometer ID: Correction Factor (°C): Obs. Temp (°C): Corrected Temp. (°C): [ ] On Ice

Relinquished by/Company: (Signature)	Date/Time:	Received by/Company: (Signature)	Date/Time:	Tracking Number:
Resolute Env.	8/16/24 1151	Ryan Williams / Pace	8/16/24 1151	
Ryan Williams / Pace	8/16/24 1355		8/16/24 1355	Delivered by: [ ] In-Person [ ] Courier [ ] FedEx [ ] UPS [ ] Other

Submitting a sample via this chain of custody constitutes acknowledgment and acceptance of the Pace® Terms and Conditions found at https://www.pacelabs.com/resource-library/resource/pace-terms-and-conditions/

Pace® Location Requested (City/State):

Pace Analytical Charlotte
9800 Kincey Ave., Suite 100, Huntersville, NC 28078

CHAIN-OF-CUSTODY Analytical Request Document

Chain-of-Custody is a LEGAL DOCUMENT - Complete all relevant fields

LAB USE ONLY- Affix Workorder/Login Label Here

Scan QR Code for instructions

Company Name: Georgia Power - Bowen	Contact/Report To: Kristen Jurinko, Cassidy Sutherland
Street Address: 241 Ralph McGill Blvd NE, Atlanta GA 30308	Phone #: (470) 217-0006
	E-Mail: krjurink@southernco.com
	Cc E-Mail: Laura Midkiff, Ben Hodges, Mike Smilley, Noelia Gangi
Customer Project #:	Invoice to: Account Payable
Project Name: Bowen LF Cells 1&2	Invoice E-mail: georgiapowerinvoices@southernco.com
Site Collection Info/Facility ID (as applicable):	Purchase Order # (if applicable): GPC62474-0006
	Quote #:
Time Zone Collected: [ ] AK [ ] PT [ ] MT [ ] CT [X] ET	County / State origin of sample(s): Georgia
Data Deliverables: [ ] Level II [ ] Level III [ ] Level IV [ ] EQUIS [ ] Other	Regulatory Program (DW, RCRA, etc.) as applicable: Reportable [ ] Yes [ ] No
	Rush (Pre-approval required): [ ] Same Day [ ] 1 Day [ ] 2 Day [ ] 3 Day Other
	Date Results Requested:
	DW PWSID # or WW Permit # as applicable:
	Field Filtered (if applicable): [ ] Yes [ ] No
	Analysis:

Specify Container Size **

Identify Container Preservative Type***

Analysis Requested

** Container Size: [1] 1L, [2] 500mL, [3] 250mL, [4] 125mL, [5] 200mL, [6] 40mL vial, [7] EnCore, [8] TerraCore, [9] 90mL, [10] Other

*** Preservative Types: (1) None, (2) HNO3, (3) H2SO4, (4) HCl, (5) NaOH, (6) Zn Acetate, (7) NaHSO4, (8) Sod. Thiosulfate, (9) Ascorbic Acid, (10) MeOH, (11) Other

Lab Use Only

Proj. Mgr: Bonnie Vang
AcctNum / Client ID:
Table #:
Profile / Template: 16492
Prelog / Bottle Ord. ID: EZ-~~0006672~~ 3136076

* Matrix Codes (Insert in Matrix box below): Drinking Water (DW), Ground Water (GW), Wastewater (WW), Product (P), Soil/Solid (SS), Oil (OL), Wipe (WP), Tissue (TS), Bioassay (B), Vapor (V), Surface Water (SW), Sediment (SED), Sludge (SL), Caulk (CK), Leachate (LL), Biosolid (BS), Other (OT)

Customer Sample ID	Matrix *	Comp / Grab	Composite Start Date	Composite Start Time	Collected or Composite End Date	Collected or Composite End Time	# Cont.	Residual Chlorine Result	Residual Chlorine Units	2320B Alkalinity	2540C Total Dissolved Solids	300.0 - F, SO_4^{2-}, Cl	App. Metals III/IV + Static Metals	Sample Comment	Preservation non-conformance identified for sample
BOW-GWC-13RZ	WG	G			8/13/24	0951	4			X	X	X	X		
BOW-GWC-14Z	WG	G			8/13/24	1158	4			X	X	X	X		
BOW-GWC-15R	WG	G			8/13/24	1120	4			X	X	X	X		
BOW-GWC-15Z	WG	G			8/13/24	1240	4			X	X	X	X		
BOW-LF1-2-FD-	WG	G					4			X	X	X	X		
BOW-LF1-2-FD-	WG	G					4			X	X	X	X		
BOW-LF1-2-FD-07	WG	G			8/13/24	—	4			X	X	X	X		
BOW-LF1-2-FB-07	WQ	G			8/13/24	1233	4			X	X	X	X		
BOW-LF1-2-EB-07	WQ	G			8/13/24	1239	4			X	X	X	X		

Additional Instructions from Pace®:
Task Code: BOW-CCR-ASSMT-2024S2
App. III: Boron, Calcium, Chloride, Fluoride, Sulfate, TDS
App. IV: Antimony, Arsenic, Barium, Beryllium, Cadmium, Chromium, Cobalt, Lead, Mercury, Selenium, Thallium
Additional Metals: Iron, Magnesium, Manganese, Potassium, Sodium, Copper, Nickel, Silver, Vanadium, Zinc

Collected By: Kevin Stephenson, William Laaker, Jay Siewert, Natalie Pigaro
Printed Name
Signature
Pendulo Environmental

Customer Remarks / Special Conditions / Possible Hazards:

Coolers: Thermometer ID: Correction Factor (°C): Obs Temp (°C): Corrected Temp (°C): [ ] On Ice

Relinquished by/Company: (Signature)	Date/Time	Received by/Company: (Signature)	Date/Time	Trading Number:
Kevin Stephenson / Pace	8/16/24 1151	Ryan Williams / Pace	8/16/24 1151	
Ryan Williams / Pace	8/16/24 1355		8/16/24 1355	Delivered by: [ ] In-Person [ ] Courier [ ] FedEx [ ] UPS [ ] Other
Relinquished by/Company: (Signature)	Date/Time:	Received by/Company: (Signature)	Date/Time:	
Relinquished by/Company: (Signature)	Date/Time:	Received by/Company: (Signature)	Date/Time:	Page: 3 of 3

Submitting a sample via this chain of custody constitutes acknowledgment and acceptance of the Pace® Terms and Conditions found at https://www.pacelabs.com/resource-library/resource/pace-terms-and-conditions/

ENV-FRM-CORQ-0019_v02_110123 ©

Pace

DC#_Title: ENV-FRM-HUNT-0083 v05_Sample Condition Upon Receipt

Effective Date: 05/24/2024

Laboratory receiving samples:
Asheville ☐ Eden ☐ Greenwood ☐ Huntersville ☐ Raleigh ☐ Mechanicsville ☐ Atlanta ☑ Kernersville ☐

Sample Condition Upon Receipt

Client Name: GA Power - Bowen

Project #:

Courier: ☐ Commercial ☐ Fed Ex ☐ UPS ☐ USPS ☐ Client ☑ Pace ☐ Other:

Custody Seal Present? ☑ Yes ☐ No Seals Intact? ☑ Yes ☐ No ☐ N/A

Date/Initials Person Examining Contents: 8/16/24 ew

Packing Material: ☑ Bubble Wrap ☐ Bubble Bags ☐ None ☐ Other

Biological Tissue Frozen? ☐ Yes ☐ No ☑ N/A

Thermometer: ☐ IR Gun ID: 230

Type of Ice: ☑ Wet ☐ Blue ☐ None

Cooler Temp: 4.9 Correction Factor: Add/Subtract (°C) 0

Temp should be above freezing to 6°C
☐ Samples out of temp criteria. Samples on ice, cooling process has begun

Cooler Temp Corrected (°C): 4.9

USDA Regulated Soil (☐ N/A, water sample)
Did samples originate in a quarantine zone within the United States: CA, NY, or SC (check maps)? ☐ Yes ☐ No

Did samples originate from a foreign source (internationally, including Hawaii and Puerto Rico)? ☐ Yes ☐ No

				Comments/Discrepancy:
Chain of Custody Present?	☑ Yes	☐ No	☐ N/A	1.
Samples Arrived within Hold Time?	☑ Yes	☐ No	☐ N/A	2.
Short Hold Time Analysis (<72 hr.)?	☑ Yes	☐ No	☐ N/A	3.
Rush Turn Around Time Requested?	☐ Yes	☑ No	☐ N/A	4.
Sufficient Volume?	☑ Yes	☐ No	☐ N/A	5.
Correct Containers Used?	☑ Yes	☐ No	☐ N/A	6.
-Pace Containers Used?	☑ Yes	☐ No	☐ N/A	
Containers Intact?	☑ Yes	☐ No	☐ N/A	7.
Dissolved analysis: Samples Field Filtered?	☐ Yes	☑ No	☐ N/A	8.
Sample Labels Match COC?	☑ Yes	☐ No	☐ N/A	9.
-Includes Date/Time/ID/Analysis Matrix: WG WQ				
Headspace in VOA Vials (>5-6mm)?	☐ Yes	☐ No	☑ N/A	10.
Trip Blank Present?	☐ Yes	☐ No	☑ N/A	11.
Trip Blank Custody Seals Present?	☐ Yes	☐ No	☑ N/A	

Field Data Required? ☐ Yes ☐ No

COMMENTS/SAMPLE DISCREPANCY

Lot ID of split containers:

CLIENT NOTIFICATION/RESOLUTION

Person contacted: Date/Time:

Project Manager SCURF Review: Date:

Project Manager SRF Review: Date:

Pace

DC#_Title: ENV-FRM-HUN1-0083 v05_Sample Condition Upon Receipt

Effective Date: 05/24/2024

*Check mark top half of box if pH and/or dechlorination is verified and within the acceptance range for preservation samples.
Exceptions: VOA, Coliform, TOC, Oil and Grease, DRO/8015 (water) DOC, LLHg
**Bottom half of box is to list number of bottles
***Check all unpreserved Nitrates for chlorine

Project #

Laboratory Receiving Location: Asheville ☐ Eden ☐ Greenwood ☐ Huntersville ☐ Raleigh ☐ Mechanicsville ☐ Atlanta ☑ Kernersville ☐

Client GA Power - Bowen Profile (E) (Circle one) 313607 Notes

Item#	BP4U-125 mL Plastic Unpreserved (N/A) (Cl-)	BP3U-250 mL Plastic Unpreserved (N/A)	BP2U-500 mL Plastic Unpreserved (N/A)	BP1U-1 liter Plastic Unpreserved (N/A)		BP4S-125 mL Plastic H2SO4 (pH < 2) (Cl-)	BP3N-250 mL plastic HNO3 (pH < 2)	BP4Z-125 mL Plastic ZN Acetate & NaOH (>9)	BP4B-125 mL Plastic NaOH (pH > 12) (Cl-)	WGFU-Wide-mouthed Glass jar Unpreserved	AG1U-1 liter Amber Unpreserved (N/A) (Cl-)	AG1H-1 liter Amber HCl (pH < 2)	AG3U-250 mL Amber Unpreserved (N/A) (Cl-)	AG1S-1 liter Amber H2SO4 (pH < 2)	AG3S-250 mL Amber H2SO4 (pH < 2)	DG9A-40 mL Amber NH4Cl (N/A)(Cl-)	DG9H-40 mL VOA HCl (N/A)	VG9T-40 mL VOA Na2S2O3 (N/A)	VG9U-40 mL VOA Unpreserved (N/A)	DG9V-40 mL VOA H3PO4 (N/A)	KP7U-50 mL Plastic Unpreserved (N/A)	V/GK (3 vials per kit)-VPH/Gas kit (N/A)	SP5T-125 mL Sterile Plastic (N/A – lab)	SP2T-250 mL Sterile Plastic (N/A – lab)		BP3R-250 mL Plastic (NH2)2SO4 (9.3-9.7)	AG0U-100 mL Amber Unpreserved (N/A) (Cl-)	VSGU-20 mL Scintillation vials (N/A)	
CC																													
1		2	1				1																						
2		2	1				1																						
3		2	1				1																						
4		2	1				1																						
5		2	1				1																						
6		2	1				1																						
7		2	1				1																						
8		2	1				1																						
9																													
10																													
11																													
12																													

pH Adjustment Log for Preserved Samples

Sample ID	Type of Preservative	pH upon receipt	Date preservation adjusted	Time preservation adjusted	Amount of Preservative added	Lot #

Note: Whenever there is a discrepancy affecting North Carolina compliance samples, a copy of this form will be sent to the North Carolina DENR Certification Office (i.e. Out of hold, incorrect preservative, out of temp, incorrect containers.

Pace Analytical Services, LLC
9800 Kincey Ave. Suite 100
Huntersville, NC 28078
(704)875-9092

September 13, 2024

Kristen Jurinko
Southern Company
241 Ralph McGill Blvd
NE, Bin 10160
Atlanta, GA 30308

RE: Project: Bowen LF Cells 5-8 BG Event #8
Pace Project No.: 92749872

Dear Kristen Jurinko:

Enclosed are the analytical results for sample(s) received by the laboratory between August 27, 2024 and August 29, 2024. The results relate only to the samples included in this report. Results reported herein conform to the applicable TNI/NELAC Standards and the laboratory's Quality Manual, where applicable, unless otherwise noted in the body of the report.

The test results provided in this final report were generated by each of the following laboratories within the Pace Network:

- Pace Analytical Services - Asheville
- Pace Analytical Services - Peachtree Corners, GA

If you have any questions concerning this report, please feel free to contact me.

Sincerely,

Bonnie Vang
bonnie.vang@pacelabs.com
704-977-0968
Project Manager

Enclosures

cc: Carole Lieu, Stantec
Laura Midkiff, Southern Co.
Edgar Smith, Stantec
Cassidy Sutherland, Stantec

This report shall not be reproduced, except in full,
without the written consent of Pace Analytical Services, LLC.

Pace Analytical Services, LLC
9800 Kincey Ave. Suite 100
Huntersville, NC 28078
(704)875-9092

CERTIFICATIONS

Project: Bowen LF Cells 5-8 BG Event #8
Pace Project No.: 92749872

Pace Analytical Services Asheville
2225 Riverside Drive, Asheville, NC 28804
Florida/NELAP Certification #: E87648
North Carolina Drinking Water Certification #: 37712
North Carolina Wastewater Certification #: 40
South Carolina Laboratory ID: 99030
South Carolina Certification #: 99030001
Virginia/VELAP Certification #: 460222

Pace Analytical Services Peachtree Corners
110 Technology Pkwy, Peachtree Corners, GA 30092
Florida DOH Certification #: E87315
Georgia DW Inorganics Certification #: 812
North Carolina Certification #: 381
South Carolina Certification #: 98011001
Virginia Certification #: 460204

This report shall not be reproduced, except in full,
without the written consent of Pace Analytical Services, LLC.

Pace Analytical Services, LLC
9800 Kincey Ave. Suite 100
Huntersville, NC 28078
(704)875-9092

SAMPLE SUMMARY

Project: Bowen LF Cells 5-8 BG Event #8
Pace Project No.: 92749872

Lab ID	Sample ID	Matrix	Date Collected	Date Received
92749872001	**BOW-GWC-27**	Water	08/26/24 11:45	08/27/24 12:35
92749872002	**BOW-GWC-27R**	Water	08/26/24 14:51	08/27/24 12:35
92749872003	**BOW-GWC-29**	Water	08/26/24 13:26	08/27/24 12:35
92749872004	**BOW-GWC-31**	Water	08/26/24 15:30	08/27/24 12:35
92749872005	**BOW-GWC-31R**	Water	08/26/24 14:03	08/27/24 12:35
92749872006	**BOW-LF5-8-FD-01**	Water	08/26/24 00:00	08/27/24 12:35
92749872007	**BOW-LF5-8-FB-01**	Water	08/26/24 16:39	08/27/24 12:35
92749872008	**BOW-LF5-8-EB-01**	Water	08/26/24 16:50	08/27/24 12:35
92749872009	**BOW-GWC-33R**	Water	08/27/24 11:22	08/29/24 11:25
92749872010	**BOW-GWC-57**	Water	08/27/24 14:13	08/29/24 11:25
92749872011	**BOW-GWC-35**	Water	08/27/24 16:16	08/29/24 11:25
92749872012	**BOW-LF5-8-FD-02**	Water	08/27/24 00:00	08/29/24 11:25
92749872013	**BOW-LF5-8-FB-02**	Water	08/27/24 16:14	08/29/24 11:25
92749872014	**BOW-LF5-8-EB-02**	Water	08/27/24 16:21	08/29/24 11:25
92749872015	**BOW-GWC-26**	Water	08/27/24 15:51	08/29/24 11:25
92749872016	**BOW-GWC-28**	Water	08/27/24 13:17	08/29/24 11:25
92749872017	**BOW-GWC-29R**	Water	08/27/24 11:55	08/29/24 11:25
92749872018	**BOW-GWC-30**	Water	08/27/24 10:11	08/29/24 11:25
92749872019	**BOW-GWC-32**	Water	08/27/24 13:59	08/29/24 11:25
92749872020	**BOW-GWC-34**	Water	08/28/24 10:48	08/29/24 11:25
92749872021	**BOW-GWC-34R**	Water	08/28/24 10:31	08/29/24 11:25

REPORT OF LABORATORY ANALYSIS

This report shall not be reproduced, except in full,
without the written consent of Pace Analytical Services, LLC.

Pace Analytical Services, LLC
9800 Kincey Ave. Suite 100
Huntersville, NC 28078
(704)875-9092

SAMPLE ANALYTE COUNT

Project: Bowen LF Cells 5-8 BG Event #8
Pace Project No.: 92749872

Lab ID	Sample ID	Method	Analysts	Analytes Reported
92749872001	**BOW-GWC-27**	EPA 6010D	MJS2	7
		EPA 6020B	CW1	17
		EPA 7470A	VB	1
		SM 2540C-2015	DL1	1
		SM 2320B-2011	SMS	3
		EPA 300.0 Rev 2.1 1993	CDC	3
92749872002	**BOW-GWC-27R**	EPA 6010D	MJS2	7
		EPA 6020B	CW1	17
		EPA 7470A	VB	1
		SM 2540C-2015	DL1	1
		SM 2320B-2011	SMS	3
		EPA 300.0 Rev 2.1 1993	CDC	3
92749872003	**BOW-GWC-29**	EPA 6010D	DRB, MJS2	7
		EPA 6020B	CW1	17
		EPA 7470A	VB	1
		SM 2540C-2015	DL1	1
		SM 2320B-2011	SMS	3
		EPA 300.0 Rev 2.1 1993	CDC	3
92749872004	**BOW-GWC-31**	EPA 6010D	DRB, MJS2	7
		EPA 6020B	CW1	17
		EPA 7470A	VB	1
		SM 2540C-2015	DL1	1
		SM 2320B-2011	SMS	3
		EPA 300.0 Rev 2.1 1993	CDC	3
92749872005	**BOW-GWC-31R**	EPA 6010D	DRB, MJS2	7
		EPA 6020B	CW1	17
		EPA 7470A	VB	1
		SM 2540C-2015	DL1	1
		SM 2320B-2011	SMS	3
		EPA 300.0 Rev 2.1 1993	CDC	3
92749872006	**BOW-LF5-8-FD-01**	EPA 6010D	DRB, MJS2	7
		EPA 6020B	CW1	17
		EPA 7470A	VB	1
		SM 2540C-2015	DL1	1
		SM 2320B-2011	SMS	3
		EPA 300.0 Rev 2.1 1993	CDC	3
92749872007	**BOW-LF5-8-FB-01**	EPA 6010D	MJS2	7

REPORT OF LABORATORY ANALYSIS

This report shall not be reproduced, except in full,
without the written consent of Pace Analytical Services, LLC.

Pace Analytical Services, LLC
9800 Kincey Ave. Suite 100
Huntersville, NC 28078
(704)875-9092

SAMPLE ANALYTE COUNT

Project: Bowen LF Cells 5-8 BG Event #8
Pace Project No.: 92749872

Lab ID	Sample ID	Method	Analysts	Analytes Reported
		EPA 6020B	CW1	17
		EPA 7470A	VB	1
		SM 2540C-2015	DL1	1
		SM 2320B-2011	SMS	3
		EPA 300.0 Rev 2.1 1993	CDC	3
92749872008	**BOW-LF5-8-EB-01**	EPA 6010D	MJS2	7
		EPA 6020B	CW1	17
		EPA 7470A	VB	1
		SM 2540C-2015	DL1	1
		SM 2320B-2011	SMS	3
		EPA 300.0 Rev 2.1 1993	CDC	3
92749872009	**BOW-GWC-33R**	EPA 6010D	MJS2	7
		EPA 6020B	CW1	17
		EPA 7470A	VB	1
		SM 2540C-2015	DL1	1
		SM 2320B-2011	SMS	3
		EPA 300.0 Rev 2.1 1993	CDC	3
92749872010	**BOW-GWC-57**	EPA 6010D	MJS2	7
		EPA 6020B	CW1	17
		EPA 7470A	VB	1
		SM 2540C-2015	DL1	1
		SM 2320B-2011	SMS	3
		EPA 300.0 Rev 2.1 1993	CDC	3
92749872011	**BOW-GWC-35**	EPA 6010D	MJS2	7
		EPA 6020B	CW1	17
		EPA 7470A	VB	1
		SM 2540C-2015	DL1	1
		SM 2320B-2011	SMS	3
		EPA 300.0 Rev 2.1 1993	CDC	3
92749872012	**BOW-LF5-8-FD-02**	EPA 6010D	MJS2	7
		EPA 6020B	CW1	17
		EPA 7470A	VB	1
		SM 2540C-2015	DL1	1
		SM 2320B-2011	SMS	3
		EPA 300.0 Rev 2.1 1993	CDC	3
92749872013	**BOW-LF5-8-FB-02**	EPA 6010D	MJS2	7
		EPA 6020B	CW1	17

REPORT OF LABORATORY ANALYSIS

This report shall not be reproduced, except in full,
without the written consent of Pace Analytical Services, LLC.

Pace Analytical Services, LLC
9800 Kincey Ave. Suite 100
Huntersville, NC 28078
(704)875-9092

SAMPLE ANALYTE COUNT

Project: Bowen LF Cells 5-8 BG Event #8
Pace Project No.: 92749872

Lab ID	Sample ID	Method	Analysts	Analytes Reported
		EPA 7470A	VB	1
		SM 2540C-2015	DL1	1
		SM 2320B-2011	SMS	3
		EPA 300.0 Rev 2.1 1993	CDC	3
92749872014	**BOW-LF5-8-EB-02**	EPA 6010D	MJS2	7
		EPA 6020B	CW1	17
		EPA 7470A	VB	1
		SM 2540C-2015	DL1	1
		SM 2320B-2011	SMS	3
		EPA 300.0 Rev 2.1 1993	CDC	3
92749872015	**BOW-GWC-26**	EPA 6010D	MJS2	7
		EPA 6020B	CW1	17
		EPA 7470A	VB	1
		SM 2540C-2015	DL1	1
		SM 2320B-2011	SMS	3
		EPA 300.0 Rev 2.1 1993	CDC	3
92749872016	**BOW-GWC-28**	EPA 6010D	MJS2	7
		EPA 6020B	CW1	17
		EPA 7470A	VB	1
		SM 2540C-2015	DL1	1
		SM 2320B-2011	SMS	3
		EPA 300.0 Rev 2.1 1993	CDC	3
92749872017	**BOW-GWC-29R**	EPA 6010D	MJS2	7
		EPA 6020B	CW1	17
		EPA 7470A	VB	1
		SM 2540C-2015	DL1	1
		SM 2320B-2011	SMS	3
		EPA 300.0 Rev 2.1 1993	CDC	3
92749872018	**BOW-GWC-30**	EPA 6010D	MJS2	7
		EPA 6020B	CW1	17
		EPA 7470A	VB	1
		SM 2540C-2015	DL1	1
		SM 2320B-2011	SMS	3
		EPA 300.0 Rev 2.1 1993	CDC	3
92749872019	**BOW-GWC-32**	EPA 6010D	MJS2	7
		EPA 6020B	CW1	17
		EPA 7470A	VB	1

REPORT OF LABORATORY ANALYSIS

This report shall not be reproduced, except in full,
without the written consent of Pace Analytical Services, LLC.

Pace Analytical Services, LLC
9800 Kincey Ave. Suite 100
Huntersville, NC 28078
(704)875-9092

SAMPLE ANALYTE COUNT

Project: Bowen LF Cells 5-8 BG Event #8
Pace Project No.: 92749872

Lab ID	Sample ID	Method	Analysts	Analytes Reported
		SM 2540C-2015	DL1	1
		SM 2320B-2011	SMS	3
		EPA 300.0 Rev 2.1 1993	CDC	3
92749872020	**BOW-GWC-34**	EPA 6010D	MJS2	7
		EPA 6020B	CW1	17
		EPA 7470A	VB	1
		SM 2540C-2015	DL1	1
		SM 2320B-2011	SMS	3
		EPA 300.0 Rev 2.1 1993	CDC	3
92749872021	**BOW-GWC-34R**	EPA 6010D	MJS2	7
		EPA 6020B	CW1	17
		EPA 7470A	VB	1
		SM 2540C-2015	DL1	1
		SM 2320B-2011	SMS	3
		EPA 300.0 Rev 2.1 1993	CDC	3

PASI-A = Pace Analytical Services - Asheville
PASI-GA = Pace Analytical Services - Peachtree Corners, GA

REPORT OF LABORATORY ANALYSIS

This report shall not be reproduced, except in full,
without the written consent of Pace Analytical Services, LLC.

Pace Analytical Services, LLC
9800 Kincey Ave. Suite 100
Huntersville, NC 28078
(704)875-9092

SUMMARY OF DETECTION

Project: Bowen LF Cells 5-8 BG Event #8
Pace Project No.: 92749872

Lab Sample ID / Method	Client Sample ID / Parameters	Result	Units	Report Limit	Analyzed	Qualifiers
92749872001	**BOW-GWC-27**					
EPA 6010D	Sodium	1.5	mg/L	1.0	08/31/24 20:45	
EPA 6010D	Potassium	0.76	mg/L	0.50	08/30/24 22:07	
EPA 6010D	Calcium	36.3	mg/L	1.0	08/30/24 22:07	
EPA 6010D	Magnesium	18.4	mg/L	0.050	08/30/24 22:07	
EPA 6020B	Barium	0.016	mg/L	0.0050	09/05/24 19:12	
EPA 6020B	Boron	0.012J	mg/L	0.040	09/05/24 19:12	
EPA 6020B	Molybdenum	0.0011J	mg/L	0.010	09/05/24 19:12	
SM 2540C-2015	Total Dissolved Solids	194	mg/L	25.0	08/29/24 10:59	
SM 2320B-2011	Alkalinity,Bicarbonate (CaCO3)	152	mg/L	5.0	08/31/24 19:48	
SM 2320B-2011	Alkalinity, Total as CaCO3	152	mg/L	5.0	08/31/24 19:48	
EPA 300.0 Rev 2.1 1993	Chloride	3.3	mg/L	1.0	08/29/24 03:50	
EPA 300.0 Rev 2.1 1993	Fluoride	0.069J	mg/L	0.10	08/29/24 03:50	
EPA 300.0 Rev 2.1 1993	Sulfate	23.8	mg/L	1.0	08/29/24 03:50	
92749872002	**BOW-GWC-27R**					
EPA 6010D	Sodium	4.7	mg/L	1.0	08/31/24 20:49	
EPA 6010D	Iron	0.043	mg/L	0.040	08/30/24 22:11	
EPA 6010D	Potassium	0.69	mg/L	0.50	08/30/24 22:11	
EPA 6010D	Calcium	31.0	mg/L	1.0	08/30/24 22:11	
EPA 6010D	Magnesium	16.2	mg/L	0.050	08/30/24 22:11	
EPA 6020B	Barium	0.014	mg/L	0.0050	09/05/24 19:16	
EPA 6020B	Molybdenum	0.0016J	mg/L	0.010	09/05/24 19:16	
SM 2540C-2015	Total Dissolved Solids	167	mg/L	25.0	08/29/24 11:00	
SM 2320B-2011	Alkalinity,Bicarbonate (CaCO3)	154	mg/L	5.0	08/31/24 19:58	
SM 2320B-2011	Alkalinity, Total as CaCO3	154	mg/L	5.0	08/31/24 19:58	
EPA 300.0 Rev 2.1 1993	Chloride	3.2	mg/L	1.0	08/28/24 09:25	
EPA 300.0 Rev 2.1 1993	Fluoride	0.11	mg/L	0.10	08/28/24 09:25	
EPA 300.0 Rev 2.1 1993	Sulfate	3.5	mg/L	1.0	08/28/24 09:25	
92749872003	**BOW-GWC-29**					
EPA 6010D	Sodium	1.5	mg/L	1.0	09/03/24 11:37	
EPA 6010D	Iron	0.19	mg/L	0.040	08/30/24 22:14	
EPA 6010D	Manganese	0.020J	mg/L	0.040	08/30/24 22:14	
EPA 6010D	Potassium	0.74	mg/L	0.50	08/30/24 22:14	
EPA 6010D	Calcium	32.6	mg/L	1.0	08/30/24 22:14	
EPA 6010D	Magnesium	17.6	mg/L	0.050	08/30/24 22:14	
EPA 6020B	Barium	0.031	mg/L	0.0050	09/05/24 19:20	
EPA 6020B	Molybdenum	0.0026J	mg/L	0.010	09/05/24 19:20	
SM 2540C-2015	Total Dissolved Solids	162	mg/L	25.0	08/29/24 11:00	
SM 2320B-2011	Alkalinity,Bicarbonate (CaCO3)	154	mg/L	5.0	08/31/24 20:08	
SM 2320B-2011	Alkalinity, Total as CaCO3	154	mg/L	5.0	08/31/24 20:08	
EPA 300.0 Rev 2.1 1993	Chloride	2.8	mg/L	1.0	08/28/24 10:40	
EPA 300.0 Rev 2.1 1993	Fluoride	0.073J	mg/L	0.10	08/28/24 10:40	
EPA 300.0 Rev 2.1 1993	Sulfate	1.8	mg/L	1.0	08/28/24 10:40	
92749872004	**BOW-GWC-31**					
EPA 6010D	Sodium	1.7	mg/L	1.0	09/03/24 11:42	
EPA 6010D	Iron	0.65	mg/L	0.040	08/30/24 22:18	
EPA 6010D	Manganese	0.17	mg/L	0.040	08/30/24 22:18	

REPORT OF LABORATORY ANALYSIS

This report shall not be reproduced, except in full,
without the written consent of Pace Analytical Services, LLC.

Pace Analytical Services, LLC
9800 Kincey Ave. Suite 100
Huntersville, NC 28078
(704)875-9092

SUMMARY OF DETECTION

Project: Bowen LF Cells 5-8 BG Event #8
Pace Project No.: 92749872

Lab Sample ID / Method	Client Sample ID / Parameters	Result	Units	Report Limit	Analyzed	Qualifiers
92749872004	**BOW-GWC-31**					
EPA 6010D	Potassium	0.87	mg/L	0.50	08/30/24 22:18	
EPA 6010D	Calcium	38.4	mg/L	1.0	08/30/24 22:18	
EPA 6010D	Magnesium	25.3	mg/L	0.050	08/30/24 22:18	
EPA 6020B	Arsenic	0.0020J	mg/L	0.0050	09/05/24 19:23	
EPA 6020B	Barium	0.060	mg/L	0.0050	09/05/24 19:23	
EPA 6020B	Cobalt	0.00034J	mg/L	0.0050	09/05/24 19:23	
EPA 6020B	Molybdenum	0.011	mg/L	0.010	09/05/24 19:23	
SM 2540C-2015	Total Dissolved Solids	195	mg/L	25.0	08/29/24 11:00	
SM 2320B-2011	Alkalinity,Bicarbonate (CaCO3)	205	mg/L	5.0	08/31/24 20:18	
SM 2320B-2011	Alkalinity, Total as CaCO3	205	mg/L	5.0	08/31/24 20:18	
EPA 300.0 Rev 2.1 1993	Chloride	4.0	mg/L	1.0	08/28/24 10:56	
EPA 300.0 Rev 2.1 1993	Fluoride	0.088J	mg/L	0.10	08/28/24 10:56	
EPA 300.0 Rev 2.1 1993	Sulfate	3.5	mg/L	1.0	08/28/24 10:56	
92749872005	**BOW-GWC-31R**					
EPA 6010D	Sodium	1.7	mg/L	1.0	09/03/24 11:46	
EPA 6010D	Iron	0.037J	mg/L	0.040	08/30/24 22:21	
EPA 6010D	Potassium	0.67	mg/L	0.50	08/30/24 22:21	
EPA 6010D	Calcium	36.9	mg/L	1.0	08/30/24 22:21	
EPA 6010D	Magnesium	19.8	mg/L	0.050	08/30/24 22:21	
EPA 6020B	Antimony	0.00056J	mg/L	0.0030	09/05/24 19:27	
EPA 6020B	Barium	0.018	mg/L	0.0050	09/05/24 19:27	
EPA 6020B	Molybdenum	0.0014J	mg/L	0.010	09/05/24 19:27	
SM 2540C-2015	Total Dissolved Solids	178	mg/L	25.0	08/29/24 11:01	
SM 2320B-2011	Alkalinity,Bicarbonate (CaCO3)	170	mg/L	5.0	08/31/24 20:36	
SM 2320B-2011	Alkalinity, Total as CaCO3	170	mg/L	5.0	08/31/24 20:36	
EPA 300.0 Rev 2.1 1993	Chloride	3.3	mg/L	1.0	08/28/24 11:12	
EPA 300.0 Rev 2.1 1993	Fluoride	0.055J	mg/L	0.10	08/28/24 11:12	
EPA 300.0 Rev 2.1 1993	Sulfate	1.9	mg/L	1.0	08/28/24 11:12	
92749872006	**BOW-LF5-8-FD-01**					
EPA 6010D	Sodium	1.3	mg/L	1.0	09/03/24 11:51	
EPA 6010D	Potassium	0.70	mg/L	0.50	08/30/24 22:29	
EPA 6010D	Calcium	36.0	mg/L	1.0	08/30/24 22:29	
EPA 6010D	Magnesium	18.1	mg/L	0.050	08/30/24 22:29	
EPA 6020B	Barium	0.016	mg/L	0.0050	09/05/24 19:34	
EPA 6020B	Molybdenum	0.0012J	mg/L	0.010	09/05/24 19:34	
SM 2540C-2015	Total Dissolved Solids	192	mg/L	25.0	08/29/24 11:01	
SM 2320B-2011	Alkalinity,Bicarbonate (CaCO3)	147	mg/L	5.0	08/31/24 20:44	
SM 2320B-2011	Alkalinity, Total as CaCO3	147	mg/L	5.0	08/31/24 20:44	
EPA 300.0 Rev 2.1 1993	Chloride	3.3	mg/L	1.0	08/28/24 11:27	
EPA 300.0 Rev 2.1 1993	Fluoride	0.055J	mg/L	0.10	08/28/24 11:27	
EPA 300.0 Rev 2.1 1993	Sulfate	22.7	mg/L	1.0	08/28/24 11:27	
92749872007	**BOW-LF5-8-FB-01**					
SM 2540C-2015	Total Dissolved Solids	76.0	mg/L	25.0	08/29/24 11:01	
92749872008	**BOW-LF5-8-EB-01**					
SM 2540C-2015	Total Dissolved Solids	49.0	mg/L	25.0	08/29/24 11:01	

REPORT OF LABORATORY ANALYSIS

This report shall not be reproduced, except in full,
without the written consent of Pace Analytical Services, LLC.

Pace Analytical Services, LLC
9800 Kincey Ave. Suite 100
Huntersville, NC 28078
(704)875-9092

SUMMARY OF DETECTION

Project: Bowen LF Cells 5-8 BG Event #8
Pace Project No.: 92749872

Lab Sample ID / Method	Client Sample ID / Parameters	Result	Units	Report Limit	Analyzed	Qualifiers
92749872009	**BOW-GWC-33R**					
EPA 6010D	Magnesium	12.2	mg/L	0.050	09/07/24 19:22	
EPA 6010D	Potassium	0.37J	mg/L	0.50	09/05/24 23:22	
EPA 6010D	Sodium	2.1	mg/L	1.0	09/05/24 23:22	
EPA 6010D	Calcium	28.6	mg/L	1.0	09/05/24 23:22	
EPA 6020B	Arsenic	0.0027J	mg/L	0.0050	09/05/24 18:47	B
EPA 6020B	Barium	0.0014J	mg/L	0.0050	09/05/24 18:47	
EPA 6020B	Molybdenum	0.00083J	mg/L	0.010	09/05/24 18:47	
EPA 6020B	Selenium	0.00099J	mg/L	0.0050	09/05/24 18:47	
SM 2540C-2015	Total Dissolved Solids	140	mg/L	25.0	08/30/24 11:19	
SM 2320B-2011	Alkalinity,Bicarbonate (CaCO3)	141	mg/L	5.0	09/03/24 14:17	
SM 2320B-2011	Alkalinity, Total as CaCO3	141	mg/L	5.0	09/03/24 14:17	
EPA 300.0 Rev 2.1 1993	Chloride	2.7	mg/L	1.0	08/30/24 05:53	
EPA 300.0 Rev 2.1 1993	Sulfate	0.85J	mg/L	1.0	08/30/24 05:53	
92749872010	**BOW-GWC-57**					
EPA 6010D	Magnesium	19.6	mg/L	0.050	09/07/24 19:27	
EPA 6010D	Iron	0.087	mg/L	0.040	09/05/24 23:37	
EPA 6010D	Manganese	0.28	mg/L	0.040	09/05/24 23:37	
EPA 6010D	Potassium	0.36J	mg/L	0.50	09/05/24 23:37	
EPA 6010D	Sodium	2.0	mg/L	1.0	09/05/24 23:37	
EPA 6010D	Calcium	35.3	mg/L	1.0	09/05/24 23:37	
EPA 6020B	Antimony	0.0019J	mg/L	0.0030	09/05/24 19:04	
EPA 6020B	Arsenic	0.0024J	mg/L	0.0050	09/05/24 19:04	B
EPA 6020B	Barium	0.0048J	mg/L	0.0050	09/05/24 19:04	
EPA 6020B	Cobalt	0.00089J	mg/L	0.0050	09/05/24 19:04	
SM 2540C-2015	Total Dissolved Solids	179	mg/L	25.0	08/30/24 11:20	
SM 2320B-2011	Alkalinity,Bicarbonate (CaCO3)	189	mg/L	5.0	09/03/24 14:25	
SM 2320B-2011	Alkalinity, Total as CaCO3	189	mg/L	5.0	09/03/24 14:25	
EPA 300.0 Rev 2.1 1993	Chloride	2.7	mg/L	1.0	08/30/24 06:08	
EPA 300.0 Rev 2.1 1993	Sulfate	1.9	mg/L	1.0	08/30/24 06:08	
92749872011	**BOW-GWC-35**					
EPA 6010D	Manganese	0.015J	mg/L	0.040	09/05/24 23:41	
EPA 6010D	Potassium	1.6	mg/L	0.50	09/05/24 23:41	
EPA 6010D	Sodium	6.6	mg/L	1.0	09/05/24 23:41	
EPA 6010D	Calcium	46.3	mg/L	1.0	09/05/24 23:41	
EPA 6010D	Magnesium	24.3	mg/L	0.050	09/07/24 19:32	
EPA 6020B	Arsenic	0.0031J	mg/L	0.0050	09/05/24 19:08	B
EPA 6020B	Barium	0.024	mg/L	0.0050	09/05/24 19:08	
EPA 6020B	Molybdenum	0.00087J	mg/L	0.010	09/05/24 19:08	
SM 2540C-2015	Total Dissolved Solids	254	mg/L	25.0	08/30/24 11:20	
SM 2320B-2011	Alkalinity,Bicarbonate (CaCO3)	240	mg/L	5.0	09/03/24 14:34	
SM 2320B-2011	Alkalinity, Total as CaCO3	240	mg/L	5.0	09/03/24 14:34	
EPA 300.0 Rev 2.1 1993	Chloride	5.9	mg/L	1.0	08/30/24 06:23	
EPA 300.0 Rev 2.1 1993	Sulfate	6.8	mg/L	1.0	08/30/24 06:23	
92749872012	**BOW-LF5-8-FD-02**					
EPA 6010D	Iron	2.0	mg/L	0.040	09/05/24 23:46	
EPA 6010D	Manganese	0.10	mg/L	0.040	09/05/24 23:46	

REPORT OF LABORATORY ANALYSIS

This report shall not be reproduced, except in full,
without the written consent of Pace Analytical Services, LLC.

Pace Analytical Services, LLC
9800 Kincey Ave. Suite 100
Huntersville, NC 28078
(704)875-9092

SUMMARY OF DETECTION

Project: Bowen LF Cells 5-8 BG Event #8
Pace Project No.: 92749872

Lab Sample ID / Method	Client Sample ID / Parameters	Result	Units	Report Limit	Analyzed	Qualifiers
92749872012	**BOW-LF5-8-FD-02**					
EPA 6010D	Potassium	1.1	mg/L	0.50	09/05/24 23:46	
EPA 6010D	Sodium	2.4	mg/L	1.0	09/05/24 23:46	
EPA 6010D	Calcium	44.0	mg/L	1.0	09/05/24 23:46	
EPA 6010D	Magnesium	21.3	mg/L	0.050	09/07/24 19:36	
EPA 6020B	Arsenic	0.0048J	mg/L	0.0050	09/06/24 16:07	
EPA 6020B	Barium	0.037	mg/L	0.0050	09/05/24 19:12	
EPA 6020B	Cobalt	0.00048J	mg/L	0.0050	09/05/24 19:12	
EPA 6020B	Lithium	0.023J	mg/L	0.030	09/05/24 19:12	
EPA 6020B	Molybdenum	0.017	mg/L	0.010	09/05/24 19:12	
SM 2540C-2015	Total Dissolved Solids	212	mg/L	25.0	08/30/24 11:20	
SM 2320B-2011	Alkalinity,Bicarbonate (CaCO3)	228	mg/L	5.0	09/03/24 14:51	
SM 2320B-2011	Alkalinity, Total as CaCO3	228	mg/L	5.0	09/03/24 14:51	
EPA 300.0 Rev 2.1 1993	Chloride	3.6	mg/L	1.0	08/30/24 06:38	
EPA 300.0 Rev 2.1 1993	Fluoride	0.062J	mg/L	0.10	08/30/24 06:38	
EPA 300.0 Rev 2.1 1993	Sulfate	3.0	mg/L	1.0	08/30/24 06:38	
92749872013	**BOW-LF5-8-FB-02**					
EPA 6020B	Arsenic	0.0025J	mg/L	0.0050	09/05/24 19:16	B
92749872014	**BOW-LF5-8-EB-02**					
EPA 6020B	Arsenic	0.0016J	mg/L	0.0050	09/05/24 19:29	B
EPA 7470A	Mercury	0.00024	mg/L	0.00020	09/12/24 14:36	
92749872015	**BOW-GWC-26**					
EPA 6010D	Magnesium	18.1	mg/L	0.050	09/07/24 20:02	
EPA 6010D	Potassium	1.4	mg/L	0.50	09/06/24 00:01	
EPA 6010D	Sodium	3.3	mg/L	1.0	09/06/24 00:01	
EPA 6010D	Calcium	42.0	mg/L	1.0	09/06/24 00:01	
EPA 6020B	Arsenic	0.0025J	mg/L	0.0050	09/05/24 19:33	B
EPA 6020B	Barium	0.021	mg/L	0.0050	09/05/24 19:33	
EPA 6020B	Boron	0.026J	mg/L	0.040	09/05/24 19:33	
EPA 6020B	Molybdenum	0.0016J	mg/L	0.010	09/05/24 19:33	
EPA 6020B	Selenium	0.0010J	mg/L	0.0050	09/05/24 19:33	
SM 2540C-2015	Total Dissolved Solids	222	mg/L	25.0	08/30/24 11:21	
SM 2320B-2011	Alkalinity,Bicarbonate (CaCO3)	166	mg/L	5.0	09/03/24 15:07	
SM 2320B-2011	Alkalinity, Total as CaCO3	166	mg/L	5.0	09/03/24 15:07	
EPA 300.0 Rev 2.1 1993	Chloride	5.1	mg/L	1.0	08/30/24 06:52	
EPA 300.0 Rev 2.1 1993	Sulfate	30.8	mg/L	1.0	08/30/24 06:52	
92749872016	**BOW-GWC-28**					
EPA 6010D	Magnesium	15.7	mg/L	0.050	09/07/24 20:07	
EPA 6010D	Manganese	0.033J	mg/L	0.040	09/06/24 00:05	
EPA 6010D	Potassium	0.92	mg/L	0.50	09/06/24 00:05	
EPA 6010D	Sodium	14.5	mg/L	1.0	09/06/24 00:05	
EPA 6010D	Calcium	26.9	mg/L	1.0	09/06/24 00:05	
EPA 6020B	Arsenic	0.0034J	mg/L	0.0050	09/05/24 19:37	B
EPA 6020B	Barium	0.015	mg/L	0.0050	09/05/24 19:37	
EPA 6020B	Cobalt	0.00043J	mg/L	0.0050	09/05/24 19:37	
EPA 6020B	Molybdenum	0.026	mg/L	0.010	09/05/24 19:37	

REPORT OF LABORATORY ANALYSIS

This report shall not be reproduced, except in full,
without the written consent of Pace Analytical Services, LLC.

Pace Analytical Services, LLC
9800 Kincey Ave. Suite 100
Huntersville, NC 28078
(704)875-9092

SUMMARY OF DETECTION

Project: Bowen LF Cells 5-8 BG Event #8
Pace Project No.: 92749872

Lab Sample ID / Method	Client Sample ID / Parameters	Result	Units	Report Limit	Analyzed	Qualifiers
92749872016	**BOW-GWC-28**					
EPA 7470A	Mercury	0.00019J	mg/L	0.00020	09/12/24 14:47	
SM 2540C-2015	Total Dissolved Solids	176	mg/L	25.0	08/30/24 11:21	
SM 2320B-2011	Alkalinity,Bicarbonate (CaCO3)	159	mg/L	5.0	09/03/24 15:15	
SM 2320B-2011	Alkalinity, Total as CaCO3	159	mg/L	5.0	09/03/24 15:15	
EPA 300.0 Rev 2.1 1993	Chloride	4.7	mg/L	1.0	08/30/24 08:07	
EPA 300.0 Rev 2.1 1993	Sulfate	13.4	mg/L	1.0	08/30/24 08:07	
92749872017	**BOW-GWC-29R**					
EPA 6010D	Potassium	0.88	mg/L	0.50	09/06/24 00:10	
EPA 6010D	Sodium	1.6	mg/L	1.0	09/06/24 00:10	
EPA 6010D	Calcium	32.5	mg/L	1.0	09/06/24 00:10	
EPA 6010D	Magnesium	17.6	mg/L	0.050	09/07/24 20:12	
EPA 6020B	Arsenic	0.0035J	mg/L	0.0050	09/05/24 19:41	B
EPA 6020B	Barium	0.013	mg/L	0.0050	09/05/24 19:41	
EPA 6020B	Lithium	0.0041J	mg/L	0.030	09/05/24 19:41	
EPA 6020B	Molybdenum	0.022	mg/L	0.010	09/05/24 19:41	
EPA 6020B	Selenium	0.0016J	mg/L	0.0050	09/05/24 19:41	
EPA 7470A	Mercury	0.00014J	mg/L	0.00020	09/12/24 14:50	
SM 2540C-2015	Total Dissolved Solids	161	mg/L	25.0	08/30/24 11:21	
SM 2320B-2011	Alkalinity,Bicarbonate (CaCO3)	149	mg/L	5.0	09/03/24 15:24	
SM 2320B-2011	Alkalinity, Total as CaCO3	149	mg/L	5.0	09/03/24 15:24	
EPA 300.0 Rev 2.1 1993	Chloride	2.3	mg/L	1.0	08/30/24 08:22	
EPA 300.0 Rev 2.1 1993	Sulfate	4.7	mg/L	1.0	08/30/24 08:22	
92749872018	**BOW-GWC-30**					
EPA 6010D	Potassium	1.2	mg/L	0.50	09/06/24 00:15	
EPA 6010D	Sodium	1.6	mg/L	1.0	09/06/24 00:15	
EPA 6010D	Calcium	42.7	mg/L	1.0	09/06/24 00:15	
EPA 6010D	Magnesium	22.1	mg/L	0.050	09/07/24 20:16	
EPA 6020B	Antimony	0.0020J	mg/L	0.0030	09/05/24 19:45	
EPA 6020B	Arsenic	0.0030J	mg/L	0.0050	09/05/24 19:45	B
EPA 6020B	Barium	0.023	mg/L	0.0050	09/05/24 19:45	
EPA 6020B	Molybdenum	0.031	mg/L	0.010	09/05/24 19:45	
EPA 7470A	Mercury	0.00015J	mg/L	0.00020	09/12/24 14:52	
SM 2540C-2015	Total Dissolved Solids	204	mg/L	25.0	08/30/24 11:21	
SM 2320B-2011	Alkalinity,Bicarbonate (CaCO3)	217	mg/L	5.0	09/03/24 16:04	
SM 2320B-2011	Alkalinity, Total as CaCO3	217	mg/L	5.0	09/03/24 16:04	M1
EPA 300.0 Rev 2.1 1993	Chloride	2.8	mg/L	1.0	08/30/24 08:37	
EPA 300.0 Rev 2.1 1993	Fluoride	0.057J	mg/L	0.10	08/30/24 08:37	
EPA 300.0 Rev 2.1 1993	Sulfate	4.8	mg/L	1.0	08/30/24 08:37	
92749872019	**BOW-GWC-32**					
EPA 6010D	Iron	2.2	mg/L	0.040	09/06/24 00:20	
EPA 6010D	Manganese	0.11	mg/L	0.040	09/06/24 00:20	
EPA 6010D	Potassium	1.2	mg/L	0.50	09/06/24 00:20	
EPA 6010D	Sodium	2.4	mg/L	1.0	09/06/24 00:20	
EPA 6010D	Calcium	47.2	mg/L	1.0	09/06/24 00:20	
EPA 6010D	Magnesium	22.5	mg/L	0.050	09/07/24 20:21	
EPA 6020B	Arsenic	0.0051	mg/L	0.0050	09/06/24 16:10	

REPORT OF LABORATORY ANALYSIS

This report shall not be reproduced, except in full,
without the written consent of Pace Analytical Services, LLC.

Pace Analytical Services, LLC
9800 Kincey Ave. Suite 100
Huntersville, NC 28078
(704)875-9092

SUMMARY OF DETECTION

Project: Bowen LF Cells 5-8 BG Event #8
Pace Project No.: 92749872

Lab Sample ID / Method	Client Sample ID / Parameters	Result	Units	Report Limit	Analyzed	Qualifiers
92749872019	**BOW-GWC-32**					
EPA 6020B	Barium	0.036	mg/L	0.0050	09/05/24 19:50	
EPA 6020B	Cobalt	0.00046J	mg/L	0.0050	09/05/24 19:50	
EPA 6020B	Lithium	0.024J	mg/L	0.030	09/05/24 19:50	
EPA 6020B	Molybdenum	0.017	mg/L	0.010	09/05/24 19:50	
SM 2540C-2015	Total Dissolved Solids	223	mg/L	25.0	08/30/24 11:22	
SM 2320B-2011	Alkalinity,Bicarbonate (CaCO3)	233	mg/L	5.0	09/03/24 16:31	
SM 2320B-2011	Alkalinity, Total as CaCO3	233	mg/L	5.0	09/03/24 16:31	
EPA 300.0 Rev 2.1 1993	Chloride	3.6	mg/L	1.0	08/30/24 08:52	
EPA 300.0 Rev 2.1 1993	Fluoride	0.063J	mg/L	0.10	08/30/24 08:52	
EPA 300.0 Rev 2.1 1993	Sulfate	2.6	mg/L	1.0	08/30/24 08:52	
92749872020	**BOW-GWC-34**					
EPA 6010D	Iron	8.2	mg/L	0.040	09/06/24 00:34	
EPA 6010D	Manganese	0.32	mg/L	0.040	09/06/24 00:34	
EPA 6010D	Zinc	0.032	mg/L	0.020	09/06/24 00:34	
EPA 6010D	Potassium	0.74	mg/L	0.50	09/06/24 00:34	
EPA 6010D	Sodium	2.7	mg/L	1.0	09/06/24 00:34	
EPA 6010D	Calcium	17.5	mg/L	1.0	09/06/24 00:34	
EPA 6010D	Magnesium	9.6	mg/L	0.050	09/07/24 20:26	
EPA 6020B	Antimony	0.00073J	mg/L	0.0030	09/05/24 19:54	
EPA 6020B	Arsenic	0.0019J	mg/L	0.0050	09/05/24 19:54	B
EPA 6020B	Barium	0.035	mg/L	0.0050	09/05/24 19:54	
EPA 6020B	Cadmium	0.00060	mg/L	0.00050	09/05/24 19:54	
EPA 6020B	Cobalt	0.016	mg/L	0.0050	09/05/24 19:54	
EPA 6020B	Lithium	0.0023J	mg/L	0.030	09/05/24 19:54	
EPA 6020B	Molybdenum	0.00097J	mg/L	0.010	09/05/24 19:54	
EPA 6020B	Nickel	0.0099	mg/L	0.0050	09/05/24 19:54	
SM 2540C-2015	Total Dissolved Solids	104	mg/L	25.0	09/03/24 12:32	
SM 2320B-2011	Alkalinity,Bicarbonate (CaCO3)	93.8	mg/L	5.0	09/03/24 18:40	
SM 2320B-2011	Alkalinity, Total as CaCO3	93.8	mg/L	5.0	09/03/24 18:40	
EPA 300.0 Rev 2.1 1993	Chloride	5.0	mg/L	1.0	08/30/24 09:07	
EPA 300.0 Rev 2.1 1993	Sulfate	0.73J	mg/L	1.0	08/30/24 09:07	
92749872021	**BOW-GWC-34R**					
EPA 6010D	Magnesium	22.3	mg/L	0.050	09/07/24 20:31	
EPA 6010D	Iron	0.51	mg/L	0.040	09/06/24 00:39	
EPA 6010D	Manganese	0.45	mg/L	0.040	09/06/24 00:39	
EPA 6010D	Potassium	0.53	mg/L	0.50	09/06/24 00:39	
EPA 6010D	Sodium	1.9	mg/L	1.0	09/06/24 00:39	
EPA 6010D	Calcium	38.3	mg/L	1.0	09/06/24 00:39	
EPA 6020B	Arsenic	0.0017J	mg/L	0.0050	09/05/24 19:58	B
EPA 6020B	Barium	0.019	mg/L	0.0050	09/05/24 19:58	
EPA 6020B	Cobalt	0.0027J	mg/L	0.0050	09/05/24 19:58	
SM 2540C-2015	Total Dissolved Solids	196	mg/L	25.0	09/03/24 12:32	
SM 2320B-2011	Alkalinity,Bicarbonate (CaCO3)	215	mg/L	5.0	09/03/24 18:49	
SM 2320B-2011	Alkalinity, Total as CaCO3	215	mg/L	5.0	09/03/24 18:49	
EPA 300.0 Rev 2.1 1993	Chloride	4.7	mg/L	1.0	08/30/24 09:21	
EPA 300.0 Rev 2.1 1993	Sulfate	2.0	mg/L	1.0	08/30/24 09:21	

REPORT OF LABORATORY ANALYSIS

This report shall not be reproduced, except in full,
without the written consent of Pace Analytical Services, LLC.

Pace Analytical Services, LLC
9800 Kincey Ave. Suite 100
Huntersville, NC 28078
(704)875-9092

ANALYTICAL RESULTS

Project: Bowen LF Cells 5-8 BG Event #8
Pace Project No.: 92749872

Sample: BOW-GWC-27 **Lab ID: 92749872001** Collected: 08/26/24 11:45 Received: 08/27/24 12:35 Matrix: Water

Parameters	Results	Units	Report Limit	MDL	DF	Prepared	Analyzed	CAS No.	Qual
6010D ATL ICP	Analytical Method: EPA 6010D Preparation Method: EPA 3010A Pace Analytical Services - Peachtree Corners, GA								
Zinc	ND	mg/L	0.020	0.0085	1	08/28/24 16:53	08/31/24 20:45	7440-66-6	
Sodium	**1.5**	mg/L	1.0	0.58	1	08/28/24 16:53	08/31/24 20:45	7440-23-5	
Iron	ND	mg/L	0.040	0.025	1	08/28/24 16:53	08/30/24 22:07	7439-89-6	
Manganese	ND	mg/L	0.040	0.011	1	08/28/24 16:53	08/30/24 22:07	7439-96-5	
Potassium	**0.76**	mg/L	0.50	0.15	1	08/28/24 16:53	08/30/24 22:07	7440-09-7	
Calcium	**36.3**	mg/L	1.0	0.12	1	08/28/24 16:53	08/30/24 22:07	7440-70-2	
Magnesium	**18.4**	mg/L	0.050	0.012	1	08/28/24 16:53	08/30/24 22:07	7439-95-4	
6020 MET ICPMS	Analytical Method: EPA 6020B Preparation Method: EPA 3005A Pace Analytical Services - Peachtree Corners, GA								
Antimony	ND	mg/L	0.0030	0.00054	1	08/28/24 14:31	09/05/24 19:12	7440-36-0	
Arsenic	ND	mg/L	0.0050	0.00084	1	08/28/24 14:31	09/05/24 19:12	7440-38-2	
Barium	**0.016**	mg/L	0.0050	0.00047	1	08/28/24 14:31	09/05/24 19:12	7440-39-3	
Beryllium	ND	mg/L	0.00050	0.000094	1	08/28/24 14:31	09/05/24 19:12	7440-41-7	
Boron	**0.012J**	mg/L	0.040	0.012	1	08/28/24 14:31	09/05/24 19:12	7440-42-8	
Cadmium	ND	mg/L	0.00050	0.00010	1	08/28/24 14:31	09/05/24 19:12	7440-43-9	
Chromium	ND	mg/L	0.0050	0.0019	1	08/28/24 14:31	09/05/24 19:12	7440-47-3	
Cobalt	ND	mg/L	0.0050	0.00032	1	08/28/24 14:31	09/05/24 19:12	7440-48-4	
Copper	ND	mg/L	0.0050	0.00043	1	08/28/24 14:31	09/05/24 19:12	7440-50-8	
Lead	ND	mg/L	0.0010	0.00016	1	08/28/24 14:31	09/05/24 19:12	7439-92-1	
Lithium	ND	mg/L	0.030	0.0016	1	08/28/24 14:31	09/05/24 19:12	7439-93-2	
Molybdenum	**0.0011J**	mg/L	0.010	0.00062	1	08/28/24 14:31	09/05/24 19:12	7439-98-7	
Nickel	ND	mg/L	0.0050	0.0021	1	08/28/24 14:31	09/05/24 19:12	7440-02-0	
Selenium	ND	mg/L	0.0050	0.00096	1	08/28/24 14:31	09/05/24 19:12	7782-49-2	
Silver	ND	mg/L	0.0050	0.00031	1	08/28/24 14:31	09/05/24 19:12	7440-22-4	
Thallium	ND	mg/L	0.0010	0.00038	1	08/28/24 14:31	09/05/24 19:12	7440-28-0	
Vanadium	ND	mg/L	0.010	0.00075	1	08/28/24 14:31	09/05/24 19:12	7440-62-2	
7470 Mercury	Analytical Method: EPA 7470A Preparation Method: EPA 7470A Pace Analytical Services - Peachtree Corners, GA								
Mercury	ND	mg/L	0.00020	0.00013	1	09/10/24 16:00	09/11/24 09:11	7439-97-6	
2540C Total Dissolved Solids	Analytical Method: SM 2540C-2015 Pace Analytical Services - Peachtree Corners, GA								
Total Dissolved Solids	**194**	mg/L	25.0	25.0	1		08/29/24 10:59		
2320B Alkalinity	Analytical Method: SM 2320B-2011 Pace Analytical Services - Asheville								
Alkalinity,Bicarbonate (CaCO3)	**152**	mg/L	5.0	5.0	1		08/31/24 19:48		
Alkalinity,Carbonate (CaCO3)	ND	mg/L	5.0	5.0	1		08/31/24 19:48		
Alkalinity, Total as CaCO3	**152**	mg/L	5.0	5.0	1		08/31/24 19:48		

REPORT OF LABORATORY ANALYSIS

This report shall not be reproduced, except in full,
without the written consent of Pace Analytical Services, LLC.

Pace Analytical Services, LLC
9800 Kincey Ave. Suite 100
Huntersville, NC 28078
(704)875-9092

ANALYTICAL RESULTS

Project: Bowen LF Cells 5-8 BG Event #8
Pace Project No.: 92749872

Sample: BOW-GWC-27 **Lab ID: 92749872001** Collected: 08/26/24 11:45 Received: 08/27/24 12:35 Matrix: Water

Parameters	Results	Units	Report Limit	MDL	DF	Prepared	Analyzed	CAS No.	Qual
300.0 IC Anions 28 Days	Analytical Method: EPA 300.0 Rev 2.1 1993 Pace Analytical Services - Asheville								
Chloride	**3.3**	mg/L	1.0	0.60	1		08/29/24 03:50	16887-00-6	
Fluoride	**0.069J**	mg/L	0.10	0.050	1		08/29/24 03:50	16984-48-8	
Sulfate	**23.8**	mg/L	1.0	0.50	1		08/29/24 03:50	14808-79-8	

REPORT OF LABORATORY ANALYSIS

This report shall not be reproduced, except in full,
without the written consent of Pace Analytical Services, LLC.

Pace Analytical Services, LLC
9800 Kincey Ave. Suite 100
Huntersville, NC 28078
(704)875-9092

ANALYTICAL RESULTS

Project: Bowen LF Cells 5-8 BG Event #8
Pace Project No.: 92749872

Sample: BOW-GWC-27R **Lab ID: 92749872002** Collected: 08/26/24 14:51 Received: 08/27/24 12:35 Matrix: Water

Parameters	Results	Units	Report Limit	MDL	DF	Prepared	Analyzed	CAS No.	Qual
6010D ATL ICP	Analytical Method: EPA 6010D Preparation Method: EPA 3010A Pace Analytical Services - Peachtree Corners, GA								
Zinc	ND	mg/L	0.020	0.0085	1	08/28/24 16:53	08/31/24 20:49	7440-66-6	
Sodium	**4.7**	mg/L	1.0	0.58	1	08/28/24 16:53	08/31/24 20:49	7440-23-5	
Iron	**0.043**	mg/L	0.040	0.025	1	08/28/24 16:53	08/30/24 22:11	7439-89-6	
Manganese	ND	mg/L	0.040	0.011	1	08/28/24 16:53	08/30/24 22:11	7439-96-5	
Potassium	**0.69**	mg/L	0.50	0.15	1	08/28/24 16:53	08/30/24 22:11	7440-09-7	
Calcium	**31.0**	mg/L	1.0	0.12	1	08/28/24 16:53	08/30/24 22:11	7440-70-2	
Magnesium	**16.2**	mg/L	0.050	0.012	1	08/28/24 16:53	08/30/24 22:11	7439-95-4	
6020 MET ICPMS	Analytical Method: EPA 6020B Preparation Method: EPA 3005A Pace Analytical Services - Peachtree Corners, GA								
Antimony	ND	mg/L	0.0030	0.00054	1	08/28/24 14:31	09/05/24 19:16	7440-36-0	
Arsenic	ND	mg/L	0.0050	0.00084	1	08/28/24 14:31	09/05/24 19:16	7440-38-2	
Barium	**0.014**	mg/L	0.0050	0.00047	1	08/28/24 14:31	09/05/24 19:16	7440-39-3	
Beryllium	ND	mg/L	0.00050	0.000094	1	08/28/24 14:31	09/05/24 19:16	7440-41-7	
Boron	ND	mg/L	0.040	0.012	1	08/28/24 14:31	09/05/24 19:16	7440-42-8	
Cadmium	ND	mg/L	0.00050	0.00010	1	08/28/24 14:31	09/05/24 19:16	7440-43-9	
Chromium	ND	mg/L	0.0050	0.0019	1	08/28/24 14:31	09/05/24 19:16	7440-47-3	
Cobalt	ND	mg/L	0.0050	0.00032	1	08/28/24 14:31	09/05/24 19:16	7440-48-4	
Copper	ND	mg/L	0.0050	0.00043	1	08/28/24 14:31	09/05/24 19:16	7440-50-8	
Lead	ND	mg/L	0.0010	0.00016	1	08/28/24 14:31	09/05/24 19:16	7439-92-1	
Lithium	ND	mg/L	0.030	0.0016	1	08/28/24 14:31	09/05/24 19:16	7439-93-2	
Molybdenum	**0.0016J**	mg/L	0.010	0.00062	1	08/28/24 14:31	09/05/24 19:16	7439-98-7	
Nickel	ND	mg/L	0.0050	0.0021	1	08/28/24 14:31	09/05/24 19:16	7440-02-0	
Selenium	ND	mg/L	0.0050	0.00096	1	08/28/24 14:31	09/05/24 19:16	7782-49-2	
Silver	ND	mg/L	0.0050	0.00031	1	08/28/24 14:31	09/05/24 19:16	7440-22-4	
Thallium	ND	mg/L	0.0010	0.00038	1	08/28/24 14:31	09/05/24 19:16	7440-28-0	
Vanadium	ND	mg/L	0.010	0.00075	1	08/28/24 14:31	09/05/24 19:16	7440-62-2	
7470 Mercury	Analytical Method: EPA 7470A Preparation Method: EPA 7470A Pace Analytical Services - Peachtree Corners, GA								
Mercury	ND	mg/L	0.00020	0.00013	1	09/10/24 16:00	09/11/24 09:19	7439-97-6	
2540C Total Dissolved Solids	Analytical Method: SM 2540C-2015 Pace Analytical Services - Peachtree Corners, GA								
Total Dissolved Solids	**167**	mg/L	25.0	25.0	1		08/29/24 11:00		
2320B Alkalinity	Analytical Method: SM 2320B-2011 Pace Analytical Services - Asheville								
Alkalinity,Bicarbonate (CaCO3)	**154**	mg/L	5.0	5.0	1		08/31/24 19:58		
Alkalinity,Carbonate (CaCO3)	ND	mg/L	5.0	5.0	1		08/31/24 19:58		
Alkalinity, Total as CaCO3	**154**	mg/L	5.0	5.0	1		08/31/24 19:58		

REPORT OF LABORATORY ANALYSIS

This report shall not be reproduced, except in full,
without the written consent of Pace Analytical Services, LLC.

Pace Analytical Services, LLC
9800 Kincey Ave. Suite 100
Huntersville, NC 28078
(704)875-9092

ANALYTICAL RESULTS

Project: Bowen LF Cells 5-8 BG Event #8
Pace Project No.: 92749872

Sample: BOW-GWC-27R **Lab ID: 92749872002** Collected: 08/26/24 14:51 Received: 08/27/24 12:35 Matrix: Water

Parameters	Results	Units	Report Limit	MDL	DF	Prepared	Analyzed	CAS No.	Qual
300.0 IC Anions 28 Days	Analytical Method: EPA 300.0 Rev 2.1 1993 Pace Analytical Services - Asheville								
Chloride	**3.2**	mg/L	1.0	0.60	1		08/28/24 09:25	16887-00-6	
Fluoride	**0.11**	mg/L	0.10	0.050	1		08/28/24 09:25	16984-48-8	
Sulfate	**3.5**	mg/L	1.0	0.50	1		08/28/24 09:25	14808-79-8	

REPORT OF LABORATORY ANALYSIS

This report shall not be reproduced, except in full,
without the written consent of Pace Analytical Services, LLC.

Pace Analytical Services, LLC
9800 Kincey Ave. Suite 100
Huntersville, NC 28078
(704)875-9092

ANALYTICAL RESULTS

Project: Bowen LF Cells 5-8 BG Event #8
Pace Project No.: 92749872

Sample: BOW-GWC-29 **Lab ID: 92749872003** Collected: 08/26/24 13:26 Received: 08/27/24 12:35 Matrix: Water

Parameters	Results	Units	Report Limit	MDL	DF	Prepared	Analyzed	CAS No.	Qual
6010D ATL ICP	Analytical Method: EPA 6010D Preparation Method: EPA 3010A Pace Analytical Services - Peachtree Corners, GA								
Sodium	**1.5**	mg/L	1.0	0.58	1	08/28/24 16:53	09/03/24 11:37	7440-23-5	
Zinc	ND	mg/L	0.020	0.0085	1	08/28/24 16:53	08/31/24 21:00	7440-66-6	
Iron	**0.19**	mg/L	0.040	0.025	1	08/28/24 16:53	08/30/24 22:14	7439-89-6	
Manganese	**0.020J**	mg/L	0.040	0.011	1	08/28/24 16:53	08/30/24 22:14	7439-96-5	
Potassium	**0.74**	mg/L	0.50	0.15	1	08/28/24 16:53	08/30/24 22:14	7440-09-7	
Calcium	**32.6**	mg/L	1.0	0.12	1	08/28/24 16:53	08/30/24 22:14	7440-70-2	
Magnesium	**17.6**	mg/L	0.050	0.012	1	08/28/24 16:53	08/30/24 22:14	7439-95-4	
6020 MET ICPMS	Analytical Method: EPA 6020B Preparation Method: EPA 3005A Pace Analytical Services - Peachtree Corners, GA								
Antimony	ND	mg/L	0.0030	0.00054	1	08/28/24 14:31	09/05/24 19:20	7440-36-0	
Arsenic	ND	mg/L	0.0050	0.00084	1	08/28/24 14:31	09/05/24 19:20	7440-38-2	
Barium	**0.031**	mg/L	0.0050	0.00047	1	08/28/24 14:31	09/05/24 19:20	7440-39-3	
Beryllium	ND	mg/L	0.00050	0.000094	1	08/28/24 14:31	09/05/24 19:20	7440-41-7	
Boron	ND	mg/L	0.040	0.012	1	08/28/24 14:31	09/05/24 19:20	7440-42-8	
Cadmium	ND	mg/L	0.00050	0.00010	1	08/28/24 14:31	09/05/24 19:20	7440-43-9	
Chromium	ND	mg/L	0.0050	0.0019	1	08/28/24 14:31	09/05/24 19:20	7440-47-3	
Cobalt	ND	mg/L	0.0050	0.00032	1	08/28/24 14:31	09/05/24 19:20	7440-48-4	
Copper	ND	mg/L	0.0050	0.00043	1	08/28/24 14:31	09/05/24 19:20	7440-50-8	
Lead	ND	mg/L	0.0010	0.00016	1	08/28/24 14:31	09/05/24 19:20	7439-92-1	
Lithium	ND	mg/L	0.030	0.0016	1	08/28/24 14:31	09/05/24 19:20	7439-93-2	
Molybdenum	**0.0026J**	mg/L	0.010	0.00062	1	08/28/24 14:31	09/05/24 19:20	7439-98-7	
Nickel	ND	mg/L	0.0050	0.0021	1	08/28/24 14:31	09/05/24 19:20	7440-02-0	
Selenium	ND	mg/L	0.0050	0.00096	1	08/28/24 14:31	09/05/24 19:20	7782-49-2	
Silver	ND	mg/L	0.0050	0.00031	1	08/28/24 14:31	09/05/24 19:20	7440-22-4	
Thallium	ND	mg/L	0.0010	0.00038	1	08/28/24 14:31	09/05/24 19:20	7440-28-0	
Vanadium	ND	mg/L	0.010	0.00075	1	08/28/24 14:31	09/05/24 19:20	7440-62-2	
7470 Mercury	Analytical Method: EPA 7470A Preparation Method: EPA 7470A Pace Analytical Services - Peachtree Corners, GA								
Mercury	ND	mg/L	0.00020	0.00013	1	09/10/24 16:00	09/11/24 09:22	7439-97-6	
2540C Total Dissolved Solids	Analytical Method: SM 2540C-2015 Pace Analytical Services - Peachtree Corners, GA								
Total Dissolved Solids	**162**	mg/L	25.0	25.0	1		08/29/24 11:00		
2320B Alkalinity	Analytical Method: SM 2320B-2011 Pace Analytical Services - Asheville								
Alkalinity,Bicarbonate (CaCO3)	**154**	mg/L	5.0	5.0	1		08/31/24 20:08		
Alkalinity,Carbonate (CaCO3)	ND	mg/L	5.0	5.0	1		08/31/24 20:08		
Alkalinity, Total as CaCO3	**154**	mg/L	5.0	5.0	1		08/31/24 20:08		

REPORT OF LABORATORY ANALYSIS

This report shall not be reproduced, except in full,
without the written consent of Pace Analytical Services, LLC.

Pace Analytical Services, LLC
9800 Kincey Ave. Suite 100
Huntersville, NC 28078
(704)875-9092

ANALYTICAL RESULTS

Project: Bowen LF Cells 5-8 BG Event #8
Pace Project No.: 92749872

Sample: BOW-GWC-29 **Lab ID: 92749872003** Collected: 08/26/24 13:26 Received: 08/27/24 12:35 Matrix: Water

Parameters	Results	Units	Report Limit	MDL	DF	Prepared	Analyzed	CAS No.	Qual
300.0 IC Anions 28 Days	Analytical Method: EPA 300.0 Rev 2.1 1993 Pace Analytical Services - Asheville								
Chloride	**2.8**	mg/L	1.0	0.60	1		08/28/24 10:40	16887-00-6	
Fluoride	**0.073J**	mg/L	0.10	0.050	1		08/28/24 10:40	16984-48-8	
Sulfate	**1.8**	mg/L	1.0	0.50	1		08/28/24 10:40	14808-79-8	

REPORT OF LABORATORY ANALYSIS

This report shall not be reproduced, except in full,
without the written consent of Pace Analytical Services, LLC.

Pace Analytical Services, LLC
9800 Kincey Ave. Suite 100
Huntersville, NC 28078
(704)875-9092

ANALYTICAL RESULTS

Project: Bowen LF Cells 5-8 BG Event #8
Pace Project No.: 92749872

Sample: BOW-GWC-31 **Lab ID: 92749872004** Collected: 08/26/24 15:30 Received: 08/27/24 12:35 Matrix: Water

Parameters	Results	Units	Report Limit	MDL	DF	Prepared	Analyzed	CAS No.	Qual
6010D ATL ICP	Analytical Method: EPA 6010D Preparation Method: EPA 3010A Pace Analytical Services - Peachtree Corners, GA								
Sodium	**1.7**	mg/L	1.0	0.58	1	08/28/24 16:53	09/03/24 11:42	7440-23-5	
Iron	**0.65**	mg/L	0.040	0.025	1	08/28/24 16:53	08/30/24 22:18	7439-89-6	
Manganese	**0.17**	mg/L	0.040	0.011	1	08/28/24 16:53	08/30/24 22:18	7439-96-5	
Potassium	**0.87**	mg/L	0.50	0.15	1	08/28/24 16:53	08/30/24 22:18	7440-09-7	
Calcium	**38.4**	mg/L	1.0	0.12	1	08/28/24 16:53	08/30/24 22:18	7440-70-2	
Magnesium	**25.3**	mg/L	0.050	0.012	1	08/28/24 16:53	08/30/24 22:18	7439-95-4	
Zinc	ND	mg/L	0.020	0.0085	1	08/28/24 16:53	08/31/24 21:03	7440-66-6	
6020 MET ICPMS	Analytical Method: EPA 6020B Preparation Method: EPA 3005A Pace Analytical Services - Peachtree Corners, GA								
Antimony	ND	mg/L	0.0030	0.00054	1	08/28/24 14:31	09/05/24 19:23	7440-36-0	
Arsenic	**0.0020J**	mg/L	0.0050	0.00084	1	08/28/24 14:31	09/05/24 19:23	7440-38-2	
Barium	**0.060**	mg/L	0.0050	0.00047	1	08/28/24 14:31	09/05/24 19:23	7440-39-3	
Beryllium	ND	mg/L	0.00050	0.000094	1	08/28/24 14:31	09/05/24 19:23	7440-41-7	
Boron	ND	mg/L	0.040	0.012	1	08/28/24 14:31	09/05/24 19:23	7440-42-8	
Cadmium	ND	mg/L	0.00050	0.00010	1	08/28/24 14:31	09/05/24 19:23	7440-43-9	
Chromium	ND	mg/L	0.0050	0.0019	1	08/28/24 14:31	09/05/24 19:23	7440-47-3	
Cobalt	**0.00034J**	mg/L	0.0050	0.00032	1	08/28/24 14:31	09/05/24 19:23	7440-48-4	
Copper	ND	mg/L	0.0050	0.00043	1	08/28/24 14:31	09/05/24 19:23	7440-50-8	
Lead	ND	mg/L	0.0010	0.00016	1	08/28/24 14:31	09/05/24 19:23	7439-92-1	
Lithium	ND	mg/L	0.030	0.0016	1	08/28/24 14:31	09/05/24 19:23	7439-93-2	
Molybdenum	**0.011**	mg/L	0.010	0.00062	1	08/28/24 14:31	09/05/24 19:23	7439-98-7	
Nickel	ND	mg/L	0.0050	0.0021	1	08/28/24 14:31	09/05/24 19:23	7440-02-0	
Selenium	ND	mg/L	0.0050	0.00096	1	08/28/24 14:31	09/05/24 19:23	7782-49-2	
Silver	ND	mg/L	0.0050	0.00031	1	08/28/24 14:31	09/05/24 19:23	7440-22-4	
Thallium	ND	mg/L	0.0010	0.00038	1	08/28/24 14:31	09/05/24 19:23	7440-28-0	
Vanadium	ND	mg/L	0.010	0.00075	1	08/28/24 14:31	09/05/24 19:23	7440-62-2	
7470 Mercury	Analytical Method: EPA 7470A Preparation Method: EPA 7470A Pace Analytical Services - Peachtree Corners, GA								
Mercury	ND	mg/L	0.00020	0.00013	1	09/10/24 16:00	09/11/24 09:24	7439-97-6	
2540C Total Dissolved Solids	Analytical Method: SM 2540C-2015 Pace Analytical Services - Peachtree Corners, GA								
Total Dissolved Solids	**195**	mg/L	25.0	25.0	1		08/29/24 11:00		
2320B Alkalinity	Analytical Method: SM 2320B-2011 Pace Analytical Services - Asheville								
Alkalinity,Bicarbonate (CaCO3)	**205**	mg/L	5.0	5.0	1		08/31/24 20:18		
Alkalinity,Carbonate (CaCO3)	ND	mg/L	5.0	5.0	1		08/31/24 20:18		
Alkalinity, Total as CaCO3	**205**	mg/L	5.0	5.0	1		08/31/24 20:18		

REPORT OF LABORATORY ANALYSIS

This report shall not be reproduced, except in full,
without the written consent of Pace Analytical Services, LLC.

Pace Analytical Services, LLC
9800 Kincey Ave. Suite 100
Huntersville, NC 28078
(704)875-9092

ANALYTICAL RESULTS

Project: Bowen LF Cells 5-8 BG Event #8
Pace Project No.: 92749872

Sample: BOW-GWC-31 **Lab ID: 92749872004** Collected: 08/26/24 15:30 Received: 08/27/24 12:35 Matrix: Water

Parameters	Results	Units	Report Limit	MDL	DF	Prepared	Analyzed	CAS No.	Qual
300.0 IC Anions 28 Days	Analytical Method: EPA 300.0 Rev 2.1 1993 Pace Analytical Services - Asheville								
Chloride	**4.0**	mg/L	1.0	0.60	1		08/28/24 10:56	16887-00-6	
Fluoride	**0.088J**	mg/L	0.10	0.050	1		08/28/24 10:56	16984-48-8	
Sulfate	**3.5**	mg/L	1.0	0.50	1		08/28/24 10:56	14808-79-8	

REPORT OF LABORATORY ANALYSIS

This report shall not be reproduced, except in full,
without the written consent of Pace Analytical Services, LLC.

Pace Analytical Services, LLC
9800 Kincey Ave. Suite 100
Huntersville, NC 28078
(704)875-9092

ANALYTICAL RESULTS

Project: Bowen LF Cells 5-8 BG Event #8
Pace Project No.: 92749872

Sample: BOW-GWC-31R **Lab ID: 92749872005** Collected: 08/26/24 14:03 Received: 08/27/24 12:35 Matrix: Water

Parameters	Results	Units	Report Limit	MDL	DF	Prepared	Analyzed	CAS No.	Qual
6010D ATL ICP	Analytical Method: EPA 6010D Preparation Method: EPA 3010A Pace Analytical Services - Peachtree Corners, GA								
Zinc	ND	mg/L	0.020	0.0085	1	08/28/24 16:53	08/31/24 21:06	7440-66-6	
Sodium	**1.7**	mg/L	1.0	0.58	1	08/28/24 16:53	09/03/24 11:46	7440-23-5	
Iron	**0.037J**	mg/L	0.040	0.025	1	08/28/24 16:53	08/30/24 22:21	7439-89-6	
Manganese	ND	mg/L	0.040	0.011	1	08/28/24 16:53	08/30/24 22:21	7439-96-5	
Potassium	**0.67**	mg/L	0.50	0.15	1	08/28/24 16:53	08/30/24 22:21	7440-09-7	
Calcium	**36.9**	mg/L	1.0	0.12	1	08/28/24 16:53	08/30/24 22:21	7440-70-2	
Magnesium	**19.8**	mg/L	0.050	0.012	1	08/28/24 16:53	08/30/24 22:21	7439-95-4	
6020 MET ICPMS	Analytical Method: EPA 6020B Preparation Method: EPA 3005A Pace Analytical Services - Peachtree Corners, GA								
Antimony	**0.00056J**	mg/L	0.0030	0.00054	1	08/28/24 14:31	09/05/24 19:27	7440-36-0	
Arsenic	ND	mg/L	0.0050	0.00084	1	08/28/24 14:31	09/05/24 19:27	7440-38-2	
Barium	**0.018**	mg/L	0.0050	0.00047	1	08/28/24 14:31	09/05/24 19:27	7440-39-3	
Beryllium	ND	mg/L	0.00050	0.000094	1	08/28/24 14:31	09/05/24 19:27	7440-41-7	
Boron	ND	mg/L	0.040	0.012	1	08/28/24 14:31	09/05/24 19:27	7440-42-8	
Cadmium	ND	mg/L	0.00050	0.00010	1	08/28/24 14:31	09/05/24 19:27	7440-43-9	
Chromium	ND	mg/L	0.0050	0.0019	1	08/28/24 14:31	09/05/24 19:27	7440-47-3	
Cobalt	ND	mg/L	0.0050	0.00032	1	08/28/24 14:31	09/05/24 19:27	7440-48-4	
Copper	ND	mg/L	0.0050	0.00043	1	08/28/24 14:31	09/05/24 19:27	7440-50-8	
Lead	ND	mg/L	0.0010	0.00016	1	08/28/24 14:31	09/05/24 19:27	7439-92-1	
Lithium	ND	mg/L	0.030	0.0016	1	08/28/24 14:31	09/05/24 19:27	7439-93-2	
Molybdenum	**0.0014J**	mg/L	0.010	0.00062	1	08/28/24 14:31	09/05/24 19:27	7439-98-7	
Nickel	ND	mg/L	0.0050	0.0021	1	08/28/24 14:31	09/05/24 19:27	7440-02-0	
Selenium	ND	mg/L	0.0050	0.00096	1	08/28/24 14:31	09/05/24 19:27	7782-49-2	
Silver	ND	mg/L	0.0050	0.00031	1	08/28/24 14:31	09/05/24 19:27	7440-22-4	
Thallium	ND	mg/L	0.0010	0.00038	1	08/28/24 14:31	09/05/24 19:27	7440-28-0	
Vanadium	ND	mg/L	0.010	0.00075	1	08/28/24 14:31	09/05/24 19:27	7440-62-2	
7470 Mercury	Analytical Method: EPA 7470A Preparation Method: EPA 7470A Pace Analytical Services - Peachtree Corners, GA								
Mercury	ND	mg/L	0.00020	0.00013	1	09/12/24 10:00	09/12/24 14:00	7439-97-6	
2540C Total Dissolved Solids	Analytical Method: SM 2540C-2015 Pace Analytical Services - Peachtree Corners, GA								
Total Dissolved Solids	**178**	mg/L	25.0	25.0	1		08/29/24 11:01		
2320B Alkalinity	Analytical Method: SM 2320B-2011 Pace Analytical Services - Asheville								
Alkalinity,Bicarbonate (CaCO3)	**170**	mg/L	5.0	5.0	1		08/31/24 20:36		
Alkalinity,Carbonate (CaCO3)	ND	mg/L	5.0	5.0	1		08/31/24 20:36		
Alkalinity, Total as CaCO3	**170**	mg/L	5.0	5.0	1		08/31/24 20:36		

REPORT OF LABORATORY ANALYSIS

This report shall not be reproduced, except in full,
without the written consent of Pace Analytical Services, LLC.

Pace Analytical Services, LLC
9800 Kincey Ave. Suite 100
Huntersville, NC 28078
(704)875-9092

ANALYTICAL RESULTS

Project: Bowen LF Cells 5-8 BG Event #8
Pace Project No.: 92749872

Sample: BOW-GWC-31R **Lab ID: 92749872005** Collected: 08/26/24 14:03 Received: 08/27/24 12:35 Matrix: Water

Parameters	Results	Units	Report Limit	MDL	DF	Prepared	Analyzed	CAS No.	Qual
300.0 IC Anions 28 Days	Analytical Method: EPA 300.0 Rev 2.1 1993 Pace Analytical Services - Asheville								
Chloride	**3.3**	mg/L	1.0	0.60	1		08/28/24 11:12	16887-00-6	
Fluoride	**0.055J**	mg/L	0.10	0.050	1		08/28/24 11:12	16984-48-8	
Sulfate	**1.9**	mg/L	1.0	0.50	1		08/28/24 11:12	14808-79-8	

REPORT OF LABORATORY ANALYSIS

This report shall not be reproduced, except in full,
without the written consent of Pace Analytical Services, LLC.

Pace Analytical Services, LLC
9800 Kincey Ave. Suite 100
Huntersville, NC 28078
(704)875-9092

ANALYTICAL RESULTS

Project: Bowen LF Cells 5-8 BG Event #8
Pace Project No.: 92749872

Sample: BOW-LF5-8-FD-01 **Lab ID: 92749872006** Collected: 08/26/24 00:00 Received: 08/27/24 12:35 Matrix: Water

Parameters	Results	Units	Report Limit	MDL	DF	Prepared	Analyzed	CAS No.	Qual
6010D ATL ICP	Analytical Method: EPA 6010D Preparation Method: EPA 3010A Pace Analytical Services - Peachtree Corners, GA								
Sodium	**1.3**	mg/L	1.0	0.58	1	08/28/24 16:53	09/03/24 11:51	7440-23-5	
Zinc	ND	mg/L	0.020	0.0085	1	08/28/24 16:53	08/31/24 21:10	7440-66-6	
Iron	ND	mg/L	0.040	0.025	1	08/28/24 16:53	08/30/24 22:29	7439-89-6	
Manganese	ND	mg/L	0.040	0.011	1	08/28/24 16:53	08/30/24 22:29	7439-96-5	
Potassium	**0.70**	mg/L	0.50	0.15	1	08/28/24 16:53	08/30/24 22:29	7440-09-7	
Calcium	**36.0**	mg/L	1.0	0.12	1	08/28/24 16:53	08/30/24 22:29	7440-70-2	
Magnesium	**18.1**	mg/L	0.050	0.012	1	08/28/24 16:53	08/30/24 22:29	7439-95-4	
6020 MET ICPMS	Analytical Method: EPA 6020B Preparation Method: EPA 3005A Pace Analytical Services - Peachtree Corners, GA								
Antimony	ND	mg/L	0.0030	0.00054	1	08/28/24 14:31	09/05/24 19:34	7440-36-0	
Arsenic	ND	mg/L	0.0050	0.00084	1	08/28/24 14:31	09/05/24 19:34	7440-38-2	
Barium	**0.016**	mg/L	0.0050	0.00047	1	08/28/24 14:31	09/05/24 19:34	7440-39-3	
Beryllium	ND	mg/L	0.00050	0.000094	1	08/28/24 14:31	09/05/24 19:34	7440-41-7	
Boron	ND	mg/L	0.040	0.012	1	08/28/24 14:31	09/05/24 19:34	7440-42-8	
Cadmium	ND	mg/L	0.00050	0.00010	1	08/28/24 14:31	09/05/24 19:34	7440-43-9	
Chromium	ND	mg/L	0.0050	0.0019	1	08/28/24 14:31	09/05/24 19:34	7440-47-3	
Cobalt	ND	mg/L	0.0050	0.00032	1	08/28/24 14:31	09/05/24 19:34	7440-48-4	
Copper	ND	mg/L	0.0050	0.00043	1	08/28/24 14:31	09/05/24 19:34	7440-50-8	
Lead	ND	mg/L	0.0010	0.00016	1	08/28/24 14:31	09/05/24 19:34	7439-92-1	
Lithium	ND	mg/L	0.030	0.0016	1	08/28/24 14:31	09/05/24 19:34	7439-93-2	
Molybdenum	**0.0012J**	mg/L	0.010	0.00062	1	08/28/24 14:31	09/05/24 19:34	7439-98-7	
Nickel	ND	mg/L	0.0050	0.0021	1	08/28/24 14:31	09/05/24 19:34	7440-02-0	
Selenium	ND	mg/L	0.0050	0.00096	1	08/28/24 14:31	09/05/24 19:34	7782-49-2	
Silver	ND	mg/L	0.0050	0.00031	1	08/28/24 14:31	09/05/24 19:34	7440-22-4	
Thallium	ND	mg/L	0.0010	0.00038	1	08/28/24 14:31	09/05/24 19:34	7440-28-0	
Vanadium	ND	mg/L	0.010	0.00075	1	08/28/24 14:31	09/05/24 19:34	7440-62-2	
7470 Mercury	Analytical Method: EPA 7470A Preparation Method: EPA 7470A Pace Analytical Services - Peachtree Corners, GA								
Mercury	ND	mg/L	0.00020	0.00013	1	09/12/24 10:00	09/12/24 14:16	7439-97-6	
2540C Total Dissolved Solids	Analytical Method: SM 2540C-2015 Pace Analytical Services - Peachtree Corners, GA								
Total Dissolved Solids	**192**	mg/L	25.0	25.0	1		08/29/24 11:01		
2320B Alkalinity	Analytical Method: SM 2320B-2011 Pace Analytical Services - Asheville								
Alkalinity,Bicarbonate (CaCO3)	**147**	mg/L	5.0	5.0	1		08/31/24 20:44		
Alkalinity,Carbonate (CaCO3)	ND	mg/L	5.0	5.0	1		08/31/24 20:44		
Alkalinity, Total as CaCO3	**147**	mg/L	5.0	5.0	1		08/31/24 20:44		

REPORT OF LABORATORY ANALYSIS

This report shall not be reproduced, except in full,
without the written consent of Pace Analytical Services, LLC.

Pace Analytical Services, LLC
9800 Kincey Ave. Suite 100
Huntersville, NC 28078
(704)875-9092

ANALYTICAL RESULTS

Project: Bowen LF Cells 5-8 BG Event #8
Pace Project No.: 92749872

Sample: BOW-LF5-8-FD-01 **Lab ID: 92749872006** Collected: 08/26/24 00:00 Received: 08/27/24 12:35 Matrix: Water

Parameters	Results	Units	Report Limit	MDL	DF	Prepared	Analyzed	CAS No.	Qual
300.0 IC Anions 28 Days	Analytical Method: EPA 300.0 Rev 2.1 1993 Pace Analytical Services - Asheville								
Chloride	**3.3**	mg/L	1.0	0.60	1		08/28/24 11:27	16887-00-6	
Fluoride	**0.055J**	mg/L	0.10	0.050	1		08/28/24 11:27	16984-48-8	
Sulfate	**22.7**	mg/L	1.0	0.50	1		08/28/24 11:27	14808-79-8	

REPORT OF LABORATORY ANALYSIS

This report shall not be reproduced, except in full,
without the written consent of Pace Analytical Services, LLC.

Pace Analytical Services, LLC
9800 Kincey Ave. Suite 100
Huntersville, NC 28078
(704)875-9092

ANALYTICAL RESULTS

Project: Bowen LF Cells 5-8 BG Event #8
Pace Project No.: 92749872

Sample: BOW-LF5-8-FB-01 **Lab ID: 92749872007** Collected: 08/26/24 16:39 Received: 08/27/24 12:35 Matrix: Water

Parameters	Results	Units	Report Limit	MDL	DF	Prepared	Analyzed	CAS No.	Qual
6010D ATL ICP	Analytical Method: EPA 6010D Preparation Method: EPA 3010A Pace Analytical Services - Peachtree Corners, GA								
Zinc	ND	mg/L	0.020	0.0085	1	08/28/24 16:53	08/31/24 21:14	7440-66-6	
Sodium	ND	mg/L	1.0	0.58	1	08/28/24 16:53	08/31/24 21:14	7440-23-5	
Iron	ND	mg/L	0.040	0.025	1	08/28/24 16:53	08/30/24 22:33	7439-89-6	
Manganese	ND	mg/L	0.040	0.011	1	08/28/24 16:53	08/30/24 22:33	7439-96-5	
Potassium	ND	mg/L	0.50	0.15	1	08/28/24 16:53	08/30/24 22:33	7440-09-7	
Calcium	ND	mg/L	1.0	0.12	1	08/28/24 16:53	08/30/24 22:33	7440-70-2	
Magnesium	ND	mg/L	0.050	0.012	1	08/28/24 16:53	08/30/24 22:33	7439-95-4	
6020 MET ICPMS	Analytical Method: EPA 6020B Preparation Method: EPA 3005A Pace Analytical Services - Peachtree Corners, GA								
Antimony	ND	mg/L	0.0030	0.00054	1	08/28/24 14:31	09/05/24 19:38	7440-36-0	
Arsenic	ND	mg/L	0.0050	0.00084	1	08/28/24 14:31	09/05/24 19:38	7440-38-2	
Barium	ND	mg/L	0.0050	0.00047	1	08/28/24 14:31	09/05/24 19:38	7440-39-3	
Beryllium	ND	mg/L	0.00050	0.000094	1	08/28/24 14:31	09/05/24 19:38	7440-41-7	
Boron	ND	mg/L	0.040	0.012	1	08/28/24 14:31	09/05/24 19:38	7440-42-8	
Cadmium	ND	mg/L	0.00050	0.00010	1	08/28/24 14:31	09/05/24 19:38	7440-43-9	
Chromium	ND	mg/L	0.0050	0.0019	1	08/28/24 14:31	09/05/24 19:38	7440-47-3	
Cobalt	ND	mg/L	0.0050	0.00032	1	08/28/24 14:31	09/05/24 19:38	7440-48-4	
Copper	ND	mg/L	0.0050	0.00043	1	08/28/24 14:31	09/05/24 19:38	7440-50-8	
Lead	ND	mg/L	0.0010	0.00016	1	08/28/24 14:31	09/05/24 19:38	7439-92-1	
Lithium	ND	mg/L	0.030	0.0016	1	08/28/24 14:31	09/05/24 19:38	7439-93-2	
Molybdenum	ND	mg/L	0.010	0.00062	1	08/28/24 14:31	09/05/24 19:38	7439-98-7	
Nickel	ND	mg/L	0.0050	0.0021	1	08/28/24 14:31	09/05/24 19:38	7440-02-0	
Selenium	ND	mg/L	0.0050	0.00096	1	08/28/24 14:31	09/05/24 19:38	7782-49-2	
Silver	ND	mg/L	0.0050	0.00031	1	08/28/24 14:31	09/05/24 19:38	7440-22-4	
Thallium	ND	mg/L	0.0010	0.00038	1	08/28/24 14:31	09/05/24 19:38	7440-28-0	
Vanadium	ND	mg/L	0.010	0.00075	1	08/28/24 14:31	09/05/24 19:38	7440-62-2	
7470 Mercury	Analytical Method: EPA 7470A Preparation Method: EPA 7470A Pace Analytical Services - Peachtree Corners, GA								
Mercury	ND	mg/L	0.00020	0.00013	1	09/12/24 10:00	09/12/24 14:18	7439-97-6	
2540C Total Dissolved Solids	Analytical Method: SM 2540C-2015 Pace Analytical Services - Peachtree Corners, GA								
Total Dissolved Solids	**76.0**	mg/L	25.0	25.0	1		08/29/24 11:01		
2320B Alkalinity	Analytical Method: SM 2320B-2011 Pace Analytical Services - Asheville								
Alkalinity,Bicarbonate (CaCO3)	ND	mg/L	5.0	5.0	1		08/31/24 20:52		
Alkalinity,Carbonate (CaCO3)	ND	mg/L	5.0	5.0	1		08/31/24 20:52		
Alkalinity, Total as CaCO3	ND	mg/L	5.0	5.0	1		08/31/24 20:52		

REPORT OF LABORATORY ANALYSIS

This report shall not be reproduced, except in full,
without the written consent of Pace Analytical Services, LLC.

Pace Analytical Services, LLC
9800 Kincey Ave. Suite 100
Huntersville, NC 28078
(704)875-9092

ANALYTICAL RESULTS

Project: Bowen LF Cells 5-8 BG Event #8
Pace Project No.: 92749872

Sample: BOW-LF5-8-FB-01 **Lab ID: 92749872007** Collected: 08/26/24 16:39 Received: 08/27/24 12:35 Matrix: Water

Parameters	Results	Units	Report Limit	MDL	DF	Prepared	Analyzed	CAS No.	Qual
300.0 IC Anions 28 Days	Analytical Method: EPA 300.0 Rev 2.1 1993 Pace Analytical Services - Asheville								
Chloride	ND	mg/L	1.0	0.60	1		08/28/24 20:50	16887-00-6	
Fluoride	ND	mg/L	0.10	0.050	1		08/28/24 20:50	16984-48-8	
Sulfate	ND	mg/L	1.0	0.50	1		08/28/24 20:50	14808-79-8	

REPORT OF LABORATORY ANALYSIS

This report shall not be reproduced, except in full,
without the written consent of Pace Analytical Services, LLC.

Pace Analytical Services, LLC
9800 Kincey Ave. Suite 100
Huntersville, NC 28078
(704)875-9092

ANALYTICAL RESULTS

Project: Bowen LF Cells 5-8 BG Event #8
Pace Project No.: 92749872

Sample: BOW-LF5-8-EB-01 **Lab ID: 92749872008** Collected: 08/26/24 16:50 Received: 08/27/24 12:35 Matrix: Water

Parameters	Results	Units	Report Limit	MDL	DF	Prepared	Analyzed	CAS No.	Qual
6010D ATL ICP	Analytical Method: EPA 6010D Preparation Method: EPA 3010A Pace Analytical Services - Peachtree Corners, GA								
Iron	ND	mg/L	0.040	0.025	1	08/28/24 16:53	08/30/24 22:36	7439-89-6	
Manganese	ND	mg/L	0.040	0.011	1	08/28/24 16:53	08/30/24 22:36	7439-96-5	
Potassium	ND	mg/L	0.50	0.15	1	08/28/24 16:53	08/30/24 22:36	7440-09-7	
Calcium	ND	mg/L	1.0	0.12	1	08/28/24 16:53	08/30/24 22:36	7440-70-2	
Magnesium	ND	mg/L	0.050	0.012	1	08/28/24 16:53	08/30/24 22:36	7439-95-4	
Zinc	ND	mg/L	0.020	0.0085	1	08/28/24 16:53	08/31/24 21:18	7440-66-6	
Sodium	ND	mg/L	1.0	0.58	1	08/28/24 16:53	08/31/24 21:18	7440-23-5	
6020 MET ICPMS	Analytical Method: EPA 6020B Preparation Method: EPA 3005A Pace Analytical Services - Peachtree Corners, GA								
Antimony	ND	mg/L	0.0030	0.00054	1	08/28/24 14:31	09/05/24 19:42	7440-36-0	
Arsenic	ND	mg/L	0.0050	0.00084	1	08/28/24 14:31	09/05/24 19:42	7440-38-2	
Barium	ND	mg/L	0.0050	0.00047	1	08/28/24 14:31	09/05/24 19:42	7440-39-3	
Beryllium	ND	mg/L	0.00050	0.000094	1	08/28/24 14:31	09/05/24 19:42	7440-41-7	
Boron	ND	mg/L	0.040	0.012	1	08/28/24 14:31	09/05/24 19:42	7440-42-8	
Cadmium	ND	mg/L	0.00050	0.00010	1	08/28/24 14:31	09/05/24 19:42	7440-43-9	
Chromium	ND	mg/L	0.0050	0.0019	1	08/28/24 14:31	09/05/24 19:42	7440-47-3	
Cobalt	ND	mg/L	0.0050	0.00032	1	08/28/24 14:31	09/05/24 19:42	7440-48-4	
Copper	ND	mg/L	0.0050	0.00043	1	08/28/24 14:31	09/05/24 19:42	7440-50-8	
Lead	ND	mg/L	0.0010	0.00016	1	08/28/24 14:31	09/05/24 19:42	7439-92-1	
Lithium	ND	mg/L	0.030	0.0016	1	08/28/24 14:31	09/05/24 19:42	7439-93-2	
Molybdenum	ND	mg/L	0.010	0.00062	1	08/28/24 14:31	09/05/24 19:42	7439-98-7	
Nickel	ND	mg/L	0.0050	0.0021	1	08/28/24 14:31	09/05/24 19:42	7440-02-0	
Selenium	ND	mg/L	0.0050	0.00096	1	08/28/24 14:31	09/05/24 19:42	7782-49-2	
Silver	ND	mg/L	0.0050	0.00031	1	08/28/24 14:31	09/05/24 19:42	7440-22-4	
Thallium	ND	mg/L	0.0010	0.00038	1	08/28/24 14:31	09/05/24 19:42	7440-28-0	
Vanadium	ND	mg/L	0.010	0.00075	1	08/28/24 14:31	09/05/24 19:42	7440-62-2	
7470 Mercury	Analytical Method: EPA 7470A Preparation Method: EPA 7470A Pace Analytical Services - Peachtree Corners, GA								
Mercury	ND	mg/L	0.00020	0.00013	1	09/12/24 10:00	09/12/24 14:21	7439-97-6	
2540C Total Dissolved Solids	Analytical Method: SM 2540C-2015 Pace Analytical Services - Peachtree Corners, GA								
Total Dissolved Solids	**49.0**	mg/L	25.0	25.0	1		08/29/24 11:01		
2320B Alkalinity	Analytical Method: SM 2320B-2011 Pace Analytical Services - Asheville								
Alkalinity,Bicarbonate (CaCO3)	ND	mg/L	5.0	5.0	1		08/31/24 20:56		
Alkalinity,Carbonate (CaCO3)	ND	mg/L	5.0	5.0	1		08/31/24 20:56		
Alkalinity, Total as CaCO3	ND	mg/L	5.0	5.0	1		08/31/24 20:56		

REPORT OF LABORATORY ANALYSIS

This report shall not be reproduced, except in full,
without the written consent of Pace Analytical Services, LLC.

Pace Analytical Services, LLC
9800 Kincey Ave. Suite 100
Huntersville, NC 28078
(704)875-9092

ANALYTICAL RESULTS

Project: Bowen LF Cells 5-8 BG Event #8
Pace Project No.: 92749872

Sample: BOW-LF5-8-EB-01 **Lab ID: 92749872008** Collected: 08/26/24 16:50 Received: 08/27/24 12:35 Matrix: Water

Parameters	Results	Units	Report Limit	MDL	DF	Prepared	Analyzed	CAS No.	Qual
300.0 IC Anions 28 Days	Analytical Method: EPA 300.0 Rev 2.1 1993 Pace Analytical Services - Asheville								
Chloride	ND	mg/L	1.0	0.60	1		08/28/24 21:06	16887-00-6	
Fluoride	ND	mg/L	0.10	0.050	1		08/28/24 21:06	16984-48-8	M1,R1
Sulfate	ND	mg/L	1.0	0.50	1		08/28/24 21:06	14808-79-8	

REPORT OF LABORATORY ANALYSIS

This report shall not be reproduced, except in full,
without the written consent of Pace Analytical Services, LLC.

Pace Analytical Services, LLC
9800 Kincey Ave. Suite 100
Huntersville, NC 28078
(704)875-9092

ANALYTICAL RESULTS

Project: Bowen LF Cells 5-8 BG Event #8
Pace Project No.: 92749872

Sample: BOW-GWC-33R **Lab ID: 92749872009** Collected: 08/27/24 11:22 Received: 08/29/24 11:25 Matrix: Water

Parameters	Results	Units	Report Limit	MDL	DF	Prepared	Analyzed	CAS No.	Qual
6010D ATL ICP	Analytical Method: EPA 6010D Preparation Method: EPA 3010A Pace Analytical Services - Peachtree Corners, GA								
Magnesium	**12.2**	mg/L	0.050	0.012	1	09/04/24 17:44	09/07/24 19:22	7439-95-4	
Iron	ND	mg/L	0.040	0.025	1	09/04/24 17:44	09/05/24 23:22	7439-89-6	
Manganese	ND	mg/L	0.040	0.011	1	09/04/24 17:44	09/05/24 23:22	7439-96-5	
Zinc	ND	mg/L	0.020	0.0085	1	09/04/24 17:44	09/05/24 23:22	7440-66-6	
Potassium	**0.37J**	mg/L	0.50	0.15	1	09/04/24 17:44	09/05/24 23:22	7440-09-7	
Sodium	**2.1**	mg/L	1.0	0.58	1	09/04/24 17:44	09/05/24 23:22	7440-23-5	
Calcium	**28.6**	mg/L	1.0	0.12	1	09/04/24 17:44	09/05/24 23:22	7440-70-2	
6020 MET ICPMS	Analytical Method: EPA 6020B Preparation Method: EPA 3005A Pace Analytical Services - Peachtree Corners, GA								
Antimony	ND	mg/L	0.0030	0.00054	1	09/04/24 12:34	09/05/24 18:47	7440-36-0	
Arsenic	**0.0027J**	mg/L	0.0050	0.00084	1	09/04/24 12:34	09/05/24 18:47	7440-38-2	B
Barium	**0.0014J**	mg/L	0.0050	0.00047	1	09/04/24 12:34	09/05/24 18:47	7440-39-3	
Beryllium	ND	mg/L	0.00050	0.000094	1	09/04/24 12:34	09/05/24 18:47	7440-41-7	
Boron	ND	mg/L	0.040	0.012	1	09/04/24 12:34	09/05/24 18:47	7440-42-8	
Cadmium	ND	mg/L	0.00050	0.00010	1	09/04/24 12:34	09/05/24 18:47	7440-43-9	
Chromium	ND	mg/L	0.0050	0.0019	1	09/04/24 12:34	09/05/24 18:47	7440-47-3	
Cobalt	ND	mg/L	0.0050	0.00032	1	09/04/24 12:34	09/05/24 18:47	7440-48-4	
Copper	ND	mg/L	0.0050	0.00043	1	09/04/24 12:34	09/05/24 18:47	7440-50-8	
Lead	ND	mg/L	0.0010	0.00016	1	09/04/24 12:34	09/05/24 18:47	7439-92-1	
Lithium	ND	mg/L	0.030	0.0016	1	09/04/24 12:34	09/05/24 18:47	7439-93-2	
Molybdenum	**0.00083J**	mg/L	0.010	0.00062	1	09/04/24 12:34	09/05/24 18:47	7439-98-7	
Nickel	ND	mg/L	0.0050	0.0021	1	09/04/24 12:34	09/05/24 18:47	7440-02-0	
Selenium	**0.00099J**	mg/L	0.0050	0.00096	1	09/04/24 12:34	09/05/24 18:47	7782-49-2	
Silver	ND	mg/L	0.0050	0.00031	1	09/04/24 12:34	09/05/24 18:47	7440-22-4	
Thallium	ND	mg/L	0.0010	0.00038	1	09/04/24 12:34	09/05/24 18:47	7440-28-0	
Vanadium	ND	mg/L	0.010	0.00075	1	09/04/24 12:34	09/05/24 18:47	7440-62-2	
7470 Mercury	Analytical Method: EPA 7470A Preparation Method: EPA 7470A Pace Analytical Services - Peachtree Corners, GA								
Mercury	ND	mg/L	0.00020	0.00013	1	09/12/24 10:00	09/12/24 14:23	7439-97-6	
2540C Total Dissolved Solids	Analytical Method: SM 2540C-2015 Pace Analytical Services - Peachtree Corners, GA								
Total Dissolved Solids	**140**	mg/L	25.0	25.0	1		08/30/24 11:19		
2320B Alkalinity	Analytical Method: SM 2320B-2011 Pace Analytical Services - Asheville								
Alkalinity,Bicarbonate (CaCO3)	**141**	mg/L	5.0	5.0	1		09/03/24 14:17		
Alkalinity,Carbonate (CaCO3)	ND	mg/L	5.0	5.0	1		09/03/24 14:17		
Alkalinity, Total as CaCO3	**141**	mg/L	5.0	5.0	1		09/03/24 14:17		

REPORT OF LABORATORY ANALYSIS

This report shall not be reproduced, except in full,
without the written consent of Pace Analytical Services, LLC.

Pace Analytical Services, LLC
9800 Kincey Ave. Suite 100
Huntersville, NC 28078
(704)875-9092

ANALYTICAL RESULTS

Project: Bowen LF Cells 5-8 BG Event #8
Pace Project No.: 92749872

Sample: BOW-GWC-33R **Lab ID: 92749872009** Collected: 08/27/24 11:22 Received: 08/29/24 11:25 Matrix: Water

Parameters	Results	Units	Report Limit	MDL	DF	Prepared	Analyzed	CAS No.	Qual
300.0 IC Anions 28 Days	Analytical Method: EPA 300.0 Rev 2.1 1993 Pace Analytical Services - Asheville								
Chloride	**2.7**	mg/L	1.0	0.60	1		08/30/24 05:53	16887-00-6	
Fluoride	ND	mg/L	0.10	0.050	1		08/30/24 05:53	16984-48-8	
Sulfate	**0.85J**	mg/L	1.0	0.50	1		08/30/24 05:53	14808-79-8	

REPORT OF LABORATORY ANALYSIS

This report shall not be reproduced, except in full,
without the written consent of Pace Analytical Services, LLC.

Pace Analytical Services, LLC
9800 Kincey Ave. Suite 100
Huntersville, NC 28078
(704)875-9092

ANALYTICAL RESULTS

Project: Bowen LF Cells 5-8 BG Event #8
Pace Project No.: 92749872

Sample: BOW-GWC-57 **Lab ID: 92749872010** Collected: 08/27/24 14:13 Received: 08/29/24 11:25 Matrix: Water

Parameters	Results	Units	Report Limit	MDL	DF	Prepared	Analyzed	CAS No.	Qual
6010D ATL ICP	Analytical Method: EPA 6010D Preparation Method: EPA 3010A Pace Analytical Services - Peachtree Corners, GA								
Magnesium	**19.6**	mg/L	0.050	0.012	1	09/04/24 17:44	09/07/24 19:27	7439-95-4	
Iron	**0.087**	mg/L	0.040	0.025	1	09/04/24 17:44	09/05/24 23:37	7439-89-6	
Manganese	**0.28**	mg/L	0.040	0.011	1	09/04/24 17:44	09/05/24 23:37	7439-96-5	
Zinc	ND	mg/L	0.020	0.0085	1	09/04/24 17:44	09/05/24 23:37	7440-66-6	
Potassium	**0.36J**	mg/L	0.50	0.15	1	09/04/24 17:44	09/05/24 23:37	7440-09-7	
Sodium	**2.0**	mg/L	1.0	0.58	1	09/04/24 17:44	09/05/24 23:37	7440-23-5	
Calcium	**35.3**	mg/L	1.0	0.12	1	09/04/24 17:44	09/05/24 23:37	7440-70-2	
6020 MET ICPMS	Analytical Method: EPA 6020B Preparation Method: EPA 3005A Pace Analytical Services - Peachtree Corners, GA								
Antimony	**0.0019J**	mg/L	0.0030	0.00054	1	09/04/24 12:34	09/05/24 19:04	7440-36-0	
Arsenic	**0.0024J**	mg/L	0.0050	0.00084	1	09/04/24 12:34	09/05/24 19:04	7440-38-2	B
Barium	**0.0048J**	mg/L	0.0050	0.00047	1	09/04/24 12:34	09/05/24 19:04	7440-39-3	
Beryllium	ND	mg/L	0.00050	0.000094	1	09/04/24 12:34	09/05/24 19:04	7440-41-7	
Boron	ND	mg/L	0.040	0.012	1	09/04/24 12:34	09/05/24 19:04	7440-42-8	
Cadmium	ND	mg/L	0.00050	0.00010	1	09/04/24 12:34	09/05/24 19:04	7440-43-9	
Chromium	ND	mg/L	0.0050	0.0019	1	09/04/24 12:34	09/05/24 19:04	7440-47-3	
Cobalt	**0.00089J**	mg/L	0.0050	0.00032	1	09/04/24 12:34	09/05/24 19:04	7440-48-4	
Copper	ND	mg/L	0.0050	0.00043	1	09/04/24 12:34	09/05/24 19:04	7440-50-8	
Lead	ND	mg/L	0.0010	0.00016	1	09/04/24 12:34	09/05/24 19:04	7439-92-1	
Lithium	ND	mg/L	0.030	0.0016	1	09/04/24 12:34	09/05/24 19:04	7439-93-2	
Molybdenum	ND	mg/L	0.010	0.00062	1	09/04/24 12:34	09/05/24 19:04	7439-98-7	
Nickel	ND	mg/L	0.0050	0.0021	1	09/04/24 12:34	09/05/24 19:04	7440-02-0	
Selenium	ND	mg/L	0.0050	0.00096	1	09/04/24 12:34	09/05/24 19:04	7782-49-2	
Silver	ND	mg/L	0.0050	0.00031	1	09/04/24 12:34	09/05/24 19:04	7440-22-4	
Thallium	ND	mg/L	0.0010	0.00038	1	09/04/24 12:34	09/05/24 19:04	7440-28-0	
Vanadium	ND	mg/L	0.010	0.00075	1	09/04/24 12:34	09/05/24 19:04	7440-62-2	
7470 Mercury	Analytical Method: EPA 7470A Preparation Method: EPA 7470A Pace Analytical Services - Peachtree Corners, GA								
Mercury	ND	mg/L	0.00020	0.00013	1	09/12/24 10:00	09/12/24 14:26	7439-97-6	
2540C Total Dissolved Solids	Analytical Method: SM 2540C-2015 Pace Analytical Services - Peachtree Corners, GA								
Total Dissolved Solids	**179**	mg/L	25.0	25.0	1		08/30/24 11:20		
2320B Alkalinity	Analytical Method: SM 2320B-2011 Pace Analytical Services - Asheville								
Alkalinity,Bicarbonate (CaCO3)	**189**	mg/L	5.0	5.0	1		09/03/24 14:25		
Alkalinity,Carbonate (CaCO3)	ND	mg/L	5.0	5.0	1		09/03/24 14:25		
Alkalinity, Total as CaCO3	**189**	mg/L	5.0	5.0	1		09/03/24 14:25		

REPORT OF LABORATORY ANALYSIS

This report shall not be reproduced, except in full,
without the written consent of Pace Analytical Services, LLC.

Pace Analytical Services, LLC
9800 Kincey Ave. Suite 100
Huntersville, NC 28078
(704)875-9092

ANALYTICAL RESULTS

Project: Bowen LF Cells 5-8 BG Event #8
Pace Project No.: 92749872

Sample: BOW-GWC-57 **Lab ID: 92749872010** Collected: 08/27/24 14:13 Received: 08/29/24 11:25 Matrix: Water

Parameters	Results	Units	Report Limit	MDL	DF	Prepared	Analyzed	CAS No.	Qual
300.0 IC Anions 28 Days	Analytical Method: EPA 300.0 Rev 2.1 1993 Pace Analytical Services - Asheville								
Chloride	**2.7**	mg/L	1.0	0.60	1		08/30/24 06:08	16887-00-6	
Fluoride	ND	mg/L	0.10	0.050	1		08/30/24 06:08	16984-48-8	
Sulfate	**1.9**	mg/L	1.0	0.50	1		08/30/24 06:08	14808-79-8	

REPORT OF LABORATORY ANALYSIS

This report shall not be reproduced, except in full,
without the written consent of Pace Analytical Services, LLC.

Pace Analytical Services, LLC
9800 Kincey Ave. Suite 100
Huntersville, NC 28078
(704)875-9092

ANALYTICAL RESULTS

Project: Bowen LF Cells 5-8 BG Event #8
Pace Project No.: 92749872

Sample: BOW-GWC-35 **Lab ID: 92749872011** Collected: 08/27/24 16:16 Received: 08/29/24 11:25 Matrix: Water

Parameters	Results	Units	Report Limit	MDL	DF	Prepared	Analyzed	CAS No.	Qual
6010D ATL ICP	Analytical Method: EPA 6010D Preparation Method: EPA 3010A Pace Analytical Services - Peachtree Corners, GA								
Iron	ND	mg/L	0.040	0.025	1	09/04/24 17:44	09/05/24 23:41	7439-89-6	
Manganese	**0.015J**	mg/L	0.040	0.011	1	09/04/24 17:44	09/05/24 23:41	7439-96-5	
Zinc	ND	mg/L	0.020	0.0085	1	09/04/24 17:44	09/05/24 23:41	7440-66-6	
Potassium	**1.6**	mg/L	0.50	0.15	1	09/04/24 17:44	09/05/24 23:41	7440-09-7	
Sodium	**6.6**	mg/L	1.0	0.58	1	09/04/24 17:44	09/05/24 23:41	7440-23-5	
Calcium	**46.3**	mg/L	1.0	0.12	1	09/04/24 17:44	09/05/24 23:41	7440-70-2	
Magnesium	**24.3**	mg/L	0.050	0.012	1	09/04/24 17:44	09/07/24 19:32	7439-95-4	
6020 MET ICPMS	Analytical Method: EPA 6020B Preparation Method: EPA 3005A Pace Analytical Services - Peachtree Corners, GA								
Antimony	ND	mg/L	0.0030	0.00054	1	09/04/24 12:34	09/05/24 19:08	7440-36-0	
Arsenic	**0.0031J**	mg/L	0.0050	0.00084	1	09/04/24 12:34	09/05/24 19:08	7440-38-2	B
Barium	**0.024**	mg/L	0.0050	0.00047	1	09/04/24 12:34	09/05/24 19:08	7440-39-3	
Beryllium	ND	mg/L	0.00050	0.000094	1	09/04/24 12:34	09/05/24 19:08	7440-41-7	
Boron	ND	mg/L	0.040	0.012	1	09/04/24 12:34	09/05/24 19:08	7440-42-8	
Cadmium	ND	mg/L	0.00050	0.00010	1	09/04/24 12:34	09/05/24 19:08	7440-43-9	
Chromium	ND	mg/L	0.0050	0.0019	1	09/04/24 12:34	09/05/24 19:08	7440-47-3	
Cobalt	ND	mg/L	0.0050	0.00032	1	09/04/24 12:34	09/05/24 19:08	7440-48-4	
Copper	ND	mg/L	0.0050	0.00043	1	09/04/24 12:34	09/05/24 19:08	7440-50-8	
Lead	ND	mg/L	0.0010	0.00016	1	09/04/24 12:34	09/05/24 19:08	7439-92-1	
Lithium	ND	mg/L	0.030	0.0016	1	09/04/24 12:34	09/05/24 19:08	7439-93-2	
Molybdenum	**0.00087J**	mg/L	0.010	0.00062	1	09/04/24 12:34	09/05/24 19:08	7439-98-7	
Nickel	ND	mg/L	0.0050	0.0021	1	09/04/24 12:34	09/05/24 19:08	7440-02-0	
Selenium	ND	mg/L	0.0050	0.00096	1	09/04/24 12:34	09/05/24 19:08	7782-49-2	
Silver	ND	mg/L	0.0050	0.00031	1	09/04/24 12:34	09/05/24 19:08	7440-22-4	
Thallium	ND	mg/L	0.0010	0.00038	1	09/04/24 12:34	09/05/24 19:08	7440-28-0	
Vanadium	ND	mg/L	0.010	0.00075	1	09/04/24 12:34	09/05/24 19:08	7440-62-2	
7470 Mercury	Analytical Method: EPA 7470A Preparation Method: EPA 7470A Pace Analytical Services - Peachtree Corners, GA								
Mercury	ND	mg/L	0.00020	0.00013	1	09/12/24 10:00	09/12/24 14:29	7439-97-6	
2540C Total Dissolved Solids	Analytical Method: SM 2540C-2015 Pace Analytical Services - Peachtree Corners, GA								
Total Dissolved Solids	**254**	mg/L	25.0	25.0	1		08/30/24 11:20		
2320B Alkalinity	Analytical Method: SM 2320B-2011 Pace Analytical Services - Asheville								
Alkalinity,Bicarbonate (CaCO3)	**240**	mg/L	5.0	5.0	1		09/03/24 14:34		
Alkalinity,Carbonate (CaCO3)	ND	mg/L	5.0	5.0	1		09/03/24 14:34		
Alkalinity, Total as CaCO3	**240**	mg/L	5.0	5.0	1		09/03/24 14:34		

REPORT OF LABORATORY ANALYSIS

This report shall not be reproduced, except in full,
without the written consent of Pace Analytical Services, LLC.

Pace Analytical Services, LLC
9800 Kincey Ave. Suite 100
Huntersville, NC 28078
(704)875-9092

ANALYTICAL RESULTS

Project: Bowen LF Cells 5-8 BG Event #8
Pace Project No.: 92749872

Sample: BOW-GWC-35 **Lab ID: 92749872011** Collected: 08/27/24 16:16 Received: 08/29/24 11:25 Matrix: Water

Parameters	Results	Units	Report Limit	MDL	DF	Prepared	Analyzed	CAS No.	Qual
300.0 IC Anions 28 Days	Analytical Method: EPA 300.0 Rev 2.1 1993 Pace Analytical Services - Asheville								
Chloride	**5.9**	mg/L	1.0	0.60	1		08/30/24 06:23	16887-00-6	
Fluoride	ND	mg/L	0.10	0.050	1		08/30/24 06:23	16984-48-8	
Sulfate	**6.8**	mg/L	1.0	0.50	1		08/30/24 06:23	14808-79-8	

REPORT OF LABORATORY ANALYSIS

This report shall not be reproduced, except in full,
without the written consent of Pace Analytical Services, LLC.

Pace Analytical Services, LLC
9800 Kincey Ave. Suite 100
Huntersville, NC 28078
(704)875-9092

ANALYTICAL RESULTS

Project: Bowen LF Cells 5-8 BG Event #8
Pace Project No.: 92749872

Sample: BOW-LF5-8-FD-02 **Lab ID: 92749872012** Collected: 08/27/24 00:00 Received: 08/29/24 11:25 Matrix: Water

Parameters	Results	Units	Report Limit	MDL	DF	Prepared	Analyzed	CAS No.	Qual
6010D ATL ICP	Analytical Method: EPA 6010D Preparation Method: EPA 3010A Pace Analytical Services - Peachtree Corners, GA								
Iron	**2.0**	mg/L	0.040	0.025	1	09/04/24 17:44	09/05/24 23:46	7439-89-6	
Manganese	**0.10**	mg/L	0.040	0.011	1	09/04/24 17:44	09/05/24 23:46	7439-96-5	
Zinc	ND	mg/L	0.020	0.0085	1	09/04/24 17:44	09/05/24 23:46	7440-66-6	
Potassium	**1.1**	mg/L	0.50	0.15	1	09/04/24 17:44	09/05/24 23:46	7440-09-7	
Sodium	**2.4**	mg/L	1.0	0.58	1	09/04/24 17:44	09/05/24 23:46	7440-23-5	
Calcium	**44.0**	mg/L	1.0	0.12	1	09/04/24 17:44	09/05/24 23:46	7440-70-2	
Magnesium	**21.3**	mg/L	0.050	0.012	1	09/04/24 17:44	09/07/24 19:36	7439-95-4	
6020 MET ICPMS	Analytical Method: EPA 6020B Preparation Method: EPA 3005A Pace Analytical Services - Peachtree Corners, GA								
Antimony	ND	mg/L	0.0030	0.00054	1	09/04/24 12:34	09/05/24 19:12	7440-36-0	
Arsenic	**0.0048J**	mg/L	0.0050	0.00084	1	09/04/24 12:34	09/06/24 16:07	7440-38-2	
Barium	**0.037**	mg/L	0.0050	0.00047	1	09/04/24 12:34	09/05/24 19:12	7440-39-3	
Beryllium	ND	mg/L	0.00050	0.000094	1	09/04/24 12:34	09/05/24 19:12	7440-41-7	
Boron	ND	mg/L	0.040	0.012	1	09/04/24 12:34	09/05/24 19:12	7440-42-8	
Cadmium	ND	mg/L	0.00050	0.00010	1	09/04/24 12:34	09/05/24 19:12	7440-43-9	
Chromium	ND	mg/L	0.0050	0.0019	1	09/04/24 12:34	09/05/24 19:12	7440-47-3	
Cobalt	**0.00048J**	mg/L	0.0050	0.00032	1	09/04/24 12:34	09/05/24 19:12	7440-48-4	
Copper	ND	mg/L	0.0050	0.00043	1	09/04/24 12:34	09/05/24 19:12	7440-50-8	
Lead	ND	mg/L	0.0010	0.00016	1	09/04/24 12:34	09/05/24 19:12	7439-92-1	
Lithium	**0.023J**	mg/L	0.030	0.0016	1	09/04/24 12:34	09/05/24 19:12	7439-93-2	
Molybdenum	**0.017**	mg/L	0.010	0.00062	1	09/04/24 12:34	09/05/24 19:12	7439-98-7	
Nickel	ND	mg/L	0.0050	0.0021	1	09/04/24 12:34	09/05/24 19:12	7440-02-0	
Selenium	ND	mg/L	0.0050	0.00096	1	09/04/24 12:34	09/05/24 19:12	7782-49-2	
Silver	ND	mg/L	0.0050	0.00031	1	09/04/24 12:34	09/05/24 19:12	7440-22-4	
Thallium	ND	mg/L	0.0010	0.00038	1	09/04/24 12:34	09/05/24 19:12	7440-28-0	
Vanadium	ND	mg/L	0.010	0.00075	1	09/04/24 12:34	09/05/24 19:12	7440-62-2	
7470 Mercury	Analytical Method: EPA 7470A Preparation Method: EPA 7470A Pace Analytical Services - Peachtree Corners, GA								
Mercury	ND	mg/L	0.00020	0.00013	1	09/12/24 10:00	09/12/24 14:31	7439-97-6	
2540C Total Dissolved Solids	Analytical Method: SM 2540C-2015 Pace Analytical Services - Peachtree Corners, GA								
Total Dissolved Solids	**212**	mg/L	25.0	25.0	1		08/30/24 11:20		
2320B Alkalinity	Analytical Method: SM 2320B-2011 Pace Analytical Services - Asheville								
Alkalinity,Bicarbonate (CaCO3)	**228**	mg/L	5.0	5.0	1		09/03/24 14:51		
Alkalinity,Carbonate (CaCO3)	ND	mg/L	5.0	5.0	1		09/03/24 14:51		
Alkalinity, Total as CaCO3	**228**	mg/L	5.0	5.0	1		09/03/24 14:51		

REPORT OF LABORATORY ANALYSIS

This report shall not be reproduced, except in full,
without the written consent of Pace Analytical Services, LLC.

Pace Analytical Services, LLC
9800 Kincey Ave. Suite 100
Huntersville, NC 28078
(704)875-9092

ANALYTICAL RESULTS

Project: Bowen LF Cells 5-8 BG Event #8
Pace Project No.: 92749872

Sample: BOW-LF5-8-FD-02 **Lab ID: 92749872012** Collected: 08/27/24 00:00 Received: 08/29/24 11:25 Matrix: Water

Parameters	Results	Units	Report Limit	MDL	DF	Prepared	Analyzed	CAS No.	Qual
300.0 IC Anions 28 Days	Analytical Method: EPA 300.0 Rev 2.1 1993 Pace Analytical Services - Asheville								
Chloride	**3.6**	mg/L	1.0	0.60	1		08/30/24 06:38	16887-00-6	
Fluoride	**0.062J**	mg/L	0.10	0.050	1		08/30/24 06:38	16984-48-8	
Sulfate	**3.0**	mg/L	1.0	0.50	1		08/30/24 06:38	14808-79-8	

REPORT OF LABORATORY ANALYSIS

This report shall not be reproduced, except in full,
without the written consent of Pace Analytical Services, LLC.

Pace Analytical Services, LLC
9800 Kincey Ave. Suite 100
Huntersville, NC 28078
(704)875-9092

ANALYTICAL RESULTS

Project: Bowen LF Cells 5-8 BG Event #8
Pace Project No.: 92749872

Sample: BOW-LF5-8-FB-02 **Lab ID: 92749872013** Collected: 08/27/24 16:14 Received: 08/29/24 11:25 Matrix: Water

Parameters	Results	Units	Report Limit	MDL	DF	Prepared	Analyzed	CAS No.	Qual
6010D ATL ICP	Analytical Method: EPA 6010D Preparation Method: EPA 3010A Pace Analytical Services - Peachtree Corners, GA								
Magnesium	ND	mg/L	0.050	0.012	1	09/04/24 17:44	09/07/24 19:53	7439-95-4	
Iron	ND	mg/L	0.040	0.025	1	09/04/24 17:44	09/05/24 23:51	7439-89-6	
Manganese	ND	mg/L	0.040	0.011	1	09/04/24 17:44	09/05/24 23:51	7439-96-5	
Zinc	ND	mg/L	0.020	0.0085	1	09/04/24 17:44	09/05/24 23:51	7440-66-6	
Potassium	ND	mg/L	0.50	0.15	1	09/04/24 17:44	09/05/24 23:51	7440-09-7	
Sodium	ND	mg/L	1.0	0.58	1	09/04/24 17:44	09/05/24 23:51	7440-23-5	
Calcium	ND	mg/L	1.0	0.12	1	09/04/24 17:44	09/05/24 23:51	7440-70-2	
6020 MET ICPMS	Analytical Method: EPA 6020B Preparation Method: EPA 3005A Pace Analytical Services - Peachtree Corners, GA								
Antimony	ND	mg/L	0.0030	0.00054	1	09/04/24 12:34	09/05/24 19:16	7440-36-0	
Arsenic	**0.0025J**	mg/L	0.0050	0.00084	1	09/04/24 12:34	09/05/24 19:16	7440-38-2	B
Barium	ND	mg/L	0.0050	0.00047	1	09/04/24 12:34	09/05/24 19:16	7440-39-3	
Beryllium	ND	mg/L	0.00050	0.000094	1	09/04/24 12:34	09/05/24 19:16	7440-41-7	
Boron	ND	mg/L	0.040	0.012	1	09/04/24 12:34	09/05/24 19:16	7440-42-8	
Cadmium	ND	mg/L	0.00050	0.00010	1	09/04/24 12:34	09/05/24 19:16	7440-43-9	
Chromium	ND	mg/L	0.0050	0.0019	1	09/04/24 12:34	09/05/24 19:16	7440-47-3	
Cobalt	ND	mg/L	0.0050	0.00032	1	09/04/24 12:34	09/05/24 19:16	7440-48-4	
Copper	ND	mg/L	0.0050	0.00043	1	09/04/24 12:34	09/05/24 19:16	7440-50-8	
Lead	ND	mg/L	0.0010	0.00016	1	09/04/24 12:34	09/05/24 19:16	7439-92-1	
Lithium	ND	mg/L	0.030	0.0016	1	09/04/24 12:34	09/05/24 19:16	7439-93-2	
Molybdenum	ND	mg/L	0.010	0.00062	1	09/04/24 12:34	09/05/24 19:16	7439-98-7	
Nickel	ND	mg/L	0.0050	0.0021	1	09/04/24 12:34	09/05/24 19:16	7440-02-0	
Selenium	ND	mg/L	0.0050	0.00096	1	09/04/24 12:34	09/05/24 19:16	7782-49-2	
Silver	ND	mg/L	0.0050	0.00031	1	09/04/24 12:34	09/05/24 19:16	7440-22-4	
Thallium	ND	mg/L	0.0010	0.00038	1	09/04/24 12:34	09/05/24 19:16	7440-28-0	
Vanadium	ND	mg/L	0.010	0.00075	1	09/04/24 12:34	09/05/24 19:16	7440-62-2	
7470 Mercury	Analytical Method: EPA 7470A Preparation Method: EPA 7470A Pace Analytical Services - Peachtree Corners, GA								
Mercury	ND	mg/L	0.00020	0.00013	1	09/12/24 10:00	09/12/24 14:34	7439-97-6	
2540C Total Dissolved Solids	Analytical Method: SM 2540C-2015 Pace Analytical Services - Peachtree Corners, GA								
Total Dissolved Solids	ND	mg/L	25.0	25.0	1		08/30/24 11:20		
2320B Alkalinity	Analytical Method: SM 2320B-2011 Pace Analytical Services - Asheville								
Alkalinity,Bicarbonate (CaCO3)	ND	mg/L	5.0	5.0	1		09/03/24 15:00		
Alkalinity,Carbonate (CaCO3)	ND	mg/L	5.0	5.0	1		09/03/24 15:00		
Alkalinity, Total as CaCO3	ND	mg/L	5.0	5.0	1		09/03/24 15:00		

REPORT OF LABORATORY ANALYSIS

This report shall not be reproduced, except in full,
without the written consent of Pace Analytical Services, LLC.

Pace Analytical Services, LLC
9800 Kincey Ave. Suite 100
Huntersville, NC 28078
(704)875-9092

ANALYTICAL RESULTS

Project: Bowen LF Cells 5-8 BG Event #8
Pace Project No.: 92749872

Sample: BOW-LF5-8-FB-02 **Lab ID: 92749872013** Collected: 08/27/24 16:14 Received: 08/29/24 11:25 Matrix: Water

Parameters	Results	Units	Report Limit	MDL	DF	Prepared	Analyzed	CAS No.	Qual
300.0 IC Anions 28 Days	Analytical Method: EPA 300.0 Rev 2.1 1993 Pace Analytical Services - Asheville								
Chloride	ND	mg/L	1.0	0.60	1		08/29/24 23:40	16887-00-6	
Fluoride	ND	mg/L	0.10	0.050	1		08/29/24 23:40	16984-48-8	
Sulfate	ND	mg/L	1.0	0.50	1		08/29/24 23:40	14808-79-8	

REPORT OF LABORATORY ANALYSIS

This report shall not be reproduced, except in full,
without the written consent of Pace Analytical Services, LLC.

Pace Analytical Services, LLC
9800 Kincey Ave. Suite 100
Huntersville, NC 28078
(704)875-9092

ANALYTICAL RESULTS

Project: Bowen LF Cells 5-8 BG Event #8
Pace Project No.: 92749872

Sample: BOW-LF5-8-EB-02 **Lab ID: 92749872014** Collected: 08/27/24 16:21 Received: 08/29/24 11:25 Matrix: Water

Parameters	Results	Units	Report Limit	MDL	DF	Prepared	Analyzed	CAS No.	Qual
6010D ATL ICP	Analytical Method: EPA 6010D Preparation Method: EPA 3010A Pace Analytical Services - Peachtree Corners, GA								
Iron	ND	mg/L	0.040	0.025	1	09/04/24 17:44	09/05/24 23:56	7439-89-6	
Manganese	ND	mg/L	0.040	0.011	1	09/04/24 17:44	09/05/24 23:56	7439-96-5	
Zinc	ND	mg/L	0.020	0.0085	1	09/04/24 17:44	09/05/24 23:56	7440-66-6	
Potassium	ND	mg/L	0.50	0.15	1	09/04/24 17:44	09/05/24 23:56	7440-09-7	
Sodium	ND	mg/L	1.0	0.58	1	09/04/24 17:44	09/05/24 23:56	7440-23-5	
Calcium	ND	mg/L	1.0	0.12	1	09/04/24 17:44	09/05/24 23:56	7440-70-2	
Magnesium	ND	mg/L	0.050	0.012	1	09/04/24 17:44	09/07/24 19:57	7439-95-4	
6020 MET ICPMS	Analytical Method: EPA 6020B Preparation Method: EPA 3005A Pace Analytical Services - Peachtree Corners, GA								
Antimony	ND	mg/L	0.0030	0.00054	1	09/04/24 12:34	09/05/24 19:29	7440-36-0	
Arsenic	**0.0016J**	mg/L	0.0050	0.00084	1	09/04/24 12:34	09/05/24 19:29	7440-38-2	B
Barium	ND	mg/L	0.0050	0.00047	1	09/04/24 12:34	09/05/24 19:29	7440-39-3	
Beryllium	ND	mg/L	0.00050	0.000094	1	09/04/24 12:34	09/05/24 19:29	7440-41-7	
Boron	ND	mg/L	0.040	0.012	1	09/04/24 12:34	09/05/24 19:29	7440-42-8	
Cadmium	ND	mg/L	0.00050	0.00010	1	09/04/24 12:34	09/05/24 19:29	7440-43-9	
Chromium	ND	mg/L	0.0050	0.0019	1	09/04/24 12:34	09/05/24 19:29	7440-47-3	
Cobalt	ND	mg/L	0.0050	0.00032	1	09/04/24 12:34	09/05/24 19:29	7440-48-4	
Copper	ND	mg/L	0.0050	0.00043	1	09/04/24 12:34	09/05/24 19:29	7440-50-8	
Lead	ND	mg/L	0.0010	0.00016	1	09/04/24 12:34	09/05/24 19:29	7439-92-1	
Lithium	ND	mg/L	0.030	0.0016	1	09/04/24 12:34	09/05/24 19:29	7439-93-2	
Molybdenum	ND	mg/L	0.010	0.00062	1	09/04/24 12:34	09/05/24 19:29	7439-98-7	
Nickel	ND	mg/L	0.0050	0.0021	1	09/04/24 12:34	09/05/24 19:29	7440-02-0	
Selenium	ND	mg/L	0.0050	0.00096	1	09/04/24 12:34	09/05/24 19:29	7782-49-2	
Silver	ND	mg/L	0.0050	0.00031	1	09/04/24 12:34	09/05/24 19:29	7440-22-4	
Thallium	ND	mg/L	0.0010	0.00038	1	09/04/24 12:34	09/05/24 19:29	7440-28-0	
Vanadium	ND	mg/L	0.010	0.00075	1	09/04/24 12:34	09/05/24 19:29	7440-62-2	
7470 Mercury	Analytical Method: EPA 7470A Preparation Method: EPA 7470A Pace Analytical Services - Peachtree Corners, GA								
Mercury	**0.00024**	mg/L	0.00020	0.00013	1	09/12/24 10:00	09/12/24 14:36	7439-97-6	
2540C Total Dissolved Solids	Analytical Method: SM 2540C-2015 Pace Analytical Services - Peachtree Corners, GA								
Total Dissolved Solids	ND	mg/L	25.0	25.0	1		08/30/24 11:20		
2320B Alkalinity	Analytical Method: SM 2320B-2011 Pace Analytical Services - Asheville								
Alkalinity,Bicarbonate (CaCO3)	ND	mg/L	5.0	5.0	1		09/03/24 15:03		
Alkalinity,Carbonate (CaCO3)	ND	mg/L	5.0	5.0	1		09/03/24 15:03		
Alkalinity, Total as CaCO3	ND	mg/L	5.0	5.0	1		09/03/24 15:03		

REPORT OF LABORATORY ANALYSIS

This report shall not be reproduced, except in full,
without the written consent of Pace Analytical Services, LLC.

Pace Analytical Services, LLC
9800 Kincey Ave. Suite 100
Huntersville, NC 28078
(704)875-9092

ANALYTICAL RESULTS

Project: Bowen LF Cells 5-8 BG Event #8
Pace Project No.: 92749872

Sample: BOW-LF5-8-EB-02 **Lab ID: 92749872014** Collected: 08/27/24 16:21 Received: 08/29/24 11:25 Matrix: Water

Parameters	Results	Units	Report Limit	MDL	DF	Prepared	Analyzed	CAS No.	Qual
300.0 IC Anions 28 Days	Analytical Method: EPA 300.0 Rev 2.1 1993 Pace Analytical Services - Asheville								
Chloride	ND	mg/L	1.0	0.60	1		08/29/24 23:55	16887-00-6	
Fluoride	ND	mg/L	0.10	0.050	1		08/29/24 23:55	16984-48-8	
Sulfate	ND	mg/L	1.0	0.50	1		08/29/24 23:55	14808-79-8	

REPORT OF LABORATORY ANALYSIS

This report shall not be reproduced, except in full,
without the written consent of Pace Analytical Services, LLC.

Pace Analytical Services, LLC
9800 Kincey Ave. Suite 100
Huntersville, NC 28078
(704)875-9092

ANALYTICAL RESULTS

Project: Bowen LF Cells 5-8 BG Event #8
Pace Project No.: 92749872

Sample: BOW-GWC-26 **Lab ID: 92749872015** Collected: 08/27/24 15:51 Received: 08/29/24 11:25 Matrix: Water

Parameters	Results	Units	Report Limit	MDL	DF	Prepared	Analyzed	CAS No.	Qual
6010D ATL ICP	Analytical Method: EPA 6010D Preparation Method: EPA 3010A Pace Analytical Services - Peachtree Corners, GA								
Magnesium	**18.1**	mg/L	0.050	0.012	1	09/04/24 17:44	09/07/24 20:02	7439-95-4	
Iron	ND	mg/L	0.040	0.025	1	09/04/24 17:44	09/06/24 00:01	7439-89-6	
Manganese	ND	mg/L	0.040	0.011	1	09/04/24 17:44	09/06/24 00:01	7439-96-5	
Zinc	ND	mg/L	0.020	0.0085	1	09/04/24 17:44	09/06/24 00:01	7440-66-6	
Potassium	**1.4**	mg/L	0.50	0.15	1	09/04/24 17:44	09/06/24 00:01	7440-09-7	
Sodium	**3.3**	mg/L	1.0	0.58	1	09/04/24 17:44	09/06/24 00:01	7440-23-5	
Calcium	**42.0**	mg/L	1.0	0.12	1	09/04/24 17:44	09/06/24 00:01	7440-70-2	
6020 MET ICPMS	Analytical Method: EPA 6020B Preparation Method: EPA 3005A Pace Analytical Services - Peachtree Corners, GA								
Antimony	ND	mg/L	0.0030	0.00054	1	09/04/24 12:34	09/05/24 19:33	7440-36-0	
Arsenic	**0.0025J**	mg/L	0.0050	0.00084	1	09/04/24 12:34	09/05/24 19:33	7440-38-2	B
Barium	**0.021**	mg/L	0.0050	0.00047	1	09/04/24 12:34	09/05/24 19:33	7440-39-3	
Beryllium	ND	mg/L	0.00050	0.000094	1	09/04/24 12:34	09/05/24 19:33	7440-41-7	
Boron	**0.026J**	mg/L	0.040	0.012	1	09/04/24 12:34	09/05/24 19:33	7440-42-8	
Cadmium	ND	mg/L	0.00050	0.00010	1	09/04/24 12:34	09/05/24 19:33	7440-43-9	
Chromium	ND	mg/L	0.0050	0.0019	1	09/04/24 12:34	09/05/24 19:33	7440-47-3	
Cobalt	ND	mg/L	0.0050	0.00032	1	09/04/24 12:34	09/05/24 19:33	7440-48-4	
Copper	ND	mg/L	0.0050	0.00043	1	09/04/24 12:34	09/05/24 19:33	7440-50-8	
Lead	ND	mg/L	0.0010	0.00016	1	09/04/24 12:34	09/05/24 19:33	7439-92-1	
Lithium	ND	mg/L	0.030	0.0016	1	09/04/24 12:34	09/05/24 19:33	7439-93-2	
Molybdenum	**0.0016J**	mg/L	0.010	0.00062	1	09/04/24 12:34	09/05/24 19:33	7439-98-7	
Nickel	ND	mg/L	0.0050	0.0021	1	09/04/24 12:34	09/05/24 19:33	7440-02-0	
Selenium	**0.0010J**	mg/L	0.0050	0.00096	1	09/04/24 12:34	09/05/24 19:33	7782-49-2	
Silver	ND	mg/L	0.0050	0.00031	1	09/04/24 12:34	09/05/24 19:33	7440-22-4	
Thallium	ND	mg/L	0.0010	0.00038	1	09/04/24 12:34	09/05/24 19:33	7440-28-0	
Vanadium	ND	mg/L	0.010	0.00075	1	09/04/24 12:34	09/05/24 19:33	7440-62-2	
7470 Mercury	Analytical Method: EPA 7470A Preparation Method: EPA 7470A Pace Analytical Services - Peachtree Corners, GA								
Mercury	ND	mg/L	0.00020	0.00013	1	09/12/24 10:00	09/12/24 14:39	7439-97-6	
2540C Total Dissolved Solids	Analytical Method: SM 2540C-2015 Pace Analytical Services - Peachtree Corners, GA								
Total Dissolved Solids	**222**	mg/L	25.0	25.0	1		08/30/24 11:21		
2320B Alkalinity	Analytical Method: SM 2320B-2011 Pace Analytical Services - Asheville								
Alkalinity,Bicarbonate (CaCO3)	**166**	mg/L	5.0	5.0	1		09/03/24 15:07		
Alkalinity,Carbonate (CaCO3)	ND	mg/L	5.0	5.0	1		09/03/24 15:07		
Alkalinity, Total as CaCO3	**166**	mg/L	5.0	5.0	1		09/03/24 15:07		

REPORT OF LABORATORY ANALYSIS

This report shall not be reproduced, except in full,
without the written consent of Pace Analytical Services, LLC.

Pace Analytical Services, LLC
9800 Kincey Ave. Suite 100
Huntersville, NC 28078
(704)875-9092

ANALYTICAL RESULTS

Project: Bowen LF Cells 5-8 BG Event #8
Pace Project No.: 92749872

Sample: BOW-GWC-26 **Lab ID: 92749872015** Collected: 08/27/24 15:51 Received: 08/29/24 11:25 Matrix: Water

Parameters	Results	Units	Report Limit	MDL	DF	Prepared	Analyzed	CAS No.	Qual
300.0 IC Anions 28 Days	Analytical Method: EPA 300.0 Rev 2.1 1993 Pace Analytical Services - Asheville								
Chloride	**5.1**	mg/L	1.0	0.60	1		08/30/24 06:52	16887-00-6	
Fluoride	ND	mg/L	0.10	0.050	1		08/30/24 06:52	16984-48-8	
Sulfate	**30.8**	mg/L	1.0	0.50	1		08/30/24 06:52	14808-79-8	

REPORT OF LABORATORY ANALYSIS

This report shall not be reproduced, except in full,
without the written consent of Pace Analytical Services, LLC.

Pace Analytical Services, LLC
9800 Kincey Ave. Suite 100
Huntersville, NC 28078
(704)875-9092

ANALYTICAL RESULTS

Project: Bowen LF Cells 5-8 BG Event #8
Pace Project No.: 92749872

Sample: BOW-GWC-28 **Lab ID: 92749872016** Collected: 08/27/24 13:17 Received: 08/29/24 11:25 Matrix: Water

Parameters	Results	Units	Report Limit	MDL	DF	Prepared	Analyzed	CAS No.	Qual
6010D ATL ICP	Analytical Method: EPA 6010D Preparation Method: EPA 3010A Pace Analytical Services - Peachtree Corners, GA								
Magnesium	**15.7**	mg/L	0.050	0.012	1	09/04/24 17:44	09/07/24 20:07	7439-95-4	
Iron	ND	mg/L	0.040	0.025	1	09/04/24 17:44	09/06/24 00:05	7439-89-6	
Manganese	**0.033J**	mg/L	0.040	0.011	1	09/04/24 17:44	09/06/24 00:05	7439-96-5	
Zinc	ND	mg/L	0.020	0.0085	1	09/04/24 17:44	09/06/24 00:05	7440-66-6	
Potassium	**0.92**	mg/L	0.50	0.15	1	09/04/24 17:44	09/06/24 00:05	7440-09-7	
Sodium	**14.5**	mg/L	1.0	0.58	1	09/04/24 17:44	09/06/24 00:05	7440-23-5	
Calcium	**26.9**	mg/L	1.0	0.12	1	09/04/24 17:44	09/06/24 00:05	7440-70-2	
6020 MET ICPMS	Analytical Method: EPA 6020B Preparation Method: EPA 3005A Pace Analytical Services - Peachtree Corners, GA								
Antimony	ND	mg/L	0.0030	0.00054	1	09/04/24 12:34	09/05/24 19:37	7440-36-0	
Arsenic	**0.0034J**	mg/L	0.0050	0.00084	1	09/04/24 12:34	09/05/24 19:37	7440-38-2	B
Barium	**0.015**	mg/L	0.0050	0.00047	1	09/04/24 12:34	09/05/24 19:37	7440-39-3	
Beryllium	ND	mg/L	0.00050	0.000094	1	09/04/24 12:34	09/05/24 19:37	7440-41-7	
Boron	ND	mg/L	0.040	0.012	1	09/04/24 12:34	09/05/24 19:37	7440-42-8	
Cadmium	ND	mg/L	0.00050	0.00010	1	09/04/24 12:34	09/05/24 19:37	7440-43-9	
Chromium	ND	mg/L	0.0050	0.0019	1	09/04/24 12:34	09/05/24 19:37	7440-47-3	
Cobalt	**0.00043J**	mg/L	0.0050	0.00032	1	09/04/24 12:34	09/05/24 19:37	7440-48-4	
Copper	ND	mg/L	0.0050	0.00043	1	09/04/24 12:34	09/05/24 19:37	7440-50-8	
Lead	ND	mg/L	0.0010	0.00016	1	09/04/24 12:34	09/05/24 19:37	7439-92-1	
Lithium	ND	mg/L	0.030	0.0016	1	09/04/24 12:34	09/05/24 19:37	7439-93-2	
Molybdenum	**0.026**	mg/L	0.010	0.00062	1	09/04/24 12:34	09/05/24 19:37	7439-98-7	
Nickel	ND	mg/L	0.0050	0.0021	1	09/04/24 12:34	09/05/24 19:37	7440-02-0	
Selenium	ND	mg/L	0.0050	0.00096	1	09/04/24 12:34	09/05/24 19:37	7782-49-2	
Silver	ND	mg/L	0.0050	0.00031	1	09/04/24 12:34	09/05/24 19:37	7440-22-4	
Thallium	ND	mg/L	0.0010	0.00038	1	09/04/24 12:34	09/05/24 19:37	7440-28-0	
Vanadium	ND	mg/L	0.010	0.00075	1	09/04/24 12:34	09/05/24 19:37	7440-62-2	
7470 Mercury	Analytical Method: EPA 7470A Preparation Method: EPA 7470A Pace Analytical Services - Peachtree Corners, GA								
Mercury	**0.00019J**	mg/L	0.00020	0.00013	1	09/12/24 10:00	09/12/24 14:47	7439-97-6	
2540C Total Dissolved Solids	Analytical Method: SM 2540C-2015 Pace Analytical Services - Peachtree Corners, GA								
Total Dissolved Solids	**176**	mg/L	25.0	25.0	1		08/30/24 11:21		
2320B Alkalinity	Analytical Method: SM 2320B-2011 Pace Analytical Services - Asheville								
Alkalinity,Bicarbonate (CaCO3)	**159**	mg/L	5.0	5.0	1		09/03/24 15:15		
Alkalinity,Carbonate (CaCO3)	ND	mg/L	5.0	5.0	1		09/03/24 15:15		
Alkalinity, Total as CaCO3	**159**	mg/L	5.0	5.0	1		09/03/24 15:15		

REPORT OF LABORATORY ANALYSIS

This report shall not be reproduced, except in full,
without the written consent of Pace Analytical Services, LLC.

Pace Analytical Services, LLC
9800 Kincey Ave. Suite 100
Huntersville, NC 28078
(704)875-9092

ANALYTICAL RESULTS

Project: Bowen LF Cells 5-8 BG Event #8
Pace Project No.: 92749872

Sample: BOW-GWC-28 **Lab ID: 92749872016** Collected: 08/27/24 13:17 Received: 08/29/24 11:25 Matrix: Water

Parameters	Results	Units	Report Limit	MDL	DF	Prepared	Analyzed	CAS No.	Qual
300.0 IC Anions 28 Days	Analytical Method: EPA 300.0 Rev 2.1 1993 Pace Analytical Services - Asheville								
Chloride	**4.7**	mg/L	1.0	0.60	1		08/30/24 08:07	16887-00-6	
Fluoride	ND	mg/L	0.10	0.050	1		08/30/24 08:07	16984-48-8	
Sulfate	**13.4**	mg/L	1.0	0.50	1		08/30/24 08:07	14808-79-8	

REPORT OF LABORATORY ANALYSIS

This report shall not be reproduced, except in full,
without the written consent of Pace Analytical Services, LLC.

Pace Analytical Services, LLC
9800 Kincey Ave. Suite 100
Huntersville, NC 28078
(704)875-9092

ANALYTICAL RESULTS

Project: Bowen LF Cells 5-8 BG Event #8
Pace Project No.: 92749872

Sample: BOW-GWC-29R **Lab ID: 92749872017** Collected: 08/27/24 11:55 Received: 08/29/24 11:25 Matrix: Water

Parameters	Results	Units	Report Limit	MDL	DF	Prepared	Analyzed	CAS No.	Qual
6010D ATL ICP	Analytical Method: EPA 6010D Preparation Method: EPA 3010A Pace Analytical Services - Peachtree Corners, GA								
Iron	ND	mg/L	0.040	0.025	1	09/04/24 17:44	09/06/24 00:10	7439-89-6	
Manganese	ND	mg/L	0.040	0.011	1	09/04/24 17:44	09/06/24 00:10	7439-96-5	
Zinc	ND	mg/L	0.020	0.0085	1	09/04/24 17:44	09/06/24 00:10	7440-66-6	
Potassium	**0.88**	mg/L	0.50	0.15	1	09/04/24 17:44	09/06/24 00:10	7440-09-7	
Sodium	**1.6**	mg/L	1.0	0.58	1	09/04/24 17:44	09/06/24 00:10	7440-23-5	
Calcium	**32.5**	mg/L	1.0	0.12	1	09/04/24 17:44	09/06/24 00:10	7440-70-2	
Magnesium	**17.6**	mg/L	0.050	0.012	1	09/04/24 17:44	09/07/24 20:12	7439-95-4	
6020 MET ICPMS	Analytical Method: EPA 6020B Preparation Method: EPA 3005A Pace Analytical Services - Peachtree Corners, GA								
Antimony	ND	mg/L	0.0030	0.00054	1	09/04/24 12:34	09/05/24 19:41	7440-36-0	
Arsenic	**0.0035J**	mg/L	0.0050	0.00084	1	09/04/24 12:34	09/05/24 19:41	7440-38-2	B
Barium	**0.013**	mg/L	0.0050	0.00047	1	09/04/24 12:34	09/05/24 19:41	7440-39-3	
Beryllium	ND	mg/L	0.00050	0.000094	1	09/04/24 12:34	09/05/24 19:41	7440-41-7	
Boron	ND	mg/L	0.040	0.012	1	09/04/24 12:34	09/05/24 19:41	7440-42-8	
Cadmium	ND	mg/L	0.00050	0.00010	1	09/04/24 12:34	09/05/24 19:41	7440-43-9	
Chromium	ND	mg/L	0.0050	0.0019	1	09/04/24 12:34	09/05/24 19:41	7440-47-3	
Cobalt	ND	mg/L	0.0050	0.00032	1	09/04/24 12:34	09/05/24 19:41	7440-48-4	
Copper	ND	mg/L	0.0050	0.00043	1	09/04/24 12:34	09/05/24 19:41	7440-50-8	
Lead	ND	mg/L	0.0010	0.00016	1	09/04/24 12:34	09/05/24 19:41	7439-92-1	
Lithium	**0.0041J**	mg/L	0.030	0.0016	1	09/04/24 12:34	09/05/24 19:41	7439-93-2	
Molybdenum	**0.022**	mg/L	0.010	0.00062	1	09/04/24 12:34	09/05/24 19:41	7439-98-7	
Nickel	ND	mg/L	0.0050	0.0021	1	09/04/24 12:34	09/05/24 19:41	7440-02-0	
Selenium	**0.0016J**	mg/L	0.0050	0.00096	1	09/04/24 12:34	09/05/24 19:41	7782-49-2	
Silver	ND	mg/L	0.0050	0.00031	1	09/04/24 12:34	09/05/24 19:41	7440-22-4	
Thallium	ND	mg/L	0.0010	0.00038	1	09/04/24 12:34	09/05/24 19:41	7440-28-0	
Vanadium	ND	mg/L	0.010	0.00075	1	09/04/24 12:34	09/05/24 19:41	7440-62-2	
7470 Mercury	Analytical Method: EPA 7470A Preparation Method: EPA 7470A Pace Analytical Services - Peachtree Corners, GA								
Mercury	**0.00014J**	mg/L	0.00020	0.00013	1	09/12/24 10:00	09/12/24 14:50	7439-97-6	
2540C Total Dissolved Solids	Analytical Method: SM 2540C-2015 Pace Analytical Services - Peachtree Corners, GA								
Total Dissolved Solids	**161**	mg/L	25.0	25.0	1		08/30/24 11:21		
2320B Alkalinity	Analytical Method: SM 2320B-2011 Pace Analytical Services - Asheville								
Alkalinity,Bicarbonate (CaCO3)	**149**	mg/L	5.0	5.0	1		09/03/24 15:24		
Alkalinity,Carbonate (CaCO3)	ND	mg/L	5.0	5.0	1		09/03/24 15:24		
Alkalinity, Total as CaCO3	**149**	mg/L	5.0	5.0	1		09/03/24 15:24		

REPORT OF LABORATORY ANALYSIS

This report shall not be reproduced, except in full,
without the written consent of Pace Analytical Services, LLC.

Pace Analytical Services, LLC
9800 Kincey Ave. Suite 100
Huntersville, NC 28078
(704)875-9092

ANALYTICAL RESULTS

Project: Bowen LF Cells 5-8 BG Event #8
Pace Project No.: 92749872

Sample: BOW-GWC-29R **Lab ID: 92749872017** Collected: 08/27/24 11:55 Received: 08/29/24 11:25 Matrix: Water

Parameters	Results	Units	Report Limit	MDL	DF	Prepared	Analyzed	CAS No.	Qual
300.0 IC Anions 28 Days	Analytical Method: EPA 300.0 Rev 2.1 1993 Pace Analytical Services - Asheville								
Chloride	**2.3**	mg/L	1.0	0.60	1		08/30/24 08:22	16887-00-6	
Fluoride	ND	mg/L	0.10	0.050	1		08/30/24 08:22	16984-48-8	
Sulfate	**4.7**	mg/L	1.0	0.50	1		08/30/24 08:22	14808-79-8	

REPORT OF LABORATORY ANALYSIS

This report shall not be reproduced, except in full,
without the written consent of Pace Analytical Services, LLC.

Pace Analytical Services, LLC
9800 Kincey Ave. Suite 100
Huntersville, NC 28078
(704)875-9092

ANALYTICAL RESULTS

Project: Bowen LF Cells 5-8 BG Event #8
Pace Project No.: 92749872

Sample: BOW-GWC-30 **Lab ID: 92749872018** Collected: 08/27/24 10:11 Received: 08/29/24 11:25 Matrix: Water

Parameters	Results	Units	Report Limit	MDL	DF	Prepared	Analyzed	CAS No.	Qual
6010D ATL ICP	Analytical Method: EPA 6010D Preparation Method: EPA 3010A Pace Analytical Services - Peachtree Corners, GA								
Iron	ND	mg/L	0.040	0.025	1	09/04/24 17:44	09/06/24 00:15	7439-89-6	
Manganese	ND	mg/L	0.040	0.011	1	09/04/24 17:44	09/06/24 00:15	7439-96-5	
Zinc	ND	mg/L	0.020	0.0085	1	09/04/24 17:44	09/06/24 00:15	7440-66-6	
Potassium	**1.2**	mg/L	0.50	0.15	1	09/04/24 17:44	09/06/24 00:15	7440-09-7	
Sodium	**1.6**	mg/L	1.0	0.58	1	09/04/24 17:44	09/06/24 00:15	7440-23-5	
Calcium	**42.7**	mg/L	1.0	0.12	1	09/04/24 17:44	09/06/24 00:15	7440-70-2	
Magnesium	**22.1**	mg/L	0.050	0.012	1	09/04/24 17:44	09/07/24 20:16	7439-95-4	
6020 MET ICPMS	Analytical Method: EPA 6020B Preparation Method: EPA 3005A Pace Analytical Services - Peachtree Corners, GA								
Antimony	**0.0020J**	mg/L	0.0030	0.00054	1	09/04/24 12:34	09/05/24 19:45	7440-36-0	
Arsenic	**0.0030J**	mg/L	0.0050	0.00084	1	09/04/24 12:34	09/05/24 19:45	7440-38-2	B
Barium	**0.023**	mg/L	0.0050	0.00047	1	09/04/24 12:34	09/05/24 19:45	7440-39-3	
Beryllium	ND	mg/L	0.00050	0.000094	1	09/04/24 12:34	09/05/24 19:45	7440-41-7	
Boron	ND	mg/L	0.040	0.012	1	09/04/24 12:34	09/05/24 19:45	7440-42-8	
Cadmium	ND	mg/L	0.00050	0.00010	1	09/04/24 12:34	09/05/24 19:45	7440-43-9	
Chromium	ND	mg/L	0.0050	0.0019	1	09/04/24 12:34	09/05/24 19:45	7440-47-3	
Cobalt	ND	mg/L	0.0050	0.00032	1	09/04/24 12:34	09/05/24 19:45	7440-48-4	
Copper	ND	mg/L	0.0050	0.00043	1	09/04/24 12:34	09/05/24 19:45	7440-50-8	
Lead	ND	mg/L	0.0010	0.00016	1	09/04/24 12:34	09/05/24 19:45	7439-92-1	
Lithium	ND	mg/L	0.030	0.0016	1	09/04/24 12:34	09/05/24 19:45	7439-93-2	
Molybdenum	**0.031**	mg/L	0.010	0.00062	1	09/04/24 12:34	09/05/24 19:45	7439-98-7	
Nickel	ND	mg/L	0.0050	0.0021	1	09/04/24 12:34	09/05/24 19:45	7440-02-0	
Selenium	ND	mg/L	0.0050	0.00096	1	09/04/24 12:34	09/05/24 19:45	7782-49-2	
Silver	ND	mg/L	0.0050	0.00031	1	09/04/24 12:34	09/05/24 19:45	7440-22-4	
Thallium	ND	mg/L	0.0010	0.00038	1	09/04/24 12:34	09/05/24 19:45	7440-28-0	
Vanadium	ND	mg/L	0.010	0.00075	1	09/04/24 12:34	09/05/24 19:45	7440-62-2	
7470 Mercury	Analytical Method: EPA 7470A Preparation Method: EPA 7470A Pace Analytical Services - Peachtree Corners, GA								
Mercury	**0.00015J**	mg/L	0.00020	0.00013	1	09/12/24 10:00	09/12/24 14:52	7439-97-6	
2540C Total Dissolved Solids	Analytical Method: SM 2540C-2015 Pace Analytical Services - Peachtree Corners, GA								
Total Dissolved Solids	**204**	mg/L	25.0	25.0	1		08/30/24 11:21		
2320B Alkalinity	Analytical Method: SM 2320B-2011 Pace Analytical Services - Asheville								
Alkalinity,Bicarbonate (CaCO3)	**217**	mg/L	5.0	5.0	1		09/03/24 16:04		
Alkalinity,Carbonate (CaCO3)	ND	mg/L	5.0	5.0	1		09/03/24 16:04		
Alkalinity, Total as CaCO3	**217**	mg/L	5.0	5.0	1		09/03/24 16:04		M1

REPORT OF LABORATORY ANALYSIS

This report shall not be reproduced, except in full,
without the written consent of Pace Analytical Services, LLC.

Pace Analytical Services, LLC
9800 Kincey Ave. Suite 100
Huntersville, NC 28078
(704)875-9092

ANALYTICAL RESULTS

Project: Bowen LF Cells 5-8 BG Event #8
Pace Project No.: 92749872

Sample: BOW-GWC-30 **Lab ID: 92749872018** Collected: 08/27/24 10:11 Received: 08/29/24 11:25 Matrix: Water

Parameters	Results	Units	Report Limit	MDL	DF	Prepared	Analyzed	CAS No.	Qual
300.0 IC Anions 28 Days	Analytical Method: EPA 300.0 Rev 2.1 1993 Pace Analytical Services - Asheville								
Chloride	**2.8**	mg/L	1.0	0.60	1		08/30/24 08:37	16887-00-6	
Fluoride	**0.057J**	mg/L	0.10	0.050	1		08/30/24 08:37	16984-48-8	
Sulfate	**4.8**	mg/L	1.0	0.50	1		08/30/24 08:37	14808-79-8	

REPORT OF LABORATORY ANALYSIS

This report shall not be reproduced, except in full,
without the written consent of Pace Analytical Services, LLC.

Pace Analytical Services, LLC
9800 Kincey Ave. Suite 100
Huntersville, NC 28078
(704)875-9092

ANALYTICAL RESULTS

Project: Bowen LF Cells 5-8 BG Event #8
Pace Project No.: 92749872

Sample: BOW-GWC-32 **Lab ID: 92749872019** Collected: 08/27/24 13:59 Received: 08/29/24 11:25 Matrix: Water

Parameters	Results	Units	Report Limit	MDL	DF	Prepared	Analyzed	CAS No.	Qual
6010D ATL ICP	Analytical Method: EPA 6010D Preparation Method: EPA 3010A Pace Analytical Services - Peachtree Corners, GA								
Iron	**2.2**	mg/L	0.040	0.025	1	09/04/24 17:44	09/06/24 00:20	7439-89-6	
Manganese	**0.11**	mg/L	0.040	0.011	1	09/04/24 17:44	09/06/24 00:20	7439-96-5	
Zinc	ND	mg/L	0.020	0.0085	1	09/04/24 17:44	09/06/24 00:20	7440-66-6	
Potassium	**1.2**	mg/L	0.50	0.15	1	09/04/24 17:44	09/06/24 00:20	7440-09-7	
Sodium	**2.4**	mg/L	1.0	0.58	1	09/04/24 17:44	09/06/24 00:20	7440-23-5	
Calcium	**47.2**	mg/L	1.0	0.12	1	09/04/24 17:44	09/06/24 00:20	7440-70-2	
Magnesium	**22.5**	mg/L	0.050	0.012	1	09/04/24 17:44	09/07/24 20:21	7439-95-4	
6020 MET ICPMS	Analytical Method: EPA 6020B Preparation Method: EPA 3005A Pace Analytical Services - Peachtree Corners, GA								
Antimony	ND	mg/L	0.0030	0.00054	1	09/04/24 12:34	09/05/24 19:50	7440-36-0	
Arsenic	**0.0051**	mg/L	0.0050	0.00084	1	09/04/24 12:34	09/06/24 16:10	7440-38-2	
Barium	**0.036**	mg/L	0.0050	0.00047	1	09/04/24 12:34	09/05/24 19:50	7440-39-3	
Beryllium	ND	mg/L	0.00050	0.000094	1	09/04/24 12:34	09/05/24 19:50	7440-41-7	
Boron	ND	mg/L	0.040	0.012	1	09/04/24 12:34	09/05/24 19:50	7440-42-8	
Cadmium	ND	mg/L	0.00050	0.00010	1	09/04/24 12:34	09/05/24 19:50	7440-43-9	
Chromium	ND	mg/L	0.0050	0.0019	1	09/04/24 12:34	09/05/24 19:50	7440-47-3	
Cobalt	**0.00046J**	mg/L	0.0050	0.00032	1	09/04/24 12:34	09/05/24 19:50	7440-48-4	
Copper	ND	mg/L	0.0050	0.00043	1	09/04/24 12:34	09/05/24 19:50	7440-50-8	
Lead	ND	mg/L	0.0010	0.00016	1	09/04/24 12:34	09/05/24 19:50	7439-92-1	
Lithium	**0.024J**	mg/L	0.030	0.0016	1	09/04/24 12:34	09/05/24 19:50	7439-93-2	
Molybdenum	**0.017**	mg/L	0.010	0.00062	1	09/04/24 12:34	09/05/24 19:50	7439-98-7	
Nickel	ND	mg/L	0.0050	0.0021	1	09/04/24 12:34	09/05/24 19:50	7440-02-0	
Selenium	ND	mg/L	0.0050	0.00096	1	09/04/24 12:34	09/05/24 19:50	7782-49-2	
Silver	ND	mg/L	0.0050	0.00031	1	09/04/24 12:34	09/05/24 19:50	7440-22-4	
Thallium	ND	mg/L	0.0010	0.00038	1	09/04/24 12:34	09/05/24 19:50	7440-28-0	
Vanadium	ND	mg/L	0.010	0.00075	1	09/04/24 12:34	09/05/24 19:50	7440-62-2	
7470 Mercury	Analytical Method: EPA 7470A Preparation Method: EPA 7470A Pace Analytical Services - Peachtree Corners, GA								
Mercury	ND	mg/L	0.00020	0.00013	1	09/12/24 10:00	09/12/24 14:55	7439-97-6	
2540C Total Dissolved Solids	Analytical Method: SM 2540C-2015 Pace Analytical Services - Peachtree Corners, GA								
Total Dissolved Solids	**223**	mg/L	25.0	25.0	1		08/30/24 11:22		
2320B Alkalinity	Analytical Method: SM 2320B-2011 Pace Analytical Services - Asheville								
Alkalinity,Bicarbonate (CaCO3)	**233**	mg/L	5.0	5.0	1		09/03/24 16:31		
Alkalinity,Carbonate (CaCO3)	ND	mg/L	5.0	5.0	1		09/03/24 16:31		
Alkalinity, Total as CaCO3	**233**	mg/L	5.0	5.0	1		09/03/24 16:31		

REPORT OF LABORATORY ANALYSIS

This report shall not be reproduced, except in full,
without the written consent of Pace Analytical Services, LLC.

Pace Analytical Services, LLC
9800 Kincey Ave. Suite 100
Huntersville, NC 28078
(704)875-9092

ANALYTICAL RESULTS

Project: Bowen LF Cells 5-8 BG Event #8
Pace Project No.: 92749872

Sample: BOW-GWC-32 **Lab ID: 92749872019** Collected: 08/27/24 13:59 Received: 08/29/24 11:25 Matrix: Water

Parameters	Results	Units	Report Limit	MDL	DF	Prepared	Analyzed	CAS No.	Qual
300.0 IC Anions 28 Days	Analytical Method: EPA 300.0 Rev 2.1 1993 Pace Analytical Services - Asheville								
Chloride	**3.6**	mg/L	1.0	0.60	1		08/30/24 08:52	16887-00-6	
Fluoride	**0.063J**	mg/L	0.10	0.050	1		08/30/24 08:52	16984-48-8	
Sulfate	**2.6**	mg/L	1.0	0.50	1		08/30/24 08:52	14808-79-8	

REPORT OF LABORATORY ANALYSIS

This report shall not be reproduced, except in full,
without the written consent of Pace Analytical Services, LLC.

Pace Analytical Services, LLC
9800 Kincey Ave. Suite 100
Huntersville, NC 28078
(704)875-9092

ANALYTICAL RESULTS

Project: Bowen LF Cells 5-8 BG Event #8
Pace Project No.: 92749872

Sample: BOW-GWC-34 **Lab ID: 92749872020** Collected: 08/28/24 10:48 Received: 08/29/24 11:25 Matrix: Water

Parameters	Results	Units	Report Limit	MDL	DF	Prepared	Analyzed	CAS No.	Qual
6010D ATL ICP	Analytical Method: EPA 6010D Preparation Method: EPA 3010A Pace Analytical Services - Peachtree Corners, GA								
Iron	**8.2**	mg/L	0.040	0.025	1	09/04/24 17:44	09/06/24 00:34	7439-89-6	
Manganese	**0.32**	mg/L	0.040	0.011	1	09/04/24 17:44	09/06/24 00:34	7439-96-5	
Zinc	**0.032**	mg/L	0.020	0.0085	1	09/04/24 17:44	09/06/24 00:34	7440-66-6	
Potassium	**0.74**	mg/L	0.50	0.15	1	09/04/24 17:44	09/06/24 00:34	7440-09-7	
Sodium	**2.7**	mg/L	1.0	0.58	1	09/04/24 17:44	09/06/24 00:34	7440-23-5	
Calcium	**17.5**	mg/L	1.0	0.12	1	09/04/24 17:44	09/06/24 00:34	7440-70-2	
Magnesium	**9.6**	mg/L	0.050	0.012	1	09/04/24 17:44	09/07/24 20:26	7439-95-4	
6020 MET ICPMS	Analytical Method: EPA 6020B Preparation Method: EPA 3005A Pace Analytical Services - Peachtree Corners, GA								
Antimony	**0.00073J**	mg/L	0.0030	0.00054	1	09/04/24 12:34	09/05/24 19:54	7440-36-0	
Arsenic	**0.0019J**	mg/L	0.0050	0.00084	1	09/04/24 12:34	09/05/24 19:54	7440-38-2	B
Barium	**0.035**	mg/L	0.0050	0.00047	1	09/04/24 12:34	09/05/24 19:54	7440-39-3	
Beryllium	ND	mg/L	0.00050	0.000094	1	09/04/24 12:34	09/05/24 19:54	7440-41-7	
Boron	ND	mg/L	0.040	0.012	1	09/04/24 12:34	09/05/24 19:54	7440-42-8	
Cadmium	**0.00060**	mg/L	0.00050	0.00010	1	09/04/24 12:34	09/05/24 19:54	7440-43-9	
Chromium	ND	mg/L	0.0050	0.0019	1	09/04/24 12:34	09/05/24 19:54	7440-47-3	
Cobalt	**0.016**	mg/L	0.0050	0.00032	1	09/04/24 12:34	09/05/24 19:54	7440-48-4	
Copper	ND	mg/L	0.0050	0.00043	1	09/04/24 12:34	09/05/24 19:54	7440-50-8	
Lead	ND	mg/L	0.0010	0.00016	1	09/04/24 12:34	09/05/24 19:54	7439-92-1	
Lithium	**0.0023J**	mg/L	0.030	0.0016	1	09/04/24 12:34	09/05/24 19:54	7439-93-2	
Molybdenum	**0.00097J**	mg/L	0.010	0.00062	1	09/04/24 12:34	09/05/24 19:54	7439-98-7	
Nickel	**0.0099**	mg/L	0.0050	0.0021	1	09/04/24 12:34	09/05/24 19:54	7440-02-0	
Selenium	ND	mg/L	0.0050	0.00096	1	09/04/24 12:34	09/05/24 19:54	7782-49-2	
Silver	ND	mg/L	0.0050	0.00031	1	09/04/24 12:34	09/05/24 19:54	7440-22-4	
Thallium	ND	mg/L	0.0010	0.00038	1	09/04/24 12:34	09/05/24 19:54	7440-28-0	
Vanadium	ND	mg/L	0.010	0.00075	1	09/04/24 12:34	09/05/24 19:54	7440-62-2	
7470 Mercury	Analytical Method: EPA 7470A Preparation Method: EPA 7470A Pace Analytical Services - Peachtree Corners, GA								
Mercury	ND	mg/L	0.00020	0.00013	1	09/12/24 10:00	09/12/24 14:58	7439-97-6	
2540C Total Dissolved Solids	Analytical Method: SM 2540C-2015 Pace Analytical Services - Peachtree Corners, GA								
Total Dissolved Solids	**104**	mg/L	25.0	25.0	1		09/03/24 12:32		
2320B Alkalinity	Analytical Method: SM 2320B-2011 Pace Analytical Services - Asheville								
Alkalinity,Bicarbonate (CaCO3)	**93.8**	mg/L	5.0	5.0	1		09/03/24 18:40		
Alkalinity,Carbonate (CaCO3)	ND	mg/L	5.0	5.0	1		09/03/24 18:40		
Alkalinity, Total as CaCO3	**93.8**	mg/L	5.0	5.0	1		09/03/24 18:40		

REPORT OF LABORATORY ANALYSIS

This report shall not be reproduced, except in full,
without the written consent of Pace Analytical Services, LLC.

Pace Analytical Services, LLC
9800 Kincey Ave. Suite 100
Huntersville, NC 28078
(704)875-9092

ANALYTICAL RESULTS

Project: Bowen LF Cells 5-8 BG Event #8
Pace Project No.: 92749872

Sample: BOW-GWC-34 **Lab ID: 92749872020** Collected: 08/28/24 10:48 Received: 08/29/24 11:25 Matrix: Water

Parameters	Results	Units	Report Limit	MDL	DF	Prepared	Analyzed	CAS No.	Qual
300.0 IC Anions 28 Days	Analytical Method: EPA 300.0 Rev 2.1 1993 Pace Analytical Services - Asheville								
Chloride	**5.0**	mg/L	1.0	0.60	1		08/30/24 09:07	16887-00-6	
Fluoride	ND	mg/L	0.10	0.050	1		08/30/24 09:07	16984-48-8	
Sulfate	**0.73J**	mg/L	1.0	0.50	1		08/30/24 09:07	14808-79-8	

This report shall not be reproduced, except in full,
without the written consent of Pace Analytical Services, LLC.

Pace Analytical Services, LLC
9800 Kincey Ave. Suite 100
Huntersville, NC 28078
(704)875-9092

ANALYTICAL RESULTS

Project: Bowen LF Cells 5-8 BG Event #8
Pace Project No.: 92749872

Sample: BOW-GWC-34R **Lab ID: 92749872021** Collected: 08/28/24 10:31 Received: 08/29/24 11:25 Matrix: Water

Parameters	Results	Units	Report Limit	MDL	DF	Prepared	Analyzed	CAS No.	Qual
6010D ATL ICP	Analytical Method: EPA 6010D Preparation Method: EPA 3010A Pace Analytical Services - Peachtree Corners, GA								
Magnesium	**22.3**	mg/L	0.050	0.012	1	09/04/24 17:44	09/07/24 20:31	7439-95-4	
Iron	**0.51**	mg/L	0.040	0.025	1	09/04/24 17:44	09/06/24 00:39	7439-89-6	
Manganese	**0.45**	mg/L	0.040	0.011	1	09/04/24 17:44	09/06/24 00:39	7439-96-5	
Zinc	ND	mg/L	0.020	0.0085	1	09/04/24 17:44	09/06/24 00:39	7440-66-6	
Potassium	**0.53**	mg/L	0.50	0.15	1	09/04/24 17:44	09/06/24 00:39	7440-09-7	
Sodium	**1.9**	mg/L	1.0	0.58	1	09/04/24 17:44	09/06/24 00:39	7440-23-5	
Calcium	**38.3**	mg/L	1.0	0.12	1	09/04/24 17:44	09/06/24 00:39	7440-70-2	
6020 MET ICPMS	Analytical Method: EPA 6020B Preparation Method: EPA 3005A Pace Analytical Services - Peachtree Corners, GA								
Antimony	ND	mg/L	0.0030	0.00054	1	09/04/24 12:34	09/05/24 19:58	7440-36-0	
Arsenic	**0.0017J**	mg/L	0.0050	0.00084	1	09/04/24 12:34	09/05/24 19:58	7440-38-2	B
Barium	**0.019**	mg/L	0.0050	0.00047	1	09/04/24 12:34	09/05/24 19:58	7440-39-3	
Beryllium	ND	mg/L	0.00050	0.000094	1	09/04/24 12:34	09/05/24 19:58	7440-41-7	
Boron	ND	mg/L	0.040	0.012	1	09/04/24 12:34	09/05/24 19:58	7440-42-8	
Cadmium	ND	mg/L	0.00050	0.00010	1	09/04/24 12:34	09/05/24 19:58	7440-43-9	
Chromium	ND	mg/L	0.0050	0.0019	1	09/04/24 12:34	09/05/24 19:58	7440-47-3	
Cobalt	**0.0027J**	mg/L	0.0050	0.00032	1	09/04/24 12:34	09/05/24 19:58	7440-48-4	
Copper	ND	mg/L	0.0050	0.00043	1	09/04/24 12:34	09/05/24 19:58	7440-50-8	
Lead	ND	mg/L	0.0010	0.00016	1	09/04/24 12:34	09/05/24 19:58	7439-92-1	
Lithium	ND	mg/L	0.030	0.0016	1	09/04/24 12:34	09/05/24 19:58	7439-93-2	
Molybdenum	ND	mg/L	0.010	0.00062	1	09/04/24 12:34	09/05/24 19:58	7439-98-7	
Nickel	ND	mg/L	0.0050	0.0021	1	09/04/24 12:34	09/05/24 19:58	7440-02-0	
Selenium	ND	mg/L	0.0050	0.00096	1	09/04/24 12:34	09/05/24 19:58	7782-49-2	
Silver	ND	mg/L	0.0050	0.00031	1	09/04/24 12:34	09/05/24 19:58	7440-22-4	
Thallium	ND	mg/L	0.0010	0.00038	1	09/04/24 12:34	09/05/24 19:58	7440-28-0	
Vanadium	ND	mg/L	0.010	0.00075	1	09/04/24 12:34	09/05/24 19:58	7440-62-2	
7470 Mercury	Analytical Method: EPA 7470A Preparation Method: EPA 7470A Pace Analytical Services - Peachtree Corners, GA								
Mercury	ND	mg/L	0.00020	0.00013	1	09/12/24 10:00	09/12/24 15:00	7439-97-6	
2540C Total Dissolved Solids	Analytical Method: SM 2540C-2015 Pace Analytical Services - Peachtree Corners, GA								
Total Dissolved Solids	**196**	mg/L	25.0	25.0	1		09/03/24 12:32		
2320B Alkalinity	Analytical Method: SM 2320B-2011 Pace Analytical Services - Asheville								
Alkalinity,Bicarbonate (CaCO3)	**215**	mg/L	5.0	5.0	1		09/03/24 18:49		
Alkalinity,Carbonate (CaCO3)	ND	mg/L	5.0	5.0	1		09/03/24 18:49		
Alkalinity, Total as CaCO3	**215**	mg/L	5.0	5.0	1		09/03/24 18:49		

REPORT OF LABORATORY ANALYSIS

This report shall not be reproduced, except in full,
without the written consent of Pace Analytical Services, LLC.

Pace Analytical Services, LLC
9800 Kincey Ave. Suite 100
Huntersville, NC 28078
(704)875-9092

ANALYTICAL RESULTS

Project: Bowen LF Cells 5-8 BG Event #8
Pace Project No.: 92749872

Sample: BOW-GWC-34R **Lab ID: 92749872021** Collected: 08/28/24 10:31 Received: 08/29/24 11:25 Matrix: Water

Parameters	Results	Units	Report Limit	MDL	DF	Prepared	Analyzed	CAS No.	Qual
300.0 IC Anions 28 Days	Analytical Method: EPA 300.0 Rev 2.1 1993 Pace Analytical Services - Asheville								
Chloride	**4.7**	mg/L	1.0	0.60	1		08/30/24 09:21	16887-00-6	
Fluoride	ND	mg/L	0.10	0.050	1		08/30/24 09:21	16984-48-8	
Sulfate	**2.0**	mg/L	1.0	0.50	1		08/30/24 09:21	14808-79-8	

REPORT OF LABORATORY ANALYSIS

This report shall not be reproduced, except in full,
without the written consent of Pace Analytical Services, LLC.

Pace Analytical Services, LLC
9800 Kincey Ave. Suite 100
Huntersville, NC 28078
(704)875-9092

QUALITY CONTROL DATA

Project: Bowen LF Cells 5-8 BG Event #8
Pace Project No.: 92749872

QC Batch: 878984
QC Batch Method: EPA 3010A
Analysis Method: EPA 6010D
Analysis Description: 6010D ATL
Laboratory: Pace Analytical Services - Peachtree Corners, GA
Associated Lab Samples: 92749872001, 92749872002, 92749872003, 92749872004, 92749872005, 92749872006, 92749872007, 92749872008

METHOD BLANK: 4527193 Matrix: Water
Associated Lab Samples: 92749872001, 92749872002, 92749872003, 92749872004, 92749872005, 92749872006, 92749872007, 92749872008

Parameter	Units	Blank Result	Reporting Limit	MDL	Analyzed	Qualifiers
Calcium	mg/L	ND	1.0	0.12	08/30/24 21:13	
Iron	mg/L	ND	0.040	0.025	08/30/24 21:13	
Magnesium	mg/L	ND	0.050	0.012	08/30/24 21:13	
Manganese	mg/L	ND	0.040	0.011	08/30/24 21:13	
Potassium	mg/L	ND	0.50	0.15	08/30/24 21:13	
Sodium	mg/L	ND	1.0	0.58	08/31/24 20:36	
Zinc	mg/L	ND	0.020	0.0085	08/31/24 20:36	

LABORATORY CONTROL SAMPLE: 4527194

Parameter	Units	Spike Conc.	LCS Result	LCS % Rec	% Rec Limits	Qualifiers
Calcium	mg/L	1	1.0	103	80-120	
Iron	mg/L	1	1.0	101	80-120	
Magnesium	mg/L	1	1.0	104	80-120	
Manganese	mg/L	1	1.0	103	80-120	
Potassium	mg/L	1	0.98	98	80-120	
Sodium	mg/L	1	1.1	115	80-120	
Zinc	mg/L	1	1.0	101	80-120	

MATRIX SPIKE & MATRIX SPIKE DUPLICATE: 4527195 4527196

Parameter	Units	92749199007 Result	MS Spike Conc.	MSD Spike Conc.	MS Result	MSD Result	MS % Rec	MSD % Rec	% Rec Limits	RPD	Max RPD	Qual
Calcium	mg/L	30.4	1	1	31.3	31.8	86	137	75-125	2	20	M1
Iron	mg/L	29.4	1	1	30.3	30.8	89	141	75-125	2	20	M1
Magnesium	mg/L	21.1	1	1	22.3	22.6	111	150	75-125	2	20	M1
Manganese	mg/L	1.3	1	1	2.3	2.4	97	108	75-125	5	20	
Potassium	mg/L	3.8	1	1	4.8	4.9	97	106	75-125	2	20	
Sodium	mg/L	11.4	1	1	12.4	12.6	96	120	75-125	2	20	
Zinc	mg/L	ND	1	1	1.0	1.1	102	106	75-125	4	20	

Results presented on this page are in the units indicated by the "Units" column except where an alternate unit is presented to the right of the result.

REPORT OF LABORATORY ANALYSIS

This report shall not be reproduced, except in full,
without the written consent of Pace Analytical Services, LLC.

Pace Analytical Services, LLC
9800 Kincey Ave. Suite 100
Huntersville, NC 28078
(704)875-9092

QUALITY CONTROL DATA

Project: Bowen LF Cells 5-8 BG Event #8
Pace Project No.: 92749872

QC Batch: 880285
QC Batch Method: EPA 3010A
Analysis Method: EPA 6010D
Analysis Description: 6010D ATL
Laboratory: Pace Analytical Services - Peachtree Corners, GA
Associated Lab Samples: 92749872009, 92749872010, 92749872011, 92749872012, 92749872013, 92749872014, 92749872015, 92749872016, 92749872017, 92749872018, 92749872019, 92749872020, 92749872021

METHOD BLANK: 4533550 Matrix: Water
Associated Lab Samples: 92749872009, 92749872010, 92749872011, 92749872012, 92749872013, 92749872014, 92749872015, 92749872016, 92749872017, 92749872018, 92749872019, 92749872020, 92749872021

Parameter	Units	Blank Result	Reporting Limit	MDL	Analyzed	Qualifiers
Calcium	mg/L	ND	1.0	0.12	09/05/24 22:39	
Iron	mg/L	ND	0.040	0.025	09/05/24 22:39	
Magnesium	mg/L	ND	0.050	0.012	09/07/24 19:12	
Manganese	mg/L	ND	0.040	0.011	09/05/24 22:39	
Potassium	mg/L	ND	0.50	0.15	09/05/24 22:39	
Sodium	mg/L	ND	1.0	0.58	09/05/24 22:39	
Zinc	mg/L	ND	0.020	0.0085	09/05/24 22:39	

LABORATORY CONTROL SAMPLE: 4533551

Parameter	Units	Spike Conc.	LCS Result	LCS % Rec	% Rec Limits	Qualifiers
Calcium	mg/L	1	0.99J	99	80-120	
Iron	mg/L	1	0.99	99	80-120	
Magnesium	mg/L	1	0.99	99	80-120	
Manganese	mg/L	1	1.0	102	80-120	
Potassium	mg/L	1	1.0	102	80-120	
Sodium	mg/L	1	0.94J	94	80-120	
Zinc	mg/L	1	1.0	101	80-120	

MATRIX SPIKE & MATRIX SPIKE DUPLICATE: 4533552 4533553

Parameter	Units	92750268012 Result	MS Spike Conc.	MSD Spike Conc.	MS Result	MSD Result	MS % Rec	MSD % Rec	% Rec Limits	RPD	Max RPD	Qual
Calcium	mg/L	1440 ug/L	1	1	2.5	2.5	106	102	75-125	2	20	
Iron	mg/L	594 ug/L	1	1	1.6	1.6	100	98	75-125	1	20	
Magnesium	mg/L	1060 ug/L	1	1	2.1	2.1	100	101	75-125	0	20	
Manganese	mg/L	114 ug/L	1	1	1.1	1.1	103	101	75-125	1	20	
Potassium	mg/L	1260 ug/L	1	1	2.2	2.3	95	99	75-125	2	20	
Sodium	mg/L	9080 ug/L	1	1	10.7	10.6	163	155	75-125	1	20	M1
Zinc	mg/L	8.8J ug/L	1	1	1.0	1.0	102	100	75-125	1	20	

Results presented on this page are in the units indicated by the "Units" column except where an alternate unit is presented to the right of the result.

REPORT OF LABORATORY ANALYSIS

This report shall not be reproduced, except in full,
without the written consent of Pace Analytical Services, LLC.

Pace Analytical Services, LLC
9800 Kincey Ave. Suite 100
Huntersville, NC 28078
(704)875-9092

QUALITY CONTROL DATA

Project: Bowen LF Cells 5-8 BG Event #8
Pace Project No.: 92749872

QC Batch: 878901
QC Batch Method: EPA 3005A
Analysis Method: EPA 6020B
Analysis Description: 6020 MET
Laboratory: Pace Analytical Services - Peachtree Corners, GA
Associated Lab Samples: 92749872001, 92749872002, 92749872003, 92749872004, 92749872005, 92749872006, 92749872007, 92749872008

METHOD BLANK: 4526760 Matrix: Water
Associated Lab Samples: 92749872001, 92749872002, 92749872003, 92749872004, 92749872005, 92749872006, 92749872007, 92749872008

Parameter	Units	Blank Result	Reporting Limit	MDL	Analyzed	Qualifiers
Antimony	mg/L	ND	0.0030	0.00054	09/05/24 18:28	
Arsenic	mg/L	ND	0.0050	0.00084	09/05/24 18:28	
Barium	mg/L	ND	0.0050	0.00047	09/05/24 18:28	
Beryllium	mg/L	ND	0.00050	0.000094	09/05/24 18:28	
Boron	mg/L	ND	0.040	0.012	09/05/24 18:28	
Cadmium	mg/L	ND	0.00050	0.00010	09/05/24 18:28	
Chromium	mg/L	ND	0.0050	0.0019	09/05/24 18:28	
Cobalt	mg/L	ND	0.0050	0.00032	09/05/24 18:28	
Copper	mg/L	ND	0.0050	0.00043	09/05/24 18:28	
Lead	mg/L	ND	0.0010	0.00016	09/05/24 18:28	
Lithium	mg/L	ND	0.030	0.0016	09/05/24 18:28	
Molybdenum	mg/L	ND	0.010	0.00062	09/05/24 18:28	
Nickel	mg/L	ND	0.0050	0.0021	09/05/24 18:28	
Selenium	mg/L	ND	0.0050	0.00096	09/05/24 18:28	
Silver	mg/L	ND	0.0050	0.00031	09/05/24 18:28	
Thallium	mg/L	ND	0.0010	0.00038	09/05/24 18:28	
Vanadium	mg/L	ND	0.010	0.00075	09/05/24 18:28	

LABORATORY CONTROL SAMPLE: 4526763

Parameter	Units	Spike Conc.	LCS Result	LCS % Rec	% Rec Limits	Qualifiers
Antimony	mg/L	0.1	0.099	99	80-120	
Arsenic	mg/L	0.1	0.097	97	80-120	
Barium	mg/L	0.1	0.098	98	80-120	
Beryllium	mg/L	0.1	0.10	100	80-120	
Boron	mg/L	1	0.98	98	80-120	
Cadmium	mg/L	0.1	0.10	100	80-120	
Chromium	mg/L	0.1	0.099	99	80-120	
Cobalt	mg/L	0.1	0.10	100	80-120	
Copper	mg/L	0.1	0.099	99	80-120	
Lead	mg/L	0.1	0.099	99	80-120	
Lithium	mg/L	0.1	0.10	101	80-120	
Molybdenum	mg/L	0.1	0.10	100	80-120	
Nickel	mg/L	0.1	0.10	100	80-120	
Selenium	mg/L	0.1	0.098	98	80-120	
Silver	mg/L	0.1	0.10	100	80-120	
Thallium	mg/L	0.1	0.097	97	80-120	

Results presented on this page are in the units indicated by the "Units" column except where an alternate unit is presented to the right of the result.

REPORT OF LABORATORY ANALYSIS

This report shall not be reproduced, except in full,
without the written consent of Pace Analytical Services, LLC.

Pace Analytical Services, LLC
9800 Kincey Ave. Suite 100
Huntersville, NC 28078
(704)875-9092

QUALITY CONTROL DATA

Project: Bowen LF Cells 5-8 BG Event #8
Pace Project No.: 92749872

LABORATORY CONTROL SAMPLE: 4526763

Parameter	Units	Spike Conc.	LCS Result	LCS % Rec	% Rec Limits	Qualifiers
Vanadium	mg/L	0.1	0.099	99	80-120	

MATRIX SPIKE & MATRIX SPIKE DUPLICATE: 4526764 4526765

Parameter	Units	92748202022 Result	MS Spike Conc.	MSD Spike Conc.	MS Result	MSD Result	MS % Rec	MSD % Rec	% Rec Limits	RPD	Max RPD	Qual
Antimony	mg/L	ND	0.1	0.1	0.097	0.097	97	97	75-125	1	20	
Arsenic	mg/L	ND	0.1	0.1	0.099	0.099	98	99	75-125	0	20	
Barium	mg/L	0.022	0.1	0.1	0.12	0.12	100	101	75-125	1	20	
Beryllium	mg/L	ND	0.1	0.1	0.096	0.097	96	97	75-125	0	20	
Boron	mg/L	0.028J	1	1	0.96	0.96	94	93	75-125	0	20	
Cadmium	mg/L	ND	0.1	0.1	0.10	0.10	100	100	75-125	0	20	
Chromium	mg/L	ND	0.1	0.1	0.099	0.098	98	98	75-125	0	20	
Cobalt	mg/L	0.0096	0.1	0.1	0.11	0.11	98	98	75-125	1	20	
Copper	mg/L	ND	0.1	0.1	0.097	0.097	97	97	75-125	0	20	
Lead	mg/L	ND	0.1	0.1	0.095	0.095	95	95	75-125	1	20	
Lithium	mg/L	ND	0.1	0.1	0.096	0.097	96	97	75-125	1	20	
Molybdenum	mg/L	0.0046J	0.1	0.1	0.10	0.10	99	99	75-125	0	20	
Nickel	mg/L	ND	0.1	0.1	0.098	0.098	97	97	75-125	0	20	
Selenium	mg/L	ND	0.1	0.1	0.099	0.098	99	98	75-125	1	20	
Silver	mg/L	ND	0.1	0.1	0.096	0.097	96	96	75-125	1	20	
Thallium	mg/L	ND	0.1	0.1	0.095	0.095	94	95	75-125	0	20	
Vanadium	mg/L	ND	0.1	0.1	0.10	0.099	100	99	75-125	1	20	

Results presented on this page are in the units indicated by the "Units" column except where an alternate unit is presented to the right of the result.

REPORT OF LABORATORY ANALYSIS

This report shall not be reproduced, except in full,
without the written consent of Pace Analytical Services, LLC.

Pace Analytical Services, LLC
9800 Kincey Ave. Suite 100
Huntersville, NC 28078
(704)875-9092

QUALITY CONTROL DATA

Project: Bowen LF Cells 5-8 BG Event #8
Pace Project No.: 92749872

QC Batch: 880184
QC Batch Method: EPA 3005A
Analysis Method: EPA 6020B
Analysis Description: 6020 MET
Laboratory: Pace Analytical Services - Peachtree Corners, GA
Associated Lab Samples: 92749872009, 92749872010, 92749872011, 92749872012, 92749872013, 92749872014, 92749872015, 92749872016, 92749872017, 92749872018, 92749872019, 92749872020, 92749872021

METHOD BLANK: 4532975 Matrix: Water
Associated Lab Samples: 92749872009, 92749872010, 92749872011, 92749872012, 92749872013, 92749872014, 92749872015, 92749872016, 92749872017, 92749872018, 92749872019, 92749872020, 92749872021

Parameter	Units	Blank Result	Reporting Limit	MDL	Analyzed	Qualifiers
Antimony	mg/L	ND	0.0030	0.00054	09/05/24 18:39	
Arsenic	mg/L	0.0036J	0.0050	0.00084	09/05/24 18:39	
Barium	mg/L	ND	0.0050	0.00047	09/05/24 18:39	
Beryllium	mg/L	ND	0.00050	0.000094	09/05/24 18:39	
Boron	mg/L	ND	0.040	0.012	09/05/24 18:39	
Cadmium	mg/L	ND	0.00050	0.00010	09/05/24 18:39	
Chromium	mg/L	ND	0.0050	0.0019	09/05/24 18:39	
Cobalt	mg/L	ND	0.0050	0.00032	09/05/24 18:39	
Copper	mg/L	ND	0.0050	0.00043	09/05/24 18:39	
Lead	mg/L	ND	0.0010	0.00016	09/05/24 18:39	
Lithium	mg/L	ND	0.030	0.0016	09/05/24 18:39	
Molybdenum	mg/L	ND	0.010	0.00062	09/05/24 18:39	
Nickel	mg/L	ND	0.0050	0.0021	09/05/24 18:39	
Selenium	mg/L	ND	0.0050	0.00096	09/05/24 18:39	
Silver	mg/L	ND	0.0050	0.00031	09/05/24 18:39	
Thallium	mg/L	ND	0.0010	0.00038	09/05/24 18:39	
Vanadium	mg/L	0.0028J	0.010	0.00075	09/05/24 18:39	

LABORATORY CONTROL SAMPLE: 4532976

Parameter	Units	Spike Conc.	LCS Result	LCS % Rec	% Rec Limits	Qualifiers
Antimony	mg/L	0.1	0.10	100	80-120	
Arsenic	mg/L	0.1	0.099	99	80-120	
Barium	mg/L	0.1	0.10	103	80-120	
Beryllium	mg/L	0.1	0.10	104	80-120	
Boron	mg/L	1	1.2	115	80-120	
Cadmium	mg/L	0.1	0.099	99	80-120	
Chromium	mg/L	0.1	0.10	101	80-120	
Cobalt	mg/L	0.1	0.10	100	80-120	
Copper	mg/L	0.1	0.10	100	80-120	
Lead	mg/L	0.1	0.096	96	80-120	
Lithium	mg/L	0.1	0.10	105	80-120	
Molybdenum	mg/L	0.1	0.10	101	80-120	
Nickel	mg/L	0.1	0.10	102	80-120	
Selenium	mg/L	0.1	0.098	98	80-120	
Silver	mg/L	0.1	0.10	101	80-120	
Thallium	mg/L	0.1	0.096	96	80-120	

Results presented on this page are in the units indicated by the "Units" column except where an alternate unit is presented to the right of the result.

REPORT OF LABORATORY ANALYSIS

This report shall not be reproduced, except in full,
without the written consent of Pace Analytical Services, LLC.

Pace Analytical Services, LLC
9800 Kincey Ave. Suite 100
Huntersville, NC 28078
(704)875-9092

QUALITY CONTROL DATA

Project: Bowen LF Cells 5-8 BG Event #8
Pace Project No.: 92749872

LABORATORY CONTROL SAMPLE: 4532976

Parameter	Units	Spike Conc.	LCS Result	LCS % Rec	% Rec Limits	Qualifiers
Vanadium	mg/L	0.1	0.10	103	80-120	

MATRIX SPIKE & MATRIX SPIKE DUPLICATE: 4532977 4532978

Parameter	Units	92749872009 Result	MS Spike Conc.	MSD Spike Conc.	MS Result	MSD Result	MS % Rec	MSD % Rec	% Rec Limits	RPD	Max RPD	Qual
Antimony	mg/L	ND	0.1	0.1	0.10	0.10	101	101	75-125	0	20	
Arsenic	mg/L	0.0027J	0.1	0.1	0.10	0.10	101	99	75-125	2	20	
Barium	mg/L	0.0014J	0.1	0.1	0.10	0.10	103	103	75-125	0	20	
Beryllium	mg/L	ND	0.1	0.1	0.10	0.099	101	99	75-125	2	20	
Boron	mg/L	ND	1	1	1.1	1.0	108	102	75-125	5	20	
Cadmium	mg/L	ND	0.1	0.1	0.099	0.10	99	100	75-125	1	20	
Chromium	mg/L	ND	0.1	0.1	0.10	0.10	103	101	75-125	2	20	
Cobalt	mg/L	ND	0.1	0.1	0.10	0.10	101	100	75-125	1	20	
Copper	mg/L	ND	0.1	0.1	0.10	0.10	102	101	75-125	1	20	
Lead	mg/L	ND	0.1	0.1	0.093	0.094	93	94	75-125	2	20	
Lithium	mg/L	ND	0.1	0.1	0.10	0.10	102	102	75-125	1	20	
Molybdenum	mg/L	0.00083J	0.1	0.1	0.10	0.10	100	101	75-125	1	20	
Nickel	mg/L	ND	0.1	0.1	0.10	0.10	103	100	75-125	3	20	
Selenium	mg/L	0.00099J	0.1	0.1	0.10	0.10	101	99	75-125	2	20	
Silver	mg/L	ND	0.1	0.1	0.10	0.10	100	100	75-125	0	20	
Thallium	mg/L	ND	0.1	0.1	0.092	0.093	92	93	75-125	1	20	
Vanadium	mg/L	ND	0.1	0.1	0.11	0.11	105	106	75-125	1	20	

Results presented on this page are in the units indicated by the "Units" column except where an alternate unit is presented to the right of the result.

REPORT OF LABORATORY ANALYSIS

This report shall not be reproduced, except in full,
without the written consent of Pace Analytical Services, LLC.

Pace Analytical Services, LLC
9800 Kincey Ave. Suite 100
Huntersville, NC 28078
(704)875-9092

QUALITY CONTROL DATA

Project: Bowen LF Cells 5-8 BG Event #8
Pace Project No.: 92749872

QC Batch: 881545 Analysis Method: EPA 7470A
QC Batch Method: EPA 7470A Analysis Description: 7470 Mercury
Laboratory: Pace Analytical Services - Peachtree Corners, GA
Associated Lab Samples: 92749872001, 92749872002, 92749872003, 92749872004

METHOD BLANK: 4539726 Matrix: Water
Associated Lab Samples: 92749872001, 92749872002, 92749872003, 92749872004

Parameter	Units	Blank Result	Reporting Limit	MDL	Analyzed	Qualifiers
Mercury	mg/L	ND	0.00020	0.00013	09/11/24 08:16	

LABORATORY CONTROL SAMPLE: 4539727

Parameter	Units	Spike Conc.	LCS Result	LCS % Rec	% Rec Limits	Qualifiers
Mercury	mg/L	0.0025	0.0023	92	80-120	

MATRIX SPIKE & MATRIX SPIKE DUPLICATE: 4539728 4539729

Parameter	Units	92748202043 Result	MS Spike Conc.	MSD Spike Conc.	MS Result	MSD Result	MS % Rec	MSD % Rec	% Rec Limits	RPD	Max RPD	Qual
Mercury	mg/L	ND	0.0025	0.0025	0.0023	0.0025	94	98	75-125	5	20	

Results presented on this page are in the units indicated by the "Units" column except where an alternate unit is presented to the right of the result.

REPORT OF LABORATORY ANALYSIS

This report shall not be reproduced, except in full,
without the written consent of Pace Analytical Services, LLC.

Pace Analytical Services, LLC
9800 Kincey Ave. Suite 100
Huntersville, NC 28078
(704)875-9092

QUALITY CONTROL DATA

Project: Bowen LF Cells 5-8 BG Event #8
Pace Project No.: 92749872

QC Batch: 882022
QC Batch Method: EPA 7470A
Analysis Method: EPA 7470A
Analysis Description: 7470 Mercury
Laboratory: Pace Analytical Services - Peachtree Corners, GA
Associated Lab Samples: 92749872005, 92749872006, 92749872007, 92749872008, 92749872009, 92749872010, 92749872011, 92749872012, 92749872013, 92749872014, 92749872015, 92749872016, 92749872017, 92749872018, 92749872019, 92749872020, 92749872021

METHOD BLANK: 4542501 Matrix: Water
Associated Lab Samples: 92749872005, 92749872006, 92749872007, 92749872008, 92749872009, 92749872010, 92749872011, 92749872012, 92749872013, 92749872014, 92749872015, 92749872016, 92749872017, 92749872018, 92749872019, 92749872020, 92749872021

Parameter	Units	Blank Result	Reporting Limit	MDL	Analyzed	Qualifiers
Mercury	mg/L	ND	0.00020	0.00013	09/12/24 13:54	

LABORATORY CONTROL SAMPLE: 4542502

Parameter	Units	Spike Conc.	LCS Result	LCS % Rec	% Rec Limits	Qualifiers
Mercury	mg/L	0.0025	0.0027	109	80-120	

MATRIX SPIKE & MATRIX SPIKE DUPLICATE: 4542503 4542504

Parameter	Units	92749872005 Result	MS Spike Conc.	MSD Spike Conc.	MS Result	MSD Result	MS % Rec	MSD % Rec	% Rec Limits	RPD	Max RPD	Qual
Mercury	mg/L	ND	0.0025	0.0025	0.0025	0.0023	98	89	75-125	10	20	

Results presented on this page are in the units indicated by the "Units" column except where an alternate unit is presented to the right of the result.

REPORT OF LABORATORY ANALYSIS

This report shall not be reproduced, except in full,
without the written consent of Pace Analytical Services, LLC.

Pace Analytical Services, LLC
9800 Kincey Ave. Suite 100
Huntersville, NC 28078
(704)875-9092

QUALITY CONTROL DATA

Project: Bowen LF Cells 5-8 BG Event #8
Pace Project No.: 92749872

QC Batch: 879164 | Analysis Method: SM 2540C-2015
QC Batch Method: SM 2540C-2015 | Analysis Description: 2540C Total Dissolved Solids
Laboratory: Pace Analytical Services - Peachtree Corners, GA
Associated Lab Samples: 92749872001, 92749872002, 92749872003, 92749872004, 92749872005, 92749872006, 92749872007, 92749872008

METHOD BLANK: 4527897 Matrix: Water
Associated Lab Samples: 92749872001, 92749872002, 92749872003, 92749872004, 92749872005, 92749872006, 92749872007, 92749872008

Parameter	Units	Blank Result	Reporting Limit	MDL	Analyzed	Qualifiers
Total Dissolved Solids	mg/L	ND	25.0	25.0	08/29/24 10:56	

LABORATORY CONTROL SAMPLE: 4527898

Parameter	Units	Spike Conc.	LCS Result	LCS % Rec	% Rec Limits	Qualifiers
Total Dissolved Solids	mg/L	400	424	106	80-120	

SAMPLE DUPLICATE: 4527899

Parameter	Units	92749173009 Result	Dup Result	RPD	Max RPD	Qualifiers
Total Dissolved Solids	mg/L	415	432	4	10	

SAMPLE DUPLICATE: 4527900

Parameter	Units	92749777003 Result	Dup Result	RPD	Max RPD	Qualifiers
Total Dissolved Solids	mg/L	81.0	84.0	4	10	

Results presented on this page are in the units indicated by the "Units" column except where an alternate unit is presented to the right of the result.

REPORT OF LABORATORY ANALYSIS

This report shall not be reproduced, except in full,
without the written consent of Pace Analytical Services, LLC.

Pace Analytical Services, LLC
9800 Kincey Ave. Suite 100
Huntersville, NC 28078
(704)875-9092

QUALITY CONTROL DATA

Project: Bowen LF Cells 5-8 BG Event #8
Pace Project No.: 92749872

QC Batch: 879486 | Analysis Method: SM 2540C-2015
QC Batch Method: SM 2540C-2015 | Analysis Description: 2540C Total Dissolved Solids
Laboratory: Pace Analytical Services - Peachtree Corners, GA
Associated Lab Samples: 92749872009, 92749872010, 92749872011, 92749872012, 92749872013, 92749872014, 92749872015, 92749872016, 92749872017, 92749872018, 92749872019

METHOD BLANK: 4529846 Matrix: Water
Associated Lab Samples: 92749872009, 92749872010, 92749872011, 92749872012, 92749872013, 92749872014, 92749872015, 92749872016, 92749872017, 92749872018, 92749872019

Parameter	Units	Blank Result	Reporting Limit	MDL	Analyzed	Qualifiers
Total Dissolved Solids	mg/L	ND	25.0	25.0	08/30/24 11:18	

LABORATORY CONTROL SAMPLE: 4529847

Parameter	Units	Spike Conc.	LCS Result	LCS % Rec	% Rec Limits	Qualifiers
Total Dissolved Solids	mg/L	400	401	100	80-120	

SAMPLE DUPLICATE: 4529848

Parameter	Units	92750222001 Result	Dup Result	RPD	Max RPD	Qualifiers
Total Dissolved Solids	mg/L	1250	1280	2	10	

SAMPLE DUPLICATE: 4529849

Parameter	Units	92749872018 Result	Dup Result	RPD	Max RPD	Qualifiers
Total Dissolved Solids	mg/L	204	207	1	10	

Results presented on this page are in the units indicated by the "Units" column except where an alternate unit is presented to the right of the result.

REPORT OF LABORATORY ANALYSIS

This report shall not be reproduced, except in full,
without the written consent of Pace Analytical Services, LLC.

Pace Analytical Services, LLC
9800 Kincey Ave. Suite 100
Huntersville, NC 28078
(704)875-9092

QUALITY CONTROL DATA

Project: Bowen LF Cells 5-8 BG Event #8
Pace Project No.: 92749872

QC Batch: 879853
QC Batch Method: SM 2540C-2015
Analysis Method: SM 2540C-2015
Analysis Description: 2540C Total Dissolved Solids
Laboratory: Pace Analytical Services - Peachtree Corners, GA
Associated Lab Samples: 92749872020, 92749872021

METHOD BLANK: 4531400 Matrix: Water
Associated Lab Samples: 92749872020, 92749872021

Parameter	Units	Blank Result	Reporting Limit	MDL	Analyzed	Qualifiers
Total Dissolved Solids	mg/L	ND	25.0	25.0	09/03/24 12:26	

LABORATORY CONTROL SAMPLE: 4531401

Parameter	Units	Spike Conc.	LCS Result	LCS % Rec	% Rec Limits	Qualifiers
Total Dissolved Solids	mg/L	400	365	91	80-120	

SAMPLE DUPLICATE: 4531402

Parameter	Units	92750230004 Result	Dup Result	RPD	Max RPD	Qualifiers
Total Dissolved Solids	mg/L	55.0	56.0	2	10	

SAMPLE DUPLICATE: 4531403

Parameter	Units	92750230014 Result	Dup Result	RPD	Max RPD	Qualifiers
Total Dissolved Solids	mg/L	90.0	87.0	3	10	

Results presented on this page are in the units indicated by the "Units" column except where an alternate unit is presented to the right of the result.

REPORT OF LABORATORY ANALYSIS

This report shall not be reproduced, except in full,
without the written consent of Pace Analytical Services, LLC.

Pace Analytical Services, LLC
9800 Kincey Ave. Suite 100
Huntersville, NC 28078
(704)875-9092

QUALITY CONTROL DATA

Project: Bowen LF Cells 5-8 BG Event #8
Pace Project No.: 92749872

QC Batch: 879536
QC Batch Method: SM 2320B-2011
Analysis Method: SM 2320B-2011
Analysis Description: 2320B Alkalinity
Laboratory: Pace Analytical Services - Asheville
Associated Lab Samples: 92749872001, 92749872002, 92749872003, 92749872004, 92749872005, 92749872006, 92749872007, 92749872008

METHOD BLANK: 4530079 Matrix: Water
Associated Lab Samples: 92749872001, 92749872002, 92749872003, 92749872004, 92749872005, 92749872006, 92749872007, 92749872008

Parameter	Units	Blank Result	Reporting Limit	MDL	Analyzed	Qualifiers
Alkalinity, Total as CaCO3	mg/L	ND	5.0	5.0	08/31/24 16:19	
Alkalinity,Bicarbonate (CaCO3)	mg/L	ND	5.0	5.0	08/31/24 16:19	
Alkalinity,Carbonate (CaCO3)	mg/L	ND	5.0	5.0	08/31/24 16:19	

LABORATORY CONTROL SAMPLE: 4530080

Parameter	Units	Spike Conc.	LCS Result	LCS % Rec	% Rec Limits	Qualifiers
Alkalinity, Total as CaCO3	mg/L	50	54.5	109	80-120	

LABORATORY CONTROL SAMPLE: 4530081

Parameter	Units	Spike Conc.	LCS Result	LCS % Rec	% Rec Limits	Qualifiers
Alkalinity, Total as CaCO3	mg/L	50	53.0	106	80-120	

MATRIX SPIKE & MATRIX SPIKE DUPLICATE: 4530082 4530083

Parameter	Units	92750058001 Result	MS Spike Conc.	MSD Spike Conc.	MS Result	MSD Result	MS % Rec	MSD % Rec	% Rec Limits	RPD	Max RPD	Qual
Alkalinity, Total as CaCO3	mg/L	2490	50	50	2650	2560	330	151	80-120	3	25	M1

MATRIX SPIKE & MATRIX SPIKE DUPLICATE: 4530084 4530085

Parameter	Units	92749751001 Result	MS Spike Conc.	MSD Spike Conc.	MS Result	MSD Result	MS % Rec	MSD % Rec	% Rec Limits	RPD	Max RPD	Qual
Alkalinity, Total as CaCO3	mg/L	ND	50	50	49.4	49.4	99	99	80-120	0	25	

Results presented on this page are in the units indicated by the "Units" column except where an alternate unit is presented to the right of the result.

REPORT OF LABORATORY ANALYSIS

This report shall not be reproduced, except in full,
without the written consent of Pace Analytical Services, LLC.

Pace Analytical Services, LLC
9800 Kincey Ave. Suite 100
Huntersville, NC 28078
(704)875-9092

QUALITY CONTROL DATA

Project: Bowen LF Cells 5-8 BG Event #8
Pace Project No.: 92749872

QC Batch: 879849
QC Batch Method: SM 2320B-2011
Analysis Method: SM 2320B-2011
Analysis Description: 2320B Alkalinity
Laboratory: Pace Analytical Services - Asheville
Associated Lab Samples: 92749872009, 92749872010, 92749872011, 92749872012, 92749872013, 92749872014, 92749872015, 92749872016, 92749872017

METHOD BLANK: 4531388 Matrix: Water
Associated Lab Samples: 92749872009, 92749872010, 92749872011, 92749872012, 92749872013, 92749872014, 92749872015, 92749872016, 92749872017

Parameter	Units	Blank Result	Reporting Limit	MDL	Analyzed	Qualifiers
Alkalinity, Total as CaCO3	mg/L	ND	5.0	5.0	09/03/24 12:13	
Alkalinity,Bicarbonate (CaCO3)	mg/L	ND	5.0	5.0	09/03/24 12:13	
Alkalinity,Carbonate (CaCO3)	mg/L	ND	5.0	5.0	09/03/24 12:13	

LABORATORY CONTROL SAMPLE: 4531389

Parameter	Units	Spike Conc.	LCS Result	LCS % Rec	% Rec Limits	Qualifiers
Alkalinity, Total as CaCO3	mg/L	50	52.5	105	80-120	

LABORATORY CONTROL SAMPLE: 4531390

Parameter	Units	Spike Conc.	LCS Result	LCS % Rec	% Rec Limits	Qualifiers
Alkalinity, Total as CaCO3	mg/L	50	52.4	105	80-120	

MATRIX SPIKE & MATRIX SPIKE DUPLICATE: 4531391 4531392

Parameter	Units	92750230014 Result	MS Spike Conc.	MSD Spike Conc.	MS Result	MSD Result	MS % Rec	MSD % Rec	% Rec Limits	RPD	Max RPD	Qual
Alkalinity, Total as CaCO3	mg/L	29.3	50	50	81.2	79.8	104	101	80-120	2	25	

MATRIX SPIKE & MATRIX SPIKE DUPLICATE: 4531393 4531394

Parameter	Units	92750230015 Result	MS Spike Conc.	MSD Spike Conc.	MS Result	MSD Result	MS % Rec	MSD % Rec	% Rec Limits	RPD	Max RPD	Qual
Alkalinity, Total as CaCO3	mg/L	29.2	50	50	79.0	79.6	100	101	80-120	1	25	

Results presented on this page are in the units indicated by the "Units" column except where an alternate unit is presented to the right of the result.

REPORT OF LABORATORY ANALYSIS

This report shall not be reproduced, except in full,
without the written consent of Pace Analytical Services, LLC.

Pace Analytical Services, LLC
9800 Kincey Ave. Suite 100
Huntersville, NC 28078
(704)875-9092

QUALITY CONTROL DATA

Project: Bowen LF Cells 5-8 BG Event #8
Pace Project No.: 92749872

QC Batch: 879890 | Analysis Method: SM 2320B-2011
QC Batch Method: SM 2320B-2011 | Analysis Description: 2320B Alkalinity
Laboratory: Pace Analytical Services - Asheville
Associated Lab Samples: 92749872018, 92749872019, 92749872020, 92749872021

METHOD BLANK: 4531540 Matrix: Water
Associated Lab Samples: 92749872018, 92749872019, 92749872020, 92749872021

Parameter	Units	Blank Result	Reporting Limit	MDL	Analyzed	Qualifiers
Alkalinity, Total as CaCO3	mg/L	ND	5.0	5.0	09/03/24 15:47	
Alkalinity,Bicarbonate (CaCO3)	mg/L	ND	5.0	5.0	09/03/24 15:47	
Alkalinity,Carbonate (CaCO3)	mg/L	ND	5.0	5.0	09/03/24 15:47	

LABORATORY CONTROL SAMPLE: 4531541

Parameter	Units	Spike Conc.	LCS Result	LCS % Rec	% Rec Limits	Qualifiers
Alkalinity, Total as CaCO3	mg/L	50	53.1	106	80-120	

LABORATORY CONTROL SAMPLE: 4531542

Parameter	Units	Spike Conc.	LCS Result	LCS % Rec	% Rec Limits	Qualifiers
Alkalinity, Total as CaCO3	mg/L	50	52.1	104	80-120	

MATRIX SPIKE & MATRIX SPIKE DUPLICATE: 4531543 4531544

Parameter	Units	92749872018 Result	MS Spike Conc.	MSD Spike Conc.	MS Result	MSD Result	MS % Rec	MSD % Rec	% Rec Limits	RPD	Max RPD	Qual
Alkalinity, Total as CaCO3	mg/L	217	50	50	256	264	78	93	80-120	3	25	M1

MATRIX SPIKE & MATRIX SPIKE DUPLICATE: 4531545 4531546

Parameter	Units	92749872019 Result	MS Spike Conc.	MSD Spike Conc.	MS Result	MSD Result	MS % Rec	MSD % Rec	% Rec Limits	RPD	Max RPD	Qual
Alkalinity, Total as CaCO3	mg/L	233	50	50	273	277	80	89	80-120	2	25	

Results presented on this page are in the units indicated by the "Units" column except where an alternate unit is presented to the right of the result.

REPORT OF LABORATORY ANALYSIS

This report shall not be reproduced, except in full,
without the written consent of Pace Analytical Services, LLC.

Pace Analytical Services, LLC
9800 Kincey Ave. Suite 100
Huntersville, NC 28078
(704)875-9092

QUALITY CONTROL DATA

Project: Bowen LF Cells 5-8 BG Event #8
Pace Project No.: 92749872

QC Batch: 878650
QC Batch Method: EPA 300.0 Rev 2.1 1993
Analysis Method: EPA 300.0 Rev 2.1 1993
Analysis Description: 300.0 IC Anions
Laboratory: Pace Analytical Services - Asheville
Associated Lab Samples: 92749872001, 92749872002, 92749872003, 92749872004, 92749872005, 92749872006

METHOD BLANK: 4525653 Matrix: Water
Associated Lab Samples: 92749872001, 92749872002, 92749872003, 92749872004, 92749872005, 92749872006

Parameter	Units	Blank Result	Reporting Limit	MDL	Analyzed	Qualifiers
Chloride	mg/L	ND	1.0	0.60	08/27/24 21:14	
Fluoride	mg/L	ND	0.10	0.050	08/27/24 21:14	
Sulfate	mg/L	ND	1.0	0.50	08/27/24 21:14	

LABORATORY CONTROL SAMPLE: 4525654

Parameter	Units	Spike Conc.	LCS Result	LCS % Rec	% Rec Limits	Qualifiers
Chloride	mg/L	50	51.9	104	90-110	
Fluoride	mg/L	2.5	2.6	104	90-110	
Sulfate	mg/L	50	52.5	105	90-110	

MATRIX SPIKE & MATRIX SPIKE DUPLICATE: 4525655 4525656

Parameter	Units	92749860001 Result	MS Spike Conc.	MSD Spike Conc.	MS Result	MSD Result	MS % Rec	MSD % Rec	% Rec Limits	RPD	Max RPD	Qual
Chloride	mg/L	23.2	50	50	74.9	75.4	103	104	90-110	1	10	
Fluoride	mg/L	1.7	2.5	2.5	4.8	4.9	121	125	90-110	2	10	M1
Sulfate	mg/L	178	50	50	218	228	81	100	90-110	4	10	M1

MATRIX SPIKE & MATRIX SPIKE DUPLICATE: 4525657 4525658

Parameter	Units	92749652013 Result	MS Spike Conc.	MSD Spike Conc.	MS Result	MSD Result	MS % Rec	MSD % Rec	% Rec Limits	RPD	Max RPD	Qual
Chloride	mg/L	91.9	50	50	111	111	39	39	90-110	0	10	M1
Fluoride	mg/L	ND	2.5	2.5	2.4	2.4	96	96	90-110	0	10	
Sulfate	mg/L	4130	50	50	4310	4300	366	341	90-110	0	10	M1

Results presented on this page are in the units indicated by the "Units" column except where an alternate unit is presented to the right of the result.

REPORT OF LABORATORY ANALYSIS

This report shall not be reproduced, except in full,
without the written consent of Pace Analytical Services, LLC.

Pace Analytical Services, LLC
9800 Kincey Ave. Suite 100
Huntersville, NC 28078
(704)875-9092

QUALITY CONTROL DATA

Project: Bowen LF Cells 5-8 BG Event #8
Pace Project No.: 92749872

QC Batch: 878755
QC Batch Method: EPA 300.0 Rev 2.1 1993
Analysis Method: EPA 300.0 Rev 2.1 1993
Analysis Description: 300.0 IC Anions
Laboratory: Pace Analytical Services - Asheville
Associated Lab Samples: 92749872007, 92749872008

METHOD BLANK: 4526072 Matrix: Water
Associated Lab Samples: 92749872007, 92749872008

Parameter	Units	Blank Result	Reporting Limit	MDL	Analyzed	Qualifiers
Chloride	mg/L	ND	1.0	0.60	08/28/24 15:21	
Fluoride	mg/L	ND	0.10	0.050	08/28/24 15:21	
Sulfate	mg/L	ND	1.0	0.50	08/28/24 15:21	

LABORATORY CONTROL SAMPLE: 4526073

Parameter	Units	Spike Conc.	LCS Result	LCS % Rec	% Rec Limits	Qualifiers
Chloride	mg/L	50	52.3	105	90-110	
Fluoride	mg/L	2.5	2.7	108	90-110	
Sulfate	mg/L	50	53.8	108	90-110	

MATRIX SPIKE & MATRIX SPIKE DUPLICATE: 4526074 4526075

Parameter	Units	92749653001 Result	MS Spike Conc.	MSD Spike Conc.	MS Result	MSD Result	MS % Rec	MSD % Rec	% Rec Limits	RPD	Max RPD	Qual
Chloride	mg/L	1.3	50	50	51.9	50.8	101	99	90-110	2	10	
Fluoride	mg/L	ND	2.5	2.5	2.8	2.6	110	103	90-110	6	10	
Sulfate	mg/L	ND	50	50	52.1	50.9	104	101	90-110	2	10	

MATRIX SPIKE & MATRIX SPIKE DUPLICATE: 4526076 4526077

Parameter	Units	92749872008 Result	MS Spike Conc.	MSD Spike Conc.	MS Result	MSD Result	MS % Rec	MSD % Rec	% Rec Limits	RPD	Max RPD	Qual
Chloride	mg/L	ND	50	50	48.9	50.3	98	101	90-110	3	10	
Fluoride	mg/L	ND	2.5	2.5	3.5	2.6	139	103	90-110	30	10	M1,R1
Sulfate	mg/L	ND	50	50	50.5	51.3	101	103	90-110	2	10	

Results presented on this page are in the units indicated by the "Units" column except where an alternate unit is presented to the right of the result.

REPORT OF LABORATORY ANALYSIS

This report shall not be reproduced, except in full,
without the written consent of Pace Analytical Services, LLC.

Pace Analytical Services, LLC
9800 Kincey Ave. Suite 100
Huntersville, NC 28078
(704)875-9092

QUALITY CONTROL DATA

Project: Bowen LF Cells 5-8 BG Event #8
Pace Project No.: 92749872

QC Batch: 879361
QC Batch Method: EPA 300.0 Rev 2.1 1993
Analysis Method: EPA 300.0 Rev 2.1 1993
Analysis Description: 300.0 IC Anions
Laboratory: Pace Analytical Services - Asheville
Associated Lab Samples: 92749872009, 92749872010, 92749872011, 92749872012, 92749872013, 92749872014

METHOD BLANK: 4529382 Matrix: Water
Associated Lab Samples: 92749872009, 92749872010, 92749872011, 92749872012, 92749872013, 92749872014

Parameter	Units	Blank Result	Reporting Limit	MDL	Analyzed	Qualifiers
Chloride	mg/L	ND	1.0	0.60	08/29/24 22:41	
Fluoride	mg/L	ND	0.10	0.050	08/29/24 22:41	
Sulfate	mg/L	ND	1.0	0.50	08/29/24 22:41	

LABORATORY CONTROL SAMPLE: 4529383

Parameter	Units	Spike Conc.	LCS Result	LCS % Rec	% Rec Limits	Qualifiers
Chloride	mg/L	50	50.4	101	90-110	
Fluoride	mg/L	2.5	2.7	107	90-110	
Sulfate	mg/L	50	50.5	101	90-110	

MATRIX SPIKE & MATRIX SPIKE DUPLICATE: 4529384 4529385

Parameter	Units	92750372001 Result	MS Spike Conc.	MSD Spike Conc.	MS Result	MSD Result	MS % Rec	MSD % Rec	% Rec Limits	RPD	Max RPD	Qual
Chloride	mg/L	37.5	50	50	85.8	87.4	97	100	90-110	2	10	
Fluoride	mg/L	ND	2.5	2.5	2.4	2.5	97	99	90-110	3	10	
Sulfate	mg/L	1.4	50	50	49.8	51.6	97	100	90-110	3	10	

MATRIX SPIKE & MATRIX SPIKE DUPLICATE: 4529386 4529387

Parameter	Units	92750273001 Result	MS Spike Conc.	MSD Spike Conc.	MS Result	MSD Result	MS % Rec	MSD % Rec	% Rec Limits	RPD	Max RPD	Qual
Chloride	mg/L	6.6	50	50	55.9	55.8	99	98	90-110	0	10	
Fluoride	mg/L	0.054J	2.5	2.5	2.5	2.5	97	96	90-110	0	10	
Sulfate	mg/L	24.9	50	50	71.4	70.7	93	92	90-110	1	10	

Results presented on this page are in the units indicated by the "Units" column except where an alternate unit is presented to the right of the result.

REPORT OF LABORATORY ANALYSIS

This report shall not be reproduced, except in full,
without the written consent of Pace Analytical Services, LLC.

Pace Analytical Services, LLC
9800 Kincey Ave. Suite 100
Huntersville, NC 28078
(704)875-9092

QUALITY CONTROL DATA

Project: Bowen LF Cells 5-8 BG Event #8
Pace Project No.: 92749872

QC Batch: 879362
QC Batch Method: EPA 300.0 Rev 2.1 1993
Analysis Method: EPA 300.0 Rev 2.1 1993
Analysis Description: 300.0 IC Anions
Laboratory: Pace Analytical Services - Asheville
Associated Lab Samples: 92749872015, 92749872016, 92749872017, 92749872018, 92749872019, 92749872020, 92749872021

METHOD BLANK: 4529391 Matrix: Water
Associated Lab Samples: 92749872015, 92749872016, 92749872017, 92749872018, 92749872019, 92749872020, 92749872021

Parameter	Units	Blank Result	Reporting Limit	MDL	Analyzed	Qualifiers
Chloride	mg/L	ND	1.0	0.60	08/29/24 23:10	
Fluoride	mg/L	ND	0.10	0.050	08/29/24 23:10	
Sulfate	mg/L	ND	1.0	0.50	08/29/24 23:10	

LABORATORY CONTROL SAMPLE: 4529392

Parameter	Units	Spike Conc.	LCS Result	LCS % Rec	% Rec Limits	Qualifiers
Chloride	mg/L	50	50.2	100	90-110	
Fluoride	mg/L	2.5	2.6	103	90-110	
Sulfate	mg/L	50	50.2	100	90-110	

MATRIX SPIKE & MATRIX SPIKE DUPLICATE: 4529393 4529394

Parameter	Units	92749872015 Result	MS Spike Conc.	MSD Spike Conc.	MS Result	MSD Result	MS % Rec	MSD % Rec	% Rec Limits	RPD	Max RPD	Qual
Chloride	mg/L	5.1	50	50	56.5	56.7	103	103	90-110	0	10	
Fluoride	mg/L	ND	2.5	2.5	2.3	2.4	93	94	90-110	1	10	
Sulfate	mg/L	30.8	50	50	82.4	82.6	103	104	90-110	0	10	

Results presented on this page are in the units indicated by the "Units" column except where an alternate unit is presented to the right of the result.

REPORT OF LABORATORY ANALYSIS

This report shall not be reproduced, except in full,
without the written consent of Pace Analytical Services, LLC.

Pace Analytical Services, LLC
9800 Kincey Ave. Suite 100
Huntersville, NC 28078
(704)875-9092

QUALIFIERS

Project: Bowen LF Cells 5-8 BG Event #8
Pace Project No.: 92749872

DEFINITIONS

DF - Dilution Factor, if reported, represents the factor applied to the reported data due to dilution of the sample aliquot.

ND - Not Detected at or above adjusted reporting limit.

TNTC - Too Numerous To Count

J - Estimated concentration above the adjusted method detection limit and below the adjusted reporting limit.

MDL - Adjusted Method Detection Limit.

PQL - Practical Quantitation Limit.

RL - Reporting Limit - The lowest concentration value that meets project requirements for quantitative data with known precision and bias for a specific analyte in a specific matrix.

S - Surrogate

1,2-Diphenylhydrazine decomposes to and cannot be separated from Azobenzene using Method 8270. The result for each analyte is a combined concentration.

Consistent with EPA guidelines, unrounded data are displayed and have been used to calculate % recovery and RPD values.

LCS(D) - Laboratory Control Sample (Duplicate)

MS(D) - Matrix Spike (Duplicate)

DUP - Sample Duplicate

RPD - Relative Percent Difference

NC - Not Calculable.

SG - Silica Gel - Clean-Up

U - Indicates the compound was analyzed for, but not detected.

Acid preservation may not be appropriate for 2 Chloroethylvinyl ether.

A separate vial preserved to a pH of 4-5 is recommended in SW846 Chapter 4 for the analysis of Acrolein and Acrylonitrile by EPA Method 8260.

N-Nitrosodiphenylamine decomposes and cannot be separated from Diphenylamine using Method 8270. The result reported for each analyte is a combined concentration.

Reported results are not rounded until the final step prior to reporting. Therefore, calculated parameters that are typically reported as "Total" may vary slightly from the sum of the reported component parameters.

Pace Analytical is TNI accredited. Contact your Pace PM for the current list of accredited analytes.

TNI - The NELAC Institute.

ANALYTE QUALIFIERS

B	Analyte was detected in the associated method blank.
M1	Matrix spike recovery exceeded QC limits. Batch accepted based on laboratory control sample (LCS) recovery.
R1	RPD value was outside control limits.

This report shall not be reproduced, except in full,
without the written consent of Pace Analytical Services, LLC.

Pace Analytical Services, LLC
9800 Kincey Ave. Suite 100
Huntersville, NC 28078
(704)875-9092

QUALITY CONTROL DATA CROSS REFERENCE TABLE

Project: Bowen LF Cells 5-8 BG Event #8
Pace Project No.: 92749872

Lab ID	Sample ID	QC Batch Method	QC Batch	Analytical Method	Analytical Batch
92749872001	**BOW-GWC-27**	EPA 3010A	878984	EPA 6010D	879023
92749872002	**BOW-GWC-27R**	EPA 3010A	878984	EPA 6010D	879023
92749872003	**BOW-GWC-29**	EPA 3010A	878984	EPA 6010D	879023
92749872004	**BOW-GWC-31**	EPA 3010A	878984	EPA 6010D	879023
92749872005	**BOW-GWC-31R**	EPA 3010A	878984	EPA 6010D	879023
92749872006	**BOW-LF5-8-FD-01**	EPA 3010A	878984	EPA 6010D	879023
92749872007	**BOW-LF5-8-FB-01**	EPA 3010A	878984	EPA 6010D	879023
92749872008	**BOW-LF5-8-EB-01**	EPA 3010A	878984	EPA 6010D	879023
92749872009	**BOW-GWC-33R**	EPA 3010A	880285	EPA 6010D	880349
92749872010	**BOW-GWC-57**	EPA 3010A	880285	EPA 6010D	880349
92749872011	**BOW-GWC-35**	EPA 3010A	880285	EPA 6010D	880349
92749872012	**BOW-LF5-8-FD-02**	EPA 3010A	880285	EPA 6010D	880349
92749872013	**BOW-LF5-8-FB-02**	EPA 3010A	880285	EPA 6010D	880349
92749872014	**BOW-LF5-8-EB-02**	EPA 3010A	880285	EPA 6010D	880349
92749872015	**BOW-GWC-26**	EPA 3010A	880285	EPA 6010D	880349
92749872016	**BOW-GWC-28**	EPA 3010A	880285	EPA 6010D	880349
92749872017	**BOW-GWC-29R**	EPA 3010A	880285	EPA 6010D	880349
92749872018	**BOW-GWC-30**	EPA 3010A	880285	EPA 6010D	880349
92749872019	**BOW-GWC-32**	EPA 3010A	880285	EPA 6010D	880349
92749872020	**BOW-GWC-34**	EPA 3010A	880285	EPA 6010D	880349
92749872021	**BOW-GWC-34R**	EPA 3010A	880285	EPA 6010D	880349
92749872001	**BOW-GWC-27**	EPA 3005A	878901	EPA 6020B	879026
92749872002	**BOW-GWC-27R**	EPA 3005A	878901	EPA 6020B	879026
92749872003	**BOW-GWC-29**	EPA 3005A	878901	EPA 6020B	879026
92749872004	**BOW-GWC-31**	EPA 3005A	878901	EPA 6020B	879026
92749872005	**BOW-GWC-31R**	EPA 3005A	878901	EPA 6020B	879026
92749872006	**BOW-LF5-8-FD-01**	EPA 3005A	878901	EPA 6020B	879026
92749872007	**BOW-LF5-8-FB-01**	EPA 3005A	878901	EPA 6020B	879026
92749872008	**BOW-LF5-8-EB-01**	EPA 3005A	878901	EPA 6020B	879026
92749872009	**BOW-GWC-33R**	EPA 3005A	880184	EPA 6020B	880308
92749872010	**BOW-GWC-57**	EPA 3005A	880184	EPA 6020B	880308
92749872011	**BOW-GWC-35**	EPA 3005A	880184	EPA 6020B	880308
92749872012	**BOW-LF5-8-FD-02**	EPA 3005A	880184	EPA 6020B	880308
92749872013	**BOW-LF5-8-FB-02**	EPA 3005A	880184	EPA 6020B	880308
92749872014	**BOW-LF5-8-EB-02**	EPA 3005A	880184	EPA 6020B	880308
92749872015	**BOW-GWC-26**	EPA 3005A	880184	EPA 6020B	880308
92749872016	**BOW-GWC-28**	EPA 3005A	880184	EPA 6020B	880308
92749872017	**BOW-GWC-29R**	EPA 3005A	880184	EPA 6020B	880308
92749872018	**BOW-GWC-30**	EPA 3005A	880184	EPA 6020B	880308
92749872019	**BOW-GWC-32**	EPA 3005A	880184	EPA 6020B	880308
92749872020	**BOW-GWC-34**	EPA 3005A	880184	EPA 6020B	880308
92749872021	**BOW-GWC-34R**	EPA 3005A	880184	EPA 6020B	880308
92749872001	**BOW-GWC-27**	EPA 7470A	881545	EPA 7470A	881727
92749872002	**BOW-GWC-27R**	EPA 7470A	881545	EPA 7470A	881727
92749872003	**BOW-GWC-29**	EPA 7470A	881545	EPA 7470A	881727
92749872004	**BOW-GWC-31**	EPA 7470A	881545	EPA 7470A	881727

REPORT OF LABORATORY ANALYSIS

This report shall not be reproduced, except in full,
without the written consent of Pace Analytical Services, LLC.

Pace Analytical Services, LLC
9800 Kincey Ave. Suite 100
Huntersville, NC 28078
(704)875-9092

QUALITY CONTROL DATA CROSS REFERENCE TABLE

Project: Bowen LF Cells 5-8 BG Event #8
Pace Project No.: 92749872

Lab ID	Sample ID	QC Batch Method	QC Batch	Analytical Method	Analytical Batch
92749872005	**BOW-GWC-31R**	EPA 7470A	882022	EPA 7470A	882105
92749872006	**BOW-LF5-8-FD-01**	EPA 7470A	882022	EPA 7470A	882105
92749872007	**BOW-LF5-8-FB-01**	EPA 7470A	882022	EPA 7470A	882105
92749872008	**BOW-LF5-8-EB-01**	EPA 7470A	882022	EPA 7470A	882105
92749872009	**BOW-GWC-33R**	EPA 7470A	882022	EPA 7470A	882105
92749872010	**BOW-GWC-57**	EPA 7470A	882022	EPA 7470A	882105
92749872011	**BOW-GWC-35**	EPA 7470A	882022	EPA 7470A	882105
92749872012	**BOW-LF5-8-FD-02**	EPA 7470A	882022	EPA 7470A	882105
92749872013	**BOW-LF5-8-FB-02**	EPA 7470A	882022	EPA 7470A	882105
92749872014	**BOW-LF5-8-EB-02**	EPA 7470A	882022	EPA 7470A	882105
92749872015	**BOW-GWC-26**	EPA 7470A	882022	EPA 7470A	882105
92749872016	**BOW-GWC-28**	EPA 7470A	882022	EPA 7470A	882105
92749872017	**BOW-GWC-29R**	EPA 7470A	882022	EPA 7470A	882105
92749872018	**BOW-GWC-30**	EPA 7470A	882022	EPA 7470A	882105
92749872019	**BOW-GWC-32**	EPA 7470A	882022	EPA 7470A	882105
92749872020	**BOW-GWC-34**	EPA 7470A	882022	EPA 7470A	882105
92749872021	**BOW-GWC-34R**	EPA 7470A	882022	EPA 7470A	882105
92749872001	**BOW-GWC-27**	SM 2540C-2015	879164		
92749872002	**BOW-GWC-27R**	SM 2540C-2015	879164		
92749872003	**BOW-GWC-29**	SM 2540C-2015	879164		
92749872004	**BOW-GWC-31**	SM 2540C-2015	879164		
92749872005	**BOW-GWC-31R**	SM 2540C-2015	879164		
92749872006	**BOW-LF5-8-FD-01**	SM 2540C-2015	879164		
92749872007	**BOW-LF5-8-FB-01**	SM 2540C-2015	879164		
92749872008	**BOW-LF5-8-EB-01**	SM 2540C-2015	879164		
92749872009	**BOW-GWC-33R**	SM 2540C-2015	879486		
92749872010	**BOW-GWC-57**	SM 2540C-2015	879486		
92749872011	**BOW-GWC-35**	SM 2540C-2015	879486		
92749872012	**BOW-LF5-8-FD-02**	SM 2540C-2015	879486		
92749872013	**BOW-LF5-8-FB-02**	SM 2540C-2015	879486		
92749872014	**BOW-LF5-8-EB-02**	SM 2540C-2015	879486		
92749872015	**BOW-GWC-26**	SM 2540C-2015	879486		
92749872016	**BOW-GWC-28**	SM 2540C-2015	879486		
92749872017	**BOW-GWC-29R**	SM 2540C-2015	879486		
92749872018	**BOW-GWC-30**	SM 2540C-2015	879486		
92749872019	**BOW-GWC-32**	SM 2540C-2015	879486		
92749872020	**BOW-GWC-34**	SM 2540C-2015	879853		
92749872021	**BOW-GWC-34R**	SM 2540C-2015	879853		
92749872001	**BOW-GWC-27**	SM 2320B-2011	879536		
92749872002	**BOW-GWC-27R**	SM 2320B-2011	879536		
92749872003	**BOW-GWC-29**	SM 2320B-2011	879536		
92749872004	**BOW-GWC-31**	SM 2320B-2011	879536		
92749872005	**BOW-GWC-31R**	SM 2320B-2011	879536		
92749872006	**BOW-LF5-8-FD-01**	SM 2320B-2011	879536		
92749872007	**BOW-LF5-8-FB-01**	SM 2320B-2011	879536		
92749872008	**BOW-LF5-8-EB-01**	SM 2320B-2011	879536		

REPORT OF LABORATORY ANALYSIS

This report shall not be reproduced, except in full,
without the written consent of Pace Analytical Services, LLC.

Pace Analytical Services, LLC
9800 Kincey Ave. Suite 100
Huntersville, NC 28078
(704)875-9092

QUALITY CONTROL DATA CROSS REFERENCE TABLE

Project: Bowen LF Cells 5-8 BG Event #8
Pace Project No.: 92749872

Lab ID	Sample ID	QC Batch Method	QC Batch	Analytical Method	Analytical Batch
92749872009	**BOW-GWC-33R**	SM 2320B-2011	879849		
92749872010	**BOW-GWC-57**	SM 2320B-2011	879849		
92749872011	**BOW-GWC-35**	SM 2320B-2011	879849		
92749872012	**BOW-LF5-8-FD-02**	SM 2320B-2011	879849		
92749872013	**BOW-LF5-8-FB-02**	SM 2320B-2011	879849		
92749872014	**BOW-LF5-8-EB-02**	SM 2320B-2011	879849		
92749872015	**BOW-GWC-26**	SM 2320B-2011	879849		
92749872016	**BOW-GWC-28**	SM 2320B-2011	879849		
92749872017	**BOW-GWC-29R**	SM 2320B-2011	879849		
92749872018	**BOW-GWC-30**	SM 2320B-2011	879890		
92749872019	**BOW-GWC-32**	SM 2320B-2011	879890		
92749872020	**BOW-GWC-34**	SM 2320B-2011	879890		
92749872021	**BOW-GWC-34R**	SM 2320B-2011	879890		
92749872001	**BOW-GWC-27**	EPA 300.0 Rev 2.1 1993	878650		
92749872002	**BOW-GWC-27R**	EPA 300.0 Rev 2.1 1993	878650		
92749872003	**BOW-GWC-29**	EPA 300.0 Rev 2.1 1993	878650		
92749872004	**BOW-GWC-31**	EPA 300.0 Rev 2.1 1993	878650		
92749872005	**BOW-GWC-31R**	EPA 300.0 Rev 2.1 1993	878650		
92749872006	**BOW-LF5-8-FD-01**	EPA 300.0 Rev 2.1 1993	878650		
92749872007	**BOW-LF5-8-FB-01**	EPA 300.0 Rev 2.1 1993	878755		
92749872008	**BOW-LF5-8-EB-01**	EPA 300.0 Rev 2.1 1993	878755		
92749872009	**BOW-GWC-33R**	EPA 300.0 Rev 2.1 1993	879361		
92749872010	**BOW-GWC-57**	EPA 300.0 Rev 2.1 1993	879361		
92749872011	**BOW-GWC-35**	EPA 300.0 Rev 2.1 1993	879361		
92749872012	**BOW-LF5-8-FD-02**	EPA 300.0 Rev 2.1 1993	879361		
92749872013	**BOW-LF5-8-FB-02**	EPA 300.0 Rev 2.1 1993	879361		
92749872014	**BOW-LF5-8-EB-02**	EPA 300.0 Rev 2.1 1993	879361		
92749872015	**BOW-GWC-26**	EPA 300.0 Rev 2.1 1993	879362		
92749872016	**BOW-GWC-28**	EPA 300.0 Rev 2.1 1993	879362		
92749872017	**BOW-GWC-29R**	EPA 300.0 Rev 2.1 1993	879362		
92749872018	**BOW-GWC-30**	EPA 300.0 Rev 2.1 1993	879362		
92749872019	**BOW-GWC-32**	EPA 300.0 Rev 2.1 1993	879362		
92749872020	**BOW-GWC-34**	EPA 300.0 Rev 2.1 1993	879362		
92749872021	**BOW-GWC-34R**	EPA 300.0 Rev 2.1 1993	879362		

This report shall not be reproduced, except in full,
without the written consent of Pace Analytical Services, LLC.

Pace® Location Requested (City/State):

Pace Analytical Charlotte
9800 Kincey Ave. Suite 100, Huntersville, NC 28078

CHAIN-OF-CUSTODY Analytical Request Document

Chain-of-Custody is a LEGAL DOCUMENT - Complete all relevant fields

WO# : 92749872

92749872

Company Name: Georgia Power - Bowen	Contact/Report To: Kristen Jurinko, Cassidy Sutherland
Street Address: 241 Ralph McGill Blvd NE, Atlanta, GA 30308	Phone #: (470) 217-0008
	E-Mail: knjurink@southernco.com
	cc E-Mail: Laura Midkiff, Ben Hodges, Mike Smilley, Noelia Gangi
Customer Project #:	Invoice to: Account Payable
Project Name: Bowen LF Cells 5-8 Background Event #8	Invoice E-mail: georgiapowerinvoices@southernco.com
Site Collection Info/Facility ID (as applicable):	Purchase Order # (if applicable): GPCB2474-0007
	Quote #:
Time Zone Collected: [ ] AK [ ] PT [ ] MT [ ] CT [X] ET	County / State origin of sample(s): Georgia
Data Deliverables: [ ] Level II [ ] Level III [ ] Level IV [ ] EQUIS [ ] Other	Regulatory Program (DW, RCRA, etc.) as applicable: Reportable [ ] Yes [ ] No
Rush (Pre-approval required): [ ] Same Day [ ] 1 Day [ ] 2 Day [ ] 3 Day Other	DW PWSID # or WW Permit # as applicable:
Date Results Requested:	Field Filtered (if applicable): [ ] Yes [ ] No
	Analysis:

Specify Container Size** — 3 3 3 3 2 1 3 3 3

Identify Container Preservative Type*** — 2 2 2 1 1 2 1 1 2

Analysis Requested

** Container Size: (1) 1L, (2) 500mL, (3) 250mL, (4) 125mL, (5) 100mL, (6) 40mL vial, (7) EnCore, (8) TerraCore, (9) 50mL, (10) Other

*** Preservative Types: (1) None, (2) HNO3, (3) H2SO4, (4) HCl, (5) NaOH, (6) Zn Acetate, (7) NaHSO4, (8) Sod. Thiosulfate, (9) Ascorbic Acid, (10) MeOH, (11) Other

* Matrix Codes (Insert in Matrix box below): Drinking Water (DW), Ground Water (GW), Wastewater (WW), Product (P), Soil/Solid (SS), Oil (OL), Wipe (WP), Tissue (TS), Bioassay (B), Vapor (V), Surface Water (SW), Sediment (SED), Sludge (SL), Caulk (CK), Leachate (LE), Biosolid (BS), Other (OT)

Customer Sample ID	Matrix*	Comp / Grab	Composite Start Date	Composite Start Time	Collected or Composite End Date	Collected or Composite End Time	# Cont.	Residual Chlorine Result	Residual Chlorine Units	Cu, Ni, Ag, V, Zn (App. I&II)	B, Ca (App. III)	App. IV Metals*	Cl, F, SO_4^{2-}	TDS	Radium 226/228	App. IV Fluoride	Alkalinity	Fe, Mg, Mn, K, Na	Sample Comment
BOW-GWC-26	WG	G					6			X	X	X	X	X	X	X	X	X	
BOW-GWC-27	WG	G			8/26/24	1145	6			X	X	X	X	X	X	X	X	X	
BOW-GWC-27R	WG	G			8/26/24	1451	6			X	X	X	X	X	X	X	X	X	
BOW-GWC-28	WG	G					6			X	X	X	X	X	X	X	X	X	
BOW-GWC-29	WG	G			8/26/24	1326	6			X	X	X	X	X	X	X	X	X	
BOW-GWC-29R	WG	G					6			X	X	X	X	X	X	X	X	X	
BOW-GWC-30	WG	G					6			X	X	X	X	X	X	X	X	X	
BOW-GWC-31	WG	G			8/26/24	1530	6			X	X	X	X	X	X	X	X	X	
BOW-GWC-31R	WG	G			8/26/24	1403	6			X	X	X	X	X	X	X	X	X	
BOW-GWC-32	WG	G					6			X	X	X	X	X	X	X	X	X	

Lab Use Only: Proj. Mgr: Bonnie Wang; Accttnum / Client ID:; Table #:; Profile / Template: 16492; Prelog / Bottle Ord. ID: EZ 3140582

Preservation non-conformance identified for sample

Additional Instructions from Pace®:

Task Code: BOW-CCR-OTH ~~20240819~~ 20240826

*App. IV Metals include Sb, As, Ba, Be, Cd, Co, Cr, Pb, Li, Hg, Mo, Se, & Tl

Collected By: Kevin Stephenson, William Laaker, Jay Siewert

Printed Name: Natalie Pippro

Signature:

Customer Remarks / Special Conditions / Possible Hazards:

# Coolers:	Thermometer ID:	Correction Factor (°C):	Obs. Temp (°C):	Corrected Temp (°C):	[ ] On Ice

Relinquished by/Company: (Signature)	Date/Time:	Received by/Company: (Signature)	Date/Time:	Tracking Number:
Ryan Williams / Pace	8/27/24 0923	Ryan Williams / Pace	8/27/24 0923	
Ryan Williams / Pace	8/27/24 1255		8/27/24 1255	Delivered by: [ ] In-Person [ ] Courier [ ] FedEx [ ] UPS [ ] Other
Relinquished by/Company: (Signature)	Date/Time:	Received by/Company: (Signature)	Date/Time:	
Relinquished by/Company: (Signature)	Date/Time:	Received by/Company: (Signature)	Date/Time:	Page: 1 of 2

Submitting a sample via this chain of custody constitutes acknowledgment and acceptance of the Pace® Terms and Conditions found at: https://www.pacelabs.com/resource-library/resource/pace-terms-and-conditions/

ENV-FRM-CORO-0019_v02_110123

Pace® Location Requested (City/State):

Pace Analytical Charlotte
3000 Business Park Drive Suite 300, Mooresville, NC 28115

CHAIN-OF-CUSTODY Analytical Request Document

Chain of Custody is a LEGAL DOCUMENT - Complete all relevant fields.

LAB USE ONLY- Affix Workorder/Login Label Here

Scan QR Code for instructions

Company Name: Georgia Power - Bowen	Contact/Report To: Kristen Jurinko, Cassidy Sutherland
Street Address: 241 Ralph McGill Blvd NE, Atlanta, GA 30308	Phone #: (470) 217-0008
	E Mail: knjurink@southernco.com
	Cc E Mail: Laura Midkiff, Ben Hodges, Mike Smilley, Noelia Gangi
Customer Project #:	Invoice to: Account Payable
Project Name: Bowen LF Cells 5-8 Background Event #8	Invoice E-mail: georgiapowerinvoices@southernco.com
Site Collection Info/Facility ID (as applicable):	Purchase Order # (if applicable): GPC82474-0007
	Quote #:
Time Zone Collected: [ ] AK [ ] PT [ ] MT [ ] CT [X] ET	County / State origin of sample(s): Georgia
Data Deliverables: [ ] Level II [ ] Level III [ ] Level IV [ ] EQUIS [ ] Other	Regulatory Program (DW, RCRA, etc.) as applicable: Reportable [ ] Yes [ ] No
	Rush (Pre-approval required): [ ] Same Day [ ] 1 Day [ ] 2 Day [ ] 3 Day Other: Date Results Requested:
	DW PWSID # or WW Permit # as applicable: Field Filtered (if applicable) [ ] Yes [ ] No Analysis:

Specify Container Size **: 3 3 3 3 2 1 3 3 3

Specify Container Preservative Type***: 2 2 2 1 1 2 1 1 2

Analysis Requested

** Container Size: (1) 1L, (2) 500mL, (3) 250mL, (4) 125mL, (5) 100mL, (6) 40mL Vial, (7) EnCore, (8) TerraCore, (9) 90mL, (10) Other

*** Preservative Types: (1) None, (2) HNO3, (3) H2SO4, (4) HCl, (5) NaOH, (6) Zn Acetate, (7) NaHSO4, (8) Sod. Thiosulfate, (9) Ascorbic Acid, (10) MeOH, (11) Other

* Matrix Codes (Insert in Matrix box below): Drinking Water (DW), Ground Water (GW), Wastewater (WW), Product (P), Soil/Solid (SS), Oil (OL), Wipe (WP), Air (A), Tissue (TS), Bioassay (B), Vapor (V), Surface Water (SW) Sediment (SED), Sludge (SL), Cauk (CK), Leachate (LE), Biosolid (BS), Other (OT)

Customer Sample ID	Matrix*	Comp / Grab	Composite Start Date	Composite Start Time	Collected or Composite End Date	Collected or Composite End Time	# Cont.	Residual Chlorine Result	Residual Chlorine Units	Cu, Ni, As, V, Zn (App. III)	B, Ca (App. III)	App. IV Metals*	Cl, F, SO4**	TDS	Radium 226/228	App. IV Fluoride	Alkalinity	Fe, Mg, Mn, K, Na	Lab Use Only	Sample Comment	Preservation non-conformance identified for sample
BOW-GWC-33R	WG	G					6			X	X	X	X	X	X	X	X	X			
BOW-GWC-57	WG	G					6			X	X	X	X	X	X	X	X	X			
BOW-GWC-34	WG	G					6			X	X	X	X	X	X	X	X	X			
BOW-GWC-34R	WG	G					6			X	X	X	X	X	X	X	X	X			
BOW-GWC-35	WG	G					6			X	X	X	X	X	X	X	X	X			
BOW-LF5-8-FD-01	WG	G			8/26/24	—	6			X	X	X	X	X	X	X	X	X			
BOW-LF5-8-FD-02	WG	G					8			X	X	X	X	X	X	X	X	X			
BOW-LF5-8-FB-01	WQ	G			8/26/24	1639	6			X	X	X	X	X	X	X	X	X			
BOW-LF5-8-EB-01	WQ	G			8/26/24	1650	6			X	X	X	X	X	X	X	X	X			

Pace Lab Use Only: Proj. Mgr: Norma Valng; Acct Num / Client ID:; Table #:; Profile / Template: 16492; Prelog / Bottle Ord. ID: EZ 3140582

Additional Instructions from Pace®:
Task Code: BOW-CCR-OTH-~~20240815~~ 20240826
*App. IV Metals include Sb, As, Ba, Be, Cd, Co, Cr, Pb, Li, Hg, Mo, Se, & Tl

Collected By: Kevin Stephenson, William Laaker, Jay Stewart
Printed Name: Natalie Pigare
Signature:

Customer Remarks / Special Conditions / Possible Hazards:

Coolers: Thermometer ID: Correction Factor (C): Obs Temp (C): Corrected Temp (C): [ ] On Ice

Relinquished by/Company: (Signature)	Date/Time:	Received by/Company: (Signature)	Date/Time:	Tracking Number:
Relinquished by/Company: (Signature) Ryan Williams / Pace	3/27/24 0923	Received by/Company: (Signature) Ryan Williams / Pace	8/27/24 0923	Delivered by: [ ] In-Person [ ] Courier [ ] FedEX [ ] UPS [ ] Other
Relinquished by/Company: (Signature) Ryan Williams / Pace	8/27/24 1235	Received by/Company: (Signature)	Date/Time:	
Relinquished by/Company: (Signature)	Date/Time:	Received by/Company: (Signature)	Date/Time:	Page: 2 of 2

Submitting a sample via this chain of custody constitutes acknowledgment and acceptance of the Pace® Terms and Conditions found at https://www.pacelabs.com/resource-library/resource/pace-terms-and-conditions/

ENV-FRM-CORO-0019_v02_110123 ©

Pace

DC#_Title: ENV-FRM-HUN1-0083 v05_Sample Condition Upon Receipt

Effective Date: 05/24/2024

Laboratory receiving samples:
Asheville ☐ Eden ☐ Greenwood ☐ Huntersville ☐ Raleigh ☐ Mechanicsville ☐ Atlanta ☑ Kernersville ☐

Sample Condition Upon Receipt

Client Name: GA Power - Bowen

Project #: WO#: 92749872

PM: BV Due Date: 09/11/24

CLIENT: 92-GP-BOWLF

Courier: ☐ Commercial ☐ Fed Ex ☑ Pace ☐ UPS ☐ USPS ☐ Other:____ ☐ Client

Custody Seal Present? ☑ Yes ☐ No Seals Intact? ☑ Yes ☐ No ☐ N/A

Date/Initials Person Examining Contents: 5/27/24 DW

Packing Material: ☑ Bubble Wrap ☐ Bubble Bags ☐ None ☐ Other

Biological Tissue Frozen? ☐ Yes ☐ No ☑ N/A

Thermometer: ☐ IR Gun ID: 214

Type of Ice: ☑ Wet ☐ Blue ☐ None

Cooler Temp: 5.0 Correction Factor: Add/Subtract (°C) 0

Temp should be above freezing to 6°C
☐ Samples out of temp criteria. Samples on ice, cooling process has begun

Cooler Temp Corrected (°C): 5.0

USDA Regulated Soil (☐ N/A, water sample)
Did samples originate in a quarantine zone within the United States: CA, NY, or SC (check maps)? ☐ Yes ☐ No

Did samples originate from a foreign source (internationally, including Hawaii and Puerto Rico)? ☐ Yes ☐ No

				Comments/Discrepancy:
Chain of Custody Present?	☑ Yes	☐ No	☐ N/A	1.
Samples Arrived within Hold Time?	☑ Yes	☐ No	☐ N/A	2.
Short Hold Time Analysis (<72 hr.)?	☐ Yes	☑ No	☐ N/A	3.
Rush Turn Around Time Requested?	☐ Yes	☑ No	☐ N/A	4.
Sufficient Volume?	☑ Yes	☐ No	☐ N/A	5.
Correct Containers Used?	☑ Yes	☐ No	☐ N/A	6.
-Pace Containers Used?	☑ Yes	☐ No	☐ N/A	
Containers Intact?	☑ Yes	☐ No	☐ N/A	7.
Dissolved analysis: Samples Field Filtered?	☐ Yes	☑ No	☐ N/A	8.
Sample Labels Match COC?	☑ Yes	☐ No	☐ N/A	9.
-Includes Date/Time/ID/Analysis Matrix: WG WQ				
Headspace in VOA Vials (>5-6mm)?	☐ Yes	☐ No	☑ N/A	10.
Trip Blank Present?	☐ Yes	☐ No	☑ N/A	11.
Trip Blank Custody Seals Present?	☐ Yes	☐ No	☑ N/A	

COMMENTS/SAMPLE DISCREPANCY

Field Data Required? ☐ Yes ☐ No

Lot ID of split containers:

CLIENT NOTIFICATION/RESOLUTION

Person contacted: Date/Time:

Project Manager SCURF Review: Date:

Project Manager SRF Review: Date:

Pace

DC#_Title: ENV-FRM-HUN1-0083 v05_Sample Condition Upon Receipt

Effective Date: 05/24/2024

WO#: 92749872

PM: BV **Due Date: 09/11/24**

CLIENT: 92-GP-BOWLF

Project #

*Check mark top half of box if pH and/or dechlorination is verified and within the acceptance range for preservation samples.
Exceptions: VOA, Coliform, TOC, Oil and Grease, DRO/8015 (water) DOC, LLHg
**Bottom half of box is to list number of bottles
***Check all unpreserved Nitrates for chlorine

Laboratory Receiving Location: Asheville ☐ Eden ☐ Greenwood ☐ Huntersville ☐ Raleigh ☐ Mechanicsville ☐ Atlanta ☑ Kernersville ☐

Client GA Power - Bowen Profile/EZ (Circle one) 31405S2 Notes

Item#	BP4U-125 mL Plastic Unpreserved (N/A) (Cl-)	BP3U-250 mL Plastic Unpreserved (N/A)	BP2U-500 mL Plastic Unpreserved (N/A)	BP1U-1 liter Plastic Unpreserved (N/A)	BP1N	BP4S-125 mL Plastic H2SO4 (pH < 2) (Cl-)	BP3N-250 mL plastic HNO3 (pH < 2)	BP4Z-125 mL Plastic ZN Acetate & NaOH (>9)	BP4B-125 mL Plastic NaOH (pH > 12) (Cl-)	WGFU-Wide-mouthed Glass Jar Unpreserved	AG1U-1 liter Amber Unpreserved (N/A) (Cl-)	AG1H-1 liter Amber HCl (pH < 2)	AG3U-250 mL Amber Unpreserved (N/A) (Cl-)	AG1S-1 liter Amber H2SO4 (pH < 2)	AG3S-250 mL Amber H2SO4 (pH < 2)	DG9A-40 mL Amber NH4Cl (N/A)(Cl-)	DG9H-40 mL VOA HCl (N/A)	VG9T-40 mL VOA Na2S2O3 (N/A)	VG9U-40 mL VOA Unpreserved (N/A)	DG9V-40 mL VOA H3PO4 (N/A)	KP7U-50 mL Plastic Unpreserved (N/A)	V/GK (3 vials per kit)-VPH/Gas kit (N/A)	SP5T-125 mL Sterile Plastic (N/A – lab)	SP2T-250 mL Sterile Plastic (N/A – lab)		BP3R-250 mL Plastic (NH2)2SO4 (9.3-9.7)	AG0U-100 mL Amber Unpreserved (N/A) (Cl-)	VSGU-20 mL Scintillation vials (N/A)	DG9U-40 mL Amber Unpreserved vials (N/A)
CC																														
1		2	1		2		1																							
2		2	1		2		1																							
3		2	1		2		1																							
4		2	1		2		1																							
5		2	1		2		1																							
6		2	1		2		1																							
7		2	1		2		1																							
8		2	1		2		1																							
9																														
10																														
11																														
12																														

pH Adjustment Log for Preserved Samples

Sample ID	Type of Preservative	pH upon receipt	Date preservation adjusted	Time preservation adjusted	Amount of Preservative added	Lot #

Note: Whenever there is a discrepancy affecting North Carolina compliance samples, a copy of this form will be sent to the North Carolina DENR Certification Office (i.e. Out of hold, incorrect preservative, out of temp, incorrect containers.

Pace® Location Requested (City/State)

CHAIN-OF-CUSTODY Analytical Request Document

Chain-of-Custody is a LEGAL DOCUMENT - Complete all relevant fields

LAB USE ONLY - Affix Workorder/Login Label Here

Scan QR Code for Instructions

Company Name: Georgia Power - Bowen	Contact/Report To: Kristen Jurinko, Cassidy Sutherland
Street Address: 241 Ralph McGill Blvd NE, Atlanta, GA 30308	Phone #: (470) 217-0008
	E-Mail: knjurink@southernco.com
	Cc E-Mail: Laura Midkiff, Ben Hodges, Mike Smilley, Noulla Gangl
Customer Project #:	Invoice to: Account Payable
Project Name: Bowen LF Cells 5-8 Background Event #8	Invoice E-mail: georgiapowerinvoices@southernco.com
Site Collection Info/Facility ID (as applicable):	Purchase Order # (if applicable): GPC82474-0007
	Quote #:
State/Zone Collected: [ ] AK [ ] FT [ ] MT [ ] CT [X] ET	County /State origin of sample(s): Georgia

Specify Container Size**

3	3	3	3	2	1	3	3	3	

Specify Container Preservative Type***

2	2	2	1	1	2	1	1	2	

Analysis Requested

Data Deliverables: [ ] Level I [ ] Level II [ ] Level IV [ ] EQUIS [ ] Other	Regulatory Program (DW, RCRA, etc.) as applicable:	Reportable: [ ] Yes [ ] No
	Rush (Pre-approval required): [ ] Same Day [ ] 1 Day [ ] 2 Day [ ] 3 Day Other	DW PWSID # or WW Permit # as applicable
	Date Results Requested:	Field Filtered (if applicable): [ ] Yes [ ] No
		Analysis:

* Matrix Codes (Insert in Matrix box below): Drinking Water (DW), Ground Water (GW), Wastewater (WW), Product (P), Soil/Solid (SL), Oil (OL), Wipe (WP), Air (AR), Tissue (TS), Bioassay (B), Vapor (V), Surface Water (SW), Sediment (SED), Sludge (SL), Caulk (CK), Leachate (LE), Unknown (UN), Other (OT)

Customer Sample ID	Matrix*	Comp / Grab	Composite Start Date	Composite Start Time	Collected or Composite End Date	Collected or Composite End Time	# Cont.	Residual Chlorine Result	Residual Chlorine Units	Cu, Ni, Ag, V, Zn (App. III/IV)	B, Ca (App. III)	App. IV Metals*	Cr, F, SO_4	TDS	Radium 226/228	App. IV Fluoride	Alkalinity	Fe, Mg, Mn, K, Na		Sample Comment	Preservation non-conformance Identified for sample
BOW-GWC-33R	WG	G			8/27/24	1122	6			X	X	X	X	X	X	X	X	X			
BOW-GWC-57	WG	G			8/27/24	1413	6			X	X	X	X	X	X	X	X	X			
BOW-GWC-34	WG	G					6			X	X	X	X	X	X	X	X	X			
BOW-GWC-34R	WG	G					6			X	X	X	X	X	X	X	X	X			
BOW-GWC-35	WG	G			8/27/24	1616	6			X	X	X	X	X	X	X	X	X			
BOW-LF5-8-FD-01	WG	G					6			X	X	X	X	X	X	X	X	X			
BOW-LF5-8-FD-02	WG	G			8/27/24	—	6			X	X	X	X	X	X	X	X	X			
BOW-LF5-8-FB-02	WQ	G			8/27/24	1614	6			X	X	X	X	X	X	X	X	X			
BOW-LF5-8-EB-02	WQ	G			8/27/24	1621	6			X	X	X	X	X	X	X	X	X			

Lab Use Only: Proj. Mgr: Bonnie Wang; Acctnum / Client ID:; Table #:; Profile / Template: 16492; Prelog / Bottle Ord. ID: EZ 3140582

Additional Instructions from Pace*:
Task Code: BOW-CCR-OTH-~~20240040~~-20240826
*App. IV Metals include Sb, As, Ba, Be, Cd, Co, Cr, Pb, Li, Hg, Mo, Se, & Tl

Collected by: Printed Name: Kevin Stephenson, William Leaker, Jay Stewart, Natalie Pipara; Signature:

Customer Remarks / Special Conditions / Possible Hazards:

Coolers: Thermometer ID: Correction Factor (°C): Obs. Temp. (°C): Corrected Temp. (°C): [ ] On Ice

Relinquished by/Company: (Signature)	8/29/24 0830	Received by/Company: (Signature) Ryan Wilson / Pace	8/29/24 0830	Tracking Number:
Relinquished by/Company: (Signature) Ryan Wilson / Pace	8/29/24 1125	Received by/Company: (Signature)	8/29/24 1175	Delivered by: [ ] In-Person [ ] Courier [ ] FedEx [ ] UPS [ ] Other
Relinquished by/Company: (Signature)	Date/Time:	Received by/Company: (Signature)	Date/Time:	Page: 2 of 2
Relinquished by/Company: (Signature)	Date/Time:	Received by/Company: (Signature)	Date/Time:	

Submitting a sample via this chain of custody constitutes acknowledgment and acceptance of the Pace® Terms and Conditions found at https://www.pacelabs.com/resource-library/resource/pace-terms-and-conditions/

ENV-FRM-CORQ-0019_v02_110123 ©

Pace® Location Requested (City/State):

CHAIN-OF-CUSTODY Analytical Request Document

Chain-of-Custody is a LEGAL DOCUMENT. Complete all relevant fields.

LAB USE ONLY- Affix Workorder Login Label Here

Scan QR Code for Instructions

Company Name: Georgia Power - Bowen	Contact/Report to: Kristen Jurinko, Cassidy Sutherland
Street Address: 241 Ralph McGill Blvd NE, Atlanta, GA 30308	Phone #: (470) 217-0038
	E-Mail: knjurink@southernco.com
	Cc E-Mail: Laura Mickiff, Ben Hodges, Mike Smilley, Noelia Gangi
Customer Project #:	Invoice to: Account Payable
Project Name: Bowen LF Cells 5-8 Background Event #8	Invoice E-mail: georgiapowerinvoices@southernco.com
Site Collection Info/Facility ID (as applicable):	Purchase Order # (if applicable): GPC82474-0007
	Quote #
State Where Collected: [ ] AK [ ] PT [ ] MT [ ] CT [X] GT	Country / State origin of sample(s): Georgia

Specify Container Size **: 3 3 3 3 2 1 3 3 3

Identify Container Preservative Type***: 2 2 2 1 1 2 1 1 2

Analysis Requested

Date Deliverables:	Regulatory Program (DW, RCRA, etc.) (as applicable):	Reportable [ ] Yes [ ] No
[ ] Level II [ ] Level III [ ] Level IV	Rush (Pre-approval required):	DW PWSID # or WW Permit # (as applicable):
[ ] EQUIS	[ ] Same Day [ ] 1 Day [ ] 2 Day [ ] 3 Day Other _____	
[ ] Other _____	Date Results Requested:	Field Filtered (if applicable): [ ] Yes [ ] No
		Analysis:

* Matrix Codes (Insert in Matrix box below): Drinking Water (DW), Ground Water (GW), Wastewater (WW), Product (P), Soil/Solid (SS), Oil (OL), Wipe (WP), Tissue (TS), Biosolids (BS), Vapor (V), Surface Water (SW), Sediment (SED), Sludge (SL), Other Solid (SW), Leachate (LE), Biosolid (BS), Other (OT)

Customer Sample ID	Matrix *	Comp / Grab	Composite Start Date	Composite Start Time	Collected or Composite End Time	Collected or Composite End Time	# Cont.	Residual Chlorine Result	Residual Chlorine Units	Cu, Ni, Ag, V, Zn (App. I&II)	B, Ca (App. III)	App. IV Metals*	Cl-, F-, SO4--	TDS	Radium 226/228	App. IV Fluoride	Alkalinity	Fe, Mg, Mn, K, Na	Lab Use Only	Sample Comment	Preservation non-conformance identified for sample
BOW-GWC-26	WG	G			8/27/24	1551	8			X	X	X	X	X	X	X	X	X	Proj. Mgr: Bonnie Wang Accnum / Client ID: Table #: Profile / Template: 16492 Prelog / Bottle Ord. ID: EZ 3140582		
BOW-GWC-27	WG	G					8			X	X	X	X	X	X	X	X	X			
BOW-GWC-27R	WG	G					8			X	X	X	X	X	X	X	X	X			
BOW-GWC-28	WG	G			8/27/24	1317	8			X	X	X	X	X	X	X	X	X			
BOW-GWC-29	WG	G					8			X	X	X	X	X	X	X	X	X			
BOW-GWC-29R	WG	G			8/27/24	1155	8			X	X	X	X	X	X	X	X	X			
BOW-GWC-30	WG	G			8/27/24	1011	8			X	X	X	X	X	X	X	X	X			
BOW-GWC-31	WG	G					8			X	X	X	X	X	X	X	X	X			
BOW-GWC-31R	WG	G					8			X	X	X	X	X	X	X	X	X			
BOW-GWC-32	WG	G			8/27/24	1359	8			X	X	X	X	X	X	X	X	X			

Additional Instructions from Pace®:
Task Code: BOW-CCR-OTH-~~80240819~~ 20240826
*App. IV Metals include Sb, As, Ba, Be, Cd, Co, Cr, Pb, Li, Hg, Mo, Se, & Tl

Collected By: Kevin Stephenson, William Lasker, Jay Stewart, Natalie Pierro
Printed Name
Signature
Pace Contracted

Customer Remarks / Special Conditions / Possible Hazards:

Cooler: Thermometer ID: Correction Factor (°C): Cor. Temp. (°C): Corrected Temp. (°C): [ ] On Ice

Relinquished by/Company: (Signature)	Date/Time: 8/29/24 0830	Received by/Company: (Signature) Ryan Williams / Pace	Date/Time: 8/29/24 0830	Tracking number:
Relinquished by/Company: (Signature) Ryan Williams / Pace	Date/Time: 8/29/24 1126	Received by/Company: (Signature)	Date/Time: 8/29/24 1125	Delivered by: [ ] In-Person [ ] Courier [ ] FedEx [ ] UPS [ ] Other
Relinquished by/Company: (Signature)	Date/Time:	Received by/Company: (Signature)	Date/Time:	Page: 1 of 2
Relinquished by/Company: (Signature)	Date/Time:	Received by/Company: (Signature)	Date/Time:	

Submitting a sample via the chain of custody constitutes acknowledgment and acceptance of the Pace® Terms and Conditions found at https://www.pacelabs.com/resource-library/resource/pace-terms-and-conditions/

ENV-FRM-CORO-0019_v02_110123 ©

Pace

DC#_Title: ENV-FRM-HUN1-0083 v05_Sample Condition Upon Receipt

Effective Date: 05/24/2024

Laboratory receiving samples:
Asheville ☐ Eden ☐ Greenwood ☐ Huntersville ☐ Raleigh ☐ Mechanicsville ☐ Atlanta ☑ Kernersville ☐

Sample Condition Upon Receipt

Client Name: GA Power - Bowen

Project #:

Courier: ☐ Commercial ☐ Fed Ex ☐ UPS ☐ USPS ☐ Client ☑ Pace ☐ Other:____

Custody Seal Present? ☑ Yes ☐ No Seals Intact? ☑ Yes ☐ No ☐ N/A

Date/Initials Person Examining Contents: 5/29/24 DW

Packing Material: ☑ Bubble Wrap ☐ Bubble Bags ☐ None ☐ Other

Biological Tissue Frozen? ☐ Yes ☐ No ☑ N/A

Thermometer: ☐ IR Gun ID: 230

Type of Ice: ☑ Wet ☐ Blue ☐ None

Cooler Temp: 4.5

Correction Factor: Add/Subtract (°C) 0

Temp should be above freezing to 6°C
☐ Samples out of temp criteria. Samples on Ice, cooling process has begun

Cooler Temp Corrected (°C): 4.5

USDA Regulated Soil (☐ N/A, water sample)

Did samples originate in a quarantine zone within the United States: CA, NY, or SC (check maps)? ☐ Yes ☐ No

Did samples originate from a foreign source (internationally, including Hawaii and Puerto Rico)? ☐ Yes ☐ No

				Comments/Discrepancy:
Chain of Custody Present?	☑ Yes	☐ No	☐ N/A	1.
Samples Arrived within Hold Time?	☑ Yes	☐ No	☐ N/A	2.
Short Hold Time Analysis (<72 hr.)?	☑ Yes	☐ No	☐ N/A	3.
Rush Turn Around Time Requested?	☐ Yes	☑ No	☐ N/A	4.
Sufficient Volume?	☑ Yes	☐ No	☐ N/A	5.
Correct Containers Used?	☑ Yes	☐ No	☐ N/A	6.
-Pace Containers Used?	☑ Yes	☐ No	☐ N/A	
Containers Intact?	☑ Yes	☐ No	☐ N/A	7.
Dissolved analysis: Samples Field Filtered?	☐ Yes	☑ No	☐ N/A	8.
Sample Labels Match COC?	☑ Yes	☐ No	☐ N/A	9.
-Includes Date/Time/ID/Analysis Matrix: WE WQ				
Headspace in VOA Vials (>5-6mm)?	☐ Yes	☐ No	☑ N/A	10.
Trip Blank Present?	☐ Yes	☐ No	☑ N/A	11.
Trip Blank Custody Seals Present?	☐ Yes	☐ No	☑ N/A	

Field Data Required? ☐ Yes ☐ No

COMMENTS/SAMPLE DISCREPANCY

Lot ID of split containers:

CLIENT NOTIFICATION/RESOLUTION

Person contacted: _____ Date/Time: _____

Project Manager SCURF Review: _____ Date: _____

Project Manager SRF Review: _____ Date: _____

Pace

DC#_Title: ENV-FRM-HUN1-0083 v05_Sample Condition Upon Receipt

Effective Date: 05/24/2024

*Check mark top half of box if pH and/or dechlorination is verified and within the acceptance range for preservation samples.
Exceptions: VOA, Coliform, TOC, Oil and Grease, DRO/8015 (water) DOC, LLHg
**Bottom half of box is to list number of bottles
***Check all unpreserved Nitrates for chlorine

Project #

Laboratory Receiving Location: Asheville ☐ Eden ☐ Greenwood ☐ Huntersville ☐ Raleigh ☐ Mechanicsville ☐ Atlanta ☑ Kernersville ☐

Client LA Tower - Smyrna Profile/EZ (Circle one) 31[illegible] Notes

Item#	BP4U-125 mL Plastic Unpreserved (N/A) (Cl-)	BP3U-250 mL Plastic Unpreserved (N/A)	BP2U-500 mL Plastic Unpreserved (N/A)	BP1U-1 liter Plastic Unpreserved (N/A)	8 PIN	BP4S-125 mL Plastic H2SO4 (pH < 2) (Cl-)	BP3N-250 mL plastic HNO3 (pH < 2)	BP2Z-125 mL Plastic Zn Acetate & NaOH (>9)	BP4B-125 mL Plastic NaOH (pH > 12) (Cl-)	WGFU-Wide-mouthrd Glass jar Unpreserved	AG1U-1 liter Amber Unpreserved (N/A) (Cl-)	AG1H-1 liter Amber HCl (pH < 2)	AG3U-250 mL Amber Unpreserved (N/A) (Cl-)	AG1S-1 liter Amber H2SO4 (pH < 2)	AG3S-250 mL Amber H2SO4 (pH < 2)	DG9A-40 mL Amber NH4Cl (N/A)(Cl-)	DG9H-40 mL VOA HCl (N/A)	VGST-40 mL VOA Na2S2O3 (N/A)	VGSU-40 mL VOA Unpreserved (N/A)	DG9V-40 mL VOA H3PO4 (N/A)	KP7U-50 mL Plastic Unpreserved (N/A)	V/GK (3 vials per kit)-VPH/Gas kit (N/A)	SPST-125 mL Sterile Plastic (N/A – lab)	SP2T-250 mL Sterile Plastic (N/A – lab)		BP3R-250 mL Plastic (NH2)2SO4 (9.3-9.7)	AGDU-100 mL Amber Unpreserved (N/A) (Cl-)	VSGU-20 mL Scintillation vials (N/A)	DG9U-40 mL Amber Unpreserved vials (N/A)
CC																														
1		2	1		2			1																						
2		2	1		2			1																						
3		2	1		2			1																						
4		2	1		2			1																						
5		2	1		2			1																						
6		2	1		2			1																						
7		2	1		2			1																						
8		2	1		2			1																						
9		2	1		2			1																						
10		2	1		2			1																						
11		2	1		2			1																						
12																														

pH Adjustment Log for Preserved Samples

Sample ID	Type of Preservative	pH upon receipt	Date preservation adjusted	Time preservation adjusted	Amount of Preservative added	Lot #

Note: Whenever there is a discrepancy affecting North Carolina compliance samples, a copy of this form will be sent to the North Carolina DENR Certification Office (i.e. Out of hold, incorrect preservative, out of temp, incorrect containers.

Qualtrax ID: 69614

Pace® Location Requested (City/State):

CHAIN-OF-CUSTODY Analytical Request Document

Chain-of-Custody is a LEGAL DOCUMENT - Complete all relevant fields

LAB USE ONLY- Affix Workorder/Login Label Here

Scan QR Code for Instructions

Company Name: Georgia Power - Bowen	Contact/Report To: Kristen Jurinko, Cassidy Sutherland
Street Address: 241 Ralph McGill Blvd NE, Atlanta, GA 30308	Phone #: (470) 217-0008
	E-Mail: knjurink@southernco.com
	Cc E-Mail: Laura Mickliff, Ben Hodges, Mike Smilley, Noelia Gangl
Customer Project #:	Invoice to: Account Payable
Project Name: Bowen LF Cells 5-8 Background Event #8	Invoice E-mail: georgiapowerinvoices@southernco.com
Site Collection Info/Facility ID (as applicable):	Purchase Order # (if applicable): GPC82474-0007
	Quote #:
Time Zone Collected: [ ] AK [ ] PT [ ] MT [ ] CT [X] ET	County / State origin of sample(s): Georgia
Data Deliverables: [ ] Level II [ ] Level III [ ] Level IV [ ] EQUIS [ ] Other	Regulatory Program (DW, NPDES, etc.) as applicable: Reportable [ ] Yes [ ] No
Rush (Pre-approval required): [ ] Same Day [ ] 1 Day [ ] 2 Day [ ] 3 Day Other	DW PWSID # or WW Permit # as applicable:
Date Results Requested:	Field Filtered (if applicable): [ ] Yes [ ] No
	Analysis:

Specify Container Size**: 3 3 3 3 2 1 3 3 3

Identify Container Preservative Type***: 2 2 2 1 1 2 1 1 2

Analysis Requested

**Container Size: (1) 1L, (2) 500mL, (3) 250mL, (4) 125mL, (5) 100mL, (6) 40mL vial (7) EnCore, (8) TerraCore, (9) Other

*** Preservative Types: (1) None, (2) HNO3, (3) H2SO4, (4) HCl, (5) NaOH, (6) Zn Acetate, (7) NaHSO4, (8) Sod. Thiosulfate, (9) Ascorbic Acid, (10) MeOH, (11) Other

Customer Sample ID	Matrix*	Comp / Grab	Composite Start Date	Composite Start Time	Collected or Composite End Date	Collected or Composite End Time	# Cont.	Residual Chlorine Result	Residual Chlorine Units	Cu, Ni, Ag, V, Zn (App. I&II)	B, Ca (App. III)	App. IV Metals*	Cl-, F-, SO4-2	TDS	Radium 228/226	App. IV Fluoride	Alkalinity	Fe, Mg, Mn, K, Na		Sample Comment	Preservation non-conformance if verified for sample
BOW-GWC-33R	WG	G					6			X	X	X	X	X	X	X	X	X			
BOW-GWC-57	WG	G					6			X	X	X	X	X	X	X	X	X			
BOW-GWC-34	WG	G			8/28/24	1048	6			X	X	X	X	X	X	X	X	X			
BOW-GWC-34R	WG	G			8/28/24	1031	6			X	X	X	X	X	X	X	X	X			
BOW-GWC-35	WG	G					6			X	X	X	X	X	X	X	X	X			
BOW-LF5-8-FD-01	WG	G					6			X	X	X	X	X	X	X	X	X			
BOW-LF5-8-FD-02	WG	G					6			X	X	X	X	X	X	X	X	X			
BOW-LF5-8-FB-	WQ	G					6			X	X	X	X	X	X	X	X	X			
BOW-LF5-8-EB-	WQ	G					6			X	X	X	X	X	X	X	X	X			

* Matrix Codes (Insert in Matrix box below): Drinking Water (DW), Ground Water (GW), Wastewater (WW), Product (P), Soil/Solid (SS), Oil (O), Wipe (WP), Tissue (TS), Bioassay (B), Vapor (V), Surface Water (SW), Sediment (SED), Sludge (SL), Caulk (CK), Leachate (LE), Biosolid (BS), Other (OT)

Lab Use Only: Proj. Mgr: Bonnie Wang; Accttnum / Client ID:; Table #:; Prelim / Template: 16482; Prelog / Bottle Ord. ID: EZ 3140582

Additional Instructions from Pace*:

Task Code: BOW-CCR-OTH-~~20240819~~ 20240826

*App. IV Metals include Sb, As, Ba, Be, Cd, Co, Cr, Pb, Li, Hg, Mo, Se, & Tl

Collected By: Kevin Stephenson, William Leaker, Jay Stewart, Natalie Pitman

Signature:

Customer Remarks / Special Conditions / Possible Hazards:

Coolers: Thermometer ID: Correction Factor (°C): Cooler Temp (°C): Corrected Temp (°C): [ ] On Ice

Relinquished by/Company: (Signature)	Date/Time:	Received by/Company: (Signature)	Date/Time:	Tracking Number:
	8/29/24 0830	Kyan William / Pace	8/29/24 0830	
Relinquished by/Company: (Signature)	Date/Time:	Received by/Company: (Signature)	Date/Time:	Delivered by: [ ] In-Person [ ] Courier [ ] FedEX [ ] UPS [ ] Other
Kyan William / Pace	8/29/24 1125		8/29/24 1125	
Relinquished by/Company: (Signature)	Date/Time:	Received by/Company: (Signature)	Date/Time:	
Relinquished by/Company: (Signature)	Date/Time:	Received by/Company: (Signature)	Date/Time:	Page: 2 of 2

Submitting a sample via this chain of custody constitutes acknowledgment and acceptance of the Pace® Terms and Conditions found at https://www.pacelabs.com/resource-library/resource/pace-terms-and-conditions/

ENV-FRM-CORO-0019_v02_110123 ©

Pace

DC#_Title: ENV-FRM-HUN1-0083 v05_Sample Condition Upon Receipt

Effective Date: 05/24/2024

Laboratory receiving samples:

Asheville ☐ Eden ☐ Greenwood ☐ Huntersville ☐ Raleigh ☐ Mechanicsville ☐ Atlanta ☑ Kernersville ☐

Sample Condition Upon Receipt

Client Name: GAPower - Bowen

Project #:

Courier: ☐ Commercial ☐ Fed Ex ☑ Pace ☐ UPS ☐ USPS ☐ Other:____ ☐ Client

Custody Seal Present? ☑ Yes ☐ No **Seals Intact?** ☑ Yes ☐ No ☐ N/A

Date/Initials Person Examining Contents: 5/29/24 DW

Packing Material: ☑ Bubble Wrap ☐ Bubble Bags ☐ None ☐ Other

Biological Tissue Frozen? ☐ Yes ☐ No ☑ N/A

Thermometer: ☐ IR Gun ID: 230 **Type of Ice:** ☑ Wet ☐ Blue ☐ None

Cooler Temp: 4.5 **Correction Factor:** Add/Subtract (°C) 0

Temp should be above freezing to 6°C

☐ Samples out of temp criteria. Samples on ice, cooling process has begun

Cooler Temp Corrected (°C): 4.5

USDA Regulated Soil (☐ N/A, water sample)

Did samples originate in a quarantine zone within the United States: CA, NY, or SC (check maps)? ☐ Yes ☐ No

Did samples originate from a foreign source (internationally, including Hawaii and Puerto Rico)? ☐ Yes ☐ No

				Comments/Discrepancy:
Chain of Custody Present?	☑ Yes	☐ No	☐ N/A	1.
Samples Arrived within Hold Time?	☑ Yes	☐ No	☐ N/A	2.
Short Hold Time Analysis (<72 hr.)?	☑ Yes	☐ No	☐ N/A	3.
Rush Turn Around Time Requested?	☐ Yes	☑ No	☐ N/A	4.
Sufficient Volume?	☑ Yes	☐ No	☐ N/A	5.
Correct Containers Used?	☑ Yes	☐ No	☐ N/A	6.
-Pace Containers Used?	☑ Yes	☐ No	☐ N/A	
Containers Intact?	☑ Yes	☐ No	☐ N/A	7.
Dissolved analysis: Samples Field Filtered?	☐ Yes	☑ No	☐ N/A	8.
Sample Labels Match COC?	☑ Yes	☐ No	☐ N/A	9.
-Includes Date/Time/ID/Analysis Matrix: WG WQ				
Headspace in VOA Vials (>5-6mm)?	☐ Yes	☐ No	☑ N/A	10.
Trip Blank Present?	☐ Yes	☐ No	☑ N/A	11.
Trip Blank Custody Seals Present?	☐ Yes	☐ No	☑ N/A	

COMMENTS/SAMPLE DISCREPANCY

Field Data Required? ☐ Yes ☐ No

Lot ID of split containers:

CLIENT NOTIFICATION/RESOLUTION

Person contacted: _____ Date/Time: _____

Project Manager SCURF Review: _____ **Date:** _____

Project Manager SRF Review: _____ **Date:** _____

DC#_Title: ENV-FRM-HUN1-0083 v05_Sample Condition Upon Receipt

Effective Date: 05/24/2024

*Check mark top half of box if pH and/or dechlorination is verified and within the acceptance range for preservation samples.
Exceptions: VOA, Coliform, TOC, Oil and Grease, DRO/8015 (water) DOC, LLHg
**Bottom half of box is to list number of bottles
***Check all unpreserved Nitrates for chlorine

Project #

Laboratory Receiving Location: Asheville ☐ Eden ☐ Greenwood ☐ Huntersville ☐ Raleigh ☐ Mechanicsville ☐ Atlanta ☑ Kernersville ☐

Client GA Power - Bowen Profile/EZ (Circle one) 3140582 Notes

Item#	BP4U-125 mL Plastic Unpreserved (N/A) (Cl-)	BP3U-250 mL Plastic Unpreserved (N/A)	BP2U-500 mL Plastic Unpreserved (N/A)	BP1U-1 liter Plastic Unpreserved (N/A)	BP1N	BP4S-125 mL Plastic H2SO4 (pH < 2) (Cl-)	BP3N-250 mL plastic HNO3 (pH < 2)	BP4Z-125 mL Plastic ZN Acetate & NaOH (>9)	BP4B-125 mL Plastic NaOH (pH > 12) (Cl-)	WGFU-Wide-mouthed Glass jar Unpreserved	AG1U-1 liter Amber Unpreserved (N/A) (Cl-)	AG1H-1 liter Amber HCl (pH < 2)	AG3U-250 mL Amber Unpreserved (N/A) (Cl-)	AG1S-1 liter Amber H2SO4 (pH < 2)	AG3S-250 mL Amber H2SO4 (pH < 2)	DG9A-40 mL Amber NH4Cl (N/A)(Cl-)	DG9H-40 mL VOA HCl (N/A)	VG9T-40 mL VOA Na2S2O3 (N/A)	VG9U-40 mL VOA Unpreserved (N/A)	DG9V-40 mL VOA H3PO4 (N/A)	KP7U-50 mL Plastic Unpreserved (N/A)	V/GK (3 vials per kit)-VPH/Gas kit (N/A)	SPST-125 mL Sterile Plastic (N/A – lab)	SPZT-250 mL Sterile Plastic (N/A – lab)		BP3N-250 mL Plastic (NH4)2SO4 (9.3-9.7)	AG0U-100 mL Amber Unpreserved (N/A) (Cl-)	VSGU-20 mL Scintilla: on vials (N/A)	DG9U-40 mL Amber Unpreserved vials (N/A)
CC																															
1		2	1		2		1																								
2		2	1		2		1																								
3																															
4																															
5																															
6																															
7																															
8																															
9																															
10																															
11																															
12																															

pH Adjustment Log for Preserved Samples

Sample ID	Type of Preservative	pH upon receipt	Date preservation adjusted	Time preservation adjusted	Amount of Preservative added	Lot #

Note: Whenever there is a discrepancy affecting North Carolina compliance samples, a copy of this form will be sent to the North Carolina DENR Certification Office (i.e. Out of hold, incorrect preservative, out of temp, incorrect containers.

Pace Analytical Services, LLC
9800 Kincey Ave. Suite 100
Huntersville, NC 28078
(704)875-9092

September 26, 2024

Kristen Jurinko
Southern Company
241 Ralph McGill Blvd
NE, Bin 10160
Atlanta, GA 30308

RE: Project: Bowen LF Cells 5-8 BG #8- RADs
Pace Project No.: 92749878

Dear Kristen Jurinko:

Enclosed are the analytical results for sample(s) received by the laboratory between August 27, 2024 and August 29, 2024. The results relate only to the samples included in this report. Results reported herein conform to the applicable TNI/NELAC Standards and the laboratory's Quality Manual, where applicable, unless otherwise noted in the body of the report.

The test results provided in this final report were generated by each of the following laboratories within the Pace Network:

- Pace Analytical Services - Greensburg

If you have any questions concerning this report, please feel free to contact me.

Sincerely,

Bonnie Vang
bonnie.vang@pacelabs.com
704-977-0968
Project Manager

Enclosures

cc: Carole Lieu, Stantec
Laura Midkiff, Southern Co.
Edgar Smith, Stantec
Cassidy Sutherland, Stantec

Pace Analytical Services, LLC
9800 Kincey Ave. Suite 100
Huntersville, NC 28078
(704)875-9092

CERTIFICATIONS

Project: Bowen LF Cells 5-8 BG #8- RADs
Pace Project No.: 92749878

Pace Analytical Services Pennsylvania

1638 Roseytown Rd Suites 2,3&4, Greensburg, PA 15601
ANAB DOD-ELAP Rad Accreditation #: L2417
ANABISO/IEC 17025:2017 Rad Cert#: L24170
Alabama Certification #: 41590
Arizona Certification #: AZ0734
Arkansas Certification
California Certification #: 2950
Colorado Certification #: PA01547
Connecticut Certification #: PH-0694
EPA Region 4 DW Rad
Florida/TNI Certification #: E87683
Georgia Certification #: C040
Guam Certification
Hawaii Certification
Idaho Certification
Illinois Certification
Indiana Certification
Iowa Certification #: 391
Kansas Certification #: E-10358
Kentucky Certification #: KY90133
KY WW Permit #: KY0098221
KY WW Permit #: KY0000221
Louisiana DHH/TNI Certification #: LA010
Louisiana DEQ/TNI Certification #: 04086
Maine Certification #: 2023021
Maryland Certification #: 308
Massachusetts Certification #: M-PA1457
Michigan/PADEP Certification #: 9991
Missouri Certification #: 235
Montana Certification #: Cert0082
Nebraska Certification #: NE-OS-29-14
Nevada Certification #: PA014572023-03
New Hampshire/TNI Certification #: 297622
New Jersey/TNI Certification #: PA051
New Mexico Certification #: PA01457
New York/TNI Certification #: 10888
North Carolina Certification #: 42706
North Dakota Certification #: R-190
Ohio EPA Rad Approval: #41249
Oregon/TNI Certification #: PA200002-015
Pennsylvania/TNI Certification #: 65-00282
Puerto Rico Certification #: PA01457
Rhode Island Certification #: 65-00282
South Dakota Certification
Tennessee Certification #: TN02867
Texas/TNI Certification #: T104704188-22-18
Utah/TNI Certification #: PA014572223-14
USDA Soil Permit #: 525-23-67-77263
Vermont Dept. of Health: ID# VT-0282
Virgin Island/PADEP Certification
Virginia/VELAP Certification #: 460198
Washington Certification #: C868
West Virginia DEP Certification #: 143
West Virginia DHHR Certification #: 9964C
Wisconsin Approve List for Rad

This report shall not be reproduced, except in full,
without the written consent of Pace Analytical Services, LLC.

Pace Analytical Services, LLC
9800 Kincey Ave. Suite 100
Huntersville, NC 28078
(704)875-9092

SAMPLE SUMMARY

Project: Bowen LF Cells 5-8 BG #8- RADs
Pace Project No.: 92749878

Lab ID	Sample ID	Matrix	Date Collected	Date Received
92749878001	**BOW-GWC-27**	Water	08/26/24 11:45	08/27/24 12:35
92749878002	**BOW-GWC-27R**	Water	08/26/24 14:51	08/27/24 12:35
92749878003	**BOW-GWC-29**	Water	08/26/24 13:26	08/27/24 12:35
92749878004	**BOW-GWC-31**	Water	08/26/24 15:30	08/27/24 12:35
92749878005	**BOW-GWC-31R**	Water	08/26/24 14:03	08/27/24 12:35
92749878006	**BOW-LF5-8-FD-01**	Water	08/26/24 00:00	08/27/24 12:35
92749878007	**BOW-LF5-8-FB-01**	Water	08/26/24 16:39	08/27/24 12:35
92749878008	**BOW-LF5-8-EB-01**	Water	08/26/24 16:50	08/27/24 12:35
92749878009	**BOW-GWC-33R**	Water	08/27/24 11:22	08/29/24 11:25
92749878010	**BOW-GWC-57**	Water	08/27/24 14:13	08/29/24 11:25
92749878011	**BOW-GWC-35**	Water	08/27/24 16:16	08/29/24 11:25
92749878012	**BOW-LF5-8-FD-02**	Water	08/27/24 00:00	08/29/24 11:25
92749878013	**BOW-LF5-8-FB-02**	Water	08/27/24 16:14	08/29/24 11:25
92749878014	**BOW-LF5-8-EB-02**	Water	08/27/24 16:21	08/29/24 11:25
92749878015	**BOW-GWC-26**	Water	08/27/24 15:51	08/29/24 11:25
92749878016	**BOW-GWC-28**	Water	08/27/24 13:17	08/29/24 11:25
92749878017	**BOW-GWC-29R**	Water	08/27/24 11:55	08/29/24 11:25
92749878018	**BOW-GWC-30**	Water	08/27/24 10:11	08/29/24 11:25
92749878019	**BOW-GWC-32**	Water	08/27/24 13:59	08/29/24 11:25
92749878020	**BOW-GWC-34**	Water	08/28/24 10:48	08/29/24 11:25
92749878021	**BOW-GWC-34R**	Water	08/28/24 10:31	08/29/24 11:25

REPORT OF LABORATORY ANALYSIS

This report shall not be reproduced, except in full,
without the written consent of Pace Analytical Services, LLC.

Pace Analytical Services, LLC
9800 Kincey Ave. Suite 100
Huntersville, NC 28078
(704)875-9092

SAMPLE ANALYTE COUNT

Project: Bowen LF Cells 5-8 BG #8- RADs
Pace Project No.: 92749878

Lab ID	Sample ID	Method	Analysts	Analytes Reported	Laboratory
92749878001	**BOW-GWC-27**	EPA 9315	SLC	1	PASI-PA
		EPA 9320	VAL	1	PASI-PA
		Total Radium Calculation	LAL	1	PASI-PA
92749878002	**BOW-GWC-27R**	EPA 9315	SLC	1	PASI-PA
		EPA 9320	VAL	1	PASI-PA
		Total Radium Calculation	LAL	1	PASI-PA
92749878003	**BOW-GWC-29**	EPA 9315	SLC	1	PASI-PA
		EPA 9320	VAL	1	PASI-PA
		Total Radium Calculation	LAL	1	PASI-PA
92749878004	**BOW-GWC-31**	EPA 9315	SLC	1	PASI-PA
		EPA 9320	VAL	1	PASI-PA
		Total Radium Calculation	LAL	1	PASI-PA
92749878005	**BOW-GWC-31R**	EPA 9315	SLC	1	PASI-PA
		EPA 9320	VAL	1	PASI-PA
		Total Radium Calculation	LAL	1	PASI-PA
92749878006	**BOW-LF5-8-FD-01**	EPA 9315	SLC	1	PASI-PA
		EPA 9320	VAL	1	PASI-PA
		Total Radium Calculation	LAL	1	PASI-PA
92749878007	**BOW-LF5-8-FB-01**	EPA 9315	SLC	1	PASI-PA
		EPA 9320	VAL	1	PASI-PA
		Total Radium Calculation	LAL	1	PASI-PA
92749878008	**BOW-LF5-8-EB-01**	EPA 9315	SLC	1	PASI-PA
		EPA 9320	VAL	1	PASI-PA
		Total Radium Calculation	LAL	1	PASI-PA
92749878009	**BOW-GWC-33R**	EPA 9315	SLC	1	PASI-PA
		EPA 9320	VAL	1	PASI-PA
		Total Radium Calculation	LAL	1	PASI-PA
92749878010	**BOW-GWC-57**	EPA 9315	SLC	1	PASI-PA
		EPA 9320	VAL	1	PASI-PA
		Total Radium Calculation	LAL	1	PASI-PA
92749878011	**BOW-GWC-35**	EPA 9315	SLC	1	PASI-PA
		EPA 9320	VAL	1	PASI-PA
		Total Radium Calculation	LAL	1	PASI-PA
92749878012	**BOW-LF5-8-FD-02**	EPA 9315	SLC	1	PASI-PA
		EPA 9320	VAL	1	PASI-PA
		Total Radium Calculation	LAL	1	PASI-PA
92749878013	**BOW-LF5-8-FB-02**	EPA 9315	SLC	1	PASI-PA

REPORT OF LABORATORY ANALYSIS

This report shall not be reproduced, except in full,
without the written consent of Pace Analytical Services, LLC.

Pace Analytical Services, LLC
9800 Kincey Ave. Suite 100
Huntersville, NC 28078
(704)875-9092

SAMPLE ANALYTE COUNT

Project: Bowen LF Cells 5-8 BG #8- RADs
Pace Project No.: 92749878

Lab ID	Sample ID	Method	Analysts	Analytes Reported	Laboratory
		EPA 9320	VAL	1	PASI-PA
		Total Radium Calculation	LAL	1	PASI-PA
92749878014	**BOW-LF5-8-EB-02**	EPA 9315	SLC	1	PASI-PA
		EPA 9320	VAL	1	PASI-PA
		Total Radium Calculation	LAL	1	PASI-PA
92749878015	**BOW-GWC-26**	EPA 9315	SLC	1	PASI-PA
		EPA 9320	VAL	1	PASI-PA
		Total Radium Calculation	LAL	1	PASI-PA
92749878016	**BOW-GWC-28**	EPA 9315	SLC	1	PASI-PA
		EPA 9320	VAL	1	PASI-PA
		Total Radium Calculation	LAL	1	PASI-PA
92749878017	**BOW-GWC-29R**	EPA 9315	SLC	1	PASI-PA
		EPA 9320	VAL	1	PASI-PA
		Total Radium Calculation	LAL	1	PASI-PA
92749878018	**BOW-GWC-30**	EPA 9315	SLC	1	PASI-PA
		EPA 9320	VAL	1	PASI-PA
		Total Radium Calculation	LAL	1	PASI-PA
92749878019	**BOW-GWC-32**	EPA 9315	SLC	1	PASI-PA
		EPA 9320	VAL	1	PASI-PA
		Total Radium Calculation	LAL	1	PASI-PA
92749878020	**BOW-GWC-34**	EPA 9315	SLC	1	PASI-PA
		EPA 9320	VAL	1	PASI-PA
		Total Radium Calculation	LAL	1	PASI-PA
92749878021	**BOW-GWC-34R**	EPA 9315	SLC	1	PASI-PA
		EPA 9320	VAL	1	PASI-PA
		Total Radium Calculation	LAL	1	PASI-PA

PASI-PA = Pace Analytical Services - Greensburg

This report shall not be reproduced, except in full,
without the written consent of Pace Analytical Services, LLC.

Pace Analytical Services, LLC
9800 Kincey Ave. Suite 100
Huntersville, NC 28078
(704)875-9092

SUMMARY OF DETECTION

Project: Bowen LF Cells 5-8 BG #8- RADs
Pace Project No.: 92749878

Lab Sample ID / Method	Client Sample ID / Parameters	Result	Units	Report Limit	Analyzed	Qualifiers
92749878001	**BOW-GWC-27**					
EPA 9315	Radium-226	0.172U ± 0.136 (0.239) C:91% T:NA	pCi/L		09/17/24 08:16	
EPA 9320	Radium-228	0.515U ± 0.473 (0.975) C:79% T:85%	pCi/L		09/13/24 14:28	
Total Radium Calculation	Total Radium	0.687U ± 0.609 (1.21)	pCi/L		09/24/24 14:46	
92749878002	**BOW-GWC-27R**					
EPA 9315	Radium-226	-0.0103U ± 0.0785 (0.229) C:91% T:NA	pCi/L		09/17/24 08:16	
EPA 9320	Radium-228	0.374U ± 0.360 (0.739) C:83% T:84%	pCi/L		09/13/24 14:28	
Total Radium Calculation	Total Radium	0.374U ± 0.439 (0.968)	pCi/L		09/24/24 14:46	
92749878003	**BOW-GWC-29**					
EPA 9315	Radium-226	0.0977U ± 0.111 (0.220) C:96% T:NA	pCi/L		09/17/24 08:16	
EPA 9320	Radium-228	0.380U ± 0.337 (0.677) C:80% T:85%	pCi/L		09/13/24 14:29	
Total Radium Calculation	Total Radium	0.478U ± 0.448 (0.897)	pCi/L		09/24/24 14:46	
92749878004	**BOW-GWC-31**					
EPA 9315	Radium-226	0.159U ± 0.138 (0.254) C:96% T:NA	pCi/L		09/17/24 08:17	
EPA 9320	Radium-228	0.308U ± 0.314 (0.646) C:82% T:85%	pCi/L		09/13/24 14:29	
Total Radium Calculation	Total Radium	0.467U ± 0.452 (0.900)	pCi/L		09/24/24 14:46	

REPORT OF LABORATORY ANALYSIS

This report shall not be reproduced, except in full,
without the written consent of Pace Analytical Services, LLC.

Pace Analytical Services, LLC
9800 Kincey Ave. Suite 100
Huntersville, NC 28078
(704)875-9092

SUMMARY OF DETECTION

Project: Bowen LF Cells 5-8 BG #8- RADs
Pace Project No.: 92749878

Lab Sample ID / Method	Client Sample ID / Parameters	Result	Units	Report Limit	Analyzed	Qualifiers
92749878005	**BOW-GWC-31R**					
EPA 9315	Radium-226	0.0219U ± 0.112 (0.282) C:93% T:NA	pCi/L		09/17/24 08:14	
EPA 9320	Radium-228	0.409U ± 0.361 (0.727) C:80% T:83%	pCi/L		09/13/24 14:29	
Total Radium Calculation	Total Radium	0.431U ± 0.473 (1.01)	pCi/L		09/24/24 14:46	
92749878006	**BOW-LF5-8-FD-01**					
EPA 9315	Radium-226	0.0395U ± 0.113 (0.274) C:87% T:NA	pCi/L		09/17/24 08:59	
EPA 9320	Radium-228	0.110U ± 0.314 (0.705) C:79% T:88%	pCi/L		09/13/24 14:29	
Total Radium Calculation	Total Radium	0.150U ± 0.427 (0.979)	pCi/L		09/24/24 14:46	
92749878007	**BOW-LF5-8-FB-01**					
EPA 9315	Radium-226	0.0718U ± 0.140 (0.322) C:94% T:NA	pCi/L		09/17/24 08:59	
EPA 9320	Radium-228	0.107U ± 0.414 (0.930) C:78% T:89%	pCi/L		09/13/24 14:29	
Total Radium Calculation	Total Radium	0.179U ± 0.554 (1.25)	pCi/L		09/24/24 14:46	
92749878008	**BOW-LF5-8-EB-01**					
EPA 9315	Radium-226	0.0243U ± 0.0757 (0.190) C:85% T:NA	pCi/L		09/17/24 08:59	
EPA 9320	Radium-228	0.0350U ± 0.390 (0.891) C:81% T:84%	pCi/L		09/13/24 14:29	
Total Radium Calculation	Total Radium	0.0593U ± 0.466 (1.08)	pCi/L		09/24/24 14:46	

REPORT OF LABORATORY ANALYSIS

This report shall not be reproduced, except in full,
without the written consent of Pace Analytical Services, LLC.

Pace Analytical Services, LLC
9800 Kincey Ave. Suite 100
Huntersville, NC 28078
(704)875-9092

SUMMARY OF DETECTION

Project: Bowen LF Cells 5-8 BG #8- RADs
Pace Project No.: 92749878

Lab Sample ID / Method	Client Sample ID / Parameters	Result	Units	Report Limit	Analyzed	Qualifiers
92749878009	**BOW-GWC-33R**					
EPA 9315	Radium-226	0.0457U ± 0.104 (0.245) C:89% T:NA	pCi/L		09/19/24 11:39	
EPA 9320	Radium-228	0.390U ± 0.319 (0.631) C:82% T:83%	pCi/L		09/17/24 11:11	
Total Radium Calculation	Total Radium	0.436U ± 0.423 (0.876)	pCi/L		09/19/24 16:18	
92749878010	**BOW-GWC-57**					
EPA 9315	Radium-226	0.0924U ± 0.107 (0.218) C:95% T:NA	pCi/L		09/19/24 11:40	
EPA 9320	Radium-228	0.129U ± 0.284 (0.631) C:81% T:86%	pCi/L		09/17/24 11:11	
Total Radium Calculation	Total Radium	0.221U ± 0.391 (0.849)	pCi/L		09/19/24 16:18	
92749878011	**BOW-GWC-35**					
EPA 9315	Radium-226	0.133U ± 0.120 (0.219) C:87% T:NA	pCi/L		09/19/24 11:41	
EPA 9320	Radium-228	0.525U ± 0.362 (0.691) C:79% T:83%	pCi/L		09/17/24 11:11	
Total Radium Calculation	Total Radium	0.658U ± 0.482 (0.910)	pCi/L		09/19/24 16:18	
92749878012	**BOW-LF5-8-FD-02**					
EPA 9315	Radium-226	0.200U ± 0.149 (0.259) C:83% T:NA	pCi/L		09/19/24 11:41	
EPA 9320	Radium-228	0.498U ± 0.343 (0.653) C:82% T:86%	pCi/L		09/17/24 14:13	
Total Radium Calculation	Total Radium	0.698U ± 0.492 (0.912)	pCi/L		09/19/24 16:18	

REPORT OF LABORATORY ANALYSIS

This report shall not be reproduced, except in full,
without the written consent of Pace Analytical Services, LLC.

Pace Analytical Services, LLC
9800 Kincey Ave. Suite 100
Huntersville, NC 28078
(704)875-9092

SUMMARY OF DETECTION

Project: Bowen LF Cells 5-8 BG #8- RADs
Pace Project No.: 92749878

Lab Sample ID / Method	Client Sample ID / Parameters	Result	Units	Report Limit	Analyzed	Qualifiers
92749878013	**BOW-LF5-8-FB-02**					
EPA 9315	Radium-226	0.0495U ± 0.0877 (0.198) C:91% T:NA	pCi/L		09/19/24 11:41	
EPA 9320	Radium-228	0.413U ± 0.317 (0.614) C:81% T:89%	pCi/L		09/17/24 14:13	
Total Radium Calculation	Total Radium	0.463U ± 0.405 (0.812)	pCi/L		09/19/24 16:18	
92749878014	**BOW-LF5-8-EB-02**					
EPA 9315	Radium-226	0.0242U ± 0.0864 (0.218) C:80% T:NA	pCi/L		09/19/24 11:41	
EPA 9320	Radium-228	0.686 ± 0.384 (0.682) C:74% T:92%	pCi/L		09/17/24 14:13	
Total Radium Calculation	Total Radium	0.710U ± 0.470 (0.900)	pCi/L		09/19/24 16:18	
92749878015	**BOW-GWC-26**					
EPA 9315	Radium-226	0.183 ± 0.124 (0.171) C:79% T:NA	pCi/L		09/19/24 11:41	
EPA 9320	Radium-228	0.293U ± 0.383 (0.815) C:73% T:82%	pCi/L		09/17/24 14:13	
Total Radium Calculation	Total Radium	0.476U ± 0.507 (0.986)	pCi/L		09/19/24 16:18	
92749878016	**BOW-GWC-28**					
EPA 9315	Radium-226	0.0374U ± 0.100 (0.241) C:93% T:NA	pCi/L		09/19/24 11:42	
EPA 9320	Radium-228	0.389U ± 0.333 (0.660) C:79% T:84%	pCi/L		09/17/24 14:13	
Total Radium Calculation	Total Radium	0.426U ± 0.433 (0.901)	pCi/L		09/19/24 16:18	

REPORT OF LABORATORY ANALYSIS

This report shall not be reproduced, except in full,
without the written consent of Pace Analytical Services, LLC.

Pace Analytical Services, LLC
9800 Kincey Ave. Suite 100
Huntersville, NC 28078
(704)875-9092

SUMMARY OF DETECTION

Project: Bowen LF Cells 5-8 BG #8- RADs
Pace Project No.: 92749878

Lab Sample ID / Method	Client Sample ID / Parameters	Result	Units	Report Limit	Analyzed	Qualifiers
92749878017	**BOW-GWC-29R**					
EPA 9315	Radium-226	0.0908U ± 0.110 (0.227) C:92% T:NA	pCi/L		09/19/24 11:41	
EPA 9320	Radium-228	0.172U ± 0.295 (0.645) C:75% T:85%	pCi/L		09/17/24 14:13	
Total Radium Calculation	Total Radium	0.263U ± 0.405 (0.872)	pCi/L		09/19/24 16:18	
92749878018	**BOW-GWC-30**					
EPA 9315	Radium-226	0.196U ± 0.144 (0.235) C:83% T:NA	pCi/L		09/19/24 11:41	
EPA 9320	Radium-228	0.275U ± 0.341 (0.724) C:82% T:88%	pCi/L		09/17/24 14:14	
Total Radium Calculation	Total Radium	0.471U ± 0.485 (0.959)	pCi/L		09/19/24 16:18	
92749878019	**BOW-GWC-32**					
EPA 9315	Radium-226	0.284 ± 0.158 (0.227) C:90% T:NA	pCi/L		09/19/24 11:40	
EPA 9320	Radium-228	0.580U ± 0.401 (0.770) C:77% T:83%	pCi/L		09/17/24 14:14	
Total Radium Calculation	Total Radium	0.864U ± 0.559 (0.997)	pCi/L		09/19/24 16:18	
92749878020	**BOW-GWC-34**					
EPA 9315	Radium-226	0.841 ± 0.261 (0.216) C:92% T:NA	pCi/L		09/19/24 11:40	
EPA 9320	Radium-228	0.413U ± 0.322 (0.621) C:78% T:83%	pCi/L		09/17/24 14:14	
Total Radium Calculation	Total Radium	1.25 ± 0.583 (0.837)	pCi/L		09/19/24 16:18	

REPORT OF LABORATORY ANALYSIS

This report shall not be reproduced, except in full,
without the written consent of Pace Analytical Services, LLC.

Pace Analytical Services, LLC
9800 Kincey Ave. Suite 100
Huntersville, NC 28078
(704)875-9092

SUMMARY OF DETECTION

Project: Bowen LF Cells 5-8 BG #8- RADs
Pace Project No.: 92749878

Lab Sample ID / Method	Client Sample ID / Parameters	Result	Units	Report Limit	Analyzed	Qualifiers
92749878021	**BOW-GWC-34R**					
EPA 9315	Radium-226	0.176U ± 0.140 (0.236) C:80% T:NA	pCi/L		09/19/24 11:40	
EPA 9320	Radium-228	0.269U ± 0.354 (0.752) C:82% T:87%	pCi/L		09/17/24 14:14	
Total Radium Calculation	Total Radium	0.445U ± 0.494 (0.988)	pCi/L		09/19/24 16:18	

REPORT OF LABORATORY ANALYSIS

This report shall not be reproduced, except in full,
without the written consent of Pace Analytical Services, LLC.

Pace Analytical Services, LLC
9800 Kincey Ave. Suite 100
Huntersville, NC 28078
(704)875-9092

ANALYTICAL RESULTS - RADIOCHEMISTRY

Project: Bowen LF Cells 5-8 BG #8- RADs
Pace Project No.: 92749878

Sample: BOW-GWC-27 **Lab ID: 92749878001** Collected: 08/26/24 11:45 Received: 08/27/24 12:35 Matrix: Water
PWS: Site ID: Sample Type:

Parameters	Method	Act ± Unc (MDC) Carr Trac	Units	Analyzed	CAS No.	Qual
	Pace Analytical Services - Greensburg					
Radium-226	EPA 9315	**0.172U ± 0.136 (0.239) C:91% T:NA**	pCi/L	09/17/24 08:16	13982-63-3	
	Pace Analytical Services - Greensburg					
Radium-228	EPA 9320	**0.515U ± 0.473 (0.975) C:79% T:85%**	pCi/L	09/13/24 14:28	15262-20-1	
	Pace Analytical Services - Greensburg					
Total Radium	Total Radium Calculation	**0.687U ± 0.609 (1.21)**	pCi/L	09/24/24 14:46	7440-14-4	

REPORT OF LABORATORY ANALYSIS

This report shall not be reproduced, except in full,
without the written consent of Pace Analytical Services, LLC.

Pace Analytical Services, LLC
9800 Kincey Ave. Suite 100
Huntersville, NC 28078
(704)875-9092

ANALYTICAL RESULTS - RADIOCHEMISTRY

Project: Bowen LF Cells 5-8 BG #8- RADs
Pace Project No.: 92749878

Sample: BOW-GWC-27R **Lab ID: 92749878002** Collected: 08/26/24 14:51 Received: 08/27/24 12:35 Matrix: Water
PWS: Site ID: Sample Type:

Parameters	Method	Act ± Unc (MDC) Carr Trac	Units	Analyzed	CAS No.	Qual
	Pace Analytical Services - Greensburg					
Radium-226	EPA 9315	**-0.0103U ± 0.0785 (0.229) C:91% T:NA**	pCi/L	09/17/24 08:16	13982-63-3	
	Pace Analytical Services - Greensburg					
Radium-228	EPA 9320	**0.374U ± 0.360 (0.739) C:83% T:84%**	pCi/L	09/13/24 14:28	15262-20-1	
	Pace Analytical Services - Greensburg					
Total Radium	Total Radium Calculation	**0.374U ± 0.439 (0.968)**	pCi/L	09/24/24 14:46	7440-14-4	

REPORT OF LABORATORY ANALYSIS

This report shall not be reproduced, except in full,
without the written consent of Pace Analytical Services, LLC.

Pace Analytical Services, LLC
9800 Kincey Ave. Suite 100
Huntersville, NC 28078
(704)875-9092

ANALYTICAL RESULTS - RADIOCHEMISTRY

Project: Bowen LF Cells 5-8 BG #8- RADs
Pace Project No.: 92749878

Sample: BOW-GWC-29 **Lab ID: 92749878003** Collected: 08/26/24 13:26 Received: 08/27/24 12:35 Matrix: Water
PWS: Site ID: Sample Type:

Parameters	Method	Act ± Unc (MDC) Carr Trac	Units	Analyzed	CAS No.	Qual
	Pace Analytical Services - Greensburg					
Radium-226	EPA 9315	**0.0977U ± 0.111 (0.220) C:96% T:NA**	pCi/L	09/17/24 08:16	13982-63-3	
	Pace Analytical Services - Greensburg					
Radium-228	EPA 9320	**0.380U ± 0.337 (0.677) C:80% T:85%**	pCi/L	09/13/24 14:29	15262-20-1	
	Pace Analytical Services - Greensburg					
Total Radium	Total Radium Calculation	**0.478U ± 0.448 (0.897)**	pCi/L	09/24/24 14:46	7440-14-4	

REPORT OF LABORATORY ANALYSIS

This report shall not be reproduced, except in full,
without the written consent of Pace Analytical Services, LLC.

Pace Analytical Services, LLC
9800 Kincey Ave. Suite 100
Huntersville, NC 28078
(704)875-9092

ANALYTICAL RESULTS - RADIOCHEMISTRY

Project: Bowen LF Cells 5-8 BG #8- RADs
Pace Project No.: 92749878

Sample: BOW-GWC-31 **Lab ID: 92749878004** Collected: 08/26/24 15:30 Received: 08/27/24 12:35 Matrix: Water
PWS: Site ID: Sample Type:

Parameters	Method	Act ± Unc (MDC) Carr Trac	Units	Analyzed	CAS No.	Qual
	Pace Analytical Services - Greensburg					
Radium-226	EPA 9315	**0.159U ± 0.138 (0.254) C:96% T:NA**	pCi/L	09/17/24 08:17	13982-63-3	
	Pace Analytical Services - Greensburg					
Radium-228	EPA 9320	**0.308U ± 0.314 (0.646) C:82% T:85%**	pCi/L	09/13/24 14:29	15262-20-1	
	Pace Analytical Services - Greensburg					
Total Radium	Total Radium Calculation	**0.467U ± 0.452 (0.900)**	pCi/L	09/24/24 14:46	7440-14-4	

REPORT OF LABORATORY ANALYSIS

This report shall not be reproduced, except in full,
without the written consent of Pace Analytical Services, LLC.

Pace Analytical Services, LLC
9800 Kincey Ave. Suite 100
Huntersville, NC 28078
(704)875-9092

ANALYTICAL RESULTS - RADIOCHEMISTRY

Project: Bowen LF Cells 5-8 BG #8- RADs
Pace Project No.: 92749878

Sample: BOW-GWC-31R **Lab ID: 92749878005** Collected: 08/26/24 14:03 Received: 08/27/24 12:35 Matrix: Water
PWS: Site ID: Sample Type:

Parameters	Method	Act ± Unc (MDC) Carr Trac	Units	Analyzed	CAS No.	Qual
	Pace Analytical Services - Greensburg					
Radium-226	EPA 9315	**0.0219U ± 0.112 (0.282) C:93% T:NA**	pCi/L	09/17/24 08:14	13982-63-3	
	Pace Analytical Services - Greensburg					
Radium-228	EPA 9320	**0.409U ± 0.361 (0.727) C:80% T:83%**	pCi/L	09/13/24 14:29	15262-20-1	
	Pace Analytical Services - Greensburg					
Total Radium	Total Radium Calculation	**0.431U ± 0.473 (1.01)**	pCi/L	09/24/24 14:46	7440-14-4	

REPORT OF LABORATORY ANALYSIS

This report shall not be reproduced, except in full,
without the written consent of Pace Analytical Services, LLC.

Pace Analytical Services, LLC
9800 Kincey Ave. Suite 100
Huntersville, NC 28078
(704)875-9092

ANALYTICAL RESULTS - RADIOCHEMISTRY

Project: Bowen LF Cells 5-8 BG #8- RADs
Pace Project No.: 92749878

Sample: BOW-LF5-8-FD-01 **Lab ID: 92749878006** Collected: 08/26/24 00:00 Received: 08/27/24 12:35 Matrix: Water
PWS: Site ID: Sample Type:

Parameters	Method	Act ± Unc (MDC) Carr Trac	Units	Analyzed	CAS No.	Qual
	Pace Analytical Services - Greensburg					
Radium-226	EPA 9315	**0.0395U ± 0.113 (0.274) C:87% T:NA**	pCi/L	09/17/24 08:59	13982-63-3	
	Pace Analytical Services - Greensburg					
Radium-228	EPA 9320	**0.110U ± 0.314 (0.705) C:79% T:88%**	pCi/L	09/13/24 14:29	15262-20-1	
	Pace Analytical Services - Greensburg					
Total Radium	Total Radium Calculation	**0.150U ± 0.427 (0.979)**	pCi/L	09/24/24 14:46	7440-14-4	

REPORT OF LABORATORY ANALYSIS

This report shall not be reproduced, except in full,
without the written consent of Pace Analytical Services, LLC.

Pace Analytical Services, LLC
9800 Kincey Ave. Suite 100
Huntersville, NC 28078
(704)875-9092

ANALYTICAL RESULTS - RADIOCHEMISTRY

Project: Bowen LF Cells 5-8 BG #8- RADs
Pace Project No.: 92749878

Sample: BOW-LF5-8-FB-01 **Lab ID: 92749878007** Collected: 08/26/24 16:39 Received: 08/27/24 12:35 Matrix: Water
PWS: Site ID: Sample Type:

Parameters	Method	Act ± Unc (MDC) Carr Trac	Units	Analyzed	CAS No.	Qual
	Pace Analytical Services - Greensburg					
Radium-226	EPA 9315	**0.0718U ± 0.140 (0.322) C:94% T:NA**	pCi/L	09/17/24 08:59	13982-63-3	
	Pace Analytical Services - Greensburg					
Radium-228	EPA 9320	**0.107U ± 0.414 (0.930) C:78% T:89%**	pCi/L	09/13/24 14:29	15262-20-1	
	Pace Analytical Services - Greensburg					
Total Radium	Total Radium Calculation	**0.179U ± 0.554 (1.25)**	pCi/L	09/24/24 14:46	7440-14-4	

REPORT OF LABORATORY ANALYSIS

This report shall not be reproduced, except in full,
without the written consent of Pace Analytical Services, LLC.

Pace Analytical Services, LLC
9800 Kincey Ave. Suite 100
Huntersville, NC 28078
(704)875-9092

ANALYTICAL RESULTS - RADIOCHEMISTRY

Project: Bowen LF Cells 5-8 BG #8- RADs
Pace Project No.: 92749878

Sample: BOW-LF5-8-EB-01 **Lab ID: 92749878008** Collected: 08/26/24 16:50 Received: 08/27/24 12:35 Matrix: Water
PWS: Site ID: Sample Type:

Parameters	Method	Act ± Unc (MDC) Carr Trac	Units	Analyzed	CAS No.	Qual
	Pace Analytical Services - Greensburg					
Radium-226	EPA 9315	**0.0243U ± 0.0757 (0.190) C:85% T:NA**	pCi/L	09/17/24 08:59	13982-63-3	
	Pace Analytical Services - Greensburg					
Radium-228	EPA 9320	**0.0350U ± 0.390 (0.891) C:81% T:84%**	pCi/L	09/13/24 14:29	15262-20-1	
	Pace Analytical Services - Greensburg					
Total Radium	Total Radium Calculation	**0.0593U ± 0.466 (1.08)**	pCi/L	09/24/24 14:46	7440-14-4	

REPORT OF LABORATORY ANALYSIS

This report shall not be reproduced, except in full,
without the written consent of Pace Analytical Services, LLC.

Pace Analytical Services, LLC
9800 Kincey Ave. Suite 100
Huntersville, NC 28078
(704)875-9092

ANALYTICAL RESULTS - RADIOCHEMISTRY

Project: Bowen LF Cells 5-8 BG #8- RADs
Pace Project No.: 92749878

Sample: BOW-GWC-33R **Lab ID: 92749878009** Collected: 08/27/24 11:22 Received: 08/29/24 11:25 Matrix: Water
PWS: Site ID: Sample Type:

Parameters	Method	Act ± Unc (MDC) Carr Trac	Units	Analyzed	CAS No.	Qual
	Pace Analytical Services - Greensburg					
Radium-226	EPA 9315	**0.0457U ± 0.104 (0.245) C:89% T:NA**	pCi/L	09/19/24 11:39	13982-63-3	
	Pace Analytical Services - Greensburg					
Radium-228	EPA 9320	**0.390U ± 0.319 (0.631) C:82% T:83%**	pCi/L	09/17/24 11:11	15262-20-1	
	Pace Analytical Services - Greensburg					
Total Radium	Total Radium Calculation	**0.436U ± 0.423 (0.876)**	pCi/L	09/19/24 16:18	7440-14-4	

REPORT OF LABORATORY ANALYSIS

This report shall not be reproduced, except in full,
without the written consent of Pace Analytical Services, LLC.

Pace Analytical Services, LLC
9800 Kincey Ave. Suite 100
Huntersville, NC 28078
(704)875-9092

ANALYTICAL RESULTS - RADIOCHEMISTRY

Project: Bowen LF Cells 5-8 BG #8- RADs
Pace Project No.: 92749878

Sample: BOW-GWC-57 **Lab ID: 92749878010** Collected: 08/27/24 14:13 Received: 08/29/24 11:25 Matrix: Water
PWS: Site ID: Sample Type:

Parameters	Method	Act ± Unc (MDC) Carr Trac	Units	Analyzed	CAS No.	Qual
	Pace Analytical Services - Greensburg					
Radium-226	EPA 9315	**0.0924U ± 0.107 (0.218) C:95% T:NA**	pCi/L	09/19/24 11:40	13982-63-3	
	Pace Analytical Services - Greensburg					
Radium-228	EPA 9320	**0.129U ± 0.284 (0.631) C:81% T:86%**	pCi/L	09/17/24 11:11	15262-20-1	
	Pace Analytical Services - Greensburg					
Total Radium	Total Radium Calculation	**0.221U ± 0.391 (0.849)**	pCi/L	09/19/24 16:18	7440-14-4	

REPORT OF LABORATORY ANALYSIS

This report shall not be reproduced, except in full,
without the written consent of Pace Analytical Services, LLC.

Pace Analytical Services, LLC
9800 Kincey Ave. Suite 100
Huntersville, NC 28078
(704)875-9092

ANALYTICAL RESULTS - RADIOCHEMISTRY

Project: Bowen LF Cells 5-8 BG #8- RADs
Pace Project No.: 92749878

Sample: BOW-GWC-35 **Lab ID: 92749878011** Collected: 08/27/24 16:16 Received: 08/29/24 11:25 Matrix: Water
PWS: Site ID: Sample Type:

Parameters	Method	Act ± Unc (MDC) Carr Trac	Units	Analyzed	CAS No.	Qual
	Pace Analytical Services - Greensburg					
Radium-226	EPA 9315	**0.133U ± 0.120 (0.219) C:87% T:NA**	pCi/L	09/19/24 11:41	13982-63-3	
	Pace Analytical Services - Greensburg					
Radium-228	EPA 9320	**0.525U ± 0.362 (0.691) C:79% T:83%**	pCi/L	09/17/24 11:11	15262-20-1	
	Pace Analytical Services - Greensburg					
Total Radium	Total Radium Calculation	**0.658U ± 0.482 (0.910)**	pCi/L	09/19/24 16:18	7440-14-4	

REPORT OF LABORATORY ANALYSIS

This report shall not be reproduced, except in full,
without the written consent of Pace Analytical Services, LLC.

Pace Analytical Services, LLC
9800 Kincey Ave. Suite 100
Huntersville, NC 28078
(704)875-9092

ANALYTICAL RESULTS - RADIOCHEMISTRY

Project: Bowen LF Cells 5-8 BG #8- RADs
Pace Project No.: 92749878

Sample: BOW-LF5-8-FD-02 **Lab ID: 92749878012** Collected: 08/27/24 00:00 Received: 08/29/24 11:25 Matrix: Water
PWS: Site ID: Sample Type:

Parameters	Method	Act ± Unc (MDC) Carr Trac	Units	Analyzed	CAS No.	Qual
	Pace Analytical Services - Greensburg					
Radium-226	EPA 9315	**0.200U ± 0.149 (0.259) C:83% T:NA**	pCi/L	09/19/24 11:41	13982-63-3	
	Pace Analytical Services - Greensburg					
Radium-228	EPA 9320	**0.498U ± 0.343 (0.653) C:82% T:86%**	pCi/L	09/17/24 14:13	15262-20-1	
	Pace Analytical Services - Greensburg					
Total Radium	Total Radium Calculation	**0.698U ± 0.492 (0.912)**	pCi/L	09/19/24 16:18	7440-14-4	

REPORT OF LABORATORY ANALYSIS

This report shall not be reproduced, except in full,
without the written consent of Pace Analytical Services, LLC.

Pace Analytical Services, LLC
9800 Kincey Ave. Suite 100
Huntersville, NC 28078
(704)875-9092

ANALYTICAL RESULTS - RADIOCHEMISTRY

Project: Bowen LF Cells 5-8 BG #8- RADs
Pace Project No.: 92749878

Sample: BOW-LF5-8-FB-02 **Lab ID: 92749878013** Collected: 08/27/24 16:14 Received: 08/29/24 11:25 Matrix: Water
PWS: Site ID: Sample Type:

Parameters	Method	Act ± Unc (MDC) Carr Trac	Units	Analyzed	CAS No.	Qual
	Pace Analytical Services - Greensburg					
Radium-226	EPA 9315	**0.0495U ± 0.0877 (0.198) C:91% T:NA**	pCi/L	09/19/24 11:41	13982-63-3	
	Pace Analytical Services - Greensburg					
Radium-228	EPA 9320	**0.413U ± 0.317 (0.614) C:81% T:89%**	pCi/L	09/17/24 14:13	15262-20-1	
	Pace Analytical Services - Greensburg					
Total Radium	Total Radium Calculation	**0.463U ± 0.405 (0.812)**	pCi/L	09/19/24 16:18	7440-14-4	

REPORT OF LABORATORY ANALYSIS

This report shall not be reproduced, except in full,
without the written consent of Pace Analytical Services, LLC.

Pace Analytical Services, LLC
9800 Kincey Ave. Suite 100
Huntersville, NC 28078
(704)875-9092

ANALYTICAL RESULTS - RADIOCHEMISTRY

Project: Bowen LF Cells 5-8 BG #8- RADs
Pace Project No.: 92749878

Sample: BOW-LF5-8-EB-02 **Lab ID: 92749878014** Collected: 08/27/24 16:21 Received: 08/29/24 11:25 Matrix: Water
PWS: Site ID: Sample Type:

Parameters	Method	Act ± Unc (MDC) Carr Trac	Units	Analyzed	CAS No.	Qual
	Pace Analytical Services - Greensburg					
Radium-226	EPA 9315	**0.0242U ± 0.0864 (0.218) C:80% T:NA**	pCi/L	09/19/24 11:41	13982-63-3	
	Pace Analytical Services - Greensburg					
Radium-228	EPA 9320	**0.686 ± 0.384 (0.682) C:74% T:92%**	pCi/L	09/17/24 14:13	15262-20-1	
	Pace Analytical Services - Greensburg					
Total Radium	Total Radium Calculation	**0.710U ± 0.470 (0.900)**	pCi/L	09/19/24 16:18	7440-14-4	

REPORT OF LABORATORY ANALYSIS

This report shall not be reproduced, except in full,
without the written consent of Pace Analytical Services, LLC.

Pace Analytical Services, LLC
9800 Kincey Ave. Suite 100
Huntersville, NC 28078
(704)875-9092

ANALYTICAL RESULTS - RADIOCHEMISTRY

Project: Bowen LF Cells 5-8 BG #8- RADs
Pace Project No.: 92749878

Sample: BOW-GWC-26 **Lab ID: 92749878015** Collected: 08/27/24 15:51 Received: 08/29/24 11:25 Matrix: Water
PWS: Site ID: Sample Type:

Parameters	Method	Act ± Unc (MDC) Carr Trac	Units	Analyzed	CAS No.	Qual
	Pace Analytical Services - Greensburg					
Radium-226	EPA 9315	**0.183 ± 0.124 (0.171) C:79% T:NA**	pCi/L	09/19/24 11:41	13982-63-3	
	Pace Analytical Services - Greensburg					
Radium-228	EPA 9320	**0.293U ± 0.383 (0.815) C:73% T:82%**	pCi/L	09/17/24 14:13	15262-20-1	
	Pace Analytical Services - Greensburg					
Total Radium	Total Radium Calculation	**0.476U ± 0.507 (0.986)**	pCi/L	09/19/24 16:18	7440-14-4	

REPORT OF LABORATORY ANALYSIS

This report shall not be reproduced, except in full,
without the written consent of Pace Analytical Services, LLC.

Pace Analytical Services, LLC
9800 Kincey Ave. Suite 100
Huntersville, NC 28078
(704)875-9092

ANALYTICAL RESULTS - RADIOCHEMISTRY

Project: Bowen LF Cells 5-8 BG #8- RADs
Pace Project No.: 92749878

Sample: BOW-GWC-28 **Lab ID: 92749878016** Collected: 08/27/24 13:17 Received: 08/29/24 11:25 Matrix: Water
PWS: Site ID: Sample Type:

Parameters	Method	Act ± Unc (MDC) Carr Trac	Units	Analyzed	CAS No.	Qual
	Pace Analytical Services - Greensburg					
Radium-226	EPA 9315	**0.0374U ± 0.100 (0.241) C:93% T:NA**	pCi/L	09/19/24 11:42	13982-63-3	
	Pace Analytical Services - Greensburg					
Radium-228	EPA 9320	**0.389U ± 0.333 (0.660) C:79% T:84%**	pCi/L	09/17/24 14:13	15262-20-1	
	Pace Analytical Services - Greensburg					
Total Radium	Total Radium Calculation	**0.426U ± 0.433 (0.901)**	pCi/L	09/19/24 16:18	7440-14-4	

REPORT OF LABORATORY ANALYSIS

This report shall not be reproduced, except in full,
without the written consent of Pace Analytical Services, LLC.

Pace Analytical Services, LLC
9800 Kincey Ave. Suite 100
Huntersville, NC 28078
(704)875-9092

ANALYTICAL RESULTS - RADIOCHEMISTRY

Project: Bowen LF Cells 5-8 BG #8- RADs
Pace Project No.: 92749878

Sample: BOW-GWC-29R **Lab ID: 92749878017** Collected: 08/27/24 11:55 Received: 08/29/24 11:25 Matrix: Water
PWS: Site ID: Sample Type:

Parameters	Method	Act ± Unc (MDC) Carr Trac	Units	Analyzed	CAS No.	Qual
	Pace Analytical Services - Greensburg					
Radium-226	EPA 9315	**0.0908U ± 0.110 (0.227) C:92% T:NA**	pCi/L	09/19/24 11:41	13982-63-3	
	Pace Analytical Services - Greensburg					
Radium-228	EPA 9320	**0.172U ± 0.295 (0.645) C:75% T:85%**	pCi/L	09/17/24 14:13	15262-20-1	
	Pace Analytical Services - Greensburg					
Total Radium	Total Radium Calculation	**0.263U ± 0.405 (0.872)**	pCi/L	09/19/24 16:18	7440-14-4	

REPORT OF LABORATORY ANALYSIS

This report shall not be reproduced, except in full,
without the written consent of Pace Analytical Services, LLC.

Pace Analytical Services, LLC
9800 Kincey Ave. Suite 100
Huntersville, NC 28078
(704)875-9092

ANALYTICAL RESULTS - RADIOCHEMISTRY

Project: Bowen LF Cells 5-8 BG #8- RADs
Pace Project No.: 92749878

Sample: BOW-GWC-30 **Lab ID: 92749878018** Collected: 08/27/24 10:11 Received: 08/29/24 11:25 Matrix: Water
PWS: Site ID: Sample Type:

Parameters	Method	Act ± Unc (MDC) Carr Trac	Units	Analyzed	CAS No.	Qual
	Pace Analytical Services - Greensburg					
Radium-226	EPA 9315	**0.196U ± 0.144 (0.235) C:83% T:NA**	pCi/L	09/19/24 11:41	13982-63-3	
	Pace Analytical Services - Greensburg					
Radium-228	EPA 9320	**0.275U ± 0.341 (0.724) C:82% T:88%**	pCi/L	09/17/24 14:14	15262-20-1	
	Pace Analytical Services - Greensburg					
Total Radium	Total Radium Calculation	**0.471U ± 0.485 (0.959)**	pCi/L	09/19/24 16:18	7440-14-4	

REPORT OF LABORATORY ANALYSIS

This report shall not be reproduced, except in full,
without the written consent of Pace Analytical Services, LLC.

Pace Analytical Services, LLC
9800 Kincey Ave. Suite 100
Huntersville, NC 28078
(704)875-9092

ANALYTICAL RESULTS - RADIOCHEMISTRY

Project: Bowen LF Cells 5-8 BG #8- RADs
Pace Project No.: 92749878

Sample: BOW-GWC-32 **Lab ID: 92749878019** Collected: 08/27/24 13:59 Received: 08/29/24 11:25 Matrix: Water
PWS: Site ID: Sample Type:

Parameters	Method	Act ± Unc (MDC) Carr Trac	Units	Analyzed	CAS No.	Qual
	Pace Analytical Services - Greensburg					
Radium-226	EPA 9315	**0.284 ± 0.158 (0.227) C:90% T:NA**	pCi/L	09/19/24 11:40	13982-63-3	
	Pace Analytical Services - Greensburg					
Radium-228	EPA 9320	**0.580U ± 0.401 (0.770) C:77% T:83%**	pCi/L	09/17/24 14:14	15262-20-1	
	Pace Analytical Services - Greensburg					
Total Radium	Total Radium Calculation	**0.864U ± 0.559 (0.997)**	pCi/L	09/19/24 16:18	7440-14-4	

REPORT OF LABORATORY ANALYSIS

This report shall not be reproduced, except in full,
without the written consent of Pace Analytical Services, LLC.

Pace Analytical Services, LLC
9800 Kincey Ave. Suite 100
Huntersville, NC 28078
(704)875-9092

ANALYTICAL RESULTS - RADIOCHEMISTRY

Project: Bowen LF Cells 5-8 BG #8- RADs
Pace Project No.: 92749878

Sample: BOW-GWC-34 **Lab ID: 92749878020** Collected: 08/28/24 10:48 Received: 08/29/24 11:25 Matrix: Water
PWS: Site ID: Sample Type:

Parameters	Method	Act ± Unc (MDC) Carr Trac	Units	Analyzed	CAS No.	Qual
	Pace Analytical Services - Greensburg					
Radium-226	EPA 9315	**0.841 ± 0.261 (0.216) C:92% T:NA**	pCi/L	09/19/24 11:40	13982-63-3	
	Pace Analytical Services - Greensburg					
Radium-228	EPA 9320	**0.413U ± 0.322 (0.621) C:78% T:83%**	pCi/L	09/17/24 14:14	15262-20-1	
	Pace Analytical Services - Greensburg					
Total Radium	Total Radium Calculation	**1.25 ± 0.583 (0.837)**	pCi/L	09/19/24 16:18	7440-14-4	

REPORT OF LABORATORY ANALYSIS

This report shall not be reproduced, except in full,
without the written consent of Pace Analytical Services, LLC.

Pace Analytical Services, LLC
9800 Kincey Ave. Suite 100
Huntersville, NC 28078
(704)875-9092

ANALYTICAL RESULTS - RADIOCHEMISTRY

Project: Bowen LF Cells 5-8 BG #8- RADs
Pace Project No.: 92749878

Sample: BOW-GWC-34R **Lab ID: 92749878021** Collected: 08/28/24 10:31 Received: 08/29/24 11:25 Matrix: Water
PWS: Site ID: Sample Type:

Parameters	Method	Act ± Unc (MDC) Carr Trac	Units	Analyzed	CAS No.	Qual
	Pace Analytical Services - Greensburg					
Radium-226	EPA 9315	**0.176U ± 0.140 (0.236) C:80% T:NA**	pCi/L	09/19/24 11:40	13982-63-3	
	Pace Analytical Services - Greensburg					
Radium-228	EPA 9320	**0.269U ± 0.354 (0.752) C:82% T:87%**	pCi/L	09/17/24 14:14	15262-20-1	
	Pace Analytical Services - Greensburg					
Total Radium	Total Radium Calculation	**0.445U ± 0.494 (0.988)**	pCi/L	09/19/24 16:18	7440-14-4	

REPORT OF LABORATORY ANALYSIS

This report shall not be reproduced, except in full,
without the written consent of Pace Analytical Services, LLC.

Pace Analytical Services, LLC
9800 Kincey Ave. Suite 100
Huntersville, NC 28078
(704)875-9092

QUALITY CONTROL - RADIOCHEMISTRY

Project: Bowen LF Cells 5-8 BG #8- RADs
Pace Project No.: 92749878

QC Batch: 694725 Analysis Method: EPA 9315
QC Batch Method: EPA 9315 Analysis Description: 9315 Total Radium
Laboratory: Pace Analytical Services - Greensburg
Associated Lab Samples: 92749878009, 92749878010, 92749878011, 92749878012, 92749878013, 92749878014, 92749878015, 92749878016, 92749878017, 92749878018, 92749878019, 92749878020, 92749878021

METHOD BLANK: 3383135 Matrix: Water
Associated Lab Samples: 92749878009, 92749878010, 92749878011, 92749878012, 92749878013, 92749878014, 92749878015, 92749878016, 92749878017, 92749878018, 92749878019, 92749878020, 92749878021

Parameter	Act ± Unc (MDC) Carr Trac	Units	Analyzed	Qualifiers
Radium-226	0.0558 ± 0.0989 (0.223) C:91% T:NA	pCi/L	09/19/24 10:01	

Results presented on this page are in the units indicated by the "Units" column except where an alternate unit is presented to the right of the result.

REPORT OF LABORATORY ANALYSIS

This report shall not be reproduced, except in full,
without the written consent of Pace Analytical Services, LLC.

Pace Analytical Services, LLC
9800 Kincey Ave. Suite 100
Huntersville, NC 28078
(704)875-9092

QUALITY CONTROL - RADIOCHEMISTRY

Project: Bowen LF Cells 5-8 BG #8- RADs
Pace Project No.: 92749878

QC Batch: 695085 Analysis Method: EPA 9320
QC Batch Method: EPA 9320 Analysis Description: 9320 Radium 228
Laboratory: Pace Analytical Services - Greensburg
Associated Lab Samples: 92749878009, 92749878010, 92749878011, 92749878012, 92749878013, 92749878014, 92749878015, 92749878016, 92749878017, 92749878018, 92749878019, 92749878020, 92749878021

METHOD BLANK: 3384817 Matrix: Water
Associated Lab Samples: 92749878009, 92749878010, 92749878011, 92749878012, 92749878013, 92749878014, 92749878015, 92749878016, 92749878017, 92749878018, 92749878019, 92749878020, 92749878021

Parameter	Act ± Unc (MDC) Carr Trac	Units	Analyzed	Qualifiers
Radium-228	0.0127 ± 0.268 (0.625) C:84% T:86%	pCi/L	09/17/24 11:10	

Results presented on this page are in the units indicated by the "Units" column except where an alternate unit is presented to the right of the result.

REPORT OF LABORATORY ANALYSIS

This report shall not be reproduced, except in full,
without the written consent of Pace Analytical Services, LLC.

Pace Analytical Services, LLC
9800 Kincey Ave. Suite 100
Huntersville, NC 28078
(704)875-9092

QUALITY CONTROL - RADIOCHEMISTRY

Project: Bowen LF Cells 5-8 BG #8- RADs
Pace Project No.: 92749878

QC Batch: 693373 Analysis Method: EPA 9315
QC Batch Method: EPA 9315 Analysis Description: 9315 Total Radium
Laboratory: Pace Analytical Services - Greensburg
Associated Lab Samples: 92749878001, 92749878002, 92749878003, 92749878004, 92749878005, 92749878006, 92749878007, 92749878008

METHOD BLANK: 3376225 Matrix: Water
Associated Lab Samples: 92749878001, 92749878002, 92749878003, 92749878004, 92749878005, 92749878006, 92749878007, 92749878008

Parameter	Act ± Unc (MDC) Carr Trac	Units	Analyzed	Qualifiers
Radium-226	0.0336 ± 0.137 (0.338) C:89% T:NA	pCi/L	09/17/24 08:12	

Results presented on this page are in the units indicated by the "Units" column except where an alternate unit is presented to the right of the result.

REPORT OF LABORATORY ANALYSIS

This report shall not be reproduced, except in full,
without the written consent of Pace Analytical Services, LLC.

Pace Analytical Services, LLC
9800 Kincey Ave. Suite 100
Huntersville, NC 28078
(704)875-9092

QUALITY CONTROL - RADIOCHEMISTRY

Project: Bowen LF Cells 5-8 BG #8- RADs
Pace Project No.: 92749878

QC Batch: 693289 Analysis Method: EPA 9320
QC Batch Method: EPA 9320 Analysis Description: 9320 Radium 228
Laboratory: Pace Analytical Services - Greensburg
Associated Lab Samples: 92749878001, 92749878002, 92749878003, 92749878004, 92749878005, 92749878006, 92749878007, 92749878008

METHOD BLANK: 3375868 Matrix: Water
Associated Lab Samples: 92749878001, 92749878002, 92749878003, 92749878004, 92749878005, 92749878006, 92749878007, 92749878008

Parameter	Act ± Unc (MDC) Carr Trac	Units	Analyzed	Qualifiers
Radium-228	0.898 ± 0.418 (0.691) C:81% T:84%	pCi/L	09/13/24 14:28	

Results presented on this page are in the units indicated by the "Units" column except where an alternate unit is presented to the right of the result.

REPORT OF LABORATORY ANALYSIS

This report shall not be reproduced, except in full,
without the written consent of Pace Analytical Services, LLC.

Pace Analytical Services, LLC
9800 Kincey Ave. Suite 100
Huntersville, NC 28078
(704)875-9092

QUALIFIERS

Project: Bowen LF Cells 5-8 BG #8- RADs
Pace Project No.: 92749878

DEFINITIONS

DF - Dilution Factor, if reported, represents the factor applied to the reported data due to dilution of the sample aliquot.

ND - Not Detected at or above adjusted reporting limit.

TNTC - Too Numerous To Count

J - Estimated concentration above the adjusted method detection limit and below the adjusted reporting limit.

MDL - Adjusted Method Detection Limit.

PQL - Practical Quantitation Limit.

RL - Reporting Limit - The lowest concentration value that meets project requirements for quantitative data with known precision and bias for a specific analyte in a specific matrix.

S - Surrogate

1,2-Diphenylhydrazine decomposes to and cannot be separated from Azobenzene using Method 8270. The result for each analyte is a combined concentration.

Consistent with EPA guidelines, unrounded data are displayed and have been used to calculate % recovery and RPD values.

LCS(D) - Laboratory Control Sample (Duplicate)

MS(D) - Matrix Spike (Duplicate)

DUP - Sample Duplicate

RPD - Relative Percent Difference

NC - Not Calculable.

SG - Silica Gel - Clean-Up

U - Indicates the compound was analyzed for, but not detected.

Acid preservation may not be appropriate for 2 Chloroethylvinyl ether.

A separate vial preserved to a pH of 4-5 is recommended in SW846 Chapter 4 for the analysis of Acrolein and Acrylonitrile by EPA Method 8260.

N-Nitrosodiphenylamine decomposes and cannot be separated from Diphenylamine using Method 8270. The result reported for each analyte is a combined concentration.

Reported results are not rounded until the final step prior to reporting. Therefore, calculated parameters that are typically reported as "Total" may vary slightly from the sum of the reported component parameters.

Act - Activity

Unc - Uncertainty: SDWA = 1.96 sigma count uncertainty, all other matrices = Expanded Uncertainty (95% confidence interval). Gamma Spec = Expanded Uncertainty (95.4% Confidence Interval)

(MDC) - Minimum Detectable Concentration

Trac - Tracer Recovery (%)

Carr - Carrier Recovery (%)

Pace Analytical is TNI accredited. Contact your Pace PM for the current list of accredited analytes.

TNI - The NELAC Institute.

This report shall not be reproduced, except in full,
without the written consent of Pace Analytical Services, LLC.

Pace Analytical Services, LLC
9800 Kincey Ave. Suite 100
Huntersville, NC 28078
(704)875-9092

QUALITY CONTROL DATA CROSS REFERENCE TABLE

Project: Bowen LF Cells 5-8 BG #8- RADs
Pace Project No.: 92749878

Lab ID	Sample ID	QC Batch Method	QC Batch	Analytical Method	Analytical Batch
92749878001	**BOW-GWC-27**	EPA 9315	693373		
92749878002	**BOW-GWC-27R**	EPA 9315	693373		
92749878003	**BOW-GWC-29**	EPA 9315	693373		
92749878004	**BOW-GWC-31**	EPA 9315	693373		
92749878005	**BOW-GWC-31R**	EPA 9315	693373		
92749878006	**BOW-LF5-8-FD-01**	EPA 9315	693373		
92749878007	**BOW-LF5-8-FB-01**	EPA 9315	693373		
92749878008	**BOW-LF5-8-EB-01**	EPA 9315	693373		
92749878009	**BOW-GWC-33R**	EPA 9315	694725		
92749878010	**BOW-GWC-57**	EPA 9315	694725		
92749878011	**BOW-GWC-35**	EPA 9315	694725		
92749878012	**BOW-LF5-8-FD-02**	EPA 9315	694725		
92749878013	**BOW-LF5-8-FB-02**	EPA 9315	694725		
92749878014	**BOW-LF5-8-EB-02**	EPA 9315	694725		
92749878015	**BOW-GWC-26**	EPA 9315	694725		
92749878016	**BOW-GWC-28**	EPA 9315	694725		
92749878017	**BOW-GWC-29R**	EPA 9315	694725		
92749878018	**BOW-GWC-30**	EPA 9315	694725		
92749878019	**BOW-GWC-32**	EPA 9315	694725		
92749878020	**BOW-GWC-34**	EPA 9315	694725		
92749878021	**BOW-GWC-34R**	EPA 9315	694725		
92749878001	**BOW-GWC-27**	EPA 9320	693289		
92749878002	**BOW-GWC-27R**	EPA 9320	693289		
92749878003	**BOW-GWC-29**	EPA 9320	693289		
92749878004	**BOW-GWC-31**	EPA 9320	693289		
92749878005	**BOW-GWC-31R**	EPA 9320	693289		
92749878006	**BOW-LF5-8-FD-01**	EPA 9320	693289		
92749878007	**BOW-LF5-8-FB-01**	EPA 9320	693289		
92749878008	**BOW-LF5-8-EB-01**	EPA 9320	693289		
92749878009	**BOW-GWC-33R**	EPA 9320	695085		
92749878010	**BOW-GWC-57**	EPA 9320	695085		
92749878011	**BOW-GWC-35**	EPA 9320	695085		
92749878012	**BOW-LF5-8-FD-02**	EPA 9320	695085		
92749878013	**BOW-LF5-8-FB-02**	EPA 9320	695085		
92749878014	**BOW-LF5-8-EB-02**	EPA 9320	695085		
92749878015	**BOW-GWC-26**	EPA 9320	695085		
92749878016	**BOW-GWC-28**	EPA 9320	695085		
92749878017	**BOW-GWC-29R**	EPA 9320	695085		
92749878018	**BOW-GWC-30**	EPA 9320	695085		
92749878019	**BOW-GWC-32**	EPA 9320	695085		
92749878020	**BOW-GWC-34**	EPA 9320	695085		
92749878021	**BOW-GWC-34R**	EPA 9320	695085		
92749878001	**BOW-GWC-27**	Total Radium Calculation	698245		
92749878002	**BOW-GWC-27R**	Total Radium Calculation	698245		
92749878003	**BOW-GWC-29**	Total Radium Calculation	698245		
92749878004	**BOW-GWC-31**	Total Radium Calculation	698245		
92749878005	**BOW-GWC-31R**	Total Radium Calculation	698245		

REPORT OF LABORATORY ANALYSIS

This report shall not be reproduced, except in full,
without the written consent of Pace Analytical Services, LLC.

Pace Analytical Services, LLC
9800 Kincey Ave. Suite 100
Huntersville, NC 28078
(704)875-9092

QUALITY CONTROL DATA CROSS REFERENCE TABLE

Project: Bowen LF Cells 5-8 BG #8- RADs
Pace Project No.: 92749878

Lab ID	Sample ID	QC Batch Method	QC Batch	Analytical Method	Analytical Batch
92749878006	**BOW-LF5-8-FD-01**	Total Radium Calculation	698245		
92749878007	**BOW-LF5-8-FB-01**	Total Radium Calculation	698245		
92749878008	**BOW-LF5-8-EB-01**	Total Radium Calculation	698245		
92749878009	**BOW-GWC-33R**	Total Radium Calculation	697330		
92749878010	**BOW-GWC-57**	Total Radium Calculation	697330		
92749878011	**BOW-GWC-35**	Total Radium Calculation	697330		
92749878012	**BOW-LF5-8-FD-02**	Total Radium Calculation	697330		
92749878013	**BOW-LF5-8-FB-02**	Total Radium Calculation	697330		
92749878014	**BOW-LF5-8-EB-02**	Total Radium Calculation	697330		
92749878015	**BOW-GWC-26**	Total Radium Calculation	697330		
92749878016	**BOW-GWC-28**	Total Radium Calculation	697330		
92749878017	**BOW-GWC-29R**	Total Radium Calculation	697330		
92749878018	**BOW-GWC-30**	Total Radium Calculation	697330		
92749878019	**BOW-GWC-32**	Total Radium Calculation	697330		
92749878020	**BOW-GWC-34**	Total Radium Calculation	697330		
92749878021	**BOW-GWC-34R**	Total Radium Calculation	697330		

This report shall not be reproduced, except in full,
without the written consent of Pace Analytical Services, LLC.

Pace® Location Requested (City/State):
Pace Analytical Charlotte
9800 Kincey Ave. Suite 100, Huntersville, NC 28078

CHAIN-OF-CUSTODY Analytical Request Document

Chain-of-Custody is a LEGAL DOCUMENT - Complete all relevant fields

WO# : 92749878

92749878

Company Name: Georgia Power - Bowen	Contact/Report To: Kristen Jurinko, Cassidy Sutherland
Street Address: 241 Ralph McGill Blvd NE, Atlanta, GA 30308	Phone #: (470) 217-0008
	E-Mail: knjurink@southernco.com
	Cc E-Mail: Laura Midkiff, Ben Hodges, Mike Smilley, Noelia Gangi
Customer Project #:	Invoice to: Account Payable
Project Name: Bowen L.F Cells 5-8 Background Event #8	Invoice E-mail: georgiapowerinvoices@southernco.com
Site Collection Info/Facility ID (as applicable):	Purchase Order # (if applicable): GPC82474-0007
	Quote #:
Time Zone Collected: [ ] AK [ ] PT [ ] MT [ ] CT [X] ET	County / State origin of sample(s): Georgia
Data Deliverables: [ ] Level II [ ] Level III [ ] Level IV [ ] EQUIS [ ] Other	Regulatory Program (DW, RCRA, etc.) as applicable: Reportable [ ] Yes [ ] No
	Rush (Pre-approval required): [ ] Same Day [ ] 1 Day [ ] 2 Day [ ] 3 Day Other
	Date Results Requested:
	DW PWSID # or WW Permit # as applicable:
	Field Filtered (if applicable): [ ] Yes [ ] No
	Analysis:

* Matrix Codes (Insert in Matrix box below): Drinking Water (DW), Ground Water (GW), Wastewater (WW), Product (P), Soil/Solid (SS), Oil (OL), Wipe (WP), Tissue (TS), Bioassay (B), Vapor (V), Surface Water (SW), Sediment (SED), Sludge (SL), Caulk (CK), Leachate (LL), Biosolid (BS), Other (OT)

Customer Sample ID	Matrix*	Comp / Grab	Composite Start Date	Composite Start Time	Collected or Composite End Date	Collected or Composite End Time	# Cont.	Residual Chlorine Result	Residual Chlorine Units	Cu, Ni, Ag, V, Zn (App. I&II)	B, Ca (App. III)	App. IV Metals*	Cl-, F-, SO4--	TDS	Radium 226/228	App. IV Fluoride	Alkalinity	Fe, Mg, Mn, K, Na
							Specify Container Size **			3	3	3	3	2	1	3	3	3
							Identify Container Preservative Type***			2	2	2	1	1	2	1	1	2
							Analysis Requested											
BOW-GWC-26	WG	G					6			X	X	X	X	X	X	X	X	X
BOW-GWC-27	WG	G			8/26/24	1145	6			X	X	X	X	X	X	X	X	X
BOW-GWC-27R	WG	G			8/26/24	1451	6			X	X	X	X	X	X	X	X	X
BOW-GWC-28	WG	G					6			X	X	X	X	X	X	X	X	X
BOW-GWC-29	WG	G			8/26/24	1326	6			X	X	X	X	X	X	X	X	X
BOW-GWC-29R	WG	G					6			X	X	X	X	X	X	X	X	X
BOW-GWC-30	WG	G					6			X	X	X	X	X	X	X	X	X
BOW-GWC-31	WG	G			8/26/24	1530	6			X	X	X	X	X	X	X	X	X
BOW-GWC-31R	WG	G			8/26/24	1403	6			X	X	X	X	X	X	X	X	X
BOW-GWC-32	WG	G					6			X	X	X	X	X	X	X	X	X

**Container Size: (1) 1L, (2) 500mL, (3) 250mL, (4) 125mL, (5) 100mL, (6) 40mL Vial, (7) EnCore, (8) TerraCore, (9) 90mL, (10) Other

*** Preservative Types: (1) None, (2) HNO3, (3) H2SO4, (4) HCl, (5) NaOH, (6) Zn Acetate, (7) NaHSO4, (8) Sod. Thiosulfate, (9) Ascorbic Acid, (10) MeOH, (11) Other

Lab Use Only
Proj. Mgr: Bonnie Vang
AcctNum / Client ID:
Table #:
Profile / Template: 16492
Prelog / Bottle Ord. ID: EZ 3140582

Sample Comment

Preservation non-conformance identified for sample.

Additional Instructions from Pace®:
Task Code: BOW-CCR-OTH-~~20240819~~ 20240826
*App. IV Metals include Sb, As, Ba, Be, Cd, Co, Cr, Pb, Li, Hg, Mo, Se, & Tl

Collected By: Kevin Stephenson, William Laaker, Jay Siewert, Natalie Piparo
Printed Name
Signature
Resolute Environmental

Customer Remarks / Special Conditions / Possible Hazards:

Coolers: Thermometer ID: Correction Factor (°C): Obs. Temp. (°C): Corrected Temp. (°C): [ ] On Ice

Relinquished by/Company: (Signature)	Date/Time:	Received by/Company: (Signature)	Date/Time:	Tracking Number:
Resolute Env.	8/27/24 0923	Ryan Williams / Pace	8/27/24 0923	
Ryan Williams / Pace	8/27/24 1235		8/27/24 1235	Delivered by: [ ] In-Person [ ] Courier [ ] FedEX [ ] UPS [ ] Other
Relinquished by/Company: (Signature)	Date/Time:	Received by/Company: (Signature)	Date/Time:	
Relinquished by/Company: (Signature)	Date/Time:	Received by/Company: (Signature)	Date/Time:	Page: 1 of 2

Submitting a sample via this chain of custody constitutes acknowledgment and acceptance of the Pace® Terms and Conditions found at https://www.pacelabs.com/resource-library/resource/pace-terms-and-conditions/

ENV-FRM-CORQ-0019_v02_110123 ©

Pace® Location Requested (City/State): Pace Analytical Charlotte, 9800 Kincey Ave. Suite 100, Huntersville, NC 28078

CHAIN-OF-CUSTODY Analytical Request Document

Chain-of-Custody is a LEGAL DOCUMENT - Complete all relevant fields

LAB USE ONLY- Affix Workorder/Login Label Here

Scan QR Code for instructions

Company Name: Georgia Power - Bowen	Contact/Report To: Kristen Jurinko, Cassidy Sutherland
Street Address: 241 Ralph McGill Blvd NE, Atlanta, GA 30308	Phone #: (470) 217-0008
	E-Mail: knjurink@southernco.com
	Cc E-Mail: Laura Midkiff, Ben Hodges, Mike Smilley, Noelia Gangi
Customer Project #:	Invoice to: Account Payable
Project Name: Bowen LF Cells 5-8 Background Event #8	Invoice E-mail: georgiapowerinvoices@southernco.com
Site Collection Info/Facility ID (as applicable):	Purchase Order # (if applicable): GPC82474-0007
	Quote #:
Time Zone Collected: [ ] AK [ ] PT [ ] MT [ ] CT [X] ET	County / State origin of sample(s): Georgia
Data Deliverables: [ ] Level II [ ] Level III [ ] Level IV [ ] EQUIS [ ] Other	Regulatory Program (DW, RCRA, etc.) as applicable: Reportable [ ] Yes [ ] No
	Rush (Pre-approval required): [ ] Same Day [ ] 1 Day [ ] 2 Day [ ] 3 Day Other
	Date Results Requested:
	DW PWSID # or WW Permit # as applicable:
	Field Filtered (if applicable): [ ] Yes [ ] No
	Analysis:

Specify Container Size **: 3 3 3 3 2 1 3 3 3

Identify Container Preservative Type***: 2 2 2 1 1 2 1 1 2

**Container Size: (1) 1L, (2) 500mL, (3) 250mL, (4) 125mL, (5) 100mL, (6) 40mL vial, (7) EnCore, (8) TerraCore, (9) 90mL, (10) Other

*** Preservative Types: (1) None, (2) HNO3, (3) H2SO4, (4) HCl, (5) NaOH, (6) Zn Acetate, (7) NaHSO4, (8) Sod. Thiosulfate, (9) Ascorbic Acid, (10) MeOH, (11) Other

Analysis Requested

Customer Sample ID	Matrix*	Comp / Grab	Composite Start Date	Composite Start Time	Collected or Composite End Date	Collected or Composite End Time	# Cont.	Residual Chlorine Result	Residual Chlorine Units	Cu, Ni, Ag, V, Zn (App. I&II)	B, Ca (App. III)	App. IV Metals*	Cl-, F-, SO4-2	TDS	Radium 226/228	App. IV Fluoride	Alkalinity	Fe, Mg, Mn, K, Na
BOW-GWC-33R	WG	G					6			X	X	X	X	X	X	X	X	X
BOW-GWC-57	WG	G					6			X	X	X	X	X	X	X	X	X
BOW-GWC-34	WG	G					6			X	X	X	X	X	X	X	X	X
BOW-GWC-34R	WG	G					6			X	X	X	X	X	X	X	X	X
BOW-GWC-35	WG	G					6			X	X	X	X	X	X	X	X	X
BOW-LF5-8-FD-01	WG	G			8/26/24	—	6			X	X	X	X	X	X	X	X	X
BOW-LF5-8-FD-02	WG	G					6			X	X	X	X	X	X	X	X	X
BOW-LF5-8-FB-01	WQ	G			8/26/24	1639	6			X	X	X	X	X	X	X	X	X
BOW-LF5-8-EB-01	WQ	G			8/26/24	1650	6			X	X	X	X	X	X	X	X	X

* Matrix Codes (Insert in Matrix box below): Drinking Water (DW), Ground Water (GW), Wastewater (WW), Product (P), Soil/Solid (SS), Oil (OL), Wipe (WP), Tissue (TS), Bioassay (B), Vapor (V), Surface Water (SW), Sediment (SED), Sludge (SL), Caulk (CK), Leachate (LL), Biosolid (BS), Other (OT)

Lab Use Only: Proj. Mgr: Bonnie Vang; AcctNum / Client ID:; Table #:; Profile / Template: 16492; Prelog / Bottle Ord. ID: EZ 3140582

Sample Comment

Preservation non-conformance identified for sample

Additional Instructions from Pace®:
Task Code: BOW-CCR-OTH ~~20240819~~ 20240826
*App. IV Metals include Sb, As, Ba, Be, Cd, Co, Cr, Pb, Li, Hg, Mo, Se, & Tl

Collected By: Printed Name: Kevin Stephenson, William Laaker, Jay Siewert, Natalie Piparo
Signature: Resolute Environmental

Customer Remarks / Special Conditions / Possible Hazards:

Coolers: Thermometer ID: Correction Factor (°C): Obs. Temp. (°C): Corrected Temp. (°C): [ ] On Ice

Relinquished by/Company: (Signature)	Date/Time:	Received by/Company: (Signature)	Date/Time:	Tracking Number:
Resolute Env.	8/27/24 0923	Ryan Williams / Pace	8/27/24 0923	
Ryan Williams / Pace	8/27/24 1235		8/27/24 1235	Delivered by: [ ] In-Person [ ] Courier [ ] FedEx [ ] UPS [ ] Other
Relinquished by/Company: (Signature)	Date/Time:	Received by/Company: (Signature)	Date/Time:	
Relinquished by/Company: (Signature)	Date/Time:	Received by/Company: (Signature)	Date/Time:	Page: 2 of 2

Submitting a sample via this chain of custody constitutes acknowledgment and acceptance of the Pace® Terms and Conditions found at https://www.pacelabs.com/resource-library/resource/pace-terms-and-conditions/

ENV-FRM-CORQ-0019_v02_110123 ©

Pace ANALYTICAL SERVICES

DC#_Title: ENV-FRM-HUN1-0083 v05_Sample Condition Upon Receipt

Effective Date: 05/24/2024

Laboratory receiving samples:

Asheville ☐ Eden ☐ Greenwood ☐ Huntersville ☐ Raleigh ☐ Mechanicsville ☐ Atlanta ☑ Kernersville ☐

Sample Condition Upon Receipt

Client Name: GA Power - Bowen

Project #: **WO#: 92749878**

PM: BV **Due Date: 09/25/24**

CLIENT: 92-GP-BOWLF

Courier: ☐ Commercial ☐ Fed Ex ☑ Pace ☐ UPS ☐ USPS ☐ Other:____ ☐ Client

Custody Seal Present? ☑ Yes ☐ No **Seals Intact?** ☑ Yes ☐ No ☐ N/A

Date/Initials Person Examining Contents: 5/27/24 DW

Packing Material: ☑ Bubble Wrap ☐ Bubble Bags ☐ None ☐ Other

Biological Tissue Frozen? ☐ Yes ☐ No ☑ N/A

Thermometer: ☐ IR Gun ID: 214 **Type of Ice:** ☑ Wet ☐ Blue ☐ None

Cooler Temp: 5.0 **Correction Factor:** Add/Subtract (°C) 0

Temp should be above freezing to 6°C

☐ Samples out of temp criteria. Samples on ice, cooling process has begun

Cooler Temp Corrected (°C): 5.0

USDA Regulated Soil (☐ N/A, water sample)

Did samples originate in a quarantine zone within the United States: CA, NY, or SC (check maps)? ☐ Yes ☐ No

Did samples originate from a foreign source (internationally, including Hawaii and Puerto Rico)? ☐ Yes ☐ No

				Comments/Discrepancy:
Chain of Custody Present?	☑ Yes	☐ No	☐ N/A	1.
Samples Arrived within Hold Time?	☑ Yes	☐ No	☐ N/A	2.
Short Hold Time Analysis (<72 hr.)?	☐ Yes	☑ No	☐ N/A	3.
Rush Turn Around Time Requested?	☐ Yes	☑ No	☐ N/A	4.
Sufficient Volume?	☑ Yes	☐ No	☐ N/A	5.
Correct Containers Used?	☑ Yes	☐ No	☐ N/A	6.
-Pace Containers Used?	☑ Yes	☐ No	☐ N/A	
Containers Intact?	☑ Yes	☐ No	☐ N/A	7.
Dissolved analysis: Samples Field Filtered?	☐ Yes	☑ No	☐ N/A	8.
Sample Labels Match COC?	☑ Yes	☐ No	☐ N/A	9.
-Includes Date/Time/ID/Analysis Matrix: WG WQ				
Headspace in VOA Vials (>5-6mm)?	☐ Yes	☐ No	☑ N/A	10.
Trip Blank Present?	☐ Yes	☐ No	☑ N/A	11.
Trip Blank Custody Seals Present?	☐ Yes	☐ No	☑ N/A	

COMMENTS/SAMPLE DISCREPANCY

Field Data Required? ☐ Yes ☐ No

Lot ID of split containers:

CLIENT NOTIFICATION/RESOLUTION

Person contacted: _____ Date/Time: _____

Project Manager SCURF Review: _____ **Date:** _____

Project Manager SRF Review: _____ **Date:** _____

Pace ANALYTICAL SERVICES

DC#_Title: ENV-FRM-HUN1-0083 v05_Sample Condition Upon Receipt

Effective Date: 05/24/2024

WO#: 92749878

PM: BV **Due Date: 09/25/24**

CLIENT: 92-GP-BOWLF

Project #

*Check mark top half of box if pH and/or dechlorination is verified and within the acceptance range for preservation samples.
Exceptions: VOA, Coliform, TOC, Oil and Grease, DRO/8015 (water) DOC, LLHg
**Bottom half of box is to list number of bottles
***Check all unpreserved Nitrates for chlorine

Laboratory Receiving Location: Asheville ☐ Eden ☐ Greenwood ☐ Huntersville ☐ Raleigh ☐ Mechanicsville ☐ Atlanta ☑ Kernersville ☐

Client GA Power - Bowen Profile/EZ (Circle one) 31405 82 Notes

Item#	BP4U-125 mL Plastic Unpreserved (N/A) (Cl-)	BP3U-250 mL Plastic Unpreserved (N/A)	BP2U-500 mL Plastic Unpreserved (N/A)	BP1U-1 liter Plastic Unpreserved (N/A)	BP1N	BP4S-125 mL Plastic H2SO4 (pH < 2) (Cl-)	BP3N-250 mL plastic HNO3 (pH < 2)	BP4Z-125 mL Plastic ZN Acetate & NaOH (>9)	BP4B-125 mL Plastic NaOH (pH > 12) (Cl-)	WGFU-Wide-mouthed Glass jar Unpreserved	AG1U-1 liter Amber Unpreserved (N/A) (Cl-)	AG1H-1 liter Amber HCl (pH < 2)	AG3U-250 mL Amber Unpreserved (N/A) (Cl-)	AG1S-1 liter Amber H2SO4 (pH < 2)	AG3S-250 mL Amber H2SO4 (pH < 2)	DG9A-40 mL Amber NH4Cl (N/A)(Cl-)	DG9H-40 mL VOA HCl (N/A)	VG9T-40 mL VOA Na2S2O3 (N/A)	VG9U-40 mL VOA Unpreserved (N/A)	DG9V-40 mL VOA H3PO4 (N/A)	KP7U-50 mL Plastic Unpreserved (N/A)	V/GK (3 vials per kit)-VPH/Gas kit (N/A)	SP5T-125 mL Sterile Plastic (N/A – lab)	SP2T-250 mL Sterile Plastic (N/A – lab)		BP3R-250 mL Plastic (NH2)2SO4 (9.3-9.7)	AG0U-100 mL Amber Unpreserved (N/A) (Cl-)	VSGU-20 mL Scintillation vials (N/A)	DG9U-40 mL Amber Unpreserved vials (N/A)
CC																														
1		2	1		2		1																							
2		2	1		2		1																							
3		2	1		2		1																							
4		2	1		2		1																							
5		2	1		2		1																							
6		2	1		2		1																							
7		2	1		2		1																							
8		2	1		2		1																							
9																														
10																														
11																														
12																														

pH Adjustment Log for Preserved Samples

Sample ID	Type of Preservative	pH upon receipt	Date preservation adjusted	Time preservation adjusted	Amount of Preservative added	Lot #

Note: Whenever there is a discrepancy affecting North Carolina compliance samples, a copy of this form will be sent to the North Carolina DENR Certification Office (i.e. Out of hold, incorrect preservative, out of temp, incorrect containers.

Pace® Location Requested (City/State)

Pace Test Analytical Laboratory 5835 Kimsey Ave Suite 106, Huntersville, NC 28078

CHAIN-OF-CUSTODY Analytical Request Document

Chain-of-Custody is a LEGAL DOCUMENT. Complete all relevant fields.

LAB USE ONLY- Affix Workorder/Login Label Here

Scan QR Code for Instructions

Company Name: Georgia Power - Bowen	Contact/Report To: Kristen Jurinko, Cassidy Sutherland
Street Address: 241 Ralph McGill Blvd NE, Atlanta GA 30308	Phone #: (470) 217-0008
	E-Mail: krjurink@southernco.com
	Cc E-Mail: Laura Midel*, Ben Hodges, Mike Smilley, Noelia Gangi
Customer Project #:	Invoice to: Account Payable
Project Name: Bowen LF Cells 5-8 Background Event #8	Invoice E-mail: georgiapowerinvoices@southernco.com
Site Collection Info/Facility ID (as applicable):	Purchase Order # (if applicable): GPC874/4-0307
	Quote #:
Time Zone Collected: [ ] AK [ ] PT [ ] MT [ ] CT [X] ET	County / State origin of sample(s): Georgia

Specify Container Size**: 3 3 3 3 2 1 3 3 3

Specify Container Preservative Type***: 2 2 2 1 1 2 1 1 2

** Container Size: (1) 1L, (2) 500mL, (3) 250mL, (4) 125mL, (5) 100mL, (6) 40mL vial, (7) 15Conv, (8) Terra Core, (9) 5Gal, (10) Other

*** Preservative Types: (1) None, (2) HNO3, (3) H2SO4, (4) HCl, (5) NaOH, (6) Zn Acetate, (7) MeoH/CH, (8) Sod Bisulfate, (9) Ascorbic Acid, (10) Ammon, (11) Other

Data Deliverables: [ ] Level I [ ] Level III [ ] Level IV [ ] EQUIS [ ] Other

Regulatory Program (DW, NCRA, etc.) as applicable: Reportable: [ ] Yes [ ] No

Rush (Pre-approval required): [ ] Same Day [ ] 1 Day [ ] 2 Day [ ] 3 Day Other

Date Results Requested:

DW PWSID # or WW Permit # as applicable:

Field Filtered (if applicable): [ ] Yes [ ] No

Analysis:

Lab Use Only: Proj Mgr: Ucnwa Vang; Account / Client ID:; Table #:; Profile / Template: 16492; Prelog / Bottle Ord. ID: EZ 3140582

Sample Comment

Preservation non-conformance (if not listed)

Analysis Requested: Cit, N, Ag, V, Zn (App III/IV); B, Ca (App III); App IV Metals*; Cl, F, SO4; TDS; Radium 226/228; App IV Fluoride; Alkalinity; Fe, Mg, Mn, K, Na

* Matrix Codes (Insert in Matrix box below): Drinking Water (DW), Ground Water (GW), Wastewater (WW), Product (P), Soil/Solid (SS), Oil (OL), Wipe (WP), Tissue (TS), Bioassay (B), Vapor (V), Surface Water (SW), Sediment (SD), Sludge (SL), Caulk (CK), Leachate (LL), Biosolid (BS), Other (OT)

Customer Sample ID	Matrix*	Comp / Grab	Composite Start Date	Composite Start Time	Collected or Composite End Date	Collected or Composite End Time	# Cont.	Residual Chlorine Result	Residual Chlorine Units
BOW-GWC-33R	WG	G			8/27/24	1122	6		
BOW-GWC-57	WG	G			8/27/24	1413	6		
BOW-GWC-34	WG	G					6		
BOW-GWC-34R	WG	G					6		
BOW-GWC-35	WG	G			8/27/24	1616	6		
BOW-LF5-8-FD-01	WG	G					6		
BOW-LF5-8-FD-02	WG	G			8/27/24	—	6		
BOW-LF5-8-FB-02	WQ	G			8/27/24	1614	6		
BOW-LF5-8-EB-02	WQ	G			8/27/24	1621	6		

Additional Instructions from Pace*:
Task Code: BOW-CCR-QTR ~~20240816~~ 20240826
*App IV Metals include Sb, As, Ba, Be, Cd, Co, Cr, Pb, Li, Hg, Mo, Se, & Tl

Collected By: Printed Name: Kevin Stephenson, William Linaker, Jay Stewart, Natalie Pizarro; Signature:

Customer Remarks / Special Conditions / Possible Hazards:

Coolers: Thermometer ID: Correction Factor (°C): Observed Temp (°C): Corrected Temp (°C): [ ] On Ice

Relinquished by/Company: (Signature)	Date/Time	Received by/Company: (Signature)	Date/Time
	8/29/24 0830	Ryan Williams / Pace	8/29/24 0830
Relinquished by/Company: (Signature)	Date/Time	Received by/Company: (Signature)	Date/Time
Ryan Williams / Pace	8/29/24 1125	Charles Fenty	8/29/24 1125
Relinquished by/Company: (Signature)	Date/Time	Received by/Company: (Signature)	Date/Time
Relinquished by/Company: (Signature)	Date/Time	Received by/Company: (Signature)	Date/Time

Tracking Number:

Delivered by: [ ] In Person [ ] Courier [ ] FedEx [ ] UPS [ ] Other

Page: 2 of 2

Submitting a sample via this chain of custody constitutes acknowledgment and acceptance of the Pace® Terms and Conditions found at https://www.pacelabs.com/resource-library/resource/pace-terms-and-conditions/

F-ALL-FRM-CORO-0019_v02_110123 ©

Pace® Location Requested (City/State):

CHAIN-OF-CUSTODY Analytical Request Document

Chain of Custody is a LEGAL DOCUMENT. Complete all relevant fields.

LAB USE ONLY- Affix Workorder/Login Label Here

Scan QR Code for instructions

Company Name: Georgia Power - Bowen	Contact/Report to: Kristen Junnko, Cassidy Sutherland
Street Address: 241 Ralph McGill Blvd NE, Atlanta, GA 30308	Phone #: (470) 217-0028
	E-Mail: knjunnk@southernco.com
	Cc E-Mail: Laura Mickiff, Ben Hodges, Mike Smilley, Noelia Gangi
Customer Project #:	Invoice to: Account Payable
Project Name: Bowen LF Cells 5-6 Background Event #8	Invoice E-mail: georgiapowerinvoices@southernco.com
Site Collection Info/Facility ID (as applicable):	Purchase Order # (if applicable): GPCB2474-0007
	Quote #
Time Zone Collected: [ ] AK [ ] PT [ ] MT [ ] CT [X] ET	County / State origin of sample(s): Georgia

Data Deliverables: [ ] Level II [ ] Level III [ ] Level IV [ ] EQUIS [ ] Other

Regulatory Program: (DW, NPDES, etc. if applicable) Reportable: [ ] Yes [ ] No

Rush (Pre-approval required): [ ] Same Day [ ] 1 Day [ ] 2 Day [ ] 3 Day Other

Date Results Requested:

EPA PWSID # or WW Permit # (as applicable):

Field Filtered (if applicable): [ ] Yes [ ] No

Analysis:

Matrix Codes (Insert in Matrix box below): Drinking Water (DW), Ground Water (GW), Wastewater (WW), Product (P), Soil/Solid (SS), Oil (OL), Wipe (WI), Tissue (TS), Biowaste (B), Vapor (V), Surface Water (SW), Sediment (SED), Sludge (SL), Cash (CK), Leachate (LE), Biosolid (BS), Other (OT)

Specify Container Size **: 3 3 3 3 2 1 3 3 3

Specify Container Preservative Type ***: 2 2 2 1 1 2 1 1 2

** Container Size: (1) 1L, (2) 500mL, (3) 250mL, (4) 125mL, (5) 100mL, (6) 40mL vial, (7) Encore, (8) Terracore, (9) 5035, (10) Other

*** Preservative Types: (1) None, (2) HNO3, (3) H2SO4, (4) NaOH, (5) MeOH, (6) Zn Acetate, (7) NaHSO4, (8) Sod. Thiosulfate, (9) Ascorbic Acid, (10) NaOH+ZN Acet, (11) Other

Analysis Requested:

Customer Sample ID	Matrix *	Comp / Grab	Composite Start Date	Composite Start Time	Collected or Composite End Date	Collected or Composite End Time	# Cont.	Residual Chlorine Result	Residual Chlorine Units	Cu, Ni, Ag, V, Zn (App. I&II)	B, Ca (App. III)	App. IV Metals*	Cl, F, SO4**	TDS	Radium 226/228	App. IV Florida	Alkalinity	Fe, Mg, Mn, K, Na	Lab Use Only	Sample Comment
BOW-GWC-26	WG	G			8/27/24	1551	6			X	X	X	X	X	X	X	X	X		
BOW-GWC-27	WG	G					6			X	X	X	X	X	X	X	X	X		
BOW-GWC-27R	WG	G					6			X	X	X	X	X	X	X	X	X		
BOW-GWC-28	WG	G			8/27/24	1317	6			X	X	X	X	X	X	X	X	X		
BOW-GWC-29	WG	G					6			X	X	X	X	X	X	X	X	X		
BOW-GWC-29R	WG	G			8/27/24	1155	6			X	X	X	X	X	X	X	X	X		
BOW-GWC-30	WG	G			8/27/24	1011	6			X	X	X	X	X	X	X	X	X		
BOW-GWC-31	WG	G					6			X	X	X	X	X	X	X	X	X		
BOW-GWC-31R	WG	G					6			X	X	X	X	X	X	X	X	X		
BOW-GWC-32	WG	G			8/27/24	1359	6			X	X	X	X	X	X	X	X	X		

Proj. Mgr: Bonnie Varg

Accnum / Client ID:

Table #:

Profile / Template: 16492

Prelog / Bottle Ord. ID: EZ 3140582

Additional Instructions from Pace®:

Task Code: BOW CCR-OTH-~~20240819~~ 20240826

*App. IV Metals Include Sb, As, Ba, Be, Cd, Co, Cr, Pb, Li, Hg, Mo, Se, & Tl

Collected By: Kevin Stephenson, William Lauker, Jay Stewart, Natalie Pierce

Signature:

Customer Remarks / Special Conditions / Possible Hazards:

# Coolers:	Thermometer ID:	Correction Factor (°C):	Cntr Temp (°C):	Corrected Temp (°C):	[ ] On Ice

Relinquished by/Company: (Signature)	Date/Time:	Received by/Company: (Signature)	Date/Time:	Tracking Number:
	8/29/24 0830	Ryan Williams / Pace	8/29/24 0830	
Relinquished by/Company: (Signature)	Date/Time:	Received by/Company: (Signature)	Date/Time:	Delivered by: [ ] In Person [ ] Courier [ ] FedEx [ ] UPS [ ] Other
Ryan Williams / Pace	8/29/24 1125		8/29/24 1125	
Relinquished by/Company: (Signature)	Date/Time:	Received by/Company: (Signature)	Date/Time:	
Relinquished by/Company: (Signature)	Date/Time:	Received by/Company: (Signature)	Date/Time:	Page: 1 of 2

Submitting a sample via this chain of custody constitutes acknowledgment and acceptance of the Pace® Terms and Conditions found at https://www.pacelabs.com/resource-library/resource/pace-terms-and-conditions/

ENV-FRM-CORO-0019_v02_110123 ©

Pace	DC#_Title: ENV-FRM-HUN1-0083 v05_Sample Condition Upon Receipt
	Effective Date: 05/24/2024

Laboratory receiving samples:
Asheville ☐ Eden ☐ Greenwood ☐ Huntersville ☐ Raleigh ☐ Mechanicsville ☐ Atlanta ☑ Kernersville ☐

Sample Condition Upon Receipt

Client Name: GAPower-Bowen

Project #:

Courier: ☐ Commercial ☐ Fed Ex ☐ UPS ☐ USPS ☐ Client ☑ Pace ☐ Other:____

Custody Seal Present? ☑ Yes ☐ No Seals Intact? ☑ Yes ☐ No ☐ N/A

Date/Initials Person Examining Contents: 5/29/24 DW

Packing Material: ☑ Bubble Wrap ☐ Bubble Bags ☐ None ☐ Other

Biological Tissue Frozen? ☐ Yes ☐ No ☑ N/A

Thermometer: ☐ IR Gun ID: 230

Type of Ice: ☑ Wet ☐ Blue ☐ None

Cooler Temp: 4.5 Correction Factor: Add/Subtract (°C) 0

Temp should be above freezing to 6°C
☐ Samples out of temp criteria. Samples on ice, cooling process has begun

Cooler Temp Corrected (°C): 4.5

USDA Regulated Soil (☐ N/A, water sample)
Did samples originate in a quarantine zone within the United States: CA, NY, or SC (check maps)? ☐ Yes ☐ No

Did samples originate from a foreign source (internationally, including Hawaii and Puerto Rico)? ☐ Yes ☐ No

				Comments/Discrepancy:
Chain of Custody Present?	☐ Yes	☐ No	☐ N/A	1.
Samples Arrived within Hold Time?	☑ Yes	☐ No	☐ N/A	2.
Short Hold Time Analysis (<72 hr.)?	☑ Yes	☐ No	☐ N/A	3.
Rush Turn Around Time Requested?	☐ Yes	☑ No	☐ N/A	4.
Sufficient Volume?	☑ Yes	☐ No	☐ N/A	5.
Correct Containers Used?	☑ Yes	☐ No	☐ N/A	6.
-Pace Containers Used?	☑ Yes	☐ No	☐ N/A	
Containers Intact?	☑ Yes	☐ No	☐ N/A	7.
Dissolved analysis: Samples Field Filtered?	☐ Yes	☑ No	☐ N/A	8.
Sample Labels Match COC?	☑ Yes	☐ No	☐ N/A	9.
-Includes Date/Time/ID/Analysis Matrix: WG WQ				
Headspace in VOA Vials (>5-6mm)?	☐ Yes	☐ No	☑ N/A	10.
Trip Blank Present?	☐ Yes	☐ No	☑ N/A	11.
Trip Blank Custody Seals Present?	☐ Yes	☐ No	☑ N/A	

COMMENTS/SAMPLE DISCREPANCY

Field Data Required? ☐ Yes ☐ No

Lot ID of split containers:

CLIENT NOTIFICATION/RESOLUTION

Person contacted: Date/Time:

Project Manager SCURF Review: Date:

Project Manager SRF Review: Date:

Qualtrax ID: 69614

Pace ANALYTICAL SERVICES

DC#_Title: ENV-FRM-HUN1-0083 v05_Sample Condition Upon Receipt

Effective Date: 05/24/2024

*Check mark top half of box if pH and/or dechlorination is verified and within the acceptance range for preservation samples.
Exceptions: VOA, Coliform, TOC, Oil and Grease, DRO/8015 (water) DOC, LLHg
**Bottom half of box is to list number of bottles
***Check all unpreserved Nitrates for chlorine

Project #

Laboratory Receiving Location: Asheville ☐ Eden ☐ Greenwood ☐ Huntersville ☐ Raleigh ☐ Mechanicsville ☐ Atlanta ☑ Kernersville ☐

Client GA Power - Bowen Profile/EZ (Circle one) 31405v2 Notes

Item#	BP4U-125 mL Plastic Unpreserved (N/A) (Cl-)	BP3U-250 mL Plastic Unpreserved (N/A)	BP2U-500 mL Plastic Unpreserved (N/A)	BP1U-1 liter Plastic Unpreserved (N/A)	BP1N	BP4S-125 mL Plastic H2SO4 (pH < 2) (Cl-)	BP3N-250 mL plastic HNO3 (pH < 2)	BP4Z-125 mL Plastic ZN Acetate & NaOH (>9)	BP4B-125 mL Plastic NaOH (pH > 12) (Cl-)	WGFU-Wide-mouthed Glass jar Unpreserved	AG1U-1 liter Amber Unpreserved (N/A) (Cl-)	AG1H-1 liter Amber HCl (pH < 2)	AG3U-250 mL Amber Unpreserved (N/A) (Cl-)	AG1S-1 liter Amber H2SO4 (pH < 2)	AG3S-250 mL Amber H2SO4 (pH < 2)	DG94-40 mL Amber NH4Cl (N/A)(Cl-)	DG9H-40 mL VOA HCl (N/A)	VG9T-40 mL VOA Na2S2O3 (N/A)	VG9U-40 mL VOA Unpreserved (N/A)	DG9V-40 mL VOA H3PO4 (N/A)	KP7U-50 mL Plastic Unpreserved (N/A)	V/GK (3 vials per kit)-VPH/Gas kit (N/A)	SP5T-125 mL Sterile Plastic (N/A – lab)	SP2T-250 mL Sterile Plastic (N/A – lab)		BP3R-250 mL Plastic (NH2)2SO4 (9.3-9.7)	AG0U-100 mL Amber Unpreserved (N/A) (Cl-)	VSGU-20 mL Scintillation vials (N/A)	DG9U-40 mL Amber Unpreserved vials (N/A)
CC																														
1		2	1		2			1																						
2		2	1		2			1																						
3		2	1		2			1																						
4		2	1		2			1																						
5		2	1		2			1																						
6		2	1		2			1																						
7		2	1		2			1																						
8		2	1		2			1																						
9		2	1		2			1																						
10		2	1		2			1																						
11		2	1		2			1																						
12																														

pH Adjustment Log for Preserved Samples

Sample ID	Type of Preservative	pH upon receipt	Date preservation adjusted	Time preservation adjusted	Amount of Preservative added	Lot #

Note: Whenever there is a discrepancy affecting North Carolina compliance samples, a copy of this form will be sent to the North Carolina DENR Certification Office (i.e. Out of hold, incorrect preservative, out of temp, incorrect containers.

Pace® Location Requested (City/State):

CHAIN-OF-CUSTODY Analytical Request Document

Chain of Custody is a LEGAL DOCUMENT. Complete all relevant fields.

LAB USE ONLY- Affix Workorder/Login Label Here

Scan QR Code for Instructions

Company Name: Georgia Power - Bowen	Contact/Report To: Kristen Jurinko, Cassidy Sutherland
Street Address: 24 Ralph McGill Blvd NE, Atlanta, GA 30308	Phone #: (470) 217-0008
	E-Mail: krjurink@southernco.com
	Cc E-Mail: Laura Midkiff, Ben Hodges, Mike Smitley, Noelia Gangi
Customer Project #:	Invoice To: Account Payable
Project Name: Bowen LF Cells 5-8 Background Event #6	Invoice E-mail: georgiapowerinvoices@southernco.com
Site Collection Info/Facility ID (as applicable):	Purchase Order # (if applicable): GPC82474-0007
	Quote #:
State Due Collected: [ ] AL [ ] FL [ ] MS [ ] GA [X] NC	County / State origin of sample(s): Georgia

Data Deliverables: [ ] Level II [ ] Level III [ ] Level IV [ ] EQuIS [ ] Other

Regulatory Program: (DW, NPDES, RCRA, etc.) as applicable: Reportable: [ ] Yes [ ] No

Rush (Pre-approval required): [ ] Same Day [ ] 1 Day [ ] 2 Day [ ] 3 Day Other

Date Results Requested:

EPA PWSID # or ADEM Permit # as applicable:

Field Filtered (if applicable): [ ] Yes [ ] No

Analysis:

Matrix Codes: (insert in Matrix row below) Drinking Water (DW), Ground Water (GW), Wastewater (WW), Product (P), Soil/Solid (SS, SOIL), Oil (OL), Wipe (WP), Tissue (TS), Biosolids (BS), Vapor (V), Surface Water (SW), Sediment (SED), Sludge (SL), Other (OT), Leachate (LE), Biocrude (BC), Other (OT)

Customer Sample ID	Matrix *	Comp / Grab	Composite Start Date	Composite Start Time	Collected or Composite End Date	Collected or Composite End Time	# Cont.	Residual Chlorine Result	Residual Chlorine Units	Cu, Ni, Ag, V, Zn (App I&II)	B, Ca (App III)	App IV Metals*	Cl, F, SO4	TDS	Radium 226/228	App. IV Fluoride	Alkalinity	Fe, Mg, Mn, K, Na		Sample Comment
BOW-GWC-33R	WG	G					6			X	X	X	X	X	X	X	X	X		
BOW-GWC-57	WG	G					6			X	X	X	X	X	X	X	X	X		
BOW-GWC-34	WG	G			8/28/24	1048	6			X	X	X	X	X	X	X	X	X		
BOW-GWC-34R	WG	G			8/28/24	1031	6			X	X	X	X	X	X	X	X	X		
BOW-GWC-35	WG	G					6			X	X	X	X	X	X	X	X	X		
BOW-LF5-8-FD-01	WG	G					6			X	X	X	X	X	X	X	X	X		
BOW-LF5-8-FD-02	WG	G					6			X	X	X	X	X	X	X	X	X		
BOW-LF5-8-FB-	WQ	G					6			X	X	X	X	X	X	X	X	X		
BOW-LF5-8-EB-	WQ	G					6			X	X	X	X	X	X	X	X	X		

Preservation non-conformance identified for sample

Lab Use Only

Proj Mgr: Ronnie Vena

Accttum / Client ID:

Table #:

Profile / Template: 16492

Prelog / Bottle Ord. ID: EZ 3140582

Sample Comment

Spec ify Container Size**: 3 3 3 3 2 1 3 3 3

Identify Container Preservative Type***: 2 2 2 1 1 2 1 1 2

** Container Size: (1) 1L, (2) 500mL, (3) 250mL, (4) 125mL, (5) 100mL, (6) 40ml vial, (7) Ziploc, (8) TerraCore, (9) 5035, (10) Other

*** Preservative Types: (1) None, (2) HNO3, (3) H2SO4, (4) HCl, (5) NaOH, (6) Zn Acetate, (7) NaHSO4, (8) Sod Thiosulfate, (9) Ascorbic Acid, (10) MeOH, (11) Other

Additional Instructions from Pace®:

Task Code: BOW-CCR-OTH-~~893438~~0 20240826

*App. IV Metals include Sb, As, Ba, Be, Cd, Co, Cr, Pb, Li, Hg, Mo, Se, & Tl

Collected By: Printed Name: Kevin Stephenson, William Laaker, Jay Stewart, Natalie Pigeon

Signature:

Customer Remarks / Special Conditions / Possible Hazards

Coolers: Thermometer ID: Correction Factor (°C): Cus. Temp (°C): Corrected Temp (°C): [ ] On Ice

Relinquished by/Company: (Signature)	Date/Time: 8/29/24 0830	Received by/Company: (Signature) Ryan Williams / Pace	Date/Time: 8/29/24 0830	Packing Number:	
Relinquished by/Company: (Signature) Ryan Williams / Pace	Date/Time: 8/29/24 1125	Received by/Company: (Signature)	Date/Time: 8/29/24 1125	Delivered by: [ ] In-Person [ ] Courier [ ] FedEX [ ] UPS [ ] Other	
Relinquished by/Company: (Signature)	Date/Time:	Received by/Company: (Signature)	Date/Time:	Page: 2 of 2	

Submitting a sample via this chain of custody constitutes acknowledgment and acceptance of the Pace® Terms and Conditions found at http://www.pacelabs.com/resource-library/resource/pace-terms-and-conditions/

ENV-FRM-CORE-0019_v02_110122 ©

Pace	DC#_Title: ENV-FRM-HUN1-0083 v05_Sample Condition Upon Receipt
	Effective Date: 05/24/2024

Laboratory receiving samples:
Asheville ☐ Eden ☐ Greenwood ☐ Huntersville ☐ Raleigh ☐ Mechanicsville ☐ Atlanta ☑ Kernersville ☐

Sample Condition Upon Receipt

Client Name: GA Power - Bowen

Project #:

Courier: ☐ Commercial ☐ Fed Ex ☐ UPS ☐ USPS ☐ Client ☑ Pace ☐ Other:____

Custody Seal Present? ☑ Yes ☐ No **Seals Intact?** ☑ Yes ☐ No ☐ N/A

Date/Initials Person Examining Contents: 8/29/24 DW

Packing Material: ☑ Bubble Wrap ☐ Bubble Bags ☐ None ☐ Other

Biological Tissue Frozen? ☐ Yes ☐ No ☑ N/A

Thermometer: ☐ IR Gun ID: 230 **Type of Ice:** ☑ Wet ☐ Blue ☐ None

Cooler Temp: 4.5 **Correction Factor:** Add/Subtract (°C) 0

Temp should be above freezing to 6°C
☐ Samples out of temp criteria. Samples on ice, cooling process has begun

Cooler Temp Corrected (°C): 4.5

USDA Regulated Soil (☐ N/A, water sample)
Did samples originate in a quarantine zone within the United States: CA, NY, or SC (check maps)? ☐ Yes ☐ No

Did samples originate from a foreign source (internationally, including Hawaii and Puerto Rico)? ☐ Yes ☐ No

				Comments/Discrepancy:
Chain of Custody Present?	☑ Yes	☐ No	☐ N/A	1.
Samples Arrived within Hold Time?	☑ Yes	☐ No	☐ N/A	2.
Short Hold Time Analysis (<72 hr.)?	☑ Yes	☐ No	☐ N/A	3.
Rush Turn Around Time Requested?	☐ Yes	☑ No	☐ N/A	4.
Sufficient Volume?	☑ Yes	☐ No	☐ N/A	5.
Correct Containers Used?	☑ Yes	☐ No	☐ N/A	6.
-Pace Containers Used?	☑ Yes	☐ No	☐ N/A	
Containers Intact?	☑ Yes	☐ No	☐ N/A	7.
Dissolved analysis: Samples Field Filtered?	☐ Yes	☑ No	☐ N/A	8.
Sample Labels Match COC?	☑ Yes	☐ No	☐ N/A	9.
-Includes Date/Time/ID/Analysis Matrix: WG WQ				
Headspace in VOA Vials (>5-6mm)?	☐ Yes	☐ No	☑ N/A	10.
Trip Blank Present?	☐ Yes	☐ No	☑ N/A	11.
Trip Blank Custody Seals Present?	☐ Yes	☐ No	☑ N/A	

COMMENTS/SAMPLE DISCREPANCY

Field Data Required? ☐ Yes ☐ No

Lot ID of split containers:

CLIENT NOTIFICATION/RESOLUTION

Person contacted: _____ Date/Time: _____

Project Manager SCURF Review: _____ **Date:** _____

Project Manager SRF Review: _____ **Date:** _____

Pace ANALYTICAL SERVICES

DC#_Title: ENV-FRM-HUN1-0083 v05_Sample Condition Upon Receipt

Effective Date: 05/24/2024

*Check mark top half of box if pH and/or dechlorination is verified and within the acceptance range for preservation samples.
Exceptions: VOA, Coliform, TOC, Oil and Grease, DRO/8015 (water) DOC, LLHg
**Bottom half of box is to list number of bottles
***Check all unpreserved Nitrates for chlorine

Project #

Laboratory Receiving Location: Asheville ☐ Eden ☐ Greenwood ☐ Huntersville ☐ Raleigh ☐ Mechanicsville ☐ Atlanta ☑ Kernersville ☐

Client CA Lower-Bowin Profile/EZ (Circle one) 3140582 Notes

Item#	BP4U-125 mL Plastic Unpreserved (N/A) (Cl-)	BP3U-250 mL Plastic Unpreserved (N/A)	BP2U-500 mL Plastic Unpreserved (N/A)	BP1U-1 liter Plastic Unpreserved (N/A)	BP1N	BP4S-125 mL Plastic H2SO4 (pH < 2) (Cl-)	BP3N-250 mL plastic HNO3 (pH < 2)	BP4Z-125 mL Plastic ZN Acetate & NaOH (>9)	BP4B-125 mL Plastic NaOH (pH > 12) (Cl-)	WGFU-Wide-mouthed Glass jar Unpreserved	AG1U-1 liter Amber Unpreserved (N/A) (Cl-)	AG1H-1 liter Amber HCl (pH < 2)	AG3U-250 mL Amber Unpreserved (N/A) (Cl-)	AG1S-1 liter Amber H2SO4 (pH < 2)	AG3S-250 mL Amber H2SO4 (pH < 2)	DG94-40 mL Amber NH4Cl (N/A)(Cl-)	DG9H-40 mL VOA HCl (N/A)	VG9T-40 mL VOA Na2S2O3 (N/A)	VG9U-40 mL VOA Unpreserved (N/A)	DG9V-40 mL VOA H3PO4 (N/A)	KP7U-50 mL Plastic Unpreserved (N/A)	V/GK (3 vials per kit)-VPH/Gas kit (N/A)	SP5T-125 mL Sterile Plastic (N/A – lab)	SP2T-250 mL Sterile Plastic (N/A – lab)		BP3R-250 mL Plastic (NH2)2SO4 (9.3-9.7)	AG0U-100 mL Amber Unpreserved (N/A) (Cl-)	VSGU-20 mL Scintillation vials (N/A)	DG0U-40 mL Amber Unpreserved vials (N/A)
CC																														
1		2	1		2		1																							
2		2	1		2		1																							
3																														
4																														
5																														
6																														
7																														
8																														
9																														
10																														
11																														
12																														

pH Adjustment Log for Preserved Samples

Sample ID	Type of Preservative	pH upon receipt	Date preservation adjusted	Time preservation adjusted	Amount of Preservative added	Lot #

Note: Whenever there is a discrepancy affecting North Carolina compliance samples, a copy of this form will be sent to the North Carolina DENR Certification Office (i.e. Out of hold, incorrect preservative, out of temp, incorrect containers.

Quality Control Sample Performance Assessment

Pace Analytical™ www.pacelabs.com

Analyst Must Manually Enter All Fields Highlighted in Yellow.

Test:	Ra-228
Analyst:	VAL
Date:	9/12/2024
Worklist:	81240
Matrix:	WT

Method Blank Assessment	
MB Sample ID	3384817
MB concentration:	0.013
M/B 2 Sigma CSU:	0.268
MB MDC:	0.625
MB Numerical Performance Indicator:	0.09
MB Status vs Numerical Indicator:	Pass
MB Status vs. MDC:	Pass

Laboratory Control Sample Assessment	LCSD (Y or N)?	Y
	LCS81240	LCSD81240
Count Date:	9/17/2024	9/17/2024
Spike I.D.:	23-043	23-043
Decay Corrected Spike Concentration (pCi/mL):	35.260	35.260
Volume Used (mL):	0.10	0.10
Aliquot Volume (L, g, F):	0.818	0.815
Target Conc. (pCi/L, g, F):	4.311	4.325
Uncertainty (Calculated):	0.211	0.212
Result (pCi/L, g, F):	3.854	2.746
LCS/LCSD 2 Sigma CSU (pCi/L, g, F):	0.929	0.738
Numerical Performance Indicator:	-0.94	-4.03
Percent Recovery:	89.41%	63.50%
Status vs Numerical Indicator:	N/A	N/A
Status vs Recovery:	Pass	Pass
Upper % Recovery Limits:	135%	135%
Lower % Recovery Limits:	60%	60%

Sample Matrix Spike Control Assessment	MS/MSD 1	MS/MSD 2
Sample Collection Date:		
Sample I.D.		
Sample MS I.D.		
Sample MSD I.D.		
Spike I.D.:		
MS/MSD Decay Corrected Spike Concentration (pCi/mL):		
Spike Volume Used in MS (mL):		
Spike Volume Used in MSD (mL):		
MS Aliquot (L, g, F):		
MS Target Conc.(pCi/L, g, F):		
MSD Aliquot (L, g, F):		
MSD Target Conc. (pCi/L, g, F):		
MS Spike Uncertainty (calculated):		
MSD Spike Uncertainty (calculated):		
Sample Result:		
Sample Result 2 Sigma CSU (pCi/L, g, F):		
Sample Matrix Spike Result:		
Matrix Spike Result 2 Sigma CSU (pCi/L, g, F):		
Sample Matrix Spike Duplicate Result:		
Matrix Spike Duplicate Result 2 Sigma CSU (pCi/L, g, F):		
MS Numerical Performance Indicator:		
MSD Numerical Performance Indicator:		
MS Percent Recovery:		
MSD Percent Recovery:		
MS Status vs Numerical Indicator:		
MSD Status vs Numerical Indicator:		
MS Status vs Recovery:		
MSD Status vs Recovery:		
MS/MSD Upper % Recovery Limits:		
MS/MSD Lower % Recovery Limits:		

Duplicate Sample Assessment		
Sample I.D.:	LCS81240	Enter Duplicate sample IDs if other than LCS/LCSD in the space below.
Duplicate Sample I.D.	LCSD81240	
Sample Result (pCi/L, g, F):	3.854	
Sample Result 2 Sigma CSU (pCi/L, g, F):	0.929	
Sample Duplicate Result (pCi/L, g, F):	2.746	
Sample Duplicate Result 2 Sigma CSU (pCi/L, g, F):	0.738	
Are sample and/or duplicate results below RL?	NO	
Duplicate Numerical Performance Indicator:	1.831	
(Based on the LCS/LCSD Percent Recoveries) Duplicate RPD:	33.89%	
Duplicate Status vs Numerical Indicator:	Pass	
Duplicate Status vs RPD:	Pass	
% RPD Limit:	36%	

Matrix Spike/Matrix Spike Duplicate Sample Assessment		
Sample I.D.		
Sample MS I.D.		
Sample MSD I.D.		
Sample Matrix Spike Result:		
Matrix Spike Result 2 Sigma CSU (pCi/L, g, F):		
Sample Matrix Spike Duplicate Result:		
Matrix Spike Duplicate Result 2 Sigma CSU (pCi/L, g, F):		
Duplicate Numerical Performance Indicator:		
(Based on the Percent Recoveries) MS/ MSD Duplicate RPD:		
MS/ MSD Duplicate Status vs Numerical Indicator:		
MS/ MSD Duplicate Status vs RPD:		
% RPD Limit:		

Evaluation of duplicate precision is not applicable if either the sample or duplicate results are below the MDC.

Comments:

VAL
9/18/24

Quality Control Sample Performance Assessment

Pace Analytical™
www.pacelabs.com

Test:	Ra-226
Analyst:	SLC
Date:	9/11/2024
Worklist:	81120
Matrix:	W

Analyst Must Manually Enter All Fields Highlighted in Yellow.

Method Blank Assessment	
MB Sample ID	3376225
MB concentration:	0.034
M/B 2 Sigma CSU:	0.137
MB MDC:	0.338
MB Numerical Performance Indicator:	0.48
MB Status vs Numerical Indicator:	Pass
MB Status vs. MDC:	N/A

Laboratory Control Sample Assessment	LCSD (Y or N)?	Y
	LCS81120	**LCSD81120**
Count Date:	9/17/2024	9/17/2024
Spike I.D.:	23-014	23-014
Decay Corrected Spike Concentration (pCi/mL):	25.020	25.020
Volume Used (mL):	0.10	0.10
Aliquot Volume (L, g, F):	0.501	0.505
Target Conc. (pCi/L, g, F):	4.992	4.952
Uncertainty (Calculated):	0.235	0.233
Result (pCi/L, g, F):	4.499	4.372
LCS/LCSD 2 Sigma CSU (pCi/L, g, F):	0.823	0.810
Numerical Performance Indicator:	-1.13	-1.35
Percent Recovery:	90.13%	88.29%
Status vs Numerical Indicator:	Pass	Pass
Status vs Recovery:	N/A	N/A
Upper % Recovery Limits:	125%	125%
Lower % Recovery Limits:	75%	75%

Sample Matrix Spike Control Assessment	MS/MSD 1	MS/MSD 2
Sample Collection Date:		
Sample I.D.		
Sample MS I.D.		
Sample MSD I.D.		
Spike I.D.:		
MS/MSD Decay Corrected Spike Concentration (pCi/mL):		
Spike Volume Used in MS (mL):		
Spike Volume Used in MSD (mL):		
MS Aliquot (L, g, F):		
MS Target Conc.(pCi/L, g, F):		
MSD Aliquot (L, g, F):		
MSD Target Conc. (pCi/L, g, F):		
MS Spike Uncertainty (calculated):		
MSD Spike Uncertainty (calculated):		
Sample Result:		
Sample Result 2 Sigma CSU (pCi/L, g, F):		
Sample Matrix Spike Result:		
Matrix Spike Result 2 Sigma CSU (pCi/L, g, F):		
Sample Matrix Spike Duplicate Result:		
Matrix Spike Duplicate Result 2 Sigma CSU (pCi/L, g, F):		
MS Numerical Performance Indicator:		
MSD Numerical Performance Indicator:		
MS Percent Recovery:		
MSD Percent Recovery:		
MS Status vs Numerical Indicator:		
MSD Status vs Numerical Indicator:		
MS Status vs Recovery:		
MSD Status vs Recovery:		
MS/MSD Upper % Recovery Limits:		
MS/MSD Lower % Recovery Limits:		

Duplicate Sample Assessment		
Sample I.D.:	LCS81120	92749878005
Duplicate Sample I.D.	LCSD81120	92749878005DUP
Sample Result (pCi/L, g, F):	4.499	0.022
Sample Result 2 Sigma CSU (pCi/L, g, F):	0.823	0.112
Sample Duplicate Result (pCi/L, g, F):	4.372	0.099
Sample Duplicate Result 2 Sigma CSU (pCi/L, g, F):	0.810	0.103
Are sample and/or duplicate results below RL?	NO	See Below ##
Duplicate Numerical Performance Indicator:	0.216	-0.988
(Based on the LCS/LCSD Percent Recoveries) Duplicate RPD:	2.06%	127.25%
Duplicate Status vs Numerical Indicator:	Pass	Pass
Duplicate Status vs RPD:	N/A	N/A
% RPD Limit:	25%	25%

Matrix Spike/Matrix Spike Duplicate Sample Assessment		
Sample I.D.		
Sample MS I.D.		
Sample MSD I.D.		
Sample Matrix Spike Result:		
Matrix Spike Result 2 Sigma CSU (pCi/L, g, F):		
Sample Matrix Spike Duplicate Result:		
Matrix Spike Duplicate Result 2 Sigma CSU (pCi/L, g, F):		
Duplicate Numerical Performance Indicator:		
(Based on the Percent Recoveries) MS/ MSD Duplicate RPD:		
MS/ MSD Duplicate Status vs Numerical Indicator:		
MS/ MSD Duplicate Status vs RPD:		
% RPD Limit:		

Evaluation of duplicate precision is not applicable if either the sample or duplicate results are below the MDC.

Comments:

ET 9-17-24

Quality Control Sample Performance Assessment

Pace Analytical™ www.pacelabs.com

Test:	Ra-226
Analyst:	SLC
Date:	9/12/2024
Worklist:	81217
Matrix:	WT

Analyst Must Manually Enter All Fields Highlighted in Yellow.

Method Blank Assessment	
MB Sample ID	3383135
MB concentration:	0.056
M/B 2 Sigma CSU:	0.099
MB MDC:	0.223
MB Numerical Performance Indicator:	1.11
MB Status vs Numerical Indicator:	Pass
MB Status vs. MDC:	N/A

Laboratory Control Sample Assessment	LCSD (Y or N)?	Y
	LCS81217	LCSD81217
Count Date:	9/19/2024	9/19/2024
Spike I.D.:	23-014	23-014
Decay Corrected Spike Concentration (pCi/mL):	25.020	25.020
Volume Used (mL):	0.10	0.10
Aliquot Volume (L, g, F):	0.502	0.501
Target Conc. (pCi/L, g, F):	4.987	4.993
Uncertainty (Calculated):	0.234	0.235
Result (pCi/L, g, F):	4.985	5.851
LCS/LCSD 2 Sigma CSU (pCi/L, g, F):	0.933	1.033
Numerical Performance Indicator:	0.00	1.59
Percent Recovery:	99.96%	117.18%
Status vs Numerical Indicator:	Pass	Pass
Status vs Recovery:	N/A	N/A
Upper % Recovery Limits:	125%	125%
Lower % Recovery Limits:	75%	75%

Sample Matrix Spike Control Assessment	MS/MSD 1	MS/MSD 2
Sample Collection Date:		
Sample I.D.		
Sample MS I.D.		
Sample MSD I.D.		
Spike I.D.:		
MS/MSD Decay Corrected Spike Concentration (pCi/mL):		
Spike Volume Used in MS (mL):		
Spike Volume Used in MSD (mL):		
MS Aliquot (L, g, F):		
MS Target Conc.(pCi/L, g, F):		
MSD Aliquot (L, g, F):		
MSD Target Conc. (pCi/L, g, F):		
MS Spike Uncertainty (calculated):		
MSD Spike Uncertainty (calculated):		
Sample Result:		
Sample Result 2 Sigma CSU (pCi/L, g, F):		
Sample Matrix Spike Result:		
Matrix Spike Result 2 Sigma CSU (pCi/L, g, F):		
Sample Matrix Spike Duplicate Result:		
Matrix Spike Duplicate Result 2 Sigma CSU (pCi/L, g, F):		
MS Numerical Performance Indicator:		
MSD Numerical Performance Indicator:		
MS Percent Recovery:		
MSD Percent Recovery:		
MS Status vs Numerical Indicator:		
MSD Status vs Numerical Indicator:		
MS Status vs Recovery:		
MSD Status vs Recovery:		
MS/MSD Upper % Recovery Limits:		
MS/MSD Lower % Recovery Limits:		

Duplicate Sample Assessment		
Sample I.D.:	LCS81217	92749878009
Duplicate Sample I.D.	LCSD81217	92749878009DUP
Sample Result (pCi/L, g, F):	4.985	0.046
Sample Result 2 Sigma CSU (pCi/L, g, F):	0.933	0.104
Sample Duplicate Result (pCi/L, g, F):	5.851	0.130
Sample Duplicate Result 2 Sigma CSU (pCi/L, g, F):	1.033	0.134
Are sample and/or duplicate results below RL?	NO	See Below ##
Duplicate Numerical Performance Indicator:	-1.220	-0.975
(Based on the LCS/LCSD Percent Recoveries) Duplicate RPD:	15.86%	96.14%
Duplicate Status vs Numerical Indicator:	Pass	Pass
Duplicate Status vs RPD:	N/A	N/A
% RPD Limit:	25%	25%

Matrix Spike/Matrix Spike Duplicate Sample Assessment		
Sample I.D.		
Sample MS I.D.		
Sample MSD I.D.		
Sample Matrix Spike Result:		
Matrix Spike Result 2 Sigma CSU (pCi/L, g, F):		
Sample Matrix Spike Duplicate Result:		
Matrix Spike Duplicate Result 2 Sigma CSU (pCi/L, g, F):		
Duplicate Numerical Performance Indicator:		
(Based on the Percent Recoveries) MS/ MSD Duplicate RPD:		
MS/ MSD Duplicate Status vs Numerical Indicator:		
MS/ MSD Duplicate Status vs RPD:		
% RPD Limit:		

Evaluation of duplicate precision is not applicable if either the sample or duplicate results are below the MDC.

Comments:

CT 9-19-24

LAM 9/19/24

Quality Control Sample Performance Assessment

Pace Analytical™
www.pacelabs.com

Test:	Ra-228
Analyst:	VAL
Date:	9/9/2024
Worklist:	81111
Matrix:	WT

Analyst Must Manually Enter All Fields Highlighted in Yellow.

Method Blank Assessment	
MB Sample ID	3375868
MB concentration:	0.898
M/B 2 Sigma CSU:	0.418
MB MDC:	0.691
MB Numerical Performance Indicator:	4.21
MB Status vs Numerical Indicator:	Fail*
MB Status vs. MDC:	See Comment*

Laboratory Control Sample Assessment	LCSD (Y or N)?	Y
	LCS81111	**LCSD81111**
Count Date:	9/13/2024	9/13/2024
Spike I.D.:	23-043	23-043
Decay Corrected Spike Concentration (pCi/mL):	35.306	35.306
Volume Used (mL):	0.10	0.10
Aliquot Volume (L, g, F):	0.816	0.818
Target Conc. (pCi/L, g, F):	4.327	4.317
Uncertainty (Calculated):	0.212	0.212
Result (pCi/L, g, F):	4.229	3.743
LCS/LCSD 2 Sigma CSU (pCi/L, g, F):	0.985	0.898
Numerical Performance Indicator:	-0.19	-1.22
Percent Recovery:	97.74%	86.70%
Status vs Numerical Indicator:	N/A	N/A
Status vs Recovery:	Pass	Pass
Upper % Recovery Limits:	135%	135%
Lower % Recovery Limits:	60%	60%

Sample Matrix Spike Control Assessment	MS/MSD 1	MS/MSD 2
Sample Collection Date:		
Sample I.D.		
Sample MS I.D.		
Sample MSD I.D.		
Spike I.D.:		
MS/MSD Decay Corrected Spike Concentration (pCi/mL):		
Spike Volume Used in MS (mL):		
Spike Volume Used in MSD (mL):		
MS Aliquot (L, g, F):		
MS Target Conc.(pCi/L, g, F):		
MSD Aliquot (L, g, F):		
MSD Target Conc. (pCi/L, g, F):		
MS Spike Uncertainty (calculated):		
MSD Spike Uncertainty (calculated):		
Sample Result:		
Sample Result 2 Sigma CSU (pCi/L, g, F):		
Sample Matrix Spike Result:		
Matrix Spike Result 2 Sigma CSU (pCi/L, g, F):		
Sample Matrix Spike Duplicate Result:		
Matrix Spike Duplicate Result 2 Sigma CSU (pCi/L, g, F):		
MS Numerical Performance Indicator:		
MSD Numerical Performance Indicator:		
MS Percent Recovery:		
MSD Percent Recovery:		
MS Status vs Numerical Indicator:		
MSD Status vs Numerical Indicator:		
MS Status vs Recovery:		
MSD Status vs Recovery:		
MS/MSD Upper % Recovery Limits:		
MS/MSD Lower % Recovery Limits:		

Duplicate Sample Assessment		
Sample I.D.:	LCS81111	Enter Duplicate sample IDs if other than LCS/LCSD in the space below.
Duplicate Sample I.D.	LCSD81111	
Sample Result (pCi/L, g, F):	4.229	
Sample Result 2 Sigma CSU (pCi/L, g, F):	0.985	
Sample Duplicate Result (pCi/L, g, F):	3.743	
Sample Duplicate Result 2 Sigma CSU (pCi/L, g, F):	0.898	
Are sample and/or duplicate results below RL?	NO	
Duplicate Numerical Performance Indicator:	0.715	
(Based on the LCS/LCSD Percent Recoveries) Duplicate RPD:	11.98%	
Duplicate Status vs Numerical Indicator:	Pass	
Duplicate Status vs RPD:	Pass	
% RPD Limit:	36%	

Matrix Spike/Matrix Spike Duplicate Sample Assessment		
Sample I.D.		
Sample MS I.D.		
Sample MSD I.D.		
Sample Matrix Spike Result:		
Matrix Spike Result 2 Sigma CSU (pCi/L, g, F):		
Sample Matrix Spike Duplicate Result:		
Matrix Spike Duplicate Result 2 Sigma CSU (pCi/L, g, F):		
Duplicate Numerical Performance Indicator:		
(Based on the Percent Recoveries) MS/ MSD Duplicate RPD:		
MS/ MSD Duplicate Status vs Numerical Indicator:		
MS/ MSD Duplicate Status vs RPD:		
% RPD Limit:		

Evaluation of duplicate precision is not applicable if either the sample or duplicate results are below the MDC.

Comments:
*The method blank result is below the reporting limit for this analysis and is acceptable.

ET 9-16-24

9/16/24

DATA USABILITY SUMMARY

Steven Elliott (Stantec) reviewed one data package from Pace Analytical for the analysis of water samples collected from February 22 through 28, 2024, at the Georgia Power Bowen Plant site (Cells 1 & 2). Samples were collected according to the 2022 CCR Permit Groundwater Monitoring Plan (CCR Permit No. 008-018D [CCR]).

Intended Use of Data: To delineate concentrations of constituents of concern in site groundwater.

Analyses requested included:

- SW-846-6010D – Zinc and Calcium by inductively coupled plasma – atomic emission spectrometry (ICP – AES)
- SW-846-6020B – Metals by inductively coupled plasma - mass spectrometry (ICP/MS)
- SW-846 7470A – Mercury by manual cold-vapor
- EPA 300 Rev 2.1 – Chloride, fluoride, and sulfate by ion chromatography
- SM 2320B – 2011 - Alkalinity
- SM 2540C - 2015 – Total dissolved solids (TDS)

Data were reviewed and validated as described in the field sampling plan and the *National Functional Guidelines for Inorganic Superfund Methods Data Review* (November 2020). The results of the review/validation are discussed in this Data Usability Summary (DUS) and the associated Laboratory Data Review Checklists.

DATA REVIEW/VALIDATION RESULTS

Introduction

Twenty four (24) groundwater samples, three (3) field blanks, and three (3) field duplicate samples were analyzed for one or more of the analyses listed above. Table 1 lists the field identifications cross-referenced to laboratory identifications. Table 2 is a summary of qualified data. Tables 3a – 3c summarize field duplicate results.

Analytical Results

The data packages contain a minimum of one quality control batch per analytical method analyzed. The quality control batch identifies the laboratory QC samples that correspond to the designated field samples. Not detected results are reported as less than the value of the method detection limit (MDL).

Preservation and Holding Times

The samples were evaluated for agreement with the chain-of-custody forms. The samples were received in the appropriate containers with the paperwork filled out properly. The laboratory sample condition upon receipt forms indicates all samples were received at a temperature of 3.4°C. All samples were analyzed within the technical holding time. No data were qualified.

Calibrations

Case narratives indicate Initial and continuing calibration verification data were within method acceptance criteria.

Blanks

Laboratory Method Blanks. No contamination was detected in any of the laboratory method blanks with the following exceptions:

- Potassium was detected in the method blank 4318385 (0.19 J, batch 835886) at a concentration below the reporting limit. Associated detected sample results with concentrations less than 10 times the blank have been qualified as estimated with a high bias.

Field Blanks. Field blanks (BOW-LF1-2-FB-09, BOW-LF1-2-FB-10, and BOW-LF1-2-FB-11) were analyzed for the full suite of sample analyses and all analytes were not detected.

Laboratory Control Samples

Laboratory control sample (LCS) and laboratory control sample duplicate (LCSD) recoveries met the laboratory acceptance criteria for all analyses.

Matrix Spike/Matrix Spike Duplicates

Site-specific MS/MSD precision and accuracy results were within the laboratory acceptance criteria with the following exceptions:

- Calcium and magnesium in 28 had high MS percent recoveries. However, the spiking concentration was less than 30% of the concentration reported for the parent sample and therefore not appropriate for evaluation.

Laboratory Duplicates

Appropriate analytical duplicates were analyzed and RPDs were within the laboratory acceptance criteria.

Field Precision

Three sets of field duplicate samples were collected for this sampling event (see Tables 3a, 3b, and 3c for sample/duplicate identification and precision calculations). The calculated RPDs between sample and duplicate were within the QAPP acceptance criteria of 25% for all analytes detected above five times the RL. For results reported less than five times the RL, with a difference between sample and duplicate less than two times the RL are also considered acceptable (qualified "A*"). All field duplicate precision was considered acceptable.

Summary

The groundwater analytical data are usable for the purpose of determining current concentrations of COCs in this medium at the affected property. A summary of qualified data is presented in Table 2 below.

References:

Amec Foster Wheeler, 2016. Arkwright Field Sampling Plan. October.

United State Environmental Protection Agency (USEPA), 2020. National Functional Guidelines for Superfund Inorganic Methods Data Review. November.

Table 1 – Cross-Reference between Laboratory and Field Identifications

Field Identification	Laboratory Identification	SDG	Analyses	Sample Date
BOW-GWA-1	92715157001	92715157	6010, 6020, 7470, 300, 2320B, 2540C	02/22/24 12:39
BOW-GWA-2	92715157002	92715157	6010, 6020, 7470, 300, 2320B, 2540C	02/22/24 15:35
BOW-GWA-3A	92715157003	92715157	6010, 6020, 7470, 300, 2320B, 2540C	02/22/24 10:38
BOW-GWA-50	92715157004	92715157	6010, 6020, 7470, 300, 2320B, 2540C	02/22/24 13:48
BOW-GWA-50R	92715157005	92715157	6010, 6020, 7470, 300, 2320B, 2540C	02/22/24 15:04
BOW-LF1-2-FD-09	92715157006	92715157	6010, 6020, 7470, 300, 2320B, 2540C	02/22/24 00:00
BOW-LF1-2-FB-09	92715157007	92715157	6010, 6020, 7470, 300, 2320B, 2540C	02/22/24 16:18
BOW-GWA-2R	92715157008	92715157	6010, 6020, 7470, 300, 2320B, 2540C	02/26/24 12:47
BOW-GWC-5	92715157009	92715157	6010, 6020, 7470, 300, 2320B, 2540C	02/26/24 12:53
BOW-GWC-6	92715157010	92715157	6010, 6020, 7470, 300, 2320B, 2540C	02/26/24 15:46
BOW-GWC-6RZ	92715157011	92715157	6010, 6020, 7470, 300, 2320B, 2540C	02/26/24 14:07
BOW-GWC-7Z	92715157012	92715157	6010, 6020, 7470, 300, 2320B, 2540C	02/26/24 16:14
BOW-GWC-8Z	92715157013	92715157	6010, 6020, 7470, 300, 2320B, 2540C	02/26/24 15:45
BOW-LF1-2-FD-10	92715157014	92715157	6010, 6020, 7470, 300, 2320B, 2540C	02/26/24 00:00
BOW-LF1-2-FB-10	92715157015	92715157	6010, 6020, 7470, 300, 2320B, 2540C	02/26/24 16:46
BOW-GWA-4RZ	92715157016	92715157	6010, 6020, 7470, 300, 2320B, 2540C	02/27/24 10:22
BOW-GWC-8RR	92715157017	92715157	6010, 6020, 7470, 300, 2320B, 2540C	02/27/24 11:16
BOW-GWC-9	92715157018	92715157	6010, 6020, 7470, 300, 2320B, 2540C	02/27/24 13:17
BOW-GWC-10	92715157019	92715157	6010, 6020, 7470, 300, 2320B, 2540C	02/27/24 12:44
BOW-GWC-10R	92715157020	92715157	6010, 6020, 7470, 300, 2320B, 2540C	02/27/24 14:08

Field Identification	Laboratory Identification	SDG	Analyses	Sample Date
BOW-GWC-12	92715157021	92715157	6010, 6020, 7470, 300, 2320B, 2540C	02/27/24 14:34
BOW-GWC-13	92715157022	92715157	6010, 6020, 7470, 300, 2320B, 2540C	02/27/24 14:20
BOW-GWC-11	92715157023	92715157	6010, 6020, 7470, 300, 2320B, 2540C	02/28/24 11:58
BOW-GWC-11R	92715157024	92715157	6010, 6020, 7470, 300, 2320B, 2540C	02/28/24 13:04
BOW-GWC-13RZ	92715157025	92715157	6010, 6020, 7470, 300, 2320B, 2540C	02/28/24 09:46
BOW-GWC-14Z	92715157026	92715157	6010, 6020, 7470, 300, 2320B, 2540C	02/28/24 10:45
BOW-GWC-15R	92715157027	92715157	6010, 6020, 7470, 300, 2320B, 2540C	02/28/24 15:05
BOW-GWC-15Z	92715157028	92715157	6010, 6020, 7470, 300, 2320B, 2540C	02/28/24 15:38
BOW-LF1-2-FD-11	92715157029	92715157	6010, 6020, 7470, 300, 2320B, 2540C	02/28/24 00:00
BOW-LF1-2-FB-11	92715157030	92715157	6010, 6020, 7470, 300, 2320B, 2540C	02/27/24 14:58

Table 2 – Qualified Analytical Data

Field Identification	Analyte	Qualification	Reason for Qualification
BOW-GWA-2R	Potassium	J+ / BLL	Detected in MB
BOW-GWC-5	Potassium	J+ / BLL	Detected in MB
BOW-GWC-6	Potassium	J+ / BLL	Detected in MB
BOW-GWC-6RZ	Potassium	J+ / BLL	Detected in MB
BOW-GWC-7Z	Potassium	J+ / BLL	Detected in MB
BOW-GWC-8Z	Potassium	J+ / BLL	Detected in MB

BLL – Lab blank detected below the reporting limit.
J – Estimated data; the reported quantitation limit or sample concentration is approximated due to exceedance of one or more QC requirements.
J+ - Estimated with a high bias

Table 3a – Field Precision

Field Identification	Analyte	Sample Result (mg/L)	Duplicate Result (mg/L)	RPD[a]	Qualified
BOW-GWA-3A / BOW-LF1-2-FD-09	Iron	0.028 J	0.028 J	<2xRL	A*
	Potassium	1.3	1.4	<2xRL	A*
	Sodium	4.4	4.5	<2xRL	A*
	Calcium	22.9	23.5	2.6%	A
	Magnesium	11.6	12.0	3.4%	A
	Barium	0.0074	0.0072	<2xRL	A*
	Bicarbonate	101	101	0.0%	A
	Alkalinity	101	101	0.0%	A
	TDS	117	116	0.9%	A
	Chloride	7.1	6.9	2.9%	A
	Sulfate	1.9	1.9	<2xRL	A*

[a] RPD = ((SR - DR)*200)/(SR + DR)
A - Acceptable Data.
A* - Acceptable data where results were less than 5X the RDL and the difference between sample and duplicate was less than 2X the RDL.
J – Estimated
NA – not applicable

Table 3b – Field Precision

Field Identification	Analyte	Sample Result (mg/L)	Duplicate Result (mg/L)	RPD[a]	Qualified
BOW-GWC-6RZ / BOW-LF1-2-FD-10	Iron	0.026 J	0.025 U	<2xRL	A*
	Potassium	0.82	0.73	<2xRL	A*
	Sodium	1.6	1.5	<2xRL	A*
	Calcium	9.7	9.9	2.0%	A
	Magnesium	5.2	5.2	0.0%	A
	Barium	0.0067	0.0064	4.6%	A
	Chromium	0.0020 J	0.0021 J	<2xRL	A*
	Bicarbonate	45.6	45.3	<2xRL	A*
	Alkalinity	45.6	45.3	<2xRL	A*
	TDS	48.0	52.0	8.0%	A
	Chloride	1.4	1.3	<2xRL	A*
	Sulfate	1.5	1.4	<2xRL	A*

[a] RPD = ((SR - DR)*200)/(SR + DR)
A - Acceptable Data.
A* - Acceptable data where results were less than 5X the RDL and the difference between sample and duplicate was less than 2X the RDL.
J – Estimated
NA – not applicable

Table 3c – Field Precision

Field Identification	Analyte	Sample Result (mg/L)	Duplicate Result (mg/L)	RPD[a]	Qualified
BOW-GWC-11 / BOW-LF1-2-FD-11	Iron	0.096	0.095	<2xRL	A*
	Manganese	0.016 J	0.016 J	<2xRL	A*
	Potassium	0.93	0.97	<2xRL	A*
	Sodium	2.0	2.1	<2xRL	A*
	Calcium	20.2	21.1	4.4%	A
	Magnesium	10.7	11.3	5.5%	A
	Barium	0.010	0.010	<2xRL	A*
	Chromium	0.0074	0.0073	<2xRL	A*
	Bicarbonate	94.0	92.3	1.8%	A
	Alkalinity	94.0	92.3	1.8%	A
	TDS	102	106	<2xRL	A*
	Chloride	1.0	1.1	<2xRL	A*
	Fluoride	0.060 J	0.060 J	<2xRL	A*
	Sulfate	1.8	1.9	<2xRL	A*

[a] RPD = ((SR - DR)*200)/(SR + DR)
A - Acceptable Data.
A* - Acceptable data where results were less than 5X the RDL and the difference between sample and duplicate was less than 2X the RDL.
J – Estimated
NA – not applicable

DATA USABILITY SUMMARY

Steven Elliott (Stantec) reviewed one data package from Pace Analytical for the analysis of water samples collected from February 13 through 16, 2024, at the Georgia Power Bowen Plant site (Cells 3 & 4). Samples were collected according to the 2022 CCR Permit Groundwater Monitoring Plan (CCR Permit No. 008-018D [CCR]).

Intended Use of Data: To delineate concentrations of constituents of concern in site groundwater.

Analyses requested included:

- SW-846-6010D – Zinc and Calcium by inductively coupled plasma – atomic emission spectrometry (ICP – AES)
- SW-846-6020B – Metals by inductively coupled plasma - mass spectrometry (ICP/MS)
- SW-846 7470A – Mercury by manual cold-vapor
- EPA 300 Rev 2.1 – Chloride, fluoride, and sulfate by ion chromatography
- SM 2320B – 2011 - Alkalinity
- SM 2540C - 2015 – Total dissolved solids (TDS)

Data were reviewed and validated as described in the field sampling plan and the *National Functional Guidelines for Inorganic Superfund Methods Data Review* (November 2020). The results of the review/validation are discussed in this Data Usability Summary (DUS) and the associated Laboratory Data Review Checklists.

DATA REVIEW/VALIDATION RESULTS

Introduction

Fifteen (15) groundwater samples, two (2) field blanks, and two (2) field duplicate samples were analyzed for one or more of the analyses listed above. Table 1 lists the field identifications cross-referenced to laboratory identifications. Table 2 is a summary of qualified data. Tables 3a – 3b summarize field duplicate results.

Analytical Results

The data packages contain a minimum of one quality control batch per analytical method analyzed. The quality control batch identifies the laboratory QC samples that correspond to the designated field samples. Not detected results are reported as less than the value of the method detection limit (MDL).

Preservation and Holding Times

The samples were evaluated for agreement with the chain-of-custody forms. The samples were received in the appropriate containers with the paperwork filled out properly. The laboratory sample condition upon receipt forms indicates all samples were received at a temperature of 3.4°C. All samples were analyzed within the technical holding time. No data were qualified.

Calibrations

Case narratives indicate Initial and continuing calibration verification data were within method acceptance criteria.

Blanks

Laboratory Method Blanks. No contamination was detected in any of the laboratory method blanks with the following exceptions:

- Antimony was detected in the method blank 4312322 at a concentration (0.00073J) below the reporting limit. Associated sample results detected with concentrations less than 10 times the blank concentration (BOW-GWC-23R and BOW-GWC-25R) have been qualified as estimated with a high bias (J+).

Field Blanks. Field blanks (BOW-LF3-4-FB-05 and BOW-LF3-4-FB-06) were analyzed for the full suite of sample analyses and all analytes were not detected with the following exceptions:

- TDS was detected in the field blanks BOW-LF3-4-FB-05 (2/13) and BOW-LF3-4-FB-06 (2/15) at concentrations above the reporting limit (RL). Associated sample results detected with concentrations less than 10 times the blank concentration have been qualified as estimated with a high bias (J+).

Laboratory Control Samples

Laboratory control sample (LCS) and laboratory control sample duplicate (LCSD) recoveries met the laboratory acceptance criteria for all analyses.

Matrix Spike/Matrix Spike Duplicates

Site-specific MS/MSD precision and accuracy results were within the laboratory acceptance criteria with the following exceptions:

- Calcium and magnesium in BOW-GWC-17R had low MS percent recoveries. However, the spiking concentration was less than 30% of the concentration reported for the parent sample and therefore not appropriate for evaluation.
- Calcium, magnesium, and sodium in BOW-GWC-23R had low MS percent recoveries. However, the spiking concentration was less than 30% of the concentration reported for the parent sample and therefore not appropriate for evaluation.

Laboratory Duplicates

Appropriate analytical duplicates were analyzed and RPDs were within the laboratory acceptance criteria.

Field Precision

Two sets of field duplicate samples were collected for this sampling event (see Tables 3a and 3b for sample/duplicate identification and precision calculations). The calculated RPDs between sample and duplicate were within the QAPP acceptance criteria of 25% for all analytes detected above five times the RL. For results reported less than five times the RL, with a difference between sample and duplicate less than two times the RL are also considered acceptable (qualified “A*”). All field duplicate precision was considered acceptable.

Summary

The groundwater analytical data are usable for the purpose of determining current concentrations of COCs in this medium at the affected property. A summary of qualified data is presented in Table 2 below.

References:

2022 CCR Permit Groundwater Monitoring Plan (CCR Permit No. 008-018D)

United State Environmental Protection Agency (USEPA), 2020. National Functional Guidelines for Superfund Inorganic Methods Data Review. November.

Table 1 – Cross-Reference between Laboratory and Field Identifications

Field Identification	Laboratory Identification	SDG	Analyses	Sample Date
BOW-GWA-36A	92714171001	92714171	6010, 6020, 7470, 300, 2320B, 2540C	02/13/24 11:38
BOW-GWA-36RA	92714171002	92714171	6010, 6020, 7470, 300, 2320B, 2540C	02/13/24 16:40
BOW-GWA-37	92714171003	92714171	6010, 6020, 7470, 300, 2320B, 2540C	02/13/24 13:42
BOW-GWA-38	92714171004	92714171	6010, 6020, 7470, 300, 2320B, 2540C	02/13/24 15:14
BOW-LF3-4-FD-05	92714171005	92714171	6010, 6020, 7470, 300, 2320B, 2540C	02/13/24 00:00
BOW-LF3-4-FB-05	92714171006	92714171	6010, 6020, 7470, 300, 2320B, 2540C	02/13/24 16:48
BOW-GWC-18	92714171007	92714171	6010, 6020, 7470, 300, 2320B, 2540C	02/14/24 12:35
BOW-GWC-18R	92714171008	92714171	6010, 6020, 7470, 300, 2320B, 2540C	02/14/24 14:15
BOW-GWC-19R	92714171009	92714171	6010, 6020, 7470, 300, 2320B, 2540C	02/14/24 14:28
BOW-GWC-16R	92714171010	92714171	6010, 6020, 7470, 300, 2320B, 2540C	02/15/24 10:30
BOW-GWC-17R	92714171011	92714171	6010, 6020, 7470, 300, 2320B, 2540C	02/15/24 11:16
BOW-GWC-20R	92714171012	92714171	6010, 6020, 7470, 300, 2320B, 2540C	02/15/24 13:26
BOW-GWC-21R	92714171013	92714171	6010, 6020, 7470, 300, 2320B, 2540C	02/15/24 11:37
BOW-GWC-22R	92714171014	92714171	6010, 6020, 7470, 300, 2320B, 2540C	02/15/24 14:07
BOW-GWC-24R	92714171015	92714171	6010, 6020, 7470, 300, 2320B, 2540C	02/15/24 15:46

Field Identification	Laboratory Identification	SDG	Analyses	Sample Date
BOW-LF3-4-FB-06	92714171016	92714171	6010, 6020, 7470, 300, 2320B, 2540C	02/15/24 16:04
BOW-GWC-23R	92714171017	92714171	6010, 6020, 7470, 300, 2320B, 2540C	02/16/24 13:29
BOW-GWC-25R	92714171018	92714171	6010, 6020, 7470, 300, 2320B, 2540C	02/16/24 11:39
BOW-LF3-4-FD-06	92714171019	92714171	6010, 6020, 7470, 300, 2320B, 2540C	02/16/24 00:00

Table 2 – Qualified Analytical Data

Field Identification	Analyte	Qualification	Reason for Qualification
BOW-GWC-23R	Antimony	J+ / BLL	Detected in MB
BOW-GWC-25R	Antimony	J+ / BLL	Detected in MB
BOW-GWA-36A	TDS	J+ / BFH	Detected in FB
BOW-GWA-36RA	TDS	J+ / BFH	Detected in FB
BOW-GWA-38	TDS	J+ / BFH	Detected in FB
BOW-LF3-4-FD-05	TDS	J+ / BFH	Detected in FB
BOW-GWC-16R	TDS	J+ / BFH	Detected in FB
BOW-GWC-17R	TDS	J+ / BFH	Detected in FB
BOW-GWC-20R	TDS	J+ / BFH	Detected in FB
BOW-GWC-21R	TDS	J+ / BFH	Detected in FB
BOW-GWC-22R	TDS	J+ / BFH	Detected in FB
BOW-GWC-24R	TDS	J+ / BFH	Detected in FB

J – Estimated data; the reported quantitation limit or sample concentration is approximated due to exceedance of one or more QC requirements.
J+ - Estimated with a high bias
R – Rejected data due to one or more QC requirements.
UJ – The analyte was analyzed for but was detected at a level below the associated blank contamination. The associated value is an estimate and may be inaccurate or imprecise.

Table 3a – Field Precision

Field Identification	Analyte	Sample Result (mg/L)	Duplicate Result (mg/L)	RPD[a]	Qualified
BOW-GWA-37 / BOW-LF3-4-FD-05	Manganese	0.011 U	0.012 J	<2xRL	A*
	Potassium	0.47 J	0.50 J	<2xRL	A*
	Sodium	2.7	2.8	3.6%	A
	Calcium	0.72 J	0.71 J	<2xRL	A*
	Magnesium	0.31	0.31	0.0%	A
	Barium	0.00047 U	0.0037 J	<2xRL	A*
	Copper	0.00043 U	0.011	<2xRL	A*
	Nickel	0.0021 U	0.012	<2xRL	A*
	TDS	25 U	28.0	<2xRL	A*
	Bicarbonate	5.9	5.5	<2xRL	A*
	Alkalinity	5.9	5.5	<2xRL	A*
	Chloride	0.80 J	0.84 J	<2xRL	A*

[a] RPD = ((SR - DR)*200)/(SR + DR)
A - Acceptable Data.
A* - Acceptable data where results were less than 5X the RDL and the difference between sample and duplicate was less than 2X the RDL.
J – Estimated
NA – not applicable

Table 3b – Field Precision

Field Identification	Analyte	Sample Result (mg/L)	Duplicate Result (mg/L)	RPD[a]	Qualified
BOW-GWC-25R / BOW-LF3-4-FD-06	Potassium	0.71	0.71	<2xRL	A*
	Sodium	1.4	1.4	<2xRL	A*
	Calcium	34.6	34.7	0.3%	A
	Magnesium	18.1	18.2	0.6%	A
	Antimony	0.00087 J	0.00054 U	<2xRL	A*
	Barium	0.015	0.015	<2xRL	A*
	Chromium	0.0030 J	0.0019 U	<2xRL	A*
	Vanadium	0.00081 J	0.00097 J	<2xRL	A*
	TDS	155	162	4.4%	A
	Bicarbonate	160	158	1.3%	A
	Alkalinity	160	158	1.3%	A
	Chloride	2.7	2.3	<2xRL	A*
	Fluoride	0.055 J	0.050 U	<2xRL	A*
	Sulfate	1.9	1.9	<2xRL	A*

[a] RPD = ((SR - DR)*200)/(SR + DR)
A - Acceptable Data.
A* - Acceptable data where results were less than 5X the RDL and the difference between sample and duplicate was less than 2X the RDL.
J – Estimated
NA – not applicable

DATA USABILITY SUMMARY

Steven Elliott (Stantec) reviewed one data package from Pace Analytical for the analysis of water samples collected from February 19 through 21, 2024, at the Georgia Power Bowen Plant site (Cells 9 & 10). Samples were collected according to the 2022 CCR Permit Groundwater Monitoring Plan (CCR Permit No. 008-018D [CCR]).

Intended Use of Data: To delineate concentrations of constituents of concern in site groundwater.

Analyses requested included:

- SW-846-6010D – Zinc and Calcium by inductively coupled plasma – atomic emission spectrometry (ICP – AES)
- SW-846-6020B – Metals by inductively coupled plasma - mass spectrometry (ICP/MS)
- SW-846 7470A – Mercury by manual cold-vapor
- EPA 300 Rev 2.1 – Chloride, fluoride, and sulfate by ion chromatography
- SM 2320B – 2011 - Alkalinity
- SM 2540C - 2015 – Total dissolved solids (TDS)

Data were reviewed and validated as described in the field sampling plan and the *National Functional Guidelines for Inorganic Superfund Methods Data Review* (November 2020). The results of the review/validation are discussed in this Data Usability Summary (DUS) and the associated Laboratory Data Review Checklists.

DATA REVIEW/VALIDATION RESULTS

Introduction

Seventeen (17) groundwater samples, one (1) equipment blank, two (2) field blanks, and two (2) field duplicate samples were analyzed for one or more of the analyses listed above. Table 1 lists the field identifications cross-referenced to laboratory identifications. Table 2 is a summary of qualified data. Tables 3a – 3b summarize field duplicate results.

Analytical Results

The data packages contain a minimum of one quality control batch per analytical method analyzed. The quality control batch identifies the laboratory QC samples that correspond to the designated field samples. Not detected results are reported as less than the value of the method detection limit (MDL).

Preservation and Holding Times

The samples were evaluated for agreement with the chain-of-custody forms. The samples were received in the appropriate containers with the paperwork filled out properly. The laboratory sample condition upon receipt forms indicates all samples were received at a temperature of 3.4°C. All samples were analyzed within the technical holding time. No data were qualified.

Calibrations

Case narratives indicate Initial and continuing calibration verification data were within method acceptance criteria.

Blanks

Laboratory Method Blanks. No contamination was detected in any of the laboratory method blanks with the following exceptions:

- Antimony was detected in the method blank 4312322 at a concentration (0.00073J) below the reporting limit. Associated detected sample results (BOW-GWA-39RZ and BOW-GWA-39Z) have been qualified as estimated with a high bias (J+).

Field Blanks. Field and equipment blanks (BOW-LF9-10-EB-03, BOW-LF9-10-FB-07 and BOW-LF9-10-FB-08) were analyzed for the full suite of sample analyses and all analytes were not detected.

Laboratory Control Samples

Laboratory control sample (LCS) and laboratory control sample duplicate (LCSD) recoveries met the laboratory acceptance criteria for all analyses.

Matrix Spike/Matrix Spike Duplicates

Site-specific MS/MSD precision and accuracy results were within the laboratory acceptance criteria.

Laboratory Duplicates

Appropriate analytical duplicates were analyzed and RPDs were within the laboratory acceptance criteria.

Field Precision

Two sets of field duplicate samples were collected for this sampling event (see Tables 3a and 3b for sample/duplicate identification and precision calculations). The calculated RPDs between sample and duplicate were within the QAPP acceptance criteria of 25% for all analytes detected above five times the RL. For results reported less than five times the RL, with a difference between sample and duplicate less than two times the RL are also considered acceptable (qualified "A*"). All field duplicate precision was considered acceptable.

Summary

The groundwater analytical data are usable for the purpose of determining current concentrations of COCs in this medium at the affected property. A summary of qualified data is presented in Table 2 below.

References:

2022 CCR Permit Groundwater Monitoring Plan (CCR Permit No. 008-018D)

United State Environmental Protection Agency (USEPA), 2020. National Functional Guidelines for Superfund Inorganic Methods Data Review. November.

Table 1 – Cross-Reference between Laboratory and Field Identifications

Field Identification	Laboratory Identification	SDG	Analyses	Sample Date
BOW-GWA-39RZ	92714437001	92714437	6010, 6020, 7470, 300, 2320B, 2540C	02/19/24 14:54
BOW-GWA-39Z	92714437002	92714437	6010, 6020, 7470, 300, 2320B, 2540C	02/19/24 16:22
BOW-GWA-40	92714437003	92714437	6010, 6020, 7470, 300, 2320B, 2540C	02/19/24 11:00
BOW-GWA-41	92714437004	92714437	6010, 6020, 7470, 300, 2320B, 2540C	02/19/24 13:51
BOW-GWA-41R	92714437005	92714437	6010, 6020, 7470, 300, 2320B, 2540C	02/19/24 16:33
BOW-LF9-10-FB-07	92714437006	92714437	6010, 6020, 7470, 300, 2320B, 2540C	02/19/24 17:16
BOW-LF9-10-EB-03	92714437007	92714437	6010, 6020, 7470, 300, 2320B, 2540C	02/19/24 17:22
BOW-GWA-42	92714437008	92714437	6010, 6020, 7470, 300, 2320B, 2540C	02/20/24 11:54
BOW-GWA-43	92714437009	92714437	6010, 6020, 7470, 300, 2320B, 2540C	02/20/24 13:58
BOW-GWA-43R	92714437010	92714437	6010, 6020, 7470, 300, 2320B, 2540C	02/20/24 14:58
BOW-GWC-44	92714437011	92714437	6010, 6020, 7470, 300, 2320B, 2540C	02/20/24 10:44
BOW-GWC-45	92714437012	92714437	6010, 6020, 7470, 300, 2320B, 2540C	02/20/24 13:22
BOW-GWC-45R	92714437013	92714437	6010, 6020, 7470, 300, 2320B, 2540C	02/20/24 15:15
BOW-LF9-10-FD-07	92714437014	92714437	6010, 6020, 7470, 300, 2320B, 2540C	02/20/24 00:00
BOW-LF9-10-FB-08	92714437015	92714437	6010, 6020, 7470, 300, 2320B, 2540C	02/20/24 15:46
BOW-GWC-46R	92714437016	92714437	6010, 6020, 7470, 300, 2320B, 2540C	02/21/24 10:36
BOW-GWC-47	92714437017	92714437	6010, 6020, 7470, 300, 2320B, 2540C	02/21/24 14:33
BOW-GWC-47R	92714437018	92714437	6010, 6020, 7470, 300, 2320B, 2540C	02/21/24 12:59
BOW-GWC-48	92714437019	92714437	6010, 6020, 7470, 300, 2320B, 2540C	02/21/24 10:16
BOW-GWC-49R	92714437020	92714437	6010, 6020, 7470,	02/21/24 13:02

Field Identification	Laboratory Identification	SDG	Analyses	Sample Date
			300, 2320B, 2540C	
BOW-GWC-49Z	92714437021	92714437	6010, 6020, 7470, 300, 2320B, 2540C	02/21/24 11:54
BOW-LF9-10-FD-08	92714437022	92714437	6010, 6020, 7470, 300, 2320B, 2540C	02/21/24 00:00

Table 2 – Qualified Analytical Data

Field Identification	Analyte	Qualification	Reason for Qualification
BOW-GWA-39RZ	Potassium	J+ / BLL	Detected in MB
BOW-GWA-39Z	Potassium	J+ / BLL	Detected in MB

BLL - Lab blank detection below the reporting limit
J – Estimated data; the reported quantitation limit or sample concentration is approximated due to exceedance of one or more QC requirements.
J+ - Estimated with a high bias
R – Rejected data due to one or more QC requirements.
UJ – The analyte was analyzed for but was detected at a level below the associated blank contamination. The associated value is an estimate and may be inaccurate or imprecise.

Table 3a – Field Precision

Field Identification	Analyte	Sample Result (mg/L)	Duplicate Result (mg/L)	RPD[a]	Qualified
BOW-GWA-42 / BOW-LF9-10-FD-07	Zinc	0.0095 J	0.0093 J	<2xRL	A*
	Potassium	0.37 J	0.38 J	<2xRL	A*
	Sodium	2.0	1.9	<2xRL	A*
	Calcium	39.4	38.5	2.3%	A
	Magnesium	15.7	15.2	3.2%	A
	Arsenic	0.0010 J		<2xRL	A*
	Barium	0.0070	0.0068	<2xRL	A*
	Beryllium	0.00014 J	0.00016 J	<2xRL	A*
	Boron	0.031 J		<2xRL	A*
	Cadmium	0.00016 J	0.00015 J	<2xRL	A*
	Vanadium	0.0015 J	0.0011 J	<2xRL	A*
	Bicarbonate	156	155	0.6%	A
	Alkalinity	156	155	0.6%	A
	TDS	146	150	2.7%	A
	Chloride	2.4	2.4	<2xRL	A*
	Sulfate	1.2	1.2	<2xRL	A*

[a] RPD = ((SR - DR)*200)/(SR + DR)
A - Acceptable Data.
A* - Acceptable data where results were less than 5X the RDL and the difference between sample and duplicate was less than 2X the RDL.
J – Estimated
NA – not applicable

Table 3b – Field Precision

Field Identification	Analyte	Sample Result (mg/L)	Duplicate Result (mg/L)	RPD[a]	Qualified
BOW-GWC-46R / BOW-LF9-10-FD-08	Potassium	2.1	2.2	<2xRL	A*
	Sodium	11.7	12.3	5.0%	A
	Calcium	39.6	40.9	3.2%	A
	Magnesium	21.4	22.0	2.8%	A
	Barium	0.011	0.011	<2xRL	A*
	Chromium	0.0066	0.0062	<2xRL	A*
	Bicarbonate	211	238	12.0%	A
	Alkalinity	211	238	12.0%	A
	TDS	215	204	5.3%	A
	Chloride	4.2	4.2	<2xRL	A*
	Sulfate	3.9	3.9	<2xRL	A*

[a] RPD = ((SR - DR)*200)/(SR + DR)
A - Acceptable Data.
A* - Acceptable data where results were less than 5X the RDL and the difference between sample and duplicate was less than 2X the RDL.
J – Estimated
NA – not applicable

DATA USABILITY SUMMARY

Steven Elliott (Stantec) reviewed one data package from Pace Analytical for the analysis of water samples collected from August 6 through 13, 2024, at the Georgia Power Bowen Plant site (Cells 1 & 2). Samples were collected according to the 2022 CCR Permit Groundwater Monitoring Plan (CCR Permit No. 008-018D [CCR]).

Intended Use of Data: To delineate concentrations of constituents of concern in site groundwater.

Analyses requested included:

- SW-846-6010D – Metals by inductively coupled plasma – atomic emission spectrometry (ICP – AES)
- SW-846-6020B – Metals by inductively coupled plasma - mass spectrometry (ICP/MS)
- SW-846 7470A – Mercury by manual cold-vapor
- EPA 300 Rev 2.1 – Chloride, fluoride, and sulfate by ion chromatography
- SM 2320B – 2011 - Alkalinity
- SM 2540C - 2015 – Total dissolved solids (TDS)

Data were reviewed and validated as described in the field sampling plan and the *National Functional Guidelines for Inorganic Superfund Methods Data Review* (November 2020). The results of the review/validation are discussed in this Data Usability Summary (DUS) and the associated Laboratory Data Review Checklists.

DATA REVIEW/VALIDATION RESULTS

Introduction

Twenty four (24) groundwater samples, three (3) field blanks, three (3) equipment blanks, and three (3) field duplicate samples were analyzed for one or more of the analyses listed above. Table 1 lists the field identifications cross-referenced to laboratory identifications. Table 2 is a summary of qualified data. Tables 3a – 3b summarize field duplicate results.

Analytical Results

The data packages contain a minimum of one quality control batch per analytical method analyzed. The quality control batch identifies the laboratory QC samples that correspond to the designated field samples. Not detected results are reported as less than the value of the method detection limit (MDL).

Preservation and Holding Times

The samples were evaluated for agreement with the chain-of-custody forms. The samples were received in the appropriate containers with the paperwork filled out properly. The laboratory sample condition upon receipt forms indicates all samples were received at a temperature of 3.4°C. All samples were analyzed within the technical holding time. No data were qualified.

Calibrations

Case narratives indicate Initial and continuing calibration verification data were within method acceptance criteria.

Blanks

Laboratory Method Blanks. No contamination was detected in any of the laboratory method blanks.

Field Blanks. Field blanks (BOW-LF1-2-FB-05, BOW-LF1-2-EB-05, BOW-LF1-2-FB-06, BOW-LF1-2-EB-06, BOW-LF1-2-FB-07, BOW-LF1-2-EB-07) were analyzed for the full suite of sample analyses and all analytes were not detected with the following exceptions:

- TDS was detected in the field blanks BOW-LF1-2-FB-07, BOW-LF1-2-EB-05, and BOW-LF1-2-EB-06 at concentrations above the reporting limit (RL). Associated sample results detected with concentrations less than 10 times the blank concentration have been qualified as estimated with a high bias (J+).
- Potassium was detected in the field blanks BOW-LF1-2-FB-07 and BOW-LF1-2-EB-07 at concentrations below the reporting limit (RL). Associated sample results detected with concentrations less than 10 times the blank concentration have been qualified as estimated with a high bias (J+).

Laboratory Control Samples

Laboratory control sample (LCS) and laboratory control sample duplicate (LCSD) recoveries met the laboratory acceptance criteria for all analyses.

Matrix Spike/Matrix Spike Duplicates

Site-specific MS/MSD precision and accuracy results were within the laboratory acceptance criteria with the following exceptions:

- Sodium and magnesium in BOW-GWC-11 had low MS percent recoveries. However, the spiking concentration was less than 30% of the concentration reported for the parent sample and therefore not appropriate for evaluation.
- Iron in BOW-GWC-11 had low MS/MSD percent recoveries and has been qualified as estimated.
- Chloride and fluoride in BOW-LF1-2-FD-07 had high MS/MSD relative percent differences and have been qualified as estimated.

Laboratory Duplicates

Appropriate analytical duplicates were analyzed and RPDs were within the laboratory acceptance criteria.

Field Precision

Three sets of field duplicate samples were collected for this sampling event (see Tables 3a, 3b, and 3c for sample/duplicate identification and precision calculations). The calculated RPDs between sample and duplicate were within the QAPP acceptance criteria of 25% for all analytes detected above five times the RL. For results reported less than five times the RL, with a difference between sample and duplicate less than two times the RL are also considered acceptable (qualified “A*”). All field duplicate precision was considered acceptable.

Summary

The groundwater analytical data are usable for the purpose of determining current concentrations of COCs in this medium at the affected property. A summary of qualified data is presented in Table 2 below.

References:

2022 CCR Permit Groundwater Monitoring Plan (CCR Permit No. 008-018D)

United State Environmental Protection Agency (USEPA), 2020. National Functional Guidelines for Superfund Inorganic Methods Data Review. November.

Table 1 – Cross-Reference between Laboratory and Field Identifications

Field Identification	Laboratory Identification	SDG	Analyses	Sample Date
BOW-GWA-3A	92746783001	92746783	6010, 6020, 7470, 300, 2320B, 2540C	08/08/24 11:30
BOW-GWA-4RZ	92746783002	92746783	6010, 6020, 7470, 300, 2320B, 2540C	08/08/24 10:59
BOW-GWA-50	92746783003	92746783	6010, 6020, 7470, 300, 2320B, 2540C	08/08/24 13:58
BOW-GWA-50R	92746783004	92746783	6010, 6020, 7470, 300, 2320B, 2540C	08/08/24 15:04
BOW-GWC-5	92746783005	92746783	6010, 6020, 7470, 300, 2320B, 2540C	08/08/24 12:04
BOW-GWC-6	92746783006	92746783	6010, 6020, 7470, 300, 2320B, 2540C	08/08/24 16:06
BOW-GWC-6RZ	92746783007	92746783	6010, 6020, 7470, 300, 2320B, 2540C	08/08/24 14:02
BOW-GWC-7Z	92746783008	92746783	6010, 6020, 7470, 300, 2320B, 2540C	08/08/24 14:30
BOW-LF1-2-FB-06	92746783009	92746783	6010, 6020, 7470, 300, 2320B, 2540C	08/08/24 15:42
BOW-LF1-2-EB-06	92746783010	92746783	6010, 6020, 7470, 300, 2320B, 2540C	08/08/24 15:50
BOW-GWA-1	92746783011	92746783	6010, 6020, 7470, 300, 2320B, 2540C	08/07/24 15:40
BOW-GWA-2	92746783012	92746783	6010, 6020, 7470, 300, 2320B, 2540C	08/07/24 12:08
BOW-LF1-2-FD-05	92746783013	92746783	6010, 6020, 7470, 300, 2320B, 2540C	08/07/24 00:00
BOW-GWA-2R	92746783014	92746783	6010, 6020, 7470, 300, 2320B, 2540C	08/06/24 13:31
BOW-LF1-2-FB-05	92746783015	92746783	6010, 6020, 7470, 300, 2320B, 2540C	08/06/24 16:22
BOW-LF1-2-EB-05	92746783016	92746783	6010, 6020, 7470, 300, 2320B, 2540C	08/06/24 16:30
BOW-GWC-8Z	92746783017	92746783	6010, 6020, 7470, 300, 2320B, 2540C	08/12/24 11:43
BOW-GWC-8RR	92746783018	92746783	6010, 6020, 7470, 300, 2320B, 2540C	08/12/24 13:26

Field Identification	Laboratory Identification	SDG	Analyses	Sample Date
BOW-GWC-9	92746783019	92746783	6010, 6020, 7470, 300, 2320B, 2540C	08/12/24 15:10
BOW-GWC-10	92746783020	92746783	6010, 6020, 7470, 300, 2320B, 2540C	08/12/24 12:42
BOW-GWC-10R	92746783021	92746783	6010, 6020, 7470, 300, 2320B, 2540C	08/12/24 11:18
BOW-GWC-11R	92746783022	92746783	6010, 6020, 7470, 300, 2320B, 2540C	08/12/24 15:05
BOW-GWC-12	92746783023	92746783	6010, 6020, 7470, 300, 2320B, 2540C	08/12/24 15:00
BOW-GWC-13	92746783024	92746783	6010, 6020, 7470, 300, 2320B, 2540C	08/12/24 13:32
BOW-LF1-2-FD-06	92746783025	92746783	6010, 6020, 7470, 300, 2320B, 2540C	08/12/24 00:00
BOW-GWC-11	92746783026	92746783	6010, 6020, 7470, 300, 2320B, 2540C	08/13/24 11:23
BOW-GWC-13RZ	92746783027	92746783	6010, 6020, 7470, 300, 2320B, 2540C	08/13/24 09:51
BOW-GWC-14Z	92746783028	92746783	6010, 6020, 7470, 300, 2320B, 2540C	08/13/24 11:58
BOW-GWC-15R	92746783029	92746783	6010, 6020, 7470, 300, 2320B, 2540C	08/13/24 11:20
BOW-GWC-15Z	92746783030	92746783	6010, 6020, 7470, 300, 2320B, 2540C	08/13/24 12:40
BOW-LF1-2-FD-07	92746783031	92746783	6010, 6020, 7470, 300, 2320B, 2540C	08/13/24 00:00
BOW-LF1-2-FB-07	92746783032	92746783	6010, 6020, 7470, 300, 2320B, 2540C	08/13/24 12:23
BOW-LF1-2-EB-07	92746783033	92746783	6010, 6020, 7470, 300, 2320B, 2540C	08/13/24 12:39

Table 2 – Qualified Analytical Data

Field Identification	Analyte	Qualification	Reason for Qualification
BOW-GWA-3A	TDS	J+ / BFH	Detected in EB
BOW-GWA-4RZ	TDS	J+ / BFH	Detected in EB
BOW-GWA-50	TDS	J+ / BFH	Detected in EB
BOW-GWA-50R	TDS	J+ / BFH	Detected in EB
BOW-GWC-5	TDS	J+ / BFH	Detected in EB
BOW-GWC-6	TDS	J+ / BFH	Detected in EB
BOW-GWC-6RZ	TDS	J+ / BFH	Detected in EB
BOW-GWC-7Z	TDS	J+ / BFH	Detected in EB
BOW-GWA-2R	TDS	J+ / BFH	Detected in EB
BOW-GWC-11	TDS	J+ / BFH	Detected in FB
BOW-GWC-11	Potassium	J+ / BFL	Detected in FB
BOW-GWC-13RZ	TDS	J+ / BFH	Detected in FB
BOW-GWC-13RZ	Potassium	J+ / BFL	Detected in FB
BOW-GWC-14Z	TDS	J+ / BFH	Detected in FB
BOW-GWC-14Z	Potassium	J+ / BFL	Detected in FB
BOW-GWC-15R	TDS	J+ / BFH	Detected in FB
BOW-GWC-15R	Potassium	J+ / BFL	Detected in FB
BOW-GWC-15Z	TDS	J+ / BFH	Detected in FB
BOW-GWC-15Z	Potassium	J+ / BFL	Detected in FB
BOW-GWC-11	Iron	J / MS1	Low MS/MSD %R
BOW-LF1-2-FD-07	Chloride	J / MS2	High MS/MSD RPD
BOW-LF1-2-FD-07	Fluoride	J / MS2	High MS/MSD RPD

BFH – Analyte detected in a field blank above the RL.
BFL – Analyte detected in a field blank below the RL.
J – Estimated data; the reported quantitation limit or sample concentration is approximated due to exceedance of one or more QC requirements.
J+ - Estimated with a high bias.
MS1 – Low MS/MSD percent recoveries.
MS2 – High MS/MSD relative percent difference.

Table 3a – Field Precision

Field Identification	Analyte	Sample Result (mg/L)	Duplicate Result (mg/L)	RPD[a]	Qualified
BOW-GWA-2 / BOW-LF1-2-FD-05	Sodium	1.7	1.7	<2xRL	A*
	Potassium	0.84	1.0	<2xRL	A*
	Calcium	32.3	34.5	6.6%	A
	Magnesium	11.1	11.5	3.5%	A
	Barium	0.017	0.017	<2xRL	A*
	Copper	0.00082 J	0.00043 U	<2xRL	A*
	TDS	183	182	0.5%	A
	Bicarbonate	86.8	90	3.6%	A
	Alkalinity	86.8	90	3.6%	A
	Chloride	1.4	1.4	<2xRL	A*
	Fluoride	0.083 J	0.083 J	<2xRL	A*
	Sulfate	47.5	47.5	0.0%	A

[a] RPD = ((SR - DR)*200)/(SR + DR)
A - Acceptable Data.
A* - Acceptable data where results were less than 5X the RL and the difference between sample and duplicate was less than 2X the RL.
J – Estimated
U – Not detected (at MDL)

Table 3b – Field Precision

Field Identification	Analyte	Sample Result (mg/L)	Duplicate Result (mg/L)	RPD[a]	Qualified
BOW-GWC-10 / BOW-LF1-2-FD-06	Iron	0.046	0.047	<2xRL	A*
	Potassium	0.64	0.65	<2xRL	A*
	Sodium	1.8	1.8	<2xRL	A*
	Calcium	37	36.7	0.8%	A
	Magnesium	14.9	14.7	1.4%	A
	Barium	0.014	0.014	<2xRL	A*
	Cobalt	0.00067 J	0.00066 J	<2xRL	A*
	TDS	162	149	8.4%	A
	Bicarbonate	152	154	1.3%	A
	Alkalinity	152	154	1.3%	A
	Chloride	2.0	2.0	<2xRL	A*
	Sulfate	2.3	2.3	<2xRL	A*

[a] RPD = ((SR - DR)*200)/(SR + DR)
A - Acceptable Data.
A* - Acceptable data where results were less than 5X the RL and the difference between sample and duplicate was less than 2X the RL.
J – Estimated

Table 3c – Field Precision

Field Identification	Analyte	Sample Result (mg/L)	Duplicate Result (mg/L)	RPD[a]	Qualified
BOW-GWC-14Z / BOW-LF1-2-FD-07	Sodium	2.6	2.6	<2xRL	A*
	Manganese	0.012 J	0.012 J	<2xRL	A*
	Iron	0.025 U	0.048	<2xRL	A*
	Potassium	1.4	1.4	<2xRL	A*
	Calcium	12.1	11.8	2.5%	A
	Magnesium	5.1	5.1	0.0%	A
	Barium	0.013	0.012	<2xRL	A*
	Beryllium	0.00011 J	0.00010 J	<2xRL	A*
	Vanadium	0.00075 U	0.0013 J	<2xRL	A*
	TDS	89	87	<2xRL	A*
	Bicarbonate	40.8	41.1	0.7%	A
	Alkalinity	40.8	41.1	0.7%	A
	Chloride	3.6	3.6	<2xRL	A*
	Sulfate	7.0	7.5	6.9%	A

[a] RPD = ((SR - DR)*200)/(SR + DR)
A - Acceptable Data.
A* - Acceptable data where results were less than 5X the RL and the difference between sample and duplicate was less than 2X the RL.
J – Estimated
U – Not detected (at MDL)

DATA USABILITY SUMMARY

Steven Elliott (Stantec) reviewed one data package from Pace Analytical for the analysis of water samples collected from July 30 through August 2, 2024, at the Georgia Power Bowen Plant site (Cells 3 & 4). Samples were collected according to the 2022 CCR Permit Groundwater Monitoring Plan (CCR Permit No. 008-018D [CCR]).

Intended Use of Data: To delineate concentrations of constituents of concern in site groundwater.

Analyses requested included:

- SW-846-6010D – Zinc and Calcium by inductively coupled plasma – atomic emission spectrometry (ICP – AES)
- SW-846-6020B – Metals by inductively coupled plasma - mass spectrometry (ICP/MS)
- SW-846 7470A – Mercury by manual cold-vapor
- EPA 300 Rev 2.1 – Chloride, fluoride, and sulfate by ion chromatography
- SM 2320B – 2011 - Alkalinity
- SM 2540C - 2015 – Total dissolved solids (TDS)

Data were reviewed and validated as described in the field sampling plan and the *National Functional Guidelines for Inorganic Superfund Methods Data Review* (November 2020). The results of the review/validation are discussed in this Data Usability Summary (DUS) and the associated Laboratory Data Review Checklists.

DATA REVIEW/VALIDATION RESULTS

Introduction

Fifteen (15) groundwater samples, two (2) field blanks, two (2) equipment blanks, and two (2) field duplicate samples were analyzed for one or more of the analyses listed above. Table 1 lists the field identifications cross-referenced to laboratory identifications. Table 2 is a summary of qualified data. Tables 3a – 3b summarize field duplicate results.

Analytical Results

The data packages contain a minimum of one quality control batch per analytical method analyzed. The quality control batch identifies the laboratory QC samples that correspond to the designated field samples. Not detected results are reported as less than the value of the method detection limit (MDL).

Preservation and Holding Times

The samples were evaluated for agreement with the chain-of-custody forms. The samples were received in the appropriate containers with the paperwork filled out properly. The laboratory sample condition upon receipt forms indicates all samples were received at a temperature of 3.4°C. All samples were analyzed within the technical holding time. No data were qualified.

Calibrations

Case narratives indicate Initial and continuing calibration verification data were within method acceptance criteria.

Blanks

Laboratory Method Blanks. No contamination was detected in any of the laboratory method blanks.

Field Blanks. Field blanks (BOW-LF3-4-FB-01, BOW-LF3-4-EB-01, BOW-LF3-4-FB-02, and BOW-LF3-4-EB-02) were analyzed for the full suite of sample analyses and all analytes were not detected with the following exceptions:

- Arsenic and Vanadium were detected in the field blanks BOW-LF3-4-FB-01, BOW-LF3-4-EB-01 (7/30) at concentrations below the reporting limit (RL). Associated sample results detected with concentrations less than 10 times the blank concentration have been qualified as estimated with a high bias (J+).
- TDS was detected in the field blanks BOW-LF3-4-FB-01, BOW-LF3-4-EB-01 (7/30) at concentrations above the reporting limit (RL). Associated sample results detected with concentrations less than 10 times the blank concentration have been qualified as estimated with a high bias (J+).
- Arsenic and Vanadium were detected in the field blanks BOW-LF3-4-FB-02, BOW-LF3-4-EB-02 (7/31) at concentrations below the reporting limit (RL). Associated sample results detected with concentrations less than 10 times the blank concentration have been qualified as estimated with a high bias (J+).

Laboratory Control Samples

Laboratory control sample (LCS) and laboratory control sample duplicate (LCSD) recoveries met the laboratory acceptance criteria for all analyses.

Matrix Spike/Matrix Spike Duplicates

Site-specific MS/MSD precision and accuracy results were within the laboratory acceptance criteria with the following exceptions:

- Calcium and magnesium in BOW-GWC-36RA had low MS percent recoveries. However, the spiking concentration was less than 30% of the concentration reported for the parent sample and therefore not appropriate for evaluation.
- Mercury in BOW-GWC-21R had a low MS percent recovery and a high MS/MSD RPD and has been qualified as estimated (J).

Laboratory Duplicates

Appropriate analytical duplicates were analyzed and RPDs were within the laboratory acceptance criteria.

Field Precision

Two sets of field duplicate samples were collected for this sampling event (see Tables 3a and 3b for sample/duplicate identification and precision calculations). The calculated RPDs between sample and duplicate were within the QAPP acceptance criteria of 25% for all analytes detected above five times the RL. For results reported less than five times the RL, with a difference between sample and duplicate less than two times the RL are also considered acceptable (qualified “A*”). All field duplicate precision was

considered acceptable.

Summary

The groundwater analytical data are usable for the purpose of determining current concentrations of COCs in this medium at the affected property. A summary of qualified data is presented in Table 2 below.

References:

2022 CCR Permit Groundwater Monitoring Plan (CCR Permit No. 008-018D)

United State Environmental Protection Agency (USEPA), 2020. National Functional Guidelines for Superfund Inorganic Methods Data Review. November.

Table 1 – Cross-Reference between Laboratory and Field Identifications

Field Identification	Laboratory Identification	SDG	Analyses	Sample Date
BOW-GWC-36A	92745459001	92745459	6010, 6020, 7470, 300, 2320B, 2540C	07/30/24 14:20
BOW-GWC-36RA	92745459002	92745459	6010, 6020, 7470, 300, 2320B, 2540C	07/30/24 12:07
BOW-GWC-37	92745459003	92745459	6010, 6020, 7470, 300, 2320B, 2540C	07/30/24 12:38
BOW-GWC-38	92745459004	92745459	6010, 6020, 7470, 300, 2320B, 2540C	07/30/24 14:26
BOW-LF3-4-FB-01	92745459005	92745459	6010, 6020, 7470, 300, 2320B, 2540C	07/30/24 15:55
BOW-LF3-4-EB-01	92745459006	92745459	6010, 6020, 7470, 300, 2320B, 2540C	07/30/24 16:00
BOW-LF3-4-FD-01	92745459007	92745459	6010, 6020, 7470, 300, 2320B, 2540C	07/30/24 00:00
BOW-GWC-20R	92745459008	92745459	6010, 6020, 7470, 300, 2320B, 2540C	08/01/24 11:11
BOW-GWC-16R	92745459009	92745459	6010, 6020, 7470, 300, 2320B, 2540C	07/31/24 10:30
BOW-GWC-17R	92745459010	92745459	6010, 6020, 7470, 300, 2320B, 2540C	07/31/24 11:42
BOW-GWC-18	92745459011	92745459	6010, 6020, 7470, 300, 2320B, 2540C	07/31/24 12:32
BOW-GWC-18R	92745459012	92745459	6010, 6020, 7470, 300, 2320B, 2540C	07/31/24 14:00
BOW-GWC-19R	92745459013	92745459	6010, 6020, 7470, 300, 2320B, 2540C	07/31/24 15:45
BOW-GWC-22R	92745459014	92745459	6010, 6020, 7470, 300, 2320B, 2540C	07/31/24 15:10
BOW-GWC-23R	92745459015	92745459	6010, 6020, 7470, 300, 2320B, 2540C	07/31/24 14:20
BOW-GWC-24R	92745459016	92745459	6010, 6020, 7470, 300, 2320B, 2540C	07/31/24 12:44
BOW-GWC-25R	92745459017	92745459	6010, 6020, 7470, 300, 2320B, 2540C	07/31/24 10:46

Field Identification	Laboratory Identification	SDG	Analyses	Sample Date
BOW-LF3-4-FD-02	92745459018	92745459	6010, 6020, 7470, 300, 2320B, 2540C	07/31/24 00:00
BOW-LF3-4-FB-02	92745459019	92745459	6010, 6020, 7470, 300, 2320B, 2540C	07/31/24 15:33
BOW-LF3-4-EB-02	92745459020	92745459	6010, 6020, 7470, 300, 2320B, 2540C	07/31/24 15:40
BOW-GWC-21R	92745459021	92745459	6010, 6020, 7470, 300, 2320B, 2540C	08/02/24 09:43

Table 2 – Qualified Analytical Data

Field Identification	Analyte	Qualification	Reason for Qualification
BOW-GWC-36A	Arsenic	J+ / BFL	Detected in FB
BOW-GWC-36A	TDS	J+ / BFL	Detected in FB
BOW-GWC-36RA	Arsenic	J+ / BFL	Detected in FB
BOW-GWC-36RA	TDS	J+ / BFL	Detected in FB
BOW-GWC-37	Arsenic	J+ / BFL	Detected in FB
BOW-GWC-37	Vanadium	J+ / BFL	Detected in FB
BOW-GWC-38	Arsenic	J+ / BFL	Detected in FB
BOW-GWC-38	Vanadium	J+ / BFL	Detected in FB
BOW-GWC-38	TDS	J+ / BFL	Detected in FB
BOW-LF3-4-FD-01	Arsenic	J+ / BFL	Detected in FB
BOW-LF3-4-FD-01	TDS	J+ / BFL	Detected in FB
BOW-GWC-16R	Arsenic	J+ / BFL	Detected in FB
BOW-GWC-17R	Arsenic	J+ / BFL	Detected in FB
BOW-GWC-18	Arsenic	J+ / BFL	Detected in FB
BOW-GWC-18R	Arsenic	J+ / BFL	Detected in FB
BOW-GWC-18R	Vanadium	J+ / BFL	Detected in FB
BOW-GWC-19R	Arsenic	J+ / BFL	Detected in FB
BOW-GWC-19R	Vanadium	J+ / BFL	Detected in FB
BOW-GWC-22R	Arsenic	J+ / BFL	Detected in FB
BOW-GWC-22R	Vanadium	J+ / BFL	Detected in FB
BOW-GWC-23R	Arsenic	J+ / BFL	Detected in FB
BOW-GWC-23R	Vanadium	J+ / BFL	Detected in FB
BOW-GWC-24R	Arsenic	J+ / BFL	Detected in FB
BOW-GWC-24R	Vanadium	J+ / BFL	Detected in FB
BOW-GWC-25R	Arsenic	J+ / BFL	Detected in FB
BOW-GWC-25R	Vanadium	J+ / BFL	Detected in FB
BOW-GWC-21R	Mercury	J / MS1, MS2	Low MS %R, High MS/MSD RPD

BFL – Detected in field blank below the RL
J – Estimated data; the reported quantitation limit or sample concentration is approximated due to exceedance of one or more QC requirements.
J+ - Estimated with a high bias
MS1 – matrix spike percent recovery exceeded lab limits
MS2 – matrix spike and duplicate RPD exceeded lab limits

Table 3a – Field Precision

Field Identification	Analyte	Sample Result (mg/L)	Duplicate Result (mg/L)	RPD[a]	Qualified
BOW-GWC-36A / BOW-LF3-4-FD-01	Iron	0.056	0.035 J	<2xRL	A*
	Zinc	0.014 J	0.013 J	<2xRL	A*
	Potassium	1.8	1.8	<2xRL	A*
	Sodium	1.6	1.6	<2xRL	A*
	Calcium	52.1	52.7	1.1%	A
	Magnesium	26.1	25.9	0.8%	A
	Arsenic	0.0016 J	0.0015 J	<2xRL	A*
	Barium	0.037	0.036	<2xRL	A*
	Boron	0.021 J	0.021 J	<2xRL	A*
	TDS	239	243	1.7%	A
	Bicarbonate	208	205	1.5%	A
	Alkalinity	208	206	1.0%	A
	Chloride	3.7	3.4	<2xRL	A*
	Sulfate	24.5	24.4	0.4%	A

[a] RPD = ((SR - DR)*200)/(SR + DR)
A - Acceptable Data.
A* - Acceptable data where results were less than 5X the RL and the difference between sample and duplicate was less than 2X the RL.
J – Estimated
NA – not applicable

Table 3b – Field Precision

Field Identification	Analyte	Sample Result (mg/L)	Duplicate Result (mg/L)	RPD[a]	Qualified
BOW-GWC-25R / BOW-LF3-4-FD-02	Potassium	0.71	0.72	<2xRL	A*
	Sodium	1.4	1.4	<2xRL	A*
	Calcium	33.9	35.8	5.5%	A
	Magnesium	16.4	19.4	16.8%	A
	Antimony	0.00072 J	0.00062 J	<2xRL	A*
	Arsenic	0.0013 J	0.0018 J	<2xRL	A*
	Barium	0.014	0.014	<2xRL	A*
	Vanadium	0.00088 J	0.0011 J	<2xRL	A*
	TDS	166	155	6.9%	A
	Bicarbonate	161	159	1.3%	A
	Alkalinity	161	159	1.3%	A
	Chloride	2.5	2.5	<2xRL	A*
	Sulfate	2.3	2.3	<2xRL	A*

[a] RPD = ((SR - DR)*200)/(SR + DR)
A - Acceptable Data.
A* - Acceptable data where results were less than 5X the RL and the difference between sample and duplicate was less than 2X the RL.
J – Estimated
NA – not applicable

DATA USABILITY SUMMARY

Steven Elliott (Stantec) reviewed two data packages from Pace Analytical for the analysis of water samples collected from August 26 through 28, 2024, at the Georgia Power Bowen Plant site (Cells 5 & 8). Samples were collected according to the 2022 CCR Permit Groundwater Monitoring Plan (CCR Permit No. 008-018D [CCR]).

Intended Use of Data: To delineate concentrations of constituents of concern in site groundwater.

Analyses requested included:

- SW-846-6010D – Zinc and Calcium by inductively coupled plasma – atomic emission spectrometry (ICP – AES)
- SW-846-6020B – Metals by inductively coupled plasma - mass spectrometry (ICP/MS)
- SW-846 7470A – Mercury by manual cold-vapor
- EPA 300 Rev 2.1 – Chloride, fluoride, and sulfate by ion chromatography
- SM 2320B – 2011 - Alkalinity
- SM 2540C - 2015 – Total dissolved solids (TDS)
- EPA 9315 – Radium 226
- EPA 9310 – Radium 228

Data were reviewed and validated as described in the field sampling plan and the *National Functional Guidelines for Inorganic Superfund Methods Data Review* (November 2020). The results of the review/validation are discussed in this Data Usability Summary (DUS) and the associated Laboratory Data Review Checklists.

DATA REVIEW/VALIDATION RESULTS

Introduction

Fifteen (15) groundwater samples, one (1) equipment blank, two (2) field blanks, and two (2) field duplicate samples were analyzed for one or more of the analyses listed above. Table 1 lists the field identifications cross-referenced to laboratory identifications. Table 2 is a summary of qualified data. Tables 3a – 3b summarize field duplicate results.

Analytical Results

The data packages contain a minimum of one quality control batch per analytical method analyzed. The quality control batch identifies the laboratory QC samples that correspond to the designated field samples. Not detected results are reported as less than the value of the method detection limit (MDL).

Preservation and Holding Times

The samples were evaluated for agreement with the chain-of-custody forms. The samples were received in the appropriate containers with the paperwork filled out properly. The laboratory sample condition upon receipt forms indicates all samples were received at a temperature of 3.4°C. All samples were analyzed within the technical holding time. No data were qualified.

Calibrations

Case narratives indicate Initial and continuing calibration verification data were within method acceptance criteria.

Blanks

Laboratory Method Blanks. No contamination was detected in any of the laboratory method blanks with the following exceptions:

SDG 92749872

- Arsenic and vanadium were detected in the method blank 4532975 at concentrations below the reporting limit. Associated vanadium sample results were reported as not detected and since the bias was high, no qualification was necessary. Associated arsenic results reported with values less than ten times the blank concentration have been qualified as estimated with a high bias (J+).

SDG 92749878

- Radium 228 was detected in the method blank 3375868 at a concentration (0.898) above the minimum detectable concentration (MDC). Associated sample results were reported as not detected and since the bias was high, no qualification was necessary.

Field Blanks. Field blanks (BOW-LF5-8-EB-01, BOW-LF5-8-FB-01, BOW-LF5-8-EB-02, and BOW-LF5-8-FB-02) were analyzed for the full suite of sample analyses and all analytes were not detected with the following exceptions:

SDG 92749872

- TDS was detected in the blanks BOW-LF5-8-EB-01 and BOW-LF5-8-FB-01 at concentrations above the reporting limit (RL). Associated sample results reported with values less than ten times the blank concentration have been qualified as estimated with a high bias (J+).
- Arsenic was detected in the blanks BOW-LF5-8-EB-02 and BOW-LF5-8-FB-02 at concentrations below the reporting limit (RL). Associated sample results reported with values less than ten times the blank concentration have been qualified as estimated with a high bias (J+).
- Mercury was detected in the blank BOW-LF5-8-EB-02 at a concentration below the reporting limit (RL). Associated sample results reported with values less than ten times the blank concentration have been qualified as estimated with a high bias (J+).

Laboratory Control Samples

Laboratory control sample (LCS) and laboratory control sample duplicate (LCSD) recoveries met the laboratory acceptance criteria for all analyses.

Matrix Spike/Matrix Spike Duplicates

Site-specific MS/MSD precision and accuracy results were within the laboratory acceptance criteria with the following exceptions:

- Fluoride in sample BOW-LF5-8-EB-01 had a high MS percent recovery and high MS/MSD RPD and has been qualified as estimated (J).

Laboratory Duplicates

Appropriate analytical duplicates were analyzed and RPDs were within the laboratory acceptance criteria.

Field Precision

Two sets of field duplicate samples were collected for this sampling event (see Tables 3a and 3b for sample/duplicate identification and precision calculations). The calculated RPDs between sample and duplicate were within the QAPP acceptance criteria of 25% for all analytes detected above five times the RL. For results reported less than five times the RL, with a difference between sample and duplicate less than two times the RL are also considered acceptable (qualified "A*"). All field duplicate precision was considered acceptable with the exceptions noted in Table 2.

Summary

The groundwater analytical data are usable for the purpose of determining current concentrations of COCs in this medium at the affected property. A summary of qualified data is presented in Table 2 below.

References:

2022 CCR Permit Groundwater Monitoring Plan (CCR Permit No. 008-018D)

United State Environmental Protection Agency (USEPA), 2020. National Functional Guidelines for Superfund Inorganic Methods Data Review. November.

Table 1 – Cross-Reference between Laboratory and Field Identifications

Field Identification	Laboratory Identification	SDG	Analyses	Sample Date
92749872001	BOW-GWC-27	92749872	6010, 6020, 7470, 300, 2320B, 2540C	08/26/24 11:45
92749872002	BOW-GWC-27R	92749872	6010, 6020, 7470, 300, 2320B, 2540C	08/26/24 14:51
92749872003	BOW-GWC-29	92749872	6010, 6020, 7470, 300, 2320B, 2540C	08/26/24 13:26
92749872004	BOW-GWC-31	92749872	6010, 6020, 7470, 300, 2320B, 2540C	08/26/24 15:30
92749872005	BOW-GWC-31R	92749872	6010, 6020, 7470, 300, 2320B, 2540C	08/26/24 14:03
92749872006	BOW-LF5-8-FD-01	92749872	6010, 6020, 7470, 300, 2320B, 2540C	08/26/24 00:00
92749872007	BOW-LF5-8-FB-01	92749872	6010, 6020, 7470, 300, 2320B, 2540C	08/26/24 16:39
92749872008	BOW-LF5-8-EB-01	92749872	6010, 6020, 7470, 300, 2320B, 2540C	08/26/24 16:50
92749872009	BOW-GWC-33R	92749872	6010, 6020, 7470, 300, 2320B, 2540C	08/27/24 11:22
92749872010	BOW-GWC-57	92749872	6010, 6020, 7470, 300, 2320B, 2540C	08/27/24 14:13
92749872011	BOW-GWC-35	92749872	6010, 6020, 7470, 300, 2320B, 2540C	08/27/24 16:16

Field Identification	Laboratory Identification	SDG	Analyses	Sample Date
92749872012	BOW-LF5-8-FD-02	92749872	6010, 6020, 7470, 300, 2320B, 2540C	08/27/24 00:00
92749872013	BOW-LF5-8-FB-02	92749872	6010, 6020, 7470, 300, 2320B, 2540C	08/27/24 16:14
92749872014	BOW-LF5-8-EB-02	92749872	6010, 6020, 7470, 300, 2320B, 2540C	08/27/24 16:21
92749872015	BOW-GWC-26	92749872	6010, 6020, 7470, 300, 2320B, 2540C	08/27/24 15:51
92749872016	BOW-GWC-28	92749872	6010, 6020, 7470, 300, 2320B, 2540C	08/27/24 13:17
92749872017	BOW-GWC-29R	92749872	6010, 6020, 7470, 300, 2320B, 2540C	08/27/24 11:55
92749872018	BOW-GWC-30	92749872	6010, 6020, 7470, 300, 2320B, 2540C	08/27/24 10:11
92749872019	BOW-GWC-32	92749872	6010, 6020, 7470, 300, 2320B, 2540C	08/27/24 13:59
92749872020	BOW-GWC-34	92749872	6010, 6020, 7470, 300, 2320B, 2540C	08/28/24 10:48
92749872021	BOW-GWC-34R	92749872	6010, 6020, 7470, 300, 2320B, 2540C	08/28/24 10:31
92749878001	BOW-GWC-27	92749878	9310, 9315	08/26/24 11:45
92749878002	BOW-GWC-27R	92749878	9310, 9315	08/26/24 14:51
92749878003	BOW-GWC-29	92749878	9310, 9315	08/26/24 13:26
92749878004	BOW-GWC-31	92749878	9310, 9315	08/26/24 15:30
92749878005	BOW-GWC-31R	92749878	9310, 9315	08/26/24 14:03
92749878006	BOW-LF5-8-FD-01	92749878	9310, 9315	08/26/24 00:00
92749878007	BOW-LF5-8-FB-01	92749878	9310, 9315	08/26/24 16:39
92749878008	BOW-LF5-8-EB-01	92749878	9310, 9315	08/26/24 16:50
92749878009	BOW-GWC-33R	92749878	9310, 9315	08/27/24 11:22
92749878010	BOW-GWC-57	92749878	9310, 9315	08/27/24 14:13
92749878011	BOW-GWC-35	92749878	9310, 9315	08/27/24 16:16
92749878012	BOW-LF5-8-FD-02	92749878	9310, 9315	08/27/24 00:00
92749878013	BOW-LF5-8-FB-02	92749878	9310, 9315	08/27/24 16:14
92749878014	BOW-LF5-8-EB-02	92749878	9310, 9315	08/27/24 16:21
92749878015	BOW-GWC-26	92749878	9310, 9315	08/27/24 15:51
92749878016	BOW-GWC-28	92749878	9310, 9315	08/27/24 13:17
92749878017	BOW-GWC-29R	92749878	9310, 9315	08/27/24 11:55

Field Identification	Laboratory Identification	SDG	Analyses	Sample Date
92749878018	BOW-GWC-30	92749878	9310, 9315	08/27/24 10:11
92749878019	BOW-GWC-32	92749878	9310, 9315	08/27/24 13:59
92749878020	BOW-GWC-34	92749878	9310, 9315	08/28/24 10:48
92749878021	BOW-GWC-34R	92749878	9310, 9315	08/28/24 10:31

Table 2 – Qualified Analytical Data

Field Identification	Analyte	Qualification	Reason for Qualification
BOW-GWC-33R	Arsenic	J+ / BLL, BFL	Detected in MB & FB
BOW-GWC-57	Arsenic	J+ / BLL, BFL	Detected in MB & FB
BOW-GWC-35	Arsenic	J+ / BLL, BFL	Detected in MB & FB
BOW-LF5-8-FD-02	Arsenic	J+ / BLL, BFL	Detected in MB & FB
BOW-LF5-8-FB-02	Arsenic	J+ / BLL	Detected in MB
BOW-LF5-8-EB-02	Arsenic	J+ / BLL	Detected in MB
BOW-GWC-26	Arsenic	J+ / BLL, BFL	Detected in MB & FB
BOW-GWC-28	Arsenic	J+ / BLL, BFL	Detected in MB & FB
BOW-GWC-29R	Arsenic	J+ / BLL, BFL	Detected in MB & FB
BOW-GWC-30	Arsenic	J+ / BLL, BFL	Detected in MB & FB
BOW-GWC-32	Arsenic	J+ / BLL, BFL	Detected in MB & FB
BOW-GWC-34	Arsenic	J+ / BLL, BFL	Detected in MB & FB
BOW-GWC-34R	Arsenic	J+ / BLL, BFL	Detected in MB & FB
BOW-GWC-27	TDS	J+ / BFH	Detected in FB
BOW-GWC-27R	TDS	J+ / BFH	Detected in FB
BOW-GWC-29	TDS	J+ / BFH	Detected in FB
BOW-GWC-31	TDS	J+ / BFH	Detected in FB
BOW-GWC-31R	TDS	J+ / BFH	Detected in FB
BOW-LF5-8-FD-01	TDS	J+ / BFH	Detected in FB
BOW-GWC-28	Mercury	J+ / BFL	Detected in FB
BOW-GWC-29R	Mercury	J+ / BFL	Detected in FB
BOW-GWC-30	Mercury	J+ / BFL	Detected in FB
BOW-LF5-8-EB-01	Fluoride	J / MS1	High MS %R

BLL – Lab blank detected below the RL
BLH – Lab blank detected above the RL
BFH – Field blank detected above the RL
BFL – Field blank detected below the RL
J – Estimated data; the reported quantitation limit or sample concentration is approximated due to exceedance of one or more QC requirements.
J+ - Estimated with a high bias

Table 3a – Field Precision

Field Identification	Analyte	Sample Result (mg/L)	Duplicate Result (mg/L)	RPD[a]	Qualified
BOW-GWC-27 / BOW-LF5-8-FD-01	Potassium	0.76	0.7	<2xRL	A*
	Sodium	1.5	1.3	<2xRL	A*
	Calcium	36.3	36.0	0.8%	A
	Magnesium	18.4	18.1	1.6%	A
	Barium	0.016	0.016	<2xRL	A*
	Boron	0.012 J	0.012 U	<2xRL	A*
	Molybdenum	0.0011 J	0.0012 J	<2xRL	A*
	Bicarbonate	152	147	3.3%	A*
	Alkalinity	152	147	3.3%	A
	TDS	194	192	1.0%	A
	Chloride	3.3	3.3	<2xRL	A*
	Fluoride	0.069 J	0.055 J	<2xRL	A*
	Sulfate	23.8	22.7	4.7%	A

[a] RPD = ((SR - DR)*200)/(SR + DR)
A - Acceptable Data.
A* - Acceptable data where results were less than 5X the RDL and the difference between sample and duplicate was less than 2X the RDL.
J – Estimated value. Result reported between the MDL and RL.

Table 3b – Field Precision

Field Identification	Analyte	Sample Result (mg/L)	Duplicate Result (mg/L)	RPD[a]	Qualified
BOW-GWC-32 / BOW-LF5-8-FD-02	Iron	2.2	2.0	9.5%	A*
	Manganese	0.11	0.10	<2xRL	A*
	Calcium	47.2	44.0	7.0%	A
	Magnesium	22.5	21.3	5.5%	A
	Potassium	1.2	1.1	<2xRL	A*
	Sodium	2.4	2.4	<2xRL	A*
	Arsenic	0.0051 J	0.0048 J	<2xRL	A*
	Barium	0.036	0.037	<2xRL	A*
	Cobalt	0.00046 J	0.00048 J	<2xRL	A*
	Lithium	0.024 J	0.023 J	<2xRL	A*
	Molybdenum	0.017	0.017	<2xRL	A*
	Bicarbonate	233	228	2.2%	A
	Alkalinity	233	228	2.2%	A
	TDS	223	212	5.1%	A
	Chloride	3.6	3.6	<2xRL	A*
	Fluoride	0.063 J	0.062 J	<2xRL	A*
	Sulfate	2.6	3.0	<2xRL	A*

[a] RPD = ((SR - DR)*200)/(SR + DR)
A - Acceptable Data.
A* - Acceptable data where results were less than 5X the RDL and the difference between sample and duplicate was less than 2X the RDL.
J – Estimated value. Result reported between the MDL and RL.

DATA USABILITY SUMMARY

Steven Elliott (Stantec) reviewed one data package from Pace Analytical for the analysis of water samples collected from August 1 through 6, 2024, at the Georgia Power Bowen Plant site (Cells 9 & 10). Samples were collected according to the 2022 CCR Permit Groundwater Monitoring Plan (CCR Permit No. 008-018D [CCR]).

Intended Use of Data: To delineate concentrations of constituents of concern in site groundwater.

Analyses requested included:

- SW-846-6010D – Metals by inductively coupled plasma – atomic emission spectrometry (ICP – AES)
- SW-846-6020B – Metals by inductively coupled plasma - mass spectrometry (ICP/MS)
- SW-846 7470A – Mercury by manual cold-vapor
- EPA 300 Rev 2.1 – Chloride, fluoride, and sulfate by ion chromatography
- SM 2320B – 2011 - Alkalinity
- SM 2540C - 2015 – Total dissolved solids (TDS)

Data were reviewed and validated as described in the field sampling plan and the *National Functional Guidelines for Inorganic Superfund Methods Data Review* (November 2020). The results of the review/validation are discussed in this Data Usability Summary (DUS) and the associated Laboratory Data Review Checklists.

DATA REVIEW/VALIDATION RESULTS

Introduction

Fifteen (15) groundwater samples, two (2) field blanks, two (2) equipment blanks, and two (2) field duplicate samples were analyzed for one or more of the analyses listed above. Table 1 lists the field identifications cross-referenced to laboratory identifications. Table 2 is a summary of qualified data. Tables 3a – 3b summarize field duplicate results.

Analytical Results

The data packages contain a minimum of one quality control batch per analytical method analyzed. The quality control batch identifies the laboratory QC samples that correspond to the designated field samples. Not detected results are reported as less than the value of the method detection limit (MDL).

Preservation and Holding Times

The samples were evaluated for agreement with the chain-of-custody forms. The samples were received in the appropriate containers with the paperwork filled out properly. The laboratory sample condition upon receipt forms indicates all samples were received at a temperature of 3.4°C. All samples were analyzed within the technical holding time. No data were qualified.

Calibrations

Case narratives indicate Initial and continuing calibration verification data were within method acceptance criteria.

Blanks

Laboratory Method Blanks. No contamination was detected in any of the laboratory method blanks.

Field Blanks. Field blanks (BOW-LF9-10-FB-03, BOW-LF9-10-EB-03, BOW-LF9-10-FB-04, and BOW-LF9-10-EB-04) were analyzed for the full suite of sample analyses and all analytes were not detected with the following exceptions:

- TDS was detected in the field blanks BOW-LF3-4-FB-03 (36), (8/1) at concentrations above the reporting limit (RL). Associated sample results detected with concentrations less than 10 times the blank concentration have been qualified as estimated with a high bias (J+).

Laboratory Control Samples

Laboratory control sample (LCS) and laboratory control sample duplicate (LCSD) recoveries met the laboratory acceptance criteria for all analyses.

Matrix Spike/Matrix Spike Duplicates

Site-specific MS/MSD precision and accuracy results were within the laboratory acceptance criteria with the following exceptions:

- Calcium and magnesium in BOW-GWA-39RZ had low MS percent recoveries. However, the spiking concentration was less than 30% of the concentration reported for the parent sample and therefore not appropriate for evaluation.

Laboratory Duplicates

Appropriate analytical duplicates were analyzed and RPDs were within the laboratory acceptance criteria.

Field Precision

Two sets of field duplicate samples were collected for this sampling event (see Tables 3a and 3b for sample/duplicate identification and precision calculations). The calculated RPDs between sample and duplicate were within the QAPP acceptance criteria of 25% for all analytes detected above five times the RL. For results reported less than five times the RL, with a difference between sample and duplicate less than two times the RL are also considered acceptable (qualified “A*”). All field duplicate precision was considered acceptable.

Summary

The groundwater analytical data are usable for the purpose of determining current concentrations of COCs in this medium at the affected property. A summary of qualified data is presented in Table 2 below.

References:

2022 CCR Permit Groundwater Monitoring Plan (CCR Permit No. 008-018D)

United State Environmental Protection Agency (USEPA), 2020. National Functional Guidelines for Superfund Inorganic Methods Data Review. November.

Table 1 – Cross-Reference between Laboratory and Field Identifications

Field Identification	Laboratory Identification	SDG	Analyses	Sample Date
BOW-GWA-39RZ	92745465001	92745465	6010, 6020, 7470, 300, 2320B, 2540C	08/01/24 13:36
BOW-GWA-39Z	92745465002	92745465	6010, 6020, 7470, 300, 2320B, 2540C	08/01/24 15:37
BOW-GWA-40	92745465003	92745465	6010, 6020, 7470, 300, 2320B, 2540C	08/01/24 16:42
BOW-GWA-41	92745465004	92745465	6010, 6020, 7470, 300, 2320B, 2540C	08/01/24 12:25
BOW-GWA-41R	92745465005	92745465	6010, 6020, 7470, 300, 2320B, 2540C	08/01/24 14:17
BOW-GWA-42	92745465006	92745465	6010, 6020, 7470, 300, 2320B, 2540C	08/01/24 16:30
BOW-LF9-10-FB-03	92745465007	92745465	6010, 6020, 7470, 300, 2320B, 2540C	08/01/24 16:37
BOW-LF9-10-EB-03	92745465008	92745465	6010, 6020, 7470, 300, 2320B, 2540C	08/01/24 16:42
BOW-GWA-43	92745465009	92745465	6010, 6020, 7470, 300, 2320B, 2540C	08/02/24 12:14
BOW-GWA-43R	92745465010	92745465	6010, 6020, 7470, 300, 2320B, 2540C	08/02/24 10:28
BOW-LF9-10-FD-03	92745465011	92745465	6010, 6020, 7470, 300, 2320B, 2540C	08/02/24 00:00
BOW-GWC-45	92745465012	92745465	6010, 6020, 7470, 300, 2320B, 2540C	08/05/24 13:00
BOW-GWC-45R	92745465013	92745465	6010, 6020, 7470, 300, 2320B, 2540C	08/05/24 14:14
BOW-GWC-46R	92745465014	92745465	6010, 6020, 7470, 300, 2320B, 2540C	08/05/24 11:08
BOW-GWC-47	92745465015	92745465	6010, 6020, 7470, 300, 2320B, 2540C	08/05/24 12:41
BOW-GWC-47R	92745465016	92745465	6010, 6020, 7470, 300, 2320B, 2540C	08/05/24 11:03
BOW-GWC-48	92745465017	92745465	6010, 6020, 7470, 300, 2320B, 2540C	08/05/24 15:05
BOW-LF9-10-FB-04	92745465018	92745465	6010, 6020, 7470, 300, 2320B, 2540C	08/05/24 15:20
BOW-LF9-10-EB-04	92745465019	92745465	6010, 6020, 7470, 300, 2320B, 2540C	08/05/24 15:24
BOW-GWC-44	92745465020	92745465	6010, 6020, 7470, 300, 2320B, 2540C	08/06/24 11:12
BOW-GWC-49R	92745465021	92745465	6010, 6020, 7470, 300, 2320B, 2540C	08/06/24 14:30
BOW-GWC-49Z	92745465022	92745465	6010, 6020, 7470, 300, 2320B, 2540C	08/06/24 13:00
BOW-LF9-10-FD-04	92745465023	92745465	6010, 6020, 7470, 300, 2320B, 2540C	08/06/24 00:00

Table 2 – Qualified Analytical Data

Field Identification	Analyte	Qualification	Reason for Qualification
BOW-GWA-39RZ	TDS	J+ / BFH	Detected in FB
BOW-GWA-39Z	TDS	J+ / BFH	Detected in FB
BOW-GWA-40	TDS	J+ / BFH	Detected in FB
BOW-GWA-41	TDS	J+ / BFH	Detected in FB
BOW-GWA-41R	TDS	J+ / BFH	Detected in FB
BOW-GWA-42	TDS	J+ / BFH	Detected in FB

BFH – Detected in a field blank above the RL
J – Estimated data; the reported quantitation limit or sample concentration is approximated due to exceedance of one or more QC requirements.
J+ - Estimated with a high bias
R – Rejected data due to one or more QC requirements.
UJ – The analyte was analyzed for but was detected at a level below the associated blank contamination. The associated value is an estimate and may be inaccurate or imprecise.

Table 3a – Field Precision

Field Identification	Analyte	Sample Result (mg/L)	Duplicate Result (mg/L)	RPD[a]	Qualified
BOW-GWA-43R / BOW-LF9-10-FD-03	Iron	0.11	0.1	<2xRL	A*
	Potassium	0.50 J	0.5	<2xRL	A*
	Sodium	1.3	1.3	<2xRL	A*
	Calcium	32.8	32.3	1.5%	A
	Magnesium	18.3	17.9	2.2%	A
	Antimony	0.00086 J	0.00054 U	<2xRL	A*
	Barium	0.0072	0.0068	<2xRL	A*
	Boron	0.015 J	0.012 U	<2xRL	A*
	TDS	188	154	19.9%	A
	Bicarbonate	159	156	1.9%	A
	Alkalinity	159	156	1.9%	A
	Chloride	2.2	2.2	<2xRL	A*
	Sulfate	3.2	3.2	<2xRL	A*

[a] RPD = ((SR - DR)*200)/(SR + DR)
A - Acceptable Data.
A* - Acceptable data where results were less than 5X the RL and the difference between sample and duplicate was less than 2X the RL.
J – Estimated
U – Not detected (at MDL)

Table 3b – Field Precision

Field Identification	Analyte	Sample Result (mg/L)	Duplicate Result (mg/L)	RPD[a]	Qualified
BOW-GWC-49Z / BOW-LF9-10-FD-04	Iron	0.046	0.049	<2xRL	A*
	Manganese	0.12	0.13	<2xRL	A*
	Potassium	0.46 J	0.46 J	<2xRL	A*
	Sodium	2.2	2.3	<2xRL	A*
	Calcium	0.63 J	0.67 J	<2xRL	A*
	Magnesium	0.31	0.32	3.1%	A
	Antimony	0.0013 J	0.0013 J	<2xRL	A*
	Barium	0.0044 J	0.0043 J	<2xRL	A*
	Cobalt	0.0021 J	0.0020 J	<2xRL	A*
	Nickel	0.0022 J	0.0022 J	<2xRL	A*
	TDS	73.0	40.0	<2xRL	A*
	Chloride	1.2	1.1	<2xRL	A*
	Sulfate	0.82 J	0.80 J	<2xRL	A*

[a] RPD = ((SR - DR)*200)/(SR + DR)

A - Acceptable Data.

A* - Acceptable data where results were less than 5X the RL and the difference between sample and duplicate was less than 2X the RL.

J – Estimated

Low-Flow Test Report:

Test Date / Time: 2/13/2024 11:00:38 AM
Project: Plant Bowen LF February 2024
Operator Name: Jay Siewert

Location Name: GWA-36A **Well Diameter: 2 in** **Casing Type: PVC** **Screen Length: 10 ft** **Top of Screen: 95.1 ft** **Total Depth: 105.1 ft** **Initial Depth to Water: 29.8 ft**	**Pump Type: QED Dedicated** **Tubing Type: LDPE** **Pump Intake From TOC: 100.1 ft** **Estimated Total Volume Pumped: 3300 ml** **Flow Cell Volume: 90 ml** **Final Flow Rate: 110 ml/min** **Final Draw Down: -0.19 ft**	**Instrument Used: Aqua TROLL 400** **Serial Number: 789310**

Test Notes:
Prepurged 2 L

Low-Flow Readings:

Date Time	Elapsed Time	pH	Temperature	Specific Conductivity	RDO Concentration	Turbidity	ORP	Depth to Water	Salinity	Flow
		+/- 0.1	+/- 1000	+/- 5 %	+/- 10 %	+/- 5	+/- 1000 %	+/- 0.3	+/- 10	
2/13/2024 11:00 AM	00:00	6.68 pH	16.36 °C	406.47 µS/cm	3.03 mg/L	1.10 NTU	50.1 mV	29.65 ft	0.20 PSU	110.00 ml/min
2/13/2024 11:05 AM	05:00	6.60 pH	16.13 °C	408.75 µS/cm	3.37 mg/L	0.94 NTU	-6.7 mV	29.65 ft	0.20 PSU	110.00 ml/min
2/13/2024 11:10 AM	10:00	6.54 pH	16.45 °C	410.23 µS/cm	3.48 mg/L	1.43 NTU	76.8 mV	29.65 ft	0.20 PSU	110.00 ml/min
2/13/2024 11:15 AM	15:00	6.51 pH	16.40 °C	410.55 µS/cm	3.53 mg/L	2.73 NTU	79.3 mV	29.61 ft	0.20 PSU	110.00 ml/min
2/13/2024 11:20 AM	20:00	6.49 pH	16.47 °C	410.14 µS/cm	3.52 mg/L	2.40 NTU	80.8 mV	29.61 ft	0.20 PSU	110.00 ml/min
2/13/2024 11:25 AM	25:00	6.48 pH	16.45 °C	410.74 µS/cm	3.54 mg/L	2.15 NTU	80.3 mV	29.61 ft	0.20 PSU	110.00 ml/min
2/13/2024 11:30 AM	30:00	6.47 pH	16.48 °C	411.01 µS/cm	3.54 mg/L	1.63 NTU	80.1 mV	29.61 ft	0.20 PSU	110.00 ml/min

Samples

Sample ID:	Description:
GWA-36A	Metal, Inorganics, Alkalinity, TDS

Created using VuSitu from In-Situ, Inc.

Low-Flow Test Report:

Test Date / Time: 2/13/2024 11:04:18 AM
Project: Plant Bowen LF February 2024
Operator Name: Kevin Stephenson

Location Name: GWA-37 **Well Diameter: 2 in** **Casing Type: PVC** **Screen Length: 10 ft** **Top of Screen: 97.52 ft** **Total Depth: 107.52 ft** **Initial Depth to Water: 50.68 ft**	**Pump Type: QED Dedicated** **Tubing Type: LDPE** **Pump Intake From TOC: 102.52 ft** **Estimated Total Volume Pumped: 16100 ml** **Flow Cell Volume: 90 ml** **Final Flow Rate: 100 ml/min** **Final Draw Down: 15.76 ft**	**Instrument Used: Aqua TROLL 400** **Serial Number: 893479**

Test Notes:
Pre-purged 3 liters.

Low-Flow Readings:

Date Time	Elapsed Time	pH	Temperature	Specific Conductivity	RDO Concentration	Turbidity	ORP	Depth to Water	Salinity	Flow
		+/- 0.1	+/- 1000 %	+/- 5 %	+/- 10 %	+/- 5	+/- 1000 %	+/- 0.3	+/- 1000 %	
2/13/2024 11:04 AM	00:00	5.12 pH	16.83 °C	19.97 µS/cm	6.36 mg/L	0.31 NTU	82.8 mV	54.79 ft	0.01 PSU	120.00 ml/min
2/13/2024 11:09 AM	05:00	5.14 pH	16.49 °C	18.97 µS/cm	6.65 mg/L	0.15 NTU	77.1 mV	55.87 ft	0.01 PSU	120.00 ml/min
2/13/2024 11:14 AM	10:00	5.16 pH	16.37 °C	18.46 µS/cm	6.69 mg/L	0.22 NTU	75.5 mV	56.51 ft	0.01 PSU	120.00 ml/min
2/13/2024 11:19 AM	15:00	5.16 pH	16.43 °C	18.31 µS/cm	6.74 mg/L	0.19 NTU	76.9 mV	57.64 ft	0.01 PSU	120.00 ml/min
2/13/2024 11:24 AM	20:00	5.17 pH	16.46 °C	18.28 µS/cm	6.72 mg/L	0.06 NTU	112.4 mV	58.43 ft	0.01 PSU	120.00 ml/min
2/13/2024 11:29 AM	25:00	5.17 pH	16.45 °C	18.34 µS/cm	6.73 mg/L	0.09 NTU	201.3 mV	59.34 ft	0.01 PSU	120.00 ml/min
2/13/2024 11:34 AM	30:00	5.19 pH	16.39 °C	18.38 µS/cm	6.65 mg/L	0.08 NTU	147.4 mV	60.27 ft	0.01 PSU	100.00 ml/min
2/13/2024 11:39 AM	35:00	5.21 pH	16.20 °C	18.38 µS/cm	6.60 mg/L	0.11 NTU	206.6 mV	60.87 ft	0.01 PSU	100.00 ml/min
2/13/2024 11:44 AM	40:00	5.23 pH	16.13 °C	18.50 µS/cm	6.61 mg/L	0.08 NTU	149.4 mV	61.05 ft	0.01 PSU	100.00 ml/min
2/13/2024 11:49 AM	45:00	5.23 pH	16.30 °C	18.68 µS/cm	6.59 mg/L	0.14 NTU	103.7 mV	61.43 ft	0.01 PSU	100.00 ml/min
2/13/2024 11:54 AM	50:00	5.26 pH	16.30 °C	18.78 µS/cm	6.54 mg/L	0.19 NTU	226.0 mV	61.73 ft	0.01 PSU	100.00 ml/min
2/13/2024 11:59 AM	55:00	5.26 pH	16.43 °C	18.95 µS/cm	6.55 mg/L	0.14 NTU	191.2 mV	62.12 ft	0.01 PSU	100.00 ml/min
2/13/2024 12:04 PM	01:00:00	5.28 pH	16.30 °C	18.99 µS/cm	6.51 mg/L	0.12 NTU	114.1 mV	62.55 ft	0.01 PSU	100.00 ml/min
2/13/2024 12:09 PM	01:05:00	5.29 pH	16.37 °C	18.99 µS/cm	6.45 mg/L	0.14 NTU	119.0 mV	62.87 ft	0.01 PSU	100.00 ml/min
2/13/2024 12:14 PM	01:10:00	5.29 pH	16.48 °C	19.20 µS/cm	6.46 mg/L	0.10 NTU	176.4 mV	63.01 ft	0.01 PSU	100.00 ml/min

2/13/2024 12:19 PM	01:15:00	5.31 pH	16.47 °C	19.19 µS/cm	6.44 mg/L	0.09 NTU	108.3 mV	63.28 ft	0.01 PSU	100.00 ml/min
2/13/2024 12:24 PM	01:20:00	5.31 pH	16.66 °C	19.33 µS/cm	6.45 mg/L	0.51 NTU	139.1 mV	63.54 ft	0.01 PSU	100.00 ml/min
2/13/2024 12:29 PM	01:25:00	5.33 pH	16.61 °C	19.30 µS/cm	6.42 mg/L	0.11 NTU	100.1 mV	63.85 ft	0.01 PSU	100.00 ml/min
2/13/2024 12:34 PM	01:30:00	5.33 pH	16.57 °C	19.29 µS/cm	6.42 mg/L	0.13 NTU	118.0 mV	64.09 ft	0.01 PSU	100.00 ml/min
2/13/2024 12:39 PM	01:35:00	5.33 pH	16.70 °C	19.40 µS/cm	6.40 mg/L	0.11 NTU	129.7 mV	64.30 ft	0.01 PSU	100.00 ml/min
2/13/2024 12:44 PM	01:40:00	5.34 pH	16.63 °C	19.35 µS/cm	6.38 mg/L	0.13 NTU	95.4 mV	64.51 ft	0.01 PSU	100.00 ml/min
2/13/2024 12:49 PM	01:45:00	5.34 pH	16.84 °C	19.36 µS/cm	6.34 mg/L	0.09 NTU	90.6 mV	64.73 ft	0.01 PSU	100.00 ml/min
2/13/2024 12:54 PM	01:50:00	5.34 pH	17.23 °C	19.40 µS/cm	6.31 mg/L	0.13 NTU	96.5 mV	64.90 ft	0.01 PSU	100.00 ml/min
2/13/2024 12:59 PM	01:55:00	5.36 pH	17.22 °C	19.43 µS/cm	6.31 mg/L	0.33 NTU	113.1 mV	65.11 ft	0.01 PSU	100.00 ml/min
2/13/2024 1:04 PM	02:00:00	5.36 pH	17.28 °C	19.45 µS/cm	6.28 mg/L	0.19 NTU	91.5 mV	65.26 ft	0.01 PSU	100.00 ml/min
2/13/2024 1:09 PM	02:05:00	5.37 pH	17.24 °C	19.42 µS/cm	6.26 mg/L	0.30 NTU	94.6 mV	65.44 ft	0.01 PSU	100.00 ml/min
2/13/2024 1:14 PM	02:10:00	5.37 pH	17.40 °C	19.51 µS/cm	6.30 mg/L	0.19 NTU	93.4 mV	65.61 ft	0.01 PSU	100.00 ml/min
2/13/2024 1:19 PM	02:15:00	5.37 pH	17.40 °C	19.55 µS/cm	6.30 mg/L	0.37 NTU	88.8 mV	65.78 ft	0.01 PSU	100.00 ml/min
2/13/2024 1:24 PM	02:20:00	5.38 pH	17.52 °C	19.52 µS/cm	6.24 mg/L	0.19 NTU	109.8 mV	65.96 ft	0.01 PSU	100.00 ml/min
2/13/2024 1:29 PM	02:25:00	5.38 pH	17.64 °C	19.49 µS/cm	6.19 mg/L	0.29 NTU	95.8 mV	66.16 ft	0.01 PSU	100.00 ml/min
2/13/2024 1:34 PM	02:30:00	5.37 pH	17.59 °C	19.63 µS/cm	6.23 mg/L	0.27 NTU	107.9 mV	66.34 ft	0.01 PSU	100.00 ml/min
2/13/2024 1:39 PM	02:35:00	5.37 pH	17.78 °C	19.63 µS/cm	6.22 mg/L	0.25 NTU	104.9 mV	66.44 ft	0.01 PSU	100.00 ml/min

Samples

Sample ID:	Description:
GWA-37	Metals, Inorganics, Alkalinity, TDS
FD-05	Metals, Inorganics, Alkalinity, TDS

Low-Flow Test Report:

Test Date / Time: 2/13/2024 1:41:26 PM
Project: Plant Bowen LF February 2024
Operator Name: Jay Siewert

Location Name: GWA-36RA **Well Diameter: 2 in** **Casing Type: PVC** **Screen Length: 10 ft** **Top of Screen: 100.28 ft** **Total Depth: 110.28 ft** **Initial Depth to Water: 31.35 ft**	**Pump Type: QED Dedicated** **Tubing Type: LDPE** **Pump Intake From TOC: 105.28 ft** **Estimated Total Volume Pumped: 19250 ml** **Flow Cell Volume: 90 ml** **Final Flow Rate: 110 ml/min** **Final Draw Down: 0.21 ft**	**Instrument Used: Aqua TROLL 400** **Serial Number: 789310**

Test Notes:
Prepurged 2 L

Low-Flow Readings:

Date Time	Elapsed Time	pH	Temperature	Specific Conductivity	RDO Concentration	Turbidity	ORP	Depth to Water	Salinity	Flow
		+/- 0.1	+/- 1000	+/- 5 %	+/- 10 %	+/- 5	+/- 1000 %	+/- 0.3	+/- 10	
2/13/2024 1:41 PM	00:00	6.80 pH	16.45 °C	430.63 µS/cm	3.58 mg/L	17.70 NTU	52.8 mV	31.40 ft	0.21 PSU	110.00 ml/min
2/13/2024 1:46 PM	05:00	6.79 pH	16.38 °C	432.88 µS/cm	3.65 mg/L	21.40 NTU	74.7 mV	31.41 ft	0.21 PSU	110.00 ml/min
2/13/2024 1:51 PM	10:00	6.78 pH	16.28 °C	433.47 µS/cm	3.66 mg/L	20.70 NTU	73.9 mV	31.42 ft	0.21 PSU	110.00 ml/min
2/13/2024 1:56 PM	15:00	6.77 pH	16.28 °C	434.92 µS/cm	3.69 mg/L	17.40 NTU	76.6 mV	31.42 ft	0.21 PSU	110.00 ml/min
2/13/2024 2:01 PM	20:00	6.76 pH	16.27 °C	434.22 µS/cm	3.67 mg/L	16.50 NTU	77.3 mV	31.42 ft	0.21 PSU	110.00 ml/min
2/13/2024 2:06 PM	25:00	6.75 pH	16.35 °C	433.86 µS/cm	3.68 mg/L	14.60 NTU	76.8 mV	31.42 ft	0.21 PSU	110.00 ml/min
2/13/2024 2:11 PM	30:00	6.74 pH	16.63 °C	432.42 µS/cm	3.67 mg/L	12.90 NTU	77.9 mV	31.43 ft	0.21 PSU	110.00 ml/min
2/13/2024 2:16 PM	35:00	6.73 pH	16.94 °C	429.54 µS/cm	3.64 mg/L	12.20 NTU	76.4 mV	31.43 ft	0.21 PSU	110.00 ml/min
2/13/2024 2:21 PM	40:00	6.73 pH	16.90 °C	428.94 µS/cm	3.67 mg/L	11.30 NTU	78.8 mV	31.44 ft	0.21 PSU	110.00 ml/min
2/13/2024 2:26 PM	45:00	6.72 pH	16.83 °C	431.22 µS/cm	3.69 mg/L	11.18 NTU	78.7 mV	31.45 ft	0.21 PSU	110.00 ml/min
2/13/2024 2:31 PM	50:00	6.72 pH	16.76 °C	430.64 µS/cm	3.70 mg/L	10.83 NTU	77.7 mV	31.45 ft	0.21 PSU	110.00 ml/min
2/13/2024 2:36 PM	55:00	6.71 pH	16.72 °C	432.15 µS/cm	3.73 mg/L	10.57 NTU	78.9 mV	31.46 ft	0.21 PSU	110.00 ml/min
2/13/2024 2:41 PM	01:00:00	6.71 pH	16.59 °C	431.81 µS/cm	3.75 mg/L	9.79 NTU	78.5 mV	31.46 ft	0.21 PSU	110.00 ml/min
2/13/2024 2:46 PM	01:05:00	6.71 pH	16.54 °C	433.22 µS/cm	3.78 mg/L	9.35 NTU	77.9 mV	31.46 ft	0.21 PSU	110.00 ml/min
2/13/2024 2:51 PM	01:10:00	6.70 pH	16.61 °C	432.21 µS/cm	3.76 mg/L	9.00 NTU	78.1 mV	31.47 ft	0.21 PSU	110.00 ml/min

2/13/2024 2:56 PM	01:15:00	6.70 pH	16.62 °C	431.97 µS/cm	3.76 mg/L	8.54 NTU	80.8 mV	31.47 ft	0.21 PSU	110.00 ml/min
2/13/2024 3:01 PM	01:20:00	6.70 pH	16.66 °C	431.58 µS/cm	3.75 mg/L	7.91 NTU	80.9 mV	31.48 ft	0.21 PSU	110.00 ml/min
2/13/2024 3:06 PM	01:25:00	6.70 pH	16.77 °C	429.90 µS/cm	3.75 mg/L	8.19 NTU	80.8 mV	31.48 ft	0.21 PSU	110.00 ml/min
2/13/2024 3:11 PM	01:30:00	6.70 pH	16.90 °C	429.49 µS/cm	3.75 mg/L	7.76 NTU	82.6 mV	31.48 ft	0.21 PSU	110.00 ml/min
2/13/2024 3:16 PM	01:35:00	6.70 pH	16.79 °C	429.69 µS/cm	3.77 mg/L	7.52 NTU	85.1 mV	31.49 ft	0.21 PSU	110.00 ml/min
2/13/2024 3:21 PM	01:40:00	6.70 pH	16.68 °C	431.50 µS/cm	3.79 mg/L	7.66 NTU	85.3 mV	31.49 ft	0.21 PSU	110.00 ml/min
2/13/2024 3:26 PM	01:45:00	6.69 pH	16.50 °C	433.34 µS/cm	3.83 mg/L	7.13 NTU	84.4 mV	31.50 ft	0.21 PSU	110.00 ml/min
2/13/2024 3:31 PM	01:50:00	6.70 pH	16.42 °C	432.87 µS/cm	3.84 mg/L	6.89 NTU	83.3 mV	31.50 ft	0.21 PSU	110.00 ml/min
2/13/2024 3:36 PM	01:55:00	6.70 pH	16.40 °C	432.57 µS/cm	3.83 mg/L	6.96 NTU	84.2 mV	31.51 ft	0.21 PSU	110.00 ml/min
2/13/2024 3:41 PM	02:00:00	6.70 pH	16.30 °C	433.52 µS/cm	3.85 mg/L	6.96 NTU	82.4 mV	31.51 ft	0.21 PSU	110.00 ml/min
2/13/2024 3:46 PM	02:05:00	6.69 pH	16.36 °C	432.99 µS/cm	3.86 mg/L	6.81 NTU	80.7 mV	31.51 ft	0.21 PSU	110.00 ml/min
2/13/2024 3:51 PM	02:10:00	6.69 pH	16.38 °C	433.28 µS/cm	3.86 mg/L	6.83 NTU	81.2 mV	31.51 ft	0.21 PSU	110.00 ml/min
2/13/2024 3:56 PM	02:15:00	6.69 pH	16.36 °C	432.55 µS/cm	3.86 mg/L	6.44 NTU	79.7 mV	31.52 ft	0.21 PSU	110.00 ml/min
2/13/2024 4:01 PM	02:20:00	6.69 pH	16.28 °C	432.98 µS/cm	3.89 mg/L	6.68 NTU	80.5 mV	31.52 ft	0.21 PSU	110.00 ml/min
2/13/2024 4:06 PM	02:25:00	6.69 pH	16.26 °C	432.93 µS/cm	3.88 mg/L	6.43 NTU	80.0 mV	31.52 ft	0.21 PSU	110.00 ml/min
2/13/2024 4:11 PM	02:30:00	6.69 pH	16.23 °C	432.65 µS/cm	3.89 mg/L	6.30 NTU	80.7 mV	31.52 ft	0.21 PSU	110.00 ml/min
2/13/2024 4:16 PM	02:35:00	6.69 pH	16.10 °C	432.73 µS/cm	3.90 mg/L	6.26 NTU	79.5 mV	31.53 ft	0.21 PSU	110.00 ml/min
2/13/2024 4:21 PM	02:40:00	6.69 pH	16.14 °C	432.95 µS/cm	3.90 mg/L	6.01 NTU	79.6 mV	31.54 ft	0.21 PSU	110.00 ml/min
2/13/2024 4:26 PM	02:45:00	6.69 pH	16.14 °C	433.36 µS/cm	3.92 mg/L	4.82 NTU	79.7 mV	31.54 ft	0.21 PSU	110.00 ml/min
2/13/2024 4:31 PM	02:50:00	6.69 pH	16.07 °C	432.47 µS/cm	3.91 mg/L	4.71 NTU	79.4 mV	31.55 ft	0.21 PSU	110.00 ml/min
2/13/2024 4:36 PM	02:55:00	6.69 pH	16.05 °C	432.51 µS/cm	3.91 mg/L	4.55 NTU	79.7 mV	31.56 ft	0.21 PSU	110.00 ml/min

Samples

Sample ID:	Description:
GWA-36RA	Metals, Inorganics, Alkalinity, TDS

Low-Flow Test Report:

Test Date / Time: 2/13/2024 2:50:27 PM
Project: Plant Bowen LF February 2024
Operator Name: Kevin Stephenson

Location Name: GWA-38 **Well Diameter: 2 in** **Casing Type: PVC** **Screen Length: 10 ft** **Top of Screen: 59.35 ft** **Total Depth: 69.35 ft** **Initial Depth to Water: 56.51 ft**	**Pump Type: QED Dedicated** **Tubing Type: LDPE** **Pump Intake From TOC: 64.35 ft** **Estimated Total Volume Pumped: 2200 ml** **Flow Cell Volume: 90 ml** **Final Flow Rate: 110 ml/min** **Final Draw Down: 1.35 ft**	**Instrument Used: Aqua TROLL 400** **Serial Number: 893479**

Test Notes:
Pre-purged 2 liters.

Low-Flow Readings:

Date Time	Elapsed Time	pH	Temperature	Specific Conductivity	RDO Concentration	Turbidity	ORP	Depth to Water	Salinity	Flow
		+/- 0.1	+/- 1000 %	+/- 5 %	+/- 10 %	+/- 5	+/- 1000 %	+/- 0.3	+/- 1000 %	
2/13/2024 2:50 PM	00:00	5.28 pH	18.53 °C	36.99 µS/cm	7.24 mg/L	0.10 NTU	73.8 mV	57.23 ft	0.02 PSU	110.00 ml/min
2/13/2024 2:55 PM	05:00	5.26 pH	18.35 °C	36.23 µS/cm	7.27 mg/L	0.07 NTU	80.4 mV	57.45 ft	0.02 PSU	110.00 ml/min
2/13/2024 3:00 PM	10:00	5.24 pH	18.31 °C	35.92 µS/cm	7.30 mg/L	0.05 NTU	67.7 mV	57.58 ft	0.02 PSU	110.00 ml/min
2/13/2024 3:05 PM	15:00	5.24 pH	18.31 °C	35.39 µS/cm	7.31 mg/L	0.05 NTU	62.3 mV	57.74 ft	0.02 PSU	110.00 ml/min
2/13/2024 3:10 PM	20:00	5.22 pH	18.26 °C	35.08 µS/cm	7.33 mg/L	0.09 NTU	96.2 mV	57.86 ft	0.02 PSU	110.00 ml/min

Samples

Sample ID:	Description:
GWA-38	Metals, Inorganics, Alkalinity, TDS

Created using VuSitu from In-Situ, Inc.

Low-Flow Test Report:

Test Date / Time: 2/14/2024 10:23:03 AM
Project: Plant Bowen LF February 2024
Operator Name: Kevin Stephenson

Location Name: GWC-16R **Well Diameter: 2 in** **Casing Type: PVC** **Screen Length: 10 ft** **Top of Screen: 88.12 ft** **Total Depth: 98.12 ft** **Initial Depth to Water: 78.8 ft**	**Pump Type: QED Dedicated** **Tubing Type: LDPE** **Pump Intake From TOC: 93.12 ft** **Estimated Total Volume Pumped: 10200 ml** **Flow Cell Volume: 90 ml** **Final Flow Rate: 120 ml/min** **Final Draw Down: 9.69 ft**	**Instrument Used: Aqua TROLL 400** **Serial Number: 893479**

Test Notes:
WL dropped below top of screen. Complete evacuation method initiated. Samples to be collected 2/15.
Pre-purged 2 liters.

Low-Flow Readings:

Date Time	Elapsed Time	pH	Temperature	Specific Conductivity	RDO Concentration	Turbidity	ORP	Depth to Water	Salinity	Flow
		+/- 0.1	+/- 1000 %	+/- 5 %	+/- 10 %	+/- 5	+/- 1000 %	+/- 0.3	+/- 1000 %	
2/14/2024 10:23 AM	00:00	6.81 pH	14.72 °C	570.72 µS/cm	4.24 mg/L	1.64 NTU	106.1 mV	80.56 ft	0.31 PSU	120.00 ml/min
2/14/2024 10:28 AM	05:00	6.81 pH	15.06 °C	576.99 µS/cm	3.88 mg/L	1.35 NTU	71.8 mV	81.16 ft	0.32 PSU	120.00 ml/min
2/14/2024 10:33 AM	10:00	6.82 pH	15.09 °C	577.70 µS/cm	3.76 mg/L	1.12 NTU	71.9 mV	81.61 ft	0.32 PSU	120.00 ml/min
2/14/2024 10:38 AM	15:00	6.82 pH	14.99 °C	579.59 µS/cm	3.68 mg/L	0.70 NTU	56.5 mV	82.05 ft	0.32 PSU	120.00 ml/min
2/14/2024 10:43 AM	20:00	6.83 pH	15.26 °C	578.34 µS/cm	3.63 mg/L	0.52 NTU	53.9 mV	82.46 ft	0.32 PSU	120.00 ml/min
2/14/2024 10:48 AM	25:00	6.83 pH	15.43 °C	576.77 µS/cm	3.61 mg/L	0.54 NTU	52.3 mV	83.04 ft	0.32 PSU	120.00 ml/min
2/14/2024 10:53 AM	30:00	6.84 pH	15.63 °C	575.75 µS/cm	3.65 mg/L	0.37 NTU	50.9 mV	83.59 ft	0.31 PSU	120.00 ml/min
2/14/2024 10:58 AM	35:00	6.85 pH	15.65 °C	576.46 µS/cm	3.75 mg/L	0.58 NTU	47.8 mV	84.02 ft	0.32 PSU	120.00 ml/min
2/14/2024 11:03 AM	40:00	6.85 pH	15.76 °C	574.63 µS/cm	3.81 mg/L	0.63 NTU	48.5 mV	84.56 ft	0.31 PSU	120.00 ml/min
2/14/2024 11:08 AM	45:00	6.86 pH	15.79 °C	574.04 µS/cm	3.87 mg/L	0.57 NTU	48.5 mV	84.97 ft	0.31 PSU	120.00 ml/min
2/14/2024 11:13 AM	50:00	6.86 pH	15.74 °C	574.29 µS/cm	3.94 mg/L	0.53 NTU	48.3 mV	85.47 ft	0.31 PSU	120.00 ml/min
2/14/2024 11:18 AM	55:00	6.87 pH	15.89 °C	572.85 µS/cm	3.99 mg/L	0.46 NTU	37.2 mV	85.92 ft	0.31 PSU	120.00 ml/min
2/14/2024 11:23 AM	01:00:00	6.88 pH	16.00 °C	574.90 µS/cm	4.06 mg/L	0.65 NTU	33.7 mV	86.36 ft	0.31 PSU	120.00 ml/min
2/14/2024 11:28 AM	01:05:00	6.88 pH	15.98 °C	575.26 µS/cm	4.10 mg/L	0.44 NTU	35.2 mV	86.81 ft	0.31 PSU	120.00 ml/min
2/14/2024 11:33 AM	01:10:00	6.89 pH	15.62 °C	578.89 µS/cm	4.19 mg/L	0.51 NTU	32.5 mV	87.32 ft	0.32 PSU	120.00 ml/min

2/14/2024 11:38 AM	01:15:00	6.89 pH	15.56 °C	580.84 µS/cm	4.24 mg/L	0.47 NTU	31.6 mV	87.72 ft	0.32 PSU	120.00 ml/min
2/14/2024 11:43 AM	01:20:00	6.90 pH	15.58 °C	581.09 µS/cm	4.26 mg/L	0.45 NTU	30.7 mV	88.10 ft	0.32 PSU	120.00 ml/min
2/14/2024 11:48 AM	01:25:00	6.90 pH	15.54 °C	582.07 µS/cm	4.31 mg/L	0.54 NTU	30.4 mV	88.49 ft	0.32 PSU	120.00 ml/min

Samples

Sample ID:	Description:

Created using VuSitu from In-Situ, Inc.

Low-Flow Test Report:

Test Date / Time: 2/14/2024 11:31:45 AM
Project: Plant Bowen LF February 2024
Operator Name: Jay Siewert

Location Name: GWC-18 **Well Diameter: 2 in** **Casing Type: PVC** **Screen Length: 10 ft** **Top of Screen: 70.31 ft** **Total Depth: 80.31 ft** **Initial Depth to Water: 71.44 ft**	**Pump Type: QED Dedicated** **Tubing Type: LDPE** **Pump Intake From TOC: 79.31 ft** **Estimated Total Volume Pumped: 9625 ml** **Flow Cell Volume: 90 ml** **Final Flow Rate: 175 ml/min** **Final Draw Down: 0.46 ft**	**Instrument Used: Aqua TROLL 400** **Serial Number: 789310**

Test Notes:
Prepurged 9.5 L
Water level drops below top of screen. Well does not go dry. Three well volume method initiated.

Low-Flow Readings:

Date Time	Elapsed Time	pH	Temperature	Specific Conductivity	RDO Concentration	Turbidity	ORP	Depth to Water	Salinity	Flow
		+/- 0.1	+/- 1000	+/- 5 %	+/- 10 %	+/- 5	+/- 1000 %	+/- 0.3	+/- 10	
2/14/2024 11:31 AM	00:00	6.36 pH	15.66 °C	223.73 µS/cm	7.31 mg/L	0.28 NTU	85.0 mV	72.08 ft	0.11 PSU	175.00 ml/min
2/14/2024 11:36 AM	05:00	6.36 pH	15.78 °C	225.48 µS/cm	7.30 mg/L	0.25 NTU	90.6 mV	72.08 ft	0.11 PSU	175.00 ml/min
2/14/2024 11:41 AM	10:00	6.37 pH	15.64 °C	226.11 µS/cm	7.30 mg/L	0.24 NTU	86.6 mV	72.05 ft	0.11 PSU	175.00 ml/min
2/14/2024 11:46 AM	15:00	6.37 pH	15.65 °C	226.84 µS/cm	7.32 mg/L	0.25 NTU	96.2 mV	72.03 ft	0.11 PSU	175.00 ml/min
2/14/2024 11:51 AM	20:00	6.37 pH	15.69 °C	226.44 µS/cm	7.29 mg/L	0.20 NTU	89.3 mV	72.01 ft	0.11 PSU	175.00 ml/min
2/14/2024 11:56 AM	25:00	6.37 pH	15.76 °C	226.84 µS/cm	7.27 mg/L	0.24 NTU	88.9 mV	71.99 ft	0.11 PSU	175.00 ml/min
2/14/2024 12:01 PM	30:00	6.37 pH	15.85 °C	227.68 µS/cm	7.29 mg/L	0.36 NTU	89.3 mV	71.97 ft	0.11 PSU	175.00 ml/min
2/14/2024 12:06 PM	35:00	6.37 pH	15.96 °C	227.99 µS/cm	7.29 mg/L	0.22 NTU	87.0 mV	71.93 ft	0.11 PSU	175.00 ml/min
2/14/2024 12:11 PM	40:00	6.37 pH	15.86 °C	228.25 µS/cm	7.30 mg/L	0.30 NTU	85.9 mV	71.93 ft	0.11 PSU	175.00 ml/min
2/14/2024 12:16 PM	45:00	6.37 pH	15.76 °C	228.70 µS/cm	7.30 mg/L	0.22 NTU	94.0 mV	71.92 ft	0.11 PSU	175.00 ml/min
2/14/2024 12:21 PM	50:00	6.37 pH	15.86 °C	228.80 µS/cm	7.30 mg/L	0.15 NTU	93.7 mV	71.91 ft	0.11 PSU	175.00 ml/min
2/14/2024 12:26 PM	55:00	6.37 pH	16.02 °C	228.86 µS/cm	7.29 mg/L	0.15 NTU	96.9 mV	71.90 ft	0.11 PSU	175.00 ml/min

Samples

Sample ID:	Description:

GWC-18	Metals, Inorganics, Alkalinity, TDS

Created using VuSitu from In-Situ, Inc.

Low-Flow Test Report:

Test Date / Time: 2/14/2024 12:48:14 PM
Project: Plant Bowen LF February 2024
Operator Name: Kevin Stephenson

Location Name: GWC-17R **Well Diameter: 2 in** **Casing Type: PVC** **Screen Length: 10 ft** **Top of Screen: 82.93 ft** **Total Depth: 92.93 ft** **Initial Depth to Water: 83.2 ft**	**Pump Type: QED Dedicated** **Tubing Type: LDPE** **Pump Intake From TOC: 87.93 ft** **Estimated Total Volume Pumped: 3000 ml** **Flow Cell Volume: 90 ml** **Final Flow Rate: 120 ml/min** **Final Draw Down: 0.97 ft**	**Instrument Used: Aqua TROLL 400** **Serial Number: 893479**

Test Notes:
WL dropped below top of screen. Top of pump 84.17ft. Complete evacuation method initiated. Samples to be collected 2/15. Pre-purged 1 liter.

Low-Flow Readings:

Date Time	Elapsed Time	pH	Temperature	Specific Conductivity	RDO Concentration	Turbidity	ORP	Depth to Water	Salinity	Flow
		+/- 0.1	+/- 1000 %	+/- 5 %	+/- 10 %	+/- 5	+/- 1000 %	+/- 0.3	+/- 1000 %	
2/14/2024 12:48 PM	00:00	7.10 pH	18.66 °C	584.04 µS/cm	7.11 mg/L	3.93 NTU	20.0 mV	84.11 ft	0.32 PSU	120.00 ml/min
2/14/2024 12:53 PM	05:00	7.11 pH	18.41 °C	592.97 µS/cm	7.14 mg/L	0.17 NTU	15.1 mV	84.17 ft	0.32 PSU	120.00 ml/min
2/14/2024 12:58 PM	10:00	7.11 pH	18.26 °C	592.66 µS/cm	7.12 mg/L	0.18 NTU	15.6 mV	84.17 ft	0.32 PSU	120.00 ml/min
2/14/2024 1:03 PM	15:00	7.11 pH	18.37 °C	594.54 µS/cm	7.14 mg/L	0.18 NTU	13.8 mV	84.17 ft	0.32 PSU	120.00 ml/min
2/14/2024 1:08 PM	20:00	7.11 pH	18.20 °C	596.94 µS/cm	7.13 mg/L	0.54 NTU	13.7 mV	84.17 ft	0.33 PSU	120.00 ml/min
2/14/2024 1:13 PM	25:00	7.12 pH	18.18 °C	599.01 µS/cm	7.11 mg/L	0.38 NTU	13.8 mV	84.17 ft	0.33 PSU	120.00 ml/min

Samples

Sample ID:	Description:

Created using VuSitu from In-Situ, Inc.

Low-Flow Test Report:

Test Date / Time: 2/14/2024 1:39:35 PM
Project: Plant Bowen LF February 2024
Operator Name: Jay Siewert

Location Name: GWC-18R **Well Diameter: 2 in** **Casing Type: PVC** **Screen Length: 10 ft** **Top of Screen: 130.1 ft** **Total Depth: 140.1 ft** **Initial Depth to Water: 71.93 ft**	**Pump Type: QED Dedicated** **Tubing Type: LDPE** **Pump Intake From TOC: 135.1 ft** **Estimated Total Volume Pumped: 3600 ml** **Flow Cell Volume: 90 ml** **Final Flow Rate: 120 ml/min** **Final Draw Down: 0.06 ft**	**Instrument Used: Aqua TROLL 400** **Serial Number: 789310**

Test Notes:
Prepurged 2 L

Low-Flow Readings:

Date Time	Elapsed Time	pH	Temperature	Specific Conductivity	RDO Concentration	Turbidity	ORP	Depth to Water	Salinity	Flow
		+/- 0.1	+/- 1000	+/- 5 %	+/- 10 %	+/- 5	+/- 1000 %	+/- 0.3	+/- 10	
2/14/2024 1:39 PM	00:00	6.83 pH	16.27 °C	273.06 µS/cm	6.64 mg/L	2.06 NTU	38.8 mV	71.95 ft	0.13 PSU	120.00 ml/min
2/14/2024 1:44 PM	05:00	6.93 pH	16.08 °C	273.24 µS/cm	6.79 mg/L	2.73 NTU	-78.4 mV	71.97 ft	0.13 PSU	120.00 ml/min
2/14/2024 1:49 PM	10:00	6.99 pH	16.01 °C	272.59 µS/cm	6.85 mg/L	3.15 NTU	50.0 mV	71.97 ft	0.13 PSU	120.00 ml/min
2/14/2024 1:54 PM	15:00	7.02 pH	16.08 °C	272.88 µS/cm	6.89 mg/L	2.45 NTU	51.8 mV	71.98 ft	0.13 PSU	120.00 ml/min
2/14/2024 1:59 PM	20:00	7.04 pH	16.23 °C	272.57 µS/cm	6.88 mg/L	2.87 NTU	52.5 mV	71.99 ft	0.13 PSU	120.00 ml/min
2/14/2024 2:04 PM	25:00	7.06 pH	16.30 °C	271.97 µS/cm	6.88 mg/L	2.01 NTU	56.0 mV	71.99 ft	0.13 PSU	120.00 ml/min
2/14/2024 2:09 PM	30:00	7.07 pH	16.10 °C	272.54 µS/cm	6.92 mg/L	1.30 NTU	59.4 mV	71.99 ft	0.13 PSU	120.00 ml/min

Samples

Sample ID:	Description:
GWC-18R	Metals, Inorganics, Alkalinity, TDS

Created using VuSitu from In-Situ, Inc.

Low-Flow Test Report:

Test Date / Time: 2/14/2024 1:58:23 PM
Project: Plant Bowen LF February 2024
Operator Name: Kevin Stephenson

Location Name: GWC-19R **Well Diameter: 2 in** **Casing Type: PVC** **Screen Length: 10 ft** **Top of Screen: 136.6 ft** **Total Depth: 146.6 ft** **Initial Depth to Water: 75.81 ft**	**Pump Type: QED Dedicated** **Tubing Type: LDPE** **Pump Intake From TOC: 141.6 ft** **Estimated Total Volume Pumped: 3000 ml** **Flow Cell Volume: 90 ml** **Final Flow Rate: 120 ml/min** **Final Draw Down: 0.04 ft**	**Instrument Used: Aqua TROLL 400** **Serial Number: 893479**

Test Notes:
Pre-purged 2 liters.

Low-Flow Readings:

Date Time	Elapsed Time	pH	Temperature	Specific Conductivity	RDO Concentration	Turbidity	ORP	Depth to Water	Salinity	Flow
		+/- 0.1	+/- 1000 %	+/- 5 %	+/- 10 %	+/- 5	+/- 1000 %	+/- 0.3	+/- 1000 %	
2/14/2024 1:58 PM	00:00	7.68 pH	20.74 °C	290.77 µS/cm	6.02 mg/L	2.72 NTU	13.7 mV	75.84 ft	0.15 PSU	120.00 ml/min
2/14/2024 2:03 PM	05:00	7.67 pH	17.70 °C	302.65 µS/cm	6.57 mg/L	1.60 NTU	11.3 mV	75.84 ft	0.16 PSU	120.00 ml/min
2/14/2024 2:08 PM	10:00	7.67 pH	17.40 °C	304.26 µS/cm	6.64 mg/L	2.03 NTU	12.0 mV	75.84 ft	0.16 PSU	120.00 ml/min
2/14/2024 2:13 PM	15:00	7.67 pH	17.22 °C	304.21 µS/cm	6.66 mg/L	2.87 NTU	10.9 mV	75.85 ft	0.16 PSU	120.00 ml/min
2/14/2024 2:18 PM	20:00	7.67 pH	17.17 °C	304.81 µS/cm	6.70 mg/L	1.68 NTU	10.6 mV	75.85 ft	0.16 PSU	120.00 ml/min
2/14/2024 2:23 PM	25:00	7.67 pH	17.08 °C	304.99 µS/cm	6.71 mg/L	1.78 NTU	10.5 mV	75.85 ft	0.16 PSU	120.00 ml/min

Samples

Sample ID:	Description:
GWC-19R	Metals, Inorganics, Alkalinity, TDS

Low-Flow Test Report:

Test Date / Time: 2/15/2024 10:25:51 AM
Project: Plant Bowen LF February 2024
Operator Name: Kevin Stephenson

Location Name: GWC-16R **Well Diameter: 2 in** **Casing Type: PVC** **Screen Length: 10 ft** **Top of Screen: 88.12 ft** **Total Depth: 98.12 ft** **Initial Depth to Water: 85.85 ft**	**Pump Type: QED Dedicated** **Tubing Type: LDPE** **Pump Intake From TOC: 93.12 ft** **Estimated Total Volume Pumped: 240 ml** **Flow Cell Volume: 90 ml** **Final Flow Rate: 120 ml/min** **Final Draw Down: 0 ft**	**Instrument Used: Aqua TROLL 400** **Serial Number: 893479**

Test Notes:
Sample collection from 2/14.

Low-Flow Readings:

Date Time	Elapsed Time	pH	Temperature	Specific Conductivity	RDO Concentration	Turbidity	ORP	Depth to Water	Salinity	Flow
		+/- 0.1	+/- 1000 %	+/- 5 %	+/- 10 %	+/- 5	+/- 1000 %	+/- 0.3	+/- 1000 %	
2/15/2024 10:25 AM	00:00	6.93 pH	14.74 °C	601.49 µS/cm	5.72 mg/L	1.01 NTU	151.1 mV	85.85 ft	0.33 PSU	120.00 ml/min
2/15/2024 10:26 AM	01:00	6.94 pH	15.22 °C	597.54 µS/cm	5.64 mg/L		134.5 mV	85.85 ft	0.33 PSU	120.00 ml/min
2/15/2024 10:27 AM	02:00	6.95 pH	15.49 °C	593.20 µS/cm	5.23 mg/L	1.01 NTU	114.2 mV	85.85 ft	0.32 PSU	120.00 ml/min

Samples

Sample ID:	Description:
GWC-16R	Metals, Inorganics, Alkalinity, TDS

Created using VuSitu from In-Situ, Inc.

Low-Flow Test Report:

Test Date / Time: 2/15/2024 10:46:01 AM
Project: Plant Bowen LF February 2024
Operator Name: Jay Siewert

Location Name: GWC-21R **Well Diameter: 2 in** **Casing Type: PVC** **Screen Length: 10 ft** **Top of Screen: 80.59 ft** **Total Depth: 90.59 ft** **Initial Depth to Water: 71.4 ft**	**Pump Type: QED Dedicated** **Tubing Type: LDPE** **Pump Intake From TOC: 85.59 ft** **Estimated Total Volume Pumped: 4950 ml** **Flow Cell Volume: 90 ml** **Final Flow Rate: 110 ml/min** **Final Draw Down: 4.62 ft**	**Instrument Used: Aqua TROLL 400** **Serial Number: 789310**

Test Notes:
Prepurged 3 L

Low-Flow Readings:

Date Time	Elapsed Time	pH	Temperature	Specific Conductivity	RDO Concentration	Turbidity	ORP	Depth to Water	Salinity	Flow
		+/- 0.1	+/- 1000	+/- 5 %	+/- 10 %	+/- 5	+/- 1000 %	+/- 0.3	+/- 10	
2/15/2024 10:46 AM	00:00	6.81 pH	16.49 °C	605.07 µS/cm	3.99 mg/L	0.39 NTU	69.7 mV	74.39 ft	0.30 PSU	110.00 ml/min
2/15/2024 10:51 AM	05:00	6.80 pH	16.90 °C	613.07 µS/cm	4.27 mg/L	0.20 NTU	78.2 mV	74.60 ft	0.30 PSU	110.00 ml/min
2/15/2024 10:56 AM	10:00	6.79 pH	17.12 °C	614.09 µS/cm	4.41 mg/L	0.13 NTU	79.9 mV	74.95 ft	0.30 PSU	110.00 ml/min
2/15/2024 11:01 AM	15:00	6.78 pH	17.21 °C	613.33 µS/cm	4.44 mg/L	0.05 NTU	80.7 mV	75.21 ft	0.30 PSU	110.00 ml/min
2/15/2024 11:06 AM	20:00	6.77 pH	17.31 °C	614.68 µS/cm	4.45 mg/L	0.09 NTU	77.1 mV	75.42 ft	0.30 PSU	110.00 ml/min
2/15/2024 11:11 AM	25:00	6.76 pH	17.52 °C	611.41 µS/cm	4.41 mg/L	0.05 NTU	78.0 mV	75.59 ft	0.30 PSU	110.00 ml/min
2/15/2024 11:16 AM	30:00	6.75 pH	17.68 °C	610.40 µS/cm	4.40 mg/L	0.09 NTU	84.1 mV	75.73 ft	0.30 PSU	110.00 ml/min
2/15/2024 11:21 AM	35:00	6.75 pH	17.69 °C	608.23 µS/cm	4.43 mg/L	0.06 NTU	85.5 mV	75.85 ft	0.30 PSU	110.00 ml/min
2/15/2024 11:26 AM	40:00	6.74 pH	17.75 °C	607.27 µS/cm	4.45 mg/L	0.03 NTU	85.4 mV	75.95 ft	0.30 PSU	110.00 ml/min
2/15/2024 11:31 AM	45:00	6.74 pH	17.80 °C	604.74 µS/cm	4.51 mg/L	0.01 NTU	86.0 mV	76.02 ft	0.30 PSU	110.00 ml/min

Samples

Sample ID:	Description:
GWC-21R	Metals, Inorganics, Alkalinity, TDS

Created using VuSitu from In-Situ, Inc.

Low-Flow Test Report:

Test Date / Time: 2/15/2024 11:13:56 AM
Project: Plant Bowen LF February 2024
Operator Name: Kevin Stephenson

Location Name: GWC-17R **Well Diameter: 2 in** **Casing Type: PVC** **Screen Length: 10 ft** **Top of Screen: 82.93 ft** **Total Depth: 92.93 ft** **Initial Depth to Water: 83.98 ft**	**Pump Type: QED Dedicated** **Tubing Type: LDPE** **Pump Intake From TOC: 87.93 ft** **Estimated Total Volume Pumped: 240 ml** **Flow Cell Volume: 90 ml** **Final Flow Rate: 120 ml/min** **Final Draw Down: 0 ft**	**Instrument Used: Aqua TROLL 400** **Serial Number: 893479**

Test Notes:
Sample collection from 2/14.

Low-Flow Readings:

Date Time	Elapsed Time	pH	Temperature	Specific Conductivity	RDO Concentration	Turbidity	ORP	Depth to Water	Salinity	Flow
		+/- 0.1	+/- 1000 %	+/- 5 %	+/- 10 %	+/- 5	+/- 1000 %	+/- 0.3	+/- 1000 %	
2/15/2024 11:13 AM	00:00	7.17 pH	17.33 °C	612.37 µS/cm	7.36 mg/L	0.13 NTU	39.7 mV	83.98 ft	0.33 PSU	120.00 ml/min
2/15/2024 11:14 AM	01:00	7.19 pH	17.30 °C	608.46 µS/cm	7.57 mg/L		29.5 mV	83.98 ft	0.33 PSU	120.00 ml/min
2/15/2024 11:15 AM	02:00	7.20 pH	17.30 °C	607.45 µS/cm	7.68 mg/L	0.13 NTU	38.8 mV	83.98 ft	0.33 PSU	120.00 ml/min

Samples

Sample ID:	Description:
GWC-17R	Metals, Inorganics, Alkalinity, TDS

Created using VuSitu from In-Situ, Inc.

Low-Flow Test Report:

Test Date / Time: 2/15/2024 12:38:36 PM
Project: Plant Bowen LF February 2024
Operator Name: Kevin Stephenson

Location Name: GWC-20R **Well Diameter: 2 in** **Casing Type: PVC** **Screen Length: 10 ft** **Top of Screen: 77.47 ft** **Total Depth: 87.47 ft** **Initial Depth to Water: 70.09 ft**	**Pump Type: QED Dedicated** **Tubing Type: LDPE** **Pump Intake From TOC: 82.47 ft** **Estimated Total Volume Pumped: 5400 ml** **Flow Cell Volume: 90 ml** **Final Flow Rate: 120 ml/min** **Final Draw Down: 0.09 ft**	**Instrument Used: Aqua TROLL 400** **Serial Number: 893479**

Test Notes:
Pre-purged 1 liter.

Low-Flow Readings:

Date Time	Elapsed Time	pH	Temperature	Specific Conductivity	RDO Concentration	Turbidity	ORP	Depth to Water	Salinity	Flow
		+/- 0.1	+/- 1000 %	+/- 5 %	+/- 10 %	+/- 5	+/- 1000 %	+/- 0.3	+/- 1000 %	
2/15/2024 12:38 PM	00:00	7.75 pH	21.41 °C	327.70 µS/cm	6.24 mg/L	0.10 NTU	27.8 mV	70.18 ft	0.17 PSU	120.00 ml/min
2/15/2024 12:43 PM	05:00	7.76 pH	18.46 °C	328.90 µS/cm	6.59 mg/L	0.11 NTU	18.4 mV	70.18 ft	0.18 PSU	120.00 ml/min
2/15/2024 12:48 PM	10:00	7.76 pH	18.06 °C	326.46 µS/cm	6.57 mg/L	0.03 NTU	16.5 mV	70.18 ft	0.17 PSU	120.00 ml/min
2/15/2024 12:53 PM	15:00	7.74 pH	18.20 °C	336.85 µS/cm	6.56 mg/L	0.37 NTU	13.9 mV	70.18 ft	0.18 PSU	120.00 ml/min
2/15/2024 12:58 PM	20:00	7.69 pH	18.08 °C	350.67 µS/cm	6.61 mg/L	0.06 NTU	15.0 mV	70.18 ft	0.19 PSU	120.00 ml/min
2/15/2024 1:03 PM	25:00	7.65 pH	18.00 °C	362.75 µS/cm	6.67 mg/L	0.12 NTU	92.5 mV	70.18 ft	0.19 PSU	120.00 ml/min
2/15/2024 1:08 PM	30:00	7.62 pH	18.28 °C	371.15 µS/cm	6.69 mg/L	0.09 NTU	138.9 mV	70.18 ft	0.20 PSU	120.00 ml/min
2/15/2024 1:13 PM	35:00	7.60 pH	18.30 °C	374.91 µS/cm	6.71 mg/L	0.10 NTU	110.9 mV	70.18 ft	0.20 PSU	120.00 ml/min
2/15/2024 1:18 PM	40:00	7.58 pH	18.35 °C	381.83 µS/cm	6.76 mg/L	0.01 NTU	81.4 mV	70.18 ft	0.21 PSU	120.00 ml/min
2/15/2024 1:23 PM	45:00	7.56 pH	18.23 °C	385.43 µS/cm	6.81 mg/L	0.16 NTU	62.8 mV	70.18 ft	0.21 PSU	120.00 ml/min

Samples

Sample ID:	Description:
GWC-20R	Metals, Inorganics, Alkalinity, TDS

Created using VuSitu from In-Situ, Inc.

Low-Flow Test Report:

Test Date / Time: 2/15/2024 1:10:55 PM
Project: Plant Bowen LF February 2024
Operator Name: Jay Siewert

Location Name: GWC-22R **Well Diameter: 2 in** **Casing Type: PVC** **Screen Length: 10 ft** **Top of Screen: 109.6 ft** **Total Depth: 119.6 ft** **Initial Depth to Water: 63.38 ft**	**Pump Type: QED Dedicated** **Tubing Type: LDPE** **Pump Intake From TOC: 114.6 ft** **Estimated Total Volume Pumped: 6750 ml** **Flow Cell Volume: 90 ml** **Final Flow Rate: 135 ml/min** **Final Draw Down: -0.03 ft**	**Instrument Used: Aqua TROLL 400** **Serial Number: 789310**

Test Notes:
Prepurged 2 L

Low-Flow Readings:

Date Time	Elapsed Time	pH	Temperature	Specific Conductivity	RDO Concentration	Turbidity	ORP	Depth to Water	Salinity	Flow
		+/- 0.1	+/- 1000	+/- 5 %	+/- 10 %	+/- 5	+/- 1000 %	+/- 0.3	+/- 10	
2/15/2024 1:10 PM	00:00	6.54 pH	17.79 °C	379.50 µS/cm	0.14 mg/L	5.41 NTU	-65.4 mV	63.38 ft	0.18 PSU	135.00 ml/min
2/15/2024 1:15 PM	05:00	6.50 pH	17.88 °C	363.87 µS/cm	0.17 mg/L	4.31 NTU	-17.7 mV	63.38 ft	0.18 PSU	135.00 ml/min
2/15/2024 1:20 PM	10:00	6.53 pH	17.61 °C	354.18 µS/cm	0.73 mg/L	3.02 NTU	-5.5 mV	63.38 ft	0.17 PSU	135.00 ml/min
2/15/2024 1:25 PM	15:00	6.58 pH	17.47 °C	349.42 µS/cm	1.49 mg/L	2.86 NTU	0.4 mV	63.38 ft	0.17 PSU	135.00 ml/min
2/15/2024 1:30 PM	20:00	6.62 pH	17.43 °C	346.69 µS/cm	2.14 mg/L	2.58 NTU	6.4 mV	63.37 ft	0.17 PSU	135.00 ml/min
2/15/2024 1:35 PM	25:00	6.67 pH	17.35 °C	342.80 µS/cm	2.64 mg/L	1.87 NTU	10.0 mV	63.37 ft	0.17 PSU	135.00 ml/min
2/15/2024 1:40 PM	30:00	6.69 pH	17.39 °C	341.34 µS/cm	2.81 mg/L	2.41 NTU	13.2 mV	63.36 ft	0.16 PSU	135.00 ml/min
2/15/2024 1:45 PM	35:00	6.71 pH	17.23 °C	339.95 µS/cm	2.84 mg/L	1.50 NTU	15.6 mV	63.35 ft	0.16 PSU	135.00 ml/min
2/15/2024 1:50 PM	40:00	6.71 pH	17.39 °C	338.90 µS/cm	3.02 mg/L	1.24 NTU	16.1 mV	63.35 ft	0.16 PSU	135.00 ml/min
2/15/2024 1:55 PM	45:00	6.72 pH	17.49 °C	337.51 µS/cm	3.09 mg/L	1.82 NTU	16.2 mV	63.35 ft	0.16 PSU	135.00 ml/min
2/15/2024 2:00 PM	50:00	6.73 pH	17.47 °C	336.52 µS/cm	3.22 mg/L	1.43 NTU	20.0 mV	63.35 ft	0.16 PSU	135.00 ml/min

Samples

Sample ID:	Description:
GWC-22R	Metals, Inorganics, Alkalinity, TDS

Created using VuSitu from In-Situ, Inc.

Low-Flow Test Report:

Test Date / Time: 2/15/2024 2:10:28 PM
Project: Plant Bowen LF February 2024
Operator Name: Kevin Stephenson

Location Name: GWC-23R **Well Diameter: 2 in** **Casing Type: PVC** **Screen Length: 10 ft** **Top of Screen: 39.57 ft** **Total Depth: 49.57 ft** **Initial Depth to Water: 38.92 ft**	**Pump Type: QED Dedicated** **Tubing Type: LDPE** **Pump Intake From TOC: 44.57 ft** **Estimated Total Volume Pumped: 6900 ml** **Flow Cell Volume: 90 ml** **Final Flow Rate: 180 ml/min** **Final Draw Down: 2.18 ft**	**Instrument Used: Aqua TROLL 400** **Serial Number: 893479**

Test Notes:
Water level dropped below top of screen. Complete evacuation method initiated. Top of pump @ 41.10ft. Samples to be collected 2/16. Pre-purged 1 liter.

Low-Flow Readings:

Date Time	Elapsed Time	pH	Temperature	Specific Conductivity	RDO Concentration	Turbidity	ORP	Depth to Water	Salinity	Flow
		+/- 0.1	+/- 1000 %	+/- 5 %	+/- 10 %	+/- 5	+/- 1000 %	+/- 0.3	+/- 1000 %	
2/15/2024 2:10 PM	00:00	7.07 pH	17.93 °C	847.65 µS/cm	0.99 mg/L	1.97 NTU	24.0 mV	39.85 ft	0.47 PSU	100.00 ml/min
2/15/2024 2:15 PM	05:00	7.09 pH	17.42 °C	850.55 µS/cm	0.69 mg/L	1.64 NTU	42.1 mV	39.85 ft	0.47 PSU	100.00 ml/min
2/15/2024 2:20 PM	10:00	7.10 pH	17.15 °C	852.21 µS/cm	1.05 mg/L	1.33 NTU	34.5 mV	40.02 ft	0.47 PSU	100.00 ml/min
2/15/2024 2:25 PM	15:00	7.11 pH	17.06 °C	861.67 µS/cm	1.85 mg/L	1.07 NTU	77.9 mV	40.35 ft	0.48 PSU	180.00 ml/min
2/15/2024 2:30 PM	20:00	7.13 pH	16.91 °C	892.69 µS/cm	2.82 mg/L	0.45 NTU	76.1 mV	40.84 ft	0.49 PSU	180.00 ml/min
2/15/2024 2:35 PM	25:00	7.13 pH	16.93 °C	925.84 µS/cm	3.28 mg/L	0.36 NTU	64.9 mV	41.10 ft	0.51 PSU	180.00 ml/min
2/15/2024 2:40 PM	30:00	7.12 pH	16.92 °C	919.11 µS/cm	3.33 mg/L	0.83 NTU	66.0 mV	41.10 ft	0.51 PSU	180.00 ml/min
2/15/2024 2:45 PM	35:00	7.11 pH	16.82 °C	874.08 µS/cm	2.57 mg/L	1.20 NTU	59.3 mV	41.10 ft	0.48 PSU	180.00 ml/min
2/15/2024 2:50 PM	40:00	7.10 pH	16.84 °C	848.62 µS/cm	1.71 mg/L	0.66 NTU	65.3 mV	41.10 ft	0.47 PSU	180.00 ml/min
2/15/2024 2:55 PM	45:00	7.09 pH	16.79 °C	843.86 µS/cm	1.30 mg/L	0.54 NTU	38.7 mV	41.10 ft	0.47 PSU	180.00 ml/min

Samples

Sample ID:	Description:

Created using VuSitu from In-Situ, Inc.

Low-Flow Test Report:

Test Date / Time: 2/15/2024 3:15:36 PM
Project: Plant Bowen LF February 2024
Operator Name: Jay Siewert

Location Name: GWC-24R **Well Diameter: 2 in** **Casing Type: PVC** **Screen Length: 10 ft** **Top of Screen: 30.11 ft** **Total Depth: 40.11 ft** **Initial Depth to Water: 24.33 ft**	**Pump Type: QED Dedicated** **Tubing Type: LDPE** **Pump Intake From TOC: 35.11 ft** **Estimated Total Volume Pumped: 3026 ml** **Flow Cell Volume: 90 ml** **Final Flow Rate: 120 ml/min** **Final Draw Down: 0.66 ft**	**Instrument Used: Aqua TROLL 400** **Serial Number: 789310**

Test Notes:
Prepurged 2 L

Low-Flow Readings:

Date Time	Elapsed Time	pH	Temperature	Specific Conductivity	RDO Concentration	Turbidity	ORP	Depth to Water	Salinity	Flow
		+/- 0.1	+/- 1000	+/- 5 %	+/- 10 %	+/- 5	+/- 1000 %	+/- 0.3	+/- 10	
2/15/2024 3:15 PM	00:00	7.16 pH	17.62 °C	300.95 µS/cm	3.12 mg/L	0.49 NTU	4.3 mV	24.96 ft	0.14 PSU	120.00 ml/min
2/15/2024 3:15 PM	00:13	7.16 pH	17.62 °C	301.16 µS/cm	3.13 mg/L	0.49 NTU	-65.6 mV	24.96 ft	0.14 PSU	120.00 ml/min
2/15/2024 3:20 PM	05:13	7.18 pH	17.71 °C	299.24 µS/cm	3.40 mg/L	0.37 NTU	27.2 mV	24.96 ft	0.14 PSU	120.00 ml/min
2/15/2024 3:25 PM	10:13	7.19 pH	17.63 °C	299.94 µS/cm	3.71 mg/L	0.43 NTU	-125.9 mV	24.96 ft	0.14 PSU	120.00 ml/min
2/15/2024 3:30 PM	15:13	7.21 pH	17.39 °C	299.87 µS/cm	3.77 mg/L	0.47 NTU	29.6 mV	24.96 ft	0.14 PSU	120.00 ml/min
2/15/2024 3:35 PM	20:13	7.21 pH	17.48 °C	299.77 µS/cm	3.87 mg/L	0.43 NTU	29.7 mV	24.99 ft	0.14 PSU	120.00 ml/min
2/15/2024 3:40 PM	25:13	7.22 pH	17.29 °C	299.30 µS/cm	3.89 mg/L	0.42 NTU	30.0 mV	24.99 ft	0.14 PSU	120.00 ml/min

Samples

Sample ID:	Description:
GWC-24R	Metals, Inorganics, Alkalinity, TDS

Created using VuSitu from In-Situ, Inc.

Low-Flow Test Report:

Test Date / Time: 2/16/2024 11:00:22 AM
Project: Plant Bowen LF February 2024
Operator Name: Jay Siewert

Location Name: GWC-25R **Well Diameter: 2 in** **Casing Type: PVC** **Screen Length: 10 ft** **Top of Screen: 89.97 ft** **Total Depth: 99.97 ft** **Initial Depth to Water: 23.01 ft**	**Pump Type: QED Dedicated** **Tubing Type: LDPE** **Pump Intake From TOC: 94.97 ft** **Estimated Total Volume Pumped: 3900 ml** **Flow Cell Volume: 90 ml** **Final Flow Rate: 130 ml/min** **Final Draw Down: -0.05 ft**	**Instrument Used: Aqua TROLL 400** **Serial Number: 789310**

Test Notes:
Prepurged 2 L

Low-Flow Readings:

Date Time	Elapsed Time	pH	Temperature	Specific Conductivity	RDO Concentration	Turbidity	ORP	Depth to Water	Salinity	Flow
		+/- 0.1	+/- 1000	+/- 5 %	+/- 10 %	+/- 5	+/- 1000 %	+/- 0.3	+/- 10	
2/16/2024 11:00 AM	00:00	7.10 pH	15.47 °C	308.34 µS/cm	6.79 mg/L	0.26 NTU	85.0 mV	23.00 ft	0.15 PSU	130.00 ml/min
2/16/2024 11:05 AM	05:00	7.17 pH	15.51 °C	307.65 µS/cm	6.84 mg/L	0.03 NTU	20.9 mV	23.00 ft	0.15 PSU	130.00 ml/min
2/16/2024 11:10 AM	10:00	7.21 pH	15.57 °C	306.62 µS/cm	6.86 mg/L	0.05 NTU	91.5 mV	22.98 ft	0.15 PSU	130.00 ml/min
2/16/2024 11:15 AM	15:00	7.24 pH	15.60 °C	306.56 µS/cm	6.88 mg/L	0.07 NTU	91.9 mV	22.97 ft	0.15 PSU	130.00 ml/min
2/16/2024 11:20 AM	20:00	7.26 pH	15.67 °C	306.30 µS/cm	6.90 mg/L	0.04 NTU	92.0 mV	22.96 ft	0.15 PSU	130.00 ml/min
2/16/2024 11:25 AM	25:00	7.27 pH	15.72 °C	306.07 µS/cm	6.91 mg/L	0.20 NTU	91.7 mV	22.95 ft	0.15 PSU	130.00 ml/min
2/16/2024 11:30 AM	30:00	7.28 pH	15.77 °C	306.00 µS/cm	6.91 mg/L	0.19 NTU	92.0 mV	22.96 ft	0.15 PSU	130.00 ml/min

Samples

Sample ID:	Description:
GWC-25R	Metals, Inorganics, Alkalinity, TDS
FD-06	Metals, Inorganics, Alkalinity, TDS

Low-Flow Test Report:

Test Date / Time: 2/16/2024 1:21:28 PM
Project: Plant Bowen LF February 2024
Operator Name: Jay Siewert

Location Name: GWC-23R **Well Diameter: 2 in** **Casing Type: PVC** **Screen Length: 10 ft** **Top of Screen: 39.57 ft** **Total Depth: 49.57 ft** **Initial Depth to Water: 40.14 ft**	**Pump Type: QED Dedicated** **Tubing Type: LDPE** **Pump Intake From TOC: 44.57 ft** **Estimated Total Volume Pumped: 240 ml** **Flow Cell Volume: 90 ml** **Final Flow Rate: 120 ml/min** **Final Draw Down: 0.33 ft**	**Instrument Used: Aqua TROLL 400** **Serial Number: 789310**

Test Notes:
Complete evac performed on 2/15/2024

Low-Flow Readings:

Date Time	Elapsed Time	pH	Temperature	Specific Conductivity	RDO Concentration	Turbidity	ORP	Depth to Water	Salinity	Flow
		+/- 0.1	+/- 1000	+/- 5 %	+/- 10 %	+/- 5	+/- 1000 %	+/- 0.3	+/- 10	
2/16/2024 1:21 PM	00:00	6.84 pH	16.05 °C	764.74 µS/cm	4.42 mg/L	0.91 NTU	71.7 mV	40.47 ft	0.38 PSU	120.00 ml/min
2/16/2024 1:22 PM	01:00	6.83 pH	16.16 °C	766.77 µS/cm	4.46 mg/L	0.91 NTU	2.5 mV	40.47 ft	0.38 PSU	120.00 ml/min
2/16/2024 1:23 PM	02:00	6.82 pH	16.27 °C	767.73 µS/cm	4.51 mg/L	0.91 NTU	0.7 mV	40.47 ft	0.38 PSU	120.00 ml/min

Samples

Sample ID:	Description:
GWC-23R	Metals, Inorganics, Alkalinity, TDS

Created using VuSitu from In-Situ, Inc.

Low-Flow Test Report:

Test Date / Time: 2/19/2024 10:24:11 AM
Project: Plant Bowen LF February 2024
Operator Name: Jay Siewert

Location Name: GWA-40 **Well Diameter: 2 in** **Casing Type: PVC** **Screen Length: 10 ft** **Top of Screen: 145.02 ft** **Total Depth: 155.02 ft** **Initial Depth to Water: 69.2 ft**	**Pump Type: QED Dedicated** **Tubing Type: LDPE** **Pump Intake From TOC: 150.02 ft** **Estimated Total Volume Pumped: 4200 ml** **Flow Cell Volume: 90 ml** **Final Flow Rate: 140 ml/min** **Final Draw Down: 0.03 ft**	**Instrument Used: Aqua TROLL 400** **Serial Number: 789310**

Test Notes:
Prepurged 1 L

Low-Flow Readings:

Date Time	Elapsed Time	pH	Temperature	Specific Conductivity	RDO Concentration	Turbidity	ORP	Depth to Water	Salinity	Flow
		+/- 0.1	+/- 1000	+/- 5 %	+/- 10 %	+/- 5	+/- 1000 %	+/- 0.3	+/- 10	
2/19/2024 10:24 AM	00:00	6.59 pH	15.38 °C	172.69 µS/cm	8.17 mg/L	0.14 NTU	133.0 mV	69.23 ft	0.08 PSU	140.00 ml/min
2/19/2024 10:29 AM	05:00	6.68 pH	15.47 °C	181.51 µS/cm	9.35 mg/L	0.18 NTU	126.1 mV	69.23 ft	0.09 PSU	140.00 ml/min
2/19/2024 10:34 AM	10:00	6.72 pH	15.59 °C	183.72 µS/cm	9.48 mg/L	0.60 NTU	124.3 mV	69.23 ft	0.09 PSU	140.00 ml/min
2/19/2024 10:39 AM	15:00	6.73 pH	15.61 °C	186.33 µS/cm	9.39 mg/L	0.11 NTU	123.9 mV	69.23 ft	0.09 PSU	140.00 ml/min
2/19/2024 10:44 AM	20:00	6.74 pH	15.64 °C	186.63 µS/cm	9.25 mg/L	0.29 NTU	123.8 mV	69.23 ft	0.09 PSU	140.00 ml/min
2/19/2024 10:49 AM	25:00	6.74 pH	15.73 °C	188.13 µS/cm	9.10 mg/L	0.44 NTU	124.0 mV	69.23 ft	0.09 PSU	140.00 ml/min
2/19/2024 10:54 AM	30:00	6.75 pH	15.83 °C	189.70 µS/cm	8.95 mg/L	0.38 NTU	123.4 mV	69.23 ft	0.09 PSU	140.00 ml/min

Samples

Sample ID:	Description:
GWA-40	Metals, Inorganics, Alkalinity, TDS

Low-Flow Test Report:

Test Date / Time: 2/19/2024 12:27:13 PM
Project: Plant Bowen LF February 2024
Operator Name: Jay Siewert

Location Name: GWA-41 **Well Diameter: 2 in** **Casing Type: PVC** **Screen Length: 10 ft** **Top of Screen: 92.5 ft** **Total Depth: 102.5 ft** **Initial Depth to Water: 78.77 ft**	**Pump Type: QED Dedicated** **Tubing Type: LDPE** **Pump Intake From TOC: 97.5 ft** **Estimated Total Volume Pumped: 10400 ml** **Flow Cell Volume: 90 ml** **Final Flow Rate: 130 ml/min** **Final Draw Down: 0.06 ft**	**Instrument Used: Aqua TROLL 400** **Serial Number: 789310**

Test Notes:
Prepurged 2.5 L

Low-Flow Readings:

Date Time	Elapsed Time	pH	Temperature	Specific Conductivity	RDO Concentration	Turbidity	ORP	Depth to Water	Salinity	Flow
		+/- 0.1	+/- 1000	+/- 5 %	+/- 10 %	+/- 5	+/- 1000 %	+/- 0.3	+/- 10	
2/19/2024 12:27 PM	00:00	5.83 pH	16.59 °C	60.82 µS/cm	6.74 mg/L	0.94 NTU	86.3 mV	78.82 ft	0.03 PSU	130.00 ml/min
2/19/2024 12:32 PM	05:00	5.64 pH	16.72 °C	62.58 µS/cm	6.60 mg/L	0.92 NTU	20.7 mV	78.83 ft	0.03 PSU	130.00 ml/min
2/19/2024 12:37 PM	10:00	5.54 pH	16.63 °C	70.31 µS/cm	6.44 mg/L	0.68 NTU	11.2 mV	78.83 ft	0.03 PSU	130.00 ml/min
2/19/2024 12:42 PM	15:00	5.54 pH	16.36 °C	87.35 µS/cm	6.28 mg/L	0.57 NTU	-0.5 mV	78.84 ft	0.04 PSU	130.00 ml/min
2/19/2024 12:47 PM	20:00	5.60 pH	16.33 °C	108.68 µS/cm	6.14 mg/L	0.32 NTU	-20.9 mV	78.84 ft	0.05 PSU	130.00 ml/min
2/19/2024 12:52 PM	25:00	5.69 pH	16.32 °C	129.44 µS/cm	6.06 mg/L	0.44 NTU	-41.0 mV	78.84 ft	0.06 PSU	130.00 ml/min
2/19/2024 12:57 PM	30:00	5.77 pH	16.27 °C	147.98 µS/cm	6.00 mg/L	0.57 NTU	-55.8 mV	78.84 ft	0.07 PSU	130.00 ml/min
2/19/2024 1:02 PM	35:00	5.84 pH	16.52 °C	159.67 µS/cm	6.01 mg/L	0.34 NTU	-64.6 mV	78.84 ft	0.08 PSU	130.00 ml/min
2/19/2024 1:07 PM	40:00	5.90 pH	16.50 °C	171.13 µS/cm	6.00 mg/L	0.10 NTU	-68.3 mV	78.84 ft	0.08 PSU	130.00 ml/min
2/19/2024 1:12 PM	45:00	5.95 pH	16.68 °C	181.60 µS/cm	6.03 mg/L	0.24 NTU	53.6 mV	78.84 ft	0.09 PSU	130.00 ml/min
2/19/2024 1:17 PM	50:00	5.99 pH	16.86 °C	190.05 µS/cm	6.01 mg/L	0.22 NTU	55.4 mV	78.84 ft	0.09 PSU	130.00 ml/min
2/19/2024 1:22 PM	55:00	6.03 pH	16.91 °C	197.93 µS/cm	6.04 mg/L	0.26 NTU	56.5 mV	78.84 ft	0.09 PSU	130.00 ml/min
2/19/2024 1:27 PM	01:00:00	6.07 pH	16.94 °C	202.83 µS/cm	5.97 mg/L	0.24 NTU	56.9 mV	78.84 ft	0.10 PSU	130.00 ml/min
2/19/2024 1:32 PM	01:05:00	6.09 pH	17.04 °C	209.63 µS/cm	6.00 mg/L	0.14 NTU	58.4 mV	78.84 ft	0.10 PSU	130.00 ml/min
2/19/2024 1:37 PM	01:10:00	6.12 pH	17.16 °C	213.42 µS/cm	6.01 mg/L	0.20 NTU	57.3 mV	78.83 ft	0.10 PSU	130.00 ml/min

2/19/2024 1:42 PM	01:15:00	6.15 pH	17.08 °C	216.88 µS/cm	6.00 mg/L	0.18 NTU	59.4 mV	78.83 ft	0.10 PSU	130.00 ml/min
2/19/2024 1:47 PM	01:20:00	6.17 pH	16.95 °C	220.75 µS/cm	6.02 mg/L	0.10 NTU	59.4 mV	78.83 ft	0.11 PSU	130.00 ml/min

Samples

Sample ID:	Description:
GWA-41	Metals, Inorganics, Alkalinity, TDS

Created using VuSitu from In-Situ, Inc.

Low-Flow Test Report:

Test Date / Time: 2/19/2024 12:50:39 PM
Project: Plant Bowen LF February 2024
Operator Name: Kevin Stephenson

Location Name: GWA-39RZ **Well Diameter: 2 in** **Casing Type: PVC** **Screen Length: 10 ft** **Top of Screen: 130.07 ft** **Total Depth: 140.07 ft** **Initial Depth to Water: 65.26 ft**	**Pump Type: QED Bladder** **Tubing Type: LDPE** **Pump Intake From TOC: 135.07 ft** **Estimated Total Volume Pumped: 17500 ml** **Flow Cell Volume: 90 ml** **Final Flow Rate: 100 ml/min** **Final Draw Down: 34.37 ft**	**Instrument Used: Aqua TROLL 400** **Serial Number: 893479**

Test Notes:
Pre-purged 16 liters.

Low-Flow Readings:

Date Time	Elapsed Time	pH	Temperature	Specific Conductivity	RDO Concentration	Turbidity	ORP	Depth to Water	Salinity	Flow
		+/- 0.1	+/- 1000 %	+/- 5 %	+/- 10 %	+/- 5	+/- 1000 %	+/- 0.3	+/- 1000 %	
2/19/2024 12:50 PM	00:00	7.54 pH	14.68 °C	311.92 µS/cm	0.85 mg/L	0.91 NTU	22.3 mV	86.40 ft	0.17 PSU	100.00 ml/min
2/19/2024 12:55 PM	05:00	7.55 pH	14.82 °C	306.34 µS/cm	1.05 mg/L	0.89 NTU	3.3 mV	86.63 ft	0.16 PSU	100.00 ml/min
2/19/2024 1:00 PM	10:00	7.56 pH	14.82 °C	304.69 µS/cm	1.14 mg/L	0.93 NTU	1.2 mV	86.84 ft	0.16 PSU	100.00 ml/min
2/19/2024 1:05 PM	15:00	7.57 pH	14.84 °C	304.06 µS/cm	1.26 mg/L	0.99 NTU	0.6 mV	87.05 ft	0.16 PSU	100.00 ml/min
2/19/2024 1:10 PM	20:00	7.58 pH	14.81 °C	303.74 µS/cm	1.33 mg/L	1.44 NTU	0.2 mV	87.28 ft	0.16 PSU	100.00 ml/min
2/19/2024 1:15 PM	25:00	7.58 pH	14.77 °C	303.64 µS/cm	1.42 mg/L	0.80 NTU	-0.4 mV	87.46 ft	0.16 PSU	200.00 ml/min
2/19/2024 1:20 PM	30:00	7.58 pH	15.13 °C	305.16 µS/cm	1.54 mg/L	1.60 NTU	-0.2 mV	88.11 ft	0.16 PSU	200.00 ml/min
2/19/2024 1:25 PM	35:00	7.49 pH	15.37 °C	302.76 µS/cm	0.76 mg/L	1.44 NTU	1.9 mV	89.30 ft	0.16 PSU	200.00 ml/min
2/19/2024 1:30 PM	40:00	7.47 pH	15.40 °C	300.74 µS/cm	0.74 mg/L	1.54 NTU	2.6 mV	90.41 ft	0.16 PSU	200.00 ml/min
2/19/2024 1:35 PM	45:00	7.47 pH	15.49 °C	299.15 µS/cm	0.76 mg/L	1.55 NTU	2.9 mV	91.38 ft	0.16 PSU	200.00 ml/min
2/19/2024 1:40 PM	50:00	7.47 pH	15.40 °C	300.37 µS/cm	0.74 mg/L	1.44 NTU	3.3 mV	93.12 ft	0.16 PSU	200.00 ml/min
2/19/2024 1:45 PM	55:00	7.48 pH	15.38 °C	301.36 µS/cm	0.84 mg/L	1.83 NTU	3.1 mV	94.01 ft	0.16 PSU	200.00 ml/min
2/19/2024 1:50 PM	01:00:00	7.48 pH	15.35 °C	301.70 µS/cm	0.85 mg/L	1.42 NTU	4.0 mV	94.91 ft	0.16 PSU	200.00 ml/min
2/19/2024 1:55 PM	01:05:00	7.49 pH	15.38 °C	301.61 µS/cm	0.86 mg/L	1.39 NTU	3.1 mV	96.08 ft	0.16 PSU	200.00 ml/min
2/19/2024 2:00 PM	01:10:00	7.49 pH	15.38 °C	301.79 µS/cm	0.92 mg/L	1.37 NTU	2.8 mV	96.83 ft	0.16 PSU	200.00 ml/min

2/19/2024 2:05 PM	01:15:00	7.50 pH	15.37 °C	302.08 µS/cm	0.98 mg/L	1.27 NTU	2.8 mV	97.75 ft	0.16 PSU	200.00 ml/min
2/19/2024 2:10 PM	01:20:00	7.50 pH	15.40 °C	302.31 µS/cm	1.00 mg/L	1.28 NTU	2.5 mV	98.42 ft	0.16 PSU	100.00 ml/min
2/19/2024 2:15 PM	01:25:00	7.51 pH	15.13 °C	300.37 µS/cm	0.99 mg/L	1.38 NTU	2.8 mV	99.12 ft	0.16 PSU	100.00 ml/min
2/19/2024 2:20 PM	01:30:00	7.51 pH	15.00 °C	301.46 µS/cm	1.05 mg/L	1.44 NTU	2.7 mV	99.26 ft	0.16 PSU	100.00 ml/min
2/19/2024 2:25 PM	01:35:00	7.65 pH	15.00 °C	300.19 µS/cm	2.33 mg/L	1.41 NTU	-0.1 mV	99.32 ft	0.16 PSU	100.00 ml/min
2/19/2024 2:30 PM	01:40:00	7.69 pH	15.04 °C	300.13 µS/cm	2.54 mg/L	0.49 NTU	-2.9 mV	99.38 ft	0.16 PSU	100.00 ml/min
2/19/2024 2:35 PM	01:45:00	7.70 pH	15.04 °C	299.85 µS/cm	2.67 mg/L	0.33 NTU	-3.9 mV	99.46 ft	0.16 PSU	100.00 ml/min
2/19/2024 2:40 PM	01:50:00	7.70 pH	15.04 °C	299.62 µS/cm	2.68 mg/L	0.35 NTU	-4.9 mV	99.53 ft	0.16 PSU	100.00 ml/min
2/19/2024 2:45 PM	01:55:00	7.70 pH	15.02 °C	299.55 µS/cm	2.75 mg/L	0.45 NTU	-4.5 mV	99.70 ft	0.16 PSU	100.00 ml/min
2/19/2024 2:50 PM	02:00:00	7.70 pH	15.06 °C	299.11 µS/cm	2.78 mg/L	0.33 NTU	-4.2 mV	99.63 ft	0.16 PSU	100.00 ml/min

Samples

Sample ID:	Description:
GWA-39RZ	Metals, Inorganics, Alkalinity, TDS

Low-Flow Test Report:

Test Date / Time: 2/19/2024 2:49:16 PM
Project: Plant Bowen LF February 2024
Operator Name: Jay Siewert

Location Name: GWA-41R **Well Diameter: 2 in** **Casing Type: PVC** **Screen Length: 10 ft** **Top of Screen: 121.05 ft** **Total Depth: 131.05 ft** **Initial Depth to Water: 79.49 ft**	**Pump Type: QED Dedicated** **Tubing Type: LDPE** **Pump Intake From TOC: 126.05 ft** **Estimated Total Volume Pumped: 14000 ml** **Flow Cell Volume: 90 ml** **Final Flow Rate: 140 ml/min** **Final Draw Down: 0.23 ft**	**Instrument Used: Aqua TROLL 400** **Serial Number: 789310**

Test Notes:
Prepurged 3 L

Low-Flow Readings:

Date Time	Elapsed Time	pH	Temperature	Specific Conductivity	RDO Concentration	Turbidity	ORP	Depth to Water	Salinity	Flow
		+/- 0.1	+/- 1000	+/- 5 %	+/- 10 %	+/- 5	+/- 1000 %	+/- 0.3	+/- 10	
2/19/2024 2:49 PM	00:00	6.55 pH	17.17 °C	266.22 µS/cm	0.50 mg/L	0.74 NTU	-40.1 mV	79.71 ft	0.13 PSU	140.00 ml/min
2/19/2024 2:54 PM	05:00	6.53 pH	17.08 °C	265.11 µS/cm	0.39 mg/L	0.87 NTU	-164.8 mV	79.71 ft	0.13 PSU	140.00 ml/min
2/19/2024 2:59 PM	10:00	6.54 pH	17.17 °C	267.07 µS/cm	0.32 mg/L	0.90 NTU	4.9 mV	79.70 ft	0.13 PSU	140.00 ml/min
2/19/2024 3:04 PM	15:00	6.57 pH	17.13 °C	275.07 µS/cm	0.31 mg/L	0.74 NTU	11.0 mV	79.70 ft	0.13 PSU	140.00 ml/min
2/19/2024 3:09 PM	20:00	6.61 pH	17.17 °C	289.68 µS/cm	1.00 mg/L	0.97 NTU	15.8 mV	79.70 ft	0.14 PSU	140.00 ml/min
2/19/2024 3:14 PM	25:00	6.65 pH	17.04 °C	299.40 µS/cm	1.32 mg/L	1.18 NTU	19.7 mV	79.70 ft	0.14 PSU	140.00 ml/min
2/19/2024 3:19 PM	30:00	6.68 pH	17.10 °C	313.56 µS/cm	1.25 mg/L	0.65 NTU	21.0 mV	79.70 ft	0.15 PSU	140.00 ml/min
2/19/2024 3:24 PM	35:00	6.72 pH	17.17 °C	324.49 µS/cm	1.12 mg/L	0.46 NTU	18.5 mV	79.70 ft	0.16 PSU	140.00 ml/min
2/19/2024 3:29 PM	40:00	6.74 pH	17.11 °C	337.31 µS/cm	1.11 mg/L	1.90 NTU	22.7 mV	79.71 ft	0.16 PSU	140.00 ml/min
2/19/2024 3:34 PM	45:00	6.77 pH	17.09 °C	345.89 µS/cm	1.30 mg/L	1.71 NTU	24.6 mV	79.71 ft	0.17 PSU	140.00 ml/min
2/19/2024 3:39 PM	50:00	6.79 pH	17.08 °C	352.01 µS/cm	1.55 mg/L	2.58 NTU	22.7 mV	79.71 ft	0.17 PSU	140.00 ml/min
2/19/2024 3:44 PM	55:00	6.80 pH	17.03 °C	356.91 µS/cm	1.77 mg/L	2.50 NTU	25.8 mV	79.71 ft	0.17 PSU	140.00 ml/min
2/19/2024 3:49 PM	01:00:00	6.81 pH	17.05 °C	358.08 µS/cm	1.96 mg/L	2.87 NTU	29.0 mV	79.71 ft	0.17 PSU	140.00 ml/min
2/19/2024 3:54 PM	01:05:00	6.81 pH	17.03 °C	361.21 µS/cm	2.16 mg/L	2.71 NTU	27.5 mV	79.71 ft	0.17 PSU	140.00 ml/min
2/19/2024 3:59 PM	01:10:00	6.81 pH	16.91 °C	362.87 µS/cm	2.30 mg/L	2.26 NTU	28.7 mV	79.71 ft	0.17 PSU	140.00 ml/min

2/19/2024 4:04 PM	01:15:00	6.81 pH	16.90 °C	364.36 µS/cm	2.46 mg/L	2.66 NTU	31.9 mV	79.71 ft	0.18 PSU	140.00 ml/min
2/19/2024 4:09 PM	01:20:00	6.81 pH	16.91 °C	366.54 µS/cm	2.63 mg/L	2.83 NTU	30.4 mV	79.72 ft	0.18 PSU	140.00 ml/min
2/19/2024 4:14 PM	01:25:00	6.80 pH	16.85 °C	367.56 µS/cm	2.75 mg/L	2.78 NTU	32.3 mV	79.72 ft	0.18 PSU	140.00 ml/min
2/19/2024 4:19 PM	01:30:00	6.80 pH	16.76 °C	368.16 µS/cm	2.88 mg/L	2.85 NTU	35.7 mV	79.72 ft	0.18 PSU	140.00 ml/min
2/19/2024 4:24 PM	01:35:00	6.80 pH	16.68 °C	370.35 µS/cm	2.99 mg/L	3.02 NTU	33.9 mV	79.72 ft	0.18 PSU	140.00 ml/min
2/19/2024 4:29 PM	01:40:00	6.79 pH	16.66 °C	371.45 µS/cm	3.08 mg/L	2.89 NTU	33.6 mV	79.72 ft	0.18 PSU	140.00 ml/min

Samples

Sample ID:	Description:
GWA-41R	Metals, Inorganics, Alkalinity, TDS

Created using VuSitu from In-Situ, Inc.

Low-Flow Test Report:

Test Date / Time: 2/19/2024 3:38:40 PM
Project: Plant Bowen LF February 2024
Operator Name: Kevin Stephenson

Location Name: GWA-39Z **Well Diameter: 2 in** **Casing Type: PVC** **Screen Length: 10 ft** **Top of Screen: 107.54 ft** **Total Depth: 117.54 ft** **Initial Depth to Water: 66.97 ft**	**Pump Type: QED Dedicated** **Tubing Type: LDPE** **Pump Intake From TOC: 112.57 ft** **Estimated Total Volume Pumped: 4000 ml** **Flow Cell Volume: 90 ml** **Final Flow Rate: 100 ml/min** **Final Draw Down: 0.27 ft**	**Instrument Used: Aqua TROLL 400** **Serial Number: 893479**

Test Notes:
Pre-purged 1 liter.

Low-Flow Readings:

Date Time	Elapsed Time	pH	Temperature	Specific Conductivity	RDO Concentration	Turbidity	ORP	Depth to Water	Salinity	Flow
		+/- 0.1	+/- 1000 %	+/- 5 %	+/- 10 %	+/- 5	+/- 1000 %	+/- 0.3	+/- 1000 %	
2/19/2024 3:38 PM	00:00	6.58 pH	17.02 °C	129.75 µS/cm	6.82 mg/L	0.54 NTU	14.4 mV	67.13 ft	0.07 PSU	100.00 ml/min
2/19/2024 3:43 PM	05:00	6.48 pH	16.52 °C	139.03 µS/cm	7.10 mg/L	0.67 NTU	18.6 mV	67.18 ft	0.07 PSU	100.00 ml/min
2/19/2024 3:48 PM	10:00	6.46 pH	16.21 °C	133.46 µS/cm	7.48 mg/L	0.57 NTU	20.6 mV	67.20 ft	0.07 PSU	100.00 ml/min
2/19/2024 3:53 PM	15:00	6.40 pH	15.96 °C	122.55 µS/cm	7.81 mg/L	0.50 NTU	15.7 mV	67.22 ft	0.06 PSU	100.00 ml/min
2/19/2024 3:58 PM	20:00	6.36 pH	15.71 °C	115.56 µS/cm	8.05 mg/L	0.33 NTU	23.8 mV	67.22 ft	0.06 PSU	100.00 ml/min
2/19/2024 4:03 PM	25:00	6.34 pH	15.72 °C	111.68 µS/cm	8.20 mg/L	0.33 NTU	17.0 mV	67.22 ft	0.06 PSU	100.00 ml/min
2/19/2024 4:08 PM	30:00	6.33 pH	15.63 °C	110.75 µS/cm	8.30 mg/L	0.54 NTU	25.3 mV	67.23 ft	0.06 PSU	100.00 ml/min
2/19/2024 4:13 PM	35:00	6.33 pH	15.58 °C	110.81 µS/cm	8.34 mg/L	0.39 NTU	17.7 mV	67.24 ft	0.06 PSU	100.00 ml/min
2/19/2024 4:18 PM	40:00	6.34 pH	15.49 °C	112.05 µS/cm	8.38 mg/L	0.27 NTU	17.7 mV	67.24 ft	0.06 PSU	100.00 ml/min

Samples

Sample ID:	Description:
GWA-39Z	Metals, Inorganics, Alkalinity, TDS

Low-Flow Test Report:

Test Date / Time: 2/20/2024 10:13:10 AM
Project: Plant Bowen LF February 2024
Operator Name: Jay Siewert

Location Name: GWC-44 **Well Diameter: 2 in** **Casing Type: PVC** **Screen Length: 10 ft** **Top of Screen: 81.1 ft** **Total Depth: 91.1 ft** **Initial Depth to Water: 53.36 ft**	**Pump Type: QED Dedicated** **Tubing Type: LDPE** **Pump Intake From TOC: 86.1 ft** **Estimated Total Volume Pumped: 3375 ml** **Flow Cell Volume: 90 ml** **Final Flow Rate: 135 ml/min** **Final Draw Down: 0.25 ft**	**Instrument Used: Aqua TROLL 400** **Serial Number: 789310**

Test Notes:
Prepurged 2 L

Low-Flow Readings:

Date Time	Elapsed Time	pH	Temperature	Specific Conductivity	RDO Concentration	Turbidity	ORP	Depth to Water	Salinity	Flow
		+/- 0.1	+/- 1000	+/- 5 %	+/- 10 %	+/- 5	+/- 1000 %	+/- 0.3	+/- 10	
2/20/2024 10:13 AM	00:00	3.98 pH	15.46 °C	96.58 µS/cm	4.65 mg/L	1.11 NTU	109.9 mV	53.51 ft	0.05 PSU	135.00 ml/min
2/20/2024 10:18 AM	05:00	3.94 pH	15.52 °C	97.06 µS/cm	4.63 mg/L	0.62 NTU	61.8 mV	53.52 ft	0.05 PSU	135.00 ml/min
2/20/2024 10:23 AM	10:00	3.91 pH	15.51 °C	96.65 µS/cm	4.63 mg/L	0.61 NTU	105.3 mV	53.55 ft	0.05 PSU	135.00 ml/min
2/20/2024 10:28 AM	15:00	3.90 pH	15.66 °C	96.57 µS/cm	4.63 mg/L	0.20 NTU	104.2 mV	53.58 ft	0.05 PSU	135.00 ml/min
2/20/2024 10:33 AM	20:00	3.89 pH	15.81 °C	96.46 µS/cm	4.62 mg/L	0.15 NTU	52.0 mV	53.60 ft	0.04 PSU	135.00 ml/min
2/20/2024 10:38 AM	25:00	3.87 pH	16.18 °C	96.23 µS/cm	4.59 mg/L	0.15 NTU	102.5 mV	53.61 ft	0.04 PSU	135.00 ml/min

Samples

Sample ID:	Description:
GWC-44	Metals, Inorganics, Alkalinity, TDS

Created using VuSitu from In-Situ, Inc.

Low-Flow Test Report:

Test Date / Time: 2/20/2024 10:35:07 AM
Project: Plant Bowen LF February 2024
Operator Name: Kevin Stephenson

Location Name: GWA-42 **Well Diameter: 2 in** **Casing Type: PVC** **Screen Length: 10 ft** **Top of Screen: 74.36 ft** **Total Depth: 84.36 ft** **Initial Depth to Water: 76.22 ft**	**Pump Type: QED Dedicated** **Tubing Type: LDPE** **Pump Intake From TOC: 79.36 ft** **Estimated Total Volume Pumped: 10500 ml** **Flow Cell Volume: 90 ml** **Final Flow Rate: 140 ml/min** **Final Draw Down: 0.03 ft**	**Instrument Used: Aqua TROLL 400** **Serial Number: 893479**

Test Notes:
Pre-purged 5 liters. Water level started below top of screen. Well does not purge dry. Three well volume method initiated. 15.5L total volume purges.

Low-Flow Readings:

Date Time	Elapsed Time	pH	Temperature	Specific Conductivity	RDO Concentration	Turbidity	ORP	Depth to Water	Salinity	Flow
		+/- 0.1	+/- 1000 %	+/- 5 %	+/- 10 %	+/- 5	+/- 1000 %	+/- 0.3	+/- 1000 %	
2/20/2024 10:35 AM	00:00	7.91 pH	12.60 °C	13.33 µS/cm	10.62 mg/L	0.31 NTU	220.8 mV	76.25 ft	0.01 PSU	140.00 ml/min
2/20/2024 10:40 AM	05:00	7.94 pH	13.22 °C	13.34 µS/cm	10.52 mg/L	0.21 NTU	222.0 mV	76.25 ft	0.01 PSU	140.00 ml/min
2/20/2024 10:45 AM	10:00	7.32 pH	15.33 °C	299.71 µS/cm	4.75 mg/L	0.18 NTU	105.6 mV	76.25 ft	0.16 PSU	140.00 ml/min
2/20/2024 10:50 AM	15:00	7.33 pH	15.63 °C	299.14 µS/cm	4.66 mg/L	0.19 NTU	40.8 mV	76.25 ft	0.16 PSU	140.00 ml/min
2/20/2024 10:55 AM	20:00	7.34 pH	15.49 °C	299.17 µS/cm	4.63 mg/L	0.08 NTU	36.1 mV	76.25 ft	0.16 PSU	140.00 ml/min
2/20/2024 11:00 AM	25:00	7.35 pH	15.49 °C	298.92 µS/cm	4.62 mg/L	0.08 NTU	29.5 mV	76.25 ft	0.16 PSU	140.00 ml/min
2/20/2024 11:05 AM	30:00	7.36 pH	15.49 °C	298.85 µS/cm	4.62 mg/L	0.07 NTU	25.5 mV	76.25 ft	0.16 PSU	140.00 ml/min
2/20/2024 11:10 AM	35:00	7.37 pH	15.49 °C	299.37 µS/cm	4.61 mg/L	0.06 NTU	23.5 mV	76.25 ft	0.16 PSU	140.00 ml/min
2/20/2024 11:15 AM	40:00	7.37 pH	15.49 °C	298.59 µS/cm	4.60 mg/L	0.06 NTU	18.7 mV	76.25 ft	0.16 PSU	140.00 ml/min
2/20/2024 11:20 AM	45:00	7.38 pH	15.49 °C	299.26 µS/cm	4.60 mg/L	0.08 NTU	18.0 mV	76.25 ft	0.16 PSU	140.00 ml/min
2/20/2024 11:25 AM	50:00	7.38 pH	15.53 °C	298.00 µS/cm	4.60 mg/L	0.05 NTU	15.0 mV	76.25 ft	0.16 PSU	140.00 ml/min
2/20/2024 11:30 AM	55:00	7.38 pH	15.54 °C	297.07 µS/cm	4.61 mg/L	0.09 NTU	14.1 mV	76.25 ft	0.16 PSU	140.00 ml/min
2/20/2024 11:35 AM	01:00:00	7.38 pH	15.56 °C	297.17 µS/cm	4.60 mg/L	0.11 NTU	13.5 mV	76.25 ft	0.16 PSU	140.00 ml/min
2/20/2024 11:40 AM	01:05:00	7.39 pH	15.64 °C	297.24 µS/cm	4.60 mg/L	0.04 NTU	13.0 mV	76.25 ft	0.16 PSU	140.00 ml/min
2/20/2024 11:45 AM	01:10:00	7.39 pH	15.74 °C	297.32 µS/cm	4.59 mg/L	0.17 NTU	12.9 mV	76.25 ft	0.16 PSU	140.00 ml/min

2/20/2024 11:50 AM	01:15:00	7.39 pH	15.76 °C	297.65 µS/cm	4.59 mg/L	0.06 NTU	12.6 mV	76.25 ft	0.16 PSU	140.00 ml/min

Samples

Sample ID:	Description:
GWA-42	Metals, Inorganics, Alkalinity, TDS
FD-07	Metals, Inorganics, Alkalinity, TDS

Created using VuSitu from In-Situ, Inc.

Low-Flow Test Report:

Test Date / Time: 2/20/2024 12:16:28 PM
Project: Plant Bowen LF February 2024
Operator Name: Jay Siewert

Location Name: GWC-45 **Well Diameter: 2 in** **Casing Type: PVC** **Screen Length: 10 ft** **Top of Screen: 57.55 ft** **Total Depth: 67.55 ft** **Initial Depth to Water: 44.77 ft**	**Pump Type: QED Dedicated** **Tubing Type: LDPE** **Pump Intake From TOC: 62.55 ft** **Estimated Total Volume Pumped: 8100 ml** **Flow Cell Volume: 90 ml** **Final Flow Rate: 135 ml/min** **Final Draw Down: 4.18 ft**	**Instrument Used: Aqua TROLL 400** **Serial Number: 789310**

Test Notes:
Prepurged 2 L

Low-Flow Readings:

Date Time	Elapsed Time	pH	Temperature	Specific Conductivity	RDO Concentration	Turbidity	ORP	Depth to Water	Salinity	Flow
		+/- 0.1	+/- 1000	+/- 5 %	+/- 10 %	+/- 5	+/- 1000 %	+/- 0.3	+/- 10	
2/20/2024 12:16 PM	00:00	3.75 pH	15.69 °C	26.54 µS/cm	5.66 mg/L	0.25 NTU	96.8 mV	46.65 ft	0.01 PSU	135.00 ml/min
2/20/2024 12:21 PM	05:00	3.75 pH	15.74 °C	26.22 µS/cm	5.56 mg/L	0.31 NTU	103.2 mV	47.02 ft	0.01 PSU	135.00 ml/min
2/20/2024 12:26 PM	10:00	3.72 pH	15.78 °C	26.14 µS/cm	5.55 mg/L	0.39 NTU	104.8 mV	47.44 ft	0.01 PSU	135.00 ml/min
2/20/2024 12:31 PM	15:00	3.71 pH	15.79 °C	26.05 µS/cm	5.57 mg/L	0.37 NTU	106.4 mV	47.72 ft	0.01 PSU	135.00 ml/min
2/20/2024 12:36 PM	20:00	3.69 pH	15.78 °C	25.97 µS/cm	5.60 mg/L	0.28 NTU	107.6 mV	47.98 ft	0.01 PSU	135.00 ml/min
2/20/2024 12:41 PM	25:00	3.68 pH	15.78 °C	26.04 µS/cm	5.64 mg/L	0.13 NTU	51.8 mV	48.22 ft	0.01 PSU	135.00 ml/min
2/20/2024 12:46 PM	30:00	3.98 pH	15.87 °C	26.02 µS/cm	5.66 mg/L	0.14 NTU	109.2 mV	48.40 ft	0.01 PSU	135.00 ml/min
2/20/2024 12:51 PM	35:00	3.67 pH	16.00 °C	25.98 µS/cm	5.66 mg/L	0.14 NTU	110.0 mV	48.54 ft	0.01 PSU	135.00 ml/min
2/20/2024 12:56 PM	40:00	3.98 pH	16.19 °C	26.08 µS/cm	5.70 mg/L	0.06 NTU	110.2 mV	48.69 ft	0.01 PSU	135.00 ml/min
2/20/2024 1:01 PM	45:00	3.96 pH	16.45 °C	26.04 µS/cm	5.71 mg/L	0.08 NTU	58.1 mV	48.77 ft	0.01 PSU	135.00 ml/min
2/20/2024 1:06 PM	50:00	3.95 pH	16.45 °C	25.88 µS/cm	5.69 mg/L	0.08 NTU	97.8 mV	48.85 ft	0.01 PSU	135.00 ml/min
2/20/2024 1:11 PM	55:00	3.94 pH	16.77 °C	26.03 µS/cm	5.73 mg/L	0.03 NTU	107.8 mV	48.94 ft	0.01 PSU	135.00 ml/min
2/20/2024 1:16 PM	01:00:00	3.95 pH	16.53 °C	26.01 µS/cm	5.73 mg/L	0.01 NTU	111.7 mV	48.95 ft	0.01 PSU	135.00 ml/min

Samples

Sample ID:	Description:
GWC-45	Metals, Inorganics, Alkalinity, TDS

Created using VuSitu from In-Situ, Inc.

Low-Flow Test Report:

Test Date / Time: 2/20/2024 1:34:23 PM
Project: Plant Bowen LF February 2024
Operator Name: Kevin Stephenson

Location Name: GWA-43 **Well Diameter: 2 in** **Casing Type: PVC** **Screen Length: 10 ft** **Top of Screen: 82.53 ft** **Total Depth: 92.53 ft** **Initial Depth to Water: 51.28 ft**	**Pump Type: QED Dedicated** **Tubing Type: LDPE** **Pump Intake From TOC: 87.52 ft** **Estimated Total Volume Pumped: 2800 ml** **Flow Cell Volume: 90 ml** **Final Flow Rate: 140 ml/min** **Final Draw Down: 0.16 ft**	**Instrument Used: Aqua TROLL 400** **Serial Number: 893479**

Test Notes:
Pre-purged 6 liters.

Low-Flow Readings:

Date Time	Elapsed Time	pH	Temperature	Specific Conductivity	RDO Concentration	Turbidity	ORP	Depth to Water	Salinity	Flow
		+/- 0.1	+/- 1000 %	+/- 5 %	+/- 10 %	+/- 5	+/- 1000 %	+/- 0.3	+/- 1000 %	
2/20/2024 1:34 PM	00:00	5.37 pH	16.21 °C	23.14 µS/cm	7.40 mg/L	3.18 NTU	38.1 mV	51.44 ft	0.01 PSU	140.00 ml/min
2/20/2024 1:39 PM	05:00	5.29 pH	15.85 °C	22.79 µS/cm	7.47 mg/L	2.16 NTU	37.9 mV	51.44 ft	0.01 PSU	140.00 ml/min
2/20/2024 1:44 PM	10:00	5.28 pH	15.75 °C	23.05 µS/cm	7.39 mg/L	1.78 NTU	61.5 mV	51.44 ft	0.01 PSU	140.00 ml/min
2/20/2024 1:49 PM	15:00	5.33 pH	15.73 °C	23.11 µS/cm	7.31 mg/L	1.33 NTU	35.9 mV	51.44 ft	0.01 PSU	140.00 ml/min
2/20/2024 1:54 PM	20:00	5.31 pH	15.81 °C	23.15 µS/cm	7.28 mg/L	1.32 NTU	60.0 mV	51.44 ft	0.01 PSU	140.00 ml/min

Samples

Sample ID:	Description:
GWA-43	Metals, Inorganics, Alkalinity, TDS

Created using VuSitu from In-Situ, Inc.

Low-Flow Test Report:

Test Date / Time: 2/20/2024 2:29:27 PM
Project: Plant Bowen LF February 2024
Operator Name: Jay Siewert

Location Name: GWC-45R **Well Diameter: 2 in** **Casing Type: PVC** **Screen Length: 10 ft** **Top of Screen: 120.12 ft** **Total Depth: 130.12 ft** **Initial Depth to Water: 49.51 ft**	**Pump Type: QED Dedicated** **Tubing Type: LDPE** **Pump Intake From TOC: 125.12 ft** **Estimated Total Volume Pumped: 5000 ml** **Flow Cell Volume: 90 ml** **Final Flow Rate: 125 ml/min** **Final Draw Down: 0.16 ft**	**Instrument Used: Aqua TROLL 400** **Serial Number: 789310**

Test Notes:
Prepurged 1 L

Low-Flow Readings:

Date Time	Elapsed Time	pH	Temperature	Specific Conductivity	RDO Concentration	Turbidity	ORP	Depth to Water	Salinity	Flow
		+/- 0.1	+/- 1000	+/- 5 %	+/- 10 %	+/- 5	+/- 1000 %	+/- 0.3	+/- 10	
2/20/2024 2:29 PM	00:00	6.02 pH	17.35 °C	377.54 µS/cm	1.07 mg/L	0.10 NTU	6.4 mV	49.63 ft	0.18 PSU	125.00 ml/min
2/20/2024 2:34 PM	05:00	6.10 pH	17.31 °C	372.15 µS/cm	2.57 mg/L	0.16 NTU	-72.9 mV	49.64 ft	0.18 PSU	125.00 ml/min
2/20/2024 2:39 PM	10:00	6.21 pH	17.38 °C	367.68 µS/cm	3.43 mg/L	0.12 NTU	56.5 mV	49.65 ft	0.18 PSU	125.00 ml/min
2/20/2024 2:44 PM	15:00	6.29 pH	17.29 °C	366.96 µS/cm	3.62 mg/L	0.18 NTU	62.1 mV	49.65 ft	0.18 PSU	125.00 ml/min
2/20/2024 2:49 PM	20:00	6.35 pH	17.17 °C	367.86 µS/cm	3.66 mg/L	0.35 NTU	68.9 mV	49.66 ft	0.18 PSU	125.00 ml/min
2/20/2024 2:54 PM	25:00	6.39 pH	17.17 °C	368.34 µS/cm	3.70 mg/L	0.35 NTU	75.1 mV	49.66 ft	0.18 PSU	125.00 ml/min
2/20/2024 2:59 PM	30:00	6.42 pH	17.25 °C	369.08 µS/cm	3.75 mg/L	0.43 NTU	80.6 mV	49.67 ft	0.18 PSU	125.00 ml/min
2/20/2024 3:04 PM	35:00	6.44 pH	17.41 °C	367.89 µS/cm	3.74 mg/L	0.38 NTU	87.0 mV	49.67 ft	0.18 PSU	125.00 ml/min
2/20/2024 3:09 PM	40:00	6.46 pH	17.39 °C	367.02 µS/cm	3.75 mg/L	0.32 NTU	90.7 mV	49.67 ft	0.18 PSU	125.00 ml/min

Samples

Sample ID:	Description:
GWC-45R	Metals, Inorganics, Alkalinity, TDS

Low-Flow Test Report:

Test Date / Time: 2/20/2024 2:30:24 PM
Project: Plant Bowen LF February 2024
Operator Name: Kevin Stephenson

Location Name: GWA-43R **Well Diameter: 2 in** **Casing Type: PVC** **Screen Length: 10 ft** **Top of Screen: 104.58 ft** **Total Depth: 114.58 ft** **Initial Depth to Water: 51.64 ft**	**Pump Type: QED Dedicated** **Tubing Type: LDPE** **Pump Intake From TOC: 109.58 ft** **Estimated Total Volume Pumped: 3000 ml** **Flow Cell Volume: 90 ml** **Final Flow Rate: 120 ml/min** **Final Draw Down: 0.05 ft**	**Instrument Used: Aqua TROLL 400** **Serial Number: 893479**

Test Notes:
Pre-purged 2 liters.

Low-Flow Readings:

Date Time	Elapsed Time	pH	Temperature	Specific Conductivity	RDO Concentration	Turbidity	ORP	Depth to Water	Salinity	Flow
		+/- 0.1	+/- 1000 %	+/- 5 %	+/- 10 %	+/- 5	+/- 1000 %	+/- 0.3	+/- 1000 %	
2/20/2024 2:30 PM	00:00	7.67 pH	16.12 °C	283.34 µS/cm	6.56 mg/L	1.02 NTU	16.8 mV	51.69 ft	0.15 PSU	120.00 ml/min
2/20/2024 2:35 PM	05:00	7.77 pH	15.91 °C	283.71 µS/cm	6.76 mg/L	1.25 NTU	15.0 mV	51.69 ft	0.15 PSU	120.00 ml/min
2/20/2024 2:40 PM	10:00	7.80 pH	15.85 °C	282.82 µS/cm	6.82 mg/L	0.58 NTU	14.3 mV	51.69 ft	0.15 PSU	120.00 ml/min
2/20/2024 2:45 PM	15:00	7.81 pH	16.07 °C	282.12 µS/cm	6.83 mg/L	0.73 NTU	13.6 mV	51.69 ft	0.15 PSU	120.00 ml/min
2/20/2024 2:50 PM	20:00	7.82 pH	16.14 °C	280.55 µS/cm	6.82 mg/L	0.84 NTU	13.1 mV	51.69 ft	0.15 PSU	120.00 ml/min
2/20/2024 2:55 PM	25:00	7.82 pH	16.21 °C	280.30 µS/cm	6.83 mg/L	0.79 NTU	12.4 mV	51.69 ft	0.15 PSU	120.00 ml/min

Samples

Sample ID:	Description:
GWA-43R	Metals, Inorganics, Alkalinity, TDS

Created using VuSitu from In-Situ, Inc.

Low-Flow Test Report:

Test Date / Time: 2/21/2024 9:44:08 AM
Project: Plant Bowen LF February 2024
Operator Name: Kevin Stephenson

Location Name: GWC-48 **Well Diameter: 2 in** **Casing Type: PVC** **Screen Length: 10 ft** **Top of Screen: 49.49 ft** **Total Depth: 59.49 ft** **Initial Depth to Water: 35.48 ft**	**Pump Type: QED Dedicated** **Tubing Type: LDPE** **Pump Intake From TOC: 54.49 ft** **Estimated Total Volume Pumped: 3600 ml** **Flow Cell Volume: 90 ml** **Final Flow Rate: 120 ml/min** **Final Draw Down: 0.69 ft**	**Instrument Used: Aqua TROLL 400** **Serial Number: 893479**

Test Notes:
Pre-purged 2 liters.

Low-Flow Readings:

Date Time	Elapsed Time	pH	Temperature	Specific Conductivity	RDO Concentration	Turbidity	ORP	Depth to Water	Salinity	Flow
		+/- 0.1	+/- 1000 %	+/- 5 %	+/- 10 %	+/- 5	+/- 1000 %	+/- 0.3	+/- 1000 %	
2/21/2024 9:44 AM	00:00	4.76 pH	13.05 °C	155.84 µS/cm	3.86 mg/L	0.06 NTU	187.4 mV	36.14 ft	0.08 PSU	120.00 ml/min
2/21/2024 9:49 AM	05:00	4.61 pH	15.16 °C	93.07 µS/cm	3.10 mg/L	0.18 NTU	144.3 mV	36.14 ft	0.05 PSU	120.00 ml/min
2/21/2024 9:54 AM	10:00	4.64 pH	15.58 °C	89.66 µS/cm	3.17 mg/L	0.10 NTU	146.1 mV	36.14 ft	0.05 PSU	120.00 ml/min
2/21/2024 9:59 AM	15:00	4.66 pH	15.77 °C	88.17 µS/cm	3.21 mg/L	0.08 NTU	152.1 mV	36.16 ft	0.05 PSU	120.00 ml/min
2/21/2024 10:04 AM	20:00	4.68 pH	16.21 °C	86.68 µS/cm	3.18 mg/L	0.04 NTU	147.0 mV	36.17 ft	0.05 PSU	120.00 ml/min
2/21/2024 10:09 AM	25:00	4.70 pH	16.57 °C	84.59 µS/cm	3.12 mg/L	0.06 NTU	211.7 mV	36.17 ft	0.04 PSU	120.00 ml/min
2/21/2024 10:14 AM	30:00	4.71 pH	16.73 °C	82.68 µS/cm	3.08 mg/L	0.01 NTU	157.8 mV	36.17 ft	0.04 PSU	120.00 ml/min

Samples

Sample ID:	Description:
GWC-48	Metals, Inorganics, Alkalinity, TDS

Created using VuSitu from In-Situ, Inc.

Low-Flow Test Report:

Test Date / Time: 2/21/2024 10:05:05 AM
Project: Plant Bowen LF February 2024
Operator Name: Jay Siewert

Location Name: GWC-46R **Well Diameter: 2 in** **Casing Type: PVC** **Screen Length: 10 ft** **Top of Screen: 49.01 ft** **Total Depth: 59.01 ft** **Initial Depth to Water: 37.55 ft**	**Pump Type: QED Dedicated** **Tubing Type: LDPE** **Pump Intake From TOC: 54.01 ft** **Estimated Total Volume Pumped: 3000 ml** **Flow Cell Volume: 90 ml** **Final Flow Rate: 120 ml/min** **Final Draw Down: 1.36 ft**	**Instrument Used: Aqua TROLL 400** **Serial Number: 789310**

Test Notes:
Prepurged 3 L

Low-Flow Readings:

Date Time	Elapsed Time	pH	Temperature	Specific Conductivity	RDO Concentration	Turbidity	ORP	Depth to Water	Salinity	Flow
		+/- 0.1	+/- 1000	+/- 5 %	+/- 10 %	+/- 5	+/- 1000 %	+/- 0.3	+/- 10	
2/21/2024 10:05 AM	00:00	7.09 pH	15.94 °C	391.00 µS/cm	7.65 mg/L	0.02 NTU	76.1 mV	38.86 ft	0.19 PSU	120.00 ml/min
2/21/2024 10:10 AM	05:00	7.11 pH	15.97 °C	391.91 µS/cm	7.62 mg/L	0.09 NTU	78.8 mV	38.91 ft	0.19 PSU	120.00 ml/min
2/21/2024 10:15 AM	10:00	7.11 pH	15.78 °C	395.33 µS/cm	7.68 mg/L	0.08 NTU	79.5 mV	38.91 ft	0.19 PSU	120.00 ml/min
2/21/2024 10:20 AM	15:00	7.11 pH	16.00 °C	394.40 µS/cm	7.64 mg/L	0.07 NTU	77.1 mV	38.91 ft	0.19 PSU	120.00 ml/min
2/21/2024 10:25 AM	20:00	7.11 pH	16.18 °C	392.85 µS/cm	7.55 mg/L	0.04 NTU	77.7 mV	38.91 ft	0.19 PSU	120.00 ml/min
2/21/2024 10:30 AM	25:00	7.11 pH	16.14 °C	395.12 µS/cm	7.60 mg/L	0.03 NTU	78.2 mV	38.91 ft	0.19 PSU	120.00 ml/min

Samples

Sample ID:	Description:
GWC-46R	Metals, Inorganics, Alkalinity, TDS
FD-08	Metals, Inorganics, Alkalinity, TDS

Created using VuSitu from In-Situ, Inc.

Low-Flow Test Report:

Test Date / Time: 2/21/2024 11:30:53 AM
Project: Plant Bowen LF February 2024
Operator Name: Kevin Stephenson

Location Name: GWC-49Z **Well Diameter: 2 in** **Casing Type: PVC** **Screen Length: 10 ft** **Top of Screen: 85.20 ft** **Total Depth: 95.20 ft** **Initial Depth to Water: 53.96 ft**	**Pump Type: QED Dedicated** **Tubing Type: LDPE** **Pump Intake From TOC: 90.20 ft** **Estimated Total Volume Pumped: 2400 ml** **Flow Cell Volume: 90 ml** **Final Flow Rate: 120 ml/min** **Final Draw Down: 1.05 ft**	**Instrument Used: Aqua TROLL 400** **Serial Number: 893479**

Test Notes:
Pre-purged 1 liter.

Low-Flow Readings:

Date Time	Elapsed Time	pH	Temperature	Specific Conductivity	RDO Concentration	Turbidity	ORP	Depth to Water	Salinity	Flow
		+/- 0.1	+/- 1000 %	+/- 5 %	+/- 10 %	+/- 5	+/- 1000 %	+/- 0.3	+/- 1000 %	
2/21/2024 11:30 AM	00:00	5.11 pH	17.64 °C	23.21 µS/cm	7.04 mg/L	0.45 NTU	70.8 mV	54.79 ft	0.01 PSU	120.00 ml/min
2/21/2024 11:35 AM	05:00	5.10 pH	17.55 °C	23.54 µS/cm	7.11 mg/L	0.24 NTU	64.2 mV	54.85 ft	0.01 PSU	120.00 ml/min
2/21/2024 11:40 AM	10:00	5.10 pH	17.39 °C	23.60 µS/cm	7.15 mg/L	0.33 NTU	82.1 mV	54.89 ft	0.01 PSU	120.00 ml/min
2/21/2024 11:45 AM	15:00	5.11 pH	17.28 °C	23.68 µS/cm	7.20 mg/L	0.60 NTU	86.9 mV	54.94 ft	0.01 PSU	120.00 ml/min
2/21/2024 11:50 AM	20:00	5.11 pH	17.17 °C	23.77 µS/cm	7.24 mg/L	0.67 NTU	97.3 mV	55.01 ft	0.01 PSU	120.00 ml/min

Samples

Sample ID:	Description:
GWC-49Z	Metals, Inorganics, Alkalinity, TDS

Created using VuSitu from In-Situ, Inc.

Low-Flow Test Report:

Test Date / Time: 2/21/2024 11:57:59 AM
Project: Plant Bowen LF February 2024
Operator Name: Jay Siewert

Location Name: GWC-47R **Well Diameter: 2 in** **Casing Type: PVC** **Screen Length: 10 ft** **Top of Screen: 74.55 ft** **Total Depth: 84.55 ft** **Initial Depth to Water: 39.31 ft**	**Pump Type: QED Dedicated** **Tubing Type: LDPE** **Pump Intake From TOC: 79.55 ft** **Estimated Total Volume Pumped: 7150 ml** **Flow Cell Volume: 90 ml** **Final Flow Rate: 130 ml/min** **Final Draw Down: 5.3 ft**	**Instrument Used: Aqua TROLL 400** **Serial Number: 789310**

Test Notes:
Prepurged 2 L

Low-Flow Readings:

Date Time	Elapsed Time	pH	Temperature	Specific Conductivity	RDO Concentration	Turbidity	ORP	Depth to Water	Salinity	Flow
		+/- 0.1	+/- 1000	+/- 5 %	+/- 10 %	+/- 5	+/- 1000 %	+/- 0.3	+/- 10	
2/21/2024 11:57 AM	00:00	7.23 pH	18.24 °C	163.45 µS/cm	6.85 mg/L	1.48 NTU	40.8 mV	41.36 ft	0.08 PSU	130.00 ml/min
2/21/2024 12:02 PM	05:00	7.24 pH	18.08 °C	149.16 µS/cm	7.21 mg/L	1.62 NTU	51.6 mV	41.91 ft	0.07 PSU	130.00 ml/min
2/21/2024 12:07 PM	10:00	7.23 pH	18.11 °C	158.50 µS/cm	7.18 mg/L	1.47 NTU	57.4 mV	42.55 ft	0.08 PSU	130.00 ml/min
2/21/2024 12:12 PM	15:00	7.22 pH	18.10 °C	169.61 µS/cm	7.05 mg/L	1.35 NTU	58.7 mV	43.04 ft	0.08 PSU	130.00 ml/min
2/21/2024 12:17 PM	20:00	7.23 pH	18.12 °C	177.87 µS/cm	7.02 mg/L	1.34 NTU	60.4 mV	43.45 ft	0.08 PSU	130.00 ml/min
2/21/2024 12:22 PM	25:00	7.24 pH	18.28 °C	182.71 µS/cm	6.80 mg/L	1.34 NTU	59.8 mV	43.75 ft	0.09 PSU	130.00 ml/min
2/21/2024 12:27 PM	30:00	7.25 pH	18.25 °C	186.83 µS/cm	6.78 mg/L	1.01 NTU	59.9 mV	44.02 ft	0.09 PSU	130.00 ml/min
2/21/2024 12:32 PM	35:00	7.27 pH	18.24 °C	190.21 µS/cm	6.72 mg/L	0.93 NTU	62.5 mV	44.26 ft	0.09 PSU	130.00 ml/min
2/21/2024 12:37 PM	40:00	7.29 pH	18.27 °C	191.46 µS/cm	6.69 mg/L	1.03 NTU	61.0 mV	44.43 ft	0.09 PSU	130.00 ml/min
2/21/2024 12:42 PM	45:00	7.29 pH	18.42 °C	194.84 µS/cm	6.61 mg/L	1.00 NTU	63.1 mV	44.53 ft	0.09 PSU	130.00 ml/min
2/21/2024 12:47 PM	50:00	7.31 pH	18.42 °C	197.77 µS/cm	6.57 mg/L	0.83 NTU	62.3 mV	44.58 ft	0.09 PSU	130.00 ml/min
2/21/2024 12:52 PM	55:00	7.32 pH	18.48 °C	199.16 µS/cm	6.55 mg/L	0.75 NTU	61.8 mV	44.61 ft	0.09 PSU	130.00 ml/min

Samples

Sample ID:	Description:

GWC-47R	Metals, Inorganics, Alkalinity, TDS

Created using VuSitu from In-Situ, Inc.

Low-Flow Test Report:

Test Date / Time: 2/21/2024 12:38:44 PM
Project: Plant Bowen LF February 2024
Operator Name: Kevin Stephenson

Location Name: GWC-49R **Well Diameter: 2 in** **Casing Type: PVC** **Screen Length: 10 ft** **Top of Screen: 126.8 ft** **Total Depth: 136.8 ft** **Initial Depth to Water: 54.63 ft**	**Pump Type: QED Dedicated** **Tubing Type: LDPE** **Pump Intake From TOC: 131.8 ft** **Estimated Total Volume Pumped: 2400 ml** **Flow Cell Volume: 90 ml** **Final Flow Rate: 120 ml/min** **Final Draw Down: 0 ft**	**Instrument Used: Aqua TROLL 400** **Serial Number: 893479**

Test Notes:
Pre-purged 2 liters.

Low-Flow Readings:

Date Time	Elapsed Time	pH	Temperature	Specific Conductivity	RDO Concentration	Turbidity	ORP	Depth to Water	Salinity	Flow
		+/- 0.1	+/- 1000 %	+/- 5 %	+/- 10 %	+/- 5	+/- 1000 %	+/- 0.3	+/- 1000 %	
2/21/2024 12:38 PM	00:00	7.71 pH	18.49 °C	263.77 µS/cm	5.32 mg/L	0.19 NTU	46.0 mV	54.63 ft	0.14 PSU	120.00 ml/min
2/21/2024 12:43 PM	05:00	7.77 pH	18.58 °C	265.13 µS/cm	5.37 mg/L	0.09 NTU	51.8 mV	54.63 ft	0.14 PSU	120.00 ml/min
2/21/2024 12:48 PM	10:00	7.80 pH	18.89 °C	263.04 µS/cm	5.36 mg/L	0.05 NTU	54.4 mV	54.63 ft	0.14 PSU	120.00 ml/min
2/21/2024 12:53 PM	15:00	7.81 pH	18.80 °C	263.12 µS/cm	5.40 mg/L	0.01 NTU	54.7 mV	54.63 ft	0.14 PSU	120.00 ml/min
2/21/2024 12:58 PM	20:00	7.82 pH	18.84 °C	263.33 µS/cm	5.44 mg/L	0.01 NTU	49.5 mV	54.63 ft	0.14 PSU	120.00 ml/min

Samples

Sample ID:	Description:
GWC-49R	Metals, Inorganics, Alkalinity, TDS

Low-Flow Test Report:

Test Date / Time: 2/21/2024 1:58:08 PM
Project: Plant Bowen LF February 2024
Operator Name: Jay Siewert

Location Name: GWC-47 **Well Diameter: 2 in** **Casing Type: PVC** **Screen Length: 10 ft** **Top of Screen: 57.63 ft** **Total Depth: 67.63 ft** **Initial Depth to Water: 39.13 ft**	**Pump Type: QED Dedicated** **Tubing Type: LDPE** **Pump Intake From TOC: 62.63 ft** **Estimated Total Volume Pumped: 3900 ml** **Flow Cell Volume: 90 ml** **Final Flow Rate: 130 ml/min** **Final Draw Down: 0.03 ft**	**Instrument Used: Aqua TROLL 400** **Serial Number: 789310**

Test Notes:
Prepurged 1 L

Low-Flow Readings:

Date Time	Elapsed Time	pH	Temperature	Specific Conductivity	RDO Concentration	Turbidity	ORP	Depth to Water	Salinity	Flow
		+/- 0.1	+/- 1000	+/- 5 %	+/- 10 %	+/- 5	+/- 1000 %	+/- 0.3	+/- 10	
2/21/2024 1:58 PM	00:00	7.22 pH	17.93 °C	206.77 µS/cm	2.72 mg/L	1.76 NTU	34.8 mV	39.16 ft	0.10 PSU	130.00 ml/min
2/21/2024 2:03 PM	05:00	7.11 pH	17.89 °C	207.93 µS/cm	2.22 mg/L	1.91 NTU	52.9 mV	39.16 ft	0.10 PSU	130.00 ml/min
2/21/2024 2:08 PM	10:00	7.03 pH	17.65 °C	209.30 µS/cm	2.14 mg/L	1.21 NTU	55.0 mV	39.16 ft	0.10 PSU	130.00 ml/min
2/21/2024 2:13 PM	15:00	6.98 pH	17.70 °C	209.43 µS/cm	2.07 mg/L	1.13 NTU	55.9 mV	39.16 ft	0.10 PSU	130.00 ml/min
2/21/2024 2:18 PM	20:00	6.95 pH	17.75 °C	209.52 µS/cm	2.02 mg/L	1.13 NTU	54.0 mV	39.16 ft	0.10 PSU	130.00 ml/min
2/21/2024 2:23 PM	25:00	6.92 pH	17.61 °C	209.78 µS/cm	2.02 mg/L	0.56 NTU	52.4 mV	39.16 ft	0.10 PSU	130.00 ml/min
2/21/2024 2:28 PM	30:00	6.91 pH	17.45 °C	209.34 µS/cm	1.96 mg/L	0.52 NTU	54.4 mV	39.16 ft	0.10 PSU	130.00 ml/min

Samples

Sample ID:	Description:
GWC-47	Metals, Inorganics, Alkalinity, TDS

Low-Flow Test Report:

Test Date / Time: 2/22/2024 10:04:33 AM
Project: Plant Bowen LF February 2024
Operator Name: Kevin Stephenson

Location Name: GWA-3A **Well Diameter: 2 in** **Casing Type: PVC** **Screen Length: 10 ft** **Top of Screen: 130.27 ft** **Total Depth: 140.27 ft** **Initial Depth to Water: 76.82 ft**	**Pump Type: QED Dedicated** **Tubing Type: LDPE** **Pump Intake From TOC: 135.27 ft** **Estimated Total Volume Pumped: 3600 ml** **Flow Cell Volume: 90 ml** **Final Flow Rate: 120 ml/min** **Final Draw Down: 0.04 ft**	**Instrument Used: Aqua TROLL 400** **Serial Number: 893479**

Test Notes:
Pre-purged 2 liters.

Low-Flow Readings:

Date Time	Elapsed Time	pH	Temperature	Specific Conductivity	RDO Concentration	Turbidity	ORP	Depth to Water	Salinity	Flow
		+/- 0.1	+/- 1000 %	+/- 5 %	+/- 10 %	+/- 5	+/- 1000 %	+/- 0.3	+/- 1000 %	
2/22/2024 10:04 AM	00:00	7.64 pH	15.13 °C	233.60 µS/cm	7.44 mg/L	1.48 NTU	133.8 mV	76.86 ft	0.12 PSU	120.00 ml/min
2/22/2024 10:09 AM	05:00	7.71 pH	15.22 °C	231.83 µS/cm	7.53 mg/L	0.75 NTU	60.5 mV	76.86 ft	0.12 PSU	120.00 ml/min
2/22/2024 10:14 AM	10:00	7.78 pH	15.75 °C	230.35 µS/cm	7.32 mg/L	0.67 NTU	40.3 mV	76.86 ft	0.12 PSU	120.00 ml/min
2/22/2024 10:19 AM	15:00	7.82 pH	15.86 °C	230.25 µS/cm	7.22 mg/L	0.82 NTU	34.1 mV	76.86 ft	0.12 PSU	120.00 ml/min
2/22/2024 10:24 AM	20:00	7.85 pH	15.85 °C	230.64 µS/cm	7.09 mg/L	0.71 NTU	31.8 mV	76.86 ft	0.12 PSU	120.00 ml/min
2/22/2024 10:29 AM	25:00	7.87 pH	15.67 °C	230.43 µS/cm	7.14 mg/L	0.82 NTU	30.4 mV	76.86 ft	0.12 PSU	120.00 ml/min
2/22/2024 10:34 AM	30:00	7.89 pH	15.76 °C	230.70 µS/cm	7.20 mg/L	0.94 NTU	29.8 mV	76.86 ft	0.12 PSU	120.00 ml/min

Samples

Sample ID:	Description:
GWA-3A	Metals, Inorganics, Alkalinity, TDS
FD-09	Metals, Inorganics, Alkalinity, TDS

Low-Flow Test Report:

Test Date / Time: 2/22/2024 10:29:36 AM
Project: Plant Bowen LF February 2024
Operator Name: Jay Siewert

Location Name: GWA-1 **Well Diameter: 2 in** **Casing Type: PVC** **Screen Length: 10 ft** **Top of Screen: 141.8 ft** **Total Depth: 151.8 ft** **Initial Depth to Water: 84.19 ft**	**Pump Type: QED Dedicated** **Tubing Type: LDPE** **Pump Intake From TOC: 146.8 ft** **Estimated Total Volume Pumped: 15000 ml** **Flow Cell Volume: 90 ml** **Final Flow Rate: 120 ml/min** **Final Draw Down: 9.42 ft**	**Instrument Used: Aqua TROLL 400** **Serial Number: 789310**

Test Notes:
Prepurged 2 L

Low-Flow Readings:

Date Time	Elapsed Time	pH	Temperature	Specific Conductivity	RDO Concentration	Turbidity	ORP	Depth to Water	Salinity	Flow
		+/- 0.1	+/- 1000	+/- 5 %	+/- 10 %	+/- 5	+/- 1000 %	+/- 0.3	+/- 10	
2/22/2024 10:29 AM	00:00	6.70 pH	14.86 °C	302.68 µS/cm	1.07 mg/L	0.21 NTU	36.2 mV	86.27 ft	0.15 PSU	120.00 ml/min
2/22/2024 10:34 AM	05:00	6.75 pH	14.87 °C	300.36 µS/cm	0.95 mg/L	0.61 NTU	-45.8 mV	86.70 ft	0.14 PSU	120.00 ml/min
2/22/2024 10:39 AM	10:00	6.81 pH	14.93 °C	298.41 µS/cm	1.08 mg/L	0.36 NTU	51.7 mV	87.23 ft	0.14 PSU	120.00 ml/min
2/22/2024 10:44 AM	15:00	6.85 pH	15.02 °C	298.48 µS/cm	1.12 mg/L	0.19 NTU	56.5 mV	87.76 ft	0.14 PSU	120.00 ml/min
2/22/2024 10:49 AM	20:00	6.88 pH	14.97 °C	299.09 µS/cm	1.12 mg/L	0.15 NTU	54.8 mV	88.21 ft	0.14 PSU	120.00 ml/min
2/22/2024 10:54 AM	25:00	6.89 pH	15.04 °C	299.36 µS/cm	1.09 mg/L	0.35 NTU	61.7 mV	88.69 ft	0.14 PSU	120.00 ml/min
2/22/2024 10:59 AM	30:00	6.91 pH	15.11 °C	299.19 µS/cm	1.05 mg/L	0.20 NTU	57.8 mV	89.10 ft	0.14 PSU	120.00 ml/min
2/22/2024 11:04 AM	35:00	6.92 pH	15.11 °C	299.79 µS/cm	1.03 mg/L	0.31 NTU	58.2 mV	89.51 ft	0.14 PSU	120.00 ml/min
2/22/2024 11:09 AM	40:00	6.93 pH	15.19 °C	299.58 µS/cm	1.01 mg/L	0.31 NTU	61.7 mV	89.90 ft	0.14 PSU	120.00 ml/min
2/22/2024 11:14 AM	45:00	6.93 pH	15.20 °C	299.93 µS/cm	0.99 mg/L	0.32 NTU	64.5 mV	90.28 ft	0.14 PSU	120.00 ml/min
2/22/2024 11:19 AM	50:00	6.94 pH	15.28 °C	300.32 µS/cm	0.99 mg/L	0.55 NTU	64.2 mV	90.61 ft	0.14 PSU	120.00 ml/min
2/22/2024 11:24 AM	55:00	6.94 pH	15.34 °C	299.98 µS/cm	0.98 mg/L	0.72 NTU	64.1 mV	90.95 ft	0.14 PSU	120.00 ml/min
2/22/2024 11:29 AM	01:00:00	6.94 pH	15.37 °C	300.23 µS/cm	0.99 mg/L	0.78 NTU	65.0 mV	91.26 ft	0.14 PSU	120.00 ml/min
2/22/2024 11:34 AM	01:05:00	6.95 pH	15.39 °C	300.62 µS/cm	1.00 mg/L	1.05 NTU	65.7 mV	91.55 ft	0.14 PSU	120.00 ml/min
2/22/2024 11:39 AM	01:10:00	6.95 pH	15.38 °C	300.41 µS/cm	1.03 mg/L	1.07 NTU	65.1 mV	91.84 ft	0.14 PSU	120.00 ml/min

2/22/2024 11:44 AM	01:15:00	6.95 pH	15.51 °C	300.99 µS/cm	1.07 mg/L	1.23 NTU	63.4 mV	92.11 ft	0.14 PSU	120.00 ml/min
2/22/2024 11:49 AM	01:20:00	6.95 pH	15.74 °C	300.66 µS/cm	1.12 mg/L	1.40 NTU	62.5 mV	92.37 ft	0.14 PSU	120.00 ml/min
2/22/2024 11:54 AM	01:25:00	6.95 pH	15.93 °C	301.15 µS/cm	1.20 mg/L	1.33 NTU	62.7 mV	92.60 ft	0.14 PSU	120.00 ml/min
2/22/2024 11:59 AM	01:30:00	6.94 pH	16.23 °C	300.59 µS/cm	1.27 mg/L	1.35 NTU	64.8 mV	92.80 ft	0.14 PSU	120.00 ml/min
2/22/2024 12:04 PM	01:35:00	6.94 pH	16.50 °C	300.38 µS/cm	1.37 mg/L	1.29 NTU	65.3 mV	92.97 ft	0.14 PSU	120.00 ml/min
2/22/2024 12:09 PM	01:40:00	6.94 pH	16.71 °C	299.61 µS/cm	1.44 mg/L	1.38 NTU	63.8 mV	93.15 ft	0.14 PSU	120.00 ml/min
2/22/2024 12:14 PM	01:45:00	6.94 pH	16.86 °C	299.77 µS/cm	1.52 mg/L	1.39 NTU	64.2 mV	93.30 ft	0.14 PSU	120.00 ml/min
2/22/2024 12:19 PM	01:50:00	6.95 pH	16.51 °C	299.85 µS/cm	1.60 mg/L	1.38 NTU	65.2 mV	93.42 ft	0.14 PSU	120.00 ml/min
2/22/2024 12:24 PM	01:55:00	6.96 pH	16.41 °C	299.50 µS/cm	1.69 mg/L	1.24 NTU	65.0 mV	93.50 ft	0.14 PSU	120.00 ml/min
2/22/2024 12:29 PM	02:00:00	6.96 pH	16.50 °C	299.77 µS/cm	1.77 mg/L	1.33 NTU	64.6 mV	93.61 ft	0.14 PSU	120.00 ml/min
2/22/2024 12:34 PM	02:05:00	6.97 pH	16.50 °C	299.89 µS/cm	1.85 mg/L	1.26 NTU	65.8 mV	93.61 ft	0.14 PSU	120.00 ml/min

Samples

Sample ID:	Description:
GWA-1	Metals, Inorganics, Alkalinity, TDS

Low-Flow Test Report:

Test Date / Time: 2/22/2024 12:20:07 PM
Project: Plant Bowen LF February 2024
Operator Name: Kevin Stephenson

Location Name: GWA-50 **Well Diameter: 2 in** **Casing Type: PVC** **Screen Length: 10 ft** **Top of Screen: 86.73 ft** **Total Depth: 96.73 ft** **Initial Depth to Water: 64.96 ft**	**Pump Type: QED Dedicated** **Tubing Type: LDPE** **Pump Intake From TOC: 91.73 ft** **Estimated Total Volume Pumped: 10850 ml** **Flow Cell Volume: 90 ml** **Final Flow Rate: 110 ml/min** **Final Draw Down: 12.83 ft**	**Instrument Used: Aqua TROLL 400** **Serial Number: 893479**

Test Notes:
Pre-purged 5 liters.

Low-Flow Readings:

Date Time	Elapsed Time	pH	Temperature	Specific Conductivity	RDO Concentration	Turbidity	ORP	Depth to Water	Salinity	Flow
		+/- 0.1	+/- 1000 %	+/- 5 %	+/- 10 %	+/- 5	+/- 1000 %	+/- 0.3	+/- 1000 %	
2/22/2024 12:20 PM	00:00	5.41 pH	16.51 °C	18.10 µS/cm	7.26 mg/L	0.05 NTU	54.5 mV	71.67 ft	0.01 PSU	160.00 ml/min
2/22/2024 12:25 PM	05:00	5.42 pH	16.62 °C	18.38 µS/cm	7.16 mg/L	0.14 NTU	48.9 mV	72.71 ft	0.01 PSU	160.00 ml/min
2/22/2024 12:30 PM	10:00	5.43 pH	16.56 °C	18.56 µS/cm	7.04 mg/L	0.05 NTU	71.9 mV	73.30 ft	0.01 PSU	160.00 ml/min
2/22/2024 12:35 PM	15:00	5.45 pH	16.59 °C	18.78 µS/cm	7.01 mg/L	0.03 NTU	49.8 mV	74.19 ft	0.01 PSU	160.00 ml/min
2/22/2024 12:40 PM	20:00	5.46 pH	16.75 °C	18.95 µS/cm	6.94 mg/L	0.02 NTU	72.4 mV	75.01 ft	0.01 PSU	160.00 ml/min
2/22/2024 12:45 PM	25:00	5.47 pH	16.79 °C	19.08 µS/cm	6.90 mg/L	0.08 NTU	50.7 mV	75.72 ft	0.01 PSU	160.00 ml/min
2/22/2024 12:50 PM	30:00	5.48 pH	17.31 °C	19.12 µS/cm	6.69 mg/L	0.16 NTU	72.1 mV	75.87 ft	0.01 PSU	110.00 ml/min
2/22/2024 12:55 PM	35:00	5.49 pH	17.37 °C	19.33 µS/cm	6.71 mg/L	0.02 NTU	73.8 mV	76.14 ft	0.01 PSU	110.00 ml/min
2/22/2024 1:00 PM	40:00	5.51 pH	17.28 °C	19.61 µS/cm	6.68 mg/L	0.12 NTU	51.0 mV	76.34 ft	0.01 PSU	110.00 ml/min
2/22/2024 1:05 PM	45:00	5.54 pH	17.34 °C	20.37 µS/cm	6.88 mg/L	0.04 NTU	72.2 mV	76.56 ft	0.01 PSU	110.00 ml/min
2/22/2024 1:10 PM	50:00	5.56 pH	17.55 °C	20.69 µS/cm	6.75 mg/L	0.23 NTU	73.5 mV	76.74 ft	0.01 PSU	110.00 ml/min
2/22/2024 1:15 PM	55:00	5.57 pH	17.76 °C	20.96 µS/cm	6.69 mg/L	0.02 NTU	74.3 mV	76.88 ft	0.01 PSU	110.00 ml/min
2/22/2024 1:20 PM	01:00:00	5.58 pH	17.77 °C	21.04 µS/cm	6.61 mg/L	0.06 NTU	75.3 mV	77.06 ft	0.01 PSU	110.00 ml/min
2/22/2024 1:25 PM	01:05:00	5.59 pH	17.67 °C	21.19 µS/cm	6.57 mg/L	0.12 NTU	79.5 mV	77.22 ft	0.01 PSU	110.00 ml/min
2/22/2024 1:30 PM	01:10:00	5.60 pH	17.59 °C	21.33 µS/cm	6.55 mg/L	0.03 NTU	81.2 mV	77.39 ft	0.01 PSU	110.00 ml/min

2/22/2024 1:35 PM	01:15:00	5.60 pH	17.72 °C	21.35 µS/cm	6.55 mg/L	0.02 NTU	76.4 mV	77.56 ft	0.01 PSU	110.00 ml/min
2/22/2024 1:40 PM	01:20:00	5.59 pH	17.83 °C	21.33 µS/cm	6.72 mg/L	0.07 NTU	74.8 mV	77.68 ft	0.01 PSU	110.00 ml/min
2/22/2024 1:45 PM	01:25:00	5.60 pH	17.92 °C	21.45 µS/cm	6.76 mg/L	0.05 NTU	74.9 mV	77.79 ft	0.01 PSU	110.00 ml/min

Samples

Sample ID:	Description:
GWA-50	Metals, Inorganics, Alkalinity, TDS

Created using VuSitu from In-Situ, Inc.

Low-Flow Test Report:

Test Date / Time: 2/22/2024 1:59:09 PM
Project: Plant Bowen LF February 2024
Operator Name: Jay Siewert

Location Name: GWA-2 **Well Diameter: 2 in** **Casing Type: PVC** **Screen Length: 10 ft** **Top of Screen: 144.25 ft** **Total Depth: 154.25 ft** **Initial Depth to Water: 79.45 ft**	**Pump Type: QED Dedicated** **Tubing Type: LDPE** **Pump Intake From TOC: 149.25 ft** **Estimated Total Volume Pumped: 17100 ml** **Flow Cell Volume: 90 ml** **Final Flow Rate: 190 ml/min** **Final Draw Down: 0.1 ft**	**Instrument Used: Aqua TROLL 400** **Serial Number: 789310**

Test Notes:
Prepurged 3 L

Low-Flow Readings:

Date Time	Elapsed Time	pH	Temperature	Specific Conductivity	RDO Concentration	Turbidity	ORP	Depth to Water	Salinity	Flow
		+/- 0.1	+/- 1000	+/- 5 %	+/- 10 %	+/- 5	+/- 1000 %	+/- 0.3	+/- 10	
2/22/2024 1:59 PM	00:00	6.57 pH	16.63 °C	40.29 µS/cm	5.68 mg/L	0.19 NTU	76.2 mV	79.54 ft	0.02 PSU	190.00 ml/min
2/22/2024 2:04 PM	05:00	6.26 pH	16.86 °C	30.98 µS/cm	5.72 mg/L	0.21 NTU	16.1 mV	79.54 ft	0.01 PSU	190.00 ml/min
2/22/2024 2:09 PM	10:00	5.97 pH	16.84 °C	26.77 µS/cm	5.69 mg/L	0.31 NTU	92.3 mV	79.54 ft	0.01 PSU	190.00 ml/min
2/22/2024 2:14 PM	15:00	5.71 pH	16.77 °C	30.52 µS/cm	5.70 mg/L	0.54 NTU	92.5 mV	79.54 ft	0.01 PSU	190.00 ml/min
2/22/2024 2:19 PM	20:00	5.48 pH	16.77 °C	46.67 µS/cm	5.70 mg/L	1.11 NTU	17.6 mV	79.54 ft	0.02 PSU	190.00 ml/min
2/22/2024 2:24 PM	25:00	5.37 pH	16.63 °C	73.92 µS/cm	5.76 mg/L	0.99 NTU	90.9 mV	79.54 ft	0.03 PSU	190.00 ml/min
2/22/2024 2:29 PM	30:00	5.38 pH	16.58 °C	111.54 µS/cm	5.81 mg/L	1.00 NTU	86.6 mV	79.55 ft	0.05 PSU	190.00 ml/min
2/22/2024 2:34 PM	35:00	5.45 pH	16.59 °C	151.62 µS/cm	5.88 mg/L	0.97 NTU	1.7 mV	79.55 ft	0.07 PSU	190.00 ml/min
2/22/2024 2:39 PM	40:00	5.55 pH	16.59 °C	193.37 µS/cm	5.93 mg/L	0.85 NTU	83.7 mV	79.55 ft	0.09 PSU	190.00 ml/min
2/22/2024 2:44 PM	45:00	5.65 pH	16.54 °C	226.01 µS/cm	5.98 mg/L	0.93 NTU	84.1 mV	79.55 ft	0.11 PSU	190.00 ml/min
2/22/2024 2:49 PM	50:00	5.73 pH	16.54 °C	250.52 µS/cm	6.06 mg/L	0.91 NTU	82.3 mV	79.55 ft	0.12 PSU	190.00 ml/min
2/22/2024 2:54 PM	55:00	5.80 pH	16.59 °C	270.26 µS/cm	6.10 mg/L	0.80 NTU	81.5 mV	79.55 ft	0.13 PSU	190.00 ml/min
2/22/2024 2:59 PM	01:00:00	5.85 pH	16.55 °C	283.65 µS/cm	6.14 mg/L	0.86 NTU	82.2 mV	79.55 ft	0.14 PSU	190.00 ml/min
2/22/2024 3:04 PM	01:05:00	5.89 pH	16.61 °C	295.90 µS/cm	6.16 mg/L	0.73 NTU	82.5 mV	79.55 ft	0.14 PSU	190.00 ml/min
2/22/2024 3:09 PM	01:10:00	5.93 pH	16.57 °C	305.42 µS/cm	6.20 mg/L	0.78 NTU	82.4 mV	79.55 ft	0.15 PSU	190.00 ml/min

2/22/2024 3:14 PM	01:15:00	5.96 pH	16.55 °C	314.40 µS/cm	6.29 mg/L	0.71 NTU	83.5 mV	79.55 ft	0.15 PSU	190.00 ml/min
2/22/2024 3:19 PM	01:20:00	5.99 pH	16.54 °C	321.40 µS/cm	6.36 mg/L	0.78 NTU	82.8 mV	79.55 ft	0.15 PSU	190.00 ml/min
2/22/2024 3:24 PM	01:25:00	6.01 pH	16.51 °C	327.47 µS/cm	6.40 mg/L	0.64 NTU	82.4 mV	79.55 ft	0.16 PSU	190.00 ml/min
2/22/2024 3:29 PM	01:30:00	6.03 pH	16.45 °C	333.92 µS/cm	6.45 mg/L	0.62 NTU	83.0 mV	79.55 ft	0.16 PSU	190.00 ml/min

Samples

Sample ID:	Description:
GWA-2	Metals, Inorganics, Alkalinity, TDS

Created using VuSitu from In-Situ, Inc.

Low-Flow Test Report:

Test Date / Time: 2/22/2024 2:36:33 PM
Project: Plant Bowen LF February 2024
Operator Name: Kevin Stephenson

Location Name: GWA-50R **Well Diameter: 2 in** **Casing Type: PVC** **Screen Length: 10 ft** **Top of Screen: 135.53 ft** **Total Depth: 145.53 ft** **Initial Depth to Water: 73.66 ft**	**Pump Type: QED Dedicated** **Tubing Type: LDPE** **Pump Intake From TOC: 140.53 ft** **Estimated Total Volume Pumped: 3000 ml** **Flow Cell Volume: 90 ml** **Final Flow Rate: 120 ml/min** **Final Draw Down: 0.03 ft**	**Instrument Used: Aqua TROLL 400** **Serial Number: 893479**

Test Notes:
Pre-purged 2 liters.

Low-Flow Readings:

Date Time	Elapsed Time	pH	Temperature	Specific Conductivity	RDO Concentration	Turbidity	ORP	Depth to Water	Salinity	Flow
		+/- 0.1	+/- 1000 %	+/- 5 %	+/- 10 %	+/- 5	+/- 1000 %	+/- 0.3	+/- 1000 %	
2/22/2024 2:36 PM	00:00	5.16 pH	20.04 °C	15.64 µS/cm	9.52 mg/L	0.09 NTU	36.1 mV	73.69 ft	0.01 PSU	120.00 ml/min
2/22/2024 2:41 PM	05:00	5.10 pH	18.89 °C	15.90 µS/cm	9.83 mg/L	0.63 NTU	79.2 mV	73.69 ft	0.01 PSU	120.00 ml/min
2/22/2024 2:46 PM	10:00	5.10 pH	18.56 °C	15.76 µS/cm	9.70 mg/L	1.38 NTU	58.2 mV	73.69 ft	0.01 PSU	120.00 ml/min
2/22/2024 2:51 PM	15:00	5.09 pH	18.03 °C	15.69 µS/cm	9.64 mg/L	0.03 NTU	87.3 mV	73.69 ft	0.01 PSU	120.00 ml/min
2/22/2024 2:56 PM	20:00	5.10 pH	17.91 °C	15.69 µS/cm	9.61 mg/L	0.01 NTU	62.0 mV	73.69 ft	0.01 PSU	120.00 ml/min
2/22/2024 3:01 PM	25:00	5.09 pH	17.69 °C	15.75 µS/cm	9.66 mg/L	0.06 NTU	91.9 mV	73.69 ft	0.01 PSU	120.00 ml/min

Samples

Sample ID:	Description:
GWA-50R	Metals, Inorganics, Alkalinity, TDS

Low-Flow Test Report:

Test Date / Time: 2/26/2024 11:12:46 AM
Project: Plant Bowen LF February 2024
Operator Name: Jay Siewert

Location Name: GWA-2R **Well Diameter: 2 in** **Casing Type: PVC** **Screen Length: 10 ft** **Top of Screen: 97.4 ft** **Total Depth: 107.4 ft** **Initial Depth to Water: 80.57 ft**	**Pump Type: QED Dedicated** **Tubing Type: LDPE** **Pump Intake From TOC: 102.4 ft** **Estimated Total Volume Pumped: 12150 ml** **Flow Cell Volume: 90 ml** **Final Flow Rate: 135 ml/min** **Final Draw Down: 1.67 ft**	**Instrument Used: Aqua TROLL 400** **Serial Number: 789310**

Test Notes:
Prepurged 2 L

Low-Flow Readings:

Date Time	Elapsed Time	pH	Temperature	Specific Conductivity	RDO Concentration	Turbidity	ORP	Depth to Water	Salinity	Flow
		+/- 0.1	+/- 1000	+/- 5 %	+/- 10 %	+/- 5	+/- 1000 %	+/- 0.3	+/- 10	
2/26/2024 11:12 AM	00:00	6.69 pH	16.27 °C	252.30 µS/cm	1.34 mg/L	0.64 NTU	79.3 mV	81.90 ft	0.12 PSU	135.00 ml/min
2/26/2024 11:17 AM	05:00	6.70 pH	16.25 °C	249.41 µS/cm	1.17 mg/L	0.19 NTU	88.3 mV	81.98 ft	0.12 PSU	135.00 ml/min
2/26/2024 11:22 AM	10:00	6.70 pH	16.26 °C	247.45 µS/cm	1.14 mg/L	0.21 NTU	88.3 mV	82.03 ft	0.12 PSU	135.00 ml/min
2/26/2024 11:27 AM	15:00	6.70 pH	16.34 °C	245.78 µS/cm	1.16 mg/L	0.19 NTU	88.4 mV	82.07 ft	0.12 PSU	135.00 ml/min
2/26/2024 11:32 AM	20:00	6.71 pH	16.36 °C	244.13 µS/cm	1.24 mg/L	0.20 NTU	88.9 mV	82.11 ft	0.12 PSU	135.00 ml/min
2/26/2024 11:37 AM	25:00	6.73 pH	16.41 °C	241.94 µS/cm	1.39 mg/L	0.12 NTU	88.0 mV	82.13 ft	0.12 PSU	135.00 ml/min
2/26/2024 11:42 AM	30:00	6.73 pH	16.45 °C	238.75 µS/cm	1.64 mg/L	0.17 NTU	88.8 mV	82.15 ft	0.11 PSU	135.00 ml/min
2/26/2024 11:47 AM	35:00	6.74 pH	16.45 °C	236.41 µS/cm	1.97 mg/L	0.21 NTU	89.2 mV	82.16 ft	0.11 PSU	135.00 ml/min
2/26/2024 11:52 AM	40:00	6.74 pH	16.45 °C	233.21 µS/cm	2.39 mg/L	0.13 NTU	89.3 mV	82.18 ft	0.11 PSU	135.00 ml/min
2/26/2024 11:57 AM	45:00	6.75 pH	16.46 °C	229.80 µS/cm	2.87 mg/L	0.14 NTU	89.2 mV	82.18 ft	0.11 PSU	135.00 ml/min
2/26/2024 12:02 PM	50:00	6.76 pH	16.50 °C	227.15 µS/cm	3.33 mg/L	0.21 NTU	89.3 mV	82.18 ft	0.11 PSU	135.00 ml/min
2/26/2024 12:07 PM	55:00	6.77 pH	16.47 °C	224.91 µS/cm	3.75 mg/L	0.11 NTU	89.1 mV	82.18 ft	0.11 PSU	135.00 ml/min
2/26/2024 12:12 PM	01:00:00	6.78 pH	16.47 °C	222.97 µS/cm	4.15 mg/L	0.11 NTU	89.0 mV	82.18 ft	0.11 PSU	135.00 ml/min
2/26/2024 12:17 PM	01:05:00	6.79 pH	16.50 °C	221.42 µS/cm	4.49 mg/L	0.11 NTU	87.8 mV	82.18 ft	0.11 PSU	135.00 ml/min
2/26/2024 12:22 PM	01:10:00	6.80 pH	16.54 °C	219.46 µS/cm	4.77 mg/L	0.20 NTU	40.6 mV	82.19 ft	0.10 PSU	135.00 ml/min

2/26/2024 12:27 PM	01:15:00	6.81 pH	16.58 °C	218.43 µS/cm	5.03 mg/L	0.16 NTU	38.5 mV	82.20 ft	0.10 PSU	135.00 ml/min
2/26/2024 12:32 PM	01:20:00	6.82 pH	16.54 °C	216.95 µS/cm	5.26 mg/L	0.14 NTU	38.0 mV	82.22 ft	0.10 PSU	135.00 ml/min
2/26/2024 12:37 PM	01:25:00	6.83 pH	16.54 °C	216.14 µS/cm	5.48 mg/L	0.11 NTU	36.3 mV	82.23 ft	0.10 PSU	135.00 ml/min
2/26/2024 12:42 PM	01:30:00	6.85 pH	16.54 °C	214.96 µS/cm	5.65 mg/L	0.04 NTU	34.2 mV	82.24 ft	0.10 PSU	135.00 ml/min

Samples

Sample ID:	Description:
GWA-2R	Metals, Inorganics, Alkalinity, TDS

Created using VuSitu from In-Situ, Inc.

Low-Flow Test Report:

Test Date / Time: 2/26/2024 11:19:52 AM
Project: Plant Bowen LF February 2024
Operator Name: William Laaker

Location Name: GWC-5 **Well Diameter: 2 in** **Casing Type: PVC** **Screen Length: 10 ft** **Top of Screen: 103.75 ft** **Total Depth: 113.75 ft** **Initial Depth to Water: 79.03 ft**	**Pump Type: QED Dedicated** **Tubing Type: LDPE** **Pump Intake From TOC: 108.75 ft** **Estimated Total Volume Pumped: 12600 ml** **Flow Cell Volume: 90 ml** **Final Flow Rate: 140 ml/min** **Final Draw Down: 5.57 ft**	**Instrument Used: Aqua TROLL 400** **Serial Number: 789301**

Test Notes:
Prepurged 2 L

Low-Flow Readings:

Date Time	Elapsed Time	pH	Temperature	Specific Conductivity	RDO Concentration	Turbidity	ORP	Depth to Water	Salinity	Flow
		+/- 0.1	+/- 1000 %	+/- 5 %	+/- 10 %	+/- 5	+/- 1000 %	+/- 0.3	+/- 1000 %	
2/26/2024 11:19 AM	00:00	5.85 pH	16.74 °C	58.78 µS/cm	7.43 mg/L	3.47 NTU	110.7 mV	81.34 ft	0.03 PSU	140.00 ml/min
2/26/2024 11:24 AM	05:00	5.84 pH	16.65 °C	59.09 µS/cm	7.49 mg/L	2.95 NTU	106.2 mV	81.64 ft	0.03 PSU	140.00 ml/min
2/26/2024 11:29 AM	10:00	5.79 pH	16.69 °C	57.22 µS/cm	7.63 mg/L	3.28 NTU	105.9 mV	81.93 ft	0.03 PSU	140.00 ml/min
2/26/2024 11:34 AM	15:00	5.76 pH	16.83 °C	55.91 µS/cm	7.74 mg/L	2.71 NTU	106.2 mV	82.21 ft	0.03 PSU	140.00 ml/min
2/26/2024 11:39 AM	20:00	5.72 pH	17.00 °C	53.56 µS/cm	7.84 mg/L	2.61 NTU	106.9 mV	82.45 ft	0.02 PSU	140.00 ml/min
2/26/2024 11:44 AM	25:00	5.68 pH	17.00 °C	51.59 µS/cm	7.96 mg/L	2.33 NTU	107.5 mV	82.68 ft	0.02 PSU	140.00 ml/min
2/26/2024 11:49 AM	30:00	5.63 pH	16.96 °C	49.48 µS/cm	8.11 mg/L	2.05 NTU	108.1 mV	82.88 ft	0.02 PSU	140.00 ml/min
2/26/2024 11:54 AM	35:00	5.59 pH	16.89 °C	47.97 µS/cm	8.27 mg/L	2.38 NTU	108.5 mV	83.08 ft	0.02 PSU	140.00 ml/min
2/26/2024 11:59 AM	40:00	5.57 pH	16.78 °C	46.21 µS/cm	8.32 mg/L	1.91 NTU	109.0 mV	83.26 ft	0.02 PSU	140.00 ml/min
2/26/2024 12:04 PM	45:00	5.52 pH	16.78 °C	44.36 µS/cm	8.49 mg/L	1.48 NTU	109.9 mV	83.45 ft	0.02 PSU	140.00 ml/min
2/26/2024 12:09 PM	50:00	5.50 pH	16.78 °C	42.83 µS/cm	8.56 mg/L	1.45 NTU	111.6 mV	83.62 ft	0.02 PSU	140.00 ml/min
2/26/2024 12:14 PM	55:00	5.47 pH	16.93 °C	41.41 µS/cm	8.61 mg/L	1.12 NTU	112.1 mV	83.78 ft	0.02 PSU	140.00 ml/min
2/26/2024 12:19 PM	01:00:00	5.45 pH	17.05 °C	39.96 µS/cm	8.62 mg/L	1.37 NTU	110.6 mV	83.91 ft	0.02 PSU	140.00 ml/min
2/26/2024 12:24 PM	01:05:00	5.41 pH	16.96 °C	38.26 µS/cm	8.73 mg/L	1.40 NTU	111.1 mV	84.02 ft	0.02 PSU	140.00 ml/min
2/26/2024 12:29 PM	01:10:00	5.35 pH	16.92 °C	36.58 µS/cm	8.83 mg/L	1.12 NTU	111.6 mV	84.15 ft	0.02 PSU	140.00 ml/min

2/26/2024 12:34 PM	01:15:00	5.33 pH	16.92 °C	35.88 µS/cm	8.90 mg/L	1.04 NTU	134.6 mV	84.26 ft	0.02 PSU	140.00 ml/min
2/26/2024 12:39 PM	01:20:00	5.31 pH	16.98 °C	35.16 µS/cm	8.89 mg/L	0.86 NTU	112.3 mV	84.38 ft	0.02 PSU	140.00 ml/min
2/26/2024 12:44 PM	01:25:00	5.29 pH	16.97 °C	34.57 µS/cm	8.93 mg/L	0.80 NTU	135.3 mV	84.49 ft	0.01 PSU	140.00 ml/min
2/26/2024 12:49 PM	01:30:00	5.29 pH	16.77 °C	34.15 µS/cm	8.93 mg/L	0.80 NTU	112.4 mV	84.60 ft	0.01 PSU	140.00 ml/min

Samples

Sample ID:	Description:
GWC-5	Metals, Inorganics, Alkalinity, TDS

Created using VuSitu from In-Situ, Inc.

Low-Flow Test Report:

Test Date / Time: 2/26/2024 12:02:44 PM
Project: Plant Bowen LF February 2024
Operator Name: Kevin Stephenson

Location Name: GWA-4RZ **Well Diameter: 2 in** **Casing Type: PVC** **Screen Length: 10 ft** **Top of Screen: 120.74 ft** **Total Depth: 120.74 ft** **Initial Depth to Water: 86.54 ft**	**Pump Type: QED Dedicated** **Tubing Type: LDPE** **Pump Intake From TOC: 115.74 ft** **Estimated Total Volume Pumped: 16200 ml** **Flow Cell Volume: 90 ml** **Final Flow Rate: 120 ml/min** **Final Draw Down: 24.23 ft**	**Instrument Used: Aqua TROLL 400** **Serial Number: 893479**

Test Notes:
WL dropped below top of screen. Complete evacuation method initiated. Samples to be collected 2/27. Pre-purged 2 liters.

Low-Flow Readings:

Date Time	Elapsed Time	pH	Temperature	Specific Conductivity	RDO Concentration	Turbidity	ORP	Depth to Water	Salinity	Flow
		+/- 0.1	+/- 1000 %	+/- 5 %	+/- 10 %	+/- 5	+/- 1000 %	+/- 0.3	+/- 1000 %	
2/26/2024 12:02 PM	00:00	7.26 pH	16.95 °C	490.18 µS/cm	0.74 mg/L	0.15 NTU	-18.0 mV	89.84 ft	0.27 PSU	120.00 ml/min
2/26/2024 12:07 PM	05:00	7.28 pH	16.84 °C	484.46 µS/cm	0.53 mg/L	0.40 NTU	-36.3 mV	90.59 ft	0.26 PSU	120.00 ml/min
2/26/2024 12:12 PM	10:00	7.29 pH	16.74 °C	482.04 µS/cm	0.39 mg/L	0.12 NTU	-34.0 mV	91.37 ft	0.26 PSU	120.00 ml/min
2/26/2024 12:17 PM	15:00	7.30 pH	16.78 °C	481.30 µS/cm	0.36 mg/L	0.22 NTU	-30.5 mV	92.31 ft	0.26 PSU	120.00 ml/min
2/26/2024 12:22 PM	20:00	7.29 pH	16.88 °C	480.23 µS/cm	0.38 mg/L	0.07 NTU	-25.5 mV	93.38 ft	0.26 PSU	120.00 ml/min
2/26/2024 12:27 PM	25:00	7.29 pH	17.01 °C	478.08 µS/cm	0.43 mg/L	0.15 NTU	-20.6 mV	94.11 ft	0.26 PSU	120.00 ml/min
2/26/2024 12:32 PM	30:00	7.29 pH	17.26 °C	478.43 µS/cm	0.52 mg/L	0.06 NTU	-17.9 mV	95.12 ft	0.26 PSU	120.00 ml/min
2/26/2024 12:37 PM	35:00	7.26 pH	17.37 °C	472.52 µS/cm	1.00 mg/L	0.19 NTU	-13.6 mV	96.26 ft	0.26 PSU	120.00 ml/min
2/26/2024 12:42 PM	40:00	7.21 pH	17.42 °C	464.99 µS/cm	1.74 mg/L	0.01 NTU	-8.9 mV	97.04 ft	0.25 PSU	120.00 ml/min
2/26/2024 12:47 PM	45:00	7.19 pH	17.50 °C	460.81 µS/cm	2.22 mg/L	0.06 NTU	-5.1 mV	97.76 ft	0.25 PSU	120.00 ml/min
2/26/2024 12:52 PM	50:00	7.18 pH	17.51 °C	459.68 µS/cm	2.51 mg/L	0.06 NTU	-2.6 mV	98.72 ft	0.25 PSU	120.00 ml/min
2/26/2024 12:57 PM	55:00	7.18 pH	17.30 °C	457.56 µS/cm	2.71 mg/L	0.14 NTU	-0.6 mV	99.55 ft	0.25 PSU	120.00 ml/min
2/26/2024 1:02 PM	01:00:00	7.18 pH	17.11 °C	459.08 µS/cm	2.85 mg/L	0.01 NTU	1.2 mV	100.36 ft	0.25 PSU	120.00 ml/min
2/26/2024 1:07 PM	01:05:00	7.18 pH	17.00 °C	459.06 µS/cm	2.98 mg/L	0.12 NTU	2.7 mV	101.28 ft	0.25 PSU	120.00 ml/min
2/26/2024 1:12 PM	01:10:00	7.18 pH	16.95 °C	458.84 µS/cm	3.08 mg/L	0.09 NTU	3.8 mV	102.02 ft	0.25 PSU	120.00 ml/min

2/26/2024 1:17 PM	01:15:00	7.18 pH	17.10 °C	458.90 µS/cm	3.15 mg/L	0.07 NTU	4.7 mV	102.80 ft	0.25 PSU	120.00 ml/min
2/26/2024 1:22 PM	01:20:00	7.18 pH	17.05 °C	457.88 µS/cm	3.22 mg/L	0.15 NTU	5.6 mV	103.78 ft	0.25 PSU	120.00 ml/min
2/26/2024 1:27 PM	01:25:00	7.18 pH	16.99 °C	458.77 µS/cm	3.32 mg/L	0.07 NTU	6.4 mV	104.69 ft	0.25 PSU	120.00 ml/min
2/26/2024 1:32 PM	01:30:00	7.19 pH	17.19 °C	456.46 µS/cm	3.39 mg/L	0.11 NTU	7.0 mV	105.41 ft	0.25 PSU	120.00 ml/min
2/26/2024 1:37 PM	01:35:00	7.19 pH	17.16 °C	458.50 µS/cm	3.49 mg/L	0.07 NTU	9.6 mV	106.23 ft	0.25 PSU	120.00 ml/min
2/26/2024 1:42 PM	01:40:00	7.19 pH	17.24 °C	458.40 µS/cm	3.52 mg/L	0.01 NTU	10.1 mV	107.14 ft	0.25 PSU	120.00 ml/min
2/26/2024 1:47 PM	01:45:00	7.19 pH	17.19 °C	458.97 µS/cm	3.55 mg/L	0.07 NTU	8.0 mV	108.02 ft	0.25 PSU	120.00 ml/min
2/26/2024 1:52 PM	01:50:00	7.19 pH	17.19 °C	460.58 µS/cm	3.57 mg/L	0.10 NTU	8.2 mV	108.87 ft	0.25 PSU	120.00 ml/min
2/26/2024 1:57 PM	01:55:00	7.20 pH	17.46 °C	459.14 µS/cm	3.51 mg/L	0.22 NTU	7.9 mV	109.54 ft	0.25 PSU	120.00 ml/min
2/26/2024 2:02 PM	02:00:00	7.20 pH	17.64 °C	459.76 µS/cm	3.50 mg/L	0.11 NTU	7.9 mV	110.31 ft	0.25 PSU	120.00 ml/min
2/26/2024 2:07 PM	02:05:00	7.20 pH	17.76 °C	460.60 µS/cm	3.51 mg/L	0.08 NTU	8.1 mV	110.41 ft	0.25 PSU	120.00 ml/min
2/26/2024 2:12 PM	02:10:00	7.20 pH	17.45 °C	460.64 µS/cm	3.50 mg/L	0.26 NTU	8.2 mV	110.62 ft	0.25 PSU	120.00 ml/min
2/26/2024 2:17 PM	02:15:00	7.21 pH	17.38 °C	462.64 µS/cm	3.52 mg/L	0.18 NTU	8.4 mV	110.77 ft	0.25 PSU	120.00 ml/min

Samples

Sample ID:	Description:

Low-Flow Test Report:

Test Date / Time: 2/26/2024 1:40:03 PM
Project: Plant Bowen LF February 2024
Operator Name: William Laaker

Location Name: GWC-6RZ **Well Diameter: 2 in** **Casing Type: PVC** **Screen Length: 10 ft** **Top of Screen: 102.8 ft** **Total Depth: 112.8 ft** **Initial Depth to Water: 75.96 ft**	**Pump Type: QED Dedicated** **Tubing Type: LDPE** **Pump Intake From TOC: 107.8 ft** **Estimated Total Volume Pumped: 2750 ml** **Flow Cell Volume: 90 ml** **Final Flow Rate: 110 ml/min** **Final Draw Down: 0.02 ft**	**Instrument Used: Aqua TROLL 400** **Serial Number: 789301**

Test Notes:
Prepurged 1 L

Low-Flow Readings:

Date Time	Elapsed Time	pH	Temperature	Specific Conductivity	RDO Concentration	Turbidity	ORP	Depth to Water	Salinity	Flow
		+/- 0.1	+/- 1000 %	+/- 5 %	+/- 10 %	+/- 5	+/- 1000 %	+/- 0.3	+/- 1000 %	
2/26/2024 1:40 PM	00:00	6.35 pH	17.05 °C	97.91 µS/cm	6.93 mg/L	0.26 NTU	99.3 mV	75.98 ft	0.05 PSU	110.00 ml/min
2/26/2024 1:45 PM	05:00	6.43 pH	17.11 °C	99.92 µS/cm	7.14 mg/L	0.36 NTU	108.8 mV	75.98 ft	0.05 PSU	110.00 ml/min
2/26/2024 1:50 PM	10:00	6.47 pH	17.05 °C	100.29 µS/cm	7.19 mg/L	0.13 NTU	94.1 mV	75.98 ft	0.05 PSU	110.00 ml/min
2/26/2024 1:55 PM	15:00	6.49 pH	17.14 °C	100.06 µS/cm	7.20 mg/L	0.16 NTU	93.4 mV	75.98 ft	0.05 PSU	110.00 ml/min
2/26/2024 2:00 PM	20:00	6.49 pH	17.17 °C	100.09 µS/cm	7.27 mg/L	0.09 NTU	93.8 mV	75.98 ft	0.05 PSU	110.00 ml/min
2/26/2024 2:05 PM	25:00	6.50 pH	17.32 °C	100.10 µS/cm	7.27 mg/L	0.07 NTU	92.5 mV	75.98 ft	0.05 PSU	110.00 ml/min

Samples

Sample ID:	Description:
GWC-6RZ	Metals, Inorganics, Alkalinity, TDS
FD-10	Metals, Inorganics, Alkalinity, TDS

Created using VuSitu from In-Situ, Inc.

Low-Flow Test Report:

Test Date / Time: 2/26/2024 2:00:11 PM
Project: Plant Bowen LF February 2024
Operator Name: Jay Siewert

Location Name: GWC-8Z **Well Diameter: 2 in** **Casing Type: PVC** **Screen Length: 10 ft** **Top of Screen: 66.4 ft** **Total Depth: 76.4 ft** **Initial Depth to Water: 46.75 ft**	**Pump Type: QED Dedicated** **Tubing Type: LDPE** **Pump Intake From TOC: 71.4 ft** **Estimated Total Volume Pumped: 12000 ml** **Flow Cell Volume: 90 ml** **Final Flow Rate: 120 ml/min** **Final Draw Down: 0.41 ft**	**Instrument Used: Aqua TROLL 400** **Serial Number: 789310**

Test Notes:
Prepurged 2 L

Low-Flow Readings:

Date Time	Elapsed Time	pH	Temperature	Specific Conductivity	RDO Concentration	Turbidity	ORP	Depth to Water	Salinity	Flow
		+/- 0.1	+/- 1000	+/- 5 %	+/- 10 %	+/- 5	+/- 1000 %	+/- 0.3	+/- 10	
2/26/2024 2:00 PM	00:00	6.29 pH	16.50 °C	86.46 µS/cm	8.20 mg/L	2.26 NTU	56.6 mV	47.14 ft	0.04 PSU	120.00 ml/min
2/26/2024 2:05 PM	05:00	6.17 pH	16.45 °C	86.54 µS/cm	8.22 mg/L	1.84 NTU	61.8 mV	47.15 ft	0.04 PSU	120.00 ml/min
2/26/2024 2:10 PM	10:00	6.05 pH	16.36 °C	86.05 µS/cm	8.18 mg/L	1.82 NTU	64.8 mV	47.15 ft	0.04 PSU	120.00 ml/min
2/26/2024 2:15 PM	15:00	5.97 pH	16.42 °C	86.44 µS/cm	8.20 mg/L	1.75 NTU	64.2 mV	47.15 ft	0.04 PSU	120.00 ml/min
2/26/2024 2:20 PM	20:00	5.91 pH	16.36 °C	87.32 µS/cm	8.19 mg/L	2.01 NTU	66.5 mV	47.15 ft	0.04 PSU	120.00 ml/min
2/26/2024 2:25 PM	25:00	5.88 pH	16.41 °C	89.64 µS/cm	8.23 mg/L	2.03 NTU	78.8 mV	47.15 ft	0.04 PSU	120.00 ml/min
2/26/2024 2:30 PM	30:00	5.84 pH	16.48 °C	95.14 µS/cm	8.27 mg/L	2.04 NTU	82.1 mV	47.15 ft	0.04 PSU	120.00 ml/min
2/26/2024 2:35 PM	35:00	5.84 pH	16.32 °C	103.12 µS/cm	8.31 mg/L	2.03 NTU	83.3 mV	47.15 ft	0.05 PSU	120.00 ml/min
2/26/2024 2:40 PM	40:00	5.85 pH	16.48 °C	111.84 µS/cm	8.29 mg/L	1.97 NTU	83.5 mV	47.16 ft	0.05 PSU	120.00 ml/min
2/26/2024 2:45 PM	45:00	5.90 pH	16.41 °C	120.71 µS/cm	8.33 mg/L	1.57 NTU	82.8 mV	47.16 ft	0.06 PSU	120.00 ml/min
2/26/2024 2:50 PM	50:00	5.94 pH	16.23 °C	128.48 µS/cm	8.33 mg/L	1.42 NTU	9.7 mV	47.16 ft	0.06 PSU	120.00 ml/min
2/26/2024 2:55 PM	55:00	5.99 pH	16.38 °C	135.36 µS/cm	8.39 mg/L	1.51 NTU	82.6 mV	47.16 ft	0.06 PSU	120.00 ml/min
2/26/2024 3:00 PM	01:00:00	6.05 pH	16.35 °C	141.39 µS/cm	8.42 mg/L	1.29 NTU	7.3 mV	47.16 ft	0.07 PSU	120.00 ml/min
2/26/2024 3:05 PM	01:05:00	6.10 pH	16.24 °C	145.80 µS/cm	8.42 mg/L	1.29 NTU	6.3 mV	47.16 ft	0.07 PSU	120.00 ml/min
2/26/2024 3:10 PM	01:10:00	6.14 pH	16.32 °C	150.19 µS/cm	8.49 mg/L	1.11 NTU	81.7 mV	47.17 ft	0.07 PSU	120.00 ml/min

2/26/2024 3:15 PM	01:15:00	6.19 pH	16.32 °C	153.43 µS/cm	8.47 mg/L	1.09 NTU	4.3 mV	47.16 ft	0.07 PSU	120.00 ml/min
2/26/2024 3:20 PM	01:20:00	6.22 pH	16.34 °C	155.11 µS/cm	8.42 mg/L	1.04 NTU	81.4 mV	47.16 ft	0.07 PSU	120.00 ml/min
2/26/2024 3:25 PM	01:25:00	6.26 pH	16.23 °C	158.93 µS/cm	8.53 mg/L	1.10 NTU	3.5 mV	47.16 ft	0.08 PSU	120.00 ml/min
2/26/2024 3:30 PM	01:30:00	6.29 pH	16.41 °C	160.95 µS/cm	8.48 mg/L	1.11 NTU	80.4 mV	47.16 ft	0.08 PSU	120.00 ml/min
2/26/2024 3:35 PM	01:35:00	6.32 pH	16.38 °C	162.85 µS/cm	8.46 mg/L	1.04 NTU	1.6 mV	47.16 ft	0.08 PSU	120.00 ml/min
2/26/2024 3:40 PM	01:40:00	6.35 pH	16.50 °C	163.09 µS/cm	8.42 mg/L	1.02 NTU	80.1 mV	47.16 ft	0.08 PSU	120.00 ml/min

Samples

Sample ID:	Description:
GWC-8Z	Metals, Inorganics, Alkalinity, TDS

Created using VuSitu from In-Situ, Inc.

Low-Flow Test Report:

Test Date / Time: 2/26/2024 2:54:19 PM
Project: Plant Bowen LF February 2024
Operator Name: William Laaker

Location Name: GWC-6 **Well Diameter: 2 in** **Casing Type: PVC** **Screen Length: 10 ft** **Top of Screen: 101.37 ft** **Total Depth: 111.37 ft** **Initial Depth to Water: 72.37 ft**	**Pump Type: QED Dedicated** **Tubing Type: LDPE** **Pump Intake From TOC: 106.37 ft** **Estimated Total Volume Pumped: 5600 ml** **Flow Cell Volume: 90 ml** **Final Flow Rate: 100 ml/min** **Final Draw Down: 0.19 ft**	**Instrument Used: Aqua TROLL 400** **Serial Number: 789301**

Test Notes:
Prepurged 1 L
Lowered pump rate to 100 mL/min at 30:00 to stabilize rising turbidity.

Low-Flow Readings:

Date Time	Elapsed Time	pH	Temperature	Specific Conductivity	RDO Concentration	Turbidity	ORP	Depth to Water	Salinity	Flow
		+/- 0.1	+/- 1000 %	+/- 5 %	+/- 10 %	+/- 5	+/- 1000 %	+/- 0.3	+/- 1000 %	
2/26/2024 2:54 PM	00:00	6.67 pH	16.61 °C	144.43 µS/cm	6.87 mg/L	1.41 NTU	94.8 mV	72.58 ft	0.07 PSU	120.00 ml/min
2/26/2024 2:59 PM	05:00	6.88 pH	16.65 °C	140.03 µS/cm	7.04 mg/L	1.76 NTU	101.9 mV	72.58 ft	0.07 PSU	120.00 ml/min
2/26/2024 3:04 PM	10:00	6.96 pH	16.55 °C	140.21 µS/cm	7.10 mg/L	1.73 NTU	91.1 mV	72.59 ft	0.07 PSU	120.00 ml/min
2/26/2024 3:09 PM	15:00	7.01 pH	16.47 °C	140.99 µS/cm	7.14 mg/L	1.83 NTU	90.7 mV	72.60 ft	0.07 PSU	120.00 ml/min
2/26/2024 3:14 PM	20:00	7.04 pH	16.38 °C	141.34 µS/cm	7.14 mg/L	2.68 NTU	90.4 mV	72.61 ft	0.07 PSU	120.00 ml/min
2/26/2024 3:19 PM	25:00	7.06 pH	16.34 °C	141.56 µS/cm	7.16 mg/L	3.23 NTU	90.3 mV	72.61 ft	0.07 PSU	120.00 ml/min
2/26/2024 3:24 PM	30:00	7.08 pH	16.42 °C	141.83 µS/cm	7.18 mg/L	4.53 NTU	90.1 mV	72.61 ft	0.07 PSU	100.00 ml/min
2/26/2024 3:29 PM	35:00	7.09 pH	16.48 °C	141.62 µS/cm	7.20 mg/L	4.23 NTU	89.9 mV	72.58 ft	0.07 PSU	100.00 ml/min
2/26/2024 3:34 PM	40:00	7.11 pH	16.48 °C	143.24 µS/cm	7.20 mg/L	4.37 NTU	89.7 mV	72.57 ft	0.07 PSU	100.00 ml/min
2/26/2024 3:39 PM	45:00	7.15 pH	16.60 °C	143.78 µS/cm	7.22 mg/L	4.04 NTU	89.6 mV	72.56 ft	0.07 PSU	100.00 ml/min
2/26/2024 3:44 PM	50:00	7.16 pH	16.65 °C	142.20 µS/cm	7.17 mg/L	3.75 NTU	89.7 mV	72.56 ft	0.07 PSU	100.00 ml/min

Samples

Sample ID:	Description:

GWC-6	Metals, Inorganics, Alkalinity, TDS

Created using VuSitu from In-Situ, Inc.

Low-Flow Test Report:

Test Date / Time: 2/26/2024 3:02:45 PM
Project: Plant Bowen LF February 2024
Operator Name: Kevin Stephenson

Location Name: GWC-7Z **Well Diameter: 2 in** **Casing Type: PVC** **Screen Length: 10 ft** **Top of Screen: 107 ft** **Total Depth: 117 ft** **Initial Depth to Water: 57.12 ft**	**Pump Type: QED Dedicated** **Tubing Type: LDPE** **Pump Intake From TOC: 112 ft** **Estimated Total Volume Pumped: 11200 ml** **Flow Cell Volume: 90 ml** **Final Flow Rate: 160 ml/min** **Final Draw Down: 0.12 ft**	**Instrument Used: Aqua TROLL 400** **Serial Number: 893479**

Test Notes:
Pre-purged 2 liters.

Low-Flow Readings:

Date Time	Elapsed Time	pH	Temperature	Specific Conductivity	RDO Concentration	Turbidity	ORP	Depth to Water	Salinity	Flow
		+/- 0.1	+/- 1000 %	+/- 5 %	+/- 10 %	+/- 5	+/- 1000 %	+/- 0.3	+/- 1000 %	
2/26/2024 3:02 PM	00:00	7.38 pH	16.78 °C	241.37 µS/cm	0.26 mg/L	3.09 NTU	-29.7 mV	57.24 ft	0.13 PSU	160.00 ml/min
2/26/2024 3:07 PM	05:00	7.43 pH	16.79 °C	240.92 µS/cm	0.54 mg/L	4.31 NTU	-46.4 mV	57.24 ft	0.13 PSU	160.00 ml/min
2/26/2024 3:12 PM	10:00	7.45 pH	16.71 °C	240.50 µS/cm	0.92 mg/L	4.78 NTU	-43.6 mV	57.24 ft	0.13 PSU	160.00 ml/min
2/26/2024 3:17 PM	15:00	7.48 pH	16.68 °C	240.01 µS/cm	1.28 mg/L	4.25 NTU	-43.2 mV	57.24 ft	0.13 PSU	160.00 ml/min
2/26/2024 3:22 PM	20:00	7.52 pH	16.75 °C	239.73 µS/cm	1.56 mg/L	3.73 NTU	-46.1 mV	57.24 ft	0.13 PSU	160.00 ml/min
2/26/2024 3:27 PM	25:00	7.54 pH	16.57 °C	240.17 µS/cm	1.77 mg/L	3.67 NTU	-49.0 mV	57.24 ft	0.13 PSU	160.00 ml/min
2/26/2024 3:32 PM	30:00	7.56 pH	16.58 °C	239.86 µS/cm	2.00 mg/L	3.59 NTU	-49.9 mV	57.24 ft	0.13 PSU	160.00 ml/min
2/26/2024 3:37 PM	35:00	7.57 pH	16.52 °C	239.20 µS/cm	2.22 mg/L	3.62 NTU	-50.0 mV	57.24 ft	0.13 PSU	160.00 ml/min
2/26/2024 3:42 PM	40:00	7.58 pH	16.49 °C	238.75 µS/cm	2.39 mg/L	3.96 NTU	-50.5 mV	57.24 ft	0.13 PSU	160.00 ml/min
2/26/2024 3:47 PM	45:00	7.59 pH	16.46 °C	238.07 µS/cm	2.58 mg/L	4.97 NTU	-49.8 mV	57.24 ft	0.13 PSU	160.00 ml/min
2/26/2024 3:52 PM	50:00	7.60 pH	16.40 °C	237.72 µS/cm	2.75 mg/L	4.76 NTU	-49.8 mV	57.24 ft	0.13 PSU	160.00 ml/min
2/26/2024 3:57 PM	55:00	7.61 pH	16.43 °C	237.45 µS/cm	2.89 mg/L	4.23 NTU	-49.5 mV	57.24 ft	0.13 PSU	160.00 ml/min
2/26/2024 4:02 PM	01:00:00	7.62 pH	16.43 °C	236.75 µS/cm	3.02 mg/L	4.07 NTU	-48.2 mV	57.24 ft	0.13 PSU	160.00 ml/min
2/26/2024 4:07 PM	01:05:00	7.62 pH	16.47 °C	236.46 µS/cm	3.17 mg/L	4.46 NTU	-47.2 mV	57.24 ft	0.13 PSU	160.00 ml/min
2/26/2024 4:12 PM	01:10:00	7.63 pH	16.43 °C	235.95 µS/cm	3.29 mg/L	4.32 NTU	-47.2 mV	57.24 ft	0.13 PSU	160.00 ml/min

Samples

Sample ID:	Description:
GWC-7Z	Metals, Inorganics, Alkalinity, TDS

Created using VuSitu from In-Situ, Inc.

Low-Flow Test Report:

Test Date / Time: 2/27/2024 10:16:35 AM
Project: Plant Bowen LF February 2024
Operator Name: Kevin Stephenson

Location Name: GWA-4RZ **Well Diameter: 2 in** **Casing Type: PVC** **Screen Length: 10 ft** **Top of Screen: 120.74 ft** **Total Depth: 120.74 ft** **Initial Depth to Water: 98.12 ft**	**Pump Type: QED Dedicated** **Tubing Type: LDPE** **Pump Intake From TOC: 115.74 ft** **Estimated Total Volume Pumped: 240 ml** **Flow Cell Volume: 90 ml** **Final Flow Rate: 120 ml/min** **Final Draw Down: 0 ft**	**Instrument Used: Aqua TROLL 400** **Serial Number: 893479**

Test Notes:
Pre-purged 1 liter.

Low-Flow Readings:

Date Time	Elapsed Time	pH	Temperature	Specific Conductivity	RDO Concentration	Turbidity	ORP	Depth to Water	Salinity	Flow
		+/- 0.1	+/- 1000 %	+/- 5 %	+/- 10 %	+/- 5	+/- 1000 %	+/- 0.3	+/- 1000 %	
2/27/2024 10:16 AM	00:00	7.07 pH	16.21 °C	474.09 µS/cm	3.91 mg/L	0.19 NTU	55.9 mV	98.12 ft	0.26 PSU	120.00 ml/min
2/27/2024 10:17 AM	01:00	7.09 pH	16.20 °C	479.44 µS/cm	3.86 mg/L		57.0 mV	98.12 ft	0.26 PSU	120.00 ml/min
2/27/2024 10:18 AM	02:00	7.11 pH	16.20 °C	483.20 µS/cm	3.84 mg/L	0.19 NTU	64.2 mV	98.12 ft	0.26 PSU	120.00 ml/min

Samples

Sample ID:	Description:
GWA-4RZ	Metals, Inorganics, Alkalinity, TDS

Created using VuSitu from In-Situ, Inc.

Low-Flow Test Report:

Test Date / Time: 2/27/2024 10:36:47 AM
Project: Plant Bowen LF February 2024
Operator Name: Jay Siewert

Location Name: GWC-8RR **Well Diameter: 2 in** **Casing Type: PVC** **Screen Length: 10 ft** **Top of Screen: 101.83 ft** **Total Depth: 111.83 ft** **Initial Depth to Water: 46.72 ft**	**Pump Type: QED Dedicated** **Tubing Type: LDPE** **Pump Intake From TOC: 106.83 ft** **Estimated Total Volume Pumped: 4200 ml** **Flow Cell Volume: 90 ml** **Final Flow Rate: 120 ml/min** **Final Draw Down: 0.05 ft**	**Instrument Used: Aqua TROLL 400** **Serial Number: 789310**

Test Notes:
Prepurged 2 L

Low-Flow Readings:

Date Time	Elapsed Time	pH	Temperature	Specific Conductivity	RDO Concentration	Turbidity	ORP	Depth to Water	Salinity	Flow
		+/- 0.1	+/- 1000	+/- 5 %	+/- 10 %	+/- 5	+/- 1000 %	+/- 0.3	+/- 10	
2/27/2024 10:36 AM	00:00	7.09 pH	15.51 °C	190.41 µS/cm	8.08 mg/L	1.59 NTU	112.0 mV	46.75 ft	0.09 PSU	120.00 ml/min
2/27/2024 10:41 AM	05:00	7.19 pH	15.65 °C	190.91 µS/cm	8.64 mg/L	1.12 NTU	75.3 mV	46.76 ft	0.09 PSU	120.00 ml/min
2/27/2024 10:46 AM	10:00	7.29 pH	15.74 °C	189.65 µS/cm	8.69 mg/L	1.31 NTU	119.2 mV	46.76 ft	0.09 PSU	120.00 ml/min
2/27/2024 10:51 AM	15:00	7.35 pH	15.69 °C	190.30 µS/cm	8.82 mg/L	1.31 NTU	120.2 mV	46.77 ft	0.09 PSU	120.00 ml/min
2/27/2024 10:56 AM	20:00	7.39 pH	15.73 °C	190.12 µS/cm	8.82 mg/L	1.09 NTU	119.8 mV	46.77 ft	0.09 PSU	120.00 ml/min
2/27/2024 11:01 AM	25:00	7.42 pH	15.73 °C	190.14 µS/cm	8.75 mg/L	0.68 NTU	119.8 mV	46.77 ft	0.09 PSU	120.00 ml/min
2/27/2024 11:06 AM	30:00	7.45 pH	15.65 °C	190.14 µS/cm	8.78 mg/L	0.85 NTU	119.9 mV	46.77 ft	0.09 PSU	120.00 ml/min
2/27/2024 11:11 AM	35:00	7.48 pH	15.64 °C	190.06 µS/cm	8.81 mg/L	0.73 NTU	120.7 mV	46.77 ft	0.09 PSU	120.00 ml/min

Samples

Sample ID:	Description:
GWC-8RR	Metals, Inorganics, Alkalinity, TDS

Low-Flow Test Report:

Test Date / Time: 2/27/2024 11:17:04 AM
Project: Plant Bowen LF February 2024
Operator Name: William Laaker

Location Name: GWC-13RZ **Well Diameter: 2 in** **Casing Type: PVC** **Screen Length: 10 ft** **Top of Screen: 94.3 ft** **Total Depth: 104.3 ft** **Initial Depth to Water: 63.17 ft**	**Pump Type: QED Dedicated** **Tubing Type: LDPE** **Pump Intake From TOC: 99.3 ft** **Estimated Total Volume Pumped: 22000 ml** **Flow Cell Volume: 90 ml** **Final Flow Rate: 200 ml/min** **Final Draw Down: 31.6 ft**	**Instrument Used: Aqua TROLL 400** **Serial Number: 789301**

Test Notes:
Prepurged 3 L
Well historically does not stabilize drawdown. DTW fell into screen interval. Complete evac performed.

Low-Flow Readings:

Date Time	Elapsed Time	pH	Temperature	Specific Conductivity	RDO Concentration	Turbidity	ORP	Depth to Water	Salinity	Flow
		+/- 0.1	+/- 1000 %	+/- 5 %	+/- 10 %	+/- 5	+/- 1000 %	+/- 0.3	+/- 1000 %	
2/27/2024 11:17 AM	00:00	7.32 pH	16.65 °C	431.65 µS/cm	1.97 mg/L	1.14 NTU	52.9 mV	68.11 ft	0.21 PSU	200.00 ml/min
2/27/2024 11:22 AM	05:00	7.33 pH	16.62 °C	428.80 µS/cm	2.19 mg/L	0.54 NTU	62.8 mV	69.16 ft	0.21 PSU	200.00 ml/min
2/27/2024 11:27 AM	10:00	7.33 pH	16.74 °C	427.82 µS/cm	2.35 mg/L	0.21 NTU	67.0 mV	70.62 ft	0.21 PSU	200.00 ml/min
2/27/2024 11:32 AM	15:00	7.32 pH	16.83 °C	426.85 µS/cm	2.47 mg/L	0.25 NTU	70.1 mV	72.00 ft	0.21 PSU	200.00 ml/min
2/27/2024 11:37 AM	20:00	7.31 pH	16.82 °C	428.76 µS/cm	2.60 mg/L	0.51 NTU	72.1 mV	73.36 ft	0.21 PSU	200.00 ml/min
2/27/2024 11:42 AM	25:00	7.30 pH	16.96 °C	429.12 µS/cm	2.77 mg/L	0.71 NTU	73.5 mV	74.71 ft	0.21 PSU	200.00 ml/min
2/27/2024 11:47 AM	30:00	7.29 pH	17.05 °C	429.01 µS/cm	2.91 mg/L	0.55 NTU	74.6 mV	76.17 ft	0.21 PSU	200.00 ml/min
2/27/2024 11:52 AM	35:00	7.28 pH	17.13 °C	429.04 µS/cm	3.06 mg/L	0.92 NTU	75.5 mV	77.42 ft	0.21 PSU	200.00 ml/min
2/27/2024 11:57 AM	40:00	7.25 pH	17.10 °C	429.14 µS/cm	3.28 mg/L	0.64 NTU	76.6 mV	78.74 ft	0.21 PSU	200.00 ml/min
2/27/2024 12:02 PM	45:00	7.24 pH	17.05 °C	428.90 µS/cm	3.57 mg/L	0.62 NTU	77.8 mV	80.00 ft	0.21 PSU	200.00 ml/min
2/27/2024 12:07 PM	50:00	7.22 pH	17.12 °C	429.40 µS/cm	3.94 mg/L	0.44 NTU	78.7 mV	81.27 ft	0.21 PSU	200.00 ml/min
2/27/2024 12:12 PM	55:00	7.20 pH	17.19 °C	428.29 µS/cm	4.28 mg/L	0.36 NTU	79.6 mV	82.51 ft	0.21 PSU	200.00 ml/min
2/27/2024 12:17 PM	01:00:00	7.19 pH	17.07 °C	428.48 µS/cm	4.57 mg/L	0.40 NTU	80.1 mV	83.76 ft	0.21 PSU	200.00 ml/min
2/27/2024 12:22 PM	01:05:00	7.18 pH	17.06 °C	428.55 µS/cm	4.76 mg/L	0.29 NTU	80.6 mV	85.03 ft	0.21 PSU	200.00 ml/min
2/27/2024 12:27 PM	01:10:00	7.18 pH	17.05 °C	429.03 µS/cm	4.90 mg/L	0.38 NTU	80.9 mV	86.19 ft	0.21 PSU	200.00 ml/min

2/27/2024 12:32 PM	01:15:00	7.17 pH	17.18 °C	429.61 µS/cm	5.00 mg/L	0.19 NTU	81.2 mV	87.35 ft	0.21 PSU	200.00 ml/min
2/27/2024 12:37 PM	01:20:00	7.17 pH	17.31 °C	429.39 µS/cm	5.06 mg/L	0.18 NTU	81.5 mV	88.50 ft	0.21 PSU	200.00 ml/min
2/27/2024 12:42 PM	01:25:00	7.17 pH	17.18 °C	430.71 µS/cm	5.17 mg/L	0.04 NTU	82.0 mV	89.66 ft	0.21 PSU	200.00 ml/min
2/27/2024 12:47 PM	01:30:00	7.17 pH	17.18 °C	431.02 µS/cm	5.22 mg/L	0.15 NTU	82.5 mV	90.77 ft	0.21 PSU	200.00 ml/min
2/27/2024 12:52 PM	01:35:00	7.17 pH	17.27 °C	432.44 µS/cm	5.28 mg/L	0.01 NTU	83.1 mV	91.85 ft	0.21 PSU	200.00 ml/min
2/27/2024 12:57 PM	01:40:00	7.17 pH	17.33 °C	432.13 µS/cm	5.30 mg/L	0.01 NTU	83.2 mV	92.89 ft	0.21 PSU	200.00 ml/min
2/27/2024 1:02 PM	01:45:00	7.17 pH	17.26 °C	432.59 µS/cm	5.35 mg/L	0.28 NTU	83.4 mV	93.98 ft	0.21 PSU	200.00 ml/min
2/27/2024 1:07 PM	01:50:00	7.17 pH	17.18 °C	434.29 µS/cm	5.39 mg/L	0.03 NTU	83.8 mV	94.77 ft	0.21 PSU	200.00 ml/min

Samples

Sample ID:	Description:

Low-Flow Test Report:

Test Date / Time: 2/27/2024 11:32:07 AM
Project: Plant Bowen LF February 2024
Operator Name: Kevin Stephenson

Location Name: GWC-10 **Well Diameter: 2 in** **Casing Type: PVC** **Screen Length: 10 ft** **Top of Screen: 61.81 ft** **Total Depth: 71.81 ft** **Initial Depth to Water: 33.9 ft**	**Pump Type: QED Dedicated** **Tubing Type: LDPE** **Pump Intake From TOC: 66.81 ft** **Estimated Total Volume Pumped: 9800 ml** **Flow Cell Volume: 90 ml** **Final Flow Rate: 140 ml/min** **Final Draw Down: 0.22 ft**	**Instrument Used: Aqua TROLL 400** **Serial Number: 893479**

Test Notes:
Pre-purged 2 liters.

Low-Flow Readings:

Date Time	Elapsed Time	pH	Temperature	Specific Conductivity	RDO Concentration	Turbidity	ORP	Depth to Water	Salinity	Flow
		+/- 0.1	+/- 1000 %	+/- 5 %	+/- 10 %	+/- 5	+/- 1000 %	+/- 0.3	+/- 1000 %	
2/27/2024 11:32 AM	00:00	5.88 pH	17.15 °C	73.53 µS/cm	7.32 mg/L	0.13 NTU	38.4 mV	34.11 ft	0.04 PSU	140.00 ml/min
2/27/2024 11:37 AM	05:00	5.74 pH	16.27 °C	66.35 µS/cm	7.52 mg/L	0.26 NTU	43.6 mV	34.12 ft	0.03 PSU	140.00 ml/min
2/27/2024 11:42 AM	10:00	5.80 pH	16.18 °C	77.86 µS/cm	7.32 mg/L	0.11 NTU	50.9 mV	34.12 ft	0.04 PSU	140.00 ml/min
2/27/2024 11:47 AM	15:00	5.87 pH	16.25 °C	88.64 µS/cm	7.24 mg/L	0.21 NTU	42.3 mV	34.12 ft	0.05 PSU	140.00 ml/min
2/27/2024 11:52 AM	20:00	5.96 pH	16.30 °C	105.13 µS/cm	7.21 mg/L	0.48 NTU	41.1 mV	34.12 ft	0.06 PSU	140.00 ml/min
2/27/2024 11:57 AM	25:00	6.08 pH	16.34 °C	126.67 µS/cm	7.24 mg/L	0.55 NTU	45.0 mV	34.12 ft	0.07 PSU	140.00 ml/min
2/27/2024 12:02 PM	30:00	6.21 pH	16.39 °C	149.33 µS/cm	7.31 mg/L	0.80 NTU	43.0 mV	34.12 ft	0.08 PSU	140.00 ml/min
2/27/2024 12:07 PM	35:00	6.26 pH	16.39 °C	164.76 µS/cm	7.46 mg/L	0.97 NTU	37.3 mV	34.12 ft	0.09 PSU	140.00 ml/min
2/27/2024 12:12 PM	40:00	6.34 pH	16.41 °C	176.14 µS/cm	7.59 mg/L	1.09 NTU	36.2 mV	34.12 ft	0.09 PSU	140.00 ml/min
2/27/2024 12:17 PM	45:00	6.39 pH	16.39 °C	183.71 µS/cm	7.71 mg/L	0.95 NTU	35.7 mV	34.12 ft	0.10 PSU	140.00 ml/min
2/27/2024 12:22 PM	50:00	6.42 pH	16.47 °C	188.64 µS/cm	7.76 mg/L	0.82 NTU	35.4 mV	34.12 ft	0.10 PSU	140.00 ml/min
2/27/2024 12:27 PM	55:00	6.46 pH	16.34 °C	193.82 µS/cm	7.85 mg/L	0.87 NTU	35.2 mV	34.12 ft	0.10 PSU	140.00 ml/min
2/27/2024 12:32 PM	01:00:00	6.49 pH	16.43 °C	197.64 µS/cm	7.89 mg/L	0.81 NTU	34.7 mV	34.12 ft	0.10 PSU	140.00 ml/min
2/27/2024 12:37 PM	01:05:00	6.51 pH	16.57 °C	200.23 µS/cm	7.94 mg/L	1.18 NTU	34.2 mV	34.12 ft	0.11 PSU	140.00 ml/min
2/27/2024 12:42 PM	01:10:00	6.54 pH	16.52 °C	202.22 µS/cm	7.89 mg/L	0.58 NTU	34.0 mV	34.12 ft	0.11 PSU	140.00 ml/min

Samples

Sample ID:	Description:
GWC-10	Metals, Inorganics, Alkalinity, TDS

Created using VuSitu from In-Situ, Inc.

Low-Flow Test Report:

Test Date / Time: 2/27/2024 12:23:12 PM
Project: Plant Bowen LF February 2024
Operator Name: Jay Siewert

Location Name: GWC-9 **Well Diameter: 2 in** **Casing Type: PVC** **Screen Length: 10 ft** **Top of Screen: 66.16 ft** **Total Depth: 77.16 ft** **Initial Depth to Water: 40.86 ft**	**Pump Type: QED Dedicated** **Tubing Type: LDPE** **Pump Intake From TOC: 72.16 ft** **Estimated Total Volume Pumped: 7000 ml** **Flow Cell Volume: 90 ml** **Final Flow Rate: 140 ml/min** **Final Draw Down: 0.02 ft**	**Instrument Used: Aqua TROLL 400** **Serial Number: 789310**

Test Notes:
Prepurged 1 L

Low-Flow Readings:

Date Time	Elapsed Time	pH	Temperature	Specific Conductivity	RDO Concentration	Turbidity	ORP	Depth to Water	Salinity	Flow
		+/- 0.1	+/- 1000	+/- 5 %	+/- 10 %	+/- 5	+/- 1000 %	+/- 0.3	+/- 10	
2/27/2024 12:23 PM	00:00	6.29 pH	16.45 °C	48.90 µS/cm	7.06 mg/L	0.55 NTU	144.1 mV	40.87 ft	0.02 PSU	140.00 ml/min
2/27/2024 12:28 PM	05:00	5.33 pH	16.49 °C	43.59 µS/cm	7.12 mg/L	0.46 NTU	149.2 mV	40.88 ft	0.02 PSU	140.00 ml/min
2/27/2024 12:33 PM	10:00	4.70 pH	16.53 °C	42.56 µS/cm	7.12 mg/L	0.44 NTU	131.3 mV	40.88 ft	0.02 PSU	140.00 ml/min
2/27/2024 12:38 PM	15:00	4.33 pH	16.50 °C	41.76 µS/cm	7.13 mg/L	0.29 NTU	151.9 mV	40.88 ft	0.02 PSU	140.00 ml/min
2/27/2024 12:43 PM	20:00	4.16 pH	16.54 °C	41.26 µS/cm	7.15 mg/L	0.29 NTU	152.7 mV	40.88 ft	0.02 PSU	140.00 ml/min
2/27/2024 12:48 PM	25:00	4.06 pH	16.52 °C	40.97 µS/cm	7.11 mg/L	0.40 NTU	133.9 mV	40.88 ft	0.02 PSU	140.00 ml/min
2/27/2024 12:53 PM	30:00	3.99 pH	16.63 °C	40.80 µS/cm	7.12 mg/L	0.33 NTU	154.0 mV	40.88 ft	0.02 PSU	140.00 ml/min
2/27/2024 12:58 PM	35:00	3.95 pH	16.54 °C	40.63 µS/cm	7.11 mg/L	0.26 NTU	134.7 mV	40.88 ft	0.02 PSU	140.00 ml/min
2/27/2024 1:03 PM	40:00	3.94 pH	16.54 °C	40.47 µS/cm	7.11 mg/L	0.43 NTU	134.0 mV	40.88 ft	0.02 PSU	140.00 ml/min
2/27/2024 1:08 PM	45:00	3.91 pH	16.49 °C	40.35 µS/cm	7.10 mg/L	0.26 NTU	153.7 mV	40.88 ft	0.02 PSU	140.00 ml/min
2/27/2024 1:13 PM	50:00	3.88 pH	16.45 °C	40.24 µS/cm	7.08 mg/L	0.22 NTU	154.0 mV	40.88 ft	0.02 PSU	140.00 ml/min

Samples

Sample ID:	Description:
GWC-9	Metals, Inorganics, Alkalinity, TDS

Created using VuSitu from In-Situ, Inc.

Low-Flow Test Report:

Test Date / Time: 2/27/2024 1:26:03 PM
Project: Plant Bowen LF February 2024
Operator Name: Kevin Stephenson

Location Name: GWC-10R **Well Diameter: 2 in** **Casing Type: PVC** **Screen Length: 10 ft** **Top of Screen: 90.2 ft** **Total Depth: 100.2 ft** **Initial Depth to Water: 34.12 ft**	**Pump Type: QED Dedicated** **Tubing Type: LDPE** **Pump Intake From TOC: 95.2 ft** **Estimated Total Volume Pumped: 4800 ml** **Flow Cell Volume: 90 ml** **Final Flow Rate: 120 ml/min** **Final Draw Down: 0 ft**	**Instrument Used: Aqua TROLL 400** **Serial Number: 893479**

Test Notes:
Pre-purged 2 liters.

Low-Flow Readings:

Date Time	Elapsed Time	pH	Temperature	Specific Conductivity	RDO Concentration	Turbidity	ORP	Depth to Water	Salinity	Flow
		+/- 0.1	+/- 1000 %	+/- 5 %	+/- 10 %	+/- 5	+/- 1000 %	+/- 0.3	+/- 1000 %	
2/27/2024 1:26 PM	00:00	7.33 pH	16.61 °C	297.47 µS/cm	3.09 mg/L	1.02 NTU	22.8 mV	34.12 ft	0.16 PSU	120.00 ml/min
2/27/2024 1:31 PM	05:00	7.35 pH	16.37 °C	296.71 µS/cm	3.72 mg/L	0.73 NTU	12.1 mV	34.12 ft	0.16 PSU	120.00 ml/min
2/27/2024 1:36 PM	10:00	7.36 pH	16.30 °C	294.46 µS/cm	4.13 mg/L	0.43 NTU	14.2 mV	34.12 ft	0.16 PSU	120.00 ml/min
2/27/2024 1:41 PM	15:00	7.37 pH	16.32 °C	295.62 µS/cm	4.48 mg/L	0.39 NTU	12.8 mV	34.12 ft	0.16 PSU	120.00 ml/min
2/27/2024 1:46 PM	20:00	7.38 pH	16.35 °C	293.10 µS/cm	4.79 mg/L	0.18 NTU	12.1 mV	34.12 ft	0.16 PSU	120.00 ml/min
2/27/2024 1:51 PM	25:00	7.38 pH	16.36 °C	292.94 µS/cm	5.07 mg/L	0.08 NTU	11.8 mV	34.12 ft	0.16 PSU	120.00 ml/min
2/27/2024 1:56 PM	30:00	7.39 pH	16.38 °C	291.16 µS/cm	5.27 mg/L	0.22 NTU	12.5 mV	34.12 ft	0.16 PSU	120.00 ml/min
2/27/2024 2:01 PM	35:00	7.40 pH	16.39 °C	290.36 µS/cm	5.53 mg/L	0.10 NTU	12.1 mV	34.12 ft	0.16 PSU	120.00 ml/min
2/27/2024 2:06 PM	40:00	7.40 pH	16.29 °C	289.58 µS/cm	5.74 mg/L	0.19 NTU	12.2 mV	34.12 ft	0.16 PSU	120.00 ml/min

Samples

Sample ID:	Description:
GWC-10R	Metals, Inorganics, Alkalinity, TDS

Low-Flow Test Report:

Test Date / Time: 2/27/2024 1:53:03 PM
Project: Plant Bowen LF February 2024
Operator Name: William Laaker

Location Name: GWC-13 **Well Diameter: 2 in** **Casing Type: PVC** **Screen Length: 10 ft** **Top of Screen: 74.8 ft** **Total Depth: 84.8 ft** **Initial Depth to Water: 32.45 ft**	**Pump Type: QED Dedicated** **Tubing Type: LDPE** **Pump Intake From TOC: 79.8 ft** **Estimated Total Volume Pumped: 2750 ml** **Flow Cell Volume: 90 ml** **Final Flow Rate: 110 ml/min** **Final Draw Down: 0 ft**	**Instrument Used: Aqua TROLL 400** **Serial Number: 789301**

Test Notes:
Prepurged 2 L

Low-Flow Readings:

Date Time	Elapsed Time	pH	Temperature	Specific Conductivity	RDO Concentration	Turbidity	ORP	Depth to Water	Salinity	Flow
		+/- 0.1	+/- 1000 %	+/- 5 %	+/- 10 %	+/- 5	+/- 1000 %	+/- 0.3	+/- 1000 %	
2/27/2024 1:53 PM	00:00	6.91 pH	17.91 °C	253.79 µS/cm	4.65 mg/L	6.98 NTU	59.7 mV	32.45 ft	0.12 PSU	110.00 ml/min
2/27/2024 1:58 PM	05:00	6.91 pH	17.86 °C	253.37 µS/cm	4.70 mg/L	6.15 NTU	40.2 mV	32.45 ft	0.12 PSU	110.00 ml/min
2/27/2024 2:03 PM	10:00	6.90 pH	17.91 °C	254.17 µS/cm	4.74 mg/L	5.23 NTU	71.9 mV	32.45 ft	0.12 PSU	110.00 ml/min
2/27/2024 2:08 PM	15:00	6.90 pH	17.82 °C	254.68 µS/cm	4.78 mg/L	3.63 NTU	74.5 mV	32.45 ft	0.12 PSU	110.00 ml/min
2/27/2024 2:13 PM	20:00	6.90 pH	17.85 °C	255.05 µS/cm	4.79 mg/L	3.23 NTU	76.5 mV	32.45 ft	0.12 PSU	110.00 ml/min
2/27/2024 2:18 PM	25:00	6.90 pH	18.06 °C	256.04 µS/cm	4.81 mg/L	2.77 NTU	77.7 mV	32.45 ft	0.12 PSU	110.00 ml/min

Samples

Sample ID:	Description:
GWC-13	Metals, Inorganics, Alkalinity, TDS

Low-Flow Test Report:

Test Date / Time: 2/27/2024 2:09:49 PM
Project: Plant Bowen LF February 2024
Operator Name: Jay Siewert

Location Name: GWC-12 **Well Diameter: 2 in** **Casing Type: PVC** **Screen Length: 10 ft** **Top of Screen: 44.03 ft** **Total Depth: 54.03 ft** **Initial Depth to Water: 22.97 ft**	**Pump Type: QED Dedicated** **Tubing Type: LDPE** **Pump Intake From TOC: 49.03 ft** **Estimated Total Volume Pumped: 2600 ml** **Flow Cell Volume: 90 ml** **Final Flow Rate: 130 ml/min** **Final Draw Down: 0.49 ft**	**Instrument Used: Aqua TROLL 400** **Serial Number: 789310**

Test Notes:
Prepurged 2 L

Low-Flow Readings:

Date Time	Elapsed Time	pH	Temperature	Specific Conductivity	RDO Concentration	Turbidity	ORP	Depth to Water	Salinity	Flow
		+/- 0.1	+/- 1000	+/- 5 %	+/- 10 %	+/- 5	+/- 1000 %	+/- 0.3	+/- 10	
2/27/2024 2:09 PM	00:00	5.27 pH	17.53 °C	108.52 µS/cm	0.25 mg/L	2.11 NTU	77.7 mV	23.46 ft	0.05 PSU	130.00 ml/min
2/27/2024 2:14 PM	05:00	5.32 pH	17.47 °C	109.14 µS/cm	0.19 mg/L	2.74 NTU	83.4 mV	23.46 ft	0.05 PSU	130.00 ml/min
2/27/2024 2:19 PM	10:00	5.34 pH	17.71 °C	109.66 µS/cm	0.17 mg/L	3.26 NTU	81.7 mV	23.46 ft	0.05 PSU	130.00 ml/min
2/27/2024 2:24 PM	15:00	5.35 pH	17.72 °C	110.18 µS/cm	0.19 mg/L	3.83 NTU	80.5 mV	23.46 ft	0.05 PSU	130.00 ml/min
2/27/2024 2:29 PM	20:00	5.38 pH	17.71 °C	110.46 µS/cm	0.21 mg/L	3.01 NTU	80.1 mV	23.46 ft	0.05 PSU	130.00 ml/min

Samples

Sample ID:	Description:
GWC-12	Metals, Inorganics, Alkalinity, TDS

Created using VuSitu from In-Situ, Inc.

Low-Flow Test Report:

Test Date / Time: 2/28/2024 9:55:21 AM
Project: Plant Bowen LF February 2024
Operator Name: Jay Siewert

Location Name: GWC-14Z **Well Diameter: 2 in** **Casing Type: PVC** **Screen Length: 10 ft** **Top of Screen: 66.34 ft** **Total Depth: 76.34 ft** **Initial Depth to Water: 32.01 ft**	**Pump Type: QED Dedicated** **Tubing Type: LDPE** **Pump Intake From TOC: 71.34 ft** **Estimated Total Volume Pumped: 5400 ml** **Flow Cell Volume: 90 ml** **Final Flow Rate: 120 ml/min** **Final Draw Down: 2.79 ft**	**Instrument Used: Aqua TROLL 400** **Serial Number: 789310**

Test Notes:
Prepurged 2 L

Low-Flow Readings:

Date Time	Elapsed Time	pH	Temperature	Specific Conductivity	RDO Concentration	Turbidity	ORP	Depth to Water	Salinity	Flow
		+/- 0.1	+/- 1000	+/- 5 %	+/- 10 %	+/- 5	+/- 1000 %	+/- 0.3	+/- 10	
2/28/2024 9:55 AM	00:00	5.70 pH	17.79 °C	100.59 µS/cm	4.06 mg/L	0.31 NTU	112.5 mV	33.82 ft	0.05 PSU	120.00 ml/min
2/28/2024 10:00 AM	05:00	5.55 pH	17.75 °C	102.62 µS/cm	4.18 mg/L	0.25 NTU	121.5 mV	34.03 ft	0.05 PSU	120.00 ml/min
2/28/2024 10:05 AM	10:00	5.48 pH	17.71 °C	106.78 µS/cm	4.25 mg/L	0.36 NTU	85.0 mV	34.24 ft	0.05 PSU	120.00 ml/min
2/28/2024 10:10 AM	15:00	5.48 pH	17.63 °C	110.61 µS/cm	4.30 mg/L	0.26 NTU	123.8 mV	34.39 ft	0.05 PSU	120.00 ml/min
2/28/2024 10:15 AM	20:00	5.50 pH	17.65 °C	114.38 µS/cm	4.34 mg/L	0.14 NTU	84.3 mV	34.51 ft	0.05 PSU	120.00 ml/min
2/28/2024 10:20 AM	25:00	5.51 pH	17.62 °C	117.38 µS/cm	4.36 mg/L	0.46 NTU	124.1 mV	34.61 ft	0.06 PSU	120.00 ml/min
2/28/2024 10:25 AM	30:00	5.56 pH	17.81 °C	120.22 µS/cm	4.39 mg/L	0.22 NTU	82.1 mV	34.67 ft	0.06 PSU	120.00 ml/min
2/28/2024 10:30 AM	35:00	5.56 pH	17.93 °C	122.14 µS/cm	4.41 mg/L	0.18 NTU	122.9 mV	34.74 ft	0.06 PSU	120.00 ml/min
2/28/2024 10:35 AM	40:00	5.59 pH	17.95 °C	124.15 µS/cm	4.42 mg/L	0.18 NTU	81.1 mV	34.78 ft	0.06 PSU	120.00 ml/min
2/28/2024 10:40 AM	45:00	5.60 pH	18.00 °C	125.44 µS/cm	4.44 mg/L	0.15 NTU	123.0 mV	34.80 ft	0.06 PSU	120.00 ml/min

Samples

Sample ID:	Description:
GWC-14Z	Metals, Inorganics, Alkalinity, TDS

Created using VuSitu from In-Situ, Inc.

Low-Flow Test Report:

Test Date / Time: 2/28/2024 9:55:52 AM
Project: Plant Bowen LF February 2024
Operator Name: Kevin Stephenson

Location Name: GWC-13RZ **Well Diameter: 2 in** **Casing Type: PVC** **Screen Length: 10 ft** **Top of Screen: 104.3 ft** **Total Depth: 104.3 ft** **Initial Depth to Water: 94.57 ft**	**Pump Type: QED Dedicated** **Tubing Type: LDPE** **Pump Intake From TOC: 99.3 ft** **Estimated Total Volume Pumped: 200 ml** **Flow Cell Volume: 90 ml** **Final Flow Rate: 100 ml/min** **Final Draw Down: 0 ft**	**Instrument Used: Aqua TROLL 400** **Serial Number: 893479**

Test Notes:
Grab sample from complete evacuation on 2/27/24.

Low-Flow Readings:

Date Time	Elapsed Time	pH	Temperature	Specific Conductivity	RDO Concentration	Turbidity	ORP	Depth to Water	Salinity	Flow
		+/- 0.1	+/- 1000 %	+/- 5 %	+/- 10 %	+/- 5	+/- 1000 %	+/- 0.3	+/- 1000 %	
2/28/2024 9:55 AM	00:00	7.37 pH	19.15 °C	446.76 µS/cm	6.60 mg/L	0.35 NTU	145.2 mV	94.57 ft	0.24 PSU	100.00 ml/min
2/28/2024 9:56 AM	01:00	7.36 pH	19.07 °C	450.25 µS/cm	6.55 mg/L		170.5 mV	94.57 ft	0.24 PSU	100.00 ml/min
2/28/2024 9:57 AM	02:00	7.35 pH	19.18 °C	451.95 µS/cm	6.49 mg/L	0.35 NTU	172.0 mV	94.57 ft	0.24 PSU	100.00 ml/min

Samples

Sample ID:	Description:
GWC-13RZ	Metals, Inorganics, Alkalinity, TDS

Created using VuSitu from In-Situ, Inc.

Low-Flow Test Report:

Test Date / Time: 2/28/2024 10:36:05 AM
Project: Plant Bowen LF February 2024
Operator Name: Kevin Stephenson

Location Name: GWC-11 **Well Diameter: 2 in** **Casing Type: PVC** **Screen Length: 10 ft** **Top of Screen: 37.35 ft** **Total Depth: 47.35 ft** **Initial Depth to Water: 24.12 ft**	**Pump Type: QED Dedicated** **Tubing Type: LDPE** **Pump Intake From TOC: 42.35 ft** **Estimated Total Volume Pumped: 10600 ml** **Flow Cell Volume: 90 ml** **Final Flow Rate: 120 ml/min** **Final Draw Down: 0.02 ft**	**Instrument Used: Aqua TROLL 400** **Serial Number: 893479**

Test Notes:
Pre-purged 2 liters.

Low-Flow Readings:

Date Time	Elapsed Time	pH	Temperature	Specific Conductivity	RDO Concentration	Turbidity	ORP	Depth to Water	Salinity	Flow
		+/- 0.1	+/- 1000 %	+/- 5 %	+/- 10 %	+/- 5	+/- 1000 %	+/- 0.3	+/- 1000 %	
2/28/2024 10:36 AM	00:00	6.09 pH	18.63 °C	95.44 µS/cm	4.14 mg/L	6.24 NTU	58.1 mV	24.14 ft	0.05 PSU	140.00 ml/min
2/28/2024 10:41 AM	05:00	6.03 pH	18.28 °C	87.73 µS/cm	4.20 mg/L	5.51 NTU	65.1 mV	24.14 ft	0.05 PSU	140.00 ml/min
2/28/2024 10:46 AM	10:00	6.05 pH	18.17 °C	87.76 µS/cm	4.26 mg/L	4.94 NTU	53.5 mV	24.14 ft	0.05 PSU	140.00 ml/min
2/28/2024 10:51 AM	15:00	6.07 pH	17.96 °C	89.83 µS/cm	4.28 mg/L	4.16 NTU	60.3 mV	24.14 ft	0.05 PSU	140.00 ml/min
2/28/2024 10:56 AM	20:00	6.09 pH	17.94 °C	92.66 µS/cm	4.14 mg/L	3.62 NTU	52.0 mV	24.14 ft	0.05 PSU	140.00 ml/min
2/28/2024 11:01 AM	25:00	6.11 pH	17.99 °C	93.50 µS/cm	4.00 mg/L	3.42 NTU	51.1 mV	24.14 ft	0.05 PSU	140.00 ml/min
2/28/2024 11:06 AM	30:00	6.15 pH	17.91 °C	97.16 µS/cm	4.02 mg/L	3.14 NTU	50.3 mV	24.14 ft	0.05 PSU	140.00 ml/min
2/28/2024 11:11 AM	35:00	6.23 pH	17.90 °C	108.40 µS/cm	4.11 mg/L	3.02 NTU	54.6 mV	24.14 ft	0.06 PSU	140.00 ml/min
2/28/2024 11:16 AM	40:00	6.33 pH	17.82 °C	125.87 µS/cm	4.33 mg/L	2.21 NTU	46.5 mV	24.14 ft	0.07 PSU	140.00 ml/min
2/28/2024 11:21 AM	45:00	6.45 pH	18.02 °C	140.06 µS/cm	4.60 mg/L	2.10 NTU	47.0 mV	24.14 ft	0.07 PSU	140.00 ml/min
2/28/2024 11:26 AM	50:00	6.56 pH	18.00 °C	151.13 µS/cm	4.80 mg/L	2.22 NTU	43.7 mV	24.14 ft	0.08 PSU	120.00 ml/min
2/28/2024 11:31 AM	55:00	6.64 pH	18.05 °C	159.60 µS/cm	4.96 mg/L	2.00 NTU	42.8 mV	24.14 ft	0.08 PSU	120.00 ml/min
2/28/2024 11:36 AM	01:00:00	6.70 pH	17.99 °C	165.73 µS/cm	5.05 mg/L	1.26 NTU	42.3 mV	24.14 ft	0.09 PSU	120.00 ml/min
2/28/2024 11:41 AM	01:05:00	6.75 pH	18.06 °C	169.89 µS/cm	5.13 mg/L	1.40 NTU	41.8 mV	24.14 ft	0.09 PSU	120.00 ml/min
2/28/2024 11:46 AM	01:10:00	6.80 pH	17.91 °C	174.04 µS/cm	5.20 mg/L	1.34 NTU	41.3 mV	24.14 ft	0.09 PSU	120.00 ml/min

2/28/2024 11:51 AM	01:15:00	6.84 pH	18.04 °C	178.28 µS/cm	5.25 mg/L	1.05 NTU	41.0 mV	24.14 ft	0.09 PSU	120.00 ml/min
2/28/2024 11:56 AM	01:20:00	6.87 pH	17.91 °C	180.60 µS/cm	5.30 mg/L	1.01 NTU	41.2 mV	24.14 ft	0.10 PSU	120.00 ml/min

Samples

Sample ID:	Description:
GWC-11	Metals, Inorganics, Alkalinity, TDS
FD-11	Metals, Inorganics, Alkalinity, TDS

Created using VuSitu from In-Situ, Inc.

Low-Flow Test Report:

Test Date / Time: 2/28/2024 12:21:15 PM
Project: Plant Bowen LF February 2024
Operator Name: Jay Siewert

Location Name: GWC-15R **Well Diameter: 2 in** **Casing Type: PVC** **Screen Length: 10 ft** **Top of Screen: 87.5 ft** **Total Depth: 97.5 ft** **Initial Depth to Water: 41.25 ft**	**Pump Type: QED Dedicated** **Tubing Type: LDPE** **Pump Intake From TOC: 92.5 ft** **Estimated Total Volume Pumped: 11821.667 ml** **Flow Cell Volume: 90 ml** **Final Flow Rate: 100 ml/min** **Final Draw Down: 0.33 ft**	**Instrument Used: Aqua TROLL 400** **Serial Number: 789310**

Test Notes:
Prepurged 2 L

Low-Flow Readings:

Date Time	Elapsed Time	pH	Temperature	Specific Conductivity	RDO Concentration	Turbidity	ORP	Depth to Water	Salinity	Flow
		+/- 0.1	+/- 1000	+/- 5 %	+/- 10 %	+/- 5	+/- 1000 %	+/- 0.3	+/- 10	
2/28/2024 12:21 PM	00:00	6.80 pH	17.88 °C	265.56 µS/cm	4.39 mg/L	3.83 NTU	89.8 mV	41.55 ft	0.13 PSU	120.00 ml/min
2/28/2024 12:26 PM	05:00	6.88 pH	18.15 °C	264.66 µS/cm	4.54 mg/L	8.85 NTU	105.6 mV	41.55 ft	0.13 PSU	120.00 ml/min
2/28/2024 12:31 PM	10:00	6.95 pH	18.46 °C	265.05 µS/cm	4.71 mg/L	11.20 NTU	108.0 mV	41.55 ft	0.13 PSU	120.00 ml/min
2/28/2024 12:36 PM	15:00	7.01 pH	18.33 °C	264.79 µS/cm	4.74 mg/L	11.98 NTU	110.0 mV	41.56 ft	0.13 PSU	120.00 ml/min
2/28/2024 12:41 PM	20:00	7.07 pH	18.07 °C	265.26 µS/cm	4.81 mg/L	12.13 NTU	111.0 mV	41.56 ft	0.13 PSU	120.00 ml/min
2/28/2024 12:46 PM	25:00	7.10 pH	18.21 °C	266.83 µS/cm	4.84 mg/L	11.57 NTU	112.9 mV	41.56 ft	0.13 PSU	120.00 ml/min
2/28/2024 12:51 PM	30:00	7.14 pH	18.39 °C	267.29 µS/cm	4.79 mg/L	10.64 NTU	112.6 mV	41.57 ft	0.13 PSU	120.00 ml/min
2/28/2024 12:56 PM	35:00	7.17 pH	18.26 °C	267.05 µS/cm	4.75 mg/L	9.61 NTU	114.3 mV	41.57 ft	0.13 PSU	120.00 ml/min
2/28/2024 1:01 PM	40:00	7.19 pH	18.24 °C	267.75 µS/cm	4.71 mg/L	9.14 NTU	113.3 mV	41.57 ft	0.13 PSU	120.00 ml/min
2/28/2024 1:06 PM	45:00	7.21 pH	18.24 °C	267.84 µS/cm	4.67 mg/L	9.22 NTU	114.7 mV	41.57 ft	0.13 PSU	120.00 ml/min
2/28/2024 1:11 PM	50:00	7.23 pH	18.06 °C	268.80 µS/cm	4.68 mg/L	8.09 NTU	115.5 mV	41.57 ft	0.13 PSU	120.00 ml/min
2/28/2024 1:16 PM	55:00	7.24 pH	18.02 °C	268.96 µS/cm	4.66 mg/L	7.50 NTU	115.5 mV	41.57 ft	0.13 PSU	120.00 ml/min
2/28/2024 1:21 PM	01:00:00	7.26 pH	17.84 °C	269.23 µS/cm	4.64 mg/L	7.03 NTU	114.1 mV	41.58 ft	0.13 PSU	120.00 ml/min
2/28/2024 1:26 PM	01:05:00	7.27 pH	17.80 °C	269.69 µS/cm	4.59 mg/L	6.90 NTU	115.6 mV	41.58 ft	0.13 PSU	120.00 ml/min
2/28/2024 1:31 PM	01:10:00	7.28 pH	17.84 °C	270.95 µS/cm	4.54 mg/L	6.71 NTU	116.4 mV	41.58 ft	0.13 PSU	120.00 ml/min

2/28/2024 1:36 PM	01:15:00	7.27 pH	18.15 °C	271.46 µS/cm	4.46 mg/L	5.99 NTU	115.6 mV	41.55 ft	0.13 PSU	100.00 ml/min
2/28/2024 1:41 PM	01:20:00	7.29 pH	18.06 °C	270.66 µS/cm	4.44 mg/L	5.74 NTU	115.6 mV	41.55 ft	0.13 PSU	100.00 ml/min
2/28/2024 1:46 PM	01:25:00	7.29 pH	18.06 °C	271.58 µS/cm	4.43 mg/L	5.50 NTU	116.2 mV	41.56 ft	0.13 PSU	100.00 ml/min
2/28/2024 1:51 PM	01:30:00	7.29 pH	18.02 °C	273.05 µS/cm	4.40 mg/L	4.97 NTU	115.3 mV	41.58 ft	0.13 PSU	100.00 ml/min
2/28/2024 1:56 PM	01:35:00	7.29 pH	18.27 °C	273.82 µS/cm	4.32 mg/L	4.30 NTU	115.7 mV	41.58 ft	0.13 PSU	100.00 ml/min
2/28/2024 2:01 PM	01:40:00	7.30 pH	17.90 °C	275.28 µS/cm	4.22 mg/L	4.02 NTU	117.3 mV	41.58 ft	0.13 PSU	100.00 ml/min

Samples

Sample ID:	Description:
GWC-15R	Metals, Inorganics, Alkalinity, TDS

Created using VuSitu from In-Situ, Inc.

Low-Flow Test Report:

Test Date / Time: 2/28/2024 12:35:01 PM
Project: Plant Bowen LF February 2024
Operator Name: Kevin Stephenson

Location Name: GWC-11R **Well Diameter: 2 in** **Casing Type: PVC** **Screen Length: 10 ft** **Top of Screen: 73.2 ft** **Total Depth: 83.2 ft** **Initial Depth to Water: 24.02 ft**	**Pump Type: QED Dedicated** **Tubing Type: LDPE** **Pump Intake From TOC: 78.2 ft** **Estimated Total Volume Pumped: 3000 ml** **Flow Cell Volume: 90 ml** **Final Flow Rate: 120 ml/min** **Final Draw Down: 0.02 ft**	**Instrument Used: Aqua TROLL 400** **Serial Number: 893479**

Test Notes:
Pre-purged 1 liter.

Low-Flow Readings:

Date Time	Elapsed Time	pH	Temperature	Specific Conductivity	RDO Concentration	Turbidity	ORP	Depth to Water	Salinity	Flow
		+/- 0.1	+/- 1000 %	+/- 5 %	+/- 10 %	+/- 5	+/- 1000 %	+/- 0.3	+/- 1000 %	
2/28/2024 12:35 PM	00:00	7.15 pH	19.54 °C	278.56 µS/cm	3.36 mg/L	0.06 NTU	31.4 mV	24.04 ft	0.15 PSU	120.00 ml/min
2/28/2024 12:40 PM	05:00	7.43 pH	18.89 °C	288.94 µS/cm	5.56 mg/L	0.12 NTU	31.1 mV	24.04 ft	0.15 PSU	120.00 ml/min
2/28/2024 12:45 PM	10:00	7.49 pH	18.58 °C	295.34 µS/cm	5.96 mg/L	0.16 NTU	35.3 mV	24.04 ft	0.16 PSU	120.00 ml/min
2/28/2024 12:50 PM	15:00	7.50 pH	18.81 °C	296.25 µS/cm	6.05 mg/L	0.24 NTU	36.2 mV	24.04 ft	0.16 PSU	120.00 ml/min
2/28/2024 12:55 PM	20:00	7.52 pH	18.93 °C	296.20 µS/cm	6.07 mg/L	0.11 NTU	37.1 mV	24.04 ft	0.16 PSU	120.00 ml/min
2/28/2024 1:00 PM	25:00	7.52 pH	18.82 °C	296.08 µS/cm	6.09 mg/L	0.06 NTU	37.7 mV	24.04 ft	0.16 PSU	120.00 ml/min

Samples

Sample ID:	Description:
GWC-11R	Metals, Inorganics, Alkalinity, TDS

Low-Flow Test Report:

Test Date / Time: 2/28/2024 3:08:22 PM
Project: Plant Bowen LF February 2024
Operator Name: Kevin Stephenson

Location Name: GWC-15Z **Well Diameter: 2 in** **Casing Type: PVC** **Screen Length: 10 ft** **Top of Screen: 64.9 ft** **Total Depth: 74.9 ft** **Initial Depth to Water: 40.96 ft**	**Pump Type: QED Dedicated** **Tubing Type: LDPE** **Pump Intake From TOC: 69.9 ft** **Estimated Total Volume Pumped: 3000 ml** **Flow Cell Volume: 90 ml** **Final Flow Rate: 120 ml/min** **Final Draw Down: 0.63 ft**	**Instrument Used: Aqua TROLL 400** **Serial Number: 893479**

Test Notes:
Pre-purged 3 liters.

Low-Flow Readings:

Date Time	Elapsed Time	pH	Temperature	Specific Conductivity	RDO Concentration	Turbidity	ORP	Depth to Water	Salinity	Flow
		+/- 0.1	+/- 1000 %	+/- 5 %	+/- 10 %	+/- 5	+/- 1000 %	+/- 0.3	+/- 1000 %	
2/28/2024 3:08 PM	00:00	7.85 pH	16.75 °C	224.64 µS/cm	7.42 mg/L	1.05 NTU	43.9 mV	41.34 ft	0.12 PSU	120.00 ml/min
2/28/2024 3:13 PM	05:00	7.84 pH	16.75 °C	230.82 µS/cm	7.62 mg/L	0.88 NTU	40.3 mV	41.46 ft	0.12 PSU	120.00 ml/min
2/28/2024 3:18 PM	10:00	7.85 pH	16.57 °C	231.07 µS/cm	7.59 mg/L	1.05 NTU	40.1 mV	41.59 ft	0.12 PSU	120.00 ml/min
2/28/2024 3:23 PM	15:00	7.85 pH	16.47 °C	231.88 µS/cm	7.56 mg/L	2.09 NTU	39.7 mV	41.59 ft	0.12 PSU	120.00 ml/min
2/28/2024 3:28 PM	20:00	7.86 pH	16.39 °C	232.63 µS/cm	7.54 mg/L	2.05 NTU	39.4 mV	41.59 ft	0.12 PSU	120.00 ml/min
2/28/2024 3:33 PM	25:00	7.86 pH	16.34 °C	233.78 µS/cm	7.53 mg/L	1.78 NTU	39.2 mV	41.59 ft	0.12 PSU	120.00 ml/min

Samples

Sample ID:	Description:
GWC-15Z	Metals, Inorganics, Alkalinity, TDS

Created using VuSitu from In-Situ, Inc.

Low-Flow Test Report:

Test Date / Time: 2/29/2024 10:33:44 AM
Project: Bowen LF Expansion Background February 2024
Operator Name: William Laaker

Location Name: GWA-35 **Well Diameter: 2 in** **Casing Type: PVC** **Screen Length: 10 ft** **Top of Screen: 58.61 ft** **Total Depth: 68.61 ft** **Initial Depth to Water: 43.95 ft**	**Pump Type: QED Dedicated** **Tubing Type: LDPE** **Pump Intake From TOC: 63.61 ft** **Estimated Total Volume Pumped: 7650 ml** **Flow Cell Volume: 90 ml** **Final Flow Rate: 170 ml/min** **Final Draw Down: 0.21 ft**	**Instrument Used: Aqua TROLL 400** **Serial Number: 789301**

Test Notes:
Prepurged 1 L

Low-Flow Readings:

Date Time	Elapsed Time	pH	Temperature	Specific Conductivity	RDO Concentration	Turbidity	ORP	Depth to Water	Salinity	Flow
		+/- 0.1	+/- 1000 %	+/- 5 %	+/- 10 %	+/- 5	+/- 1000 %	+/- 0.3	+/- 1000 %	
2/29/2024 10:33 AM	00:00	7.41 pH	15.39 °C	454.39 µS/cm	1.06 mg/L	0.17 NTU	143.7 mV	44.16 ft	0.22 PSU	170.00 ml/min
2/29/2024 10:38 AM	05:00	7.38 pH	15.48 °C	459.28 µS/cm	1.12 mg/L	0.31 NTU	136.6 mV	44.16 ft	0.22 PSU	170.00 ml/min
2/29/2024 10:43 AM	10:00	7.36 pH	15.36 °C	460.92 µS/cm	1.24 mg/L	0.35 NTU	112.2 mV	44.16 ft	0.22 PSU	170.00 ml/min
2/29/2024 10:48 AM	15:00	7.34 pH	15.65 °C	459.84 µS/cm	1.43 mg/L	0.35 NTU	108.4 mV	44.16 ft	0.22 PSU	170.00 ml/min
2/29/2024 10:53 AM	20:00	7.33 pH	15.66 °C	460.40 µS/cm	1.42 mg/L	0.37 NTU	107.0 mV	44.16 ft	0.22 PSU	170.00 ml/min
2/29/2024 10:58 AM	25:00	7.31 pH	15.57 °C	460.54 µS/cm	1.59 mg/L	0.24 NTU	105.7 mV	44.16 ft	0.22 PSU	170.00 ml/min
2/29/2024 11:03 AM	30:00	7.30 pH	15.59 °C	460.75 µS/cm	1.65 mg/L	0.35 NTU	105.2 mV	44.16 ft	0.22 PSU	170.00 ml/min
2/29/2024 11:08 AM	35:00	7.29 pH	15.66 °C	461.77 µS/cm	1.71 mg/L	0.38 NTU	104.8 mV	44.16 ft	0.22 PSU	170.00 ml/min
2/29/2024 11:13 AM	40:00	7.28 pH	15.89 °C	459.71 µS/cm	1.79 mg/L	0.33 NTU	105.4 mV	44.16 ft	0.22 PSU	170.00 ml/min
2/29/2024 11:18 AM	45:00	7.27 pH	16.11 °C	459.59 µS/cm	1.88 mg/L	0.28 NTU	104.7 mV	44.16 ft	0.22 PSU	170.00 ml/min

Samples

Sample ID:	Description:
GWA-35	Metals, Inorganics, Alkalinity, TDS, Radium

Created using VuSitu from In-Situ, Inc.

Low-Flow Test Report:

Test Date / Time: 2/29/2024 10:47:36 AM
Project: Bowen LF Expansion Background February 2024
Operator Name: Jay Siewert

Location Name: GWC-26 **Well Diameter: 2 in** **Casing Type: PVC** **Screen Length: 10 ft** **Top of Screen: 31.88 ft** **Total Depth: 41.88 ft** **Initial Depth to Water: 23.72 ft**	**Pump Type: QED Dedicated** **Tubing Type: LDPE** **Pump Intake From TOC: 36.88 ft** **Estimated Total Volume Pumped: 2800 ml** **Flow Cell Volume: 90 ml** **Final Flow Rate: 140 ml/min** **Final Draw Down: 0.02 ft**	**Instrument Used: Aqua TROLL 400** **Serial Number: 789310**

Test Notes:
Prepurged 2 L

Low-Flow Readings:

Date Time	Elapsed Time	pH	Temperature	Specific Conductivity	RDO Concentration	Turbidity	ORP	Depth to Water	Salinity	Flow
		+/- 0.1	+/- 1000	+/- 5 %	+/- 10 %	+/- 5	+/- 1000 %	+/- 0.3	+/- 10	
2/29/2024 10:47 AM	00:00	6.90 pH	15.76 °C	571.32 µS/cm	3.64 mg/L	0.30 NTU	111.8 mV	23.74 ft	0.28 PSU	140.00 ml/min
2/29/2024 10:52 AM	05:00	6.91 pH	15.86 °C	575.41 µS/cm	3.64 mg/L	0.31 NTU	112.0 mV	23.74 ft	0.28 PSU	140.00 ml/min
2/29/2024 10:57 AM	10:00	6.91 pH	15.88 °C	579.07 µS/cm	3.62 mg/L	0.20 NTU	110.4 mV	23.74 ft	0.28 PSU	140.00 ml/min
2/29/2024 11:02 AM	15:00	6.91 pH	15.91 °C	580.61 µS/cm	3.64 mg/L	0.29 NTU	109.5 mV	23.74 ft	0.28 PSU	140.00 ml/min
2/29/2024 11:07 AM	20:00	6.91 pH	15.96 °C	582.71 µS/cm	3.62 mg/L	0.11 NTU	108.5 mV	23.74 ft	0.28 PSU	140.00 ml/min

Samples

Sample ID:	Description:
GWC-26	Metals, Inorganics, Alkalinity, TDS, Radium
FD-01	Metals, Inorganics, Alkalinity, TDS, Radium

Created using VuSitu from In-Situ, Inc.

Low-Flow Test Report:

Test Date / Time: 2/29/2024 10:52:58 AM
Project: Bowen LF Expansion February 2024
Operator Name: Kevin Stephenson

Location Name: GWC-29 **Well Diameter: 2 in** **Casing Type: PVC** **Screen Length: 10 ft** **Top of Screen: 51.7 ft** **Total Depth: 61.7 ft** **Initial Depth to Water: 27.33 ft**	**Pump Type: QED Dedicated** **Tubing Type: LDPE** **Pump Intake From TOC: 56.7 ft** **Estimated Total Volume Pumped: 4174 ml** **Flow Cell Volume: 90 ml** **Final Flow Rate: 120 ml/min** **Final Draw Down: 0 ft**	**Instrument Used: Aqua TROLL 400** **Serial Number: 893479**

Test Notes:
Pre-purged 1 liter.

Low-Flow Readings:

Date Time	Elapsed Time	pH	Temperature	Specific Conductivity	RDO Concentration	Turbidity	ORP	Depth to Water	Salinity	Flow
		+/- 0.1	+/- 1000 %	+/- 5 %	+/- 10 %	+/- 5	+/- 1000 %	+/- 0.3	+/- 1000 %	
2/29/2024 10:52 AM	00:00	7.56 pH	14.18 °C	333.71 µS/cm	2.70 mg/L	5.62 NTU	94.3 mV	27.33 ft	0.18 PSU	120.00 ml/min
2/29/2024 10:56 AM	04:00	7.53 pH	14.59 °C	329.85 µS/cm	2.86 mg/L	6.76 NTU	65.0 mV	27.33 ft	0.18 PSU	120.00 ml/min
2/29/2024 11:00 AM	08:00	7.54 pH	14.85 °C	330.75 µS/cm	2.85 mg/L	6.99 NTU	61.4 mV	27.33 ft	0.18 PSU	120.00 ml/min
2/29/2024 11:02 AM	09:47	7.54 pH	14.87 °C	331.74 µS/cm	2.86 mg/L	6.00 NTU	65.6 mV	27.33 ft	0.18 PSU	120.00 ml/min
2/29/2024 11:07 AM	14:47	7.55 pH	14.92 °C	332.19 µS/cm	2.87 mg/L	5.67 NTU	60.3 mV	27.33 ft	0.18 PSU	120.00 ml/min
2/29/2024 11:12 AM	19:47	7.56 pH	15.16 °C	333.70 µS/cm	2.92 mg/L	5.31 NTU	35.2 mV	27.33 ft	0.18 PSU	120.00 ml/min
2/29/2024 11:17 AM	24:47	7.56 pH	15.31 °C	333.07 µS/cm	2.95 mg/L	4.75 NTU	31.1 mV	27.33 ft	0.18 PSU	120.00 ml/min
2/29/2024 11:22 AM	29:47	7.57 pH	15.34 °C	331.48 µS/cm	2.99 mg/L	4.44 NTU	29.0 mV	27.33 ft	0.18 PSU	120.00 ml/min
2/29/2024 11:27 AM	34:47	7.57 pH	15.54 °C	333.79 µS/cm	3.03 mg/L	3.93 NTU	28.5 mV	27.33 ft	0.18 PSU	120.00 ml/min

Samples

Sample ID:	Description:
GWC-29	Metals, Inorganics, Alkalinity, TDS, Radium

Low-Flow Test Report:

Test Date / Time: 2/29/2024 12:24:15 PM
Project: Bowen LF Expansion Background February 2024
Operator Name: William Laaker

Location Name: GWA-34 **Well Diameter: 2 in** **Casing Type: PVC** **Screen Length: 10 ft** **Top of Screen: 58.41 ft** **Total Depth: 68.41 ft** **Initial Depth to Water: 19.45 ft**	**Pump Type: QED Dedicated** **Tubing Type: LDPE** **Pump Intake From TOC: 63.41 ft** **Estimated Total Volume Pumped: 4000 ml** **Flow Cell Volume: 90 ml** **Final Flow Rate: 100 ml/min** **Final Draw Down: 0.01 ft**	**Instrument Used: Aqua TROLL 400** **Serial Number: 789301**

Test Notes:
Prepurged 1 L

Low-Flow Readings:

Date Time	Elapsed Time	pH	Temperature	Specific Conductivity	RDO Concentration	Turbidity	ORP	Depth to Water	Salinity	Flow
		+/- 0.1	+/- 1000 %	+/- 5 %	+/- 10 %	+/- 5	+/- 1000 %	+/- 0.3	+/- 1000 %	
2/29/2024 12:24 PM	00:00	6.04 pH	15.57 °C	218.62 µS/cm	1.40 mg/L	7.95 NTU	60.2 mV	19.46 ft	0.10 PSU	100.00 ml/min
2/29/2024 12:29 PM	05:00	6.04 pH	15.45 °C	219.45 µS/cm	0.93 mg/L	9.00 NTU	60.3 mV	19.46 ft	0.10 PSU	100.00 ml/min
2/29/2024 12:34 PM	10:00	6.05 pH	15.53 °C	220.59 µS/cm	0.84 mg/L	8.26 NTU	58.7 mV	19.46 ft	0.11 PSU	100.00 ml/min
2/29/2024 12:39 PM	15:00	6.06 pH	15.34 °C	221.64 µS/cm	0.67 mg/L	7.03 NTU	57.1 mV	19.46 ft	0.11 PSU	100.00 ml/min
2/29/2024 12:44 PM	20:00	6.07 pH	15.35 °C	222.94 µS/cm	0.68 mg/L	5.96 NTU	55.7 mV	19.46 ft	0.11 PSU	100.00 ml/min
2/29/2024 12:49 PM	25:00	6.07 pH	15.35 °C	223.68 µS/cm	0.60 mg/L	5.50 NTU	54.2 mV	19.46 ft	0.11 PSU	100.00 ml/min
2/29/2024 12:54 PM	30:00	6.07 pH	15.32 °C	223.41 µS/cm	0.53 mg/L	4.32 NTU	53.1 mV	19.46 ft	0.11 PSU	100.00 ml/min
2/29/2024 12:59 PM	35:00	6.08 pH	15.48 °C	224.18 µS/cm	0.49 mg/L	3.60 NTU	51.6 mV	19.46 ft	0.11 PSU	100.00 ml/min
2/29/2024 1:04 PM	40:00	6.08 pH	15.30 °C	225.15 µS/cm	0.47 mg/L	2.92 NTU	50.8 mV	19.46 ft	0.11 PSU	100.00 ml/min

Samples

Sample ID:	Description:
GWA-34	Metals, Inorganics, Alkalinity, TDS, Radium

Low-Flow Test Report:

Test Date / Time: 2/29/2024 12:26:12 PM
Project: Bowen LF Expansion February 2024
Operator Name: Kevin Stephenson

Location Name: GWC-29R **Well Diameter: 2 in** **Casing Type: PVC** **Screen Length: 10 ft** **Top of Screen: 99.25 ft** **Total Depth: 109.25 ft** **Initial Depth to Water: 26.9 ft**	**Pump Type: QED Dedicated** **Tubing Type: LDPE** **Pump Intake From TOC: 104.25 ft** **Estimated Total Volume Pumped: 42200 ml** **Flow Cell Volume: 90 ml** **Final Flow Rate: 100 ml/min** **Final Draw Down: 72.46 ft**	**Instrument Used: Aqua TROLL 400** **Serial Number: 893479**

Test Notes:
Pre-purged 20 liters. WL dropped below top of screen without stabilization. Complete evacuation method initiated. Samples to be collected 3/1.

Low-Flow Readings:

Date Time	Elapsed Time	pH	Temperature	Specific Conductivity	RDO Concentration	Turbidity	ORP	Depth to Water	Salinity	Flow
		+/- 0.1	+/- 1000 %	+/- 5 %	+/- 10 %	+/- 5	+/- 1000 %	+/- 0.3	+/- 1000 %	
2/29/2024 12:26 PM	00:00	7.53 pH	15.93 °C	309.09 µS/cm	2.30 mg/L	1.10 NTU	11.6 mV	56.97 ft	0.17 PSU	240.00 ml/min
2/29/2024 12:31 PM	05:00	7.53 pH	15.86 °C	309.62 µS/cm	2.31 mg/L	1.02 NTU	5.5 mV	57.96 ft	0.17 PSU	240.00 ml/min
2/29/2024 12:36 PM	10:00	7.53 pH	15.78 °C	311.32 µS/cm	2.34 mg/L	1.04 NTU	3.6 mV	59.32 ft	0.17 PSU	240.00 ml/min
2/29/2024 12:41 PM	15:00	7.53 pH	15.76 °C	311.19 µS/cm	2.35 mg/L	1.14 NTU	2.2 mV	60.48 ft	0.17 PSU	240.00 ml/min
2/29/2024 12:46 PM	20:00	7.54 pH	15.80 °C	312.01 µS/cm	2.37 mg/L	0.96 NTU	1.2 mV	62.11 ft	0.17 PSU	240.00 ml/min
2/29/2024 12:51 PM	25:00	7.54 pH	15.78 °C	312.71 µS/cm	2.40 mg/L	0.88 NTU	0.6 mV	63.18 ft	0.17 PSU	240.00 ml/min
2/29/2024 12:56 PM	30:00	7.54 pH	15.77 °C	313.15 µS/cm	2.42 mg/L	0.78 NTU	-0.1 mV	64.30 ft	0.17 PSU	240.00 ml/min
2/29/2024 1:01 PM	35:00	7.54 pH	15.85 °C	313.05 µS/cm	2.46 mg/L	0.73 NTU	-0.2 mV	65.68 ft	0.17 PSU	240.00 ml/min
2/29/2024 1:06 PM	40:00	7.55 pH	15.85 °C	314.10 µS/cm	2.50 mg/L	0.63 NTU	-0.9 mV	67.24 ft	0.17 PSU	240.00 ml/min
2/29/2024 1:11 PM	45:00	7.42 pH	55.01 °C	173.64 µS/cm	0.66 mg/L	0.60 NTU	-1.1 mV	68.64 ft	0.09 PSU	240.00 ml/min
2/29/2024 1:16 PM	50:00	7.38 pH	69.45 °C	149.15 µS/cm	1.58 mg/L	0.53 NTU	-1.0 mV	69.56 ft	0.07 PSU	240.00 ml/min
2/29/2024 1:21 PM	55:00	7.39 pH	62.76 °C	160.24 µS/cm	1.19 mg/L	0.51 NTU	-1.2 mV	69.56 ft	0.08 PSU	100.00 ml/min
2/29/2024 1:26 PM	01:00:00	7.40 pH	65.14 °C	151.23 µS/cm	1.44 mg/L	0.47 NTU	0.5 mV	70.86 ft	0.07 PSU	100.00 ml/min
2/29/2024 1:31 PM	01:05:00	7.43 pH	57.02 °C	166.22 µS/cm	0.65 mg/L	0.51 NTU	-2.5 mV	71.24 ft	0.08 PSU	100.00 ml/min
2/29/2024 1:36 PM	01:10:00	7.45 pH	62.50 °C	158.23 µS/cm	1.12 mg/L	0.42 NTU	-8.8 mV	72.44 ft	0.08 PSU	260.00 ml/min

2/29/2024 1:41 PM	01:15:00	7.45 pH	62.33 °C	163.60 µS/cm	1.25 mg/L	0.43 NTU	-13.7 mV	73.13 ft	0.08 PSU	260.00 ml/min
2/29/2024 1:46 PM	01:20:00	7.41 pH	62.34 °C	161.70 µS/cm	1.15 mg/L	0.46 NTU	-9.3 mV	74.59 ft	0.08 PSU	260.00 ml/min
2/29/2024 1:51 PM	01:25:00	7.41 pH	62.06 °C	163.13 µS/cm	1.15 mg/L	0.23 NTU	-6.5 mV	76.13 ft	0.08 PSU	260.00 ml/min
2/29/2024 1:56 PM	01:30:00	7.41 pH	63.96 °C	160.86 µS/cm	1.49 mg/L	0.35 NTU	-4.6 mV	77.98 ft	0.08 PSU	260.00 ml/min
2/29/2024 2:01 PM	01:35:00	7.42 pH	61.67 °C	165.31 µS/cm	1.17 mg/L	0.36 NTU	-3.4 mV	79.10 ft	0.08 PSU	260.00 ml/min
2/29/2024 2:06 PM	01:40:00	7.42 pH	62.55 °C	164.69 µS/cm	1.34 mg/L	0.17 NTU	-2.7 mV	80.78 ft	0.08 PSU	260.00 ml/min
2/29/2024 2:11 PM	01:45:00	7.44 pH	60.84 °C	168.33 µS/cm	1.10 mg/L	0.18 NTU	-2.4 mV	81.97 ft	0.08 PSU	260.00 ml/min
2/29/2024 2:16 PM	01:50:00	7.44 pH	59.42 °C	171.12 µS/cm	0.93 mg/L	0.18 NTU	-1.9 mV	83.31 ft	0.08 PSU	260.00 ml/min
2/29/2024 2:21 PM	01:55:00	7.44 pH	57.95 °C	174.61 µS/cm	0.86 mg/L	0.06 NTU	-1.5 mV	84.69 ft	0.09 PSU	260.00 ml/min
2/29/2024 2:26 PM	02:00:00	7.45 pH	60.39 °C	170.54 µS/cm	1.10 mg/L	0.18 NTU	-1.2 mV	85.61 ft	0.08 PSU	300.00 ml/min
2/29/2024 2:31 PM	02:05:00	7.45 pH	59.98 °C	171.76 µS/cm	1.08 mg/L	0.32 NTU	-1.2 mV	87.41 ft	0.08 PSU	300.00 ml/min
2/29/2024 2:36 PM	02:10:00	7.46 pH	60.67 °C	171.37 µS/cm	1.21 mg/L	0.21 NTU	-0.4 mV	88.92 ft	0.08 PSU	300.00 ml/min
2/29/2024 2:41 PM	02:15:00	7.47 pH	58.44 °C	176.37 µS/cm	1.00 mg/L	0.36 NTU	-0.8 mV	90.40 ft	0.09 PSU	300.00 ml/min
2/29/2024 2:46 PM	02:20:00	7.49 pH	57.19 °C	179.61 µS/cm	0.99 mg/L	0.25 NTU	-1.1 mV	91.88 ft	0.09 PSU	300.00 ml/min
2/29/2024 2:51 PM	02:25:00	7.60 pH	32.44 °C	249.22 µS/cm	2.21 mg/L	0.34 NTU	-1.2 mV	93.42 ft	0.13 PSU	300.00 ml/min
2/29/2024 2:56 PM	02:30:00	7.63 pH	23.49 °C	290.54 µS/cm	2.96 mg/L	0.33 NTU	-0.9 mV	95.02 ft	0.15 PSU	300.00 ml/min
2/29/2024 3:01 PM	02:35:00	7.61 pH	29.44 °C	263.19 µS/cm	2.42 mg/L	0.26 NTU	-0.3 mV	96.52 ft	0.14 PSU	300.00 ml/min
2/29/2024 3:06 PM	02:40:00	7.57 pH	36.20 °C	237.69 µS/cm	1.93 mg/L	0.32 NTU	0.2 mV	97.80 ft	0.12 PSU	100.00 ml/min
2/29/2024 3:11 PM	02:45:00	7.55 pH	45.49 °C	204.84 µS/cm	1.41 mg/L	0.29 NTU	1.4 mV	98.48 ft	0.10 PSU	100.00 ml/min
2/29/2024 3:16 PM	02:50:00	7.54 pH	49.21 °C	194.06 µS/cm	1.25 mg/L	0.23 NTU	1.4 mV	98.67 ft	0.10 PSU	100.00 ml/min
2/29/2024 3:21 PM	02:55:00	7.54 pH	56.70 °C	176.85 µS/cm	0.97 mg/L	0.16 NTU	-1.3 mV	98.92 ft	0.09 PSU	100.00 ml/min
2/29/2024 3:26 PM	03:00:00	7.56 pH	58.29 °C	175.14 µS/cm	1.05 mg/L	0.13 NTU	-4.3 mV	99.14 ft	0.09 PSU	100.00 ml/min
2/29/2024 3:31 PM	03:05:00	7.57 pH	60.23 °C	170.93 µS/cm	1.30 mg/L	0.21 NTU	-6.6 mV	99.36 ft	0.08 PSU	100.00 ml/min

Samples

Sample ID:	Description:

Low-Flow Test Report:

Test Date / Time: 2/29/2024 1:42:23 PM
Project: Bowen LF Expansion Background February 2024
Operator Name: Jay Siewert

Location Name: GWC-27R **Well Diameter: 2 in** **Casing Type: PVC** **Screen Length: 10 ft** **Top of Screen: 82.44 ft** **Total Depth: 92.44 ft** **Initial Depth to Water: 23.75 ft**	**Pump Type: QED Dedicated** **Tubing Type: LDPE** **Pump Intake From TOC: 87.44 ft** **Estimated Total Volume Pumped: 8250 ml** **Flow Cell Volume: 90 ml** **Final Flow Rate: 110 ml/min** **Final Draw Down: 0.4 ft**	**Instrument Used: Aqua TROLL 400** **Serial Number: 789310**

Test Notes:
Prepurged 2 L

Low-Flow Readings:

Date Time	Elapsed Time	pH	Temperature	Specific Conductivity	RDO Concentration	Turbidity	ORP	Depth to Water	Salinity	Flow
		+/- 0.1	+/- 1000	+/- 5 %	+/- 10 %	+/- 5	+/- 1000 %	+/- 0.3	+/- 10	
2/29/2024 1:42 PM	00:00	7.07 pH	15.85 °C	321.67 µS/cm	0.68 mg/L	1.06 NTU	22.2 mV	24.14 ft	0.15 PSU	110.00 ml/min
2/29/2024 1:47 PM	05:00	7.09 pH	15.82 °C	313.59 µS/cm	0.97 mg/L	2.25 NTU	27.6 mV	24.14 ft	0.15 PSU	110.00 ml/min
2/29/2024 1:52 PM	10:00	7.10 pH	15.73 °C	308.80 µS/cm	1.42 mg/L	2.33 NTU	27.8 mV	24.14 ft	0.15 PSU	110.00 ml/min
2/29/2024 1:57 PM	15:00	7.10 pH	15.82 °C	305.46 µS/cm	1.80 mg/L	2.87 NTU	29.0 mV	24.14 ft	0.15 PSU	110.00 ml/min
2/29/2024 2:02 PM	20:00	7.11 pH	15.85 °C	306.05 µS/cm	1.85 mg/L	3.79 NTU	27.0 mV	24.14 ft	0.15 PSU	110.00 ml/min
2/29/2024 2:07 PM	25:00	7.12 pH	15.86 °C	303.83 µS/cm	2.05 mg/L	2.72 NTU	26.8 mV	24.14 ft	0.15 PSU	110.00 ml/min
2/29/2024 2:12 PM	30:00	7.12 pH	15.93 °C	300.56 µS/cm	2.33 mg/L	3.97 NTU	26.8 mV	24.14 ft	0.14 PSU	110.00 ml/min
2/29/2024 2:17 PM	35:00	7.13 pH	15.92 °C	299.13 µS/cm	2.56 mg/L	2.88 NTU	27.4 mV	24.14 ft	0.14 PSU	110.00 ml/min
2/29/2024 2:22 PM	40:00	7.14 pH	15.83 °C	298.21 µS/cm	2.71 mg/L	2.71 NTU	28.4 mV	24.14 ft	0.14 PSU	110.00 ml/min
2/29/2024 2:27 PM	45:00	7.14 pH	15.96 °C	296.84 µS/cm	2.87 mg/L	3.32 NTU	27.5 mV	24.14 ft	0.14 PSU	110.00 ml/min
2/29/2024 2:32 PM	50:00	7.15 pH	15.91 °C	295.52 µS/cm	2.99 mg/L	3.49 NTU	28.6 mV	24.14 ft	0.14 PSU	110.00 ml/min
2/29/2024 2:37 PM	55:00	7.15 pH	15.92 °C	294.67 µS/cm	3.23 mg/L	3.65 NTU	32.0 mV	24.14 ft	0.14 PSU	110.00 ml/min
2/29/2024 2:42 PM	01:00:00	7.16 pH	15.94 °C	293.19 µS/cm	3.41 mg/L	3.39 NTU	33.8 mV	24.14 ft	0.14 PSU	110.00 ml/min
2/29/2024 2:47 PM	01:05:00	7.16 pH	15.92 °C	292.90 µS/cm	3.51 mg/L	2.83 NTU	35.8 mV	24.15 ft	0.14 PSU	110.00 ml/min
2/29/2024 2:52 PM	01:10:00	7.17 pH	15.87 °C	292.77 µS/cm	3.50 mg/L	3.07 NTU	35.8 mV	24.15 ft	0.14 PSU	110.00 ml/min

2/29/2024 2:57 PM	01:15:00	7.18 pH	15.78 °C	291.98 µS/cm	3.70 mg/L	2.82 NTU	38.9 mV	24.15 ft	0.14 PSU	110.00 ml/min

Samples

Sample ID:	Description:
GWC-27R	Metals, Inorganics, Alkalinity, TDS, Radium

Created using VuSitu from In-Situ, Inc.

Low-Flow Test Report:

Test Date / Time: 2/29/2024 1:58:15 PM
Project: Bowen LF Expansion Background February 2024
Operator Name: William Laaker

Location Name: GWA-34R **Well Diameter: 2 in** **Casing Type: PVC** **Screen Length: 10 ft** **Top of Screen: 91.4 ft** **Total Depth: 101.4 ft** **Initial Depth to Water: 19.22 ft**	**Pump Type: QED Dedicated** **Tubing Type: LDPE** **Pump Intake From TOC: 96.4 ft** **Estimated Total Volume Pumped: 4250 ml** **Flow Cell Volume: 90 ml** **Final Flow Rate: 170 ml/min** **Final Draw Down: 0 ft**	**Instrument Used: Aqua TROLL 400** **Serial Number: 789301**

Test Notes:
Prepurged 1 L

Low-Flow Readings:

Date Time	Elapsed Time	pH	Temperature	Specific Conductivity	RDO Concentration	Turbidity	ORP	Depth to Water	Salinity	Flow
		+/- 0.1	+/- 1000 %	+/- 5 %	+/- 10 %	+/- 5	+/- 1000 %	+/- 0.3	+/- 1000 %	
2/29/2024 1:58 PM	00:00	6.63 pH	15.54 °C	382.55 µS/cm	0.63 mg/L	1.18 NTU	31.1 mV	19.22 ft	0.18 PSU	170.00 ml/min
2/29/2024 2:03 PM	05:00	6.65 pH	15.61 °C	383.07 µS/cm	0.51 mg/L	9.22 NTU	34.3 mV	19.22 ft	0.18 PSU	170.00 ml/min
2/29/2024 2:08 PM	10:00	6.66 pH	15.57 °C	383.55 µS/cm	0.48 mg/L	15.20 NTU	35.5 mV	19.22 ft	0.19 PSU	170.00 ml/min
2/29/2024 2:13 PM	15:00	6.67 pH	15.61 °C	383.73 µS/cm	0.46 mg/L	4.29 NTU	35.3 mV	19.22 ft	0.19 PSU	170.00 ml/min
2/29/2024 2:18 PM	20:00	6.67 pH	15.66 °C	384.20 µS/cm	0.44 mg/L	2.15 NTU	35.0 mV	19.22 ft	0.19 PSU	170.00 ml/min
2/29/2024 2:23 PM	25:00	6.67 pH	15.74 °C	384.17 µS/cm	0.37 mg/L	2.12 NTU	35.0 mV	19.22 ft	0.19 PSU	170.00 ml/min

Samples

Sample ID:	Description:
GWA-34R	Metals, Inorganics, Alkalinity, TDS, Radium

Low-Flow Test Report:

Test Date / Time: 2/29/2024 3:23:35 PM
Project: Bowen LF Expansion Background February 2024
Operator Name: William Laaker

Location Name: GWC-30 **Well Diameter: 2 in** **Casing Type: PVC** **Screen Length: 10 ft** **Top of Screen: 41 ft** **Total Depth: 51 ft** **Initial Depth to Water: 33.04 ft**	**Pump Type: QED Dedicated** **Tubing Type: LDPE** **Pump Intake From TOC: 46 ft** **Estimated Total Volume Pumped: 9750 ml** **Flow Cell Volume: 90 ml** **Final Flow Rate: 130 ml/min** **Final Draw Down: 8.15 ft**	**Instrument Used: Aqua TROLL 400** **Serial Number: 789301**

Test Notes:
Prepurged 1 L
Historically drawdown does not stabilize. DTW did not stabilize and fell into screen interval. Complete evac performed.

Low-Flow Readings:

Date Time	Elapsed Time	pH	Temperature	Specific Conductivity	RDO Concentration	Turbidity	ORP	Depth to Water	Salinity	Flow
		+/- 0.1	+/- 1000 %	+/- 5 %	+/- 10 %	+/- 5	+/- 1000 %	+/- 0.3	+/- 1000 %	
2/29/2024 3:23 PM	00:00	7.08 pH	15.52 °C	441.86 µS/cm	3.08 mg/L	0.04 NTU	59.8 mV	34.62 ft	0.21 PSU	130.00 ml/min
2/29/2024 3:28 PM	05:00	7.11 pH	15.66 °C	431.62 µS/cm	4.47 mg/L	0.40 NTU	68.1 mV	35.11 ft	0.21 PSU	130.00 ml/min
2/29/2024 3:33 PM	10:00	7.15 pH	15.75 °C	426.91 µS/cm	5.79 mg/L	0.09 NTU	72.8 mV	35.72 ft	0.21 PSU	130.00 ml/min
2/29/2024 3:38 PM	15:00	7.19 pH	15.75 °C	426.44 µS/cm	6.67 mg/L	0.10 NTU	76.2 mV	36.32 ft	0.21 PSU	130.00 ml/min
2/29/2024 3:43 PM	20:00	7.21 pH	15.75 °C	429.16 µS/cm	7.04 mg/L	0.20 NTU	79.2 mV	36.87 ft	0.21 PSU	130.00 ml/min
2/29/2024 3:48 PM	25:00	7.23 pH	15.73 °C	430.21 µS/cm	7.12 mg/L	0.13 NTU	81.6 mV	37.39 ft	0.21 PSU	130.00 ml/min
2/29/2024 3:53 PM	30:00	7.25 pH	15.66 °C	433.67 µS/cm	7.12 mg/L	0.18 NTU	83.7 mV	37.89 ft	0.21 PSU	130.00 ml/min
2/29/2024 3:58 PM	35:00	7.26 pH	15.65 °C	434.89 µS/cm	6.96 mg/L	0.08 NTU	85.7 mV	38.36 ft	0.21 PSU	130.00 ml/min
2/29/2024 4:03 PM	40:00	7.27 pH	15.66 °C	436.79 µS/cm	6.87 mg/L	0.24 NTU	87.1 mV	38.84 ft	0.21 PSU	130.00 ml/min
2/29/2024 4:08 PM	45:00	7.28 pH	15.75 °C	437.82 µS/cm	6.72 mg/L	0.04 NTU	88.3 mV	39.27 ft	0.21 PSU	130.00 ml/min
2/29/2024 4:13 PM	50:00	7.29 pH	15.67 °C	438.66 µS/cm	6.59 mg/L	0.01 NTU	89.6 mV	39.69 ft	0.21 PSU	130.00 ml/min
2/29/2024 4:18 PM	55:00	7.30 pH	15.62 °C	441.74 µS/cm	6.46 mg/L	0.14 NTU	90.7 mV	40.10 ft	0.21 PSU	130.00 ml/min
2/29/2024 4:23 PM	01:00:00	7.30 pH	15.49 °C	443.63 µS/cm	6.34 mg/L	0.28 NTU	91.6 mV	40.46 ft	0.21 PSU	130.00 ml/min
2/29/2024 4:28 PM	01:05:00	7.31 pH	15.51 °C	444.11 µS/cm	6.25 mg/L	0.05 NTU	92.3 mV	40.82 ft	0.22 PSU	130.00 ml/min
2/29/2024 4:33 PM	01:10:00	7.30 pH	15.42 °C	446.02 µS/cm	6.14 mg/L	0.11 NTU	93.0 mV	41.09 ft	0.22 PSU	130.00 ml/min

2/29/2024 4:38 PM	01:15:00	7.30 pH	15.39 °C	450.25 µS/cm	6.08 mg/L	0.11 NTU	93.5 mV	41.19 ft	0.22 PSU	130.00 ml/min

Samples

Sample ID:	Description:

Created using VuSitu from In-Situ, Inc.

Low-Flow Test Report:

Test Date / Time: 2/29/2024 4:18:06 PM
Project: Bowen LF Expansion Background February 2024
Operator Name: Jay Siewert

Location Name: GWC-27 **Well Diameter: 2 in** **Casing Type: PVC** **Screen Length: 10 ft** **Top of Screen: 35.6 ft** **Total Depth: 45.6 ft** **Initial Depth to Water: 23.75 ft**	**Pump Type: QED Dedicated** **Tubing Type: LDPE** **Pump Intake From TOC: 40.6 ft** **Estimated Total Volume Pumped: 2400 ml** **Flow Cell Volume: 90 ml** **Final Flow Rate: 120 ml/min** **Final Draw Down: 0.04 ft**	**Instrument Used: Aqua TROLL 400** **Serial Number: 789310**

Test Notes:
Prepurged 2 L

Low-Flow Readings:

Date Time	Elapsed Time	pH	Temperature	Specific Conductivity	RDO Concentration	Turbidity	ORP	Depth to Water	Salinity	Flow
		+/- 0.1	+/- 1000	+/- 5 %	+/- 10 %	+/- 5	+/- 1000 %	+/- 0.3	+/- 10	
2/29/2024 4:18 PM	00:00	7.31 pH	15.96 °C	303.22 µS/cm	6.26 mg/L	1.04 NTU	67.8 mV	23.78 ft	0.15 PSU	120.00 ml/min
2/29/2024 4:23 PM	05:00	7.31 pH	16.00 °C	308.15 µS/cm	6.19 mg/L	0.95 NTU	11.1 mV	23.78 ft	0.15 PSU	120.00 ml/min
2/29/2024 4:28 PM	10:00	7.31 pH	16.05 °C	310.27 µS/cm	6.10 mg/L	0.76 NTU	90.6 mV	23.78 ft	0.15 PSU	120.00 ml/min
2/29/2024 4:33 PM	15:00	7.31 pH	16.11 °C	312.06 µS/cm	6.06 mg/L	0.88 NTU	92.6 mV	23.78 ft	0.15 PSU	120.00 ml/min
2/29/2024 4:38 PM	20:00	7.31 pH	16.14 °C	313.73 µS/cm	5.98 mg/L	0.64 NTU	94.2 mV	23.79 ft	0.15 PSU	120.00 ml/min

Samples

Sample ID:	Description:
GWC-27	Metals, Inorganics, Alkalinity, TDS, Radium

Created using VuSitu from In-Situ, Inc.

Low-Flow Test Report:

Test Date / Time: 2/29/2024 5:05:00 PM
Project: Bowen LF Expansion Background February 2024
Operator Name: William Laaker

Location Name: GWC-32 **Well Diameter: 2 ft** **Casing Type: PVC** **Screen Length: 10 ft** **Top of Screen: 52.66 ft** **Total Depth: 62.66 ft** **Initial Depth to Water: 40.15 ft**	**Pump Type: QED Dedicated** **Tubing Type: LDPE** **Pump Intake From TOC: 57.66 ft** **Estimated Total Volume Pumped: 2750 ml** **Flow Cell Volume: 90 ml** **Final Flow Rate: 110 ml/min** **Final Draw Down: 4.5 ft**	**Instrument Used: Aqua TROLL 400** **Serial Number: 789301**

Test Notes:
Pre-purged 3 liters.

Low-Flow Readings:

Date Time	Elapsed Time	pH	Temperature	Specific Conductivity	RDO Concentration	Turbidity	ORP	Depth to Water	Salinity	Flow
		+/- 0.1	+/- 1000 %	+/- 5 %	+/- 10 %	+/- 5	+/- 1000 %	+/- 0.3	+/- 1000 %	
2/29/2024 5:05 PM	00:00	6.72 pH	14.88 °C	459.38 µS/cm	0.32 mg/L	0.73 NTU	-34.7 mV	44.22 ft	0.22 PSU	110.00 ml/min
2/29/2024 5:10 PM	05:00	6.77 pH	15.03 °C	455.09 µS/cm	0.19 mg/L	0.28 NTU	-47.4 mV	44.34 ft	0.22 PSU	110.00 ml/min
2/29/2024 5:15 PM	10:00	6.83 pH	15.21 °C	449.87 µS/cm	0.16 mg/L	0.23 NTU	-51.7 mV	44.42 ft	0.22 PSU	110.00 ml/min
2/29/2024 5:20 PM	15:00	6.86 pH	15.21 °C	447.56 µS/cm	0.17 mg/L	0.21 NTU	-52.0 mV	44.50 ft	0.22 PSU	110.00 ml/min
2/29/2024 5:25 PM	20:00	6.89 pH	15.14 °C	441.63 µS/cm	0.22 mg/L	0.25 NTU	-49.5 mV	44.58 ft	0.21 PSU	110.00 ml/min
2/29/2024 5:30 PM	25:00	6.91 pH	15.03 °C	440.88 µS/cm	0.28 mg/L	0.22 NTU	-49.0 mV	44.65 ft	0.21 PSU	110.00 ml/min

Samples

Sample ID:	Description:
GWC-32	Metals, Inorganics, Alkalinity, TDS, Radium

Created using VuSitu from In-Situ, Inc.

Low-Flow Test Report:

Test Date / Time: 3/1/2024 10:31:45 AM
Project: Bowen LF Expansion February 2024
Operator Name: Kevin Stephenson

Location Name: GWC-29R **Well Diameter: 2 in** **Casing Type: PVC** **Screen Length: 10 ft** **Top of Screen: 99.25 ft** **Total Depth: 109.25 ft** **Initial Depth to Water: 60.93 ft**	**Pump Type: QED Dedicated** **Tubing Type: LDPE** **Pump Intake From TOC: 104.25 ft** **Estimated Total Volume Pumped: 240 ml** **Flow Cell Volume: 90 ml** **Final Flow Rate: 120 ml/min** **Final Draw Down: 0 ft**	**Instrument Used: Aqua TROLL 400** **Serial Number: 884187**

Test Notes:
Grab sample from complete evacuation method initiated on 2/29/24.

Low-Flow Readings:

Date Time	Elapsed Time	pH	Temperature	Specific Conductivity	RDO Concentration	Turbidity	ORP	Depth to Water	Salinity	Flow
		+/- 0.1	+/- 1000 %	+/- 5 %	+/- 10 %	+/- 5	+/- 1000 %	+/- 0.3	+/- 1000 %	
3/1/2024 10:31 AM	00:00	6.78 pH	9.37 °C	281.27 µS/cm	7.99 mg/L	0.20 NTU	123.7 mV	60.93 ft	0.15 PSU	120.00 ml/min
3/1/2024 10:32 AM	01:00	6.86 pH	9.33 °C	280.60 µS/cm	7.73 mg/L		114.8 mV	60.93 ft	0.15 PSU	120.00 ml/min
3/1/2024 10:33 AM	02:00	6.93 pH	9.34 °C	279.82 µS/cm	7.60 mg/L	0.20 NTU	115.6 mV	60.93 ft	0.15 PSU	120.00 ml/min

Samples

Sample ID:	Description:
GWC-29R	Metals, Inorganics, Alkalinity, TDS, Radium

Created using VuSitu from In-Situ, Inc.

Low-Flow Test Report:

Test Date / Time: 3/1/2024 11:00:07 AM
Project: Bowen LF Expansion Background February 2024
Operator Name: Jay Siewert

Location Name: GWC-31 **Well Diameter: 2 in** **Casing Type: PVC** **Screen Length: 10 ft** **Top of Screen: 60.2 ft** **Total Depth: 70.2 ft** **Initial Depth to Water: 31.17 ft**	**Pump Type: QED Dedicated** **Tubing Type: LDPE** **Pump Intake From TOC: 65.2 ft** **Estimated Total Volume Pumped: 2800 ml** **Flow Cell Volume: 90 ml** **Final Flow Rate: 140 ml/min** **Final Draw Down: 0.01 ft**	**Instrument Used: Aqua TROLL 400** **Serial Number: 789310**

Test Notes:
Prepurged 2 L

Low-Flow Readings:

Date Time	Elapsed Time	pH	Temperature	Specific Conductivity	RDO Concentration	Turbidity	ORP	Depth to Water	Salinity	Flow
		+/- 0.1	+/- 1000	+/- 5 %	+/- 10 %	+/- 5	+/- 1000 %	+/- 0.3	+/- 10	
3/1/2024 11:00 AM	00:00	7.02 pH	13.66 °C	381.45 µS/cm	0.83 mg/L	3.36 NTU	6.4 mV	31.18 ft	0.18 PSU	140.00 ml/min
3/1/2024 11:05 AM	05:00	6.98 pH	13.79 °C	378.36 µS/cm	0.55 mg/L	2.91 NTU	-15.4 mV	31.18 ft	0.18 PSU	140.00 ml/min
3/1/2024 11:10 AM	10:00	6.97 pH	13.89 °C	376.32 µS/cm	0.46 mg/L	2.06 NTU	-15.2 mV	31.18 ft	0.18 PSU	140.00 ml/min
3/1/2024 11:15 AM	15:00	6.96 pH	13.97 °C	375.53 µS/cm	0.44 mg/L	1.97 NTU	-14.9 mV	31.18 ft	0.18 PSU	140.00 ml/min
3/1/2024 11:20 AM	20:00	6.97 pH	13.95 °C	375.00 µS/cm	0.43 mg/L	1.64 NTU	-13.5 mV	31.18 ft	0.18 PSU	140.00 ml/min

Samples

Sample ID:	Description:
GWC-31	Metals, Inorganics, Alkalinity, TDS, Radium

Created using VuSitu from In-Situ, Inc.

Low-Flow Test Report:

Test Date / Time: 3/1/2024 11:42:13 AM
Project: Bowen LF Expansion February 2024
Operator Name: Kevin Stephenson

Location Name: GWC-30 **Well Diameter: 2 in** **Casing Type: PVC** **Screen Length: 10 ft** **Top of Screen: 41 ft** **Total Depth: 51 ft** **Initial Depth to Water: 32.31 ft**	**Pump Type: QED Dedicated** **Tubing Type: LDPE** **Pump Intake From TOC: 46 ft** **Estimated Total Volume Pumped: 280 ml** **Flow Cell Volume: 90 ml** **Final Flow Rate: 140 ml/min** **Final Draw Down: 0 ft**	**Instrument Used: Aqua TROLL 400** **Serial Number: 884187**

Test Notes:
Grab sample from complete evacuation method initiated on 2/29/24.

Low-Flow Readings:

Date Time	Elapsed Time	pH	Temperature	Specific Conductivity	RDO Concentration	Turbidity	ORP	Depth to Water	Salinity	Flow
		+/- 0.1	+/- 1000 %	+/- 5 %	+/- 10 %	+/- 5	+/- 1000 %	+/- 0.3	+/- 1000 %	
3/1/2024 11:42 AM	00:00	7.29 pH	8.89 °C	363.75 µS/cm	8.76 mg/L	1.65 NTU	29.0 mV	32.31 ft	0.20 PSU	140.00 ml/min
3/1/2024 11:43 AM	01:00	7.28 pH	9.32 °C	359.77 µS/cm	8.35 mg/L		41.4 mV	32.31 ft	0.20 PSU	140.00 ml/min
3/1/2024 11:44 AM	02:00	7.27 pH	9.39 °C	358.55 µS/cm	8.17 mg/L	1.65 NTU	41.5 mV	32.31 ft	0.19 PSU	140.00 ml/min

Samples

Sample ID:	Description:
GWC-30	Metals, Inorganics, Alkalinity, TDS, Radium

Created using VuSitu from In-Situ, Inc.

Low-Flow Test Report:

Test Date / Time: 3/4/2024 10:29:53 AM
Project: Bowen LF Expansion Background February 2024
Operator Name: Jay Siewert

Location Name: GWC-28 **Well Diameter: 2 in** **Casing Type: PVC** **Screen Length: 10 ft** **Top of Screen: 37.33 ft** **Total Depth: 47.33 ft** **Initial Depth to Water: 22.72 ft**	**Pump Type: QED Dedicated** **Tubing Type: LDPE** **Pump Intake From TOC: 42.33 ft** **Estimated Total Volume Pumped: 8800 ml** **Flow Cell Volume: 90 ml** **Final Flow Rate: 110 ml/min** **Final Draw Down: 3.27 ft**	**Instrument Used: Aqua TROLL 400** **Serial Number: 789310**

Test Notes:
Prepurged 2 L

Low-Flow Readings:

Date Time	Elapsed Time	pH	Temperature	Specific Conductivity	RDO Concentration	Turbidity	ORP	Depth to Water	Salinity	Flow
		+/- 0.1	+/- 1000	+/- 5 %	+/- 10 %	+/- 5	+/- 1000 %	+/- 0.3	+/- 10	
3/4/2024 10:29 AM	00:00	6.92 pH	15.74 °C	280.18 µS/cm	2.95 mg/L	0.25 NTU	82.4 mV	24.90 ft	0.13 PSU	110.00 ml/min
3/4/2024 10:34 AM	05:00	6.92 pH	15.74 °C	277.57 µS/cm	2.93 mg/L	0.20 NTU	97.7 mV	25.14 ft	0.13 PSU	110.00 ml/min
3/4/2024 10:39 AM	10:00	6.92 pH	15.76 °C	278.97 µS/cm	2.76 mg/L	0.52 NTU	100.5 mV	25.39 ft	0.13 PSU	110.00 ml/min
3/4/2024 10:44 AM	15:00	6.94 pH	15.82 °C	282.39 µS/cm	2.51 mg/L	1.08 NTU	101.2 mV	25.53 ft	0.14 PSU	110.00 ml/min
3/4/2024 10:49 AM	20:00	6.95 pH	15.81 °C	289.95 µS/cm	2.12 mg/L	1.49 NTU	101.3 mV	25.69 ft	0.14 PSU	110.00 ml/min
3/4/2024 10:54 AM	25:00	6.97 pH	15.79 °C	298.09 µS/cm	1.70 mg/L	1.55 NTU	97.8 mV	25.78 ft	0.14 PSU	110.00 ml/min
3/4/2024 10:59 AM	30:00	7.01 pH	15.83 °C	306.19 µS/cm	1.43 mg/L	1.40 NTU	94.5 mV	25.84 ft	0.15 PSU	110.00 ml/min
3/4/2024 11:04 AM	35:00	7.03 pH	15.85 °C	316.23 µS/cm	1.16 mg/L	1.27 NTU	86.4 mV	25.90 ft	0.15 PSU	110.00 ml/min
3/4/2024 11:09 AM	40:00	7.05 pH	15.91 °C	322.79 µS/cm	0.99 mg/L	0.96 NTU	77.6 mV	25.93 ft	0.16 PSU	110.00 ml/min
3/4/2024 11:14 AM	45:00	7.07 pH	15.91 °C	329.53 µS/cm	0.80 mg/L	0.82 NTU	59.6 mV	25.96 ft	0.16 PSU	110.00 ml/min
3/4/2024 11:19 AM	50:00	7.08 pH	15.92 °C	335.16 µS/cm	0.72 mg/L	0.75 NTU	49.4 mV	25.97 ft	0.16 PSU	110.00 ml/min
3/4/2024 11:24 AM	55:00	7.09 pH	16.01 °C	341.09 µS/cm	0.66 mg/L	0.69 NTU	40.6 mV	25.99 ft	0.16 PSU	110.00 ml/min
3/4/2024 11:29 AM	01:00:00	7.09 pH	16.05 °C	345.76 µS/cm	0.58 mg/L	0.63 NTU	34.3 mV	25.99 ft	0.17 PSU	110.00 ml/min
3/4/2024 11:34 AM	01:05:00	7.10 pH	16.03 °C	348.55 µS/cm	0.59 mg/L	0.76 NTU	30.6 mV	25.99 ft	0.17 PSU	110.00 ml/min
3/4/2024 11:39 AM	01:10:00	7.12 pH	16.01 °C	351.72 µS/cm	0.50 mg/L	0.60 NTU	29.1 mV	25.99 ft	0.17 PSU	110.00 ml/min

3/4/2024 11:44 AM	01:15:00	7.13 pH	15.96 °C	349.57 µS/cm	0.53 mg/L	0.56 NTU	30.9 mV	25.99 ft	0.17 PSU	110.00 ml/min
3/4/2024 11:49 AM	01:20:00	7.14 pH	15.95 °C	345.63 µS/cm	0.50 mg/L	0.44 NTU	32.2 mV	25.99 ft	0.17 PSU	110.00 ml/min

Samples

Sample ID:	Description:
GWC-28	Metals, Inorganics, Alkalinity, TDS, Radium

Created using VuSitu from In-Situ, Inc.

Low-Flow Test Report:

Test Date / Time: 3/4/2024 10:50:53 AM
Project: Bowen LF Expansion February 2024
Operator Name: Kevin Stephenson

Location Name: GWC-31R **Well Diameter: 2 in** **Casing Type: PVC** **Screen Length: 10 ft** **Top of Screen: 98.99 ft** **Total Depth: 108.99 ft** **Initial Depth to Water: 31.23 ft**	**Pump Type: QED Dedicated** **Tubing Type: LDPE** **Pump Intake From TOC: 103.99 ft** **Estimated Total Volume Pumped: 3500 ml** **Flow Cell Volume: 90 ml** **Final Flow Rate: 140 ml/min** **Final Draw Down: 0 ft**	**Instrument Used: Aqua TROLL 400** **Serial Number: 884187**

Test Notes:
Pre-purged 2 liters.

Low-Flow Readings:

Date Time	Elapsed Time	pH	Temperature	Specific Conductivity	RDO Concentration	Turbidity	ORP	Depth to Water	Salinity	Flow
		+/- 0.1	+/- 1000 %	+/- 5 %	+/- 10 %	+/- 5	+/- 1000 %	+/- 0.3	+/- 1000 %	
3/4/2024 10:50 AM	00:00	7.18 pH	16.20 °C	335.49 µS/cm	4.73 mg/L	2.16 NTU	130.9 mV	31.23 ft	0.18 PSU	140.00 ml/min
3/4/2024 10:55 AM	05:00	7.34 pH	15.84 °C	337.87 µS/cm	4.70 mg/L	2.11 NTU	123.6 mV	31.23 ft	0.18 PSU	140.00 ml/min
3/4/2024 11:00 AM	10:00	7.38 pH	15.67 °C	337.32 µS/cm	4.69 mg/L	1.83 NTU	140.5 mV	31.23 ft	0.18 PSU	140.00 ml/min
3/4/2024 11:05 AM	15:00	7.40 pH	15.67 °C	333.82 µS/cm	4.67 mg/L	2.00 NTU	122.3 mV	31.23 ft	0.18 PSU	140.00 ml/min
3/4/2024 11:10 AM	20:00	7.42 pH	15.67 °C	332.13 µS/cm	4.57 mg/L	1.47 NTU	107.9 mV	31.23 ft	0.18 PSU	140.00 ml/min
3/4/2024 11:15 AM	25:00	7.43 pH	15.71 °C	334.35 µS/cm	4.53 mg/L	0.99 NTU	73.3 mV	31.23 ft	0.18 PSU	140.00 ml/min

Samples

Sample ID:	Description:
GWC-31R	Metals, Inorganics, Alkalinity, TDS, Radium
FD-02	Metals, Inorganics, Alkalinity, TDS, Radium

Created using VuSitu from In-Situ, Inc.

Low-Flow Test Report:

Test Date / Time: 3/4/2024 10:55:58 AM
Project: Bowen LF Expansion Background February 2024
Operator Name: William Laaker

Location Name: GWA-33R **Well Diameter: 2 in** **Casing Type: PVC** **Screen Length: 10 ft** **Top of Screen: 102.75 ft** **Total Depth: 112.75 ft** **Initial Depth to Water: 22.34 ft**	**Pump Type: GeoTech Peristaltic** **Tubing Type: LDPE** **Pump Intake From TOC: 107.75 ft** **Estimated Total Volume Pumped: 2200 ml** **Flow Cell Volume: 90 ml** **Final Flow Rate: 110 ml/min** **Final Draw Down: 0 ft**	**Instrument Used: Aqua TROLL 400** **Serial Number: 789301**

Test Notes:
Prepurged 1 L

Low-Flow Readings:

Date Time	Elapsed Time	pH	Temperature	Specific Conductivity	RDO Concentration	Turbidity	ORP	Depth to Water	Salinity	Flow
		+/- 0.1	+/- 1000 %	+/- 5 %	+/- 10 %	+/- 5	+/- 1000 %	+/- 0.3	+/- 1000 %	
3/4/2024 10:55 AM	00:00	7.56 pH	17.09 °C	244.00 µS/cm	4.11 mg/L	0.44 NTU	91.3 mV	22.34 ft	0.12 PSU	110.00 ml/min
3/4/2024 11:00 AM	05:00	7.60 pH	17.01 °C	248.28 µS/cm	4.35 mg/L	0.54 NTU	88.5 mV	22.34 ft	0.12 PSU	110.00 ml/min
3/4/2024 11:05 AM	10:00	7.61 pH	17.02 °C	249.91 µS/cm	4.35 mg/L	0.59 NTU	87.7 mV	22.34 ft	0.12 PSU	110.00 ml/min
3/4/2024 11:10 AM	15:00	7.61 pH	17.09 °C	250.84 µS/cm	4.41 mg/L	0.71 NTU	87.6 mV	22.34 ft	0.12 PSU	110.00 ml/min
3/4/2024 11:15 AM	20:00	7.60 pH	17.14 °C	251.33 µS/cm	4.38 mg/L	0.45 NTU	88.0 mV	22.34 ft	0.12 PSU	110.00 ml/min

Samples

Sample ID:	Description:
GWA-33R	Metals, Inorganics, Alkalinity, TDS, Radium

Created using VuSitu from In-Situ, Inc.

Low-Flow Test Report:

Test Date / Time: 3/4/2024 12:49:24 PM
Project: Bowen LF Expansion Background February 2024
Operator Name: William Laaker

Location Name: GWA-57 **Well Diameter: 2 in** **Casing Type: PVC** **Screen Length: 10 ft** **Top of Screen: 71.17 ft** **Total Depth: 81.17 ft** **Initial Depth to Water: 20.34 ft**	**Pump Type: QED Dedicated** **Tubing Type: LDPE** **Pump Intake From TOC: 76.17 ft** **Estimated Total Volume Pumped: 2200 ml** **Flow Cell Volume: 90 ml** **Final Flow Rate: 110 ml/min** **Final Draw Down: 0.22 ft**	**Instrument Used: Aqua TROLL 400** **Serial Number: 789301**

Test Notes:
Prepurged 1 L

Low-Flow Readings:

Date Time	Elapsed Time	pH	Temperature	Specific Conductivity	RDO Concentration	Turbidity	ORP	Depth to Water	Salinity	Flow
		+/- 0.1	+/- 1000 %	+/- 5 %	+/- 10 %	+/- 5	+/- 1000 %	+/- 0.3	+/- 1000 %	
3/4/2024 12:49 PM	00:00	7.37 pH	16.78 °C	323.65 µS/cm	0.53 mg/L	8.65 NTU	78.9 mV	20.54 ft	0.16 PSU	110.00 ml/min
3/4/2024 12:54 PM	05:00	7.37 pH	16.74 °C	324.89 µS/cm	0.38 mg/L	4.17 NTU	85.7 mV	20.55 ft	0.16 PSU	110.00 ml/min
3/4/2024 12:59 PM	10:00	7.36 pH	16.83 °C	325.08 µS/cm	0.29 mg/L	2.81 NTU	86.8 mV	20.55 ft	0.16 PSU	110.00 ml/min
3/4/2024 1:04 PM	15:00	7.36 pH	17.02 °C	324.24 µS/cm	0.27 mg/L	2.55 NTU	87.4 mV	20.56 ft	0.16 PSU	110.00 ml/min
3/4/2024 1:09 PM	20:00	7.35 pH	17.05 °C	324.83 µS/cm	0.26 mg/L	1.52 NTU	87.7 mV	20.56 ft	0.16 PSU	110.00 ml/min

Samples

Sample ID:	Description:
GWA-57	Metals, Inorganics, Alkalinity, TDS, Radium

Created using VuSitu from In-Situ, Inc.

Low-Flow Test Report:

Test Date / Time: 4/2/2024 11:17:20 AM
Project: Plant Bowen LF Re-Sample April 2024
Operator Name: Jay Siewert

Location Name: GWC-23R **Well Diameter: 2 in** **Casing Type: PVC** **Screen Length: 10 ft** **Top of Screen: 39.57 ft** **Total Depth: 49.57 ft** **Initial Depth to Water: 39.05 ft**	**Pump Type: QED Dedicated** **Tubing Type: LDPE** **Pump Intake From TOC: 44.57 ft** **Estimated Total Volume Pumped: 5200 ml** **Flow Cell Volume: 90 ml** **Final Flow Rate: 130 ml/min** **Final Draw Down: 2.05 ft**	**Instrument Used: Aqua TROLL 400** **Serial Number: 789310**

Test Notes:
Pre-purged 1 L
Historically a complete evacuation. Water level dropped into screen interval. Complete evac. performed.

Low-Flow Readings:

Date Time	Elapsed Time	pH	Temperature	Specific Conductivity	RDO Concentration	Turbidity	ORP	Depth to Water	Salinity	Flow
		+/- 0.1	+/- 1000	+/- 5 %	+/- 10 %	+/- 5	+/- 1000 %	+/- 0.3	+/- 10	
4/2/2024 11:17 AM	00:00	6.94 pH	17.21 °C	747.19 µS/cm	2.22 mg/L	0.36 NTU	130.2 mV	39.90 ft	0.37 PSU	130.00 ml/min
4/2/2024 11:22 AM	05:00	6.93 pH	17.26 °C	735.36 µS/cm	2.05 mg/L	0.40 NTU	102.6 mV	39.97 ft	0.36 PSU	130.00 ml/min
4/2/2024 11:27 AM	10:00	6.92 pH	17.39 °C	783.87 µS/cm	2.36 mg/L	0.28 NTU	115.2 mV	40.31 ft	0.39 PSU	130.00 ml/min
4/2/2024 11:32 AM	15:00	6.92 pH	17.44 °C	813.62 µS/cm	2.72 mg/L	0.22 NTU	113.0 mV	40.66 ft	0.40 PSU	130.00 ml/min
4/2/2024 11:37 AM	20:00	6.92 pH	17.39 °C	823.92 µS/cm	2.69 mg/L	0.14 NTU	111.7 mV	40.95 ft	0.41 PSU	130.00 ml/min
4/2/2024 11:42 AM	25:00	6.91 pH	17.27 °C	837.53 µS/cm	2.99 mg/L	0.13 NTU	110.4 mV	41.10 ft	0.41 PSU	130.00 ml/min
4/2/2024 11:47 AM	30:00	6.91 pH	17.30 °C	831.01 µS/cm	3.37 mg/L	0.24 NTU	109.8 mV	41.10 ft	0.41 PSU	130.00 ml/min
4/2/2024 11:52 AM	35:00	6.90 pH	17.30 °C	803.56 µS/cm	4.05 mg/L	0.13 NTU	109.1 mV	41.10 ft	0.40 PSU	130.00 ml/min
4/2/2024 11:57 AM	40:00	6.89 pH	17.33 °C	770.35 µS/cm	4.45 mg/L	0.34 NTU	109.2 mV	41.10 ft	0.38 PSU	130.00 ml/min

Samples

Sample ID:	Description:

Low-Flow Test Report:

Test Date / Time: 4/3/2024 10:46:23 AM
Project: Plant Bowen LF Re-Sample April 2024
Operator Name: Jay Siewert

Location Name: GWC-23R **Well Diameter: 2 in** **Casing Type: PVC** **Screen Length: 10 ft** **Top of Screen: 39.57 ft** **Total Depth: 49.57 ft** **Initial Depth to Water: 40.19 ft**	**Pump Type: QED Dedicated** **Tubing Type: LDPE** **Pump Intake From TOC: 44.57 ft** **Estimated Total Volume Pumped: 280 ml** **Flow Cell Volume: 90 ml** **Final Flow Rate: 140 ml/min** **Final Draw Down: 0.57 ft**	**Instrument Used: Aqua TROLL 400** **Serial Number: 789310**

Test Notes:
Performed complete evac. on 4/2/24

Low-Flow Readings:

Date Time	Elapsed Time	pH	Temperature	Specific Conductivity	RDO Concentration	Turbidity	ORP	Depth to Water	Salinity	Flow
		+/- 0.1	+/- 1000	+/- 5 %	+/- 10 %	+/- 5	+/- 1000 %	+/- 0.3	+/- 10	
4/3/2024 10:46 AM	00:00	6.91 pH	15.36 °C	739.88 µS/cm	3.51 mg/L	0.33 NTU	152.5 mV	40.76 ft	0.36 PSU	140.00 ml/min
4/3/2024 10:47 AM	01:00	6.92 pH	15.47 °C	744.55 µS/cm	3.16 mg/L	0.33 NTU	147.5 mV	40.76 ft	0.37 PSU	140.00 ml/min
4/3/2024 10:48 AM	02:00	6.91 pH	15.56 °C	743.30 µS/cm	2.75 mg/L	0.33 NTU	143.5 mV	40.76 ft	0.37 PSU	140.00 ml/min

Samples

Sample ID:	Description:
GWC-23R	Barium
FD-02	Barium

Created using VuSitu from In-Situ, Inc.

Low-Flow Test Report:

Test Date / Time: 4/23/2024 10:26:15 AM
Project: Bowen LF Expansion April 2024
Operator Name: Kevin Stephenson

Location Name: GWC-29 **Well Diameter: 2 in** **Casing Type: PVC** **Screen Length: 10 ft** **Top of Screen: 51.7 ft** **Total Depth: 61.7 ft** **Initial Depth to Water: 27.44 ft**	**Pump Type: QED Dedicated** **Tubing Type: LDPE** **Pump Intake From TOC: 56.7 ft** **Estimated Total Volume Pumped: 8062 ml** **Flow Cell Volume: 90 ml** **Final Flow Rate: 120 ml/min** **Final Draw Down: 0.01 ft**	**Instrument Used: Aqua TROLL 400** **Serial Number: 1080307**

Test Notes:
Pre-purged 2 liters.

Low-Flow Readings:

Date Time	Elapsed Time	pH	Temperature	Specific Conductivity	RDO Concentration	Turbidity	ORP	Depth to Water	Salinity	Flow
		+/- 0.1	+/- 1000 %	+/- 5 %	+/- 10 %	+/- 5	+/- 1000 %	+/- 0.3	+/- 1000 %	
4/23/2024 10:26 AM	00:00	7.79 pH	15.47 °C	288.52 µS/cm	1.44 mg/L	17.70 NTU	24.8 mV	27.45 ft	0.14 PSU	120.00 ml/min
4/23/2024 10:31 AM	05:00	7.79 pH	15.61 °C	284.20 µS/cm	1.42 mg/L	15.20 NTU	43.5 mV	27.45 ft	0.14 PSU	120.00 ml/min
4/23/2024 10:36 AM	10:00	7.78 pH	15.68 °C	285.94 µS/cm	1.45 mg/L	11.80 NTU	61.4 mV	27.45 ft	0.14 PSU	120.00 ml/min
4/23/2024 10:38 AM	12:11	7.78 pH	15.71 °C	286.58 µS/cm	1.46 mg/L	11.00 NTU	17.8 mV	27.45 ft	0.14 PSU	120.00 ml/min
4/23/2024 10:43 AM	17:11	7.78 pH	15.77 °C	286.92 µS/cm	1.53 mg/L	11.90 NTU	54.8 mV	27.45 ft	0.14 PSU	120.00 ml/min
4/23/2024 10:48 AM	22:11	7.78 pH	15.82 °C	287.60 µS/cm	1.57 mg/L	10.79 NTU	56.3 mV	27.45 ft	0.14 PSU	120.00 ml/min
4/23/2024 10:53 AM	27:11	7.77 pH	15.88 °C	287.34 µS/cm	1.66 mg/L	10.26 NTU	35.2 mV	27.45 ft	0.14 PSU	120.00 ml/min
4/23/2024 10:58 AM	32:11	7.77 pH	15.93 °C	288.37 µS/cm	1.75 mg/L	8.75 NTU	34.3 mV	27.45 ft	0.14 PSU	120.00 ml/min
4/23/2024 11:03 AM	37:11	7.76 pH	15.95 °C	288.65 µS/cm	1.84 mg/L	7.53 NTU	32.7 mV	27.45 ft	0.14 PSU	120.00 ml/min
4/23/2024 11:08 AM	42:11	7.76 pH	16.01 °C	291.02 µS/cm	1.93 mg/L	6.83 NTU	48.6 mV	27.45 ft	0.14 PSU	120.00 ml/min
4/23/2024 11:13 AM	47:11	7.75 pH	16.17 °C	291.41 µS/cm	2.05 mg/L	6.05 NTU	33.1 mV	27.45 ft	0.14 PSU	120.00 ml/min
4/23/2024 11:18 AM	52:11	7.75 pH	16.17 °C	292.70 µS/cm	2.14 mg/L	5.35 NTU	48.2 mV	27.45 ft	0.14 PSU	120.00 ml/min
4/23/2024 11:23 AM	57:11	7.75 pH	16.23 °C	292.71 µS/cm	2.26 mg/L	4.67 NTU	30.9 mV	27.45 ft	0.14 PSU	120.00 ml/min
4/23/2024 11:28 AM	01:02:11	7.74 pH	16.28 °C	293.90 µS/cm	2.34 mg/L	4.75 NTU	30.7 mV	27.45 ft	0.14 PSU	120.00 ml/min
4/23/2024 11:33 AM	01:07:11	7.74 pH	16.30 °C	296.21 µS/cm	2.44 mg/L	4.54 NTU	49.2 mV	27.45 ft	0.14 PSU	120.00 ml/min

Samples

Sample ID:	Description:
GWC-29	Metals, Inorganics, Alkalinity, TDS, Radium

Created using VuSitu from In-Situ, Inc.

Low-Flow Test Report :

Test Date / Time: 4/23/2024 10:38:11 AM
Project: Bowen LF Expansion April 2024
Operator Name: Natalie Piparo

Location Name: GWC-30 **Well Diameter: 2 in** **Casing Type: PVC** **Screen Length: 10 ft** **Top of Screen: 41 ft** **Total Depth: 51 ft** **Initial Depth to Water: 33.23 ft**	**Pump Type: QED Dedicated** **Tubing Type: LDPE** **Pump Intake From TOC: 46 ft** **Estimated Total Volume Pumped: 10200 ml** **Flow Cell Volume: 90 ml** **Final Flow Rate: 120 ml/min** **Final Draw Down: 7.79 ft**	**Instrument Used: Aqua TROLL 400** **Serial Number: 789301**

Test Notes:
Prepurged 2L, WL dipped below screen before samples were taken. Complete evacuation method initiated. Samples to be collected 4/24.

Low-Flow Readings:

Date Time	Elapsed Time	pH	Temperature	Specific Conductivity	RDO Concentration	Turbidity	ORP	Depth To Water	Salinity	Flow
4/23/2024 10:38 AM	0:00:00	7.42 pH	14.30 °C	451.08 µS/cm	4.59 mg/L	1.58 NTU	112.9 mV	35.24 ft	0.22 PSU	120 ml/min
4/23/2024 10:43 AM	0:05:00	7.27 pH	15.35 °C	427.54 µS/cm	5.67 mg/L	1.2 NTU	86.3 mV	35.82 ft	0.21 PSU	120 ml/min
4/23/2024 10:48 AM	0:10:00	7.27 pH	15.60 °C	424.44 µS/cm	6.48 mg/L	1.09 NTU	82.5 mV	36.37 ft	0.21 PSU	120 ml/min
4/23/2024 10:53 AM	0:15:00	7.28 pH	15.71 °C	425.74 µS/cm	6.88 mg/L	1.11 NTU	81.4 mV	36.89 ft	0.21 PSU	120 ml/min
4/23/2024 10:58 AM	0:20:00	7.28 pH	15.80 °C	428.07 µS/cm	6.92 mg/L	1.32 NTU	81.4 mV	37.42 ft	0.21 PSU	120 ml/min
4/23/2024 11:03 AM	0:25:00	7.28 pH	15.89 °C	430.18 µS/cm	6.84 mg/L	1.23 NTU	81.1 mV	37.77 ft	0.21 PSU	120 ml/min
4/23/2024 11:08 AM	0:30:00	7.28 pH	15.93 °C	432.02 µS/cm	6.73 mg/L	1.29 NTU	81.3 mV	38.12 ft	0.21 PSU	120 ml/min
4/23/2024 11:13 AM	0:35:00	7.28 pH	16.02 °C	433.39 µS/cm	6.57 mg/L	0.83 NTU	81.0 mV	38.53 ft	0.21 PSU	120 ml/min
4/23/2024 11:18 AM	0:40:00	7.28 pH	16.11 °C	432.92 µS/cm	6.43 mg/L	1.1 NTU	80.8 mV	38.91 ft	0.21 PSU	120 ml/min
4/23/2024 11:23 AM	0:45:00	7.28 pH	16.16 °C	434.62 µS/cm	6.23 mg/L	0.86 NTU	81.0 mV	39.21 ft	0.21 PSU	120 ml/min
4/23/2024 11:28 AM	0:50:00	7.28 pH	16.24 °C	434.97 µS/cm	6.05 mg/L	1.02 NTU	80.6 mV	39.49 ft	0.21 PSU	120 ml/min
4/23/2024 11:33 AM	0:55:00	7.28 pH	16.46 °C	434.21 µS/cm	5.87 mg/L	0.83 NTU	80.6 mV	39.8 ft	0.21 PSU	120 ml/min
4/23/2024 11:38 AM	1:00:00	7.28 pH	16.78 °C	433.40 µS/cm	5.73 mg/L	1.05 NTU	80.9 mV	40.02 ft	0.21 PSU	120 ml/min
4/23/2024 11:43 AM	1:05:00	7.26 pH	17.10 °C	432.61 µS/cm	5.47 mg/L	0.89 NTU	67.4 mV	40.23 ft	0.21 PSU	120 ml/min

4/23/2024 11:48 AM	1:10:00	7.26 pH	17.32 °C	430.39 µS/cm	5.31 mg/L	0.7 NTU	80.4 mV	40.36 ft	0.21 PSU	120 ml/min
4/23/2024 11:53 AM	1:15:00	7.24 pH	17.72 °C	425.90 µS/cm	5.06 mg/L	1.4 NTU	78.1 mV	40.64 ft	0.21 PSU	120 ml/min
4/23/2024 11:58 AM	1:20:00	7.23 pH	17.95 °C	425.15 µS/cm	4.92 mg/L	0.97 NTU	79.4 mV	40.77 ft	0.21 PSU	120 ml/min
4/23/2024 12:03 PM	1:25:00	7.23 pH	18.09 °C	423.35 µS/cm	4.94 mg/L	1.13 NTU	80.2 mV	40.90 ft	0.21 PSU	120 ml/min
4/23/2024 12:08 PM	1:30:00	7.23 pH	18.26 °C	421.27 µS/cm	4.92 mg/L	0.8 NTU	80.7 mV	41.02 ft	0.21 PSU	120 ml/min

Samples

Sample ID:	Description:

Low-Flow Test Report:

Test Date / Time: 4/23/2024 10:41:01 AM
Project: Bowen LF Expansion April 2024
Operator Name: Jay Siewert

Location Name: GWC-33R **Well Diameter: 2 in** **Casing Type: PVC** **Screen Length: 10 ft** **Top of Screen: 102.75 ft** **Total Depth: 112.75 ft** **Initial Depth to Water: 22.76 ft**	**Pump Type: GeoTech Peristaltic** **Tubing Type: LDPE** **Pump Intake From TOC: 107.75 ft** **Estimated Total Volume Pumped: 3900 ml** **Flow Cell Volume: 90 ml** **Final Flow Rate: 130 ml/min** **Final Draw Down: 0.02 ft**	**Instrument Used: Aqua TROLL 400** **Serial Number: 789310**

Test Notes:
Pre-purged 2 L

Low-Flow Readings:

Date Time	Elapsed Time	pH	Temperature	Specific Conductivity	RDO Concentration	Turbidity	ORP	Depth to Water	Salinity	Flow
		+/- 0.1	+/- 1000	+/- 5 %	+/- 10 %	+/- 5	+/- 1000 %	+/- 0.3	+/- 10	
4/23/2024 10:41 AM	00:00	6.93 pH	16.90 °C	237.99 µS/cm	2.76 mg/L	1.35 NTU	69.3 mV	22.77 ft	0.11 PSU	130.00 ml/min
4/23/2024 10:46 AM	05:00	6.97 pH	16.90 °C	247.83 µS/cm	4.16 mg/L	0.98 NTU	68.9 mV	22.77 ft	0.12 PSU	130.00 ml/min
4/23/2024 10:51 AM	10:00	7.01 pH	16.90 °C	249.56 µS/cm	4.53 mg/L	0.59 NTU	67.8 mV	22.77 ft	0.12 PSU	130.00 ml/min
4/23/2024 10:56 AM	15:00	7.06 pH	16.90 °C	250.20 µS/cm	4.59 mg/L	0.38 NTU	67.1 mV	22.78 ft	0.12 PSU	130.00 ml/min
4/23/2024 11:01 AM	20:00	7.07 pH	16.95 °C	250.57 µS/cm	4.61 mg/L	0.50 NTU	68.0 mV	22.78 ft	0.12 PSU	130.00 ml/min
4/23/2024 11:06 AM	25:00	7.11 pH	16.99 °C	250.30 µS/cm	4.60 mg/L	0.68 NTU	67.1 mV	22.78 ft	0.12 PSU	130.00 ml/min
4/23/2024 11:11 AM	30:00	7.13 pH	17.08 °C	251.26 µS/cm	4.61 mg/L	0.51 NTU	67.3 mV	22.78 ft	0.12 PSU	130.00 ml/min

Samples

Sample ID:	Description:
GWC-33R	Metals, Inorganics, Alkalinity, TDS, Radium

Created using VuSitu from In-Situ, Inc.

Low-Flow Test Report:

Test Date / Time: 4/23/2024 12:14:16 PM
Project: Bowen LF Expansion April 2024
Operator Name: Kevin Stephenson

Location Name: GWC-29R **Well Diameter: 2 in** **Casing Type: PVC** **Screen Length: 10 ft** **Top of Screen: 99.25 ft** **Total Depth: 109.25 ft** **Initial Depth to Water: 27.44 ft**	**Pump Type: QED Dedicated** **Tubing Type: LDPE** **Pump Intake From TOC: 104.25 ft** **Estimated Total Volume Pumped: 27000 ml** **Flow Cell Volume: 90 ml** **Final Flow Rate: 240 ml/min** **Final Draw Down: 71.99 ft**	**Instrument Used: Aqua TROLL 400** **Serial Number: 1080307**

Test Notes:
Pre-purged 29 liters. WL did not stabilize above top of screen. Complete evacuation method initiated. Samples to be collected 4/24.

Low-Flow Readings:

Date Time	Elapsed Time	pH	Temperature	Specific Conductivity	RDO Concentration	Turbidity	ORP	Depth to Water	Salinity	Flow
		+/- 0.1	+/- 1000 %	+/- 5 %	+/- 10 %	+/- 5	+/- 1000 %	+/- 0.3	+/- 1000 %	
4/23/2024 12:14 PM	00:00	8.10 pH	19.05 °C	0.00 µS/cm	9.10 mg/L	0.55 NTU	-0.7 mV	75.61 ft	0.00 PSU	240.00 ml/min
4/23/2024 12:19 PM	05:00	7.68 pH	16.50 °C	303.40 µS/cm	2.93 mg/L	0.37 NTU	-21.4 mV	76.38 ft	0.15 PSU	240.00 ml/min
4/23/2024 12:24 PM	10:00	7.69 pH	16.39 °C	300.84 µS/cm	2.99 mg/L	0.31 NTU	-42.3 mV	77.50 ft	0.14 PSU	240.00 ml/min
4/23/2024 12:29 PM	15:00	7.69 pH	16.39 °C	301.35 µS/cm	3.09 mg/L	0.37 NTU	-42.5 mV	78.46 ft	0.14 PSU	240.00 ml/min
4/23/2024 12:34 PM	20:00	7.70 pH	16.38 °C	300.23 µS/cm	3.16 mg/L	0.31 NTU	-30.3 mV	79.44 ft	0.14 PSU	240.00 ml/min
4/23/2024 12:39 PM	25:00	7.72 pH	16.36 °C	301.48 µS/cm	3.26 mg/L	0.30 NTU	-39.7 mV	80.63 ft	0.14 PSU	240.00 ml/min
4/23/2024 12:44 PM	30:00	7.73 pH	16.41 °C	301.68 µS/cm	3.30 mg/L	0.28 NTU	-69.4 mV	81.70 ft	0.14 PSU	240.00 ml/min
4/23/2024 12:49 PM	35:00	7.73 pH	16.41 °C	301.60 µS/cm	3.37 mg/L	0.09 NTU	-70.3 mV	82.83 ft	0.14 PSU	240.00 ml/min
4/23/2024 12:54 PM	40:00	7.74 pH	16.47 °C	300.80 µS/cm	3.45 mg/L	0.38 NTU	-46.2 mV	83.91 ft	0.14 PSU	240.00 ml/min
4/23/2024 12:59 PM	45:00	7.74 pH	16.46 °C	301.69 µS/cm	3.51 mg/L	0.29 NTU	-72.0 mV	85.08 ft	0.14 PSU	240.00 ml/min
4/23/2024 1:04 PM	50:00	7.75 pH	16.56 °C	301.85 µS/cm	3.55 mg/L	0.18 NTU	-46.6 mV	86.26 ft	0.14 PSU	240.00 ml/min
4/23/2024 1:09 PM	55:00	7.76 pH	16.55 °C	302.84 µS/cm	3.60 mg/L	0.14 NTU	-66.1 mV	86.98 ft	0.15 PSU	240.00 ml/min
4/23/2024 1:14 PM	01:00:00	7.76 pH	16.60 °C	301.57 µS/cm	3.69 mg/L	0.59 NTU	-35.3 mV	87.97 ft	0.14 PSU	240.00 ml/min
4/23/2024 1:19 PM	01:05:00	7.76 pH	16.61 °C	302.45 µS/cm	3.79 mg/L	0.12 NTU	-48.7 mV	89.05 ft	0.15 PSU	240.00 ml/min

4/23/2024 1:24 PM	01:10:00	7.77 pH	16.64 °C	300.86 µS/cm	3.88 mg/L	0.22 NTU	-30.7 mV	89.88 ft	0.14 PSU	240.00 ml/min
4/23/2024 1:29 PM	01:15:00	7.77 pH	16.65 °C	302.35 µS/cm	3.95 mg/L	0.34 NTU	-43.5 mV	91.01 ft	0.15 PSU	240.00 ml/min
4/23/2024 1:34 PM	01:20:00	7.78 pH	16.64 °C	302.03 µS/cm	3.94 mg/L	0.20 NTU	-57.9 mV	92.19 ft	0.14 PSU	120.00 ml/min
4/23/2024 1:39 PM	01:25:00	7.79 pH	16.82 °C	303.93 µS/cm	3.96 mg/L	0.47 NTU	-56.7 mV	92.63 ft	0.15 PSU	120.00 ml/min
4/23/2024 1:44 PM	01:30:00	7.80 pH	17.10 °C	300.69 µS/cm	3.91 mg/L	0.33 NTU	-41.2 mV	93.06 ft	0.14 PSU	120.00 ml/min
4/23/2024 1:49 PM	01:35:00	7.81 pH	17.29 °C	301.81 µS/cm	3.91 mg/L	0.42 NTU	-40.7 mV	93.60 ft	0.14 PSU	240.00 ml/min
4/23/2024 1:54 PM	01:40:00	7.80 pH	16.78 °C	306.20 µS/cm	4.17 mg/L	0.35 NTU	-59.8 mV	94.74 ft	0.15 PSU	240.00 ml/min
4/23/2024 1:59 PM	01:45:00	7.79 pH	16.82 °C	303.75 µS/cm	4.19 mg/L	0.71 NTU	-32.5 mV	96.01 ft	0.15 PSU	240.00 ml/min
4/23/2024 2:04 PM	01:50:00	7.80 pH	16.77 °C	306.20 µS/cm	4.24 mg/L	0.25 NTU	-56.1 mV	97.05 ft	0.15 PSU	240.00 ml/min
4/23/2024 2:09 PM	01:55:00	7.80 pH	16.99 °C	304.10 µS/cm	4.21 mg/L	0.46 NTU	-39.7 mV	98.63 ft	0.15 PSU	240.00 ml/min
4/23/2024 2:14 PM	02:00:00	7.80 pH	16.97 °C	305.55 µS/cm	4.13 mg/L	0.31 NTU	-61.1 mV	99.43 ft	0.15 PSU	240.00 ml/min

Samples

Sample ID:	Description:

Created using VuSitu from In-Situ, Inc.

Low-Flow Test Report:

Test Date / Time: 4/23/2024 12:55:50 PM
Project: Bowen LF Expansion April 2024
Operator Name: Jay Siewert

Location Name: GWC-27 **Well Diameter: 2 in** **Casing Type: PVC** **Screen Length: 10 ft** **Top of Screen: 35.6 ft** **Total Depth: 45.6 ft** **Initial Depth to Water: 24.03 ft**	**Pump Type: QED Dedicated** **Tubing Type: LDPE** **Pump Intake From TOC: 40.6 ft** **Estimated Total Volume Pumped: 2300 ml** **Flow Cell Volume: 90 ml** **Final Flow Rate: 115 ml/min** **Final Draw Down: 0.05 ft**	**Instrument Used: Aqua TROLL 400** **Serial Number: 789310**

Test Notes:
Pre-purged 2 L

Low-Flow Readings:

Date Time	Elapsed Time	pH	Temperature	Specific Conductivity	RDO Concentration	Turbidity	ORP	Depth to Water	Salinity	Flow
		+/- 0.1	+/- 1000	+/- 5 %	+/- 10 %	+/- 5	+/- 1000 %	+/- 0.3	+/- 10	
4/23/2024 12:55 PM	00:00	7.20 pH	18.77 °C	307.96 µS/cm	6.04 mg/L	0.17 NTU	50.9 mV	24.05 ft	0.15 PSU	115.00 ml/min
4/23/2024 1:00 PM	05:00	7.21 pH	18.73 °C	309.82 µS/cm	5.97 mg/L	0.39 NTU	11.3 mV	24.07 ft	0.15 PSU	115.00 ml/min
4/23/2024 1:05 PM	10:00	7.21 pH	18.88 °C	311.07 µS/cm	5.91 mg/L	0.32 NTU	70.0 mV	24.08 ft	0.15 PSU	115.00 ml/min
4/23/2024 1:10 PM	15:00	7.21 pH	18.87 °C	311.74 µS/cm	5.85 mg/L	0.96 NTU	72.3 mV	24.08 ft	0.15 PSU	115.00 ml/min
4/23/2024 1:15 PM	20:00	7.22 pH	18.95 °C	312.60 µS/cm	5.80 mg/L	0.23 NTU	73.2 mV	24.08 ft	0.15 PSU	115.00 ml/min

Samples

Sample ID:	Description:
GWC-27	Metals, Inorganics, Alkalinity, TDS, Radium
FD-01	Metals, Inorganics, Alkalinity, TDS, Radium

Created using VuSitu from In-Situ, Inc.

Low-Flow Test Report:

Test Date / Time: 4/23/2024 1:15:31 PM
Project: Bowen LF Expansion April 2024
Operator Name: Natalie Piparo

Location Name: GWC-31 **Well Diameter: 2 in** **Casing Type: PVC** **Screen Length: 10 ft** **Top of Screen: 60.2 ft** **Total Depth: 70.2 ft** **Initial Depth to Water: 31.52 ft**	**Pump Type: QED Dedicated** **Tubing Type: LDPE** **Pump Intake From TOC: 65.2 ft** **Estimated Total Volume Pumped: 4500 ml** **Flow Cell Volume: 90 ml** **Final Flow Rate: 150 ml/min** **Final Draw Down: 0.01 ft**	**Instrument Used: Aqua TROLL 400** **Serial Number: 789301**

Test Notes:
Prepurged 2L

Low-Flow Readings:

Date Time	Elapsed Time	pH	Temperature	Specific Conductivity	RDO Concentration	Turbidity	ORP	Depth To Water	Salinity	Flow
		+/- 0.1	+/- 1000 %	+/- 5 %	+/- 10 %	+/- 5	+/- 1000 %	+/- 0.3	+/- 1000	
4/23/2024 1:15 PM	00:00	7.33 pH	24.80 °C	344.55 µS/cm	0.61 mg/L	1.10 NTU	35.8 mV	31.51 ft	0.17 PSU	150.00 ml/min
4/23/2024 1:20 PM	05:00	7.15 pH	18.74 °C	376.61 µS/cm	0.28 mg/L	1.18 NTU	-12.3 mV	31.52 ft	0.18 PSU	150.00 ml/min
4/23/2024 1:25 PM	10:00	7.07 pH	18.48 °C	378.63 µS/cm	0.23 mg/L	1.29 NTU	-48.7 mV	31.52 ft	0.18 PSU	150.00 ml/min
4/23/2024 1:30 PM	15:00	7.02 pH	18.29 °C	379.48 µS/cm	0.24 mg/L	1.32 NTU	-54.6 mV	31.52 ft	0.18 PSU	150.00 ml/min
4/23/2024 1:35 PM	20:00	6.99 pH	18.39 °C	380.10 µS/cm	0.26 mg/L	1.00 NTU	-47.2 mV	31.53 ft	0.18 PSU	150.00 ml/min
4/23/2024 1:40 PM	25:00	6.98 pH	18.46 °C	380.01 µS/cm	0.30 mg/L	1.24 NTU	-40.2 mV	31.53 ft	0.18 PSU	150.00 ml/min
4/23/2024 1:45 PM	30:00	6.97 pH	18.39 °C	380.68 µS/cm	0.34 mg/L	1.25 NTU	-36.7 mV	31.53 ft	0.18 PSU	150.00 ml/min

Samples

Sample ID:	Description:
GWC-31	Metals, Inorganics, Alkalinity, TDS, Radium

Created using VuSitu from In-Situ, Inc.

Low-Flow Test Report:

Test Date / Time: 4/23/2024 3:12:50 PM
Project: Bowen LF Expansion April 2024
Operator Name: Natalie Piparo

Location Name: GWC-31R **Well Diameter: 2 in** **Casing Type: PVC** **Screen Length: 10 ft** **Top of Screen: 98.9 ft** **Total Depth: 108.9 ft** **Initial Depth to Water: 31.48 ft**	**Pump Type: QED Dedicated** **Tubing Type: LDPE** **Pump Intake From TOC: 103.9 ft** **Estimated Total Volume Pumped: 3750 ml** **Flow Cell Volume: 90 ml** **Final Flow Rate: 150 ml/min** **Final Draw Down: 0.01 ft**	**Instrument Used: Aqua TROLL 400** **Serial Number: 789301**

Test Notes:
Prepurged 2L

Low-Flow Readings:

Date Time	Elapsed Time	pH	Temperature	Specific Conductivity	RDO Concentration	Turbidity	ORP	Depth To Water	Salinity	Flow
		+/- 0.1	+/- 1000 %	+/- 5 %	+/- 10 %	+/- 5	+/- 1000 %	+/- 0.3	+/- 1000	
4/23/2024 3:12 PM	00:00	7.31 pH	26.28 °C	292.13 µS/cm	3.93 mg/L	2.71 NTU	50.5 mV	31.48 ft	0.14 PSU	150.00 ml/min
4/23/2024 3:17 PM	05:00	7.19 pH	19.19 °C	325.65 µS/cm	4.69 mg/L	2.34 NTU	18.6 mV	31.48 ft	0.16 PSU	150.00 ml/min
4/23/2024 3:22 PM	10:00	7.16 pH	18.74 °C	327.93 µS/cm	4.73 mg/L	2.09 NTU	66.1 mV	31.48 ft	0.16 PSU	150.00 ml/min
4/23/2024 3:27 PM	15:00	7.15 pH	18.72 °C	327.40 µS/cm	4.76 mg/L	1.79 NTU	69.7 mV	31.48 ft	0.16 PSU	150.00 ml/min
4/23/2024 3:32 PM	20:00	7.15 pH	18.66 °C	326.89 µS/cm	4.75 mg/L	1.60 NTU	73.0 mV	31.48 ft	0.16 PSU	150.00 ml/min
4/23/2024 3:37 PM	25:00	7.14 pH	18.49 °C	328.05 µS/cm	4.76 mg/L	1.65 NTU	75.7 mV	31.49 ft	0.16 PSU	150.00 ml/min

Samples

Sample ID:	Description:
GWC-31R	Metals, Inorganics, Alkalinity, TDS, Radium

Low-Flow Test Report:

Test Date / Time: 4/23/2024 3:14:08 PM
Project: Bowen LF Expansion April 2024
Operator Name: Kevin Stephenson

Location Name: GWC-26 **Well Diameter: 2 in** **Casing Type: PVC** **Screen Length: 10 ft** **Top of Screen: 31.88 ft** **Total Depth: 41.88 ft** **Initial Depth to Water: 23.86 ft**	**Pump Type: QED Dedicated** **Tubing Type: LDPE** **Pump Intake From TOC: 36.88 ft** **Estimated Total Volume Pumped: 2400 ml** **Flow Cell Volume: 90 ml** **Final Flow Rate: 120 ml/min** **Final Draw Down: 0 ft**	**Instrument Used: Aqua TROLL 400** **Serial Number: 1080307**

Test Notes:
Pre-purged 1 liter.

Low-Flow Readings:

Date Time	Elapsed Time	pH	Temperature	Specific Conductivity	RDO Concentration	Turbidity	ORP	Depth to Water	Salinity	Flow
		+/- 0.1	+/- 1000 %	+/- 5 %	+/- 10 %	+/- 5	+/- 1000 %	+/- 0.3	+/- 1000 %	
4/23/2024 3:14 PM	00:00	7.72 pH	20.97 °C	358.16 µS/cm	5.81 mg/L	0.05 NTU	26.2 mV	23.86 ft	0.17 PSU	120.00 ml/min
4/23/2024 3:19 PM	05:00	7.72 pH	19.94 °C	360.35 µS/cm	5.94 mg/L	0.45 NTU	16.6 mV	23.86 ft	0.17 PSU	120.00 ml/min
4/23/2024 3:24 PM	10:00	7.72 pH	19.76 °C	355.60 µS/cm	5.81 mg/L	0.29 NTU	16.3 mV	23.86 ft	0.17 PSU	120.00 ml/min
4/23/2024 3:29 PM	15:00	7.72 pH	19.89 °C	353.86 µS/cm	5.70 mg/L	0.27 NTU	28.7 mV	23.86 ft	0.17 PSU	120.00 ml/min
4/23/2024 3:34 PM	20:00	7.73 pH	19.79 °C	347.15 µS/cm	5.59 mg/L	0.03 NTU	17.7 mV	23.86 ft	0.17 PSU	120.00 ml/min

Samples

Sample ID:	Description:
GWC-26	Metals, Inorganics, Alkalinity, TDS, Radium

Created using VuSitu from In-Situ, Inc.

Low-Flow Test Report:

Test Date / Time: 4/23/2024 3:26:56 PM
Project: Bowen LF Expansion April 2024
Operator Name: Jay Siewert

Location Name: GWC-27R **Well Diameter: 2 in** **Casing Type: PVC** **Screen Length: 10 ft** **Top of Screen: 82.44 ft** **Total Depth: 92.44 ft** **Initial Depth to Water: 24.12 ft**	**Pump Type: QED Dedicated** **Tubing Type: LDPE** **Pump Intake From TOC: 87.44 ft** **Estimated Total Volume Pumped: 7700 ml** **Flow Cell Volume: 90 ml** **Final Flow Rate: 110 ml/min** **Final Draw Down: 0.51 ft**	**Instrument Used: Aqua TROLL 400** **Serial Number: 789310**

Test Notes:
Pre-purged 2 L

Low-Flow Readings:

Date Time	Elapsed Time	pH	Temperature	Specific Conductivity	RDO Concentration	Turbidity	ORP	Depth to Water	Salinity	Flow
		+/- 0.1	+/- 1000	+/- 5 %	+/- 10 %	+/- 5	+/- 1000 %	+/- 0.3	+/- 10	
4/23/2024 3:26 PM	00:00	7.17 pH	19.26 °C	309.79 µS/cm	0.54 mg/L	0.74 NTU	69.2 mV	24.53 ft	0.15 PSU	110.00 ml/min
4/23/2024 3:31 PM	05:00	7.18 pH	19.09 °C	308.01 µS/cm	0.74 mg/L	1.52 NTU	-25.5 mV	24.53 ft	0.15 PSU	110.00 ml/min
4/23/2024 3:36 PM	10:00	7.18 pH	18.88 °C	297.93 µS/cm	1.37 mg/L	4.86 NTU	23.4 mV	24.57 ft	0.14 PSU	110.00 ml/min
4/23/2024 3:41 PM	15:00	7.17 pH	18.75 °C	294.77 µS/cm	1.98 mg/L	0.98 NTU	18.8 mV	24.57 ft	0.14 PSU	110.00 ml/min
4/23/2024 3:46 PM	20:00	7.17 pH	18.86 °C	293.42 µS/cm	2.30 mg/L	0.85 NTU	19.9 mV	24.58 ft	0.14 PSU	110.00 ml/min
4/23/2024 3:51 PM	25:00	7.17 pH	18.82 °C	293.46 µS/cm	2.46 mg/L	2.64 NTU	21.4 mV	24.60 ft	0.14 PSU	110.00 ml/min
4/23/2024 3:56 PM	30:00	7.18 pH	18.77 °C	290.32 µS/cm	2.81 mg/L	1.48 NTU	21.9 mV	24.60 ft	0.14 PSU	110.00 ml/min
4/23/2024 4:01 PM	35:00	7.17 pH	18.80 °C	290.75 µS/cm	2.84 mg/L	1.08 NTU	20.6 mV	24.60 ft	0.14 PSU	110.00 ml/min
4/23/2024 4:06 PM	40:00	7.17 pH	18.87 °C	289.02 µS/cm	3.11 mg/L	0.79 NTU	23.3 mV	24.61 ft	0.14 PSU	110.00 ml/min
4/23/2024 4:11 PM	45:00	7.18 pH	19.00 °C	287.43 µS/cm	3.19 mg/L	0.77 NTU	22.6 mV	24.61 ft	0.14 PSU	110.00 ml/min
4/23/2024 4:16 PM	50:00	7.18 pH	18.80 °C	286.85 µS/cm	3.45 mg/L	0.56 NTU	25.2 mV	24.63 ft	0.14 PSU	110.00 ml/min
4/23/2024 4:21 PM	55:00	7.18 pH	18.82 °C	285.68 µS/cm	3.59 mg/L	0.62 NTU	27.8 mV	24.63 ft	0.14 PSU	110.00 ml/min
4/23/2024 4:26 PM	01:00:00	7.19 pH	18.76 °C	284.37 µS/cm	3.82 mg/L	0.62 NTU	32.6 mV	24.63 ft	0.14 PSU	110.00 ml/min
4/23/2024 4:31 PM	01:05:00	7.19 pH	18.83 °C	283.72 µS/cm	3.95 mg/L	0.49 NTU	28.3 mV	24.63 ft	0.14 PSU	110.00 ml/min
4/23/2024 4:36 PM	01:10:00	7.19 pH	18.73 °C	285.08 µS/cm	3.97 mg/L	0.35 NTU	-50.5 mV	24.63 ft	0.14 PSU	110.00 ml/min

Samples

Sample ID:	Description:
GWC-27R	Metals, Inorganics, Alkalinity, TDS, Radium

Created using VuSitu from In-Situ, Inc.

Low-Flow Test Report:

Test Date / Time: 4/24/2024 10:04:54 AM
Project: Bowen LF Expansion April 2024
Operator Name: Kevin Stephenson

Location Name: GWC-29R **Well Diameter: 2 in** **Casing Type: PVC** **Screen Length: 10 ft** **Top of Screen: 99.25 ft** **Total Depth: 109.25 ft** **Initial Depth to Water: 63.04 ft**	**Pump Type: QED Dedicated** **Tubing Type: LDPE** **Pump Intake From TOC: 104.25 ft** **Estimated Total Volume Pumped: 320 ml** **Flow Cell Volume: 90 ml** **Final Flow Rate: 160 ml/min** **Final Draw Down: 0 ft**	**Instrument Used: Aqua TROLL 400** **Serial Number: 1080307**

Test Notes:
Pre-purged 1 liter.

Low-Flow Readings:

Date Time	Elapsed Time	pH	Temperature	Specific Conductivity	RDO Concentration	Turbidity	ORP	Depth to Water	Salinity	Flow
		+/- 0.1	+/- 1000 %	+/- 5 %	+/- 10 %	+/- 5	+/- 1000 %	+/- 0.3	+/- 1000 %	
4/24/2024 10:04 AM	00:00	7.88 pH	15.93 °C	293.35 µS/cm	6.80 mg/L	0.94 NTU	114.7 mV	63.04 ft	0.14 PSU	160.00 ml/min
4/24/2024 10:05 AM	01:00	7.87 pH	15.94 °C	286.91 µS/cm	6.76 mg/L		91.1 mV	63.04 ft	0.14 PSU	160.00 ml/min
4/24/2024 10:06 AM	02:00	7.87 pH	15.94 °C	286.06 µS/cm	6.71 mg/L	0.94 NTU	72.4 mV	63.04 ft	0.14 PSU	160.00 ml/min

Samples

Sample ID:	Description:
GWC-29R	Metals, Inorganics, Alkalinity, TDS, Radium

Created using VuSitu from In-Situ, Inc.

Low-Flow Test Report:

Test Date / Time: 4/24/2024 10:21:09 AM
Project: Bowen LF Expansion April 2024
Operator Name: Natalie Piparo

Location Name: GWC-28 **Well Diameter: 2 in** **Casing Type: PCV** **Screen Length: 10 ft** **Top of Screen: 37.33 ft** **Total Depth: 47.33 ft** **Initial Depth to Water: 23.45 ft**	**Pump Type: QED Dedicated** **Tubing Type: LDPE** **Pump Intake From TOC: 42.33 ft** **Estimated Total Volume Pumped: 6000 ml** **Flow Cell Volume: 90 ml** **Final Flow Rate: 100 ml/min** **Final Draw Down: 2.85 ft**	**Instrument Used: Aqua TROLL 400** **Serial Number: 789301**

Test Notes:
Prepurged 2L

Low-Flow Readings:

Date Time	Elapsed Time	pH	Temperature	Specific Conductivity	RDO Concentration	Turbidity	ORP	Depth To Water	Salinity	Flow
		+/- 0.1	+/- 1000 %	+/- 5 %	+/- 10 %	+/- 5	+/- 1000 %	+/- 0.3	+/- 1000	
4/24/2024 10:21 AM	00:00	7.46 pH	16.77 °C	318.99 µS/cm	4.28 mg/L	0.70 NTU	149.4 mV	25.28 ft	0.15 PSU	100.00 ml/min
4/24/2024 10:26 AM	05:00	7.32 pH	16.25 °C	279.24 µS/cm	3.99 mg/L	0.68 NTU	110.6 mV	25.54 ft	0.13 PSU	100.00 ml/min
4/24/2024 10:31 AM	10:00	7.27 pH	16.33 °C	276.90 µS/cm	3.96 mg/L	0.62 NTU	103.2 mV	25.70 ft	0.13 PSU	100.00 ml/min
4/24/2024 10:36 AM	15:00	7.25 pH	16.42 °C	275.73 µS/cm	3.82 mg/L	0.98 NTU	101.2 mV	25.85 ft	0.13 PSU	100.00 ml/min
4/24/2024 10:41 AM	20:00	7.25 pH	16.56 °C	276.02 µS/cm	3.44 mg/L	1.20 NTU	100.3 mV	25.96 ft	0.13 PSU	100.00 ml/min
4/24/2024 10:46 AM	25:00	7.25 pH	16.70 °C	277.93 µS/cm	2.98 mg/L	1.18 NTU	100.7 mV	26.05 ft	0.13 PSU	100.00 ml/min
4/24/2024 10:51 AM	30:00	7.27 pH	16.87 °C	280.61 µS/cm	2.53 mg/L	1.14 NTU	100.2 mV	26.13 ft	0.13 PSU	100.00 ml/min
4/24/2024 10:56 AM	35:00	7.29 pH	16.96 °C	283.23 µS/cm	2.13 mg/L	1.25 NTU	100.0 mV	26.19 ft	0.14 PSU	100.00 ml/min
4/24/2024 11:01 AM	40:00	7.31 pH	17.02 °C	286.95 µS/cm	1.80 mg/L	1.33 NTU	99.8 mV	26.22 ft	0.14 PSU	100.00 ml/min
4/24/2024 11:06 AM	45:00	7.33 pH	17.09 °C	290.45 µS/cm	1.48 mg/L	1.36 NTU	99.4 mV	26.27 ft	0.14 PSU	100.00 ml/min
4/24/2024 11:11 AM	50:00	7.35 pH	17.05 °C	294.46 µS/cm	1.32 mg/L	1.75 NTU	99.4 mV	26.28 ft	0.14 PSU	100.00 ml/min
4/24/2024 11:16 AM	55:00	7.36 pH	17.09 °C	298.48 µS/cm	1.16 mg/L	0.84 NTU	99.2 mV	26.30 ft	0.14 PSU	100.00 ml/min
4/24/2024 11:21 AM	01:00:00	7.37 pH	17.18 °C	303.65 µS/cm	1.08 mg/L	0.82 NTU	99.1 mV	26.30 ft	0.15 PSU	100.00 ml/min

Samples

Sample ID:	Description:
GWC-28	Metals, Inorganics, Alkalinity, TDS, Radium
FD-02	Metals, Inorganics, Alkalinity, TDS, Radium

Created using VuSitu from In-Situ, Inc.

Low-Flow Test Report:

Test Date / Time: 4/24/2024 10:40:25 AM
Project: Bowen LF Expansion April 2024
Operator Name: Jay Siewert

Location Name: GWC-34 **Well Diameter: 2 in** **Casing Type: PVC** **Screen Length: 10 ft** **Top of Screen: 58.41 ft** **Total Depth: 68.41 ft** **Initial Depth to Water: 19.75 ft**	**Pump Type: QED Dedicated** **Tubing Type: LDPE** **Pump Intake From TOC: 63.41 ft** **Estimated Total Volume Pumped: 4200 ml** **Flow Cell Volume: 90 ml** **Final Flow Rate: 120 ml/min** **Final Draw Down: 0.06 ft**	**Instrument Used: Aqua TROLL 400** **Serial Number: 789310**

Test Notes:
Pre-purged 2 L

Low-Flow Readings:

Date Time	Elapsed Time	pH	Temperature	Specific Conductivity	RDO Concentration	Turbidity	ORP	Depth to Water	Salinity	Flow
		+/- 0.1	+/- 1000	+/- 5 %	+/- 10 %	+/- 5	+/- 1000 %	+/- 0.3	+/- 10	
4/24/2024 10:40 AM	00:00	5.71 pH	16.41 °C	218.62 µS/cm	0.52 mg/L	6.47 NTU	44.0 mV	19.81 ft	0.10 PSU	120.00 ml/min
4/24/2024 10:45 AM	05:00	5.71 pH	16.54 °C	218.93 µS/cm	0.37 mg/L	7.47 NTU	50.0 mV	19.81 ft	0.10 PSU	120.00 ml/min
4/24/2024 10:50 AM	10:00	5.73 pH	16.67 °C	220.49 µS/cm	0.33 mg/L	7.34 NTU	48.5 mV	19.81 ft	0.11 PSU	120.00 ml/min
4/24/2024 10:55 AM	15:00	5.73 pH	16.79 °C	220.37 µS/cm	0.32 mg/L	6.18 NTU	47.8 mV	19.81 ft	0.11 PSU	120.00 ml/min
4/24/2024 11:00 AM	20:00	5.73 pH	16.85 °C	221.15 µS/cm	0.27 mg/L	5.66 NTU	46.4 mV	19.81 ft	0.11 PSU	120.00 ml/min
4/24/2024 11:05 AM	25:00	5.75 pH	16.87 °C	220.65 µS/cm	0.25 mg/L	4.67 NTU	45.1 mV	19.81 ft	0.11 PSU	120.00 ml/min
4/24/2024 11:10 AM	30:00	5.75 pH	16.87 °C	220.55 µS/cm	0.25 mg/L	3.84 NTU	44.7 mV	19.81 ft	0.11 PSU	120.00 ml/min
4/24/2024 11:15 AM	35:00	5.75 pH	16.90 °C	220.13 µS/cm	0.22 mg/L	3.34 NTU	43.9 mV	19.81 ft	0.10 PSU	120.00 ml/min

Samples

Sample ID:	Description:
GWC-34	Metals, Inorganics, Alkalinity, TDS, Radium

Low-Flow Test Report:

Test Date / Time: 4/24/2024 10:56:17 AM
Project: Bowen LF Expansion April 2024
Operator Name: Kevin Stephenson

Location Name: GWC-30 **Well Diameter: 2 in** **Casing Type: PVC** **Screen Length: 10 ft** **Top of Screen: 41 ft** **Total Depth: 51 ft** **Initial Depth to Water: 33.26 ft**	**Pump Type: QED Dedicated** **Tubing Type: LDPE** **Pump Intake From TOC: 46 ft** **Estimated Total Volume Pumped: 280 ml** **Flow Cell Volume: 90 ml** **Final Flow Rate: 140 ml/min** **Final Draw Down: 0 ft**	**Instrument Used: Aqua TROLL 400** **Serial Number: 1080307**

Test Notes:
Pre-purged .5 liters

Low-Flow Readings:

Date Time	Elapsed Time	pH	Temperature	Specific Conductivity	RDO Concentration	Turbidity	ORP	Depth to Water	Salinity	Flow
		+/- 0.1	+/- 1000 %	+/- 5 %	+/- 10 %	+/- 5	+/- 1000 %	+/- 0.3	+/- 1000 %	
4/24/2024 10:56 AM	00:00	7.59 pH	17.54 °C	403.72 µS/cm	5.81 mg/L	0.36 NTU	70.4 mV	33.26 ft	0.20 PSU	140.00 ml/min
4/24/2024 10:57 AM	01:00	7.58 pH	17.31 °C	405.23 µS/cm	5.71 mg/L		52.2 mV	33.26 ft	0.20 PSU	140.00 ml/min
4/24/2024 10:58 AM	02:00	7.57 pH	17.21 °C	399.02 µS/cm	5.52 mg/L	0.36 NTU	44.6 mV	33.26 ft	0.19 PSU	140.00 ml/min

Samples

Sample ID:	Description:
GWC-30	Metals, Inorganics, Alkalinity, TDS, Radium

Created using VuSitu from In-Situ, Inc.

Low-Flow Test Report:

Test Date / Time: 4/24/2024 12:32:08 PM
Project: Bowen LF Expansion April 2024
Operator Name: Kevin Stephenson

Location Name: GWC-35 **Well Diameter: 2 in** **Casing Type: PVC** **Screen Length: 10 ft** **Top of Screen: 58.61 ft** **Total Depth: 68.61 ft** **Initial Depth to Water: 44.16 ft**	**Pump Type: QED Dedicated** **Tubing Type: LDPE** **Pump Intake From TOC: 63.61 ft** **Estimated Total Volume Pumped: 6300 ml** **Flow Cell Volume: 90 ml** **Final Flow Rate: 140 ml/min** **Final Draw Down: 0.15 ft**	**Instrument Used: Aqua TROLL 400** **Serial Number: 1080307**

Test Notes:
Pre-purged 2 liters.

Low-Flow Readings:

Date Time	Elapsed Time	pH	Temperature	Specific Conductivity	RDO Concentration	Turbidity	ORP	Depth to Water	Salinity	Flow
		+/- 0.1	+/- 1000 %	+/- 5 %	+/- 10 %	+/- 5	+/- 1000 %	+/- 0.3	+/- 1000 %	
4/24/2024 12:32 PM	00:00	7.63 pH	18.95 °C	483.05 µS/cm	0.78 mg/L	0.03 NTU	25.8 mV	44.16 ft	0.23 PSU	140.00 ml/min
4/24/2024 12:37 PM	05:00	7.63 pH	18.96 °C	481.61 µS/cm	0.78 mg/L	0.10 NTU	24.0 mV	44.31 ft	0.23 PSU	140.00 ml/min
4/24/2024 12:42 PM	10:00	7.62 pH	18.86 °C	466.51 µS/cm	0.85 mg/L	0.11 NTU	31.1 mV	44.31 ft	0.23 PSU	140.00 ml/min
4/24/2024 12:47 PM	15:00	7.62 pH	18.96 °C	466.62 µS/cm	0.91 mg/L	0.10 NTU	30.5 mV	44.31 ft	0.23 PSU	140.00 ml/min
4/24/2024 12:52 PM	20:00	7.62 pH	19.12 °C	465.14 µS/cm	0.97 mg/L	0.08 NTU	29.8 mV	44.31 ft	0.23 PSU	140.00 ml/min
4/24/2024 12:57 PM	25:00	7.61 pH	19.05 °C	464.38 µS/cm	1.04 mg/L	0.13 NTU	29.3 mV	44.31 ft	0.23 PSU	140.00 ml/min
4/24/2024 1:02 PM	30:00	7.61 pH	18.97 °C	461.95 µS/cm	1.08 mg/L	0.12 NTU	28.9 mV	44.31 ft	0.22 PSU	140.00 ml/min
4/24/2024 1:07 PM	35:00	7.61 pH	18.96 °C	465.00 µS/cm	1.12 mg/L	0.01 NTU	19.7 mV	44.31 ft	0.23 PSU	140.00 ml/min
4/24/2024 1:12 PM	40:00	7.61 pH	19.14 °C	460.91 µS/cm	1.14 mg/L	0.04 NTU	27.3 mV	44.31 ft	0.22 PSU	140.00 ml/min
4/24/2024 1:17 PM	45:00	7.60 pH	19.18 °C	460.64 µS/cm	1.21 mg/L	0.04 NTU	28.0 mV	44.31 ft	0.22 PSU	140.00 ml/min

Samples

Sample ID:	Description:
GWC-35	Metals, Inorganics, Alkalinity, TDS, Radium

Created using VuSitu from In-Situ, Inc.

Low-Flow Test Report:

Test Date / Time: 4/24/2024 1:07:58 PM
Project: Bowen LF Expansion April 2024
Operator Name: Jay Siewert

Location Name: GWC-34R **Well Diameter: 2 in** **Casing Type: PVC** **Screen Length: 10 ft** **Top of Screen: 91.4 ft** **Total Depth: 101.4 ft** **Initial Depth to Water: 19.61 ft**	**Pump Type: QED Dedicated** **Tubing Type: LDPE** **Pump Intake From TOC: 96.4 ft** **Estimated Total Volume Pumped: 2800 ml** **Flow Cell Volume: 90 ml** **Final Flow Rate: 140 ml/min** **Final Draw Down: 0.05 ft**	**Instrument Used: Aqua TROLL 400** **Serial Number: 789310**

Test Notes:
Pre-purged 2 L

Low-Flow Readings:

Date Time	Elapsed Time	pH	Temperature	Specific Conductivity	RDO Concentration	Turbidity	ORP	Depth to Water	Salinity	Flow
		+/- 0.1	+/- 1000	+/- 5 %	+/- 10 %	+/- 5	+/- 1000 %	+/- 0.3	+/- 10	
4/24/2024 1:07 PM	00:00	6.59 pH	17.30 °C	384.01 µS/cm	0.27 mg/L	1.98 NTU	8.9 mV	19.64 ft	0.19 PSU	140.00 ml/min
4/24/2024 1:12 PM	05:00	6.52 pH	17.26 °C	384.06 µS/cm	0.14 mg/L	1.86 NTU	33.2 mV	19.64 ft	0.19 PSU	140.00 ml/min
4/24/2024 1:17 PM	10:00	6.49 pH	17.31 °C	384.74 µS/cm	0.14 mg/L	1.09 NTU	37.6 mV	19.64 ft	0.19 PSU	140.00 ml/min
4/24/2024 1:22 PM	15:00	6.48 pH	17.30 °C	384.60 µS/cm	0.12 mg/L	2.67 NTU	39.1 mV	19.65 ft	0.19 PSU	140.00 ml/min
4/24/2024 1:27 PM	20:00	6.47 pH	17.29 °C	384.43 µS/cm	0.12 mg/L	2.34 NTU	41.5 mV	19.66 ft	0.19 PSU	140.00 ml/min

Samples

Sample ID:	Description:
GWC-34R	Metals, Inorganics, Alkalinity, TDS, Radium

Created using VuSitu from In-Situ, Inc.

Low-Flow Test Report:

Test Date / Time: 4/24/2024 2:07:25 PM
Project: Bowen LF Expansion April 2024
Operator Name: Natalie Piparo

Location Name: GWC-32 **Well Diameter: 2 in** **Casing Type: PVC** **Screen Length: 10 ft** **Top of Screen: 52.66 ft** **Total Depth: 62.66 ft** **Initial Depth to Water: 40.57 ft**	**Pump Type: QED Dedicated** **Tubing Type: LDPE** **Pump Intake From TOC: 57.66 ft** **Estimated Total Volume Pumped: 2500 ml** **Flow Cell Volume: 90 ml** **Final Flow Rate: 100 ml/min** **Final Draw Down: 3.3 ft**	**Instrument Used: Aqua TROLL 400** **Serial Number: 789301**

Test Notes:
Prepurged 2L

Low-Flow Readings:

Date Time	Elapsed Time	pH	Temperature	Specific Conductivity	RDO Concentration	Turbidity	ORP	Depth To Water	Salinity	Flow
		+/- 0.1	+/- 1000 %	+/- 5 %	+/- 10 %	+/- 5	+/- 1000 %	+/- 0.3	+/- 1000	
4/24/2024 2:07 PM	00:00	6.82 pH	25.96 °C	406.32 µS/cm	0.51 mg/L	1.59 NTU	6.0 mV	42.44 ft	0.20 PSU	100.00 ml/min
4/24/2024 2:12 PM	05:00	6.52 pH	19.65 °C	443.13 µS/cm	0.28 mg/L	1.31 NTU	-41.1 mV	42.82 ft	0.22 PSU	100.00 ml/min
4/24/2024 2:17 PM	10:00	6.56 pH	19.50 °C	442.19 µS/cm	0.22 mg/L	1.56 NTU	-44.8 mV	43.18 ft	0.21 PSU	100.00 ml/min
4/24/2024 2:22 PM	15:00	6.61 pH	19.08 °C	440.87 µS/cm	0.19 mg/L	1.87 NTU	-101.7 mV	43.41 ft	0.21 PSU	100.00 ml/min
4/24/2024 2:27 PM	20:00	6.65 pH	18.63 °C	440.52 µS/cm	0.18 mg/L	1.10 NTU	-38.1 mV	43.67 ft	0.21 PSU	100.00 ml/min
4/24/2024 2:32 PM	25:00	6.68 pH	18.25 °C	439.93 µS/cm	0.17 mg/L	1.44 NTU	-38.0 mV	43.87 ft	0.21 PSU	100.00 ml/min

Samples

Sample ID:	Description:
GWC-32	Metals, Inorganics, Alkalinity, TDS, Radium

Low-Flow Test Report:

Test Date / Time: 4/24/2024 3:09:58 PM
Project: Bowen LF Expansion April 2024
Operator Name: Jay Siewert

Location Name: GWC-57 **Well Diameter: 2 in** **Casing Type: PVC** **Screen Length: 10 ft** **Top of Screen: 71.17 ft** **Total Depth: 81.17 ft** **Initial Depth to Water: 21.45 ft**	**Pump Type: QED Dedicated** **Tubing Type: LDPE** **Pump Intake From TOC: 76.17 ft** **Estimated Total Volume Pumped: 3375 ml** **Flow Cell Volume: 90 ml** **Final Flow Rate: 135 ml/min** **Final Draw Down: 0.29 ft**	**Instrument Used: Aqua TROLL 400** **Serial Number: 789310**

Test Notes:
Pre-purged 2 L

Low-Flow Readings:

Date Time	Elapsed Time	pH	Temperature	Specific Conductivity	RDO Concentration	Turbidity	ORP	Depth to Water	Salinity	Flow
		+/- 0.1	+/- 1000	+/- 5 %	+/- 10 %	+/- 5	+/- 1000 %	+/- 0.3	+/- 10	
4/24/2024 3:09 PM	00:00	7.16 pH	17.14 °C	327.64 µS/cm	0.53 mg/L	4.55 NTU	36.4 mV	21.72 ft	0.16 PSU	135.00 ml/min
4/24/2024 3:14 PM	05:00	7.15 pH	17.39 °C	326.72 µS/cm	0.42 mg/L	5.46 NTU	62.4 mV	21.73 ft	0.16 PSU	135.00 ml/min
4/24/2024 3:19 PM	10:00	7.15 pH	17.36 °C	326.17 µS/cm	0.36 mg/L	5.48 NTU	65.9 mV	21.73 ft	0.16 PSU	135.00 ml/min
4/24/2024 3:24 PM	15:00	7.14 pH	17.30 °C	326.19 µS/cm	0.33 mg/L	4.02 NTU	67.9 mV	21.74 ft	0.16 PSU	135.00 ml/min
4/24/2024 3:29 PM	20:00	7.14 pH	17.34 °C	325.82 µS/cm	0.33 mg/L	2.59 NTU	71.1 mV	21.74 ft	0.16 PSU	135.00 ml/min
4/24/2024 3:34 PM	25:00	7.13 pH	17.58 °C	325.52 µS/cm	0.32 mg/L	2.43 NTU	70.9 mV	21.74 ft	0.16 PSU	135.00 ml/min

Samples

Sample ID:	Description:
GWC-57	Metals, Inorganics, Alkalinity, TDS, Radium

Created using VuSitu from In-Situ, Inc.

Low-Flow Test Report:

Test Date / Time: 6/25/2024 9:32:30 AM
Project: Bowen LF Re-sample
Operator Name: Kevin Stephenson

Location Name: GWC-16R **Well Diameter: 2 in** **Casing Type: PVC** **Screen Length: 10 ft** **Top of Screen: 88.12 ft** **Total Depth: 98.12 ft** **Initial Depth to Water: 79.88 ft**	**Pump Type: QED Dedicated** **Tubing Type: LDPE** **Pump Intake From TOC: 93.12 ft** **Estimated Total Volume Pumped: 7700 ml** **Flow Cell Volume: 90 ml** **Final Flow Rate: 140 ml/min** **Final Draw Down: 9.18 ft**	**Instrument Used: Aqua TROLL 400** **Serial Number: 789301**

Test Notes:
Pre-purged 2 liters. WL dropped below top of screen. Complete evacuation method initiated. Samples to be collected 6/26.

Low-Flow Readings:

Date Time	Elapsed Time	pH	Temperature	Specific Conductivity	RDO Concentration	Turbidity	ORP	Depth to Water	Salinity	Flow
		+/- 0.1	+/- 1000 %	+/- 5 %	+/- 10 %	+/- 5	+/- 1000 %	+/- 0.3	+/- 1000 %	
6/25/2024 9:32 AM	00:00	6.75 pH	19.34 °C	567.11 µS/cm	4.23 mg/L	0.10 NTU	171.0 mV	82.58 ft	0.28 PSU	140.00 ml/min
6/25/2024 9:37 AM	05:00	6.72 pH	19.23 °C	549.44 µS/cm	4.35 mg/L	0.38 NTU	165.9 mV	83.01 ft	0.27 PSU	140.00 ml/min
6/25/2024 9:42 AM	10:00	6.69 pH	19.05 °C	548.72 µS/cm	4.61 mg/L	0.06 NTU	164.1 mV	83.64 ft	0.27 PSU	140.00 ml/min
6/25/2024 9:47 AM	15:00	6.67 pH	19.16 °C	546.63 µS/cm	4.85 mg/L	0.06 NTU	179.6 mV	84.24 ft	0.27 PSU	140.00 ml/min
6/25/2024 9:52 AM	20:00	6.66 pH	19.08 °C	544.44 µS/cm	4.95 mg/L	0.01 NTU	161.9 mV	84.96 ft	0.27 PSU	140.00 ml/min
6/25/2024 9:57 AM	25:00	6.65 pH	19.06 °C	544.15 µS/cm	4.98 mg/L	0.01 NTU	161.4 mV	85.60 ft	0.27 PSU	140.00 ml/min
6/25/2024 10:02 AM	30:00	6.63 pH	19.10 °C	542.12 µS/cm	5.07 mg/L	0.14 NTU	161.0 mV	86.28 ft	0.26 PSU	140.00 ml/min
6/25/2024 10:07 AM	35:00	6.61 pH	19.18 °C	538.54 µS/cm	5.30 mg/L	0.06 NTU	161.3 mV	86.83 ft	0.26 PSU	140.00 ml/min
6/25/2024 10:12 AM	40:00	6.59 pH	19.17 °C	534.56 µS/cm	5.44 mg/L	0.05 NTU	160.6 mV	87.46 ft	0.26 PSU	140.00 ml/min
6/25/2024 10:17 AM	45:00	6.57 pH	19.37 °C	534.01 µS/cm	5.49 mg/L	0.08 NTU	177.4 mV	88.24 ft	0.26 PSU	140.00 ml/min
6/25/2024 10:22 AM	50:00	6.57 pH	19.43 °C	533.75 µS/cm	5.50 mg/L	0.06 NTU	161.1 mV	88.68 ft	0.26 PSU	140.00 ml/min
6/25/2024 10:27 AM	55:00	6.56 pH	19.37 °C	535.00 µS/cm	5.46 mg/L	0.08 NTU	178.2 mV	89.06 ft	0.26 PSU	140.00 ml/min

Samples

Sample ID:	Description:

Created using VuSitu from In-Situ, Inc.

Low-Flow Test Report:

Test Date / Time: 6/26/2024 10:10:16 AM
Project: Bowen LF Re-sample
Operator Name: Kevin Stephenson

Location Name: GWC-16R **Well Diameter: 2 in** **Casing Type: PVC** **Screen Length: 10 ft** **Top of Screen: 88.12 ft** **Total Depth: 98.12 ft** **Initial Depth to Water: 87.1 ft**	**Pump Type: QED Dedicated** **Tubing Type: LDPE** **Pump Intake From TOC: 93.12 ft** **Estimated Total Volume Pumped: 240 ml** **Flow Cell Volume: 90 ml** **Final Flow Rate: 120 ml/min** **Final Draw Down: 0 ft**	**Instrument Used: Aqua TROLL 400** **Serial Number: 789301**

Test Notes:
Sample collection from complete evacuation on 6/25.

Low-Flow Readings:

Date Time	Elapsed Time	pH	Temperature	Specific Conductivity	RDO Concentration	Turbidity	ORP	Depth to Water	Salinity	Flow
		+/- 0.1	+/- 1000 %	+/- 5 %	+/- 10 %	+/- 5	+/- 1000 %	+/- 0.3	+/- 1000 %	
6/26/2024 10:10 AM	00:00	6.76 pH	26.15 °C	509.25 µS/cm	5.73 mg/L	0.07 NTU	174.7 mV	87.10 ft	0.25 PSU	120.00 ml/min
6/26/2024 10:11 AM	01:00	6.73 pH	23.57 °C	516.56 µS/cm	5.83 mg/L		172.9 mV	87.10 ft	0.25 PSU	120.00 ml/min
6/26/2024 10:12 AM	02:00	6.71 pH	22.18 °C	525.19 µS/cm	5.93 mg/L	0.07 NTU	191.2 mV	87.10 ft	0.26 PSU	120.00 ml/min

Samples

Sample ID:	Description:
GWC-16R	TDS
FD-01	TDS

Created using VuSitu from In-Situ, Inc.

Low-Flow Test Report:

Test Date / Time: 7/30/2024 10:20:51 AM
Project: Plant Bowen LF July 2024
Operator Name: William Laaker

Location Name: GWC-37 **Well Diameter: 2 in** **Casing Type: PVC** **Screen Length: 10 ft** **Top of Screen: 97.52 ft** **Total Depth: 107.52 ft** **Initial Depth to Water: 52.35 ft**	**Pump Type: QED Dedicated** **Tubing Type: LDPE** **Pump Intake From TOC: 102.52 ft** **Estimated Total Volume Pumped: 18350 ml** **Flow Cell Volume: 90 ml** **Final Flow Rate: 100 ml/min** **Final Draw Down: 17.51 ft**	**Instrument Used: Aqua TROLL 400** **Serial Number: 789301**

Test Notes:
Prepurged 2 L

Low-Flow Readings:

Date Time	Elapsed Time	pH	Temperature	Specific Conductivity	RDO Concentration	Turbidity	ORP	Depth to Water	Salinity	Flow
		+/- 0.1	+/- 1000 %	+/- 5 %	+/- 10 %	+/- 5	+/- 1000 %	+/- 0.3	+/- 1000 %	
7/30/2024 10:20 AM	00:00	4.85 pH	20.69 °C	20.44 µS/cm	6.08 mg/L	2.32 NTU	155.8 mV	55.95 ft	0.01 PSU	180.00 ml/min
7/30/2024 10:25 AM	05:00	4.74 pH	20.77 °C	19.00 µS/cm	6.87 mg/L	1.29 NTU	170.9 mV	56.81 ft	0.01 PSU	180.00 ml/min
7/30/2024 10:30 AM	10:00	4.69 pH	20.91 °C	18.54 µS/cm	7.07 mg/L	0.43 NTU	170.0 mV	58.00 ft	0.01 PSU	180.00 ml/min
7/30/2024 10:35 AM	15:00	4.67 pH	21.06 °C	18.41 µS/cm	7.18 mg/L	1.29 NTU	173.4 mV	59.01 ft	0.01 PSU	180.00 ml/min
7/30/2024 10:40 AM	20:00	4.65 pH	21.10 °C	18.33 µS/cm	7.12 mg/L	0.24 NTU	176.8 mV	60.04 ft	0.01 PSU	180.00 ml/min
7/30/2024 10:45 AM	25:00	4.56 pH	20.80 °C	18.37 µS/cm	7.08 mg/L	0.03 NTU	180.1 mV	61.01 ft	0.01 PSU	180.00 ml/min
7/30/2024 10:50 AM	30:00	4.53 pH	20.70 °C	18.50 µS/cm	6.94 mg/L	0.26 NTU	182.5 mV	61.94 ft	0.01 PSU	180.00 ml/min
7/30/2024 10:55 AM	35:00	4.52 pH	20.91 °C	18.68 µS/cm	6.95 mg/L	0.18 NTU	183.3 mV	62.83 ft	0.01 PSU	180.00 ml/min
7/30/2024 11:00 AM	40:00	4.56 pH	21.04 °C	18.80 µS/cm	6.92 mg/L	0.65 NTU	183.5 mV	63.66 ft	0.01 PSU	180.00 ml/min
7/30/2024 11:05 AM	45:00	4.54 pH	21.19 °C	18.98 µS/cm	6.93 mg/L	0.04 NTU	185.2 mV	64.44 ft	0.01 PSU	180.00 ml/min
7/30/2024 11:10 AM	50:00	4.51 pH	21.28 °C	19.04 µS/cm	6.75 mg/L	0.07 NTU	187.4 mV	65.28 ft	0.01 PSU	120.00 ml/min
7/30/2024 11:15 AM	55:00	4.51 pH	21.60 °C	19.28 µS/cm	6.80 mg/L	0.51 NTU	188.3 mV	65.93 ft	0.01 PSU	120.00 ml/min
7/30/2024 11:20 AM	01:00:00	4.51 pH	22.05 °C	19.43 µS/cm	6.86 mg/L	0.51 NTU	189.4 mV	66.31 ft	0.01 PSU	120.00 ml/min
7/30/2024 11:25 AM	01:05:00	4.46 pH	22.02 °C	19.55 µS/cm	6.82 mg/L	0.18 NTU	190.9 mV	66.68 ft	0.01 PSU	120.00 ml/min
7/30/2024 11:30 AM	01:10:00	4.48 pH	22.23 °C	19.63 µS/cm	6.74 mg/L	0.10 NTU	190.3 mV	67.12 ft	0.01 PSU	120.00 ml/min

7/30/2024 11:35 AM	01:15:00	4.48 pH	22.40 °C	19.81 µS/cm	6.78 mg/L	0.39 NTU	191.0 mV	67.48 ft	0.01 PSU	120.00 ml/min
7/30/2024 11:40 AM	01:20:00	4.49 pH	22.34 °C	19.86 µS/cm	6.76 mg/L	0.13 NTU	190.8 mV	67.85 ft	0.01 PSU	110.00 ml/min
7/30/2024 11:45 AM	01:25:00	4.49 pH	22.80 °C	20.04 µS/cm	6.74 mg/L	0.09 NTU	191.1 mV	68.11 ft	0.01 PSU	110.00 ml/min
7/30/2024 11:50 AM	01:30:00	4.48 pH	22.75 °C	20.11 µS/cm	6.70 mg/L	0.10 NTU	191.2 mV	68.33 ft	0.01 PSU	110.00 ml/min
7/30/2024 11:55 AM	01:35:00	4.48 pH	22.80 °C	20.24 µS/cm	6.63 mg/L	0.04 NTU	191.4 mV	68.55 ft	0.01 PSU	110.00 ml/min
7/30/2024 12:00 PM	01:40:00	4.41 pH	22.65 °C	20.36 µS/cm	6.67 mg/L	0.04 NTU	233.2 mV	68.77 ft	0.01 PSU	110.00 ml/min
7/30/2024 12:05 PM	01:45:00	4.45 pH	22.58 °C	20.41 µS/cm	6.65 mg/L	0.20 NTU	191.8 mV	68.99 ft	0.01 PSU	100.00 ml/min
7/30/2024 12:10 PM	01:50:00	4.44 pH	22.57 °C	20.37 µS/cm	6.60 mg/L	0.09 NTU	229.7 mV	69.11 ft	0.01 PSU	100.00 ml/min
7/30/2024 12:15 PM	01:55:00	4.45 pH	22.89 °C	20.56 µS/cm	6.63 mg/L	0.17 NTU	191.6 mV	69.32 ft	0.01 PSU	100.00 ml/min
7/30/2024 12:20 PM	02:00:00	4.45 pH	22.76 °C	20.66 µS/cm	6.64 mg/L	0.03 NTU	226.2 mV	69.45 ft	0.01 PSU	100.00 ml/min
7/30/2024 12:25 PM	02:05:00	4.44 pH	22.53 °C	20.75 µS/cm	6.62 mg/L	0.04 NTU	191.0 mV	69.57 ft	0.01 PSU	100.00 ml/min
7/30/2024 12:30 PM	02:10:00	4.43 pH	23.07 °C	20.76 µS/cm	6.56 mg/L	0.04 NTU	191.1 mV	69.72 ft	0.01 PSU	100.00 ml/min
7/30/2024 12:35 PM	02:15:00	4.43 pH	23.05 °C	20.82 µS/cm	6.55 mg/L	0.03 NTU	224.8 mV	69.86 ft	0.01 PSU	100.00 ml/min

Samples

Sample ID:	Description:
GWC-37	Metals, Inorganics, Alkalinity, TDS

Low-Flow Test Report:

Test Date / Time: 7/30/2024 10:28:54 AM
Project: Plant Bowen LF July 2024
Operator Name: Jay Siewert

Location Name: GWC-16R **Well Diameter: 2 in** **Casing Type: PVC** **Screen Length: 10 ft** **Top of Screen: 88.12 ft** **Total Depth: 98.12 ft** **Initial Depth to Water: 80.29 ft**	**Pump Type: QED Dedicated** **Tubing Type: LDPE** **Pump Intake From TOC: 93.12 ft** **Estimated Total Volume Pumped: 8400 ml** **Flow Cell Volume: 90 ml** **Final Flow Rate: 140 ml/min** **Final Draw Down: 7.55 ft**	**Instrument Used: Aqua TROLL 400** **Serial Number: 789310**

Test Notes:
Pre-purged 2 L
WL dropped below top of screen. Complete evacuation method initiated. Samples to be collected 7/31/24.
Blank DTW entries are due to WL dropping below top of pump.

Low-Flow Readings:

Date Time	Elapsed Time	pH	Temperature	Specific Conductivity	RDO Concentration	Turbidity	ORP	Depth to Water	Salinity	Flow
		+/- 0.1	+/- 1000	+/- 5 %	+/- 10 %	+/- 5	+/- 1000 %	+/- 0.3	+/- 10	
7/30/2024 10:28 AM	00:00	6.72 pH	19.35 °C	583.63 µS/cm	3.72 mg/L	0.45 NTU	156.2 mV	82.20 ft	0.29 PSU	140.00 ml/min
7/30/2024 10:33 AM	05:00	6.75 pH	20.29 °C	571.14 µS/cm	3.43 mg/L	0.44 NTU	159.8 mV	82.58 ft	0.28 PSU	140.00 ml/min
7/30/2024 10:38 AM	10:00	6.77 pH	20.61 °C	568.73 µS/cm	3.44 mg/L	0.69 NTU	159.4 mV	83.22 ft	0.28 PSU	140.00 ml/min
7/30/2024 10:43 AM	15:00	6.66 pH	26.80 °C	506.42 µS/cm	3.13 mg/L	0.59 NTU	159.6 mV	83.93 ft	0.25 PSU	140.00 ml/min
7/30/2024 10:48 AM	20:00	6.57 pH	42.39 °C	393.78 µS/cm	2.08 mg/L	0.35 NTU	161.1 mV	84.54 ft	0.19 PSU	140.00 ml/min
7/30/2024 10:53 AM	25:00	6.60 pH	40.83 °C	400.91 µS/cm	2.25 mg/L	0.12 NTU	162.3 mV	85.19 ft	0.19 PSU	140.00 ml/min
7/30/2024 10:58 AM	30:00	6.51 pH	53.95 °C	337.20 µS/cm	1.55 mg/L	0.47 NTU	163.3 mV	85.85 ft	0.16 PSU	140.00 ml/min
7/30/2024 11:03 AM	35:00	6.77 pH	20.57 °C	567.90 µS/cm	4.61 mg/L	0.25 NTU	165.1 mV	86.55 ft	0.28 PSU	140.00 ml/min
7/30/2024 11:08 AM	40:00	6.76 pH	20.66 °C	566.60 µS/cm	4.99 mg/L	0.30 NTU	167.1 mV	87.18 ft	0.28 PSU	140.00 ml/min
7/30/2024 11:13 AM	45:00	6.75 pH	20.60 °C	564.89 µS/cm	5.36 mg/L	0.10 NTU	173.5 mV	87.84 ft	0.28 PSU	140.00 ml/min
7/30/2024 11:18 AM	50:00	6.74 pH	20.20 °C	568.77 µS/cm	5.70 mg/L	0.13 NTU	183.8 mV		0.28 PSU	140.00 ml/min
7/30/2024 11:23 AM	55:00	6.73 pH	19.93 °C	568.43 µS/cm	5.90 mg/L	0.19 NTU	193.5 mV		0.28 PSU	140.00 ml/min
7/30/2024 11:28 AM	01:00:00	6.72 pH	20.04 °C	565.62 µS/cm	5.97 mg/L	0.04 NTU	203.0 mV		0.28 PSU	140.00 ml/min

Samples

Sample ID:	Description:

Low-Flow Test Report:

Test Date / Time: 7/30/2024 11:12:02 AM
Project: Plant Bowen LF July 2024
Operator Name: Natalie Piparo

Location Name: GWC-36RA **Well Diameter: 2 in** **Casing Type: PVC** **Screen Length: 10 ft** **Top of Screen: 100.28 ft** **Total Depth: 110.28 ft** **Initial Depth to Water: 34.46 ft**	**Pump Type: QED Dedicated** **Tubing Type: LDPE** **Pump Intake From TOC: 105.28 ft** **Estimated Total Volume Pumped: 4950 ml** **Flow Cell Volume: 90 ml** **Final Flow Rate: 110 ml/min** **Final Draw Down: 0.03 ft**	**Instrument Used: Aqua TROLL 400** **Serial Number: 850767**

Test Notes:
Prepurged 3L

Low-Flow Readings:

Date Time	Elapsed Time	pH	Temperature	Specific Conductivity	RDO Concentration	Turbidity	ORP	Depth To Water	Salinity	Flow
		+/- 0.1	+/- 1000 %	+/- 5 %	+/- 10 %	+/- 5	+/- 1000 %	+/- 0.3	+/- 10	
7/30/2024 11:12 AM	00:00	7.45 pH	26.29 °C	383.24 µS/cm	3.61 mg/L	11.30 NTU	184.3 mV	34.48 ft	0.19 PSU	110.00 ml/min
7/30/2024 11:17 AM	05:00	7.38 pH	20.49 °C	399.82 µS/cm	4.04 mg/L	7.62 NTU	26.3 mV	34.48 ft	0.19 PSU	110.00 ml/min
7/30/2024 11:22 AM	10:00	7.35 pH	20.04 °C	403.43 µS/cm	4.07 mg/L	7.19 NTU	25.5 mV	34.48 ft	0.20 PSU	110.00 ml/min
7/30/2024 11:27 AM	15:00	7.34 pH	19.87 °C	405.48 µS/cm	4.08 mg/L	6.75 NTU	18.5 mV	34.48 ft	0.20 PSU	110.00 ml/min
7/30/2024 11:32 AM	20:00	7.33 pH	19.94 °C	403.48 µS/cm	4.04 mg/L	6.22 NTU	30.3 mV	34.49 ft	0.20 PSU	110.00 ml/min
7/30/2024 11:37 AM	25:00	7.33 pH	19.98 °C	403.04 µS/cm	4.02 mg/L	5.73 NTU	37.0 mV	34.49 ft	0.20 PSU	110.00 ml/min
7/30/2024 11:42 AM	30:00	7.33 pH	20.17 °C	400.55 µS/cm	4.00 mg/L	5.16 NTU	23.8 mV	34.49 ft	0.19 PSU	110.00 ml/min
7/30/2024 11:47 AM	35:00	7.33 pH	20.14 °C	399.57 µS/cm	3.97 mg/L	4.84 NTU	44.5 mV	34.49 ft	0.19 PSU	110.00 ml/min
7/30/2024 11:52 AM	40:00	7.32 pH	20.09 °C	398.71 µS/cm	3.97 mg/L	4.41 NTU	26.5 mV	34.49 ft	0.19 PSU	110.00 ml/min
7/30/2024 11:57 AM	45:00	7.32 pH	20.03 °C	395.96 µS/cm	3.94 mg/L	3.92 NTU	26.0 mV	34.49 ft	0.19 PSU	110.00 ml/min

Samples

Sample ID:	Description:
GWC-36RA	Metals, Inorganics, Alkalinity, TDS

Created using VuSitu from In-Situ, Inc.

Low-Flow Test Report:

Test Date / Time: 7/30/2024 1:23:51 PM
Project: Plant Bowen LF July 2024
Operator Name: Jay Siewert

Location Name: GWC-17R **Well Diameter: 2 in** **Casing Type: PVC** **Screen Length: 10 ft** **Top of Screen: 82.93 ft** **Total Depth: 92.93 ft** **Initial Depth to Water: 83.76 ft**	**Pump Type: QED Dedicated** **Tubing Type: LDPE** **Pump Intake From TOC: 93.12 ft** **Estimated Total Volume Pumped: 2200 ml** **Flow Cell Volume: 90 ml** **Final Flow Rate: 110 ml/min**	**Instrument Used: Aqua TROLL 400** **Serial Number: 789310**

Test Notes:
Pre-purged 1 L
WL dropped below top of screen. Top of pump is 84.17 ft. Complete evacuation method initiated. Samples to be collected 7/31/24.

Low-Flow Readings:

Date Time	Elapsed Time	pH	Temperature	Specific Conductivity	RDO Concentration	Turbidity	ORP	Depth to Water	Salinity	Flow
		+/- 0.1	+/- 1000	+/- 5 %	+/- 10 %	+/- 5	+/- 1000 %	+/- 0.3	+/- 10	
7/30/2024 1:23 PM	00:00	6.96 pH	21.89 °C	571.58 µS/cm	7.42 mg/L	0.11 NTU	134.8 mV		0.28 PSU	110.00 ml/min
7/30/2024 1:28 PM	05:00	6.94 pH	22.05 °C	572.77 µS/cm	7.32 mg/L	0.16 NTU	157.3 mV		0.28 PSU	110.00 ml/min
7/30/2024 1:33 PM	10:00	6.93 pH	21.94 °C	573.28 µS/cm	7.21 mg/L	0.06 NTU	159.6 mV		0.28 PSU	110.00 ml/min
7/30/2024 1:38 PM	15:00	6.91 pH	22.07 °C	576.93 µS/cm	7.10 mg/L	0.34 NTU	159.5 mV		0.28 PSU	110.00 ml/min
7/30/2024 1:43 PM	20:00	6.88 pH	22.97 °C	583.79 µS/cm	7.06 mg/L	0.27 NTU	160.1 mV		0.29 PSU	110.00 ml/min

Samples

Sample ID:	Description:

Low-Flow Test Report:

Test Date / Time: 7/30/2024 1:44:39 PM
Project: Plant Bowen LF July 2024
Operator Name: Natalie Piparo

Location Name: GWC-36A **Well Diameter: 2 in** **Casing Type: PVC** **Screen Length: 10 ft** **Top of Screen: 95.1 ft** **Total Depth: 105.1 ft** **Initial Depth to Water: 32.78 ft**	**Pump Type: QED Dedicated** **Tubing Type: LDPE** **Pump Intake From TOC: 100.1 ft** **Estimated Total Volume Pumped: 2750 ml** **Flow Cell Volume: 90 ml** **Final Flow Rate: 110 ml/min** **Final Draw Down: 0.02 ft**	**Instrument Used: Aqua TROLL 400** **Serial Number: 850767**

Test Notes:
Prepurged 2L

Low-Flow Readings:

Date Time	Elapsed Time	pH	Temperature	Specific Conductivity	RDO Concentration	Turbidity	ORP	Depth To Water	Salinity	Flow
		+/- 0.1	+/- 1000 %	+/- 5 %	+/- 10 %	+/- 5	+/- 1000 %	+/- 0.3	+/- 10	
7/30/2024 1:44 PM	00:00	7.12 pH	22.70 °C	411.04 µS/cm	2.93 mg/L	0.16 NTU	-0.8 mV	32.79 ft	0.20 PSU	110.00 ml/min
7/30/2024 1:49 PM	05:00	7.08 pH	21.91 °C	412.42 µS/cm	3.07 mg/L	0.04 NTU	15.7 mV	32.79 ft	0.20 PSU	110.00 ml/min
7/30/2024 1:54 PM	10:00	7.05 pH	22.00 °C	415.49 µS/cm	3.07 mg/L	0.02 NTU	28.6 mV	32.79 ft	0.20 PSU	110.00 ml/min
7/30/2024 1:59 PM	15:00	7.06 pH	21.64 °C	410.05 µS/cm	3.04 mg/L	0.85 NTU	32.1 mV	32.80 ft	0.20 PSU	110.00 ml/min
7/30/2024 2:04 PM	20:00	7.05 pH	22.11 °C	409.93 µS/cm	3.02 mg/L	1.31 NTU	34.1 mV	32.80 ft	0.20 PSU	110.00 ml/min
7/30/2024 2:09 PM	25:00	7.05 pH	21.46 °C	404.47 µS/cm	3.04 mg/L	1.13 NTU	32.9 mV	32.80 ft	0.20 PSU	110.00 ml/min

Samples

Sample ID:	Description:
GWC-36A	Metals, Inorganics, Alkalinity, TDS
FD-01	Metals, Inorganics, Alkalinity, TDS

Low-Flow Test Report:

Test Date / Time: 7/30/2024 2:04:02 PM
Project: Plant Bowen LF July 2024
Operator Name: William Laaker

Location Name: GWC-38 **Well Diameter: 2 in** **Casing Type: PVC** **Screen Length: 10 ft** **Top of Screen: 59.35 ft** **Total Depth: 69.35 ft** **Initial Depth to Water: 56.26 ft**	**Pump Type: QED Dedicated** **Tubing Type: LDPE** **Pump Intake From TOC: 64.35 ft** **Estimated Total Volume Pumped: 2200 ml** **Flow Cell Volume: 90 ml** **Final Flow Rate: 110 ml/min** **Final Draw Down: 1.09 ft**	**Instrument Used: Aqua TROLL 400** **Serial Number: 789301**

Test Notes:
Prepurged 1 L

Low-Flow Readings:

Date Time	Elapsed Time	pH	Temperature	Specific Conductivity	RDO Concentration	Turbidity	ORP	Depth to Water	Salinity	Flow
		+/- 0.1	+/- 1000 %	+/- 5 %	+/- 10 %	+/- 5	+/- 1000 %	+/- 0.3	+/- 1000 %	
7/30/2024 2:04 PM	00:00	4.38 pH	23.18 °C	39.44 µS/cm	7.14 mg/L	0.07 NTU	177.3 mV	56.89 ft	0.02 PSU	110.00 ml/min
7/30/2024 2:09 PM	05:00	4.34 pH	22.98 °C	38.84 µS/cm	7.25 mg/L	0.09 NTU	177.5 mV	57.01 ft	0.02 PSU	110.00 ml/min
7/30/2024 2:14 PM	10:00	4.33 pH	23.27 °C	38.06 µS/cm	7.20 mg/L	0.18 NTU	196.4 mV	57.15 ft	0.02 PSU	110.00 ml/min
7/30/2024 2:19 PM	15:00	4.32 pH	23.10 °C	37.36 µS/cm	7.21 mg/L	0.14 NTU	176.0 mV	57.26 ft	0.02 PSU	110.00 ml/min
7/30/2024 2:24 PM	20:00	4.29 pH	23.30 °C	37.19 µS/cm	7.25 mg/L	0.12 NTU	176.4 mV	57.35 ft	0.02 PSU	110.00 ml/min

Samples

Sample ID:	Description:
GWC-38	Metals, Inorganics, Alkalinity, TDS

Created using VuSitu from In-Situ, Inc.

Low-Flow Test Report:

Test Date / Time: 7/30/2024 2:31:07 PM
Project: Plant Bowen LF July 2024
Operator Name: Jay Siewert

Location Name: GWC-23R **Well Diameter: 2 in** **Casing Type: PVC** **Screen Length: 10 ft** **Top of Screen: 39.57 ft** **Total Depth: 49.57 ft** **Initial Depth to Water: 40.73 ft**	**Pump Type: QED Dedicated** **Tubing Type: LDPE** **Pump Intake From TOC: 44.57 ft** **Estimated Total Volume Pumped: 2800 ml** **Flow Cell Volume: 90 ml** **Final Flow Rate: 140 ml/min**	**Instrument Used: Aqua TROLL 400** **Serial Number: 789310**

Test Notes:
Pre-purged 1 L.
WL dropped below top of screen. Complete evacuation method initiated. Samples to be collected 7/31/24.
Blank DTW is due to WL dropping below top of pump.

Low-Flow Readings:

Date Time	Elapsed Time	pH	Temperature	Specific Conductivity	RDO Concentration	Turbidity	ORP	Depth to Water	Salinity	Flow
		+/- 0.1	+/- 1000	+/- 5 %	+/- 10 %	+/- 5	+/- 1000 %	+/- 0.3	+/- 10	
7/30/2024 2:31 PM	00:00	6.94 pH	21.65 °C	719.50 µS/cm	3.18 mg/L	1.11 NTU	104.6 mV		0.35 PSU	140.00 ml/min
7/30/2024 2:36 PM	05:00	6.89 pH	21.23 °C	715.98 µS/cm	3.02 mg/L	1.10 NTU	126.6 mV		0.35 PSU	140.00 ml/min
7/30/2024 2:41 PM	10:00	6.90 pH	20.99 °C	712.68 µS/cm	3.64 mg/L	1.04 NTU	137.2 mV		0.35 PSU	140.00 ml/min
7/30/2024 2:46 PM	15:00	6.89 pH	20.91 °C	721.07 µS/cm	4.03 mg/L	1.14 NTU	142.2 mV		0.36 PSU	140.00 ml/min
7/30/2024 2:51 PM	20:00	6.87 pH	20.54 °C	732.67 µS/cm	3.66 mg/L	1.13 NTU	138.6 mV		0.36 PSU	140.00 ml/min

Samples

Sample ID:	Description:

Low-Flow Test Report:

Test Date / Time: 7/31/2024 10:22:53 AM
Project: Plant Bowen LF July 2024
Operator Name: Jay Siewert

Location Name: GWC-16R **Well Diameter: 2 in** **Casing Type: PVC** **Screen Length: 10 ft** **Top of Screen: 88.12 ft** **Total Depth: 98.12 ft** **Initial Depth to Water: 87.39 ft**	**Pump Type: QED Dedicated** **Tubing Type: LDPE** **Pump Intake From TOC: 93.12 ft** **Estimated Total Volume Pumped: 260 ml** **Flow Cell Volume: 90 ml** **Final Flow Rate: 130 ml/min** **Final Draw Down: 1.16 ft**	**Instrument Used: Aqua TROLL 400** **Serial Number: 850762**

Test Notes:
Complete evacuation performed 7/30/24.

Low-Flow Readings:

Date Time	Elapsed Time	pH	Temperature	Specific Conductivity	RDO Concentration	Turbidity	ORP	Depth to Water	Salinity	Flow
		+/- 0.1	+/- 1000	+/- 5 %	+/- 10 %	+/- 5	+/- 1000 %	+/- 0.3	+/- 10	
7/31/2024 10:22 AM	00:00	6.96 pH	19.48 °C	556.22 µS/cm	5.50 mg/L	0.36 NTU	187.2 mV	88.43 ft	0.27 PSU	130.00 ml/min
7/31/2024 10:23 AM	01:00	7.01 pH	19.35 °C	558.74 µS/cm	5.08 mg/L	0.36 NTU	178.0 mV	88.49 ft	0.27 PSU	130.00 ml/min
7/31/2024 10:24 AM	02:00	7.03 pH	19.26 °C	560.43 µS/cm	4.74 mg/L	0.36 NTU	168.3 mV	88.55 ft	0.27 PSU	130.00 ml/min

Samples

Sample ID:	Description:
GWC-16R	Metals, Inorganics, Alkalinity, TDS

Low-Flow Test Report:

Test Date / Time: 7/31/2024 10:23:51 AM
Project: Plant Bowen LF July 2024
Operator Name: William Laaker

Location Name: GWC-25R **Well Diameter: 2 in** **Casing Type: PVC** **Screen Length: 10 ft** **Top of Screen: 89.97 ft** **Total Depth: 99.97 ft** **Initial Depth to Water: 25.39 ft**	**Pump Type: QED Dedicated** **Tubing Type: LDPE** **Pump Intake From TOC: 94.97 ft** **Estimated Total Volume Pumped: 2600 ml** **Flow Cell Volume: 90 ml** **Final Flow Rate: 130 ml/min** **Final Draw Down: 0 ft**	**Instrument Used: Aqua TROLL 400** **Serial Number: 789301**

Test Notes:
Prepurged 1 L

Low-Flow Readings:

Date Time	Elapsed Time	pH	Temperature	Specific Conductivity	RDO Concentration	Turbidity	ORP	Depth to Water	Salinity	Flow
		+/- 0.1	+/- 1000 %	+/- 5 %	+/- 10 %	+/- 5	+/- 1000 %	+/- 0.3	+/- 1000 %	
7/31/2024 10:23 AM	00:00	7.28 pH	19.51 °C	300.83 µS/cm	6.85 mg/L	1.21 NTU	157.2 mV	25.39 ft	0.14 PSU	130.00 ml/min
7/31/2024 10:28 AM	05:00	7.35 pH	19.35 °C	304.38 µS/cm	6.74 mg/L	0.46 NTU	160.5 mV	25.39 ft	0.15 PSU	130.00 ml/min
7/31/2024 10:33 AM	10:00	7.35 pH	19.33 °C	304.38 µS/cm	6.76 mg/L	0.08 NTU	161.1 mV	25.39 ft	0.15 PSU	130.00 ml/min
7/31/2024 10:38 AM	15:00	7.34 pH	19.24 °C	304.29 µS/cm	6.74 mg/L	0.56 NTU	161.3 mV	25.39 ft	0.15 PSU	130.00 ml/min
7/31/2024 10:43 AM	20:00	7.33 pH	19.18 °C	305.22 µS/cm	6.81 mg/L	0.04 NTU	161.5 mV	25.39 ft	0.15 PSU	130.00 ml/min

Samples

Sample ID:	Description:
GWC-25R	Metals, Inorganics, Alkalinity, TDS
FD-02	Metals, Inorganics, Alkalinity, TDS

Low-Flow Test Report:

Test Date / Time: 7/31/2024 11:36:45 AM
Project: Plant Bowen LF July 2024
Operator Name: Jay Siewert

Location Name: GWC-17R **Well Diameter: 2 in** **Casing Type: PVC** **Screen Length: 10 ft** **Top of Screen: 82.93 ft** **Total Depth: 92.93 ft**	**Pump Type: QED Dedicated** **Tubing Type: LDPE** **Pump Intake From TOC: 87.93 ft** **Estimated Total Volume Pumped: 220 ml** **Flow Cell Volume: 90 ml** **Final Flow Rate: 110 ml/min**	**Instrument Used: Aqua TROLL 400** **Serial Number: 850762**

Test Notes:
Complete evacuation performed 7/30/24. Blank DTW entries are due to WL being below top of pump.

Low-Flow Readings:

Date Time	Elapsed Time	pH	Temperature	Specific Conductivity	RDO Concentration	Turbidity	ORP	Depth to Water	Salinity	Flow
		+/- 0.1	+/- 1000	+/- 5 %	+/- 10 %	+/- 5	+/- 1000 %	+/- 0.3	+/- 10	
7/31/2024 11:36 AM	00:00	7.23 pH	21.38 °C	564.63 µS/cm	7.53 mg/L	0.11 NTU	141.0 mV		0.28 PSU	110.00 ml/min
7/31/2024 11:37 AM	01:00	7.23 pH	21.40 °C	569.99 µS/cm	7.49 mg/L	0.11 NTU	116.7 mV		0.28 PSU	110.00 ml/min
7/31/2024 11:38 AM	02:00	7.23 pH	21.49 °C	571.45 µS/cm	7.44 mg/L	0.11 NTU	106.3 mV		0.28 PSU	110.00 ml/min

Samples

Sample ID:	Description:
GWC-17R	Metals, Inorganics, Alkalinity, TDS

Created using VuSitu from In-Situ, Inc.

Low-Flow Test Report:

Test Date / Time: 7/31/2024 11:54:19 AM
Project: Plant Bowen LF July 2024
Operator Name: Natalie Piparo

Location Name: GWC-18 **Well Diameter: 2 in** **Casing Type: PVC** **Screen Length: 10 ft** **Top of Screen: 70.31 ft** **Total Depth: 80.31 ft** **Initial Depth to Water: 74.7 ft**	**Pump Type: QED Dedicated** **Tubing Type: LDPE** **Pump Intake From TOC: 75.31 ft** **Estimated Total Volume Pumped: 5400 ml** **Flow Cell Volume: 90 ml** **Final Flow Rate: 180 ml/min** **Final Draw Down: 0.06 ft**	**Instrument Used: Aqua TROLL 400** **Serial Number: 850767**

Test Notes:
Prepurged 11 L
Water level drops below top of screen. Well does not go dry. Three well volume method initiated.

Low-Flow Readings:

Date Time	Elapsed Time	pH	Temperature	Specific Conductivity	RDO Concentration	Turbidity	ORP	Depth To Water	Salinity	Flow
		+/- 0.1	+/- 1000 %	+/- 5 %	+/- 10 %	+/- 5	+/- 1000 %	+/- 0.3	+/- 10	
7/31/2024 11:54 AM	00:00	7.15 pH	23.03 °C	135.98 µS/cm	6.70 mg/L	0.41 NTU	129.2 mV	74.75 ft	0.06 PSU	180.00 ml/min
7/31/2024 11:59 AM	05:00	6.88 pH	19.63 °C	141.29 µS/cm	7.34 mg/L	0.01 NTU	88.3 mV	74.75 ft	0.07 PSU	180.00 ml/min
7/31/2024 12:04 PM	10:00	6.74 pH	18.31 °C	143.98 µS/cm	7.50 mg/L	0.08 NTU	85.0 mV	74.76 ft	0.07 PSU	180.00 ml/min
7/31/2024 12:09 PM	15:00	6.70 pH	18.26 °C	144.57 µS/cm	7.48 mg/L	0.07 NTU	67.3 mV	74.76 ft	0.07 PSU	180.00 ml/min
7/31/2024 12:14 PM	20:00	6.68 pH	17.95 °C	146.34 µS/cm	7.54 mg/L	0.06 NTU	67.2 mV	74.76 ft	0.07 PSU	180.00 ml/min
7/31/2024 12:19 PM	25:00	6.67 pH	17.88 °C	147.42 µS/cm	7.54 mg/L	0.03 NTU	86.2 mV	74.76 ft	0.07 PSU	180.00 ml/min
7/31/2024 12:24 PM	30:00	6.66 pH	17.83 °C	149.28 µS/cm	7.57 mg/L	0.02 NTU	80.1 mV	74.76 ft	0.07 PSU	180.00 ml/min

Samples

Sample ID:	Description:
GWC-18	Metals, Inorganics, Alkalinity, TDS

Created using VuSitu from In-Situ, Inc.

Low-Flow Test Report:

Test Date / Time: 7/31/2024 11:57:06 AM
Project: Plant Bowen LF July 2024
Operator Name: William Laaker

Location Name: GWC-24R **Well Diameter: 2 in** **Casing Type: PVC** **Screen Length: 10 ft** **Top of Screen: 30.11 ft** **Total Depth: 40.11 ft** **Initial Depth to Water: 26.26 ft**	**Pump Type: QED Dedicated** **Tubing Type: LDPE** **Pump Intake From TOC: 35.11 ft** **Estimated Total Volume Pumped: 5400 ml** **Flow Cell Volume: 90 ml** **Final Flow Rate: 120 ml/min** **Final Draw Down: 0.8 ft**	**Instrument Used: Aqua TROLL 400** **Serial Number: 789301**

Test Notes:
Prepurged 1 L

Low-Flow Readings:

Date Time	Elapsed Time	pH	Temperature	Specific Conductivity	RDO Concentration	Turbidity	ORP	Depth to Water	Salinity	Flow
		+/- 0.1	+/- 1000 %	+/- 5 %	+/- 10 %	+/- 5	+/- 1000 %	+/- 0.3	+/- 1000 %	
7/31/2024 11:57 AM	00:00	7.03 pH	20.26 °C	287.07 µS/cm	2.51 mg/L	0.21 NTU	140.6 mV	27.00 ft	0.14 PSU	120.00 ml/min
7/31/2024 12:02 PM	05:00	7.06 pH	20.30 °C	288.98 µS/cm	2.81 mg/L	0.38 NTU	113.8 mV	27.02 ft	0.14 PSU	120.00 ml/min
7/31/2024 12:07 PM	10:00	7.10 pH	20.13 °C	287.56 µS/cm	2.98 mg/L	0.26 NTU	144.8 mV	27.05 ft	0.14 PSU	120.00 ml/min
7/31/2024 12:12 PM	15:00	7.12 pH	20.31 °C	287.79 µS/cm	3.29 mg/L	0.02 NTU	143.5 mV	27.06 ft	0.14 PSU	120.00 ml/min
7/31/2024 12:17 PM	20:00	7.14 pH	20.35 °C	286.64 µS/cm	3.37 mg/L	0.07 NTU	140.2 mV	27.06 ft	0.14 PSU	120.00 ml/min
7/31/2024 12:22 PM	25:00	7.15 pH	20.30 °C	286.64 µS/cm	3.76 mg/L	0.08 NTU	138.3 mV	27.06 ft	0.14 PSU	120.00 ml/min
7/31/2024 12:27 PM	30:00	7.16 pH	20.47 °C	287.01 µS/cm	3.87 mg/L	0.09 NTU	135.8 mV	27.06 ft	0.14 PSU	120.00 ml/min
7/31/2024 12:32 PM	35:00	7.16 pH	20.35 °C	287.46 µS/cm	3.93 mg/L	0.12 NTU	134.2 mV	27.06 ft	0.14 PSU	120.00 ml/min
7/31/2024 12:37 PM	40:00	7.17 pH	20.84 °C	286.58 µS/cm	4.13 mg/L	0.13 NTU	132.8 mV	27.06 ft	0.14 PSU	120.00 ml/min
7/31/2024 12:42 PM	45:00	7.17 pH	20.79 °C	286.08 µS/cm	4.21 mg/L	0.10 NTU	131.4 mV	27.06 ft	0.14 PSU	120.00 ml/min

Samples

Sample ID:	Description:
GWC-24R	Metals, Inorganics, Alkalinity, TDS

Created using VuSitu from In-Situ, Inc.

Low-Flow Test Report:

Test Date / Time: 7/31/2024 1:21:10 PM
Project: Plant Bowen LF July 2024
Operator Name: Natalie Piparo

Location Name: GWC-18R **Well Diameter: 2 in** **Casing Type: PVC** **Screen Length: 10 ft** **Top of Screen: 130.1 ft** **Total Depth: 140.1 ft** **Initial Depth to Water: 74.53 ft**	**Pump Type: QED Dedicated** **Tubing Type: LDPE** **Pump Intake From TOC: 135.01 ft** **Estimated Total Volume Pumped: 3600 ml** **Flow Cell Volume: 90 ml** **Final Flow Rate: 120 ml/min** **Final Draw Down: 0.06 ft**	**Instrument Used: Aqua TROLL 400** **Serial Number: 850767**

Test Notes:
Prepurged 2L

Low-Flow Readings:

Date Time	Elapsed Time	pH	Temperature	Specific Conductivity	RDO Concentration	Turbidity	ORP	Depth To Water	Salinity	Flow
		+/- 0.1	+/- 1000 %	+/- 5 %	+/- 10 %	+/- 5	+/- 1000 %	+/- 0.3	+/- 10	
7/31/2024 1:21 PM	00:00	7.36 pH	23.29 °C	255.19 µS/cm	5.43 mg/L	2.14 NTU	28.2 mV	74.54 ft	0.12 PSU	120.00 ml/min
7/31/2024 1:26 PM	05:00	7.64 pH	19.01 °C	275.39 µS/cm	6.43 mg/L	3.03 NTU	20.9 mV	74.54 ft	0.13 PSU	120.00 ml/min
7/31/2024 1:31 PM	10:00	7.73 pH	18.58 °C	277.51 µS/cm	6.56 mg/L	1.60 NTU	24.2 mV	74.55 ft	0.13 PSU	120.00 ml/min
7/31/2024 1:36 PM	15:00	7.73 pH	18.39 °C	276.27 µS/cm	6.58 mg/L	1.17 NTU	40.4 mV	74.57 ft	0.13 PSU	120.00 ml/min
7/31/2024 1:41 PM	20:00	7.75 pH	18.25 °C	276.37 µS/cm	6.64 mg/L	0.75 NTU	47.4 mV	74.58 ft	0.13 PSU	120.00 ml/min
7/31/2024 1:46 PM	25:00	7.75 pH	18.40 °C	276.28 µS/cm	6.67 mg/L	0.72 NTU	32.2 mV	74.58 ft	0.13 PSU	120.00 ml/min
7/31/2024 1:51 PM	30:00	7.76 pH	18.30 °C	275.84 µS/cm	6.71 mg/L	0.70 NTU	42.6 mV	74.59 ft	0.13 PSU	120.00 ml/min

Samples

Sample ID:	Description:
GWC-18R	Metals, Inorganics, Alkalinity, TDS

Low-Flow Test Report:

Test Date / Time: 7/31/2024 1:47:30 PM
Project: Plant Bowen LF July 2024
Operator Name: William Laaker

Location Name: GWC-22R **Well Diameter: 2 in** **Casing Type: PVC** **Screen Length: 10 ft** **Top of Screen: 109.6 ft** **Total Depth: 119.6 ft** **Initial Depth to Water: 65.26 ft**	**Pump Type: QED Dedicated** **Tubing Type: LDPE** **Pump Intake From TOC: 114.6 ft** **Estimated Total Volume Pumped: 11200 ml** **Flow Cell Volume: 90 ml** **Final Flow Rate: 140 ml/min** **Final Draw Down: 0.04 ft**	**Instrument Used: Aqua TROLL 400** **Serial Number: 789301**

Test Notes:
Prepurged 1 L

Low-Flow Readings:

Date Time	Elapsed Time	pH	Temperature	Specific Conductivity	RDO Concentration	Turbidity	ORP	Depth to Water	Salinity	Flow
		+/- 0.1	+/- 1000 %	+/- 5 %	+/- 10 %	+/- 5	+/- 1000 %	+/- 0.3	+/- 1000 %	
7/31/2024 1:47 PM	00:00	6.27 pH	23.07 °C	356.75 µS/cm	0.25 mg/L	0.22 NTU	54.8 mV	65.30 ft	0.17 PSU	140.00 ml/min
7/31/2024 1:52 PM	05:00	6.19 pH	22.91 °C	361.46 µS/cm	0.15 mg/L	0.29 NTU	-8.0 mV	65.30 ft	0.17 PSU	140.00 ml/min
7/31/2024 1:57 PM	10:00	6.18 pH	22.80 °C	360.49 µS/cm	0.13 mg/L	0.21 NTU	-21.6 mV	65.30 ft	0.17 PSU	140.00 ml/min
7/31/2024 2:02 PM	15:00	6.21 pH	23.15 °C	348.92 µS/cm	0.15 mg/L	0.40 NTU	-12.3 mV	65.30 ft	0.17 PSU	140.00 ml/min
7/31/2024 2:07 PM	20:00	6.26 pH	22.98 °C	339.01 µS/cm	0.35 mg/L	0.46 NTU	4.1 mV	65.30 ft	0.16 PSU	140.00 ml/min
7/31/2024 2:12 PM	25:00	6.32 pH	22.92 °C	330.48 µS/cm	0.94 mg/L	0.84 NTU	14.7 mV	65.30 ft	0.16 PSU	140.00 ml/min
7/31/2024 2:17 PM	30:00	6.41 pH	23.51 °C	322.59 µS/cm	1.58 mg/L	0.84 NTU	22.0 mV	65.30 ft	0.16 PSU	140.00 ml/min
7/31/2024 2:22 PM	35:00	6.45 pH	22.84 °C	319.75 µS/cm	1.77 mg/L	0.74 NTU	31.4 mV	65.30 ft	0.15 PSU	140.00 ml/min
7/31/2024 2:27 PM	40:00	6.46 pH	23.48 °C	319.77 µS/cm	1.94 mg/L	0.77 NTU	33.3 mV	65.30 ft	0.15 PSU	140.00 ml/min
7/31/2024 2:32 PM	45:00	6.49 pH	22.74 °C	316.31 µS/cm	2.19 mg/L	0.70 NTU	37.7 mV	65.30 ft	0.15 PSU	140.00 ml/min
7/31/2024 2:37 PM	50:00	6.51 pH	23.22 °C	315.85 µS/cm	2.45 mg/L	0.67 NTU	39.3 mV	65.30 ft	0.15 PSU	140.00 ml/min
7/31/2024 2:42 PM	55:00	6.53 pH	23.69 °C	314.47 µS/cm	2.50 mg/L	0.50 NTU	40.3 mV	65.30 ft	0.15 PSU	140.00 ml/min
7/31/2024 2:47 PM	01:00:00	6.55 pH	22.67 °C	312.50 µS/cm	2.74 mg/L	0.47 NTU	46.9 mV	65.30 ft	0.15 PSU	140.00 ml/min
7/31/2024 2:52 PM	01:05:00	6.55 pH	23.25 °C	312.87 µS/cm	2.78 mg/L	0.38 NTU	44.5 mV	65.30 ft	0.15 PSU	140.00 ml/min
7/31/2024 2:57 PM	01:10:00	6.54 pH	23.45 °C	312.54 µS/cm	2.56 mg/L	0.36 NTU	43.7 mV	65.30 ft	0.15 PSU	140.00 ml/min

7/31/2024 3:02 PM	01:15:00	6.53 pH	23.49 °C	314.21 µS/cm	2.60 mg/L	0.41 NTU	44.8 mV	65.30 ft	0.15 PSU	140.00 ml/min
7/31/2024 3:07 PM	01:20:00	6.56 pH	23.47 °C	311.60 µS/cm	2.69 mg/L	0.33 NTU	45.8 mV	65.30 ft	0.15 PSU	140.00 ml/min

Samples

Sample ID:	Description:
GWC-22R	Metals, Inorganics, Alkalinity, TDS

Created using VuSitu from In-Situ, Inc.

Low-Flow Test Report:

Test Date / Time: 7/31/2024 2:15:24 PM
Project: Plant Bowen LF July 2024
Operator Name: Jay Siewert

Location Name: GWC-23R **Well Diameter: 2 in** **Casing Type: PVC** **Screen Length: 10 ft** **Top of Screen: 39.57 ft** **Total Depth: 49.57 ft**	**Pump Type: QED Dedicated** **Tubing Type: LDPE** **Pump Intake From TOC: 44.57 ft** **Estimated Total Volume Pumped: 210 ml** **Flow Cell Volume: 90 ml** **Final Flow Rate: 105 ml/min**	**Instrument Used: Aqua TROLL 400** **Serial Number: 850762**

Test Notes:
Complete evacuation performed 7/30/24. WL is below top of pump so DTW could not be measured.

Low-Flow Readings:

Date Time	Elapsed Time	pH	Temperature	Specific Conductivity	RDO Concentration	Turbidity	ORP	Depth to Water	Salinity	Flow
		+/- 0.1	+/- 1000	+/- 5 %	+/- 10 %	+/- 5	+/- 1000 %	+/- 0.3	+/- 10	
7/31/2024 2:15 PM	00:00	7.24 pH	24.04 °C	698.53 µS/cm	4.37 mg/L	1.90 NTU	96.1 mV		0.34 PSU	105.00 ml/min
7/31/2024 2:16 PM	01:00	7.23 pH	23.50 °C	695.31 µS/cm	3.63 mg/L	1.90 NTU	80.4 mV		0.34 PSU	105.00 ml/min
7/31/2024 2:17 PM	02:00	7.22 pH	23.18 °C	698.63 µS/cm	3.21 mg/L	1.90 NTU	73.4 mV		0.34 PSU	105.00 ml/min

Samples

Sample ID:	Description:
GWC-23R	Metals, Inorganics, Alkalinity, TDS

Created using VuSitu from In-Situ, Inc.

Low-Flow Test Report:

Test Date / Time: 7/31/2024 3:18:00 PM
Project: Plant Bowen LF July 2024
Operator Name: Natalie Piparo

Location Name: GWC-19R **Well Diameter: 2 in** **Casing Type: PVC** **Screen Length: 10 ft** **Top of Screen: 136.6 ft** **Total Depth: 146.6 ft** **Initial Depth to Water: 78.42 ft**	**Pump Type: QED Dedicated** **Tubing Type: LDPE** **Pump Intake From TOC: 141.6 ft** **Estimated Total Volume Pumped: 2200 ml** **Flow Cell Volume: 90 ml** **Final Flow Rate: 110 ml/min** **Final Draw Down: 0.06 ft**	**Instrument Used: Aqua TROLL 400** **Serial Number: 850767**

Test Notes:
Prepurged 2L

Low-Flow Readings:

Date Time	Elapsed Time	pH	Temperature	Specific Conductivity	RDO Concentration	Turbidity	ORP	Depth To Water	Salinity	Flow
		+/- 0.1	+/- 1000 %	+/- 5 %	+/- 10 %	+/- 5	+/- 1000 %	+/- 0.3	+/- 10	
7/31/2024 3:18 PM	00:00	7.72 pH	21.19 °C	282.83 µS/cm	6.40 mg/L	0.34 NTU	18.3 mV	78.46 ft	0.14 PSU	110.00 ml/min
7/31/2024 3:23 PM	05:00	7.71 pH	19.92 °C	288.88 µS/cm	6.59 mg/L	0.94 NTU	25.8 mV	78.46 ft	0.14 PSU	110.00 ml/min
7/31/2024 3:28 PM	10:00	7.70 pH	19.82 °C	288.03 µS/cm	6.58 mg/L	0.58 NTU	43.9 mV	78.47 ft	0.14 PSU	110.00 ml/min
7/31/2024 3:33 PM	15:00	7.69 pH	19.59 °C	289.33 µS/cm	6.57 mg/L	0.57 NTU	51.1 mV	78.47 ft	0.14 PSU	110.00 ml/min
7/31/2024 3:38 PM	20:00	7.69 pH	19.65 °C	287.55 µS/cm	6.53 mg/L	0.56 NTU	44.9 mV	78.48 ft	0.14 PSU	110.00 ml/min

Samples

Sample ID:	Description:
GWC-19R	Metals, Inorganics, Alkalinity, TDS

Created using VuSitu from In-Situ, Inc.

Low-Flow Test Report:

Test Date / Time: 8/1/2024 10:13:16 AM
Project: Plant Bowen LF July 2024
Operator Name: Jay Siewert

Location Name: GWC-20R **Well Diameter: 2 in** **Casing Type: PVC** **Screen Length: 10 ft** **Top of Screen: 77.47 ft** **Total Depth: 87.47 ft** **Initial Depth to Water: 72.21 ft**	**Pump Type: QED Dedicated** **Tubing Type: LDPE** **Pump Intake From TOC: 82.47 ft** **Estimated Total Volume Pumped: 6500 ml** **Flow Cell Volume: 90 ml** **Final Flow Rate: 130 ml/min** **Final Draw Down: 0.19 ft**	**Instrument Used: Aqua TROLL 400** **Serial Number: 850762**

Test Notes:
Pre-purged 2 L

Low-Flow Readings:

Date Time	Elapsed Time	pH	Temperature	Specific Conductivity	RDO Concentration	Turbidity	ORP	Depth to Water	Salinity	Flow
		+/- 0.1	+/- 1000	+/- 5 %	+/- 10 %	+/- 5	+/- 1000 %	+/- 0.3	+/- 10	
8/1/2024 10:13 AM	00:00	7.61 pH	20.52 °C	320.95 µS/cm	7.07 mg/L	0.27 NTU	162.6 mV	72.38 ft	0.15 PSU	130.00 ml/min
8/1/2024 10:18 AM	05:00	7.72 pH	20.38 °C	315.02 µS/cm	6.90 mg/L	0.92 NTU	154.3 mV	72.38 ft	0.15 PSU	130.00 ml/min
8/1/2024 10:23 AM	10:00	7.72 pH	20.41 °C	316.45 µS/cm	6.86 mg/L	0.35 NTU	106.1 mV	72.38 ft	0.15 PSU	130.00 ml/min
8/1/2024 10:28 AM	15:00	7.71 pH	20.48 °C	323.18 µS/cm	6.78 mg/L	0.11 NTU	119.6 mV	72.38 ft	0.16 PSU	130.00 ml/min
8/1/2024 10:33 AM	20:00	7.68 pH	20.52 °C	333.51 µS/cm	6.72 mg/L	0.06 NTU	116.5 mV	72.40 ft	0.16 PSU	130.00 ml/min
8/1/2024 10:38 AM	25:00	7.63 pH	20.47 °C	349.03 µS/cm	6.71 mg/L	0.24 NTU	115.6 mV	72.40 ft	0.17 PSU	130.00 ml/min
8/1/2024 10:43 AM	30:00	7.58 pH	20.39 °C	362.68 µS/cm	6.76 mg/L	0.22 NTU	115.7 mV	72.40 ft	0.18 PSU	130.00 ml/min
8/1/2024 10:48 AM	35:00	7.55 pH	20.55 °C	367.66 µS/cm	6.76 mg/L	0.18 NTU	116.5 mV	72.40 ft	0.18 PSU	130.00 ml/min
8/1/2024 10:53 AM	40:00	7.52 pH	20.44 °C	374.75 µS/cm	6.81 mg/L	0.11 NTU	116.4 mV	72.40 ft	0.18 PSU	130.00 ml/min
8/1/2024 10:58 AM	45:00	7.50 pH	20.64 °C	379.63 µS/cm	6.82 mg/L	0.08 NTU	117.0 mV	72.40 ft	0.18 PSU	130.00 ml/min
8/1/2024 11:03 AM	50:00	7.49 pH	20.69 °C	385.04 µS/cm	6.84 mg/L	0.08 NTU	117.6 mV	72.40 ft	0.19 PSU	130.00 ml/min

Samples

Sample ID:	Description:
GWC-20R	Metals, Inorganics, Alkalinity, TDS

Created using VuSitu from In-Situ, Inc.

Low-Flow Test Report:

Test Date / Time: 8/1/2024 10:39:00 AM
Project: Plant Bowen LF July 2024
Operator Name: Natalie Piparo

Location Name: GWA-41 **Well Diameter: 2 in** **Casing Type: PVC** **Screen Length: 10 ft** **Top of Screen: 92.5 ft** **Total Depth: 102.5 ft** **Initial Depth to Water: 83.79 ft**	**Pump Type: QED Dedicated** **Tubing Type: LDPE** **Pump Intake From TOC: 97.5 ft** **Estimated Total Volume Pumped: 15000 ml** **Flow Cell Volume: 90 ml** **Final Flow Rate: 150 ml/min** **Final Draw Down: 0.07 ft**	**Instrument Used: Aqua TROLL 400** **Serial Number: 850767**

Test Notes:
Prepurged 2L

Low-Flow Readings:

Date Time	Elapsed Time	pH	Temperature	Specific Conductivity	RDO Concentration	Turbidity	ORP	Depth To Water	Salinity	Flow
		+/- 0.1	+/- 1000 %	+/- 5 %	+/- 10 %	+/- 5	+/- 1000 %	+/- 0.3	+/- 10	
8/1/2024 10:39 AM	00:00	6.13 pH	20.10 °C	35.74 µS/cm	7.10 mg/L	0.18 NTU	120.3 mV	83.86 ft	0.02 PSU	150.00 ml/min
8/1/2024 10:44 AM	05:00	5.67 pH	18.41 °C	28.62 µS/cm	7.44 mg/L	0.26 NTU	123.5 mV	83.86 ft	0.01 PSU	150.00 ml/min
8/1/2024 10:49 AM	10:00	5.50 pH	18.31 °C	25.88 µS/cm	7.45 mg/L	0.57 NTU	158.4 mV	83.86 ft	0.01 PSU	150.00 ml/min
8/1/2024 10:54 AM	15:00	5.43 pH	18.60 °C	24.25 µS/cm	7.34 mg/L	0.60 NTU	122.6 mV	83.86 ft	0.01 PSU	150.00 ml/min
8/1/2024 10:59 AM	20:00	5.44 pH	18.58 °C	25.68 µS/cm	7.30 mg/L	0.22 NTU	117.9 mV	83.86 ft	0.01 PSU	150.00 ml/min
8/1/2024 11:04 AM	25:00	5.50 pH	18.64 °C	29.44 µS/cm	7.18 mg/L	0.30 NTU	101.0 mV	83.86 ft	0.01 PSU	150.00 ml/min
8/1/2024 11:09 AM	30:00	5.58 pH	18.35 °C	33.85 µS/cm	7.18 mg/L	0.12 NTU	81.9 mV	83.86 ft	0.01 PSU	150.00 ml/min
8/1/2024 11:14 AM	35:00	5.65 pH	18.62 °C	38.47 µS/cm	7.24 mg/L	0.04 NTU	69.7 mV	83.86 ft	0.02 PSU	150.00 ml/min
8/1/2024 11:19 AM	40:00	5.71 pH	19.22 °C	43.49 µS/cm	7.17 mg/L	0.10 NTU	60.7 mV	83.86 ft	0.02 PSU	150.00 ml/min
8/1/2024 11:24 AM	45:00	5.77 pH	19.89 °C	47.91 µS/cm	7.08 mg/L	0.16 NTU	57.0 mV	83.86 ft	0.02 PSU	150.00 ml/min
8/1/2024 11:29 AM	50:00	5.81 pH	19.97 °C	52.49 µS/cm	7.25 mg/L	0.26 NTU	54.2 mV	83.86 ft	0.02 PSU	150.00 ml/min
8/1/2024 11:34 AM	55:00	5.86 pH	20.11 °C	57.13 µS/cm	7.35 mg/L	0.10 NTU	54.7 mV	83.86 ft	0.03 PSU	150.00 ml/min
8/1/2024 11:39 AM	01:00:00	5.90 pH	20.41 °C	59.93 µS/cm	7.25 mg/L	0.01 NTU	65.0 mV	83.86 ft	0.03 PSU	150.00 ml/min
8/1/2024 11:44 AM	01:05:00	5.92 pH	20.73 °C	61.69 µS/cm	7.20 mg/L	0.12 NTU	55.9 mV	83.86 ft	0.03 PSU	150.00 ml/min
8/1/2024 11:49 AM	01:10:00	5.94 pH	20.88 °C	63.65 µS/cm	7.24 mg/L	0.16 NTU	67.9 mV	83.86 ft	0.03 PSU	150.00 ml/min

8/1/2024 11:54 AM	01:15:00	5.96 pH	21.01 °C	64.71 µS/cm	7.17 mg/L	0.05 NTU	57.1 mV	83.86 ft	0.03 PSU	150.00 ml/min
8/1/2024 11:59 AM	01:20:00	5.98 pH	20.64 °C	66.44 µS/cm	7.22 mg/L	0.22 NTU	34.3 mV	83.86 ft	0.03 PSU	150.00 ml/min
8/1/2024 12:04 PM	01:25:00	6.00 pH	21.13 °C	68.27 µS/cm	7.36 mg/L	0.24 NTU	36.5 mV	83.86 ft	0.03 PSU	150.00 ml/min
8/1/2024 12:09 PM	01:30:00	6.02 pH	21.02 °C	69.33 µS/cm	7.38 mg/L	0.18 NTU	35.9 mV	83.86 ft	0.03 PSU	150.00 ml/min
8/1/2024 12:14 PM	01:35:00	6.02 pH	20.04 °C	69.67 µS/cm	7.44 mg/L	0.07 NTU	61.8 mV	83.86 ft	0.03 PSU	150.00 ml/min
8/1/2024 12:19 PM	01:40:00	6.03 pH	20.05 °C	70.33 µS/cm	7.41 mg/L	0.01 NTU	61.4 mV	83.86 ft	0.03 PSU	150.00 ml/min

Samples

Sample ID:	Description:
GWA-41	Metals, Inorganics, Alkalinity, TDS

Created using VuSitu from In-Situ, Inc.

Low-Flow Test Report:

Test Date / Time: 8/1/2024 11:39:18 AM
Project: Plant Bowen LF July 2024
Operator Name: William Laaker

Location Name: GWA-39RZ **Well Diameter: 2 in** **Casing Type: PVC** **Screen Length: 10 ft** **Top of Screen: 130.07 ft** **Total Depth: 140.07 ft** **Initial Depth to Water: 68.66 ft**	**Pump Type: QED Bladder** **Tubing Type: LDPE** **Pump Intake From TOC: 135.07 ft** **Estimated Total Volume Pumped: 15900 ml** **Flow Cell Volume: 90 ml** **Final Flow Rate: 100 ml/min** **Final Draw Down: 32.77 ft**	**Instrument Used: Aqua TROLL 400** **Serial Number: 789301**

Test Notes:
Prepurged 16 L

Low-Flow Readings:

Date Time	Elapsed Time	pH	Temperature	Specific Conductivity	RDO Concentration	Turbidity	ORP	Depth to Water	Salinity	Flow
		+/- 0.1	+/- 1000 %	+/- 5 %	+/- 10 %	+/- 5	+/- 1000 %	+/- 0.3	+/- 1000 %	
8/1/2024 11:39 AM	00:00	6.81 pH	18.09 °C	291.28 µS/cm	0.05 mg/L	1.73 NTU	21.5 mV	90.80 ft	0.14 PSU	210.00 ml/min
8/1/2024 11:44 AM	05:00	6.81 pH	18.17 °C	291.24 µS/cm	0.05 mg/L	1.50 NTU	37.0 mV	91.60 ft	0.14 PSU	210.00 ml/min
8/1/2024 11:49 AM	10:00	6.82 pH	18.16 °C	289.83 µS/cm	0.05 mg/L	1.53 NTU	40.9 mV	92.70 ft	0.14 PSU	210.00 ml/min
8/1/2024 11:54 AM	15:00	6.81 pH	18.16 °C	291.63 µS/cm	0.05 mg/L	1.53 NTU	41.5 mV	93.73 ft	0.14 PSU	210.00 ml/min
8/1/2024 11:59 AM	20:00	6.82 pH	18.21 °C	290.42 µS/cm	0.06 mg/L	1.42 NTU	43.3 mV	94.75 ft	0.14 PSU	210.00 ml/min
8/1/2024 12:04 PM	25:00	6.82 pH	18.21 °C	289.81 µS/cm	0.09 mg/L	1.36 NTU	46.0 mV	95.78 ft	0.14 PSU	210.00 ml/min
8/1/2024 12:09 PM	30:00	6.82 pH	18.17 °C	290.76 µS/cm	0.12 mg/L	1.35 NTU	47.3 mV	96.77 ft	0.14 PSU	210.00 ml/min
8/1/2024 12:14 PM	35:00	6.83 pH	18.35 °C	289.62 µS/cm	0.16 mg/L	1.26 NTU	49.8 mV	97.71 ft	0.14 PSU	210.00 ml/min
8/1/2024 12:19 PM	40:00	6.84 pH	18.26 °C	290.21 µS/cm	0.23 mg/L	1.36 NTU	52.6 mV	98.65 ft	0.14 PSU	100.00 ml/min
8/1/2024 12:24 PM	45:00	6.83 pH	19.73 °C	291.97 µS/cm	0.29 mg/L	1.29 NTU	50.3 mV	99.22 ft	0.14 PSU	100.00 ml/min
8/1/2024 12:29 PM	50:00	6.86 pH	19.99 °C	291.50 µS/cm	0.45 mg/L	1.10 NTU	49.3 mV	99.44 ft	0.14 PSU	100.00 ml/min
8/1/2024 12:34 PM	55:00	6.92 pH	20.30 °C	290.21 µS/cm	0.71 mg/L	0.62 NTU	48.0 mV	99.64 ft	0.14 PSU	100.00 ml/min
8/1/2024 12:39 PM	01:00:00	6.95 pH	20.39 °C	291.49 µS/cm	0.90 mg/L	0.57 NTU	49.6 mV	99.82 ft	0.14 PSU	100.00 ml/min
8/1/2024 12:44 PM	01:05:00	6.98 pH	20.48 °C	290.39 µS/cm	1.07 mg/L	0.65 NTU	51.4 mV	100.00 ft	0.14 PSU	100.00 ml/min
8/1/2024 12:49 PM	01:10:00	7.00 pH	20.64 °C	290.30 µS/cm	1.22 mg/L	0.54 NTU	53.9 mV	100.15 ft	0.14 PSU	100.00 ml/min

8/1/2024 12:54 PM	01:15:00	7.01 pH	20.61 °C	289.99 µS/cm	1.35 mg/L	0.54 NTU	56.4 mV	100.32 ft	0.14 PSU	100.00 ml/min
8/1/2024 12:59 PM	01:20:00	7.03 pH	20.64 °C	287.77 µS/cm	1.42 mg/L	0.44 NTU	59.4 mV	100.47 ft	0.14 PSU	100.00 ml/min
8/1/2024 1:04 PM	01:25:00	7.04 pH	20.39 °C	287.38 µS/cm	1.61 mg/L	0.51 NTU	62.8 mV	100.62 ft	0.14 PSU	100.00 ml/min
8/1/2024 1:09 PM	01:30:00	7.05 pH	20.72 °C	286.91 µS/cm	1.68 mg/L	0.40 NTU	64.0 mV	100.78 ft	0.14 PSU	100.00 ml/min
8/1/2024 1:14 PM	01:35:00	7.05 pH	20.71 °C	287.29 µS/cm	1.60 mg/L	0.40 NTU	65.9 mV	100.94 ft	0.14 PSU	100.00 ml/min
8/1/2024 1:19 PM	01:40:00	7.05 pH	20.54 °C	287.69 µS/cm	1.66 mg/L	0.37 NTU	67.7 mV	101.09 ft	0.14 PSU	100.00 ml/min
8/1/2024 1:24 PM	01:45:00	7.06 pH	20.68 °C	286.87 µS/cm	1.67 mg/L	0.33 NTU	68.9 mV	101.20 ft	0.14 PSU	100.00 ml/min
8/1/2024 1:29 PM	01:50:00	7.06 pH	20.43 °C	286.85 µS/cm	1.65 mg/L	0.43 NTU	70.1 mV	101.32 ft	0.14 PSU	100.00 ml/min
8/1/2024 1:34 PM	01:55:00	7.08 pH	20.57 °C	287.44 µS/cm	1.73 mg/L	0.19 NTU	69.7 mV	101.43 ft	0.14 PSU	100.00 ml/min

Samples

Sample ID:	Description:
GWA-39RZ	Metals, Inorganics, Alkalinity, TDS

Created using VuSitu from In-Situ, Inc.

Low-Flow Test Report:

Test Date / Time: 8/1/2024 12:52:59 PM
Project: Plant Bowen LF July 2024
Operator Name: Jay Siewert

Location Name: GWC-21R **Well Diameter: 2 in** **Casing Type: PVC** **Screen Length: 10 ft** **Top of Screen: 80.59 ft** **Total Depth: 90.59 ft** **Initial Depth to Water: 72.78 ft**	**Pump Type: QED Dedicated** **Tubing Type: LDPE** **Pump Intake From TOC: 85.59 ft** **Estimated Total Volume Pumped: 11550 ml** **Flow Cell Volume: 90 ml** **Final Flow Rate: 100 ml/min** **Final Draw Down: 8.2 ft**	**Instrument Used: Aqua TROLL 400** **Serial Number: 850762**

Test Notes:
Pre-purged 2 L. WL dropped below top of screen. Complete evacuation method used. Samples to be collected 8/2/24.

Low-Flow Readings:

Date Time	Elapsed Time	pH	Temperature	Specific Conductivity	RDO Concentration	Turbidity	ORP	Depth to Water	Salinity	Flow
		+/- 0.1	+/- 1000	+/- 5 %	+/- 10 %	+/- 5	+/- 1000 %	+/- 0.3	+/- 10	
8/1/2024 12:52 PM	00:00	7.13 pH	22.25 °C	571.07 µS/cm	6.26 mg/L	0.26 NTU	115.9 mV	74.53 ft	0.28 PSU	110.00 ml/min
8/1/2024 12:57 PM	05:00	7.13 pH	22.38 °C	571.62 µS/cm	6.28 mg/L	0.27 NTU	97.8 mV	74.88 ft	0.28 PSU	110.00 ml/min
8/1/2024 1:02 PM	10:00	7.12 pH	22.17 °C	570.56 µS/cm	6.33 mg/L	0.21 NTU	120.0 mV	75.30 ft	0.28 PSU	110.00 ml/min
8/1/2024 1:07 PM	15:00	7.11 pH	22.29 °C	572.09 µS/cm	6.42 mg/L	0.10 NTU	120.7 mV	75.75 ft	0.28 PSU	110.00 ml/min
8/1/2024 1:12 PM	20:00	7.11 pH	22.14 °C	565.14 µS/cm	6.37 mg/L	0.15 NTU	120.4 mV	76.14 ft	0.28 PSU	110.00 ml/min
8/1/2024 1:17 PM	25:00	7.12 pH	21.93 °C	564.36 µS/cm	6.36 mg/L	0.12 NTU	119.6 mV	76.45 ft	0.28 PSU	110.00 ml/min
8/1/2024 1:22 PM	30:00	7.12 pH	21.60 °C	563.16 µS/cm	6.35 mg/L	0.06 NTU	118.8 mV	76.83 ft	0.28 PSU	110.00 ml/min
8/1/2024 1:27 PM	35:00	7.12 pH	21.35 °C	563.67 µS/cm	6.36 mg/L	0.17 NTU	118.0 mV	77.19 ft	0.28 PSU	110.00 ml/min
8/1/2024 1:32 PM	40:00	7.11 pH	21.86 °C	563.48 µS/cm	6.30 mg/L	0.17 NTU	117.7 mV	77.54 ft	0.28 PSU	110.00 ml/min
8/1/2024 1:37 PM	45:00	7.11 pH	21.93 °C	562.08 µS/cm	6.27 mg/L	0.09 NTU	117.7 mV	77.87 ft	0.27 PSU	110.00 ml/min
8/1/2024 1:42 PM	50:00	7.11 pH	21.96 °C	562.97 µS/cm	6.27 mg/L	0.08 NTU	117.2 mV	78.15 ft	0.28 PSU	110.00 ml/min
8/1/2024 1:47 PM	55:00	7.10 pH	22.41 °C	562.97 µS/cm	6.21 mg/L	0.23 NTU	116.7 mV	78.41 ft	0.28 PSU	100.00 ml/min
8/1/2024 1:52 PM	01:00:00	7.10 pH	22.65 °C	562.50 µS/cm	6.13 mg/L	0.19 NTU	116.4 mV	78.68 ft	0.28 PSU	100.00 ml/min
8/1/2024 1:57 PM	01:05:00	7.10 pH	22.43 °C	562.15 µS/cm	6.06 mg/L	0.21 NTU	115.9 mV	78.86 ft	0.27 PSU	100.00 ml/min
8/1/2024 2:02 PM	01:10:00	7.11 pH	22.07 °C	562.54 µS/cm	5.96 mg/L	0.83 NTU	115.1 mV	79.11 ft	0.28 PSU	100.00 ml/min

8/1/2024 2:07 PM	01:15:00	7.12 pH	21.71 °C	563.78 µS/cm	5.86 mg/L	0.31 NTU	113.9 mV	79.35 ft	0.28 PSU	100.00 ml/min
8/1/2024 2:12 PM	01:20:00	7.12 pH	21.69 °C	564.80 µS/cm	5.78 mg/L	0.22 NTU	112.9 mV	79.55 ft	0.28 PSU	100.00 ml/min
8/1/2024 2:17 PM	01:25:00	7.13 pH	21.53 °C	563.19 µS/cm	5.72 mg/L	0.67 NTU	112.0 mV	79.80 ft	0.28 PSU	100.00 ml/min
8/1/2024 2:22 PM	01:30:00	7.13 pH	21.41 °C	564.21 µS/cm	5.70 mg/L	0.38 NTU	111.1 mV	80.03 ft	0.28 PSU	100.00 ml/min
8/1/2024 2:27 PM	01:35:00	7.13 pH	21.39 °C	565.66 µS/cm	5.71 mg/L	0.31 NTU	110.4 mV	80.30 ft	0.28 PSU	100.00 ml/min
8/1/2024 2:32 PM	01:40:00	7.13 pH	21.44 °C	565.30 µS/cm	5.70 mg/L	0.28 NTU	109.9 mV	80.49 ft	0.28 PSU	100.00 ml/min
8/1/2024 2:37 PM	01:45:00	7.13 pH	21.47 °C	565.78 µS/cm	5.73 mg/L	0.11 NTU	109.4 mV	80.71 ft	0.28 PSU	100.00 ml/min
8/1/2024 2:42 PM	01:50:00	7.13 pH	21.52 °C	568.68 µS/cm	5.75 mg/L	0.12 NTU	108.9 mV	80.98 ft	0.28 PSU	100.00 ml/min

Samples

Sample ID:	Description:

Created using VuSitu from In-Situ, Inc.

Low-Flow Test Report:

Test Date / Time: 8/1/2024 1:22:56 PM
Project: Plant Bowen LF July 2024
Operator Name: Natalie Piparo

Location Name: GWA-41R **Well Diameter: 2 in** **Casing Type: PVC** **Screen Length: 10 ft** **Top of Screen: 121.05 ft** **Total Depth: 131.05 ft** **Initial Depth to Water: 84.53 ft**	**Pump Type: QED Dedicated** **Tubing Type: LDPE** **Pump Intake From TOC: 126.05 ft** **Estimated Total Volume Pumped: 7200 ml** **Flow Cell Volume: 90 ml** **Final Flow Rate: 160 ml/min** **Final Draw Down: 0.19 ft**	**Instrument Used: Aqua TROLL 400** **Serial Number: 850767**

Test Notes:
Prepurged 2L

Low-Flow Readings:

Date Time	Elapsed Time	pH	Temperature	Specific Conductivity	RDO Concentration	Turbidity	ORP	Depth To Water	Salinity	Flow
		+/- 0.1	+/- 1000 %	+/- 5 %	+/- 10 %	+/- 5	+/- 1000 %	+/- 0.3	+/- 10	
8/1/2024 1:22 PM	00:00	6.70 pH	27.32 °C	364.32 µS/cm	0.27 mg/L	0.59 NTU	-122.6 mV	84.73 ft	0.18 PSU	160.00 ml/min
8/1/2024 1:27 PM	05:00	6.76 pH	20.09 °C	397.11 µS/cm	0.08 mg/L	0.60 NTU	-131.5 mV	84.70 ft	0.19 PSU	160.00 ml/min
8/1/2024 1:32 PM	10:00	6.81 pH	19.26 °C	380.55 µS/cm	0.06 mg/L	0.39 NTU	-179.2 mV	84.69 ft	0.18 PSU	160.00 ml/min
8/1/2024 1:37 PM	15:00	6.87 pH	19.02 °C	363.57 µS/cm	0.07 mg/L	0.58 NTU	-182.0 mV	84.71 ft	0.18 PSU	160.00 ml/min
8/1/2024 1:42 PM	20:00	6.96 pH	18.63 °C	345.77 µS/cm	0.07 mg/L	0.15 NTU	-187.6 mV	84.72 ft	0.17 PSU	160.00 ml/min
8/1/2024 1:47 PM	25:00	7.02 pH	18.63 °C	337.52 µS/cm	0.08 mg/L	0.77 NTU	-145.5 mV	84.71 ft	0.16 PSU	160.00 ml/min
8/1/2024 1:52 PM	30:00	7.07 pH	18.81 °C	342.97 µS/cm	0.09 mg/L	0.41 NTU	-198.5 mV	84.73 ft	0.17 PSU	160.00 ml/min
8/1/2024 1:57 PM	35:00	7.11 pH	18.55 °C	338.54 µS/cm	0.09 mg/L	0.36 NTU	-201.3 mV	84.72 ft	0.16 PSU	160.00 ml/min
8/1/2024 2:02 PM	40:00	7.14 pH	18.79 °C	339.37 µS/cm	0.10 mg/L	0.26 NTU	-201.5 mV	84.72 ft	0.16 PSU	160.00 ml/min
8/1/2024 2:07 PM	45:00	7.17 pH	18.49 °C	349.16 µS/cm	0.10 mg/L	0.23 NTU	-159.3 mV	84.72 ft	0.17 PSU	160.00 ml/min

Samples

Sample ID:	Description:
GWA-41R	Metals, Inorganics, Alkalinity, TDS

Created using VuSitu from In-Situ, Inc.

Low-Flow Test Report:

Test Date / Time: 8/1/2024 2:54:59 PM
Project: Plant Bowen LF July 2024
Operator Name: William Laaker

Location Name: GWA-39Z **Well Diameter: 2 in** **Casing Type: PVC** **Screen Length: 10 ft** **Top of Screen: 107.54 ft** **Total Depth: 117.54 ft** **Initial Depth to Water: 70.39 ft**	**Pump Type: QED Dedicated** **Tubing Type: LDPE** **Pump Intake From TOC: 112.54 ft** **Estimated Total Volume Pumped: 4800 ml** **Flow Cell Volume: 90 ml** **Final Flow Rate: 120 ml/min** **Final Draw Down: 0.28 ft**	**Instrument Used: Aqua TROLL 400** **Serial Number: 789301**

Test Notes:
Prepurged 1 L

Low-Flow Readings:

Date Time	Elapsed Time	pH	Temperature	Specific Conductivity	RDO Concentration	Turbidity	ORP	Depth to Water	Salinity	Flow
		+/- 0.1	+/- 1000 %	+/- 5 %	+/- 10 %	+/- 5	+/- 1000 %	+/- 0.3	+/- 1000 %	
8/1/2024 2:54 PM	00:00	6.16 pH	20.33 °C	158.28 µS/cm	6.73 mg/L	0.33 NTU	103.1 mV	70.66 ft	0.08 PSU	120.00 ml/min
8/1/2024 2:59 PM	05:00	6.12 pH	20.21 °C	147.59 µS/cm	7.54 mg/L	0.53 NTU	83.3 mV	70.66 ft	0.07 PSU	120.00 ml/min
8/1/2024 3:04 PM	10:00	6.05 pH	20.15 °C	134.28 µS/cm	7.94 mg/L	0.46 NTU	116.5 mV	70.66 ft	0.06 PSU	120.00 ml/min
8/1/2024 3:09 PM	15:00	5.99 pH	20.08 °C	125.69 µS/cm	8.15 mg/L	0.23 NTU	96.6 mV	70.67 ft	0.06 PSU	120.00 ml/min
8/1/2024 3:14 PM	20:00	5.95 pH	20.19 °C	120.71 µS/cm	8.32 mg/L	0.21 NTU	126.0 mV	70.67 ft	0.06 PSU	120.00 ml/min
8/1/2024 3:19 PM	25:00	5.92 pH	20.21 °C	117.84 µS/cm	8.44 mg/L	0.22 NTU	107.2 mV	70.67 ft	0.06 PSU	120.00 ml/min
8/1/2024 3:24 PM	30:00	5.90 pH	20.17 °C	116.17 µS/cm	8.52 mg/L	0.11 NTU	134.4 mV	70.67 ft	0.05 PSU	120.00 ml/min
8/1/2024 3:29 PM	35:00	5.89 pH	20.30 °C	115.30 µS/cm	8.62 mg/L	0.41 NTU	138.1 mV	70.67 ft	0.05 PSU	120.00 ml/min
8/1/2024 3:34 PM	40:00	5.88 pH	20.27 °C	114.83 µS/cm	8.70 mg/L	0.20 NTU	141.5 mV	70.67 ft	0.05 PSU	120.00 ml/min

Samples

Sample ID:	Description:
GWA-39Z	Metals, Inorganics, Alkalinity, TDS

Low-Flow Test Report:

Test Date / Time: 8/1/2024 4:08:22 PM
Project: Plant Bowen LF July 2024
Operator Name: Natalie Piparo

Location Name: GWA-42 **Well Diameter: 2 in** **Casing Type: PVC** **Screen Length: 10 ft** **Top of Screen: 74.36 ft** **Total Depth: 84.36 ft** **Initial Depth to Water: 80.19 ft**	**Pump Type: QED Dedicated** **Tubing Type: LDPE** **Pump Intake From TOC: 79.36 ft** **Estimated Total Volume Pumped: 3500 ml** **Flow Cell Volume: 90 ml** **Final Flow Rate: 175 ml/min** **Final Draw Down: 0.02 ft**	**Instrument Used: Aqua TROLL 400** **Serial Number: 850767**

Test Notes:
Prepurged 8L
Water level drops below top of screen. Well does not go dry. Three well volume method initiated.

Low-Flow Readings:

Date Time	Elapsed Time	pH	Temperature	Specific Conductivity	RDO Concentration	Turbidity	ORP	Depth To Water	Salinity	Flow
		+/- 0.1	+/- 1000 %	+/- 5 %	+/- 10 %	+/- 5	+/- 1000 %	+/- 0.3	+/- 10	
8/1/2024 4:08 PM	00:00	7.53 pH	23.24 °C	264.65 µS/cm	4.10 mg/L	0.33 NTU	32.9 mV	80.21 ft	0.13 PSU	175.00 ml/min
8/1/2024 4:13 PM	05:00	7.51 pH	20.75 °C	276.16 µS/cm	4.38 mg/L	0.04 NTU	34.6 mV	80.21 ft	0.13 PSU	175.00 ml/min
8/1/2024 4:18 PM	10:00	7.50 pH	20.80 °C	274.80 µS/cm	4.37 mg/L	0.11 NTU	35.7 mV	80.21 ft	0.13 PSU	175.00 ml/min
8/1/2024 4:23 PM	15:00	7.50 pH	20.75 °C	273.04 µS/cm	4.30 mg/L	0.21 NTU	37.0 mV	80.21 ft	0.13 PSU	175.00 ml/min
8/1/2024 4:28 PM	20:00	7.49 pH	21.05 °C	275.29 µS/cm	4.36 mg/L	0.14 NTU	37.8 mV	80.21 ft	0.13 PSU	175.00 ml/min

Samples

Sample ID:	Description:
GWA-42	Metals, Inorganics, Alkalinity, TDS

Created using VuSitu from In-Situ, Inc.

Low-Flow Test Report:

Test Date / Time: 8/1/2024 4:10:42 PM
Project: Plant Bowen LF July 2024
Operator Name: Jay Siewert

Location Name: GWA-40 **Well Diameter: 2 in** **Casing Type: PVC** **Screen Length: 10 ft** **Top of Screen: 145.02 ft** **Total Depth: 155.02 ft** **Initial Depth to Water: 73.52 ft**	**Pump Type: QED Dedicated** **Tubing Type: LDPE** **Pump Intake From TOC: 150.02 ft** **Estimated Total Volume Pumped: 3500 ml** **Flow Cell Volume: 90 ml** **Final Flow Rate: 140 ml/min** **Final Draw Down: 0.04 ft**	**Instrument Used: Aqua TROLL 400** **Serial Number: 850762**

Test Notes:
Pre-purged 2 L

Low-Flow Readings:

Date Time	Elapsed Time	pH	Temperature	Specific Conductivity	RDO Concentration	Turbidity	ORP	Depth to Water	Salinity	Flow
		+/- 0.1	+/- 1000	+/- 5 %	+/- 10 %	+/- 5	+/- 1000 %	+/- 0.3	+/- 10	
8/1/2024 4:10 PM	00:00	7.08 pH	22.20 °C	188.37 µS/cm	6.53 mg/L	0.28 NTU	118.7 mV	73.55 ft	0.09 PSU	140.00 ml/min
8/1/2024 4:15 PM	05:00	7.09 pH	22.20 °C	165.37 µS/cm	8.41 mg/L	0.14 NTU	95.7 mV	73.56 ft	0.08 PSU	140.00 ml/min
8/1/2024 4:20 PM	10:00	7.07 pH	22.56 °C	162.72 µS/cm	8.22 mg/L	0.48 NTU	116.8 mV	73.56 ft	0.08 PSU	140.00 ml/min
8/1/2024 4:25 PM	15:00	7.06 pH	22.37 °C	162.84 µS/cm	7.94 mg/L	0.12 NTU	117.3 mV	73.56 ft	0.08 PSU	140.00 ml/min
8/1/2024 4:30 PM	20:00	7.06 pH	22.29 °C	160.00 µS/cm	7.82 mg/L	0.27 NTU	117.0 mV	73.56 ft	0.08 PSU	140.00 ml/min
8/1/2024 4:35 PM	25:00	7.06 pH	22.53 °C	158.63 µS/cm	7.73 mg/L	0.20 NTU	92.2 mV	73.56 ft	0.08 PSU	140.00 ml/min

Samples

Sample ID:	Description:
GWA-40	Metals, Inorganics, Alkalinity, TDS

Created using VuSitu from In-Situ, Inc.

Low-Flow Test Report:

Test Date / Time: 8/2/2024 9:38:15 AM
Project: Plant Bowen LF July 2024
Operator Name: William Laaker

Location Name: GWC-21R **Well Diameter: 2 in** **Casing Type: PVC** **Screen Length: 10 ft** **Top of Screen: 80.59 ft** **Total Depth: 90.59 ft** **Initial Depth to Water: 72.91 ft**	**Pump Type: QED Dedicated** **Tubing Type: LDPE** **Pump Intake From TOC: 85.59 ft** **Estimated Total Volume Pumped: 225.5 ml** **Flow Cell Volume: 90 ml** **Final Flow Rate: 110 ml/min** **Final Draw Down: 0.73 ft**	**Instrument Used: Aqua TROLL 400** **Serial Number: 789301**

Test Notes:
Complete evac performed on 8/1/24.

Low-Flow Readings:

Date Time	Elapsed Time	pH	Temperature	Specific Conductivity	RDO Concentration	Turbidity	ORP	Depth to Water	Salinity	Flow
		+/- 0.1	+/- 1000 %	+/- 5 %	+/- 10 %	+/- 5	+/- 1000 %	+/- 0.3	+/- 1000 %	
8/2/2024 9:38 AM	00:00	6.95 pH	23.08 °C	558.10 µS/cm	6.98 mg/L	0.15 NTU	173.4 mV	73.51 ft	0.27 PSU	110.00 ml/min
8/2/2024 9:39 AM	01:00	6.93 pH	22.39 °C	562.11 µS/cm	6.96 mg/L	0.22 NTU	172.3 mV	73.57 ft	0.27 PSU	110.00 ml/min
8/2/2024 9:40 AM	02:03	6.91 pH	21.95 °C	562.50 µS/cm	6.95 mg/L	0.15 NTU	171.0 mV	73.64 ft	0.28 PSU	110.00 ml/min

Samples

Sample ID:	Description:
GWC-21R	Metals, Inorganics, Alkalinity, TDS

Created using VuSitu from In-Situ, Inc.

Low-Flow Test Report:

Test Date / Time: 8/2/2024 10:03:06 AM
Project: Plant Bowen LF July 2024
Operator Name: Natalie Piparo

Location Name: GWA-43R **Well Diameter: 2 in** **Casing Type: PVC** **Screen Length: 10 ft** **Top of Screen: 104.58 ft** **Total Depth: 114.58 ft** **Initial Depth to Water: 56.63 ft**	**Pump Type: QED Dedicated** **Tubing Type: LDPE** **Pump Intake From TOC: 109.58 ft** **Estimated Total Volume Pumped: 2400 ml** **Flow Cell Volume: 90 ml** **Final Flow Rate: 120 ml/min** **Final Draw Down: 0.06 ft**	**Instrument Used: Aqua TROLL 400** **Serial Number: 850767**

Test Notes:
Prepurged 2L

Low-Flow Readings:

Date Time	Elapsed Time	pH	Temperature	Specific Conductivity	RDO Concentration	Turbidity	ORP	Depth To Water	Salinity	Flow
		+/- 0.1	+/- 1000 %	+/- 5 %	+/- 10 %	+/- 5	+/- 1000 %	+/- 0.3	+/- 10	
8/2/2024 10:03 AM	00:00	7.68 pH	18.93 °C	276.80 µS/cm	6.36 mg/L	0.28 NTU	82.5 mV	56.69 ft	0.13 PSU	120.00 ml/min
8/2/2024 10:08 AM	05:00	7.72 pH	17.35 °C	283.36 µS/cm	6.63 mg/L	0.69 NTU	76.5 mV	56.70 ft	0.14 PSU	120.00 ml/min
8/2/2024 10:13 AM	10:00	7.73 pH	17.14 °C	282.17 µS/cm	6.63 mg/L	0.99 NTU	73.5 mV	56.70 ft	0.14 PSU	120.00 ml/min
8/2/2024 10:18 AM	15:00	7.73 pH	17.05 °C	280.31 µS/cm	6.82 mg/L	0.80 NTU	71.8 mV	56.70 ft	0.13 PSU	120.00 ml/min
8/2/2024 10:23 AM	20:00	7.74 pH	17.13 °C	278.70 µS/cm	6.81 mg/L	1.38 NTU	71.3 mV	56.69 ft	0.13 PSU	120.00 ml/min

Samples

Sample ID:	Description:
GWA-43R	Metals, Inorganics, Alkalinity, TDS
FD-03	Metals, Inorganics, Alkalinity, TDS

Low-Flow Test Report:

Test Date / Time: 8/2/2024 11:27:59 AM
Project: Plant Bowen LF July 2024
Operator Name: Natalie Piparo

Location Name: GWA-43 **Well Diameter: 2 in** **Casing Type: PVC** **Screen Length: 10 ft** **Top of Screen: 82.53 ft** **Total Depth: 92.53 ft** **Initial Depth to Water: 56.28 ft**	**Pump Type: QED Dedicated** **Tubing Type: LDPE** **Pump Intake From TOC: 87.53 ft** **Estimated Total Volume Pumped: 6050 ml** **Flow Cell Volume: 90 ml** **Final Flow Rate: 125 ml/min** **Final Draw Down: 0.2 ft**	**Instrument Used: Aqua TROLL 400** **Serial Number: 850767**

Test Notes:
Prepurged 2L

Low-Flow Readings:

Date Time	Elapsed Time	pH	Temperature	Specific Conductivity	RDO Concentration	Turbidity	ORP	Depth To Water	Salinity	Flow
		+/- 0.1	+/- 1000 %	+/- 5 %	+/- 10 %	+/- 5	+/- 1000 %	+/- 0.3	+/- 10	
8/2/2024 11:27 AM	00:00	6.74 pH	19.18 °C	20.83 µS/cm	5.89 mg/L	1.77 NTU	133.7 mV	56.45 ft	0.01 PSU	160.00 ml/min
8/2/2024 11:32 AM	05:00	5.81 pH	17.84 °C	23.18 µS/cm	5.73 mg/L	2.67 NTU	98.9 mV	56.48 ft	0.01 PSU	160.00 ml/min
8/2/2024 11:37 AM	10:00	5.54 pH	17.53 °C	23.22 µS/cm	5.69 mg/L	3.67 NTU	87.7 mV	56.49 ft	0.01 PSU	160.00 ml/min
8/2/2024 11:42 AM	15:00	5.44 pH	17.33 °C	22.62 µS/cm	6.08 mg/L	3.30 NTU	83.2 mV	56.49 ft	0.01 PSU	160.00 ml/min
8/2/2024 11:47 AM	20:00	5.39 pH	17.48 °C	21.54 µS/cm	6.31 mg/L	2.64 NTU	83.5 mV	56.46 ft	0.01 PSU	160.00 ml/min
8/2/2024 11:52 AM	25:00	5.37 pH	17.19 °C	20.99 µS/cm	6.44 mg/L	2.12 NTU	80.7 mV	56.49 ft	0.01 PSU	160.00 ml/min
8/2/2024 11:57 AM	30:00	5.34 pH	17.72 °C	21.29 µS/cm	6.46 mg/L	2.08 NTU	83.0 mV	56.47 ft	0.01 PSU	125.00 ml/min
8/2/2024 12:02 PM	35:00	5.34 pH	17.62 °C	20.66 µS/cm	6.54 mg/L	1.55 NTU	80.7 mV	56.48 ft	0.01 PSU	125.00 ml/min
8/2/2024 12:07 PM	40:00	5.28 pH	17.66 °C	20.84 µS/cm	6.60 mg/L	0.78 NTU	85.6 mV	56.48 ft	0.01 PSU	125.00 ml/min

Samples

Sample ID:	Description:
GWA-43	Metals, Inorganics, Alkalinity, TDS

Low-Flow Test Report:

Test Date / Time: 8/5/2024 9:59:43 AM
Project: Plant Bowen LF July 2024
Operator Name: Jay Siewert

Location Name: GWC-47R **Well Diameter: 2 in** **Casing Type: PVC** **Screen Length: 10 ft** **Top of Screen: 74.55 ft** **Total Depth: 84.55 ft** **Initial Depth to Water: 42.45 ft**	**Pump Type: QED Dedicated** **Tubing Type: LDPE** **Pump Intake From TOC: 79.55 ft** **Estimated Total Volume Pumped: 7350 ml** **Flow Cell Volume: 90 ml** **Final Flow Rate: 130 ml/min** **Final Draw Down: 5.29 ft**	**Instrument Used: Aqua TROLL 400** **Serial Number: 850762**

Test Notes:
Pre-purged 2 L

Low-Flow Readings:

Date Time	Elapsed Time	pH	Temperature	Specific Conductivity	RDO Concentration	Turbidity	ORP	Depth to Water	Salinity	Flow
		+/- 0.1	+/- 1000	+/- 5 %	+/- 10 %	+/- 5	+/- 1000 %	+/- 0.3	+/- 10	
8/5/2024 9:59 AM	00:00	7.56 pH	21.53 °C	301.78 µS/cm	3.49 mg/L	0.75 NTU	150.7 mV	45.10 ft	0.15 PSU	140.00 ml/min
8/5/2024 10:04 AM	05:00	7.60 pH	21.75 °C	277.18 µS/cm	3.29 mg/L	0.94 NTU	150.8 mV	45.49 ft	0.13 PSU	140.00 ml/min
8/5/2024 10:09 AM	10:00	7.57 pH	21.40 °C	262.28 µS/cm	3.49 mg/L	0.89 NTU	135.8 mV	46.02 ft	0.13 PSU	140.00 ml/min
8/5/2024 10:14 AM	15:00	7.51 pH	21.71 °C	251.68 µS/cm	3.60 mg/L	0.74 NTU	127.6 mV	46.34 ft	0.12 PSU	140.00 ml/min
8/5/2024 10:19 AM	20:00	7.49 pH	20.91 °C	260.58 µS/cm	3.78 mg/L	0.84 NTU	118.8 mV	46.68 ft	0.12 PSU	130.00 ml/min
8/5/2024 10:24 AM	25:00	7.50 pH	20.95 °C	261.01 µS/cm	3.81 mg/L	0.64 NTU	114.7 mV	46.99 ft	0.13 PSU	130.00 ml/min
8/5/2024 10:29 AM	30:00	7.51 pH	21.80 °C	261.03 µS/cm	3.79 mg/L	0.62 NTU	110.2 mV	47.14 ft	0.13 PSU	130.00 ml/min
8/5/2024 10:34 AM	35:00	7.52 pH	22.00 °C	265.62 µS/cm	3.83 mg/L	0.25 NTU	107.8 mV	47.42 ft	0.13 PSU	130.00 ml/min
8/5/2024 10:39 AM	40:00	7.55 pH	22.06 °C	269.58 µS/cm	3.87 mg/L	0.12 NTU	106.6 mV	47.53 ft	0.13 PSU	130.00 ml/min
8/5/2024 10:44 AM	45:00	7.57 pH	22.33 °C	274.01 µS/cm	3.95 mg/L	0.27 NTU	105.9 mV	47.62 ft	0.13 PSU	130.00 ml/min
8/5/2024 10:49 AM	50:00	7.60 pH	22.40 °C	276.32 µS/cm	3.97 mg/L	0.50 NTU	105.4 mV	47.70 ft	0.13 PSU	130.00 ml/min
8/5/2024 10:54 AM	55:00	7.62 pH	22.47 °C	278.86 µS/cm	4.04 mg/L	0.28 NTU	102.2 mV	47.74 ft	0.13 PSU	130.00 ml/min

Samples

Sample ID:	Description:

GWC-47R	Metals, Inorganics, Alkalinity, TDS

Created using VuSitu from In-Situ, Inc.

Low-Flow Test Report:

Test Date / Time: 8/5/2024 10:28:21 AM
Project: Plant Bowen LF July 2024
Operator Name: Kevin Stephenson

Location Name: GWC-46R **Well Diameter: 2 in** **Casing Type: PVC** **Screen Length: 10 ft** **Top of Screen: 49.01 ft** **Total Depth: 59.01 ft** **Initial Depth to Water: 40.52 ft**	**Pump Type: QED Dedicated** **Tubing Type: LDPE** **Pump Intake From TOC: 54.01 ft** **Estimated Total Volume Pumped: 4200 ml** **Flow Cell Volume: 90 ml** **Final Flow Rate: 120 ml/min** **Final Draw Down: 1.28 ft**	**Instrument Used: Aqua TROLL 400** **Serial Number: 989630**

Test Notes:
Pre-purged 1 liters.

Low-Flow Readings:

Date Time	Elapsed Time	pH	Temperature	Specific Conductivity	RDO Concentration	Turbidity	ORP	Depth to Water	Salinity	Flow
		+/- 0.1	+/- 1000 %	+/- 5 %	+/- 10 %	+/- 5	+/- 1000 %	+/- 0.3	+/- 1000 %	
8/5/2024 10:28 AM	00:00	7.54 pH	20.52 °C	388.06 µS/cm	8.00 mg/L	0.18 NTU	110.3 mV	41.37 ft	0.19 PSU	120.00 ml/min
8/5/2024 10:33 AM	05:00	7.54 pH	20.70 °C	381.78 µS/cm	7.93 mg/L	0.01 NTU	231.4 mV	41.42 ft	0.18 PSU	120.00 ml/min
8/5/2024 10:38 AM	10:00	7.54 pH	20.82 °C	382.17 µS/cm	7.88 mg/L	0.04 NTU	308.4 mV	41.45 ft	0.18 PSU	120.00 ml/min
8/5/2024 10:43 AM	15:00	7.54 pH	21.24 °C	381.56 µS/cm	7.84 mg/L	0.24 NTU	351.1 mV	41.49 ft	0.18 PSU	120.00 ml/min
8/5/2024 10:48 AM	20:00	7.55 pH	20.56 °C	373.40 µS/cm	7.71 mg/L	0.13 NTU	386.9 mV	41.54 ft	0.18 PSU	120.00 ml/min
8/5/2024 10:53 AM	25:00	7.55 pH	20.13 °C	377.93 µS/cm	7.83 mg/L	0.07 NTU	412.6 mV	41.73 ft	0.18 PSU	120.00 ml/min
8/5/2024 10:58 AM	30:00	7.54 pH	20.08 °C	379.19 µS/cm	7.77 mg/L	0.01 NTU	434.2 mV	41.78 ft	0.18 PSU	120.00 ml/min
8/5/2024 11:03 AM	35:00	7.54 pH	20.26 °C	378.85 µS/cm	7.70 mg/L	0.07 NTU	456.5 mV	41.80 ft	0.18 PSU	120.00 ml/min

Samples

Sample ID:	Description:
GWC-46R	Metals, Inorganics, Alkalinity, TDS

Low-Flow Test Report:

Test Date / Time: 8/5/2024 12:04:13 PM
Project: Plant Bowen LF July 2024
Operator Name: Kevin Stephenson

Location Name: GWC-45 **Well Diameter: 2 in** **Casing Type: PVC** **Screen Length: 10 ft** **Top of Screen: 57.55 ft** **Total Depth: 67.55 ft** **Initial Depth to Water: 47.12 ft**	**Pump Type: QED Dedicated** **Tubing Type: LDPE** **Pump Intake From TOC: 62.55 ft** **Estimated Total Volume Pumped: 6000 ml** **Flow Cell Volume: 90 ml** **Final Flow Rate: 120 ml/min** **Final Draw Down: 3.66 ft**	**Instrument Used: Aqua TROLL 400** **Serial Number: 989630**

Test Notes:
Pre-purged 1 liters

Low-Flow Readings:

Date Time	Elapsed Time	pH	Temperature	Specific Conductivity	RDO Concentration	Turbidity	ORP	Depth to Water	Salinity	Flow
		+/- 0.1	+/- 1000 %	+/- 5 %	+/- 10 %	+/- 5	+/- 1000 %	+/- 0.3	+/- 1000 %	
8/5/2024 12:04 PM	00:00	5.10 pH	23.69 °C	24.33 µS/cm	6.38 mg/L	0.14 NTU	202.7 mV	48.12 ft	0.01 PSU	120.00 ml/min
8/5/2024 12:09 PM	05:00	4.91 pH	23.06 °C	25.44 µS/cm	5.99 mg/L	0.33 NTU	307.8 mV	48.51 ft	0.01 PSU	120.00 ml/min
8/5/2024 12:14 PM	10:00	4.92 pH	22.45 °C	25.19 µS/cm	5.82 mg/L	0.46 NTU	321.7 mV	49.01 ft	0.01 PSU	120.00 ml/min
8/5/2024 12:19 PM	15:00	4.91 pH	22.09 °C	25.04 µS/cm	5.73 mg/L	0.02 NTU	330.8 mV	49.28 ft	0.01 PSU	120.00 ml/min
8/5/2024 12:24 PM	20:00	4.90 pH	22.15 °C	24.97 µS/cm	5.65 mg/L	0.18 NTU	327.7 mV	49.61 ft	0.01 PSU	120.00 ml/min
8/5/2024 12:29 PM	25:00	4.90 pH	22.10 °C	24.86 µS/cm	5.59 mg/L	0.17 NTU	342.7 mV	49.89 ft	0.01 PSU	120.00 ml/min
8/5/2024 12:34 PM	30:00	4.89 pH	21.60 °C	24.80 µS/cm	5.64 mg/L	0.05 NTU	559.6 mV	50.13 ft	0.01 PSU	120.00 ml/min
8/5/2024 12:39 PM	35:00	4.88 pH	22.11 °C	24.77 µS/cm	5.60 mg/L	0.35 NTU	342.3 mV	50.33 ft	0.01 PSU	120.00 ml/min
8/5/2024 12:44 PM	40:00	4.86 pH	22.24 °C	24.76 µS/cm	5.60 mg/L	0.45 NTU	564.7 mV	50.49 ft	0.01 PSU	120.00 ml/min
8/5/2024 12:49 PM	45:00	4.86 pH	21.63 °C	24.60 µS/cm	5.61 mg/L	0.09 NTU	355.5 mV	50.65 ft	0.01 PSU	120.00 ml/min
8/5/2024 12:54 PM	50:00	4.85 pH	22.22 °C	24.67 µS/cm	5.57 mg/L	0.04 NTU	337.0 mV	50.78 ft	0.01 PSU	120.00 ml/min

Samples

Sample ID:	Description:
GWC-45	Metals, Inorganics, Alkalinity, TDS

Created using VuSitu from In-Situ, Inc.

Low-Flow Test Report:

Test Date / Time: 8/5/2024 12:13:55 PM
Project: Plant Bowen LF July 2024
Operator Name: Jay Siewert

Location Name: GWC-47 **Well Diameter: 2 in** **Casing Type: PVC** **Screen Length: 10 ft** **Top of Screen: 57.63 ft** **Total Depth: 67.63 ft** **Initial Depth to Water: 42.42 ft**	**Pump Type: QED Dedicated** **Tubing Type: LDPE** **Pump Intake From TOC: 62.63 ft** **Estimated Total Volume Pumped: 2600 ml** **Flow Cell Volume: 90 ml** **Final Flow Rate: 130 ml/min** **Final Draw Down: 0.08 ft**	**Instrument Used: Aqua TROLL 400** **Serial Number: 850762**

Test Notes:
Pre-purged 2 L

Low-Flow Readings:

Date Time	Elapsed Time	pH	Temperature	Specific Conductivity	RDO Concentration	Turbidity	ORP	Depth to Water	Salinity	Flow
		+/- 0.1	+/- 1000	+/- 5 %	+/- 10 %	+/- 5	+/- 1000 %	+/- 0.3	+/- 10	
8/5/2024 12:13 PM	00:00	7.39 pH	22.20 °C	222.64 µS/cm	1.60 mg/L	1.74 NTU	112.4 mV	42.47 ft	0.11 PSU	130.00 ml/min
8/5/2024 12:18 PM	05:00	7.36 pH	22.11 °C	220.36 µS/cm	1.52 mg/L	1.18 NTU	79.1 mV	42.50 ft	0.11 PSU	130.00 ml/min
8/5/2024 12:23 PM	10:00	7.33 pH	22.25 °C	220.99 µS/cm	1.51 mg/L	0.81 NTU	87.3 mV	42.50 ft	0.11 PSU	130.00 ml/min
8/5/2024 12:28 PM	15:00	7.32 pH	22.51 °C	220.25 µS/cm	1.45 mg/L	0.58 NTU	85.3 mV	42.50 ft	0.11 PSU	130.00 ml/min
8/5/2024 12:33 PM	20:00	7.32 pH	21.80 °C	220.77 µS/cm	1.47 mg/L	0.42 NTU	84.0 mV	42.50 ft	0.11 PSU	130.00 ml/min

Samples

Sample ID:	Description:
GWC-47	Metals, Inorganics, Alkalinity, TDS

Created using VuSitu from In-Situ, Inc.

Low-Flow Test Report:

Test Date / Time: 8/5/2024 1:38:31 PM
Project: Plant Bowen LF July 2024
Operator Name: Kevin Stephenson

Location Name: GWC-45R **Well Diameter: 2 in** **Casing Type: PVC** **Screen Length: 10 ft** **Top of Screen: 120.12 ft** **Total Depth: 130.12 ft** **Initial Depth to Water: 53.34 ft**	**Pump Type: QED Dedicated** **Tubing Type: LDPE** **Pump Intake From TOC: 125.12 ft** **Estimated Total Volume Pumped: 3600 ml** **Flow Cell Volume: 90 ml** **Final Flow Rate: 120 ml/min** **Final Draw Down: 0.08 ft**	**Instrument Used: Aqua TROLL 400** **Serial Number: 989630**

Test Notes:
Pre-purged 1 liter

Low-Flow Readings:

Date Time	Elapsed Time	pH	Temperature	Specific Conductivity	RDO Concentration	Turbidity	ORP	Depth to Water	Salinity	Flow
		+/- 0.1	+/- 1000 %	+/- 5 %	+/- 10 %	+/- 5	+/- 1000 %	+/- 0.3	+/- 1000 %	
8/5/2024 1:38 PM	00:00	6.82 pH	24.06 °C	348.84 µS/cm	1.73 mg/L	0.14 NTU	20.1 mV	53.40 ft	0.17 PSU	120.00 ml/min
8/5/2024 1:43 PM	05:00	7.01 pH	23.34 °C	354.85 µS/cm	2.72 mg/L	0.15 NTU	91.8 mV	53.41 ft	0.17 PSU	120.00 ml/min
8/5/2024 1:48 PM	10:00	7.18 pH	22.57 °C	353.34 µS/cm	3.62 mg/L	0.12 NTU	170.6 mV	53.42 ft	0.17 PSU	120.00 ml/min
8/5/2024 1:53 PM	15:00	7.23 pH	22.66 °C	353.07 µS/cm	3.89 mg/L	0.29 NTU	352.1 mV	53.42 ft	0.17 PSU	120.00 ml/min
8/5/2024 1:58 PM	20:00	7.26 pH	22.17 °C	354.67 µS/cm	4.01 mg/L	0.57 NTU	391.4 mV	53.42 ft	0.17 PSU	120.00 ml/min
8/5/2024 2:03 PM	25:00	7.27 pH	22.66 °C	355.30 µS/cm	4.05 mg/L	0.05 NTU	401.3 mV	53.42 ft	0.17 PSU	120.00 ml/min
8/5/2024 2:08 PM	30:00	7.27 pH	22.98 °C	354.28 µS/cm	4.07 mg/L	0.12 NTU	412.5 mV	53.42 ft	0.17 PSU	120.00 ml/min

Samples

Sample ID:	Description:
GWC-45R	Metals, Inorganics, Alkalinity, TDS

Low-Flow Test Report:

Test Date / Time: 8/5/2024 2:01:37 PM
Project: Plant Bowen LF July 2024
Operator Name: Jay Siewert

Location Name: GWC-48 **Well Diameter: 2 in** **Casing Type: PVC** **Screen Length: 10 ft** **Top of Screen: 49.49 ft** **Total Depth: 59.49 ft** **Initial Depth to Water: 39.49 ft**	**Pump Type: QED Dedicated** **Tubing Type: LDPE** **Pump Intake From TOC: 54.49 ft** **Estimated Total Volume Pumped: 7700 ml** **Flow Cell Volume: 90 ml** **Final Flow Rate: 140 ml/min** **Final Draw Down: 0.11 ft**	**Instrument Used: Aqua TROLL 400** **Serial Number: 850762**

Test Notes:
Pre-purged 2 L

Low-Flow Readings:

Date Time	Elapsed Time	pH	Temperature	Specific Conductivity	RDO Concentration	Turbidity	ORP	Depth to Water	Salinity	Flow
		+/- 0.1	+/- 1000	+/- 5 %	+/- 10 %	+/- 5	+/- 1000 %	+/- 0.3	+/- 10	
8/5/2024 2:01 PM	00:00	4.87 pH	21.62 °C	96.59 µS/cm	3.38 mg/L	0.63 NTU	182.1 mV	39.52 ft	0.05 PSU	140.00 ml/min
8/5/2024 2:06 PM	05:00	4.88 pH	21.91 °C	94.63 µS/cm	3.36 mg/L	0.17 NTU	139.1 mV	39.53 ft	0.04 PSU	140.00 ml/min
8/5/2024 2:11 PM	10:00	4.87 pH	21.95 °C	94.70 µS/cm	3.14 mg/L	0.17 NTU	131.9 mV	39.55 ft	0.04 PSU	140.00 ml/min
8/5/2024 2:16 PM	15:00	4.88 pH	22.07 °C	92.35 µS/cm	3.06 mg/L	10.25 NTU	128.9 mV	39.55 ft	0.04 PSU	140.00 ml/min
8/5/2024 2:21 PM	20:00	4.91 pH	22.19 °C	89.60 µS/cm	3.02 mg/L	7.47 NTU	127.2 mV	39.56 ft	0.04 PSU	140.00 ml/min
8/5/2024 2:26 PM	25:00	4.94 pH	21.81 °C	86.96 µS/cm	3.03 mg/L	3.87 NTU	126.6 mV	39.57 ft	0.04 PSU	140.00 ml/min
8/5/2024 2:31 PM	30:00	4.95 pH	22.11 °C	84.71 µS/cm	3.07 mg/L	9.94 NTU	126.1 mV	39.57 ft	0.04 PSU	140.00 ml/min
8/5/2024 2:36 PM	35:00	4.96 pH	22.30 °C	82.42 µS/cm	3.11 mg/L	5.57 NTU	125.3 mV	39.58 ft	0.04 PSU	140.00 ml/min
8/5/2024 2:41 PM	40:00	4.97 pH	22.30 °C	80.26 µS/cm	3.15 mg/L	0.33 NTU	164.1 mV	39.59 ft	0.04 PSU	140.00 ml/min
8/5/2024 2:46 PM	45:00	4.97 pH	22.26 °C	78.64 µS/cm	3.21 mg/L	0.25 NTU	126.1 mV	39.59 ft	0.04 PSU	140.00 ml/min
8/5/2024 2:51 PM	50:00	4.97 pH	22.56 °C	77.14 µS/cm	3.25 mg/L	0.19 NTU	124.7 mV	39.60 ft	0.04 PSU	140.00 ml/min
8/5/2024 2:56 PM	55:00	4.98 pH	22.56 °C	75.97 µS/cm	3.30 mg/L	0.03 NTU	123.7 mV	39.60 ft	0.04 PSU	140.00 ml/min

Samples

Sample ID:	Description:

GWC-48	Metals, Inorganics, Alkalinity, TDS

Created using VuSitu from In-Situ, Inc.

Low-Flow Test Report:

Test Date / Time: 8/6/2024 10:28:11 AM
Project: Plant Bowen LF July 2024
Operator Name: Kevin Stephenson

Location Name: GWC-44 **Well Diameter: 2 in** **Casing Type: PVC** **Screen Length: 10 ft** **Top of Screen: 81.1 ft** **Total Depth: 91.1 ft** **Initial Depth to Water: 57.14 ft**	**Pump Type: QED Dedicated** **Tubing Type: LDPE** **Pump Intake From TOC: 86.1 ft** **Estimated Total Volume Pumped: 4692 ml** **Flow Cell Volume: 90 ml** **Final Flow Rate: 120 ml/min** **Final Draw Down: 0.12 ft**	**Instrument Used: Aqua TROLL 400** **Serial Number: 989630**

Test Notes:
Pre-purged 1 liter. AquaTroll unit disconnected at 20 minutes. Reconnected and continued stabilization.

Low-Flow Readings:

Date Time	Elapsed Time	pH	Temperature	Specific Conductivity	RDO Concentration	Turbidity	ORP	Depth to Water	Salinity	Flow
		+/- 0.1	+/- 1000 %	+/- 5 %	+/- 10 %	+/- 5	+/- 1000 %	+/- 0.3	+/- 1000 %	
8/6/2024 10:28 AM	00:00	4.64 pH	23.01 °C	56.16 µS/cm	5.39 mg/L	1.21 NTU	142.6 mV	57.19 ft	0.03 PSU	120.00 ml/min
8/6/2024 10:33 AM	05:00	4.58 pH	21.04 °C	49.33 µS/cm	5.47 mg/L	0.49 NTU	192.4 mV	57.20 ft	0.02 PSU	120.00 ml/min
8/6/2024 10:38 AM	10:00	4.57 pH	20.84 °C	47.04 µS/cm	5.36 mg/L	1.63 NTU	221.0 mV	57.21 ft	0.02 PSU	120.00 ml/min
8/6/2024 10:43 AM	15:00	4.58 pH	20.86 °C	45.66 µS/cm	5.25 mg/L	1.25 NTU	232.4 mV	57.21 ft	0.02 PSU	120.00 ml/min
8/6/2024 10:48 AM	20:00	4.57 pH	20.85 °C	44.80 µS/cm	5.18 mg/L	0.33 NTU	221.7 mV	57.23 ft	0.02 PSU	120.00 ml/min
8/6/2024 10:52 AM	24:06	4.57 pH	20.88 °C	44.84 µS/cm	5.17 mg/L	0.28 NTU	116.9 mV	57.24 ft	0.02 PSU	120.00 ml/min
8/6/2024 10:57 AM	29:06	4.57 pH	20.92 °C	44.65 µS/cm	5.10 mg/L	0.26 NTU	233.0 mV	57.25 ft	0.02 PSU	120.00 ml/min
8/6/2024 11:02 AM	34:06	4.56 pH	20.84 °C	44.45 µS/cm	5.10 mg/L	0.55 NTU	402.3 mV	57.26 ft	0.02 PSU	120.00 ml/min
8/6/2024 11:07 AM	39:06	4.57 pH	20.68 °C	44.47 µS/cm	5.12 mg/L	0.14 NTU	424.6 mV	57.26 ft	0.02 PSU	120.00 ml/min

Samples

Sample ID:	Description:
GWC-44	Metals, Inorganics, Alkalinity, TDS

Low-Flow Test Report:

Test Date / Time: 8/6/2024 11:46:39 AM
Project: Plant Bowen LF July 2024
Operator Name: Jay Siewert

Location Name: GWA-2R **Well Diameter: 2 in** **Casing Type: PVC** **Screen Length: 10 ft** **Top of Screen: 97.4 ft** **Total Depth: 107.4 ft** **Initial Depth to Water: 82.73 ft**	**Pump Type: QED Dedicated** **Tubing Type: LDPE** **Pump Intake From TOC: 102.4 ft** **Estimated Total Volume Pumped: 13000 ml** **Flow Cell Volume: 90 ml** **Final Flow Rate: 130 ml/min** **Final Draw Down: 1.9 ft**	**Instrument Used: Aqua TROLL 400** **Serial Number: 850762**

Test Notes:
Pre-purged 2 L

Low-Flow Readings:

Date Time	Elapsed Time	pH	Temperature	Specific Conductivity	RDO Concentration	Turbidity	ORP	Depth to Water	Salinity	Flow
		+/- 0.1	+/- 1000	+/- 5 %	+/- 10 %	+/- 5	+/- 1000 %	+/- 0.3	+/- 10	
8/6/2024 11:46 AM	00:00	7.23 pH	19.66 °C	249.41 µS/cm	0.98 mg/L	0.08 NTU	-39.8 mV	84.11 ft	0.12 PSU	130.00 ml/min
8/6/2024 11:51 AM	05:00	7.31 pH	19.97 °C	249.27 µS/cm	0.58 mg/L	0.07 NTU	-52.7 mV	84.24 ft	0.12 PSU	130.00 ml/min
8/6/2024 11:56 AM	10:00	7.39 pH	19.71 °C	250.99 µS/cm	0.35 mg/L	0.43 NTU	-80.1 mV	84.24 ft	0.12 PSU	130.00 ml/min
8/6/2024 12:01 PM	15:00	7.44 pH	19.79 °C	249.56 µS/cm	0.33 mg/L	0.29 NTU	-69.9 mV	84.39 ft	0.12 PSU	130.00 ml/min
8/6/2024 12:06 PM	20:00	7.46 pH	19.70 °C	246.18 µS/cm	0.35 mg/L	0.46 NTU	-58.6 mV	84.46 ft	0.12 PSU	130.00 ml/min
8/6/2024 12:11 PM	25:00	7.47 pH	19.79 °C	243.22 µS/cm	0.37 mg/L	0.33 NTU	-50.2 mV	84.52 ft	0.12 PSU	130.00 ml/min
8/6/2024 12:16 PM	30:00	7.45 pH	19.55 °C	238.14 µS/cm	0.48 mg/L	0.07 NTU	-33.2 mV	84.55 ft	0.11 PSU	130.00 ml/min
8/6/2024 12:21 PM	35:00	7.43 pH	19.64 °C	232.92 µS/cm	0.77 mg/L	0.46 NTU	-23.3 mV	84.55 ft	0.11 PSU	130.00 ml/min
8/6/2024 12:26 PM	40:00	7.41 pH	19.77 °C	229.43 µS/cm	1.21 mg/L	0.46 NTU	-14.2 mV	84.59 ft	0.11 PSU	130.00 ml/min
8/6/2024 12:31 PM	45:00	7.39 pH	19.86 °C	223.63 µS/cm	1.72 mg/L	0.24 NTU	-9.0 mV	84.60 ft	0.11 PSU	130.00 ml/min
8/6/2024 12:36 PM	50:00	7.38 pH	19.52 °C	218.59 µS/cm	2.28 mg/L	0.28 NTU	-5.2 mV	84.60 ft	0.10 PSU	130.00 ml/min
8/6/2024 12:41 PM	55:00	7.38 pH	19.77 °C	215.74 µS/cm	2.81 mg/L	0.10 NTU	-1.3 mV	84.61 ft	0.10 PSU	130.00 ml/min
8/6/2024 12:46 PM	01:00:00	7.39 pH	19.86 °C	211.48 µS/cm	3.30 mg/L	0.25 NTU	2.4 mV	84.61 ft	0.10 PSU	130.00 ml/min
8/6/2024 12:51 PM	01:05:00	7.42 pH	19.71 °C	207.19 µS/cm	3.74 mg/L	0.22 NTU	5.6 mV	84.62 ft	0.10 PSU	130.00 ml/min
8/6/2024 12:56 PM	01:10:00	7.45 pH	19.66 °C	205.22 µS/cm	4.20 mg/L	0.32 NTU	10.8 mV	84.62 ft	0.10 PSU	130.00 ml/min

8/6/2024 1:01 PM	01:15:00	7.48 pH	19.57 °C	203.02 µS/cm	4.59 mg/L	0.24 NTU	13.3 mV	84.62 ft	0.10 PSU	130.00 ml/min
8/6/2024 1:06 PM	01:20:00	7.51 pH	19.59 °C	201.91 µS/cm	4.88 mg/L	0.19 NTU	13.5 mV	84.62 ft	0.10 PSU	130.00 ml/min
8/6/2024 1:11 PM	01:25:00	7.53 pH	19.97 °C	199.76 µS/cm	5.12 mg/L	0.14 NTU	15.6 mV	84.63 ft	0.10 PSU	130.00 ml/min
8/6/2024 1:16 PM	01:30:00	7.56 pH	19.93 °C	198.45 µS/cm	5.32 mg/L	0.39 NTU	17.6 mV	84.63 ft	0.09 PSU	130.00 ml/min
8/6/2024 1:21 PM	01:35:00	7.59 pH	19.75 °C	196.18 µS/cm	5.51 mg/L	0.27 NTU	22.4 mV	84.63 ft	0.09 PSU	130.00 ml/min
8/6/2024 1:26 PM	01:40:00	7.61 pH	19.79 °C	195.02 µS/cm	5.64 mg/L	0.13 NTU	23.4 mV	84.63 ft	0.09 PSU	130.00 ml/min

Samples

Sample ID:	Description:
GWA-2R	Metals, Inorganics, Alkalinity, TDS

Created using VuSitu from In-Situ, Inc.

Low-Flow Test Report:

Test Date / Time: 8/6/2024 12:34:09 PM
Project: Plant Bowen LF July 2024
Operator Name: Kevin Stephenson

Location Name: GWC-49Z **Well Diameter: 2 in** **Casing Type: PVC** **Screen Length: 10 ft** **Top of Screen: 84.47 ft** **Total Depth: 94.47 ft** **Initial Depth to Water: 57.48 ft**	**Pump Type: QED Dedicated** **Tubing Type: LDPE** **Pump Intake From TOC: 89.47 ft** **Estimated Total Volume Pumped: 2400 ml** **Flow Cell Volume: 90 ml** **Final Flow Rate: 120 ml/min** **Final Draw Down: 0.8 ft**	**Instrument Used: Aqua TROLL 400** **Serial Number: 989630**

Test Notes:
Pre-purged 2 liters.

Low-Flow Readings:

Date Time	Elapsed Time	pH	Temperature	Specific Conductivity	RDO Concentration	Turbidity	ORP	Depth to Water	Salinity	Flow
		+/- 0.1	+/- 1000 %	+/- 5 %	+/- 10 %	+/- 5	+/- 1000 %	+/- 0.3	+/- 1000 %	
8/6/2024 12:34 PM	00:00	5.21 pH	22.43 °C	21.59 µS/cm	6.79 mg/L	0.33 NTU	109.8 mV	58.21 ft	0.01 PSU	120.00 ml/min
8/6/2024 12:39 PM	05:00	5.22 pH	22.45 °C	21.59 µS/cm	6.64 mg/L	0.34 NTU	251.4 mV	58.24 ft	0.01 PSU	120.00 ml/min
8/6/2024 12:44 PM	10:00	5.21 pH	22.45 °C	21.60 µS/cm	6.60 mg/L	0.56 NTU	454.6 mV	58.28 ft	0.01 PSU	120.00 ml/min
8/6/2024 12:49 PM	15:00	5.21 pH	22.74 °C	21.59 µS/cm	6.50 mg/L	0.55 NTU	284.2 mV	58.28 ft	0.01 PSU	120.00 ml/min
8/6/2024 12:54 PM	20:00	5.22 pH	22.80 °C	21.52 µS/cm	6.44 mg/L	0.48 NTU	286.2 mV	58.28 ft	0.01 PSU	120.00 ml/min

Samples

Sample ID:	Description:
GWC-49Z	Metals, Inorganics, Alkalinity, TDS
DUP-04	Metals, Inorganics, Alkalinity, TDS

Created using VuSitu from In-Situ, Inc.

Low-Flow Test Report:

Test Date / Time: 8/6/2024 1:56:13 PM
Project: Plant Bowen LF July 2024
Operator Name: Kevin Stephenson

Location Name: GWC-49R **Well Diameter: 2 in** **Casing Type: PVC** **Screen Length: 10 ft** **Top of Screen: 126.8 ft** **Total Depth: 136.8 ft** **Initial Depth to Water: 58.11 ft**	**Pump Type: QED Dedicated** **Tubing Type: LDPE** **Pump Intake From TOC: 131.8 ft** **Estimated Total Volume Pumped: 3000 ml** **Flow Cell Volume: 90 ml** **Final Flow Rate: 120 ml/min** **Final Draw Down: 0.01 ft**	**Instrument Used: Aqua TROLL 400** **Serial Number: 989630**

Test Notes:
Pre-purged 2 liters.

Low-Flow Readings:

Date Time	Elapsed Time	pH	Temperature	Specific Conductivity	RDO Concentration	Turbidity	ORP	Depth to Water	Salinity	Flow
		+/- 0.1	+/- 1000 %	+/- 5 %	+/- 10 %	+/- 5	+/- 1000 %	+/- 0.3	+/- 1000 %	
8/6/2024 1:56 PM	00:00	7.64 pH	22.04 °C	237.24 µS/cm	5.61 mg/L	0.30 NTU	83.3 mV	58.12 ft	0.11 PSU	120.00 ml/min
8/6/2024 2:01 PM	05:00	7.78 pH	21.82 °C	236.65 µS/cm	5.54 mg/L	0.09 NTU	235.8 mV	58.12 ft	0.11 PSU	120.00 ml/min
8/6/2024 2:06 PM	10:00	7.82 pH	21.46 °C	236.91 µS/cm	5.56 mg/L	0.40 NTU	388.7 mV	58.12 ft	0.11 PSU	120.00 ml/min
8/6/2024 2:11 PM	15:00	7.85 pH	21.64 °C	234.85 µS/cm	5.52 mg/L	0.04 NTU	391.2 mV	58.12 ft	0.11 PSU	120.00 ml/min
8/6/2024 2:16 PM	20:00	7.86 pH	21.51 °C	233.99 µS/cm	5.61 mg/L	0.11 NTU	392.9 mV	58.12 ft	0.11 PSU	120.00 ml/min
8/6/2024 2:21 PM	25:00	7.86 pH	21.73 °C	230.69 µS/cm	5.83 mg/L	0.15 NTU	389.8 mV	58.12 ft	0.11 PSU	120.00 ml/min

Samples

Sample ID:	Description:
GWC-49R	Metals, Inorganics, Alkalinity, TDS

Created using VuSitu from In-Situ, Inc.

Low-Flow Test Report:

Test Date / Time: 8/7/2024 10:40:53 AM
Project: Plant Bowen LF July 2024
Operator Name: Jay Siewert

Location Name: GWA-2 **Well Diameter: 2 in** **Casing Type: PVC** **Screen Length: 10 ft** **Top of Screen: 144.25 ft** **Total Depth: 154.25 ft** **Initial Depth to Water: 82.43 ft**	**Pump Type: QED Dedicated** **Tubing Type: LDPE** **Pump Intake From TOC: 149.25 ft** **Estimated Total Volume Pumped: 16000 ml** **Flow Cell Volume: 90 ml** **Final Flow Rate: 200 ml/min** **Final Draw Down: 0.14 ft**	**Instrument Used: Aqua TROLL 400** **Serial Number: 850762**

Test Notes:
Pre-purged 5 L

Low-Flow Readings:

Date Time	Elapsed Time	pH	Temperature	Specific Conductivity	RDO Concentration	Turbidity	ORP	Depth to Water	Salinity	Flow
		+/- 0.1	+/- 1000	+/- 5 %	+/- 10 %	+/- 5	+/- 1000 %	+/- 0.3	+/- 10	
8/7/2024 10:40 AM	00:00	6.06 pH	19.38 °C	38.82 µS/cm	5.41 mg/L	0.24 NTU	134.7 mV	82.55 ft	0.02 PSU	200.00 ml/min
8/7/2024 10:45 AM	05:00	6.11 pH	19.45 °C	61.60 µS/cm	5.39 mg/L	0.46 NTU	105.6 mV	82.55 ft	0.03 PSU	200.00 ml/min
8/7/2024 10:50 AM	10:00	6.23 pH	19.50 °C	99.94 µS/cm	5.40 mg/L	0.80 NTU	129.4 mV	82.56 ft	0.05 PSU	200.00 ml/min
8/7/2024 10:55 AM	15:00	6.32 pH	19.58 °C	132.47 µS/cm	5.60 mg/L	0.75 NTU	96.1 mV	82.56 ft	0.06 PSU	200.00 ml/min
8/7/2024 11:00 AM	20:00	6.40 pH	19.54 °C	155.42 µS/cm	5.65 mg/L	0.53 NTU	122.1 mV	82.56 ft	0.07 PSU	200.00 ml/min
8/7/2024 11:05 AM	25:00	6.47 pH	19.47 °C	175.23 µS/cm	5.73 mg/L	0.90 NTU	118.7 mV	82.56 ft	0.08 PSU	200.00 ml/min
8/7/2024 11:10 AM	30:00	6.52 pH	19.66 °C	187.98 µS/cm	5.68 mg/L	0.62 NTU	115.8 mV	82.57 ft	0.09 PSU	200.00 ml/min
8/7/2024 11:15 AM	35:00	6.55 pH	19.57 °C	198.99 µS/cm	5.67 mg/L	0.69 NTU	114.3 mV	82.57 ft	0.09 PSU	200.00 ml/min
8/7/2024 11:20 AM	40:00	6.57 pH	19.59 °C	210.05 µS/cm	5.66 mg/L	0.68 NTU	112.5 mV	82.57 ft	0.10 PSU	200.00 ml/min
8/7/2024 11:25 AM	45:00	6.60 pH	19.92 °C	216.92 µS/cm	5.64 mg/L	0.57 NTU	110.6 mV	82.57 ft	0.10 PSU	200.00 ml/min
8/7/2024 11:30 AM	50:00	6.62 pH	19.88 °C	223.96 µS/cm	5.69 mg/L	0.68 NTU	108.7 mV	82.57 ft	0.11 PSU	200.00 ml/min
8/7/2024 11:35 AM	55:00	6.64 pH	20.01 °C	229.05 µS/cm	5.70 mg/L	0.68 NTU	106.9 mV	82.57 ft	0.11 PSU	200.00 ml/min
8/7/2024 11:40 AM	01:00:00	6.65 pH	20.06 °C	237.29 µS/cm	5.79 mg/L	1.01 NTU	106.6 mV	82.57 ft	0.11 PSU	200.00 ml/min
8/7/2024 11:45 AM	01:05:00	6.68 pH	19.75 °C	243.09 µS/cm	5.85 mg/L	0.69 NTU	105.7 mV	82.57 ft	0.12 PSU	200.00 ml/min
8/7/2024 11:50 AM	01:10:00	6.70 pH	19.58 °C	245.23 µS/cm	5.86 mg/L	0.57 NTU	104.9 mV	82.57 ft	0.12 PSU	200.00 ml/min

8/7/2024 11:55 AM	01:15:00	6.71 pH	19.44 °C	247.73 µS/cm	5.96 mg/L	0.65 NTU	105.0 mV	82.57 ft	0.12 PSU	200.00 ml/min
8/7/2024 12:00 PM	01:20:00	6.73 pH	19.31 °C	251.70 µS/cm	6.27 mg/L	0.51 NTU	104.2 mV	82.57 ft	0.12 PSU	200.00 ml/min

Samples

Sample ID:	Description:
GWA-2	Metals, Inorganics, Alkalinity, TDS
FD-05	Metals, Inorganics, Alkalinity, TDS

Created using VuSitu from In-Situ, Inc.

Low-Flow Test Report:

Test Date / Time: 8/7/2024 11:30:07 AM
Project: Plant Bowen LF July 2024
Operator Name: Kevin Stephenson

Location Name: GWA-4RZ **Well Diameter: 2 in** **Casing Type: PVC** **Screen Length: 10 ft** **Top of Screen: 120.74 ft** **Total Depth: 120.74 ft** **Initial Depth to Water: 89.75 ft**	**Pump Type: QED Dedicated** **Tubing Type: LDPE** **Pump Intake From TOC: 125.74 ft** **Estimated Total Volume Pumped: 6200 ml** **Flow Cell Volume: 90 ml** **Final Flow Rate: 200 ml/min** **Final Draw Down: 21.72 ft**	**Instrument Used: Aqua TROLL 400** **Serial Number: 893479**

Test Notes:
Pre-purged 7 liters. WL dropped below top of screen. Complete evacuation method initiated. Samples to be collected 8/8.

Low-Flow Readings:

Date Time	Elapsed Time	pH	Temperature	Specific Conductivity	RDO Concentration	Turbidity	ORP	Depth to Water	Salinity	Flow
		+/- 0.1	+/- 1000 %	+/- 5 %	+/- 10 %	+/- 5	+/- 1000 %	+/- 0.3	+/- 1000 %	
8/7/2024 11:30 AM	00:00	7.12 pH	19.24 °C	421.72 µS/cm	2.39 mg/L	0.98 NTU	309.0 mV	106.71 ft	0.20 PSU	120.00 ml/min
8/7/2024 11:35 AM	05:00	7.12 pH	19.22 °C	421.60 µS/cm	2.41 mg/L	0.69 NTU	470.4 mV	107.65 ft	0.20 PSU	120.00 ml/min
8/7/2024 11:40 AM	10:00	7.12 pH	19.27 °C	422.52 µS/cm	2.42 mg/L	0.61 NTU	345.0 mV	108.41 ft	0.20 PSU	100.00 ml/min
8/7/2024 11:45 AM	15:00	7.12 pH	20.09 °C	426.66 µS/cm	2.42 mg/L	0.64 NTU	376.0 mV	108.89 ft	0.21 PSU	100.00 ml/min
8/7/2024 11:50 AM	20:00	7.12 pH	19.99 °C	421.54 µS/cm	2.42 mg/L	0.51 NTU	455.3 mV	109.56 ft	0.20 PSU	100.00 ml/min
8/7/2024 11:55 AM	25:00	7.12 pH	19.91 °C	422.61 µS/cm	2.45 mg/L	0.81 NTU	458.2 mV	110.15 ft	0.20 PSU	100.00 ml/min
8/7/2024 12:00 PM	30:00	7.13 pH	19.97 °C	423.11 µS/cm	2.47 mg/L	0.98 NTU	456.7 mV	110.32 ft	0.21 PSU	100.00 ml/min
8/7/2024 12:05 PM	35:00	7.13 pH	20.02 °C	421.33 µS/cm	2.44 mg/L	1.15 NTU	467.7 mV	110.52 ft	0.20 PSU	100.00 ml/min
8/7/2024 12:10 PM	40:00	7.14 pH	19.91 °C	421.38 µS/cm	2.44 mg/L	1.07 NTU	445.4 mV	110.55 ft	0.20 PSU	100.00 ml/min
8/7/2024 12:15 PM	45:00	7.14 pH	19.67 °C	422.23 µS/cm	2.45 mg/L	1.30 NTU	430.2 mV	110.58 ft	0.20 PSU	100.00 ml/min
8/7/2024 12:20 PM	50:00	7.14 pH	19.83 °C	421.82 µS/cm	2.49 mg/L	0.89 NTU	392.4 mV	110.68 ft	0.20 PSU	100.00 ml/min
8/7/2024 12:25 PM	55:00	7.15 pH	19.59 °C	423.52 µS/cm	2.48 mg/L	0.84 NTU	441.2 mV	110.81 ft	0.21 PSU	100.00 ml/min
8/7/2024 12:30 PM	01:00:00	7.20 pH	18.75 °C	431.19 µS/cm	2.31 mg/L	1.40 NTU	469.0 mV	111.47 ft	0.21 PSU	200.00 ml/min

Samples

Sample ID:	Description:

Created using VuSitu from In-Situ, Inc.

Low-Flow Test Report:

Test Date / Time: 8/7/2024 1:59:51 PM
Project: Plant Bowen LF July 2024
Operator Name: Jay Siewert

Location Name: GWA-1 **Well Diameter: 2 in** **Casing Type: PVC** **Screen Length: 10 ft** **Top of Screen: 141.8 ft** **Total Depth: 151.8 ft** **Initial Depth to Water: 86.71 ft**	**Pump Type: QED Dedicated** **Tubing Type: LDPE** **Pump Intake From TOC: 146.8 ft** **Estimated Total Volume Pumped: 12300 ml** **Flow Cell Volume: 90 ml** **Final Flow Rate: 120 ml/min** **Final Draw Down: 12.23 ft**	**Instrument Used: Aqua TROLL 400** **Serial Number: 850762**

Test Notes:
Pre-purged 9 L

Low-Flow Readings:

Date Time	Elapsed Time	pH	Temperature	Specific Conductivity	RDO Concentration	Turbidity	ORP	Depth to Water	Salinity	Flow
		+/- 0.1	+/- 1000	+/- 5 %	+/- 10 %	+/- 5	+/- 1000 %	+/- 0.3	+/- 10	
8/7/2024 1:59 PM	00:00	7.50 pH	18.88 °C	293.61 µS/cm	1.06 mg/L	1.79 NTU	10.4 mV	95.76 ft	0.14 PSU	210.00 ml/min
8/7/2024 2:04 PM	05:00	7.47 pH	18.90 °C	292.97 µS/cm	0.97 mg/L	3.34 NTU	12.1 mV	96.30 ft	0.14 PSU	210.00 ml/min
8/7/2024 2:09 PM	10:00	7.43 pH	20.40 °C	292.76 µS/cm	0.95 mg/L	4.95 NTU	7.8 mV	96.30 ft	0.14 PSU	120.00 ml/min
8/7/2024 2:14 PM	15:00	7.41 pH	20.40 °C	292.42 µS/cm	0.94 mg/L	5.32 NTU	9.6 mV	96.55 ft	0.14 PSU	120.00 ml/min
8/7/2024 2:19 PM	20:00	7.43 pH	20.81 °C	292.28 µS/cm	0.90 mg/L	9.36 NTU	10.4 mV	96.64 ft	0.14 PSU	120.00 ml/min
8/7/2024 2:24 PM	25:00	7.45 pH	20.81 °C	292.54 µS/cm	0.91 mg/L	10.26 NTU	9.1 mV	96.80 ft	0.14 PSU	120.00 ml/min
8/7/2024 2:29 PM	30:00	7.47 pH	20.50 °C	293.17 µS/cm	1.01 mg/L	10.40 NTU	7.0 mV	96.94 ft	0.14 PSU	120.00 ml/min
8/7/2024 2:34 PM	35:00	7.47 pH	20.45 °C	293.21 µS/cm	1.15 mg/L	9.82 NTU	3.8 mV	96.94 ft	0.14 PSU	120.00 ml/min
8/7/2024 2:39 PM	40:00	7.48 pH	20.19 °C	293.16 µS/cm	1.29 mg/L	9.27 NTU	0.0 mV	97.22 ft	0.14 PSU	120.00 ml/min
8/7/2024 2:44 PM	45:00	7.49 pH	20.26 °C	294.16 µS/cm	1.44 mg/L	8.43 NTU	-2.6 mV	97.41 ft	0.14 PSU	120.00 ml/min
8/7/2024 2:49 PM	50:00	7.51 pH	20.19 °C	293.35 µS/cm	1.52 mg/L	8.42 NTU	-3.5 mV	97.58 ft	0.14 PSU	120.00 ml/min
8/7/2024 2:54 PM	55:00	7.51 pH	20.06 °C	293.85 µS/cm	1.61 mg/L	7.53 NTU	-2.7 mV	97.71 ft	0.14 PSU	120.00 ml/min
8/7/2024 2:59 PM	01:00:00	7.51 pH	20.19 °C	293.93 µS/cm	1.71 mg/L	6.50 NTU	-2.0 mV	97.89 ft	0.14 PSU	120.00 ml/min
8/7/2024 3:04 PM	01:05:00	7.52 pH	20.15 °C	292.91 µS/cm	1.79 mg/L	6.20 NTU	-0.9 mV	98.03 ft	0.14 PSU	120.00 ml/min
8/7/2024 3:09 PM	01:10:00	7.52 pH	20.25 °C	291.51 µS/cm	1.85 mg/L	5.70 NTU	0.3 mV	98.21 ft	0.14 PSU	120.00 ml/min

8/7/2024 3:14 PM	01:15:00	7.52 pH	20.10 °C	291.05 µS/cm	1.92 mg/L	5.29 NTU	1.5 mV	98.35 ft	0.14 PSU	120.00 ml/min
8/7/2024 3:19 PM	01:20:00	7.52 pH	20.00 °C	291.50 µS/cm	2.01 mg/L	5.10 NTU	2.1 mV	98.52 ft	0.14 PSU	120.00 ml/min
8/7/2024 3:24 PM	01:25:00	7.52 pH	20.10 °C	290.91 µS/cm	2.08 mg/L	4.69 NTU	9.3 mV	98.65 ft	0.14 PSU	120.00 ml/min
8/7/2024 3:29 PM	01:30:00	7.52 pH	19.94 °C	290.65 µS/cm	2.14 mg/L	4.78 NTU	3.6 mV	98.82 ft	0.14 PSU	120.00 ml/min
8/7/2024 3:34 PM	01:35:00	7.51 pH	19.97 °C	290.38 µS/cm	2.22 mg/L	4.66 NTU	4.0 mV	98.94 ft	0.14 PSU	120.00 ml/min

Samples

Sample ID:	Description:
GWA-1	Metals, Inorganics, Alkalinity, TDS

Created using VuSitu from In-Situ, Inc.

Low-Flow Test Report:

Test Date / Time: 8/8/2024 10:45:24 AM
Project: Plant Bowen LF July 2024
Operator Name: Natalie Piparo

Location Name: GWA-3A **Well Diameter: 2 in** **Casing Type: PVC** **Screen Length: 10 ft** **Top of Screen: 130.27 ft** **Total Depth: 140.27 ft** **Initial Depth to Water: 80.1 ft**	**Pump Type: QED Dedicated** **Tubing Type: LDPE** **Pump Intake From TOC: 135.27 ft** **Estimated Total Volume Pumped: 5600 ml** **Flow Cell Volume: 90 ml** **Final Flow Rate: 160 ml/min** **Final Draw Down: 0.04 ft**	**Instrument Used: Aqua TROLL 400** **Serial Number: 850767**

Test Notes:
Prepurged 2L

Low-Flow Readings:

Date Time	Elapsed Time	pH	Temperature	Specific Conductivity	RDO Concentration	Turbidity	ORP	Depth To Water	Salinity	Flow
		+/- 0.1	+/- 1000 %	+/- 5 %	+/- 10 %	+/- 5	+/- 1000 %	+/- 0.3	+/- 10	
8/8/2024 10:45 AM	00:00	7.44 pH	20.06 °C	218.04 µS/cm	6.22 mg/L	1.78 NTU	56.1 mV	80.14 ft	0.10 PSU	160.00 ml/min
8/8/2024 10:50 AM	05:00	7.52 pH	18.21 °C	227.89 µS/cm	6.61 mg/L	1.07 NTU	50.1 mV	80.14 ft	0.11 PSU	160.00 ml/min
8/8/2024 10:55 AM	10:00	7.63 pH	18.31 °C	225.72 µS/cm	6.62 mg/L	1.24 NTU	33.9 mV	80.14 ft	0.11 PSU	160.00 ml/min
8/8/2024 11:00 AM	15:00	7.72 pH	17.94 °C	225.41 µS/cm	6.94 mg/L	0.92 NTU	26.8 mV	80.14 ft	0.11 PSU	160.00 ml/min
8/8/2024 11:05 AM	20:00	7.77 pH	17.88 °C	225.50 µS/cm	7.22 mg/L	0.84 NTU	23.6 mV	80.14 ft	0.11 PSU	160.00 ml/min
8/8/2024 11:10 AM	25:00	7.81 pH	18.04 °C	225.07 µS/cm	7.47 mg/L	0.48 NTU	20.1 mV	80.14 ft	0.11 PSU	160.00 ml/min
8/8/2024 11:15 AM	30:00	7.84 pH	18.10 °C	222.90 µS/cm	7.57 mg/L	0.35 NTU	17.8 mV	80.14 ft	0.11 PSU	160.00 ml/min
8/8/2024 11:20 AM	35:00	7.86 pH	18.04 °C	222.01 µS/cm	7.41 mg/L	0.34 NTU	16.2 mV	80.14 ft	0.11 PSU	160.00 ml/min

Samples

Sample ID:	Description:
GWA-3A	Metals, Inorganics, Alkalinity, TDS

Low-Flow Test Report:

Test Date / Time: 8/8/2024 10:55:01 AM
Project: Plant Bowen LF July 2024
Operator Name: William Laaker

Location Name: GWA-4RZ **Well Diameter: 2 in** **Casing Type: PVC** **Screen Length: 10 ft** **Top of Screen: 110.74 ft** **Total Depth: 120.74 ft** **Initial Depth to Water: 107.92 ft**	**Pump Type: QED Dedicated** **Tubing Type: LDPE** **Pump Intake From TOC: 115.74 ft** **Estimated Total Volume Pumped: 240 ml** **Flow Cell Volume: 90 ml** **Final Flow Rate: 120 ml/min** **Final Draw Down: 0.38 ft**	**Instrument Used: Aqua TROLL 400** **Serial Number: 789301**

Test Notes:
Complete evac performed on 8/7/24.

Low-Flow Readings:

Date Time	Elapsed Time	pH	Temperature	Specific Conductivity	RDO Concentration	Turbidity	ORP	Depth to Water	Salinity	Flow
		+/- 0.1	+/- 1000 %	+/- 5 %	+/- 10 %	+/- 5	+/- 1000 %	+/- 0.3	+/- 1000 %	
8/8/2024 10:55 AM	00:00	7.02 pH	23.43 °C	460.07 µS/cm	2.45 mg/L	4.85 NTU	170.6 mV	108.30 ft	0.22 PSU	120.00 ml/min
8/8/2024 10:56 AM	01:00	7.01 pH	23.43 °C	461.48 µS/cm	2.45 mg/L		168.7 mV	108.30 ft	0.22 PSU	120.00 ml/min
8/8/2024 10:57 AM	02:00	7.01 pH	23.56 °C	463.73 µS/cm	2.45 mg/L	4.85 NTU	168.6 mV	108.30 ft	0.23 PSU	120.00 ml/min

Samples

Sample ID:	Description:
GWA-4RZ	Metals, Inorganics, Alkalinity, TDS

Created using VuSitu from In-Situ, Inc.

Low-Flow Test Report:

Test Date / Time: 8/8/2024 10:59:08 AM
Project: Plant Bowen LF July 2024
Operator Name: Jay Siewert

Location Name: GWC-5 **Well Diameter: 2 in** **Casing Type: PVC** **Screen Length: 10 ft** **Top of Screen: 103.75 ft** **Total Depth: 113.75 ft** **Initial Depth to Water: 81.71 ft**	**Pump Type: QED Dedicated** **Tubing Type: LDPE** **Pump Intake From TOC: 108.75 ft** **Estimated Total Volume Pumped: 8400 ml** **Flow Cell Volume: 90 ml** **Final Flow Rate: 140 ml/min** **Final Draw Down: 5.94 ft**	**Instrument Used: Aqua TROLL 400** **Serial Number: 850762**

Test Notes:
Pre-purged 5.5 L

Low-Flow Readings:

Date Time	Elapsed Time	pH	Temperature	Specific Conductivity	RDO Concentration	Turbidity	ORP	Depth to Water	Salinity	Flow
		+/- 0.1	+/- 1000	+/- 5 %	+/- 10 %	+/- 5	+/- 1000 %	+/- 0.3	+/- 10	
8/8/2024 10:59 AM	00:00	5.84 pH	20.42 °C	27.88 µS/cm	7.73 mg/L	1.77 NTU	207.8 mV	85.40 ft	0.01 PSU	140.00 ml/min
8/8/2024 11:04 AM	05:00	5.82 pH	20.74 °C	27.15 µS/cm	7.75 mg/L	1.35 NTU	181.0 mV	85.61 ft	0.01 PSU	140.00 ml/min
8/8/2024 11:09 AM	10:00	5.80 pH	20.73 °C	26.35 µS/cm	7.92 mg/L	1.10 NTU	172.2 mV	85.84 ft	0.01 PSU	140.00 ml/min
8/8/2024 11:14 AM	15:00	5.78 pH	20.59 °C	25.70 µS/cm	8.00 mg/L	1.37 NTU	168.6 mV	86.09 ft	0.01 PSU	140.00 ml/min
8/8/2024 11:19 AM	20:00	5.76 pH	20.57 °C	24.87 µS/cm	8.14 mg/L	1.08 NTU	187.7 mV	86.30 ft	0.01 PSU	140.00 ml/min
8/8/2024 11:24 AM	25:00	5.73 pH	20.63 °C	24.29 µS/cm	8.22 mg/L	1.21 NTU	167.7 mV	86.52 ft	0.01 PSU	140.00 ml/min
8/8/2024 11:29 AM	30:00	5.72 pH	20.55 °C	23.88 µS/cm	8.20 mg/L	1.18 NTU	165.5 mV	86.71 ft	0.01 PSU	140.00 ml/min
8/8/2024 11:34 AM	35:00	5.71 pH	20.55 °C	23.73 µS/cm	8.18 mg/L	1.12 NTU	164.1 mV	86.90 ft	0.01 PSU	140.00 ml/min
8/8/2024 11:39 AM	40:00	5.71 pH	20.55 °C	23.57 µS/cm	8.22 mg/L	0.99 NTU	162.4 mV	87.13 ft	0.01 PSU	140.00 ml/min
8/8/2024 11:44 AM	45:00	5.71 pH	20.60 °C	23.56 µS/cm	8.22 mg/L	1.54 NTU	162.0 mV	87.25 ft	0.01 PSU	140.00 ml/min
8/8/2024 11:49 AM	50:00	5.70 pH	20.64 °C	23.38 µS/cm	8.25 mg/L	0.95 NTU	161.9 mV	87.40 ft	0.01 PSU	140.00 ml/min
8/8/2024 11:54 AM	55:00	5.69 pH	20.60 °C	23.46 µS/cm	8.65 mg/L	1.21 NTU	181.5 mV	87.52 ft	0.01 PSU	140.00 ml/min
8/8/2024 11:59 AM	01:00:00	5.69 pH	20.55 °C	23.07 µS/cm	8.60 mg/L	0.81 NTU	163.2 mV	87.65 ft	0.01 PSU	140.00 ml/min

Samples

Sample ID:	Description:
GWC-5	Metals, Inorganics, Alkalinity, TDS

Created using VuSitu from In-Situ, Inc.

Low-Flow Test Report:

Test Date / Time: 8/8/2024 12:05:28 PM
Project: Plant Bowen LF July 2024
Operator Name: William Laaker

Location Name: GWA-50 **Well Diameter: 2 in** **Casing Type: PVC** **Screen Length: 10 ft** **Top of Screen: 86.73 ft** **Total Depth: 96.73 ft** **Initial Depth to Water: 65.38 ft**	**Pump Type: QED Dedicated** **Tubing Type: LDPE** **Pump Intake From TOC: 91.73 ft** **Estimated Total Volume Pumped: 14350 ml** **Flow Cell Volume: 90 ml** **Final Flow Rate: 110 ml/min** **Final Draw Down: 13.92 ft**	**Instrument Used: Aqua TROLL 400** **Serial Number: 789301**

Test Notes:
Prepurged 4 L

Low-Flow Readings:

Date Time	Elapsed Time	pH	Temperature	Specific Conductivity	RDO Concentration	Turbidity	ORP	Depth to Water	Salinity	Flow
		+/- 0.1	+/- 1000 %	+/- 5 %	+/- 10 %	+/- 5	+/- 1000 %	+/- 0.3	+/- 1000 %	
8/8/2024 12:05 PM	00:00	4.68 pH	18.64 °C	17.43 µS/cm	7.80 mg/L	1.10 NTU	179.6 mV	71.16 ft	0.01 PSU	200.00 ml/min
8/8/2024 12:10 PM	05:00	4.64 pH	18.52 °C	17.37 µS/cm	7.81 mg/L	1.25 NTU	200.3 mV	72.00 ft	0.01 PSU	200.00 ml/min
8/8/2024 12:15 PM	10:00	4.61 pH	18.75 °C	17.51 µS/cm	7.77 mg/L	1.08 NTU	202.5 mV	73.06 ft	0.01 PSU	200.00 ml/min
8/8/2024 12:20 PM	15:00	4.60 pH	18.75 °C	17.70 µS/cm	7.73 mg/L	1.24 NTU	180.9 mV	74.05 ft	0.01 PSU	200.00 ml/min
8/8/2024 12:25 PM	20:00	4.60 pH	18.84 °C	17.91 µS/cm	7.66 mg/L	1.23 NTU	203.7 mV	75.03 ft	0.01 PSU	200.00 ml/min
8/8/2024 12:30 PM	25:00	4.61 pH	18.65 °C	18.16 µS/cm	7.60 mg/L	1.32 NTU	180.9 mV	75.91 ft	0.01 PSU	110.00 ml/min
8/8/2024 12:35 PM	30:00	4.61 pH	19.77 °C	18.40 µS/cm	7.59 mg/L	1.25 NTU	203.1 mV	76.26 ft	0.01 PSU	110.00 ml/min
8/8/2024 12:40 PM	35:00	4.63 pH	19.96 °C	18.49 µS/cm	7.52 mg/L	1.29 NTU	203.9 mV	76.53 ft	0.01 PSU	110.00 ml/min
8/8/2024 12:45 PM	40:00	4.64 pH	20.04 °C	18.88 µS/cm	7.46 mg/L	1.34 NTU	182.0 mV	76.78 ft	0.01 PSU	110.00 ml/min
8/8/2024 12:50 PM	45:00	4.67 pH	20.07 °C	19.54 µS/cm	7.33 mg/L	1.28 NTU	203.7 mV	77.02 ft	0.01 PSU	110.00 ml/min
8/8/2024 12:55 PM	50:00	4.70 pH	20.30 °C	19.88 µS/cm	7.16 mg/L	1.16 NTU	180.9 mV	77.26 ft	0.01 PSU	110.00 ml/min
8/8/2024 1:00 PM	55:00	4.70 pH	20.25 °C	20.07 µS/cm	7.16 mg/L	1.23 NTU	203.4 mV	77.50 ft	0.01 PSU	110.00 ml/min
8/8/2024 1:05 PM	01:00:00	4.71 pH	20.36 °C	20.27 µS/cm	7.19 mg/L	1.13 NTU	181.4 mV	77.70 ft	0.01 PSU	110.00 ml/min
8/8/2024 1:10 PM	01:05:00	4.72 pH	20.35 °C	20.34 µS/cm	7.13 mg/L	1.08 NTU	203.0 mV	77.90 ft	0.01 PSU	110.00 ml/min
8/8/2024 1:15 PM	01:10:00	4.72 pH	20.52 °C	20.43 µS/cm	7.15 mg/L	1.29 NTU	204.0 mV	78.09 ft	0.01 PSU	110.00 ml/min

8/8/2024 1:20 PM	01:15:00	4.70 pH	20.53 °C	20.49 µS/cm	7.12 mg/L	1.20 NTU	205.4 mV	78.27 ft	0.01 PSU	110.00 ml/min
8/8/2024 1:25 PM	01:20:00	4.72 pH	20.48 °C	20.56 µS/cm	7.11 mg/L	1.20 NTU	181.6 mV	78.44 ft	0.01 PSU	110.00 ml/min
8/8/2024 1:30 PM	01:25:00	4.70 pH	20.48 °C	20.63 µS/cm	7.16 mg/L	1.24 NTU	204.4 mV	78.62 ft	0.01 PSU	110.00 ml/min
8/8/2024 1:35 PM	01:30:00	4.71 pH	20.69 °C	20.65 µS/cm	7.13 mg/L	1.19 NTU	182.4 mV	78.77 ft	0.01 PSU	110.00 ml/min
8/8/2024 1:40 PM	01:35:00	4.69 pH	20.75 °C	20.75 µS/cm	7.11 mg/L	1.12 NTU	183.4 mV	78.93 ft	0.01 PSU	110.00 ml/min
8/8/2024 1:45 PM	01:40:00	4.69 pH	20.84 °C	20.78 µS/cm	7.11 mg/L	1.17 NTU	182.7 mV	79.06 ft	0.01 PSU	110.00 ml/min
8/8/2024 1:50 PM	01:45:00	4.68 pH	20.72 °C	20.82 µS/cm	7.14 mg/L	1.24 NTU	182.8 mV	79.18 ft	0.01 PSU	110.00 ml/min
8/8/2024 1:55 PM	01:50:00	4.68 pH	20.93 °C	20.85 µS/cm	7.11 mg/L	1.18 NTU	182.9 mV	79.30 ft	0.01 PSU	110.00 ml/min

Samples

Sample ID:	Description:
GWA-50	Metals, Inorganics, Alkalinity, TDS

Created using VuSitu from In-Situ, Inc.

Low-Flow Test Report:

Test Date / Time: 8/8/2024 12:46:38 PM
Project: Plant Bowen LF July 2024
Operator Name: Natalie Piparo

Location Name: GWC-7Z **Well Diameter: 2 in** **Casing Type: PVC** **Screen Length: 10 ft** **Top of Screen: 107 ft** **Total Depth: 117 ft** **Initial Depth to Water: 60.53 ft**	**Pump Type: QED Dedicated** **Tubing Type: LDPE** **Pump Intake From TOC: 112 ft** **Estimated Total Volume Pumped: 18100 ml** **Flow Cell Volume: 90 ml** **Final Flow Rate: 140 ml/min** **Final Draw Down: 0.16 ft**	**Instrument Used: Aqua TROLL 400** **Serial Number: 850767**

Test Notes:
Prepurged 2L

Low-Flow Readings:

Date Time	Elapsed Time	pH	Temperature	Specific Conductivity	RDO Concentration	Turbidity	ORP	Depth To Water	Salinity	Flow
		+/- 0.1	+/- 1000 %	+/- 5 %	+/- 10 %	+/- 5	+/- 1000 %	+/- 0.3	+/- 10	
8/8/2024 12:46 PM	00:00	7.63 pH	20.36 °C	209.64 µS/cm	0.34 mg/L	4.22 NTU	-14.6 mV	60.69 ft	0.10 PSU	200.00 ml/min
8/8/2024 12:51 PM	05:00	7.44 pH	17.33 °C	220.72 µS/cm	0.98 mg/L	8.69 NTU	-28.8 mV	60.69 ft	0.11 PSU	200.00 ml/min
8/8/2024 12:56 PM	10:00	7.43 pH	17.09 °C	220.25 µS/cm	1.77 mg/L	11.42 NTU	-23.7 mV	60.69 ft	0.11 PSU	200.00 ml/min
8/8/2024 1:01 PM	15:00	7.45 pH	16.65 °C	221.44 µS/cm	2.23 mg/L	10.81 NTU	-44.2 mV	60.69 ft	0.11 PSU	200.00 ml/min
8/8/2024 1:06 PM	20:00	7.47 pH	16.60 °C	220.77 µS/cm	2.54 mg/L	10.00 NTU	-45.6 mV	60.70 ft	0.11 PSU	200.00 ml/min
8/8/2024 1:11 PM	25:00	7.48 pH	16.53 °C	220.41 µS/cm	2.81 mg/L	9.74 NTU	-46.4 mV	60.70 ft	0.11 PSU	200.00 ml/min
8/8/2024 1:16 PM	30:00	7.50 pH	16.52 °C	219.46 µS/cm	3.01 mg/L	8.65 NTU	-48.4 mV	60.70 ft	0.10 PSU	200.00 ml/min
8/8/2024 1:21 PM	35:00	7.51 pH	16.51 °C	218.55 µS/cm	3.16 mg/L	8.68 NTU	-49.1 mV	60.70 ft	0.10 PSU	200.00 ml/min
8/8/2024 1:26 PM	40:00	7.52 pH	16.51 °C	217.34 µS/cm	3.35 mg/L	6.42 NTU	-49.4 mV	60.71 ft	0.10 PSU	200.00 ml/min
8/8/2024 1:31 PM	45:00	7.53 pH	16.46 °C	217.19 µS/cm	3.48 mg/L	7.29 NTU	-50.4 mV	60.72 ft	0.10 PSU	200.00 ml/min
8/8/2024 1:36 PM	50:00	7.54 pH	16.31 °C	215.58 µS/cm	3.58 mg/L	6.05 NTU	-50.5 mV	60.71 ft	0.10 PSU	200.00 ml/min
8/8/2024 1:41 PM	55:00	7.55 pH	16.43 °C	215.42 µS/cm	3.73 mg/L	6.20 NTU	-51.3 mV	60.70 ft	0.10 PSU	200.00 ml/min
8/8/2024 1:46 PM	01:00:00	7.55 pH	16.65 °C	214.71 µS/cm	3.83 mg/L	5.92 NTU	-51.0 mV	60.70 ft	0.10 PSU	200.00 ml/min
8/8/2024 1:51 PM	01:05:00	7.56 pH	16.38 °C	214.35 µS/cm	3.96 mg/L	5.76 NTU	-50.5 mV	60.70 ft	0.10 PSU	200.00 ml/min
8/8/2024 1:56 PM	01:10:00	7.58 pH	16.53 °C	213.82 µS/cm	4.01 mg/L	5.09 NTU	-50.9 mV	60.70 ft	0.10 PSU	200.00 ml/min

8/8/2024 2:01 PM	01:15:00	7.58 pH	16.50 °C	213.00 µS/cm	4.05 mg/L	5.16 NTU	-51.1 mV	60.70 ft	0.10 PSU	200.00 ml/min
8/8/2024 2:06 PM	01:20:00	7.59 pH	16.56 °C	216.53 µS/cm	4.20 mg/L	5.67 NTU	-51.3 mV	60.70 ft	0.10 PSU	140.00 ml/min
8/8/2024 2:11 PM	01:25:00	7.59 pH	17.17 °C	214.15 µS/cm	4.21 mg/L	4.89 NTU	-52.2 mV	60.69 ft	0.10 PSU	140.00 ml/min
8/8/2024 2:16 PM	01:30:00	7.60 pH	17.11 °C	214.15 µS/cm	4.26 mg/L	4.77 NTU	-51.1 mV	60.69 ft	0.10 PSU	140.00 ml/min
8/8/2024 2:21 PM	01:35:00	7.60 pH	17.29 °C	213.55 µS/cm	4.35 mg/L	4.64 NTU	-24.9 mV	60.69 ft	0.10 PSU	140.00 ml/min

Samples

Sample ID:	Description:
GWC-7Z	Metals, Inorganics, Alkalinity, TDS

Created using VuSitu from In-Situ, Inc.

Low-Flow Test Report:

Test Date / Time: 8/8/2024 1:32:14 PM
Project: Plant Bowen LF July 2024
Operator Name: Jay Siewert

Location Name: GWC-6RZ **Well Diameter: 2 in** **Casing Type: PVC** **Screen Length: 10 ft** **Top of Screen: 102.8 ft** **Total Depth: 112.8 ft** **Initial Depth to Water: 79.31 ft**	**Pump Type: QED Dedicated** **Tubing Type: LDPE** **Pump Intake From TOC: 107.8 ft** **Estimated Total Volume Pumped: 2200 ml** **Flow Cell Volume: 90 ml** **Final Flow Rate: 110 ml/min** **Final Draw Down: 0.05 ft**	**Instrument Used: Aqua TROLL 400** **Serial Number: 850762**

Test Notes:
Pre-purged 2 L

Low-Flow Readings:

Date Time	Elapsed Time	pH	Temperature	Specific Conductivity	RDO Concentration	Turbidity	ORP	Depth to Water	Salinity	Flow
		+/- 0.1	+/- 1000	+/- 5 %	+/- 10 %	+/- 5	+/- 1000 %	+/- 0.3	+/- 10	
8/8/2024 1:32 PM	00:00	6.92 pH	20.95 °C	97.10 µS/cm	7.17 mg/L	0.59 NTU	119.1 mV	79.35 ft	0.05 PSU	110.00 ml/min
8/8/2024 1:37 PM	05:00	6.98 pH	20.77 °C	95.33 µS/cm	7.39 mg/L	0.23 NTU	93.4 mV	79.36 ft	0.04 PSU	110.00 ml/min
8/8/2024 1:42 PM	10:00	7.01 pH	21.00 °C	94.79 µS/cm	7.44 mg/L	0.18 NTU	105.4 mV	79.36 ft	0.04 PSU	110.00 ml/min
8/8/2024 1:47 PM	15:00	7.05 pH	20.95 °C	93.56 µS/cm	7.39 mg/L	0.29 NTU	86.3 mV	79.36 ft	0.04 PSU	110.00 ml/min
8/8/2024 1:52 PM	20:00	7.05 pH	20.91 °C	93.55 µS/cm	7.51 mg/L	0.17 NTU	82.7 mV	79.36 ft	0.04 PSU	110.00 ml/min

Samples

Sample ID:	Description:
GWC-6RZ	Metals, Inorganics, Alkalinity, TDS

Low-Flow Test Report:

Test Date / Time: 8/8/2024 2:42:17 PM
Project: Plant Bowen LF July 2024
Operator Name: William Laaker

Location Name: GWA-50R **Well Diameter: 2 in** **Casing Type: PVC** **Screen Length: 10 ft** **Top of Screen: 135.53 ft** **Total Depth: 145.53 ft** **Initial Depth to Water: 77.9 ft**	**Pump Type: QED Dedicated** **Tubing Type: LDPE** **Pump Intake From TOC: 140.53 ft** **Estimated Total Volume Pumped: 2400 ml** **Flow Cell Volume: 90 ml** **Final Flow Rate: 120 ml/min** **Final Draw Down: 0.06 ft**	**Instrument Used: Aqua TROLL 400** **Serial Number: 789301**

Test Notes:
Prepurged 2 L

Low-Flow Readings:

Date Time	Elapsed Time	pH	Temperature	Specific Conductivity	RDO Concentration	Turbidity	ORP	Depth to Water	Salinity	Flow
		+/- 0.1	+/- 1000 %	+/- 5 %	+/- 10 %	+/- 5	+/- 1000 %	+/- 0.3	+/- 1000 %	
8/8/2024 2:42 PM	00:00	4.26 pH	20.74 °C	15.10 µS/cm	10.17 mg/L	0.88 NTU	193.9 mV	77.96 ft	0.01 PSU	120.00 ml/min
8/8/2024 2:47 PM	05:00	4.24 pH	20.39 °C	14.99 µS/cm	10.17 mg/L	1.08 NTU	219.8 mV	77.96 ft	0.01 PSU	120.00 ml/min
8/8/2024 2:52 PM	10:00	4.26 pH	20.61 °C	15.07 µS/cm	10.29 mg/L	1.21 NTU	188.6 mV	77.96 ft	0.01 PSU	120.00 ml/min
8/8/2024 2:57 PM	15:00	4.24 pH	20.62 °C	15.05 µS/cm	10.08 mg/L	1.14 NTU	218.0 mV	77.96 ft	0.01 PSU	120.00 ml/min
8/8/2024 3:02 PM	20:00	4.25 pH	20.34 °C	15.07 µS/cm	10.34 mg/L	1.06 NTU	188.7 mV	77.96 ft	0.01 PSU	120.00 ml/min

Samples

Sample ID:	Description:
GWA-50R	Metals, Inorganics, Alkalinity, TDS

Created using VuSitu from In-Situ, Inc.

Low-Flow Test Report:

Test Date / Time: 8/8/2024 3:30:59 PM
Project: Plant Bowen LF July 2024
Operator Name: Jay Siewert

Location Name: GWC-6 **Well Diameter: 2 in** **Casing Type: PVC** **Screen Length: 10 ft** **Top of Screen: 101.37 ft** **Total Depth: 111.37 ft** **Initial Depth to Water: 75.79 ft**	**Pump Type: QED Dedicated** **Tubing Type: LDPE** **Pump Intake From TOC: 106.37 ft** **Estimated Total Volume Pumped: 3250 ml** **Flow Cell Volume: 90 ml** **Final Flow Rate: 100 ml/min** **Final Draw Down: 0.2 ft**	**Instrument Used: Aqua TROLL 400** **Serial Number: 850762**

Test Notes:
Pre-purged 2 L

Low-Flow Readings:

Date Time	Elapsed Time	pH	Temperature	Specific Conductivity	RDO Concentration	Turbidity	ORP	Depth to Water	Salinity	Flow
		+/- 0.1	+/- 1000	+/- 5 %	+/- 10 %	+/- 5	+/- 1000 %	+/- 0.3	+/- 10	
8/8/2024 3:30 PM	00:00	7.32 pH	21.35 °C	158.36 µS/cm	7.59 mg/L	1.07 NTU	118.3 mV	75.99 ft	0.08 PSU	110.00 ml/min
8/8/2024 3:35 PM	05:00	7.50 pH	21.49 °C	151.59 µS/cm	7.52 mg/L	1.15 NTU	106.1 mV	75.99 ft	0.07 PSU	110.00 ml/min
8/8/2024 3:40 PM	10:00	7.58 pH	21.11 °C	149.49 µS/cm	7.42 mg/L	1.42 NTU	74.3 mV	75.99 ft	0.07 PSU	110.00 ml/min
8/8/2024 3:45 PM	15:00	7.62 pH	21.19 °C	148.33 µS/cm	7.28 mg/L	1.98 NTU	83.1 mV	75.99 ft	0.07 PSU	110.00 ml/min
8/8/2024 3:50 PM	20:00	7.64 pH	21.36 °C	148.03 µS/cm	7.12 mg/L	2.57 NTU	65.5 mV	75.99 ft	0.07 PSU	110.00 ml/min
8/8/2024 3:55 PM	25:00	7.65 pH	21.27 °C	147.02 µS/cm	7.07 mg/L	2.98 NTU	76.8 mV	75.99 ft	0.07 PSU	100.00 ml/min
8/8/2024 4:00 PM	30:00	7.66 pH	21.12 °C	147.77 µS/cm	7.04 mg/L	2.52 NTU	62.0 mV	75.99 ft	0.07 PSU	100.00 ml/min

Samples

Sample ID:	Description:
GWC-6	Metals, Inorganics, Alkalinity, TDS

Created using VuSitu from In-Situ, Inc.

Low-Flow Test Report:

Test Date / Time: 8/12/2024 10:13:51 AM
Project: Plant Bowen LF July 2024
Operator Name: Natalie Piparo

Location Name: GWC-8Z **Well Diameter: 2 in** **Casing Type: PVC** **Screen Length: 10 ft** **Top of Screen: 66.37 ft** **Total Depth: 76.37 ft** **Initial Depth to Water: 50.18 ft**	**Pump Type: QED Dedicated** **Tubing Type: LDPE** **Pump Intake From TOC: 71.37 ft** **Estimated Total Volume Pumped: 9600 ml** **Flow Cell Volume: 90 ml** **Final Flow Rate: 120 ml/min** **Final Draw Down: 0.42 ft**	**Instrument Used: Aqua TROLL 400** **Serial Number: 850767**

Test Notes:
Prepurged 2L

Low-Flow Readings:

Date Time	Elapsed Time	pH	Temperature	Specific Conductivity	RDO Concentration	Turbidity	ORP	Depth To Water	Salinity	Flow
		+/- 0.1	+/- 1000 %	+/- 5 %	+/- 10 %	+/- 5	+/- 1000 %	+/- 0.3	+/- 10	
8/12/2024 10:13 AM	00:00	6.52 pH	17.89 °C	76.18 µS/cm	7.63 mg/L	0.89 NTU	52.1 mV	50.60 ft	0.04 PSU	120.00 ml/min
8/12/2024 10:18 AM	05:00	6.46 pH	17.31 °C	77.04 µS/cm	7.79 mg/L	0.75 NTU	57.0 mV	50.60 ft	0.04 PSU	120.00 ml/min
8/12/2024 10:23 AM	10:00	6.43 pH	16.34 °C	79.45 µS/cm	8.03 mg/L	0.77 NTU	54.3 mV	50.61 ft	0.04 PSU	120.00 ml/min
8/12/2024 10:28 AM	15:00	6.41 pH	16.46 °C	79.38 µS/cm	8.13 mg/L	0.83 NTU	52.2 mV	50.59 ft	0.04 PSU	120.00 ml/min
8/12/2024 10:33 AM	20:00	6.42 pH	16.05 °C	81.43 µS/cm	8.27 mg/L	1.08 NTU	50.4 mV	50.60 ft	0.04 PSU	120.00 ml/min
8/12/2024 10:38 AM	25:00	6.42 pH	16.35 °C	86.06 µS/cm	8.27 mg/L	1.01 NTU	48.4 mV	50.61 ft	0.04 PSU	120.00 ml/min
8/12/2024 10:43 AM	30:00	6.46 pH	16.53 °C	92.59 µS/cm	8.25 mg/L	1.26 NTU	45.9 mV	50.61 ft	0.04 PSU	120.00 ml/min
8/12/2024 10:48 AM	35:00	6.51 pH	16.25 °C	101.67 µS/cm	8.38 mg/L	0.83 NTU	43.8 mV	50.60 ft	0.05 PSU	120.00 ml/min
8/12/2024 10:53 AM	40:00	6.57 pH	16.23 °C	111.81 µS/cm	8.52 mg/L	0.78 NTU	41.7 mV	50.60 ft	0.05 PSU	120.00 ml/min
8/12/2024 10:58 AM	45:00	6.64 pH	15.82 °C	122.15 µS/cm	8.67 mg/L	0.66 NTU	39.3 mV	50.59 ft	0.06 PSU	120.00 ml/min
8/12/2024 11:03 AM	50:00	6.70 pH	15.71 °C	131.11 µS/cm	8.81 mg/L	0.64 NTU	36.9 mV	50.60 ft	0.06 PSU	120.00 ml/min
8/12/2024 11:08 AM	55:00	6.77 pH	15.90 °C	136.76 µS/cm	8.81 mg/L	0.44 NTU	35.0 mV	50.60 ft	0.06 PSU	120.00 ml/min
8/12/2024 11:13 AM	01:00:00	6.82 pH	16.11 °C	140.75 µS/cm	8.71 mg/L	0.46 NTU	33.6 mV	50.60 ft	0.07 PSU	120.00 ml/min
8/12/2024 11:18 AM	01:05:00	6.87 pH	16.18 °C	145.00 µS/cm	8.89 mg/L	0.41 NTU	31.7 mV	50.60 ft	0.07 PSU	120.00 ml/min
8/12/2024 11:23 AM	01:10:00	6.91 pH	16.15 °C	148.07 µS/cm	8.90 mg/L	0.37 NTU	30.4 mV	50.61 ft	0.07 PSU	120.00 ml/min

8/12/2024 11:28 AM	01:15:00	6.95 pH	16.04 °C	152.00 µS/cm	8.95 mg/L	0.39 NTU	29.1 mV	50.61 ft	0.07 PSU	120.00 ml/min
8/12/2024 11:33 AM	01:20:00	6.99 pH	15.93 °C	154.75 µS/cm	8.94 mg/L	0.29 NTU	29.2 mV	50.60 ft	0.07 PSU	120.00 ml/min

Samples

Sample ID:	Description:
GWC-8Z	Metals, Inorganics, Alkalinity, TDS

Created using VuSitu from In-Situ, Inc.

Low-Flow Test Report:

Test Date / Time: 8/12/2024 10:18:07 AM
Project: Plant Bowen LF July 2024
Operator Name: Jay Siewert

Location Name: GWC-10R **Well Diameter: 2 in** **Casing Type: PVC** **Screen Length: 10 ft** **Top of Screen: 90.2 ft** **Total Depth: 100.2 ft** **Initial Depth to Water: 36.92 ft**	**Pump Type: QED Dedicated** **Tubing Type: LDPE** **Pump Intake From TOC: 95.2 ft** **Estimated Total Volume Pumped: 8250 ml** **Flow Cell Volume: 90 ml** **Final Flow Rate: 150 ml/min** **Final Draw Down: 0.04 ft**	**Instrument Used: Aqua TROLL 400** **Serial Number: 850762**

Test Notes:
Pre-purged 2 L

Low-Flow Readings:

Date Time	Elapsed Time	pH	Temperature	Specific Conductivity	RDO Concentration	Turbidity	ORP	Depth to Water	Salinity	Flow
		+/- 0.1	+/- 1000	+/- 5 %	+/- 10 %	+/- 5	+/- 1000 %	+/- 0.3	+/- 10	
8/12/2024 10:18 AM	00:00	7.38 pH	17.30 °C	292.54 µS/cm	1.84 mg/L	1.65 NTU	-20.3 mV	36.96 ft	0.14 PSU	150.00 ml/min
8/12/2024 10:23 AM	05:00	7.45 pH	17.52 °C	290.22 µS/cm	3.06 mg/L	0.92 NTU	-18.9 mV	36.96 ft	0.14 PSU	150.00 ml/min
8/12/2024 10:28 AM	10:00	7.50 pH	17.43 °C	288.28 µS/cm	3.82 mg/L	0.96 NTU	-34.3 mV	36.96 ft	0.14 PSU	150.00 ml/min
8/12/2024 10:33 AM	15:00	7.53 pH	17.48 °C	286.65 µS/cm	4.32 mg/L	0.58 NTU	-33.4 mV	36.96 ft	0.14 PSU	150.00 ml/min
8/12/2024 10:38 AM	20:00	7.55 pH	17.52 °C	285.61 µS/cm	4.83 mg/L	0.30 NTU	-30.3 mV	36.96 ft	0.14 PSU	150.00 ml/min
8/12/2024 10:43 AM	25:00	7.57 pH	17.52 °C	284.42 µS/cm	5.25 mg/L	0.11 NTU	-26.5 mV	36.96 ft	0.14 PSU	150.00 ml/min
8/12/2024 10:48 AM	30:00	7.59 pH	17.43 °C	283.63 µS/cm	5.61 mg/L	0.07 NTU	-21.8 mV	36.96 ft	0.14 PSU	150.00 ml/min
8/12/2024 10:53 AM	35:00	7.61 pH	17.55 °C	281.86 µS/cm	5.94 mg/L	0.10 NTU	-17.7 mV	36.96 ft	0.14 PSU	150.00 ml/min
8/12/2024 10:58 AM	40:00	7.62 pH	17.58 °C	281.61 µS/cm	6.29 mg/L	0.26 NTU	-13.4 mV	36.96 ft	0.14 PSU	150.00 ml/min
8/12/2024 11:03 AM	45:00	7.63 pH	17.61 °C	281.22 µS/cm	6.51 mg/L	0.24 NTU	-10.3 mV	36.96 ft	0.13 PSU	150.00 ml/min
8/12/2024 11:08 AM	50:00	7.64 pH	17.61 °C	279.36 µS/cm	6.71 mg/L	0.18 NTU	-6.2 mV	36.96 ft	0.13 PSU	150.00 ml/min
8/12/2024 11:13 AM	55:00	7.65 pH	17.70 °C	279.38 µS/cm	6.91 mg/L	0.10 NTU	-3.7 mV	36.96 ft	0.13 PSU	150.00 ml/min

Samples

Sample ID:	Description:

GWC-10R	Metals, Inorganics, Alkalinity, TDS

Created using VuSitu from In-Situ, Inc.

Low-Flow Test Report:

Test Date / Time: 8/12/2024 10:54:48 AM
Project: Plant Bowen LF July 2024
Operator Name: William Laaker

Location Name: GWC-13RZ **Well Diameter: 2 in** **Casing Type: PVC** **Screen Length: 10 ft** **Top of Screen: 94.3 ft** **Total Depth: 104.3 ft** **Initial Depth to Water: 69.23 ft**	**Pump Type: QED Dedicated** **Tubing Type: LDPE** **Pump Intake From TOC: 99.3 ft** **Estimated Total Volume Pumped: 13050 ml** **Flow Cell Volume: 90 ml** **Final Flow Rate: 105 ml/min** **Final Draw Down: 25.37 ft**	**Instrument Used: Aqua TROLL 400** **Serial Number: 789301**

Test Notes:
Prepurged 8 L
Well historically does not stabilize drawdown. DTW fell into screen interval. Complete evac performed.

Low-Flow Readings:

Date Time	Elapsed Time	pH	Temperature	Specific Conductivity	RDO Concentration	Turbidity	ORP	Depth to Water	Salinity	Flow
		+/- 0.1	+/- 1000 %	+/- 5 %	+/- 10 %	+/- 5	+/- 1000 %	+/- 0.3	+/- 1000 %	
8/12/2024 10:54 AM	00:00	7.15 pH	18.58 °C	410.99 µS/cm	4.39 mg/L	0.39 NTU	134.8 mV	80.67 ft	0.20 PSU	180.00 ml/min
8/12/2024 10:59 AM	05:00	7.14 pH	18.75 °C	410.90 µS/cm	4.73 mg/L	0.47 NTU	149.9 mV	81.42 ft	0.20 PSU	180.00 ml/min
8/12/2024 11:04 AM	10:00	7.13 pH	18.88 °C	410.34 µS/cm	5.10 mg/L	0.04 NTU	154.5 mV	82.49 ft	0.20 PSU	180.00 ml/min
8/12/2024 11:09 AM	15:00	7.12 pH	18.99 °C	410.72 µS/cm	5.37 mg/L	0.35 NTU	157.1 mV	83.53 ft	0.20 PSU	180.00 ml/min
8/12/2024 11:14 AM	20:00	7.11 pH	19.08 °C	411.19 µS/cm	5.61 mg/L	0.46 NTU	158.6 mV	84.56 ft	0.20 PSU	180.00 ml/min
8/12/2024 11:19 AM	25:00	7.11 pH	19.23 °C	409.86 µS/cm	5.75 mg/L	0.68 NTU	159.8 mV	85.60 ft	0.20 PSU	180.00 ml/min
8/12/2024 11:24 AM	30:00	7.11 pH	19.22 °C	410.17 µS/cm	5.89 mg/L	0.68 NTU	160.9 mV	86.59 ft	0.20 PSU	180.00 ml/min
8/12/2024 11:29 AM	35:00	7.10 pH	19.46 °C	411.29 µS/cm	5.97 mg/L	0.75 NTU	161.5 mV	87.54 ft	0.20 PSU	180.00 ml/min
8/12/2024 11:34 AM	40:00	7.10 pH	19.50 °C	412.77 µS/cm	6.11 mg/L	0.78 NTU	162.1 mV	88.46 ft	0.20 PSU	180.00 ml/min
8/12/2024 11:39 AM	45:00	7.09 pH	19.77 °C	414.21 µS/cm	6.18 mg/L	0.84 NTU	162.5 mV	89.35 ft	0.20 PSU	180.00 ml/min
8/12/2024 11:44 AM	50:00	7.10 pH	20.10 °C	411.30 µS/cm	6.13 mg/L	1.01 NTU	163.0 mV	90.25 ft	0.20 PSU	180.00 ml/min
8/12/2024 11:49 AM	55:00	7.09 pH	20.47 °C	411.32 µS/cm	6.15 mg/L	0.94 NTU	163.7 mV	91.07 ft	0.20 PSU	105.00 ml/min
8/12/2024 11:54 AM	01:00:00	7.08 pH	21.57 °C	414.60 µS/cm	6.20 mg/L	0.84 NTU	164.2 mV	91.71 ft	0.20 PSU	105.00 ml/min
8/12/2024 11:59 AM	01:05:00	7.09 pH	21.71 °C	415.44 µS/cm	6.26 mg/L	0.92 NTU	165.2 mV	92.32 ft	0.20 PSU	105.00 ml/min
8/12/2024 12:04 PM	01:10:00	7.08 pH	22.17 °C	416.50 µS/cm	6.26 mg/L	0.67 NTU	166.0 mV	92.91 ft	0.20 PSU	105.00 ml/min

8/12/2024 12:09 PM	01:15:00	7.09 pH	22.29 °C	414.71 µS/cm	6.22 mg/L	0.84 NTU	167.2 mV	93.46 ft	0.20 PSU	105.00 ml/min
8/12/2024 12:14 PM	01:20:00	7.09 pH	22.44 °C	416.79 µS/cm	6.26 mg/L	0.83 NTU	167.8 mV	94.08 ft	0.20 PSU	105.00 ml/min
8/12/2024 12:19 PM	01:25:00	7.09 pH	22.49 °C	415.45 µS/cm	6.27 mg/L	0.87 NTU	168.1 mV	94.60 ft	0.20 PSU	105.00 ml/min

Samples

Sample ID:	Description:

Created using VuSitu from In-Situ, Inc.

Low-Flow Test Report:

Test Date / Time: 8/12/2024 12:09:02 PM
Project: Plant Bowen LF July 2024
Operator Name: Jay Siewert

Location Name: GWC-10 **Well Diameter: 2 in** **Casing Type: PVC** **Screen Length: 10 ft** **Top of Screen: 61.81 ft** **Total Depth: 71.81 ft** **Initial Depth to Water: 36.85 ft**	**Pump Type: QED Dedicated** **Tubing Type: LDPE** **Pump Intake From TOC: 66.81 ft** **Estimated Total Volume Pumped: 4000 ml** **Flow Cell Volume: 90 ml** **Final Flow Rate: 130 ml/min** **Final Draw Down: 0.06 ft**	**Instrument Used: Aqua TROLL 400** **Serial Number: 850762**

Test Notes:
Pre-purged 3 L

Low-Flow Readings:

Date Time	Elapsed Time	pH	Temperature	Specific Conductivity	RDO Concentration	Turbidity	ORP	Depth to Water	Salinity	Flow
		+/- 0.1	+/- 1000	+/- 5 %	+/- 10 %	+/- 5	+/- 1000 %	+/- 0.3	+/- 10	
8/12/2024 12:09 PM	00:00	7.02 pH	17.88 °C	260.29 µS/cm	8.04 mg/L	1.72 NTU	78.4 mV	36.91 ft	0.12 PSU	160.00 ml/min
8/12/2024 12:14 PM	05:00	7.04 pH	17.95 °C	265.01 µS/cm	8.02 mg/L	0.12 NTU	82.0 mV	36.91 ft	0.13 PSU	160.00 ml/min
8/12/2024 12:19 PM	10:00	7.07 pH	18.07 °C	273.09 µS/cm	7.96 mg/L	0.76 NTU	78.0 mV	36.91 ft	0.13 PSU	160.00 ml/min
8/12/2024 12:24 PM	15:00	7.11 pH	18.14 °C	278.55 µS/cm	7.83 mg/L	1.36 NTU	75.4 mV	36.91 ft	0.13 PSU	160.00 ml/min
8/12/2024 12:29 PM	20:00	7.14 pH	18.27 °C	279.33 µS/cm	7.79 mg/L	2.03 NTU	73.7 mV	36.91 ft	0.13 PSU	160.00 ml/min
8/12/2024 12:34 PM	25:00	7.17 pH	18.58 °C	279.78 µS/cm	7.80 mg/L	1.74 NTU	72.6 mV	36.91 ft	0.13 PSU	130.00 ml/min

Samples

Sample ID:	Description:
GWC-10	Metals, Inorganics, Alkalinity, TDS
FD-06	Metals, Inorganics, Alkalinity, TDS

Created using VuSitu from In-Situ, Inc.

Low-Flow Test Report:

Test Date / Time: 8/12/2024 12:45:29 PM
Project: Plant Bowen LF July 2024
Operator Name: Natalie Piparo

Location Name: GWC-8RR **Well Diameter: 2 in** **Casing Type: PVC** **Screen Length: 10 ft** **Top of Screen: 101.83 ft** **Total Depth: 111.83 ft** **Initial Depth to Water: 50 ft**	**Pump Type: QED Dedicated** **Tubing Type: LDPE** **Pump Intake From TOC: 106.83 ft** **Estimated Total Volume Pumped: 5250 ml** **Flow Cell Volume: 90 ml** **Final Flow Rate: 150 ml/min** **Final Draw Down: 0.06 ft**	**Instrument Used: Aqua TROLL 400** **Serial Number: 850767**

Test Notes:
Prepurged 2.5L

Low-Flow Readings:

Date Time	Elapsed Time	pH	Temperature	Specific Conductivity	RDO Concentration	Turbidity	ORP	Depth To Water	Salinity	Flow
		+/- 0.1	+/- 1000 %	+/- 5 %	+/- 10 %	+/- 5	+/- 1000 %	+/- 0.3	+/- 10	
8/12/2024 12:45 PM	00:00	7.35 pH	23.41 °C	171.88 µS/cm	7.49 mg/L	0.14 NTU	-4.9 mV	50.04 ft	0.08 PSU	150.00 ml/min
8/12/2024 12:50 PM	05:00	7.70 pH	17.80 °C	189.11 µS/cm	8.63 mg/L	0.35 NTU	-11.8 mV	50.05 ft	0.09 PSU	150.00 ml/min
8/12/2024 12:55 PM	10:00	7.85 pH	17.23 °C	189.71 µS/cm	8.90 mg/L	0.33 NTU	-10.2 mV	50.06 ft	0.09 PSU	150.00 ml/min
8/12/2024 1:00 PM	15:00	7.91 pH	17.21 °C	189.56 µS/cm	9.12 mg/L	0.30 NTU	-9.1 mV	50.06 ft	0.09 PSU	150.00 ml/min
8/12/2024 1:05 PM	20:00	7.97 pH	16.91 °C	186.46 µS/cm	9.13 mg/L	0.34 NTU	-9.4 mV	50.06 ft	0.09 PSU	150.00 ml/min
8/12/2024 1:10 PM	25:00	8.00 pH	16.92 °C	187.97 µS/cm	9.26 mg/L	0.32 NTU	-10.1 mV	50.07 ft	0.09 PSU	150.00 ml/min
8/12/2024 1:15 PM	30:00	8.00 pH	16.69 °C	188.65 µS/cm	9.43 mg/L	0.18 NTU	-8.1 mV	50.07 ft	0.09 PSU	150.00 ml/min
8/12/2024 1:20 PM	35:00	8.02 pH	16.60 °C	188.26 µS/cm	9.44 mg/L	0.17 NTU	-7.3 mV	50.06 ft	0.09 PSU	150.00 ml/min

Samples

Sample ID:	Description:
GWC-8RR	Metals, Inorganics, Alkalinity, TDS

Low-Flow Test Report:

Test Date / Time: 8/12/2024 1:10:14 PM
Project: Plant Bowen LF July 2024
Operator Name: William Laaker

Location Name: GWC-13 **Well Diameter: 2 in** **Casing Type: PVC** **Screen Length: 10 ft** **Top of Screen: 74.8 ft** **Total Depth: 84.8 ft** **Initial Depth to Water: 35.35 ft**	**Pump Type: QED Dedicated** **Tubing Type: LDPE** **Pump Intake From TOC: 79.8 ft** **Estimated Total Volume Pumped: 2200 ml** **Flow Cell Volume: 90 ml** **Final Flow Rate: 110 ml/min** **Final Draw Down: 0.03 ft**	**Instrument Used: Aqua TROLL 400** **Serial Number: 789301**

Test Notes:
Prepurged 2 L

Low-Flow Readings:

Date Time	Elapsed Time	pH	Temperature	Specific Conductivity	RDO Concentration	Turbidity	ORP	Depth to Water	Salinity	Flow
		+/- 0.1	+/- 1000 %	+/- 5 %	+/- 10 %	+/- 5	+/- 1000 %	+/- 0.3	+/- 1000 %	
8/12/2024 1:10 PM	00:00	6.74 pH	22.04 °C	278.92 µS/cm	4.04 mg/L	0.35 NTU	121.9 mV	35.38 ft	0.13 PSU	110.00 ml/min
8/12/2024 1:15 PM	05:00	6.74 pH	22.02 °C	279.29 µS/cm	4.06 mg/L	0.23 NTU	141.8 mV	35.38 ft	0.13 PSU	110.00 ml/min
8/12/2024 1:20 PM	10:00	6.74 pH	22.19 °C	281.41 µS/cm	4.07 mg/L	0.04 NTU	146.7 mV	35.38 ft	0.14 PSU	110.00 ml/min
8/12/2024 1:25 PM	15:00	6.73 pH	22.31 °C	284.63 µS/cm	4.14 mg/L	0.16 NTU	149.1 mV	35.38 ft	0.14 PSU	110.00 ml/min
8/12/2024 1:30 PM	20:00	6.73 pH	22.53 °C	287.35 µS/cm	4.19 mg/L	0.16 NTU	150.1 mV	35.38 ft	0.14 PSU	110.00 ml/min

Samples

Sample ID:	Description:
GWC-13	Metals, Inorganics, Alkalinity, TDS

Low-Flow Test Report:

Test Date / Time: 8/12/2024 2:22:27 PM
Project: Plant Bowen LF July 2024
Operator Name: Natalie Piparo

Location Name: GWC-9 **Well Diameter: 2 in** **Casing Type: PVC** **Screen Length: 10 ft** **Top of Screen: 67.16 ft** **Total Depth: 77.16 ft** **Initial Depth to Water: 43.64 ft**	**Pump Type: QED Dedicated** **Tubing Type: LDPE** **Pump Intake From TOC: 72.16 ft** **Estimated Total Volume Pumped: 6000 ml** **Flow Cell Volume: 90 ml** **Final Flow Rate: 150 ml/min** **Final Draw Down: 0.01 ft**	**Instrument Used: Aqua TROLL 400** **Serial Number: 850767**

Test Notes:
Prepurged 2L

Low-Flow Readings:

Date Time	Elapsed Time	pH	Temperature	Specific Conductivity	RDO Concentration	Turbidity	ORP	Depth To Water	Salinity	Flow
		+/- 0.1	+/- 1000 %	+/- 5 %	+/- 10 %	+/- 5	+/- 1000 %	+/- 0.3	+/- 10	
8/12/2024 2:22 PM	00:00	6.00 pH	20.75 °C	40.80 µS/cm	6.23 mg/L	0.17 NTU	57.9 mV	43.65 ft	0.02 PSU	150.00 ml/min
8/12/2024 2:27 PM	05:00	4.99 pH	19.00 °C	42.86 µS/cm	6.57 mg/L	0.22 NTU	60.5 mV	43.65 ft	0.02 PSU	150.00 ml/min
8/12/2024 2:32 PM	10:00	5.46 pH	18.63 °C	72.20 µS/cm	6.74 mg/L	0.27 NTU	57.4 mV	43.65 ft	0.03 PSU	150.00 ml/min
8/12/2024 2:37 PM	15:00	5.78 pH	18.94 °C	91.85 µS/cm	6.78 mg/L	0.11 NTU	39.4 mV	43.65 ft	0.04 PSU	150.00 ml/min
8/12/2024 2:42 PM	20:00	5.86 pH	19.23 °C	97.34 µS/cm	6.69 mg/L	0.12 NTU	37.6 mV	43.65 ft	0.05 PSU	150.00 ml/min
8/12/2024 2:47 PM	25:00	5.88 pH	19.17 °C	99.48 µS/cm	6.81 mg/L	0.20 NTU	36.1 mV	43.65 ft	0.05 PSU	150.00 ml/min
8/12/2024 2:52 PM	30:00	5.89 pH	18.74 °C	100.50 µS/cm	6.87 mg/L	0.10 NTU	39.9 mV	43.65 ft	0.05 PSU	150.00 ml/min
8/12/2024 2:57 PM	35:00	5.89 pH	18.99 °C	101.19 µS/cm	6.92 mg/L	0.04 NTU	35.0 mV	43.65 ft	0.05 PSU	150.00 ml/min
8/12/2024 3:02 PM	40:00	5.89 pH	19.48 °C	101.13 µS/cm	6.92 mg/L	0.02 NTU	34.5 mV	43.65 ft	0.05 PSU	150.00 ml/min

Samples

Sample ID:	Description:
GWC-9	Metals, Inorganics, Alkalinity, TDS

Low-Flow Test Report:

Test Date / Time: 8/12/2024 2:35:14 PM
Project: Plant Bowen LF July 2024
Operator Name: Jay Siewert

Location Name: GWC-11R **Well Diameter: 2 in** **Casing Type: PVC** **Screen Length: 10 ft** **Top of Screen: 73.2 ft** **Total Depth: 83.2 ft** **Initial Depth to Water: 26.65 ft**	**Pump Type: QED Dedicated** **Tubing Type: LDPE** **Pump Intake From TOC: 78.2 ft** **Estimated Total Volume Pumped: 3250 ml** **Flow Cell Volume: 90 ml** **Final Flow Rate: 130 ml/min** **Final Draw Down: 0.06 ft**	**Instrument Used: Aqua TROLL 400** **Serial Number: 850762**

Test Notes:
Pre-purged 2 L

Low-Flow Readings:

Date Time	Elapsed Time	pH	Temperature	Specific Conductivity	RDO Concentration	Turbidity	ORP	Depth to Water	Salinity	Flow
		+/- 0.1	+/- 1000	+/- 5 %	+/- 10 %	+/- 5	+/- 1000 %	+/- 0.3	+/- 10	
8/12/2024 2:35 PM	00:00	7.60 pH	21.00 °C	268.21 µS/cm	6.08 mg/L	0.57 NTU	78.2 mV	26.70 ft	0.13 PSU	130.00 ml/min
8/12/2024 2:40 PM	05:00	7.72 pH	21.00 °C	270.08 µS/cm	6.31 mg/L	0.11 NTU	52.2 mV	26.70 ft	0.13 PSU	130.00 ml/min
8/12/2024 2:45 PM	10:00	7.76 pH	21.06 °C	269.32 µS/cm	6.26 mg/L	0.19 NTU	59.6 mV	26.70 ft	0.13 PSU	130.00 ml/min
8/12/2024 2:50 PM	15:00	7.77 pH	20.76 °C	270.92 µS/cm	6.36 mg/L	0.66 NTU	58.6 mV	26.70 ft	0.13 PSU	130.00 ml/min
8/12/2024 2:55 PM	20:00	7.79 pH	20.77 °C	270.25 µS/cm	6.38 mg/L	0.26 NTU	57.7 mV	26.71 ft	0.13 PSU	130.00 ml/min
8/12/2024 3:00 PM	25:00	7.80 pH	20.99 °C	270.79 µS/cm	6.41 mg/L	0.16 NTU	57.1 mV	26.71 ft	0.13 PSU	130.00 ml/min

Samples

Sample ID:	Description:
GWC-11R	Metals, Inorganics, Alkalinity, TDS

Low-Flow Test Report:

Test Date / Time: 8/12/2024 2:38:05 PM
Project: Plant Bowen LF July 2024
Operator Name: William Laaker

Location Name: GWC-12 **Well Diameter: 2 in** **Casing Type: PVC** **Screen Length: 10 ft** **Top of Screen: 44.03 ft** **Total Depth: 54.03 ft** **Initial Depth to Water: 25.9 ft**	**Pump Type: QED Dedicated** **Tubing Type: LDPE** **Pump Intake From TOC: 49.03 ft** **Estimated Total Volume Pumped: 2800 ml** **Flow Cell Volume: 90 ml** **Final Flow Rate: 140 ml/min** **Final Draw Down: 0.52 ft**	**Instrument Used: Aqua TROLL 400** **Serial Number: 789301**

Test Notes:
Prepurged 1 L

Low-Flow Readings:

Date Time	Elapsed Time	pH	Temperature	Specific Conductivity	RDO Concentration	Turbidity	ORP	Depth to Water	Salinity	Flow
		+/- 0.1	+/- 1000 %	+/- 5 %	+/- 10 %	+/- 5	+/- 1000 %	+/- 0.3	+/- 1000 %	
8/12/2024 2:38 PM	00:00	5.52 pH	21.72 °C	112.31 µS/cm	0.43 mg/L	0.53 NTU	82.6 mV	26.42 ft	0.05 PSU	140.00 ml/min
8/12/2024 2:43 PM	05:00	5.50 pH	21.54 °C	108.97 µS/cm	0.48 mg/L	1.07 NTU	66.8 mV	26.42 ft	0.05 PSU	140.00 ml/min
8/12/2024 2:48 PM	10:00	5.48 pH	21.71 °C	109.04 µS/cm	0.49 mg/L	1.68 NTU	83.3 mV	26.42 ft	0.05 PSU	140.00 ml/min
8/12/2024 2:53 PM	15:00	5.47 pH	22.32 °C	110.60 µS/cm	0.42 mg/L	0.87 NTU	57.4 mV	26.42 ft	0.05 PSU	140.00 ml/min
8/12/2024 2:58 PM	20:00	5.49 pH	21.37 °C	110.23 µS/cm	0.50 mg/L	0.73 NTU	75.6 mV	26.42 ft	0.05 PSU	140.00 ml/min

Samples

Sample ID:	Description:
GWC-12	Metals, Inorganics, Alkalinity, TDS

Created using VuSitu from In-Situ, Inc.

Low-Flow Test Report:

Test Date / Time: 8/13/2024 9:46:34 AM
Project: Plant Bowen LF July 2024
Operator Name: William Laaker

Location Name: GWC-13RZ **Well Diameter: 2 in** **Casing Type: PVC** **Screen Length: 10 ft** **Top of Screen: 94.3 ft** **Total Depth: 104.3 ft** **Initial Depth to Water: 94.37 ft**	**Pump Type: QED Dedicated** **Tubing Type: LDPE** **Pump Intake From TOC: 99.3 ft** **Estimated Total Volume Pumped: 240 ml** **Flow Cell Volume: 90 ml** **Final Flow Rate: 120 ml/min** **Final Draw Down: 0.29 ft**	**Instrument Used: Aqua TROLL 400** **Serial Number: 789301**

Test Notes:
Complete evac performed on 8/12/24.

Low-Flow Readings:

Date Time	Elapsed Time	pH	Temperature	Specific Conductivity	RDO Concentration	Turbidity	ORP	Depth to Water	Salinity	Flow
		+/- 0.1	+/- 1000 %	+/- 5 %	+/- 10 %	+/- 5	+/- 1000 %	+/- 0.3	+/- 1000 %	
8/13/2024 9:46 AM	00:00	7.27 pH	23.43 °C	424.71 µS/cm	6.16 mg/L	0.59 NTU	168.4 mV	94.66 ft	0.21 PSU	120.00 ml/min
8/13/2024 9:47 AM	01:00	7.26 pH	23.21 °C	428.64 µS/cm	6.26 mg/L		163.9 mV	94.66 ft	0.21 PSU	120.00 ml/min
8/13/2024 9:48 AM	02:00	7.25 pH	23.12 °C	430.35 µS/cm	6.30 mg/L	0.59 NTU	163.1 mV	94.66 ft	0.21 PSU	120.00 ml/min

Samples

Sample ID:	Description:
GWC-13RZ	Metals, Inorganics, Alkalinity, TDS

Created using VuSitu from In-Situ, Inc.

Low-Flow Test Report:

Test Date / Time: 8/13/2024 10:03:41 AM
Project: Plant Bowen LF July 2024
Operator Name: Natalie Piparo

Location Name: GWC-15R **Well Diameter: 2 in** **Casing Type: PVC** **Screen Length: 10 ft** **Top of Screen: 87.5 ft** **Total Depth: 97.5 ft** **Initial Depth to Water: 44.22 ft**	**Pump Type: QED Dedicated** **Tubing Type: LDPE** **Pump Intake From TOC: 92.5 ft** **Estimated Total Volume Pumped: 8750 ml** **Flow Cell Volume: 90 ml** **Final Flow Rate: 125 ml/min** **Final Draw Down: 0.25 ft**	**Instrument Used: Aqua TROLL 400** **Serial Number: 850767**

Test Notes:
Prepurged 2L

Low-Flow Readings:

Date Time	Elapsed Time	pH	Temperature	Specific Conductivity	RDO Concentration	Turbidity	ORP	Depth To Water	Salinity	Flow
		+/- 0.1	+/- 1000 %	+/- 5 %	+/- 10 %	+/- 5	+/- 1000 %	+/- 0.3	+/- 10	
8/13/2024 10:03 AM	00:00	7.42 pH	19.53 °C	241.00 µS/cm	4.32 mg/L	3.39 NTU	38.4 mV	44.48 ft	0.12 PSU	125.00 ml/min
8/13/2024 10:08 AM	05:00	7.51 pH	18.97 °C	244.09 µS/cm	4.55 mg/L	7.63 NTU	26.9 mV	44.49 ft	0.12 PSU	125.00 ml/min
8/13/2024 10:13 AM	10:00	7.57 pH	17.90 °C	248.32 µS/cm	4.81 mg/L	10.85 NTU	18.3 mV	44.49 ft	0.12 PSU	125.00 ml/min
8/13/2024 10:18 AM	15:00	7.62 pH	17.63 °C	250.23 µS/cm	4.98 mg/L	9.51 NTU	13.6 mV	44.49 ft	0.12 PSU	125.00 ml/min
8/13/2024 10:23 AM	20:00	7.65 pH	17.81 °C	250.52 µS/cm	5.11 mg/L	9.72 NTU	10.3 mV	44.49 ft	0.12 PSU	125.00 ml/min
8/13/2024 10:28 AM	25:00	7.69 pH	17.58 °C	251.37 µS/cm	5.23 mg/L	9.23 NTU	6.3 mV	44.47 ft	0.12 PSU	125.00 ml/min
8/13/2024 10:33 AM	30:00	7.71 pH	17.66 °C	251.69 µS/cm	5.24 mg/L	8.39 NTU	4.0 mV	44.48 ft	0.12 PSU	125.00 ml/min
8/13/2024 10:38 AM	35:00	7.73 pH	17.73 °C	251.37 µS/cm	5.25 mg/L	7.74 NTU	10.2 mV	44.49 ft	0.12 PSU	125.00 ml/min
8/13/2024 10:43 AM	40:00	7.74 pH	17.54 °C	252.85 µS/cm	5.27 mg/L	7.41 NTU	0.5 mV	44.49 ft	0.12 PSU	125.00 ml/min
8/13/2024 10:48 AM	45:00	7.74 pH	17.81 °C	252.62 µS/cm	5.27 mg/L	6.09 NTU	-1.3 mV	44.49 ft	0.12 PSU	125.00 ml/min
8/13/2024 10:53 AM	50:00	7.74 pH	18.34 °C	252.41 µS/cm	5.25 mg/L	6.07 NTU	0.0 mV	44.48 ft	0.12 PSU	125.00 ml/min
8/13/2024 10:58 AM	55:00	7.75 pH	18.37 °C	253.17 µS/cm	5.29 mg/L	5.21 NTU	-4.1 mV	44.48 ft	0.12 PSU	125.00 ml/min
8/13/2024 11:03 AM	01:00:00	7.75 pH	18.58 °C	253.21 µS/cm	5.27 mg/L	4.77 NTU	-5.3 mV	44.49 ft	0.12 PSU	125.00 ml/min
8/13/2024 11:08 AM	01:05:00	7.74 pH	19.15 °C	254.67 µS/cm	5.32 mg/L	4.37 NTU	-6.1 mV	44.47 ft	0.12 PSU	125.00 ml/min
8/13/2024 11:13 AM	01:10:00	7.75 pH	19.51 °C	254.30 µS/cm	5.27 mg/L	4.04 NTU	-7.7 mV	44.47 ft	0.12 PSU	125.00 ml/min

Samples

Sample ID:	Description:
GWC-15R	Metals, Inorganics, Alkalinity, TDS

Created using VuSitu from In-Situ, Inc.

Low-Flow Test Report:

Test Date / Time: 8/13/2024 11:00:38 AM
Project: Plant Bowen LF July 2024
Operator Name: William Laaker

Location Name: GWC-11 **Well Diameter: 2 in** **Casing Type: PVC** **Screen Length: 10 ft** **Top of Screen: 37.35 ft** **Total Depth: 47.35 ft** **Initial Depth to Water: 26.76 ft**	**Pump Type: QED Dedicated** **Tubing Type: LDPE** **Pump Intake From TOC: 42.35 ft** **Estimated Total Volume Pumped: 2400 ml** **Flow Cell Volume: 90 ml** **Final Flow Rate: 120 ml/min** **Final Draw Down: 0.04 ft**	**Instrument Used: Aqua TROLL 400** **Serial Number: 789301**

Test Notes:
Prepurged 2 L

Low-Flow Readings:

Date Time	Elapsed Time	pH	Temperature	Specific Conductivity	RDO Concentration	Turbidity	ORP	Depth to Water	Salinity	Flow
		+/- 0.1	+/- 1000 %	+/- 5 %	+/- 10 %	+/- 5	+/- 1000 %	+/- 0.3	+/- 1000 %	
8/13/2024 11:00 AM	00:00	5.70 pH	20.50 °C	92.72 µS/cm	4.42 mg/L	0.88 NTU	172.3 mV	26.80 ft	0.04 PSU	120.00 ml/min
8/13/2024 11:05 AM	05:00	5.68 pH	20.38 °C	94.25 µS/cm	4.42 mg/L	0.81 NTU	184.7 mV	26.80 ft	0.04 PSU	120.00 ml/min
8/13/2024 11:10 AM	10:00	5.67 pH	20.76 °C	96.06 µS/cm	4.39 mg/L	0.80 NTU	186.5 mV	26.80 ft	0.04 PSU	120.00 ml/min
8/13/2024 11:15 AM	15:00	5.67 pH	20.84 °C	97.28 µS/cm	4.19 mg/L	0.78 NTU	173.7 mV	26.80 ft	0.05 PSU	120.00 ml/min
8/13/2024 11:20 AM	20:00	5.67 pH	21.16 °C	99.40 µS/cm	4.04 mg/L	0.71 NTU	173.5 mV	26.80 ft	0.05 PSU	120.00 ml/min

Samples

Sample ID:	Description:
GWC-11	Metals, Inorganics, Alkalinity, TDS

Created using VuSitu from In-Situ, Inc.

Low-Flow Test Report:

Test Date / Time: 8/13/2024 11:19:43 AM
Project: Plant Bowen LF July 2024
Operator Name: Jay Siewert

Location Name: GWC-14Z **Well Diameter: 2 in** **Casing Type: PVC** **Screen Length: 10 ft** **Top of Screen: 66.34 ft** **Total Depth: 76.34 ft** **Initial Depth to Water: 34.76 ft**	**Pump Type: QED Dedicated** **Tubing Type: LDPE** **Pump Intake From TOC: 71.34 ft** **Estimated Total Volume Pumped: 3600 ml** **Flow Cell Volume: 90 ml** **Final Flow Rate: 120 ml/min** **Final Draw Down: 2.68 ft**	**Instrument Used: Aqua TROLL 400** **Serial Number: 850762**

Test Notes:
Pre-purged 3 L

Low-Flow Readings:

Date Time	Elapsed Time	pH	Temperature	Specific Conductivity	RDO Concentration	Turbidity	ORP	Depth to Water	Salinity	Flow
		+/- 0.1	+/- 1000	+/- 5 %	+/- 10 %	+/- 5	+/- 1000 %	+/- 0.3	+/- 10	
8/13/2024 11:19 AM	00:00	5.79 pH	20.79 °C	99.85 µS/cm	4.39 mg/L	0.72 NTU	138.4 mV	36.84 ft	0.05 PSU	120.00 ml/min
8/13/2024 11:24 AM	05:00	5.84 pH	20.91 °C	101.74 µS/cm	4.40 mg/L	1.08 NTU	135.2 mV	37.01 ft	0.05 PSU	120.00 ml/min
8/13/2024 11:29 AM	10:00	5.90 pH	20.94 °C	105.06 µS/cm	4.43 mg/L	0.52 NTU	117.7 mV	37.14 ft	0.05 PSU	120.00 ml/min
8/13/2024 11:34 AM	15:00	5.95 pH	20.86 °C	107.84 µS/cm	4.46 mg/L	0.50 NTU	109.3 mV	37.25 ft	0.05 PSU	120.00 ml/min
8/13/2024 11:39 AM	20:00	5.99 pH	20.86 °C	110.05 µS/cm	4.46 mg/L	0.48 NTU	102.6 mV	37.33 ft	0.05 PSU	120.00 ml/min
8/13/2024 11:44 AM	25:00	6.02 pH	21.00 °C	112.27 µS/cm	4.48 mg/L	0.29 NTU	97.7 mV	37.40 ft	0.05 PSU	120.00 ml/min
8/13/2024 11:49 AM	30:00	6.04 pH	21.08 °C	113.85 µS/cm	4.48 mg/L	0.13 NTU	93.8 mV	37.44 ft	0.05 PSU	120.00 ml/min

Samples

Sample ID:	Description:
GWC-14Z	Metals, Inorganics, Alkalinity, TDS
FD-07	Metals, Inorganics, Alkalinity, TDS

Low-Flow Test Report:

Test Date / Time: 8/13/2024 12:08:39 PM
Project: Plant Bowen LF July 2024
Operator Name: Natalie Piparo

Location Name: GWC-15Z **Well Diameter: 2 in** **Casing Type: PVC** **Screen Length: 10 ft** **Top of Screen: 64.9 ft** **Total Depth: 74.9 ft** **Initial Depth to Water: 43.9 ft**	**Pump Type: QED Dedicated** **Tubing Type: LDPE** **Pump Intake From TOC: 69.9 ft** **Estimated Total Volume Pumped: 3125 ml** **Flow Cell Volume: 90 ml** **Final Flow Rate: 125 ml/min** **Final Draw Down: 0.57 ft**	**Instrument Used: Aqua TROLL 400** **Serial Number: 850767**

Test Notes:
Prepurged 1L

Low-Flow Readings:

Date Time	Elapsed Time	pH	Temperature	Specific Conductivity	RDO Concentration	Turbidity	ORP	Depth To Water	Salinity	Flow
		+/- 0.1	+/- 1000 %	+/- 5 %	+/- 10 %	+/- 5	+/- 1000 %	+/- 0.3	+/- 10	
8/13/2024 12:08 PM	00:00	7.77 pH	20.97 °C	221.82 µS/cm	7.48 mg/L	2.54 NTU	-8.8 mV	44.43 ft	0.11 PSU	125.00 ml/min
8/13/2024 12:13 PM	05:00	7.82 pH	19.81 °C	228.70 µS/cm	7.56 mg/L	2.53 NTU	-29.5 mV	44.44 ft	0.11 PSU	125.00 ml/min
8/13/2024 12:18 PM	10:00	7.86 pH	18.97 °C	228.43 µS/cm	7.62 mg/L	2.05 NTU	-28.0 mV	44.45 ft	0.11 PSU	125.00 ml/min
8/13/2024 12:23 PM	15:00	7.87 pH	18.84 °C	228.62 µS/cm	7.77 mg/L	2.50 NTU	-25.2 mV	44.46 ft	0.11 PSU	125.00 ml/min
8/13/2024 12:28 PM	20:00	7.87 pH	19.04 °C	229.34 µS/cm	7.88 mg/L	2.36 NTU	-24.0 mV	44.48 ft	0.11 PSU	125.00 ml/min
8/13/2024 12:33 PM	25:00	7.86 pH	19.47 °C	228.49 µS/cm	7.76 mg/L	2.38 NTU	-24.0 mV	44.47 ft	0.11 PSU	125.00 ml/min

Samples

Sample ID:	Description:
GWC-15Z	Metals, Inorganics, Alkalinity, TDS

Created using VuSitu from In-Situ, Inc.

Site Name: Plant Bowen LF

Field Instrumentation Calibration Form

Date: 2/13/24

Calibrated By: Jay Sievert

Field Conditions: 54°/320°

Instrument	Manufactuer/ Model	Serial Number
Water Quality Meter	AquaTroll 400	789310
Turbidity Meter	LaMotte 2020	9429-4417

Calibration Standard Information				
Parameter	**Standard**	**Lot #**	**Date of Expiration**	**Brand**
Specific Conductance (µS/cm)	4,490	24000044	05/2024	Atlanta Instrument Rental, Inc.
pH (SU)	4.00	24000044	05/2024	Atlanta Instrument Rental, Inc.
pH (SU)	7.00	22290139	04/2024	Atlanta Instrument Rental, Inc.
pH (SU)	10.00	22110130	04/2024	Atlanta Instrument Rental, Inc.
D.O. (%)	N/A	24000044	05/2024	Atlanta Instrument Rental, Inc.
ORP (mV)	228.0	24002258	06/2024	Atlanta Instrument Rental, Inc.

Calibration					
Time Start	8:28	**Time Finish**	8:42		
Parameter	**Standard**	**Calibration Value**	**Calibration Solution Temperature (°C)**	**Acceptance Criteria**	**Reference**
D.O. (%)	N/A	101.46	17.20	± 10%	NA
Specific Conductance (µS/cm)	4,490	4576.2	17.17	± 10% of standard	EPA 2023
pH (SU)	4.00	3.81	17.04	± 0.1	GWMP
pH (SU)	7.00	6.90	13.12	± 0.1	GWMP
pH (SU)	10.00	10.08	10.62	± 0.1	GWMP
ORP (mV)	228.0	237.7	9.87	± 10	EPA 2023

	Standard	**Calibration Value**	**Acceptance Criteria**	**Reference**
Turbidity (NTU)	0.00	0.00	± 10% of standard	EPA 2023
	1.00	0.94		
	10.00	10.70		

Calibration Check					
Time Start	17:19	**Time Finish**	17:30		
Parameter	**Standard**	**Calibration Value**	**Calibration Solution Temperature (°C)**	**Acceptance Criteria**	**Reference**
Specific Conductance (µS/cm)	4,490	4479.8	11.90	± 10% of standard	EPA 2023
pH (SU)	4.00	4.18	11.83	± 0.1	GWMP
pH (SU)	7.00	7.14	12.19	± 0.1	GWMP
pH (SU)	10.00	10.11	12.66	± 0.1	GWMP

	Standard	**Calibration Value**	**Acceptance Criteria**	**Reference**
Turbidity (NTU)	0.00	-0.04	± 10% of standard	EPA 2023
	1.00	0.92		
	10.00	4.30		

Notes:

Site Name: Bacon AF

Field Instrumentation Calibration Form

Date: 2/13/24

Calibrated By: KMS

Field Conditions: 53°F/32°

Instrument	Manufactuer/ Model	Serial Number
Water Quality Meter	AquaTroll 400	893479
Turbidity Meter	LaMotte 2020	2068-0320

Calibration Standard Information				
Parameter	Standard	Lot #	Date of Expiration	Brand
Specific Conductance (µS/cm)	4,490	24000044	05/2024	Atlanta Instrument Rental, Inc.
pH (SU)	4.00	24000044	05/2024	Atlanta Instrument Rental, Inc.
pH (SU)	7.00	22290139	04/2024	Atlanta Instrument Rental, Inc.
pH (SU)	10.00	22110130	04/2024	Atlanta Instrument Rental, Inc.
D.O. (%)	N/A	24000044	05/2024	Atlanta Instrument Rental, Inc.
ORP (mV)	228.0	24002258	06/2024	Atlanta Instrument Rental, Inc.

Calibration					
Time Start	0904	Time Finish	0936		
Parameter	Standard	Calibration Value	Calibration Solution Temperature (°C)	Acceptance Criteria	Reference
D.O. (%)	N/A	98.25	11.76	± 10%	NA
Specific Conductance (µS/cm)	4,490	4652.7	12.17	± 10% of standard	EPA 2023
pH (SU)	4.00	4.02	12.22	± 0.1	GWMP
pH (SU)	7.00	7.05	11.79	± 0.1	GWMP
pH (SU)	10.00	10.01	11.42	± 0.1	GWMP
ORP (mV)	228.0	204.5	14.68	± 10	EPA 2023

	Standard	Calibration Value	Acceptance Criteria	Reference
Turbidity (NTU)	0.00	-0.01	± 10% of standard	EPA 2023
	1.00	1.10		
	10.00	9.18		

Calibration Check					
Time Start	1640	Time Finish	1648		
Parameter	Standard	Calibration Value	Calibration Solution Temperature (°C)	Acceptance Criteria	Reference
Specific Conductance (µS/cm)	4,490	4,342.9	14.68	± 10% of standard	EPA 2023
pH (SU)	4.00	4.17	14.68	± 0.1	GWMP
pH (SU)	7.00	7.26	14.50	± 0.1	GWMP
pH (SU)	10.00	10.32	15.02	± 0.1	GWMP

	Standard	Calibration Value	Acceptance Criteria	Reference
Turbidity (NTU)	0.00	0.00	± 10% of standard	EPA 2023
	1.00	1.03		
	10.00	9.06		

Notes:

Site Name: Plant Bowen LF

Field Instrumentation Calibration Form

Date: 2/14/24

Calibrated By: Jay Sievert

Field Conditions: 60°/30°

Instrument	Manufactuer/ Model	Serial Number
Water Quality Meter	AquaTroll 400	789310
Turbidity Meter	LaMotte 2020	7042-3818

Calibration Standard Information

Parameter	Standard	Lot #	Date of Expiration	Brand
Specific Conductance (µS/cm)	4,490	24000044	05/2024	Atlanta Instrument Rental, Inc.
pH (SU)	4.00	24000044	05/2024	Atlanta Instrument Rental, Inc.
pH (SU)	7.00	22290139	04/2024	Atlanta Instrument Rental, Inc.
pH (SU)	10.00	22110130	04/2024	Atlanta Instrument Rental, Inc.
D.O. (%)	N/A	24000044	05/2024	Atlanta Instrument Rental, Inc.
ORP (mV)	228.0	24002258	06/2024	Atlanta Instrument Rental, Inc.

Calibration

Time Start	8:50	Time Finish	9:10		
Parameter	**Standard**	**Calibration Value**	**Calibration Solution Temperature (°C)**	**Acceptance Criteria**	**Reference**
D.O. (%)	N/A	97.37	13.79	± 10%	NA
Specific Conductance (µS/cm)	4,490	4484.2	13.75	± 10% of standard	EPA 2023
pH (SU)	4.00	3.87	13.56	± 0.1	GWMP
pH (SU)	7.00	7.01	6.47	± 0.1	GWMP
pH (SU)	10.00	10.30	5.34	± 0.1	GWMP
ORP (mV)	228.0	224.3	8.93	± 10	EPA 2023

	Standard	Calibration Value	Acceptance Criteria	Reference
Turbidity (NTU)	0.00	0.01	± 10% of standard	EPA 2023
	1.00	1.00		
	10.00	9.07		

Calibration Check

Time Start	14:59	Time Finish	15:10		
Parameter	**Standard**	**Calibration Value**	**Calibration Solution Temperature (°C)**	**Acceptance Criteria**	**Reference**
Specific Conductance (µS/cm)	4,490	4360.7	11.69	± 10% of standard	EPA 2023
pH (SU)	4.00	4.13	11.44	± 0.1	GWMP
pH (SU)	7.00	7.06	10.68	± 0.1	GWMP
pH (SU)	10.00	9.99	11.98	± 0.1	GWMP

	Standard	Calibration Value	Acceptance Criteria	Reference
Turbidity (NTU)	0.00	0.01	± 10% of standard	EPA 2023
	1.00	1.04		
	10.00	9.09		

Notes:

Site Name: BOONE LF

Field Instrumentation Calibration Form

Date: 2/14/24

Calibrated By: KMS

Field Conditions: 30 | 36°

Instrument	Manufactuer/ Model	Serial Number
Water Quality Meter	AquaTroll 400	893477
Turbidity Meter	LaMotte 2020	2068-0320

Calibration Standard Information				
Parameter	Standard	Lot #	Date of Expiration	Brand
Specific Conductance (µS/cm)	4,490	24000044	05/2024	Atlanta Instrument Rental, Inc.
pH (SU)	4.00	24000044	05/2024	Atlanta Instrument Rental, Inc.
pH (SU)	7.00	22290139	04/2024	Atlanta Instrument Rental, Inc.
pH (SU)	10.00	22110130	04/2024	Atlanta Instrument Rental, Inc.
D.O. (%)	N/A	24000044	05/2024	Atlanta Instrument Rental, Inc.
ORP (mV)	228.0	24002258	06/2024	Atlanta Instrument Rental, Inc.

Calibration					
Time Start	0850	Time Finish	0915		
Parameter	Standard	Calibration Value	Calibration Solution Temperature (°C)	Acceptance Criteria	Reference
D.O. (%)	N/A	104.54	1.65	± 10%	NA
Specific Conductance (µS/cm)	4,490	4,265.7	3.36	± 10% of standard	EPA 2023
pH (SU)	4.00	3.98	3.79	± 0.1	GWMP
pH (SU)	7.00	7.07	3.89	± 0.1	GWMP
pH (SU)	10.00	10.23	3.93	± 0.1	GWMP
ORP (mV)	228.0	247.6	3.99	± 10	EPA 2023

	Standard	Calibration Value	Acceptance Criteria	Reference
Turbidity (NTU)	0.00	-0.01	± 10% of standard	EPA 2023
	1.00	1.05		
	10.00	9.13		

Calibration Check					
Time Start	1512	Time Finish	1520		
Parameter	Standard	Calibration Value	Calibration Solution Temperature (°C)	Acceptance Criteria	Reference
Specific Conductance (µS/cm)	4,490	4,308.2	10.47	± 10% of standard	EPA 2023
pH (SU)	4.00	4.21	10.57	± 0.1	GWMP
pH (SU)	7.00	7.12	10.49	± 0.1	GWMP
pH (SU)	10.00	10.28	12.47	± 0.1	GWMP

	Standard	Calibration Value	Acceptance Criteria	Reference
Turbidity (NTU)	0.00	-0.01	± 10% of standard	EPA 2023
	1.00	1.04		
	10.00	9.07		

Notes:

Site Name: Plant Bowen LF

Field Instrumentation Calibration Form

Date: 2/15/24

Calibrated By: Jay Siewert

Field Conditions: 64°/34°

Instrument	Manufactuer/ Model	Serial Number
Water Quality Meter	AquaTroll 400	789310
Turbidity Meter	LaMotte 2020	7042-3818

Calibration Standard Information				
Parameter	**Standard**	**Lot #**	**Date of Expiration**	**Brand**
Specific Conductance (µS/cm)	4,490	24000044	05/2024	Atlanta Instrument Rental, Inc.
pH (SU)	4.00	24000044	05/2024	Atlanta Instrument Rental, Inc.
pH (SU)	7.00	22290139	04/2024	Atlanta Instrument Rental, Inc.
pH (SU)	10.00	22110130	04/2024	Atlanta Instrument Rental, Inc.
D.O. (%)	N/A	24000044	05/2024	Atlanta Instrument Rental, Inc.
ORP (mV)	228.0	24002258	06/2024	Atlanta Instrument Rental, Inc.

Calibration					
Time Start	8:27	**Time Finish**	8:46		
Parameter	**Standard**	**Calibration Value**	**Calibration Solution Temperature (°C)**	**Acceptance Criteria**	**Reference**
D.O. (%)	N/A	104.34	9.91	± 10%	NA
Specific Conductance (µS/cm)	4,490	4272.6	9.78	± 10% of standard	EPA 2023
pH (SU)	4.00	3.95	9.62	± 0.1	GWMP
pH (SU)	7.00	6.85	13.88	± 0.1	GWMP
pH (SU)	10.00	10.09	15.11	± 0.1	GWMP
ORP (mV)	228.0	~~228.4~~ 228.1	15.48	± 10	EPA 2023

	Standard	Calibration Value	Acceptance Criteria	Reference
Turbidity (NTU)	0.00	0.00	± 10% of standard	EPA 2023
	1.00	0.99		
	10.00	9.10		

Calibration Check					
Time Start	16:28	**Time Finish**	16:37		
Parameter	**Standard**	**Calibration Value**	**Calibration Solution Temperature (°C)**	**Acceptance Criteria**	**Reference**
Specific Conductance (µS/cm)	4,490	4628.1	14.61	± 10% of standard	EPA 2023
pH (SU)	4.00	4.00	14.48	± 0.1	GWMP
pH (SU)	7.00	7.24	14.96	± 0.1	GWMP
pH (SU)	10.00	10.14	15.87	± 0.1	GWMP

	Standard	Calibration Value	Acceptance Criteria	Reference
Turbidity (NTU)	0.00	0.02	± 10% of standard	EPA 2023
	1.00	0.90		
	10.00	9.14		

Notes:

Site Name: Board LF

Field Instrumentation Calibration Form

Date: 2/16/24

Calibrated By: KMS

Field Conditions: 66°/41°

Instrument	Manufactuer/ Model	Serial Number
Water Quality Meter	AquaTroll 400	893579
Turbidity Meter	LaMotte 2020	2068-0320

Calibration Standard Information				
Parameter	Standard	Lot #	Date of Expiration	Brand
Specific Conductance (µS/cm)	4,490	24000044	05/2024	Atlanta Instrument Rental, Inc.
pH (SU)	4.00	24000044	05/2024	Atlanta Instrument Rental, Inc.
pH (SU)	7.00	22290139	04/2024	Atlanta Instrument Rental, Inc.
pH (SU)	10.00	22110130	04/2024	Atlanta Instrument Rental, Inc.
D.O. (%)	N/A	24000044	05/2024	Atlanta Instrument Rental, Inc.
ORP (mV)	228.0	24002258	06/2024	Atlanta Instrument Rental, Inc.

Calibration					
Time Start	0851	Time Finish	0908		
Parameter	Standard	Calibration Value	Calibration Solution Temperature (°C)	Acceptance Criteria	Reference
D.O. (%)	N/A	100.8	3.00	± 10%	NA
Specific Conductance (µS/cm)	4,490	4,426.2	3.05	± 10% of standard	EPA 2023
pH (SU)	4.00	4.03	3.07	± 0.1	GWMP
pH (SU)	7.00	7.07	3.26	± 0.1	GWMP
pH (SU)	10.00	10.19	3.48	± 0.1	GWMP
ORP (mV)	228.0	226.6	3.79	± 10	EPA 2023

	Standard	Calibration Value	Acceptance Criteria	Reference
Turbidity (NTU)	0.00	0.00	± 10% of standard	EPA 2023
	1.00	0.99		
	10.00	9.16		

Calibration Check					
Time Start	1538	Time Finish	1550		
Parameter	Standard	Calibration Value	Calibration Solution Temperature (°C)	Acceptance Criteria	Reference
Specific Conductance (µS/cm)	4,490	4,452.3	11.44	± 10% of standard	EPA 2023
pH (SU)	4.00	4.16	11.44	± 0.1	GWMP
pH (SU)	7.00	7.24	11.48	± 0.1	GWMP
pH (SU)	10.00	10.16	13.69	± 0.1	GWMP

	Standard	Calibration Value	Acceptance Criteria	Reference
Turbidity (NTU)	0.00	0.00	± 10% of standard	EPA 2023
	1.00	1.03		
	10.00	9.13		

Notes:

Site Name: Plant Bowen LF

Field Instrumentation Calibration Form

Date: 2/16/24

Calibrated By: Jay Siewert

Field Conditions: 67°/41°

Instrument	Manufactuer/ Model	Serial Number
Water Quality Meter	AquaTroll 400	789310
Turbidity Meter	LaMotte 2020	7042-3818

Calibration Standard Information				
Parameter	Standard	Lot #	Date of Expiration	Brand
Specific Conductance (µS/cm)	4,490	24000044	05/2024	Atlanta Instrument Rental, Inc.
pH (SU)	4.00	24000044	05/2024	Atlanta Instrument Rental, Inc.
pH (SU)	7.00	22290139	04/2024	Atlanta Instrument Rental, Inc.
pH (SU)	10.00	22110130	04/2024	Atlanta Instrument Rental, Inc.
D.O. (%)	N/A	24000044	05/2024	Atlanta Instrument Rental, Inc.
ORP (mV)	228.0	24002258	06/2024	Atlanta Instrument Rental, Inc.

Calibration					
Time Start	9:01	Time Finish	9:15		
Parameter	Standard	Calibration Value	Calibration Solution Temperature (°C)	Acceptance Criteria	Reference
D.O. (%)	N/A	97.50	18.07	± 10%	NA
Specific Conductance (µS/cm)	4,490	4592.4	17.97	± 10% of standard	EPA 2023
pH (SU)	4.00	3.81	17.84	± 0.1	GWMP
pH (SU)	7.00	6.79	17.73	± 0.1	GWMP
pH (SU)	10.00	10.04	17.84	± 0.1	GWMP
ORP (mV)	228.0	234.7	13.16	± 10	EPA 2023

	Standard	Calibration Value	Acceptance Criteria	Reference
Turbidity (NTU)	0.00	-0.10	± 10% of standard	EPA 2023
	1.00	0.99		
	10.00	9.05		

Calibration Check					
Time Start	1411	Time Finish	14:26		
Parameter	Standard	Calibration Value	Calibration Solution Temperature (°C)	Acceptance Criteria	Reference
Specific Conductance (µS/cm)	4,490	4333.7	14.93	± 10% of standard	EPA 2023
pH (SU)	4.00	4.13	14.24	± 0.1	GWMP
pH (SU)	7.00	7.15	14.49	± 0.1	GWMP
pH (SU)	10.00	10.09	15.30	± 0.1	GWMP

	Standard	Calibration Value	Acceptance Criteria	Reference
Turbidity (NTU)	0.00	-0.04	± 10% of standard	EPA 2023
	1.00	0.94		
	10.00	10.31		

Notes:

Site Name: Board LF

Field Instrumentation Calibration Form

Date: 2/16/24

Calibrated By: KMS

Field Conditions: 66°/41°

Instrument	Manufactuer/ Model	Serial Number
Water Quality Meter	AquaTroll 400	893579
Turbidity Meter	LaMotte 2020	2068-0320

Calibration Standard Information				
Parameter	Standard	Lot #	Date of Expiration	Brand
Specific Conductance (µS/cm)	4,490	24000044	05/2024	Atlanta Instrument Rental, Inc.
pH (SU)	4.00	24000044	05/2024	Atlanta Instrument Rental, Inc.
pH (SU)	7.00	22290139	04/2024	Atlanta Instrument Rental, Inc.
pH (SU)	10.00	22110130	04/2024	Atlanta Instrument Rental, Inc.
D.O. (%)	N/A	24000044	05/2024	Atlanta Instrument Rental, Inc.
ORP (mV)	228.0	24002258	06/2024	Atlanta Instrument Rental, Inc.

Calibration					
Time Start	0851	Time Finish	0908		
Parameter	Standard	Calibration Value	Calibration Solution Temperature (°C)	Acceptance Criteria	Reference
D.O. (%)	N/A	100.8	3.00	± 10%	NA
Specific Conductance (µS/cm)	4,490	4,426.2	3.05	± 10% of standard	EPA 2023
pH (SU)	4.00	4.03	3.07	± 0.1	GWMP
pH (SU)	7.00	7.07	3.26	± 0.1	GWMP
pH (SU)	10.00	10.19	3.48	± 0.1	GWMP
ORP (mV)	228.0	226.6	3.79	± 10	EPA 2023

	Standard	Calibration Value	Acceptance Criteria	Reference
Turbidity (NTU)	0.00	0.00	± 10% of standard	EPA 2023
	1.00	0.99		
	10.00	9.16		

Calibration Check					
Time Start	1538	Time Finish	1550		
Parameter	Standard	Calibration Value	Calibration Solution Temperature (°C)	Acceptance Criteria	Reference
Specific Conductance (µS/cm)	4,490	4,452.3	11.44	± 10% of standard	EPA 2023
pH (SU)	4.00	4.16	11.44	± 0.1	GWMP
pH (SU)	7.00	7.24	11.48	± 0.1	GWMP
pH (SU)	10.00	10.16	13.69	± 0.1	GWMP

	Standard	Calibration Value	Acceptance Criteria	Reference
Turbidity (NTU)	0.00	0.00	± 10% of standard	EPA 2023
	1.00	1.03		
	10.00	9.13		

Notes:

Site Name: Plant Bowen LF

Field Instrumentation Calibration Form

Date: 2/16/24

Calibrated By: Jay Siewert

Field Conditions: 67°/41°

Instrument	Manufactuer/ Model	Serial Number
Water Quality Meter	AquaTroll 400	789310
Turbidity Meter	LaMotte 2020	7042-3818

Calibration Standard Information				
Parameter	Standard	Lot #	Date of Expiration	Brand
Specific Conductance (µS/cm)	4,490	24000044	05/2024	Atlanta Instrument Rental, Inc.
pH (SU)	4.00	24000044	05/2024	Atlanta Instrument Rental, Inc.
pH (SU)	7.00	22290139	04/2024	Atlanta Instrument Rental, Inc.
pH (SU)	10.00	22110130	04/2024	Atlanta Instrument Rental, Inc.
D.O. (%)	N/A	24000044	05/2024	Atlanta Instrument Rental, Inc.
ORP (mV)	228.0	24002258	06/2024	Atlanta Instrument Rental, Inc.

Calibration					
Time Start	9:01	Time Finish	9:15		
Parameter	Standard	Calibration Value	Calibration Solution Temperature (°C)	Acceptance Criteria	Reference
D.O. (%)	N/A	97.50	18.07	± 10%	NA
Specific Conductance (µS/cm)	4,490	4592.4	17.97	± 10% of standard	EPA 2023
pH (SU)	4.00	3.81	17.84	± 0.1	GWMP
pH (SU)	7.00	6.79	17.73	± 0.1	GWMP
pH (SU)	10.00	10.04	17.84	± 0.1	GWMP
ORP (mV)	228.0	234.7	13.16	± 10	EPA 2023

	Standard	Calibration Value	Acceptance Criteria	Reference
Turbidity (NTU)	0.00	-0.10	± 10% of standard	EPA 2023
	1.00	0.99		
	10.00	9.05		

Calibration Check					
Time Start	1411	Time Finish	14:26		
Parameter	Standard	Calibration Value	Calibration Solution Temperature (°C)	Acceptance Criteria	Reference
Specific Conductance (µS/cm)	4,490	4333.7	14.93	± 10% of standard	EPA 2023
pH (SU)	4.00	4.13	14.24	± 0.1	GWMP
pH (SU)	7.00	7.15	14.49	± 0.1	GWMP
pH (SU)	10.00	10.09	15.30	± 0.1	GWMP

	Standard	Calibration Value	Acceptance Criteria	Reference
Turbidity (NTU)	0.00	-0.04	± 10% of standard	EPA 2023
	1.00	0.94		
	10.00	10.31		

Notes:

Site Name: Mont Bowen LF

Field Instrumentation Calibration Form

Date: 2/19/24

Calibrated By: Jay Sievert

Field Conditions: 57°/270

Instrument	Manufactuer/ Model	Serial Number
Water Quality Meter	AquaTroll 400	789310
Turbidity Meter	LaMotte 2020	7042-3818

Calibration Standard Information

Parameter	Standard	Lot #	Date of Expiration	Brand
Specific Conductance (µS/cm)	4,490	24000044	05/2024	Atlanta Instrument Rental, Inc.
pH (SU)	4.00	24000044	05/2024	Atlanta Instrument Rental, Inc.
pH (SU)	7.00	22290139	04/2024	Atlanta Instrument Rental, Inc.
pH (SU)	10.00	22110130	04/2024	Atlanta Instrument Rental, Inc.
D.O. (%)	N/A	24000044	05/2024	Atlanta Instrument Rental, Inc.
ORP (mV)	228.0	24002258	06/2024	Atlanta Instrument Rental, Inc.

Calibration

Time Start	8:30	Time Finish	8:47		
Parameter	**Standard**	**Calibration Value**	**Calibration Solution Temperature (°C)**	**Acceptance Criteria**	**Reference**
D.O. (%)	N/A	95.78	15.73	± 10%	NA
Specific Conductance (µS/cm)	4,490	4649.3	15.64	± 10% of standard	EPA 2023
pH (SU)	4.00	3.86	15.47	± 0.1	GWMP
pH (SU)	7.00	6.87	15.40	± 0.1	GWMP
pH (SU)	10.00	10.07	15.45	± 0.1	GWMP
ORP (mV)	228.0	222.8	14.43	± 10	EPA 2023

	Standard	Calibration Value	Acceptance Criteria	Reference
Turbidity (NTU)	0.00	0.01	± 10% of standard	EPA 2023
	1.00	1.00		
	10.00	10.63		

Calibration Check

Time Start	12:01	Time Finish	12:09		
Parameter	**Standard**	**Calibration Value**	**Calibration Solution Temperature (°C)**	**Acceptance Criteria**	**Reference**
Specific Conductance (µS/cm)	4,490	4393.9	12.93	± 10% of standard	EPA 2023
pH (SU)	4.00	4.02	12.84	± 0.1	GWMP
pH (SU)	7.00	7.30	12.75	± 0.1	GWMP
pH (SU)	10.00	10.19	14.25	± 0.1	GWMP

	Standard	Calibration Value	Acceptance Criteria	Reference
Turbidity (NTU)	0.00	-0.02	± 10% of standard	EPA 2023
	1.00	0.99		
	10.00	10.00		

Notes:

Site Name: Bosco LF

Field Instrumentation Calibration Form

Date: 2/19/24

Calibrated By: KMS

Field Conditions: 56°; 30°

Instrument	Manufactuer/ Model	Serial Number
Water Quality Meter	AquaTroll 400	893479
Turbidity Meter	LaMotte 2020	2068-0230

Calibration Standard Information				
Parameter	Standard	Lot #	Date of Expiration	Brand
Specific Conductance (µS/cm)	4,490	24000044	05/2024	Atlanta Instrument Rental, Inc.
pH (SU)	4.00	24000044	05/2024	Atlanta Instrument Rental, Inc.
pH (SU)	7.00	22290139	04/2024	Atlanta Instrument Rental, Inc.
pH (SU)	10.00	22110130	04/2024	Atlanta Instrument Rental, Inc.
D.O. (%)	N/A	24000044	05/2024	Atlanta Instrument Rental, Inc.
ORP (mV)	228.0	24002258	06/2024	Atlanta Instrument Rental, Inc.

Calibration					
Time Start	0851	Time Finish	0921		
Parameter	Standard	Calibration Value	Calibration Solution Temperature (°C)	Acceptance Criteria	Reference
D.O. (%)	N/A	100.3	1.63	± 10%	NA
Specific Conductance (µS/cm)	4,490	4,435.9	1.18	± 10% of standard	EPA 2023
pH (SU)	4.00	4.01	1.25	± 0.1	GWMP
pH (SU)	7.00	7.09	1.09	± 0.1	GWMP
pH (SU)	10.00	10.16	0.80	± 0.1	GWMP
ORP (mV)	228.0	233.8	0.77	± 10	EPA 2023

	Standard	Calibration Value	Acceptance Criteria	Reference
Turbidity (NTU)	0.00	-0.01	± 10% of standard	EPA 2023
	1.00	1.00		
	10.00	9.68		

Calibration Check					
Time Start	1704	Time Finish	1712		
Parameter	Standard	Calibration Value	Calibration Solution Temperature (°C)	Acceptance Criteria	Reference
Specific Conductance (µS/cm)	4,490	4,673.1	12.65	± 10% of standard	EPA 2023
pH (SU)	4.00	4.16	12.65	± 0.1	GWMP
pH (SU)	7.00	7.23	12.22	± 0.1	GWMP
pH (SU)	10.00	10.20	12.82	± 0.1	GWMP

	Standard	Calibration Value	Acceptance Criteria	Reference
Turbidity (NTU)	0.00	-0.03	± 10% of standard	EPA 2023
	1.00	1.00		
	10.00	9.00		

Notes:

Site Name: Plant Bowen LF

Field Instrumentation Calibration Form

Date: 2/20/24

Calibrated By: Jay Sizemore

Field Conditions: 60°/28°

Instrument	Manufactuer/ Model	Serial Number
Water Quality Meter	AquaTroll 400	789310
Turbidity Meter	LaMotte 2020	7042-3818

Calibration Standard Information				
Parameter	**Standard**	**Lot #**	**Date of Expiration**	**Brand**
Specific Conductance (µS/cm)	4,490	24000044	05/2024	Atlanta Instrument Rental, Inc.
pH (SU)	4.00	24000044	05/2024	Atlanta Instrument Rental, Inc.
pH (SU)	7.00	22290139	04/2024	Atlanta Instrument Rental, Inc.
pH (SU)	10.00	22110130	04/2024	Atlanta Instrument Rental, Inc.
D.O. (%)	N/A	24000044	05/2024	Atlanta Instrument Rental, Inc.
ORP (mV)	228.0	24002258	06/2024	Atlanta Instrument Rental, Inc.

Calibration					
Time Start	8:20	**Time Finish**	8:39		
Parameter	**Standard**	**Calibration Value**	**Calibration Solution Temperature (°C)**	**Acceptance Criteria**	**Reference**
D.O. (%)	N/A	107.86	6.52	± 10%	NA
Specific Conductance (µS/cm)	4,490	4360.3	6.38	± 10% of standard	EPA 2023
pH (SU)	4.00	3.95	5.69	± 0.1	GWMP
pH (SU)	7.00	6.99	3.73	± 0.1	GWMP
pH (SU)	10.00	10.26	8.83	± 0.1	GWMP
ORP (mV)	228.0	231.7	9.64	± 10	EPA 2023

	Standard	Calibration Value	Acceptance Criteria	Reference
Turbidity (NTU)	0.00	-0.05	± 10% of standard	EPA 2023
	1.00	1.02		
	10.00	10.28		

Calibration Check					
Time Start	15:58	**Time Finish**	16:10		
Parameter	**Standard**	**Calibration Value**	**Calibration Solution Temperature (°C)**	**Acceptance Criteria**	**Reference**
Specific Conductance (µS/cm)	4,490	4511.2	10.30	± 10% of standard	EPA 2023
pH (SU)	4.00	3.72	10.15	± 0.1	GWMP
pH (SU)	7.00	7.03	10.23	± 0.1	GWMP
pH (SU)	10.00	9.98	12.56	± 0.1	GWMP

	Standard	Calibration Value	Acceptance Criteria	Reference
Turbidity (NTU)	0.00	~~0.01~~ ~~0.05~~	± 10% of standard	EPA 2023
	1.00	~~1.03~~ ~~1.02~~		
	10.00	10.91		

Notes:

Site Name: BASIN LF

Field Instrumentation Calibration Form

Date: 2/20/24

Calibrated By: KMS

Field Conditions: 59°/32°

Instrument	Manufactuer/ Model	Serial Number
Water Quality Meter	AquaTroll 400	583479
Turbidity Meter	LaMotte 2020	2068-320

Calibration Standard Information				
Parameter	Standard	Lot #	Date of Expiration	Brand
Specific Conductance (µS/cm)	4,490	24000044	05/2024	Atlanta Instrument Rental, Inc.
pH (SU)	4.00	24000044	05/2024	Atlanta Instrument Rental, Inc.
pH (SU)	7.00	22290139	04/2024	Atlanta Instrument Rental, Inc.
pH (SU)	10.00	22110130	04/2024	Atlanta Instrument Rental, Inc.
D.O. (%)	N/A	24000044	05/2024	Atlanta Instrument Rental, Inc.
ORP (mV)	228.0	24002258	06/2024	Atlanta Instrument Rental, Inc.

Calibration					
Time Start	0837	Time Finish	0854		
Parameter	Standard	Calibration Value	Calibration Solution Temperature (°C)	Acceptance Criteria	Reference
D.O. (%)	N/A	91.01	0.54	± 10%	NA
Specific Conductance (µS/cm)	4,490	4,667.1	1.20	± 10% of standard	EPA 2023
pH (SU)	4.00	3.99	1.32	± 0.1	GWMP
pH (SU)	7.00	7.02	1.86	± 0.1	GWMP
pH (SU)	10.00	10.07	2.17	± 0.1	GWMP
ORP (mV)	228.0	226.4	2.38	± 10	EPA 2023

	Standard	Calibration Value	Acceptance Criteria	Reference
Turbidity (NTU)	0.00	0.01	± 10% of standard	EPA 2023
	1.00	1.06		
	10.00	9.17		

Calibration Check					
Time Start	1552	Time Finish	1604		
Parameter	Standard	Calibration Value	Calibration Solution Temperature (°C)	Acceptance Criteria	Reference
Specific Conductance (µS/cm)	4,490	4408.7	11.62	± 10% of standard	EPA 2023
pH (SU)	4.00	4.17	11.61	± 0.1	GWMP
pH (SU)	7.00	7.29	10.94	± 0.1	GWMP
pH (SU)	10.00	10.30	12.42	± 0.1	GWMP

	Standard	Calibration Value	Acceptance Criteria	Reference
Turbidity (NTU)	0.00	-0.01	± 10% of standard	EPA 2023
	1.00	1.01		
	10.00	9.03		

Notes:

Site Name: Plant Bowen LF

Field Instrumentation Calibration Form

Date: 2/21/24

Calibrated By: Jay Sievert

Field Conditions: 66°/30°

Instrument	Manufactuer/ Model	Serial Number
Water Quality Meter	AquaTroll 400	789310
Turbidity Meter	LaMotte 2020	7042-3818

Calibration Standard Information

Parameter	Standard	Lot #	Date of Expiration	Brand
Specific Conductance (µS/cm)	4,490	24000044	05/2024	Atlanta Instrument Rental, Inc.
pH (SU)	4.00	24000044	05/2024	Atlanta Instrument Rental, Inc.
pH (SU)	7.00	22290139	04/2024	Atlanta Instrument Rental, Inc.
pH (SU)	10.00	22110130	04/2024	Atlanta Instrument Rental, Inc.
D.O. (%)	N/A	24000044	05/2024	Atlanta Instrument Rental, Inc.
ORP (mV)	228.0	24002258	06/2024	Atlanta Instrument Rental, Inc.

Calibration

Time Start	8:35	Time Finish	8:58		
Parameter	**Standard**	**Calibration Value**	**Calibration Solution Temperature (°C)**	**Acceptance Criteria**	**Reference**
D.O. (%)	N/A	95.43	12.01	± 10%	NA
Specific Conductance (µS/cm)	4,490	4667.3	11.87	± 10% of standard	EPA 2023
pH (SU)	4.00	3.84	11.74	± 0.1	GWMP
pH (SU)	7.00	6.81	10.76	± 0.1	GWMP
pH (SU)	10.00	10.30	5.19	± 0.1	GWMP
ORP (mV)	228.0	241.9	4.34	± 10	EPA 2023

	Standard	Calibration Value	Acceptance Criteria	Reference
Turbidity (NTU)	0.00	-0.04	± 10% of standard	EPA 2023
	1.00	1.08		
	10.00	10.55		

Calibration Check

Time Start	1504	Time Finish	1515		
Parameter	**Standard**	**Calibration Value**	**Calibration Solution Temperature (°C)**	**Acceptance Criteria**	**Reference**
Specific Conductance (µS/cm)	4,490	4392.1	14.10	± 10% of standard	EPA 2023
pH (SU)	4.00	4.22	13.89	± 0.1	GWMP
pH (SU)	7.00	7.28	13.70	± 0.1	GWMP
pH (SU)	10.00	10.05	14.22	± 0.1	GWMP

	Standard	Calibration Value	Acceptance Criteria	Reference
Turbidity (NTU)	0.00	0.00	± 10% of standard	EPA 2023
	1.00	0.93		
	10.00	10.90		

Notes:

Site Name: Bondo LF

Field Instrumentation Calibration Form

Date: 2/21/24

Calibrated By: KMS

Field Conditions: 66°, 39°

Instrument	Manufactuer/ Model	Serial Number
Water Quality Meter	AquaTroll 400	893479
Turbidity Meter	LaMotte 2020	2068-0320

Calibration Standard Information				
Parameter	Standard	Lot #	Date of Expiration	Brand
Specific Conductance (µS/cm)	4,490	24000044	05/2024	Atlanta Instrument Rental, Inc.
pH (SU)	4.00	24000044	05/2024	Atlanta Instrument Rental, Inc.
pH (SU)	7.00	22290139	04/2024	Atlanta Instrument Rental, Inc.
pH (SU)	10.00	22110130	04/2024	Atlanta Instrument Rental, Inc.
D.O. (%)	N/A	24000044	05/2024	Atlanta Instrument Rental, Inc.
ORP (mV)	228.0	24002258	06/2024	Atlanta Instrument Rental, Inc.

Calibration					
Time Start	0828	Time Finish	0847		
Parameter	Standard	Calibration Value	Calibration Solution Temperature (°C)	Acceptance Criteria	Reference
D.O. (%)	N/A	100.36	4.12	± 10%	NA
Specific Conductance (µS/cm)	4,490	4,485.0	4.87	± 10% of standard	EPA 2023
pH (SU)	4.00	4.01	4.37	± 0.1	GWMP
pH (SU)	7.00	7.10	3.15	± 0.1	GWMP
pH (SU)	10.00	10.13	2.64	± 0.1	GWMP
ORP (mV)	228.0	224.5	3.57	± 10	EPA 2023

	Standard	Calibration Value	Acceptance Criteria	Reference
Turbidity (NTU)	0.00	-0.01	± 10% of standard	EPA 2023
	1.00	0.97		
	10.00	9.01		

Calibration Check					
Time Start	1404	Time Finish	1414		
Parameter	Standard	Calibration Value	Calibration Solution Temperature (°C)	Acceptance Criteria	Reference
Specific Conductance (µS/cm)	4,490	4,381.9	10.98	± 10% of standard	EPA 2023
pH (SU)	4.00	4.20	11.02	± 0.1	GWMP
pH (SU)	7.00	7.22	11.39	± 0.1	GWMP
pH (SU)	10.00	10.27	13.87	± 0.1	GWMP

	Standard	Calibration Value	Acceptance Criteria	Reference
Turbidity (NTU)	0.00	0.00	± 10% of standard	EPA 2023
	1.00	0.97		
	10.00	7.01		

Notes:

Site Name: Plant Bowen LF

Field Instrumentation Calibration Form

Date: 2/22/24

Calibrated By: Jay Siewert

Field Conditions: 69°/39°

Instrument	Manufactuer/ Model	Serial Number
Water Quality Meter	AquaTroll 400	789310
Turbidity Meter	LaMotte 2020	7042-3818

Calibration Standard Information

Parameter	Standard	Lot #	Date of Expiration	Brand
Specific Conductance (µS/cm)	4,490	24000044	05/2024	Atlanta Instrument Rental, Inc.
pH (SU)	4.00	24000044	05/2024	Atlanta Instrument Rental, Inc.
pH (SU)	7.00	22290139	04/2024	Atlanta Instrument Rental, Inc.
pH (SU)	10.00	22110130	04/2024	Atlanta Instrument Rental, Inc.
D.O. (%)	N/A	24000044	05/2024	Atlanta Instrument Rental, Inc.
ORP (mV)	228.0	24002258	06/2024	Atlanta Instrument Rental, Inc.

Calibration

Time Start	8:41	Time Finish	8:59		
Parameter	**Standard**	**Calibration Value**	**Calibration Solution Temperature (°C)**	**Acceptance Criteria**	**Reference**
D.O. (%)	N/A	100.18	9.49	± 10%	NA
Specific Conductance (µS/cm)	4,490	4586.4	9.54	± 10% of standard	EPA 2023
pH (SU)	4.00	~~3.86~~ 3.85	~~9.43~~ 9.61	± 0.1	GWMP
pH (SU)	7.00	6.90	9.83	± 0.1	GWMP
pH (SU)	10.00	10.13	9.45	± 0.1	GWMP
ORP (mV)	228.0	212.8	9.78	± 10	EPA 2023

	Standard	Calibration Value	Acceptance Criteria	Reference
Turbidity (NTU)	0.00	0.00	± 10% of standard	EPA 2023
	1.00	1.04		
	10.00	10.24		

Calibration Check

Time Start	1609	Time Finish	1618		
Parameter	**Standard**	**Calibration Value**	**Calibration Solution Temperature (°C)**	**Acceptance Criteria**	**Reference**
Specific Conductance (µS/cm)	4,490	4491.9	17.88	± 10% of standard	EPA 2023
pH (SU)	4.00	3.93	17.76	± 0.1	GWMP
pH (SU)	7.00	7.00	17.88	± 0.1	GWMP
pH (SU)	10.00	9.93	18.82	± 0.1	GWMP

	Standard	Calibration Value	Acceptance Criteria	Reference
Turbidity (NTU)	0.00	0.00	± 10% of standard	EPA 2023
	1.00	0.90		
	10.00	10.90		

Notes:

Site Name: BOOKOLF

Field Instrumentation Calibration Form

Date: 2/22/24

Calibrated By: KWS

Field Conditions: 30's 52°, 50%

Instrument	Manufactuer/ Model	Serial Number
Water Quality Meter	AquaTroll 400	834479
Turbidity Meter	LaMotte 2020	2068-0320

Calibration Standard Information				
Parameter	Standard	Lot #	Date of Expiration	Brand
Specific Conductance (µS/cm)	4,490	24000044	05/2024	Atlanta Instrument Rental, Inc.
pH (SU)	4.00	24000044	05/2024	Atlanta Instrument Rental, Inc.
pH (SU)	7.00	22290139	04/2024	Atlanta Instrument Rental, Inc.
pH (SU)	10.00	22110130	04/2024	Atlanta Instrument Rental, Inc.
D.O. (%)	N/A	24000044	05/2024	Atlanta Instrument Rental, Inc.
ORP (mV)	228.0	24002258	06/2024	Atlanta Instrument Rental, Inc.

Calibration					
Time Start	0856	Time Finish	0852		
Parameter	Standard	Calibration Value	Calibration Solution Temperature (°C)	Acceptance Criteria	Reference
D.O. (%)	N/A	100.27	6.62	± 10%	NA
Specific Conductance (µS/cm)	4,490	4,621.4	7.03	± 10% of standard	EPA 2023
pH (SU)	4.00	4.02	7.14	± 0.1	GWMP
pH (SU)	7.00	7.03	7.27	± 0.1	GWMP
pH (SU)	10.00	10.17	7.47	± 0.1	GWMP
ORP (mV)	228.0	249.4	7.59	± 10	EPA 2023

	Standard	Calibration Value	Acceptance Criteria	Reference
Turbidity (NTU)	0.00	-0.02	± 10% of standard	EPA 2023
	1.00	0.97		
	10.00	9.08		

Calibration Check					
Time Start	1548	Time Finish	1600		
Parameter	Standard	Calibration Value	Calibration Solution Temperature (°C)	Acceptance Criteria	Reference
Specific Conductance (µS/cm)	4,490	4,739.1	18.85	± 10% of standard	EPA 2023
pH (SU)	4.00	4.24	18.80	± 0.1	GWMP
pH (SU)	7.00	7.29	18.71	± 0.1	GWMP
pH (SU)	10.00	10.23	18.84	± 0.1	GWMP

	Standard	Calibration Value	Acceptance Criteria	Reference
Turbidity (NTU)	0.00	0.00	± 10% of standard	EPA 2023
	1.00	0.92		
	10.00	9.17		

Notes:

Site Name: Plant Bowen LF

Field Instrumentation Calibration Form

Date: 2/26/24

Calibrated By: Jay Stewart

Field Conditions: 22° / 32°

Instrument	Manufactuer/ Model	Serial Number
Water Quality Meter	AquaTroll 400	789310
Turbidity Meter	LaMotte 2020	7042 3818

Calibration Standard Information

Parameter	Standard	Lot #	Date of Expiration	Brand
Specific Conductance (µS/cm)	4,490	24000044	05/2024	Atlanta Instrument Rental, Inc.
pH (SU)	4.00	24000044	05/2024	Atlanta Instrument Rental, Inc.
pH (SU)	7.00	22290139	04/2024	Atlanta Instrument Rental, Inc.
pH (SU)	10.00	22110130	04/2024	Atlanta Instrument Rental, Inc.
D.O. (%)	N/A	24000044	05/2024	Atlanta Instrument Rental, Inc.
ORP (mV)	228.0	24002258	06/2024	Atlanta Instrument Rental, Inc.

Calibration

Time Start	8:48	Time Finish	9:02		
Parameter	**Standard**	**Calibration Value**	**Calibration Solution Temperature (°C)**	**Acceptance Criteria**	**Reference**
D.O. (%)	N/A	100.98	5.73	± 10%	NA
Specific Conductance (µS/cm)	4,490	4478.5	5.88	± 10% of standard	EPA 2023
pH (SU)	4.00	4.01	6.08	± 0.1	GWMP
pH (SU)	7.00	7.01	6.03	± 0.1	GWMP
pH (SU)	10.00	10.13	6.37	± 0.1	GWMP
ORP (mV)	228.0	238.21	6.54	± 10	EPA 2023

	Standard	Calibration Value	Acceptance Criteria	Reference
Turbidity (NTU)	0.00	0.00	± 10% of standard	EPA 2023
	1.00	0.90		
	10.00	10.81		

Calibration Check

Time Start	~~16:37~~ 16:27	Time Finish	16:36		
Parameter	**Standard**	**Calibration Value**	**Calibration Solution Temperature (°C)**	**Acceptance Criteria**	**Reference**
Specific Conductance (µS/cm)	4,490	4474.7	18.05	± 10% of standard	EPA 2023
pH (SU)	4.00	3.91	17.74	± 0.1	GWMP
pH (SU)	7.00	6.94	17.57	± 0.1	GWMP
pH (SU)	10.00	9.88	17.88	± 0.1	GWMP

	Standard	Calibration Value	Acceptance Criteria	Reference
Turbidity (NTU)	0.00	0.00	± 10% of standard	EPA 2023
	1.00	0.95		
	10.00	10.92		

Notes:

Site Name: Bowdle

Calibrated By: KMS

Field Instrumentation Calibration Form

Date: 2/26/24

Field Conditions: 72°/55°, 090

Instrument	Manufactuer/ Model	Serial Number
Water Quality Meter	AquaTroll 400	893479
Turbidity Meter	LaMotte 2020	2068-0320

Calibration Standard Information				
Parameter	Standard	Lot #	Date of Expiration	Brand
Specific Conductance (µS/cm)	4,490	24000044	05/2024	Atlanta Instrument Rental, Inc.
pH (SU)	4.00	24000044	05/2024	Atlanta Instrument Rental, Inc.
pH (SU)	7.00	22290139	04/2024	Atlanta Instrument Rental, Inc.
pH (SU)	10.00	22110130	04/2024	Atlanta Instrument Rental, Inc.
D.O. (%)	N/A	24000044	05/2024	Atlanta Instrument Rental, Inc.
ORP (mV)	228.0	24002258	06/2024	Atlanta Instrument Rental, Inc.

Calibration					
Time Start	0952	Time Finish	1010		
Parameter	Standard	Calibration Value	Calibration Solution Temperature (°C)	Acceptance Criteria	Reference
D.O. (%)	N/A	99.65	12.40	± 10%	NA
Specific Conductance (µS/cm)	4,490	4,425.0	10.29	± 10% of standard	EPA 2023
pH (SU)	4.00	4.05	10.17	± 0.1	GWMP
pH (SU)	7.00	7.13	9.28	± 0.1	GWMP
pH (SU)	10.00	10.11	9.02	± 0.1	GWMP
ORP (mV)	228.0	225.4	8.95	± 10	EPA 2023

	Standard	Calibration Value	Acceptance Criteria	Reference
Turbidity (NTU)	0.00	0.00	± 10% of standard	EPA 2023
	1.00	1.01		
	10.00	9.10		

Calibration Check					
Time Start	1646	Time Finish	1652		
Parameter	Standard	Calibration Value	Calibration Solution Temperature (°C)	Acceptance Criteria	Reference
Specific Conductance (µS/cm)	4,490	4,736.9	17.27	± 10% of standard	EPA 2023
pH (SU)	4.00	4.14	17.19	± 0.1	GWMP
pH (SU)	7.00	7.21	16.97	± 0.1	GWMP
pH (SU)	10.00	10.24	17.16	± 0.1	GWMP

	Standard	Calibration Value	Acceptance Criteria	Reference
Turbidity (NTU)	0.00	0.05	± 10% of standard	EPA 2023
	1.00	1.06		
	10.00	9.53		

Notes:

Site Name: Plant Bowen LF

Field Instrumentation Calibration Form

Date: 2/26/24

Calibrated By: William Loaker

Field Conditions: 71°/37° sunny

Instrument	Manufactuer/ Model	Serial Number
Water Quality Meter	AquaTroll 400	789301
Turbidity Meter	LaMotte 2020	9453 - 4417

Calibration Standard Information				
Parameter	Standard	Lot #	Date of Expiration	Brand
Specific Conductance (µS/cm)	4,490	24000044	05/2024	Atlanta Instrument Rental, Inc.
pH (SU)	4.00	24000044	05/2024	Atlanta Instrument Rental, Inc.
pH (SU)	7.00	22290139	04/2024	Atlanta Instrument Rental, Inc.
pH (SU)	10.00	22110130	04/2024	Atlanta Instrument Rental, Inc.
D.O. (%)	N/A	24000044	05/2024	Atlanta Instrument Rental, Inc.
ORP (mV)	228.0	24002258	06/2024	Atlanta Instrument Rental, Inc.

Calibration					
Time Start	9:51	Time Finish	10:06		
Parameter	Standard	Calibration Value	Calibration Solution Temperature (°C)	Acceptance Criteria	Reference
D.O. (%)	N/A	105.41	10.91	± 10%	NA
Specific Conductance (µS/cm)	4,490	4426.3	13.23	± 10% of standard	EPA 2023
pH (SU)	4.00	4.10	13.87	± 0.1	GWMP
pH (SU)	7.00	7.13	11.14	± 0.1	GWMP
pH (SU)	10.00	9.96	10.01	± 0.1	GWMP
ORP (mV)	228.0	217.0	9.81	± 10	EPA 2023

	Standard	Calibration Value	Acceptance Criteria	Reference
Turbidity (NTU)	0.00	0.00	± 10% of standard	EPA 2023
	1.00	0.93		
	10.00	10.19		

Calibration Check					
Time Start	16:32	Time Finish	16:36		
Parameter	Standard	Calibration Value	Calibration Solution Temperature (°C)	Acceptance Criteria	Reference
Specific Conductance (µS/cm)	4,490	4505.1	18.84	± 10% of standard	EPA 2023
pH (SU)	4.00	4.06	18.70	± 0.1	GWMP
pH (SU)	7.00	7.08	18.75	± 0.1	GWMP
pH (SU)	10.00	10.09	19.53	± 0.1	GWMP

	Standard	Calibration Value	Acceptance Criteria	Reference
Turbidity (NTU)	0.00	0.00	± 10% of standard	EPA 2023
	1.00	0.92		
	10.00	9.82		

Notes:

Site Name: Plant Bowen LF

Field Instrumentation Calibration Form

Date: 2/27/24

Calibrated By: Jay Siewert

Field Conditions: 74°/52°

Instrument	Manufactuer/ Model	Serial Number
Water Quality Meter	AquaTroll 400	789310
Turbidity Meter	LaMotte 2020	7042-3818

Calibration Standard Information

Parameter	Standard	Lot #	Date of Expiration	Brand
Specific Conductance (µS/cm)	4,490	24000044	05/2024	Atlanta Instrument Rental, Inc.
pH (SU)	4.00	24000044	05/2024	Atlanta Instrument Rental, Inc.
pH (SU)	7.00	22290139	04/2024	Atlanta Instrument Rental, Inc.
pH (SU)	10.00	22110130	04/2024	Atlanta Instrument Rental, Inc.
D.O. (%)	N/A	24000044	05/2024	Atlanta Instrument Rental, Inc.
ORP (mV)	228.0	24002258	06/2024	Atlanta Instrument Rental, Inc.

Calibration

Time Start	8:30	Time Finish	8:50		
Parameter	**Standard**	**Calibration Value**	**Calibration Solution Temperature (°C)**	**Acceptance Criteria**	**Reference**
D.O. (%)	N/A	100.1	21.59	± 10%	NA
Specific Conductance (µS/cm)	4,490	4587.1	21.58	± 10% of standard	EPA 2023
pH (SU)	4.00	3.98	21.49	± 0.1	GWMP
pH (SU)	7.00	6.99	18.60	± 0.1	GWMP
pH (SU)	10.00	10.17	17.26	± 0.1	GWMP
ORP (mV)	228.0	203.8	19.19	± 10	EPA 2023

	Standard	Calibration Value	Acceptance Criteria	Reference
Turbidity (NTU)	0.00	-0.01	± 10% of standard	EPA 2023
	1.00	0.96		
	10.00	10.89		

Calibration Check

Time Start	1512	Time Finish	1521		
Parameter	**Standard**	**Calibration Value**	**Calibration Solution Temperature (°C)**	**Acceptance Criteria**	**Reference**
Specific Conductance (µS/cm)	4,490	4394.7	19.44	± 10% of standard	EPA 2023
pH (SU)	4.00	4.10	19.31	± 0.1	GWMP
pH (SU)	7.00	7.09	19.38	± 0.1	GWMP
pH (SU)	10.00	10.04	19.93	± 0.1	GWMP

	Standard	Calibration Value	Acceptance Criteria	Reference
Turbidity (NTU)	0.00	-0.05	± 10% of standard	EPA 2023
	1.00	0.93		
	10.00	10.85		

Notes:

Site Name: BOSWELL

Field Instrumentation Calibration Form

Date: 2/22/24

Calibrated By: KMS

Field Conditions: 73°F, 61°, 40%

Instrument	Manufactuer/ Model	Serial Number
Water Quality Meter	AquaTroll 400	893479
Turbidity Meter	LaMotte 2020	2068-0320

Calibration Standard Information

Parameter	Standard	Lot #	Date of Expiration	Brand
Specific Conductance (µS/cm)	4,490	24000044	05/2024	Atlanta Instrument Rental, Inc.
pH (SU)	4.00	24000044	05/2024	Atlanta Instrument Rental, Inc.
pH (SU)	7.00	22290139	04/2024	Atlanta Instrument Rental, Inc.
pH (SU)	10.00	22110130	04/2024	Atlanta Instrument Rental, Inc.
D.O. (%)	N/A	24000044	05/2024	Atlanta Instrument Rental, Inc.
ORP (mV)	228.0	24002258	06/2024	Atlanta Instrument Rental, Inc.

Calibration

Time Start	0848	Time Finish	0911		
Parameter	**Standard**	**Calibration Value**	**Calibration Solution Temperature (°C)**	**Acceptance Criteria**	**Reference**
D.O. (%)	N/A	100.23	14.77	± 10%	NA
Specific Conductance (µS/cm)	4,490	3.97	15.48	± 10% of standard	EPA 2023
pH (SU)	4.00	7.03	15.53	± 0.1	GWMP
pH (SU)	7.00	10.06	15.50	± 0.1	GWMP
pH (SU)	10.00	4,662.6	15.60	± 0.1	GWMP
ORP (mV)	228.0	219.3	15.26	± 10	EPA 2023

	Standard	Calibration Value	Acceptance Criteria	Reference
Turbidity (NTU)	0.00	0.01	± 10% of standard	EPA 2023
	1.00	1.01		
	10.00	9.21		

Calibration Check

Time Start	1504	Time Finish	1514		
Parameter	**Standard**	**Calibration Value**	**Calibration Solution Temperature (°C)**	**Acceptance Criteria**	**Reference**
Specific Conductance (µS/cm)	4,490	4548.2	19.73	± 10% of standard	EPA 2023
pH (SU)	4.00	4.17	19.74	± 0.1	GWMP
pH (SU)	7.00	7.27	19.27	± 0.1	GWMP
pH (SU)	10.00	10.27	20.58	± 0.1	GWMP

	Standard	Calibration Value	Acceptance Criteria	Reference
Turbidity (NTU)	0.00	0.03	± 10% of standard	EPA 2023
	1.00	1.09		
	10.00	9.57		

Notes:

Site Name: Plant Bowen LF

Field Instrumentation Calibration Form

Date: 2/27/24

Calibrated By: William Laaker

Field Conditions: 74°/57° 70/ rain cloudy

Instrument	Manufactuer/ Model	Serial Number
Water Quality Meter	AquaTroll 400	789301
Turbidity Meter	LaMotte 2020	9453-4417

Calibration Standard Information				
Parameter	Standard	Lot #	Date of Expiration	Brand
Specific Conductance (µS/cm)	4,490	24000044	05/2024	Atlanta Instrument Rental, Inc.
pH (SU)	4.00	24000044	05/2024	Atlanta Instrument Rental, Inc.
pH (SU)	7.00	22290139	04/2024	Atlanta Instrument Rental, Inc.
pH (SU)	10.00	22110130	04/2024	Atlanta Instrument Rental, Inc.
D.O. (%)	N/A	24000044	05/2024	Atlanta Instrument Rental, Inc.
ORP (mV)	228.0	24002258	06/2024	Atlanta Instrument Rental, Inc.

Calibration					
Time Start	8:46	Time Finish	9:01		
Parameter	Standard	Calibration Value	Calibration Solution Temperature (°C)	Acceptance Criteria	Reference
D.O. (%)	N/A	95.92	15.47	± 10%	NA
Specific Conductance (µS/cm)	4,490	4466.5	15.61	± 10% of standard	EPA 2023
pH (SU)	4.00	3.96	15.96	± 0.1	GWMP
pH (SU)	7.00	6.91	15.53	± 0.1	GWMP
pH (SU)	10.00	10.02	15.23	± 0.1	GWMP
ORP (mV)	228.0	219.0	15.08	± 10	EPA 2023

	Standard	Calibration Value	Acceptance Criteria	Reference
Turbidity (NTU)	0.00	0.02	± 10% of standard	EPA 2023
	1.00	0.90		
	10.00	9.65		

Calibration Check					
Time Start	15:15	Time Finish	15:20		
Parameter	Standard	Calibration Value	Calibration Solution Temperature (°C)	Acceptance Criteria	Reference
Specific Conductance (µS/cm)	4,490	4465.5	19.64	± 10% of standard	EPA 2023
pH (SU)	4.00	4.10	19.66	± 0.1	GWMP
pH (SU)	7.00	7.18	19.92	± 0.1	GWMP
pH (SU)	10.00	10.14	20.93	± 0.1	GWMP

	Standard	Calibration Value	Acceptance Criteria	Reference
Turbidity (NTU)	0.00	0.00	± 10% of standard	EPA 2023
	1.00	0.94		
	10.00	9.70		

Notes:

Site Name: Plant Bowen CF

Field Instrumentation Calibration Form

Date: 2/28/24

Calibrated By: Jay Stewart

Field Conditions: 75°/31°

Instrument	Manufactuer/ Model	Serial Number
Water Quality Meter	AquaTroll 400	789310
Turbidity Meter	LaMotte 2020	7042-3818

Calibration Standard Information				
Parameter	**Standard**	**Lot #**	**Date of Expiration**	**Brand**
Specific Conductance (µS/cm)	4,490	24000044	05/2024	Atlanta Instrument Rental, Inc.
pH (SU)	4.00	24000044	05/2024	Atlanta Instrument Rental, Inc.
pH (SU)	7.00	22290139	04/2024	Atlanta Instrument Rental, Inc.
pH (SU)	10.00	22110130	04/2024	Atlanta Instrument Rental, Inc.
D.O. (%)	N/A	24000044	05/2024	Atlanta Instrument Rental, Inc.
ORP (mV)	228.0	24002258	06/2024	Atlanta Instrument Rental, Inc.

Calibration					
Time Start	828	**Time Finish**	840		
Parameter	**Standard**	**Calibration Value**	**Calibration Solution Temperature (°C)**	**Acceptance Criteria**	**Reference**
D.O. (%)	N/A	100.39	21.65	± 10%	NA
Specific Conductance (µS/cm)	4,490	4572.3	21.67	± 10% of standard	EPA 2023
pH (SU)	4.00	3.91	21.70	± 0.1	GWMP
pH (SU)	7.00	6.87	21.42	± 0.1	GWMP
pH (SU)	10.00	10.05	21.38	± 0.1	GWMP
ORP (mV)	228.0	225.9	21.14	± 10	EPA 2023

	Standard	Calibration Value	Acceptance Criteria	Reference
Turbidity (NTU)	0.00	0.00	± 10% of standard	EPA 2023
	1.00	0.91		
	10.00	10.84		

Calibration Check					
Time Start	1608	**Time Finish**	1622		
Parameter	**Standard**	**Calibration Value**	**Calibration Solution Temperature (°C)**	**Acceptance Criteria**	**Reference**
Specific Conductance (µS/cm)	4,490	4538.7	18.82	± 10% of standard	EPA 2023
pH (SU)	4.00	4.09	18.71	± 0.1	GWMP
pH (SU)	7.00	7.18	18.29	± 0.1	GWMP
pH (SU)	10.00	10.15	18.43	± 0.1	GWMP

	Standard	Calibration Value	Acceptance Criteria	Reference
Turbidity (NTU)	0.00	-0.01	± 10% of standard	EPA 2023
	1.00	0.94		
	10.00	10.91		

Notes:

Site Name: BADGOLF

Field Instrumentation Calibration Form

Date: 2/28/24

Calibrated By: KNS

Field Conditions: 72°/32° 70%

Instrument	Manufactuer/ Model	Serial Number
Water Quality Meter	AquaTroll 400	693479
Turbidity Meter	LaMotte 2020	2068-0320

Calibration Standard Information				
Parameter	Standard	Lot #	Date of Expiration	Brand
Specific Conductance (µS/cm)	4,490	24000044	05/2024	Atlanta Instrument Rental, Inc.
pH (SU)	4.00	24000044	05/2024	Atlanta Instrument Rental, Inc.
pH (SU)	7.00	22290139	04/2024	Atlanta Instrument Rental, Inc.
pH (SU)	10.00	22110130	04/2024	Atlanta Instrument Rental, Inc.
D.O. (%)	N/A	24000044	05/2024	Atlanta Instrument Rental, Inc.
ORP (mV)	228.0	24002258	06/2024	Atlanta Instrument Rental, Inc.

Calibration					
Time Start	0846	Time Finish	0911		
Parameter	Standard	Calibration Value	Calibration Solution Temperature (°C)	Acceptance Criteria	Reference
D.O. (%)	N/A	99.64	19.83	± 10%	NA
Specific Conductance (µS/cm)	4,490	4,570.2	19.80	± 10% of standard	EPA 2023
pH (SU)	4.00	4.01	20.04	± 0.1	GWMP
pH (SU)	7.00	7.01	19.96	± 0.1	GWMP
pH (SU)	10.00	10.04	19.95	± 0.1	GWMP
ORP (mV)	228.0	218.7	19.90	± 10	EPA 2023

	Standard	Calibration Value	Acceptance Criteria	Reference
Turbidity (NTU)	0.00	0.01	± 10% of standard	EPA 2023
	1.00	0.99		
	10.00	9.50		

Calibration Check					
Time Start	1610	Time Finish	1622		
Parameter	Standard	Calibration Value	Calibration Solution Temperature (°C)	Acceptance Criteria	Reference
Specific Conductance (µS/cm)	4,490	4,582.1	19.52	± 10% of standard	EPA 2023
pH (SU)	4.00	4.14	19.42	± 0.1	GWMP
pH (SU)	7.00	7.25	19.11	± 0.1	GWMP
pH (SU)	10.00	10.29	19.07	± 0.1	GWMP

	Standard	Calibration Value	Acceptance Criteria	Reference
Turbidity (NTU)	0.00	-0.02	± 10% of standard	EPA 2023
	1.00	0.99		
	10.00	9.37		

Notes:

Site Name: Plant Bowen

Field Instrumentation Calibration Form

Date: 4/2/24

Calibrated By: Jay Stewart

Field Conditions: 82°/59°

Instrument	Manufactuer/ Model	Serial Number
Water Quality Meter	AquaTroll 400	789310
Turbidity Meter	LaMotte 2020	7042-3818

Calibration Standard Information				
Parameter	**Standard**	**Lot #**	**Date of Expiration**	**Brand**
Specific Conductance (µS/cm)	4,490	24005593	12/2024	Atlanta Instrument Rental, Inc.
pH (SU)	4.00	24005593	12/2024	Atlanta Instrument Rental, Inc.
pH (SU)	7.00	24004517	12/2024	Atlanta Instrument Rental, Inc.
pH (SU)	10.00	24000085	12/2024	Atlanta Instrument Rental, Inc.
D.O. (%)	N/A	24005593	12/2024	Atlanta Instrument Rental, Inc.
ORP (mV)	228.0	24006903	12/2024	Atlanta Instrument Rental, Inc.

Calibration					
Time Start	0947	**Time Finish**	1001		
Parameter	**Standard**	**Calibration Value**	**Calibration Solution Temperature (°C)**	**Acceptance Criteria**	**Reference**
D.O. (%)	N/A	98.16	22.51	± 10%	NA
Specific Conductance (µS/cm)	4,490	4471.5	22.62	± 10% of standard	EPA 2023
pH (SU)	4.00	3.94	22.78	± 0.1	GWMP
pH (SU)	7.00	6.91	22.65	± 0.1	GWMP
pH (SU)	10.00	9.86	22.88	± 0.1	GWMP
ORP (mV)	228.0	213.4	22.75	± 10	EPA 2023

	Standard	**Calibration Value**	**Acceptance Criteria**	**Reference**
Turbidity (NTU)	0.00	~~0.000.04~~	± 10% of standard	EPA 2023
	1.00	0.94		
	10.00	10.79		

Calibration Check					
Time Start	1223	**Time Finish**	1233		
Parameter	**Standard**	**Calibration Value**	**Calibration Solution Temperature (°C)**	**Acceptance Criteria**	**Reference**
Specific Conductance (µS/cm)	4,490	4408.7~~9~~	22.51	± 10% of standard	EPA 2023
pH (SU)	4.00	4.08	23.18	± 0.1	GWMP
pH (SU)	7.00	7.01	23.44	± 0.1	GWMP
pH (SU)	10.00	10.01	23.63	± 0.1	GWMP

	Standard	**Calibration Value**	**Acceptance Criteria**	**Reference**
Turbidity (NTU)	0.00	0.00	± 10% of standard	EPA 2023
	1.00	0.93		
	10.00	10.68		

Notes:

Site Name: Plant Bowen

Field Instrumentation Calibration Form

Date: 4/3/24

Calibrated By: Jay Sienert

Field Conditions: 68°/41°

Instrument	Manufactuer/ Model	Serial Number
Water Quality Meter	AquaTroll 400	789310
Turbidity Meter	LaMotte 2020	7042-8818

Calibration Standard Information				
Parameter	**Standard**	**Lot #**	**Date of Expiration**	**Brand**
Specific Conductance (µS/cm)	4,490	24005593	12/2024	Atlanta Instrument Rental, Inc.
pH (SU)	4.00	24005593	12/2024	Atlanta Instrument Rental, Inc.
pH (SU)	7.00	24004517	12/2024	Atlanta Instrument Rental, Inc.
pH (SU)	10.00	24000085	12/2024	Atlanta Instrument Rental, Inc.
D.O. (%)	N/A	24005593	12/2024	Atlanta Instrument Rental, Inc.
ORP (mV)	228.0	24006903	12/2024	Atlanta Instrument Rental, Inc.

Calibration					
Time Start	0903	**Time Finish**	0923		
Parameter	**Standard**	**Calibration Value**	**Calibration Solution Temperature (°C)**	**Acceptance Criteria**	**Reference**
D.O. (%)	N/A	~~93.4~~ ~~43.1~~ 87.21	~~17.17~~ ~~17.48~~ 15.24	± 10%	NA
Specific Conductance (µS/cm)	4,490	4560.7	15.87	± 10% of standard	EPA 2023
pH (SU)	4.00	4.02	16.27	± 0.1	GWMP
pH (SU)	7.00	7.08	16.80	± 0.1	GWMP
pH (SU)	10.00	10.12	16.99	± 0.1	GWMP
ORP (mV)	228.0	234.8	16.63	± 10	EPA 2023

	Standard	Calibration Value	Acceptance Criteria	Reference
Turbidity (NTU)	0.00	-0.01	± 10% of standard	EPA 2023
	1.00	0.93		
	10.00	10.85		

Calibration Check					
Time Start	1618	**Time Finish**	1626		
Parameter	**Standard**	**Calibration Value**	**Calibration Solution Temperature (°C)**	**Acceptance Criteria**	**Reference**
Specific Conductance (µS/cm)	4,490	4441.7	18.33	± 10% of standard	EPA 2023
pH (SU)	4.00	3.90	18.01	± 0.1	GWMP
pH (SU)	7.00	7.22	18.51	± 0.1	GWMP
pH (SU)	10.00	10.20	18.95	± 0.1	GWMP

	Standard	Calibration Value	Acceptance Criteria	Reference
Turbidity (NTU)	0.00	0.00	± 10% of standard	EPA 2023
	1.00	0.94		
	10.00	10.76		

Notes:

Site Name: Plant Bowen

Field Instrumentation Calibration Form

Date: 4/23/24

Calibrated By: Jay Siewert

Field Conditions: 74°/390

Instrument	Manufactuer/ Model	Serial Number
Water Quality Meter	AquaTroll 400	789310
Turbidity Meter	LaMotte 2020	7042-3818

Calibration Standard Information				
Parameter	Standard	Lot #	Date of Expiration	Brand
Specific Conductance (µS/cm)	4,490	24005593	12/2024	Atlanta Instrument Rental, Inc.
pH (SU)	4.00	24005593	12/2024	Atlanta Instrument Rental, Inc.
pH (SU)	7.00	24004517	12/2024	Atlanta Instrument Rental, Inc.
pH (SU)	10.00	24000085	12/2024	Atlanta Instrument Rental, Inc.
D.O. (%)	N/A	24005593	12/2024	Atlanta Instrument Rental, Inc.
ORP (mV)	228.0	24006903	12/2024	Atlanta Instrument Rental, Inc.

Calibration					
Time Start	0840	Time Finish	0856		
Parameter	Standard	Calibration Value	Calibration Solution Temperature (°C)	Acceptance Criteria	Reference
D.O. (%)	N/A	97.36	6.93	± 10%	NA
Specific Conductance (µS/cm)	4,490	4487.6	7.78	± 10% of standard	EPA 2023
pH (SU)	4.00	3.95	8.15	± 0.1	GWMP
pH (SU)	7.00	7.20	8.93	± 0.1	GWMP
pH (SU)	10.00	10.25	9.26	± 0.1	GWMP
ORP (mV)	228.0	244.2	9.22	± 10	EPA 2023

	Standard	Calibration Value	Acceptance Criteria	Reference
Turbidity (NTU)	0.00	0.00	± 10% of standard	EPA 2023
	1.00	0.96		
	10.00	10.95		

Calibration Check					
Time Start	1731	Time Finish	1742		
Parameter	Standard	Calibration Value	Calibration Solution Temperature (°C)	Acceptance Criteria	Reference
Specific Conductance (µS/cm)	4,490	4284.4	21.28	± 10% of standard	EPA 2023
pH (SU)	4.00	3.98	21.16	± 0.1	GWMP
pH (SU)	7.00	7.14	22.91	± 0.1	GWMP
pH (SU)	10.00	9.94	22.60	± 0.1	GWMP

	Standard	Calibration Value	Acceptance Criteria	Reference
Turbidity (NTU)	0.00	~~0.00~~ 0.00	± 10% of standard	EPA 2023
	1.00	~~0.96~~ 0.92		
	10.00	~~10.95~~ 10.78		

Notes:

Site Name: Scenic LF

Field Instrumentation Calibration Form

Date: 4/23/24

Calibrated By: KMS

Field Conditions: 73°/46°, Clr

Instrument	Manufactuer/ Model	Serial Number
Water Quality Meter	AquaTroll 400	1080307
Turbidity Meter	LaMotte 2020	2068-0520

Calibration Standard Information				
Parameter	Standard	Lot #	Date of Expiration	Brand
Specific Conductance (µS/cm)	4,490	24005593	12/2024	Atlanta Instrument Rental, Inc.
pH (SU)	4.00	24005593	12/2024	Atlanta Instrument Rental, Inc.
pH (SU)	7.00	24004517	12/2024	Atlanta Instrument Rental, Inc.
pH (SU)	10.00	24000085	12/2024	Atlanta Instrument Rental, Inc.
D.O. (%)	N/A	24005593	12/2024	Atlanta Instrument Rental, Inc.
ORP (mV)	228.0	24006903	12/2024	Atlanta Instrument Rental, Inc.

Calibration					
Time Start	0847	Time Finish	0908		
Parameter	Standard	Calibration Value	Calibration Solution Temperature (°C)	Acceptance Criteria	Reference
D.O. (%)	N/A	100.29	6.78	± 10%	NA
Specific Conductance (µS/cm)	4,490	4353.2	8.51	± 10% of standard	EPA 2023
pH (SU)	4.00	3.98	9.48	± 0.1	GWMP
pH (SU)	7.00	7.00	10.10	± 0.1	GWMP
pH (SU)	10.00	10.22	10.27	± 0.1	GWMP
ORP (mV)	228.0	445.9	10.19	± 10	EPA 2023

	Standard	Calibration Value	Acceptance Criteria	Reference
Turbidity (NTU)	0.00	0.09	± 10% of standard	EPA 2023
	1.00	0.96		
	10.00	10.67		

Calibration Check					
Time Start	1648	Time Finish	1658		
Parameter	Standard	Calibration Value	Calibration Solution Temperature (°C)	Acceptance Criteria	Reference
Specific Conductance (µS/cm)	4,490	4,290.2	23.18	± 10% of standard	EPA 2023
pH (SU)	4.00	4.13	23.35	± 0.1	GWMP
pH (SU)	7.00	7.17	23.04	± 0.1	GWMP
pH (SU)	10.00	10.13	24.90	± 0.1	GWMP

	Standard	Calibration Value	Acceptance Criteria	Reference
Turbidity (NTU)	0.00	0.02	± 10% of standard	EPA 2023
	1.00	1.03		
	10.00	10.23		

Notes:

Site Name: Plant Bowen

Field Instrumentation Calibration Form

Date: 4/24/24

Calibrated By: Natalie P. Perez

Field Conditions: H 75 / L 47

Instrument	Manufactuer/ Model	Serial Number
Water Quality Meter	AquaTroll 400	789301
Turbidity Meter	LaMotte 2020	9429-4417

Calibration Standard Information				
Parameter	Standard	Lot #	Date of Expiration	Brand
Specific Conductance (µS/cm)	4,490	24005593	12/2024	Atlanta Instrument Rental, Inc.
pH (SU)	4.00	24005593	12/2024	Atlanta Instrument Rental, Inc.
pH (SU)	7.00	24004517	12/2024	Atlanta Instrument Rental, Inc.
pH (SU)	10.00	24000085	12/2024	Atlanta Instrument Rental, Inc.
D.O. (%)	N/A	24005593	12/2024	Atlanta Instrument Rental, Inc.
ORP (mV)	228.0	24006903	12/2024	Atlanta Instrument Rental, Inc.

Calibration					
Time Start	08:39	Time Finish	08:53		
Parameter	Standard	Calibration Value	Calibration Solution Temperature (°C)	Acceptance Criteria	Reference
D.O. (%)	N/A	102.54	12.57	± 10%	NA
Specific Conductance (µS/cm)	4,490	4499.4	13.04	± 10% of standard	EPA 2023
pH (SU)	4.00	4.04	13.18	± 0.1	GWMP
pH (SU)	7.00	7.06	13.85	± 0.1	GWMP
pH (SU)	10.00	10.09	14.12	± 0.1	GWMP
ORP (mV)	228.0	219.8	13.60	± 10	EPA 2023

	Standard	Calibration Value	Acceptance Criteria	Reference
Turbidity (NTU)	0.00	-0.03	± 10% of standard	EPA 2023
	1.00	1.07		
	10.00	10.37		

Calibration Check					
Time Start	16:46	Time Finish	16:50		
Parameter	Standard	Calibration Value	Calibration Solution Temperature (°C)	Acceptance Criteria	Reference
Specific Conductance (µS/cm)	4,490	4410.1	19.69	± 10% of standard	EPA 2023
pH (SU)	4.00	4.18	19.68	± 0.1	GWMP
pH (SU)	7.00	7.24	20.23	± 0.1	GWMP
pH (SU)	10.00	10.14	21.60	± 0.1	GWMP

	Standard	Calibration Value	Acceptance Criteria	Reference
Turbidity (NTU)	0.00	-0.07	± 10% of standard	EPA 2023
	1.00	1.20		
	10.00	10.21		

Notes:

Site Name: Plant Bowen

Field Instrumentation Calibration Form

Date: 4/24/24

Calibrated By: Jay Siewert

Field Conditions: 72°/47°

Instrument	Manufactuer/ Model	Serial Number
Water Quality Meter	AquaTroll 400	789310
Turbidity Meter	LaMotte 2020	7042 - 3818

Calibration Standard Information				
Parameter	Standard	Lot #	Date of Expiration	Brand
Specific Conductance (µS/cm)	4,490	24005593	12/2024	Atlanta Instrument Rental, Inc.
pH (SU)	4.00	24005593	12/2024	Atlanta Instrument Rental, Inc.
pH (SU)	7.00	24004517	12/2024	Atlanta Instrument Rental, Inc.
pH (SU)	10.00	24000085	12/2024	Atlanta Instrument Rental, Inc.
D.O. (%)	N/A	24005593	12/2024	Atlanta Instrument Rental, Inc.
ORP (mV)	228.0	24006903	12/2024	Atlanta Instrument Rental, Inc.

Calibration					
Time Start	0829	Time Finish	0843		
Parameter	Standard	Calibration Value	Calibration Solution Temperature (°C)	Acceptance Criteria	Reference
D.O. (%)	N/A	103.12	12.42	± 10%	NA
Specific Conductance (µS/cm)	4,490	4427.1	12.78	± 10% of standard	EPA 2023
pH (SU)	4.00	3.77	12.93	± 0.1	GWMP
pH (SU)	7.00	7.02	13.04	± 0.1	GWMP
pH (SU)	10.00	10.09	13.29	± 0.1	GWMP
ORP (mV)	228.0	219.3	13.13	± 10	EPA 2023

	Standard	Calibration Value	Acceptance Criteria	Reference
Turbidity (NTU)	0.00	-0.00	± 10% of standard	EPA 2023
	1.00	0.95		
	10.00	10.95		

Calibration Check					
Time Start	1658	Time Finish	1708		
Parameter	Standard	Calibration Value	Calibration Solution Temperature (°C)	Acceptance Criteria	Reference
Specific Conductance (µS/cm)	4,490	4382.7	23.01	± 10% of standard	EPA 2023
pH (SU)	4.00	3.89	22.81	± 0.1	GWMP
pH (SU)	7.00	7.19	22.98	± 0.1	GWMP
pH (SU)	10.00	9.91	23.42	± 0.1	GWMP

	Standard	Calibration Value	Acceptance Criteria	Reference
Turbidity (NTU)	0.00	0.00	± 10% of standard	EPA 2023
	1.00	0.92		
	10.00	10.70		

Notes:

Site Name: Broad LF

Field Instrumentation Calibration Form

Date: 4/23/24

Calibrated By: KWS

Field Conditions: 73°/45°

Instrument	Manufactuer/ Model	Serial Number
Water Quality Meter	AquaTroll 400	1080307
Turbidity Meter	LaMotte 2020	2068-0320

Calibration Standard Information				
Parameter	Standard	Lot #	Date of Expiration	Brand
Specific Conductance (µS/cm)	4,490	24005593	12/2024	Atlanta Instrument Rental, Inc.
pH (SU)	4.00	24005593	12/2024	Atlanta Instrument Rental, Inc.
pH (SU)	7.00	24004517	12/2024	Atlanta Instrument Rental, Inc.
pH (SU)	10.00	24000085	12/2024	Atlanta Instrument Rental, Inc.
D.O. (%)	N/A	24005593	12/2024	Atlanta Instrument Rental, Inc.
ORP (mV)	228.0	24006903	12/2024	Atlanta Instrument Rental, Inc.

Calibration					
Time Start	0840	Time Finish	0854		
Parameter	Standard	Calibration Value	Calibration Solution Temperature (°C)	Acceptance Criteria	Reference
D.O. (%)	N/A	79.23	12.67	± 10%	NA
Specific Conductance (µS/cm)	4,490	4365.0	13.11	± 10% of standard	EPA 2023
pH (SU)	4.00	4.02	13.29	± 0.1	GWMP
pH (SU)	7.00	7.06	13.53	± 0.1	GWMP
pH (SU)	10.00	10.13	13.67	± 0.1	GWMP
ORP (mV)	228.0	221.8	13.64	± 10	EPA 2023

	Standard	Calibration Value	Acceptance Criteria	Reference
Turbidity (NTU)	0.00	0.04	± 10% of standard	EPA 2023
	1.00	1.26		
	10.00	10.43		

Calibration Check					
Time Start	1600	Time Finish	1614		
Parameter	Standard	Calibration Value	Calibration Solution Temperature (°C)	Acceptance Criteria	Reference
Specific Conductance (µS/cm)	4,490	4,317.1	21.41	± 10% of standard	EPA 2023
pH (SU)	4.00	4.14	21.40	± 0.1	GWMP
pH (SU)	7.00	7.21	21.44	± 0.1	GWMP
pH (SU)	10.00	10.14	22.17	± 0.1	GWMP

	Standard	Calibration Value	Acceptance Criteria	Reference
Turbidity (NTU)	0.00	0.00	± 10% of standard	EPA 2023
	1.00	1.06		
	10.00	10.13		

Notes:

Site Name: Plant Bowen

Field Instrumentation Calibration Form

Date: 4/23/24

Calibrated By: Natalie Pigeon

Field Conditions: H 75 / L 36

Instrument	Manufactuer/ Model	Serial Number
Water Quality Meter	AquaTroll 400	789301
Turbidity Meter	LaMotte 2020	9429-4417

Calibration Standard Information				
Parameter	Standard	Lot #	Date of Expiration	Brand
Specific Conductance (µS/cm)	4,490	24005593	12/2024	Atlanta Instrument Rental, Inc.
pH (SU)	4.00	24005593	12/2024	Atlanta Instrument Rental, Inc.
pH (SU)	7.00	24004517	12/2024	Atlanta Instrument Rental, Inc.
pH (SU)	10.00	24000085	12/2024	Atlanta Instrument Rental, Inc.
D.O. (%)	N/A	24005593	12/2024	Atlanta Instrument Rental, Inc.
ORP (mV)	228.0	24006903	12/2024	Atlanta Instrument Rental, Inc.

Calibration					
Time Start	08:42	Time Finish	8:56		
Parameter	Standard	Calibration Value	Calibration Solution Temperature (°C)	Acceptance Criteria	Reference
D.O. (%)	N/A	99.26	8.04	± 10%	NA
Specific Conductance (µS/cm)	4,490	4566.1	8.47	± 10% of standard	EPA 2023
pH (SU)	4.00	3.98	8.61	± 0.1	GWMP
pH (SU)	7.00	7.06	8.99	± 0.1	GWMP
pH (SU)	10.00	10.16	9.09	± 0.1	GWMP
ORP (mV)	228.0	249.7	8.99	± 10	EPA 2023

	Standard	Calibration Value	Acceptance Criteria	Reference
Turbidity (NTU)	0.00	-0.04	± 10% of standard	EPA 2023
	1.00	1.26		
	10.00	10.55		

Calibration Check					
Time Start	17:00	Time Finish	17:10		
Parameter	Standard	Calibration Value	Calibration Solution Temperature (°C)	Acceptance Criteria	Reference
Specific Conductance (µS/cm)	4,490	4425.0	20.65	± 10% of standard	EPA 2023
pH (SU)	4.00	4.20	20.48	± 0.1	GWMP
pH (SU)	7.00	7.24	20.42	± 0.1	GWMP
pH (SU)	10.00	10.14	22.20	± 0.1	GWMP

	Standard	Calibration Value	Acceptance Criteria	Reference
Turbidity (NTU)	0.00	-0.04	± 10% of standard	EPA 2023
	1.00	1.05		
	10.00	10.44		

Notes:

Site Name: Bowen LF

Calibrated By: KMS

Field Instrumentation Calibration Form

Date: 6/25/24

Field Conditions: 95°/40°0%

Instrument	Manufactuer/ Model	Serial Number
Water Quality Meter	AquaTroll 400	789301
Turbidity Meter	LaMotte 2020	2068-0320

Calibration Standard Information				
Parameter	Standard	Lot #	Date of Expiration	Brand
Specific Conductance (µS/cm)	4,490	24005593	12/2024	Atlanta Instrument Rental, Inc.
pH (SU)	4.00	24005593	12/2024	Atlanta Instrument Rental, Inc.
pH (SU)	7.00	24004517	12/2024	Atlanta Instrument Rental, Inc.
pH (SU)	10.00	24000085	12/2024	Atlanta Instrument Rental, Inc.
D.O. (%)	N/A	24005593	12/2024	Atlanta Instrument Rental, Inc.
ORP (mV)	228.0	24006903	12/2024	Atlanta Instrument Rental, Inc.

Calibration					
Time Start	0838	Time Finish	0905		
Parameter	Standard	Calibration Value	Calibration Solution Temperature (°C)	Acceptance Criteria	Reference
D.O. (%)	N/A	95.65	23.23	± 10%	NA
Specific Conductance (µS/cm)	4,490	4489.4	24.35	± 10% of standard	EPA 2023
pH (SU)	4.00	4.00	24.51	± 0.1	GWMP
pH (SU)	7.00	7.03	24.92	± 0.1	GWMP
pH (SU)	10.00	10.16	25.10	± 0.1	GWMP
ORP (mV)	228.0	230.2	24.76	± 10	EPA 2023

	Standard	Calibration Value	Acceptance Criteria	Reference
Turbidity (NTU)	0.00	0.10	± 10% of standard	EPA 2023
	1.00	0.94		
	10.00	9.21		

Calibration Check					
Time Start	1104	Time Finish	1116		
Parameter	Standard	Calibration Value	Calibration Solution Temperature (°C)	Acceptance Criteria	Reference
Specific Conductance (µS/cm)	4,490	4487.1	25.24	± 10% of standard	EPA 2023
pH (SU)	4.00	4.07	25.24	± 0.1	GWMP
pH (SU)	7.00	7.13	25.35	± 0.1	GWMP
pH (SU)	10.00	10.04	25.33	± 0.1	GWMP

	Standard	Calibration Value	Acceptance Criteria	Reference
Turbidity (NTU)	0.00	0.04	± 10% of standard	EPA 2023
	1.00	0.97		
	10.00	10.36		

Notes:

Site Name Bowen LF

Calibrated By KMS

Field Instrumentation Calibration Form

Date 6/26/24

Field Conditions 99°/70°/0%

Instrument	Manufactuer/ Model	Serial Number
Water Quality Meter	AquaTroll 400	789301
Turbidity Meter	LaMotte 2020	2068-0320

Calibration Standard Information				
Parameter	Standard	Lot #	Date of Expiration	Brand
Specific Conductance (µS/cm)	4,490	24005593	12/2024	Atlanta Instrument Rental, Inc
pH (SU)	4.00	24005593	12/2024	Atlanta Instrument Rental, Inc
pH (SU)	7.00	24004517	12/2024	Atlanta Instrument Rental, Inc
pH (SU)	10.00	24000085	12/2024	Atlanta Instrument Rental, Inc
D.O. (%)	N/A	24005593	12/2024	Atlanta Instrument Rental, Inc
ORP (mV)	228.0	24006903	12/2024	Atlanta Instrument Rental, Inc

Calibration					
Time Start	0903	Time Finish	0918		
Parameter	Standard	Calibration Value	Calibration Solution Temperature (°C)	Acceptance Criteria	Reference
D.O. (%)	N/A	97.86	25.01	± 10%	NA
Specific Conductance (µS/cm)	4,490	4428.1	24.49	± 10% of standard	EPA 2023
pH (SU)	4.00	4.00	24.52	± 0.1	GWMP
pH (SU)	7.00	7.00	24.32	± 0.1	GWMP
pH (SU)	10.00	10.02	24.24	± 0.1	GWMP
ORP (mV)	228.0	227.4	24.23	± 10	EPA 2023

	Standard	Calibration Value	Acceptance Criteria	Reference
Turbidity (NTU)	0.00	-0.03	± 10% of standard	EPA 2023
	1.00	0.93		
	10.00	9.70		

Calibration Check					
Time Start	1045	Time Finish	1055		
Parameter	Standard	Calibration Value	Calibration Solution Temperature (°C)	Acceptance Criteria	Reference
Specific Conductance (µS/cm)	4,490	4476.4	25.28	± 10% of standard	EPA 2023
pH (SU)	4.00	4.07	25.24	± 0.1	GWMP
pH (SU)	7.00	7.10	25.48	± 0.1	GWMP
pH (SU)	10.00	10.05	26.48	± 0.1	GWMP

	Standard	Calibration Value	Acceptance Criteria	Reference
Turbidity (NTU)	0.00	-0.02	± 10% of standard	EPA 2023
	1.00	1.00		
	10.00	10.26		

Notes:

Site Name: Bowen LF

Field Instrumentation Calibration Form

Date: 7/30/24

Calibrated By: Jay Stewart

Field Conditions: 90°/72°

Instrument	Manufactuer/ Model	Serial Number
Water Quality Meter	AquaTroll 400	789310
Turbidity Meter	LaMotte 2020	~~2047-2818~~ 2068-0320

Calibration Standard Information				
Parameter	**Standard**	**Lot #**	**Date of Expiration**	**Brand**
Specific Conductance (µS/cm)	4,490	24005593	12/2024	Atlanta Instrument Rental, Inc.
pH (SU)	4.00	24005593	12/2024	Atlanta Instrument Rental, Inc.
pH (SU)	7.00	24004517	12/2024	Atlanta Instrument Rental, Inc.
pH (SU)	10.00	24000085	12/2024	Atlanta Instrument Rental, Inc.
D.O. (%)	N/A	24005593	12/2024	Atlanta Instrument Rental, Inc.
ORP (mV)	228.0	24006903	12/2024	Atlanta Instrument Rental, Inc.

Calibration					
Time Start	0842	**Time Finish**	0855		
Parameter	**Standard**	**Calibration Value**	**Calibration Solution Temperature (°C)**	**Acceptance Criteria**	**Reference**
D.O. (%)	N/A	100.10	24.16	± 10%	NA
Specific Conductance (µS/cm)	4,490	4496.4	24.26	± 10% of standard	EPA 2023
pH (SU)	4.00	3.92	24.36	± 0.1	GWMP
pH (SU)	7.00	7.05	24.64	± 0.1	GWMP
pH (SU)	10.00	9.99	24.60	± 0.1	GWMP
ORP (mV)	228.0	227.4	24.90	± 10	EPA 2023

	Standard	Calibration Value	Acceptance Criteria	Reference
Turbidity (NTU)	0.00	-0.01	± 10% of standard	EPA 2023
	1.00	0.93		
	10.00	10.20		

Calibration Check					
Time Start	~~1530~~	**Time Finish**		Troll error. Unable to calibrate.	
Parameter	**Standard**	**Calibration Value**	**Calibration Solution Temperature (°C)**	**Acceptance Criteria**	**Reference**
Specific Conductance (µS/cm)	4,490			± 10% of standard	EPA 2023
pH (SU)	4.00			± 0.1	GWMP
pH (SU)	7.00			± 0.1	GWMP
pH (SU)	10.00	~~9.23~~		± 0.1	GWMP

	Standard	Calibration Value	Acceptance Criteria	Reference
Turbidity (NTU)	0.00	0.01	± 10% of standard	EPA 2023
	1.00	0.96		
	10.00	10.61		

Notes:

Site Name: Plant Bowen

Field Instrumentation Calibration Form

Date: 7/30/24

Calibrated By: Natalie Piparo

Field Conditions: H 92 L 69

Instrument	Manufactuer/ Model	Serial Number
Water Quality Meter	AquaTroll 400	850767
Turbidity Meter	LaMotte 2020	9429-4417

Calibration Standard Information				
Parameter	**Standard**	**Lot #**	**Date of Expiration**	**Brand**
Specific Conductance (µS/cm)	4,490	24005593	12/2024	Atlanta Instrument Rental, Inc.
pH (SU)	4.00	24005593	12/2024	Atlanta Instrument Rental, Inc.
pH (SU)	7.00	24004517	12/2024	Atlanta Instrument Rental, Inc.
pH (SU)	10.00	24000085	12/2024	Atlanta Instrument Rental, Inc.
D.O. (%)	N/A	24005593	12/2024	Atlanta Instrument Rental, Inc.
ORP (mV)	228.0	24006903	12/2024	Atlanta Instrument Rental, Inc.

Calibration					
Time Start	0840	**Time Finish**	0856		
Parameter	**Standard**	**Calibration Value**	**Calibration Solution Temperature (°C)**	**Acceptance Criteria**	**Reference**
D.O. (%)	N/A	95.00	23.70	± 10%	NA
Specific Conductance (µS/cm)	4,490	4564.3	23.97	± 10% of standard	EPA 2023
pH (SU)	4.00	4.09	23.88	± 0.1	GWMP
pH (SU)	7.00	7.10	24.15	± 0.1	GWMP
pH (SU)	10.00	10.18	24.06	± 0.1	GWMP
ORP (mV)	228.0	223.1	23.84	± 10	EPA 2023

	Standard	**Calibration Value**	**Acceptance Criteria**	**Reference**
Turbidity (NTU)	0.00	-0.01	± 10% of standard	EPA 2023
	1.00	1.04		
	10.00	9.92		

Calibration Check					
Time Start	1538	**Time Finish**	1558		
Parameter	**Standard**	**Calibration Value**	**Calibration Solution Temperature (°C)**	**Acceptance Criteria**	**Reference**
Specific Conductance (µS/cm)	4,490	4404.7	26.39	± 10% of standard	EPA 2023
pH (SU)	4.00	3.94	26.49	± 0.1	GWMP
pH (SU)	7.00	7.14	26.43	± 0.1	GWMP
pH (SU)	10.00	10.17	28.26	± 0.1	GWMP

	Standard	**Calibration Value**	**Acceptance Criteria**	**Reference**
Turbidity (NTU)	0.00	0.02	± 10% of standard	EPA 2023
	1.00	1.10		
	10.00	9.99		

Notes:

Site Name: Plant Bowen LF

Field Instrumentation Calibration Form

Date: 7/30/24

Calibrated By: William Looker

Field Conditions: 90°/72° part cloudy 50% rain

Instrument	Manufactuer/ Model	Serial Number
Water Quality Meter	AquaTroll 400	789301
Turbidity Meter	LaMotte 2020	7042-3818

Calibration Standard Information				
Parameter	Standard	Lot #	Date of Expiration	Brand
Specific Conductance (µS/cm)	4,490	24005593	12/2024	Atlanta Instrument Rental, Inc.
pH (SU)	4.00	24005593	12/2024	Atlanta Instrument Rental, Inc.
pH (SU)	7.00	24004517	12/2024	Atlanta Instrument Rental, Inc.
pH (SU)	10.00	24000085	12/2024	Atlanta Instrument Rental, Inc.
D.O. (%)	N/A	24005593	12/2024	Atlanta Instrument Rental, Inc.
ORP (mV)	228.0	24006903	12/2024	Atlanta Instrument Rental, Inc.

Calibration					
Time Start	8:37	Time Finish	8:41		
Parameter	Standard	Calibration Value	Calibration Solution Temperature (°C)	Acceptance Criteria	Reference
D.O. (%)	N/A	99.46	23.30	± 10%	NA
Specific Conductance (µS/cm)	4,490	4465.7	23.52	± 10% of standard	EPA 2023
pH (SU)	4.00	4.03	23.60	± 0.1	GWMP
pH (SU)	7.00	7.05	23.88	± 0.1	GWMP
pH (SU)	10.00	10.03	24.03	± 0.1	GWMP
ORP (mV)	228.0	227.4	24.03	± 10	EPA 2023

	Standard	Calibration Value	Acceptance Criteria	Reference
Turbidity (NTU)	0.00	0.00	± 10% of standard	EPA 2023
	1.00	0.95		
	10.00	10.33		

Calibration Check					
Time Start	15:35	Time Finish	15:42		
Parameter	Standard	Calibration Value	Calibration Solution Temperature (°C)	Acceptance Criteria	Reference
Specific Conductance (µS/cm)	4,490	4383.4	32.82	± 10% of standard	EPA 2023
pH (SU)	4.00	4.09	32.70	± 0.1	GWMP
pH (SU)	7.00	7.07	31.76	± 0.1	GWMP
pH (SU)	10.00	10.00	32.79	± 0.1	GWMP

	Standard	Calibration Value	Acceptance Criteria	Reference
Turbidity (NTU)	0.00	0.00	± 10% of standard	EPA 2023
	1.00	0.96		
	10.00	10.22		

Notes:

Site Name: Bowen LF

Field Instrumentation Calibration Form

Date: 7/31/24

Calibrated By: Jay Siewert

Field Conditions: 90°/72°

Instrument	Manufactuer/ Model	Serial Number
Water Quality Meter	AquaTroll 400	850762
Turbidity Meter	LaMotte 2020	2068-0320

Calibration Standard Information				
Parameter	**Standard**	**Lot #**	**Date of Expiration**	**Brand**
Specific Conductance (µS/cm)	4,490	24005593	12/2024	Atlanta Instrument Rental, Inc.
pH (SU)	4.00	24005593	12/2024	Atlanta Instrument Rental, Inc.
pH (SU)	7.00	24004517	12/2024	Atlanta Instrument Rental, Inc.
pH (SU)	10.00	24000085	12/2024	Atlanta Instrument Rental, Inc.
D.O. (%)	N/A	24005593	12/2024	Atlanta Instrument Rental, Inc.
ORP (mV)	228.0	24006903	12/2024	Atlanta Instrument Rental, Inc.

Calibration					
Time Start	0855	**Time Finish**	0909		
Parameter	**Standard**	**Calibration Value**	**Calibration Solution Temperature (°C)**	**Acceptance Criteria**	**Reference**
D.O. (%)	N/A	98.53	24.13	± 10%	NA
Specific Conductance (µS/cm)	4,490	4471.7	24.47	± 10% of standard	EPA 2023
pH (SU)	4.00	3.99	24.64	± 0.1	GWMP
pH (SU)	7.00	6.98	24.80	± 0.1	GWMP
pH (SU)	10.00	9.99	24.98	± 0.1	GWMP
ORP (mV)	228.0	223.9	24.95	± 10	EPA 2023

	Standard	Calibration Value	Acceptance Criteria	Reference
Turbidity (NTU)	0.00	-0.01	± 10% of standard	EPA 2023
	1.00	0.99		
	10.00	10.59		

Calibration Check					
Time Start	1517	**Time Finish**	1523		
Parameter	**Standard**	**Calibration Value**	**Calibration Solution Temperature (°C)**	**Acceptance Criteria**	**Reference**
Specific Conductance (µS/cm)	4,490	4322.2	28.67	± 10% of standard	EPA 2023
pH (SU)	4.00	4.06	30.03	± 0.1	GWMP
pH (SU)	7.00	~~7.09~~ 7.14	29.90	± 0.1	GWMP
pH (SU)	10.00	10.00	32.18	± 0.1	GWMP

	Standard	Calibration Value	Acceptance Criteria	Reference
Turbidity (NTU)	0.00	0.00	± 10% of standard	EPA 2023
	1.00	0.90		
	10.00	9.63		

Notes:

Site Name: Plant Bowen

Field Instrumentation Calibration Form

Date: 7/31/24

Calibrated By: Natalie Piguet

Field Conditions: H93 L89

Instrument	Manufactuer/ Model	Serial Number
Water Quality Meter	AquaTroll 400	850767
Turbidity Meter	LaMotte 2020	9429-4417

Calibration Standard Information				
Parameter	Standard	Lot #	Date of Expiration	Brand
Specific Conductance (µS/cm)	4,490	24005593	12/2024	Atlanta Instrument Rental, Inc.
pH (SU)	4.00	24005593	12/2024	Atlanta Instrument Rental, Inc.
pH (SU)	7.00	24004517	12/2024	Atlanta Instrument Rental, Inc.
pH (SU)	10.00	24000085	12/2024	Atlanta Instrument Rental, Inc.
D.O. (%)	N/A	24005593	12/2024	Atlanta Instrument Rental, Inc.
ORP (mV)	228.0	24006903	12/2024	Atlanta Instrument Rental, Inc.

Calibration					
Time Start	0840	Time Finish	0912		
Parameter	Standard	Calibration Value	Calibration Solution Temperature (°C)	Acceptance Criteria	Reference
D.O. (%)	N/A	108.12	21.11	± 10%	NA
Specific Conductance (µS/cm)	4,490	4455.0	21.78	± 10% of standard	EPA 2023
pH (SU)	4.00	3.99	22.22	± 0.1	GWMP
pH (SU)	7.00	6.90	22.89	± 0.1	GWMP
pH (SU)	10.00	9.80	23.24	± 0.1	GWMP
ORP (mV)	228.0	222.3	23.25	± 10	EPA 2023

	Standard	Calibration Value	Acceptance Criteria	Reference
Turbidity (NTU)	0.00	-0.06	± 10% of standard	EPA 2023
	1.00	1.03		
	10.00	10.03		

Calibration Check					
Time Start	1630	Time Finish	1637		
Parameter	Standard	Calibration Value	Calibration Solution Temperature (°C)	Acceptance Criteria	Reference
Specific Conductance (µS/cm)	4,490	4466.1	26.19	± 10% of standard	EPA 2023
pH (SU)	4.00	4.04	26.18	± 0.1	GWMP
pH (SU)	7.00	7.10	26.21	± 0.1	GWMP
pH (SU)	10.00	10.02	27.00	± 0.1	GWMP

	Standard	Calibration Value	Acceptance Criteria	Reference
Turbidity (NTU)	0.00	0.02	± 10% of standard	EPA 2023
	1.00	1.04		
	10.00	9.99		

Notes:

Site Name: Plant Bowen LF

Field Instrumentation Calibration Form

Date: 7/31/24

Calibrated By: William Laaker

Field Conditions: 90°/72° part cloudy 40% rain

Instrument	Manufactuer/ Model	Serial Number
Water Quality Meter	AquaTroll 400	789301
Turbidity Meter	LaMotte 2020	7042-3818

Calibration Standard Information				
Parameter	Standard	Lot #	Date of Expiration	Brand
Specific Conductance (µS/cm)	4,490	24005593	12/2024	Atlanta Instrument Rental, Inc.
pH (SU)	4.00	24005593	12/2024	Atlanta Instrument Rental, Inc.
pH (SU)	7.00	24004517	12/2024	Atlanta Instrument Rental, Inc.
pH (SU)	10.00	24000085	12/2024	Atlanta Instrument Rental, Inc.
D.O. (%)	N/A	24005593	12/2024	Atlanta Instrument Rental, Inc.
ORP (mV)	228.0	24006903	12/2024	Atlanta Instrument Rental, Inc.

Calibration					
Time Start	8:40	Time Finish	8:55		
Parameter	Standard	Calibration Value	Calibration Solution Temperature (°C)	Acceptance Criteria	Reference
D.O. (%)	N/A	101.52	23.77	± 10%	NA
Specific Conductance (µS/cm)	4,490	4509.2	24.65	± 10% of standard	EPA 2023
pH (SU)	4.00	4.00	24.69	± 0.1	GWMP
pH (SU)	7.00	6.99	25.31	± 0.1	GWMP
pH (SU)	10.00	10.02	25.65	± 0.1	GWMP
ORP (mV)	228.0	226.0	25.50	± 10	EPA 2023

	Standard	Calibration Value	Acceptance Criteria	Reference
Turbidity (NTU)	0.00	0.01	± 10% of standard	EPA 2023
	1.00	0.91		
	10.00	10.25		

Calibration Check					
Time Start	15:59	Time Finish	16:05		
Parameter	Standard	Calibration Value	Calibration Solution Temperature (°C)	Acceptance Criteria	Reference
Specific Conductance (µS/cm)	4,490	4509.9	28.35	± 10% of standard	EPA 2023
pH (SU)	4.00	4.10	28.39	± 0.1	GWMP
pH (SU)	7.00	7.10	28.73	± 0.1	GWMP
pH (SU)	10.00	10.00	30.05	± 0.1	GWMP

	Standard	Calibration Value	Acceptance Criteria	Reference
Turbidity (NTU)	0.00	0.00	± 10% of standard	EPA 2023
	1.00	0.93		
	10.00	10.13		

Notes:

Site Name: Bowen LF

Calibrated By: Jay Sievert

Field Instrumentation Calibration Form

Date: 8/1/24

Field Conditions: 93°/73°

Instrument	Manufactuer/ Model	Serial Number
Water Quality Meter	AquaTroll 400	850762
Turbidity Meter	LaMotte 2020	2068-0320

Calibration Standard Information				
Parameter	Standard	Lot #	Date of Expiration	Brand
Specific Conductance (µS/cm)	4,490	24010943	05/2025	Atlanta Instrument Rental, Inc.
pH (SU)	4.00	24010943	05/2025	Atlanta Instrument Rental, Inc.
pH (SU)	7.00	24008587	06/2025	Atlanta Instrument Rental, Inc.
pH (SU)	10.00	24004996	06/2025	Atlanta Instrument Rental, Inc.
D.O. (%)	N/A	24010943	05/2025	Atlanta Instrument Rental, Inc.
ORP (mV)	228.0	24011792	06/2025	Atlanta Instrument Rental, Inc.

Calibration					
Time Start	0836	Time Finish	0849		
Parameter	Standard	Calibration Value	Calibration Solution Temperature (°C)	Acceptance Criteria	Reference
D.O. (%)	N/A	100.68	25.75	± 10%	NA
Specific Conductance (µS/cm)	4,490	4492.3	26.67	± 10% of standard	EPA 2023
pH (SU)	4.00	4.00	26.72	± 0.1	GWMP
pH (SU)	7.00	6.99	27.09	± 0.1	GWMP
pH (SU)	10.00	9.98	27.30	± 0.1	GWMP
ORP (mV)	228.0	224.1	27.17	± 10	EPA 2023

	Standard	Calibration Value	Acceptance Criteria	Reference
Turbidity (NTU)	0.00	0.00	± 10% of standard	EPA 2023
	1.00	1.00		
	10.00	10.57		

Calibration Check					
Time Start	1718	Time Finish	1724		
Parameter	Standard	Calibration Value	Calibration Solution Temperature (°C)	Acceptance Criteria	Reference
Specific Conductance (µS/cm)	4,490	4403.2	32.11	± 10% of standard	EPA 2023
pH (SU)	4.00	4.10	32.22	± 0.1	GWMP
pH (SU)	7.00	7.09	32.46	± 0.1	GWMP
pH (SU)	10.00	10.01	33.75	± 0.1	GWMP

	Standard	Calibration Value	Acceptance Criteria	Reference
Turbidity (NTU)	0.00	0.00	± 10% of standard	EPA 2023
	1.00	1.03		
	10.00	10.87		

Notes:

Site Name Plant Bowen

Field Instrumentation Calibration Form

Date 8/1/24

Calibrated By Natalie Piparo

Field Conditions C 73 1194

Instrument	Manufactuer/ Model	Serial Number
Water Quality Meter	AquaTroll 400	850767
Turbidity Meter	LaMotte 2020	9429-4417

Calibration Standard Information				
Parameter	Standard	Lot #	Date of Expiration	Brand
Specific Conductance (µS/cm)	4,490	24005593	12/2024	Atlanta Instrument Rental, Inc
pH (SU)	4 00	24005593	12/2024	Atlanta Instrument Rental, Inc
pH (SU)	7 00	24004517	12/2024	Atlanta Instrument Rental, Inc
pH (SU)	10 00	24000085	12/2024	Atlanta Instrument Rental, Inc
D O (%)	N/A	24005593	12/2024	Atlanta Instrument Rental, Inc
ORP (mV)	228 0	24006903	12/2024	Atlanta Instrument Rental, Inc

Calibration					
Time Start	08:34	Time Finish	08:53		
Parameter	Standard	Calibration Value	Calibration Solution Temperature (°C)	Acceptance Criteria	Reference
D O (%)	N/A	102-13	23 56	± 10%	NA
Specific Conductance (µS/cm)	4,490	4515.7	23.52	± 10% of standard	EPA 2023
pH (SU)	4 00	4.00	23.61	± 0 1	GWMP
pH (SU)	7 00	7.01	24.23	± 0 1	GWMP
pH (SU)	10 00	9.92	23 84	± 0 1	GWMP
ORP (mV)	228 0	226.4	24.15	± 10	EPA 2023

	Standard	Calibration Value	Acceptance Criteria	Reference
Turbidity (NTU)	0 00	-0.03	± 10% of standard	EPA 2023
	1 00	1.04		
	10 00	10.06		

Calibration Check					
Time Start	17:20	Time Finish	17:28		
Parameter	Standard	Calibration Value	Calibration Solution Temperature (°C)	Acceptance Criteria	Reference
Specific Conductance (µS/cm)	4,490	4.416.4	27.57	± 10% of standard	EPA 2023
pH (SU)	4 00	4.09	27.53	± 0 1	GWMP
pH (SU)	7 00	7.13	27.72	± 0 1	GWMP
pH (SU)	10 00	10.11	29.32	± 0 1	GWMP

	Standard	Calibration Value	Acceptance Criteria	Reference
Turbidity (NTU)	0 00	0.03	± 10% of standard	EPA 2023
	1 00	1.10		
	10 00	9.92		

Notes

Site Name: Plant Bowen LF

Field Instrumentation Calibration Form

Date: 8/1/24

Calibrated By: William Lasker

Field Conditions: 93°/73° sunny 40% rain

Instrument	Manufactuer/ Model	Serial Number
Water Quality Meter	AquaTroll 400	789301
Turbidity Meter	LaMotte 2020	7042-3818

Calibration Standard Information				
Parameter	Standard	Lot #	Date of Expiration	Brand
Specific Conductance (µS/cm)	4,490	24005593	12/2024	Atlanta Instrument Rental, Inc.
pH (SU)	4.00	24005593	12/2024	Atlanta Instrument Rental, Inc.
pH (SU)	7.00	24004517	12/2024	Atlanta Instrument Rental, Inc.
pH (SU)	10.00	24000085	12/2024	Atlanta Instrument Rental, Inc.
D.O. (%)	N/A	24005593	12/2024	Atlanta Instrument Rental, Inc.
ORP (mV)	228.0	24006903	12/2024	Atlanta Instrument Rental, Inc.

Calibration					
Time Start	8:35	Time Finish	8:46		
Parameter	Standard	Calibration Value	Calibration Solution Temperature (°C)	Acceptance Criteria	Reference
D.O. (%)	N/A	95.23	25.94	± 10%	NA
Specific Conductance (µS/cm)	4,490	4469.7	26.05	± 10% of standard	EPA 2023
pH (SU)	4.00	4.02	26.08	± 0.1	GWMP
pH (SU)	7.00	7.03	25.89	± 0.1	GWMP
pH (SU)	10.00	10.00	25.73	± 0.1	GWMP
ORP (mV)	228.0	224.1	26.02	± 10	EPA 2023

	Standard	Calibration Value	Acceptance Criteria	Reference
Turbidity (NTU)	0.00	0.00	± 10% of standard	EPA 2023
	1.00	0.97		
	10.00	10.14		

Calibration Check					
Time Start	16:17	Time Finish	16:22		
Parameter	Standard	Calibration Value	Calibration Solution Temperature (°C)	Acceptance Criteria	Reference
Specific Conductance (µS/cm)	4,490	4475.9	28.08	± 10% of standard	EPA 2023
pH (SU)	4.00	4.09	27.89	± 0.1	GWMP
pH (SU)	7.00	7.08	27.89	± 0.1	GWMP
pH (SU)	10.00	10.01	28.09	± 0.1	GWMP

	Standard	Calibration Value	Acceptance Criteria	Reference
Turbidity (NTU)	0.00	0.00	± 10% of standard	EPA 2023
	1.00	0.96		
	10.00	10.20		

Notes:

Site Name: Plant Bowen

Field Instrumentation Calibration Form

Date: 8/2/24

Calibrated By: Natalie P. Yard

Field Conditions: H 94 L 73°

Instrument	Manufactuer/ Model	Serial Number
Water Quality Meter	AquaTroll 400	850767
Turbidity Meter	LaMotte 2020	9429 - 4417

Calibration Standard Information				
Parameter	Standard	Lot #	Date of Expiration	Brand
Specific Conductance (µS/cm)	4,490	24010943	05/2025	Atlanta Instrument Rental, Inc.
pH (SU)	4.00	24010943	05/2025	Atlanta Instrument Rental, Inc.
pH (SU)	7.00	24008587	06/2025	Atlanta Instrument Rental, Inc.
pH (SU)	10.00	24004996	06/2025	Atlanta Instrument Rental, Inc.
D.O. (%)	N/A	24010943	05/2025	Atlanta Instrument Rental, Inc.
ORP (mV)	228.0	24011792	06/2025	Atlanta Instrument Rental, Inc.

Calibration

Time Start	08:37	Time Finish	08:49		
Parameter	Standard	Calibration Value	Calibration Solution Temperature (°C)	Acceptance Criteria	Reference
D.O. (%)	N/A	98.94	23.34	± 10%	NA
Specific Conductance (µS/cm)	4,490	4511.3	23.81	± 10% of standard	EPA 2023
pH (SU)	4.00	4.02	23.88	± 0.1	GWMP
pH (SU)	7.00	6.99	24.42	± 0.1	GWMP
pH (SU)	10.00	10.03	24.79	± 0.1	GWMP
ORP (mV)	228.0	228.1	24.49	± 10	EPA 2023

	Standard	Calibration Value	Acceptance Criteria	Reference
Turbidity (NTU)	0.00	-0.01	± 10% of standard	EPA 2023
	1.00	1.10		
	10.00	10.03		

Calibration Check

Time Start	12:40	Time Finish	12:50		
Parameter	Standard	Calibration Value	Calibration Solution Temperature (°C)	Acceptance Criteria	Reference
Specific Conductance (µS/cm)	4,490	4478.3	25.51	± 10% of standard	EPA 2023
pH (SU)	4.00	4.22	25.60	± 0.1	GWMP
pH (SU)	7.00	7.13	25.45	± 0.1	GWMP
pH (SU)	10.00	10.05	25.15	± 0.1	GWMP

	Standard	Calibration Value	Acceptance Criteria	Reference
Turbidity (NTU)	0.00	0.05	± 10% of standard	EPA 2023
	1.00	1.05		
	10.00	9.98		

Notes:

Site Name: Plant Bowen LF

Field Instrumentation Calibration Form

Date: 8/2/24

Calibrated By: William Lawker

Field Conditions: 93°/72° sunny 50% rain

Instrument	Manufactuer/ Model	Serial Number
Water Quality Meter	AquaTroll 400	789301
Turbidity Meter	LaMotte 2020	7042-3818

Calibration Standard Information				
Parameter	Standard	Lot #	Date of Expiration	Brand
Specific Conductance (µS/cm)	4,490	24000044	05/2024	Atlanta Instrument Rental, Inc.
pH (SU)	4.00	24000044	05/2024	Atlanta Instrument Rental, Inc.
pH (SU)	7.00	22290139	04/2024	Atlanta Instrument Rental, Inc.
pH (SU)	10.00	22110130	04/2024	Atlanta Instrument Rental, Inc.
D.O. (%)	N/A	24000044	05/2024	Atlanta Instrument Rental, Inc.
ORP (mV)	228.0	24002258	06/2024	Atlanta Instrument Rental, Inc.

Calibration					
Time Start	8:47	Time Finish	8:56		
Parameter	Standard	Calibration Value	Calibration Solution Temperature (°C)	Acceptance Criteria	Reference
D.O. (%)	N/A	101.60	25.96	± 10%	NA
Specific Conductance (µS/cm)	4,490	45038	26.28	± 10% of standard	EPA 2023
pH (SU)	4.00	4.01	26.39	± 0.1	GWMP
pH (SU)	7.00	7.00	26.90	± 0.1	GWMP
pH (SU)	10.00	10.00	27.13	± 0.1	GWMP
ORP (mV)	228.0	227.4	27.10	± 10	EPA 2023

	Standard	Calibration Value	Acceptance Criteria	Reference
Turbidity (NTU)	0.00	0.01	± 10% of standard	EPA 2023
	1.00	0.93		
	10.00	10.14		

Calibration Check					
Time Start	10:41	Time Finish	10:46		
Parameter	Standard	Calibration Value	Calibration Solution Temperature (°C)	Acceptance Criteria	Reference
Specific Conductance (µS/cm)	4,490	4461.8	27.50	± 10% of standard	EPA 2023
pH (SU)	4.00	4.06	27.51	± 0.1	GWMP
pH (SU)	7.00	7.10	27.78	± 0.1	GWMP
pH (SU)	10.00	10.05	28.08	± 0.1	GWMP

	Standard	Calibration Value	Acceptance Criteria	Reference
Turbidity (NTU)	0.00	0.00	± 10% of standard	EPA 2023
	1.00	0.90		
	10.00	10.17		

Notes:

Site Name: Bowen LF

Field Instrumentation Calibration Form

Date: 8/5/24

Calibrated By: Jay Stewart

Field Conditions: 91°/72°

Instrument	Manufactuer/ Model	Serial Number
Water Quality Meter	AquaTroll 400	850762
Turbidity Meter	LaMotte 2020	9453-4417

Calibration Standard Information				
Parameter	**Standard**	**Lot #**	**Date of Expiration**	**Brand**
Specific Conductance (µS/cm)	4,490	24010943	05/2025	Atlanta Instrument Rental, Inc.
pH (SU)	4.00	24010943	05/2025	Atlanta Instrument Rental, Inc.
pH (SU)	7.00	24008587	06/2025	Atlanta Instrument Rental, Inc.
pH (SU)	10.00	24004996	06/2025	Atlanta Instrument Rental, Inc.
D.O. (%)	N/A	24010943	05/2025	Atlanta Instrument Rental, Inc.
ORP (mV)	228.0	24011792	06/2025	Atlanta Instrument Rental, Inc.

Calibration					
Time Start	0828	**Time Finish**	0841		
Parameter	**Standard**	**Calibration Value**	**Calibration Solution Temperature (°C)**	**Acceptance Criteria**	**Reference**
D.O. (%)	N/A	99.98	25.25	± 10%	NA
Specific Conductance (µS/cm)	4,490	4491.1	25.60	± 10% of standard	EPA 2023
pH (SU)	4.00	4.05	25.79	± 0.1	GWMP
pH (SU)	7.00	7.03	25.26	± 0.1	GWMP
pH (SU)	10.00	10.06	25.75	± 0.1	GWMP
ORP (mV)	228.0	228.2	25.96	± 10	EPA 2023

	Standard	**Calibration Value**	**Acceptance Criteria**	**Reference**
Turbidity (NTU)	0.00	0.00	± 10% of standard	EPA 2023
	1.00	1.06		
	10.00	10.06		

Calibration Check					
Time Start	1538	**Time Finish**	1549		
Parameter	**Standard**	**Calibration Value**	**Calibration Solution Temperature (°C)**	**Acceptance Criteria**	**Reference**
Specific Conductance (µS/cm)	4,490	4348.0	31.97	± 10% of standard	EPA 2023
pH (SU)	4.00	4.09	31.99	± 0.1	GWMP
pH (SU)	7.00	7.09	33.19	± 0.1	GWMP
pH (SU)	10.00	10.01	35.29	± 0.1	GWMP

	Standard	**Calibration Value**	**Acceptance Criteria**	**Reference**
Turbidity (NTU)	0.00	0.00	± 10% of standard	EPA 2023
	1.00	0.90		
	10.00	10.93		

Notes:

Site Name: BACCOLF

Field Instrumentation Calibration Form

Date: 2/5/24

Calibrated By: KMS

Field Conditions: 9:10/70°/10%

Instrument	Manufactuer/ Model	Serial Number
Water Quality Meter	AquaTroll 400	989630
Turbidity Meter	LaMotte 2020	2068-0320

Calibration Standard Information				
Parameter	Standard	Lot #	Date of Expiration	Brand
Specific Conductance (µS/cm)	4,490	24010943	05/2025	Atlanta Instrument Rental, Inc.
pH (SU)	4.00	24010943	05/2025	Atlanta Instrument Rental, Inc.
pH (SU)	7.00	24008587	06/2025	Atlanta Instrument Rental, Inc.
pH (SU)	10.00	24004996	06/2025	Atlanta Instrument Rental, Inc.
D.O. (%)	N/A	24010943	05/2025	Atlanta Instrument Rental, Inc.
ORP (mV)	228.0	24011792	06/2025	Atlanta Instrument Rental, Inc.

Calibration					
Time Start	0856	Time Finish	0925		
Parameter	Standard	Calibration Value	Calibration Solution Temperature (°C)	Acceptance Criteria	Reference
D.O. (%)	N/A	95.91	25.77	± 10%	NA
Specific Conductance (µS/cm)	4,490	4497.5	25.61	± 10% of standard	EPA 2023
pH (SU)	4.00	4.18	25.05	± 0.1	GWMP
pH (SU)	7.00	7.10	25.92	± 0.1	GWMP
pH (SU)	10.00	9.92	25.80	± 0.1	GWMP
ORP (mV)	228.0	214.4	26.12	± 10	EPA 2023

	Standard	Calibration Value	Acceptance Criteria	Reference
Turbidity (NTU)	0.00	-0.01	± 10% of standard	EPA 2023
	1.00	1.06		
	10.00	10.91		

Calibration Check					
Time Start	1538	Time Finish	1546		
Parameter	Standard	Calibration Value	Calibration Solution Temperature (°C)	Acceptance Criteria	Reference
Specific Conductance (µS/cm)	4,490	4,354.9	28.92	± 10% of standard	EPA 2023
pH (SU)	4.00	4.11	29.01	± 0.1	GWMP
pH (SU)	7.00	7.13	29.40	± 0.1	GWMP
pH (SU)	10.00	10.04	30.67	± 0.1	GWMP

	Standard	Calibration Value	Acceptance Criteria	Reference
Turbidity (NTU)	0.00	0.04	± 10% of standard	EPA 2023
	1.00	1.10		
	10.00	10.90		

Notes:

Site Name: Baker LF

Field Instrumentation Calibration Form

Date: 8/6/24

Calibrated By: Jay Sievert

Field Conditions: 93°/72°

Instrument	Manufactuer/ Model	Serial Number
Water Quality Meter	AquaTroll 400	850762
Turbidity Meter	LaMotte 2020	~~9453-4417~~ 2068-0320

Calibration Standard Information				
Parameter	Standard	Lot #	Date of Expiration	Brand
Specific Conductance (µS/cm)	4,490	24010943	05/2025	Atlanta Instrument Rental, Inc.
pH (SU)	4.00	24010943	05/2025	Atlanta Instrument Rental, Inc.
pH (SU)	7.00	24008587	06/2025	Atlanta Instrument Rental, Inc.
pH (SU)	10.00	24004996	06/2025	Atlanta Instrument Rental, Inc.
D.O. (%)	N/A	24010943	05/2025	Atlanta Instrument Rental, Inc.
ORP (mV)	228.0	24011792	06/2025	Atlanta Instrument Rental, Inc.

Calibration					
Time Start	0831	Time Finish	0842		
Parameter	Standard	Calibration Value	Calibration Solution Temperature (°C)	Acceptance Criteria	Reference
D.O. (%)	N/A	100.20	24.62	± 10%	NA
Specific Conductance (µS/cm)	4,490	4551.8	25.72	± 10% of standard	EPA 2023
pH (SU)	4.00	4.00	26.22	± 0.1	GWMP
pH (SU)	7.00	6.99	26.50	± 0.1	GWMP
pH (SU)	10.00	10.00	26.40	± 0.1	GWMP
ORP (mV)	228.0	227.8	26.04	± 10	EPA 2023

	Standard	Calibration Value	Acceptance Criteria	Reference
Turbidity (NTU)	0.00	~~0.00~~ 0.00	± 10% of standard	EPA 2023
	1.00	~~1.01~~ 1.10		
	10.00	10.93		

Calibration Check					
Time Start	1714	Time Finish	1719		
Parameter	Standard	Calibration Value	Calibration Solution Temperature (°C)	Acceptance Criteria	Reference
Specific Conductance (µS/cm)	4,490	4422.4	31.07	± 10% of standard	EPA 2023
pH (SU)	4.00	4.10	31.41	± 0.1	GWMP
pH (SU)	7.00	7.08	30.12	± 0.1	GWMP
pH (SU)	10.00	10.00	29.38	± 0.1	GWMP

	Standard	Calibration Value	Acceptance Criteria	Reference
Turbidity (NTU)	0.00	0.00	± 10% of standard	EPA 2023
	1.00	1.05		
	10.00	10.82		

Notes:

Site Name: Rudolf

Field Instrumentation Calibration Form

Date: 8/6/24

Calibrated By: KMS

Field Conditions: 93°/72°/0%

Instrument	Manufactuer/ Model	Serial Number
Water Quality Meter	AquaTroll 400	989630
Turbidity Meter	LaMotte 2020	9453-4417

Calibration Standard Information				
Parameter	Standard	Lot #	Date of Expiration	Brand
Specific Conductance (µS/cm)	4,490	24010943	05/2025	Atlanta Instrument Rental, Inc.
pH (SU)	4.00	24010943	05/2025	Atlanta Instrument Rental, Inc.
pH (SU)	7.00	24008587	06/2025	Atlanta Instrument Rental, Inc.
pH (SU)	10.00	24004996	06/2025	Atlanta Instrument Rental, Inc.
D.O. (%)	N/A	24010943	05/2025	Atlanta Instrument Rental, Inc.
ORP (mV)	228.0	24011792	06/2025	Atlanta Instrument Rental, Inc.

Calibration					
Time Start	0901	Time Finish	0933		
Parameter	Standard	Calibration Value	Calibration Solution Temperature (°C)	Acceptance Criteria	Reference
D.O. (%)	N/A	100.23	24.89	± 10%	NA
Specific Conductance (µS/cm)	4,490	4454.3	25.42	± 10% of standard	EPA 2023
pH (SU)	4.00	3.98	25.51	± 0.1	GWMP
pH (SU)	7.00	7.00	25.69	± 0.1	GWMP
pH (SU)	10.00	9.98	25.71	± 0.1	GWMP
ORP (mV)	228.0	231.7	25.69	± 10	EPA 2023

	Standard	Calibration Value	Acceptance Criteria	Reference
Turbidity (NTU)	0.00	0.04	± 10% of standard	EPA 2023
	1.00	0.96		
	10.00	9.85		

Calibration Check					
Time Start	1504	Time Finish	1516		
Parameter	Standard	Calibration Value	Calibration Solution Temperature (°C)	Acceptance Criteria	Reference
Specific Conductance (µS/cm)	4,490	4504.6	28.22	± 10% of standard	EPA 2023
pH (SU)	4.00	4.06	28.19	± 0.1	GWMP
pH (SU)	7.00	7.07	28.31	± 0.1	GWMP
pH (SU)	10.00	10.04	28.97	± 0.1	GWMP

	Standard	Calibration Value	Acceptance Criteria	Reference
Turbidity (NTU)	0.00	0.04	± 10% of standard	EPA 2023
	1.00	0.94		
	10.00	10.06		

Notes:

Site Name: Bowen LF

Field Instrumentation Calibration Form

Date: 8/7/24

Calibrated By: Jay Sievert

Field Conditions: 94°/72°

Instrument	Manufactuer/ Model	Serial Number
Water Quality Meter	AquaTroll 400	850762
Turbidity Meter	LaMotte 2020	2068-0320

Calibration Standard Information				
Parameter	**Standard**	**Lot #**	**Date of Expiration**	**Brand**
Specific Conductance (µS/cm)	4,490	24010943	05/2025	Atlanta Instrument Rental, Inc.
pH (SU)	4.00	24010943	05/2025	Atlanta Instrument Rental, Inc.
pH (SU)	7.00	24008587	06/2025	Atlanta Instrument Rental, Inc.
pH (SU)	10.00	24004996	06/2025	Atlanta Instrument Rental, Inc.
D.O. (%)	N/A	24010943	05/2025	Atlanta Instrument Rental, Inc.
ORP (mV)	228.0	24011792	06/2025	Atlanta Instrument Rental, Inc.

Calibration					
Time Start	0837	**Time Finish**	0852		
Parameter	**Standard**	**Calibration Value**	**Calibration Solution Temperature (°C)**	**Acceptance Criteria**	**Reference**
D.O. (%)	N/A	99.79	24.54	± 10%	NA
Specific Conductance (µS/cm)	4,490	44624	24.81	± 10% of standard	EPA 2023
pH (SU)	4.00	4.03	25.08	± 0.1	GWMP
pH (SU)	7.00	6.99	25.26	± 0.1	GWMP
pH (SU)	10.00	10.00	25.23	± 0.1	GWMP
ORP (mV)	228.0	230.7	25.08	± 10	EPA 2023

	Standard	**Calibration Value**	**Acceptance Criteria**	**Reference**
Turbidity (NTU)	0.00	0.00	± 10% of standard	EPA 2023
	1.00	1.09		
	10.00	10.86		

Calibration Check					
Time Start	1615	**Time Finish**	1623		
Parameter	**Standard**	**Calibration Value**	**Calibration Solution Temperature (°C)**	**Acceptance Criteria**	**Reference**
Specific Conductance (µS/cm)	4,490	4362.7	30.26	± 10% of standard	EPA 2023
pH (SU)	4.00	4.09	30.67	± 0.1	GWMP
pH (SU)	7.00	7.10	30.02	± 0.1	GWMP
pH (SU)	10.00	10.02	29.72	± 0.1	GWMP

	Standard	**Calibration Value**	**Acceptance Criteria**	**Reference**
Turbidity (NTU)	0.00	0.00	± 10% of standard	EPA 2023
	1.00	1.03		
	10.00	10.78		

Notes:

Site Name: Bowen LF

Field Instrumentation Calibration Form

Date: 8/7/24

Calibrated By: KMS

Field Conditions: 95/72°, clo

Instrument	Manufactuer/ Model	Serial Number
Water Quality Meter	AquaTroll 400	893479
Turbidity Meter	LaMotte 2020	9453-4417

Calibration Standard Information				
Parameter	Standard	Lot #	Date of Expiration	Brand
Specific Conductance (µS/cm)	4,490	24010943	05/2025	Atlanta Instrument Rental, Inc.
pH (SU)	4.00	24010943	05/2025	Atlanta Instrument Rental, Inc.
pH (SU)	7.00	24008587	06/2025	Atlanta Instrument Rental, Inc.
pH (SU)	10.00	24004996	06/2025	Atlanta Instrument Rental, Inc.
D.O. (%)	N/A	24010943	05/2025	Atlanta Instrument Rental, Inc.
ORP (mV)	228.0	24011792	06/2025	Atlanta Instrument Rental, Inc.

Calibration					
Time Start	0850	Time Finish	1005		
Parameter	Standard	Calibration Value	Calibration Solution Temperature (°C)	Acceptance Criteria	Reference
D.O. (%)	N/A	90.07	24.83	± 10%	NA
Specific Conductance (µS/cm)	4,490	4,634.0	25.20	± 10% of standard	EPA 2023
pH (SU)	4.00	4.17	25.44	± 0.1	GWMP
pH (SU)	7.00	7.12	25.15	± 0.1	GWMP
pH (SU)	10.00	9.98	24.88	± 0.1	GWMP
ORP (mV)	228.0	224.7	25.24	± 10	EPA 2023

	Standard	Calibration Value	Acceptance Criteria	Reference
Turbidity (NTU)	0.00	0.10	± 10% of standard	EPA 2023
	1.00	0.93		
	10.00	10.08		

Calibration Check					
Time Start	1612	Time Finish	1622		
Parameter	Standard	Calibration Value	Calibration Solution Temperature (°C)	Acceptance Criteria	Reference
Specific Conductance (µS/cm)	4,490	4,537.1	28.54	± 10% of standard	EPA 2023
pH (SU)	4.00	4.12	28.50	± 0.1	GWMP
pH (SU)	7.00	7.12	28.92	± 0.1	GWMP
pH (SU)	10.00	10.08	29.12	± 0.1	GWMP

	Standard	Calibration Value	Acceptance Criteria	Reference
Turbidity (NTU)	0.00	0.03	± 10% of standard	EPA 2023
	1.00	1.06		
	10.00	10.05		

Notes:

225.4 ORP

Site Name: Bowen LF

Field Instrumentation Calibration Form

Date: 8/8/24

Calibrated By: Jay Sweat

Field Conditions: 94°/720

Instrument	Manufactuer/ Model	Serial Number
Water Quality Meter	AquaTroll 400	850762
Turbidity Meter	LaMotte 2020	7042-3818

Calibration Standard Information				
Parameter	**Standard**	**Lot #**	**Date of Expiration**	**Brand**
Specific Conductance (µS/cm)	4,490	24010943	05/2025	Atlanta Instrument Rental, Inc.
pH (SU)	4.00	24010943	05/2025	Atlanta Instrument Rental, Inc.
pH (SU)	7.00	24008587	06/2025	Atlanta Instrument Rental, Inc.
pH (SU)	10.00	24004996	06/2025	Atlanta Instrument Rental, Inc.
D.O. (%)	N/A	24010943	05/2025	Atlanta Instrument Rental, Inc.
ORP (mV)	228.0	24011792	06/2025	Atlanta Instrument Rental, Inc.

Calibration					
Time Start	0838	**Time Finish**	0903		
Parameter	**Standard**	**Calibration Value**	**Calibration Solution Temperature (°C)**	**Acceptance Criteria**	**Reference**
D.O. (%)	N/A	96.68	24.55	± 10%	NA
Specific Conductance (µS/cm)	4,490	4473.6	24.66	± 10% of standard	EPA 2023
pH (SU)	4.00	4.03	24.76	± 0.1	GWMP
pH (SU)	7.00	6.99	25.06	± 0.1	GWMP
pH (SU)	10.00	9.97	25.24	± 0.1	GWMP
ORP (mV)	228.0	228.8	25.53	± 10	EPA 2023

	Standard	Calibration Value	Acceptance Criteria	Reference
Turbidity (NTU)	0.00	0.00	± 10% of standard	EPA 2023
	1.00	1.03		
	10.00	10.18		

Calibration Check					
Time Start	1643	**Time Finish**	1648		
Parameter	**Standard**	**Calibration Value**	**Calibration Solution Temperature (°C)**	**Acceptance Criteria**	**Reference**
Specific Conductance (µS/cm)	4,490	4436.3	31.06	± 10% of standard	EPA 2023
pH (SU)	4.00	~~4.11~~ 4.14	31.12	± 0.1	GWMP
pH (SU)	7.00	7.09	30.94	± 0.1	GWMP
pH (SU)	10.00	10.08	31.41	± 0.1	GWMP

	Standard	Calibration Value	Acceptance Criteria	Reference
Turbidity (NTU)	0.00	0.00	± 10% of standard	EPA 2023
	1.00	0.90		
	10.00	10.09		

Notes:

Site Name: Plant Bowen

Field Instrumentation Calibration Form

Calibrated By: Natalie Riparo

Date: 8/8/24

Field Conditions: H 93 L 71

Instrument	Manufactuer/ Model	Serial Number
Water Quality Meter	AquaTroll 400	850767
Turbidity Meter	LaMotte 2020	2068-0320

Calibration Standard Information

Parameter	Standard	Lot #	Date of Expiration	Brand
Specific Conductance (µS/cm)	4,490	24010943	05/2025	Atlanta Instrument Rental, Inc.
pH (SU)	4.00	24010943	05/2025	Atlanta Instrument Rental, Inc.
pH (SU)	7.00	24008587	06/2025	Atlanta Instrument Rental, Inc.
pH (SU)	10.00	24004996	06/2025	Atlanta Instrument Rental, Inc.
D.O. (%)	N/A	24010943	05/2025	Atlanta Instrument Rental, Inc.
ORP (mV)	228.0	24011792	06/2025	Atlanta Instrument Rental, Inc.

Calibration

Time Start	0943	Time Finish	0857		
Parameter	**Standard**	**Calibration Value**	**Calibration Solution Temperature (°C)**	**Acceptance Criteria**	**Reference**
D.O. (%)	N/A	103.51	23.56	± 10%	NA
Specific Conductance (µS/cm)	4,490	4475.9	23.48	± 10% of standard	EPA 2023
pH (SU)	4.00	4.23	23.51	± 0.1	GWMP
pH (SU)	7.00	7.07	23.42	± 0.1	GWMP
pH (SU)	10.00	9.94	23.52	± 0.1	GWMP
ORP (mV)	228.0	226.0	23.53	± 10	EPA 2023

	Standard	Calibration Value	Acceptance Criteria	Reference
Turbidity (NTU)	0.00	-0.04	± 10% of standard	EPA 2023
	1.00	1.05		
	10.00	10.03		

Calibration Check

Time Start	1609	Time Finish	1614		
Parameter	**Standard**	**Calibration Value**	**Calibration Solution Temperature (°C)**	**Acceptance Criteria**	**Reference**
Specific Conductance (µS/cm)	4,490	4510.1	26.82	± 10% of standard	EPA 2023
pH (SU)	4.00	3.97	26.88	± 0.1	GWMP
pH (SU)	7.00	7.10	27.08	± 0.1	GWMP
pH (SU)	10.00	10.18	27.76	± 0.1	GWMP

	Standard	Calibration Value	Acceptance Criteria	Reference
Turbidity (NTU)	0.00	0.01	± 10% of standard	EPA 2023
	1.00	1.03		
	10.00	9.96		

Notes:

Site Name: Plant Bowen LF

Field Instrumentation Calibration Form

Date: 8/8/24

Calibrated By: William Laaker

Field Conditions: 93°/72° sunny

Instrument	Manufactuer/ Model	Serial Number
Water Quality Meter	AquaTroll 400	789301
Turbidity Meter	LaMotte 2020	9429 - 4417

Calibration Standard Information				
Parameter	Standard	Lot #	Date of Expiration	Brand
Specific Conductance (µS/cm)	4,490	24010943	05/2025	Atlanta Instrument Rental, Inc.
pH (SU)	4.00	24010943	05/2025	Atlanta Instrument Rental, Inc.
pH (SU)	7.00	24008587	06/2025	Atlanta Instrument Rental, Inc.
pH (SU)	10.00	24004996	06/2025	Atlanta Instrument Rental, Inc.
D.O. (%)	N/A	24010943	05/2025	Atlanta Instrument Rental, Inc.
ORP (mV)	228.0	24011792	06/2025	Atlanta Instrument Rental, Inc.

Calibration					
Time Start	8:49	Time Finish	9:01		
Parameter	Standard	Calibration Value	Calibration Solution Temperature (°C)	Acceptance Criteria	Reference
D.O. (%)	N/A	102.80	25.75	± 10%	NA
Specific Conductance (µS/cm)	4,490	4476.2	25.71	± 10% of standard	EPA 2023
pH (SU)	4.00	4.00	25.77	± 0.1	GWMP
pH (SU)	7.00	6.97	25.14	± 0.1	GWMP
pH (SU)	10.00	10.03	24.92	± 0.1	GWMP
ORP (mV)	228.0	228.3	24.94	± 10	EPA 2023

	Standard	Calibration Value	Acceptance Criteria	Reference
Turbidity (NTU)	0.00	0.01	± 10% of standard	EPA 2023
	1.00	1.05		
	10.00	9.68		

Calibration Check					
Time Start	15:55	Time Finish	16:01		
Parameter	Standard	Calibration Value	Calibration Solution Temperature (°C)	Acceptance Criteria	Reference
Specific Conductance (µS/cm)	4,490	4469.7	28.45	± 10% of standard	EPA 2023
pH (SU)	4.00	4.07	28.43	± 0.1	GWMP
pH (SU)	7.00	7.07	28.50	± 0.1	GWMP
pH (SU)	10.00	9.96	29.20	± 0.1	GWMP

	Standard	Calibration Value	Acceptance Criteria	Reference
Turbidity (NTU)	0.00	0.00	± 10% of standard	EPA 2023
	1.00	0.98		
	10.00	9.70		

Notes:

Site Name: Bowen LF

Field Instrumentation Calibration Form

Date: 8/12/24

Calibrated By: Jay Siewert

Field Conditions: 89°/64°

Instrument	Manufactuer/ Model	Serial Number
Water Quality Meter	AquaTroll 400	850762
Turbidity Meter	LaMotte 2020	7042-3818

Calibration Standard Information				
Parameter	Standard	Lot #	Date of Expiration	Brand
Specific Conductance (µS/cm)	4,490	24010943	05/2025	Atlanta Instrument Rental, Inc.
pH (SU)	4.00	24010943	05/2025	Atlanta Instrument Rental, Inc.
pH (SU)	7.00	24008587	06/2025	Atlanta Instrument Rental, Inc.
pH (SU)	10.00	24004996	06/2025	Atlanta Instrument Rental, Inc.
D.O. (%)	N/A	24010943	05/2025	Atlanta Instrument Rental, Inc.
ORP (mV)	228.0	24011792	06/2025	Atlanta Instrument Rental, Inc.

Calibration					
Time Start	0826	Time Finish	0850		
Parameter	Standard	Calibration Value	Calibration Solution Temperature (°C)	Acceptance Criteria	Reference
D.O. (%)	N/A	94.80	21.59	± 10%	NA
Specific Conductance (µS/cm)	4,490	4608.5	21.71	± 10% of standard	EPA 2023
pH (SU)	4.00	4.01	21.71	± 0.1	GWMP
pH (SU)	7.00	7.07	21.21	± 0.1	GWMP
pH (SU)	10.00	10.06	21.47	± 0.1	GWMP
ORP (mV)	228.0	232.8	22.00	± 10	EPA 2023

	Standard	Calibration Value	Acceptance Criteria	Reference
Turbidity (NTU)	0.00	0.00	± 10% of standard	EPA 2023
	1.00	0.91		
	10.00	10.31		

Calibration Check					
Time Start	1554	Time Finish	1600		
Parameter	Standard	Calibration Value	Calibration Solution Temperature (°C)	Acceptance Criteria	Reference
Specific Conductance (µS/cm)	4,490	4250.7	27.50	± 10% of standard	EPA 2023
pH (SU)	4.00	4.09	25.50	± 0.1	GWMP
pH (SU)	7.00	7.13	27.55	± 0.1	GWMP
pH (SU)	10.00	10.09	28.94	± 0.1	GWMP

	Standard	Calibration Value	Acceptance Criteria	Reference
Turbidity (NTU)	0.00	0.00	± 10% of standard	EPA 2023
	1.00	1.03		
	10.00	10.21		

Notes:

Site Name: Plant Bowen

Field Instrumentation Calibration Form

Date: 8/12/24

Calibrated By: Natalie Pizarro

Field Conditions: H 90 L 64

Instrument	Manufactuer/ Model	Serial Number
Water Quality Meter	AquaTroll 400	850767
Turbidity Meter	LaMotte 2020	2068-0320

Calibration Standard Information				
Parameter	Standard	Lot #	Date of Expiration	Brand
Specific Conductance (µS/cm)	4,490	24010943	05/2025	Atlanta Instrument Rental, Inc.
pH (SU)	4.00	24010943	05/2025	Atlanta Instrument Rental, Inc.
pH (SU)	7.00	24008587	06/2025	Atlanta Instrument Rental, Inc.
pH (SU)	10.00	24004996	06/2025	Atlanta Instrument Rental, Inc.
D.O. (%)	N/A	24010943	05/2025	Atlanta Instrument Rental, Inc.
ORP (mV)	228.0	24011792	06/2025	Atlanta Instrument Rental, Inc.

Calibration					
Time Start	08:28	Time Finish	08:41		
Parameter	Standard	Calibration Value	Calibration Solution Temperature (°C)	Acceptance Criteria	Reference
D.O. (%)	N/A	96.12	19.33	± 10%	NA
Specific Conductance (µS/cm)	4,490	4572.2	19.60	± 10% of standard	EPA 2023
pH (SU)	4.00	3.99	19.68	± 0.1	GWMP
pH (SU)	7.00	6.96	19.93	± 0.1	GWMP
pH (SU)	10.00	10.12	20.12	± 0.1	GWMP
ORP (mV)	228.0	234.7	19.84	± 10	EPA 2023

	Standard	Calibration Value	Acceptance Criteria	Reference
Turbidity (NTU)	0.00	-0.01	± 10% of standard	EPA 2023
	1.00	1.00		
	10.00	10.07		

Calibration Check					
Time Start	15:38	Time Finish	16:06		
Parameter	Standard	Calibration Value	Calibration Solution Temperature (°C)	Acceptance Criteria	Reference
Specific Conductance (µS/cm)	4,490	4433.2	24.64	± 10% of standard	EPA 2023
pH (SU)	4.00	4.09	24.64	± 0.1	GWMP
pH (SU)	7.00	7.15	24.78	± 0.1	GWMP
pH (SU)	10.00	10.14	26.41	± 0.1	GWMP

	Standard	Calibration Value	Acceptance Criteria	Reference
Turbidity (NTU)	0.00	0.01	± 10% of standard	EPA 2023
	1.00	1.03		
	10.00	9.99		

Notes:

Site Name: Plant Bowen LF

Field Instrumentation Calibration Form

Date: 8/12/24

Calibrated By: William Laaker

Field Conditions: 89°/64° sunny

Instrument	Manufactuer/ Model	Serial Number
Water Quality Meter	AquaTroll 400	789301
Turbidity Meter	LaMotte 2020	9429 - 4417

Calibration Standard Information				
Parameter	Standard	Lot #	Date of Expiration	Brand
Specific Conductance (µS/cm)	4,490	24010943	05/2025	Atlanta Instrument Rental, Inc.
pH (SU)	4.00	24010943	05/2025	Atlanta Instrument Rental, Inc.
pH (SU)	7.00	24008587	06/2025	Atlanta Instrument Rental, Inc.
pH (SU)	10.00	24004996	06/2025	Atlanta Instrument Rental, Inc.
D.O. (%)	N/A	24010943	05/2025	Atlanta Instrument Rental, Inc.
ORP (mV)	228.0	24011792	06/2025	Atlanta Instrument Rental, Inc.

Calibration					
Time Start	9:44	Time Finish	9:52		
Parameter	Standard	Calibration Value	Calibration Solution Temperature (°C)	Acceptance Criteria	Reference
D.O. (%)	N/A	98.96	21.59	± 10%	NA
Specific Conductance (µS/cm)	4,490	4503.2	21.92	± 10% of standard	EPA 2023
pH (SU)	4.00	4.04	22.05	± 0.1	GWMP
pH (SU)	7.00	7.07	22.29	± 0.1	GWMP
pH (SU)	10.00	10.04	22.31	± 0.1	GWMP
ORP (mV)	228.0	232.3	22.20	± 10	EPA 2023

	Standard	Calibration Value	Acceptance Criteria	Reference
Turbidity (NTU)	0.00	0.01	± 10% of standard	EPA 2023
	1.00	1.01		
	10.00	9.54		

Calibration Check					
Time Start	15:20	Time Finish	15:27		
Parameter	Standard	Calibration Value	Calibration Solution Temperature (°C)	Acceptance Criteria	Reference
Specific Conductance (µS/cm)	4,490	4744.6	41.07	± 10% of standard	EPA 2023
pH (SU)	4.00	4.00	40.36	± 0.1	GWMP
pH (SU)	7.00	6.98	39.59	± 0.1	GWMP
pH (SU)	10.00	9.90	39.30	± 0.1	GWMP

	Standard	Calibration Value	Acceptance Criteria	Reference
Turbidity (NTU)	0.00	0.00	± 10% of standard	EPA 2023
	1.00	0.90		
	10.00	9.61		

Notes: Cal fluids not during pH check (Troll box was in sun)

Site Name: Bowen LF

Calibrated By: Jay Stewart

Field Instrumentation Calibration Form

Date: 8/13/24

Field Conditions: 90°/68°

Instrument	Manufactuer/ Model	Serial Number
Water Quality Meter	AquaTroll 400	850762
Turbidity Meter	LaMotte 2020	7042-3818

Calibration Standard Information				
Parameter	Standard	Lot #	Date of Expiration	Brand
Specific Conductance (µS/cm)	4,490	24010943	05/2025	Atlanta Instrument Rental, Inc.
pH (SU)	4.00	24010943	05/2025	Atlanta Instrument Rental, Inc.
pH (SU)	7.00	24008587	06/2025	Atlanta Instrument Rental, Inc.
pH (SU)	10.00	24004996	06/2025	Atlanta Instrument Rental, Inc.
D.O. (%)	N/A	24010943	05/2025	Atlanta Instrument Rental, Inc.
ORP (mV)	228.0	24011792	06/2025	Atlanta Instrument Rental, Inc.

Calibration					
Time Start	0841	Time Finish	0852		
Parameter	Standard	Calibration Value	Calibration Solution Temperature (°C)	Acceptance Criteria	Reference
D.O. (%)	N/A	104.65	22.24	± 10%	NA
Specific Conductance (µS/cm)	4,490	4393.1	22.71	± 10% of standard	EPA 2023
pH (SU)	4.00	3.99	22.95	± 0.1	GWMP
pH (SU)	7.00	7.01	23.47	± 0.1	GWMP
pH (SU)	10.00	10.08	23.61	± 0.1	GWMP
ORP (mV)	228.0	225.5	23.33	± 10	EPA 2023

	Standard	Calibration Value	Acceptance Criteria	Reference
Turbidity (NTU)	0.00	0.00	± 10% of standard	EPA 2023
	1.00	0.94		
	10.00	10.32		

Calibration Check					
Time Start	1258	Time Finish	1305		
Parameter	Standard	Calibration Value	Calibration Solution Temperature (°C)	Acceptance Criteria	Reference
Specific Conductance (µS/cm)	4,490	4220.8	29.24	± 10% of standard	EPA 2023
pH (SU)	4.00	4.10	29.65	± 0.1	GWMP
pH (SU)	7.00	7.12	31.41	± 0.1	GWMP
pH (SU)	10.00	9.97	30.16	± 0.1	GWMP

	Standard	Calibration Value	Acceptance Criteria	Reference
Turbidity (NTU)	0.00	0.00	± 10% of standard	EPA 2023
	1.00	0.99		
	10.00	10.14		

Notes:

Site Name: Plant Bowen

Field Instrumentation Calibration Form

Date: 8/13/24

Calibrated By: Natalie Pipero

Field Conditions: L 65 490

Instrument	Manufactuer/ Model	Serial Number
Water Quality Meter	AquaTroll 400	850767
Turbidity Meter	LaMotte 2020	2068-0320

Calibration Standard Information				
Parameter	**Standard**	**Lot #**	**Date of Expiration**	**Brand**
Specific Conductance (µS/cm)	4,490	24010943	05/2025	Atlanta Instrument Rental, Inc.
pH (SU)	4.00	24010943	05/2025	Atlanta Instrument Rental, Inc.
pH (SU)	7.00	24008587	06/2025	Atlanta Instrument Rental, Inc.
pH (SU)	10.00	24004996	06/2025	Atlanta Instrument Rental, Inc.
D.O. (%)	N/A	24010943	05/2025	Atlanta Instrument Rental, Inc.
ORP (mV)	228.0	24011792	06/2025	Atlanta Instrument Rental, Inc.

Calibration					
Time Start	08:40	**Time Finish**	08:53		
Parameter	**Standard**	**Calibration Value**	**Calibration Solution Temperature (°C)**	**Acceptance Criteria**	**Reference**
D.O. (%)	N/A	99.61	19.46	± 10%	NA
Specific Conductance (µS/cm)	4,490	4444.5	19.28	± 10% of standard	EPA 2023
pH (SU)	4.00	4.01	19.23	± 0.1	GWMP
pH (SU)	7.00	7.05	19.10	± 0.1	GWMP
pH (SU)	10.00	10.06	19.15	± 0.1	GWMP
ORP (mV)	228.0	227.5	19.15	± 10	EPA 2023

	Standard	**Calibration Value**	**Acceptance Criteria**	**Reference**
Turbidity (NTU)	0.00	-0.04	± 10% of standard	EPA 2023
	1.00	1.01		
	10.00	9.99		

Calibration Check					
Time Start	13:22	**Time Finish**	13:29		
Parameter	**Standard**	**Calibration Value**	**Calibration Solution Temperature (°C)**	**Acceptance Criteria**	**Reference**
Specific Conductance (µS/cm)	4,490	4426.8	22.14	± 10% of standard	EPA 2023
pH (SU)	4.00	4.10	22.15	± 0.1	GWMP
pH (SU)	7.00	7.11	22.78	± 0.1	GWMP
pH (SU)	10.00	10.18	24.92	± 0.1	GWMP

	Standard	**Calibration Value**	**Acceptance Criteria**	**Reference**
Turbidity (NTU)	0.00	-0.01	± 10% of standard	EPA 2023
	1.00	1.00		
	10.00	9.96		

Notes:

Site Name: Plant Bowen LF

Field Instrumentation Calibration Form

Date: 8/13/24

Calibrated By: William Laaker

Field Conditions: 90°/68° sunny

Instrument	Manufactuer/ Model	Serial Number
Water Quality Meter	AquaTroll 400	789301
Turbidity Meter	LaMotte 2020	9429-4417

Calibration Standard Information				
Parameter	Standard	Lot #	Date of Expiration	Brand
Specific Conductance (µS/cm)	4,490	24010943	05/2025	Atlanta Instrument Rental, Inc.
pH (SU)	4.00	24010943	05/2025	Atlanta Instrument Rental, Inc.
pH (SU)	7.00	24008587	06/2025	Atlanta Instrument Rental, Inc.
pH (SU)	10.00	24004996	06/2025	Atlanta Instrument Rental, Inc.
D.O. (%)	N/A	24010943	05/2025	Atlanta Instrument Rental, Inc.
ORP (mV)	228.0	24011792	06/2025	Atlanta Instrument Rental, Inc.

Calibration					
Time Start	8:37	Time Finish	8:45		
Parameter	Standard	Calibration Value	Calibration Solution Temperature (°C)	Acceptance Criteria	Reference
D.O. (%)	N/A	100.82	22.68	± 10%	NA
Specific Conductance (µS/cm)	4,490	4461.2	22.51	± 10% of standard	EPA 2023
pH (SU)	4.00	4.01	22.49	± 0.1	GWMP
pH (SU)	7.00	7.03	22.44	± 0.1	GWMP
pH (SU)	10.00	10.06	22.52	± 0.1	GWMP
ORP (mV)	228.0	223.4	22.26	± 10	EPA 2023

	Standard	Calibration Value	Acceptance Criteria	Reference
Turbidity (NTU)	0.00	0.00	± 10% of standard	EPA 2023
	1.00	1.26		
	10.00	9.44		

Calibration Check					
Time Start	12:25	Time Finish	12:29		
Parameter	Standard	Calibration Value	Calibration Solution Temperature (°C)	Acceptance Criteria	Reference
Specific Conductance (µS/cm)	4,490	4404.5	24.10	± 10% of standard	EPA 2023
pH (SU)	4.00	4.06	24.19	± 0.1	GWMP
pH (SU)	7.00	7.08	24.47	± 0.1	GWMP
pH (SU)	10.00	10.02	25.90	± 0.1	GWMP

	Standard	Calibration Value	Acceptance Criteria	Reference
Turbidity (NTU)	0.00	0.00	± 10% of standard	EPA 2023
	1.00	0.95		
	10.00	9.70		

Notes:

APPENDIX D
HISTORICAL SURFACE WATER ANALYTICAL DATA

Constituent		Well ID			
		SPRING	SPRING	SPRING	SPRING
		3/9/2016	3/13/2018	3/6/2020	2/10/2023
Appendix III	Boron	0.0376 J	0.0042 J	0.0082 J	< 0.0086
	Calcium	25	25.8	14.0	28.5
	Chloride	2.4074	2.6	2.1	2.3
	Fluoride	0.0268 J	0.096 J	< 0.050	0.062 J
	pH	NA	7.43	7.2	7.42
	Sulfate	1.7054	2.1	3.4	2.2
	TDS	66	111	75.0	123
Appendix I	Antimony	< 0.00300	< 0.00078	< 0.00027	< 0.00078
	Arsenic	< 0.00500	0.0006 J	0.00041 J	< 0.0022
	Barium	0.0177	0.054	0.039	0.024
	Beryllium	< 0.00300	< 0.00005	< 0.000074	< 0.000054
	Cadmium	< 0.00100	< 0.000093	< 0.00011	< 0.00011
	Chromium	< 0.0100	< 0.0016	0.0033 J	< 0.0011
	Cobalt	< 0.0100	0.001 J	0.00051 J	< 0.00039
	Copper	< 0.0250	< 0.025	0.0015 J	< 0.0010
	Lead	< 0.00500	0.00037 J	0.00071 J	< 0.00089
	Lithium	< 0.0500	NA	NA	NA
	Mercury	< 0.000500	< 0.000036	< 0.00014	< 0.00013
	Molybdenum	< 0.0100	NA	NA	NA
	Nickel	< 0.0100	< 0.00095	0.0014 J	< 0.00071
	Selenium	< 0.0100	< 0.0014	< 0.0013	< 0.0014
	Silver	< 0.0100	< 0.00095	< 0.00028	< 0.00044
	Thallium	< 0.00100	< 0.00014	< 0.000052	< 0.00018
	Vanadium	< 0.0100	< 0.0019	0.0032 J	< 0.0019
	Zinc	0.00315 J	0.0035 J	0.0064 J	< 0.0085
Additional Parameters	Alkalinity, Total	NA	NA	NA	130
	Alkalinity, Bicarbonate	NA	NA	NA	130
	Magnesium	NA	NA	NA	16.0
	Sodium	NA	NA	NA	1.4
	Potassium	NA	NA	NA	0.74

Notes:
1. Results for constituents are reported in milligrams per liter (mg/L). pH reported in standard units (s.u.).
2. < indicates the constituent was not detected above the analytical reporting detection limit (RDL) shown.
3. J indicates the constituent was detected at such low levels that the precision of the laboratory instruments could not produce a reliable value. Therefore, the value displayed (value J) is qualified by the laboratory as an estimated number.
4. Appendix III - indicator parameters evaluated during Detection Monitoring.
5. TDS indicates Total Dissolved Solids
6. NA indicates consituent was not sampled
7. Semi-annual sampling of the Spring has been conducted in accordance with the previous Georgia Solid Waste Permit No 008-018D (LI) issued in 2007 and continues to date under the 2022 CCR Permit Groundwater Monitoring Plan (GWMP). The Spring was dry during events not listed on the table.

APPENDIX E
STATISTICAL RESULTS

GROUNDWATER STATS CONSULTING

August 30, 2024

Southern Company Services
Attn: Ms. Kristen Jurinko
241 Ralph McGill Blvd. NE, Bin 10160
Atlanta, Georgia 30308-3374

Re: Plant Bowen Landfill Cells 1, 2, 9, and 10
Statistical Analysis – February 2024 Sample Event

Dear Ms. Jurinko,

Groundwater Stats Consulting, formerly the statistical consulting division of Sanitas Technologies, is pleased to provide the background update and statistical analysis of groundwater quality for the February 2024 sample event for Georgia Power Company's Plant Bowen Landfill Cells 1, 2, 9, and 10. The analysis complies with the United States Environmental Protection Agency (USEPA) Coal Combustion Residuals (CCR) Rule 40 Code of Federal Regulations (CFR) 257 Subpart D, the Georgia Environmental Protection Division (EPD) Rules for Solid Waste Management Chapter 391-3-4-.10 and follows the USEPA Unified Guidance (2009).

Semi-annual sampling is conducted for USEPA's CCR Appendix III parameters, in addition to 16 parameters in accordance with the Georgia EPD's Solid Waste Permit. The monitoring well network, as provided by Southern Company Services, consists of the following:

- **Upgradient wells:** GWA-1, GWA-2, GWA-2R, GWA-3A, GWA-4RZ, GWA-39RZ, GWA-39Z, GWA-40, GWA-41, GWA-41R, GWA-42, GWA-43, GWA-43R, GWA-50R, and GWA-50
- **Downgradient wells:** GWC-5, GWC-6, GWC-6RZ, GWC-7Z, GWC-8RR, GWC-8Z, GWC-9, GWC-10, GWC-10R, GWC-11, GWC-11R, GWC-12, GWC-13, GWC-13RZ, GWC-14Z, GWC-15R, GWC-15Z, GWC-44, GWC-45, GWC-45R, GWC-46R, GWC-47, GWC-47R, GWC-48, GWC-49R, and GWC-49Z

Note that well GWA-3 was replaced with GWA-3A, which was first sampled in March 2021. As requested, data from well GWA-3 have been combined with data from replacement well GWA-3A.

Data were sent electronically to Groundwater Stats Consulting, and the statistical analysis was reviewed by Kristina Rayner, Founder and Senior Statistician to Groundwater Stats Consulting. The analysis was prepared according to the recommended statistical methodology provided in the Fall 2017 by Dr. Kirk Cameron, PhD Statistician with MacStat Consulting and primary author of the USEPA Unified Guidance.

The following constituents are evaluated:

- **CCR Appendix III:** boron, calcium, chloride, fluoride, pH, sulfate, and TDS
- **Georgia EPD Appendix I:** antimony, arsenic, barium, beryllium, cadmium, chromium, cobalt, copper, lead, mercury, nickel, selenium, silver, thallium, vanadium, and zinc

Note that the terms "parameters" and "constituents" are interchangeable throughout this report. When there are no detections present in downgradient wells for a given constituent, statistical analyses are not required. A summary of well/constituent pairs with 100% non-detects follows this letter.

Time series plots for all well/constituent pairs are provided and are particularly useful for screening parameters detected in downgradient wells which require statistical analyses (Figure A). Additionally, a separate section of box plots is included for all constituents at upgradient and downgradient wells (Figure B). The time series plots are used to initially screen for suspected outliers and trends, while the box plots provide visual representation of variation within individual wells and between all wells. Values in background which have been flagged as outliers may be seen in a lighter font and as a disconnected symbol on the graphs.

Due to varying detection limits in background data sets, a substitution of the most recent reporting limit is used for all non-detects. Note that for calculation of intrawell prediction limits, substitution of the most recent reporting limit is performed separately for each well/parameter pair. In some cases, the reporting limit provided by the laboratory contains varying limits for a given parameter; therefore, the substitution may differ from well to well. This generally gives the most conservative limit in each case.

Reporting limit changes may occur depending on laboratory capabilities. In the case of beryllium and mercury, a change in laboratories resulted in a decrease in the respective

reporting limits. The historic reporting limit of 0.003 mg/L for beryllium and 0.0005 mg/L for mercury were substituted in place of the most recent reporting limits of 0.0005 mg/L for beryllium and 0.0002 mg/L for mercury, as requested by Stantec, to be consistent with previous statistical limits.

In earlier analyses, data at all wells for constituents detected in downgradient wells were evaluated for the following: 1) outliers; 2) trends; 3) most appropriate statistical method based on site characteristics of groundwater data upgradient of the facility; and 4) eligibility of downgradient wells when intrawell statistical methods are recommended. Power curves were provided with the screening to demonstrate that the selected statistical methods for the parameters listed above comply with the USEPA Unified Guidance and the Georgia Environmental Protection Division Rules for Solid Waste Management Chapter 391-3-4-.10. A few well/constituent pairs have a limited background data set with a minimum of 11 observations due either to sampling or truncation of background date ranges. As more samples are collected, these well/constituent pairs will meet the minimum power requirements. The EPA suggests the selected statistical method should provide at least 55% power at 3 standard deviations or at least 80% power at 4 standard deviations. Power curves were based on the following statistical methods:

Georgia EPD Appendix I Constituents:

- Semi-Annual Sampling
- Intrawell Prediction Limits with 1-of-2 resample plan (antimony, arsenic, barium, cadmium, chromium, cobalt, copper, lead, nickel, selenium, silver, vanadium, and zinc)
- Interwell Prediction Limits with 1-of-2 resample plan (beryllium, mercury, and thallium)
- # Constituents: 16
- # Downgradient wells: 26

CCR Appendix III Constituents:

- Semi-Annual Sampling
- Intrawell Prediction Limits with 1-of-2 resample plan – (boron, calcium, fluoride, sulfate, TDS)
- Interwell Prediction Limits with 1-of-2 resample plan – (chloride and pH)
- # Constituents: 7
- # Downgradient wells: 26

Parametric prediction limits are utilized when the screened historical data follow a normal or transformed-normal distribution. When data cannot be normalized or the majority of

data are non-detects, a nonparametric test is utilized. While the false positive rate associated with the parametric limits is based on an annual 10% (5% per semi-annual event) as recommended by the EPA Unified Guidance (2009), the false positive rate associated with the nonparametric limits is dependent upon the available background sample size, number of future comparisons, and verification resample plan. The distribution of data is tested using the Shapiro-Wilk/Shapiro-Francia test for normality. After testing for normality and performing any adjustments as discussed below (US EPA, 2009), data are analyzed using either parametric or non-parametric prediction limits. Non-detects are handled as follows:

- No statistical analyses are required on wells and analytes containing 100% non-detects.
- When data contain <15% non-detects, simple substitution of one-half the reporting limit is utilized in the statistical analysis. The reporting limit utilized for non-detects is the most recent practical quantification limit (PQL) as reported by the laboratory.
- When data contain between 15-50% non-detects, the Kaplan-Meier non-detect adjustment is applied to the background data for parametric prediction limits. This technique adjusts the mean and standard deviation of the historical concentrations to account for concentrations below the reporting limit.
- Nonparametric prediction limits are used on data containing greater than 50% non-detects.

Natural systems continuously evolve due to physical changes made to the environment. Examples include capping a landfill, paving areas near a well, or lining a drainage channel to prevent erosion. Periodic updating of background statistical limits is necessary to accommodate these types of changes. In the interwell case, prediction limits are updated with upgradient well data during each event after careful screening for any new outliers. In the intrawell case, data for all wells and constituents may be re-evaluated when a minimum of 4 new data points are available to determine whether earlier concentrations are representative of present-day groundwater quality. In some cases, the earlier portion of data are deselected prior to construction of limits to provide sensitive limits that will rapidly detect changes in groundwater quality. Even though the data are excluded from the calculation, the values will continue to be reported and shown in tables and graphs.

Two-Step Statistical Analysis

Intrawell statistical methods, combined with 1-of-2 resample plan, may be used as a conservative first step for identifying potential facility impacts in downgradient wells. Intrawell methods use background data for individual wells and may be overly sensitive

to spatial variation. In particular for nonparametric limits with small background sample sizes, the probability of a false positive is higher than the desired annual sitewide rate of 10%. Therefore, a large number of exceedances may occur as a result of spatial variation rather than facility impacts. A second step can be used to further evaluate those exceedances and reduce the overall number of statistically significant increases (SSIs) that result from spatial variation. In instances where intrawell statistical methods identify an apparent SSI, a second step of interwell statistical evaluation may be used to determine whether the measurement exceeds the sitewide background limit based on pooled upgradient well data. This is similar in concept to the procedure used in compliance monitoring programs where an interwell statistical limit is used to determine "background" (USEPA Unified Guidance (2009), Chapter 7, Section 7.5). For the detection monitoring program, if the result does not exceed sitewide (interwell) background, an SSI is not declared.

When the result exceeds the sitewide (interwell) background, the 1-of-2 resample plan allows for collection of an independent resample to confirm or disconfirm the initial finding. A statistically significant increase is not declared unless the resample exceeds the intrawell prediction limit (United State Environmental Protection Agency (USEPA) Unified Guidance, March 2009, Chapter 19). When the resample confirms the initial exceedance, further research would be required to identify the cause of the exceedance (i.e., impact from the site, natural variation, or an off-site source). When any resample falls within the statistical limit, the initial exceedance is considered to be a false positive result, and no further action is necessary. In cases where intrawell and interwell exceedances are noted and no resamples are collected, the initial exceedance will be considered a confirmed statistically significant increase (SSI).

Trend tests, in addition to interwell prediction limits, are recommended for well/constituent pairs found to have an apparent intrawell SSI. Trend analysis will provide for detection of long-term changes and potential facility impacts at a given well in cases where the concentrations at that well remain below the sitewide upgradient limits. Thus, the two-step approach has additional capability to detect long-term changes at downgradient wells compared to interwell methods alone. While a trend may be identified by visual inspection, a quantification of the trend and its significance is needed to identify whether concentrations are statistically significantly increasing, decreasing, or remaining stable over time. The absence of a statistically significant increasing trend indicates that an initial intrawell exceedance is short-term and may be the result of spatial variation rather than facility impact to groundwater. If a facility impact has occurred, it will likely result in additional exceedances in future sampling events. When a statistically significant increasing trend is noted, additional data may be needed to demonstrate that there is reasonable evidence that the initial intrawell statistical exceedance is a result of spatial

variation rather than a result of impact to groundwater quality downgradient of the facility.

Historical Summary of Appendix I & Appendix III Background Screening & Update – Conducted in April 2022

Outlier Analysis

Prior to updating prediction limits, Tukey's outlier test and visual screening were used to evaluate data at all wells through February 2022. Tukey's test identified several potential outliers and confirmed previously flagged values. Some identified values were not flagged because they appeared to be representative of spatial variation. High values that were not identified by Tukey's test, but flagged as outliers, reduced variation among background datasets and resulted in statistical limits that are conservative (in most cases, lower) from a regulatory perspective. Note that previously flagged values for antimony at upgradient wells GWA-1 and GWA-2 along with downgradient well GWC-11R were unflagged during the background update as more recent values were of similar concentration. As mentioned above, any flagged data are displayed in a lighter font and as a disconnected symbol on the time series reports, as well as in a lighter font on the accompanying data pages. Summary tables of all flagged values follow this report (Figure C).

Seasonality

No obvious seasonal patterns were observed on the time series plots for any of the detected data; therefore, no deseasonalizing adjustments were made. When seasonal patterns are observed, data may be deseasonalized so that the resulting limits will correctly account for the seasonality as a predictable pattern rather than random variation or a release.

Determination of Spatial Variation

The Analysis of Variance (ANOVA) was used to statistically evaluate differences in average concentrations among upgradient wells for constituents detected in downgradient wells. The ANOVA assists in identifying the most appropriate statistical approach. Interwell tests, which compare downgradient well data to statistical limits constructed from pooled upgradient well data, are appropriate when average concentrations are similar across upgradient wells. Intrawell tests, which compare compliance data from a single well to screened historical data within the same well, are appropriate when upgradient wells exhibit spatial variation; when statistical limits constructed from upgradient wells are not representative of the current background data population; and when downgradient water

quality is unimpacted compared to upgradient water quality for the same parameter. The ANOVA identified variation for all Appendix I & III parameters except for mercury and thallium; therefore, mercury and thallium will be tested with interwell statistical methods. All parameters were further evaluated as described for the appropriateness of intrawell testing to accommodate the groundwater quality. A summary table of the ANOVA results is included with the reports.

Eligibility of Intrawell Methods

Intrawell limits constructed from carefully screened background data from within each well serve to provide statistical limits that are conservative (i.e., lower) from a regulatory perspective, and that will rapidly identify a change in more recent compliance data from within a given well. This statistical method removes the element of variation from across wells and eliminates the chance of mistaking spatial variation for a release from the facility. Prior to performing intrawell prediction limits, several steps are required to reasonably demonstrate downgradient water quality does not have existing impacts from the practices of the facility.

Exploratory data analysis was used as a general comparison of concentrations in downgradient wells for all Appendix I and III parameters recommended for intrawell analyses to concentrations reported in upgradient wells. Upper tolerance limits are used in conjunction with confidence intervals to determine whether the estimated averages in downgradient wells are higher than observed levels upgradient of the facility. Upper tolerance limits estimate an upper percentile (in this case the 99th percentile) with known confidence level and thus represent the upper range of likely background values. Tolerance limits are similar to prediction limits that are used for detection monitoring, but tolerance limits are constructed to contain a given fraction of the background population whereas prediction limits are constructed to contain a given number of future observations with known confidence level.

In cases where downgradient average concentrations are higher than observed concentrations upgradient for a given constituent, an independent study and hydrogeological investigation would be required to identify local geochemical conditions and expected groundwater quality for the region to justify an intrawell approach. Such an assessment is beyond the scope of services provided by Groundwater Stats Consulting. When there is not an obvious explanation for observed concentration differences in downgradient wells relative to reported concentrations in upgradient wells, interwell prediction limits will initially be selected for the statistical method until further evidence shows that concentrations are due to spatial variation rather than a result of the facility.

Upper Tolerance Limits

Parametric tolerance limits were constructed with a target of 99% confidence and 95% coverage using pooled upgradient well data for each of the Appendix III parameters. The confidence and coverage levels for nonparametric tolerance limits are dependent upon the number of background samples. As more data are collected, the background population is better represented and the confidence and coverage levels for nonparametric tolerance limits increase.

Confidence Intervals

Confidence intervals were constructed on downgradient wells for each of the Appendix I & III parameters, using the tolerance limits discussed above, to determine intrawell eligibility. When the entire confidence interval is above a background standard for a given parameter, interwell methods are initially recommended as the statistical method. Therefore, only parameters with confidence intervals which did not exceed background standards are eligible for intrawell prediction limits. Note that well/constituent pairs with 100% non-detects were deselected prior to construction of confidence intervals, and a list of these well/constituent pairs follows this report.

Confidence intervals for Appendix I & III parameters exceeded their respective background limits for beryllium, chloride, and pH. Therefore, for Appendix I parameters, interwell methods are recommended for: beryllium, mercury, and thallium. Intrawell methods are recommended for antimony, arsenic, barium, cadmium, chromium, cobalt, copper, lead, nickel, selenium, silver, vanadium, and zinc. For Appendix III parameters, interwell methods are recommended for chloride and pH. Intrawell methods are recommended for boron, calcium, fluoride, sulfate, and TDS.

Mann-Whitney - Intrawell

For constituents requiring intrawell prediction limits, the Mann-Whitney (Wilcoxon Rank Sum) test was used to compare the medians of historical data through September 2018 for Appendix I constituents and through September 2019 for Appendix III constituents to the medians of the new compliance samples at each well through August 2021. Previously truncated data sets discussed above were also compared to the most recent set of measurements through August 2021. If the medians of the two groups are not significantly different at the 99% confidence level, background data are typically updated to include the newer compliance data. Note that no reports were produced for several well/constituent pairs as there was no variation in the data. Additionally, no Mann-Whitney test was run for barium at downgradient well GWC-13RZ since this

well/constituent pair has been historically evaluated with a trend test in lieu of prediction limits due to due to steadily increasing data since early 2016.

Several statistically significant differences were found between the two groups for the Appendix I and III constituents. Typically, when the test concludes that the medians of the two groups are significantly different, particularly in the downgradient wells, the background data are not updated to include the newer data unless updating results in the similar or more conservative limits, or it can be reasonably justified that the change in concentrations are unrelated to practices at the site. In studies in which at least one of the segments being compared is of short duration, the comparison is complicated by the fact that normal short-term variation may be mistaken for long-term change in medians.

Statistically significant increasing medians were found for the following well/constituent pairs:

Appendix I:

- Barium: GWA-2R, GWA-4RZ (both upgradient), GWC-11R, and GWC-49R
- Cobalt: GWA-4RZ (upgradient)
- Zinc: GWC-47 and GWC-47R

Appendix III:

- Sulfate: GWC-14Z

These well/constituent pairs each had their respective records updated with compliance data and are discussed below.

For upgradient well/constituent pairs with significant increases in medians (barium in GWA-2R and GWA-4RZ and cobalt in GWA-4RZ), the increases in concentrations are, reportedly, not related to the facility and represent background conditions. For barium in downgradient well GWC-11R and sulfate in downgradient well GWC-14Z, the concentrations are relatively low, and updating does not result in a high limit compared to upgradient wells. For barium in downgradient well GWC-49R, the compliance samples remain within range of concentrations upgradient of the facility and the pattern is very similar to that of upgradient well GWA-4RZ which has higher reported concentrations; therefore, this well/constituent pair was updated. Regarding zinc in downgradient wells GWC-47 and GWC-47R, the most recent concentrations in these wells are, reportedly, due to variation in groundwater quality, are somewhat similar to historical concentrations detected in these wells, are marginally higher than the current reporting limit, and remain within the range of upgradient concentrations. Therefore, these well/constituent pairs were updated.

A large number of well/constituent pairs for Appendix I and Appendix III constituents had statistically significant decreasing medians in more recent data. The significant cases are listed in the summary tables for Appendix I and Appendix III Mann-Whitney results. In most cases with significant results, the differences were relatively small, the most recent measurements were similar to measurements in the early part of the record, or the update resulted in the similar or more conservative limits. Therefore, the majority of these records were updated. With the exception of pH, which has both an upper and lower prediction limit, decreasing differences will generally result in more conservative limits. For parametric limits, however, a decreasing difference can result in higher variance, which tends to increase the limit. For the following cases, earlier portions of the records were truncated to reduce variability among background data, utilize concentrations that appear to have stabilized, and remove elevated historical concentrations:

Appendix I:

- Vanadium: GWC-15Z
- Zinc: GWC-5

Appendix III:

- Calcium: GWC-49Z
- Sulfate: GWC-49Z

Any adjustments are shown in the Date Range Table in addition to adjustments listed for chromium, copper, and nickel from previous analysis.

Upgradient Well Trend Tests – Interwell

The Sen's Slope/Mann Kendall trend test was used to evaluate data at upgradient wells for each of the parameters tested using interwell prediction limits--beryllium, mercury, and thallium (Appendix I), and chloride and pH (Appendix III) to identify statistically significant increasing or decreasing trends in background. The results of the trend analyses showed no statistically significant increasing or decreasing trends for Appendix I constituents. For the Appendix III constituents, no statistically significant increasing trends were identified. The following statistically significant decreasing trends were noted:

- Chloride: GWA-1, GWA-39Z, GWA-41, and GWA-41R
- pH: GWA-2R, GWA-41R, GWA-43, GWA-50, and GWA-50R

Truncation of upgradient well records to remove decreasing trends should be done with caution since the higher concentrations could appear in future years at downgradient wells in the absence of facility impacts. Therefore, no adjustments were made at this time.

While no statistically significant trend was identified for pH in upgradient well GWA-3A, it was noted that the more recent reported measurements are higher than those reported historically. Concentrations of pH in this well will continue to be monitored and further studies may be required to determine the cause of the increasing concentrations.

Summary of Appendix I & Appendix III Background Update – Conducted in 2024

Outlier Analysis

Prior to updating prediction limits, Tukey's outlier test and visual screening were used to evaluate data at all wells through August 2023. Tukey's test identified several potential outliers and confirmed previously flagged values. A high value for barium at downgradient well GWC-12 was additionally flagged during this analysis. Some identified values were not flagged because the measurements appeared to be representative of spatial variation. High values that were not identified by Tukey's test (such as the highest value for calcium at upgradient well GWA-43, the highest value for TDS at downgradient well GWC-13, the second highest value for chromium at downgradient well GWC-12, and the two lowest values for sulfate at downgradient well GWC-13RZ) were flagged as outliers to reduce variation among background datasets which results in statistical limits that are conservative (in most cases, lower) from a regulatory perspective.

During this analysis, previously flagged outliers for antimony at upgradient well GWA-1 and downgradient well GWC-45 were unflagged as the measurements were similar to more recent concentrations. Additionally, a previously flagged reporting limit for beryllium at GWA-42 was unflagged since it is equal to the most recent reporting limit. As mentioned above, any flagged data are displayed in a lighter font and as a disconnected symbol on the time series reports, as well as in a lighter font on the accompanying data pages. Summary tables of all flagged values follow this report (Figure C).

Mann-Whitney - Intrawell

For constituents requiring intrawell prediction limits, the Mann-Whitney (Wilcoxon Rank Sum) test was used to compare the medians of historical data through August 2021 for Appendix I & III constituents to the medians of the new compliance samples at each well through August 2023. Previously truncated data sets discussed above were also compared to the most recent set of measurements through August 2023. If the medians of the two groups are not significantly different at the 99% confidence level, background data are typically updated to include the newer compliance data. Note that no reports were produced for several well/constituent pairs as there was no variation in the data.

Additionally, the Mann-Whitney test was not included for barium at downgradient well GWC-13RZ since this well/constituent pair has been historically evaluated with a trend test in lieu of prediction limits. Further discussion is provided below for this well/constituent pair.

Several statistically significant differences were found between the two groups for the Appendix I and III constituents (Figures D and E, respectively). Typically, when the test concludes that the medians of the two groups are significantly different, particularly in the downgradient wells, the background data are not updated to include the newer data unless updating results in the similar or more conservative limits, or it can be reasonably justified that the change in concentrations are unrelated to practices at the site. In studies where at least one of the segments being compared is of short duration, the comparison is complicated by the fact that normal short-term variation may be mistaken for long-term change in medians.

For well/constituent pairs with significant increases in medians among upgradient wells, the increases in concentrations are, reportedly, not related to the facility and represent background conditions. Records for downgradient well/constituent pairs with statistically significant increases in median concentrations were updated through July/August 2023 since the compliance measurements were similar to or within the range of historic concentrations. Compliance observations for barium and nickel in downgradient well GWC-48 were above historic concentrations within each record, but the increases to resulting statistical limits were marginal and recorded observations for these well/constituent pairs were similar to or lower than concentrations found upgradient of the facility. Therefore, records for these well/constituent pairs were updated.

In previous analyses, barium at downgradient well GWC-13RZ was evaluated using trend tests in lieu of prediction limits due to the increase in concentrations from 2016 – 2017. Since late 2017, reported measurements at this well/constituent pair have stabilized at levels an order of magnitude lower than the MCL of 2.0 mg/L; therefore, a prediction limit was constructed for this well/constituent pair by truncating the earlier portion of the record to use the more recent and stable data that is representative of present-day groundwater quality conditions.

Several statistically significant decreasing medians were identified in more recent data for Appendix I and Appendix III constituents. The significant cases are listed in the summary tables for Appendix I and Appendix III Mann-Whitney results. In most cases, the differences were relatively small, the more recent measurements were similar to measurements in the early part of the record, or updating the records resulted in similar or more conservative limits. Therefore, all records were updated.

Among well/constituent pairs with statistically significant decreases in medians, the following well/constituent pairs had earlier portions of their records truncated in order to reduce variability among background data, remove the influence of any possible trends, utilize concentrations that appear to have stabilized, and remove elevated historic concentrations:

- Barium: GWC-6
- Calcium: GWC-49Z
- Chromium: GWC-13

Although not identified with statistically significantly decreasing medians by the Mann-Whitney test at the 99% confidence level, elevated concentrations early in the record for calcium at downgradient well GWC-14Z, chromium at downgradient well GWC-11R, copper at downgradient well GWC-5, and sulfate at downgradient well GWC-13 were similarly truncated. Lower concentrations early in the record for sulfate at downgradient well GWC-13RZ were truncated from the record to reduce variation. This step results in conservative (i.e., lower) statistical limits capable of identifying future changes in groundwater quality for these well/constituent pairs.

Any adjustments are shown in the Date Range Table in addition to adjustments listed from previous updates.

Upgradient Well Trend Tests – Interwell

The Sen's Slope/Mann Kendall trend test was used to evaluate data at upgradient wells for each of the parameters tested using interwell prediction limits--beryllium, mercury, and thallium (Appendix I), and chloride and pH (Appendix III) to identify statistically significant increasing or decreasing trends in background at the 99% confidence level (Figure F). The results of the trend analyses showed no statistically significant increasing or decreasing trends for Appendix I constituents. For the Appendix III constituents, no statistically significant increasing trends were identified. The following statistically significant decreasing trends were noted:

- Chloride: GWA-1, GWA-39RZ, GWA-39Z, GWA-41, GWA-41R, GWA-43R, GWA-50, and GWA-50R
- pH: GWA-1, GWA-2R, GWA-40, GWA-41R, GWA-42, GWA-43, GWA-50, and GWA-50R

Truncation of upgradient well records to remove decreasing trends should be done with caution since the higher concentrations could appear in future years at downgradient

wells in the absence of facility impacts. Additionally, resulting statistical limits are representative of current groundwater quality conditions. Therefore, no adjustments were made at this time. While no statistically significant trend was identified for pH in upgradient well GWA-3A, it was noted that the more recent reported measurements are higher than those reported historically. Concentrations of pH in this well will continue to be monitored and further studies may be required to determine the cause of the increasing concentrations.

Evaluation of Georgia EPD Appendix I Constituents – February 2024

Intrawell Prediction Limits

Intrawell prediction limits, combined with a 1-of-2 resample plan, for antimony, arsenic, barium, cadmium, chromium, cobalt, copper, lead, nickel, selenium, silver, vanadium, and zinc were constructed using all available data through August 2023, except for the cases mentioned above and listed in the Date Range Table. Compliance data from the February 2024 sample event were compared to these limits (Figure G). No statistical analyses were included for well/constituent pairs with 100% non-detects. A list of those well/constituent pairs follows this letter.

As discussed earlier, the most recent reporting limit is substituted on a well-by-well basis for computing intrawell prediction limits. Therefore, individual wells can have different substitutions for a given parameter depending on what the laboratory has reported for each well.

In the event of an initial exceedance of compliance well data, the 1-of-2 resample plan allows for collection of one additional sample to determine whether the initial exceedance is confirmed. When a resample confirms the initial exceedance, a statistically significant increase (SSI) is identified, and further research would be required to identify the cause of the exceedance (i.e., impact from the site, natural variation, or an off-site source). If any resample falls within the statistical limit, the initial exceedance is considered to be a false positive result, and no further action is necessary. Summaries of the Georgia EPD Appendix I prediction limits follow this report. Exceedances were identified for the following well/constituent pairs:

- Barium: GWA-42 (upgradient) and GWC-45
- Nickel: GWC-48
- Zinc: GWA-2R (upgradient), GWC-10R, GWC-15R, GWC-7Z, and GWC-8Z

Two-Step Approach

When interwell prediction limits were constructed for the apparent intrawell prediction limit exceedances in downgradient wells, no exceedances were identified (Figure H). Values that exceed intrawell background limits are further evaluated using trend tests as discussed below.

Interwell Prediction Limits

For beryllium, mercury, and thallium interwell prediction limits, combined with a 1-of-2 resample plan, were constructed using all historical upgradient well data through February 2024 (Figure I). Regarding beryllium and mercury, prediction limits were set at the reporting limits of 0.003 mg/L and 0.0005 mg/L, respectively. As mentioned above, upgradient well data were reassessed for potential outliers during this analysis. When values in background are flagged as outliers, the measurements may be seen in a lighter font and as a disconnected symbol on the graphs. Previously flagged values were confirmed and no additional values were flagged as outliers at any of the upgradient wells.

Interwell prediction limits pool upgradient well data to establish a background limit for an individual constituent. The February 2024 sample from each downgradient well was compared to the background limit to determine whether exceedances over background are present. An exceedance was identified for the following well/constituent pair:

- Mercury: GWC-48

Trend Tests

When an exceedance occurs in a downgradient well, the exceedance is further evaluated using the Sen's Slope/Mann Kendall trend test at the 99% confidence level--whether or not the exceedance is confirmed as an SSI--in addition to interwell prediction limits in accordance with the two-step analysis. Upgradient wells are included in the trend analyses to identify whether similar patterns exist upgradient of the site The trend tests follow this report (Figure J). Statistically significant trends were identified for the following well/constituent pairs:

Increasing

- Barium: GWA-2R, GWA-4RZ (both upgradient), and GWC-45
- Nickel: GWC-48
- Zinc: GWC-8Z

Decreasing

- Barium: GWA-1, GWA-41, GWA-43, GWA-43R, GWA-50, and GWA-50R (all upgradient)
- Nickel: GWA-3A and GWA-50R (both upgradient)
- Zinc: GWA-3A (upgradient)

Evaluation of CCR Appendix III Parameters – February 2024

Intrawell Prediction Limits

For boron, calcium, fluoride, sulfate, and TDS, intrawell prediction limits, combined with a 1-of-2 resample plan, were constructed using all historical data through July/August 2023. Results and a summary table follow this report. The February 2024 sample from each downgradient well was compared its respective background limit to determine whether exceedances over background are present (Figure K).

Exceedances were identified for the following well/constituent pairs:

- Calcium: GWA-3A and GWA-4RZ (both upgradient)

Two-Step Approach

Since no apparent intrawell exceedances were identified downgradient of the facility, the two-step approach was not required for Appendix III parameters.

Interwell Prediction Limits

For chloride and pH, interwell prediction limits, combined with a 1-of-2 resample plan, were constructed using all historical upgradient well data through February 2024. Results and a summary table follow this report. Interwell prediction limits pool upgradient well data to establish a background limit for an individual constituent.

Upgradient well data were reassessed for potential outliers during this analysis. When values in background are flagged as outliers, the measurements may be seen in a lighter font and as a disconnected symbol on the graphs. No values were flagged as outliers at any of the upgradient wells for Appendix III constituents.

Interwell prediction limits were constructed using pooled upgradient well data for chloride and pH, and the February 2024 sample from each downgradient well was compared to the background limit to determine whether exceedances over background

are present (Figure L). Exceedances were identified for the following downgradient well/constituent pairs:

- pH (lower limit): GWC-44, GWC-45, and GWC-9

Trend Tests

Data from downgradient well/constituent pairs found to exceed their respective prediction limits were further evaluated using the Sen's Slope/Mann Kendall trend test at the 99% confidence level along with upgradient wells for the same constituents. A summary of the trend test results follows this letter (Figure M). Statistically significant trends were identified for the following well/constituent pairs:

Increasing

- Chloride: GWC-48

Decreasing

- pH: GWA-1, GWA-2R, GWA-40, GWA-41R, GWA-42, GWA-43, GWA-50, GWA-50R (all upgradient), GWC-44, GWC-45, and GWC-9

Summary

Georgia EPD Appendix I

Based on the results of the Appendix I prediction limits and the two-step approach, the following exceedance was identified:

- Mercury: GWC-48

CCR Appendix III

Based on the results of the Appendix III constituents requiring either intrawell or interwell prediction limits and after testing the apparent intrawell exceedances among downgradient wells using the two-step approach, the following exceedances were identified:

Appendix III Intrawell

- None

Appendix III Interwell

- pH (lower limit): GWC-44, GWC-45, and GWC-9

Trend tests were performed for all exceedances and corresponding upgradient wells. Results were presented in the corresponding tables.

Thank you for the opportunity to assist you in the statistical analysis of groundwater quality for Plant Bowen Landfill Cells 1, 2, 9 and 10. If you have any questions or comments, please feel free to contact us.

For Groundwater Stats Consulting,



Andrew T. Collins
Project Manager



Kristina L. Rayner
Senior Statistician

Sanitas™ v.10.0.16b Software licensed to . UG

100% Non-Detects: Appendix I Intrawell

Analysis Run 4/8/2024 6:32 PM View: Appendix I Intrawell
Plant Bowen Data: Bowen 1, 2, 9, and 10

Antimony (mg/L)
GWA-2, GWC-10

Arsenic (mg/L)
GWA-41, GWA-50, GWC-48

Cadmium (mg/L)
GWA-2, GWA-2R, GWA-3A, GWA-40, GWA-41, GWA-41R, GWA-43R, GWA-4RZ, GWA-50R, GWC-11, GWC-13, GWC-13RZ, GWC-15Z, GWC-45, GWC-46R, GWC-49R, GWC-6RZ, GWC-8RR, GWC-9

Chromium (mg/L)
GWA-4RZ

Cobalt (mg/L)
GWA-40, GWA-41, GWA-43R, GWA-50, GWC-10R, GWC-45R, GWC-47, GWC-47R, GWC-49R, GWC-6RZ

Copper (mg/L)
GWC-49R

Lead (mg/L)
GWA-3A, GWC-12, GWC-46R, GWC-49R

Nickel (mg/L)
GWA-40, GWC-6RZ

Selenium (mg/L)
GWA-1, GWA-39RZ, GWA-39Z, GWA-3A, GWA-40, GWA-41, GWA-41R, GWA-42, GWA-43R, GWA-4RZ, GWA-50, GWA-50R, GWC-10, GWC-10R, GWC-11, GWC-11R, GWC-12, GWC-15Z, GWC-45, GWC-45R, GWC-47, GWC-47R, GWC-49R, GWC-49Z, GWC-6, GWC-7Z, GWC-8RR

Silver (mg/L)
GWA-1, GWA-2, GWA-2R, GWA-39Z, GWA-3A, GWA-40, GWA-41, GWA-41R, GWA-42, GWA-43, GWA-43R, GWA-4RZ, GWC-10, GWC-10R, GWC-11, GWC-11R, GWC-13, GWC-14Z, GWC-15R, GWC-15Z, GWC-44, GWC-45, GWC-45R, GWC-46R, GWC-47, GWC-47R, GWC-48, GWC-49R, GWC-49Z, GWC-5, GWC-6, GWC-6RZ, GWC-7Z, GWC-8RR, GWC-8Z, GWC-9

Vanadium (mg/L)
GWA-39Z, GWA-40, GWA-41, GWA-50, GWC-10R, GWC-46R, GWC-47, GWC-49R, GWC-49Z, GWC-6RZ, GWC-7Z

Sanitas™ v.10.0.16b Software licensed to . UG

Date Ranges

Date: 4/14/2024 6:57 PM

Plant Bowen Client: Southern Company Data: Bowen 1, 2, 9, and 10

Barium (mg/L)
- GWC-13RZ background:12/28/2017-8/2/2023
- GWC-6 background:2/1/2017-7/31/2023

Calcium, total (mg/L)
- GWC-14Z background:7/12/2017-8/1/2023
- GWC-49Z background:7/28/2016-7/27/2023

Chromium (mg/L)
- GWC-11R background:5/26/2016-8/1/2023
- GWC-13 background:4/1/2014-8/1/2023

Copper (mg/L)
- GWA-50R background:4/14/2014-7/28/2023
- GWC-5 background:3/31/2015-7/28/2023

Nickel (mg/L)
- GWA-50R background:4/14/2014-7/28/2023

Sulfate, total (mg/L)
- GWC-13 background:3/21/2018-8/1/2023
- GWC-13RZ background:7/12/2017-8/2/2023
- GWC-15Z background:11/23/2016-8/1/2023
- GWC-49Z background:9/21/2016-7/27/2023

Vanadium (mg/L)
- GWC-15Z background:4/27/2010-8/1/2023

Zinc (mg/L)
- GWC-5 background:3/31/2015-7/28/2023

Appendix I Welch's t-test/Mann-Whitney - Significant Results

Plant Bowen Data: Bowen 1, 2, 9, and 10 Printed 3/4/2024, 12:12 PM

Constituent	Well	Calc.	0.01	Alpha	Sig.	Method
Antimony (mg/L)	**GWC-12**	**-3.163**	**Yes**	**0.01**	**Yes**	**Mann-W**
Arsenic (mg/L)	**GWA-2 (bg)**	**-3.124**	**Yes**	**0.01**	**Yes**	**Mann-W**
Arsenic (mg/L)	**GWC-10R**	**-3.163**	**Yes**	**0.01**	**Yes**	**Mann-W**
Barium (mg/L)	**GWA-2R (bg)**	**2.707**	**Yes**	**0.01**	**Yes**	**Mann-W**
Barium (mg/L)	**GWA-50R (bg)**	**-3.008**	**Yes**	**0.01**	**Yes**	**Mann-W**
Barium (mg/L)	**GWC-12**	**-2.878**	**Yes**	**0.01**	**Yes**	**Mann-W**
Barium (mg/L)	**GWC-15R**	**-3.125**	**Yes**	**0.01**	**Yes**	**Mann-W**
Barium (mg/L)	**GWC-45**	**2.921**	**Yes**	**0.01**	**Yes**	**Mann-W**
Barium (mg/L)	**GWC-46R**	**-3.106**	**Yes**	**0.01**	**Yes**	**Mann-W**
Barium (mg/L)	**GWC-47**	**-2.778**	**Yes**	**0.01**	**Yes**	**Mann-W**
Barium (mg/L)	**GWC-48**	**2.897**	**Yes**	**0.01**	**Yes**	**Mann-W**
Barium (mg/L)	**GWC-5**	**-3.103**	**Yes**	**0.01**	**Yes**	**Mann-W**
Barium (mg/L)	**GWC-6**	**-2.965**	**Yes**	**0.01**	**Yes**	**Mann-W**
Barium (mg/L)	**GWC-6RZ**	**-2.675**	**Yes**	**0.01**	**Yes**	**Mann-W**
Barium (mg/L)	**GWC-7Z**	**-3.095**	**Yes**	**0.01**	**Yes**	**Mann-W**
Barium (mg/L)	**GWC-8RR**	**-3.237**	**Yes**	**0.01**	**Yes**	**Mann-W**
Cadmium (mg/L)	**GWC-10**	**-3.163**	**Yes**	**0.01**	**Yes**	**Mann-W**
Chromium (mg/L)	**GWC-13**	**-3.064**	**Yes**	**0.01**	**Yes**	**Mann-W**
Cobalt (mg/L)	**GWA-2R (bg)**	**-4.251**	**Yes**	**0.01**	**Yes**	**Mann-W**
Cobalt (mg/L)	**GWC-10**	**-2.602**	**Yes**	**0.01**	**Yes**	**Mann-W**
Cobalt (mg/L)	**GWC-9**	**-2.768**	**Yes**	**0.01**	**Yes**	**Mann-W**
Copper (mg/L)	**GWA-3A (bg)**	**-3.056**	**Yes**	**0.01**	**Yes**	**Mann-W**
Copper (mg/L)	**GWA-50 (bg)**	**-2.951**	**Yes**	**0.01**	**Yes**	**Mann-W**
Nickel (mg/L)	**GWA-3A (bg)**	**-3.018**	**Yes**	**0.01**	**Yes**	**Mann-W**
Nickel (mg/L)	**GWA-50 (bg)**	**-2.847**	**Yes**	**0.01**	**Yes**	**Mann-W**
Nickel (mg/L)	**GWA-50R (bg)**	**-2.887**	**Yes**	**0.01**	**Yes**	**Mann-W**
Nickel (mg/L)	**GWC-48**	**2.983**	**Yes**	**0.01**	**Yes**	**Mann-W**
Silver (mg/L)	**GWA-50R (bg)**	**-2.677**	**Yes**	**0.01**	**Yes**	**Mann-W**
Zinc (mg/L)	**GWA-3A (bg)**	**-2.956**	**Yes**	**0.01**	**Yes**	**Mann-W**

Appendix I Welch's t-test/Mann-Whitney - All Results

Plant Bowen Data: Bowen 1, 2, 9, and 10 Printed 3/4/2024, 12:12 PM

Constituent	Well	Calc.	0.01	Alpha	Sig.	Method
Antimony (mg/L)	GWA-1 (bg)	1.764	No	0.01	No	Mann-W
Antimony (mg/L)	GWA-2R (bg)	-0.228	No	0.01	No	Mann-W
Antimony (mg/L)	GWA-39RZ (bg)	-0.5559	No	0.01	No	Mann-W
Antimony (mg/L)	GWA-39Z (bg)	0.867	No	0.01	No	Mann-W
Antimony (mg/L)	GWA-3A (bg)	0.07983	No	0.01	No	Mann-W
Antimony (mg/L)	GWA-40 (bg)	-1.318	No	0.01	No	Mann-W
Antimony (mg/L)	GWA-41 (bg)	-1.142	No	0.01	No	Mann-W
Antimony (mg/L)	GWA-41R (bg)	-0.2418	No	0.01	No	Mann-W
Antimony (mg/L)	GWA-42 (bg)	0.3638	No	0.01	No	Mann-W
Antimony (mg/L)	GWA-43 (bg)	0.3638	No	0.01	No	Mann-W
Antimony (mg/L)	GWA-43R (bg)	1.291	No	0.01	No	Mann-W
Antimony (mg/L)	GWA-4RZ (bg)	1.886	No	0.01	No	Mann-W
Antimony (mg/L)	GWA-50 (bg)	-0.8301	No	0.01	No	Mann-W
Antimony (mg/L)	GWA-50R (bg)	0.2652	No	0.01	No	Mann-W
Antimony (mg/L)	GWC-10R	-1.942	No	0.01	No	Mann-W
Antimony (mg/L)	GWC-11	0.8097	No	0.01	No	Mann-W
Antimony (mg/L)	GWC-11R	-0.4494	No	0.01	No	Mann-W
Antimony (mg/L)	**GWC-12**	**-3.163**	**Yes**	**0.01**	**Yes**	**Mann-W**
Antimony (mg/L)	GWC-13	0.6309	No	0.01	No	Mann-W
Antimony (mg/L)	GWC-13RZ	0.9839	No	0.01	No	Mann-W
Antimony (mg/L)	GWC-14Z	0.4189	No	0.01	No	Mann-W
Antimony (mg/L)	GWC-15R	-0.6251	No	0.01	No	Mann-W
Antimony (mg/L)	GWC-15Z	-0.825	No	0.01	No	Mann-W
Antimony (mg/L)	GWC-44	0.3638	No	0.01	No	Mann-W
Antimony (mg/L)	GWC-45	1.671	No	0.01	No	Mann-W
Antimony (mg/L)	GWC-45R	1.341	No	0.01	No	Mann-W
Antimony (mg/L)	GWC-46R	0.3638	No	0.01	No	Mann-W
Antimony (mg/L)	GWC-47	-0.5883	No	0.01	No	Mann-W
Antimony (mg/L)	GWC-47R	1.688	No	0.01	No	Mann-W
Antimony (mg/L)	GWC-48	0.6151	No	0.01	No	Mann-W
Antimony (mg/L)	GWC-49R	-0.2903	No	0.01	No	Mann-W
Antimony (mg/L)	GWC-49Z	1.073	No	0.01	No	Mann-W
Antimony (mg/L)	GWC-5	0.5277	No	0.01	No	Mann-W
Antimony (mg/L)	GWC-6	0.1439	No	0.01	No	Mann-W
Antimony (mg/L)	GWC-6RZ	1.008	No	0.01	No	Mann-W
Antimony (mg/L)	GWC-7Z	-1.44	No	0.01	No	Mann-W
Antimony (mg/L)	GWC-8RR	-0.04118	No	0.01	No	Mann-W
Antimony (mg/L)	GWC-8Z	-2.4	No	0.01	No	Mann-W
Antimony (mg/L)	GWC-9	0.2433	No	0.01	No	Mann-W
Arsenic (mg/L)	GWA-1 (bg)	0.6309	No	0.01	No	Mann-W
Arsenic (mg/L)	**GWA-2 (bg)**	**-3.124**	**Yes**	**0.01**	**Yes**	**Mann-W**
Arsenic (mg/L)	GWA-2R (bg)	0.7585	No	0.01	No	Mann-W
Arsenic (mg/L)	GWA-39RZ (bg)	1.34	No	0.01	No	Mann-W
Arsenic (mg/L)	GWA-39Z (bg)	-0.5883	No	0.01	No	Mann-W
Arsenic (mg/L)	GWA-3A (bg)	0.2466	No	0.01	No	Mann-W
Arsenic (mg/L)	GWA-40 (bg)	0.6151	No	0.01	No	Mann-W
Arsenic (mg/L)	GWA-41R (bg)	0.809	No	0.01	No	Mann-W
Arsenic (mg/L)	GWA-43 (bg)	-2.183	No	0.01	No	Mann-W
Arsenic (mg/L)	GWA-43R (bg)	0.3638	No	0.01	No	Mann-W
Arsenic (mg/L)	GWA-4RZ (bg)	2.146	No	0.01	No	Mann-W
Arsenic (mg/L)	GWC-10	-1.323	No	0.01	No	Mann-W
Arsenic (mg/L)	**GWC-10R**	**-3.163**	**Yes**	**0.01**	**Yes**	**Mann-W**
Arsenic (mg/L)	GWC-11	-1.974	No	0.01	No	Mann-W
Arsenic (mg/L)	GWC-11R	0.6073	No	0.01	No	Mann-W
Arsenic (mg/L)	GWC-12	-0.8838	No	0.01	No	Mann-W

Appendix I Welch's t-test/Mann-Whitney - All Results

Plant Bowen Data: Bowen 1, 2, 9, and 10 Printed 3/4/2024, 12:12 PM

Constituent	Well	Calc.	0.01	Alpha	Sig.	Method
Arsenic (mg/L)	GWC-13	0.9696	No	0.01	No	Mann-W
Arsenic (mg/L)	GWC-13RZ	0.1253	No	0.01	No	Mann-W
Arsenic (mg/L)	GWC-14Z	-1.623	No	0.01	No	Mann-W
Arsenic (mg/L)	GWC-15R	-1.009	No	0.01	No	Mann-W
Arsenic (mg/L)	GWC-15Z	-0.6024	No	0.01	No	Mann-W
Arsenic (mg/L)	GWC-44	0.393	No	0.01	No	Mann-W
Arsenic (mg/L)	GWC-45	-2.183	No	0.01	No	Mann-W
Arsenic (mg/L)	GWC-45R	0.3638	No	0.01	No	Mann-W
Arsenic (mg/L)	GWC-46R	0.3638	No	0.01	No	Mann-W
Arsenic (mg/L)	GWC-47	0.3638	No	0.01	No	Mann-W
Arsenic (mg/L)	GWC-47R	1.306	No	0.01	No	Mann-W
Arsenic (mg/L)	GWC-49R	0.3638	No	0.01	No	Mann-W
Arsenic (mg/L)	GWC-49Z	-2.183	No	0.01	No	Mann-W
Arsenic (mg/L)	GWC-5	0.2433	No	0.01	No	Mann-W
Arsenic (mg/L)	GWC-6	0.8218	No	0.01	No	Mann-W
Arsenic (mg/L)	GWC-6RZ	-1.339	No	0.01	No	Mann-W
Arsenic (mg/L)	GWC-7Z	1.417	No	0.01	No	Mann-W
Arsenic (mg/L)	GWC-8RR	-0.4228	No	0.01	No	Mann-W
Arsenic (mg/L)	GWC-8Z	-0.1061	No	0.01	No	Mann-W
Arsenic (mg/L)	GWC-9	-2.429	No	0.01	No	Mann-W
Barium (mg/L)	GWA-1 (bg)	-1.673	No	0.01	No	Mann-W
Barium (mg/L)	GWA-2 (bg)	0.7442	No	0.01	No	Mann-W
Barium (mg/L)	**GWA-2R (bg)**	**2.707**	**Yes**	**0.01**	**Yes**	**Mann-W**
Barium (mg/L)	GWA-39RZ (bg)	-2.137	No	0.01	No	Mann-W
Barium (mg/L)	GWA-39Z (bg)	0.04478	No	0.01	No	Mann-W
Barium (mg/L)	GWA-3A (bg)	1.597	No	0.01	No	Mann-W
Barium (mg/L)	GWA-40 (bg)	-1.346	No	0.01	No	Mann-W
Barium (mg/L)	GWA-41 (bg)	-1.122	No	0.01	No	Mann-W
Barium (mg/L)	GWA-41R (bg)	0.04496	No	0.01	No	Mann-W
Barium (mg/L)	GWA-42 (bg)	-0.1803	No	0.01	No	Mann-W
Barium (mg/L)	GWA-43 (bg)	-1.883	No	0.01	No	Mann-W
Barium (mg/L)	GWA-43R (bg)	-2.334	No	0.01	No	Mann-W
Barium (mg/L)	GWA-4RZ (bg)	2.152	No	0.01	No	Mann-W
Barium (mg/L)	GWA-50 (bg)	-2.049	No	0.01	No	Mann-W
Barium (mg/L)	**GWA-50R (bg)**	**-3.008**	**Yes**	**0.01**	**Yes**	**Mann-W**
Barium (mg/L)	GWC-10	-0.1392	No	0.01	No	Mann-W
Barium (mg/L)	GWC-10R	0.8812	No	0.01	No	Mann-W
Barium (mg/L)	GWC-11	-1.737	No	0.01	No	Mann-W
Barium (mg/L)	GWC-11R	2.509	No	0.01	No	Mann-W
Barium (mg/L)	**GWC-12**	**-2.878**	**Yes**	**0.01**	**Yes**	**Mann-W**
Barium (mg/L)	GWC-13	-1.107	No	0.01	No	Mann-W
Barium (mg/L)	GWC-14Z	-0.6439	No	0.01	No	Mann-W
Barium (mg/L)	**GWC-15R**	**-3.125**	**Yes**	**0.01**	**Yes**	**Mann-W**
Barium (mg/L)	GWC-15Z	0.1979	No	0.01	No	Mann-W
Barium (mg/L)	GWC-44	-0.1792	No	0.01	No	Mann-W
Barium (mg/L)	**GWC-45**	**2.921**	**Yes**	**0.01**	**Yes**	**Mann-W**
Barium (mg/L)	GWC-45R	1.936	No	0.01	No	Mann-W
Barium (mg/L)	**GWC-46R**	**-3.106**	**Yes**	**0.01**	**Yes**	**Mann-W**
Barium (mg/L)	**GWC-47**	**-2.778**	**Yes**	**0.01**	**Yes**	**Mann-W**
Barium (mg/L)	GWC-47R	-2.105	No	0.01	No	Mann-W
Barium (mg/L)	**GWC-48**	**2.897**	**Yes**	**0.01**	**Yes**	**Mann-W**
Barium (mg/L)	GWC-49R	0.1793	No	0.01	No	Mann-W
Barium (mg/L)	GWC-49Z	-1.076	No	0.01	No	Mann-W
Barium (mg/L)	**GWC-5**	**-3.103**	**Yes**	**0.01**	**Yes**	**Mann-W**
Barium (mg/L)	**GWC-6**	**-2.965**	**Yes**	**0.01**	**Yes**	**Mann-W**

Appendix I Welch's t-test/Mann-Whitney - All Results

Plant Bowen Data: Bowen 1, 2, 9, and 10 Printed 3/4/2024, 12:12 PM

Constituent	Well	Calc.	0.01	Alpha	Sig.	Method
Barium (mg/L)	**GWC-6RZ**	**-2.675**	**Yes**	**0.01**	**Yes**	**Mann-W**
Barium (mg/L)	**GWC-7Z**	**-3.095**	**Yes**	**0.01**	**Yes**	**Mann-W**
Barium (mg/L)	**GWC-8RR**	**-3.237**	**Yes**	**0.01**	**Yes**	**Mann-W**
Barium (mg/L)	GWC-8Z	-2.451	No	0.01	No	Mann-W
Barium (mg/L)	GWC-9	2.38	No	0.01	No	Mann-W
Cadmium (mg/L)	GWA-1 (bg)	-0.05805	No	0.01	No	Mann-W
Cadmium (mg/L)	GWA-39RZ (bg)	0.375	No	0.01	No	Mann-W
Cadmium (mg/L)	GWA-39Z (bg)	0.9797	No	0.01	No	Mann-W
Cadmium (mg/L)	GWA-42 (bg)	1.756	No	0.01	No	Mann-W
Cadmium (mg/L)	GWA-43 (bg)	0.3638	No	0.01	No	Mann-W
Cadmium (mg/L)	GWA-50 (bg)	0.4437	No	0.01	No	Mann-W
Cadmium (mg/L)	**GWC-10**	**-3.163**	**Yes**	**0.01**	**Yes**	**Mann-W**
Cadmium (mg/L)	GWC-10R	0.2433	No	0.01	No	Mann-W
Cadmium (mg/L)	GWC-11R	-0.05805	No	0.01	No	Mann-W
Cadmium (mg/L)	GWC-12	-0.2443	No	0.01	No	Mann-W
Cadmium (mg/L)	GWC-14Z	0.2433	No	0.01	No	Mann-W
Cadmium (mg/L)	GWC-15R	0.7236	No	0.01	No	Mann-W
Cadmium (mg/L)	GWC-44	0.3638	No	0.01	No	Mann-W
Cadmium (mg/L)	GWC-45R	0.3638	No	0.01	No	Mann-W
Cadmium (mg/L)	GWC-47	-0.4103	No	0.01	No	Mann-W
Cadmium (mg/L)	GWC-47R	-2.183	No	0.01	No	Mann-W
Cadmium (mg/L)	GWC-48	0.9976	No	0.01	No	Mann-W
Cadmium (mg/L)	GWC-49Z	1.448	No	0.01	No	Mann-W
Cadmium (mg/L)	GWC-5	0.9695	No	0.01	No	Mann-W
Cadmium (mg/L)	GWC-6	0.4065	No	0.01	No	Mann-W
Cadmium (mg/L)	GWC-7Z	0.3638	No	0.01	No	Mann-W
Cadmium (mg/L)	GWC-8Z	0.5512	No	0.01	No	Mann-W
Chromium (mg/L)	GWA-1 (bg)	0.3449	No	0.01	No	Mann-W
Chromium (mg/L)	GWA-2 (bg)	0.6511	No	0.01	No	Mann-W
Chromium (mg/L)	GWA-2R (bg)	-0.03573	No	0.01	No	Mann-W
Chromium (mg/L)	GWA-39RZ (bg)	1.111	No	0.01	No	Mann-W
Chromium (mg/L)	GWA-39Z (bg)	0.375	No	0.01	No	Mann-W
Chromium (mg/L)	GWA-3A (bg)	1.503	No	0.01	No	Mann-W
Chromium (mg/L)	GWA-40 (bg)	0.9797	No	0.01	No	Mann-W
Chromium (mg/L)	GWA-41 (bg)	-0.08787	No	0.01	No	Mann-W
Chromium (mg/L)	GWA-41R (bg)	0.6158	No	0.01	No	Mann-W
Chromium (mg/L)	GWA-42 (bg)	0.3638	No	0.01	No	Mann-W
Chromium (mg/L)	GWA-43 (bg)	0	No	0.01	No	Mann-W
Chromium (mg/L)	GWA-43R (bg)	1.045	No	0.01	No	Mann-W
Chromium (mg/L)	GWA-50 (bg)	0.6919	No	0.01	No	Mann-W
Chromium (mg/L)	GWA-50R (bg)	1.243	No	0.01	No	Mann-W
Chromium (mg/L)	GWC-10	-0.5093	No	0.01	No	Mann-W
Chromium (mg/L)	GWC-10R	0.484	No	0.01	No	Mann-W
Chromium (mg/L)	GWC-11	-0.9345	No	0.01	No	Mann-W
Chromium (mg/L)	GWC-11R	-2.361	No	0.01	No	Mann-W
Chromium (mg/L)	GWC-12	-0.8323	No	0.01	No	Mann-W
Chromium (mg/L)	**GWC-13**	**-3.064**	**Yes**	**0.01**	**Yes**	**Mann-W**
Chromium (mg/L)	GWC-13RZ	0.02916	No	0.01	No	Mann-W
Chromium (mg/L)	GWC-14Z	0.6253	No	0.01	No	Mann-W
Chromium (mg/L)	GWC-15R	0.6872	No	0.01	No	Mann-W
Chromium (mg/L)	GWC-15Z	-0.7902	No	0.01	No	Mann-W
Chromium (mg/L)	GWC-44	-1.142	No	0.01	No	Mann-W
Chromium (mg/L)	GWC-45	0.3638	No	0.01	No	Mann-W
Chromium (mg/L)	GWC-45R	1.633	No	0.01	No	Mann-W
Chromium (mg/L)	GWC-46R	2.302	No	0.01	No	Mann-W

Appendix I Welch's t-test/Mann-Whitney - All Results

Plant Bowen Data: Bowen 1, 2, 9, and 10 Printed 3/4/2024, 12:12 PM

Constituent	Well	Calc.	0.01	Alpha	Sig.	Method
Chromium (mg/L)	GWC-47	-0.8542	No	0.01	No	Mann-W
Chromium (mg/L)	GWC-47R	0.3787	No	0.01	No	Mann-W
Chromium (mg/L)	GWC-48	-1.22	No	0.01	No	Mann-W
Chromium (mg/L)	GWC-49R	1.589	No	0.01	No	Mann-W
Chromium (mg/L)	GWC-49Z	0.842	No	0.01	No	Mann-W
Chromium (mg/L)	GWC-5	0.07235	No	0.01	No	Mann-W
Chromium (mg/L)	GWC-6	-0.8194	No	0.01	No	Mann-W
Chromium (mg/L)	GWC-6RZ	0.895	No	0.01	No	Mann-W
Chromium (mg/L)	GWC-7Z	-1.318	No	0.01	No	Mann-W
Chromium (mg/L)	GWC-8RR	0	No	0.01	No	Mann-W
Chromium (mg/L)	GWC-8Z	-0.938	No	0.01	No	Mann-W
Chromium (mg/L)	GWC-9	0.1021	No	0.01	No	Mann-W
Cobalt (mg/L)	GWA-1 (bg)	0.9691	No	0.01	No	Mann-W
Cobalt (mg/L)	GWA-2 (bg)	-0.2399	No	0.01	No	Mann-W
Cobalt (mg/L)	**GWA-2R (bg)**	**-4.251**	**Yes**	**0.01**	**Yes**	**Mann-W**
Cobalt (mg/L)	GWA-39RZ (bg)	-0.09068	No	0.01	No	Mann-W
Cobalt (mg/L)	GWA-39Z (bg)	1.446	No	0.01	No	Mann-W
Cobalt (mg/L)	GWA-3A (bg)	1.646	No	0.01	No	Mann-W
Cobalt (mg/L)	GWA-41R (bg)	-0.2398	No	0.01	No	Mann-W
Cobalt (mg/L)	GWA-42 (bg)	-0.8097	No	0.01	No	Mann-W
Cobalt (mg/L)	GWA-43 (bg)	0.3638	No	0.01	No	Mann-W
Cobalt (mg/L)	GWA-4RZ (bg)	1.165	No	0.01	No	Mann-W
Cobalt (mg/L)	GWA-50R (bg)	0.8918	No	0.01	No	Mann-W
Cobalt (mg/L)	**GWC-10**	**-2.602**	**Yes**	**0.01**	**Yes**	**Mann-W**
Cobalt (mg/L)	GWC-11	0.627	No	0.01	No	Mann-W
Cobalt (mg/L)	GWC-11R	0.4119	No	0.01	No	Mann-W
Cobalt (mg/L)	GWC-12	-0.5503	No	0.01	No	Mann-W
Cobalt (mg/L)	GWC-13	0.1143	No	0.01	No	Mann-W
Cobalt (mg/L)	GWC-13RZ	-0.4056	No	0.01	No	Mann-W
Cobalt (mg/L)	GWC-14Z	-0.165	No	0.01	No	Mann-W
Cobalt (mg/L)	GWC-15R	0.4063	No	0.01	No	Mann-W
Cobalt (mg/L)	GWC-15Z	0.4119	No	0.01	No	Mann-W
Cobalt (mg/L)	GWC-44	-1.577	No	0.01	No	Mann-W
Cobalt (mg/L)	GWC-45	-0.7758	No	0.01	No	Mann-W
Cobalt (mg/L)	GWC-46R	0.3638	No	0.01	No	Mann-W
Cobalt (mg/L)	GWC-48	2.293	No	0.01	No	Mann-W
Cobalt (mg/L)	GWC-49Z	-2.376	No	0.01	No	Mann-W
Cobalt (mg/L)	GWC-5	1.349	No	0.01	No	Mann-W
Cobalt (mg/L)	GWC-6	0.6309	No	0.01	No	Mann-W
Cobalt (mg/L)	GWC-7Z	1.44	No	0.01	No	Mann-W
Cobalt (mg/L)	GWC-8RR	0.4937	No	0.01	No	Mann-W
Cobalt (mg/L)	GWC-8Z	0.7224	No	0.01	No	Mann-W
Cobalt (mg/L)	**GWC-9**	**-2.768**	**Yes**	**0.01**	**Yes**	**Mann-W**
Copper (mg/L)	GWA-1 (bg)	-1.032	No	0.01	No	Mann-W
Copper (mg/L)	GWA-2 (bg)	-0.03127	No	0.01	No	Mann-W
Copper (mg/L)	GWA-2R (bg)	-1.789	No	0.01	No	Mann-W
Copper (mg/L)	GWA-39RZ (bg)	-0.1103	No	0.01	No	Mann-W
Copper (mg/L)	GWA-39Z (bg)	0.8368	No	0.01	No	Mann-W
Copper (mg/L)	**GWA-3A (bg)**	**-3.056**	**Yes**	**0.01**	**Yes**	**Mann-W**
Copper (mg/L)	GWA-40 (bg)	0.375	No	0.01	No	Mann-W
Copper (mg/L)	GWA-41 (bg)	1.014	No	0.01	No	Mann-W
Copper (mg/L)	GWA-41R (bg)	0.05174	No	0.01	No	Mann-W
Copper (mg/L)	GWA-42 (bg)	0.6348	No	0.01	No	Mann-W
Copper (mg/L)	GWA-43 (bg)	-0.1352	No	0.01	No	Mann-W
Copper (mg/L)	GWA-43R (bg)	1.014	No	0.01	No	Mann-W

Appendix I Welch's t-test/Mann-Whitney - All Results

Plant Bowen Data: Bowen 1, 2, 9, and 10 Printed 3/4/2024, 12:12 PM

Constituent	Well	Calc.	0.01	Alpha	Sig.	Method
Copper (mg/L)	GWA-4RZ (bg)	1.082	No	0.01	No	Mann-W
Copper (mg/L)	**GWA-50 (bg)**	**-2.951**	**Yes**	**0.01**	**Yes**	**Mann-W**
Copper (mg/L)	GWA-50R (bg)	-0.04739	No	0.01	No	Mann-W
Copper (mg/L)	GWC-10	0.1073	No	0.01	No	Mann-W
Copper (mg/L)	GWC-10R	0.5716	No	0.01	No	Mann-W
Copper (mg/L)	GWC-11	0.4526	No	0.01	No	Mann-W
Copper (mg/L)	GWC-11R	0.469	No	0.01	No	Mann-W
Copper (mg/L)	GWC-12	-0.5847	No	0.01	No	Mann-W
Copper (mg/L)	GWC-13	0.8763	No	0.01	No	Mann-W
Copper (mg/L)	GWC-13RZ	-1.688	No	0.01	No	Mann-W
Copper (mg/L)	GWC-14Z	0.877	No	0.01	No	Mann-W
Copper (mg/L)	GWC-15R	0.877	No	0.01	No	Mann-W
Copper (mg/L)	GWC-15Z	0.09928	No	0.01	No	Mann-W
Copper (mg/L)	GWC-44	0.7211	No	0.01	No	Mann-W
Copper (mg/L)	GWC-45	1.053	No	0.01	No	Mann-W
Copper (mg/L)	GWC-45R	0.375	No	0.01	No	Mann-W
Copper (mg/L)	GWC-46R	0.375	No	0.01	No	Mann-W
Copper (mg/L)	GWC-47	-0.532	No	0.01	No	Mann-W
Copper (mg/L)	GWC-47R	1.18	No	0.01	No	Mann-W
Copper (mg/L)	GWC-48	1.014	No	0.01	No	Mann-W
Copper (mg/L)	GWC-49Z	1.34	No	0.01	No	Mann-W
Copper (mg/L)	GWC-5	0.2267	No	0.01	No	Mann-W
Copper (mg/L)	GWC-6	0.6763	No	0.01	No	Mann-W
Copper (mg/L)	GWC-6RZ	0.375	No	0.01	No	Mann-W
Copper (mg/L)	GWC-7Z	1.257	No	0.01	No	Mann-W
Copper (mg/L)	GWC-8RR	0.3273	No	0.01	No	Mann-W
Copper (mg/L)	GWC-8Z	0.4731	No	0.01	No	Mann-W
Copper (mg/L)	GWC-9	0.5749	No	0.01	No	Mann-W
Lead (mg/L)	GWA-1 (bg)	0.7191	No	0.01	No	Mann-W
Lead (mg/L)	GWA-2 (bg)	-0.05805	No	0.01	No	Mann-W
Lead (mg/L)	GWA-2R (bg)	0.5277	No	0.01	No	Mann-W
Lead (mg/L)	GWA-39RZ (bg)	-0.3495	No	0.01	No	Mann-W
Lead (mg/L)	GWA-39Z (bg)	0.9803	No	0.01	No	Mann-W
Lead (mg/L)	GWA-40 (bg)	0.9803	No	0.01	No	Mann-W
Lead (mg/L)	GWA-41 (bg)	0.3638	No	0.01	No	Mann-W
Lead (mg/L)	GWA-41R (bg)	1.292	No	0.01	No	Mann-W
Lead (mg/L)	GWA-42 (bg)	0.809	No	0.01	No	Mann-W
Lead (mg/L)	GWA-43 (bg)	0.6402	No	0.01	No	Mann-W
Lead (mg/L)	GWA-43R (bg)	1.014	No	0.01	No	Mann-W
Lead (mg/L)	GWA-4RZ (bg)	0.6151	No	0.01	No	Mann-W
Lead (mg/L)	GWA-50 (bg)	0.5775	No	0.01	No	Mann-W
Lead (mg/L)	GWA-50R (bg)	-0.4419	No	0.01	No	Mann-W
Lead (mg/L)	GWC-10	0.2433	No	0.01	No	Mann-W
Lead (mg/L)	GWC-10R	0.2433	No	0.01	No	Mann-W
Lead (mg/L)	GWC-11	0.5277	No	0.01	No	Mann-W
Lead (mg/L)	GWC-11R	0.5277	No	0.01	No	Mann-W
Lead (mg/L)	GWC-13	1.046	No	0.01	No	Mann-W
Lead (mg/L)	GWC-13RZ	0.6309	No	0.01	No	Mann-W
Lead (mg/L)	GWC-14Z	0.4063	No	0.01	No	Mann-W
Lead (mg/L)	GWC-15R	-0.2687	No	0.01	No	Mann-W
Lead (mg/L)	GWC-15Z	0.5277	No	0.01	No	Mann-W
Lead (mg/L)	GWC-44	1.051	No	0.01	No	Mann-W
Lead (mg/L)	GWC-45	2.042	No	0.01	No	Mann-W
Lead (mg/L)	GWC-45R	1.139	No	0.01	No	Mann-W
Lead (mg/L)	GWC-47	1.139	No	0.01	No	Mann-W

Appendix I Welch's t-test/Mann-Whitney - All Results

Plant Bowen Data: Bowen 1, 2, 9, and 10 Printed 3/4/2024, 12:12 PM

Constituent	Well	Calc.	0.01	Alpha	Sig.	Method
Lead (mg/L)	GWC-47R	0.9797	No	0.01	No	Mann-W
Lead (mg/L)	GWC-48	-0.08787	No	0.01	No	Mann-W
Lead (mg/L)	GWC-49Z	1.292	No	0.01	No	Mann-W
Lead (mg/L)	GWC-5	0.2433	No	0.01	No	Mann-W
Lead (mg/L)	GWC-6	0.8097	No	0.01	No	Mann-W
Lead (mg/L)	GWC-6RZ	0.7224	No	0.01	No	Mann-W
Lead (mg/L)	GWC-7Z	1.744	No	0.01	No	Mann-W
Lead (mg/L)	GWC-8RR	0.6443	No	0.01	No	Mann-W
Lead (mg/L)	GWC-8Z	2.013	No	0.01	No	Mann-W
Lead (mg/L)	GWC-9	0.9703	No	0.01	No	Mann-W
Nickel (mg/L)	GWA-1 (bg)	-0.1655	No	0.01	No	Mann-W
Nickel (mg/L)	GWA-2 (bg)	0.2276	No	0.01	No	Mann-W
Nickel (mg/L)	GWA-2R (bg)	0.4007	No	0.01	No	Mann-W
Nickel (mg/L)	GWA-39RZ (bg)	0.2212	No	0.01	No	Mann-W
Nickel (mg/L)	GWA-39Z (bg)	-0.9742	No	0.01	No	Mann-W
Nickel (mg/L)	**GWA-3A (bg)**	**-3.018**	**Yes**	**0.01**	**Yes**	**Mann-W**
Nickel (mg/L)	GWA-41 (bg)	-0.6932	No	0.01	No	Mann-W
Nickel (mg/L)	GWA-41R (bg)	0.5333	No	0.01	No	Mann-W
Nickel (mg/L)	GWA-42 (bg)	0.3366	No	0.01	No	Mann-W
Nickel (mg/L)	GWA-43 (bg)	1.041	No	0.01	No	Mann-W
Nickel (mg/L)	GWA-43R (bg)	0.375	No	0.01	No	Mann-W
Nickel (mg/L)	GWA-4RZ (bg)	0.8122	No	0.01	No	Mann-W
Nickel (mg/L)	**GWA-50 (bg)**	**-2.847**	**Yes**	**0.01**	**Yes**	**Mann-W**
Nickel (mg/L)	**GWA-50R (bg)**	**-2.887**	**Yes**	**0.01**	**Yes**	**Mann-W**
Nickel (mg/L)	GWC-10	-1.066	No	0.01	No	Mann-W
Nickel (mg/L)	GWC-10R	0.1256	No	0.01	No	Mann-W
Nickel (mg/L)	GWC-11	0.3175	No	0.01	No	Mann-W
Nickel (mg/L)	GWC-11R	0.4368	No	0.01	No	Mann-W
Nickel (mg/L)	GWC-12	-1.377	No	0.01	No	Mann-W
Nickel (mg/L)	GWC-13	-0.03396	No	0.01	No	Mann-W
Nickel (mg/L)	GWC-13RZ	0.9078	No	0.01	No	Mann-W
Nickel (mg/L)	GWC-14Z	-0.02941	No	0.01	No	Mann-W
Nickel (mg/L)	GWC-15R	-0.1719	No	0.01	No	Mann-W
Nickel (mg/L)	GWC-15Z	-0.5441	No	0.01	No	Mann-W
Nickel (mg/L)	GWC-44	0.6402	No	0.01	No	Mann-W
Nickel (mg/L)	GWC-45	-1.806	No	0.01	No	Mann-W
Nickel (mg/L)	GWC-45R	-1.088	No	0.01	No	Mann-W
Nickel (mg/L)	GWC-46R	0.375	No	0.01	No	Mann-W
Nickel (mg/L)	GWC-47	0.375	No	0.01	No	Mann-W
Nickel (mg/L)	GWC-47R	1.34	No	0.01	No	Mann-W
Nickel (mg/L)	**GWC-48**	**2.983**	**Yes**	**0.01**	**Yes**	**Mann-W**
Nickel (mg/L)	GWC-49R	0.375	No	0.01	No	Mann-W
Nickel (mg/L)	GWC-49Z	-1.986	No	0.01	No	Mann-W
Nickel (mg/L)	GWC-5	-2.031	No	0.01	No	Mann-W
Nickel (mg/L)	GWC-6	0.2005	No	0.01	No	Mann-W
Nickel (mg/L)	GWC-7Z	1.914	No	0.01	No	Mann-W
Nickel (mg/L)	GWC-8RR	0.5512	No	0.01	No	Mann-W
Nickel (mg/L)	GWC-8Z	1.181	No	0.01	No	Mann-W
Nickel (mg/L)	GWC-9	-2.137	No	0.01	No	Mann-W
Selenium (mg/L)	GWA-2 (bg)	-0.7745	No	0.01	No	Mann-W
Selenium (mg/L)	GWA-2R (bg)	0.2433	No	0.01	No	Mann-W
Selenium (mg/L)	GWA-43 (bg)	0.3638	No	0.01	No	Mann-W
Selenium (mg/L)	GWC-13	0.275	No	0.01	No	Mann-W
Selenium (mg/L)	GWC-13RZ	0.631	No	0.01	No	Mann-W
Selenium (mg/L)	GWC-14Z	0.4065	No	0.01	No	Mann-W

Appendix I Welch's t-test/Mann-Whitney - All Results

Plant Bowen Data: Bowen 1, 2, 9, and 10 Printed 3/4/2024, 12:12 PM

Constituent	Well	Calc.	0.01	Alpha	Sig.	Method
Selenium (mg/L)	GWC-15R	0.2433	No	0.01	No	Mann-W
Selenium (mg/L)	GWC-44	-0.2845	No	0.01	No	Mann-W
Selenium (mg/L)	GWC-46R	0.3638	No	0.01	No	Mann-W
Selenium (mg/L)	GWC-48	-1.142	No	0.01	No	Mann-W
Selenium (mg/L)	GWC-5	-0.384	No	0.01	No	Mann-W
Selenium (mg/L)	GWC-6RZ	0.3273	No	0.01	No	Mann-W
Selenium (mg/L)	GWC-8Z	-0.5455	No	0.01	No	Mann-W
Selenium (mg/L)	GWC-9	0.2433	No	0.01	No	Mann-W
Silver (mg/L)	GWA-39RZ (bg)	0.433	No	0.01	No	Mann-W
Silver (mg/L)	GWA-50 (bg)	0.1102	No	0.01	No	Mann-W
Silver (mg/L)	**GWA-50R (bg)**	**-2.677**	**Yes**	**0.01**	**Yes**	**Mann-W**
Silver (mg/L)	GWC-12	0.2611	No	0.01	No	Mann-W
Silver (mg/L)	GWC-13RZ	0.2652	No	0.01	No	Mann-W
Vanadium (mg/L)	GWA-1 (bg)	0.5682	No	0.01	No	Mann-W
Vanadium (mg/L)	GWA-2 (bg)	0.7952	No	0.01	No	Mann-W
Vanadium (mg/L)	GWA-2R (bg)	0.7818	No	0.01	No	Mann-W
Vanadium (mg/L)	GWA-39RZ (bg)	0.433	No	0.01	No	Mann-W
Vanadium (mg/L)	GWA-3A (bg)	0.4437	No	0.01	No	Mann-W
Vanadium (mg/L)	GWA-43 (bg)	0.375	No	0.01	No	Mann-W
Vanadium (mg/L)	GWA-43R (bg)	0.6348	No	0.01	No	Mann-W
Vanadium (mg/L)	GWA-4RZ (bg)	0.4743	No	0.01	No	Mann-W
Vanadium (mg/L)	GWA-50R (bg)	1.086	No	0.01	No	Mann-W
Vanadium (mg/L)	GWC-10	0.6804	No	0.01	No	Mann-W
Vanadium (mg/L)	GWC-11	0.5683	No	0.01	No	Mann-W
Vanadium (mg/L)	GWC-11R	1.575	No	0.01	No	Mann-W
Vanadium (mg/L)	GWC-12	-0.3056	No	0.01	No	Mann-W
Vanadium (mg/L)	GWC-13	0.3374	No	0.01	No	Mann-W
Vanadium (mg/L)	GWC-13RZ	0.9295	No	0.01	No	Mann-W
Vanadium (mg/L)	GWC-14Z	0.877	No	0.01	No	Mann-W
Vanadium (mg/L)	GWC-15R	0.2611	No	0.01	No	Mann-W
Vanadium (mg/L)	GWC-15Z	0.4474	No	0.01	No	Mann-W
Vanadium (mg/L)	GWC-44	-2.125	No	0.01	No	Mann-W
Vanadium (mg/L)	GWC-45	-1.088	No	0.01	No	Mann-W
Vanadium (mg/L)	GWC-47R	0.375	No	0.01	No	Mann-W
Vanadium (mg/L)	GWC-48	-2.125	No	0.01	No	Mann-W
Vanadium (mg/L)	GWC-5	0.5682	No	0.01	No	Mann-W
Vanadium (mg/L)	GWC-6	1.137	No	0.01	No	Mann-W
Vanadium (mg/L)	GWC-8RR	0.5512	No	0.01	No	Mann-W
Vanadium (mg/L)	GWC-8Z	0.375	No	0.01	No	Mann-W
Vanadium (mg/L)	GWC-9	-0.6477	No	0.01	No	Mann-W
Zinc (mg/L)	GWA-1 (bg)	2.19	No	0.01	No	Mann-W
Zinc (mg/L)	GWA-2 (bg)	0.707	No	0.01	No	Mann-W
Zinc (mg/L)	GWA-2R (bg)	1.742	No	0.01	No	Mann-W
Zinc (mg/L)	GWA-39RZ (bg)	1.401	No	0.01	No	Mann-W
Zinc (mg/L)	GWA-39Z (bg)	1.653	No	0.01	No	Mann-W
Zinc (mg/L)	**GWA-3A (bg)**	**-2.956**	**Yes**	**0.01**	**Yes**	**Mann-W**
Zinc (mg/L)	GWA-40 (bg)	0.836	No	0.01	No	Mann-W
Zinc (mg/L)	GWA-41 (bg)	0.8368	No	0.01	No	Mann-W
Zinc (mg/L)	GWA-41R (bg)	1.18	No	0.01	No	Mann-W
Zinc (mg/L)	GWA-42 (bg)	0.5314	No	0.01	No	Mann-W
Zinc (mg/L)	GWA-43 (bg)	1.653	No	0.01	No	Mann-W
Zinc (mg/L)	GWA-43R (bg)	1.654	No	0.01	No	Mann-W
Zinc (mg/L)	GWA-4RZ (bg)	1.329	No	0.01	No	Mann-W
Zinc (mg/L)	GWA-50 (bg)	2.132	No	0.01	No	Mann-W
Zinc (mg/L)	GWA-50R (bg)	2.108	No	0.01	No	Mann-W

Appendix I Welch's t-test/Mann-Whitney - All Results

Plant Bowen Data: Bowen 1, 2, 9, and 10 Printed 3/4/2024, 12:12 PM

Constituent	Well	Calc.	0.01	Alpha	Sig.	Method
Zinc (mg/L)	GWC-10	0.8929	No	0.01	No	Mann-W
Zinc (mg/L)	GWC-10R	1.868	No	0.01	No	Mann-W
Zinc (mg/L)	GWC-11	1.382	No	0.01	No	Mann-W
Zinc (mg/L)	GWC-11R	1.786	No	0.01	No	Mann-W
Zinc (mg/L)	GWC-12	1.275	No	0.01	No	Mann-W
Zinc (mg/L)	GWC-13	1.795	No	0.01	No	Mann-W
Zinc (mg/L)	GWC-13RZ	2.152	No	0.01	No	Mann-W
Zinc (mg/L)	GWC-14Z	2.113	No	0.01	No	Mann-W
Zinc (mg/L)	GWC-15R	2.502	No	0.01	No	Mann-W
Zinc (mg/L)	GWC-15Z	1.537	No	0.01	No	Mann-W
Zinc (mg/L)	GWC-44	2.132	No	0.01	No	Mann-W
Zinc (mg/L)	GWC-45	1.811	No	0.01	No	Mann-W
Zinc (mg/L)	GWC-45R	2.13	No	0.01	No	Mann-W
Zinc (mg/L)	GWC-46R	1.498	No	0.01	No	Mann-W
Zinc (mg/L)	GWC-47	1.613	No	0.01	No	Mann-W
Zinc (mg/L)	GWC-47R	2.368	No	0.01	No	Mann-W
Zinc (mg/L)	GWC-48	0.8693	No	0.01	No	Mann-W
Zinc (mg/L)	GWC-49R	0.6348	No	0.01	No	Mann-W
Zinc (mg/L)	GWC-49Z	1.653	No	0.01	No	Mann-W
Zinc (mg/L)	GWC-5	-1.702	No	0.01	No	Mann-W
Zinc (mg/L)	GWC-6	1.431	No	0.01	No	Mann-W
Zinc (mg/L)	GWC-6RZ	1.653	No	0.01	No	Mann-W
Zinc (mg/L)	GWC-7Z	0.7724	No	0.01	No	Mann-W
Zinc (mg/L)	GWC-8RR	1.632	No	0.01	No	Mann-W
Zinc (mg/L)	GWC-8Z	1.653	No	0.01	No	Mann-W
Zinc (mg/L)	GWC-9	2.22	No	0.01	No	Mann-W

Appendix III Welch's t-test/Mann-Whitney - Significant Results

Plant Bowen Client: Southern Company Data: Bowen 1, 2, 9, and 10 Printed 4/14/2024, 6:38 PM

Constituent	Well	Calc.	0.01	Alpha	Sig.	Method
Boron, total (mg/L)	**GWA-4RZ (bg)**	**2.842**	**Yes**	**0.01**	**Yes**	**Mann-W**
Calcium, total (mg/L)	**GWA-3A (bg)**	**2.979**	**Yes**	**0.01**	**Yes**	**Mann-W**
Calcium, total (mg/L)	**GWA-42 (bg)**	**2.734**	**Yes**	**0.01**	**Yes**	**Mann-W**
Calcium, total (mg/L)	**GWC-11R**	**2.599**	**Yes**	**0.01**	**Yes**	**Mann-W**
Calcium, total (mg/L)	**GWC-45**	**3.001**	**Yes**	**0.01**	**Yes**	**Mann-W**
Calcium, total (mg/L)	**GWC-45R**	**2.911**	**Yes**	**0.01**	**Yes**	**Mann-W**
Calcium, total (mg/L)	**GWC-49Z**	**-2.652**	**Yes**	**0.01**	**Yes**	**Mann-W**
Sulfate, total (mg/L)	**GWA-43R (bg)**	**-3.095**	**Yes**	**0.01**	**Yes**	**Mann-W**
Sulfate, total (mg/L)	**GWC-15Z**	**-2.643**	**Yes**	**0.01**	**Yes**	**Mann-W**
Sulfate, total (mg/L)	**GWC-46R**	**-2.733**	**Yes**	**0.01**	**Yes**	**Mann-W**
Sulfate, total (mg/L)	**GWC-49R**	**-2.604**	**Yes**	**0.01**	**Yes**	**Mann-W**
Sulfate, total (mg/L)	**GWC-49Z**	**-3.062**	**Yes**	**0.01**	**Yes**	**Mann-W**
Total Dissolved Solids [TDS] (mg/l)	**GWA-3A (bg)**	**2.904**	**Yes**	**0.01**	**Yes**	**Mann-W**
Total Dissolved Solids [TDS] (mg/l)	**GWC-46R**	**-2.692**	**Yes**	**0.01**	**Yes**	**Mann-W**

Appendix III Welch's t-test/Mann-Whitney - All Results

Plant Bowen Client: Southern Company Data: Bowen 1, 2, 9, and 10 Printed 4/14/2024, 6:38 PM

Constituent	Well	Calc.	0.01	Alpha	Sig.	Method
Boron, total (mg/L)	GWA-1 (bg)	0.1198	No	0.01	No	Mann-W
Boron, total (mg/L)	GWA-2 (bg)	0.809	No	0.01	No	Mann-W
Boron, total (mg/L)	GWA-2R (bg)	0.1987	No	0.01	No	Mann-W
Boron, total (mg/L)	GWA-39RZ (bg)	2.35	No	0.01	No	Mann-W
Boron, total (mg/L)	GWA-39Z (bg)	-0.1959	No	0.01	No	Mann-W
Boron, total (mg/L)	GWA-3A (bg)	0.6348	No	0.01	No	Mann-W
Boron, total (mg/L)	GWA-40 (bg)	-0.3266	No	0.01	No	Mann-W
Boron, total (mg/L)	GWA-41 (bg)	0.1684	No	0.01	No	Mann-W
Boron, total (mg/L)	GWA-41R (bg)	-0.3226	No	0.01	No	Mann-W
Boron, total (mg/L)	GWA-42 (bg)	0.809	No	0.01	No	Mann-W
Boron, total (mg/L)	GWA-43 (bg)	0.3638	No	0.01	No	Mann-W
Boron, total (mg/L)	GWA-43R (bg)	-1.445	No	0.01	No	Mann-W
Boron, total (mg/L)	**GWA-4RZ (bg)**	**2.842**	**Yes**	**0.01**	**Yes**	**Mann-W**
Boron, total (mg/L)	GWA-50 (bg)	0.6151	No	0.01	No	Mann-W
Boron, total (mg/L)	GWA-50R (bg)	0.6151	No	0.01	No	Mann-W
Boron, total (mg/L)	GWC-10	0.3638	No	0.01	No	Mann-W
Boron, total (mg/L)	GWC-10R	0.809	No	0.01	No	Mann-W
Boron, total (mg/L)	GWC-11	0.3638	No	0.01	No	Mann-W
Boron, total (mg/L)	GWC-11R	0.9797	No	0.01	No	Mann-W
Boron, total (mg/L)	GWC-13	0.2719	No	0.01	No	Mann-W
Boron, total (mg/L)	GWC-13RZ	-0.4497	No	0.01	No	Mann-W
Boron, total (mg/L)	GWC-14Z	0.836	No	0.01	No	Mann-W
Boron, total (mg/L)	GWC-15R	1.44	No	0.01	No	Mann-W
Boron, total (mg/L)	GWC-15Z	1.139	No	0.01	No	Mann-W
Boron, total (mg/L)	GWC-44	-0.507	No	0.01	No	Mann-W
Boron, total (mg/L)	GWC-45	-0.5883	No	0.01	No	Mann-W
Boron, total (mg/L)	GWC-45R	-0.5957	No	0.01	No	Mann-W
Boron, total (mg/L)	GWC-46R	0.9797	No	0.01	No	Mann-W
Boron, total (mg/L)	GWC-47	-1.763	No	0.01	No	Mann-W
Boron, total (mg/L)	GWC-47R	-1.139	No	0.01	No	Mann-W
Boron, total (mg/L)	GWC-48	0.3638	No	0.01	No	Mann-W
Boron, total (mg/L)	GWC-49R	0.809	No	0.01	No	Mann-W
Boron, total (mg/L)	GWC-49Z	0.5335	No	0.01	No	Mann-W
Boron, total (mg/L)	GWC-5	0.809	No	0.01	No	Mann-W
Boron, total (mg/L)	GWC-6	0.3638	No	0.01	No	Mann-W
Boron, total (mg/L)	GWC-6RZ	0.809	No	0.01	No	Mann-W
Boron, total (mg/L)	GWC-7Z	1.092	No	0.01	No	Mann-W
Boron, total (mg/L)	GWC-8RR	0.6151	No	0.01	No	Mann-W
Boron, total (mg/L)	GWC-8Z	-1.142	No	0.01	No	Mann-W
Boron, total (mg/L)	GWC-9	0.809	No	0.01	No	Mann-W
Calcium, total (mg/L)	GWA-1 (bg)	1.478	No	0.01	No	Mann-W
Calcium, total (mg/L)	GWA-2 (bg)	1.209	No	0.01	No	Mann-W
Calcium, total (mg/L)	GWA-2R (bg)	1.926	No	0.01	No	Mann-W
Calcium, total (mg/L)	GWA-39RZ (bg)	-0.3586	No	0.01	No	Mann-W
Calcium, total (mg/L)	GWA-39Z (bg)	-0.04256	No	0.01	No	Mann-W
Calcium, total (mg/L)	**GWA-3A (bg)**	**2.979**	**Yes**	**0.01**	**Yes**	**Mann-W**
Calcium, total (mg/L)	GWA-40 (bg)	-1.255	No	0.01	No	Mann-W
Calcium, total (mg/L)	GWA-41 (bg)	-0.403	No	0.01	No	Mann-W
Calcium, total (mg/L)	GWA-41R (bg)	1.747	No	0.01	No	Mann-W
Calcium, total (mg/L)	**GWA-42 (bg)**	**2.734**	**Yes**	**0.01**	**Yes**	**Mann-W**
Calcium, total (mg/L)	GWA-43 (bg)	-2.035	No	0.01	No	Mann-W
Calcium, total (mg/L)	GWA-43R (bg)	1.662	No	0.01	No	Mann-W
Calcium, total (mg/L)	GWA-4RZ (bg)	1.434	No	0.01	No	Mann-W
Calcium, total (mg/L)	GWA-50 (bg)	-2.421	No	0.01	No	Mann-W
Calcium, total (mg/L)	GWA-50R (bg)	-2.284	No	0.01	No	Mann-W

Appendix III Welch's t-test/Mann-Whitney - All Results

Plant Bowen Client: Southern Company Data: Bowen 1, 2, 9, and 10 Printed 4/14/2024, 6:38 PM

Constituent	Well	Calc.	0.01	Alpha	Sig.	Method
Calcium, total (mg/L)	GWC-10	-0.4932	No	0.01	No	Mann-W
Calcium, total (mg/L)	GWC-10R	2.464	No	0.01	No	Mann-W
Calcium, total (mg/L)	GWC-11	-0.3136	No	0.01	No	Mann-W
Calcium, total (mg/L)	**GWC-11R**	**2.599**	**Yes**	**0.01**	**Yes**	**Mann-W**
Calcium, total (mg/L)	GWC-12	0.6288	No	0.01	No	Mann-W
Calcium, total (mg/L)	GWC-13	-2.329	No	0.01	No	Mann-W
Calcium, total (mg/L)	GWC-13RZ	-0.941	No	0.01	No	Mann-W
Calcium, total (mg/L)	GWC-14Z	-2.018	No	0.01	No	Mann-W
Calcium, total (mg/L)	GWC-15R	1.182	No	0.01	No	Mann-W
Calcium, total (mg/L)	GWC-15Z	1.433	No	0.01	No	Mann-W
Calcium, total (mg/L)	GWC-44	0.8962	No	0.01	No	Mann-W
Calcium, total (mg/L)	**GWC-45**	**3.001**	**Yes**	**0.01**	**Yes**	**Mann-W**
Calcium, total (mg/L)	**GWC-45R**	**2.911**	**Yes**	**0.01**	**Yes**	**Mann-W**
Calcium, total (mg/L)	GWC-46R	-2.465	No	0.01	No	Mann-W
Calcium, total (mg/L)	GWC-47	-0.762	No	0.01	No	Mann-W
Calcium, total (mg/L)	GWC-47R	-1.434	No	0.01	No	Mann-W
Calcium, total (mg/L)	GWC-48	0.717	No	0.01	No	Mann-W
Calcium, total (mg/L)	GWC-49R	-0.5379	No	0.01	No	Mann-W
Calcium, total (mg/L)	**GWC-49Z**	**-2.652**	**Yes**	**0.01**	**Yes**	**Mann-W**
Calcium, total (mg/L)	GWC-5	0.4033	No	0.01	No	Mann-W
Calcium, total (mg/L)	GWC-6	2.27	No	0.01	No	Mann-W
Calcium, total (mg/L)	GWC-6RZ	-1.277	No	0.01	No	Mann-W
Calcium, total (mg/L)	GWC-7Z	1.972	No	0.01	No	Mann-W
Calcium, total (mg/L)	GWC-8RR	0.8968	No	0.01	No	Mann-W
Calcium, total (mg/L)	GWC-8Z	-0.9948	No	0.01	No	Mann-W
Calcium, total (mg/L)	GWC-9	-0.4928	No	0.01	No	Mann-W
Fluoride, total (mg/L)	GWA-1 (bg)	0.4985	No	0.01	No	Mann-W
Fluoride, total (mg/L)	GWA-2 (bg)	-1.111	No	0.01	No	Mann-W
Fluoride, total (mg/L)	GWA-2R (bg)	0.2332	No	0.01	No	Mann-W
Fluoride, total (mg/L)	GWA-39RZ (bg)	0.8296	No	0.01	No	Mann-W
Fluoride, total (mg/L)	GWA-39Z (bg)	0.09217	No	0.01	No	Mann-W
Fluoride, total (mg/L)	GWA-3A (bg)	-1.488	No	0.01	No	Mann-W
Fluoride, total (mg/L)	GWA-40 (bg)	-0.4612	No	0.01	No	Mann-W
Fluoride, total (mg/L)	GWA-41 (bg)	0.337	No	0.01	No	Mann-W
Fluoride, total (mg/L)	GWA-41R (bg)	0.6592	No	0.01	No	Mann-W
Fluoride, total (mg/L)	GWA-42 (bg)	0.1489	No	0.01	No	Mann-W
Fluoride, total (mg/L)	GWA-43 (bg)	-0.1959	No	0.01	No	Mann-W
Fluoride, total (mg/L)	GWA-43R (bg)	0.3932	No	0.01	No	Mann-W
Fluoride, total (mg/L)	GWA-4RZ (bg)	-2.11	No	0.01	No	Mann-W
Fluoride, total (mg/L)	GWA-50 (bg)	0	No	0.01	No	Mann-W
Fluoride, total (mg/L)	GWA-50R (bg)	0.1198	No	0.01	No	Mann-W
Fluoride, total (mg/L)	GWC-10	0.05125	No	0.01	No	Mann-W
Fluoride, total (mg/L)	GWC-10R	0.1198	No	0.01	No	Mann-W
Fluoride, total (mg/L)	GWC-11	0.4804	No	0.01	No	Mann-W
Fluoride, total (mg/L)	GWC-11R	0.9797	No	0.01	No	Mann-W
Fluoride, total (mg/L)	GWC-12	-0.6175	No	0.01	No	Mann-W
Fluoride, total (mg/L)	GWC-13	-0.7687	No	0.01	No	Mann-W
Fluoride, total (mg/L)	GWC-13RZ	-0.4041	No	0.01	No	Mann-W
Fluoride, total (mg/L)	GWC-14Z	1.44	No	0.01	No	Mann-W
Fluoride, total (mg/L)	GWC-15R	-0.842	No	0.01	No	Mann-W
Fluoride, total (mg/L)	GWC-15Z	0.4806	No	0.01	No	Mann-W
Fluoride, total (mg/L)	GWC-44	-0.6494	No	0.01	No	Mann-W
Fluoride, total (mg/L)	GWC-45	0.809	No	0.01	No	Mann-W
Fluoride, total (mg/L)	GWC-45R	0.1067	No	0.01	No	Mann-W
Fluoride, total (mg/L)	GWC-46R	-0.6175	No	0.01	No	Mann-W

Appendix III Welch's t-test/Mann-Whitney - All Results

Plant Bowen Client: Southern Company Data: Bowen 1, 2, 9, and 10 Printed 4/14/2024, 6:38 PM

Constituent	Well	Calc.	0.01	Alpha	Sig.	Method
Fluoride, total (mg/L)	GWC-47	0.327	No	0.01	No	Mann-W
Fluoride, total (mg/L)	GWC-47R	-0.5637	No	0.01	No	Mann-W
Fluoride, total (mg/L)	GWC-48	-0.695	No	0.01	No	Mann-W
Fluoride, total (mg/L)	GWC-49R	0.9797	No	0.01	No	Mann-W
Fluoride, total (mg/L)	GWC-49Z	0.809	No	0.01	No	Mann-W
Fluoride, total (mg/L)	GWC-5	0.1198	No	0.01	No	Mann-W
Fluoride, total (mg/L)	GWC-6	0.1198	No	0.01	No	Mann-W
Fluoride, total (mg/L)	GWC-6RZ	-0.6939	No	0.01	No	Mann-W
Fluoride, total (mg/L)	GWC-7Z	-0.4612	No	0.01	No	Mann-W
Fluoride, total (mg/L)	GWC-8RR	-1.019	No	0.01	No	Mann-W
Fluoride, total (mg/L)	GWC-8Z	-0.9482	No	0.01	No	Mann-W
Fluoride, total (mg/L)	GWC-9	-0.1959	No	0.01	No	Mann-W
Sulfate, total (mg/L)	GWA-1 (bg)	-2.197	No	0.01	No	Mann-W
Sulfate, total (mg/L)	GWA-2 (bg)	1.03	No	0.01	No	Mann-W
Sulfate, total (mg/L)	GWA-2R (bg)	1.433	No	0.01	No	Mann-W
Sulfate, total (mg/L)	GWA-39RZ (bg)	-1.568	No	0.01	No	Mann-W
Sulfate, total (mg/L)	GWA-39Z (bg)	-2.15	No	0.01	No	Mann-W
Sulfate, total (mg/L)	GWA-3A (bg)	2.224	No	0.01	No	Mann-W
Sulfate, total (mg/L)	GWA-40 (bg)	-0.8124	No	0.01	No	Mann-W
Sulfate, total (mg/L)	GWA-41 (bg)	-0.4485	No	0.01	No	Mann-W
Sulfate, total (mg/L)	GWA-41R (bg)	0.5377	No	0.01	No	Mann-W
Sulfate, total (mg/L)	GWA-42 (bg)	-1.799	No	0.01	No	Mann-W
Sulfate, total (mg/L)	GWA-43 (bg)	0.3264	No	0.01	No	Mann-W
Sulfate, total (mg/L)	**GWA-43R (bg)**	**-3.095**	**Yes**	**0.01**	**Yes**	**Mann-W**
Sulfate, total (mg/L)	GWA-4RZ (bg)	-0.6822	No	0.01	No	Mann-W
Sulfate, total (mg/L)	GWA-50 (bg)	1.014	No	0.01	No	Mann-W
Sulfate, total (mg/L)	GWA-50R (bg)	-2.465	No	0.01	No	Mann-W
Sulfate, total (mg/L)	GWC-10	-0.04499	No	0.01	No	Mann-W
Sulfate, total (mg/L)	GWC-10R	-0.4948	No	0.01	No	Mann-W
Sulfate, total (mg/L)	GWC-11	-2.428	No	0.01	No	Mann-W
Sulfate, total (mg/L)	GWC-11R	-1.934	No	0.01	No	Mann-W
Sulfate, total (mg/L)	GWC-12	1.89	No	0.01	No	Mann-W
Sulfate, total (mg/L)	GWC-13	-2.466	No	0.01	No	Mann-W
Sulfate, total (mg/L)	GWC-13RZ	-0.55	No	0.01	No	Mann-W
Sulfate, total (mg/L)	GWC-14Z	2.221	No	0.01	No	Mann-W
Sulfate, total (mg/L)	GWC-15R	-2.107	No	0.01	No	Mann-W
Sulfate, total (mg/L)	**GWC-15Z**	**-2.643**	**Yes**	**0.01**	**Yes**	**Mann-W**
Sulfate, total (mg/L)	GWC-44	0.224	No	0.01	No	Mann-W
Sulfate, total (mg/L)	GWC-45	0.6847	No	0.01	No	Mann-W
Sulfate, total (mg/L)	GWC-45R	2.29	No	0.01	No	Mann-W
Sulfate, total (mg/L)	**GWC-46R**	**-2.733**	**Yes**	**0.01**	**Yes**	**Mann-W**
Sulfate, total (mg/L)	GWC-47	1.506	No	0.01	No	Mann-W
Sulfate, total (mg/L)	GWC-47R	0.2241	No	0.01	No	Mann-W
Sulfate, total (mg/L)	GWC-48	1.015	No	0.01	No	Mann-W
Sulfate, total (mg/L)	**GWC-49R**	**-2.604**	**Yes**	**0.01**	**Yes**	**Mann-W**
Sulfate, total (mg/L)	**GWC-49Z**	**-3.062**	**Yes**	**0.01**	**Yes**	**Mann-W**
Sulfate, total (mg/L)	GWC-5	-1.489	No	0.01	No	Mann-W
Sulfate, total (mg/L)	GWC-6	-2.25	No	0.01	No	Mann-W
Sulfate, total (mg/L)	GWC-6RZ	-1.121	No	0.01	No	Mann-W
Sulfate, total (mg/L)	GWC-7Z	1.302	No	0.01	No	Mann-W
Sulfate, total (mg/L)	GWC-8RR	-0.7167	No	0.01	No	Mann-W
Sulfate, total (mg/L)	GWC-8Z	-2.287	No	0.01	No	Mann-W
Sulfate, total (mg/L)	GWC-9	1.165	No	0.01	No	Mann-W
Total Dissolved Solids [TDS] (mg/l)	GWA-1 (bg)	0.314	No	0.01	No	Mann-W
Total Dissolved Solids [TDS] (mg/l)	GWA-2 (bg)	1.209	No	0.01	No	Mann-W

Appendix III Welch's t-test/Mann-Whitney - All Results

Plant Bowen Client: Southern Company Data: Bowen 1, 2, 9, and 10 Printed 4/14/2024, 6:38 PM

Constituent	Well	Calc.	0.01	Alpha	Sig.	Method
Total Dissolved Solids [TDS] (mg/l)	GWA-2R (bg)	1.299	No	0.01	No	Mann-W
Total Dissolved Solids [TDS] (mg/l)	GWA-39RZ (bg)	-1.478	No	0.01	No	Mann-W
Total Dissolved Solids [TDS] (mg/l)	GWA-39Z (bg)	0.1418	No	0.01	No	Mann-W
Total Dissolved Solids [TDS] (mg/l)	**GWA-3A (bg)**	**2.904**	**Yes**	**0.01**	**Yes**	**Mann-W**
Total Dissolved Solids [TDS] (mg/l)	GWA-40 (bg)	-0.5377	No	0.01	No	Mann-W
Total Dissolved Solids [TDS] (mg/l)	GWA-41 (bg)	-0.4932	No	0.01	No	Mann-W
Total Dissolved Solids [TDS] (mg/l)	GWA-41R (bg)	0.9858	No	0.01	No	Mann-W
Total Dissolved Solids [TDS] (mg/l)	GWA-42 (bg)	0.3589	No	0.01	No	Mann-W
Total Dissolved Solids [TDS] (mg/l)	GWA-43 (bg)	-0.677	No	0.01	No	Mann-W
Total Dissolved Solids [TDS] (mg/l)	GWA-43R (bg)	0	No	0.01	No	Mann-W
Total Dissolved Solids [TDS] (mg/l)	GWA-4RZ (bg)	0.4929	No	0.01	No	Mann-W
Total Dissolved Solids [TDS] (mg/l)	GWA-50 (bg)	0.09217	No	0.01	No	Mann-W
Total Dissolved Solids [TDS] (mg/l)	GWA-50R (bg)	-1.541	No	0.01	No	Mann-W
Total Dissolved Solids [TDS] (mg/l)	GWC-10	-0.9422	No	0.01	No	Mann-W
Total Dissolved Solids [TDS] (mg/l)	GWC-10R	-0.1792	No	0.01	No	Mann-W
Total Dissolved Solids [TDS] (mg/l)	GWC-11	0.8517	No	0.01	No	Mann-W
Total Dissolved Solids [TDS] (mg/l)	GWC-11R	2.287	No	0.01	No	Mann-W
Total Dissolved Solids [TDS] (mg/l)	GWC-12	-2.157	No	0.01	No	Mann-W
Total Dissolved Solids [TDS] (mg/l)	GWC-13	-2.105	No	0.01	No	Mann-W
Total Dissolved Solids [TDS] (mg/l)	GWC-13RZ	-0.5377	No	0.01	No	Mann-W
Total Dissolved Solids [TDS] (mg/l)	GWC-14Z	-1.299	No	0.01	No	Mann-W
Total Dissolved Solids [TDS] (mg/l)	GWC-15R	-1.299	No	0.01	No	Mann-W
Total Dissolved Solids [TDS] (mg/l)	GWC-15Z	-1.299	No	0.01	No	Mann-W
Total Dissolved Solids [TDS] (mg/l)	GWC-44	0.7246	No	0.01	No	Mann-W
Total Dissolved Solids [TDS] (mg/l)	GWC-45	1.106	No	0.01	No	Mann-W
Total Dissolved Solids [TDS] (mg/l)	GWC-45R	1.706	No	0.01	No	Mann-W
Total Dissolved Solids [TDS] (mg/l)	**GWC-46R**	**-2.692**	**Yes**	**0.01**	**Yes**	**Mann-W**
Total Dissolved Solids [TDS] (mg/l)	GWC-47	-1.209	No	0.01	No	Mann-W
Total Dissolved Solids [TDS] (mg/l)	GWC-47R	-0.3584	No	0.01	No	Mann-W
Total Dissolved Solids [TDS] (mg/l)	GWC-48	0.4057	No	0.01	No	Mann-W
Total Dissolved Solids [TDS] (mg/l)	GWC-49R	-0.8514	No	0.01	No	Mann-W
Total Dissolved Solids [TDS] (mg/l)	GWC-49Z	-1.244	No	0.01	No	Mann-W
Total Dissolved Solids [TDS] (mg/l)	GWC-5	-0.2266	No	0.01	No	Mann-W
Total Dissolved Solids [TDS] (mg/l)	GWC-6	-0.9438	No	0.01	No	Mann-W
Total Dissolved Solids [TDS] (mg/l)	GWC-6RZ	-1.836	No	0.01	No	Mann-W
Total Dissolved Solids [TDS] (mg/l)	GWC-7Z	-1.165	No	0.01	No	Mann-W
Total Dissolved Solids [TDS] (mg/l)	GWC-8RR	-2.465	No	0.01	No	Mann-W
Total Dissolved Solids [TDS] (mg/l)	GWC-8Z	-2.284	No	0.01	No	Mann-W
Total Dissolved Solids [TDS] (mg/l)	GWC-9	-1.344	No	0.01	No	Mann-W

Upgradient Wells Trend Tests Summary - Significant Results

Plant Bowen Client: Southern Company Data: Bowen 1, 2, 9, and 10 Printed 5/17/2024, 12:26 PM

Constituent	Well	Slope	Calc.	Critical	Sig.	N	%NDs	Normality	Alpha	Method
Chloride, Total (mg/L)	**GWA-1 (bg)**	**-0.07783**	**-136**	**-92**	**Yes**	**22**	**4.545**	**n/a**	**0.01**	**NP**
Chloride, Total (mg/L)	**GWA-39RZ (bg)**	**-0.1479**	**-102**	**-92**	**Yes**	**22**	**0**	**n/a**	**0.01**	**NP**
Chloride, Total (mg/L)	**GWA-39Z (bg)**	**-0.1113**	**-145**	**-92**	**Yes**	**22**	**0**	**n/a**	**0.01**	**NP**
Chloride, Total (mg/L)	**GWA-41 (bg)**	**-0.09367**	**-107**	**-92**	**Yes**	**22**	**0**	**n/a**	**0.01**	**NP**
Chloride, Total (mg/L)	**GWA-41R (bg)**	**-0.3023**	**-145**	**-92**	**Yes**	**22**	**0**	**n/a**	**0.01**	**NP**
Chloride, Total (mg/L)	**GWA-43R (bg)**	**-0.2377**	**-96**	**-92**	**Yes**	**22**	**0**	**n/a**	**0.01**	**NP**
Chloride, Total (mg/L)	**GWA-50 (bg)**	**-0.0423**	**-122**	**-92**	**Yes**	**22**	**4.545**	**n/a**	**0.01**	**NP**
Chloride, Total (mg/L)	**GWA-50R (bg)**	**-0.03957**	**-115**	**-92**	**Yes**	**22**	**13.64**	**n/a**	**0.01**	**NP**
pH (pH_units)	**GWA-1 (bg)**	**-0.03763**	**-133**	**-92**	**Yes**	**22**	**0**	**n/a**	**0.01**	**NP**
pH (pH_units)	**GWA-2R (bg)**	**-0.08848**	**-131**	**-92**	**Yes**	**22**	**0**	**n/a**	**0.01**	**NP**
pH (pH_units)	**GWA-40 (bg)**	**-0.08389**	**-141**	**-105**	**Yes**	**24**	**0**	**n/a**	**0.01**	**NP**
pH (pH_units)	**GWA-41R (bg)**	**-0.1011**	**-120**	**-92**	**Yes**	**22**	**0**	**n/a**	**0.01**	**NP**
pH (pH_units)	**GWA-42 (bg)**	**-0.03475**	**-93**	**-92**	**Yes**	**22**	**0**	**n/a**	**0.01**	**NP**
pH (pH_units)	**GWA-43 (bg)**	**-0.1559**	**-169**	**-92**	**Yes**	**22**	**0**	**n/a**	**0.01**	**NP**
pH (pH_units)	**GWA-50 (bg)**	**-0.1031**	**-148**	**-92**	**Yes**	**22**	**0**	**n/a**	**0.01**	**NP**
pH (pH_units)	**GWA-50R (bg)**	**-0.176**	**-131**	**-92**	**Yes**	**22**	**0**	**n/a**	**0.01**	**NP**

Upgradient Wells Trend Tests Summary - All Results

Plant Bowen Client: Southern Company Data: Bowen 1, 2, 9, and 10 Printed 5/17/2024, 12:26 PM

Constituent	Well	Slope	Calc.	Critical	Sig.	N	%NDs	Normality	Alpha	Method
Beryllium (mg/L)	GWA-1 (bg)	0	22	111	No	25	96	n/a	0.01	NP
Beryllium (mg/L)	GWA-2 (bg)	0	0	111	No	25	100	n/a	0.01	NP
Beryllium (mg/L)	GWA-2R (bg)	0	0	111	No	25	100	n/a	0.01	NP
Beryllium (mg/L)	GWA-39RZ (bg)	0	18	87	No	21	95.24	n/a	0.01	NP
Beryllium (mg/L)	GWA-39Z (bg)	0	0	92	No	22	100	n/a	0.01	NP
Beryllium (mg/L)	GWA-3A (bg)	0	0	105	No	24	100	n/a	0.01	NP
Beryllium (mg/L)	GWA-40 (bg)	0	0	92	No	22	100	n/a	0.01	NP
Beryllium (mg/L)	GWA-41 (bg)	0	0	92	No	22	100	n/a	0.01	NP
Beryllium (mg/L)	GWA-41R (bg)	0	-1	-92	No	22	95.45	n/a	0.01	NP
Beryllium (mg/L)	GWA-42 (bg)	0	0	92	No	22	9.091	n/a	0.01	NP
Beryllium (mg/L)	GWA-43 (bg)	0	-21	-92	No	22	90.91	n/a	0.01	NP
Beryllium (mg/L)	GWA-43R (bg)	0	3	92	No	22	95.45	n/a	0.01	NP
Beryllium (mg/L)	GWA-4RZ (bg)	0	0	92	No	22	100	n/a	0.01	NP
Beryllium (mg/L)	GWA-50 (bg)	0	0	111	No	25	100	n/a	0.01	NP
Beryllium (mg/L)	GWA-50R (bg)	0	-7	-111	No	25	88	n/a	0.01	NP
Chloride, Total (mg/L)	**GWA-1 (bg)**	**-0.07783**	**-136**	**-92**	**Yes**	**22**	**4.545**	**n/a**	**0.01**	**NP**
Chloride, Total (mg/L)	GWA-2 (bg)	-0.06422	-74	-92	No	22	4.545	n/a	0.01	NP
Chloride, Total (mg/L)	GWA-2R (bg)	0	-2	-92	No	22	0	n/a	0.01	NP
Chloride, Total (mg/L)	**GWA-39RZ (bg)**	**-0.1479**	**-102**	**-92**	**Yes**	**22**	**0**	**n/a**	**0.01**	**NP**
Chloride, Total (mg/L)	**GWA-39Z (bg)**	**-0.1113**	**-145**	**-92**	**Yes**	**22**	**0**	**n/a**	**0.01**	**NP**
Chloride, Total (mg/L)	GWA-3A (bg)	0.06328	46	87	No	21	4.762	n/a	0.01	NP
Chloride, Total (mg/L)	GWA-40 (bg)	-0.06166	-82	-98	No	23	4.348	n/a	0.01	NP
Chloride, Total (mg/L)	**GWA-41 (bg)**	**-0.09367**	**-107**	**-92**	**Yes**	**22**	**0**	**n/a**	**0.01**	**NP**
Chloride, Total (mg/L)	**GWA-41R (bg)**	**-0.3023**	**-145**	**-92**	**Yes**	**22**	**0**	**n/a**	**0.01**	**NP**
Chloride, Total (mg/L)	GWA-42 (bg)	-0.08111	-60	-92	No	22	0	n/a	0.01	NP
Chloride, Total (mg/L)	GWA-43 (bg)	0	-7	-92	No	22	0	n/a	0.01	NP
Chloride, Total (mg/L)	**GWA-43R (bg)**	**-0.2377**	**-96**	**-92**	**Yes**	**22**	**0**	**n/a**	**0.01**	**NP**
Chloride, Total (mg/L)	GWA-4RZ (bg)	0.05048	42	92	No	22	0	n/a	0.01	NP
Chloride, Total (mg/L)	**GWA-50 (bg)**	**-0.0423**	**-122**	**-92**	**Yes**	**22**	**4.545**	**n/a**	**0.01**	**NP**
Chloride, Total (mg/L)	**GWA-50R (bg)**	**-0.03957**	**-115**	**-92**	**Yes**	**22**	**13.64**	**n/a**	**0.01**	**NP**
Mercury (mg/L)	GWA-1 (bg)	0	-1.491	-2.58	No	43	97.67	n/a	0.01	NP
Mercury (mg/L)	GWA-2 (bg)	0	-0.173	-2.58	No	43	95.35	n/a	0.01	NP
Mercury (mg/L)	GWA-2R (bg)	0	0	2.58	No	43	100	n/a	0.01	NP
Mercury (mg/L)	GWA-39RZ (bg)	0	0	87	No	21	95.24	n/a	0.01	NP
Mercury (mg/L)	GWA-39Z (bg)	0	-11	-92	No	22	95.45	n/a	0.01	NP
Mercury (mg/L)	GWA-3A (bg)	0	-1.486	-2.58	No	42	97.62	n/a	0.01	NP
Mercury (mg/L)	GWA-40 (bg)	0	-9	-92	No	22	90.91	n/a	0.01	NP
Mercury (mg/L)	GWA-41 (bg)	0	-27	-92	No	22	90.91	n/a	0.01	NP
Mercury (mg/L)	GWA-41R (bg)	0	-27	-92	No	22	90.91	n/a	0.01	NP
Mercury (mg/L)	GWA-42 (bg)	0	-24	-92	No	22	86.36	n/a	0.01	NP
Mercury (mg/L)	GWA-43 (bg)	0	0	92	No	22	100	n/a	0.01	NP
Mercury (mg/L)	GWA-43R (bg)	0	-9	-92	No	22	90.91	n/a	0.01	NP
Mercury (mg/L)	GWA-4RZ (bg)	0	17	92	No	22	95.45	n/a	0.01	NP
Mercury (mg/L)	GWA-50 (bg)	0	10	199	No	37	97.3	n/a	0.01	NP
Mercury (mg/L)	GWA-50R (bg)	0	0	199	No	37	100	n/a	0.01	NP
pH (pH_units)	**GWA-1 (bg)**	**-0.03763**	**-133**	**-92**	**Yes**	**22**	**0**	**n/a**	**0.01**	**NP**
pH (pH_units)	GWA-2 (bg)	-0.02898	-36	-92	No	22	0	n/a	0.01	NP
pH (pH_units)	**GWA-2R (bg)**	**-0.08848**	**-131**	**-92**	**Yes**	**22**	**0**	**n/a**	**0.01**	**NP**
pH (pH_units)	GWA-39RZ (bg)	-0.03218	-73	-105	No	24	0	n/a	0.01	NP
pH (pH_units)	GWA-39Z (bg)	-0.04984	-51	-98	No	23	0	n/a	0.01	NP
pH (pH_units)	GWA-3A (bg)	0.1579	18	87	No	21	0	n/a	0.01	NP
pH (pH_units)	**GWA-40 (bg)**	**-0.08389**	**-141**	**-105**	**Yes**	**24**	**0**	**n/a**	**0.01**	**NP**
pH (pH_units)	GWA-41 (bg)	-0.06679	-80	-87	No	21	0	n/a	0.01	NP
pH (pH_units)	**GWA-41R (bg)**	**-0.1011**	**-120**	**-92**	**Yes**	**22**	**0**	**n/a**	**0.01**	**NP**
pH (pH_units)	**GWA-42 (bg)**	**-0.03475**	**-93**	**-92**	**Yes**	**22**	**0**	**n/a**	**0.01**	**NP**

Upgradient Wells Trend Tests Summary - All Results

Plant Bowen Client: Southern Company Data: Bowen 1, 2, 9, and 10 Printed 5/17/2024, 12:26 PM

Constituent	Well	Slope	Calc.	Critical	Sig.	N	%NDs	Normality	Alpha	Method
pH (pH_units)	**GWA-43 (bg)**	**-0.1559**	**-169**	**-92**	**Yes**	**22**	**0**	**n/a**	**0.01**	**NP**
pH (pH_units)	GWA-43R (bg)	-0.008321	-41	-98	No	23	0	n/a	0.01	NP
pH (pH_units)	GWA-4RZ (bg)	-0.04906	-127	-131	No	28	0	n/a	0.01	NP
pH (pH_units)	**GWA-50 (bg)**	**-0.1031**	**-148**	**-92**	**Yes**	**22**	**0**	**n/a**	**0.01**	**NP**
pH (pH_units)	**GWA-50R (bg)**	**-0.176**	**-131**	**-92**	**Yes**	**22**	**0**	**n/a**	**0.01**	**NP**
Thallium (mg/L)	GWA-1 (bg)	0	0	98	No	23	100	n/a	0.01	NP
Thallium (mg/L)	GWA-2 (bg)	0	0	98	No	23	100	n/a	0.01	NP
Thallium (mg/L)	GWA-2R (bg)	0	17	105	No	24	91.67	n/a	0.01	NP
Thallium (mg/L)	GWA-39RZ (bg)	0	18	87	No	21	95.24	n/a	0.01	NP
Thallium (mg/L)	GWA-39Z (bg)	0	15	92	No	22	90.91	n/a	0.01	NP
Thallium (mg/L)	GWA-3A (bg)	0	0	92	No	22	100	n/a	0.01	NP
Thallium (mg/L)	GWA-40 (bg)	0	-5	-92	No	22	95.45	n/a	0.01	NP
Thallium (mg/L)	GWA-41 (bg)	0	0	92	No	22	100	n/a	0.01	NP
Thallium (mg/L)	GWA-41R (bg)	0	1	92	No	22	90.91	n/a	0.01	NP
Thallium (mg/L)	GWA-42 (bg)	0	11	92	No	22	90.91	n/a	0.01	NP
Thallium (mg/L)	GWA-43 (bg)	0	7	92	No	22	90.91	n/a	0.01	NP
Thallium (mg/L)	GWA-43R (bg)	0	0	92	No	22	100	n/a	0.01	NP
Thallium (mg/L)	GWA-4RZ (bg)	0	0	92	No	22	100	n/a	0.01	NP
Thallium (mg/L)	GWA-50 (bg)	0	0	98	No	23	100	n/a	0.01	NP
Thallium (mg/L)	GWA-50R (bg)	0	-6	-98	No	23	95.65	n/a	0.01	NP

Appendix I Intrawell Prediction Limits - Significant Results

Plant Bowen Data: Bowen 1, 2, 9, and 10 Printed 4/8/2024, 7:11 PM

Constituent	Well	Upper Lim.	Lower Lim.	Date	Observ.	Sig.	Bg N	Bg Mean	Std. Dev.	%NDs	ND Adj.	Transform	Alpha	Method
Barium (mg/L)	**GWA-42**	**0.006979**	**n/a**	**2/20/2024**	**0.007**	**Yes**	**21**	**0.006286**	**0.000247**	**0**	**None**	**No**	**0.0001266**	**Param Intra 1 of 2**
Barium (mg/L)	**GWC-45**	**0.007388**	**n/a**	**2/20/2024**	**0.0078**	**Yes**	**21**	**0.006095**	**0.0004611**	**0**	**None**	**No**	**0.0001266**	**Param Intra 1 of 2**
Nickel (mg/L)	**GWC-48**	**0.007421**	**n/a**	**2/21/2024**	**0.0076**	**Yes**	**20**	**0.004398**	**0.001068**	**5**	**None**	**No**	**0.0001266**	**Param Intra 1 of 2**
Zinc (mg/L)	**GWA-2R**	**0.02**	**n/a**	**2/26/2024**	**0.055**	**Yes**	**36**	**n/a**	**n/a**	**55.56**	**n/a**	**n/a**	**0.001429**	**NP Intra (NDs) 1 of 2**
Zinc (mg/L)	**GWC-10R**	**0.02**	**n/a**	**2/27/2024**	**0.063**	**Yes**	**37**	**n/a**	**n/a**	**51.35**	**n/a**	**n/a**	**0.001361**	**NP Intra (NDs) 1 of 2**
Zinc (mg/L)	**GWC-15R**	**0.02**	**n/a**	**2/28/2024**	**0.028**	**Yes**	**35**	**n/a**	**n/a**	**31.43**	**n/a**	**n/a**	**0.001497**	**NP Intra (normality) 1 of 2**
Zinc (mg/L)	**GWC-7Z**	**0.02**	**n/a**	**2/26/2024**	**0.066**	**Yes**	**15**	**n/a**	**n/a**	**86.67**	**n/a**	**n/a**	**0.007533**	**NP Intra (NDs) 1 of 2**
Zinc (mg/L)	**GWC-8Z**	**0.02**	**n/a**	**2/26/2024**	**0.057**	**Yes**	**20**	**n/a**	**n/a**	**60**	**n/a**	**n/a**	**0.004291**	**NP Intra (NDs) 1 of 2**

Appendix I Intrawell Prediction Limits - Significant Results

Plant Bowen Data: Bowen 1, 2, 9, and 10 Printed 4/8/2024, 7:11 PM

Constituent	Well	Upper Lim.	Lower Lim.	Date	Observ.	Sig.	Bg N	Bg Mean	Std. Dev.	%NDs	ND Adj.	Transform	Alpha	Method
Antimony (mg/L)	GWA-1	0.017	n/a	2/22/2024	0.0014J	No	42	n/a	n/a	38.1	n/a	n/a	0.001077	NP Intra (normality) 1 of 2
Antimony (mg/L)	GWA-2R	0.011	n/a	2/26/2024	0.0019J	No	41	n/a	n/a	41.46	n/a	n/a	0.001118	NP Intra (normality) 1 of 2
Antimony (mg/L)	GWA-39RZ	0.008469	n/a	2/19/2024	0.0016J	No	19	0.002291	0.002147	26.32	Kaplan-Meier	No	0.0001266	Param Intra 1 of 2
Antimony (mg/L)	GWA-39Z	0.0039	n/a	2/19/2024	0.00081J	No	21	n/a	n/a	33.33	n/a	n/a	0.003999	NP Intra (normality) 1 of 2
Antimony (mg/L)	GWA-3A	0.0068	n/a	2/22/2024	0.003ND	No	41	n/a	n/a	68.29	n/a	n/a	0.001118	NP Intra (NDs) 1 of 2
Antimony (mg/L)	GWA-40	0.003	n/a	2/19/2024	0.003ND	No	21	n/a	n/a	90.48	n/a	n/a	0.003999	NP Intra (NDs) 1 of 2
Antimony (mg/L)	GWA-41	0.003	n/a	2/19/2024	0.003ND	No	21	n/a	n/a	90.48	n/a	n/a	0.003999	NP Intra (NDs) 1 of 2
Antimony (mg/L)	GWA-41R	0.0045	n/a	2/19/2024	0.003ND	No	21	n/a	n/a	52.38	n/a	n/a	0.003999	NP Intra (NDs) 1 of 2
Antimony (mg/L)	GWA-42	0.003	n/a	2/20/2024	0.003ND	No	21	n/a	n/a	95.24	n/a	n/a	0.003999	NP Intra (NDs) 1 of 2
Antimony (mg/L)	GWA-43	0.003	n/a	2/20/2024	0.003ND	No	21	n/a	n/a	95.24	n/a	n/a	0.003999	NP Intra (NDs) 1 of 2
Antimony (mg/L)	GWA-43R	0.003	n/a	2/20/2024	0.0015J	No	21	n/a	n/a	71.43	n/a	n/a	0.003999	NP Intra (NDs) 1 of 2
Antimony (mg/L)	GWA-4RZ	0.003	n/a	2/27/2024	0.003ND	No	21	n/a	n/a	52.38	n/a	n/a	0.003999	NP Intra (NDs) 1 of 2
Antimony (mg/L)	GWA-50	0.003	n/a	2/22/2024	0.003ND	No	36	n/a	n/a	88.89	n/a	n/a	0.001429	NP Intra (NDs) 1 of 2
Antimony (mg/L)	GWA-50R	0.003	n/a	2/22/2024	0.003ND	No	36	n/a	n/a	97.22	n/a	n/a	0.001429	NP Intra (NDs) 1 of 2
Antimony (mg/L)	GWC-10R	0.003	n/a	2/27/2024	0.003ND	No	41	n/a	n/a	95.12	n/a	n/a	0.001118	NP Intra (NDs) 1 of 2
Antimony (mg/L)	GWC-11	0.003	n/a	2/28/2024	0.003ND	No	42	n/a	n/a	85.71	n/a	n/a	0.001077	NP Intra (NDs) 1 of 2
Antimony (mg/L)	GWC-11R	0.012	n/a	2/28/2024	0.003ND	No	43	n/a	n/a	72.09	n/a	n/a	0.001037	NP Intra (NDs) 1 of 2
Antimony (mg/L)	GWC-12	0.003	n/a	2/27/2024	0.003ND	No	42	n/a	n/a	97.62	n/a	n/a	0.001077	NP Intra (NDs) 1 of 2
Antimony (mg/L)	GWC-13	0.003	n/a	2/27/2024	0.003ND	No	42	n/a	n/a	90.48	n/a	n/a	0.001077	NP Intra (NDs) 1 of 2
Antimony (mg/L)	GWC-13RZ	0.00447	n/a	2/28/2024	0.00057J	No	36	n/a	n/a	58.33	n/a	n/a	0.001429	NP Intra (NDs) 1 of 2
Antimony (mg/L)	GWC-14Z	0.005	n/a	2/28/2024	0.003ND	No	42	n/a	n/a	88.1	n/a	n/a	0.001077	NP Intra (NDs) 1 of 2
Antimony (mg/L)	GWC-15R	0.0106	n/a	2/28/2024	0.001J	No	42	n/a	n/a	52.38	n/a	n/a	0.001077	NP Intra (NDs) 1 of 2
Antimony (mg/L)	GWC-15Z	0.0053	n/a	2/28/2024	0.003ND	No	42	n/a	n/a	83.33	n/a	n/a	0.001077	NP Intra (NDs) 1 of 2
Antimony (mg/L)	GWC-44	0.003	n/a	2/20/2024	0.003ND	No	21	n/a	n/a	95.24	n/a	n/a	0.003999	NP Intra (NDs) 1 of 2
Antimony (mg/L)	GWC-45	0.02643	n/a	2/20/2024	0.00062J	No	23	-6.184	0.9271	21.74	Kaplan-Meier	ln(x)	0.0001266	Param Intra 1 of 2
Antimony (mg/L)	GWC-45R	0.00426	n/a	2/20/2024	0.003ND	No	21	n/a	n/a	57.14	n/a	n/a	0.003999	NP Intra (NDs) 1 of 2
Antimony (mg/L)	GWC-46R	0.003	n/a	2/21/2024	0.003ND	No	21	n/a	n/a	95.24	n/a	n/a	0.003999	NP Intra (NDs) 1 of 2
Antimony (mg/L)	GWC-47	0.003	n/a	2/21/2024	0.0013J	No	21	n/a	n/a	85.71	n/a	n/a	0.003999	NP Intra (NDs) 1 of 2
Antimony (mg/L)	GWC-47R	0.00436	n/a	2/21/2024	0.0013J	No	21	0.03291	0.01181	33.33	Kaplan-Meier	sqrt(x)	0.0001266	Param Intra 1 of 2
Antimony (mg/L)	GWC-48	0.003	n/a	2/21/2024	0.003ND	No	21	n/a	n/a	90.48	n/a	n/a	0.003999	NP Intra (NDs) 1 of 2
Antimony (mg/L)	GWC-49R	0.0037	n/a	2/21/2024	0.002J	No	21	n/a	n/a	52.38	n/a	n/a	0.003999	NP Intra (NDs) 1 of 2
Antimony (mg/L)	GWC-49Z	0.003	n/a	2/21/2024	0.003ND	No	21	n/a	n/a	42.86	n/a	n/a	0.003999	NP Intra (normality) 1 of 2
Antimony (mg/L)	GWC-5	0.003	n/a	2/26/2024	0.003ND	No	42	n/a	n/a	92.86	n/a	n/a	0.001077	NP Intra (NDs) 1 of 2
Antimony (mg/L)	GWC-6	0.0035	n/a	2/26/2024	0.003ND	No	42	n/a	n/a	92.86	n/a	n/a	0.001077	NP Intra (NDs) 1 of 2
Antimony (mg/L)	GWC-6RZ	0.003	n/a	2/26/2024	0.003ND	No	25	n/a	n/a	80	n/a	n/a	0.002832	NP Intra (NDs) 1 of 2
Antimony (mg/L)	GWC-7Z	0.003	n/a	2/26/2024	0.00086J	No	21	n/a	n/a	57.14	n/a	n/a	0.003999	NP Intra (NDs) 1 of 2
Antimony (mg/L)	GWC-8RR	0.003	n/a	2/27/2024	0.003ND	No	30	n/a	n/a	76.67	n/a	n/a	0.002008	NP Intra (NDs) 1 of 2
Antimony (mg/L)	GWC-8Z	0.003	n/a	2/26/2024	0.003ND	No	25	n/a	n/a	96	n/a	n/a	0.002832	NP Intra (NDs) 1 of 2
Antimony (mg/L)	GWC-9	0.003	n/a	2/27/2024	0.003ND	No	42	n/a	n/a	97.62	n/a	n/a	0.001077	NP Intra (NDs) 1 of 2
Arsenic (mg/L)	GWA-1	0.005	n/a	2/22/2024	0.005ND	No	42	n/a	n/a	90.48	n/a	n/a	0.001077	NP Intra (NDs) 1 of 2
Arsenic (mg/L)	GWA-2	0.005	n/a	2/22/2024	0.005ND	No	41	n/a	n/a	97.56	n/a	n/a	0.001118	NP Intra (NDs) 1 of 2
Arsenic (mg/L)	GWA-2R	0.0056	n/a	2/26/2024	0.005ND	No	42	n/a	n/a	69.05	n/a	n/a	0.001077	NP Intra (NDs) 1 of 2
Arsenic (mg/L)	GWA-39RZ	0.005	n/a	2/19/2024	0.005ND	No	20	n/a	n/a	70	n/a	n/a	0.004291	NP Intra (NDs) 1 of 2
Arsenic (mg/L)	GWA-39Z	0.005	n/a	2/19/2024	0.005ND	No	21	n/a	n/a	85.71	n/a	n/a	0.003999	NP Intra (NDs) 1 of 2
Arsenic (mg/L)	GWA-3A	0.005	n/a	2/22/2024	0.005ND	No	41	n/a	n/a	97.56	n/a	n/a	0.001118	NP Intra (NDs) 1 of 2
Arsenic (mg/L)	GWA-40	0.005	n/a	2/19/2024	0.005ND	No	21	n/a	n/a	90.48	n/a	n/a	0.003999	NP Intra (NDs) 1 of 2
Arsenic (mg/L)	GWA-41R	0.005	n/a	2/19/2024	0.005ND	No	21	n/a	n/a	85.71	n/a	n/a	0.003999	NP Intra (NDs) 1 of 2
Arsenic (mg/L)	GWA-42	0.005	n/a	2/20/2024	0.001J	No	21	n/a	n/a	100	n/a	n/a	0.003999	NP Intra (NDs) 1 of 2
Arsenic (mg/L)	GWA-43	0.005	n/a	2/20/2024	0.005ND	No	21	n/a	n/a	95.24	n/a	n/a	0.003999	NP Intra (NDs) 1 of 2
Arsenic (mg/L)	GWA-43R	0.005	n/a	2/20/2024	0.005ND	No	21	n/a	n/a	95.24	n/a	n/a	0.003999	NP Intra (NDs) 1 of 2
Arsenic (mg/L)	GWA-4RZ	0.005	n/a	2/27/2024	0.005ND	No	21	n/a	n/a	33.33	n/a	n/a	0.003999	NP Intra (normality) 1 of 2
Arsenic (mg/L)	GWA-50R	0.005	n/a	2/22/2024	0.005ND	No	35	n/a	n/a	100	n/a	n/a	0.001497	NP Intra (NDs) 1 of 2
Arsenic (mg/L)	GWC-10	0.0079	n/a	2/27/2024	0.005ND	No	41	n/a	n/a	90.24	n/a	n/a	0.001118	NP Intra (NDs) 1 of 2
Arsenic (mg/L)	GWC-10R	0.005	n/a	2/27/2024	0.005ND	No	42	n/a	n/a	97.62	n/a	n/a	0.001077	NP Intra (NDs) 1 of 2
Arsenic (mg/L)	GWC-11	0.005	n/a	2/28/2024	0.005ND	No	42	n/a	n/a	95.24	n/a	n/a	0.001077	NP Intra (NDs) 1 of 2

Appendix I Intrawell Prediction Limits - Significant Results

Plant Bowen Data: Bowen 1, 2, 9, and 10 Printed 4/8/2024, 7:11 PM

Constituent	Well	Upper Lim.	Lower Lim.	Date	Observ.	Sig.	Bg N	Bg Mean	Std. Dev.	%NDs	ND Adj.	Transform	Alpha	Method
Arsenic (mg/L)	GWC-11R	0.0077	n/a	2/28/2024	0.005ND	No	42	n/a	n/a	45.24	n/a	n/a	0.001077	NP Intra (normality) 1 of 2
Arsenic (mg/L)	GWC-12	0.01151	n/a	2/27/2024	0.0028J	No	41	0.005796	0.00227	21.95	Kaplan-Meier	No	0.0001266	Param Intra 1 of 2
Arsenic (mg/L)	GWC-13	0.0096	n/a	2/27/2024	0.005ND	No	42	n/a	n/a	73.81	n/a	n/a	0.001077	NP Intra (NDs) 1 of 2
Arsenic (mg/L)	GWC-13RZ	0.0066	n/a	2/28/2024	0.005ND	No	40	n/a	n/a	57.5	n/a	n/a	0.001159	NP Intra (NDs) 1 of 2
Arsenic (mg/L)	GWC-14Z	0.0079	n/a	2/28/2024	0.005ND	No	41	n/a	n/a	87.8	n/a	n/a	0.001118	NP Intra (NDs) 1 of 2
Arsenic (mg/L)	GWC-15R	0.005	n/a	2/28/2024	0.005ND	No	42	n/a	n/a	90.48	n/a	n/a	0.001077	NP Intra (NDs) 1 of 2
Arsenic (mg/L)	GWC-15Z	0.0077	n/a	2/28/2024	0.005ND	No	42	n/a	n/a	76.19	n/a	n/a	0.001077	NP Intra (NDs) 1 of 2
Arsenic (mg/L)	GWC-44	0.005	n/a	2/20/2024	0.005ND	No	21	n/a	n/a	71.43	n/a	n/a	0.003999	NP Intra (NDs) 1 of 2
Arsenic (mg/L)	GWC-45	0.005	n/a	2/20/2024	0.005ND	No	21	n/a	n/a	95.24	n/a	n/a	0.003999	NP Intra (NDs) 1 of 2
Arsenic (mg/L)	GWC-45R	0.005	n/a	2/20/2024	0.005ND	No	21	n/a	n/a	95.24	n/a	n/a	0.003999	NP Intra (NDs) 1 of 2
Arsenic (mg/L)	GWC-46R	0.005	n/a	2/21/2024	0.005ND	No	21	n/a	n/a	95.24	n/a	n/a	0.003999	NP Intra (NDs) 1 of 2
Arsenic (mg/L)	GWC-47	0.005	n/a	2/21/2024	0.005ND	No	21	n/a	n/a	95.24	n/a	n/a	0.003999	NP Intra (NDs) 1 of 2
Arsenic (mg/L)	GWC-47R	0.005	n/a	2/21/2024	0.005ND	No	21	n/a	n/a	52.38	n/a	n/a	0.003999	NP Intra (NDs) 1 of 2
Arsenic (mg/L)	GWC-49R	0.005	n/a	2/21/2024	0.005ND	No	21	n/a	n/a	95.24	n/a	n/a	0.003999	NP Intra (NDs) 1 of 2
Arsenic (mg/L)	GWC-49Z	0.005	n/a	2/21/2024	0.005ND	No	21	n/a	n/a	95.24	n/a	n/a	0.003999	NP Intra (NDs) 1 of 2
Arsenic (mg/L)	GWC-5	0.005	n/a	2/26/2024	0.005ND	No	42	n/a	n/a	97.62	n/a	n/a	0.001077	NP Intra (NDs) 1 of 2
Arsenic (mg/L)	GWC-6	0.005	n/a	2/26/2024	0.005ND	No	41	n/a	n/a	85.37	n/a	n/a	0.001118	NP Intra (NDs) 1 of 2
Arsenic (mg/L)	GWC-6RZ	0.005	n/a	2/26/2024	0.005ND	No	25	n/a	n/a	92	n/a	n/a	0.002832	NP Intra (NDs) 1 of 2
Arsenic (mg/L)	GWC-7Z	0.004382	n/a	2/26/2024	0.005ND	No	21	0.001947	0.0008682	33.33	Kaplan-Meier	No	0.0001266	Param Intra 1 of 2
Arsenic (mg/L)	GWC-8RR	0.005	n/a	2/27/2024	0.005ND	No	30	n/a	n/a	83.33	n/a	n/a	0.002008	NP Intra (NDs) 1 of 2
Arsenic (mg/L)	GWC-8Z	0.005	n/a	2/26/2024	0.005ND	No	25	n/a	n/a	80	n/a	n/a	0.002832	NP Intra (NDs) 1 of 2
Arsenic (mg/L)	GWC-9	0.0086	n/a	2/27/2024	0.005ND	No	42	n/a	n/a	85.71	n/a	n/a	0.001077	NP Intra (NDs) 1 of 2
Barium (mg/L)	GWA-1	0.04	n/a	2/22/2024	0.018	No	41	n/a	n/a	0	n/a	n/a	0.001118	NP Intra (normality) 1 of 2
Barium (mg/L)	GWA-2	0.05	n/a	2/22/2024	0.021	No	40	0.02121	0.01142	0	None	No	0.0001266	Param Intra 1 of 2
Barium (mg/L)	GWA-2R	0.04732	n/a	2/26/2024	0.021	No	40	-4.448	0.5541	0	None	ln(x)	0.0001266	Param Intra 1 of 2
Barium (mg/L)	GWA-39RZ	0.02561	n/a	2/19/2024	0.015	No	20	0.1247	0.01249	0	None	sqrt(x)	0.0001266	Param Intra 1 of 2
Barium (mg/L)	GWA-39Z	0.03585	n/a	2/19/2024	0.013	No	21	0.01414	0.007741	4.762	None	No	0.0001266	Param Intra 1 of 2
Barium (mg/L)	GWA-3A	0.009067	n/a	2/22/2024	0.0074	No	32	0.00587	0.001232	3.125	None	No	0.0001266	Param Intra 1 of 2
Barium (mg/L)	GWA-40	0.01215	n/a	2/19/2024	0.0083	No	21	0.008568	0.001278	0	None	No	0.0001266	Param Intra 1 of 2
Barium (mg/L)	GWA-41	0.03652	n/a	2/19/2024	0.017	No	21	0.02503	0.004095	0	None	No	0.0001266	Param Intra 1 of 2
Barium (mg/L)	GWA-41R	0.05244	n/a	2/19/2024	0.027	No	21	0.02499	0.009788	0	None	No	0.0001266	Param Intra 1 of 2
Barium (mg/L)	**GWA-42**	**0.006979**	**n/a**	**2/20/2024**	**0.007**	**Yes**	**21**	**0.006286**	**0.000247**	**0**	**None**	**No**	**0.0001266**	**Param Intra 1 of 2**
Barium (mg/L)	GWA-43	0.04701	n/a	2/20/2024	0.011	No	21	0.1364	0.02867	0	None	sqrt(x)	0.0001266	Param Intra 1 of 2
Barium (mg/L)	GWA-43R	0.00955	n/a	2/20/2024	0.0074	No	21	0.00766	0.000674	0	None	No	0.0001266	Param Intra 1 of 2
Barium (mg/L)	GWA-4RZ	0.06337	n/a	2/27/2024	0.046	No	21	0.03528	0.01002	0	None	No	0.0001266	Param Intra 1 of 2
Barium (mg/L)	GWA-50	0.01711	n/a	2/22/2024	0.0073	No	35	0.009291	0.003053	2.857	None	No	0.0001266	Param Intra 1 of 2
Barium (mg/L)	GWA-50R	0.02266	n/a	2/22/2024	0.008	No	33	0.0134	0.003582	0	None	No	0.0001266	Param Intra 1 of 2
Barium (mg/L)	GWC-10	0.03515	n/a	2/27/2024	0.024	No	39	0.1366	0.02013	0	None	sqrt(x)	0.0001266	Param Intra 1 of 2
Barium (mg/L)	GWC-10R	0.03633	n/a	2/27/2024	0.028	No	42	0.02431	0.004787	0	None	No	0.0001266	Param Intra 1 of 2
Barium (mg/L)	GWC-11	0.036	n/a	2/28/2024	0.01	No	41	n/a	n/a	2.439	n/a	n/a	0.001118	NP Intra (normality) 1 of 2
Barium (mg/L)	GWC-11R	0.02619	n/a	2/28/2024	0.02	No	42	0.01421	0.004773	0	None	No	0.0001266	Param Intra 1 of 2
Barium (mg/L)	GWC-12	0.043	n/a	2/27/2024	0.023	No	37	n/a	n/a	0	n/a	n/a	0.001361	NP Intra (normality) 1 of 2
Barium (mg/L)	GWC-13	0.05766	n/a	2/27/2024	0.025	No	40	0.1628	0.03067	0	None	sqrt(x)	0.0001266	Param Intra 1 of 2
Barium (mg/L)	GWC-13RZ	0.1182	n/a	2/28/2024	0.097	No	13	0.09362	0.0075	0	None	No	0.0001266	Param Intra 1 of 2
Barium (mg/L)	GWC-14Z	0.05427	n/a	2/28/2024	0.012	No	38	0.2575	0.04773	5.263	None	x^(1/3)	0.0001266	Param Intra 1 of 2
Barium (mg/L)	GWC-15R	0.03289	n/a	2/28/2024	0.014	No	41	0.02303	0.003918	0	None	No	0.0001266	Param Intra 1 of 2
Barium (mg/L)	GWC-15Z	0.02279	n/a	2/28/2024	0.01	No	41	0.01124	0.004593	2.439	None	No	0.0001266	Param Intra 1 of 2
Barium (mg/L)	GWC-44	0.09137	n/a	2/20/2024	0.033	No	21	0.04055	0.01812	0	None	No	0.0001266	Param Intra 1 of 2
Barium (mg/L)	**GWC-45**	**0.007388**	**n/a**	**2/20/2024**	**0.0078**	**Yes**	**21**	**0.006095**	**0.0004611**	**0**	**None**	**No**	**0.0001266**	**Param Intra 1 of 2**
Barium (mg/L)	GWC-45R	0.02826	n/a	2/20/2024	0.02	No	21	0.02146	0.002424	0	None	No	0.0001266	Param Intra 1 of 2
Barium (mg/L)	GWC-46R	0.02171	n/a	2/21/2024	0.011	No	21	0.01387	0.002796	0	None	No	0.0001266	Param Intra 1 of 2
Barium (mg/L)	GWC-47	0.01974	n/a	2/21/2024	0.0087	No	21	0.01108	0.00309	0	None	No	0.0001266	Param Intra 1 of 2
Barium (mg/L)	GWC-47R	0.0344	n/a	2/21/2024	0.0075	No	21	n/a	n/a	4.762	n/a	n/a	0.003999	NP Intra (normality) 1 of 2
Barium (mg/L)	GWC-48	0.05599	n/a	2/21/2024	0.049	No	22	0.03116	0.008935	4.545	None	No	0.0001266	Param Intra 1 of 2
Barium (mg/L)	GWC-49R	0.026	n/a	2/21/2024	0.011	No	21	n/a	n/a	4.762	n/a	n/a	0.003999	NP Intra (normality) 1 of 2

Appendix I Intrawell Prediction Limits - Significant Results

Plant Bowen Data: Bowen 1, 2, 9, and 10 Printed 4/8/2024, 7:11 PM

Constituent	Well	Upper Lim.	Lower Lim.	Date	Observ.	Sig.	Bg N	Bg Mean	Std. Dev.	%NDs	ND Adj.	Transform	Alpha	Method
Barium (mg/L)	GWC-49Z	0.0121	n/a	2/21/2024	0.004J	No	21	n/a	n/a	4.762	n/a	n/a	0.003999	NP Intra (normality) 1 of 2
Barium (mg/L)	GWC-5	0.02853	n/a	2/26/2024	0.012	No	41	0.1296	0.01561	0	None	sqrt(x)	0.0001266	Param Intra 1 of 2
Barium (mg/L)	GWC-6	0.009975	n/a	2/26/2024	0.006	No	16	0.007231	0.0009105	6.25	None	No	0.0001266	Param Intra 1 of 2
Barium (mg/L)	GWC-6RZ	0.01781	n/a	2/26/2024	0.0067	No	25	-4.782	0.2793	4	None	ln(x)	0.0001266	Param Intra 1 of 2
Barium (mg/L)	GWC-7Z	0.04249	n/a	2/26/2024	0.013	No	21	0.02365	0.006717	0	None	No	0.0001266	Param Intra 1 of 2
Barium (mg/L)	GWC-8RR	0.02314	n/a	2/27/2024	0.013	No	30	-4.192	0.1628	0	None	ln(x)	0.0001266	Param Intra 1 of 2
Barium (mg/L)	GWC-8Z	0.05892	n/a	2/26/2024	0.025	No	25	-3.609	0.2883	0	None	ln(x)	0.0001266	Param Intra 1 of 2
Barium (mg/L)	GWC-9	0.0539	n/a	2/27/2024	0.043	No	38	0.03938	0.005721	0	None	No	0.0001266	Param Intra 1 of 2
Cadmium (mg/L)	GWA-1	0.00076	n/a	2/22/2024	0.0005ND	No	42	n/a	n/a	95.24	n/a	n/a	0.001077	NP Intra (NDs) 1 of 2
Cadmium (mg/L)	GWA-39RZ	0.0005	n/a	2/19/2024	0.0005ND	No	20	n/a	n/a	95	n/a	n/a	0.004291	NP Intra (NDs) 1 of 2
Cadmium (mg/L)	GWA-39Z	0.0005	n/a	2/19/2024	0.0005ND	No	21	n/a	n/a	80.95	n/a	n/a	0.003999	NP Intra (NDs) 1 of 2
Cadmium (mg/L)	GWA-42	0.0003665	n/a	2/20/2024	0.00016J	No	21	0.01242	0.002396	14.29	None	sqrt(x)	0.0001266	Param Intra 1 of 2
Cadmium (mg/L)	GWA-43	0.0005	n/a	2/20/2024	0.0005ND	No	21	n/a	n/a	95.24	n/a	n/a	0.003999	NP Intra (NDs) 1 of 2
Cadmium (mg/L)	GWA-50	0.0005	n/a	2/22/2024	0.0005ND	No	36	n/a	n/a	94.44	n/a	n/a	0.001429	NP Intra (NDs) 1 of 2
Cadmium (mg/L)	GWC-10	0.0005	n/a	2/27/2024	0.0005ND	No	42	n/a	n/a	97.62	n/a	n/a	0.001077	NP Intra (NDs) 1 of 2
Cadmium (mg/L)	GWC-10R	0.0005	n/a	2/27/2024	0.0005ND	No	42	n/a	n/a	97.62	n/a	n/a	0.001077	NP Intra (NDs) 1 of 2
Cadmium (mg/L)	GWC-11R	0.00056	n/a	2/28/2024	0.0005ND	No	42	n/a	n/a	95.24	n/a	n/a	0.001077	NP Intra (NDs) 1 of 2
Cadmium (mg/L)	GWC-12	0.0012	n/a	2/27/2024	0.00071	No	43	n/a	n/a	51.16	n/a	n/a	0.001037	NP Intra (NDs) 1 of 2
Cadmium (mg/L)	GWC-14Z	0.0005	n/a	2/28/2024	0.0005ND	No	42	n/a	n/a	97.62	n/a	n/a	0.001077	NP Intra (NDs) 1 of 2
Cadmium (mg/L)	GWC-15R	0.0005	n/a	2/28/2024	0.0005ND	No	42	n/a	n/a	88.1	n/a	n/a	0.001077	NP Intra (NDs) 1 of 2
Cadmium (mg/L)	GWC-44	0.0005	n/a	2/20/2024	0.0005ND	No	21	n/a	n/a	95.24	n/a	n/a	0.003999	NP Intra (NDs) 1 of 2
Cadmium (mg/L)	GWC-45R	0.0005	n/a	2/20/2024	0.0005ND	No	21	n/a	n/a	95.24	n/a	n/a	0.003999	NP Intra (NDs) 1 of 2
Cadmium (mg/L)	GWC-47	0.0005	n/a	2/21/2024	0.0002J	No	21	n/a	n/a	61.9	n/a	n/a	0.003999	NP Intra (NDs) 1 of 2
Cadmium (mg/L)	GWC-47R	0.0005	n/a	2/21/2024	0.0005ND	No	21	n/a	n/a	95.24	n/a	n/a	0.003999	NP Intra (NDs) 1 of 2
Cadmium (mg/L)	GWC-48	0.0005174	n/a	2/21/2024	0.00027J	No	21	-8.571	0.3581	4.762	None	ln(x)	0.0001266	Param Intra 1 of 2
Cadmium (mg/L)	GWC-49Z	0.0005	n/a	2/21/2024	0.0005ND	No	21	n/a	n/a	66.67	n/a	n/a	0.003999	NP Intra (NDs) 1 of 2
Cadmium (mg/L)	GWC-5	0.0005	n/a	2/26/2024	0.0005ND	No	42	n/a	n/a	80.95	n/a	n/a	0.001077	NP Intra (NDs) 1 of 2
Cadmium (mg/L)	GWC-6	0.0005	n/a	2/26/2024	0.0005ND	No	42	n/a	n/a	95.24	n/a	n/a	0.001077	NP Intra (NDs) 1 of 2
Cadmium (mg/L)	GWC-7Z	0.0005	n/a	2/26/2024	0.0005ND	No	21	n/a	n/a	95.24	n/a	n/a	0.003999	NP Intra (NDs) 1 of 2
Cadmium (mg/L)	GWC-8Z	0.0005	n/a	2/26/2024	0.0005ND	No	25	n/a	n/a	92	n/a	n/a	0.002832	NP Intra (NDs) 1 of 2
Chromium (mg/L)	GWA-1	0.012	n/a	2/22/2024	0.005ND	No	39	n/a	n/a	76.92	n/a	n/a	0.001226	NP Intra (NDs) 1 of 2
Chromium (mg/L)	GWA-2	0.009	n/a	2/22/2024	0.005ND	No	39	n/a	n/a	69.23	n/a	n/a	0.001226	NP Intra (NDs) 1 of 2
Chromium (mg/L)	GWA-2R	0.012	n/a	2/26/2024	0.005ND	No	41	n/a	n/a	85.37	n/a	n/a	0.001118	NP Intra (NDs) 1 of 2
Chromium (mg/L)	GWA-39RZ	0.005	n/a	2/19/2024	0.005ND	No	20	n/a	n/a	50	n/a	n/a	0.004291	NP Intra (normality) 1 of 2
Chromium (mg/L)	GWA-39Z	0.005	n/a	2/19/2024	0.005ND	No	20	n/a	n/a	95	n/a	n/a	0.004291	NP Intra (NDs) 1 of 2
Chromium (mg/L)	GWA-3A	0.012	n/a	2/22/2024	0.005ND	No	37	n/a	n/a	81.08	n/a	n/a	0.001361	NP Intra (NDs) 1 of 2
Chromium (mg/L)	GWA-40	0.005	n/a	2/19/2024	0.005ND	No	21	n/a	n/a	80.95	n/a	n/a	0.003999	NP Intra (NDs) 1 of 2
Chromium (mg/L)	GWA-41	0.015	n/a	2/19/2024	0.005ND	No	21	n/a	n/a	90.48	n/a	n/a	0.003999	NP Intra (NDs) 1 of 2
Chromium (mg/L)	GWA-41R	0.005	n/a	2/19/2024	0.005ND	No	21	n/a	n/a	90.48	n/a	n/a	0.003999	NP Intra (NDs) 1 of 2
Chromium (mg/L)	GWA-42	0.005	n/a	2/20/2024	0.005ND	No	21	n/a	n/a	95.24	n/a	n/a	0.003999	NP Intra (NDs) 1 of 2
Chromium (mg/L)	GWA-43	0.005	n/a	2/20/2024	0.005ND	No	21	n/a	n/a	76.19	n/a	n/a	0.003999	NP Intra (NDs) 1 of 2
Chromium (mg/L)	GWA-43R	0.005	n/a	2/20/2024	0.005ND	No	21	n/a	n/a	47.62	n/a	n/a	0.003999	NP Intra (normality) 1 of 2
Chromium (mg/L)	GWA-50	0.005	n/a	2/22/2024	0.005ND	No	36	n/a	n/a	88.89	n/a	n/a	0.001429	NP Intra (NDs) 1 of 2
Chromium (mg/L)	GWA-50R	0.005	n/a	2/22/2024	0.005ND	No	36	n/a	n/a	72.22	n/a	n/a	0.001429	NP Intra (NDs) 1 of 2
Chromium (mg/L)	GWC-10	0.034	n/a	2/27/2024	0.005ND	No	41	n/a	n/a	46.34	n/a	n/a	0.001118	NP Intra (normality) 1 of 2
Chromium (mg/L)	GWC-10R	0.01	n/a	2/27/2024	0.005ND	No	40	n/a	n/a	80	n/a	n/a	0.001159	NP Intra (NDs) 1 of 2
Chromium (mg/L)	GWC-11	0.0134	n/a	2/28/2024	0.0074	No	41	0.005248	0.003239	29.27	Kaplan-Meier	No	0.0001266	Param Intra 1 of 2
Chromium (mg/L)	GWC-11R	0.01008	n/a	2/28/2024	0.0037J	No	20	0.005761	0.001524	5	None	No	0.0001266	Param Intra 1 of 2
Chromium (mg/L)	GWC-12	0.0058	n/a	2/27/2024	0.005ND	No	40	n/a	n/a	77.5	n/a	n/a	0.001159	NP Intra (NDs) 1 of 2
Chromium (mg/L)	GWC-13	0.009246	n/a	2/27/2024	0.0038J	No	25	0.006193	0.001131	0	None	No	0.0001266	Param Intra 1 of 2
Chromium (mg/L)	GWC-13RZ	0.005	n/a	2/28/2024	0.005ND	No	41	n/a	n/a	75.61	n/a	n/a	0.001118	NP Intra (NDs) 1 of 2
Chromium (mg/L)	GWC-14Z	0.016	n/a	2/28/2024	0.005ND	No	40	n/a	n/a	37.5	n/a	n/a	0.001159	NP Intra (normality) 1 of 2
Chromium (mg/L)	GWC-15R	0.014	n/a	2/28/2024	0.005ND	No	41	n/a	n/a	63.41	n/a	n/a	0.001118	NP Intra (NDs) 1 of 2
Chromium (mg/L)	GWC-15Z	0.027	n/a	2/28/2024	0.005ND	No	36	n/a	n/a	52.78	n/a	n/a	0.001429	NP Intra (NDs) 1 of 2
Chromium (mg/L)	GWC-44	0.005	n/a	2/20/2024	0.005ND	No	21	n/a	n/a	90.48	n/a	n/a	0.003999	NP Intra (NDs) 1 of 2

Appendix I Intrawell Prediction Limits - Significant Results

Plant Bowen Data: Bowen 1, 2, 9, and 10 Printed 4/8/2024, 7:11 PM

Constituent	Well	Upper Lim.	Lower Lim.	Date	Observ.	Sig.	Bg N	Bg Mean	Std. Dev.	%NDs	ND Adj.	Transform	Alpha	Method
Chromium (mg/L)	GWC-45	0.005	n/a	2/20/2024	0.005ND	No	21	n/a	n/a	95.24	n/a	n/a	0.003999	NP Intra (NDs) 1 of 2
Chromium (mg/L)	GWC-45R	0.0058	n/a	2/20/2024	0.005ND	No	21	n/a	n/a	80.95	n/a	n/a	0.003999	NP Intra (NDs) 1 of 2
Chromium (mg/L)	GWC-46R	0.008977	n/a	2/21/2024	0.0066	No	22	0.004027	0.001781	13.64	None	No	0.0001266	Param Intra 1 of 2
Chromium (mg/L)	GWC-47	0.005	n/a	2/21/2024	0.0021J	No	21	n/a	n/a	9.524	n/a	n/a	0.003999	NP Intra (normality) 1 of 2
Chromium (mg/L)	GWC-47R	0.018	n/a	2/21/2024	0.0046J	No	20	n/a	n/a	0	n/a	n/a	0.004291	NP Intra (normality) 1 of 2
Chromium (mg/L)	GWC-48	0.005	n/a	2/21/2024	0.005ND	No	21	n/a	n/a	23.81	n/a	n/a	0.003999	NP Intra (normality) 1 of 2
Chromium (mg/L)	GWC-49R	0.005	n/a	2/21/2024	0.005ND	No	21	n/a	n/a	61.9	n/a	n/a	0.003999	NP Intra (NDs) 1 of 2
Chromium (mg/L)	GWC-49Z	0.00778	n/a	2/21/2024	0.005ND	No	21	n/a	n/a	71.43	n/a	n/a	0.003999	NP Intra (NDs) 1 of 2
Chromium (mg/L)	GWC-5	0.032	n/a	2/26/2024	0.005ND	No	42	n/a	n/a	59.52	n/a	n/a	0.001077	NP Intra (NDs) 1 of 2
Chromium (mg/L)	GWC-6	0.027	n/a	2/26/2024	0.0024J	No	41	n/a	n/a	24.39	n/a	n/a	0.001118	NP Intra (normality) 1 of 2
Chromium (mg/L)	GWC-6RZ	0.01	n/a	2/26/2024	0.002J	No	25	n/a	n/a	20	n/a	n/a	0.002832	NP Intra (normality) 1 of 2
Chromium (mg/L)	GWC-7Z	0.005	n/a	2/26/2024	0.005ND	No	21	n/a	n/a	90.48	n/a	n/a	0.003999	NP Intra (NDs) 1 of 2
Chromium (mg/L)	GWC-8RR	0.0056	n/a	2/27/2024	0.005ND	No	30	n/a	n/a	46.67	n/a	n/a	0.002008	NP Intra (normality) 1 of 2
Chromium (mg/L)	GWC-8Z	0.005	n/a	2/26/2024	0.005ND	No	25	n/a	n/a	28	n/a	n/a	0.002832	NP Intra (normality) 1 of 2
Chromium (mg/L)	GWC-9	0.018	n/a	2/27/2024	0.005ND	No	40	n/a	n/a	82.5	n/a	n/a	0.001159	NP Intra (NDs) 1 of 2
Cobalt (mg/L)	GWA-1	0.005	n/a	2/22/2024	0.005ND	No	42	n/a	n/a	80.95	n/a	n/a	0.001077	NP Intra (NDs) 1 of 2
Cobalt (mg/L)	GWA-2	0.013	n/a	2/22/2024	0.005ND	No	42	n/a	n/a	92.86	n/a	n/a	0.001077	NP Intra (NDs) 1 of 2
Cobalt (mg/L)	GWA-2R	0.005	n/a	2/26/2024	0.005ND	No	41	n/a	n/a	87.8	n/a	n/a	0.001118	NP Intra (NDs) 1 of 2
Cobalt (mg/L)	GWA-39RZ	0.0057	n/a	2/19/2024	0.005ND	No	20	n/a	n/a	90	n/a	n/a	0.004291	NP Intra (NDs) 1 of 2
Cobalt (mg/L)	GWA-39Z	0.009181	n/a	2/19/2024	0.005ND	No	21	0.1154	0.03352	42.86	Kaplan-Meier	x^(1/3)	0.0001266	Param Intra 1 of 2
Cobalt (mg/L)	GWA-3A	0.0057	n/a	2/22/2024	0.005ND	No	41	n/a	n/a	46.34	n/a	n/a	0.001118	NP Intra (normality) 1 of 2
Cobalt (mg/L)	GWA-41R	0.005	n/a	2/19/2024	0.005ND	No	21	n/a	n/a	76.19	n/a	n/a	0.003999	NP Intra (NDs) 1 of 2
Cobalt (mg/L)	GWA-42	0.005	n/a	2/20/2024	0.005ND	No	21	n/a	n/a	85.71	n/a	n/a	0.003999	NP Intra (NDs) 1 of 2
Cobalt (mg/L)	GWA-43	0.005	n/a	2/20/2024	0.005ND	No	21	n/a	n/a	95.24	n/a	n/a	0.003999	NP Intra (NDs) 1 of 2
Cobalt (mg/L)	GWA-4RZ	0.02963	n/a	2/27/2024	0.017	No	21	0.01137	0.00651	4.762	None	No	0.0001266	Param Intra 1 of 2
Cobalt (mg/L)	GWA-50R	0.005	n/a	2/22/2024	0.005ND	No	36	n/a	n/a	83.33	n/a	n/a	0.001429	NP Intra (NDs) 1 of 2
Cobalt (mg/L)	GWC-10	0.013	n/a	2/27/2024	0.0015J	No	42	n/a	n/a	54.76	n/a	n/a	0.001077	NP Intra (NDs) 1 of 2
Cobalt (mg/L)	GWC-11	0.016	n/a	2/28/2024	0.005ND	No	42	n/a	n/a	83.33	n/a	n/a	0.001077	NP Intra (NDs) 1 of 2
Cobalt (mg/L)	GWC-11R	0.005	n/a	2/28/2024	0.005ND	No	41	n/a	n/a	95.12	n/a	n/a	0.001118	NP Intra (NDs) 1 of 2
Cobalt (mg/L)	GWC-12	0.01	n/a	2/27/2024	0.0029J	No	41	n/a	n/a	7.317	n/a	n/a	0.001118	NP Intra (normality) 1 of 2
Cobalt (mg/L)	GWC-13	0.011	n/a	2/27/2024	0.005ND	No	42	n/a	n/a	88.1	n/a	n/a	0.001077	NP Intra (NDs) 1 of 2
Cobalt (mg/L)	GWC-13RZ	0.0079	n/a	2/28/2024	0.005ND	No	42	n/a	n/a	97.62	n/a	n/a	0.001077	NP Intra (NDs) 1 of 2
Cobalt (mg/L)	GWC-14Z	0.011	n/a	2/28/2024	0.005ND	No	42	n/a	n/a	83.33	n/a	n/a	0.001077	NP Intra (NDs) 1 of 2
Cobalt (mg/L)	GWC-15R	0.005	n/a	2/28/2024	0.005ND	No	42	n/a	n/a	95.24	n/a	n/a	0.001077	NP Intra (NDs) 1 of 2
Cobalt (mg/L)	GWC-15Z	0.005	n/a	2/28/2024	0.005ND	No	41	n/a	n/a	95.12	n/a	n/a	0.001118	NP Intra (NDs) 1 of 2
Cobalt (mg/L)	GWC-44	0.005	n/a	2/20/2024	0.0016J	No	21	n/a	n/a	4.762	n/a	n/a	0.003999	NP Intra (normality) 1 of 2
Cobalt (mg/L)	GWC-45	0.005	n/a	2/20/2024	0.0014J	No	21	n/a	n/a	9.524	n/a	n/a	0.003999	NP Intra (normality) 1 of 2
Cobalt (mg/L)	GWC-46R	0.005	n/a	2/21/2024	0.005ND	No	21	n/a	n/a	95.24	n/a	n/a	0.003999	NP Intra (NDs) 1 of 2
Cobalt (mg/L)	GWC-48	0.005043	n/a	2/21/2024	0.0025J	No	21	-6.293	0.3576	4.762	None	ln(x)	0.0001266	Param Intra 1 of 2
Cobalt (mg/L)	GWC-49Z	0.007555	n/a	2/21/2024	0.00037J	No	21	0.002674	0.00174	9.524	None	No	0.0001266	Param Intra 1 of 2
Cobalt (mg/L)	GWC-5	0.0073	n/a	2/26/2024	0.005ND	No	42	n/a	n/a	61.9	n/a	n/a	0.001077	NP Intra (NDs) 1 of 2
Cobalt (mg/L)	GWC-6	0.005	n/a	2/26/2024	0.005ND	No	42	n/a	n/a	90.48	n/a	n/a	0.001077	NP Intra (NDs) 1 of 2
Cobalt (mg/L)	GWC-7Z	0.005	n/a	2/26/2024	0.005ND	No	21	n/a	n/a	19.05	n/a	n/a	0.003999	NP Intra (normality) 1 of 2
Cobalt (mg/L)	GWC-8RR	0.005	n/a	2/27/2024	0.005ND	No	30	n/a	n/a	93.33	n/a	n/a	0.002008	NP Intra (NDs) 1 of 2
Cobalt (mg/L)	GWC-8Z	0.005	n/a	2/26/2024	0.005ND	No	25	n/a	n/a	88	n/a	n/a	0.002832	NP Intra (NDs) 1 of 2
Cobalt (mg/L)	GWC-9	0.0067	n/a	2/27/2024	0.0004J	No	41	n/a	n/a	68.29	n/a	n/a	0.001118	NP Intra (NDs) 1 of 2
Copper (mg/L)	GWA-1	0.0094	n/a	2/22/2024	0.005ND	No	37	n/a	n/a	64.86	n/a	n/a	0.001361	NP Intra (NDs) 1 of 2
Copper (mg/L)	GWA-2	0.013	n/a	2/22/2024	0.005ND	No	37	n/a	n/a	72.97	n/a	n/a	0.001361	NP Intra (NDs) 1 of 2
Copper (mg/L)	GWA-2R	0.013	n/a	2/26/2024	0.005ND	No	37	n/a	n/a	59.46	n/a	n/a	0.001361	NP Intra (NDs) 1 of 2
Copper (mg/L)	GWA-39RZ	0.011	n/a	2/19/2024	0.005ND	No	15	n/a	n/a	86.67	n/a	n/a	0.007533	NP Intra (NDs) 1 of 2
Copper (mg/L)	GWA-39Z	0.005	n/a	2/19/2024	0.005ND	No	20	n/a	n/a	85	n/a	n/a	0.004291	NP Intra (NDs) 1 of 2
Copper (mg/L)	GWA-3A	0.05312	n/a	2/22/2024	0.005ND	No	36	0.0008768	0.0007617	16.67	Kaplan-Meier	x^2	0.0001266	Param Intra 1 of 2
Copper (mg/L)	GWA-40	0.005	n/a	2/19/2024	0.005ND	No	20	n/a	n/a	95	n/a	n/a	0.004291	NP Intra (NDs) 1 of 2
Copper (mg/L)	GWA-41	0.005	n/a	2/19/2024	0.005ND	No	20	n/a	n/a	80	n/a	n/a	0.004291	NP Intra (NDs) 1 of 2
Copper (mg/L)	GWA-41R	0.005	n/a	2/19/2024	0.0011J	No	20	n/a	n/a	55	n/a	n/a	0.004291	NP Intra (NDs) 1 of 2

Appendix I Intrawell Prediction Limits - Significant Results

Plant Bowen Data: Bowen 1, 2, 9, and 10 Printed 4/8/2024, 7:11 PM

Constituent	Well	Upper Lim.	Lower Lim.	Date	Observ.	Sig.	Bg N	Bg Mean	Std. Dev.	%NDs	ND Adj.	Transform	Alpha	Method
Copper (mg/L)	GWA-42	0.005	n/a	2/20/2024	0.005ND	No	20	n/a	n/a	90	n/a	n/a	0.004291	NP Intra (NDs) 1 of 2
Copper (mg/L)	GWA-43	0.005	n/a	2/20/2024	0.00068J	No	20	n/a	n/a	80	n/a	n/a	0.004291	NP Intra (NDs) 1 of 2
Copper (mg/L)	GWA-43R	0.005	n/a	2/20/2024	0.005ND	No	20	n/a	n/a	80	n/a	n/a	0.004291	NP Intra (NDs) 1 of 2
Copper (mg/L)	GWA-4RZ	0.005	n/a	2/27/2024	0.005ND	No	14	n/a	n/a	78.57	n/a	n/a	0.008612	NP Intra (NDs) 1 of 2
Copper (mg/L)	GWA-50	0.02368	n/a	2/22/2024	0.0015J	No	31	0.1702	0.04492	12.9	None	x^(1/3)	0.0001266	Param Intra 1 of 2
Copper (mg/L)	GWA-50R	0.014	n/a	2/22/2024	0.003J	No	20	n/a	n/a	0	n/a	n/a	0.004291	NP Intra (normality) 1 of 2
Copper (mg/L)	GWC-10	0.006	n/a	2/27/2024	0.005ND	No	37	n/a	n/a	81.08	n/a	n/a	0.001361	NP Intra (NDs) 1 of 2
Copper (mg/L)	GWC-10R	0.007	n/a	2/27/2024	0.005ND	No	37	n/a	n/a	83.78	n/a	n/a	0.001361	NP Intra (NDs) 1 of 2
Copper (mg/L)	GWC-11	0.013	n/a	2/28/2024	0.005ND	No	37	n/a	n/a	86.49	n/a	n/a	0.001361	NP Intra (NDs) 1 of 2
Copper (mg/L)	GWC-11R	0.019	n/a	2/28/2024	0.005ND	No	37	n/a	n/a	72.97	n/a	n/a	0.001361	NP Intra (NDs) 1 of 2
Copper (mg/L)	GWC-12	0.0067	n/a	2/27/2024	0.005ND	No	37	n/a	n/a	75.68	n/a	n/a	0.001361	NP Intra (NDs) 1 of 2
Copper (mg/L)	GWC-13	0.005	n/a	2/27/2024	0.005ND	No	37	n/a	n/a	83.78	n/a	n/a	0.001361	NP Intra (NDs) 1 of 2
Copper (mg/L)	GWC-13RZ	0.013	n/a	2/28/2024	0.005ND	No	36	n/a	n/a	75	n/a	n/a	0.001429	NP Intra (NDs) 1 of 2
Copper (mg/L)	GWC-14Z	0.0056	n/a	2/28/2024	0.005ND	No	37	n/a	n/a	75.68	n/a	n/a	0.001361	NP Intra (NDs) 1 of 2
Copper (mg/L)	GWC-15R	0.02	n/a	2/28/2024	0.005ND	No	37	n/a	n/a	75.68	n/a	n/a	0.001361	NP Intra (NDs) 1 of 2
Copper (mg/L)	GWC-15Z	0.021	n/a	2/28/2024	0.005ND	No	36	n/a	n/a	75	n/a	n/a	0.001429	NP Intra (NDs) 1 of 2
Copper (mg/L)	GWC-44	0.0054	n/a	2/20/2024	0.0005J	No	20	n/a	n/a	65	n/a	n/a	0.004291	NP Intra (NDs) 1 of 2
Copper (mg/L)	GWC-45	0.012	n/a	2/20/2024	0.00067J	No	20	n/a	n/a	65	n/a	n/a	0.004291	NP Intra (NDs) 1 of 2
Copper (mg/L)	GWC-45R	0.005	n/a	2/20/2024	0.005ND	No	20	n/a	n/a	95	n/a	n/a	0.004291	NP Intra (NDs) 1 of 2
Copper (mg/L)	GWC-46R	0.005	n/a	2/21/2024	0.005ND	No	20	n/a	n/a	95	n/a	n/a	0.004291	NP Intra (NDs) 1 of 2
Copper (mg/L)	GWC-47	0.005	n/a	2/21/2024	0.005ND	No	20	n/a	n/a	85	n/a	n/a	0.004291	NP Intra (NDs) 1 of 2
Copper (mg/L)	GWC-47R	0.005	n/a	2/21/2024	0.005ND	No	20	n/a	n/a	75	n/a	n/a	0.004291	NP Intra (NDs) 1 of 2
Copper (mg/L)	GWC-48	0.005	n/a	2/21/2024	0.00045J	No	20	n/a	n/a	80	n/a	n/a	0.004291	NP Intra (NDs) 1 of 2
Copper (mg/L)	GWC-49Z	0.005	n/a	2/21/2024	0.005ND	No	20	n/a	n/a	70	n/a	n/a	0.004291	NP Intra (NDs) 1 of 2
Copper (mg/L)	GWC-5	0.03324	n/a	2/26/2024	0.019	No	18	0.02119	0.00412	0	None	No	0.0001266	Param Intra 1 of 2
Copper (mg/L)	GWC-6	0.0069	n/a	2/26/2024	0.005ND	No	37	n/a	n/a	67.57	n/a	n/a	0.001361	NP Intra (NDs) 1 of 2
Copper (mg/L)	GWC-6RZ	0.005	n/a	2/26/2024	0.005ND	No	20	n/a	n/a	95	n/a	n/a	0.004291	NP Intra (NDs) 1 of 2
Copper (mg/L)	GWC-7Z	0.005	n/a	2/26/2024	0.005ND	No	15	n/a	n/a	73.33	n/a	n/a	0.007533	NP Intra (NDs) 1 of 2
Copper (mg/L)	GWC-8RR	0.005	n/a	2/27/2024	0.005ND	No	25	n/a	n/a	96	n/a	n/a	0.002832	NP Intra (NDs) 1 of 2
Copper (mg/L)	GWC-8Z	0.005	n/a	2/26/2024	0.005ND	No	20	n/a	n/a	80	n/a	n/a	0.004291	NP Intra (NDs) 1 of 2
Copper (mg/L)	GWC-9	0.01	n/a	2/27/2024	0.005ND	No	37	n/a	n/a	70.27	n/a	n/a	0.001361	NP Intra (NDs) 1 of 2
Lead (mg/L)	GWA-1	0.0028	n/a	2/22/2024	0.001ND	No	42	n/a	n/a	80.95	n/a	n/a	0.001077	NP Intra (NDs) 1 of 2
Lead (mg/L)	GWA-2	0.002536	n/a	2/22/2024	0.001ND	No	42	n/a	n/a	95.24	n/a	n/a	0.001077	NP Intra (NDs) 1 of 2
Lead (mg/L)	GWA-2R	0.001	n/a	2/26/2024	0.001ND	No	42	n/a	n/a	92.86	n/a	n/a	0.001077	NP Intra (NDs) 1 of 2
Lead (mg/L)	GWA-39RZ	0.0011	n/a	2/19/2024	0.001ND	No	20	n/a	n/a	70	n/a	n/a	0.004291	NP Intra (NDs) 1 of 2
Lead (mg/L)	GWA-39Z	0.001	n/a	2/19/2024	0.001ND	No	21	n/a	n/a	80.95	n/a	n/a	0.003999	NP Intra (NDs) 1 of 2
Lead (mg/L)	GWA-40	0.001	n/a	2/19/2024	0.001ND	No	21	n/a	n/a	80.95	n/a	n/a	0.003999	NP Intra (NDs) 1 of 2
Lead (mg/L)	GWA-41	0.001	n/a	2/19/2024	0.001ND	No	21	n/a	n/a	95.24	n/a	n/a	0.003999	NP Intra (NDs) 1 of 2
Lead (mg/L)	GWA-41R	0.001	n/a	2/19/2024	0.001ND	No	21	n/a	n/a	71.43	n/a	n/a	0.003999	NP Intra (NDs) 1 of 2
Lead (mg/L)	GWA-42	0.001	n/a	2/20/2024	0.001ND	No	21	n/a	n/a	85.71	n/a	n/a	0.003999	NP Intra (NDs) 1 of 2
Lead (mg/L)	GWA-43	0.001	n/a	2/20/2024	0.001ND	No	21	n/a	n/a	66.67	n/a	n/a	0.003999	NP Intra (NDs) 1 of 2
Lead (mg/L)	GWA-43R	0.0038	n/a	2/20/2024	0.001ND	No	21	n/a	n/a	66.67	n/a	n/a	0.003999	NP Intra (NDs) 1 of 2
Lead (mg/L)	GWA-4RZ	0.001	n/a	2/27/2024	0.001ND	No	21	n/a	n/a	90.48	n/a	n/a	0.003999	NP Intra (NDs) 1 of 2
Lead (mg/L)	GWA-50	0.001	n/a	2/22/2024	0.001ND	No	36	n/a	n/a	91.67	n/a	n/a	0.001429	NP Intra (NDs) 1 of 2
Lead (mg/L)	GWA-50R	0.0012	n/a	2/22/2024	0.001ND	No	36	n/a	n/a	97.22	n/a	n/a	0.001429	NP Intra (NDs) 1 of 2
Lead (mg/L)	GWC-10	0.001	n/a	2/27/2024	0.001ND	No	42	n/a	n/a	97.62	n/a	n/a	0.001077	NP Intra (NDs) 1 of 2
Lead (mg/L)	GWC-10R	0.001	n/a	2/27/2024	0.001ND	No	42	n/a	n/a	97.62	n/a	n/a	0.001077	NP Intra (NDs) 1 of 2
Lead (mg/L)	GWC-11	0.001	n/a	2/28/2024	0.001ND	No	42	n/a	n/a	92.86	n/a	n/a	0.001077	NP Intra (NDs) 1 of 2
Lead (mg/L)	GWC-11R	0.001	n/a	2/28/2024	0.001ND	No	42	n/a	n/a	92.86	n/a	n/a	0.001077	NP Intra (NDs) 1 of 2
Lead (mg/L)	GWC-13	0.001	n/a	2/27/2024	0.001ND	No	42	n/a	n/a	78.57	n/a	n/a	0.001077	NP Intra (NDs) 1 of 2
Lead (mg/L)	GWC-13RZ	0.001	n/a	2/28/2024	0.001ND	No	42	n/a	n/a	90.48	n/a	n/a	0.001077	NP Intra (NDs) 1 of 2
Lead (mg/L)	GWC-14Z	0.001	n/a	2/28/2024	0.001ND	No	42	n/a	n/a	95.24	n/a	n/a	0.001077	NP Intra (NDs) 1 of 2
Lead (mg/L)	GWC-15R	0.0011	n/a	2/28/2024	0.00023J	No	42	n/a	n/a	71.43	n/a	n/a	0.001077	NP Intra (NDs) 1 of 2
Lead (mg/L)	GWC-15Z	0.001	n/a	2/28/2024	0.001ND	No	42	n/a	n/a	92.86	n/a	n/a	0.001077	NP Intra (NDs) 1 of 2
Lead (mg/L)	GWC-44	0.001136	n/a	2/20/2024	0.00041J	No	21	0.0203	0.004776	33.33	Kaplan-Meier	sqrt(x)	0.0001266	Param Intra 1 of 2

Appendix I Intrawell Prediction Limits - Significant Results

Plant Bowen Data: Bowen 1, 2, 9, and 10 Printed 4/8/2024, 7:11 PM

Constituent	Well	Upper Lim.	Lower Lim.	Date	Observ.	Sig.	Bg N	Bg Mean	Std. Dev.	%NDs	ND Adj.	Transform	Alpha	Method
Lead (mg/L)	GWC-45	0.001	n/a	2/20/2024	0.00021J	No	21	n/a	n/a	47.62	n/a	n/a	0.003999	NP Intra (normality) 1 of 2
Lead (mg/L)	GWC-45R	0.001	n/a	2/20/2024	0.001ND	No	21	n/a	n/a	76.19	n/a	n/a	0.003999	NP Intra (NDs) 1 of 2
Lead (mg/L)	GWC-47	0.001	n/a	2/21/2024	0.001ND	No	21	n/a	n/a	76.19	n/a	n/a	0.003999	NP Intra (NDs) 1 of 2
Lead (mg/L)	GWC-47R	0.001	n/a	2/21/2024	0.001ND	No	21	n/a	n/a	80.95	n/a	n/a	0.003999	NP Intra (NDs) 1 of 2
Lead (mg/L)	GWC-48	0.002529	n/a	2/21/2024	0.001ND	No	21	n/a	n/a	90.48	n/a	n/a	0.003999	NP Intra (NDs) 1 of 2
Lead (mg/L)	GWC-49Z	0.001	n/a	2/21/2024	0.001ND	No	21	n/a	n/a	71.43	n/a	n/a	0.003999	NP Intra (NDs) 1 of 2
Lead (mg/L)	GWC-5	0.001	n/a	2/26/2024	0.001ND	No	42	n/a	n/a	97.62	n/a	n/a	0.001077	NP Intra (NDs) 1 of 2
Lead (mg/L)	GWC-6	0.001	n/a	2/26/2024	0.001ND	No	42	n/a	n/a	85.71	n/a	n/a	0.001077	NP Intra (NDs) 1 of 2
Lead (mg/L)	GWC-6RZ	0.001	n/a	2/26/2024	0.001ND	No	25	n/a	n/a	88	n/a	n/a	0.002832	NP Intra (NDs) 1 of 2
Lead (mg/L)	GWC-7Z	0.001	n/a	2/26/2024	0.001ND	No	21	n/a	n/a	57.14	n/a	n/a	0.003999	NP Intra (NDs) 1 of 2
Lead (mg/L)	GWC-8RR	0.001	n/a	2/27/2024	0.001ND	No	30	n/a	n/a	90	n/a	n/a	0.002008	NP Intra (NDs) 1 of 2
Lead (mg/L)	GWC-8Z	0.001	n/a	2/26/2024	0.001ND	No	25	n/a	n/a	48	n/a	n/a	0.002832	NP Intra (normality) 1 of 2
Lead (mg/L)	GWC-9	0.0012	n/a	2/27/2024	0.001ND	No	42	n/a	n/a	73.81	n/a	n/a	0.001077	NP Intra (NDs) 1 of 2
Nickel (mg/L)	GWA-1	0.024	n/a	2/22/2024	0.005ND	No	36	n/a	n/a	75	n/a	n/a	0.001429	NP Intra (NDs) 1 of 2
Nickel (mg/L)	GWA-2	0.02	n/a	2/22/2024	0.005ND	No	35	n/a	n/a	71.43	n/a	n/a	0.001497	NP Intra (NDs) 1 of 2
Nickel (mg/L)	GWA-2R	0.0093	n/a	2/26/2024	0.005ND	No	36	n/a	n/a	80.56	n/a	n/a	0.001429	NP Intra (NDs) 1 of 2
Nickel (mg/L)	GWA-39RZ	0.0224	n/a	2/19/2024	0.005ND	No	16	n/a	n/a	68.75	n/a	n/a	0.006456	NP Intra (NDs) 1 of 2
Nickel (mg/L)	GWA-39Z	0.0149	n/a	2/19/2024	0.005ND	No	19	n/a	n/a	36.84	n/a	n/a	0.004832	NP Intra (normality) 1 of 2
Nickel (mg/L)	GWA-3A	0.04955	n/a	2/22/2024	0.005ND	No	33	0.01745	0.01242	18.18	Kaplan-Meier	No	0.0001266	Param Intra 1 of 2
Nickel (mg/L)	GWA-41	0.0089	n/a	2/19/2024	0.005ND	No	20	n/a	n/a	60	n/a	n/a	0.004291	NP Intra (NDs) 1 of 2
Nickel (mg/L)	GWA-41R	0.005	n/a	2/19/2024	0.005ND	No	20	n/a	n/a	60	n/a	n/a	0.004291	NP Intra (NDs) 1 of 2
Nickel (mg/L)	GWA-42	0.0025	n/a	2/20/2024	0.0025ND	No	20	n/a	n/a	10	n/a	n/a	0.004291	NP Intra (normality) 1 of 2
Nickel (mg/L)	GWA-43	0.005	n/a	2/20/2024	0.005ND	No	20	n/a	n/a	45	n/a	n/a	0.004291	NP Intra (normality) 1 of 2
Nickel (mg/L)	GWA-43R	0.005	n/a	2/20/2024	0.005ND	No	20	n/a	n/a	95	n/a	n/a	0.004291	NP Intra (NDs) 1 of 2
Nickel (mg/L)	GWA-4RZ	0.005	n/a	2/27/2024	0.005ND	No	14	n/a	n/a	85.71	n/a	n/a	0.008612	NP Intra (NDs) 1 of 2
Nickel (mg/L)	GWA-50	0.005	n/a	2/22/2024	0.005ND	No	31	n/a	n/a	41.94	n/a	n/a	0.001905	NP Intra (normality) 1 of 2
Nickel (mg/L)	GWA-50R	0.004998	n/a	2/22/2024	0.0025ND	No	20	0.04065	0.01061	5	None	sqrt(x)	0.0001266	Param Intra 1 of 2
Nickel (mg/L)	GWC-10	0.032	n/a	2/27/2024	0.005ND	No	37	n/a	n/a	48.65	n/a	n/a	0.001361	NP Intra (normality) 1 of 2
Nickel (mg/L)	GWC-10R	0.006	n/a	2/27/2024	0.005ND	No	36	n/a	n/a	86.11	n/a	n/a	0.001429	NP Intra (NDs) 1 of 2
Nickel (mg/L)	GWC-11	0.0087	n/a	2/28/2024	0.005ND	No	37	n/a	n/a	89.19	n/a	n/a	0.001361	NP Intra (NDs) 1 of 2
Nickel (mg/L)	GWC-11R	0.005	n/a	2/28/2024	0.005ND	No	37	n/a	n/a	94.59	n/a	n/a	0.001361	NP Intra (NDs) 1 of 2
Nickel (mg/L)	GWC-12	0.029	n/a	2/27/2024	0.0023J	No	37	n/a	n/a	35.14	n/a	n/a	0.001361	NP Intra (normality) 1 of 2
Nickel (mg/L)	GWC-13	0.015	n/a	2/27/2024	0.005ND	No	37	n/a	n/a	78.38	n/a	n/a	0.001361	NP Intra (NDs) 1 of 2
Nickel (mg/L)	GWC-13RZ	0.005	n/a	2/28/2024	0.005ND	No	35	n/a	n/a	82.86	n/a	n/a	0.001497	NP Intra (NDs) 1 of 2
Nickel (mg/L)	GWC-14Z	0.011	n/a	2/28/2024	0.005ND	No	37	n/a	n/a	67.57	n/a	n/a	0.001361	NP Intra (NDs) 1 of 2
Nickel (mg/L)	GWC-15R	0.0096	n/a	2/28/2024	0.005ND	No	36	n/a	n/a	61.11	n/a	n/a	0.001429	NP Intra (NDs) 1 of 2
Nickel (mg/L)	GWC-15Z	0.019	n/a	2/28/2024	0.005ND	No	36	n/a	n/a	86.11	n/a	n/a	0.001429	NP Intra (NDs) 1 of 2
Nickel (mg/L)	GWC-44	0.005	n/a	2/20/2024	0.005ND	No	20	n/a	n/a	60	n/a	n/a	0.004291	NP Intra (NDs) 1 of 2
Nickel (mg/L)	GWC-45	0.00316	n/a	2/20/2024	0.0025ND	No	20	n/a	n/a	5	n/a	n/a	0.004291	NP Intra (normality) 1 of 2
Nickel (mg/L)	GWC-45R	0.005	n/a	2/20/2024	0.005ND	No	20	n/a	n/a	90	n/a	n/a	0.004291	NP Intra (NDs) 1 of 2
Nickel (mg/L)	GWC-46R	0.005	n/a	2/21/2024	0.005ND	No	20	n/a	n/a	95	n/a	n/a	0.004291	NP Intra (NDs) 1 of 2
Nickel (mg/L)	GWC-47	0.005	n/a	2/21/2024	0.005ND	No	20	n/a	n/a	95	n/a	n/a	0.004291	NP Intra (NDs) 1 of 2
Nickel (mg/L)	GWC-47R	0.005	n/a	2/21/2024	0.005ND	No	20	n/a	n/a	70	n/a	n/a	0.004291	NP Intra (NDs) 1 of 2
Nickel (mg/L)	**GWC-48**	**0.007421**	**n/a**	**2/21/2024**	**0.0076**	**Yes**	**20**	**0.004398**	**0.001068**	**5**	**None**	**No**	**0.0001266**	**Param Intra 1 of 2**
Nickel (mg/L)	GWC-49R	0.005	n/a	2/21/2024	0.005ND	No	20	n/a	n/a	95	n/a	n/a	0.004291	NP Intra (NDs) 1 of 2
Nickel (mg/L)	GWC-49Z	0.006407	n/a	2/21/2024	0.0025ND	No	20	0.00284	0.001259	5	None	No	0.0001266	Param Intra 1 of 2
Nickel (mg/L)	GWC-5	0.051	n/a	2/26/2024	0.0085	No	37	n/a	n/a	0	n/a	n/a	0.001361	NP Intra (normality) 1 of 2
Nickel (mg/L)	GWC-6	0.022	n/a	2/26/2024	0.005ND	No	36	n/a	n/a	61.11	n/a	n/a	0.001429	NP Intra (NDs) 1 of 2
Nickel (mg/L)	GWC-7Z	0.005	n/a	2/26/2024	0.005ND	No	15	n/a	n/a	53.33	n/a	n/a	0.007533	NP Intra (NDs) 1 of 2
Nickel (mg/L)	GWC-8RR	0.005	n/a	2/27/2024	0.005ND	No	25	n/a	n/a	92	n/a	n/a	0.002832	NP Intra (NDs) 1 of 2
Nickel (mg/L)	GWC-8Z	0.005	n/a	2/26/2024	0.005ND	No	20	n/a	n/a	75	n/a	n/a	0.004291	NP Intra (NDs) 1 of 2
Nickel (mg/L)	GWC-9	0.014	n/a	2/27/2024	0.005ND	No	35	n/a	n/a	31.43	n/a	n/a	0.001497	NP Intra (normality) 1 of 2
Selenium (mg/L)	GWA-2	0.005	n/a	2/22/2024	0.005ND	No	42	n/a	n/a	85.71	n/a	n/a	0.001077	NP Intra (NDs) 1 of 2
Selenium (mg/L)	GWA-2R	0.005	n/a	2/26/2024	0.005ND	No	42	n/a	n/a	97.62	n/a	n/a	0.001077	NP Intra (NDs) 1 of 2
Selenium (mg/L)	GWA-43	0.005	n/a	2/20/2024	0.005ND	No	21	n/a	n/a	95.24	n/a	n/a	0.003999	NP Intra (NDs) 1 of 2

Appendix I Intrawell Prediction Limits - Significant Results

Plant Bowen Data: Bowen 1, 2, 9, and 10 Printed 4/8/2024, 7:11 PM

Constituent	Well	Upper Lim.	Lower Lim.	Date	Observ.	Sig.	Bg N	Bg Mean	Std. Dev.	%NDs	ND Adj.	Transform	Alpha	Method
Selenium (mg/L)	GWC-13	0.0074	n/a	2/27/2024	0.005ND	No	42	n/a	n/a	64.29	n/a	n/a	0.001077	NP Intra (NDs) 1 of 2
Selenium (mg/L)	GWC-13RZ	0.005	n/a	2/28/2024	0.005ND	No	42	n/a	n/a	90.48	n/a	n/a	0.001077	NP Intra (NDs) 1 of 2
Selenium (mg/L)	GWC-14Z	0.005	n/a	2/28/2024	0.005ND	No	42	n/a	n/a	95.24	n/a	n/a	0.001077	NP Intra (NDs) 1 of 2
Selenium (mg/L)	GWC-15R	0.005	n/a	2/28/2024	0.005ND	No	42	n/a	n/a	97.62	n/a	n/a	0.001077	NP Intra (NDs) 1 of 2
Selenium (mg/L)	GWC-44	0.007562	n/a	2/20/2024	0.005ND	No	21	0.003449	0.001466	47.62	Kaplan-Meier	No	0.0001266	Param Intra 1 of 2
Selenium (mg/L)	GWC-46R	0.005	n/a	2/21/2024	0.005ND	No	21	n/a	n/a	95.24	n/a	n/a	0.003999	NP Intra (NDs) 1 of 2
Selenium (mg/L)	GWC-48	0.005	n/a	2/21/2024	0.0011J	No	21	n/a	n/a	90.48	n/a	n/a	0.003999	NP Intra (NDs) 1 of 2
Selenium (mg/L)	GWC-5	0.0072	n/a	2/26/2024	0.005ND	No	41	n/a	n/a	90.24	n/a	n/a	0.001118	NP Intra (NDs) 1 of 2
Selenium (mg/L)	GWC-6RZ	0.005	n/a	2/26/2024	0.005ND	No	25	n/a	n/a	96	n/a	n/a	0.002832	NP Intra (NDs) 1 of 2
Selenium (mg/L)	GWC-8Z	0.0089	n/a	2/26/2024	0.005ND	No	25	n/a	n/a	96	n/a	n/a	0.002832	NP Intra (NDs) 1 of 2
Selenium (mg/L)	GWC-9	0.005	n/a	2/27/2024	0.005ND	No	42	n/a	n/a	97.62	n/a	n/a	0.001077	NP Intra (NDs) 1 of 2
Silver (mg/L)	GWA-39RZ	0.005	n/a	2/19/2024	0.005ND	No	16	n/a	n/a	93.75	n/a	n/a	0.006456	NP Intra (NDs) 1 of 2
Silver (mg/L)	GWA-50	0.005	n/a	2/22/2024	0.00052J	No	31	n/a	n/a	70.97	n/a	n/a	0.001905	NP Intra (NDs) 1 of 2
Silver (mg/L)	GWA-50R	0.004294	n/a	2/22/2024	0.0013J	No	31	0.001858	0.0009348	25.81	Kaplan-Meier	No	0.0001266	Param Intra 1 of 2
Silver (mg/L)	GWC-12	0.005	n/a	2/27/2024	0.005ND	No	37	n/a	n/a	97.3	n/a	n/a	0.001361	NP Intra (NDs) 1 of 2
Silver (mg/L)	GWC-13RZ	0.005	n/a	2/28/2024	0.005ND	No	36	n/a	n/a	97.22	n/a	n/a	0.001429	NP Intra (NDs) 1 of 2
Vanadium (mg/L)	GWA-1	0.01	n/a	2/22/2024	0.01ND	No	37	n/a	n/a	91.89	n/a	n/a	0.001361	NP Intra (NDs) 1 of 2
Vanadium (mg/L)	GWA-2	0.01	n/a	2/22/2024	0.01ND	No	36	n/a	n/a	86.11	n/a	n/a	0.001429	NP Intra (NDs) 1 of 2
Vanadium (mg/L)	GWA-2R	0.01	n/a	2/26/2024	0.01ND	No	37	n/a	n/a	86.49	n/a	n/a	0.001361	NP Intra (NDs) 1 of 2
Vanadium (mg/L)	GWA-39RZ	0.01	n/a	2/19/2024	0.001J	No	16	n/a	n/a	93.75	n/a	n/a	0.006456	NP Intra (NDs) 1 of 2
Vanadium (mg/L)	GWA-3A	0.01	n/a	2/22/2024	0.01ND	No	36	n/a	n/a	94.44	n/a	n/a	0.001429	NP Intra (NDs) 1 of 2
Vanadium (mg/L)	GWA-41R	0.01	n/a	2/19/2024	0.001J	No	20	n/a	n/a	100	n/a	n/a	0.004291	NP Intra (NDs) 1 of 2
Vanadium (mg/L)	GWA-42	0.01	n/a	2/20/2024	0.0015J	No	20	n/a	n/a	100	n/a	n/a	0.004291	NP Intra (NDs) 1 of 2
Vanadium (mg/L)	GWA-43	0.01	n/a	2/20/2024	0.0017J	No	20	n/a	n/a	95	n/a	n/a	0.004291	NP Intra (NDs) 1 of 2
Vanadium (mg/L)	GWA-43R	0.01	n/a	2/20/2024	0.0016J	No	20	n/a	n/a	90	n/a	n/a	0.004291	NP Intra (NDs) 1 of 2
Vanadium (mg/L)	GWA-4RZ	0.01	n/a	2/27/2024	0.01ND	No	14	n/a	n/a	92.86	n/a	n/a	0.008612	NP Intra (NDs) 1 of 2
Vanadium (mg/L)	GWA-50R	0.01	n/a	2/22/2024	0.01ND	No	31	n/a	n/a	77.42	n/a	n/a	0.001905	NP Intra (NDs) 1 of 2
Vanadium (mg/L)	GWC-10	0.01	n/a	2/27/2024	0.01ND	No	37	n/a	n/a	89.19	n/a	n/a	0.001361	NP Intra (NDs) 1 of 2
Vanadium (mg/L)	GWC-11	0.01	n/a	2/28/2024	0.01ND	No	37	n/a	n/a	91.89	n/a	n/a	0.001361	NP Intra (NDs) 1 of 2
Vanadium (mg/L)	GWC-11R	0.01	n/a	2/28/2024	0.01ND	No	36	n/a	n/a	61.11	n/a	n/a	0.001429	NP Intra (NDs) 1 of 2
Vanadium (mg/L)	GWC-12	0.01	n/a	2/27/2024	0.01ND	No	37	n/a	n/a	78.38	n/a	n/a	0.001361	NP Intra (NDs) 1 of 2
Vanadium (mg/L)	GWC-13	0.01	n/a	2/27/2024	0.0013J	No	36	n/a	n/a	58.33	n/a	n/a	0.001429	NP Intra (NDs) 1 of 2
Vanadium (mg/L)	GWC-13RZ	0.011	n/a	2/28/2024	0.01ND	No	34	n/a	n/a	73.53	n/a	n/a	0.001599	NP Intra (NDs) 1 of 2
Vanadium (mg/L)	GWC-14Z	0.012	n/a	2/28/2024	0.01ND	No	37	n/a	n/a	75.68	n/a	n/a	0.001361	NP Intra (NDs) 1 of 2
Vanadium (mg/L)	GWC-15R	0.01	n/a	2/28/2024	0.01ND	No	37	n/a	n/a	97.3	n/a	n/a	0.001361	NP Intra (NDs) 1 of 2
Vanadium (mg/L)	GWC-15Z	0.012	n/a	2/28/2024	0.01ND	No	27	n/a	n/a	66.67	n/a	n/a	0.002502	NP Intra (NDs) 1 of 2
Vanadium (mg/L)	GWC-44	0.01	n/a	2/20/2024	0.00096J	No	20	n/a	n/a	95	n/a	n/a	0.004291	NP Intra (NDs) 1 of 2
Vanadium (mg/L)	GWC-45	0.01	n/a	2/20/2024	0.00097J	No	20	n/a	n/a	90	n/a	n/a	0.004291	NP Intra (NDs) 1 of 2
Vanadium (mg/L)	GWC-45R	0.01	n/a	2/20/2024	0.0009J	No	20	n/a	n/a	100	n/a	n/a	0.004291	NP Intra (NDs) 1 of 2
Vanadium (mg/L)	GWC-47R	0.01	n/a	2/21/2024	0.01ND	No	20	n/a	n/a	95	n/a	n/a	0.004291	NP Intra (NDs) 1 of 2
Vanadium (mg/L)	GWC-48	0.01	n/a	2/21/2024	0.01ND	No	20	n/a	n/a	95	n/a	n/a	0.004291	NP Intra (NDs) 1 of 2
Vanadium (mg/L)	GWC-5	0.01	n/a	2/26/2024	0.01ND	No	37	n/a	n/a	91.89	n/a	n/a	0.001361	NP Intra (NDs) 1 of 2
Vanadium (mg/L)	GWC-6	0.01	n/a	2/26/2024	0.01ND	No	37	n/a	n/a	75.68	n/a	n/a	0.001361	NP Intra (NDs) 1 of 2
Vanadium (mg/L)	GWC-8RR	0.01	n/a	2/27/2024	0.01ND	No	25	n/a	n/a	92	n/a	n/a	0.002832	NP Intra (NDs) 1 of 2
Vanadium (mg/L)	GWC-8Z	0.01	n/a	2/26/2024	0.01ND	No	20	n/a	n/a	95	n/a	n/a	0.004291	NP Intra (NDs) 1 of 2
Vanadium (mg/L)	GWC-9	0.01	n/a	2/27/2024	0.01ND	No	37	n/a	n/a	83.78	n/a	n/a	0.001361	NP Intra (NDs) 1 of 2
Zinc (mg/L)	GWA-1	0.02	n/a	2/22/2024	0.02ND	No	34	n/a	n/a	41.18	n/a	n/a	0.001599	NP Intra (normality) 1 of 2
Zinc (mg/L)	GWA-2	0.027	n/a	2/22/2024	0.02ND	No	35	n/a	n/a	54.29	n/a	n/a	0.001497	NP Intra (NDs) 1 of 2
Zinc (mg/L)	**GWA-2R**	**0.02**	**n/a**	**2/26/2024**	**0.055**	**Yes**	**36**	**n/a**	**n/a**	**55.56**	**n/a**	**n/a**	**0.001429**	**NP Intra (NDs) 1 of 2**
Zinc (mg/L)	GWA-39RZ	0.02	n/a	2/19/2024	0.02ND	No	16	n/a	n/a	68.75	n/a	n/a	0.006456	NP Intra (NDs) 1 of 2
Zinc (mg/L)	GWA-39Z	0.02	n/a	2/19/2024	0.02ND	No	20	n/a	n/a	60	n/a	n/a	0.004291	NP Intra (NDs) 1 of 2
Zinc (mg/L)	GWA-3A	0.1333	n/a	2/22/2024	0.02ND	No	36	0.2173	0.05789	19.44	Kaplan-Meier	sqrt(x)	0.0001266	Param Intra 1 of 2
Zinc (mg/L)	GWA-40	0.02	n/a	2/19/2024	0.02ND	No	20	n/a	n/a	85	n/a	n/a	0.004291	NP Intra (NDs) 1 of 2
Zinc (mg/L)	GWA-41	0.02	n/a	2/19/2024	0.02ND	No	20	n/a	n/a	85	n/a	n/a	0.004291	NP Intra (NDs) 1 of 2
Zinc (mg/L)	GWA-41R	0.02	n/a	2/19/2024	0.02ND	No	20	n/a	n/a	75	n/a	n/a	0.004291	NP Intra (NDs) 1 of 2

Appendix I Intrawell Prediction Limits - Significant Results

Plant Bowen Data: Bowen 1, 2, 9, and 10 Printed 4/8/2024, 7:11 PM

Constituent	Well	Upper Lim.	Lower Lim.	Date	Observ.	Sig.	Bg N	Bg Mean	Std. Dev.	%NDs	ND Adj.	Transform	Alpha	Method
Zinc (mg/L)	GWA-42	0.02	n/a	2/20/2024	0.0095J	No	20	n/a	n/a	35	n/a	n/a	0.004291	NP Intra (normality) 1 of 2
Zinc (mg/L)	GWA-43	0.02	n/a	2/20/2024	0.02ND	No	20	n/a	n/a	60	n/a	n/a	0.004291	NP Intra (NDs) 1 of 2
Zinc (mg/L)	GWA-43R	0.02	n/a	2/20/2024	0.02ND	No	20	n/a	n/a	60	n/a	n/a	0.004291	NP Intra (NDs) 1 of 2
Zinc (mg/L)	GWA-4RZ	0.02	n/a	2/27/2024	0.02ND	No	14	n/a	n/a	71.43	n/a	n/a	0.008612	NP Intra (NDs) 1 of 2
Zinc (mg/L)	GWA-50	0.02	n/a	2/22/2024	0.02ND	No	30	n/a	n/a	43.33	n/a	n/a	0.002008	NP Intra (normality) 1 of 2
Zinc (mg/L)	GWA-50R	0.02	n/a	2/22/2024	0.02ND	No	27	n/a	n/a	44.44	n/a	n/a	0.002502	NP Intra (normality) 1 of 2
Zinc (mg/L)	GWC-10	0.057	n/a	2/27/2024	0.02ND	No	37	n/a	n/a	43.24	n/a	n/a	0.001361	NP Intra (normality) 1 of 2
Zinc (mg/L)	**GWC-10R**	**0.02**	**n/a**	**2/27/2024**	**0.063**	**Yes**	**37**	**n/a**	**n/a**	**51.35**	**n/a**	**n/a**	**0.001361**	**NP Intra (NDs) 1 of 2**
Zinc (mg/L)	GWC-11	0.02	n/a	2/28/2024	0.02ND	No	37	n/a	n/a	67.57	n/a	n/a	0.001361	NP Intra (NDs) 1 of 2
Zinc (mg/L)	GWC-11R	0.02	n/a	2/28/2024	0.02ND	No	37	n/a	n/a	54.05	n/a	n/a	0.001361	NP Intra (NDs) 1 of 2
Zinc (mg/L)	GWC-12	0.06785	n/a	2/27/2024	0.017J	No	37	0.2228	0.07267	16.22	Kaplan-Meier	x^(1/3)	0.0001266	Param Intra 1 of 2
Zinc (mg/L)	GWC-13	0.025	n/a	2/27/2024	0.02ND	No	33	n/a	n/a	39.39	n/a	n/a	0.001701	NP Intra (normality) 1 of 2
Zinc (mg/L)	GWC-13RZ	0.02	n/a	2/28/2024	0.02ND	No	33	n/a	n/a	42.42	n/a	n/a	0.001701	NP Intra (normality) 1 of 2
Zinc (mg/L)	GWC-14Z	0.02	n/a	2/28/2024	0.02ND	No	32	n/a	n/a	43.75	n/a	n/a	0.001803	NP Intra (normality) 1 of 2
Zinc (mg/L)	**GWC-15R**	**0.02**	**n/a**	**2/28/2024**	**0.028**	**Yes**	**35**	**n/a**	**n/a**	**31.43**	**n/a**	**n/a**	**0.001497**	**NP Intra (normality) 1 of 2**
Zinc (mg/L)	GWC-15Z	0.025	n/a	2/28/2024	0.02ND	No	33	n/a	n/a	54.55	n/a	n/a	0.001701	NP Intra (NDs) 1 of 2
Zinc (mg/L)	GWC-44	0.02	n/a	2/20/2024	0.02ND	No	20	n/a	n/a	45	n/a	n/a	0.004291	NP Intra (normality) 1 of 2
Zinc (mg/L)	GWC-45	0.02	n/a	2/20/2024	0.02ND	No	20	n/a	n/a	55	n/a	n/a	0.004291	NP Intra (NDs) 1 of 2
Zinc (mg/L)	GWC-45R	0.02	n/a	2/20/2024	0.02ND	No	20	n/a	n/a	45	n/a	n/a	0.004291	NP Intra (normality) 1 of 2
Zinc (mg/L)	GWC-46R	0.02	n/a	2/21/2024	0.02ND	No	20	n/a	n/a	65	n/a	n/a	0.004291	NP Intra (NDs) 1 of 2
Zinc (mg/L)	GWC-47	0.06354	n/a	2/21/2024	0.06	No	21	0.03194	0.01127	9.524	None	No	0.0001266	Param Intra 1 of 2
Zinc (mg/L)	GWC-47R	0.04566	n/a	2/21/2024	0.01ND	No	20	0.02065	0.008831	10	None	No	0.0001266	Param Intra 1 of 2
Zinc (mg/L)	GWC-48	0.02	n/a	2/21/2024	0.011J	No	20	n/a	n/a	35	n/a	n/a	0.004291	NP Intra (normality) 1 of 2
Zinc (mg/L)	GWC-49R	0.02	n/a	2/21/2024	0.02ND	No	20	n/a	n/a	90	n/a	n/a	0.004291	NP Intra (NDs) 1 of 2
Zinc (mg/L)	GWC-49Z	0.02	n/a	2/21/2024	0.02ND	No	20	n/a	n/a	60	n/a	n/a	0.004291	NP Intra (NDs) 1 of 2
Zinc (mg/L)	GWC-5	0.06734	n/a	2/26/2024	0.028	No	18	0.03718	0.01032	5.556	None	No	0.0001266	Param Intra 1 of 2
Zinc (mg/L)	GWC-6	0.021	n/a	2/26/2024	0.02ND	No	32	n/a	n/a	50	n/a	n/a	0.001803	NP Intra (normality) 1 of 2
Zinc (mg/L)	GWC-6RZ	0.02	n/a	2/26/2024	0.02ND	No	20	n/a	n/a	60	n/a	n/a	0.004291	NP Intra (NDs) 1 of 2
Zinc (mg/L)	**GWC-7Z**	**0.02**	**n/a**	**2/26/2024**	**0.066**	**Yes**	**15**	**n/a**	**n/a**	**86.67**	**n/a**	**n/a**	**0.007533**	**NP Intra (NDs) 1 of 2**
Zinc (mg/L)	GWC-8RR	0.02	n/a	2/27/2024	0.02ND	No	25	n/a	n/a	60	n/a	n/a	0.002832	NP Intra (NDs) 1 of 2
Zinc (mg/L)	**GWC-8Z**	**0.02**	**n/a**	**2/26/2024**	**0.057**	**Yes**	**20**	**n/a**	**n/a**	**60**	**n/a**	**n/a**	**0.004291**	**NP Intra (NDs) 1 of 2**
Zinc (mg/L)	GWC-9	0.026	n/a	2/27/2024	0.02ND	No	33	n/a	n/a	33.33	n/a	n/a	0.001701	NP Intra (normality) 1 of 2

Appendix I Interwell Prediction Limits - Two-Step - All Results (No Significant)

Plant Bowen Data: Bowen 1, 2, 9, and 10 Printed 4/8/2024, 7:21 PM

Constituent	Well	Upper Lim.	Lower Lim.	Date	Observ.	Sig.	Bg N	Bg Mean	Std. Dev.	%NDs	ND Adj.	Transform	Alpha	Method
Barium (mg/L)	GWC-45	0.063	n/a	2/20/2024	0.0078	No	424	n/a	n/a	0.7075	n/a	n/a	0.00004896	NP Inter (normality) 1 of 2
Nickel (mg/L)	GWC-48	0.053	n/a	2/21/2024	0.0076	No	386	n/a	n/a	56.99	n/a	n/a	0.00004896	NP Inter (NDs) 1 of 2
Zinc (mg/L)	GWC-10R	0.13	n/a	2/27/2024	0.063	No	383	n/a	n/a	55.09	n/a	n/a	0.00004896	NP Inter (NDs) 1 of 2
Zinc (mg/L)	GWC-15R	0.13	n/a	2/28/2024	0.028	No	383	n/a	n/a	55.09	n/a	n/a	0.00004896	NP Inter (NDs) 1 of 2
Zinc (mg/L)	GWC-7Z	0.13	n/a	2/26/2024	0.066	No	383	n/a	n/a	55.09	n/a	n/a	0.00004896	NP Inter (NDs) 1 of 2
Zinc (mg/L)	GWC-8Z	0.13	n/a	2/26/2024	0.057	No	383	n/a	n/a	55.09	n/a	n/a	0.00004896	NP Inter (NDs) 1 of 2

Appendix I Interwell Prediction Limits - Significant Results

Plant Bowen Client: Southern Company Data: Bowen 1, 2, 9, and 10 Printed 5/17/2024, 12:32 PM

Constituent	Well	Upper Lim.	Lower Lim.	Date	Observ.	Sig.	Bg N	Bg Mean	Std. Dev.	%NDs	ND Adj.	Transform	Alpha	Method
Mercury (mg/L)	**GWC-48**	**0.0005**	**n/a**	**2/21/2024**	**0.00071**	**Yes**	**442**	**n/a**	**n/a**	**95.7**	**n/a**	**n/a**	**0.00004896**	**NP Inter (NDs) 1 of 2**

Appendix I Interwell Prediction Limits - All Results

Plant Bowen Client: Southern Company Data: Bowen 1, 2, 9, and 10 Printed 5/17/2024, 12:32 PM

Constituent	Well	Upper Lim.	Lower Lim.	Date	Observ.	Sig.	Bg N	Bg Mean	Std. Dev.	%NDs	ND Adj.	Transform	Alpha	Method
Beryllium (mg/L)	GWC-10	0.003	n/a	2/27/2024	0.00014J	No	346	n/a	n/a	91.62	n/a	n/a	0.00004896	NP Inter (NDs) 1 of 2
Beryllium (mg/L)	GWC-10R	0.003	n/a	2/27/2024	0.003ND	No	346	n/a	n/a	91.62	n/a	n/a	0.00004896	NP Inter (NDs) 1 of 2
Beryllium (mg/L)	GWC-11	0.003	n/a	2/28/2024	0.003ND	No	346	n/a	n/a	91.62	n/a	n/a	0.00004896	NP Inter (NDs) 1 of 2
Beryllium (mg/L)	GWC-11R	0.003	n/a	2/28/2024	0.003ND	No	346	n/a	n/a	91.62	n/a	n/a	0.00004896	NP Inter (NDs) 1 of 2
Beryllium (mg/L)	GWC-12	0.003	n/a	2/27/2024	0.003ND	No	346	n/a	n/a	91.62	n/a	n/a	0.00004896	NP Inter (NDs) 1 of 2
Beryllium (mg/L)	GWC-13	0.003	n/a	2/27/2024	0.003ND	No	346	n/a	n/a	91.62	n/a	n/a	0.00004896	NP Inter (NDs) 1 of 2
Beryllium (mg/L)	GWC-13RZ	0.003	n/a	2/28/2024	0.003ND	No	346	n/a	n/a	91.62	n/a	n/a	0.00004896	NP Inter (NDs) 1 of 2
Beryllium (mg/L)	GWC-14Z	0.003	n/a	2/28/2024	0.000099J	No	346	n/a	n/a	91.62	n/a	n/a	0.00004896	NP Inter (NDs) 1 of 2
Beryllium (mg/L)	GWC-15R	0.003	n/a	2/28/2024	0.003ND	No	346	n/a	n/a	91.62	n/a	n/a	0.00004896	NP Inter (NDs) 1 of 2
Beryllium (mg/L)	GWC-15Z	0.003	n/a	2/28/2024	0.003ND	No	346	n/a	n/a	91.62	n/a	n/a	0.00004896	NP Inter (NDs) 1 of 2
Beryllium (mg/L)	GWC-44	0.003	n/a	2/20/2024	0.003ND	No	346	n/a	n/a	91.62	n/a	n/a	0.00004896	NP Inter (NDs) 1 of 2
Beryllium (mg/L)	GWC-45	0.003	n/a	2/20/2024	0.003ND	No	346	n/a	n/a	91.62	n/a	n/a	0.00004896	NP Inter (NDs) 1 of 2
Beryllium (mg/L)	GWC-45R	0.003	n/a	2/20/2024	0.003ND	No	346	n/a	n/a	91.62	n/a	n/a	0.00004896	NP Inter (NDs) 1 of 2
Beryllium (mg/L)	GWC-46R	0.003	n/a	2/21/2024	0.003ND	No	346	n/a	n/a	91.62	n/a	n/a	0.00004896	NP Inter (NDs) 1 of 2
Beryllium (mg/L)	GWC-47	0.003	n/a	2/21/2024	0.003ND	No	346	n/a	n/a	91.62	n/a	n/a	0.00004896	NP Inter (NDs) 1 of 2
Beryllium (mg/L)	GWC-47R	0.003	n/a	2/21/2024	0.003ND	No	346	n/a	n/a	91.62	n/a	n/a	0.00004896	NP Inter (NDs) 1 of 2
Beryllium (mg/L)	GWC-48	0.003	n/a	2/21/2024	0.0005J	No	346	n/a	n/a	91.62	n/a	n/a	0.00004896	NP Inter (NDs) 1 of 2
Beryllium (mg/L)	GWC-49R	0.003	n/a	2/21/2024	0.003ND	No	346	n/a	n/a	91.62	n/a	n/a	0.00004896	NP Inter (NDs) 1 of 2
Beryllium (mg/L)	GWC-49Z	0.003	n/a	2/21/2024	0.003ND	No	346	n/a	n/a	91.62	n/a	n/a	0.00004896	NP Inter (NDs) 1 of 2
Beryllium (mg/L)	GWC-5	0.003	n/a	2/26/2024	0.00057	No	346	n/a	n/a	91.62	n/a	n/a	0.00004896	NP Inter (NDs) 1 of 2
Beryllium (mg/L)	GWC-6	0.003	n/a	2/26/2024	0.003ND	No	346	n/a	n/a	91.62	n/a	n/a	0.00004896	NP Inter (NDs) 1 of 2
Beryllium (mg/L)	GWC-6RZ	0.003	n/a	2/26/2024	0.003ND	No	346	n/a	n/a	91.62	n/a	n/a	0.00004896	NP Inter (NDs) 1 of 2
Beryllium (mg/L)	GWC-7Z	0.003	n/a	2/26/2024	0.003ND	No	346	n/a	n/a	91.62	n/a	n/a	0.00004896	NP Inter (NDs) 1 of 2
Beryllium (mg/L)	GWC-8RR	0.003	n/a	2/27/2024	0.003ND	No	346	n/a	n/a	91.62	n/a	n/a	0.00004896	NP Inter (NDs) 1 of 2
Beryllium (mg/L)	GWC-8Z	0.003	n/a	2/26/2024	0.003ND	No	346	n/a	n/a	91.62	n/a	n/a	0.00004896	NP Inter (NDs) 1 of 2
Beryllium (mg/L)	GWC-9	0.003	n/a	2/27/2024	0.00017J	No	346	n/a	n/a	91.62	n/a	n/a	0.00004896	NP Inter (NDs) 1 of 2
Mercury (mg/L)	GWC-10	0.0005	n/a	2/27/2024	0.0005ND	No	442	n/a	n/a	95.7	n/a	n/a	0.00004896	NP Inter (NDs) 1 of 2
Mercury (mg/L)	GWC-10R	0.0005	n/a	2/27/2024	0.0005ND	No	442	n/a	n/a	95.7	n/a	n/a	0.00004896	NP Inter (NDs) 1 of 2
Mercury (mg/L)	GWC-11	0.0005	n/a	2/28/2024	0.0005ND	No	442	n/a	n/a	95.7	n/a	n/a	0.00004896	NP Inter (NDs) 1 of 2
Mercury (mg/L)	GWC-11R	0.0005	n/a	2/28/2024	0.0005ND	No	442	n/a	n/a	95.7	n/a	n/a	0.00004896	NP Inter (NDs) 1 of 2
Mercury (mg/L)	GWC-12	0.0005	n/a	2/27/2024	0.0005ND	No	442	n/a	n/a	95.7	n/a	n/a	0.00004896	NP Inter (NDs) 1 of 2
Mercury (mg/L)	GWC-13	0.0005	n/a	2/27/2024	0.0005ND	No	442	n/a	n/a	95.7	n/a	n/a	0.00004896	NP Inter (NDs) 1 of 2
Mercury (mg/L)	GWC-13RZ	0.0005	n/a	2/28/2024	0.0005ND	No	442	n/a	n/a	95.7	n/a	n/a	0.00004896	NP Inter (NDs) 1 of 2
Mercury (mg/L)	GWC-14Z	0.0005	n/a	2/28/2024	0.0005ND	No	442	n/a	n/a	95.7	n/a	n/a	0.00004896	NP Inter (NDs) 1 of 2
Mercury (mg/L)	GWC-15R	0.0005	n/a	2/28/2024	0.0005ND	No	442	n/a	n/a	95.7	n/a	n/a	0.00004896	NP Inter (NDs) 1 of 2
Mercury (mg/L)	GWC-15Z	0.0005	n/a	2/28/2024	0.0005ND	No	442	n/a	n/a	95.7	n/a	n/a	0.00004896	NP Inter (NDs) 1 of 2
Mercury (mg/L)	GWC-44	0.0005	n/a	2/20/2024	0.0005ND	No	442	n/a	n/a	95.7	n/a	n/a	0.00004896	NP Inter (NDs) 1 of 2
Mercury (mg/L)	GWC-45	0.0005	n/a	2/20/2024	0.0005ND	No	442	n/a	n/a	95.7	n/a	n/a	0.00004896	NP Inter (NDs) 1 of 2
Mercury (mg/L)	GWC-45R	0.0005	n/a	2/20/2024	0.0005ND	No	442	n/a	n/a	95.7	n/a	n/a	0.00004896	NP Inter (NDs) 1 of 2
Mercury (mg/L)	GWC-46R	0.0005	n/a	2/21/2024	0.0005ND	No	442	n/a	n/a	95.7	n/a	n/a	0.00004896	NP Inter (NDs) 1 of 2
Mercury (mg/L)	GWC-47	0.0005	n/a	2/21/2024	0.0005ND	No	442	n/a	n/a	95.7	n/a	n/a	0.00004896	NP Inter (NDs) 1 of 2
Mercury (mg/L)	GWC-47R	0.0005	n/a	2/21/2024	0.0005ND	No	442	n/a	n/a	95.7	n/a	n/a	0.00004896	NP Inter (NDs) 1 of 2
Mercury (mg/L)	**GWC-48**	**0.0005**	**n/a**	**2/21/2024**	**0.00071**	**Yes**	**442**	**n/a**	**n/a**	**95.7**	**n/a**	**n/a**	**0.00004896**	**NP Inter (NDs) 1 of 2**
Mercury (mg/L)	GWC-49R	0.0005	n/a	2/21/2024	0.0005ND	No	442	n/a	n/a	95.7	n/a	n/a	0.00004896	NP Inter (NDs) 1 of 2
Mercury (mg/L)	GWC-49Z	0.0005	n/a	2/21/2024	0.0005ND	No	442	n/a	n/a	95.7	n/a	n/a	0.00004896	NP Inter (NDs) 1 of 2
Mercury (mg/L)	GWC-5	0.0005	n/a	2/26/2024	0.0005ND	No	442	n/a	n/a	95.7	n/a	n/a	0.00004896	NP Inter (NDs) 1 of 2
Mercury (mg/L)	GWC-6	0.0005	n/a	2/26/2024	0.0005ND	No	442	n/a	n/a	95.7	n/a	n/a	0.00004896	NP Inter (NDs) 1 of 2
Mercury (mg/L)	GWC-6RZ	0.0005	n/a	2/26/2024	0.0005ND	No	442	n/a	n/a	95.7	n/a	n/a	0.00004896	NP Inter (NDs) 1 of 2
Mercury (mg/L)	GWC-7Z	0.0005	n/a	2/26/2024	0.0005ND	No	442	n/a	n/a	95.7	n/a	n/a	0.00004896	NP Inter (NDs) 1 of 2
Mercury (mg/L)	GWC-8RR	0.0005	n/a	2/27/2024	0.0005ND	No	442	n/a	n/a	95.7	n/a	n/a	0.00004896	NP Inter (NDs) 1 of 2
Mercury (mg/L)	GWC-8Z	0.0005	n/a	2/26/2024	0.0005ND	No	442	n/a	n/a	95.7	n/a	n/a	0.00004896	NP Inter (NDs) 1 of 2
Mercury (mg/L)	GWC-9	0.0005	n/a	2/27/2024	0.0005ND	No	442	n/a	n/a	95.7	n/a	n/a	0.00004896	NP Inter (NDs) 1 of 2
Thallium (mg/L)	GWC-10	0.001	n/a	2/27/2024	0.001ND	No	335	n/a	n/a	96.12	n/a	n/a	0.00004896	NP Inter (NDs) 1 of 2
Thallium (mg/L)	GWC-10R	0.001	n/a	2/27/2024	0.001ND	No	335	n/a	n/a	96.12	n/a	n/a	0.00004896	NP Inter (NDs) 1 of 2
Thallium (mg/L)	GWC-11	0.001	n/a	2/28/2024	0.001ND	No	335	n/a	n/a	96.12	n/a	n/a	0.00004896	NP Inter (NDs) 1 of 2

Appendix I Interwell Prediction Limits - All Results

Plant Bowen Client: Southern Company Data: Bowen 1, 2, 9, and 10 Printed 5/17/2024, 12:32 PM

Constituent	Well	Upper Lim.	Lower Lim.	Date	Observ.	Sig.	Bg N	Bg Mean	Std. Dev.	%NDs	ND Adj.	Transform	Alpha	Method
Thallium (mg/L)	GWC-11R	0.001	n/a	2/28/2024	0.001ND	No	335	n/a	n/a	96.12	n/a	n/a	0.00004896	NP Inter (NDs) 1 of 2
Thallium (mg/L)	GWC-12	0.001	n/a	2/27/2024	0.001ND	No	335	n/a	n/a	96.12	n/a	n/a	0.00004896	NP Inter (NDs) 1 of 2
Thallium (mg/L)	GWC-13	0.001	n/a	2/27/2024	0.001ND	No	335	n/a	n/a	96.12	n/a	n/a	0.00004896	NP Inter (NDs) 1 of 2
Thallium (mg/L)	GWC-13RZ	0.001	n/a	2/28/2024	0.001ND	No	335	n/a	n/a	96.12	n/a	n/a	0.00004896	NP Inter (NDs) 1 of 2
Thallium (mg/L)	GWC-14Z	0.001	n/a	2/28/2024	0.001ND	No	335	n/a	n/a	96.12	n/a	n/a	0.00004896	NP Inter (NDs) 1 of 2
Thallium (mg/L)	GWC-15R	0.001	n/a	2/28/2024	0.001ND	No	335	n/a	n/a	96.12	n/a	n/a	0.00004896	NP Inter (NDs) 1 of 2
Thallium (mg/L)	GWC-15Z	0.001	n/a	2/28/2024	0.001ND	No	335	n/a	n/a	96.12	n/a	n/a	0.00004896	NP Inter (NDs) 1 of 2
Thallium (mg/L)	GWC-44	0.001	n/a	2/20/2024	0.001ND	No	335	n/a	n/a	96.12	n/a	n/a	0.00004896	NP Inter (NDs) 1 of 2
Thallium (mg/L)	GWC-45	0.001	n/a	2/20/2024	0.001ND	No	335	n/a	n/a	96.12	n/a	n/a	0.00004896	NP Inter (NDs) 1 of 2
Thallium (mg/L)	GWC-45R	0.001	n/a	2/20/2024	0.001ND	No	335	n/a	n/a	96.12	n/a	n/a	0.00004896	NP Inter (NDs) 1 of 2
Thallium (mg/L)	GWC-46R	0.001	n/a	2/21/2024	0.001ND	No	335	n/a	n/a	96.12	n/a	n/a	0.00004896	NP Inter (NDs) 1 of 2
Thallium (mg/L)	GWC-47	0.001	n/a	2/21/2024	0.001ND	No	335	n/a	n/a	96.12	n/a	n/a	0.00004896	NP Inter (NDs) 1 of 2
Thallium (mg/L)	GWC-47R	0.001	n/a	2/21/2024	0.001ND	No	335	n/a	n/a	96.12	n/a	n/a	0.00004896	NP Inter (NDs) 1 of 2
Thallium (mg/L)	GWC-48	0.001	n/a	2/21/2024	0.001ND	No	335	n/a	n/a	96.12	n/a	n/a	0.00004896	NP Inter (NDs) 1 of 2
Thallium (mg/L)	GWC-49R	0.001	n/a	2/21/2024	0.001ND	No	335	n/a	n/a	96.12	n/a	n/a	0.00004896	NP Inter (NDs) 1 of 2
Thallium (mg/L)	GWC-49Z	0.001	n/a	2/21/2024	0.001ND	No	335	n/a	n/a	96.12	n/a	n/a	0.00004896	NP Inter (NDs) 1 of 2
Thallium (mg/L)	GWC-5	0.001	n/a	2/26/2024	0.001ND	No	335	n/a	n/a	96.12	n/a	n/a	0.00004896	NP Inter (NDs) 1 of 2
Thallium (mg/L)	GWC-6	0.001	n/a	2/26/2024	0.001ND	No	335	n/a	n/a	96.12	n/a	n/a	0.00004896	NP Inter (NDs) 1 of 2
Thallium (mg/L)	GWC-6RZ	0.001	n/a	2/26/2024	0.001ND	No	335	n/a	n/a	96.12	n/a	n/a	0.00004896	NP Inter (NDs) 1 of 2
Thallium (mg/L)	GWC-7Z	0.001	n/a	2/26/2024	0.001ND	No	335	n/a	n/a	96.12	n/a	n/a	0.00004896	NP Inter (NDs) 1 of 2
Thallium (mg/L)	GWC-8RR	0.001	n/a	2/27/2024	0.001ND	No	335	n/a	n/a	96.12	n/a	n/a	0.00004896	NP Inter (NDs) 1 of 2
Thallium (mg/L)	GWC-8Z	0.001	n/a	2/26/2024	0.001ND	No	335	n/a	n/a	96.12	n/a	n/a	0.00004896	NP Inter (NDs) 1 of 2
Thallium (mg/L)	GWC-9	0.001	n/a	2/27/2024	0.001ND	No	335	n/a	n/a	96.12	n/a	n/a	0.00004896	NP Inter (NDs) 1 of 2

Appendix I Trend Tests Summary - Significant Results

Plant Bowen Data: Bowen 1, 2, 9, and 10 Printed 4/8/2024, 7:24 PM

Constituent	Well	Slope	Calc.	Critical	Sig.	N	%NDs	Normality	Alpha	Method
Barium (mg/L)	GWA-1 (bg)	-0.0006023	-4.402	-2.58	Yes	42	0	n/a	0.01	NP
Barium (mg/L)	GWA-2R (bg)	0.0006451	2.687	2.58	Yes	41	0	n/a	0.01	NP
Barium (mg/L)	GWA-41 (bg)	-0.00128	-114	-92	Yes	22	0	n/a	0.01	NP
Barium (mg/L)	GWA-43 (bg)	-0.002144	-134	-92	Yes	22	0	n/a	0.01	NP
Barium (mg/L)	GWA-43R (bg)	-0.000163	-113	-92	Yes	22	0	n/a	0.01	NP
Barium (mg/L)	GWA-4RZ (bg)	0.003011	160	92	Yes	22	0	n/a	0.01	NP
Barium (mg/L)	GWA-50 (bg)	-0.0003465	-244	-191	Yes	36	2.778	n/a	0.01	NP
Barium (mg/L)	GWA-50R (bg)	-0.0007331	-347	-176	Yes	34	0	n/a	0.01	NP
Barium (mg/L)	GWC-45	0.0001378	118	92	Yes	22	0	n/a	0.01	NP
Nickel (mg/L)	GWA-3A (bg)	-0.001879	-442	-176	Yes	34	20.59	n/a	0.01	NP
Nickel (mg/L)	GWA-50R (bg)	-0.0004483	-390	-161	Yes	32	6.25	n/a	0.01	NP
Nickel (mg/L)	GWC-48	0.0003215	105	87	Yes	21	4.762	n/a	0.01	NP
Zinc (mg/L)	GWA-3A (bg)	-0.004071	-476	-199	Yes	37	21.62	n/a	0.01	NP
Zinc (mg/L)	GWC-8Z	0.001713	90	87	Yes	21	57.14	n/a	0.01	NP

Appendix I Trend Tests Summary - All Results

Plant Bowen Data: Bowen 1, 2, 9, and 10 Printed 4/8/2024, 7:24 PM

Constituent	Well	Slope	Calc.	Critical	Sig.	N	%NDs	Normality	Alpha	Method
Barium (mg/L)	**GWA-1 (bg)**	**-0.0006023**	**-4.402**	**-2.58**	**Yes**	**42**	**0**	**n/a**	**0.01**	**NP**
Barium (mg/L)	GWA-2 (bg)	0.0003462	1.135	2.58	No	41	0	n/a	0.01	NP
Barium (mg/L)	**GWA-2R (bg)**	**0.0006451**	**2.687**	**2.58**	**Yes**	**41**	**0**	**n/a**	**0.01**	**NP**
Barium (mg/L)	GWA-39RZ (bg)	-0.0002532	-30	-87	No	21	0	n/a	0.01	NP
Barium (mg/L)	GWA-39Z (bg)	-0.00007232	-4	-92	No	22	4.545	n/a	0.01	NP
Barium (mg/L)	GWA-3A (bg)	-0.0001019	-87	-167	No	33	3.03	n/a	0.01	NP
Barium (mg/L)	GWA-40 (bg)	-0.0002421	-78	-92	No	22	0	n/a	0.01	NP
Barium (mg/L)	**GWA-41 (bg)**	**-0.00128**	**-114**	**-92**	**Yes**	**22**	**0**	**n/a**	**0.01**	**NP**
Barium (mg/L)	GWA-41R (bg)	0.0003559	19	92	No	22	0	n/a	0.01	NP
Barium (mg/L)	GWA-42 (bg)	0.00002594	37	92	No	22	0	n/a	0.01	NP
Barium (mg/L)	**GWA-43 (bg)**	**-0.002144**	**-134**	**-92**	**Yes**	**22**	**0**	**n/a**	**0.01**	**NP**
Barium (mg/L)	**GWA-43R (bg)**	**-0.000163**	**-113**	**-92**	**Yes**	**22**	**0**	**n/a**	**0.01**	**NP**
Barium (mg/L)	**GWA-4RZ (bg)**	**0.003011**	**160**	**92**	**Yes**	**22**	**0**	**n/a**	**0.01**	**NP**
Barium (mg/L)	**GWA-50 (bg)**	**-0.0003465**	**-244**	**-191**	**Yes**	**36**	**2.778**	**n/a**	**0.01**	**NP**
Barium (mg/L)	**GWA-50R (bg)**	**-0.0007331**	**-347**	**-176**	**Yes**	**34**	**0**	**n/a**	**0.01**	**NP**
Barium (mg/L)	**GWC-45**	**0.0001378**	**118**	**92**	**Yes**	**22**	**0**	**n/a**	**0.01**	**NP**
Mercury (mg/L)	GWA-1 (bg)	0	-1.491	-2.58	No	43	97.67	n/a	0.01	NP
Mercury (mg/L)	GWA-2 (bg)	0	-0.173	-2.58	No	43	95.35	n/a	0.01	NP
Mercury (mg/L)	GWA-2R (bg)	0	0	2.58	No	43	100	n/a	0.01	NP
Mercury (mg/L)	GWA-39RZ (bg)	0	0	87	No	21	95.24	n/a	0.01	NP
Mercury (mg/L)	GWA-39Z (bg)	0	-11	-92	No	22	95.45	n/a	0.01	NP
Mercury (mg/L)	GWA-3A (bg)	0	-1.486	-2.58	No	42	97.62	n/a	0.01	NP
Mercury (mg/L)	GWA-40 (bg)	0	-9	-92	No	22	90.91	n/a	0.01	NP
Mercury (mg/L)	GWA-41 (bg)	0	-27	-92	No	22	90.91	n/a	0.01	NP
Mercury (mg/L)	GWA-41R (bg)	0	-27	-92	No	22	90.91	n/a	0.01	NP
Mercury (mg/L)	GWA-42 (bg)	0	-24	-92	No	22	86.36	n/a	0.01	NP
Mercury (mg/L)	GWA-43 (bg)	0	0	92	No	22	100	n/a	0.01	NP
Mercury (mg/L)	GWA-43R (bg)	0	-9	-92	No	22	90.91	n/a	0.01	NP
Mercury (mg/L)	GWA-4RZ (bg)	0	17	92	No	22	95.45	n/a	0.01	NP
Mercury (mg/L)	GWA-50 (bg)	0	10	199	No	37	97.3	n/a	0.01	NP
Mercury (mg/L)	GWA-50R (bg)	0	0	199	No	37	100	n/a	0.01	NP
Mercury (mg/L)	GWC-48	0	-6	-105	No	24	54.17	n/a	0.01	NP
Nickel (mg/L)	GWA-1 (bg)	0	-175	-199	No	37	75.68	n/a	0.01	NP
Nickel (mg/L)	GWA-2 (bg)	0	-43	-191	No	36	72.22	n/a	0.01	NP
Nickel (mg/L)	GWA-2R (bg)	0	-71	-199	No	37	81.08	n/a	0.01	NP
Nickel (mg/L)	GWA-39RZ (bg)	0	-8	-63	No	17	70.59	n/a	0.01	NP
Nickel (mg/L)	GWA-39Z (bg)	-0.00004017	-32	-81	No	20	40	n/a	0.01	NP
Nickel (mg/L)	**GWA-3A (bg)**	**-0.001879**	**-442**	**-176**	**Yes**	**34**	**20.59**	**n/a**	**0.01**	**NP**
Nickel (mg/L)	GWA-40 (bg)	0	0	87	No	21	100	n/a	0.01	NP
Nickel (mg/L)	GWA-41 (bg)	0	18	87	No	21	61.9	n/a	0.01	NP
Nickel (mg/L)	GWA-41R (bg)	0	-2	-87	No	21	61.9	n/a	0.01	NP
Nickel (mg/L)	GWA-42 (bg)	0	-24	-87	No	21	14.29	n/a	0.01	NP
Nickel (mg/L)	GWA-43 (bg)	0.00001192	56	87	No	21	47.62	n/a	0.01	NP
Nickel (mg/L)	GWA-43R (bg)	0	10	87	No	21	95.24	n/a	0.01	NP
Nickel (mg/L)	GWA-4RZ (bg)	0	7	53	No	15	86.67	n/a	0.01	NP
Nickel (mg/L)	GWA-50 (bg)	-0.0001055	-157	-161	No	32	43.75	n/a	0.01	NP
Nickel (mg/L)	**GWA-50R (bg)**	**-0.0004483**	**-390**	**-161**	**Yes**	**32**	**6.25**	**n/a**	**0.01**	**NP**
Nickel (mg/L)	**GWC-48**	**0.0003215**	**105**	**87**	**Yes**	**21**	**4.762**	**n/a**	**0.01**	**NP**
Zinc (mg/L)	GWA-1 (bg)	0.0004863	183	184	No	35	42.86	n/a	0.01	NP
Zinc (mg/L)	GWA-2 (bg)	0	35	191	No	36	55.56	n/a	0.01	NP
Zinc (mg/L)	GWA-2R (bg)	0	179	199	No	37	54.05	n/a	0.01	NP
Zinc (mg/L)	GWA-39RZ (bg)	0	30	63	No	17	70.59	n/a	0.01	NP
Zinc (mg/L)	GWA-39Z (bg)	0	36	87	No	21	61.9	n/a	0.01	NP
Zinc (mg/L)	**GWA-3A (bg)**	**-0.004071**	**-476**	**-199**	**Yes**	**37**	**21.62**	**n/a**	**0.01**	**NP**
Zinc (mg/L)	GWA-40 (bg)	0	1	87	No	21	85.71	n/a	0.01	NP

Appendix I Trend Tests Summary - All Results

Plant Bowen Data: Bowen 1, 2, 9, and 10 Printed 4/8/2024, 7:24 PM

Constituent	Well	Slope	Calc.	Critical	Sig.	N	%NDs	Normality	Alpha	Method
Zinc (mg/L)	GWA-41 (bg)	0	8	87	No	21	85.71	n/a	0.01	NP
Zinc (mg/L)	GWA-41R (bg)	0	20	87	No	21	76.19	n/a	0.01	NP
Zinc (mg/L)	GWA-42 (bg)	0	7	87	No	21	33.33	n/a	0.01	NP
Zinc (mg/L)	GWA-43 (bg)	0	54	87	No	21	61.9	n/a	0.01	NP
Zinc (mg/L)	GWA-43R (bg)	0	45	87	No	21	61.9	n/a	0.01	NP
Zinc (mg/L)	GWA-4RZ (bg)	0	12	53	No	15	73.33	n/a	0.01	NP
Zinc (mg/L)	GWA-50 (bg)	0.0004788	120	152	No	31	45.16	n/a	0.01	NP
Zinc (mg/L)	GWA-50R (bg)	0.0003929	119	131	No	28	46.43	n/a	0.01	NP
Zinc (mg/L)	GWC-10R	0.00008089	183	206	No	38	50	n/a	0.01	NP
Zinc (mg/L)	GWC-15R	0.0005489	175	191	No	36	30.56	n/a	0.01	NP
Zinc (mg/L)	GWC-7Z	0	16	58	No	16	81.25	n/a	0.01	NP
Zinc (mg/L)	**GWC-8Z**	**0.001713**	**90**	**87**	**Yes**	**21**	**57.14**	**n/a**	**0.01**	**NP**

Appendix III Intrawell Prediction Limits - Significant Results

Plant Bowen Client: Southern Company Data: Bowen 1, 2, 9, and 10 Printed 4/14/2024, 7:12 PM

Constituent	Well	Upper Lim.	Lower Lim.	Date	Observ.	Sig.	Bg N	Bg Mean	Std. Dev.	%NDs	ND Adj.	Transform	Alpha	Method
Calcium, total (mg/L)	**GWA-3A**	**22.6**	**n/a**	**2/22/2024**	**22.9**	**Yes**	**20**	**n/a**	**n/a**	**0**	**n/a**	**n/a**	**0.004291**	**NP Intra (normality) 1 of 2**
Calcium, total (mg/L)	**GWA-4RZ**	**62.56**	**n/a**	**2/27/2024**	**63.1**	**Yes**	**21**	**50.35**	**4.783**	**0**	**None**	**No**	**0.0002894**	**Param Intra 1 of 2**

Appendix III Intrawell Prediction Limits - All Results

Plant Bowen Client: Southern Company Data: Bowen 1, 2, 9, and 10 Printed 4/14/2024, 7:12 PM

Constituent	Well	Upper Lim.	Lower Lim.	Date	Observ.	Sig.	Bg N	Bg Mean	Std. Dev.	%NDs	ND Adj.	Transform	Alpha	Method
Boron, total (mg/L)	GWA-1	0.04	n/a	2/22/2024	0.04ND	No	21	n/a	n/a	76.19	n/a	n/a	0.003999	NP Intra (NDs) 1 of 2
Boron, total (mg/L)	GWA-2	0.04	n/a	2/22/2024	0.04ND	No	21	n/a	n/a	85.71	n/a	n/a	0.003999	NP Intra (NDs) 1 of 2
Boron, total (mg/L)	GWA-2R	0.04	n/a	2/26/2024	0.018J	No	21	n/a	n/a	57.14	n/a	n/a	0.003999	NP Intra (NDs) 1 of 2
Boron, total (mg/L)	GWA-39RZ	0.04	n/a	2/19/2024	0.04ND	No	21	n/a	n/a	38.1	n/a	n/a	0.003999	NP Intra (normality) 1 of 2
Boron, total (mg/L)	GWA-39Z	0.04	n/a	2/19/2024	0.04ND	No	21	n/a	n/a	80.95	n/a	n/a	0.003999	NP Intra (NDs) 1 of 2
Boron, total (mg/L)	GWA-3A	0.04	n/a	2/22/2024	0.04ND	No	20	n/a	n/a	90	n/a	n/a	0.004291	NP Intra (NDs) 1 of 2
Boron, total (mg/L)	GWA-40	0.04	n/a	2/19/2024	0.04ND	No	21	n/a	n/a	80.95	n/a	n/a	0.003999	NP Intra (NDs) 1 of 2
Boron, total (mg/L)	GWA-41	0.04	n/a	2/19/2024	0.04ND	No	21	n/a	n/a	71.43	n/a	n/a	0.003999	NP Intra (NDs) 1 of 2
Boron, total (mg/L)	GWA-41R	0.04	n/a	2/19/2024	0.012J	No	21	n/a	n/a	38.1	n/a	n/a	0.003999	NP Intra (normality) 1 of 2
Boron, total (mg/L)	GWA-42	0.04	n/a	2/20/2024	0.031J	No	21	n/a	n/a	85.71	n/a	n/a	0.003999	NP Intra (NDs) 1 of 2
Boron, total (mg/L)	GWA-43	0.04	n/a	2/20/2024	0.02J	No	21	n/a	n/a	95.24	n/a	n/a	0.003999	NP Intra (NDs) 1 of 2
Boron, total (mg/L)	GWA-43R	0.03952	n/a	2/20/2024	0.04ND	No	21	0.0181	0.008397	23.81	Kaplan-Meier	No	0.0002894	Param Intra 1 of 2
Boron, total (mg/L)	GWA-4RZ	0.04	n/a	2/27/2024	0.04ND	No	21	n/a	n/a	23.81	n/a	n/a	0.003999	NP Intra (normality) 1 of 2
Boron, total (mg/L)	GWA-50	0.04	n/a	2/22/2024	0.04ND	No	21	n/a	n/a	90.48	n/a	n/a	0.003999	NP Intra (NDs) 1 of 2
Boron, total (mg/L)	GWA-50R	0.04	n/a	2/22/2024	0.04ND	No	21	n/a	n/a	90.48	n/a	n/a	0.003999	NP Intra (NDs) 1 of 2
Boron, total (mg/L)	GWC-10	0.04	n/a	2/27/2024	0.04ND	No	21	n/a	n/a	95.24	n/a	n/a	0.003999	NP Intra (NDs) 1 of 2
Boron, total (mg/L)	GWC-10R	0.04	n/a	2/27/2024	0.04ND	No	21	n/a	n/a	85.71	n/a	n/a	0.003999	NP Intra (NDs) 1 of 2
Boron, total (mg/L)	GWC-11	0.04	n/a	2/28/2024	0.04ND	No	21	n/a	n/a	95.24	n/a	n/a	0.003999	NP Intra (NDs) 1 of 2
Boron, total (mg/L)	GWC-11R	0.04	n/a	2/28/2024	0.04ND	No	21	n/a	n/a	80.95	n/a	n/a	0.003999	NP Intra (NDs) 1 of 2
Boron, total (mg/L)	GWC-12	0.04	n/a	2/27/2024	0.04ND	No	21	n/a	n/a	100	n/a	n/a	0.003999	NP Intra (NDs) 1 of 2
Boron, total (mg/L)	GWC-13	0.04158	n/a	2/27/2024	0.04ND	No	21	0.2545	0.03604	28.57	Kaplan-Meier	x^(1/3)	0.0002894	Param Intra 1 of 2
Boron, total (mg/L)	GWC-13RZ	0.0241	n/a	2/28/2024	0.015J	No	21	0.01482	0.003639	14.29	None	No	0.0002894	Param Intra 1 of 2
Boron, total (mg/L)	GWC-14Z	0.04	n/a	2/28/2024	0.04ND	No	20	n/a	n/a	85	n/a	n/a	0.004291	NP Intra (NDs) 1 of 2
Boron, total (mg/L)	GWC-15R	0.04	n/a	2/28/2024	0.04ND	No	21	n/a	n/a	66.67	n/a	n/a	0.003999	NP Intra (NDs) 1 of 2
Boron, total (mg/L)	GWC-15Z	0.04	n/a	2/28/2024	0.04ND	No	21	n/a	n/a	76.19	n/a	n/a	0.003999	NP Intra (NDs) 1 of 2
Boron, total (mg/L)	GWC-44	0.04	n/a	2/20/2024	0.04ND	No	21	n/a	n/a	38.1	n/a	n/a	0.003999	NP Intra (normality) 1 of 2
Boron, total (mg/L)	GWC-45	0.04	n/a	2/20/2024	0.04ND	No	21	n/a	n/a	85.71	n/a	n/a	0.003999	NP Intra (NDs) 1 of 2
Boron, total (mg/L)	GWC-45R	0.04	n/a	2/20/2024	0.04ND	No	21	n/a	n/a	57.14	n/a	n/a	0.003999	NP Intra (NDs) 1 of 2
Boron, total (mg/L)	GWC-46R	0.04	n/a	2/21/2024	0.04ND	No	21	n/a	n/a	80.95	n/a	n/a	0.003999	NP Intra (NDs) 1 of 2
Boron, total (mg/L)	GWC-47	0.04	n/a	2/21/2024	0.04ND	No	21	n/a	n/a	80.95	n/a	n/a	0.003999	NP Intra (NDs) 1 of 2
Boron, total (mg/L)	GWC-47R	0.04	n/a	2/21/2024	0.04ND	No	21	n/a	n/a	76.19	n/a	n/a	0.003999	NP Intra (NDs) 1 of 2
Boron, total (mg/L)	GWC-48	0.04	n/a	2/21/2024	0.04ND	No	21	n/a	n/a	95.24	n/a	n/a	0.003999	NP Intra (NDs) 1 of 2
Boron, total (mg/L)	GWC-49R	0.04	n/a	2/21/2024	0.04ND	No	21	n/a	n/a	85.71	n/a	n/a	0.003999	NP Intra (NDs) 1 of 2
Boron, total (mg/L)	GWC-49Z	0.04	n/a	2/21/2024	0.04ND	No	21	n/a	n/a	66.67	n/a	n/a	0.003999	NP Intra (NDs) 1 of 2
Boron, total (mg/L)	GWC-5	0.04	n/a	2/26/2024	0.04ND	No	21	n/a	n/a	85.71	n/a	n/a	0.003999	NP Intra (NDs) 1 of 2
Boron, total (mg/L)	GWC-6	0.04	n/a	2/26/2024	0.04ND	No	21	n/a	n/a	95.24	n/a	n/a	0.003999	NP Intra (NDs) 1 of 2
Boron, total (mg/L)	GWC-6RZ	0.04	n/a	2/26/2024	0.04ND	No	21	n/a	n/a	85.71	n/a	n/a	0.003999	NP Intra (NDs) 1 of 2
Boron, total (mg/L)	GWC-7Z	0.04	n/a	2/26/2024	0.04ND	No	21	n/a	n/a	57.14	n/a	n/a	0.003999	NP Intra (NDs) 1 of 2
Boron, total (mg/L)	GWC-8RR	0.04	n/a	2/27/2024	0.04ND	No	21	n/a	n/a	90.48	n/a	n/a	0.003999	NP Intra (NDs) 1 of 2
Boron, total (mg/L)	GWC-8Z	0.04	n/a	2/26/2024	0.04ND	No	21	n/a	n/a	90.48	n/a	n/a	0.003999	NP Intra (NDs) 1 of 2
Boron, total (mg/L)	GWC-9	0.04	n/a	2/27/2024	0.04ND	No	21	n/a	n/a	85.71	n/a	n/a	0.003999	NP Intra (NDs) 1 of 2
Calcium, total (mg/L)	GWA-1	36.79	n/a	2/22/2024	31.8	No	21	31.01	2.262	0	None	No	0.0002894	Param Intra 1 of 2
Calcium, total (mg/L)	GWA-2	82.76	n/a	2/22/2024	45.6	No	21	29.62	20.83	0	None	No	0.0002894	Param Intra 1 of 2
Calcium, total (mg/L)	GWA-2R	62.42	n/a	2/26/2024	30.6	No	21	28.81	13.17	0	None	No	0.0002894	Param Intra 1 of 2
Calcium, total (mg/L)	GWA-39RZ	38.57	n/a	2/19/2024	34.8	No	21	35146	8709	0	None	x^3	0.0002894	Param Intra 1 of 2
Calcium, total (mg/L)	GWA-39Z	31.73	n/a	2/19/2024	10.8	No	22	12.45	7.622	0	None	No	0.0002894	Param Intra 1 of 2
Calcium, total (mg/L)	**GWA-3A**	**22.6**	**n/a**	**2/22/2024**	**22.9**	**Yes**	**20**	**n/a**	**n/a**	**0**	**n/a**	**n/a**	**0.004291**	**NP Intra (normality) 1 of 2**
Calcium, total (mg/L)	GWA-40	29.63	n/a	2/19/2024	22.1	No	21	20.77	3.47	0	None	No	0.0002894	Param Intra 1 of 2
Calcium, total (mg/L)	GWA-41	39.48	n/a	2/19/2024	24.9	No	21	18.48	8.23	0	None	No	0.0002894	Param Intra 1 of 2
Calcium, total (mg/L)	GWA-41R	48.25	n/a	2/19/2024	44.9	No	21	34.14	5.53	0	None	No	0.0002894	Param Intra 1 of 2
Calcium, total (mg/L)	GWA-42	41.56	n/a	2/20/2024	39.4	No	21	32.51	3.547	0	None	No	0.0002894	Param Intra 1 of 2
Calcium, total (mg/L)	GWA-43	16.32	n/a	2/20/2024	2	No	20	2.232	0.7025	0	None	sqrt(x)	0.0002894	Param Intra 1 of 2
Calcium, total (mg/L)	GWA-43R	35.02	n/a	2/20/2024	31.4	No	22	29.44	2.207	0	None	No	0.0002894	Param Intra 1 of 2
Calcium, total (mg/L)	**GWA-4RZ**	**62.56**	**n/a**	**2/27/2024**	**63.1**	**Yes**	**21**	**50.35**	**4.783**	**0**	**None**	**No**	**0.0002894**	**Param Intra 1 of 2**
Calcium, total (mg/L)	GWA-50	4.427	n/a	2/22/2024	1.7	No	21	0.6597	0.3245	0	None	ln(x)	0.0002894	Param Intra 1 of 2

Appendix III Intrawell Prediction Limits - All Results

Plant Bowen Client: Southern Company Data: Bowen 1, 2, 9, and 10 Printed 4/14/2024, 7:12 PM

Constituent	Well	Upper Lim.	Lower Lim.	Date	Observ.	Sig.	Bg N	Bg Mean	Std. Dev.	%NDs	ND Adj.	Transform	Alpha	Method
Calcium, total (mg/L)	GWA-50R	14.18	n/a	2/22/2024	0.78J	No	21	1.814	0.765	0	None	sqrt(x)	0.0002894	Param Intra 1 of 2
Calcium, total (mg/L)	GWC-10	44.58	n/a	2/27/2024	23.3	No	21	891	429.8	0	None	x^2	0.0002894	Param Intra 1 of 2
Calcium, total (mg/L)	GWC-10R	50.76	n/a	2/27/2024	44.4	No	21	41.74	3.534	0	None	No	0.0002894	Param Intra 1 of 2
Calcium, total (mg/L)	GWC-11	30.33	n/a	2/28/2024	20.2	No	21	16.41	5.456	0	None	No	0.0002894	Param Intra 1 of 2
Calcium, total (mg/L)	GWC-11R	40.72	n/a	2/28/2024	33.7	No	21	27.91	5.017	0	None	No	0.0002894	Param Intra 1 of 2
Calcium, total (mg/L)	GWC-12	9.551	n/a	2/27/2024	8.4	No	21	8.102	0.5677	0	None	No	0.0002894	Param Intra 1 of 2
Calcium, total (mg/L)	GWC-13	72.66	n/a	2/27/2024	33.2	No	21	42.37	11.87	0	None	No	0.0002894	Param Intra 1 of 2
Calcium, total (mg/L)	GWC-13RZ	57.21	n/a	2/28/2024	43.6	No	21	1930	526.5	0	None	x^2	0.0002894	Param Intra 1 of 2
Calcium, total (mg/L)	GWC-14Z	23.57	n/a	2/28/2024	13	No	14	15.55	2.805	0	None	No	0.0002894	Param Intra 1 of 2
Calcium, total (mg/L)	GWC-15R	45.85	n/a	2/28/2024	34	No	20	36.52	3.624	0	None	No	0.0002894	Param Intra 1 of 2
Calcium, total (mg/L)	GWC-15Z	30.25	n/a	2/28/2024	25.6	No	21	14090	5331	0	None	x^3	0.0002894	Param Intra 1 of 2
Calcium, total (mg/L)	GWC-44	20.38	n/a	2/20/2024	7.6	No	21	7.518	5.04	0	None	No	0.0002894	Param Intra 1 of 2
Calcium, total (mg/L)	GWC-45	1.155	n/a	2/20/2024	1	No	21	0.9322	0.05595	0	None	sqrt(x)	0.0002894	Param Intra 1 of 2
Calcium, total (mg/L)	GWC-45R	51.45	n/a	2/20/2024	41.5	No	21	37.22	5.573	0	None	No	0.0002894	Param Intra 1 of 2
Calcium, total (mg/L)	GWC-46R	54.41	n/a	2/21/2024	39.6	No	21	43.65	4.217	0	None	No	0.0002894	Param Intra 1 of 2
Calcium, total (mg/L)	GWC-47	32.59	n/a	2/21/2024	22.1	No	21	23.25	3.662	0	None	No	0.0002894	Param Intra 1 of 2
Calcium, total (mg/L)	GWC-47R	38.61	n/a	2/21/2024	28.7	No	21	30	3.372	0	None	No	0.0002894	Param Intra 1 of 2
Calcium, total (mg/L)	GWC-48	12	n/a	2/21/2024	4.2	No	21	n/a	n/a	4.762	n/a	n/a	0.003999	NP Intra (normality) 1 of 2
Calcium, total (mg/L)	GWC-49R	30.86	n/a	2/21/2024	26.4	No	21	25.18	2.227	0	None	No	0.0002894	Param Intra 1 of 2
Calcium, total (mg/L)	GWC-49Z	2.25	n/a	2/21/2024	0.67J	No	19	n/a	n/a	0	n/a	n/a	0.004832	NP Intra (normality) 1 of 2
Calcium, total (mg/L)	GWC-5	12.1	n/a	2/26/2024	3.9	No	21	n/a	n/a	0	n/a	n/a	0.003999	NP Intra (normality) 1 of 2
Calcium, total (mg/L)	GWC-6	16.91	n/a	2/26/2024	15.5	No	20	14.26	1.03	0	None	No	0.0002894	Param Intra 1 of 2
Calcium, total (mg/L)	GWC-6RZ	14.88	n/a	2/26/2024	9.7	No	20	10.55	1.68	0	None	No	0.0002894	Param Intra 1 of 2
Calcium, total (mg/L)	GWC-7Z	28.94	n/a	2/26/2024	25.9	No	21	24.14	1.881	0	None	No	0.0002894	Param Intra 1 of 2
Calcium, total (mg/L)	GWC-8RR	26.1	n/a	2/27/2024	24.2	No	21	22.2	1.527	0	None	No	0.0002894	Param Intra 1 of 2
Calcium, total (mg/L)	GWC-8Z	27.04	n/a	2/26/2024	20	No	20	395.6	130.3	0	None	x^2	0.0002894	Param Intra 1 of 2
Calcium, total (mg/L)	GWC-9	71.03	n/a	2/27/2024	2.6	No	21	1.635	1.03	0	None	ln(x)	0.0002894	Param Intra 1 of 2
Fluoride, total (mg/L)	GWA-1	0.1225	n/a	2/22/2024	0.061J	No	21	0.05634	0.02593	28.57	Kaplan-Meier	No	0.0002894	Param Intra 1 of 2
Fluoride, total (mg/L)	GWA-2	0.17	n/a	2/22/2024	0.062J	No	20	n/a	n/a	50	n/a	n/a	0.004291	NP Intra (normality) 1 of 2
Fluoride, total (mg/L)	GWA-2R	0.1	n/a	2/26/2024	0.05J	No	21	n/a	n/a	42.86	n/a	n/a	0.003999	NP Intra (normality) 1 of 2
Fluoride, total (mg/L)	GWA-39RZ	0.2392	n/a	2/19/2024	0.1ND	No	21	0.3989	0.08694	38.1	Kaplan-Meier	x^(1/3)	0.0002894	Param Intra 1 of 2
Fluoride, total (mg/L)	GWA-39Z	0.1147	n/a	2/19/2024	0.057J	No	21	0.05489	0.02343	38.1	Kaplan-Meier	No	0.0002894	Param Intra 1 of 2
Fluoride, total (mg/L)	GWA-3A	0.1	n/a	2/22/2024	0.1ND	No	20	n/a	n/a	80	n/a	n/a	0.004291	NP Intra (NDs) 1 of 2
Fluoride, total (mg/L)	GWA-40	0.11	n/a	2/19/2024	0.1ND	No	21	n/a	n/a	61.9	n/a	n/a	0.003999	NP Intra (NDs) 1 of 2
Fluoride, total (mg/L)	GWA-41	0.1	n/a	2/19/2024	0.1ND	No	21	n/a	n/a	71.43	n/a	n/a	0.003999	NP Intra (NDs) 1 of 2
Fluoride, total (mg/L)	GWA-41R	0.12	n/a	2/19/2024	0.1ND	No	21	n/a	n/a	76.19	n/a	n/a	0.003999	NP Intra (NDs) 1 of 2
Fluoride, total (mg/L)	GWA-42	0.1	n/a	2/20/2024	0.1ND	No	21	n/a	n/a	57.14	n/a	n/a	0.003999	NP Intra (NDs) 1 of 2
Fluoride, total (mg/L)	GWA-43	0.1	n/a	2/20/2024	0.1ND	No	21	n/a	n/a	80.95	n/a	n/a	0.003999	NP Intra (NDs) 1 of 2
Fluoride, total (mg/L)	GWA-43R	0.1	n/a	2/20/2024	0.1ND	No	21	n/a	n/a	71.43	n/a	n/a	0.003999	NP Intra (NDs) 1 of 2
Fluoride, total (mg/L)	GWA-4RZ	0.3039	n/a	2/27/2024	0.087J	No	21	0.1595	0.05658	4.762	None	No	0.0002894	Param Intra 1 of 2
Fluoride, total (mg/L)	GWA-50	0.1	n/a	2/22/2024	0.1ND	No	21	n/a	n/a	76.19	n/a	n/a	0.003999	NP Intra (NDs) 1 of 2
Fluoride, total (mg/L)	GWA-50R	0.1	n/a	2/22/2024	0.1ND	No	21	n/a	n/a	76.19	n/a	n/a	0.003999	NP Intra (NDs) 1 of 2
Fluoride, total (mg/L)	GWC-10	0.1	n/a	2/27/2024	0.05J	No	21	n/a	n/a	61.9	n/a	n/a	0.003999	NP Intra (NDs) 1 of 2
Fluoride, total (mg/L)	GWC-10R	0.1	n/a	2/27/2024	0.1ND	No	21	n/a	n/a	76.19	n/a	n/a	0.003999	NP Intra (NDs) 1 of 2
Fluoride, total (mg/L)	GWC-11	0.1	n/a	2/28/2024	0.06J	No	21	n/a	n/a	66.67	n/a	n/a	0.003999	NP Intra (NDs) 1 of 2
Fluoride, total (mg/L)	GWC-11R	0.1	n/a	2/28/2024	0.1ND	No	21	n/a	n/a	80.95	n/a	n/a	0.003999	NP Intra (NDs) 1 of 2
Fluoride, total (mg/L)	GWC-12	0.1	n/a	2/27/2024	0.1ND	No	21	n/a	n/a	71.43	n/a	n/a	0.003999	NP Intra (NDs) 1 of 2
Fluoride, total (mg/L)	GWC-13	0.24	n/a	2/27/2024	0.1ND	No	21	n/a	n/a	61.9	n/a	n/a	0.003999	NP Intra (NDs) 1 of 2
Fluoride, total (mg/L)	GWC-13RZ	0.2726	n/a	2/28/2024	0.14	No	21	0.1432	0.05068	9.524	None	No	0.0002894	Param Intra 1 of 2
Fluoride, total (mg/L)	GWC-14Z	0.1	n/a	2/28/2024	0.1ND	No	21	n/a	n/a	66.67	n/a	n/a	0.003999	NP Intra (NDs) 1 of 2
Fluoride, total (mg/L)	GWC-15R	0.1	n/a	2/28/2024	0.1ND	No	21	n/a	n/a	71.43	n/a	n/a	0.003999	NP Intra (NDs) 1 of 2
Fluoride, total (mg/L)	GWC-15Z	0.1	n/a	2/28/2024	0.1ND	No	21	n/a	n/a	66.67	n/a	n/a	0.003999	NP Intra (NDs) 1 of 2
Fluoride, total (mg/L)	GWC-44	0.1814	n/a	2/20/2024	0.1ND	No	22	0.06786	0.04489	31.82	Kaplan-Meier	No	0.0002894	Param Intra 1 of 2
Fluoride, total (mg/L)	GWC-45	0.1	n/a	2/20/2024	0.1ND	No	21	n/a	n/a	85.71	n/a	n/a	0.003999	NP Intra (NDs) 1 of 2
Fluoride, total (mg/L)	GWC-45R	0.14	n/a	2/20/2024	0.1ND	No	21	n/a	n/a	66.67	n/a	n/a	0.003999	NP Intra (NDs) 1 of 2

Appendix III Intrawell Prediction Limits - All Results

Plant Bowen Client: Southern Company Data: Bowen 1, 2, 9, and 10 Printed 4/14/2024, 7:12 PM

Constituent	Well	Upper Lim.	Lower Lim.	Date	Observ.	Sig.	Bg N	Bg Mean	Std. Dev.	%NDs	ND Adj.	Transform	Alpha	Method
Fluoride, total (mg/L)	GWC-46R	0.1	n/a	2/21/2024	0.1ND	No	21	n/a	n/a	71.43	n/a	n/a	0.003999	NP Intra (NDs) 1 of 2
Fluoride, total (mg/L)	GWC-47	0.13	n/a	2/21/2024	0.059J	No	21	n/a	n/a	42.86	n/a	n/a	0.003999	NP Intra (normality) 1 of 2
Fluoride, total (mg/L)	GWC-47R	0.13	n/a	2/21/2024	0.095J	No	21	n/a	n/a	61.9	n/a	n/a	0.003999	NP Intra (NDs) 1 of 2
Fluoride, total (mg/L)	GWC-48	0.1	n/a	2/21/2024	0.065J	No	21	n/a	n/a	57.14	n/a	n/a	0.003999	NP Intra (NDs) 1 of 2
Fluoride, total (mg/L)	GWC-49R	0.1	n/a	2/21/2024	0.1ND	No	21	n/a	n/a	80.95	n/a	n/a	0.003999	NP Intra (NDs) 1 of 2
Fluoride, total (mg/L)	GWC-49Z	0.1	n/a	2/21/2024	0.1ND	No	21	n/a	n/a	85.71	n/a	n/a	0.003999	NP Intra (NDs) 1 of 2
Fluoride, total (mg/L)	GWC-5	0.1	n/a	2/26/2024	0.1ND	No	21	n/a	n/a	76.19	n/a	n/a	0.003999	NP Intra (NDs) 1 of 2
Fluoride, total (mg/L)	GWC-6	0.1	n/a	2/26/2024	0.1ND	No	21	n/a	n/a	76.19	n/a	n/a	0.003999	NP Intra (NDs) 1 of 2
Fluoride, total (mg/L)	GWC-6RZ	0.1	n/a	2/26/2024	0.1ND	No	21	n/a	n/a	66.67	n/a	n/a	0.003999	NP Intra (NDs) 1 of 2
Fluoride, total (mg/L)	GWC-7Z	0.22	n/a	2/26/2024	0.1ND	No	21	n/a	n/a	61.9	n/a	n/a	0.003999	NP Intra (NDs) 1 of 2
Fluoride, total (mg/L)	GWC-8RR	0.1	n/a	2/27/2024	0.1ND	No	21	n/a	n/a	76.19	n/a	n/a	0.003999	NP Intra (NDs) 1 of 2
Fluoride, total (mg/L)	GWC-8Z	0.1	n/a	2/26/2024	0.1ND	No	21	n/a	n/a	47.62	n/a	n/a	0.003999	NP Intra (normality) 1 of 2
Fluoride, total (mg/L)	GWC-9	0.1	n/a	2/27/2024	0.1ND	No	21	n/a	n/a	80.95	n/a	n/a	0.003999	NP Intra (NDs) 1 of 2
Sulfate, total (mg/L)	GWA-1	2.598	n/a	2/22/2024	1	No	21	1.457	0.4474	0	None	No	0.0002894	Param Intra 1 of 2
Sulfate, total (mg/L)	GWA-2	171.3	n/a	2/22/2024	82	No	21	58.87	44.05	0	None	No	0.0002894	Param Intra 1 of 2
Sulfate, total (mg/L)	GWA-2R	38.9	n/a	2/26/2024	20.9	No	21	n/a	n/a	0	n/a	n/a	0.003999	NP Intra (normality) 1 of 2
Sulfate, total (mg/L)	GWA-39RZ	26.59	n/a	2/19/2024	4	No	21	9.752	6.6	0	None	No	0.0002894	Param Intra 1 of 2
Sulfate, total (mg/L)	GWA-39Z	9.063	n/a	2/19/2024	1.1	No	21	3.31	2.255	0	None	No	0.0002894	Param Intra 1 of 2
Sulfate, total (mg/L)	GWA-3A	10.48	n/a	2/22/2024	1.9	No	20	0.08903	0.8782	10	None	ln(x)	0.0002894	Param Intra 1 of 2
Sulfate, total (mg/L)	GWA-40	7.4	n/a	2/19/2024	1.2	No	22	n/a	n/a	4.545	n/a	n/a	0.003707	NP Intra (normality) 1 of 2
Sulfate, total (mg/L)	GWA-41	11.5	n/a	2/19/2024	4.2	No	21	n/a	n/a	0	n/a	n/a	0.003999	NP Intra (normality) 1 of 2
Sulfate, total (mg/L)	GWA-41R	13.3	n/a	2/19/2024	9.6	No	21	5.842	2.922	4.762	None	No	0.0002894	Param Intra 1 of 2
Sulfate, total (mg/L)	GWA-42	2.522	n/a	2/20/2024	1.2	No	21	1.514	0.3952	4.762	None	No	0.0002894	Param Intra 1 of 2
Sulfate, total (mg/L)	GWA-43	1.762	n/a	2/20/2024	1ND	No	21	0.7235	0.4069	42.86	Kaplan-Meier	No	0.0002894	Param Intra 1 of 2
Sulfate, total (mg/L)	GWA-43R	10.42	n/a	2/20/2024	2.8	No	21	5.066	2.097	0	None	No	0.0002894	Param Intra 1 of 2
Sulfate, total (mg/L)	GWA-4RZ	27.57	n/a	2/27/2024	23.2	No	22	20.91	2.63	0	None	No	0.0002894	Param Intra 1 of 2
Sulfate, total (mg/L)	GWA-50	1	n/a	2/22/2024	1ND	No	21	n/a	n/a	38.1	n/a	n/a	0.003999	NP Intra (normality) 1 of 2
Sulfate, total (mg/L)	GWA-50R	1.627	n/a	2/22/2024	0.5ND	No	21	0.8976	0.2859	4.762	None	No	0.0002894	Param Intra 1 of 2
Sulfate, total (mg/L)	GWC-10	2.121	n/a	2/27/2024	0.65J	No	21	1.355	0.3002	0	None	No	0.0002894	Param Intra 1 of 2
Sulfate, total (mg/L)	GWC-10R	2.158	n/a	2/27/2024	0.8J	No	21	1.396	0.2988	0	None	No	0.0002894	Param Intra 1 of 2
Sulfate, total (mg/L)	GWC-11	3.787	n/a	2/28/2024	1.8	No	21	2.327	0.5722	0	None	No	0.0002894	Param Intra 1 of 2
Sulfate, total (mg/L)	GWC-11R	4.419	n/a	2/28/2024	1.3	No	21	2.37	0.803	0	None	No	0.0002894	Param Intra 1 of 2
Sulfate, total (mg/L)	GWC-12	1	n/a	2/27/2024	1ND	No	21	n/a	n/a	52.38	n/a	n/a	0.003999	NP Intra (NDs) 1 of 2
Sulfate, total (mg/L)	GWC-13	89.34	n/a	2/27/2024	20.2	No	12	27.98	20.45	0	None	No	0.0002894	Param Intra 1 of 2
Sulfate, total (mg/L)	GWC-13RZ	86.13	n/a	2/28/2024	58.7	No	16	65.43	7.612	0	None	No	0.0002894	Param Intra 1 of 2
Sulfate, total (mg/L)	GWC-14Z	12.93	n/a	2/28/2024	6.8	No	20	5.125	3.031	0	None	No	0.0002894	Param Intra 1 of 2
Sulfate, total (mg/L)	GWC-15R	13.7	n/a	2/28/2024	5.3	No	21	8.74	1.943	0	None	No	0.0002894	Param Intra 1 of 2
Sulfate, total (mg/L)	GWC-15Z	12.17	n/a	2/28/2024	0.5ND	No	19	0.4985	0.7664	0	None	ln(x)	0.0002894	Param Intra 1 of 2
Sulfate, total (mg/L)	GWC-44	58.87	n/a	2/20/2024	18.6	No	21	22.48	14.26	0	None	No	0.0002894	Param Intra 1 of 2
Sulfate, total (mg/L)	GWC-45	1.444	n/a	2/20/2024	1ND	No	21	0.787	0.2573	33.33	Kaplan-Meier	No	0.0002894	Param Intra 1 of 2
Sulfate, total (mg/L)	GWC-45R	10.1	n/a	2/20/2024	3.7	No	21	n/a	n/a	0	n/a	n/a	0.003999	NP Intra (normality) 1 of 2
Sulfate, total (mg/L)	GWC-46R	9.353	n/a	2/21/2024	3.9	No	21	6.287	1.202	0	None	No	0.0002894	Param Intra 1 of 2
Sulfate, total (mg/L)	GWC-47	8.4	n/a	2/21/2024	5.9	No	21	n/a	n/a	0	n/a	n/a	0.003999	NP Intra (normality) 1 of 2
Sulfate, total (mg/L)	GWC-47R	16.01	n/a	2/21/2024	6.8	No	21	9.387	2.597	0	None	No	0.0002894	Param Intra 1 of 2
Sulfate, total (mg/L)	GWC-48	22.48	n/a	2/21/2024	8.5	No	23	0.9129	0.8771	4.348	None	ln(x)	0.0002894	Param Intra 1 of 2
Sulfate, total (mg/L)	GWC-49R	5.925	n/a	2/21/2024	1.8	No	22	1.762	0.2657	0	None	sqrt(x)	0.0002894	Param Intra 1 of 2
Sulfate, total (mg/L)	GWC-49Z	3.047	n/a	2/21/2024	0.57J	No	18	1.612	0.5421	0	None	No	0.0002894	Param Intra 1 of 2
Sulfate, total (mg/L)	GWC-5	2.094	n/a	2/26/2024	1	No	21	1.375	0.2818	0	None	No	0.0002894	Param Intra 1 of 2
Sulfate, total (mg/L)	GWC-6	3.598	n/a	2/26/2024	1.7	No	21	2.187	0.5532	4.762	None	No	0.0002894	Param Intra 1 of 2
Sulfate, total (mg/L)	GWC-6RZ	3.224	n/a	2/26/2024	1.5	No	21	1.884	0.5252	4.762	None	No	0.0002894	Param Intra 1 of 2
Sulfate, total (mg/L)	GWC-7Z	2.294	n/a	2/26/2024	0.98J	No	21	1.027	0.4965	4.762	None	No	0.0002894	Param Intra 1 of 2
Sulfate, total (mg/L)	GWC-8RR	2.06	n/a	2/27/2024	0.66J	No	21	1.006	0.4131	4.762	None	No	0.0002894	Param Intra 1 of 2
Sulfate, total (mg/L)	GWC-8Z	4.192	n/a	2/26/2024	0.63J	No	21	1.745	0.9592	0	None	No	0.0002894	Param Intra 1 of 2
Sulfate, total (mg/L)	GWC-9	4.773	n/a	2/27/2024	3.1	No	21	2.444	0.9127	4.762	None	No	0.0002894	Param Intra 1 of 2
Total Dissolved Solids [TDS] (mg/l)	GWA-1	186.9	n/a	2/22/2024	148	No	21	153.6	13.03	0	None	No	0.0002894	Param Intra 1 of 2

Appendix III Intrawell Prediction Limits - All Results

Plant Bowen Client: Southern Company Data: Bowen 1, 2, 9, and 10 Printed 4/14/2024, 7:12 PM

Constituent	Well	Upper Lim.	Lower Lim.	Date	Observ.	Sig.	Bg N	Bg Mean	Std. Dev.	%NDs	ND Adj.	Transform	Alpha	Method
Total Dissolved Solids [TDS] (mg/l)	GWA-2	387.3	n/a	2/22/2024	210	No	21	151.4	92.48	4.762	None	No	0.0002894	Param Intra 1 of 2
Total Dissolved Solids [TDS] (mg/l)	GWA-2R	235.4	n/a	2/26/2024	126	No	21	125.6	43.03	0	None	No	0.0002894	Param Intra 1 of 2
Total Dissolved Solids [TDS] (mg/l)	GWA-39RZ	244.7	n/a	2/19/2024	177	No	21	161.6	32.58	0	None	No	0.0002894	Param Intra 1 of 2
Total Dissolved Solids [TDS] (mg/l)	GWA-39Z	157.4	n/a	2/19/2024	63	No	20	69.3	34.24	0	None	No	0.0002894	Param Intra 1 of 2
Total Dissolved Solids [TDS] (mg/l)	GWA-3A	117	n/a	2/22/2024	117	No	20	n/a	n/a	25	n/a	n/a	0.004291	NP Intra (normality) 1 of 2
Total Dissolved Solids [TDS] (mg/l)	GWA-40	222.6	n/a	2/19/2024	108	No	21	4.697	0.5343	0	None	x^(1/3)	0.0002894	Param Intra 1 of 2
Total Dissolved Solids [TDS] (mg/l)	GWA-41	188.2	n/a	2/19/2024	130	No	21	83.38	41.08	0	None	No	0.0002894	Param Intra 1 of 2
Total Dissolved Solids [TDS] (mg/l)	GWA-41R	256.3	n/a	2/19/2024	199	No	21	161.5	37.15	0	None	No	0.0002894	Param Intra 1 of 2
Total Dissolved Solids [TDS] (mg/l)	GWA-42	209.5	n/a	2/20/2024	146	No	21	5.155	0.3076	0	None	x^(1/3)	0.0002894	Param Intra 1 of 2
Total Dissolved Solids [TDS] (mg/l)	GWA-43	86.03	n/a	2/20/2024	25ND	No	21	36.31	19.49	19.05	Kaplan-Meier	No	0.0002894	Param Intra 1 of 2
Total Dissolved Solids [TDS] (mg/l)	GWA-43R	188	n/a	2/20/2024	136	No	21	140.1	18.76	0	None	No	0.0002894	Param Intra 1 of 2
Total Dissolved Solids [TDS] (mg/l)	GWA-4RZ	400	n/a	2/27/2024	268	No	21	n/a	n/a	0	n/a	n/a	0.003999	NP Intra (normality) 1 of 2
Total Dissolved Solids [TDS] (mg/l)	GWA-50	42.78	n/a	2/22/2024	25ND	No	21	21.19	8.46	38.1	Kaplan-Meier	No	0.0002894	Param Intra 1 of 2
Total Dissolved Solids [TDS] (mg/l)	GWA-50R	95.79	n/a	2/22/2024	25ND	No	21	5.18	1.805	28.57	Kaplan-Meier	sqrt(x)	0.0002894	Param Intra 1 of 2
Total Dissolved Solids [TDS] (mg/l)	GWC-10	206.1	n/a	2/27/2024	103	No	21	121.4	33.17	0	None	No	0.0002894	Param Intra 1 of 2
Total Dissolved Solids [TDS] (mg/l)	GWC-10R	230.5	n/a	2/27/2024	157	No	21	147	32.72	0	None	No	0.0002894	Param Intra 1 of 2
Total Dissolved Solids [TDS] (mg/l)	GWC-11	152	n/a	2/28/2024	102	No	21	93.1	23.08	0	None	No	0.0002894	Param Intra 1 of 2
Total Dissolved Solids [TDS] (mg/l)	GWC-11R	178.5	n/a	2/28/2024	158	No	21	134.1	17.4	0	None	No	0.0002894	Param Intra 1 of 2
Total Dissolved Solids [TDS] (mg/l)	GWC-12	102.1	n/a	2/27/2024	67	No	21	7.949	0.844	0	None	sqrt(x)	0.0002894	Param Intra 1 of 2
Total Dissolved Solids [TDS] (mg/l)	GWC-13	393.5	n/a	2/27/2024	143	No	21	200.7	75.55	0	None	No	0.0002894	Param Intra 1 of 2
Total Dissolved Solids [TDS] (mg/l)	GWC-13RZ	334.2	n/a	2/28/2024	248	No	21	1.8e7	7518546	0	None	x^3	0.0002894	Param Intra 1 of 2
Total Dissolved Solids [TDS] (mg/l)	GWC-14Z	252.2	n/a	2/28/2024	79	No	21	10.03	2.293	0	None	sqrt(x)	0.0002894	Param Intra 1 of 2
Total Dissolved Solids [TDS] (mg/l)	GWC-15R	229.1	n/a	2/28/2024	149	No	21	165.4	24.96	0	None	No	0.0002894	Param Intra 1 of 2
Total Dissolved Solids [TDS] (mg/l)	GWC-15Z	207.5	n/a	2/28/2024	121	No	21	117.3	35.36	0	None	No	0.0002894	Param Intra 1 of 2
Total Dissolved Solids [TDS] (mg/l)	GWC-44	183.4	n/a	2/20/2024	48	No	22	6.949	2.607	13.64	None	sqrt(x)	0.0002894	Param Intra 1 of 2
Total Dissolved Solids [TDS] (mg/l)	GWC-45	65.69	n/a	2/20/2024	25ND	No	21	2.654	0.5411	38.1	Kaplan-Meier	x^(1/3)	0.0002894	Param Intra 1 of 2
Total Dissolved Solids [TDS] (mg/l)	GWC-45R	249.3	n/a	2/20/2024	181	No	21	169.5	31.3	0	None	No	0.0002894	Param Intra 1 of 2
Total Dissolved Solids [TDS] (mg/l)	GWC-46R	294.2	n/a	2/21/2024	215	No	21	226.9	26.36	0	None	No	0.0002894	Param Intra 1 of 2
Total Dissolved Solids [TDS] (mg/l)	GWC-47	171.3	n/a	2/21/2024	105	No	21	123.7	18.65	0	None	No	0.0002894	Param Intra 1 of 2
Total Dissolved Solids [TDS] (mg/l)	GWC-47R	196	n/a	2/21/2024	114	No	21	21370	6687	0	None	x^2	0.0002894	Param Intra 1 of 2
Total Dissolved Solids [TDS] (mg/l)	GWC-48	87.8	n/a	2/21/2024	52	No	21	5.423	1.547	19.05	Kaplan-Meier	sqrt(x)	0.0002894	Param Intra 1 of 2
Total Dissolved Solids [TDS] (mg/l)	GWC-49R	180.8	n/a	2/21/2024	126	No	21	122.9	22.71	0	None	No	0.0002894	Param Intra 1 of 2
Total Dissolved Solids [TDS] (mg/l)	GWC-49Z	63	n/a	2/21/2024	25ND	No	21	n/a	n/a	33.33	n/a	n/a	0.003999	NP Intra (normality) 1 of 2
Total Dissolved Solids [TDS] (mg/l)	GWC-5	116.4	n/a	2/26/2024	38	No	21	3.143	0.682	23.81	Kaplan-Meier	x^(1/3)	0.0002894	Param Intra 1 of 2
Total Dissolved Solids [TDS] (mg/l)	GWC-6	150	n/a	2/26/2024	78	No	21	8.702	1.39	0	None	sqrt(x)	0.0002894	Param Intra 1 of 2
Total Dissolved Solids [TDS] (mg/l)	GWC-6RZ	150	n/a	2/26/2024	48	No	21	65.14	33.27	4.762	None	No	0.0002894	Param Intra 1 of 2
Total Dissolved Solids [TDS] (mg/l)	GWC-7Z	167	n/a	2/26/2024	114	No	21	118.6	18.97	0	None	No	0.0002894	Param Intra 1 of 2
Total Dissolved Solids [TDS] (mg/l)	GWC-8RR	134.6	n/a	2/27/2024	101	No	21	104.6	11.76	0	None	No	0.0002894	Param Intra 1 of 2
Total Dissolved Solids [TDS] (mg/l)	GWC-8Z	181.5	n/a	2/26/2024	92	No	21	105	29.96	0	None	No	0.0002894	Param Intra 1 of 2
Total Dissolved Solids [TDS] (mg/l)	GWC-9	186.5	n/a	2/27/2024	26	No	21	6.753	2.706	9.524	None	sqrt(x)	0.0002894	Param Intra 1 of 2

Appendix III Interwell Prediction Limits - Significant Results

Plant Bowen Data: Bowen 1, 2, 9, and 10 Printed 4/8/2024, 7:52 PM

Constituent	Well	Upper Lim.	Lower Lim.	Date	Observ.	Sig.	Bg N	Bg Mean	Std. Dev.	%NDs	ND Adj.	Transform	Alpha	Method
pH (pH_units)	**GWC-44**	**8.04**	**4.24**	**2/20/2024**	**3.87**	**Yes**	**340**	**n/a**	**n/a**	**0**	**n/a**	**n/a**	**0.00009793**	**NP Inter (normality) 1 of 2**
pH (pH_units)	**GWC-45**	**8.04**	**4.24**	**2/20/2024**	**3.95**	**Yes**	**340**	**n/a**	**n/a**	**0**	**n/a**	**n/a**	**0.00009793**	**NP Inter (normality) 1 of 2**
pH (pH_units)	**GWC-9**	**8.04**	**4.24**	**2/27/2024**	**3.88**	**Yes**	**340**	**n/a**	**n/a**	**0**	**n/a**	**n/a**	**0.00009793**	**NP Inter (normality) 1 of 2**

Appendix III Interwell Prediction Limits - All Results

Plant Bowen Data: Bowen 1, 2, 9, and 10 Printed 4/8/2024, 7:52 PM

Constituent	Well	Upper Lim.	Lower Lim.	Date	Observ.	Sig.	Bg N	Bg Mean	Std. Dev.	%NDs	ND Adj.	Transform	Alpha	Method
Chloride, Total (mg/L)	GWC-10	7.1	n/a	2/27/2024	1.7	No	330	n/a	n/a	2.424	n/a	n/a	0.00004896	NP Inter (normality) 1 of 2
Chloride, Total (mg/L)	GWC-10R	7.1	n/a	2/27/2024	2.1	No	330	n/a	n/a	2.424	n/a	n/a	0.00004896	NP Inter (normality) 1 of 2
Chloride, Total (mg/L)	GWC-11	7.1	n/a	2/28/2024	1	No	330	n/a	n/a	2.424	n/a	n/a	0.00004896	NP Inter (normality) 1 of 2
Chloride, Total (mg/L)	GWC-11R	7.1	n/a	2/28/2024	1.3	No	330	n/a	n/a	2.424	n/a	n/a	0.00004896	NP Inter (normality) 1 of 2
Chloride, Total (mg/L)	GWC-12	7.1	n/a	2/27/2024	0.74J	No	330	n/a	n/a	2.424	n/a	n/a	0.00004896	NP Inter (normality) 1 of 2
Chloride, Total (mg/L)	GWC-13	7.1	n/a	2/27/2024	3	No	330	n/a	n/a	2.424	n/a	n/a	0.00004896	NP Inter (normality) 1 of 2
Chloride, Total (mg/L)	GWC-13RZ	7.1	n/a	2/28/2024	5.3	No	330	n/a	n/a	2.424	n/a	n/a	0.00004896	NP Inter (normality) 1 of 2
Chloride, Total (mg/L)	GWC-14Z	7.1	n/a	2/28/2024	3.7	No	330	n/a	n/a	2.424	n/a	n/a	0.00004896	NP Inter (normality) 1 of 2
Chloride, Total (mg/L)	GWC-15R	7.1	n/a	2/28/2024	0.8J	No	330	n/a	n/a	2.424	n/a	n/a	0.00004896	NP Inter (normality) 1 of 2
Chloride, Total (mg/L)	GWC-15Z	7.1	n/a	2/28/2024	0.5ND	No	330	n/a	n/a	2.424	n/a	n/a	0.00004896	NP Inter (normality) 1 of 2
Chloride, Total (mg/L)	GWC-44	7.1	n/a	2/20/2024	4.8	No	330	n/a	n/a	2.424	n/a	n/a	0.00004896	NP Inter (normality) 1 of 2
Chloride, Total (mg/L)	GWC-45	7.1	n/a	2/20/2024	0.76J	No	330	n/a	n/a	2.424	n/a	n/a	0.00004896	NP Inter (normality) 1 of 2
Chloride, Total (mg/L)	GWC-45R	7.1	n/a	2/20/2024	3.2	No	330	n/a	n/a	2.424	n/a	n/a	0.00004896	NP Inter (normality) 1 of 2
Chloride, Total (mg/L)	GWC-46R	7.1	n/a	2/21/2024	4.2	No	330	n/a	n/a	2.424	n/a	n/a	0.00004896	NP Inter (normality) 1 of 2
Chloride, Total (mg/L)	GWC-47	7.1	n/a	2/21/2024	1.9	No	330	n/a	n/a	2.424	n/a	n/a	0.00004896	NP Inter (normality) 1 of 2
Chloride, Total (mg/L)	GWC-47R	7.1	n/a	2/21/2024	1.5	No	330	n/a	n/a	2.424	n/a	n/a	0.00004896	NP Inter (normality) 1 of 2
Chloride, Total (mg/L)	GWC-48	7.1	n/a	2/21/2024	7.1	No	330	n/a	n/a	2.424	n/a	n/a	0.00004896	NP Inter (normality) 1 of 2
Chloride, Total (mg/L)	GWC-49R	7.1	n/a	2/21/2024	1	No	330	n/a	n/a	2.424	n/a	n/a	0.00004896	NP Inter (normality) 1 of 2
Chloride, Total (mg/L)	GWC-49Z	7.1	n/a	2/21/2024	0.97J	No	330	n/a	n/a	2.424	n/a	n/a	0.00004896	NP Inter (normality) 1 of 2
Chloride, Total (mg/L)	GWC-5	7.1	n/a	2/26/2024	0.63J	No	330	n/a	n/a	2.424	n/a	n/a	0.00004896	NP Inter (normality) 1 of 2
Chloride, Total (mg/L)	GWC-6	7.1	n/a	2/26/2024	1.1	No	330	n/a	n/a	2.424	n/a	n/a	0.00004896	NP Inter (normality) 1 of 2
Chloride, Total (mg/L)	GWC-6RZ	7.1	n/a	2/26/2024	1.4	No	330	n/a	n/a	2.424	n/a	n/a	0.00004896	NP Inter (normality) 1 of 2
Chloride, Total (mg/L)	GWC-7Z	7.1	n/a	2/26/2024	0.74J	No	330	n/a	n/a	2.424	n/a	n/a	0.00004896	NP Inter (normality) 1 of 2
Chloride, Total (mg/L)	GWC-8RR	7.1	n/a	2/27/2024	0.71J	No	330	n/a	n/a	2.424	n/a	n/a	0.00004896	NP Inter (normality) 1 of 2
Chloride, Total (mg/L)	GWC-8Z	7.1	n/a	2/26/2024	1.4	No	330	n/a	n/a	2.424	n/a	n/a	0.00004896	NP Inter (normality) 1 of 2
Chloride, Total (mg/L)	GWC-9	7.1	n/a	2/27/2024	1.9	No	330	n/a	n/a	2.424	n/a	n/a	0.00004896	NP Inter (normality) 1 of 2
pH (pH_units)	GWC-10	8.04	4.24	2/27/2024	6.54	No	340	n/a	n/a	0	n/a	n/a	0.00009793	NP Inter (normality) 1 of 2
pH (pH_units)	GWC-10R	8.04	4.24	2/27/2024	7.4	No	340	n/a	n/a	0	n/a	n/a	0.00009793	NP Inter (normality) 1 of 2
pH (pH_units)	GWC-11	8.04	4.24	2/28/2024	6.87	No	340	n/a	n/a	0	n/a	n/a	0.00009793	NP Inter (normality) 1 of 2
pH (pH_units)	GWC-11R	8.04	4.24	2/28/2024	7.52	No	340	n/a	n/a	0	n/a	n/a	0.00009793	NP Inter (normality) 1 of 2
pH (pH_units)	GWC-12	8.04	4.24	2/27/2024	5.38	No	340	n/a	n/a	0	n/a	n/a	0.00009793	NP Inter (normality) 1 of 2
pH (pH_units)	GWC-13	8.04	4.24	2/27/2024	6.9	No	340	n/a	n/a	0	n/a	n/a	0.00009793	NP Inter (normality) 1 of 2
pH (pH_units)	GWC-13RZ	8.04	4.24	2/28/2024	7.35	No	340	n/a	n/a	0	n/a	n/a	0.00009793	NP Inter (normality) 1 of 2
pH (pH_units)	GWC-14Z	8.04	4.24	2/28/2024	5.6	No	340	n/a	n/a	0	n/a	n/a	0.00009793	NP Inter (normality) 1 of 2
pH (pH_units)	GWC-15R	8.04	4.24	2/28/2024	7.3	No	340	n/a	n/a	0	n/a	n/a	0.00009793	NP Inter (normality) 1 of 2
pH (pH_units)	GWC-15Z	8.04	4.24	2/28/2024	7.86	No	340	n/a	n/a	0	n/a	n/a	0.00009793	NP Inter (normality) 1 of 2
pH (pH_units)	**GWC-44**	**8.04**	**4.24**	**2/20/2024**	**3.87**	**Yes**	**340**	**n/a**	**n/a**	**0**	**n/a**	**n/a**	**0.00009793**	**NP Inter (normality) 1 of 2**
pH (pH_units)	**GWC-45**	**8.04**	**4.24**	**2/20/2024**	**3.95**	**Yes**	**340**	**n/a**	**n/a**	**0**	**n/a**	**n/a**	**0.00009793**	**NP Inter (normality) 1 of 2**
pH (pH_units)	GWC-45R	8.04	4.24	2/20/2024	6.46	No	340	n/a	n/a	0	n/a	n/a	0.00009793	NP Inter (normality) 1 of 2
pH (pH_units)	GWC-46R	8.04	4.24	2/21/2024	7.11	No	340	n/a	n/a	0	n/a	n/a	0.00009793	NP Inter (normality) 1 of 2
pH (pH_units)	GWC-47	8.04	4.24	2/21/2024	6.91	No	340	n/a	n/a	0	n/a	n/a	0.00009793	NP Inter (normality) 1 of 2
pH (pH_units)	GWC-47R	8.04	4.24	2/21/2024	7.32	No	340	n/a	n/a	0	n/a	n/a	0.00009793	NP Inter (normality) 1 of 2
pH (pH_units)	GWC-48	8.04	4.24	2/21/2024	4.71	No	340	n/a	n/a	0	n/a	n/a	0.00009793	NP Inter (normality) 1 of 2
pH (pH_units)	GWC-49R	8.04	4.24	2/21/2024	7.82	No	340	n/a	n/a	0	n/a	n/a	0.00009793	NP Inter (normality) 1 of 2
pH (pH_units)	GWC-49Z	8.04	4.24	2/21/2024	5.11	No	340	n/a	n/a	0	n/a	n/a	0.00009793	NP Inter (normality) 1 of 2
pH (pH_units)	GWC-5	8.04	4.24	2/26/2024	5.29	No	340	n/a	n/a	0	n/a	n/a	0.00009793	NP Inter (normality) 1 of 2
pH (pH_units)	GWC-6	8.04	4.24	2/26/2024	7.16	No	340	n/a	n/a	0	n/a	n/a	0.00009793	NP Inter (normality) 1 of 2
pH (pH_units)	GWC-6RZ	8.04	4.24	2/26/2024	6.5	No	340	n/a	n/a	0	n/a	n/a	0.00009793	NP Inter (normality) 1 of 2
pH (pH_units)	GWC-7Z	8.04	4.24	2/26/2024	7.63	No	340	n/a	n/a	0	n/a	n/a	0.00009793	NP Inter (normality) 1 of 2
pH (pH_units)	GWC-8RR	8.04	4.24	2/27/2024	7.48	No	340	n/a	n/a	0	n/a	n/a	0.00009793	NP Inter (normality) 1 of 2
pH (pH_units)	GWC-8Z	8.04	4.24	2/26/2024	6.35	No	340	n/a	n/a	0	n/a	n/a	0.00009793	NP Inter (normality) 1 of 2
pH (pH_units)	**GWC-9**	**8.04**	**4.24**	**2/27/2024**	**3.88**	**Yes**	**340**	**n/a**	**n/a**	**0**	**n/a**	**n/a**	**0.00009793**	**NP Inter (normality) 1 of 2**

Appendix III Trend Tests Summary - Significant Results

Plant Bowen Data: Bowen 1, 2, 9, and 10 Printed 4/8/2024, 8:00 PM

Constituent	Well	Slope	Calc.	Critical	Sig.	N	%NDs	Normality	Alpha	Method
pH (pH_units)	GWA-1 (bg)	-0.03763	-133	-92	Yes	22	0	n/a	0.01	NP
pH (pH_units)	GWA-2R (bg)	-0.08848	-131	-92	Yes	22	0	n/a	0.01	NP
pH (pH_units)	GWA-40 (bg)	-0.08389	-141	-105	Yes	24	0	n/a	0.01	NP
pH (pH_units)	GWA-41R (bg)	-0.1011	-120	-92	Yes	22	0	n/a	0.01	NP
pH (pH_units)	GWA-42 (bg)	-0.03475	-93	-92	Yes	22	0	n/a	0.01	NP
pH (pH_units)	GWA-43 (bg)	-0.1559	-169	-92	Yes	22	0	n/a	0.01	NP
pH (pH_units)	GWA-50 (bg)	-0.1031	-148	-92	Yes	22	0	n/a	0.01	NP
pH (pH_units)	GWA-50R (bg)	-0.176	-131	-92	Yes	22	0	n/a	0.01	NP
pH (pH_units)	GWC-44	-0.06542	-148	-105	Yes	24	0	n/a	0.01	NP
pH (pH_units)	GWC-45	-0.07825	-174	-105	Yes	24	0	n/a	0.01	NP
pH (pH_units)	GWC-9	-0.2055	-122	-92	Yes	22	0	n/a	0.01	NP

Appendix III Trend Tests Summary - All Results

Plant Bowen Data: Bowen 1, 2, 9, and 10 Printed 4/8/2024, 8:00 PM

Constituent	Well	Slope	Calc.	Critical	Sig.	N	%NDs	Normality	Alpha	Method
pH (pH_units)	**GWA-1 (bg)**	**-0.03763**	**-133**	**-92**	**Yes**	**22**	**0**	**n/a**	**0.01**	**NP**
pH (pH_units)	GWA-2 (bg)	-0.02898	-36	-92	No	22	0	n/a	0.01	NP
pH (pH_units)	**GWA-2R (bg)**	**-0.08848**	**-131**	**-92**	**Yes**	**22**	**0**	**n/a**	**0.01**	**NP**
pH (pH_units)	GWA-39RZ (bg)	-0.03218	-73	-105	No	24	0	n/a	0.01	NP
pH (pH_units)	GWA-39Z (bg)	-0.04984	-51	-98	No	23	0	n/a	0.01	NP
pH (pH_units)	GWA-3A (bg)	0.1579	18	87	No	21	0	n/a	0.01	NP
pH (pH_units)	**GWA-40 (bg)**	**-0.08389**	**-141**	**-105**	**Yes**	**24**	**0**	**n/a**	**0.01**	**NP**
pH (pH_units)	GWA-41 (bg)	-0.06679	-80	-87	No	21	0	n/a	0.01	NP
pH (pH_units)	**GWA-41R (bg)**	**-0.1011**	**-120**	**-92**	**Yes**	**22**	**0**	**n/a**	**0.01**	**NP**
pH (pH_units)	**GWA-42 (bg)**	**-0.03475**	**-93**	**-92**	**Yes**	**22**	**0**	**n/a**	**0.01**	**NP**
pH (pH_units)	**GWA-43 (bg)**	**-0.1559**	**-169**	**-92**	**Yes**	**22**	**0**	**n/a**	**0.01**	**NP**
pH (pH_units)	GWA-43R (bg)	-0.008321	-41	-98	No	23	0	n/a	0.01	NP
pH (pH_units)	GWA-4RZ (bg)	-0.04906	-127	-131	No	28	0	n/a	0.01	NP
pH (pH_units)	**GWA-50 (bg)**	**-0.1031**	**-148**	**-92**	**Yes**	**22**	**0**	**n/a**	**0.01**	**NP**
pH (pH_units)	**GWA-50R (bg)**	**-0.176**	**-131**	**-92**	**Yes**	**22**	**0**	**n/a**	**0.01**	**NP**
pH (pH_units)	**GWC-44**	**-0.06542**	**-148**	**-105**	**Yes**	**24**	**0**	**n/a**	**0.01**	**NP**
pH (pH_units)	**GWC-45**	**-0.07825**	**-174**	**-105**	**Yes**	**24**	**0**	**n/a**	**0.01**	**NP**
pH (pH_units)	**GWC-9**	**-0.2055**	**-122**	**-92**	**Yes**	**22**	**0**	**n/a**	**0.01**	**NP**

Table of Contents

Figure A. Time Series	64
Figure B. Box Plots	427
Figure C. Tukey's Outlier Tests & Outlier Summary	463
Figure D. Appendix I Mann-Whitney	677
Figure E. Appendix III Mann-Whitney	1201
Figure F. Upgradient Wells Trend Tests	1462
Figure G. Appendix I Intrawell Prediction Limits	1485
Figure H. Appendix I Interwell Prediction Limits - Two-Step	2017
Figure I. Appendix I Interwell Prediction Limits	2051
Figure J. Appendix I Trend Tests	2146
Figure K. Appendix III Intrawell Prediction Limits	2167
Figure L. Appendix III Interwell Prediction Limits	2430
Figure M. Appendix III Trend Tests	2484

FIGURE A.

Sanitas™ v.10.0.16e Software licensed to . UG
Hollow symbols indicate censored values.

Time Series

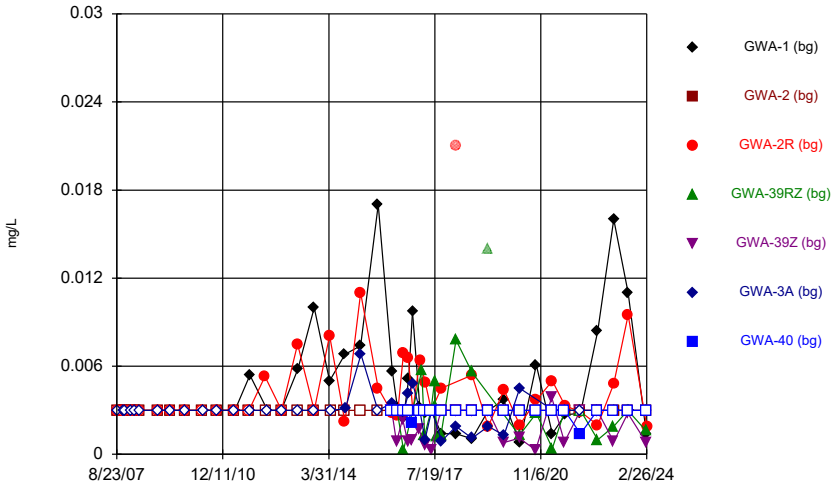

Constituent: Antimony Analysis Run 5/17/2024 12:07 PM
Plant Bowen Client: Southern Company Data: Bowen 1, 2, 9, and 10

Sanitas™ v.10.0.16e Software licensed to . UG
Hollow symbols indicate censored values.

Time Series

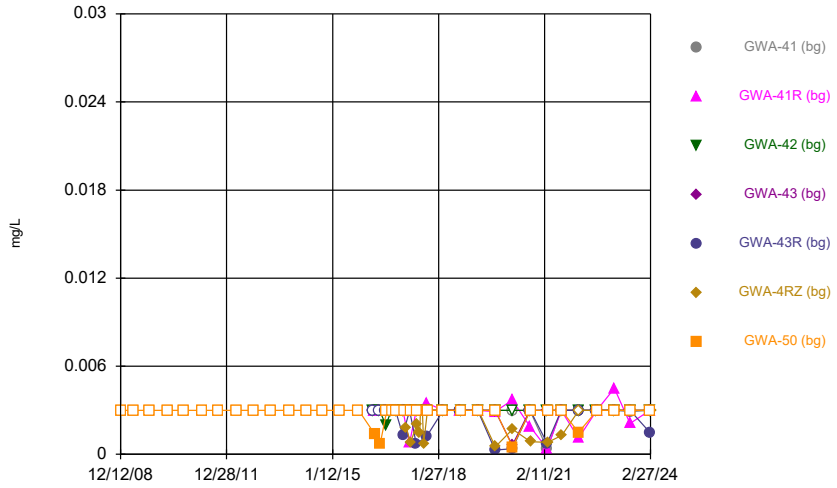

Constituent: Antimony Analysis Run 5/17/2024 12:07 PM
Plant Bowen Client: Southern Company Data: Bowen 1, 2, 9, and 10

Sanitas™ v.10.0.16e Software licensed to . UG
Hollow symbols indicate censored values.

Time Series

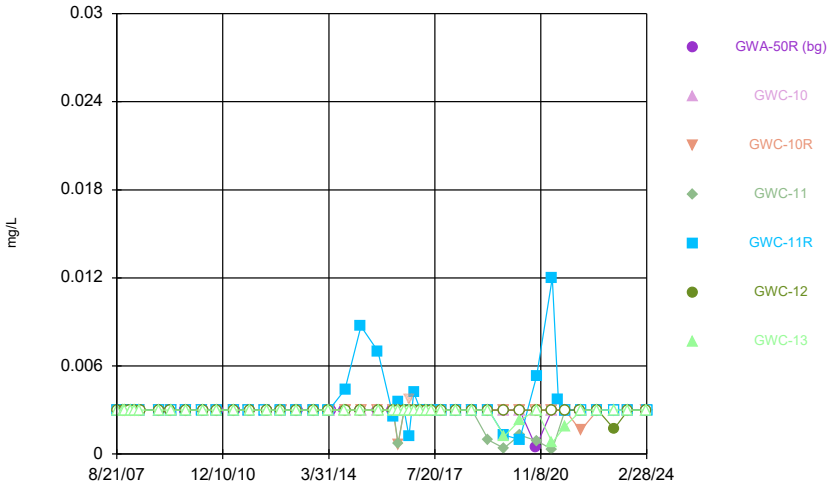

Constituent: Antimony Analysis Run 5/17/2024 12:07 PM
Plant Bowen Client: Southern Company Data: Bowen 1, 2, 9, and 10

Sanitas™ v.10.0.16e Software licensed to . UG
Hollow symbols indicate censored values.

Time Series

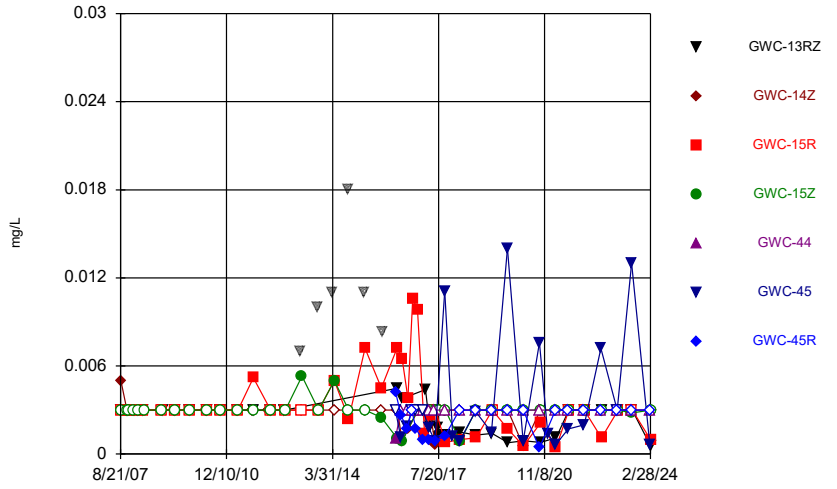

Constituent: Antimony Analysis Run 5/17/2024 12:07 PM
Plant Bowen Client: Southern Company Data: Bowen 1, 2, 9, and 10

Sanitas™ v.10.0.16e Software licensed to . UG
Hollow symbols indicate censored values.

Time Series

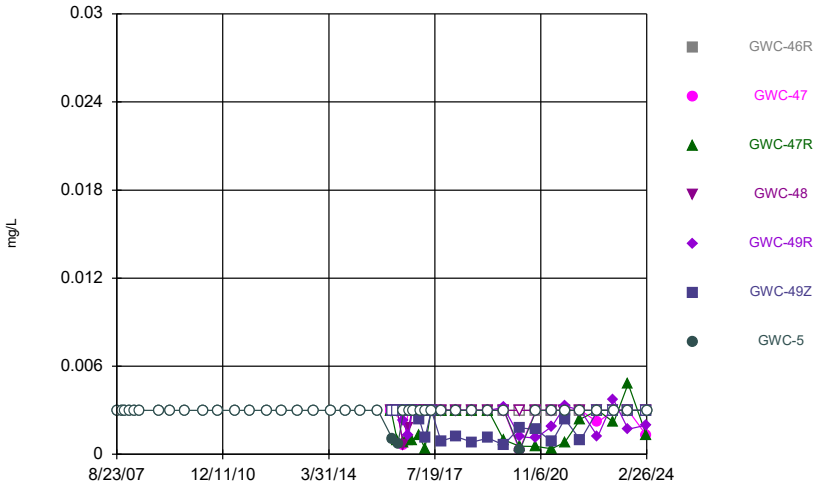

Constituent: Antimony Analysis Run 5/17/2024 12:07 PM
Plant Bowen Client: Southern Company Data: Bowen 1, 2, 9, and 10

Sanitas™ v.10.0.16e Software licensed to . UG
Hollow symbols indicate censored values.

Time Series

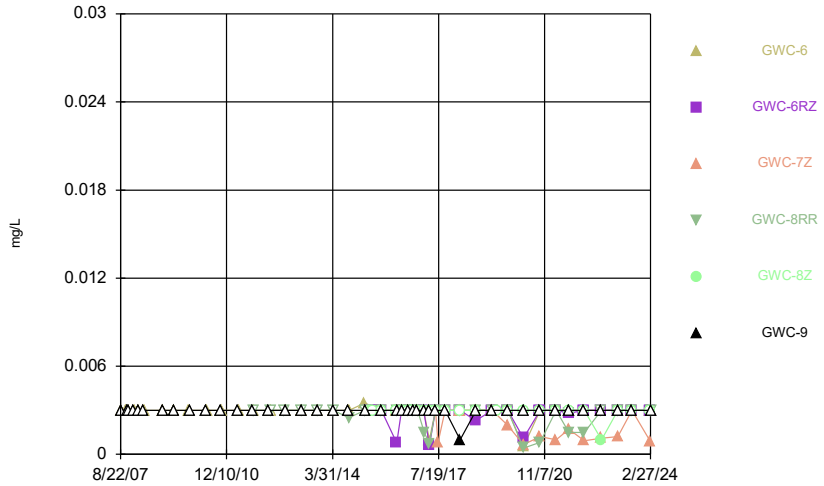

Constituent: Antimony Analysis Run 5/17/2024 12:07 PM
Plant Bowen Client: Southern Company Data: Bowen 1, 2, 9, and 10

Sanitas™ v.10.0.16e Software licensed to . UG
Hollow symbols indicate censored values.

Time Series

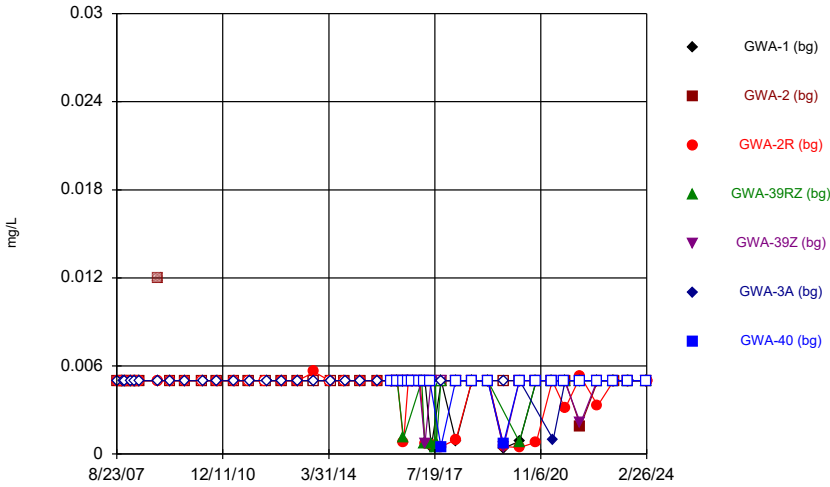

Constituent: Arsenic Analysis Run 5/17/2024 12:07 PM
Plant Bowen Client: Southern Company Data: Bowen 1, 2, 9, and 10

Sanitas™ v.10.0.16e Software licensed to . UG
Hollow symbols indicate censored values.

Time Series

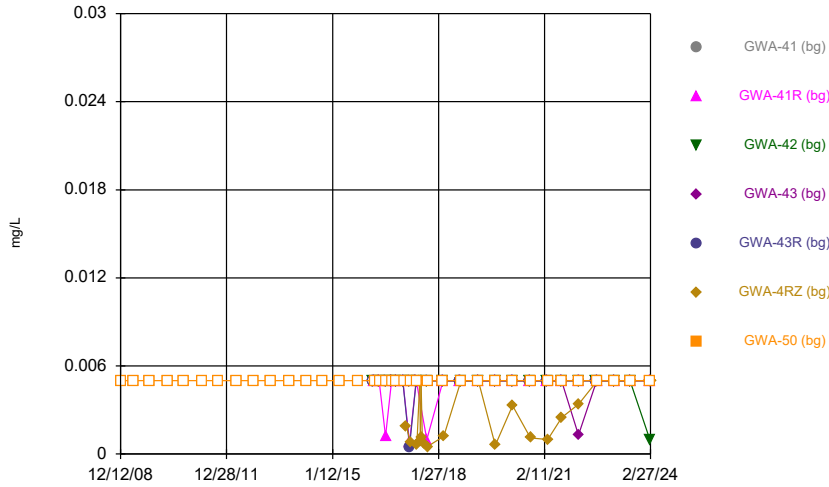

Constituent: Arsenic Analysis Run 5/17/2024 12:07 PM
Plant Bowen Client: Southern Company Data: Bowen 1, 2, 9, and 10

Sanitas™ v.10.0.16e Software licensed to . UG
Hollow symbols indicate censored values.

Time Series

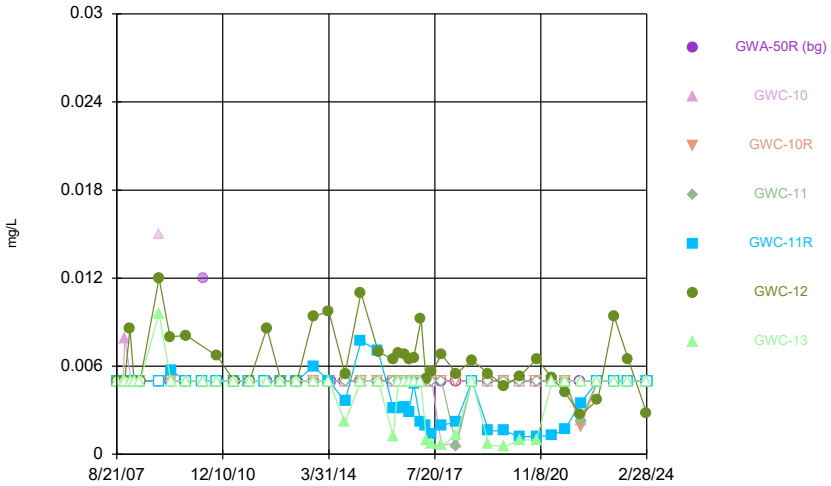

Constituent: Arsenic Analysis Run 5/17/2024 12:07 PM
Plant Bowen Client: Southern Company Data: Bowen 1, 2, 9, and 10

Sanitas™ v.10.0.16e Software licensed to . UG
Hollow symbols indicate censored values.

Time Series

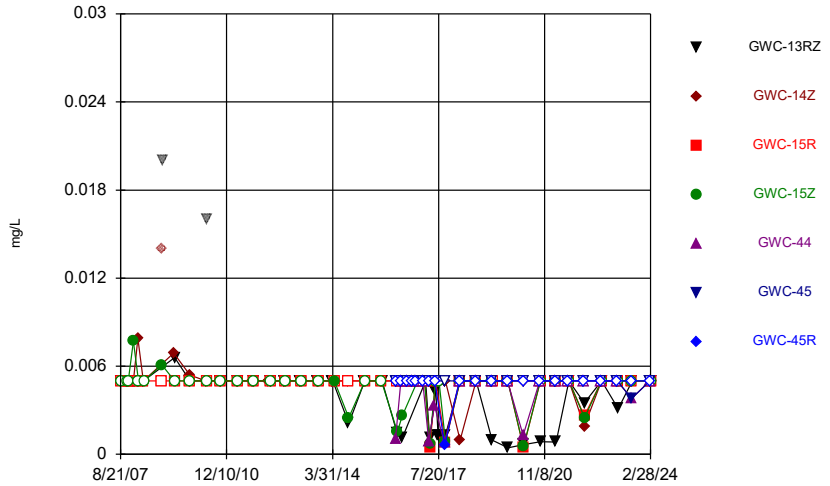

Constituent: Arsenic Analysis Run 5/17/2024 12:07 PM
Plant Bowen Client: Southern Company Data: Bowen 1, 2, 9, and 10

Sanitas™ v.10.0.16e Software licensed to . UG
Hollow symbols indicate censored values.

Time Series

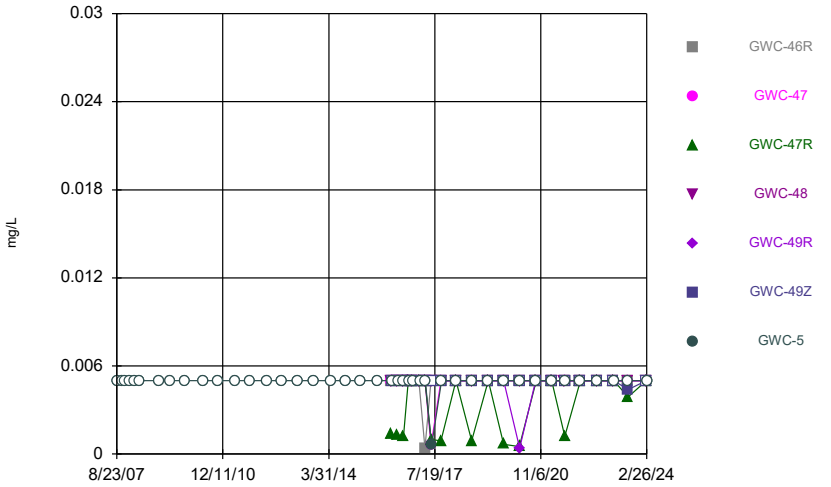

Constituent: Arsenic Analysis Run 5/17/2024 12:07 PM
Plant Bowen Client: Southern Company Data: Bowen 1, 2, 9, and 10

Sanitas™ v.10.0.16e Software licensed to . UG
Hollow symbols indicate censored values.

Time Series

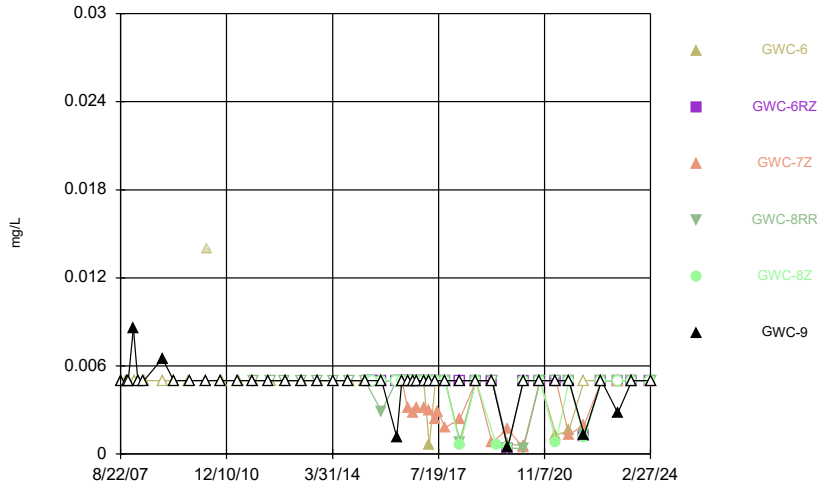

Constituent: Arsenic Analysis Run 5/17/2024 12:07 PM
Plant Bowen Client: Southern Company Data: Bowen 1, 2, 9, and 10

Sanitas™ v.10.0.16e Software licensed to . UG
Hollow symbols indicate censored values.

Time Series

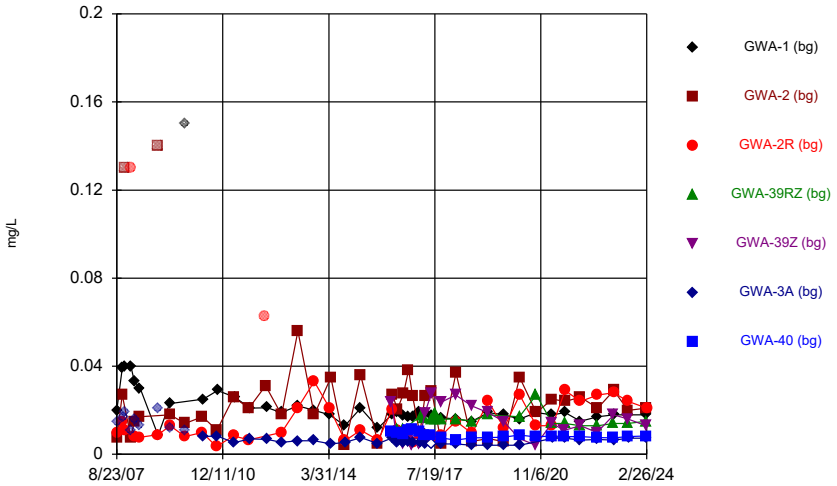

Constituent: Barium Analysis Run 5/17/2024 12:07 PM
Plant Bowen Client: Southern Company Data: Bowen 1, 2, 9, and 10

Sanitas™ v.10.0.16e Software licensed to . UG
Hollow symbols indicate censored values.

Time Series

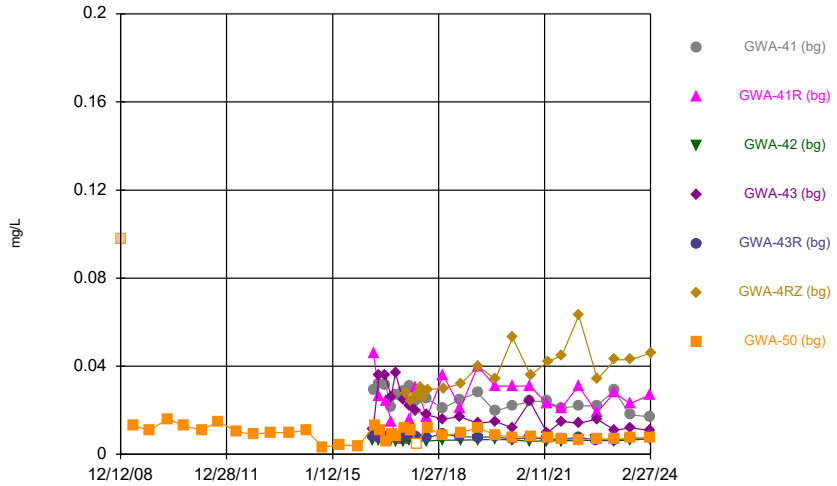

Constituent: Barium Analysis Run 5/17/2024 12:07 PM
Plant Bowen Client: Southern Company Data: Bowen 1, 2, 9, and 10

Sanitas™ v.10.0.16e Software licensed to . UG
Hollow symbols indicate censored values.

Time Series

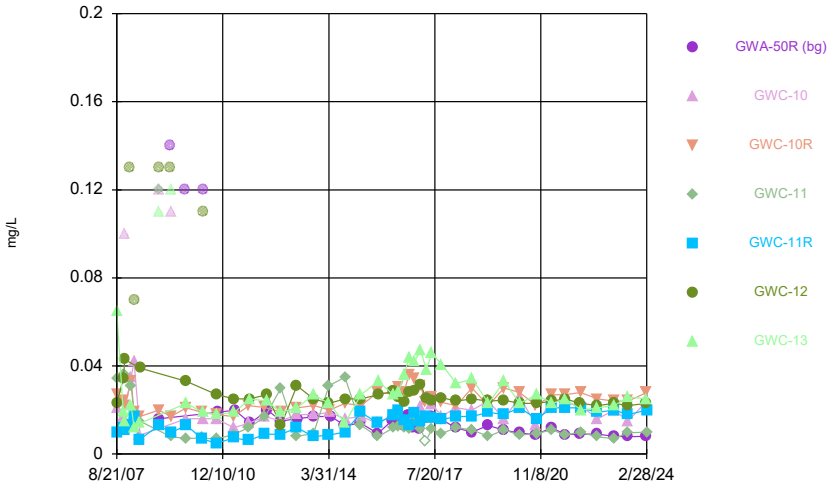

Constituent: Barium Analysis Run 5/17/2024 12:07 PM
Plant Bowen Client: Southern Company Data: Bowen 1, 2, 9, and 10

Sanitas™ v.10.0.16e Software licensed to . UG
Hollow symbols indicate censored values.

Time Series

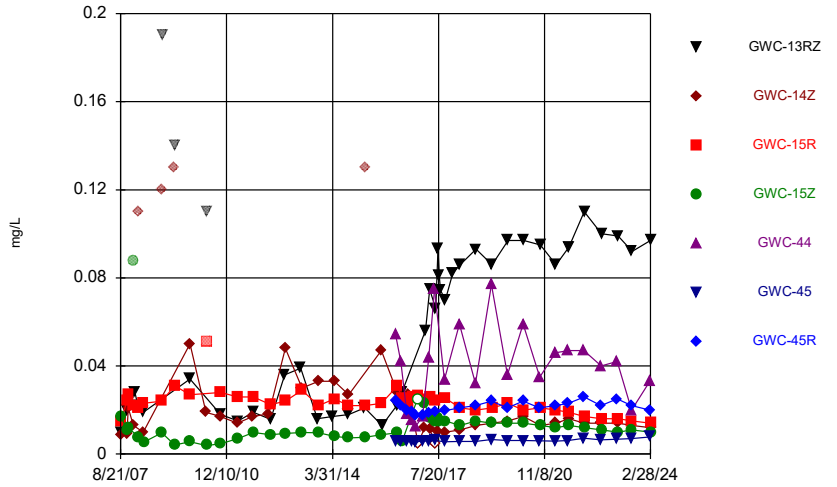

Constituent: Barium Analysis Run 5/17/2024 12:07 PM
Plant Bowen Client: Southern Company Data: Bowen 1, 2, 9, and 10

Sanitas™ v.10.0.16e Software licensed to . UG
Hollow symbols indicate censored values.

Time Series

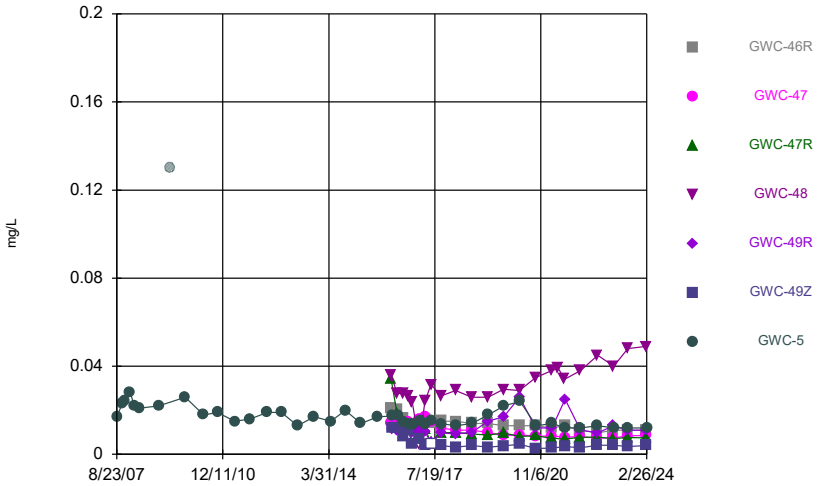

Constituent: Barium Analysis Run 5/17/2024 12:07 PM
Plant Bowen Client: Southern Company Data: Bowen 1, 2, 9, and 10

Sanitas™ v.10.0.16e Software licensed to . UG
Hollow symbols indicate censored values.

Time Series

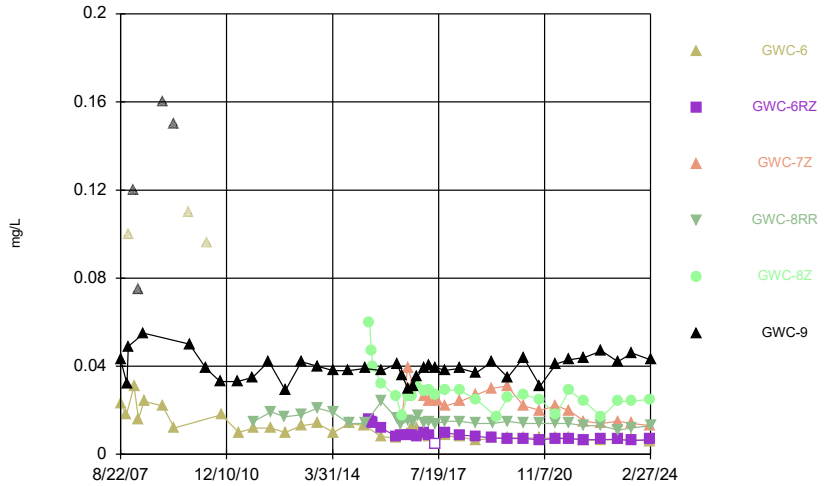

Constituent: Barium Analysis Run 5/17/2024 12:07 PM
Plant Bowen Client: Southern Company Data: Bowen 1, 2, 9, and 10

Sanitas™ v.10.0.16e Software licensed to . UG
Hollow symbols indicate censored values.

Time Series

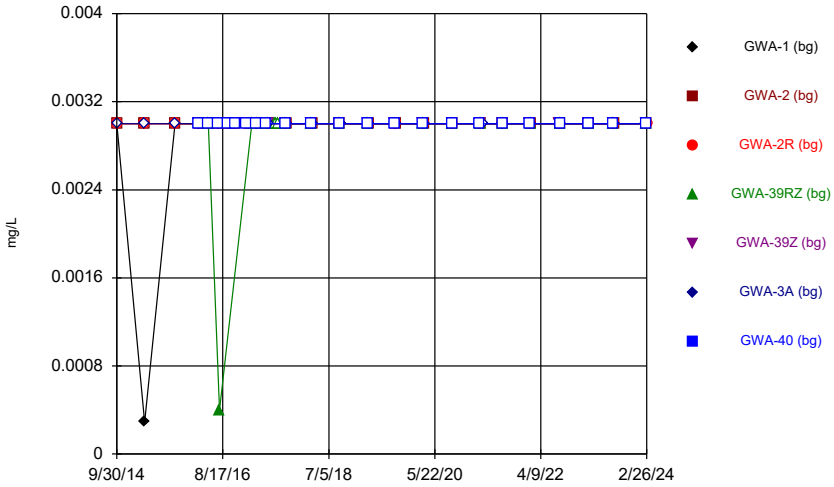

Constituent: Beryllium Analysis Run 5/17/2024 12:07 PM
Plant Bowen Client: Southern Company Data: Bowen 1, 2, 9, and 10

Sanitas™ v.10.0.16e Software licensed to . UG
Hollow symbols indicate censored values.

Time Series

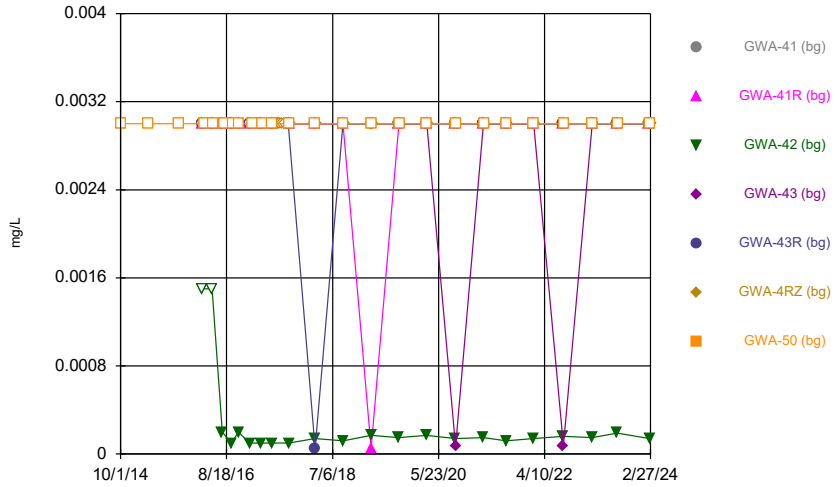

Constituent: Beryllium Analysis Run 5/17/2024 12:07 PM
Plant Bowen Client: Southern Company Data: Bowen 1, 2, 9, and 10

Sanitas™ v.10.0.16e Software licensed to . UG
Hollow symbols indicate censored values.

Time Series

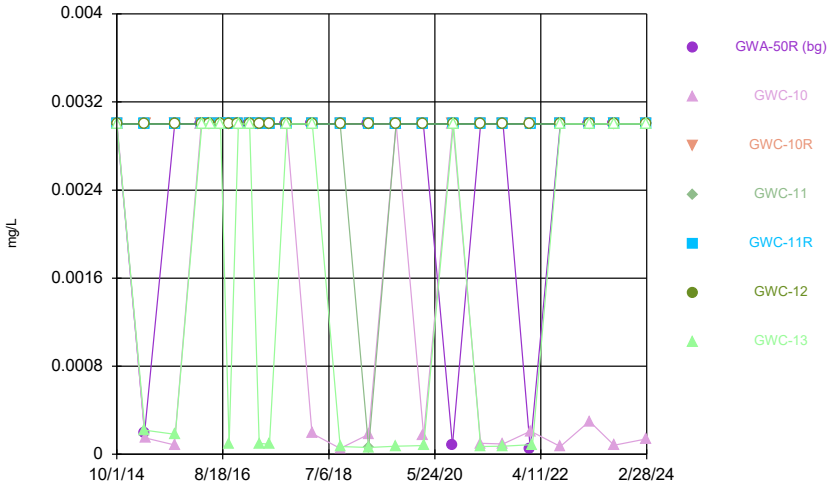

Constituent: Beryllium Analysis Run 5/17/2024 12:07 PM
Plant Bowen Client: Southern Company Data: Bowen 1, 2, 9, and 10

Sanitas™ v.10.0.16e Software licensed to . UG
Hollow symbols indicate censored values.

Time Series

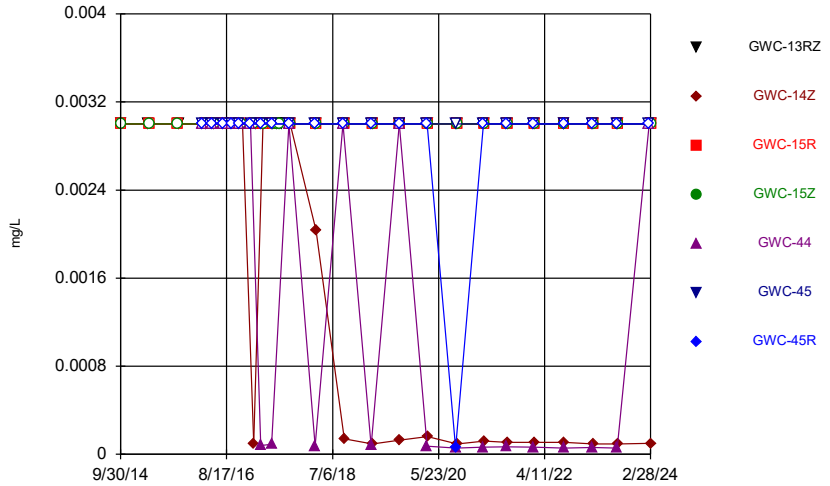

Constituent: Beryllium Analysis Run 5/17/2024 12:07 PM
Plant Bowen Client: Southern Company Data: Bowen 1, 2, 9, and 10

Sanitas™ v.10.0.16e Software licensed to . UG
Hollow symbols indicate censored values.

Time Series

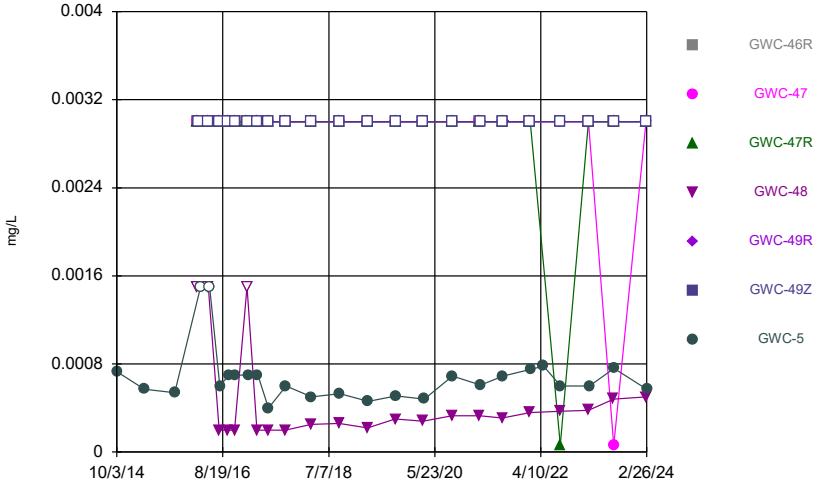

Constituent: Beryllium Analysis Run 5/17/2024 12:07 PM
Plant Bowen Client: Southern Company Data: Bowen 1, 2, 9, and 10

Sanitas™ v.10.0.16e Software licensed to . UG
Hollow symbols indicate censored values.

Time Series

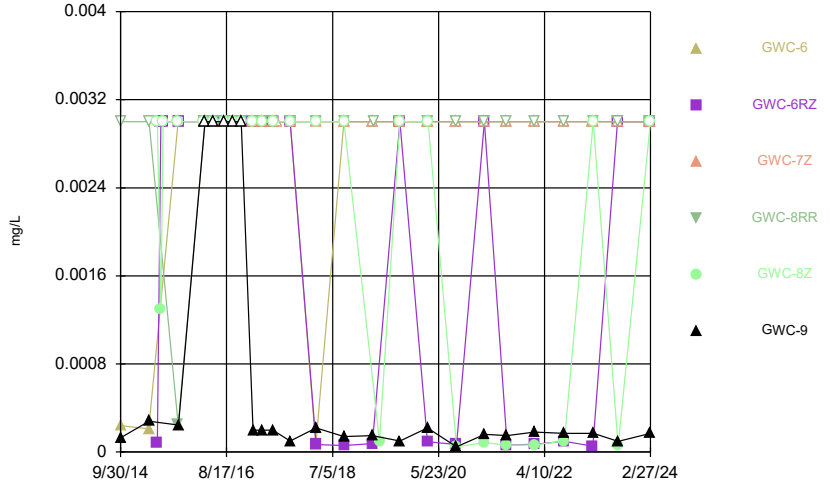

Constituent: Beryllium Analysis Run 5/17/2024 12:07 PM
Plant Bowen Client: Southern Company Data: Bowen 1, 2, 9, and 10

Sanitas™ v.10.0.16e Software licensed to . UG
Hollow symbols indicate censored values.

Time Series

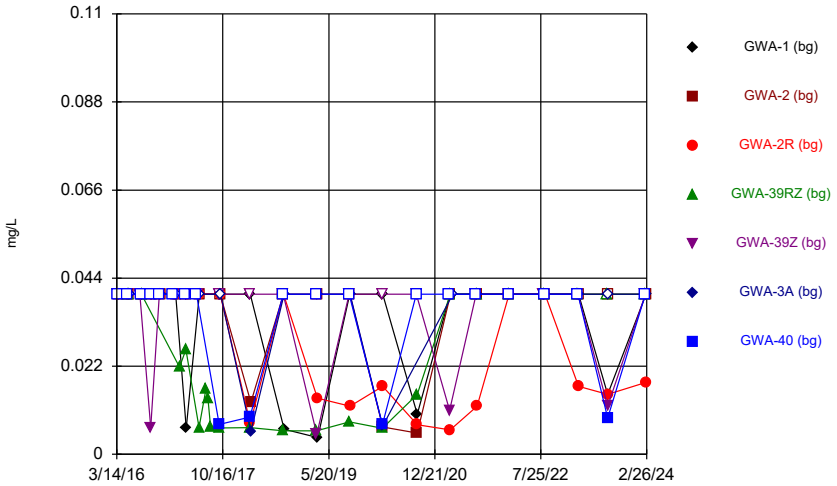

Constituent: Boron, total Analysis Run 5/17/2024 12:07 PM
Plant Bowen Client: Southern Company Data: Bowen 1, 2, 9, and 10

Sanitas™ v.10.0.16e Software licensed to . UG
Hollow symbols indicate censored values.

Time Series

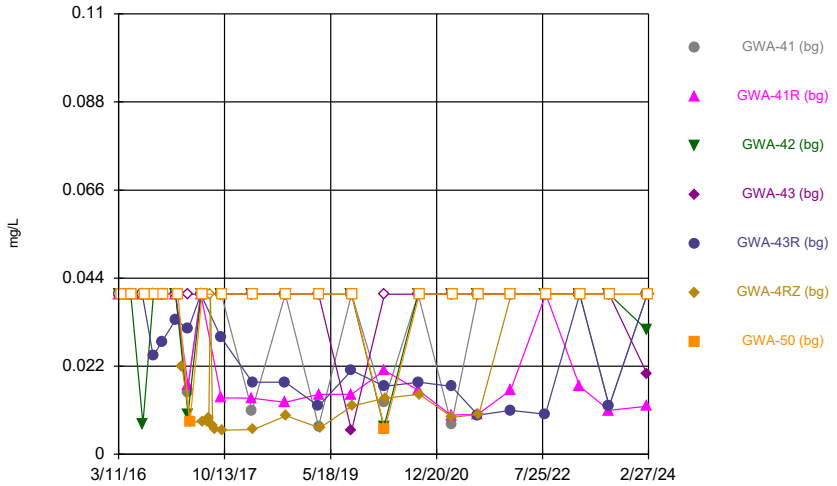

Constituent: Boron, total Analysis Run 5/17/2024 12:07 PM
Plant Bowen Client: Southern Company Data: Bowen 1, 2, 9, and 10

Sanitas™ v.10.0.16e Software licensed to . UG
Hollow symbols indicate censored values.

Time Series

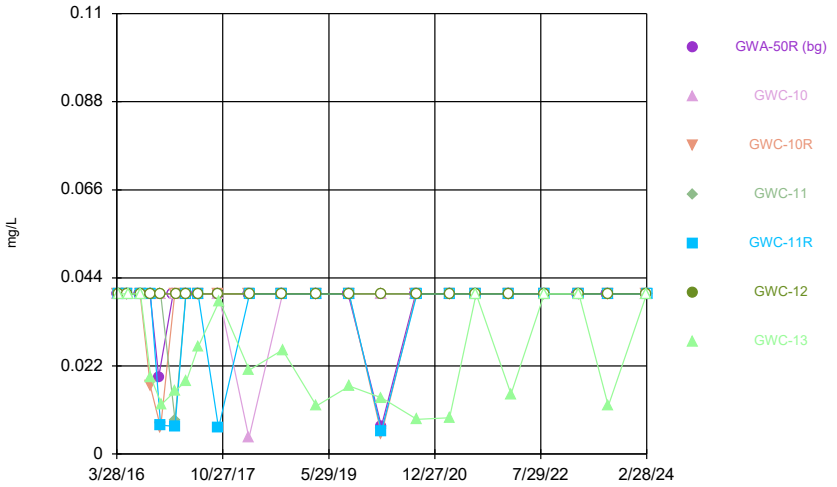

Constituent: Boron, total Analysis Run 5/17/2024 12:07 PM
Plant Bowen Client: Southern Company Data: Bowen 1, 2, 9, and 10

Sanitas™ v.10.0.16e Software licensed to . UG
Hollow symbols indicate censored values.

Time Series

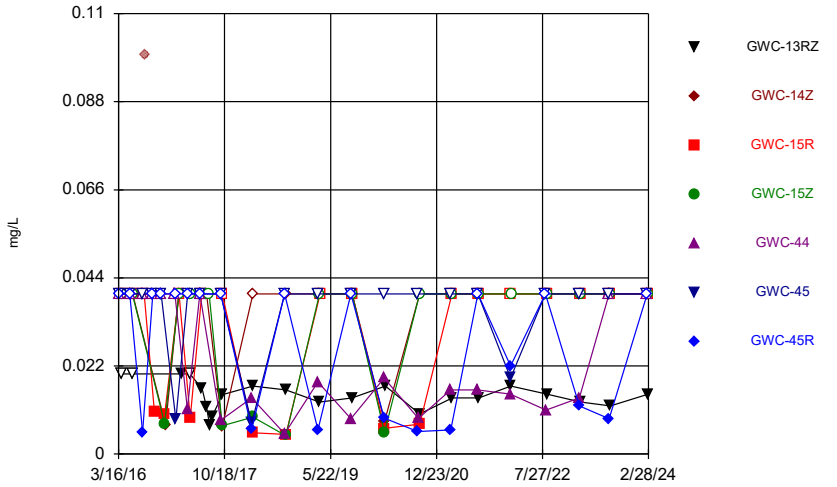

Constituent: Boron, total Analysis Run 5/17/2024 12:07 PM
Plant Bowen Client: Southern Company Data: Bowen 1, 2, 9, and 10

Sanitas™ v.10.0.16e Software licensed to . UG
Hollow symbols indicate censored values.

Time Series

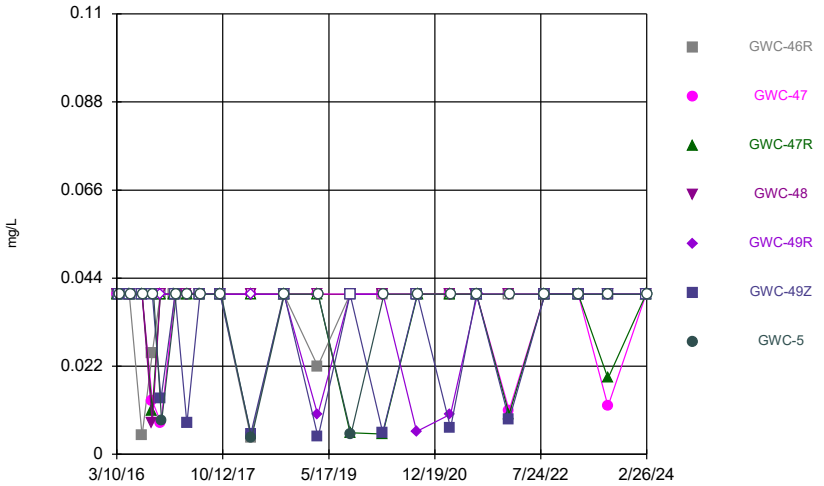

Constituent: Boron, total Analysis Run 5/17/2024 12:07 PM
Plant Bowen Client: Southern Company Data: Bowen 1, 2, 9, and 10

Sanitas™ v.10.0.16e Software licensed to . UG
Hollow symbols indicate censored values.

Time Series

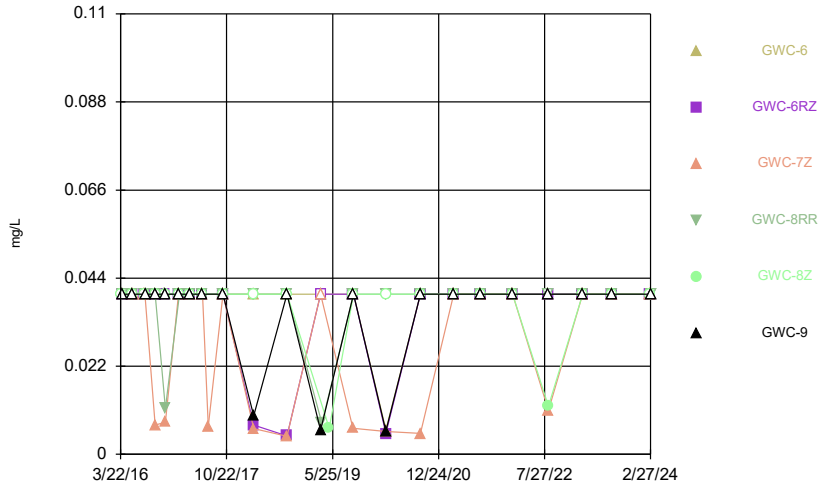

Constituent: Boron, total Analysis Run 5/17/2024 12:07 PM
Plant Bowen Client: Southern Company Data: Bowen 1, 2, 9, and 10

Sanitas™ v.10.0.16e Software licensed to . UG
Hollow symbols indicate censored values.

Time Series

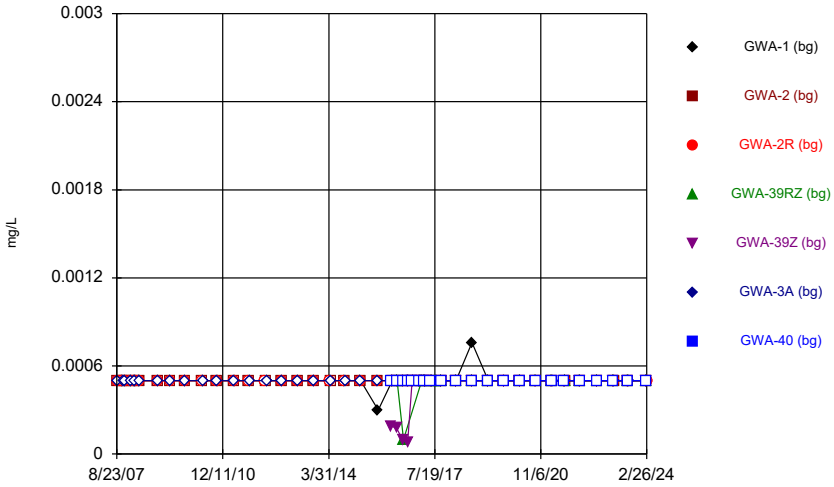

Constituent: Cadmium Analysis Run 5/17/2024 12:07 PM
Plant Bowen Client: Southern Company Data: Bowen 1, 2, 9, and 10

Sanitas™ v.10.0.16e Software licensed to . UG
Hollow symbols indicate censored values.

Time Series

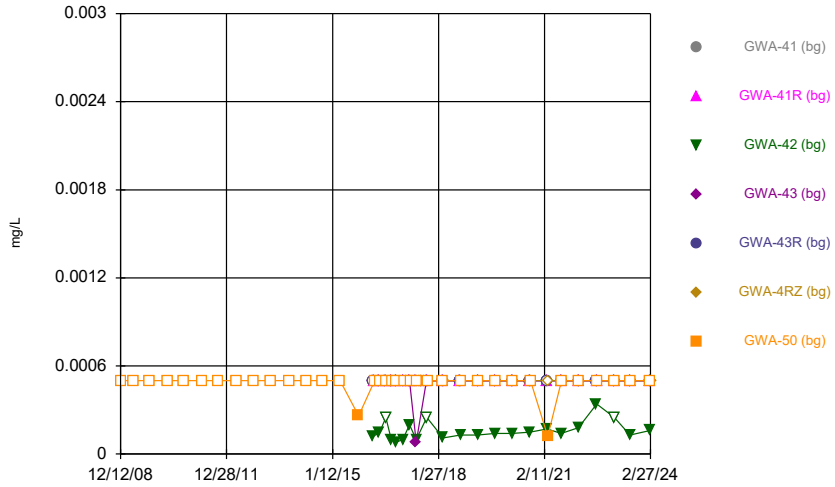

Constituent: Cadmium Analysis Run 5/17/2024 12:07 PM
Plant Bowen Client: Southern Company Data: Bowen 1, 2, 9, and 10

Sanitas™ v.10.0.16e Software licensed to . UG
Hollow symbols indicate censored values.

Time Series

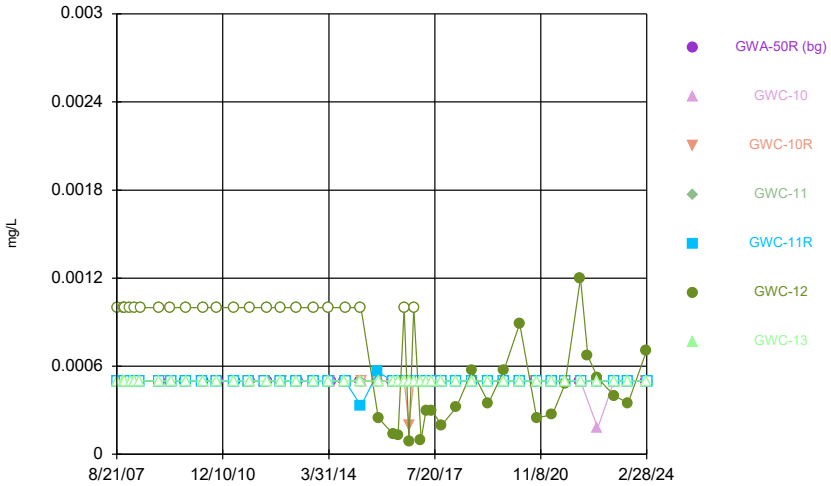

Constituent: Cadmium Analysis Run 5/17/2024 12:07 PM
Plant Bowen Client: Southern Company Data: Bowen 1, 2, 9, and 10

Sanitas™ v.10.0.16e Software licensed to . UG
Hollow symbols indicate censored values.

Time Series

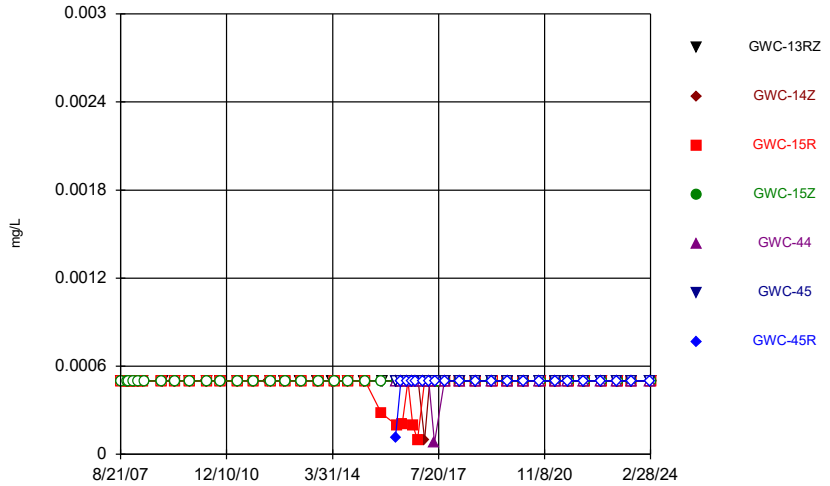

Constituent: Cadmium Analysis Run 5/17/2024 12:07 PM
Plant Bowen Client: Southern Company Data: Bowen 1, 2, 9, and 10

Sanitas™ v.10.0.16e Software licensed to . UG
Hollow symbols indicate censored values.

Time Series

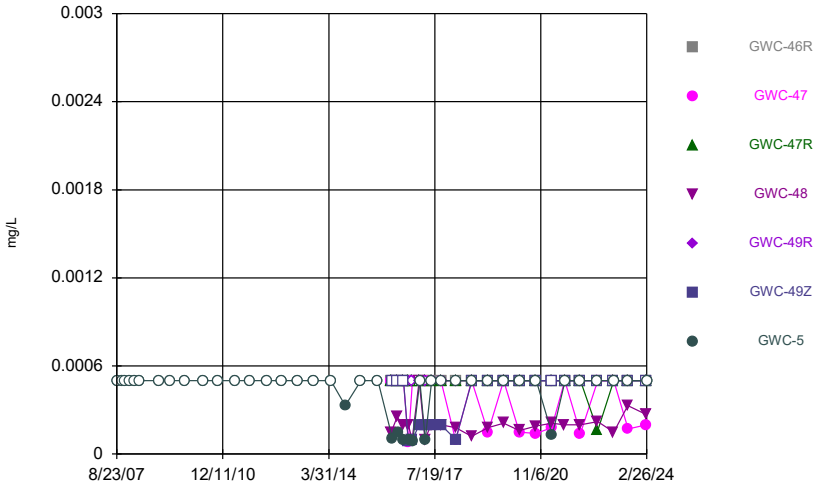

Constituent: Cadmium Analysis Run 5/17/2024 12:07 PM
Plant Bowen Client: Southern Company Data: Bowen 1, 2, 9, and 10

Sanitas™ v.10.0.16e Software licensed to . UG
Hollow symbols indicate censored values.

Time Series

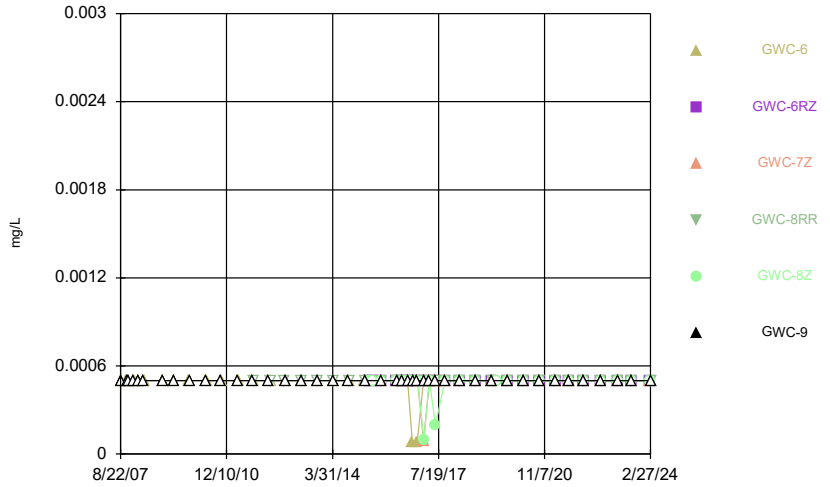

Constituent: Cadmium Analysis Run 5/17/2024 12:07 PM
Plant Bowen Client: Southern Company Data: Bowen 1, 2, 9, and 10

Sanitas™ v.10.0.16e Software licensed to . UG

Time Series

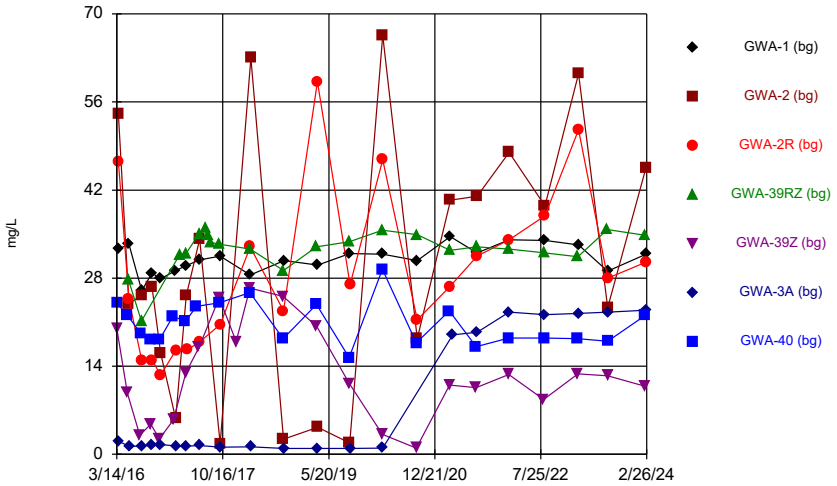

Constituent: Calcium, total Analysis Run 5/17/2024 12:07 PM

Plant Bowen Client: Southern Company Data: Bowen 1, 2, 9, and 10

Sanitas™ v.10.0.16e Software licensed to . UG

Time Series

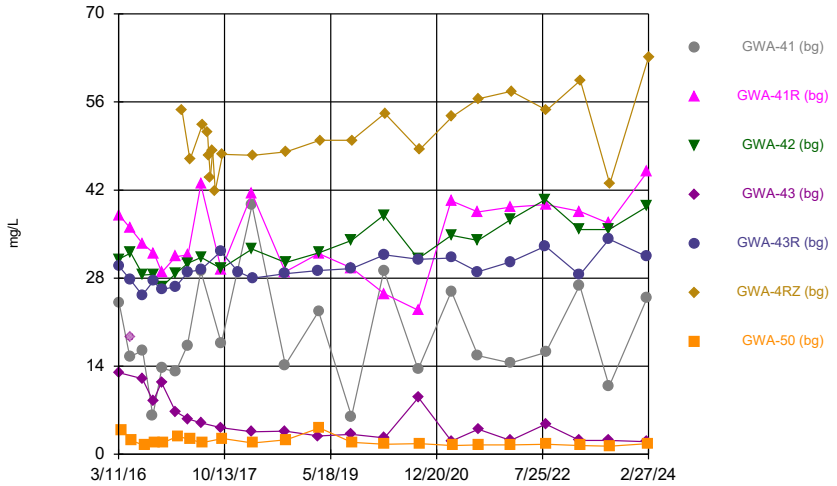

Constituent: Calcium, total Analysis Run 5/17/2024 12:07 PM

Plant Bowen Client: Southern Company Data: Bowen 1, 2, 9, and 10

Sanitas™ v.10.0.16e Software licensed to . UG

Time Series

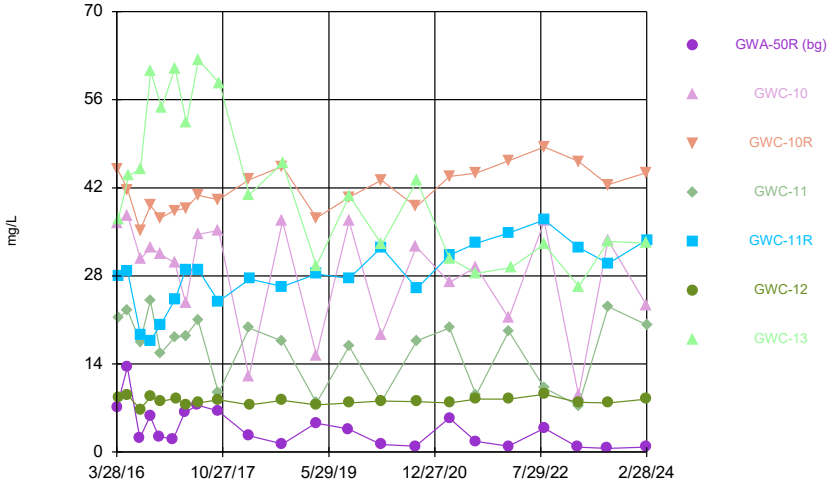

Constituent: Calcium, total Analysis Run 5/17/2024 12:07 PM

Plant Bowen Client: Southern Company Data: Bowen 1, 2, 9, and 10

Sanitas™ v.10.0.16e Software licensed to . UG

Time Series

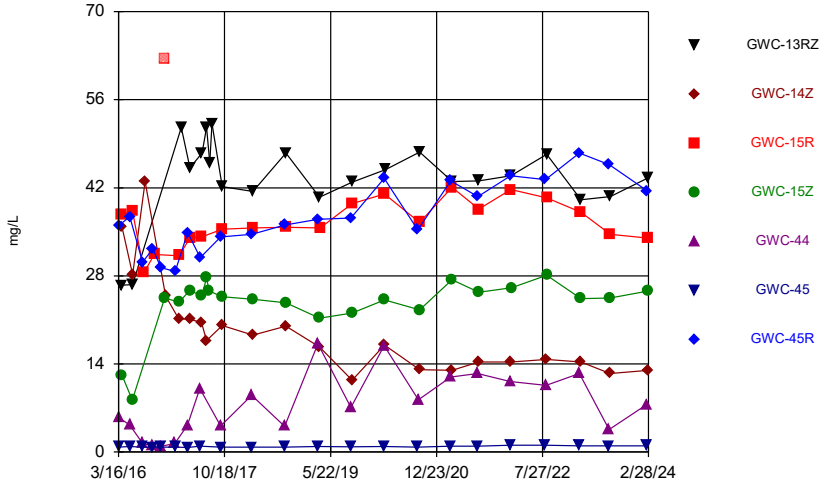

Constituent: Calcium, total Analysis Run 5/17/2024 12:07 PM

Plant Bowen Client: Southern Company Data: Bowen 1, 2, 9, and 10

Sanitas™ v.10.0.16e Software licensed to . UG
Hollow symbols indicate censored values.

Time Series

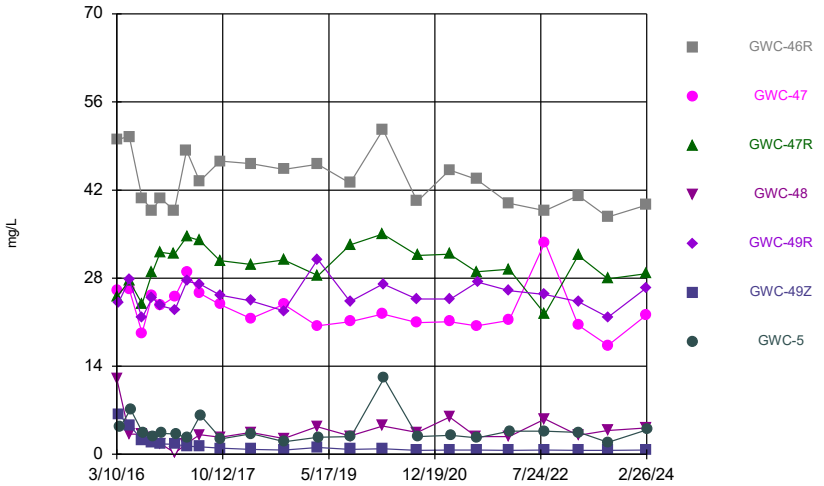

Constituent: Calcium, total Analysis Run 5/17/2024 12:07 PM
Plant Bowen Client: Southern Company Data: Bowen 1, 2, 9, and 10

Sanitas™ v.10.0.16e Software licensed to . UG

Time Series

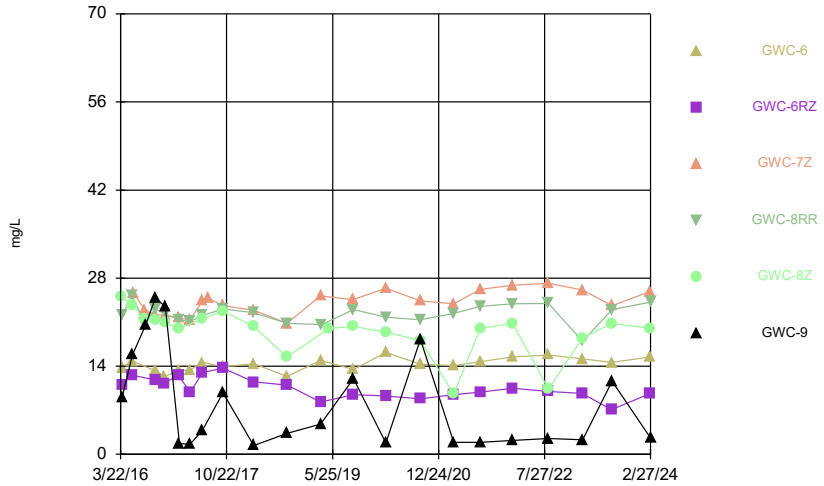

Constituent: Calcium, total Analysis Run 5/17/2024 12:07 PM
Plant Bowen Client: Southern Company Data: Bowen 1, 2, 9, and 10

Sanitas™ v.10.0.16e Software licensed to . UG
Hollow symbols indicate censored values.

Time Series

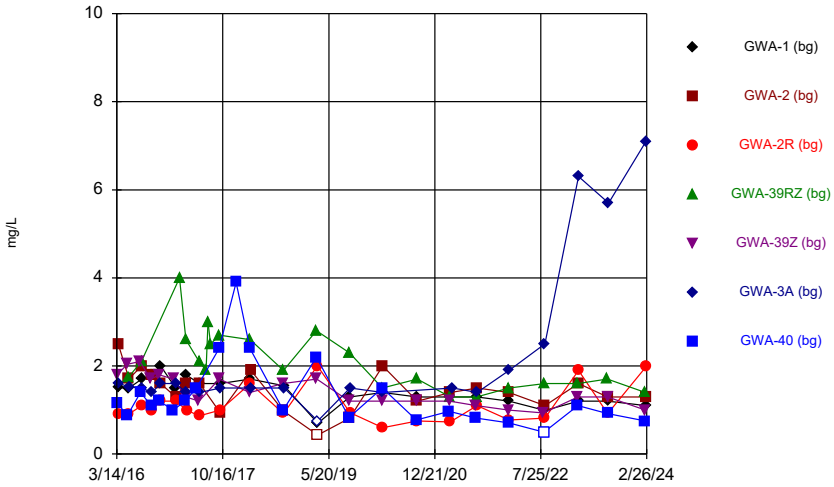

Constituent: Chloride, Total Analysis Run 5/17/2024 12:07 PM
Plant Bowen Client: Southern Company Data: Bowen 1, 2, 9, and 10

Sanitas™ v.10.0.16e Software licensed to . UG
Hollow symbols indicate censored values.

Time Series

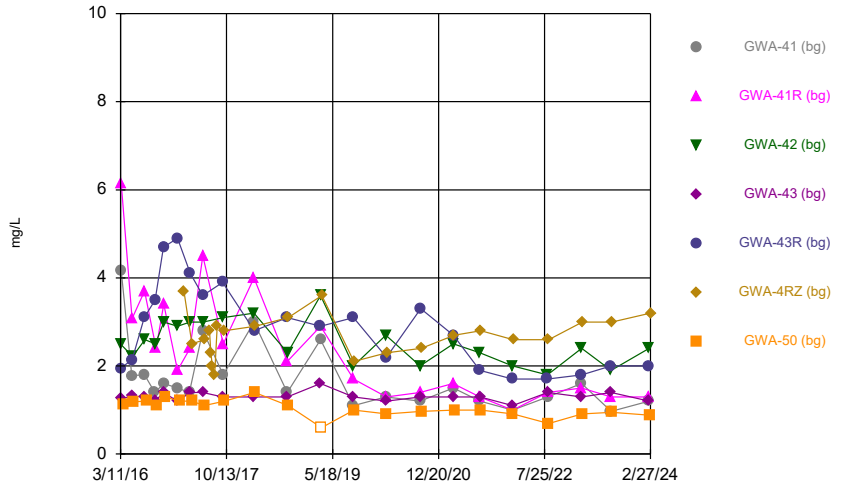

Constituent: Chloride, Total Analysis Run 5/17/2024 12:07 PM
Plant Bowen Client: Southern Company Data: Bowen 1, 2, 9, and 10

Sanitas™ v.10.0.16e Software licensed to . UG
Hollow symbols indicate censored values.

Time Series

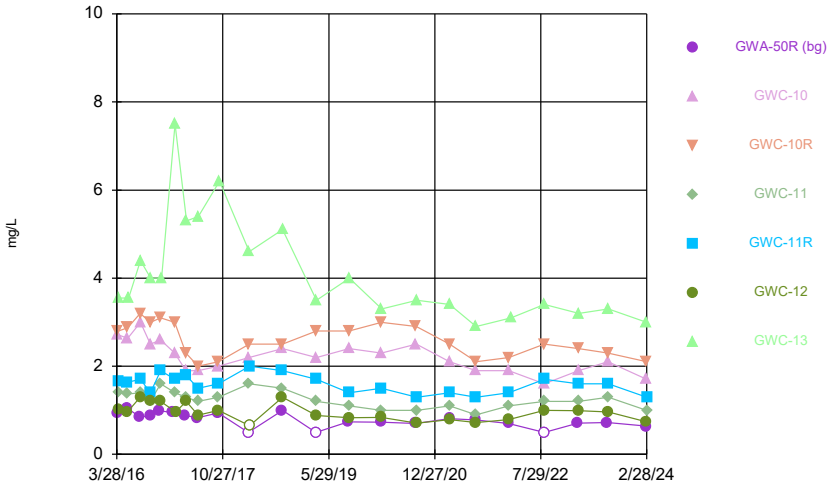

Constituent: Chloride, Total Analysis Run 5/17/2024 12:07 PM
Plant Bowen Client: Southern Company Data: Bowen 1, 2, 9, and 10

Sanitas™ v.10.0.16e Software licensed to . UG
Hollow symbols indicate censored values.

Time Series

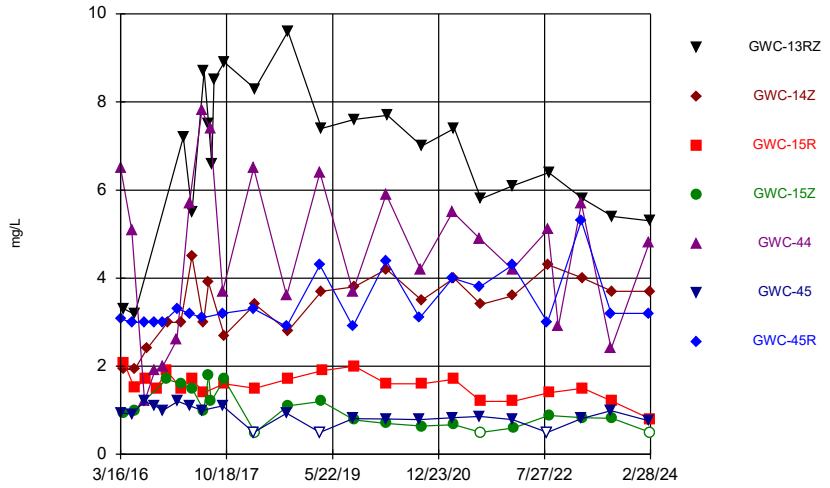

Constituent: Chloride, Total Analysis Run 5/17/2024 12:08 PM
Plant Bowen Client: Southern Company Data: Bowen 1, 2, 9, and 10

Sanitas™ v.10.0.16e Software licensed to . UG
Hollow symbols indicate censored values.

Time Series

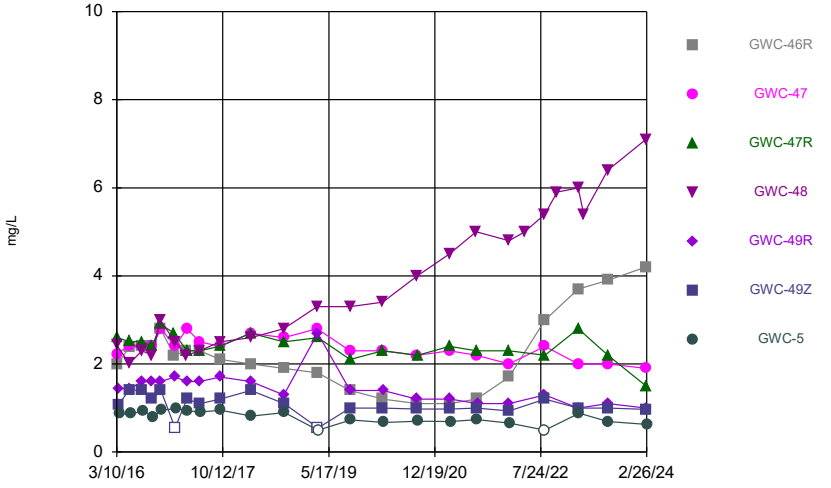

Constituent: Chloride, Total Analysis Run 5/17/2024 12:08 PM
Plant Bowen Client: Southern Company Data: Bowen 1, 2, 9, and 10

Sanitas™ v.10.0.16e Software licensed to . UG
Hollow symbols indicate censored values.

Time Series

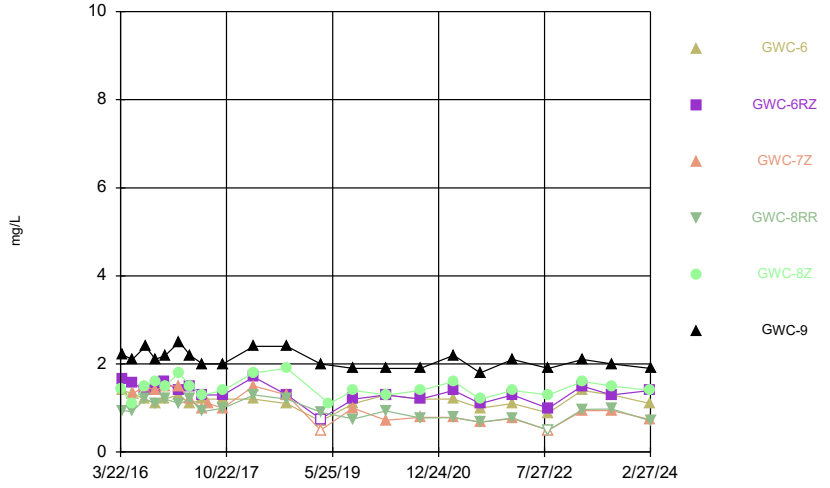

Constituent: Chloride, Total Analysis Run 5/17/2024 12:08 PM
Plant Bowen Client: Southern Company Data: Bowen 1, 2, 9, and 10

Sanitas™ v.10.0.16e Software licensed to . UG
Hollow symbols indicate censored values.

Time Series

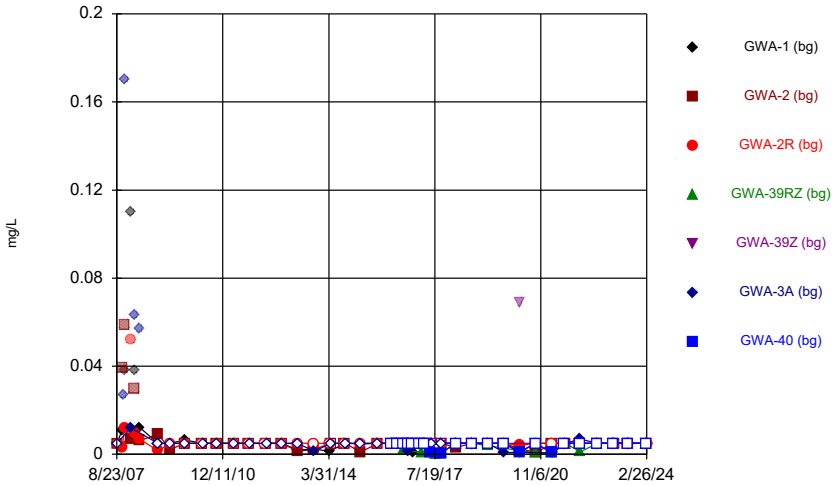

Constituent: Chromium Analysis Run 5/17/2024 12:08 PM
Plant Bowen Client: Southern Company Data: Bowen 1, 2, 9, and 10

Sanitas™ v.10.0.16e Software licensed to . UG
Hollow symbols indicate censored values.

Time Series

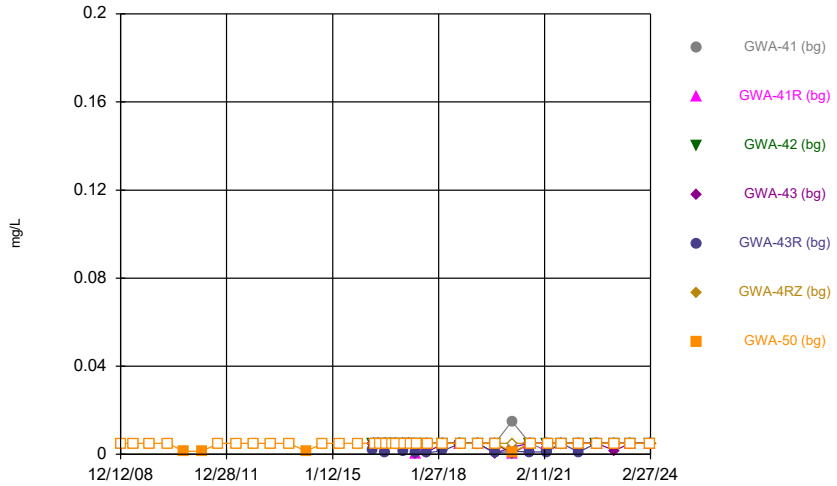

Constituent: Chromium Analysis Run 5/17/2024 12:08 PM
Plant Bowen Client: Southern Company Data: Bowen 1, 2, 9, and 10

Sanitas™ v.10.0.16e Software licensed to . UG
Hollow symbols indicate censored values.

Time Series

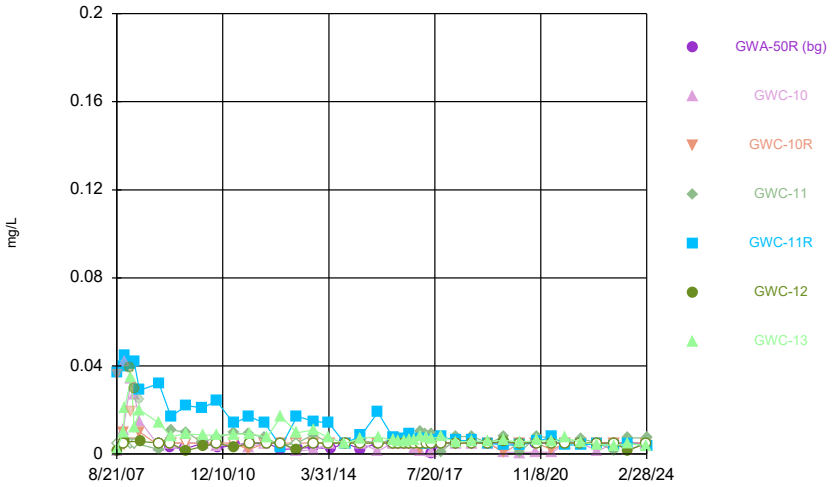

Constituent: Chromium Analysis Run 5/17/2024 12:08 PM
Plant Bowen Client: Southern Company Data: Bowen 1, 2, 9, and 10

Sanitas™ v.10.0.16e Software licensed to . UG
Hollow symbols indicate censored values.

Time Series

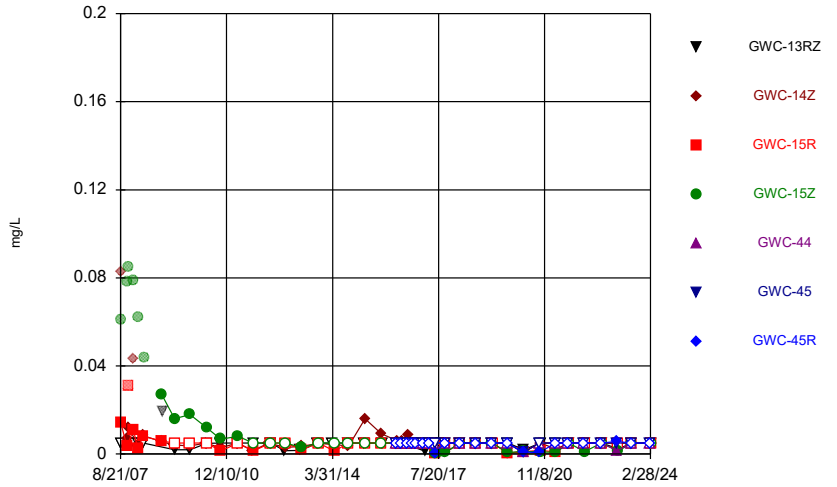

Constituent: Chromium Analysis Run 5/17/2024 12:08 PM
Plant Bowen Client: Southern Company Data: Bowen 1, 2, 9, and 10

Sanitas™ v.10.0.16e Software licensed to . UG
Hollow symbols indicate censored values.

Time Series

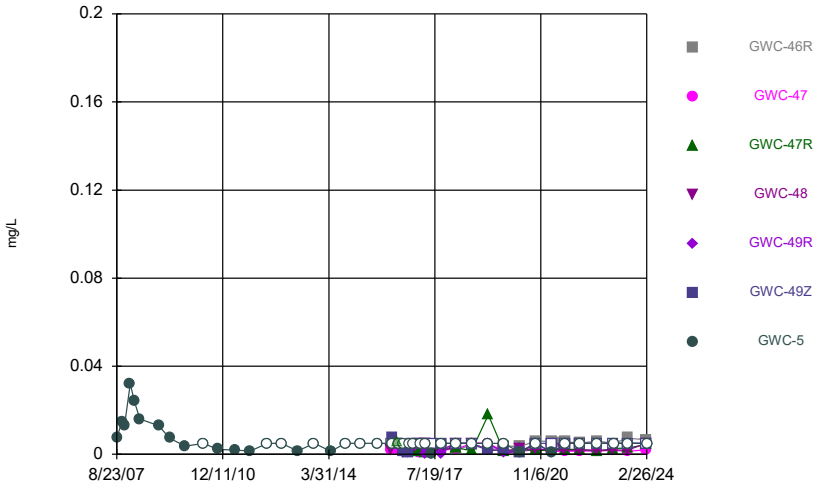

Constituent: Chromium Analysis Run 5/17/2024 12:08 PM
Plant Bowen Client: Southern Company Data: Bowen 1, 2, 9, and 10

Sanitas™ v.10.0.16e Software licensed to . UG
Hollow symbols indicate censored values.

Time Series

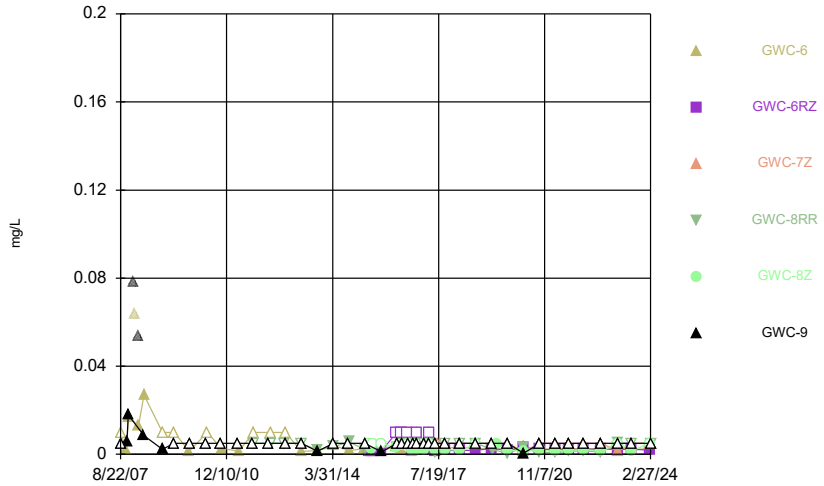

Constituent: Chromium Analysis Run 5/17/2024 12:08 PM
Plant Bowen Client: Southern Company Data: Bowen 1, 2, 9, and 10

Sanitas™ v.10.0.16e Software licensed to . UG
Hollow symbols indicate censored values.

Time Series

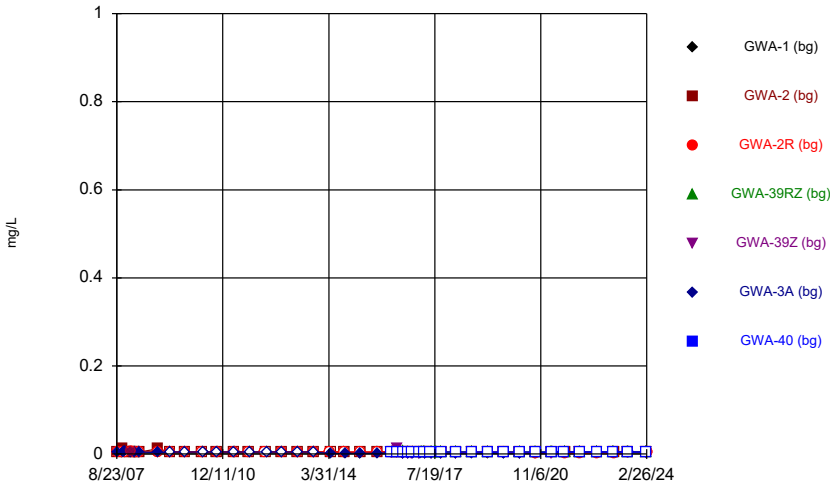

Constituent: Cobalt Analysis Run 5/17/2024 12:08 PM
Plant Bowen Client: Southern Company Data: Bowen 1, 2, 9, and 10

Sanitas™ v.10.0.16e Software licensed to . UG
Hollow symbols indicate censored values.

Time Series

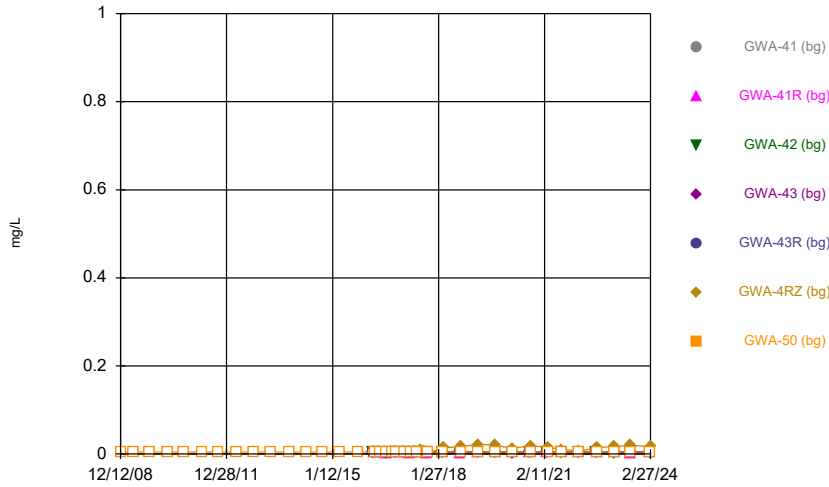

Constituent: Cobalt Analysis Run 5/17/2024 12:08 PM
Plant Bowen Client: Southern Company Data: Bowen 1, 2, 9, and 10

Sanitas™ v.10.0.16e Software licensed to . UG
Hollow symbols indicate censored values.

Time Series

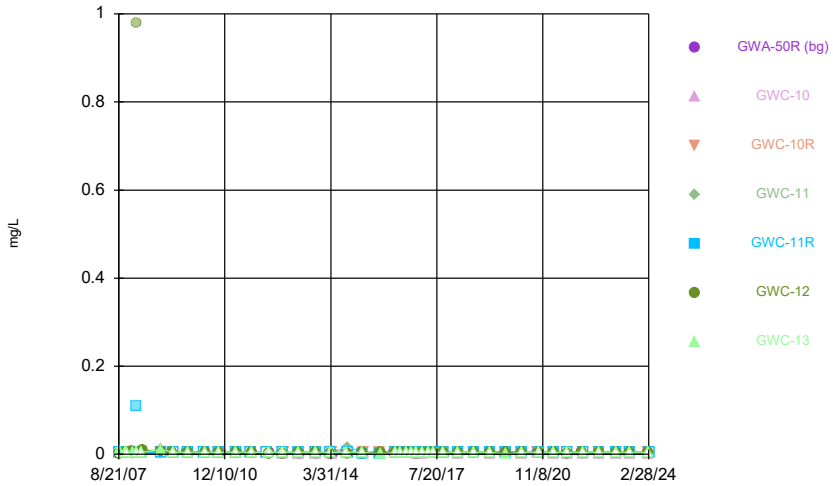

Constituent: Cobalt Analysis Run 5/17/2024 12:08 PM
Plant Bowen Client: Southern Company Data: Bowen 1, 2, 9, and 10

Sanitas™ v.10.0.16e Software licensed to . UG
Hollow symbols indicate censored values.

Time Series

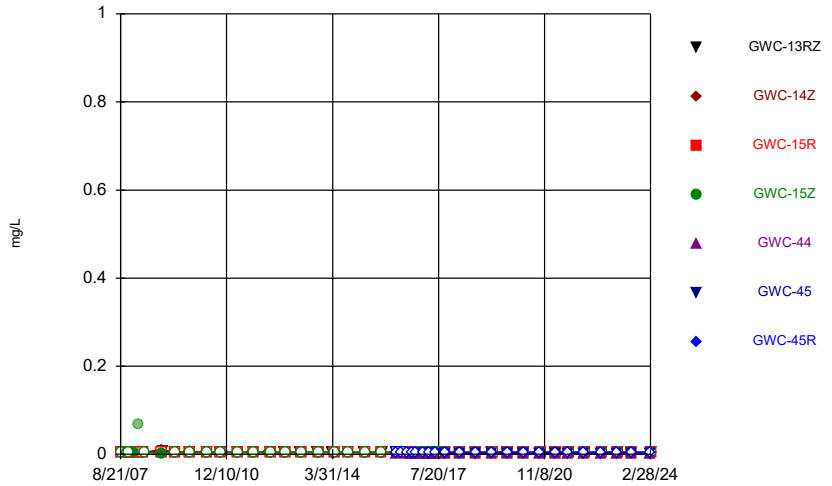

Constituent: Cobalt Analysis Run 5/17/2024 12:08 PM
Plant Bowen Client: Southern Company Data: Bowen 1, 2, 9, and 10

Sanitas™ v.10.0.16e Software licensed to . UG
Hollow symbols indicate censored values.

Time Series

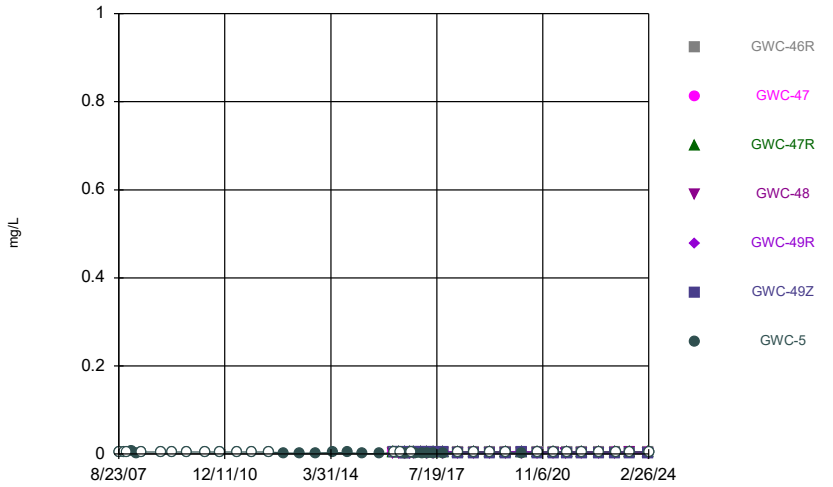

Constituent: Cobalt Analysis Run 5/17/2024 12:08 PM
Plant Bowen Client: Southern Company Data: Bowen 1, 2, 9, and 10

Sanitas™ v.10.0.16e Software licensed to . UG
Hollow symbols indicate censored values.

Time Series

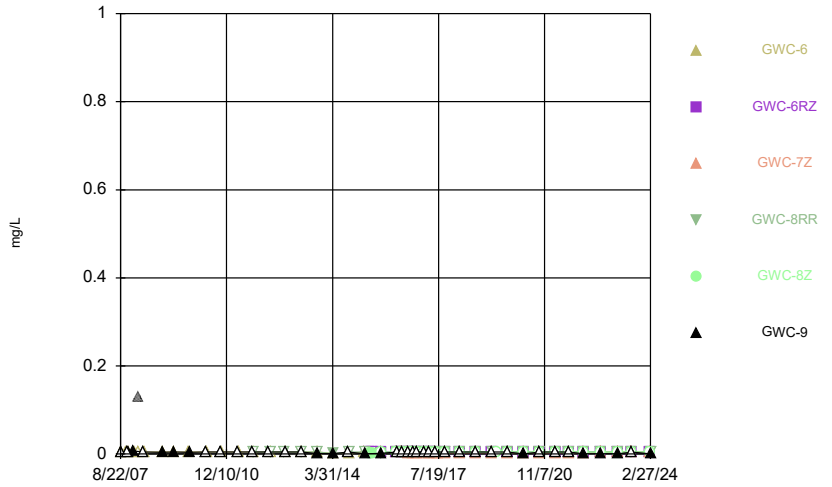

Constituent: Cobalt Analysis Run 5/17/2024 12:08 PM
Plant Bowen Client: Southern Company Data: Bowen 1, 2, 9, and 10

Sanitas™ v.10.0.16e Software licensed to . UG
Hollow symbols indicate censored values.

Time Series

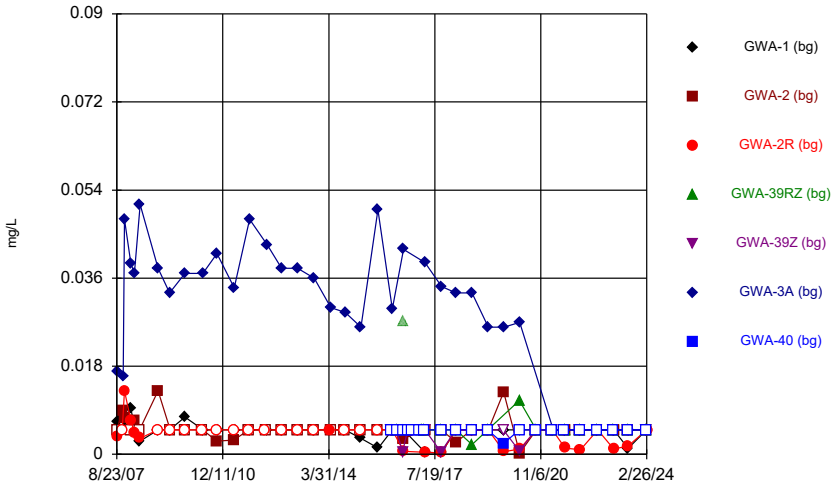

Constituent: Copper Analysis Run 5/17/2024 12:08 PM
Plant Bowen Client: Southern Company Data: Bowen 1, 2, 9, and 10

Sanitas™ v.10.0.16e Software licensed to . UG
Hollow symbols indicate censored values.

Time Series

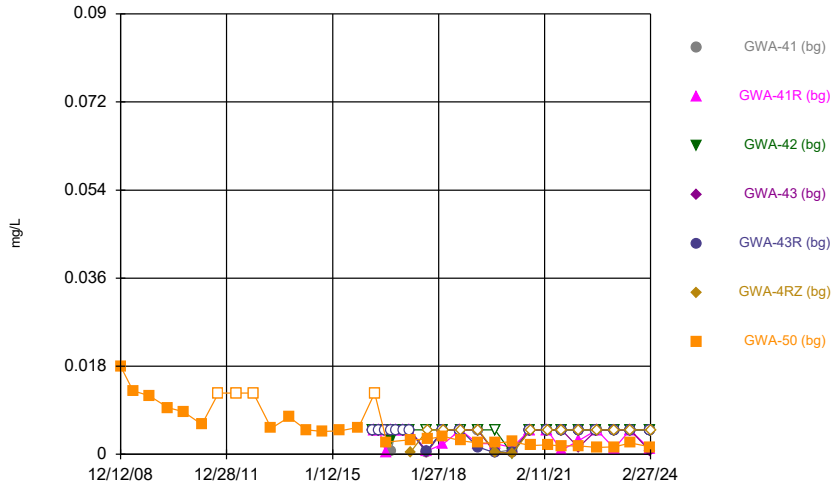

Constituent: Copper Analysis Run 5/17/2024 12:08 PM
Plant Bowen Client: Southern Company Data: Bowen 1, 2, 9, and 10

Sanitas™ v.10.0.16e Software licensed to . UG
Hollow symbols indicate censored values.

Time Series

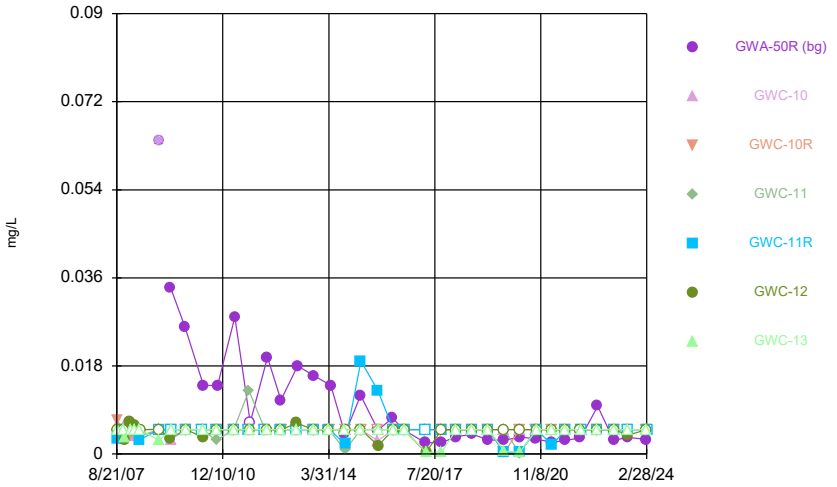

Constituent: Copper Analysis Run 5/17/2024 12:08 PM
Plant Bowen Client: Southern Company Data: Bowen 1, 2, 9, and 10

Sanitas™ v.10.0.16e Software licensed to . UG
Hollow symbols indicate censored values.

Time Series

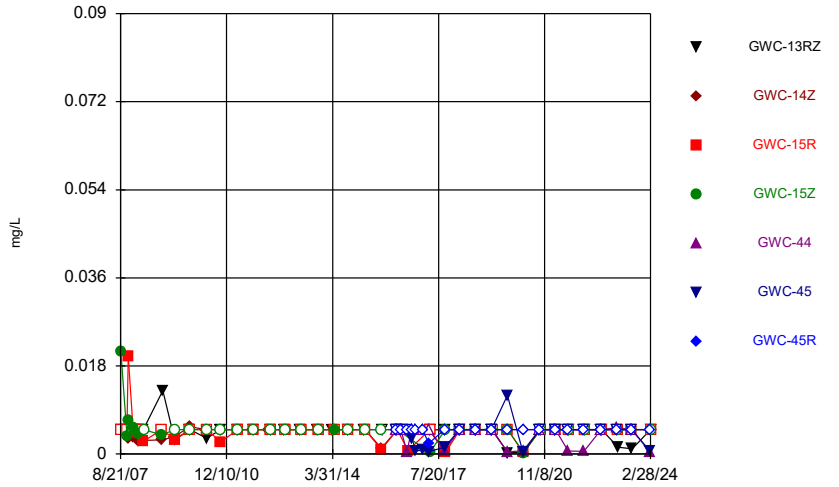

Constituent: Copper Analysis Run 5/17/2024 12:08 PM
Plant Bowen Client: Southern Company Data: Bowen 1, 2, 9, and 10

Sanitas™ v.10.0.16e Software licensed to . UG
Hollow symbols indicate censored values.

Time Series

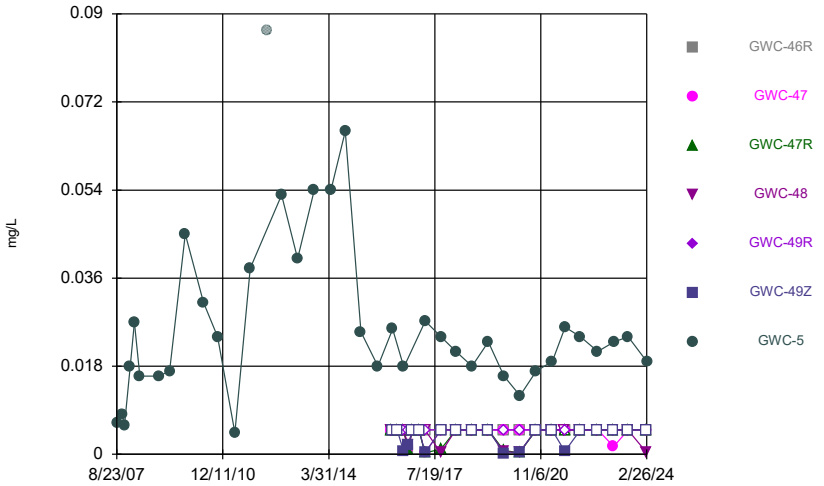

Constituent: Copper Analysis Run 5/17/2024 12:08 PM
Plant Bowen Client: Southern Company Data: Bowen 1, 2, 9, and 10

Sanitas™ v.10.0.16e Software licensed to . UG
Hollow symbols indicate censored values.

Time Series

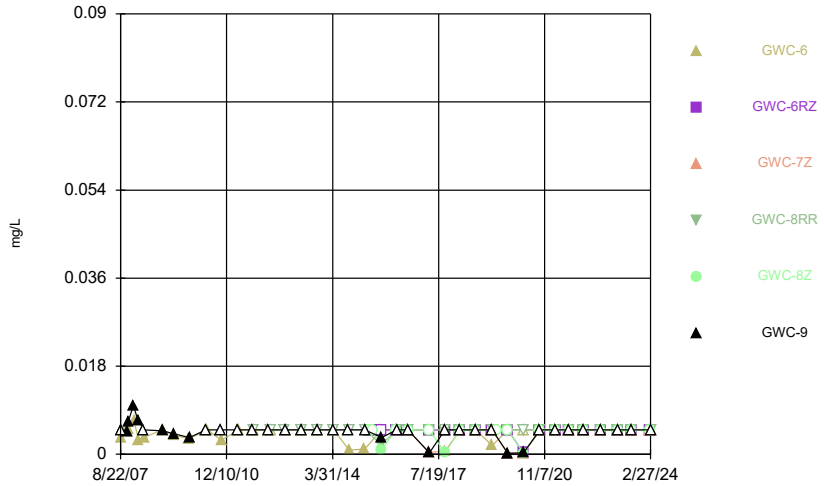

Constituent: Copper Analysis Run 5/17/2024 12:08 PM
Plant Bowen Client: Southern Company Data: Bowen 1, 2, 9, and 10

Sanitas™ v.10.0.16e Software licensed to . UG
Hollow symbols indicate censored values.

Time Series

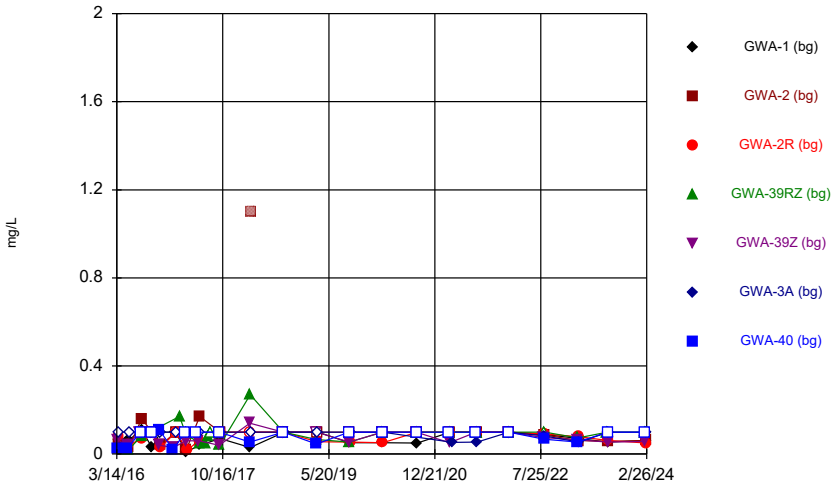

Constituent: Fluoride, total Analysis Run 5/17/2024 12:08 PM
Plant Bowen Client: Southern Company Data: Bowen 1, 2, 9, and 10

Sanitas™ v.10.0.16e Software licensed to . UG
Hollow symbols indicate censored values.

Time Series

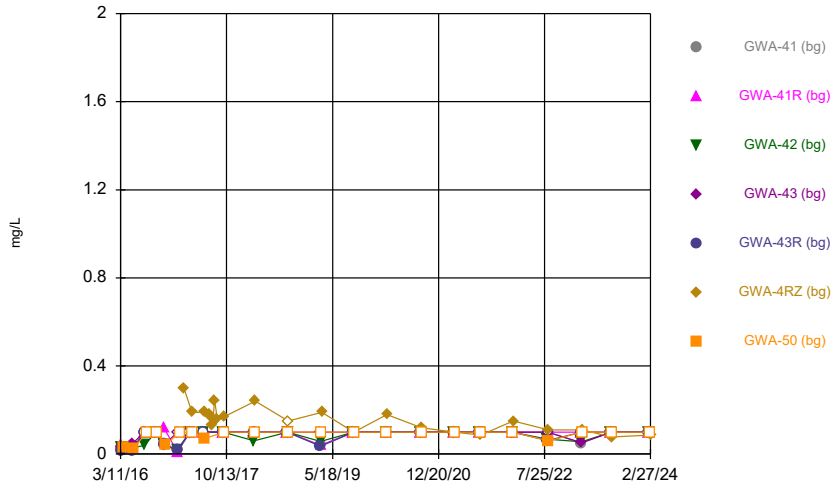

Constituent: Fluoride, total Analysis Run 5/17/2024 12:08 PM
Plant Bowen Client: Southern Company Data: Bowen 1, 2, 9, and 10

Sanitas™ v.10.0.16e Software licensed to . UG
Hollow symbols indicate censored values.

Time Series

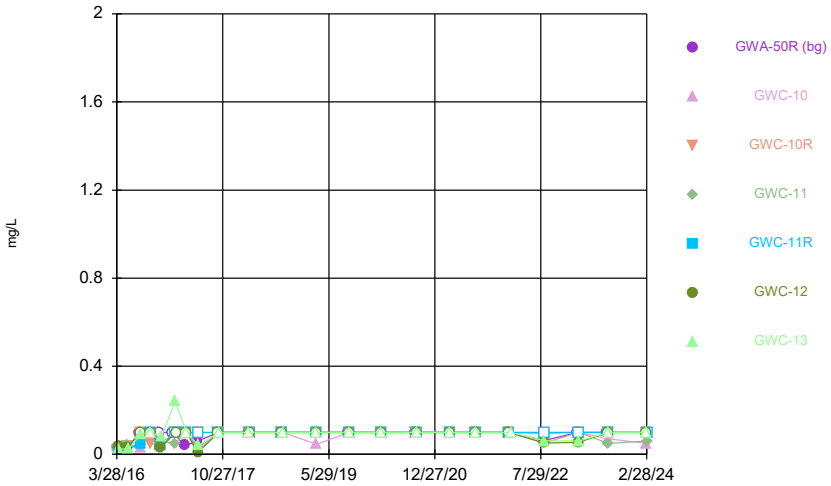

Constituent: Fluoride, total Analysis Run 5/17/2024 12:08 PM
Plant Bowen Client: Southern Company Data: Bowen 1, 2, 9, and 10

Sanitas™ v.10.0.16e Software licensed to . UG
Hollow symbols indicate censored values.

Time Series

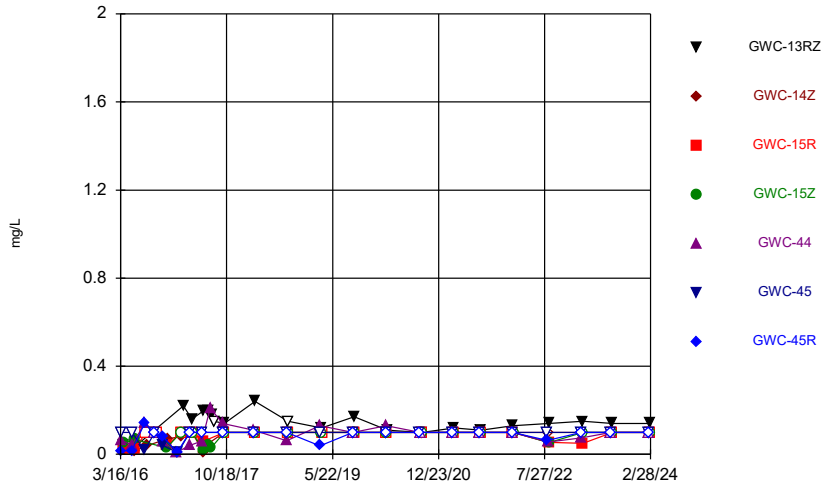

Constituent: Fluoride, total Analysis Run 5/17/2024 12:08 PM
Plant Bowen Client: Southern Company Data: Bowen 1, 2, 9, and 10

Sanitas™ v.10.0.16e Software licensed to . UG
Hollow symbols indicate censored values.

Time Series

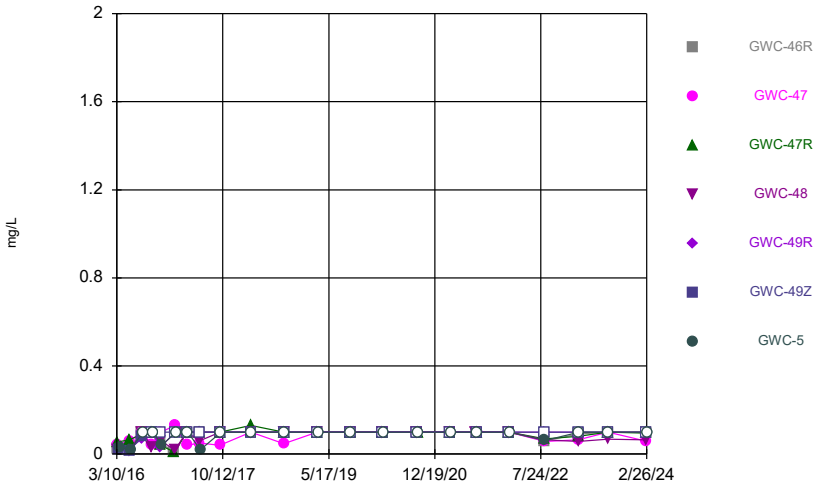

Constituent: Fluoride, total Analysis Run 5/17/2024 12:08 PM
Plant Bowen Client: Southern Company Data: Bowen 1, 2, 9, and 10

Sanitas™ v.10.0.16e Software licensed to . UG
Hollow symbols indicate censored values.

Time Series

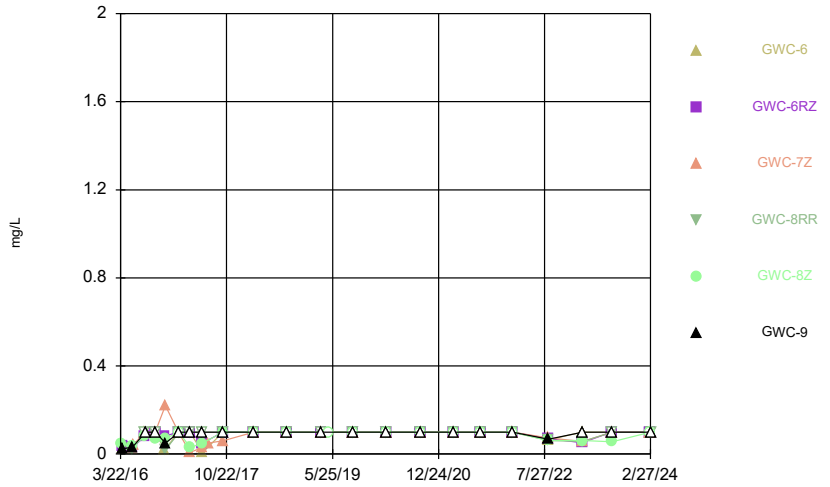

Constituent: Fluoride, total Analysis Run 5/17/2024 12:08 PM
Plant Bowen Client: Southern Company Data: Bowen 1, 2, 9, and 10

Sanitas™ v.10.0.16e Software licensed to . UG
Hollow symbols indicate censored values.

Time Series

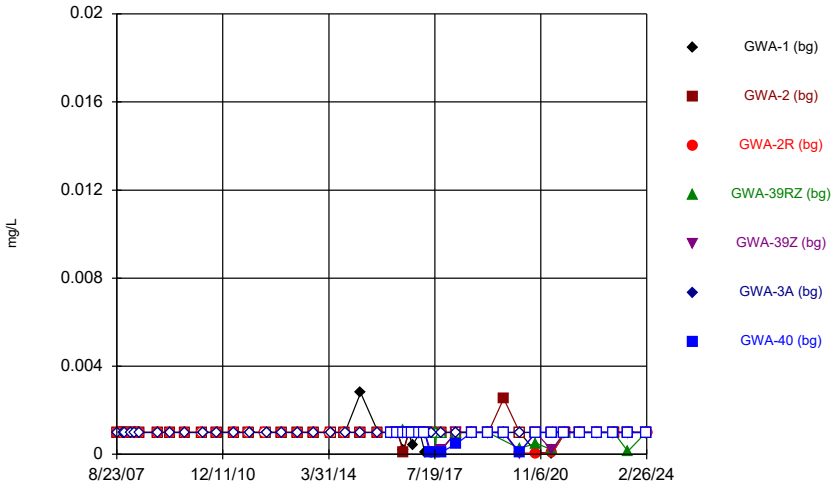

Constituent: Lead Analysis Run 5/17/2024 12:08 PM
Plant Bowen Client: Southern Company Data: Bowen 1, 2, 9, and 10

Sanitas™ v.10.0.16e Software licensed to . UG
Hollow symbols indicate censored values.

Time Series

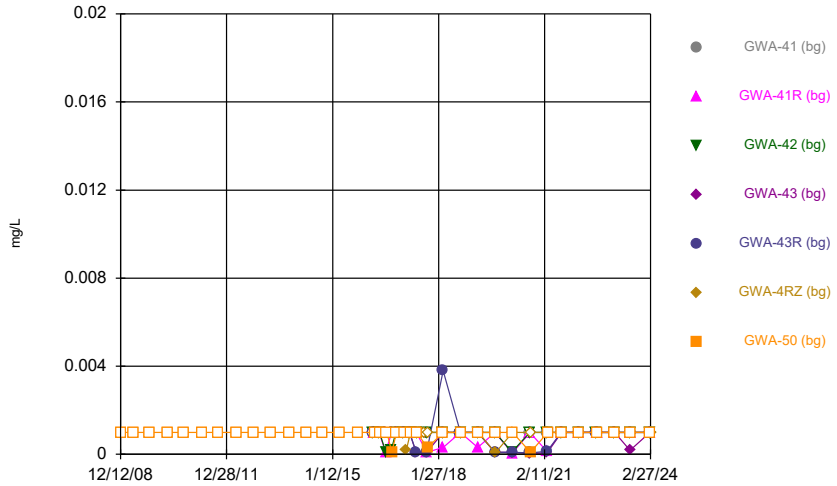

Constituent: Lead Analysis Run 5/17/2024 12:08 PM
Plant Bowen Client: Southern Company Data: Bowen 1, 2, 9, and 10

Sanitas™ v.10.0.16e Software licensed to . UG
Hollow symbols indicate censored values.

Time Series

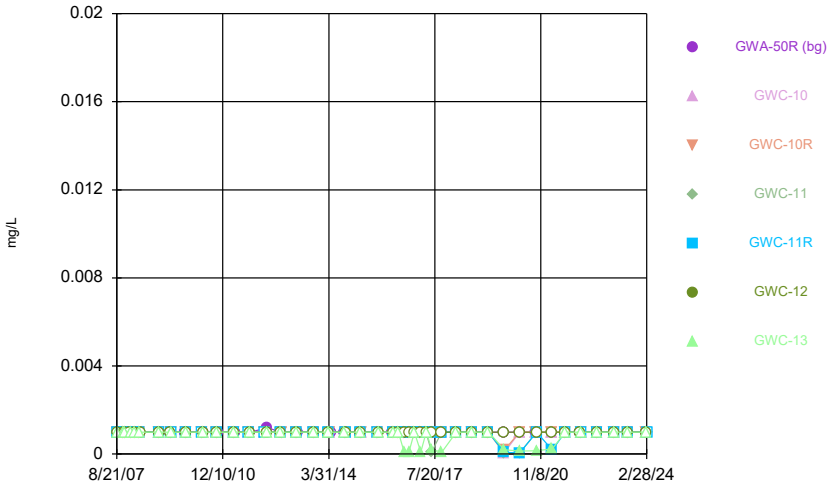

Constituent: Lead Analysis Run 5/17/2024 12:08 PM
Plant Bowen Client: Southern Company Data: Bowen 1, 2, 9, and 10

Sanitas™ v.10.0.16e Software licensed to . UG
Hollow symbols indicate censored values.

Time Series

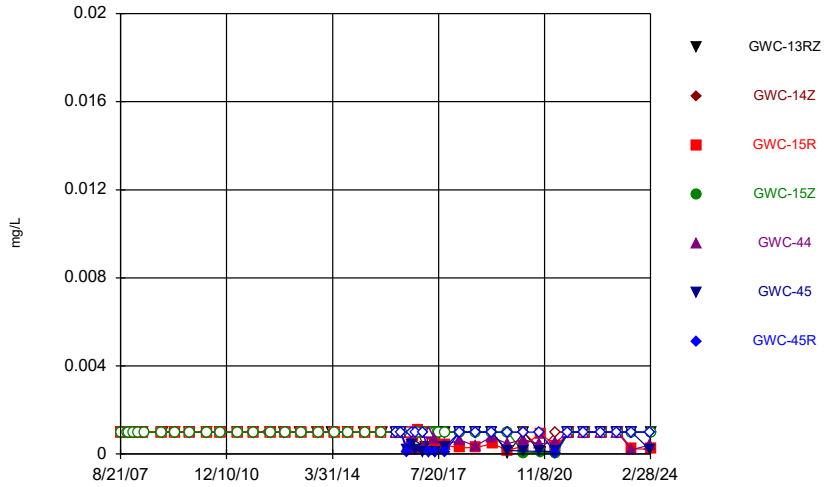

Constituent: Lead Analysis Run 5/17/2024 12:08 PM
Plant Bowen Client: Southern Company Data: Bowen 1, 2, 9, and 10

Sanitas™ v.10.0.16e Software licensed to . UG
Hollow symbols indicate censored values.

Time Series

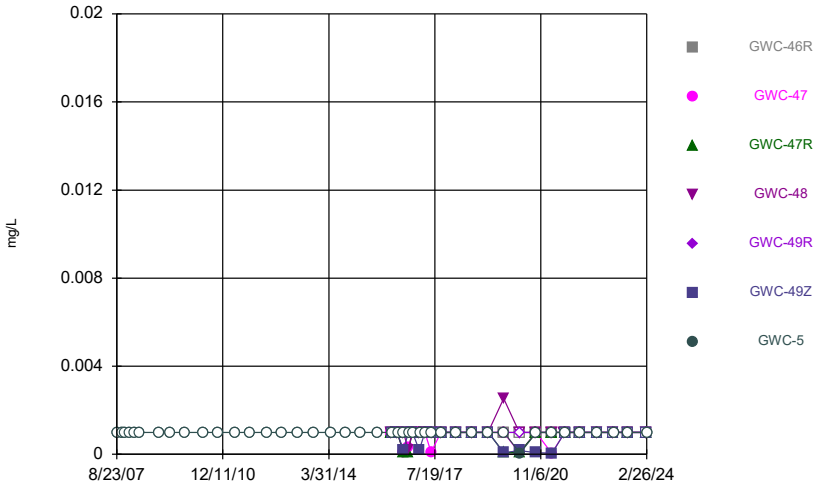

Constituent: Lead Analysis Run 5/17/2024 12:08 PM
Plant Bowen Client: Southern Company Data: Bowen 1, 2, 9, and 10

Sanitas™ v.10.0.16e Software licensed to . UG
Hollow symbols indicate censored values.

Time Series

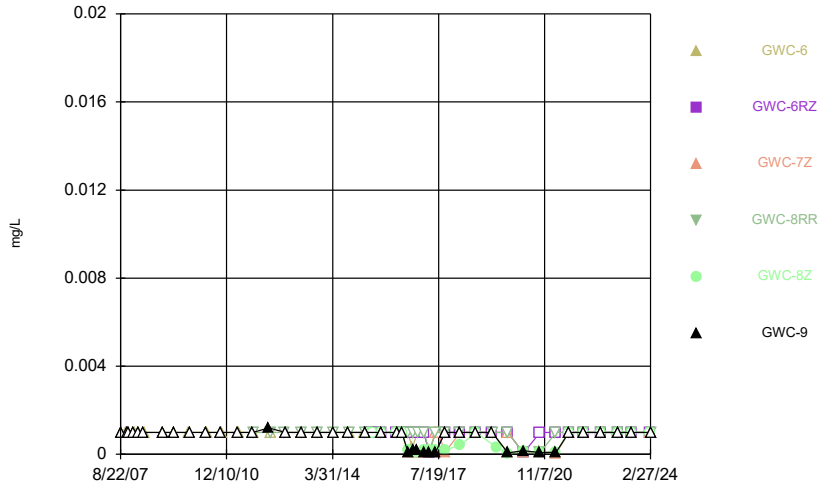

Constituent: Lead Analysis Run 5/17/2024 12:08 PM
Plant Bowen Client: Southern Company Data: Bowen 1, 2, 9, and 10

Sanitas™ v.10.0.16e Software licensed to . UG
Hollow symbols indicate censored values.

Time Series

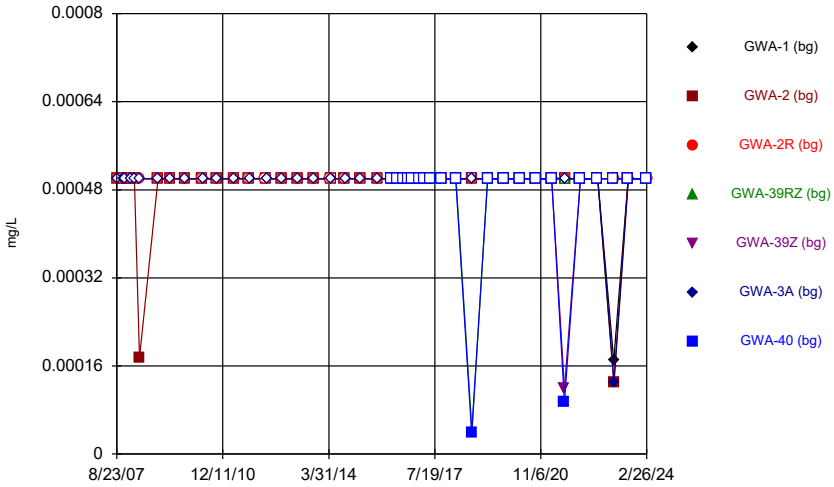

Constituent: Mercury Analysis Run 5/17/2024 12:08 PM
Plant Bowen Client: Southern Company Data: Bowen 1, 2, 9, and 10

Sanitas™ v.10.0.16e Software licensed to . UG
Hollow symbols indicate censored values.

Time Series

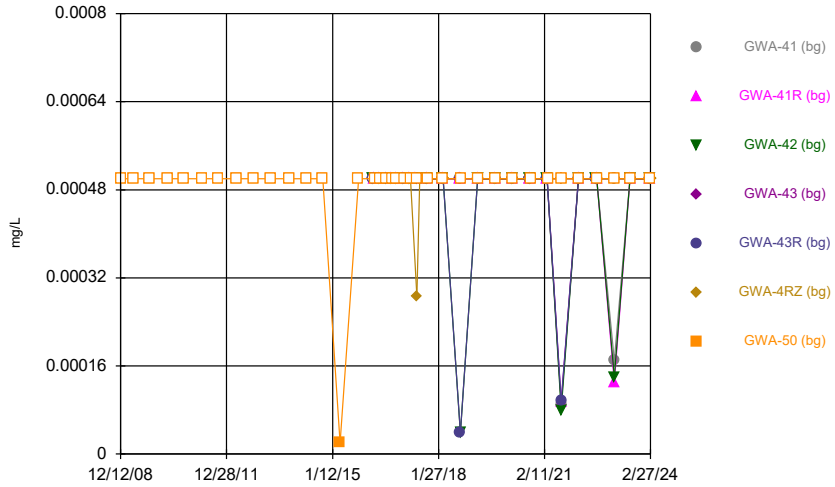

Constituent: Mercury Analysis Run 5/17/2024 12:08 PM
Plant Bowen Client: Southern Company Data: Bowen 1, 2, 9, and 10

Sanitas™ v.10.0.16e Software licensed to . UG
Hollow symbols indicate censored values.

Time Series

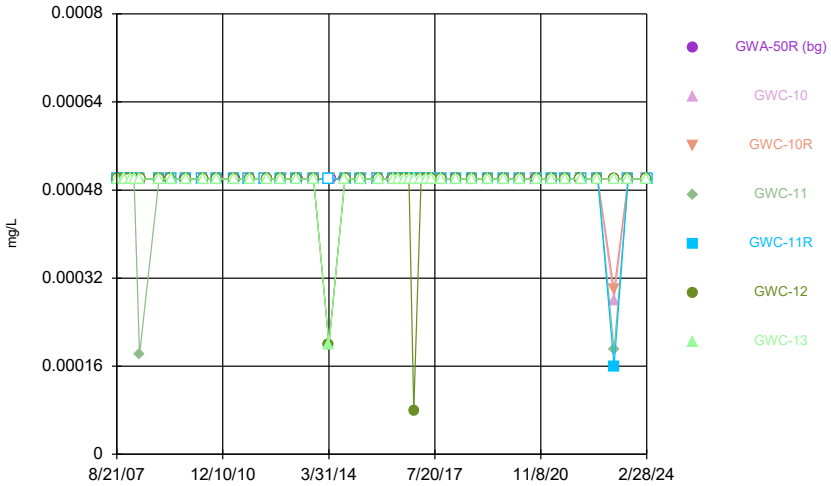

Constituent: Mercury Analysis Run 5/17/2024 12:08 PM
Plant Bowen Client: Southern Company Data: Bowen 1, 2, 9, and 10

Sanitas™ v.10.0.16e Software licensed to . UG
Hollow symbols indicate censored values.

Time Series

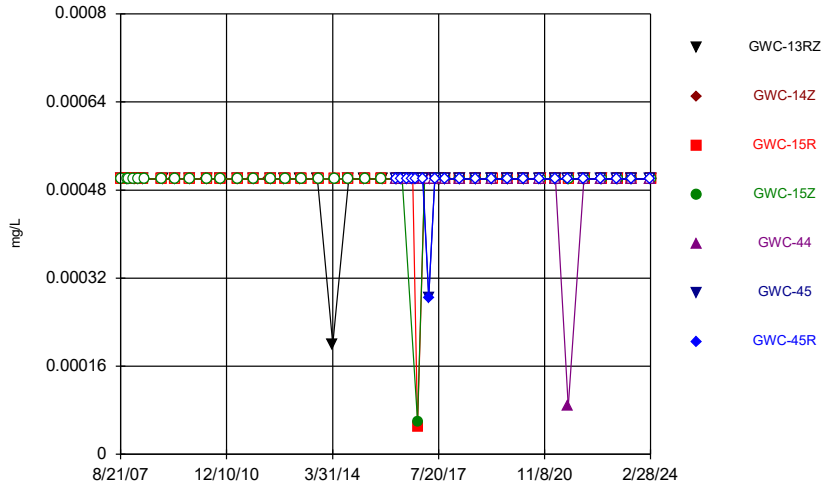

Constituent: Mercury Analysis Run 5/17/2024 12:08 PM
Plant Bowen Client: Southern Company Data: Bowen 1, 2, 9, and 10

Sanitas™ v.10.0.16e Software licensed to . UG
Hollow symbols indicate censored values.

Time Series

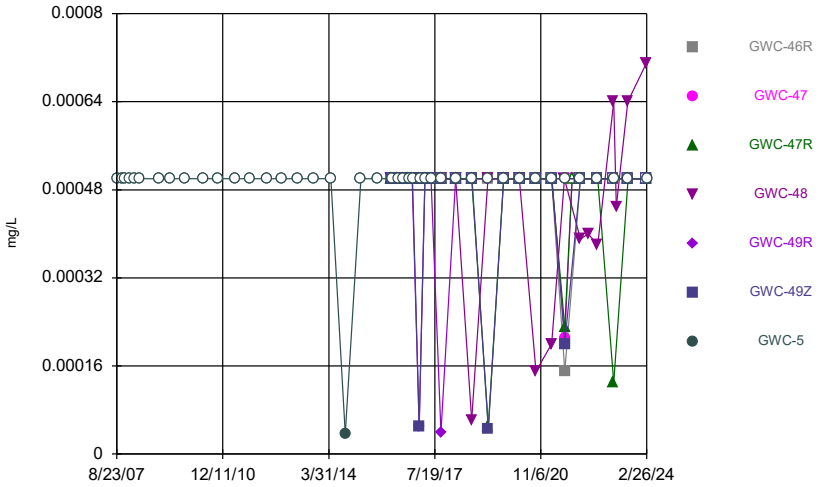

Constituent: Mercury Analysis Run 5/17/2024 12:08 PM
Plant Bowen Client: Southern Company Data: Bowen 1, 2, 9, and 10

Sanitas™ v.10.0.16e Software licensed to . UG
Hollow symbols indicate censored values.

Time Series

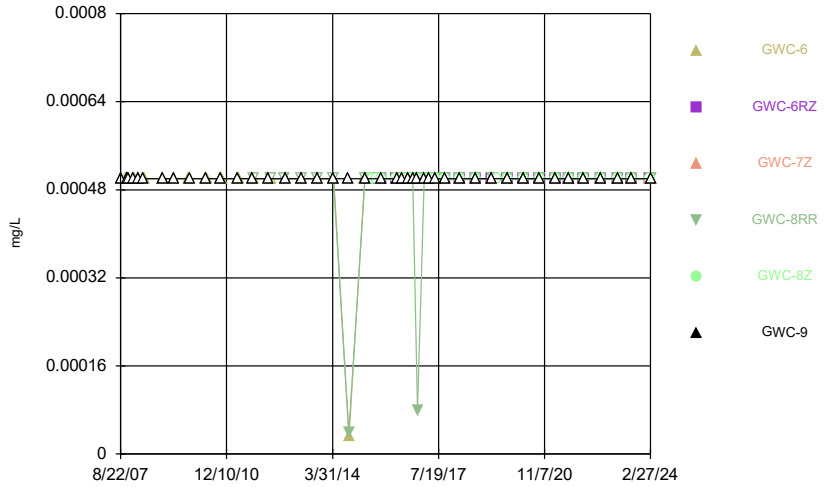

Constituent: Mercury Analysis Run 5/17/2024 12:08 PM
Plant Bowen Client: Southern Company Data: Bowen 1, 2, 9, and 10

Sanitas™ v.10.0.16e Software licensed to . UG
Hollow symbols indicate censored values.

Time Series

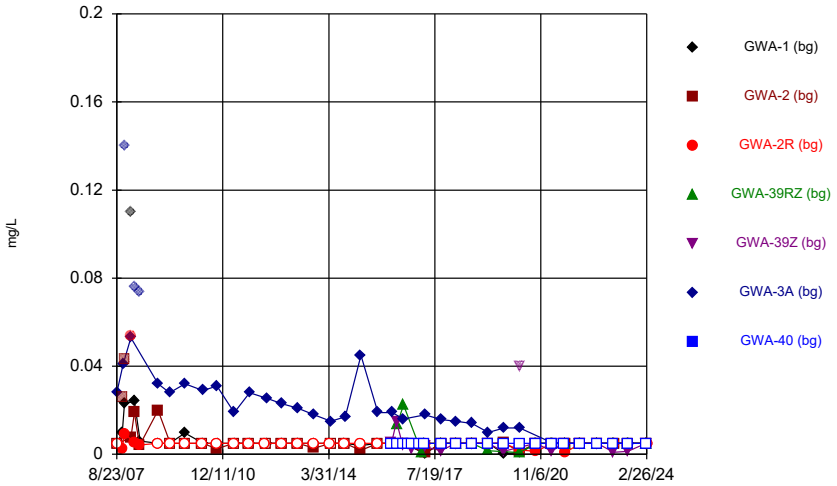

Constituent: Nickel Analysis Run 5/17/2024 12:08 PM
Plant Bowen Client: Southern Company Data: Bowen 1, 2, 9, and 10

Sanitas™ v.10.0.16e Software licensed to . UG
Hollow symbols indicate censored values.

Time Series

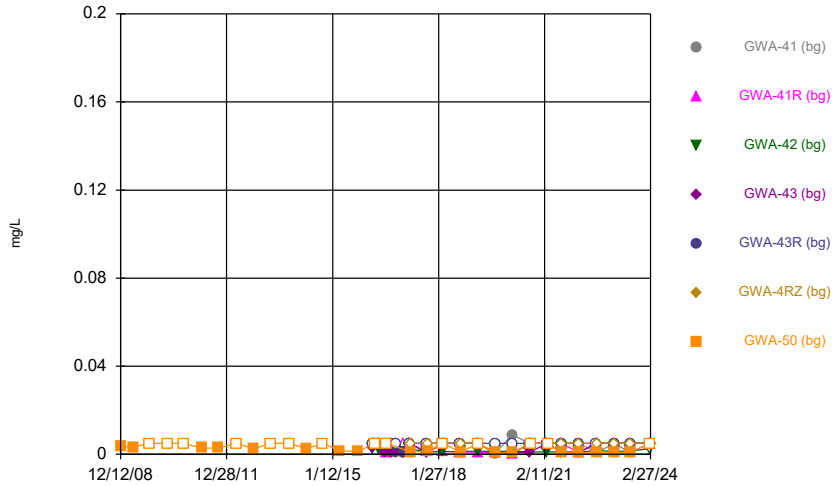

Constituent: Nickel Analysis Run 5/17/2024 12:08 PM
Plant Bowen Client: Southern Company Data: Bowen 1, 2, 9, and 10

Sanitas™ v.10.0.16e Software licensed to . UG
Hollow symbols indicate censored values.

Time Series

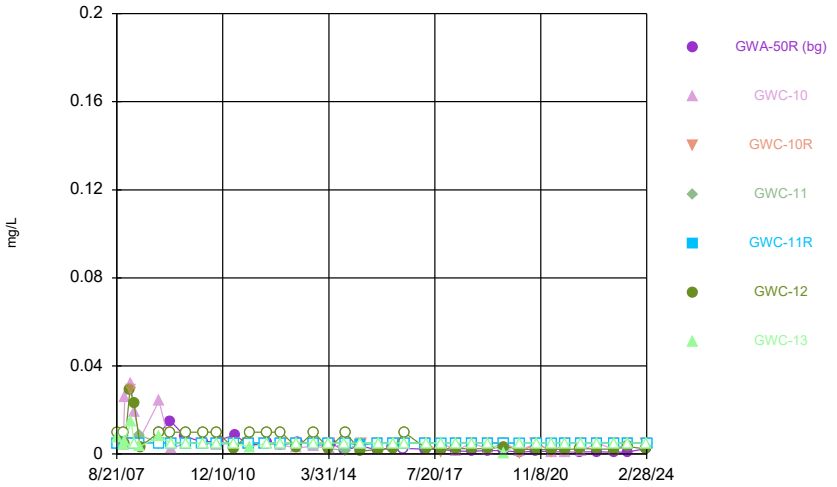

Constituent: Nickel Analysis Run 5/17/2024 12:08 PM
Plant Bowen Client: Southern Company Data: Bowen 1, 2, 9, and 10

Sanitas™ v.10.0.16e Software licensed to . UG
Hollow symbols indicate censored values.

Time Series

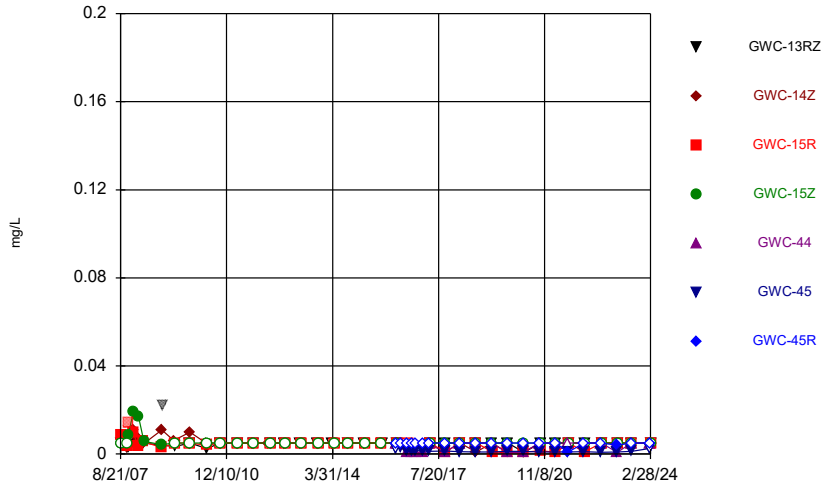

Constituent: Nickel Analysis Run 5/17/2024 12:08 PM
Plant Bowen Client: Southern Company Data: Bowen 1, 2, 9, and 10

Sanitas™ v.10.0.16e Software licensed to . UG
Hollow symbols indicate censored values.

Time Series

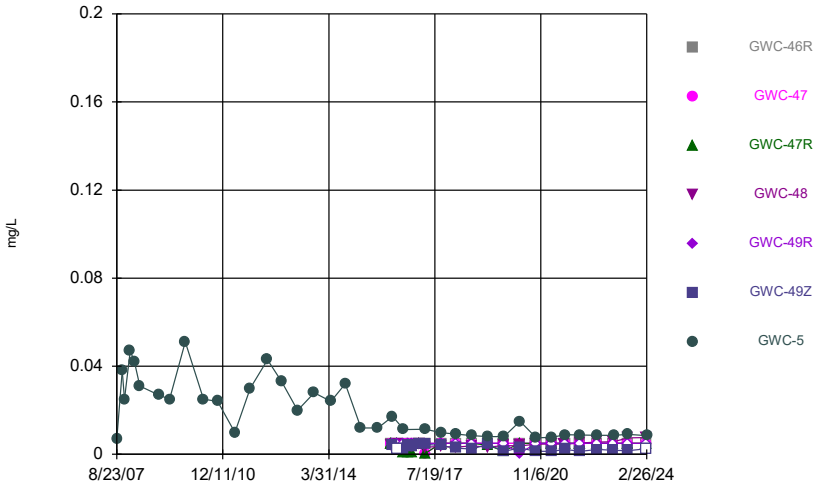

Constituent: Nickel Analysis Run 5/17/2024 12:08 PM
Plant Bowen Client: Southern Company Data: Bowen 1, 2, 9, and 10

Sanitas™ v.10.0.16e Software licensed to . UG
Hollow symbols indicate censored values.

Time Series

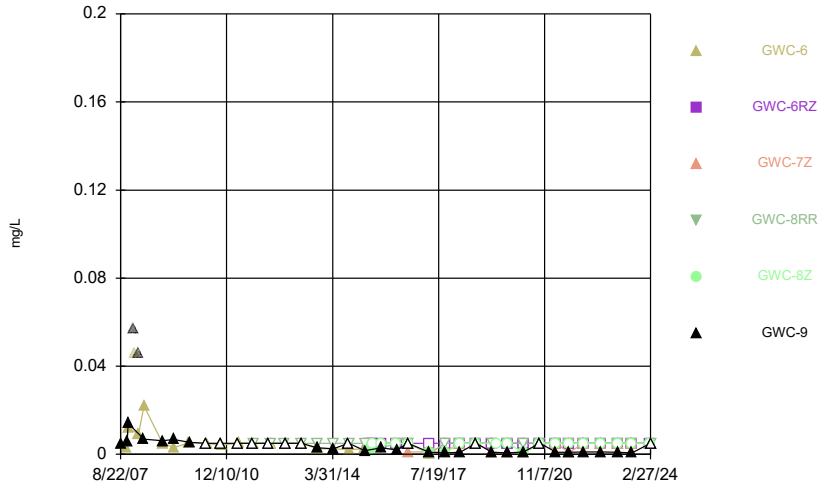

Constituent: Nickel Analysis Run 5/17/2024 12:08 PM
Plant Bowen Client: Southern Company Data: Bowen 1, 2, 9, and 10

Sanitas™ v.10.0.16e Software licensed to . UG

Time Series

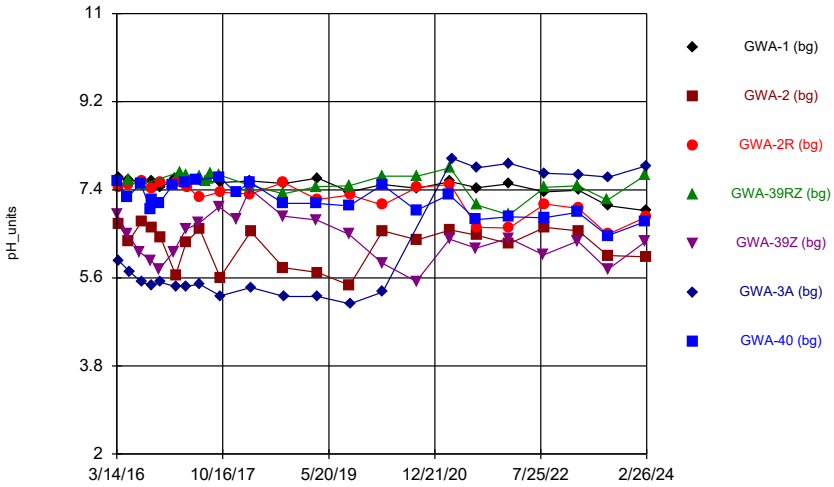

Constituent: pH Analysis Run 5/17/2024 12:08 PM
Plant Bowen Client: Southern Company Data: Bowen 1, 2, 9, and 10

Sanitas™ v.10.0.16e Software licensed to . UG

Time Series

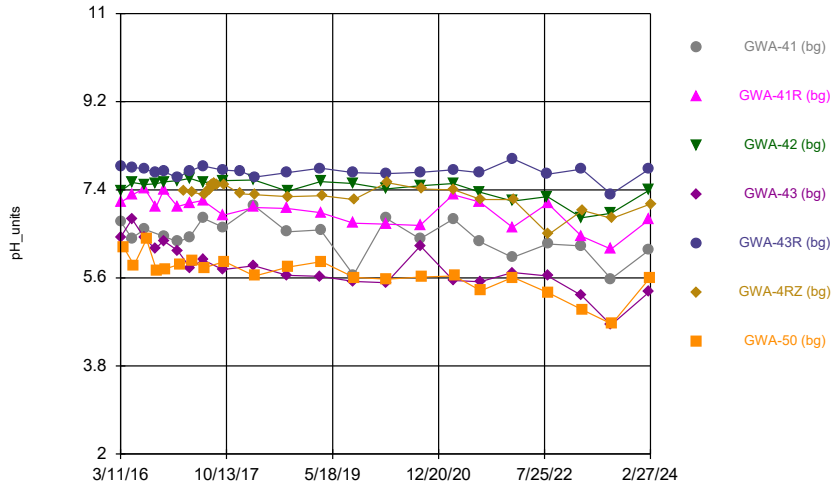

Constituent: pH Analysis Run 5/17/2024 12:08 PM
Plant Bowen Client: Southern Company Data: Bowen 1, 2, 9, and 10

Sanitas™ v.10.0.16e Software licensed to . UG

Time Series

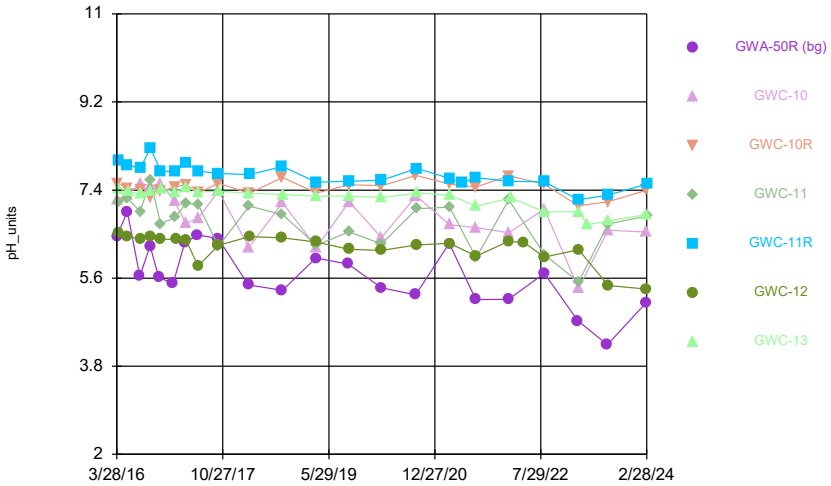

Constituent: pH Analysis Run 5/17/2024 12:08 PM

Plant Bowen Client: Southern Company Data: Bowen 1, 2, 9, and 10

Sanitas™ v.10.0.16e Software licensed to . UG

Time Series

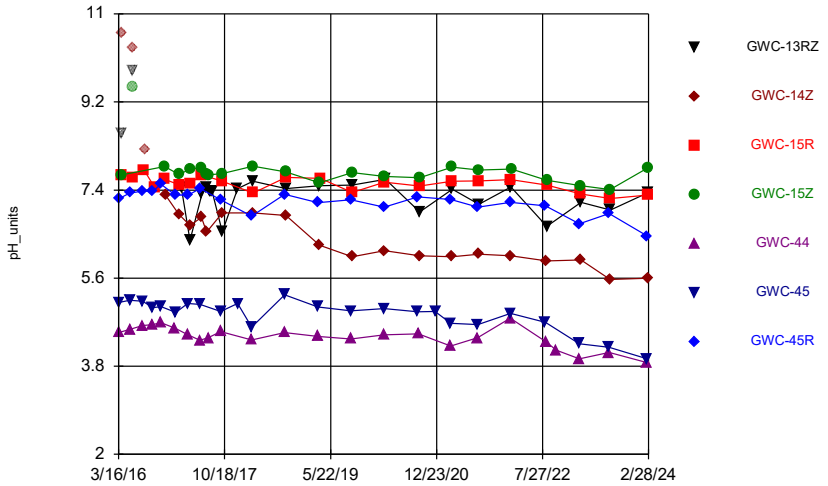

Constituent: pH Analysis Run 5/17/2024 12:08 PM

Plant Bowen Client: Southern Company Data: Bowen 1, 2, 9, and 10

Sanitas™ v.10.0.16e Software licensed to . UG

Time Series

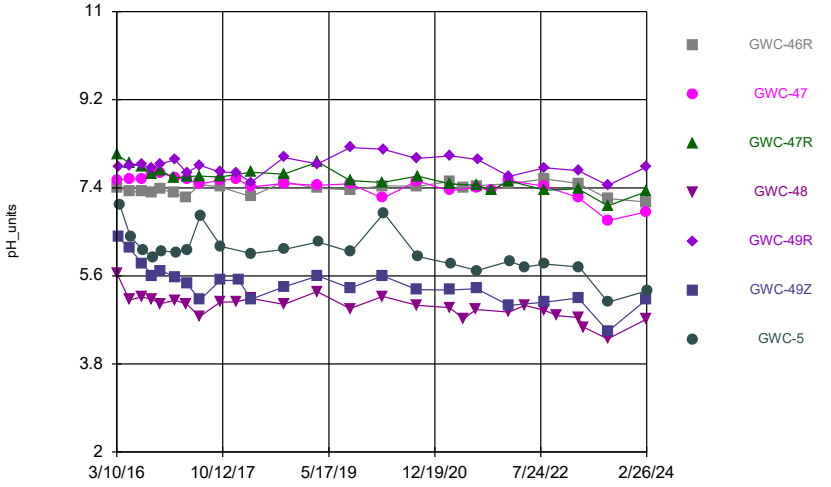

Constituent: pH Analysis Run 5/17/2024 12:08 PM

Plant Bowen Client: Southern Company Data: Bowen 1, 2, 9, and 10

Sanitas™ v.10.0.16e Software licensed to . UG

Time Series

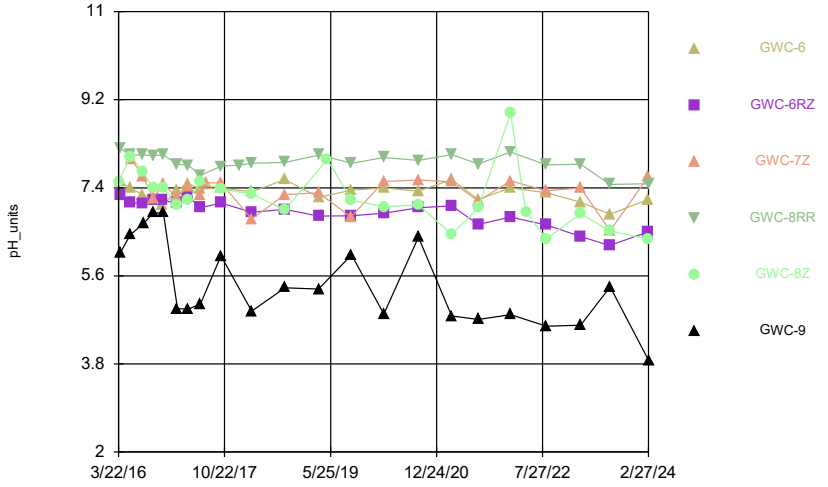

Constituent: pH Analysis Run 5/17/2024 12:08 PM

Plant Bowen Client: Southern Company Data: Bowen 1, 2, 9, and 10

Sanitas™ v.10.0.16e Software licensed to . UG
Hollow symbols indicate censored values.

Time Series

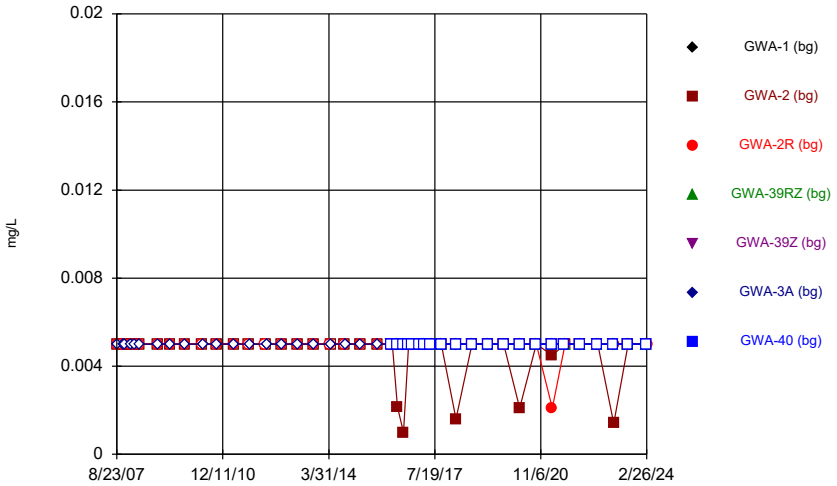

Constituent: Selenium Analysis Run 5/17/2024 12:09 PM
Plant Bowen Client: Southern Company Data: Bowen 1, 2, 9, and 10

Sanitas™ v.10.0.16e Software licensed to . UG
Hollow symbols indicate censored values.

Time Series

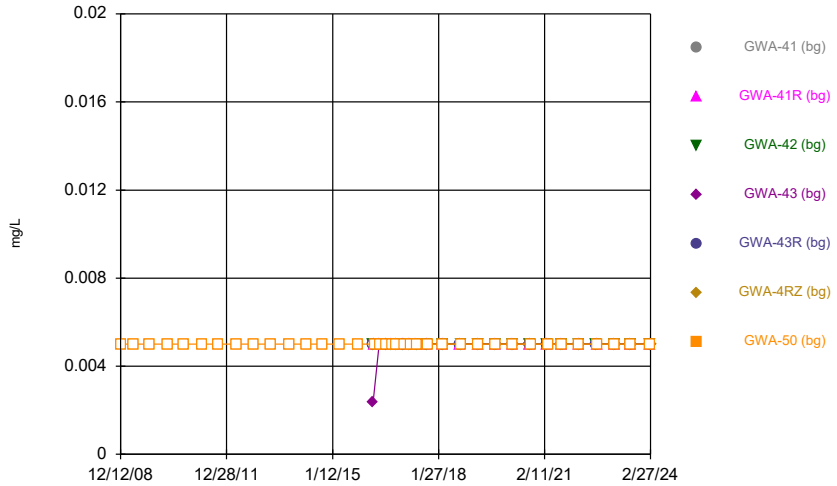

Constituent: Selenium Analysis Run 5/17/2024 12:09 PM
Plant Bowen Client: Southern Company Data: Bowen 1, 2, 9, and 10

Sanitas™ v.10.0.16e Software licensed to . UG
Hollow symbols indicate censored values.

Time Series

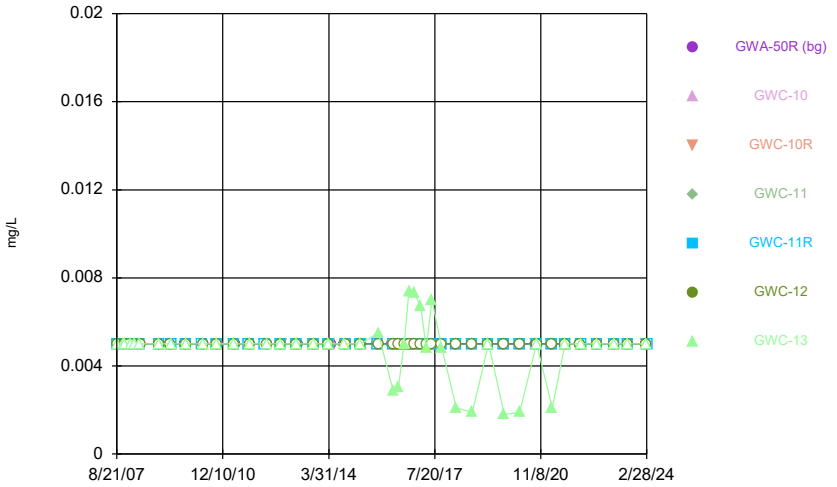

Constituent: Selenium Analysis Run 5/17/2024 12:09 PM
Plant Bowen Client: Southern Company Data: Bowen 1, 2, 9, and 10

Sanitas™ v.10.0.16e Software licensed to . UG
Hollow symbols indicate censored values.

Time Series

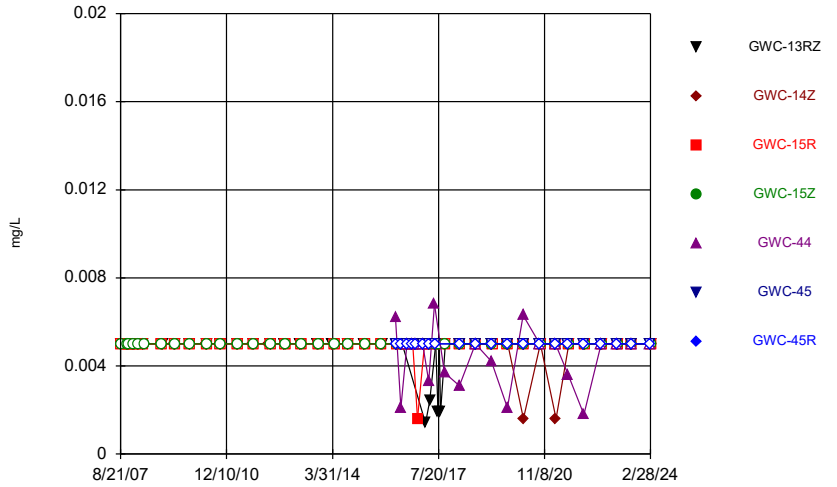

Constituent: Selenium Analysis Run 5/17/2024 12:09 PM
Plant Bowen Client: Southern Company Data: Bowen 1, 2, 9, and 10

Sanitas™ v.10.0.16e Software licensed to . UG
Hollow symbols indicate censored values.

Time Series

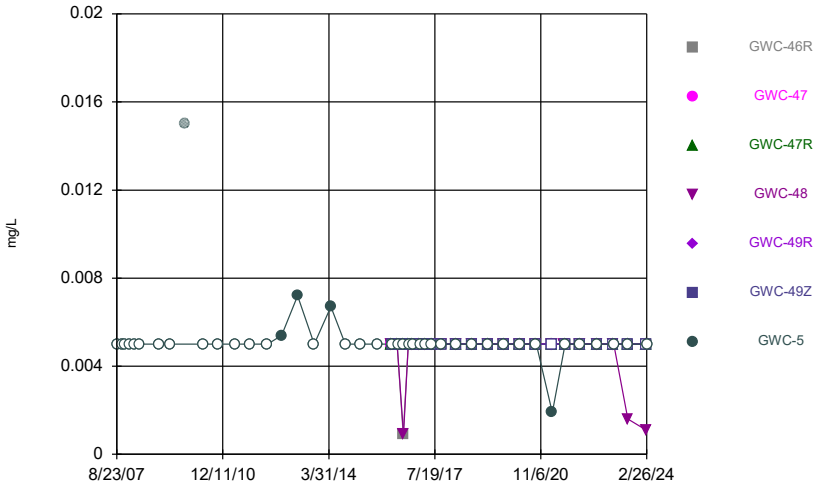

Constituent: Selenium Analysis Run 5/17/2024 12:09 PM
Plant Bowen Client: Southern Company Data: Bowen 1, 2, 9, and 10

Sanitas™ v.10.0.16e Software licensed to . UG
Hollow symbols indicate censored values.

Time Series

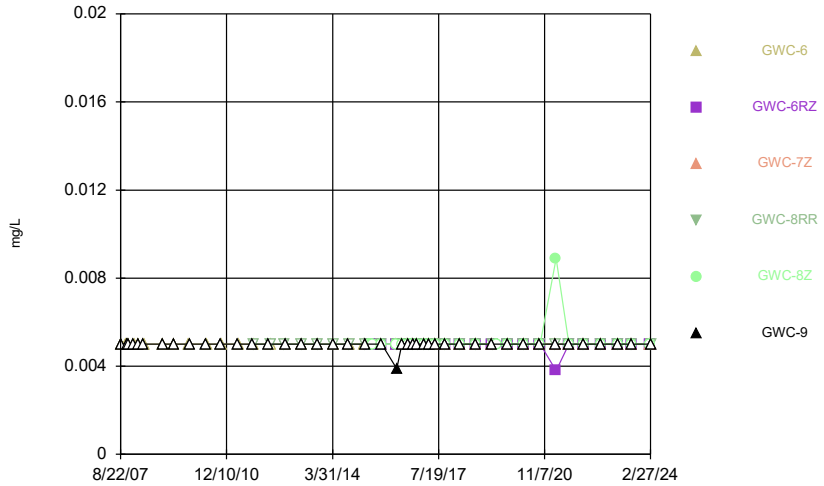

Constituent: Selenium Analysis Run 5/17/2024 12:09 PM
Plant Bowen Client: Southern Company Data: Bowen 1, 2, 9, and 10

Sanitas™ v.10.0.16e Software licensed to . UG
Hollow symbols indicate censored values.

Time Series

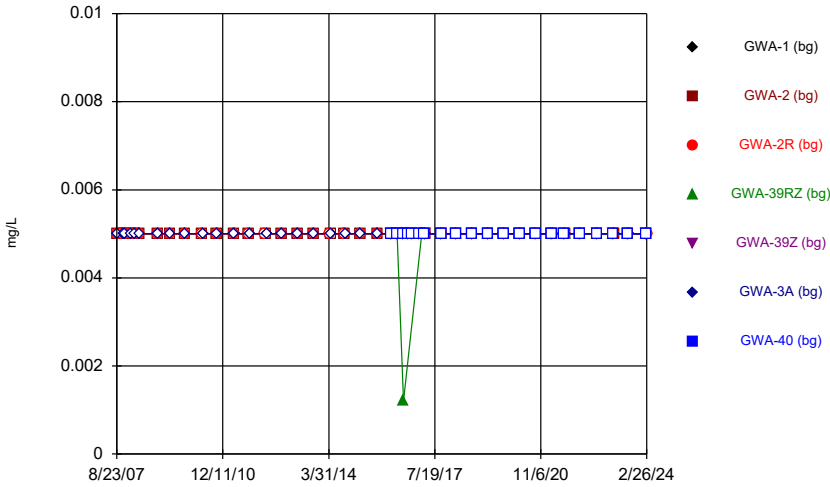

Constituent: Silver Analysis Run 5/17/2024 12:09 PM
Plant Bowen Client: Southern Company Data: Bowen 1, 2, 9, and 10

Sanitas™ v.10.0.16e Software licensed to . UG
Hollow symbols indicate censored values.

Time Series

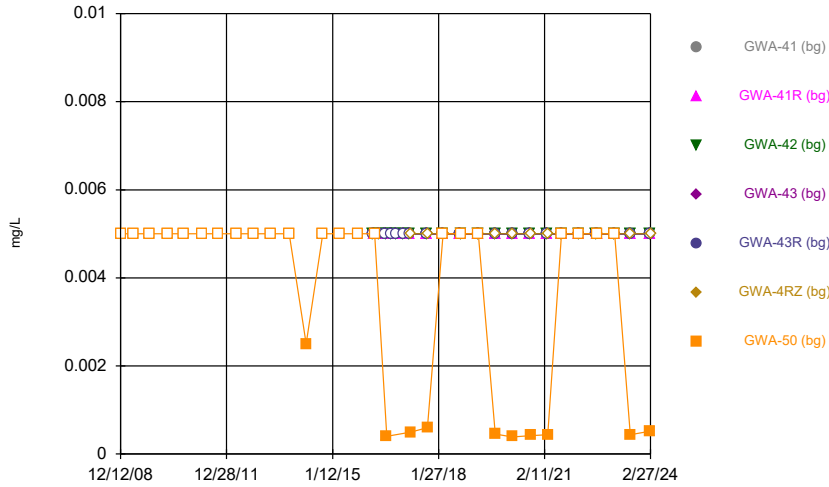

Constituent: Silver Analysis Run 5/17/2024 12:09 PM
Plant Bowen Client: Southern Company Data: Bowen 1, 2, 9, and 10

Sanitas™ v.10.0.16e Software licensed to . UG
Hollow symbols indicate censored values.

Time Series

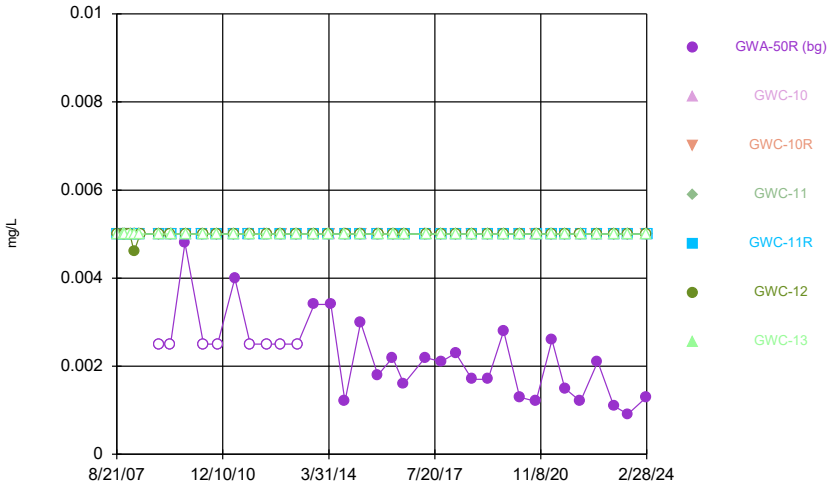

Constituent: Silver Analysis Run 5/17/2024 12:09 PM
Plant Bowen Client: Southern Company Data: Bowen 1, 2, 9, and 10

Sanitas™ v.10.0.16e Software licensed to . UG
Hollow symbols indicate censored values.

Time Series

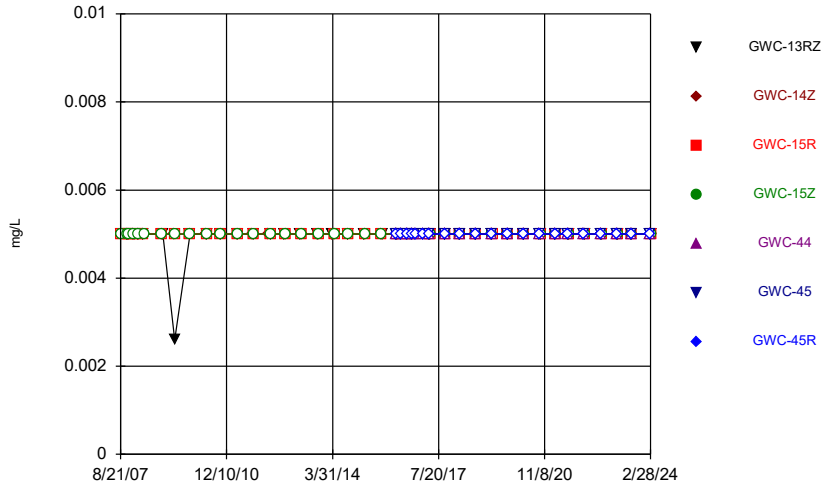

Constituent: Silver Analysis Run 5/17/2024 12:09 PM
Plant Bowen Client: Southern Company Data: Bowen 1, 2, 9, and 10

Sanitas™ v.10.0.16e Software licensed to . UG
Hollow symbols indicate censored values.

Time Series

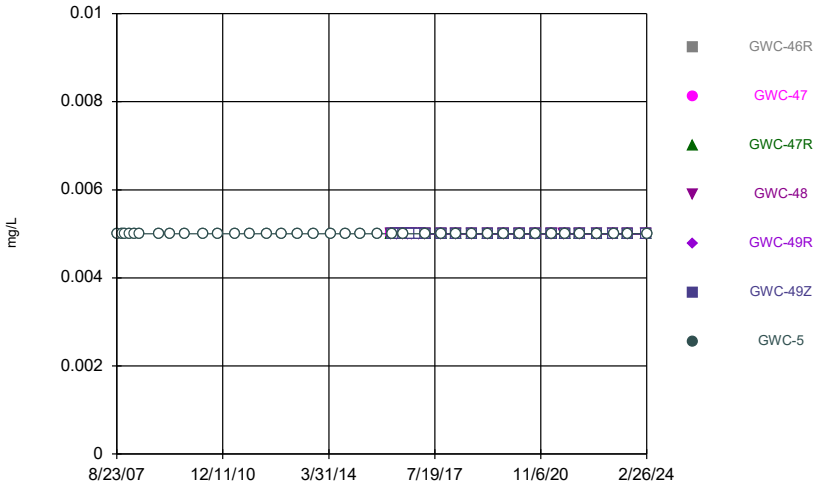

Constituent: Silver Analysis Run 5/17/2024 12:09 PM
Plant Bowen Client: Southern Company Data: Bowen 1, 2, 9, and 10

Sanitas™ v.10.0.16e Software licensed to . UG
Hollow symbols indicate censored values.

Time Series

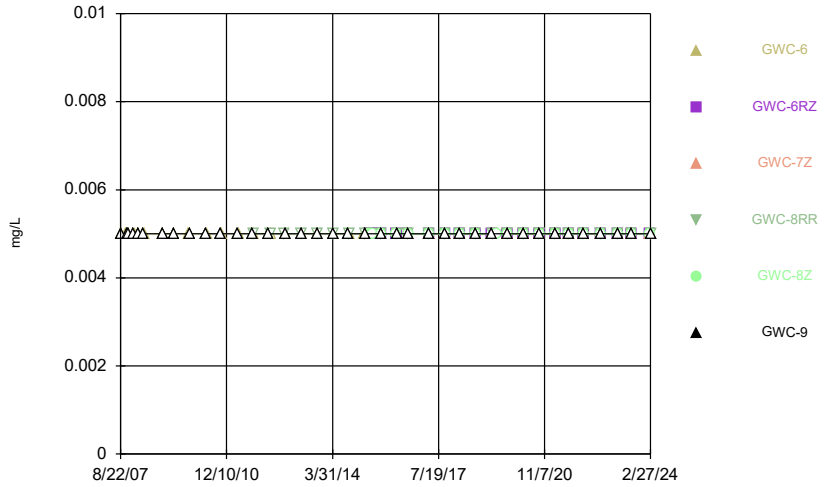

Constituent: Silver Analysis Run 5/17/2024 12:09 PM
Plant Bowen Client: Southern Company Data: Bowen 1, 2, 9, and 10

Sanitas™ v.10.0.16e Software licensed to . UG
Hollow symbols indicate censored values.

Time Series

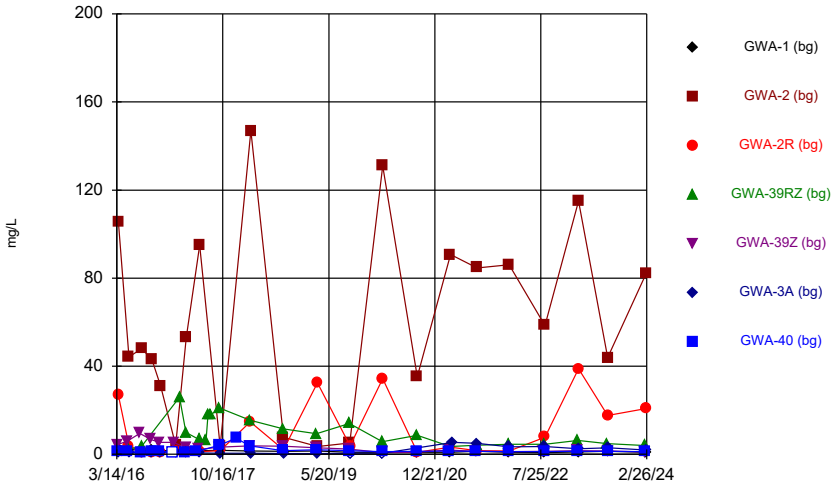

Constituent: Sulfate, total Analysis Run 5/17/2024 12:09 PM
Plant Bowen Client: Southern Company Data: Bowen 1, 2, 9, and 10

Sanitas™ v.10.0.16e Software licensed to . UG
Hollow symbols indicate censored values.

Time Series

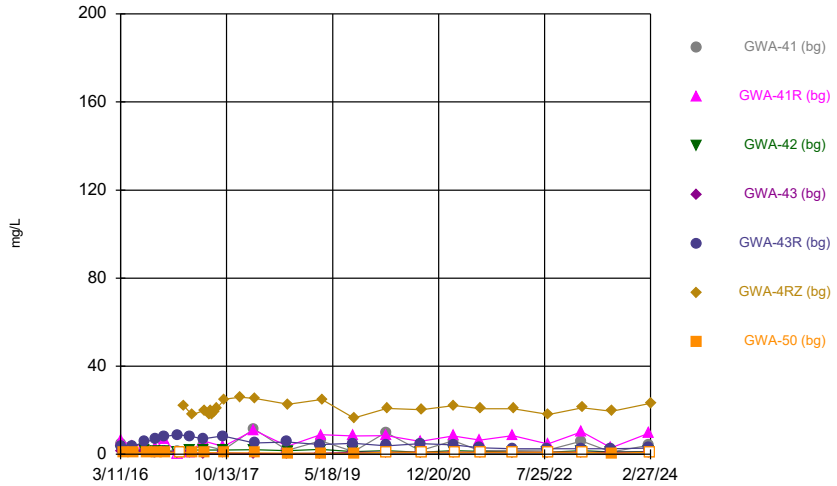

Constituent: Sulfate, total Analysis Run 5/17/2024 12:09 PM
Plant Bowen Client: Southern Company Data: Bowen 1, 2, 9, and 10

Sanitas™ v.10.0.16e Software licensed to . UG
Hollow symbols indicate censored values.

Time Series

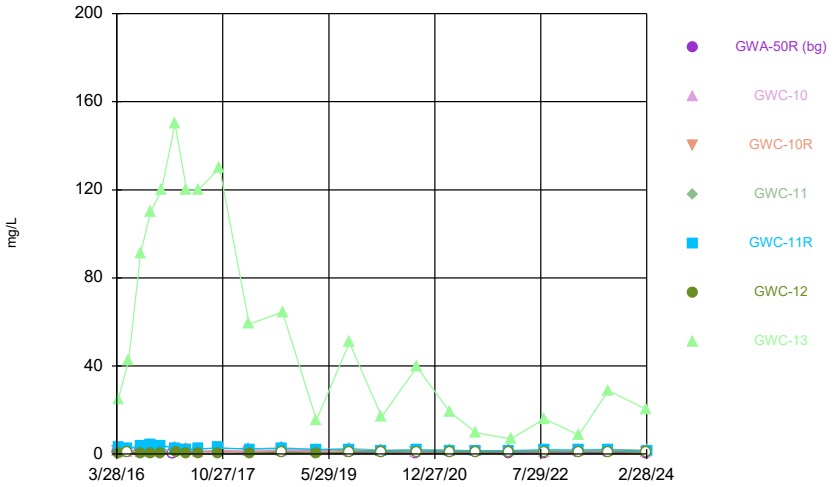

Constituent: Sulfate, total Analysis Run 5/17/2024 12:09 PM
Plant Bowen Client: Southern Company Data: Bowen 1, 2, 9, and 10

Sanitas™ v.10.0.16e Software licensed to . UG
Hollow symbols indicate censored values.

Time Series

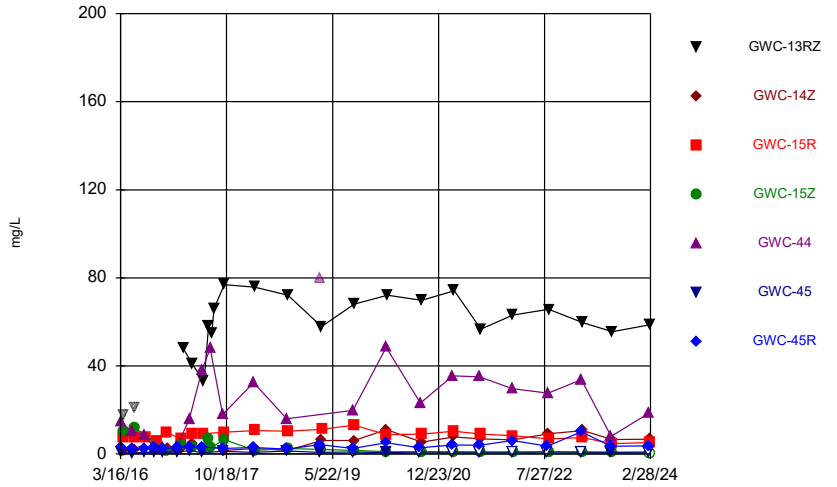

Constituent: Sulfate, total Analysis Run 5/17/2024 12:09 PM
Plant Bowen Client: Southern Company Data: Bowen 1, 2, 9, and 10

Sanitas™ v.10.0.16e Software licensed to . UG
Hollow symbols indicate censored values.

Time Series

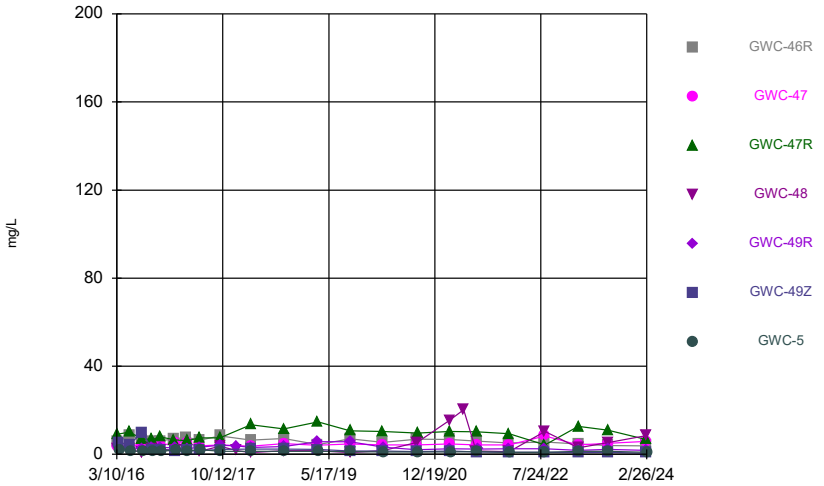

Constituent: Sulfate, total Analysis Run 5/17/2024 12:09 PM
Plant Bowen Client: Southern Company Data: Bowen 1, 2, 9, and 10

Sanitas™ v.10.0.16e Software licensed to . UG
Hollow symbols indicate censored values.

Time Series

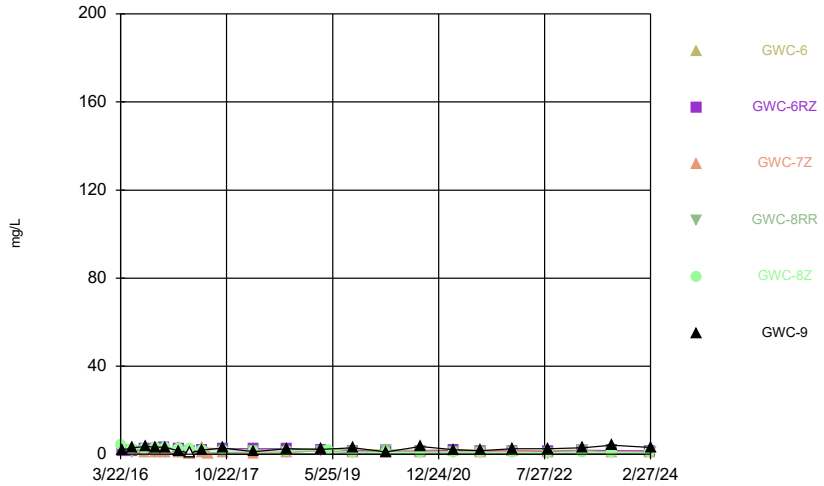

Constituent: Sulfate, total Analysis Run 5/17/2024 12:09 PM
Plant Bowen Client: Southern Company Data: Bowen 1, 2, 9, and 10

Sanitas™ v.10.0.16e Software licensed to . UG
Hollow symbols indicate censored values.

Time Series

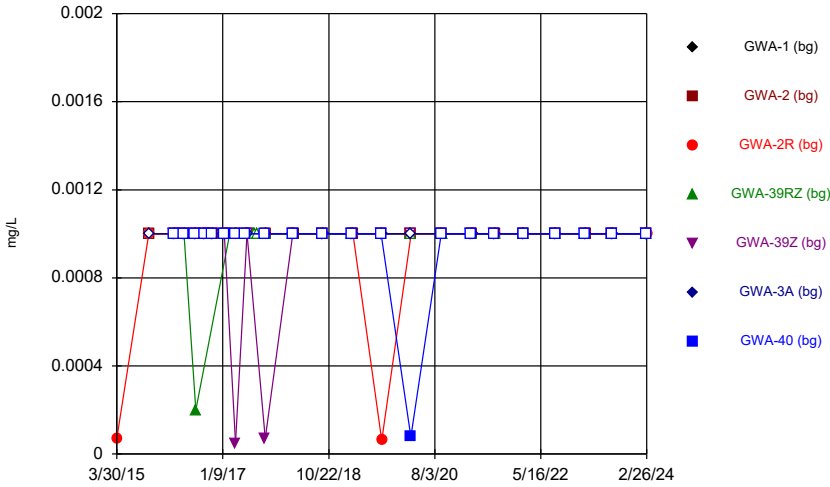

Constituent: Thallium Analysis Run 5/17/2024 12:09 PM
Plant Bowen Client: Southern Company Data: Bowen 1, 2, 9, and 10

Sanitas™ v.10.0.16e Software licensed to . UG
Hollow symbols indicate censored values.

Time Series

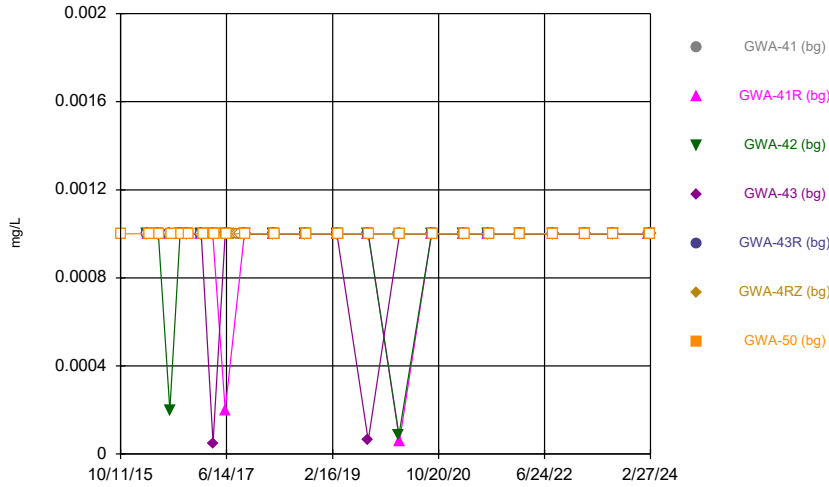

Constituent: Thallium Analysis Run 5/17/2024 12:09 PM
Plant Bowen Client: Southern Company Data: Bowen 1, 2, 9, and 10

Sanitas™ v.10.0.16e Software licensed to . UG
Hollow symbols indicate censored values.

Time Series

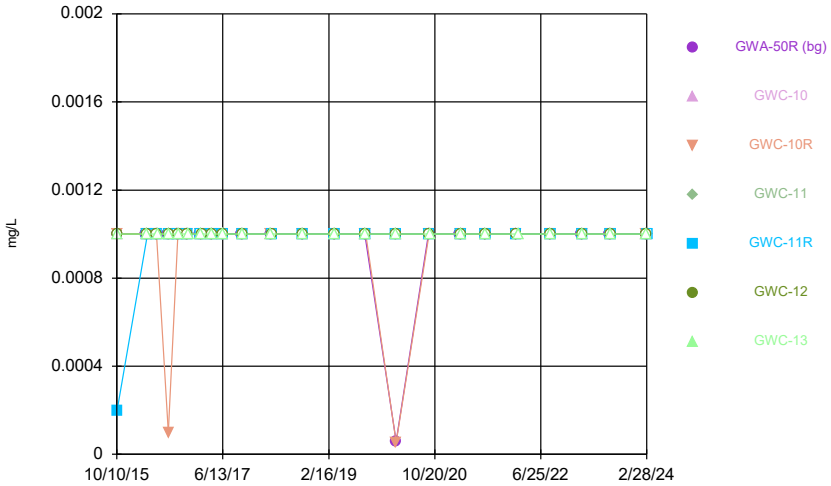

Constituent: Thallium Analysis Run 5/17/2024 12:09 PM
Plant Bowen Client: Southern Company Data: Bowen 1, 2, 9, and 10

Sanitas™ v.10.0.16e Software licensed to . UG
Hollow symbols indicate censored values.

Time Series

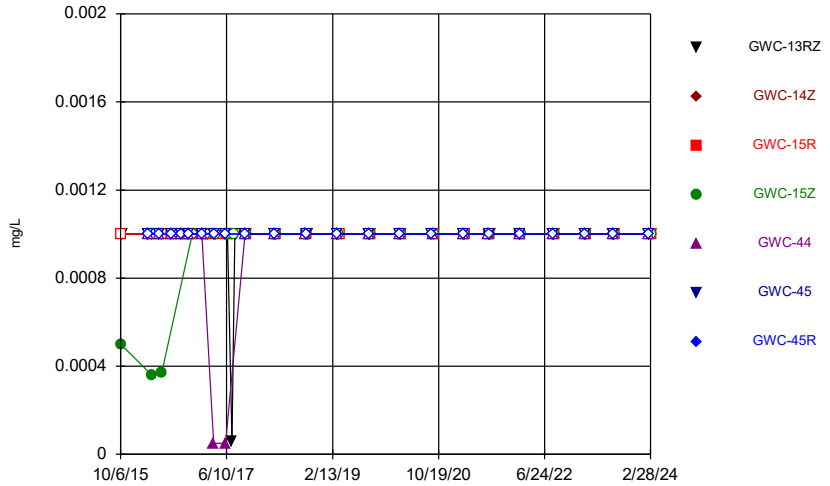

Constituent: Thallium Analysis Run 5/17/2024 12:09 PM
Plant Bowen Client: Southern Company Data: Bowen 1, 2, 9, and 10

Sanitas™ v.10.0.16e Software licensed to . UG
Hollow symbols indicate censored values.

Time Series

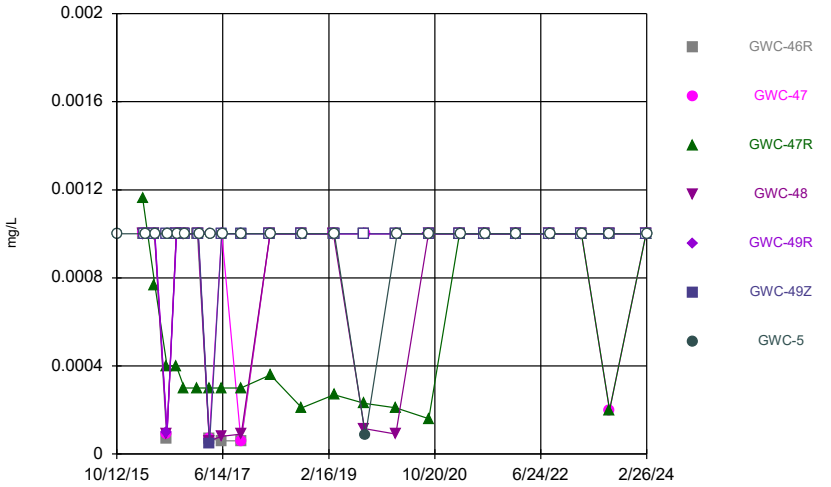

Constituent: Thallium Analysis Run 5/17/2024 12:09 PM
Plant Bowen Client: Southern Company Data: Bowen 1, 2, 9, and 10

Sanitas™ v.10.0.16e Software licensed to . UG
Hollow symbols indicate censored values.

Time Series

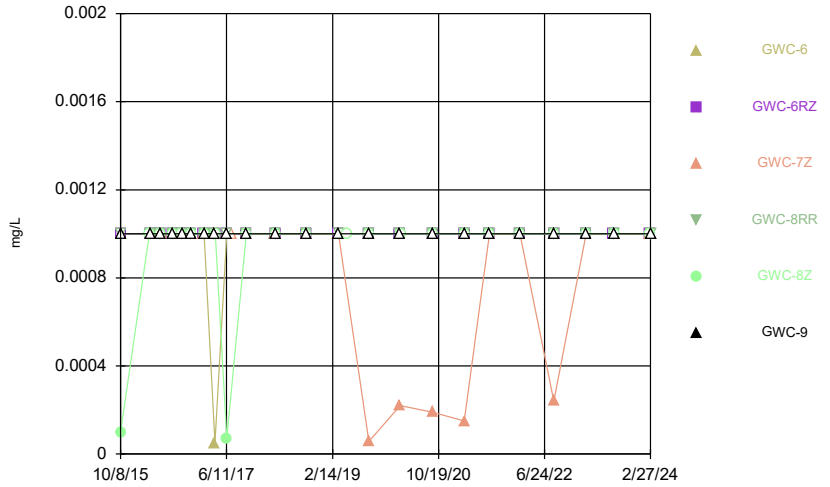

Constituent: Thallium Analysis Run 5/17/2024 12:09 PM
Plant Bowen Client: Southern Company Data: Bowen 1, 2, 9, and 10

Sanitas™ v.10.0.16e Software licensed to . UG
Hollow symbols indicate censored values.

Time Series

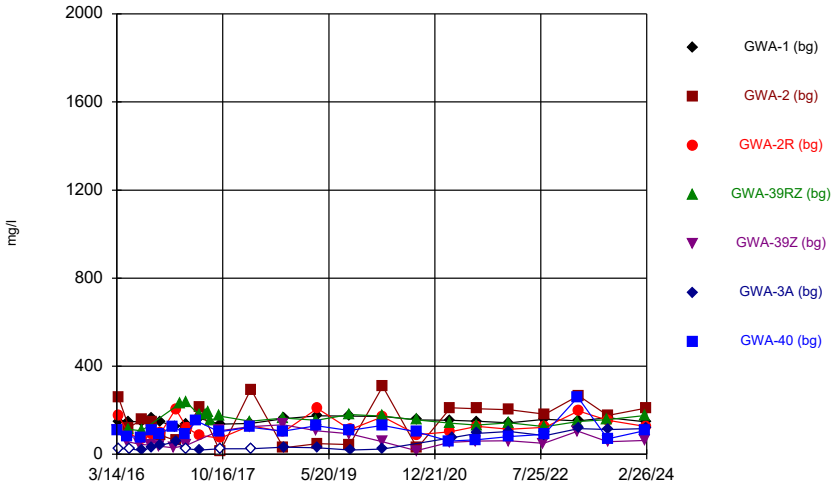

Constituent: Total Dissolved Solids [TDS] Analysis Run 5/17/2024 12:09 PM
Plant Bowen Client: Southern Company Data: Bowen 1, 2, 9, and 10

Sanitas™ v.10.0.16e Software licensed to . UG
Hollow symbols indicate censored values.

Time Series

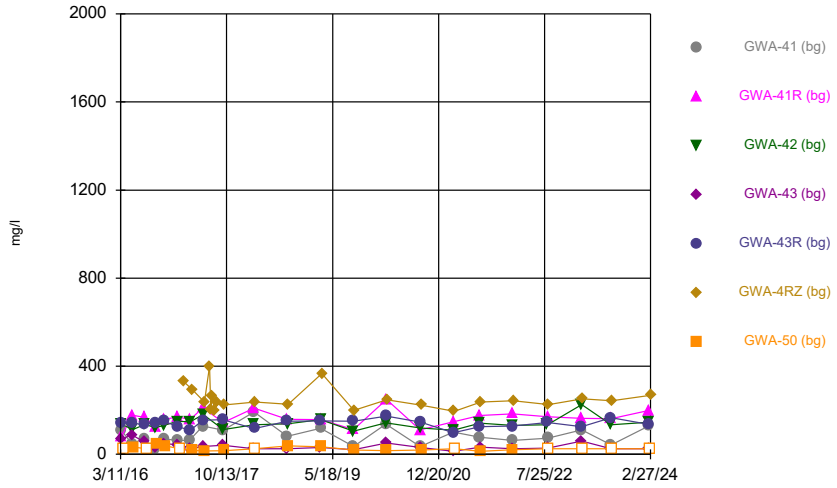

Constituent: Total Dissolved Solids [TDS] Analysis Run 5/17/2024 12:09 PM
Plant Bowen Client: Southern Company Data: Bowen 1, 2, 9, and 10

Sanitas™ v.10.0.16e Software licensed to . UG
Hollow symbols indicate censored values.

Time Series

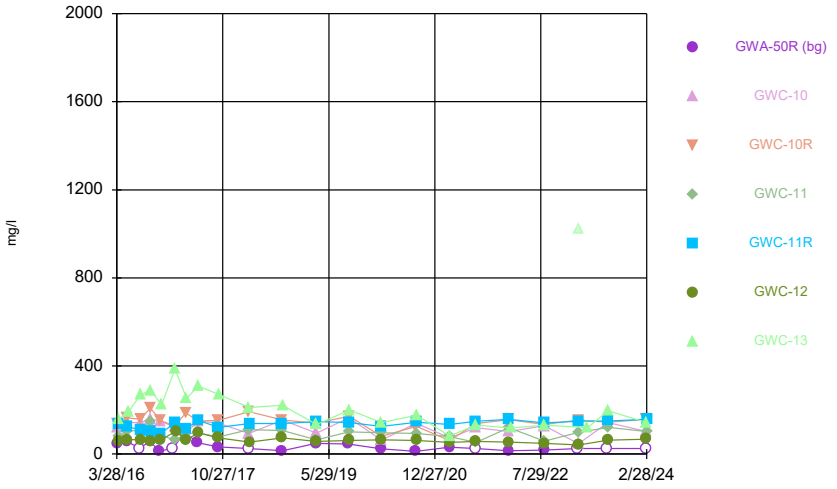

Constituent: Total Dissolved Solids [TDS] Analysis Run 5/17/2024 12:09 PM
Plant Bowen Client: Southern Company Data: Bowen 1, 2, 9, and 10

Sanitas™ v.10.0.16e Software licensed to . UG
Hollow symbols indicate censored values.

Time Series

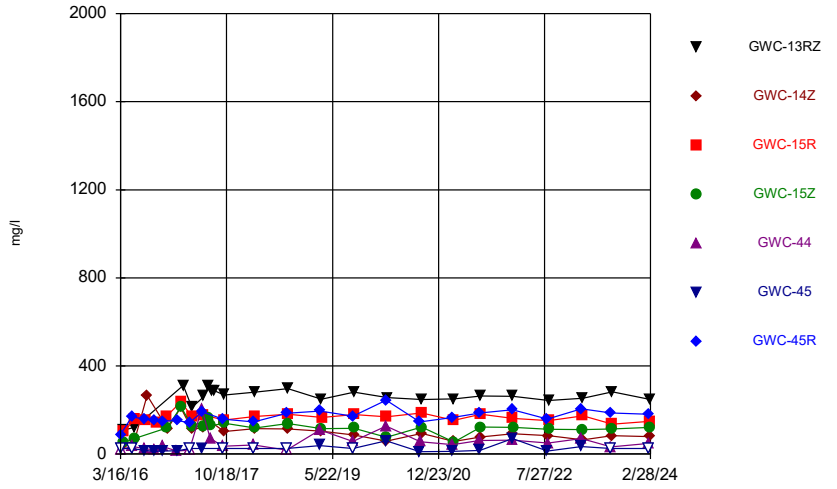

Constituent: Total Dissolved Solids [TDS] Analysis Run 5/17/2024 12:09 PM
Plant Bowen Client: Southern Company Data: Bowen 1, 2, 9, and 10

Sanitas™ v.10.0.16e Software licensed to . UG
Hollow symbols indicate censored values.

Time Series

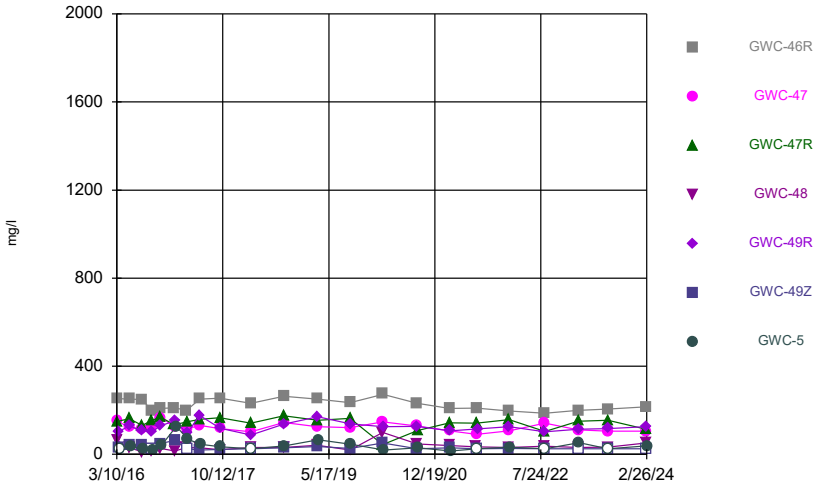

Constituent: Total Dissolved Solids [TDS] Analysis Run 5/17/2024 12:09 PM
Plant Bowen Client: Southern Company Data: Bowen 1, 2, 9, and 10

Sanitas™ v.10.0.16e Software licensed to . UG
Hollow symbols indicate censored values.

Time Series

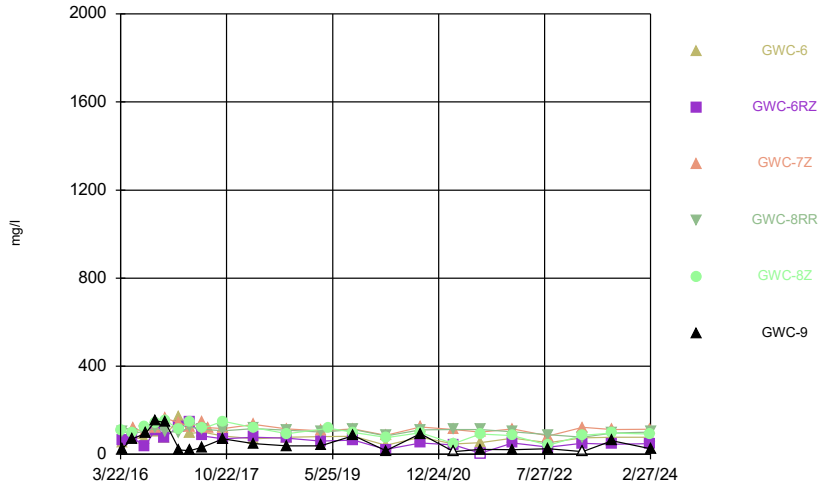

Constituent: Total Dissolved Solids [TDS] Analysis Run 5/17/2024 12:09 PM
Plant Bowen Client: Southern Company Data: Bowen 1, 2, 9, and 10

Sanitas™ v.10.0.16e Software licensed to . UG
Hollow symbols indicate censored values.

Time Series

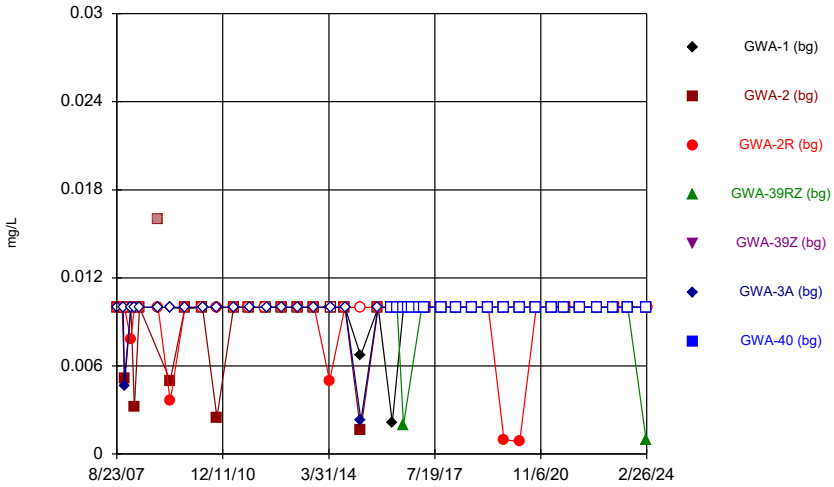

Constituent: Vanadium Analysis Run 5/17/2024 12:09 PM
Plant Bowen Client: Southern Company Data: Bowen 1, 2, 9, and 10

Sanitas™ v.10.0.16e Software licensed to . UG
Hollow symbols indicate censored values.

Time Series

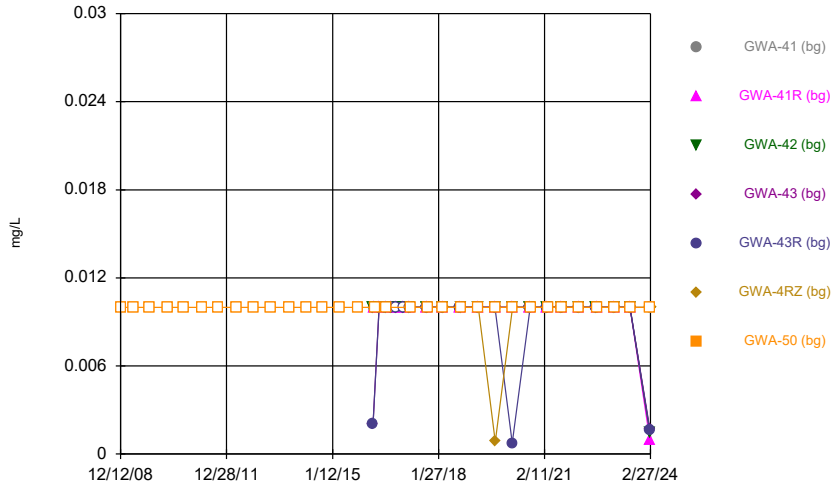

Constituent: Vanadium Analysis Run 5/17/2024 12:09 PM
Plant Bowen Client: Southern Company Data: Bowen 1, 2, 9, and 10

Sanitas™ v.10.0.16e Software licensed to . UG
Hollow symbols indicate censored values.

Time Series

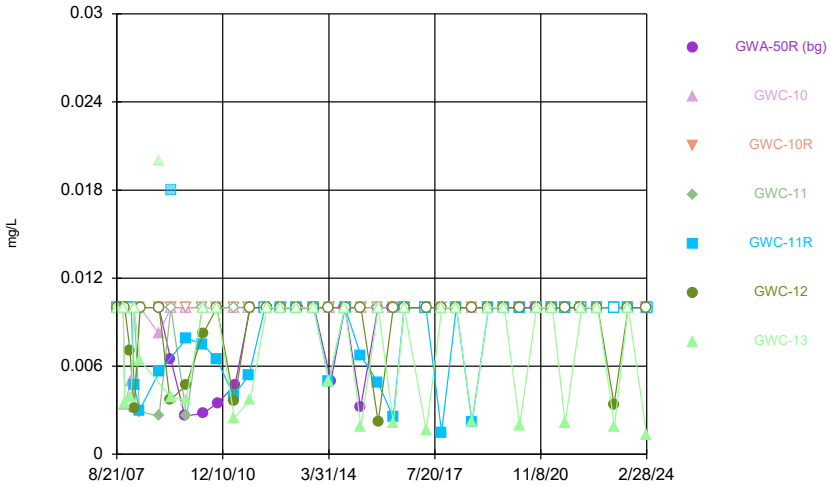

Constituent: Vanadium Analysis Run 5/17/2024 12:09 PM
Plant Bowen Client: Southern Company Data: Bowen 1, 2, 9, and 10

Sanitas™ v.10.0.16e Software licensed to . UG
Hollow symbols indicate censored values.

Time Series

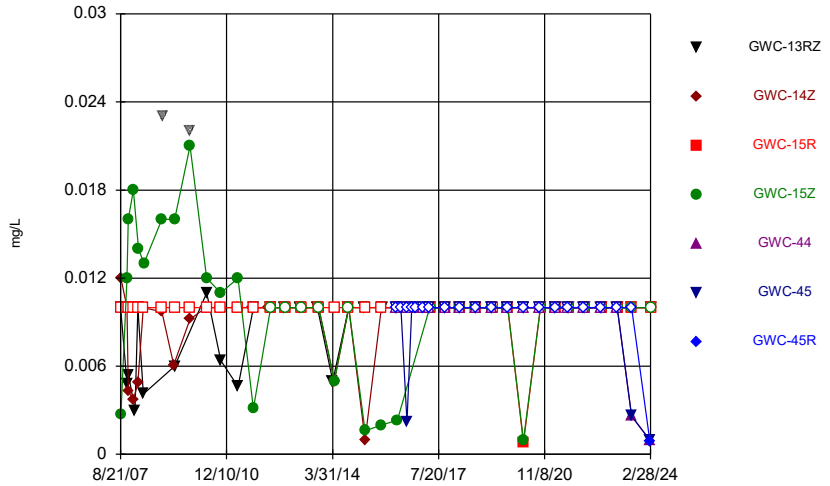

Constituent: Vanadium Analysis Run 5/17/2024 12:09 PM
Plant Bowen Client: Southern Company Data: Bowen 1, 2, 9, and 10

Sanitas™ v.10.0.16e Software licensed to . UG
Hollow symbols indicate censored values.

Time Series

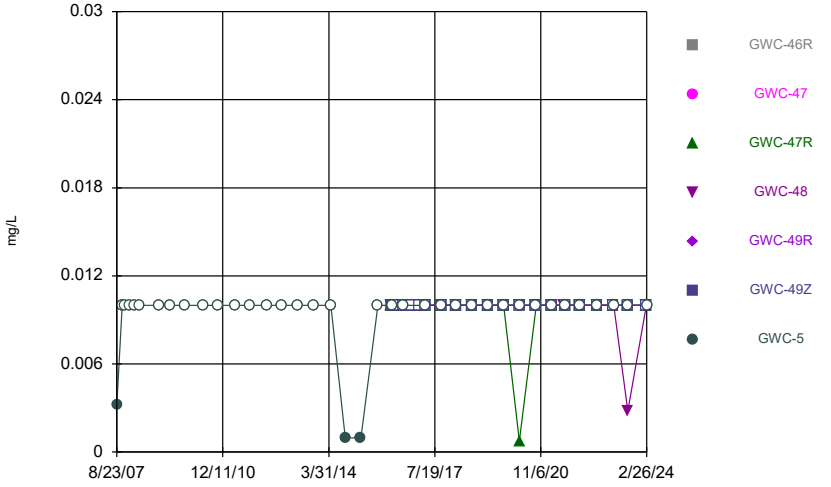

Constituent: Vanadium Analysis Run 5/17/2024 12:09 PM
Plant Bowen Client: Southern Company Data: Bowen 1, 2, 9, and 10

Sanitas™ v.10.0.16e Software licensed to . UG
Hollow symbols indicate censored values.

Time Series

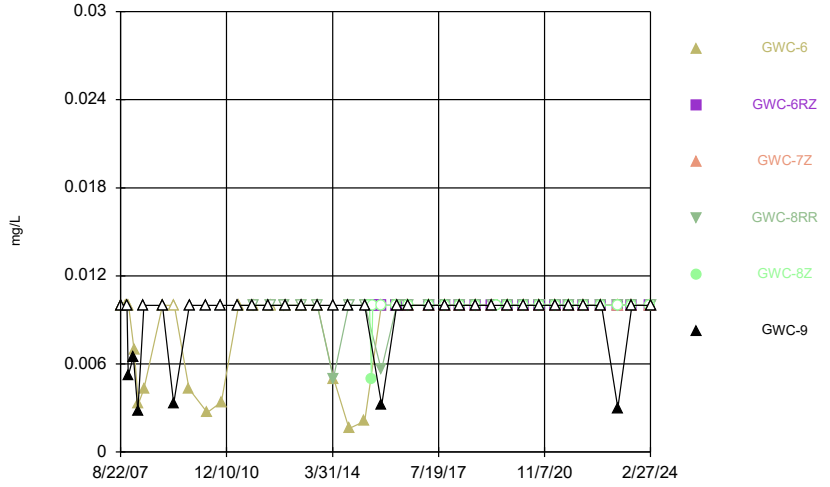

Constituent: Vanadium Analysis Run 5/17/2024 12:09 PM
Plant Bowen Client: Southern Company Data: Bowen 1, 2, 9, and 10

Sanitas™ v.10.0.16e Software licensed to . UG
Hollow symbols indicate censored values.

Time Series

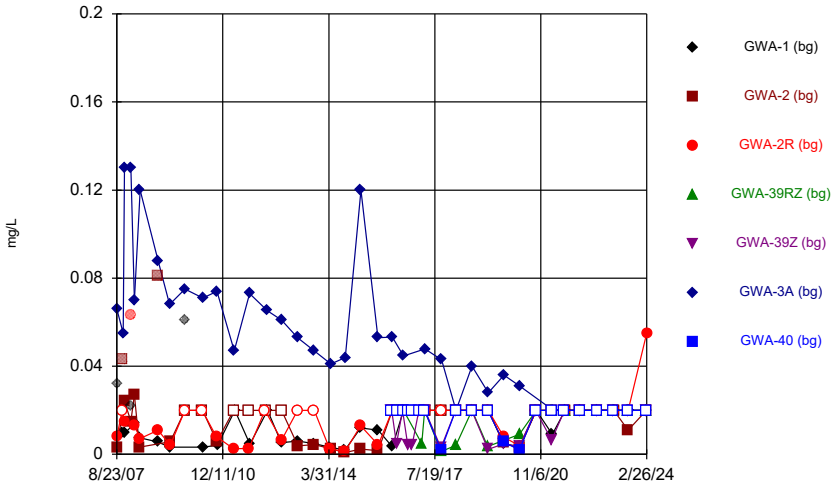

Constituent: Zinc Analysis Run 5/17/2024 12:09 PM
Plant Bowen Client: Southern Company Data: Bowen 1, 2, 9, and 10

Sanitas™ v.10.0.16e Software licensed to . UG
Hollow symbols indicate censored values.

Time Series

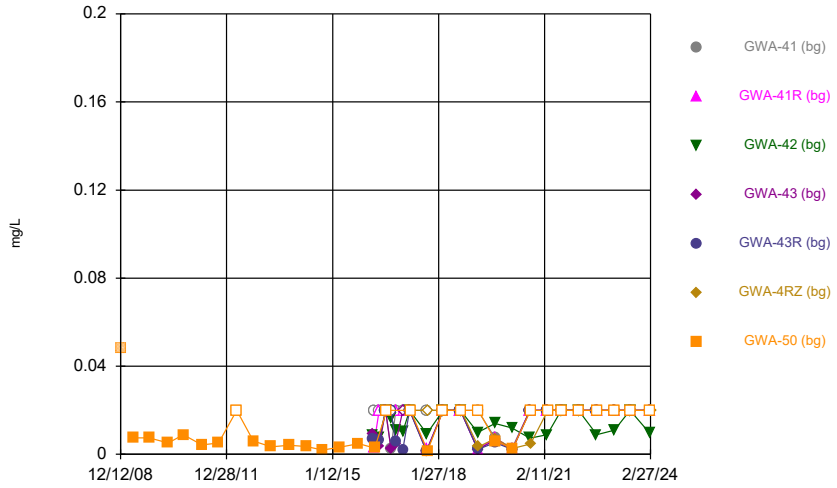

Constituent: Zinc Analysis Run 5/17/2024 12:09 PM
Plant Bowen Client: Southern Company Data: Bowen 1, 2, 9, and 10

Sanitas™ v.10.0.16e Software licensed to . UG
Hollow symbols indicate censored values.

Time Series

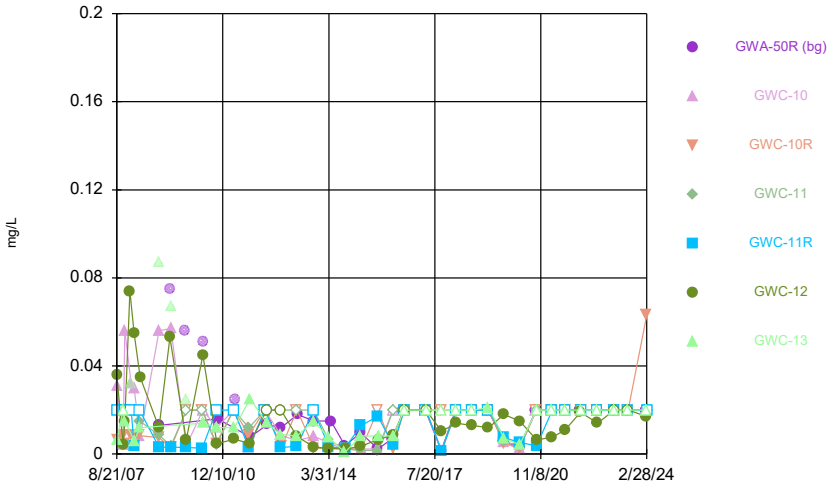

Constituent: Zinc Analysis Run 5/17/2024 12:09 PM
Plant Bowen Client: Southern Company Data: Bowen 1, 2, 9, and 10

Sanitas™ v.10.0.16e Software licensed to . UG
Hollow symbols indicate censored values.

Time Series

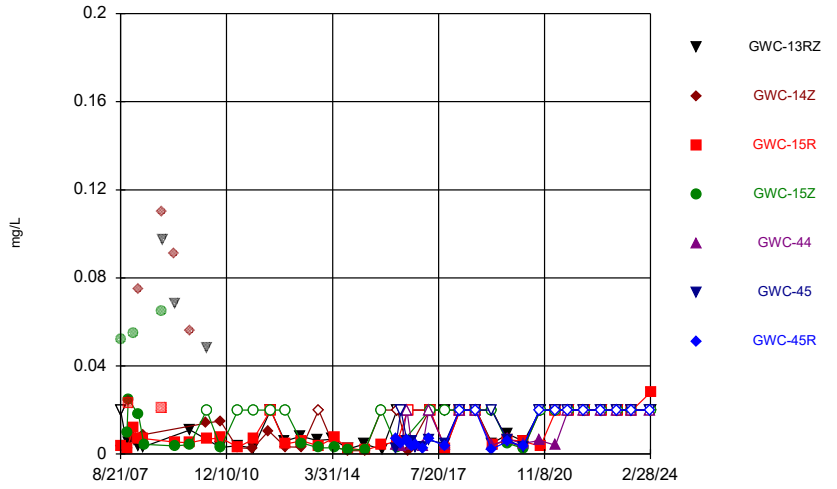

Constituent: Zinc Analysis Run 5/17/2024 12:09 PM
Plant Bowen Client: Southern Company Data: Bowen 1, 2, 9, and 10

Sanitas™ v.10.0.16e Software licensed to . UG
Hollow symbols indicate censored values.

Time Series

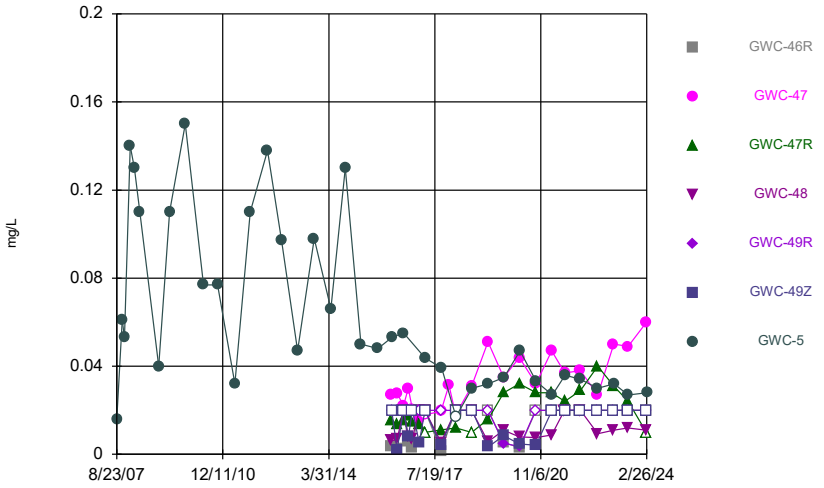

Constituent: Zinc Analysis Run 5/17/2024 12:09 PM
Plant Bowen Client: Southern Company Data: Bowen 1, 2, 9, and 10

Sanitas™ v.10.0.16e Software licensed to . UG
Hollow symbols indicate censored values.

Time Series

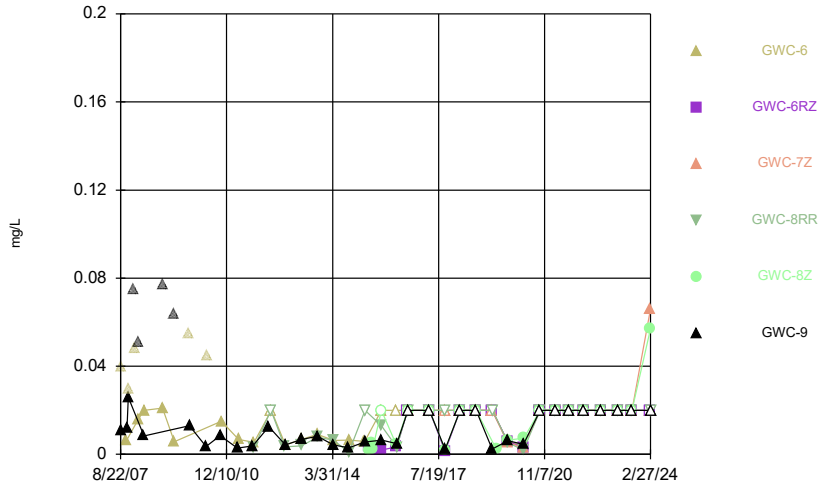

Constituent: Zinc Analysis Run 5/17/2024 12:09 PM
Plant Bowen Client: Southern Company Data: Bowen 1, 2, 9, and 10

Time Series

Constituent: Antimony (mg/L) Analysis Run 5/17/2024 12:10 PM

Plant Bowen Client: Southern Company Data: Bowen 1, 2, 9, and 10

	GWA-1 (bg)	GWA-2 (bg)	GWA-2R (bg)	GWA-39RZ (bg)	GWA-39Z (bg)	GWA-3A (bg)	GWA-40 (bg)
8/23/2007	<0.003	<0.003	<0.003			<0.003	
10/23/2007	<0.003						
10/24/2007		<0.003	<0.003				
11/2/2007						<0.003	
11/18/2007	<0.003	<0.003	<0.003			<0.003	
1/30/2008	<0.003						
1/31/2008		<0.003	<0.003			<0.003	
3/10/2008	<0.003		<0.003				
3/11/2008		<0.003				<0.003	
5/6/2008		<0.003					
5/13/2008	<0.003		<0.003				
5/14/2008						<0.003	
12/4/2008		<0.003	<0.003				
12/5/2008	<0.003					<0.003	
4/15/2009	<0.003					<0.003	
4/21/2009		<0.003	<0.003				
10/7/2009	<0.003	<0.003					
10/8/2009			<0.003			<0.003	
4/21/2010			<0.003				
4/26/2010		<0.003					
4/28/2010						<0.003	
5/3/2010	<0.003						
9/28/2010			<0.003				
10/4/2010		<0.003					
10/6/2010						<0.003	
10/12/2010	<0.003						
4/12/2011			<0.003				
4/13/2011		<0.003					
4/21/2011						<0.003	
4/27/2011	<0.003						
10/4/2011			<0.003				
10/5/2011		<0.003					
10/13/2011						<0.003	
10/17/2011	0.0054						
4/3/2012			0.0053				
4/11/2012		<0.003					
5/1/2012						<0.003	
5/2/2012	<0.003						
10/8/2012	<0.003						
10/9/2012		<0.003	<0.003			<0.003	
4/11/2013			0.0075			<0.003	
4/12/2013	0.0058						
4/15/2013		<0.003					
10/15/2013		<0.003					
10/16/2013	0.01		<0.003			<0.003	
4/10/2014			0.0081				
4/11/2014	0.005 (J)						
4/22/2014		<0.003					
4/23/2014						<0.003	
9/30/2014	0.0068	<0.003	0.0022 (J)				
10/4/2014						0.0031 (J)	
3/30/2015	0.0074	<0.003	0.011				

ND substitution: RL or RL/2 if <15% NDs.

Time Series

Constituent: Antimony (mg/L) Analysis Run 5/17/2024 12:10 PM

Plant Bowen Client: Southern Company Data: Bowen 1, 2, 9, and 10

	GWA-1 (bg)	GWA-2 (bg)	GWA-2R (bg)	GWA-39RZ (bg)	GWA-39Z (bg)	GWA-3A (bg)	GWA-40 (bg)
3/31/2015						0.0068	
10/12/2015						<0.003	
10/13/2015	0.017	<0.003	0.0045 (J)				
3/14/2016					<0.003		
3/15/2016							<0.003
3/22/2016	0.00567						
3/23/2016		<0.003	0.00281 (J)			0.0035	
5/11/2016					0.000839 (J)		<0.003
5/16/2016				<0.003 (D)			
5/19/2016	0.00319		0.00264 (J)				
5/20/2016		<0.003					
5/23/2016						<0.003	
7/19/2016					0.0024 (J)		
7/21/2016							<0.003
7/27/2016				0.0003 (JD)			
7/29/2016	0.0025 (J)	<0.003	0.0069			0.0029 (J)	
9/15/2016					0.0009 (J)		<0.003
9/22/2016			0.0066			0.0041	
9/23/2016	0.0051	<0.003					
11/2/2016					0.001 (J)		
11/3/2016							0.0021 (J)
11/9/2016	0.0097 (J)	<0.003					
11/10/2016			<0.003			0.0048 (J)	
1/17/2017							<0.003
1/18/2017					0.0017 (J)		
1/30/2017	0.0032						
1/31/2017		<0.003	0.0064			<0.003	
2/21/2017				0.0057			
3/24/2017							<0.003
3/27/2017				0.0013 (JD)			
3/28/2017					0.0006 (J)		
3/30/2017	0.0028 (J)	<0.003				0.001 (J)	
4/3/2017			0.0049				
5/24/2017							<0.003
6/7/2017					0.0003 (J)		
6/8/2017				<0.003 (*)			
6/9/2017	<0.003		<0.003				
6/12/2017		<0.003				<0.003	
7/17/2017				0.005 (D)			
7/27/2017				0.0033			
8/9/2017				0.0012 (J)			
9/26/2017					<0.003		<0.003
9/29/2017				0.0013 (JD)			
10/2/2017	0.0014 (J)	<0.003	0.0045				
10/4/2017						0.0009 (J)	
3/14/2018					<0.003		<0.003
3/16/2018	0.0014 (J)		0.021 (O)	0.0078			
3/19/2018		<0.003				0.0019 (J)	
9/12/2018					<0.003		<0.003
9/14/2018		<0.003	0.0054	0.0056			
9/17/2018	0.00105 (JD)					0.0011 (J)	
3/13/2019							<0.003

Time Series

Constituent: Antimony (mg/L) Analysis Run 5/17/2024 12:10 PM

Plant Bowen Client: Southern Company Data: Bowen 1, 2, 9, and 10

	GWA-1 (bg)	GWA-2 (bg)	GWA-2R (bg)	GWA-39RZ (bg)	GWA-39Z (bg)	GWA-3A (bg)	GWA-40 (bg)
3/14/2019				0.014 (O)			
3/15/2019					<0.003		
3/19/2019			0.0019 (J)				
3/20/2019	<0.003	<0.003				0.0019 (J)	
9/9/2019					0.00079 (J)		<0.003
9/12/2019	0.0037	<0.003 (D)					
9/13/2019			0.0044			0.0013 (J)	
3/9/2020				0.0013 (J)	0.0011 (J)		<0.003
3/11/2020	0.00079 (J)	<0.003	0.002 (J)			0.0045	
9/10/2020					0.0003 (J)		
9/11/2020							<0.003
9/15/2020	0.0061	<0.003	0.0037				
9/16/2020				0.0028 (J)			
3/10/2021							<0.003
3/12/2021					0.0039		
3/16/2021	0.0014 (J)		0.005	0.00041 (J)			
3/17/2021		<0.003					
3/29/2021						<0.003	
8/4/2021					0.00083 (J)		<0.003
8/6/2021				<0.003			
8/9/2021	0.0027 (J)	<0.003	0.0033			<0.003	
1/31/2022					<0.003		0.0014 (J)
2/1/2022	0.0028 (J)	<0.003	0.0029 (J)				
2/2/2022				<0.003		<0.003	
8/10/2022					<0.003		
8/12/2022							<0.003
8/16/2022	0.0084	<0.003	0.002 (J)	0.001 (J)		<0.003	
2/13/2023					0.00087 (J)		<0.003
2/14/2023				0.0019 (J)			
2/16/2023	0.016	<0.003	0.0048				
2/17/2023						<0.003	
7/25/2023				<0.003			
7/26/2023					0.0028 (J)		<0.003
7/27/2023	0.011	<0.003	0.0095				
8/1/2023						<0.003	
2/19/2024				0.0016 (J)	0.00081 (J)		<0.003
2/22/2024	0.0014 (J)	<0.003				<0.003	
2/26/2024			0.0019 (J)				

ND substitution: RL or RL/2 if <15% NDs.

Time Series

Constituent: Antimony (mg/L) Analysis Run 5/17/2024 12:10 PM

Plant Bowen Client: Southern Company Data: Bowen 1, 2, 9, and 10

	GWA-41 (bg)	GWA-41R (bg)	GWA-42 (bg)	GWA-43 (bg)	GWA-43R (bg)	GWA-4RZ (bg)	GWA-50 (bg)
12/12/2008							<0.003
4/23/2009							<0.003
10/6/2009							<0.003
4/27/2010							<0.003
9/30/2010							<0.003
4/14/2011							<0.003
10/5/2011							<0.003
4/11/2012							<0.003
10/2/2012							<0.003
4/9/2013							<0.003
10/15/2013							<0.003
4/10/2014							<0.003
10/1/2014							<0.003
3/30/2015							<0.003
10/11/2015							<0.003
3/11/2016			<0.003	<0.003	<0.003		
3/15/2016	<0.003	<0.003					
3/28/2016							0.00139 (J)
5/12/2016	<0.003						
5/13/2016		<0.003		<0.003	<0.003		
5/16/2016			<0.003				
5/23/2016							0.000677 (J)
7/19/2016				<0.003 (*)	<0.003		
7/20/2016	<0.003						
7/21/2016		<0.003 (*)					
7/22/2016			0.002 (J)				
8/1/2016							<0.003
9/15/2016	<0.003						
9/16/2016				<0.003	<0.003		
9/19/2016			<0.003				
9/21/2016		<0.003					
9/26/2016							<0.003
11/2/2016				<0.003	<0.003		
11/3/2016	<0.003	<0.003	<0.003				
11/10/2016							<0.003
1/17/2017		<0.003	<0.003				
1/18/2017	<0.003			<0.003	0.0013 (J)		
1/30/2017							<0.003
2/22/2017						0.0018 (J)	
3/24/2017	<0.003						
3/27/2017		0.0008 (J)	<0.003				
3/28/2017				<0.003	<0.003		
4/7/2017						0.0008 (J)	<0.003
6/6/2017	<0.003	<0.003		<0.003	0.0007 (J)		
6/7/2017			<0.003				
6/12/2017							<0.003
6/14/2017						0.00205 (JD)	
7/12/2017						0.0015 (JD)	
7/20/2017						<0.003 (D)	
7/28/2017						<0.003	
8/9/2017						<0.003	
8/24/2017						0.0007 (J)	

ND substitution: RL or RL/2 if <15% NDs.

Time Series

Constituent: Antimony (mg/L) Analysis Run 5/17/2024 12:10 PM

Plant Bowen Client: Southern Company Data: Bowen 1, 2, 9, and 10

	GWA-41 (bg)	GWA-41R (bg)	GWA-42 (bg)	GWA-43 (bg)	GWA-43R (bg)	GWA-4RZ (bg)	GWA-50 (bg)
9/22/2017				<0.003	0.0012 (J)		
9/25/2017	<0.003	0.0035					
9/26/2017			<0.003				
10/2/2017							<0.003
10/3/2017						<0.003 (D)	
3/14/2018	<0.003	<0.003	<0.003	<0.003			
3/15/2018					<0.003		
3/16/2018							<0.003
3/21/2018						<0.003	
9/12/2018	<0.003	0.003		<0.003	<0.003		
9/14/2018			<0.003				
9/17/2018							<0.003
9/18/2018						<0.003	
3/13/2019				<0.003	<0.003		
3/14/2019	<0.003	<0.003	<0.003				
3/19/2019							<0.003
3/21/2019						<0.003 (D)	
9/10/2019	<0.003 (D)	0.0029 (J)	<0.003				
9/11/2019				<0.003	0.00029 (J)		
9/12/2019						0.00052 (JD)	
9/13/2019							<0.003
3/6/2020	<0.003		<0.003				
3/9/2020		0.0037		0.00062 (J)	0.00037 (J)		
3/11/2020							0.0005 (J)
3/12/2020						0.0017 (J)	
9/10/2020	<0.003	0.0019 (J)	<0.003				
9/11/2020				<0.003			
9/14/2020					<0.003		
9/16/2020							<0.003
9/17/2020						0.00087 (J)	
3/10/2021		0.00037 (J)					
3/11/2021	0.00038 (J)		<0.003	<0.003	0.00074 (J)		
3/16/2021						0.00082 (J)	
3/17/2021							<0.003
8/4/2021	<0.003	<0.003	<0.003				
8/5/2021					<0.003		
8/6/2021				<0.003			
8/9/2021							<0.003
8/10/2021						0.0013 (J)	
1/31/2022	<0.003	0.0011 (J)	<0.003	<0.003	<0.003		
2/1/2022							0.0015 (J)
2/3/2022						<0.003	
8/10/2022			<0.003		<0.003		
8/11/2022	<0.003	<0.003		<0.003			
8/16/2022							<0.003
8/17/2022						<0.003	
2/13/2023	<0.003	0.0045	<0.003		<0.003		
2/14/2023				<0.003			
2/16/2023							<0.003
2/17/2023						<0.003	
7/25/2023	0.0029 (J)	0.0021 (J)		<0.003	<0.003		
7/26/2023			<0.003				

ND substitution: RL or RL/2 if <15% NDs.

Time Series

Constituent: Antimony (mg/L) Analysis Run 5/17/2024 12:10 PM

Plant Bowen Client: Southern Company Data: Bowen 1, 2, 9, and 10

	GWA-41 (bg)	GWA-41R (bg)	GWA-42 (bg)	GWA-43 (bg)	GWA-43R (bg)	GWA-4RZ (bg)	GWA-50 (bg)
7/28/2023						<0.003	<0.003
2/19/2024	<0.003	<0.003					
2/20/2024			<0.003	<0.003	0.0015 (J)		
2/22/2024							<0.003
2/27/2024						<0.003	

ND substitution: RL or RL/2 if <15% NDs.

Time Series

Constituent: Antimony (mg/L) Analysis Run 5/17/2024 12:10 PM

Plant Bowen Client: Southern Company Data: Bowen 1, 2, 9, and 10

	GWA-50R (bg)	GWC-10	GWC-10R	GWC-11	GWC-11R	GWC-12	GWC-13
8/21/2007		<0.003	<0.003	<0.003	<0.003	<0.003	<0.003
11/1/2007		<0.003	<0.003	<0.003	<0.003	<0.003	<0.003
11/18/2007				<0.003	<0.003		
11/19/2007						<0.003	<0.003
11/20/2007		<0.003	<0.003				
1/16/2008						<0.003	
1/30/2008		<0.003	<0.003	<0.003	<0.003		
1/31/2008							<0.003
3/5/2008				<0.003		<0.003	<0.003
3/6/2008		<0.003	<0.003		<0.003		
5/7/2008				<0.003	<0.003		
5/8/2008			<0.003				
5/12/2008		<0.003					<0.003
5/13/2008						<0.003	
12/12/2008	<0.003						
12/13/2008		<0.003				<0.003	<0.003
12/14/2008			<0.003	<0.003	<0.003		
4/16/2009						<0.003	
4/23/2009	<0.003						
4/28/2009							<0.003
4/29/2009		<0.003	<0.003	<0.003	<0.003		
10/6/2009	<0.003						
10/20/2009		<0.003					
10/21/2009			<0.003			<0.003	<0.003
10/22/2009				<0.003	<0.003		
4/21/2010			<0.003	<0.003	<0.003		
4/26/2010		<0.003					
4/27/2010						<0.003	
4/28/2010							<0.003
5/3/2010	<0.003						
9/28/2010			<0.003	<0.003			
9/29/2010		<0.003			<0.003		
10/5/2010						<0.003	<0.003
10/11/2010	<0.003						
4/12/2011			<0.003	<0.003			
4/13/2011		<0.003			<0.003		
4/19/2011						<0.003	<0.003
4/27/2011	<0.003						
10/4/2011			<0.003	<0.003	<0.003		
10/5/2011		<0.003					
10/12/2011						<0.003	
10/18/2011							<0.003
10/19/2011	<0.003						
4/3/2012			<0.003	<0.003			
4/4/2012		<0.003			<0.003		
4/24/2012						<0.003	
4/25/2012							<0.003
5/1/2012	<0.003						
10/2/2012	<0.003					<0.003	<0.003
10/3/2012		<0.003		<0.003	<0.003		
10/8/2012			<0.003				
4/2/2013						<0.003	<0.003

ND substitution: RL or RL/2 if <15% NDs.

Time Series

Constituent: Antimony (mg/L) Analysis Run 5/17/2024 12:10 PM

Plant Bowen Client: Southern Company Data: Bowen 1, 2, 9, and 10

	GWA-50R (bg)	GWC-10	GWC-10R	GWC-11	GWC-11R	GWC-12	GWC-13
4/3/2013		<0.003	<0.003	<0.003	<0.003		
4/10/2013	<0.003						
10/8/2013							<0.003
10/9/2013				<0.003	<0.003	<0.003	
10/15/2013		<0.003	<0.003				
10/16/2013	<0.003						
4/1/2014						<0.003	<0.003
4/2/2014				<0.003	<0.003		
4/9/2014		<0.003	<0.003				
4/22/2014	<0.003						
10/1/2014	<0.003						<0.003
10/2/2014		<0.003	<0.003	<0.003	0.0044 (J)	<0.003	
3/30/2015	<0.003						
4/1/2015				<0.003	0.0087	<0.003	<0.003
4/2/2015		<0.003	<0.003				
10/10/2015		<0.003					
10/11/2015	<0.003			<0.003	0.007		
10/12/2015			<0.003				
10/14/2015						<0.003	
10/15/2015							<0.003
3/28/2016	<0.003						
3/31/2016		<0.003	<0.003				
4/4/2016				<0.003	0.00252 (J)	<0.003	<0.003
5/25/2016	<0.003						
5/26/2016		<0.003	0.000659 (J)	0.000722 (J)	0.00351		
5/27/2016						<0.003	
5/31/2016							<0.003
8/1/2016	<0.003						
8/3/2016			<0.003	<0.003		<0.003	
8/4/2016					<0.003		<0.003
8/5/2016		<0.003					
9/26/2016	<0.003						
9/28/2016		<0.003	0.0037 (O)	<0.003	0.0012 (J)		
9/29/2016							<0.003
9/30/2016						<0.003	
11/11/2016	<0.003						
11/22/2016		<0.003	<0.003	<0.003	0.0042	<0.003	
11/28/2016							<0.003
1/30/2017	<0.003						
2/7/2017		<0.003	<0.003				
2/8/2017				<0.003	<0.003		
2/9/2017							<0.003
2/13/2017						<0.003	
4/3/2017	<0.003						
4/10/2017		<0.003	<0.003	<0.003	<0.003		
4/11/2017						<0.003	
4/12/2017							<0.003
6/12/2017	<0.003						
6/14/2017		<0.003	<0.003			<0.003	
6/15/2017				<0.003	<0.003		
6/16/2017							<0.003
10/2/2017	<0.003						

ND substitution: RL or RL/2 if <15% NDs.

Time Series

Constituent: Antimony (mg/L) Analysis Run 5/17/2024 12:10 PM

Plant Bowen Client: Southern Company Data: Bowen 1, 2, 9, and 10

	GWA-50R (bg)	GWC-10	GWC-10R	GWC-11	GWC-11R	GWC-12	GWC-13
10/4/2017		<0.003	<0.003	<0.003	<0.003	<0.003	
10/9/2017							<0.003
3/16/2018	<0.003						
3/20/2018		<0.003					
3/21/2018			<0.003	<0.003			<0.003
3/22/2018					<0.003	<0.003	
9/18/2018	<0.003	<0.003	<0.003	<0.003	<0.003	<0.003	
9/19/2018							<0.003
3/19/2019	<0.003						
3/22/2019		<0.003	<0.003				
3/23/2019				0.00094 (J)	<0.003	<0.003	<0.003
9/12/2019	<0.003						
9/17/2019		<0.003	<0.003	0.00041 (J)	0.0013 (J)	<0.003 (D)	
9/18/2019							0.0012 (J)
3/11/2020	<0.003						
3/12/2020		<0.003	<0.003	0.0013 (J)	0.001 (J)	<0.003	
3/13/2020							0.0023 (J)
9/15/2020	0.00048 (J)						
9/17/2020		<0.003	<0.003				
9/21/2020				0.00091 (J)	0.0053	<0.003	
9/22/2020							<0.003
3/17/2021	<0.003						
3/18/2021		<0.003	<0.003				0.00078 (J)
3/19/2021				0.00032 (J)	0.012	<0.003	
5/26/2021					0.0037		
8/9/2021	<0.003						
8/10/2021		<0.003					
8/11/2021			<0.003	<0.003	<0.003	<0.003	0.0019 (J)
2/2/2022	<0.003					<0.003	
2/4/2022		<0.003	0.0016 (J)	<0.003	<0.003		
2/17/2022							<0.003
8/17/2022	<0.003	<0.003					
8/18/2022			<0.003	<0.003	<0.003	<0.003	<0.003
2/16/2023	<0.003						
2/20/2023		<0.003	<0.003	<0.003	<0.003		
2/21/2023						0.0017 (J)	
2/22/2023							<0.003
7/28/2023	<0.003						
7/31/2023		<0.003	<0.003				
8/1/2023				<0.003	<0.003	<0.003	<0.003
2/22/2024	<0.003						
2/27/2024		<0.003	<0.003			<0.003	<0.003
2/28/2024				<0.003	<0.003		

ND substitution: RL or RL/2 if <15% NDs.

Time Series

Constituent: Antimony (mg/L) Analysis Run 5/17/2024 12:10 PM

Plant Bowen Client: Southern Company Data: Bowen 1, 2, 9, and 10

	GWC-13RZ	GWC-14Z	GWC-15R	GWC-15Z	GWC-44	GWC-45	GWC-45R
8/21/2007	<0.003						
8/23/2007			<0.003				
8/24/2007		0.005		<0.003			
11/1/2007	<0.003						
11/2/2007		<0.003	<0.003	<0.003			
11/17/2007		<0.003	<0.003				
11/18/2007				<0.003			
11/19/2007	<0.003						
1/15/2008		<0.003	<0.003	<0.003			
1/31/2008	<0.003						
3/5/2008	<0.003	<0.003					
3/6/2008			<0.003				
3/10/2008				<0.003			
5/7/2008	<0.003	<0.003	<0.003				
5/13/2008				<0.003			
12/2/2008		<0.003	<0.003	<0.003			
12/12/2008	<0.003						
4/16/2009		<0.003					
4/28/2009			<0.003	<0.003			
4/29/2009	<0.003						
10/19/2009			<0.003				
10/20/2009		<0.003		<0.003			
10/21/2009	<0.003						
4/20/2010		<0.003					
4/27/2010			<0.003	<0.003			
4/28/2010	<0.003						
9/29/2010		<0.003					
10/4/2010			<0.003				
10/5/2010				<0.003			
10/6/2010	<0.003						
4/12/2011		<0.003					
4/18/2011			<0.003				
4/19/2011				<0.003			
4/20/2011	<0.003						
10/4/2011		<0.003					
10/12/2011	<0.003		0.0052	<0.003			
4/4/2012		<0.003					
4/23/2012			<0.003				
4/25/2012	<0.003			<0.003			
10/2/2012	<0.003						
10/10/2012		<0.003	<0.003	<0.003			
4/2/2013	0.007 (O)						
4/15/2013		<0.003	<0.003				
4/16/2013				0.0053			
10/8/2013	0.01 (O)						
10/22/2013		<0.003	<0.003	<0.003			
4/1/2014	0.011 (O)						
4/21/2014		<0.003	0.005 (J)	0.005 (J)			
9/30/2014		<0.003	0.0024 (J)	<0.003			
10/1/2014	0.018 (O)						
3/31/2015	0.011 (O)						
4/3/2015		<0.003	0.0072	<0.003			

ND substitution: RL or RL/2 if <15% NDs.

Time Series

Constituent: Antimony (mg/L) Analysis Run 5/17/2024 12:10 PM

Plant Bowen Client: Southern Company Data: Bowen 1, 2, 9, and 10

	GWC-13RZ	GWC-14Z	GWC-15R	GWC-15Z	GWC-44	GWC-45	GWC-45R
10/6/2015				0.0025 (J)			
10/7/2015		<0.003	0.0045 (J)				
10/14/2015	0.0083 (O)						
3/16/2016					0.00108 (J)	<0.003	0.00426
4/4/2016	0.00447						
4/5/2016		<0.003	0.00727	0.00105 (J)			
5/16/2016					<0.003	0.00109 (J)	0.00267 (JD)
5/31/2016			0.00649	0.00088 (J)			
6/1/2016	0.00377	0.000895 (J)					
7/25/2016					<0.003 (*)	0.00185 (J*D)	0.0017 (JD)
8/4/2016			0.0038				
8/9/2016		0.0017 (JD)					
9/19/2016					<0.003	<0.003 (D)	<0.003 (D)
9/29/2016			0.0106				
11/3/2016					<0.003		0.0017 (JD)
11/4/2016						<0.003 (D)	
11/23/2016			0.0098	<0.003			
11/28/2016		<0.003					
1/19/2017					<0.003		
1/20/2017							0.001 (JD)
1/23/2017						<0.003 (D)	
2/9/2017		<0.003					
2/10/2017			0.0014 (J)	<0.003			
2/22/2017	0.0044						
3/28/2017					<0.003		
3/29/2017						0.0018 (JD)	0.001 (JD)
4/11/2017	0.0019 (J)	<0.003		<0.003			
4/12/2017			0.0026 (J)				
6/5/2017					<0.003		
6/7/2017						0.0009 (J)	0.0009 (J)
6/14/2017		0.0006 (J)					
6/15/2017			<0.003	<0.003			
6/16/2017	<0.003						
7/12/2017	0.0018 (J)	<0.003		<0.003			
7/26/2017				<0.003			
7/28/2017	0.0011 (J)						
8/10/2017	0.0012 (J)						
9/26/2017					<0.003		
9/27/2017						0.0111	0.0012 (J)
10/5/2017		<0.003					
10/6/2017	0.0013 (J)		0.0008 (J)	<0.003			
12/29/2017						0.0012 (Y)	
3/15/2018					<0.003	0.00086 (J)	<0.003
3/22/2018		<0.003					
3/23/2018	0.0015 (J)		0.001 (J)	0.00089 (J)			
9/12/2018					<0.003		
9/13/2018						0.0029 (J)	<0.003
9/19/2018		<0.003	0.0011 (J)	<0.003			
9/20/2018	0.0013 (J)						
3/14/2019					<0.003	0.0015 (JD)	<0.003 (D)
3/22/2019	0.0014 (J)	<0.003		<0.003			
3/25/2019			<0.003				

ND substitution: RL or RL/2 if <15% NDs.

Time Series

Constituent: Antimony (mg/L) Analysis Run 5/17/2024 12:10 PM

Plant Bowen Client: Southern Company Data: Bowen 1, 2, 9, and 10

	GWC-13RZ	GWC-14Z	GWC-15R	GWC-15Z	GWC-44	GWC-45	GWC-45R
9/11/2019					<0.003	0.014	<0.003 (D)
9/17/2019		<0.003	0.0017 (J)	<0.003			
9/18/2019	0.00077 (X)						
3/10/2020					<0.003	0.00087 (J)	<0.003
3/13/2020		0.00053 (J)	0.00056 (J)	<0.003			
3/17/2020	0.0009 (J)						
9/11/2020						0.0076	0.00043 (J)
9/15/2020					<0.003		
9/21/2020		<0.003	0.0021 (J)	<0.003			
9/22/2020	0.00079 (J)						
12/15/2020						0.0014 (J)	
3/11/2021					<0.003	0.00062 (J)	<0.003
3/18/2021		<0.003	0.00045 (J)	<0.003			
3/19/2021	0.0011 (J)						
8/4/2021					<0.003		
8/6/2021						0.0017 (J)	<0.003
8/11/2021		<0.003	<0.003	<0.003			
8/12/2021	<0.003						
1/31/2022					<0.003		
2/1/2022						0.002 (J)	<0.003
2/4/2022	<0.003	<0.003	<0.003				
2/7/2022				<0.003			
8/12/2022						0.0072	<0.003
8/15/2022					<0.003		
8/18/2022		<0.003					
8/19/2022	<0.003		0.0011 (J)	<0.003			
2/14/2023					<0.003	<0.003	<0.003
2/22/2023	<0.003	<0.003	<0.003	<0.003			
7/26/2023					<0.003	0.013	<0.003
8/1/2023		<0.003		0.0028 (J)			
8/2/2023	<0.003		<0.003				
2/20/2024					<0.003	0.00062 (J)	<0.003
2/28/2024	0.00057 (J)	<0.003	0.001 (J)	<0.003			

ND substitution: RL or RL/2 if <15% NDs.

Time Series

Constituent: Antimony (mg/L) Analysis Run 5/17/2024 12:10 PM

Plant Bowen Client: Southern Company Data: Bowen 1, 2, 9, and 10

	GWC-46R	GWC-47	GWC-47R	GWC-48	GWC-49R	GWC-49Z	GWC-5
8/23/2007							<0.003
10/25/2007							<0.003
11/19/2007							<0.003
1/23/2008							<0.003
3/11/2008							<0.003
5/12/2008							<0.003
12/11/2008							<0.003
4/15/2009							<0.003
10/9/2009							<0.003
5/4/2010							<0.003
10/12/2010							<0.003
4/28/2011							<0.003
10/19/2011							<0.003
5/2/2012							<0.003
10/9/2012							<0.003
4/11/2013							<0.003
10/16/2013							<0.003
4/23/2014							<0.003
10/3/2014							<0.003
3/31/2015							<0.003
10/12/2015							<0.003
3/10/2016	<0.003	<0.003	<0.003	<0.003			
3/17/2016					<0.003	<0.003	
3/28/2016							0.00104 (J)
5/17/2016	<0.003			<0.003			
5/18/2016		<0.003	0.000987 (J)		<0.003	<0.003	
5/25/2016							0.000686 (J)
7/26/2016	<0.003						
7/27/2016		0.0006 (J)	0.0008 (J)	0.0006 (J)	0.0023 (J)		
7/28/2016						<0.003	
8/1/2016							<0.003
9/20/2016	0.001 (J)	<0.003	0.0012 (J)	0.0018 (J)			
9/21/2016					0.0013 (J)	<0.003	
9/27/2016							<0.003
11/4/2016	<0.003		0.001 (J)	<0.003	<0.003		
11/7/2016		<0.003				<0.003 (*)	
11/11/2016							<0.003
1/20/2017	<0.003		0.0013 (J)				
1/23/2017		<0.003		<0.003			
1/24/2017					<0.003	0.0024 (J)	
1/31/2017							<0.003
3/28/2017	<0.003			<0.003			
3/29/2017		<0.003	0.0004 (J)		<0.003		
3/30/2017						0.0011 (J)	
4/3/2017							<0.003
6/7/2017	<0.003						
6/8/2017		<0.003	<0.003 (*)	<0.003 (*)	<0.003 (*)		
6/9/2017						<0.003 (*)	
6/12/2017							<0.003
9/27/2017		<0.003	<0.003				
9/29/2017	<0.003			<0.003	<0.003	0.0009 (J)	
10/3/2017							<0.003

ND substitution: RL or RL/2 if <15% NDs.

Time Series

Constituent: Antimony (mg/L) Analysis Run 5/17/2024 12:10 PM

Plant Bowen Client: Southern Company Data: Bowen 1, 2, 9, and 10

	GWC-46R	GWC-47	GWC-47R	GWC-48	GWC-49R	GWC-49Z	GWC-5
3/15/2018	<0.003	<0.003		<0.003	<0.003	0.0012 (J)	
3/16/2018			<0.003				
3/19/2018							<0.003
9/13/2018	<0.003	<0.003	<0.003	<0.003	<0.003		
9/14/2018						0.00083 (J)	
9/17/2018							<0.003
3/15/2019		<0.003		<0.003			
3/18/2019	<0.003				<0.003		
3/19/2019			<0.003			0.0011 (J)	
3/20/2019							<0.003
9/11/2019	<0.003		0.00099 (J)	<0.003 (D)	0.0032	0.00065 (J)	
9/12/2019		<0.003					
9/16/2019							<0.003
3/9/2020		0.00032 (J)	0.00056 (J)	<0.003		0.0018 (J)	
3/10/2020	<0.003						
3/11/2020					0.0012 (J)		
3/16/2020							0.00031 (J)
9/11/2020					0.0011 (J)		
9/14/2020	<0.003	<0.003		<0.003		0.0017 (J)	
9/15/2020			0.00053 (J)				
9/16/2020							<0.003
3/11/2021	<0.003	<0.003	0.00038 (J)	<0.003			
3/15/2021					0.0019 (J)	0.00086 (J)	
3/17/2021							<0.003
8/4/2021				<0.003			
8/5/2021	<0.003	<0.003	0.00082 (J)			0.0024 (J)	
8/9/2021							<0.003
8/11/2021					0.0033		
1/31/2022	<0.003			<0.003			
2/1/2022		<0.003	0.0024 (J)		<0.003	0.00097 (J)	
2/2/2022							<0.003
8/15/2022	<0.003	0.0022 (J)	<0.003	<0.003	0.0012 (J)	<0.003	
8/16/2022							<0.003
2/14/2023	<0.003	<0.003	0.0022 (J)	<0.003	0.0037	<0.003	
2/20/2023							<0.003
7/26/2023	<0.003			<0.003			
7/27/2023		<0.003	0.0048		0.0017 (J)	<0.003	
7/28/2023							<0.003
2/21/2024	<0.003	0.0013 (J)	0.0013 (J)	<0.003	0.002 (J)	<0.003	
2/26/2024							<0.003

ND substitution: RL or RL/2 if <15% NDs.

Time Series

Constituent: Antimony (mg/L) Analysis Run 5/17/2024 12:10 PM

Plant Bowen Client: Southern Company Data: Bowen 1, 2, 9, and 10

	GWC-6	GWC-6RZ	GWC-7Z	GWC-8RR	GWC-8Z	GWC-9
8/22/2007	<0.003					
8/23/2007						<0.003
10/25/2007	<0.003					
11/1/2007						<0.003
11/19/2007						<0.003
11/20/2007	<0.003					
1/15/2008						<0.003
1/23/2008	<0.003					
3/6/2008						<0.003
3/11/2008	<0.003					
5/13/2008						<0.003
5/14/2008	<0.003					
12/11/2008	<0.003					
12/12/2008						<0.003
4/16/2009						<0.003
4/23/2009	<0.003					
10/9/2009	<0.003					
10/13/2009						<0.003
4/21/2010						<0.003
5/4/2010	<0.003					
9/29/2010						<0.003
10/11/2010	<0.003					
4/13/2011						<0.003
4/26/2011	<0.003					
10/5/2011						<0.003
10/18/2011	<0.003			<0.003		
4/4/2012						<0.003
4/30/2012				<0.003		
5/2/2012	<0.003					
10/3/2012				<0.003		
10/8/2012	<0.003					<0.003
4/8/2013				<0.003		<0.003
4/10/2013	<0.003					
10/8/2013	<0.003					
10/9/2013				<0.003		<0.003
4/9/2014						<0.003
4/10/2014				<0.003		
4/14/2014	<0.003					
9/30/2014						<0.003
10/2/2014				0.0025 (J)		
10/3/2014	<0.003					
4/1/2015	0.0035 (J)					
4/2/2015						<0.003
4/3/2015				<0.003		
5/26/2015		<0.003			<0.003	
6/18/2015		<0.003 (D)			<0.003 (D)	
7/2/2015		<0.003			<0.003	
10/8/2015				<0.003	<0.003	
10/9/2015	<0.003	<0.003				
10/10/2015						<0.003 (D)
3/22/2016					<0.003	
3/29/2016	<0.003	0.000768 (J)				

ND substitution: RL or RL/2 if <15% NDs.

Time Series

Constituent: Antimony (mg/L) Analysis Run 5/17/2024 12:10 PM

Plant Bowen Client: Southern Company Data: Bowen 1, 2, 9, and 10

	GWC-6	GWC-6RZ	GWC-7Z	GWC-8RR	GWC-8Z	GWC-9
3/30/2016				<0.003		<0.003
5/24/2016	<0.003	<0.003		<0.003		
5/25/2016					<0.003	
5/26/2016						<0.003
5/31/2016			<0.003			
8/1/2016	<0.003	<0.003				
8/2/2016			<0.003	<0.003	<0.003	
8/5/2016						<0.003
9/26/2016	<0.003	<0.003			<0.003	
9/27/2016			<0.003	<0.003		
9/28/2016						<0.003
11/14/2016		<0.003				
11/18/2016	<0.003					
11/21/2016			<0.003		<0.003	<0.003
11/22/2016				<0.003		
2/1/2017	<0.003	<0.003	<0.003			
2/3/2017					<0.003	
2/6/2017				0.0015 (J)		<0.003
4/6/2017	0.001 (J)	0.0006 (J)	<0.003	0.0007 (J)		<0.003
4/7/2017					<0.003	
6/13/2017	<0.003	<0.003	<0.003		<0.003	<0.003
6/14/2017				<0.003		
7/14/2017			0.0008 (J)			
10/3/2017	<0.003	<0.003	<0.003		<0.003	<0.003
10/4/2017				<0.003		
3/19/2018	<0.003					
3/20/2018		<0.003	<0.003		<0.003	0.001 (J)
3/21/2018				<0.003		
9/17/2018	<0.003	0.0023 (J)				
9/18/2018			<0.003	<0.003	<0.003	<0.003 (D)
3/21/2019	<0.003	<0.003	<0.003			<0.003
3/27/2019				<0.003		
5/6/2019					<0.003	
9/13/2019			0.002 (J)			
9/16/2019	<0.003	<0.003		<0.003 (D)	<0.003	<0.003
3/12/2020	0.00052 (J)	0.0011 (J)	0.00066 (J)	0.00043 (J)		<0.003
3/16/2020					<0.003	
9/16/2020	<0.003	<0.003	0.0012 (J)			
9/17/2020				0.00082 (J)	<0.003	<0.003
3/17/2021	<0.003	<0.003	0.00099 (J)	<0.003		
3/18/2021					<0.003	<0.003
8/10/2021	<0.003	0.0028 (J)	0.0017 (J)	0.0015 (J)	<0.003	<0.003
2/2/2022	<0.003	<0.003	0.00093 (J)	0.0015 (J)	<0.003	<0.003
8/17/2022	<0.003	<0.003	0.0011 (J)	<0.003	0.001 (J)	<0.003
2/17/2023	<0.003	<0.003				
2/20/2023			0.0012 (J)		<0.003	
2/21/2023				<0.003		<0.003
7/28/2023		<0.003				
7/31/2023	<0.003		<0.003	<0.003	<0.003	<0.003
2/26/2024	<0.003	<0.003	0.00086 (J)		<0.003	
2/27/2024				<0.003		<0.003

ND substitution: RL or RL/2 if <15% NDs.

Time Series

Constituent: Arsenic (mg/L) Analysis Run 5/17/2024 12:10 PM

Plant Bowen Client: Southern Company Data: Bowen 1, 2, 9, and 10

	GWA-1 (bg)	GWA-2 (bg)	GWA-2R (bg)	GWA-39RZ (bg)	GWA-39Z (bg)	GWA-3A (bg)	GWA-40 (bg)
8/23/2007	<0.005	<0.005	<0.005			<0.005	
10/23/2007	<0.005						
10/24/2007		<0.005	<0.005				
11/2/2007						<0.005	
11/18/2007	<0.005	<0.005	<0.005			<0.005	
1/30/2008	<0.005						
1/31/2008		<0.005	0.005			<0.005	
3/10/2008	<0.005		<0.005				
3/11/2008		<0.005				<0.005	
5/6/2008		<0.005					
5/13/2008	<0.005		<0.005				
5/14/2008						<0.005	
12/4/2008		0.012 (O)	<0.005				
12/5/2008	<0.005					<0.005	
4/15/2009	<0.005					<0.005	
4/21/2009		<0.005	<0.005				
10/7/2009	<0.005	<0.005					
10/8/2009			<0.005			<0.005	
4/21/2010			<0.005				
4/26/2010		<0.005					
4/28/2010						<0.005	
5/3/2010	<0.005						
9/28/2010			<0.005				
10/4/2010		<0.005					
10/6/2010						<0.005	
10/12/2010	<0.005						
4/12/2011			<0.005				
4/13/2011		<0.005					
4/21/2011						<0.005	
4/27/2011	<0.005						
10/4/2011			<0.005				
10/5/2011		<0.005					
10/13/2011						<0.005	
10/17/2011	<0.005						
4/3/2012			<0.005				
4/11/2012		<0.005					
5/1/2012						<0.005	
5/2/2012	<0.005						
10/8/2012	<0.005						
10/9/2012		<0.005	<0.005			<0.005	
4/11/2013			<0.005			<0.005	
4/12/2013	<0.005						
4/15/2013		<0.005					
10/15/2013		<0.005					
10/16/2013	<0.005		0.0056			<0.005	
4/10/2014			<0.005				
4/11/2014	<0.005						
4/22/2014		<0.005					
4/23/2014						<0.005	
9/30/2014	<0.005	<0.005	<0.005				
10/4/2014						<0.005	
3/30/2015	<0.005	<0.005	<0.005				

ND substitution: RL or RL/2 if <15% NDs.

Time Series

Constituent: Arsenic (mg/L) Analysis Run 5/17/2024 12:10 PM

Plant Bowen Client: Southern Company Data: Bowen 1, 2, 9, and 10

	GWA-1 (bg)	GWA-2 (bg)	GWA-2R (bg)	GWA-39RZ (bg)	GWA-39Z (bg)	GWA-3A (bg)	GWA-40 (bg)
3/31/2015						<0.005	
10/12/2015						<0.005	
10/13/2015	<0.005	<0.005	<0.005				
3/14/2016					<0.005		
3/15/2016							<0.005
3/22/2016	<0.005						
3/23/2016		<0.005	<0.005			<0.005	
5/11/2016					<0.005		<0.005
5/16/2016				<0.005 (D)			
5/19/2016	<0.005		<0.005				
5/20/2016		<0.005					
5/23/2016						<0.005	
7/19/2016					<0.005		
7/21/2016							<0.005
7/27/2016				0.0011 (JD)			
7/29/2016	<0.005	<0.005	0.0008 (J)			<0.005	
9/15/2016					<0.005		<0.005
9/22/2016			<0.005			<0.005	
9/23/2016	<0.005	<0.005					
11/2/2016					<0.005		
11/3/2016							<0.005
11/9/2016	<0.005	<0.005					
11/10/2016			<0.005			<0.005	
1/17/2017							<0.005
1/18/2017					<0.005		
1/30/2017	<0.005						
1/31/2017		<0.005	<0.005			<0.005	
2/21/2017				<0.005			
3/24/2017							<0.005
3/27/2017				0.0007 (JD)			
3/28/2017					0.0007 (J)		
3/30/2017	<0.005	<0.005				<0.005	
4/3/2017			0.0007 (J)				
5/24/2017							<0.005
6/7/2017					<0.005		
6/8/2017				0.0007 (JD)			
6/9/2017	0.0005 (J)		0.0006 (J)				
6/12/2017		<0.005				<0.005	
7/17/2017				0.0005 (JD)			
7/27/2017				<0.005			
8/9/2017				0.0008 (J)			
9/26/2017					<0.005		0.0005 (J)
9/29/2017				<0.005 (D)			
10/2/2017	<0.005	<0.005	0.0005 (J)				
10/4/2017						<0.005	
3/14/2018					<0.005		<0.005
3/16/2018	0.00085 (J)		0.001 (J)	<0.005			
3/19/2018		<0.005				<0.005	
9/12/2018					<0.005		<0.005
9/14/2018		<0.005	<0.005	<0.005			
9/17/2018	<0.005 (D)					<0.005	
3/13/2019							<0.005

Time Series

Constituent: Arsenic (mg/L) Analysis Run 5/17/2024 12:10 PM

Plant Bowen Client: Southern Company Data: Bowen 1, 2, 9, and 10

	GWA-1 (bg)	GWA-2 (bg)	GWA-2R (bg)	GWA-39RZ (bg)	GWA-39Z (bg)	GWA-3A (bg)	GWA-40 (bg)
3/14/2019				<0.005			
3/15/2019					<0.005		
3/19/2019			<0.005				
3/20/2019	<0.005	<0.005				<0.005	
9/9/2019					0.00043 (J)		0.00068 (J)
9/12/2019	0.0004 (J)	<0.005 (D)					
9/13/2019			0.00051 (J)			<0.005	
3/9/2020				0.00083 (J)	<0.005		<0.005
3/11/2020	0.00088 (J)	<0.005	0.00044 (J)			<0.005	
9/10/2020					<0.005		
9/11/2020							<0.005
9/15/2020	<0.005	<0.005	0.00081 (J)				
9/16/2020				<0.005			
3/10/2021							<0.005
3/12/2021					<0.005		
3/16/2021	<0.005		<0.005	<0.005			
3/17/2021		<0.005					
3/29/2021						0.001 (J)	
8/4/2021					<0.005		<0.005
8/6/2021				<0.005			
8/9/2021	<0.005	<0.005	0.0031 (J)			<0.005	
1/31/2022					0.0021 (J)		<0.005
2/1/2022	<0.005	0.0019 (J)	0.0053				
2/2/2022				<0.005		<0.005	
8/10/2022					<0.005		
8/12/2022							<0.005
8/16/2022	<0.005	<0.005	0.0033 (J)	<0.005		<0.005	
2/13/2023					<0.005		<0.005
2/14/2023				<0.005			
2/16/2023	<0.005	<0.005	<0.005				
2/17/2023						<0.005	
7/25/2023				<0.005			
7/26/2023					<0.005		<0.005
7/27/2023	<0.005	<0.005	<0.005				
8/1/2023						<0.005	
2/19/2024				<0.005	<0.005		<0.005
2/22/2024	<0.005	<0.005				<0.005	
2/26/2024			<0.005				

ND substitution: RL or RL/2 if <15% NDs.

Time Series

Constituent: Arsenic (mg/L) Analysis Run 5/17/2024 12:10 PM

Plant Bowen Client: Southern Company Data: Bowen 1, 2, 9, and 10

	GWA-41 (bg)	GWA-41R (bg)	GWA-42 (bg)	GWA-43 (bg)	GWA-43R (bg)	GWA-4RZ (bg)	GWA-50 (bg)
12/12/2008							<0.005
4/23/2009							<0.005
10/6/2009							<0.005
4/27/2010							<0.005
9/30/2010							<0.005
4/14/2011							<0.005
10/5/2011							<0.005
4/11/2012							<0.005
10/2/2012							<0.005
4/9/2013							<0.005
10/15/2013							<0.005
4/10/2014							<0.005
10/1/2014							<0.005
3/30/2015							<0.005
10/11/2015							<0.005
3/11/2016			<0.005	<0.005	<0.005		
3/15/2016	<0.005	<0.005					
3/28/2016							<0.005
5/12/2016	<0.005						
5/13/2016		<0.005		<0.005	<0.005		
5/16/2016			<0.005				
5/23/2016							<0.005
7/19/2016				<0.005	<0.005		
7/20/2016	<0.005						
7/21/2016		0.0012 (J)					
7/22/2016			<0.005				
8/1/2016							<0.005
9/15/2016	<0.005						
9/16/2016				<0.005	<0.005		
9/19/2016			<0.005				
9/21/2016		<0.005					
9/26/2016							<0.005
11/2/2016				<0.005	<0.005		
11/3/2016	<0.005	<0.005	<0.005				
11/10/2016							<0.005
1/17/2017		<0.005	<0.005				
1/18/2017	<0.005			<0.005	<0.005		
1/30/2017							<0.005
2/22/2017						0.0019 (J)	
3/24/2017	<0.005						
3/27/2017		0.0008 (J)	<0.005				
3/28/2017				<0.005	0.0005 (J)		
4/7/2017						0.0008 (J)	<0.005
6/6/2017	<0.005 (*)	<0.005 (*)		<0.005 (*)	<0.005 (*)		
6/7/2017			<0.005 (*)				
6/12/2017							<0.005
6/14/2017						0.0006 (JD)	
7/12/2017						<0.005 (D)	
7/20/2017						0.0009 (JD)	
7/28/2017						<0.005	
8/9/2017						0.0011 (J)	
8/24/2017						0.0007 (J)	

ND substitution: RL or RL/2 if <15% NDs.

Time Series

Constituent: Arsenic (mg/L) Analysis Run 5/17/2024 12:10 PM

Plant Bowen Client: Southern Company Data: Bowen 1, 2, 9, and 10

	GWA-41 (bg)	GWA-41R (bg)	GWA-42 (bg)	GWA-43 (bg)	GWA-43R (bg)	GWA-4RZ (bg)	GWA-50 (bg)
9/22/2017				<0.005	<0.005		
9/25/2017	<0.005	0.001 (J)					
9/26/2017			<0.005				
10/2/2017							<0.005
10/3/2017						0.0005 (JD)	
3/14/2018	<0.005	<0.005	<0.005	<0.005			
3/15/2018					<0.005		
3/16/2018							<0.005
3/21/2018						0.0012 (J)	
9/12/2018	<0.005	<0.005		<0.005	<0.005		
9/14/2018			<0.005				
9/17/2018							<0.005
9/18/2018						<0.005	
3/13/2019				<0.005	<0.005		
3/14/2019	<0.005	<0.005	<0.005				
3/19/2019							<0.005
3/21/2019						<0.005 (D)	
9/10/2019	<0.005 (D)	<0.005	<0.005				
9/11/2019				<0.005	<0.005		
9/12/2019						0.0006 (JD)	
9/13/2019							<0.005
3/6/2020	<0.005		<0.005				
3/9/2020		<0.005		<0.005	<0.005		
3/11/2020							<0.005
3/12/2020						0.0033 (J)	
9/10/2020	<0.005	<0.005	<0.005				
9/11/2020				<0.005			
9/14/2020					<0.005		
9/16/2020							<0.005
9/17/2020						0.0011 (J)	
3/10/2021		<0.005					
3/11/2021	<0.005		<0.005	<0.005	<0.005		
3/16/2021						0.00098 (J)	
3/17/2021							<0.005
8/4/2021	<0.005	<0.005	<0.005				
8/5/2021					<0.005		
8/6/2021				<0.005			
8/9/2021							<0.005
8/10/2021						0.0025 (J)	
1/31/2022	<0.005	<0.005	<0.005	0.0013 (J)	<0.005		
2/1/2022							<0.005
2/3/2022						0.0034 (J)	
8/10/2022			<0.005		<0.005		
8/11/2022	<0.005	<0.005		<0.005			
8/16/2022							<0.005
8/17/2022						<0.005	
2/13/2023	<0.005	<0.005	<0.005		<0.005		
2/14/2023				<0.005			
2/16/2023							<0.005
2/17/2023						<0.005	
7/25/2023	<0.005	<0.005		<0.005	<0.005		
7/26/2023			<0.005				

ND substitution: RL or RL/2 if <15% NDs.

Time Series

Constituent: Arsenic (mg/L) Analysis Run 5/17/2024 12:10 PM

Plant Bowen Client: Southern Company Data: Bowen 1, 2, 9, and 10

	GWA-41 (bg)	GWA-41R (bg)	GWA-42 (bg)	GWA-43 (bg)	GWA-43R (bg)	GWA-4RZ (bg)	GWA-50 (bg)
7/28/2023						<0.005	<0.005
2/19/2024	<0.005	<0.005					
2/20/2024			0.001 (J)	<0.005	<0.005		
2/22/2024							<0.005
2/27/2024						<0.005	

ND substitution: RL or RL/2 if <15% NDs.

Time Series

Constituent: Arsenic (mg/L) Analysis Run 5/17/2024 12:10 PM

Plant Bowen Client: Southern Company Data: Bowen 1, 2, 9, and 10

	GWA-50R (bg)	GWC-10	GWC-10R	GWC-11	GWC-11R	GWC-12	GWC-13
8/21/2007		<0.005	<0.005	<0.005	<0.005	<0.005	<0.005
11/1/2007		<0.005	<0.005	<0.005	<0.005	<0.005	<0.005
11/18/2007				<0.005	<0.005		
11/19/2007						<0.005	<0.005
11/20/2007		0.0079	<0.005				
1/16/2008						0.0086	
1/30/2008		<0.005	<0.005	<0.005	<0.005		
1/31/2008							<0.005
3/5/2008				<0.005		<0.005	<0.005
3/6/2008		<0.005	<0.005		<0.005		
5/7/2008				<0.005	<0.005		
5/8/2008			<0.005				
5/12/2008		<0.005					<0.005
5/13/2008						<0.005	
12/12/2008	<0.005						
12/13/2008		0.015 (O)				0.012	0.0096
12/14/2008			<0.005	<0.005	<0.005		
4/16/2009						0.008	
4/23/2009	<0.005						
4/28/2009							<0.005
4/29/2009		<0.005	<0.005	<0.005	0.0057		
10/6/2009	<0.005						
10/20/2009		<0.005					
10/21/2009			<0.005			0.0081	<0.005
10/22/2009				<0.005	<0.005		
4/21/2010			<0.005	<0.005	<0.005		
4/26/2010		<0.005					
4/28/2010							<0.005
5/3/2010	0.012 (O)						
9/28/2010			<0.005	<0.005			
9/29/2010		<0.005			<0.005		
10/5/2010						0.0067	<0.005
10/11/2010	<0.005						
4/12/2011			<0.005	<0.005			
4/13/2011		<0.005			<0.005		
4/19/2011						<0.005	<0.005
4/27/2011	<0.005						
10/4/2011			<0.005	<0.005	<0.005		
10/5/2011		<0.005					
10/12/2011						<0.005	
10/18/2011							<0.005
10/19/2011	<0.005						
4/3/2012			<0.005	<0.005			
4/4/2012		<0.005			<0.005		
4/24/2012						0.0086	
4/25/2012							<0.005
5/1/2012	<0.005						
10/2/2012	<0.005					<0.005	<0.005
10/3/2012		<0.005		<0.005	<0.005		
10/8/2012			<0.005				
4/2/2013						<0.005	<0.005
4/3/2013		<0.005	<0.005	<0.005	<0.005		

ND substitution: RL or RL/2 if <15% NDs.

Time Series

Constituent: Arsenic (mg/L) Analysis Run 5/17/2024 12:10 PM

Plant Bowen Client: Southern Company Data: Bowen 1, 2, 9, and 10

	GWA-50R (bg)	GWC-10	GWC-10R	GWC-11	GWC-11R	GWC-12	GWC-13
4/10/2013	<0.005						
10/8/2013							<0.005
10/9/2013				<0.005	0.006	0.0094	
10/15/2013		<0.005	<0.005				
10/16/2013	<0.005						
4/1/2014						0.0097	<0.005
4/2/2014				<0.005	0.005 (J)		
4/9/2014		<0.005	<0.005				
4/22/2014	<0.005						
10/1/2014	<0.005						0.0022 (J)
10/2/2014		<0.005	<0.005	<0.005	0.0036 (J)	0.0055	
3/30/2015	<0.005						
4/1/2015				<0.005	0.0077	0.011	<0.005
4/2/2015		<0.005	<0.005				
10/10/2015		<0.005					
10/11/2015	<0.005			<0.005	0.0071		
10/12/2015			<0.005				
10/14/2015						0.007	
10/15/2015							<0.005
3/28/2016	<0.005						
3/31/2016		<0.005	<0.005				
4/4/2016				<0.005	0.00315 (J)	0.00645	0.00124 (J)
5/25/2016	<0.005						
5/26/2016		<0.005	<0.005	<0.005	0.00313 (J)		
5/27/2016						0.00692	
5/31/2016							<0.005
8/1/2016	<0.005						
8/3/2016			<0.005	<0.005		0.0068	
8/4/2016					0.0032 (J)		<0.005
8/5/2016		<0.005					
9/26/2016	<0.005						
9/28/2016		<0.005	<0.005	<0.005	0.0029 (J)		
9/29/2016							<0.005
9/30/2016						0.0065	
11/11/2016	<0.005						
11/22/2016		<0.005	<0.005	<0.005	0.0048 (J)	0.0066	
11/28/2016							<0.005
1/30/2017	<0.005						
2/7/2017		<0.005	<0.005				
2/8/2017				<0.005	0.0022 (J)		
2/9/2017							<0.005
2/13/2017						0.0092	
4/3/2017	<0.005						
4/10/2017		<0.005	<0.005	<0.005	0.002 (J)		
4/11/2017						0.0051	
4/12/2017							0.001 (J)
6/12/2017	<0.005						
6/14/2017		<0.005	<0.005			0.0056	
6/15/2017				<0.005	0.0014 (J)		
6/16/2017							0.0007 (J)
10/2/2017	<0.005						
10/4/2017		0.0006 (J)	<0.005	<0.005	0.002 (J)	0.0068	

ND substitution: RL or RL/2 if <15% NDs.

Time Series

Constituent: Arsenic (mg/L) Analysis Run 5/17/2024 12:10 PM

Plant Bowen Client: Southern Company Data: Bowen 1, 2, 9, and 10

	GWA-50R (bg)	GWC-10	GWC-10R	GWC-11	GWC-11R	GWC-12	GWC-13
10/9/2017							0.0006 (J)
3/16/2018	<0.005						
3/20/2018		0.00079 (J)					
3/21/2018			<0.005	0.00058 (J)			0.0013 (J)
3/22/2018					0.0022 (J)	0.0055	
9/18/2018	<0.005	<0.005	<0.005	<0.005	<0.005	0.0064	
9/19/2018							<0.005
3/19/2019	<0.005						
3/22/2019		<0.005	<0.005				
3/23/2019				<0.005	0.0016 (J)	0.0055	0.00067 (J)
9/12/2019	<0.005						
9/17/2019		<0.005	<0.005	<0.005	0.0016 (J)	0.00465 (JD)	
9/18/2019							0.00052 (J)
3/11/2020	<0.005						
3/12/2020		<0.005	<0.005	<0.005	0.0012 (J)	0.0053	
3/13/2020							0.00096 (J)
9/15/2020	<0.005						
9/17/2020		<0.005	<0.005				
9/21/2020				<0.005	0.0012 (J)	0.0065	
9/22/2020							0.00098 (J)
3/17/2021	<0.005						
3/18/2021		<0.005	<0.005				<0.005
3/19/2021				<0.005	0.0013 (J)	0.0052	
8/9/2021	<0.005						
8/10/2021		<0.005					
8/11/2021			<0.005	<0.005	0.0017 (J)	0.0042 (J)	<0.005
2/2/2022	<0.005					0.0027 (J)	
2/4/2022		0.0023 (J)	0.0019 (J)	0.0023 (J)	0.0035 (J)		
2/17/2022							<0.005
8/17/2022	<0.005	<0.005					
8/18/2022			<0.005	<0.005	<0.005	0.0037 (J)	<0.005
2/16/2023	<0.005						
2/20/2023		<0.005	<0.005	<0.005	<0.005		
2/21/2023						0.0094 (J)	
2/22/2023							<0.005
7/28/2023	<0.005						
7/31/2023		<0.005	<0.005				
8/1/2023				<0.005	<0.005	0.0065	<0.005
2/22/2024	<0.005						
2/27/2024		<0.005	<0.005			0.0028 (J)	<0.005
2/28/2024				<0.005	<0.005		

ND substitution: RL or RL/2 if <15% NDs.

Time Series

Constituent: Arsenic (mg/L) Analysis Run 5/17/2024 12:10 PM

Plant Bowen Client: Southern Company Data: Bowen 1, 2, 9, and 10

	GWC-13RZ	GWC-14Z	GWC-15R	GWC-15Z	GWC-44	GWC-45	GWC-45R
8/21/2007	<0.005						
8/23/2007			<0.005				
8/24/2007		<0.005		<0.005			
11/1/2007	<0.005						
11/2/2007		<0.005	<0.005	<0.005			
11/17/2007		<0.005	<0.005				
11/18/2007				<0.005			
11/19/2007	<0.005						
1/15/2008		<0.005	<0.005	0.0077			
1/31/2008	<0.005						
3/5/2008	<0.005	0.0079					
3/6/2008			<0.005				
3/10/2008				<0.005			
5/7/2008	<0.005	<0.005	<0.005				
5/13/2008				<0.005			
12/2/2008		0.014 (O)	<0.005	0.0061			
12/12/2008	0.02 (O)						
4/16/2009		0.0069					
4/28/2009			<0.005	<0.005			
4/29/2009	0.0066						
10/19/2009			<0.005				
10/20/2009		0.0054		<0.005			
10/21/2009	<0.005						
4/20/2010		<0.005					
4/27/2010			<0.005	<0.005			
4/28/2010	0.016 (O)						
9/29/2010		<0.005					
10/4/2010			<0.005				
10/5/2010				<0.005			
10/6/2010	<0.005						
4/12/2011		<0.005					
4/18/2011			<0.005				
4/19/2011				<0.005			
4/20/2011	<0.005						
10/4/2011		<0.005					
10/12/2011	<0.005		<0.005	<0.005			
4/4/2012		<0.005					
4/23/2012			<0.005				
4/25/2012	<0.005			<0.005			
10/2/2012	<0.005						
10/10/2012		<0.005	<0.005	<0.005			
4/2/2013	<0.005						
4/15/2013		<0.005	<0.005				
4/16/2013				<0.005			
10/8/2013	<0.005						
10/22/2013		<0.005	<0.005	<0.005			
4/1/2014	<0.005						
4/21/2014		<0.005	<0.005	0.005 (J)			
9/30/2014		<0.005	<0.005	0.0025 (J)			
10/1/2014	0.0021 (J)						
3/31/2015	<0.005						
4/3/2015		<0.005	<0.005	<0.005			

ND substitution: RL or RL/2 if <15% NDs.

Time Series

Constituent: Arsenic (mg/L) Analysis Run 5/17/2024 12:10 PM

Plant Bowen Client: Southern Company Data: Bowen 1, 2, 9, and 10

	GWC-13RZ	GWC-14Z	GWC-15R	GWC-15Z	GWC-44	GWC-45	GWC-45R
10/6/2015				<0.005			
10/7/2015		<0.005	<0.005				
10/14/2015	<0.005						
3/16/2016					0.00101 (J)	<0.005	<0.005
4/4/2016	0.00144 (J)						
4/5/2016		<0.005	<0.005	0.00153 (J)			
5/16/2016					<0.005	<0.005 (D)	<0.005
5/31/2016			<0.005	0.00261 (J)			
6/1/2016	0.0011 (JD)	<0.005					
7/25/2016					<0.005	<0.005 (D)	<0.005
8/4/2016			<0.005				
8/9/2016		<0.005					
9/19/2016					<0.005	<0.005 (D)	<0.005
9/29/2016			<0.005				
11/3/2016					<0.005		<0.005
11/4/2016						<0.005 (D)	
11/23/2016			<0.005	<0.005			
11/28/2016		<0.005					
1/19/2017					<0.005		
1/20/2017							<0.005
1/23/2017						<0.005 (D)	
2/9/2017		<0.005					
2/10/2017			<0.005	<0.005			
2/22/2017	<0.005						
3/28/2017					0.0009 (J)		
3/29/2017						<0.005 (D)	<0.005 (D)
4/11/2017	0.0011 (JD)	<0.005		0.0007 (J)			
4/12/2017			0.0005 (J)				
6/5/2017					0.0033 (J)		
6/7/2017						<0.005	<0.005 (*)
6/14/2017		<0.005					
6/15/2017			<0.005	<0.005			
6/16/2017	0.0043 (JD)						
7/12/2017	0.0013 (JD)	<0.005		<0.005			
7/26/2017				<0.005			
7/28/2017	0.0013 (J)						
8/10/2017	0.0011 (J)						
9/26/2017					0.0008 (J)		
9/27/2017						<0.005	0.0006 (J)
10/5/2017		<0.005					
10/6/2017	0.0013 (JD)		0.0008 (J)	0.0009 (J)			
3/15/2018					<0.005	<0.005	<0.005
3/22/2018		0.00096 (J)					
3/23/2018	<0.005		<0.005	<0.005			
9/12/2018					<0.005		
9/13/2018						<0.005	<0.005
9/19/2018		<0.005	<0.005	<0.005			
9/20/2018	<0.005						
3/14/2019					<0.005	<0.005 (D)	<0.005 (D)
3/22/2019	0.00097 (J)	<0.005		<0.005			
3/25/2019			<0.005				
9/11/2019					<0.005	<0.005 (D)	<0.005 (D)

ND substitution: RL or RL/2 if <15% NDs.

Time Series

Constituent: Arsenic (mg/L) Analysis Run 5/17/2024 12:10 PM

Plant Bowen Client: Southern Company Data: Bowen 1, 2, 9, and 10

	GWC-13RZ	GWC-14Z	GWC-15R	GWC-15Z	GWC-44	GWC-45	GWC-45R
9/17/2019		<0.005	<0.005	<0.005			
9/18/2019	0.00045 (X)						
3/10/2020					0.0013 (J)	<0.005	<0.005
3/13/2020		<0.005	0.00047 (J)	0.00052 (J)			
3/17/2020	0.00067 (J)						
9/11/2020						<0.005	<0.005
9/15/2020					<0.005		
9/21/2020		<0.005	<0.005	<0.005			
9/22/2020	0.00086 (J)						
3/11/2021					<0.005	<0.005	<0.005
3/18/2021		<0.005	<0.005	<0.005			
3/19/2021	0.00084 (J)						
8/4/2021					<0.005		
8/6/2021						<0.005	<0.005
8/11/2021		<0.005	<0.005	<0.005			
8/12/2021	<0.005						
1/31/2022					<0.005		
2/1/2022						<0.005	<0.005
2/4/2022	0.0035 (J)	0.0019 (J)	0.0026 (J)				
2/7/2022				0.0025 (J)			
8/12/2022						<0.005	<0.005
8/15/2022					<0.005		
8/18/2022		<0.005					
8/19/2022	<0.005		<0.005	<0.005			
2/14/2023					<0.005	<0.005	<0.005
2/22/2023	0.0031 (J)	<0.005	<0.005	<0.005			
7/26/2023					0.0038 (J)	0.0038 (J)	<0.005
8/1/2023		<0.005		<0.005			
8/2/2023	<0.005		<0.005				
2/20/2024					<0.005	<0.005	<0.005
2/28/2024	<0.005	<0.005	<0.005	<0.005			

ND substitution: RL or RL/2 if <15% NDs.

Time Series

Constituent: Arsenic (mg/L) Analysis Run 5/17/2024 12:10 PM

Plant Bowen Client: Southern Company Data: Bowen 1, 2, 9, and 10

	GWC-46R	GWC-47	GWC-47R	GWC-48	GWC-49R	GWC-49Z	GWC-5
8/23/2007							<0.005
10/25/2007							<0.005
11/19/2007							<0.005
1/23/2008							<0.005
3/11/2008							<0.005
5/12/2008							<0.005
12/11/2008							<0.005
4/15/2009							<0.005
10/9/2009							<0.005
5/4/2010							<0.005
10/12/2010							<0.005
4/28/2011							<0.005
10/19/2011							<0.005
5/2/2012							<0.005
10/9/2012							<0.005
4/11/2013							<0.005
10/16/2013							<0.005
4/23/2014							<0.005
10/3/2014							<0.005
3/31/2015							<0.005
10/12/2015							<0.005
3/10/2016	<0.005	<0.005	0.00136 (J)	<0.005			
3/17/2016					<0.005	<0.005	
3/28/2016							<0.005
5/17/2016	<0.005			<0.005			
5/18/2016		<0.005	0.00127 (J)		<0.005	<0.005	
5/25/2016							<0.005
7/26/2016	<0.005						
7/27/2016		<0.005	0.0012 (J)	<0.005	<0.005		
7/28/2016						<0.005	
8/1/2016							<0.005
9/20/2016	<0.005	<0.005	<0.005	<0.005			
9/21/2016					<0.005	<0.005	
9/27/2016							<0.005
11/4/2016	<0.005		<0.005	<0.005	<0.005		
11/7/2016		<0.005				<0.005	
11/11/2016							<0.005
1/20/2017	<0.005		<0.005				
1/23/2017		<0.005		<0.005			
1/24/2017					<0.005	<0.005	
1/31/2017							<0.005
3/28/2017	0.0004 (J)			<0.005			
3/29/2017		<0.005	<0.005		<0.005		
3/30/2017						<0.005	
4/3/2017							<0.005
6/7/2017	<0.005 (*)						
6/8/2017		0.0006 (J)	0.001 (J)	<0.005	<0.005		
6/9/2017						<0.005	
6/12/2017							0.0006 (J)
9/27/2017		<0.005	0.0009 (J)				
9/29/2017	<0.005			<0.005	<0.005	<0.005	
10/3/2017							<0.005

ND substitution: RL or RL/2 if <15% NDs.

Time Series

Constituent: Arsenic (mg/L) Analysis Run 5/17/2024 12:10 PM

Plant Bowen Client: Southern Company Data: Bowen 1, 2, 9, and 10

	GWC-46R	GWC-47	GWC-47R	GWC-48	GWC-49R	GWC-49Z	GWC-5
3/15/2018	<0.005	<0.005		<0.005	<0.005	<0.005	
3/16/2018			<0.005				
3/19/2018							<0.005
9/13/2018	<0.005	<0.005	0.00091 (J)	<0.005	<0.005		
9/14/2018						<0.005	
9/17/2018							<0.005
3/15/2019		<0.005		<0.005			
3/18/2019	<0.005				<0.005		
3/19/2019			<0.005			<0.005	
3/20/2019							<0.005
9/11/2019	<0.005		0.00067 (J)	<0.005 (D)	<0.005	<0.005	
9/12/2019		<0.005					
9/16/2019							<0.005
3/9/2020		<0.005	0.00051 (J)	<0.005		<0.005	
3/10/2020	<0.005						
3/11/2020					0.00041 (J)		
3/16/2020							<0.005
9/11/2020					<0.005		
9/14/2020	<0.005	<0.005		<0.005		<0.005	
9/15/2020			<0.005				
9/16/2020							<0.005
3/11/2021	<0.005	<0.005	<0.005	<0.005			
3/15/2021					<0.005	<0.005	
3/17/2021							<0.005
8/4/2021				<0.005			
8/5/2021	<0.005	<0.005	0.0012 (J)			<0.005	
8/9/2021							<0.005
8/11/2021					<0.005		
1/31/2022	<0.005			<0.005			
2/1/2022		<0.005	<0.005		<0.005	<0.005	
2/2/2022							<0.005
8/15/2022	<0.005	<0.005	<0.005	<0.005	<0.005	<0.005	
8/16/2022							<0.005
2/14/2023	<0.005	<0.005	<0.005	<0.005	<0.005	<0.005	
2/20/2023							<0.005
7/26/2023	<0.005			<0.005			
7/27/2023		<0.005	0.0039 (J)		<0.005	0.0044 (J)	
7/28/2023							<0.005
2/21/2024	<0.005	<0.005	<0.005	<0.005	<0.005	<0.005	
2/26/2024							<0.005

ND substitution: RL or RL/2 if <15% NDs.

Time Series

Constituent: Arsenic (mg/L) Analysis Run 5/17/2024 12:10 PM

Plant Bowen Client: Southern Company Data: Bowen 1, 2, 9, and 10

	GWC-6	GWC-6RZ	GWC-7Z	GWC-8RR	GWC-8Z	GWC-9
8/22/2007	<0.005					
8/23/2007						<0.005
10/25/2007	<0.005					
11/1/2007						<0.005
11/19/2007						<0.005
11/20/2007	<0.005					
1/15/2008						0.0086
1/23/2008	<0.005					
3/6/2008						<0.005
3/11/2008	<0.005					
5/13/2008						<0.005
5/14/2008	<0.005					
12/11/2008	<0.005					
12/12/2008						0.0065
4/16/2009						<0.005
4/23/2009	<0.005					
10/9/2009	<0.005					
10/13/2009						<0.005
4/21/2010						<0.005
5/4/2010	0.014 (O)					
9/29/2010						<0.005
10/11/2010	<0.005					
4/13/2011						<0.005
4/26/2011	<0.005					
10/5/2011						<0.005
10/18/2011	<0.005			<0.005		
4/4/2012						<0.005
4/30/2012				<0.005		
5/2/2012	<0.005					
10/3/2012				<0.005		
10/8/2012	<0.005					<0.005
4/8/2013				<0.005		<0.005
4/10/2013	<0.005					
10/8/2013	<0.005					
10/9/2013				<0.005		<0.005
4/9/2014						<0.005
4/10/2014				<0.005		
4/14/2014	<0.005					
9/30/2014						<0.005
10/2/2014				<0.005		
10/3/2014	<0.005					
4/1/2015	<0.005					
4/2/2015						<0.005
4/3/2015				<0.005		
5/26/2015		<0.005			<0.005	
6/18/2015		<0.005 (D)			<0.005 (D)	
7/2/2015		<0.005			<0.005	
10/8/2015				0.0029 (J)	<0.005	
10/9/2015	<0.005	<0.005				
10/10/2015						<0.005 (D)
3/22/2016					<0.005	
3/29/2016	<0.005	<0.005				

ND substitution: RL or RL/2 if <15% NDs.

Time Series

Constituent: Arsenic (mg/L) Analysis Run 5/17/2024 12:10 PM

Plant Bowen Client: Southern Company Data: Bowen 1, 2, 9, and 10

	GWC-6	GWC-6RZ	GWC-7Z	GWC-8RR	GWC-8Z	GWC-9
3/30/2016				<0.005		0.00116 (J)
5/24/2016	<0.005	<0.005		<0.005		
5/25/2016					<0.005	
5/26/2016						<0.005
5/31/2016			<0.005			
8/1/2016	<0.005	<0.005				
8/2/2016			0.0031 (J)	<0.005	<0.005	
8/5/2016						<0.005
9/26/2016	<0.005	<0.005			<0.005	
9/27/2016			0.0028 (J)	<0.005		
9/28/2016						<0.005
11/14/2016		<0.005				
11/18/2016	<0.005					
11/21/2016			0.0031 (J)		<0.005	<0.005
11/22/2016				<0.005		
2/1/2017	<0.005	<0.005	0.0031 (J)			
2/3/2017					<0.005	
2/6/2017				<0.005		<0.005
4/6/2017	0.0006 (J)	<0.005	0.003 (J)	<0.005		<0.005
4/7/2017					<0.005	
6/13/2017	<0.005	<0.005	0.0024 (J)		<0.005	<0.005
6/14/2017				<0.005		
7/14/2017			0.0029 (J)			
10/3/2017	<0.005	<0.005	0.0018 (J)		<0.005	<0.005
10/4/2017				<0.005		
3/19/2018	0.00089 (J)					
3/20/2018		<0.005	0.0024 (J)		0.0006 (J)	<0.005
3/21/2018				0.00077 (J)		
9/17/2018	<0.005	<0.005				
9/18/2018			<0.005	<0.005	<0.005	<0.005 (D)
3/21/2019	<0.005	<0.005	0.00077 (J)			<0.005
3/27/2019				<0.005		
5/6/2019					0.00063 (J)	
9/13/2019			0.0017 (J)			
9/16/2019	0.00071 (J)	0.00038 (J)		0.0004 (JD)	0.00043 (J)	0.00044 (J)
3/12/2020	0.00055 (J)	<0.005	0.00044 (J)	0.00039 (J)		<0.005
3/16/2020					<0.005	
9/16/2020	<0.005	<0.005	<0.005			
9/17/2020				<0.005	<0.005	<0.005
3/17/2021	0.0013 (J)	<0.005	<0.005	<0.005		
3/18/2021					0.00082 (J)	<0.005
8/10/2021	0.0016 (J)	<0.005	0.0013 (J)	<0.005	<0.005	<0.005
2/2/2022	<0.005	0.0012 (J)	0.002 (J)	0.0013 (J)	0.0011 (J)	0.0013 (J)
8/17/2022	<0.005	<0.005	<0.005	<0.005	<0.005	<0.005
2/17/2023	<0.005	<0.005				
2/20/2023			<0.005		<0.005	
2/21/2023				<0.005		0.0028 (J)
7/28/2023		<0.005				
7/31/2023	<0.005		<0.005	<0.005	<0.005	<0.005
2/26/2024	<0.005	<0.005	<0.005		<0.005	
2/27/2024				<0.005		<0.005

ND substitution: RL or RL/2 if <15% NDs.

Time Series

Constituent: Barium (mg/L) Analysis Run 5/17/2024 12:10 PM

Plant Bowen Client: Southern Company Data: Bowen 1, 2, 9, and 10

	GWA-1 (bg)	GWA-2 (bg)	GWA-2R (bg)	GWA-39RZ (bg)	GWA-39Z (bg)	GWA-3A (bg)	GWA-40 (bg)
8/23/2007	0.02	0.0073	0.0098			0.015 (O)	
10/23/2007	0.039						
10/24/2007		0.027	0.015				
11/2/2007						0.017 (O)	
11/18/2007	0.04 (J)	0.13 (O)	0.011			0.019 (O)	
1/30/2008	0.04						
1/31/2008		0.0077	0.13 (O)			0.011 (O)	
3/10/2008	0.033		0.0078				
3/11/2008		0.015				0.016 (O)	
5/6/2008		0.017					
5/13/2008	0.03		0.0077				
5/14/2008						0.013 (O)	
12/4/2008		0.14 (O)	0.0089				
12/5/2008	0.0087					0.021 (O)	
4/15/2009	0.023					0.012 (O)	
4/21/2009		0.018	0.013				
10/7/2009	0.15 (O)	0.014					
10/8/2009			0.008			0.011 (O)	
4/21/2010			0.01				
4/26/2010		0.017					
4/28/2010						0.0081	
5/3/2010	0.025						
9/28/2010			0.0036				
10/4/2010		0.011					
10/6/2010						0.0083	
10/12/2010	0.029						
4/12/2011			0.0084				
4/13/2011		0.026					
4/21/2011						0.0053	
4/27/2011	0.026						
10/4/2011			0.0066				
10/5/2011		0.021					
10/13/2011						0.0071	
10/17/2011	0.021						
4/3/2012			0.0625 (O)				
4/11/2012		0.0311					
5/1/2012						0.0067	
5/2/2012	0.0212						
10/8/2012	0.019						
10/9/2012		0.018	0.01			0.0055	
4/11/2013			0.021			0.0061	
4/12/2013	0.022						
4/15/2013		0.056					
10/15/2013		0.018					
10/16/2013	0.02		0.033			0.0062	
4/10/2014			0.021				
4/11/2014	0.018						
4/22/2014		0.035					
4/23/2014						0.0047	
9/30/2014	0.013	0.0041	0.0062				
10/4/2014						0.0055	
3/30/2015	0.021	0.036	0.011				

Time Series

Constituent: Barium (mg/L) Analysis Run 5/17/2024 12:10 PM

Plant Bowen Client: Southern Company Data: Bowen 1, 2, 9, and 10

	GWA-1 (bg)	GWA-2 (bg)	GWA-2R (bg)	GWA-39RZ (bg)	GWA-39Z (bg)	GWA-3A (bg)	GWA-40 (bg)
3/31/2015						0.0076	
10/12/2015						0.0049	
10/13/2015	0.012	0.0048	0.0065				
3/14/2016					0.0234		
3/15/2016							0.0101
3/22/2016	0.0182						
3/23/2016		0.0271	0.0206			0.00742 (J)	
5/11/2016					0.00793 (J)		0.00992 (J)
5/16/2016				0.0113 (D)			
5/19/2016	0.0193		0.0109				
5/20/2016		0.0206					
5/23/2016						0.00532 (J)	
7/19/2016					0.0045 (J)		
7/21/2016							0.009 (J)
7/27/2016				0.0114 (D)			
7/29/2016	0.0174	0.0275	0.007 (J)			0.0053 (J)	
9/15/2016					0.0057 (J)		0.0109
9/22/2016			0.0071 (J)			0.0058 (J)	
9/23/2016	0.0168	0.0384					
11/2/2016					0.0043 (J)		
11/3/2016							0.0115
11/9/2016	0.0171	0.0266					
11/10/2016			0.0052 (J)			0.0051 (J)	
1/17/2017							0.0101
1/18/2017					<0.01 (*)		
1/30/2017	0.019						
1/31/2017		0.0094 (J)	0.0076 (J)			0.0054 (J)	
2/21/2017				0.0178			
3/24/2017							0.0086 (J)
3/27/2017				0.0162 (D)			
3/28/2017					0.0188		
3/30/2017	0.0184	0.0262				0.0049 (J)	
4/3/2017			0.007 (J)				
5/24/2017							0.0087 (J)
6/7/2017					0.0273		
6/8/2017				0.0156 (D)			
6/9/2017	0.0174		0.0074 (J)				
6/12/2017		0.0288				<0.01	
7/17/2017				0.016 (D)			
7/27/2017				0.0184			
8/9/2017				0.0162			
9/26/2017					0.0236		0.0075 (J)
9/29/2017				0.0159 (D)			
10/2/2017	0.0167	0.0048 (J)	0.0085 (J)				
10/4/2017						0.0047 (J)	
3/14/2018					0.027		0.0064 (J)
3/16/2018	0.016		0.015	0.016			
3/19/2018		0.037				0.0047 (J)	
9/12/2018					0.022		0.0075 (J)
9/14/2018		0.0059 (J)	0.0095 (J)	0.015			
9/17/2018	0.015 (D)					0.0041 (J)	
3/13/2019							0.0076 (J)

ND substitution: RL or RL/2 if <15% NDs.

Time Series

Constituent: Barium (mg/L) Analysis Run 5/17/2024 12:10 PM

Plant Bowen Client: Southern Company Data: Bowen 1, 2, 9, and 10

	GWA-1 (bg)	GWA-2 (bg)	GWA-2R (bg)	GWA-39RZ (bg)	GWA-39Z (bg)	GWA-3A (bg)	GWA-40 (bg)
3/14/2019				0.018			
3/15/2019					0.019		
3/19/2019			0.024				
3/20/2019	0.019	0.0072 (J)				0.0042 (J)	
9/9/2019					0.015		0.0078 (J)
9/12/2019	0.018	0.0058 (JD)					
9/13/2019			0.012			0.0042 (J)	
3/9/2020				0.017	0.0072 (J)		0.0088 (J)
3/11/2020	0.016	0.035	0.027			0.0041 (J)	
9/10/2020					0.0042 (J)		
9/11/2020							0.0079 (J)
9/15/2020	0.019	0.019	0.013				
9/16/2020				0.027			
3/10/2021							0.0083
3/12/2021					0.014		
3/16/2021	0.018		0.013	0.014			
3/17/2021		0.025					
3/29/2021						0.0073	
8/4/2021					0.011		0.008
8/6/2021				0.014			
8/9/2021	0.019	0.024	0.029			0.0073	
1/31/2022					0.013		0.0081
2/1/2022	0.015	0.026	0.024				
2/2/2022				0.013		0.0064	
8/10/2022					0.01		
8/12/2022							0.0076
8/16/2022	0.017	0.021	0.027	0.013		0.0067	
2/13/2023					0.018		0.0075
2/14/2023				0.014			
2/16/2023	0.018	0.029	0.028				
2/17/2023						0.0065	
7/25/2023				0.014			
7/26/2023					0.016		0.0081
7/27/2023	0.018	0.02	0.024				
8/1/2023						0.0074	
2/19/2024				0.015	0.013		0.0083
2/22/2024	0.018	0.021				0.0074	
2/26/2024			0.021				

Time Series

Constituent: Barium (mg/L) Analysis Run 5/17/2024 12:10 PM

Plant Bowen Client: Southern Company Data: Bowen 1, 2, 9, and 10

	GWA-41 (bg)	GWA-41R (bg)	GWA-42 (bg)	GWA-43 (bg)	GWA-43R (bg)	GWA-4RZ (bg)	GWA-50 (bg)
12/12/2008							0.098 (O)
4/23/2009							0.013
10/6/2009							0.011
4/27/2010							0.016
9/30/2010							0.013
4/14/2011							0.011
10/5/2011							0.015
4/11/2012							0.0102
10/2/2012							0.0091
4/9/2013							0.01
10/15/2013							0.0098
4/10/2014							0.011
10/1/2014							0.0033
3/30/2015							0.0043
10/11/2015							0.0038
3/11/2016			0.00639 (J)	0.0116	0.00819 (J)		
3/15/2016	0.0291	0.0462					
3/28/2016							0.0133
5/12/2016	0.0322						
5/13/2016		0.0265		0.0361	0.00756 (J)		
5/16/2016			0.00622 (J)				
5/23/2016							0.0109
7/19/2016				0.036	0.0079 (J)		
7/20/2016	0.0313						
7/21/2016		0.0243					
7/22/2016			0.0062 (J)				
8/1/2016							0.0058 (J)
9/15/2016	0.0217						
9/16/2016				0.0259	0.0078 (J)		
9/19/2016			0.0064 (J)				
9/21/2016		0.0145					
9/26/2016							0.0092 (J)
11/2/2016				0.037	0.0082 (J)		
11/3/2016	0.0272	0.0082 (J)	0.0058 (J)				
11/10/2016							0.0083 (J)
1/17/2017		0.007 (J)	0.0061 (J)				
1/18/2017	0.0286 (J)			0.0248	0.0085 (J)		
1/30/2017							0.0117
2/22/2017						0.0273	
3/24/2017	0.0307						
3/27/2017		0.016	0.0063 (J)				
3/28/2017				0.0222	0.0084 (J)		
4/7/2017						0.024	0.0109
6/6/2017	0.0242	0.0301		0.02	0.0078 (J)		
6/7/2017			0.0064 (J)				
6/12/2017							<0.01
6/14/2017						0.027 (D)	
7/12/2017						0.027 (D)	
7/20/2017						0.0304 (D)	
7/28/2017						0.0269	
8/9/2017						0.0254	
8/24/2017						0.0285	

ND substitution: RL or RL/2 if <15% NDs.

Time Series

Constituent: Barium (mg/L) Analysis Run 5/17/2024 12:10 PM

Plant Bowen Client: Southern Company Data: Bowen 1, 2, 9, and 10

	GWA-41 (bg)	GWA-41R (bg)	GWA-42 (bg)	GWA-43 (bg)	GWA-43R (bg)	GWA-4RZ (bg)	GWA-50 (bg)
9/22/2017				0.0179	0.0076 (J)		
9/25/2017	0.0252	0.0169					
9/26/2017			0.006 (J)				
10/2/2017							0.0122
10/3/2017						0.0294 (D)	
3/14/2018	0.021	0.036	0.0065 (J)	0.016			
3/15/2018					0.0092 (J)		
3/16/2018							0.0084 (J)
3/21/2018						0.03	
9/12/2018	0.025	0.021		0.017	0.008 (J)		
9/14/2018			0.0065 (J)				
9/17/2018							0.01
9/18/2018						0.032	
3/13/2019				0.014	0.0077 (J)		
3/14/2019	0.028	0.04	0.0066 (J)				
3/19/2019							0.012
3/21/2019						0.04 (D)	
9/10/2019	0.0195 (D)	0.031	0.0068 (J)				
9/11/2019				0.015	0.0079 (J)		
9/12/2019						0.034 (D)	
9/13/2019							0.0088 (J)
3/6/2020	0.022		0.0066 (J)				
3/9/2020		0.031		0.012	0.0069 (J)		
3/11/2020							0.0077 (J)
3/12/2020						0.053	
9/10/2020	0.024	0.031	0.0059 (J)				
9/11/2020				0.024			
9/14/2020					0.0075 (J)		
9/16/2020							0.0081 (J)
9/17/2020						0.036	
3/10/2021		0.023					
3/11/2021	0.024		0.0061	0.0096	0.0069		
3/16/2021						0.042	
3/17/2021							0.0074
8/4/2021	0.021	0.021	0.0061				
8/5/2021					0.0069		
8/6/2021				0.015			
8/9/2021							0.0071
8/10/2021						0.045	
1/31/2022	0.022	0.031	0.0063	0.014	0.0076		
2/1/2022							0.0065
2/3/2022						0.063	
8/10/2022			0.0063		0.0066		
8/11/2022	0.022	0.019		0.016			
8/16/2022							0.0072
8/17/2022						0.034	
2/13/2023	0.029	0.028	0.0061		0.0064		
2/14/2023				0.011			
2/16/2023							0.0067
2/17/2023						0.043	
7/25/2023	0.018	0.023		0.012	0.0073		
7/26/2023			0.0064				

Time Series

Constituent: Barium (mg/L) Analysis Run 5/17/2024 12:10 PM

Plant Bowen Client: Southern Company Data: Bowen 1, 2, 9, and 10

	GWA-41 (bg)	GWA-41R (bg)	GWA-42 (bg)	GWA-43 (bg)	GWA-43R (bg)	GWA-4RZ (bg)	GWA-50 (bg)
7/28/2023						0.043	0.0075
2/19/2024	0.017	0.027					
2/20/2024			0.007	0.011	0.0074		
2/22/2024							0.0073
2/27/2024						0.046	

Time Series

Constituent: Barium (mg/L) Analysis Run 5/17/2024 12:10 PM

Plant Bowen Client: Southern Company Data: Bowen 1, 2, 9, and 10

	GWA-50R (bg)	GWC-10	GWC-10R	GWC-11	GWC-11R	GWC-12	GWC-13
8/21/2007		0.021	0.027	0.034	0.01	0.023	0.065
11/1/2007		0.017	0.024	0.036	0.012	0.034	0.019
11/18/2007				0.036	0.011		
11/19/2007						0.043	0.015
11/20/2007		0.1 (O)	0.022				
1/16/2008						0.13 (O)	
1/30/2008		0.035	0.033 (J)	0.031 (J)	0.013		
1/31/2008							0.022
3/5/2008				0.018		0.07 (o)	0.012
3/6/2008		0.042	0.019		0.017		
5/7/2008				0.015	0.0066		
5/8/2008			0.017				
5/12/2008		0.0087					0.014
5/13/2008						0.039	
12/12/2008	0.016						
12/13/2008		0.12 (O)				0.13 (O)	0.11 (O)
12/14/2008			0.02	0.12 (O)	0.013		
4/16/2009						0.13 (O)	
4/23/2009	0.14 (O)						
4/28/2009							0.12 (O)
4/29/2009		0.11 (O)	0.017	0.0079	0.0098		
10/6/2009	0.12 (O)						
10/20/2009		0.016					
10/21/2009			0.021			0.033	0.023
10/22/2009				0.007	0.013		
4/21/2010			0.019	0.0074	0.0069		
4/26/2010		0.016					
4/27/2010						0.11 (O)	
4/28/2010							0.019
5/3/2010	0.12 (O)						
9/28/2010			0.018	0.0068			
9/29/2010		0.016			0.0049		
10/5/2010						0.027	0.018
10/11/2010	0.019						
4/12/2011			0.017	0.0089			
4/13/2011		0.012			0.0074		
4/19/2011						0.025	0.019
4/27/2011	0.02						
10/4/2011			0.022	0.012	0.0062		
10/5/2011		0.014					
10/12/2011						0.025	
10/18/2011							0.025
10/19/2011	0.014						
4/3/2012			0.0212	0.0169			
4/4/2012		0.017			0.0091		
4/24/2012						0.027	
4/25/2012							0.024
5/1/2012	0.0199						
10/2/2012	0.015					0.013	0.019
10/3/2012		0.015		0.03	0.0089		
10/8/2012			0.019				
4/2/2013						0.031	0.021

Time Series

Constituent: Barium (mg/L) Analysis Run 5/17/2024 12:10 PM

Plant Bowen Client: Southern Company Data: Bowen 1, 2, 9, and 10

	GWA-50R (bg)	GWC-10	GWC-10R	GWC-11	GWC-11R	GWC-12	GWC-13
4/3/2013		0.018	0.021	0.008	0.012		
4/10/2013	0.016						
10/8/2013							0.027
10/9/2013				0.0093	0.0079	0.025	
10/15/2013		0.018	0.022				
10/16/2013	0.017						
4/1/2014						0.023	0.023
4/2/2014				0.031	0.0086		
4/9/2014		0.019	0.02				
4/22/2014	0.017						
10/1/2014	0.013						0.014
10/2/2014		0.016	0.023	0.035	0.01	0.025	
3/30/2015	0.014						
4/1/2015				0.013	0.019	0.025	0.027
4/2/2015		0.017	0.022				
10/10/2015		0.014					
10/11/2015	0.0093			0.0079	0.014		
10/12/2015			0.028				
10/14/2015						0.027	
10/15/2015							0.033
3/28/2016	0.0155						
3/31/2016		0.0179	0.0273				
4/4/2016				0.0119	0.0176	0.0285	0.027
5/25/2016	0.0143						
5/26/2016		0.0186	0.0305	0.0127	0.0195		
5/27/2016						0.0257	
5/31/2016							0.0283
8/1/2016	0.0129						
8/3/2016			0.0284	0.0121		0.0237	
8/4/2016					0.0151		0.0358
8/5/2016		0.0138					
9/26/2016	0.0177						
9/28/2016		0.0153	0.036	0.0112	0.0132		
9/29/2016							0.0437
9/30/2016						0.0279	
11/11/2016	0.0117						
11/22/2016		0.0184 (J)	0.0341 (J)	0.0155 (J)	0.0186 (J)	0.0286 (J)	
11/28/2016							0.0419 (J)
1/30/2017	0.0113						
2/7/2017		0.0215	0.0309				
2/8/2017				0.0115	0.015		
2/9/2017							0.0472
2/13/2017						0.0313	
4/3/2017	0.0166						
4/10/2017		0.0247	0.0235	<0.0117	0.0172		
4/11/2017						0.0254	
4/12/2017							0.0383
6/12/2017	0.017						
6/14/2017		0.0227	0.0258			0.0241	
6/15/2017				0.0112	0.0167		
6/16/2017							0.0457
10/2/2017	0.0157						

ND substitution: RL or RL/2 if <15% NDs.

Time Series

Constituent: Barium (mg/L) Analysis Run 5/17/2024 12:10 PM

Plant Bowen Client: Southern Company Data: Bowen 1, 2, 9, and 10

	GWA-50R (bg)	GWC-10	GWC-10R	GWC-11	GWC-11R	GWC-12	GWC-13
10/4/2017		0.0172	0.0234	0.0093 (J)	0.0156	0.0256	
10/9/2017							0.0406
3/16/2018	0.012						
3/20/2018		0.021					
3/21/2018			0.022	0.012			0.032
3/22/2018					0.017	0.024	
9/18/2018	0.0099 (J)	0.02	0.03	0.011	0.017	0.025	
9/19/2018							0.034
3/19/2019	0.013						
3/22/2019		0.024	0.022				
3/23/2019				0.0081 (J)	0.019	0.024	0.023
9/12/2019	0.011						
9/17/2019		0.016	0.03	0.011	0.018	0.0245 (D)	
9/18/2019							0.033
3/11/2020	0.0095 (J)						
3/12/2020		0.026	0.028	0.0086 (J)	0.021	0.023	
3/13/2020							0.023
9/15/2020	0.0089 (J)						
9/17/2020		0.013	0.022				
9/21/2020				0.0093 (J)	0.016	0.023	
9/22/2020							0.027
3/17/2021	0.012						
3/18/2021		0.025	0.027				0.023
3/19/2021				0.011	0.021	0.024	
8/9/2021	0.0089						
8/10/2021		0.023					
8/11/2021			0.027	0.0086	0.021	0.025	0.025
2/2/2022	0.009					0.023	
2/4/2022		0.022	0.028	0.01	0.021		
2/17/2022							0.02
8/17/2022	0.0091	0.016					
8/18/2022			0.025	0.0078	0.019	0.022	0.021
2/16/2023	0.0081						
2/20/2023		0.02	0.024	0.0071	0.02		
2/21/2023						0.023	
2/22/2023							0.022
7/28/2023	0.0079						
7/31/2023		0.015	0.024				
8/1/2023				0.0096	0.018	0.022	0.026
2/22/2024	0.008						
2/27/2024		0.024	0.028			0.023	0.025
2/28/2024				0.01	0.02		

Time Series

Constituent: Barium (mg/L) Analysis Run 5/17/2024 12:10 PM

Plant Bowen Client: Southern Company Data: Bowen 1, 2, 9, and 10

	GWC-13RZ	GWC-14Z	GWC-15R	GWC-15Z	GWC-44	GWC-45	GWC-45R
8/21/2007	0.0095						
8/23/2007			0.015				
8/24/2007		0.0089		0.017			
11/1/2007	0.02						
11/2/2007		0.0091	0.024	0.011			
11/17/2007		0.021	0.027				
11/18/2007				0.012 (J)			
11/19/2007	0.023						
1/15/2008		0.013	0.022	0.088 (O)			
1/31/2008	0.028						
3/5/2008	0.022	0.11 (O)					
3/6/2008			0.021				
3/10/2008				0.0077			
5/7/2008	0.019	0.01	0.023				
5/13/2008				0.0055			
12/2/2008		0.12 (O)	0.024	0.0097			
12/12/2008	0.19 (O)						
4/16/2009		0.13 (O)					
4/28/2009			0.031	0.0042			
4/29/2009	0.14 (O)						
10/19/2009			0.027				
10/20/2009		0.05		0.0056			
10/21/2009	0.034						
4/20/2010		0.019					
4/27/2010			0.051 (O)	0.0039			
4/28/2010	0.11 (O)						
9/29/2010		0.017					
10/4/2010			0.028				
10/5/2010				0.0047			
10/6/2010	0.018						
4/12/2011		0.014					
4/18/2011			0.026				
4/19/2011				0.0071			
4/20/2011	0.015						
10/4/2011		0.017					
10/12/2011	0.019		0.026	0.0098			
4/4/2012		0.0182					
4/23/2012			0.0224				
4/25/2012	0.0158			0.0088			
10/2/2012	0.036						
10/10/2012		0.048	0.024	0.0093			
4/2/2013	0.039						
4/15/2013		0.03	0.029				
4/16/2013				0.0098			
10/8/2013	0.016						
10/22/2013		0.033	0.022	0.0097			
4/1/2014	0.017						
4/21/2014		0.033	0.025	0.008			
9/30/2014		0.027	0.022	0.0074			
10/1/2014	0.018						
3/31/2015	0.021						
4/3/2015		0.13 (O)	0.022	0.0076			

Time Series

Constituent: Barium (mg/L) Analysis Run 5/17/2024 12:10 PM

Plant Bowen Client: Southern Company Data: Bowen 1, 2, 9, and 10

	GWC-13RZ	GWC-14Z	GWC-15R	GWC-15Z	GWC-44	GWC-45	GWC-45R
10/6/2015				0.0088			
10/7/2015		0.047	0.023				
10/14/2015	0.013						
3/16/2016					0.0545	0.00599 (J)	0.0244
4/4/2016	0.0222						
4/5/2016		0.0279	0.0308	0.00971 (J)			
5/16/2016					0.0418	0.006 (J)	0.0222
5/31/2016			0.0255	0.00589 (J)			
6/1/2016	0.0283	0.0249					
7/25/2016					0.0179	0.0056 (J)	0.02
8/4/2016			0.0227				
8/9/2016		0.0268					
9/19/2016					0.0152	0.0059 (J)	0.019
9/29/2016			0.0258				
11/3/2016					0.0127		0.0177
11/4/2016						0.0054 (J)	
11/23/2016			0.0263 (J)	<0.05			
11/28/2016		<0.01					
1/19/2017					0.0172		
1/20/2017							0.0173
1/23/2017						0.006 (J)	
2/9/2017		0.0119					
2/10/2017			0.025	0.0233			
2/22/2017	0.0561						
3/28/2017					0.0437		
3/29/2017						0.0058 (J)	0.0184
4/11/2017	0.0748	0.0112 (D)		0.0162			
4/12/2017			0.026				
6/5/2017					0.0747		
6/7/2017						0.0062 (J)	0.019
6/14/2017		<0.01					
6/15/2017			0.0244	0.0148			
6/16/2017	0.0661						
7/12/2017	0.0932	0.0105		0.0166			
7/26/2017				0.0146			
7/28/2017	0.0808						
8/10/2017	0.0743						
9/26/2017					0.0338		
9/27/2017						0.0056 (J)	0.0197
10/5/2017		0.0099 (J)					
10/6/2017	0.0699		0.0254	0.015			
12/28/2017	0.082 (Y)						
3/15/2018					0.059	0.0057 (J)	0.021
3/22/2018		0.011					
3/23/2018	0.086		0.021	0.013			
9/12/2018					0.032		
9/13/2018						0.0057 (J)	0.022
9/19/2018		0.013	0.02	0.015			
9/20/2018	0.093						
3/14/2019					0.077	0.0066 (J)	0.024
3/22/2019	0.086	0.014		0.014			
3/25/2019			0.021				

ND substitution: RL or RL/2 if <15% NDs.

Time Series

Constituent: Barium (mg/L) Analysis Run 5/17/2024 12:10 PM

Plant Bowen Client: Southern Company Data: Bowen 1, 2, 9, and 10

	GWC-13RZ	GWC-14Z	GWC-15R	GWC-15Z	GWC-44	GWC-45	GWC-45R
9/11/2019					0.036	0.0061 (J)	0.021
9/17/2019		0.015	0.023	0.014			
9/18/2019	0.097						
3/10/2020					0.059	0.0061 (J)	0.024
3/13/2020		0.017	0.02	0.014			
3/17/2020	0.097						
9/11/2020						0.006 (J)	0.021
9/15/2020					0.035		
9/21/2020		0.013	0.021	0.013			
9/22/2020	0.095						
3/11/2021					0.046	0.0059	0.022
3/18/2021		0.014	0.02	0.012			
3/19/2021	0.086						
8/4/2021					0.047		
8/6/2021						0.0061	0.023
8/11/2021		0.016	0.019	0.013			
8/12/2021	0.094						
1/31/2022					0.047		
2/1/2022						0.0072	0.026
2/4/2022	0.11	0.014	0.017				
2/7/2022				0.012			
8/12/2022						0.0064	0.022
8/15/2022					0.04		
8/18/2022		0.014					
8/19/2022	0.1		0.016	0.011			
2/14/2023					0.042	0.0067	0.025
2/22/2023	0.099	0.014	0.016	0.01			
7/26/2023					0.02	0.007	0.022
8/1/2023		0.013		0.011			
8/2/2023	0.092		0.015				
2/20/2024					0.033	0.0078	0.02
2/28/2024	0.097	0.012	0.014	0.01			

Time Series

Constituent: Barium (mg/L) Analysis Run 5/17/2024 12:10 PM

Plant Bowen Client: Southern Company Data: Bowen 1, 2, 9, and 10

	GWC-46R	GWC-47	GWC-47R	GWC-48	GWC-49R	GWC-49Z	GWC-5
8/23/2007							0.017
10/25/2007							0.023
11/19/2007							0.024
1/23/2008							0.028
3/11/2008							0.022
5/12/2008							0.021
12/11/2008							0.022
4/15/2009							0.13 (O)
10/9/2009							0.026
5/4/2010							0.018
10/12/2010							0.019
4/28/2011							0.015
10/19/2011							0.016
5/2/2012							0.0191
10/9/2012							0.019
4/11/2013							0.013
10/16/2013							0.017
4/23/2014							0.015
10/3/2014							0.02
3/31/2015							0.014
10/12/2015							0.017
3/10/2016	0.0209	0.0144	0.0344	0.0361			
3/17/2016					0.0112	0.0121	
3/28/2016							0.0173
5/17/2016	0.0202			0.0277			
5/18/2016		0.0136	0.0184		0.0107	0.0117	
5/25/2016							0.0175
7/26/2016	0.0165						
7/27/2016		0.013	0.0146	0.0276	0.0104		
7/28/2016						0.0081 (J)	
8/1/2016							0.0145
9/20/2016	0.0132	0.0146	0.0122	0.0266			
9/21/2016					0.0106	0.0106	
9/27/2016							0.0139
11/4/2016	0.012		0.0119	0.0239	0.0098 (J)		
11/7/2016		0.0124				0.0047 (J)	
11/11/2016							0.0135
1/20/2017	0.0133		0.0114				
1/23/2017		0.0158		<0.01			
1/24/2017					0.0101	0.0071 (J)	
1/31/2017							0.0153
3/28/2017	0.0161			0.024			
3/29/2017		0.017	0.0116		0.0103		
3/30/2017						0.0043 (J)	
4/3/2017							0.0135
6/7/2017	0.0141						
6/8/2017		0.0149	<0.011 (*)	0.0317	<0.0106 (*)		
6/9/2017						<0.01 (*)	
6/12/2017							0.0154
9/27/2017		0.012	0.0098 (J)				
9/29/2017	0.0151			0.0265	0.0097 (J)	0.004 (J)	
10/3/2017							0.0138

ND substitution: RL or RL/2 if <15% NDs.

Time Series

Constituent: Barium (mg/L) Analysis Run 5/17/2024 12:10 PM

Plant Bowen Client: Southern Company Data: Bowen 1, 2, 9, and 10

	GWC-46R	GWC-47	GWC-47R	GWC-48	GWC-49R	GWC-49Z	GWC-5
3/15/2018	0.015	0.011		0.029	0.0093 (J)	0.0032 (J)	
3/16/2018			0.01				
3/19/2018							0.013
9/13/2018	0.014	0.011	0.0092 (J)	0.026	0.01		
9/14/2018						0.004 (J)	
9/17/2018							0.014
3/15/2019		0.01		0.026			
3/18/2019	0.014				0.015		
3/19/2019			0.0088 (J)			0.0033 (J)	
3/20/2019							0.018
9/11/2019	0.013		0.0097 (J)	0.0295 (D)	0.017	0.0038 (J)	
9/12/2019		0.0085 (J)					
9/16/2019							0.022
3/9/2020		0.0089 (J)	0.0082 (J)	0.029		0.0045 (J)	
3/10/2020	0.013						
3/11/2020					0.026		
3/16/2020							0.024
9/11/2020					0.012		
9/14/2020	0.013	0.0082 (J)		0.035		0.0027 (J)	
9/15/2020			0.0084 (J)				
9/16/2020							0.013
3/11/2021	0.012	0.0083	0.0073	0.038			
3/15/2021					0.012	0.0028 (J)	
3/17/2021							0.014
5/26/2021				0.039			
8/4/2021				0.034			
8/5/2021	0.013	0.0077	0.0069			0.0036 (J)	
8/9/2021							0.012
8/11/2021					0.025		
1/31/2022	0.011			0.038			
2/1/2022		0.0081	0.0077		0.011	0.003 (J)	
2/2/2022							0.012
8/15/2022	0.0098	0.0074	0.0077	0.045	0.0098	0.0041 (J)	
8/16/2022							0.013
2/14/2023	0.011	0.0075	0.0072	0.04	0.013	0.0041 (J)	
2/20/2023							0.012
7/26/2023	0.011			0.048			
7/27/2023		0.0083	0.0076		0.011	0.0036 (J)	
7/28/2023							0.012
2/21/2024	0.011	0.0087	0.0075	0.049	0.011	0.004 (J)	
2/26/2024							0.012

Time Series

Constituent: Barium (mg/L) Analysis Run 5/17/2024 12:10 PM

Plant Bowen Client: Southern Company Data: Bowen 1, 2, 9, and 10

	GWC-6	GWC-6RZ	GWC-7Z	GWC-8RR	GWC-8Z	GWC-9
8/22/2007	0.023					
8/23/2007						0.043
10/25/2007	0.018					
11/1/2007						0.032
11/19/2007						0.049 (J)
11/20/2007	0.1 (O)					
1/15/2008						0.12 (O)
1/23/2008	0.031					
3/6/2008						0.075 (O)
3/11/2008	0.016					
5/13/2008						0.055
5/14/2008	0.024					
12/11/2008	0.022					
12/12/2008						0.16 (O)
4/16/2009						0.15 (O)
4/23/2009	0.012					
10/9/2009	0.11 (O)					
10/13/2009						0.05
4/21/2010						0.039
5/4/2010	0.096 (O)					
9/29/2010						0.033
10/11/2010	0.018					
4/13/2011						0.033
4/26/2011	0.01					
10/5/2011						0.035
10/18/2011	0.012			0.015		
4/4/2012						0.0422
4/30/2012				0.0192		
5/2/2012	0.0119					
10/3/2012				0.017		
10/8/2012	0.01					0.029
4/8/2013				0.018		0.042
4/10/2013	0.013					
10/8/2013	0.014					
10/9/2013				0.021		0.04
4/9/2014						0.038
4/10/2014				0.019		
4/14/2014	0.01					
9/30/2014						0.038
10/2/2014				0.014		
10/3/2014	0.014					
4/1/2015	0.013					
4/2/2015						0.039
4/3/2015				0.014		
5/26/2015		0.016			0.06	
6/18/2015		0.015 (D)			0.047 (D)	
7/2/2015		0.014			0.04	
10/8/2015				0.024	0.032	
10/9/2015	0.008	0.012				
10/10/2015						0.038 (D)
3/22/2016					0.0263	
3/29/2016	0.00738 (J)	0.00786 (J)				

Time Series

Constituent: Barium (mg/L) Analysis Run 5/17/2024 12:10 PM

Plant Bowen Client: Southern Company Data: Bowen 1, 2, 9, and 10

	GWC-6	GWC-6RZ	GWC-7Z	GWC-8RR	GWC-8Z	GWC-9
3/30/2016				0.0163		0.0412
5/24/2016	0.00902 (J)	0.00847 (J)		0.0137		
5/25/2016					0.0178	
5/26/2016						0.0357
5/31/2016			0.0178			
8/1/2016	0.0091 (J)	0.0086 (J)				
8/2/2016			0.0394	0.0152	0.0265	
8/5/2016						0.03
9/26/2016	0.0124	0.0086 (J)			0.0267	
9/27/2016			0.032	0.0147		
9/28/2016						0.0308
11/14/2016		0.0083 (J)				
11/18/2016	0.0117					
11/21/2016			0.0316 (J)		0.0309 (J)	0.0356 (J)
11/22/2016				0.0174 (J)		
2/1/2017	0.0086 (J)	0.0096 (J)	0.0264			
2/3/2017					0.0289	
2/6/2017				0.0144		0.0391
4/6/2017	0.0083 (J)	0.0087 (J)	0.0245	0.0149		0.0402
4/7/2017					0.029	
6/13/2017	<0.01	<0.01	0.0247		0.027	0.0394
6/14/2017				0.0139		
7/14/2017			0.0245			
10/3/2017	0.0084 (J)	0.0098 (J)	0.0218		0.0292	0.0381
10/4/2017				0.015		
3/19/2018	0.0079 (J)					
3/20/2018		0.0088 (J)	0.024		0.029	0.039
3/21/2018				0.015		
9/17/2018	0.0065 (J)	0.0082 (J)				
9/18/2018			0.027	0.014	0.025	0.037
3/21/2019	0.0074 (J)	0.0075 (J)	0.03			0.042
3/27/2019				0.014		
5/6/2019					0.017	
9/13/2019			0.031			
9/16/2019	0.0075 (J)	0.0072 (J)		0.015 (D)	0.026	0.035
3/12/2020	0.0075 (J)	0.0072 (J)	0.022	0.014		0.044
3/16/2020					0.027	
9/16/2020	0.0074 (J)	0.0066 (J)	0.02			
9/17/2020				0.014	0.025	0.031
3/17/2021	0.0075	0.0072	0.022	0.014		
3/18/2021					0.018	0.041
8/10/2021	0.0074	0.0072	0.02	0.014	0.029	0.043
2/2/2022	0.0064	0.0066	0.015	0.013	0.024	0.044
8/17/2022	0.0065	0.0068	0.014	0.013	0.017	0.047
2/17/2023	0.0067	0.0067				
2/20/2023			0.015		0.024	
2/21/2023				0.011		0.042
7/28/2023		0.0062				
7/31/2023	0.0067		0.014	0.012	0.024	0.046
2/26/2024	0.006	0.0067	0.013		0.025	
2/27/2024				0.013		0.043

ND substitution: RL or RL/2 if <15% NDs.

Time Series

Constituent: Beryllium (mg/L) Analysis Run 5/17/2024 12:10 PM

Plant Bowen Client: Southern Company Data: Bowen 1, 2, 9, and 10

	GWA-1 (bg)	GWA-2 (bg)	GWA-2R (bg)	GWA-39RZ (bg)	GWA-39Z (bg)	GWA-3A (bg)	GWA-40 (bg)
9/30/2014	<0.003	<0.003	<0.003				
10/4/2014						<0.003	
3/30/2015	0.00029 (J)	<0.003	<0.003				
3/31/2015						<0.003	
10/12/2015						<0.003	
10/13/2015	<0.003	<0.003	<0.003				
3/14/2016					<0.003		
3/15/2016							<0.003
3/22/2016	<0.003						
3/23/2016		<0.003	<0.003			<0.003	
5/11/2016					<0.003		<0.003
5/16/2016				<0.003 (D)			
5/19/2016	<0.003		<0.003				
5/20/2016		<0.003					
5/23/2016						<0.003	
7/19/2016					<0.003		
7/21/2016							<0.003
7/27/2016				0.0004 (JD)			
7/29/2016	<0.003	<0.003	<0.003			<0.003	
9/15/2016					<0.003		<0.003
9/22/2016			<0.003			<0.003	
9/23/2016	<0.003	<0.003					
11/2/2016					<0.003		
11/3/2016							<0.003
11/9/2016	<0.003	<0.003					
11/10/2016			<0.003			<0.003	
1/17/2017							<0.003
1/18/2017					<0.003		
1/30/2017	<0.003						
1/31/2017		<0.003	<0.003			<0.003	
2/21/2017				<0.003			
3/24/2017							<0.003
3/27/2017				<0.003 (D)			
3/28/2017					<0.003		
3/30/2017	<0.003	<0.003				<0.003	
4/3/2017			<0.003				
5/24/2017							<0.003
6/7/2017					<0.003		
6/8/2017				<0.003 (D)			
6/9/2017	<0.003		<0.003				
6/12/2017		<0.003				<0.003	
7/17/2017				<0.003 (D)			
7/27/2017				<0.003			
8/9/2017				<0.003			
9/26/2017					<0.003		<0.003
9/29/2017				<0.003 (D)			
10/2/2017	<0.003	<0.003	<0.003				
10/4/2017						<0.003	
3/14/2018					<0.003		<0.003
3/16/2018	<0.003		<0.003	<0.003			
3/19/2018		<0.003				<0.003	
9/12/2018					<0.003		<0.003

ND substitution: RL or RL/2 if <15% NDs.

Time Series

Constituent: Beryllium (mg/L) Analysis Run 5/17/2024 12:10 PM

Plant Bowen Client: Southern Company Data: Bowen 1, 2, 9, and 10

	GWA-1 (bg)	GWA-2 (bg)	GWA-2R (bg)	GWA-39RZ (bg)	GWA-39Z (bg)	GWA-3A (bg)	GWA-40 (bg)
9/14/2018		<0.003	<0.003	<0.003			
9/17/2018	<0.003 (D)					<0.003	
3/13/2019							<0.003
3/14/2019				<0.003			
3/15/2019					<0.003		
3/19/2019			<0.003				
3/20/2019	<0.003	<0.003				<0.003	
9/9/2019					<0.003		<0.003
9/12/2019	<0.003	<0.003 (D)					
9/13/2019			<0.003			<0.003	
3/9/2020				<0.003	<0.003		<0.003
3/11/2020	<0.003	<0.003	<0.003			<0.003	
9/10/2020					<0.003		
9/11/2020							<0.003
9/15/2020	<0.003	<0.003	<0.003				
9/16/2020				<0.003			
3/10/2021							<0.003
3/12/2021					<0.003		
3/16/2021	<0.003		<0.003	<0.003			
3/17/2021		<0.003					
3/29/2021						<0.003	
8/4/2021					<0.003		<0.003
8/6/2021				<0.003			
8/9/2021	<0.003	<0.003	<0.003			<0.003	
1/31/2022					<0.003		<0.003
2/1/2022	<0.003	<0.003	<0.003				
2/2/2022				<0.003		<0.003	
8/10/2022					<0.003		
8/12/2022							<0.003
8/16/2022	<0.003	<0.003	<0.003	<0.003		<0.003	
2/13/2023					<0.003		<0.003
2/14/2023				<0.003			
2/16/2023	<0.003	<0.003	<0.003				
2/17/2023						<0.003	
7/25/2023				<0.003			
7/26/2023					<0.003		<0.003
7/27/2023	<0.003	<0.003	<0.003				
8/1/2023						<0.003	
2/19/2024				<0.003	<0.003		<0.003
2/22/2024	<0.003	<0.003				<0.003	
2/26/2024			<0.003				

ND substitution: RL or RL/2 if <15% NDs.

Time Series

Constituent: Beryllium (mg/L) Analysis Run 5/17/2024 12:10 PM

Plant Bowen Client: Southern Company Data: Bowen 1, 2, 9, and 10

	GWA-41 (bg)	GWA-41R (bg)	GWA-42 (bg)	GWA-43 (bg)	GWA-43R (bg)	GWA-4RZ (bg)	GWA-50 (bg)
10/1/2014							<0.003
3/30/2015							<0.003
10/11/2015							<0.003
3/11/2016			<0.003	<0.003	<0.003		
3/15/2016	<0.003	<0.003					
3/28/2016							<0.003
5/12/2016	<0.003						
5/13/2016		<0.003		<0.003	<0.003		
5/16/2016			<0.003				
5/23/2016							<0.003
7/19/2016				<0.003	<0.003		
7/20/2016	<0.003						
7/21/2016		<0.003					
7/22/2016			0.0002 (J)				
8/1/2016							<0.003
9/15/2016	<0.003						
9/16/2016				<0.003	<0.003		
9/19/2016			0.0001 (J)				
9/21/2016		<0.003					
9/26/2016							<0.003
11/2/2016				<0.003	<0.003		
11/3/2016	<0.003	<0.003	0.0002 (J)				
11/10/2016							<0.003
1/17/2017		<0.003	0.0001 (J)				
1/18/2017	<0.003			<0.003	<0.003		
1/30/2017							<0.003
2/22/2017						<0.003	
3/24/2017	<0.003						
3/27/2017		<0.003	0.0001 (J)				
3/28/2017				<0.003	<0.003		
4/7/2017						<0.003	<0.003
6/6/2017	<0.003	<0.003		<0.003	<0.003		
6/7/2017			0.0001 (J)				
6/12/2017							<0.003
6/14/2017						<0.003 (D)	
7/12/2017						<0.003 (D)	
7/20/2017						<0.003 (D)	
7/28/2017						<0.003	
8/9/2017						<0.003	
8/24/2017						<0.003	
9/22/2017				<0.003	<0.003		
9/25/2017	<0.003	<0.003					
9/26/2017			0.0001 (J)				
10/2/2017							<0.003
10/3/2017						<0.003 (D)	
3/14/2018	<0.003	<0.003	0.00014 (J)	<0.003			
3/15/2018					5.1E-05 (J)		
3/16/2018							<0.003
3/21/2018						<0.003	
9/12/2018	<0.003	<0.003		<0.003	<0.003		
9/14/2018			0.00012 (J)				
9/17/2018							<0.003

ND substitution: RL or RL/2 if <15% NDs.

Time Series

Constituent: Beryllium (mg/L) Analysis Run 5/17/2024 12:10 PM

Plant Bowen Client: Southern Company Data: Bowen 1, 2, 9, and 10

	GWA-41 (bg)	GWA-41R (bg)	GWA-42 (bg)	GWA-43 (bg)	GWA-43R (bg)	GWA-4RZ (bg)	GWA-50 (bg)
9/18/2018						<0.003	
3/13/2019				<0.003	<0.003		
3/14/2019	<0.003	5.2E-05 (J)	0.00017 (J)				
3/19/2019							<0.003
3/21/2019						<0.003 (D)	
9/10/2019	<0.003 (D)	<0.003	0.00015 (J)				
9/11/2019				<0.003	<0.003		
9/12/2019						<0.003 (D)	
9/13/2019							<0.003
3/6/2020	<0.003		0.00017 (J)				
3/9/2020		<0.003		<0.003	<0.003		
3/11/2020							<0.003
3/12/2020						<0.003	
9/10/2020	<0.003	<0.003	0.00014 (J)				
9/11/2020				6.9E-05 (J)			
9/14/2020					<0.003		
9/16/2020							<0.003
9/17/2020						<0.003	
3/10/2021		<0.003					
3/11/2021	<0.003		0.00015 (J)	<0.003	<0.003		
3/16/2021						<0.003	
3/17/2021							<0.003
8/4/2021	<0.003	<0.003	0.00012 (J)				
8/5/2021					<0.003		
8/6/2021				<0.003			
8/9/2021							<0.003
8/10/2021						<0.003	
1/31/2022	<0.003	<0.003	0.00014 (J)	<0.003	<0.003		
2/1/2022							<0.003
2/3/2022						<0.003	
8/10/2022			0.00016 (J)		<0.003		
8/11/2022	<0.003	<0.003		7.6E-05 (J)			
8/16/2022							<0.003
8/17/2022						<0.003	
2/13/2023	<0.003	<0.003	0.00015 (J)		<0.003		
2/14/2023				<0.003			
2/16/2023							<0.003
2/17/2023						<0.003	
7/25/2023	<0.003	<0.003		<0.003	<0.003		
7/26/2023			0.00019 (J)				
7/28/2023						<0.003	<0.003
2/19/2024	<0.003	<0.003					
2/20/2024			0.00014 (J)	<0.003	<0.003		
2/22/2024							<0.003
2/27/2024						<0.003	

ND substitution: RL or RL/2 if <15% NDs.

Time Series

Constituent: Beryllium (mg/L) Analysis Run 5/17/2024 12:10 PM

Plant Bowen Client: Southern Company Data: Bowen 1, 2, 9, and 10

	GWA-50R (bg)	GWC-10	GWC-10R	GWC-11	GWC-11R	GWC-12	GWC-13
10/1/2014	<0.003						<0.003
10/2/2014		<0.003	<0.003	<0.003	<0.003	<0.003	
3/30/2015	0.0002 (J)						
4/1/2015				<0.003	<0.003	<0.003	0.00022 (J)
4/2/2015		0.00015 (J)	<0.003				
10/10/2015		8.5E-05 (J)					
10/11/2015	<0.003			<0.003	<0.003		
10/12/2015			<0.003				
10/14/2015						<0.003	
10/15/2015							0.00018 (J)
3/28/2016	<0.003						
3/31/2016		<0.003	<0.003				
4/4/2016				<0.003	<0.003	<0.003	<0.003
5/25/2016	<0.003						
5/26/2016		<0.003	<0.003	<0.003	<0.003		
5/27/2016						<0.003	
5/31/2016							<0.003
8/1/2016	<0.003						
8/3/2016			<0.003	<0.003		<0.003	
8/4/2016					<0.003		<0.003
8/5/2016		<0.003					
9/26/2016	<0.003						
9/28/2016		<0.003	<0.003	<0.003	<0.003		
9/29/2016							9E-05 (J)
9/30/2016						<0.003	
11/11/2016	<0.003						
11/22/2016		<0.003	<0.003	<0.003	<0.003	<0.003	
11/28/2016							<0.003
1/30/2017	<0.003						
2/7/2017		<0.003	<0.003				
2/8/2017				<0.003	<0.003		
2/9/2017							<0.003
2/13/2017						<0.003	
4/3/2017	<0.003						
4/10/2017		<0.003	<0.003	<0.003	<0.003		
4/11/2017						<0.003	
4/12/2017							0.0001 (J)
6/12/2017	<0.003						
6/14/2017		<0.003	<0.003			<0.003	
6/15/2017				<0.003	<0.003		
6/16/2017							9E-05 (J)
10/2/2017	<0.003						
10/4/2017		<0.003	<0.003	<0.003	<0.003	<0.003	
10/9/2017							<0.003
3/16/2018	<0.003						
3/20/2018		0.00019 (J)					
3/21/2018			<0.003	<0.003			<0.003
3/22/2018					<0.003	<0.003	
9/18/2018	<0.003	5.4E-05 (J)	<0.003	<0.003	<0.003	<0.003	
9/19/2018							7E-05 (J)
3/19/2019	<0.003						
3/22/2019		0.00018 (J)	<0.003				

ND substitution: RL or RL/2 if <15% NDs.

Time Series

Constituent: Beryllium (mg/L) Analysis Run 5/17/2024 12:10 PM

Plant Bowen Client: Southern Company Data: Bowen 1, 2, 9, and 10

	GWA-50R (bg)	GWC-10	GWC-10R	GWC-11	GWC-11R	GWC-12	GWC-13
3/23/2019				5.7E-05 (J)	<0.003	<0.003	6.1E-05 (J)
9/12/2019	<0.003						
9/17/2019		<0.003	<0.003	<0.003	<0.003	<0.003 (D)	
9/18/2019							7.4E-05 (J)
3/11/2020	<0.003						
3/12/2020		0.00017 (J)	<0.003	<0.003	<0.003	<0.003	
3/13/2020							8E-05 (J)
9/15/2020	8.5E-05 (J)						
9/17/2020		<0.003	<0.003				
9/21/2020				<0.003	<0.003	<0.003	
9/22/2020							<0.003
3/17/2021	<0.003						
3/18/2021		0.0001 (J)	<0.003				7E-05 (J)
3/19/2021				<0.003	<0.003	<0.003	
8/9/2021	<0.003						
8/10/2021		9.4E-05 (J)					
8/11/2021			<0.003	<0.003	<0.003	<0.003	7.4E-05 (J)
2/2/2022	5.5E-05 (J)					<0.003	
2/4/2022		0.00021 (J)	<0.003	<0.003	<0.003		
2/17/2022							8.9E-05 (J)
8/17/2022	<0.003	7E-05 (J)					
8/18/2022			<0.003	<0.003	<0.003	<0.003	<0.003
2/16/2023	<0.003						
2/20/2023		0.0003 (J)	<0.003	<0.003	<0.003		
2/21/2023						<0.003	
2/22/2023							<0.003
7/28/2023	<0.003						
7/31/2023		8.3E-05 (J)	<0.003				
8/1/2023				<0.003	<0.003	<0.003	<0.003
2/22/2024	<0.003						
2/27/2024		0.00014 (J)	<0.003			<0.003	<0.003
2/28/2024				<0.003	<0.003		

ND substitution: RL or RL/2 if <15% NDs.

Time Series

Constituent: Beryllium (mg/L) Analysis Run 5/17/2024 12:10 PM

Plant Bowen Client: Southern Company Data: Bowen 1, 2, 9, and 10

	GWC-13RZ	GWC-14Z	GWC-15R	GWC-15Z	GWC-44	GWC-45	GWC-45R
9/30/2014		<0.003	<0.003	<0.003			
10/1/2014	<0.003						
3/31/2015	<0.003						
4/3/2015		<0.003	<0.003	<0.003			
10/6/2015				<0.003			
10/7/2015		<0.003	<0.003				
10/14/2015	<0.003						
3/16/2016					<0.003	<0.003	<0.003
4/4/2016	<0.003						
4/5/2016		<0.003	<0.003	<0.003			
5/16/2016					<0.003	<0.003 (D)	<0.003 (D)
5/31/2016			<0.003	<0.003			
6/1/2016	<0.003 (D)	<0.003					
7/25/2016					<0.003	<0.003 (D)	<0.003 (D)
8/4/2016			<0.003				
8/9/2016		<0.003					
9/19/2016					<0.003	<0.003 (D)	<0.003 (D)
9/29/2016			<0.003				
11/3/2016					<0.003		<0.003 (D)
11/4/2016						<0.003 (D)	
11/23/2016			<0.003	<0.003			
11/28/2016		<0.003					
1/19/2017					<0.003		
1/20/2017							<0.003 (D)
1/23/2017						<0.003 (D)	
2/9/2017		0.0001 (J)					
2/10/2017			<0.003	<0.003			
2/22/2017	<0.003						
3/28/2017					8E-05 (J)		
3/29/2017						<0.003 (D)	<0.003 (D)
4/11/2017	<0.003	<0.003		<0.003			
4/12/2017			<0.003				
6/5/2017					9E-05 (J)		
6/7/2017						<0.003	<0.003
6/14/2017		<0.003					
6/15/2017			<0.003	<0.003			
6/16/2017	<0.003						
7/12/2017	<0.003	<0.003		<0.003			
7/26/2017				<0.003			
7/28/2017	<0.003						
8/10/2017	<0.003						
9/26/2017					<0.003		
9/27/2017						<0.003	<0.003
10/5/2017		<0.003					
10/6/2017	<0.003		<0.003	<0.003			
3/15/2018					7.7E-05 (J)	<0.003	<0.003
3/22/2018		0.00203 (JD)					
3/23/2018	<0.003		<0.003	<0.003			
9/12/2018					<0.003		
9/13/2018						<0.003	<0.003
9/19/2018		0.00014 (J)	<0.003	<0.003			
9/20/2018	<0.003						

ND substitution: RL or RL/2 if <15% NDs.

Time Series

Constituent: Beryllium (mg/L) Analysis Run 5/17/2024 12:10 PM

Plant Bowen Client: Southern Company Data: Bowen 1, 2, 9, and 10

	GWC-13RZ	GWC-14Z	GWC-15R	GWC-15Z	GWC-44	GWC-45	GWC-45R
3/14/2019					7.8E-05 (J)	<0.003 (D)	<0.003 (D)
3/22/2019	<0.003	9.4E-05 (J)		<0.003			
3/25/2019			<0.003				
9/11/2019					<0.003	<0.003 (D)	<0.003 (D)
9/17/2019		0.00013 (X)	<0.003	<0.003			
9/18/2019	<0.003						
3/10/2020					7.4E-05 (J)	<0.003	<0.003
3/13/2020		0.00016 (J)	<0.003	<0.003			
3/17/2020	<0.003						
9/11/2020						<0.003	5.6E-05 (J)
9/15/2020					5.7E-05 (J)		
9/21/2020		9.5E-05 (J)	<0.003	<0.003			
9/22/2020	<0.003						
3/11/2021					6.4E-05 (J)	<0.003	<0.003
3/18/2021		0.00012 (J)	<0.003	<0.003			
3/19/2021	<0.003						
8/4/2021					6.7E-05 (J)		
8/6/2021						<0.003	<0.003
8/11/2021		0.00011 (J)	<0.003	<0.003			
8/12/2021	<0.003						
1/31/2022					6.5E-05 (J)		
2/1/2022						<0.003	<0.003
2/4/2022	<0.003	0.00011 (J)	<0.003				
2/7/2022				<0.003			
8/12/2022						<0.003	<0.003
8/15/2022					5.7E-05 (J)		
8/18/2022		0.00011 (J)					
8/19/2022	<0.003		<0.003	<0.003			
2/14/2023					6.2E-05 (J)	<0.003	<0.003
2/22/2023	<0.003	9.4E-05 (J)	<0.003	<0.003			
7/26/2023					5.7E-05 (J)	<0.003	<0.003
8/1/2023		9.4E-05 (J)		<0.003			
8/2/2023	<0.003		<0.003				
2/20/2024					<0.003	<0.003	<0.003
2/28/2024	<0.003	9.9E-05 (J)	<0.003	<0.003			

ND substitution: RL or RL/2 if <15% NDs.

Time Series

Constituent: Beryllium (mg/L) Analysis Run 5/17/2024 12:10 PM

Plant Bowen Client: Southern Company Data: Bowen 1, 2, 9, and 10

	GWC-46R	GWC-47	GWC-47R	GWC-48	GWC-49R	GWC-49Z	GWC-5
10/3/2014							0.00073 (J)
3/31/2015							0.00057 (J)
10/12/2015							0.00054 (J)
3/10/2016	<0.003	<0.003	<0.003	<0.003			
3/17/2016					<0.003	<0.003	
3/28/2016							<0.003
5/17/2016	<0.003			<0.003			
5/18/2016		<0.003	<0.003		<0.003	<0.003	
5/25/2016							<0.003
7/26/2016	<0.003						
7/27/2016		<0.003	<0.003	0.0002 (J)	<0.003		
7/28/2016						<0.003	
8/1/2016							0.0006 (J)
9/20/2016	<0.003	<0.003	<0.003	0.0002 (J)			
9/21/2016					<0.003	<0.003	
9/27/2016							0.0007 (J)
11/4/2016	<0.003		<0.003	0.0002 (J)	<0.003		
11/7/2016		<0.003				<0.003	
11/11/2016							0.0007 (J)
1/20/2017	<0.003		<0.003				
1/23/2017		<0.003		<0.003			
1/24/2017					<0.003	<0.003	
1/31/2017							0.0007 (J)
3/28/2017	<0.003			0.0002 (J)			
3/29/2017		<0.003	<0.003		<0.003		
3/30/2017						<0.003	
4/3/2017							0.0007 (J)
6/7/2017	<0.003						
6/8/2017		<0.003	<0.003	0.0002 (J)	<0.003		
6/9/2017						<0.003	
6/12/2017							0.0004 (J)
9/27/2017		<0.003	<0.003				
9/29/2017	<0.003			0.0002 (J)	<0.003	<0.003	
10/3/2017							0.0006 (J)
3/15/2018	<0.003	<0.003		0.00025 (J)	<0.003	<0.003	
3/16/2018			<0.003				
3/19/2018							0.0005 (J)
9/13/2018	<0.003	<0.003	<0.003	0.00026 (J)	<0.003		
9/14/2018						<0.003	
9/17/2018							0.00053 (J)
3/15/2019		<0.003		0.00022 (J)			
3/18/2019	<0.003				<0.003		
3/19/2019			<0.003			<0.003	
3/20/2019							0.00046 (J)
9/11/2019	<0.003		<0.003	0.0003 (JD)	<0.003	<0.003	
9/12/2019		<0.003					
9/16/2019							0.00051 (J)
3/9/2020		<0.003	<0.003	0.00028 (J)		<0.003	
3/10/2020	<0.003						
3/11/2020					<0.003		
3/16/2020							0.00048 (J)
9/11/2020					<0.003		

ND substitution: RL or RL/2 if <15% NDs.

Time Series

Constituent: Beryllium (mg/L) Analysis Run 5/17/2024 12:10 PM

Plant Bowen Client: Southern Company Data: Bowen 1, 2, 9, and 10

	GWC-46R	GWC-47	GWC-47R	GWC-48	GWC-49R	GWC-49Z	GWC-5
9/14/2020	<0.003	<0.003		0.00033 (J)		<0.003	
9/15/2020			<0.003				
9/16/2020							0.00069 (J)
3/11/2021	<0.003	<0.003	<0.003	0.00033 (J)			
3/15/2021					<0.003	<0.003	
3/17/2021							0.00061
8/4/2021				0.00031 (J)			
8/5/2021	<0.003	<0.003	<0.003			<0.003	
8/9/2021							0.00069
8/11/2021					<0.003		
1/31/2022	<0.003			0.00036 (J)			
2/1/2022		<0.003	<0.003		<0.003	<0.003	
2/2/2022							0.00075
4/28/2022							0.00078
8/15/2022	<0.003	<0.003	6.5E-05 (J)	0.00037 (J)	<0.003	<0.003	
8/16/2022							0.0006
2/14/2023	<0.003	<0.003	<0.003	0.00038 (J)	<0.003	<0.003	
2/20/2023							0.0006
7/26/2023	<0.003			0.00048 (J)			
7/27/2023		5.9E-05 (J)	<0.003		<0.003	<0.003	
7/28/2023							0.00076
2/21/2024	<0.003	<0.003	<0.003	0.0005 (J)	<0.003	<0.003	
2/26/2024							0.00057

ND substitution: RL or RL/2 if <15% NDs.

Time Series

Constituent: Beryllium (mg/L) Analysis Run 5/17/2024 12:10 PM

Plant Bowen Client: Southern Company Data: Bowen 1, 2, 9, and 10

	GWC-6	GWC-6RZ	GWC-7Z	GWC-8RR	GWC-8Z	GWC-9
9/30/2014						0.00013 (J)
10/2/2014				<0.003		
10/3/2014	0.00024 (J)					
4/1/2015	0.00021 (J)					
4/2/2015						0.00028 (J)
4/3/2015				<0.003		
5/26/2015		8.8E-05 (J)			<0.003	
6/18/2015		<0.003 (D)			0.0013 (D)	
7/2/2015		<0.003			<0.003	
10/8/2015				0.00025 (J)	<0.003	
10/9/2015	<0.003	<0.003				
10/10/2015						0.000245 (JD)
3/22/2016					<0.003	
3/29/2016	<0.003	<0.003				
3/30/2016				<0.003		<0.003
5/24/2016	<0.003	<0.003		<0.003		
5/25/2016					<0.003	
5/26/2016						<0.003
5/31/2016			<0.003			
8/1/2016	<0.003	<0.003				
8/2/2016			<0.003	<0.003	<0.003	
8/5/2016						<0.003
9/26/2016	<0.003	<0.003			<0.003	
9/27/2016			<0.003	<0.003		
9/28/2016						<0.003
11/14/2016		<0.003				
11/18/2016	<0.003					
11/21/2016			<0.003		<0.003	<0.003
11/22/2016				<0.003		
2/1/2017	<0.003	<0.003	<0.003			
2/3/2017					<0.003	
2/6/2017				<0.003		0.0002 (J)
4/6/2017	<0.003	<0.003	<0.003	<0.003		0.0002 (J)
4/7/2017					<0.003	
6/13/2017	<0.003	<0.003	<0.003		<0.003	0.0002 (J)
6/14/2017				<0.003		
7/14/2017			<0.003			
10/3/2017	<0.003	<0.003	<0.003		<0.003	0.0001 (J)
10/4/2017				<0.003		
3/19/2018	6.6E-05 (J)					
3/20/2018		6.8E-05 (J)	<0.003		<0.003	0.00022 (J)
3/21/2018				<0.003		
9/17/2018	<0.003	5.8E-05 (J)				
9/18/2018			<0.003	<0.003	<0.003	0.00014 (JD)
3/21/2019	<0.003	7.6E-05 (J)	<0.003			0.00015 (J)
3/27/2019				<0.003		
5/6/2019					0.0001 (J)	
9/13/2019			<0.003			
9/16/2019	<0.003	<0.003		<0.003 (D)	<0.003	0.0001 (J)
3/12/2020	<0.003	9.3E-05 (J)	<0.003	<0.003		0.00022 (J)
3/16/2020					<0.003	
9/16/2020	<0.003	6.7E-05 (J)	<0.003			

ND substitution: RL or RL/2 if <15% NDs.

Time Series

Constituent: Beryllium (mg/L) Analysis Run 5/17/2024 12:10 PM

Plant Bowen Client: Southern Company Data: Bowen 1, 2, 9, and 10

	GWC-6	GWC-6RZ	GWC-7Z	GWC-8RR	GWC-8Z	GWC-9
9/17/2020				<0.003	4.9E-05 (J)	4.8E-05 (J)
3/17/2021	<0.003	<0.003	<0.003	<0.003		
3/18/2021					8.5E-05 (J)	0.00016 (J)
8/10/2021	<0.003	6.1E-05 (J)	<0.003	<0.003	6.2E-05 (J)	0.00015 (J)
2/2/2022	<0.003	7E-05 (J)	<0.003	<0.003	6.4E-05 (J)	0.00018 (J)
8/17/2022	<0.003	9.8E-05 (J)	<0.003	<0.003	0.0001 (J)	0.00017 (J)
2/17/2023	<0.003	5.4E-05 (J)				
2/20/2023			<0.003		<0.003	
2/21/2023				<0.003		0.00017 (J)
7/28/2023		<0.003				
7/31/2023	<0.003		<0.003	<0.003	5.6E-05 (J)	9.7E-05 (J)
2/26/2024	<0.003	<0.003	<0.003		<0.003	
2/27/2024				<0.003		0.00017 (J)

ND substitution: RL or RL/2 if <15% NDs.

Time Series

Constituent: Boron, total (mg/L) Analysis Run 5/17/2024 12:10 PM

Plant Bowen Client: Southern Company Data: Bowen 1, 2, 9, and 10

	GWA-1 (bg)	GWA-2 (bg)	GWA-2R (bg)	GWA-39RZ (bg)	GWA-39Z (bg)	GWA-3A (bg)	GWA-40 (bg)
3/14/2016					<0.04		
3/15/2016							<0.04
3/22/2016	<0.04						
3/23/2016		<0.04	<0.04			<0.04	
5/11/2016					<0.04		<0.04
5/16/2016				<0.04 (D)			
5/19/2016	<0.04		<0.04				
5/20/2016		<0.04					
5/23/2016						<0.04	
7/19/2016					<0.04 (*)		
7/21/2016							<0.04
7/27/2016				<0.04 (*)			
7/29/2016	<0.04	<0.04	<0.04			<0.04	
9/15/2016					0.0067 (J)		<0.04
9/22/2016			<0.04			<0.04	
9/23/2016	<0.04	<0.04					
11/2/2016					<0.04		
11/3/2016							<0.04 (*)
11/9/2016	<0.04	<0.04					
11/10/2016			<0.04			<0.04	
1/17/2017							<0.04
1/18/2017					<0.04		
1/30/2017	<0.04						
1/31/2017		<0.04	<0.04			<0.04	
2/21/2017				0.0218 (JD)			
3/24/2017							<0.04
3/27/2017				0.0262 (JD)			
3/28/2017					<0.04		
3/30/2017	0.0065 (J)	<0.04				<0.04	
4/3/2017			<0.04				
5/24/2017							<0.04
6/7/2017					<0.04 (*)		
6/8/2017				0.0067 (JD)			
6/9/2017	<0.04		<0.04				
6/12/2017		<0.04				<0.04	
7/17/2017				0.0165 (JD)			
7/27/2017				0.0138 (JD)			
8/9/2017				0.0069 (JD)			
9/26/2017					<0.04		0.0075 (J)
9/29/2017				0.0066 (JD)			
10/2/2017	<0.04	<0.04	<0.04				
10/4/2017						<0.04	
3/14/2018					<0.04		0.0093 (J)
3/16/2018	<0.04		0.0077 (J)	0.0067 (J)			
3/19/2018		0.013 (J)				0.0057 (J)	
9/12/2018					<0.04		<0.04
9/14/2018		<0.04	<0.04	0.0059 (J)			
9/17/2018	0.00625 (JD)					<0.04	
3/13/2019							<0.04
3/14/2019				0.0059 (X)			
3/15/2019					0.005 (X)		
3/19/2019			0.014 (J)				

ND substitution: RL or RL/2 if <15% NDs.

Time Series

Constituent: Boron, total (mg/L) Analysis Run 5/17/2024 12:10 PM

Plant Bowen Client: Southern Company Data: Bowen 1, 2, 9, and 10

	GWA-1 (bg)	GWA-2 (bg)	GWA-2R (bg)	GWA-39RZ (bg)	GWA-39Z (bg)	GWA-3A (bg)	GWA-40 (bg)
3/20/2019	0.0042 (J)	<0.04				<0.04	
9/9/2019					<0.04		<0.04
9/10/2019				0.0081 (X)			
9/12/2019	<0.04	<0.04 (D)					
9/13/2019			0.012 (J)			<0.04	
3/9/2020				0.0065 (J)	<0.04		0.0074 (J)
3/11/2020	<0.04	0.0068 (J)	0.017 (J)			0.0071 (J)	
9/10/2020					<0.04		
9/11/2020							<0.04
9/15/2020	0.01 (J)	0.0053 (J)	0.0074 (J)				
9/16/2020				0.015 (J)			
3/10/2021							<0.04
3/12/2021					0.011 (J)		
3/16/2021	<0.04		0.0061 (J)	<0.04			
3/17/2021		<0.04					
3/29/2021						<0.04	
8/4/2021					<0.04		<0.04
8/6/2021				<0.04			
8/9/2021	<0.04	<0.04	0.012 (J)			<0.04	
1/31/2022					<0.04		<0.04
2/1/2022	<0.04	<0.04	<0.04				
2/2/2022				<0.04		<0.04	
8/10/2022					<0.04		
8/12/2022							<0.04
8/16/2022	<0.04	<0.04	<0.04	<0.04		<0.04	
2/13/2023					<0.04		<0.04
2/14/2023				<0.04			
2/16/2023	<0.04	<0.04	0.017 (J)				
2/17/2023						<0.04	
7/25/2023				<0.04			
7/26/2023					0.012 (J)		0.0091 (J)
7/27/2023	0.015 (J)	<0.04	0.015 (J)				
8/1/2023						<0.04	
2/19/2024				<0.04	<0.04		<0.04
2/22/2024	<0.04	<0.04				<0.04	
2/26/2024			0.018 (J)				

ND substitution: RL or RL/2 if <15% NDs.

Time Series

Constituent: Boron, total (mg/L) Analysis Run 5/17/2024 12:10 PM

Plant Bowen Client: Southern Company Data: Bowen 1, 2, 9, and 10

	GWA-41 (bg)	GWA-41R (bg)	GWA-42 (bg)	GWA-43 (bg)	GWA-43R (bg)	GWA-4RZ (bg)	GWA-50 (bg)
3/11/2016			<0.04	<0.04	<0.04		
3/15/2016	<0.04	<0.04					
3/28/2016							<0.04
5/12/2016	<0.04						
5/13/2016		<0.04		<0.04	<0.04		
5/16/2016			<0.04				
5/23/2016							<0.04
7/19/2016				<0.04 (*)	<0.04 (*)		
7/20/2016	<0.04						
7/21/2016		<0.04 (*)					
7/22/2016			0.0076 (J)				
8/1/2016							<0.04
9/15/2016	<0.04						
9/16/2016				<0.04	0.0246 (J)		
9/19/2016			<0.04				
9/21/2016		<0.04 (*)					
9/26/2016							<0.04
11/2/2016				<0.04	0.0279 (J)		
11/3/2016	<0.04	<0.04	<0.04				
11/10/2016							<0.04
1/17/2017		<0.04	<0.04				
1/18/2017	<0.04			<0.04	0.0336 (J)		
1/30/2017							<0.04
2/22/2017						0.022 (JD)	
3/24/2017	0.0154 (J)						
3/27/2017		0.0173 (J)	0.0101 (J)				
3/28/2017				<0.04	0.0313 (J)		
4/7/2017						0.0082 (JD)	0.008 (J)
6/6/2017	<0.04	<0.04 (*)		<0.04 (*)	<0.04 (*)		
6/7/2017			<0.04 (*)				
6/12/2017							<0.04
6/14/2017						0.008 (JD)	
7/12/2017						0.0082 (JD)	
7/20/2017						0.0091 (JD)	
7/28/2017						<0.04 (D)	
8/9/2017						0.0071 (JD)	
8/24/2017						0.0062 (JD)	
9/22/2017				<0.04	0.0294 (J)		
9/25/2017	<0.04	0.0141 (J)					
9/26/2017			<0.04				
10/2/2017							<0.04
10/3/2017						0.006 (JD)	
3/14/2018	0.011 (J)	0.014 (J)	<0.04	<0.04			
3/15/2018					0.018 (J)		
3/16/2018							<0.04
3/21/2018						0.0062 (J)	
9/12/2018	<0.04	0.013 (J)		<0.04	0.018 (J)		
9/14/2018			<0.04				
9/17/2018							<0.04
9/18/2018						0.0096 (J)	
3/13/2019				<0.04	0.012 (X)		
3/14/2019	0.007 (X)	0.015 (X)	<0.04				

ND substitution: RL or RL/2 if <15% NDs.

Time Series

Constituent: Boron, total (mg/L) Analysis Run 5/17/2024 12:10 PM

Plant Bowen Client: Southern Company Data: Bowen 1, 2, 9, and 10

	GWA-41 (bg)	GWA-41R (bg)	GWA-42 (bg)	GWA-43 (bg)	GWA-43R (bg)	GWA-4RZ (bg)	GWA-50 (bg)
3/19/2019							<0.04
3/21/2019						0.0066 (JD)	
9/10/2019	<0.04	0.015 (X)	<0.04				
9/11/2019				0.0059 (X)	0.021 (X)		
9/12/2019						0.012 (JD)	
9/13/2019							<0.04
3/6/2020	0.013 (J)		0.0068 (J)				
3/9/2020		0.021 (J)		<0.04	0.017 (J)		
3/11/2020							0.0063 (J)
3/12/2020						0.014 (J)	
9/10/2020	<0.04	0.016 (J)	<0.04				
9/11/2020				<0.04			
9/14/2020					0.018 (J)		
9/16/2020							<0.04
9/17/2020						0.015 (J)	
3/10/2021		0.0098 (J)					
3/11/2021	0.0075 (J)		<0.04	<0.04	0.017 (J)		
3/16/2021						0.0092 (J)	
3/17/2021							<0.04
8/4/2021	<0.04	0.01 (J)	<0.04				
8/5/2021					0.0098 (J)		
8/6/2021				<0.04			
8/9/2021							<0.04
8/10/2021						0.01 (J)	
1/31/2022	<0.04	0.016 (J)	<0.04	<0.04	0.011 (J)		
2/1/2022							<0.04
2/3/2022						<0.04	
8/10/2022			<0.04		0.01 (J)		
8/11/2022	<0.04	<0.04		<0.04			
8/16/2022							<0.04
8/17/2022						<0.04	
2/13/2023	<0.04	0.017 (J)	<0.04		<0.04		
2/14/2023				<0.04			
2/16/2023							<0.04
2/17/2023						<0.04	
7/25/2023	0.012 (J)	0.011 (J)		<0.04	0.012 (J)		
7/26/2023			<0.04				
7/28/2023						<0.04	<0.04
2/19/2024	<0.04	0.012 (J)					
2/20/2024			0.031 (J)	0.02 (J)	<0.04		
2/22/2024							<0.04
2/27/2024						<0.04	

ND substitution: RL or RL/2 if <15% NDs.

Time Series

Constituent: Boron, total (mg/L) Analysis Run 5/17/2024 12:10 PM

Plant Bowen Client: Southern Company Data: Bowen 1, 2, 9, and 10

	GWA-50R (bg)	GWC-10	GWC-10R	GWC-11	GWC-11R	GWC-12	GWC-13
3/28/2016	<0.04						
3/31/2016		<0.04	<0.04				
4/4/2016				<0.04	<0.04	<0.04	<0.04
5/25/2016	<0.04						
5/26/2016		<0.04	<0.04	<0.04	<0.04		
5/27/2016						<0.04	
5/31/2016							<0.04
8/1/2016	<0.04						
8/3/2016			<0.04	<0.04		<0.04	
8/4/2016					<0.04		<0.04
8/5/2016		<0.04					
9/26/2016	<0.04						
9/28/2016		<0.04	0.0169 (J)	<0.04	<0.04		
9/29/2016							0.0192 (J)
9/30/2016						<0.04	
11/11/2016	0.0193 (J)						
11/22/2016		<0.04	0.0067 (J)	<0.04	0.0072 (J)	<0.04	
11/28/2016							0.0124 (J)
1/30/2017	<0.04						
2/7/2017		<0.04	<0.04				
2/8/2017				0.0085 (J)	0.0069 (J)		
2/9/2017							0.0157 (J)
2/13/2017						<0.04	
4/3/2017	<0.04						
4/10/2017		<0.04	<0.04	<0.04	<0.04		
4/11/2017						<0.04	
4/12/2017							0.0183 (J)
6/12/2017	<0.04						
6/14/2017		<0.04	<0.04			<0.04	
6/15/2017				<0.04	<0.04		
6/16/2017							0.0269 (J)
10/2/2017	<0.04						
10/4/2017		<0.04	<0.04	<0.04	0.0065 (J)	<0.04	
10/9/2017							0.0383 (J)
3/16/2018	<0.04						
3/20/2018		0.004 (J)					
3/21/2018			<0.04	<0.04			0.021 (J)
3/22/2018					<0.04	<0.04	
9/18/2018	<0.04	<0.04	<0.04	<0.04	<0.04	<0.04	
9/19/2018							0.026 (J)
3/19/2019	<0.04						
3/22/2019		<0.04	<0.04				
3/23/2019				<0.04	<0.04	<0.04	0.012 (J)
9/12/2019	<0.04						
9/17/2019		<0.04	<0.04	<0.04	<0.04	<0.04 (D)	
9/18/2019							0.017 (J)
3/11/2020	0.007 (J)						
3/12/2020		<0.04	0.005 (J)	<0.04	0.0058 (J)	<0.04	
3/13/2020							0.014 (J)
9/15/2020	<0.04						
9/17/2020		<0.04	<0.04				
9/21/2020				<0.04	<0.04	<0.04	

ND substitution: RL or RL/2 if <15% NDs.

Time Series

Constituent: Boron, total (mg/L) Analysis Run 5/17/2024 12:10 PM

Plant Bowen Client: Southern Company Data: Bowen 1, 2, 9, and 10

	GWA-50R (bg)	GWC-10	GWC-10R	GWC-11	GWC-11R	GWC-12	GWC-13
9/22/2020							0.0087 (J)
3/17/2021	<0.04						
3/18/2021		<0.04	<0.04				0.0091 (J)
3/19/2021				<0.04	<0.04	<0.04	
8/9/2021	<0.04						
8/10/2021		<0.04					
8/11/2021			<0.04	<0.04	<0.04	<0.04	<0.04
2/2/2022	<0.04					<0.04	
2/4/2022		<0.04	<0.04	<0.04	<0.04		
2/17/2022							0.015 (J)
8/17/2022	<0.04	<0.04					
8/18/2022			<0.04	<0.04	<0.04	<0.04	<0.04
2/16/2023	<0.04						
2/20/2023		<0.04	<0.04	<0.04	<0.04		
2/21/2023						<0.04	
2/22/2023							<0.04
7/28/2023	<0.04						
7/31/2023		<0.04	<0.04				
8/1/2023				<0.04	<0.04	<0.04	0.012 (J)
2/22/2024	<0.04						
2/27/2024		<0.04	<0.04			<0.04	<0.04
2/28/2024				<0.04	<0.04		

ND substitution: RL or RL/2 if <15% NDs.

Time Series

Constituent: Boron, total (mg/L) Analysis Run 5/17/2024 12:10 PM

Plant Bowen Client: Southern Company Data: Bowen 1, 2, 9, and 10

	GWC-13RZ	GWC-14Z	GWC-15R	GWC-15Z	GWC-44	GWC-45	GWC-45R
3/16/2016					<0.04	<0.04	<0.04
4/4/2016	<0.04						
4/5/2016		<0.04	<0.04	<0.04			
5/16/2016					<0.04	<0.04 (D)	<0.04 (D)
5/31/2016			<0.04	<0.04			
6/1/2016	<0.04	<0.04					
7/25/2016					<0.04	<0.04 (D)	0.0054 (JD)
8/4/2016			<0.04				
8/9/2016		0.0996 (O)					
9/19/2016					<0.04	<0.04 (D)	<0.04 (D)
9/29/2016			0.0106 (J)				
11/3/2016					<0.04		<0.04 (D)
11/4/2016						<0.04 (D)	
11/23/2016			0.0099 (J)	0.0076 (J)			
11/28/2016		0.0072 (J)					
1/19/2017					<0.04		
1/20/2017							<0.04 (D)
1/23/2017						0.0086 (JD)	
2/9/2017		<0.04					
2/10/2017			<0.04	<0.04			
2/22/2017	0.02 (J)						
3/28/2017					0.0113 (J)		
3/29/2017						<0.04 (D)	<0.04 (D)
4/11/2017	<0.04	<0.04		<0.04			
4/12/2017			0.009 (J)				
6/5/2017					<0.04 (*)		
6/7/2017						<0.04 (*)	<0.04 (*)
6/14/2017		<0.04					
6/15/2017			<0.04	<0.04			
6/16/2017	0.0163 (J)						
7/12/2017	0.0117 (J)	<0.04		<0.04			
7/26/2017				<0.04			
7/28/2017	0.0071 (J)						
8/10/2017	0.0093 (J)						
9/26/2017					0.0084 (J)		
9/27/2017						<0.04	<0.04
10/5/2017		0.0068 (J)					
10/6/2017	0.0148 (J)		<0.04	0.0071 (J)			
3/15/2018					0.014 (J)	0.0077 (J)	0.0063 (J)
3/22/2018		<0.04					
3/23/2018	0.017 (J)		0.0053 (J)	0.0092 (J)			
9/12/2018					0.0051 (J)		
9/13/2018						<0.04	<0.04
9/19/2018		<0.04	0.0049 (J)	0.0046 (J)			
9/20/2018	0.016 (J)						
3/14/2019					0.018 (X)	<0.04 (D)	0.006 (XJD)
3/22/2019	0.013 (J)	<0.04		<0.04			
3/25/2019			<0.04				
9/11/2019					0.0088 (X)	<0.04 (D)	<0.04 (D)
9/17/2019		<0.04	<0.04	<0.04			
9/18/2019	0.014 (X)						
3/10/2020					0.019 (J)	<0.04	0.009 (J)

ND substitution: RL or RL/2 if <15% NDs.

Time Series

Constituent: Boron, total (mg/L) Analysis Run 5/17/2024 12:10 PM

Plant Bowen Client: Southern Company Data: Bowen 1, 2, 9, and 10

	GWC-13RZ	GWC-14Z	GWC-15R	GWC-15Z	GWC-44	GWC-45	GWC-45R
3/13/2020		0.0081 (J)	0.0064 (J)	0.0054 (J)			
3/17/2020	0.017 (J)						
9/11/2020						<0.04	0.0056 (J)
9/15/2020					0.0089 (J)		
9/21/2020		<0.04	0.0075 (J)	<0.04			
9/22/2020	0.01 (J)						
3/11/2021					0.016 (J)	<0.04	0.006 (J)
3/18/2021		<0.04	<0.04	<0.04			
3/19/2021	0.014 (J)						
8/4/2021					0.016 (J)		
8/6/2021						<0.04	<0.04
8/11/2021		<0.04	<0.04	<0.04			
8/12/2021	0.014 (J)						
1/31/2022					0.015 (J)		
2/1/2022						0.019 (J)	0.022 (J)
2/4/2022	0.017 (J)	<0.04	<0.04				
2/7/2022				<0.04			
8/12/2022						<0.04	<0.04
8/15/2022					0.011 (J)		
8/18/2022		<0.04					
8/19/2022	0.015 (J)		<0.04	<0.04			
2/14/2023					0.014 (J)	<0.04	0.012 (J)
2/22/2023	0.013 (J)	<0.04	<0.04	<0.04			
7/26/2023					<0.04	<0.04	0.0088 (J)
8/1/2023		<0.04		<0.04			
8/2/2023	0.012 (J)		<0.04				
2/20/2024					<0.04	<0.04	<0.04
2/28/2024	0.015 (J)	<0.04	<0.04	<0.04			

ND substitution: RL or RL/2 if <15% NDs.

Time Series

Constituent: Boron, total (mg/L) Analysis Run 5/17/2024 12:10 PM

Plant Bowen Client: Southern Company Data: Bowen 1, 2, 9, and 10

	GWC-46R	GWC-47	GWC-47R	GWC-48	GWC-49R	GWC-49Z	GWC-5
3/10/2016	<0.04	<0.04	<0.04	<0.04			
3/17/2016					<0.04	<0.04	
3/28/2016							<0.04
5/17/2016	<0.04			<0.04			
5/18/2016		<0.04	<0.04		<0.04	<0.04	
5/25/2016							<0.04
7/26/2016	0.0047 (J)						
7/27/2016		<0.04 (*)	<0.04	<0.04 (*)	<0.04 (*)		
7/28/2016						<0.04 (*)	
8/1/2016							<0.04
9/20/2016	0.0254 (J)	0.0133 (J)	0.0109 (J)	0.0078 (J)			
9/21/2016					<0.04 (*)	<0.04 (*)	
9/27/2016							<0.04
11/4/2016	<0.04		<0.04	<0.04	<0.04		
11/7/2016		0.0079 (J)				0.0138 (J)	
11/11/2016							0.0083 (J)
1/20/2017	<0.04		<0.04				
1/23/2017		<0.04		<0.04			
1/24/2017					<0.04	<0.04	
1/31/2017							<0.04
3/28/2017	<0.04			<0.04			
3/29/2017		<0.04	<0.04		<0.04		
3/30/2017						0.0077 (J)	
4/3/2017							<0.04
6/7/2017	<0.04 (*)						
6/8/2017		<0.04	<0.04	<0.04	<0.04		
6/9/2017						<0.04	
6/12/2017							<0.04
9/27/2017		<0.04	<0.04				
9/29/2017	<0.04			<0.04	<0.04	<0.04	
10/3/2017							<0.04
3/15/2018	0.0042 (J)	<0.04		<0.04	<0.04	0.0052 (J)	
3/16/2018			<0.04				
3/19/2018							0.0041 (J)
9/13/2018	<0.04	<0.04	<0.04	<0.04	<0.04		
9/14/2018						<0.04	
9/17/2018							<0.04
3/15/2019		<0.04		<0.04			
3/18/2019	0.022 (X)				0.0099 (X)		
3/19/2019			<0.04			0.0043 (X)	
3/20/2019							<0.04
9/11/2019	<0.04		0.0054 (X)	<0.04	<0.04	<0.04	
9/12/2019		<0.04					
9/16/2019							0.0051 (J)
3/9/2020		<0.04	0.0051 (J)	<0.04		0.0055 (J)	
3/10/2020	<0.04						
3/11/2020					<0.04		
3/16/2020							<0.04
9/11/2020					0.0057 (J)		
9/14/2020	<0.04	<0.04		<0.04		<0.04	
9/15/2020			<0.04				
9/16/2020							<0.04

ND substitution: RL or RL/2 if <15% NDs.

Time Series

Constituent: Boron, total (mg/L) Analysis Run 5/17/2024 12:10 PM

Plant Bowen Client: Southern Company Data: Bowen 1, 2, 9, and 10

	GWC-46R	GWC-47	GWC-47R	GWC-48	GWC-49R	GWC-49Z	GWC-5
3/11/2021	<0.04	<0.04	<0.04	<0.04			
3/15/2021					0.01 (J)	0.0066 (J)	
3/17/2021							<0.04
8/4/2021				<0.04			
8/5/2021	<0.04	<0.04	<0.04			<0.04	
8/9/2021							<0.04
8/11/2021					<0.04		
1/31/2022	<0.04			<0.04			
2/1/2022		0.011 (J)	0.01 (J)		<0.04	0.0087 (J)	
2/2/2022							<0.04
8/15/2022	<0.04	<0.04	<0.04	<0.04	<0.04	<0.04	
8/16/2022							<0.04
2/14/2023	<0.04	<0.04	<0.04	<0.04	<0.04	<0.04	
2/20/2023							<0.04
7/26/2023	<0.04			<0.04			
7/27/2023		0.012 (J)	0.019 (J)		<0.04	<0.04	
7/28/2023							<0.04
2/21/2024	<0.04	<0.04	<0.04	<0.04	<0.04	<0.04	
2/26/2024							<0.04

ND substitution: RL or RL/2 if <15% NDs.

Time Series

Constituent: Boron, total (mg/L) Analysis Run 5/17/2024 12:10 PM

Plant Bowen Client: Southern Company Data: Bowen 1, 2, 9, and 10

	GWC-6	GWC-6RZ	GWC-7Z	GWC-8RR	GWC-8Z	GWC-9
3/22/2016					<0.04	
3/29/2016	<0.04	<0.04				
3/30/2016				<0.04		<0.04
5/24/2016	<0.04	<0.04		<0.04		
5/25/2016					<0.04	
5/26/2016						<0.04
5/31/2016			<0.04			
8/1/2016	<0.04	<0.04				
8/2/2016			<0.04	<0.04	<0.04	
8/5/2016						<0.04
9/26/2016	<0.04	<0.04			<0.04	
9/27/2016			0.0073 (J)	<0.04		
9/28/2016						<0.04
11/14/2016		<0.04				
11/18/2016	<0.04					
11/21/2016			0.008 (J)		<0.04	<0.04
11/22/2016				0.0115 (J)		
2/1/2017	<0.04	<0.04	<0.04			
2/3/2017					<0.04	
2/6/2017				<0.04		<0.04
4/6/2017	<0.04	<0.04	<0.04	<0.04		<0.04
4/7/2017					<0.04	
6/13/2017	<0.04	<0.04	<0.04		<0.04	<0.04
6/14/2017				<0.04		
7/14/2017			0.007 (J)			
10/3/2017	<0.04	<0.04	<0.04		<0.04	<0.04
10/4/2017				<0.04		
3/19/2018	<0.04					
3/20/2018		0.0073 (J)	0.0064 (J)		<0.04	0.0096 (J)
3/21/2018				<0.04		
9/17/2018	<0.04	0.0046 (J)				
9/18/2018			0.0045 (J)	<0.04	<0.04	<0.04 (D)
3/21/2019	<0.04	<0.04	<0.04			0.006 (J)
3/27/2019				0.0078 (J)		
5/6/2019					0.0065 (J)	
9/13/2019			0.0065 (J)			
9/16/2019	<0.04	<0.04		<0.04 (D)	<0.04	<0.04
3/12/2020	0.0061 (J)	0.0052 (J)	0.0057 (J)	<0.04		0.0058 (J)
3/16/2020					<0.04	
9/16/2020	<0.04	<0.04	0.0052 (J)			
9/17/2020				<0.04	<0.04	<0.04
3/17/2021	<0.04	<0.04	<0.04	<0.04		
3/18/2021					<0.04	<0.04
8/10/2021	<0.04	<0.04	<0.04	<0.04	<0.04	<0.04
2/2/2022	<0.04	<0.04	<0.04	<0.04	<0.04	<0.04
8/17/2022	<0.04	<0.04	0.011 (J)	<0.04	0.012 (J)	<0.04
2/17/2023	<0.04	<0.04				
2/20/2023			<0.04		<0.04	
2/21/2023				<0.04		<0.04
7/28/2023		<0.04				
7/31/2023	<0.04		<0.04	<0.04	<0.04	<0.04
2/26/2024	<0.04	<0.04	<0.04		<0.04	

ND substitution: RL or RL/2 if <15% NDs.

Time Series

Constituent: Boron, total (mg/L) Analysis Run 5/17/2024 12:10 PM

Plant Bowen Client: Southern Company Data: Bowen 1, 2, 9, and 10

	GWC-6	GWC-6RZ	GWC-7Z	GWC-8RR	GWC-8Z	GWC-9
2/27/2024				<0.04		<0.04

ND substitution: RL or RL/2 if <15% NDs.

Time Series

Constituent: Cadmium (mg/L) Analysis Run 5/17/2024 12:10 PM

Plant Bowen Client: Southern Company Data: Bowen 1, 2, 9, and 10

	GWA-1 (bg)	GWA-2 (bg)	GWA-2R (bg)	GWA-39RZ (bg)	GWA-39Z (bg)	GWA-3A (bg)	GWA-40 (bg)
8/23/2007	<0.0005	<0.0005	<0.0005			<0.0005	
10/23/2007	<0.0005						
10/24/2007		<0.0005	<0.0005				
11/2/2007						<0.0005	
11/18/2007	<0.0005	<0.0005	<0.0005			<0.0005	
1/30/2008	<0.0005						
1/31/2008		<0.0005	<0.0005			<0.0005	
3/10/2008	<0.0005		<0.0005				
3/11/2008		<0.0005				<0.0005	
5/6/2008		<0.0005					
5/13/2008	<0.0005		<0.0005				
5/14/2008						<0.0005	
12/4/2008		<0.0005	<0.0005				
12/5/2008	<0.0005					<0.0005	
4/15/2009	<0.0005					<0.0005	
4/21/2009		<0.0005	<0.0005				
10/7/2009	<0.0005	<0.0005					
10/8/2009			<0.0005			<0.0005	
4/21/2010			<0.0005				
4/26/2010		<0.0005					
4/28/2010						<0.0005	
5/3/2010	<0.0005						
9/28/2010			<0.0005				
10/4/2010		<0.0005					
10/6/2010						<0.0005	
10/12/2010	<0.0005						
4/12/2011			<0.0005				
4/13/2011		<0.0005					
4/21/2011						<0.0005	
4/27/2011	<0.0005						
10/4/2011			<0.0005				
10/5/2011		<0.0005					
10/13/2011						<0.0005	
10/17/2011	<0.0005						
4/3/2012			<0.0005				
4/11/2012		<0.0005					
5/1/2012						<0.0005	
5/2/2012	<0.0005						
10/8/2012	<0.0005						
10/9/2012		<0.0005	<0.0005			<0.0005	
4/11/2013			<0.0005			<0.0005	
4/12/2013	<0.0005						
4/15/2013		<0.0005					
10/15/2013		<0.0005					
10/16/2013	<0.0005		<0.0005			<0.0005	
4/10/2014			<0.0005				
4/11/2014	<0.0005						
4/22/2014		<0.0005					
4/23/2014						<0.0005	
9/30/2014	<0.0005	<0.0005	<0.0005				
10/4/2014						<0.0005	
3/30/2015	<0.0005	<0.0005	<0.0005				

ND substitution: RL or RL/2 if <15% NDs.

Time Series

Constituent: Cadmium (mg/L) Analysis Run 5/17/2024 12:10 PM

Plant Bowen Client: Southern Company Data: Bowen 1, 2, 9, and 10

	GWA-1 (bg)	GWA-2 (bg)	GWA-2R (bg)	GWA-39RZ (bg)	GWA-39Z (bg)	GWA-3A (bg)	GWA-40 (bg)
3/31/2015						<0.0005	
10/12/2015						<0.0005	
10/13/2015	0.0003 (J)	<0.0005	<0.0005				
3/14/2016					0.000188 (J)		
3/15/2016							<0.0005
3/22/2016	<0.0005						
3/23/2016		<0.0005	<0.0005			<0.0005	
5/11/2016					0.000177 (J)		<0.0005
5/16/2016				<0.0005 (D)			
5/19/2016	<0.0005		<0.0005				
5/20/2016		<0.0005					
5/23/2016						<0.0005	
7/19/2016					0.0001 (J)		
7/21/2016							<0.0005
7/27/2016				0.0001 (JD)			
7/29/2016	<0.0005	<0.0005	<0.0005			<0.0005	
9/15/2016					8E-05 (J)		<0.0005
9/22/2016			<0.0005			<0.0005	
9/23/2016	<0.0005	<0.0005					
11/2/2016					<0.0005		
11/3/2016							<0.0005
11/9/2016	<0.0005	<0.0005					
11/10/2016			<0.0005			<0.0005	
1/17/2017							<0.0005
1/18/2017					<0.0005		
1/30/2017	<0.0005						
1/31/2017		<0.0005	<0.0005			<0.0005	
2/21/2017				<0.0005			
3/24/2017							<0.0005
3/27/2017				<0.0005 (D)			
3/28/2017					<0.0005		
3/30/2017	<0.0005	<0.0005				<0.0005	
4/3/2017			<0.0005				
5/24/2017							<0.0005
6/7/2017					<0.0005		
6/8/2017				<0.0005 (D)			
6/9/2017	<0.0005		<0.0005				
6/12/2017		<0.0005				<0.0005	
7/17/2017				<0.0005 (D)			
7/27/2017				<0.0005			
8/9/2017				<0.0005			
9/26/2017					<0.0005		<0.0005
9/29/2017				<0.0005 (D)			
10/2/2017	<0.0005	<0.0005	<0.0005				
10/4/2017						<0.0005	
3/14/2018					<0.0005		<0.0005
3/16/2018	<0.0005		<0.0005	<0.0005			
3/19/2018		<0.0005				<0.0005	
9/12/2018					<0.0005		<0.0005
9/14/2018		<0.0005	<0.0005	<0.0005			
9/17/2018	0.00076 (JD)					<0.0005	
3/13/2019							<0.0005

ND substitution: RL or RL/2 if <15% NDs.

Time Series

Constituent: Cadmium (mg/L) Analysis Run 5/17/2024 12:10 PM

Plant Bowen Client: Southern Company Data: Bowen 1, 2, 9, and 10

	GWA-1 (bg)	GWA-2 (bg)	GWA-2R (bg)	GWA-39RZ (bg)	GWA-39Z (bg)	GWA-3A (bg)	GWA-40 (bg)
3/14/2019				<0.0005			
3/15/2019					<0.0005		
3/19/2019			<0.0005				
3/20/2019	<0.0005	<0.0005				<0.0005	
9/9/2019					<0.0005		<0.0005
9/12/2019	<0.0005	<0.0005 (D)					
9/13/2019			<0.0005			<0.0005	
3/9/2020				<0.0005	<0.0005		<0.0005
3/11/2020	<0.0005	<0.0005	<0.0005			<0.0005	
9/10/2020					<0.0005		
9/11/2020							<0.0005
9/15/2020	<0.0005	<0.0005	<0.0005				
9/16/2020				<0.0005			
3/10/2021							<0.0005
3/12/2021					<0.0005		
3/16/2021	<0.0005		<0.0005	<0.0005			
3/17/2021		<0.0005					
3/29/2021						<0.0005	
8/4/2021					<0.0005		<0.0005
8/6/2021				<0.0005			
8/9/2021	<0.0005	<0.0005	<0.0005			<0.0005	
1/31/2022					<0.0005		<0.0005
2/1/2022	<0.0005	<0.0005	<0.0005				
2/2/2022				<0.0005		<0.0005	
8/10/2022					<0.0005		
8/12/2022							<0.0005
8/16/2022	<0.0005	<0.0005	<0.0005	<0.0005		<0.0005	
2/13/2023					<0.0005		<0.0005
2/14/2023				<0.0005			
2/16/2023	<0.0005	<0.0005	<0.0005				
2/17/2023						<0.0005	
7/25/2023				<0.0005			
7/26/2023					<0.0005		<0.0005
7/27/2023	<0.0005	<0.0005	<0.0005				
8/1/2023						<0.0005	
2/19/2024				<0.0005	<0.0005		<0.0005
2/22/2024	<0.0005	<0.0005				<0.0005	
2/26/2024			<0.0005				

ND substitution: RL or RL/2 if <15% NDs.

Time Series

Constituent: Cadmium (mg/L) Analysis Run 5/17/2024 12:10 PM

Plant Bowen Client: Southern Company Data: Bowen 1, 2, 9, and 10

	GWA-41 (bg)	GWA-41R (bg)	GWA-42 (bg)	GWA-43 (bg)	GWA-43R (bg)	GWA-4RZ (bg)	GWA-50 (bg)
12/12/2008							<0.0005
4/23/2009							<0.0005
10/6/2009							<0.0005
4/27/2010							<0.0005
9/30/2010							<0.0005
4/14/2011							<0.0005
10/5/2011							<0.0005
4/11/2012							<0.0005
10/2/2012							<0.0005
4/9/2013							<0.0005
10/15/2013							<0.0005
4/10/2014							<0.0005
10/1/2014							<0.0005
3/30/2015							<0.0005
10/11/2015							0.00026 (J)
3/11/2016			0.000121 (J)	<0.0005	<0.0005		
3/15/2016	<0.0005	<0.0005					
3/28/2016							<0.0005
5/12/2016	<0.0005						
5/13/2016		<0.0005		<0.0005	<0.0005		
5/16/2016			0.000145 (J)				
5/23/2016							<0.0005
7/19/2016				<0.0005	<0.0005		
7/20/2016	<0.0005						
7/21/2016		<0.0005					
7/22/2016			<0.0005				
8/1/2016							<0.0005
9/15/2016	<0.0005						
9/16/2016				<0.0005	<0.0005		
9/19/2016			0.0001 (J)				
9/21/2016		<0.0005					
9/26/2016							<0.0005
11/2/2016				<0.0005	<0.0005		
11/3/2016	<0.0005	<0.0005	8E-05 (J)				
11/10/2016							<0.0005
1/17/2017		<0.0005	0.0001 (J)				
1/18/2017	<0.0005			<0.0005	<0.0005		
1/30/2017							<0.0005
2/22/2017						<0.0005	
3/24/2017	<0.0005						
3/27/2017		<0.0005	0.0002 (J)				
3/28/2017				<0.0005	<0.0005		
4/7/2017						<0.0005	<0.0005
6/6/2017	<0.0005	<0.0005		8E-05 (J)	<0.0005		
6/7/2017			0.0001 (J)				
6/12/2017							<0.0005
6/14/2017						<0.0005 (D)	
7/12/2017						<0.0005 (D)	
7/20/2017						<0.0005 (D)	
7/28/2017						<0.0005	
8/9/2017						<0.0005	
8/24/2017						<0.0005	

ND substitution: RL or RL/2 if <15% NDs.

Time Series

Constituent: Cadmium (mg/L) Analysis Run 5/17/2024 12:10 PM

Plant Bowen Client: Southern Company Data: Bowen 1, 2, 9, and 10

	GWA-41 (bg)	GWA-41R (bg)	GWA-42 (bg)	GWA-43 (bg)	GWA-43R (bg)	GWA-4RZ (bg)	GWA-50 (bg)
9/22/2017				<0.0005	<0.0005		
9/25/2017	<0.0005	<0.0005					
9/26/2017			<0.0005				
10/2/2017							<0.0005
10/3/2017						<0.0005 (D)	
3/14/2018	<0.0005	<0.0005	0.00011 (J)	<0.0005			
3/15/2018					<0.0005		
3/16/2018							<0.0005
3/21/2018						<0.0005	
9/12/2018	<0.0005	<0.0005		<0.0005	<0.0005		
9/14/2018			0.00013 (J)				
9/17/2018							<0.0005
9/18/2018						<0.0005	
3/13/2019				<0.0005	<0.0005		
3/14/2019	<0.0005	<0.0005	0.00013 (J)				
3/19/2019							<0.0005
3/21/2019						<0.0005 (D)	
9/10/2019	<0.0005 (D)	<0.0005	0.00014 (J)				
9/11/2019				<0.0005	<0.0005		
9/12/2019						<0.0005 (D)	
9/13/2019							<0.0005
3/6/2020	<0.0005		0.00014 (J)				
3/9/2020		<0.0005		<0.0005	<0.0005		
3/11/2020							<0.0005
3/12/2020						<0.0005	
9/10/2020	<0.0005	<0.0005	0.00015 (J)				
9/11/2020				<0.0005			
9/14/2020					<0.0005		
9/16/2020							<0.0005
9/17/2020						<0.0005	
3/10/2021		<0.0005					
3/11/2021	<0.0005		0.00017 (J)	<0.0005	<0.0005		
3/16/2021						<0.0005	
3/17/2021							0.00012 (J)
8/4/2021	<0.0005	<0.0005	0.00014 (J)				
8/5/2021					<0.0005		
8/6/2021				<0.0005			
8/9/2021							<0.0005
8/10/2021						<0.0005	
1/31/2022	<0.0005	<0.0005	0.00018 (J)	<0.0005	<0.0005		
2/1/2022							<0.0005
2/3/2022						<0.0005	
8/10/2022			0.00034 (J)		<0.0005		
8/11/2022	<0.0005	<0.0005		<0.0005			
8/16/2022							<0.0005
8/17/2022						<0.0005	
2/13/2023	<0.0005	<0.0005	<0.0005		<0.0005		
2/14/2023				<0.0005			
2/16/2023							<0.0005
2/17/2023						<0.0005	
7/25/2023	<0.0005	<0.0005		<0.0005	<0.0005		
7/26/2023			0.00013 (J)				

ND substitution: RL or RL/2 if <15% NDs.

Time Series

Constituent: Cadmium (mg/L) Analysis Run 5/17/2024 12:10 PM

Plant Bowen Client: Southern Company Data: Bowen 1, 2, 9, and 10

	GWA-41 (bg)	GWA-41R (bg)	GWA-42 (bg)	GWA-43 (bg)	GWA-43R (bg)	GWA-4RZ (bg)	GWA-50 (bg)
7/28/2023						<0.0005	<0.0005
2/19/2024	<0.0005	<0.0005					
2/20/2024			0.00016 (J)	<0.0005	<0.0005		
2/22/2024							<0.0005
2/27/2024						<0.0005	

ND substitution: RL or RL/2 if <15% NDs.

Time Series

Constituent: Cadmium (mg/L) Analysis Run 5/17/2024 12:10 PM

Plant Bowen Client: Southern Company Data: Bowen 1, 2, 9, and 10

	GWA-50R (bg)	GWC-10	GWC-10R	GWC-11	GWC-11R	GWC-12	GWC-13
8/21/2007		<0.0005	<0.0005	<0.0005	<0.0005	<0.001	<0.0005
11/1/2007		<0.0005	<0.0005	<0.0005	<0.0005	<0.001	<0.0005
11/18/2007				<0.0005	<0.0005		
11/19/2007						<0.001	<0.0005
11/20/2007		<0.0005	<0.0005				
1/16/2008						<0.001	
1/30/2008		<0.0005	<0.0005	<0.0005	<0.0005		
1/31/2008							<0.0005
3/5/2008				<0.0005		<0.001	<0.0005
3/6/2008		<0.0005	<0.0005		<0.0005		
5/7/2008				<0.0005	<0.0005		
5/8/2008			<0.0005				
5/12/2008		<0.0005					<0.0005
5/13/2008						<0.001	
12/12/2008	<0.0005						
12/13/2008		<0.0005				<0.001	<0.0005
12/14/2008			<0.0005	<0.0005	<0.0005		
4/16/2009						<0.001	
4/23/2009	<0.0005						
4/28/2009							<0.0005
4/29/2009		<0.0005	<0.0005	<0.0005	<0.0005		
10/6/2009	<0.0005						
10/20/2009		<0.0005					
10/21/2009			<0.0005			<0.001	<0.0005
10/22/2009				<0.0005	<0.0005		
4/21/2010			<0.0005	<0.0005	<0.0005		
4/26/2010		<0.0005					
4/27/2010						<0.001	
4/28/2010							<0.0005
5/3/2010	<0.0005						
9/28/2010			<0.0005	<0.0005			
9/29/2010		<0.0005			<0.0005		
10/5/2010						<0.001	<0.0005
10/11/2010	<0.0005						
4/12/2011			<0.0005	<0.0005			
4/13/2011		<0.0005			<0.0005		
4/19/2011						<0.001	<0.0005
4/27/2011	<0.0005						
10/4/2011			<0.0005	<0.0005	<0.0005		
10/5/2011		<0.0005					
10/12/2011						<0.001	
10/18/2011							<0.0005
10/19/2011	<0.0005						
4/3/2012			<0.0005	<0.0005			
4/4/2012		<0.0005			<0.0005		
4/24/2012						<0.001	
4/25/2012							<0.0005
5/1/2012	<0.0005						
10/2/2012	<0.0005					<0.001	<0.0005
10/3/2012		<0.0005		<0.0005	<0.0005		
10/8/2012			<0.0005				
4/2/2013						<0.001	<0.0005

ND substitution: RL or RL/2 if <15% NDs.

Time Series

Constituent: Cadmium (mg/L) Analysis Run 5/17/2024 12:10 PM

Plant Bowen Client: Southern Company Data: Bowen 1, 2, 9, and 10

	GWA-50R (bg)	GWC-10	GWC-10R	GWC-11	GWC-11R	GWC-12	GWC-13
4/3/2013		<0.0005	<0.0005	<0.0005	<0.0005		
4/10/2013	<0.0005						
10/8/2013							<0.0005
10/9/2013				<0.0005	<0.0005	<0.001	
10/15/2013		<0.0005	<0.0005				
10/16/2013	<0.0005						
4/1/2014						<0.001	<0.0005
4/2/2014				<0.0005	<0.0005		
4/9/2014		<0.0005	<0.0005				
4/22/2014	<0.0005						
10/1/2014	<0.0005						<0.0005
10/2/2014		<0.0005	<0.0005	<0.0005	<0.0005	<0.001	
3/30/2015	<0.0005						
4/1/2015				<0.0005	0.00033 (J)	<0.001	<0.0005
4/2/2015		<0.0005	<0.0005				
10/10/2015		<0.0005					
10/11/2015	<0.0005			<0.0005	0.00056 (J)		
10/12/2015			<0.0005				
10/14/2015						0.00025 (J)	
10/15/2015							<0.0005
3/28/2016	<0.0005						
3/31/2016		<0.0005	<0.0005				
4/4/2016				<0.0005	<0.0005	0.000136 (J)	<0.0005
5/25/2016	<0.0005						
5/26/2016		<0.0005	<0.0005	<0.0005	<0.0005		
5/27/2016						0.000131 (J)	
5/31/2016							<0.0005
8/1/2016	<0.0005						
8/3/2016			<0.0005	<0.0005		<0.001	
8/4/2016					<0.0005		<0.0005
8/5/2016		<0.0005					
9/26/2016	<0.0005						
9/28/2016		<0.0005	0.0002 (J)	<0.0005	<0.0005		
9/29/2016							<0.0005
9/30/2016						9E-05 (J)	
11/11/2016	<0.0005						
11/22/2016		<0.0005	<0.0005	<0.0005	<0.0005	<0.001	
11/28/2016							<0.0005
1/30/2017	<0.0005						
2/7/2017		<0.0005	<0.0005				
2/8/2017				<0.0005	<0.0005		
2/9/2017							<0.0005
2/13/2017						0.0001 (J)	
4/3/2017	<0.0005						
4/10/2017		<0.0005	<0.0005	<0.0005	<0.0005		
4/11/2017						0.0003 (J)	
4/12/2017							<0.0005
6/12/2017	<0.0005						
6/14/2017		<0.0005	<0.0005			0.0003 (J)	
6/15/2017				<0.0005	<0.0005		
6/16/2017							<0.0005
10/2/2017	<0.0005						

ND substitution: RL or RL/2 if <15% NDs.

Time Series

Constituent: Cadmium (mg/L) Analysis Run 5/17/2024 12:10 PM

Plant Bowen Client: Southern Company Data: Bowen 1, 2, 9, and 10

	GWA-50R (bg)	GWC-10	GWC-10R	GWC-11	GWC-11R	GWC-12	GWC-13
10/4/2017		<0.0005	<0.0005	<0.0005	<0.0005	0.0002 (J)	
10/9/2017							<0.0005
3/16/2018	<0.0005						
3/20/2018		<0.0005					
3/21/2018			<0.0005	<0.0005			<0.0005
3/22/2018					<0.0005	0.00032 (J)	
9/18/2018	<0.0005	<0.0005	<0.0005	<0.0005	<0.0005	0.00057 (J)	
9/19/2018							<0.0005
3/19/2019	<0.0005						
3/22/2019		<0.0005	<0.0005				
3/23/2019				<0.0005	<0.0005	0.00035 (J)	<0.0005
9/12/2019	<0.0005						
9/17/2019		<0.0005	<0.0005	<0.0005	<0.0005	0.000575 (JD)	
9/18/2019							<0.0005
3/11/2020	<0.0005						
3/12/2020		<0.0005	<0.0005	<0.0005	<0.0005	0.00089 (J)	
3/13/2020							<0.0005
9/15/2020	<0.0005						
9/17/2020		<0.0005	<0.0005				
9/21/2020				<0.0005	<0.0005	0.00025 (J)	
9/22/2020							<0.0005
3/17/2021	<0.0005						
3/18/2021		<0.0005	<0.0005				<0.0005
3/19/2021				<0.0005	<0.0005	0.00027 (J)	
8/9/2021	<0.0005						
8/10/2021		<0.0005					
8/11/2021			<0.0005	<0.0005	<0.0005	0.00048 (J)	<0.0005
2/2/2022	<0.0005					0.0012	
2/4/2022		<0.0005	<0.0005	<0.0005	<0.0005		
2/17/2022							<0.0005
4/28/2022						0.00067	
8/17/2022	<0.0005	0.00018 (J)					
8/18/2022			<0.0005	<0.0005	<0.0005	0.00052	<0.0005
2/16/2023	<0.0005						
2/20/2023		<0.0005	<0.0005	<0.0005	<0.0005		
2/21/2023						0.0004 (J)	
2/22/2023							<0.0005
7/28/2023	<0.0005						
7/31/2023		<0.0005	<0.0005				
8/1/2023				<0.0005	<0.0005	0.00035 (J)	<0.0005
2/22/2024	<0.0005						
2/27/2024		<0.0005	<0.0005			0.00071	<0.0005
2/28/2024				<0.0005	<0.0005		

ND substitution: RL or RL/2 if <15% NDs.

Time Series

Constituent: Cadmium (mg/L) Analysis Run 5/17/2024 12:10 PM

Plant Bowen Client: Southern Company Data: Bowen 1, 2, 9, and 10

	GWC-13RZ	GWC-14Z	GWC-15R	GWC-15Z	GWC-44	GWC-45	GWC-45R
8/21/2007	<0.0005						
8/23/2007			<0.0005				
8/24/2007		<0.0005		<0.0005			
11/1/2007	<0.0005						
11/2/2007		<0.0005	<0.0005	<0.0005			
11/17/2007		<0.0005	<0.0005				
11/18/2007				<0.0005			
11/19/2007	<0.0005						
1/15/2008		<0.0005	<0.0005	<0.0005			
1/31/2008	<0.0005						
3/5/2008	<0.0005	<0.0005					
3/6/2008			<0.0005				
3/10/2008				<0.0005			
5/7/2008	<0.0005	<0.0005	<0.0005				
5/13/2008				<0.0005			
12/2/2008		<0.0005	<0.0005	<0.0005			
12/12/2008	<0.0005						
4/16/2009		<0.0005					
4/28/2009			<0.0005	<0.0005			
4/29/2009	<0.0005						
10/19/2009			<0.0005				
10/20/2009		<0.0005		<0.0005			
10/21/2009	<0.0005						
4/20/2010		<0.0005					
4/27/2010			<0.0005	<0.0005			
4/28/2010	<0.0005						
9/29/2010		<0.0005					
10/4/2010			<0.0005				
10/5/2010				<0.0005			
10/6/2010	<0.0005						
4/12/2011		<0.0005					
4/18/2011			<0.0005				
4/19/2011				<0.0005			
4/20/2011	<0.0005						
10/4/2011		<0.0005					
10/12/2011	<0.0005		<0.0005	<0.0005			
4/4/2012		<0.0005					
4/23/2012			<0.0005				
4/25/2012	<0.0005			<0.0005			
10/2/2012	<0.0005						
10/10/2012		<0.0005	<0.0005	<0.0005			
4/2/2013	<0.0005						
4/15/2013		<0.0005	<0.0005				
4/16/2013				<0.0005			
10/8/2013	<0.0005						
10/22/2013		<0.0005	<0.0005	<0.0005			
4/1/2014	<0.0005						
4/21/2014		<0.0005	<0.0005	<0.0005			
9/30/2014		<0.0005	<0.0005	<0.0005			
10/1/2014	<0.0005						
3/31/2015	<0.0005						
4/3/2015		<0.0005	<0.0005	<0.0005			

ND substitution: RL or RL/2 if <15% NDs.

Time Series

Constituent: Cadmium (mg/L) Analysis Run 5/17/2024 12:10 PM

Plant Bowen Client: Southern Company Data: Bowen 1, 2, 9, and 10

	GWC-13RZ	GWC-14Z	GWC-15R	GWC-15Z	GWC-44	GWC-45	GWC-45R
10/6/2015				<0.0005			
10/7/2015		<0.0005	0.00028 (J)				
10/14/2015	<0.0005						
3/16/2016					<0.0005	<0.0005	0.000113 (J)
4/4/2016	<0.0005						
4/5/2016		<0.0005	0.000194 (J)	<0.0005			
5/16/2016					<0.0005	<0.0005 (D)	<0.0005 (D)
5/31/2016			0.000206 (J)	<0.0005			
6/1/2016	<0.0005	<0.0005					
7/25/2016					<0.0005	<0.0005 (D)	<0.0005 (D)
8/4/2016			<0.0005				
8/9/2016		<0.0005					
9/19/2016					<0.0005	<0.0005 (D)	<0.0005 (D)
9/29/2016			0.0002 (J)				
11/3/2016					<0.0005		<0.0005 (D)
11/4/2016						<0.0005 (D)	
11/23/2016			0.0001 (J)	<0.0005			
11/28/2016		<0.0005					
1/19/2017					<0.0005		
1/20/2017							<0.0005 (D)
1/23/2017						<0.0005 (D)	
2/9/2017		0.0001 (J)					
2/10/2017			<0.0005	<0.0005			
2/22/2017	<0.0005						
3/28/2017					<0.0005		
3/29/2017						<0.0005 (D)	<0.0005 (D)
4/11/2017	<0.0005	<0.0005		<0.0005			
4/12/2017			<0.0005				
6/5/2017					8E-05 (J)		
6/7/2017						<0.0005	<0.0005
6/14/2017		<0.0005					
6/15/2017			<0.0005	<0.0005			
6/16/2017	<0.0005						
7/12/2017	<0.0005	<0.0005		<0.0005			
7/26/2017				<0.0005			
7/28/2017	<0.0005						
8/10/2017	<0.0005						
9/26/2017					<0.0005		
9/27/2017						<0.0005	<0.0005
10/5/2017		<0.0005					
10/6/2017	<0.0005		<0.0005	<0.0005			
3/15/2018					<0.0005	<0.0005	<0.0005
3/22/2018		<0.0005					
3/23/2018	<0.0005		<0.0005	<0.0005			
9/12/2018					<0.0005		
9/13/2018						<0.0005	<0.0005
9/19/2018		<0.0005	<0.0005	<0.0005			
9/20/2018	<0.0005						
3/14/2019					<0.0005	<0.0005 (D)	<0.0005 (D)
3/22/2019	<0.0005	<0.0005		<0.0005			
3/25/2019			<0.0005				
9/11/2019					<0.0005	<0.0005 (D)	<0.0005 (D)

ND substitution: RL or RL/2 if <15% NDs.

Time Series

Constituent: Cadmium (mg/L) Analysis Run 5/17/2024 12:10 PM

Plant Bowen Client: Southern Company Data: Bowen 1, 2, 9, and 10

	GWC-13RZ	GWC-14Z	GWC-15R	GWC-15Z	GWC-44	GWC-45	GWC-45R
9/17/2019		<0.0005	<0.0005	<0.0005			
9/18/2019	<0.0005						
3/10/2020					<0.0005	<0.0005	<0.0005
3/13/2020		<0.0005	<0.0005	<0.0005			
3/17/2020	<0.0005						
9/11/2020						<0.0005	<0.0005
9/15/2020					<0.0005		
9/21/2020		<0.0005	<0.0005	<0.0005			
9/22/2020	<0.0005						
3/11/2021					<0.0005	<0.0005	<0.0005
3/18/2021		<0.0005	<0.0005	<0.0005			
3/19/2021	<0.0005						
8/4/2021					<0.0005		
8/6/2021						<0.0005	<0.0005
8/11/2021		<0.0005	<0.0005	<0.0005			
8/12/2021	<0.0005						
1/31/2022					<0.0005		
2/1/2022						<0.0005	<0.0005
2/4/2022	<0.0005	<0.0005	<0.0005				
2/7/2022				<0.0005			
8/12/2022						<0.0005	<0.0005
8/15/2022					<0.0005		
8/18/2022		<0.0005					
8/19/2022	<0.0005		<0.0005	<0.0005			
2/14/2023					<0.0005	<0.0005	<0.0005
2/22/2023	<0.0005	<0.0005	<0.0005	<0.0005			
7/26/2023					<0.0005	<0.0005	<0.0005
8/1/2023		<0.0005		<0.0005			
8/2/2023	<0.0005		<0.0005				
2/20/2024					<0.0005	<0.0005	<0.0005
2/28/2024	<0.0005	<0.0005	<0.0005	<0.0005			

ND substitution: RL or RL/2 if <15% NDs.

Time Series

Constituent: Cadmium (mg/L) Analysis Run 5/17/2024 12:10 PM

Plant Bowen Client: Southern Company Data: Bowen 1, 2, 9, and 10

	GWC-46R	GWC-47	GWC-47R	GWC-48	GWC-49R	GWC-49Z	GWC-5
8/23/2007							<0.0005
10/25/2007							<0.0005
11/19/2007							<0.0005
1/23/2008							<0.0005
3/11/2008							<0.0005
5/12/2008							<0.0005
12/11/2008							<0.0005
4/15/2009							<0.0005
10/9/2009							<0.0005
5/4/2010							<0.0005
10/12/2010							<0.0005
4/28/2011							<0.0005
10/19/2011							<0.0005
5/2/2012							<0.0005
10/9/2012							<0.0005
4/11/2013							<0.0005
10/16/2013							<0.0005
4/23/2014							<0.0005
10/3/2014							0.00033 (J)
3/31/2015							<0.0005
10/12/2015							<0.0005
3/10/2016	<0.0005	<0.0005	<0.0005	0.000148 (J)			
3/17/2016					<0.0005	<0.0005	
3/28/2016							0.000102 (J)
5/17/2016	<0.0005			0.000251 (J)			
5/18/2016		<0.0005	<0.0005		<0.0005	<0.0005	
5/25/2016							0.000148 (J)
7/26/2016	<0.0005						
7/27/2016		<0.0005	<0.0005	0.0002 (J)	<0.0005		
7/28/2016						<0.0005	
8/1/2016							0.0001 (J)
9/20/2016	<0.0005	8E-05 (J)	<0.0005	0.0002 (J)			
9/21/2016					<0.0005	9E-05 (J)	
9/27/2016							0.0001 (J)
11/4/2016	<0.0005		<0.0005	0.0001 (J)	<0.0005		
11/7/2016		<0.0005				0.0001 (J)	
11/11/2016							9E-05 (J)
1/20/2017	<0.0005		<0.0005				
1/23/2017		<0.0005		<0.001			
1/24/2017					<0.0005	0.0002 (J)	
1/31/2017							<0.0005
3/28/2017	<0.0005			0.0001 (J)			
3/29/2017		<0.0005	<0.0005		<0.0005		
3/30/2017						0.0002 (J)	
4/3/2017							0.0001 (J)
6/7/2017	<0.0005						
6/8/2017		<0.0005	<0.0005	0.0002 (J)	<0.0005		
6/9/2017						0.0002 (J)	
6/12/2017							<0.0005
9/27/2017		<0.0005	<0.0005				
9/29/2017	<0.0005			0.0002 (J)	<0.0005	0.0002 (J)	
10/3/2017							<0.0005

ND substitution: RL or RL/2 if <15% NDs.

Time Series

Constituent: Cadmium (mg/L) Analysis Run 5/17/2024 12:10 PM

Plant Bowen Client: Southern Company Data: Bowen 1, 2, 9, and 10

	GWC-46R	GWC-47	GWC-47R	GWC-48	GWC-49R	GWC-49Z	GWC-5
3/15/2018	<0.0005	9.3E-05 (J)		0.00018 (J)	<0.0005	0.0001 (J)	
3/16/2018			<0.0005				
3/19/2018							<0.0005
9/13/2018	<0.0005	<0.0005	<0.0005	0.00012 (J)	<0.0005		
9/14/2018						<0.0005	
9/17/2018							<0.0005
3/15/2019		0.00015 (J)		0.00018 (J)			
3/18/2019	<0.0005				<0.0005		
3/19/2019			<0.0005			<0.0005	
3/20/2019							<0.0005
9/11/2019	<0.0005		<0.0005	0.00021 (JD)	<0.0005	<0.0005	
9/12/2019		<0.0005					
9/16/2019							<0.0005
3/9/2020		0.00015 (J)	<0.0005	0.00016 (J)		<0.0005	
3/10/2020	<0.0005						
3/11/2020					<0.0005		
3/16/2020							<0.0005
9/11/2020					<0.0005		
9/14/2020	<0.0005	0.00014 (J)		0.00019 (J)		<0.0005	
9/15/2020			<0.0005				
9/16/2020							<0.0005
3/11/2021	<0.0005	0.00018 (J)	<0.0005	0.00021 (J)			
3/15/2021					<0.0005	<0.0005	
3/17/2021							0.00013 (J)
8/4/2021				0.0002 (J)			
8/5/2021	<0.0005	<0.0005	<0.0005			<0.0005	
8/9/2021							<0.0005
8/11/2021					<0.0005		
1/31/2022	<0.0005			0.0002 (J)			
2/1/2022		0.00014 (J)	<0.0005		<0.0005	<0.0005	
2/2/2022							<0.0005
8/15/2022	<0.0005	<0.0005	0.00016 (J)	0.00022 (J)	<0.0005	<0.0005	
8/16/2022							<0.0005
2/14/2023	<0.0005	<0.0005	<0.0005	0.00015 (J)	<0.0005	<0.0005	
2/20/2023							<0.0005
7/26/2023	<0.0005			0.00033 (J)			
7/27/2023		0.00017 (J)	<0.0005		<0.0005	<0.0005	
7/28/2023							<0.0005
2/21/2024	<0.0005	0.0002 (J)	<0.0005	0.00027 (J)	<0.0005	<0.0005	
2/26/2024							<0.0005

ND substitution: RL or RL/2 if <15% NDs.

Time Series

Constituent: Cadmium (mg/L) Analysis Run 5/17/2024 12:10 PM

Plant Bowen Client: Southern Company Data: Bowen 1, 2, 9, and 10

	GWC-6	GWC-6RZ	GWC-7Z	GWC-8RR	GWC-8Z	GWC-9
8/22/2007	<0.0005					
8/23/2007						<0.0005
10/25/2007	<0.0005					
11/1/2007						<0.0005
11/19/2007						<0.0005
11/20/2007	<0.0005					
1/15/2008						<0.0005
1/23/2008	<0.0005					
3/6/2008						<0.0005
3/11/2008	<0.0005					
5/13/2008						<0.0005
5/14/2008	<0.0005					
12/11/2008	<0.0005					
12/12/2008						<0.0005
4/16/2009						<0.0005
4/23/2009	<0.0005					
10/9/2009	<0.0005					
10/13/2009						<0.0005
4/21/2010						<0.0005
5/4/2010	<0.0005					
9/29/2010						<0.0005
10/11/2010	<0.0005					
4/13/2011						<0.0005
4/26/2011	<0.0005					
10/5/2011						<0.0005
10/18/2011	<0.0005			<0.0005		
4/4/2012						<0.0005
4/30/2012				<0.0005		
5/2/2012	<0.0005					
10/3/2012				<0.0005		
10/8/2012	<0.0005					<0.0005
4/8/2013				<0.0005		<0.0005
4/10/2013	<0.0005					
10/8/2013	<0.0005					
10/9/2013				<0.0005		<0.0005
4/9/2014						<0.0005
4/10/2014				<0.0005		
4/14/2014	<0.0005					
9/30/2014						<0.0005
10/2/2014				<0.0005		
10/3/2014	<0.0005					
4/1/2015	<0.0005					
4/2/2015						<0.0005
4/3/2015				<0.0005		
5/26/2015		<0.0005			<0.0005	
6/18/2015		<0.0005 (D)			<0.0005 (D)	
7/2/2015		<0.0005			<0.0005	
10/8/2015				<0.0005	<0.0005	
10/9/2015	<0.0005	<0.0005				
10/10/2015						<0.0005 (D)
3/22/2016					<0.0005	
3/29/2016	<0.0005	<0.0005				

ND substitution: RL or RL/2 if <15% NDs.

Time Series

Constituent: Cadmium (mg/L) Analysis Run 5/17/2024 12:10 PM

Plant Bowen Client: Southern Company Data: Bowen 1, 2, 9, and 10

	GWC-6	GWC-6RZ	GWC-7Z	GWC-8RR	GWC-8Z	GWC-9
3/30/2016				<0.0005		<0.0005
5/24/2016	<0.0005	<0.0005		<0.0005		
5/25/2016					<0.0005	
5/26/2016						<0.0005
5/31/2016			<0.0005			
8/1/2016	<0.0005	<0.0005				
8/2/2016			<0.0005	<0.0005	<0.0005	
8/5/2016						<0.0005
9/26/2016	8E-05 (J)	<0.0005			<0.0005	
9/27/2016			<0.0005	<0.0005		
9/28/2016						<0.0005
11/14/2016		<0.0005				
11/18/2016	8E-05 (J)					
11/21/2016			<0.0005		<0.0005	<0.0005
11/22/2016				<0.0005		
2/1/2017	<0.0005	<0.0005	9E-05 (J)			
2/3/2017					0.0001 (J)	
2/6/2017				<0.0005		<0.0005
4/6/2017	<0.0005	<0.0005	<0.0005	<0.0005		<0.0005
4/7/2017					<0.0005	
6/13/2017	<0.0005	<0.0005	<0.0005		0.0002 (J)	<0.0005
6/14/2017				<0.0005		
7/14/2017			<0.0005			
10/3/2017	<0.0005	<0.0005	<0.0005		<0.0005	<0.0005
10/4/2017				<0.0005		
3/19/2018	<0.0005					
3/20/2018		<0.0005	<0.0005		<0.0005	<0.0005
3/21/2018				<0.0005		
9/17/2018	<0.0005	<0.0005				
9/18/2018			<0.0005	<0.0005	<0.0005	<0.0005 (D)
3/21/2019	<0.0005	<0.0005	<0.0005			<0.0005
3/27/2019				<0.0005		
5/6/2019					<0.0005	
9/13/2019			<0.0005			
9/16/2019	<0.0005	<0.0005		<0.0005 (D)	<0.0005	<0.0005
3/12/2020	<0.0005	<0.0005	<0.0005	<0.0005		<0.0005
3/16/2020					<0.0005	
9/16/2020	<0.0005	<0.0005	<0.0005			
9/17/2020				<0.0005	<0.0005	<0.0005
3/17/2021	<0.0005	<0.0005	<0.0005	<0.0005		
3/18/2021					<0.0005	<0.0005
8/10/2021	<0.0005	<0.0005	<0.0005	<0.0005	<0.0005	<0.0005
2/2/2022	<0.0005	<0.0005	<0.0005	<0.0005	<0.0005	<0.0005
8/17/2022	<0.0005	<0.0005	<0.0005	<0.0005	<0.0005	<0.0005
2/17/2023	<0.0005	<0.0005				
2/20/2023			<0.0005		<0.0005	
2/21/2023				<0.0005		<0.0005
7/28/2023		<0.0005				
7/31/2023	<0.0005		<0.0005	<0.0005	<0.0005	<0.0005
2/26/2024	<0.0005	<0.0005	<0.0005		<0.0005	
2/27/2024				<0.0005		<0.0005

ND substitution: RL or RL/2 if <15% NDs.

Time Series

Constituent: Calcium, total (mg/L) Analysis Run 5/17/2024 12:10 PM

Plant Bowen Client: Southern Company Data: Bowen 1, 2, 9, and 10

	GWA-1 (bg)	GWA-2 (bg)	GWA-2R (bg)	GWA-39RZ (bg)	GWA-39Z (bg)	GWA-3A (bg)	GWA-40 (bg)
3/14/2016					20		
3/15/2016							24
3/22/2016	32.6						
3/23/2016		54.1	46.5			2.05	
5/11/2016					9.76		22.1
5/16/2016				27.8 (D)			
5/19/2016	33.4		24.6				
5/20/2016		23.9					
5/23/2016						1.29	
7/19/2016					3.04		
7/21/2016							19.3
7/27/2016				21.2 (D)			
7/29/2016	26	25.3	14.9			1.29	
9/15/2016					4.78		18.2
9/22/2016			15			1.51	
9/23/2016	28.8	26.6					
11/2/2016					2.46		
11/3/2016							18.2
11/9/2016	27.9	16.1					
11/10/2016			12.6			1.54	
1/17/2017							22
1/18/2017					5.46		
1/30/2017	29.2						
1/31/2017		5.68	16.5			1.34	
2/21/2017				31.7 (D)			
3/24/2017							21.1
3/27/2017				31.9 (D)			
3/28/2017					13		
3/30/2017	30	25.2				1.31	
4/3/2017			16.6				
5/24/2017							23.5
6/7/2017					17		
6/8/2017				35 (D)			
6/9/2017	30.9		17.8				
6/12/2017		34.2				1.4	
7/17/2017				35.9 (D)			
7/27/2017				34.9 (D)			
8/9/2017				33.7 (D)			
9/26/2017					24.9		24.1
9/29/2017				33.4 (D)			
10/2/2017	31.5	1.69	20.6				
10/4/2017						1.13	
12/28/2017					17.9 (Y)		
3/14/2018					26.4		25.7
3/16/2018	28.5		33	32.6			
3/19/2018		63				1.2	
9/12/2018					25.1		18.4 (J)
9/14/2018		2.4	22.8 (J)	29.2			
9/17/2018	30.8					0.95	
3/13/2019							23.8 (X)
3/14/2019				33			
3/15/2019					20.3 (X)		

Time Series

Constituent: Calcium, total (mg/L) Analysis Run 5/17/2024 12:10 PM

Plant Bowen Client: Southern Company Data: Bowen 1, 2, 9, and 10

	GWA-1 (bg)	GWA-2 (bg)	GWA-2R (bg)	GWA-39RZ (bg)	GWA-39Z (bg)	GWA-3A (bg)	GWA-40 (bg)
3/19/2019			59.2				
3/20/2019	30.1	4.3				0.96	
9/9/2019					11.3		15.4
9/10/2019				33.8			
9/12/2019	31.9	1.8					
9/13/2019			27			0.94	
3/9/2020				35.6	3.2		29.4
3/11/2020	31.8	66.6	46.8			1	
9/10/2020					1		
9/11/2020							17.7
9/15/2020	30.8	18.4	21.4				
9/16/2020				34.9			
3/10/2021							22.8
3/12/2021					11		
3/16/2021	34.6		26.7	32.4			
3/17/2021		40.4					
3/29/2021						19	
8/4/2021					10.6		17.1
8/6/2021				33			
8/9/2021	32	41	31.5			19.4	
1/31/2022					12.7		18.5
2/1/2022	34.1	48	34.1				
2/2/2022				32.6		22.6	
8/10/2022					8.7		
8/12/2022							18.5
8/16/2022	34	39.5	37.9	32		22.2	
2/13/2023					12.8		18.4
2/14/2023				31.4			
2/16/2023	33.3	60.5	51.6				
2/17/2023						22.4	
7/25/2023				35.7			
7/26/2023					12.5		18
7/27/2023	29.1	23.3	28				
8/1/2023						22.6	
2/19/2024				34.8	10.8		22.1
2/22/2024	31.8	45.6				22.9	
2/26/2024			30.6				

Time Series

Constituent: Calcium, total (mg/L) Analysis Run 5/17/2024 12:10 PM

Plant Bowen Client: Southern Company Data: Bowen 1, 2, 9, and 10

	GWA-41 (bg)	GWA-41R (bg)	GWA-42 (bg)	GWA-43 (bg)	GWA-43R (bg)	GWA-4RZ (bg)	GWA-50 (bg)
3/11/2016			31	13	30		
3/15/2016	24	38					
3/28/2016							3.89
5/12/2016	15.5						
5/13/2016		36		18.7 (o)	27.8		
5/16/2016			32				
5/23/2016							2.16
7/19/2016				12	25.3		
7/20/2016	16.5						
7/21/2016		33.5					
7/22/2016			28.5				
8/1/2016							1.37
9/15/2016	6.1						
9/16/2016				8.48	27.5		
9/19/2016			28.6				
9/21/2016		31.9					
9/26/2016							1.86
11/2/2016				11.4	26.2		
11/3/2016	13.7	28.9	26.6				
11/10/2016							1.86
1/17/2017		31.4	28.7				
1/18/2017	13.1			6.81	26.6		
1/30/2017							2.86
2/22/2017						54.7 (D)	
3/24/2017	17.3						
3/27/2017		31.7	30.4				
3/28/2017				5.61	29		
4/7/2017						46.8 (D)	2.34
6/6/2017	29.1	42.9		4.99	29.3		
6/7/2017			31.3				
6/12/2017							1.87
6/14/2017						52.4 (D)	
7/12/2017						51.1 (D)	
7/20/2017						47.5 (D)	
7/28/2017						44 (D)	
8/9/2017						48.3 (D)	
8/24/2017						41.9 (D)	
9/22/2017				4.24	32.2		
9/25/2017	17.6	29.3					
9/26/2017			29.5				
10/2/2017							2.53
10/3/2017						47.7 (D)	
12/28/2017					29 (Y)		
3/14/2018	39.6	41.4	32.6	3.6			
3/15/2018					28		
3/16/2018							1.8
3/21/2018						47.5	
9/12/2018	14.2 (J)	29		3.7	28.7		
9/14/2018			30.5				
9/17/2018							2.3
9/18/2018						48.1	
3/13/2019				2.9	29.2		

Time Series

Constituent: Calcium, total (mg/L) Analysis Run 5/17/2024 12:10 PM

Plant Bowen Client: Southern Company Data: Bowen 1, 2, 9, and 10

	GWA-41 (bg)	GWA-41R (bg)	GWA-42 (bg)	GWA-43 (bg)	GWA-43R (bg)	GWA-4RZ (bg)	GWA-50 (bg)
3/14/2019	22.7 (X)	31.9	32				
3/19/2019							4.2
3/21/2019						49.9 (D)	
9/10/2019	6	29.6	34				
9/11/2019				3.2	29.5		
9/12/2019						49.9 (D)	
9/13/2019							1.9
3/6/2020	29.2		38				
3/9/2020		25.5		2.6	31.7		
3/11/2020							1.6
3/12/2020						54.2	
9/10/2020	13.5	22.9	31.1				
9/11/2020				9			
9/14/2020					31		
9/16/2020							1.7
9/17/2020						48.4	
3/10/2021		40.3					
3/11/2021	25.9		34.8	2.1	31.2		
3/16/2021						53.7	
3/17/2021							1.4
8/4/2021	15.7	38.5	34				
8/5/2021					29		
8/6/2021				4			
8/9/2021							1.5
8/10/2021						56.5	
1/31/2022	14.5	39.3	37.3	2.2	30.6		
2/1/2022							1.5
2/3/2022						57.7	
8/10/2022			40.5		33.1		
8/11/2022	16.2	39.7		4.8			
8/16/2022							1.6
8/17/2022						54.7	
2/13/2023	26.9	38.6	35.7		28.5		
2/14/2023				2.2			
2/16/2023							1.4
2/17/2023						59.4	
7/25/2023	10.8	36.7		2.2	34.2		
7/26/2023			35.7				
7/28/2023						43	1.3
2/19/2024	24.9	44.9					
2/20/2024			39.4	2	31.4		
2/22/2024							1.7
2/27/2024						63.1	

Time Series

Constituent: Calcium, total (mg/L) Analysis Run 5/17/2024 12:10 PM

Plant Bowen Client: Southern Company Data: Bowen 1, 2, 9, and 10

	GWA-50R (bg)	GWC-10	GWC-10R	GWC-11	GWC-11R	GWC-12	GWC-13
3/28/2016	7.04						
3/31/2016		36.4	45				
4/4/2016				21.3	27.9	8.63	36.9
5/25/2016	13.5						
5/26/2016		37.6	41.7	22.5	28.7		
5/27/2016						9.07	
5/31/2016							43.9
8/1/2016	2.2						
8/3/2016			35.2	17.5		6.82	
8/4/2016					18.6		45
8/5/2016		30.7					
9/26/2016	5.72						
9/28/2016		32.4	39.2	24.1	17.7		
9/29/2016							60.5
9/30/2016						8.8	
11/11/2016	2.5						
11/22/2016		31.4	37.2	15.7	20.2	8.08	
11/28/2016							54.7
1/30/2017	2.01						
2/7/2017		30.1	38.4				
2/8/2017				18.3	24.3		
2/9/2017							61
2/13/2017						8.51	
4/3/2017	6.26						
4/10/2017		23.6	38.7	18.5	29		
4/11/2017						7.5	
4/12/2017							52.3
6/12/2017	7.44						
6/14/2017		34.6	40.8			7.82	
6/15/2017				21	29		
6/16/2017							62.3
10/2/2017	6.55						
10/4/2017		35.2	40.1	9.4	23.9	8.32	
10/9/2017							58.6
3/16/2018	2.6						
3/20/2018		12 (J)					
3/21/2018			43.3	19.7 (J)			40.9
3/22/2018					27.5	7.5	
9/18/2018	1.3	36.7	45.4	17.6 (J)	26.3	8.2	
9/19/2018							45.9
3/19/2019	4.6						
3/22/2019		15.4 (J)	37.2				
3/23/2019				7.8	28.3	7.5	29.6
9/12/2019	3.7						
9/17/2019		36.7	40.5	16.8	27.6	7.8	
9/18/2019							40.7
3/11/2020	1.2						
3/12/2020		18.6	43.2	8	32.5	8.1	
3/13/2020							33
9/15/2020	0.94 (J)						
9/17/2020		32.6	39				
9/21/2020				17.7	26	8	

Time Series

Constituent: Calcium, total (mg/L) Analysis Run 5/17/2024 12:10 PM

Plant Bowen Client: Southern Company Data: Bowen 1, 2, 9, and 10

	GWA-50R (bg)	GWC-10	GWC-10R	GWC-11	GWC-11R	GWC-12	GWC-13
9/22/2020							43.1
3/17/2021	5.4						
3/18/2021		27	43.8				30.8
3/19/2021				19.7	31.3	7.8	
8/9/2021	1.7						
8/10/2021		29.4					
8/11/2021			44.3	9.1	33.2	8.4	28.4
2/2/2022	0.93 (J)					8.4	
2/4/2022		21.3	46.3	19.2	34.8		
2/17/2022							29.3
8/17/2022	3.8	36.7					
8/18/2022			48.5	10.2	36.9	9.2	33
2/16/2023	0.81 (J)						
2/20/2023		9	46.2	7.4	32.5		
2/21/2023						7.9	
2/22/2023							26.3
7/28/2023	0.6 (J)						
7/31/2023		33.7	42.5				
8/1/2023				23.1	30	7.8	33.5
2/22/2024	0.78 (J)						
2/27/2024		23.3	44.4			8.4	33.2
2/28/2024				20.2	33.7		

Time Series

Constituent: Calcium, total (mg/L) Analysis Run 5/17/2024 12:10 PM

Plant Bowen Client: Southern Company Data: Bowen 1, 2, 9, and 10

	GWC-13RZ	GWC-14Z	GWC-15R	GWC-15Z	GWC-44	GWC-45	GWC-45R
3/16/2016					5.5	0.8	36
4/4/2016	26.5						
4/5/2016		35.7	37.7	12.2			
5/16/2016					4.3	0.877 (D)	37.4 (D)
5/31/2016			38.4	8.24			
6/1/2016	26.6	28.2					
7/25/2016					1.41	0.781 (D)	30.2 (D)
8/4/2016			28.6				
8/9/2016		43					
9/19/2016					1.01	0.775 (D)	32.3 (D)
9/29/2016			31.4				
11/3/2016					0.884		29.3 (D)
11/4/2016						0.792 (D)	
11/23/2016			62.5 (o)	24.5			
11/28/2016		24.8					
1/19/2017					1.41		
1/20/2017							28.7 (D)
1/23/2017						0.782 (D)	
2/9/2017		21.2					
2/10/2017			31.2	23.8			
2/22/2017	51.6						
3/28/2017					4.23		
3/29/2017						0.756 (D)	34.9 (D)
4/11/2017	45.2	21.1		25.7			
4/12/2017			34.1				
6/5/2017					10.1		
6/7/2017						0.944	30.9
6/14/2017		20.6					
6/15/2017			34.2	24.8			
6/16/2017	47.5						
7/12/2017	51.6	17.7		27.7			
7/26/2017				25.6			
7/28/2017	46						
8/10/2017	52.2						
9/26/2017					4.14		
9/27/2017						0.773	34.2
10/5/2017		20.1					
10/6/2017	42.2		35.4	24.7			
3/15/2018					9	0.77	34.6
3/22/2018		18.6 (J)					
3/23/2018	41.4		35.6	24.3 (J)			
9/12/2018					4.1		
9/13/2018						0.79	36.1
9/19/2018		20 (J)	35.7	23.7 (J)			
9/20/2018	47.5						
3/14/2019					17.2 (X)	0.9 (D)	37 (D)
3/22/2019	40.5	16.7 (J)		21.3 (J)			
3/25/2019			35.6				
9/11/2019					7.1	0.83 (D)	37.2 (D)
9/17/2019		11.4	39.5	22.1			
9/18/2019	42.9						
3/10/2020					16.9	0.89 (J)	43.5

Time Series

Constituent: Calcium, total (mg/L) Analysis Run 5/17/2024 12:10 PM

Plant Bowen Client: Southern Company Data: Bowen 1, 2, 9, and 10

	GWC-13RZ	GWC-14Z	GWC-15R	GWC-15Z	GWC-44	GWC-45	GWC-45R
3/13/2020		17	41	24.2			
3/17/2020	44.9						
9/11/2020						0.81 (J)	35.3
9/15/2020					8.3		
9/21/2020		13.1	36.5	22.6			
9/22/2020	47.7						
3/11/2021					11.9	0.93 (J)	43.1
3/18/2021		13	42.1	27.4			
3/19/2021	43						
8/4/2021					12.5		
8/6/2021						0.94 (J)	40.6
8/11/2021		14.3	38.6	25.4			
8/12/2021	43.1						
1/31/2022					11.2		
2/1/2022						1.1	43.9
2/4/2022	43.9	14.3	41.7				
2/7/2022				26.1			
8/12/2022						1.1	43.3
8/15/2022					10.6		
8/18/2022		14.7					
8/19/2022	47.3		40.4	28.1			
2/14/2023					12.5	1	47.5
2/22/2023	40.1	14.3	38.1	24.4			
7/26/2023					3.6	0.97 (J)	45.7
8/1/2023		12.5		24.5			
8/2/2023	40.6		34.6				
2/20/2024					7.6	1	41.5
2/28/2024	43.6	13	34	25.6			

Time Series

Constituent: Calcium, total (mg/L) Analysis Run 5/17/2024 12:10 PM

Plant Bowen Client: Southern Company Data: Bowen 1, 2, 9, and 10

	GWC-46R	GWC-47	GWC-47R	GWC-48	GWC-49R	GWC-49Z	GWC-5
3/10/2016	50	26	25	12			
3/17/2016					24	6.4	
3/28/2016							4.29
5/17/2016	50.5			3.25			
5/18/2016		26.2	27.6		27.7	4.63	
5/25/2016							7.15
7/26/2016	40.7						
7/27/2016		19.3	23.9	3.2	21.7		
7/28/2016						2.25	
8/1/2016							3.35
9/20/2016	38.8	25.3	28.9	2.72			
9/21/2016					24.9	1.86	
9/27/2016							2.89
11/4/2016	40.7		32.1	1.69	23.6		
11/7/2016		23.6				1.65	
11/11/2016							3.33
1/20/2017	38.8		31.8				
1/23/2017		25.1		<0.5			
1/24/2017					23	1.62	
1/31/2017							3.21
3/28/2017	48.3			1.72			
3/29/2017		28.9	34.6		27.5		
3/30/2017						1.27	
4/3/2017							2.57
6/7/2017	43.4						
6/8/2017		25.6	34	3.11	27.1		
6/9/2017						1.18	
6/12/2017							6.22
9/27/2017		23.8	30.8				
9/29/2017	46.6			2.71	25.3	0.967	
10/3/2017							2.45
3/15/2018	46.2	21.6 (J)		3.5	24.4 (J)	0.81	
3/16/2018			30.2				
3/19/2018							3.3
9/13/2018	45.3	23.8 (J)	30.9	2.5	22.8 (J)		
9/14/2018						0.7	
9/17/2018							2
3/15/2019		20.4 (X)		4.4			
3/18/2019	46.1				31		
3/19/2019			28.4			1.1	
3/20/2019							2.7
9/11/2019	43.1		33.3	2.9	24.3	0.78	
9/12/2019		21.1					
9/16/2019							2.8
3/9/2020		22.3	35	4.5		0.87 (J)	
3/10/2020	51.6						
3/11/2020					27.1		
3/16/2020							12.1
9/11/2020					24.7		
9/14/2020	40.2	20.9		3.5		0.65 (J)	
9/15/2020			31.6				
9/16/2020							2.8

ND substitution: RL or RL/2 if <15% NDs.

Time Series

Constituent: Calcium, total (mg/L) Analysis Run 5/17/2024 12:10 PM

Plant Bowen Client: Southern Company Data: Bowen 1, 2, 9, and 10

	GWC-46R	GWC-47	GWC-47R	GWC-48	GWC-49R	GWC-49Z	GWC-5
3/11/2021	45.2	21.1	31.8	5.9			
3/15/2021					24.7	0.69 (J)	
3/17/2021							3
8/4/2021				2.8			
8/5/2021	43.7	20.4	29			0.67 (J)	
8/9/2021							2.6
8/11/2021					27.4		
1/31/2022	39.9			2.8			
2/1/2022		21.3	29.4		26	0.62 (J)	
2/2/2022							3.7
8/15/2022	38.7	33.7 (J)	22.3	5.6	25.4	0.7 (J)	
8/16/2022							3.7
2/14/2023	41.1	20.5	31.6	3	24.3	0.65 (J)	
2/20/2023							3.5
7/26/2023	37.7			3.8			
7/27/2023		17.3	27.9		21.8	0.61 (J)	
7/28/2023							1.9
2/21/2024	39.6	22.1	28.7	4.2	26.4	0.67 (J)	
2/26/2024							3.9

Time Series

Constituent: Calcium, total (mg/L) Analysis Run 5/17/2024 12:10 PM

Plant Bowen Client: Southern Company Data: Bowen 1, 2, 9, and 10

	GWC-6	GWC-6RZ	GWC-7Z	GWC-8RR	GWC-8Z	GWC-9
3/22/2016					25.1	
3/29/2016	13.8	11.1				
3/30/2016				22.2		9.07
5/24/2016	14.8	12.6		25.2		
5/25/2016					23.7	
5/26/2016						15.8
5/31/2016			25.7			
8/2/2016			22.9	20.8	21.5	
8/5/2016						20.5
9/26/2016	13.3	11.8			21.4	
9/27/2016			22.2	23.1		
9/28/2016						24.9
11/14/2016		11.3				
11/18/2016	12.4					
11/21/2016			22.1		21	23.4
11/22/2016				22.3		
2/1/2017	13.3	12.6	21.7			
2/3/2017					20	
2/6/2017				21.4		1.7
4/6/2017	13.4	9.84	21.4	21.1		1.6
6/13/2017	14.6	13	24.4		21.5	3.82
6/14/2017				22.1		
7/14/2017			24.8			
10/3/2017	13.9	13.7	23.6		22.8	9.77
10/4/2017				23.1		
3/19/2018	14.4 (J)					
3/20/2018		11.5 (J)	22.9 (J)		20.3 (J)	1.4
3/21/2018				22.5 (J)		
9/17/2018	12.4 (J)	11 (J)				
9/18/2018			20.8 (J)	20.8 (J)	15.5 (J)	3.35 (D)
3/21/2019	14.9 (J)	8.3	25.2			4.8
3/27/2019				20.6 (J)		
5/6/2019					20 (J)	
9/13/2019			24.6			
9/16/2019	13.5	9.5		23	20.3	12
3/12/2020	16.2	9.3	26.4	21.8		1.8
3/16/2020					19.4	
9/16/2020	14.3	8.8	24.4			
9/17/2020				21.4	18.1	18.3
3/17/2021	14.1	9.5	23.9	22.4		
3/18/2021					9.6	1.9
8/10/2021	14.7	9.9	26.2	23.5	20	1.9
2/2/2022	15.5	10.5	26.9	23.9	20.8	2.2
8/17/2022	15.8	10	27.2	24	10.4	2.5
2/17/2023	15.2	9.7				
2/20/2023			26.1		18.5	
2/21/2023				18		2.3
7/28/2023		7.1				
7/31/2023	14.6		23.6	23	20.8	11.6
2/26/2024	15.5	9.7	25.9		20	
2/27/2024				24.2		2.6

Time Series

Constituent: Chloride, Total (mg/L) Analysis Run 5/17/2024 12:10 PM

Plant Bowen Client: Southern Company Data: Bowen 1, 2, 9, and 10

	GWA-1 (bg)	GWA-2 (bg)	GWA-2R (bg)	GWA-39RZ (bg)	GWA-39Z (bg)	GWA-3A (bg)	GWA-40 (bg)
3/14/2016					1.795		
3/15/2016							1.1671
3/22/2016	1.5101						
3/23/2016		2.4904	0.9079			1.6092	
5/11/2016					2.04		0.8763
5/16/2016				1.74 (D)			
5/19/2016	1.5		0.9136				
5/20/2016		1.71					
5/23/2016						1.52	
7/19/2016					2.1		
7/21/2016							1.4
7/27/2016				2.1 (D)			
7/29/2016	1.7	2	1.1			1.5	
9/15/2016					1.7		
9/19/2016							1.1
9/22/2016			1			1.4	
9/23/2016	1.8	1.8					
11/2/2016					1.8		
11/3/2016							1.2
11/9/2016	2	1.6					
11/10/2016			1.2			1.6	
1/17/2017							1
1/18/2017					1.7		
1/30/2017	1.5						
1/31/2017		1.3	1.2			1.6	
2/21/2017				4 (D)			
3/24/2017							1.2
3/27/2017				2.6 (D)			
3/28/2017					1.3		
3/30/2017	1.8	1.6				1.4	
4/3/2017			0.99				
5/24/2017							1.5
6/7/2017					1.2		
6/8/2017				2.1 (D)			
6/9/2017	1.6		0.87				
6/12/2017		1.6				1.4	
7/17/2017				1.9 (D)			
7/27/2017				3 (D)			
8/9/2017				2.5 (D)			
9/26/2017					1.7		2.4
9/29/2017				2.7 (D)			
10/2/2017	1.6	0.94	1				
10/4/2017						1.5	
12/28/2017							3.9 (Y)
3/14/2018					1.4		2.4
3/16/2018	1.7		1.6	2.6			
3/19/2018		1.9				1.5	
9/12/2018					1.6		1
9/14/2018		0.98	0.92	1.9			
9/17/2018	1.55 (D)					1.5	
3/13/2019							2.2
3/14/2019				2.8			

Time Series

Constituent: Chloride, Total (mg/L) Analysis Run 5/17/2024 12:10 PM

Plant Bowen Client: Southern Company Data: Bowen 1, 2, 9, and 10

	GWA-1 (bg)	GWA-2 (bg)	GWA-2R (bg)	GWA-39RZ (bg)	GWA-39Z (bg)	GWA-3A (bg)	GWA-40 (bg)
3/15/2019					1.7		
3/19/2019			2				
3/20/2019	<1.4	<0.86				<1.5	
9/9/2019					1.2		0.83 (X)
9/10/2019				2.3			
9/12/2019	1.3	0.815 (JD)					
9/13/2019			0.94 (J)			1.5	
3/9/2020				1.5	1.2		1.5
3/11/2020	1.4	2	0.6 (J)			1.4	
9/10/2020					1.2		
9/11/2020							0.77 (J)
9/15/2020	1.3	1.2	0.75 (J)				
9/16/2020				1.7			
3/10/2021							0.97 (J)
3/12/2021					1.2		
3/16/2021	1.3		0.73 (J)	1.3			
3/17/2021		1.4					
3/29/2021						1.5	
8/4/2021					1.1		0.82 (J)
8/6/2021				1.3			
8/9/2021	1.3	1.5	1.1			1.4	
1/31/2022					1		0.71 (J)
2/1/2022	1.2	1.4	0.77 (J)				
2/2/2022				1.5		1.9	
8/10/2022					0.93 (J)		
8/12/2022							<1
8/16/2022	0.99 (J)	1.1	0.82 (J)	1.6		2.5	
2/13/2023					1.3		1.1
2/14/2023				1.6			
2/16/2023	1.2	1.6	1.9				
2/17/2023						6.3	
7/25/2023				1.7			
7/26/2023					1.3		0.92 (J)
7/27/2023	1.2	1.3	0.92 (J)				
8/1/2023						5.7	
2/19/2024				1.4	1		0.75 (J)
2/22/2024	1.1	1.3				7.1	
2/26/2024			2				

ND substitution: RL or RL/2 if <15% NDs.

Time Series

Constituent: Chloride, Total (mg/L) Analysis Run 5/17/2024 12:10 PM

Plant Bowen Client: Southern Company Data: Bowen 1, 2, 9, and 10

	GWA-41 (bg)	GWA-41R (bg)	GWA-42 (bg)	GWA-43 (bg)	GWA-43R (bg)	GWA-4RZ (bg)	GWA-50 (bg)
3/11/2016			2.4984	1.2562	1.9467		
3/15/2016	4.1666	6.1465					
3/28/2016							1.14
5/12/2016	1.78						
5/13/2016		3.08		1.32	2.14		
5/16/2016			2.22				
5/23/2016							1.19
7/19/2016				1.3	3.1		
7/20/2016	1.8						
7/21/2016		3.7					
7/22/2016			2.6				
8/1/2016							1.2
9/15/2016	1.4						
9/16/2016				1.2	3.5		
9/19/2016			2.5				
9/21/2016		2.4					
9/26/2016							1.1
11/2/2016				1.4	4.7		
11/3/2016	1.6	3.4	3				
11/10/2016							1.3
1/17/2017		1.9	2.9				
1/18/2017	1.5			1.2	4.9		
1/30/2017							1.2
2/22/2017						3.7 (D)	
3/24/2017	1.4						
3/27/2017		2.4	3				
3/28/2017				1.4	4.1		
4/7/2017						2.5 (D)	1.2
6/6/2017	2.8	4.5		1.4	3.6		
6/7/2017			3				
6/12/2017							1.1
6/14/2017						2.6 (D)	
7/12/2017						2.8 (D)	
7/20/2017						2.3 (D)	
7/28/2017						2 (D)	
8/9/2017						1.8 (D)	
8/24/2017						2.9 (D)	
9/22/2017				1.3	3.9		
9/25/2017	1.8	2.5					
9/26/2017			3.1				
10/2/2017							1.2
10/3/2017						2.8 (D)	
3/14/2018	3	4 (J)	3.2	1.3			
3/15/2018					2.8		
3/16/2018							1.4
3/21/2018						2.9	
9/12/2018	1.4	2.1		1.3	3.1		
9/14/2018			2.3				
9/17/2018							1.1
9/18/2018						3.1	
3/13/2019				1.6	2.9		
3/14/2019	2.6	2.9	3.6				

Time Series

Constituent: Chloride, Total (mg/L) Analysis Run 5/17/2024 12:10 PM

Plant Bowen Client: Southern Company Data: Bowen 1, 2, 9, and 10

	GWA-41 (bg)	GWA-41R (bg)	GWA-42 (bg)	GWA-43 (bg)	GWA-43R (bg)	GWA-4RZ (bg)	GWA-50 (bg)
3/19/2019							<1.2
3/21/2019						3.6 (D)	
9/10/2019	1.1	1.7	2				
9/11/2019				1.3	3.1		
9/12/2019						2.1 (D)	
9/13/2019							1
3/6/2020	1.3		2.7				
3/9/2020		1.3		1.2	2.2		
3/11/2020							0.91 (J)
3/12/2020						2.3	
9/10/2020	1.2	1.4	2				
9/11/2020				1.3			
9/14/2020					3.3		
9/16/2020							0.97 (J)
9/17/2020						2.4	
3/10/2021		1.6					
3/11/2021	1.5		2.5	1.3	2.7		
3/16/2021						2.7	
3/17/2021							1 (J)
8/4/2021	1.2	1.3	2.3				
8/5/2021					1.9		
8/6/2021				1.3			
8/9/2021							1 (J)
8/10/2021						2.8	
1/31/2022	1	1	2	1.1	1.7		
2/1/2022							0.91 (J)
2/3/2022						2.6	
8/10/2022			1.8		1.7		
8/11/2022	1.3	1.4		1.4			
8/16/2022							0.69 (J)
8/17/2022						2.6	
2/13/2023	1.6	1.5	2.4		1.8		
2/14/2023				1.3			
2/16/2023							0.91 (J)
2/17/2023						3	
7/25/2023	0.97 (J)	1.3		1.4	2		
7/26/2023			1.9				
7/28/2023						3	0.95 (J)
2/19/2024	1.2	1.3					
2/20/2024			2.4	1.2	2		
2/22/2024							0.88 (J)
2/27/2024						3.2	

ND substitution: RL or RL/2 if <15% NDs.

Time Series

Constituent: Chloride, Total (mg/L) Analysis Run 5/17/2024 12:10 PM

Plant Bowen Client: Southern Company Data: Bowen 1, 2, 9, and 10

	GWA-50R (bg)	GWC-10	GWC-10R	GWC-11	GWC-11R	GWC-12	GWC-13
3/28/2016	0.9204						
3/31/2016		2.72	2.79				
4/4/2016				1.42	1.67	1.03	3.55
5/25/2016	1.04						
5/26/2016		2.63	2.87	1.37	1.64		
5/27/2016						0.9684	
5/31/2016							3.55
8/1/2016	0.85						
8/3/2016			3.2	1.4		1.3	
8/4/2016					1.7		4.4
8/5/2016		3					
9/26/2016	0.87						
9/28/2016		2.5	3	1.2	1.4		
9/29/2016							4
9/30/2016						1.2	
11/11/2016	0.99						
11/22/2016		2.6	3.1	1.6	1.9	1.2	
11/28/2016							4
1/30/2017	0.95						
2/7/2017		2.3	3				
2/8/2017				1.4	1.7		
2/9/2017							7.5
2/13/2017						0.96	
4/3/2017	0.88						
4/10/2017		1.9	2.3	1.3	1.8		
4/11/2017						1.2	
4/12/2017							5.3
6/12/2017	0.83						
6/14/2017		1.9	2			0.89	
6/15/2017				1.2	1.5		
6/16/2017							5.4
10/2/2017	0.94						
10/4/2017		2	2.1	1.3	1.6	1	
10/9/2017							6.2
3/16/2018	<1						
3/20/2018		2.2					
3/21/2018			2.5	1.6			4.6
3/22/2018					2	<1.3	
9/18/2018	1	2.4	2.5	1.5	1.9	1.3	
9/19/2018							5.1
3/19/2019	<1						
3/22/2019		2.2	2.8				
3/23/2019				1.2	1.7	0.88	3.5
9/12/2019	0.74 (J)						
9/17/2019		2.4	2.8	1.1	1.4	0.835 (JD)	
9/18/2019							4
3/11/2020	0.73 (J)						
3/12/2020		2.3	3	1	1.5	0.84 (J)	
3/13/2020							3.3
9/15/2020	0.7 (J)						
9/17/2020		2.5	2.9				
9/21/2020				1	1.3	0.71 (J)	

ND substitution: RL or RL/2 if <15% NDs.

Time Series

Constituent: Chloride, Total (mg/L) Analysis Run 5/17/2024 12:10 PM

Plant Bowen Client: Southern Company Data: Bowen 1, 2, 9, and 10

	GWA-50R (bg)	GWC-10	GWC-10R	GWC-11	GWC-11R	GWC-12	GWC-13
9/22/2020							3.5
3/17/2021	0.81 (J)						
3/18/2021		2.1	2.5				3.4
3/19/2021				1.1	1.4	0.79 (J)	
8/9/2021	0.78 (J)						
8/10/2021		1.9					
8/11/2021			2.1	0.9 (J)	1.3	0.72 (J)	2.9
2/2/2022	0.7 (J)					0.79 (J)	
2/4/2022		1.9	2.2	1.1	1.4		
2/17/2022							3.1
8/17/2022	<1	1.6					
8/18/2022			2.5 (J)	1.2	1.7	1	3.4
2/16/2023	0.71 (J)						
2/20/2023		1.9	2.4	1.2	1.6		
2/21/2023						0.99 (J)	
2/22/2023							3.2
7/28/2023	0.72 (J)						
7/31/2023		2.1	2.3				
8/1/2023				1.3	1.6	0.96 (J)	3.3
2/22/2024	0.64 (J)						
2/27/2024		1.7	2.1			0.74 (J)	3
2/28/2024				1	1.3		

ND substitution: RL or RL/2 if <15% NDs.

Time Series

Constituent: Chloride, Total (mg/L) Analysis Run 5/17/2024 12:10 PM

Plant Bowen Client: Southern Company Data: Bowen 1, 2, 9, and 10

	GWC-13RZ	GWC-14Z	GWC-15R	GWC-15Z	GWC-44	GWC-45	GWC-45R
3/16/2016					6.505	0.9445	3.0774
4/4/2016	3.3						
4/5/2016		1.93	2.08	0.9439			
5/16/2016					5.08	0.9104 (D)	3 (D)
5/31/2016			1.51	1			
6/1/2016	3.18	1.93					
7/25/2016					1.2	1.2 (D)	3 (D)
8/4/2016			1.7				
8/9/2016		2.4					
9/19/2016					1.9	1.1 (D)	3 (D)
9/29/2016			1.5				
11/3/2016					2		3 (D)
11/4/2016						1 (D)	
11/23/2016			1.9	1.7			
11/28/2016		3					
1/19/2017					2.6		
1/20/2017							3.3 (D)
1/23/2017						1.2 (D)	
2/9/2017		3					
2/10/2017			1.5	1.6			
2/22/2017	7.2						
3/28/2017					5.7		
3/29/2017						1.1 (D)	3.2 (D)
4/11/2017	5.5	4.5		1.5			
4/12/2017			1.7				
6/5/2017					7.8		
6/7/2017						1	3.1
6/14/2017		3					
6/15/2017			1.4	1			
6/16/2017	8.7						
7/12/2017	7.5	3.9		1.8			
7/20/2017					7.4		
7/26/2017				1.2			
7/28/2017	6.6						
8/10/2017	8.5						
9/26/2017					3.7		
9/27/2017						1.1	3.2
10/5/2017		2.7					
10/6/2017	8.9		1.6	1.7			
3/15/2018					6.5	<1	3.3
3/22/2018		3.4					
3/23/2018	8.3		1.5	<1			
9/12/2018					3.6		
9/13/2018						0.93	2.9
9/19/2018		2.8	1.7	1.1			
9/20/2018	9.6						
3/14/2019					6.4	<1 (D)	4.3 (D)
3/22/2019	7.4	3.7		1.2			
3/25/2019			1.9				
9/11/2019					3.7	0.81 (JXD)	2.9 (D)
9/17/2019		3.8	2	0.78 (X)			
9/18/2019	7.6						

ND substitution: RL or RL/2 if <15% NDs.

Time Series

Constituent: Chloride, Total (mg/L) Analysis Run 5/17/2024 12:10 PM

Plant Bowen Client: Southern Company Data: Bowen 1, 2, 9, and 10

	GWC-13RZ	GWC-14Z	GWC-15R	GWC-15Z	GWC-44	GWC-45	GWC-45R
3/10/2020					5.9	0.8 (J)	4.4
3/13/2020		4.2	1.6	0.7 (J)			
3/17/2020	7.7						
9/11/2020						0.79 (J)	3.1
9/15/2020					4.2		
9/21/2020		3.5	1.6	0.64 (J)			
9/22/2020	7						
3/11/2021					5.5	0.83 (J)	4
3/18/2021		4	1.7	0.67 (J)			
3/19/2021	7.4						
8/4/2021					4.9		
8/6/2021						0.86 (J)	3.8
8/11/2021		3.4	1.2	<1			
8/12/2021	5.8						
1/31/2022					4.2		
2/1/2022						0.79 (J)	4.3
2/4/2022	6.1	3.6	1.2				
2/7/2022				0.6 (J)			
8/12/2022						<1	3
8/15/2022					5.1		
8/18/2022		4.3					
8/19/2022	6.4		1.4	0.88 (J)			
10/11/2022					2.9		
2/14/2023					5.7	0.81 (J)	5.3
2/22/2023	5.8	4	1.5	0.83 (J)			
7/26/2023					2.4	0.99 (J)	3.2
8/1/2023		3.7		0.82 (J)			
8/2/2023	5.4		1.2				
2/20/2024					4.8	0.76 (J)	3.2
2/28/2024	5.3	3.7	0.8 (J)	<1			

ND substitution: RL or RL/2 if <15% NDs.

Time Series

Constituent: Chloride, Total (mg/L) Analysis Run 5/17/2024 12:10 PM

Plant Bowen Client: Southern Company Data: Bowen 1, 2, 9, and 10

	GWC-46R	GWC-47	GWC-47R	GWC-48	GWC-49R	GWC-49Z	GWC-5
3/10/2016	1.9859	2.2206	2.5934	2.4266			
3/17/2016					1.4476	1.0624	
3/28/2016							0.8659
5/17/2016	2.37			2.01			
5/18/2016		2.42	2.51		1.43	1.41	
5/25/2016							0.8639
7/26/2016	2.4						
7/27/2016		2.4	2.5	2.3	1.6		
7/28/2016						1.4	
8/1/2016							0.93
9/20/2016	2.4	2.4	2.4	2.2			
9/21/2016					1.6	1.2	
9/27/2016							0.8
11/4/2016	2.8		2.9	3	1.6		
11/7/2016		2.8				1.4	
11/11/2016							0.95
1/20/2017	2.2		2.7				
1/23/2017		2.4		2.5			
1/24/2017					1.7	<1.1 (*)	
1/31/2017							0.99
3/28/2017	2.3			2.2			
3/29/2017		2.8	2.3		1.6		
3/30/2017						1.2	
4/3/2017							0.93
6/7/2017	2.3						
6/8/2017		2.5	2.3	2.3	1.6		
6/9/2017						1.1	
6/12/2017							0.91
9/27/2017		2.4	2.4				
9/29/2017	2.1			2.5	1.7	1.2	
10/3/2017							0.95
3/15/2018	2	2.7		2.6	1.6	1.4	
3/16/2018			2.7				
3/19/2018							0.82
9/13/2018	1.9	2.6	2.5	2.8	1.3		
9/14/2018						1.1	
9/17/2018							0.9
3/15/2019		2.8		3.3			
3/18/2019	1.8				2.7		
3/19/2019			2.6			<1.1	
3/20/2019							<1
9/11/2019	1.4		2.1	3.3	1.4	1	
9/12/2019		2.3					
9/16/2019							0.73 (J)
3/9/2020		2.3	2.3	3.4		1	
3/10/2020	1.2						
3/11/2020					1.4		
3/16/2020							0.67 (J)
9/11/2020					1.2		
9/14/2020	1.1	2.2		4		0.98 (J)	
9/15/2020			2.2				
9/16/2020							0.7 (J)

ND substitution: RL or RL/2 if <15% NDs.

Time Series

Constituent: Chloride, Total (mg/L) Analysis Run 5/17/2024 12:10 PM

Plant Bowen Client: Southern Company Data: Bowen 1, 2, 9, and 10

	GWC-46R	GWC-47	GWC-47R	GWC-48	GWC-49R	GWC-49Z	GWC-5
3/11/2021	1.1	2.3	2.4	4.5			
3/15/2021					1.2	0.98 (J)	
3/17/2021							0.69 (J)
8/4/2021				5			
8/5/2021	1.2	2.2	2.3			1	
8/9/2021							0.74 (J)
8/11/2021					1.1		
1/31/2022	1.7			4.8			
2/1/2022		2	2.3		1.1	0.93 (J)	
2/2/2022							0.66 (J)
4/28/2022				5			
8/15/2022	3	2.4	2.2	5.4	1.3	1.2	
8/16/2022							<1
10/21/2022				5.9			
2/14/2023	3.7	2	2.8	6	1	1	
2/20/2023							0.88 (J)
3/16/2023				5.4			
7/26/2023	3.9			6.4			
7/27/2023		2	2.2		1.1	1	
7/28/2023							0.69 (J)
2/21/2024	4.2	1.9	1.5	7.1	1	0.97 (J)	
2/26/2024							0.63 (J)

ND substitution: RL or RL/2 if <15% NDs.

Time Series

Constituent: Chloride, Total (mg/L) Analysis Run 5/17/2024 12:10 PM

Plant Bowen Client: Southern Company Data: Bowen 1, 2, 9, and 10

	GWC-6	GWC-6RZ	GWC-7Z	GWC-8RR	GWC-8Z	GWC-9
3/22/2016					1.4231	
3/29/2016	1.3977	1.6645				
3/30/2016				0.9409		2.21
5/24/2016	1.33	1.58		0.92		
5/25/2016					1.11	
5/26/2016						2.1
5/31/2016			1.33			
8/1/2016	1.2	1.4				
8/2/2016			1.5	1.2	1.5	
8/5/2016						2.4
9/26/2016	1.1	1.4			1.6	
9/27/2016			1.4	1.1		
9/28/2016						2.1
11/14/2016		1.6				
11/18/2016	1.2					
11/21/2016			1.5		1.5	2.2
11/22/2016				1.2		
2/1/2017	1.3	1.4	1.5			
2/3/2017					1.8	
2/6/2017				1.1		2.5
4/6/2017	1.1	1.5	1.2	1.2		2.2
4/7/2017					1.5	
6/13/2017	1.2	1.3	0.98		1.3	2
6/14/2017				0.92		
7/14/2017			1.1			
10/3/2017	1.2	1.3	1		1.4	2
10/4/2017				1		
3/19/2018	1.2					
3/20/2018		1.7	1.5		1.8	2.4
3/21/2018				1.3		
9/17/2018	1.1	1.3				
9/18/2018			1.3	1.2	1.9	2.4 (D)
3/21/2019	<1.4	<1.5	<1			2
3/27/2019				0.9		
5/6/2019					1.1	
9/13/2019			1			
9/16/2019	1.1	1.2		0.75 (JD)	1.4	1.9
3/12/2020	1.3	1.3	0.72 (J)	0.93 (J)		1.9
3/16/2020					1.3	
9/16/2020	1.2	1.2	0.79 (J)			
9/17/2020				0.77 (J)	1.4	1.9
3/17/2021	1.2	1.4	0.79 (J)	0.78 (J)		
3/18/2021					1.6	2.2
8/10/2021	1	1.1	0.68 (J)	0.68 (J)	1.2	1.8
2/2/2022	1.1	1.3	0.76 (J)	0.77 (J)	1.4	2.1
8/17/2022	0.89 (J)	0.99 (J)	<1	<1	1.3	1.9
2/17/2023	1.4	1.5				
2/20/2023			0.94 (J)		1.6	
2/21/2023				0.97 (J)		2.1
7/28/2023		1.3				
7/31/2023	1.3		0.94 (J)	0.98 (J)	1.5	2
2/26/2024	1.1	1.4	0.74 (J)		1.4	

ND substitution: RL or RL/2 if <15% NDs.

Time Series

Constituent: Chloride, Total (mg/L) Analysis Run 5/17/2024 12:10 PM

Plant Bowen Client: Southern Company Data: Bowen 1, 2, 9, and 10

	GWC-6	GWC-6RZ	GWC-7Z	GWC-8RR	GWC-8Z	GWC-9
2/27/2024				0.71 (J)		1.9

Time Series

Constituent: Chromium (mg/L) Analysis Run 5/17/2024 12:10 PM

Plant Bowen Client: Southern Company Data: Bowen 1, 2, 9, and 10

	GWA-1 (bg)	GWA-2 (bg)	GWA-2R (bg)	GWA-39RZ (bg)	GWA-39Z (bg)	GWA-3A (bg)	GWA-40 (bg)
8/23/2007	<0.005	0.0045	<0.005			<0.005	
10/23/2007	0.011						
10/24/2007		0.039 (O)	0.0033				
11/2/2007						0.027 (O)	
11/18/2007	0.038 (O)	0.059 (O)	0.012			0.17 (O)	
1/30/2008	0.11 (O)						
1/31/2008		0.0067	0.052 (O)			0.012	
3/10/2008	0.038 (O)		0.01				
3/11/2008		0.03 (O)				0.063 (O)	
5/6/2008		0.0062					
5/13/2008	0.012		0.0068				
5/14/2008						0.057 (O)	
12/4/2008		0.009	0.0017				
12/5/2008	<0.005					<0.005	
4/15/2009	<0.005					<0.005	
4/21/2009		0.0022	<0.005				
10/7/2009	0.0065	<0.005					
10/8/2009			<0.005			<0.005	
4/21/2010			<0.005				
4/26/2010		<0.005					
4/28/2010						<0.005	
5/3/2010	<0.005						
9/28/2010			<0.005				
10/4/2010		<0.005					
10/6/2010						<0.005	
10/12/2010	<0.005						
4/12/2011			<0.005				
4/13/2011		<0.005					
4/21/2011						<0.005	
4/27/2011	<0.005						
10/4/2011			<0.005				
10/5/2011		<0.005					
10/13/2011						<0.005	
10/17/2011	<0.005						
4/3/2012			<0.005				
4/11/2012		<0.005					
5/1/2012						<0.005	
5/2/2012	<0.005						
10/8/2012	<0.005						
10/9/2012		<0.005	<0.005			<0.005	
4/11/2013			<0.005			<0.005	
4/12/2013	0.0019						
4/15/2013		0.0013					
10/15/2013		0.0023					
10/16/2013	0.0024		<0.005			0.0013	
4/10/2014			<0.005				
4/11/2014	0.0013 (J)						
4/22/2014		<0.005					
4/23/2014						<0.005	
9/30/2014	<0.005	<0.005	<0.005				
10/4/2014						<0.005	
3/30/2015	0.0047	0.0011 (J)	<0.005				

ND substitution: RL or RL/2 if <15% NDs.

Time Series

Constituent: Chromium (mg/L) Analysis Run 5/17/2024 12:10 PM

Plant Bowen Client: Southern Company Data: Bowen 1, 2, 9, and 10

	GWA-1 (bg)	GWA-2 (bg)	GWA-2R (bg)	GWA-39RZ (bg)	GWA-39Z (bg)	GWA-3A (bg)	GWA-40 (bg)
3/31/2015						<0.005	
10/12/2015						<0.005	
10/13/2015	<0.005	<0.005	<0.005				
3/14/2016					<0.005		
3/15/2016							<0.005
3/22/2016	<0.005						
3/23/2016		<0.005	<0.005			<0.005	
5/11/2016					<0.005		<0.005
5/16/2016				<0.005 (D)			
5/19/2016	<0.005		<0.005				
5/20/2016		<0.005					
5/23/2016						<0.005	
7/19/2016					<0.005		
7/21/2016							<0.005
7/27/2016				0.0017 (JD)			
7/29/2016	<0.005	<0.005	<0.005			<0.005	
9/15/2016					<0.005		<0.005
9/22/2016			<0.005			0.0013 (J)	
9/23/2016	<0.005	<0.005					
11/2/2016					<0.005		
11/3/2016							<0.005
11/9/2016	0.0011 (J)	<0.005					
11/10/2016			<0.005			<0.005	
1/17/2017							<0.005
1/18/2017					<0.005		
1/30/2017	<0.005						
1/31/2017		<0.005	<0.005			<0.005	
2/21/2017				0.001 (J)			
3/24/2017							<0.005 (*)
3/27/2017				<0.005 (D)			
3/28/2017					<0.005 (*)		
3/30/2017	<0.005	<0.005				<0.005	
4/3/2017			<0.005				
5/24/2017							0.0008 (J)
6/7/2017					<0.005		
6/8/2017				<0.005 (D)			
6/9/2017	<0.005		<0.005				
6/12/2017		0.0008 (J)				<0.005	
7/17/2017				<0.005 (D)			
7/27/2017				0.0005 (J)			
8/9/2017				0.0005 (J)			
9/26/2017					<0.005		0.0005 (J)
9/29/2017				0.0006 (JD)			
10/2/2017	<0.005	<0.005	<0.005				
10/4/2017						<0.005	
3/14/2018					<0.005		<0.005
3/16/2018	<0.005		<0.005	<0.005			
3/19/2018		0.0031 (J)				<0.005	
9/12/2018					<0.005		<0.005
9/14/2018		<0.005	<0.005	<0.005			
9/17/2018	<0.005 (D)					<0.005	
3/13/2019							<0.005

Time Series

Constituent: Chromium (mg/L) Analysis Run 5/17/2024 12:10 PM

Plant Bowen Client: Southern Company Data: Bowen 1, 2, 9, and 10

	GWA-1 (bg)	GWA-2 (bg)	GWA-2R (bg)	GWA-39RZ (bg)	GWA-39Z (bg)	GWA-3A (bg)	GWA-40 (bg)
3/14/2019				0.004 (J)			
3/15/2019					<0.005		
3/19/2019			<0.005				
3/20/2019	<0.005	<0.005				<0.005	
9/9/2019					<0.005		<0.005
9/12/2019	<0.005	<0.005 (D)					
9/13/2019			<0.005			0.00073 (J)	
3/9/2020				0.0016 (J)	0.069 (o)		0.0009 (J)
3/11/2020	0.0012 (J)	0.0025 (J)	0.0042 (J)			0.00095 (J)	
9/10/2020					<0.005		
9/11/2020							<0.005
9/15/2020	<0.005	0.00086 (J)	<0.005				
9/16/2020				0.00058 (J)			
3/10/2021							0.00075 (J)
3/12/2021					0.00064 (J)		
3/16/2021	<0.005		<0.005	0.0008 (J)			
3/17/2021		<0.005					
3/29/2021						0.00062 (J)	
8/4/2021					<0.005		<0.005
8/6/2021				<0.005			
8/9/2021	<0.005	<0.005	<0.005			<0.005	
1/31/2022					<0.005		<0.005
2/1/2022	<0.005	<0.005	<0.005				
2/2/2022				0.0012 (J)		0.0069	
8/10/2022					<0.005		
8/12/2022							<0.005
8/16/2022	<0.005	<0.005	<0.005	<0.005		<0.005	
2/13/2023					<0.005		<0.005
2/14/2023				<0.005			
2/16/2023	<0.005	<0.005	<0.005				
2/17/2023						<0.005	
7/25/2023				<0.005			
7/26/2023					<0.005		<0.005
7/27/2023	<0.005	<0.005	<0.005				
8/1/2023						<0.005	
2/19/2024				<0.005	<0.005		<0.005
2/22/2024	<0.005	<0.005				<0.005	
2/26/2024			<0.005				

ND substitution: RL or RL/2 if <15% NDs.

Time Series

Constituent: Chromium (mg/L) Analysis Run 5/17/2024 12:10 PM

Plant Bowen Client: Southern Company Data: Bowen 1, 2, 9, and 10

	GWA-41 (bg)	GWA-41R (bg)	GWA-42 (bg)	GWA-43 (bg)	GWA-43R (bg)	GWA-4RZ (bg)	GWA-50 (bg)
12/12/2008							<0.005
4/23/2009							<0.005
10/6/2009							<0.005
4/27/2010							<0.005
9/30/2010							0.0014
4/14/2011							0.0014
10/5/2011							<0.005
4/11/2012							<0.005
10/2/2012							<0.005
4/9/2013							<0.005
10/15/2013							<0.005
4/10/2014							0.0013 (J)
10/1/2014							<0.005
3/30/2015							<0.005
10/11/2015							<0.005
3/11/2016			<0.005	<0.005	0.00212 (J)		
3/15/2016	<0.005	<0.005					
3/28/2016							<0.005
5/12/2016	<0.005						
5/13/2016		<0.005		<0.005	<0.005		
5/16/2016			<0.005				
5/23/2016							<0.005
7/19/2016				<0.005	0.0006 (J)		
7/20/2016	<0.005						
7/21/2016		<0.005					
7/22/2016			<0.005				
8/1/2016							<0.005
9/15/2016	<0.005						
9/16/2016				<0.005	<0.005		
9/19/2016			<0.005				
9/21/2016		<0.005					
9/26/2016							<0.005
11/2/2016				<0.005	<0.005		
11/3/2016	<0.005	<0.005	<0.005				
11/10/2016							<0.005
1/17/2017		<0.005	<0.005				
1/18/2017	<0.005			<0.005	0.0014 (J)		
1/30/2017							<0.005
2/22/2017						<0.005	
3/24/2017	<0.005 (*)						
3/27/2017		<0.005	<0.005				
3/28/2017				<0.005 (*)	<0.005 (*)		
4/7/2017						<0.005	<0.005
6/6/2017	<0.005	0.0004 (J)		0.0004 (J)	0.0009 (J)		
6/7/2017			<0.005				
6/12/2017							<0.005
6/14/2017						<0.005 (D)	
7/12/2017						<0.005 (D)	
7/20/2017						<0.005 (D)	
7/28/2017						<0.005	
8/9/2017						<0.005	
8/24/2017						<0.005	

ND substitution: RL or RL/2 if <15% NDs.

Time Series

Constituent: Chromium (mg/L) Analysis Run 5/17/2024 12:10 PM

Plant Bowen Client: Southern Company Data: Bowen 1, 2, 9, and 10

	GWA-41 (bg)	GWA-41R (bg)	GWA-42 (bg)	GWA-43 (bg)	GWA-43R (bg)	GWA-4RZ (bg)	GWA-50 (bg)
9/22/2017				0.0008 (J)	0.0006 (J)		
9/25/2017	<0.005	<0.005					
9/26/2017			<0.005				
10/2/2017							<0.005
10/3/2017						<0.005 (D)	
3/14/2018	<0.005	<0.005	<0.005	<0.005			
3/15/2018					0.0017 (J)		
3/16/2018							<0.005
3/21/2018						<0.005	
9/12/2018	<0.005	<0.005		<0.005	<0.005		
9/14/2018			<0.005				
9/17/2018							<0.005
9/18/2018						<0.005	
3/13/2019				<0.005	<0.005		
3/14/2019	<0.005	<0.005	<0.005				
3/19/2019							<0.005
3/21/2019						<0.005 (D)	
9/10/2019	<0.005 (D)	<0.005	<0.005				
9/11/2019				0.00051 (J)	0.00066 (J)		
9/12/2019						<0.005 (D)	
9/13/2019							<0.005
3/6/2020	0.015		0.00045 (J)				
3/9/2020		0.0004 (J)		0.0033 (J)	0.0014 (J)		
3/11/2020							0.0011 (J)
3/12/2020						<0.005	
9/10/2020	<0.005	<0.005	<0.005				
9/11/2020				<0.005			
9/14/2020					0.0011 (J)		
9/16/2020							<0.005
9/17/2020						<0.005	
3/10/2021		<0.005					
3/11/2021	0.0015 (J)		<0.005	<0.005	0.0011 (J)		
3/16/2021						<0.005	
3/17/2021							<0.005
8/4/2021	<0.005	<0.005	<0.005				
8/5/2021					<0.005		
8/6/2021				<0.005			
8/9/2021							<0.005
8/10/2021						<0.005	
1/31/2022	<0.005	<0.005	<0.005	<0.005	0.0011 (J)		
2/1/2022							<0.005
2/3/2022						<0.005	
8/10/2022			<0.005		<0.005		
8/11/2022	<0.005	<0.005		<0.005			
8/16/2022							<0.005
8/17/2022						<0.005	
2/13/2023	<0.005	<0.005	<0.005		<0.005		
2/14/2023				0.0016 (J)			
2/16/2023							<0.005
2/17/2023						<0.005	
7/25/2023	<0.005	<0.005		<0.005	<0.005		
7/26/2023			<0.005				

ND substitution: RL or RL/2 if <15% NDs.

Time Series

Constituent: Chromium (mg/L) Analysis Run 5/17/2024 12:10 PM

Plant Bowen Client: Southern Company Data: Bowen 1, 2, 9, and 10

	GWA-41 (bg)	GWA-41R (bg)	GWA-42 (bg)	GWA-43 (bg)	GWA-43R (bg)	GWA-4RZ (bg)	GWA-50 (bg)
7/28/2023						<0.005	<0.005
2/19/2024	<0.005	<0.005					
2/20/2024			<0.005	<0.005	<0.005		
2/22/2024							<0.005
2/27/2024						<0.005	

ND substitution: RL or RL/2 if <15% NDs.

Time Series

Constituent: Chromium (mg/L) Analysis Run 5/17/2024 12:10 PM

Plant Bowen Client: Southern Company Data: Bowen 1, 2, 9, and 10

	GWA-50R (bg)	GWC-10	GWC-10R	GWC-11	GWC-11R	GWC-12	GWC-13
8/21/2007		0.0015	0.036 (O)	<0.005	0.037	0.0013	0.0019
11/1/2007		0.011	0.01	<0.005	0.04	<0.005	0.01
11/18/2007				<0.005	0.045		
11/19/2007						0.0056	0.021
11/20/2007		0.042 (o)	0.0039				
1/16/2008						0.039 (o)	
1/30/2008		0.034	0.019 (O)	<0.005	0.041		
1/31/2008							0.035
3/5/2008				<0.005		0.03 (o)	0.012
3/6/2008		0.027	<0.005		0.042		
5/7/2008				0.025 (o)	0.029		
5/8/2008			0.01				
5/12/2008		0.015					0.02
5/13/2008						0.0057	
12/12/2008	<0.005						
12/13/2008		0.0036				<0.005	0.014
12/14/2008			0.0038	0.0021	0.032		
4/16/2009						<0.005	
4/23/2009	0.0031						
4/28/2009							0.0079
4/29/2009		<0.005	<0.005	0.011	0.017		
10/6/2009	0.0024						
10/20/2009		<0.005					
10/21/2009			<0.005			0.0015	0.0092
10/22/2009				0.01	0.022		
4/21/2010			<0.005	0.0053	0.021		
4/26/2010		<0.005					
4/27/2010						0.0036	
4/28/2010							0.0086
5/3/2010	<0.005						
9/28/2010			<0.005	0.0076			
9/29/2010		0.0034			0.024		
10/5/2010						<0.005	0.0085
10/11/2010	0.0028						
4/12/2011			<0.005	0.0095			
4/13/2011		<0.005			0.014		
4/19/2011						0.003	0.0089
4/27/2011	0.0041						
10/4/2011			0.0019	0.0091	0.017		
10/5/2011		0.0032					
10/12/2011						<0.005	
10/18/2011							0.0093
10/19/2011	<0.005						
4/3/2012			<0.005	0.0076			
4/4/2012		<0.005			0.014		
4/24/2012						<0.005	
4/25/2012							0.0075
5/1/2012	<0.005						
10/2/2012	0.0019					<0.005	0.017
10/3/2012		0.0047		0.0039	0.0033		
10/8/2012			<0.005				
4/2/2013						0.0018	0.0097

ND substitution: RL or RL/2 if <15% NDs.

Time Series

Constituent: Chromium (mg/L) Analysis Run 5/17/2024 12:10 PM

Plant Bowen Client: Southern Company Data: Bowen 1, 2, 9, and 10

	GWA-50R (bg)	GWC-10	GWC-10R	GWC-11	GWC-11R	GWC-12	GWC-13
4/3/2013		0.0014	<0.005	<0.005	0.017		
4/10/2013	0.0027						
10/8/2013							0.011
10/9/2013				0.0089	0.015	<0.005	
10/15/2013		0.002	<0.005				
10/16/2013	0.0029						
4/1/2014						<0.005	0.0074
4/2/2014				<0.005	0.014		
4/9/2014		<0.005	<0.005				
4/22/2014	0.0024						
10/1/2014	<0.005						0.0049
10/2/2014		<0.005	<0.005	<0.005	0.0048	<0.005	
3/30/2015	0.0022						
4/1/2015				0.0062	0.0084	<0.005	0.0072
4/2/2015		<0.005	<0.005				
10/10/2015		0.0013					
10/11/2015	<0.005			<0.005	0.019		
10/12/2015			<0.005				
10/14/2015						<0.005	
10/15/2015							0.0077
3/28/2016	<0.005						
3/31/2016		<0.005	<0.005				
4/4/2016				0.00656 (J)	0.00728 (J)	<0.005	0.00615 (J)
5/25/2016	<0.005						
5/26/2016		<0.005	<0.005	0.00752 (J)	0.00553 (J)		
5/27/2016						<0.005	
5/31/2016							0.00588 (J)
8/1/2016	<0.005						
8/3/2016			<0.005	0.0067 (J)		<0.005	
8/4/2016					0.0071 (J)		0.0056 (J)
8/5/2016		<0.005					
9/26/2016	<0.005						
9/28/2016		<0.005	<0.005	0.0082 (J)	0.0093 (J)		
9/29/2016							0.0065 (J)
9/30/2016						<0.005	
11/11/2016	<0.005						
11/22/2016		0.0024 (J)	<0.005	0.0045 (J)	0.0058 (J)	<0.005	
11/28/2016							0.0064 (J)
1/30/2017	<0.005						
2/7/2017		0.0015 (J)	0.0019 (J)				
2/8/2017				0.0101	0.0072 (J)		
2/9/2017							0.0078 (J)
2/13/2017						<0.005	
4/3/2017	<0.005						
4/10/2017		<0.005	<0.005	0.0094 (J)	<0.01		
4/11/2017						<0.005	
4/12/2017							0.0077 (J)
6/12/2017	0.0005 (J)						
6/14/2017		0.0006 (J)	<0.005			<0.005	
6/15/2017				0.009 (J)	0.0066 (J)		
6/16/2017							0.0072 (J)
10/2/2017	<0.005						

ND substitution: RL or RL/2 if <15% NDs.

Time Series

Constituent: Chromium (mg/L) Analysis Run 5/17/2024 12:10 PM

Plant Bowen Client: Southern Company Data: Bowen 1, 2, 9, and 10

	GWA-50R (bg)	GWC-10	GWC-10R	GWC-11	GWC-11R	GWC-12	GWC-13
10/4/2017		0.0027 (J)	<0.005	0.0008 (J)	0.0079 (J)	<0.005	
10/9/2017							0.0079 (J)
3/16/2018	<0.005						
3/20/2018		<0.005					
3/21/2018			<0.005	0.0079 (J)			0.0055 (J)
3/22/2018					0.0062 (J)	<0.005	
9/18/2018	<0.005	<0.005	<0.005	0.0081 (J)	0.0062 (J)	<0.005	
9/19/2018							0.0059 (J)
3/19/2019	<0.005						
3/22/2019		<0.005	<0.005				
3/23/2019				<0.005	0.0048 (J)	<0.005	0.0058 (J)
9/12/2019	<0.005						
9/17/2019		0.0009 (J)	0.00067 (J)	0.0079 (J)	0.0042 (J)	0.0058 (JD)	
9/18/2019							0.0063 (J)
3/11/2020	<0.005						
3/12/2020		0.00047 (J)	<0.005	0.00084 (J)	0.0042 (J)	<0.005	
3/13/2020							0.0054 (J)
9/15/2020	<0.005						
9/17/2020		0.0011 (J)	<0.005				
9/21/2020				0.0081 (J)	0.0056 (J)	<0.005	
9/22/2020							0.0062 (J)
3/17/2021	<0.005						
3/18/2021		0.00068 (J)	0.002 (J)				0.0058
3/19/2021				0.0073	0.0079	<0.005	
8/9/2021	<0.005						
8/10/2021		<0.005					
8/11/2021			<0.005	<0.005	0.0042 (J)	<0.005	0.0074
2/2/2022	<0.005					<0.005	
2/4/2022		<0.005	<0.005	0.0071	0.0042 (J)		
2/17/2022							0.0053
8/17/2022	<0.005	0.0013 (J)					
8/18/2022			<0.005	<0.005	0.0046 (J)	<0.005	0.0044 (J)
2/16/2023	<0.005						
2/20/2023		<0.005	<0.005	0.0015 (J)	0.0037 (J)		
2/21/2023						<0.005	
2/22/2023							0.0038 (J)
7/28/2023	<0.005						
7/31/2023		0.0019 (J)	<0.005				
8/1/2023				0.0074	0.005 (J)	0.0016 (J)	0.0047 (J)
2/22/2024	<0.005						
2/27/2024		<0.005	<0.005			<0.005	0.0038 (J)
2/28/2024				0.0074	0.0037 (J)		

ND substitution: RL or RL/2 if <15% NDs.

Time Series

Constituent: Chromium (mg/L) Analysis Run 5/17/2024 12:10 PM

Plant Bowen Client: Southern Company Data: Bowen 1, 2, 9, and 10

	GWC-13RZ	GWC-14Z	GWC-15R	GWC-15Z	GWC-44	GWC-45	GWC-45R
8/21/2007	<0.005						
8/23/2007			0.014				
8/24/2007		0.083 (O)		0.061 (O)			
11/1/2007	0.0042						
11/2/2007		0.0071	0.0036	0.078 (O)			
11/17/2007		0.012	0.031 (O)				
11/18/2007				0.085 (O)			
11/19/2007	0.0049						
1/15/2008		0.043 (o)	0.011	0.079 (O)			
1/31/2008	<0.005						
3/5/2008	<0.005	0.0044					
3/6/2008			0.0027				
3/10/2008				0.062 (O)			
5/7/2008	<0.005	0.0084	0.008				
5/13/2008				0.044 (O)			
12/2/2008		0.0056	0.0059	0.027			
12/12/2008	0.019 (O)						
4/16/2009		0.0042					
4/28/2009			<0.005	0.016			
4/29/2009	0.002						
10/19/2009			<0.005				
10/20/2009		0.0037		0.018			
10/21/2009	0.002						
4/20/2010		<0.005					
4/27/2010			<0.005	0.012			
4/28/2010	0.0049						
9/29/2010		0.0028					
10/4/2010			0.0013				
10/5/2010				0.0067			
10/6/2010	<0.005						
4/12/2011		<0.005					
4/18/2011			<0.005				
4/19/2011				0.0081			
4/20/2011	<0.005						
10/4/2011		0.0015					
10/12/2011	<0.005		0.0014	<0.005			
4/4/2012		<0.005					
4/23/2012			<0.005				
4/25/2012	<0.005			<0.005			
10/2/2012	0.0015						
10/10/2012		0.0029	<0.005	<0.005			
4/2/2013	0.0017						
4/15/2013		0.0036	0.0021				
4/16/2013				0.0029			
10/8/2013	<0.005						
10/22/2013		0.0048	<0.005	<0.005			
4/1/2014	<0.005						
4/21/2014		0.0043	0.0013 (J)	<0.005			
9/30/2014		0.0037	<0.005	<0.005			
10/1/2014	<0.005						
3/31/2015	<0.005						
4/3/2015		0.016	<0.005	<0.005			

ND substitution: RL or RL/2 if <15% NDs.

Time Series

Constituent: Chromium (mg/L) Analysis Run 5/17/2024 12:10 PM

Plant Bowen Client: Southern Company Data: Bowen 1, 2, 9, and 10

	GWC-13RZ	GWC-14Z	GWC-15R	GWC-15Z	GWC-44	GWC-45	GWC-45R
10/6/2015				<0.005			
10/7/2015		0.0092	<0.005				
10/14/2015	<0.005						
3/16/2016					<0.005	<0.005	<0.005
4/4/2016	<0.005						
4/5/2016		0.00605 (J)	<0.005	<0.005			
5/16/2016					<0.005	<0.005 (D)	<0.005 (D)
5/31/2016			<0.005	<0.005			
6/1/2016	<0.005 (D)	0.006 (J)					
7/25/2016					<0.005	<0.005 (D)	<0.005 (D)
8/4/2016			<0.005				
8/9/2016		0.0086 (JD)					
9/19/2016					<0.005	<0.005 (D)	<0.005 (D)
9/29/2016			<0.005				
11/3/2016					<0.005		<0.005 (D)
11/4/2016						<0.005 (D)	
11/23/2016			<0.005	<0.005			
11/28/2016		<0.005					
1/19/2017					<0.005		
1/20/2017							<0.005 (D)
1/23/2017						<0.005 (D)	
2/9/2017		<0.005					
2/10/2017			<0.005	<0.005			
2/22/2017	0.0012 (J)						
3/28/2017					<0.005		
3/29/2017						<0.005 (D)	<0.005 (D)
4/11/2017	<0.005	<0.005		<0.005			
4/12/2017			<0.005				
6/5/2017					<0.005		
6/7/2017						<0.005	0.0004 (J)
6/14/2017		0.0006 (J)					
6/15/2017			0.0005 (J)	0.0005 (J)			
6/16/2017	<0.005						
7/12/2017	<0.005	0.0005 (J)		0.0008 (J)			
7/26/2017				0.0006 (J)			
7/28/2017	<0.005						
8/10/2017	<0.005						
9/26/2017					<0.005		
9/27/2017						<0.005	<0.005
10/5/2017		0.0006 (J)					
10/6/2017	<0.005		<0.005	0.0008 (J)			
3/15/2018					<0.005	<0.005	<0.005
3/22/2018		<0.005					
3/23/2018	<0.005		<0.005	<0.005			
9/12/2018					<0.005		
9/13/2018						<0.005	<0.005
9/19/2018		<0.005	<0.005	<0.005			
9/20/2018	<0.005						
3/14/2019					<0.005	<0.005 (D)	<0.005 (D)
3/22/2019	<0.005	<0.005		<0.005			
3/25/2019			<0.005				
9/11/2019					<0.005	<0.005 (D)	<0.005 (D)

ND substitution: RL or RL/2 if <15% NDs.

Time Series

Constituent: Chromium (mg/L) Analysis Run 5/17/2024 12:10 PM

Plant Bowen Client: Southern Company Data: Bowen 1, 2, 9, and 10

	GWC-13RZ	GWC-14Z	GWC-15R	GWC-15Z	GWC-44	GWC-45	GWC-45R
9/17/2019		0.00046 (X)	0.00044 (J)	0.00064 (X)			
9/18/2019	<0.005						
3/10/2020					0.00074 (J)	0.0007 (J)	0.00092 (J)
3/13/2020		0.00093 (J)	0.0011 (J)	0.0012 (J)			
3/17/2020	0.002 (J)						
9/11/2020						<0.005	0.00067 (J)
9/15/2020					<0.005		
9/21/2020		<0.005	0.0016 (J)	0.00089 (J)			
9/22/2020	<0.005						
3/11/2021					<0.005	<0.005	<0.005
3/18/2021		0.0023 (J)	0.00089 (J)	0.00078 (J)			
3/19/2021	<0.005						
8/4/2021					<0.005		
8/6/2021						<0.005	<0.005
8/11/2021		<0.005	<0.005	<0.005			
8/12/2021	<0.005						
1/31/2022					<0.005		
2/1/2022						<0.005	<0.005
2/4/2022	<0.005	<0.005	<0.005				
2/7/2022				0.0011 (J)			
8/12/2022						<0.005	<0.005
8/15/2022					<0.005		
8/18/2022		<0.005					
8/19/2022	<0.005		<0.005	<0.005			
2/14/2023					0.0015 (J)	<0.005	0.0058
2/22/2023	0.0024 (J)	<0.005	<0.005	0.0014 (J)			
7/26/2023					<0.005	<0.005	<0.005
8/1/2023		<0.005		<0.005			
8/2/2023	<0.005		<0.005				
2/20/2024					<0.005	<0.005	<0.005
2/28/2024	<0.005	<0.005	<0.005	<0.005			

Time Series

Constituent: Chromium (mg/L) Analysis Run 5/17/2024 12:10 PM

Plant Bowen Client: Southern Company Data: Bowen 1, 2, 9, and 10

	GWC-46R	GWC-47	GWC-47R	GWC-48	GWC-49R	GWC-49Z	GWC-5
8/23/2007							0.0076
10/25/2007							0.015
11/19/2007							0.013
1/23/2008							0.032
3/11/2008							0.024
5/12/2008							0.016
12/11/2008							0.013
4/15/2009							0.0073
10/9/2009							0.0037
5/4/2010							<0.005
10/12/2010							0.0023
4/28/2011							0.002
10/19/2011							0.0015
5/2/2012							<0.005
10/9/2012							<0.005
4/11/2013							0.0015
10/16/2013							<0.005
4/23/2014							0.0013 (J)
10/3/2014							<0.005
3/31/2015							<0.005
10/12/2015							<0.005
3/10/2016	<0.01	0.00202 (J)	0.00668 (J)	0.00207 (J)			
3/17/2016					<0.005	0.00778 (J)	
3/28/2016							<0.005
5/17/2016	<0.01			<0.005			
5/18/2016		0.00248 (J)	0.00606 (JO)		<0.005	<0.005	
5/25/2016							<0.005
7/26/2016	0.0017 (J)						
7/27/2016		0.0021 (J)	0.0023 (J)	0.0017 (J)	0.0006 (J)		
7/28/2016						0.0014 (J)	
8/1/2016							<0.005
9/20/2016	0.0015 (J)	0.002 (J)	0.0021 (J)	0.0024 (J)			
9/21/2016					0.0011 (J)	0.0009 (J)	
9/27/2016							<0.005
11/4/2016	0.0016 (J)		0.0016 (J)	0.0013 (J)	<0.005		
11/7/2016		0.0023 (J)				<0.005	
11/11/2016							<0.005
1/20/2017	0.0018 (J)		0.0016 (J)				
1/23/2017		0.0011 (J)		<0.005			
1/24/2017					<0.005	<0.005	
1/31/2017							<0.005
3/28/2017	<0.01 (*)			<0.005 (*)			
3/29/2017		0.0012 (J)	0.001 (J)		0.0004 (J)		
3/30/2017						<0.005	
4/3/2017							<0.005
6/7/2017	0.0018 (J)						
6/8/2017		0.0015 (J)	0.0024 (J)	0.0016 (J)	0.0005 (J)		
6/9/2017						<0.005	
6/12/2017							0.0005 (J)
9/27/2017		0.0021 (J)	0.0021 (J)				
9/29/2017	0.0033 (J)			0.002 (J)	0.0005 (J)	<0.005	
10/3/2017							<0.005

ND substitution: RL or RL/2 if <15% NDs.

Time Series

Constituent: Chromium (mg/L) Analysis Run 5/17/2024 12:10 PM

Plant Bowen Client: Southern Company Data: Bowen 1, 2, 9, and 10

	GWC-46R	GWC-47	GWC-47R	GWC-48	GWC-49R	GWC-49Z	GWC-5
3/15/2018	0.0021 (J)	0.0023 (J)		<0.005	<0.005	<0.005	
3/16/2018			0.003 (J)				
3/19/2018							<0.005
9/13/2018	0.0041 (J)	<0.01	0.0017 (J)	<0.005	<0.005		
9/14/2018						<0.005	
9/17/2018							<0.005
3/15/2019		<0.01		0.0023 (J)			
3/18/2019	0.0022 (J)				<0.005		
3/19/2019			0.018			0.0017 (J)	
3/20/2019							<0.005
9/11/2019	0.0038 (J)		0.0015 (J)	0.00165 (JD)	0.00063 (J)	0.002 (J)	
9/12/2019		0.0014 (J)					
9/16/2019							<0.005
3/9/2020		0.0012 (J)	0.0023 (J)	0.0023 (J)		0.00096 (J)	
3/10/2020	0.0035 (J)						
3/11/2020					0.0012 (J)		
3/16/2020							0.00078 (J)
9/11/2020					<0.005		
9/14/2020	0.006 (J)	0.0022 (J)		0.0024 (J)		<0.005	
9/15/2020			0.0017 (J)				
9/16/2020							<0.005
3/11/2021	0.0059	0.0013 (J)	0.0019 (J)	0.0021 (J)			
3/15/2021					0.00076 (J)	<0.005	
3/17/2021							0.00069 (J)
5/26/2021	0.0052						
8/4/2021				0.0018 (J)			
8/5/2021	0.0057	0.0014 (J)	0.0022 (J)			<0.005	
8/9/2021							<0.005
8/11/2021					<0.005		
1/31/2022	0.0051			0.002 (J)			
2/1/2022		0.0015 (J)	0.0022 (J)		<0.005	<0.005	
2/2/2022							<0.005
8/15/2022	0.006	0.0015 (J)	0.0013 (J)	0.0019 (J)	<0.005	<0.005	
8/16/2022							<0.005
2/14/2023	0.005 (J)	0.0018 (J)	0.0027 (J)	0.0019 (J)	<0.005	<0.005	
2/20/2023							<0.005
7/26/2023	0.0073			0.002 (J)			
7/27/2023		0.0014 (J)	0.0028 (J)		<0.005	<0.005	
7/28/2023							<0.005
2/21/2024	0.0066	0.0021 (J)	0.0046 (J)	<0.005	<0.005	<0.005	
2/26/2024							<0.005

ND substitution: RL or RL/2 if <15% NDs.

Time Series

Constituent: Chromium (mg/L) Analysis Run 5/17/2024 12:10 PM

Plant Bowen Client: Southern Company Data: Bowen 1, 2, 9, and 10

	GWC-6	GWC-6RZ	GWC-7Z	GWC-8RR	GWC-8Z	GWC-9
8/22/2007	<0.01					
8/23/2007						<0.005
10/25/2007	0.002					
11/1/2007						0.0061
11/19/2007						0.018 (J)
11/20/2007	0.017					
1/15/2008						0.078 (O)
1/23/2008	0.064 (O)					
3/6/2008						0.054 (O)
3/11/2008	0.013					
5/13/2008						0.0085
5/14/2008	0.027					
12/11/2008	<0.01					
12/12/2008						0.0023
4/16/2009						<0.005
4/23/2009	<0.01					
10/9/2009	0.0014					
10/13/2009						<0.005
4/21/2010						<0.005
5/4/2010	<0.01					
9/29/2010						<0.005
10/11/2010	0.0027					
4/13/2011						<0.005
4/26/2011	0.0015					
10/5/2011						<0.005
10/18/2011	<0.01			<0.005		
4/4/2012						<0.005
4/30/2012				<0.005		
5/2/2012	<0.01					
10/3/2012				<0.005		
10/8/2012	<0.01					<0.005
4/8/2013				<0.005		<0.005
4/10/2013	0.0013					
10/8/2013	0.0017					
10/9/2013				0.0019		0.0013
4/9/2014						<0.005
4/10/2014				0.0034		
4/14/2014	0.004					
9/30/2014						<0.005
10/2/2014				0.0056		
10/3/2014	0.0017					
4/1/2015	0.0027					
4/2/2015						<0.005
4/3/2015				0.0022		
5/26/2015		0.0015			<0.005	
6/18/2015		0.0013 (D)			0.0024 (D)	
7/2/2015		0.0014			<0.005	
10/8/2015				0.0033	<0.005	
10/9/2015	0.0016	0.0015				
10/10/2015						0.00115 (JD)
3/22/2016					0.00302 (J)	
3/29/2016	0.00363 (J)	<0.01				

ND substitution: RL or RL/2 if <15% NDs.

Time Series

Constituent: Chromium (mg/L) Analysis Run 5/17/2024 12:10 PM

Plant Bowen Client: Southern Company Data: Bowen 1, 2, 9, and 10

	GWC-6	GWC-6RZ	GWC-7Z	GWC-8RR	GWC-8Z	GWC-9
3/30/2016				0.00308 (J)		<0.005
5/24/2016	0.00263 (J)	<0.01		<0.005		
5/25/2016					0.00441 (J)	
5/26/2016						<0.005
5/31/2016			<0.005			
8/1/2016	<0.01	<0.01				
8/2/2016			<0.005	<0.005	<0.005	
8/5/2016						<0.005
9/26/2016	0.0014 (J)	0.002 (J)			0.002 (J)	
9/27/2016			<0.005	<0.005		
9/28/2016						<0.005
11/14/2016		<0.01				
11/18/2016	<0.01					
11/21/2016			<0.005		0.0017 (J)	<0.005
11/22/2016				<0.005		
2/1/2017	0.0024 (J)	0.0017 (J)	<0.005			
2/3/2017					0.0018 (J)	
2/6/2017				<0.005		<0.005
4/6/2017	<0.01	<0.01	<0.005	<0.005		<0.005
4/7/2017					<0.005	
6/13/2017	0.0031 (J)	0.0015 (J)	<0.005		0.0019 (J)	<0.005
6/14/2017				0.0009 (J)		
7/14/2017			<0.005			
10/3/2017	0.0025 (J)	0.0018 (J)	<0.005		0.0022 (J)	<0.005
10/4/2017				<0.005		
3/19/2018	0.0035 (J)					
3/20/2018		0.0017 (J)	<0.005		0.0017 (J)	<0.005
3/21/2018				<0.005		
9/17/2018	0.0024 (J)	0.002 (J)				
9/18/2018			<0.005	<0.005	<0.005	<0.005 (D)
3/21/2019	0.0029 (J)	0.0025 (J)	<0.005			<0.005
3/27/2019				0.0021 (J)		
5/6/2019					0.0048 (J)	
9/13/2019			<0.005			
9/16/2019	0.002 (J)	0.002 (J)		0.000465 (JD)	0.002 (J)	<0.005
3/12/2020	0.0034 (J)	0.0028 (J)	0.0014 (J)	0.0031 (J)		0.00045 (J)
3/16/2020					0.0015 (J)	
9/16/2020	0.0022 (J)	0.0023 (J)	<0.005			
9/17/2020				0.00086 (J)	0.0017 (J)	<0.005
3/17/2021	0.0027 (J)	0.0021 (J)	<0.005	0.00079 (J)		
3/18/2021					0.0015 (J)	<0.005
8/10/2021	0.0027 (J)	0.0021 (J)	<0.005	0.0014 (J)	0.0019 (J)	<0.005
2/2/2022	0.0026 (J)	0.0024 (J)	<0.005	0.0015 (J)	0.0021 (J)	<0.005
8/17/2022	0.0025 (J)	0.0024 (J)	<0.005	0.0011 (J)	0.0014 (J)	<0.005
2/17/2023	0.0031 (J)	0.0022 (J)				
2/20/2023			0.0012 (J)		<0.005	
2/21/2023				0.0053		<0.005
7/28/2023		0.0023 (J)				
7/31/2023	0.0024 (J)		<0.005	<0.005	0.0016 (J)	<0.005
2/26/2024	0.0024 (J)	0.002 (J)	<0.005		<0.005	
2/27/2024				<0.005		<0.005

ND substitution: RL or RL/2 if <15% NDs.

Time Series

Constituent: Cobalt (mg/L) Analysis Run 5/17/2024 12:10 PM

Plant Bowen Client: Southern Company Data: Bowen 1, 2, 9, and 10

	GWA-1 (bg)	GWA-2 (bg)	GWA-2R (bg)	GWA-39RZ (bg)	GWA-39Z (bg)	GWA-3A (bg)	GWA-40 (bg)
8/23/2007	<0.005	<0.005	<0.005			0.0033	
10/23/2007	<0.005						
10/24/2007		0.013	<0.005				
11/2/2007						0.0046	
11/18/2007	<0.005	0.0041	<0.005			0.0057	
1/30/2008	0.0045						
1/31/2008		<0.005	0.0083 (O)			0.0055	
3/10/2008	<0.005		<0.005				
3/11/2008		<0.005				0.0033	
5/6/2008		<0.005					
5/13/2008	<0.005		<0.005				
5/14/2008						0.0044	
12/4/2008		0.012	<0.005				
12/5/2008	<0.005					0.0035	
4/15/2009	<0.005					<0.005	
4/21/2009		<0.005	<0.005				
10/7/2009	0.0041	<0.005					
10/8/2009			<0.005			<0.005	
4/21/2010			<0.005				
4/26/2010		<0.005					
4/28/2010						<0.005	
5/3/2010	<0.005						
9/28/2010			<0.005				
10/4/2010		<0.005					
10/6/2010						<0.005	
10/12/2010	<0.005						
4/12/2011			<0.005				
4/13/2011		<0.005					
4/21/2011						<0.005	
4/27/2011	<0.005						
10/4/2011			<0.005				
10/5/2011		<0.005					
10/13/2011						<0.005	
10/17/2011	<0.005						
4/3/2012			<0.005				
4/11/2012		<0.005					
5/1/2012						<0.005	
5/2/2012	<0.005						
10/8/2012	<0.005						
10/9/2012		<0.005	<0.005			<0.005	
4/11/2013			<0.005			<0.005	
4/12/2013	<0.005						
4/15/2013		<0.005					
10/15/2013		<0.005					
10/16/2013	<0.005		<0.005			<0.005	
4/10/2014			<0.005				
4/11/2014	<0.005						
4/22/2014		<0.005					
4/23/2014						0.0013 (J)	
9/30/2014	<0.005	<0.005	<0.005				
10/4/2014						0.00081 (J)	
3/30/2015	0.0012 (J)	<0.005	<0.005				

ND substitution: RL or RL/2 if <15% NDs.

Time Series

Constituent: Cobalt (mg/L) Analysis Run 5/17/2024 12:10 PM

Plant Bowen Client: Southern Company Data: Bowen 1, 2, 9, and 10

	GWA-1 (bg)	GWA-2 (bg)	GWA-2R (bg)	GWA-39RZ (bg)	GWA-39Z (bg)	GWA-3A (bg)	GWA-40 (bg)
3/31/2015						0.0021	
10/12/2015						0.00078 (J)	
10/13/2015	<0.005	<0.005	<0.005				
3/14/2016					0.00503 (J)		
3/15/2016							<0.005
3/22/2016	<0.005						
3/23/2016		<0.005	<0.005			<0.005	
5/11/2016					0.0114		<0.005
5/16/2016				0.00313 (JD)			
5/19/2016	<0.005		<0.005				
5/20/2016		<0.005					
5/23/2016						<0.005	
7/19/2016					0.0013 (J)		
7/21/2016							<0.005
7/27/2016				0.0057 (JD)			
7/29/2016	0.0004 (J)	<0.005	<0.005			0.0007 (J)	
9/15/2016					0.002 (J)		<0.005
9/22/2016			<0.005			0.0007 (J)	
9/23/2016	<0.005	<0.005					
11/2/2016					0.0005 (J)		
11/3/2016							<0.005
11/9/2016	<0.005	<0.005					
11/10/2016			<0.005			0.0007 (J)	
1/17/2017							<0.005
1/18/2017					0.0015 (J)		
1/30/2017	<0.005						
1/31/2017		<0.005	<0.005			0.0007 (J)	
2/21/2017				<0.005			
3/24/2017							<0.005
3/27/2017				<0.005 (D)			
3/28/2017					0.0025 (J)		
3/30/2017	<0.005	<0.005				0.0007 (J)	
4/3/2017			<0.005				
5/24/2017							<0.005
6/7/2017					0.0023 (J)		
6/8/2017				<0.005 (D)			
6/9/2017	<0.005		<0.005				
6/12/2017		<0.005				0.0007 (J)	
7/17/2017				<0.005 (D)			
7/27/2017				<0.005			
8/9/2017				<0.005			
9/26/2017					0.0011 (J)		<0.005
9/29/2017				<0.005 (D)			
10/2/2017	<0.005	<0.005	<0.005				
10/4/2017						0.0006 (J)	
3/14/2018					0.00058 (J)		<0.005
3/16/2018	<0.005		<0.005	<0.005			
3/19/2018		<0.005				0.00059 (J)	
9/12/2018					<0.005		<0.005
9/14/2018		<0.005	<0.005	<0.005			
9/17/2018	<0.005 (D)					0.00057 (J)	
3/13/2019							<0.005

ND substitution: RL or RL/2 if <15% NDs.

Time Series

Constituent: Cobalt (mg/L) Analysis Run 5/17/2024 12:10 PM

Plant Bowen Client: Southern Company Data: Bowen 1, 2, 9, and 10

	GWA-1 (bg)	GWA-2 (bg)	GWA-2R (bg)	GWA-39RZ (bg)	GWA-39Z (bg)	GWA-3A (bg)	GWA-40 (bg)
3/14/2019				<0.005			
3/15/2019					<0.005		
3/19/2019			<0.005				
3/20/2019	0.00078 (J)	<0.005				<0.005	
9/9/2019					<0.005		<0.005
9/12/2019	0.00047 (J)	<0.005 (D)					
9/13/2019			<0.005			0.00046 (J)	
3/9/2020				<0.005	0.00075 (J)		<0.005
3/11/2020	0.00037 (J)	<0.005	<0.005			0.00041 (J)	
9/10/2020					<0.005		
9/11/2020							<0.005
9/15/2020	0.00048 (J)	<0.005	0.001 (J)				
9/16/2020				<0.005			
3/10/2021							<0.005
3/12/2021					0.00079 (J)		
3/16/2021	<0.005		<0.005	<0.005			
3/17/2021		<0.005					
3/29/2021						<0.005	
8/4/2021					<0.005		<0.005
8/6/2021				<0.005			
8/9/2021	<0.005	<0.005	0.0016 (J)			<0.005	
1/31/2022					<0.005		<0.005
2/1/2022	<0.005	<0.005	0.00093 (J)				
2/2/2022				<0.005		<0.005	
8/10/2022					<0.005		
8/12/2022							<0.005
8/16/2022	<0.005	<0.005	0.0004 (J)	<0.005		<0.005	
2/13/2023					<0.005		<0.005
2/14/2023				<0.005			
2/16/2023	<0.005	<0.005	0.00065 (J)				
2/17/2023						<0.005	
7/25/2023				<0.005			
7/26/2023					<0.005		<0.005
7/27/2023	<0.005	<0.005	<0.005				
8/1/2023						<0.005	
2/19/2024				<0.005	<0.005		<0.005
2/22/2024	<0.005	<0.005				<0.005	
2/26/2024			<0.005				

ND substitution: RL or RL/2 if <15% NDs.

Time Series

Constituent: Cobalt (mg/L) Analysis Run 5/17/2024 12:10 PM

Plant Bowen Client: Southern Company Data: Bowen 1, 2, 9, and 10

	GWA-41 (bg)	GWA-41R (bg)	GWA-42 (bg)	GWA-43 (bg)	GWA-43R (bg)	GWA-4RZ (bg)	GWA-50 (bg)
12/12/2008							<0.005
4/23/2009							<0.005
10/6/2009							<0.005
4/27/2010							<0.005
9/30/2010							<0.005
4/14/2011							<0.005
10/5/2011							<0.005
4/11/2012							<0.005
10/2/2012							<0.005
4/9/2013							<0.005
10/15/2013							<0.005
4/10/2014							<0.005
10/1/2014							<0.005
3/30/2015							<0.005
10/11/2015							<0.005
3/11/2016			<0.005	<0.005	<0.005		
3/15/2016	<0.005	<0.005					
3/28/2016							<0.005
5/12/2016	<0.005						
5/13/2016		<0.005		<0.005	<0.005		
5/16/2016			<0.005				
5/23/2016							<0.005
7/19/2016				<0.005	<0.005		
7/20/2016	<0.005						
7/21/2016		0.0006 (J)					
7/22/2016			0.0004 (J)				
8/1/2016							<0.005
9/15/2016	<0.005						
9/16/2016				<0.005	<0.005		
9/19/2016			<0.005				
9/21/2016		<0.005					
9/26/2016							<0.005
11/2/2016				<0.005	<0.005		
11/3/2016	<0.005	<0.005	<0.005				
11/10/2016							<0.005
1/17/2017		<0.005	<0.005				
1/18/2017	<0.005			<0.005	<0.005		
1/30/2017							<0.005
2/22/2017						<0.01	
3/24/2017	<0.005						
3/27/2017		0.0005 (J)	<0.005				
3/28/2017				<0.005	<0.005		
4/7/2017						0.0018 (J)	<0.005
6/6/2017	<0.005	<0.005		<0.005	<0.005		
6/7/2017			<0.005				
6/12/2017							<0.005
6/14/2017						0.0045 (JD)	
7/12/2017						0.0046 (JD)	
7/20/2017						0.0109 (D)	
7/28/2017						0.0104	
8/9/2017						0.0022 (J)	
8/24/2017						0.0076 (J)	

ND substitution: RL or RL/2 if <15% NDs.

Time Series

Constituent: Cobalt (mg/L) Analysis Run 5/17/2024 12:10 PM

Plant Bowen Client: Southern Company Data: Bowen 1, 2, 9, and 10

	GWA-41 (bg)	GWA-41R (bg)	GWA-42 (bg)	GWA-43 (bg)	GWA-43R (bg)	GWA-4RZ (bg)	GWA-50 (bg)
9/22/2017				<0.005	<0.005		
9/25/2017	<0.005	0.0006 (J)					
9/26/2017			<0.005				
10/2/2017							<0.005
10/3/2017						0.0028 (JD)	
3/14/2018	<0.005	<0.005	<0.005	<0.005			
3/15/2018					<0.005		
3/16/2018							<0.005
3/21/2018						0.014	
9/12/2018	<0.005	0.0011 (J)		<0.005	<0.005		
9/14/2018			<0.005				
9/17/2018							<0.005
9/18/2018						0.017	
3/13/2019				<0.005	<0.005		
3/14/2019	<0.005	<0.005	<0.005				
3/19/2019							<0.005
3/21/2019						0.022 (D)	
9/10/2019	<0.005 (D)	<0.005	<0.005				
9/11/2019				<0.005	<0.005		
9/12/2019						0.02 (D)	
9/13/2019							<0.005
3/6/2020	<0.005		0.00039 (J)				
3/9/2020		<0.005		0.00039 (J)	<0.005		
3/11/2020							<0.005
3/12/2020						0.013	
9/10/2020	<0.005	<0.005	<0.005				
9/11/2020				<0.005			
9/14/2020					<0.005		
9/16/2020							<0.005
9/17/2020						0.019	
3/10/2021		<0.005					
3/11/2021	<0.005		<0.005	<0.005	<0.005		
3/16/2021						0.015	
3/17/2021							<0.005
8/4/2021	<0.005	<0.005	<0.005				
8/5/2021					<0.005		
8/6/2021				<0.005			
8/9/2021							<0.005
8/10/2021						0.011	
1/31/2022	<0.005	<0.005	<0.005	<0.005	<0.005		
2/1/2022							<0.005
2/3/2022						0.0059	
8/10/2022			<0.005		<0.005		
8/11/2022	<0.005	<0.005		<0.005			
8/16/2022							<0.005
8/17/2022						0.015	
2/13/2023	<0.005	<0.005	0.00039 (J)		<0.005		
2/14/2023				<0.005			
2/16/2023							<0.005
2/17/2023						0.017	
7/25/2023	<0.005	0.00053 (J)		<0.005	<0.005		
7/26/2023			<0.005				

ND substitution: RL or RL/2 if <15% NDs.

Time Series

Constituent: Cobalt (mg/L) Analysis Run 5/17/2024 12:10 PM

Plant Bowen Client: Southern Company Data: Bowen 1, 2, 9, and 10

	GWA-41 (bg)	GWA-41R (bg)	GWA-42 (bg)	GWA-43 (bg)	GWA-43R (bg)	GWA-4RZ (bg)	GWA-50 (bg)
7/28/2023						0.02	<0.005
2/19/2024	<0.005	<0.005					
2/20/2024			<0.005	<0.005	<0.005		
2/22/2024							<0.005
2/27/2024						0.017	

ND substitution: RL or RL/2 if <15% NDs.

Time Series

Constituent: Cobalt (mg/L) Analysis Run 5/17/2024 12:10 PM

Plant Bowen Client: Southern Company Data: Bowen 1, 2, 9, and 10

	GWA-50R (bg)	GWC-10	GWC-10R	GWC-11	GWC-11R	GWC-12	GWC-13
8/21/2007		<0.005	<0.005	0.0031	<0.005	<0.0013	0.01
11/1/2007		<0.005	<0.005	0.0034	<0.005	0.0041	<0.005
11/18/2007				0.0045	<0.005		
11/19/2007						0.0055	<0.005
11/20/2007		0.0046	<0.005				
1/16/2008						0.008	
1/30/2008		0.0079	<0.005	0.0027	<0.005		
1/31/2008							0.0037
3/5/2008				<0.005		0.98 (O)	<0.005
3/6/2008		0.0037	<0.005		0.11 (O)		
5/7/2008				<0.005	<0.005		
5/8/2008			<0.005				
5/12/2008		<0.005					<0.005
5/13/2008						0.01	
12/12/2008	<0.005						
12/13/2008		0.013				0.0073	0.011
12/14/2008			<0.005	<0.005	<0.005		
4/16/2009						0.0033	
4/23/2009	0.0029						
4/28/2009							<0.005
4/29/2009		<0.005	<0.005	<0.005	<0.005		
10/6/2009	<0.005						
10/20/2009		<0.005					
10/21/2009			<0.005			0.0039	<0.005
10/22/2009				<0.005	<0.005		
4/21/2010			<0.005	<0.005	<0.005		
4/26/2010		<0.005					
4/27/2010						0.0044	
4/28/2010							<0.005
5/3/2010	<0.005						
9/28/2010			<0.005	<0.005			
9/29/2010		<0.005			<0.005		
10/5/2010						0.005	<0.005
10/11/2010	<0.005						
4/12/2011			<0.005	<0.005			
4/13/2011		<0.005			<0.005		
4/19/2011						0.0039	<0.005
4/27/2011	0.0028						
10/4/2011			<0.005	<0.005	<0.005		
10/5/2011		<0.005					
10/12/2011						0.0032	
10/18/2011							<0.005
10/19/2011	<0.005						
4/3/2012			<0.005	<0.005			
4/4/2012		<0.005			<0.005		
4/24/2012						<0.0013	
4/25/2012							<0.005
5/1/2012	<0.005						
10/2/2012	<0.005					<0.0013	<0.005
10/3/2012		0.0018		0.0037	<0.005		
10/8/2012			<0.005				
4/2/2013						0.0038	<0.005

ND substitution: RL or RL/2 if <15% NDs.

Time Series

Constituent: Cobalt (mg/L) Analysis Run 5/17/2024 12:10 PM

Plant Bowen Client: Southern Company Data: Bowen 1, 2, 9, and 10

	GWA-50R (bg)	GWC-10	GWC-10R	GWC-11	GWC-11R	GWC-12	GWC-13
4/3/2013		0.0014	<0.005	<0.005	<0.005		
4/10/2013	0.0014						
10/8/2013							<0.005
10/9/2013				<0.005	<0.005	0.003	
10/15/2013		0.0018	<0.005				
10/16/2013	0.0014						
4/1/2014						0.0027	<0.005
4/2/2014				0.0036	<0.005		
4/9/2014		0.0013 (J)	<0.005				
4/22/2014	0.0013						
10/1/2014	<0.005						<0.005
10/2/2014		<0.005	<0.005	0.016	<0.005	0.0027	
3/30/2015	0.00079 (J)						
4/1/2015				<0.005	0.0026	0.0028	<0.005
4/2/2015		<0.005	<0.005				
10/10/2015		<0.005					
10/11/2015	<0.005			<0.005	0.00065 (J)		
10/12/2015			<0.005				
10/14/2015						0.003	
10/15/2015							0.00051 (J)
3/28/2016	<0.005						
3/31/2016		<0.005	<0.005				
4/4/2016				<0.005	<0.005	0.00351 (J)	<0.005
5/25/2016	<0.005						
5/26/2016		<0.005	<0.005	<0.005	<0.005		
5/27/2016						0.00332 (J)	
5/31/2016							<0.005
8/1/2016	<0.005						
8/3/2016			<0.005	<0.005		0.003 (J)	
8/4/2016					<0.005		<0.005
8/5/2016		<0.005					
9/26/2016	<0.005						
9/28/2016		<0.005	<0.005	<0.005	<0.005		
9/29/2016							<0.005
9/30/2016						0.0035 (J)	
11/11/2016	<0.005						
11/22/2016		0.0006 (J)	<0.005	<0.005	<0.005	0.0027 (J)	
11/28/2016							<0.005
1/30/2017	<0.005						
2/7/2017		0.0017 (J)	<0.005				
2/8/2017				<0.005	<0.005		
2/9/2017							<0.005
2/13/2017						0.003 (J)	
4/3/2017	<0.005						
4/10/2017		<0.005	<0.005	<0.005	<0.005		
4/11/2017						0.0031 (J)	
4/12/2017							<0.005
6/12/2017	<0.005						
6/14/2017		<0.005	<0.005			0.0031 (J)	
6/15/2017				<0.005	<0.005		
6/16/2017							<0.005
10/2/2017	<0.005						

ND substitution: RL or RL/2 if <15% NDs.

Time Series

Constituent: Cobalt (mg/L) Analysis Run 5/17/2024 12:10 PM

Plant Bowen Client: Southern Company Data: Bowen 1, 2, 9, and 10

	GWA-50R (bg)	GWC-10	GWC-10R	GWC-11	GWC-11R	GWC-12	GWC-13
10/4/2017		<0.005	<0.005	<0.005	<0.005	0.0032 (J)	
10/9/2017							<0.005
3/16/2018	<0.005						
3/20/2018		0.0021 (J)					
3/21/2018			<0.005	<0.005			<0.005
3/22/2018					<0.005	0.0033 (J)	
9/18/2018	<0.005	<0.005	<0.005	<0.005	<0.005	0.0031 (J)	
9/19/2018							<0.005
3/19/2019	<0.005						
3/22/2019		0.0011 (J)	<0.005				
3/23/2019				<0.005	<0.005	0.0032 (J)	<0.005
9/12/2019	<0.005						
9/17/2019		<0.005	<0.005	<0.005	<0.005	0.00305 (D)	
9/18/2019							0.0005 (J)
3/11/2020	<0.005						
3/12/2020		0.0017 (J)	<0.005	<0.005	<0.005	0.0031 (J)	
3/13/2020							<0.005
9/15/2020	<0.005						
9/17/2020		<0.005	<0.005				
9/21/2020				<0.005	<0.005	0.0029 (J)	
9/22/2020							<0.005
3/17/2021	<0.005						
3/18/2021		0.001 (J)	<0.005				<0.005
3/19/2021				<0.005	<0.005	0.0029 (J)	
8/9/2021	<0.005						
8/10/2021		0.00075 (J)					
8/11/2021			<0.005	<0.005	<0.005	0.0026 (J)	<0.005
2/2/2022	<0.005					0.0034 (J)	
2/4/2022		0.0018 (J)	<0.005	<0.005	<0.005		
2/17/2022							<0.005
8/17/2022	<0.005	0.00051 (J)					
8/18/2022			<0.005	<0.005	<0.005	0.0028 (J)	<0.005
2/16/2023	<0.005						
2/20/2023		0.0026 (J)	<0.005	<0.005	<0.005		
2/21/2023						0.0029 (J)	
2/22/2023							<0.005
7/28/2023	<0.005						
7/31/2023		0.0007 (J)	<0.005				
8/1/2023				<0.005	<0.005	0.0032 (J)	<0.005
2/22/2024	<0.005						
2/27/2024		0.0015 (J)	<0.005			0.0029 (J)	<0.005
2/28/2024				<0.005	<0.005		

ND substitution: RL or RL/2 if <15% NDs.

Time Series

Constituent: Cobalt (mg/L) Analysis Run 5/17/2024 12:10 PM

Plant Bowen Client: Southern Company Data: Bowen 1, 2, 9, and 10

	GWC-13RZ	GWC-14Z	GWC-15R	GWC-15Z	GWC-44	GWC-45	GWC-45R
8/21/2007	<0.005						
8/23/2007			<0.005				
8/24/2007		<0.005		<0.005			
11/1/2007	<0.005						
11/2/2007		<0.005	<0.005	<0.005			
11/17/2007		0.0039	<0.005				
11/18/2007				<0.005			
11/19/2007	<0.005						
1/15/2008		<0.005	<0.005	0.0029			
1/31/2008	<0.005						
3/5/2008	<0.005	0.005					
3/6/2008			<0.005				
3/10/2008				0.069 (O)			
5/7/2008	<0.005	<0.005	<0.005				
5/13/2008				<0.005			
12/2/2008		0.011	<0.005	0.0027			
12/12/2008	0.0079						
4/16/2009		0.005					
4/28/2009			<0.005	<0.005			
4/29/2009	<0.005						
10/19/2009			<0.005				
10/20/2009		0.0074		<0.005			
10/21/2009	<0.005						
4/20/2010		<0.005					
4/27/2010			<0.005	<0.005			
4/28/2010	<0.005						
9/29/2010		<0.005					
10/4/2010			<0.005				
10/5/2010				<0.005			
10/6/2010	<0.005						
4/12/2011		<0.005					
4/18/2011			<0.005				
4/19/2011				<0.005			
4/20/2011	<0.005						
10/4/2011		<0.005					
10/12/2011	<0.005		<0.005	<0.005			
4/4/2012		<0.005					
4/23/2012			<0.005				
4/25/2012	<0.005			<0.005			
10/2/2012	<0.005						
10/10/2012		<0.005	<0.005	<0.005			
4/2/2013	<0.005						
4/15/2013		<0.005	<0.005				
4/16/2013				<0.005			
10/8/2013	<0.005						
10/22/2013		<0.005	<0.005	<0.005			
4/1/2014	<0.005						
4/21/2014		<0.005	<0.005	<0.005			
9/30/2014		<0.005	<0.005	<0.005			
10/1/2014	<0.005						
3/31/2015	<0.005						
4/3/2015		<0.005	<0.005	<0.005			

ND substitution: RL or RL/2 if <15% NDs.

Time Series

Constituent: Cobalt (mg/L) Analysis Run 5/17/2024 12:10 PM

Plant Bowen Client: Southern Company Data: Bowen 1, 2, 9, and 10

	GWC-13RZ	GWC-14Z	GWC-15R	GWC-15Z	GWC-44	GWC-45	GWC-45R
10/6/2015				<0.005			
10/7/2015		<0.005	<0.005				
10/14/2015	<0.005						
3/16/2016					0.002 (J)	<0.01	<0.005
4/4/2016	<0.005						
4/5/2016		<0.005	<0.005	<0.005			
5/16/2016					<0.01	<0.01 (D)	<0.005 (D)
5/31/2016			<0.005	<0.005			
6/1/2016	<0.005	<0.005					
7/25/2016					0.0015 (J)	0.0017 (JD)	<0.005 (D)
8/4/2016			<0.005				
8/9/2016		0.0003 (J)					
9/19/2016					0.0014 (J)	0.0017 (JD)	<0.005 (D)
9/29/2016			<0.005				
11/3/2016					0.0013 (J)		<0.005 (D)
11/4/2016						0.0013 (JD)	
11/23/2016			<0.005	<0.005			
11/28/2016		<0.005					
1/19/2017					0.0013 (J)		
1/20/2017							<0.005 (D)
1/23/2017						0.0013 (JD)	
2/9/2017		<0.005					
2/10/2017			<0.005	<0.005			
2/22/2017	<0.005						
3/28/2017					0.0019 (J)		
3/29/2017						0.0013 (JD)	<0.005 (D)
4/11/2017	<0.005	<0.005		<0.005			
4/12/2017			0.0006 (J)				
6/5/2017					0.0022 (J)		
6/7/2017						0.0011 (J)	<0.005
6/14/2017		<0.005					
6/15/2017			0.0004 (J)	<0.005			
6/16/2017	<0.005						
7/12/2017	<0.005	<0.005		<0.005			
7/26/2017				<0.005			
7/28/2017	<0.005						
8/10/2017	<0.005						
9/26/2017					0.0018 (J)		
9/27/2017						0.0013 (J)	<0.005
10/5/2017		<0.005					
10/6/2017	<0.005		<0.005	<0.005			
3/15/2018					0.0018 (J)	0.0012 (J)	<0.005
3/22/2018		<0.005					
3/23/2018	<0.005		<0.005	<0.005			
9/12/2018					0.0016 (J)		
9/13/2018						0.001 (J)	<0.005
9/19/2018		0.00058 (J)	<0.005	<0.005			
9/20/2018	<0.005						
3/14/2019					0.0022 (J)	0.0015 (JD)	<0.005 (D)
3/22/2019	<0.005	<0.005		<0.005			
3/25/2019			<0.005				
9/11/2019					0.0018 (J)	0.0014 (JD)	<0.005 (D)

ND substitution: RL or RL/2 if <15% NDs.

Time Series

Constituent: Cobalt (mg/L) Analysis Run 5/17/2024 12:10 PM

Plant Bowen Client: Southern Company Data: Bowen 1, 2, 9, and 10

	GWC-13RZ	GWC-14Z	GWC-15R	GWC-15Z	GWC-44	GWC-45	GWC-45R
9/17/2019		<0.005	<0.005	<0.005			
9/18/2019	<0.005						
3/10/2020					0.0021 (J)	0.0012 (J)	<0.005
3/13/2020		<0.005	<0.005	<0.005			
3/17/2020	<0.005						
9/11/2020						0.0012 (J)	<0.005
9/15/2020					0.0015 (J)		
9/21/2020		<0.005	<0.005	<0.005			
9/22/2020	<0.005						
3/11/2021					0.0016 (J)	0.0011 (J)	<0.005
3/18/2021		<0.005	<0.005	<0.005			
3/19/2021	<0.005						
8/4/2021					0.0016 (J)		
8/6/2021						0.0011 (J)	<0.005
8/11/2021		<0.005	<0.005	<0.005			
8/12/2021	<0.005						
1/31/2022					0.0017 (J)		
2/1/2022						0.0013 (J)	<0.005
2/4/2022	<0.005	<0.005	<0.005				
2/7/2022				<0.005			
8/12/2022						0.0011 (J)	<0.005
8/15/2022					0.0014 (J)		
8/18/2022		<0.005					
8/19/2022	<0.005		<0.005	<0.005			
2/14/2023					0.0014 (J)	0.0012 (J)	<0.005
2/22/2023	<0.005	<0.005	<0.005	<0.005			
7/26/2023					0.0015 (J)	0.0013 (J)	<0.005
8/1/2023		<0.005		<0.005			
8/2/2023	<0.005		<0.005				
2/20/2024					0.0016 (J)	0.0014 (J)	<0.005
2/28/2024	<0.005	<0.005	<0.005	<0.005			

ND substitution: RL or RL/2 if <15% NDs.

Time Series

Constituent: Cobalt (mg/L) Analysis Run 5/17/2024 12:10 PM

Plant Bowen Client: Southern Company Data: Bowen 1, 2, 9, and 10

	GWC-46R	GWC-47	GWC-47R	GWC-48	GWC-49R	GWC-49Z	GWC-5
8/23/2007							<0.005
10/25/2007							<0.005
11/19/2007							<0.005
1/23/2008							0.0073
3/11/2008							0.0025
5/12/2008							<0.005
12/11/2008							<0.005
4/15/2009							<0.005
10/9/2009							<0.005
5/4/2010							<0.005
10/12/2010							<0.005
4/28/2011							<0.005
10/19/2011							<0.005
5/2/2012							<0.005
10/9/2012							0.0024
4/11/2013							0.002
10/16/2013							0.0023
4/23/2014							0.003
10/3/2014							0.0034
3/31/2015							0.00079 (J)
10/12/2015							0.00063 (J)
3/10/2016	<0.005	<0.005	<0.005	0.00235 (J)			
3/17/2016					<0.005	<0.01	
3/28/2016							<0.005
5/17/2016	<0.005			0.0025 (J)			
5/18/2016		<0.005	<0.005		<0.005	<0.01	
5/25/2016							<0.005
7/26/2016	0.0006 (J)						
7/27/2016		<0.005	<0.005	0.0014 (J)	<0.005		
7/28/2016						0.0026 (J)	
8/1/2016							0.0005 (J)
9/20/2016	<0.005	<0.005	<0.005	0.0015 (J)			
9/21/2016					<0.005	0.0044 (J)	
9/27/2016							<0.005
11/4/2016	<0.005		<0.005	0.0014 (J)	<0.005		
11/7/2016		<0.005				0.0044 (J)	
11/11/2016							0.0006 (J)
1/20/2017	<0.005		<0.005				
1/23/2017		<0.005		<0.01			
1/24/2017					<0.005	0.0049 (J)	
1/31/2017							0.0007 (J)
3/28/2017	<0.005			0.0015 (J)			
3/29/2017		<0.005	<0.005		<0.005		
3/30/2017						0.0041 (J)	
4/3/2017							0.0005 (J)
6/7/2017	<0.005						
6/8/2017		<0.005	<0.005	0.0016 (J)	<0.005		
6/9/2017						0.0054 (J)	
6/12/2017							0.0004 (J)
9/27/2017		<0.005	<0.005				
9/29/2017	<0.005			0.0015 (J)	<0.005	0.0038 (J)	
10/3/2017							0.0003 (J)

ND substitution: RL or RL/2 if <15% NDs.

Time Series

Constituent: Cobalt (mg/L) Analysis Run 5/17/2024 12:10 PM

Plant Bowen Client: Southern Company Data: Bowen 1, 2, 9, and 10

	GWC-46R	GWC-47	GWC-47R	GWC-48	GWC-49R	GWC-49Z	GWC-5
3/15/2018	<0.005	<0.005		0.0013 (J)	<0.005	0.0026 (J)	
3/16/2018			<0.005				
3/19/2018							<0.005
9/13/2018	<0.005	<0.005	<0.005	0.0013 (J)	<0.005		
9/14/2018						0.0017 (J)	
9/17/2018							<0.005
3/15/2019		<0.005		0.0012 (J)			
3/18/2019	<0.005				<0.005		
3/19/2019			<0.005			0.00069 (J)	
3/20/2019							<0.005
9/11/2019	<0.005		<0.005	0.00135 (JD)	<0.005	0.00075 (J)	
9/12/2019		<0.005					
9/16/2019							<0.005
3/9/2020		<0.005	<0.005	0.0016 (J)		0.0028 (J)	
3/10/2020	<0.005						
3/11/2020					<0.005		
3/16/2020							0.00031 (J)
9/11/2020					<0.005		
9/14/2020	<0.005	<0.005		0.0017 (J)		0.0014 (J)	
9/15/2020			<0.005				
9/16/2020							<0.005
3/11/2021	<0.005	<0.005	<0.005	0.0025 (J)			
3/15/2021					<0.005	0.00056 (J)	
3/17/2021							<0.005
8/4/2021				0.0017 (J)			
8/5/2021	<0.005	<0.005	<0.005			0.0025 (J)	
8/9/2021							<0.005
8/11/2021					<0.005		
1/31/2022	<0.005			0.0021 (J)			
2/1/2022		<0.005	<0.005		<0.005	0.00066 (J)	
2/2/2022							<0.005
8/15/2022	<0.005	<0.005	<0.005	0.0027 (J)	<0.005	0.0015 (J)	
8/16/2022							<0.005
2/14/2023	<0.005	<0.005	<0.005	0.0025 (J)	<0.005	0.00096 (J)	
2/20/2023							<0.005
7/26/2023	<0.005			0.0029 (J)			
7/27/2023		<0.005	<0.005		<0.005	0.00044 (J)	
7/28/2023							<0.005
2/21/2024	<0.005	<0.005	<0.005	0.0025 (J)	<0.005	0.00037 (J)	
2/26/2024							<0.005

ND substitution: RL or RL/2 if <15% NDs.

Time Series

Constituent: Cobalt (mg/L) Analysis Run 5/17/2024 12:10 PM

Plant Bowen Client: Southern Company Data: Bowen 1, 2, 9, and 10

	GWC-6	GWC-6RZ	GWC-7Z	GWC-8RR	GWC-8Z	GWC-9
8/22/2007	<0.005					
8/23/2007						<0.005
10/25/2007	0.0038					
11/1/2007						<0.005
11/19/2007						0.0034
11/20/2007	<0.005					
1/15/2008						0.0067
1/23/2008	0.0047					
3/6/2008						0.13 (O)
3/11/2008	<0.005					
5/13/2008						<0.005
5/14/2008	<0.005					
12/11/2008	<0.005					
12/12/2008						0.0042
4/16/2009						0.0047
4/23/2009	<0.005					
10/9/2009	<0.005					
10/13/2009						0.0037
4/21/2010						<0.005
5/4/2010	<0.005					
9/29/2010						<0.005
10/11/2010	<0.005					
4/13/2011						<0.005
4/26/2011	<0.005					
10/5/2011						<0.005
10/18/2011	<0.005			<0.005		
4/4/2012						<0.005
4/30/2012				<0.005		
5/2/2012	<0.005					
10/3/2012				<0.005		
10/8/2012	<0.005					<0.005
4/8/2013				<0.005		<0.005
4/10/2013	<0.005					
10/8/2013	<0.005					
10/9/2013				<0.005		0.0013
4/9/2014						0.0013 (J)
4/10/2014				0.0013 (J)		
4/14/2014	0.0013 (J)					
9/30/2014						<0.005
10/2/2014				<0.005		
10/3/2014	0.00071 (J)					
4/1/2015	<0.005					
4/2/2015						0.00064 (J)
4/3/2015				<0.005		
5/26/2015		<0.005			0.0018	
6/18/2015		<0.005 (D)			0.0018 (D)	
7/2/2015		<0.005			0.0013	
10/8/2015				0.0014	<0.005	
10/9/2015	<0.005	<0.005				
10/10/2015						0.0015 (D)
3/22/2016					<0.005	
3/29/2016	<0.005	<0.005				

ND substitution: RL or RL/2 if <15% NDs.

Time Series

Constituent: Cobalt (mg/L) Analysis Run 5/17/2024 12:10 PM

Plant Bowen Client: Southern Company Data: Bowen 1, 2, 9, and 10

	GWC-6	GWC-6RZ	GWC-7Z	GWC-8RR	GWC-8Z	GWC-9
3/30/2016				<0.005		<0.005
5/24/2016	<0.005	<0.005		<0.005		
5/25/2016					<0.005	
5/26/2016						<0.005
5/31/2016			<0.005			
8/1/2016	<0.005	<0.005				
8/2/2016			0.0018 (J)	<0.005	<0.005	
8/5/2016						<0.005
9/26/2016	<0.005	<0.005			<0.005	
9/27/2016			0.0011 (J)	<0.005		
9/28/2016						<0.005
11/14/2016		<0.005				
11/18/2016	<0.005					
11/21/2016			0.0008 (J)		<0.005	<0.005
11/22/2016				<0.005		
2/1/2017	<0.005	<0.005	0.0008 (J)			
2/3/2017					<0.005	
2/6/2017				<0.005		<0.005
4/6/2017	<0.005	<0.005	0.0008 (J)	<0.005		<0.005
4/7/2017					<0.005	
6/13/2017	<0.005	<0.005	0.0007 (J)		<0.005	<0.005
6/14/2017				<0.005		
7/14/2017			0.0005 (J)			
10/3/2017	<0.005	<0.005	0.0007 (J)		<0.005	<0.005
10/4/2017				<0.005		
3/19/2018	<0.005					
3/20/2018		<0.005	0.00076 (J)		<0.005	<0.005
3/21/2018				<0.005		
9/17/2018	<0.005	<0.005				
9/18/2018			0.00055 (J)	<0.005	<0.005	<0.005 (D)
3/21/2019	<0.005	<0.005	0.00059 (J)			<0.005
3/27/2019				<0.005		
5/6/2019					<0.005	
9/13/2019			0.00099 (J)			
9/16/2019	<0.005	<0.005		<0.005 (D)	<0.005	<0.005
3/12/2020	<0.005	<0.005	0.00031 (J)	<0.005		0.00044 (J)
3/16/2020					<0.005	
9/16/2020	<0.005	<0.005	0.00072 (J)			
9/17/2020				<0.005	<0.005	<0.005
3/17/2021	<0.005	<0.005	0.00045 (J)	<0.005		
3/18/2021					<0.005	<0.005
8/10/2021	<0.005	<0.005	0.00087 (J)	<0.005	<0.005	<0.005
2/2/2022	<0.005	<0.005	0.00042 (J)	<0.005	<0.005	0.00043 (J)
8/17/2022	<0.005	<0.005	<0.005	<0.005	<0.005	0.00043 (J)
2/17/2023	<0.005	<0.005				
2/20/2023			<0.005		<0.005	
2/21/2023				<0.005		0.00043 (J)
7/28/2023		<0.005				
7/31/2023	<0.005		<0.005	<0.005	<0.005	<0.005
2/26/2024	<0.005	<0.005	<0.005		<0.005	
2/27/2024				<0.005		0.0004 (J)

ND substitution: RL or RL/2 if <15% NDs.

Time Series

Constituent: Copper (mg/L) Analysis Run 5/17/2024 12:10 PM

Plant Bowen Client: Southern Company Data: Bowen 1, 2, 9, and 10

	GWA-1 (bg)	GWA-2 (bg)	GWA-2R (bg)	GWA-39RZ (bg)	GWA-39Z (bg)	GWA-3A (bg)	GWA-40 (bg)
8/23/2007	0.0066	<0.005	0.0036			0.017	
10/23/2007	0.0076						
10/24/2007		0.0088	<0.005				
11/2/2007						0.016	
11/18/2007	0.0055 (J)	0.0075	0.013			0.048	
1/30/2008	0.0094						
1/31/2008		<0.005	0.0069			0.039	
3/10/2008	0.0056		0.0044				
3/11/2008		0.0068				0.037	
5/6/2008		<0.005					
5/13/2008	0.0027		0.0033				
5/14/2008						0.051	
12/4/2008		0.013	<0.005				
12/5/2008	<0.005					0.038	
4/15/2009	<0.005					0.033	
4/21/2009		<0.005	<0.005				
10/7/2009	0.0076	<0.005					
10/8/2009			<0.005			0.037	
4/21/2010			<0.005				
4/26/2010		<0.005					
4/28/2010						0.037	
5/3/2010	<0.005						
9/28/2010			<0.005				
10/4/2010		0.0027					
10/6/2010						0.041	
10/12/2010	<0.005						
4/12/2011			<0.005				
4/13/2011		0.0029					
4/21/2011						0.034	
4/27/2011	<0.005						
10/4/2011			<0.005				
10/5/2011		<0.005					
10/13/2011						0.048	
10/17/2011	<0.005						
4/3/2012			<0.005				
4/11/2012		<0.005					
5/1/2012						0.0427	
5/2/2012	<0.005						
10/8/2012	<0.005						
10/9/2012		<0.005	<0.005			0.038	
4/11/2013			<0.005			0.038	
4/12/2013	<0.005						
4/15/2013		<0.005					
10/15/2013		<0.005					
10/16/2013	<0.005		<0.005			0.036	
4/10/2014			0.005 (J)				
4/11/2014	0.005 (J)						
4/22/2014		<0.005					
4/23/2014						0.03	
9/30/2014	<0.005	<0.005	<0.005				
10/4/2014						0.029	
3/30/2015	0.0033 (J)	<0.005	<0.005				

ND substitution: RL or RL/2 if <15% NDs.

Time Series

Constituent: Copper (mg/L) Analysis Run 5/17/2024 12:10 PM

Plant Bowen Client: Southern Company Data: Bowen 1, 2, 9, and 10

	GWA-1 (bg)	GWA-2 (bg)	GWA-2R (bg)	GWA-39RZ (bg)	GWA-39Z (bg)	GWA-3A (bg)	GWA-40 (bg)
3/31/2015						0.026	
10/12/2015						0.05	
10/13/2015	0.0013 (J)	<0.005	<0.005				
3/14/2016					<0.005		
3/15/2016							<0.005
3/22/2016	<0.005						
3/23/2016		<0.005	<0.005			0.0297	
5/11/2016					<0.005		<0.005
5/16/2016				<0.005			
7/19/2016					0.0005 (J)		
7/21/2016							<0.005
7/27/2016				0.0271 (o)			
7/29/2016	<0.005	0.0032 (J)	0.0006 (J)			0.0419	
9/15/2016					<0.005		<0.005
11/2/2016					<0.005		
11/3/2016							<0.005
1/17/2017							<0.005
1/18/2017					<0.005		
2/21/2017				<0.005			
3/24/2017							<0.005
3/27/2017				<0.005			
3/28/2017					<0.005 (*)		
3/30/2017	0.0004 (J)	<0.005				0.0392	
4/3/2017			0.0004 (J)				
9/26/2017					0.0005 (J)		<0.005
9/29/2017				<0.005			
10/2/2017	0.0003 (J)	<0.005	0.0003 (J)				
10/4/2017						0.0343	
3/14/2018					<0.005		<0.005
3/16/2018	<0.005		<0.005	<0.005			
3/19/2018		0.0025 (J)				0.033	
9/12/2018					<0.005		<0.005
9/14/2018		<0.005	<0.005	0.002 (J)			
9/17/2018	<0.005 (D)					0.033	
3/13/2019							<0.005
3/14/2019				<0.005			
3/15/2019					<0.005		
3/19/2019			<0.005				
3/20/2019	<0.005	<0.005				0.026	
9/9/2019					<0.005		0.0022 (J)
9/12/2019	<0.005	0.01273 (JD)					
9/13/2019			0.00055 (J)			0.026	
3/9/2020				0.011 (J)	0.0007 (J)		<0.005
3/11/2020	<0.005	0.0002 (J)	0.0011 (J)			0.027	
9/10/2020					<0.005		
9/11/2020							<0.005
9/15/2020	<0.005	<0.005	<0.005				
9/16/2020				<0.005			
3/10/2021							<0.005
3/12/2021					<0.005		
3/16/2021	<0.005		<0.005	<0.005			
3/17/2021		<0.005					

ND substitution: RL or RL/2 if <15% NDs.

Time Series

Constituent: Copper (mg/L) Analysis Run 5/17/2024 12:10 PM

Plant Bowen Client: Southern Company Data: Bowen 1, 2, 9, and 10

	GWA-1 (bg)	GWA-2 (bg)	GWA-2R (bg)	GWA-39RZ (bg)	GWA-39Z (bg)	GWA-3A (bg)	GWA-40 (bg)
3/29/2021						<0.005	
8/4/2021					<0.005		<0.005
8/6/2021				<0.005			
8/9/2021	<0.005	<0.005	0.0013 (J)			<0.005	
1/31/2022					<0.005		<0.005
2/1/2022	<0.005	<0.005	0.00096 (J)				
2/2/2022				<0.005		<0.005	
8/10/2022					<0.005		
8/12/2022							<0.005
8/16/2022	<0.005	<0.005	<0.005	<0.005		<0.005	
2/13/2023					<0.005		<0.005
2/14/2023				<0.005			
2/16/2023	<0.005	<0.005	0.0011 (J)				
2/17/2023						<0.005	
7/25/2023				<0.005			
7/26/2023					<0.005		<0.005
7/27/2023	0.0012 (J)	<0.005	0.0017 (J)				
8/1/2023						<0.005	
2/19/2024				<0.005	<0.005		<0.005
2/22/2024	<0.005	<0.005				<0.005	
2/26/2024			<0.005				

ND substitution: RL or RL/2 if <15% NDs.

Time Series

Constituent: Copper (mg/L) Analysis Run 5/17/2024 12:10 PM

Plant Bowen Client: Southern Company Data: Bowen 1, 2, 9, and 10

	GWA-41 (bg)	GWA-41R (bg)	GWA-42 (bg)	GWA-43 (bg)	GWA-43R (bg)	GWA-4RZ (bg)	GWA-50 (bg)
12/12/2008							0.018
4/23/2009							0.013
10/6/2009							0.012
4/27/2010							0.0095
9/30/2010							0.0087
4/14/2011							0.0061
10/5/2011							<0.025
4/11/2012							<0.025
10/2/2012							<0.025
4/9/2013							0.0053
10/15/2013							0.0076
4/10/2014							0.005
10/1/2014							0.0047 (J)
3/30/2015							0.0048 (J)
10/11/2015							0.0055
3/11/2016			<0.005	<0.005	<0.005		
3/15/2016	<0.005	<0.005					
3/28/2016							<0.025
5/12/2016	<0.005						
5/13/2016		<0.005		<0.005	<0.005		
5/16/2016			<0.005				
7/19/2016				<0.005	<0.005		
7/20/2016	<0.005						
7/21/2016		0.0005 (J)					
7/22/2016			<0.005				
8/1/2016							0.0025 (J)
9/15/2016	0.0007 (J)						
9/16/2016				<0.005	<0.005		
9/19/2016			0.003 (J)				
9/21/2016		<0.005					
11/2/2016				<0.005	<0.005		
11/3/2016	<0.005	<0.005	<0.005				
1/17/2017		<0.005	<0.005				
1/18/2017	<0.005			<0.005	<0.005		
3/24/2017	<0.005						
3/27/2017		<0.005	<0.005				
3/28/2017				<0.005 (*)	<0.005 (*)		
4/7/2017						0.0004 (J)	0.003 (J)
9/22/2017				0.0004 (J)	0.0006 (J)		
9/25/2017	0.0003 (J)	0.0007 (J)					
9/26/2017			<0.005				
10/2/2017							0.0031 (J)
10/3/2017						<0.005 (D)	
3/14/2018	<0.005	0.0021 (J)	<0.005	<0.005			
3/15/2018					<0.005		
3/16/2018							0.0037 (J)
3/21/2018						<0.005	
9/12/2018	<0.005	<0.005		<0.005	<0.005		
9/14/2018			<0.005				
9/17/2018							0.0028 (J)
9/18/2018						<0.005	
3/13/2019				<0.005	0.0015 (J)		

ND substitution: RL or RL/2 if <15% NDs.

Time Series

Constituent: Copper (mg/L) Analysis Run 5/17/2024 12:10 PM

Plant Bowen Client: Southern Company Data: Bowen 1, 2, 9, and 10

	GWA-41 (bg)	GWA-41R (bg)	GWA-42 (bg)	GWA-43 (bg)	GWA-43R (bg)	GWA-4RZ (bg)	GWA-50 (bg)
3/14/2019	<0.005	0.0022 (J)	<0.005				
3/19/2019							0.0023 (J)
3/21/2019						<0.005 (D)	
9/10/2019	0.00038 (JD)	0.0022 (J)	<0.005				
9/11/2019				0.00036 (J)	0.00026 (J)		
9/12/2019						0.00045 (JD)	
9/13/2019							0.0023 (J)
3/6/2020	0.00093 (J)		0.00019 (J)				
3/9/2020		0.0014 (J)		0.00035 (J)	0.00035 (J)		
3/11/2020							0.0026 (J)
3/12/2020						0.0002 (J)	
9/10/2020	<0.005	<0.005	<0.005				
9/11/2020				<0.005			
9/14/2020					<0.005		
9/16/2020							0.0018 (J)
9/17/2020						<0.005	
3/10/2021		<0.005					
3/11/2021	<0.005		<0.005	<0.005	<0.005		
3/16/2021						<0.005	
3/17/2021							0.0019 (J)
8/4/2021	<0.005	0.0008 (J)	<0.005				
8/5/2021					<0.005		
8/6/2021				<0.005			
8/9/2021							0.0017 (J)
8/10/2021						<0.005	
1/31/2022	<0.005	0.0028 (J)	<0.005	0.0014 (J)	<0.005		
2/1/2022							0.0017 (J)
2/3/2022						<0.005	
8/10/2022			<0.005		<0.005		
8/11/2022	<0.005	<0.005		<0.005			
8/16/2022							0.0014 (J)
8/17/2022						<0.005	
2/13/2023	<0.005	0.0012 (J)	<0.005		<0.005		
2/14/2023				<0.005			
2/16/2023							0.0015 (J)
2/17/2023						<0.005	
7/25/2023	<0.005	<0.005		<0.005	<0.005		
7/26/2023			<0.005				
7/28/2023						<0.005	0.0023 (J)
2/19/2024	<0.005	0.0011 (J)					
2/20/2024			<0.005	0.00068 (J)	<0.005		
2/22/2024							0.0015 (J)
2/27/2024						<0.005	

ND substitution: RL or RL/2 if <15% NDs.

Time Series

Constituent: Copper (mg/L) Analysis Run 5/17/2024 12:10 PM

Plant Bowen Client: Southern Company Data: Bowen 1, 2, 9, and 10

	GWA-50R (bg)	GWC-10	GWC-10R	GWC-11	GWC-11R	GWC-12	GWC-13
8/21/2007		0.0058	0.007	<0.005	0.0032	<0.005	<0.005
11/1/2007		<0.005	<0.005	<0.005	0.0031	<0.005	<0.005
11/18/2007				<0.005	<0.005		
11/19/2007						0.0029	0.0035
11/20/2007		0.006	0.0032				
1/16/2008						0.0067	
1/30/2008		0.0037	0.0039	<0.005	<0.005		
1/31/2008							<0.005
3/5/2008				<0.005		0.0058	<0.005
3/6/2008		0.004	<0.005		<0.005		
5/7/2008				0.0037	0.0029		
5/8/2008			0.0039				
5/12/2008		<0.005					<0.005
5/13/2008						<0.005	
12/12/2008	0.064 (O)						
12/13/2008		0.0051				<0.005	0.0028
12/14/2008			0.0046	<0.005	<0.005		
4/16/2009						0.0032	
4/23/2009	0.034						
4/28/2009							<0.005
4/29/2009		0.003	<0.005	<0.005	<0.005		
10/6/2009	0.026						
10/20/2009		<0.005					
10/21/2009			<0.005			<0.005	<0.005
10/22/2009				<0.005	<0.005		
4/21/2010			<0.005	<0.005	<0.005		
4/26/2010		<0.005					
4/27/2010						0.0034	
4/28/2010							<0.005
5/3/2010	0.014						
9/28/2010			<0.005	0.0028			
9/29/2010		<0.005			<0.005		
10/5/2010						<0.005	<0.005
10/11/2010	0.014						
4/12/2011			<0.005	<0.005			
4/13/2011		<0.005			<0.005		
4/19/2011						<0.005	<0.005
4/27/2011	0.028						
10/4/2011			<0.005	0.013	<0.005		
10/5/2011		<0.005					
10/12/2011						<0.005	
10/18/2011							<0.005
10/19/2011	<0.013						
4/3/2012			<0.005	<0.005			
4/4/2012		<0.005			<0.005		
4/24/2012						<0.005	
4/25/2012							<0.005
5/1/2012	0.0198						
10/2/2012	0.011					<0.005	<0.005
10/3/2012		<0.005		<0.005	<0.005		
10/8/2012			<0.005				
4/2/2013						0.0063	<0.005

ND substitution: RL or RL/2 if <15% NDs.

Time Series

Constituent: Copper (mg/L) Analysis Run 5/17/2024 12:10 PM

Plant Bowen Client: Southern Company Data: Bowen 1, 2, 9, and 10

	GWA-50R (bg)	GWC-10	GWC-10R	GWC-11	GWC-11R	GWC-12	GWC-13
4/3/2013		<0.005	<0.005	<0.005	<0.005		
4/10/2013	0.018						
10/8/2013							<0.005
10/9/2013				<0.005	<0.005	<0.005	
10/15/2013		<0.005	<0.005				
10/16/2013	0.016						
4/1/2014						<0.005	<0.005
4/2/2014				<0.005	0.005 (J)		
4/9/2014		<0.005	<0.005				
4/22/2014	0.014						
10/1/2014	0.0041 (J)						<0.005
10/2/2014		<0.005	<0.005	0.00084 (J)	0.0022 (J)	<0.005	
3/30/2015	0.012						
4/1/2015				<0.005	0.019	<0.005	<0.005
4/2/2015		<0.005	<0.005				
10/10/2015		0.0027 (J)					
10/11/2015	0.0049 (J)			<0.005	0.013		
10/12/2015			<0.005				
10/14/2015						0.0017 (J)	
10/15/2015							<0.005
3/28/2016	0.00734 (J)						
3/31/2016		<0.005	<0.005				
4/4/2016				<0.005	<0.005	<0.005	<0.005
8/1/2016	0.0049 (J)						
8/3/2016			<0.005	<0.005		<0.005	
8/4/2016					<0.005		<0.005
8/5/2016		<0.005					
4/3/2017	0.0023 (J)						
4/10/2017		<0.005	<0.005	<0.005	<0.005		
4/11/2017						0.0003 (J)	
4/12/2017							0.0003 (J)
10/2/2017	0.0023 (J)						
10/4/2017		<0.005	<0.005	<0.005	<0.005	<0.005	
10/9/2017							0.0005 (J)
3/16/2018	0.0035 (J)						
3/20/2018		<0.005					
3/21/2018			<0.005	<0.005			<0.005
3/22/2018					<0.005	<0.005	
9/18/2018	0.0041 (J)	<0.005	<0.005	<0.005	<0.005	<0.005	
9/19/2018							<0.005
3/19/2019	0.0029 (J)						
3/22/2019		<0.005	<0.005				
3/23/2019				<0.005	<0.005	<0.005	<0.005
9/12/2019	0.0028 (J)						
9/17/2019		<0.005	0.00029 (J)	<0.005	0.00031 (J)	<0.005 (D)	
9/18/2019							0.00057 (J)
3/11/2020	0.0035 (J)						
3/12/2020		<0.005	<0.005	0.00023 (J)	0.00032 (J)	<0.005	
3/13/2020							0.00033 (J)
9/15/2020	0.0031 (J)						
9/17/2020		<0.005	<0.005				
9/21/2020				<0.005	<0.005	<0.005	

ND substitution: RL or RL/2 if <15% NDs.

Time Series

Constituent: Copper (mg/L) Analysis Run 5/17/2024 12:10 PM

Plant Bowen Client: Southern Company Data: Bowen 1, 2, 9, and 10

	GWA-50R (bg)	GWC-10	GWC-10R	GWC-11	GWC-11R	GWC-12	GWC-13
9/22/2020							<0.005
3/17/2021	0.0024 (J)						
3/18/2021		<0.005	<0.005				<0.005
3/19/2021				<0.005	0.0018 (J)	<0.005	
8/9/2021	0.0028 (J)						
8/10/2021		<0.005					
8/11/2021			<0.005	<0.005	<0.005	<0.005	<0.005
2/2/2022	0.0033 (J)					<0.005	
2/4/2022		<0.005	<0.005	<0.005	<0.005		
2/17/2022							<0.005
8/17/2022	0.0098	<0.005					
8/18/2022			<0.005	<0.005	<0.005	<0.005	<0.005
2/16/2023	0.0028 (J)						
2/20/2023		<0.005	<0.005	<0.005	<0.005		
2/21/2023						<0.005	
2/22/2023							<0.005
7/28/2023	0.0034 (J)						
7/31/2023		<0.005	<0.005				
8/1/2023				<0.005	<0.005	0.0039 (J)	<0.005
2/22/2024	0.003 (J)						
2/27/2024		<0.005	<0.005			<0.005	<0.005
2/28/2024				<0.005	<0.005		

ND substitution: RL or RL/2 if <15% NDs.

Time Series

Constituent: Copper (mg/L) Analysis Run 5/17/2024 12:10 PM

Plant Bowen Client: Southern Company Data: Bowen 1, 2, 9, and 10

	GWC-13RZ	GWC-14Z	GWC-15R	GWC-15Z	GWC-44	GWC-45	GWC-45R
8/21/2007	<0.005						
8/23/2007			<0.005				
8/24/2007		0.0048 (J)		0.021			
11/1/2007	<0.005						
11/2/2007		<0.005	<0.005	0.0037			
11/17/2007		0.0031	0.02				
11/18/2007				0.007 (J)			
11/19/2007	0.0043						
1/15/2008		0.0033	0.0043	0.0055			
1/31/2008	<0.005						
3/5/2008	<0.005	0.0026					
3/6/2008			<0.005				
3/10/2008				0.0042			
5/7/2008	<0.005	0.0028	0.0026				
5/13/2008				<0.005			
12/2/2008		0.0029	<0.005	0.0039			
12/12/2008	0.013						
4/16/2009		0.0035					
4/28/2009			0.003	<0.005			
4/29/2009	0.0029						
10/19/2009			<0.005				
10/20/2009		0.0056		<0.005			
10/21/2009	<0.005						
4/20/2010		<0.005					
4/27/2010			<0.005	<0.005			
4/28/2010	0.0032						
9/29/2010		<0.005					
10/4/2010			0.0025				
10/5/2010				<0.005			
10/6/2010	<0.005						
4/12/2011		<0.005					
4/18/2011			<0.005				
4/19/2011				<0.005			
4/20/2011	<0.005						
10/4/2011		<0.005					
10/12/2011	<0.005		<0.005	<0.005			
4/4/2012		<0.005					
4/23/2012			<0.005				
4/25/2012	<0.005			<0.005			
10/2/2012	<0.005						
10/10/2012		<0.005	<0.005	<0.005			
4/2/2013	<0.005						
4/15/2013		<0.005	<0.005				
4/16/2013				<0.005			
10/8/2013	<0.005						
10/22/2013		<0.005	<0.005	<0.005			
4/1/2014	0.005 (J)						
4/21/2014		<0.005	<0.005	0.005 (J)			
9/30/2014		<0.005	<0.005	<0.005			
10/1/2014	<0.005						
3/31/2015	<0.005						
4/3/2015		<0.005	<0.005	<0.005			

ND substitution: RL or RL/2 if <15% NDs.

Time Series

Constituent: Copper (mg/L) Analysis Run 5/17/2024 12:10 PM

Plant Bowen Client: Southern Company Data: Bowen 1, 2, 9, and 10

	GWC-13RZ	GWC-14Z	GWC-15R	GWC-15Z	GWC-44	GWC-45	GWC-45R
10/6/2015				<0.005			
10/7/2015		0.0012 (J)	0.00093 (J)				
10/14/2015	<0.005						
3/16/2016					<0.005	<0.005	<0.005
4/4/2016	<0.005						
4/5/2016		<0.005	<0.005	<0.005			
5/16/2016					<0.005	<0.005 (D)	<0.005 (D)
7/25/2016					0.0005 (J)	<0.005 (D)	<0.005 (D)
8/4/2016			0.0007 (J)				
8/9/2016		<0.005					
9/19/2016					<0.005	0.0032 (JD)	<0.005 (D)
11/3/2016					<0.005		<0.005 (D)
11/4/2016						0.0006 (JD)	
1/19/2017					<0.005		
1/20/2017							<0.005 (D)
1/23/2017						0.0008 (JD)	
3/28/2017					<0.005 (*)		
3/29/2017						0.0005 (JD)	0.0022 (JD)
4/11/2017	<0.005	<0.005		0.0003 (J)			
4/12/2017			<0.005				
9/26/2017					0.0006 (J)		
9/27/2017						0.0014 (J)	<0.005
10/5/2017		<0.005					
10/6/2017	<0.005		0.0003 (J)	<0.005			
3/15/2018					<0.005	<0.005	<0.005
3/22/2018		<0.005					
3/23/2018	<0.005		<0.005	<0.005			
9/12/2018					<0.005		
9/13/2018						<0.005	<0.005
9/19/2018		<0.005	<0.005	<0.005			
9/20/2018	<0.005						
3/14/2019					<0.005	<0.005 (D)	<0.005 (D)
3/22/2019	<0.005	<0.005		<0.005			
3/25/2019			<0.005				
9/11/2019					0.00043 (J)	0.012 (JD)	<0.005 (D)
9/17/2019		<0.005	<0.005	<0.005			
9/18/2019	0.00021 (X)						
3/10/2020					0.00067 (J)	0.00031 (J)	<0.005
3/13/2020		<0.005	0.00029 (J)	0.0002 (J)			
3/17/2020	0.00045 (J)						
9/11/2020						<0.005	<0.005
9/15/2020					<0.005		
9/21/2020		<0.005	<0.005	<0.005			
9/22/2020	<0.005						
3/11/2021					<0.005	<0.005	<0.005
3/18/2021		<0.005	<0.005	<0.005			
3/19/2021	<0.005						
8/4/2021					0.0006 (J)		
8/6/2021						<0.005	<0.005
8/11/2021		<0.005	<0.005	<0.005			
8/12/2021	<0.005						
1/31/2022					0.00053 (J)		

ND substitution: RL or RL/2 if <15% NDs.

Time Series

Constituent: Copper (mg/L) Analysis Run 5/17/2024 12:10 PM

Plant Bowen Client: Southern Company Data: Bowen 1, 2, 9, and 10

	GWC-13RZ	GWC-14Z	GWC-15R	GWC-15Z	GWC-44	GWC-45	GWC-45R
2/1/2022						<0.005	<0.005
2/4/2022	<0.005	<0.005	<0.005				
2/7/2022				<0.005			
8/12/2022						<0.005	<0.005
8/15/2022					<0.005		
8/18/2022		<0.005					
8/19/2022	<0.005		<0.005	<0.005			
2/14/2023					0.0054	<0.005	<0.005
2/22/2023	0.0014 (J)	<0.005	<0.005	<0.005			
7/26/2023					<0.005	<0.005	<0.005
8/1/2023		<0.005		<0.005			
8/2/2023	0.0011 (J)		<0.005				
2/20/2024					0.0005 (J)	0.00067 (J)	<0.005
2/28/2024	<0.005	<0.005	<0.005	<0.005			

ND substitution: RL or RL/2 if <15% NDs.

Time Series

Constituent: Copper (mg/L) Analysis Run 5/17/2024 12:10 PM

Plant Bowen Client: Southern Company Data: Bowen 1, 2, 9, and 10

	GWC-46R	GWC-47	GWC-47R	GWC-48	GWC-49R	GWC-49Z	GWC-5
8/23/2007							0.0064
10/25/2007							0.0081
11/19/2007							0.0059
1/23/2008							0.018
3/11/2008							0.027
5/12/2008							0.016
12/11/2008							0.016
4/15/2009							0.017
10/9/2009							0.045
5/4/2010							0.031
10/12/2010							0.024
4/28/2011							0.0044
10/19/2011							0.038
5/2/2012							0.0865 (O)
10/9/2012							0.053
4/11/2013							0.04
10/16/2013							0.054
4/23/2014							0.054
10/3/2014							0.066
3/31/2015							0.025
10/12/2015							0.018
3/10/2016	<0.005	<0.005	<0.005	<0.005			
3/17/2016					<0.005	<0.005	
3/28/2016							0.0256
5/17/2016	<0.005			<0.005			
5/18/2016		<0.005	<0.005		<0.005	<0.005	
7/26/2016	<0.005						
7/27/2016		<0.005	<0.005	<0.005	<0.005		
7/28/2016						0.0007 (J)	
8/1/2016							0.0178 (J)
9/20/2016	0.0008 (J)	0.0011 (J)	0.001 (J)	0.0018 (J)			
9/21/2016					<0.005	0.0018 (J)	
11/4/2016	<0.005		<0.005	<0.005	<0.005		
11/7/2016		<0.005				<0.005	
1/20/2017	<0.005		<0.005				
1/23/2017		<0.005		<0.005			
1/24/2017					<0.005	<0.005	
3/28/2017	<0.005			<0.005 (*)			
3/29/2017		0.0003 (J)	0.0003 (J)		<0.005		
3/30/2017						0.0003 (J)	
4/3/2017							0.0272
9/27/2017		<0.005	0.0011 (J)				
9/29/2017	<0.005			0.0003 (J)	<0.005	<0.005	
10/3/2017							0.0239 (J)
3/15/2018	<0.005	<0.005		<0.005	<0.005	<0.005	
3/16/2018			<0.005				
3/19/2018							0.021 (J)
9/13/2018	<0.005	<0.005	<0.005	<0.005	<0.005		
9/14/2018						<0.005	
9/17/2018							0.018 (J)
3/15/2019		<0.005		<0.005			
3/18/2019	<0.005				<0.005		

ND substitution: RL or RL/2 if <15% NDs.

Time Series

Constituent: Copper (mg/L) Analysis Run 5/17/2024 12:10 PM

Plant Bowen Client: Southern Company Data: Bowen 1, 2, 9, and 10

	GWC-46R	GWC-47	GWC-47R	GWC-48	GWC-49R	GWC-49Z	GWC-5
3/19/2019			<0.005			<0.005	
3/20/2019							0.023 (J)
9/11/2019	<0.005		0.0008 (J)	0.000535 (JD)	<0.005	0.00021 (J)	
9/12/2019		<0.005					
9/16/2019							0.016 (J)
3/9/2020		<0.005	0.00032 (J)	0.00035 (J)		0.00035 (J)	
3/10/2020	<0.005						
3/11/2020					<0.005		
3/16/2020							0.012 (J)
9/11/2020					<0.005		
9/14/2020	<0.005	<0.005		<0.005		<0.005	
9/15/2020			<0.005				
9/16/2020							0.017 (J)
3/11/2021	<0.005	<0.005	<0.005	<0.005			
3/15/2021					<0.005	<0.005	
3/17/2021							0.019
8/4/2021				<0.005			
8/5/2021	<0.005	<0.005	<0.005			0.00061 (J)	
8/9/2021							0.026
8/11/2021					<0.005		
1/31/2022	<0.005			<0.005			
2/1/2022		<0.005	<0.005		<0.005	<0.005	
2/2/2022							0.024
8/15/2022	<0.005	<0.005	<0.005	<0.005	<0.005	<0.005	
8/16/2022							0.021
2/14/2023	<0.005	0.0016 (J)	<0.005	<0.005	<0.005	<0.005	
2/20/2023							0.023
7/26/2023	<0.005			<0.005			
7/27/2023		<0.005	<0.005		<0.005	<0.005	
7/28/2023							0.024
2/21/2024	<0.005	<0.005	<0.005	0.00045 (J)	<0.005	<0.005	
2/26/2024							0.019

ND substitution: RL or RL/2 if <15% NDs.

Time Series

Constituent: Copper (mg/L) Analysis Run 5/17/2024 12:10 PM

Plant Bowen Client: Southern Company Data: Bowen 1, 2, 9, and 10

	GWC-6	GWC-6RZ	GWC-7Z	GWC-8RR	GWC-8Z	GWC-9
8/22/2007	0.0033					
8/23/2007						<0.005
10/25/2007	<0.005					
11/1/2007						0.0047
11/19/2007						0.0067 (J)
11/20/2007	0.0052					
1/15/2008						0.01
1/23/2008	0.0069					
3/6/2008						0.007
3/11/2008	0.0029					
5/13/2008						<0.005
5/14/2008	0.0035					
12/11/2008	<0.005					
12/12/2008						0.0048
4/16/2009						0.0042
4/23/2009	0.0038					
10/9/2009	0.0032					
10/13/2009						0.0034
4/21/2010						<0.005
5/4/2010	<0.005					
9/29/2010						<0.005
10/11/2010	0.0029					
4/13/2011						<0.005
4/26/2011	<0.005					
10/5/2011						<0.005
10/18/2011	<0.005			<0.005		
4/4/2012						<0.005
4/30/2012				<0.005		
5/2/2012	<0.005					
10/3/2012				<0.005		
10/8/2012	<0.005					<0.005
4/8/2013				<0.005		<0.005
4/10/2013	<0.005					
10/8/2013	<0.005					
10/9/2013				<0.005		<0.005
4/9/2014						<0.005
4/10/2014				<0.005		
4/14/2014	0.005 (J)					
9/30/2014						<0.005
10/2/2014				<0.005		
10/3/2014	0.00091 (J)					
4/1/2015	0.0011 (J)					
4/2/2015						<0.005
4/3/2015				<0.005		
5/26/2015		<0.005			<0.005	
6/18/2015		<0.005 (D)			0.005 (D)	
7/2/2015		<0.005			<0.005	
10/8/2015				0.002 (J)	0.00091 (J)	
10/9/2015	<0.005	<0.005				
10/10/2015						0.00345 (JD)
3/22/2016					<0.005	
3/29/2016	<0.005	<0.005				

ND substitution: RL or RL/2 if <15% NDs.

Time Series

Constituent: Copper (mg/L) Analysis Run 5/17/2024 12:10 PM

Plant Bowen Client: Southern Company Data: Bowen 1, 2, 9, and 10

	GWC-6	GWC-6RZ	GWC-7Z	GWC-8RR	GWC-8Z	GWC-9
3/30/2016				<0.005		<0.005
8/1/2016	<0.005	<0.005				
8/2/2016			<0.005	<0.005	<0.005	
8/5/2016						<0.005
4/6/2017	<0.005	<0.005	0.0004 (J)	<0.005		0.0003 (J)
4/7/2017					<0.005	
10/3/2017	<0.005	<0.005	0.0006 (J)		0.0003 (J)	<0.005
10/4/2017				<0.005		
3/19/2018	<0.005					
3/20/2018		<0.005	<0.005		<0.005	<0.005
3/21/2018				<0.005		
9/17/2018	<0.005	<0.005				
9/18/2018			<0.005	<0.005	<0.005	<0.005 (D)
3/21/2019	0.0018 (J)	<0.005	<0.005			<0.005
3/27/2019				<0.005		
5/6/2019					<0.005	
9/13/2019			0.00025 (J)			
9/16/2019	<0.005	<0.005		<0.005 (D)	<0.005	0.00021 (J)
3/12/2020	<0.005	0.00028 (J)	0.00021 (J)	<0.005		0.00031 (J)
3/16/2020					0.00024 (J)	
9/16/2020	<0.005	<0.005	<0.005			
9/17/2020				<0.005	<0.005	<0.005
3/17/2021	<0.005	<0.005	<0.005	<0.005		
3/18/2021					<0.005	<0.005
8/10/2021	<0.005	<0.005	<0.005	<0.005	<0.005	<0.005
2/2/2022	<0.005	<0.005	<0.005	<0.005	<0.005	<0.005
8/17/2022	<0.005	<0.005	<0.005	<0.005	<0.005	<0.005
2/17/2023	<0.005	<0.005				
2/20/2023			<0.005		<0.005	
2/21/2023				<0.005		<0.005
7/28/2023		<0.005				
7/31/2023	<0.005		<0.005	<0.005	<0.005	<0.005
2/26/2024	<0.005	<0.005	<0.005		<0.005	
2/27/2024				<0.005		<0.005

ND substitution: RL or RL/2 if <15% NDs.

Time Series

Constituent: Fluoride, total (mg/L) Analysis Run 5/17/2024 12:10 PM

Plant Bowen Client: Southern Company Data: Bowen 1, 2, 9, and 10

	GWA-1 (bg)	GWA-2 (bg)	GWA-2R (bg)	GWA-39RZ (bg)	GWA-39Z (bg)	GWA-3A (bg)	GWA-40 (bg)
3/14/2016					0.0657 (J)		
3/15/2016							0.0267 (J)
3/22/2016	0.0614 (J)						
3/23/2016		0.0477 (J)	0.0826 (J)			<0.1	
5/11/2016					0.0401 (J)		0.0255 (J)
5/16/2016				0.0202 (JD)			
5/19/2016	0.064 (J)		0.0409 (J)				
5/20/2016		0.033 (J)					
5/23/2016						<0.1	
7/19/2016					<0.1		
7/21/2016							<0.1
7/27/2016				0.08 (JD)			
7/29/2016	0.11 (J)	0.16 (J)	0.07 (J)			<0.1	
9/15/2016					<0.1		
9/19/2016							<0.1
9/22/2016			<0.1			<0.1	
9/23/2016	0.03 (J)	0.1 (J)					
11/2/2016					0.04 (J)		
11/3/2016							0.11 (J)
11/9/2016	0.1 (J)	0.04 (J)					
11/10/2016			0.03 (J)			<0.1	
1/17/2017							0.02 (J)
1/18/2017					0.03 (J)		
1/30/2017	<0.1						
1/31/2017		<0.1	<0.1			<0.1	
2/21/2017				0.17 (JD)			
3/24/2017							<0.1
3/27/2017				0.09 (JD)			
3/28/2017					0.06 (J)		
3/30/2017	0.01 (J)	0.02 (J)				<0.1	
4/3/2017			0.02 (J)				
5/24/2017							<0.1
6/7/2017					0.06 (J)		
6/8/2017				0.05 (JD)			
6/9/2017	0.04 (J)		0.06 (J)				
6/12/2017		0.17 (J)				<0.1	
7/17/2017				0.05 (JD)			
7/27/2017				0.08 (JD)			
8/9/2017				<0.1 (*)			
9/26/2017					0.04 (J)		<0.1
9/29/2017				0.04 (JD)			
10/2/2017	0.07 (J)	<0.1	<0.1				
10/4/2017						<0.1	
3/14/2018					0.14 (J)		0.055 (J)
3/16/2018	0.029 (J)		<0.1	0.27 (J)			
3/19/2018		1.1 (O)				<0.1	
9/12/2018					<0.1		<0.1
9/14/2018		<0.1	<0.1	0.1 (J)			
9/17/2018	<0.1 (D)					<0.1	
3/13/2019							0.045 (X)
3/14/2019				0.066 (X)			
3/15/2019					<0.1		

ND substitution: RL or RL/2 if <15% NDs.

Time Series

Constituent: Fluoride, total (mg/L) Analysis Run 5/17/2024 12:10 PM

Plant Bowen Client: Southern Company Data: Bowen 1, 2, 9, and 10

	GWA-1 (bg)	GWA-2 (bg)	GWA-2R (bg)	GWA-39RZ (bg)	GWA-39Z (bg)	GWA-3A (bg)	GWA-40 (bg)
3/19/2019			0.056 (J)				
3/20/2019	<0.1	<0.1				<0.1	
9/9/2019					0.054 (X)		<0.1
9/10/2019				0.055 (X)			
9/12/2019	0.051 (J)	<0.1 (D)					
9/13/2019			0.055 (J)			<0.1	
3/9/2020				<0.1	<0.1		<0.1
3/11/2020	0.052 (J)	<0.1	0.052 (J)			<0.1	
9/10/2020					<0.1		
9/11/2020							<0.1
9/15/2020	0.05 (J)	<0.1	<0.1				
9/16/2020				<0.1			
3/10/2021							<0.1
3/12/2021					0.051 (J)		
3/16/2021	<0.1		<0.1	<0.1			
3/17/2021		<0.1					
3/29/2021						0.053 (J)	
8/4/2021					<0.1		<0.1
8/6/2021				<0.1			
8/9/2021	<0.1	<0.1	<0.1			0.055 (J)	
1/31/2022					<0.1		<0.1
2/1/2022	<0.1	<0.1	<0.1				
2/2/2022				<0.1		<0.1	
8/10/2022					0.075 (J)		
8/12/2022							0.068 (J)
8/16/2022	0.089 (J)	0.086 (J)	0.09 (J)	<0.1		0.082 (J)	
2/13/2023					0.064 (J)		0.054 (J)
2/14/2023				0.074 (J)			
2/16/2023	0.07 (J)	0.061 (J)	0.079 (J)				
2/17/2023						0.055 (J)	
7/25/2023				<0.1			
7/26/2023					0.055 (J)		<0.1
7/27/2023	0.054 (J)	0.057 (J)	0.062 (J)				
8/1/2023						<0.1	
2/19/2024				<0.1	0.057 (J)		<0.1
2/22/2024	0.061 (J)	0.062 (J)				<0.1	
2/26/2024			0.05 (J)				

ND substitution: RL or RL/2 if <15% NDs.

Time Series

Constituent: Fluoride, total (mg/L) Analysis Run 5/17/2024 12:10 PM

Plant Bowen Client: Southern Company Data: Bowen 1, 2, 9, and 10

	GWA-41 (bg)	GWA-41R (bg)	GWA-42 (bg)	GWA-43 (bg)	GWA-43R (bg)	GWA-4RZ (bg)	GWA-50 (bg)
3/11/2016			0.0296 (J)	0.0329 (J)	0.0141 (J)		
3/15/2016	0.0285 (J)	0.0394 (J)					
3/28/2016							0.0314 (J)
5/12/2016	0.022 (J)						
5/13/2016		0.0234 (J)		0.0459 (J)	0.0141 (J)		
5/16/2016			0.0287 (J)				
5/23/2016							0.027 (J)
7/19/2016				<0.1	<0.1		
7/20/2016	<0.1						
7/21/2016		<0.1					
7/22/2016			0.04 (J)				
8/1/2016							<0.1
9/15/2016	<0.1						
9/16/2016				<0.1	<0.1		
9/19/2016			<0.1				
9/21/2016		<0.1					
9/26/2016							<0.1
11/2/2016				0.04 (J)	0.04 (J)		
11/3/2016	0.05 (J)	0.12 (J)	0.04 (J)				
11/10/2016							0.04 (J)
1/17/2017		0.01 (J)	0.02 (J)				
1/18/2017	0.02 (J)			<0.1	0.02 (J)		
1/30/2017							<0.1
2/22/2017						0.3 (D)	
3/24/2017	<0.1						
3/27/2017		<0.1	<0.1				
3/28/2017				<0.1	<0.1		
4/7/2017						0.19 (JD)	<0.1
6/6/2017	<0.1	<0.1		<0.1	<0.1		
6/7/2017			<0.1				
6/12/2017							0.07 (J)
6/14/2017						0.19 (JD)	
7/12/2017						0.18 (JD)	
7/20/2017						0.17 (JD)	
7/28/2017						0.13 (JD)	
8/9/2017						0.245 (JD)	
8/24/2017						0.16 (JD)	
9/22/2017				<0.1	<0.1		
9/25/2017	<0.1	<0.1					
9/26/2017			<0.1				
10/2/2017							<0.1
10/3/2017						0.17 (JD)	
3/14/2018	<0.1	<0.1	0.06 (J)	<0.1			
3/15/2018					<0.1		
3/16/2018							<0.1
3/21/2018						0.24 (J)	
9/12/2018	<0.1	<0.1		<0.1	<0.1		
9/14/2018			<0.1				
9/17/2018							<0.1
9/18/2018						<0.3	
3/13/2019				<0.1	0.036 (X)		
3/14/2019	0.039 (X)	0.04 (X)	0.058 (X)				

ND substitution: RL or RL/2 if <15% NDs.

Time Series

Constituent: Fluoride, total (mg/L) Analysis Run 5/17/2024 12:10 PM

Plant Bowen Client: Southern Company Data: Bowen 1, 2, 9, and 10

	GWA-41 (bg)	GWA-41R (bg)	GWA-42 (bg)	GWA-43 (bg)	GWA-43R (bg)	GWA-4RZ (bg)	GWA-50 (bg)
3/19/2019							<0.1
3/21/2019						0.19 (JD)	
9/10/2019	<0.1	<0.1	<0.1				
9/11/2019				<0.1	<0.1		
9/12/2019						0.1 (JD)	
9/13/2019							<0.1
3/6/2020	<0.1		<0.1				
3/9/2020		<0.1		<0.1	<0.1		
3/11/2020							<0.1
3/12/2020						0.18 (J)	
9/10/2020	<0.1	<0.1	<0.1				
9/11/2020				<0.1			
9/14/2020					<0.1		
9/16/2020							<0.1
9/17/2020						0.12 (J)	
3/10/2021		<0.1					
3/11/2021	<0.1		<0.1	<0.1	<0.1		
3/16/2021						0.1	
3/17/2021							<0.1
8/4/2021	<0.1	<0.1	<0.1				
8/5/2021					<0.1		
8/6/2021				<0.1			
8/9/2021							<0.1
8/10/2021						0.087 (J)	
1/31/2022	<0.1	<0.1	<0.1	<0.1	<0.1		
2/1/2022							<0.1
2/3/2022						0.15	
8/10/2022			0.068 (J)		0.062 (J)		
8/11/2022	<0.1	<0.1		<0.1			
8/16/2022							0.06 (J)
8/17/2022						0.11	
2/13/2023	0.05 (J)	<0.1	0.056 (J)		<0.1		
2/14/2023				0.052 (J)			
2/16/2023							<0.1
2/17/2023						0.11	
7/25/2023	<0.1	<0.1		<0.1	<0.1		
7/26/2023			<0.1				
7/28/2023						0.077 (J)	<0.1
2/19/2024	<0.1	<0.1					
2/20/2024			<0.1	<0.1	<0.1		
2/22/2024							<0.1
2/27/2024						0.087 (J)	

ND substitution: RL or RL/2 if <15% NDs.

Time Series

Constituent: Fluoride, total (mg/L) Analysis Run 5/17/2024 12:10 PM

Plant Bowen Client: Southern Company Data: Bowen 1, 2, 9, and 10

	GWA-50R (bg)	GWC-10	GWC-10R	GWC-11	GWC-11R	GWC-12	GWC-13
3/28/2016	0.0326 (J)						
3/31/2016		0.0389 (J)	0.0209 (J)				
4/4/2016				0.0357 (J)	0.022 (J)	0.035 (J)	0.026 (J)
5/25/2016	0.0285 (J)						
5/26/2016		0.0375 (J)	0.037 (J)	0.042 (J)	0.023 (J)		
5/27/2016						0.032 (J)	
5/31/2016							0.0234 (J)
8/1/2016	<0.1						
8/3/2016			<0.1	0.04 (J)		<0.1	
8/4/2016					0.05 (J)		0.09 (J)
8/5/2016		0.03 (J)					
9/26/2016	<0.1						
9/28/2016		<0.1	0.05 (J)	<0.1	<0.1		
9/29/2016							<0.1
9/30/2016						<0.1	
11/11/2016	<0.1						
11/22/2016		0.04 (J)	0.04 (J)	0.06 (J)	0.04 (J)	0.03 (J)	
11/28/2016							0.08 (J)
1/30/2017	<0.1						
2/7/2017		<0.1	<0.1				
2/8/2017				0.05 (J)	<0.1		
2/9/2017							0.24 (J)
2/13/2017						<0.1	
4/3/2017	0.04 (J)						
4/10/2017		<0.1	<0.1	<0.1	<0.1		
4/11/2017						<0.1	
4/12/2017							<0.1
6/12/2017	0.06 (J)						
6/14/2017		0.02 (J)	<0.1			0.01 (J)	
6/15/2017				0.03 (J)	<0.1		
6/16/2017							0.04 (J)
10/2/2017	<0.1						
10/4/2017		<0.1	<0.1	<0.1	<0.1	<0.1	
10/9/2017							<0.1
3/16/2018	<0.1						
3/20/2018		<0.1					
3/21/2018			<0.1	<0.1			<0.1
3/22/2018					<0.1	<0.1	
9/18/2018	<0.1	<0.1	<0.1	<0.1	<0.1	<0.1	
9/19/2018							<0.1
3/19/2019	<0.1						
3/22/2019		0.045 (J)	<0.1				
3/23/2019				<0.1	<0.1	<0.1	<0.1
9/12/2019	<0.1						
9/17/2019		<0.1	<0.1	<0.1	<0.1	<0.1 (D)	
9/18/2019							<0.1
3/11/2020	<0.1						
3/12/2020		<0.1	<0.1	<0.1	<0.1	<0.1	
3/13/2020							<0.1
9/15/2020	<0.1						
9/17/2020		<0.1	<0.1				
9/21/2020				<0.1	<0.1	<0.1	

ND substitution: RL or RL/2 if <15% NDs.

Time Series

Constituent: Fluoride, total (mg/L) Analysis Run 5/17/2024 12:10 PM

Plant Bowen Client: Southern Company Data: Bowen 1, 2, 9, and 10

	GWA-50R (bg)	GWC-10	GWC-10R	GWC-11	GWC-11R	GWC-12	GWC-13
9/22/2020							<0.1
3/17/2021	<0.1						
3/18/2021		<0.1	<0.1				<0.1
3/19/2021				<0.1	<0.1	<0.1	
8/9/2021	<0.1						
8/10/2021		<0.1					
8/11/2021			<0.1	<0.1	<0.1	<0.1	<0.1
2/2/2022	<0.1					<0.1	
2/4/2022		<0.1	<0.1	<0.1	<0.1		
2/17/2022							<0.1
8/17/2022	0.063 (J)	0.094 (J)					
8/18/2022			0.051 (J)	<0.1	<0.1	0.052 (J)	0.061 (J)
2/16/2023	<0.1						
2/20/2023		<0.1	<0.1	<0.1	<0.1		
2/21/2023						0.054 (J)	
2/22/2023							0.06 (J)
7/28/2023	<0.1						
7/31/2023		0.07 (J)	<0.1				
8/1/2023				0.05 (J)	<0.1	<0.1	<0.1
2/22/2024	<0.1						
2/27/2024		0.05 (J)	<0.1			<0.1	<0.1
2/28/2024				0.06 (J)	<0.1		

ND substitution: RL or RL/2 if <15% NDs.

Time Series

Constituent: Fluoride, total (mg/L) Analysis Run 5/17/2024 12:10 PM

Plant Bowen Client: Southern Company Data: Bowen 1, 2, 9, and 10

	GWC-13RZ	GWC-14Z	GWC-15R	GWC-15Z	GWC-44	GWC-45	GWC-45R
3/16/2016					0.0657 (J)	<0.1	0.0167 (J)
4/4/2016	0.044 (J)						
4/5/2016		0.019 (J)	0.027 (J)	0.053 (J)			
5/16/2016					0.0415 (J)	<0.1 (D)	0.0161 (JD)
5/31/2016			0.0233 (J)	0.0669 (J)			
6/1/2016	0.0338 (J)	0.0148 (J)					
7/25/2016					0.14 (J)	0.02 (JD)	0.14 (JD)
8/4/2016			<0.1				
8/9/2016		0.04 (J)					
9/19/2016					<0.1	<0.1 (D)	<0.1 (D)
9/29/2016			<0.1				
11/3/2016					0.06 (J)		0.08 (JD)
11/4/2016						0.04 (JD)	
11/23/2016			0.04 (J)	0.03 (J)			
11/28/2016		0.07 (J)					
1/19/2017					0.009 (J)		
1/20/2017							0.01 (JD)
1/23/2017						0.006 (JD)	
2/9/2017		0.08 (J)					
2/10/2017			<0.1	<0.1			
2/22/2017	0.22 (J)						
3/28/2017					0.04 (J)		
3/29/2017						<0.1 (D)	<0.1 (D)
4/11/2017	0.16 (J)	<0.1		<0.1			
4/12/2017			<0.1				
6/5/2017					0.06 (J)		
6/7/2017						<0.1	<0.1
6/14/2017		0.01 (J)					
6/15/2017			0.06 (J)	0.02 (J)			
6/16/2017	0.2 (J)						
7/12/2017	0.2 (J)	0.05 (J)		0.04 (J)			
7/20/2017					0.21 (J)		
7/26/2017				0.03 (J)			
7/28/2017	0.18 (J)						
8/10/2017	<0.3						
9/26/2017					0.14 (J)		
9/27/2017						<0.1	<0.1
10/5/2017		<0.1					
10/6/2017	0.14 (J)		<0.1	<0.1			
3/15/2018					0.11 (J)	<0.1	<0.1
3/22/2018		<0.1					
3/23/2018	0.24 (J)		<0.1	<0.1			
9/12/2018					0.062 (J)		
9/13/2018						<0.1	<0.1
9/19/2018		<0.1	<0.1	<0.1			
9/20/2018	<0.3						
3/14/2019					0.13 (X)	<0.1 (D)	0.039 (XJD)
3/22/2019	0.12 (J)	<0.1		<0.1			
3/25/2019			<0.1				
9/11/2019					<0.1	<0.1 (D)	<0.1 (D)
9/17/2019		<0.1	<0.1	<0.1			
9/18/2019	0.17 (X)						

ND substitution: RL or RL/2 if <15% NDs.

Time Series

Constituent: Fluoride, total (mg/L) Analysis Run 5/17/2024 12:10 PM

Plant Bowen Client: Southern Company Data: Bowen 1, 2, 9, and 10

	GWC-13RZ	GWC-14Z	GWC-15R	GWC-15Z	GWC-44	GWC-45	GWC-45R
3/10/2020					0.13 (J)	<0.1	<0.1
3/13/2020		<0.1	<0.1	<0.1			
3/17/2020	0.11 (J)						
9/11/2020						<0.1	<0.1
9/15/2020					<0.1		
9/21/2020		<0.1	<0.1	<0.1			
9/22/2020	0.1 (J)						
3/11/2021					<0.1	<0.1	<0.1
3/18/2021		<0.1	<0.1	<0.1			
3/19/2021	0.12						
8/4/2021					<0.1		
8/6/2021						<0.1	<0.1
8/11/2021		<0.1	<0.1	<0.1			
8/12/2021	0.11						
1/31/2022					<0.1		
2/1/2022						<0.1	<0.1
2/4/2022	0.13	<0.1	<0.1				
2/7/2022				<0.1			
8/12/2022						<0.1	0.063 (J)
8/15/2022					0.056 (J)		
8/18/2022		<0.1					
8/19/2022	0.14		0.054 (J)	0.053 (J)			
2/14/2023					0.075 (J)	<0.1	<0.1
2/22/2023	0.15	<0.1	0.05 (J)	<0.1			
7/26/2023					<0.1	<0.1	<0.1
8/1/2023		<0.1		<0.1			
8/2/2023	0.14		<0.1				
2/20/2024					<0.1	<0.1	<0.1
2/28/2024	0.14	<0.1	<0.1	<0.1			

ND substitution: RL or RL/2 if <15% NDs.

Time Series

Constituent: Fluoride, total (mg/L) Analysis Run 5/17/2024 12:10 PM

Plant Bowen Client: Southern Company Data: Bowen 1, 2, 9, and 10

	GWC-46R	GWC-47	GWC-47R	GWC-48	GWC-49R	GWC-49Z	GWC-5
3/10/2016	0.0235 (J)	0.0439 (J)	0.0551 (J)	0.0195 (J)			
3/17/2016					0.0257 (J)	0.017 (J)	
3/28/2016							0.0284 (J)
5/17/2016	0.0281 (J)			0.0156 (J)			
5/18/2016		0.059 (J)	0.065 (J)		0.022 (J)	0.015 (J)	
5/25/2016							0.0207 (J)
7/26/2016	<0.1						
7/27/2016		0.1 (J)	0.09 (J)	<0.1	0.07 (J)		
7/28/2016						0.08 (J)	
8/1/2016							<0.1
9/20/2016	<0.1	0.04 (J)	<0.1	0.03 (J)			
9/21/2016					<0.1	<0.1	
9/27/2016							<0.1
11/4/2016	0.05 (J)		0.04 (J)	0.06 (J)	0.03 (J)		
11/7/2016		0.1 (J)				<0.1	
11/11/2016							0.04 (J)
1/20/2017	0.01 (J)		0.009 (J)				
1/23/2017		0.13 (J)		0.02 (J)			
1/24/2017					<0.1	<0.1	
1/31/2017							<0.1
3/28/2017	<0.1			<0.1			
3/29/2017		0.04 (J)	<0.1		<0.1		
3/30/2017						<0.1	
4/3/2017							<0.1
6/7/2017	<0.1						
6/8/2017		0.05 (J)	<0.1 (*)	0.06 (J)	<0.1 (*)		
6/9/2017						<0.1	
6/12/2017							0.02 (J)
9/27/2017		0.04 (J)	<0.1				
9/29/2017	<0.1			<0.1	<0.1	<0.1	
10/3/2017							<0.1
3/15/2018	<0.1	<0.1		<0.1	<0.1	<0.1	
3/16/2018			0.13 (J)				
3/19/2018							<0.1
9/13/2018	<0.1	0.047 (J)	<0.1	<0.1	<0.1		
9/14/2018						<0.1	
9/17/2018							<0.1
3/15/2019		<0.1		<0.1			
3/18/2019	<0.1				<0.1		
3/19/2019			<0.1			<0.1	
3/20/2019							<0.1
9/11/2019	<0.1		<0.1	<0.1	<0.1	<0.1	
9/12/2019		<0.1					
9/16/2019							<0.1
3/9/2020		<0.1	<0.1	<0.1		<0.1	
3/10/2020	<0.1						
3/11/2020					<0.1		
3/16/2020							<0.1
9/11/2020					<0.1		
9/14/2020	<0.1	<0.1		<0.1		<0.1	
9/15/2020			<0.1				
9/16/2020							<0.1

ND substitution: RL or RL/2 if <15% NDs.

Time Series

Constituent: Fluoride, total (mg/L) Analysis Run 5/17/2024 12:10 PM

Plant Bowen Client: Southern Company Data: Bowen 1, 2, 9, and 10

	GWC-46R	GWC-47	GWC-47R	GWC-48	GWC-49R	GWC-49Z	GWC-5
3/11/2021	<0.1	<0.1	<0.1	<0.1			
3/15/2021					<0.1	<0.1	
3/17/2021							<0.1
8/4/2021				<0.1			
8/5/2021	<0.1	<0.1	<0.1			<0.1	
8/9/2021							<0.1
8/11/2021					<0.1		
1/31/2022	<0.1			<0.1			
2/1/2022		<0.1	<0.1		<0.1	<0.1	
2/2/2022							<0.1
8/15/2022	0.06 (J)	0.058 (J)	0.069 (J)	0.065 (J)	<0.1	<0.1	
8/16/2022							0.062 (J)
2/14/2023	0.091 (J)	0.064 (J)	0.081 (J)	0.058 (J)	<0.1	<0.1	
2/20/2023							<0.1
7/26/2023	<0.1			0.068 (J)			
7/27/2023		<0.1	<0.1		<0.1	<0.1	
7/28/2023							<0.1
2/21/2024	<0.1	0.059 (J)	0.095 (J)	0.065 (J)	<0.1	<0.1	
2/26/2024							<0.1

ND substitution: RL or RL/2 if <15% NDs.

Time Series

Constituent: Fluoride, total (mg/L) Analysis Run 5/17/2024 12:10 PM

Plant Bowen Client: Southern Company Data: Bowen 1, 2, 9, and 10

	GWC-6	GWC-6RZ	GWC-7Z	GWC-8RR	GWC-8Z	GWC-9
3/22/2016					0.048 (J)	
3/29/2016	0.0239 (J)	0.0364 (J)				
3/30/2016				0.0228 (J)		0.0241 (J)
5/24/2016	0.023 (J)	0.0286 (J)		0.019 (J)		
5/25/2016					0.0345 (J)	
5/26/2016						0.0307 (J)
5/31/2016			0.043 (J)			
8/1/2016	<0.1	0.08 (J)				
8/2/2016			<0.1	<0.1	0.08 (J)	
8/5/2016						<0.1
9/26/2016	<0.1	<0.1			0.07 (J)	
9/27/2016			<0.1	<0.1		
9/28/2016						<0.1
11/14/2016		0.08 (J)				
11/18/2016	0.02 (J)					
11/21/2016			0.22 (J)		0.07 (J)	0.05 (J)
11/22/2016				0.02 (J)		
2/1/2017	<0.1	<0.1	<0.1			
2/3/2017					<0.1	
2/6/2017				<0.1		<0.1
4/6/2017	<0.1	<0.1	0.008 (J)	<0.1		<0.1
4/7/2017					0.03 (J)	
6/13/2017	0.006 (J)	0.05 (J)	0.03 (J)		0.05 (J)	<0.1
6/14/2017				<0.1		
7/14/2017			0.05 (J)			
10/3/2017	<0.1	<0.1	0.06 (J)		0.1 (J)	<0.1
10/4/2017				<0.1		
3/19/2018	<0.1					
3/20/2018		<0.1	<0.1		<0.1	<0.1
3/21/2018				<0.1		
9/17/2018	<0.1	<0.1				
9/18/2018			<0.1	<0.1	<0.1	<0.1 (D)
3/21/2019	<0.1	<0.1	<0.1			<0.1
3/27/2019				<0.1		
5/6/2019					<0.1	
9/13/2019			<0.1			
9/16/2019	<0.1	<0.1		<0.1 (D)	<0.1	<0.1
3/12/2020	<0.1	<0.1	<0.1	<0.1		<0.1
3/16/2020					<0.1	
9/16/2020	<0.1	<0.1	<0.1			
9/17/2020				<0.1	<0.1	<0.1
3/17/2021	<0.1	<0.1	<0.1	<0.1		
3/18/2021					<0.1	<0.1
8/10/2021	<0.1	<0.1	<0.1	<0.1	<0.1	<0.1
2/2/2022	<0.1	<0.1	<0.1	<0.1	<0.1	<0.1
8/17/2022	0.064 (J)	0.07 (J)	0.073 (J)	0.062 (J)	0.062 (J)	0.067 (J)
2/17/2023	<0.1	0.052 (J)				
2/20/2023			0.057 (J)		0.061 (J)	
2/21/2023				0.057 (J)		<0.1
7/28/2023		<0.1				
7/31/2023	<0.1		<0.1	<0.1	0.056 (J)	<0.1
2/26/2024	<0.1	<0.1	<0.1		<0.1	

ND substitution: RL or RL/2 if <15% NDs.

Time Series

Constituent: Fluoride, total (mg/L) Analysis Run 5/17/2024 12:10 PM

Plant Bowen Client: Southern Company Data: Bowen 1, 2, 9, and 10

	GWC-6	GWC-6RZ	GWC-7Z	GWC-8RR	GWC-8Z	GWC-9
2/27/2024				<0.1		<0.1

ND substitution: RL or RL/2 if <15% NDs.

Time Series

Constituent: Lead (mg/L) Analysis Run 5/17/2024 12:10 PM

Plant Bowen Client: Southern Company Data: Bowen 1, 2, 9, and 10

	GWA-1 (bg)	GWA-2 (bg)	GWA-2R (bg)	GWA-39RZ (bg)	GWA-39Z (bg)	GWA-3A (bg)	GWA-40 (bg)
8/23/2007	<0.001	<0.001	<0.001			<0.001	
10/23/2007	<0.001						
10/24/2007		<0.001	<0.001				
11/2/2007						<0.001	
11/18/2007	<0.001	<0.001	<0.001			<0.001	
1/30/2008	<0.001						
1/31/2008		<0.001	<0.001			<0.001	
3/10/2008	<0.001		<0.001				
3/11/2008		<0.001				<0.001	
5/6/2008		<0.001					
5/13/2008	<0.001		<0.001				
5/14/2008						<0.001	
12/4/2008		<0.001	<0.001				
12/5/2008	<0.001					<0.001	
4/15/2009	<0.001					<0.001	
4/21/2009		<0.001	<0.001				
10/7/2009	<0.001	<0.001					
10/8/2009			<0.001			<0.001	
4/21/2010			<0.001				
4/26/2010		<0.001					
4/28/2010						<0.001	
5/3/2010	<0.001						
9/28/2010			<0.001				
10/4/2010		<0.001					
10/6/2010						<0.001	
10/12/2010	<0.001						
4/12/2011			<0.001				
4/13/2011		<0.001					
4/21/2011						<0.001	
4/27/2011	<0.001						
10/4/2011			<0.001				
10/5/2011		<0.001					
10/13/2011						<0.001	
10/17/2011	<0.001						
4/3/2012			<0.001				
4/11/2012		<0.001					
5/1/2012						<0.001	
5/2/2012	<0.001						
10/8/2012	<0.001						
10/9/2012		<0.001	<0.001			<0.001	
4/11/2013			<0.001			<0.001	
4/12/2013	<0.001						
4/15/2013		<0.001					
10/15/2013		<0.001					
10/16/2013	<0.001		<0.001			<0.001	
4/10/2014			<0.001				
4/11/2014	<0.001						
4/22/2014		<0.001					
4/23/2014						<0.001	
9/30/2014	<0.001	<0.001	<0.001				
10/4/2014						<0.001	
3/30/2015	0.0028 (J)	<0.001	<0.001				

ND substitution: RL or RL/2 if <15% NDs.

Time Series

Constituent: Lead (mg/L) Analysis Run 5/17/2024 12:10 PM

Plant Bowen Client: Southern Company Data: Bowen 1, 2, 9, and 10

	GWA-1 (bg)	GWA-2 (bg)	GWA-2R (bg)	GWA-39RZ (bg)	GWA-39Z (bg)	GWA-3A (bg)	GWA-40 (bg)
3/31/2015						<0.001	
10/12/2015						<0.001	
10/13/2015	<0.001	<0.001	<0.001				
3/14/2016					<0.001		
3/15/2016							<0.001
3/22/2016	<0.001						
3/23/2016		<0.001	<0.001			<0.001	
5/11/2016					<0.001		<0.001
5/16/2016				<0.001 (D)			
5/19/2016	<0.001		<0.001				
5/20/2016		<0.001					
5/23/2016						<0.001	
7/19/2016					<0.001		
7/21/2016							<0.001
7/27/2016				0.0011 (JD)			
7/29/2016	0.0002 (J)	0.0001 (J)	<0.001			<0.001	
9/15/2016					<0.001		<0.001
9/22/2016			<0.001			<0.001	
9/23/2016	<0.001	<0.001					
11/2/2016					<0.001		
11/3/2016							<0.001
11/9/2016	0.0004 (J)	<0.001					
11/10/2016			<0.001			<0.001	
1/17/2017							<0.001
1/18/2017					<0.001		
1/30/2017	<0.001						
1/31/2017		<0.001	<0.001			<0.001	
2/21/2017				<0.001			
3/24/2017							<0.001 (*)
3/27/2017				<0.001 (D)			
3/28/2017					<0.001 (*)		
3/30/2017	8E-05 (J)	<0.001				<0.001	
4/3/2017			<0.001				
5/24/2017							0.0001 (J)
6/7/2017					8E-05 (J)		
6/8/2017				<0.001 (D)			
6/9/2017	0.0001 (J)		<0.001				
6/12/2017		<0.001				<0.001	
7/17/2017				<0.001 (D)			
7/27/2017				0.0001 (J)			
8/9/2017				<0.001			
9/26/2017					0.0002 (J)		0.0001 (J)
9/29/2017				<0.001 (D)			
10/2/2017	0.0002 (J)	<0.001	<0.001				
10/4/2017						<0.001	
3/14/2018					<0.001		0.00046 (J)
3/16/2018	<0.001		<0.001	<0.001			
3/19/2018		<0.001				<0.001	
9/12/2018					<0.001		<0.001
9/14/2018		<0.001	<0.001	<0.001			
9/17/2018	<0.001 (D)					<0.001	
3/13/2019							<0.001

ND substitution: RL or RL/2 if <15% NDs.

Time Series

Constituent: Lead (mg/L) Analysis Run 5/17/2024 12:10 PM

Plant Bowen Client: Southern Company Data: Bowen 1, 2, 9, and 10

	GWA-1 (bg)	GWA-2 (bg)	GWA-2R (bg)	GWA-39RZ (bg)	GWA-39Z (bg)	GWA-3A (bg)	GWA-40 (bg)
3/14/2019				<0.001			
3/15/2019					<0.001		
3/19/2019			<0.001				
3/20/2019	<0.001	<0.001				<0.001	
9/9/2019					<0.001		<0.001
9/12/2019	<0.001	0.002536 (JD)					
9/13/2019			<0.001			<0.001	
3/9/2020				0.00027 (J)	5.5E-05 (J)		9.5E-05 (J)
3/11/2020	<0.001	<0.001	5.8E-05 (J)			<0.001	
9/10/2020					<0.001		
9/11/2020							<0.001
9/15/2020	9.3E-05 (J)	<0.001	5E-05 (J)				
9/16/2020				0.0005 (J)			
3/10/2021							<0.001
3/12/2021					0.0002 (J)		
3/16/2021	5.2E-05 (J)		7E-05 (J)	0.0002 (J)			
3/17/2021		<0.001					
3/29/2021						<0.001	
8/4/2021					<0.001		<0.001
8/6/2021				<0.001			
8/9/2021	<0.001	<0.001	<0.001			<0.001	
1/31/2022					<0.001		<0.001
2/1/2022	<0.001	<0.001	<0.001				
2/2/2022				<0.001		<0.001	
8/10/2022					<0.001		
8/12/2022							<0.001
8/16/2022	<0.001	<0.001	<0.001	<0.001		<0.001	
2/13/2023					<0.001		<0.001
2/14/2023				<0.001			
2/16/2023	<0.001	<0.001	<0.001				
2/17/2023						<0.001	
7/25/2023				0.00014 (J)			
7/26/2023					<0.001		<0.001
7/27/2023	<0.001	<0.001	<0.001				
8/1/2023						<0.001	
2/19/2024				<0.001	<0.001		<0.001
2/22/2024	<0.001	<0.001				<0.001	
2/26/2024			<0.001				

ND substitution: RL or RL/2 if <15% NDs.

Time Series

Constituent: Lead (mg/L) Analysis Run 5/17/2024 12:10 PM

Plant Bowen Client: Southern Company Data: Bowen 1, 2, 9, and 10

	GWA-41 (bg)	GWA-41R (bg)	GWA-42 (bg)	GWA-43 (bg)	GWA-43R (bg)	GWA-4RZ (bg)	GWA-50 (bg)
12/12/2008							<0.001
4/23/2009							<0.001
10/6/2009							<0.001
4/27/2010							<0.001
9/30/2010							<0.001
4/14/2011							<0.001
10/5/2011							<0.001
4/11/2012							<0.001
10/2/2012							<0.001
4/9/2013							<0.001
10/15/2013							<0.001
4/10/2014							<0.001
10/1/2014							<0.001
3/30/2015							<0.001
10/11/2015							<0.001
3/11/2016			<0.001	<0.001	<0.001		
3/15/2016	<0.001	<0.001					
3/28/2016							<0.001
5/12/2016	<0.001						
5/13/2016		<0.001		<0.001	<0.001		
5/16/2016			<0.001				
5/23/2016							<0.001
7/19/2016				<0.001	<0.001		
7/20/2016	<0.001						
7/21/2016		0.0001 (J)					
7/22/2016			0.0001 (J)				
8/1/2016							<0.001
9/15/2016	<0.001						
9/16/2016				<0.001	<0.001		
9/19/2016			0.0002 (J)				
9/21/2016		<0.001					
9/26/2016							0.0001 (J)
11/2/2016				<0.001	<0.001		
11/3/2016	<0.001	<0.001	<0.001				
11/10/2016							<0.001
1/17/2017		<0.001	<0.001				
1/18/2017	<0.001			<0.001	<0.001		
1/30/2017							<0.001
2/22/2017						0.0002 (J)	
3/24/2017	<0.001						
3/27/2017		<0.001	<0.001				
3/28/2017				<0.001	<0.001		
4/7/2017						<0.001	<0.001
6/6/2017	<0.001	<0.001		7E-05 (J)	0.0001 (J)		
6/7/2017			<0.001				
6/12/2017							<0.001
6/14/2017						<0.001 (D)	
7/12/2017						<0.001 (D)	
7/20/2017						<0.001 (D)	
7/28/2017						<0.001	
8/9/2017						<0.001	
8/24/2017						<0.001	

ND substitution: RL or RL/2 if <15% NDs.

Time Series

Constituent: Lead (mg/L) Analysis Run 5/17/2024 12:10 PM

Plant Bowen Client: Southern Company Data: Bowen 1, 2, 9, and 10

	GWA-41 (bg)	GWA-41R (bg)	GWA-42 (bg)	GWA-43 (bg)	GWA-43R (bg)	GWA-4RZ (bg)	GWA-50 (bg)
9/22/2017				8E-05 (J)	7E-05 (J)		
9/25/2017	<0.001	0.0001 (J)					
9/26/2017			<0.001				
10/2/2017							0.0003 (J)
10/3/2017						<0.001 (D)	
3/14/2018	<0.001	0.00031 (J)	<0.001	<0.001			
3/15/2018					0.0038 (J)		
3/16/2018							<0.001
3/21/2018						<0.001	
9/12/2018	<0.001	<0.001		<0.001	<0.001		
9/14/2018			<0.001				
9/17/2018							<0.001
9/18/2018						<0.001	
3/13/2019				<0.001	<0.001		
3/14/2019	<0.001	0.00031 (J)	<0.001				
3/19/2019							<0.001
3/21/2019						<0.001 (D)	
9/10/2019	<0.001 (D)	<0.001	<0.001				
9/11/2019				0.0001 (J)	9.2E-05 (J)		
9/12/2019						6.5E-05 (JD)	
9/13/2019							<0.001
3/6/2020	9.1E-05 (J)		0.00011 (J)				
3/9/2020		4.9E-05 (J)		9.1E-05 (J)	9.6E-05 (J)		
3/11/2020							<0.001
3/12/2020						<0.001	
9/10/2020	<0.001	<0.001	<0.001				
9/11/2020				4.6E-05 (J)			
9/14/2020					6.6E-05 (J)		
9/16/2020							9.3E-05 (J)
9/17/2020						<0.001	
3/10/2021		0.00012 (J)					
3/11/2021	<0.001		<0.001	6.3E-05 (J)	0.00013 (J)		
3/16/2021						<0.001	
3/17/2021							<0.001
8/4/2021	<0.001	<0.001	<0.001				
8/5/2021					<0.001		
8/6/2021				<0.001			
8/9/2021							<0.001
8/10/2021						<0.001	
1/31/2022	<0.001	<0.001	<0.001	<0.001	<0.001		
2/1/2022							<0.001
2/3/2022						<0.001	
8/10/2022			<0.001		<0.001		
8/11/2022	<0.001	<0.001		<0.001			
8/16/2022							<0.001
8/17/2022						<0.001	
2/13/2023	<0.001	<0.001	<0.001		<0.001		
2/14/2023				<0.001			
2/16/2023							<0.001
2/17/2023						<0.001	
7/25/2023	<0.001	<0.001		0.00018 (J)	<0.001		
7/26/2023			<0.001				

ND substitution: RL or RL/2 if <15% NDs.

Time Series

Constituent: Lead (mg/L) Analysis Run 5/17/2024 12:10 PM

Plant Bowen Client: Southern Company Data: Bowen 1, 2, 9, and 10

	GWA-41 (bg)	GWA-41R (bg)	GWA-42 (bg)	GWA-43 (bg)	GWA-43R (bg)	GWA-4RZ (bg)	GWA-50 (bg)
7/28/2023						<0.001	<0.001
2/19/2024	<0.001	<0.001					
2/20/2024			<0.001	<0.001	<0.001		
2/22/2024							<0.001
2/27/2024						<0.001	

ND substitution: RL or RL/2 if <15% NDs.

Time Series

Constituent: Lead (mg/L) Analysis Run 5/17/2024 12:10 PM

Plant Bowen Client: Southern Company Data: Bowen 1, 2, 9, and 10

	GWA-50R (bg)	GWC-10	GWC-10R	GWC-11	GWC-11R	GWC-12	GWC-13
8/21/2007		<0.001	<0.001	<0.001	<0.001	<0.001	<0.001
11/1/2007		<0.001	<0.001	<0.001	<0.001	<0.001	<0.001
11/18/2007				<0.001	<0.001		
11/19/2007						<0.001	<0.001
11/20/2007		<0.001	<0.001				
1/16/2008						<0.001	
1/30/2008		<0.001	<0.001	<0.001	<0.001		
1/31/2008							<0.001
3/5/2008				<0.001		<0.001	<0.001
3/6/2008		<0.001	<0.001		<0.001		
5/7/2008				<0.001	<0.001		
5/8/2008			<0.001				
5/12/2008		<0.001					<0.001
5/13/2008						<0.001	
12/12/2008	<0.001						
12/13/2008		<0.001				<0.001	<0.001
12/14/2008			<0.001	<0.001	<0.001		
4/16/2009						<0.001	
4/23/2009	<0.001						
4/28/2009							<0.001
4/29/2009		<0.001	<0.001	<0.001	<0.001		
10/6/2009	<0.001						
10/20/2009		<0.001					
10/21/2009			<0.001			<0.001	<0.001
10/22/2009				<0.001	<0.001		
4/21/2010			<0.001	<0.001	<0.001		
4/26/2010		<0.001					
4/27/2010						<0.001	
4/28/2010							<0.001
5/3/2010	<0.001						
9/28/2010			<0.001	<0.001			
9/29/2010		<0.001			<0.001		
10/5/2010						<0.001	<0.001
10/11/2010	<0.001						
4/12/2011			<0.001	<0.001			
4/13/2011		<0.001			<0.001		
4/19/2011						<0.001	<0.001
4/27/2011	<0.001						
10/4/2011			<0.001	<0.001	<0.001		
10/5/2011		<0.001					
10/12/2011						<0.001	
10/18/2011							<0.001
10/19/2011	<0.001						
4/3/2012			<0.001	<0.001			
4/4/2012		<0.001			<0.001		
4/24/2012						<0.001	
4/25/2012							<0.001
5/1/2012	0.0012						
10/2/2012	<0.001					<0.001	<0.001
10/3/2012		<0.001		<0.001	<0.001		
10/8/2012			<0.001				
4/2/2013						<0.001	<0.001

ND substitution: RL or RL/2 if <15% NDs.

Time Series

Constituent: Lead (mg/L) Analysis Run 5/17/2024 12:10 PM

Plant Bowen Client: Southern Company Data: Bowen 1, 2, 9, and 10

	GWA-50R (bg)	GWC-10	GWC-10R	GWC-11	GWC-11R	GWC-12	GWC-13
4/3/2013		<0.001	<0.001	<0.001	<0.001		
4/10/2013	<0.001						
10/8/2013							<0.001
10/9/2013				<0.001	<0.001	<0.001	
10/15/2013		<0.001	<0.001				
10/16/2013	<0.001						
4/1/2014						<0.001	<0.001
4/2/2014				<0.001	<0.001		
4/9/2014		<0.001	<0.001				
4/22/2014	<0.001						
10/1/2014	<0.001						<0.001
10/2/2014		<0.001	<0.001	<0.001	<0.001	<0.001	
3/30/2015	<0.001						
4/1/2015				<0.001	<0.001	<0.001	<0.001
4/2/2015		<0.001	<0.001				
10/10/2015		<0.001					
10/11/2015	<0.001			<0.001	<0.001		
10/12/2015			<0.001				
10/14/2015						<0.001	
10/15/2015							<0.001
3/28/2016	<0.001						
3/31/2016		<0.001	<0.001				
4/4/2016				<0.001	<0.001	<0.001	<0.001
5/25/2016	<0.001						
5/26/2016		<0.001	<0.001	<0.001	<0.001		
5/27/2016						<0.001	
5/31/2016							<0.001
8/1/2016	<0.001						
8/3/2016			<0.001	<0.001		<0.001	
8/4/2016					<0.001		0.0001 (J)
8/5/2016		<0.001					
9/26/2016	<0.001						
9/28/2016		<0.001	<0.001	<0.001	<0.001		
9/29/2016							0.0001 (J)
9/30/2016						<0.001	
11/11/2016	<0.001						
11/22/2016		<0.001	<0.001	<0.001	<0.001	<0.001	
11/28/2016							<0.001
1/30/2017	<0.001						
2/7/2017		<0.001	<0.001				
2/8/2017				<0.001	<0.001		
2/9/2017							0.0001 (J)
2/13/2017						<0.001	
4/3/2017	<0.001						
4/10/2017		<0.001	<0.001	<0.001	<0.001		
4/11/2017						<0.001	
4/12/2017							<0.001
6/12/2017	<0.001						
6/14/2017		<0.001	<0.001			<0.001	
6/15/2017				9E-05 (J)	<0.001		
6/16/2017							0.0002 (J)
10/2/2017	<0.001						

ND substitution: RL or RL/2 if <15% NDs.

Time Series

Constituent: Lead (mg/L) Analysis Run 5/17/2024 12:10 PM

Plant Bowen Client: Southern Company Data: Bowen 1, 2, 9, and 10

	GWA-50R (bg)	GWC-10	GWC-10R	GWC-11	GWC-11R	GWC-12	GWC-13
10/4/2017		<0.001	<0.001	<0.001	<0.001	<0.001	
10/9/2017							0.0001 (J)
3/16/2018	<0.001						
3/20/2018		<0.001					
3/21/2018			<0.001	<0.001			<0.001
3/22/2018					<0.001	<0.001	
9/18/2018	<0.001	<0.001	<0.001	<0.001	<0.001	<0.001	
9/19/2018							<0.001
3/19/2019	<0.001						
3/22/2019		<0.001	<0.001				
3/23/2019				<0.001	<0.001	<0.001	<0.001
9/12/2019	<0.001						
9/17/2019		4.7E-05 (J)	0.00017 (J)	4.6E-05 (J)	8.2E-05 (J)	<0.001 (D)	
9/18/2019							0.0002 (J)
3/11/2020	<0.001						
3/12/2020		<0.001	<0.001	5.2E-05 (J)	4.6E-05 (J)	<0.001	
3/13/2020							0.00013 (J)
9/15/2020	<0.001						
9/17/2020		<0.001	<0.001				
9/21/2020				<0.001	<0.001	<0.001	
9/22/2020							0.00015 (J)
3/17/2021	<0.001						
3/18/2021		<0.001	<0.001				0.00024 (J)
3/19/2021				<0.001	0.00018 (J)	<0.001	
8/9/2021	<0.001						
8/10/2021		<0.001					
8/11/2021			<0.001	<0.001	<0.001	<0.001	<0.001
2/2/2022	<0.001					<0.001	
2/4/2022		<0.001	<0.001	<0.001	<0.001		
2/17/2022							<0.001
8/17/2022	<0.001	<0.001					
8/18/2022			<0.001	<0.001	<0.001	<0.001	<0.001
2/16/2023	<0.001						
2/20/2023		<0.001	<0.001	<0.001	<0.001		
2/21/2023						<0.001	
2/22/2023							<0.001
7/28/2023	<0.001						
7/31/2023		<0.001	<0.001				
8/1/2023				<0.001	<0.001	<0.001	<0.001
2/22/2024	<0.001						
2/27/2024		<0.001	<0.001			<0.001	<0.001
2/28/2024				<0.001	<0.001		

ND substitution: RL or RL/2 if <15% NDs.

Time Series

Constituent: Lead (mg/L) Analysis Run 5/17/2024 12:10 PM

Plant Bowen Client: Southern Company Data: Bowen 1, 2, 9, and 10

	GWC-13RZ	GWC-14Z	GWC-15R	GWC-15Z	GWC-44	GWC-45	GWC-45R
8/21/2007	<0.001						
8/23/2007			<0.001				
8/24/2007		<0.001		<0.001			
11/1/2007	<0.001						
11/2/2007		<0.001	<0.001	<0.001			
11/17/2007		<0.001	<0.001				
11/18/2007				<0.001			
11/19/2007	<0.001						
1/15/2008		<0.001	<0.001	<0.001			
1/31/2008	<0.001						
3/5/2008	<0.001	<0.001					
3/6/2008			<0.001				
3/10/2008				<0.001			
5/7/2008	<0.001	<0.001	<0.001				
5/13/2008				<0.001			
12/2/2008		<0.001	<0.001	<0.001			
12/12/2008	<0.001						
4/16/2009		<0.001					
4/28/2009			<0.001	<0.001			
4/29/2009	<0.001						
10/19/2009			<0.001				
10/20/2009		<0.001		<0.001			
10/21/2009	<0.001						
4/20/2010		<0.001					
4/27/2010			<0.001	<0.001			
4/28/2010	<0.001						
9/29/2010		<0.001					
10/4/2010			<0.001				
10/5/2010				<0.001			
10/6/2010	<0.001						
4/12/2011		<0.001					
4/18/2011			<0.001				
4/19/2011				<0.001			
4/20/2011	<0.001						
10/4/2011		<0.001					
10/12/2011	<0.001		<0.001	<0.001			
4/4/2012		<0.001					
4/23/2012			<0.001				
4/25/2012	<0.001			<0.001			
10/2/2012	<0.001						
10/10/2012		<0.001	<0.001	<0.001			
4/2/2013	<0.001						
4/15/2013		<0.001	<0.001				
4/16/2013				<0.001			
10/8/2013	<0.001						
10/22/2013		<0.001	<0.001	<0.001			
4/1/2014	<0.001						
4/21/2014		<0.001	<0.001	<0.001			
9/30/2014		<0.001	<0.001	<0.001			
10/1/2014	<0.001						
3/31/2015	<0.001						
4/3/2015		<0.001	<0.001	<0.001			

ND substitution: RL or RL/2 if <15% NDs.

Time Series

Constituent: Lead (mg/L) Analysis Run 5/17/2024 12:10 PM

Plant Bowen Client: Southern Company Data: Bowen 1, 2, 9, and 10

	GWC-13RZ	GWC-14Z	GWC-15R	GWC-15Z	GWC-44	GWC-45	GWC-45R
10/6/2015				<0.001			
10/7/2015		<0.001	<0.001				
10/14/2015	<0.001						
3/16/2016					<0.001	<0.001	<0.001
4/4/2016	<0.001						
4/5/2016		<0.001	<0.001	<0.001			
5/16/2016					<0.001	<0.001 (D)	<0.001 (D)
5/31/2016			<0.001	<0.001			
6/1/2016	<0.001	<0.001					
7/25/2016					0.0003 (J)	0.0002 (JD)	0.0001 (JD)
8/4/2016			<0.001				
8/9/2016		<0.001					
9/19/2016					0.0002 (J)	0.0004 (JD)	<0.001 (D)
9/29/2016			0.0008 (J)				
11/3/2016					0.0002 (J)		<0.001 (D)
11/4/2016						0.0002 (JD)	
11/23/2016			0.0011 (J)	<0.001			
11/28/2016		<0.001					
1/19/2017					0.0003 (J)		
1/20/2017							<0.001 (D)
1/23/2017						0.0001 (JD)	
2/9/2017		0.0002 (J)					
2/10/2017			<0.001	<0.001			
2/22/2017	0.0003 (J)						
3/28/2017					<0.001 (*)		
3/29/2017						0.0001 (JD)	0.0001 (JD)
4/11/2017	<0.001	<0.001		<0.001			
4/12/2017			<0.001				
6/5/2017					0.0007 (J)		
6/7/2017						0.0001 (J)	8E-05 (J)
6/14/2017		<0.001					
6/15/2017			0.0005 (J)	<0.001			
6/16/2017	<0.001						
7/12/2017	<0.001	<0.001		<0.001			
7/26/2017				<0.001			
7/28/2017	<0.001						
8/10/2017	<0.001						
9/26/2017					0.0004 (J)		
9/27/2017						0.0003 (J)	9E-05 (J)
10/5/2017		<0.001					
10/6/2017	<0.001		0.0004 (J)	<0.001			
3/15/2018					0.00064 (J)	<0.001	<0.001
3/22/2018		<0.001					
3/23/2018	<0.001		0.00028 (J)	<0.001			
9/12/2018					0.00037 (J)		
9/13/2018						<0.001	<0.001
9/19/2018		<0.001	0.00029 (J)	<0.001			
9/20/2018	<0.001						
3/14/2019					0.00077 (J)	<0.001 (D)	<0.001 (D)
3/22/2019	<0.001	<0.001		<0.001			
3/25/2019			0.00047 (J)				
9/11/2019					0.00047 (J)	0.00016 (JD)	<0.001 (D)

ND substitution: RL or RL/2 if <15% NDs.

Time Series

Constituent: Lead (mg/L) Analysis Run 5/17/2024 12:10 PM

Plant Bowen Client: Southern Company Data: Bowen 1, 2, 9, and 10

	GWC-13RZ	GWC-14Z	GWC-15R	GWC-15Z	GWC-44	GWC-45	GWC-45R
9/17/2019		<0.001	0.00016 (J)	<0.001			
9/18/2019	4.8E-05 (X)						
3/10/2020					0.00066 (J)	0.00014 (J)	<0.001
3/13/2020		<0.001	0.00037 (J)	4.8E-05 (J)			
3/17/2020	<0.001						
9/11/2020						0.00012 (J)	<0.001
9/15/2020					0.00045 (J)		
9/21/2020		0.00023 (J)	0.00093 (J)	7.5E-05 (J)			
9/22/2020	7.1E-05 (J)						
3/11/2021					0.00053 (J)	0.00012 (J)	4.5E-05 (J)
3/18/2021		<0.001	0.00036 (J)	4E-05 (J)			
3/19/2021	7.4E-05 (J)						
8/4/2021					<0.001		
8/6/2021						<0.001	<0.001
8/11/2021		<0.001	<0.001	<0.001			
8/12/2021	<0.001						
1/31/2022					<0.001		
2/1/2022						<0.001	<0.001
2/4/2022	<0.001	<0.001	<0.001				
2/7/2022				<0.001			
8/12/2022						<0.001	<0.001
8/15/2022					<0.001		
8/18/2022		<0.001					
8/19/2022	<0.001		<0.001	<0.001			
2/14/2023					<0.001	<0.001	<0.001
2/22/2023	<0.001	<0.001	<0.001	<0.001			
7/26/2023					0.0002 (J)	<0.001	<0.001
8/1/2023		<0.001		<0.001			
8/2/2023	<0.001		0.00024 (J)				
2/20/2024					0.00041 (J)	0.00021 (J)	<0.001
2/28/2024	<0.001	<0.001	0.00023 (J)	<0.001			

Time Series

Constituent: Lead (mg/L) Analysis Run 5/17/2024 12:10 PM

Plant Bowen Client: Southern Company Data: Bowen 1, 2, 9, and 10

	GWC-46R	GWC-47	GWC-47R	GWC-48	GWC-49R	GWC-49Z	GWC-5
8/23/2007							<0.001
10/25/2007							<0.001
11/19/2007							<0.001
1/23/2008							<0.001
3/11/2008							<0.001
5/12/2008							<0.001
12/11/2008							<0.001
4/15/2009							<0.001
10/9/2009							<0.001
5/4/2010							<0.001
10/12/2010							<0.001
4/28/2011							<0.001
10/19/2011							<0.001
5/2/2012							<0.001
10/9/2012							<0.001
4/11/2013							<0.001
10/16/2013							<0.001
4/23/2014							<0.001
10/3/2014							<0.001
3/31/2015							<0.001
10/12/2015							<0.001
3/10/2016	<0.001	<0.001	<0.001	<0.001			
3/17/2016					<0.001	<0.001	
3/28/2016							<0.001
5/17/2016	<0.001			<0.001			
5/18/2016		<0.001	<0.001		<0.001	<0.001	
5/25/2016							<0.001
7/26/2016	<0.001						
7/27/2016		9E-05 (J)	9E-05 (J)	<0.001	<0.001		
7/28/2016						0.0002 (J)	
8/1/2016							<0.001
9/20/2016	<0.001	0.0003 (J)	0.0001 (J)	0.0002 (J)			
9/21/2016					<0.001	<0.001 (*)	
9/27/2016							<0.001
11/4/2016	<0.001		<0.001	<0.001	<0.001		
11/7/2016		<0.001				<0.001	
11/11/2016							<0.001
1/20/2017	<0.001		<0.001				
1/23/2017		<0.001		<0.001			
1/24/2017					<0.001	0.0002 (J)	
1/31/2017							<0.001
3/28/2017	<0.001			<0.001 (*)			
3/29/2017		<0.001	<0.001		<0.001		
3/30/2017						<0.001	
4/3/2017							<0.001
6/7/2017	<0.001						
6/8/2017		0.0001 (J)	<0.001	<0.001	<0.001		
6/9/2017						<0.001	
6/12/2017							<0.001
9/27/2017		<0.001	<0.001				
9/29/2017	<0.001			<0.001	<0.001	<0.001	
10/3/2017							<0.001

ND substitution: RL or RL/2 if <15% NDs.

Time Series

Constituent: Lead (mg/L) Analysis Run 5/17/2024 12:10 PM

Plant Bowen Client: Southern Company Data: Bowen 1, 2, 9, and 10

	GWC-46R	GWC-47	GWC-47R	GWC-48	GWC-49R	GWC-49Z	GWC-5
3/15/2018	<0.001	<0.001		<0.001	<0.001	<0.001	
3/16/2018			<0.001				
3/19/2018							<0.001
9/13/2018	<0.001	<0.001	<0.001	<0.001	<0.001		
9/14/2018						<0.001	
9/17/2018							<0.001
3/15/2019		<0.001		<0.001			
3/18/2019	<0.001				<0.001		
3/19/2019			<0.001			<0.001	
3/20/2019							<0.001
9/11/2019	<0.001		8.5E-05 (J)	0.002529 (JD)	<0.001	8.2E-05 (J)	
9/12/2019		<0.001					
9/16/2019							<0.001
3/9/2020		5.8E-05 (J)	8E-05 (J)	<0.001		0.00017 (J)	
3/10/2020	<0.001						
3/11/2020					<0.001		
3/16/2020							5.1E-05 (J)
9/11/2020					<0.001		
9/14/2020	<0.001	<0.001		<0.001		7.8E-05 (J)	
9/15/2020			<0.001				
9/16/2020							<0.001
3/11/2021	<0.001	4.8E-05 (J)	<0.001	<0.001			
3/15/2021					<0.001	4.6E-05 (J)	
3/17/2021							<0.001
8/4/2021				<0.001			
8/5/2021	<0.001	<0.001	<0.001			<0.001	
8/9/2021							<0.001
8/11/2021					<0.001		
1/31/2022	<0.001			<0.001			
2/1/2022		<0.001	<0.001		<0.001	<0.001	
2/2/2022							<0.001
8/15/2022	<0.001	<0.001	<0.001	<0.001	<0.001	<0.001	
8/16/2022							<0.001
2/14/2023	<0.001	<0.001	<0.001	<0.001	<0.001	<0.001	
2/20/2023							<0.001
7/26/2023	<0.001			<0.001			
7/27/2023		<0.001	<0.001		<0.001	<0.001	
7/28/2023							<0.001
2/21/2024	<0.001	<0.001	<0.001	<0.001	<0.001	<0.001	
2/26/2024							<0.001

ND substitution: RL or RL/2 if <15% NDs.

Time Series

Constituent: Lead (mg/L) Analysis Run 5/17/2024 12:10 PM

Plant Bowen Client: Southern Company Data: Bowen 1, 2, 9, and 10

	GWC-6	GWC-6RZ	GWC-7Z	GWC-8RR	GWC-8Z	GWC-9
8/22/2007	<0.001					
8/23/2007						<0.001
10/25/2007	<0.001					
11/1/2007						<0.001
11/19/2007						<0.001
11/20/2007	<0.001					
1/15/2008						<0.001
1/23/2008	<0.001					
3/6/2008						<0.001
3/11/2008	<0.001					
5/13/2008						<0.001
5/14/2008	<0.001					
12/11/2008	<0.001					
12/12/2008						<0.001
4/16/2009						<0.001
4/23/2009	<0.001					
10/9/2009	<0.001					
10/13/2009						<0.001
4/21/2010						<0.001
5/4/2010	<0.001					
9/29/2010						<0.001
10/11/2010	<0.001					
4/13/2011						<0.001
4/26/2011	<0.001					
10/5/2011						<0.001
10/18/2011	<0.001			<0.001		
4/4/2012						0.0012
4/30/2012				<0.001		
5/2/2012	<0.001					
10/3/2012				<0.001		
10/8/2012	<0.001					<0.001
4/8/2013				<0.001		<0.001
4/10/2013	<0.001					
10/8/2013	<0.001					
10/9/2013				<0.001		<0.001
4/9/2014						<0.001
4/10/2014				<0.001		
4/14/2014	<0.001					
9/30/2014						<0.001
10/2/2014				<0.001		
10/3/2014	<0.001					
4/1/2015	<0.001					
4/2/2015						<0.001
4/3/2015				<0.001		
5/26/2015		<0.001			<0.001	
6/18/2015		<0.001 (D)			<0.001 (D)	
7/2/2015		<0.001			<0.001	
10/8/2015				<0.001	<0.001	
10/9/2015	<0.001	<0.001				
10/10/2015						<0.001 (D)
3/22/2016					<0.001	
3/29/2016	<0.001	<0.001				

ND substitution: RL or RL/2 if <15% NDs.

Time Series

Constituent: Lead (mg/L) Analysis Run 5/17/2024 12:10 PM

Plant Bowen Client: Southern Company Data: Bowen 1, 2, 9, and 10

	GWC-6	GWC-6RZ	GWC-7Z	GWC-8RR	GWC-8Z	GWC-9
3/30/2016				<0.001		<0.001
5/24/2016	<0.001	<0.001		<0.001		
5/25/2016					<0.001	
5/26/2016						<0.001
5/31/2016			<0.001			
8/1/2016	<0.001	<0.001				
8/2/2016			0.0001 (J)	<0.001	0.0002 (J)	
8/5/2016						0.0001 (J)
9/26/2016	0.0003 (J)	<0.001			0.0001 (J)	
9/27/2016			0.0001 (J)	<0.001		
9/28/2016						0.0002 (J)
11/14/2016		<0.001				
11/18/2016	<0.001					
11/21/2016			0.0001 (J)		0.0001 (J)	0.0002 (J)
11/22/2016				<0.001		
2/1/2017	<0.001	<0.001	0.0001 (J)			
2/3/2017					0.0002 (J)	
2/6/2017				<0.001		0.0001 (J)
4/6/2017	7E-05 (J)	7E-05 (J)	0.0002 (J)	0.0001 (J)		0.0001 (J)
4/7/2017					0.0002 (J)	
6/13/2017	<0.001	8E-05 (J)	<0.001		0.0002 (J)	8E-05 (J)
6/14/2017				<0.001		
7/14/2017			<0.001			
10/3/2017	<0.001	<0.001	9E-05 (J)		0.0002 (J)	<0.001
10/4/2017				<0.001		
3/19/2018	<0.001					
3/20/2018		<0.001	<0.001		0.00042 (J)	<0.001
3/21/2018				<0.001		
9/17/2018	<0.001	<0.001				
9/18/2018			<0.001	<0.001	<0.001	<0.001 (D)
3/21/2019	<0.001	<0.001	<0.001			<0.001
3/27/2019				<0.001		
5/6/2019					0.00032 (J)	
9/13/2019			<0.001			
9/16/2019	0.0001 (J)	<0.001		<0.001 (D)	5.4E-05 (J)	6.1E-05 (J)
3/12/2020	0.0001 (J)	7E-05 (J)	8.2E-05 (J)	5.6E-05 (J)		0.00016 (J)
3/16/2020					0.00016 (J)	
9/16/2020	0.00012 (J)	<0.001	0.00011 (J)			
9/17/2020				8E-05 (J)	6.5E-05 (J)	7.9E-05 (J)
3/17/2021	7.4E-05 (J)	<0.001	4.9E-05 (J)	<0.001		
3/18/2021					0.00011 (J)	0.0001 (J)
8/10/2021	<0.001	<0.001	<0.001	<0.001	<0.001	<0.001
2/2/2022	<0.001	<0.001	<0.001	<0.001	<0.001	<0.001
8/17/2022	<0.001	<0.001	<0.001	<0.001	<0.001	<0.001
2/17/2023	<0.001	<0.001				
2/20/2023			<0.001		<0.001	
2/21/2023				<0.001		<0.001
7/28/2023		<0.001				
7/31/2023	<0.001		<0.001	<0.001	<0.001	<0.001
2/26/2024	<0.001	<0.001	<0.001		<0.001	
2/27/2024				<0.001		<0.001

ND substitution: RL or RL/2 if <15% NDs.

Time Series

Constituent: Mercury (mg/L) Analysis Run 5/17/2024 12:10 PM

Plant Bowen Client: Southern Company Data: Bowen 1, 2, 9, and 10

	GWA-1 (bg)	GWA-2 (bg)	GWA-2R (bg)	GWA-39RZ (bg)	GWA-39Z (bg)	GWA-3A (bg)	GWA-40 (bg)
8/23/2007	<0.0005	<0.0005	<0.0005			<0.0005	
10/23/2007	<0.0005						
10/24/2007		<0.0005	<0.0005				
11/2/2007						<0.0005	
11/18/2007	<0.0005	<0.0005	<0.0005			<0.0005	
1/30/2008	<0.0005						
1/31/2008		<0.0005	<0.0005			<0.0005	
3/10/2008	<0.0005		<0.0005				
3/11/2008		<0.0005				<0.0005	
5/6/2008		0.000175					
5/13/2008	<0.0005		<0.0005				
5/14/2008						<0.0005	
12/4/2008		<0.0005	<0.0005				
12/5/2008	<0.0005					<0.0005	
4/15/2009	<0.0005					<0.0005	
4/21/2009		<0.0005	<0.0005				
10/7/2009	<0.0005	<0.0005					
10/8/2009			<0.0005			<0.0005	
4/21/2010			<0.0005				
4/26/2010		<0.0005					
4/28/2010						<0.0005	
5/3/2010	<0.0005						
9/28/2010			<0.0005				
10/4/2010		<0.0005					
10/6/2010						<0.0005	
10/12/2010	<0.0005						
4/12/2011			<0.0005				
4/13/2011		<0.0005					
4/21/2011						<0.0005	
4/27/2011	<0.0005						
10/4/2011			<0.0005				
10/5/2011		<0.0005					
10/13/2011						<0.0005	
10/17/2011	<0.0005						
4/3/2012			<0.0005				
4/11/2012		<0.0005					
5/1/2012						<0.0005	
5/2/2012	<0.0005						
10/8/2012	<0.0005						
10/9/2012		<0.0005	<0.0005			<0.0005	
4/11/2013			<0.0005			<0.0005	
4/12/2013	<0.0005						
4/15/2013		<0.0005					
10/15/2013		<0.0005					
10/16/2013	<0.0005		<0.0005			<0.0005	
4/10/2014			<0.0005				
4/11/2014	<0.0005						
4/22/2014		<0.0005					
4/23/2014						<0.0005	
9/30/2014	<0.0005	<0.0005	<0.0005				
10/4/2014						<0.0005	
3/30/2015	<0.0005	<0.0005	<0.0005				

ND substitution: RL or RL/2 if <15% NDs.

Time Series

Constituent: Mercury (mg/L) Analysis Run 5/17/2024 12:10 PM

Plant Bowen Client: Southern Company Data: Bowen 1, 2, 9, and 10

	GWA-1 (bg)	GWA-2 (bg)	GWA-2R (bg)	GWA-39RZ (bg)	GWA-39Z (bg)	GWA-3A (bg)	GWA-40 (bg)
3/31/2015						<0.0005	
10/12/2015						<0.0005	
10/13/2015	<0.0005	<0.0005	<0.0005				
3/14/2016					<0.0005		
3/15/2016							<0.0005
3/22/2016	<0.0005						
3/23/2016		<0.0005	<0.0005			<0.0005	
5/11/2016					<0.0005		<0.0005
5/16/2016				<0.0005 (D)			
5/19/2016	<0.0005		<0.0005				
5/20/2016		<0.0005					
5/23/2016						<0.0005	
7/19/2016					<0.0005		
7/21/2016							<0.0005
7/27/2016				<0.0005 (D)			
7/29/2016	<0.0005	<0.0005	<0.0005			<0.0005	
9/15/2016					<0.0005		<0.0005
9/22/2016			<0.0005			<0.0005	
9/23/2016	<0.0005	<0.0005					
11/2/2016					<0.0005		
11/3/2016							<0.0005
11/9/2016	<0.0005	<0.0005					
11/10/2016			<0.0005			<0.0005	
1/17/2017							<0.0005
1/18/2017					<0.0005		
1/30/2017	<0.0005						
1/31/2017		<0.0005	<0.0005			<0.0005	
2/21/2017				<0.0005			
3/24/2017							<0.0005
3/27/2017				<0.0005 (D)			
3/28/2017					<0.0005		
3/30/2017	<0.0005	<0.0005				<0.0005	
4/3/2017			<0.0005				
5/24/2017							<0.0005
6/7/2017					<0.0005		
6/8/2017				<0.0005 (D)			
6/9/2017	<0.0005		<0.0005				
6/12/2017		<0.0005				<0.0005	
7/17/2017				<0.0005 (D)			
7/27/2017				<0.0005			
8/9/2017				<0.0005			
9/26/2017					<0.0005		<0.0005
9/29/2017				<0.0005 (D)			
10/2/2017	<0.0005	<0.0005	<0.0005				
10/4/2017						<0.0005	
3/14/2018					<0.0005		<0.0005
3/16/2018	<0.0005		<0.0005	<0.0005			
3/19/2018		<0.0005				<0.0005	
9/12/2018					<0.0005		3.8E-05 (J)
9/14/2018		<0.0005	<0.0005	4.1E-05 (J)			
9/17/2018	<0.0005 (D)					<0.0005	
3/13/2019							<0.0005

ND substitution: RL or RL/2 if <15% NDs.

Time Series

Constituent: Mercury (mg/L) Analysis Run 5/17/2024 12:10 PM

Plant Bowen Client: Southern Company Data: Bowen 1, 2, 9, and 10

	GWA-1 (bg)	GWA-2 (bg)	GWA-2R (bg)	GWA-39RZ (bg)	GWA-39Z (bg)	GWA-3A (bg)	GWA-40 (bg)
3/14/2019				<0.0005			
3/15/2019					<0.0005		
3/19/2019			<0.0005				
3/20/2019	<0.0005	<0.0005				<0.0005	
9/9/2019					<0.0005		<0.0005
9/12/2019	<0.0005	<0.0005 (D)					
9/13/2019			<0.0005			<0.0005	
3/9/2020				<0.0005	<0.0005		<0.0005
3/11/2020	<0.0005	<0.0005	<0.0005			<0.0005	
9/10/2020					<0.0005		
9/11/2020							<0.0005
9/15/2020	<0.0005	<0.0005	<0.0005				
9/16/2020				<0.0005			
3/10/2021							<0.0005
3/12/2021					<0.0005		
3/16/2021	<0.0005		<0.0005	<0.0005			
3/17/2021		<0.0005					
3/29/2021						<0.0005	
8/4/2021					0.00012 (J)		9.4E-05 (J)
8/6/2021				<0.0005			
8/9/2021	<0.0005	<0.0005	<0.0005			<0.0005	
1/31/2022					<0.0005		<0.0005
2/1/2022	<0.0005	<0.0005	<0.0005				
2/2/2022				<0.0005		<0.0005	
8/10/2022					<0.0005		
8/12/2022							<0.0005
8/16/2022	<0.0005	<0.0005	<0.0005	<0.0005		<0.0005	
2/13/2023					<0.0005		<0.0005
2/14/2023				<0.0005			
2/16/2023	0.00017 (J)	0.00013 (J)	<0.0005				
2/17/2023						0.00013 (J)	
7/25/2023				<0.0005			
7/26/2023					<0.0005		<0.0005
7/27/2023	<0.0005	<0.0005	<0.0005				
8/1/2023						<0.0005	
2/19/2024				<0.0005	<0.0005		<0.0005
2/22/2024	<0.0005	<0.0005				<0.0005	
2/26/2024			<0.0005				

Time Series

Constituent: Mercury (mg/L) Analysis Run 5/17/2024 12:10 PM

Plant Bowen Client: Southern Company Data: Bowen 1, 2, 9, and 10

	GWA-41 (bg)	GWA-41R (bg)	GWA-42 (bg)	GWA-43 (bg)	GWA-43R (bg)	GWA-4RZ (bg)	GWA-50 (bg)
12/12/2008							<0.0005
4/23/2009							<0.0005
10/6/2009							<0.0005
4/27/2010							<0.0005
9/30/2010							<0.0005
4/14/2011							<0.0005
10/5/2011							<0.0005
4/11/2012							<0.0005
10/2/2012							<0.0005
4/9/2013							<0.0005
10/15/2013							<0.0005
4/10/2014							<0.0005
10/1/2014							<0.0005
3/30/2015							2.02E-05 (J)
10/11/2015							<0.0005
3/11/2016			<0.0005	<0.0005	<0.0005		
3/15/2016	<0.0005	<0.0005					
3/28/2016							<0.0005
5/12/2016	<0.0005						
5/13/2016		<0.0005		<0.0005	<0.0005		
5/16/2016			<0.0005				
5/23/2016							<0.0005
7/19/2016				<0.0005	<0.0005		
7/20/2016	<0.0005						
7/21/2016		<0.0005					
7/22/2016			<0.0005				
8/1/2016							<0.0005
9/15/2016	<0.0005						
9/16/2016				<0.0005	<0.0005		
9/19/2016			<0.0005				
9/21/2016		<0.0005					
9/26/2016							<0.0005
11/2/2016				<0.0005	<0.0005		
11/3/2016	<0.0005	<0.0005	<0.0005				
11/10/2016							<0.0005
1/17/2017		<0.0005	<0.0005				
1/18/2017	<0.0005			<0.0005	<0.0005		
1/30/2017							<0.0005
2/22/2017						<0.0005	
3/24/2017	<0.0005						
3/27/2017		<0.0005	<0.0005				
3/28/2017				<0.0005	<0.0005		
4/7/2017						<0.0005	<0.0005
6/6/2017	<0.0005	<0.0005		<0.0005	<0.0005		
6/7/2017			<0.0005				
6/12/2017							<0.0005
6/14/2017						0.000286 (JD)	
7/12/2017						<0.0005 (D)	
7/20/2017						<0.0005 (D)	
7/28/2017						<0.0005	
8/9/2017						<0.0005	
8/24/2017						<0.0005	

ND substitution: RL or RL/2 if <15% NDs.

Time Series

Constituent: Mercury (mg/L) Analysis Run 5/17/2024 12:10 PM

Plant Bowen Client: Southern Company Data: Bowen 1, 2, 9, and 10

	GWA-41 (bg)	GWA-41R (bg)	GWA-42 (bg)	GWA-43 (bg)	GWA-43R (bg)	GWA-4RZ (bg)	GWA-50 (bg)
9/22/2017				<0.0005	<0.0005		
9/25/2017	<0.0005	<0.0005					
9/26/2017			<0.0005				
10/2/2017							<0.0005
10/3/2017						<0.0005 (D)	
3/14/2018	<0.0005	<0.0005	<0.0005	<0.0005			
3/15/2018					<0.0005		
3/16/2018							<0.0005
3/21/2018						<0.0005	
9/12/2018	<0.0005	<0.0005		<0.0005	3.9E-05 (J)		
9/14/2018			3.8E-05 (J)				
9/17/2018							<0.0005
9/18/2018						<0.0005	
3/13/2019				<0.0005	<0.0005		
3/14/2019	<0.0005	<0.0005	<0.0005				
3/19/2019							<0.0005
3/21/2019						<0.0005 (D)	
9/10/2019	<0.0005 (D)	<0.0005	<0.0005				
9/11/2019				<0.0005	<0.0005		
9/12/2019						<0.0005 (D)	
9/13/2019							<0.0005
3/6/2020	<0.0005		<0.0005				
3/9/2020		<0.0005		<0.0005	<0.0005		
3/11/2020							<0.0005
3/12/2020						<0.0005	
9/10/2020	<0.0005	<0.0005	<0.0005				
9/11/2020				<0.0005			
9/14/2020					<0.0005		
9/16/2020							<0.0005
9/17/2020						<0.0005	
3/10/2021		<0.0005					
3/11/2021	<0.0005		<0.0005	<0.0005	<0.0005		
3/16/2021						<0.0005	
3/17/2021							<0.0005
8/4/2021	9E-05 (J)	9.4E-05 (J)	8E-05 (J)				
8/5/2021					9.6E-05 (J)		
8/6/2021				<0.0005			
8/9/2021							<0.0005
8/10/2021						<0.0005	
1/31/2022	<0.0005	<0.0005	<0.0005	<0.0005	<0.0005		
2/1/2022							<0.0005
2/3/2022						<0.0005	
8/10/2022			<0.0005		<0.0005		
8/11/2022	<0.0005	<0.0005		<0.0005			
8/16/2022							<0.0005
8/17/2022						<0.0005	
2/13/2023	0.00017 (J)	0.00013 (J)	0.00014 (J)		<0.0005		
2/14/2023				<0.0005			
2/16/2023							<0.0005
2/17/2023						<0.0005	
7/25/2023	<0.0005	<0.0005		<0.0005	<0.0005		
7/26/2023			<0.0005				

ND substitution: RL or RL/2 if <15% NDs.

Time Series

Constituent: Mercury (mg/L) Analysis Run 5/17/2024 12:10 PM

Plant Bowen Client: Southern Company Data: Bowen 1, 2, 9, and 10

	GWA-41 (bg)	GWA-41R (bg)	GWA-42 (bg)	GWA-43 (bg)	GWA-43R (bg)	GWA-4RZ (bg)	GWA-50 (bg)
7/28/2023						<0.0005	<0.0005
2/19/2024	<0.0005	<0.0005					
2/20/2024			<0.0005	<0.0005	<0.0005		
2/22/2024							<0.0005
2/27/2024						<0.0005	

ND substitution: RL or RL/2 if <15% NDs.

Time Series

Constituent: Mercury (mg/L) Analysis Run 5/17/2024 12:10 PM

Plant Bowen Client: Southern Company Data: Bowen 1, 2, 9, and 10

	GWA-50R (bg)	GWC-10	GWC-10R	GWC-11	GWC-11R	GWC-12	GWC-13
8/21/2007		<0.0005	<0.0005	<0.0005	<0.0005	<0.0005	<0.0005
11/1/2007		<0.0005	<0.0005	<0.0005	<0.0005	<0.0005	<0.0005
11/18/2007				<0.0005	<0.0005		
11/19/2007						<0.0005	<0.0005
11/20/2007		<0.0005	<0.0005				
1/16/2008						<0.0005	
1/30/2008		<0.0005	<0.0005	<0.0005	<0.0005		
1/31/2008							<0.0005
3/5/2008				<0.0005		<0.0005	<0.0005
3/6/2008		<0.0005	<0.0005		<0.0005		
5/7/2008				0.000181	<0.0005		
5/8/2008			<0.0005				
5/12/2008		<0.0005					<0.0005
5/13/2008						<0.0005	
12/12/2008	<0.0005						
12/13/2008		<0.0005				<0.0005	<0.0005
12/14/2008			<0.0005	<0.0005	<0.0005		
4/16/2009						<0.0005	
4/23/2009	<0.0005						
4/28/2009							<0.0005
4/29/2009		<0.0005	<0.0005	<0.0005	<0.0005		
10/6/2009	<0.0005						
10/20/2009		<0.0005					
10/21/2009			<0.0005			<0.0005	<0.0005
10/22/2009				<0.0005	<0.0005		
4/21/2010			<0.0005	<0.0005	<0.0005		
4/26/2010		<0.0005					
4/27/2010						<0.0005	
4/28/2010							<0.0005
5/3/2010	<0.0005						
9/28/2010			<0.0005	<0.0005			
9/29/2010		<0.0005			<0.0005		
10/5/2010						<0.0005	<0.0005
10/11/2010	<0.0005						
4/12/2011			<0.0005	<0.0005			
4/13/2011		<0.0005			<0.0005		
4/19/2011						<0.0005	<0.0005
4/27/2011	<0.0005						
10/4/2011			<0.0005	<0.0005	<0.0005		
10/5/2011		<0.0005					
10/12/2011						<0.0005	
10/18/2011							<0.0005
10/19/2011	<0.0005						
4/3/2012			<0.0005	<0.0005			
4/4/2012		<0.0005			<0.0005		
4/24/2012						<0.0005	
4/25/2012							<0.0005
5/1/2012	<0.0005						
10/2/2012	<0.0005					<0.0005	<0.0005
10/3/2012		<0.0005		<0.0005	<0.0005		
10/8/2012			<0.0005				
4/2/2013						<0.0005	<0.0005

ND substitution: RL or RL/2 if <15% NDs.

Time Series

Constituent: Mercury (mg/L) Analysis Run 5/17/2024 12:10 PM

Plant Bowen Client: Southern Company Data: Bowen 1, 2, 9, and 10

	GWA-50R (bg)	GWC-10	GWC-10R	GWC-11	GWC-11R	GWC-12	GWC-13
4/3/2013		<0.0005	<0.0005	<0.0005	<0.0005		
4/10/2013	<0.0005						
10/8/2013							<0.0005
10/9/2013				<0.0005	<0.0005	<0.0005	
10/15/2013		<0.0005	<0.0005				
10/16/2013	<0.0005						
4/1/2014						0.0002 (J)	0.0002 (J)
4/2/2014				0.0002 (J)	<0.0005		
4/9/2014		<0.0005	<0.0005				
4/22/2014	<0.0005						
10/1/2014	<0.0005						<0.0005
10/2/2014		<0.0005	<0.0005	<0.0005	<0.0005	<0.0005	
3/30/2015	<0.0005						
4/1/2015				<0.0005	<0.0005	<0.0005	<0.0005
4/2/2015		<0.0005	<0.0005				
10/10/2015		<0.0005					
10/11/2015	<0.0005			<0.0005	<0.0005		
10/12/2015			<0.0005				
10/14/2015						<0.0005	
10/15/2015							<0.0005
3/28/2016	<0.0005						
3/31/2016		<0.0005	<0.0005				
4/4/2016				<0.0005	<0.0005	<0.0005	<0.0005
5/25/2016	<0.0005						
5/26/2016		<0.0005	<0.0005	<0.0005	<0.0005		
5/27/2016						<0.0005	
5/31/2016							<0.0005
8/1/2016	<0.0005						
8/3/2016			<0.0005	<0.0005		<0.0005	
8/4/2016					<0.0005		<0.0005
8/5/2016		<0.0005					
9/26/2016	<0.0005						
9/28/2016		<0.0005	<0.0005	<0.0005	<0.0005		
9/29/2016							<0.0005
9/30/2016						<0.0005	
11/11/2016	<0.0005						
11/22/2016		<0.0005	<0.0005	<0.0005	<0.0005	8E-05 (J)	
11/28/2016							<0.0005
1/30/2017	<0.0005						
2/7/2017		<0.0005	<0.0005				
2/8/2017				<0.0005	<0.0005		
2/9/2017							<0.0005
2/13/2017						<0.0005	
4/3/2017	<0.0005						
4/10/2017		<0.0005	<0.0005	<0.0005	<0.0005		
4/11/2017						<0.0005	
4/12/2017							<0.0005
6/12/2017	<0.0005						
6/14/2017		<0.0005	<0.0005			<0.0005	
6/15/2017				<0.0005	<0.0005		
6/16/2017							<0.0005
10/2/2017	<0.0005						

Time Series

Constituent: Mercury (mg/L) Analysis Run 5/17/2024 12:10 PM

Plant Bowen Client: Southern Company Data: Bowen 1, 2, 9, and 10

	GWA-50R (bg)	GWC-10	GWC-10R	GWC-11	GWC-11R	GWC-12	GWC-13
10/4/2017		<0.0005	<0.0005	<0.0005	<0.0005	<0.0005	
10/9/2017							<0.0005
3/16/2018	<0.0005						
3/20/2018		<0.0005					
3/21/2018			<0.0005	<0.0005			<0.0005
3/22/2018					<0.0005	<0.0005	
9/18/2018	<0.0005	<0.0005	<0.0005	<0.0005	<0.0005	<0.0005	
9/19/2018							<0.0005
3/19/2019	<0.0005						
3/22/2019		<0.0005	<0.0005				
3/23/2019				<0.0005	<0.0005	<0.0005	<0.0005
9/12/2019	<0.0005						
9/17/2019		<0.0005	<0.0005	<0.0005	<0.0005	<0.0005 (D)	
9/18/2019							<0.0005
3/11/2020	<0.0005						
3/12/2020		<0.0005	<0.0005	<0.0005	<0.0005	<0.0005	
3/13/2020							<0.0005
9/15/2020	<0.0005						
9/17/2020		<0.0005	<0.0005				
9/21/2020				<0.0005	<0.0005	<0.0005	
9/22/2020							<0.0005
3/17/2021	<0.0005						
3/18/2021		<0.0005	<0.0005				<0.0005
3/19/2021				<0.0005	<0.0005	<0.0005	
8/9/2021	<0.0005						
8/10/2021		<0.0005					
8/11/2021			<0.0005	<0.0005	<0.0005	<0.0005	<0.0005
2/2/2022	<0.0005					<0.0005	
2/4/2022		<0.0005	<0.0005	<0.0005	<0.0005		
2/17/2022							<0.0005
8/17/2022	<0.0005	<0.0005					
8/18/2022			<0.0005	<0.0005	<0.0005	<0.0005	<0.0005
2/16/2023	<0.0005						
2/20/2023		0.00028 (J)	0.0003 (J)	0.00019 (J)	0.00016 (J)		
2/21/2023						<0.0005	
2/22/2023							<0.0005
7/28/2023	<0.0005						
7/31/2023		<0.0005	<0.0005				
8/1/2023				<0.0005	<0.0005	<0.0005	<0.0005
2/22/2024	<0.0005						
2/27/2024		<0.0005	<0.0005			<0.0005	<0.0005
2/28/2024				<0.0005	<0.0005		

ND substitution: RL or RL/2 if <15% NDs.

Time Series

Constituent: Mercury (mg/L) Analysis Run 5/17/2024 12:10 PM

Plant Bowen Client: Southern Company Data: Bowen 1, 2, 9, and 10

	GWC-13RZ	GWC-14Z	GWC-15R	GWC-15Z	GWC-44	GWC-45	GWC-45R
8/21/2007	<0.0005						
8/23/2007			<0.0005				
8/24/2007		<0.0005		<0.0005			
11/1/2007	<0.0005						
11/2/2007		<0.0005	<0.0005	<0.0005			
11/17/2007		<0.0005	<0.0005				
11/18/2007				<0.0005			
11/19/2007	<0.0005						
1/15/2008		<0.0005	<0.0005	<0.0005			
1/31/2008	<0.0005						
3/5/2008	<0.0005	<0.0005					
3/6/2008			<0.0005				
3/10/2008				<0.0005			
5/7/2008	<0.0005	<0.0005	<0.0005				
5/13/2008				<0.0005			
12/2/2008		<0.0005	<0.0005	<0.0005			
12/12/2008	<0.0005						
4/16/2009		<0.0005					
4/28/2009			<0.0005	<0.0005			
4/29/2009	<0.0005						
10/19/2009			<0.0005				
10/20/2009		<0.0005		<0.0005			
10/21/2009	<0.0005						
4/20/2010		<0.0005					
4/27/2010			<0.0005	<0.0005			
4/28/2010	<0.0005						
9/29/2010		<0.0005					
10/4/2010			<0.0005				
10/5/2010				<0.0005			
10/6/2010	<0.0005						
4/12/2011		<0.0005					
4/18/2011			<0.0005				
4/19/2011				<0.0005			
4/20/2011	<0.0005						
10/4/2011		<0.0005					
10/12/2011	<0.0005		<0.0005	<0.0005			
4/4/2012		<0.0005					
4/23/2012			<0.0005				
4/25/2012	<0.0005			<0.0005			
10/2/2012	<0.0005						
10/10/2012		<0.0005	<0.0005	<0.0005			
4/2/2013	<0.0005						
4/15/2013		<0.0005	<0.0005				
4/16/2013				<0.0005			
10/8/2013	<0.0005						
10/22/2013		<0.0005	<0.0005	<0.0005			
4/1/2014	0.0002 (J)						
4/21/2014		<0.0005	<0.0005	<0.0005			
9/30/2014		<0.0005	<0.0005	<0.0005			
10/1/2014	<0.0005						
3/31/2015	<0.0005						
4/3/2015		<0.0005	<0.0005	<0.0005			

ND substitution: RL or RL/2 if <15% NDs.

Time Series

Constituent: Mercury (mg/L) Analysis Run 5/17/2024 12:10 PM

Plant Bowen Client: Southern Company Data: Bowen 1, 2, 9, and 10

	GWC-13RZ	GWC-14Z	GWC-15R	GWC-15Z	GWC-44	GWC-45	GWC-45R
10/6/2015				<0.0005			
10/7/2015		<0.0005	<0.0005				
10/14/2015	<0.0005						
3/16/2016					<0.0005	<0.0005	<0.0005
4/4/2016	<0.0005						
4/5/2016		<0.0005	<0.0005	<0.0005			
5/16/2016					<0.0005	<0.0005 (D)	<0.0005 (D)
5/31/2016			<0.0005	<0.0005			
6/1/2016	<0.0005	<0.0005					
7/25/2016					<0.0005	<0.0005 (D)	<0.0005 (D)
8/4/2016			<0.0005				
8/9/2016		<0.0005					
9/19/2016					<0.0005	<0.0005 (D)	<0.0005 (D)
9/29/2016			<0.0005				
11/3/2016					<0.0005		<0.0005 (D)
11/4/2016						<0.0005 (D)	
11/23/2016			5E-05 (J)	6E-05 (J)			
11/28/2016		<0.0005					
1/19/2017					<0.0005		
1/20/2017							<0.0005 (D)
1/23/2017						<0.0005 (D)	
2/9/2017		<0.0005					
2/10/2017			<0.0005	<0.0005			
2/22/2017	<0.0005						
3/28/2017					<0.0005		
3/29/2017						0.000285 (J*D)	0.000285 (*JD)
4/11/2017	<0.0005	<0.0005		<0.0005			
4/12/2017			<0.0005				
6/5/2017					<0.0005		
6/7/2017						<0.0005	<0.0005
6/14/2017		<0.0005					
6/15/2017			<0.0005	<0.0005			
6/16/2017	<0.0005						
7/12/2017	<0.0005	<0.0005		<0.0005			
7/26/2017				<0.0005			
7/28/2017	<0.0005						
8/10/2017	<0.0005						
9/26/2017					<0.0005		
9/27/2017						<0.0005	<0.0005
10/5/2017		<0.0005					
10/6/2017	<0.0005		<0.0005	<0.0005			
3/15/2018					<0.0005	<0.0005	<0.0005
3/22/2018		<0.0005					
3/23/2018	<0.0005		<0.0005	<0.0005			
9/12/2018					<0.0005		
9/13/2018						<0.0005	<0.0005
9/19/2018		<0.0005	<0.0005	<0.0005			
9/20/2018	<0.0005						
3/14/2019					<0.0005	<0.0005 (D)	<0.0005 (D)
3/22/2019	<0.0005	<0.0005		<0.0005			
3/25/2019			<0.0005				
9/11/2019					<0.0005	<0.0005 (D)	<0.0005 (D)

ND substitution: RL or RL/2 if <15% NDs.

Time Series

Constituent: Mercury (mg/L) Analysis Run 5/17/2024 12:10 PM

Plant Bowen Client: Southern Company Data: Bowen 1, 2, 9, and 10

	GWC-13RZ	GWC-14Z	GWC-15R	GWC-15Z	GWC-44	GWC-45	GWC-45R
9/17/2019		<0.0005	<0.0005	<0.0005			
9/18/2019	<0.0005						
3/10/2020					<0.0005	<0.0005	<0.0005
3/13/2020		<0.0005	<0.0005	<0.0005			
3/17/2020	<0.0005						
9/11/2020						<0.0005	<0.0005
9/15/2020					<0.0005		
9/21/2020		<0.0005	<0.0005	<0.0005			
9/22/2020	<0.0005						
3/11/2021					<0.0005	<0.0005	<0.0005
3/18/2021		<0.0005	<0.0005	<0.0005			
3/19/2021	<0.0005						
8/4/2021					8.7E-05 (J)		
8/6/2021						<0.0005	<0.0005
8/11/2021		<0.0005	<0.0005	<0.0005			
8/12/2021	<0.0005						
1/31/2022					<0.0005		
2/1/2022						<0.0005	<0.0005
2/4/2022	<0.0005	<0.0005	<0.0005				
2/7/2022				<0.0005			
8/12/2022						<0.0005	<0.0005
8/15/2022					<0.0005		
8/18/2022		<0.0005					
8/19/2022	<0.0005		<0.0005	<0.0005			
2/14/2023					<0.0005	<0.0005	<0.0005
2/22/2023	<0.0005	<0.0005	<0.0005	<0.0005			
7/26/2023					<0.0005	<0.0005	<0.0005
8/1/2023		<0.0005		<0.0005			
8/2/2023	<0.0005		<0.0005				
2/20/2024					<0.0005	<0.0005	<0.0005
2/28/2024	<0.0005	<0.0005	<0.0005	<0.0005			

ND substitution: RL or RL/2 if <15% NDs.

Time Series

Constituent: Mercury (mg/L) Analysis Run 5/17/2024 12:10 PM

Plant Bowen Client: Southern Company Data: Bowen 1, 2, 9, and 10

	GWC-46R	GWC-47	GWC-47R	GWC-48	GWC-49R	GWC-49Z	GWC-5
8/23/2007							<0.0005
10/25/2007							<0.0005
11/19/2007							<0.0005
1/23/2008							<0.0005
3/11/2008							<0.0005
5/12/2008							<0.0005
12/11/2008							<0.0005
4/15/2009							<0.0005
10/9/2009							<0.0005
5/4/2010							<0.0005
10/12/2010							<0.0005
4/28/2011							<0.0005
10/19/2011							<0.0005
5/2/2012							<0.0005
10/9/2012							<0.0005
4/11/2013							<0.0005
10/16/2013							<0.0005
4/23/2014							<0.0005
10/3/2014							3.71E-05 (J)
3/31/2015							<0.0005
10/12/2015							<0.0005
3/10/2016	<0.0005	<0.0005	<0.0005	<0.0005			
3/17/2016					<0.0005	<0.0005	
3/28/2016							<0.0005
5/17/2016	<0.0005			<0.0005			
5/18/2016		<0.0005	<0.0005		<0.0005	<0.0005	
5/25/2016							<0.0005
7/26/2016	<0.0005						
7/27/2016		<0.0005	<0.0005	<0.0005	<0.0005		
7/28/2016						<0.0005	
8/1/2016							<0.0005
9/20/2016	<0.0005	<0.0005	<0.0005	<0.0005			
9/21/2016					<0.0005	<0.0005	
9/27/2016							<0.0005
11/4/2016	<0.0005		<0.0005	<0.0005	<0.0005		
11/7/2016		<0.0005				<0.0005	
11/11/2016							<0.0005
1/20/2017	<0.0005		<0.0005				
1/23/2017		<0.0005		<0.0005			
1/24/2017					5E-05 (J)	5E-05 (J)	
1/31/2017							<0.0005
3/28/2017	<0.0005			<0.0005			
3/29/2017		<0.0005 (*)	<0.0005 (*)		<0.0005 (*)		
3/30/2017						<0.0005 (*)	
4/3/2017							<0.0005
6/7/2017	<0.0005						
6/8/2017		<0.0005	<0.0005	<0.0005	<0.0005		
6/9/2017						<0.0005	
6/12/2017							<0.0005
9/27/2017		<0.0005	<0.0005				
9/29/2017	<0.0005			<0.0005	4E-05 (J)	<0.0005	
10/3/2017							<0.0005

ND substitution: RL or RL/2 if <15% NDs.

Time Series

Constituent: Mercury (mg/L) Analysis Run 5/17/2024 12:10 PM

Plant Bowen Client: Southern Company Data: Bowen 1, 2, 9, and 10

	GWC-46R	GWC-47	GWC-47R	GWC-48	GWC-49R	GWC-49Z	GWC-5
3/15/2018	<0.0005	<0.0005		<0.0005	<0.0005	<0.0005	
3/16/2018			<0.0005				
3/19/2018							<0.0005
9/13/2018	<0.0005	<0.0005	<0.0005	6.2E-05 (J)	<0.0005		
9/14/2018						<0.0005	
9/17/2018							<0.0005
3/15/2019		<0.0005		<0.0005			
3/18/2019	<0.0005				<0.0005		
3/19/2019			5E-05 (J)			4.5E-05 (J)	
3/20/2019							<0.0005
9/11/2019	<0.0005		<0.0005	<0.0005 (D)	<0.0005	<0.0005	
9/12/2019		<0.0005					
9/16/2019							<0.0005
3/9/2020		<0.0005	<0.0005	<0.0005		<0.0005	
3/10/2020	<0.0005						
3/11/2020					<0.0005		
3/16/2020							<0.0005
9/11/2020					<0.0005		
9/14/2020	<0.0005	<0.0005		0.00015 (J)		<0.0005	
9/15/2020			<0.0005				
9/16/2020							<0.0005
3/11/2021	<0.0005	<0.0005	<0.0005	0.0002 (J)			
3/15/2021					<0.0005	<0.0005	
3/17/2021							<0.0005
8/4/2021				0.0005			
8/5/2021	0.00015 (J)	0.00021	0.00023			0.0002	
8/9/2021							<0.0005
8/11/2021					<0.0005		
10/28/2021		<0.0005	<0.0005				
1/31/2022	<0.0005			0.00039			
2/1/2022		<0.0005	<0.0005		<0.0005	<0.0005	
2/2/2022							<0.0005
4/28/2022				0.0004			
8/15/2022	<0.0005	<0.0005	<0.0005	0.00038	<0.0005	<0.0005	
8/16/2022							<0.0005
2/14/2023	<0.0005	<0.0005	0.00013 (J)	0.00064	<0.0005	<0.0005	
2/20/2023							<0.0005
3/16/2023				0.00045			
7/26/2023	<0.0005			0.00064			
7/27/2023		<0.0005	<0.0005		<0.0005	<0.0005	
7/28/2023							<0.0005
2/21/2024	<0.0005	<0.0005	<0.0005	0.00071	<0.0005	<0.0005	
2/26/2024							<0.0005

ND substitution: RL or RL/2 if <15% NDs.

Time Series

Constituent: Mercury (mg/L) Analysis Run 5/17/2024 12:10 PM

Plant Bowen Client: Southern Company Data: Bowen 1, 2, 9, and 10

	GWC-6	GWC-6RZ	GWC-7Z	GWC-8RR	GWC-8Z	GWC-9
8/22/2007	<0.0005					
8/23/2007						<0.0005
10/25/2007	<0.0005					
11/1/2007						<0.0005
11/19/2007						<0.0005
11/20/2007	<0.0005					
1/15/2008						<0.0005
1/23/2008	<0.0005					
3/6/2008						<0.0005
3/11/2008	<0.0005					
5/13/2008						<0.0005
5/14/2008	<0.0005					
12/11/2008	<0.0005					
12/12/2008						<0.0005
4/16/2009						<0.0005
4/23/2009	<0.0005					
10/9/2009	<0.0005					
10/13/2009						<0.0005
4/21/2010						<0.0005
5/4/2010	<0.0005					
9/29/2010						<0.0005
10/11/2010	<0.0005					
4/13/2011						<0.0005
4/26/2011	<0.0005					
10/5/2011						<0.0005
10/18/2011	<0.0005			<0.0005		
4/4/2012						<0.0005
4/30/2012				<0.0005		
5/2/2012	<0.0005					
10/3/2012				<0.0005		
10/8/2012	<0.0005					<0.0005
4/8/2013				<0.0005		<0.0005
4/10/2013	<0.0005					
10/8/2013	<0.0005					
10/9/2013				<0.0005		<0.0005
4/9/2014						<0.0005
4/10/2014				<0.0005		
4/14/2014	<0.0005					
9/30/2014						<0.0005
10/2/2014				3.83E-05 (J)		
10/3/2014	3.29E-05 (J)					
4/1/2015	<0.0005					
4/2/2015						<0.0005
4/3/2015				<0.0005		
5/26/2015		<0.0005			<0.0005	
6/18/2015		<0.0005 (D)			<0.0005 (D)	
7/2/2015		<0.0005			<0.0005	
8/13/2015		<0.0005 (D)				
8/14/2015					<0.0005 (D)	
10/8/2015				<0.0005	<0.0005	
10/9/2015	<0.0005	<0.0005				
10/10/2015						<0.0005 (D)

ND substitution: RL or RL/2 if <15% NDs.

Time Series

Constituent: Mercury (mg/L) Analysis Run 5/17/2024 12:10 PM

Plant Bowen Client: Southern Company Data: Bowen 1, 2, 9, and 10

	GWC-6	GWC-6RZ	GWC-7Z	GWC-8RR	GWC-8Z	GWC-9
3/22/2016					<0.0005	
3/29/2016	<0.0005	<0.0005				
3/30/2016				<0.0005		<0.0005
5/24/2016	<0.0005	<0.0005		<0.0005		
5/25/2016					<0.0005	
5/26/2016						<0.0005
5/31/2016			<0.0005			
8/1/2016	<0.0005	<0.0005				
8/2/2016			<0.0005	<0.0005	<0.0005	
8/5/2016						<0.0005
9/26/2016	<0.0005	<0.0005			<0.0005	
9/27/2016			<0.0005	<0.0005		
9/28/2016						<0.0005
11/14/2016		<0.0005				
11/18/2016	<0.0005					
11/21/2016			<0.0005		<0.0005	<0.0005
11/22/2016				8E-05 (J)		
2/1/2017	<0.0005	<0.0005	<0.0005			
2/3/2017					<0.0005	
2/6/2017				<0.0005		<0.0005
4/6/2017	<0.0005	<0.0005	<0.0005	<0.0005		<0.0005
4/7/2017					<0.0005	
6/13/2017	<0.0005	<0.0005	<0.0005		<0.0005	<0.0005
6/14/2017				<0.0005		
7/14/2017			<0.0005			
10/3/2017	<0.0005	<0.0005	<0.0005		<0.0005	<0.0005
10/4/2017				<0.0005		
3/19/2018	<0.0005					
3/20/2018		<0.0005	<0.0005		<0.0005	<0.0005
3/21/2018				<0.0005		
9/17/2018	<0.0005	<0.0005				
9/18/2018			<0.0005	<0.0005	<0.0005	<0.0005 (D)
3/21/2019	<0.0005	<0.0005	<0.0005			<0.0005
3/27/2019				<0.0005		
5/6/2019					<0.0005	
9/13/2019			<0.0005			
9/16/2019	<0.0005	<0.0005		<0.0005 (D)	<0.0005	<0.0005
3/12/2020	<0.0005	<0.0005	<0.0005	<0.0005		<0.0005
3/16/2020					<0.0005	
9/16/2020	<0.0005	<0.0005	<0.0005			
9/17/2020				<0.0005	<0.0005	<0.0005
3/17/2021	<0.0005	<0.0005	<0.0005	<0.0005		
3/18/2021					<0.0005	<0.0005
8/10/2021	<0.0005	<0.0005	<0.0005	<0.0005	<0.0005	<0.0005
2/2/2022	<0.0005	<0.0005	<0.0005	<0.0005	<0.0005	<0.0005
8/17/2022	<0.0005	<0.0005	<0.0005	<0.0005	<0.0005	<0.0005
2/17/2023	<0.0005	<0.0005				
2/20/2023			<0.0005		<0.0005	
2/21/2023				<0.0005		<0.0005
7/28/2023		<0.0005				
7/31/2023	<0.0005		<0.0005	<0.0005	<0.0005	<0.0005
2/26/2024	<0.0005	<0.0005	<0.0005		<0.0005	

ND substitution: RL or RL/2 if <15% NDs.

Time Series

Constituent: Mercury (mg/L) Analysis Run 5/17/2024 12:10 PM

Plant Bowen Client: Southern Company Data: Bowen 1, 2, 9, and 10

	GWC-6	GWC-6RZ	GWC-7Z	GWC-8RR	GWC-8Z	GWC-9
2/27/2024				<0.0005		<0.0005

ND substitution: RL or RL/2 if <15% NDs.

Time Series

Constituent: Nickel (mg/L) Analysis Run 5/17/2024 12:10 PM

Plant Bowen Client: Southern Company Data: Bowen 1, 2, 9, and 10

	GWA-1 (bg)	GWA-2 (bg)	GWA-2R (bg)	GWA-39RZ (bg)	GWA-39Z (bg)	GWA-3A (bg)	GWA-40 (bg)
8/23/2007	<0.005	<0.005	<0.005			0.028	
10/23/2007	0.0096						
10/24/2007		0.026 (O)	0.0025				
11/2/2007						0.041	
11/18/2007	0.023	0.043 (O)	0.0093			0.14 (O)	
1/30/2008	0.11 (O)						
1/31/2008		0.0075	0.054 (O)			0.053	
3/10/2008	0.024		0.0054				
3/11/2008		0.019				0.076 (o)	
5/6/2008		0.004					
5/13/2008	0.006		0.0043				
5/14/2008						0.074 (o)	
12/4/2008		0.02	<0.005				
12/5/2008	<0.005					0.032	
4/15/2009	<0.005					0.028	
4/21/2009		<0.005	<0.005				
10/7/2009	0.0096	<0.005					
10/8/2009			<0.005			0.032	
4/21/2010			<0.005				
4/26/2010		<0.005					
4/28/2010						0.029	
5/3/2010	<0.005						
9/28/2010			<0.005				
10/4/2010		0.0025					
10/6/2010						0.031	
10/12/2010	<0.005						
4/12/2011			<0.005				
4/13/2011		<0.005					
4/21/2011						0.019	
4/27/2011	<0.005						
10/4/2011			<0.005				
10/5/2011		<0.005					
10/13/2011						0.028	
10/17/2011	<0.005						
4/3/2012			<0.005				
4/11/2012		<0.005					
5/1/2012						0.0253	
5/2/2012	<0.005						
10/8/2012	<0.005						
10/9/2012		<0.005	<0.005			0.023	
4/11/2013			<0.005			0.021	
4/12/2013	<0.005						
4/15/2013		<0.005					
10/15/2013		0.0028					
10/16/2013	<0.005		<0.005			0.018	
4/10/2014			<0.005				
4/11/2014	<0.005						
4/22/2014		<0.005					
4/23/2014						0.015	
9/30/2014	<0.005	<0.005	<0.005				
10/4/2014						0.017	
3/30/2015	0.004	0.0018 (J)	<0.005				

ND substitution: RL or RL/2 if <15% NDs.

Time Series

Constituent: Nickel (mg/L) Analysis Run 5/17/2024 12:10 PM

Plant Bowen Client: Southern Company Data: Bowen 1, 2, 9, and 10

	GWA-1 (bg)	GWA-2 (bg)	GWA-2R (bg)	GWA-39RZ (bg)	GWA-39Z (bg)	GWA-3A (bg)	GWA-40 (bg)
3/31/2015						0.045	
10/12/2015						0.019	
10/13/2015	<0.005	<0.005	<0.005				
3/14/2016					0.00544 (J)		
3/15/2016							<0.005
3/22/2016	<0.005						
3/23/2016		<0.005	<0.005			0.019	
5/11/2016					0.0149		<0.005
5/16/2016				0.0136 (D)			
7/19/2016					0.0044 (J)		
7/21/2016							<0.005
7/27/2016				0.0224 (D)			
7/29/2016	<0.005	<0.005	<0.005			0.0161	
9/15/2016					0.0047 (J)		<0.005
11/2/2016					0.0025 (J)		
11/3/2016							<0.005
1/17/2017							<0.005
1/18/2017					0.004 (J)		
2/21/2017				0.0007 (J)			
3/24/2017							<0.005 (*)
3/27/2017				<0.005 (D)			
3/28/2017					0.0034 (J)		
3/30/2017	0.0004 (J)	0.0006 (J)				0.018	
4/3/2017			<0.005				
9/26/2017					0.0016 (J)		<0.005
9/29/2017				<0.005 (D)			
10/2/2017	<0.005	<0.005	<0.005				
10/4/2017						0.0158	
3/14/2018					<0.005		<0.005
3/16/2018	<0.005		<0.005	<0.005			
3/19/2018		<0.005				0.015	
9/12/2018					<0.005		<0.005
9/14/2018		<0.005	<0.005	<0.005			
9/17/2018	<0.005 (D)					0.014	
3/13/2019							<0.005
3/14/2019				0.0017 (J)			
3/15/2019					<0.005		
3/19/2019			<0.005				
3/20/2019	<0.005	<0.005				0.01	
9/9/2019					0.0014 (J)		<0.005
9/12/2019	0.00038 (J)	0.00518 (JD)					
9/13/2019			<0.005			0.012	
3/9/2020				0.00083 (J)	0.04 (o)		<0.005
3/11/2020	0.00068 (J)	0.0014 (J)	0.002 (J)			0.012	
9/10/2020					<0.005		
9/11/2020							<0.005
9/15/2020	<0.005	<0.005	0.0013 (J)				
9/16/2020				<0.005			
3/10/2021							<0.005
3/12/2021					0.0015 (J)		
3/16/2021	<0.005		<0.005	<0.005			
3/17/2021		<0.005					

ND substitution: RL or RL/2 if <15% NDs.

Time Series

Constituent: Nickel (mg/L) Analysis Run 5/17/2024 12:10 PM

Plant Bowen Client: Southern Company Data: Bowen 1, 2, 9, and 10

	GWA-1 (bg)	GWA-2 (bg)	GWA-2R (bg)	GWA-39RZ (bg)	GWA-39Z (bg)	GWA-3A (bg)	GWA-40 (bg)
3/29/2021						<0.005	
8/4/2021					<0.005		<0.005
8/6/2021				<0.005			
8/9/2021	<0.005	<0.005	0.00081 (J)			<0.005	
1/31/2022					<0.005		<0.005
2/1/2022	<0.005	<0.005	<0.005				
2/2/2022				<0.005		<0.005	
8/10/2022					<0.005		
8/12/2022							<0.005
8/16/2022	<0.005	<0.005	<0.005	<0.005		<0.005	
2/13/2023					0.00095 (J)		<0.005
2/14/2023				<0.005			
2/16/2023	<0.005	<0.005	<0.005				
2/17/2023						<0.005	
7/25/2023				<0.005			
7/26/2023					0.0013 (J)		<0.005
7/27/2023	<0.005	<0.005	<0.005				
8/1/2023						<0.005	
2/19/2024				<0.005	<0.005		<0.005
2/22/2024	<0.005	<0.005				<0.005	
2/26/2024			<0.005				

ND substitution: RL or RL/2 if <15% NDs.

Time Series

Constituent: Nickel (mg/L) Analysis Run 5/17/2024 12:10 PM

Plant Bowen Client: Southern Company Data: Bowen 1, 2, 9, and 10

	GWA-41 (bg)	GWA-41R (bg)	GWA-42 (bg)	GWA-43 (bg)	GWA-43R (bg)	GWA-4RZ (bg)	GWA-50 (bg)
12/12/2008							0.0035
4/23/2009							0.0032
10/6/2009							<0.005
4/27/2010							<0.005
9/30/2010							<0.005
4/14/2011							0.0028
10/5/2011							0.0028
4/11/2012							<0.005
10/2/2012							0.0026
4/9/2013							<0.005
10/15/2013							<0.005
4/10/2014							0.0025 (J)
10/1/2014							<0.005
3/30/2015							0.0015 (J)
10/11/2015							0.0013 (J)
3/11/2016			<0.005	0.00288 (J)	<0.005		
3/15/2016	<0.005	<0.005					
3/28/2016							<0.005
5/12/2016	<0.005						
5/13/2016		<0.005		<0.005	<0.005		
5/16/2016			0.00233 (J)				
7/19/2016				0.0006 (J)	<0.005		
7/20/2016	0.0006 (J)						
7/21/2016		0.0009 (J)					
7/22/2016			0.0014 (J)				
8/1/2016							<0.005
9/15/2016	0.0009 (J)						
9/16/2016				0.0008 (J)	<0.005		
9/19/2016			0.0014 (J)				
9/21/2016		<0.005					
11/2/2016				0.0007 (J)	<0.005		
11/3/2016	0.0011 (J)	<0.005	0.0013 (J)				
1/17/2017		<0.005	0.0011 (J)				
1/18/2017	0.0007 (J)			0.0006 (J)	0.0006 (J)		
3/24/2017	<0.005 (*)						
3/27/2017		<0.005 (*)	<0.005 (*)				
3/28/2017				<0.005 (*)	<0.005 (*)		
4/7/2017						<0.005	0.0011 (J)
9/22/2017				0.0007 (J)	<0.005		
9/25/2017	<0.005	0.0012 (J)					
9/26/2017			0.0011 (J)				
10/2/2017							0.0013 (J)
10/3/2017						<0.005 (D)	
3/14/2018	<0.005	0.0014 (J)	0.0012 (J)	<0.005			
3/15/2018					<0.005		
3/16/2018							<0.005
3/21/2018						<0.005	
9/12/2018	<0.005	0.0011 (J)		<0.005	<0.005		
9/14/2018			0.0012 (J)				
9/17/2018							0.00096 (J)
9/18/2018						<0.005	
3/13/2019				<0.005	<0.005		

ND substitution: RL or RL/2 if <15% NDs.

Time Series

Constituent: Nickel (mg/L) Analysis Run 5/17/2024 12:10 PM

Plant Bowen Client: Southern Company Data: Bowen 1, 2, 9, and 10

	GWA-41 (bg)	GWA-41R (bg)	GWA-42 (bg)	GWA-43 (bg)	GWA-43R (bg)	GWA-4RZ (bg)	GWA-50 (bg)
3/14/2019	<0.005	0.001 (J)	0.0015 (J)				
3/19/2019							<0.005
3/21/2019						<0.005 (D)	
9/10/2019	0.0004 (JD)	0.00084 (J)	0.0012 (J)				
9/11/2019				0.00082 (J)	<0.005		
9/12/2019						0.00032 (JD)	
9/13/2019							0.00063 (J)
3/6/2020	0.0089 (J)		0.0015 (J)				
3/9/2020		0.00036 (J)		0.00082 (J)	<0.005		
3/11/2020							0.00084 (J)
3/12/2020						0.00034 (J)	
9/10/2020	<0.005	<0.005	0.0011 (J)				
9/11/2020				0.00089 (J)			
9/14/2020					<0.005		
9/16/2020							<0.005
9/17/2020						<0.005	
3/10/2021		<0.005					
3/11/2021	<0.005		0.0011 (J)	<0.005	<0.005		
3/16/2021						<0.005	
3/17/2021							<0.005
8/4/2021	<0.005	<0.005	0.0011 (J)				
8/5/2021					<0.005		
8/6/2021				0.00084 (J)			
8/9/2021							0.00077 (J)
8/10/2021						<0.005	
1/31/2022	<0.005	0.00091 (J)	0.0011 (J)	0.00077 (J)	<0.005		
2/1/2022							0.0008 (J)
2/3/2022						<0.005	
8/10/2022			0.0016 (J)		<0.005		
8/11/2022	0.00083 (J)	<0.005		<0.005			
8/16/2022							0.00071 (J)
8/17/2022						<0.005	
2/13/2023	<0.005	<0.005	0.0013 (J)		<0.005		
2/14/2023				<0.005			
2/16/2023							0.00082 (J)
2/17/2023						<0.005	
7/25/2023	0.00073 (J)	<0.005		<0.005	<0.005		
7/26/2023			0.0015 (J)				
7/28/2023						<0.005	0.00094 (J)
2/19/2024	<0.005	<0.005					
2/20/2024			<0.005	<0.005	<0.005		
2/22/2024							<0.005
2/27/2024						<0.005	

ND substitution: RL or RL/2 if <15% NDs.

Time Series

Constituent: Nickel (mg/L) Analysis Run 5/17/2024 12:10 PM

Plant Bowen Client: Southern Company Data: Bowen 1, 2, 9, and 10

	GWA-50R (bg)	GWC-10	GWC-10R	GWC-11	GWC-11R	GWC-12	GWC-13
8/21/2007		<0.005	<0.005	<0.005	<0.005	<0.01	0.0076
11/1/2007		0.0042	0.006	<0.005	<0.005	<0.01	0.0043
11/18/2007				<0.005	<0.005		
11/19/2007						0.0047	0.0061
11/20/2007		0.026	<0.005				
1/16/2008						0.029	
1/30/2008		0.032	0.029 (O)	<0.005	<0.005		
1/31/2008							0.015
3/5/2008				<0.005		0.023	<0.005
3/6/2008		0.019	<0.005		0.0046		
5/7/2008				0.0087	<0.005		
5/8/2008			0.0057				
5/12/2008		0.0072					0.0035
5/13/2008						0.0032	
12/12/2008	0.0096						
12/13/2008		0.024				<0.01	0.0079
12/14/2008			<0.005	<0.005	<0.005		
4/16/2009						<0.01	
4/23/2009	0.015						
4/28/2009							<0.005
4/29/2009		0.0026	<0.005	<0.005	<0.005		
10/6/2009	0.008						
10/20/2009		<0.005					
10/21/2009			<0.005			<0.01	<0.005
10/22/2009				<0.005	<0.005		
4/21/2010			<0.005	<0.005	<0.005		
4/26/2010		<0.005					
4/27/2010						<0.01	
4/28/2010							<0.005
5/3/2010	0.0053						
9/28/2010			<0.005	<0.005			
9/29/2010		0.0042			<0.005		
10/5/2010						<0.01	<0.005
10/11/2010	0.0061						
4/12/2011			<0.005	<0.005			
4/13/2011		<0.005			<0.005		
4/19/2011						0.0025	<0.005
4/27/2011	0.0087						
10/4/2011			<0.005	<0.005	<0.005		
10/5/2011		<0.005					
10/12/2011						<0.01	
10/18/2011							0.0031
10/19/2011	0.0039						
4/3/2012			<0.005	<0.005			
4/4/2012		<0.005			<0.005		
4/24/2012						<0.01	
4/25/2012							<0.005
5/1/2012	0.0054						
10/2/2012	0.0044					<0.01	<0.005
10/3/2012		0.004		0.0042	<0.005		
10/8/2012			<0.005				
4/2/2013						0.003	<0.005

ND substitution: RL or RL/2 if <15% NDs.

Time Series

Constituent: Nickel (mg/L) Analysis Run 5/17/2024 12:10 PM

Plant Bowen Client: Southern Company Data: Bowen 1, 2, 9, and 10

	GWA-50R (bg)	GWC-10	GWC-10R	GWC-11	GWC-11R	GWC-12	GWC-13
4/3/2013		0.0028	<0.005	<0.005	<0.005		
4/10/2013	0.0053						
10/8/2013							<0.005
10/9/2013				<0.005	<0.005	<0.01	
10/15/2013		0.0036	<0.005				
10/16/2013	0.0047						
4/1/2014						0.0025 (J)	<0.005
4/2/2014				0.0025 (J)	<0.005		
4/9/2014		0.0025 (J)	<0.005				
4/22/2014	0.0045						
10/1/2014	0.0018 (J)						<0.005
10/2/2014		<0.005	<0.005	0.0016 (J)	<0.005	<0.01	
3/30/2015	0.0037						
4/1/2015				<0.005	0.0041	0.0014 (J)	<0.005
4/2/2015		<0.005	<0.005				
10/10/2015		<0.005					
10/11/2015	0.0018 (J)			<0.005	<0.005		
10/12/2015			<0.005				
10/14/2015						0.0021 (J)	
10/15/2015							<0.005
3/28/2016	0.0028 (J)						
3/31/2016		<0.005	<0.005				
4/4/2016				<0.005	<0.005	0.00264 (J)	<0.005
8/1/2016	<0.005						
8/3/2016			<0.005	<0.005		<0.01	
8/4/2016					<0.005		<0.005
8/5/2016		<0.005					
4/3/2017	0.0022 (J)						
4/10/2017		<0.005	<0.005	<0.005	<0.005		
4/11/2017						0.0027 (J)	
4/12/2017							<0.005
10/2/2017	0.0021 (J)						
10/4/2017		<0.005	0.0006 (J)	<0.005	<0.005	0.0022 (J)	
10/9/2017							<0.005
3/16/2018	0.0014 (J)						
3/20/2018		0.0016 (J)					
3/21/2018			<0.005	<0.005			<0.005
3/22/2018					<0.005	0.0025 (J)	
9/18/2018	0.0012 (J)	<0.005	<0.005	<0.005	<0.005	0.0024 (J)	
9/19/2018							<0.005
3/19/2019	0.0016 (J)						
3/22/2019		0.0022 (J)	<0.005				
3/23/2019				<0.005	<0.005	0.0026 (J)	<0.005
9/12/2019	0.0015 (J)						
9/17/2019		<0.005	<0.005	<0.005	<0.005	0.0033 (JD)	
9/18/2019							0.00046 (J)
3/11/2020	0.001 (J)						
3/12/2020		0.0015 (J)	0.00043 (J)	<0.005	<0.005	0.0022 (J)	
3/13/2020							<0.005
9/15/2020	0.0012 (J)						
9/17/2020		<0.005	<0.005				
9/21/2020				<0.005	<0.005	0.0019 (J)	

ND substitution: RL or RL/2 if <15% NDs.

Time Series

Constituent: Nickel (mg/L) Analysis Run 5/17/2024 12:10 PM

Plant Bowen Client: Southern Company Data: Bowen 1, 2, 9, and 10

	GWA-50R (bg)	GWC-10	GWC-10R	GWC-11	GWC-11R	GWC-12	GWC-13
9/22/2020							<0.005
3/17/2021	0.0012 (J)						
3/18/2021		0.00094 (J)	0.0011 (J)				<0.005
3/19/2021				<0.005	<0.005	0.0022 (J)	
8/9/2021	0.00097 (J)						
8/10/2021		0.00081 (J)					
8/11/2021			<0.005	<0.005	<0.005	0.0019 (J)	<0.005
2/2/2022	0.00089 (J)					0.0025 (J)	
2/4/2022		0.0014 (J)	<0.005	<0.005	<0.005		
2/17/2022							<0.005
8/17/2022	0.0011 (J)	<0.005					
8/18/2022			<0.005	<0.005	<0.005	0.0023 (J)	<0.005
2/16/2023	0.00081 (J)						
2/20/2023		0.0019 (J)	<0.005	<0.005	<0.005		
2/21/2023						0.0022 (J)	
2/22/2023							<0.005
7/28/2023	0.00092 (J)						
7/31/2023		<0.005	<0.005				
8/1/2023				<0.005	<0.005	0.0034 (J)	<0.005
2/22/2024	<0.005						
2/27/2024		<0.005	<0.005			0.0023 (J)	<0.005
2/28/2024				<0.005	<0.005		

ND substitution: RL or RL/2 if <15% NDs.

Time Series

Constituent: Nickel (mg/L) Analysis Run 5/17/2024 12:10 PM

Plant Bowen Client: Southern Company Data: Bowen 1, 2, 9, and 10

	GWC-13RZ	GWC-14Z	GWC-15R	GWC-15Z	GWC-44	GWC-45	GWC-45R
8/21/2007	<0.005						
8/23/2007			0.0089				
8/24/2007		<0.005		<0.005			
11/1/2007	0.0033						
11/2/2007		0.0029	0.0036	<0.005			
11/17/2007		0.0086	0.014 (O)				
11/18/2007				0.0088 (J)			
11/19/2007	0.0029						
1/15/2008		0.011	0.0096	0.019			
1/31/2008	0.0039						
3/5/2008	<0.005	0.0072					
3/6/2008			0.0038				
3/10/2008				0.017			
5/7/2008	<0.005	0.0045	0.0056				
5/13/2008				0.0058			
12/2/2008		0.011	0.003	0.0043			
12/12/2008	0.022 (O)						
4/16/2009		0.0061					
4/28/2009			<0.005	<0.005			
4/29/2009	0.0034						
10/19/2009			<0.005				
10/20/2009		0.01		<0.005			
10/21/2009	<0.005						
4/20/2010		<0.005					
4/27/2010			0.004	<0.005			
4/28/2010	0.0026						
9/29/2010		<0.005					
10/4/2010			<0.005				
10/5/2010				<0.005			
10/6/2010	<0.005						
4/12/2011		<0.005					
4/18/2011			<0.005				
4/19/2011				<0.005			
4/20/2011	<0.005						
10/4/2011		<0.005					
10/12/2011	<0.005		<0.005	<0.005			
4/4/2012		<0.005					
4/23/2012			<0.005				
4/25/2012	<0.005			<0.005			
10/2/2012	<0.005						
10/10/2012		<0.005	<0.005	<0.005			
4/2/2013	<0.005						
4/15/2013		<0.005	<0.005				
4/16/2013				<0.005			
10/8/2013	<0.005						
10/22/2013		<0.005	<0.005	<0.005			
4/1/2014	<0.005						
4/21/2014		<0.005	<0.005	<0.005			
9/30/2014		<0.005	<0.005	<0.005			
10/1/2014	<0.005						
3/31/2015	<0.005						
4/3/2015		<0.005	<0.005	<0.005			

ND substitution: RL or RL/2 if <15% NDs.

Time Series

Constituent: Nickel (mg/L) Analysis Run 5/17/2024 12:10 PM

Plant Bowen Client: Southern Company Data: Bowen 1, 2, 9, and 10

	GWC-13RZ	GWC-14Z	GWC-15R	GWC-15Z	GWC-44	GWC-45	GWC-45R
10/6/2015				<0.005			
10/7/2015		<0.005	<0.005				
10/14/2015	<0.005						
3/16/2016					<0.005	<0.005	<0.005
4/4/2016	<0.005						
4/5/2016		<0.005	<0.005	<0.005			
5/16/2016					<0.005	0.00316 (JD)	<0.005 (D)
7/25/2016					0.0006 (J)	0.0013 (JD)	<0.005 (D)
8/4/2016			<0.005				
8/9/2016		0.0021 (J)					
9/19/2016					0.0008 (J)	0.0013 (JD)	<0.005 (D)
11/3/2016					0.0007 (J)		<0.005 (D)
11/4/2016						0.0015 (JD)	
1/19/2017					0.0009 (J)		
1/20/2017							<0.005 (D)
1/23/2017						0.0015 (JD)	
3/28/2017					<0.005 (*)		
3/29/2017						0.0012 (JD)	<0.005 (D)
4/11/2017	<0.005	<0.005		<0.005			
4/12/2017			<0.005				
9/26/2017					0.0007 (J)		
9/27/2017						0.0014 (J)	<0.005
10/5/2017		<0.005					
10/6/2017	<0.005		0.001 (J)	<0.005			
3/15/2018					<0.005	0.0011 (J)	<0.005
3/22/2018		<0.005					
3/23/2018	<0.005		<0.005	<0.005			
9/12/2018					<0.005		
9/13/2018						0.001 (J)	<0.005
9/19/2018		0.00096 (J)	<0.005	<0.005			
9/20/2018	<0.005						
3/14/2019					<0.005	0.001 (JD)	<0.005 (D)
3/22/2019	<0.005	<0.005		<0.005			
3/25/2019			0.0011 (J)				
9/11/2019					0.00058 (J)	0.0012 (JD)	<0.005 (D)
9/17/2019		0.0007 (X)	0.00057 (J)	<0.005			
9/18/2019	<0.005						
3/10/2020					0.00086 (J)	0.0012 (J)	<0.005
3/13/2020		0.00078 (J)	0.00072 (J)	<0.005			
3/17/2020	0.00082 (J)						
9/11/2020						0.00099 (J)	<0.005
9/15/2020					<0.005		
9/21/2020		<0.005	0.0015 (J)	<0.005			
9/22/2020	<0.005						
3/11/2021					<0.005	0.00092 (J)	<0.005
3/18/2021		<0.005	0.00079 (J)	<0.005			
3/19/2021	<0.005						
8/4/2021					<0.005		
8/6/2021						0.00098 (J)	0.00095 (J)
8/11/2021		<0.005	<0.005	<0.005			
8/12/2021	<0.005						
1/31/2022					<0.005		

ND substitution: RL or RL/2 if <15% NDs.

Time Series

Constituent: Nickel (mg/L) Analysis Run 5/17/2024 12:10 PM

Plant Bowen Client: Southern Company Data: Bowen 1, 2, 9, and 10

	GWC-13RZ	GWC-14Z	GWC-15R	GWC-15Z	GWC-44	GWC-45	GWC-45R
2/1/2022						0.0011 (J)	<0.005
2/4/2022	<0.005	<0.005	0.00093 (J)				
2/7/2022				<0.005			
8/12/2022						0.00086 (J)	<0.005
8/15/2022					<0.005		
8/18/2022		<0.005					
8/19/2022	<0.005		<0.005	<0.005			
2/14/2023					0.00073 (J)	0.00092 (J)	0.004 (J)
2/22/2023	<0.005	<0.005	<0.005	<0.005			
7/26/2023					<0.005	0.0012 (J)	<0.005
8/1/2023		<0.005		<0.005			
8/2/2023	<0.005		<0.005				
2/20/2024					<0.005	<0.005	<0.005
2/28/2024	<0.005	<0.005	<0.005	<0.005			

ND substitution: RL or RL/2 if <15% NDs.

Time Series

Constituent: Nickel (mg/L) Analysis Run 5/17/2024 12:10 PM

Plant Bowen Client: Southern Company Data: Bowen 1, 2, 9, and 10

	GWC-46R	GWC-47	GWC-47R	GWC-48	GWC-49R	GWC-49Z	GWC-5
8/23/2007							0.0069
10/25/2007							0.038
11/19/2007							0.025
1/23/2008							0.047
3/11/2008							0.042
5/12/2008							0.031
12/11/2008							0.027
4/15/2009							0.025
10/9/2009							0.051
5/4/2010							0.025
10/12/2010							0.024
4/28/2011							0.01
10/19/2011							0.03
5/2/2012							0.0429
10/9/2012							0.033
4/11/2013							0.02
10/16/2013							0.028
4/23/2014							0.024
10/3/2014							0.032
3/31/2015							0.012
10/12/2015							0.012
3/10/2016	<0.005	<0.005	<0.005	0.00432 (J)			
3/17/2016					<0.005	0.00421 (J)	
3/28/2016							0.0172
5/17/2016	<0.005			0.00489 (J)			
5/18/2016		<0.005	<0.005		<0.005	<0.005	
7/26/2016	<0.005						
7/27/2016		<0.005	0.0007 (J)	0.0036 (J)	<0.005		
7/28/2016						0.0024 (J)	
8/1/2016							0.0113
9/20/2016	0.0013 (J)	<0.005	0.0007 (J)	0.0035 (J)			
9/21/2016					<0.005	0.0044 (J)	
11/4/2016	<0.005		0.0006 (J)	0.0035 (J)	<0.005		
11/7/2016		<0.005				0.0035 (J)	
1/20/2017	<0.005		<0.005				
1/23/2017		<0.005		<0.01			
1/24/2017					<0.005	0.005 (J)	
3/28/2017	<0.005			0.0033 (J)			
3/29/2017		0.0004 (J)	0.0003 (J)		<0.005		
3/30/2017						0.0046 (J)	
4/3/2017							0.0114
9/27/2017		<0.005	<0.005				
9/29/2017	<0.005			0.0036 (J)	<0.005	0.004 (J)	
10/3/2017							0.0098 (J)
3/15/2018	<0.005	<0.005		0.0033 (J)	<0.005	0.0028 (J)	
3/16/2018			<0.005				
3/19/2018							0.0092 (J)
9/13/2018	<0.005	<0.005	<0.005	0.0038 (J)	<0.005		
9/14/2018						0.0024 (J)	
9/17/2018							0.0085 (J)
3/15/2019		<0.005		0.0033 (J)			
3/18/2019	<0.005				<0.005		

ND substitution: RL or RL/2 if <15% NDs.

Time Series

Constituent: Nickel (mg/L) Analysis Run 5/17/2024 12:10 PM

Plant Bowen Client: Southern Company Data: Bowen 1, 2, 9, and 10

	GWC-46R	GWC-47	GWC-47R	GWC-48	GWC-49R	GWC-49Z	GWC-5
3/19/2019			0.0042 (J)			0.0047 (J)	
3/20/2019							0.008 (J)
9/11/2019	<0.005		0.0014 (J)	0.00405 (JD)	<0.005	0.0012 (J)	
9/12/2019		<0.005					
9/16/2019							0.008 (J)
3/9/2020		<0.005	<0.005	0.0039 (J)		0.003 (J)	
3/10/2020	<0.005						
3/11/2020					0.0004 (J)		
3/16/2020							0.015
9/11/2020					<0.005		
9/14/2020	<0.005	<0.005		0.0046 (J)		0.0014 (J)	
9/15/2020			<0.005				
9/16/2020							0.0075 (J)
3/11/2021	<0.005	<0.005	<0.005	0.0047 (J)			
3/15/2021					<0.005	0.0013 (J)	
3/17/2021							0.0077
8/4/2021				0.0045 (J)			
8/5/2021	<0.005	<0.005	<0.005			0.0023 (J)	
8/9/2021							0.0089
8/11/2021					<0.005		
1/31/2022	<0.005			0.0052			
2/1/2022		<0.005	<0.005		<0.005	0.0014 (J)	
2/2/2022							0.0088
8/15/2022	<0.005	<0.005	<0.005	0.0056	<0.005	0.0022 (J)	
8/16/2022							0.0087
2/14/2023	<0.005	<0.005	<0.005	0.0058	<0.005	0.0018 (J)	
2/20/2023							0.0087
7/26/2023	<0.005			0.0075			
7/27/2023		<0.005	<0.005		<0.005	0.0017 (J)	
7/28/2023							0.009
2/21/2024	<0.005	<0.005	<0.005	0.0076	<0.005	<0.005	
2/26/2024							0.0085

ND substitution: RL or RL/2 if <15% NDs.

Time Series

Constituent: Nickel (mg/L) Analysis Run 5/17/2024 12:10 PM

Plant Bowen Client: Southern Company Data: Bowen 1, 2, 9, and 10

	GWC-6	GWC-6RZ	GWC-7Z	GWC-8RR	GWC-8Z	GWC-9
8/22/2007	<0.005					
8/23/2007						0.0046
10/25/2007	0.0028					
11/1/2007						0.0057
11/19/2007						0.014 (J)
11/20/2007	0.012					
1/15/2008						0.057 (O)
1/23/2008	0.046 (O)					
3/6/2008						0.046 (O)
3/11/2008	0.0091					
5/13/2008						0.0069
5/14/2008	0.022					
12/11/2008	0.005					
12/12/2008						0.0061
4/16/2009						0.0067 (J)
4/23/2009	0.0031					
10/9/2009	0.0053					
10/13/2009						0.0054
4/21/2010						<0.005
5/4/2010	<0.005					
9/29/2010						<0.005
10/11/2010	0.0042					
4/13/2011						<0.005
4/26/2011	0.0051					
10/5/2011						<0.005
10/18/2011	<0.005			<0.005		
4/4/2012						<0.005
4/30/2012				<0.005		
5/2/2012	<0.005					
10/3/2012				<0.005		
10/8/2012	<0.005					<0.005
4/8/2013				<0.005		<0.005
4/10/2013	<0.005					
10/8/2013	0.0025					
10/9/2013				<0.005		0.0029
4/9/2014						0.0025 (J)
4/10/2014				<0.005		
4/14/2014	0.0025 (J)					
9/30/2014						<0.005
10/2/2014				<0.005		
10/3/2014	0.0021 (J)					
4/1/2015	0.0026					
4/2/2015						0.0016 (J)
4/3/2015				<0.005		
5/26/2015		<0.005			0.002 (J)	
6/18/2015		<0.005 (D)			0.0025 (D)	
7/2/2015		<0.005			<0.005	
10/8/2015				0.003	<0.005	
10/9/2015	<0.005	<0.005				
10/10/2015						0.00295 (D)
3/22/2016					<0.005	
3/29/2016	<0.005	<0.005				

ND substitution: RL or RL/2 if <15% NDs.

Time Series

Constituent: Nickel (mg/L) Analysis Run 5/17/2024 12:10 PM

Plant Bowen Client: Southern Company Data: Bowen 1, 2, 9, and 10

	GWC-6	GWC-6RZ	GWC-7Z	GWC-8RR	GWC-8Z	GWC-9
3/30/2016				<0.005		0.00202 (J)
8/1/2016	<0.005	<0.005				
8/2/2016			0.0011 (J)	<0.005	<0.005	
8/5/2016						<0.005
4/6/2017	0.0005 (J)	<0.005	0.0011 (J)	0.0003 (J)		0.001 (J)
4/7/2017					0.0007 (J)	
10/3/2017	<0.005	<0.005	0.0012 (J)		0.0006 (J)	0.0007 (J)
10/4/2017				<0.005		
3/19/2018	<0.005					
3/20/2018		<0.005	<0.005		<0.005	0.00097 (J)
3/21/2018				<0.005		
9/17/2018	<0.005	<0.005				
9/18/2018			<0.005	<0.005	<0.005	<0.005 (D)
3/21/2019	<0.005	<0.005	0.00099 (J)			0.001 (J)
3/27/2019				<0.005		
5/6/2019					<0.005	
9/13/2019			0.00061 (J)			
9/16/2019	<0.005	<0.005		<0.005 (D)	<0.005	0.00062 (J)
3/12/2020	<0.005	<0.005	0.00078 (J)	<0.005		0.0011 (J)
3/16/2020					0.0006 (J)	
9/16/2020	<0.005	<0.005	<0.005			
9/17/2020				<0.005	<0.005	<0.005
3/17/2021	<0.005	<0.005	<0.005	<0.005		
3/18/2021					<0.005	0.001 (J)
8/10/2021	<0.005	<0.005	0.0009 (J)	<0.005	<0.005	0.001 (J)
2/2/2022	<0.005	<0.005	<0.005	<0.005	<0.005	0.0011 (J)
8/17/2022	<0.005	<0.005	<0.005	<0.005	<0.005	0.0011 (J)
2/17/2023	<0.005	<0.005				
2/20/2023			<0.005		<0.005	
2/21/2023				<0.005		0.001 (J)
7/28/2023		<0.005				
7/31/2023	<0.005		<0.005	<0.005	<0.005	0.00071 (J)
2/26/2024	<0.005	<0.005	<0.005		<0.005	
2/27/2024				<0.005		<0.005

ND substitution: RL or RL/2 if <15% NDs.

Time Series

Constituent: pH (pH_units) Analysis Run 5/17/2024 12:10 PM

Plant Bowen Client: Southern Company Data: Bowen 1, 2, 9, and 10

	GWA-1 (bg)	GWA-2 (bg)	GWA-2R (bg)	GWA-39RZ (bg)	GWA-39Z (bg)	GWA-3A (bg)	GWA-40 (bg)
3/14/2016					6.91		
3/15/2016							7.58
3/22/2016	7.65						
3/23/2016		6.7	7.45			5.96	
5/11/2016					6.51		7.24
5/16/2016				7.61 (D)			
5/19/2016	7.6		7.5				
5/20/2016		6.36					
5/23/2016						5.73	
7/19/2016					6.12		
7/21/2016							7.53
7/27/2016				7.51 (D)			
7/29/2016	7.58	6.75	7.59			5.51	
9/15/2016					5.96		7
9/19/2016							7.19
9/22/2016			7.44			5.45	
9/23/2016	7.57	6.62					
11/2/2016					5.78		
11/3/2016							7.13
11/9/2016	7.45	6.42					
11/10/2016			7.55			5.51	
1/17/2017							7.51
1/18/2017					6.13		
1/30/2017	7.64						
1/31/2017		5.66	7.56			5.42	
2/21/2017				7.76 (D)			
3/24/2017							7.55
3/27/2017				7.7 (D)			
3/28/2017					6.59		
3/30/2017	7.51	6.33				5.43	
4/3/2017			7.46				
5/24/2017							7.6
6/7/2017					6.72		
6/8/2017				7.69 (D)			
6/9/2017	7.6		7.24				
6/12/2017		6.6				5.47	
7/17/2017				7.57 (D)			
7/26/2017				7.63			
7/27/2017				7.63			
8/8/2017				7.73			
8/9/2017				7.73			
9/26/2017					7.05		7.66
9/29/2017				7.7 (D)			
10/2/2017	7.55	5.61	7.35				
10/4/2017						5.23	
12/28/2017					6.79 (Y)		7.34 (Y)
3/14/2018					7.42		7.56
3/16/2018	7.58		7.31	7.49			
3/19/2018		6.55				5.4	
9/12/2018					6.86		7.12
9/14/2018		5.81	7.55	7.32			
9/17/2018	7.53 (D)					5.22	

Time Series

Constituent: pH (pH_units) Analysis Run 5/17/2024 12:10 PM

Plant Bowen Client: Southern Company Data: Bowen 1, 2, 9, and 10

	GWA-1 (bg)	GWA-2 (bg)	GWA-2R (bg)	GWA-39RZ (bg)	GWA-39Z (bg)	GWA-3A (bg)	GWA-40 (bg)
3/13/2019							7.12
3/14/2019				7.46			
3/15/2019					6.78		
3/19/2019			7.2				
3/20/2019	7.64	5.71				5.22	
9/9/2019					6.49		7.07
9/10/2019				7.48			
9/12/2019	7.36	5.45 (D)					
9/13/2019			7.29			5.07	
3/9/2020				7.68	5.9		7.5
3/11/2020	7.51	6.56	7.09			5.31	
9/10/2020					5.53		
9/11/2020							6.98
9/15/2020	7.43	6.38	7.45				
9/16/2020				7.68			
3/10/2021							7.3
3/12/2021					6.39		
3/16/2021	7.57		7.51	7.85			
3/17/2021		6.58					
3/29/2021						8.04	
8/4/2021					6.21		6.79
8/6/2021				7.09			
8/9/2021	7.44	6.47	6.63			7.85	
1/31/2022					6.41		6.85
2/1/2022	7.52	6.3	6.62				
2/2/2022				6.89		7.94	
8/10/2022					6.07		
8/12/2022							6.83
8/16/2022	7.36	6.63	7.11	7.45		7.74	
2/13/2023					6.35		6.94
2/14/2023				7.48			
2/16/2023	7.39	6.56	7.02				
2/17/2023						7.71	
7/25/2023				7.19			
7/26/2023					5.77		6.46
7/27/2023	7.08	6.06	6.49				
8/1/2023						7.66	
2/19/2024				7.7	6.34		6.75
2/22/2024	6.97	6.03				7.89	
2/26/2024			6.85				

Time Series

Constituent: pH (pH_units) Analysis Run 5/17/2024 12:10 PM

Plant Bowen Client: Southern Company Data: Bowen 1, 2, 9, and 10

	GWA-41 (bg)	GWA-41R (bg)	GWA-42 (bg)	GWA-43 (bg)	GWA-43R (bg)	GWA-4RZ (bg)	GWA-50 (bg)
3/11/2016			7.37	6.43	7.89		
3/15/2016	6.74	7.15					
3/28/2016							6.22
5/12/2016	6.41						
5/13/2016		7.29		6.8	7.86		
5/16/2016			7.55				
5/23/2016							5.86
7/19/2016				6.42	7.83		
7/20/2016	6.59						
7/21/2016		7.43					
7/22/2016			7.51				
8/1/2016							6.39
9/16/2016				6.19	7.75		
9/19/2016			7.52				
9/21/2016		7.05					
9/26/2016							5.74
11/2/2016				6.36	7.77		
11/3/2016	6.45	7.4	7.56				
11/10/2016							5.78
1/17/2017		7.06	7.59				
1/18/2017	6.34			6.16	7.65		
1/30/2017							5.88
2/22/2017						7.38 (D)	
3/24/2017	6.42						
3/27/2017		7.13	7.63				
3/28/2017				5.8	7.79		
4/7/2017						7.35 (D)	5.94
6/6/2017	6.82	7.18		5.97	7.89		
6/7/2017			7.55				
6/12/2017							5.81
6/14/2017						7.3 (D)	
7/11/2017						7.39	
7/12/2017						7.39 (D)	
7/19/2017						7.44	
7/20/2017						7.44 (D)	
7/27/2017						7.5	
7/28/2017						7.5	
8/8/2017						7.52	
8/9/2017						7.52	
8/23/2017						7.5	
8/24/2017						7.5	
9/22/2017				5.77	7.8		
9/25/2017	6.63	6.88					
9/26/2017			7.59				
10/2/2017							5.93
10/3/2017						7.51 (D)	
12/28/2017					7.78 (Y)	7.32 (Y)	
3/14/2018	7.08	7.04	7.6	5.85			
3/15/2018					7.66		
3/16/2018							5.64
3/21/2018						7.3	
9/12/2018	6.54	7.02		5.65	7.75		

Time Series

Constituent: pH (pH_units) Analysis Run 5/17/2024 12:10 PM

Plant Bowen Client: Southern Company Data: Bowen 1, 2, 9, and 10

	GWA-41 (bg)	GWA-41R (bg)	GWA-42 (bg)	GWA-43 (bg)	GWA-43R (bg)	GWA-4RZ (bg)	GWA-50 (bg)
9/14/2018			7.37				
9/17/2018							5.82
9/18/2018						7.26	
3/13/2019				5.63	7.84		
3/14/2019	6.58	6.93	7.57				
3/19/2019							5.93
3/21/2019						7.28 (D)	
9/10/2019	5.66	6.72	7.53				
9/11/2019				5.53	7.75		
9/12/2019						7.2 (D)	
9/13/2019							5.61
3/6/2020	6.82		7.42				
3/9/2020		6.7		5.5	7.73		
3/11/2020							5.57
3/12/2020						7.55	
9/10/2020	6.4	6.67	7.48				
9/11/2020				6.25			
9/14/2020					7.76		
9/16/2020							5.62
9/17/2020						7.42	
3/10/2021		7.3					
3/11/2021	6.8		7.53	5.55	7.81		
3/16/2021						7.4	
3/17/2021							5.64
8/4/2021	6.34	7.15	7.35				
8/5/2021					7.75		
8/6/2021				5.52			
8/9/2021							5.34
8/10/2021						7.2	
1/31/2022	6.02	6.63	7.17	5.71	8.04		
2/1/2022							5.61
2/3/2022						7.2	
8/10/2022			7.26		7.72		
8/11/2022	6.29	7.12		5.64			
8/16/2022							5.29
8/17/2022						6.49	
2/13/2023	6.25	6.45	6.83		7.82		
2/14/2023				5.24			
2/16/2023							4.95
2/17/2023						6.98	
7/25/2023	5.58	6.19		4.64	7.31		
7/26/2023			6.92				
7/28/2023						6.815 (D)	4.66
2/19/2024	6.17	6.79					
2/20/2024			7.39	5.31	7.82		
2/22/2024							5.6
2/27/2024						7.11	

Time Series

Constituent: pH (pH_units) Analysis Run 5/17/2024 12:10 PM

Plant Bowen Client: Southern Company Data: Bowen 1, 2, 9, and 10

	GWA-50R (bg)	GWC-10	GWC-10R	GWC-11	GWC-11R	GWC-12	GWC-13
3/28/2016	6.45						
3/31/2016		7.21	7.54				
4/4/2016				7.16	8.01	6.53	7.44
5/25/2016	6.96						
5/26/2016		7.3	7.43	7.23	7.91		
5/27/2016						6.45	
5/31/2016							7.37
8/1/2016	5.64						
8/3/2016			7.41	6.96		6.41	
8/4/2016					7.85		7.32
8/5/2016		7.54					
9/26/2016	6.26						
9/28/2016		7.48	7.26	7.6	8.26		
9/29/2016							7.38
9/30/2016						6.46	
11/11/2016	5.62						
11/22/2016		7.54	7.38	6.71	7.79	6.39	
11/28/2016							7.43
1/30/2017	5.49						
2/7/2017		7.17	7.46				
2/8/2017				6.84	7.77		
2/9/2017							7.36
2/13/2017						6.4	
4/3/2017	6.32						
4/10/2017		6.72	7.51	7.13	7.95		
4/11/2017						6.37	
4/12/2017							7.46
6/12/2017	6.48						
6/14/2017		6.83	7.34			5.85	
6/15/2017				7.1	7.79		
6/16/2017							7.36
10/2/2017	6.41						
10/4/2017		7.38	7.54	6.25	7.74	6.27	
10/9/2017							7.38
3/16/2018	5.46						
3/20/2018		6.23					
3/21/2018			7.33	7.07			7.33
3/22/2018					7.72	6.45	
9/18/2018	5.35	7.14	7.66	6.9	7.88	6.42	
9/19/2018							7.31
3/19/2019	6.01						
3/22/2019		6.23	7.34				
3/23/2019				6.27	7.56	6.34	7.27
9/12/2019	5.89						
9/17/2019		7.16	7.51	6.55	7.58	6.19 (D)	
9/18/2019							7.28
3/11/2020	5.4						
3/12/2020		6.43	7.49	6.3	7.6	6.17	
3/13/2020							7.25
9/15/2020	5.26						
9/17/2020		7.28	7.7				
9/21/2020				7.02	7.84	6.28	

Time Series

Constituent: pH (pH_units) Analysis Run 5/17/2024 12:10 PM

Plant Bowen Client: Southern Company Data: Bowen 1, 2, 9, and 10

	GWA-50R (bg)	GWC-10	GWC-10R	GWC-11	GWC-11R	GWC-12	GWC-13
9/22/2020							7.34
3/17/2021	6.31						
3/18/2021		6.69	7.52				7.3
3/19/2021				7.05	7.64	6.31	
5/26/2021					7.55		
8/9/2021	5.16						
8/10/2021		6.63					
8/11/2021			7.46	6.02	7.65	6.05	7.07
2/2/2022	5.17					6.35	
2/4/2022		6.53	7.69	7.2	7.58		
2/17/2022							7.24
4/28/2022						6.33	
8/17/2022	5.7	7.01					
8/18/2022			7.52	6.08	7.57	6.03	6.95
2/16/2023	4.73						
2/20/2023		5.39	7.08	5.52	7.2		
2/21/2023						6.18	
2/22/2023							6.96
4/11/2023							6.69
7/28/2023	4.24						
7/31/2023		6.58	7.16				
8/1/2023				6.71	7.3	5.45	6.77
2/22/2024	5.09						
2/27/2024		6.54	7.4			5.38	6.9
2/28/2024				6.87	7.52		

Time Series

Constituent: pH (pH_units) Analysis Run 5/17/2024 12:10 PM

Plant Bowen Client: Southern Company Data: Bowen 1, 2, 9, and 10

	GWC-13RZ	GWC-14Z	GWC-15R	GWC-15Z	GWC-44	GWC-45	GWC-45R
3/16/2016					4.49	5.1	7.22
4/4/2016	8.56 (o)						
4/5/2016		10.61 (o)	7.71	7.71			
5/16/2016					4.55	5.15	7.34
5/31/2016			7.66	9.52 (o)			
6/1/2016	9.83 (o)	10.32 (o)					
7/25/2016					4.63	5.13	7.38
8/4/2016			7.8				
8/9/2016		8.23 (o)					
9/19/2016					4.65	5	7.37
9/29/2016			7.46				
11/3/2016					4.69		7.52
11/4/2016						5.02	
11/23/2016			7.62	7.88			
11/28/2016		7.29					
1/19/2017					4.58		
1/20/2017							7.3
1/23/2017						4.9	
2/9/2017		6.91					
2/10/2017			7.51	7.72			
2/22/2017	7.45						
3/28/2017					4.45		
3/29/2017						5.08	7.29
4/11/2017	6.37	6.68		7.83			
4/12/2017			7.54				
6/5/2017					4.33		
6/7/2017						5.06	7.43
6/14/2017		6.84					
6/15/2017			7.71	7.86			
6/16/2017	7.33						
7/12/2017	7.46	6.54		7.73			
7/20/2017					4.38		
7/26/2017				7.71			
7/27/2017	7.37						
7/28/2017	7.37						
8/9/2017	7.38						
8/10/2017	7.38						
9/26/2017					4.51		
9/27/2017						4.92	7.2
10/5/2017		6.93					
10/6/2017	6.55		7.58	7.74			
12/28/2017	7.43 (Y)						
12/29/2017						5.08 (Y)	
3/15/2018					4.34	4.6	6.87
3/22/2018		6.93					
3/23/2018	7.58		7.34	7.89			
9/12/2018					4.49		
9/13/2018						5.26	7.31
9/19/2018		6.88	7.66	7.77			
9/20/2018	7.43						
3/14/2019					4.41	5.01 (D)	7.14 (D)
3/22/2019	7.49	6.27		7.55			

Time Series

Constituent: pH (pH_units) Analysis Run 5/17/2024 12:10 PM

Plant Bowen Client: Southern Company Data: Bowen 1, 2, 9, and 10

	GWC-13RZ	GWC-14Z	GWC-15R	GWC-15Z	GWC-44	GWC-45	GWC-45R
3/25/2019			7.64				
9/11/2019					4.36	4.93 (D)	7.2 (D)
9/17/2019		6.04	7.35	7.76			
9/18/2019	7.5						
3/10/2020					4.44	4.98	7.05
3/13/2020		6.16	7.56	7.68			
3/17/2020	7.62						
9/11/2020						4.91	7.26
9/15/2020					4.46		
9/21/2020		6.06	7.48	7.65			
9/22/2020	6.95						
12/15/2020						4.92	
3/11/2021					4.21	4.68	7.21
3/18/2021		6.04	7.58	7.87			
3/19/2021	7.42						
8/4/2021					4.38		
8/6/2021						4.65	7.05
8/11/2021		6.09	7.59	7.81			
8/12/2021	7.11						
1/31/2022					4.78		
2/1/2022						4.88	7.15
2/4/2022	7.46	6.06	7.61				
2/7/2022				7.83			
8/12/2022						4.7	7.08
8/15/2022					4.3		
8/18/2022		5.95					
8/19/2022	6.66		7.5	7.6			
10/11/2022					4.13		
2/14/2023					3.95	4.26	6.71
2/22/2023	7.15	5.97	7.32	7.49			
7/26/2023					4.08	4.19	6.92
8/1/2023		5.57		7.41			
8/2/2023	6.995 (D)		7.23				
2/20/2024					3.87	3.95	6.46
2/28/2024	7.35	5.6	7.3	7.86			

Time Series

Constituent: pH (pH_units) Analysis Run 5/17/2024 12:10 PM

Plant Bowen Client: Southern Company Data: Bowen 1, 2, 9, and 10

	GWC-46R	GWC-47	GWC-47R	GWC-48	GWC-49R	GWC-49Z	GWC-5
3/10/2016	7.39	7.56	8.08	5.66			
3/17/2016					7.82	6.4	
3/28/2016							7.04
5/17/2016	7.32			5.11			
5/18/2016		7.58	7.91		7.85	6.17	
5/25/2016							6.39
7/26/2016	7.32						
7/27/2016		7.58	7.83	5.17	7.87		
7/28/2016						5.85	
8/1/2016							6.13
9/20/2016	7.3	7.68	7.69	5.12			
9/21/2016					7.8	5.61	
9/27/2016							5.98
11/4/2016	7.38		7.75	5.03	7.89		
11/7/2016		7.7				5.71	
11/11/2016							6.11
1/20/2017	7.29		7.6				
1/23/2017		7.61		5.1			
1/24/2017					7.97	5.58	
1/31/2017							6.08
3/28/2017	7.21			5.03			
3/29/2017		7.57	7.63		7.71		
3/30/2017						5.44	
4/3/2017							6.13
6/7/2017	7.47						
6/8/2017		7.48	7.64	4.77	7.86		
6/9/2017						5.11	
6/12/2017							6.83
9/27/2017		7.55	7.62				
9/29/2017	7.42			5.06	7.72	5.51	
10/3/2017							6.2
12/28/2017		7.59 (Y)		5.07 (Y)	7.71 (Y)		
1/10/2018						5.51 (Y)	
3/15/2018	7.22	7.42		5.14	7.51	5.12	
3/16/2018			7.72				
3/19/2018							6.06
9/13/2018	7.52	7.49	7.68	5.02	8.02		
9/14/2018						5.38	
9/17/2018							6.14
3/15/2019		7.45		5.28			
3/18/2019	7.39				7.89		
3/19/2019			7.93			5.6	
3/20/2019							6.29
9/11/2019	7.36		7.55	4.93	8.22	5.35	
9/12/2019		7.48					
9/16/2019							6.09
3/9/2020		7.19	7.51	5.18		5.6	
3/10/2020	7.44						
3/11/2020					8.19		
3/16/2020							6.88
9/11/2020					8		
9/14/2020	7.43	7.54		5		5.32	

Time Series

Constituent: pH (pH_units) Analysis Run 5/17/2024 12:10 PM

Plant Bowen Client: Southern Company Data: Bowen 1, 2, 9, and 10

	GWC-46R	GWC-47	GWC-47R	GWC-48	GWC-49R	GWC-49Z	GWC-5
9/15/2020			7.64				
9/16/2020							6
3/11/2021	7.53	7.34	7.48	4.95			
3/15/2021					8.05	5.31	
3/17/2021							5.85
5/26/2021	7.39			4.72			
8/4/2021				4.91			
8/5/2021	7.44	7.41	7.45			5.34	
8/9/2021							5.71
8/11/2021					7.98		
10/28/2021		7.34	7.36				
1/31/2022	7.48			4.86			
2/1/2022		7.55	7.54		7.63	5	
2/2/2022							5.9
4/28/2022				5			5.78
8/15/2022	7.58	7.43	7.35	4.89	7.81	5.06	
8/16/2022							5.84
10/21/2022				4.79			
2/14/2023	7.49	7.2	7.38	4.75	7.75	5.15	
2/20/2023							5.78
3/16/2023				4.55			
7/26/2023	7.18			4.31			
7/27/2023		6.73	7.03		7.45	4.47	
7/28/2023							5.06
2/21/2024	7.11	6.91	7.32	4.71	7.82	5.11	
2/26/2024							5.29

Time Series

Constituent: pH (pH_units) Analysis Run 5/17/2024 12:10 PM

Plant Bowen Client: Southern Company Data: Bowen 1, 2, 9, and 10

	GWC-6	GWC-6RZ	GWC-7Z	GWC-8RR	GWC-8Z	GWC-9
3/22/2016					7.53	
3/29/2016	7.54	7.24				
3/30/2016				8.2		6.07
5/24/2016	7.39	7.1		8.07		
5/25/2016					8.04	
5/26/2016						6.44
5/31/2016			7.98			
8/1/2016	7.26	7.07				
8/2/2016			7.64	8.07	7.74	
8/5/2016						6.67
9/26/2016	7.19	7.15			7.4	
9/27/2016			7.18	8.06		
9/28/2016						6.89
11/14/2016		7.15				
11/18/2016	7.04					
11/21/2016			7.49		7.4	6.89
11/22/2016				8.07		
2/1/2017	7.34	7.09	7.2			
2/3/2017					7.05	
2/6/2017				7.88		4.93
4/6/2017	7.49	7.23	7.42	7.86		4.92
4/7/2017					7.14	
6/13/2017	7.38	6.99	7.25		7.52	5.03
6/14/2017				7.66		
7/14/2017			7.5			
10/3/2017	7.39	7.09	7.5		7.38	6.01
10/4/2017				7.84		
1/9/2018				7.86 (Y)		
3/19/2018	7.32					
3/20/2018		6.9	6.76		7.27	4.88
3/21/2018				7.9		
9/17/2018	7.57	6.96				
9/18/2018			7.26	7.92	6.95	5.36 (D)
3/21/2019	7.21	6.82	7.3			5.33
3/27/2019				8.07		
5/6/2019					7.98	
9/13/2019			6.8			
9/16/2019	7.35	6.83		7.9 (D)	7.15	6.03
3/12/2020	7.4	6.88	7.53	8.02		4.82
3/16/2020					7.01	
9/16/2020	7.33	6.99	7.56			
9/17/2020				7.96	7.05	6.39
3/17/2021	7.57	7.03	7.52	8.08		
3/18/2021					6.45	4.78
8/10/2021	7.16	6.65	7.13	7.89	6.99	4.71
2/2/2022	7.4	6.8	7.54	8.13	8.92	4.81
4/28/2022					6.91	
8/17/2022	7.3	6.64	7.34	7.87	6.36	4.57
2/17/2023	7.11	6.41				
2/20/2023			7.4		6.87	
2/21/2023				7.88		4.59
7/28/2023		6.22				

Time Series

Constituent: pH (pH_units) Analysis Run 5/17/2024 12:10 PM

Plant Bowen Client: Southern Company Data: Bowen 1, 2, 9, and 10

	GWC-6	GWC-6RZ	GWC-7Z	GWC-8RR	GWC-8Z	GWC-9
7/31/2023	6.86		6.52	7.47	6.52	5.38
2/26/2024	7.16	6.5	7.63		6.35	
2/27/2024				7.48		3.88

Time Series

Constituent: Selenium (mg/L) Analysis Run 5/17/2024 12:10 PM

Plant Bowen Client: Southern Company Data: Bowen 1, 2, 9, and 10

	GWA-1 (bg)	GWA-2 (bg)	GWA-2R (bg)	GWA-39RZ (bg)	GWA-39Z (bg)	GWA-3A (bg)	GWA-40 (bg)
8/23/2007	<0.005	<0.005	<0.005			<0.005	
10/23/2007	<0.005						
10/24/2007		<0.005	<0.005				
11/2/2007						<0.005	
11/18/2007	<0.005	<0.005	<0.005			<0.005	
1/30/2008	<0.005						
1/31/2008		<0.005	<0.005			<0.005	
3/10/2008	<0.005		<0.005				
3/11/2008		<0.005				<0.005	
5/6/2008		<0.005					
5/13/2008	<0.005		<0.005				
5/14/2008						<0.005	
12/4/2008		<0.005	<0.005				
12/5/2008	<0.005					<0.005	
4/15/2009	<0.005					<0.005	
4/21/2009		<0.005	<0.005				
10/7/2009	<0.005	<0.005					
10/8/2009			<0.005			<0.005	
4/21/2010			<0.005				
4/26/2010		<0.005					
4/28/2010						<0.005	
5/3/2010	<0.005						
9/28/2010			<0.005				
10/4/2010		<0.005					
10/6/2010						<0.005	
10/12/2010	<0.005						
4/12/2011			<0.005				
4/13/2011		<0.005					
4/21/2011						<0.005	
4/27/2011	<0.005						
10/4/2011			<0.005				
10/5/2011		<0.005					
10/13/2011						<0.005	
10/17/2011	<0.005						
4/3/2012			<0.005				
4/11/2012		<0.005					
5/1/2012						<0.005	
5/2/2012	<0.005						
10/8/2012	<0.005						
10/9/2012		<0.005	<0.005			<0.005	
4/11/2013			<0.005			<0.005	
4/12/2013	<0.005						
4/15/2013		<0.005					
10/15/2013		<0.005					
10/16/2013	<0.005		<0.005			<0.005	
4/10/2014			<0.005				
4/11/2014	<0.005						
4/22/2014		<0.005					
4/23/2014						<0.005	
9/30/2014	<0.005	<0.005	<0.005				
10/4/2014						<0.005	
3/30/2015	<0.005	<0.005	<0.005				

ND substitution: RL or RL/2 if <15% NDs.

Time Series

Constituent: Selenium (mg/L) Analysis Run 5/17/2024 12:10 PM

Plant Bowen Client: Southern Company Data: Bowen 1, 2, 9, and 10

	GWA-1 (bg)	GWA-2 (bg)	GWA-2R (bg)	GWA-39RZ (bg)	GWA-39Z (bg)	GWA-3A (bg)	GWA-40 (bg)
3/31/2015						<0.005	
10/12/2015						<0.005	
10/13/2015	<0.005	<0.005	<0.005				
3/14/2016					<0.005		
3/15/2016							<0.005
3/22/2016	<0.005						
3/23/2016		<0.005	<0.005			<0.005	
5/11/2016					<0.005		<0.005
5/16/2016				<0.005 (D)			
5/19/2016	<0.005		<0.005				
5/20/2016		0.00216 (J)					
5/23/2016						<0.005	
7/19/2016					<0.005		
7/21/2016							<0.005
7/27/2016				<0.005 (D)			
7/29/2016	<0.005	0.001 (J)	<0.005			<0.005	
9/15/2016					<0.005		<0.005
9/22/2016			<0.005			<0.005	
9/23/2016	<0.005	<0.005					
11/2/2016					<0.005		
11/3/2016							<0.005
11/9/2016	<0.005	<0.005					
11/10/2016			<0.005			<0.005	
1/17/2017							<0.005
1/18/2017					<0.005		
1/30/2017	<0.005						
1/31/2017		<0.005	<0.005			<0.005	
2/21/2017				<0.005			
3/24/2017							<0.005
3/27/2017				<0.005 (D)			
3/28/2017					<0.005		
3/30/2017	<0.005	<0.005				<0.005	
4/3/2017			<0.005				
5/24/2017							<0.005
6/7/2017					<0.005		
6/8/2017				<0.005 (D)			
6/9/2017	<0.005		<0.005				
6/12/2017		<0.005				<0.005	
7/17/2017				<0.005 (D)			
7/27/2017				<0.005			
8/9/2017				<0.005			
9/26/2017					<0.005		<0.005
9/29/2017				<0.005 (D)			
10/2/2017	<0.005	<0.005	<0.005				
10/4/2017						<0.005	
3/14/2018					<0.005		<0.005
3/16/2018	<0.005		<0.005	<0.005			
3/19/2018		0.0016 (J)				<0.005	
9/12/2018					<0.005		<0.005
9/14/2018		<0.005	<0.005	<0.005			
9/17/2018	<0.005 (D)					<0.005	
3/13/2019							<0.005

Time Series

Constituent: Selenium (mg/L) Analysis Run 5/17/2024 12:10 PM

Plant Bowen Client: Southern Company Data: Bowen 1, 2, 9, and 10

	GWA-1 (bg)	GWA-2 (bg)	GWA-2R (bg)	GWA-39RZ (bg)	GWA-39Z (bg)	GWA-3A (bg)	GWA-40 (bg)
3/14/2019				<0.005			
3/15/2019					<0.005		
3/19/2019			<0.005				
3/20/2019	<0.005	<0.005				<0.005	
9/9/2019					<0.005		<0.005
9/12/2019	<0.005	<0.005 (D)					
9/13/2019			<0.005			<0.005	
3/9/2020				<0.005	<0.005		<0.005
3/11/2020	<0.005	0.0021 (J)	<0.005			<0.005	
9/10/2020					<0.005		
9/11/2020							<0.005
9/15/2020	<0.005	<0.005	<0.005				
9/16/2020				<0.005			
3/10/2021							<0.005
3/12/2021					<0.005		
3/16/2021	<0.005		0.0021 (J)	<0.005			
3/17/2021		0.0045 (J)					
3/29/2021						<0.005	
8/4/2021					<0.005		<0.005
8/6/2021				<0.005			
8/9/2021	<0.005	<0.005	<0.005			<0.005	
1/31/2022					<0.005		<0.005
2/1/2022	<0.005	<0.005	<0.005				
2/2/2022				<0.005		<0.005	
8/10/2022					<0.005		
8/12/2022							<0.005
8/16/2022	<0.005	<0.005	<0.005	<0.005		<0.005	
2/13/2023					<0.005		<0.005
2/14/2023				<0.005			
2/16/2023	<0.005	0.0014 (J)	<0.005				
2/17/2023						<0.005	
7/25/2023				<0.005			
7/26/2023					<0.005		<0.005
7/27/2023	<0.005	<0.005	<0.005				
8/1/2023						<0.005	
2/19/2024				<0.005	<0.005		<0.005
2/22/2024	<0.005	<0.005				<0.005	
2/26/2024			<0.005				

ND substitution: RL or RL/2 if <15% NDs.

Time Series

Constituent: Selenium (mg/L) Analysis Run 5/17/2024 12:10 PM

Plant Bowen Client: Southern Company Data: Bowen 1, 2, 9, and 10

	GWA-41 (bg)	GWA-41R (bg)	GWA-42 (bg)	GWA-43 (bg)	GWA-43R (bg)	GWA-4RZ (bg)	GWA-50 (bg)
12/12/2008							<0.005
4/23/2009							<0.005
10/6/2009							<0.005
4/27/2010							<0.005
9/30/2010							<0.005
4/14/2011							<0.005
10/5/2011							<0.005
4/11/2012							<0.005
10/2/2012							<0.005
4/9/2013							<0.005
10/15/2013							<0.005
4/10/2014							<0.005
10/1/2014							<0.005
3/30/2015							<0.005
10/11/2015							<0.005
3/11/2016			<0.005	0.00236 (J)	<0.005		
3/15/2016	<0.005	<0.005					
3/28/2016							<0.005
5/12/2016	<0.005						
5/13/2016		<0.005		<0.005	<0.005		
5/16/2016			<0.005				
5/23/2016							<0.005
7/19/2016				<0.005	<0.005		
7/20/2016	<0.005						
7/21/2016		<0.005					
7/22/2016			<0.005				
8/1/2016							<0.005
9/15/2016	<0.005						
9/16/2016				<0.005	<0.005		
9/19/2016			<0.005				
9/21/2016		<0.005					
9/26/2016							<0.005
11/2/2016				<0.005	<0.005		
11/3/2016	<0.005	<0.005	<0.005				
11/10/2016							<0.005
1/17/2017		<0.005	<0.005				
1/18/2017	<0.005			<0.005	<0.005		
1/30/2017							<0.005
2/22/2017						<0.005	
3/24/2017	<0.005						
3/27/2017		<0.005	<0.005				
3/28/2017				<0.005	<0.005		
4/7/2017						<0.005	<0.005
6/6/2017	<0.005	<0.005		<0.005	<0.005		
6/7/2017			<0.005				
6/12/2017							<0.005
6/14/2017						<0.005 (D)	
7/12/2017						<0.005 (D)	
7/20/2017						<0.005 (D)	
7/28/2017						<0.005	
8/9/2017						<0.005	
8/24/2017						<0.005	

ND substitution: RL or RL/2 if <15% NDs.

Time Series

Constituent: Selenium (mg/L) Analysis Run 5/17/2024 12:10 PM

Plant Bowen Client: Southern Company Data: Bowen 1, 2, 9, and 10

	GWA-41 (bg)	GWA-41R (bg)	GWA-42 (bg)	GWA-43 (bg)	GWA-43R (bg)	GWA-4RZ (bg)	GWA-50 (bg)
9/22/2017				<0.005	<0.005		
9/25/2017	<0.005	<0.005					
9/26/2017			<0.005				
10/2/2017							<0.005
10/3/2017						<0.005 (D)	
3/14/2018	<0.005	<0.005	<0.005	<0.005			
3/15/2018					<0.005		
3/16/2018							<0.005
3/21/2018						<0.005	
9/12/2018	<0.005	<0.005		<0.005	<0.005		
9/14/2018			<0.005				
9/17/2018							<0.005
9/18/2018						<0.005	
3/13/2019				<0.005	<0.005		
3/14/2019	<0.005	<0.005	<0.005				
3/19/2019							<0.005
3/21/2019						<0.005 (D)	
9/10/2019	<0.005 (D)	<0.005	<0.005				
9/11/2019				<0.005	<0.005		
9/12/2019						<0.005 (D)	
9/13/2019							<0.005
3/6/2020	<0.005		<0.005				
3/9/2020		<0.005		<0.005	<0.005		
3/11/2020							<0.005
3/12/2020						<0.005	
9/10/2020	<0.005	<0.005	<0.005				
9/11/2020				<0.005			
9/14/2020					<0.005		
9/16/2020							<0.005
9/17/2020						<0.005	
3/10/2021		<0.005					
3/11/2021	<0.005		<0.005	<0.005	<0.005		
3/16/2021						<0.005	
3/17/2021							<0.005
8/4/2021	<0.005	<0.005	<0.005				
8/5/2021					<0.005		
8/6/2021				<0.005			
8/9/2021							<0.005
8/10/2021						<0.005	
1/31/2022	<0.005	<0.005	<0.005	<0.005	<0.005		
2/1/2022							<0.005
2/3/2022						<0.005	
8/10/2022			<0.005		<0.005		
8/11/2022	<0.005	<0.005		<0.005			
8/16/2022							<0.005
8/17/2022						<0.005	
2/13/2023	<0.005	<0.005	<0.005		<0.005		
2/14/2023				<0.005			
2/16/2023							<0.005
2/17/2023						<0.005	
7/25/2023	<0.005	<0.005		<0.005	<0.005		
7/26/2023			<0.005				

ND substitution: RL or RL/2 if <15% NDs.

Time Series

Constituent: Selenium (mg/L) Analysis Run 5/17/2024 12:10 PM

Plant Bowen Client: Southern Company Data: Bowen 1, 2, 9, and 10

	GWA-41 (bg)	GWA-41R (bg)	GWA-42 (bg)	GWA-43 (bg)	GWA-43R (bg)	GWA-4RZ (bg)	GWA-50 (bg)
7/28/2023						<0.005	<0.005
2/19/2024	<0.005	<0.005					
2/20/2024			<0.005	<0.005	<0.005		
2/22/2024							<0.005
2/27/2024						<0.005	

ND substitution: RL or RL/2 if <15% NDs.

Time Series

Constituent: Selenium (mg/L) Analysis Run 5/17/2024 12:10 PM

Plant Bowen Client: Southern Company Data: Bowen 1, 2, 9, and 10

	GWA-50R (bg)	GWC-10	GWC-10R	GWC-11	GWC-11R	GWC-12	GWC-13
8/21/2007		<0.005	<0.005	<0.005	<0.005	<0.005	<0.005
11/1/2007		<0.005	<0.005	<0.005	<0.005	<0.005	<0.005
11/18/2007				<0.005	<0.005		
11/19/2007						<0.005	<0.005
11/20/2007		<0.005	<0.005				
1/16/2008						<0.005	
1/30/2008		<0.005	<0.005	<0.005	<0.005		
1/31/2008							<0.005
3/5/2008				<0.005		<0.005	<0.005
3/6/2008		<0.005	<0.005		<0.005		
5/7/2008				<0.005	<0.005		
5/8/2008			<0.005				
5/12/2008		<0.005					<0.005
5/13/2008						<0.005	
12/12/2008	<0.005						
12/13/2008		<0.005				<0.005	<0.005
12/14/2008			<0.005	<0.005	<0.005		
4/16/2009						<0.005	
4/23/2009	<0.005						
4/28/2009							<0.005
4/29/2009		<0.005	<0.005	<0.005	<0.005		
10/6/2009	<0.005						
10/20/2009		<0.005					
10/21/2009			<0.005			<0.005	<0.005
10/22/2009				<0.005	<0.005		
4/21/2010			<0.005	<0.005	<0.005		
4/26/2010		<0.005					
4/27/2010						<0.005	
4/28/2010							<0.005
5/3/2010	<0.005						
9/28/2010			<0.005	<0.005			
9/29/2010		<0.005			<0.005		
10/5/2010						<0.005	<0.005
10/11/2010	<0.005						
4/12/2011			<0.005	<0.005			
4/13/2011		<0.005			<0.005		
4/19/2011						<0.005	<0.005
4/27/2011	<0.005						
10/4/2011			<0.005	<0.005	<0.005		
10/5/2011		<0.005					
10/12/2011						<0.005	
10/18/2011							<0.005
10/19/2011	<0.005						
4/3/2012			<0.005	<0.005			
4/4/2012		<0.005			<0.005		
4/24/2012						<0.005	
4/25/2012							<0.005
5/1/2012	<0.005						
10/2/2012	<0.005					<0.005	<0.005
10/3/2012		<0.005		<0.005	<0.005		
10/8/2012			<0.005				
4/2/2013						<0.005	<0.005

ND substitution: RL or RL/2 if <15% NDs.

Time Series

Constituent: Selenium (mg/L) Analysis Run 5/17/2024 12:10 PM

Plant Bowen Client: Southern Company Data: Bowen 1, 2, 9, and 10

	GWA-50R (bg)	GWC-10	GWC-10R	GWC-11	GWC-11R	GWC-12	GWC-13
4/3/2013		<0.005	<0.005	<0.005	<0.005		
4/10/2013	<0.005						
10/8/2013							<0.005
10/9/2013				<0.005	<0.005	<0.005	
10/15/2013		<0.005	<0.005				
10/16/2013	<0.005						
4/1/2014						<0.005	<0.005
4/2/2014				<0.005	<0.005		
4/9/2014		<0.005	<0.005				
4/22/2014	<0.005						
10/1/2014	<0.005						<0.005
10/2/2014		<0.005	<0.005	<0.005	<0.005	<0.005	
3/30/2015	<0.005						
4/1/2015				<0.005	<0.005	<0.005	<0.005
4/2/2015		<0.005	<0.005				
10/10/2015		<0.005					
10/11/2015	<0.005			<0.005	<0.005		
10/12/2015			<0.005				
10/14/2015						<0.005	
10/15/2015							0.0055
3/28/2016	<0.005						
3/31/2016		<0.005	<0.005				
4/4/2016				<0.005	<0.005	<0.005	0.00286 (J)
5/25/2016	<0.005						
5/26/2016		<0.005	<0.005	<0.005	<0.005		
5/27/2016						<0.005	
5/31/2016							0.00303 (J)
8/1/2016	<0.005						
8/3/2016			<0.005	<0.005		<0.005	
8/4/2016					<0.005		0.005 (J)
8/5/2016		<0.005					
9/26/2016	<0.005						
9/28/2016		<0.005	<0.005	<0.005	<0.005		
9/29/2016							0.0074 (J)
9/30/2016						<0.005	
11/11/2016	<0.005						
11/22/2016		<0.005	<0.005	<0.005	<0.005	<0.005	
11/28/2016							0.0073 (J)
1/30/2017	<0.005						
2/7/2017		<0.005	<0.005				
2/8/2017				<0.005	<0.005		
2/9/2017							0.0067 (J)
2/13/2017						<0.005	
4/3/2017	<0.005						
4/10/2017		<0.005	<0.005	<0.005	<0.005		
4/11/2017						<0.005	
4/12/2017							0.0048 (J)
6/12/2017	<0.005						
6/14/2017		<0.005	<0.005			<0.005	
6/15/2017				<0.005	<0.005		
6/16/2017							0.007 (J)
10/2/2017	<0.005						

Time Series

Constituent: Selenium (mg/L) Analysis Run 5/17/2024 12:10 PM

Plant Bowen Client: Southern Company Data: Bowen 1, 2, 9, and 10

	GWA-50R (bg)	GWC-10	GWC-10R	GWC-11	GWC-11R	GWC-12	GWC-13
10/4/2017		<0.005	<0.005	<0.005	<0.005	<0.005	
10/9/2017							0.0048 (J)
3/16/2018	<0.005						
3/20/2018		<0.005					
3/21/2018			<0.005	<0.005			0.0021 (J)
3/22/2018					<0.005	<0.005	
9/18/2018	<0.005	<0.005	<0.005	<0.005	<0.005	<0.005	
9/19/2018							0.0019 (J)
3/19/2019	<0.005						
3/22/2019		<0.005	<0.005				
3/23/2019				<0.005	<0.005	<0.005	<0.005
9/12/2019	<0.005						
9/17/2019		<0.005	<0.005	<0.005	<0.005	<0.005 (D)	
9/18/2019							0.0018 (J)
3/11/2020	<0.005						
3/12/2020		<0.005	<0.005	<0.005	<0.005	<0.005	
3/13/2020							0.0019 (J)
9/15/2020	<0.005						
9/17/2020		<0.005	<0.005				
9/21/2020				<0.005	<0.005	<0.005	
9/22/2020							<0.005
3/17/2021	<0.005						
3/18/2021		<0.005	<0.005				0.0021 (J)
3/19/2021				<0.005	<0.005	<0.005	
8/9/2021	<0.005						
8/10/2021		<0.005					
8/11/2021			<0.005	<0.005	<0.005	<0.005	<0.005
2/2/2022	<0.005					<0.005	
2/4/2022		<0.005	<0.005	<0.005	<0.005		
2/17/2022							<0.005
8/17/2022	<0.005	<0.005					
8/18/2022			<0.005	<0.005	<0.005	<0.005	<0.005
2/16/2023	<0.005						
2/20/2023		<0.005	<0.005	<0.005	<0.005		
2/21/2023						<0.005	
2/22/2023							<0.005
7/28/2023	<0.005						
7/31/2023		<0.005	<0.005				
8/1/2023				<0.005	<0.005	<0.005	<0.005
2/22/2024	<0.005						
2/27/2024		<0.005	<0.005			<0.005	<0.005
2/28/2024				<0.005	<0.005		

ND substitution: RL or RL/2 if <15% NDs.

Time Series

Constituent: Selenium (mg/L) Analysis Run 5/17/2024 12:10 PM

Plant Bowen Client: Southern Company Data: Bowen 1, 2, 9, and 10

	GWC-13RZ	GWC-14Z	GWC-15R	GWC-15Z	GWC-44	GWC-45	GWC-45R
8/21/2007	<0.005						
8/23/2007			<0.005				
8/24/2007		<0.005		<0.005			
11/1/2007	<0.005						
11/2/2007		<0.005	<0.005	<0.005			
11/17/2007		<0.005	<0.005				
11/18/2007				<0.005			
11/19/2007	<0.005						
1/15/2008		<0.005	<0.005	<0.005			
1/31/2008	<0.005						
3/5/2008	<0.005	<0.005					
3/6/2008			<0.005				
3/10/2008				<0.005			
5/7/2008	<0.005	<0.005	<0.005				
5/13/2008				<0.005			
12/2/2008		<0.005	<0.005	<0.005			
12/12/2008	<0.005						
4/16/2009		<0.005					
4/28/2009			<0.005	<0.005			
4/29/2009	<0.005						
10/19/2009			<0.005				
10/20/2009		<0.005		<0.005			
10/21/2009	<0.005						
4/20/2010		<0.005					
4/27/2010			<0.005	<0.005			
4/28/2010	<0.005						
9/29/2010		<0.005					
10/4/2010			<0.005				
10/5/2010				<0.005			
10/6/2010	<0.005						
4/12/2011		<0.005					
4/18/2011			<0.005				
4/19/2011				<0.005			
4/20/2011	<0.005						
10/4/2011		<0.005					
10/12/2011	<0.005		<0.005	<0.005			
4/4/2012		<0.005					
4/23/2012			<0.005				
4/25/2012	<0.005			<0.005			
10/2/2012	<0.005						
10/10/2012		<0.005	<0.005	<0.005			
4/2/2013	<0.005						
4/15/2013		<0.005	<0.005				
4/16/2013				<0.005			
10/8/2013	<0.005						
10/22/2013		<0.005	<0.005	<0.005			
4/1/2014	<0.005						
4/21/2014		<0.005	<0.005	<0.005			
9/30/2014		<0.005	<0.005	<0.005			
10/1/2014	<0.005						
3/31/2015	<0.005						
4/3/2015		<0.005	<0.005	<0.005			

ND substitution: RL or RL/2 if <15% NDs.

Time Series

Constituent: Selenium (mg/L) Analysis Run 5/17/2024 12:10 PM

Plant Bowen Client: Southern Company Data: Bowen 1, 2, 9, and 10

	GWC-13RZ	GWC-14Z	GWC-15R	GWC-15Z	GWC-44	GWC-45	GWC-45R
10/6/2015				<0.005			
10/7/2015		<0.005	<0.005				
10/14/2015	<0.005						
3/16/2016					0.00622 (J)	<0.005	<0.005
4/4/2016	<0.005						
4/5/2016		<0.005	<0.005	<0.005			
5/16/2016					0.0021 (J)	<0.005 (D)	<0.005 (D)
5/31/2016			<0.005	<0.005			
6/1/2016	<0.005	<0.005					
7/25/2016					<0.005	<0.005 (D)	<0.005 (D)
8/4/2016			<0.005				
8/9/2016		<0.005					
9/19/2016					<0.005	<0.005 (D)	<0.005 (D)
9/29/2016			<0.005				
11/3/2016					<0.005		<0.005 (D)
11/4/2016						<0.005 (D)	
11/23/2016			0.0016 (J)	<0.005			
11/28/2016		<0.005					
1/19/2017					<0.005		
1/20/2017							<0.005 (D)
1/23/2017						<0.005 (D)	
2/9/2017		<0.005					
2/10/2017			<0.005	<0.005			
2/22/2017	0.0014 (J)						
3/28/2017					0.0033 (J)		
3/29/2017						<0.005 (D)	<0.005 (D)
4/11/2017	0.0024 (J)	<0.005		<0.005			
4/12/2017			<0.005				
6/5/2017					0.0068 (J)		
6/7/2017						<0.005	<0.005
6/14/2017		<0.005					
6/15/2017			<0.005	<0.005			
6/16/2017	<0.005						
7/12/2017	0.0019 (J)	<0.005		<0.005			
7/26/2017				<0.005			
7/28/2017	<0.005						
8/10/2017	0.0019 (J)						
9/26/2017					0.0037 (J)		
10/5/2017		<0.005					
10/6/2017	<0.005		<0.005	<0.005			
3/15/2018					0.0031 (J)	<0.005	<0.005
3/22/2018		<0.005					
3/23/2018	<0.005		<0.005	<0.005			
9/12/2018					<0.005		
9/13/2018						<0.005	<0.005
9/19/2018		<0.005	<0.005	<0.005			
9/20/2018	<0.005						
3/14/2019					0.0042 (J)	<0.005 (D)	<0.005 (D)
3/22/2019	<0.005	<0.005		<0.005			
3/25/2019			<0.005				
9/11/2019					0.0021 (J)	<0.005 (D)	<0.005 (D)
9/17/2019		<0.005	<0.005	<0.005			

ND substitution: RL or RL/2 if <15% NDs.

Time Series

Constituent: Selenium (mg/L) Analysis Run 5/17/2024 12:10 PM

Plant Bowen Client: Southern Company Data: Bowen 1, 2, 9, and 10

	GWC-13RZ	GWC-14Z	GWC-15R	GWC-15Z	GWC-44	GWC-45	GWC-45R
9/18/2019	<0.005						
3/10/2020					0.0063 (J)	<0.005	<0.005
3/13/2020		0.0016 (J)	<0.005	<0.005			
3/17/2020	<0.005						
9/11/2020						<0.005	<0.005
9/15/2020					<0.005		
9/21/2020		<0.005	<0.005	<0.005			
9/22/2020	<0.005						
3/11/2021					<0.005	<0.005	<0.005
3/18/2021		0.0016 (J)	<0.005	<0.005			
3/19/2021	<0.005						
8/4/2021					0.0036 (J)		
8/6/2021						<0.005	<0.005
8/11/2021		<0.005	<0.005	<0.005			
8/12/2021	<0.005						
1/31/2022					0.0018 (J)		
2/1/2022						<0.005	<0.005
2/4/2022	<0.005	<0.005	<0.005				
2/7/2022				<0.005			
8/12/2022						<0.005	<0.005
8/15/2022					<0.005		
8/18/2022		<0.005					
8/19/2022	<0.005		<0.005	<0.005			
2/14/2023					<0.005	<0.005	<0.005
2/22/2023	<0.005	<0.005	<0.005	<0.005			
7/26/2023					<0.005	<0.005	<0.005
8/1/2023		<0.005		<0.005			
8/2/2023	<0.005		<0.005				
2/20/2024					<0.005	<0.005	<0.005
2/28/2024	<0.005	<0.005	<0.005	<0.005			

ND substitution: RL or RL/2 if <15% NDs.

Time Series

Constituent: Selenium (mg/L) Analysis Run 5/17/2024 12:10 PM

Plant Bowen Client: Southern Company Data: Bowen 1, 2, 9, and 10

	GWC-46R	GWC-47	GWC-47R	GWC-48	GWC-49R	GWC-49Z	GWC-5
8/23/2007							<0.005
10/25/2007							<0.005
11/19/2007							<0.005
1/23/2008							<0.005
3/11/2008							<0.005
5/12/2008							<0.005
12/11/2008							<0.005
4/15/2009							<0.005
10/9/2009							0.015 (O)
5/4/2010							<0.005
10/12/2010							<0.005
4/28/2011							<0.005
10/19/2011							<0.005
5/2/2012							<0.005
10/9/2012							0.0054
4/11/2013							0.0072
10/16/2013							<0.005
4/23/2014							0.0067
10/3/2014							<0.005
3/31/2015							<0.005
10/12/2015							<0.005
3/10/2016	<0.005	<0.005	<0.005	<0.005			
3/17/2016					<0.005	<0.005	
3/28/2016							<0.005
5/17/2016	<0.005			<0.005			
5/18/2016		<0.005	<0.005		<0.005	<0.005	
5/25/2016							<0.005
7/26/2016	0.0009 (J)						
7/27/2016		<0.005	<0.005	0.0009 (J)	<0.005		
7/28/2016						<0.005	
8/1/2016							<0.005
9/20/2016	<0.005	<0.005	<0.005	<0.005			
9/21/2016					<0.005	<0.005	
9/27/2016							<0.005
11/4/2016	<0.005		<0.005	<0.005	<0.005		
11/7/2016		<0.005				<0.005	
11/11/2016							<0.005
1/20/2017	<0.005		<0.005				
1/23/2017		<0.005		<0.005			
1/24/2017					<0.005	<0.005	
1/31/2017							<0.005
3/28/2017	<0.005			<0.005			
3/29/2017		<0.005	<0.005		<0.005		
3/30/2017						<0.005	
4/3/2017							<0.005
6/7/2017	<0.005						
6/8/2017		<0.005	<0.005	<0.005	<0.005		
6/9/2017						<0.005	
6/12/2017							<0.005
9/29/2017	<0.005			<0.005	<0.005	<0.005	
10/3/2017							<0.005
3/15/2018	<0.005	<0.005		<0.005	<0.005	<0.005	

ND substitution: RL or RL/2 if <15% NDs.

Time Series

Constituent: Selenium (mg/L) Analysis Run 5/17/2024 12:10 PM

Plant Bowen Client: Southern Company Data: Bowen 1, 2, 9, and 10

	GWC-46R	GWC-47	GWC-47R	GWC-48	GWC-49R	GWC-49Z	GWC-5
3/16/2018			<0.005				
3/19/2018							<0.005
9/13/2018	<0.005	<0.005	<0.005	<0.005	<0.005		
9/14/2018						<0.005	
9/17/2018							<0.005
3/15/2019		<0.005		<0.005			
3/18/2019	<0.005				<0.005		
3/19/2019			<0.005			<0.005	
3/20/2019							<0.005
9/11/2019	<0.005		<0.005	<0.005 (D)	<0.005	<0.005	
9/12/2019		<0.005					
9/16/2019							<0.005
3/9/2020		<0.005	<0.005	<0.005		<0.005	
3/10/2020	<0.005						
3/11/2020					<0.005		
3/16/2020							<0.005
9/11/2020					<0.005		
9/14/2020	<0.005	<0.005		<0.005		<0.005	
9/15/2020			<0.005				
9/16/2020							<0.005
3/11/2021	<0.005	<0.005	<0.005	<0.005			
3/15/2021					<0.005	<0.005	
3/17/2021							0.0019 (J)
8/4/2021				<0.005			
8/5/2021	<0.005	<0.005	<0.005			<0.005	
8/9/2021							<0.005
8/11/2021					<0.005		
1/31/2022	<0.005			<0.005			
2/1/2022		<0.005	<0.005		<0.005	<0.005	
2/2/2022							<0.005
8/15/2022	<0.005	<0.005	<0.005	<0.005	<0.005	<0.005	
8/16/2022							<0.005
2/14/2023	<0.005	<0.005	<0.005	<0.005	<0.005	<0.005	
2/20/2023							<0.005
7/26/2023	<0.005			0.0016 (J)			
7/27/2023		<0.005	<0.005		<0.005	<0.005	
7/28/2023							<0.005
2/21/2024	<0.005	<0.005	<0.005	0.0011 (J)	<0.005	<0.005	
2/26/2024							<0.005

ND substitution: RL or RL/2 if <15% NDs.

Time Series

Constituent: Selenium (mg/L) Analysis Run 5/17/2024 12:10 PM

Plant Bowen Client: Southern Company Data: Bowen 1, 2, 9, and 10

	GWC-6	GWC-6RZ	GWC-7Z	GWC-8RR	GWC-8Z	GWC-9
8/22/2007	<0.005					
8/23/2007						<0.005
10/25/2007	<0.005					
11/1/2007						<0.005
11/19/2007						<0.005
11/20/2007	<0.005					
1/15/2008						<0.005
1/23/2008	<0.005					
3/6/2008						<0.005
3/11/2008	<0.005					
5/13/2008						<0.005
5/14/2008	<0.005					
12/11/2008	<0.005					
12/12/2008						<0.005
4/16/2009						<0.005
4/23/2009	<0.005					
10/9/2009	<0.005					
10/13/2009						<0.005
4/21/2010						<0.005
5/4/2010	<0.005					
9/29/2010						<0.005
10/11/2010	<0.005					
4/13/2011						<0.005
4/26/2011	<0.005					
10/5/2011						<0.005
10/18/2011	<0.005			<0.005		
4/4/2012						<0.005
4/30/2012				<0.005		
5/2/2012	<0.005					
10/3/2012				<0.005		
10/8/2012	<0.005					<0.005
4/8/2013				<0.005		<0.005
4/10/2013	<0.005					
10/8/2013	<0.005					
10/9/2013				<0.005		<0.005
4/9/2014						<0.005
4/10/2014				<0.005		
4/14/2014	<0.005					
9/30/2014						<0.005
10/2/2014				<0.005		
10/3/2014	<0.005					
4/1/2015	<0.005					
4/2/2015						<0.005
4/3/2015				<0.005		
5/26/2015		<0.005			<0.005	
6/18/2015		<0.005 (D)			<0.005 (D)	
7/2/2015		<0.005			<0.005	
10/8/2015				<0.005	<0.005	
10/9/2015	<0.005	<0.005				
10/10/2015						<0.005 (D)
3/22/2016					<0.005	
3/29/2016	<0.005	<0.005				

ND substitution: RL or RL/2 if <15% NDs.

Time Series

Constituent: Selenium (mg/L) Analysis Run 5/17/2024 12:10 PM

Plant Bowen Client: Southern Company Data: Bowen 1, 2, 9, and 10

	GWC-6	GWC-6RZ	GWC-7Z	GWC-8RR	GWC-8Z	GWC-9
3/30/2016				<0.005		0.00388 (J)
5/24/2016	<0.005	<0.005		<0.005		
5/25/2016					<0.005	
5/26/2016						<0.005
5/31/2016			<0.005			
8/1/2016	<0.005	<0.005				
8/2/2016			<0.005	<0.005	<0.005	
8/5/2016						<0.005
9/26/2016	<0.005	<0.005			<0.005	
9/27/2016			<0.005	<0.005		
9/28/2016						<0.005
11/14/2016		<0.005				
11/18/2016	<0.005					
11/21/2016			<0.005		<0.005	<0.005
11/22/2016				<0.005		
2/1/2017	<0.005	<0.005	<0.005			
2/3/2017					<0.005	
2/6/2017				<0.005		<0.005
4/6/2017	<0.005	<0.005	<0.005	<0.005		<0.005
4/7/2017					<0.005	
6/13/2017	<0.005	<0.005	<0.005		<0.005	<0.005
6/14/2017				<0.005		
7/14/2017			<0.005			
10/3/2017	<0.005	<0.005	<0.005		<0.005	<0.005
10/4/2017				<0.005		
3/19/2018	<0.005					
3/20/2018		<0.005	<0.005		<0.005	<0.005
3/21/2018				<0.005		
9/17/2018	<0.005	<0.005				
9/18/2018			<0.005	<0.005	<0.005	<0.005 (D)
3/21/2019	<0.005	<0.005	<0.005			<0.005
3/27/2019				<0.005		
5/6/2019					<0.005	
9/13/2019			<0.005			
9/16/2019	<0.005	<0.005		<0.005 (D)	<0.005	<0.005
3/12/2020	<0.005	<0.005	<0.005	<0.005		<0.005
3/16/2020					<0.005	
9/16/2020	<0.005	<0.005	<0.005			
9/17/2020				<0.005	<0.005	<0.005
3/17/2021	<0.005	0.0038 (J)	<0.005	<0.005		
3/18/2021					0.0089	<0.005
8/10/2021	<0.005	<0.005	<0.005	<0.005	<0.005	<0.005
2/2/2022	<0.005	<0.005	<0.005	<0.005	<0.005	<0.005
8/17/2022	<0.005	<0.005	<0.005	<0.005	<0.005	<0.005
2/17/2023	<0.005	<0.005				
2/20/2023			<0.005		<0.005	
2/21/2023				<0.005		<0.005
7/28/2023		<0.005				
7/31/2023	<0.005		<0.005	<0.005	<0.005	<0.005
2/26/2024	<0.005	<0.005	<0.005		<0.005	
2/27/2024				<0.005		<0.005

ND substitution: RL or RL/2 if <15% NDs.

Time Series

Constituent: Silver (mg/L) Analysis Run 5/17/2024 12:10 PM

Plant Bowen Client: Southern Company Data: Bowen 1, 2, 9, and 10

	GWA-1 (bg)	GWA-2 (bg)	GWA-2R (bg)	GWA-39RZ (bg)	GWA-39Z (bg)	GWA-3A (bg)	GWA-40 (bg)
8/23/2007	<0.005	<0.005	<0.005			<0.005	
10/23/2007	<0.005						
10/24/2007		<0.005	<0.005				
11/2/2007						<0.005	
11/18/2007	<0.005	<0.005	<0.005			<0.005	
1/30/2008	<0.005						
1/31/2008		<0.005	<0.005			<0.005	
3/10/2008	<0.005		<0.005				
3/11/2008		<0.005				<0.005	
5/6/2008		<0.005					
5/13/2008	<0.005		<0.005				
5/14/2008						<0.005	
12/4/2008		<0.005	<0.005				
12/5/2008	<0.005					<0.005	
4/15/2009	<0.005					<0.005	
4/21/2009		<0.005	<0.005				
10/7/2009	<0.005	<0.005					
10/8/2009			<0.005			<0.005	
4/21/2010			<0.005				
4/26/2010		<0.005					
4/28/2010						<0.005	
5/3/2010	<0.005						
9/28/2010			<0.005				
10/4/2010		<0.005					
10/6/2010						<0.005	
10/12/2010	<0.005						
4/12/2011			<0.005				
4/13/2011		<0.005					
4/21/2011						<0.005	
4/27/2011	<0.005						
10/4/2011			<0.005				
10/5/2011		<0.005					
10/13/2011						<0.005	
10/17/2011	<0.005						
4/3/2012			<0.005				
4/11/2012		<0.005					
5/1/2012						<0.005	
5/2/2012	<0.005						
10/8/2012	<0.005						
10/9/2012		<0.005	<0.005			<0.005	
4/11/2013			<0.005			<0.005	
4/12/2013	<0.005						
4/15/2013		<0.005					
10/15/2013		<0.005					
10/16/2013	<0.005		<0.005			<0.005	
4/10/2014			<0.005				
4/11/2014	<0.005						
4/22/2014		<0.005					
4/23/2014						<0.005	
9/30/2014	<0.005	<0.005	<0.005				
10/4/2014						<0.005	
3/30/2015	<0.005	<0.005	<0.005				

ND substitution: RL or RL/2 if <15% NDs.

Time Series

Constituent: Silver (mg/L) Analysis Run 5/17/2024 12:10 PM

Plant Bowen Client: Southern Company Data: Bowen 1, 2, 9, and 10

	GWA-1 (bg)	GWA-2 (bg)	GWA-2R (bg)	GWA-39RZ (bg)	GWA-39Z (bg)	GWA-3A (bg)	GWA-40 (bg)
3/31/2015						<0.005	
10/12/2015						<0.005	
10/13/2015	<0.005	<0.005	<0.005				
3/14/2016					<0.005		
3/15/2016							<0.005
3/22/2016	<0.005						
3/23/2016		<0.005	<0.005			<0.005	
5/11/2016					<0.005		<0.005
5/16/2016				<0.005 (D)			
7/19/2016					<0.005		
7/21/2016							<0.005
7/27/2016				0.0012 (JD)			
7/29/2016	<0.005	<0.005	<0.005			<0.005	
9/15/2016					<0.005		<0.005
11/2/2016					<0.005		
11/3/2016							<0.005
1/17/2017							<0.005
1/18/2017					<0.005		
2/21/2017				<0.005			
3/24/2017							<0.005
3/27/2017				<0.005 (D)			
3/28/2017					<0.005		
3/30/2017	<0.005	<0.005				<0.005	
4/3/2017			<0.005				
9/26/2017					<0.005		<0.005
9/29/2017				<0.005 (D)			
10/2/2017	<0.005	<0.005	<0.005				
10/4/2017						<0.005	
3/14/2018					<0.005		<0.005
3/16/2018	<0.005		<0.005	<0.005			
3/19/2018		<0.005				<0.005	
9/12/2018					<0.005		<0.005
9/14/2018		<0.005	<0.005	<0.005			
9/17/2018	<0.005 (D)					<0.005	
3/13/2019							<0.005
3/14/2019				<0.005			
3/15/2019					<0.005		
3/19/2019			<0.005				
3/20/2019	<0.005	<0.005				<0.005	
9/9/2019					<0.005		<0.005
9/12/2019	<0.005	<0.005 (D)					
9/13/2019			<0.005			<0.005	
3/9/2020				<0.005	<0.005		<0.005
3/11/2020	<0.005	<0.005	<0.005			<0.005	
9/10/2020					<0.005		
9/11/2020							<0.005
9/15/2020	<0.005	<0.005	<0.005				
9/16/2020				<0.005			
3/10/2021							<0.005
3/12/2021					<0.005		
3/16/2021	<0.005		<0.005	<0.005			
3/17/2021		<0.005					

Time Series

Constituent: Silver (mg/L) Analysis Run 5/17/2024 12:10 PM

Plant Bowen Client: Southern Company Data: Bowen 1, 2, 9, and 10

	GWA-1 (bg)	GWA-2 (bg)	GWA-2R (bg)	GWA-39RZ (bg)	GWA-39Z (bg)	GWA-3A (bg)	GWA-40 (bg)
3/29/2021						<0.005	
8/4/2021					<0.005		<0.005
8/6/2021				<0.005			
8/9/2021	<0.005	<0.005	<0.005			<0.005	
1/31/2022					<0.005		<0.005
2/1/2022	<0.005	<0.005	<0.005				
2/2/2022				<0.005		<0.005	
8/10/2022					<0.005		
8/12/2022							<0.005
8/16/2022	<0.005	<0.005	<0.005	<0.005		<0.005	
2/13/2023					<0.005		<0.005
2/14/2023				<0.005			
2/16/2023	<0.005	<0.005	<0.005				
2/17/2023						<0.005	
7/25/2023				<0.005			
7/26/2023					<0.005		<0.005
7/27/2023	<0.005	<0.005	<0.005				
8/1/2023						<0.005	
2/19/2024				<0.005	<0.005		<0.005
2/22/2024	<0.005	<0.005				<0.005	
2/26/2024			<0.005				

ND substitution: RL or RL/2 if <15% NDs.

Time Series

Constituent: Silver (mg/L) Analysis Run 5/17/2024 12:10 PM

Plant Bowen Client: Southern Company Data: Bowen 1, 2, 9, and 10

	GWA-41 (bg)	GWA-41R (bg)	GWA-42 (bg)	GWA-43 (bg)	GWA-43R (bg)	GWA-4RZ (bg)	GWA-50 (bg)
12/12/2008							<0.005
4/23/2009							<0.005
10/6/2009							<0.005
4/27/2010							<0.005
9/30/2010							<0.005
4/14/2011							<0.005
10/5/2011							<0.005
4/11/2012							<0.005
10/2/2012							<0.005
4/9/2013							<0.005
10/15/2013							<0.005
4/10/2014							0.0025 (J)
10/1/2014							<0.005
3/30/2015							<0.005
10/11/2015							<0.005
3/11/2016			<0.005	<0.005	<0.005		
3/15/2016	<0.005	<0.005					
3/28/2016							<0.005
5/12/2016	<0.005						
5/13/2016		<0.005		<0.005	<0.005		
5/16/2016			<0.005				
7/19/2016				<0.005	<0.005		
7/20/2016	<0.005						
7/21/2016		<0.005					
7/22/2016			<0.005				
8/1/2016							0.0004 (J)
9/15/2016	<0.005						
9/16/2016				<0.005	<0.005		
9/19/2016			<0.005				
9/21/2016		<0.005					
11/2/2016				<0.005	<0.005		
11/3/2016	<0.005	<0.005	<0.005				
1/17/2017		<0.005	<0.005				
1/18/2017	<0.005			<0.005	<0.005		
3/24/2017	<0.005						
3/27/2017		<0.005	<0.005				
3/28/2017				<0.005	<0.005		
4/7/2017						<0.005	0.0005 (J)
9/22/2017				<0.005	<0.005		
9/25/2017	<0.005	<0.005					
9/26/2017			<0.005				
10/2/2017							0.0006 (J)
10/3/2017						<0.005 (D)	
3/14/2018	<0.005	<0.005	<0.005	<0.005			
3/15/2018					<0.005		
3/16/2018							<0.005
3/21/2018						<0.005	
9/12/2018	<0.005	<0.005		<0.005	<0.005		
9/14/2018			<0.005				
9/17/2018							<0.005
9/18/2018						<0.005	
3/13/2019				<0.005	<0.005		

ND substitution: RL or RL/2 if <15% NDs.

Time Series

Constituent: Silver (mg/L) Analysis Run 5/17/2024 12:10 PM

Plant Bowen Client: Southern Company Data: Bowen 1, 2, 9, and 10

	GWA-41 (bg)	GWA-41R (bg)	GWA-42 (bg)	GWA-43 (bg)	GWA-43R (bg)	GWA-4RZ (bg)	GWA-50 (bg)
3/14/2019	<0.005	<0.005	<0.005				
3/19/2019							<0.005
3/21/2019						<0.005 (D)	
9/10/2019	<0.005 (D)	<0.005	<0.005				
9/11/2019				<0.005	<0.005		
9/12/2019						<0.005 (D)	
9/13/2019							0.00045 (J)
3/6/2020	<0.005		<0.005				
3/9/2020		<0.005		<0.005	<0.005		
3/11/2020							0.00039 (J)
3/12/2020						<0.005	
9/10/2020	<0.005	<0.005	<0.005				
9/11/2020				<0.005			
9/14/2020					<0.005		
9/16/2020							0.00042 (J)
9/17/2020						<0.005	
3/10/2021		<0.005					
3/11/2021	<0.005		<0.005	<0.005	<0.005		
3/16/2021						<0.005	
3/17/2021							0.00044 (J)
8/4/2021	<0.005	<0.005	<0.005				
8/5/2021					<0.005		
8/6/2021				<0.005			
8/9/2021							<0.005
8/10/2021						<0.005	
1/31/2022	<0.005	<0.005	<0.005	<0.005	<0.005		
2/1/2022							<0.005
2/3/2022						<0.005	
8/10/2022			<0.005		<0.005		
8/11/2022	<0.005	<0.005		<0.005			
8/16/2022							<0.005
8/17/2022						<0.005	
2/13/2023	<0.005	<0.005	<0.005		<0.005		
2/14/2023				<0.005			
2/16/2023							<0.005
2/17/2023						<0.005	
7/25/2023	<0.005	<0.005		<0.005	<0.005		
7/26/2023			<0.005				
7/28/2023						<0.005	0.00044 (J)
2/19/2024	<0.005	<0.005					
2/20/2024			<0.005	<0.005	<0.005		
2/22/2024							0.00052 (J)
2/27/2024						<0.005	

ND substitution: RL or RL/2 if <15% NDs.

Time Series

Constituent: Silver (mg/L) Analysis Run 5/17/2024 12:10 PM

Plant Bowen Client: Southern Company Data: Bowen 1, 2, 9, and 10

	GWA-50R (bg)	GWC-10	GWC-10R	GWC-11	GWC-11R	GWC-12	GWC-13
8/21/2007		<0.005	<0.005	<0.005	<0.005	<0.005	<0.005
11/1/2007		<0.005	<0.005	<0.005	<0.005	<0.005	<0.005
11/18/2007				<0.005	<0.005		
11/19/2007						<0.005	<0.005
11/20/2007		<0.005	<0.005				
1/16/2008						<0.005	
1/30/2008		<0.005	<0.005	<0.005	<0.005		
1/31/2008							<0.005
3/5/2008				<0.005		0.0046	<0.005
3/6/2008		<0.005	<0.005		<0.005		
5/7/2008				<0.005	<0.005		
5/8/2008			<0.005				
5/12/2008		<0.005					<0.005
5/13/2008						<0.005	
12/12/2008	<0.0025						
12/13/2008		<0.005				<0.005	<0.005
12/14/2008			<0.005	<0.005	<0.005		
4/16/2009						<0.005	
4/23/2009	<0.0025						
4/28/2009							<0.005
4/29/2009		<0.005	<0.005	<0.005	<0.005		
10/6/2009	0.0048						
10/20/2009		<0.005					
10/21/2009			<0.005			<0.005	<0.005
10/22/2009				<0.005	<0.005		
4/21/2010			<0.005	<0.005	<0.005		
4/26/2010		<0.005					
4/27/2010						<0.005	
4/28/2010							<0.005
5/3/2010	<0.0025						
9/28/2010			<0.005	<0.005			
9/29/2010		<0.005			<0.005		
10/5/2010						<0.005	<0.005
10/11/2010	<0.0025						
4/12/2011			<0.005	<0.005			
4/13/2011		<0.005			<0.005		
4/19/2011						<0.005	<0.005
4/27/2011	0.004						
10/4/2011			<0.005	<0.005	<0.005		
10/5/2011		<0.005					
10/12/2011						<0.005	
10/18/2011							<0.005
10/19/2011	<0.0025						
4/3/2012			<0.005	<0.005			
4/4/2012		<0.005			<0.005		
4/24/2012						<0.005	
4/25/2012							<0.005
5/1/2012	<0.0025						
10/2/2012	<0.0025					<0.005	<0.005
10/3/2012		<0.005		<0.005	<0.005		
10/8/2012			<0.005				
4/2/2013						<0.005	<0.005

ND substitution: RL or RL/2 if <15% NDs.

Time Series

Constituent: Silver (mg/L) Analysis Run 5/17/2024 12:10 PM

Plant Bowen Client: Southern Company Data: Bowen 1, 2, 9, and 10

	GWA-50R (bg)	GWC-10	GWC-10R	GWC-11	GWC-11R	GWC-12	GWC-13
4/3/2013		<0.005	<0.005	<0.005	<0.005		
4/10/2013	<0.0025						
10/8/2013							<0.005
10/9/2013				<0.005	<0.005	<0.005	
10/15/2013		<0.005	<0.005				
10/16/2013	0.0034						
4/1/2014						<0.005	<0.005
4/2/2014				<0.005	<0.005		
4/9/2014		<0.005	<0.005				
4/22/2014	0.0034						
10/1/2014	0.0012 (J)						<0.005
10/2/2014		<0.005	<0.005	<0.005	<0.005	<0.005	
3/30/2015	0.003						
4/1/2015				<0.005	<0.005	<0.005	<0.005
4/2/2015		<0.005	<0.005				
10/10/2015		<0.005					
10/11/2015	0.0018 (J)			<0.005	<0.005		
10/12/2015			<0.005				
10/14/2015						<0.005	
10/15/2015							<0.005
3/28/2016	0.0022 (J)						
3/31/2016		<0.005	<0.005				
4/4/2016				<0.005	<0.005	<0.005	<0.005
8/1/2016	0.0016 (J)						
8/3/2016			<0.005	<0.005		<0.005	
8/4/2016					<0.005		<0.005
8/5/2016		<0.005					
4/3/2017	0.0022 (J)						
4/10/2017		<0.005	<0.005	<0.005	<0.005		
4/11/2017						<0.005	
4/12/2017							<0.005
10/2/2017	0.0021 (J)						
10/4/2017		<0.005	<0.005	<0.005	<0.005	<0.005	
10/9/2017							<0.005
3/16/2018	0.0023 (J)						
3/20/2018		<0.005					
3/21/2018			<0.005	<0.005			<0.005
3/22/2018					<0.005	<0.005	
9/18/2018	0.0017 (J)	<0.005	<0.005	<0.005	<0.005	<0.005	
9/19/2018							<0.005
3/19/2019	0.0017 (J)						
3/22/2019		<0.005	<0.005				
3/23/2019				<0.005	<0.005	<0.005	<0.005
9/12/2019	0.0028 (J)						
9/17/2019		<0.005	<0.005	<0.005	<0.005	<0.005 (D)	
9/18/2019							<0.005
3/11/2020	0.0013 (J)						
3/12/2020		<0.005	<0.005	<0.005	<0.005	<0.005	
3/13/2020							<0.005
9/15/2020	0.0012 (J)						
9/17/2020		<0.005	<0.005				
9/21/2020				<0.005	<0.005	<0.005	

Time Series

Constituent: Silver (mg/L) Analysis Run 5/17/2024 12:10 PM

Plant Bowen Client: Southern Company Data: Bowen 1, 2, 9, and 10

	GWA-50R (bg)	GWC-10	GWC-10R	GWC-11	GWC-11R	GWC-12	GWC-13
9/22/2020							<0.005
3/17/2021	0.0026 (J)						
3/18/2021		<0.005	<0.005				<0.005
3/19/2021				<0.005	<0.005	<0.005	
8/9/2021	0.0015 (J)						
8/10/2021		<0.005					
8/11/2021			<0.005	<0.005	<0.005	<0.005	<0.005
2/2/2022	0.0012 (J)					<0.005	
2/4/2022		<0.005	<0.005	<0.005	<0.005		
2/17/2022							<0.005
8/17/2022	0.0021 (J)	<0.005					
8/18/2022			<0.005	<0.005	<0.005	<0.005	<0.005
2/16/2023	0.0011 (J)						
2/20/2023		<0.005	<0.005	<0.005	<0.005		
2/21/2023						<0.005	
2/22/2023							<0.005
7/28/2023	0.00091 (J)						
7/31/2023		<0.005	<0.005				
8/1/2023				<0.005	<0.005	<0.005	<0.005
2/22/2024	0.0013 (J)						
2/27/2024		<0.005	<0.005			<0.005	<0.005
2/28/2024				<0.005	<0.005		

ND substitution: RL or RL/2 if <15% NDs.

Time Series

Constituent: Silver (mg/L) Analysis Run 5/17/2024 12:10 PM

Plant Bowen Client: Southern Company Data: Bowen 1, 2, 9, and 10

	GWC-13RZ	GWC-14Z	GWC-15R	GWC-15Z	GWC-44	GWC-45	GWC-45R
8/21/2007	<0.005						
8/23/2007			<0.005				
8/24/2007		<0.005		<0.005			
11/1/2007	<0.005						
11/2/2007		<0.005	<0.005	<0.005			
11/17/2007		<0.005	<0.005				
11/18/2007				<0.005			
11/19/2007	<0.005						
1/15/2008		<0.005	<0.005	<0.005			
1/31/2008	<0.005						
3/5/2008	<0.005	<0.005					
3/6/2008			<0.005				
3/10/2008				<0.005			
5/7/2008	<0.005	<0.005	<0.005				
5/13/2008				<0.005			
12/2/2008		<0.005	<0.005	<0.005			
12/12/2008	<0.005						
4/16/2009		<0.005					
4/28/2009			<0.005	<0.005			
4/29/2009	0.0026						
10/19/2009			<0.005				
10/20/2009		<0.005		<0.005			
10/21/2009	<0.005						
4/20/2010		<0.005					
4/27/2010			<0.005	<0.005			
4/28/2010	<0.005						
9/29/2010		<0.005					
10/4/2010			<0.005				
10/5/2010				<0.005			
10/6/2010	<0.005						
4/12/2011		<0.005					
4/18/2011			<0.005				
4/19/2011				<0.005			
4/20/2011	<0.005						
10/4/2011		<0.005					
10/12/2011	<0.005		<0.005	<0.005			
4/4/2012		<0.005					
4/23/2012			<0.005				
4/25/2012	<0.005			<0.005			
10/2/2012	<0.005						
10/10/2012		<0.005	<0.005	<0.005			
4/2/2013	<0.005						
4/15/2013		<0.005	<0.005				
4/16/2013				<0.005			
10/8/2013	<0.005						
10/22/2013		<0.005	<0.005	<0.005			
4/1/2014	<0.005						
4/21/2014		<0.005	<0.005	<0.005			
9/30/2014		<0.005	<0.005	<0.005			
10/1/2014	<0.005						
3/31/2015	<0.005						
4/3/2015		<0.005	<0.005	<0.005			

ND substitution: RL or RL/2 if <15% NDs.

Time Series

Constituent: Silver (mg/L) Analysis Run 5/17/2024 12:10 PM

Plant Bowen Client: Southern Company Data: Bowen 1, 2, 9, and 10

	GWC-13RZ	GWC-14Z	GWC-15R	GWC-15Z	GWC-44	GWC-45	GWC-45R
10/6/2015				<0.005			
10/7/2015		<0.005	<0.005				
10/14/2015	<0.005						
3/16/2016					<0.005	<0.005	<0.005
4/4/2016	<0.005						
4/5/2016		<0.005	<0.005	<0.005			
5/16/2016					<0.005	<0.005 (D)	<0.005 (D)
7/25/2016					<0.005	<0.005 (D)	<0.005 (D)
8/4/2016			<0.005				
8/9/2016		<0.005					
9/19/2016					<0.005	<0.005 (D)	<0.005 (D)
11/3/2016					<0.005		<0.005 (D)
11/4/2016						<0.005 (D)	
1/19/2017					<0.005		
1/20/2017							<0.005 (D)
1/23/2017						<0.005 (D)	
3/28/2017					<0.005		
3/29/2017						<0.005 (D)	<0.005 (D)
4/11/2017	<0.005	<0.005		<0.005			
4/12/2017			<0.005				
9/26/2017					<0.005		
9/27/2017						<0.005	<0.005
10/5/2017		<0.005					
10/6/2017	<0.005		<0.005	<0.005			
3/15/2018					<0.005	<0.005	<0.005
3/22/2018		<0.005					
3/23/2018	<0.005		<0.005	<0.005			
9/12/2018					<0.005		
9/13/2018						<0.005	<0.005
9/19/2018		<0.005	<0.005	<0.005			
9/20/2018	<0.005						
3/14/2019					<0.005	<0.005 (D)	<0.005 (D)
3/22/2019	<0.005	<0.005		<0.005			
3/25/2019			<0.005				
9/11/2019					<0.005	<0.005 (D)	<0.005 (D)
9/17/2019		<0.005	<0.005	<0.005			
9/18/2019	<0.005						
3/10/2020					<0.005	<0.005	<0.005
3/13/2020		<0.005	<0.005	<0.005			
3/17/2020	<0.005						
9/11/2020						<0.005	<0.005
9/15/2020					<0.005		
9/21/2020		<0.005	<0.005	<0.005			
9/22/2020	<0.005						
3/11/2021					<0.005	<0.005	<0.005
3/18/2021		<0.005	<0.005	<0.005			
3/19/2021	<0.005						
8/4/2021					<0.005		
8/6/2021						<0.005	<0.005
8/11/2021		<0.005	<0.005	<0.005			
8/12/2021	<0.005						
1/31/2022					<0.005		

Time Series

Constituent: Silver (mg/L) Analysis Run 5/17/2024 12:10 PM

Plant Bowen Client: Southern Company Data: Bowen 1, 2, 9, and 10

	GWC-13RZ	GWC-14Z	GWC-15R	GWC-15Z	GWC-44	GWC-45	GWC-45R
2/1/2022						<0.005	<0.005
2/4/2022	<0.005	<0.005	<0.005				
2/7/2022				<0.005			
8/12/2022						<0.005	<0.005
8/15/2022					<0.005		
8/18/2022		<0.005					
8/19/2022	<0.005		<0.005	<0.005			
2/14/2023					<0.005	<0.005	<0.005
2/22/2023	<0.005	<0.005	<0.005	<0.005			
7/26/2023					<0.005	<0.005	<0.005
8/1/2023		<0.005		<0.005			
8/2/2023	<0.005		<0.005				
2/20/2024					<0.005	<0.005	<0.005
2/28/2024	<0.005	<0.005	<0.005	<0.005			

ND substitution: RL or RL/2 if <15% NDs.

Time Series

Constituent: Silver (mg/L) Analysis Run 5/17/2024 12:10 PM

Plant Bowen Client: Southern Company Data: Bowen 1, 2, 9, and 10

	GWC-46R	GWC-47	GWC-47R	GWC-48	GWC-49R	GWC-49Z	GWC-5
8/23/2007							<0.005
10/25/2007							<0.005
11/19/2007							<0.005
1/23/2008							<0.005
3/11/2008							<0.005
5/12/2008							<0.005
12/11/2008							<0.005
4/15/2009							<0.005
10/9/2009							<0.005
5/4/2010							<0.005
10/12/2010							<0.005
4/28/2011							<0.005
10/19/2011							<0.005
5/2/2012							<0.005
10/9/2012							<0.005
4/11/2013							<0.005
10/16/2013							<0.005
4/23/2014							<0.005
10/3/2014							<0.005
3/31/2015							<0.005
10/12/2015							<0.005
3/10/2016	<0.005	<0.005	<0.005	<0.005			
3/17/2016					<0.005	<0.005	
3/28/2016							<0.005
5/17/2016	<0.005			<0.005			
5/18/2016		<0.005	<0.005		<0.005	<0.005	
7/26/2016	<0.005						
7/27/2016		<0.005	<0.005	<0.005	<0.005		
7/28/2016						<0.005	
8/1/2016							<0.005
9/20/2016	<0.005	<0.005	<0.005	<0.005			
9/21/2016					<0.005	<0.005	
11/4/2016	<0.005		<0.005	<0.005	<0.005		
11/7/2016		<0.005				<0.005	
1/20/2017	<0.005		<0.005				
1/23/2017		<0.005		<0.005			
1/24/2017					<0.005	<0.005	
3/28/2017	<0.005			<0.005			
3/29/2017		<0.005	<0.005		<0.005		
3/30/2017						<0.005	
4/3/2017							<0.005
9/27/2017		<0.005	<0.005				
9/29/2017	<0.005			<0.005	<0.005	<0.005	
10/3/2017							<0.005
3/15/2018	<0.005	<0.005		<0.005	<0.005	<0.005	
3/16/2018			<0.005				
3/19/2018							<0.005
9/13/2018	<0.005	<0.005	<0.005	<0.005	<0.005		
9/14/2018						<0.005	
9/17/2018							<0.005
3/15/2019		<0.005		<0.005			
3/18/2019	<0.005				<0.005		

ND substitution: RL or RL/2 if <15% NDs.

Time Series

Constituent: Silver (mg/L) Analysis Run 5/17/2024 12:10 PM

Plant Bowen Client: Southern Company Data: Bowen 1, 2, 9, and 10

	GWC-46R	GWC-47	GWC-47R	GWC-48	GWC-49R	GWC-49Z	GWC-5
3/19/2019			<0.005			<0.005	
3/20/2019							<0.005
9/11/2019	<0.005		<0.005	<0.005 (D)	<0.005	<0.005	
9/12/2019		<0.005					
9/16/2019							<0.005
3/9/2020		<0.005	<0.005	<0.005		<0.005	
3/10/2020	<0.005						
3/11/2020					<0.005		
3/16/2020							<0.005
9/11/2020					<0.005		
9/14/2020	<0.005	<0.005		<0.005		<0.005	
9/15/2020			<0.005				
9/16/2020							<0.005
3/11/2021	<0.005	<0.005	<0.005	<0.005			
3/15/2021					<0.005	<0.005	
3/17/2021							<0.005
8/4/2021				<0.005			
8/5/2021	<0.005	<0.005	<0.005			<0.005	
8/9/2021							<0.005
8/11/2021					<0.005		
1/31/2022	<0.005			<0.005			
2/1/2022		<0.005	<0.005		<0.005	<0.005	
2/2/2022							<0.005
8/15/2022	<0.005	<0.005	<0.005	<0.005	<0.005	<0.005	
8/16/2022							<0.005
2/14/2023	<0.005	<0.005	<0.005	<0.005	<0.005	<0.005	
2/20/2023							<0.005
7/26/2023	<0.005			<0.005			
7/27/2023		<0.005	<0.005		<0.005	<0.005	
7/28/2023							<0.005
2/21/2024	<0.005	<0.005	<0.005	<0.005	<0.005	<0.005	
2/26/2024							<0.005

ND substitution: RL or RL/2 if <15% NDs.

Time Series

Constituent: Silver (mg/L) Analysis Run 5/17/2024 12:10 PM

Plant Bowen Client: Southern Company Data: Bowen 1, 2, 9, and 10

	GWC-6	GWC-6RZ	GWC-7Z	GWC-8RR	GWC-8Z	GWC-9
8/22/2007	<0.005					
8/23/2007						<0.005
10/25/2007	<0.005					
11/1/2007						<0.005
11/19/2007						<0.005
11/20/2007	<0.005					
1/15/2008						<0.005
1/23/2008	<0.005					
3/6/2008						<0.005
3/11/2008	<0.005					
5/13/2008						<0.005
5/14/2008	<0.005					
12/11/2008	<0.005					
12/12/2008						<0.005
4/16/2009						<0.005
4/23/2009	<0.005					
10/9/2009	<0.005					
10/13/2009						<0.005
4/21/2010						<0.005
5/4/2010	<0.005					
9/29/2010						<0.005
10/11/2010	<0.005					
4/13/2011						<0.005
4/26/2011	<0.005					
10/5/2011						<0.005
10/18/2011	<0.005			<0.005		
4/4/2012						<0.005
4/30/2012				<0.005		
5/2/2012	<0.005					
10/3/2012				<0.005		
10/8/2012	<0.005					<0.005
4/8/2013				<0.005		<0.005
4/10/2013	<0.005					
10/8/2013	<0.005					
10/9/2013				<0.005		<0.005
4/9/2014						<0.005
4/10/2014				<0.005		
4/14/2014	<0.005					
9/30/2014						<0.005
10/2/2014				<0.005		
10/3/2014	<0.005					
4/1/2015	<0.005					
4/2/2015						<0.005
4/3/2015				<0.005		
5/26/2015		<0.005			<0.005	
6/18/2015		<0.005 (D)			<0.005 (D)	
7/2/2015		<0.005			<0.005	
10/8/2015				<0.005	<0.005	
10/9/2015	<0.005	<0.005				
10/10/2015						<0.005 (D)
3/22/2016					<0.005	
3/29/2016	<0.005	<0.005				

ND substitution: RL or RL/2 if <15% NDs.

Time Series

Constituent: Silver (mg/L) Analysis Run 5/17/2024 12:10 PM

Plant Bowen Client: Southern Company Data: Bowen 1, 2, 9, and 10

	GWC-6	GWC-6RZ	GWC-7Z	GWC-8RR	GWC-8Z	GWC-9
3/30/2016				<0.005		<0.005
8/1/2016	<0.005	<0.005				
8/2/2016			<0.005	<0.005	<0.005	
8/5/2016						<0.005
4/6/2017	<0.005	<0.005	<0.005	<0.005		<0.005
4/7/2017					<0.005	
10/3/2017	<0.005	<0.005	<0.005		<0.005	<0.005
10/4/2017				<0.005		
3/19/2018	<0.005					
3/20/2018		<0.005	<0.005		<0.005	<0.005
3/21/2018				<0.005		
9/17/2018	<0.005	<0.005				
9/18/2018			<0.005	<0.005	<0.005	<0.005 (D)
3/21/2019	<0.005	<0.005	<0.005			<0.005
3/27/2019				<0.005		
5/6/2019					<0.005	
9/13/2019			<0.005			
9/16/2019	<0.005	<0.005		<0.005 (D)	<0.005	<0.005
3/12/2020	<0.005	<0.005	<0.005	<0.005		<0.005
3/16/2020					<0.005	
9/16/2020	<0.005	<0.005	<0.005			
9/17/2020				<0.005	<0.005	<0.005
3/17/2021	<0.005	<0.005	<0.005	<0.005		
3/18/2021					<0.005	<0.005
8/10/2021	<0.005	<0.005	<0.005	<0.005	<0.005	<0.005
2/2/2022	<0.005	<0.005	<0.005	<0.005	<0.005	<0.005
8/17/2022	<0.005	<0.005	<0.005	<0.005	<0.005	<0.005
2/17/2023	<0.005	<0.005				
2/20/2023			<0.005		<0.005	
2/21/2023				<0.005		<0.005
7/28/2023		<0.005				
7/31/2023	<0.005		<0.005	<0.005	<0.005	<0.005
2/26/2024	<0.005	<0.005	<0.005		<0.005	
2/27/2024				<0.005		<0.005

ND substitution: RL or RL/2 if <15% NDs.

Time Series

Constituent: Sulfate, total (mg/L) Analysis Run 5/17/2024 12:10 PM

Plant Bowen Client: Southern Company Data: Bowen 1, 2, 9, and 10

	GWA-1 (bg)	GWA-2 (bg)	GWA-2R (bg)	GWA-39RZ (bg)	GWA-39Z (bg)	GWA-3A (bg)	GWA-40 (bg)
3/14/2016					4.2598		
3/15/2016							1.2104
3/22/2016	2.3685						
3/23/2016		105.552	26.8249			0.8724 (J)	
5/11/2016					6.05		1.28
5/16/2016				2.4 (D)			
5/19/2016	2.14		3.81				
5/20/2016		44.3					
5/23/2016						0.805 (J)	
7/19/2016					9.5		
7/21/2016							0.91 (J)
7/27/2016				3.6 (D)			
7/29/2016	1.9	48	1.1			0.84 (J)	
9/15/2016					6.7		
9/19/2016							1.3
9/22/2016			0.96 (J)			0.94 (J)	
9/23/2016	2	43					
11/2/2016					5.4		
11/3/2016							1.5
11/9/2016	1.6	31					
11/10/2016			0.72 (J)			1.1	
1/17/2017							<1.2 (*)
1/18/2017					5.5		
1/30/2017	1.8						
1/31/2017		4.2	1.5			0.92 (J)	
2/21/2017				26 (D)			
3/24/2017							0.86 (J)
3/27/2017				10 (D)			
3/28/2017					2.9		
3/30/2017	1.6	53				0.77 (J)	
4/3/2017			1.3				
5/24/2017							1.2
6/7/2017					2.3		
6/8/2017				6.7 (D)			
6/9/2017	1.7		1.2				
6/12/2017		95				0.68 (J)	
7/17/2017				6.4 (D)			
7/27/2017				18 (D)			
8/9/2017				18 (D)			
9/26/2017					3.2		4.2
9/29/2017				21 (D)			
10/2/2017	1.8	3.5	1.7				
10/4/2017						0.5 (J)	
12/28/2017							7.4 (Y)
3/14/2018					3.8		3.8
3/16/2018	1.5		14.8 (J)	15.5			
3/19/2018		147				0.49 (J)	
9/12/2018					3.7		1.7
9/14/2018		7.7	2.1	11.6			
9/17/2018	1.3 (D)					0.36 (J)	
3/13/2019							2.1
3/14/2019				9.3			

ND substitution: RL or RL/2 if <15% NDs.

Time Series

Constituent: Sulfate, total (mg/L) Analysis Run 5/17/2024 12:10 PM

Plant Bowen Client: Southern Company Data: Bowen 1, 2, 9, and 10

	GWA-1 (bg)	GWA-2 (bg)	GWA-2R (bg)	GWA-39RZ (bg)	GWA-39Z (bg)	GWA-3A (bg)	GWA-40 (bg)
3/15/2019					3		
3/19/2019			32.5 (J)				
3/20/2019	1.5	3.6				0.38 (J)	
9/9/2019					2.4		1.6
9/10/2019				14			
9/12/2019	0.98 (J)	5.2					
9/13/2019			3.8			<1	
3/9/2020				5.8	0.84 (J)		1.2
3/11/2020	0.94 (J)	131	34.3			<1	
9/10/2020					0.95 (J)		
9/11/2020							1.3
9/15/2020	0.96 (J)	35.3	1				
9/16/2020				8.6			
3/10/2021							1.5
3/12/2021					2		
3/16/2021	0.99 (J)		3.3	3.5			
3/17/2021		90.7					
3/29/2021						5.4	
8/4/2021					1.3		1.4
8/6/2021				4.2			
8/9/2021	1.3	84.7	1.6			5	
1/31/2022					1.2		1.2
2/1/2022	0.93 (J)	86.1	1.5				
2/2/2022				4.5		3.4	
8/10/2022					1.3		
8/12/2022							1.2
8/16/2022	0.78 (J)	58.5	7.8	4.5		3.5	
2/13/2023					1.7		1.4
2/14/2023				6.3			
2/16/2023	1.1	115	38.9				
2/17/2023						2.5	
7/25/2023				4.9			
7/26/2023					1.5		1.4
7/27/2023	1.4	44	17.6				
8/1/2023						3	
2/19/2024				4	1.1		1.2
2/22/2024	1	82				1.9	
2/26/2024			20.9				

ND substitution: RL or RL/2 if <15% NDs.

Time Series

Constituent: Sulfate, total (mg/L) Analysis Run 5/17/2024 12:10 PM

Plant Bowen Client: Southern Company Data: Bowen 1, 2, 9, and 10

	GWA-41 (bg)	GWA-41R (bg)	GWA-42 (bg)	GWA-43 (bg)	GWA-43R (bg)	GWA-4RZ (bg)	GWA-50 (bg)
3/11/2016			1.4538	1.1313	3.8282		
3/15/2016	4.9347	6.4987					
3/28/2016							0.7283 (J)
5/12/2016	2.3						
5/13/2016		3.68		1.96	3.56		
5/16/2016			1.18				
5/23/2016							0.728 (J)
7/19/2016				1.3	5.6		
7/20/2016	2						
7/21/2016		4.5					
7/22/2016			1.8				
8/1/2016							0.78 (J)
9/15/2016	1.1						
9/16/2016				1.1	6.7		
9/19/2016			1.4				
9/21/2016		2.8					
9/26/2016							0.82 (J)
11/2/2016				1.2	8.1		
11/3/2016	1.6	6.7	1.6				
11/10/2016							0.92 (J)
1/17/2017		<1.1 (*)	<1.8 (*)				
1/18/2017	1.5			0.84 (J)	8.9		
1/30/2017							<1
2/22/2017						22 (D)	
3/24/2017	1.6						
3/27/2017		0.85 (J)	2				
3/28/2017				0.7 (J)	8.2		
4/7/2017						18 (D)	0.82 (J)
6/6/2017	4.1	6.1		0.47 (J)	7		
6/7/2017			1.9				
6/12/2017							0.78 (J)
6/14/2017						20 (D)	
7/12/2017						18 (D)	
7/20/2017						20 (D)	
7/28/2017						18 (D)	
8/9/2017						19 (D)	
8/24/2017						21 (D)	
9/22/2017				0.59 (J)	8.3		
9/25/2017	1.9	3.5					
9/26/2017			2				
10/2/2017							0.71 (J)
10/3/2017						25 (D)	
12/28/2017						26 (Y)	
3/14/2018	11.5	10.9 (J)	2.1	0.39 (J)			
3/15/2018					5.1		
3/16/2018							0.67 (J)
3/21/2018						25.4	
9/12/2018	1.8	3.7		0.3 (J)	5.6		
9/14/2018			1.6				
9/17/2018							0.47 (J)
9/18/2018						22.8	
3/13/2019				0.43 (X)	4.4		

ND substitution: RL or RL/2 if <15% NDs.

Time Series

Constituent: Sulfate, total (mg/L) Analysis Run 5/17/2024 12:10 PM

Plant Bowen Client: Southern Company Data: Bowen 1, 2, 9, and 10

	GWA-41 (bg)	GWA-41R (bg)	GWA-42 (bg)	GWA-43 (bg)	GWA-43R (bg)	GWA-4RZ (bg)	GWA-50 (bg)
3/14/2019	6.2	8.9	2.2				
3/19/2019							0.52 (J)
3/21/2019						24.9 (D)	
9/10/2019	1.2	8.4	1.2				
9/11/2019				<1	5		
9/12/2019						16.5 (D)	
9/13/2019							0.55 (J)
3/6/2020	10		1.7				
3/9/2020		8.5		<1	3.9		
3/11/2020							<1
3/12/2020						20.8	
9/10/2020	1.7	5.9	0.95 (J)				
9/11/2020				<1			
9/14/2020					4.9		
9/16/2020							<1
9/17/2020						20.3	
3/10/2021		8.4					
3/11/2021	6.1		1.6	<1	4.3		
3/16/2021						22.1	
3/17/2021							<1
8/4/2021	1.7	6.4	1.4				
8/5/2021					2.9		
8/6/2021				<1			
8/9/2021							<1
8/10/2021						20.7	
1/31/2022	1.8	8.5	1.1	<1	2.5		
2/1/2022							<1
2/3/2022						20.7	
8/10/2022			1		2.5		
8/11/2022	1.9	4.7		<1			
8/16/2022							<1
8/17/2022						18.1	
2/13/2023	6	10.2	1.6		2.5		
2/14/2023				<1			
2/16/2023							<1
2/17/2023						21.2	
7/25/2023	1.1	3		<1	2.6		
7/26/2023			1.1				
7/28/2023						19.6	0.53 (J)
2/19/2024	4.2	9.6					
2/20/2024			1.2	<1	2.8		
2/22/2024							<1
2/27/2024						23.2	

ND substitution: RL or RL/2 if <15% NDs.

Time Series

Constituent: Sulfate, total (mg/L) Analysis Run 5/17/2024 12:10 PM

Plant Bowen Client: Southern Company Data: Bowen 1, 2, 9, and 10

	GWA-50R (bg)	GWC-10	GWC-10R	GWC-11	GWC-11R	GWC-12	GWC-13
3/28/2016	0.9594 (J)						
3/31/2016		1.17	1.5				
4/4/2016				2.57	2.99	0.3574 (J)	24.8
5/25/2016	1.59						
5/26/2016		1.01	1.51	2.5	2.68		
5/27/2016						<1	
5/31/2016							42.5
8/1/2016	1						
8/3/2016			1.4	3		0.35 (J)	
8/4/2016					3.6		91
8/5/2016		1.1					
9/26/2016	1.2						
9/28/2016		1	1.6	2.3	4.4		
9/29/2016							110
9/30/2016						0.47 (J)	
11/11/2016	1.2						
11/22/2016		1.8	1.6	3.8	3.8	0.36 (J)	
11/28/2016							120
1/30/2017	<1						
2/7/2017		1.7	2				
2/8/2017				3.1	2.7		
2/9/2017							150
2/13/2017						0.79 (J)	
4/3/2017	1.3						
4/10/2017		1.9	1.7	2.5	2.2		
4/11/2017						0.42 (J)	
4/12/2017							120
6/12/2017	1.1						
6/14/2017		1.1	1.4			0.3 (J)	
6/15/2017				2.5	2.3		
6/16/2017							120
10/2/2017	1.1						
10/4/2017		1.8	1.4	2.5	2.8	0.36 (J)	
10/9/2017							130
3/16/2018	0.87 (J)						
3/20/2018		1.4					
3/21/2018			1.1	2.4			59.1
3/22/2018					2.2	0.3 (J)	
9/18/2018	0.87 (J)	1.6	1.9	2.8	2.6	<1	
9/19/2018							64.5
3/19/2019	0.97 (J)						
3/22/2019		1.6	1.3				
3/23/2019				2.1	2.1	0.3 (J)	15.5 (J)
9/12/2019	0.8 (J)						
9/17/2019		1.2	1.6	2.6	2	<1 (D)	
9/18/2019							50.7
3/11/2020	0.85 (J)						
3/12/2020		1.3	0.99 (J)	1.8	1.5	<1	
3/13/2020							16.9
9/15/2020	0.54 (J)						
9/17/2020		0.87 (J)	0.95 (J)				
9/21/2020				2	1.8	<1	

ND substitution: RL or RL/2 if <15% NDs.

Time Series

Constituent: Sulfate, total (mg/L) Analysis Run 5/17/2024 12:10 PM

Plant Bowen Client: Southern Company Data: Bowen 1, 2, 9, and 10

	GWA-50R (bg)	GWC-10	GWC-10R	GWC-11	GWC-11R	GWC-12	GWC-13
9/22/2020							39.6
3/17/2021	0.86 (J)						
3/18/2021		1.2	0.96 (J)				19.3
3/19/2021				1.9	1.5	<1	
8/9/2021	0.77 (J)						
8/10/2021		1.3					
8/11/2021			1	1.4	1.5	<1	9.7
2/2/2022	0.53 (J)					<1	
2/4/2022		1.2	1.1	1.7	1.5		
2/17/2022							6.9
8/17/2022	0.55 (J)	1.1					
8/18/2022			1.5 (J)	1.6	1.9	<1	16
2/16/2023	0.58 (J)						
2/20/2023		1.5	1.5	1.7	1.8		
2/21/2023						<1	
2/22/2023							8.7
7/28/2023	0.71 (J)						
7/31/2023		1.6	1.3				
8/1/2023				2.1	1.9	<1	28.8
2/22/2024	<1						
2/27/2024		0.65 (J)	0.8 (J)			<1	20.2
2/28/2024				1.8	1.3		

ND substitution: RL or RL/2 if <15% NDs.

Time Series

Constituent: Sulfate, total (mg/L) Analysis Run 5/17/2024 12:10 PM

Plant Bowen Client: Southern Company Data: Bowen 1, 2, 9, and 10

	GWC-13RZ	GWC-14Z	GWC-15R	GWC-15Z	GWC-44	GWC-45	GWC-45R
3/16/2016					14.7828	0.6294 (J)	2.8721
4/4/2016	17.5 (o)						
4/5/2016		1.65	7.45	10.1			
5/16/2016					10.2	0.5151 (JD)	2.27 (D)
5/31/2016			7.29	12.1			
6/1/2016	20.9 (o)	1.75					
7/25/2016					8.4	0.84 (J*D)	2.6 (D)
8/4/2016			7.6				
9/19/2016					2.5	0.72 (JD)	2.8 (D)
9/29/2016			6.1				
11/3/2016					3.3		2.6 (D)
11/4/2016						0.75 (JD)	
11/23/2016			10	1.3			
11/28/2016		2.7					
1/19/2017					3.2		
1/20/2017							2.8 (D)
1/23/2017						0.99 (JD)	
2/9/2017		2.7					
2/10/2017			6.7	4.2			
2/22/2017	48						
3/28/2017					16 (J)		
3/29/2017						1.5 (D)	3.1 (D)
4/11/2017	41	4.9		3.2			
4/12/2017			9.2				
6/5/2017					38		
6/7/2017						0.63 (J)	3.2
6/14/2017		2.4					
6/15/2017			9.2	2.5			
6/16/2017	33						
7/12/2017	58	4.1		6.9			
7/20/2017					48		
7/26/2017				2.9			
7/28/2017	55						
8/10/2017	66						
9/26/2017					18		
9/27/2017						1.2	2.5
10/5/2017		1.6					
10/6/2017	77		10	6.6			
3/15/2018					32.4	0.75 (J)	2.9
3/22/2018		2.5					
3/23/2018	75.8		10.6	1.6			
9/12/2018					16		
9/13/2018						1.3	2.3
9/19/2018		1.7	10.4	2.6			
9/20/2018	72.2						
3/14/2019					79.7 (O)	0.72 (JXD)	4.3 (D)
3/22/2019	57.9	6.2		2.1			
3/25/2019			11.2				
9/11/2019					19.8	<1 (D)	2.6 (D)
9/17/2019		6.1	13.1	1.6			
9/18/2019	68.1						
3/10/2020					48.5	0.61 (J)	5.2

ND substitution: RL or RL/2 if <15% NDs.

Time Series

Constituent: Sulfate, total (mg/L) Analysis Run 5/17/2024 12:10 PM

Plant Bowen Client: Southern Company Data: Bowen 1, 2, 9, and 10

	GWC-13RZ	GWC-14Z	GWC-15R	GWC-15Z	GWC-44	GWC-45	GWC-45R
3/13/2020		11.1	8.8	1.1			
3/17/2020	72.1						
9/11/2020						<1	2.8
9/15/2020					23.1		
9/21/2020		5.5	9	0.9 (J)			
9/22/2020	69.8						
3/11/2021					35.5	<1	4.2
3/18/2021		7.8	10.4	0.76 (J)			
3/19/2021	74.2						
8/4/2021					35.1		
8/6/2021						<1	4
8/11/2021		6.9	9.1	0.65 (J)			
8/12/2021	56.7						
1/31/2022					29.7		
2/1/2022						<1	6.1
2/4/2022	63.1	6.4	8.3				
2/7/2022				0.64 (J)			
8/12/2022						<1	3.6
8/15/2022					27.6		
8/18/2022		9.2					
8/19/2022	65.7		6.9	0.87 (J)			
2/14/2023					33.8	<1	10.1
2/22/2023	59.7	10.7	7.5	0.81 (J)			
7/26/2023					8.1	0.74 (J)	3.5
8/1/2023		6.6		0.73 (J)			
8/2/2023	55.5		4.7				
2/20/2024					18.6	<1	3.7
2/28/2024	58.7	6.8	5.3	<1			

ND substitution: RL or RL/2 if <15% NDs.

Time Series

Constituent: Sulfate, total (mg/L) Analysis Run 5/17/2024 12:10 PM

Plant Bowen Client: Southern Company Data: Bowen 1, 2, 9, and 10

	GWC-46R	GWC-47	GWC-47R	GWC-48	GWC-49R	GWC-49Z	GWC-5
3/10/2016	5.7554	3.4409	9.1279	2.6569			
3/17/2016					3.4197	5.3658	
3/28/2016							1.87
5/17/2016	8.67			2.39			
5/18/2016		4.09	10.1		3.06	4.44	
5/25/2016							1.41
7/26/2016	6.6						
7/27/2016		4	7	<1.6 (*)	2.6		
7/28/2016						9.9	
8/1/2016							1.5
9/20/2016	5.8	4.3	6.7	2.4			
9/21/2016					3.1	2.2	
9/27/2016							1.4
11/4/2016	6.1		7.9	2.1	3.1		
11/7/2016		4.1				2.2	
11/11/2016							1.5
1/20/2017	7		6.6				
1/23/2017		5.1		2.1			
1/24/2017					3	1.5	
1/31/2017							1.8
3/28/2017	7.7			2.1			
3/29/2017		5.2	6.2		2.5		
3/30/2017						1.7	
4/3/2017							1.5
6/7/2017	6.4						
6/8/2017		3.8	7.5	1.3	3.3		
6/9/2017						1.7	
6/12/2017							2.1
9/27/2017		4.3	7.5				
9/29/2017	8.4			3.7	4.2	2.2	
10/3/2017							1.4
12/28/2017				1.7 (Y)	3.8 (Y)		
3/15/2018	6.4	3.7		0.76 (J)	3.1	2.4	
3/16/2018			13.4				
3/19/2018							1.3
9/13/2018	7.2	4.8	11.6	1.6	3.6		
9/14/2018						2.4	
9/17/2018							1.3
3/15/2019		4.2		1.7			
3/18/2019	4.4				5.8		
3/19/2019			14.8			2.2	
3/20/2019							1.3
9/11/2019	7		10.7	0.86 (X)	5.7	1.5	
9/12/2019		4.7					
9/16/2019							1.2
3/9/2020		4.3	10.4	1.6		1.5	
3/10/2020	5.5						
3/11/2020					3.3		
3/16/2020							1.1
9/11/2020					2.1		
9/14/2020	6.9	4.3		5.4		1.2	
9/15/2020			9.6				

ND substitution: RL or RL/2 if <15% NDs.

Time Series

Constituent: Sulfate, total (mg/L) Analysis Run 5/17/2024 12:10 PM

Plant Bowen Client: Southern Company Data: Bowen 1, 2, 9, and 10

	GWC-46R	GWC-47	GWC-47R	GWC-48	GWC-49R	GWC-49Z	GWC-5
9/16/2020							1.1
3/11/2021	6.7	4.7	10.4	15.4			
3/15/2021					2.6	1.5	
3/17/2021							1.1
5/26/2021				20.2			
8/4/2021				1.5			
8/5/2021	6	4.3	10.3			1.1	
8/9/2021							1.2
8/11/2021					2.4		
1/31/2022	5.2			1.2			
2/1/2022		4.3	9.4		2.5	0.93 (J)	
2/2/2022							1
8/15/2022	5.6	8.4 (J)	4.3	10.4	2.5	0.98 (J)	
8/16/2022							1
2/14/2023	4.7	4.3	12.7	3	1.8	0.84 (J)	
2/20/2023							1.4
7/26/2023	4			5.3			
7/27/2023		5	10.9		2.3	0.97 (J)	
7/28/2023							1.4
2/21/2024	3.9	5.9	6.8	8.5	1.8	0.57 (J)	
2/26/2024							1

Time Series

Constituent: Sulfate, total (mg/L) Analysis Run 5/17/2024 12:10 PM

Plant Bowen Client: Southern Company Data: Bowen 1, 2, 9, and 10

	GWC-6	GWC-6RZ	GWC-7Z	GWC-8RR	GWC-8Z	GWC-9
3/22/2016					3.9321	
3/29/2016	3.5801	1.4863				
3/30/2016				1.9542		2
5/24/2016	2.79	1.62		0.989 (J)		
5/25/2016					2.68	
5/26/2016						2.93
5/31/2016			2.03			
8/1/2016	2.2	2.3				
8/2/2016			0.96 (J)	1	2.7	
8/5/2016						3.6
9/26/2016	1.8	2.4			2.9	
9/27/2016			0.87 (J)	0.95 (J)		
9/28/2016						3.2
11/14/2016		2.8				
11/18/2016	1.8					
11/21/2016			0.93 (J)		2.8	3.3
11/22/2016				1.1		
2/1/2017	2.8	2.6	0.76 (J)			
2/3/2017					2.7	
2/6/2017				0.96 (J)		1.3
4/6/2017	<2.5	<2.3	<1	<1		<1.2
4/7/2017					2.3	
6/13/2017	2.8	2.2	0.58 (J)		2	2
6/14/2017				0.97 (J)		
7/14/2017			0.04 (J)			
10/3/2017	2.6	2.6	0.87 (J)		1.9	2.8
10/4/2017				0.84 (J)		
3/19/2018	2.6					
3/20/2018		2.5	0.5 (J)		1.6	1.2
3/21/2018				1.2		
9/17/2018	2.2	2.5				
9/18/2018			0.65 (J)	0.9 (J)	1.6	2.6
3/21/2019	2.7	1.7	1.9			2.3
3/27/2019				1.5		
5/6/2019					2.1	
9/13/2019			0.76 (J)			
9/16/2019	2	1.6		0.69 (JD)	1	3
3/12/2020	2.1	1.4	1.7	1.8		1.1
3/16/2020					0.66 (J)	
9/16/2020	1.8	1.3	1.1			
9/17/2020				0.6 (J)	0.74 (J)	3.5
3/17/2021	2.2	1.8	1.3	0.72 (J)		
3/18/2021					1.1	2.1
8/10/2021	1.7	1.4	1.1	0.64 (J)	0.72 (J)	1.7
2/2/2022	1.7	1.5	1.3	0.72 (J)	0.72 (J)	2.5
8/17/2022	1.6	1.2	0.91 (J)	0.53 (J)	0.58 (J)	2.5
2/17/2023	2	1.8				
2/20/2023			1.7		1.1	
2/21/2023				1.7		3
7/28/2023		1.7				
7/31/2023	1.7		1.1	0.86 (J)	0.81 (J)	4.1
2/26/2024	1.7	1.5	0.98 (J)		0.63 (J)	

ND substitution: RL or RL/2 if <15% NDs.

Time Series

Constituent: Sulfate, total (mg/L) Analysis Run 5/17/2024 12:10 PM

Plant Bowen Client: Southern Company Data: Bowen 1, 2, 9, and 10

	GWC-6	GWC-6RZ	GWC-7Z	GWC-8RR	GWC-8Z	GWC-9
2/27/2024				0.66 (J)		3.1

Time Series

Constituent: Thallium (mg/L) Analysis Run 5/17/2024 12:10 PM

Plant Bowen Client: Southern Company Data: Bowen 1, 2, 9, and 10

	GWA-1 (bg)	GWA-2 (bg)	GWA-2R (bg)	GWA-39RZ (bg)	GWA-39Z (bg)	GWA-3A (bg)	GWA-40 (bg)
3/30/2015			7E-05				
10/12/2015						<0.001	
10/13/2015	<0.001	<0.001	<0.001				
3/14/2016					<0.001		
3/15/2016							<0.001
3/22/2016	<0.001						
3/23/2016		<0.001	<0.001			<0.001	
5/11/2016					<0.001		<0.001
5/16/2016				<0.001 (D)			
5/19/2016	<0.001		<0.001				
5/20/2016		<0.001					
5/23/2016						<0.001	
7/19/2016					<0.001 (*)		
7/21/2016							<0.001
7/27/2016				0.0002 (JD)			
7/29/2016	<0.001	<0.001	<0.001			<0.001	
9/15/2016					<0.001		<0.001
9/22/2016			<0.001			<0.001	
9/23/2016	<0.001	<0.001					
11/2/2016					<0.001		
11/3/2016							<0.001
11/9/2016	<0.001	<0.001					
11/10/2016			<0.001			<0.001	
1/17/2017							<0.001
1/18/2017					<0.001		
1/30/2017	<0.001						
1/31/2017		<0.001	<0.001			<0.001	
2/21/2017				<0.001			
3/24/2017							<0.001
3/27/2017				<0.001 (D)			
3/28/2017					5E-05 (J)		
3/30/2017	<0.001	<0.001				<0.001	
4/3/2017			<0.001				
5/24/2017							<0.001
6/7/2017					<0.001		
6/8/2017				<0.001 (D)			
6/9/2017	<0.001		<0.001				
6/12/2017		<0.001				<0.001	
7/17/2017				<0.001 (D)			
7/27/2017				<0.001			
8/9/2017				<0.001			
9/26/2017					7E-05 (J)		<0.001
9/29/2017				<0.001 (D)			
10/2/2017	<0.001	<0.001	<0.001				
10/4/2017						<0.001	
3/14/2018					<0.001		<0.001
3/16/2018	<0.001		<0.001	<0.001			
3/19/2018		<0.001				<0.001	
9/12/2018					<0.001		<0.001
9/14/2018		<0.001	<0.001	<0.001			
9/17/2018	<0.001 (D)					<0.001	
3/13/2019							<0.001

ND substitution: RL or RL/2 if <15% NDs.

Time Series

Constituent: Thallium (mg/L) Analysis Run 5/17/2024 12:10 PM

Plant Bowen Client: Southern Company Data: Bowen 1, 2, 9, and 10

	GWA-1 (bg)	GWA-2 (bg)	GWA-2R (bg)	GWA-39RZ (bg)	GWA-39Z (bg)	GWA-3A (bg)	GWA-40 (bg)
3/14/2019				<0.001			
3/15/2019					<0.001		
3/19/2019			<0.001				
3/20/2019	<0.001	<0.001				<0.001	
9/9/2019					<0.001		<0.001
9/12/2019	<0.001	<0.001 (D)					
9/13/2019			6.2E-05 (J)			<0.001	
3/9/2020				<0.001	<0.001		7.8E-05 (J)
3/11/2020	<0.001	<0.001	<0.001			<0.001	
9/10/2020					<0.001		
9/11/2020							<0.001
9/15/2020	<0.001	<0.001	<0.001				
9/16/2020				<0.001			
3/10/2021							<0.001
3/12/2021					<0.001		
3/16/2021	<0.001		<0.001	<0.001			
3/17/2021		<0.001					
3/29/2021						<0.001	
8/4/2021					<0.001		<0.001
8/6/2021				<0.001			
8/9/2021	<0.001	<0.001	<0.001			<0.001	
1/31/2022					<0.001		<0.001
2/1/2022	<0.001	<0.001	<0.001				
2/2/2022				<0.001		<0.001	
8/10/2022					<0.001		
8/12/2022							<0.001
8/16/2022	<0.001	<0.001	<0.001	<0.001		<0.001	
2/13/2023					<0.001		<0.001
2/14/2023				<0.001			
2/16/2023	<0.001	<0.001	<0.001				
2/17/2023						<0.001	
7/25/2023				<0.001			
7/26/2023					<0.001		<0.001
7/27/2023	<0.001	<0.001	<0.001				
8/1/2023						<0.001	
2/19/2024				<0.001	<0.001		<0.001
2/22/2024	<0.001	<0.001				<0.001	
2/26/2024			<0.001				

ND substitution: RL or RL/2 if <15% NDs.

Time Series

Constituent: Thallium (mg/L) Analysis Run 5/17/2024 12:10 PM

Plant Bowen Client: Southern Company Data: Bowen 1, 2, 9, and 10

	GWA-41 (bg)	GWA-41R (bg)	GWA-42 (bg)	GWA-43 (bg)	GWA-43R (bg)	GWA-4RZ (bg)	GWA-50 (bg)
10/11/2015							<0.001
3/11/2016			<0.001	<0.001	<0.001		
3/15/2016	<0.001	<0.001					
3/28/2016							<0.001
5/12/2016	<0.001						
5/13/2016		<0.001		<0.001	<0.001		
5/16/2016			<0.001				
5/23/2016							<0.001
7/19/2016				<0.001 (*)	<0.001		
7/20/2016	<0.001						
7/21/2016		<0.001					
7/22/2016			0.0002 (J)				
8/1/2016							<0.001
9/15/2016	<0.001						
9/16/2016				<0.001	<0.001		
9/19/2016			<0.001				
9/21/2016		<0.001					
9/26/2016							<0.001
11/2/2016				<0.001	<0.001		
11/3/2016	<0.001	<0.001	<0.001				
11/10/2016							<0.001
1/17/2017		<0.001	<0.001				
1/18/2017	<0.001			<0.001	<0.001		
1/30/2017							<0.001
2/22/2017						<0.001	
3/24/2017	<0.001						
3/27/2017		<0.001	<0.001				
3/28/2017				5E-05 (J)	<0.001		
4/7/2017						<0.001	<0.001
6/6/2017	<0.001	0.0002 (J)		<0.001	<0.001		
6/7/2017			<0.001				
6/12/2017							<0.001
6/14/2017						<0.001 (D)	
7/12/2017						<0.001 (D)	
7/20/2017						<0.001 (D)	
7/28/2017						<0.001	
8/9/2017						<0.001	
8/24/2017						<0.001	
9/22/2017				<0.001	<0.001		
9/25/2017	<0.001	<0.001					
9/26/2017			<0.001				
10/2/2017							<0.001
10/3/2017						<0.001 (D)	
3/14/2018	<0.001	<0.001	<0.001	<0.001			
3/15/2018					<0.001		
3/16/2018							<0.001
3/21/2018						<0.001	
9/12/2018	<0.001	<0.001		<0.001	<0.001		
9/14/2018			<0.001				
9/17/2018							<0.001
9/18/2018						<0.001	
3/13/2019				<0.001	<0.001		

ND substitution: RL or RL/2 if <15% NDs.

Time Series

Constituent: Thallium (mg/L) Analysis Run 5/17/2024 12:10 PM

Plant Bowen Client: Southern Company Data: Bowen 1, 2, 9, and 10

	GWA-41 (bg)	GWA-41R (bg)	GWA-42 (bg)	GWA-43 (bg)	GWA-43R (bg)	GWA-4RZ (bg)	GWA-50 (bg)
3/14/2019	<0.001	<0.001	<0.001				
3/19/2019							<0.001
3/21/2019						<0.001 (D)	
9/10/2019	<0.001 (D)	<0.001	<0.001				
9/11/2019				6.2E-05 (J)	<0.001		
9/12/2019						<0.001 (D)	
9/13/2019							<0.001
3/6/2020	<0.001		8.6E-05 (J)				
3/9/2020		6.1E-05 (J)		<0.001	<0.001		
3/11/2020							<0.001
3/12/2020						<0.001	
9/10/2020	<0.001	<0.001	<0.001				
9/11/2020				<0.001			
9/14/2020					<0.001		
9/16/2020							<0.001
9/17/2020						<0.001	
3/10/2021		<0.001					
3/11/2021	<0.001		<0.001	<0.001	<0.001		
3/16/2021						<0.001	
3/17/2021							<0.001
8/4/2021	<0.001	<0.001	<0.001				
8/5/2021					<0.001		
8/6/2021				<0.001			
8/9/2021							<0.001
8/10/2021						<0.001	
1/31/2022	<0.001	<0.001	<0.001	<0.001	<0.001		
2/1/2022							<0.001
2/3/2022						<0.001	
8/10/2022			<0.001		<0.001		
8/11/2022	<0.001	<0.001		<0.001			
8/16/2022							<0.001
8/17/2022						<0.001	
2/13/2023	<0.001	<0.001	<0.001		<0.001		
2/14/2023				<0.001			
2/16/2023							<0.001
2/17/2023						<0.001	
7/25/2023	<0.001	<0.001		<0.001	<0.001		
7/26/2023			<0.001				
7/28/2023						<0.001	<0.001
2/19/2024	<0.001	<0.001					
2/20/2024			<0.001	<0.001	<0.001		
2/22/2024							<0.001
2/27/2024						<0.001	

ND substitution: RL or RL/2 if <15% NDs.

Time Series

Constituent: Thallium (mg/L) Analysis Run 5/17/2024 12:10 PM

Plant Bowen Client: Southern Company Data: Bowen 1, 2, 9, and 10

	GWA-50R (bg)	GWC-10	GWC-10R	GWC-11	GWC-11R	GWC-12	GWC-13
10/10/2015		<0.001					
10/11/2015	<0.001			<0.001	0.0002		
10/12/2015			<0.001				
10/14/2015						<0.001	
10/15/2015							<0.001
3/28/2016	<0.001						
3/31/2016		<0.001	<0.001				
4/4/2016				<0.001	<0.001	<0.001	<0.001
5/25/2016	<0.001						
5/26/2016		<0.001	<0.001	<0.001	<0.001		
5/27/2016						<0.001	
5/31/2016							<0.001
8/1/2016	<0.001						
8/3/2016			0.0001 (J)	<0.001		<0.001	
8/4/2016					<0.001		<0.001
8/5/2016		<0.001					
9/26/2016	<0.001						
9/28/2016		<0.001	<0.001	<0.001	<0.001		
9/29/2016							<0.001
9/30/2016						<0.001	
11/11/2016	<0.001						
11/22/2016		<0.001	<0.001	<0.001	<0.001	<0.001	
11/28/2016							<0.001
1/30/2017	<0.001						
2/7/2017		<0.001	<0.001				
2/8/2017				<0.001	<0.001		
2/9/2017							<0.001
2/13/2017						<0.001	
4/3/2017	<0.001						
4/10/2017		<0.001	<0.001	<0.001	<0.001		
4/11/2017						<0.001	
4/12/2017							<0.001
6/12/2017	<0.001						
6/14/2017		<0.001	<0.001			<0.001	
6/15/2017				<0.001	<0.001		
6/16/2017							<0.001
10/2/2017	<0.001						
10/4/2017		<0.001	<0.001	<0.001	<0.001	<0.001	
10/9/2017							<0.001
3/16/2018	<0.001						
3/20/2018		<0.001					
3/21/2018			<0.001	<0.001			<0.001
3/22/2018					<0.001	<0.001	
9/18/2018	<0.001	<0.001	<0.001	<0.001	<0.001	<0.001	
9/19/2018							<0.001
3/19/2019	<0.001						
3/22/2019		<0.001	<0.001				
3/23/2019				<0.001	<0.001	<0.001	<0.001
9/12/2019	<0.001						
9/17/2019		<0.001	<0.001	<0.001	<0.001	<0.001 (D)	
9/18/2019							<0.001
3/11/2020	5.9E-05 (J)						

ND substitution: RL or RL/2 if <15% NDs.

Time Series

Constituent: Thallium (mg/L) Analysis Run 5/17/2024 12:10 PM

Plant Bowen Client: Southern Company Data: Bowen 1, 2, 9, and 10

	GWA-50R (bg)	GWC-10	GWC-10R	GWC-11	GWC-11R	GWC-12	GWC-13
3/12/2020		<0.001	5.4E-05 (J)	<0.001	<0.001	<0.001	
3/13/2020							<0.001
9/15/2020	<0.001						
9/17/2020		<0.001	<0.001				
9/21/2020				<0.001	<0.001	<0.001	
9/22/2020							<0.001
3/17/2021	<0.001						
3/18/2021		<0.001	<0.001				<0.001
3/19/2021				<0.001	<0.001	<0.001	
8/9/2021	<0.001						
8/10/2021		<0.001					
8/11/2021			<0.001	<0.001	<0.001	<0.001	<0.001
2/2/2022	<0.001					<0.001	
2/4/2022		<0.001	<0.001	<0.001	<0.001		
2/17/2022							<0.001
8/17/2022	<0.001	<0.001					
8/18/2022			<0.001	<0.001	<0.001	<0.001	<0.001
2/16/2023	<0.001						
2/20/2023		<0.001	<0.001	<0.001	<0.001		
2/21/2023						<0.001	
2/22/2023							<0.001
7/28/2023	<0.001						
7/31/2023		<0.001	<0.001				
8/1/2023				<0.001	<0.001	<0.001	<0.001
2/22/2024	<0.001						
2/27/2024		<0.001	<0.001			<0.001	<0.001
2/28/2024				<0.001	<0.001		

Time Series

Constituent: Thallium (mg/L) Analysis Run 5/17/2024 12:10 PM

Plant Bowen Client: Southern Company Data: Bowen 1, 2, 9, and 10

	GWC-13RZ	GWC-14Z	GWC-15R	GWC-15Z	GWC-44	GWC-45	GWC-45R
10/6/2015				0.0005 (D)			
10/7/2015		<0.001 (D)	<0.001 (D)				
10/14/2015	<0.001						
3/16/2016					<0.001	<0.001	<0.001
4/4/2016	<0.001						
4/5/2016		<0.001	<0.001	0.00036 (J)			
5/16/2016					<0.001	<0.001 (D)	<0.001 (D)
5/31/2016			<0.001	0.000373 (J)			
6/1/2016	<0.001	<0.001					
7/25/2016					<0.001	<0.001 (D)	<0.001 (D)
8/4/2016			<0.001				
8/9/2016		<0.001					
9/19/2016					<0.001	<0.001 (D)	<0.001 (D)
9/29/2016			<0.001				
11/3/2016					<0.001		<0.001 (D)
11/4/2016						<0.001 (D)	
11/23/2016			<0.001	<0.001			
11/28/2016		<0.001					
1/19/2017					<0.001		
1/20/2017							<0.001 (D)
1/23/2017						<0.001 (D)	
2/9/2017		<0.001					
2/10/2017			<0.001	<0.001			
2/22/2017	<0.001						
3/28/2017					5E-05 (J)		
3/29/2017						<0.001 (D)	<0.001 (D)
4/11/2017	<0.001	<0.001		<0.001			
4/12/2017			<0.001				
6/5/2017					5E-05 (J)		
6/7/2017						<0.001	<0.001
6/14/2017		<0.001					
6/15/2017			<0.001	<0.001			
6/16/2017	<0.001						
7/12/2017	6E-05 (J)	<0.001		<0.001			
7/26/2017				<0.001			
7/28/2017	<0.001						
8/10/2017	<0.001						
9/26/2017					<0.001		
9/27/2017						<0.001	<0.001
10/5/2017		<0.001					
10/6/2017	<0.001		<0.001	<0.001			
3/15/2018					<0.001	<0.001	<0.001
3/22/2018		<0.001					
3/23/2018	<0.001		<0.001	<0.001			
9/12/2018					<0.001		
9/13/2018						<0.001	<0.001
9/19/2018		<0.001	<0.001	<0.001			
9/20/2018	<0.001						
3/14/2019					<0.001	<0.001 (D)	<0.001 (D)
3/22/2019	<0.001	<0.001		<0.001			
3/25/2019			<0.001				
9/11/2019					<0.001	<0.001 (D)	<0.001 (D)

ND substitution: RL or RL/2 if <15% NDs.

Time Series

Constituent: Thallium (mg/L) Analysis Run 5/17/2024 12:10 PM

Plant Bowen Client: Southern Company Data: Bowen 1, 2, 9, and 10

	GWC-13RZ	GWC-14Z	GWC-15R	GWC-15Z	GWC-44	GWC-45	GWC-45R
9/17/2019		<0.001	<0.001	<0.001			
9/18/2019	<0.001						
3/10/2020					<0.001	<0.001	<0.001
3/13/2020		<0.001	<0.001	<0.001			
3/17/2020	<0.001						
9/11/2020						<0.001	<0.001
9/15/2020					<0.001		
9/21/2020		<0.001	<0.001	<0.001			
9/22/2020	<0.001						
3/11/2021					<0.001	<0.001	<0.001
3/18/2021		<0.001	<0.001	<0.001			
3/19/2021	<0.001						
8/4/2021					<0.001		
8/6/2021						<0.001	<0.001
8/11/2021		<0.001	<0.001	<0.001			
8/12/2021	<0.001						
1/31/2022					<0.001		
2/1/2022						<0.001	<0.001
2/4/2022	<0.001	<0.001	<0.001				
2/7/2022				<0.001			
8/12/2022						<0.001	<0.001
8/15/2022					<0.001		
8/18/2022		<0.001					
8/19/2022	<0.001		<0.001	<0.001			
2/14/2023					<0.001	<0.001	<0.001
2/22/2023	<0.001	<0.001	<0.001	<0.001			
7/26/2023					<0.001	<0.001	<0.001
8/1/2023		<0.001		<0.001			
8/2/2023	<0.001		<0.001				
2/20/2024					<0.001	<0.001	<0.001
2/28/2024	<0.001	<0.001	<0.001	<0.001			

Time Series

Constituent: Thallium (mg/L) Analysis Run 5/17/2024 12:10 PM

Plant Bowen Client: Southern Company Data: Bowen 1, 2, 9, and 10

	GWC-46R	GWC-47	GWC-47R	GWC-48	GWC-49R	GWC-49Z	GWC-5
10/12/2015							<0.001
3/10/2016	<0.001	<0.001	0.00116	<0.001			
3/17/2016					<0.001	<0.001	
3/28/2016							<0.001
5/17/2016	<0.001			<0.001			
5/18/2016		<0.001	0.000768 (J)		<0.001	<0.001	
5/25/2016							<0.001
7/26/2016	7E-05 (J)						
7/27/2016		9E-05 (J)	0.0004 (J)	9E-05 (J)	0.0001 (J)		
7/28/2016						<0.001	
8/1/2016							<0.001
9/20/2016	<0.001	<0.001	0.0004 (J)	<0.001			
9/21/2016					<0.001	<0.001	
9/27/2016							<0.001
11/4/2016	<0.001		0.0003 (J)	<0.001	<0.001		
11/7/2016		<0.001				<0.001	
11/11/2016							<0.001
1/20/2017	<0.001		0.0003 (J)				
1/23/2017		<0.001		<0.001			
1/24/2017					<0.001	<0.001	
1/31/2017							<0.001
3/28/2017	7E-05 (J)			6E-05 (J)			
3/29/2017		7E-05 (J)	0.0003 (J)		<0.001		
3/30/2017						5E-05 (J)	
4/3/2017							<0.001
6/7/2017	6E-05 (J)						
6/8/2017		<0.001	0.0003 (J)	8E-05 (J)	<0.001		
6/9/2017						<0.001	
6/12/2017							<0.001
9/27/2017		6E-05 (J)	0.0003 (J)				
9/29/2017	6E-05 (J)			9E-05 (J)	<0.001	<0.001	
10/3/2017							<0.001
3/15/2018	<0.001	<0.001		<0.001	<0.001	<0.001	
3/16/2018			0.00036 (J)				
3/19/2018							<0.001
9/13/2018	<0.001	<0.001	0.00021 (J)	<0.001	<0.001		
9/14/2018						<0.001	
9/17/2018							<0.001
3/15/2019		<0.001		<0.001			
3/18/2019	<0.001				<0.001		
3/19/2019			0.00027 (J)			<0.001	
3/20/2019							<0.001
9/11/2019	<0.001		0.00023 (J)	0.000115 (JD)	<0.001	<0.001	
9/12/2019		<0.001					
9/16/2019							8.4E-05 (J)
3/9/2020		<0.001	0.00021 (J)	9E-05 (J)		<0.001	
3/10/2020	<0.001						
3/11/2020					<0.001		
3/16/2020							<0.001
9/11/2020					<0.001		
9/14/2020	<0.001	<0.001		<0.001		<0.001	
9/15/2020			0.00016 (J)				

ND substitution: RL or RL/2 if <15% NDs.

Time Series

Constituent: Thallium (mg/L) Analysis Run 5/17/2024 12:10 PM

Plant Bowen Client: Southern Company Data: Bowen 1, 2, 9, and 10

	GWC-46R	GWC-47	GWC-47R	GWC-48	GWC-49R	GWC-49Z	GWC-5
9/16/2020							<0.001
3/11/2021	<0.001	<0.001	<0.001	<0.001			
3/15/2021					<0.001	<0.001	
3/17/2021							<0.001
8/4/2021				<0.001			
8/5/2021	<0.001	<0.001	<0.001			<0.001	
8/9/2021							<0.001
8/11/2021					<0.001		
1/31/2022	<0.001			<0.001			
2/1/2022		<0.001	<0.001		<0.001	<0.001	
2/2/2022							<0.001
8/15/2022	<0.001	<0.001	<0.001	<0.001	<0.001	<0.001	
8/16/2022							<0.001
2/14/2023	<0.001	<0.001	<0.001	<0.001	<0.001	<0.001	
2/20/2023							<0.001
7/26/2023	<0.001			<0.001			
7/27/2023		0.0002 (J)	0.0002 (J)		<0.001	<0.001	
7/28/2023							<0.001
2/21/2024	<0.001	<0.001	<0.001	<0.001	<0.001	<0.001	
2/26/2024							<0.001

ND substitution: RL or RL/2 if <15% NDs.

Time Series

Constituent: Thallium (mg/L) Analysis Run 5/17/2024 12:10 PM

Plant Bowen Client: Southern Company Data: Bowen 1, 2, 9, and 10

	GWC-6	GWC-6RZ	GWC-7Z	GWC-8RR	GWC-8Z	GWC-9
10/8/2015				<0.001 (D)	0.0001 (D)	
10/9/2015	<0.001	<0.001				
10/10/2015						<0.001
3/22/2016					<0.001	
3/29/2016	<0.001	<0.001				
3/30/2016				<0.001		<0.001
5/24/2016	<0.001	<0.001		<0.001		
5/25/2016					<0.001	
5/26/2016						<0.001
5/31/2016			<0.001			
8/1/2016	<0.001	<0.001				
8/2/2016			<0.001	<0.001	<0.001	
8/5/2016						<0.001
9/26/2016	<0.001	<0.001			<0.001	
9/27/2016			<0.001	<0.001		
9/28/2016						<0.001
11/14/2016		<0.001				
11/18/2016	<0.001					
11/21/2016			<0.001		<0.001	<0.001
11/22/2016				<0.001		
2/1/2017	<0.001	<0.001	<0.001			
2/3/2017					<0.001	
2/6/2017				<0.001		<0.001
4/6/2017	5E-05 (J)	<0.001	<0.001	<0.001		<0.001
4/7/2017					<0.001	
6/13/2017	<0.001	<0.001	<0.001		7E-05 (J)	<0.001
6/14/2017				<0.001		
7/14/2017			<0.001			
10/3/2017	<0.001	<0.001	<0.001		<0.001	<0.001
10/4/2017				<0.001		
3/19/2018	<0.001					
3/20/2018		<0.001	<0.001		<0.001	<0.001
3/21/2018				<0.001		
9/17/2018	<0.001	<0.001				
9/18/2018			<0.001	<0.001	<0.001	<0.001 (D)
3/21/2019	<0.001	<0.001	<0.001			<0.001
3/27/2019				<0.001		
5/6/2019					<0.001	
9/13/2019			5.7E-05 (J)			
9/16/2019	<0.001	<0.001		<0.001 (D)	<0.001	<0.001
3/12/2020	<0.001	<0.001	0.00022 (J)	<0.001		<0.001
3/16/2020					<0.001	
9/16/2020	<0.001	<0.001	0.00019 (J)			
9/17/2020				<0.001	<0.001	<0.001
3/17/2021	<0.001	<0.001	0.00015 (J)	<0.001		
3/18/2021					<0.001	<0.001
8/10/2021	<0.001	<0.001	<0.001	<0.001	<0.001	<0.001
2/2/2022	<0.001	<0.001	<0.001	<0.001	<0.001	<0.001
8/17/2022	<0.001	<0.001	0.00024 (J)	<0.001	<0.001	<0.001
2/17/2023	<0.001	<0.001				
2/20/2023			<0.001		<0.001	
2/21/2023				<0.001		<0.001

ND substitution: RL or RL/2 if <15% NDs.

Time Series

Constituent: Thallium (mg/L) Analysis Run 5/17/2024 12:10 PM

Plant Bowen Client: Southern Company Data: Bowen 1, 2, 9, and 10

	GWC-6	GWC-6RZ	GWC-7Z	GWC-8RR	GWC-8Z	GWC-9
7/28/2023		<0.001				
7/31/2023	<0.001		<0.001	<0.001	<0.001	<0.001
2/26/2024	<0.001	<0.001	<0.001		<0.001	
2/27/2024				<0.001		<0.001

ND substitution: RL or RL/2 if <15% NDs.

Time Series

Constituent: Total Dissolved Solids [TDS] (mg/l) Analysis Run 5/17/2024 12:10 PM

Plant Bowen Client: Southern Company Data: Bowen 1, 2, 9, and 10

	GWA-1 (bg)	GWA-2 (bg)	GWA-2R (bg)	GWA-39RZ (bg)	GWA-39Z (bg)	GWA-3A (bg)	GWA-40 (bg)
3/14/2016					106		
3/15/2016							107
3/22/2016	150						
3/23/2016		259	174			<25	
5/11/2016					58		80
5/16/2016				114 (D)			
5/19/2016	150		93				
5/20/2016		122					
5/23/2016						<25	
7/19/2016					46		
7/21/2016							76
7/27/2016				107 (D)			
7/29/2016	146	156	68			17 (J)	
9/15/2016					41		
9/19/2016							108
9/22/2016			91			33	
9/23/2016	163	150					
11/2/2016					37		
11/3/2016							90
11/9/2016	147	87					
11/10/2016			96			41	
1/17/2017							128
1/18/2017					29		
1/30/2017	127						
1/31/2017		63	206			58	
2/21/2017				229 (D)			
3/24/2017							91
3/27/2017				239 (D)			
3/28/2017					40		
3/30/2017	137	112				<25	
4/3/2017			118				
5/24/2017							152
6/8/2017				179 (D)			
6/9/2017	164		87				
6/12/2017		216				20 (J)	
7/17/2017				180 (D)			
7/27/2017				190 (D)			
8/9/2017				153 (D)			
9/26/2017					107		103
9/29/2017				173 (D)			
10/2/2017	137	<25	73				
10/4/2017						<25	
3/14/2018					126		123
3/16/2018	140		130	150			
3/19/2018		295				<25	
9/12/2018					134		105
9/14/2018		30	103	165			
9/17/2018	162					32	
3/13/2019							130
3/14/2019				154			
3/15/2019					107		
3/19/2019			208				

ND substitution: RL or RL/2 if <15% NDs.

Time Series

Constituent: Total Dissolved Solids [TDS] (mg/l) Analysis Run 5/17/2024 12:10 PM

Plant Bowen Client: Southern Company Data: Bowen 1, 2, 9, and 10

	GWA-1 (bg)	GWA-2 (bg)	GWA-2R (bg)	GWA-39RZ (bg)	GWA-39Z (bg)	GWA-3A (bg)	GWA-40 (bg)
3/20/2019	175	49				30	
9/9/2019					93		108
9/10/2019				181			
9/12/2019	174	44					
9/13/2019			113			19	
3/9/2020				173	58		131
3/11/2020	172	309	170			24	
9/10/2020					16		
9/11/2020							102
9/15/2020	156	28	89				
9/16/2020				156			
3/10/2021							60
3/12/2021					55		
3/16/2021	155		102	142			
3/17/2021		211					
3/29/2021						76	
8/4/2021					60		66
8/6/2021				133			
8/9/2021	150	207	127			95	
1/31/2022					61		81
2/1/2022	143	202	114				
2/2/2022				143		104	
8/10/2022					50		
8/12/2022							91
8/16/2022	159	182	123	125		85	
2/13/2023					105 (J)		259 (J)
2/14/2023				149 (J)			
2/16/2023	152 (J)	267 (J)	197 (J)				
2/17/2023						117 (J)	
7/25/2023				158			
7/26/2023					57		70
7/27/2023	167	177	155				
8/1/2023						113	
2/19/2024				177	63		108
2/22/2024	148	210				117	
2/26/2024			126				

Time Series

Constituent: Total Dissolved Solids [TDS] (mg/l) Analysis Run 5/17/2024 12:10 PM

Plant Bowen Client: Southern Company Data: Bowen 1, 2, 9, and 10

	GWA-41 (bg)	GWA-41R (bg)	GWA-42 (bg)	GWA-43 (bg)	GWA-43R (bg)	GWA-4RZ (bg)	GWA-50 (bg)
3/11/2016			139	69	144		
3/15/2016	110	78					
3/28/2016							<25
5/12/2016	49						
5/13/2016		178		88	142		
5/16/2016			112				
5/23/2016							32
7/19/2016				56	135		
7/20/2016	72						
7/21/2016		168					
7/22/2016			136				
8/1/2016							<25
9/15/2016	18 (J)						
9/16/2016				31	144		
9/19/2016			121				
9/21/2016		123					
9/26/2016							45
11/2/2016				48	152		
11/3/2016	70	157	132				
11/10/2016							38
1/17/2017		170	150				
1/18/2017	63			44	125		
1/30/2017							<25
2/22/2017						329 (D)	
3/24/2017	63						
3/27/2017		158	148				
3/28/2017				<25	109		
4/7/2017						295 (D)	18 (J)
6/6/2017	128	212		36	154		
6/7/2017			181				
6/12/2017							15 (J)
6/14/2017						237 (D)	
7/12/2017						400 (D)	
7/20/2017						203 (D)	
7/28/2017						262 (D)	
8/9/2017						195 (D)	
8/24/2017						236 (D)	
9/22/2017				41	157		
9/25/2017	109	145					
9/26/2017			113				
10/2/2017							17 (J)
10/3/2017						224 (D)	
3/14/2018	192	210	134	<25			
3/15/2018					117		
3/16/2018							<25
3/21/2018						237	
9/12/2018	82	159		<25	151		
9/14/2018			139				
9/17/2018							38
9/18/2018						227	
3/13/2019				31	152		
3/14/2019	119	157	157				

ND substitution: RL or RL/2 if <15% NDs.

Time Series

Constituent: Total Dissolved Solids [TDS] (mg/l) Analysis Run 5/17/2024 12:10 PM

Plant Bowen Client: Southern Company Data: Bowen 1, 2, 9, and 10

	GWA-41 (bg)	GWA-41R (bg)	GWA-42 (bg)	GWA-43 (bg)	GWA-43R (bg)	GWA-4RZ (bg)	GWA-50 (bg)
3/19/2019							34
3/21/2019						367 (D)	
9/10/2019	36	113	105				
9/11/2019				21	151		
9/12/2019						200 (D)	
9/13/2019							19
3/6/2020	137		143				
3/9/2020		249		51	174		
3/11/2020							17
3/12/2020						247	
9/10/2020	35	111	120				
9/11/2020				31			
9/14/2020					146		
9/16/2020							20
9/17/2020						223	
3/10/2021		148					
3/11/2021	101		109	14	98		
3/16/2021						196	
3/17/2021							<25
8/4/2021	77	176	141				
8/5/2021					126		
8/6/2021				33			
8/9/2021							14
8/10/2021						238	
1/31/2022	63	184	132	25	128		
2/1/2022							21
2/3/2022						243	
8/10/2022			134		145		
8/11/2022	73	170		28			
8/16/2022							<25
8/17/2022						226	
2/13/2023	111 (J)	163 (J)	226		126		
2/14/2023				60.9			
2/16/2023							<25
2/17/2023						252 (J)	
7/25/2023	43	162		<25	167		
7/26/2023			134				
7/28/2023						243	<25
2/19/2024	130	199					
2/20/2024			146	<25	136		
2/22/2024							<25
2/27/2024						268	

ND substitution: RL or RL/2 if <15% NDs.

Time Series

Constituent: Total Dissolved Solids [TDS] (mg/l) Analysis Run 5/17/2024 12:10 PM

Plant Bowen Client: Southern Company Data: Bowen 1, 2, 9, and 10

	GWA-50R (bg)	GWC-10	GWC-10R	GWC-11	GWC-11R	GWC-12	GWC-13
3/28/2016	46						
3/31/2016		122	135				
4/4/2016				79	135	58	156
5/25/2016	57						
5/26/2016		143	163	105	124		
5/27/2016						66	
5/31/2016							192
8/1/2016	<25						
8/3/2016			159	106		65	
8/4/2016					109		269
8/5/2016		143					
9/26/2016	60						
9/28/2016		160	208	148	104		
9/29/2016							288
9/30/2016						60	
11/11/2016	13 (J)						
11/22/2016		149	152	88	94	63	
11/28/2016							224
1/30/2017	<25						
2/7/2017		123	128				
2/8/2017				62	141 (J)		
2/9/2017							386
2/13/2017						104 (J)	
4/3/2017	100						
4/10/2017		95	186	92	114		
4/11/2017						63	
4/12/2017							254
6/12/2017	51						
6/14/2017		150	150			97	
6/15/2017				96	153		
6/16/2017							309
10/2/2017	32						
10/4/2017		140	153	78	121	74	
10/9/2017							269
3/16/2018	<25						
3/20/2018		93					
3/21/2018			192	111			211
3/22/2018					139	54	
9/18/2018	15 (J)	155	155	106	139	73	
9/19/2018							222
3/19/2019	48						
3/22/2019		95	140				
3/23/2019				64	148	58	135
9/12/2019	46						
9/17/2019		165	172	101	143	62	
9/18/2019							200
3/11/2020	24						
3/12/2020		63	81	96	125	64	
3/13/2020							143
9/15/2020	12						
9/17/2020		140	125				
9/21/2020				93	145	62	

ND substitution: RL or RL/2 if <15% NDs.

Time Series

Constituent: Total Dissolved Solids [TDS] (mg/l) Analysis Run 5/17/2024 12:10 PM

Plant Bowen Client: Southern Company Data: Bowen 1, 2, 9, and 10

	GWA-50R (bg)	GWC-10	GWC-10R	GWC-11	GWC-11R	GWC-12	GWC-13
9/22/2020							176
3/17/2021	31						
3/18/2021		74	62				82
3/19/2021				79	135	53	
8/9/2021	<25						
8/10/2021		120					
8/11/2021			138	53	149	58	131
2/2/2022	15					54	
2/4/2022		102	156	120	157		
2/17/2022							119
8/17/2022	18 (J)	128					
8/18/2022			135	59	141	48	132
2/16/2023	<25						
2/20/2023		47	154	98	149		
2/21/2023						42	
2/22/2023							1020 (o)
4/11/2023							120
7/28/2023	<25						
7/31/2023		143	144				
8/1/2023				121	151	63	197
2/22/2024	<25						
2/27/2024		103	157			67	143
2/28/2024				102	158		

ND substitution: RL or RL/2 if <15% NDs.

Time Series

Constituent: Total Dissolved Solids [TDS] (mg/l) Analysis Run 5/17/2024 12:10 PM

Plant Bowen Client: Southern Company Data: Bowen 1, 2, 9, and 10

	GWC-13RZ	GWC-14Z	GWC-15R	GWC-15Z	GWC-44	GWC-45	GWC-45R
3/16/2016					<36	<25	89
4/4/2016	110						
4/5/2016		42	103	53			
5/16/2016					35	<25 (D)	169 (D)
5/31/2016			157	70			
6/1/2016	121	63					
7/25/2016					24 (J)	16 (JD)	159 (D)
8/4/2016			154				
8/9/2016		267					
9/19/2016					19 (J)	12 (JD)	152 (D)
9/29/2016			142				
11/3/2016					34		150 (D)
11/4/2016						13 (JD)	
11/23/2016			172	118			
11/28/2016		116					
1/19/2017					13 (J)		
1/20/2017							152 (D)
1/23/2017						15 (JD)	
2/9/2017		212 (J)					
2/10/2017			237	214			
2/22/2017	311						
3/28/2017					<36		
3/29/2017						<25 (D)	143 (D)
4/11/2017	212	113		127			
4/12/2017			168				
6/5/2017					206		
6/7/2017						26	192
6/14/2017		120					
6/15/2017			176	126			
6/16/2017	262						
7/12/2017	310	153		164			
7/20/2017					72		
7/26/2017				129			
7/28/2017	289						
8/10/2017	288						
9/26/2017					35		
9/27/2017						<25	159
10/5/2017		102					
10/6/2017	268		155	140			
3/15/2018					41	<25	146
3/22/2018		115					
3/23/2018	281		170	119			
9/12/2018					<36		
9/13/2018						<25	185
9/19/2018		114	181	138			
9/20/2018	297						
3/14/2019					110	39 (JXD)	195 (D)
3/22/2019	249	104		116			
3/25/2019			167				
9/11/2019					58	<25 (D)	172 (D)
9/17/2019		86	179	117			
9/18/2019	281						

ND substitution: RL or RL/2 if <15% NDs.

Time Series

Constituent: Total Dissolved Solids [TDS] (mg/l) Analysis Run 5/17/2024 12:10 PM

Plant Bowen Client: Southern Company Data: Bowen 1, 2, 9, and 10

	GWC-13RZ	GWC-14Z	GWC-15R	GWC-15Z	GWC-44	GWC-45	GWC-45R
3/10/2020					127	60	245
3/13/2020		59	169	76			
3/17/2020	256						
9/11/2020						11	146
9/15/2020					56		
9/21/2020		94	186	122			
9/22/2020	248						
3/11/2021					43	12	167
3/18/2021		57	153	54			
3/19/2021	250						
8/4/2021					62		
8/6/2021						17	186
8/11/2021		77	181	122			
8/12/2021	263						
1/31/2022					63		
2/1/2022						70	201
2/4/2022	262	92	162				
2/7/2022				121			
8/12/2022						14	159
8/15/2022					50		
8/18/2022		83					
8/19/2022	243		152	112			
2/14/2023					70.9	33.9	206
2/22/2023	254	65	174	111			
7/26/2023					32	<25	186
8/1/2023		83		114			
8/2/2023	282		136				
2/20/2024					48	<25	181
2/28/2024	248	79	149	121			

ND substitution: RL or RL/2 if <15% NDs.

Time Series

Constituent: Total Dissolved Solids [TDS] (mg/l) Analysis Run 5/17/2024 12:10 PM

Plant Bowen Client: Southern Company Data: Bowen 1, 2, 9, and 10

	GWC-46R	GWC-47	GWC-47R	GWC-48	GWC-49R	GWC-49Z	GWC-5
3/10/2016	253	152	149	63			
3/17/2016					103	31	
3/28/2016							<25
5/17/2016	251			<31			
5/18/2016		123	162		129	43	
5/25/2016							34
7/26/2016	249						
7/27/2016		113	132	11 (J)	108		
7/28/2016						43	
8/1/2016							25
9/20/2016	195	126	155	14 (J)			
9/21/2016					102	<25	
9/27/2016							20 (J)
11/4/2016	209		169	27	130		
11/7/2016		167				50	
11/11/2016							41
1/20/2017	211		135				
1/23/2017		125		15 (J)			
1/24/2017					152	63	
1/31/2017							127
3/28/2017	199			<31			
3/29/2017		116	147		95		
3/30/2017						<25	
4/3/2017							69
6/7/2017	251						
6/8/2017		131	159	29	176		
6/9/2017						20 (J)	
6/12/2017							46
9/27/2017		117	167				
9/29/2017	255			21 (J)	118	22 (J)	
10/3/2017							34
3/15/2018	231	102		<31	88	<25	
3/16/2018			141				
3/19/2018							<25
9/13/2018	263	144	175	<31	137		
9/14/2018						29	
9/17/2018							38
3/15/2019		125		41			
3/18/2019	251				170		
3/19/2019			154			35	
3/20/2019							66
9/11/2019	234		164	20	138	27	
9/12/2019		121					
9/16/2019							45
3/9/2020		147	44	100		51	
3/10/2020	273						
3/11/2020					125		
3/16/2020							20
9/11/2020					127		
9/14/2020	232	129		47		25	
9/15/2020			108				
9/16/2020							30

ND substitution: RL or RL/2 if <15% NDs.

Time Series

Constituent: Total Dissolved Solids [TDS] (mg/l) Analysis Run 5/17/2024 12:10 PM

Plant Bowen Client: Southern Company Data: Bowen 1, 2, 9, and 10

	GWC-46R	GWC-47	GWC-47R	GWC-48	GWC-49R	GWC-49Z	GWC-5
3/11/2021	209	106	143	40			
3/15/2021					107	30	
3/17/2021							15
8/4/2021				34			
8/5/2021	210	90	142			<25	
8/9/2021							<25
8/11/2021					116		
1/31/2022	197			31			
2/1/2022		107	157		125	27	
2/2/2022							32
8/15/2022	187	141 (J)	104	37	103	<25	
8/16/2022							<25
2/14/2023	199	111 (J)	151	30.9	114	<25	
2/20/2023							53
7/26/2023	206			33			
7/27/2023		105	154		117	<25	
7/28/2023							<25
2/21/2024	215	105	114	52	126	<25	
2/26/2024							38

ND substitution: RL or RL/2 if <15% NDs.

Time Series

Constituent: Total Dissolved Solids [TDS] (mg/l) Analysis Run 5/17/2024 12:10 PM

Plant Bowen Client: Southern Company Data: Bowen 1, 2, 9, and 10

	GWC-6	GWC-6RZ	GWC-7Z	GWC-8RR	GWC-8Z	GWC-9
3/22/2016					111	
3/29/2016	51	64				
3/30/2016				104		26
5/24/2016	76	77		94		
5/25/2016					95	
5/26/2016						70
5/31/2016			120			
8/1/2016	69	35				
8/2/2016			100	105	124	
8/5/2016						95
9/26/2016	103	111			140	
9/27/2016			121	119		
9/28/2016						152
11/14/2016		76				
11/18/2016	77					
11/21/2016			164		154	145
11/22/2016				105		
2/1/2017	168	126	144			
2/3/2017					113	
2/6/2017				99		20 (J)
4/6/2017	95	146	125	124		17 (J)
4/7/2017					147	
6/13/2017	101	84	148		117	32
6/14/2017				114		
7/14/2017			121			
10/3/2017	83	70	117		150	71
10/4/2017				107		
3/19/2018	70					
3/20/2018		78	136		121	49
3/21/2018				117		
9/17/2018	77	74				
9/18/2018			116	110	93	38
3/21/2019	80	60	107			39
3/27/2019				101		
5/6/2019					118	
9/13/2019			115			
9/16/2019	82	65		113	99	85
3/12/2020	42	22	86	84		16
3/16/2020					76	
9/16/2020	77	52	124			
9/17/2020				111	98	94
3/17/2021	47	43	112	113		
3/18/2021					48	<25
8/10/2021	53	<10	101	112	92	22
2/2/2022	73	51	115	102	85	21
8/17/2022	53	33	83	89	41	25
2/17/2023	75 (J)	50 (J)				
2/20/2023			122		86	
2/21/2023				77		<25
7/28/2023		46				
7/31/2023	77		113	96	97	62
2/26/2024	78	48	114		92	

ND substitution: RL or RL/2 if <15% NDs.

Time Series

Constituent: Total Dissolved Solids [TDS] (mg/l) Analysis Run 5/17/2024 12:10 PM

Plant Bowen Client: Southern Company Data: Bowen 1, 2, 9, and 10

	GWC-6	GWC-6RZ	GWC-7Z	GWC-8RR	GWC-8Z	GWC-9
2/27/2024				101		26

Time Series

Constituent: Vanadium (mg/L) Analysis Run 5/17/2024 12:10 PM

Plant Bowen Client: Southern Company Data: Bowen 1, 2, 9, and 10

	GWA-1 (bg)	GWA-2 (bg)	GWA-2R (bg)	GWA-39RZ (bg)	GWA-39Z (bg)	GWA-3A (bg)	GWA-40 (bg)
8/23/2007	<0.01	<0.01	<0.01			<0.01	
10/23/2007	<0.01						
10/24/2007		<0.01	<0.01				
11/2/2007						<0.01	
11/18/2007	<0.01	0.0051	<0.01			0.0046	
1/30/2008	<0.01						
1/31/2008		<0.01	0.0078			<0.01	
3/10/2008	<0.01		<0.01				
3/11/2008		0.0032				<0.01	
5/6/2008		<0.01					
5/13/2008	<0.01		<0.01				
5/14/2008						<0.01	
12/4/2008		0.016 (O)	<0.01				
12/5/2008	<0.01					<0.01	
4/15/2009	<0.01					<0.01	
4/21/2009		0.005	0.0036				
10/7/2009	0.0099	<0.01					
10/8/2009			<0.01			<0.01	
4/21/2010			<0.01				
4/26/2010		<0.01					
4/28/2010						<0.01	
5/3/2010	<0.01						
9/28/2010			<0.01				
10/4/2010		0.0025					
10/6/2010						<0.01	
10/12/2010	<0.01						
4/12/2011			<0.01				
4/13/2011		<0.01					
4/21/2011						<0.01	
4/27/2011	<0.01						
10/4/2011			<0.01				
10/5/2011		<0.01					
10/13/2011						<0.01	
10/17/2011	<0.01						
4/3/2012			<0.01				
4/11/2012		<0.01					
5/1/2012						<0.01	
5/2/2012	<0.01						
10/8/2012	<0.01						
10/9/2012		<0.01	<0.01			<0.01	
4/11/2013			<0.01			<0.01	
4/12/2013	<0.01						
4/15/2013		<0.01					
10/15/2013		<0.01					
10/16/2013	<0.01		<0.01			<0.01	
4/10/2014			0.005 (J)				
4/11/2014	<0.01						
4/22/2014		<0.01					
4/23/2014						<0.01	
9/30/2014	<0.01	<0.01	<0.01				
10/4/2014						<0.01	
3/30/2015	0.0067	0.0016 (J)	<0.01				

ND substitution: RL or RL/2 if <15% NDs.

Time Series

Constituent: Vanadium (mg/L) Analysis Run 5/17/2024 12:10 PM

Plant Bowen Client: Southern Company Data: Bowen 1, 2, 9, and 10

	GWA-1 (bg)	GWA-2 (bg)	GWA-2R (bg)	GWA-39RZ (bg)	GWA-39Z (bg)	GWA-3A (bg)	GWA-40 (bg)
3/31/2015						0.0023 (J)	
10/12/2015						<0.01	
10/13/2015	<0.01	<0.01	<0.01				
3/14/2016					<0.01		
3/15/2016							<0.01
3/22/2016	0.00214 (J)						
3/23/2016		<0.01	<0.01			<0.01	
5/11/2016					<0.01		<0.01
5/16/2016				<0.01 (D)			
7/19/2016					<0.01		
7/21/2016							<0.01
7/27/2016				0.002 (JD)			
7/29/2016	<0.01	<0.01	<0.01			<0.01	
9/15/2016					<0.01		<0.01
11/2/2016					<0.01		
11/3/2016							<0.01
1/17/2017							<0.01
1/18/2017					<0.01		
2/21/2017				<0.01			
3/24/2017							<0.01
3/27/2017				<0.01 (D)			
3/28/2017					<0.01		
3/30/2017	<0.01	<0.01				<0.01	
4/3/2017			<0.01				
9/26/2017					<0.01		<0.01
9/29/2017				<0.01 (D)			
10/2/2017	<0.01	<0.01	<0.01				
10/4/2017						<0.01	
3/14/2018					<0.01		<0.01
3/16/2018	<0.01		<0.01	<0.01			
3/19/2018		<0.01				<0.01	
9/12/2018					<0.01		<0.01
9/14/2018		<0.01	<0.01	<0.01			
9/17/2018	<0.01 (D)					<0.01	
3/13/2019							<0.01
3/14/2019				<0.01			
3/15/2019					<0.01		
3/19/2019			<0.01				
3/20/2019	<0.01	<0.01				<0.01	
9/9/2019					<0.01		<0.01
9/12/2019	<0.01	<0.01 (D)					
9/13/2019			0.001 (J)			<0.01	
3/9/2020				<0.01	<0.01		<0.01
3/11/2020	<0.01	<0.01	0.00084 (J)			<0.01	
9/10/2020					<0.01		
9/11/2020							<0.01
9/15/2020	<0.01	<0.01	<0.01				
9/16/2020				<0.01			
3/10/2021							<0.01
3/12/2021					<0.01		
3/16/2021	<0.01		<0.01	<0.01			
3/17/2021		<0.01					

ND substitution: RL or RL/2 if <15% NDs.

Time Series

Constituent: Vanadium (mg/L) Analysis Run 5/17/2024 12:10 PM

Plant Bowen Client: Southern Company Data: Bowen 1, 2, 9, and 10

	GWA-1 (bg)	GWA-2 (bg)	GWA-2R (bg)	GWA-39RZ (bg)	GWA-39Z (bg)	GWA-3A (bg)	GWA-40 (bg)
3/29/2021						<0.01	
8/4/2021					<0.01		<0.01
8/6/2021				<0.01			
8/9/2021	<0.01	<0.01	<0.01			<0.01	
1/31/2022					<0.01		<0.01
2/1/2022	<0.01	<0.01	<0.01				
2/2/2022				<0.01		<0.01	
8/10/2022					<0.01		
8/12/2022							<0.01
8/16/2022	<0.01	<0.01	<0.01	<0.01		<0.01	
2/13/2023					<0.01		<0.01
2/14/2023				<0.01			
2/16/2023	<0.01	<0.01	<0.01				
2/17/2023						<0.01	
7/25/2023				<0.01			
7/26/2023					<0.01		<0.01
7/27/2023	<0.01	<0.01	<0.01				
8/1/2023						<0.01	
2/19/2024				0.001 (J)	<0.01		<0.01
2/22/2024	<0.01	<0.01				<0.01	
2/26/2024			<0.01				

ND substitution: RL or RL/2 if <15% NDs.

Time Series

Constituent: Vanadium (mg/L) Analysis Run 5/17/2024 12:10 PM

Plant Bowen Client: Southern Company Data: Bowen 1, 2, 9, and 10

	GWA-41 (bg)	GWA-41R (bg)	GWA-42 (bg)	GWA-43 (bg)	GWA-43R (bg)	GWA-4RZ (bg)	GWA-50 (bg)
12/12/2008							<0.01
4/23/2009							<0.01
10/6/2009							<0.01
4/27/2010							<0.01
9/30/2010							<0.01
4/14/2011							<0.01
10/5/2011							<0.01
4/11/2012							<0.01
10/2/2012							<0.01
4/9/2013							<0.01
10/15/2013							<0.01
4/10/2014							<0.01
10/1/2014							<0.01
3/30/2015							<0.01
10/11/2015							<0.01
3/11/2016			<0.01	0.00204 (J)	0.00202 (J)		
3/15/2016	<0.01	<0.01					
3/28/2016							<0.01
5/12/2016	<0.01						
5/13/2016		<0.01		<0.01	<0.01		
5/16/2016			<0.01				
7/19/2016				<0.01	<0.01		
7/20/2016	<0.01						
7/21/2016		<0.01					
7/22/2016			<0.01				
8/1/2016							<0.01
9/15/2016	<0.01						
9/16/2016				<0.01	<0.01		
9/19/2016			<0.01				
9/21/2016		<0.01					
11/2/2016				<0.01	<0.01		
11/3/2016	<0.01	<0.01	<0.01				
1/17/2017		<0.01	<0.01				
1/18/2017	<0.01			<0.01	<0.01		
3/24/2017	<0.01						
3/27/2017		<0.01	<0.01				
3/28/2017				<0.01	<0.01		
4/7/2017						<0.01	<0.01
9/22/2017				<0.01	<0.01		
9/25/2017	<0.01	<0.01					
9/26/2017			<0.01				
10/2/2017							<0.01
10/3/2017						<0.01 (D)	
3/14/2018	<0.01	<0.01	<0.01	<0.01			
3/15/2018					<0.01		
3/16/2018							<0.01
3/21/2018						<0.01	
9/12/2018	<0.01	<0.01		<0.01	<0.01		
9/14/2018			<0.01				
9/17/2018							<0.01
9/18/2018						<0.01	
3/13/2019				<0.01	<0.01		

ND substitution: RL or RL/2 if <15% NDs.

Time Series

Constituent: Vanadium (mg/L) Analysis Run 5/17/2024 12:10 PM

Plant Bowen Client: Southern Company Data: Bowen 1, 2, 9, and 10

	GWA-41 (bg)	GWA-41R (bg)	GWA-42 (bg)	GWA-43 (bg)	GWA-43R (bg)	GWA-4RZ (bg)	GWA-50 (bg)
3/14/2019	<0.01	<0.01	<0.01				
3/19/2019							<0.01
3/21/2019						<0.01 (D)	
9/10/2019	<0.01 (D)	<0.01	<0.01				
9/11/2019				<0.01	<0.01		
9/12/2019						0.00084 (JD)	
9/13/2019							<0.01
3/6/2020	<0.01		<0.01				
3/9/2020		<0.01		<0.01	0.00074 (J)		
3/11/2020							<0.01
3/12/2020						<0.01	
9/10/2020	<0.01	<0.01	<0.01				
9/11/2020				<0.01			
9/14/2020					<0.01		
9/16/2020							<0.01
9/17/2020						<0.01	
3/10/2021		<0.01					
3/11/2021	<0.01		<0.01	<0.01	<0.01		
3/16/2021						<0.01	
3/17/2021							<0.01
8/4/2021	<0.01	<0.01	<0.01				
8/5/2021					<0.01		
8/6/2021				<0.01			
8/9/2021							<0.01
8/10/2021						<0.01	
1/31/2022	<0.01	<0.01	<0.01	<0.01	<0.01		
2/1/2022							<0.01
2/3/2022						<0.01	
8/10/2022			<0.01		<0.01		
8/11/2022	<0.01	<0.01		<0.01			
8/16/2022							<0.01
8/17/2022						<0.01	
2/13/2023	<0.01	<0.01	<0.01		<0.01		
2/14/2023				<0.01			
2/16/2023							<0.01
2/17/2023						<0.01	
7/25/2023	<0.01	<0.01		<0.01	<0.01		
7/26/2023			<0.01				
7/28/2023						<0.01	<0.01
2/19/2024	<0.01	0.001 (J)					
2/20/2024			0.0015 (J)	0.0017 (J)	0.0016 (J)		
2/22/2024							<0.01
2/27/2024						<0.01	

ND substitution: RL or RL/2 if <15% NDs.

Time Series

Constituent: Vanadium (mg/L) Analysis Run 5/17/2024 12:10 PM

Plant Bowen Client: Southern Company Data: Bowen 1, 2, 9, and 10

	GWA-50R (bg)	GWC-10	GWC-10R	GWC-11	GWC-11R	GWC-12	GWC-13
8/21/2007		<0.01	<0.01	<0.01	<0.01	<0.01	<0.01
11/1/2007		<0.01	<0.01	<0.01	<0.01	<0.01	<0.01
11/18/2007				<0.01	<0.01		
11/19/2007						<0.01	0.0035
11/20/2007		0.0034	<0.01				
1/16/2008						0.0071	
1/30/2008		0.005	<0.01	<0.01	<0.01		
1/31/2008							0.0039
3/5/2008				<0.01		0.0031	<0.01
3/6/2008		0.0032	<0.01		0.0047		
5/7/2008				0.0029	0.003		
5/8/2008			<0.01				
5/12/2008		<0.01					0.0064
5/13/2008						<0.01	
12/12/2008	<0.01						
12/13/2008		0.0082				<0.01	0.02 (O)
12/14/2008			<0.01	0.0026	0.0056		
4/16/2009						0.0037	
4/23/2009	0.0065						
4/28/2009							0.0039
4/29/2009		<0.01	<0.01	<0.01	0.018 (O)		
10/6/2009	0.0026						
10/20/2009		<0.01					
10/21/2009			<0.01			0.0047	0.0037
10/22/2009				0.0026	0.0079		
4/21/2010			<0.01	<0.01	0.0075		
4/26/2010		<0.01					
4/27/2010						0.0082	
4/28/2010							<0.01
5/3/2010	0.0028						
9/28/2010			<0.01	<0.01			
9/29/2010		<0.01			0.0065		
10/5/2010						<0.01	<0.01
10/11/2010	0.0035						
4/12/2011			<0.01	<0.01			
4/13/2011		<0.01			0.004		
4/19/2011						0.0036	0.0025
4/27/2011	0.0047						
10/4/2011			<0.01	<0.01	0.0054		
10/5/2011		<0.01					
10/12/2011						<0.01	
10/18/2011							0.0037
10/19/2011	<0.01						
4/3/2012			<0.01	<0.01			
4/4/2012		<0.01			<0.01		
4/24/2012						<0.01	
4/25/2012							<0.01
5/1/2012	<0.01						
10/2/2012	<0.01					<0.01	<0.01
10/3/2012		<0.01		<0.01	<0.01		
10/8/2012			<0.01				
4/2/2013						<0.01	<0.01

ND substitution: RL or RL/2 if <15% NDs.

Time Series

Constituent: Vanadium (mg/L) Analysis Run 5/17/2024 12:10 PM

Plant Bowen Client: Southern Company Data: Bowen 1, 2, 9, and 10

	GWA-50R (bg)	GWC-10	GWC-10R	GWC-11	GWC-11R	GWC-12	GWC-13
4/3/2013		<0.01	<0.01	<0.01	<0.01		
4/10/2013	<0.01						
10/8/2013							<0.01
10/9/2013				<0.01	<0.01	<0.01	
10/15/2013		<0.01	<0.01				
10/16/2013	<0.01						
4/1/2014						<0.01	0.005 (J)
4/2/2014				<0.01	0.005 (J)		
4/9/2014		<0.01	<0.01				
4/22/2014	0.005 (J)						
10/1/2014	<0.01						<0.01
10/2/2014		<0.01	<0.01	<0.01	<0.01	<0.01	
3/30/2015	0.0032 (J)						
4/1/2015				<0.01	0.0067	<0.01	0.0019 (J)
4/2/2015		<0.01	<0.01				
10/10/2015		<0.01					
10/11/2015	<0.01			<0.01	0.0049 (J)		
10/12/2015			<0.01				
10/14/2015						0.0022 (J)	
10/15/2015							<0.01
3/28/2016	<0.01						
3/31/2016		<0.01	<0.01				
4/4/2016				<0.01	0.00251 (J)	<0.01	0.00211 (J)
8/1/2016	<0.01						
8/3/2016			<0.01	<0.01		<0.01	
8/4/2016					<0.01		<0.01
8/5/2016		<0.01					
4/3/2017	<0.01						
4/10/2017		<0.01	<0.01	<0.01	<0.01		
4/11/2017						<0.01	
4/12/2017							0.0016 (J)
10/2/2017	<0.01						
10/4/2017		<0.01	<0.01	<0.01	0.0015 (J)	<0.01	
10/9/2017							<0.01
3/16/2018	<0.01						
3/20/2018		<0.01					
3/21/2018			<0.01	<0.01			<0.01
3/22/2018					<0.01	<0.01	
9/18/2018	<0.01	<0.01	<0.01	<0.01	0.0022 (J)	<0.01	
9/19/2018							0.0022 (J)
3/19/2019	<0.01						
3/22/2019		<0.01	<0.01				
3/23/2019				<0.01	<0.01	<0.01	<0.01
9/12/2019	<0.01						
9/17/2019		<0.01	<0.01	<0.01	<0.01	<0.01 (D)	
9/18/2019							<0.01
3/11/2020	<0.01						
3/12/2020		<0.01	<0.01	<0.01	<0.01	<0.01	
3/13/2020							0.002 (J)
9/15/2020	<0.01						
9/17/2020		<0.01	<0.01				
9/21/2020				<0.01	<0.01	<0.01	

ND substitution: RL or RL/2 if <15% NDs.

Time Series

Constituent: Vanadium (mg/L) Analysis Run 5/17/2024 12:10 PM

Plant Bowen Client: Southern Company Data: Bowen 1, 2, 9, and 10

	GWA-50R (bg)	GWC-10	GWC-10R	GWC-11	GWC-11R	GWC-12	GWC-13
9/22/2020							<0.01
3/17/2021	<0.01						
3/18/2021		<0.01	<0.01				<0.01
3/19/2021				<0.01	<0.01	<0.01	
8/9/2021	<0.01						
8/10/2021		<0.01					
8/11/2021			<0.01	<0.01	<0.01	<0.01	0.0021 (J)
2/2/2022	<0.01					<0.01	
2/4/2022		<0.01	<0.01	<0.01	<0.01		
2/17/2022							<0.01
8/17/2022	<0.01	<0.01					
8/18/2022			<0.01	<0.01	<0.01	<0.01	<0.01
2/16/2023	<0.01						
2/20/2023		<0.01	<0.01	<0.01	<0.01		
2/21/2023						0.0034 (J)	
2/22/2023							0.0019 (J)
7/28/2023	<0.01						
7/31/2023		<0.01	<0.01				
8/1/2023				<0.01	<0.01	<0.01	<0.01
2/22/2024	<0.01						
2/27/2024		<0.01	<0.01			<0.01	0.0013 (J)
2/28/2024				<0.01	<0.01		

ND substitution: RL or RL/2 if <15% NDs.

Time Series

Constituent: Vanadium (mg/L) Analysis Run 5/17/2024 12:10 PM

Plant Bowen Client: Southern Company Data: Bowen 1, 2, 9, and 10

	GWC-13RZ	GWC-14Z	GWC-15R	GWC-15Z	GWC-44	GWC-45	GWC-45R
8/21/2007	<0.01						
8/23/2007			<0.01				
8/24/2007		0.012		0.0027			
11/1/2007	0.0048						
11/2/2007		<0.01	<0.01	0.012			
11/17/2007		0.0043	<0.01				
11/18/2007				0.016 (J)			
11/19/2007	0.0054						
1/15/2008		0.0037	<0.01	0.018			
1/31/2008	0.003						
3/5/2008	<0.01	0.0049					
3/6/2008			<0.01				
3/10/2008				0.014			
5/7/2008	0.0041	<0.01	<0.01				
5/13/2008				0.013			
12/2/2008		0.0097	<0.01	0.016			
12/12/2008	0.023 (O)						
4/16/2009		0.0061					
4/28/2009			<0.01	0.016			
4/29/2009	0.006						
10/19/2009			<0.01				
10/20/2009		0.0092		0.021			
10/21/2009	0.022 (O)						
4/20/2010		<0.01					
4/27/2010			<0.01	0.012			
4/28/2010	0.011						
9/29/2010		<0.01					
10/4/2010			<0.01				
10/5/2010				0.011			
10/6/2010	0.0064						
4/12/2011		<0.01					
4/18/2011			<0.01				
4/19/2011				0.012			
4/20/2011	0.0046						
10/4/2011		<0.01					
10/12/2011	<0.01		<0.01	0.0031			
4/4/2012		<0.01					
4/23/2012			<0.01				
4/25/2012	<0.01			<0.01			
10/2/2012	<0.01						
10/10/2012		<0.01	<0.01	<0.01			
4/2/2013	<0.01						
4/15/2013		<0.01	<0.01				
4/16/2013				<0.01			
10/8/2013	<0.01						
10/22/2013		<0.01	<0.01	<0.01			
4/1/2014	0.005 (J)						
4/21/2014		0.005 (J)	<0.01	0.005 (J)			
9/30/2014		<0.01	<0.01	<0.01			
10/1/2014	<0.01						
3/31/2015	<0.01						
4/3/2015		0.001 (J)	<0.01	0.0016 (J)			

ND substitution: RL or RL/2 if <15% NDs.

Time Series

Constituent: Vanadium (mg/L) Analysis Run 5/17/2024 12:10 PM

Plant Bowen Client: Southern Company Data: Bowen 1, 2, 9, and 10

	GWC-13RZ	GWC-14Z	GWC-15R	GWC-15Z	GWC-44	GWC-45	GWC-45R
10/6/2015				0.002 (J)			
10/7/2015		<0.01	<0.01				
10/14/2015	<0.01						
3/16/2016					<0.01	<0.01	<0.01
4/4/2016	<0.01						
4/5/2016		<0.01	<0.01	0.00233 (J)			
5/16/2016					<0.01	<0.01 (D)	<0.01 (D)
7/25/2016					<0.01	0.0022 (JD)	<0.01 (D)
8/4/2016			<0.01				
8/9/2016		<0.01					
9/19/2016					<0.01	<0.01 (D)	<0.01 (D)
11/3/2016					<0.01		<0.01 (D)
11/4/2016						<0.01 (D)	
1/19/2017					<0.01		
1/20/2017							<0.01 (D)
1/23/2017						<0.01 (D)	
3/28/2017					<0.01		
3/29/2017						<0.01 (D)	<0.01 (D)
4/11/2017	<0.01	<0.01		<0.01			
4/12/2017			<0.01				
9/26/2017					<0.01		
9/27/2017						<0.01	<0.01
10/5/2017		<0.01					
10/6/2017	<0.01		<0.01	<0.01			
3/15/2018					<0.01	<0.01	<0.01
3/22/2018		<0.01					
3/23/2018	<0.01		<0.01	<0.01			
9/12/2018					<0.01		
9/13/2018						<0.01	<0.01
9/19/2018		<0.01	<0.01	<0.01			
9/20/2018	<0.01						
3/14/2019					<0.01	<0.01 (D)	<0.01 (D)
3/22/2019	<0.01	<0.01		<0.01			
3/25/2019			<0.01				
9/11/2019					<0.01	<0.01 (D)	<0.01 (D)
9/17/2019		<0.01	<0.01	<0.01			
9/18/2019	<0.01						
3/10/2020					<0.01	<0.01	<0.01
3/13/2020		<0.01	0.00077 (J)	0.00095 (J)			
3/17/2020	<0.01						
9/11/2020						<0.01	<0.01
9/15/2020					<0.01		
9/21/2020		<0.01	<0.01	<0.01			
9/22/2020	<0.01						
3/11/2021					<0.01	<0.01	<0.01
3/18/2021		<0.01	<0.01	<0.01			
3/19/2021	<0.01						
8/4/2021					<0.01		
8/6/2021						<0.01	<0.01
8/11/2021		<0.01	<0.01	<0.01			
8/12/2021	<0.01						
1/31/2022					<0.01		

ND substitution: RL or RL/2 if <15% NDs.

Time Series

Constituent: Vanadium (mg/L) Analysis Run 5/17/2024 12:10 PM

Plant Bowen Client: Southern Company Data: Bowen 1, 2, 9, and 10

	GWC-13RZ	GWC-14Z	GWC-15R	GWC-15Z	GWC-44	GWC-45	GWC-45R
2/1/2022						<0.01	<0.01
2/4/2022	<0.01	<0.01	<0.01				
2/7/2022				<0.01			
8/12/2022						<0.01	<0.01
8/15/2022					<0.01		
8/18/2022		<0.01					
8/19/2022	<0.01		<0.01	<0.01			
2/14/2023					<0.01	<0.01	<0.01
2/22/2023	<0.01	<0.01	<0.01	<0.01			
7/26/2023					0.0026 (J)	0.0026 (J)	<0.01
8/1/2023		<0.01		<0.01			
8/2/2023	<0.01		<0.01				
2/20/2024					0.00096 (J)	0.00097 (J)	0.0009 (J)
2/28/2024	<0.01	<0.01	<0.01	<0.01			

ND substitution: RL or RL/2 if <15% NDs.

Time Series

Constituent: Vanadium (mg/L) Analysis Run 5/17/2024 12:10 PM

Plant Bowen Client: Southern Company Data: Bowen 1, 2, 9, and 10

	GWC-46R	GWC-47	GWC-47R	GWC-48	GWC-49R	GWC-49Z	GWC-5
8/23/2007							0.0032
10/25/2007							<0.01
11/19/2007							<0.01
1/23/2008							<0.01
3/11/2008							<0.01
5/12/2008							<0.01
12/11/2008							<0.01
4/15/2009							<0.01
10/9/2009							<0.01
5/4/2010							<0.01
10/12/2010							<0.01
4/28/2011							<0.01
10/19/2011							<0.01
5/2/2012							<0.01
10/9/2012							<0.01
4/11/2013							<0.01
10/16/2013							<0.01
4/23/2014							<0.01
10/3/2014							0.00097 (J)
3/31/2015							0.00096 (J)
10/12/2015							<0.01
3/10/2016	<0.01	<0.01	<0.01	<0.01			
3/17/2016					<0.01	<0.01	
3/28/2016							<0.01
5/17/2016	<0.01			<0.01			
5/18/2016		<0.01	<0.01		<0.01	<0.01	
7/26/2016	<0.01						
7/27/2016		<0.01	<0.01	<0.01	<0.01		
7/28/2016						<0.01	
8/1/2016							<0.01
9/20/2016	<0.01	<0.01	<0.01	<0.01			
9/21/2016					<0.01	<0.01	
11/4/2016	<0.01		<0.01	<0.01	<0.01		
11/7/2016		<0.01				<0.01	
1/20/2017	<0.01		<0.01				
1/23/2017		<0.01		<0.01			
1/24/2017					<0.01	<0.01	
3/28/2017	<0.01			<0.01			
3/29/2017		<0.01	<0.01		<0.01		
3/30/2017						<0.01	
4/3/2017							<0.01
9/27/2017		<0.01	<0.01				
9/29/2017	<0.01			<0.01	<0.01	<0.01	
10/3/2017							<0.01
3/15/2018	<0.01	<0.01		<0.01	<0.01	<0.01	
3/16/2018			<0.01				
3/19/2018							<0.01
9/13/2018	<0.01	<0.01	<0.01	<0.01	<0.01		
9/14/2018						<0.01	
9/17/2018							<0.01
3/15/2019		<0.01		<0.01			
3/18/2019	<0.01				<0.01		

ND substitution: RL or RL/2 if <15% NDs.

Time Series

Constituent: Vanadium (mg/L) Analysis Run 5/17/2024 12:10 PM

Plant Bowen Client: Southern Company Data: Bowen 1, 2, 9, and 10

	GWC-46R	GWC-47	GWC-47R	GWC-48	GWC-49R	GWC-49Z	GWC-5
3/19/2019			<0.01			<0.01	
3/20/2019							<0.01
9/11/2019	<0.01		<0.01	<0.01 (D)	<0.01	<0.01	
9/12/2019		<0.01					
9/16/2019							<0.01
3/9/2020		<0.01	0.00075 (J)	<0.01		<0.01	
3/10/2020	<0.01						
3/11/2020					<0.01		
3/16/2020							<0.01
9/11/2020					<0.01		
9/14/2020	<0.01	<0.01		<0.01		<0.01	
9/15/2020			<0.01				
9/16/2020							<0.01
3/11/2021	<0.01	<0.01	<0.01	<0.01			
3/15/2021					<0.01	<0.01	
3/17/2021							<0.01
8/4/2021				<0.01			
8/5/2021	<0.01	<0.01	<0.01			<0.01	
8/9/2021							<0.01
8/11/2021					<0.01		
1/31/2022	<0.01			<0.01			
2/1/2022		<0.01	<0.01		<0.01	<0.01	
2/2/2022							<0.01
8/15/2022	<0.01	<0.01	<0.01	<0.01	<0.01	<0.01	
8/16/2022							<0.01
2/14/2023	<0.01	<0.01	<0.01	<0.01	<0.01	<0.01	
2/20/2023							<0.01
7/26/2023	<0.01			0.0028 (J)			
7/27/2023		<0.01	<0.01		<0.01	<0.01	
7/28/2023							<0.01
2/21/2024	<0.01	<0.01	<0.01	<0.01	<0.01	<0.01	
2/26/2024							<0.01

ND substitution: RL or RL/2 if <15% NDs.

Time Series

Constituent: Vanadium (mg/L) Analysis Run 5/17/2024 12:10 PM

Plant Bowen Client: Southern Company Data: Bowen 1, 2, 9, and 10

	GWC-6	GWC-6RZ	GWC-7Z	GWC-8RR	GWC-8Z	GWC-9
8/22/2007	<0.01					
8/23/2007						<0.01
10/25/2007	<0.01					
11/1/2007						<0.01
11/19/2007						0.0052
11/20/2007	<0.01					
1/15/2008						0.0065
1/23/2008	0.007					
3/6/2008						0.0028
3/11/2008	0.0033					
5/13/2008						<0.01
5/14/2008	0.0043					
12/11/2008	<0.01					
12/12/2008						<0.01
4/16/2009						0.0033
4/23/2009	<0.01					
10/9/2009	0.0043					
10/13/2009						<0.01
4/21/2010						<0.01
5/4/2010	0.0027					
9/29/2010						<0.01
10/11/2010	0.0034					
4/13/2011						<0.01
4/26/2011	<0.01					
10/5/2011						<0.01
10/18/2011	<0.01			<0.01		
4/4/2012						<0.01
4/30/2012				<0.01		
5/2/2012	<0.01					
10/3/2012				<0.01		
10/8/2012	<0.01					<0.01
4/8/2013				<0.01		<0.01
4/10/2013	<0.01					
10/8/2013	<0.01					
10/9/2013				<0.01		<0.01
4/9/2014						<0.01
4/10/2014				0.005 (J)		
4/14/2014	0.005 (J)					
9/30/2014						<0.01
10/2/2014				<0.01		
10/3/2014	0.0016 (J)					
4/1/2015	0.0021 (J)					
4/2/2015						<0.01
4/3/2015				<0.01		
5/26/2015		<0.01			<0.01	
6/18/2015		<0.01 (D)			0.005 (D)	
7/2/2015		<0.01			<0.01	
10/8/2015				0.0056	<0.01	
10/9/2015	<0.01	<0.01				
10/10/2015						0.0032 (JD)
3/22/2016					<0.01	
3/29/2016	<0.01	<0.01				

ND substitution: RL or RL/2 if <15% NDs.

Time Series

Constituent: Vanadium (mg/L) Analysis Run 5/17/2024 12:10 PM

Plant Bowen Client: Southern Company Data: Bowen 1, 2, 9, and 10

	GWC-6	GWC-6RZ	GWC-7Z	GWC-8RR	GWC-8Z	GWC-9
3/30/2016				<0.01		<0.01
8/1/2016	<0.01	<0.01				
8/2/2016			<0.01	<0.01	<0.01	
8/5/2016						<0.01
4/6/2017	<0.01	<0.01	<0.01	<0.01		<0.01
4/7/2017					<0.01	
10/3/2017	<0.01	<0.01	<0.01		<0.01	<0.01
10/4/2017				<0.01		
3/19/2018	<0.01					
3/20/2018		<0.01	<0.01		<0.01	<0.01
3/21/2018				<0.01		
9/17/2018	<0.01	<0.01				
9/18/2018			<0.01	<0.01	<0.01	<0.01 (D)
3/21/2019	<0.01	<0.01	<0.01			<0.01
3/27/2019				<0.01		
5/6/2019					<0.01	
9/13/2019			<0.01			
9/16/2019	<0.01	<0.01		<0.01 (D)	<0.01	<0.01
3/12/2020	<0.01	<0.01	<0.01	<0.01		<0.01
3/16/2020					<0.01	
9/16/2020	<0.01	<0.01	<0.01			
9/17/2020				<0.01	<0.01	<0.01
3/17/2021	<0.01	<0.01	<0.01	<0.01		
3/18/2021					<0.01	<0.01
8/10/2021	<0.01	<0.01	<0.01	<0.01	<0.01	<0.01
2/2/2022	<0.01	<0.01	<0.01	<0.01	<0.01	<0.01
8/17/2022	<0.01	<0.01	<0.01	<0.01	<0.01	<0.01
2/17/2023	<0.01	<0.01				
2/20/2023			<0.01		<0.01	
2/21/2023				<0.01		0.003 (J)
7/28/2023		<0.01				
7/31/2023	<0.01		<0.01	<0.01	<0.01	<0.01
2/26/2024	<0.01	<0.01	<0.01		<0.01	
2/27/2024				<0.01		<0.01

ND substitution: RL or RL/2 if <15% NDs.

Time Series

Constituent: Zinc (mg/L) Analysis Run 5/17/2024 12:10 PM

Plant Bowen Client: Southern Company Data: Bowen 1, 2, 9, and 10

	GWA-1 (bg)	GWA-2 (bg)	GWA-2R (bg)	GWA-39RZ (bg)	GWA-39Z (bg)	GWA-3A (bg)	GWA-40 (bg)
8/23/2007	0.032 (O)	0.0033	0.0079			0.066	
10/23/2007	0.0099						
10/24/2007		0.043 (O)	<0.02				
11/2/2007						0.055	
11/18/2007	0.0095 (J)	0.024	0.015			0.13	
1/30/2008	0.022 (O)						
1/31/2008		0.015	0.063 (O)			0.13	
3/10/2008	0.014		0.013 (J)				
3/11/2008		0.027				0.07	
5/6/2008		0.0032					
5/13/2008	0.0075		0.0072				
5/14/2008						0.12	
12/4/2008		0.081 (O)	0.011 (J)				
12/5/2008	0.0056 (J)					0.088	
4/15/2009	0.0033					0.068	
4/21/2009		0.0057	0.0041				
10/7/2009	0.061 (O)	<0.02					
10/8/2009			<0.02			0.075	
4/21/2010			<0.02				
4/26/2010		<0.02					
4/28/2010						0.071	
5/3/2010	0.0033						
9/28/2010			0.0081				
10/4/2010		0.0057					
10/6/2010						0.074	
10/12/2010	0.0041						
4/12/2011			0.0025				
4/13/2011		<0.02					
4/21/2011						0.047	
4/27/2011	<0.02						
10/4/2011			0.0027				
10/5/2011		<0.02					
10/13/2011						0.073	
10/17/2011	0.0046						
4/3/2012			<0.02				
4/11/2012		<0.02					
5/1/2012						0.0652	
5/2/2012	<0.02						
10/8/2012	0.0053						
10/9/2012		<0.02	0.0064			0.061	
4/11/2013			<0.02			0.053	
4/12/2013	0.006						
4/15/2013		0.0038					
10/15/2013		0.0044					
10/16/2013	0.0048		<0.02			0.047	
4/10/2014			0.0026				
4/11/2014	0.0033						
4/22/2014		0.0025 (J)					
4/23/2014						0.041	
9/30/2014	0.002 (J)	0.00076 (J)	0.0012 (J)				
10/4/2014						0.044 (V)	
3/30/2015	0.012	0.0024 (J)	0.013				

ND substitution: RL or RL/2 if <15% NDs.

Time Series

Constituent: Zinc (mg/L) Analysis Run 5/17/2024 12:10 PM

Plant Bowen Client: Southern Company Data: Bowen 1, 2, 9, and 10

	GWA-1 (bg)	GWA-2 (bg)	GWA-2R (bg)	GWA-39RZ (bg)	GWA-39Z (bg)	GWA-3A (bg)	GWA-40 (bg)
3/31/2015						0.12	
10/12/2015						0.053	
10/13/2015	0.011	0.0017 (J)	0.0043				
3/14/2016					<0.02		
3/15/2016							<0.02
3/22/2016	0.00346 (J)						
3/23/2016		<0.02	<0.02			0.0532	
5/11/2016					0.00467 (J)		<0.02
5/16/2016				<0.02 (D)			
7/19/2016					<0.02 (*)		
7/21/2016							<0.02 (*)
7/27/2016				<0.02 (*)			
7/29/2016	<0.02	<0.02	<0.02			0.0446	
9/15/2016					0.0044 (J)		<0.02
11/2/2016					0.0043 (J)		
11/3/2016							<0.02
1/17/2017							<0.02
1/18/2017					<0.02 (*)		
2/21/2017				0.0049 (J)			
3/24/2017							<0.02 (*)
3/27/2017				<0.02 (*)			
3/28/2017					<0.02 (*)		
3/30/2017	<0.02	<0.02				0.0479	
4/3/2017			<0.02				
9/26/2017					0.0029 (J)		0.0019 (J)
9/29/2017				0.0012 (JD)			
10/2/2017	<0.02	<0.02	<0.02				
10/4/2017						0.0429	
3/14/2018					<0.02		<0.02
3/16/2018	<0.02		<0.02	0.0042 (J)			
3/19/2018		<0.02				<0.02	
9/12/2018					<0.02		<0.02
9/14/2018		<0.02	<0.02	<0.02			
9/17/2018	<0.02 (D)					0.04	
3/13/2019							<0.02
3/14/2019				0.0035 (J)			
3/15/2019					0.0023 (J)		
3/19/2019			<0.02				
3/20/2019	<0.02	<0.02				0.028	
9/9/2019					0.0047 (J)		0.0058 (J)
9/12/2019	0.0047 (J)	0.00505 (JD)					
9/13/2019			0.0078 (J)			0.036	
3/9/2020				0.009 (J)	0.0035 (J)		0.002 (J)
3/11/2020	0.0035 (J)	0.0028 (J)	0.0038 (J)			0.031	
9/10/2020					<0.02		
9/11/2020							<0.02
9/15/2020	<0.02	<0.02	<0.02				
9/16/2020				<0.02			
3/10/2021							<0.02
3/12/2021					0.0065 (J)		
3/16/2021	0.0091 (J)		<0.02	<0.02			
3/17/2021		<0.02					

ND substitution: RL or RL/2 if <15% NDs.

Time Series

Constituent: Zinc (mg/L) Analysis Run 5/17/2024 12:10 PM

Plant Bowen Client: Southern Company Data: Bowen 1, 2, 9, and 10

	GWA-1 (bg)	GWA-2 (bg)	GWA-2R (bg)	GWA-39RZ (bg)	GWA-39Z (bg)	GWA-3A (bg)	GWA-40 (bg)
3/29/2021						<0.02	
8/4/2021					<0.02		<0.02
8/6/2021				<0.02			
8/9/2021	<0.02	<0.02	<0.02			<0.02	
1/31/2022					<0.02		<0.02
2/1/2022	<0.02	<0.02	<0.02				
2/2/2022				<0.02		<0.02	
8/10/2022					<0.02		
8/12/2022							<0.02
8/16/2022	<0.02	<0.02	<0.02	<0.02		<0.02	
2/13/2023					<0.02		<0.02
2/14/2023				<0.02			
2/16/2023	<0.02	<0.02	<0.02				
2/17/2023						<0.02	
7/25/2023				<0.02			
7/26/2023					<0.02		<0.02
7/27/2023	<0.02	0.011 (J)	<0.02				
8/1/2023						<0.02	
2/19/2024				<0.02	<0.02		<0.02
2/22/2024	<0.02	<0.02				<0.02	
2/26/2024			0.055				

ND substitution: RL or RL/2 if <15% NDs.

Time Series

Constituent: Zinc (mg/L) Analysis Run 5/17/2024 12:10 PM

Plant Bowen Client: Southern Company Data: Bowen 1, 2, 9, and 10

	GWA-41 (bg)	GWA-41R (bg)	GWA-42 (bg)	GWA-43 (bg)	GWA-43R (bg)	GWA-4RZ (bg)	GWA-50 (bg)
12/12/2008							0.048 (O)
4/23/2009							0.0075
10/6/2009							0.0075
4/27/2010							0.0051
9/30/2010							0.0089
4/14/2011							0.0043
10/5/2011							0.0051
4/11/2012							<0.02
10/2/2012							0.006
4/9/2013							0.0034
10/15/2013							0.0042
4/10/2014							0.0035
10/1/2014							0.0019 (J)
3/30/2015							0.0032
10/11/2015							0.0048
3/11/2016			0.00862 (J)	0.0093 (J)	0.00722 (J)		
3/15/2016	<0.02	0.00286 (J)					
3/28/2016							0.00282 (J)
5/12/2016	<0.02						
5/13/2016		<0.02		0.00336 (J)	0.00666 (J)		
5/16/2016			0.00744 (J)				
7/19/2016				<0.02 (*)	<0.02 (*)		
7/20/2016	<0.02						
7/21/2016		<0.02 (*)					
7/22/2016			<0.02 (*)				
8/1/2016							<0.02
9/15/2016	0.0027 (J)						
9/16/2016				0.0023 (J)	<0.02		
9/19/2016			0.0162				
9/21/2016		<0.02					
11/2/2016				0.0047 (J)	0.0057 (J)		
11/3/2016	<0.02	<0.02	0.011				
1/17/2017		<0.02	0.0104				
1/18/2017	<0.02 (*)			<0.02	0.0022 (J)		
3/24/2017	<0.02 (*)						
3/27/2017		<0.02 (*)	<0.02 (*)				
3/28/2017				<0.02 (*)	<0.02		
4/7/2017						<0.02	<0.02
9/22/2017				0.0013 (J)	0.0014 (J)		
9/25/2017	<0.02	0.0023 (J)					
9/26/2017			0.0094 (J)				
10/2/2017							0.0015 (J)
10/3/2017						<0.02 (D)	
3/14/2018	<0.02	<0.02	<0.02	<0.02			
3/15/2018					<0.02		
3/16/2018							<0.02
3/21/2018						<0.02	
9/12/2018	<0.02	<0.02		<0.02	<0.02		
9/14/2018			<0.02				
9/17/2018							<0.02
9/18/2018						<0.02	
3/13/2019				0.0022 (J)	0.0023 (J)		

ND substitution: RL or RL/2 if <15% NDs.

Time Series

Constituent: Zinc (mg/L) Analysis Run 5/17/2024 12:10 PM

Plant Bowen Client: Southern Company Data: Bowen 1, 2, 9, and 10

	GWA-41 (bg)	GWA-41R (bg)	GWA-42 (bg)	GWA-43 (bg)	GWA-43R (bg)	GWA-4RZ (bg)	GWA-50 (bg)
3/14/2019	<0.02	0.0021 (J)	0.01				
3/19/2019							<0.02
3/21/2019						0.0034 (JD)	
9/10/2019	0.00745 (JD)	0.0075 (J)	0.014				
9/11/2019				0.0065 (J)	0.0053 (J)		
9/12/2019						0.0072 (JD)	
9/13/2019							0.0061 (J)
3/6/2020	0.0027 (J)		0.012				
3/9/2020		0.0024 (J)		0.002 (J)	0.0022 (J)		
3/11/2020							0.0025 (J)
3/12/2020						0.0027 (J)	
9/10/2020	<0.02	<0.02	0.0073 (J)				
9/11/2020				<0.02			
9/14/2020					<0.02		
9/16/2020							<0.02
9/17/2020						0.0047 (J)	
3/10/2021		<0.02					
3/11/2021	<0.02		0.0089 (J)	<0.02	<0.02		
3/16/2021						<0.02	
3/17/2021							<0.02
8/4/2021	<0.02	<0.02	<0.02				
8/5/2021					<0.02		
8/6/2021				<0.02			
8/9/2021							<0.02
8/10/2021						<0.02	
1/31/2022	<0.02	<0.02	<0.02	<0.02	<0.02		
2/1/2022							<0.02
2/3/2022						<0.02	
8/10/2022			0.0089 (J)		<0.02		
8/11/2022	<0.02	<0.02		<0.02			
8/16/2022							<0.02
8/17/2022						<0.02	
2/13/2023	<0.02	<0.02	0.011 (J)		<0.02		
2/14/2023				<0.02			
2/16/2023							<0.02
2/17/2023						<0.02	
7/25/2023	<0.02	<0.02		<0.02	<0.02		
7/26/2023			<0.02				
7/28/2023						<0.02	<0.02
2/19/2024	<0.02	<0.02					
2/20/2024			0.0095 (J)	<0.02	<0.02		
2/22/2024							<0.02
2/27/2024						<0.02	

ND substitution: RL or RL/2 if <15% NDs.

Time Series

Constituent: Zinc (mg/L) Analysis Run 5/17/2024 12:10 PM

Plant Bowen Client: Southern Company Data: Bowen 1, 2, 9, and 10

	GWA-50R (bg)	GWC-10	GWC-10R	GWC-11	GWC-11R	GWC-12	GWC-13
8/21/2007		0.031	0.0066	<0.02	<0.02	0.036	0.0064
11/1/2007		0.0041	0.0086	<0.02	<0.02	0.0041	<0.02
11/18/2007				<0.02	<0.02		
11/19/2007						0.015	0.015
11/20/2007		0.056	0.005				
1/16/2008						0.074	
1/30/2008		0.032	0.0084	<0.02	<0.02		
1/31/2008							0.032 (O)
3/5/2008				<0.02		0.055	0.0061
3/6/2008		0.03	0.0073		0.0038		
5/7/2008				0.015	<0.02		
5/8/2008			0.0084				
5/12/2008		0.008					0.012
5/13/2008						0.035	
12/12/2008	0.013 (J)						
12/13/2008		0.056				0.012 (J)	0.087 (O)
12/14/2008			0.0075 (J)	0.0086 (J)	0.0031 (J)		
4/16/2009						0.053	
4/23/2009	0.075 (O)						
4/28/2009							0.067 (O)
4/29/2009		0.057	0.0028	0.0037	0.0031		
10/6/2009	0.056 (O)						
10/20/2009		0.0037					
10/21/2009			<0.02			0.0063	0.025 (O)
10/22/2009				<0.02	0.0029		
4/21/2010			<0.02	<0.02	0.0027		
4/26/2010		<0.02					
4/27/2010						0.045	
4/28/2010							0.014
5/3/2010	0.051 (O)						
9/28/2010			0.005	0.0042			
9/29/2010		0.012			<0.02		
10/5/2010						0.0047	0.012
10/11/2010	0.016						
4/12/2011			<0.02	<0.02			
4/13/2011		<0.02			<0.02		
4/19/2011						0.0068	0.012
4/27/2011	0.025 (O)						
10/4/2011			0.0088	0.012	0.003		
10/5/2011		0.0031					
10/12/2011						0.0048	
10/18/2011							0.025
10/19/2011	0.0078						
4/3/2012			<0.02	<0.02			
4/4/2012		<0.02			<0.02		
4/24/2012						<0.02	
4/25/2012							0.014
5/1/2012	0.0134						
10/2/2012	0.012					<0.02	0.0089
10/3/2012		0.0085		<0.02	0.0029		
10/8/2012			0.0034				
4/2/2013						0.0081	0.0082

ND substitution: RL or RL/2 if <15% NDs.

Time Series

Constituent: Zinc (mg/L) Analysis Run 5/17/2024 12:10 PM

Plant Bowen Client: Southern Company Data: Bowen 1, 2, 9, and 10

	GWA-50R (bg)	GWC-10	GWC-10R	GWC-11	GWC-11R	GWC-12	GWC-13
4/3/2013		0.0061	<0.02	<0.02	0.0035		
4/10/2013	0.018						
10/8/2013							0.015
10/9/2013				<0.02	<0.02	0.0032	
10/15/2013		0.008	0.0027				
10/16/2013	0.015						
4/1/2014						0.0025 (J)	0.0074
4/2/2014				0.0063	0.0033		
4/9/2014		0.0048	0.0025 (J)				
4/22/2014	0.015						
10/1/2014	0.0038						0.00077 (J)
10/2/2014		0.0023 (JV)	0.0027 (V)	0.0023 (J)	0.0027	0.0023 (J)	
3/30/2015	0.0097						
4/1/2015				0.0017 (J)	0.013	0.0035	0.0082
4/2/2015		0.0023 (J)	0.002 (J)				
10/10/2015		0.0024 (J)					
10/11/2015	0.0024 (J)			0.0016 (J)	0.017		
10/12/2015			<0.02				
10/14/2015						0.0066	
10/15/2015							0.0082
3/28/2016	0.00703 (J)						
3/31/2016		<0.02	0.00266 (J)				
4/4/2016				<0.02	0.00419 (J)	0.00858 (J)	0.00818 (J)
8/1/2016	<0.02						
8/3/2016			<0.02	<0.02		<0.02	
8/4/2016					<0.02		<0.02
8/5/2016		<0.02					
4/3/2017	<0.02						
4/10/2017		<0.02	<0.02	<0.02	<0.02		
4/11/2017						<0.02	
4/12/2017							<0.02
10/2/2017	0.0016 (J)						
10/4/2017		0.0012 (J)	<0.02	0.0014 (J)	0.0014 (J)	0.0104	
10/9/2017							<0.02
3/16/2018	<0.02						
3/20/2018		<0.02					
3/21/2018			<0.02	<0.02			<0.02
3/22/2018					<0.02	0.014	
9/18/2018	<0.02	<0.02	<0.02	<0.02	<0.02	0.013	
9/19/2018							<0.02
3/19/2019	<0.02						
3/22/2019		<0.02	<0.02				
3/23/2019				<0.02	<0.02	0.012	0.021
9/12/2019	0.0058 (J)						
9/17/2019		0.0052 (J)	0.0048 (J)	0.0056 (J)	0.0075 (J)	0.018 (D)	
9/18/2019							0.007 (J)
3/11/2020	0.0033 (J)						
3/12/2020		0.0024 (J)	0.0027 (J)	0.0038 (J)	0.0053 (J)	0.015	
3/13/2020							0.0043 (J)
9/15/2020	<0.02						
9/17/2020		<0.02	<0.02				
9/21/2020				<0.02	0.0037 (J)	0.0065 (J)	

ND substitution: RL or RL/2 if <15% NDs.

Time Series

Constituent: Zinc (mg/L) Analysis Run 5/17/2024 12:10 PM

Plant Bowen Client: Southern Company Data: Bowen 1, 2, 9, and 10

	GWA-50R (bg)	GWC-10	GWC-10R	GWC-11	GWC-11R	GWC-12	GWC-13
9/22/2020							<0.02
3/17/2021	<0.02						
3/18/2021		<0.02	<0.02				<0.02
3/19/2021				<0.02	<0.02	0.0076 (J)	
8/9/2021	<0.02						
8/10/2021		<0.02					
8/11/2021			<0.02	<0.02	<0.02	0.011 (J)	<0.02
2/2/2022	<0.02					0.019 (J)	
2/4/2022		<0.02	<0.02	<0.02	<0.02		
2/17/2022							<0.02
8/17/2022	<0.02	<0.02					
8/18/2022			<0.02	<0.02	<0.02	0.014 (J)	<0.02
2/16/2023	<0.02						
2/20/2023		<0.02	<0.02	<0.02	<0.02		
2/21/2023						<0.02	
2/22/2023							<0.02
7/28/2023	<0.02						
7/31/2023		<0.02	<0.02				
8/1/2023				<0.02	<0.02	<0.02	<0.02
2/22/2024	<0.02						
2/27/2024		<0.02	0.063			0.017 (J)	<0.02
2/28/2024				<0.02	<0.02		

ND substitution: RL or RL/2 if <15% NDs.

Time Series

Constituent: Zinc (mg/L) Analysis Run 5/17/2024 12:10 PM

Plant Bowen Client: Southern Company Data: Bowen 1, 2, 9, and 10

	GWC-13RZ	GWC-14Z	GWC-15R	GWC-15Z	GWC-44	GWC-45	GWC-45R
8/21/2007	<0.02						
8/23/2007			0.0038				
8/24/2007		0.0036 (J)		0.052 (O)			
11/1/2007	0.0038						
11/2/2007		0.0026 (J)	0.0025	0.01 (J)			
11/17/2007		0.024 (O)	0.023 (O)				
11/18/2007				0.025 (J)			
11/19/2007	0.0055						
1/15/2008		0.0074	0.012	0.055 (O)			
1/31/2008	0.0063						
3/5/2008	0.0037	0.075 (O)					
3/6/2008			0.0069				
3/10/2008				0.018			
5/7/2008	0.0033	0.0088	0.007				
5/13/2008				0.0044			
12/2/2008		0.11 (O)	0.021 (O)	0.065 (O)			
12/12/2008	0.097 (O)						
4/16/2009		0.091 (O)					
4/28/2009			0.0055	0.0037 (J)			
4/29/2009	0.068 (O)						
10/19/2009			0.0051				
10/20/2009		0.056 (O)		0.0043			
10/21/2009	0.011						
4/20/2010		0.014					
4/27/2010			0.0068	<0.02			
4/28/2010	0.048 (O)						
9/29/2010		0.015					
10/4/2010			0.0074				
10/5/2010				0.0028			
10/6/2010	0.003						
4/12/2011		0.0028					
4/18/2011			0.0031				
4/19/2011				<0.02			
4/20/2011	0.0038						
10/4/2011		0.0025					
10/12/2011	0.0027		0.0067	<0.02			
4/4/2012		0.0105					
4/23/2012			<0.02				
4/25/2012	<0.02			<0.02			
10/2/2012	0.0059						
10/10/2012		0.0033	0.0046	<0.02			
4/2/2013	0.008						
4/15/2013		0.0031	0.006				
4/16/2013				0.005			
10/8/2013	0.0062						
10/22/2013		<0.02	0.0037	0.0028			
4/1/2014	0.0067						
4/21/2014		0.0032	0.0073	0.0028			
9/30/2014		0.0015 (J)	0.0027	0.0018 (J)			
10/1/2014	0.0024 (J)						
3/31/2015	0.0046						
4/3/2015		0.0015 (J)	0.0017 (J)	0.0021 (J)			

ND substitution: RL or RL/2 if <15% NDs.

Time Series

Constituent: Zinc (mg/L) Analysis Run 5/17/2024 12:10 PM

Plant Bowen Client: Southern Company Data: Bowen 1, 2, 9, and 10

	GWC-13RZ	GWC-14Z	GWC-15R	GWC-15Z	GWC-44	GWC-45	GWC-45R
10/6/2015				<0.02			
10/7/2015		<0.02	0.0042				
10/14/2015	0.002 (J)						
3/16/2016					0.00424 (J)	0.00244 (J)	0.00697 (J)
4/4/2016	<0.02						
4/5/2016		<0.02	0.00573 (J)	0.00288 (J)			
5/16/2016					0.00345 (J)	<0.02 (D)	0.00452 (JD)
7/25/2016					<0.02 (*)	0.006 (J*D)	0.0065 (*JD)
8/4/2016			<0.02				
8/9/2016		0.0016 (J)					
9/19/2016					0.004 (J)	0.0061 (JD)	0.0034 (JD)
11/3/2016					0.0047 (J)		0.0039 (JD)
11/4/2016						0.0032 (JD)	
1/19/2017					0.0035 (J)		
1/20/2017							0.0023 (JD)
1/23/2017						0.0031 (JD)	
3/28/2017					<0.02 (*)		
3/29/2017						0.00615 (*JD)	0.00705 (J*D)
4/11/2017	<0.02	<0.02		<0.02			
4/12/2017			<0.02				
9/26/2017					0.0039 (J)		
9/27/2017						0.0048 (J)	0.0036 (J)
10/5/2017		0.0024 (J)					
10/6/2017	<0.02		0.0024 (J)	<0.02			
3/15/2018					<0.02	<0.02	<0.02
3/22/2018		<0.02					
3/23/2018	<0.02		<0.02	<0.02			
9/12/2018					<0.02		
9/13/2018						<0.02	<0.02
9/19/2018		<0.02	<0.02	<0.02			
9/20/2018	<0.02						
3/14/2019					0.0039 (J)	<0.02 (D)	0.0022 (JD)
3/22/2019	0.0048 (J)	<0.02		<0.02			
3/25/2019			0.0039 (J)				
9/11/2019					0.0068 (J)	0.0065 (JD)	0.0058 (JD)
9/17/2019		0.0057 (X)	0.0066 (J)	0.0048 (X)			
9/18/2019	0.0091 (X)						
3/10/2020					0.0049 (J)	0.0031 (J)	0.0035 (J)
3/13/2020		0.0028 (J)	0.0057 (J)	0.0026 (J)			
3/17/2020	0.0057 (J)						
9/11/2020						<0.02	<0.02
9/15/2020					0.0062 (J)		
9/21/2020		<0.02	0.0036 (J)	<0.02			
9/22/2020	<0.02						
3/11/2021					0.004 (J)	<0.02	<0.02
3/18/2021		<0.02	<0.02	<0.02			
3/19/2021	<0.02						
8/4/2021					<0.02		
8/6/2021						<0.02	<0.02
8/11/2021		<0.02	<0.02	<0.02			
8/12/2021	<0.02						
1/31/2022					<0.02		

ND substitution: RL or RL/2 if <15% NDs.

Time Series

Constituent: Zinc (mg/L) Analysis Run 5/17/2024 12:10 PM

Plant Bowen Client: Southern Company Data: Bowen 1, 2, 9, and 10

	GWC-13RZ	GWC-14Z	GWC-15R	GWC-15Z	GWC-44	GWC-45	GWC-45R
2/1/2022						<0.02	<0.02
2/4/2022	<0.02	<0.02	<0.02				
2/7/2022				<0.02			
8/12/2022						<0.02	<0.02
8/15/2022					<0.02		
8/18/2022		<0.02					
8/19/2022	<0.02		<0.02	<0.02			
2/14/2023					<0.02	<0.02	<0.02
2/22/2023	<0.02	<0.02	<0.02	<0.02			
7/26/2023					<0.02	<0.02	<0.02
8/1/2023		<0.02		<0.02			
8/2/2023	<0.02		<0.02				
2/20/2024					<0.02	<0.02	<0.02
2/28/2024	<0.02	<0.02	0.028	<0.02			

ND substitution: RL or RL/2 if <15% NDs.

Time Series

Constituent: Zinc (mg/L) Analysis Run 5/17/2024 12:10 PM

Plant Bowen Client: Southern Company Data: Bowen 1, 2, 9, and 10

	GWC-46R	GWC-47	GWC-47R	GWC-48	GWC-49R	GWC-49Z	GWC-5
8/23/2007							0.016
10/25/2007							0.061
11/19/2007							0.053
1/23/2008							0.14
3/11/2008							0.13
5/12/2008							0.11
12/11/2008							0.04 (J)
4/15/2009							0.11
10/9/2009							0.15
5/4/2010							0.077
10/12/2010							0.077
4/28/2011							0.032
10/19/2011							0.11
5/2/2012							0.138
10/9/2012							0.097
4/11/2013							0.047
10/16/2013							0.098
4/23/2014							0.066
10/3/2014							0.13 (V)
3/31/2015							0.05
10/12/2015							0.048
3/10/2016	0.00337 (J)	0.027	0.0154	0.00618 (J)			
3/17/2016					<0.02	<0.02	
3/28/2016							0.0534
5/17/2016	0.00268 (J)			0.00672 (J)			
5/18/2016		0.0277	0.0136		<0.02	0.00208 (J)	
7/26/2016	<0.02 (*)						
7/27/2016		0.0221	0.0153	<0.02 (*)	<0.02 (*)		
7/28/2016						<0.02 (*)	
8/1/2016							0.055
9/20/2016	0.0058 (J)	0.03	0.0173	0.0081 (J)			
9/21/2016					<0.02	0.0079 (J)	
11/4/2016	0.0029 (J)		0.0149	0.0071 (J)	<0.02		
11/7/2016		0.0202				<0.02 (*)	
1/20/2017	<0.02		0.0134				
1/23/2017		0.0156		<0.02			
1/24/2017					<0.02	0.0053 (J)	
3/28/2017	<0.02 (*)			<0.02 (*)			
3/29/2017		<0.036 (*)	<0.02 (*)		<0.02 (*)		
3/30/2017						<0.02 (*)	
4/3/2017							0.0436
9/27/2017		0.0196	0.0111				
9/29/2017	0.0016 (J)			0.0055 (J)	<0.02	0.004 (J)	
10/3/2017							0.0393
12/28/2017		0.0315 (Y)					
3/15/2018	<0.02	<0.036		<0.02	<0.02	<0.02	
3/16/2018			0.012				
3/19/2018							<0.034
9/13/2018	<0.02	0.031	<0.02	<0.02	<0.02		
9/14/2018						<0.02	
9/17/2018							0.03
3/15/2019		0.051		0.0058 (J)			

ND substitution: RL or RL/2 if <15% NDs.

Time Series

Constituent: Zinc (mg/L) Analysis Run 5/17/2024 12:10 PM

Plant Bowen Client: Southern Company Data: Bowen 1, 2, 9, and 10

	GWC-46R	GWC-47	GWC-47R	GWC-48	GWC-49R	GWC-49Z	GWC-5
3/18/2019	<0.02				<0.02		
3/19/2019			0.016			0.0034 (J)	
3/20/2019							0.032
9/11/2019	0.0055 (J)		0.028	0.011 (D)	0.005 (J)	0.0085 (J)	
9/12/2019		0.035					
9/16/2019							0.035
3/9/2020		0.044	0.032	0.0079 (J)		0.0047 (J)	
3/10/2020	0.0029 (J)						
3/11/2020					0.0036 (J)		
3/16/2020							0.047
9/11/2020					<0.02		
9/14/2020	<0.02	0.032		0.0076 (J)		0.0042 (J)	
9/15/2020			0.028				
9/16/2020							0.033
3/11/2021	<0.02	0.047	0.028	0.0088 (J)			
3/15/2021					<0.02	<0.02	
3/17/2021							0.027
8/4/2021				<0.02			
8/5/2021	<0.02	0.037	0.024			<0.02	
8/9/2021							0.036
8/11/2021					<0.02		
1/31/2022	<0.02			<0.02			
2/1/2022		0.038	0.029		<0.02	<0.02	
2/2/2022							0.034
8/15/2022	<0.02	0.027 (J)	0.04	0.0094 (J)	<0.02	<0.02	
8/16/2022							0.03
2/14/2023	<0.02	0.05	0.031	0.011 (J)	<0.02	<0.02	
2/20/2023							0.032
7/26/2023	<0.02			0.012 (J)			
7/27/2023		0.049	0.024		<0.02	<0.02	
7/28/2023							0.027
2/21/2024	<0.02	0.06	<0.02	0.011 (J)	<0.02	<0.02	
2/26/2024							0.028

ND substitution: RL or RL/2 if <15% NDs.

Time Series

Constituent: Zinc (mg/L) Analysis Run 5/17/2024 12:10 PM

Plant Bowen Client: Southern Company Data: Bowen 1, 2, 9, and 10

	GWC-6	GWC-6RZ	GWC-7Z	GWC-8RR	GWC-8Z	GWC-9
8/22/2007	0.04 (O)					
8/23/2007						0.011
10/25/2007	0.0062					
11/1/2007						0.012
11/19/2007						0.026 (J)
11/20/2007	0.03 (O)					
1/15/2008						0.075 (O)
1/23/2008	0.048 (O)					
3/6/2008						0.051 (O)
3/11/2008	0.016					
5/13/2008						0.0084
5/14/2008	0.02					
12/11/2008	0.021					
12/12/2008						0.077 (O)
4/16/2009						0.064 (O)
4/23/2009	0.0058 (J)					
10/9/2009	0.055 (O)					
10/13/2009						0.013
4/21/2010						0.0035
5/4/2010	0.045 (O)					
9/29/2010						0.0085
10/11/2010	0.015					
4/13/2011						0.0028
4/26/2011	0.0067					
10/5/2011						0.0038
10/18/2011	0.0055			0.0032		
4/4/2012						0.0126
4/30/2012				<0.02		
5/2/2012	<0.02					
10/3/2012				0.0034		
10/8/2012	0.0043					0.0043
4/8/2013				0.0039		0.0068
4/10/2013	0.0067					
10/8/2013	0.0091					
10/9/2013				0.0078		0.0082
4/9/2014						0.0043
4/10/2014				0.0064		
4/14/2014	0.0063					
9/30/2014						0.0029
10/2/2014				0.0009 (JV)		
10/3/2014	0.0065 (V)					
4/1/2015	0.0059					
4/2/2015						0.0056
4/3/2015				<0.02		
5/26/2015		0.0035			0.0017 (J)	
6/18/2015		0.0025 (D)			0.0052 (D)	
7/2/2015		0.0018 (J)			0.0027	
10/8/2015				0.013	<0.02	
10/9/2015	<0.02	0.0019 (J)				
10/10/2015						0.0065 (D)
3/22/2016					0.00459 (J)	
3/29/2016	<0.02	0.00345 (J)				

ND substitution: RL or RL/2 if <15% NDs.

Time Series

Constituent: Zinc (mg/L) Analysis Run 5/17/2024 12:10 PM

Plant Bowen Client: Southern Company Data: Bowen 1, 2, 9, and 10

	GWC-6	GWC-6RZ	GWC-7Z	GWC-8RR	GWC-8Z	GWC-9
3/30/2016				0.00323 (J)		0.00487 (J)
8/1/2016	<0.02	<0.02				
8/2/2016			<0.02	<0.02	<0.02	
8/5/2016						<0.02
4/6/2017	<0.02	<0.02	<0.02	<0.02		<0.02
4/7/2017					<0.02	
10/3/2017	<0.02	0.0014 (J)	<0.02		0.0022 (J)	0.0023 (J)
10/4/2017				<0.02		
3/19/2018	<0.02					
3/20/2018		<0.02	<0.02		<0.02	<0.02
3/21/2018				<0.02		
9/17/2018	<0.02	<0.02				
9/18/2018			<0.02	<0.02	<0.02	<0.02 (D)
3/21/2019	<0.02	<0.02	<0.02			0.0024 (J)
3/27/2019				<0.02		
5/6/2019					0.0024 (J)	
9/13/2019			0.0053 (J)			
9/16/2019	0.0058 (J)	0.0057 (J)		0.00525 (JD)	0.0065 (J)	0.0062 (J)
3/12/2020	0.0042 (J)	0.0032 (J)	0.0031 (J)	0.002 (J)		0.0045 (J)
3/16/2020					0.0073 (J)	
9/16/2020	<0.02	<0.02	<0.02			
9/17/2020				<0.02	<0.02	<0.02
3/17/2021	<0.02	<0.02	<0.02	<0.02		
3/18/2021					<0.02	<0.02
8/10/2021	<0.02	<0.02	<0.02	<0.02	<0.02	<0.02
2/2/2022	<0.02	<0.02	<0.02	<0.02	<0.02	<0.02
8/17/2022	<0.02	<0.02	<0.02	<0.02	<0.02	<0.02
2/17/2023	<0.02	<0.02				
2/20/2023			<0.02		<0.02	
2/21/2023				<0.02		<0.02
7/28/2023		<0.02				
7/31/2023	<0.02		<0.02	<0.02	<0.02	<0.02
2/26/2024	<0.02	<0.02	0.066		0.057	
2/27/2024				<0.02		<0.02

FIGURE B.

Sanitas™ v.10.0.16e Software licensed to . UG

Box & Whiskers Plot

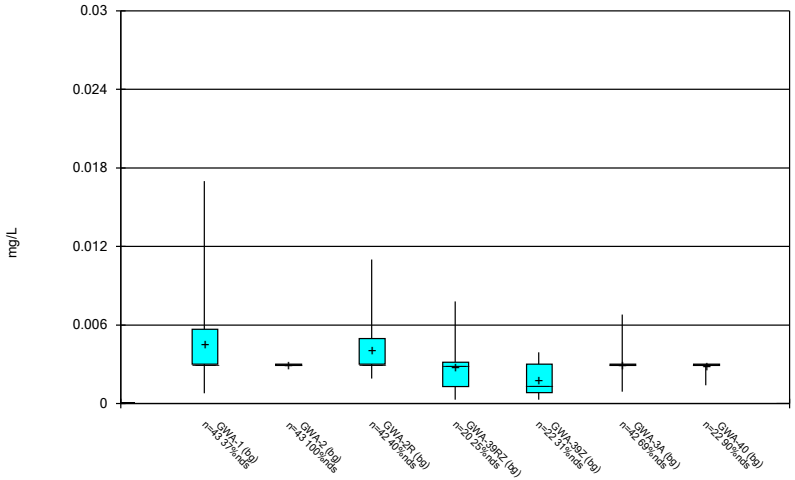

Constituent: Antimony Analysis Run 5/17/2024 12:19 PM

Plant Bowen Client: Southern Company Data: Bowen 1, 2, 9, and 10

Sanitas™ v.10.0.16e Software licensed to . UG

Box & Whiskers Plot

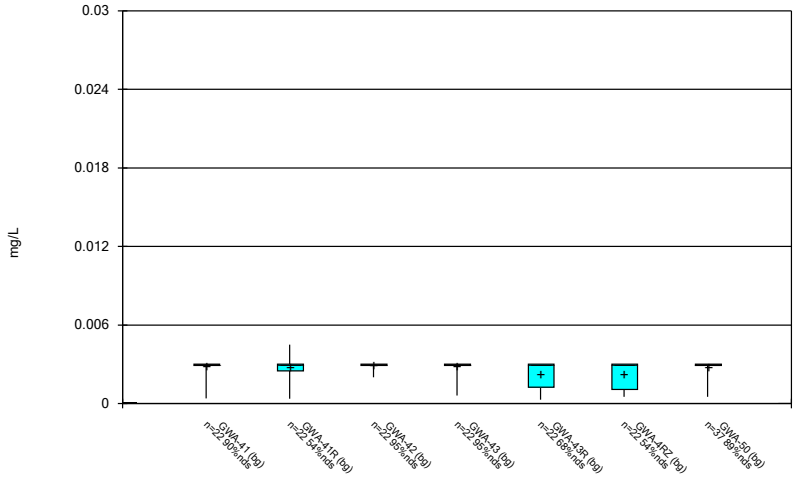

Constituent: Antimony Analysis Run 5/17/2024 12:19 PM

Plant Bowen Client: Southern Company Data: Bowen 1, 2, 9, and 10

Sanitas™ v.10.0.16e Software licensed to . UG

Box & Whiskers Plot

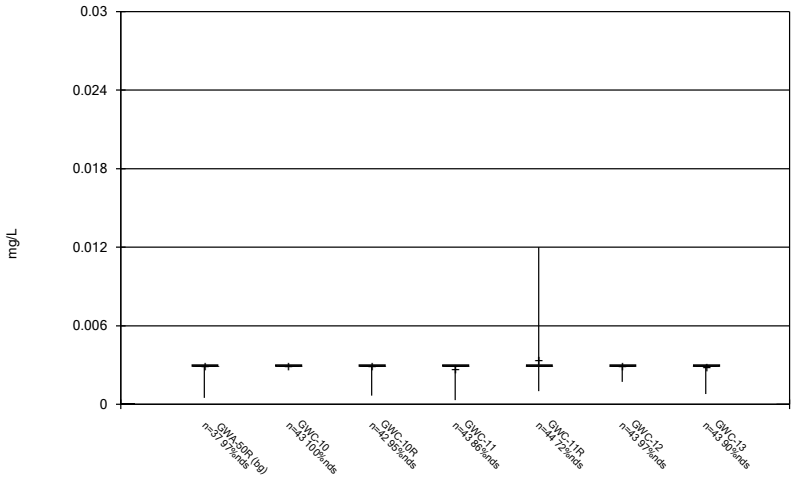

Constituent: Antimony Analysis Run 5/17/2024 12:19 PM

Plant Bowen Client: Southern Company Data: Bowen 1, 2, 9, and 10

Sanitas™ v.10.0.16e Software licensed to . UG

Box & Whiskers Plot

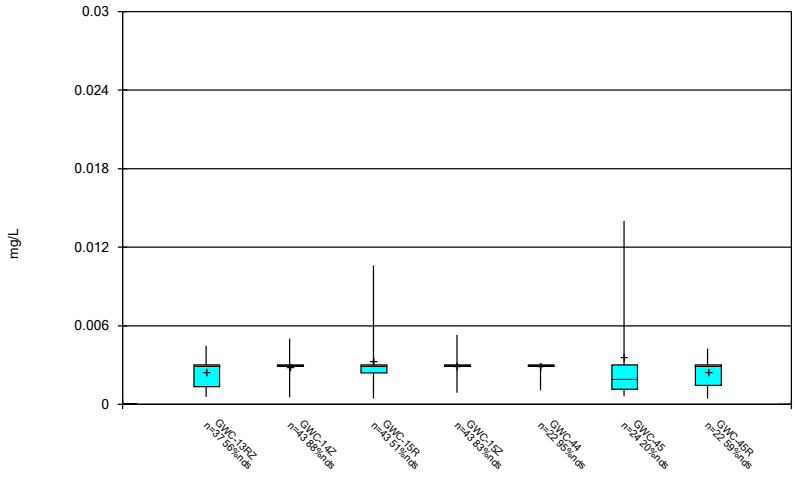

Constituent: Antimony Analysis Run 5/17/2024 12:19 PM

Plant Bowen Client: Southern Company Data: Bowen 1, 2, 9, and 10

Sanitas™ v.10.0.16e Software licensed to . UG

Box & Whiskers Plot

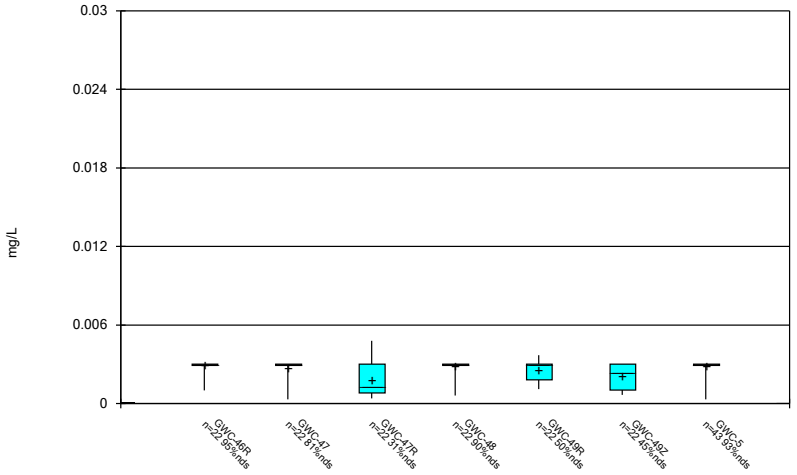

Constituent: Antimony Analysis Run 5/17/2024 12:19 PM

Plant Bowen Client: Southern Company Data: Bowen 1, 2, 9, and 10

Sanitas™ v.10.0.16e Software licensed to . UG

Box & Whiskers Plot

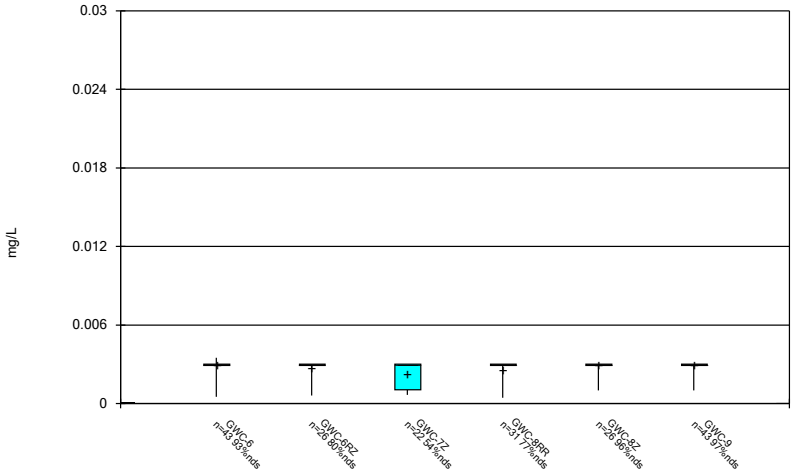

Constituent: Antimony Analysis Run 5/17/2024 12:19 PM

Plant Bowen Client: Southern Company Data: Bowen 1, 2, 9, and 10

Sanitas™ v.10.0.16e Software licensed to . UG

Box & Whiskers Plot

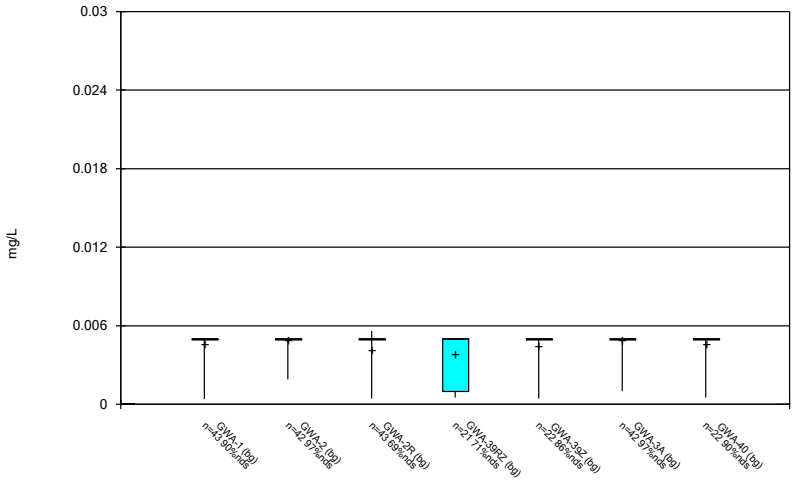

Constituent: Arsenic Analysis Run 5/17/2024 12:19 PM

Plant Bowen Client: Southern Company Data: Bowen 1, 2, 9, and 10

Sanitas™ v.10.0.16e Software licensed to . UG

Box & Whiskers Plot

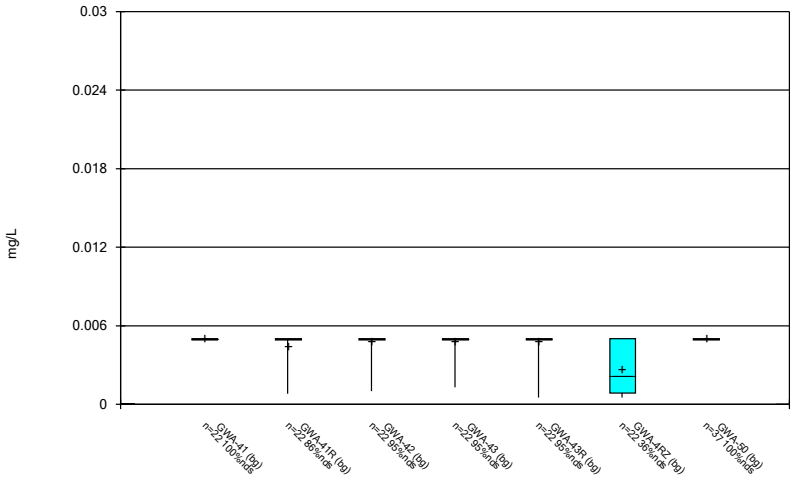

Constituent: Arsenic Analysis Run 5/17/2024 12:19 PM

Plant Bowen Client: Southern Company Data: Bowen 1, 2, 9, and 10

Sanitas™ v.10.0.16e Software licensed to . UG

Box & Whiskers Plot

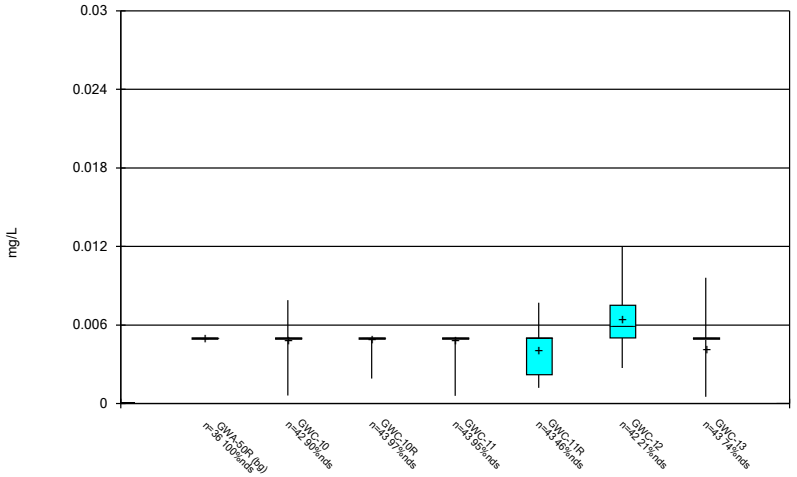

Constituent: Arsenic Analysis Run 5/17/2024 12:19 PM

Plant Bowen Client: Southern Company Data: Bowen 1, 2, 9, and 10

Sanitas™ v.10.0.16e Software licensed to . UG

Box & Whiskers Plot

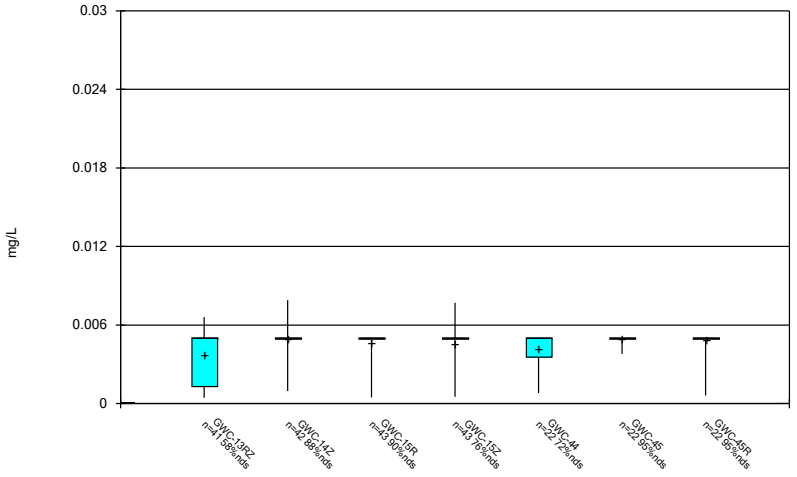

Constituent: Arsenic Analysis Run 5/17/2024 12:19 PM

Plant Bowen Client: Southern Company Data: Bowen 1, 2, 9, and 10

Sanitas™ v.10.0.16e Software licensed to . UG

Box & Whiskers Plot

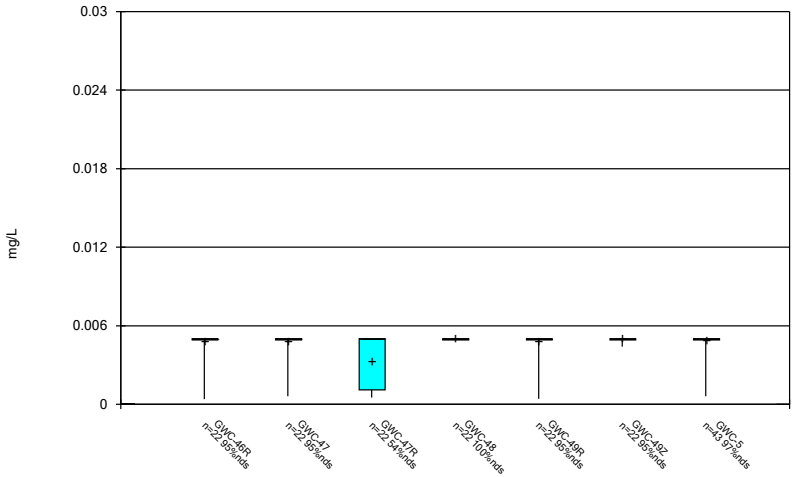

Constituent: Arsenic Analysis Run 5/17/2024 12:19 PM

Plant Bowen Client: Southern Company Data: Bowen 1, 2, 9, and 10

Sanitas™ v.10.0.16e Software licensed to . UG

Box & Whiskers Plot

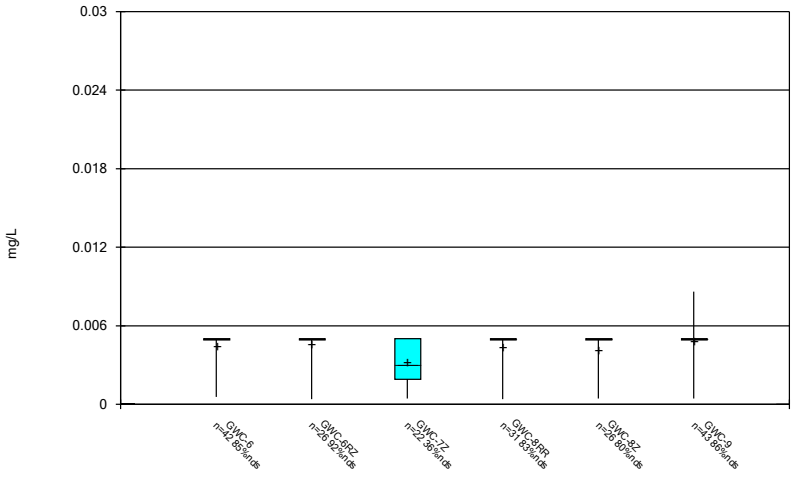

Constituent: Arsenic Analysis Run 5/17/2024 12:19 PM

Plant Bowen Client: Southern Company Data: Bowen 1, 2, 9, and 10

Sanitas™ v.10.0.16e Software licensed to . UG

Box & Whiskers Plot

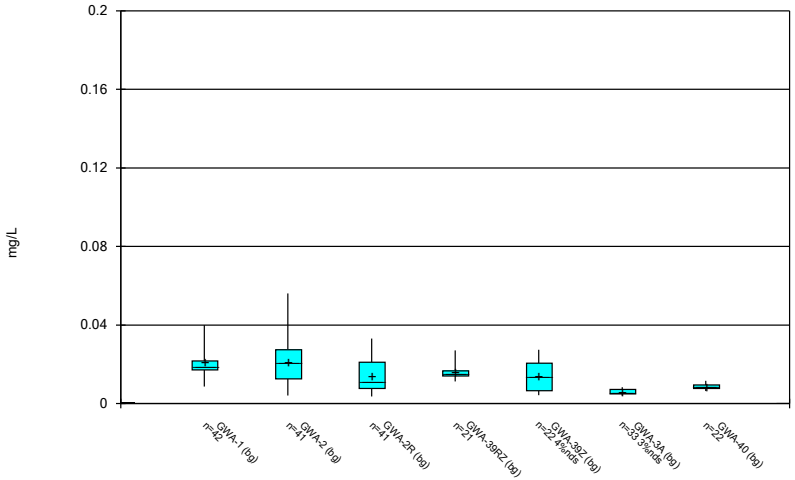

Constituent: Barium Analysis Run 5/17/2024 12:19 PM

Plant Bowen Client: Southern Company Data: Bowen 1, 2, 9, and 10

Sanitas™ v.10.0.16e Software licensed to . UG

Box & Whiskers Plot

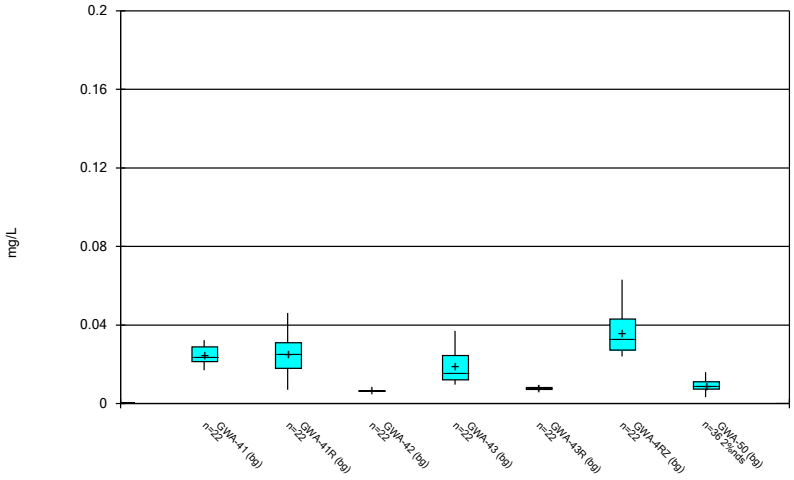

Constituent: Barium Analysis Run 5/17/2024 12:19 PM

Plant Bowen Client: Southern Company Data: Bowen 1, 2, 9, and 10

Sanitas™ v.10.0.16e Software licensed to . UG

Box & Whiskers Plot

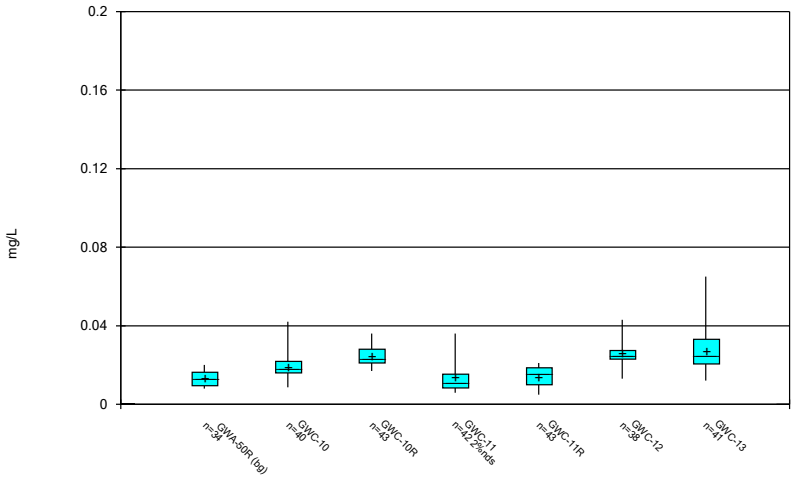

Constituent: Barium Analysis Run 5/17/2024 12:19 PM

Plant Bowen Client: Southern Company Data: Bowen 1, 2, 9, and 10

Sanitas™ v.10.0.16e Software licensed to . UG

Box & Whiskers Plot

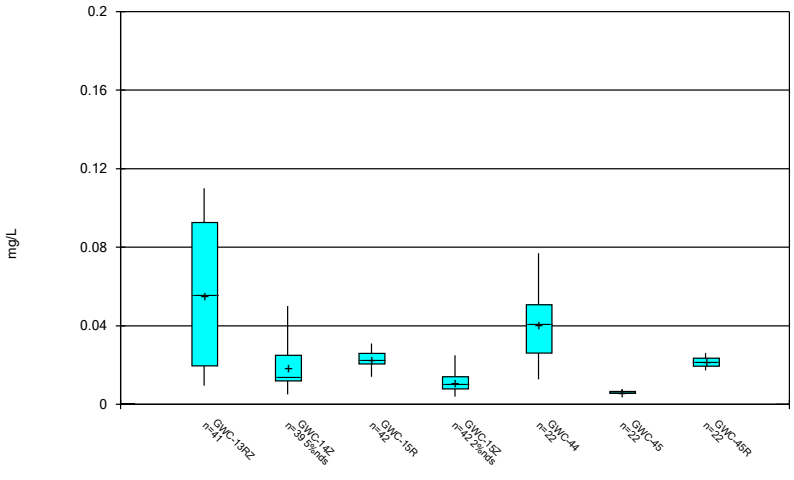

Constituent: Barium Analysis Run 5/17/2024 12:19 PM

Plant Bowen Client: Southern Company Data: Bowen 1, 2, 9, and 10

Sanitas™ v.10.0.16e Software licensed to . UG

Box & Whiskers Plot

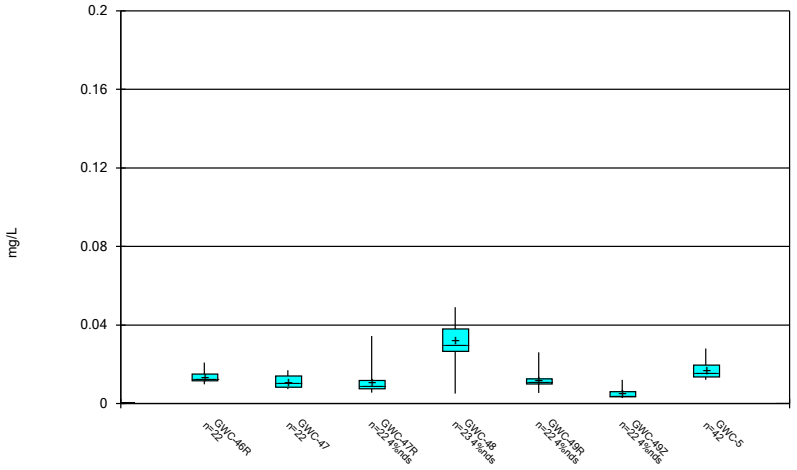

Constituent: Barium Analysis Run 5/17/2024 12:19 PM

Plant Bowen Client: Southern Company Data: Bowen 1, 2, 9, and 10

Sanitas™ v.10.0.16e Software licensed to . UG

Box & Whiskers Plot

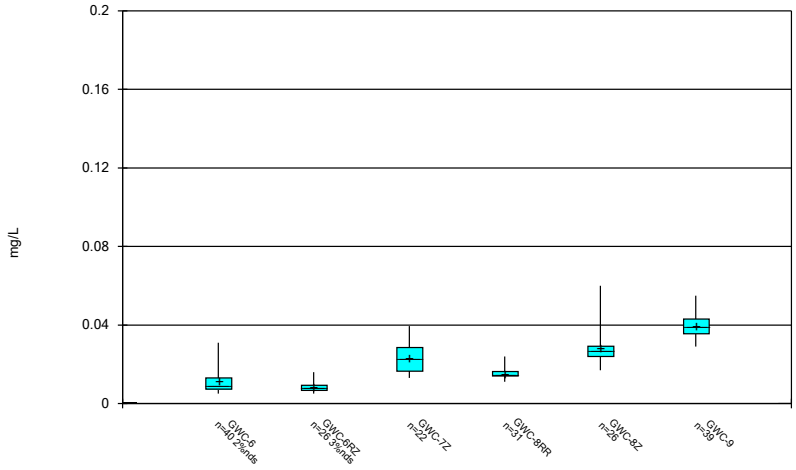

Constituent: Barium Analysis Run 5/17/2024 12:19 PM

Plant Bowen Client: Southern Company Data: Bowen 1, 2, 9, and 10

Sanitas™ v.10.0.16e Software licensed to . UG

Box & Whiskers Plot

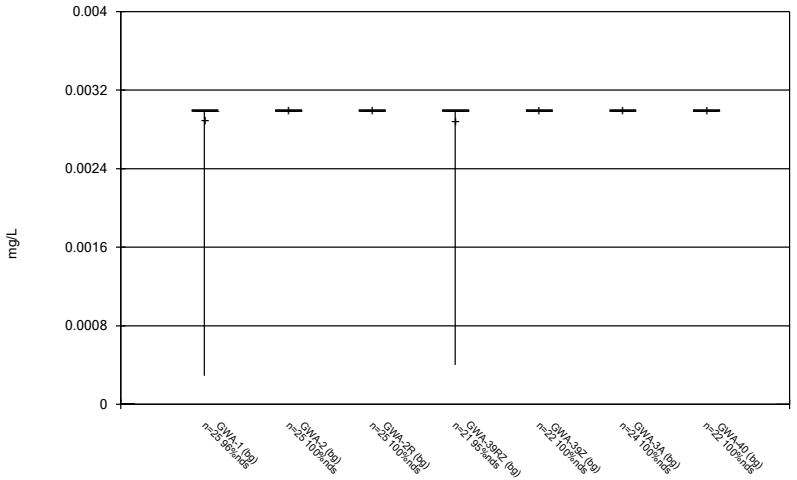

Constituent: Beryllium Analysis Run 5/17/2024 12:19 PM

Plant Bowen Client: Southern Company Data: Bowen 1, 2, 9, and 10

Sanitas™ v.10.0.16e Software licensed to . UG

Box & Whiskers Plot

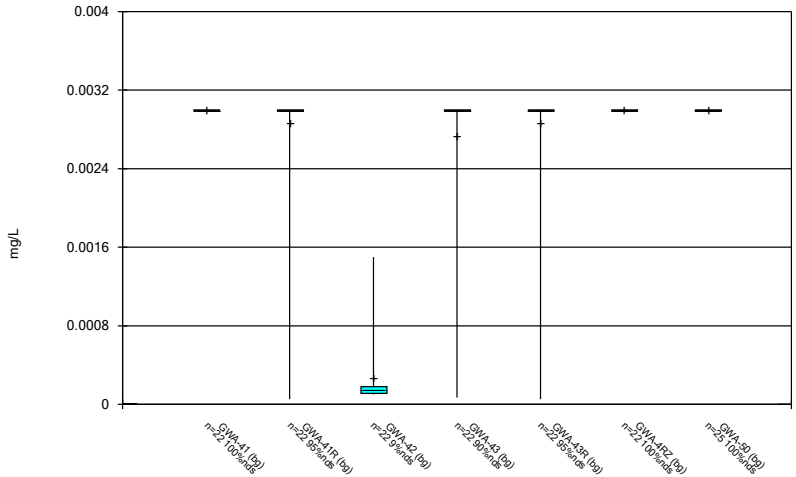

Constituent: Beryllium Analysis Run 5/17/2024 12:19 PM

Plant Bowen Client: Southern Company Data: Bowen 1, 2, 9, and 10

Sanitas™ v.10.0.16e Software licensed to . UG

Box & Whiskers Plot

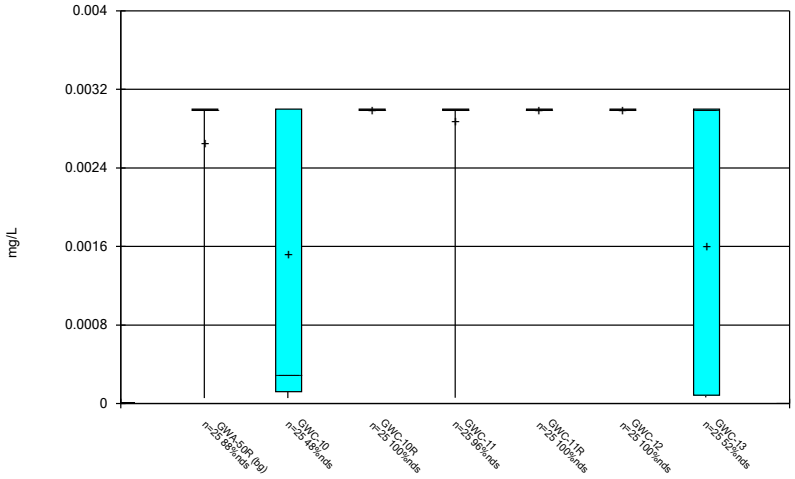

Constituent: Beryllium Analysis Run 5/17/2024 12:19 PM

Plant Bowen Client: Southern Company Data: Bowen 1, 2, 9, and 10

Sanitas™ v.10.0.16e Software licensed to . UG

Box & Whiskers Plot

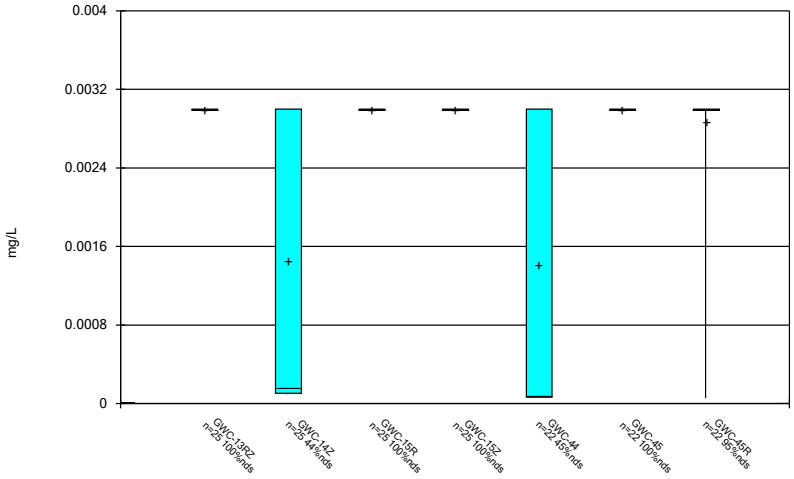

Constituent: Beryllium Analysis Run 5/17/2024 12:19 PM

Plant Bowen Client: Southern Company Data: Bowen 1, 2, 9, and 10

Sanitas™ v.10.0.16e Software licensed to . UG

Box & Whiskers Plot

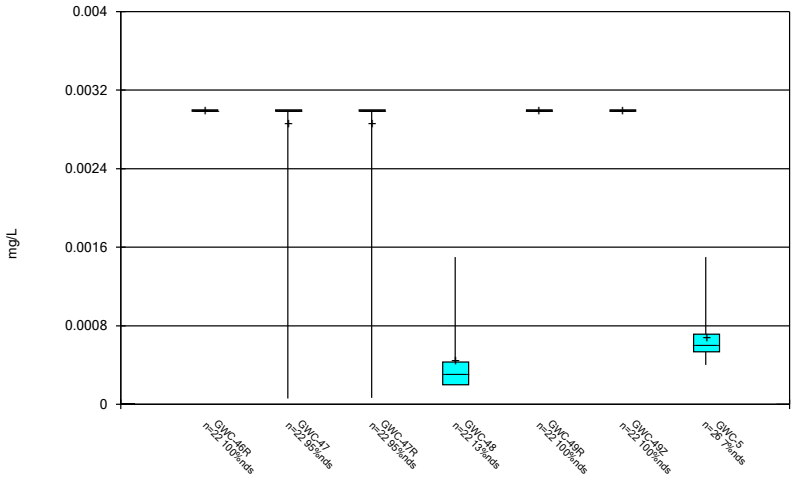

Constituent: Beryllium Analysis Run 5/17/2024 12:19 PM

Plant Bowen Client: Southern Company Data: Bowen 1, 2, 9, and 10

Sanitas™ v.10.0.16e Software licensed to . UG

Box & Whiskers Plot

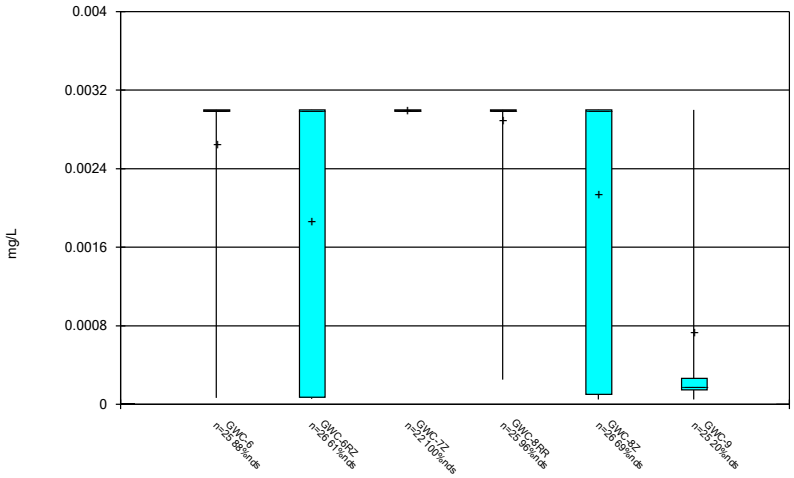

Constituent: Beryllium Analysis Run 5/17/2024 12:19 PM

Plant Bowen Client: Southern Company Data: Bowen 1, 2, 9, and 10

Sanitas™ v.10.0.16e Software licensed to . UG

Box & Whiskers Plot

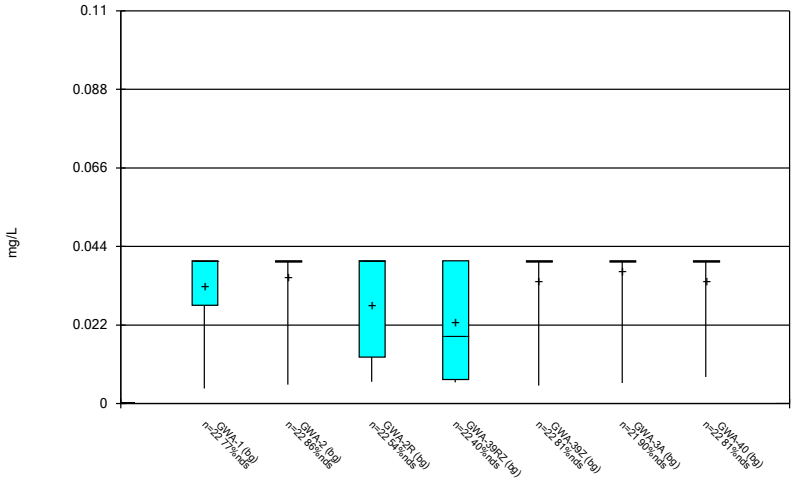

Constituent: Boron, total Analysis Run 5/17/2024 12:19 PM

Plant Bowen Client: Southern Company Data: Bowen 1, 2, 9, and 10

Sanitas™ v.10.0.16e Software licensed to . UG

Box & Whiskers Plot

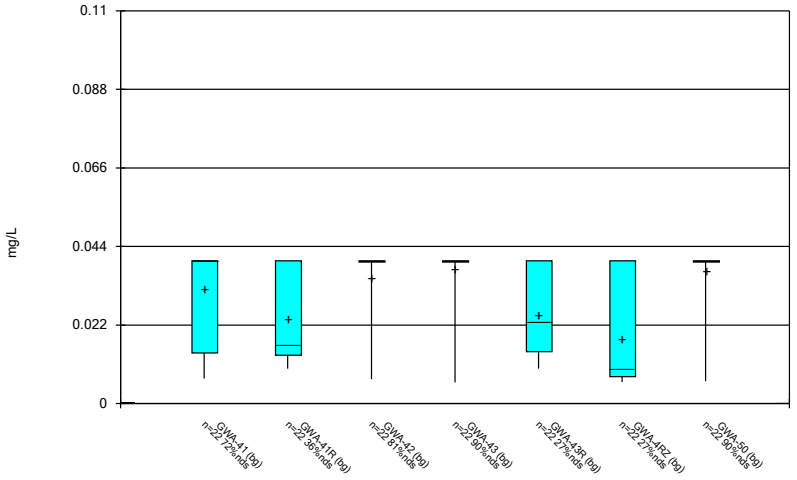

Constituent: Boron, total Analysis Run 5/17/2024 12:19 PM

Plant Bowen Client: Southern Company Data: Bowen 1, 2, 9, and 10

Sanitas™ v.10.0.16e Software licensed to . UG

Box & Whiskers Plot

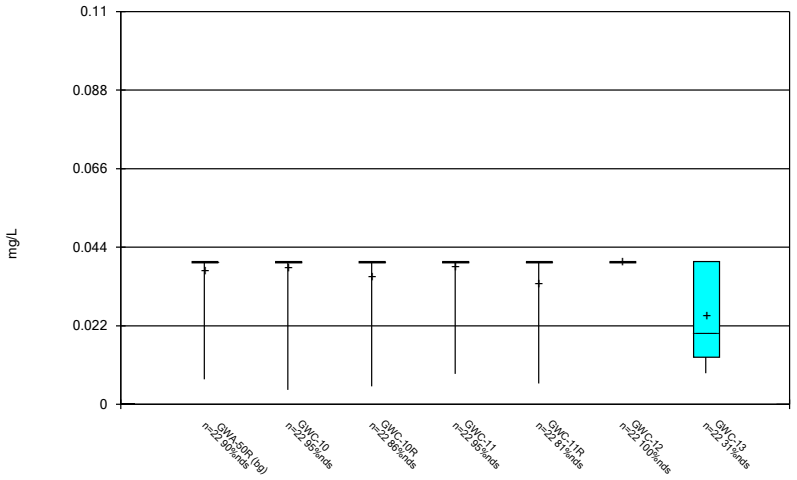

Constituent: Boron, total Analysis Run 5/17/2024 12:19 PM

Plant Bowen Client: Southern Company Data: Bowen 1, 2, 9, and 10

Sanitas™ v.10.0.16e Software licensed to . UG

Box & Whiskers Plot

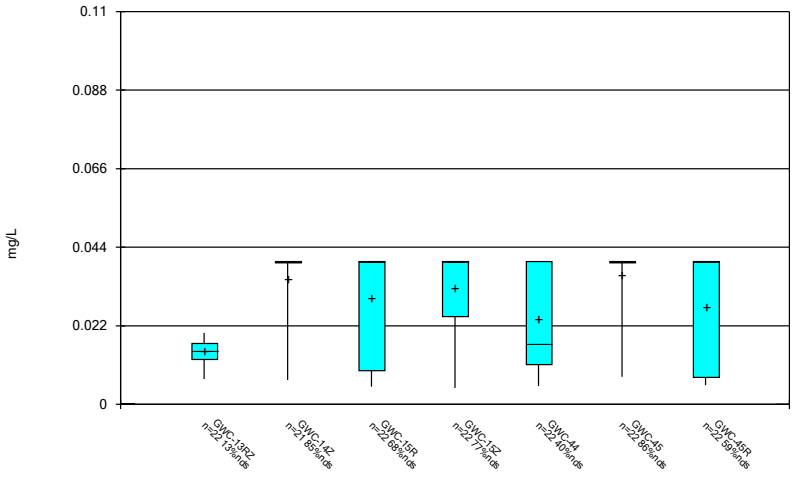

Constituent: Boron, total Analysis Run 5/17/2024 12:19 PM

Plant Bowen Client: Southern Company Data: Bowen 1, 2, 9, and 10

Sanitas™ v.10.0.16e Software licensed to . UG

Box & Whiskers Plot

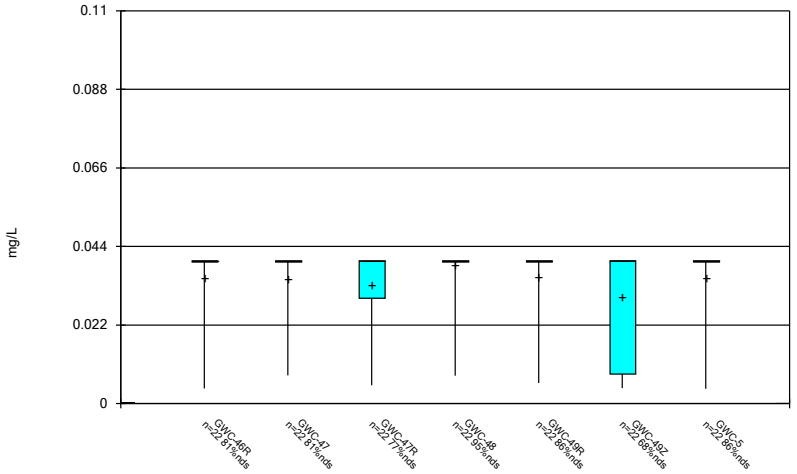

Constituent: Boron, total Analysis Run 5/17/2024 12:19 PM

Plant Bowen Client: Southern Company Data: Bowen 1, 2, 9, and 10

Sanitas™ v.10.0.16e Software licensed to . UG

Box & Whiskers Plot

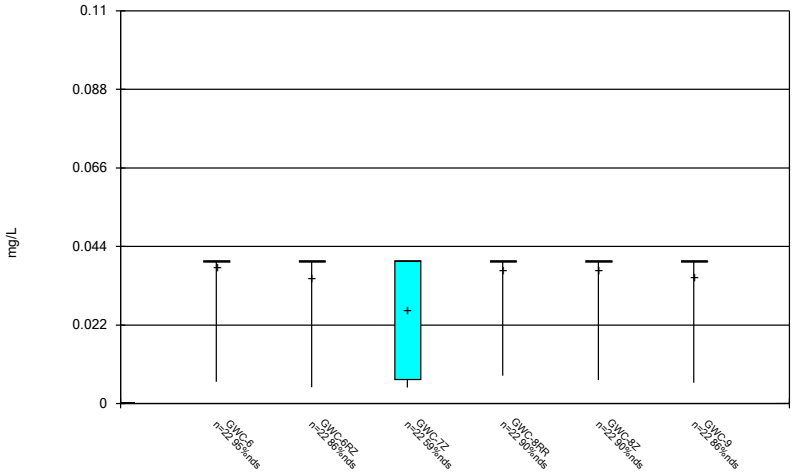

Constituent: Boron, total Analysis Run 5/17/2024 12:19 PM

Plant Bowen Client: Southern Company Data: Bowen 1, 2, 9, and 10

Sanitas™ v.10.0.16e Software licensed to . UG

Box & Whiskers Plot

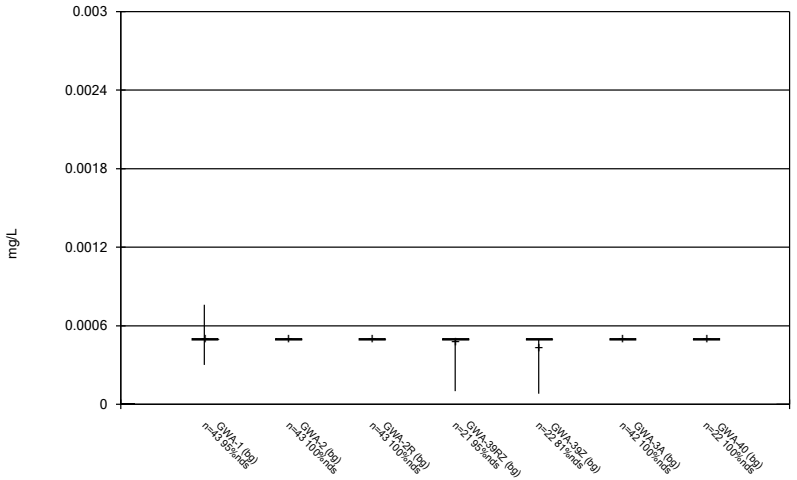

Constituent: Cadmium Analysis Run 5/17/2024 12:19 PM

Plant Bowen Client: Southern Company Data: Bowen 1, 2, 9, and 10

Sanitas™ v.10.0.16e Software licensed to . UG

Box & Whiskers Plot

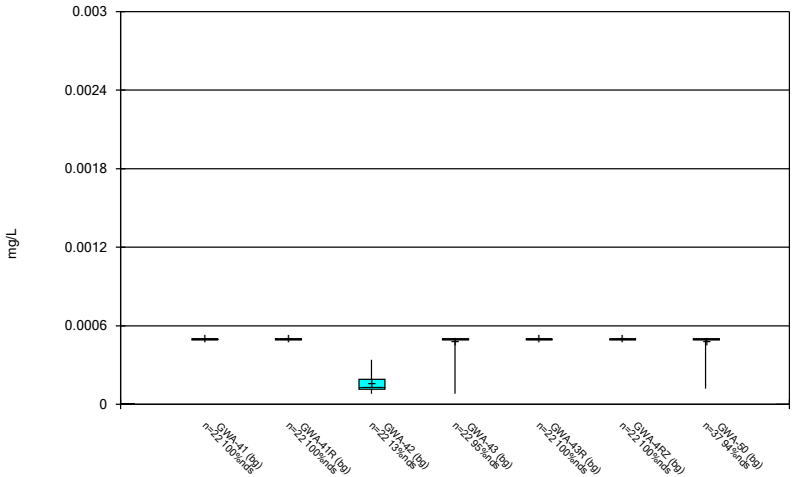

Constituent: Cadmium Analysis Run 5/17/2024 12:19 PM

Plant Bowen Client: Southern Company Data: Bowen 1, 2, 9, and 10

Sanitas™ v.10.0.16e Software licensed to . UG

Box & Whiskers Plot

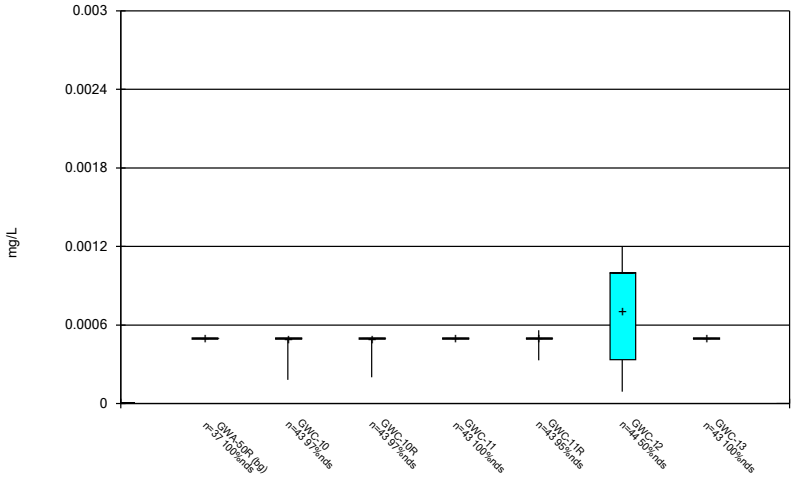

Constituent: Cadmium Analysis Run 5/17/2024 12:19 PM

Plant Bowen Client: Southern Company Data: Bowen 1, 2, 9, and 10

Sanitas™ v.10.0.16e Software licensed to . UG

Box & Whiskers Plot

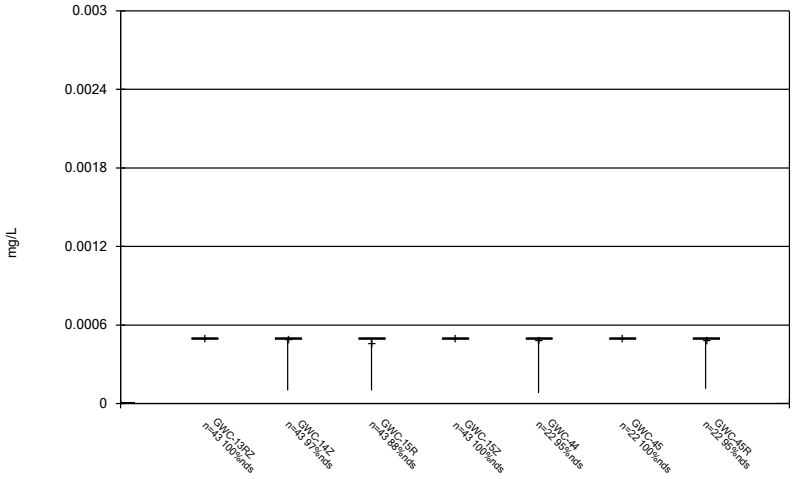

Constituent: Cadmium Analysis Run 5/17/2024 12:19 PM

Plant Bowen Client: Southern Company Data: Bowen 1, 2, 9, and 10

Sanitas™ v.10.0.16e Software licensed to . UG

Box & Whiskers Plot

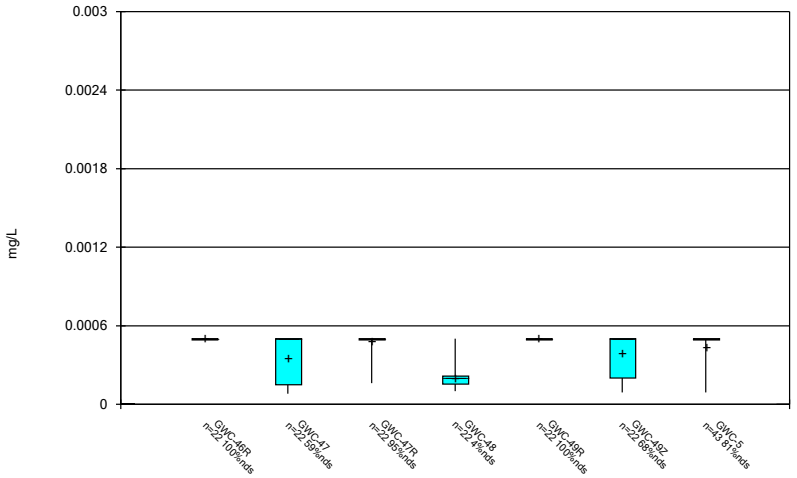

Constituent: Cadmium Analysis Run 5/17/2024 12:19 PM

Plant Bowen Client: Southern Company Data: Bowen 1, 2, 9, and 10

Sanitas™ v.10.0.16e Software licensed to . UG

Box & Whiskers Plot

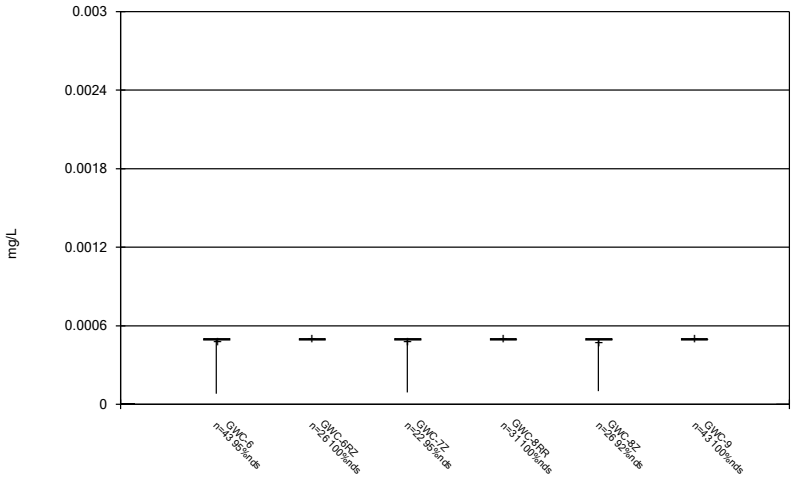

Constituent: Cadmium Analysis Run 5/17/2024 12:19 PM

Plant Bowen Client: Southern Company Data: Bowen 1, 2, 9, and 10

Sanitas™ v.10.0.16e Software licensed to . UG

Box & Whiskers Plot

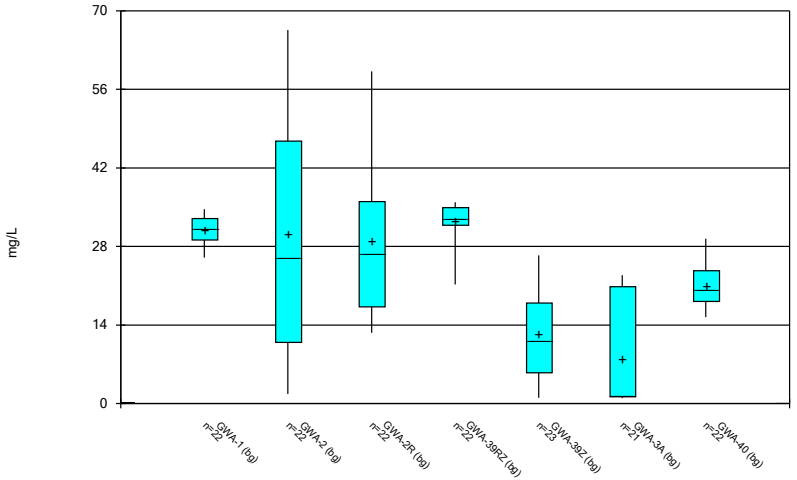

Constituent: Calcium, total Analysis Run 5/17/2024 12:19 PM

Plant Bowen Client: Southern Company Data: Bowen 1, 2, 9, and 10

Sanitas™ v.10.0.16e Software licensed to . UG

Box & Whiskers Plot

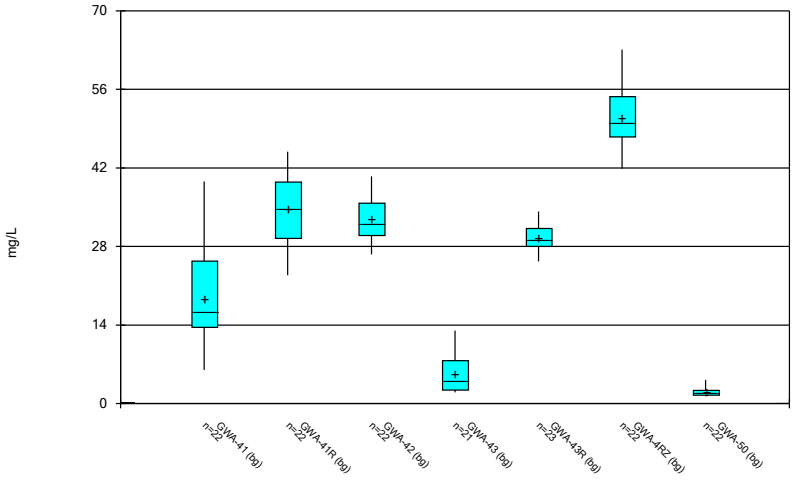

Constituent: Calcium, total Analysis Run 5/17/2024 12:19 PM

Plant Bowen Client: Southern Company Data: Bowen 1, 2, 9, and 10

Sanitas™ v.10.0.16e Software licensed to . UG

Box & Whiskers Plot

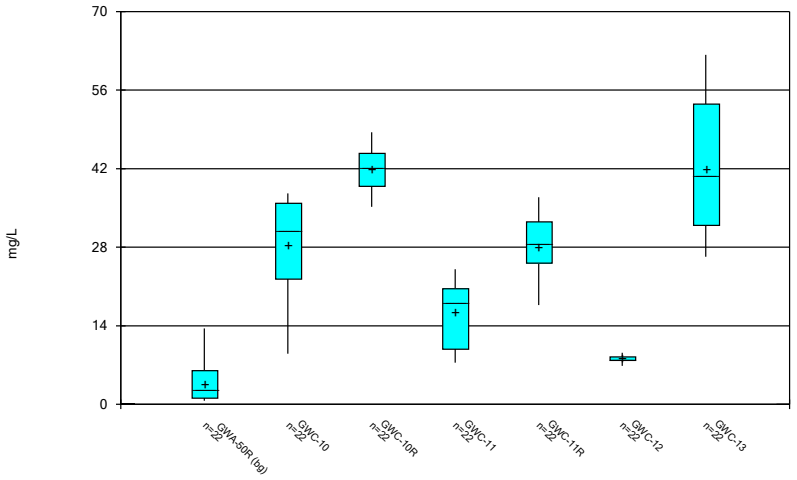

Constituent: Calcium, total Analysis Run 5/17/2024 12:19 PM

Plant Bowen Client: Southern Company Data: Bowen 1, 2, 9, and 10

Sanitas™ v.10.0.16e Software licensed to . UG

Box & Whiskers Plot

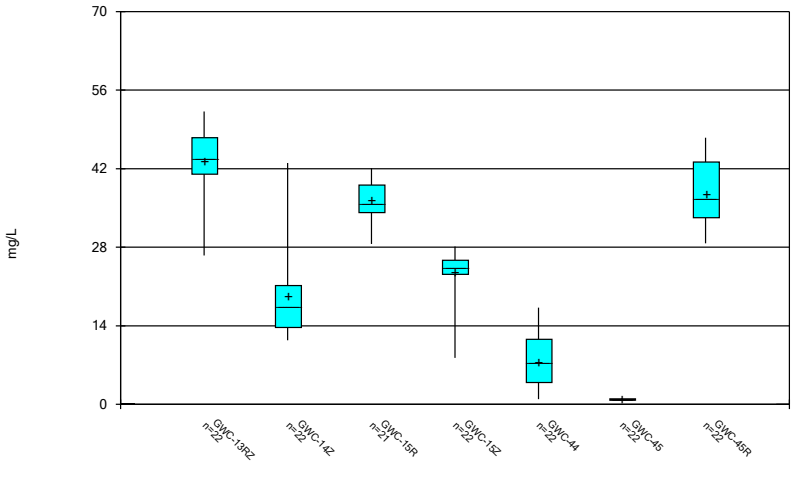

Constituent: Calcium, total Analysis Run 5/17/2024 12:19 PM

Plant Bowen Client: Southern Company Data: Bowen 1, 2, 9, and 10

Sanitas™ v.10.0.16e Software licensed to . UG

Box & Whiskers Plot

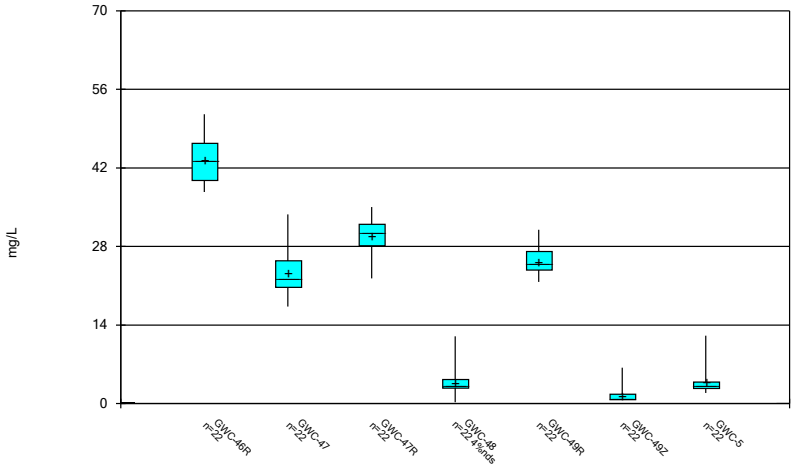

Constituent: Calcium, total Analysis Run 5/17/2024 12:19 PM
Plant Bowen Client: Southern Company Data: Bowen 1, 2, 9, and 10

Sanitas™ v.10.0.16e Software licensed to . UG

Box & Whiskers Plot

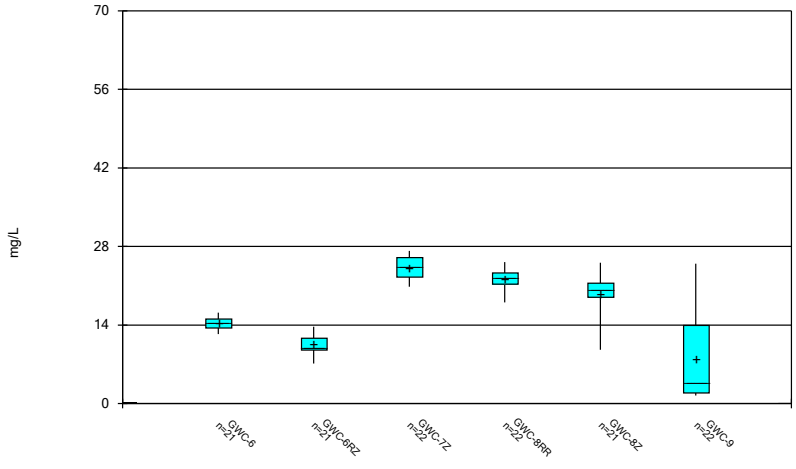

Constituent: Calcium, total Analysis Run 5/17/2024 12:19 PM
Plant Bowen Client: Southern Company Data: Bowen 1, 2, 9, and 10

Sanitas™ v.10.0.16e Software licensed to . UG

Box & Whiskers Plot

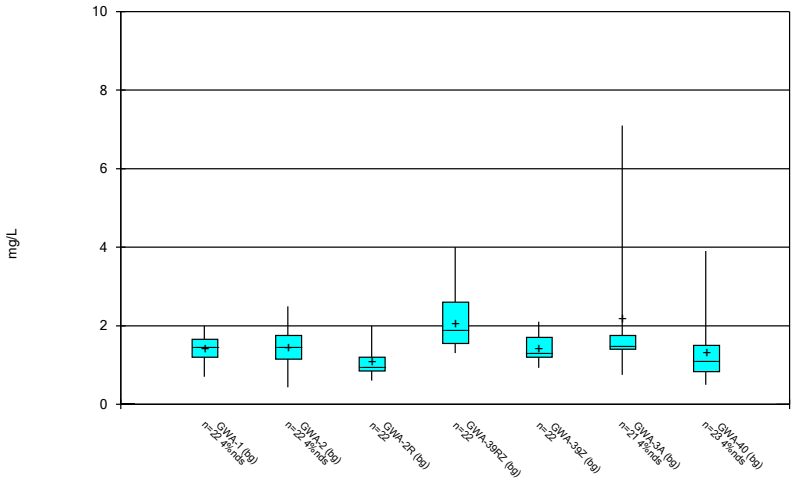

Constituent: Chloride, Total Analysis Run 5/17/2024 12:19 PM
Plant Bowen Client: Southern Company Data: Bowen 1, 2, 9, and 10

Sanitas™ v.10.0.16e Software licensed to . UG

Box & Whiskers Plot

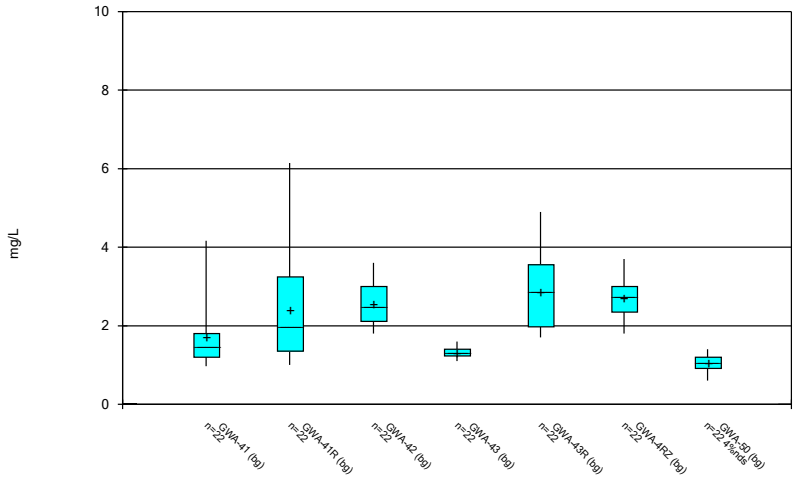

Constituent: Chloride, Total Analysis Run 5/17/2024 12:19 PM
Plant Bowen Client: Southern Company Data: Bowen 1, 2, 9, and 10

Sanitas™ v.10.0.16e Software licensed to . UG

Box & Whiskers Plot

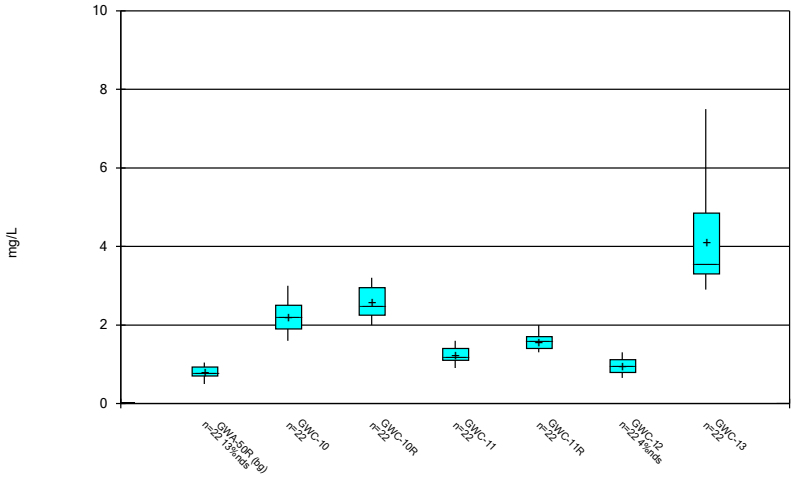

Constituent: Chloride, Total Analysis Run 5/17/2024 12:19 PM
Plant Bowen Client: Southern Company Data: Bowen 1, 2, 9, and 10

Sanitas™ v.10.0.16e Software licensed to . UG

Box & Whiskers Plot

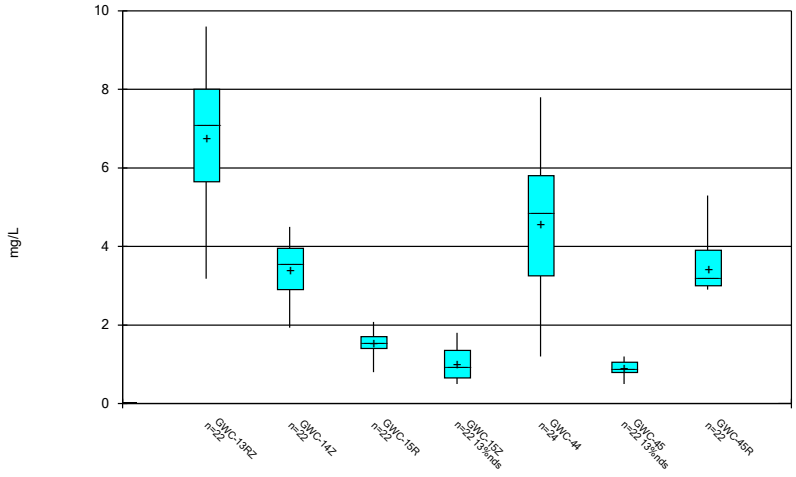

Constituent: Chloride, Total Analysis Run 5/17/2024 12:20 PM
Plant Bowen Client: Southern Company Data: Bowen 1, 2, 9, and 10

Sanitas™ v.10.0.16e Software licensed to . UG

Box & Whiskers Plot

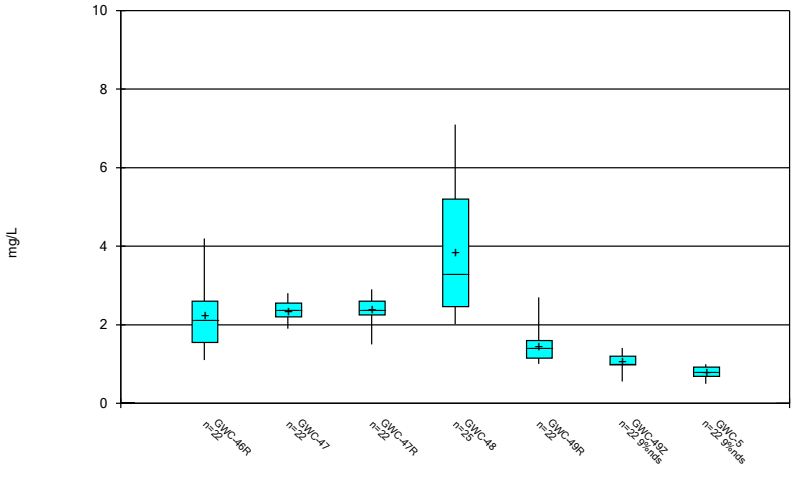

Constituent: Chloride, Total Analysis Run 5/17/2024 12:20 PM
Plant Bowen Client: Southern Company Data: Bowen 1, 2, 9, and 10

Sanitas™ v.10.0.16e Software licensed to . UG

Box & Whiskers Plot

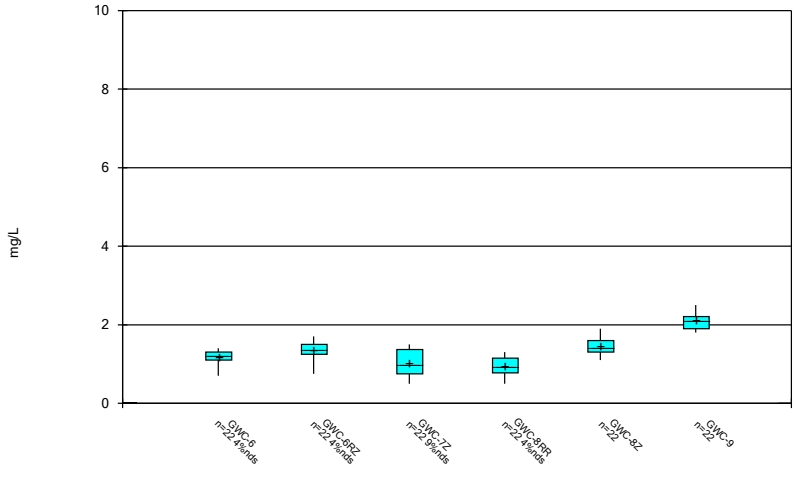

Constituent: Chloride, Total Analysis Run 5/17/2024 12:20 PM
Plant Bowen Client: Southern Company Data: Bowen 1, 2, 9, and 10

Sanitas™ v.10.0.16e Software licensed to . UG

Box & Whiskers Plot

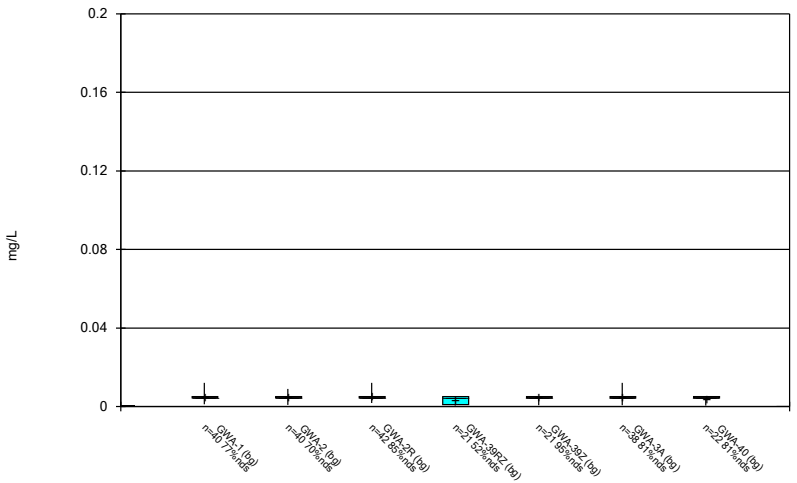

Constituent: Chromium Analysis Run 5/17/2024 12:20 PM

Plant Bowen Client: Southern Company Data: Bowen 1, 2, 9, and 10

Sanitas™ v.10.0.16e Software licensed to . UG

Box & Whiskers Plot

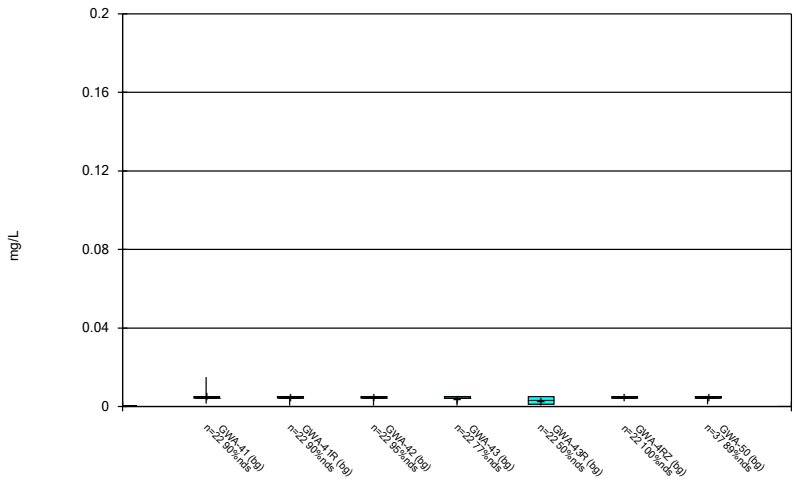

Constituent: Chromium Analysis Run 5/17/2024 12:20 PM

Plant Bowen Client: Southern Company Data: Bowen 1, 2, 9, and 10

Sanitas™ v.10.0.16e Software licensed to . UG

Box & Whiskers Plot

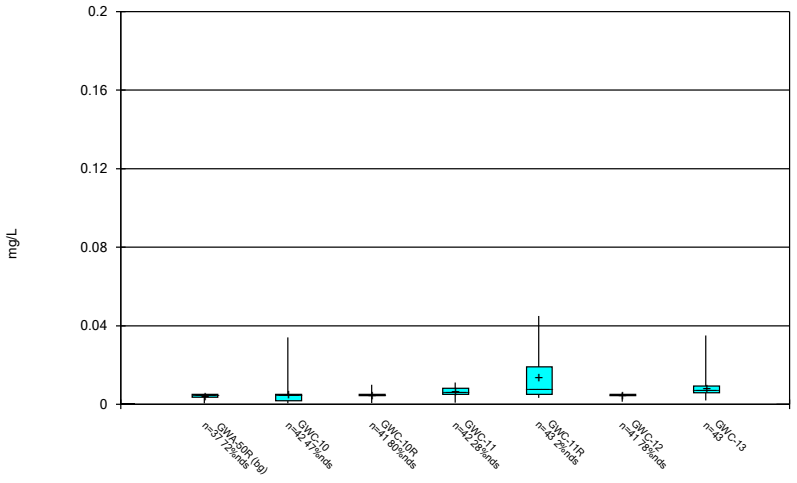

Constituent: Chromium Analysis Run 5/17/2024 12:20 PM

Plant Bowen Client: Southern Company Data: Bowen 1, 2, 9, and 10

Sanitas™ v.10.0.16e Software licensed to . UG

Box & Whiskers Plot

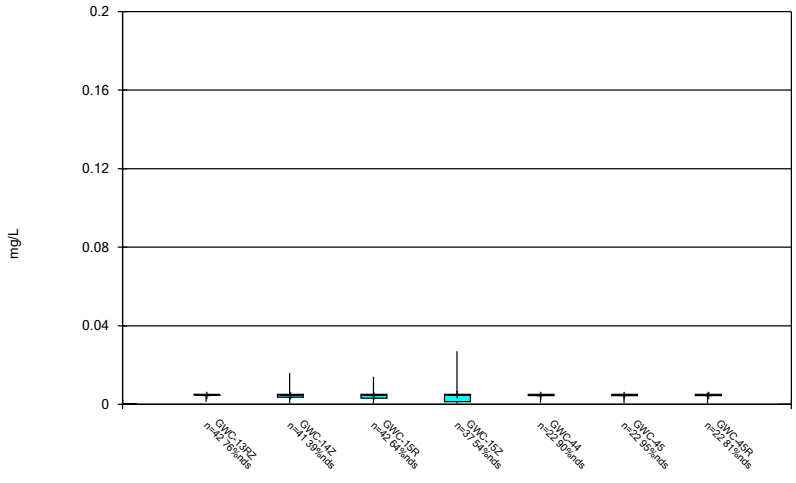

Constituent: Chromium Analysis Run 5/17/2024 12:20 PM

Plant Bowen Client: Southern Company Data: Bowen 1, 2, 9, and 10

Sanitas™ v.10.0.16e Software licensed to . UG

Box & Whiskers Plot

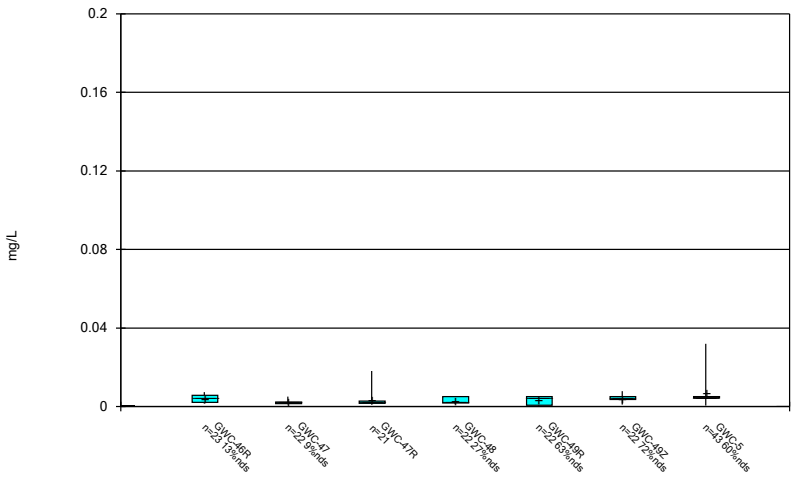

Constituent: Chromium Analysis Run 5/17/2024 12:20 PM

Plant Bowen Client: Southern Company Data: Bowen 1, 2, 9, and 10

Sanitas™ v.10.0.16e Software licensed to . UG

Box & Whiskers Plot

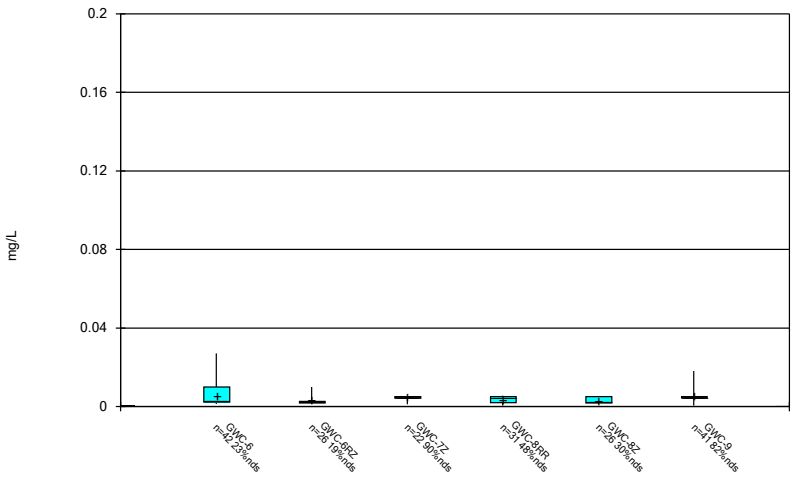

Constituent: Chromium Analysis Run 5/17/2024 12:20 PM

Plant Bowen Client: Southern Company Data: Bowen 1, 2, 9, and 10

Sanitas™ v.10.0.16e Software licensed to . UG

Box & Whiskers Plot

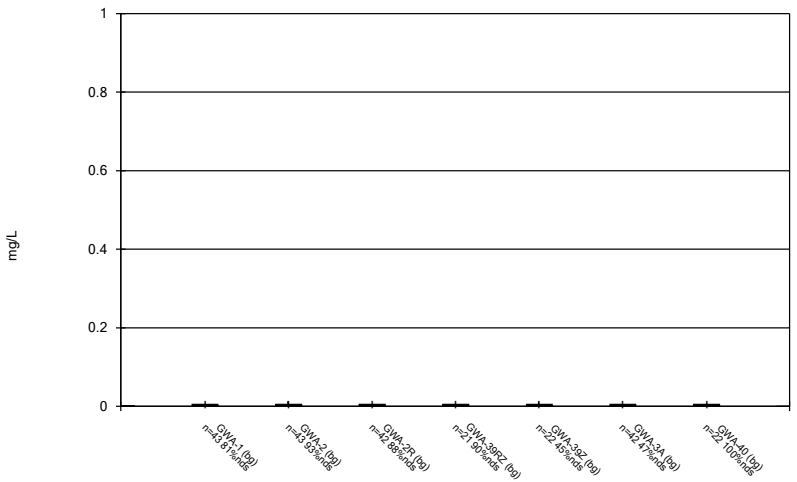

Constituent: Cobalt Analysis Run 5/17/2024 12:20 PM

Plant Bowen Client: Southern Company Data: Bowen 1, 2, 9, and 10

Sanitas™ v.10.0.16e Software licensed to . UG

Box & Whiskers Plot

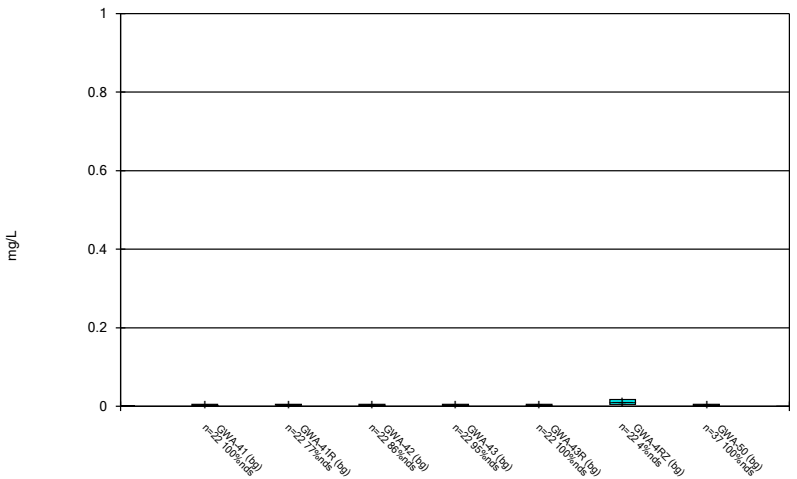

Constituent: Cobalt Analysis Run 5/17/2024 12:20 PM

Plant Bowen Client: Southern Company Data: Bowen 1, 2, 9, and 10

Sanitas™ v.10.0.16e Software licensed to . UG

Box & Whiskers Plot

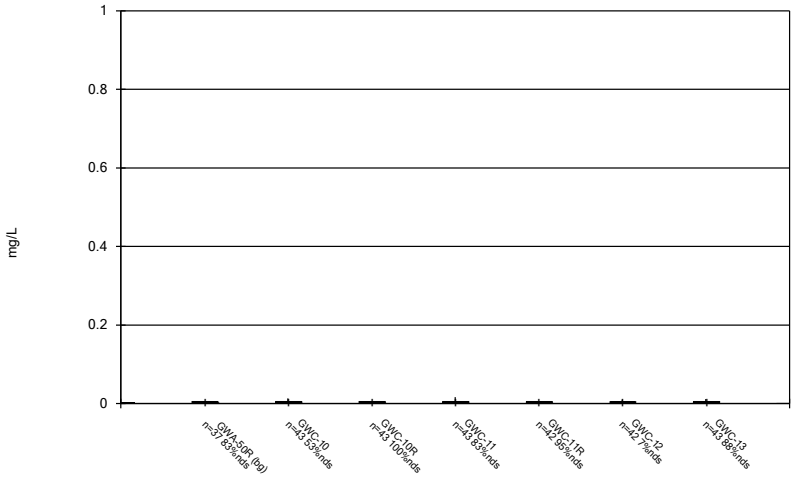

Constituent: Cobalt Analysis Run 5/17/2024 12:20 PM

Plant Bowen Client: Southern Company Data: Bowen 1, 2, 9, and 10

Sanitas™ v.10.0.16e Software licensed to . UG

Box & Whiskers Plot

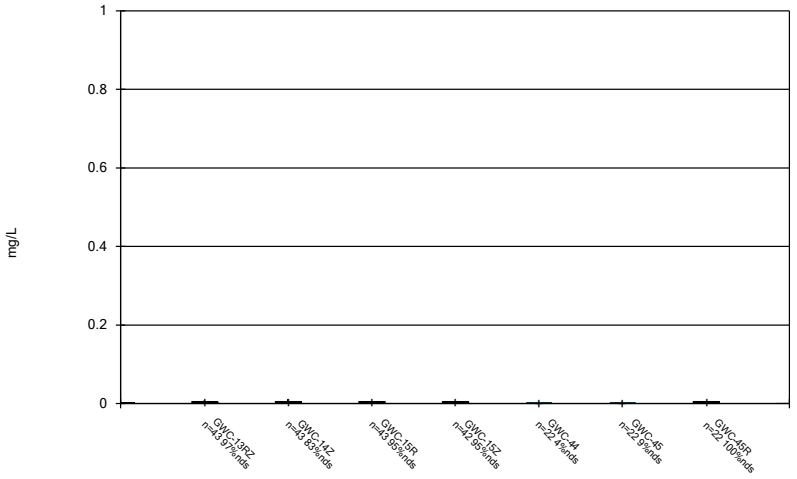

Constituent: Cobalt Analysis Run 5/17/2024 12:20 PM

Plant Bowen Client: Southern Company Data: Bowen 1, 2, 9, and 10

Sanitas™ v.10.0.16e Software licensed to . UG

Box & Whiskers Plot

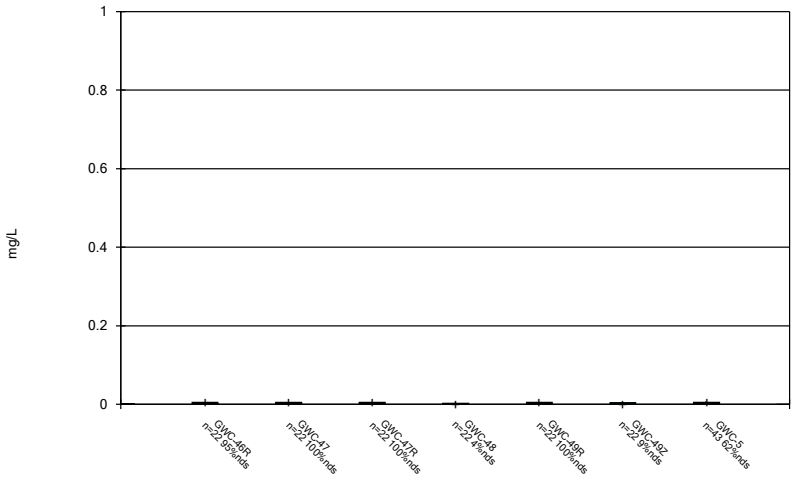

Constituent: Cobalt Analysis Run 5/17/2024 12:20 PM

Plant Bowen Client: Southern Company Data: Bowen 1, 2, 9, and 10

Sanitas™ v.10.0.16e Software licensed to . UG

Box & Whiskers Plot

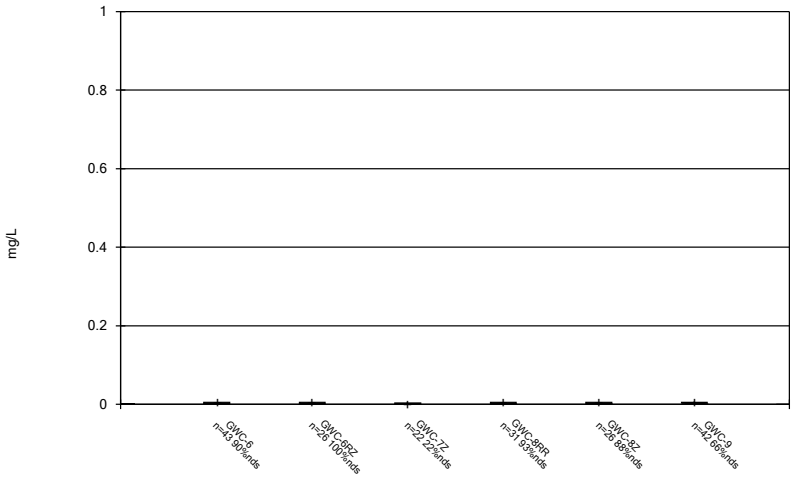

Constituent: Cobalt Analysis Run 5/17/2024 12:20 PM

Plant Bowen Client: Southern Company Data: Bowen 1, 2, 9, and 10

Sanitas™ v.10.0.16e Software licensed to . UG

Box & Whiskers Plot

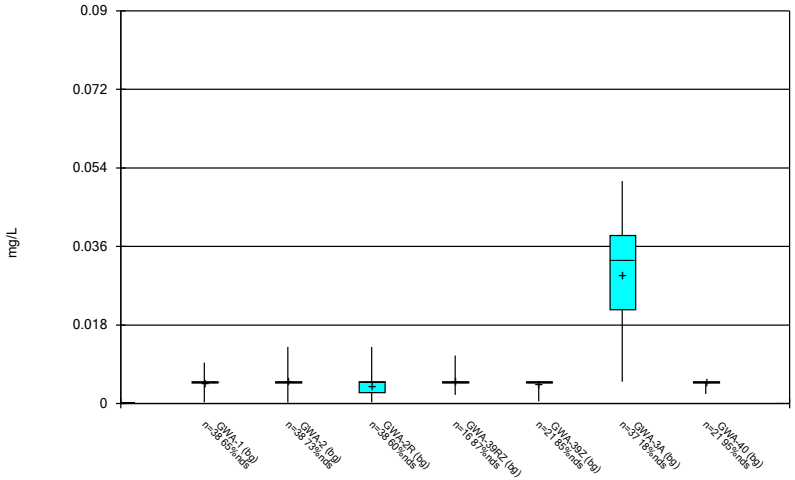

Constituent: Copper Analysis Run 5/17/2024 12:20 PM

Plant Bowen Client: Southern Company Data: Bowen 1, 2, 9, and 10

Sanitas™ v.10.0.16e Software licensed to . UG

Box & Whiskers Plot

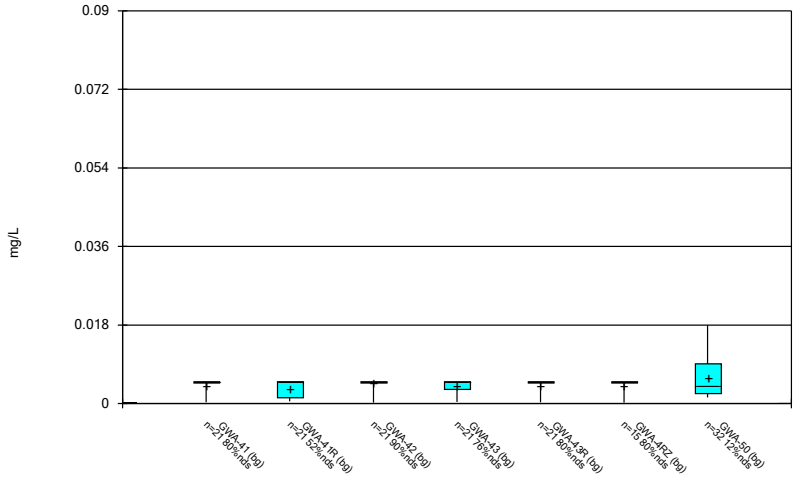

Constituent: Copper Analysis Run 5/17/2024 12:20 PM

Plant Bowen Client: Southern Company Data: Bowen 1, 2, 9, and 10

Sanitas™ v.10.0.16e Software licensed to . UG

Box & Whiskers Plot

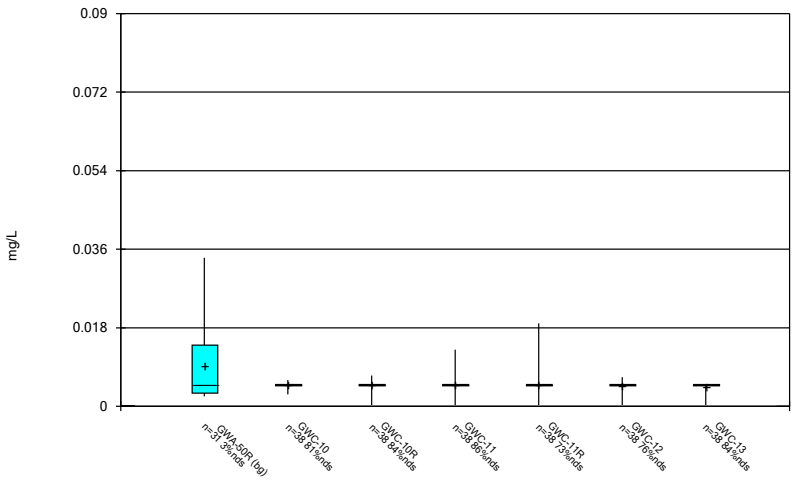

Constituent: Copper Analysis Run 5/17/2024 12:20 PM

Plant Bowen Client: Southern Company Data: Bowen 1, 2, 9, and 10

Sanitas™ v.10.0.16e Software licensed to . UG

Box & Whiskers Plot

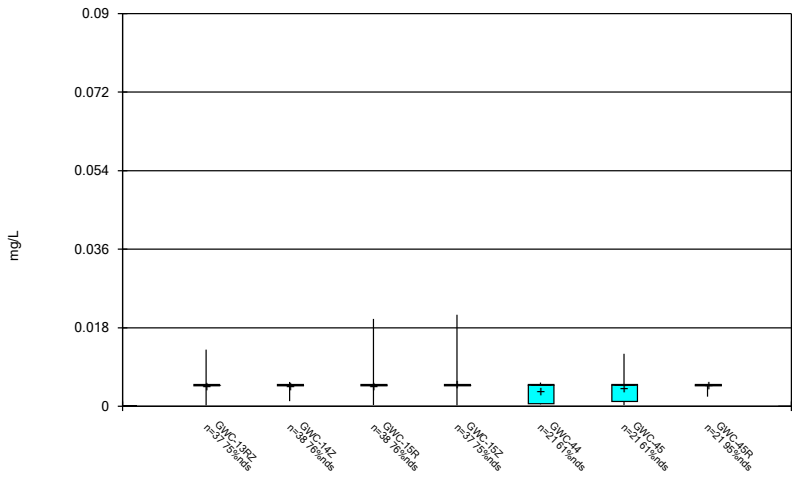

Constituent: Copper Analysis Run 5/17/2024 12:20 PM

Plant Bowen Client: Southern Company Data: Bowen 1, 2, 9, and 10

Sanitas™ v.10.0.16e Software licensed to . UG

Box & Whiskers Plot

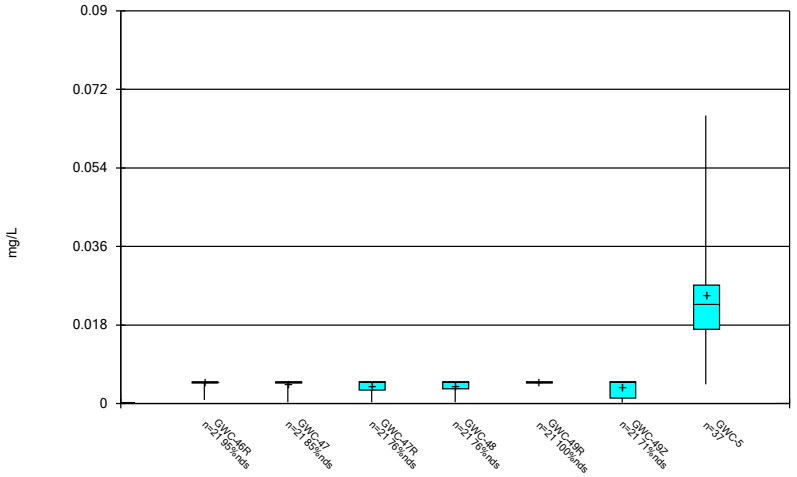

Constituent: Copper Analysis Run 5/17/2024 12:20 PM

Plant Bowen Client: Southern Company Data: Bowen 1, 2, 9, and 10

Sanitas™ v.10.0.16e Software licensed to . UG

Box & Whiskers Plot

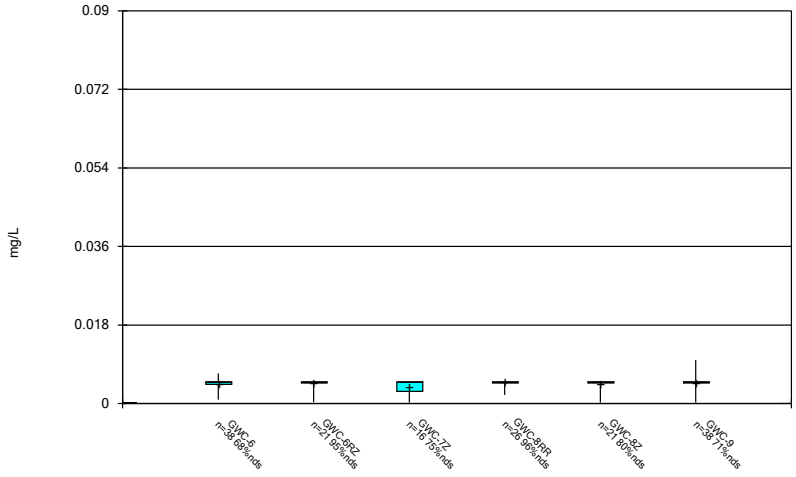

Constituent: Copper Analysis Run 5/17/2024 12:20 PM

Plant Bowen Client: Southern Company Data: Bowen 1, 2, 9, and 10

Sanitas™ v.10.0.16e Software licensed to . UG

Box & Whiskers Plot

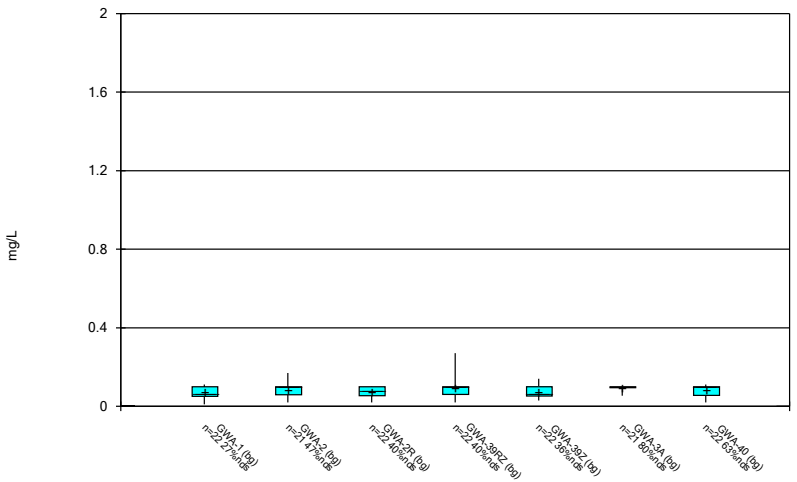

Constituent: Fluoride, total Analysis Run 5/17/2024 12:20 PM

Plant Bowen Client: Southern Company Data: Bowen 1, 2, 9, and 10

Sanitas™ v.10.0.16e Software licensed to . UG

Box & Whiskers Plot

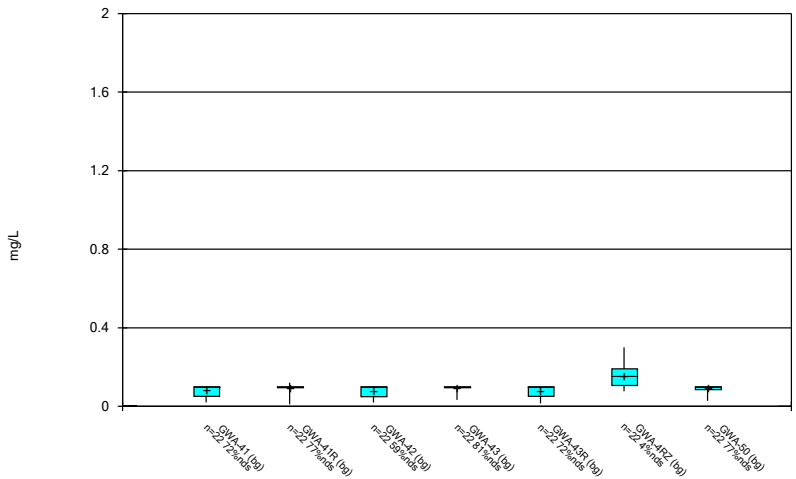

Constituent: Fluoride, total Analysis Run 5/17/2024 12:20 PM

Plant Bowen Client: Southern Company Data: Bowen 1, 2, 9, and 10

Sanitas™ v.10.0.16e Software licensed to . UG

Box & Whiskers Plot

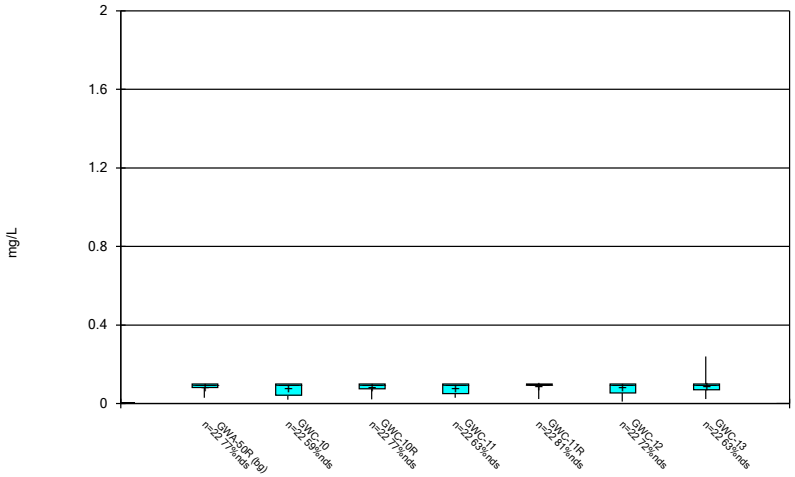

Constituent: Fluoride, total Analysis Run 5/17/2024 12:20 PM

Plant Bowen Client: Southern Company Data: Bowen 1, 2, 9, and 10

Sanitas™ v.10.0.16e Software licensed to . UG

Box & Whiskers Plot

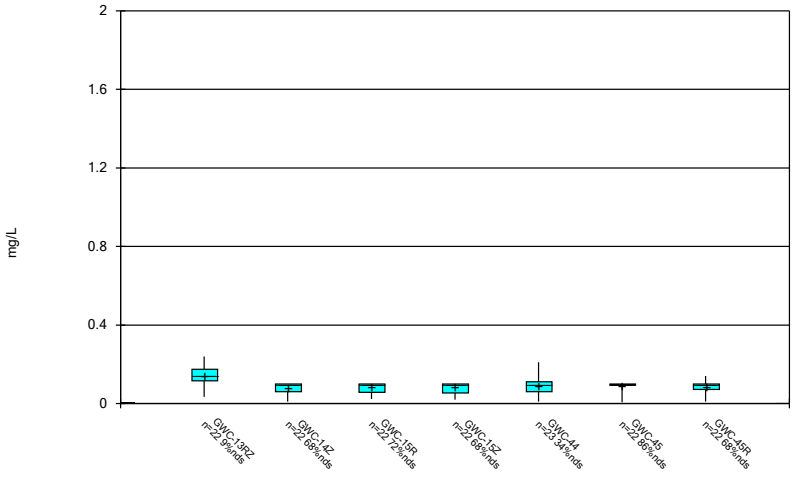

Constituent: Fluoride, total Analysis Run 5/17/2024 12:20 PM

Plant Bowen Client: Southern Company Data: Bowen 1, 2, 9, and 10

Sanitas™ v.10.0.16e Software licensed to . UG

Box & Whiskers Plot

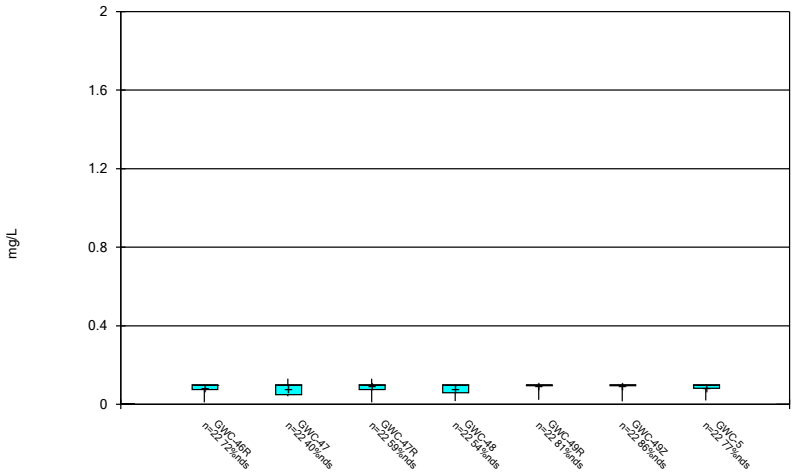

Constituent: Fluoride, total Analysis Run 5/17/2024 12:20 PM

Plant Bowen Client: Southern Company Data: Bowen 1, 2, 9, and 10

Sanitas™ v.10.0.16e Software licensed to . UG

Box & Whiskers Plot

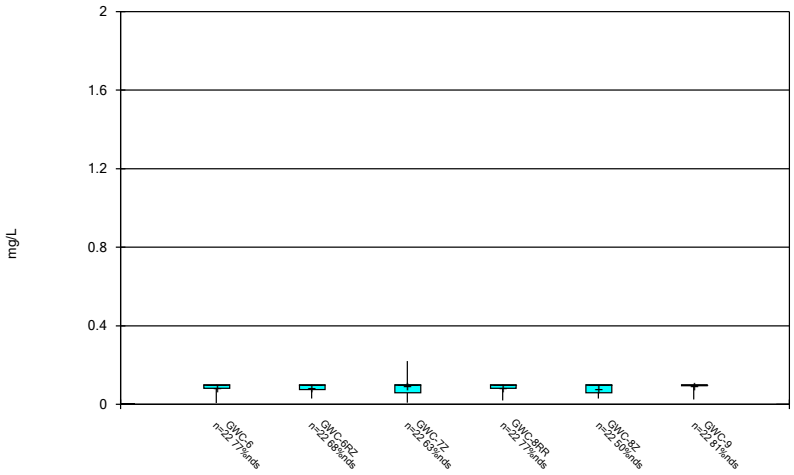

Constituent: Fluoride, total Analysis Run 5/17/2024 12:20 PM

Plant Bowen Client: Southern Company Data: Bowen 1, 2, 9, and 10

Sanitas™ v.10.0.16e Software licensed to . UG

Box & Whiskers Plot

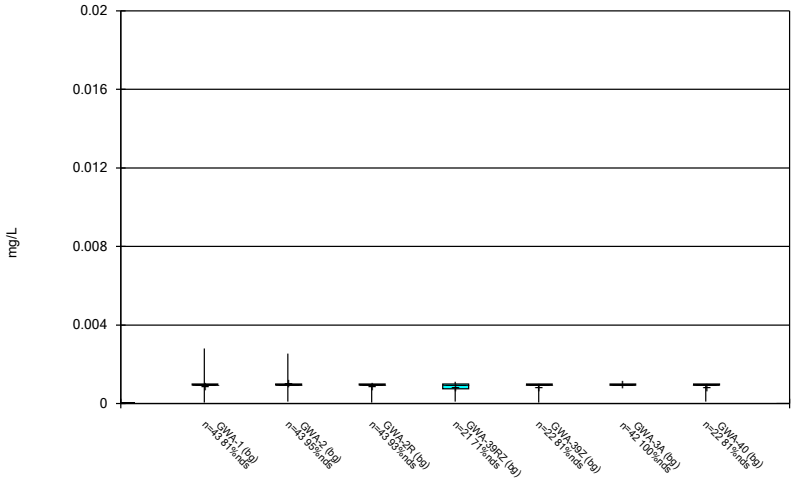

Constituent: Lead Analysis Run 5/17/2024 12:20 PM

Plant Bowen Client: Southern Company Data: Bowen 1, 2, 9, and 10

Sanitas™ v.10.0.16e Software licensed to . UG

Box & Whiskers Plot

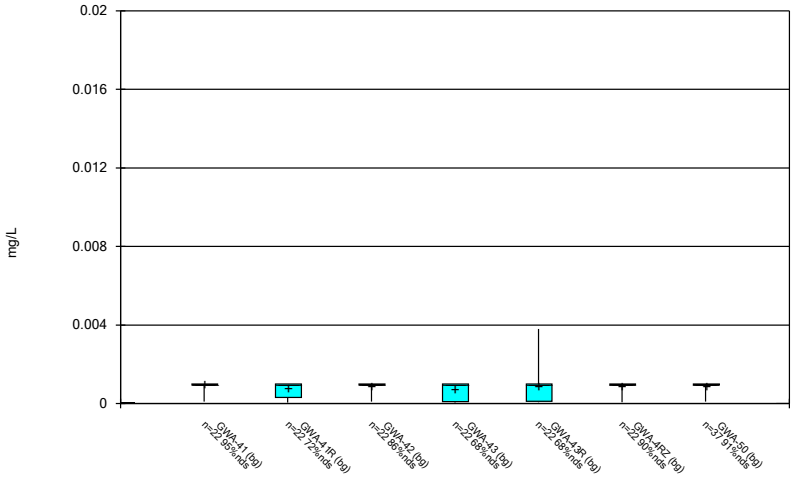

Constituent: Lead Analysis Run 5/17/2024 12:20 PM

Plant Bowen Client: Southern Company Data: Bowen 1, 2, 9, and 10

Sanitas™ v.10.0.16e Software licensed to . UG

Box & Whiskers Plot

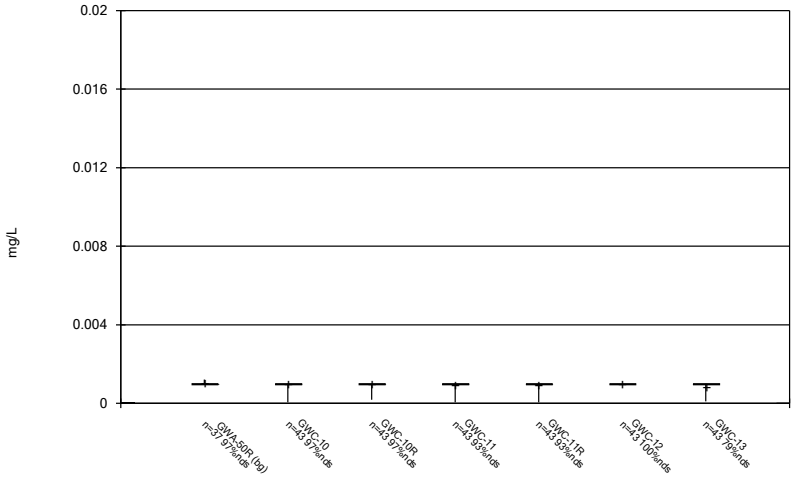

Constituent: Lead Analysis Run 5/17/2024 12:20 PM

Plant Bowen Client: Southern Company Data: Bowen 1, 2, 9, and 10

Sanitas™ v.10.0.16e Software licensed to . UG

Box & Whiskers Plot

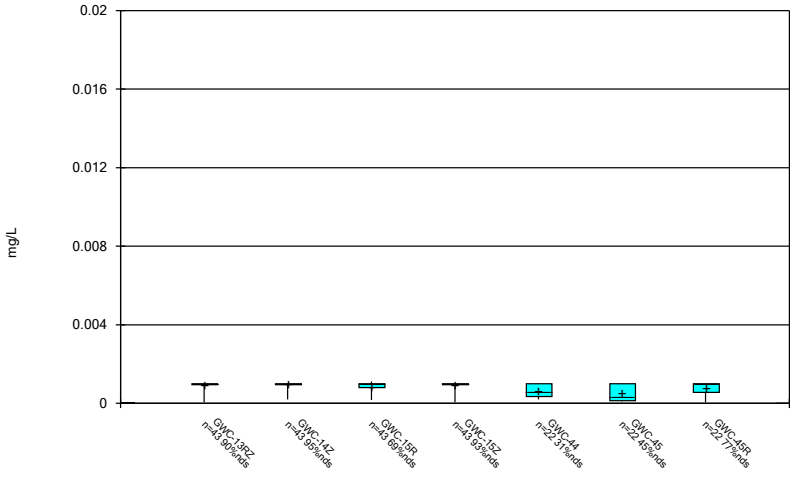

Constituent: Lead Analysis Run 5/17/2024 12:20 PM

Plant Bowen Client: Southern Company Data: Bowen 1, 2, 9, and 10

Sanitas™ v.10.0.16e Software licensed to . UG

Box & Whiskers Plot

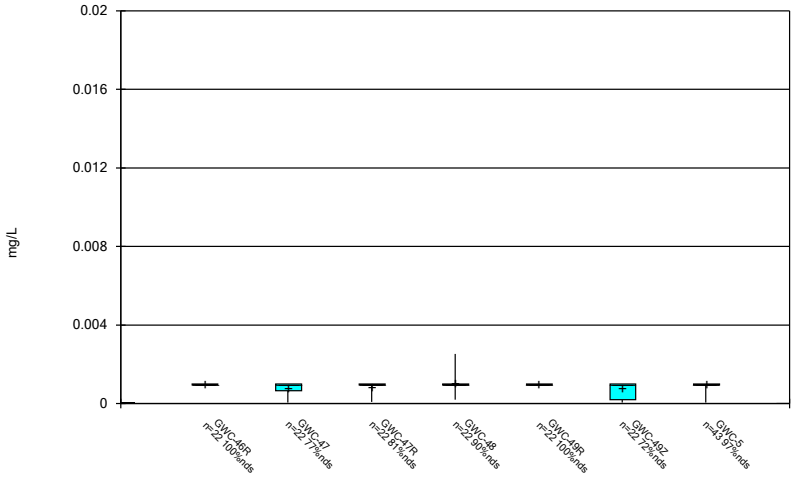

Constituent: Lead Analysis Run 5/17/2024 12:20 PM

Plant Bowen Client: Southern Company Data: Bowen 1, 2, 9, and 10

Sanitas™ v.10.0.16e Software licensed to . UG

Box & Whiskers Plot

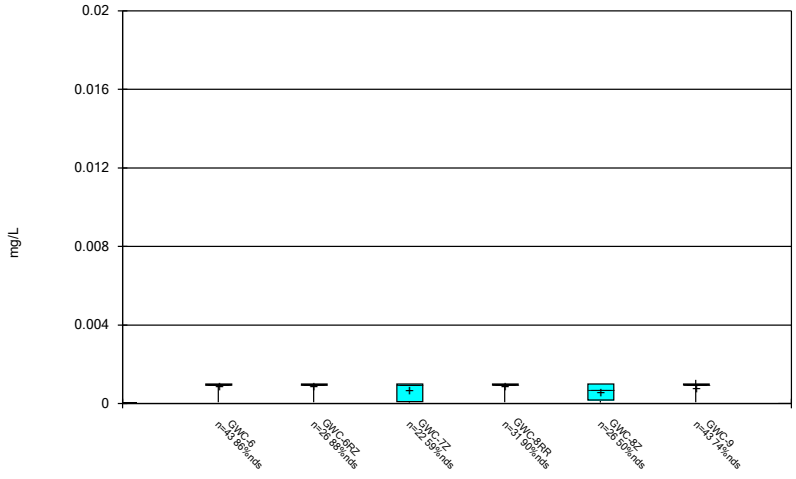

Constituent: Lead Analysis Run 5/17/2024 12:20 PM

Plant Bowen Client: Southern Company Data: Bowen 1, 2, 9, and 10

Sanitas™ v.10.0.16e Software licensed to . UG

Box & Whiskers Plot

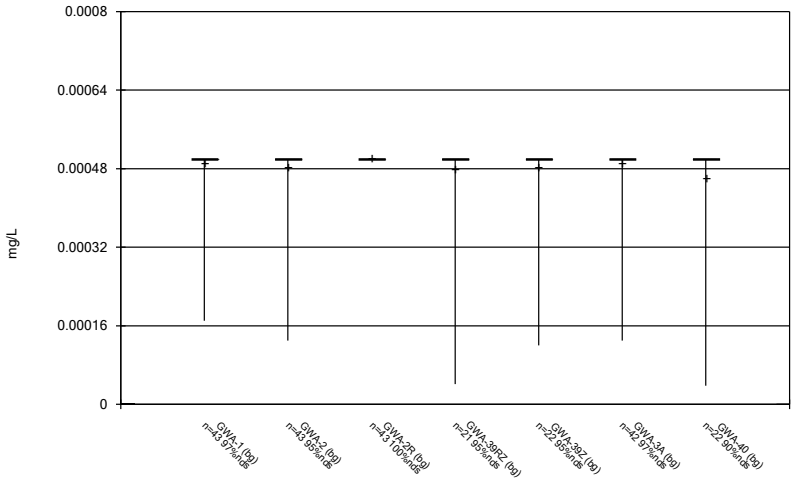

Constituent: Mercury Analysis Run 5/17/2024 12:20 PM

Plant Bowen Client: Southern Company Data: Bowen 1, 2, 9, and 10

Sanitas™ v.10.0.16e Software licensed to . UG

Box & Whiskers Plot

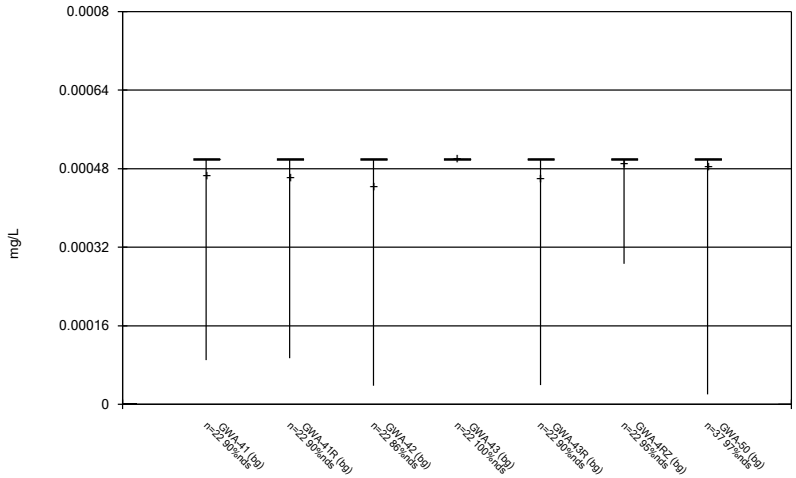

Constituent: Mercury Analysis Run 5/17/2024 12:20 PM

Plant Bowen Client: Southern Company Data: Bowen 1, 2, 9, and 10

Sanitas™ v.10.0.16e Software licensed to . UG

Box & Whiskers Plot

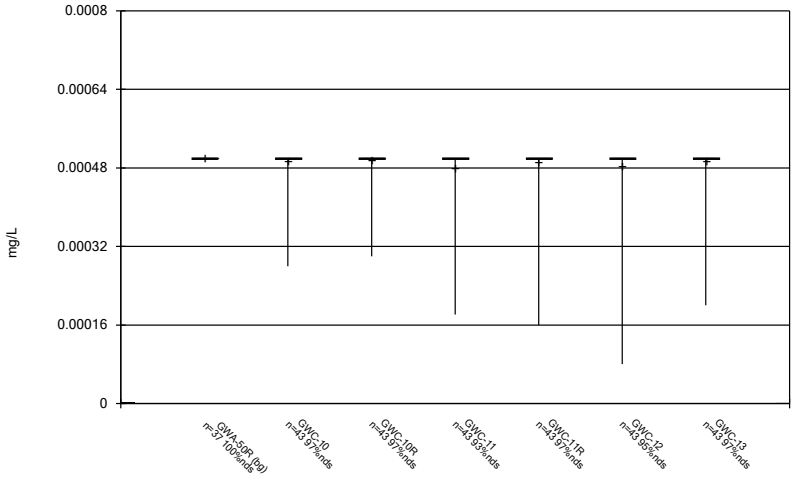

Constituent: Mercury Analysis Run 5/17/2024 12:20 PM

Plant Bowen Client: Southern Company Data: Bowen 1, 2, 9, and 10

Sanitas™ v.10.0.16e Software licensed to . UG

Box & Whiskers Plot

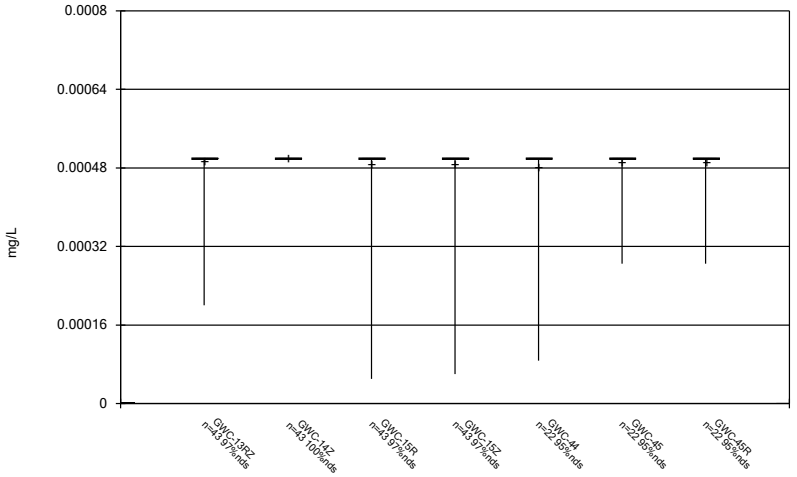

Constituent: Mercury Analysis Run 5/17/2024 12:20 PM

Plant Bowen Client: Southern Company Data: Bowen 1, 2, 9, and 10

Sanitas™ v.10.0.16e Software licensed to . UG

Box & Whiskers Plot

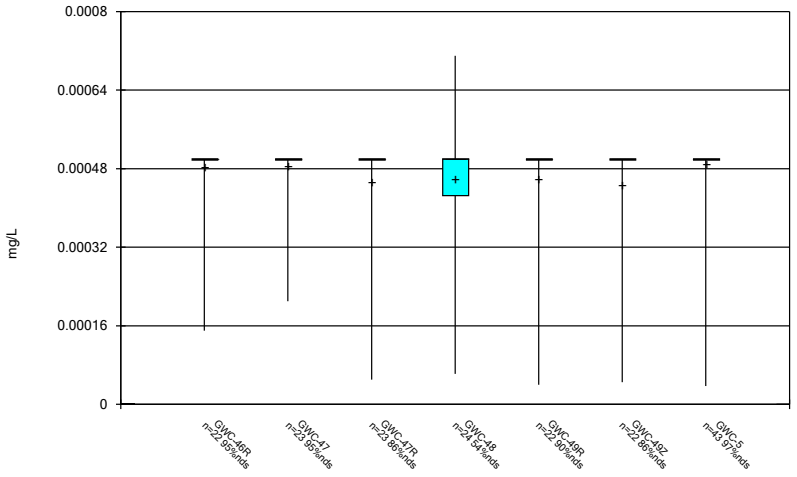

Constituent: Mercury Analysis Run 5/17/2024 12:20 PM

Plant Bowen Client: Southern Company Data: Bowen 1, 2, 9, and 10

Sanitas™ v.10.0.16e Software licensed to . UG

Box & Whiskers Plot

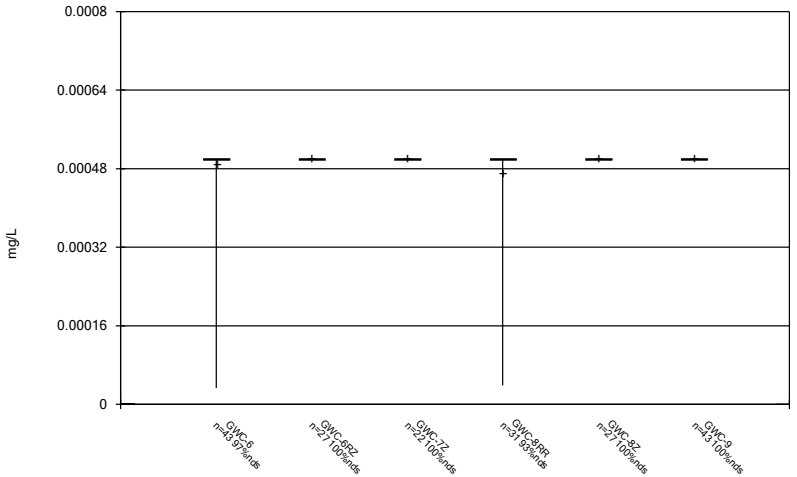

Constituent: Mercury Analysis Run 5/17/2024 12:20 PM

Plant Bowen Client: Southern Company Data: Bowen 1, 2, 9, and 10

Sanitas™ v.10.0.16e Software licensed to . UG

Box & Whiskers Plot

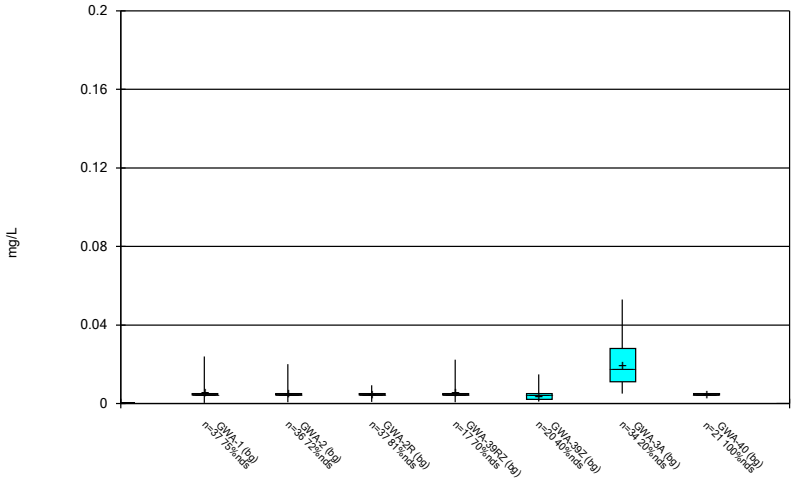

Constituent: Nickel Analysis Run 5/17/2024 12:20 PM

Plant Bowen Client: Southern Company Data: Bowen 1, 2, 9, and 10

Sanitas™ v.10.0.16e Software licensed to . UG

Box & Whiskers Plot

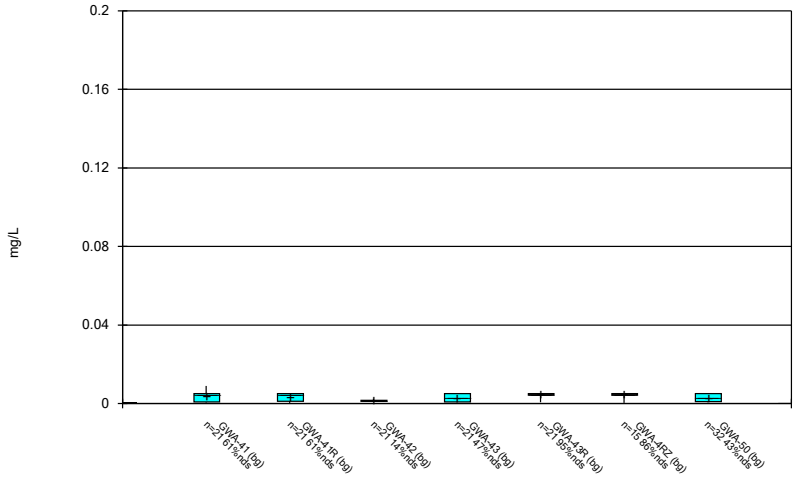

Constituent: Nickel Analysis Run 5/17/2024 12:20 PM

Plant Bowen Client: Southern Company Data: Bowen 1, 2, 9, and 10

Sanitas™ v.10.0.16e Software licensed to . UG

Box & Whiskers Plot

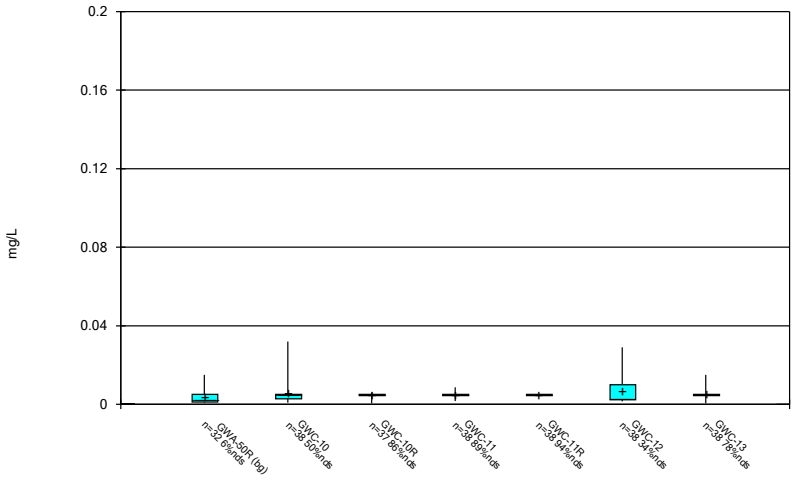

Constituent: Nickel Analysis Run 5/17/2024 12:20 PM

Plant Bowen Client: Southern Company Data: Bowen 1, 2, 9, and 10

Sanitas™ v.10.0.16e Software licensed to . UG

Box & Whiskers Plot

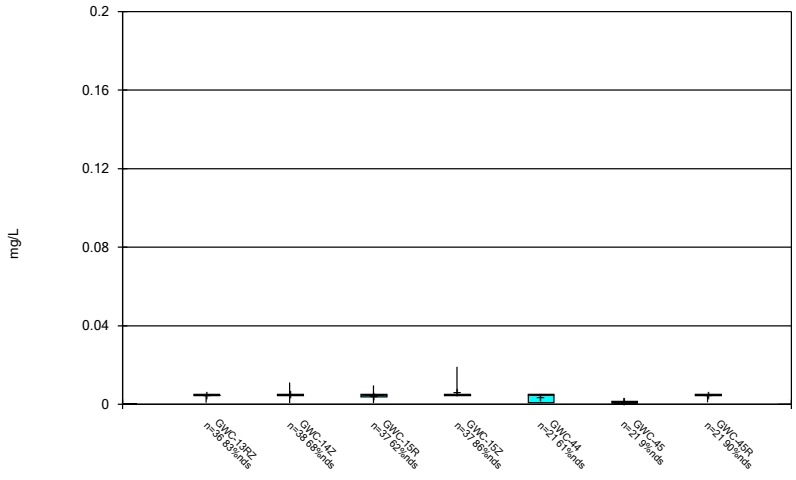

Constituent: Nickel Analysis Run 5/17/2024 12:20 PM

Plant Bowen Client: Southern Company Data: Bowen 1, 2, 9, and 10

Sanitas™ v.10.0.16e Software licensed to . UG

Box & Whiskers Plot

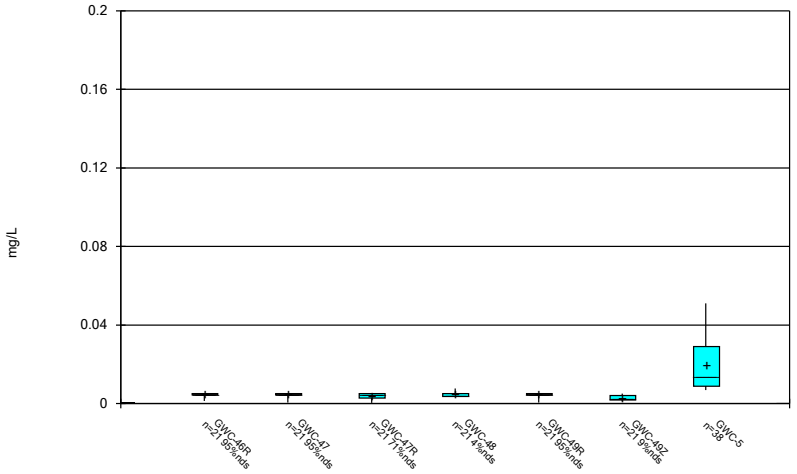

Constituent: Nickel Analysis Run 5/17/2024 12:20 PM

Plant Bowen Client: Southern Company Data: Bowen 1, 2, 9, and 10

Sanitas™ v.10.0.16e Software licensed to . UG

Box & Whiskers Plot

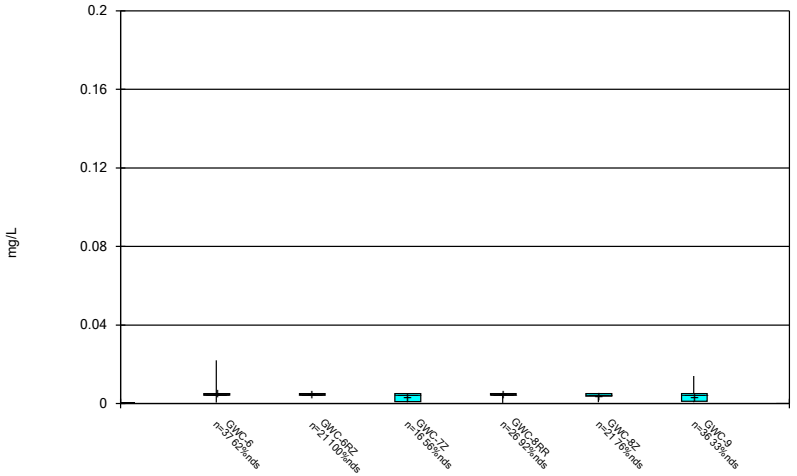

Constituent: Nickel Analysis Run 5/17/2024 12:20 PM

Plant Bowen Client: Southern Company Data: Bowen 1, 2, 9, and 10

Sanitas™ v.10.0.16e Software licensed to . UG

Box & Whiskers Plot

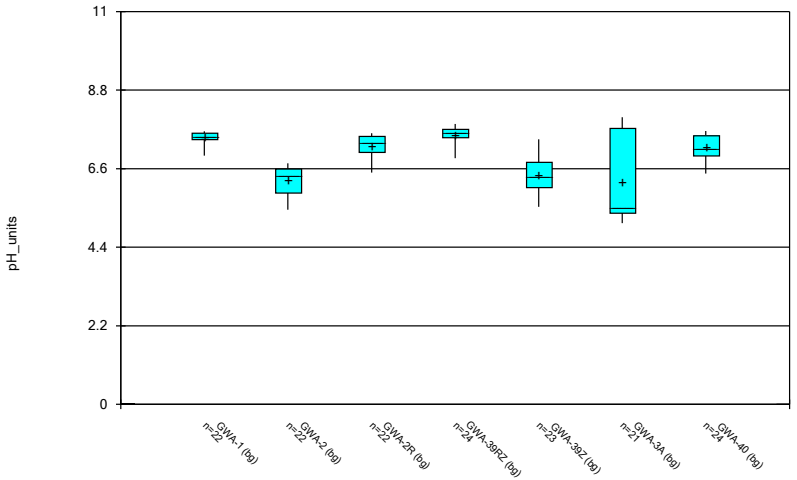

Constituent: pH Analysis Run 5/17/2024 12:20 PM

Plant Bowen Client: Southern Company Data: Bowen 1, 2, 9, and 10

Sanitas™ v.10.0.16e Software licensed to . UG

Box & Whiskers Plot

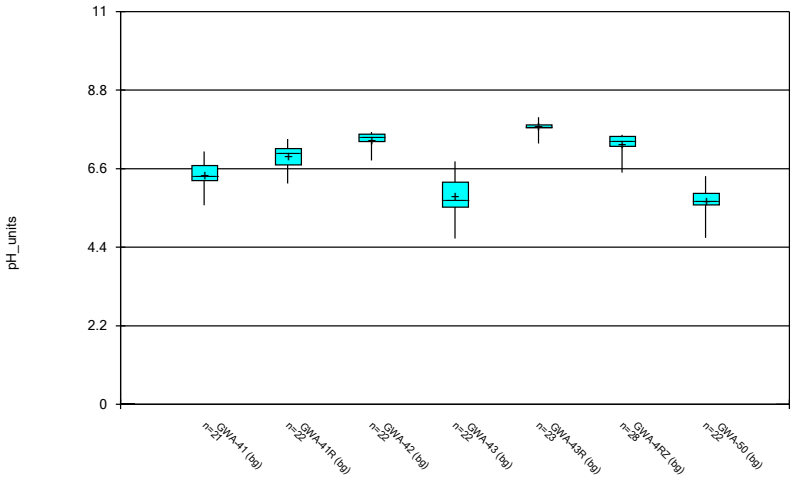

Constituent: pH Analysis Run 5/17/2024 12:20 PM

Plant Bowen Client: Southern Company Data: Bowen 1, 2, 9, and 10

Sanitas™ v.10.0.16e Software licensed to . UG

Box & Whiskers Plot

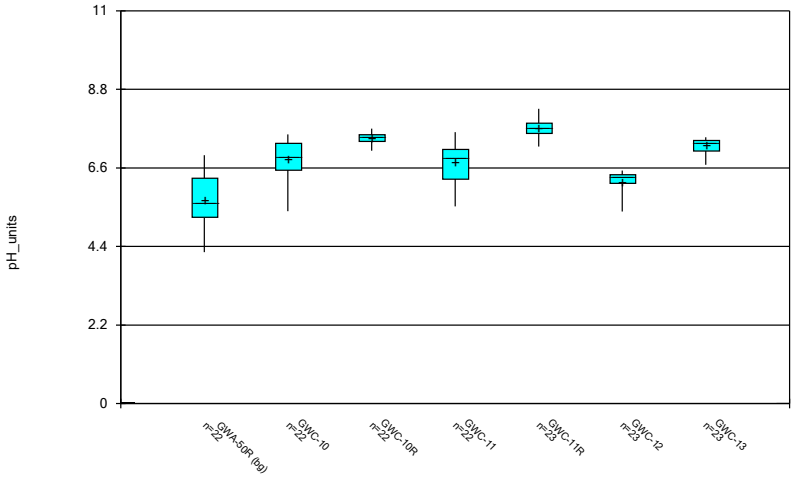

Constituent: pH Analysis Run 5/17/2024 12:20 PM

Plant Bowen Client: Southern Company Data: Bowen 1, 2, 9, and 10

Sanitas™ v.10.0.16e Software licensed to . UG

Box & Whiskers Plot

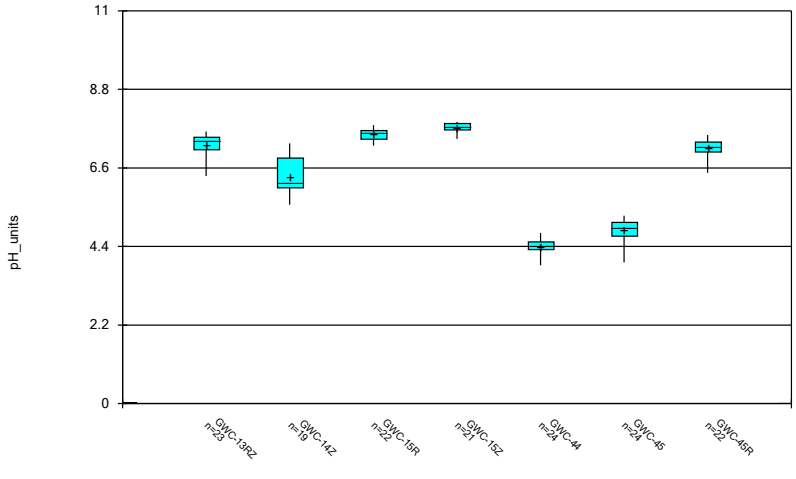

Constituent: pH Analysis Run 5/17/2024 12:20 PM

Plant Bowen Client: Southern Company Data: Bowen 1, 2, 9, and 10

Sanitas™ v.10.0.16e Software licensed to . UG

Box & Whiskers Plot

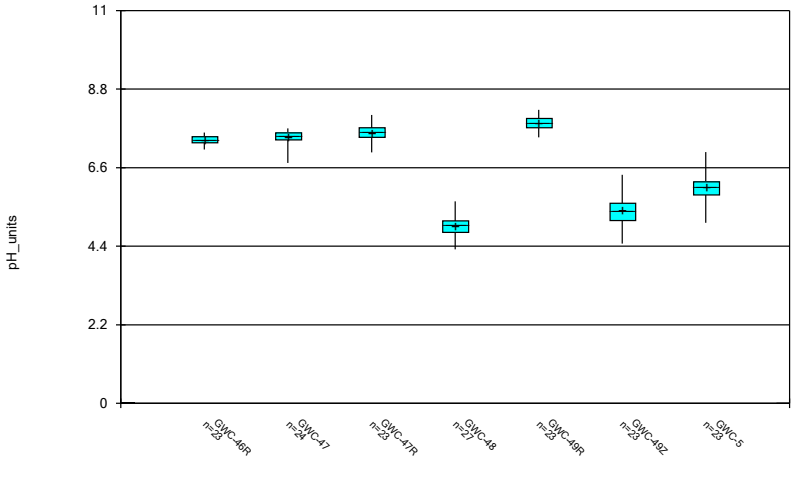

Constituent: pH Analysis Run 5/17/2024 12:20 PM

Plant Bowen Client: Southern Company Data: Bowen 1, 2, 9, and 10

Sanitas™ v.10.0.16e Software licensed to . UG

Box & Whiskers Plot

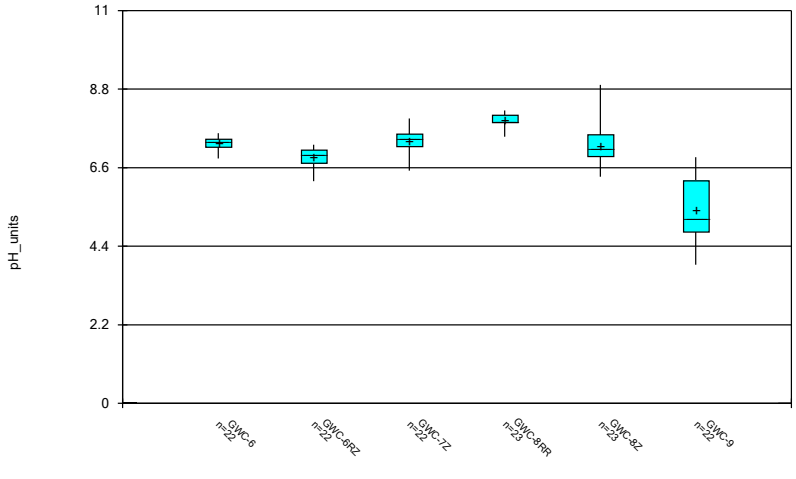

Constituent: pH Analysis Run 5/17/2024 12:20 PM

Plant Bowen Client: Southern Company Data: Bowen 1, 2, 9, and 10

Sanitas™ v.10.0.16e Software licensed to . UG

Box & Whiskers Plot

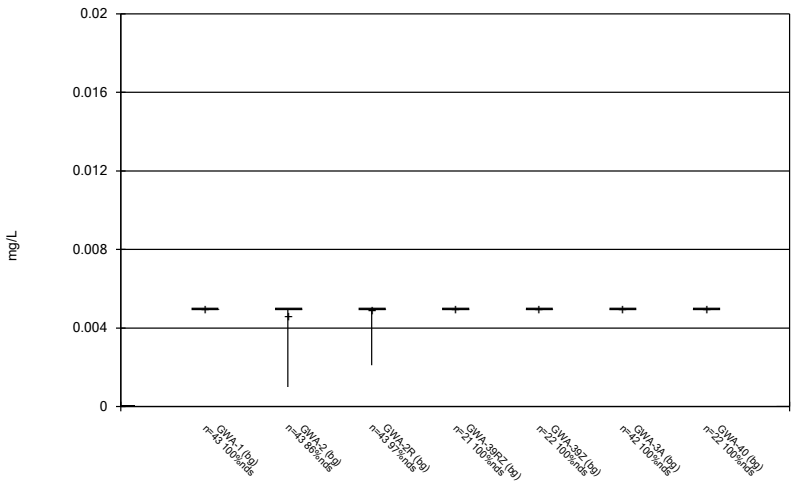

Constituent: Selenium Analysis Run 5/17/2024 12:20 PM

Plant Bowen Client: Southern Company Data: Bowen 1, 2, 9, and 10

Sanitas™ v.10.0.16e Software licensed to . UG

Box & Whiskers Plot

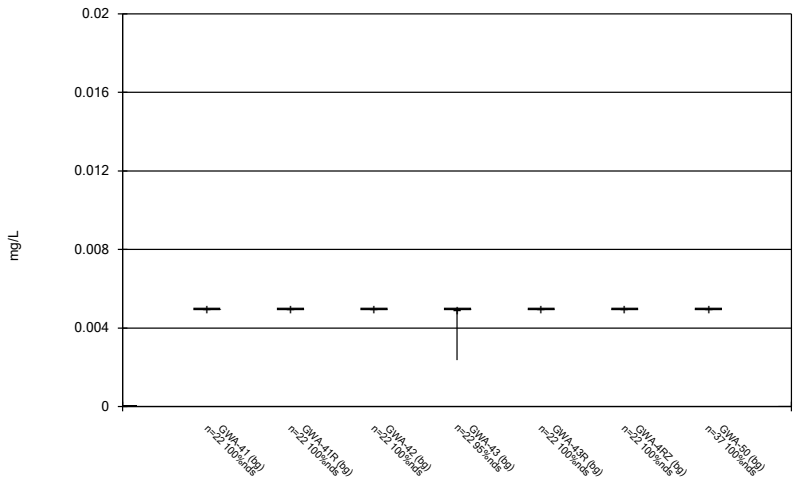

Constituent: Selenium Analysis Run 5/17/2024 12:20 PM

Plant Bowen Client: Southern Company Data: Bowen 1, 2, 9, and 10

Sanitas™ v.10.0.16e Software licensed to . UG

Box & Whiskers Plot

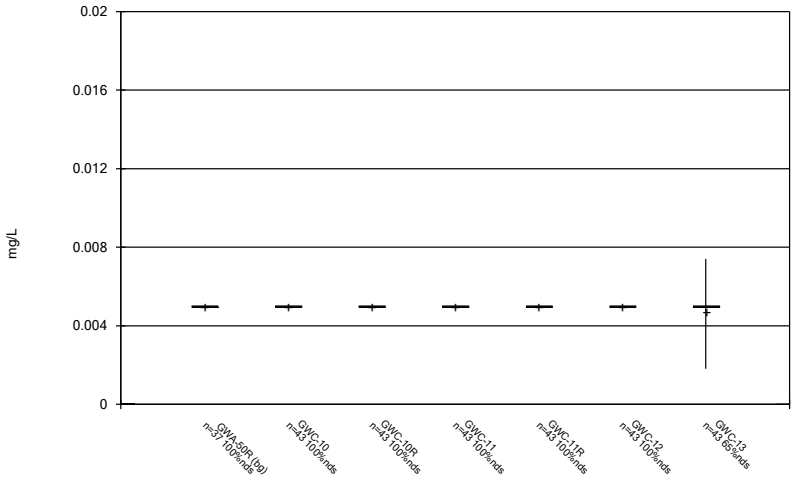

Constituent: Selenium Analysis Run 5/17/2024 12:20 PM

Plant Bowen Client: Southern Company Data: Bowen 1, 2, 9, and 10

Sanitas™ v.10.0.16e Software licensed to . UG

Box & Whiskers Plot

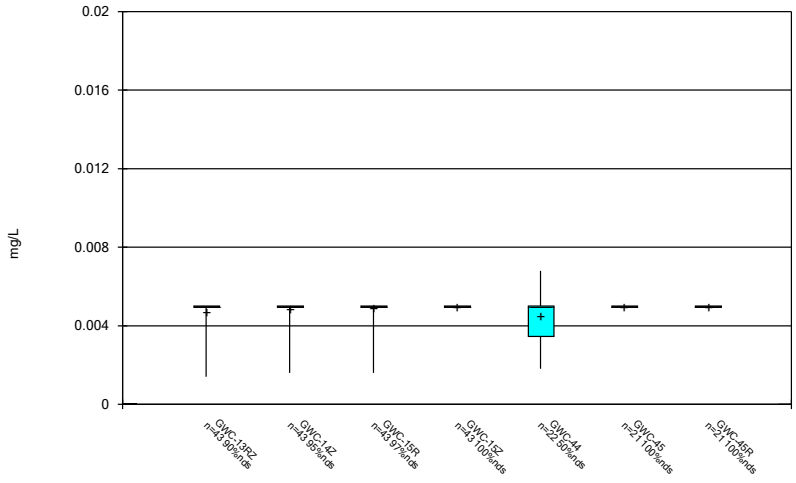

Constituent: Selenium Analysis Run 5/17/2024 12:20 PM

Plant Bowen Client: Southern Company Data: Bowen 1, 2, 9, and 10

Sanitas™ v.10.0.16e Software licensed to . UG

Box & Whiskers Plot

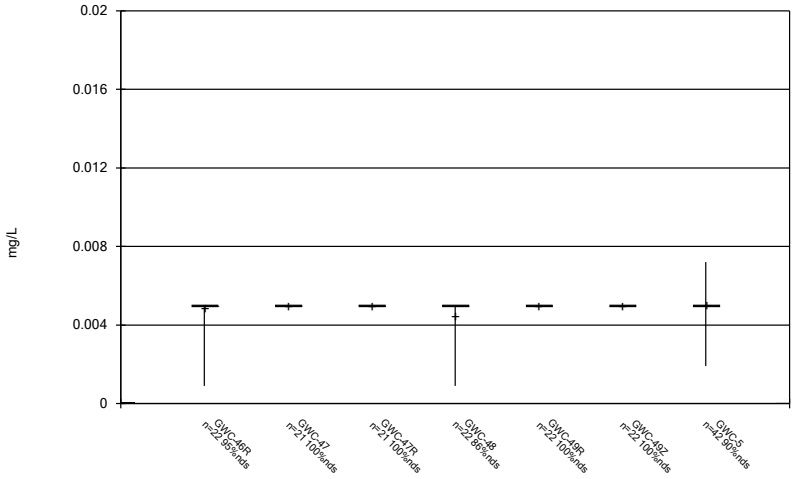

Constituent: Selenium Analysis Run 5/17/2024 12:20 PM

Plant Bowen Client: Southern Company Data: Bowen 1, 2, 9, and 10

Sanitas™ v.10.0.16e Software licensed to . UG

Box & Whiskers Plot

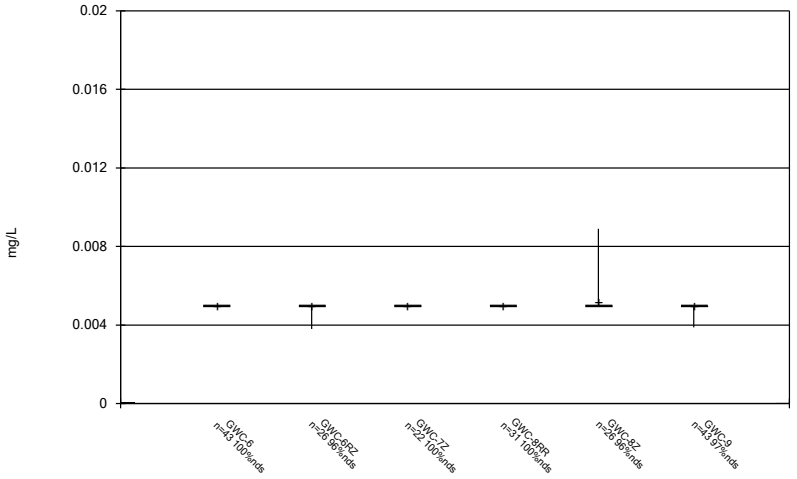

Constituent: Selenium Analysis Run 5/17/2024 12:20 PM

Plant Bowen Client: Southern Company Data: Bowen 1, 2, 9, and 10

Sanitas™ v.10.0.16e Software licensed to . UG

Box & Whiskers Plot

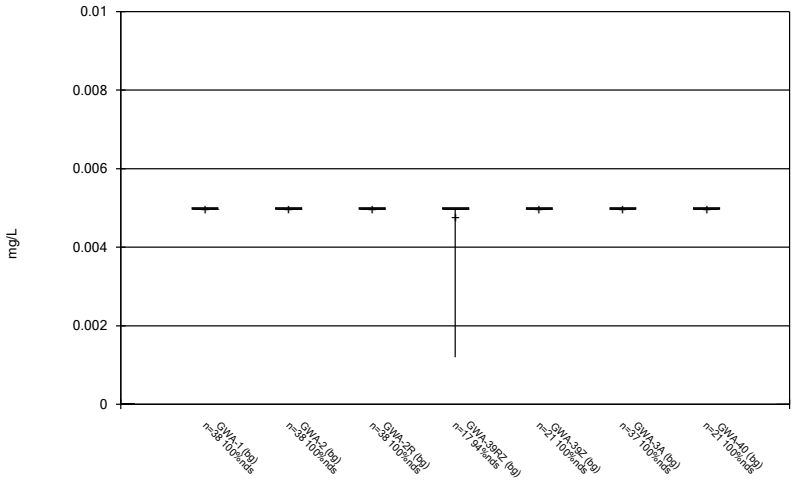

Constituent: Silver Analysis Run 5/17/2024 12:20 PM

Plant Bowen Client: Southern Company Data: Bowen 1, 2, 9, and 10

Sanitas™ v.10.0.16e Software licensed to . UG

Box & Whiskers Plot

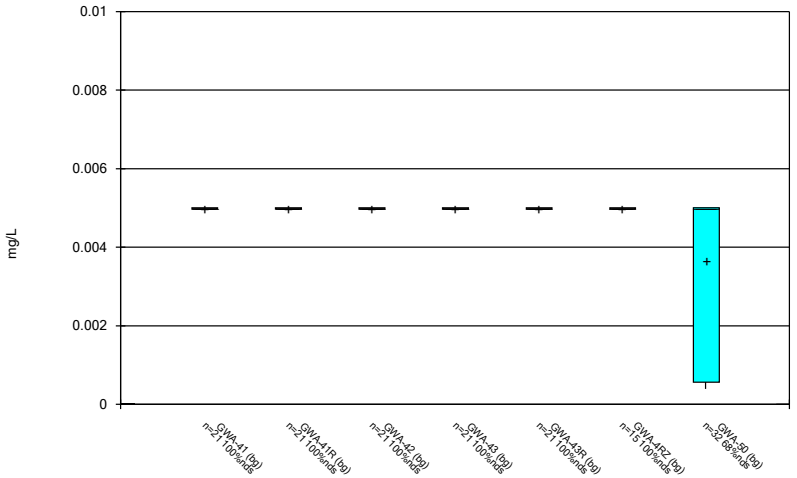

Constituent: Silver Analysis Run 5/17/2024 12:20 PM

Plant Bowen Client: Southern Company Data: Bowen 1, 2, 9, and 10

Sanitas™ v.10.0.16e Software licensed to . UG

Box & Whiskers Plot

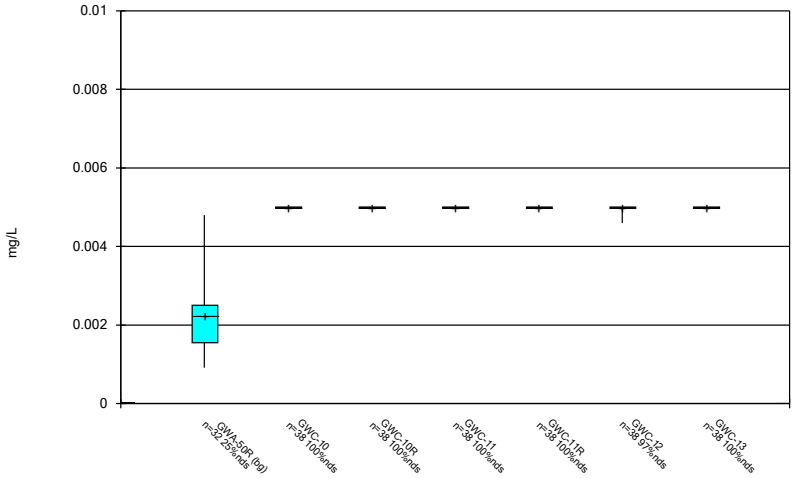

Constituent: Silver Analysis Run 5/17/2024 12:20 PM

Plant Bowen Client: Southern Company Data: Bowen 1, 2, 9, and 10

Sanitas™ v.10.0.16e Software licensed to . UG

Box & Whiskers Plot

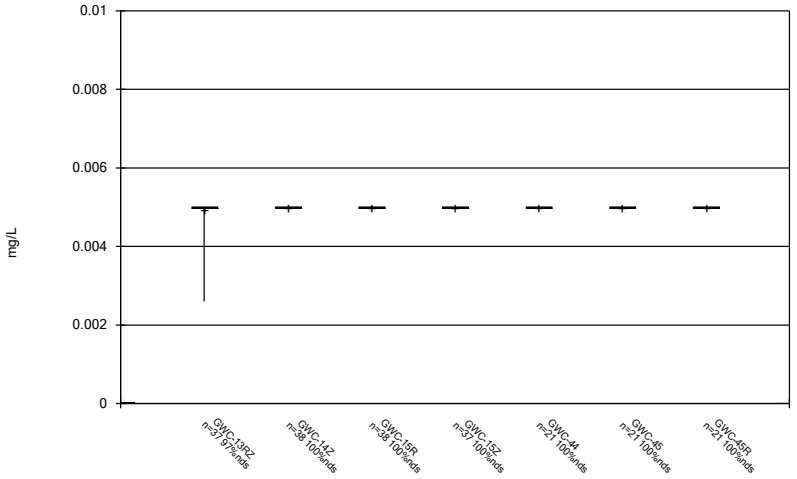

Constituent: Silver Analysis Run 5/17/2024 12:21 PM

Plant Bowen Client: Southern Company Data: Bowen 1, 2, 9, and 10

Sanitas™ v.10.0.16e Software licensed to . UG

Box & Whiskers Plot

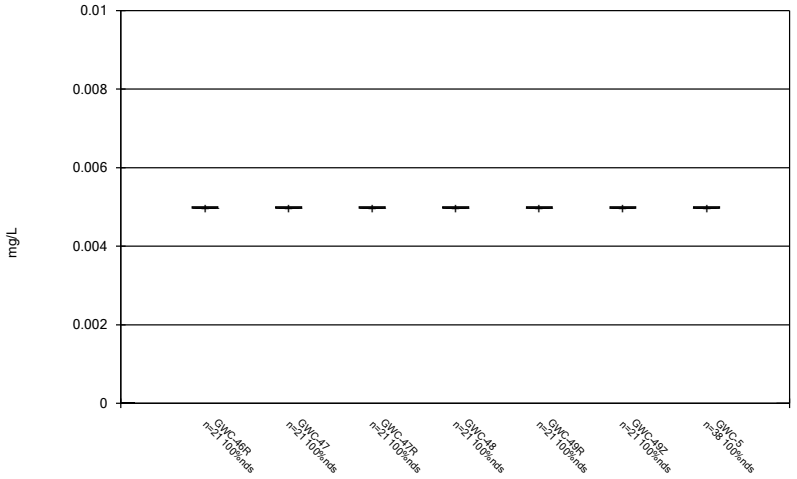

Constituent: Silver Analysis Run 5/17/2024 12:21 PM

Plant Bowen Client: Southern Company Data: Bowen 1, 2, 9, and 10

Sanitas™ v.10.0.16e Software licensed to . UG

Box & Whiskers Plot

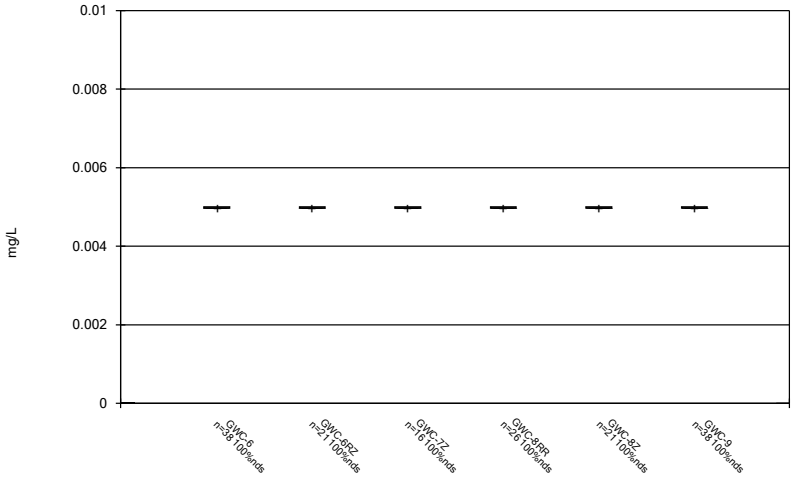

Constituent: Silver Analysis Run 5/17/2024 12:21 PM

Plant Bowen Client: Southern Company Data: Bowen 1, 2, 9, and 10

Sanitas™ v.10.0.16e Software licensed to . UG

Box & Whiskers Plot

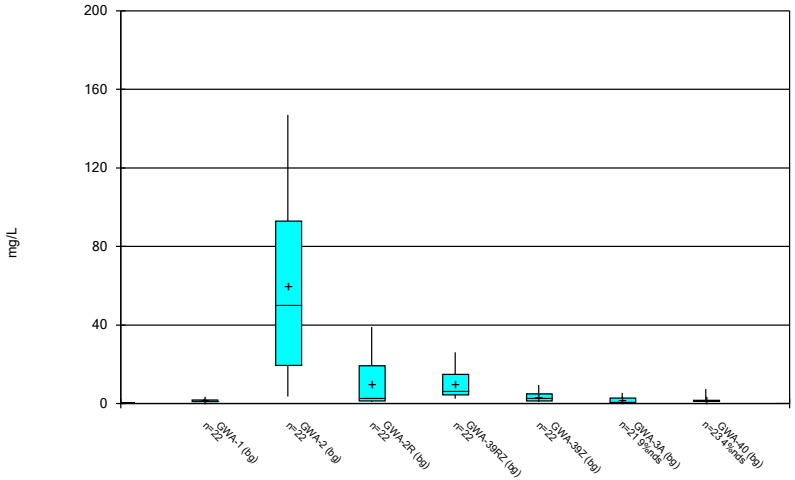

Constituent: Sulfate, total Analysis Run 5/17/2024 12:21 PM
Plant Bowen Client: Southern Company Data: Bowen 1, 2, 9, and 10

Sanitas™ v.10.0.16e Software licensed to . UG

Box & Whiskers Plot

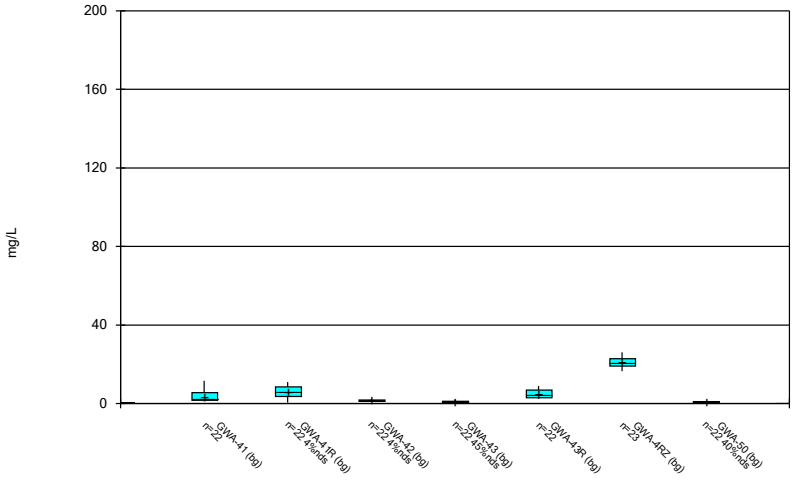

Constituent: Sulfate, total Analysis Run 5/17/2024 12:21 PM
Plant Bowen Client: Southern Company Data: Bowen 1, 2, 9, and 10

Sanitas™ v.10.0.16e Software licensed to . UG

Box & Whiskers Plot

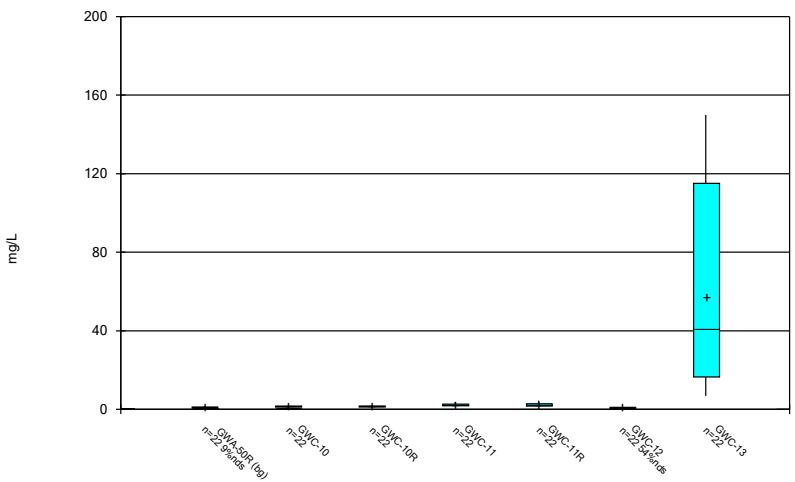

Constituent: Sulfate, total Analysis Run 5/17/2024 12:21 PM
Plant Bowen Client: Southern Company Data: Bowen 1, 2, 9, and 10

Sanitas™ v.10.0.16e Software licensed to . UG

Box & Whiskers Plot

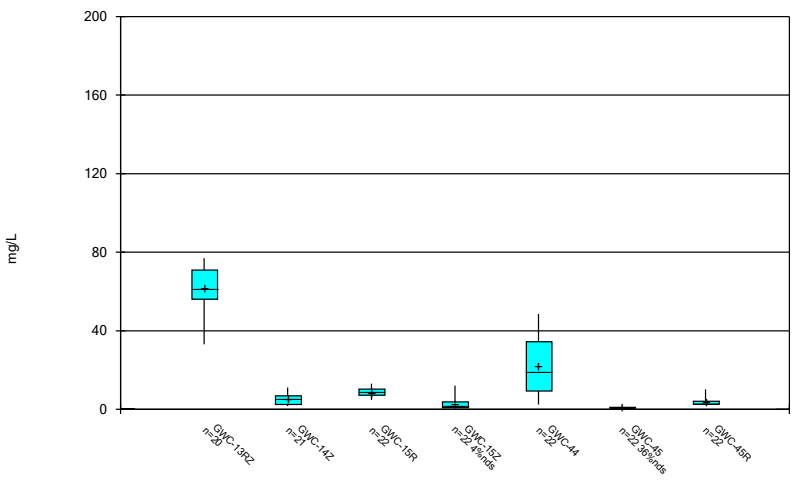

Constituent: Sulfate, total Analysis Run 5/17/2024 12:21 PM
Plant Bowen Client: Southern Company Data: Bowen 1, 2, 9, and 10

Sanitas™ v.10.0.16e Software licensed to . UG

Box & Whiskers Plot

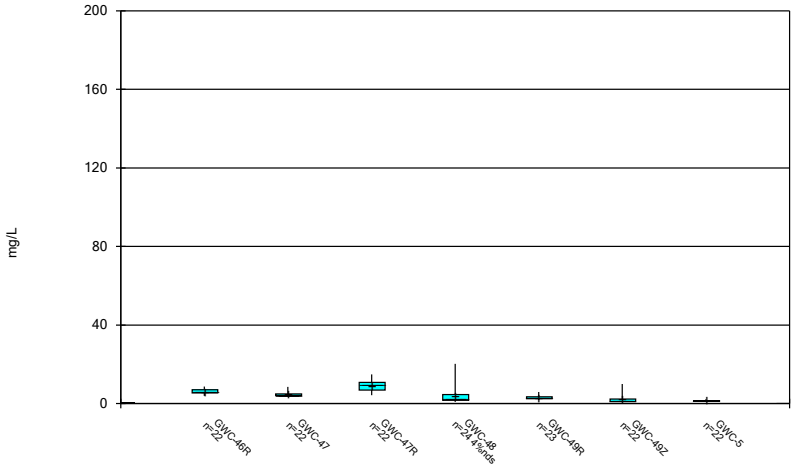

Constituent: Sulfate, total Analysis Run 5/17/2024 12:21 PM
Plant Bowen Client: Southern Company Data: Bowen 1, 2, 9, and 10

Sanitas™ v.10.0.16e Software licensed to . UG

Box & Whiskers Plot

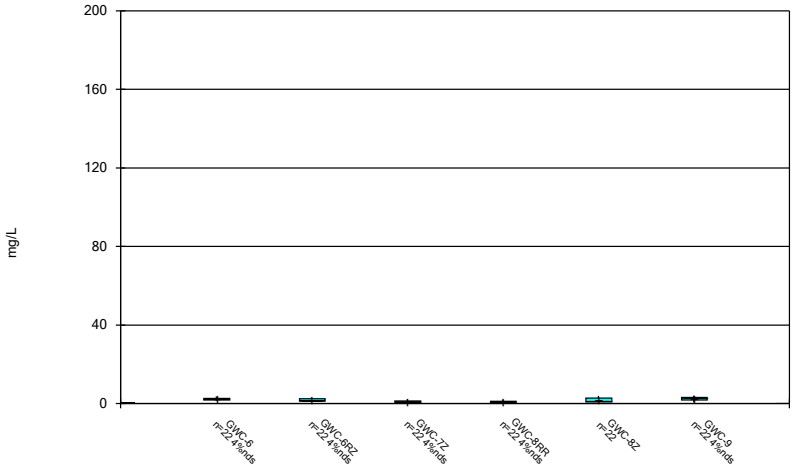

Constituent: Sulfate, total Analysis Run 5/17/2024 12:21 PM
Plant Bowen Client: Southern Company Data: Bowen 1, 2, 9, and 10

Sanitas™ v.10.0.16e Software licensed to . UG

Box & Whiskers Plot

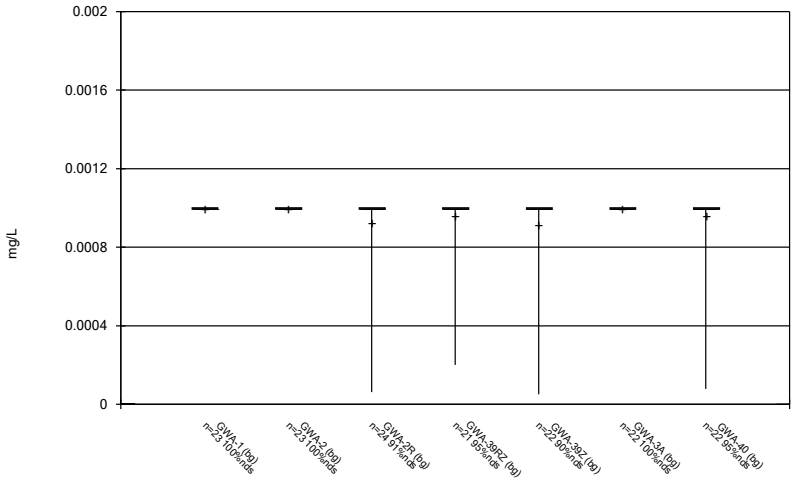

Constituent: Thallium Analysis Run 5/17/2024 12:21 PM
Plant Bowen Client: Southern Company Data: Bowen 1, 2, 9, and 10

Sanitas™ v.10.0.16e Software licensed to . UG

Box & Whiskers Plot

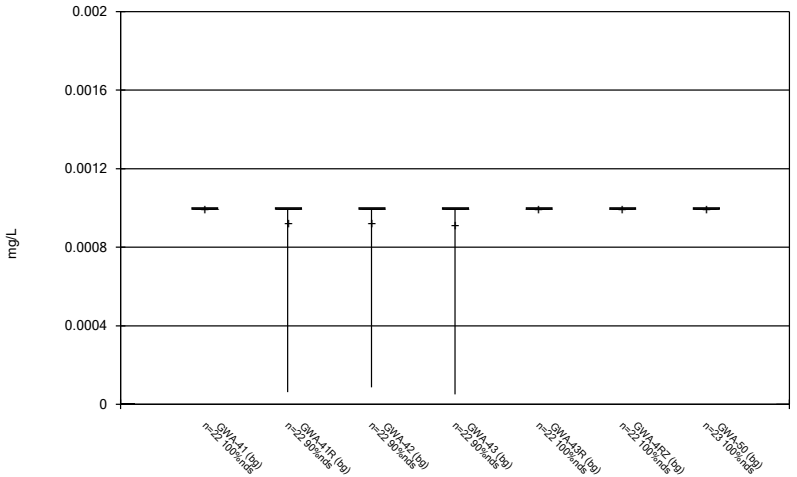

Constituent: Thallium Analysis Run 5/17/2024 12:21 PM
Plant Bowen Client: Southern Company Data: Bowen 1, 2, 9, and 10

Sanitas™ v.10.0.16e Software licensed to . UG

Box & Whiskers Plot

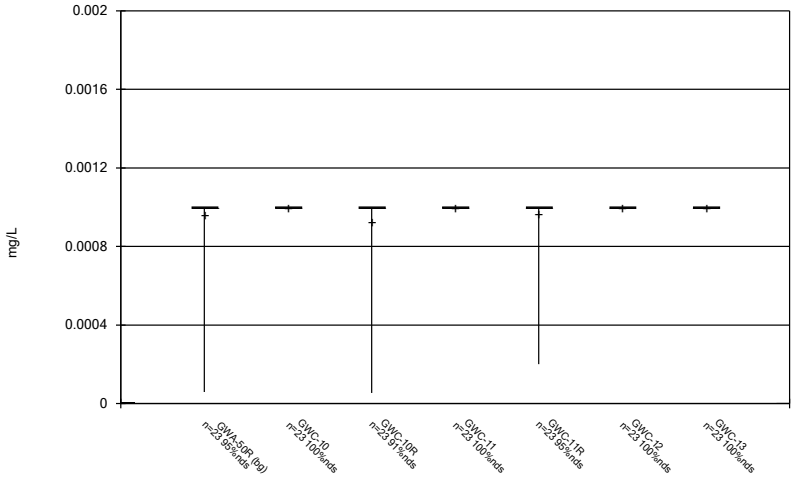

Constituent: Thallium Analysis Run 5/17/2024 12:21 PM

Plant Bowen Client: Southern Company Data: Bowen 1, 2, 9, and 10

Sanitas™ v.10.0.16e Software licensed to . UG

Box & Whiskers Plot

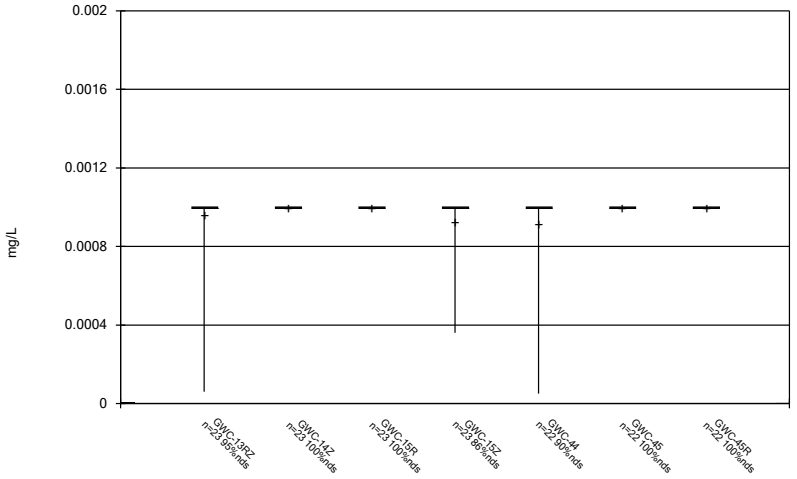

Constituent: Thallium Analysis Run 5/17/2024 12:21 PM

Plant Bowen Client: Southern Company Data: Bowen 1, 2, 9, and 10

Sanitas™ v.10.0.16e Software licensed to . UG

Box & Whiskers Plot

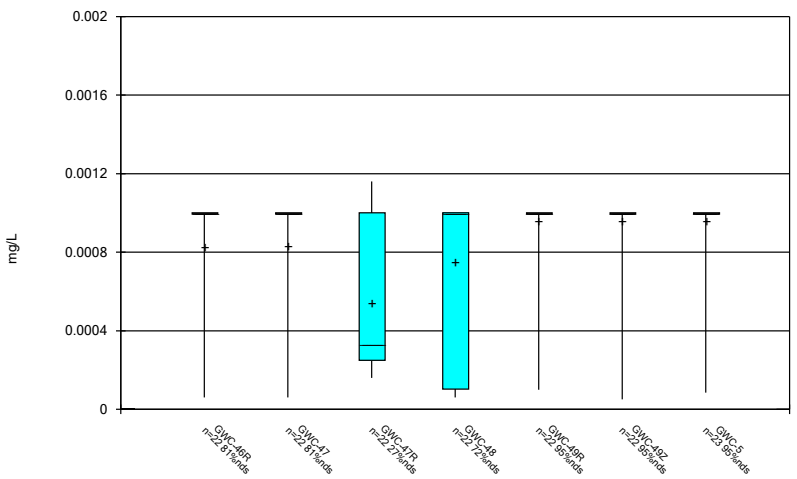

Constituent: Thallium Analysis Run 5/17/2024 12:21 PM

Plant Bowen Client: Southern Company Data: Bowen 1, 2, 9, and 10

Sanitas™ v.10.0.16e Software licensed to . UG

Box & Whiskers Plot

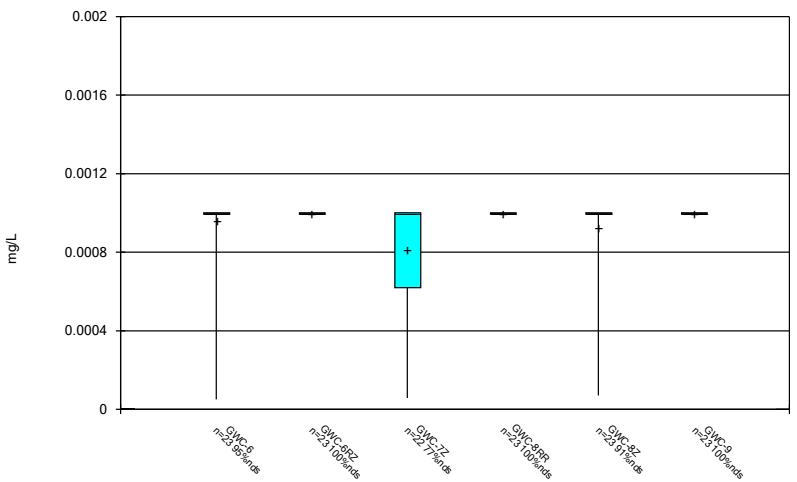

Constituent: Thallium Analysis Run 5/17/2024 12:21 PM

Plant Bowen Client: Southern Company Data: Bowen 1, 2, 9, and 10

Sanitas™ v.10.0.16e Software licensed to . UG

Box & Whiskers Plot

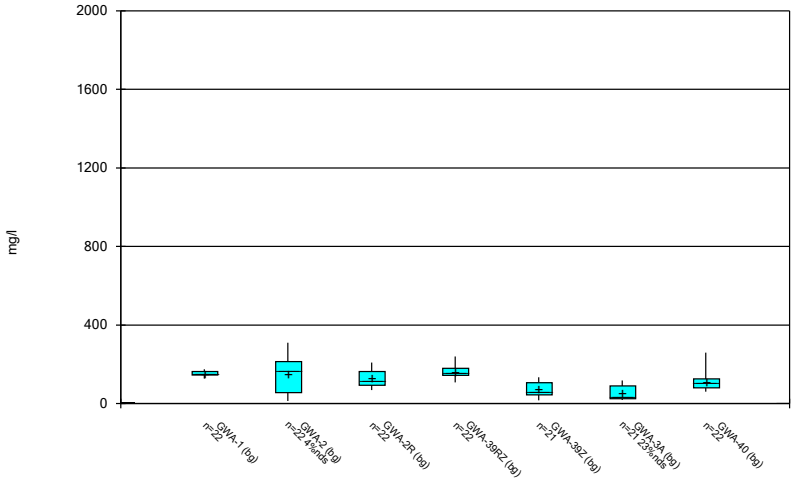

Constituent: Total Dissolved Solids [TDS] Analysis Run 5/17/2024 12:21 PM
Plant Bowen Client: Southern Company Data: Bowen 1, 2, 9, and 10

Sanitas™ v.10.0.16e Software licensed to . UG

Box & Whiskers Plot

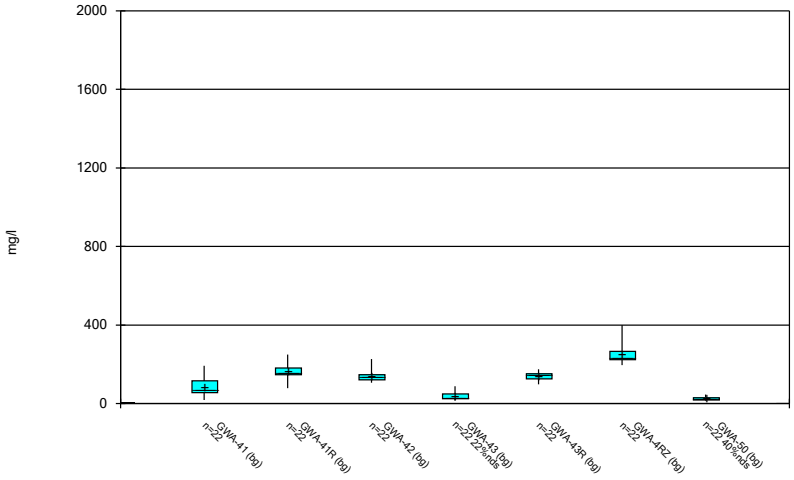

Constituent: Total Dissolved Solids [TDS] Analysis Run 5/17/2024 12:21 PM
Plant Bowen Client: Southern Company Data: Bowen 1, 2, 9, and 10

Sanitas™ v.10.0.16e Software licensed to . UG

Box & Whiskers Plot

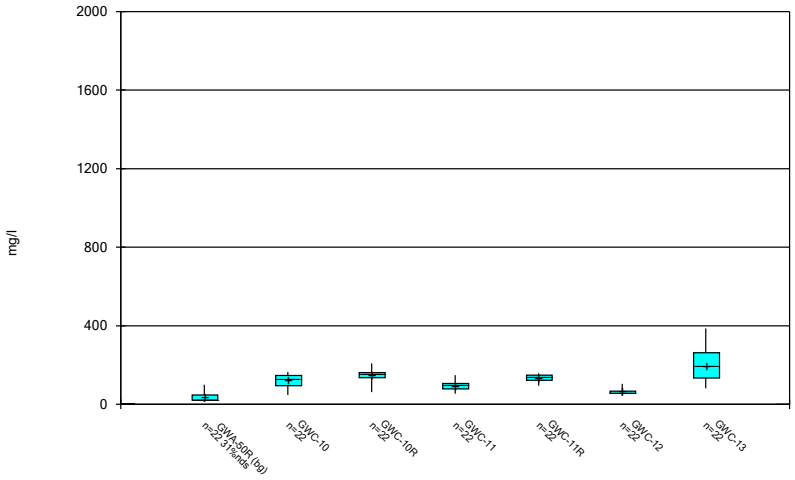

Constituent: Total Dissolved Solids [TDS] Analysis Run 5/17/2024 12:21 PM
Plant Bowen Client: Southern Company Data: Bowen 1, 2, 9, and 10

Sanitas™ v.10.0.16e Software licensed to . UG

Box & Whiskers Plot

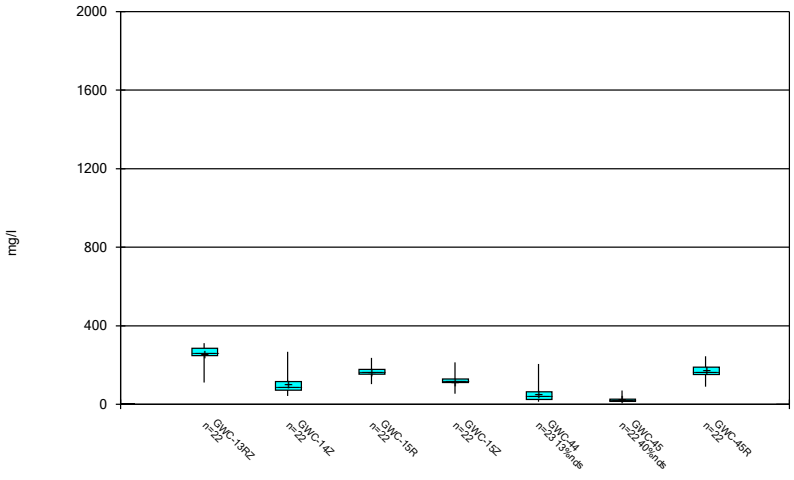

Constituent: Total Dissolved Solids [TDS] Analysis Run 5/17/2024 12:21 PM
Plant Bowen Client: Southern Company Data: Bowen 1, 2, 9, and 10

Sanitas™ v.10.0.16e Software licensed to . UG

Box & Whiskers Plot

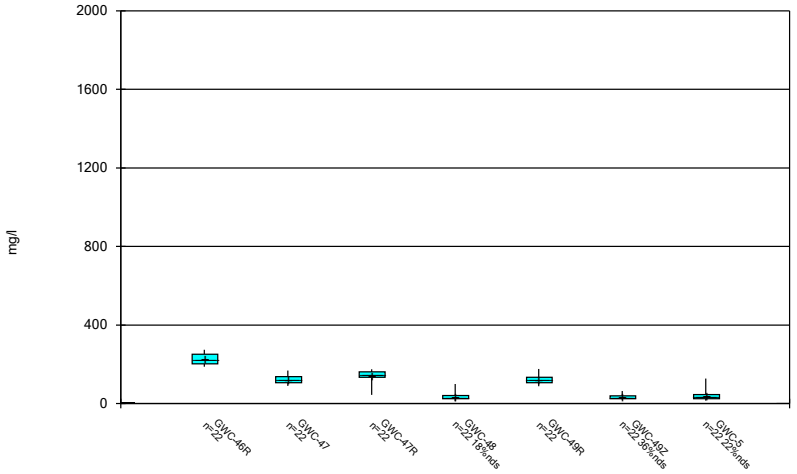

Constituent: Total Dissolved Solids [TDS] Analysis Run 5/17/2024 12:21 PM
Plant Bowen Client: Southern Company Data: Bowen 1, 2, 9, and 10

Sanitas™ v.10.0.16e Software licensed to . UG

Box & Whiskers Plot

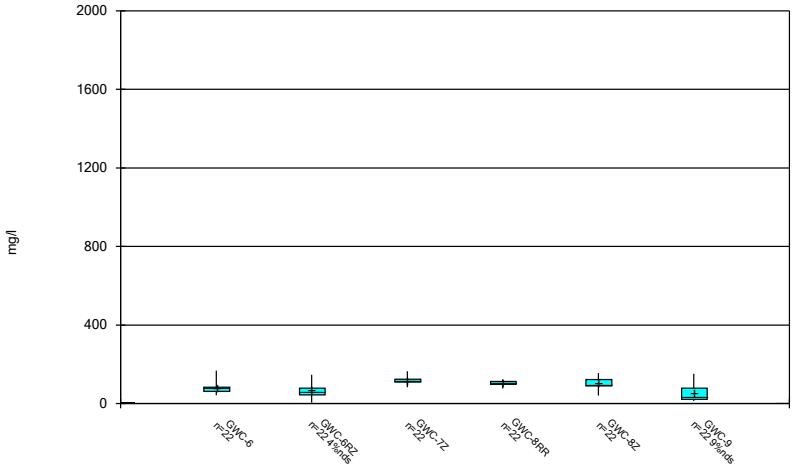

Constituent: Total Dissolved Solids [TDS] Analysis Run 5/17/2024 12:21 PM
Plant Bowen Client: Southern Company Data: Bowen 1, 2, 9, and 10

Sanitas™ v.10.0.16e Software licensed to . UG

Box & Whiskers Plot

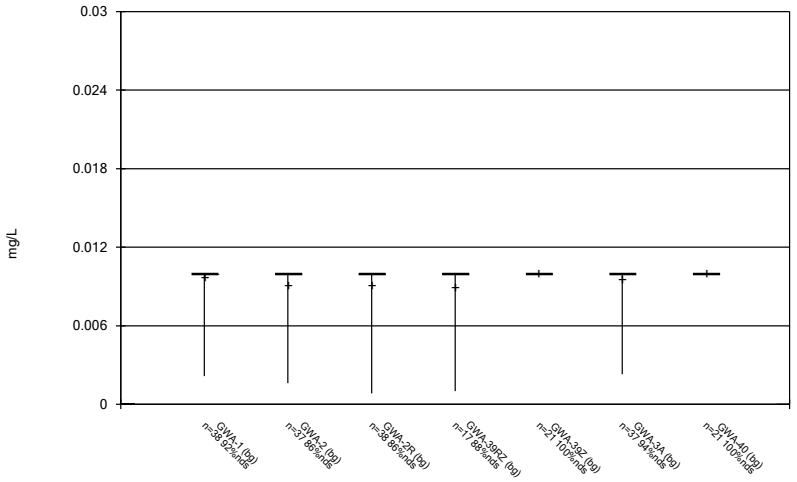

Constituent: Vanadium Analysis Run 5/17/2024 12:21 PM
Plant Bowen Client: Southern Company Data: Bowen 1, 2, 9, and 10

Sanitas™ v.10.0.16e Software licensed to . UG

Box & Whiskers Plot

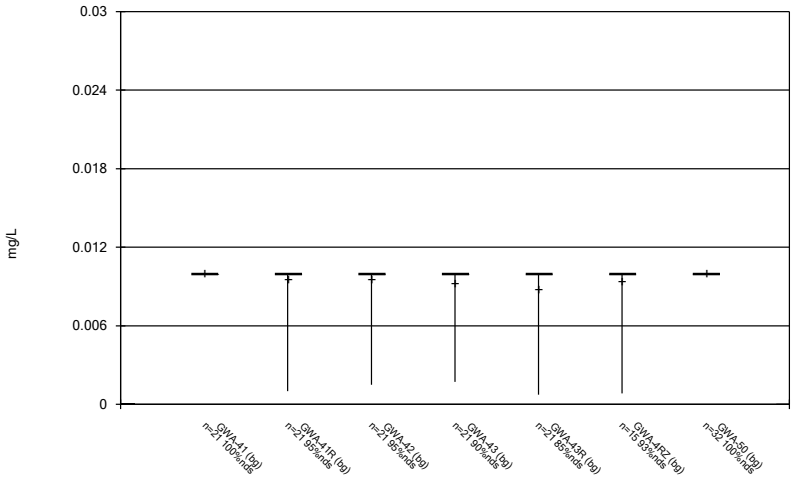

Constituent: Vanadium Analysis Run 5/17/2024 12:21 PM
Plant Bowen Client: Southern Company Data: Bowen 1, 2, 9, and 10

Sanitas™ v.10.0.16e Software licensed to . UG

Box & Whiskers Plot

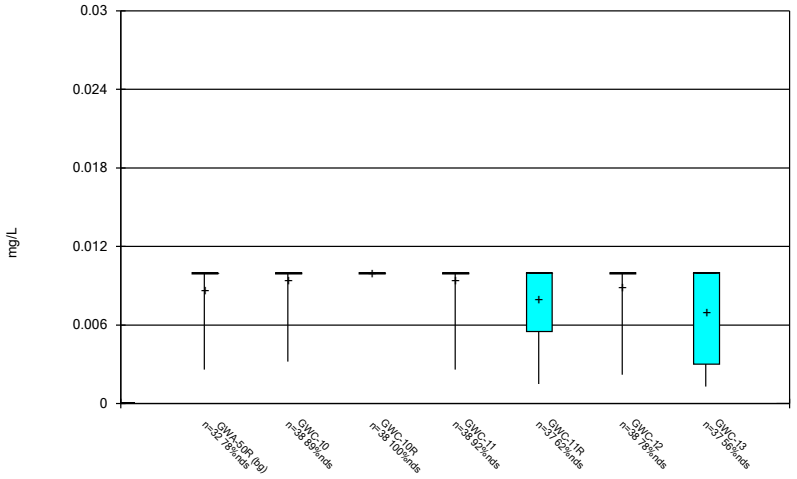

Constituent: Vanadium Analysis Run 5/17/2024 12:21 PM

Plant Bowen Client: Southern Company Data: Bowen 1, 2, 9, and 10

Sanitas™ v.10.0.16e Software licensed to . UG

Box & Whiskers Plot

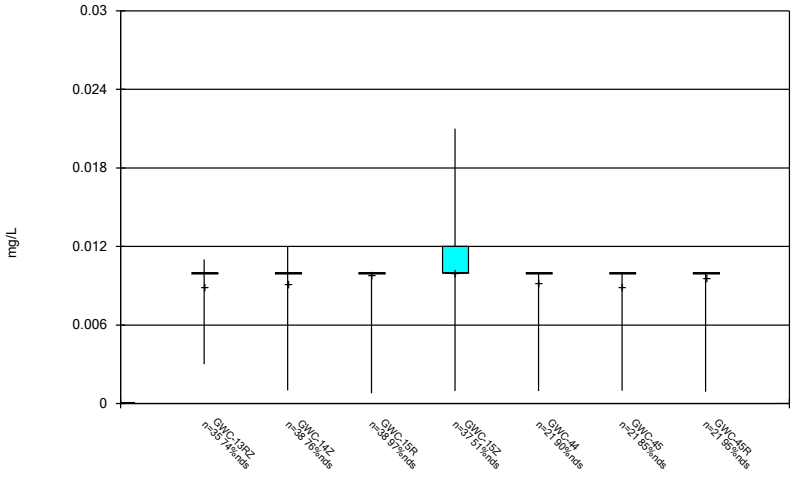

Constituent: Vanadium Analysis Run 5/17/2024 12:21 PM

Plant Bowen Client: Southern Company Data: Bowen 1, 2, 9, and 10

Sanitas™ v.10.0.16e Software licensed to . UG

Box & Whiskers Plot

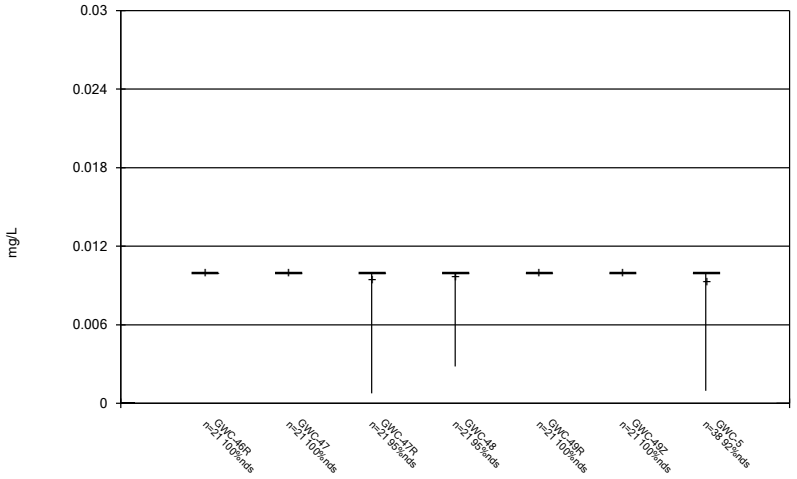

Constituent: Vanadium Analysis Run 5/17/2024 12:21 PM

Plant Bowen Client: Southern Company Data: Bowen 1, 2, 9, and 10

Sanitas™ v.10.0.16e Software licensed to . UG

Box & Whiskers Plot

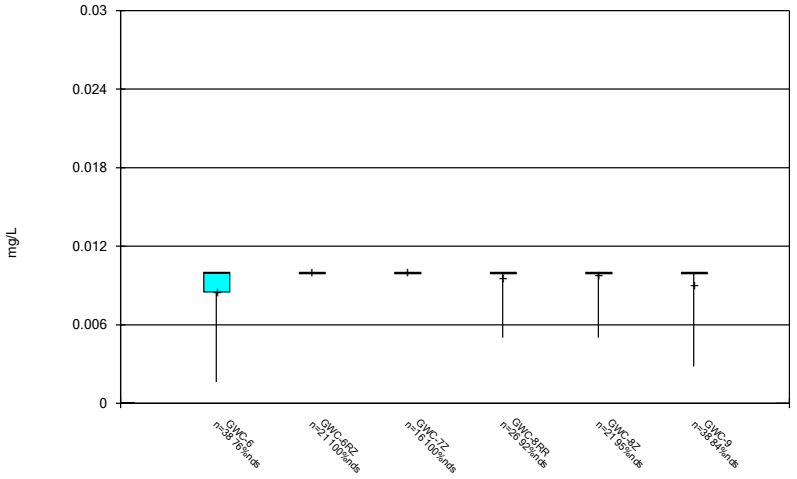

Constituent: Vanadium Analysis Run 5/17/2024 12:21 PM

Plant Bowen Client: Southern Company Data: Bowen 1, 2, 9, and 10

Sanitas™ v.10.0.16e Software licensed to . UG

Box & Whiskers Plot

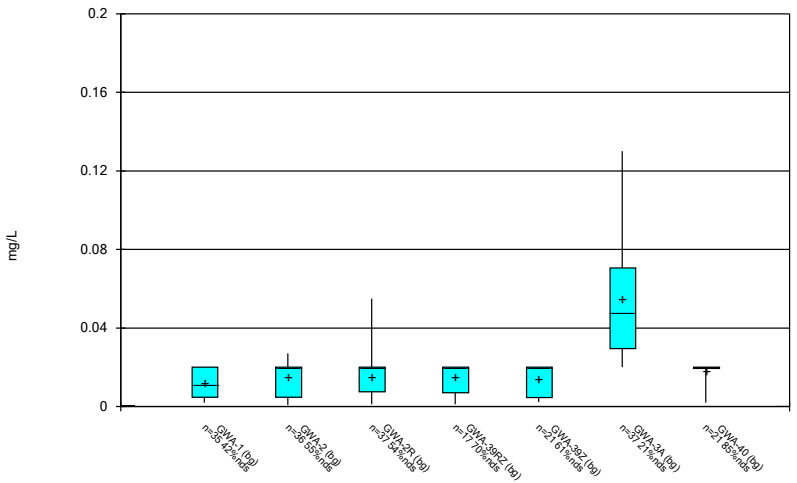

Constituent: Zinc Analysis Run 5/17/2024 12:21 PM

Plant Bowen Client: Southern Company Data: Bowen 1, 2, 9, and 10

Sanitas™ v.10.0.16e Software licensed to . UG

Box & Whiskers Plot

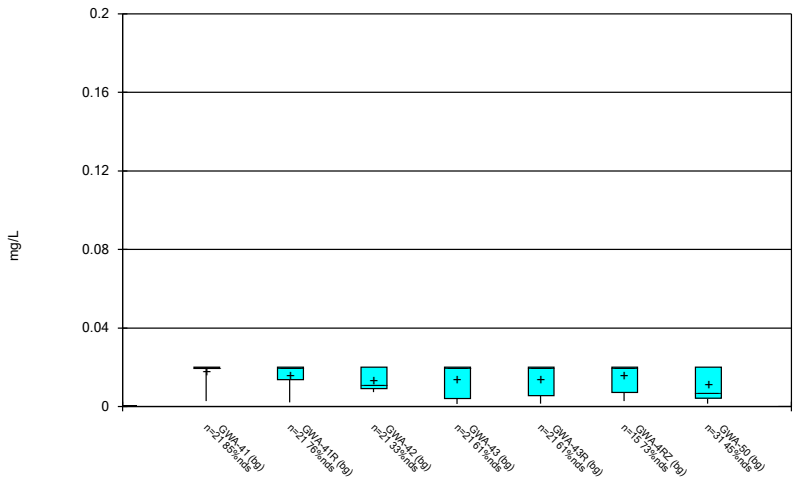

Constituent: Zinc Analysis Run 5/17/2024 12:21 PM

Plant Bowen Client: Southern Company Data: Bowen 1, 2, 9, and 10

Sanitas™ v.10.0.16e Software licensed to . UG

Box & Whiskers Plot

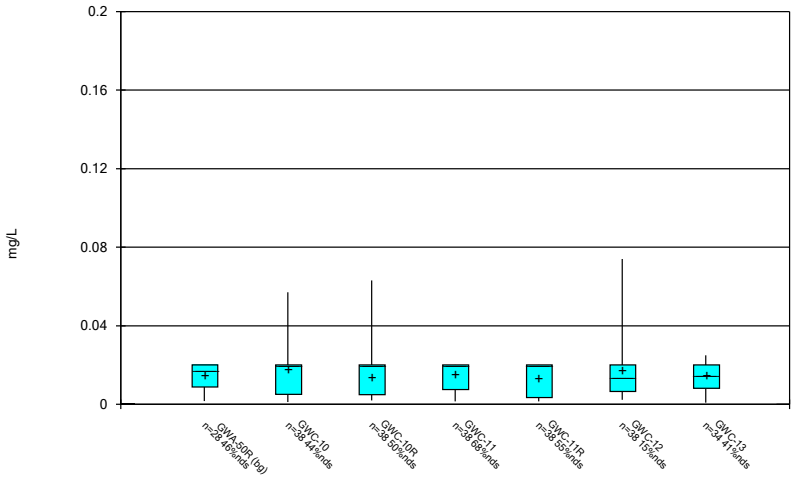

Constituent: Zinc Analysis Run 5/17/2024 12:21 PM

Plant Bowen Client: Southern Company Data: Bowen 1, 2, 9, and 10

Sanitas™ v.10.0.16e Software licensed to . UG

Box & Whiskers Plot

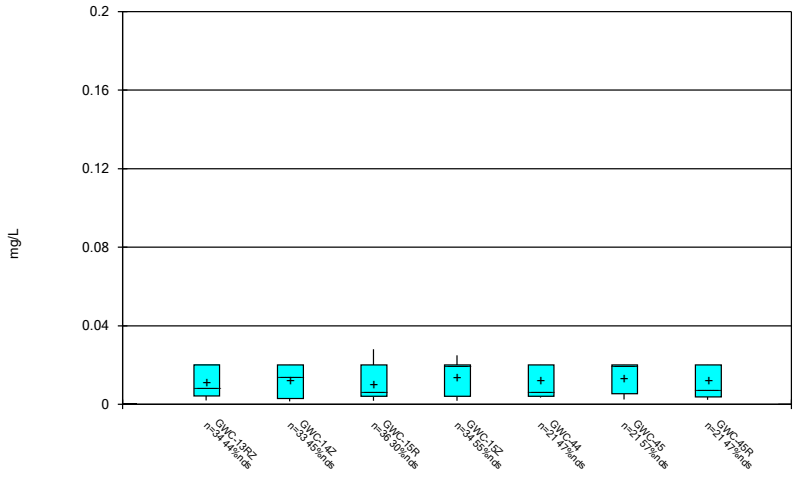

Constituent: Zinc Analysis Run 5/17/2024 12:21 PM

Plant Bowen Client: Southern Company Data: Bowen 1, 2, 9, and 10

Sanitas™ v.10.0.16e Software licensed to . UG

Box & Whiskers Plot

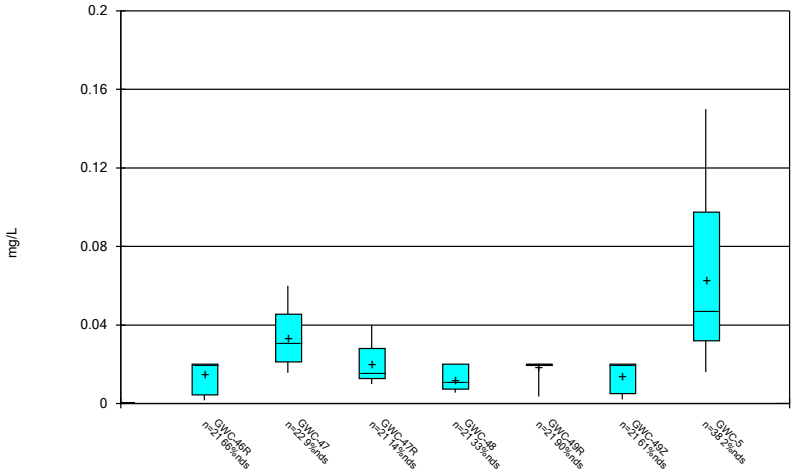

Constituent: Zinc Analysis Run 5/17/2024 12:21 PM

Plant Bowen Client: Southern Company Data: Bowen 1, 2, 9, and 10

Sanitas™ v.10.0.16e Software licensed to . UG

Box & Whiskers Plot

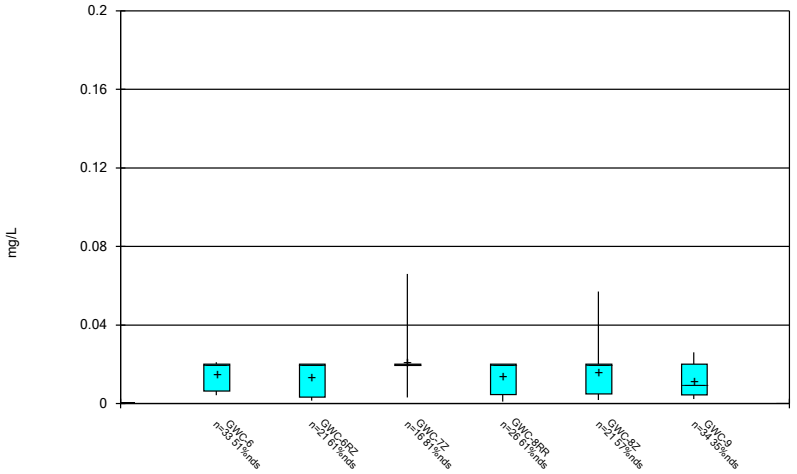

Constituent: Zinc Analysis Run 5/17/2024 12:21 PM

Plant Bowen Client: Southern Company Data: Bowen 1, 2, 9, and 10

FIGURE C.

Outlier Summary

Plant Bowen Client: Southern Company Data: Bowen 1, 2, 9, and 10 Printed 5/17/2024, 12:23 PM

	GWA-2R Antimony (mg/L)	GWA-39RZ Antimony (mg/L)	GWC-10R Antimony (mg/L)	GWC-13RZ Antimony (mg/L)	GWA-2 Arsenic (mg/L)	GWA-50R Arsenic (mg/L)	GWC-10 Arsenic (mg/L)	GWC-13RZ Arsenic (mg/L)	GWC-14Z Arsenic (mg/L)	GWC-6 Arsenic (mg/L)
8/21/2007										
8/22/2007										
8/23/2007										
8/24/2007										
10/24/2007										
11/2/2007										
11/17/2007										
11/18/2007										
11/20/2007										
1/15/2008										
1/16/2008										
1/23/2008										
1/30/2008										
1/31/2008										
3/5/2008										
3/6/2008										
3/10/2008										
3/11/2008										
5/7/2008										
5/13/2008										
5/14/2008										
12/2/2008									0.014 (O)	
12/4/2008					0.012 (O)					
12/5/2008										
12/12/2008							0.02 (O)			
12/13/2008						0.015 (O)				
12/14/2008										
4/15/2009										
4/16/2009										
4/23/2009										
4/28/2009										
4/29/2009										
10/6/2009										
10/7/2009										
10/8/2009										
10/9/2009										
10/20/2009										
10/21/2009										
4/27/2010										
4/28/2010							0.016 (O)			
5/3/2010						0.012 (O)				
5/4/2010										0.014 (O)
4/27/2011										
4/3/2012										
5/2/2012										
4/2/2013				0.007 (O)						
10/8/2013				0.01 (O)						
4/1/2014				0.011 (O)						
10/1/2014				0.018 (O)						
3/31/2015				0.011 (O)						
4/3/2015										
10/14/2015				0.0083 (O)						
4/4/2016										
4/5/2016										
5/13/2016										
5/18/2016										
5/31/2016										
6/1/2016										
7/27/2016										
8/9/2016										
9/28/2016			0.0037 (O)							
11/23/2016										
3/16/2018	0.021 (O)									
3/19/2018										
3/14/2019		0.014 (O)								
3/9/2020										
2/22/2023										

Outlier Summary

Plant Bowen Client: Southern Company Data: Bowen 1, 2, 9, and 10 Printed 5/17/2024, 12:23 PM

	GWA-1 Barium (mg/L)	GWA-2 Barium (mg/L)	GWA-2R Barium (mg/L)	GWA-3A Barium (mg/L)	GWA-50 Barium (mg/L)	GWA-50R Barium (mg/L)	GWC-10 Barium (mg/L)	GWC-11 Barium (mg/L)	GWC-12 Barium (mg/L)	GWC-13 Barium (mg/L)
8/21/2007										
8/22/2007										
8/23/2007				0.015 (O)						
8/24/2007										
10/24/2007										
11/2/2007				0.017 (O)						
11/17/2007										
11/18/2007		0.13 (O)		0.019 (O)						
11/20/2007							0.1 (O)			
1/15/2008										
1/16/2008									0.13 (O)	
1/23/2008										
1/30/2008										
1/31/2008			0.13 (O)	0.011 (O)						
3/5/2008									0.07 (o)	
3/6/2008										
3/10/2008										
3/11/2008				0.016 (O)						
5/7/2008										
5/13/2008										
5/14/2008				0.013 (O)						
12/2/2008										
12/4/2008		0.14 (O)								
12/5/2008				0.021 (O)						
12/12/2008					0.098 (O)					
12/13/2008							0.12 (O)		0.13 (O)	0.11 (O)
12/14/2008								0.12 (O)		
4/15/2009				0.012 (O)						
4/16/2009									0.13 (O)	
4/23/2009						0.14 (O)				
4/28/2009										0.12 (O)
4/29/2009							0.11 (O)			
10/6/2009						0.12 (O)				
10/7/2009	0.15 (O)									
10/8/2009				0.011 (O)						
10/9/2009										
10/20/2009										
10/21/2009										
4/27/2010									0.11 (O)	
4/28/2010										
5/3/2010						0.12 (O)				
5/4/2010										
4/27/2011										
4/3/2012			0.0625 (O)							
5/2/2012										
4/2/2013										
10/8/2013										
4/1/2014										
10/1/2014										
3/31/2015										
4/3/2015										
10/14/2015										
4/4/2016										
4/5/2016										
5/13/2016										
5/18/2016										
5/31/2016										
6/1/2016										
7/27/2016										
8/9/2016										
9/28/2016										
11/23/2016										
3/16/2018										
3/19/2018										
3/14/2019										
3/9/2020										
2/22/2023										

Outlier Summary

Plant Bowen Client: Southern Company Data: Bowen 1, 2, 9, and 10 Printed 5/17/2024, 12:23 PM

	GWC-13RZ Barium (mg/L)	GWC-14Z Barium (mg/L)	GWC-15R Barium (mg/L)	GWC-15Z Barium (mg/L)	GWC-5 Barium (mg/L)	GWC-6 Barium (mg/L)	GWC-9 Barium (mg/L)	GWC-14Z Boron, total (mg/L)	GWA-43 Calcium, total (mg/L)	GWC-15R Calcium, total (mg/L)
8/21/2007										
8/22/2007										
8/23/2007										
8/24/2007										
10/24/2007										
11/2/2007										
11/17/2007										
11/18/2007										
11/20/2007						0.1 (O)				
1/15/2008				0.088 (O)			0.12 (O)			
1/16/2008										
1/23/2008										
1/30/2008										
1/31/2008										
3/5/2008		0.11 (O)								
3/6/2008							0.075 (O)			
3/10/2008										
3/11/2008										
5/7/2008										
5/13/2008										
5/14/2008										
12/2/2008		0.12 (O)								
12/4/2008										
12/5/2008										
12/12/2008	0.19 (O)						0.16 (O)			
12/13/2008										
12/14/2008										
4/15/2009					0.13 (O)					
4/16/2009		0.13 (O)					0.15 (O)			
4/23/2009										
4/28/2009										
4/29/2009	0.14 (O)									
10/6/2009										
10/7/2009										
10/8/2009										
10/9/2009						0.11 (O)				
10/20/2009										
10/21/2009										
4/27/2010			0.051 (O)							
4/28/2010	0.11 (O)									
5/3/2010										
5/4/2010						0.096 (O)				
4/27/2011										
4/3/2012										
5/2/2012										
4/2/2013										
10/8/2013										
4/1/2014										
10/1/2014										
3/31/2015										
4/3/2015		0.13 (O)								
10/14/2015										
4/4/2016										
4/5/2016										
5/13/2016									18.7 (o)	
5/18/2016										
5/31/2016										
6/1/2016										
7/27/2016										
8/9/2016								0.0996 (O)		
9/28/2016										
11/23/2016										62.5 (o)
3/16/2018										
3/19/2018										
3/14/2019										
3/9/2020										
2/22/2023										

Outlier Summary

Plant Bowen Client: Southern Company Data: Bowen 1, 2, 9, and 10 Printed 5/17/2024, 12:23 PM

	GWA-1 Chromium (mg/L)	GWA-2 Chromium (mg/L)	GWA-2R Chromium (mg/L)	GWA-39Z Chromium (mg/L)	GWA-3A Chromium (mg/L)	GWC-10 Chromium (mg/L)	GWC-10R Chromium (mg/L)	GWC-11 Chromium (mg/L)	GWC-12 Chromium (mg/L)	GWC-13RZ Chromium (mg/L)
8/21/2007							0.036 (O)			
8/22/2007										
8/23/2007										
8/24/2007										
10/24/2007		0.039 (O)								
11/2/2007					0.027 (O)					
11/17/2007										
11/18/2007	0.038 (O)	0.059 (O)			0.17 (O)					
11/20/2007						0.042 (o)				
1/15/2008										
1/16/2008									0.039 (o)	
1/23/2008										
1/30/2008	0.11 (O)						0.019 (O)			
1/31/2008			0.052 (O)							
3/5/2008									0.03 (o)	
3/6/2008										
3/10/2008	0.038 (O)									
3/11/2008		0.03 (O)			0.063 (O)					
5/7/2008								0.025 (o)		
5/13/2008										
5/14/2008					0.057 (O)					
12/2/2008										
12/4/2008										
12/5/2008										
12/12/2008										0.019 (O)
12/13/2008										
12/14/2008										
4/15/2009										
4/16/2009										
4/23/2009										
4/28/2009										
4/29/2009										
10/6/2009										
10/7/2009										
10/8/2009										
10/9/2009										
10/20/2009										
10/21/2009										
4/27/2010										
4/28/2010										
5/3/2010										
5/4/2010										
4/27/2011										
4/3/2012										
5/2/2012										
4/2/2013										
10/8/2013										
4/1/2014										
10/1/2014										
3/31/2015										
4/3/2015										
10/14/2015										
4/4/2016										
4/5/2016										
5/13/2016										
5/18/2016										
5/31/2016										
6/1/2016										
7/27/2016										
8/9/2016										
9/28/2016										
11/23/2016										
3/16/2018										
3/19/2018										
3/14/2019										
3/9/2020				0.069 (o)						
2/22/2023										

Outlier Summary

Plant Bowen Client: Southern Company Data: Bowen 1, 2, 9, and 10 Printed 5/17/2024, 12:23 PM

	GWC-14Z Chromium (mg/L)	GWC-15R Chromium (mg/L)	GWC-15Z Chromium (mg/L)	GWC-47R Chromium (mg/L)	GWC-6 Chromium (mg/L)	GWC-9 Chromium (mg/L)	GWA-2R Cobalt (mg/L)	GWC-11R Cobalt (mg/L)	GWC-12 Cobalt (mg/L)	GWC-15Z Cobalt (mg/L)
8/21/2007										
8/22/2007										
8/23/2007										
8/24/2007	0.083 (O)		0.061 (O)							
10/24/2007										
11/2/2007			0.078 (O)							
11/17/2007		0.031 (O)								
11/18/2007			0.085 (O)							
11/20/2007										
1/15/2008	0.043 (o)		0.079 (O)			0.078 (O)				
1/16/2008										
1/23/2008					0.064 (O)					
1/30/2008										
1/31/2008							0.0083 (O)			
3/5/2008									0.98 (O)	
3/6/2008						0.054 (O)		0.11 (O)		
3/10/2008			0.062 (O)							0.069 (O)
3/11/2008										
5/7/2008										
5/13/2008			0.044 (O)							
5/14/2008										
12/2/2008										
12/4/2008										
12/5/2008										
12/12/2008										
12/13/2008										
12/14/2008										
4/15/2009										
4/16/2009										
4/23/2009										
4/28/2009										
4/29/2009										
10/6/2009										
10/7/2009										
10/8/2009										
10/9/2009										
10/20/2009										
10/21/2009										
4/27/2010										
4/28/2010										
5/3/2010										
5/4/2010										
4/27/2011										
4/3/2012										
5/2/2012										
4/2/2013										
10/8/2013										
4/1/2014										
10/1/2014										
3/31/2015										
4/3/2015										
10/14/2015										
4/4/2016										
4/5/2016										
5/13/2016										
5/18/2016				0.00606 (JO)						
5/31/2016										
6/1/2016										
7/27/2016										
8/9/2016										
9/28/2016										
11/23/2016										
3/16/2018										
3/19/2018										
3/14/2019										
3/9/2020										
2/22/2023										

Outlier Summary

Plant Bowen Client: Southern Company Data: Bowen 1, 2, 9, and 10 Printed 5/17/2024, 12:23 PM

	GWC-9 Cobalt (mg/L)	GWA-39RZ Copper (mg/L)	GWA-50R Copper (mg/L)	GWC-5 Copper (mg/L)	GWA-2 Fluoride, total (mg/L)	GWA-1 Nickel (mg/L)	GWA-2 Nickel (mg/L)	GWA-2R Nickel (mg/L)	GWA-39Z Nickel (mg/L)	GWA-3A Nickel (mg/L)
8/21/2007										
8/22/2007										
8/23/2007										
8/24/2007										
10/24/2007							0.026 (O)			
11/2/2007										
11/17/2007										
11/18/2007							0.043 (O)			0.14 (O)
11/20/2007										
1/15/2008										
1/16/2008										
1/23/2008										
1/30/2008						0.11 (O)				
1/31/2008								0.054 (O)		
3/5/2008										
3/6/2008	0.13 (O)									
3/10/2008										
3/11/2008										0.076 (o)
5/7/2008										
5/13/2008										
5/14/2008										0.074 (o)
12/2/2008										
12/4/2008										
12/5/2008										
12/12/2008			0.064 (O)							
12/13/2008										
12/14/2008										
4/15/2009										
4/16/2009										
4/23/2009										
4/28/2009										
4/29/2009										
10/6/2009										
10/7/2009										
10/8/2009										
10/9/2009										
10/20/2009										
10/21/2009										
4/27/2010										
4/28/2010										
5/3/2010										
5/4/2010										
4/27/2011										
4/3/2012										
5/2/2012				0.0865 (O)						
4/2/2013										
10/8/2013										
4/1/2014										
10/1/2014										
3/31/2015										
4/3/2015										
10/14/2015										
4/4/2016										
4/5/2016										
5/13/2016										
5/18/2016										
5/31/2016										
6/1/2016										
7/27/2016		0.0271 (o)								
8/9/2016										
9/28/2016										
11/23/2016										
3/16/2018										
3/19/2018					1.1 (O)					
3/14/2019										
3/9/2020									0.04 (o)	
2/22/2023										

Outlier Summary

Plant Bowen Client: Southern Company Data: Bowen 1, 2, 9, and 10 Printed 5/17/2024, 12:23 PM

	GWC-10R Nickel (mg/L)	GWC-13RZ Nickel (mg/L)	GWC-15R Nickel (mg/L)	GWC-6 Nickel (mg/L)	GWC-9 Nickel (mg/L)	GWC-13RZ pH (pH_units)	GWC-14Z pH (pH_units)	GWC-15Z pH (pH_units)	GWC-5 Selenium (mg/L)	GWC-13RZ Sulfate, total (mg/L)
8/21/2007										
8/22/2007										
8/23/2007										
8/24/2007										
10/24/2007										
11/2/2007										
11/17/2007			0.014 (O)							
11/18/2007										
11/20/2007										
1/15/2008					0.057 (O)					
1/16/2008										
1/23/2008				0.046 (O)						
1/30/2008	0.029 (O)									
1/31/2008										
3/5/2008										
3/6/2008					0.046 (O)					
3/10/2008										
3/11/2008										
5/7/2008										
5/13/2008										
5/14/2008										
12/2/2008										
12/4/2008										
12/5/2008										
12/12/2008		0.022 (O)								
12/13/2008										
12/14/2008										
4/15/2009										
4/16/2009										
4/23/2009										
4/28/2009										
4/29/2009										
10/6/2009										
10/7/2009										
10/8/2009										
10/9/2009									0.015 (O)	
10/20/2009										
10/21/2009										
4/27/2010										
4/28/2010										
5/3/2010										
5/4/2010										
4/27/2011										
4/3/2012										
5/2/2012										
4/2/2013										
10/8/2013										
4/1/2014										
10/1/2014										
3/31/2015										
4/3/2015										
10/14/2015										
4/4/2016						8.56 (o)				17.5 (o)
4/5/2016							10.61 (o)			
5/13/2016										
5/18/2016										
5/31/2016								9.52 (o)		
6/1/2016						9.83 (o)	10.32 (o)			20.9 (o)
7/27/2016										
8/9/2016							8.23 (o)			
9/28/2016										
11/23/2016										
3/16/2018										
3/19/2018										
3/14/2019										
3/9/2020										
2/22/2023										

Outlier Summary

Plant Bowen Client: Southern Company Data: Bowen 1, 2, 9, and 10 Printed 5/17/2024, 12:23 PM

	GWC-44 Sulfate, total (mg/L)	GWC-13 Total Dissolved Solids [TDS] (mg/l)	GWA-2 Vanadium (mg/L)	GWC-11R Vanadium (mg/L)	GWC-13 Vanadium (mg/L)	GWC-13RZ Vanadium (mg/L)	GWA-1 Zinc (mg/L)	GWA-2 Zinc (mg/L)	GWA-2R Zinc (mg/L)	GWA-50 Zinc (mg/L)
8/21/2007										
8/22/2007										
8/23/2007							0.032 (O)			
8/24/2007										
10/24/2007								0.043 (O)		
11/2/2007										
11/17/2007										
11/18/2007										
11/20/2007										
1/15/2008										
1/16/2008										
1/23/2008										
1/30/2008							0.022 (O)			
1/31/2008									0.063 (O)	
3/5/2008										
3/6/2008										
3/10/2008										
3/11/2008										
5/7/2008										
5/13/2008										
5/14/2008										
12/2/2008										
12/4/2008			0.016 (O)					0.081 (O)		
12/5/2008										
12/12/2008						0.023 (O)				0.048 (O)
12/13/2008					0.02 (O)					
12/14/2008										
4/15/2009										
4/16/2009										
4/23/2009										
4/28/2009										
4/29/2009				0.018 (O)						
10/6/2009										
10/7/2009							0.061 (O)			
10/8/2009										
10/9/2009										
10/20/2009										
10/21/2009						0.022 (O)				
4/27/2010										
4/28/2010										
5/3/2010										
5/4/2010										
4/27/2011										
4/3/2012										
5/2/2012										
4/2/2013										
10/8/2013										
4/1/2014										
10/1/2014										
3/31/2015										
4/3/2015										
10/14/2015										
4/4/2016										
4/5/2016										
5/13/2016										
5/18/2016										
5/31/2016										
6/1/2016										
7/27/2016										
8/9/2016										
9/28/2016										
11/23/2016										
3/16/2018										
3/19/2018										
3/14/2019	79.7 (O)									
3/9/2020										
2/22/2023		1020 (o)								

Outlier Summary

Plant Bowen Client: Southern Company Data: Bowen 1, 2, 9, and 10 Printed 5/17/2024, 12:23 PM

	GWA-50R Zinc (mg/L)	GWC-13 Zinc (mg/L)	GWC-13RZ Zinc (mg/L)	GWC-14Z Zinc (mg/L)	GWC-15R Zinc (mg/L)	GWC-15Z Zinc (mg/L)	GWC-6 Zinc (mg/L)	GWC-9 Zinc (mg/L)
8/21/2007								
8/22/2007							0.04 (O)	
8/23/2007								
8/24/2007						0.052 (O)		
10/24/2007								
11/2/2007								
11/17/2007				0.024 (O)	0.023 (O)			
11/18/2007								
11/20/2007							0.03 (O)	
1/15/2008						0.055 (O)		0.075 (O)
1/16/2008								
1/23/2008							0.048 (O)	
1/30/2008								
1/31/2008		0.032 (O)						
3/5/2008				0.075 (O)				
3/6/2008								0.051 (O)
3/10/2008								
3/11/2008								
5/7/2008								
5/13/2008								
5/14/2008								
12/2/2008				0.11 (O)	0.021 (O)	0.065 (O)		
12/4/2008								
12/5/2008								
12/12/2008			0.097 (O)					0.077 (O)
12/13/2008		0.087 (O)						
12/14/2008								
4/15/2009								
4/16/2009				0.091 (O)				0.064 (O)
4/23/2009	0.075 (O)							
4/28/2009		0.067 (O)						
4/29/2009			0.068 (O)					
10/6/2009	0.056 (O)							
10/7/2009								
10/8/2009								
10/9/2009							0.055 (O)	
10/20/2009				0.056 (O)				
10/21/2009		0.025 (O)						
4/27/2010								
4/28/2010			0.048 (O)					
5/3/2010	0.051 (O)							
5/4/2010							0.045 (O)	
4/27/2011	0.025 (O)							
4/3/2012								
5/2/2012								
4/2/2013								
10/8/2013								
4/1/2014								
10/1/2014								
3/31/2015								
4/3/2015								
10/14/2015								
4/4/2016								
4/5/2016								
5/13/2016								
5/18/2016								
5/31/2016								
6/1/2016								
7/27/2016								
8/9/2016								
9/28/2016								
11/23/2016								
3/16/2018								
3/19/2018								
3/14/2019								
3/9/2020								
2/22/2023								

Tukey's Outlier Test - Significant Results

Plant Bowen Data: Bowen 1, 2, 9, and 10 Printed 4/8/2024, 6:07 PM

Constituent	Well	Outlier	Value(s)	Method	Alpha	N	Mean	Std. Dev.	Distribution	Normality Test
Antimony (mg/L)	GWA-41R (bg)	Yes	0.0045	NP	NaN	21	0.002708	0.0009643	x^2	ShapiroWilk
Antimony (mg/L)	GWC-15R	Yes	0.0052,0.005,0.0072,0.00727,0.00649,0.0106,0.0098	NP	NaN	42	0.003359	0.002167	x^(1/3)	ShapiroWilk
Antimony (mg/L)	GWC-8RR	Yes	0.0015,0.0015,0.0015,0.0007,0.00043,0.00082	NP	NaN	30	0.002598	0.0008053	normal	ShapiroWilk
Arsenic (mg/L)	GWC-13	Yes	0.0096	NP	NaN	42	0.004161	0.001928	normal	ShapiroWilk
Barium (mg/L)	GWA-1 (bg)	Yes	0.15	NP	NaN	42	0.02379	0.02112	ln(x)	ShapiroWilk
Barium (mg/L)	GWA-50 (bg)	Yes	0.098	NP	NaN	36	0.01176	0.01509	ln(x)	ShapiroWilk
Barium (mg/L)	GWA-50R (bg)	Yes	0.14,0.12,0.12	NP	NaN	36	0.02284	0.03205	ln(x)	ShapiroWilk
Barium (mg/L)	GWC-10	Yes	0.1,0.12,0.11	NP	NaN	42	0.02554	0.0245	ln(x)	ShapiroWilk
Barium (mg/L)	GWC-11	Yes	0.12	NP	NaN	42	0.01682	0.01865	ln(x)	ShapiroWilk
Barium (mg/L)	GWC-12	Yes	0.13,0.13,0.13,0.07,0.11	NP	NaN	42	0.03663	0.03029	ln(x)	ShapiroWilk
Barium (mg/L)	GWC-15R	Yes	0.051	NP	NaN	42	0.0237	0.005796	ln(x)	ShapiroWilk
Barium (mg/L)	GWC-15Z	Yes	0.088	NP	NaN	42	0.01306	0.01268	ln(x)	ShapiroWilk
Barium (mg/L)	GWC-49R	Yes	0.026	NP	NaN	21	0.01234	0.00492	ln(x)	ShapiroWilk
Barium (mg/L)	GWC-5	Yes	0.13	NP	NaN	42	0.01973	0.01792	ln(x)	ShapiroWilk
Barium (mg/L)	GWC-8Z	Yes	0.06	NP	NaN	25	0.02825	0.009314	ln(x)	ShapiroWilk
Barium (mg/L)	GWC-9	Yes	0.12,0.16,0.15	NP	NaN	42	0.04765	0.02832	ln(x)	ShapiroWilk
Boron, total (mg/L)	GWA-1 (bg)	Yes	0.0042	NP	NaN	21	0.03247	0.01393	ln(x)	ShapiroWilk
Boron, total (mg/L)	GWC-47R	Yes	0.0054,0.0051	NP	NaN	21	0.03288	0.0133	x^(1/3)	ShapiroWilk
Calcium, total (mg/L)	GWC-48	Yes	12,0.25	NP	NaN	21	3.612	2.293	x^(1/3)	ShapiroWilk
Calcium, total (mg/L)	GWC-5	Yes	12.1	NP	NaN	21	3.789	2.276	ln(x)	ShapiroWilk
Chromium (mg/L)	GWA-43 (bg)	Yes	0.0004,0.0008,0.00051,0.0016	NP	NaN	21	0.004124	0.001693	normal	ShapiroWilk
Chromium (mg/L)	GWC-11	Yes	0.025	NP	NaN	42	0.006789	0.00378	sqrt(x)	ShapiroWilk
Chromium (mg/L)	GWC-13RZ	Yes	0.0042,0.019,0.002,0.002,0.002,0.0015,0.0017,0.00	NP	NaN	42	0.004781	0.002547	ln(x)	ShapiroWilk
Chromium (mg/L)	GWC-14Z	Yes	0.083,0.043,0.0006,0.0006,0.0005,0.00046	NP	NaN	42	0.007649	0.0136	ln(x)	ShapiroWilk
Chromium (mg/L)	GWC-15R	Yes	0.031,0.0005,0.00044	NP	NaN	42	0.005163	0.004794	ln(x)	ShapiroWilk
Chromium (mg/L)	GWC-47R	Yes	0.018	NP	NaN	21	0.003197	0.003668	ln(x)	ShapiroWilk
Chromium (mg/L)	GWC-6RZ	Yes	0.01,0.01,0.01,0.01,0.01	NP	NaN	25	0.00358	0.003297	ln(x)	ShapiroWilk
Cobalt (mg/L)	GWC-12	Yes	0.00065,0.00065,0.00065,0.98,0.01	NP	NaN	42	0.02675	0.1507	ln(x)	ShapiroWilk
Cobalt (mg/L)	GWC-44	Yes	0.005	NP	NaN	21	0.001838	0.0007762	ln(x)	ShapiroWilk
Cobalt (mg/L)	GWC-45	Yes	0.005,0.005	NP	NaN	21	0.001633	0.001134	ln(x)	ShapiroWilk
Cobalt (mg/L)	GWC-9	Yes	0.13,0.0013,0.0013,0.00064,0.0015,0.00044,0.00043	NP	NaN	42	0.007123	0.0195	ln(x)	ShapiroWilk
Copper (mg/L)	GWC-6	Yes	0.0069,0.00091,0.0011,0.0018	NP	NaN	37	0.004473	0.001227	x^2	ShapiroWilk
Fluoride, total (mg/L)	GWA-2 (bg)	Yes	1.1	NP	NaN	21	0.1369	0.2237	ln(x)	ShapiroWilk
Fluoride, total (mg/L)	GWA-50 (bg)	Yes	0.0314,0.027	NP	NaN	21	0.08707	0.02512	normal	ShapiroWilk
Fluoride, total (mg/L)	GWC-10R	Yes	0.0209	NP	NaN	21	0.08566	0.02684	x^(1/3)	ShapiroWilk
Fluoride, total (mg/L)	GWC-13	Yes	0.24	NP	NaN	21	0.09145	0.0428	x^(1/3)	ShapiroWilk
Fluoride, total (mg/L)	GWC-5	Yes	0.0207,0.02	NP	NaN	21	0.08434	0.02976	normal	ShapiroWilk
Fluoride, total (mg/L)	GWC-6	Yes	0.0239,0.023,0.02,0.006	NP	NaN	21	0.08271	0.03315	sqrt(x)	ShapiroWilk
Lead (mg/L)	GWC-47	Yes	0.000058,0.000048	NP	NaN	21	0.0007903	0.0003872	ln(x)	ShapiroWilk
Nickel (mg/L)	GWA-42 (bg)	Yes	0.005,0.005	NP	NaN	20	0.001701	0.001163	ln(x)	ShapiroWilk
Nickel (mg/L)	GWC-10	Yes	0.032	NP	NaN	37	0.006282	0.007032	ln(x)	ShapiroWilk
Nickel (mg/L)	GWC-15R	Yes	0.014,0.00057,0.00072,0.00079,0.00093	NP	NaN	37	0.004571	0.002555	sqrt(x)	ShapiroWilk
Nickel (mg/L)	GWC-45	Yes	0.005	NP	NaN	20	0.001441	0.0009685	ln(x)	ShapiroWilk
Sulfate, total (mg/L)	GWA-40 (bg)	Yes	7.4	NP	NaN	22	1.83	1.505	ln(x)	ShapiroWilk
Sulfate, total (mg/L)	GWC-47	Yes	8.4	NP	NaN	21	4.54	0.9911	ln(x)	ShapiroWilk
Total Dissolved Solids [TDS] (mg/l)	GWA-4RZ (bg)	Yes	400	NP	NaN	21	251.4	54.09	ln(x)	ShapiroWilk
Total Dissolved Solids [TDS] (mg/l)	GWC-15Z	Yes	53,214,54	NP	NaN	21	117.3	35.36	sqrt(x)	ShapiroWilk
Vanadium (mg/L)	GWC-15Z	Yes	0.0027,0.021,0.0031,0.0016,0.002,0.00233,0.00095	NP	NaN	36	0.009963	0.004574	normal	ShapiroWilk
Vanadium (mg/L)	GWC-6	Yes	0.0033,0.0043,0.0043,0.0027,0.0034,0.0016,0.0021	NP	NaN	37	0.008478	0.002829	x^(1/3)	ShapiroWilk
Zinc (mg/L)	GWA-41R (bg)	Yes	0.0023,0.0021,0.0024	NP	NaN	20	0.01586	0.007435	ln(x)	ShapiroWilk

Tukey's Outlier Test - All Results

Plant Bowen Data: Bowen 1, 2, 9, and 10 Printed 4/8/2024, 6:07 PM

Constituent	Well	Outlier	Value(s)	Method	Alpha	N	Mean	Std. Dev.	Distribution	Normality Test
Antimony (mg/L)	GWA-1 (bg)	No	n/a	NP	NaN	42	0.004626	0.003598	ln(x)	ShapiroWilk
Antimony (mg/L)	GWA-2 (bg)	n/a	n/a	NP	NaN	42	0.003	0	unknown	ShapiroWilk
Antimony (mg/L)	GWA-2R (bg)	No	n/a	NP	NaN	42	0.00453	0.003316	ln(x)	ShapiroWilk
Antimony (mg/L)	GWA-39RZ (bg)	No	n/a	NP	NaN	20	0.003396	0.003164	x^(1/3)	ShapiroWilk
Antimony (mg/L)	GWA-39Z (bg)	No	n/a	NP	NaN	21	0.001873	0.00117	x^(1/3)	ShapiroWilk
Antimony (mg/L)	GWA-3A (bg)	n/a	n/a	NP	NaN	41	0.002971	0.0009837	unknown	ShapiroWilk
Antimony (mg/L)	GWA-40 (bg)	n/a	n/a	NP	NaN	21	0.002881	0.0003919	unknown	ShapiroWilk
Antimony (mg/L)	GWA-41 (bg)	n/a	n/a	NP	NaN	21	0.00287	0.0005711	unknown	ShapiroWilk
Antimony (mg/L)	**GWA-41R (bg)**	**Yes**	**0.0045**	**NP**	**NaN**	**21**	**0.002708**	**0.0009643**	**x^2**	**ShapiroWilk**
Antimony (mg/L)	GWA-42 (bg)	n/a	n/a	NP	NaN	21	0.002952	0.0002182	unknown	ShapiroWilk
Antimony (mg/L)	GWA-43 (bg)	n/a	n/a	NP	NaN	21	0.002887	0.0005194	unknown	ShapiroWilk
Antimony (mg/L)	GWA-43R (bg)	No	n/a	NP	NaN	21	0.002362	0.001054	x^(1/3)	ShapiroWilk
Antimony (mg/L)	GWA-4RZ (bg)	No	n/a	NP	NaN	21	0.002146	0.0009853	x^(1/3)	ShapiroWilk
Antimony (mg/L)	GWA-50 (bg)	n/a	n/a	NP	NaN	36	0.00278	0.000649	unknown	ShapiroWilk
Antimony (mg/L)	GWA-50R (bg)	n/a	n/a	NP	NaN	36	0.00293	0.00042	unknown	ShapiroWilk
Antimony (mg/L)	GWC-10	n/a	n/a	NP	NaN	42	0.003	0	unknown	ShapiroWilk
Antimony (mg/L)	GWC-10R	n/a	n/a	NP	NaN	42	0.002928	0.0004336	unknown	ShapiroWilk
Antimony (mg/L)	GWC-11	n/a	n/a	NP	NaN	42	0.002681	0.000801	unknown	ShapiroWilk
Antimony (mg/L)	GWC-11R	n/a	n/a	NP	NaN	43	0.003438	0.001833	unknown	ShapiroWilk
Antimony (mg/L)	GWC-12	n/a	n/a	NP	NaN	42	0.002969	0.0002006	unknown	ShapiroWilk
Antimony (mg/L)	GWC-13	n/a	n/a	NP	NaN	42	0.002861	0.0004701	unknown	ShapiroWilk
Antimony (mg/L)	GWC-13RZ	No	n/a	NP	NaN	42	0.003714	0.003376	ln(x)	ShapiroWilk
Antimony (mg/L)	GWC-14Z	n/a	n/a	NP	NaN	42	0.002851	0.0007164	unknown	ShapiroWilk
Antimony (mg/L)	**GWC-15R**	**Yes**	**0.0052,0.005,0.0072,0.00727,0.00649,0.0106,0.0098**	**NP**	**NaN**	**42**	**0.003359**	**0.002167**	**x^(1/3)**	**ShapiroWilk**
Antimony (mg/L)	GWC-15Z	n/a	n/a	NP	NaN	42	0.002939	0.0007354	unknown	ShapiroWilk
Antimony (mg/L)	GWC-44	n/a	n/a	NP	NaN	21	0.002909	0.000419	unknown	ShapiroWilk
Antimony (mg/L)	GWC-45	No	n/a	NP	NaN	23	0.003765	0.003979	ln(x)	ShapiroWilk
Antimony (mg/L)	GWC-45R	No	n/a	NP	NaN	21	0.002422	0.001008	normal	ShapiroWilk
Antimony (mg/L)	GWC-46R	n/a	n/a	NP	NaN	21	0.002905	0.0004364	unknown	ShapiroWilk
Antimony (mg/L)	GWC-47	n/a	n/a	NP	NaN	21	0.00272	0.0007725	unknown	ShapiroWilk
Antimony (mg/L)	GWC-47R	No	n/a	NP	NaN	21	0.001875	0.001248	ln(x)	ShapiroWilk
Antimony (mg/L)	GWC-48	n/a	n/a	NP	NaN	21	0.002829	0.0005737	unknown	ShapiroWilk
Antimony (mg/L)	GWC-49R	No	n/a	NP	NaN	21	0.002567	0.0008077	x^3	ShapiroWilk
Antimony (mg/L)	GWC-49Z	No	n/a	NP	NaN	21	0.002043	0.00096	ln(x)	ShapiroWilk
Antimony (mg/L)	GWC-5	n/a	n/a	NP	NaN	42	0.002834	0.0006104	unknown	ShapiroWilk
Antimony (mg/L)	GWC-6	n/a	n/a	NP	NaN	42	0.002905	0.0004944	unknown	ShapiroWilk
Antimony (mg/L)	GWC-6RZ	n/a	n/a	NP	NaN	25	0.002703	0.0007266	unknown	ShapiroWilk
Antimony (mg/L)	GWC-7Z	No	n/a	NP	NaN	21	0.002218	0.0009639	ln(x)	ShapiroWilk
Antimony (mg/L)	**GWC-8RR**	**Yes**	**0.0015,0.0015,0.0015,0.0007,0.00043,0.00082**	**NP**	**NaN**	**30**	**0.002598**	**0.0008053**	**normal**	**ShapiroWilk**
Antimony (mg/L)	GWC-8Z	n/a	n/a	NP	NaN	25	0.00292	0.0004	unknown	ShapiroWilk
Antimony (mg/L)	GWC-9	n/a	n/a	NP	NaN	42	0.002952	0.0003086	unknown	ShapiroWilk
Arsenic (mg/L)	GWA-1 (bg)	n/a	n/a	NP	NaN	42	0.004586	0.001292	unknown	ShapiroWilk
Arsenic (mg/L)	GWA-2 (bg)	n/a	n/a	NP	NaN	42	0.005093	0.001192	unknown	ShapiroWilk
Arsenic (mg/L)	GWA-2R (bg)	n/a	n/a	NP	NaN	42	0.004111	0.001739	unknown	ShapiroWilk
Arsenic (mg/L)	GWA-39RZ (bg)	No	n/a	NP	NaN	20	0.003731	0.001991	ln(x)	ShapiroWilk
Arsenic (mg/L)	GWA-39Z (bg)	n/a	n/a	NP	NaN	21	0.00444	0.001435	unknown	ShapiroWilk
Arsenic (mg/L)	GWA-3A (bg)	n/a	n/a	NP	NaN	41	0.004902	0.0006247	unknown	ShapiroWilk
Arsenic (mg/L)	GWA-40 (bg)	n/a	n/a	NP	NaN	21	0.00458	0.001327	unknown	ShapiroWilk
Arsenic (mg/L)	GWA-41 (bg)	n/a	n/a	NP	NaN	21	0.005	0	unknown	ShapiroWilk
Arsenic (mg/L)	GWA-41R (bg)	n/a	n/a	NP	NaN	21	0.004429	0.001436	unknown	ShapiroWilk
Arsenic (mg/L)	GWA-42 (bg)	n/a	n/a	NP	NaN	21	0.005	0	unknown	ShapiroWilk
Arsenic (mg/L)	GWA-43 (bg)	n/a	n/a	NP	NaN	21	0.004824	0.0008074	unknown	ShapiroWilk
Arsenic (mg/L)	GWA-43R (bg)	n/a	n/a	NP	NaN	21	0.004786	0.000982	unknown	ShapiroWilk
Arsenic (mg/L)	GWA-4RZ (bg)	No	n/a	NP	NaN	21	0.002599	0.001913	ln(x)	ShapiroWilk
Arsenic (mg/L)	GWA-50 (bg)	n/a	n/a	NP	NaN	36	0.005	0	unknown	ShapiroWilk

Tukey's Outlier Test - All Results

Plant Bowen Data: Bowen 1, 2, 9, and 10 Printed 4/8/2024, 6:07 PM

Constituent	Well	Outlier	Value(s)	Method	Alpha	N	Mean	Std. Dev.	Distribution	Normality Test
Arsenic (mg/L)	GWA-50R (bg)	n/a	n/a	NP	NaN	36	0.005194	0.001167	unknown	ShapiroWilk
Arsenic (mg/L)	GWC-10	n/a	n/a	NP	NaN	42	0.005038	0.00193	unknown	ShapiroWilk
Arsenic (mg/L)	GWC-10R	n/a	n/a	NP	NaN	42	0.004926	0.0004783	unknown	ShapiroWilk
Arsenic (mg/L)	GWC-11	n/a	n/a	NP	NaN	42	0.00483	0.0007905	unknown	ShapiroWilk
Arsenic (mg/L)	GWC-11R	No	n/a	NP	NaN	42	0.004028	0.001679	normal	ShapiroWilk
Arsenic (mg/L)	GWC-12	No	n/a	NP	NaN	41	0.006466	0.001995	ln(x)	ShapiroWilk
Arsenic (mg/L)	**GWC-13**	**Yes**	**0.0096**	**NP**	**NaN**	**42**	**0.004161**	**0.001928**	**normal**	**ShapiroWilk**
Arsenic (mg/L)	GWC-13RZ	No	n/a	NP	NaN	42	0.004358	0.003614	ln(x)	ShapiroWilk
Arsenic (mg/L)	GWC-14Z	n/a	n/a	NP	NaN	42	0.005168	0.001696	unknown	ShapiroWilk
Arsenic (mg/L)	GWC-15R	n/a	n/a	NP	NaN	42	0.004628	0.001193	unknown	ShapiroWilk
Arsenic (mg/L)	GWC-15Z	n/a	n/a	NP	NaN	42	0.004525	0.001437	unknown	ShapiroWilk
Arsenic (mg/L)	GWC-44	No	n/a	NP	NaN	21	0.0041	0.001603	x^3	ShapiroWilk
Arsenic (mg/L)	GWC-45	n/a	n/a	NP	NaN	21	0.004943	0.0002619	unknown	ShapiroWilk
Arsenic (mg/L)	GWC-45R	n/a	n/a	NP	NaN	21	0.00479	0.0009602	unknown	ShapiroWilk
Arsenic (mg/L)	GWC-46R	n/a	n/a	NP	NaN	21	0.004781	0.001004	unknown	ShapiroWilk
Arsenic (mg/L)	GWC-47	n/a	n/a	NP	NaN	21	0.00479	0.0009602	unknown	ShapiroWilk
Arsenic (mg/L)	GWC-47R	No	n/a	NP	NaN	21	0.003234	0.002003	ln(x)	ShapiroWilk
Arsenic (mg/L)	GWC-48	n/a	n/a	NP	NaN	21	0.005	0	unknown	ShapiroWilk
Arsenic (mg/L)	GWC-49R	n/a	n/a	NP	NaN	21	0.004781	0.001002	unknown	ShapiroWilk
Arsenic (mg/L)	GWC-49Z	n/a	n/a	NP	NaN	21	0.004971	0.0001309	unknown	ShapiroWilk
Arsenic (mg/L)	GWC-5	n/a	n/a	NP	NaN	42	0.004895	0.0006789	unknown	ShapiroWilk
Arsenic (mg/L)	GWC-6	n/a	n/a	NP	NaN	42	0.004635	0.002067	unknown	ShapiroWilk
Arsenic (mg/L)	GWC-6RZ	n/a	n/a	NP	NaN	25	0.004663	0.001172	unknown	ShapiroWilk
Arsenic (mg/L)	GWC-7Z	No	n/a	NP	NaN	21	0.003134	0.001532	sqrt(x)	ShapiroWilk
Arsenic (mg/L)	GWC-8RR	n/a	n/a	NP	NaN	30	0.004359	0.001509	unknown	ShapiroWilk
Arsenic (mg/L)	GWC-8Z	n/a	n/a	NP	NaN	25	0.004143	0.001752	unknown	ShapiroWilk
Arsenic (mg/L)	GWC-9	n/a	n/a	NP	NaN	42	0.004781	0.001281	unknown	ShapiroWilk
Barium (mg/L)	**GWA-1 (bg)**	**Yes**	**0.15**	**NP**	**NaN**	**42**	**0.02379**	**0.02112**	**ln(x)**	**ShapiroWilk**
Barium (mg/L)	GWA-2 (bg)	No	n/a	NP	NaN	42	0.02663	0.02696	ln(x)	ShapiroWilk
Barium (mg/L)	GWA-2R (bg)	No	n/a	NP	NaN	42	0.01757	0.0208	ln(x)	ShapiroWilk
Barium (mg/L)	GWA-39RZ (bg)	No	n/a	NP	NaN	20	0.01569	0.003337	ln(x)	ShapiroWilk
Barium (mg/L)	GWA-39Z (bg)	No	n/a	NP	NaN	21	0.01414	0.007741	sqrt(x)	ShapiroWilk
Barium (mg/L)	GWA-3A (bg)	No	n/a	NP	NaN	41	0.007874	0.004285	ln(x)	ShapiroWilk
Barium (mg/L)	GWA-40 (bg)	No	n/a	NP	NaN	21	0.008568	0.001278	ln(x)	ShapiroWilk
Barium (mg/L)	GWA-41 (bg)	No	n/a	NP	NaN	21	0.02503	0.004095	ln(x)	ShapiroWilk
Barium (mg/L)	GWA-41R (bg)	No	n/a	NP	NaN	21	0.02499	0.009788	normal	ShapiroWilk
Barium (mg/L)	GWA-42 (bg)	No	n/a	NP	NaN	21	0.006286	0.000247	normal	ShapiroWilk
Barium (mg/L)	GWA-43 (bg)	No	n/a	NP	NaN	21	0.01939	0.008456	ln(x)	ShapiroWilk
Barium (mg/L)	GWA-43R (bg)	No	n/a	NP	NaN	21	0.00766	0.000674	normal	ShapiroWilk
Barium (mg/L)	GWA-4RZ (bg)	No	n/a	NP	NaN	21	0.03528	0.01002	ln(x)	ShapiroWilk
Barium (mg/L)	**GWA-50 (bg)**	**Yes**	**0.098**	**NP**	**NaN**	**36**	**0.01176**	**0.01509**	**ln(x)**	**ShapiroWilk**
Barium (mg/L)	**GWA-50R (bg)**	**Yes**	**0.14,0.12,0.12**	**NP**	**NaN**	**36**	**0.02284**	**0.03205**	**ln(x)**	**ShapiroWilk**
Barium (mg/L)	**GWC-10**	**Yes**	**0.1,0.12,0.11**	**NP**	**NaN**	**42**	**0.02554**	**0.0245**	**ln(x)**	**ShapiroWilk**
Barium (mg/L)	GWC-10R	No	n/a	NP	NaN	42	0.02431	0.004787	ln(x)	ShapiroWilk
Barium (mg/L)	**GWC-11**	**Yes**	**0.12**	**NP**	**NaN**	**42**	**0.01682**	**0.01865**	**ln(x)**	**ShapiroWilk**
Barium (mg/L)	GWC-11R	No	n/a	NP	NaN	42	0.01421	0.004773	normal	ShapiroWilk
Barium (mg/L)	**GWC-12**	**Yes**	**0.13,0.13,0.13,0.07,0.11**	**NP**	**NaN**	**42**	**0.03663**	**0.03029**	**ln(x)**	**ShapiroWilk**
Barium (mg/L)	GWC-13	No	n/a	NP	NaN	42	0.03158	0.02165	ln(x)	ShapiroWilk
Barium (mg/L)	GWC-13RZ	No	n/a	NP	NaN	43	0.0606	0.04191	sqrt(x)	ShapiroWilk
Barium (mg/L)	GWC-14Z	No	n/a	NP	NaN	42	0.02872	0.0327	ln(x)	ShapiroWilk
Barium (mg/L)	**GWC-15R**	**Yes**	**0.051**	**NP**	**NaN**	**42**	**0.0237**	**0.005796**	**ln(x)**	**ShapiroWilk**
Barium (mg/L)	**GWC-15Z**	**Yes**	**0.088**	**NP**	**NaN**	**42**	**0.01306**	**0.01268**	**ln(x)**	**ShapiroWilk**
Barium (mg/L)	GWC-44	No	n/a	NP	NaN	21	0.04055	0.01812	normal	ShapiroWilk
Barium (mg/L)	GWC-45	No	n/a	NP	NaN	21	0.006095	0.0004611	ln(x)	ShapiroWilk
Barium (mg/L)	GWC-45R	No	n/a	NP	NaN	21	0.02146	0.002424	normal	ShapiroWilk

Tukey's Outlier Test - All Results

Plant Bowen Data: Bowen 1, 2, 9, and 10 Printed 4/8/2024, 6:07 PM

Constituent	Well	Outlier	Value(s)	Method	Alpha	N	Mean	Std. Dev.	Distribution	Normality Test
Barium (mg/L)	GWC-46R	No	n/a	NP	NaN	21	0.01387	0.002796	ln(x)	ShapiroWilk
Barium (mg/L)	GWC-47	No	n/a	NP	NaN	21	0.01108	0.00309	ln(x)	ShapiroWilk
Barium (mg/L)	GWC-47R	No	n/a	NP	NaN	21	0.01088	0.006136	ln(x)	ShapiroWilk
Barium (mg/L)	GWC-48	No	n/a	NP	NaN	22	0.03116	0.008935	x^2	ShapiroWilk
Barium (mg/L)	**GWC-49R**	**Yes**	**0.026**	**NP**	**NaN**	**21**	**0.01234**	**0.00492**	**ln(x)**	**ShapiroWilk**
Barium (mg/L)	GWC-49Z	No	n/a	NP	NaN	21	0.005252	0.00291	ln(x)	ShapiroWilk
Barium (mg/L)	**GWC-5**	**Yes**	**0.13**	**NP**	**NaN**	**42**	**0.01973**	**0.01792**	**ln(x)**	**ShapiroWilk**
Barium (mg/L)	GWC-6	No	n/a	NP	NaN	42	0.01789	0.0243	ln(x)	ShapiroWilk
Barium (mg/L)	GWC-6RZ	No	n/a	NP	NaN	25	0.008725	0.002754	ln(x)	ShapiroWilk
Barium (mg/L)	GWC-7Z	No	n/a	NP	NaN	21	0.02365	0.006717	sqrt(x)	ShapiroWilk
Barium (mg/L)	GWC-8RR	No	n/a	NP	NaN	30	0.01532	0.002706	ln(x)	ShapiroWilk
Barium (mg/L)	**GWC-8Z**	**Yes**	**0.06**	**NP**	**NaN**	**25**	**0.02825**	**0.009314**	**ln(x)**	**ShapiroWilk**
Barium (mg/L)	**GWC-9**	**Yes**	**0.12,0.16,0.15**	**NP**	**NaN**	**42**	**0.04765**	**0.02832**	**ln(x)**	**ShapiroWilk**
Boron, total (mg/L)	**GWA-1 (bg)**	**Yes**	**0.0042**	**NP**	**NaN**	**21**	**0.03247**	**0.01393**	**ln(x)**	**ShapiroWilk**
Boron, total (mg/L)	GWA-2 (bg)	n/a	n/a	NP	NaN	21	0.03548	0.01142	unknown	ShapiroWilk
Boron, total (mg/L)	GWA-2R (bg)	No	n/a	NP	NaN	21	0.02801	0.01443	ln(x)	ShapiroWilk
Boron, total (mg/L)	GWA-39RZ (bg)	No	n/a	NP	NaN	21	0.02222	0.01523	ln(x)	ShapiroWilk
Boron, total (mg/L)	GWA-39Z (bg)	n/a	n/a	NP	NaN	21	0.03403	0.01267	unknown	ShapiroWilk
Boron, total (mg/L)	GWA-3A (bg)	n/a	n/a	NP	NaN	20	0.03664	0.01034	unknown	ShapiroWilk
Boron, total (mg/L)	GWA-40 (bg)	n/a	n/a	NP	NaN	21	0.03397	0.01275	unknown	ShapiroWilk
Boron, total (mg/L)	GWA-41 (bg)	No	n/a	NP	NaN	21	0.03171	0.01353	ln(x)	ShapiroWilk
Boron, total (mg/L)	GWA-41R (bg)	No	n/a	NP	NaN	21	0.02425	0.01289	ln(x)	ShapiroWilk
Boron, total (mg/L)	GWA-42 (bg)	n/a	n/a	NP	NaN	21	0.03545	0.01143	unknown	ShapiroWilk
Boron, total (mg/L)	GWA-43 (bg)	n/a	n/a	NP	NaN	21	0.03838	0.007441	unknown	ShapiroWilk
Boron, total (mg/L)	GWA-43R (bg)	No	n/a	NP	NaN	21	0.02431	0.01126	ln(x)	ShapiroWilk
Boron, total (mg/L)	GWA-4RZ (bg)	No	n/a	NP	NaN	21	0.01702	0.01366	ln(x)	ShapiroWilk
Boron, total (mg/L)	GWA-50 (bg)	n/a	n/a	NP	NaN	21	0.03687	0.009885	unknown	ShapiroWilk
Boron, total (mg/L)	GWA-50R (bg)	n/a	n/a	NP	NaN	21	0.03744	0.008307	unknown	ShapiroWilk
Boron, total (mg/L)	GWC-10	n/a	n/a	NP	NaN	21	0.03829	0.007856	unknown	ShapiroWilk
Boron, total (mg/L)	GWC-10R	n/a	n/a	NP	NaN	21	0.03565	0.01111	unknown	ShapiroWilk
Boron, total (mg/L)	GWC-11	n/a	n/a	NP	NaN	21	0.0385	0.006874	unknown	ShapiroWilk
Boron, total (mg/L)	GWC-11R	n/a	n/a	NP	NaN	21	0.03364	0.01344	unknown	ShapiroWilk
Boron, total (mg/L)	GWC-12	n/a	n/a	NP	NaN	21	0.04	0	unknown	ShapiroWilk
Boron, total (mg/L)	GWC-13	No	n/a	NP	NaN	21	0.02408	0.01224	ln(x)	ShapiroWilk
Boron, total (mg/L)	GWC-13RZ	No	n/a	NP	NaN	21	0.01482	0.003639	normal	ShapiroWilk
Boron, total (mg/L)	GWC-14Z	n/a	n/a	NP	NaN	21	0.03818	0.01827	unknown	ShapiroWilk
Boron, total (mg/L)	GWC-15R	No	n/a	NP	NaN	21	0.02922	0.01567	ln(x)	ShapiroWilk
Boron, total (mg/L)	GWC-15Z	No	n/a	NP	NaN	21	0.03209	0.01452	ln(x)	ShapiroWilk
Boron, total (mg/L)	GWC-44	No	n/a	NP	NaN	21	0.02312	0.01395	ln(x)	ShapiroWilk
Boron, total (mg/L)	GWC-45	n/a	n/a	NP	NaN	21	0.03597	0.01032	unknown	ShapiroWilk
Boron, total (mg/L)	GWC-45R	No	n/a	NP	NaN	21	0.02672	0.01607	ln(x)	ShapiroWilk
Boron, total (mg/L)	GWC-46R	n/a	n/a	NP	NaN	21	0.03506	0.0113	unknown	ShapiroWilk
Boron, total (mg/L)	GWC-47	n/a	n/a	NP	NaN	21	0.03449	0.01168	unknown	ShapiroWilk
Boron, total (mg/L)	**GWC-47R**	**Yes**	**0.0054,0.0051**	**NP**	**NaN**	**21**	**0.03288**	**0.0133**	**x^(1/3)**	**ShapiroWilk**
Boron, total (mg/L)	GWC-48	n/a	n/a	NP	NaN	21	0.03847	0.007027	unknown	ShapiroWilk
Boron, total (mg/L)	GWC-49R	n/a	n/a	NP	NaN	21	0.0355	0.01131	unknown	ShapiroWilk
Boron, total (mg/L)	GWC-49Z	No	n/a	NP	NaN	21	0.02913	0.01584	ln(x)	ShapiroWilk
Boron, total (mg/L)	GWC-5	n/a	n/a	NP	NaN	21	0.03512	0.01227	unknown	ShapiroWilk
Boron, total (mg/L)	GWC-6	n/a	n/a	NP	NaN	21	0.03839	0.007398	unknown	ShapiroWilk
Boron, total (mg/L)	GWC-6RZ	n/a	n/a	NP	NaN	21	0.0351	0.01231	unknown	ShapiroWilk
Boron, total (mg/L)	GWC-7Z	No	n/a	NP	NaN	21	0.02579	0.01686	ln(x)	ShapiroWilk
Boron, total (mg/L)	GWC-8RR	n/a	n/a	NP	NaN	21	0.03711	0.009148	unknown	ShapiroWilk
Boron, total (mg/L)	GWC-8Z	n/a	n/a	NP	NaN	21	0.03707	0.00929	unknown	ShapiroWilk
Boron, total (mg/L)	GWC-9	n/a	n/a	NP	NaN	21	0.0353	0.0118	unknown	ShapiroWilk
Cadmium (mg/L)	GWA-1 (bg)	n/a	n/a	NP	NaN	42	0.0005014	0.00005121	unknown	ShapiroWilk

Tukey's Outlier Test - All Results

Plant Bowen Data: Bowen 1, 2, 9, and 10 Printed 4/8/2024, 6:07 PM

Constituent	Well	Outlier	Value(s)	Method	Alpha	N	Mean	Std. Dev.	Distribution	Normality Test
Cadmium (mg/L)	GWA-2 (bg)	n/a	n/a	NP	NaN	42	0.0005	0	unknown	ShapiroWilk
Cadmium (mg/L)	GWA-2R (bg)	n/a	n/a	NP	NaN	42	0.0005	0	unknown	ShapiroWilk
Cadmium (mg/L)	GWA-39RZ (bg)	n/a	n/a	NP	NaN	20	0.00048	0.00008944	unknown	ShapiroWilk
Cadmium (mg/L)	GWA-39Z (bg)	n/a	n/a	NP	NaN	21	0.0004307	0.0001479	unknown	ShapiroWilk
Cadmium (mg/L)	GWA-3A (bg)	n/a	n/a	NP	NaN	41	0.0005	0	unknown	ShapiroWilk
Cadmium (mg/L)	GWA-40 (bg)	n/a	n/a	NP	NaN	21	0.0005	0	unknown	ShapiroWilk
Cadmium (mg/L)	GWA-41 (bg)	n/a	n/a	NP	NaN	21	0.0005	0	unknown	ShapiroWilk
Cadmium (mg/L)	GWA-41R (bg)	n/a	n/a	NP	NaN	21	0.0005	0	unknown	ShapiroWilk
Cadmium (mg/L)	GWA-42 (bg)	No	n/a	NP	NaN	21	0.0001598	0.0000649	ln(x)	ShapiroWilk
Cadmium (mg/L)	GWA-43 (bg)	n/a	n/a	NP	NaN	21	0.00048	0.00009165	unknown	ShapiroWilk
Cadmium (mg/L)	GWA-43R (bg)	n/a	n/a	NP	NaN	21	0.0005	0	unknown	ShapiroWilk
Cadmium (mg/L)	GWA-4RZ (bg)	n/a	n/a	NP	NaN	21	0.0005	0	unknown	ShapiroWilk
Cadmium (mg/L)	GWA-50 (bg)	n/a	n/a	NP	NaN	36	0.0004828	0.00007393	unknown	ShapiroWilk
Cadmium (mg/L)	GWA-50R (bg)	n/a	n/a	NP	NaN	36	0.0005	0	unknown	ShapiroWilk
Cadmium (mg/L)	GWC-10	n/a	n/a	NP	NaN	42	0.0004924	0.00004938	unknown	ShapiroWilk
Cadmium (mg/L)	GWC-10R	n/a	n/a	NP	NaN	42	0.0004929	0.00004629	unknown	ShapiroWilk
Cadmium (mg/L)	GWC-11	n/a	n/a	NP	NaN	42	0.0005	0	unknown	ShapiroWilk
Cadmium (mg/L)	GWC-11R	n/a	n/a	NP	NaN	42	0.0004974	0.00002803	unknown	ShapiroWilk
Cadmium (mg/L)	GWC-12	No	n/a	NP	NaN	43	0.0007059	0.0003583	sqrt(x)	ShapiroWilk
Cadmium (mg/L)	GWC-13	n/a	n/a	NP	NaN	42	0.0005	0	unknown	ShapiroWilk
Cadmium (mg/L)	GWC-13RZ	n/a	n/a	NP	NaN	42	0.0005	0	unknown	ShapiroWilk
Cadmium (mg/L)	GWC-14Z	n/a	n/a	NP	NaN	42	0.0004905	0.00006172	unknown	ShapiroWilk
Cadmium (mg/L)	GWC-15R	n/a	n/a	NP	NaN	42	0.0004638	0.0001016	unknown	ShapiroWilk
Cadmium (mg/L)	GWC-15Z	n/a	n/a	NP	NaN	42	0.0005	0	unknown	ShapiroWilk
Cadmium (mg/L)	GWC-44	n/a	n/a	NP	NaN	21	0.00048	0.00009165	unknown	ShapiroWilk
Cadmium (mg/L)	GWC-45	n/a	n/a	NP	NaN	21	0.0005	0	unknown	ShapiroWilk
Cadmium (mg/L)	GWC-45R	n/a	n/a	NP	NaN	21	0.0004816	0.00008445	unknown	ShapiroWilk
Cadmium (mg/L)	GWC-46R	n/a	n/a	NP	NaN	21	0.0005	0	unknown	ShapiroWilk
Cadmium (mg/L)	GWC-47	No	n/a	NP	NaN	21	0.000362	0.0001814	ln(x)	ShapiroWilk
Cadmium (mg/L)	GWC-47R	n/a	n/a	NP	NaN	21	0.0004838	0.00007419	unknown	ShapiroWilk
Cadmium (mg/L)	GWC-48	No	n/a	NP	NaN	21	0.0002023	0.00008488	ln(x)	ShapiroWilk
Cadmium (mg/L)	GWC-49R	n/a	n/a	NP	NaN	21	0.0005	0	unknown	ShapiroWilk
Cadmium (mg/L)	GWC-49Z	No	n/a	NP	NaN	21	0.0003852	0.000169	ln(x)	ShapiroWilk
Cadmium (mg/L)	GWC-5	n/a	n/a	NP	NaN	42	0.000431	0.0001478	unknown	ShapiroWilk
Cadmium (mg/L)	GWC-6	n/a	n/a	NP	NaN	42	0.00048	0.00009053	unknown	ShapiroWilk
Cadmium (mg/L)	GWC-6RZ	n/a	n/a	NP	NaN	25	0.0005	0	unknown	ShapiroWilk
Cadmium (mg/L)	GWC-7Z	n/a	n/a	NP	NaN	21	0.0004805	0.00008947	unknown	ShapiroWilk
Cadmium (mg/L)	GWC-8RR	n/a	n/a	NP	NaN	30	0.0005	0	unknown	ShapiroWilk
Cadmium (mg/L)	GWC-8Z	n/a	n/a	NP	NaN	25	0.000472	0.00009798	unknown	ShapiroWilk
Cadmium (mg/L)	GWC-9	n/a	n/a	NP	NaN	42	0.0005	0	unknown	ShapiroWilk
Calcium, total (mg/L)	GWA-1 (bg)	No	n/a	NP	NaN	21	31.01	2.262	x^2	ShapiroWilk
Calcium, total (mg/L)	GWA-2 (bg)	No	n/a	NP	NaN	21	29.62	20.83	normal	ShapiroWilk
Calcium, total (mg/L)	GWA-2R (bg)	No	n/a	NP	NaN	21	28.81	13.17	ln(x)	ShapiroWilk
Calcium, total (mg/L)	GWA-39RZ (bg)	No	n/a	NP	NaN	21	32.46	3.292	x^6	ShapiroWilk
Calcium, total (mg/L)	GWA-39Z (bg)	No	n/a	NP	NaN	22	12.45	7.622	sqrt(x)	ShapiroWilk
Calcium, total (mg/L)	GWA-3A (bg)	No	n/a	NP	NaN	20	7.306	9.487	ln(x)	ShapiroWilk
Calcium, total (mg/L)	GWA-40 (bg)	No	n/a	NP	NaN	21	20.77	3.47	ln(x)	ShapiroWilk
Calcium, total (mg/L)	GWA-41 (bg)	No	n/a	NP	NaN	21	18.48	8.23	sqrt(x)	ShapiroWilk
Calcium, total (mg/L)	GWA-41R (bg)	No	n/a	NP	NaN	21	34.14	5.53	x^2	ShapiroWilk
Calcium, total (mg/L)	GWA-42 (bg)	No	n/a	NP	NaN	21	32.51	3.547	ln(x)	ShapiroWilk
Calcium, total (mg/L)	GWA-43 (bg)	No	n/a	NP	NaN	21	6.082	4.469	ln(x)	ShapiroWilk
Calcium, total (mg/L)	GWA-43R (bg)	No	n/a	NP	NaN	22	29.44	2.207	ln(x)	ShapiroWilk
Calcium, total (mg/L)	GWA-4RZ (bg)	No	n/a	NP	NaN	21	50.35	4.783	x^(1/3)	ShapiroWilk
Calcium, total (mg/L)	GWA-50 (bg)	No	n/a	NP	NaN	21	2.045	0.7825	ln(x)	ShapiroWilk
Calcium, total (mg/L)	GWA-50R (bg)	No	n/a	NP	NaN	21	3.848	3.164	ln(x)	ShapiroWilk

Tukey's Outlier Test - All Results

Plant Bowen Data: Bowen 1, 2, 9, and 10 Printed 4/8/2024, 6:07 PM

Constituent	Well	Outlier	Value(s)	Method	Alpha	N	Mean	Std. Dev.	Distribution	Normality Test
Calcium, total (mg/L)	GWC-10	No	n/a	NP	NaN	21	28.62	8.674	x^4	ShapiroWilk
Calcium, total (mg/L)	GWC-10R	No	n/a	NP	NaN	21	41.74	3.534	sqrt(x)	ShapiroWilk
Calcium, total (mg/L)	GWC-11	No	n/a	NP	NaN	21	16.41	5.456	x^3	ShapiroWilk
Calcium, total (mg/L)	GWC-11R	No	n/a	NP	NaN	21	27.91	5.017	x^2	ShapiroWilk
Calcium, total (mg/L)	GWC-12	No	n/a	NP	NaN	21	8.102	0.5677	normal	ShapiroWilk
Calcium, total (mg/L)	GWC-13	No	n/a	NP	NaN	21	42.37	11.87	ln(x)	ShapiroWilk
Calcium, total (mg/L)	GWC-13RZ	No	n/a	NP	NaN	21	43.44	6.681	x^4	ShapiroWilk
Calcium, total (mg/L)	GWC-14Z	No	n/a	NP	NaN	21	19.63	7.891	ln(x)	ShapiroWilk
Calcium, total (mg/L)	GWC-15R	No	n/a	NP	NaN	21	37.76	6.68	ln(x)	ShapiroWilk
Calcium, total (mg/L)	GWC-15Z	No	n/a	NP	NaN	21	23.4	4.737	x^5	ShapiroWilk
Calcium, total (mg/L)	GWC-44	No	n/a	NP	NaN	21	7.518	5.04	sqrt(x)	ShapiroWilk
Calcium, total (mg/L)	GWC-45	No	n/a	NP	NaN	21	0.8719	0.1067	ln(x)	ShapiroWilk
Calcium, total (mg/L)	GWC-45R	No	n/a	NP	NaN	21	37.22	5.573	ln(x)	ShapiroWilk
Calcium, total (mg/L)	GWC-46R	No	n/a	NP	NaN	21	43.65	4.217	ln(x)	ShapiroWilk
Calcium, total (mg/L)	GWC-47	No	n/a	NP	NaN	21	23.25	3.662	ln(x)	ShapiroWilk
Calcium, total (mg/L)	GWC-47R	No	n/a	NP	NaN	21	30	3.372	x^4	ShapiroWilk
Calcium, total (mg/L)	**GWC-48**	**Yes**	**12,0.25**	**NP**	**NaN**	**21**	**3.612**	**2.293**	**x^(1/3)**	**ShapiroWilk**
Calcium, total (mg/L)	GWC-49R	No	n/a	NP	NaN	21	25.18	2.227	ln(x)	ShapiroWilk
Calcium, total (mg/L)	GWC-49Z	No	n/a	NP	NaN	21	1.461	1.451	ln(x)	ShapiroWilk
Calcium, total (mg/L)	**GWC-5**	**Yes**	**12.1**	**NP**	**NaN**	**21**	**3.789**	**2.276**	**ln(x)**	**ShapiroWilk**
Calcium, total (mg/L)	GWC-6	No	n/a	NP	NaN	20	14.26	1.03	x^2	ShapiroWilk
Calcium, total (mg/L)	GWC-6RZ	No	n/a	NP	NaN	20	10.55	1.68	normal	ShapiroWilk
Calcium, total (mg/L)	GWC-7Z	No	n/a	NP	NaN	21	24.14	1.881	normal	ShapiroWilk
Calcium, total (mg/L)	GWC-8RR	No	n/a	NP	NaN	21	22.2	1.527	x^4	ShapiroWilk
Calcium, total (mg/L)	GWC-8Z	No	n/a	NP	NaN	20	19.54	3.831	x^4	ShapiroWilk
Calcium, total (mg/L)	GWC-9	No	n/a	NP	NaN	21	8.315	7.937	ln(x)	ShapiroWilk
Chromium (mg/L)	GWA-1 (bg)	n/a	n/a	NP	NaN	42	0.009002	0.01758	unknown	ShapiroWilk
Chromium (mg/L)	GWA-2 (bg)	n/a	n/a	NP	NaN	42	0.007228	0.01059	unknown	ShapiroWilk
Chromium (mg/L)	GWA-2R (bg)	n/a	n/a	NP	NaN	42	0.00631	0.007373	unknown	ShapiroWilk
Chromium (mg/L)	GWA-39RZ (bg)	No	n/a	NP	NaN	20	0.003124	0.002059	ln(x)	ShapiroWilk
Chromium (mg/L)	GWA-39Z (bg)	n/a	n/a	NP	NaN	21	0.00784	0.01405	unknown	ShapiroWilk
Chromium (mg/L)	GWA-3A (bg)	n/a	n/a	NP	NaN	41	0.01197	0.02825	unknown	ShapiroWilk
Chromium (mg/L)	GWA-40 (bg)	n/a	n/a	NP	NaN	21	0.004188	0.001716	unknown	ShapiroWilk
Chromium (mg/L)	GWA-41 (bg)	n/a	n/a	NP	NaN	21	0.00531	0.002348	unknown	ShapiroWilk
Chromium (mg/L)	GWA-41R (bg)	n/a	n/a	NP	NaN	21	0.004562	0.001384	unknown	ShapiroWilk
Chromium (mg/L)	GWA-42 (bg)	n/a	n/a	NP	NaN	21	0.004783	0.0009929	unknown	ShapiroWilk
Chromium (mg/L)	**GWA-43 (bg)**	**Yes**	**0.0004,0.0008,0.00051,0.0016**	**NP**	**NaN**	**21**	**0.004124**	**0.001693**	**normal**	**ShapiroWilk**
Chromium (mg/L)	GWA-43R (bg)	No	n/a	NP	NaN	21	0.002985	0.001998	ln(x)	ShapiroWilk
Chromium (mg/L)	GWA-4RZ (bg)	n/a	n/a	NP	NaN	21	0.005	0	unknown	ShapiroWilk
Chromium (mg/L)	GWA-50 (bg)	n/a	n/a	NP	NaN	36	0.004589	0.00118	unknown	ShapiroWilk
Chromium (mg/L)	GWA-50R (bg)	No	n/a	NP	NaN	36	0.004306	0.001228	normal	ShapiroWilk
Chromium (mg/L)	GWC-10	No	n/a	NP	NaN	42	0.006158	0.008508	ln(x)	ShapiroWilk
Chromium (mg/L)	GWC-10R	n/a	n/a	NP	NaN	42	0.005933	0.005455	unknown	ShapiroWilk
Chromium (mg/L)	**GWC-11**	**Yes**	**0.025**	**NP**	**NaN**	**42**	**0.006789**	**0.00378**	**sqrt(x)**	**ShapiroWilk**
Chromium (mg/L)	GWC-11R	No	n/a	NP	NaN	42	0.01426	0.01227	ln(x)	ShapiroWilk
Chromium (mg/L)	GWC-12	n/a	n/a	NP	NaN	42	0.006045	0.006608	unknown	ShapiroWilk
Chromium (mg/L)	GWC-13	No	n/a	NP	NaN	42	0.008722	0.005681	ln(x)	ShapiroWilk
Chromium (mg/L)	**GWC-13RZ**	**Yes**	**0.0042,0.019,0.002,0.002,0.002,0.0015,0.0017,0.00**	**NP**	**NaN**	**42**	**0.004781**	**0.002547**	**ln(x)**	**ShapiroWilk**
Chromium (mg/L)	**GWC-14Z**	**Yes**	**0.083,0.043,0.0006,0.0006,0.0005,0.00046**	**NP**	**NaN**	**42**	**0.007649**	**0.0136**	**ln(x)**	**ShapiroWilk**
Chromium (mg/L)	**GWC-15R**	**Yes**	**0.031,0.0005,0.00044**	**NP**	**NaN**	**42**	**0.005163**	**0.004794**	**ln(x)**	**ShapiroWilk**
Chromium (mg/L)	GWC-15Z	No	n/a	NP	NaN	42	0.01437	0.02339	ln(x)	ShapiroWilk
Chromium (mg/L)	GWC-44	n/a	n/a	NP	NaN	21	0.00463	0.001173	unknown	ShapiroWilk
Chromium (mg/L)	GWC-45	n/a	n/a	NP	NaN	21	0.004795	0.0009383	unknown	ShapiroWilk
Chromium (mg/L)	GWC-45R	n/a	n/a	NP	NaN	21	0.004419	0.001583	unknown	ShapiroWilk
Chromium (mg/L)	GWC-46R	No	n/a	NP	NaN	22	0.004027	0.001781	normal	ShapiroWilk

Tukey's Outlier Test - All Results

Plant Bowen Data: Bowen 1, 2, 9, and 10 Printed 4/8/2024, 6:07 PM

Constituent	Well	Outlier	Value(s)	Method	Alpha	N	Mean	Std. Dev.	Distribution	Normality Test
Chromium (mg/L)	GWC-47	No	n/a	NP	NaN	21	0.002038	0.00107	ln(x)	ShapiroWilk
Chromium (mg/L)	**GWC-47R**	**Yes**	**0.018**	**NP**	**NaN**	**21**	**0.003197**	**0.003668**	**ln(x)**	**ShapiroWilk**
Chromium (mg/L)	GWC-48	No	n/a	NP	NaN	21	0.003877	0.003517	ln(x)	ShapiroWilk
Chromium (mg/L)	GWC-49R	No	n/a	NP	NaN	21	0.003366	0.002141	ln(x)	ShapiroWilk
Chromium (mg/L)	GWC-49Z	No	n/a	NP	NaN	21	0.004273	0.001769	normal	ShapiroWilk
Chromium (mg/L)	GWC-5	n/a	n/a	NP	NaN	42	0.006361	0.00602	unknown	ShapiroWilk
Chromium (mg/L)	GWC-6	No	n/a	NP	NaN	42	0.006897	0.01044	ln(x)	ShapiroWilk
Chromium (mg/L)	**GWC-6RZ**	**Yes**	**0.01,0.01,0.01,0.01,0.01**	**NP**	**NaN**	**25**	**0.00358**	**0.003297**	**ln(x)**	**ShapiroWilk**
Chromium (mg/L)	GWC-7Z	n/a	n/a	NP	NaN	21	0.004648	0.001113	unknown	ShapiroWilk
Chromium (mg/L)	GWC-8RR	No	n/a	NP	NaN	30	0.003566	0.001762	sqrt(x)	ShapiroWilk
Chromium (mg/L)	GWC-8Z	No	n/a	NP	NaN	25	0.002985	0.001514	ln(x)	ShapiroWilk
Chromium (mg/L)	GWC-9	n/a	n/a	NP	NaN	42	0.007971	0.01361	unknown	ShapiroWilk
Cobalt (mg/L)	GWA-1 (bg)	n/a	n/a	NP	NaN	42	0.00434	0.001551	unknown	ShapiroWilk
Cobalt (mg/L)	GWA-2 (bg)	n/a	n/a	NP	NaN	42	0.005336	0.001631	unknown	ShapiroWilk
Cobalt (mg/L)	GWA-2R (bg)	n/a	n/a	NP	NaN	42	0.004592	0.001466	unknown	ShapiroWilk
Cobalt (mg/L)	GWA-39RZ (bg)	n/a	n/a	NP	NaN	20	0.004941	0.0004541	unknown	ShapiroWilk
Cobalt (mg/L)	GWA-39Z (bg)	No	n/a	NP	NaN	21	0.00356	0.002614	x^(1/3)	ShapiroWilk
Cobalt (mg/L)	GWA-3A (bg)	No	n/a	NP	NaN	41	0.003344	0.002034	x^5	ShapiroWilk
Cobalt (mg/L)	GWA-40 (bg)	n/a	n/a	NP	NaN	21	0.005	0	unknown	ShapiroWilk
Cobalt (mg/L)	GWA-41 (bg)	n/a	n/a	NP	NaN	21	0.005	0	unknown	ShapiroWilk
Cobalt (mg/L)	GWA-41R (bg)	No	n/a	NP	NaN	21	0.003968	0.001895	ln(x)	ShapiroWilk
Cobalt (mg/L)	GWA-42 (bg)	n/a	n/a	NP	NaN	21	0.004342	0.001652	unknown	ShapiroWilk
Cobalt (mg/L)	GWA-43 (bg)	n/a	n/a	NP	NaN	21	0.00478	0.001006	unknown	ShapiroWilk
Cobalt (mg/L)	GWA-43R (bg)	n/a	n/a	NP	NaN	21	0.005	0	unknown	ShapiroWilk
Cobalt (mg/L)	GWA-4RZ (bg)	No	n/a	NP	NaN	21	0.01137	0.00651	normal	ShapiroWilk
Cobalt (mg/L)	GWA-50 (bg)	n/a	n/a	NP	NaN	36	0.005	0	unknown	ShapiroWilk
Cobalt (mg/L)	GWA-50R (bg)	n/a	n/a	NP	NaN	36	0.004461	0.001266	unknown	ShapiroWilk
Cobalt (mg/L)	GWC-10	No	n/a	NP	NaN	42	0.00393	0.002352	sqrt(x)	ShapiroWilk
Cobalt (mg/L)	GWC-10R	n/a	n/a	NP	NaN	42	0.005	0	unknown	ShapiroWilk
Cobalt (mg/L)	GWC-11	n/a	n/a	NP	NaN	42	0.005048	0.001823	unknown	ShapiroWilk
Cobalt (mg/L)	GWC-11R	n/a	n/a	NP	NaN	42	0.007339	0.01624	unknown	ShapiroWilk
Cobalt (mg/L)	**GWC-12**	**Yes**	**0.00065,0.00065,0.00065,0.98,0.01**	**NP**	**NaN**	**42**	**0.02675**	**0.1507**	**ln(x)**	**ShapiroWilk**
Cobalt (mg/L)	GWC-13	n/a	n/a	NP	NaN	42	0.005017	0.001586	unknown	ShapiroWilk
Cobalt (mg/L)	GWC-13RZ	n/a	n/a	NP	NaN	42	0.005069	0.0004475	unknown	ShapiroWilk
Cobalt (mg/L)	GWC-14Z	n/a	n/a	NP	NaN	42	0.004957	0.001436	unknown	ShapiroWilk
Cobalt (mg/L)	GWC-15R	n/a	n/a	NP	NaN	42	0.004786	0.0009702	unknown	ShapiroWilk
Cobalt (mg/L)	GWC-15Z	n/a	n/a	NP	NaN	42	0.006419	0.009903	unknown	ShapiroWilk
Cobalt (mg/L)	**GWC-44**	**Yes**	**0.005**	**NP**	**NaN**	**21**	**0.001838**	**0.0007762**	**ln(x)**	**ShapiroWilk**
Cobalt (mg/L)	**GWC-45**	**Yes**	**0.005,0.005**	**NP**	**NaN**	**21**	**0.001633**	**0.001134**	**ln(x)**	**ShapiroWilk**
Cobalt (mg/L)	GWC-45R	n/a	n/a	NP	NaN	21	0.005	0	unknown	ShapiroWilk
Cobalt (mg/L)	GWC-46R	n/a	n/a	NP	NaN	21	0.00479	0.0009602	unknown	ShapiroWilk
Cobalt (mg/L)	GWC-47	n/a	n/a	NP	NaN	21	0.005	0	unknown	ShapiroWilk
Cobalt (mg/L)	GWC-47R	n/a	n/a	NP	NaN	21	0.005	0	unknown	ShapiroWilk
Cobalt (mg/L)	GWC-48	No	n/a	NP	NaN	21	0.001981	0.0008714	ln(x)	ShapiroWilk
Cobalt (mg/L)	GWC-49R	n/a	n/a	NP	NaN	21	0.005	0	unknown	ShapiroWilk
Cobalt (mg/L)	GWC-49Z	No	n/a	NP	NaN	21	0.002674	0.00174	sqrt(x)	ShapiroWilk
Cobalt (mg/L)	GWC-5	No	n/a	NP	NaN	42	0.003753	0.001952	x^2	ShapiroWilk
Cobalt (mg/L)	GWC-6	n/a	n/a	NP	NaN	42	0.004774	0.0008762	unknown	ShapiroWilk
Cobalt (mg/L)	GWC-6RZ	n/a	n/a	NP	NaN	25	0.005	0	unknown	ShapiroWilk
Cobalt (mg/L)	GWC-7Z	No	n/a	NP	NaN	21	0.001565	0.001734	ln(x)	ShapiroWilk
Cobalt (mg/L)	GWC-8RR	n/a	n/a	NP	NaN	30	0.004757	0.0009261	unknown	ShapiroWilk
Cobalt (mg/L)	GWC-8Z	n/a	n/a	NP	NaN	25	0.004596	0.00112	unknown	ShapiroWilk
Cobalt (mg/L)	**GWC-9**	**Yes**	**0.13,0.0013,0.0013,0.00064,0.0015,0.00044,0.00043**	**NP**	**NaN**	**42**	**0.007123**	**0.0195**	**ln(x)**	**ShapiroWilk**
Copper (mg/L)	GWA-1 (bg)	n/a	n/a	NP	NaN	37	0.00477	0.001777	unknown	ShapiroWilk
Copper (mg/L)	GWA-2 (bg)	n/a	n/a	NP	NaN	37	0.005279	0.002279	unknown	ShapiroWilk

Tukey's Outlier Test - All Results

Plant Bowen Data: Bowen 1, 2, 9, and 10 Printed 4/8/2024, 6:07 PM

Constituent	Well	Outlier	Value(s)	Method	Alpha	N	Mean	Std. Dev.	Distribution	Normality Test
Copper (mg/L)	GWA-2R (bg)	No	n/a	NP	NaN	37	0.004168	0.002363	sqrt(x)	ShapiroWilk
Copper (mg/L)	GWA-39RZ (bg)	n/a	n/a	NP	NaN	16	0.006569	0.005739	unknown	ShapiroWilk
Copper (mg/L)	GWA-39Z (bg)	n/a	n/a	NP	NaN	20	0.004335	0.001625	unknown	ShapiroWilk
Copper (mg/L)	GWA-3A (bg)	No	n/a	NP	NaN	36	0.03016	0.01382	x^2	ShapiroWilk
Copper (mg/L)	GWA-40 (bg)	n/a	n/a	NP	NaN	20	0.00486	0.0006261	unknown	ShapiroWilk
Copper (mg/L)	GWA-41 (bg)	n/a	n/a	NP	NaN	20	0.004115	0.001819	unknown	ShapiroWilk
Copper (mg/L)	GWA-41R (bg)	No	n/a	NP	NaN	20	0.003445	0.00184	x^(1/3)	ShapiroWilk
Copper (mg/L)	GWA-42 (bg)	n/a	n/a	NP	NaN	20	0.004659	0.001143	unknown	ShapiroWilk
Copper (mg/L)	GWA-43 (bg)	n/a	n/a	NP	NaN	20	0.004125	0.001806	unknown	ShapiroWilk
Copper (mg/L)	GWA-43R (bg)	n/a	n/a	NP	NaN	20	0.004135	0.001788	unknown	ShapiroWilk
Copper (mg/L)	GWA-4RZ (bg)	No	n/a	NP	NaN	14	0.004004	0.001981	ln(x)	ShapiroWilk
Copper (mg/L)	GWA-50 (bg)	No	n/a	NP	NaN	31	0.005961	0.004603	ln(x)	ShapiroWilk
Copper (mg/L)	GWA-50R (bg)	No	n/a	NP	NaN	31	0.01121	0.01293	ln(x)	ShapiroWilk
Copper (mg/L)	GWC-10	n/a	n/a	NP	NaN	37	0.004873	0.0006017	unknown	ShapiroWilk
Copper (mg/L)	GWC-10R	n/a	n/a	NP	NaN	37	0.004808	0.0009225	unknown	ShapiroWilk
Copper (mg/L)	GWC-11	n/a	n/a	NP	NaN	37	0.00488	0.001748	unknown	ShapiroWilk
Copper (mg/L)	GWC-11R	n/a	n/a	NP	NaN	37	0.005022	0.003042	unknown	ShapiroWilk
Copper (mg/L)	GWC-12	n/a	n/a	NP	NaN	37	0.004708	0.001136	unknown	ShapiroWilk
Copper (mg/L)	GWC-13	n/a	n/a	NP	NaN	37	0.004405	0.00147	unknown	ShapiroWilk
Copper (mg/L)	GWC-13RZ	n/a	n/a	NP	NaN	36	0.004627	0.001992	unknown	ShapiroWilk
Copper (mg/L)	GWC-14Z	n/a	n/a	NP	NaN	37	0.004589	0.000948	unknown	ShapiroWilk
Copper (mg/L)	GWC-15R	n/a	n/a	NP	NaN	37	0.004719	0.002972	unknown	ShapiroWilk
Copper (mg/L)	GWC-15Z	n/a	n/a	NP	NaN	36	0.005161	0.002966	unknown	ShapiroWilk
Copper (mg/L)	GWC-44	n/a	n/a	NP	NaN	20	0.003686	0.002106	unknown	ShapiroWilk
Copper (mg/L)	GWC-45	No	n/a	NP	NaN	20	0.00419	0.002629	sqrt(x)	ShapiroWilk
Copper (mg/L)	GWC-45R	n/a	n/a	NP	NaN	20	0.00486	0.0006261	unknown	ShapiroWilk
Copper (mg/L)	GWC-46R	n/a	n/a	NP	NaN	20	0.00479	0.0009391	unknown	ShapiroWilk
Copper (mg/L)	GWC-47	n/a	n/a	NP	NaN	20	0.0044	0.001481	unknown	ShapiroWilk
Copper (mg/L)	GWC-47R	No	n/a	NP	NaN	20	0.003926	0.001916	ln(x)	ShapiroWilk
Copper (mg/L)	GWC-48	n/a	n/a	NP	NaN	20	0.004149	0.001768	unknown	ShapiroWilk
Copper (mg/L)	GWC-49R	n/a	n/a	NP	NaN	20	0.005	0	unknown	ShapiroWilk
Copper (mg/L)	GWC-49Z	No	n/a	NP	NaN	20	0.003698	0.002062	ln(x)	ShapiroWilk
Copper (mg/L)	GWC-5	No	n/a	NP	NaN	37	0.02681	0.01739	x^(1/3)	ShapiroWilk
Copper (mg/L)	**GWC-6**	**Yes**	**0.0069,0.00091,0.0011,0.0018**	**NP**	**NaN**	**37**	**0.004473**	**0.001227**	**x^2**	**ShapiroWilk**
Copper (mg/L)	GWC-6RZ	n/a	n/a	NP	NaN	20	0.004764	0.001055	unknown	ShapiroWilk
Copper (mg/L)	GWC-7Z	No	n/a	NP	NaN	15	0.003764	0.002123	ln(x)	ShapiroWilk
Copper (mg/L)	GWC-8RR	n/a	n/a	NP	NaN	25	0.00488	0.0006	unknown	ShapiroWilk
Copper (mg/L)	GWC-8Z	n/a	n/a	NP	NaN	20	0.004322	0.001659	unknown	ShapiroWilk
Copper (mg/L)	GWC-9	n/a	n/a	NP	NaN	37	0.004732	0.001683	unknown	ShapiroWilk
Fluoride, total (mg/L)	GWA-1 (bg)	No	n/a	NP	NaN	21	0.0705	0.02957	normal	ShapiroWilk
Fluoride, total (mg/L)	**GWA-2 (bg)**	**Yes**	**1.1**	**NP**	**NaN**	**21**	**0.1369**	**0.2237**	**ln(x)**	**ShapiroWilk**
Fluoride, total (mg/L)	GWA-2R (bg)	No	n/a	NP	NaN	21	0.07607	0.02629	normal	ShapiroWilk
Fluoride, total (mg/L)	GWA-39RZ (bg)	No	n/a	NP	NaN	21	0.09263	0.05118	ln(x)	ShapiroWilk
Fluoride, total (mg/L)	GWA-39Z (bg)	No	n/a	NP	NaN	21	0.07499	0.02915	x^(1/3)	ShapiroWilk
Fluoride, total (mg/L)	GWA-3A (bg)	n/a	n/a	NP	NaN	20	0.09225	0.01683	unknown	ShapiroWilk
Fluoride, total (mg/L)	GWA-40 (bg)	No	n/a	NP	NaN	21	0.08115	0.03013	x^6	ShapiroWilk
Fluoride, total (mg/L)	GWA-41 (bg)	No	n/a	NP	NaN	21	0.0814	0.03087	x^(1/3)	ShapiroWilk
Fluoride, total (mg/L)	GWA-41R (bg)	n/a	n/a	NP	NaN	21	0.08728	0.0302	unknown	ShapiroWilk
Fluoride, total (mg/L)	GWA-42 (bg)	No	n/a	NP	NaN	21	0.0762	0.03006	x^(1/3)	ShapiroWilk
Fluoride, total (mg/L)	GWA-43 (bg)	n/a	n/a	NP	NaN	21	0.08909	0.02327	unknown	ShapiroWilk
Fluoride, total (mg/L)	GWA-43R (bg)	No	n/a	NP	NaN	21	0.0803	0.03327	sqrt(x)	ShapiroWilk
Fluoride, total (mg/L)	GWA-4RZ (bg)	No	n/a	NP	NaN	21	0.1595	0.05658	ln(x)	ShapiroWilk
Fluoride, total (mg/L)	**GWA-50 (bg)**	**Yes**	**0.0314,0.027**	**NP**	**NaN**	**21**	**0.08707**	**0.02512**	**normal**	**ShapiroWilk**
Fluoride, total (mg/L)	GWA-50R (bg)	No	n/a	NP	NaN	21	0.08686	0.0251	normal	ShapiroWilk
Fluoride, total (mg/L)	GWC-10	No	n/a	NP	NaN	21	0.07978	0.02993	x^(1/3)	ShapiroWilk

Tukey's Outlier Test - All Results

Plant Bowen Data: Bowen 1, 2, 9, and 10 Printed 4/8/2024, 6:07 PM

Constituent	Well	Outlier	Value(s)	Method	Alpha	N	Mean	Std. Dev.	Distribution	Normality Test
Fluoride, total (mg/L)	**GWC-10R**	**Yes**	**0.0209**	**NP**	**NaN**	**21**	**0.08566**	**0.02684**	**x^(1/3)**	**ShapiroWilk**
Fluoride, total (mg/L)	GWC-11	No	n/a	NP	NaN	21	0.08132	0.02763	ln(x)	ShapiroWilk
Fluoride, total (mg/L)	GWC-11R	n/a	n/a	NP	NaN	21	0.08738	0.02717	unknown	ShapiroWilk
Fluoride, total (mg/L)	GWC-12	No	n/a	NP	NaN	21	0.08157	0.03093	sqrt(x)	ShapiroWilk
Fluoride, total (mg/L)	**GWC-13**	**Yes**	**0.24**	**NP**	**NaN**	**21**	**0.09145**	**0.0428**	**x^(1/3)**	**ShapiroWilk**
Fluoride, total (mg/L)	GWC-13RZ	No	n/a	NP	NaN	21	0.1432	0.05068	normal	ShapiroWilk
Fluoride, total (mg/L)	GWC-14Z	No	n/a	NP	NaN	21	0.08018	0.03246	x^2	ShapiroWilk
Fluoride, total (mg/L)	GWC-15R	No	n/a	NP	NaN	21	0.08354	0.02769	sqrt(x)	ShapiroWilk
Fluoride, total (mg/L)	GWC-15Z	No	n/a	NP	NaN	21	0.08061	0.02951	sqrt(x)	ShapiroWilk
Fluoride, total (mg/L)	GWC-44	No	n/a	NP	NaN	22	0.09224	0.0434	sqrt(x)	ShapiroWilk
Fluoride, total (mg/L)	GWC-45	n/a	n/a	NP	NaN	21	0.08886	0.02849	unknown	ShapiroWilk
Fluoride, total (mg/L)	GWC-45R	No	n/a	NP	NaN	21	0.08404	0.03451	x^2	ShapiroWilk
Fluoride, total (mg/L)	GWC-46R	No	n/a	NP	NaN	21	0.08393	0.0299	normal	ShapiroWilk
Fluoride, total (mg/L)	GWC-47	No	n/a	NP	NaN	21	0.07961	0.02843	normal	ShapiroWilk
Fluoride, total (mg/L)	GWC-47R	No	n/a	NP	NaN	21	0.08758	0.02665	x^2	ShapiroWilk
Fluoride, total (mg/L)	GWC-48	No	n/a	NP	NaN	21	0.076	0.03164	normal	ShapiroWilk
Fluoride, total (mg/L)	GWC-49R	n/a	n/a	NP	NaN	21	0.08799	0.02681	unknown	ShapiroWilk
Fluoride, total (mg/L)	GWC-49Z	n/a	n/a	NP	NaN	21	0.09105	0.02533	unknown	ShapiroWilk
Fluoride, total (mg/L)	**GWC-5**	**Yes**	**0.0207,0.02**	**NP**	**NaN**	**21**	**0.08434**	**0.02976**	**normal**	**ShapiroWilk**
Fluoride, total (mg/L)	**GWC-6**	**Yes**	**0.0239,0.023,0.02,0.006**	**NP**	**NaN**	**21**	**0.08271**	**0.03315**	**sqrt(x)**	**ShapiroWilk**
Fluoride, total (mg/L)	GWC-6RZ	No	n/a	NP	NaN	21	0.08557	0.02374	x^2	ShapiroWilk
Fluoride, total (mg/L)	GWC-7Z	No	n/a	NP	NaN	21	0.08767	0.04153	sqrt(x)	ShapiroWilk
Fluoride, total (mg/L)	GWC-8RR	No	n/a	NP	NaN	21	0.0848	0.02946	x^2	ShapiroWilk
Fluoride, total (mg/L)	GWC-8Z	No	n/a	NP	NaN	21	0.07912	0.02484	sqrt(x)	ShapiroWilk
Fluoride, total (mg/L)	GWC-9	n/a	n/a	NP	NaN	21	0.08913	0.02416	unknown	ShapiroWilk
Lead (mg/L)	GWA-1 (bg)	n/a	n/a	NP	NaN	42	0.000903	0.0004379	unknown	ShapiroWilk
Lead (mg/L)	GWA-2 (bg)	n/a	n/a	NP	NaN	42	0.001015	0.0002776	unknown	ShapiroWilk
Lead (mg/L)	GWA-2R (bg)	n/a	n/a	NP	NaN	42	0.0009328	0.0002452	unknown	ShapiroWilk
Lead (mg/L)	GWA-39RZ (bg)	n/a	n/a	NP	NaN	20	0.0008155	0.0003481	unknown	ShapiroWilk
Lead (mg/L)	GWA-39Z (bg)	n/a	n/a	NP	NaN	21	0.000835	0.0003498	unknown	ShapiroWilk
Lead (mg/L)	GWA-3A (bg)	n/a	n/a	NP	NaN	41	0.001	0	unknown	ShapiroWilk
Lead (mg/L)	GWA-40 (bg)	n/a	n/a	NP	NaN	21	0.0008455	0.0003339	unknown	ShapiroWilk
Lead (mg/L)	GWA-41 (bg)	n/a	n/a	NP	NaN	21	0.0009567	0.0001984	unknown	ShapiroWilk
Lead (mg/L)	GWA-41R (bg)	No	n/a	NP	NaN	21	0.0007614	0.0003909	ln(x)	ShapiroWilk
Lead (mg/L)	GWA-42 (bg)	n/a	n/a	NP	NaN	21	0.0008767	0.0003101	unknown	ShapiroWilk
Lead (mg/L)	GWA-43 (bg)	No	n/a	NP	NaN	21	0.0006967	0.0004402	ln(x)	ShapiroWilk
Lead (mg/L)	GWA-43R (bg)	No	n/a	NP	NaN	21	0.000874	0.0007891	x^(1/3)	ShapiroWilk
Lead (mg/L)	GWA-4RZ (bg)	n/a	n/a	NP	NaN	21	0.0009174	0.0002618	unknown	ShapiroWilk
Lead (mg/L)	GWA-50 (bg)	n/a	n/a	NP	NaN	36	0.0009304	0.0002359	unknown	ShapiroWilk
Lead (mg/L)	GWA-50R (bg)	n/a	n/a	NP	NaN	36	0.001006	0.00003333	unknown	ShapiroWilk
Lead (mg/L)	GWC-10	n/a	n/a	NP	NaN	42	0.0009773	0.0001471	unknown	ShapiroWilk
Lead (mg/L)	GWC-10R	n/a	n/a	NP	NaN	42	0.0009802	0.0001281	unknown	ShapiroWilk
Lead (mg/L)	GWC-11	n/a	n/a	NP	NaN	42	0.000933	0.0002444	unknown	ShapiroWilk
Lead (mg/L)	GWC-11R	n/a	n/a	NP	NaN	42	0.0009359	0.0002344	unknown	ShapiroWilk
Lead (mg/L)	GWC-12	n/a	n/a	NP	NaN	42	0.001	0	unknown	ShapiroWilk
Lead (mg/L)	GWC-13	n/a	n/a	NP	NaN	42	0.0008171	0.0003552	unknown	ShapiroWilk
Lead (mg/L)	GWC-13RZ	n/a	n/a	NP	NaN	42	0.0009165	0.0002624	unknown	ShapiroWilk
Lead (mg/L)	GWC-14Z	n/a	n/a	NP	NaN	42	0.0009626	0.0001692	unknown	ShapiroWilk
Lead (mg/L)	GWC-15R	n/a	n/a	NP	NaN	42	0.0008548	0.0002781	unknown	ShapiroWilk
Lead (mg/L)	GWC-15Z	n/a	n/a	NP	NaN	42	0.0009325	0.0002465	unknown	ShapiroWilk
Lead (mg/L)	GWC-44	No	n/a	NP	NaN	21	0.0006281	0.0003118	x^(1/3)	ShapiroWilk
Lead (mg/L)	GWC-45	No	n/a	NP	NaN	21	0.0005686	0.0004269	ln(x)	ShapiroWilk
Lead (mg/L)	GWC-45R	No	n/a	NP	NaN	21	0.0007817	0.0004003	ln(x)	ShapiroWilk
Lead (mg/L)	GWC-46R	n/a	n/a	NP	NaN	21	0.001	0	unknown	ShapiroWilk
Lead (mg/L)	**GWC-47**	**Yes**	**0.000058,0.000048**	**NP**	**NaN**	**21**	**0.0007903**	**0.0003872**	**ln(x)**	**ShapiroWilk**

Tukey's Outlier Test - All Results

Plant Bowen Data: Bowen 1, 2, 9, and 10 Printed 4/8/2024, 6:07 PM

Constituent	Well	Outlier	Value(s)	Method	Alpha	N	Mean	Std. Dev.	Distribution	Normality Test
Lead (mg/L)	GWC-47R	n/a	n/a	NP	NaN	21	0.0008264	0.0003667	unknown	ShapiroWilk
Lead (mg/L)	GWC-48	n/a	n/a	NP	NaN	21	0.001035	0.0003842	unknown	ShapiroWilk
Lead (mg/L)	GWC-49R	n/a	n/a	NP	NaN	21	0.001	0	unknown	ShapiroWilk
Lead (mg/L)	GWC-49Z	No	n/a	NP	NaN	21	0.0007512	0.0004045	ln(x)	ShapiroWilk
Lead (mg/L)	GWC-5	n/a	n/a	NP	NaN	42	0.0009774	0.0001464	unknown	ShapiroWilk
Lead (mg/L)	GWC-6	n/a	n/a	NP	NaN	42	0.0008753	0.0003105	unknown	ShapiroWilk
Lead (mg/L)	GWC-6RZ	n/a	n/a	NP	NaN	25	0.0008888	0.0003073	unknown	ShapiroWilk
Lead (mg/L)	GWC-7Z	No	n/a	NP	NaN	21	0.0006158	0.0004554	ln(x)	ShapiroWilk
Lead (mg/L)	GWC-8RR	n/a	n/a	NP	NaN	30	0.0009079	0.0002812	unknown	ShapiroWilk
Lead (mg/L)	GWC-8Z	No	n/a	NP	NaN	25	0.0005732	0.0004248	ln(x)	ShapiroWilk
Lead (mg/L)	GWC-9	n/a	n/a	NP	NaN	42	0.0007948	0.0003849	unknown	ShapiroWilk
Nickel (mg/L)	GWA-1 (bg)	n/a	n/a	NP	NaN	37	0.008721	0.01772	unknown	ShapiroWilk
Nickel (mg/L)	GWA-2 (bg)	n/a	n/a	NP	NaN	37	0.006994	0.007852	unknown	ShapiroWilk
Nickel (mg/L)	GWA-2R (bg)	n/a	n/a	NP	NaN	37	0.006071	0.008206	unknown	ShapiroWilk
Nickel (mg/L)	GWA-39RZ (bg)	n/a	n/a	NP	NaN	16	0.005889	0.005233	unknown	ShapiroWilk
Nickel (mg/L)	GWA-39Z (bg)	No	n/a	NP	NaN	20	0.006054	0.008517	ln(x)	ShapiroWilk
Nickel (mg/L)	GWA-3A (bg)	No	n/a	NP	NaN	36	0.02656	0.02591	ln(x)	ShapiroWilk
Nickel (mg/L)	GWA-40 (bg)	n/a	n/a	NP	NaN	20	0.005	0	unknown	ShapiroWilk
Nickel (mg/L)	GWA-41 (bg)	No	n/a	NP	NaN	20	0.003708	0.002389	normal	ShapiroWilk
Nickel (mg/L)	GWA-41R (bg)	No	n/a	NP	NaN	20	0.003385	0.002037	ln(x)	ShapiroWilk
Nickel (mg/L)	**GWA-42 (bg)**	**Yes**	**0.005,0.005**	**NP**	**NaN**	**20**	**0.001701**	**0.001163**	**ln(x)**	**ShapiroWilk**
Nickel (mg/L)	GWA-43 (bg)	No	n/a	NP	NaN	20	0.002771	0.002121	ln(x)	ShapiroWilk
Nickel (mg/L)	GWA-43R (bg)	n/a	n/a	NP	NaN	20	0.00478	0.0009839	unknown	ShapiroWilk
Nickel (mg/L)	GWA-4RZ (bg)	n/a	n/a	NP	NaN	14	0.004333	0.001696	unknown	ShapiroWilk
Nickel (mg/L)	GWA-50 (bg)	No	n/a	NP	NaN	31	0.003035	0.001852	ln(x)	ShapiroWilk
Nickel (mg/L)	GWA-50R (bg)	No	n/a	NP	NaN	31	0.00368	0.003241	ln(x)	ShapiroWilk
Nickel (mg/L)	**GWC-10**	**Yes**	**0.032**	**NP**	**NaN**	**37**	**0.006282**	**0.007032**	**ln(x)**	**ShapiroWilk**
Nickel (mg/L)	GWC-10R	n/a	n/a	NP	NaN	37	0.005347	0.004178	unknown	ShapiroWilk
Nickel (mg/L)	GWC-11	n/a	n/a	NP	NaN	37	0.004919	0.0009413	unknown	ShapiroWilk
Nickel (mg/L)	GWC-11R	n/a	n/a	NP	NaN	37	0.004965	0.0001602	unknown	ShapiroWilk
Nickel (mg/L)	GWC-12	No	n/a	NP	NaN	37	0.006442	0.005983	ln(x)	ShapiroWilk
Nickel (mg/L)	GWC-13	n/a	n/a	NP	NaN	37	0.005215	0.001983	unknown	ShapiroWilk
Nickel (mg/L)	GWC-13RZ	n/a	n/a	NP	NaN	36	0.005109	0.003037	unknown	ShapiroWilk
Nickel (mg/L)	GWC-14Z	n/a	n/a	NP	NaN	37	0.005158	0.002241	unknown	ShapiroWilk
Nickel (mg/L)	**GWC-15R**	**Yes**	**0.014,0.00057,0.00072,0.00079,0.00093**	**NP**	**NaN**	**37**	**0.004571**	**0.002555**	**sqrt(x)**	**ShapiroWilk**
Nickel (mg/L)	GWC-15Z	n/a	n/a	NP	NaN	36	0.005831	0.003074	unknown	ShapiroWilk
Nickel (mg/L)	GWC-44	No	n/a	NP	NaN	20	0.003293	0.002145	ln(x)	ShapiroWilk
Nickel (mg/L)	**GWC-45**	**Yes**	**0.005**	**NP**	**NaN**	**20**	**0.001441**	**0.0009685**	**ln(x)**	**ShapiroWilk**
Nickel (mg/L)	GWC-45R	n/a	n/a	NP	NaN	20	0.004747	0.0009213	unknown	ShapiroWilk
Nickel (mg/L)	GWC-46R	n/a	n/a	NP	NaN	20	0.004815	0.0008273	unknown	ShapiroWilk
Nickel (mg/L)	GWC-47	n/a	n/a	NP	NaN	20	0.00477	0.001029	unknown	ShapiroWilk
Nickel (mg/L)	GWC-47R	No	n/a	NP	NaN	20	0.003895	0.001886	ln(x)	ShapiroWilk
Nickel (mg/L)	GWC-48	No	n/a	NP	NaN	20	0.004398	0.001068	ln(x)	ShapiroWilk
Nickel (mg/L)	GWC-49R	n/a	n/a	NP	NaN	20	0.00477	0.001029	unknown	ShapiroWilk
Nickel (mg/L)	GWC-49Z	No	n/a	NP	NaN	20	0.002965	0.001345	x^(1/3)	ShapiroWilk
Nickel (mg/L)	GWC-5	No	n/a	NP	NaN	37	0.02009	0.01284	ln(x)	ShapiroWilk
Nickel (mg/L)	GWC-6	n/a	n/a	NP	NaN	37	0.006346	0.0075	unknown	ShapiroWilk
Nickel (mg/L)	GWC-6RZ	n/a	n/a	NP	NaN	20	0.005	0	unknown	ShapiroWilk
Nickel (mg/L)	GWC-7Z	No	n/a	NP	NaN	15	0.003112	0.002094	ln(x)	ShapiroWilk
Nickel (mg/L)	GWC-8RR	n/a	n/a	NP	NaN	25	0.004732	0.001006	unknown	ShapiroWilk
Nickel (mg/L)	GWC-8Z	No	n/a	NP	NaN	20	0.00407	0.001704	normal	ShapiroWilk
Nickel (mg/L)	GWC-9	No	n/a	NP	NaN	37	0.007721	0.01144	ln(x)	ShapiroWilk
Selenium (mg/L)	GWA-1 (bg)	n/a	n/a	NP	NaN	42	0.005	0	unknown	ShapiroWilk
Selenium (mg/L)	GWA-2 (bg)	n/a	n/a	NP	NaN	42	0.00459	0.001106	unknown	ShapiroWilk
Selenium (mg/L)	GWA-2R (bg)	n/a	n/a	NP	NaN	42	0.004931	0.0004475	unknown	ShapiroWilk

Tukey's Outlier Test - All Results

Plant Bowen Data: Bowen 1, 2, 9, and 10 Printed 4/8/2024, 6:07 PM

Constituent	Well	Outlier	Value(s)	Method	Alpha	N	Mean	Std. Dev.	Distribution	Normality Test
Selenium (mg/L)	GWA-39RZ (bg)	n/a	n/a	NP	NaN	20	0.005	0	unknown	ShapiroWilk
Selenium (mg/L)	GWA-39Z (bg)	n/a	n/a	NP	NaN	21	0.005	0	unknown	ShapiroWilk
Selenium (mg/L)	GWA-3A (bg)	n/a	n/a	NP	NaN	41	0.005	0	unknown	ShapiroWilk
Selenium (mg/L)	GWA-40 (bg)	n/a	n/a	NP	NaN	21	0.005	0	unknown	ShapiroWilk
Selenium (mg/L)	GWA-41 (bg)	n/a	n/a	NP	NaN	21	0.005	0	unknown	ShapiroWilk
Selenium (mg/L)	GWA-41R (bg)	n/a	n/a	NP	NaN	21	0.005	0	unknown	ShapiroWilk
Selenium (mg/L)	GWA-42 (bg)	n/a	n/a	NP	NaN	21	0.005	0	unknown	ShapiroWilk
Selenium (mg/L)	GWA-43 (bg)	n/a	n/a	NP	NaN	21	0.004874	0.0005761	unknown	ShapiroWilk
Selenium (mg/L)	GWA-43R (bg)	n/a	n/a	NP	NaN	21	0.005	0	unknown	ShapiroWilk
Selenium (mg/L)	GWA-4RZ (bg)	n/a	n/a	NP	NaN	21	0.005	0	unknown	ShapiroWilk
Selenium (mg/L)	GWA-50 (bg)	n/a	n/a	NP	NaN	36	0.005	0	unknown	ShapiroWilk
Selenium (mg/L)	GWA-50R (bg)	n/a	n/a	NP	NaN	36	0.005	0	unknown	ShapiroWilk
Selenium (mg/L)	GWC-10	n/a	n/a	NP	NaN	42	0.005	0	unknown	ShapiroWilk
Selenium (mg/L)	GWC-10R	n/a	n/a	NP	NaN	42	0.005	0	unknown	ShapiroWilk
Selenium (mg/L)	GWC-11	n/a	n/a	NP	NaN	42	0.005	0	unknown	ShapiroWilk
Selenium (mg/L)	GWC-11R	n/a	n/a	NP	NaN	42	0.005	0	unknown	ShapiroWilk
Selenium (mg/L)	GWC-12	n/a	n/a	NP	NaN	42	0.005	0	unknown	ShapiroWilk
Selenium (mg/L)	GWC-13	n/a	n/a	NP	NaN	42	0.004743	0.001309	unknown	ShapiroWilk
Selenium (mg/L)	GWC-13RZ	n/a	n/a	NP	NaN	42	0.004705	0.0009276	unknown	ShapiroWilk
Selenium (mg/L)	GWC-14Z	n/a	n/a	NP	NaN	42	0.004838	0.0007328	unknown	ShapiroWilk
Selenium (mg/L)	GWC-15R	n/a	n/a	NP	NaN	42	0.004919	0.0005246	unknown	ShapiroWilk
Selenium (mg/L)	GWC-15Z	n/a	n/a	NP	NaN	42	0.005	0	unknown	ShapiroWilk
Selenium (mg/L)	GWC-44	No	n/a	NP	NaN	21	0.004439	0.001372	x^2	ShapiroWilk
Selenium (mg/L)	GWC-45	n/a	n/a	NP	NaN	20	0.005	0	unknown	ShapiroWilk
Selenium (mg/L)	GWC-45R	n/a	n/a	NP	NaN	20	0.005	0	unknown	ShapiroWilk
Selenium (mg/L)	GWC-46R	n/a	n/a	NP	NaN	21	0.004805	0.0008947	unknown	ShapiroWilk
Selenium (mg/L)	GWC-47	n/a	n/a	NP	NaN	20	0.005	0	unknown	ShapiroWilk
Selenium (mg/L)	GWC-47R	n/a	n/a	NP	NaN	20	0.005	0	unknown	ShapiroWilk
Selenium (mg/L)	GWC-48	n/a	n/a	NP	NaN	21	0.004643	0.001133	unknown	ShapiroWilk
Selenium (mg/L)	GWC-49R	n/a	n/a	NP	NaN	21	0.005	0	unknown	ShapiroWilk
Selenium (mg/L)	GWC-49Z	n/a	n/a	NP	NaN	21	0.005	0	unknown	ShapiroWilk
Selenium (mg/L)	GWC-5	n/a	n/a	NP	NaN	42	0.005267	0.001671	unknown	ShapiroWilk
Selenium (mg/L)	GWC-6	n/a	n/a	NP	NaN	42	0.005	0	unknown	ShapiroWilk
Selenium (mg/L)	GWC-6RZ	n/a	n/a	NP	NaN	25	0.004952	0.00024	unknown	ShapiroWilk
Selenium (mg/L)	GWC-7Z	n/a	n/a	NP	NaN	21	0.005	0	unknown	ShapiroWilk
Selenium (mg/L)	GWC-8RR	n/a	n/a	NP	NaN	30	0.005	0	unknown	ShapiroWilk
Selenium (mg/L)	GWC-8Z	n/a	n/a	NP	NaN	25	0.005156	0.00078	unknown	ShapiroWilk
Selenium (mg/L)	GWC-9	n/a	n/a	NP	NaN	42	0.004973	0.0001728	unknown	ShapiroWilk
Silver (mg/L)	GWA-1 (bg)	n/a	n/a	NP	NaN	37	0.005	0	unknown	ShapiroWilk
Silver (mg/L)	GWA-2 (bg)	n/a	n/a	NP	NaN	37	0.005	0	unknown	ShapiroWilk
Silver (mg/L)	GWA-2R (bg)	n/a	n/a	NP	NaN	37	0.005	0	unknown	ShapiroWilk
Silver (mg/L)	GWA-39RZ (bg)	n/a	n/a	NP	NaN	16	0.004762	0.00095	unknown	ShapiroWilk
Silver (mg/L)	GWA-39Z (bg)	n/a	n/a	NP	NaN	20	0.005	0	unknown	ShapiroWilk
Silver (mg/L)	GWA-3A (bg)	n/a	n/a	NP	NaN	36	0.005	0	unknown	ShapiroWilk
Silver (mg/L)	GWA-40 (bg)	n/a	n/a	NP	NaN	20	0.005	0	unknown	ShapiroWilk
Silver (mg/L)	GWA-41 (bg)	n/a	n/a	NP	NaN	20	0.005	0	unknown	ShapiroWilk
Silver (mg/L)	GWA-41R (bg)	n/a	n/a	NP	NaN	20	0.005	0	unknown	ShapiroWilk
Silver (mg/L)	GWA-42 (bg)	n/a	n/a	NP	NaN	20	0.005	0	unknown	ShapiroWilk
Silver (mg/L)	GWA-43 (bg)	n/a	n/a	NP	NaN	20	0.005	0	unknown	ShapiroWilk
Silver (mg/L)	GWA-43R (bg)	n/a	n/a	NP	NaN	20	0.005	0	unknown	ShapiroWilk
Silver (mg/L)	GWA-4RZ (bg)	n/a	n/a	NP	NaN	14	0.005	0	unknown	ShapiroWilk
Silver (mg/L)	GWA-50 (bg)	No	n/a	NP	NaN	31	0.003746	0.002023	ln(x)	ShapiroWilk
Silver (mg/L)	GWA-50R (bg)	No	n/a	NP	NaN	31	0.002262	0.000873	x^(1/3)	ShapiroWilk
Silver (mg/L)	GWC-10	n/a	n/a	NP	NaN	37	0.005	0	unknown	ShapiroWilk
Silver (mg/L)	GWC-10R	n/a	n/a	NP	NaN	37	0.005	0	unknown	ShapiroWilk

Tukey's Outlier Test - All Results

Plant Bowen Data: Bowen 1, 2, 9, and 10 Printed 4/8/2024, 6:07 PM

Constituent	Well	Outlier	Value(s)	Method	Alpha	N	Mean	Std. Dev.	Distribution	Normality Test
Silver (mg/L)	GWC-11	n/a	n/a	NP	NaN	37	0.005	0	unknown	ShapiroWilk
Silver (mg/L)	GWC-11R	n/a	n/a	NP	NaN	37	0.005	0	unknown	ShapiroWilk
Silver (mg/L)	GWC-12	n/a	n/a	NP	NaN	37	0.004989	0.00006576	unknown	ShapiroWilk
Silver (mg/L)	GWC-13	n/a	n/a	NP	NaN	37	0.005	0	unknown	ShapiroWilk
Silver (mg/L)	GWC-13RZ	n/a	n/a	NP	NaN	36	0.004933	0.0004	unknown	ShapiroWilk
Silver (mg/L)	GWC-14Z	n/a	n/a	NP	NaN	37	0.005	0	unknown	ShapiroWilk
Silver (mg/L)	GWC-15R	n/a	n/a	NP	NaN	37	0.005	0	unknown	ShapiroWilk
Silver (mg/L)	GWC-15Z	n/a	n/a	NP	NaN	36	0.005	0	unknown	ShapiroWilk
Silver (mg/L)	GWC-44	n/a	n/a	NP	NaN	20	0.005	0	unknown	ShapiroWilk
Silver (mg/L)	GWC-45	n/a	n/a	NP	NaN	20	0.005	0	unknown	ShapiroWilk
Silver (mg/L)	GWC-45R	n/a	n/a	NP	NaN	20	0.005	0	unknown	ShapiroWilk
Silver (mg/L)	GWC-46R	n/a	n/a	NP	NaN	20	0.005	0	unknown	ShapiroWilk
Silver (mg/L)	GWC-47	n/a	n/a	NP	NaN	20	0.005	0	unknown	ShapiroWilk
Silver (mg/L)	GWC-47R	n/a	n/a	NP	NaN	20	0.005	0	unknown	ShapiroWilk
Silver (mg/L)	GWC-48	n/a	n/a	NP	NaN	20	0.005	0	unknown	ShapiroWilk
Silver (mg/L)	GWC-49R	n/a	n/a	NP	NaN	20	0.005	0	unknown	ShapiroWilk
Silver (mg/L)	GWC-49Z	n/a	n/a	NP	NaN	20	0.005	0	unknown	ShapiroWilk
Silver (mg/L)	GWC-5	n/a	n/a	NP	NaN	37	0.005	0	unknown	ShapiroWilk
Silver (mg/L)	GWC-6	n/a	n/a	NP	NaN	37	0.005	0	unknown	ShapiroWilk
Silver (mg/L)	GWC-6RZ	n/a	n/a	NP	NaN	20	0.005	0	unknown	ShapiroWilk
Silver (mg/L)	GWC-7Z	n/a	n/a	NP	NaN	15	0.005	0	unknown	ShapiroWilk
Silver (mg/L)	GWC-8RR	n/a	n/a	NP	NaN	25	0.005	0	unknown	ShapiroWilk
Silver (mg/L)	GWC-8Z	n/a	n/a	NP	NaN	20	0.005	0	unknown	ShapiroWilk
Silver (mg/L)	GWC-9	n/a	n/a	NP	NaN	37	0.005	0	unknown	ShapiroWilk
Sulfate, total (mg/L)	GWA-1 (bg)	No	n/a	NP	NaN	21	1.457	0.4474	sqrt(x)	ShapiroWilk
Sulfate, total (mg/L)	GWA-2 (bg)	No	n/a	NP	NaN	21	58.87	44.05	normal	ShapiroWilk
Sulfate, total (mg/L)	GWA-2R (bg)	No	n/a	NP	NaN	21	9.444	12.73	ln(x)	ShapiroWilk
Sulfate, total (mg/L)	GWA-39RZ (bg)	No	n/a	NP	NaN	21	9.752	6.6	ln(x)	ShapiroWilk
Sulfate, total (mg/L)	GWA-39Z (bg)	No	n/a	NP	NaN	21	3.31	2.255	ln(x)	ShapiroWilk
Sulfate, total (mg/L)	GWA-3A (bg)	No	n/a	NP	NaN	20	1.623	1.588	ln(x)	ShapiroWilk
Sulfate, total (mg/L)	**GWA-40 (bg)**	**Yes**	**7.4**	**NP**	**NaN**	**22**	**1.83**	**1.505**	**ln(x)**	**ShapiroWilk**
Sulfate, total (mg/L)	GWA-41 (bg)	No	n/a	NP	NaN	21	3.43	2.983	ln(x)	ShapiroWilk
Sulfate, total (mg/L)	GWA-41R (bg)	No	n/a	NP	NaN	21	5.842	2.922	normal	ShapiroWilk
Sulfate, total (mg/L)	GWA-42 (bg)	No	n/a	NP	NaN	21	1.514	0.3952	normal	ShapiroWilk
Sulfate, total (mg/L)	GWA-43 (bg)	No	n/a	NP	NaN	21	0.9243	0.3681	sqrt(x)	ShapiroWilk
Sulfate, total (mg/L)	GWA-43R (bg)	No	n/a	NP	NaN	21	5.066	2.097	x^(1/3)	ShapiroWilk
Sulfate, total (mg/L)	GWA-4RZ (bg)	No	n/a	NP	NaN	22	20.91	2.63	ln(x)	ShapiroWilk
Sulfate, total (mg/L)	GWA-50 (bg)	No	n/a	NP	NaN	21	0.8108	0.186	normal	ShapiroWilk
Sulfate, total (mg/L)	GWA-50R (bg)	No	n/a	NP	NaN	21	0.8976	0.2859	sqrt(x)	ShapiroWilk
Sulfate, total (mg/L)	GWC-10	No	n/a	NP	NaN	21	1.355	0.3002	ln(x)	ShapiroWilk
Sulfate, total (mg/L)	GWC-10R	No	n/a	NP	NaN	21	1.396	0.2988	normal	ShapiroWilk
Sulfate, total (mg/L)	GWC-11	No	n/a	NP	NaN	21	2.327	0.5722	ln(x)	ShapiroWilk
Sulfate, total (mg/L)	GWC-11R	No	n/a	NP	NaN	21	2.37	0.803	ln(x)	ShapiroWilk
Sulfate, total (mg/L)	GWC-12	No	n/a	NP	NaN	21	0.7146	0.3222	ln(x)	ShapiroWilk
Sulfate, total (mg/L)	GWC-13	No	n/a	NP	NaN	21	59.24	47.8	ln(x)	ShapiroWilk
Sulfate, total (mg/L)	GWC-13RZ	No	n/a	NP	NaN	21	57.49	16.99	x^3	ShapiroWilk
Sulfate, total (mg/L)	GWC-14Z	No	n/a	NP	NaN	20	5.125	3.031	sqrt(x)	ShapiroWilk
Sulfate, total (mg/L)	GWC-15R	No	n/a	NP	NaN	21	8.74	1.943	normal	ShapiroWilk
Sulfate, total (mg/L)	GWC-15Z	No	n/a	NP	NaN	21	3.055	3.236	ln(x)	ShapiroWilk
Sulfate, total (mg/L)	GWC-44	No	n/a	NP	NaN	22	25.08	18.51	sqrt(x)	ShapiroWilk
Sulfate, total (mg/L)	GWC-45	No	n/a	NP	NaN	21	0.8997	0.2455	ln(x)	ShapiroWilk
Sulfate, total (mg/L)	GWC-45R	No	n/a	NP	NaN	21	3.635	1.776	ln(x)	ShapiroWilk
Sulfate, total (mg/L)	GWC-46R	No	n/a	NP	NaN	21	6.287	1.202	normal	ShapiroWilk
Sulfate, total (mg/L)	**GWC-47**	**Yes**	**8.4**	**NP**	**NaN**	**21**	**4.54**	**0.9911**	**ln(x)**	**ShapiroWilk**
Sulfate, total (mg/L)	GWC-47R	No	n/a	NP	NaN	21	9.387	2.597	normal	ShapiroWilk

Tukey's Outlier Test - All Results

Plant Bowen Data: Bowen 1, 2, 9, and 10 Printed 4/8/2024, 6:07 PM

Constituent	Well	Outlier	Value(s)	Method	Alpha	N	Mean	Std. Dev.	Distribution	Normality Test
Sulfate, total (mg/L)	GWC-48	No	n/a	NP	NaN	23	3.92	4.907	ln(x)	ShapiroWilk
Sulfate, total (mg/L)	GWC-49R	No	n/a	NP	NaN	22	3.172	1.011	ln(x)	ShapiroWilk
Sulfate, total (mg/L)	GWC-49Z	No	n/a	NP	NaN	21	2.32	2.064	ln(x)	ShapiroWilk
Sulfate, total (mg/L)	GWC-5	No	n/a	NP	NaN	21	1.375	0.2818	ln(x)	ShapiroWilk
Sulfate, total (mg/L)	GWC-6	No	n/a	NP	NaN	21	2.187	0.5532	ln(x)	ShapiroWilk
Sulfate, total (mg/L)	GWC-6RZ	No	n/a	NP	NaN	21	1.884	0.5252	ln(x)	ShapiroWilk
Sulfate, total (mg/L)	GWC-7Z	No	n/a	NP	NaN	21	1.027	0.4965	normal	ShapiroWilk
Sulfate, total (mg/L)	GWC-8RR	No	n/a	NP	NaN	21	1.006	0.4131	ln(x)	ShapiroWilk
Sulfate, total (mg/L)	GWC-8Z	No	n/a	NP	NaN	21	1.745	0.9592	sqrt(x)	ShapiroWilk
Sulfate, total (mg/L)	GWC-9	No	n/a	NP	NaN	21	2.444	0.9127	normal	ShapiroWilk
Total Dissolved Solids [TDS] (mg/l)	GWA-1 (bg)	No	n/a	NP	NaN	21	153.6	13.03	normal	ShapiroWilk
Total Dissolved Solids [TDS] (mg/l)	GWA-2 (bg)	No	n/a	NP	NaN	21	151.4	92.48	normal	ShapiroWilk
Total Dissolved Solids [TDS] (mg/l)	GWA-2R (bg)	No	n/a	NP	NaN	21	125.6	43.03	ln(x)	ShapiroWilk
Total Dissolved Solids [TDS] (mg/l)	GWA-39RZ (bg)	No	n/a	NP	NaN	21	161.6	32.58	ln(x)	ShapiroWilk
Total Dissolved Solids [TDS] (mg/l)	GWA-39Z (bg)	No	n/a	NP	NaN	20	69.3	34.24	x^(1/3)	ShapiroWilk
Total Dissolved Solids [TDS] (mg/l)	GWA-3A (bg)	No	n/a	NP	NaN	20	49.45	34.95	ln(x)	ShapiroWilk
Total Dissolved Solids [TDS] (mg/l)	GWA-40 (bg)	No	n/a	NP	NaN	21	107.7	42.07	ln(x)	ShapiroWilk
Total Dissolved Solids [TDS] (mg/l)	GWA-41 (bg)	No	n/a	NP	NaN	21	83.38	41.08	sqrt(x)	ShapiroWilk
Total Dissolved Solids [TDS] (mg/l)	GWA-41R (bg)	No	n/a	NP	NaN	21	161.5	37.15	normal	ShapiroWilk
Total Dissolved Solids [TDS] (mg/l)	GWA-42 (bg)	No	n/a	NP	NaN	21	138.4	26.64	ln(x)	ShapiroWilk
Total Dissolved Solids [TDS] (mg/l)	GWA-43 (bg)	No	n/a	NP	NaN	21	38.47	18.17	ln(x)	ShapiroWilk
Total Dissolved Solids [TDS] (mg/l)	GWA-43R (bg)	No	n/a	NP	NaN	21	140.1	18.76	x^2	ShapiroWilk
Total Dissolved Solids [TDS] (mg/l)	**GWA-4RZ (bg)**	**Yes**	**400**	**NP**	**NaN**	**21**	**251.4**	**54.09**	**ln(x)**	**ShapiroWilk**
Total Dissolved Solids [TDS] (mg/l)	GWA-50 (bg)	No	n/a	NP	NaN	21	25.14	8.193	ln(x)	ShapiroWilk
Total Dissolved Solids [TDS] (mg/l)	GWA-50R (bg)	No	n/a	NP	NaN	21	34.19	21.02	ln(x)	ShapiroWilk
Total Dissolved Solids [TDS] (mg/l)	GWC-10	No	n/a	NP	NaN	21	121.4	33.17	x^3	ShapiroWilk
Total Dissolved Solids [TDS] (mg/l)	GWC-10R	No	n/a	NP	NaN	21	147	32.72	x^2	ShapiroWilk
Total Dissolved Solids [TDS] (mg/l)	GWC-11	No	n/a	NP	NaN	21	93.1	23.08	sqrt(x)	ShapiroWilk
Total Dissolved Solids [TDS] (mg/l)	GWC-11R	No	n/a	NP	NaN	21	134.1	17.4	x^5	ShapiroWilk
Total Dissolved Solids [TDS] (mg/l)	GWC-12	No	n/a	NP	NaN	21	63.86	14.27	ln(x)	ShapiroWilk
Total Dissolved Solids [TDS] (mg/l)	GWC-13	No	n/a	NP	NaN	22	238	189.6	ln(x)	ShapiroWilk
Total Dissolved Solids [TDS] (mg/l)	GWC-13RZ	No	n/a	NP	NaN	21	254.1	51.79	x^5	ShapiroWilk
Total Dissolved Solids [TDS] (mg/l)	GWC-14Z	No	n/a	NP	NaN	21	105.6	52.32	ln(x)	ShapiroWilk
Total Dissolved Solids [TDS] (mg/l)	GWC-15R	No	n/a	NP	NaN	21	165.4	24.96	sqrt(x)	ShapiroWilk
Total Dissolved Solids [TDS] (mg/l)	**GWC-15Z**	**Yes**	**53,214,54**	**NP**	**NaN**	**21**	**117.3**	**35.36**	**sqrt(x)**	**ShapiroWilk**
Total Dissolved Solids [TDS] (mg/l)	GWC-44	No	n/a	NP	NaN	22	54.77	44.69	ln(x)	ShapiroWilk
Total Dissolved Solids [TDS] (mg/l)	GWC-45	No	n/a	NP	NaN	21	25.66	15.1	ln(x)	ShapiroWilk
Total Dissolved Solids [TDS] (mg/l)	GWC-45R	No	n/a	NP	NaN	21	169.5	31.3	normal	ShapiroWilk
Total Dissolved Solids [TDS] (mg/l)	GWC-46R	No	n/a	NP	NaN	21	226.9	26.36	ln(x)	ShapiroWilk
Total Dissolved Solids [TDS] (mg/l)	GWC-47	No	n/a	NP	NaN	21	123.7	18.65	ln(x)	ShapiroWilk
Total Dissolved Solids [TDS] (mg/l)	GWC-47R	No	n/a	NP	NaN	21	143.4	28.95	x^5	ShapiroWilk
Total Dissolved Solids [TDS] (mg/l)	GWC-48	No	n/a	NP	NaN	21	34.19	19.03	ln(x)	ShapiroWilk
Total Dissolved Solids [TDS] (mg/l)	GWC-49R	No	n/a	NP	NaN	21	122.9	22.71	ln(x)	ShapiroWilk
Total Dissolved Solids [TDS] (mg/l)	GWC-49Z	No	n/a	NP	NaN	21	31.95	11.4	ln(x)	ShapiroWilk
Total Dissolved Solids [TDS] (mg/l)	GWC-5	No	n/a	NP	NaN	21	39.05	24.81	ln(x)	ShapiroWilk
Total Dissolved Solids [TDS] (mg/l)	GWC-6	No	n/a	NP	NaN	21	77.57	26.46	ln(x)	ShapiroWilk
Total Dissolved Solids [TDS] (mg/l)	GWC-6RZ	No	n/a	NP	NaN	21	65.14	33.27	sqrt(x)	ShapiroWilk
Total Dissolved Solids [TDS] (mg/l)	GWC-7Z	No	n/a	NP	NaN	21	118.6	18.97	x^(1/3)	ShapiroWilk
Total Dissolved Solids [TDS] (mg/l)	GWC-8RR	No	n/a	NP	NaN	21	104.6	11.76	x^4	ShapiroWilk
Total Dissolved Solids [TDS] (mg/l)	GWC-8Z	No	n/a	NP	NaN	21	105	29.96	normal	ShapiroWilk
Total Dissolved Solids [TDS] (mg/l)	GWC-9	No	n/a	NP	NaN	21	52.57	41.73	ln(x)	ShapiroWilk
Vanadium (mg/L)	GWA-1 (bg)	n/a	n/a	NP	NaN	37	0.009696	0.001387	unknown	ShapiroWilk
Vanadium (mg/L)	GWA-2 (bg)	n/a	n/a	NP	NaN	37	0.009281	0.002576	unknown	ShapiroWilk
Vanadium (mg/L)	GWA-2R (bg)	n/a	n/a	NP	NaN	37	0.009142	0.002406	unknown	ShapiroWilk
Vanadium (mg/L)	GWA-39RZ (bg)	n/a	n/a	NP	NaN	16	0.0095	0.002	unknown	ShapiroWilk

Tukey's Outlier Test - All Results

Plant Bowen Data: Bowen 1, 2, 9, and 10 Printed 4/8/2024, 6:07 PM

Constituent	Well	Outlier	Value(s)	Method	Alpha	N	Mean	Std. Dev.	Distribution	Normality Test
Vanadium (mg/L)	GWA-39Z (bg)	n/a	n/a	NP	NaN	20	0.01	0	unknown	ShapiroWilk
Vanadium (mg/L)	GWA-3A (bg)	n/a	n/a	NP	NaN	36	0.009636	0.001546	unknown	ShapiroWilk
Vanadium (mg/L)	GWA-40 (bg)	n/a	n/a	NP	NaN	20	0.01	0	unknown	ShapiroWilk
Vanadium (mg/L)	GWA-41 (bg)	n/a	n/a	NP	NaN	20	0.01	0	unknown	ShapiroWilk
Vanadium (mg/L)	GWA-41R (bg)	n/a	n/a	NP	NaN	20	0.01	0	unknown	ShapiroWilk
Vanadium (mg/L)	GWA-42 (bg)	n/a	n/a	NP	NaN	20	0.01	0	unknown	ShapiroWilk
Vanadium (mg/L)	GWA-43 (bg)	n/a	n/a	NP	NaN	20	0.009602	0.00178	unknown	ShapiroWilk
Vanadium (mg/L)	GWA-43R (bg)	n/a	n/a	NP	NaN	20	0.009138	0.002661	unknown	ShapiroWilk
Vanadium (mg/L)	GWA-4RZ (bg)	n/a	n/a	NP	NaN	14	0.009346	0.002448	unknown	ShapiroWilk
Vanadium (mg/L)	GWA-50 (bg)	n/a	n/a	NP	NaN	31	0.01	0	unknown	ShapiroWilk
Vanadium (mg/L)	GWA-50R (bg)	n/a	n/a	NP	NaN	31	0.008655	0.00261	unknown	ShapiroWilk
Vanadium (mg/L)	GWC-10	n/a	n/a	NP	NaN	37	0.009454	0.001724	unknown	ShapiroWilk
Vanadium (mg/L)	GWC-10R	n/a	n/a	NP	NaN	37	0.01	0	unknown	ShapiroWilk
Vanadium (mg/L)	GWC-11	n/a	n/a	NP	NaN	37	0.009408	0.002021	unknown	ShapiroWilk
Vanadium (mg/L)	GWC-11R	No	n/a	NP	NaN	37	0.008254	0.003244	normal	ShapiroWilk
Vanadium (mg/L)	GWC-12	n/a	n/a	NP	NaN	37	0.008811	0.002472	unknown	ShapiroWilk
Vanadium (mg/L)	GWC-13	No	n/a	NP	NaN	37	0.007471	0.004099	sqrt(x)	ShapiroWilk
Vanadium (mg/L)	GWC-13RZ	n/a	n/a	NP	NaN	36	0.009592	0.003866	unknown	ShapiroWilk
Vanadium (mg/L)	GWC-14Z	n/a	n/a	NP	NaN	37	0.009078	0.002314	unknown	ShapiroWilk
Vanadium (mg/L)	GWC-15R	n/a	n/a	NP	NaN	37	0.009751	0.001517	unknown	ShapiroWilk
Vanadium (mg/L)	**GWC-15Z**	**Yes**	**0.0027,0.021,0.0031,0.0016,0.002,0.00233,0.00095**	**NP**	**NaN**	**36**	**0.009963**	**0.004574**	**normal**	**ShapiroWilk**
Vanadium (mg/L)	GWC-44	n/a	n/a	NP	NaN	20	0.00963	0.001655	unknown	ShapiroWilk
Vanadium (mg/L)	GWC-45	n/a	n/a	NP	NaN	20	0.00924	0.00234	unknown	ShapiroWilk
Vanadium (mg/L)	GWC-45R	n/a	n/a	NP	NaN	20	0.01	0	unknown	ShapiroWilk
Vanadium (mg/L)	GWC-46R	n/a	n/a	NP	NaN	20	0.01	0	unknown	ShapiroWilk
Vanadium (mg/L)	GWC-47	n/a	n/a	NP	NaN	20	0.01	0	unknown	ShapiroWilk
Vanadium (mg/L)	GWC-47R	n/a	n/a	NP	NaN	20	0.009537	0.002068	unknown	ShapiroWilk
Vanadium (mg/L)	GWC-48	n/a	n/a	NP	NaN	20	0.00964	0.00161	unknown	ShapiroWilk
Vanadium (mg/L)	GWC-49R	n/a	n/a	NP	NaN	20	0.01	0	unknown	ShapiroWilk
Vanadium (mg/L)	GWC-49Z	n/a	n/a	NP	NaN	20	0.01	0	unknown	ShapiroWilk
Vanadium (mg/L)	GWC-5	n/a	n/a	NP	NaN	37	0.009328	0.002314	unknown	ShapiroWilk
Vanadium (mg/L)	**GWC-6**	**Yes**	**0.0033,0.0043,0.0043,0.0027,0.0034,0.0016,0.0021**	**NP**	**NaN**	**37**	**0.008478**	**0.002829**	**x^(1/3)**	**ShapiroWilk**
Vanadium (mg/L)	GWC-6RZ	n/a	n/a	NP	NaN	20	0.01	0	unknown	ShapiroWilk
Vanadium (mg/L)	GWC-7Z	n/a	n/a	NP	NaN	15	0.01	0	unknown	ShapiroWilk
Vanadium (mg/L)	GWC-8RR	n/a	n/a	NP	NaN	25	0.009624	0.001304	unknown	ShapiroWilk
Vanadium (mg/L)	GWC-8Z	n/a	n/a	NP	NaN	20	0.00975	0.001118	unknown	ShapiroWilk
Vanadium (mg/L)	GWC-9	n/a	n/a	NP	NaN	37	0.009027	0.002311	unknown	ShapiroWilk
Zinc (mg/L)	GWA-1 (bg)	No	n/a	NP	NaN	37	0.01411	0.01117	ln(x)	ShapiroWilk
Zinc (mg/L)	GWA-2 (bg)	No	n/a	NP	NaN	37	0.01682	0.0143	x^(1/3)	ShapiroWilk
Zinc (mg/L)	GWA-2R (bg)	No	n/a	NP	NaN	37	0.0155	0.01069	x^(1/3)	ShapiroWilk
Zinc (mg/L)	GWA-39RZ (bg)	No	n/a	NP	NaN	16	0.01517	0.007536	x^(1/3)	ShapiroWilk
Zinc (mg/L)	GWA-39Z (bg)	No	n/a	NP	NaN	20	0.01366	0.008	ln(x)	ShapiroWilk
Zinc (mg/L)	GWA-3A (bg)	No	n/a	NP	NaN	36	0.05597	0.03116	x^(1/3)	ShapiroWilk
Zinc (mg/L)	GWA-40 (bg)	n/a	n/a	NP	NaN	20	0.01748	0.006185	unknown	ShapiroWilk
Zinc (mg/L)	GWA-41 (bg)	n/a	n/a	NP	NaN	20	0.01764	0.005826	unknown	ShapiroWilk
Zinc (mg/L)	**GWA-41R (bg)**	**Yes**	**0.0023,0.0021,0.0024**	**NP**	**NaN**	**20**	**0.01586**	**0.007435**	**ln(x)**	**ShapiroWilk**
Zinc (mg/L)	GWA-42 (bg)	No	n/a	NP	NaN	20	0.01376	0.005113	ln(x)	ShapiroWilk
Zinc (mg/L)	GWA-43 (bg)	No	n/a	NP	NaN	20	0.01358	0.008233	ln(x)	ShapiroWilk
Zinc (mg/L)	GWA-43R (bg)	No	n/a	NP	NaN	20	0.01365	0.008105	ln(x)	ShapiroWilk
Zinc (mg/L)	GWA-4RZ (bg)	No	n/a	NP	NaN	14	0.01557	0.007329	ln(x)	ShapiroWilk
Zinc (mg/L)	GWA-50 (bg)	No	n/a	NP	NaN	31	0.01246	0.0102	ln(x)	ShapiroWilk
Zinc (mg/L)	GWA-50R (bg)	No	n/a	NP	NaN	31	0.01906	0.01562	x^(1/3)	ShapiroWilk
Zinc (mg/L)	GWC-10	No	n/a	NP	NaN	37	0.01773	0.01459	x^(1/3)	ShapiroWilk
Zinc (mg/L)	GWC-10R	No	n/a	NP	NaN	37	0.01275	0.007745	ln(x)	ShapiroWilk
Zinc (mg/L)	GWC-11	No	n/a	NP	NaN	37	0.0153	0.00728	x^(1/3)	ShapiroWilk

Tukey's Outlier Test - All Results

Plant Bowen Data: Bowen 1, 2, 9, and 10 Printed 4/8/2024, 6:07 PM

Constituent	Well	Outlier	Value(s)	Method	Alpha	N	Mean	Std. Dev.	Distribution	Normality Test
Zinc (mg/L)	GWC-11R	No	n/a	NP	NaN	37	0.01306	0.008106	ln(x)	ShapiroWilk
Zinc (mg/L)	GWC-12	No	n/a	NP	NaN	37	0.01749	0.01635	ln(x)	ShapiroWilk
Zinc (mg/L)	GWC-13	No	n/a	NP	NaN	37	0.0185	0.01592	x^(1/3)	ShapiroWilk
Zinc (mg/L)	GWC-13RZ	No	n/a	NP	NaN	36	0.01643	0.01915	ln(x)	ShapiroWilk
Zinc (mg/L)	GWC-14Z	No	n/a	NP	NaN	37	0.01968	0.02459	ln(x)	ShapiroWilk
Zinc (mg/L)	GWC-15R	No	n/a	NP	NaN	37	0.01051	0.007545	ln(x)	ShapiroWilk
Zinc (mg/L)	GWC-15Z	No	n/a	NP	NaN	36	0.01736	0.01464	x^(1/3)	ShapiroWilk
Zinc (mg/L)	GWC-44	No	n/a	NP	NaN	20	0.01148	0.007946	ln(x)	ShapiroWilk
Zinc (mg/L)	GWC-45	No	n/a	NP	NaN	20	0.01307	0.007932	ln(x)	ShapiroWilk
Zinc (mg/L)	GWC-45R	No	n/a	NP	NaN	20	0.01149	0.008006	ln(x)	ShapiroWilk
Zinc (mg/L)	GWC-46R	No	n/a	NP	NaN	20	0.01424	0.008104	ln(x)	ShapiroWilk
Zinc (mg/L)	GWC-47	No	n/a	NP	NaN	21	0.03194	0.01127	x^(1/3)	ShapiroWilk
Zinc (mg/L)	GWC-47R	No	n/a	NP	NaN	20	0.02015	0.009569	sqrt(x)	ShapiroWilk
Zinc (mg/L)	GWC-48	No	n/a	NP	NaN	20	0.01235	0.005993	ln(x)	ShapiroWilk
Zinc (mg/L)	GWC-49R	n/a	n/a	NP	NaN	20	0.01843	0.004838	unknown	ShapiroWilk
Zinc (mg/L)	GWC-49Z	No	n/a	NP	NaN	20	0.014	0.007651	ln(x)	ShapiroWilk
Zinc (mg/L)	GWC-5	No	n/a	NP	NaN	37	0.06355	0.03922	ln(x)	ShapiroWilk
Zinc (mg/L)	GWC-6	No	n/a	NP	NaN	37	0.01846	0.01228	x^(1/3)	ShapiroWilk
Zinc (mg/L)	GWC-6RZ	No	n/a	NP	NaN	20	0.01317	0.00862	ln(x)	ShapiroWilk
Zinc (mg/L)	GWC-7Z	n/a	n/a	NP	NaN	15	0.01789	0.005575	unknown	ShapiroWilk
Zinc (mg/L)	GWC-8RR	No	n/a	NP	NaN	25	0.01396	0.007843	ln(x)	ShapiroWilk
Zinc (mg/L)	GWC-8Z	No	n/a	NP	NaN	20	0.01363	0.008108	ln(x)	ShapiroWilk
Zinc (mg/L)	GWC-9	No	n/a	NP	NaN	37	0.0175	0.01907	ln(x)	ShapiroWilk

Sanitas™ v.10.0.16b Software licensed to . UG

Tukey's Outlier Screening

GWA-1 (bg)

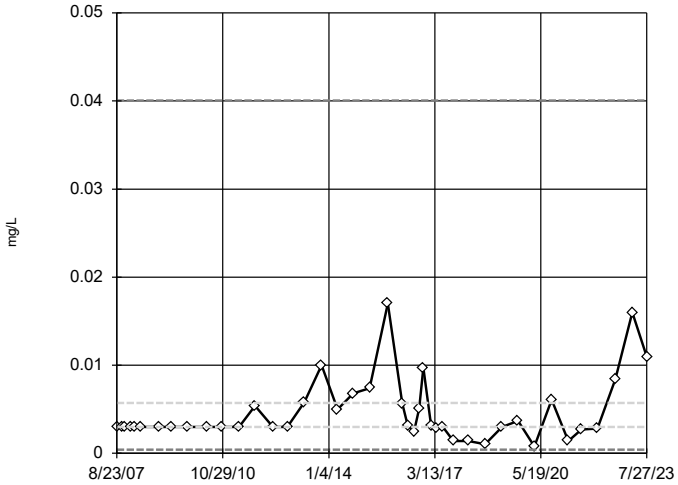

n = 42

No outliers found. Tukey's method selected by user.

Data were natural log transformed to achieve best W statistic (graph shown in original units).

High cutoff = 0.04006, low cutoff = 0.0004295, based on IQR multiplier of 3.

Constituent: Antimony Analysis Run 4/8/2024 5:20 PM View: Outliers

Plant Bowen Data: Bowen 1, 2, 9, and 10

Sanitas™ v.10.0.16b Software licensed to . UG

Tukey's Outlier Screening

GWA-2 (bg)

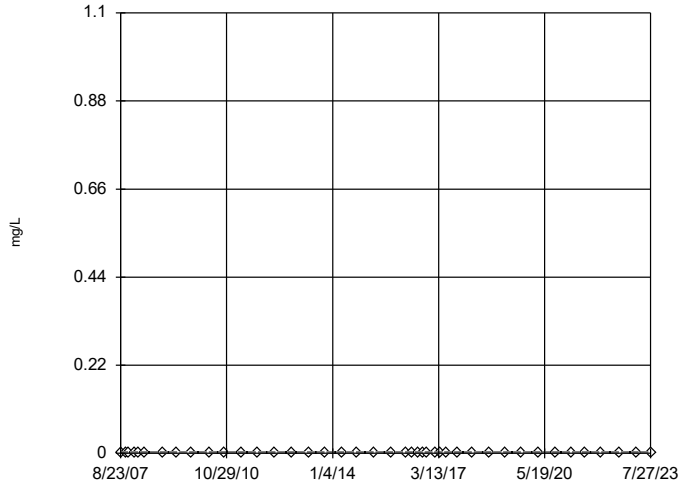

n = 42

No outliers found. Tukey's method selected by user.

Data were square root transformed to achieve best W statistic (graph shown in original units).

The results were invalidated, because the lower and upper quartiles are equal.

Constituent: Antimony Analysis Run 4/8/2024 5:20 PM View: Outliers

Plant Bowen Data: Bowen 1, 2, 9, and 10

Sanitas™ v.10.0.16b Software licensed to . UG

Tukey's Outlier Screening

GWA-2R (bg)

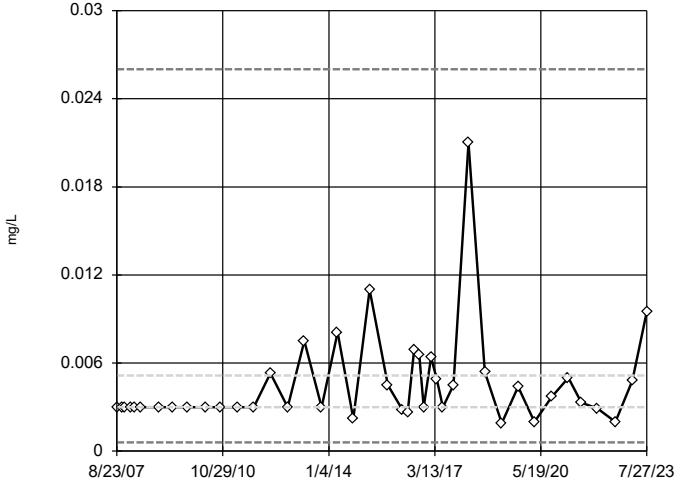

n = 42

No outliers found. Tukey's method selected by user.

Data were natural log transformed to achieve best W statistic (graph shown in original units).

High cutoff = 0.02601, low cutoff = 0.0005938, based on IQR multiplier of 3.

Constituent: Antimony Analysis Run 4/8/2024 5:20 PM View: Outliers

Plant Bowen Data: Bowen 1, 2, 9, and 10

Sanitas™ v.10.0.16b Software licensed to . UG

Tukey's Outlier Screening

GWA-39RZ (bg)

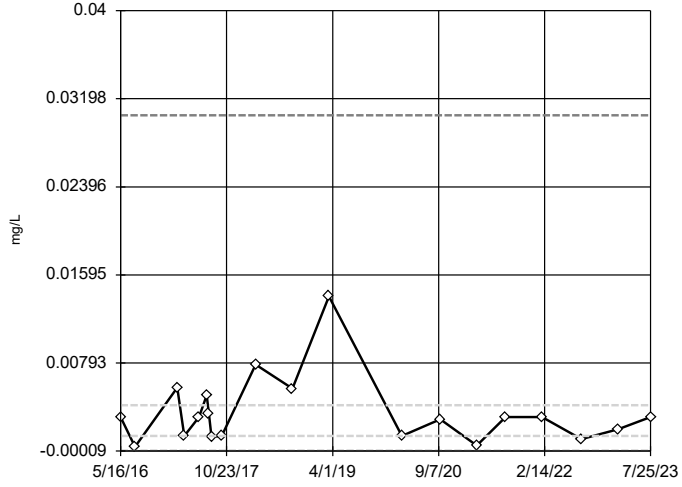

n = 20

No outliers found. Tukey's method selected by user.

Data were cube root transformed to achieve best W statistic (graph shown in original units).

High cutoff = 0.03047, low cutoff = -0.00008096, based on IQR multiplier of 3.

Constituent: Antimony Analysis Run 4/8/2024 5:20 PM View: Outliers

Plant Bowen Data: Bowen 1, 2, 9, and 10

Sanitas™ v.10.0.16b Software licensed to . UG

Tukey's Outlier Screening

GWA-39Z (bg)

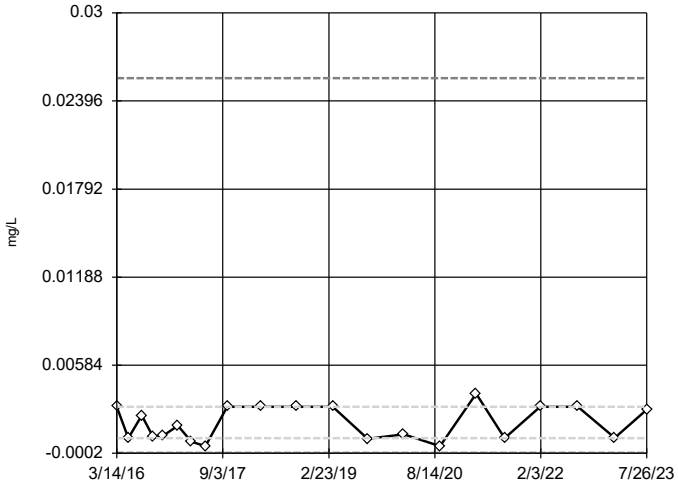

n = 21

No outliers found. Tukey's method selected by user.

Data were cube root transformed to achieve best W statistic (graph shown in original units).

High cutoff = 0.02553, low cutoff = -0.0001764, based on IQR multiplier of 3.

Constituent: Antimony Analysis Run 4/8/2024 5:20 PM View: Outliers

Plant Bowen Data: Bowen 1, 2, 9, and 10

Sanitas™ v.10.0.16b Software licensed to . UG

Tukey's Outlier Screening

GWA-3A (bg)

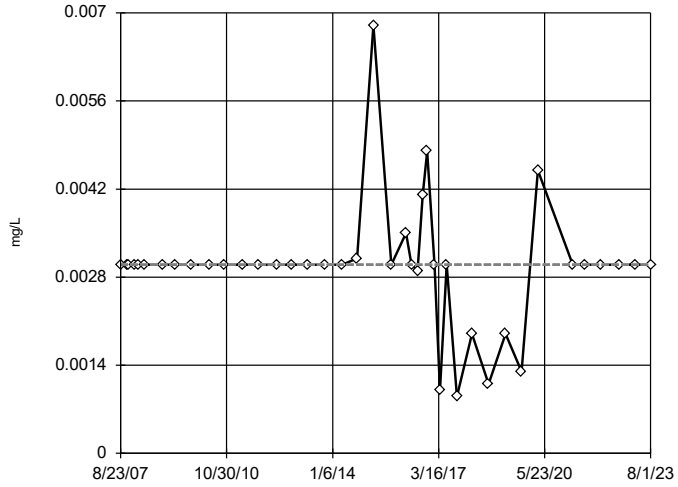

n = 41

No outliers found. Tukey's method selected by user.

Data were square root transformed to achieve best W statistic (graph shown in original units).

The results were invalidated, because the lower and upper quartiles are equal.

Constituent: Antimony Analysis Run 4/8/2024 5:20 PM View: Outliers

Plant Bowen Data: Bowen 1, 2, 9, and 10

Sanitas™ v.10.0.16b Software licensed to . UG

Tukey's Outlier Screening

GWA-40 (bg)

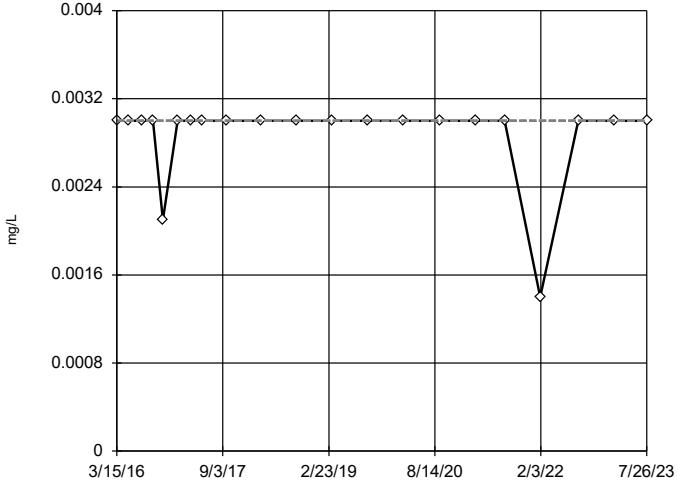

n = 21

No outliers found. Tukey's method selected by user.

Data were cube transformed to achieve best W statistic (graph shown in original units).

The results were invalidated, because the lower and upper quartiles are equal.

Constituent: Antimony Analysis Run 4/8/2024 5:20 PM View: Outliers

Plant Bowen Data: Bowen 1, 2, 9, and 10

Sanitas™ v.10.0.16b Software licensed to . UG

Tukey's Outlier Screening

GWA-41 (bg)

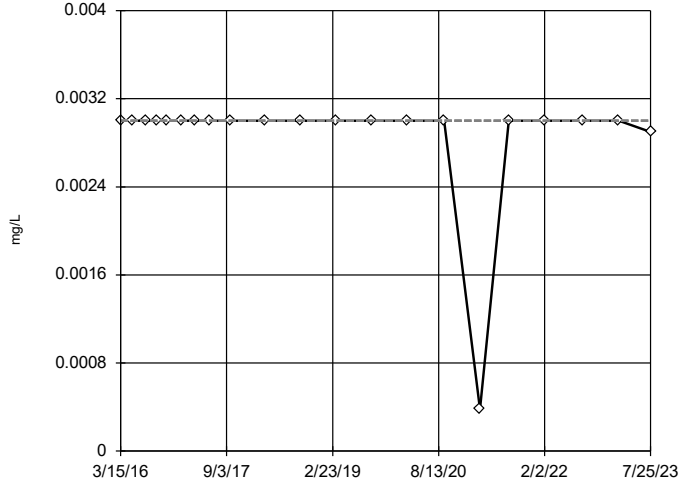

n = 21

No outliers found. Tukey's method selected by user.

Data were x^6 transformed to achieve best W statistic (graph shown in original units).

The results were invalidated, because the lower and upper quartiles are equal.

Constituent: Antimony Analysis Run 4/8/2024 5:20 PM View: Outliers

Plant Bowen Data: Bowen 1, 2, 9, and 10

Sanitas™ v.10.0.16b Software licensed to . UG

Tukey's Outlier Screening

GWA-41R (bg)

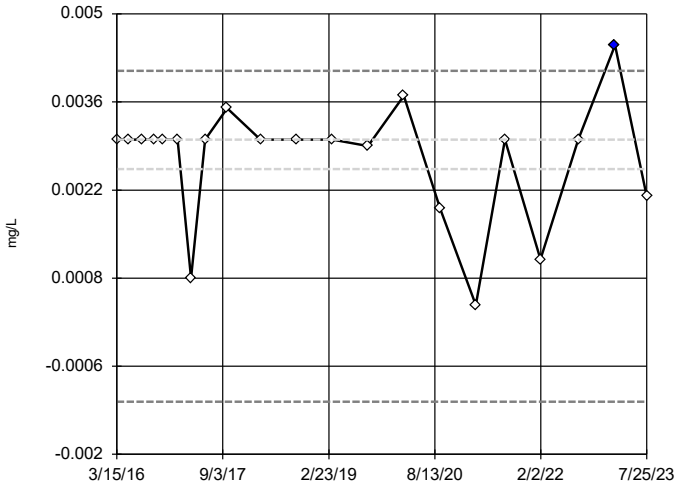

n = 21

Outlier is drawn as solid. Tukey's method selected by user.

Data were square transformed to achieve best W statistic (graph shown in original units).

High cutoff = 0.004095, low cutoff = -0.001166, based on IQR multiplier of 3.

Constituent: Antimony Analysis Run 4/8/2024 5:20 PM View: Outliers

Plant Bowen Data: Bowen 1, 2, 9, and 10

Sanitas™ v.10.0.16b Software licensed to . UG

Tukey's Outlier Screening

GWA-42 (bg)

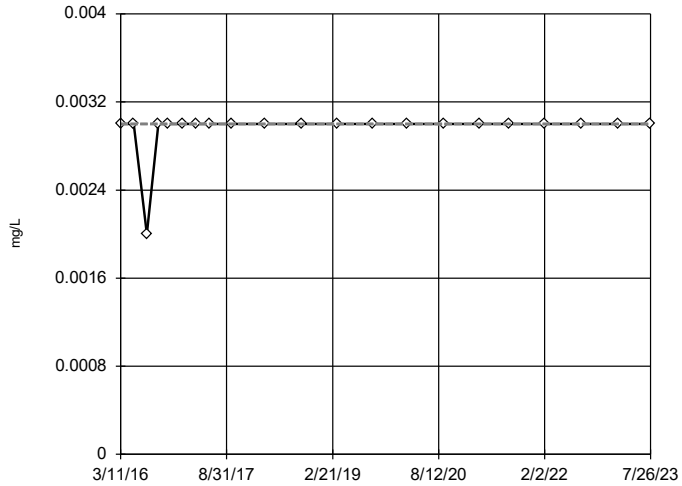

n = 21

No outliers found. Tukey's method selected by user.

Data were x^4 transformed to achieve best W statistic (graph shown in original units).

The results were invalidated, because the lower and upper quartiles are equal.

Constituent: Antimony Analysis Run 4/8/2024 5:20 PM View: Outliers

Plant Bowen Data: Bowen 1, 2, 9, and 10

Sanitas™ v.10.0.16b Software licensed to . UG

Tukey's Outlier Screening

GWA-43 (bg)

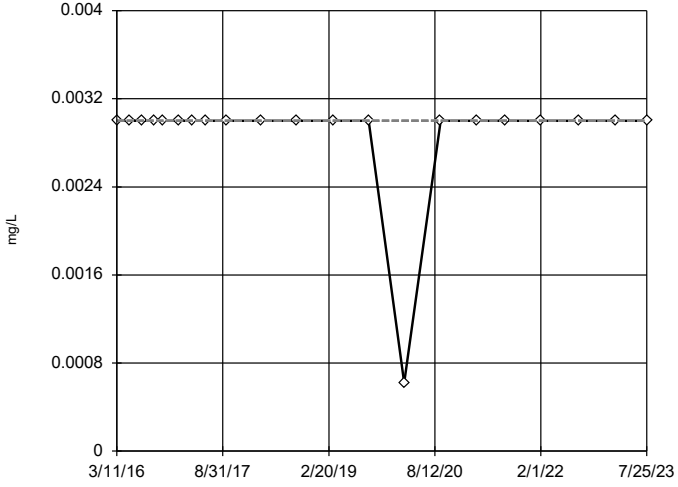

n = 21

No outliers found. Tukey's method selected by user.

Data were x^5 transformed to achieve best W statistic (graph shown in original units).

The results were invalidated, because the lower and upper quartiles are equal.

Constituent: Antimony Analysis Run 4/8/2024 5:20 PM View: Outliers

Plant Bowen Data: Bowen 1, 2, 9, and 10

Sanitas™ v.10.0.16b Software licensed to . UG

Tukey's Outlier Screening

GWA-43R (bg)

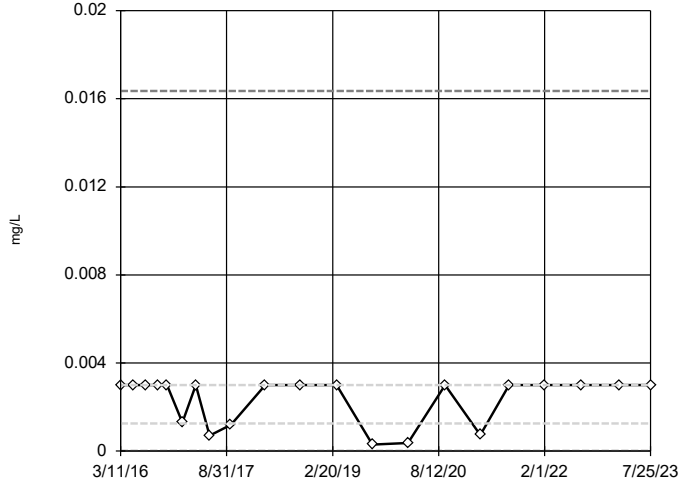

n = 21

No outliers found. Tukey's method selected by user.

Data were cube root transformed to achieve best W statistic (graph shown in original units).

High cutoff = 0.01635, low cutoff = -6.5e-9, based on IQR multiplier of 3.

Constituent: Antimony Analysis Run 4/8/2024 5:20 PM View: Outliers

Plant Bowen Data: Bowen 1, 2, 9, and 10

Sanitas™ v.10.0.16b Software licensed to . UG

Tukey's Outlier Screening

GWA-4RZ (bg)

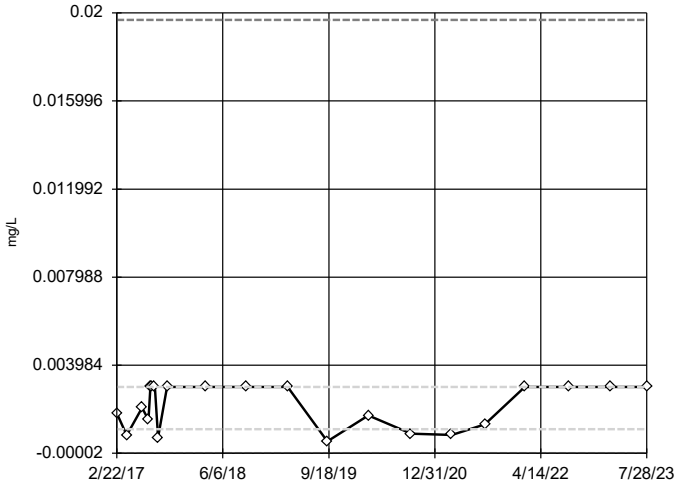

n = 21

No outliers found. Tukey's method selected by user.

Data were cube root transformed to achieve best W statistic (graph shown in original units).

High cutoff = 0.01968, low cutoff = -0.00001293, based on IQR multiplier of 3.

Constituent: Antimony Analysis Run 4/8/2024 5:20 PM View: Outliers

Plant Bowen Data: Bowen 1, 2, 9, and 10

Sanitas™ v.10.0.16b Software licensed to . UG

Tukey's Outlier Screening

GWA-50 (bg)

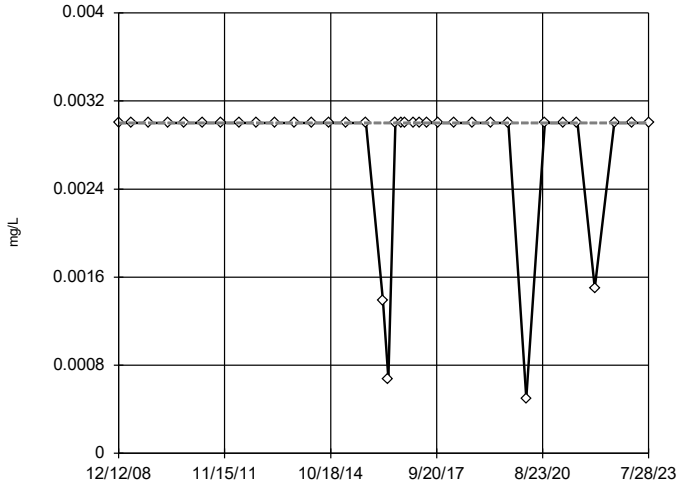

n = 36

No outliers found. Tukey's method selected by user.

Ladder of Powers transformations did not improve normality; analysis run on raw data.

The results were invalidated, because the lower and upper quartiles are equal.

Constituent: Antimony Analysis Run 4/8/2024 5:20 PM View: Outliers

Plant Bowen Data: Bowen 1, 2, 9, and 10

Sanitas™ v.10.0.16b Software licensed to . UG

Tukey's Outlier Screening

GWA-50R (bg)

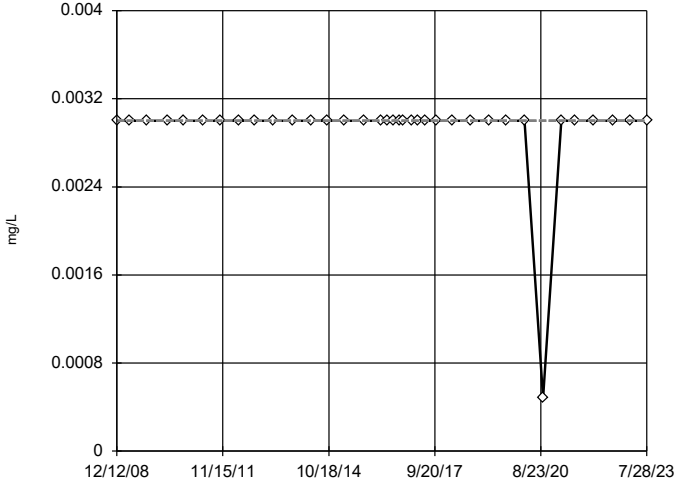

n = 36

No outliers found. Tukey's method selected by user.

Data were natural log transformed to achieve best W statistic (graph shown in original units).

The results were invalidated, because the lower and upper quartiles are equal.

Constituent: Antimony Analysis Run 4/8/2024 5:20 PM View: Outliers

Plant Bowen Data: Bowen 1, 2, 9, and 10

Sanitas™ v.10.0.16b Software licensed to . UG

Tukey's Outlier Screening

GWC-10

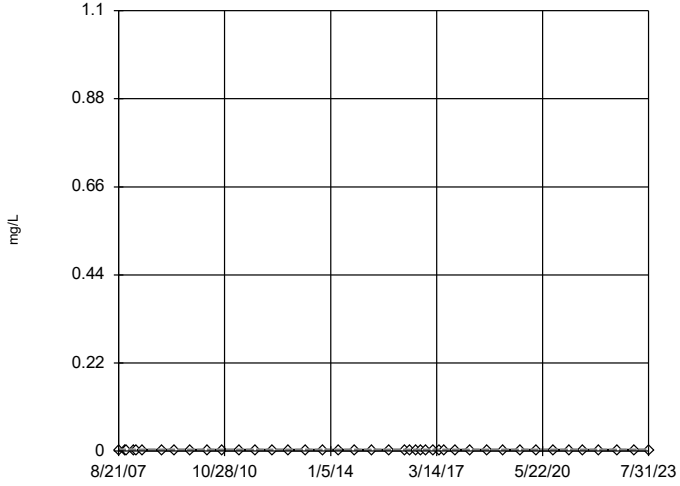

n = 42

No outliers found. Tukey's method selected by user.

Data were square root transformed to achieve best W statistic (graph shown in original units).

The results were invalidated, because the lower and upper quartiles are equal.

Constituent: Antimony Analysis Run 4/8/2024 5:20 PM View: Outliers

Plant Bowen Data: Bowen 1, 2, 9, and 10

Sanitas™ v.10.0.16b Software licensed to . UG

Tukey's Outlier Screening

GWC-10R

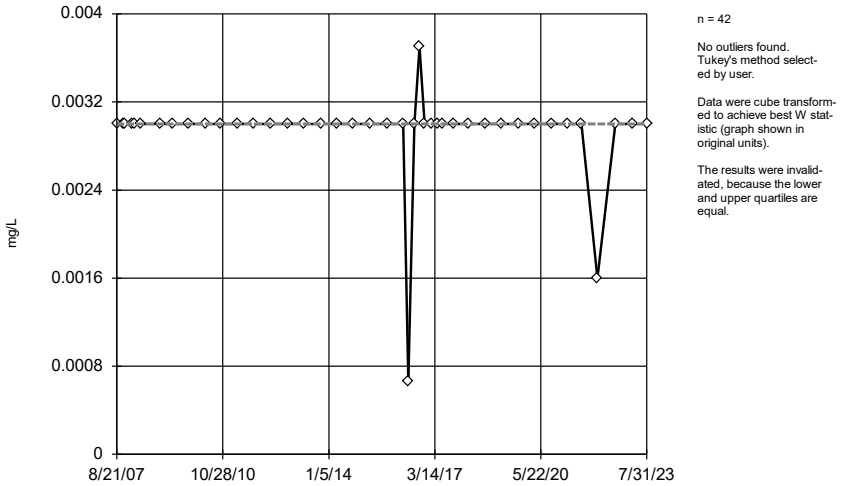

n = 42

No outliers found. Tukey's method selected by user.

Data were cube transformed to achieve best W statistic (graph shown in original units).

The results were invalidated, because the lower and upper quartiles are equal.

Constituent: Antimony Analysis Run 4/8/2024 5:20 PM View: Outliers

Plant Bowen Data: Bowen 1, 2, 9, and 10

Sanitas™ v.10.0.16b Software licensed to . UG

Tukey's Outlier Screening

GWC-11

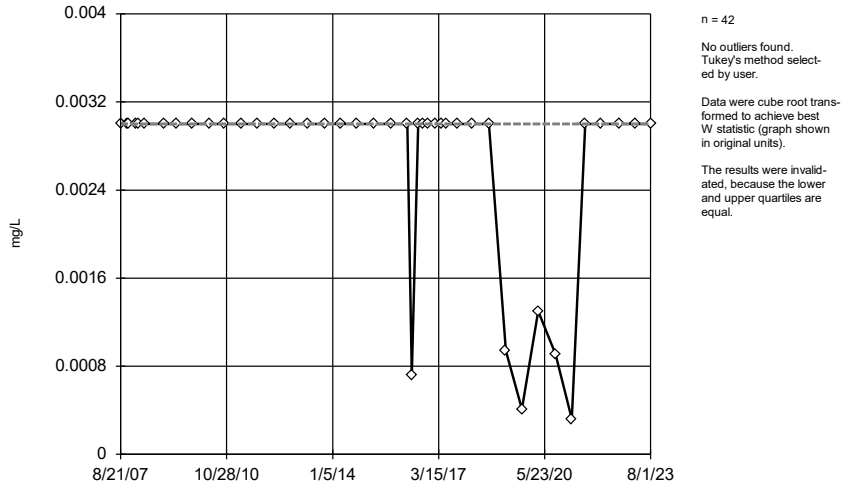

n = 42

No outliers found. Tukey's method selected by user.

Data were cube root transformed to achieve best W statistic (graph shown in original units).

The results were invalidated, because the lower and upper quartiles are equal.

Constituent: Antimony Analysis Run 4/8/2024 5:20 PM View: Outliers

Plant Bowen Data: Bowen 1, 2, 9, and 10

Sanitas™ v.10.0.16b Software licensed to . UG

Tukey's Outlier Screening

GWC-11R

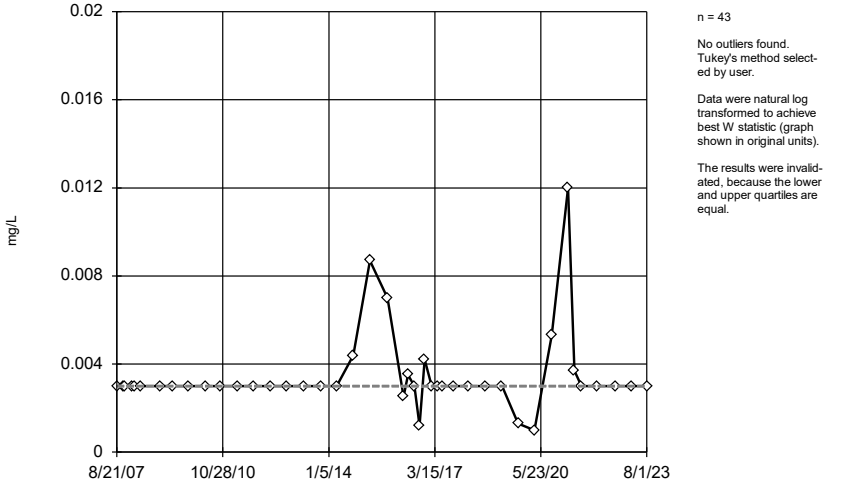

n = 43

No outliers found. Tukey's method selected by user.

Data were natural log transformed to achieve best W statistic (graph shown in original units).

The results were invalidated, because the lower and upper quartiles are equal.

Constituent: Antimony Analysis Run 4/8/2024 5:20 PM View: Outliers

Plant Bowen Data: Bowen 1, 2, 9, and 10

Sanitas™ v.10.0.16b Software licensed to . UG

Tukey's Outlier Screening

GWC-12

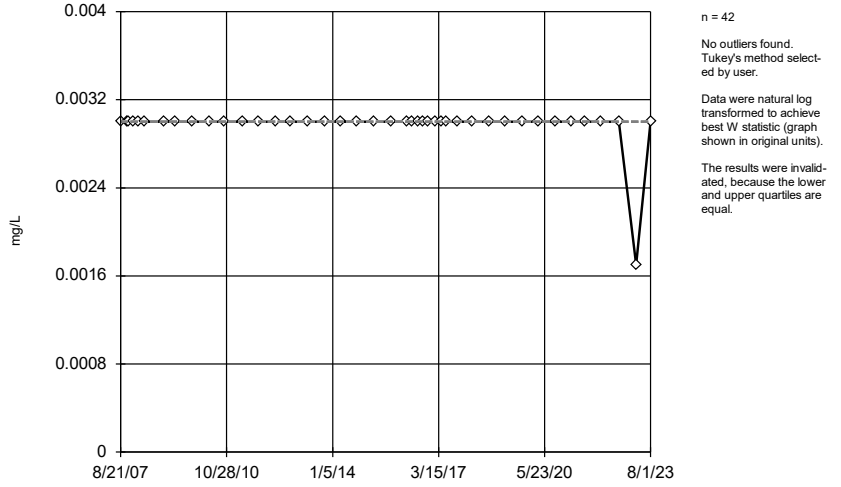

n = 42

No outliers found. Tukey's method selected by user.

Data were natural log transformed to achieve best W statistic (graph shown in original units).

The results were invalidated, because the lower and upper quartiles are equal.

Constituent: Antimony Analysis Run 4/8/2024 5:20 PM View: Outliers

Plant Bowen Data: Bowen 1, 2, 9, and 10

Sanitas™ v.10.0.16b Software licensed to . UG

Tukey's Outlier Screening

GWC-13

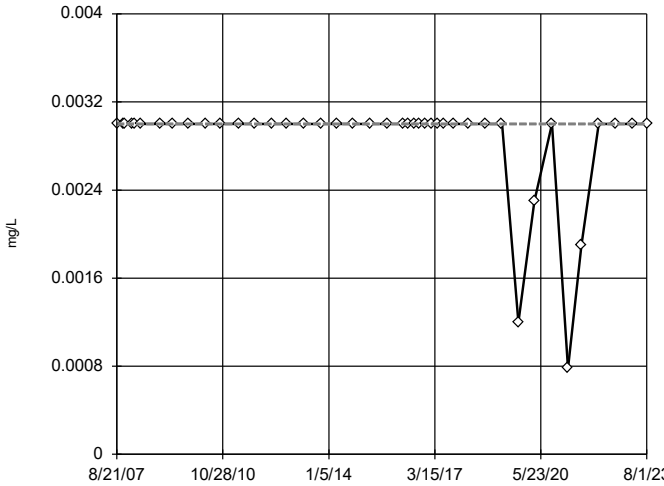

n = 42

No outliers found. Tukey's method selected by user.

Data were cube transformed to achieve best W statistic (graph shown in original units).

The results were invalidated, because the lower and upper quartiles are equal.

Constituent: Antimony Analysis Run 4/8/2024 5:20 PM View: Outliers

Plant Bowen Data: Bowen 1, 2, 9, and 10

Sanitas™ v.10.0.16b Software licensed to . UG

Tukey's Outlier Screening

GWC-13RZ

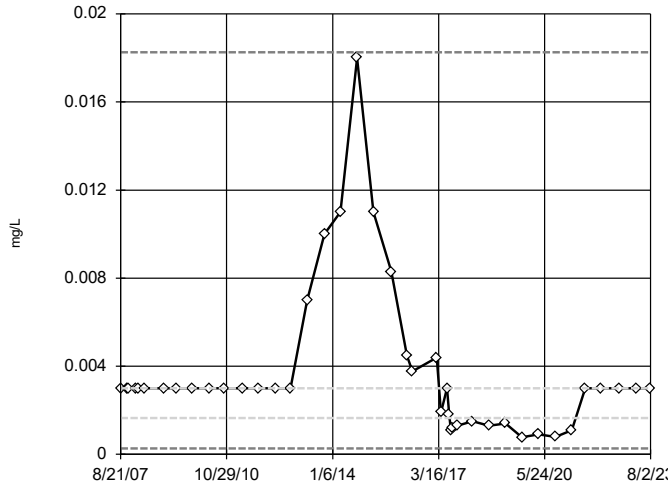

n = 42

No outliers found. Tukey's method selected by user.

Data were natural log transformed to achieve best W statistic (graph shown in original units).

High cutoff = 0.01826, low cutoff = 0.00027, based on IQR multiplier of 3.

Constituent: Antimony Analysis Run 4/8/2024 5:20 PM View: Outliers

Plant Bowen Data: Bowen 1, 2, 9, and 10

Sanitas™ v.10.0.16b Software licensed to . UG

Tukey's Outlier Screening

GWC-14Z

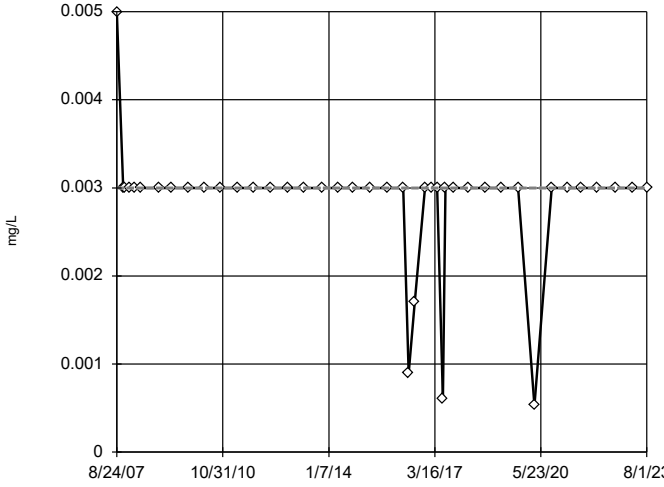

n = 42

No outliers found. Tukey's method selected by user.

Ladder of Powers transformations did not improve normality; analysis run on raw data.

The results were invalidated, because the lower and upper quartiles are equal.

Constituent: Antimony Analysis Run 4/8/2024 5:20 PM View: Outliers

Plant Bowen Data: Bowen 1, 2, 9, and 10

Sanitas™ v.10.0.16b Software licensed to . UG

Tukey's Outlier Screening

GWC-15R

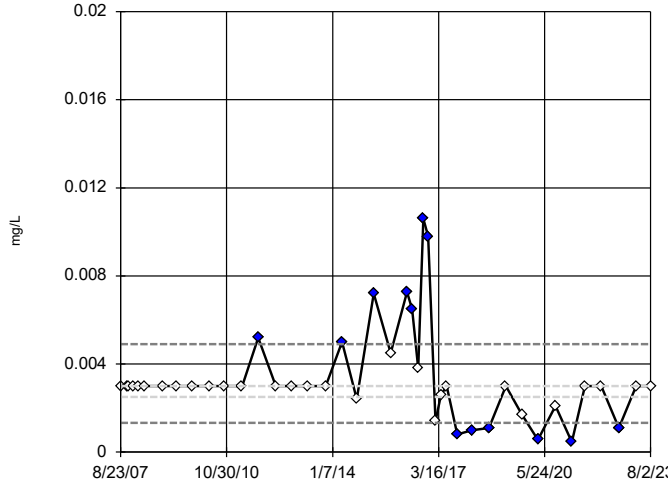

n = 42

Outliers are drawn as solid.
Tukey's method selected by user.

Data were cube root transformed to achieve best W statistic (graph shown in original units).

High cutoff = 0.004897, low cutoff = 0.001335, based on IQR multiplier of 3.

Constituent: Antimony Analysis Run 4/8/2024 5:20 PM View: Outliers

Plant Bowen Data: Bowen 1, 2, 9, and 10

Sanitas™ v.10.0.16b Software licensed to . UG

Tukey's Outlier Screening

GWC-15Z

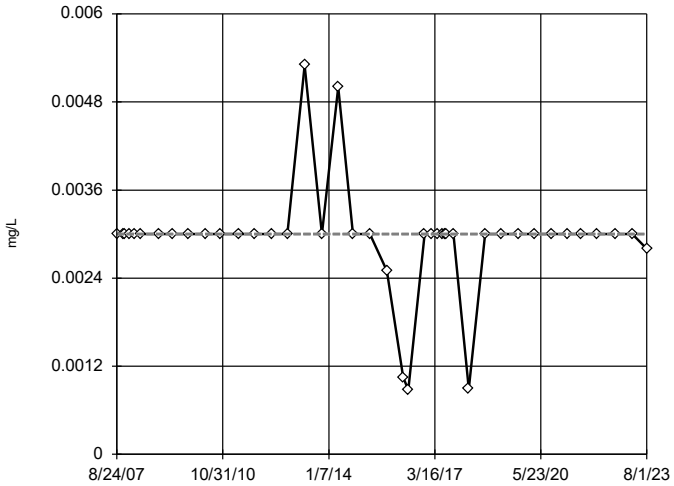

n = 42

No outliers found. Tukey's method selected by user.

Ladder of Powers transformations did not improve normality; analysis run on raw data.

The results were invalidated, because the lower and upper quartiles are equal.

Constituent: Antimony Analysis Run 4/8/2024 5:20 PM View: Outliers
Plant Bowen Data: Bowen 1, 2, 9, and 10

Sanitas™ v.10.0.16b Software licensed to . UG

Tukey's Outlier Screening

GWC-44

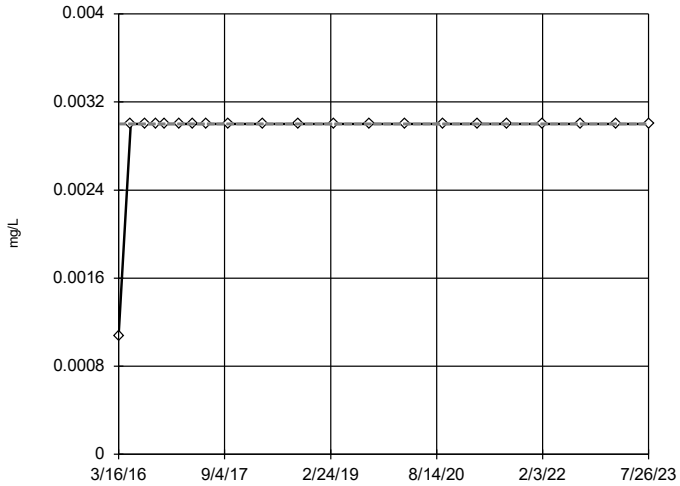

n = 21

No outliers found. Tukey's method selected by user.

Data were cube transformed to achieve best W statistic (graph shown in original units).

The results were invalidated, because the lower and upper quartiles are equal.

Constituent: Antimony Analysis Run 4/8/2024 5:20 PM View: Outliers
Plant Bowen Data: Bowen 1, 2, 9, and 10

Sanitas™ v.10.0.16b Software licensed to . UG

Tukey's Outlier Screening

GWC-45

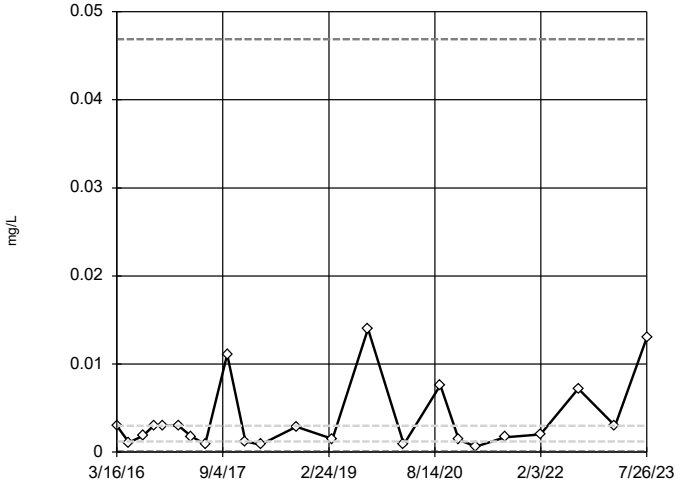

n = 23

No outliers found. Tukey's method selected by user.

Data were natural log transformed to achieve best W statistic (graph shown in original units).

High cutoff = 0.04688, low cutoff = 0.0000768, based on IQR multiplier of 3.

Constituent: Antimony Analysis Run 4/8/2024 5:20 PM View: Outliers
Plant Bowen Data: Bowen 1, 2, 9, and 10

Sanitas™ v.10.0.16b Software licensed to . UG

Tukey's Outlier Screening

GWC-45R

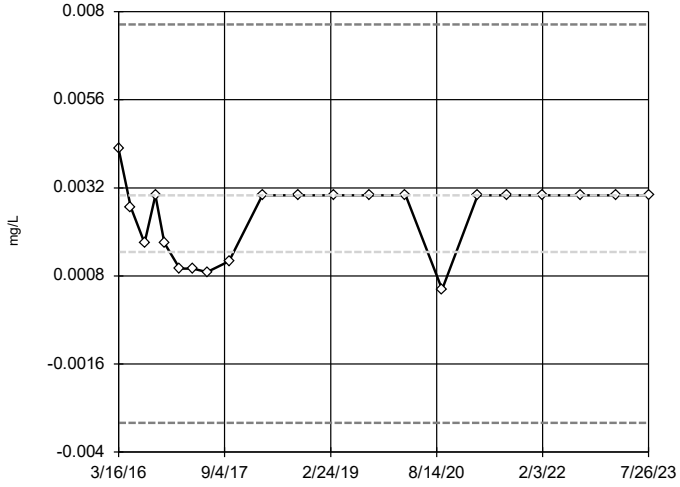

n = 21

No outliers found. Tukey's method selected by user.

Ladder of Powers transformations did not improve normality; analysis run on raw data.

High cutoff = 0.00765, low cutoff = -0.0032, based on IQR multiplier of 3.

Constituent: Antimony Analysis Run 4/8/2024 5:20 PM View: Outliers
Plant Bowen Data: Bowen 1, 2, 9, and 10

Sanitas™ v.10.0.16b Software licensed to . UG

Tukey's Outlier Screening

GWC-46R

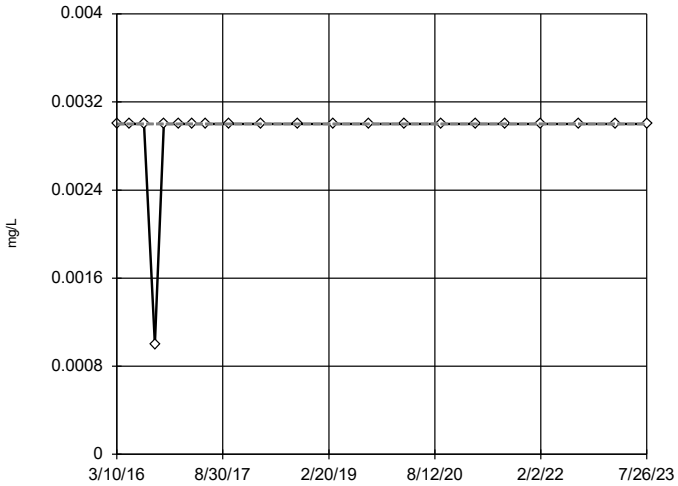

n = 21

No outliers found. Tukey's method selected by user.

Data were x^5 transformed to achieve best W statistic (graph shown in original units).

The results were invalidated, because the lower and upper quartiles are equal.

Constituent: Antimony Analysis Run 4/8/2024 5:20 PM View: Outliers

Plant Bowen Data: Bowen 1, 2, 9, and 10

Sanitas™ v.10.0.16b Software licensed to . UG

Tukey's Outlier Screening

GWC-47

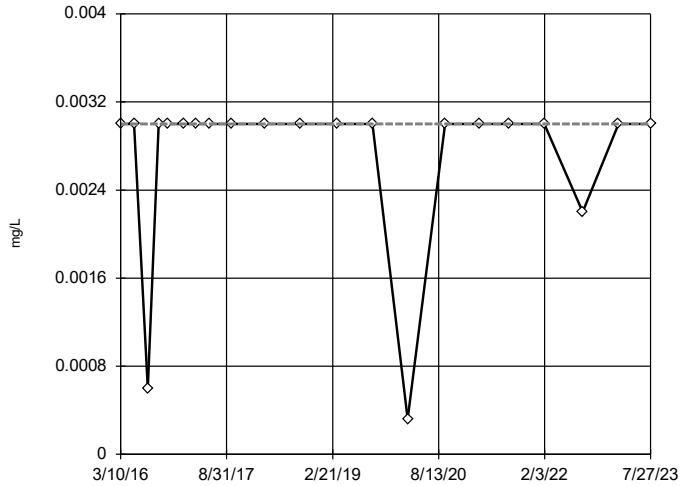

n = 21

No outliers found. Tukey's method selected by user.

Data were x^4 transformed to achieve best W statistic (graph shown in original units).

The results were invalidated, because the lower and upper quartiles are equal.

Constituent: Antimony Analysis Run 4/8/2024 5:20 PM View: Outliers

Plant Bowen Data: Bowen 1, 2, 9, and 10

Sanitas™ v.10.0.16b Software licensed to . UG

Tukey's Outlier Screening

GWC-47R

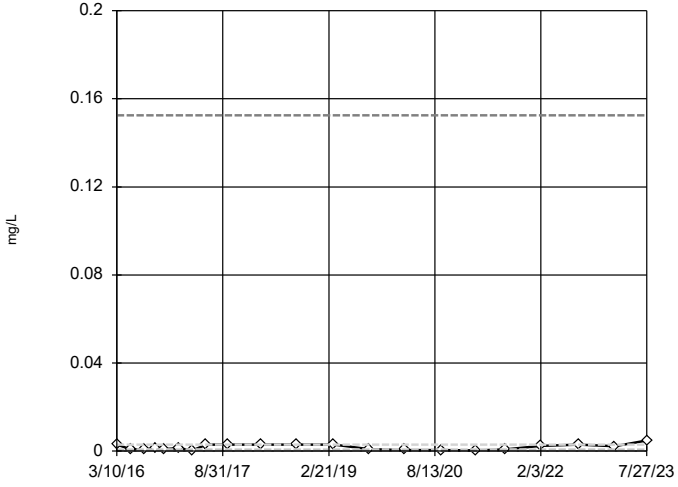

n = 21

No outliers found. Tukey's method selected by user.

Data were natural log transformed to achieve best W statistic (graph shown in original units).

High cutoff = 0.1525, low cutoff = 0.00001594, based on IQR multiplier of 3.

Constituent: Antimony Analysis Run 4/8/2024 5:20 PM View: Outliers

Plant Bowen Data: Bowen 1, 2, 9, and 10

Sanitas™ v.10.0.16b Software licensed to . UG

Tukey's Outlier Screening

GWC-48

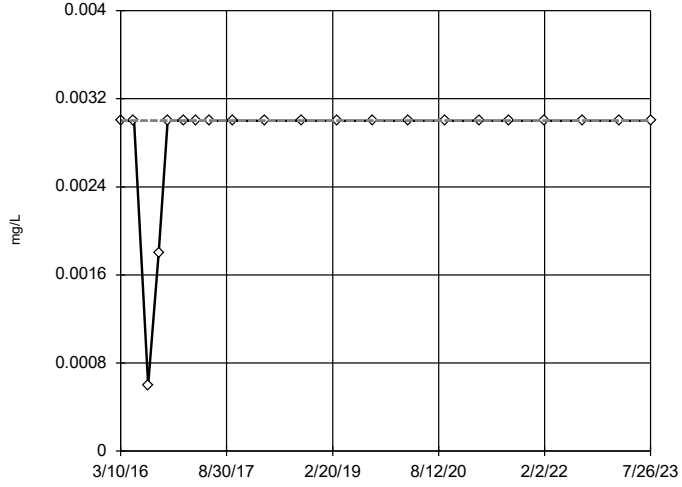

n = 21

No outliers found. Tukey's method selected by user.

Data were square transformed to achieve best W statistic (graph shown in original units).

The results were invalidated, because the lower and upper quartiles are equal.

Constituent: Antimony Analysis Run 4/8/2024 5:20 PM View: Outliers

Plant Bowen Data: Bowen 1, 2, 9, and 10

Sanitas™ v.10.0.16b Software licensed to . UG

Tukey's Outlier Screening

GWC-49R

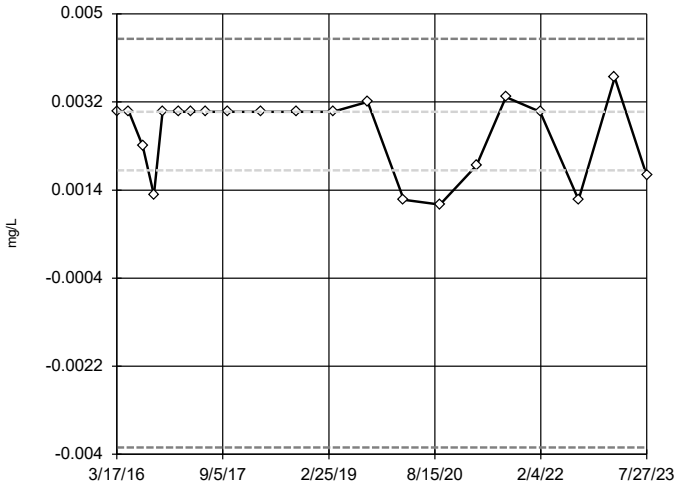

n = 21

No outliers found. Tukey's method selected by user.

Data were cube transformed to achieve best W statistic (graph shown in original units).

High cutoff = 0.004487, low cutoff = -0.003859, based on IQR multiplier of 3.

Constituent: Antimony Analysis Run 4/8/2024 5:20 PM View: Outliers

Plant Bowen Data: Bowen 1, 2, 9, and 10

Sanitas™ v.10.0.16b Software licensed to . UG

Tukey's Outlier Screening

GWC-49Z

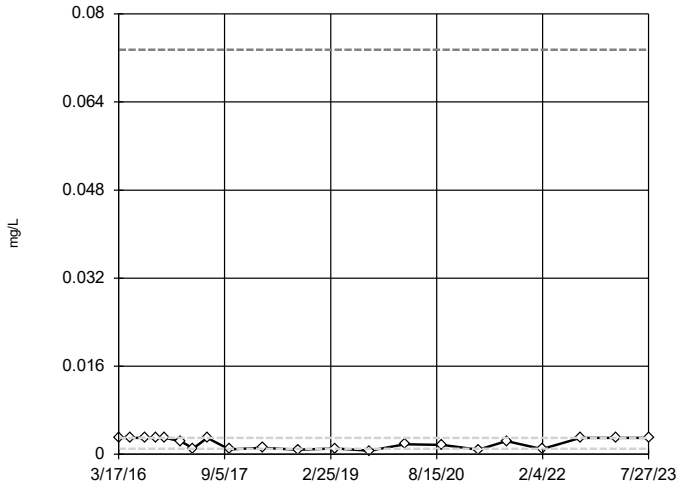

n = 21

No outliers found. Tukey's method selected by user.

Data were natural log transformed to achieve best W statistic (graph shown in original units).

High cutoff = 0.07349, low cutoff = 0.00004217, based on IQR multiplier of 3.

Constituent: Antimony Analysis Run 4/8/2024 5:21 PM View: Outliers

Plant Bowen Data: Bowen 1, 2, 9, and 10

Sanitas™ v.10.0.16b Software licensed to . UG

Tukey's Outlier Screening

GWC-5

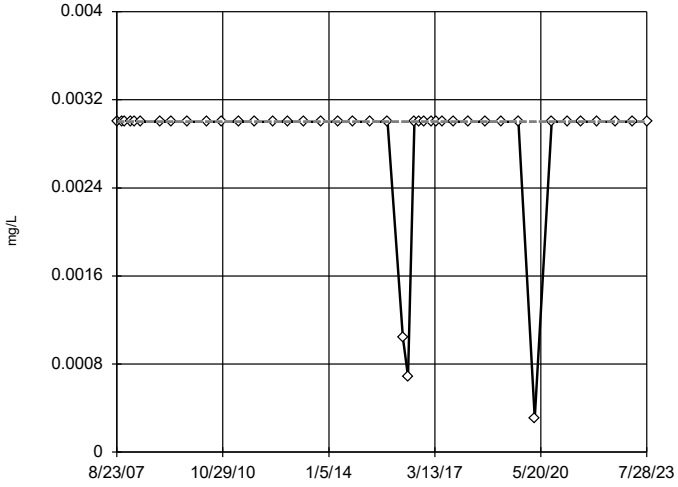

n = 42

No outliers found. Tukey's method selected by user.

Data were square root transformed to achieve best W statistic (graph shown in original units).

The results were invalidated, because the lower and upper quartiles are equal.

Constituent: Antimony Analysis Run 4/8/2024 5:21 PM View: Outliers

Plant Bowen Data: Bowen 1, 2, 9, and 10

Sanitas™ v.10.0.16b Software licensed to . UG

Tukey's Outlier Screening

GWC-6

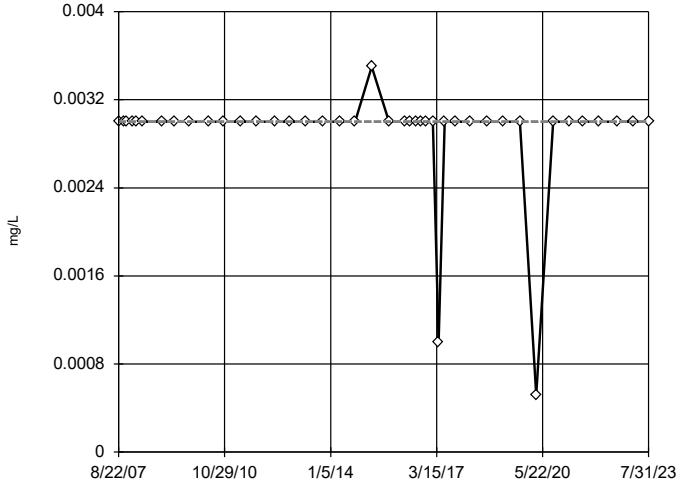

n = 42

No outliers found. Tukey's method selected by user.

Data were x^5 transformed to achieve best W statistic (graph shown in original units).

The results were invalidated, because the lower and upper quartiles are equal.

Constituent: Antimony Analysis Run 4/8/2024 5:21 PM View: Outliers

Plant Bowen Data: Bowen 1, 2, 9, and 10

Sanitas™ v.10.0.16b Software licensed to . UG

Tukey's Outlier Screening

GWC-6RZ

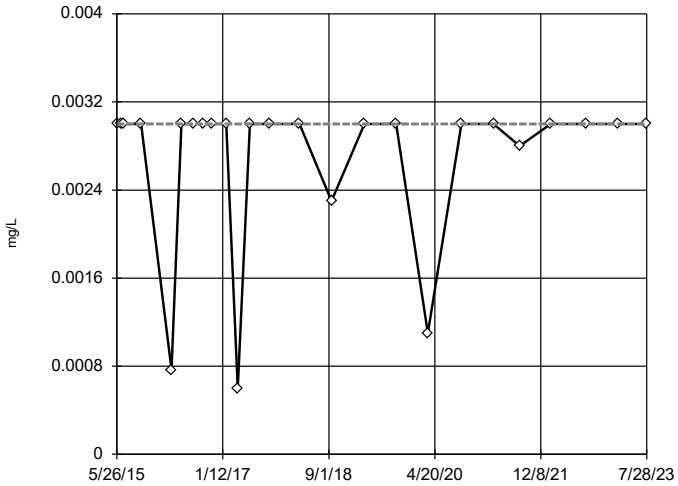

n = 25

No outliers found.
Tukey's method selected by user.

Data were x^6 transformed to achieve best W statistic (graph shown in original units).

The results were invalidated, because the lower and upper quartiles are equal.

Constituent: Antimony Analysis Run 4/8/2024 5:21 PM View: Outliers
Plant Bowen Data: Bowen 1, 2, 9, and 10

Sanitas™ v.10.0.16b Software licensed to . UG

Tukey's Outlier Screening

GWC-7Z

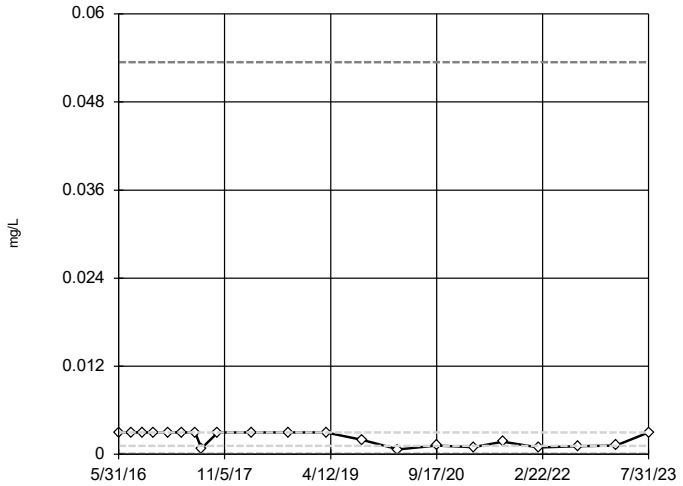

n = 21

No outliers found.
Tukey's method selected by user.

Data were natural log transformed to achieve best W statistic (graph shown in original units).

High cutoff = 0.05341, low cutoff = 0.00006453, based on IQR multiplier of 3.

Constituent: Antimony Analysis Run 4/8/2024 5:21 PM View: Outliers
Plant Bowen Data: Bowen 1, 2, 9, and 10

Sanitas™ v.10.0.16b Software licensed to . UG

Tukey's Outlier Screening

GWC-8RR

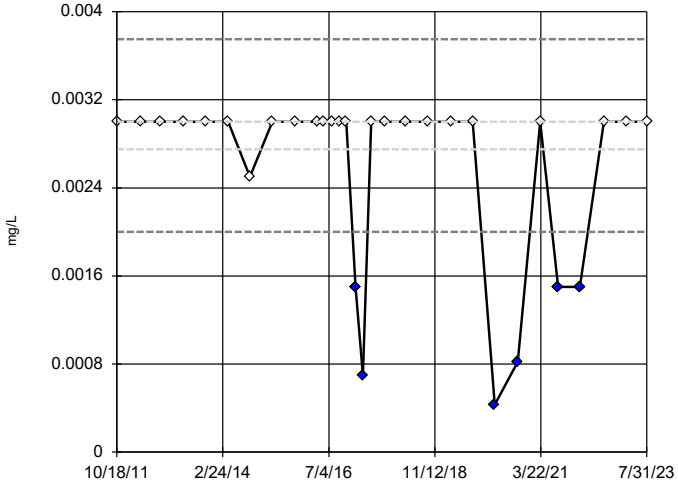

n = 30

Outliers are drawn as solid.
Tukey's method selected by user.

Ladder of Powers transformations did not improve normality; analysis run on raw data.

High cutoff = 0.00375, low cutoff = 0.002, based on IQR multiplier of 3.

Constituent: Antimony Analysis Run 4/8/2024 5:21 PM View: Outliers
Plant Bowen Data: Bowen 1, 2, 9, and 10

Sanitas™ v.10.0.16b Software licensed to . UG

Tukey's Outlier Screening

GWC-8Z

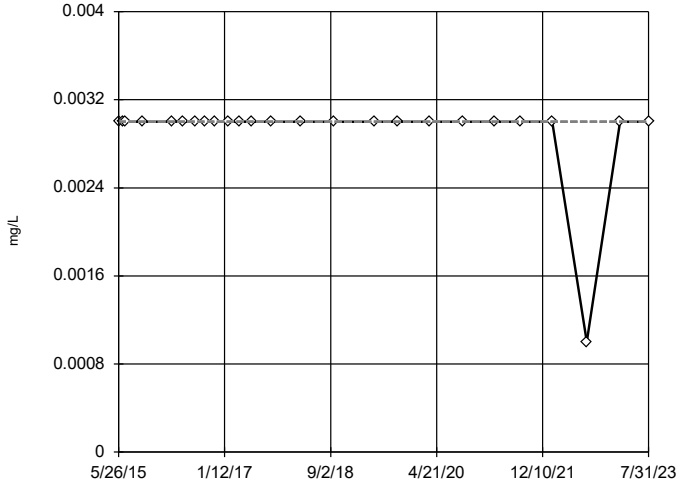

n = 25

No outliers found.
Tukey's method selected by user.

Data were cube root transformed to achieve best W statistic (graph shown in original units).

The results were invalidated, because the lower and upper quartiles are equal.

Constituent: Antimony Analysis Run 4/8/2024 5:21 PM View: Outliers
Plant Bowen Data: Bowen 1, 2, 9, and 10

Tukey's Outlier Screening

GWC-9

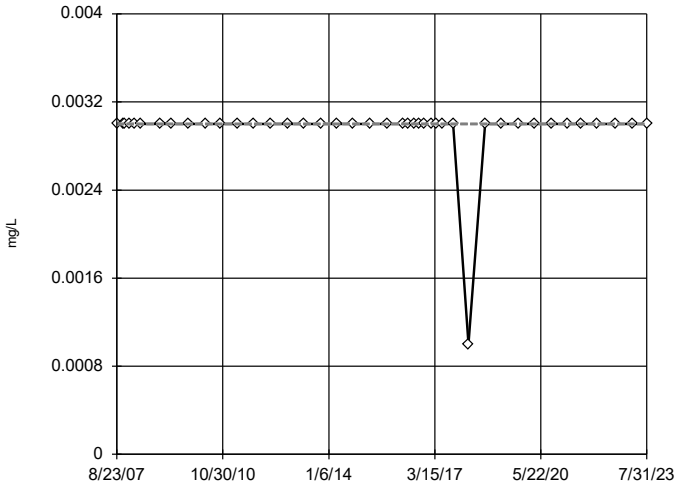

n = 42

No outliers found. Tukey's method selected by user.

Data were square transformed to achieve best W statistic (graph shown in original units).

The results were invalidated, because the lower and upper quartiles are equal.

Constituent: Antimony Analysis Run 4/8/2024 5:21 PM View: Outliers

Plant Bowen Data: Bowen 1, 2, 9, and 10

Tukey's Outlier Screening

GWA-1 (bg)

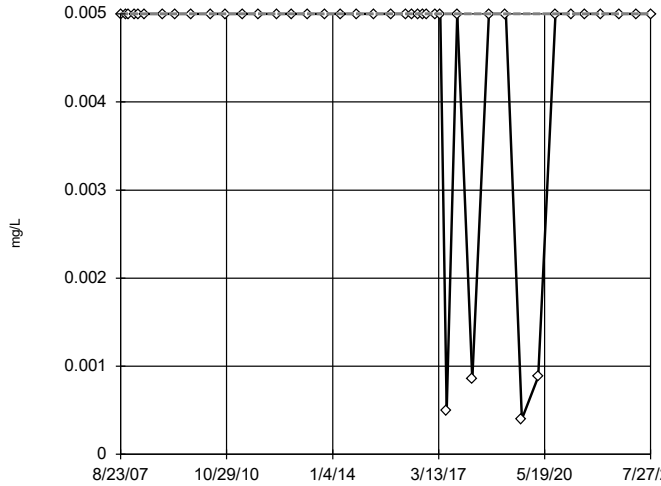

n = 42

No outliers found. Tukey's method selected by user.

Data were natural log transformed to achieve best W statistic (graph shown in original units).

The results were invalidated, because the lower and upper quartiles are equal.

Constituent: Arsenic Analysis Run 4/8/2024 5:21 PM View: Outliers

Plant Bowen Data: Bowen 1, 2, 9, and 10

Tukey's Outlier Screening

GWA-2 (bg)

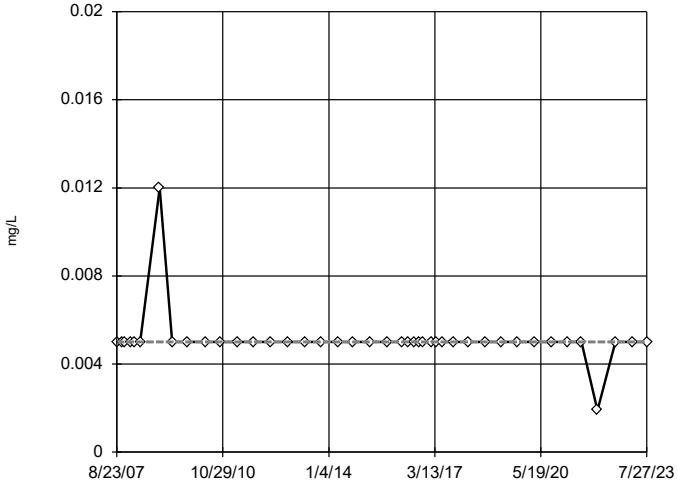

n = 42

No outliers found. Tukey's method selected by user.

Data were natural log transformed to achieve best W statistic (graph shown in original units).

The results were invalidated, because the lower and upper quartiles are equal.

Constituent: Arsenic Analysis Run 4/8/2024 5:21 PM View: Outliers

Plant Bowen Data: Bowen 1, 2, 9, and 10

Tukey's Outlier Screening

GWA-2R (bg)

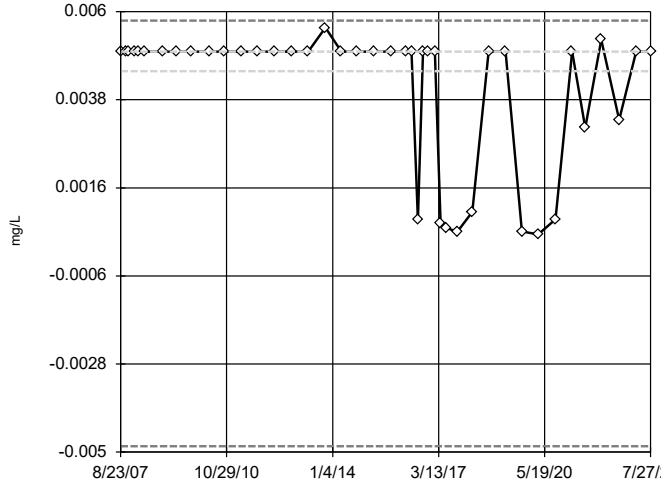

n = 42

No outliers found. Tukey's method selected by user.

Data were x^6 transformed to achieve best W statistic (graph shown in original units).

The results were invalidated, because both the lower and upper quartiles represent reporting limits.

Constituent: Arsenic Analysis Run 4/8/2024 5:21 PM View: Outliers

Plant Bowen Data: Bowen 1, 2, 9, and 10

Sanitas™ v.10.0.16b Software licensed to . UG

Tukey's Outlier Screening

GWA-39RZ (bg)

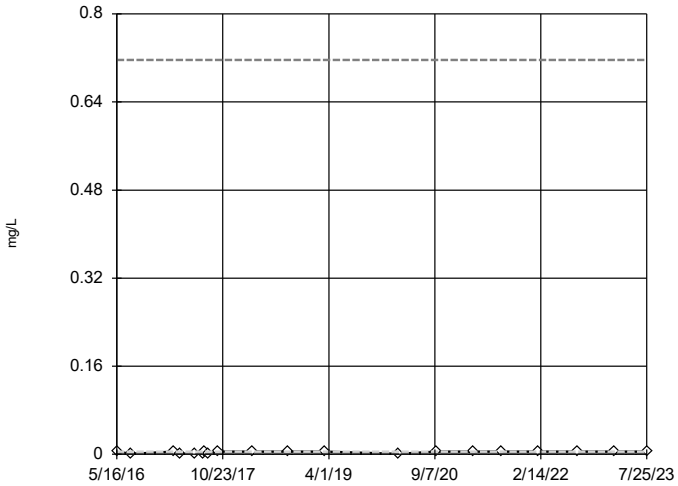

n = 20

No outliers found. Tukey's method selected by user.

Data were natural log transformed to achieve best W statistic (graph shown in original units).

High cutoff = 0.7164, low cutoff = 0.000006669, based on IQR multiplier of 3.

Constituent: Arsenic Analysis Run 4/8/2024 5:21 PM View: Outliers

Plant Bowen Data: Bowen 1, 2, 9, and 10

Sanitas™ v.10.0.16b Software licensed to . UG

Tukey's Outlier Screening

GWA-39Z (bg)

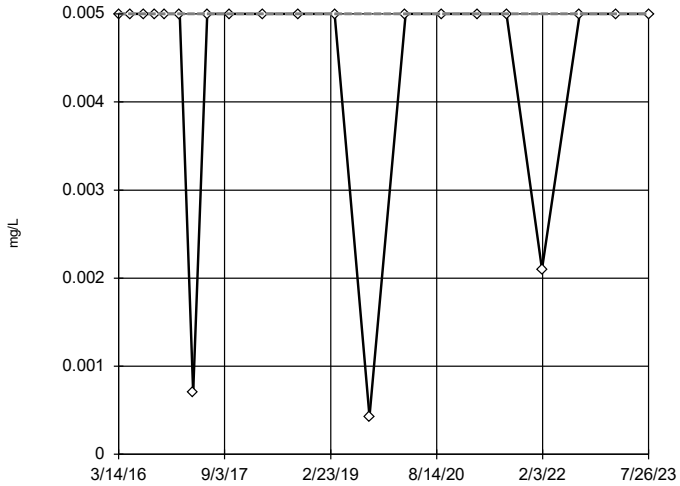

n = 21

No outliers found. Tukey's method selected by user.

Ladder of Powers transformations did not improve normality; analysis run on raw data.

The results were invalidated, because the lower and upper quartiles are equal.

Constituent: Arsenic Analysis Run 4/8/2024 5:21 PM View: Outliers

Plant Bowen Data: Bowen 1, 2, 9, and 10

Sanitas™ v.10.0.16b Software licensed to . UG

Tukey's Outlier Screening

GWA-3A (bg)

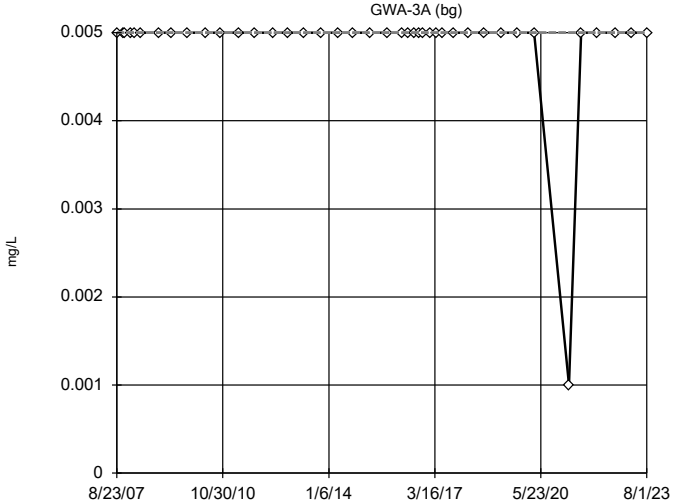

n = 41

No outliers found. Tukey's method selected by user.

Data were x^4 transformed to achieve best W statistic (graph shown in original units).

The results were invalidated, because the lower and upper quartiles are equal.

Constituent: Arsenic Analysis Run 4/8/2024 5:21 PM View: Outliers

Plant Bowen Data: Bowen 1, 2, 9, and 10

Sanitas™ v.10.0.16b Software licensed to . UG

Tukey's Outlier Screening

GWA-40 (bg)

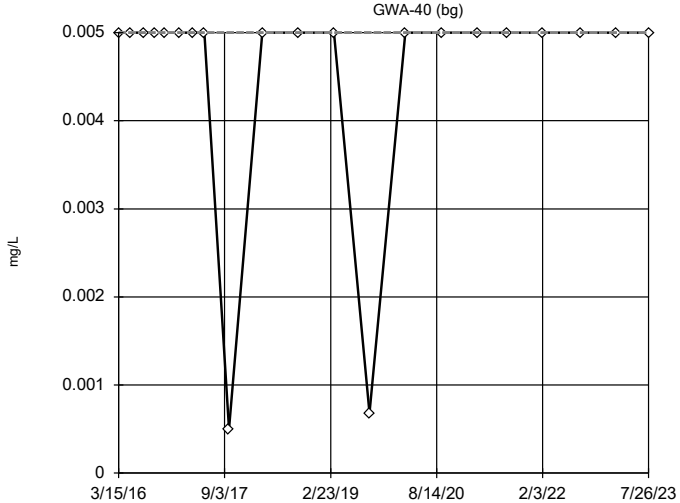

n = 21

No outliers found. Tukey's method selected by user.

Data were natural log transformed to achieve best W statistic (graph shown in original units).

The results were invalidated, because the lower and upper quartiles are equal.

Constituent: Arsenic Analysis Run 4/8/2024 5:21 PM View: Outliers

Plant Bowen Data: Bowen 1, 2, 9, and 10

Sanitas™ v.10.0.16b Software licensed to . UG

Tukey's Outlier Screening

GWA-41 (bg)

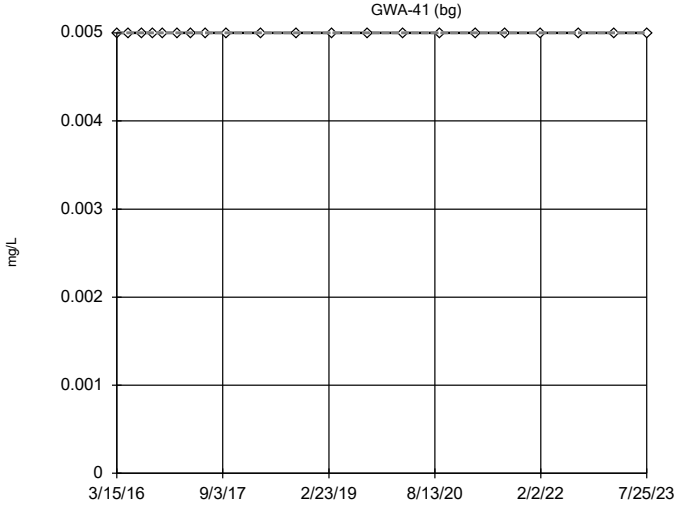

n = 21

No outliers found. Tukey's method selected by user.

Data were square root transformed to achieve best W statistic (graph shown in original units).

The results were invalidated, because the lower and upper quartiles are equal.

Constituent: Arsenic Analysis Run 4/8/2024 5:21 PM View: Outliers

Plant Bowen Data: Bowen 1, 2, 9, and 10

Sanitas™ v.10.0.16b Software licensed to . UG

Tukey's Outlier Screening

GWA-41R (bg)

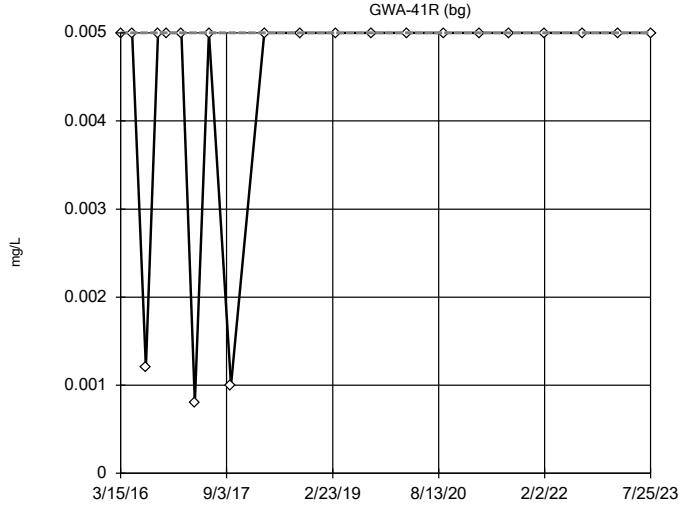

n = 21

No outliers found. Tukey's method selected by user.

Data were natural log transformed to achieve best W statistic (graph shown in original units).

The results were invalidated, because the lower and upper quartiles are equal.

Constituent: Arsenic Analysis Run 4/8/2024 5:21 PM View: Outliers

Plant Bowen Data: Bowen 1, 2, 9, and 10

Sanitas™ v.10.0.16b Software licensed to . UG

Tukey's Outlier Screening

GWA-42 (bg)

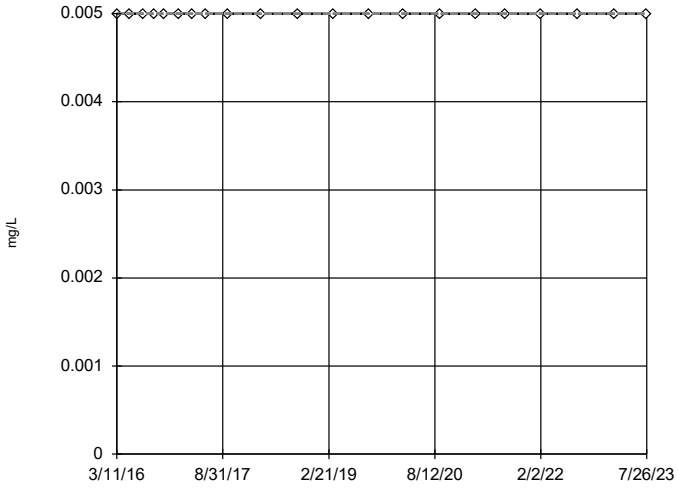

n = 21

No outliers found. Tukey's method selected by user.

Data were square root transformed to achieve best W statistic (graph shown in original units).

The results were invalidated, because the lower and upper quartiles are equal.

Constituent: Arsenic Analysis Run 4/8/2024 5:21 PM View: Outliers

Plant Bowen Data: Bowen 1, 2, 9, and 10

Sanitas™ v.10.0.16b Software licensed to . UG

Tukey's Outlier Screening

GWA-43 (bg)

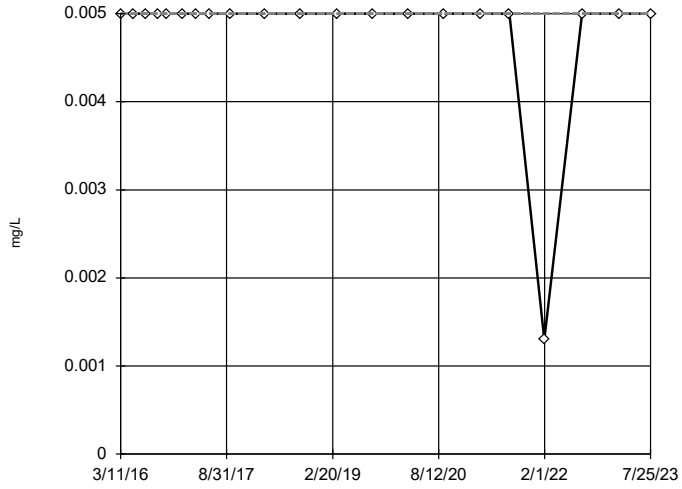

n = 21

No outliers found. Tukey's method selected by user.

Data were x^6 transformed to achieve best W statistic (graph shown in original units).

The results were invalidated, because the lower and upper quartiles are equal.

Constituent: Arsenic Analysis Run 4/8/2024 5:21 PM View: Outliers

Plant Bowen Data: Bowen 1, 2, 9, and 10

Sanitas™ v.10.0.16b Software licensed to . UG

Tukey's Outlier Screening

GWA-43R (bg)

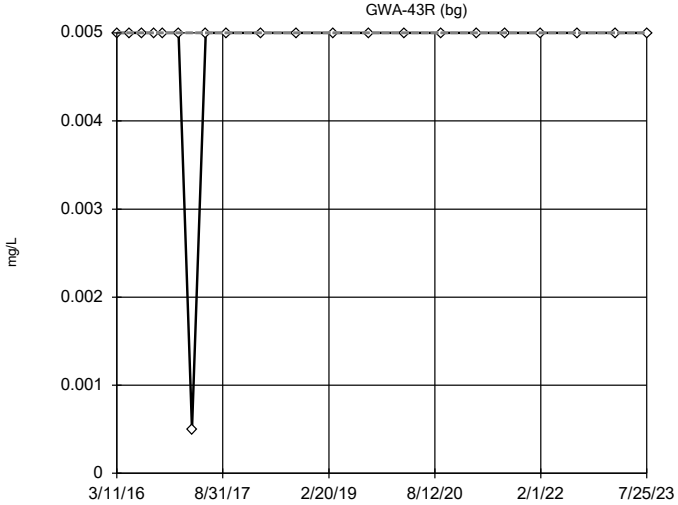

n = 21

No outliers found. Tukey's method selected by user.

Data were natural log transformed to achieve best W statistic (graph shown in original units).

The results were invalidated, because the lower and upper quartiles are equal.

Constituent: Arsenic Analysis Run 4/8/2024 5:21 PM View: Outliers

Plant Bowen Data: Bowen 1, 2, 9, and 10

Sanitas™ v.10.0.16b Software licensed to . UG

Tukey's Outlier Screening

GWA-4RZ (bg)

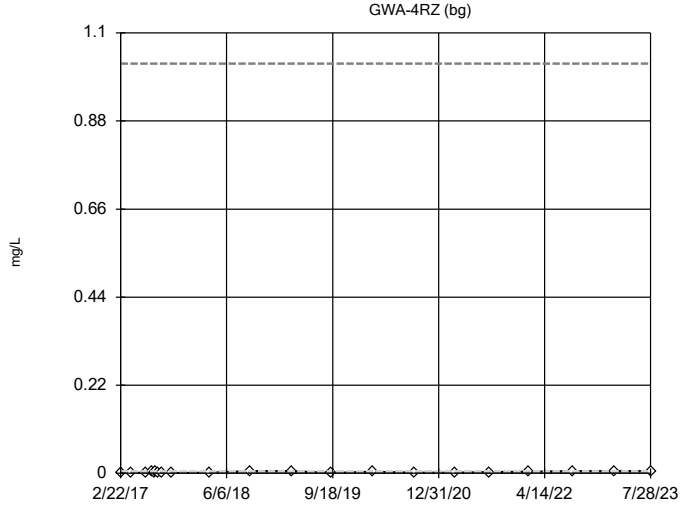

n = 21

No outliers found. Tukey's method selected by user.

Data were natural log transformed to achieve best W statistic (graph shown in original units).

High cutoff = 1.023, low cutoff = 0.000004147, based on IQR multiplier of 3.

Constituent: Arsenic Analysis Run 4/8/2024 5:21 PM View: Outliers

Plant Bowen Data: Bowen 1, 2, 9, and 10

Sanitas™ v.10.0.16b Software licensed to . UG

Tukey's Outlier Screening

GWA-50 (bg)

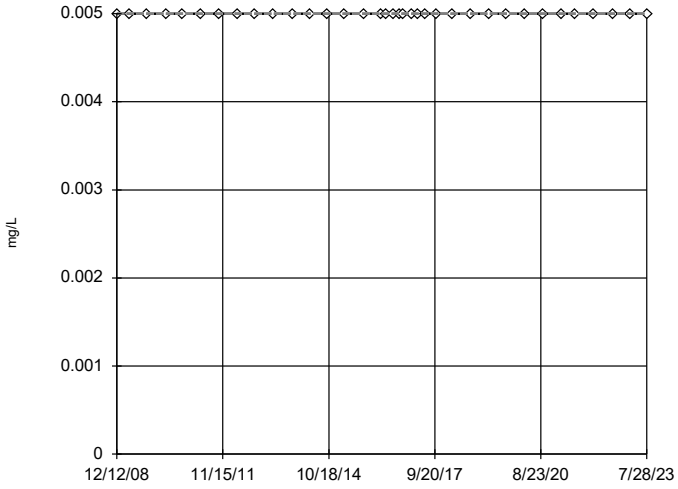

n = 36

No outliers found. Tukey's method selected by user.

Data were square root transformed to achieve best W statistic (graph shown in original units).

The results were invalidated, because the lower and upper quartiles are equal.

Constituent: Arsenic Analysis Run 4/8/2024 5:21 PM View: Outliers

Plant Bowen Data: Bowen 1, 2, 9, and 10

Sanitas™ v.10.0.16b Software licensed to . UG

Tukey's Outlier Screening

GWA-50R (bg)

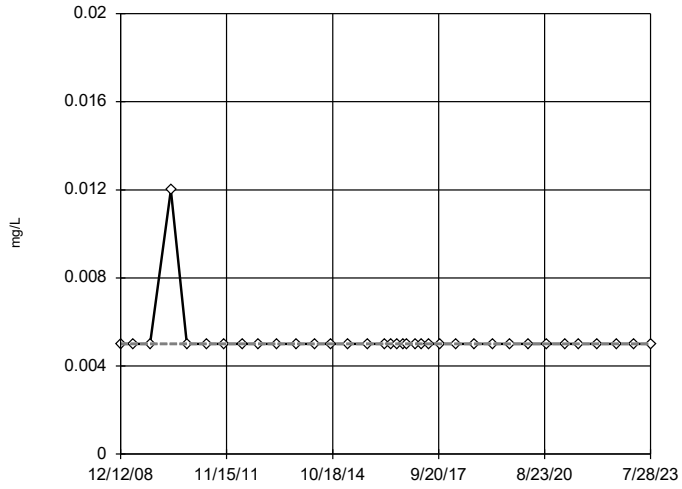

n = 36

No outliers found. Tukey's method selected by user.

Data were x^5 transformed to achieve best W statistic (graph shown in original units).

The results were invalidated, because the lower and upper quartiles are equal.

Constituent: Arsenic Analysis Run 4/8/2024 5:21 PM View: Outliers

Plant Bowen Data: Bowen 1, 2, 9, and 10

Sanitas™ v.10.0.16b Software licensed to . UG

Tukey's Outlier Screening

GWC-10

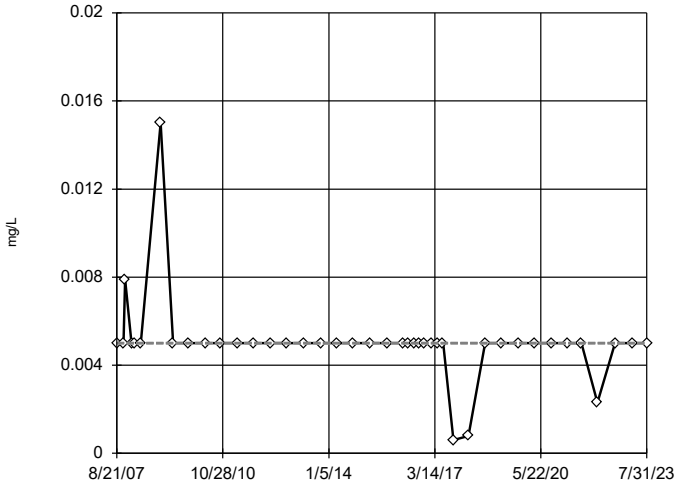

n = 42

No outliers found. Tukey's method selected by user.

Data were square root transformed to achieve best W statistic (graph shown in original units).

The results were invalidated, because the lower and upper quartiles are equal.

Constituent: Arsenic Analysis Run 4/8/2024 5:21 PM View: Outliers

Plant Bowen Data: Bowen 1, 2, 9, and 10

Sanitas™ v.10.0.16b Software licensed to . UG

Tukey's Outlier Screening

GWC-10R

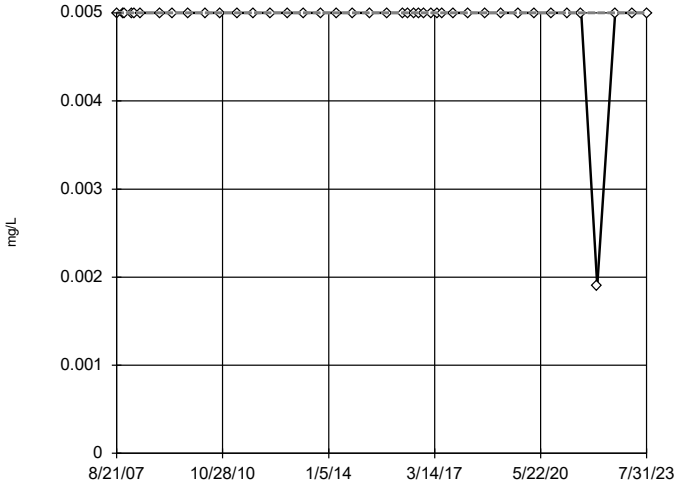

n = 42

No outliers found. Tukey's method selected by user.

Data were cube transformed to achieve best W statistic (graph shown in original units).

The results were invalidated, because the lower and upper quartiles are equal.

Constituent: Arsenic Analysis Run 4/8/2024 5:21 PM View: Outliers

Plant Bowen Data: Bowen 1, 2, 9, and 10

Sanitas™ v.10.0.16b Software licensed to . UG

Tukey's Outlier Screening

GWC-11

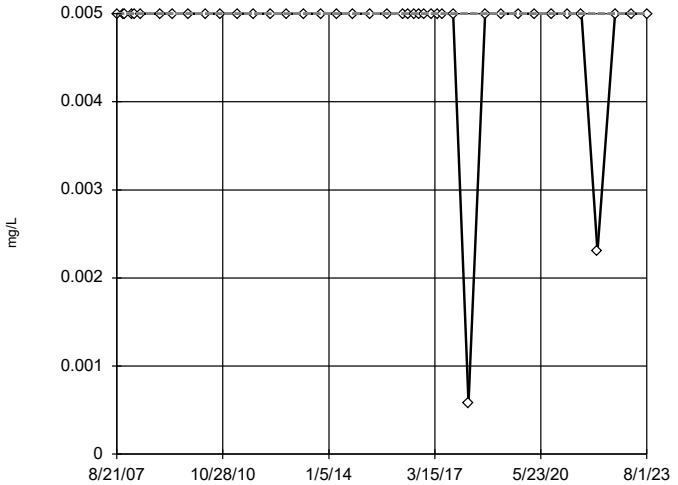

n = 42

No outliers found. Tukey's method selected by user.

Data were square transformed to achieve best W statistic (graph shown in original units).

The results were invalidated, because the lower and upper quartiles are equal.

Constituent: Arsenic Analysis Run 4/8/2024 5:21 PM View: Outliers

Plant Bowen Data: Bowen 1, 2, 9, and 10

Sanitas™ v.10.0.16b Software licensed to . UG

Tukey's Outlier Screening

GWC-11R

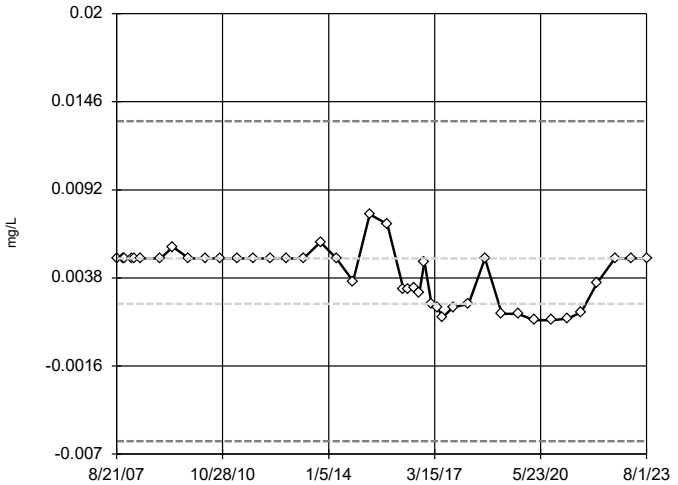

n = 42

No outliers found. Tukey's method selected by user.

Ladder of Powers transformations did not improve normality; analysis run on raw data.

High cutoff = 0.0134, low cutoff = -0.0062, based on IQR multiplier of 3.

Constituent: Arsenic Analysis Run 4/8/2024 5:21 PM View: Outliers

Plant Bowen Data: Bowen 1, 2, 9, and 10

Sanitas™ v.10.0.16b Software licensed to . UG

Tukey's Outlier Screening

GWC-12

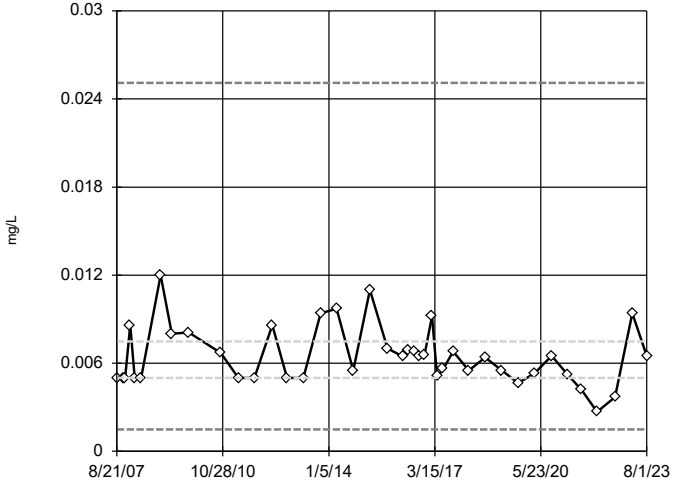

n = 41

No outliers found. Tukey's method selected by user.

Data were natural log transformed to achieve best W statistic (graph shown in original units).

High cutoff = 0.02509, low cutoff = 0.001491, based on IQR multiplier of 3.

Constituent: Arsenic Analysis Run 4/8/2024 5:21 PM View: Outliers

Plant Bowen Data: Bowen 1, 2, 9, and 10

Sanitas™ v.10.0.16b Software licensed to . UG

Tukey's Outlier Screening

GWC-13

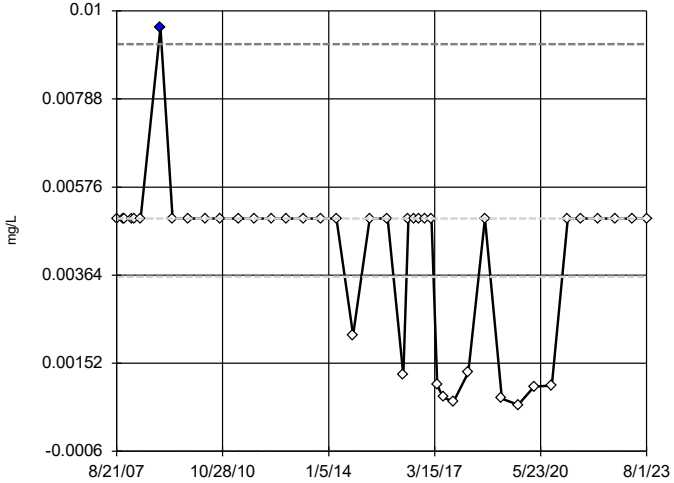

n = 42

Outlier is drawn as solid. Tukey's method selected by user.

Ladder of Powers transformations did not improve normality; analysis run on raw data.

High cutoff = 0.0092, low cutoff = -0.0006, based on IQR multiplier of 3.

Constituent: Arsenic Analysis Run 4/8/2024 5:21 PM View: Outliers

Plant Bowen Data: Bowen 1, 2, 9, and 10

Sanitas™ v.10.0.16b Software licensed to . UG

Tukey's Outlier Screening

GWC-13RZ

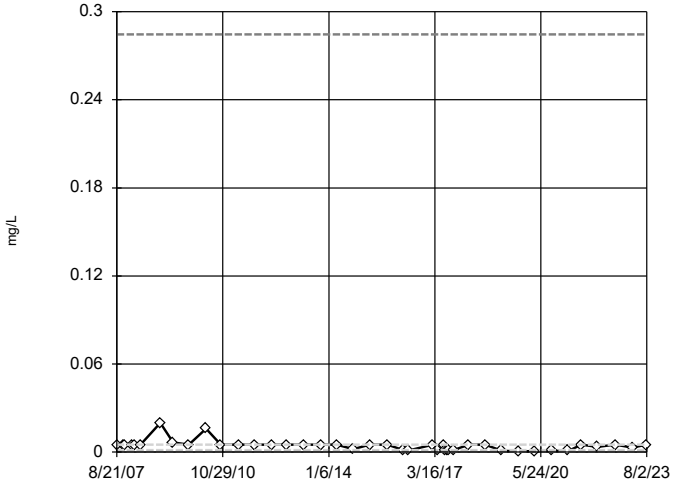

n = 42

No outliers found. Tukey's method selected by user.

Data were natural log transformed to achieve best W statistic (graph shown in original units).

High cutoff = 0.2845, low cutoff = 0.00002285, based on IQR multiplier of 3.

Constituent: Arsenic Analysis Run 4/8/2024 5:21 PM View: Outliers

Plant Bowen Data: Bowen 1, 2, 9, and 10

Sanitas™ v.10.0.16b Software licensed to . UG

Tukey's Outlier Screening

GWC-14Z

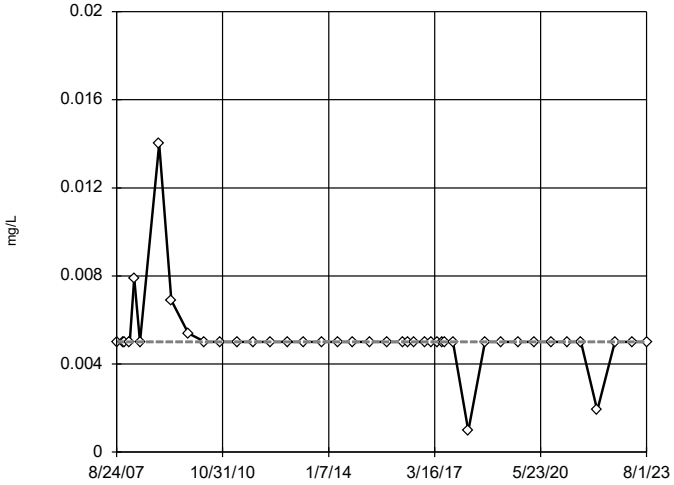

n = 42

No outliers found. Tukey's method selected by user.

Data were square root transformed to achieve best W statistic (graph shown in original units).

The results were invalidated, because the lower and upper quartiles are equal.

Constituent: Arsenic Analysis Run 4/8/2024 5:21 PM View: Outliers

Plant Bowen Data: Bowen 1, 2, 9, and 10

Sanitas™ v.10.0.16b Software licensed to . UG

Tukey's Outlier Screening

GWC-15R

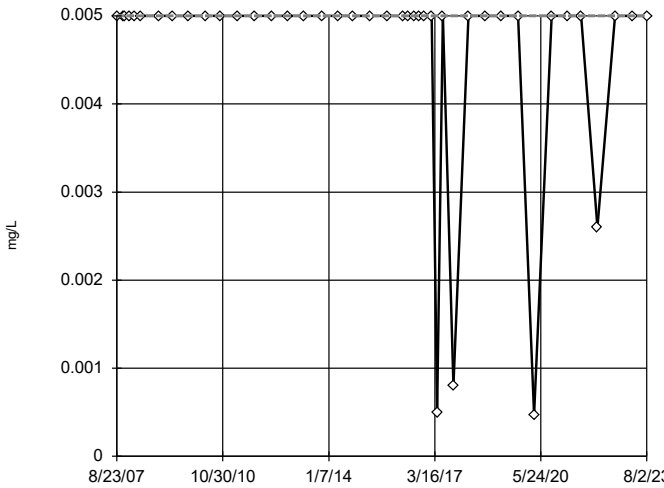

n = 42

No outliers found. Tukey's method selected by user.

Data were square transformed to achieve best W statistic (graph shown in original units).

The results were invalidated, because the lower and upper quartiles are equal.

Constituent: Arsenic Analysis Run 4/8/2024 5:21 PM View: Outliers

Plant Bowen Data: Bowen 1, 2, 9, and 10

Sanitas™ v.10.0.16b Software licensed to . UG

Tukey's Outlier Screening

GWC-15Z

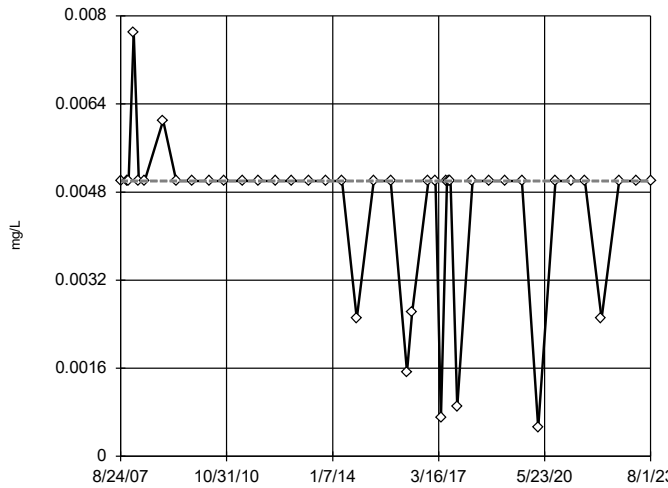

n = 42

No outliers found. Tukey's method selected by user.

Data were square transformed to achieve best W statistic (graph shown in original units).

The results were invalidated, because the lower and upper quartiles are equal.

Constituent: Arsenic Analysis Run 4/8/2024 5:21 PM View: Outliers

Plant Bowen Data: Bowen 1, 2, 9, and 10

Sanitas™ v.10.0.16b Software licensed to . UG

Tukey's Outlier Screening

GWC-44

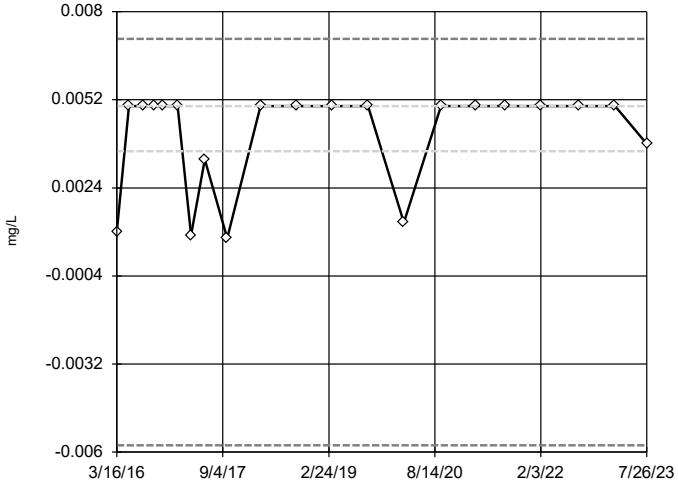

n = 21

No outliers found. Tukey's method selected by user.

Data were cube transformed to achieve best W statistic (graph shown in original units).

High cutoff = 0.007139, low cutoff = -0.005783, based on IQR multiplier of 3.

Constituent: Arsenic Analysis Run 4/8/2024 5:21 PM View: Outliers

Plant Bowen Data: Bowen 1, 2, 9, and 10

Sanitas™ v.10.0.16b Software licensed to . UG

Tukey's Outlier Screening

GWC-45

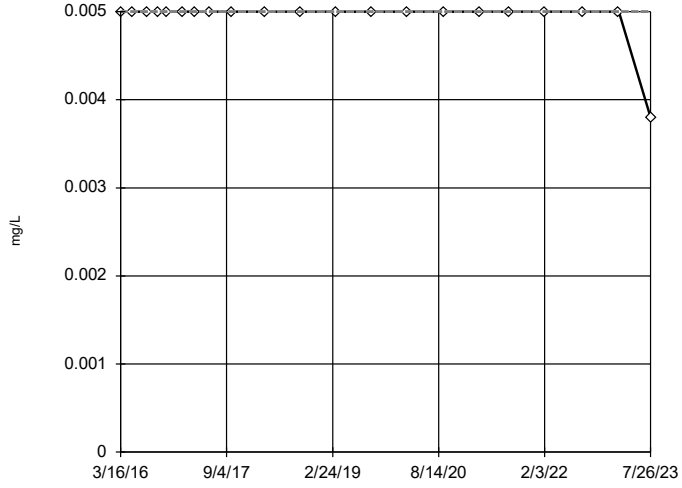

n = 21

No outliers found. Tukey's method selected by user.

Data were square transformed to achieve best W statistic (graph shown in original units).

The results were invalidated, because the lower and upper quartiles are equal.

Constituent: Arsenic Analysis Run 4/8/2024 5:21 PM View: Outliers

Plant Bowen Data: Bowen 1, 2, 9, and 10

Sanitas™ v.10.0.16b Software licensed to . UG

Tukey's Outlier Screening

GWC-45R

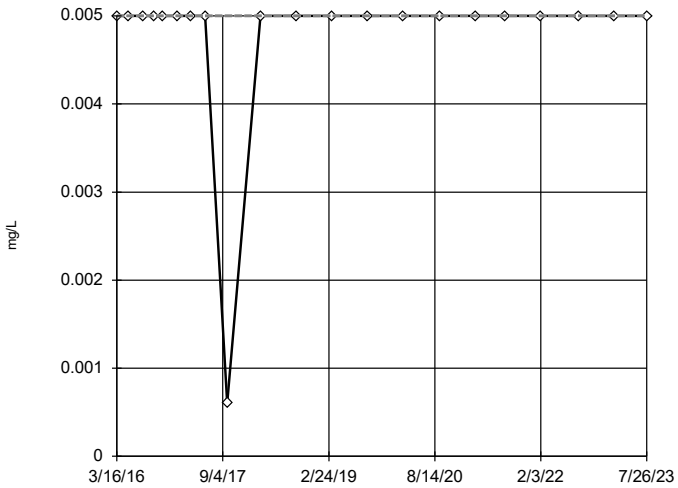

n = 21

No outliers found. Tukey's method selected by user.

Data were x^5 transformed to achieve best W statistic (graph shown in original units).

The results were invalidated, because the lower and upper quartiles are equal.

Constituent: Arsenic Analysis Run 4/8/2024 5:21 PM View: Outliers

Plant Bowen Data: Bowen 1, 2, 9, and 10

Sanitas™ v.10.0.16b Software licensed to . UG

Tukey's Outlier Screening

GWC-46R

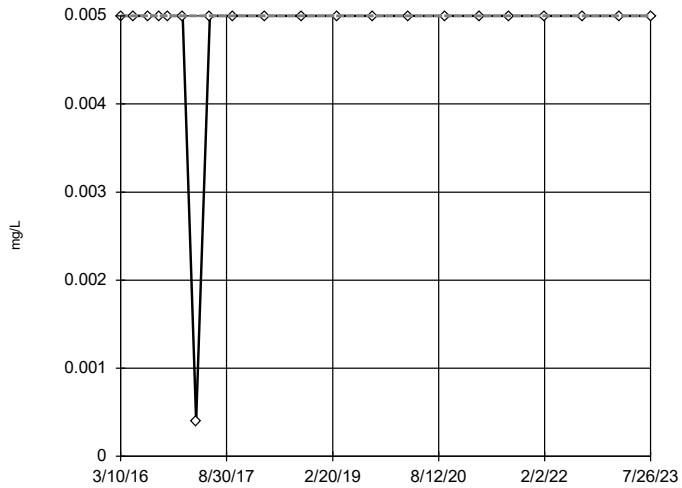

n = 21

No outliers found. Tukey's method selected by user.

Data were square root transformed to achieve best W statistic (graph shown in original units).

The results were invalidated, because the lower and upper quartiles are equal.

Constituent: Arsenic Analysis Run 4/8/2024 5:21 PM View: Outliers

Plant Bowen Data: Bowen 1, 2, 9, and 10

Sanitas™ v.10.0.16b Software licensed to . UG

Tukey's Outlier Screening

GWC-47

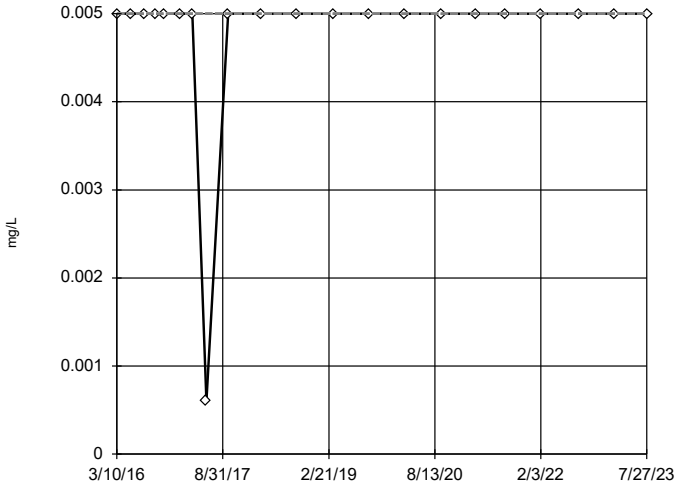

n = 21

No outliers found. Tukey's method selected by user.

Data were x^5 transformed to achieve best W statistic (graph shown in original units).

The results were invalidated, because the lower and upper quartiles are equal.

Constituent: Arsenic Analysis Run 4/8/2024 5:21 PM View: Outliers

Plant Bowen Data: Bowen 1, 2, 9, and 10

Sanitas™ v.10.0.16b Software licensed to . UG

Tukey's Outlier Screening

GWC-47R

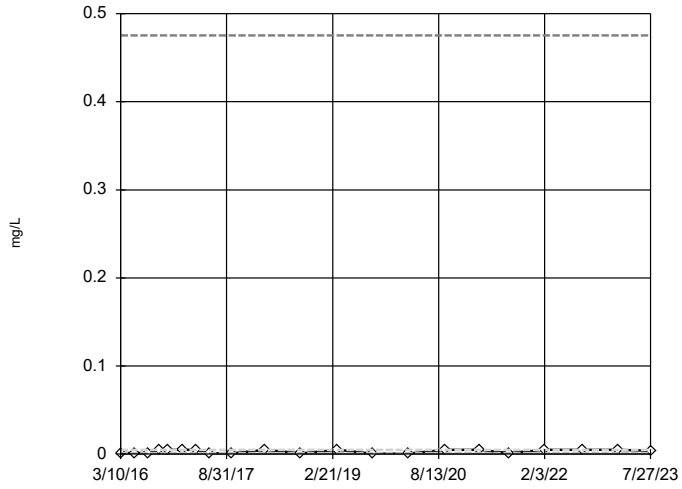

n = 21

No outliers found. Tukey's method selected by user.

Data were natural log transformed to achieve best W statistic (graph shown in original units).

High cutoff = 0.4755, low cutoff = 0.00001152, based on IQR multiplier of 3.

Constituent: Arsenic Analysis Run 4/8/2024 5:21 PM View: Outliers

Plant Bowen Data: Bowen 1, 2, 9, and 10

Sanitas™ v.10.0.16b Software licensed to . UG

Tukey's Outlier Screening

GWC-48

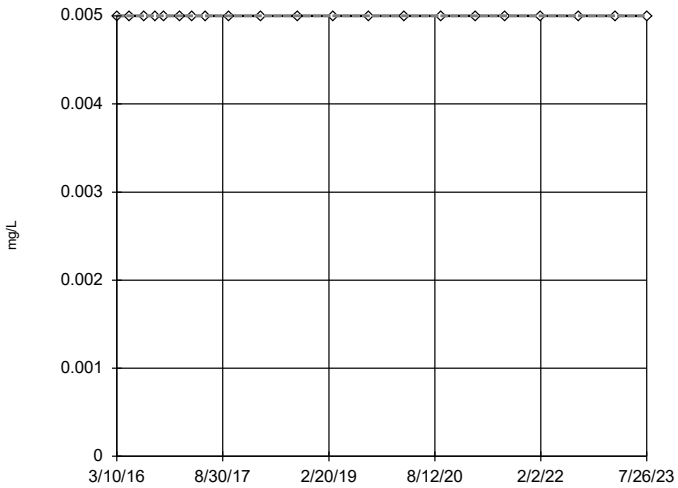

n = 21

No outliers found. Tukey's method selected by user.

Data were square root transformed to achieve best W statistic (graph shown in original units).

The results were invalidated, because the lower and upper quartiles are equal.

Constituent: Arsenic Analysis Run 4/8/2024 5:21 PM View: Outliers

Plant Bowen Data: Bowen 1, 2, 9, and 10

Sanitas™ v.10.0.16b Software licensed to . UG

Tukey's Outlier Screening

GWC-49R

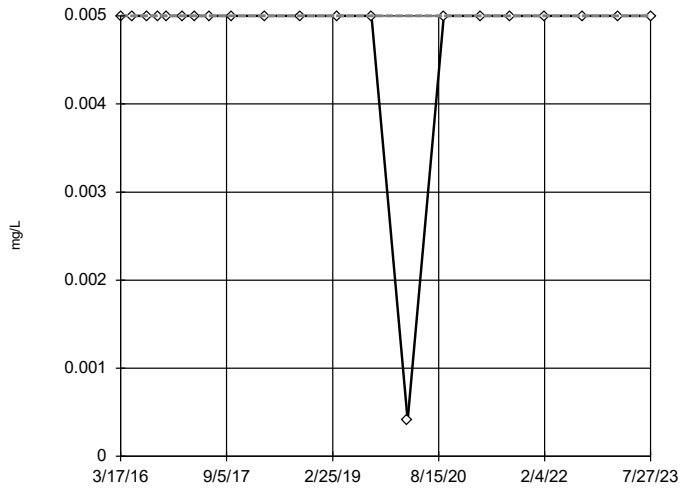

n = 21

No outliers found. Tukey's method selected by user.

Data were square root transformed to achieve best W statistic (graph shown in original units).

The results were invalidated, because the lower and upper quartiles are equal.

Constituent: Arsenic Analysis Run 4/8/2024 5:21 PM View: Outliers

Plant Bowen Data: Bowen 1, 2, 9, and 10

Sanitas™ v.10.0.16b Software licensed to . UG

Tukey's Outlier Screening

GWC-49Z

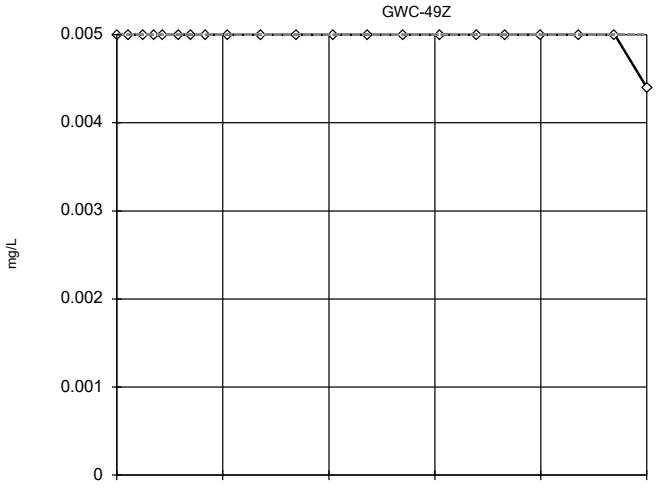

n = 21

No outliers found. Tukey's method selected by user.

Ladder of Powers transformations did not improve normality; analysis run on raw data.

The results were invalidated, because the lower and upper quartiles are equal.

Constituent: Arsenic Analysis Run 4/8/2024 5:21 PM View: Outliers

Plant Bowen Data: Bowen 1, 2, 9, and 10

Sanitas™ v.10.0.16b Software licensed to . UG

Tukey's Outlier Screening

GWC-5

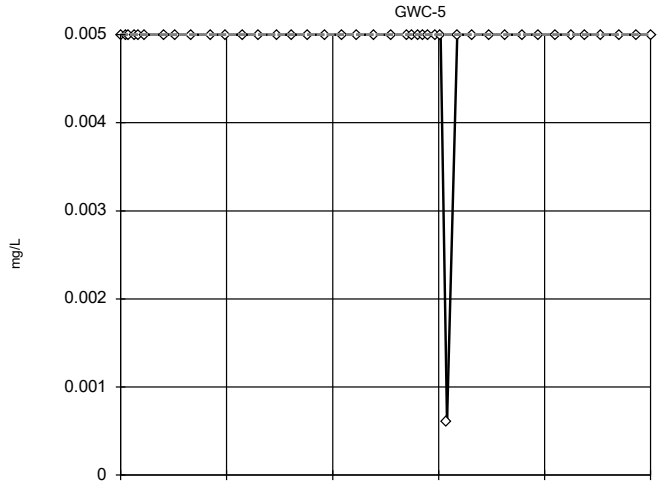

n = 42

No outliers found. Tukey's method selected by user.

Ladder of Powers transformations did not improve normality; analysis run on raw data.

The results were invalidated, because the lower and upper quartiles are equal.

Constituent: Arsenic Analysis Run 4/8/2024 5:21 PM View: Outliers

Plant Bowen Data: Bowen 1, 2, 9, and 10

Sanitas™ v.10.0.16b Software licensed to . UG

Tukey's Outlier Screening

GWC-6

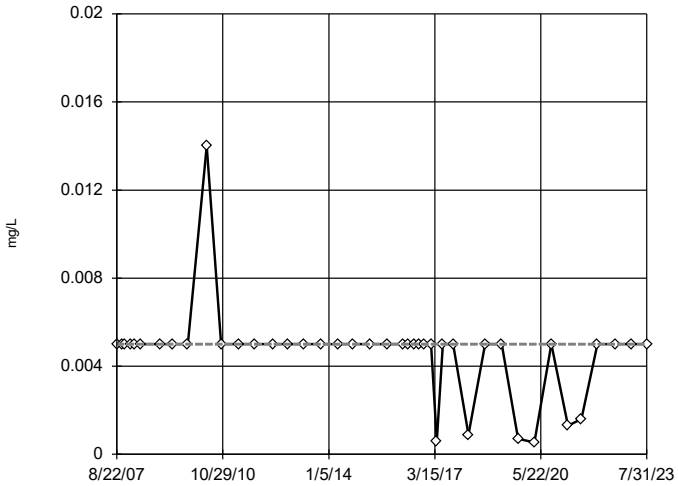

n = 42

No outliers found. Tukey's method selected by user.

Data were square root transformed to achieve best W statistic (graph shown in original units).

The results were invalidated, because the lower and upper quartiles are equal.

Constituent: Arsenic Analysis Run 4/8/2024 5:21 PM View: Outliers

Plant Bowen Data: Bowen 1, 2, 9, and 10

Sanitas™ v.10.0.16b Software licensed to . UG

Tukey's Outlier Screening

GWC-6RZ

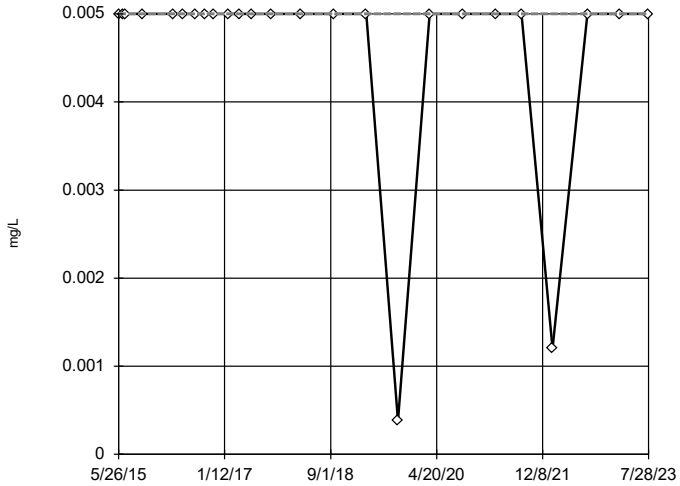

n = 25

No outliers found. Tukey's method selected by user.

Data were square root transformed to achieve best W statistic (graph shown in original units).

The results were invalidated, because the lower and upper quartiles are equal.

Constituent: Arsenic Analysis Run 4/8/2024 5:21 PM View: Outliers

Plant Bowen Data: Bowen 1, 2, 9, and 10

Sanitas™ v.10.0.16b Software licensed to . UG

Tukey's Outlier Screening

GWC-7Z

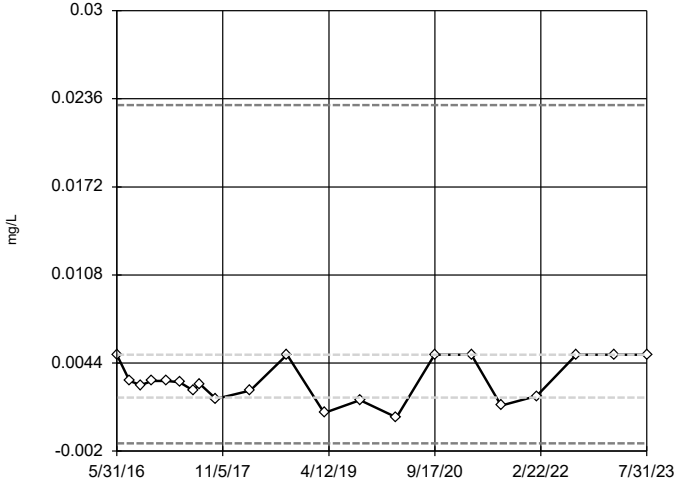

n = 21

No outliers found. Tukey's method selected by user.

Data were square root transformed to achieve best W statistic (graph shown in original units).

High cutoff = 0.02314, low cutoff = -0.001432, based on IQR multiplier of 3.

Constituent: Arsenic Analysis Run 4/8/2024 5:21 PM View: Outliers

Plant Bowen Data: Bowen 1, 2, 9, and 10

Sanitas™ v.10.0.16b Software licensed to . UG

Tukey's Outlier Screening

GWC-8RR

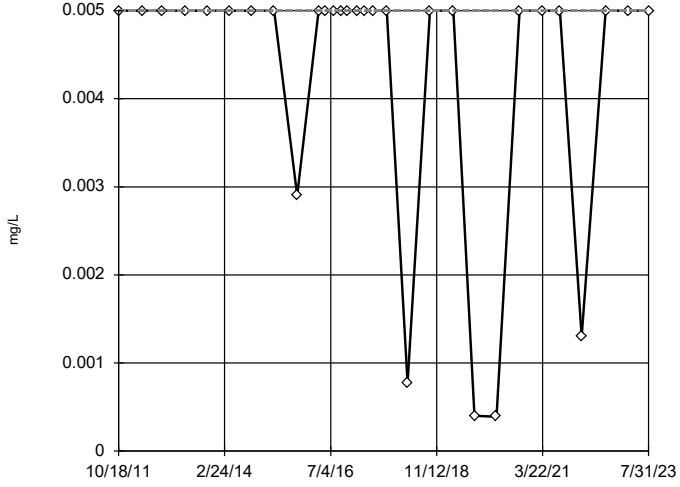

n = 30

No outliers found. Tukey's method selected by user.

Ladder of Powers transformations did not improve normality; analysis run on raw data.

The results were invalidated, because the lower and upper quartiles are equal.

Constituent: Arsenic Analysis Run 4/8/2024 5:21 PM View: Outliers

Plant Bowen Data: Bowen 1, 2, 9, and 10

Sanitas™ v.10.0.16b Software licensed to . UG

Tukey's Outlier Screening

GWC-8Z

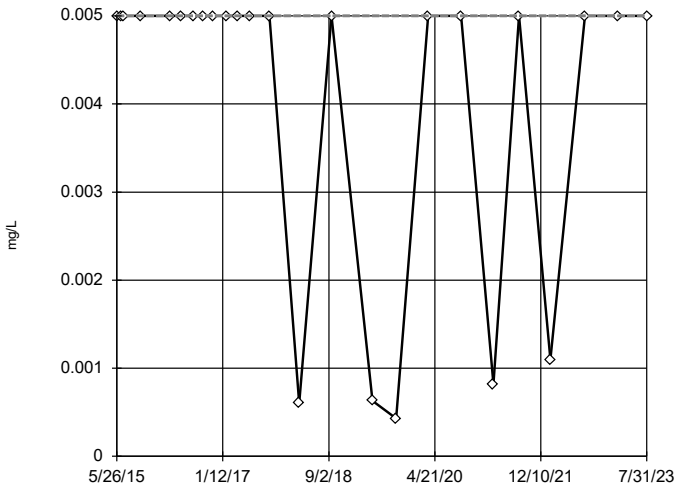

n = 25

No outliers found. Tukey's method selected by user.

Data were natural log transformed to achieve best W statistic (graph shown in original units).

The results were invalidated, because the lower and upper quartiles are equal.

Constituent: Arsenic Analysis Run 4/8/2024 5:21 PM View: Outliers

Plant Bowen Data: Bowen 1, 2, 9, and 10

Sanitas™ v.10.0.16b Software licensed to . UG

Tukey's Outlier Screening

GWC-9

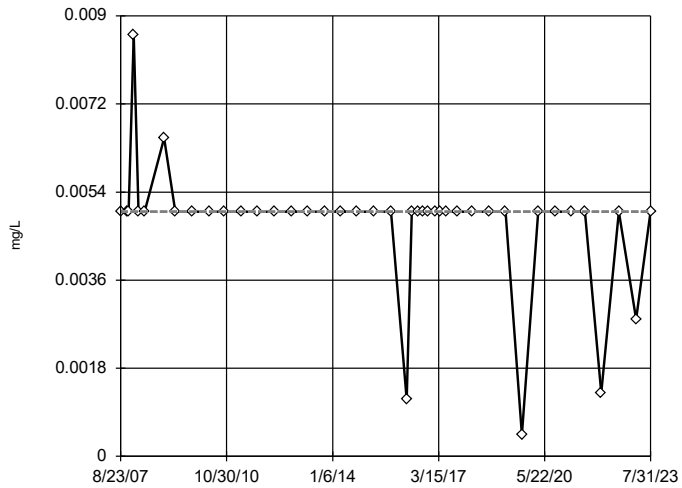

n = 42

No outliers found. Tukey's method selected by user.

Ladder of Powers transformations did not improve normality; analysis run on raw data.

The results were invalidated, because the lower and upper quartiles are equal.

Constituent: Arsenic Analysis Run 4/8/2024 5:21 PM View: Outliers

Plant Bowen Data: Bowen 1, 2, 9, and 10

Sanitas™ v.10.0.16b Software licensed to . UG

Tukey's Outlier Screening

GWA-1 (bg)

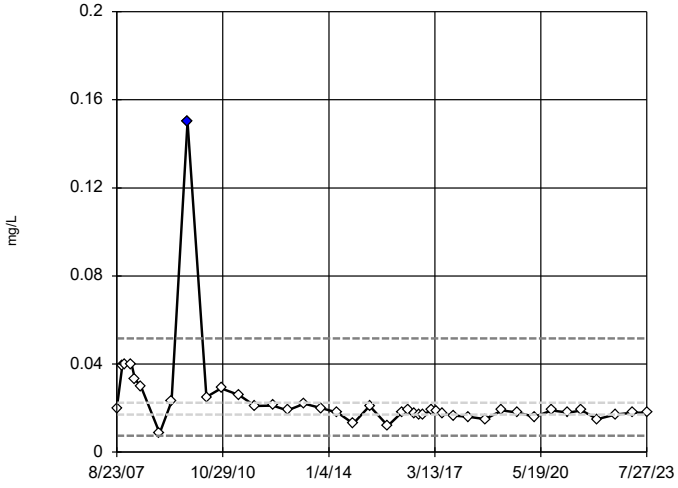

n = 42

Outlier is drawn as solid. Tukey's method selected by user.

Data were natural log transformed to achieve best W statistic (graph shown in original units).

High cutoff = 0.05166, low cutoff = 0.007424, based on IQR multiplier of 3.

Constituent: Barium Analysis Run 4/8/2024 5:21 PM View: Outliers

Plant Bowen Data: Bowen 1, 2, 9, and 10

Sanitas™ v.10.0.16b Software licensed to . UG

Tukey's Outlier Screening

GWA-2 (bg)

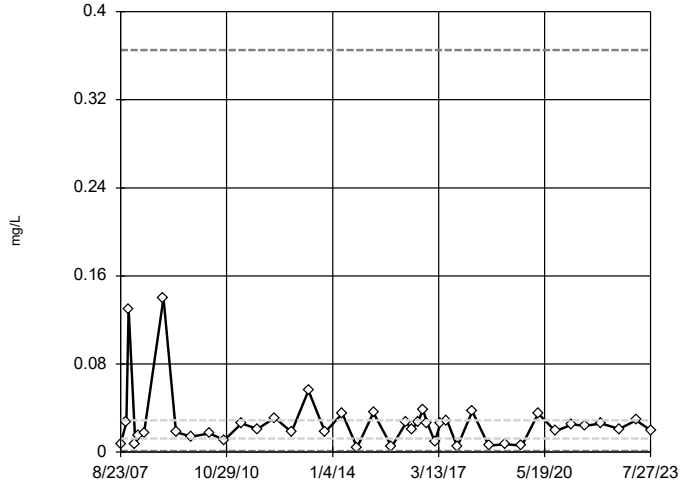

n = 42

No outliers found. Tukey's method selected by user.

Data were natural log transformed to achieve best W statistic (graph shown in original units).

High cutoff = 0.365, low cutoff = 0.0009826, based on IQR multiplier of 3.

Constituent: Barium Analysis Run 4/8/2024 5:21 PM View: Outliers

Plant Bowen Data: Bowen 1, 2, 9, and 10

Sanitas™ v.10.0.16b Software licensed to . UG

Tukey's Outlier Screening

GWA-2R (bg)

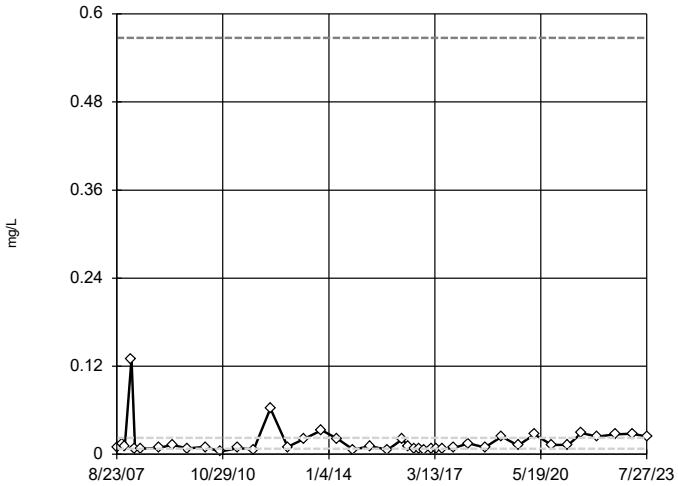

n = 42

No outliers found. Tukey's method selected by user.

Data were natural log transformed to achieve best W statistic (graph shown in original units).

High cutoff = 0.5674, low cutoff = 0.0003027, based on IQR multiplier of 3.

Constituent: Barium Analysis Run 4/8/2024 5:21 PM View: Outliers

Plant Bowen Data: Bowen 1, 2, 9, and 10

Sanitas™ v.10.0.16b Software licensed to . UG

Tukey's Outlier Screening

GWA-39RZ (bg)

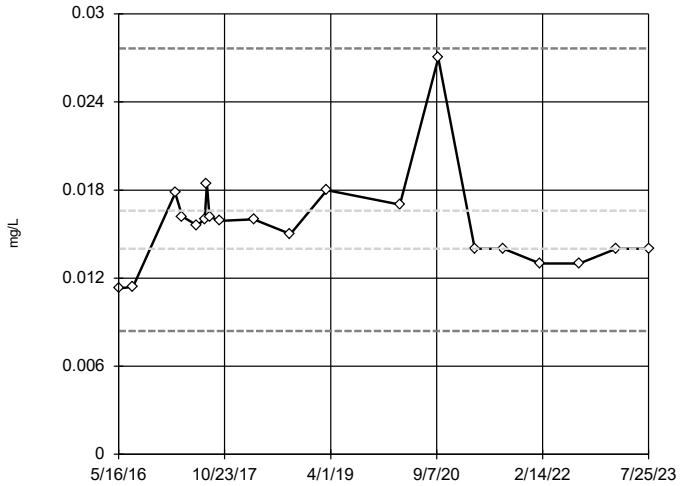

n = 20

No outliers found. Tukey's method selected by user.

Data were natural log transformed to achieve best W statistic (graph shown in original units).

High cutoff = 0.02764, low cutoff = 0.008406, based on IQR multiplier of 3.

Constituent: Barium Analysis Run 4/8/2024 5:21 PM View: Outliers

Plant Bowen Data: Bowen 1, 2, 9, and 10

Sanitas™ v.10.0.16b Software licensed to . UG

Tukey's Outlier Screening

GWA-39Z (bg)

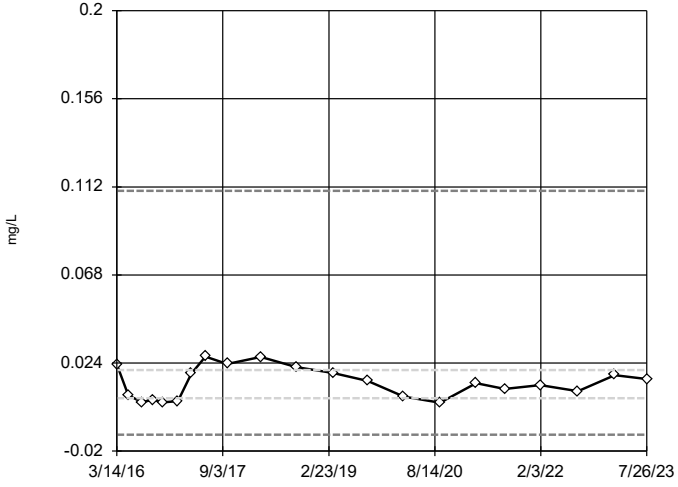

n = 21

No outliers found. Tukey's method selected by user.

Data were square root transformed to achieve best W statistic (graph shown in original units).

High cutoff = 0.1101, low cutoff = -0.01178, based on IQR multiplier of 3.

Constituent: Barium Analysis Run 4/8/2024 5:21 PM View: Outliers

Plant Bowen Data: Bowen 1, 2, 9, and 10

Sanitas™ v.10.0.16b Software licensed to . UG

Tukey's Outlier Screening

GWA-3A (bg)

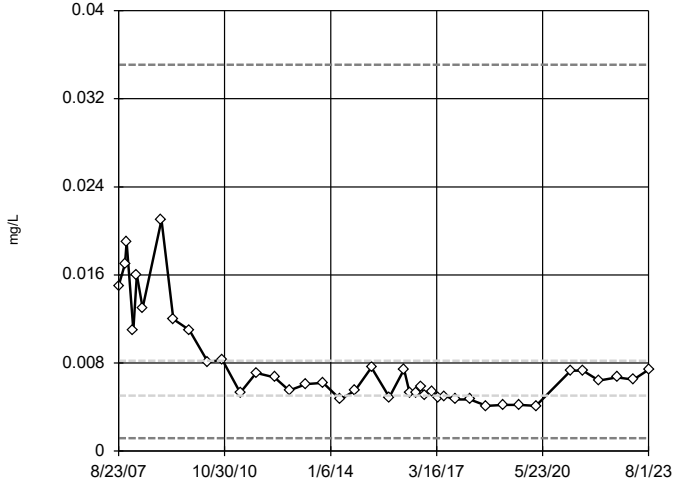

n = 41

No outliers found. Tukey's method selected by user.

Data were natural log transformed to achieve best W statistic (graph shown in original units).

High cutoff = 0.0351, low cutoff = 0.00118, based on IQR multiplier of 3.

Constituent: Barium Analysis Run 4/8/2024 5:21 PM View: Outliers

Plant Bowen Data: Bowen 1, 2, 9, and 10

Sanitas™ v.10.0.16b Software licensed to . UG

Tukey's Outlier Screening

GWA-40 (bg)

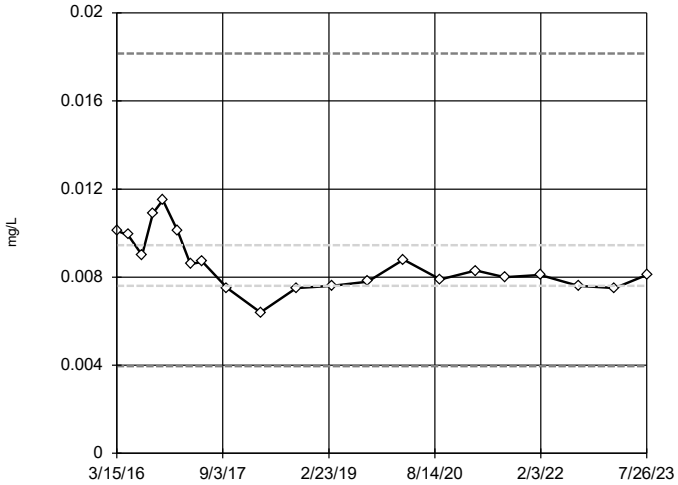

n = 21

No outliers found. Tukey's method selected by user.

Data were natural log transformed to achieve best W statistic (graph shown in original units).

High cutoff = 0.01816, low cutoff = 0.003955, based on IQR multiplier of 3.

Constituent: Barium Analysis Run 4/8/2024 5:21 PM View: Outliers

Plant Bowen Data: Bowen 1, 2, 9, and 10

Sanitas™ v.10.0.16b Software licensed to . UG

Tukey's Outlier Screening

GWA-41 (bg)

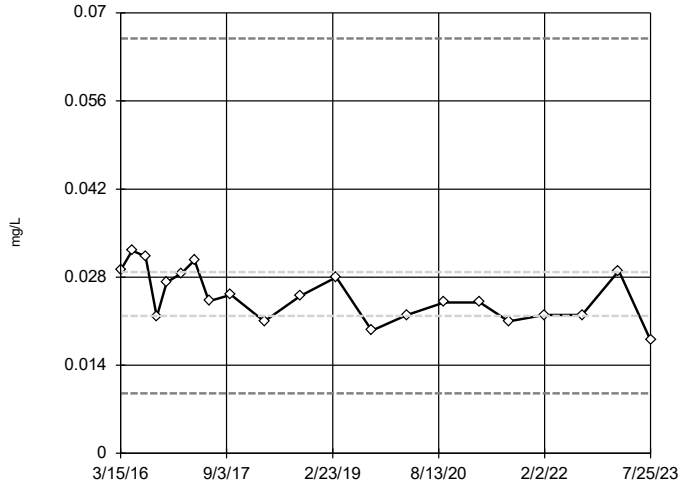

n = 21

No outliers found. Tukey's method selected by user.

Data were natural log transformed to achieve best W statistic (graph shown in original units).

High cutoff = 0.06595, low cutoff = 0.009542, based on IQR multiplier of 3.

Constituent: Barium Analysis Run 4/8/2024 5:21 PM View: Outliers

Plant Bowen Data: Bowen 1, 2, 9, and 10

Sanitas™ v.10.0.16b Software licensed to . UG

Tukey's Outlier Screening

GWA-41R (bg)

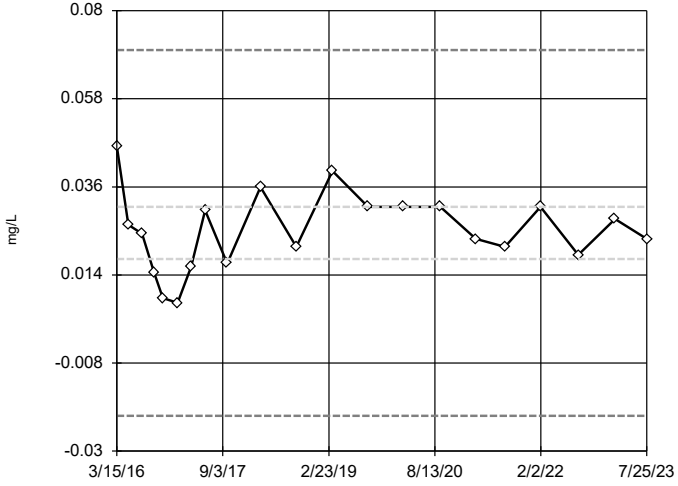

n = 21

No outliers found. Tukey's method selected by user.

Ladder of Powers transformations did not improve normality; analysis run on raw data.

High cutoff = 0.07015, low cutoff = -0.0212, based on IQR multiplier of 3.

Constituent: Barium Analysis Run 4/8/2024 5:22 PM View: Outliers

Plant Bowen Data: Bowen 1, 2, 9, and 10

Sanitas™ v.10.0.16b Software licensed to . UG

Tukey's Outlier Screening

GWA-42 (bg)

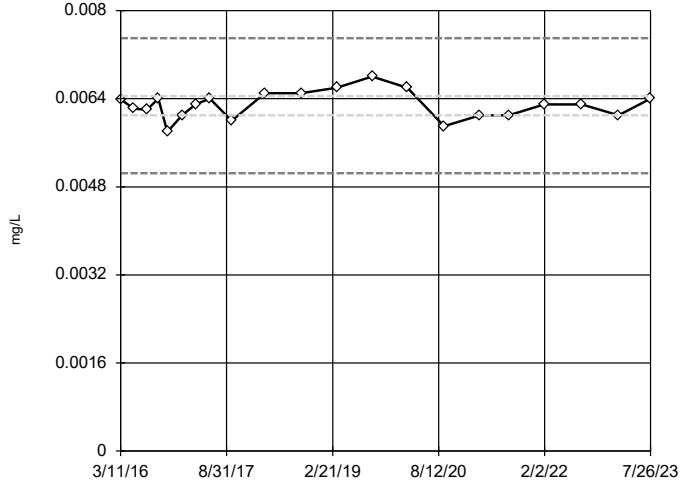

n = 21

No outliers found. Tukey's method selected by user.

Ladder of Powers transformations did not improve normality; analysis run on raw data.

High cutoff = 0.0075, low cutoff = 0.00505, based on IQR multiplier of 3.

Constituent: Barium Analysis Run 4/8/2024 5:22 PM View: Outliers

Plant Bowen Data: Bowen 1, 2, 9, and 10

Sanitas™ v.10.0.16b Software licensed to . UG

Tukey's Outlier Screening

GWA-43 (bg)

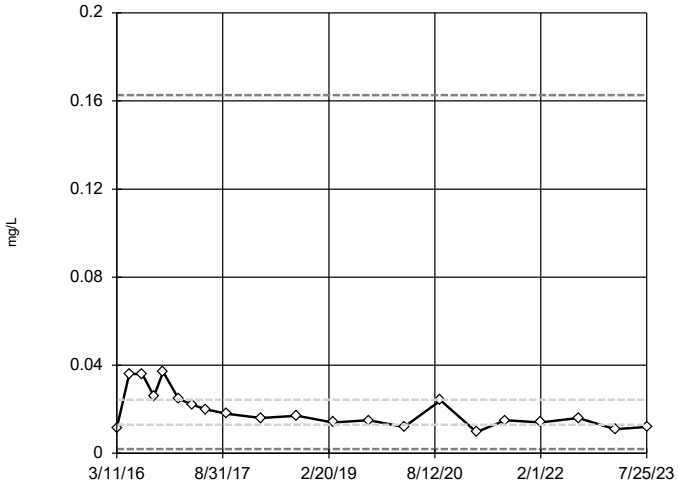

n = 21

No outliers found. Tukey's method selected by user.

Data were natural log transformed to achieve best W statistic (graph shown in original units).

High cutoff = 0.1627, low cutoff = 0.001944, based on IQR multiplier of 3.

Constituent: Barium Analysis Run 4/8/2024 5:22 PM View: Outliers

Plant Bowen Data: Bowen 1, 2, 9, and 10

Sanitas™ v.10.0.16b Software licensed to . UG

Tukey's Outlier Screening

GWA-43R (bg)

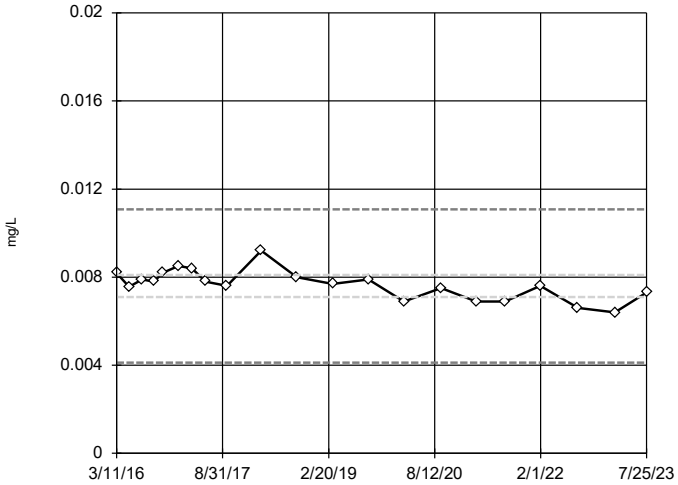

n = 21

No outliers found. Tukey's method selected by user.

Ladder of Powers transformations did not improve normality; analysis run on raw data.

High cutoff = 0.01108, low cutoff = 0.004115, based on IQR multiplier of 3.

Constituent: Barium Analysis Run 4/8/2024 5:22 PM View: Outliers

Plant Bowen Data: Bowen 1, 2, 9, and 10

Sanitas™ v.10.0.16b Software licensed to . UG

Tukey's Outlier Screening

GWA-4RZ (bg)

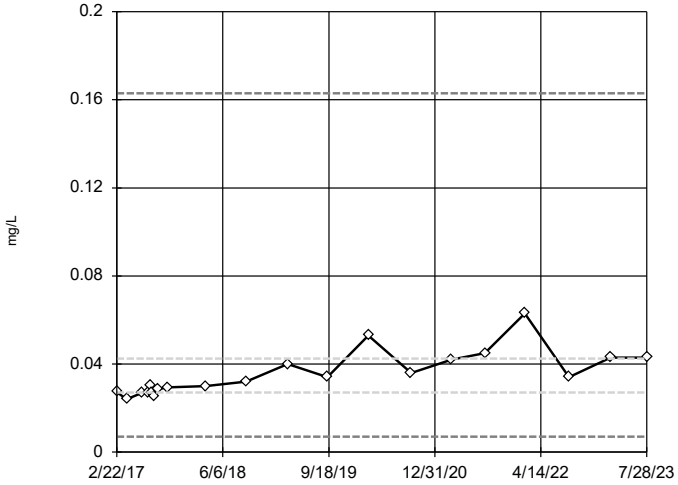

n = 21

No outliers found. Tukey's method selected by user.

Data were natural log transformed to achieve best W statistic (graph shown in original units).

High cutoff = 0.163, low cutoff = 0.007079, based on IQR multiplier of 3.

Constituent: Barium Analysis Run 4/8/2024 5:22 PM View: Outliers

Plant Bowen Data: Bowen 1, 2, 9, and 10

Sanitas™ v.10.0.16b Software licensed to . UG

Tukey's Outlier Screening

GWA-50 (bg)

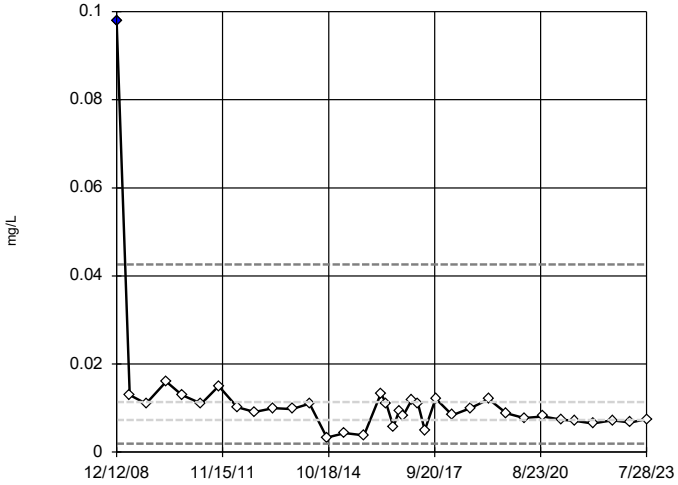

n = 36

Outlier is drawn as solid. Tukey's method selected by user.

Data were natural log transformed to achieve best W statistic (graph shown in original units).

High cutoff = 0.04259, low cutoff = 0.001944, based on IQR multiplier of 3.

Constituent: Barium Analysis Run 4/8/2024 5:22 PM View: Outliers

Plant Bowen Data: Bowen 1, 2, 9, and 10

Sanitas™ v.10.0.16b Software licensed to . UG

Tukey's Outlier Screening

GWA-50R (bg)

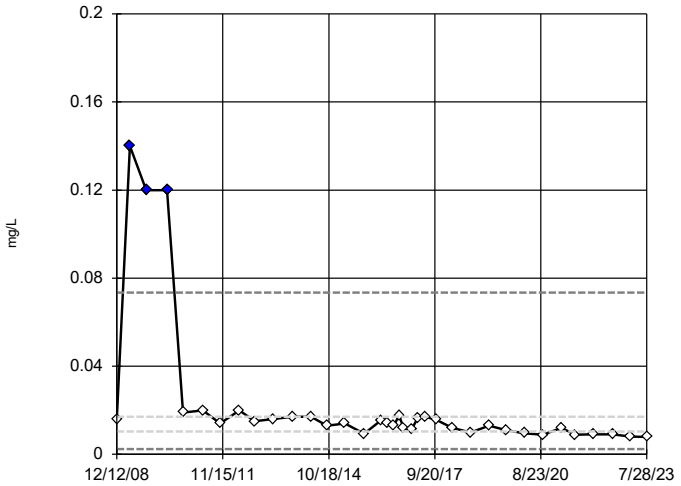

n = 36

Outliers are drawn as solid.
Tukey's method selected by user.

Data were natural log transformed to achieve best W statistic (graph shown in original units).

High cutoff = 0.07349, low cutoff = 0.002414, based on IQR multiplier of 3.

Constituent: Barium Analysis Run 4/8/2024 5:22 PM View: Outliers
Plant Bowen Data: Bowen 1, 2, 9, and 10

Sanitas™ v.10.0.16b Software licensed to . UG

Tukey's Outlier Screening

GWC-10

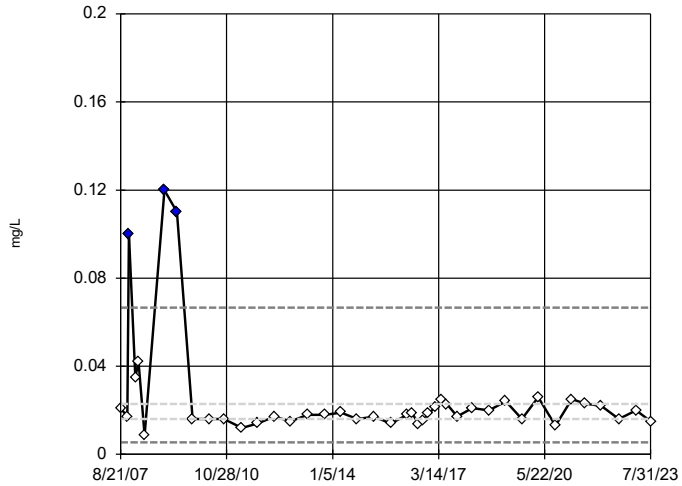

n = 42

Outliers are drawn as solid.
Tukey's method selected by user.

Data were natural log transformed to achieve best W statistic (graph shown in original units).

High cutoff = 0.06655, low cutoff = 0.005494, based on IQR multiplier of 3.

Constituent: Barium Analysis Run 4/8/2024 5:22 PM View: Outliers
Plant Bowen Data: Bowen 1, 2, 9, and 10

Sanitas™ v.10.0.16b Software licensed to . UG

Tukey's Outlier Screening

GWC-10R

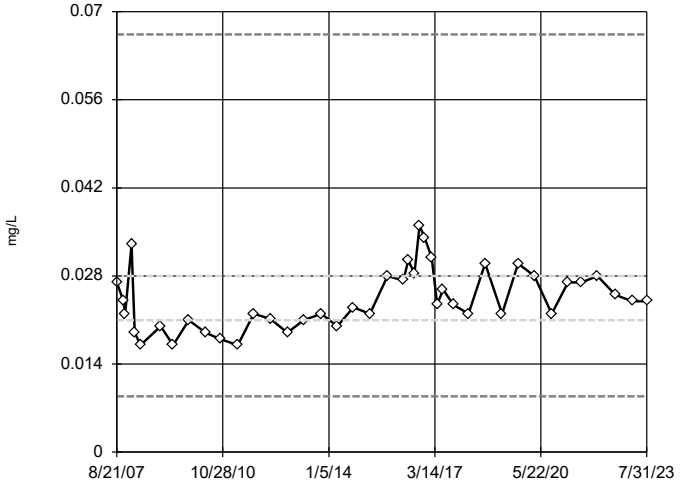

n = 42

No outliers found.
Tukey's method selected by user.

Data were natural log transformed to achieve best W statistic (graph shown in original units).

High cutoff = 0.06637, low cutoff = 0.008859, based on IQR multiplier of 3.

Constituent: Barium Analysis Run 4/8/2024 5:22 PM View: Outliers
Plant Bowen Data: Bowen 1, 2, 9, and 10

Sanitas™ v.10.0.16b Software licensed to . UG

Tukey's Outlier Screening

GWC-11

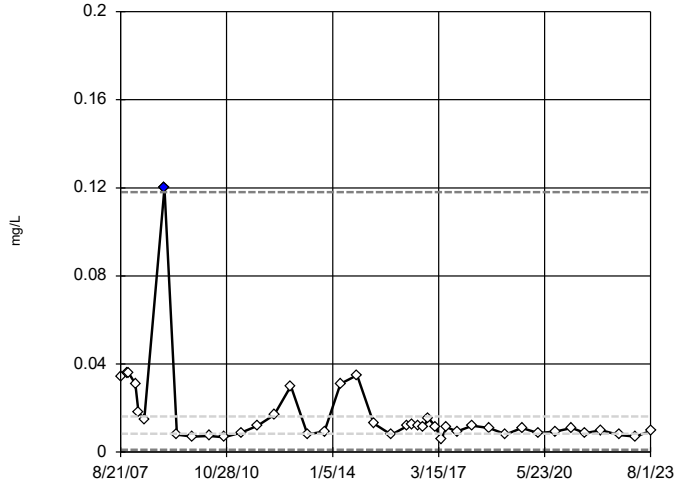

n = 42

Outlier is drawn as solid.
Tukey's method selected by user.

Data were natural log transformed to achieve best W statistic (graph shown in original units).

High cutoff = 0.118, low cutoff = 0.001145, based on IQR multiplier of 3.

Constituent: Barium Analysis Run 4/8/2024 5:22 PM View: Outliers
Plant Bowen Data: Bowen 1, 2, 9, and 10

Sanitas™ v.10.0.16b Software licensed to . UG

Tukey's Outlier Screening

GWC-11R

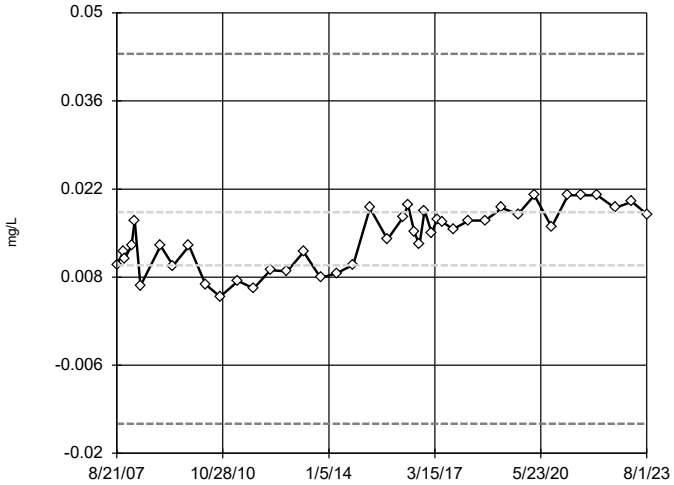

n = 42

No outliers found.
Tukey's method selected by user.

Ladder of Powers transformations did not improve normality; analysis run on raw data.

High cutoff = 0.0435, low cutoff = -0.0153, based on IQR multiplier of 3.

Constituent: Barium Analysis Run 4/8/2024 5:22 PM View: Outliers
Plant Bowen Data: Bowen 1, 2, 9, and 10

Sanitas™ v.10.0.16b Software licensed to . UG

Tukey's Outlier Screening

GWC-12

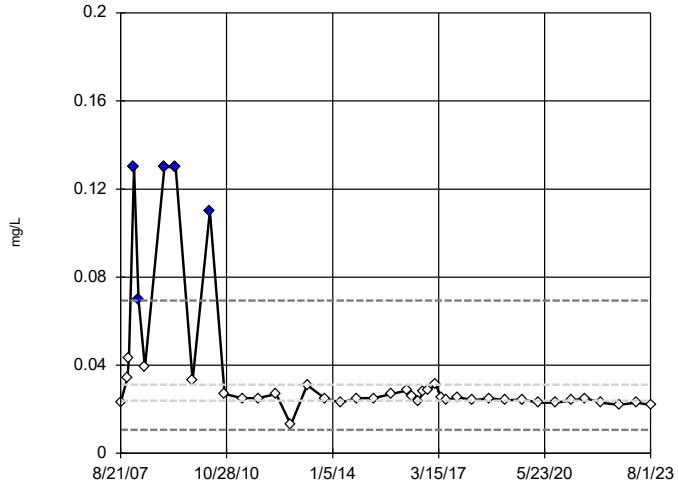

n = 42

Outliers are drawn as solid.
Tukey's method selected by user.

Data were natural log transformed to achieve best W statistic (graph shown in original units).

High cutoff = 0.0694, low cutoff = 0.0107, based on IQR multiplier of 3.

Constituent: Barium Analysis Run 4/8/2024 5:22 PM View: Outliers
Plant Bowen Data: Bowen 1, 2, 9, and 10

Sanitas™ v.10.0.16b Software licensed to . UG

Tukey's Outlier Screening

GWC-13

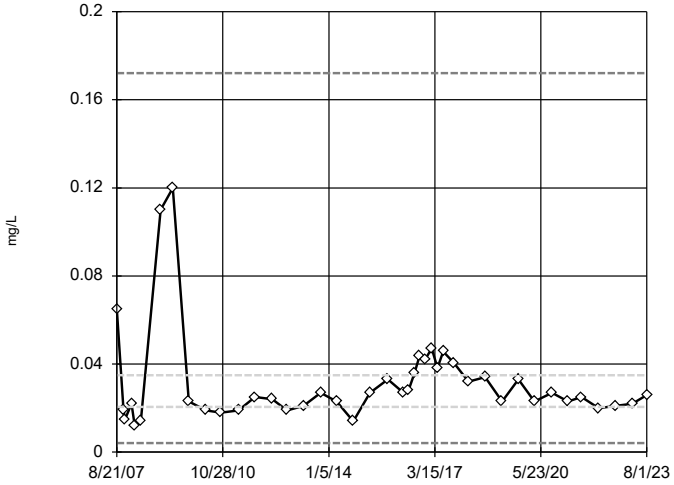

n = 42

No outliers found.
Tukey's method selected by user.

Data were natural log transformed to achieve best W statistic (graph shown in original units).

High cutoff = 0.1721, low cutoff = 0.004154, based on IQR multiplier of 3.

Constituent: Barium Analysis Run 4/8/2024 5:22 PM View: Outliers
Plant Bowen Data: Bowen 1, 2, 9, and 10

Sanitas™ v.10.0.16b Software licensed to . UG

Tukey's Outlier Screening

GWC-13RZ

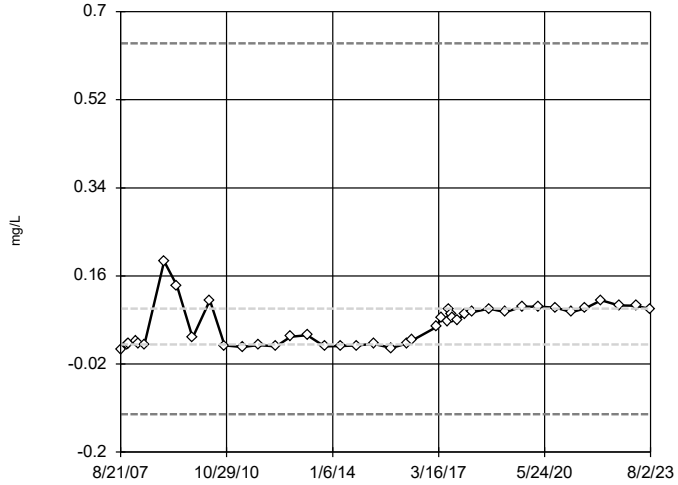

n = 43

No outliers found.
Tukey's method selected by user.

Data were square root transformed to achieve best W statistic (graph shown in original units).

High cutoff = 0.635, low cutoff = -0.1226, based on IQR multiplier of 3.

Constituent: Barium Analysis Run 4/8/2024 5:22 PM View: Outliers
Plant Bowen Data: Bowen 1, 2, 9, and 10

Sanitas™ v.10.0.16b Software licensed to . UG

Tukey's Outlier Screening

GWC-14Z

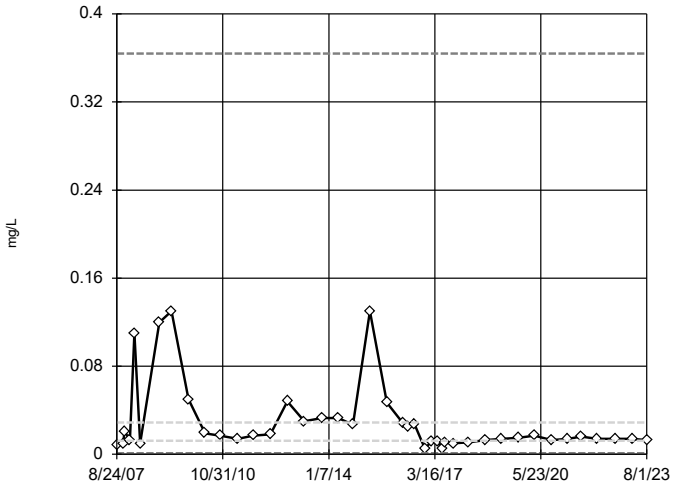

n = 42

No outliers found. Tukey's method selected by user.

Data were natural log transformed to achieve best W statistic (graph shown in original units).

High cutoff = 0.3641, low cutoff = 0.0009883, based on IQR multiplier of 3.

Constituent: Barium Analysis Run 4/8/2024 5:22 PM View: Outliers

Plant Bowen Data: Bowen 1, 2, 9, and 10

Sanitas™ v.10.0.16b Software licensed to . UG

Tukey's Outlier Screening

GWC-15R

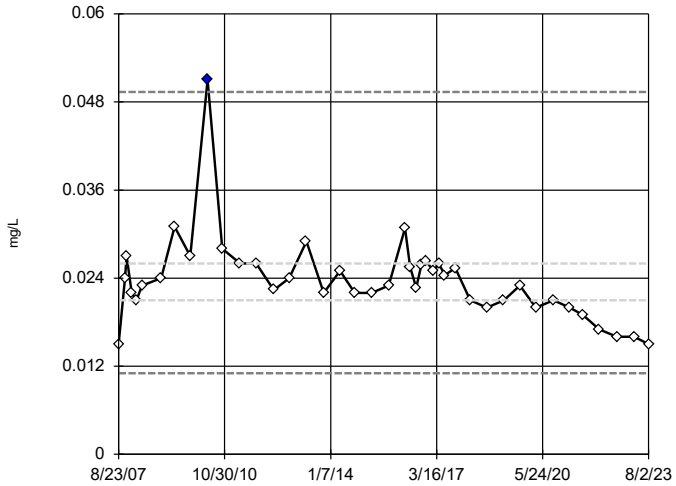

n = 42

Outlier is drawn as solid. Tukey's method selected by user.

Data were natural log transformed to achieve best W statistic (graph shown in original units).

High cutoff = 0.04934, low cutoff = 0.01107, based on IQR multiplier of 3.

Constituent: Barium Analysis Run 4/8/2024 5:22 PM View: Outliers

Plant Bowen Data: Bowen 1, 2, 9, and 10

Sanitas™ v.10.0.16b Software licensed to . UG

Tukey's Outlier Screening

GWC-15Z

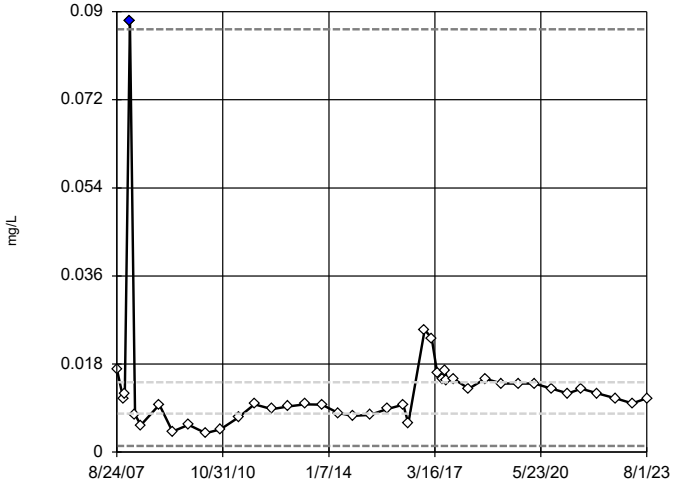

n = 42

Outlier is drawn as solid. Tukey's method selected by user.

Data were natural log transformed to achieve best W statistic (graph shown in original units).

High cutoff = 0.08642, low cutoff = 0.001298, based on IQR multiplier of 3.

Constituent: Barium Analysis Run 4/8/2024 5:22 PM View: Outliers

Plant Bowen Data: Bowen 1, 2, 9, and 10

Sanitas™ v.10.0.16b Software licensed to . UG

Tukey's Outlier Screening

GWC-44

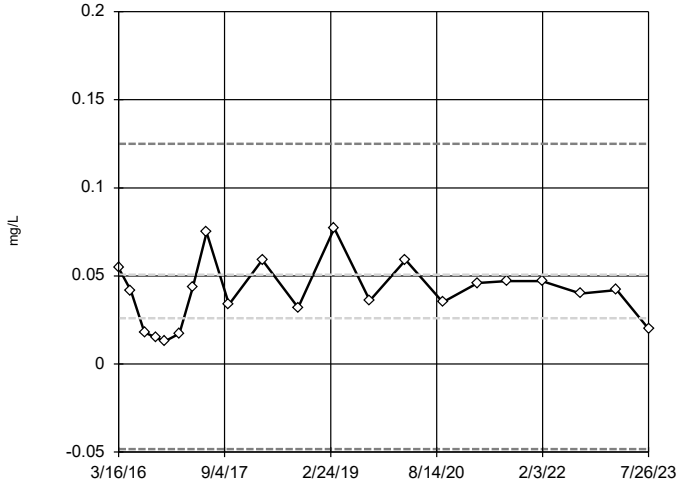

n = 21

No outliers found. Tukey's method selected by user.

Ladder of Powers transformations did not improve normality; analysis run on raw data.

High cutoff = 0.125, low cutoff = -0.04825, based on IQR multiplier of 3.

Constituent: Barium Analysis Run 4/8/2024 5:22 PM View: Outliers

Plant Bowen Data: Bowen 1, 2, 9, and 10

Sanitas™ v.10.0.16b Software licensed to . UG

Tukey's Outlier Screening

GWC-45

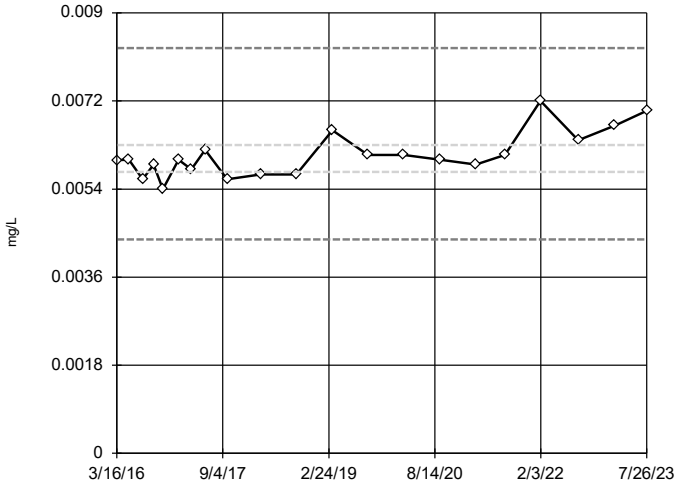

n = 21

No outliers found. Tukey's method selected by user.

Data were natural log transformed to achieve best W statistic (graph shown in original units).

High cutoff = 0.008283, low cutoff = 0.004373, based on IQR multiplier of 3.

Constituent: Barium Analysis Run 4/8/2024 5:22 PM View: Outliers

Plant Bowen Data: Bowen 1, 2, 9, and 10

Sanitas™ v.10.0.16b Software licensed to . UG

Tukey's Outlier Screening

GWC-45R

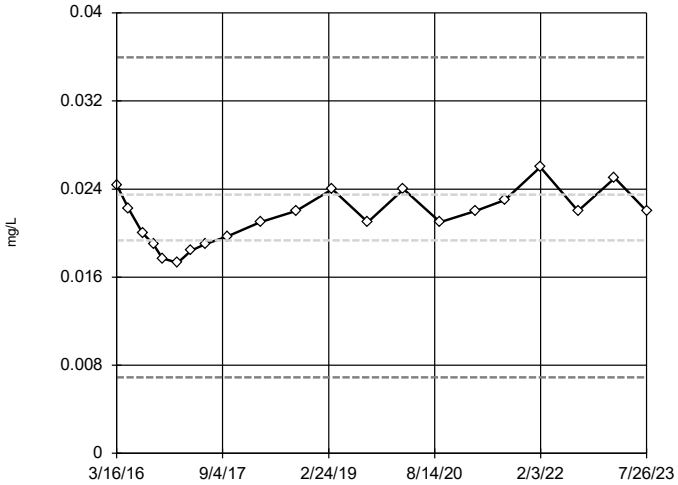

n = 21

No outliers found. Tukey's method selected by user.

Ladder of Powers transformations did not improve normality; analysis run on raw data.

High cutoff = 0.03595, low cutoff = 0.0069, based on IQR multiplier of 3.

Constituent: Barium Analysis Run 4/8/2024 5:22 PM View: Outliers

Plant Bowen Data: Bowen 1, 2, 9, and 10

Sanitas™ v.10.0.16b Software licensed to . UG

Tukey's Outlier Screening

GWC-46R



n = 21

No outliers found. Tukey's method selected by user.

Data were natural log transformed to achieve best W statistic (graph shown in original units).

High cutoff = 0.02969, low cutoff = 0.006083, based on IQR multiplier of 3.

Constituent: Barium Analysis Run 4/8/2024 5:22 PM View: Outliers

Plant Bowen Data: Bowen 1, 2, 9, and 10

Sanitas™ v.10.0.16b Software licensed to . UG

Tukey's Outlier Screening

GWC-47

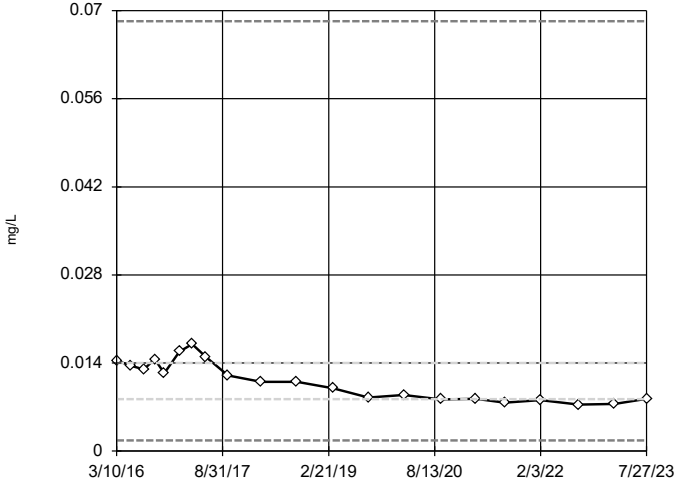

n = 21

No outliers found. Tukey's method selected by user.

Data were natural log transformed to achieve best W statistic (graph shown in original units).

High cutoff = 0.06831, low cutoff = 0.00169, based on IQR multiplier of 3.

Constituent: Barium Analysis Run 4/8/2024 5:22 PM View: Outliers

Plant Bowen Data: Bowen 1, 2, 9, and 10

Sanitas™ v.10.0.16b Software licensed to . UG

Tukey's Outlier Screening

GWC-47R

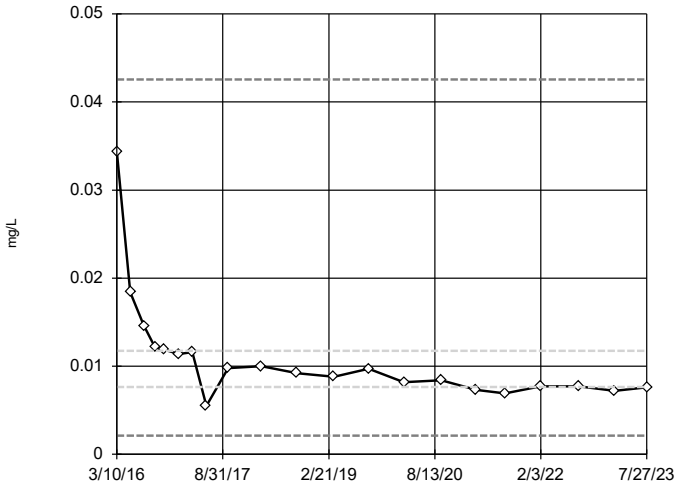

n = 21

No outliers found. Tukey's method selected by user.

Data were natural log transformed to achieve best W statistic (graph shown in original units).

High cutoff = 0.04257, low cutoff = 0.002112, based on IQR multiplier of 3.

Constituent: Barium Analysis Run 4/8/2024 5:22 PM View: Outliers

Plant Bowen Data: Bowen 1, 2, 9, and 10

Sanitas™ v.10.0.16b Software licensed to . UG

Tukey's Outlier Screening

GWC-48

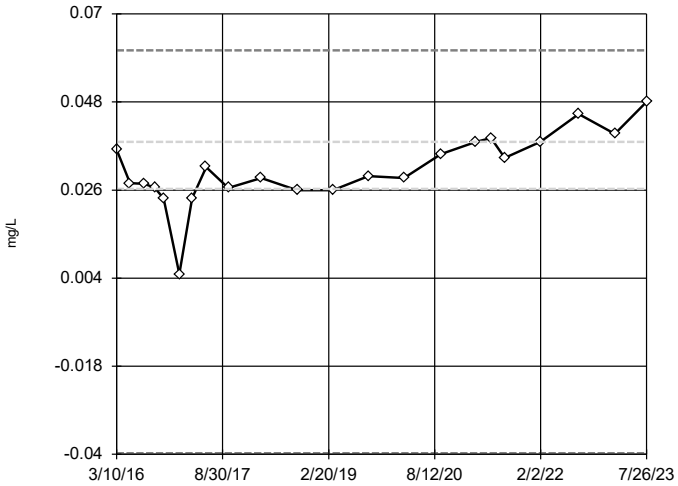

n = 22

No outliers found. Tukey's method selected by user.

Data were square transformed to achieve best W statistic (graph shown in original units).

High cutoff = 0.0609, low cutoff = -0.03969, based on IQR multiplier of 3.

Constituent: Barium Analysis Run 4/8/2024 5:22 PM View: Outliers

Plant Bowen Data: Bowen 1, 2, 9, and 10

Sanitas™ v.10.0.16b Software licensed to . UG

Tukey's Outlier Screening

GWC-49R

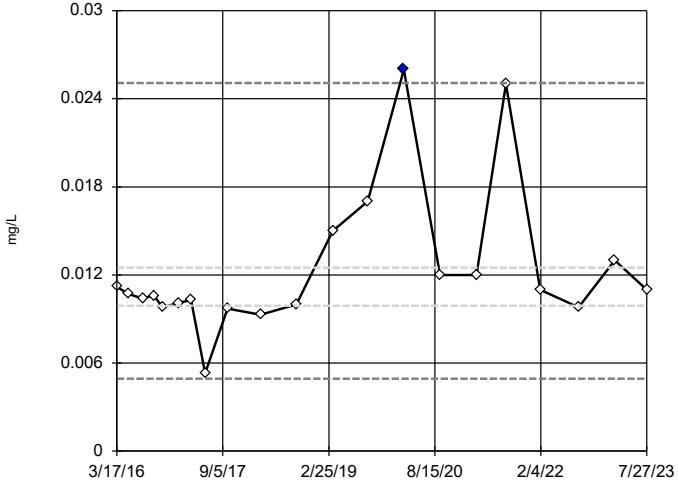

n = 21

Outlier is drawn as solid. Tukey's method selected by user.

Data were natural log transformed to achieve best W statistic (graph shown in original units).

High cutoff = 0.02508, low cutoff = 0.004929, based on IQR multiplier of 3.

Constituent: Barium Analysis Run 4/8/2024 5:22 PM View: Outliers

Plant Bowen Data: Bowen 1, 2, 9, and 10

Sanitas™ v.10.0.16b Software licensed to . UG

Tukey's Outlier Screening

GWC-49Z

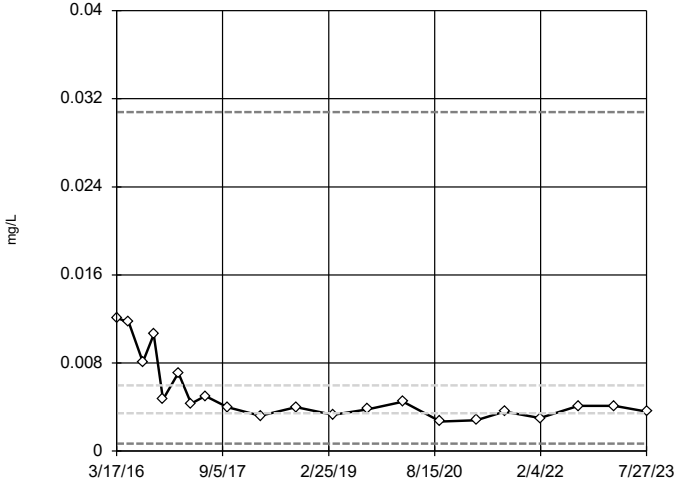

n = 21

No outliers found. Tukey's method selected by user.

Data were natural log transformed to achieve best W statistic (graph shown in original units).

High cutoff = 0.03078, low cutoff = 0.0006673, based on IQR multiplier of 3.

Constituent: Barium Analysis Run 4/8/2024 5:22 PM View: Outliers

Plant Bowen Data: Bowen 1, 2, 9, and 10

Sanitas™ v.10.0.16b Software licensed to . UG

Tukey's Outlier Screening

GWC-5

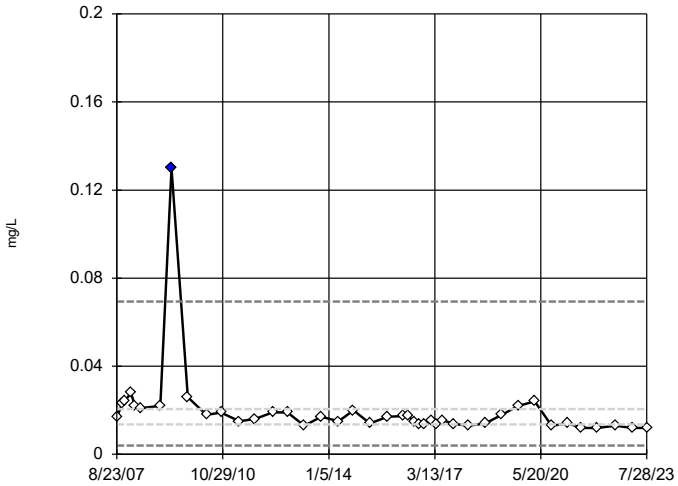

n = 42

Outlier is drawn as solid. Tukey's method selected by user.

Data were natural log transformed to achieve best W statistic (graph shown in original units).

High cutoff = 0.06937, low cutoff = 0.004032, based on IQR multiplier of 3.

Constituent: Barium Analysis Run 4/8/2024 5:22 PM View: Outliers

Plant Bowen Data: Bowen 1, 2, 9, and 10

Sanitas™ v.10.0.16b Software licensed to . UG

Tukey's Outlier Screening

GWC-6

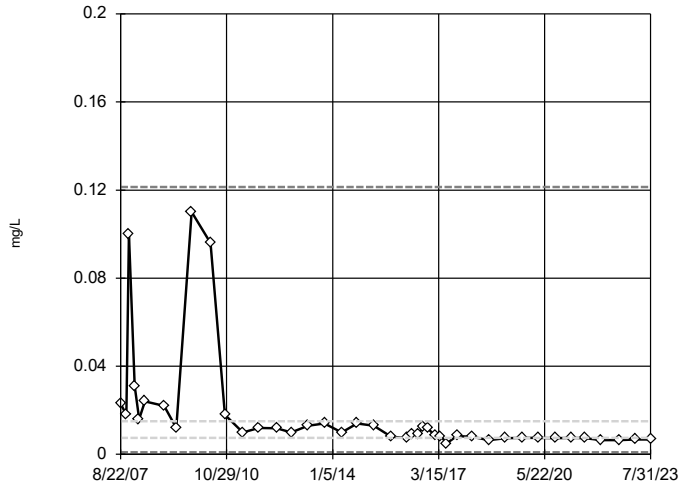

n = 42

No outliers found. Tukey's method selected by user.

Data were natural log transformed to achieve best W statistic (graph shown in original units).

High cutoff = 0.1214, low cutoff = 0.0009188, based on IQR multiplier of 3.

Constituent: Barium Analysis Run 4/8/2024 5:22 PM View: Outliers

Plant Bowen Data: Bowen 1, 2, 9, and 10

Sanitas™ v.10.0.16b Software licensed to . UG

Tukey's Outlier Screening

GWC-6RZ

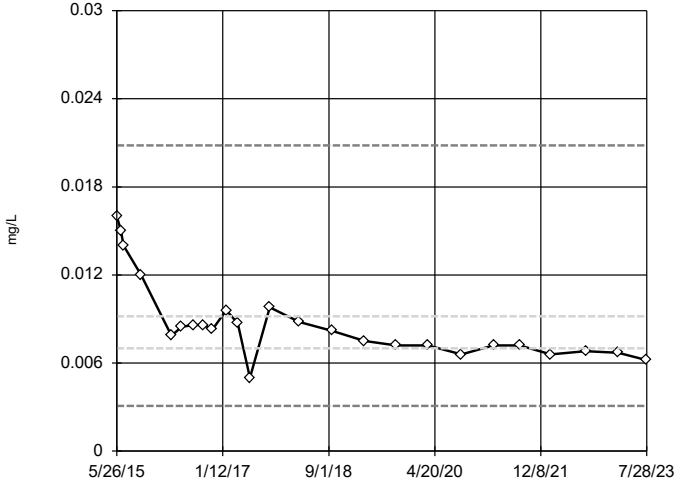

n = 25

No outliers found. Tukey's method selected by user.

Data were natural log transformed to achieve best W statistic (graph shown in original units).

High cutoff = 0.02083, low cutoff = 0.003087, based on IQR multiplier of 3.

Constituent: Barium Analysis Run 4/8/2024 5:22 PM View: Outliers

Plant Bowen Data: Bowen 1, 2, 9, and 10

Sanitas™ v.10.0.16b Software licensed to . UG

Tukey's Outlier Screening

GWC-7Z

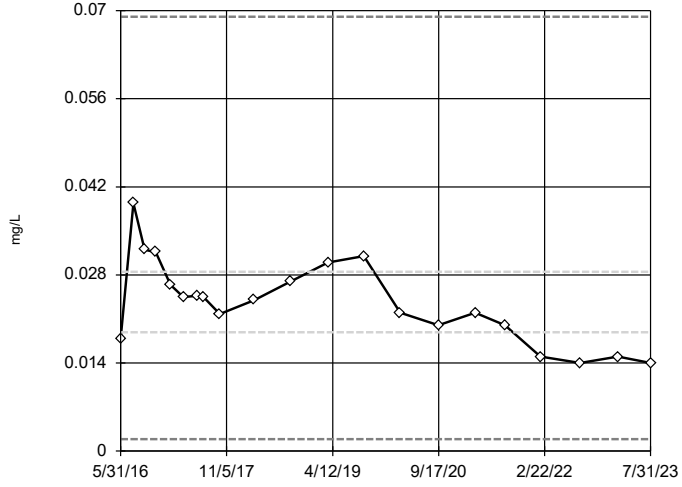

n = 21

No outliers found. Tukey's method selected by user.

Data were square root transformed to achieve best W statistic (graph shown in original units).

High cutoff = 0.06906, low cutoff = 0.001883, based on IQR multiplier of 3.

Constituent: Barium Analysis Run 4/8/2024 5:22 PM View: Outliers

Plant Bowen Data: Bowen 1, 2, 9, and 10

Sanitas™ v.10.0.16b Software licensed to . UG

Tukey's Outlier Screening

GWC-8RR

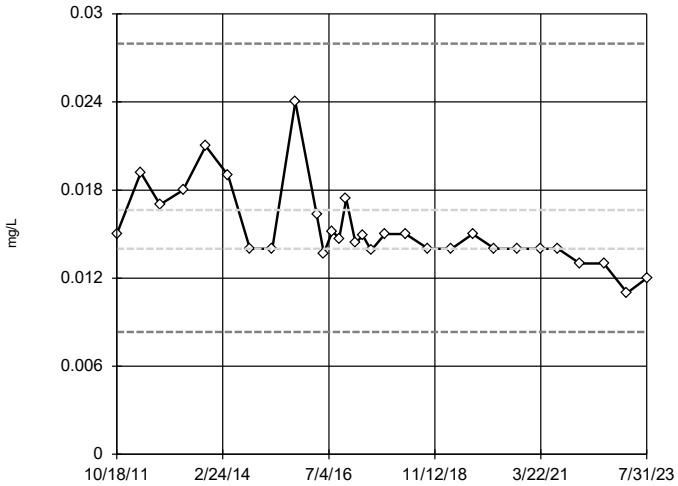

n = 30

No outliers found.
Tukey's method selected by user.

Data were natural log transformed to achieve best W statistic (graph shown in original units).

High cutoff = 0.02798, low cutoff = 0.008328, based on IQR multiplier of 3.

Constituent: Barium Analysis Run 4/8/2024 5:22 PM View: Outliers
Plant Bowen Data: Bowen 1, 2, 9, and 10

Sanitas™ v.10.0.16b Software licensed to . UG

Tukey's Outlier Screening

GWC-8Z

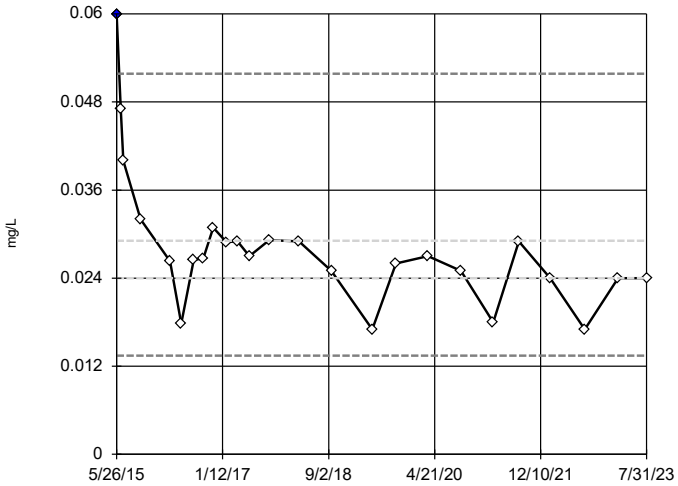

n = 25

Outlier is drawn as solid.
Tukey's method selected by user.

Data were natural log transformed to achieve best W statistic (graph shown in original units).

High cutoff = 0.05187, low cutoff = 0.01346, based on IQR multiplier of 3.

Constituent: Barium Analysis Run 4/8/2024 5:22 PM View: Outliers
Plant Bowen Data: Bowen 1, 2, 9, and 10

Sanitas™ v.10.0.16b Software licensed to . UG

Tukey's Outlier Screening

GWC-9

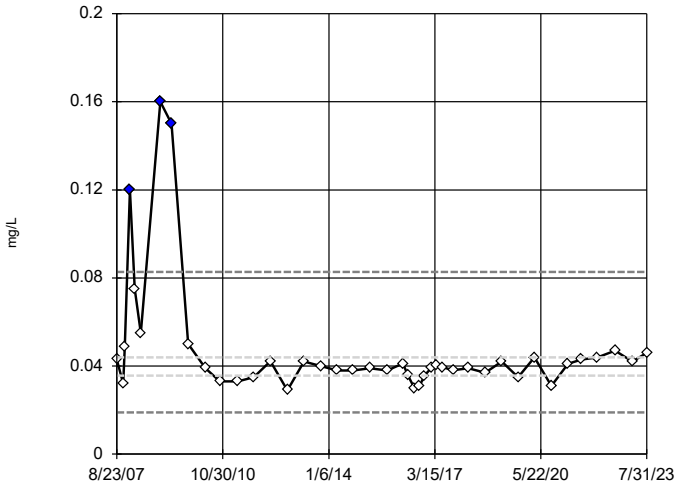

n = 42

Outliers are drawn as solid.
Tukey's method selected by user.

Data were natural log transformed to achieve best W statistic (graph shown in original units).

High cutoff = 0.08272, low cutoff = 0.01896, based on IQR multiplier of 3.

Constituent: Barium Analysis Run 4/8/2024 5:22 PM View: Outliers
Plant Bowen Data: Bowen 1, 2, 9, and 10

Sanitas™ v.10.0.16b Software licensed to . UG

Tukey's Outlier Screening

GWA-1 (bg)

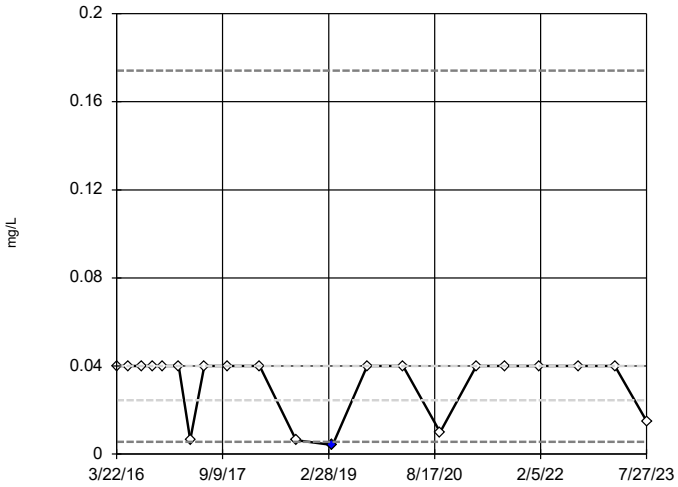

n = 21

Outlier is drawn as solid.
Tukey's method selected by user.

Data were natural log transformed to achieve best W statistic (graph shown in original units).

High cutoff = 0.1742, low cutoff = 0.005625, based on IQR multiplier of 3.

Constituent: Boron, total Analysis Run 4/8/2024 5:22 PM View: Outliers
Plant Bowen Data: Bowen 1, 2, 9, and 10

Sanitas™ v.10.0.16b Software licensed to . UG

Tukey's Outlier Screening

GWA-2 (bg)

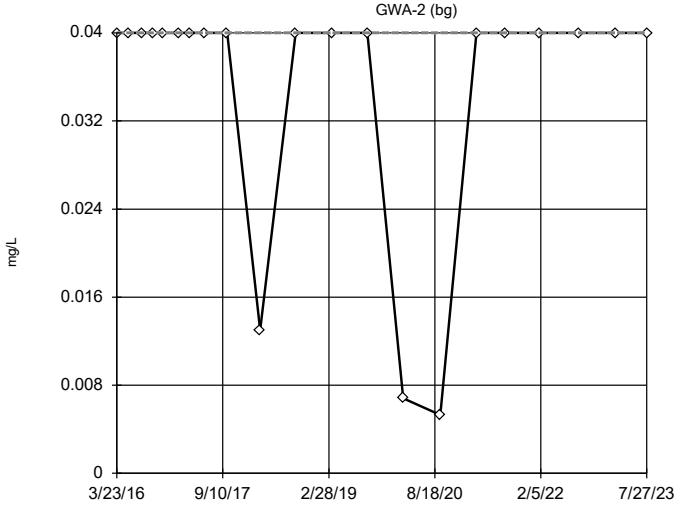

n = 21

No outliers found. Tukey's method selected by user.

Data were cube root transformed to achieve best W statistic (graph shown in original units).

The results were invalidated, because the lower and upper quartiles are equal.

Constituent: Boron, total Analysis Run 4/8/2024 5:22 PM View: Outliers

Plant Bowen Data: Bowen 1, 2, 9, and 10

Sanitas™ v.10.0.16b Software licensed to . UG

Tukey's Outlier Screening

GWA-2R (bg)

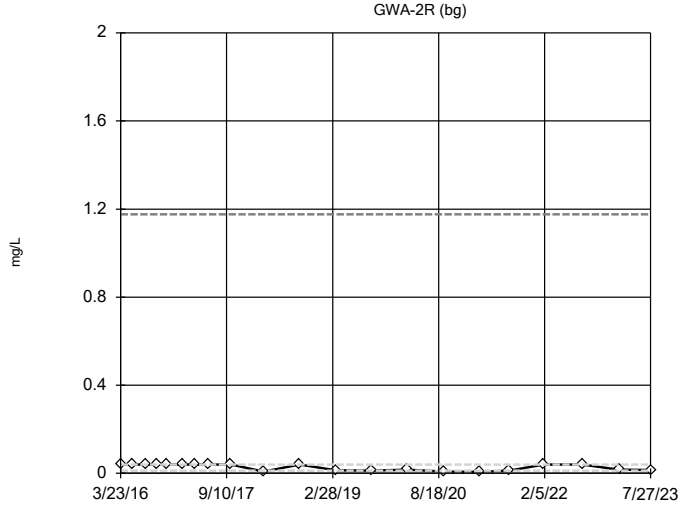

n = 21

No outliers found. Tukey's method selected by user.

Data were natural log transformed to achieve best W statistic (graph shown in original units).

High cutoff = 1.176, low cutoff = 0.000441, based on IQR multiplier of 3.

Constituent: Boron, total Analysis Run 4/8/2024 5:22 PM View: Outliers

Plant Bowen Data: Bowen 1, 2, 9, and 10

Sanitas™ v.10.0.16b Software licensed to . UG

Tukey's Outlier Screening

GWA-39RZ (bg)

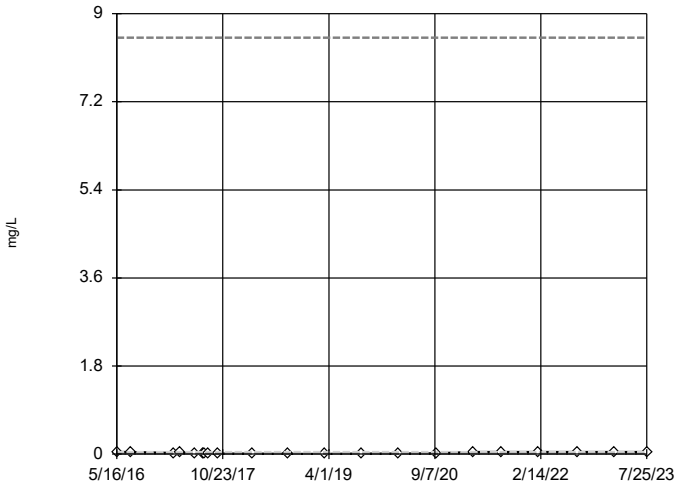

n = 21

No outliers found. Tukey's method selected by user.

Data were natural log transformed to achieve best W statistic (graph shown in original units).

High cutoff = 8.512, low cutoff = 0.00003149, based on IQR multiplier of 3.

Constituent: Boron, total Analysis Run 4/8/2024 5:22 PM View: Outliers

Plant Bowen Data: Bowen 1, 2, 9, and 10

Sanitas™ v.10.0.16b Software licensed to . UG

Tukey's Outlier Screening

GWA-39Z (bg)

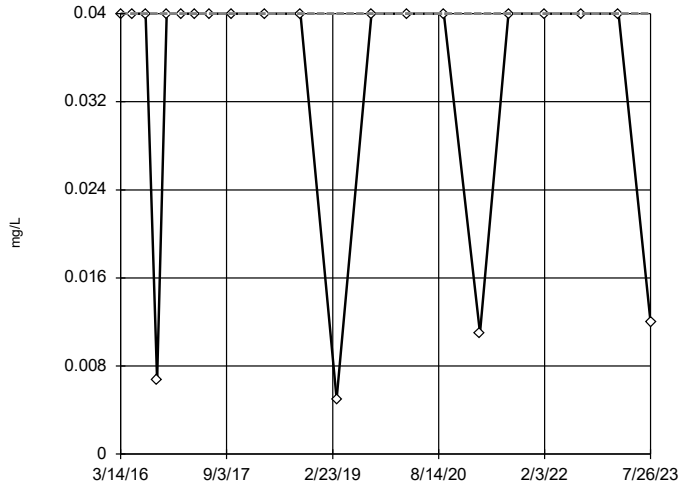

n = 21

No outliers found. Tukey's method selected by user.

Data were natural log transformed to achieve best W statistic (graph shown in original units).

The results were invalidated, because the lower and upper quartiles are equal.

Constituent: Boron, total Analysis Run 4/8/2024 5:22 PM View: Outliers

Plant Bowen Data: Bowen 1, 2, 9, and 10

Sanitas™ v.10.0.16b Software licensed to . UG

Tukey's Outlier Screening

GWA-3A (bg)

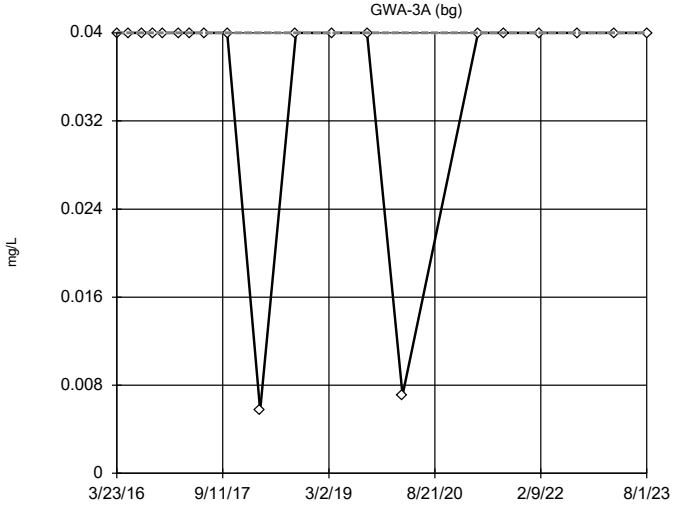

n = 20

No outliers found. Tukey's method selected by user.

Data were natural log transformed to achieve best W statistic (graph shown in original units).

The results were invalidated, because the lower and upper quartiles are equal.

Constituent: Boron, total Analysis Run 4/8/2024 5:22 PM View: Outliers

Plant Bowen Data: Bowen 1, 2, 9, and 10

Sanitas™ v.10.0.16b Software licensed to . UG

Tukey's Outlier Screening

GWA-40 (bg)

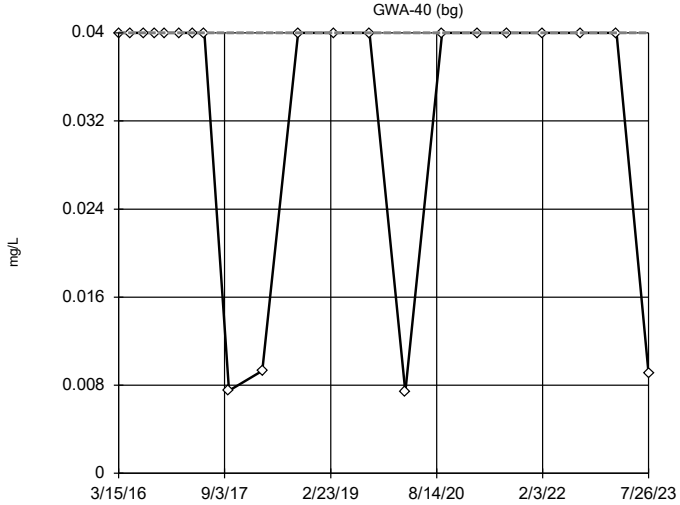

n = 21

No outliers found. Tukey's method selected by user.

Data were natural log transformed to achieve best W statistic (graph shown in original units).

The results were invalidated, because the lower and upper quartiles are equal.

Constituent: Boron, total Analysis Run 4/8/2024 5:22 PM View: Outliers

Plant Bowen Data: Bowen 1, 2, 9, and 10

Sanitas™ v.10.0.16b Software licensed to . UG

Tukey's Outlier Screening

GWA-41 (bg)

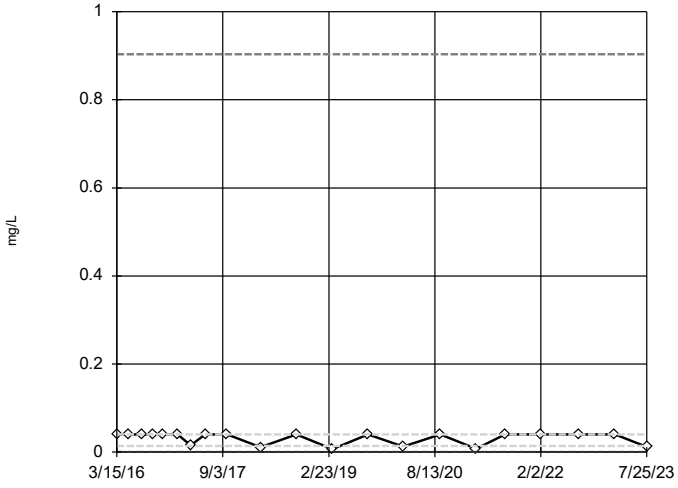

n = 21

No outliers found. Tukey's method selected by user.

Data were natural log transformed to achieve best W statistic (graph shown in original units).

High cutoff = 0.9037, low cutoff = 0.0006263, based on IQR multiplier of 3.

Constituent: Boron, total Analysis Run 4/8/2024 5:22 PM View: Outliers

Plant Bowen Data: Bowen 1, 2, 9, and 10

Sanitas™ v.10.0.16b Software licensed to . UG

Tukey's Outlier Screening

GWA-41R (bg)

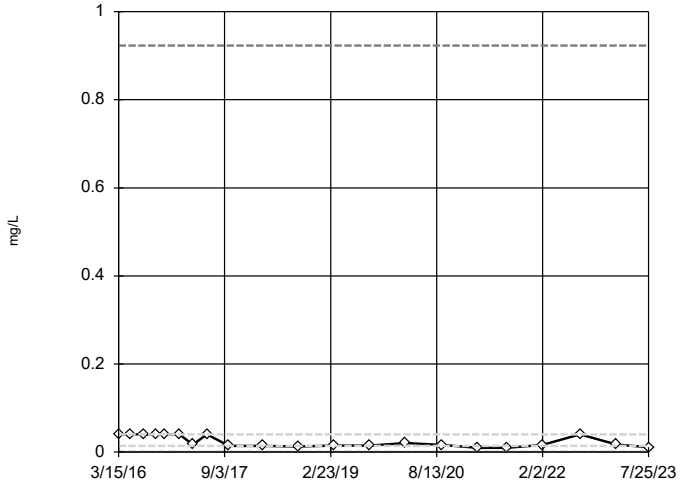

n = 21

No outliers found. Tukey's method selected by user.

Data were natural log transformed to achieve best W statistic (graph shown in original units).

High cutoff = 0.923, low cutoff = 0.0006089, based on IQR multiplier of 3.

Constituent: Boron, total Analysis Run 4/8/2024 5:22 PM View: Outliers

Plant Bowen Data: Bowen 1, 2, 9, and 10

Sanitas™ v.10.0.16b Software licensed to . UG

Tukey's Outlier Screening

GWA-42 (bg)

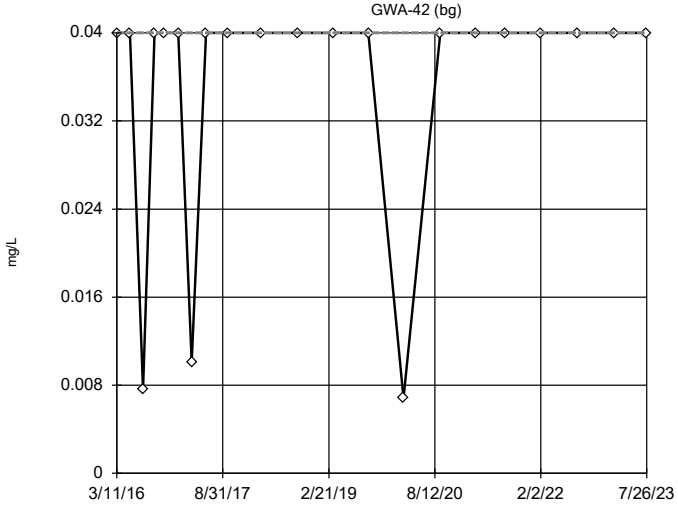

n = 21

No outliers found. Tukey's method selected by user.

Data were natural log transformed to achieve best W statistic (graph shown in original units).

The results were invalidated, because the lower and upper quartiles are equal.

Constituent: Boron, total Analysis Run 4/8/2024 5:22 PM View: Outliers
Plant Bowen Data: Bowen 1, 2, 9, and 10

Sanitas™ v.10.0.16b Software licensed to . UG

Tukey's Outlier Screening

GWA-43 (bg)

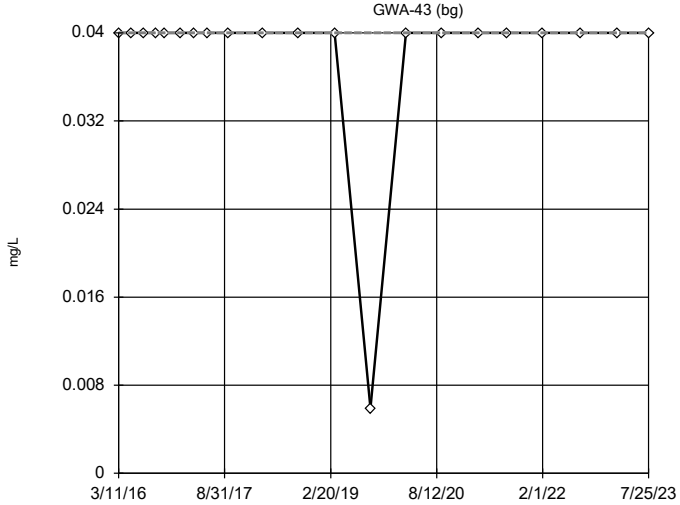

n = 21

No outliers found. Tukey's method selected by user.

Data were square transformed to achieve best W statistic (graph shown in original units).

The results were invalidated, because the lower and upper quartiles are equal.

Constituent: Boron, total Analysis Run 4/8/2024 5:22 PM View: Outliers
Plant Bowen Data: Bowen 1, 2, 9, and 10

Sanitas™ v.10.0.16b Software licensed to . UG

Tukey's Outlier Screening

GWA-43R (bg)

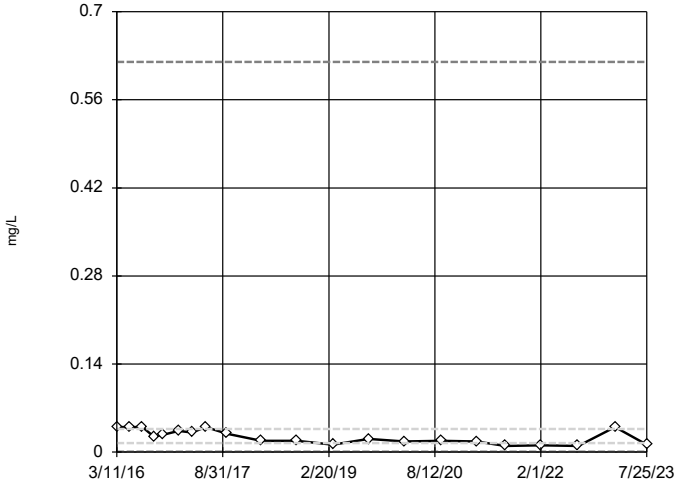

n = 21

No outliers found. Tukey's method selected by user.

Data were natural log transformed to achieve best W statistic (graph shown in original units).

High cutoff = 0.6199, low cutoff = 0.0008446, based on IQR multiplier of 3.

Constituent: Boron, total Analysis Run 4/8/2024 5:22 PM View: Outliers
Plant Bowen Data: Bowen 1, 2, 9, and 10

Sanitas™ v.10.0.16b Software licensed to . UG

Tukey's Outlier Screening

GWA-4RZ (bg)

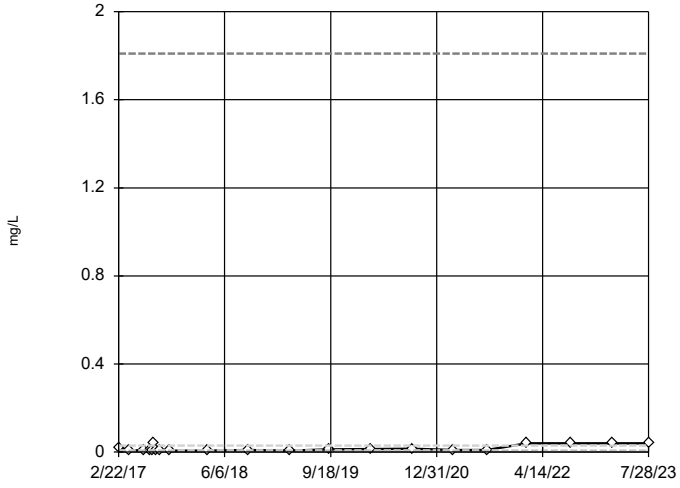

n = 21

No outliers found. Tukey's method selected by user.

Data were natural log transformed to achieve best W statistic (graph shown in original units).

High cutoff = 1.809, low cutoff = 0.0001236, based on IQR multiplier of 3.

Constituent: Boron, total Analysis Run 4/8/2024 5:22 PM View: Outliers
Plant Bowen Data: Bowen 1, 2, 9, and 10

Sanitas™ v.10.0.16b Software licensed to . UG

Tukey's Outlier Screening

GWA-50 (bg)

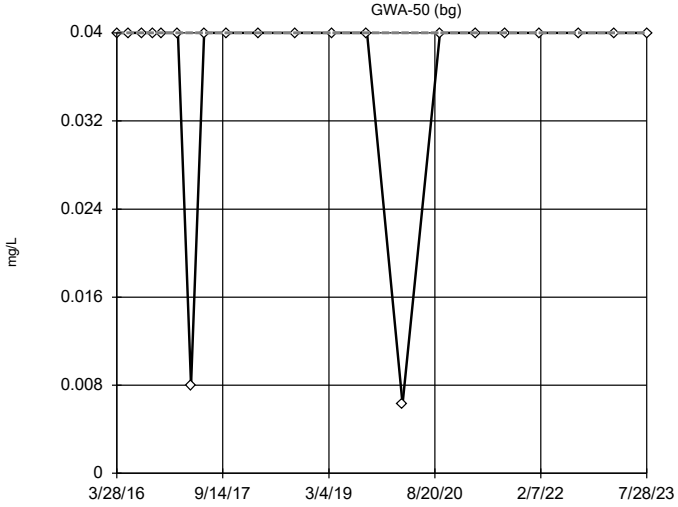

n = 21

No outliers found. Tukey's method selected by user.

Data were natural log transformed to achieve best W statistic (graph shown in original units).

The results were invalidated, because the lower and upper quartiles are equal.

Constituent: Boron, total Analysis Run 4/8/2024 5:22 PM View: Outliers

Plant Bowen Data: Bowen 1, 2, 9, and 10

Sanitas™ v.10.0.16b Software licensed to . UG

Tukey's Outlier Screening

GWA-50R (bg)

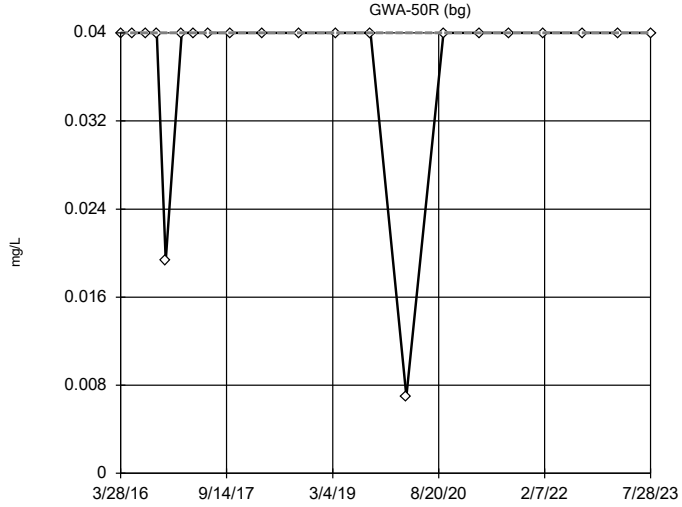

n = 21

No outliers found. Tukey's method selected by user.

Data were square transformed to achieve best W statistic (graph shown in original units).

The results were invalidated, because the lower and upper quartiles are equal.

Constituent: Boron, total Analysis Run 4/8/2024 5:22 PM View: Outliers

Plant Bowen Data: Bowen 1, 2, 9, and 10

Sanitas™ v.10.0.16b Software licensed to . UG

Tukey's Outlier Screening

GWC-10

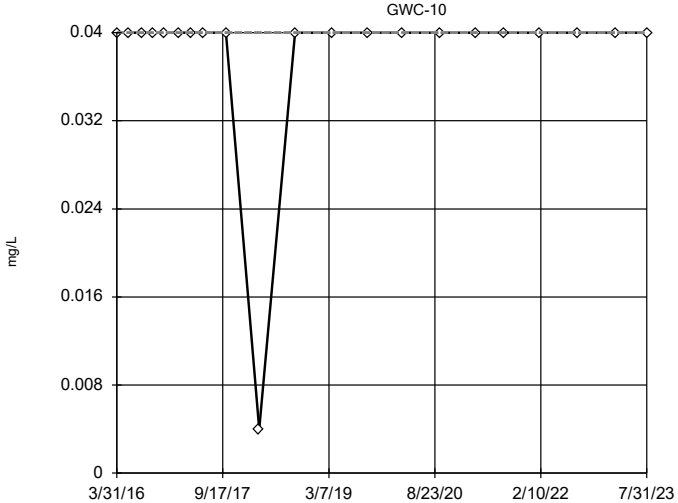

n = 21

No outliers found. Tukey's method selected by user.

Data were square transformed to achieve best W statistic (graph shown in original units).

The results were invalidated, because the lower and upper quartiles are equal.

Constituent: Boron, total Analysis Run 4/8/2024 5:22 PM View: Outliers

Plant Bowen Data: Bowen 1, 2, 9, and 10

Sanitas™ v.10.0.16b Software licensed to . UG

Tukey's Outlier Screening

GWC-10R

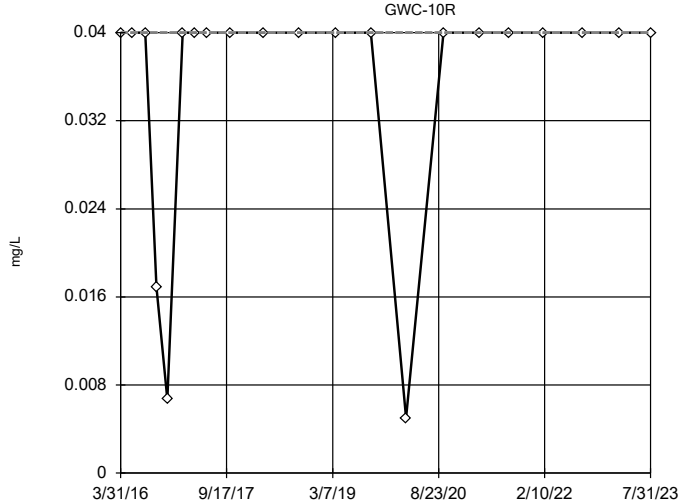

n = 21

No outliers found. Tukey's method selected by user.

Ladder of Powers transformations did not improve normality; analysis run on raw data.

The results were invalidated, because the lower and upper quartiles are equal.

Constituent: Boron, total Analysis Run 4/8/2024 5:22 PM View: Outliers

Plant Bowen Data: Bowen 1, 2, 9, and 10

Sanitas™ v.10.0.16b Software licensed to . UG

Tukey's Outlier Screening

GWC-11

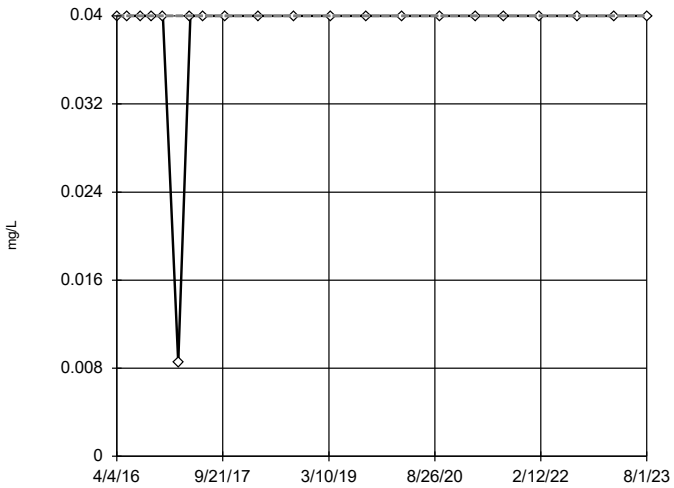

n = 21

No outliers found. Tukey's method selected by user.

Data were square root transformed to achieve best W statistic (graph shown in original units).

The results were invalidated, because the lower and upper quartiles are equal.

Constituent: Boron, total Analysis Run 4/8/2024 5:22 PM View: Outliers

Plant Bowen Data: Bowen 1, 2, 9, and 10

Sanitas™ v.10.0.16b Software licensed to . UG

Tukey's Outlier Screening

GWC-11R

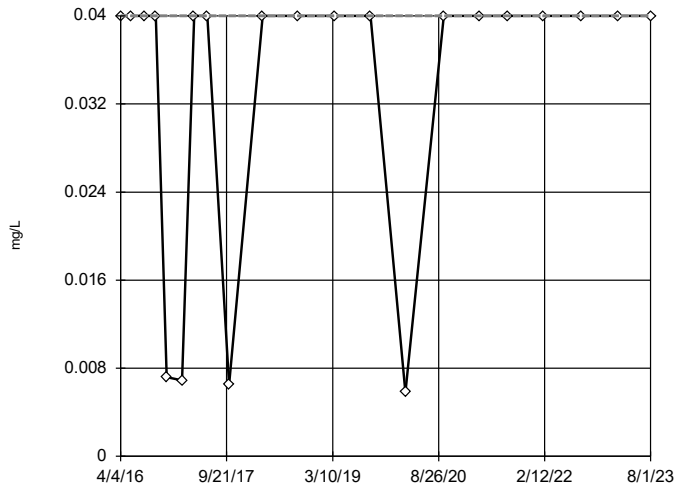

n = 21

No outliers found. Tukey's method selected by user.

Data were natural log transformed to achieve best W statistic (graph shown in original units).

The results were invalidated, because the lower and upper quartiles are equal.

Constituent: Boron, total Analysis Run 4/8/2024 5:22 PM View: Outliers

Plant Bowen Data: Bowen 1, 2, 9, and 10

Sanitas™ v.10.0.16b Software licensed to . UG

Tukey's Outlier Screening

GWC-12

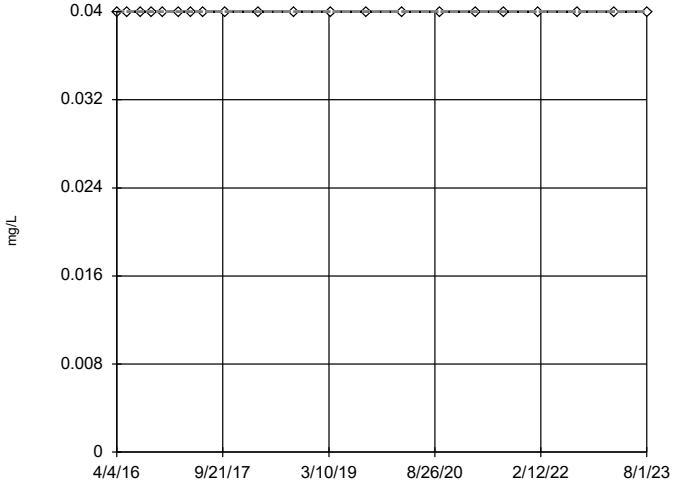

n = 21

No outliers found. Tukey's method selected by user.

Data were square root transformed to achieve best W statistic (graph shown in original units).

The results were invalidated, because the lower and upper quartiles are equal.

Constituent: Boron, total Analysis Run 4/8/2024 5:22 PM View: Outliers

Plant Bowen Data: Bowen 1, 2, 9, and 10

Sanitas™ v.10.0.16b Software licensed to . UG

Tukey's Outlier Screening

GWC-13

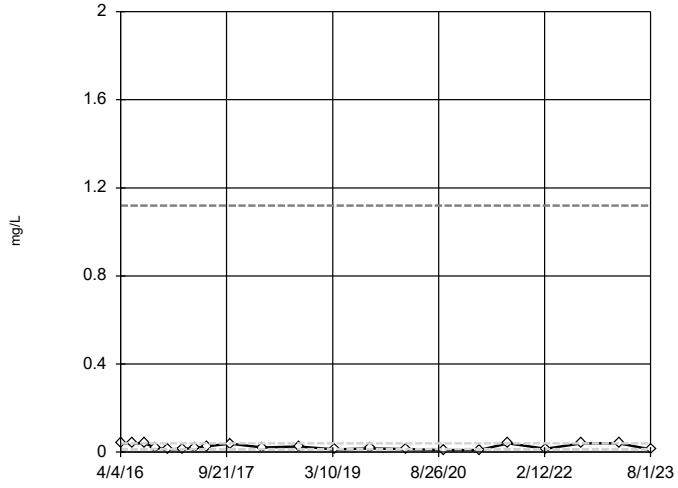

n = 21

No outliers found. Tukey's method selected by user.

Data were natural log transformed to achieve best W statistic (graph shown in original units).

High cutoff = 1.119, low cutoff = 0.0004709, based on IQR multiplier of 3.

Constituent: Boron, total Analysis Run 4/8/2024 5:22 PM View: Outliers

Plant Bowen Data: Bowen 1, 2, 9, and 10

Sanitas™ v.10.0.16b Software licensed to . UG

Tukey's Outlier Screening

GWC-13RZ

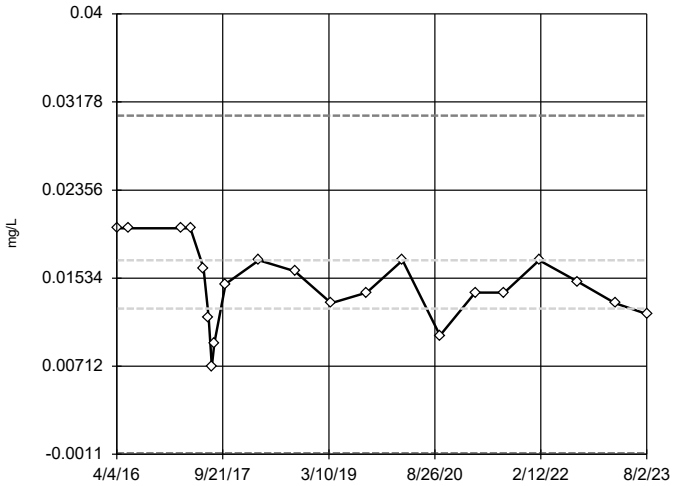

n = 21

No outliers found. Tukey's method selected by user.

Ladder of Powers transformations did not improve normality; analysis run on raw data.

High cutoff = 0.0305, low cutoff = -0.001, based on IQR multiplier of 3.

Constituent: Boron, total Analysis Run 4/8/2024 5:22 PM View: Outliers
Plant Bowen Data: Bowen 1, 2, 9, and 10

Sanitas™ v.10.0.16b Software licensed to . UG

Tukey's Outlier Screening

GWC-14Z

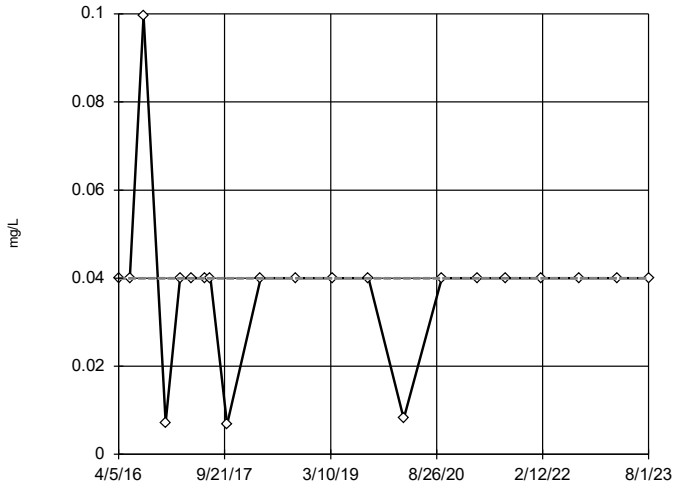

n = 21

No outliers found. Tukey's method selected by user.

Data were square root transformed to achieve best W statistic (graph shown in original units).

The results were invalidated, because the lower and upper quartiles are equal.

Constituent: Boron, total Analysis Run 4/8/2024 5:22 PM View: Outliers
Plant Bowen Data: Bowen 1, 2, 9, and 10

Sanitas™ v.10.0.16b Software licensed to . UG

Tukey's Outlier Screening

GWC-15R

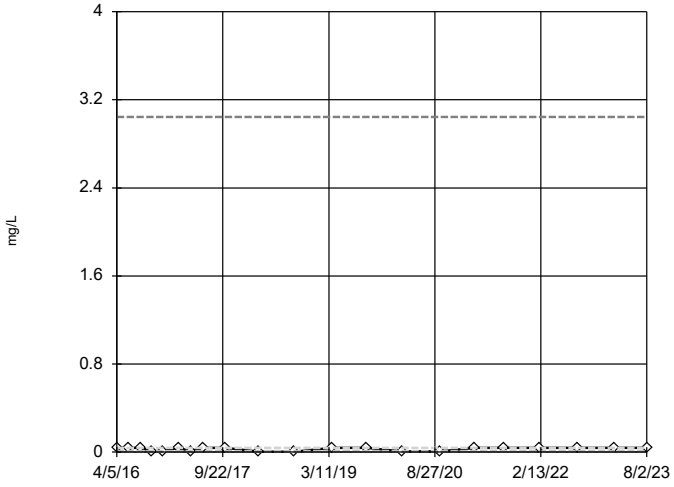

n = 21

No outliers found. Tukey's method selected by user.

Data were natural log transformed to achieve best W statistic (graph shown in original units).

High cutoff = 3.044, low cutoff = 0.000124, based on IQR multiplier of 3.

Constituent: Boron, total Analysis Run 4/8/2024 5:22 PM View: Outliers
Plant Bowen Data: Bowen 1, 2, 9, and 10

Sanitas™ v.10.0.16b Software licensed to . UG

Tukey's Outlier Screening

GWC-15Z

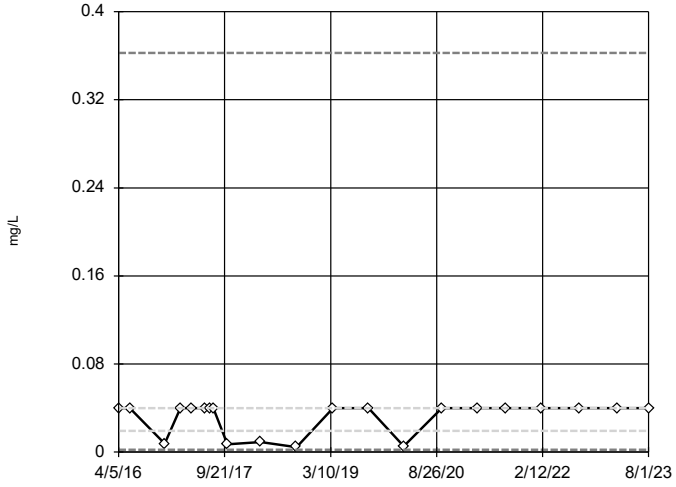

n = 21

No outliers found. Tukey's method selected by user.

Data were natural log transformed to achieve best W statistic (graph shown in original units).

High cutoff = 0.3626, low cutoff = 0.002116, based on IQR multiplier of 3.

Constituent: Boron, total Analysis Run 4/8/2024 5:23 PM View: Outliers
Plant Bowen Data: Bowen 1, 2, 9, and 10

Sanitas™ v.10.0.16b Software licensed to . UG

Tukey's Outlier Screening

GWC-44

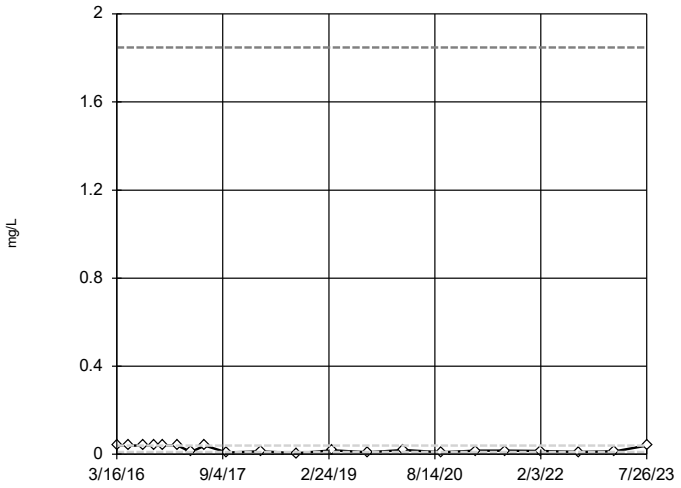

n = 21

No outliers found. Tukey's method selected by user.

Data were natural log transformed to achieve best W statistic (graph shown in original units).

High cutoff = 1.847, low cutoff = 0.0002414, based on IQR multiplier of 3.

Constituent: Boron, total Analysis Run 4/8/2024 5:23 PM View: Outliers

Plant Bowen Data: Bowen 1, 2, 9, and 10

Sanitas™ v.10.0.16b Software licensed to . UG

Tukey's Outlier Screening

GWC-45

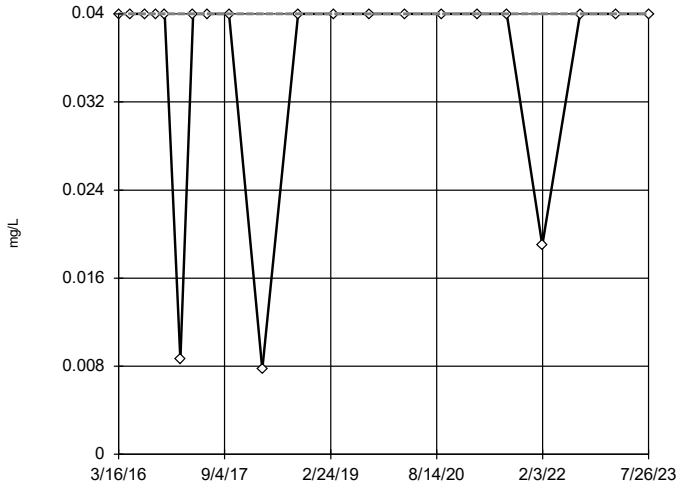

n = 21

No outliers found. Tukey's method selected by user.

Ladder of Powers transformations did not improve normality; analysis run on raw data.

The results were invalidated, because the lower and upper quartiles are equal.

Constituent: Boron, total Analysis Run 4/8/2024 5:23 PM View: Outliers

Plant Bowen Data: Bowen 1, 2, 9, and 10

Sanitas™ v.10.0.16b Software licensed to . UG

Tukey's Outlier Screening

GWC-45R

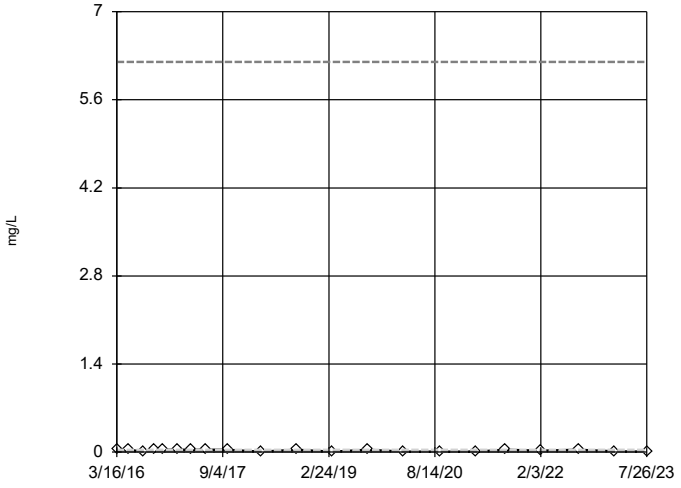

n = 21

No outliers found. Tukey's method selected by user.

Data were natural log transformed to achieve best W statistic (graph shown in original units).

High cutoff = 6.202, low cutoff = 0.00004802, based on IQR multiplier of 3.

Constituent: Boron, total Analysis Run 4/8/2024 5:23 PM View: Outliers

Plant Bowen Data: Bowen 1, 2, 9, and 10

Sanitas™ v.10.0.16b Software licensed to . UG

Tukey's Outlier Screening

GWC-46R

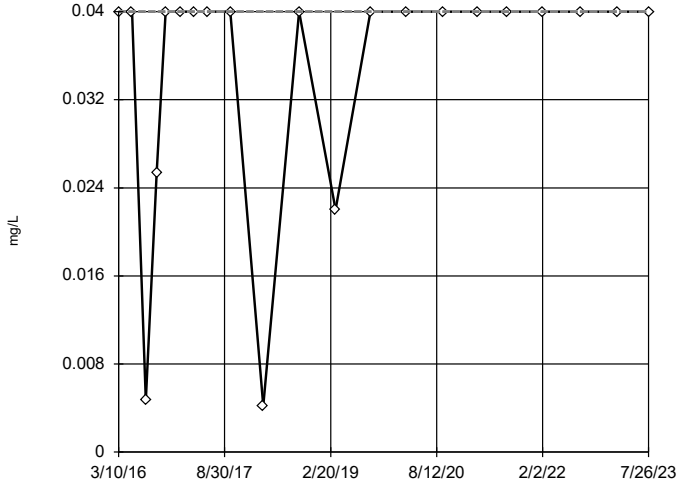

n = 21

No outliers found. Tukey's method selected by user.

Data were square transformed to achieve best W statistic (graph shown in original units).

The results were invalidated, because the lower and upper quartiles are equal.

Constituent: Boron, total Analysis Run 4/8/2024 5:23 PM View: Outliers

Plant Bowen Data: Bowen 1, 2, 9, and 10

Sanitas™ v.10.0.16b Software licensed to . UG

Tukey's Outlier Screening

GWC-47

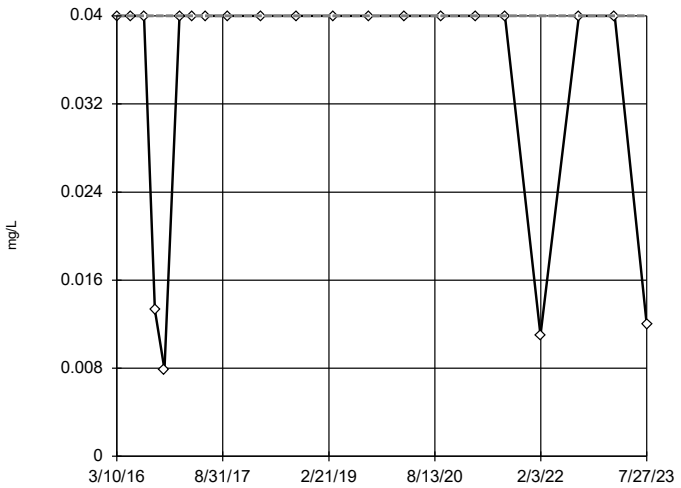

n = 21

No outliers found.
Tukey's method selected by user.

Data were natural log transformed to achieve best W statistic (graph shown in original units).

The results were invalidated, because the lower and upper quartiles are equal.

Constituent: Boron, total Analysis Run 4/8/2024 5:23 PM View: Outliers
Plant Bowen Data: Bowen 1, 2, 9, and 10

Sanitas™ v.10.0.16b Software licensed to . UG

Tukey's Outlier Screening

GWC-47R

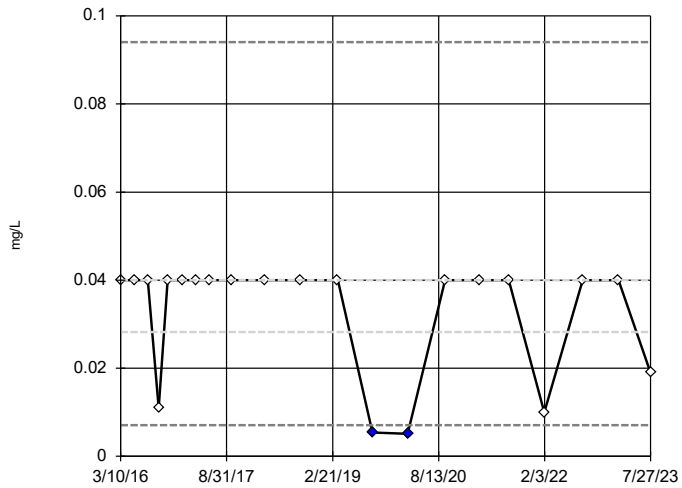

n = 21

Outliers are drawn as solid.
Tukey's method selected by user.

Data were cube root transformed to achieve best W statistic (graph shown in original units).

High cutoff = 0.09403, low cutoff = 0.007043, based on IQR multiplier of 3.

Constituent: Boron, total Analysis Run 4/8/2024 5:23 PM View: Outliers
Plant Bowen Data: Bowen 1, 2, 9, and 10

Sanitas™ v.10.0.16b Software licensed to . UG

Tukey's Outlier Screening

GWC-48

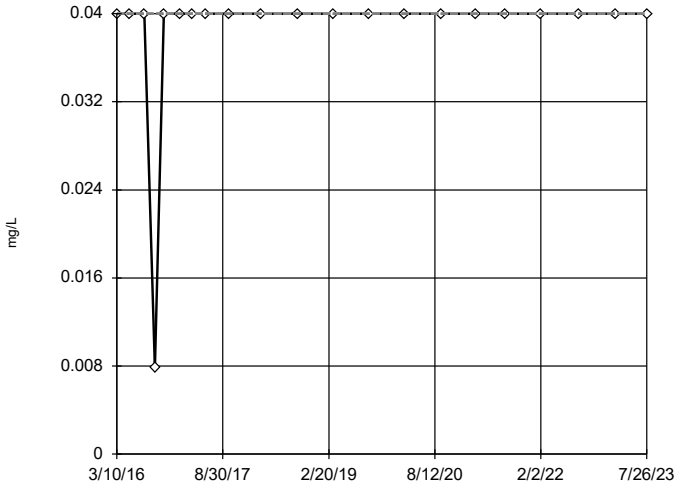

n = 21

No outliers found.
Tukey's method selected by user.

Data were x^6 transformed to achieve best W statistic (graph shown in original units).

The results were invalidated, because the lower and upper quartiles are equal.

Constituent: Boron, total Analysis Run 4/8/2024 5:23 PM View: Outliers
Plant Bowen Data: Bowen 1, 2, 9, and 10

Sanitas™ v.10.0.16b Software licensed to . UG

Tukey's Outlier Screening

GWC-49R

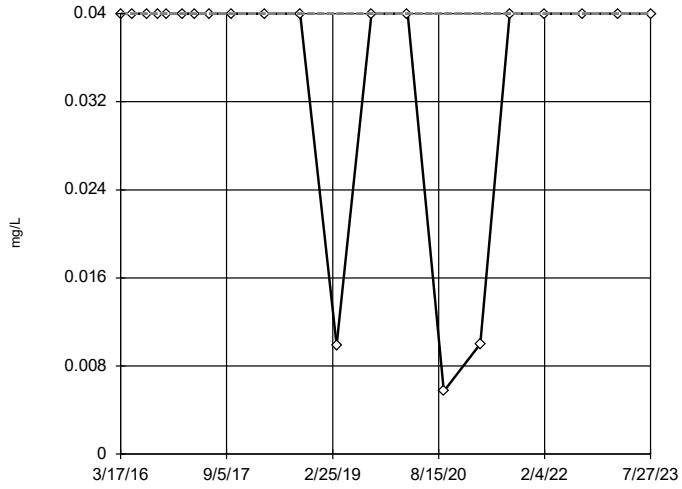

n = 21

No outliers found.
Tukey's method selected by user.

Data were natural log transformed to achieve best W statistic (graph shown in original units).

The results were invalidated, because the lower and upper quartiles are equal.

Constituent: Boron, total Analysis Run 4/8/2024 5:23 PM View: Outliers
Plant Bowen Data: Bowen 1, 2, 9, and 10

Sanitas™ v.10.0.16b Software licensed to . UG

Tukey's Outlier Screening

GWC-49Z

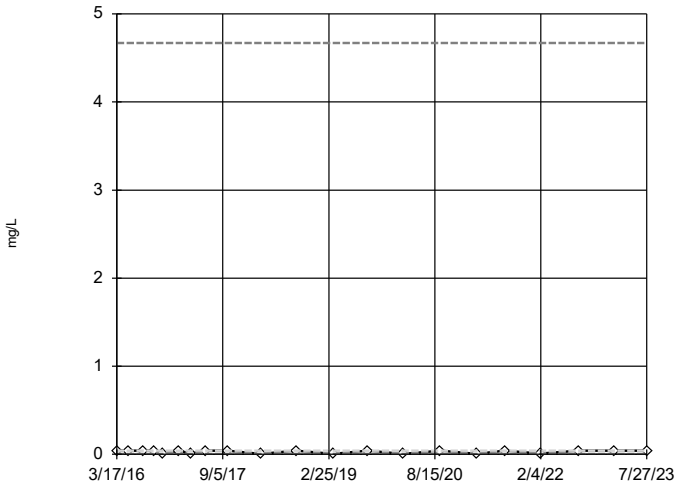

n = 21

No outliers found. Tukey's method selected by user.

Data were natural log transformed to achieve best W statistic (graph shown in original units).

High cutoff = 4.669, low cutoff = 0.00007012, based on IQR multiplier of 3.

Constituent: Boron, total Analysis Run 4/8/2024 5:23 PM View: Outliers
Plant Bowen Data: Bowen 1, 2, 9, and 10

Sanitas™ v.10.0.16b Software licensed to . UG

Tukey's Outlier Screening

GWC-5

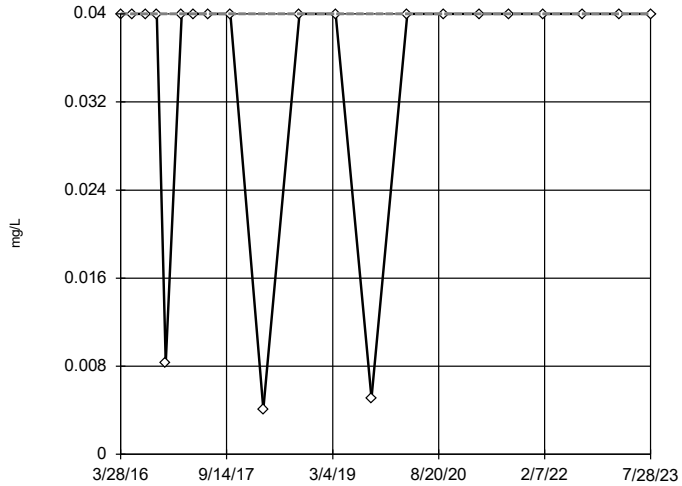

n = 21

No outliers found. Tukey's method selected by user.

Data were natural log transformed to achieve best W statistic (graph shown in original units).

The results were invalidated, because the lower and upper quartiles are equal.

Constituent: Boron, total Analysis Run 4/8/2024 5:23 PM View: Outliers
Plant Bowen Data: Bowen 1, 2, 9, and 10

Sanitas™ v.10.0.16b Software licensed to . UG

Tukey's Outlier Screening

GWC-6

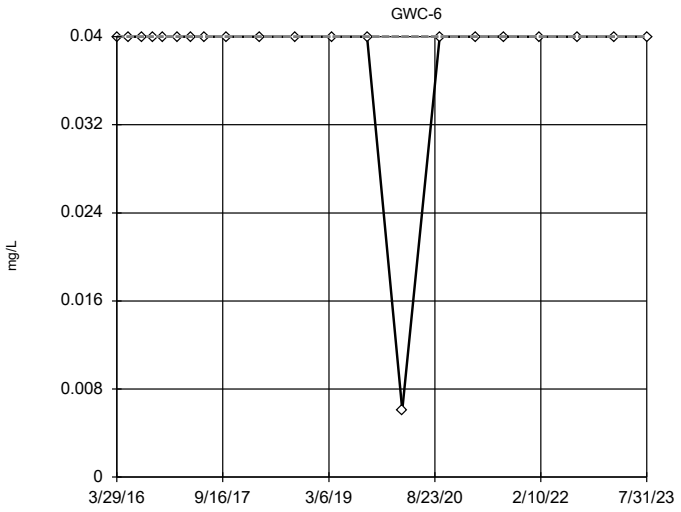

n = 21

No outliers found. Tukey's method selected by user.

Data were square transformed to achieve best W statistic (graph shown in original units).

The results were invalidated, because the lower and upper quartiles are equal.

Constituent: Boron, total Analysis Run 4/8/2024 5:23 PM View: Outliers
Plant Bowen Data: Bowen 1, 2, 9, and 10

Sanitas™ v.10.0.16b Software licensed to . UG

Tukey's Outlier Screening

GWC-6RZ

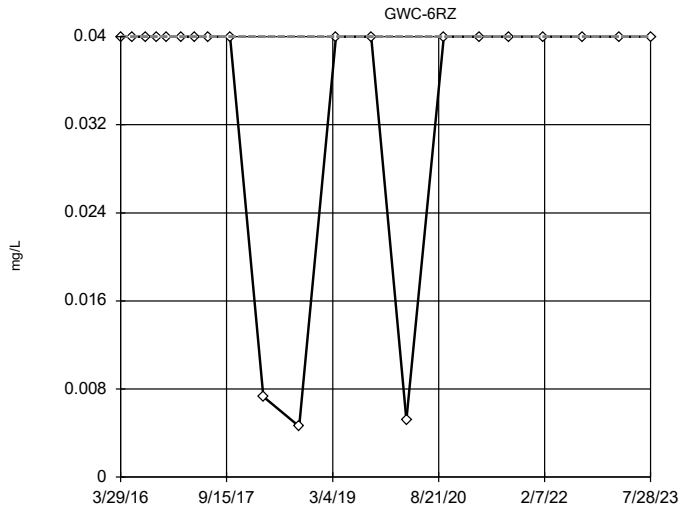

n = 21

No outliers found. Tukey's method selected by user.

Data were natural log transformed to achieve best W statistic (graph shown in original units).

The results were invalidated, because the lower and upper quartiles are equal.

Constituent: Boron, total Analysis Run 4/8/2024 5:23 PM View: Outliers
Plant Bowen Data: Bowen 1, 2, 9, and 10

Sanitas™ v.10.0.16b Software licensed to . UG

Tukey's Outlier Screening

GWC-7Z

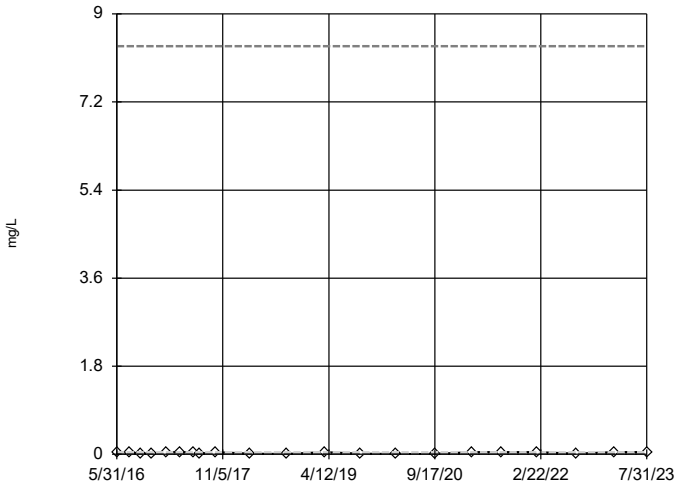

n = 21

No outliers found. Tukey's method selected by user.

Data were natural log transformed to achieve best W statistic (graph shown in original units).

High cutoff = 8.341, low cutoff = 0.00003235, based on IQR multiplier of 3.

Constituent: Boron, total Analysis Run 4/8/2024 5:23 PM View: Outliers

Plant Bowen Data: Bowen 1, 2, 9, and 10

Sanitas™ v.10.0.16b Software licensed to . UG

Tukey's Outlier Screening

GWC-8RR

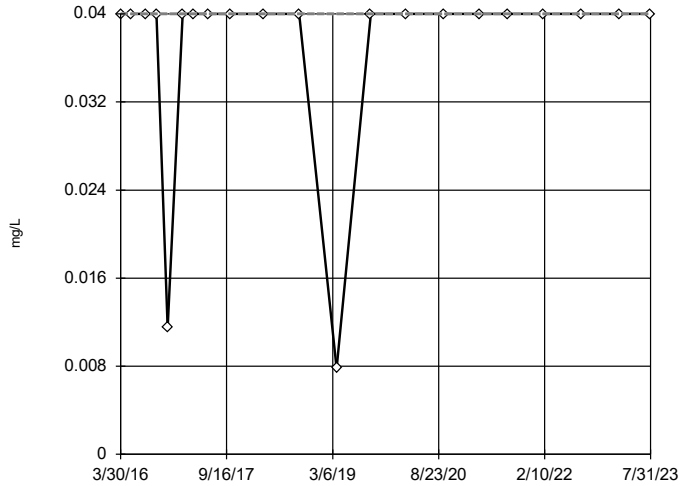

n = 21

No outliers found. Tukey's method selected by user.

Data were natural log transformed to achieve best W statistic (graph shown in original units).

The results were invalidated, because the lower and upper quartiles are equal.

Constituent: Boron, total Analysis Run 4/8/2024 5:23 PM View: Outliers

Plant Bowen Data: Bowen 1, 2, 9, and 10

Sanitas™ v.10.0.16b Software licensed to . UG

Tukey's Outlier Screening

GWC-8Z

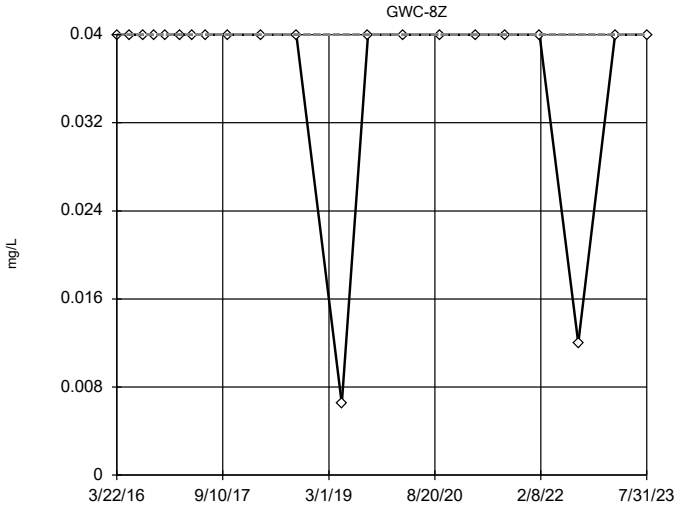

n = 21

No outliers found. Tukey's method selected by user.

Data were cube root transformed to achieve best W statistic (graph shown in original units).

The results were invalidated, because the lower and upper quartiles are equal.

Constituent: Boron, total Analysis Run 4/8/2024 5:23 PM View: Outliers

Plant Bowen Data: Bowen 1, 2, 9, and 10

Sanitas™ v.10.0.16b Software licensed to . UG

Tukey's Outlier Screening

GWC-9

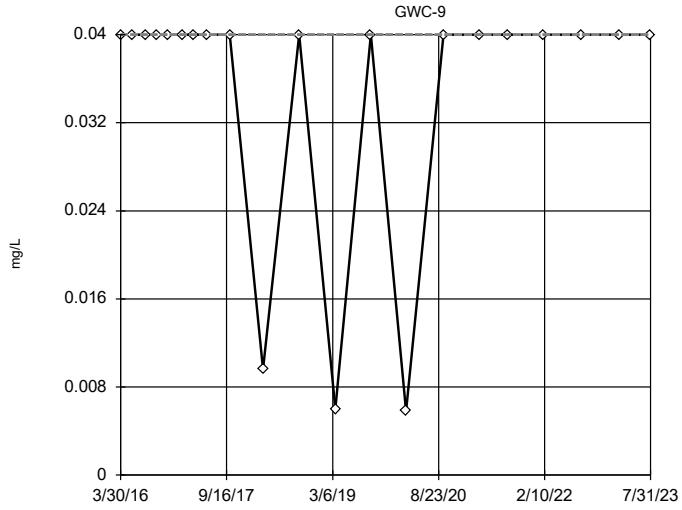

n = 21

No outliers found. Tukey's method selected by user.

Data were natural log transformed to achieve best W statistic (graph shown in original units).

The results were invalidated, because the lower and upper quartiles are equal.

Constituent: Boron, total Analysis Run 4/8/2024 5:23 PM View: Outliers

Plant Bowen Data: Bowen 1, 2, 9, and 10

Sanitas™ v.10.0.16b Software licensed to . UG

Tukey's Outlier Screening

GWA-1 (bg)

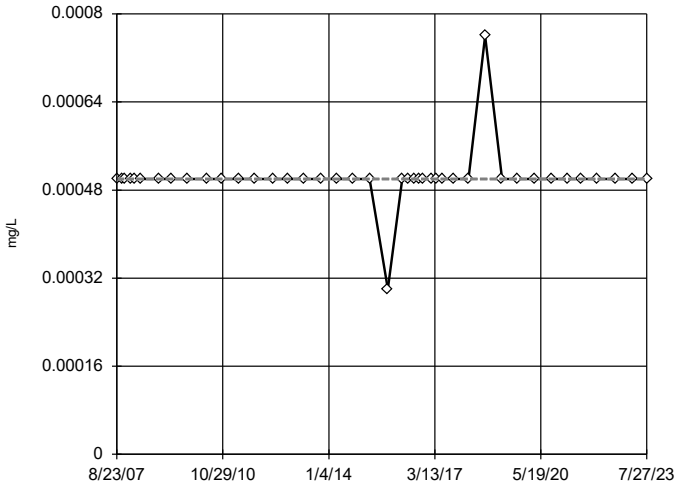

n = 42

No outliers found. Tukey's method selected by user.

Data were square root transformed to achieve best W statistic (graph shown in original units).

The results were invalidated, because the lower and upper quartiles are equal.

Constituent: Cadmium Analysis Run 4/8/2024 5:23 PM View: Outliers

Plant Bowen Data: Bowen 1, 2, 9, and 10

Sanitas™ v.10.0.16b Software licensed to . UG

Tukey's Outlier Screening

GWA-2 (bg)

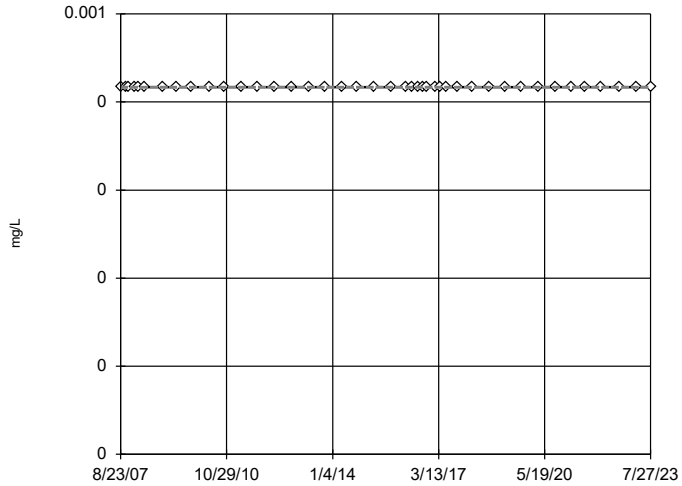

n = 42

No outliers found. Tukey's method selected by user.

Data were square root transformed to achieve best W statistic (graph shown in original units).

The results were invalidated, because the lower and upper quartiles are equal.

Constituent: Cadmium Analysis Run 4/8/2024 5:23 PM View: Outliers

Plant Bowen Data: Bowen 1, 2, 9, and 10

Sanitas™ v.10.0.16b Software licensed to . UG

Tukey's Outlier Screening

GWA-2R (bg)

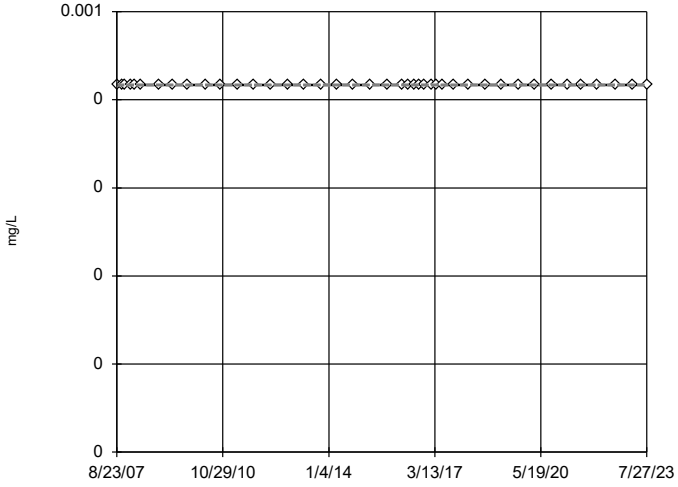

n = 42

No outliers found. Tukey's method selected by user.

Data were square root transformed to achieve best W statistic (graph shown in original units).

The results were invalidated, because the lower and upper quartiles are equal.

Constituent: Cadmium Analysis Run 4/8/2024 5:23 PM View: Outliers

Plant Bowen Data: Bowen 1, 2, 9, and 10

Sanitas™ v.10.0.16b Software licensed to . UG

Tukey's Outlier Screening

GWA-39RZ (bg)

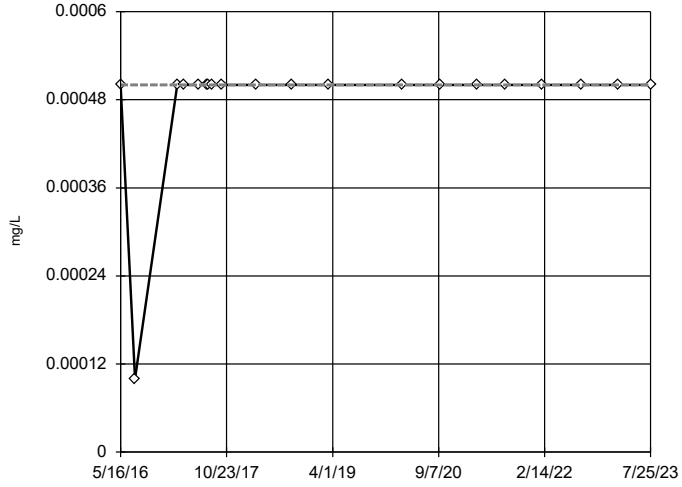

n = 20

No outliers found. Tukey's method selected by user.

Data were square root transformed to achieve best W statistic (graph shown in original units).

The results were invalidated, because the lower and upper quartiles are equal.

Constituent: Cadmium Analysis Run 4/8/2024 5:23 PM View: Outliers

Plant Bowen Data: Bowen 1, 2, 9, and 10

Sanitas™ v.10.0.16b Software licensed to . UG

Tukey's Outlier Screening

GWA-39Z (bg)

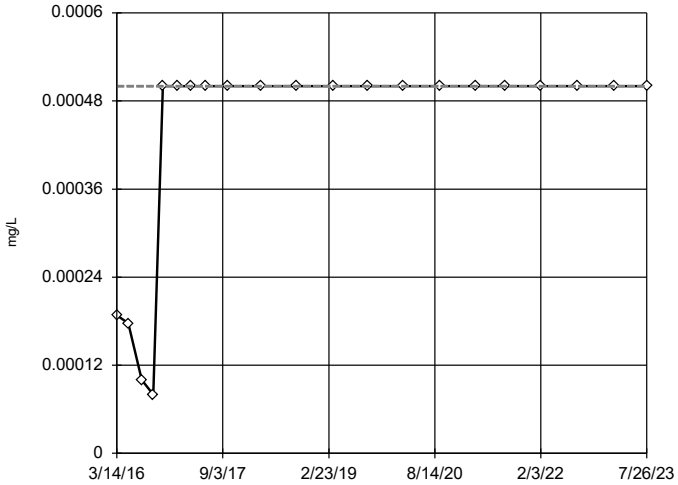

n = 21

No outliers found. Tukey's method selected by user.

Data were cube root transformed to achieve best W statistic (graph shown in original units).

The results were invalidated, because the lower and upper quartiles are equal.

Constituent: Cadmium Analysis Run 4/8/2024 5:23 PM View: Outliers

Plant Bowen Data: Bowen 1, 2, 9, and 10

Sanitas™ v.10.0.16b Software licensed to . UG

Tukey's Outlier Screening

GWA-3A (bg)

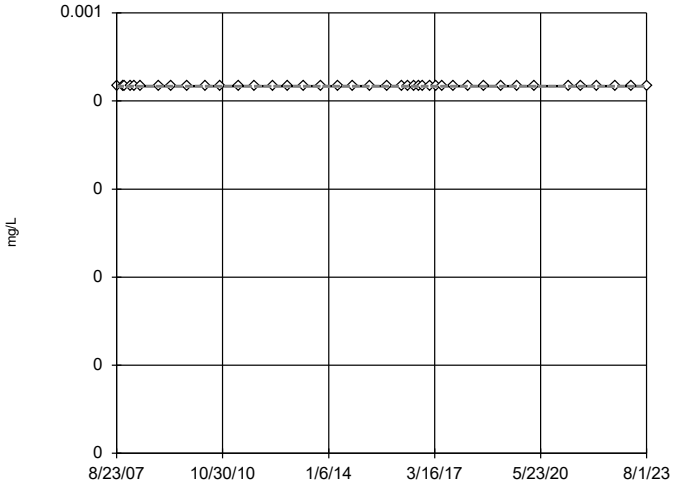

n = 41

No outliers found. Tukey's method selected by user.

Data were square root transformed to achieve best W statistic (graph shown in original units).

The results were invalidated, because the lower and upper quartiles are equal.

Constituent: Cadmium Analysis Run 4/8/2024 5:23 PM View: Outliers

Plant Bowen Data: Bowen 1, 2, 9, and 10

Sanitas™ v.10.0.16b Software licensed to . UG

Tukey's Outlier Screening

GWA-40 (bg)

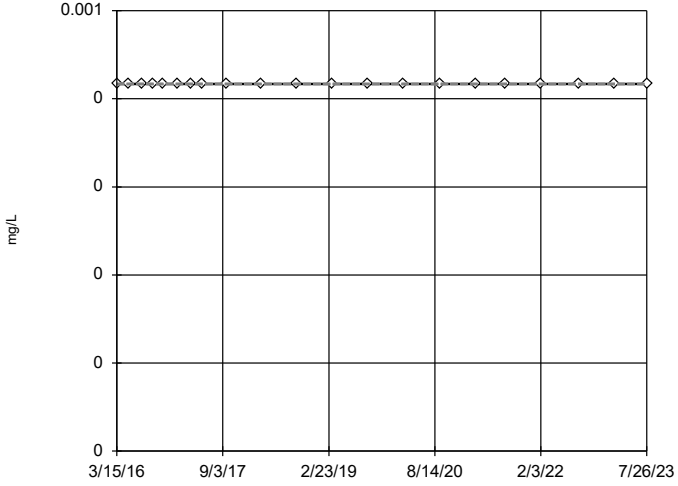

n = 21

No outliers found. Tukey's method selected by user.

Data were square root transformed to achieve best W statistic (graph shown in original units).

The results were invalidated, because the lower and upper quartiles are equal.

Constituent: Cadmium Analysis Run 4/8/2024 5:23 PM View: Outliers

Plant Bowen Data: Bowen 1, 2, 9, and 10

Sanitas™ v.10.0.16b Software licensed to . UG

Tukey's Outlier Screening

GWA-41 (bg)

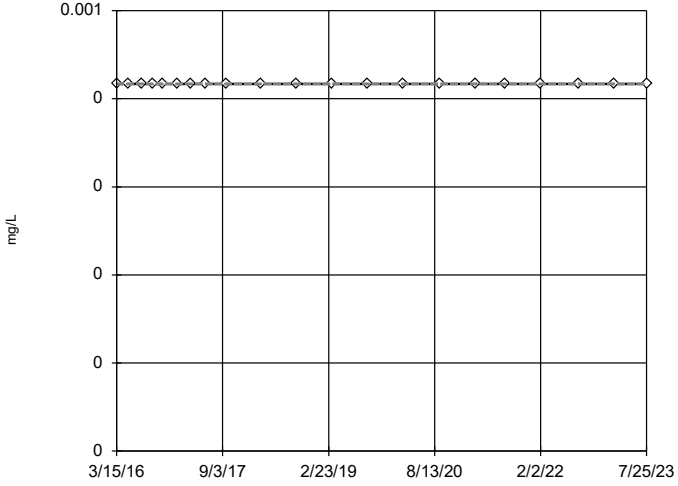

n = 21

No outliers found. Tukey's method selected by user.

Data were square root transformed to achieve best W statistic (graph shown in original units).

The results were invalidated, because the lower and upper quartiles are equal.

Constituent: Cadmium Analysis Run 4/8/2024 5:23 PM View: Outliers

Plant Bowen Data: Bowen 1, 2, 9, and 10

Sanitas™ v.10.0.16b Software licensed to . UG

Tukey's Outlier Screening

GWA-41R (bg)

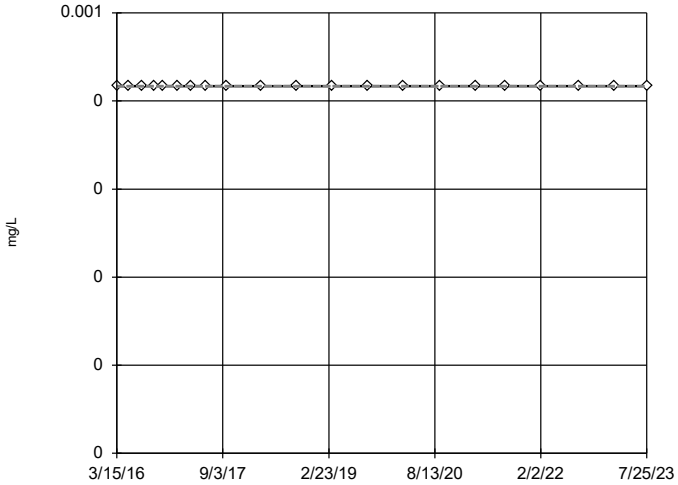

n = 21

No outliers found. Tukey's method selected by user.

Data were square root transformed to achieve best W statistic (graph shown in original units).

The results were invalidated, because the lower and upper quartiles are equal.

Constituent: Cadmium Analysis Run 4/8/2024 5:23 PM View: Outliers

Plant Bowen Data: Bowen 1, 2, 9, and 10

Sanitas™ v.10.0.16b Software licensed to . UG

Tukey's Outlier Screening

GWA-42 (bg)

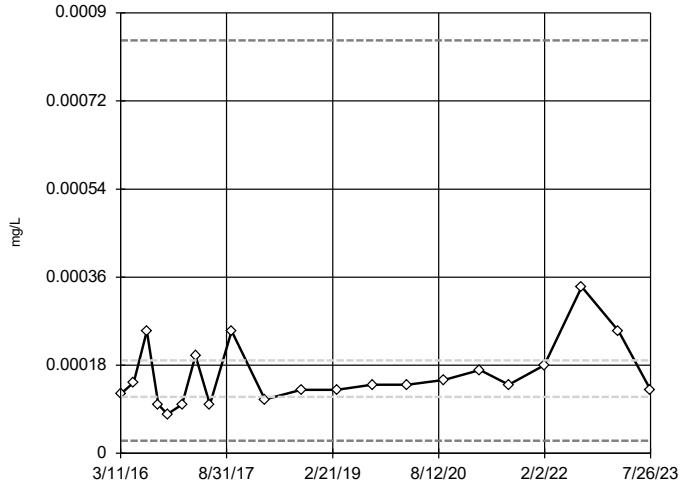

n = 21

No outliers found. Tukey's method selected by user.

Data were natural log transformed to achieve best W statistic (graph shown in original units).

High cutoff = 0.000844, low cutoff = 0.00002594, based on IQR multiplier of 3.

Constituent: Cadmium Analysis Run 4/8/2024 5:23 PM View: Outliers

Plant Bowen Data: Bowen 1, 2, 9, and 10

Sanitas™ v.10.0.16b Software licensed to . UG

Tukey's Outlier Screening

GWA-43 (bg)

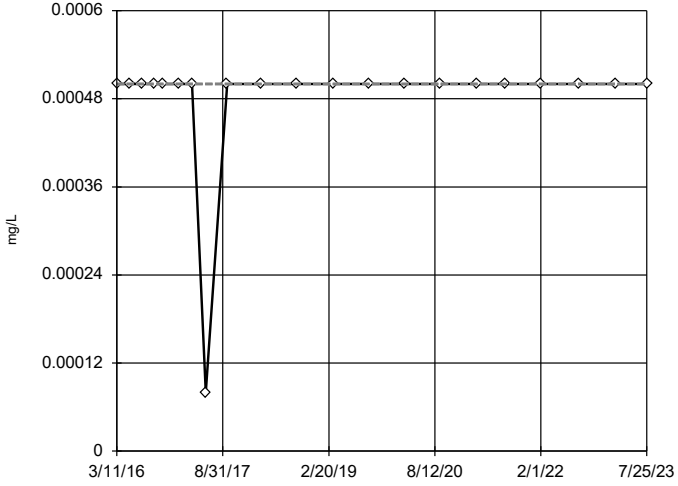

n = 21

No outliers found. Tukey's method selected by user.

Data were natural log transformed to achieve best W statistic (graph shown in original units).

The results were invalidated, because the lower and upper quartiles are equal.

Constituent: Cadmium Analysis Run 4/8/2024 5:23 PM View: Outliers

Plant Bowen Data: Bowen 1, 2, 9, and 10

Sanitas™ v.10.0.16b Software licensed to . UG

Tukey's Outlier Screening

GWA-43R (bg)

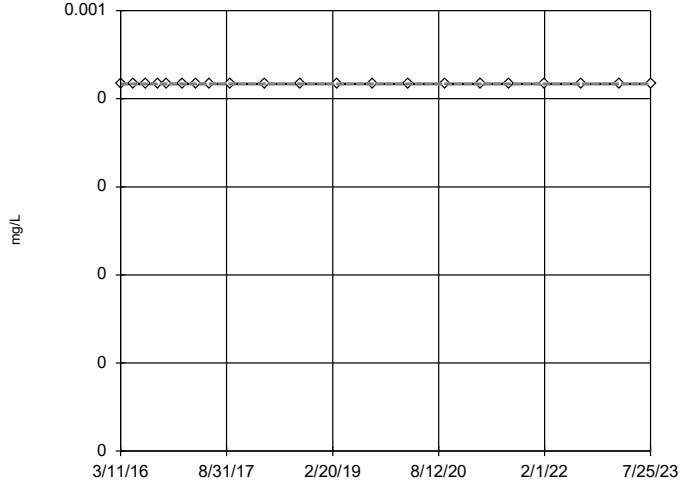

n = 21

No outliers found. Tukey's method selected by user.

Data were square root transformed to achieve best W statistic (graph shown in original units).

The results were invalidated, because the lower and upper quartiles are equal.

Constituent: Cadmium Analysis Run 4/8/2024 5:23 PM View: Outliers

Plant Bowen Data: Bowen 1, 2, 9, and 10

Sanitas™ v.10.0.16b Software licensed to . UG

Tukey's Outlier Screening

GWA-4RZ (bg)

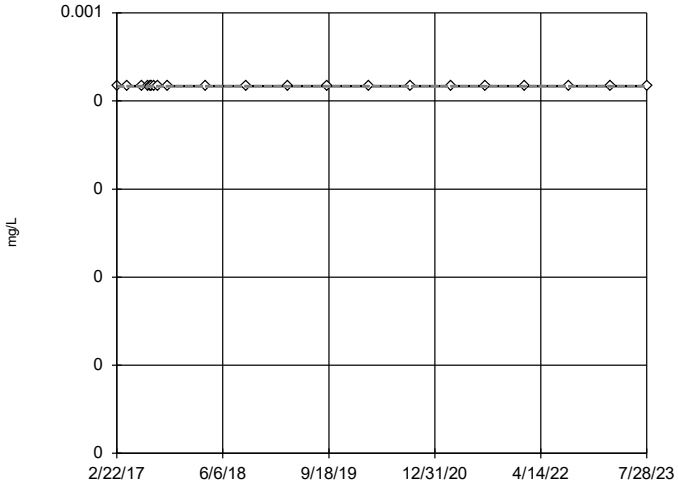

n = 21

No outliers found. Tukey's method selected by user.

Data were square root transformed to achieve best W statistic (graph shown in original units).

The results were invalidated, because the lower and upper quartiles are equal.

Constituent: Cadmium Analysis Run 4/8/2024 5:23 PM View: Outliers

Plant Bowen Data: Bowen 1, 2, 9, and 10

Sanitas™ v.10.0.16b Software licensed to . UG

Tukey's Outlier Screening

GWA-50 (bg)

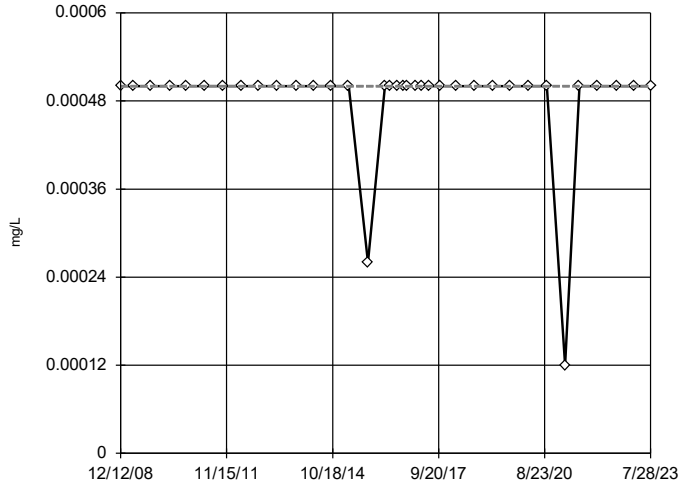

n = 36

No outliers found. Tukey's method selected by user.

Data were square transformed to achieve best W statistic (graph shown in original units).

The results were invalidated, because the lower and upper quartiles are equal.

Constituent: Cadmium Analysis Run 4/8/2024 5:23 PM View: Outliers

Plant Bowen Data: Bowen 1, 2, 9, and 10

Sanitas™ v.10.0.16b Software licensed to . UG

Tukey's Outlier Screening

GWA-50R (bg)

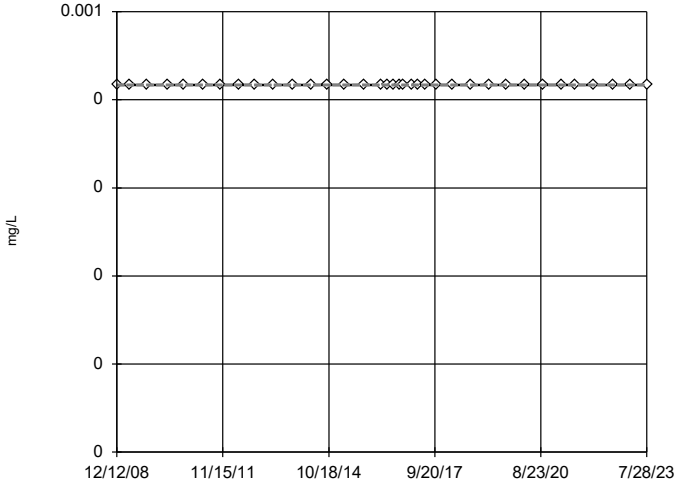

n = 36

No outliers found. Tukey's method selected by user.

Data were square root transformed to achieve best W statistic (graph shown in original units).

The results were invalidated, because the lower and upper quartiles are equal.

Constituent: Cadmium Analysis Run 4/8/2024 5:23 PM View: Outliers

Plant Bowen Data: Bowen 1, 2, 9, and 10

Sanitas™ v.10.0.16b Software licensed to . UG

Tukey's Outlier Screening

GWC-10

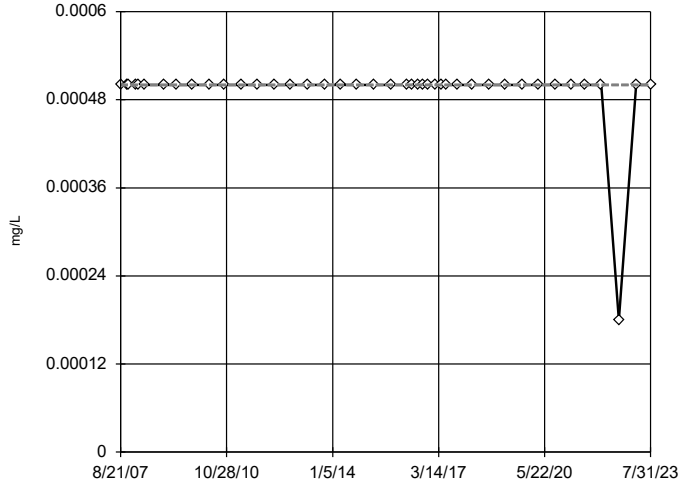

n = 42

No outliers found. Tukey's method selected by user.

Data were square transformed to achieve best W statistic (graph shown in original units).

The results were invalidated, because the lower and upper quartiles are equal.

Constituent: Cadmium Analysis Run 4/8/2024 5:23 PM View: Outliers

Plant Bowen Data: Bowen 1, 2, 9, and 10

Sanitas™ v.10.0.16b Software licensed to . UG

Tukey's Outlier Screening

GWC-10R

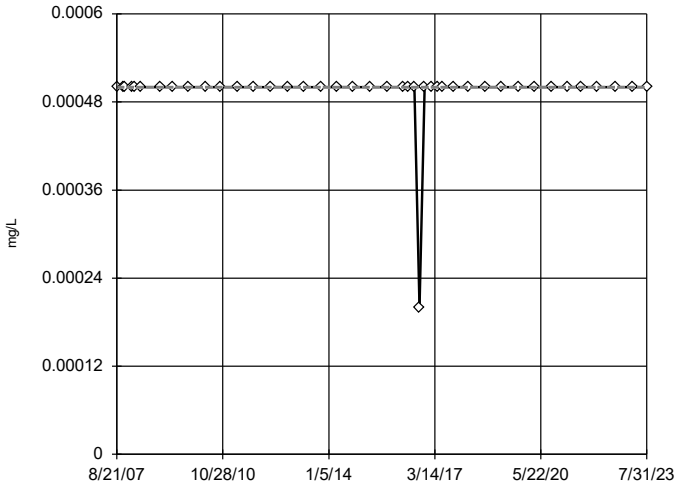

n = 42

No outliers found. Tukey's method selected by user.

Data were x^4 transformed to achieve best W statistic (graph shown in original units).

The results were invalidated, because the lower and upper quartiles are equal.

Constituent: Cadmium Analysis Run 4/8/2024 5:23 PM View: Outliers

Plant Bowen Data: Bowen 1, 2, 9, and 10

Sanitas™ v.10.0.16b Software licensed to . UG

Tukey's Outlier Screening

GWC-11

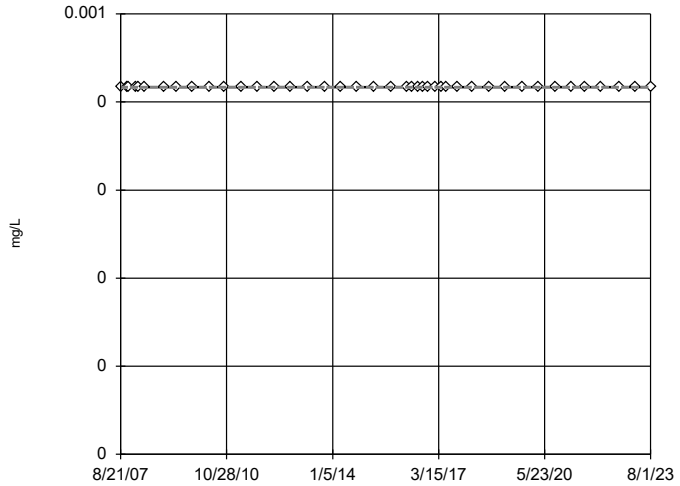

n = 42

No outliers found. Tukey's method selected by user.

Data were square root transformed to achieve best W statistic (graph shown in original units).

The results were invalidated, because the lower and upper quartiles are equal.

Constituent: Cadmium Analysis Run 4/8/2024 5:23 PM View: Outliers

Plant Bowen Data: Bowen 1, 2, 9, and 10

Sanitas™ v.10.0.16b Software licensed to . UG

Tukey's Outlier Screening

GWC-11R

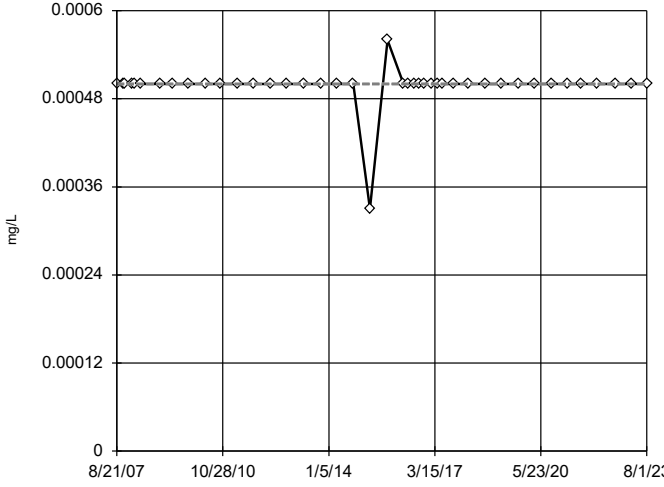

n = 42

No outliers found. Tukey's method selected by user.

Data were x^5 transformed to achieve best W statistic (graph shown in original units).

The results were invalidated, because the lower and upper quartiles are equal.

Constituent: Cadmium Analysis Run 4/8/2024 5:23 PM View: Outliers

Plant Bowen Data: Bowen 1, 2, 9, and 10

Sanitas™ v.10.0.16b Software licensed to . UG

Tukey's Outlier Screening

GWC-12

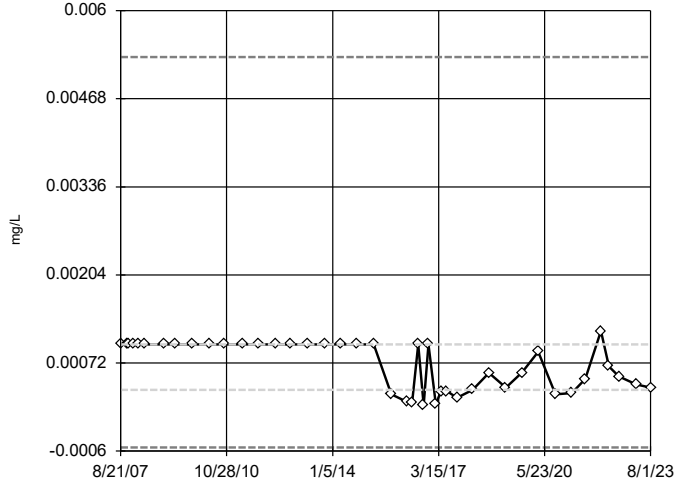

n = 43

No outliers found. Tukey's method selected by user.

Data were square root transformed to achieve best W statistic (graph shown in original units).

High cutoff = 0.005304, low cutoff = -0.0005435, based on IQR multiplier of 3.

Constituent: Cadmium Analysis Run 4/8/2024 5:23 PM View: Outliers

Plant Bowen Data: Bowen 1, 2, 9, and 10

Sanitas™ v.10.0.16b Software licensed to . UG

Tukey's Outlier Screening

GWC-13

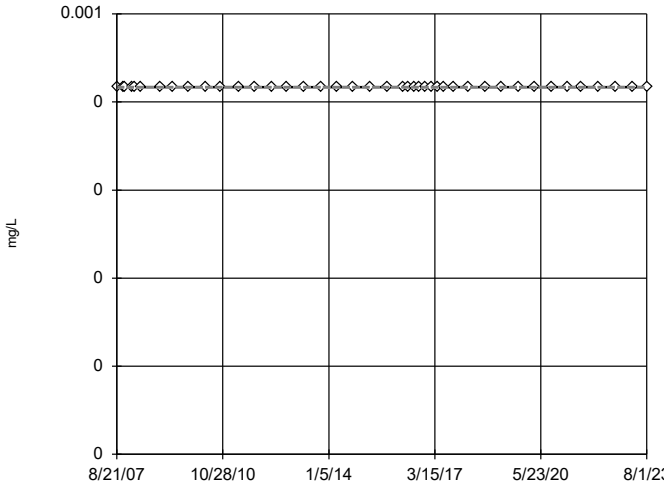

n = 42

No outliers found. Tukey's method selected by user.

Data were square root transformed to achieve best W statistic (graph shown in original units).

The results were invalidated, because the lower and upper quartiles are equal.

Constituent: Cadmium Analysis Run 4/8/2024 5:23 PM View: Outliers

Plant Bowen Data: Bowen 1, 2, 9, and 10

Sanitas™ v.10.0.16b Software licensed to . UG

Tukey's Outlier Screening

GWC-13RZ

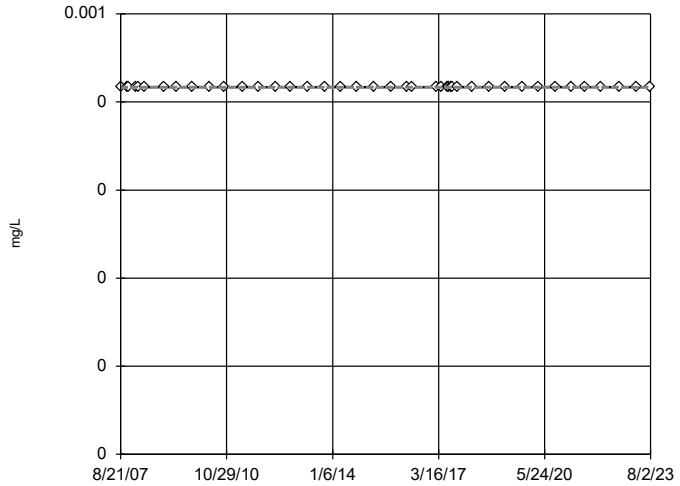

n = 42

No outliers found. Tukey's method selected by user.

Data were square root transformed to achieve best W statistic (graph shown in original units).

The results were invalidated, because the lower and upper quartiles are equal.

Constituent: Cadmium Analysis Run 4/8/2024 5:23 PM View: Outliers

Plant Bowen Data: Bowen 1, 2, 9, and 10

Sanitas™ v.10.0.16b Software licensed to . UG

Tukey's Outlier Screening

GWC-14Z

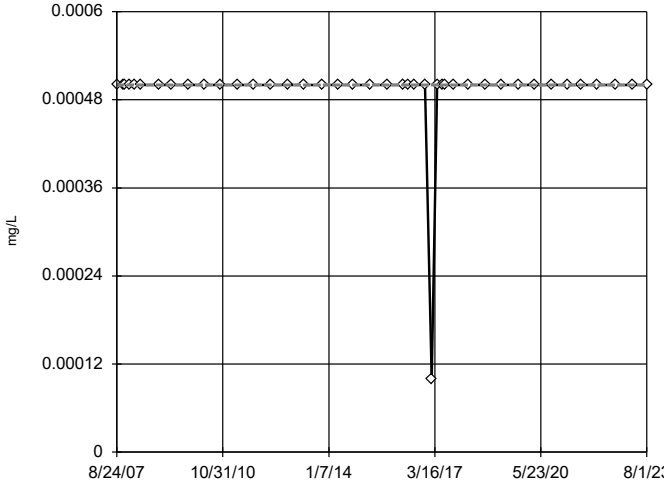

n = 42

No outliers found. Tukey's method selected by user.

Data were natural log transformed to achieve best W statistic (graph shown in original units).

The results were invalidated, because the lower and upper quartiles are equal.

Constituent: Cadmium Analysis Run 4/8/2024 5:23 PM View: Outliers

Plant Bowen Data: Bowen 1, 2, 9, and 10

Sanitas™ v.10.0.16b Software licensed to . UG

Tukey's Outlier Screening

GWC-15R

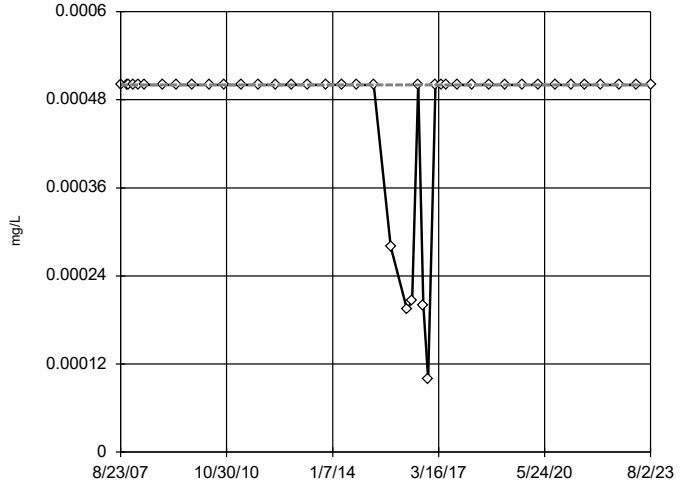

n = 42

No outliers found. Tukey's method selected by user.

Data were square root transformed to achieve best W statistic (graph shown in original units).

The results were invalidated, because the lower and upper quartiles are equal.

Constituent: Cadmium Analysis Run 4/8/2024 5:23 PM View: Outliers

Plant Bowen Data: Bowen 1, 2, 9, and 10

Sanitas™ v.10.0.16b Software licensed to . UG

Tukey's Outlier Screening

GWC-15Z

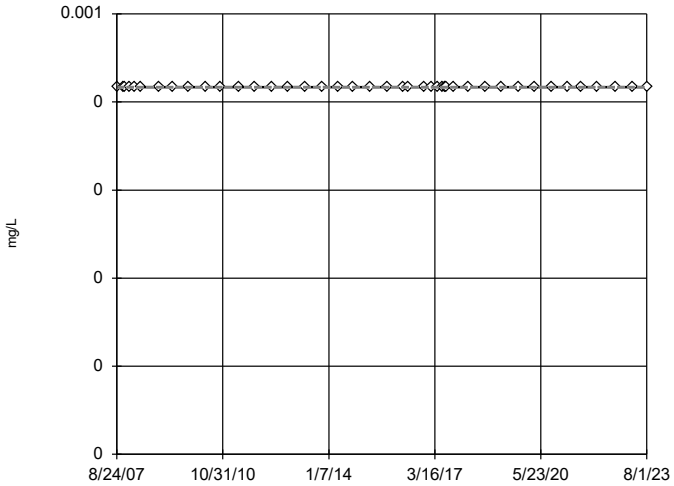

n = 42

No outliers found. Tukey's method selected by user.

Data were square root transformed to achieve best W statistic (graph shown in original units).

The results were invalidated, because the lower and upper quartiles are equal.

Constituent: Cadmium Analysis Run 4/8/2024 5:23 PM View: Outliers

Plant Bowen Data: Bowen 1, 2, 9, and 10

Sanitas™ v.10.0.16b Software licensed to . UG

Tukey's Outlier Screening

GWC-44

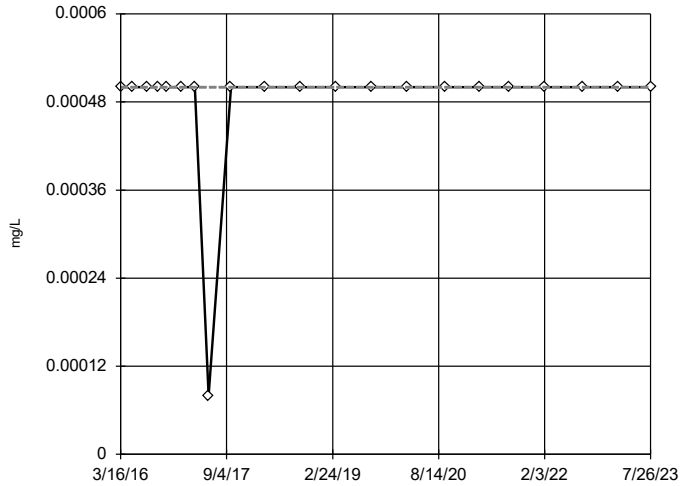

n = 21

No outliers found. Tukey's method selected by user.

Data were natural log transformed to achieve best W statistic (graph shown in original units).

The results were invalidated, because the lower and upper quartiles are equal.

Constituent: Cadmium Analysis Run 4/8/2024 5:23 PM View: Outliers

Plant Bowen Data: Bowen 1, 2, 9, and 10

Sanitas™ v.10.0.16b Software licensed to . UG

Tukey's Outlier Screening

GWC-45

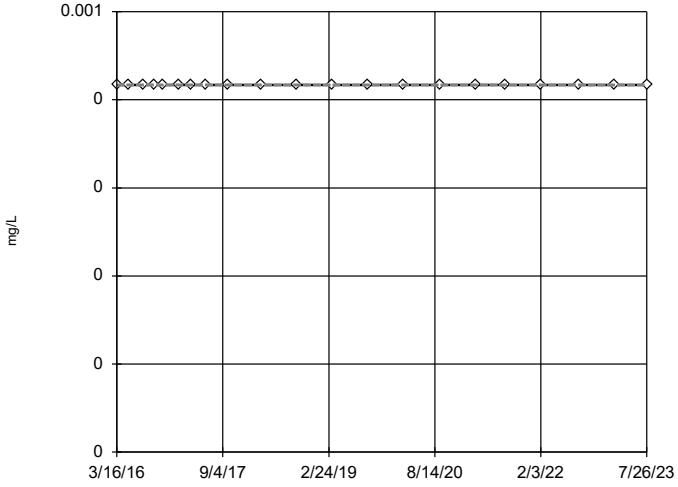

n = 21

No outliers found. Tukey's method selected by user.

Data were square root transformed to achieve best W statistic (graph shown in original units).

The results were invalidated, because the lower and upper quartiles are equal.

Constituent: Cadmium Analysis Run 4/8/2024 5:23 PM View: Outliers

Plant Bowen Data: Bowen 1, 2, 9, and 10

Sanitas™ v.10.0.16b Software licensed to . UG

Tukey's Outlier Screening

GWC-45R

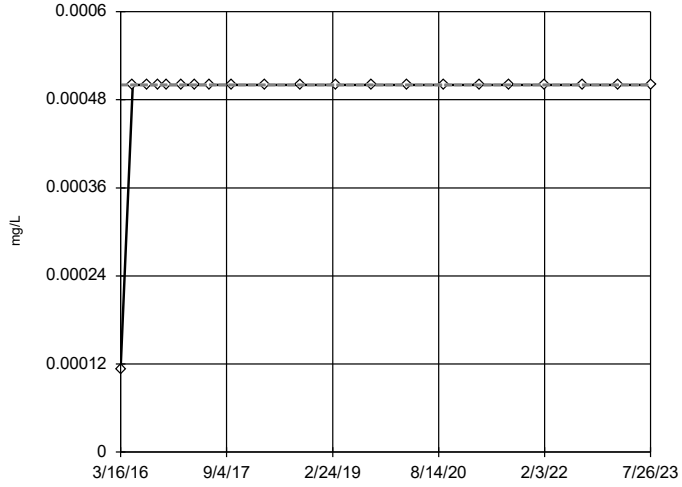

n = 21

No outliers found. Tukey's method selected by user.

Ladder of Powers transformations did not improve normality; analysis run on raw data.

The results were invalidated, because the lower and upper quartiles are equal.

Constituent: Cadmium Analysis Run 4/8/2024 5:23 PM View: Outliers

Plant Bowen Data: Bowen 1, 2, 9, and 10

Sanitas™ v.10.0.16b Software licensed to . UG

Tukey's Outlier Screening

GWC-46R

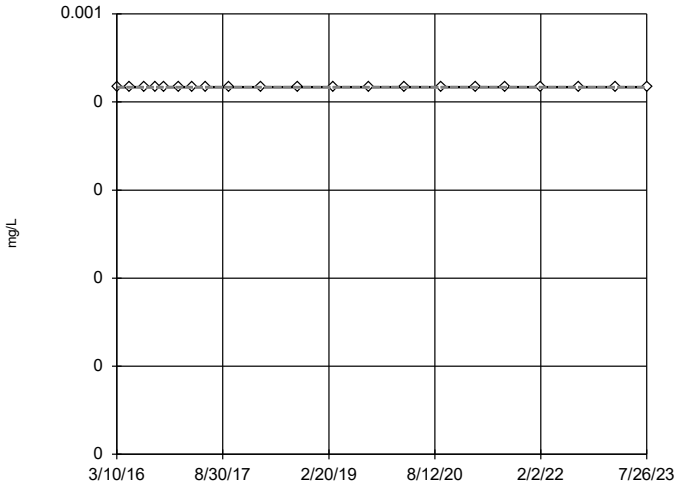

n = 21

No outliers found. Tukey's method selected by user.

Data were square root transformed to achieve best W statistic (graph shown in original units).

The results were invalidated, because the lower and upper quartiles are equal.

Constituent: Cadmium Analysis Run 4/8/2024 5:23 PM View: Outliers

Plant Bowen Data: Bowen 1, 2, 9, and 10

Sanitas™ v.10.0.16b Software licensed to . UG

Tukey's Outlier Screening

GWC-47

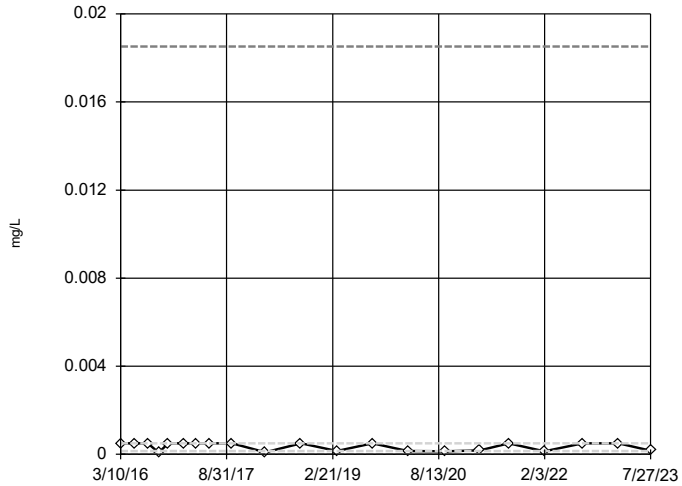

n = 21

No outliers found. Tukey's method selected by user.

Data were natural log transformed to achieve best W statistic (graph shown in original units).

High cutoff = 0.01852, low cutoff = 0.00000405, based on IQR multiplier of 3.

Constituent: Cadmium Analysis Run 4/8/2024 5:23 PM View: Outliers

Plant Bowen Data: Bowen 1, 2, 9, and 10

Sanitas™ v.10.0.16b Software licensed to . UG

Tukey's Outlier Screening

GWC-47R

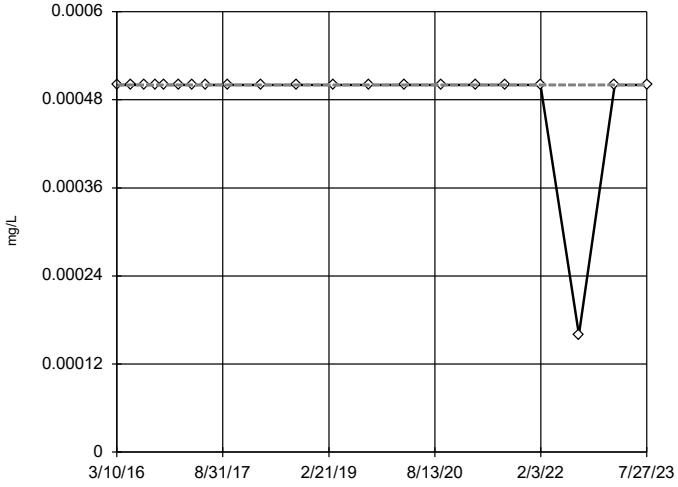

n = 21

No outliers found. Tukey's method selected by user.

Data were cube root transformed to achieve best W statistic (graph shown in original units).

The results were invalidated, because the lower and upper quartiles are equal.

Constituent: Cadmium Analysis Run 4/8/2024 5:23 PM View: Outliers

Plant Bowen Data: Bowen 1, 2, 9, and 10

Sanitas™ v.10.0.16b Software licensed to . UG

Tukey's Outlier Screening

GWC-48

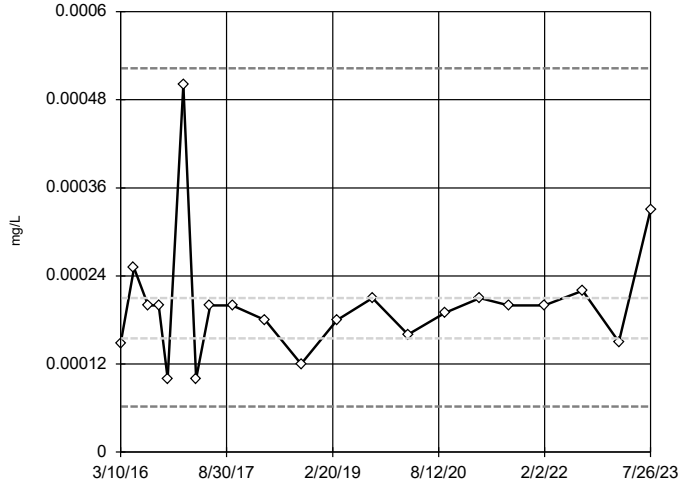

n = 21

No outliers found. Tukey's method selected by user.

Data were natural log transformed to achieve best W statistic (graph shown in original units).

High cutoff = 0.0005231, low cutoff = 0.0000622, based on IQR multiplier of 3.

Constituent: Cadmium Analysis Run 4/8/2024 5:23 PM View: Outliers

Plant Bowen Data: Bowen 1, 2, 9, and 10

Sanitas™ v.10.0.16b Software licensed to . UG

Tukey's Outlier Screening

GWC-49R

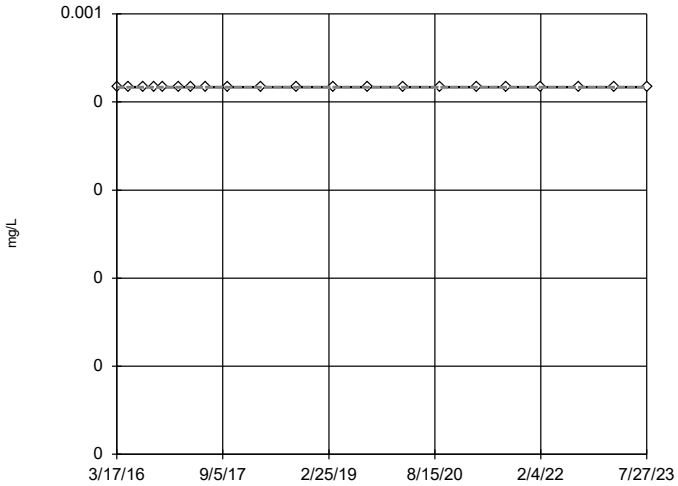

n = 21

No outliers found. Tukey's method selected by user.

Data were square root transformed to achieve best W statistic (graph shown in original units).

The results were invalidated, because the lower and upper quartiles are equal.

Constituent: Cadmium Analysis Run 4/8/2024 5:23 PM View: Outliers

Plant Bowen Data: Bowen 1, 2, 9, and 10

Sanitas™ v.10.0.16b Software licensed to . UG

Tukey's Outlier Screening

GWC-49Z

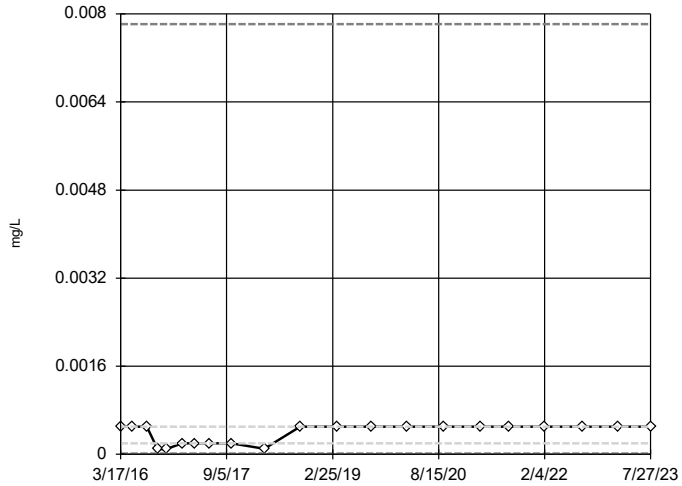

n = 21

No outliers found. Tukey's method selected by user.

Data were natural log transformed to achieve best W statistic (graph shown in original units).

High cutoff = 0.007813, low cutoff = 0.0000128, based on IQR multiplier of 3.

Constituent: Cadmium Analysis Run 4/8/2024 5:23 PM View: Outliers

Plant Bowen Data: Bowen 1, 2, 9, and 10

Sanitas™ v.10.0.16b Software licensed to . UG

Tukey's Outlier Screening

GWC-5

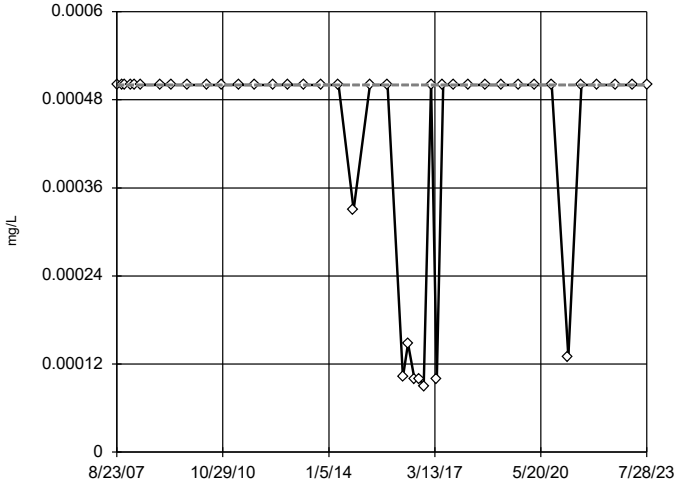

n = 42

No outliers found. Tukey's method selected by user.

Data were square root transformed to achieve best W statistic (graph shown in original units).

The results were invalidated, because the lower and upper quartiles are equal.

Constituent: Cadmium Analysis Run 4/8/2024 5:23 PM View: Outliers

Plant Bowen Data: Bowen 1, 2, 9, and 10

Sanitas™ v.10.0.16b Software licensed to . UG

Tukey's Outlier Screening

GWC-6

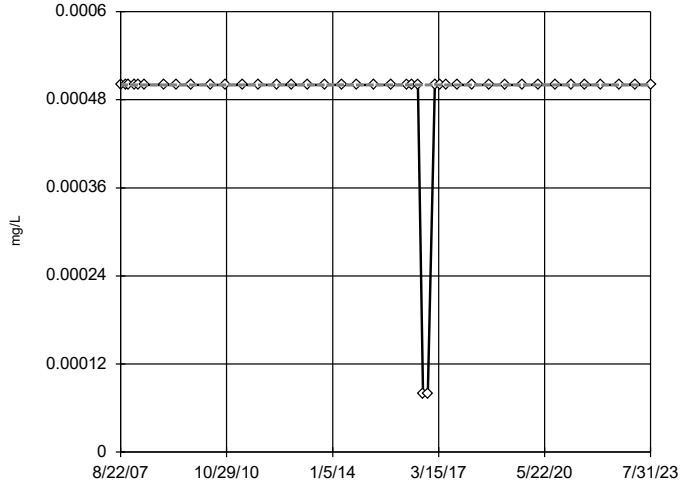

n = 42

No outliers found. Tukey's method selected by user.

Data were x^5 transformed to achieve best W statistic (graph shown in original units).

The results were invalidated, because the lower and upper quartiles are equal.

Constituent: Cadmium Analysis Run 4/8/2024 5:23 PM View: Outliers

Plant Bowen Data: Bowen 1, 2, 9, and 10

Sanitas™ v.10.0.16b Software licensed to . UG

Tukey's Outlier Screening

GWC-6RZ

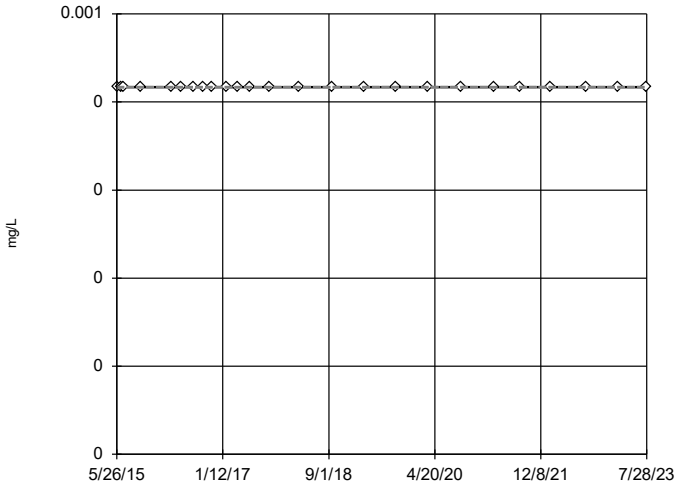

n = 25

No outliers found. Tukey's method selected by user.

Data were square root transformed to achieve best W statistic (graph shown in original units).

The results were invalidated, because the lower and upper quartiles are equal.

Constituent: Cadmium Analysis Run 4/8/2024 5:23 PM View: Outliers

Plant Bowen Data: Bowen 1, 2, 9, and 10

Sanitas™ v.10.0.16b Software licensed to . UG

Tukey's Outlier Screening

GWC-7Z

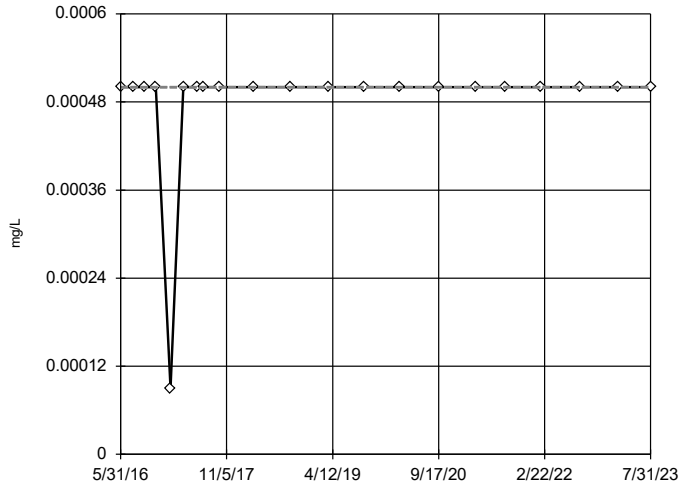

n = 21

No outliers found. Tukey's method selected by user.

Data were x^4 transformed to achieve best W statistic (graph shown in original units).

The results were invalidated, because the lower and upper quartiles are equal.

Constituent: Cadmium Analysis Run 4/8/2024 5:24 PM View: Outliers

Plant Bowen Data: Bowen 1, 2, 9, and 10

Sanitas™ v.10.0.16b Software licensed to . UG

Tukey's Outlier Screening

GWC-8RR

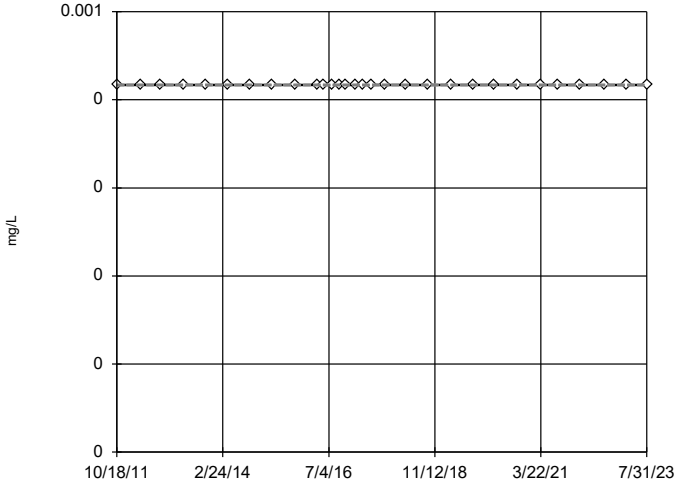

n = 30

No outliers found. Tukey's method selected by user.

Data were square root transformed to achieve best W statistic (graph shown in original units).

The results were invalidated, because the lower and upper quartiles are equal.

Constituent: Cadmium Analysis Run 4/8/2024 5:24 PM View: Outliers

Plant Bowen Data: Bowen 1, 2, 9, and 10

Sanitas™ v.10.0.16b Software licensed to . UG

Tukey's Outlier Screening

GWC-8Z

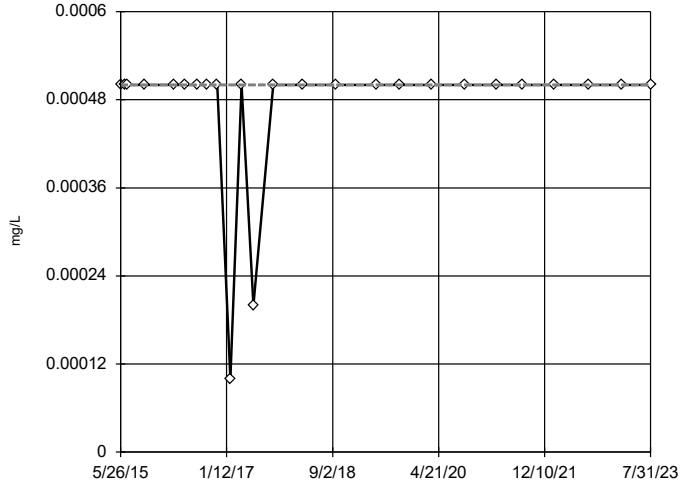

n = 25

No outliers found. Tukey's method selected by user.

Ladder of Powers transformations did not improve normality; analysis run on raw data.

The results were invalidated, because the lower and upper quartiles are equal.

Constituent: Cadmium Analysis Run 4/8/2024 5:24 PM View: Outliers

Plant Bowen Data: Bowen 1, 2, 9, and 10

Sanitas™ v.10.0.16b Software licensed to . UG

Tukey's Outlier Screening

GWC-9

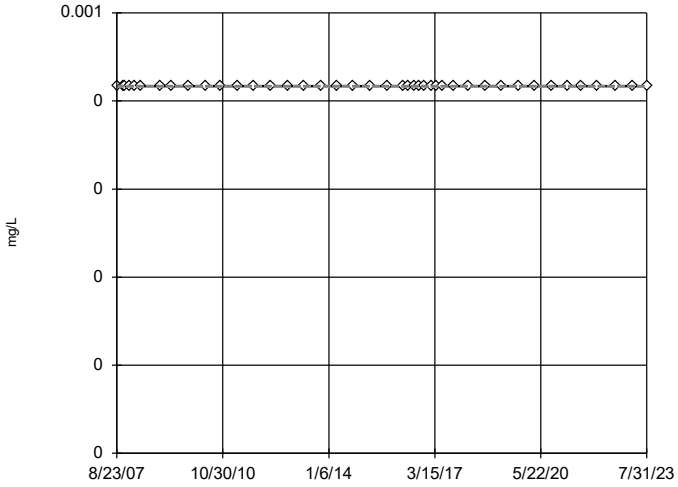

n = 42

No outliers found. Tukey's method selected by user.

Data were square root transformed to achieve best W statistic (graph shown in original units).

The results were invalidated, because the lower and upper quartiles are equal.

Constituent: Cadmium Analysis Run 4/8/2024 5:24 PM View: Outliers

Plant Bowen Data: Bowen 1, 2, 9, and 10

Sanitas™ v.10.0.16b Software licensed to . UG

Tukey's Outlier Screening

GWA-1 (bg)

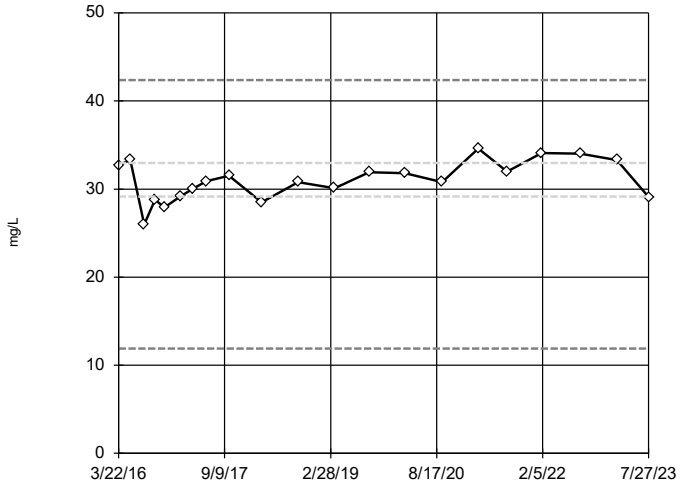

n = 21

No outliers found. Tukey's method selected by user.

Data were square transformed to achieve best W statistic (graph shown in original units).

High cutoff = 42.36, low cutoff = 11.89, based on IQR multiplier of 3.

Constituent: Calcium, total Analysis Run 4/8/2024 5:24 PM View: Outliers

Plant Bowen Data: Bowen 1, 2, 9, and 10

Sanitas™ v.10.0.16b Software licensed to . UG

Tukey's Outlier Screening

GWA-2 (bg)

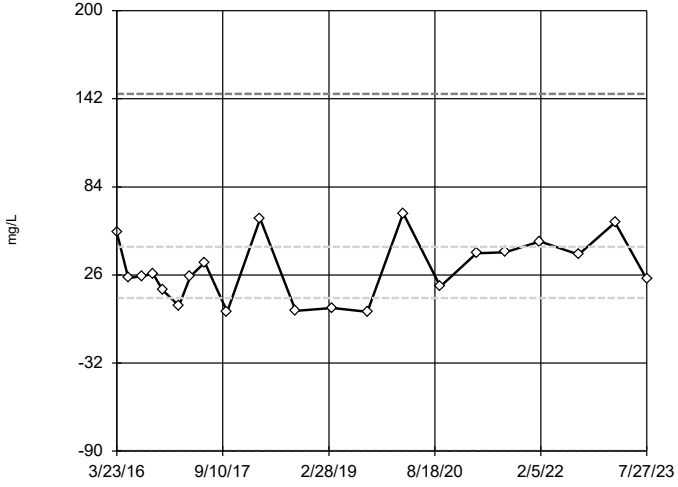

n = 21

No outliers found. Tukey's method selected by user.

Ladder of Powers transformations did not improve normality; analysis run on raw data.

High cutoff = 145.3, low cutoff = -89.94, based on IQR multiplier of 3.

Constituent: Calcium, total Analysis Run 4/8/2024 5:24 PM View: Outliers

Plant Bowen Data: Bowen 1, 2, 9, and 10

Sanitas™ v.10.0.16b Software licensed to . UG

Tukey's Outlier Screening

GWA-2R (bg)

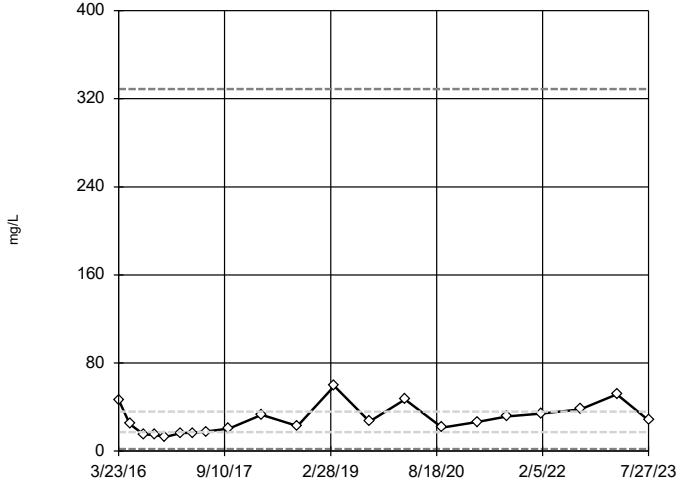

n = 21

No outliers found. Tukey's method selected by user.

Data were natural log transformed to achieve best W statistic (graph shown in original units).

High cutoff = 328.8, low cutoff = 1.879, based on IQR multiplier of 3.

Constituent: Calcium, total Analysis Run 4/8/2024 5:24 PM View: Outliers

Plant Bowen Data: Bowen 1, 2, 9, and 10

Sanitas™ v.10.0.16b Software licensed to . UG

Tukey's Outlier Screening

GWA-39RZ (bg)

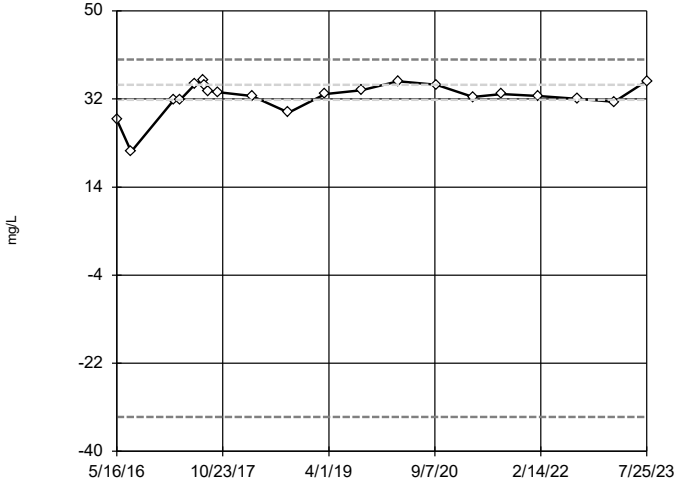

n = 21

No outliers found. Tukey's method selected by user.

Data were x^6 transformed to achieve best W statistic (graph shown in original units).

High cutoff = 40.05, low cutoff = -32.97, based on IQR multiplier of 3.

Constituent: Calcium, total Analysis Run 4/8/2024 5:24 PM View: Outliers

Plant Bowen Data: Bowen 1, 2, 9, and 10

Sanitas™ v.10.0.16b Software licensed to . UG

Tukey's Outlier Screening

GWA-39Z (bg)

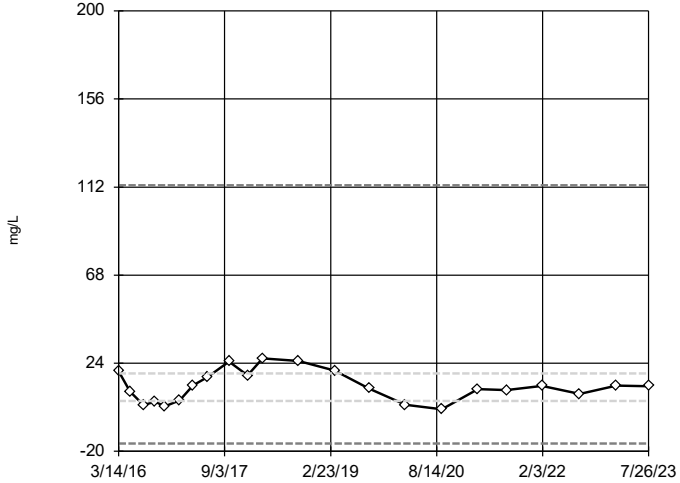

n = 22

No outliers found. Tukey's method selected by user.

Data were square root transformed to achieve best W statistic (graph shown in original units).

High cutoff = 112.8, low cutoff = -16.07, based on IQR multiplier of 3.

Constituent: Calcium, total Analysis Run 4/8/2024 5:24 PM View: Outliers

Plant Bowen Data: Bowen 1, 2, 9, and 10

Sanitas™ v.10.0.16b Software licensed to . UG

Tukey's Outlier Screening

GWA-3A (bg)

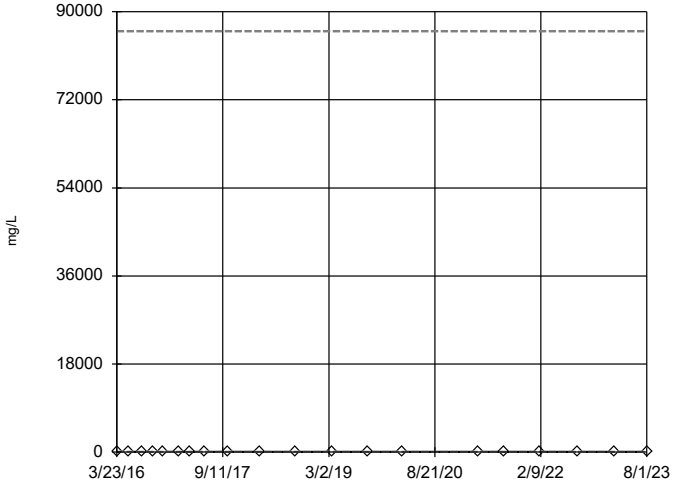

n = 20

No outliers found. Tukey's method selected by user.

Data were natural log transformed to achieve best W statistic (graph shown in original units).

High cutoff = 86044, low cutoff = 0.0002598, based on IQR multiplier of 3.

Constituent: Calcium, total Analysis Run 4/8/2024 5:24 PM View: Outliers

Plant Bowen Data: Bowen 1, 2, 9, and 10

Sanitas™ v.10.0.16b Software licensed to . UG

Tukey's Outlier Screening

GWA-40 (bg)

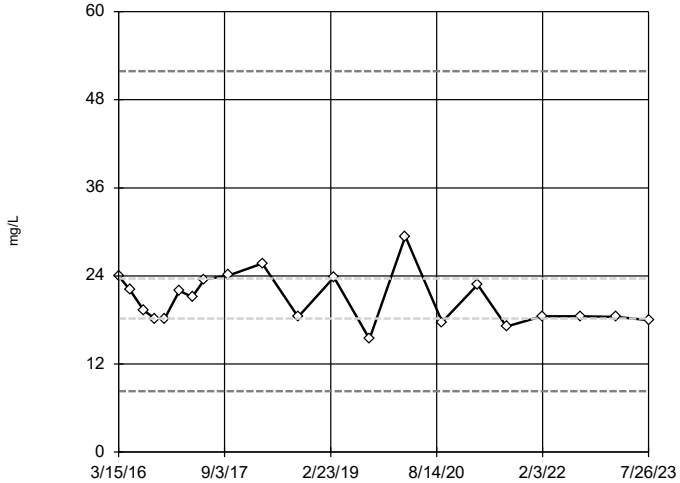

n = 21

No outliers found. Tukey's method selected by user.

Data were natural log transformed to achieve best W statistic (graph shown in original units).

High cutoff = 51.89, low cutoff = 8.295, based on IQR multiplier of 3.

Constituent: Calcium, total Analysis Run 4/8/2024 5:24 PM View: Outliers

Plant Bowen Data: Bowen 1, 2, 9, and 10

Sanitas™ v.10.0.16b Software licensed to . UG

Tukey's Outlier Screening

GWA-41 (bg)

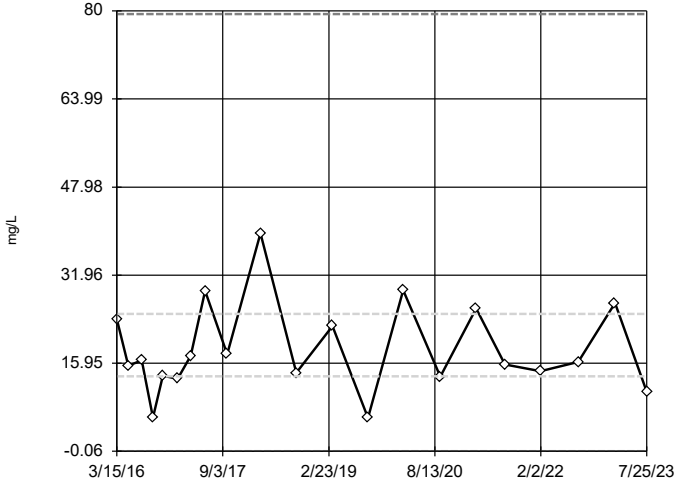

n = 21

No outliers found. Tukey's method selected by user.

Data were square root transformed to achieve best W statistic (graph shown in original units).

High cutoff = 79.44, low cutoff = -0.05341, based on IQR multiplier of 3.

Constituent: Calcium, total Analysis Run 4/8/2024 5:24 PM View: Outliers
Plant Bowen Data: Bowen 1, 2, 9, and 10

Sanitas™ v.10.0.16b Software licensed to . UG

Tukey's Outlier Screening

GWA-41R (bg)

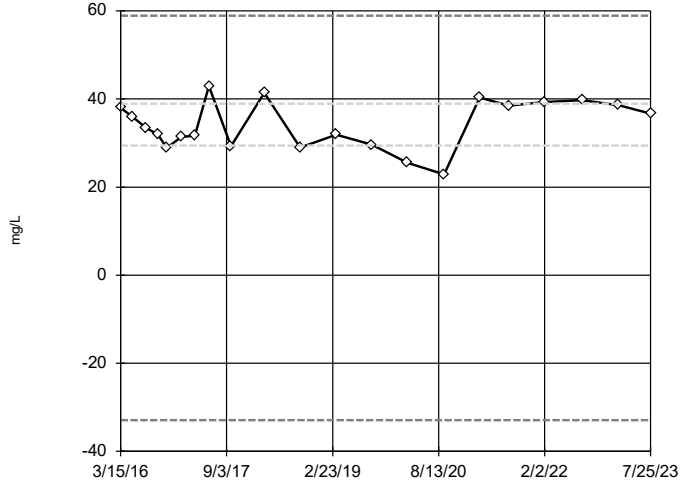

n = 21

No outliers found. Tukey's method selected by user.

Data were square transformed to achieve best W statistic (graph shown in original units).

High cutoff = 58.88, low cutoff = -32.9, based on IQR multiplier of 3.

Constituent: Calcium, total Analysis Run 4/8/2024 5:24 PM View: Outliers
Plant Bowen Data: Bowen 1, 2, 9, and 10

Sanitas™ v.10.0.16b Software licensed to . UG

Tukey's Outlier Screening

GWA-42 (bg)

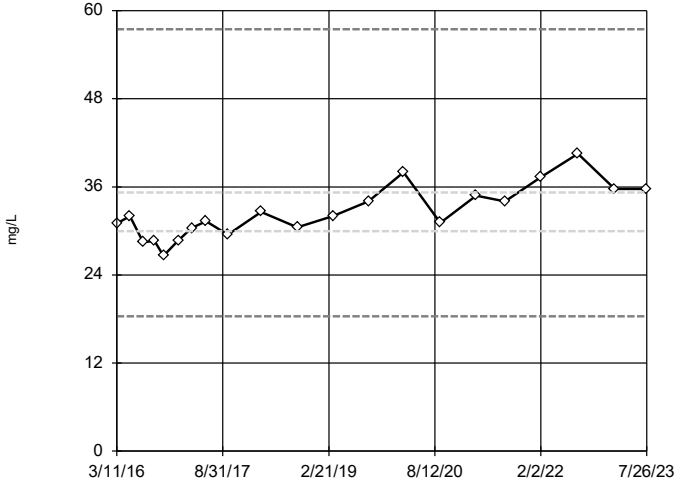

n = 21

No outliers found. Tukey's method selected by user.

Data were natural log transformed to achieve best W statistic (graph shown in original units).

High cutoff = 57.47, low cutoff = 18.37, based on IQR multiplier of 3.

Constituent: Calcium, total Analysis Run 4/8/2024 5:24 PM View: Outliers
Plant Bowen Data: Bowen 1, 2, 9, and 10

Sanitas™ v.10.0.16b Software licensed to . UG

Tukey's Outlier Screening

GWA-43 (bg)

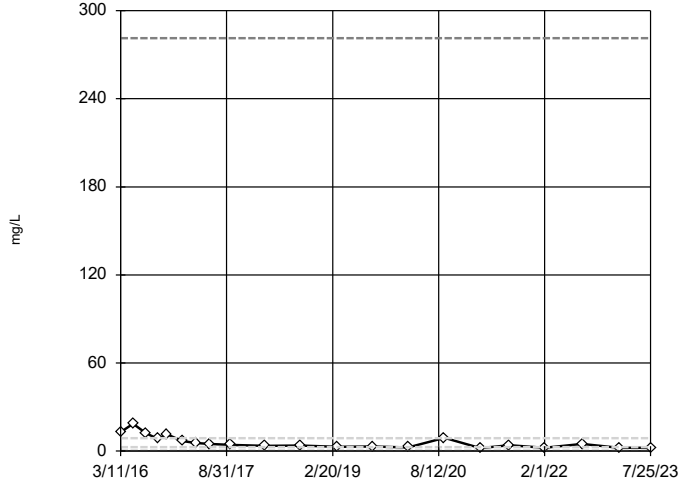

n = 21

No outliers found. Tukey's method selected by user.

Data were natural log transformed to achieve best W statistic (graph shown in original units).

High cutoff = 281.3, low cutoff = 0.08527, based on IQR multiplier of 3.

Constituent: Calcium, total Analysis Run 4/8/2024 5:24 PM View: Outliers
Plant Bowen Data: Bowen 1, 2, 9, and 10

Sanitas™ v.10.0.16b Software licensed to . UG

Tukey's Outlier Screening

GWA-43R (bg)

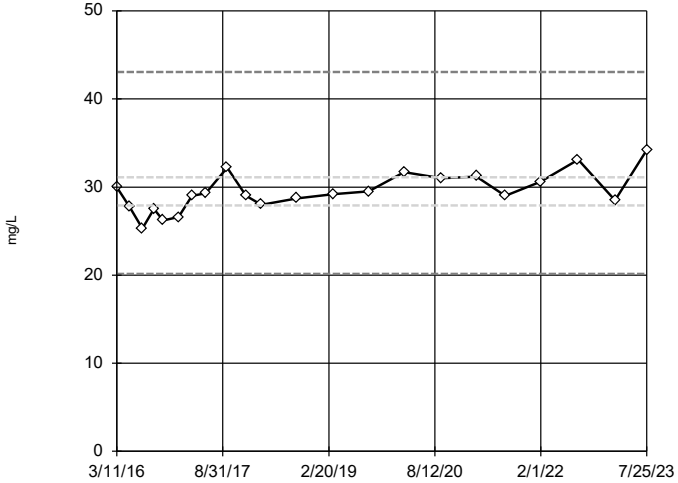

n = 22

No outliers found. Tukey's method selected by user.

Data were natural log transformed to achieve best W statistic (graph shown in original units).

High cutoff = 43.08, low cutoff = 20.14, based on IQR multiplier of 3.

Constituent: Calcium, total Analysis Run 4/8/2024 5:24 PM View: Outliers

Plant Bowen Data: Bowen 1, 2, 9, and 10

Sanitas™ v.10.0.16b Software licensed to . UG

Tukey's Outlier Screening

GWA-4RZ (bg)

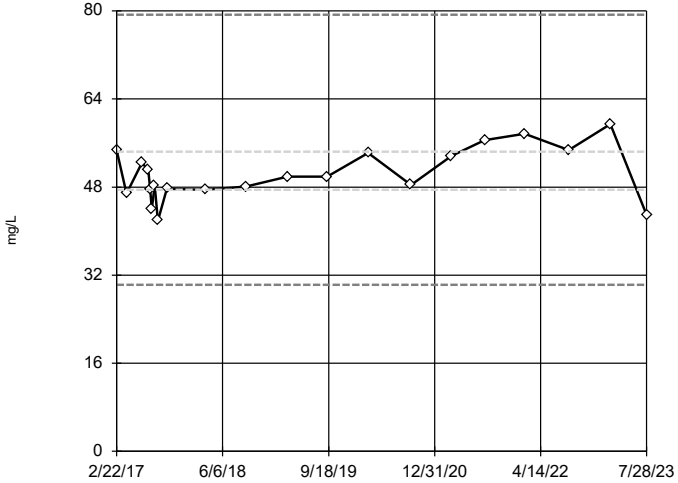

n = 21

No outliers found. Tukey's method selected by user.

Data were cube root transformed to achieve best W statistic (graph shown in original units).

High cutoff = 79.29, low cutoff = 30.24, based on IQR multiplier of 3.

Constituent: Calcium, total Analysis Run 4/8/2024 5:24 PM View: Outliers

Plant Bowen Data: Bowen 1, 2, 9, and 10

Sanitas™ v.10.0.16b Software licensed to . UG

Tukey's Outlier Screening

GWA-50 (bg)

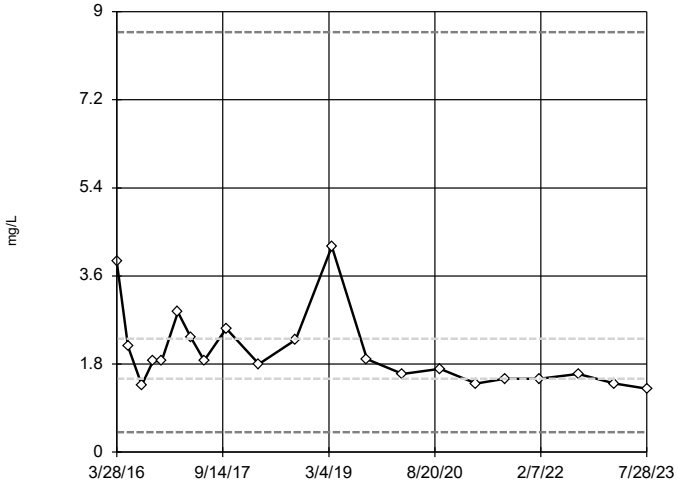

n = 21

No outliers found. Tukey's method selected by user.

Data were natural log transformed to achieve best W statistic (graph shown in original units).

High cutoff = 8.582, low cutoff = 0.4055, based on IQR multiplier of 3.

Constituent: Calcium, total Analysis Run 4/8/2024 5:24 PM View: Outliers

Plant Bowen Data: Bowen 1, 2, 9, and 10

Sanitas™ v.10.0.16b Software licensed to . UG

Tukey's Outlier Screening

GWA-50R (bg)

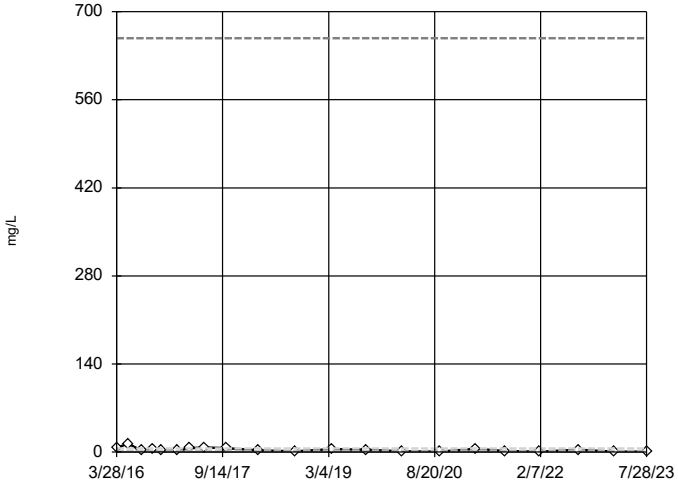

n = 21

No outliers found. Tukey's method selected by user.

Data were natural log transformed to achieve best W statistic (graph shown in original units).

High cutoff = 658, low cutoff = 0.01136, based on IQR multiplier of 3.

Constituent: Calcium, total Analysis Run 4/8/2024 5:24 PM View: Outliers

Plant Bowen Data: Bowen 1, 2, 9, and 10

Sanitas™ v.10.0.16b Software licensed to . UG

Tukey's Outlier Screening

GWC-10

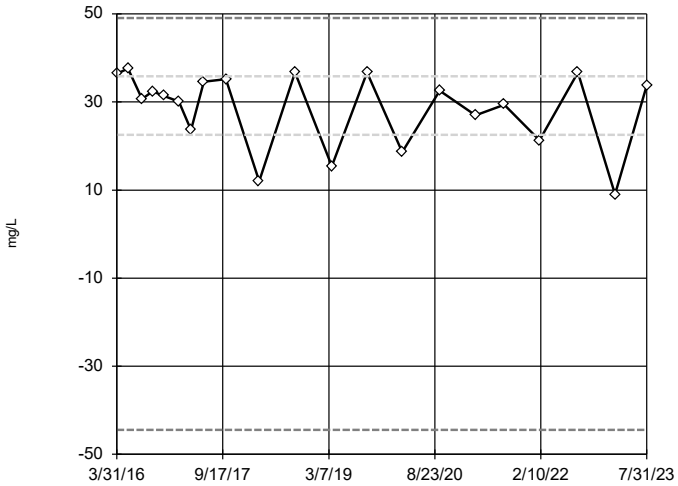

n = 21

No outliers found. Tukey's method selected by user.

Data were x^4 transformed to achieve best W statistic (graph shown in original units).

High cutoff = 49.09, low cutoff = -44.45, based on IQR multiplier of 3.

Constituent: Calcium, total Analysis Run 4/8/2024 5:24 PM View: Outliers

Plant Bowen Data: Bowen 1, 2, 9, and 10

Sanitas™ v.10.0.16b Software licensed to . UG

Tukey's Outlier Screening

GWC-10R

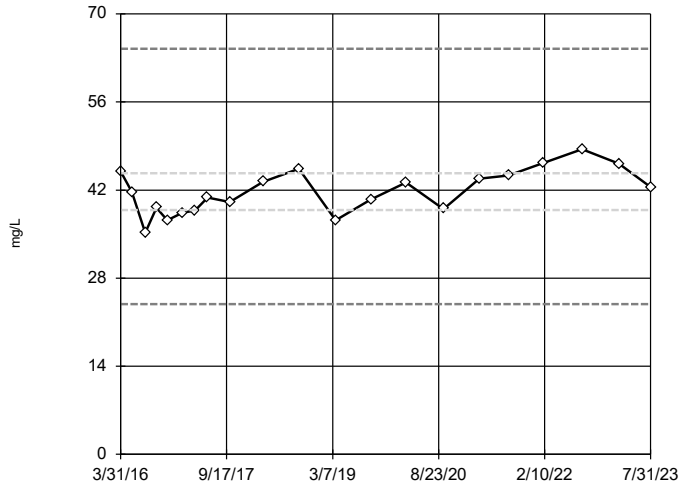

n = 21

No outliers found. Tukey's method selected by user.

Data were square root transformed to achieve best W statistic (graph shown in original units).

High cutoff = 64.47, low cutoff = 23.87, based on IQR multiplier of 3.

Constituent: Calcium, total Analysis Run 4/8/2024 5:24 PM View: Outliers

Plant Bowen Data: Bowen 1, 2, 9, and 10

Sanitas™ v.10.0.16b Software licensed to . UG

Tukey's Outlier Screening

GWC-11

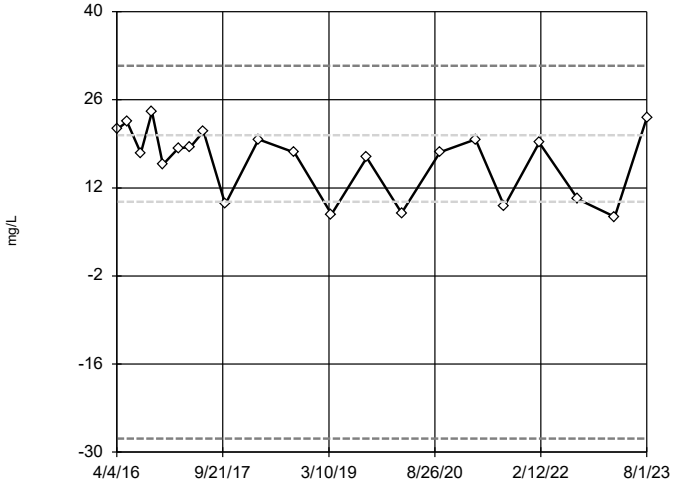

n = 21

No outliers found. Tukey's method selected by user.

Data were cube transformed to achieve best W statistic (graph shown in original units).

High cutoff = 31.41, low cutoff = -27.84, based on IQR multiplier of 3.

Constituent: Calcium, total Analysis Run 4/8/2024 5:24 PM View: Outliers

Plant Bowen Data: Bowen 1, 2, 9, and 10

Sanitas™ v.10.0.16b Software licensed to . UG

Tukey's Outlier Screening

GWC-11R

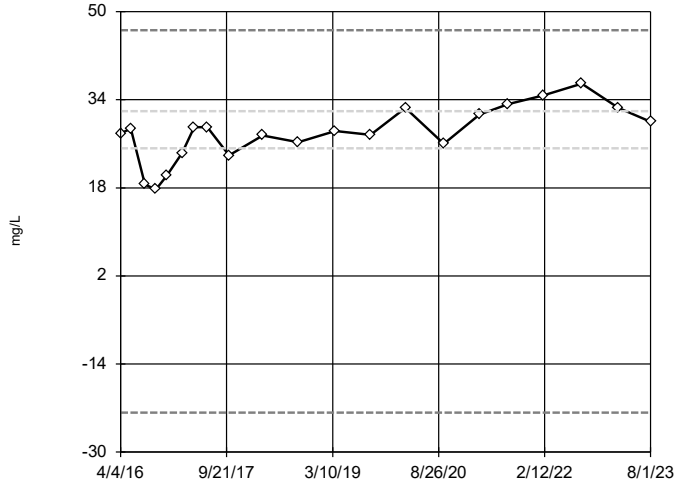

n = 21

No outliers found. Tukey's method selected by user.

Data were square transformed to achieve best W statistic (graph shown in original units).

High cutoff = 46.61, low cutoff = -22.82, based on IQR multiplier of 3.

Constituent: Calcium, total Analysis Run 4/8/2024 5:24 PM View: Outliers

Plant Bowen Data: Bowen 1, 2, 9, and 10

Sanitas™ v.10.0.16b Software licensed to . UG

Tukey's Outlier Screening

GWC-12

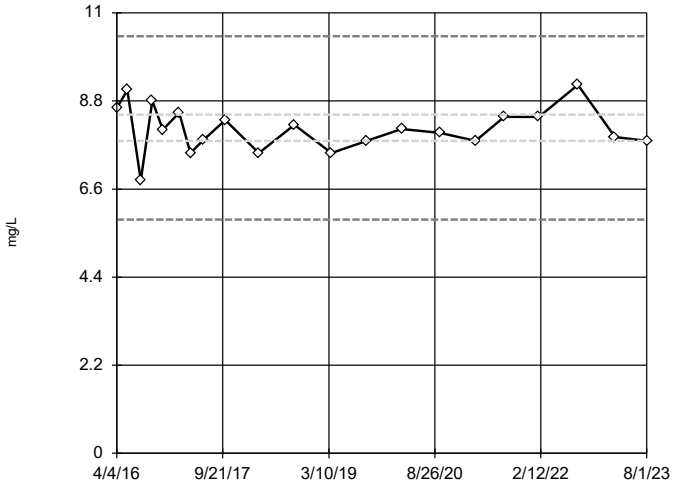

n = 21

No outliers found. Tukey's method selected by user.

Ladder of Powers transformations did not improve normality; analysis run on raw data.

High cutoff = 10.42, low cutoff = 5.835, based on IQR multiplier of 3.

Constituent: Calcium, total Analysis Run 4/8/2024 5:24 PM View: Outliers

Plant Bowen Data: Bowen 1, 2, 9, and 10

Sanitas™ v.10.0.16b Software licensed to . UG

Tukey's Outlier Screening

GWC-13

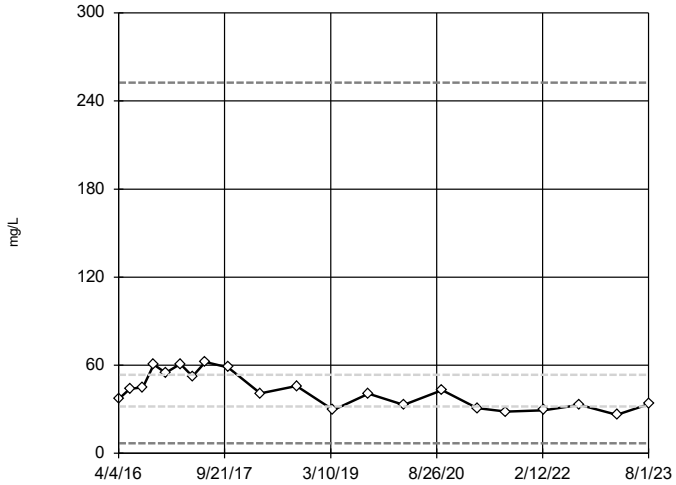

n = 21

No outliers found. Tukey's method selected by user.

Data were natural log transformed to achieve best W statistic (graph shown in original units).

High cutoff = 252.6, low cutoff = 6.751, based on IQR multiplier of 3.

Constituent: Calcium, total Analysis Run 4/8/2024 5:24 PM View: Outliers

Plant Bowen Data: Bowen 1, 2, 9, and 10

Sanitas™ v.10.0.16b Software licensed to . UG

Tukey's Outlier Screening

GWC-13RZ

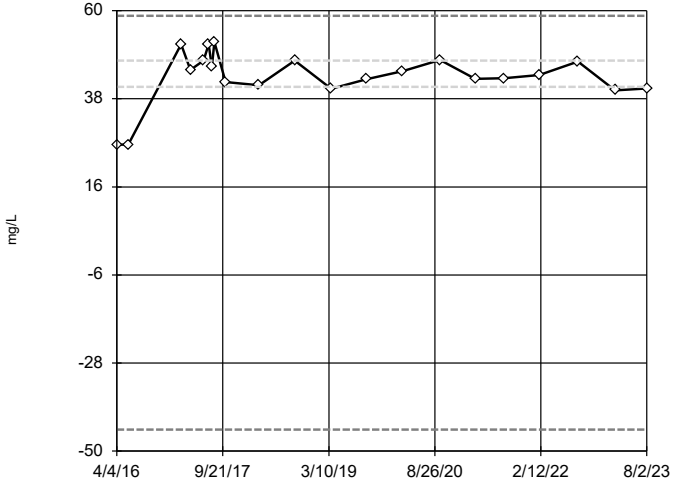

n = 21

No outliers found. Tukey's method selected by user.

Data were x^4 transformed to achieve best W statistic (graph shown in original units).

High cutoff = 58.71, low cutoff = -44.62, based on IQR multiplier of 3.

Constituent: Calcium, total Analysis Run 4/8/2024 5:24 PM View: Outliers

Plant Bowen Data: Bowen 1, 2, 9, and 10

Sanitas™ v.10.0.16b Software licensed to . UG

Tukey's Outlier Screening

GWC-14Z

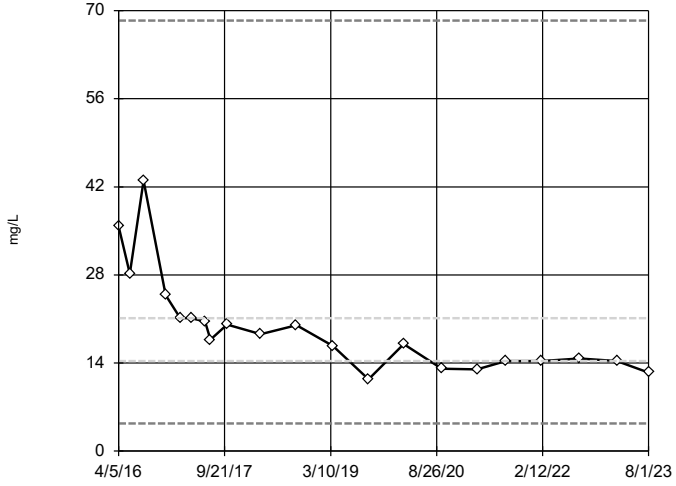

n = 21

No outliers found. Tukey's method selected by user.

Data were natural log transformed to achieve best W statistic (graph shown in original units).

High cutoff = 68.43, low cutoff = 4.42, based on IQR multiplier of 3.

Constituent: Calcium, total Analysis Run 4/8/2024 5:24 PM View: Outliers

Plant Bowen Data: Bowen 1, 2, 9, and 10

Sanitas™ v.10.0.16b Software licensed to . UG

Tukey's Outlier Screening

GWC-15R

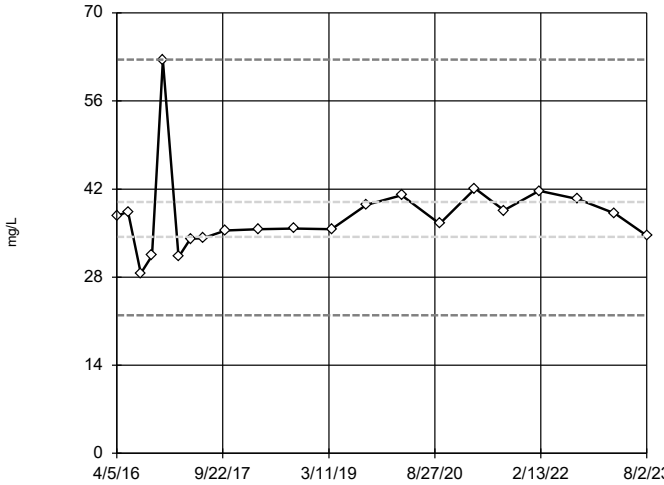

n = 21

No outliers found. Tukey's method selected by user.

Data were natural log transformed to achieve best W statistic (graph shown in original units).

High cutoff = 62.56, low cutoff = 21.97, based on IQR multiplier of 3.

Constituent: Calcium, total Analysis Run 4/8/2024 5:24 PM View: Outliers
Plant Bowen Data: Bowen 1, 2, 9, and 10

Sanitas™ v.10.0.16b Software licensed to . UG

Tukey's Outlier Screening

GWC-15Z

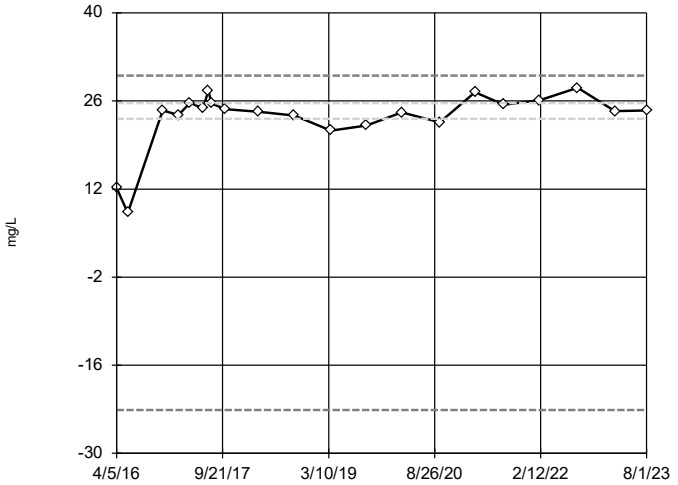

n = 21

No outliers found. Tukey's method selected by user.

Data were x^5 transformed to achieve best W statistic (graph shown in original units).

High cutoff = 30.01, low cutoff = -23.09, based on IQR multiplier of 3.

Constituent: Calcium, total Analysis Run 4/8/2024 5:24 PM View: Outliers
Plant Bowen Data: Bowen 1, 2, 9, and 10

Sanitas™ v.10.0.16b Software licensed to . UG

Tukey's Outlier Screening

GWC-44

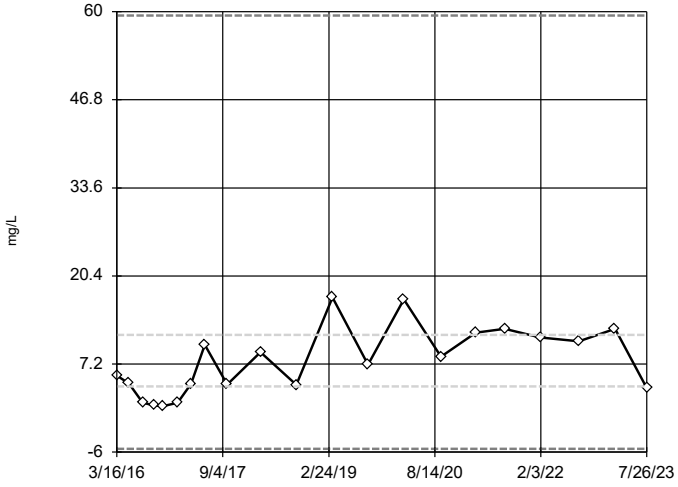

n = 21

No outliers found. Tukey's method selected by user.

Data were square root transformed to achieve best W statistic (graph shown in original units).

High cutoff = 59.43, low cutoff = -5.522, based on IQR multiplier of 3.

Constituent: Calcium, total Analysis Run 4/8/2024 5:24 PM View: Outliers
Plant Bowen Data: Bowen 1, 2, 9, and 10

Sanitas™ v.10.0.16b Software licensed to . UG

Tukey's Outlier Screening

GWC-45

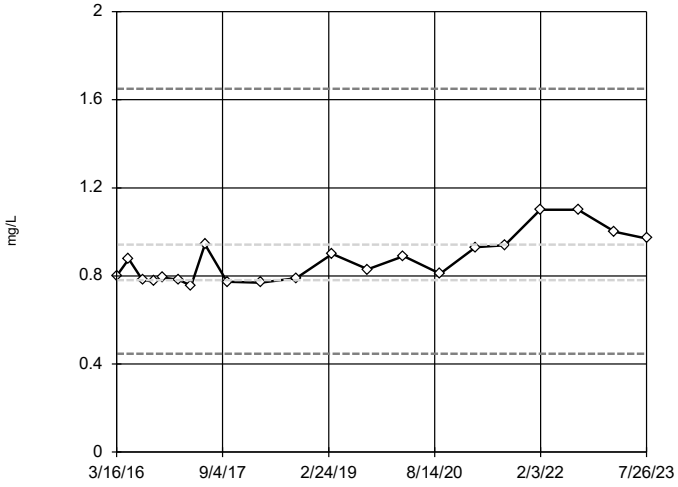

n = 21

No outliers found. Tukey's method selected by user.

Data were natural log transformed to achieve best W statistic (graph shown in original units).

High cutoff = 1.65, low cutoff = 0.4462, based on IQR multiplier of 3.

Constituent: Calcium, total Analysis Run 4/8/2024 5:24 PM View: Outliers
Plant Bowen Data: Bowen 1, 2, 9, and 10

Tukey's Outlier Screening

GWC-45R

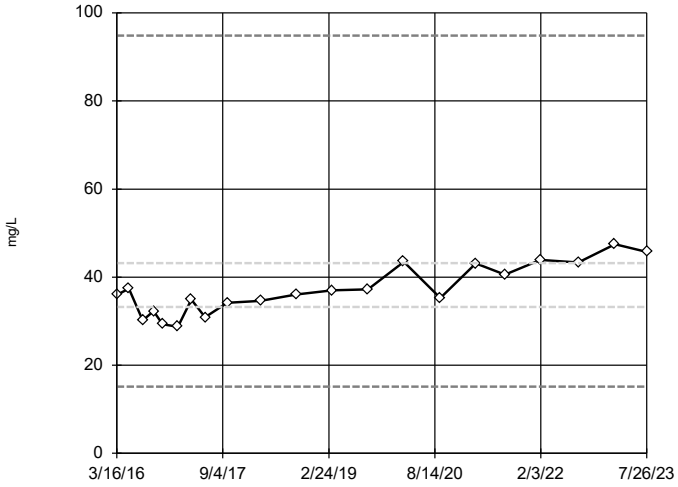

n = 21

No outliers found. Tukey's method selected by user.

Data were natural log transformed to achieve best W statistic (graph shown in original units).

High cutoff = 94.86, low cutoff = 15.14, based on IQR multiplier of 3.

Constituent: Calcium, total Analysis Run 4/8/2024 5:24 PM View: Outliers

Plant Bowen Data: Bowen 1, 2, 9, and 10

Sanitas™ v.10.0.16b Software licensed to . UG

Tukey's Outlier Screening

GWC-46R

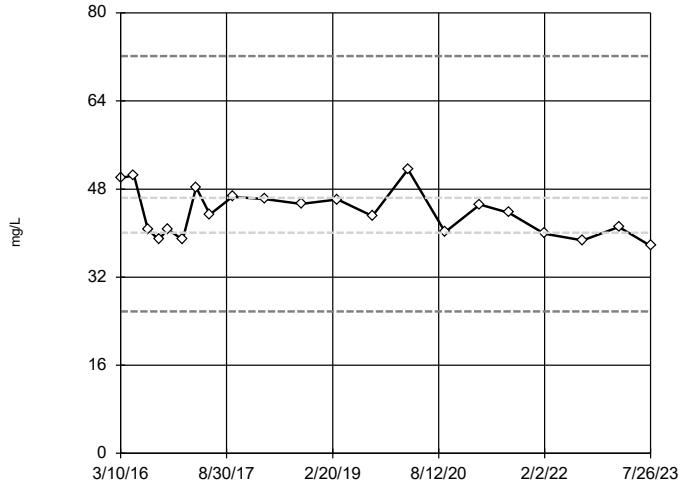

n = 21

No outliers found. Tukey's method selected by user.

Data were natural log transformed to achieve best W statistic (graph shown in original units).

High cutoff = 72.15, low cutoff = 25.75, based on IQR multiplier of 3.

Constituent: Calcium, total Analysis Run 4/8/2024 5:24 PM View: Outliers

Plant Bowen Data: Bowen 1, 2, 9, and 10

Sanitas™ v.10.0.16b Software licensed to . UG

Tukey's Outlier Screening

GWC-47

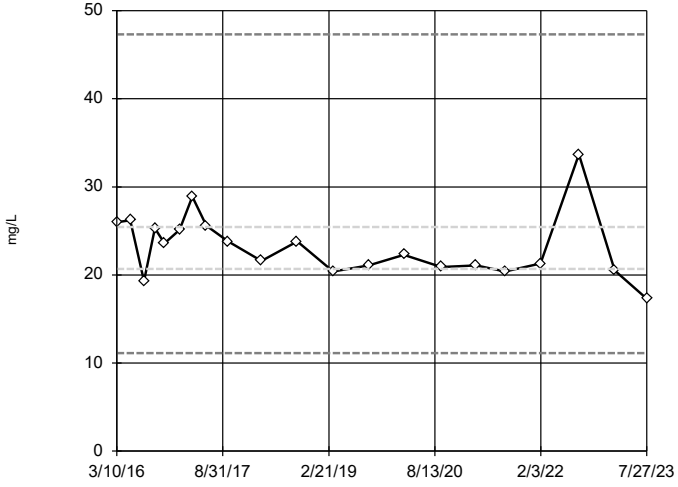

n = 21

No outliers found. Tukey's method selected by user.

Data were natural log transformed to achieve best W statistic (graph shown in original units).

High cutoff = 47.3, low cutoff = 11.14, based on IQR multiplier of 3.

Constituent: Calcium, total Analysis Run 4/8/2024 5:24 PM View: Outliers

Plant Bowen Data: Bowen 1, 2, 9, and 10

Sanitas™ v.10.0.16b Software licensed to . UG

Tukey's Outlier Screening

GWC-47R

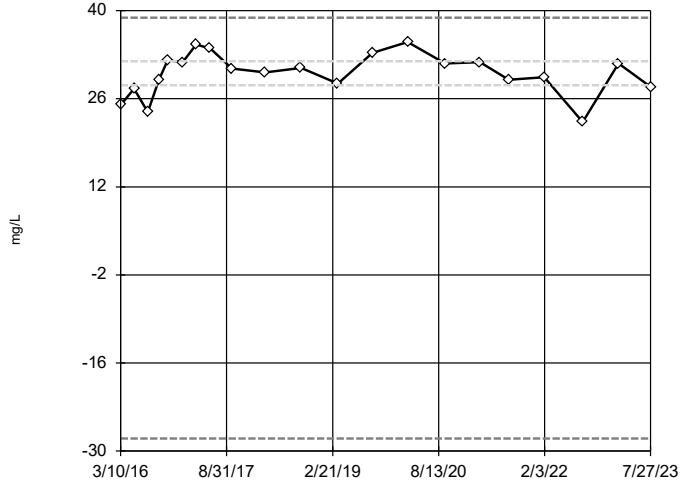

n = 21

No outliers found. Tukey's method selected by user.

Data were x^4 transformed to achieve best W statistic (graph shown in original units).

High cutoff = 38.88, low cutoff = -27.99, based on IQR multiplier of 3.

Constituent: Calcium, total Analysis Run 4/8/2024 5:24 PM View: Outliers

Plant Bowen Data: Bowen 1, 2, 9, and 10

Sanitas™ v.10.0.16b Software licensed to . UG

Tukey's Outlier Screening

GWC-48

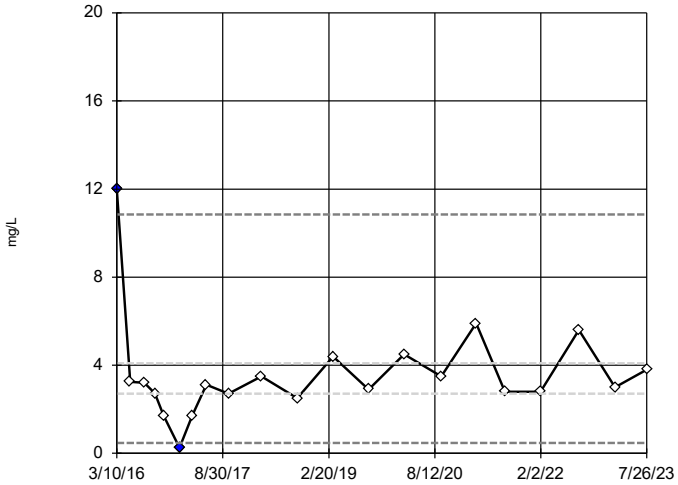

n = 21

Outliers are drawn as solid.
Tukey's method selected by user.

Data were cube root transformed to achieve best W statistic (graph shown in original units).

High cutoff = 10.84, low cutoff = 0.4773, based on IQR multiplier of 3.

Constituent: Calcium, total Analysis Run 4/8/2024 5:24 PM View: Outliers
Plant Bowen Data: Bowen 1, 2, 9, and 10

Sanitas™ v.10.0.16b Software licensed to . UG

Tukey's Outlier Screening

GWC-49R

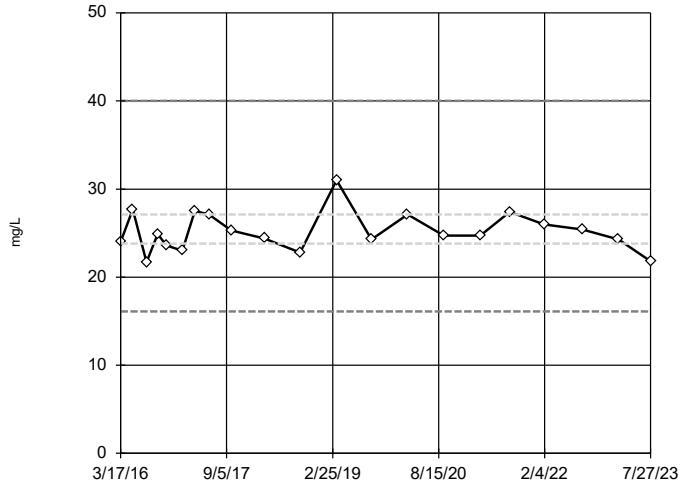

n = 21

No outliers found.
Tukey's method selected by user.

Data were natural log transformed to achieve best W statistic (graph shown in original units).

High cutoff = 40.01, low cutoff = 16.12, based on IQR multiplier of 3.

Constituent: Calcium, total Analysis Run 4/8/2024 5:24 PM View: Outliers
Plant Bowen Data: Bowen 1, 2, 9, and 10

Sanitas™ v.10.0.16b Software licensed to . UG

Tukey's Outlier Screening

GWC-49Z

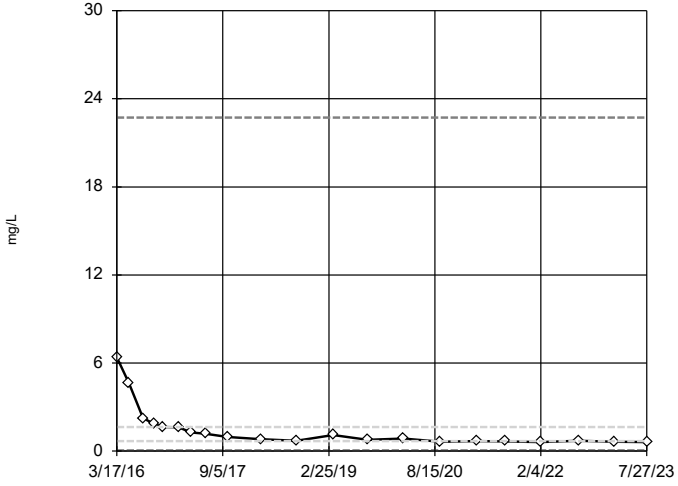

n = 21

No outliers found.
Tukey's method selected by user.

Data were natural log transformed to achieve best W statistic (graph shown in original units).

High cutoff = 22.73, low cutoff = 0.0489, based on IQR multiplier of 3.

Constituent: Calcium, total Analysis Run 4/8/2024 5:24 PM View: Outliers
Plant Bowen Data: Bowen 1, 2, 9, and 10

Sanitas™ v.10.0.16b Software licensed to . UG

Tukey's Outlier Screening

GWC-5

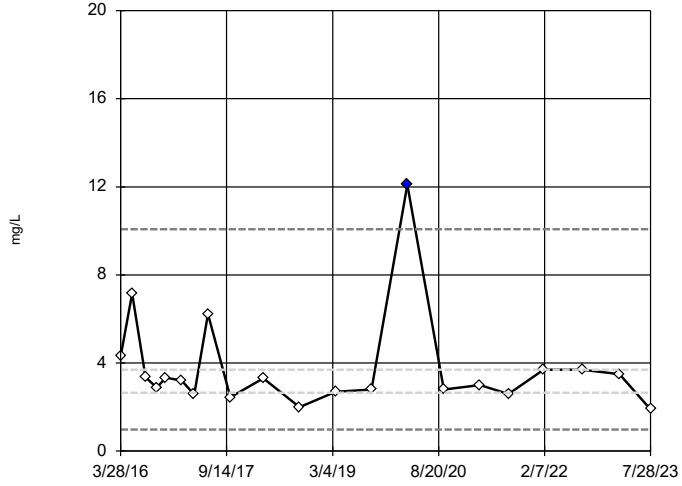

n = 21

Outlier is drawn as solid.
Tukey's method selected by user.

Data were natural log transformed to achieve best W statistic (graph shown in original units).

High cutoff = 10.08, low cutoff = 0.9729, based on IQR multiplier of 3.

Constituent: Calcium, total Analysis Run 4/8/2024 5:24 PM View: Outliers
Plant Bowen Data: Bowen 1, 2, 9, and 10

Sanitas™ v.10.0.16b Software licensed to . UG

Tukey's Outlier Screening

GWC-6

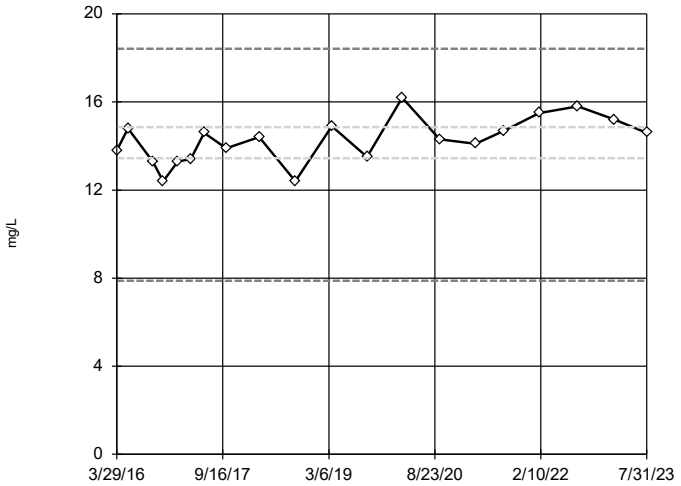

n = 20

No outliers found. Tukey's method selected by user.

Data were square transformed to achieve best W statistic (graph shown in original units).

High cutoff = 18.42, low cutoff = 7.877, based on IQR multiplier of 3.

Constituent: Calcium, total Analysis Run 4/8/2024 5:24 PM View: Outliers
Plant Bowen Data: Bowen 1, 2, 9, and 10

Sanitas™ v.10.0.16b Software licensed to . UG

Tukey's Outlier Screening

GWC-6RZ

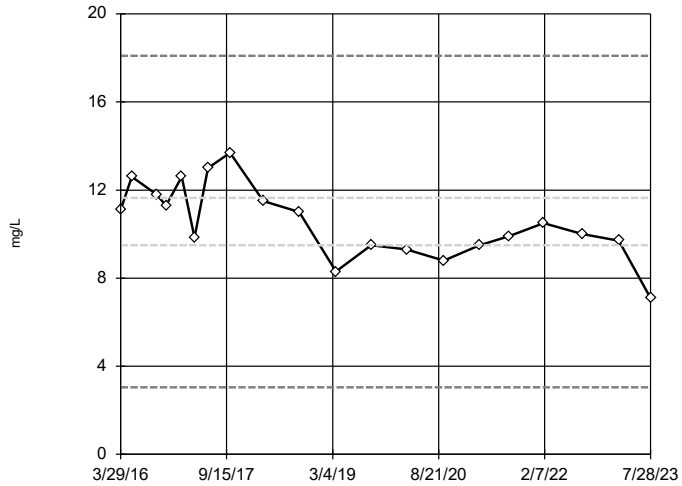

n = 20

No outliers found. Tukey's method selected by user.

Ladder of Powers transformations did not improve normality; analysis run on raw data.

High cutoff = 18.1, low cutoff = 3.05, based on IQR multiplier of 3.

Constituent: Calcium, total Analysis Run 4/8/2024 5:24 PM View: Outliers
Plant Bowen Data: Bowen 1, 2, 9, and 10

Sanitas™ v.10.0.16b Software licensed to . UG

Tukey's Outlier Screening

GWC-7Z

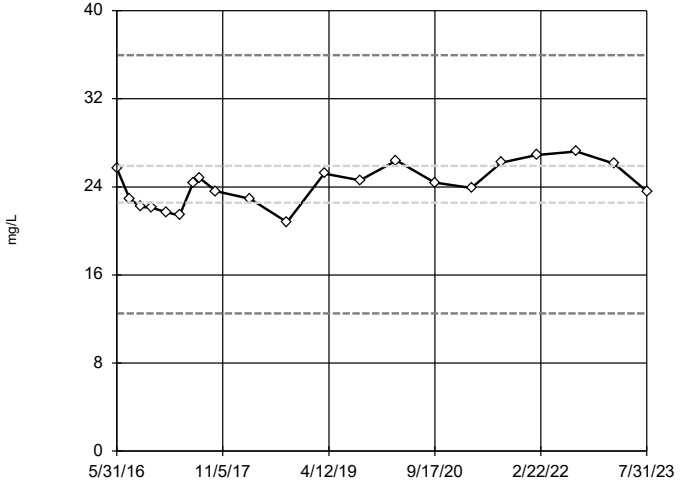

n = 21

No outliers found. Tukey's method selected by user.

Ladder of Powers transformations did not improve normality; analysis run on raw data.

High cutoff = 35.95, low cutoff = 12.5, based on IQR multiplier of 3.

Constituent: Calcium, total Analysis Run 4/8/2024 5:24 PM View: Outliers
Plant Bowen Data: Bowen 1, 2, 9, and 10

Sanitas™ v.10.0.16b Software licensed to . UG

Tukey's Outlier Screening

GWC-8RR

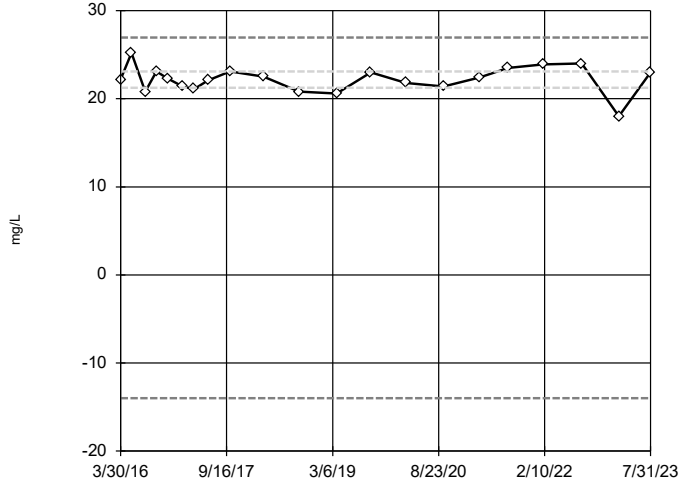

n = 21

No outliers found. Tukey's method selected by user.

Data were x^4 transformed to achieve best W statistic (graph shown in original units).

High cutoff = 26.94, low cutoff = -13.99, based on IQR multiplier of 3.

Constituent: Calcium, total Analysis Run 4/8/2024 5:24 PM View: Outliers
Plant Bowen Data: Bowen 1, 2, 9, and 10

Sanitas™ v.10.0.16b Software licensed to . UG

Tukey's Outlier Screening

GWC-8Z

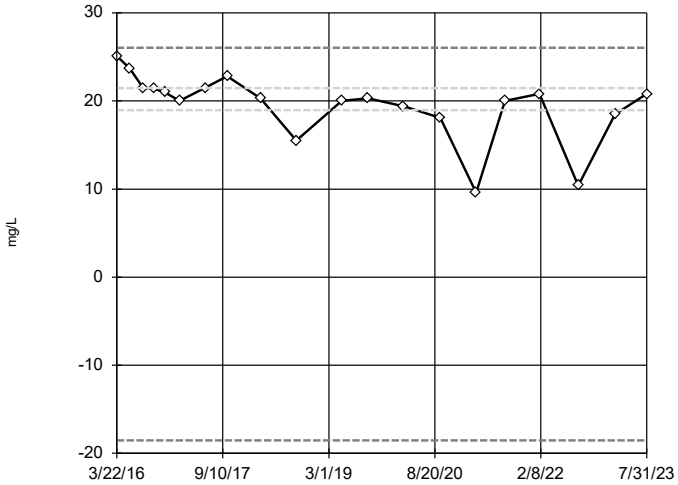

n = 20

No outliers found. Tukey's method selected by user.

Data were x^4 transformed to achieve best W statistic (graph shown in original units).

High cutoff = 26.02, low cutoff = -18.52, based on IQR multiplier of 3.

Constituent: Calcium, total Analysis Run 4/8/2024 5:24 PM View: Outliers
Plant Bowen Data: Bowen 1, 2, 9, and 10

Sanitas™ v.10.0.16b Software licensed to . UG

Tukey's Outlier Screening

GWC-9

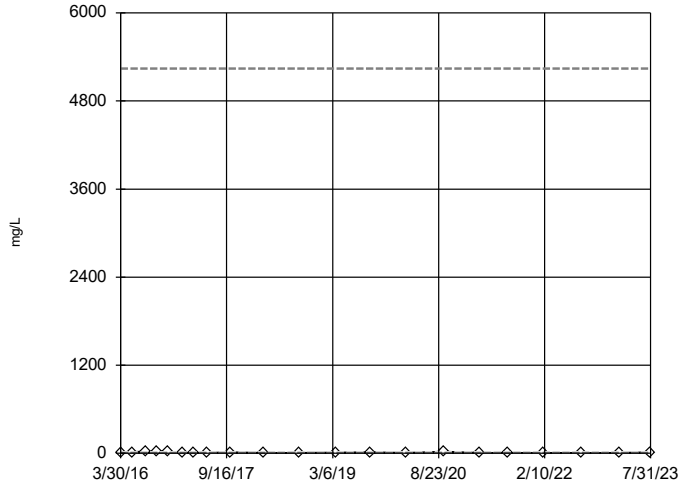

n = 21

No outliers found. Tukey's method selected by user.

Data were natural log transformed to achieve best W statistic (graph shown in original units).

High cutoff = 5241, low cutoff = 0.004992, based on IQR multiplier of 3.

Constituent: Calcium, total Analysis Run 4/8/2024 5:24 PM View: Outliers
Plant Bowen Data: Bowen 1, 2, 9, and 10

Sanitas™ v.10.0.16b Software licensed to . UG

Tukey's Outlier Screening

GWA-1 (bg)

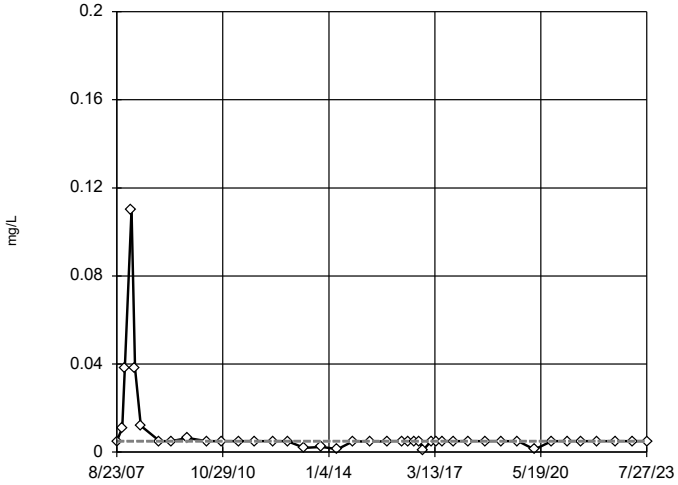

n = 42

No outliers found. Tukey's method selected by user.

Data were natural log transformed to achieve best W statistic (graph shown in original units).

The results were invalidated, because the lower and upper quartiles are equal.

Constituent: Chromium Analysis Run 4/8/2024 5:24 PM View: Outliers
Plant Bowen Data: Bowen 1, 2, 9, and 10

Sanitas™ v.10.0.16b Software licensed to . UG

Tukey's Outlier Screening

GWA-2 (bg)

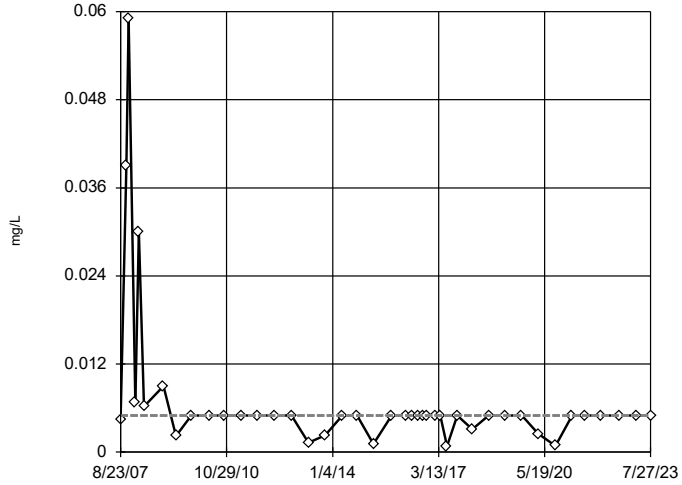

n = 42

No outliers found. Tukey's method selected by user.

Data were natural log transformed to achieve best W statistic (graph shown in original units).

The results were invalidated, because the lower and upper quartiles are equal.

Constituent: Chromium Analysis Run 4/8/2024 5:24 PM View: Outliers
Plant Bowen Data: Bowen 1, 2, 9, and 10

Sanitas™ v.10.0.16b Software licensed to . UG

Tukey's Outlier Screening

GWA-2R (bg)

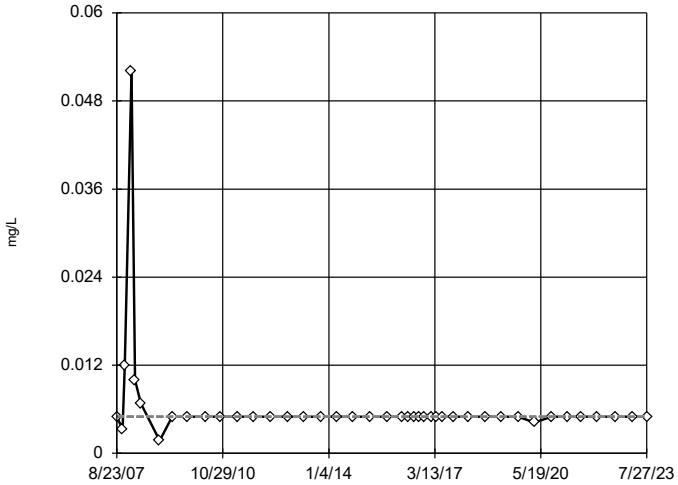

n = 42

No outliers found. Tukey's method selected by user.

Data were natural log transformed to achieve best W statistic (graph shown in original units).

The results were invalidated, because the lower and upper quartiles are equal.

Constituent: Chromium Analysis Run 4/8/2024 5:24 PM View: Outliers

Plant Bowen Data: Bowen 1, 2, 9, and 10

Sanitas™ v.10.0.16b Software licensed to . UG

Tukey's Outlier Screening

GWA-39RZ (bg)

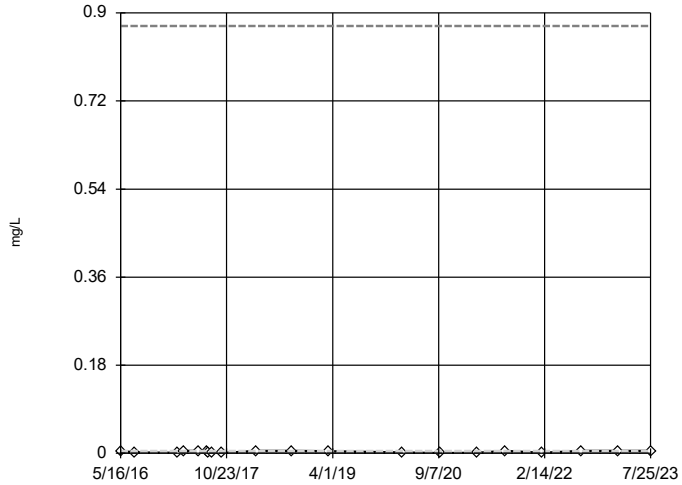

n = 20

No outliers found. Tukey's method selected by user.

Data were natural log transformed to achieve best W statistic (graph shown in original units).

High cutoff = 0.8735, low cutoff = 0.00000512, based on IQR multiplier of 3.

Constituent: Chromium Analysis Run 4/8/2024 5:24 PM View: Outliers

Plant Bowen Data: Bowen 1, 2, 9, and 10

Sanitas™ v.10.0.16b Software licensed to . UG

Tukey's Outlier Screening

GWA-39Z (bg)

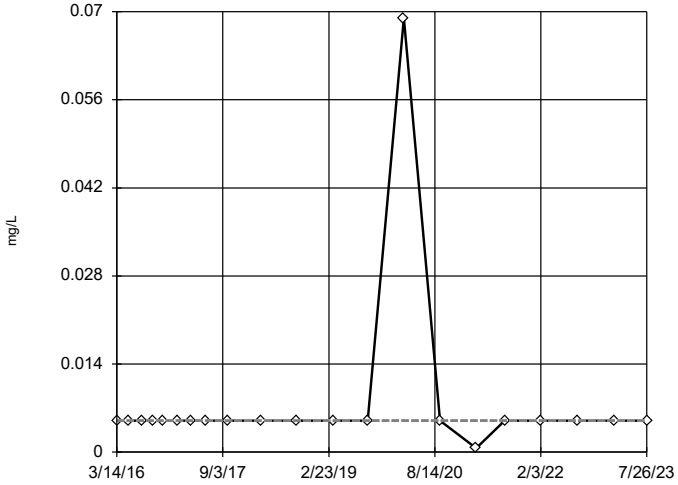

n = 21

No outliers found. Tukey's method selected by user.

Data were natural log transformed to achieve best W statistic (graph shown in original units).

The results were invalidated, because the lower and upper quartiles are equal.

Constituent: Chromium Analysis Run 4/8/2024 5:24 PM View: Outliers

Plant Bowen Data: Bowen 1, 2, 9, and 10

Sanitas™ v.10.0.16b Software licensed to . UG

Tukey's Outlier Screening

GWA-3A (bg)

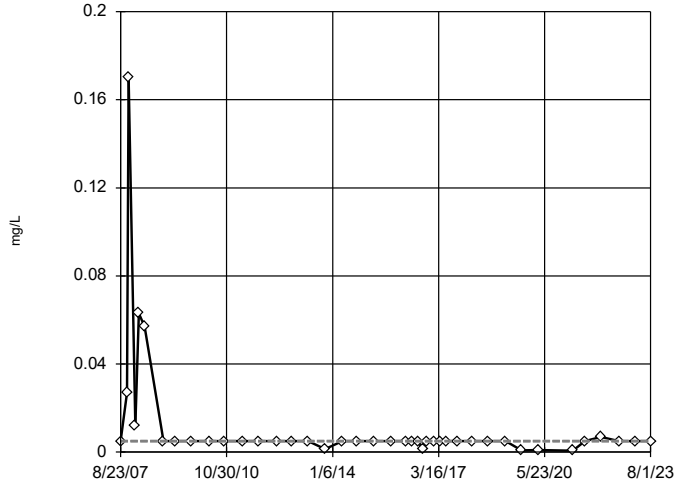

n = 41

No outliers found. Tukey's method selected by user.

Data were natural log transformed to achieve best W statistic (graph shown in original units).

The results were invalidated, because the lower and upper quartiles are equal.

Constituent: Chromium Analysis Run 4/8/2024 5:24 PM View: Outliers

Plant Bowen Data: Bowen 1, 2, 9, and 10

Sanitas™ v.10.0.16b Software licensed to . UG

Tukey's Outlier Screening

GWA-40 (bg)

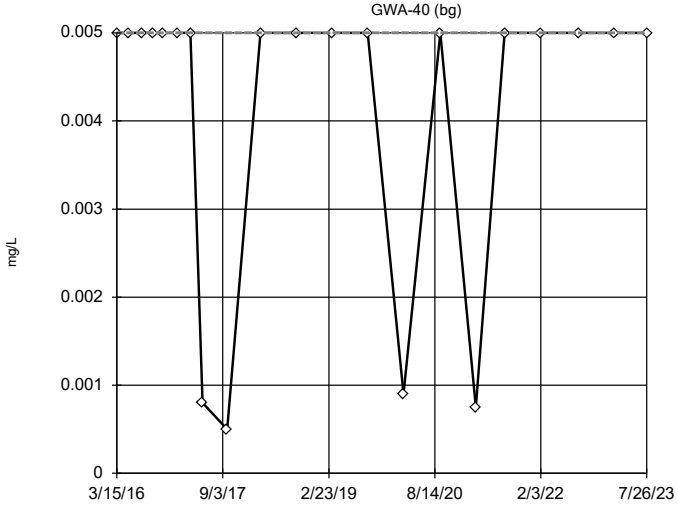

n = 21

No outliers found. Tukey's method selected by user.

Data were natural log transformed to achieve best W statistic (graph shown in original units).

The results were invalidated, because the lower and upper quartiles are equal.

Constituent: Chromium Analysis Run 4/8/2024 5:24 PM View: Outliers

Plant Bowen Data: Bowen 1, 2, 9, and 10

Sanitas™ v.10.0.16b Software licensed to . UG

Tukey's Outlier Screening

GWA-41 (bg)

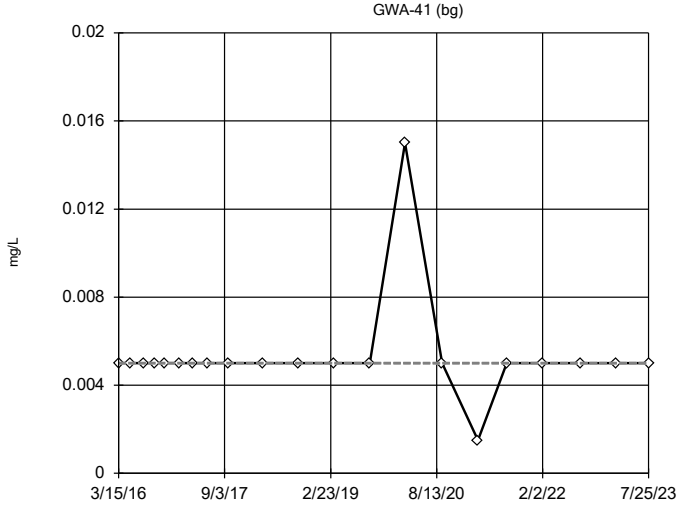

n = 21

No outliers found. Tukey's method selected by user.

Data were natural log transformed to achieve best W statistic (graph shown in original units).

The results were invalidated, because the lower and upper quartiles are equal.

Constituent: Chromium Analysis Run 4/8/2024 5:24 PM View: Outliers

Plant Bowen Data: Bowen 1, 2, 9, and 10

Sanitas™ v.10.0.16b Software licensed to . UG

Tukey's Outlier Screening

GWA-41R (bg)

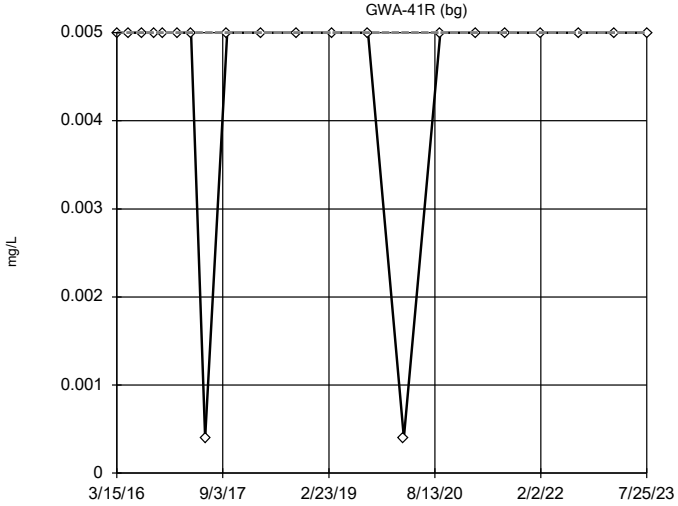

n = 21

No outliers found. Tukey's method selected by user.

Ladder of Powers transformations did not improve normality; analysis run on raw data.

The results were invalidated, because the lower and upper quartiles are equal.

Constituent: Chromium Analysis Run 4/8/2024 5:24 PM View: Outliers

Plant Bowen Data: Bowen 1, 2, 9, and 10

Sanitas™ v.10.0.16b Software licensed to . UG

Tukey's Outlier Screening

GWA-42 (bg)

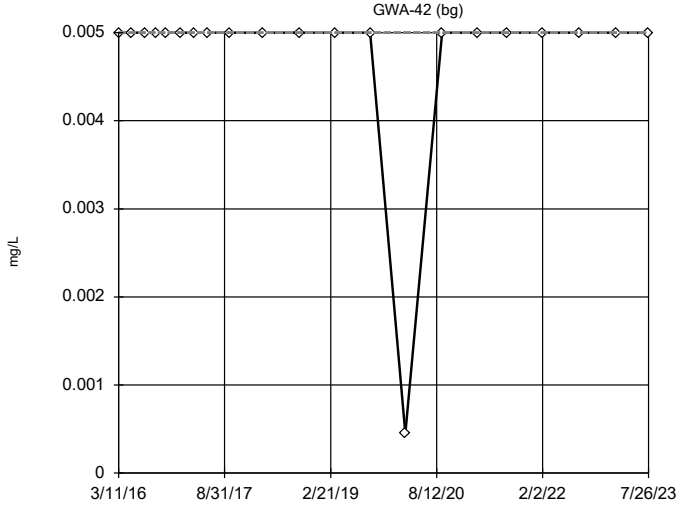

n = 21

No outliers found. Tukey's method selected by user.

Data were cube root transformed to achieve best W statistic (graph shown in original units).

The results were invalidated, because the lower and upper quartiles are equal.

Constituent: Chromium Analysis Run 4/8/2024 5:24 PM View: Outliers

Plant Bowen Data: Bowen 1, 2, 9, and 10

Sanitas™ v.10.0.16b Software licensed to . UG

Tukey's Outlier Screening

GWA-43 (bg)

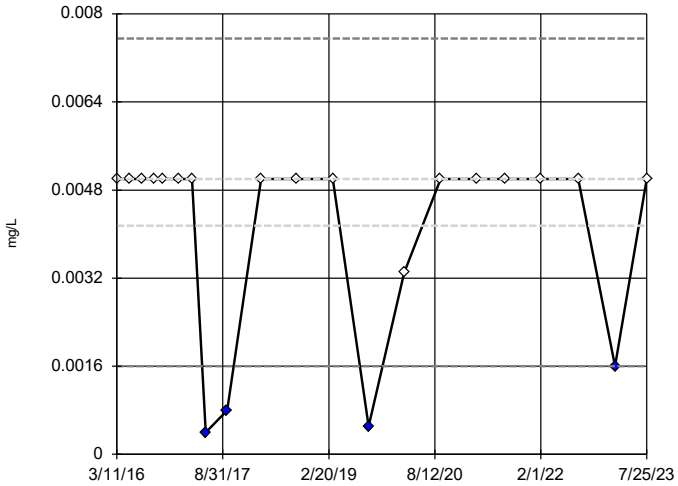

n = 21

Outliers are drawn as solid.
Tukey's method selected by user.

Ladder of Powers transformations did not improve normality; analysis run on raw data.

High cutoff = 0.00755, low cutoff = 0.0016, based on IQR multiplier of 3.

Constituent: Chromium Analysis Run 4/8/2024 5:24 PM View: Outliers
Plant Bowen Data: Bowen 1, 2, 9, and 10

Sanitas™ v.10.0.16b Software licensed to . UG

Tukey's Outlier Screening

GWA-43R (bg)

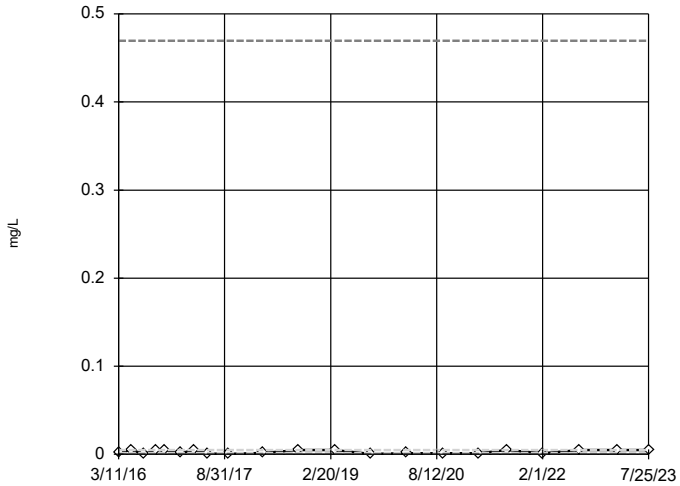

n = 21

No outliers found.
Tukey's method selected by user.

Data were natural log transformed to achieve best W statistic (graph shown in original units).

High cutoff = 0.4696, low cutoff = 0.00001171, based on IQR multiplier of 3.

Constituent: Chromium Analysis Run 4/8/2024 5:24 PM View: Outliers
Plant Bowen Data: Bowen 1, 2, 9, and 10

Sanitas™ v.10.0.16b Software licensed to . UG

Tukey's Outlier Screening

GWA-4RZ (bg)

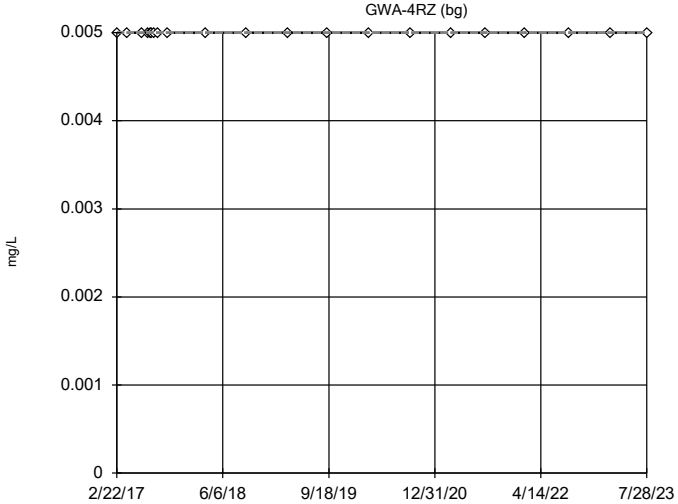

n = 21

No outliers found.
Tukey's method selected by user.

Data were square root transformed to achieve best W statistic (graph shown in original units).

The results were invalidated, because the lower and upper quartiles are equal.

Constituent: Chromium Analysis Run 4/8/2024 5:24 PM View: Outliers
Plant Bowen Data: Bowen 1, 2, 9, and 10

Sanitas™ v.10.0.16b Software licensed to . UG

Tukey's Outlier Screening

GWA-50 (bg)

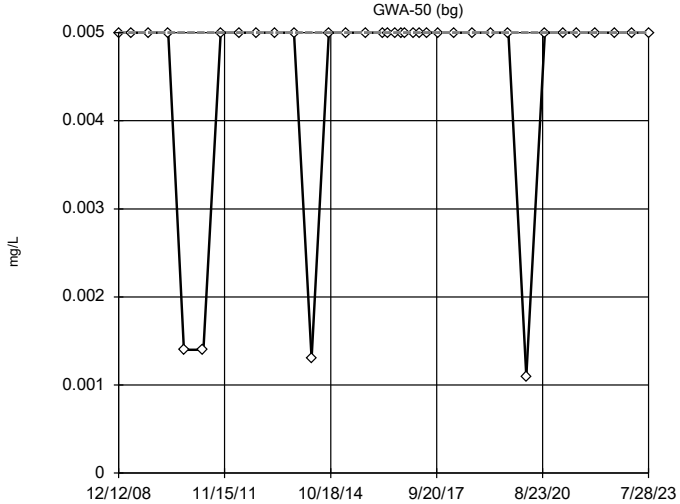

n = 36

No outliers found.
Tukey's method selected by user.

Data were natural log transformed to achieve best W statistic (graph shown in original units).

The results were invalidated, because the lower and upper quartiles are equal.

Constituent: Chromium Analysis Run 4/8/2024 5:25 PM View: Outliers
Plant Bowen Data: Bowen 1, 2, 9, and 10

Sanitas™ v.10.0.16b Software licensed to . UG

Tukey's Outlier Screening

GWA-50R (bg)

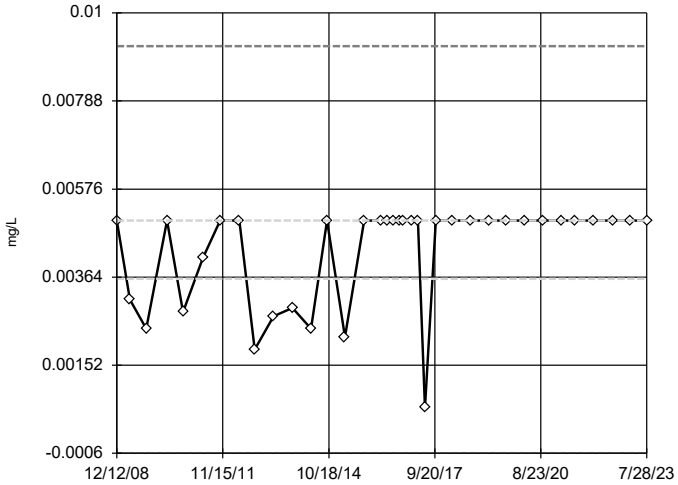

n = 36

No outliers found. Tukey's method selected by user.

Ladder of Powers transformations did not improve normality; analysis run on raw data.

High cutoff = 0.0092, low cutoff = -0.0006, based on IQR multiplier of 3.

Constituent: Chromium Analysis Run 4/8/2024 5:25 PM View: Outliers

Plant Bowen Data: Bowen 1, 2, 9, and 10

Sanitas™ v.10.0.16b Software licensed to . UG

Tukey's Outlier Screening

GWC-10

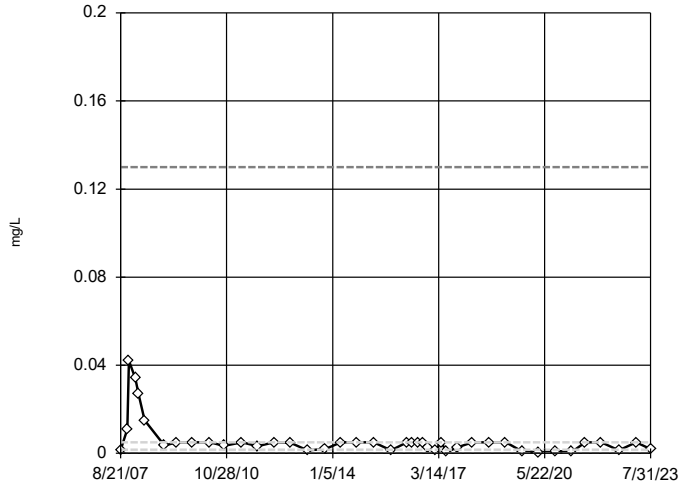

n = 42

No outliers found. Tukey's method selected by user.

Data were natural log transformed to achieve best W statistic (graph shown in original units).

High cutoff = 0.1299, low cutoff = 0.00006498, based on IQR multiplier of 3.

Constituent: Chromium Analysis Run 4/8/2024 5:25 PM View: Outliers

Plant Bowen Data: Bowen 1, 2, 9, and 10

Sanitas™ v.10.0.16b Software licensed to . UG

Tukey's Outlier Screening

GWC-10R

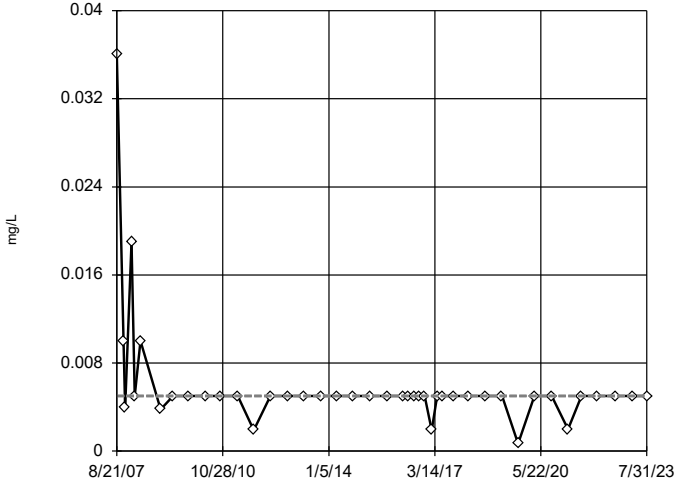

n = 42

No outliers found. Tukey's method selected by user.

Data were natural log transformed to achieve best W statistic (graph shown in original units).

The results were invalidated, because the lower and upper quartiles are equal.

Constituent: Chromium Analysis Run 4/8/2024 5:25 PM View: Outliers

Plant Bowen Data: Bowen 1, 2, 9, and 10

Sanitas™ v.10.0.16b Software licensed to . UG

Tukey's Outlier Screening

GWC-11

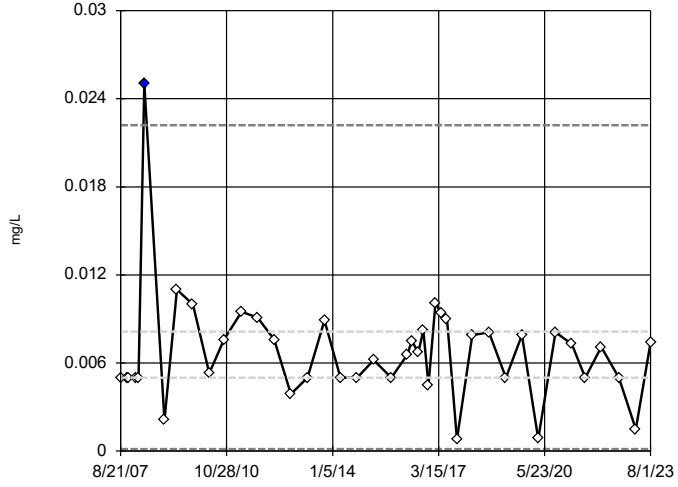

n = 42

Outlier is drawn as solid. Tukey's method selected by user.

Data were square root transformed to achieve best W statistic (graph shown in original units).

High cutoff = 0.02219, low cutoff = 0.0001443, based on IQR multiplier of 3.

Constituent: Chromium Analysis Run 4/8/2024 5:25 PM View: Outliers

Plant Bowen Data: Bowen 1, 2, 9, and 10

Sanitas™ v.10.0.16b Software licensed to . UG

Tukey's Outlier Screening

GWC-11R

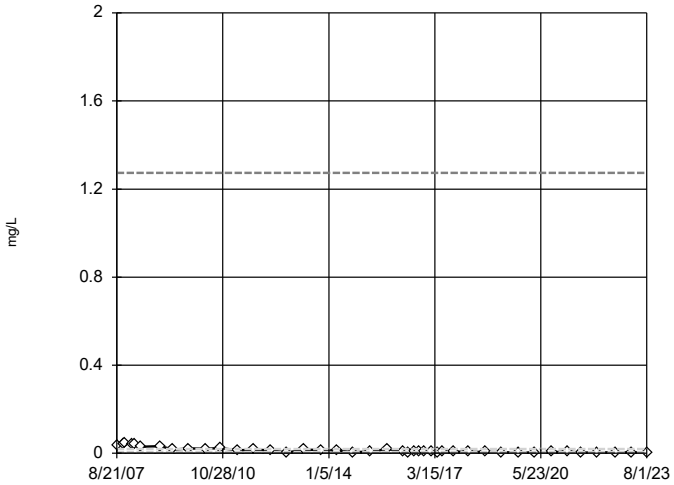

n = 42

No outliers found.
Tukey's method selected by user.

Data were natural log transformed to achieve best W statistic (graph shown in original units).

High cutoff = 1.274, low cutoff = 0.00007842, based on IQR multiplier of 3.

Constituent: Chromium Analysis Run 4/8/2024 5:25 PM View: Outliers
Plant Bowen Data: Bowen 1, 2, 9, and 10

Sanitas™ v.10.0.16b Software licensed to . UG

Tukey's Outlier Screening

GWC-12

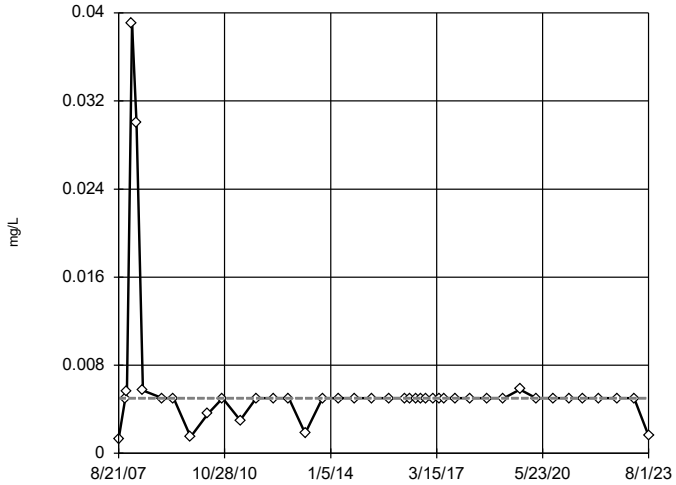

n = 42

No outliers found.
Tukey's method selected by user.

Data were natural log transformed to achieve best W statistic (graph shown in original units).

The results were invalidated, because the lower and upper quartiles are equal.

Constituent: Chromium Analysis Run 4/8/2024 5:25 PM View: Outliers
Plant Bowen Data: Bowen 1, 2, 9, and 10

Sanitas™ v.10.0.16b Software licensed to . UG

Tukey's Outlier Screening

GWC-13

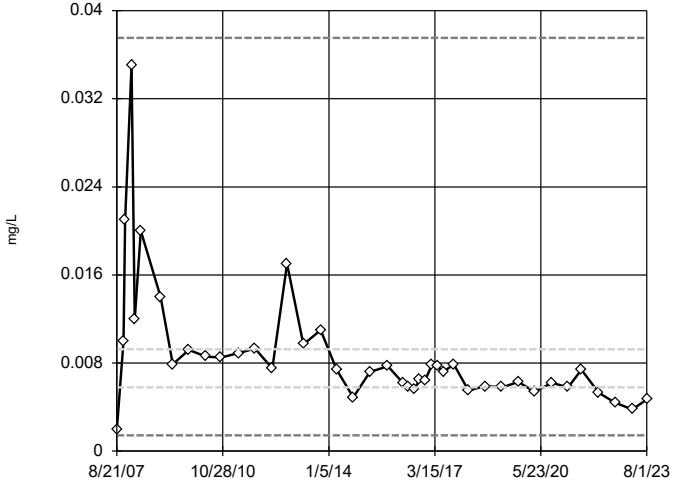

n = 42

No outliers found.
Tukey's method selected by user.

Data were natural log transformed to achieve best W statistic (graph shown in original units).

High cutoff = 0.03752, low cutoff = 0.00143, based on IQR multiplier of 3.

Constituent: Chromium Analysis Run 4/8/2024 5:25 PM View: Outliers
Plant Bowen Data: Bowen 1, 2, 9, and 10

Sanitas™ v.10.0.16b Software licensed to . UG

Tukey's Outlier Screening

GWC-13RZ

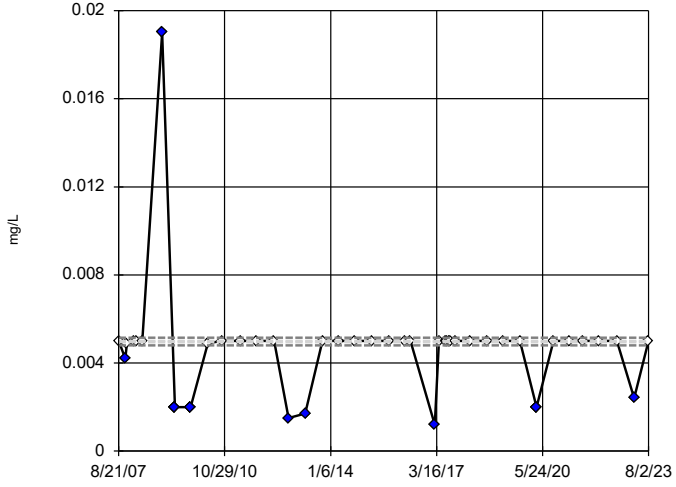

n = 42

Outliers are drawn as solid.
Tukey's method selected by user.

Data were natural log transformed to achieve best W statistic (graph shown in original units).

High cutoff = 0.005154, low cutoff = 0.004802, based on IQR multiplier of 3.

Constituent: Chromium Analysis Run 4/8/2024 5:25 PM View: Outliers
Plant Bowen Data: Bowen 1, 2, 9, and 10

Sanitas™ v.10.0.16b Software licensed to . UG

Tukey's Outlier Screening

GWC-14Z

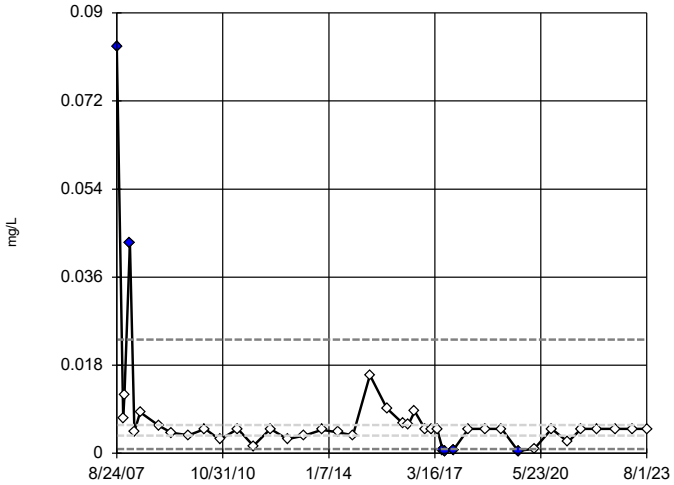

n = 42

Outliers are drawn as solid.
Tukey's method selected by user.

Data were natural log transformed to achieve best W statistic (graph shown in original units).

High cutoff = 0.02322, low cutoff = 0.000911, based on IQR multiplier of 3.

Constituent: Chromium Analysis Run 4/8/2024 5:25 PM View: Outliers
Plant Bowen Data: Bowen 1, 2, 9, and 10

Sanitas™ v.10.0.16b Software licensed to . UG

Tukey's Outlier Screening

GWC-15R

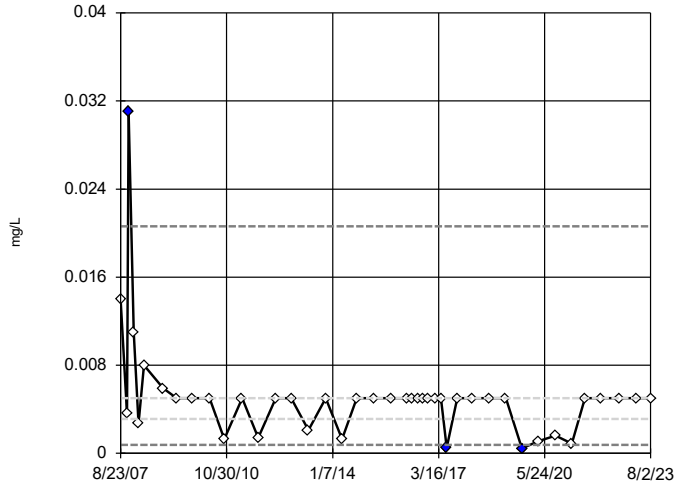

n = 42

Outliers are drawn as solid.
Tukey's method selected by user.

Data were natural log transformed to achieve best W statistic (graph shown in original units).

High cutoff = 0.02062, low cutoff = 0.0007558, based on IQR multiplier of 3.

Constituent: Chromium Analysis Run 4/8/2024 5:25 PM View: Outliers
Plant Bowen Data: Bowen 1, 2, 9, and 10

Sanitas™ v.10.0.16b Software licensed to . UG

Tukey's Outlier Screening

GWC-15Z

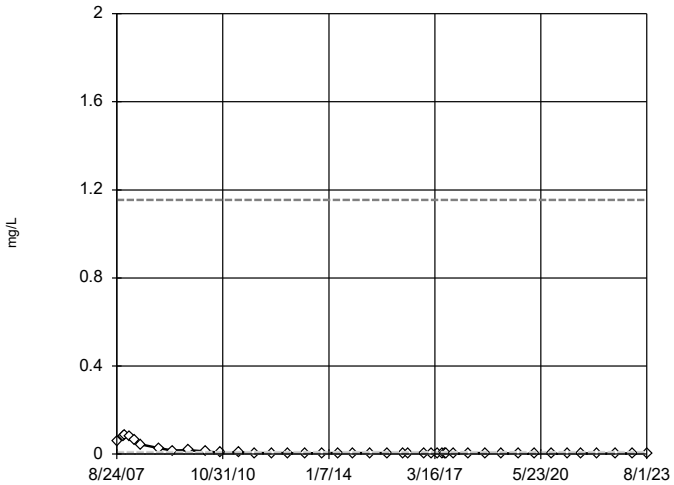

n = 42

No outliers found.
Tukey's method selected by user.

Data were natural log transformed to achieve best W statistic (graph shown in original units).

High cutoff = 1.155, low cutoff = 0.0000172, based on IQR multiplier of 3.

Constituent: Chromium Analysis Run 4/8/2024 5:25 PM View: Outliers
Plant Bowen Data: Bowen 1, 2, 9, and 10

Sanitas™ v.10.0.16b Software licensed to . UG

Tukey's Outlier Screening

GWC-44

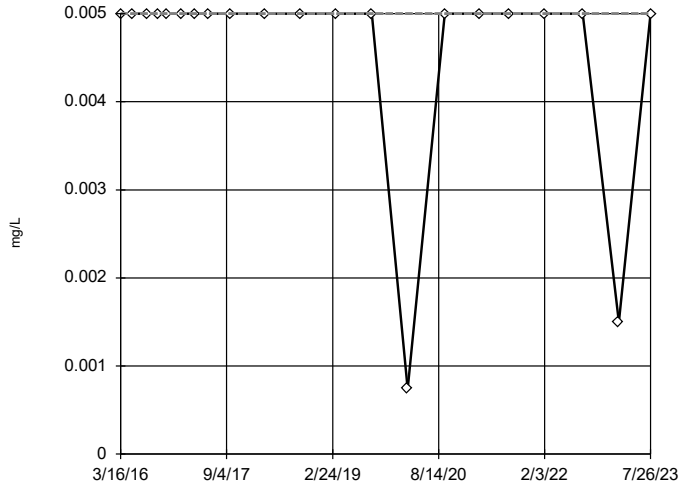

n = 21

No outliers found.
Tukey's method selected by user.

Data were cube root transformed to achieve best W statistic (graph shown in original units).

The results were invalidated, because the lower and upper quartiles are equal.

Constituent: Chromium Analysis Run 4/8/2024 5:25 PM View: Outliers
Plant Bowen Data: Bowen 1, 2, 9, and 10

Sanitas™ v.10.0.16b Software licensed to . UG

Tukey's Outlier Screening

GWC-45

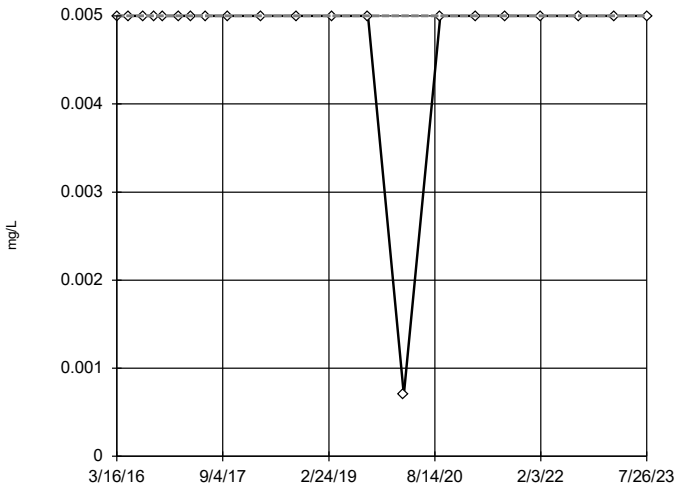

n = 21

No outliers found. Tukey's method selected by user.

Data were cube root transformed to achieve best W statistic (graph shown in original units).

The results were invalidated, because the lower and upper quartiles are equal.

Constituent: Chromium Analysis Run 4/8/2024 5:25 PM View: Outliers

Plant Bowen Data: Bowen 1, 2, 9, and 10

Sanitas™ v.10.0.16b Software licensed to . UG

Tukey's Outlier Screening

GWC-45R

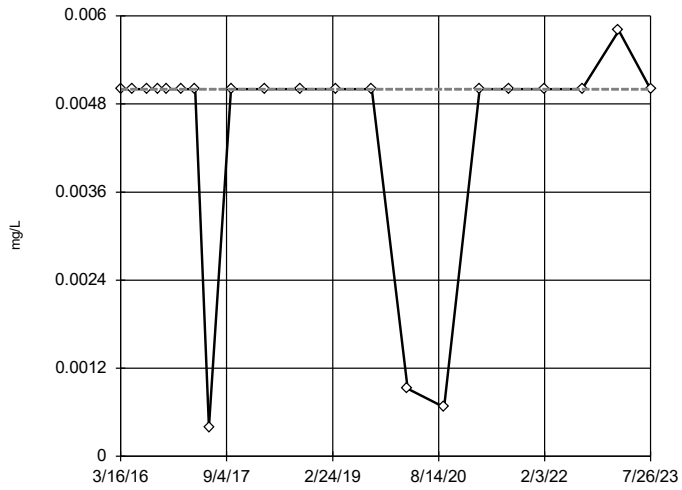

n = 21

No outliers found. Tukey's method selected by user.

Data were x^5 transformed to achieve best W statistic (graph shown in original units).

The results were invalidated, because the lower and upper quartiles are equal.

Constituent: Chromium Analysis Run 4/8/2024 5:25 PM View: Outliers

Plant Bowen Data: Bowen 1, 2, 9, and 10

Sanitas™ v.10.0.16b Software licensed to . UG

Tukey's Outlier Screening

GWC-46R

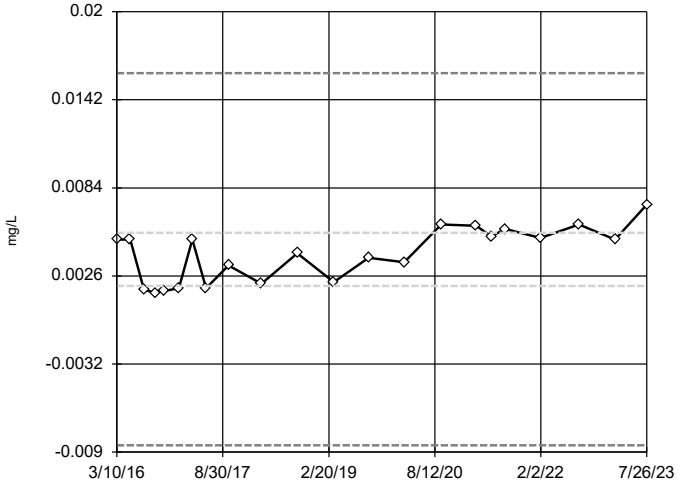

n = 22

No outliers found. Tukey's method selected by user.

Ladder of Powers transformations did not improve normality; analysis run on raw data.

High cutoff = 0.01595, low cutoff = -0.00855, based on IQR multiplier of 3.

Constituent: Chromium Analysis Run 4/8/2024 5:25 PM View: Outliers

Plant Bowen Data: Bowen 1, 2, 9, and 10

Sanitas™ v.10.0.16b Software licensed to . UG

Tukey's Outlier Screening

GWC-47

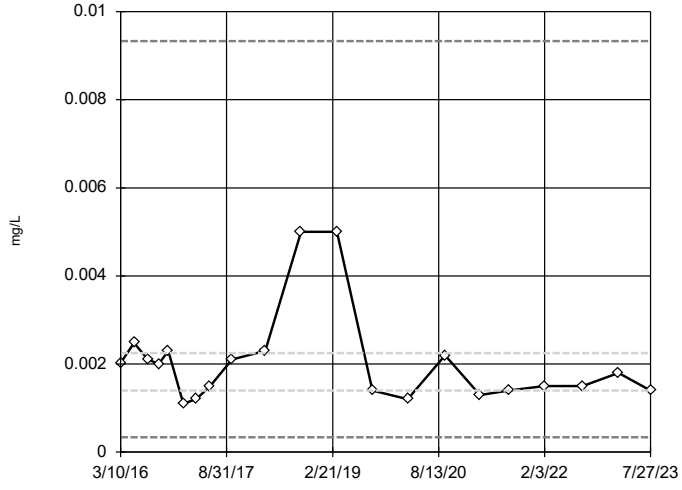

n = 21

No outliers found. Tukey's method selected by user.

Data were natural log transformed to achieve best W statistic (graph shown in original units).

High cutoff = 0.009331, low cutoff = 0.0003375, based on IQR multiplier of 3.

Constituent: Chromium Analysis Run 4/8/2024 5:25 PM View: Outliers

Plant Bowen Data: Bowen 1, 2, 9, and 10

Sanitas™ v.10.0.16b Software licensed to . UG

Tukey's Outlier Screening

GWC-47R

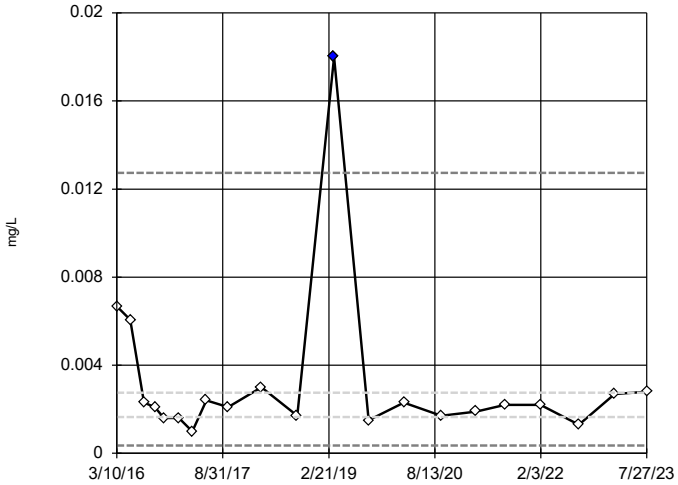

n = 21

Outlier is drawn as solid. Tukey's method selected by user.

Data were natural log transformed to achieve best W statistic (graph shown in original units).

High cutoff = 0.01274, low cutoff = 0.0003559, based on IQR multiplier of 3.

Constituent: Chromium Analysis Run 4/8/2024 5:25 PM View: Outliers

Plant Bowen Data: Bowen 1, 2, 9, and 10

Sanitas™ v.10.0.16b Software licensed to . UG

Tukey's Outlier Screening

GWC-48

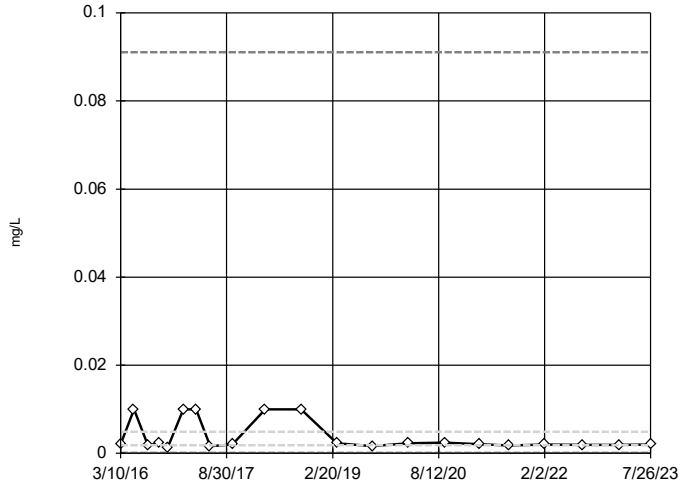

n = 21

No outliers found. Tukey's method selected by user.

Data were natural log transformed to achieve best W statistic (graph shown in original units).

High cutoff = 0.09107, low cutoff = 0.00009948, based on IQR multiplier of 3.

Constituent: Chromium Analysis Run 4/8/2024 5:25 PM View: Outliers

Plant Bowen Data: Bowen 1, 2, 9, and 10

Sanitas™ v.10.0.16b Software licensed to . UG

Tukey's Outlier Screening

GWC-49R

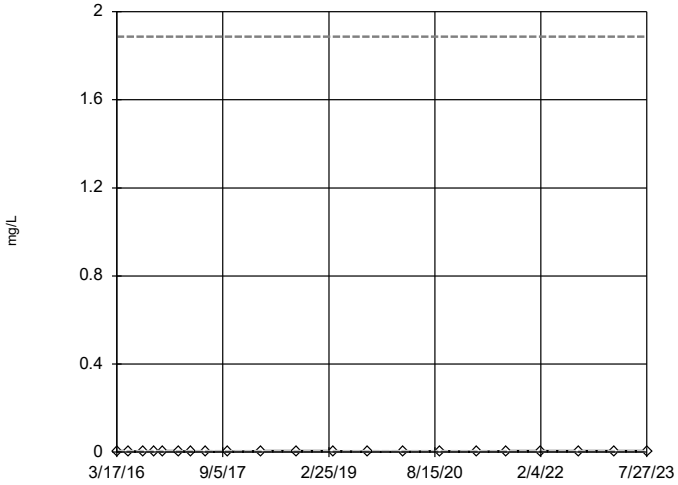

n = 21

No outliers found. Tukey's method selected by user.

Data were natural log transformed to achieve best W statistic (graph shown in original units).

High cutoff = 1.886, low cutoff = 0.000001834, based on IQR multiplier of 3.

Constituent: Chromium Analysis Run 4/8/2024 5:25 PM View: Outliers

Plant Bowen Data: Bowen 1, 2, 9, and 10

Sanitas™ v.10.0.16b Software licensed to . UG

Tukey's Outlier Screening

GWC-49Z

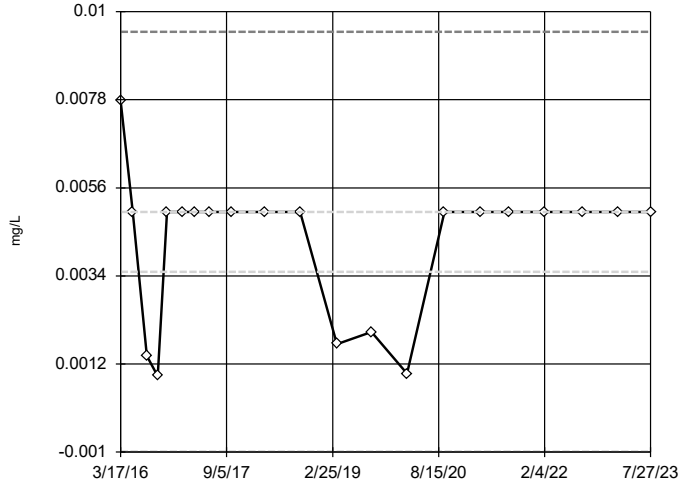

n = 21

No outliers found. Tukey's method selected by user.

Ladder of Powers transformations did not improve normality; analysis run on raw data.

High cutoff = 0.0095, low cutoff = -0.001, based on IQR multiplier of 3.

Constituent: Chromium Analysis Run 4/8/2024 5:25 PM View: Outliers

Plant Bowen Data: Bowen 1, 2, 9, and 10

Sanitas™ v.10.0.16b Software licensed to . UG

Tukey's Outlier Screening

GWC-5

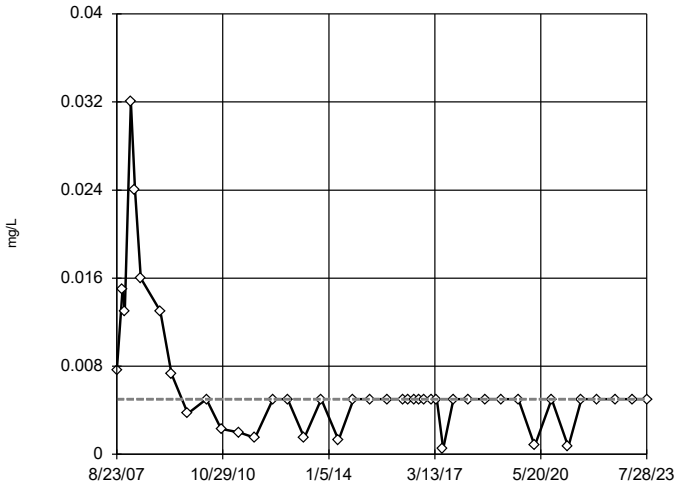

n = 42

No outliers found.
Tukey's method selected by user.

Data were natural log transformed to achieve best W statistic (graph shown in original units).

The results were invalidated, because the lower and upper quartiles are equal.

Constituent: Chromium Analysis Run 4/8/2024 5:25 PM View: Outliers
Plant Bowen Data: Bowen 1, 2, 9, and 10

Sanitas™ v.10.0.16b Software licensed to . UG

Tukey's Outlier Screening

GWC-6

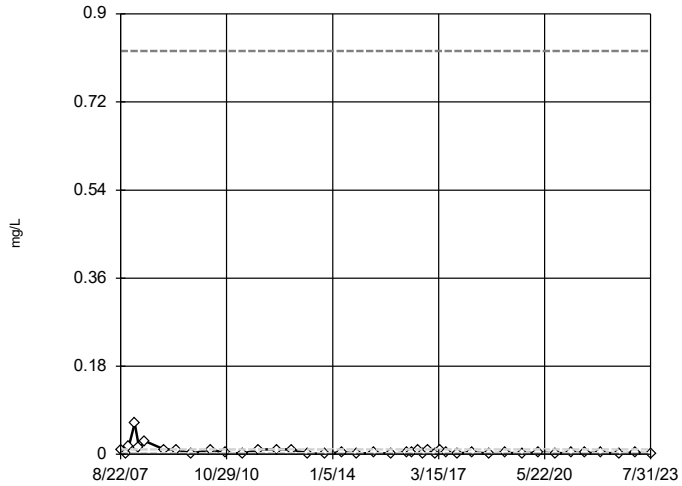

n = 42

No outliers found.
Tukey's method selected by user.

Data were natural log transformed to achieve best W statistic (graph shown in original units).

High cutoff = 0.8242, low cutoff = 0.00002788, based on IQR multiplier of 3.

Constituent: Chromium Analysis Run 4/8/2024 5:25 PM View: Outliers
Plant Bowen Data: Bowen 1, 2, 9, and 10

Sanitas™ v.10.0.16b Software licensed to . UG

Tukey's Outlier Screening

GWC-6RZ

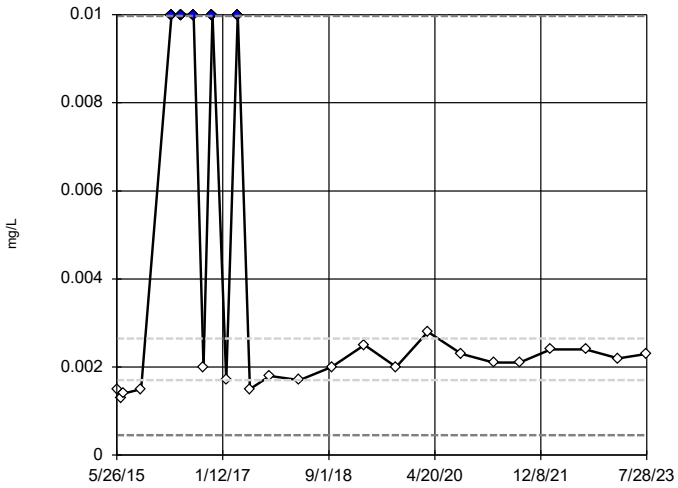

n = 25

Outliers are drawn as solid.
Tukey's method selected by user.

Data were natural log transformed to achieve best W statistic (graph shown in original units).

High cutoff = 0.009974, low cutoff = 0.000451, based on IQR multiplier of 3.

Constituent: Chromium Analysis Run 4/8/2024 5:25 PM View: Outliers
Plant Bowen Data: Bowen 1, 2, 9, and 10

Sanitas™ v.10.0.16b Software licensed to . UG

Tukey's Outlier Screening

GWC-7Z

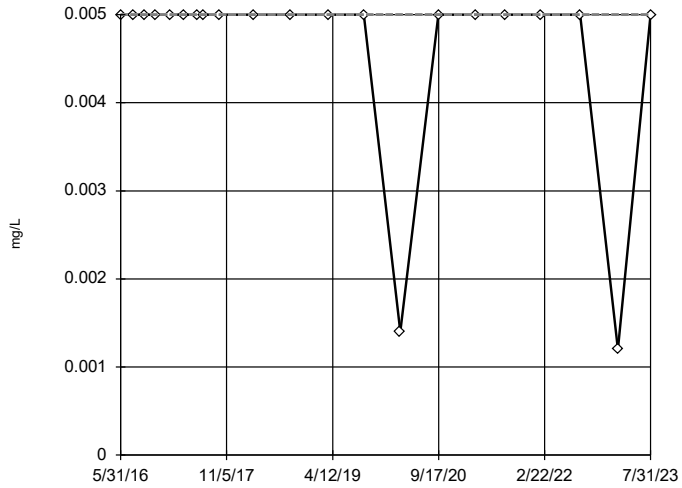

n = 21

No outliers found.
Tukey's method selected by user.

Data were natural log transformed to achieve best W statistic (graph shown in original units).

The results were invalidated, because the lower and upper quartiles are equal.

Constituent: Chromium Analysis Run 4/8/2024 5:25 PM View: Outliers
Plant Bowen Data: Bowen 1, 2, 9, and 10

Sanitas™ v.10.0.16b Software licensed to . UG

Tukey's Outlier Screening

GWC-8RR

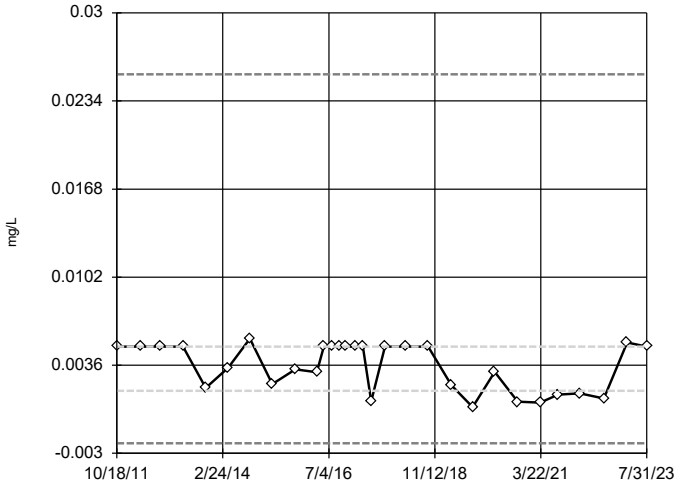

n = 30

No outliers found. Tukey's method selected by user.

Data were square root transformed to achieve best W statistic (graph shown in original units).

High cutoff = 0.0254, low cutoff = -0.002256, based on IQR multiplier of 3.

Constituent: Chromium Analysis Run 4/8/2024 5:25 PM View: Outliers

Plant Bowen Data: Bowen 1, 2, 9, and 10

Sanitas™ v.10.0.16b Software licensed to . UG

Tukey's Outlier Screening

GWC-8Z

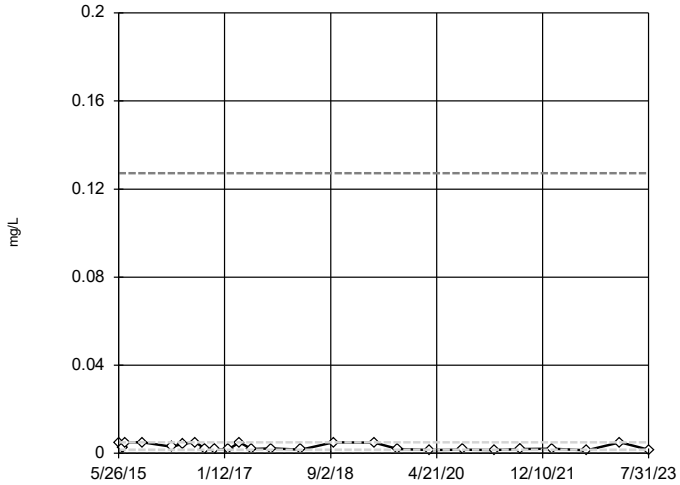

n = 25

No outliers found. Tukey's method selected by user.

Data were natural log transformed to achieve best W statistic (graph shown in original units).

High cutoff = 0.1272, low cutoff = 0.00006682, based on IQR multiplier of 3.

Constituent: Chromium Analysis Run 4/8/2024 5:25 PM View: Outliers

Plant Bowen Data: Bowen 1, 2, 9, and 10

Sanitas™ v.10.0.16b Software licensed to . UG

Tukey's Outlier Screening

GWC-9

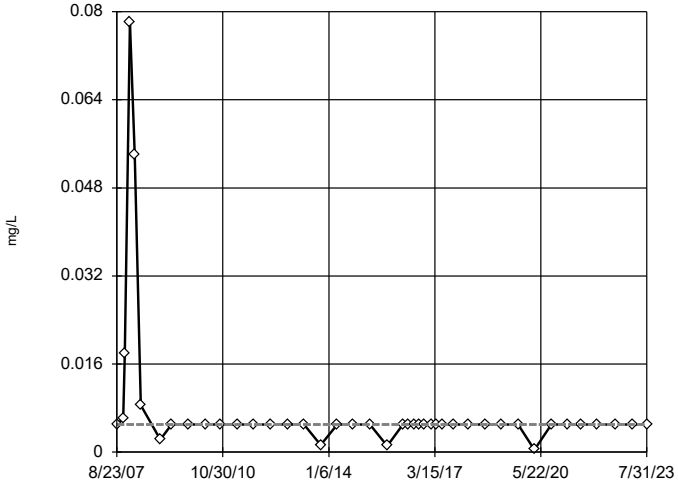

n = 42

No outliers found. Tukey's method selected by user.

Data were natural log transformed to achieve best W statistic (graph shown in original units).

The results were invalidated, because the lower and upper quartiles are equal.

Constituent: Chromium Analysis Run 4/8/2024 5:25 PM View: Outliers

Plant Bowen Data: Bowen 1, 2, 9, and 10

Sanitas™ v.10.0.16b Software licensed to . UG

Tukey's Outlier Screening

GWA-1 (bg)

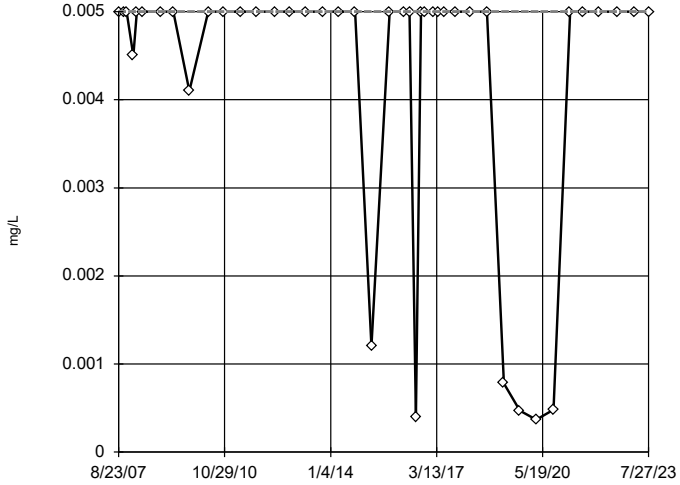

n = 42

No outliers found. Tukey's method selected by user.

Data were x^6 transformed to achieve best W statistic (graph shown in original units).

The results were invalidated, because the lower and upper quartiles are equal.

Constituent: Cobalt Analysis Run 4/8/2024 5:25 PM View: Outliers

Plant Bowen Data: Bowen 1, 2, 9, and 10

Sanitas™ v.10.0.16b Software licensed to . UG

Tukey's Outlier Screening

GWA-2 (bg)

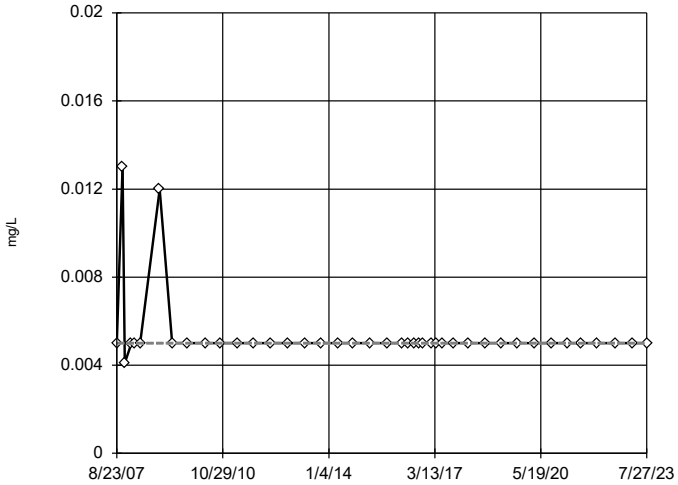

n = 42

No outliers found. Tukey's method selected by user.

Data were natural log transformed to achieve best W statistic (graph shown in original units).

The results were invalidated, because the lower and upper quartiles are equal.

Constituent: Cobalt Analysis Run 4/8/2024 5:25 PM View: Outliers
Plant Bowen Data: Bowen 1, 2, 9, and 10

Sanitas™ v.10.0.16b Software licensed to . UG

Tukey's Outlier Screening

GWA-2R (bg)

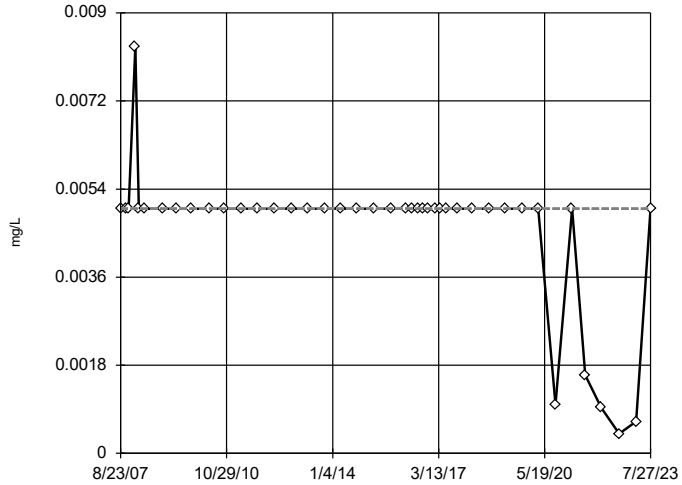

n = 42

No outliers found. Tukey's method selected by user.

Ladder of Powers transformations did not improve normality; analysis run on raw data.

The results were invalidated, because the lower and upper quartiles are equal.

Constituent: Cobalt Analysis Run 4/8/2024 5:25 PM View: Outliers
Plant Bowen Data: Bowen 1, 2, 9, and 10

Sanitas™ v.10.0.16b Software licensed to . UG

Tukey's Outlier Screening

GWA-39RZ (bg)

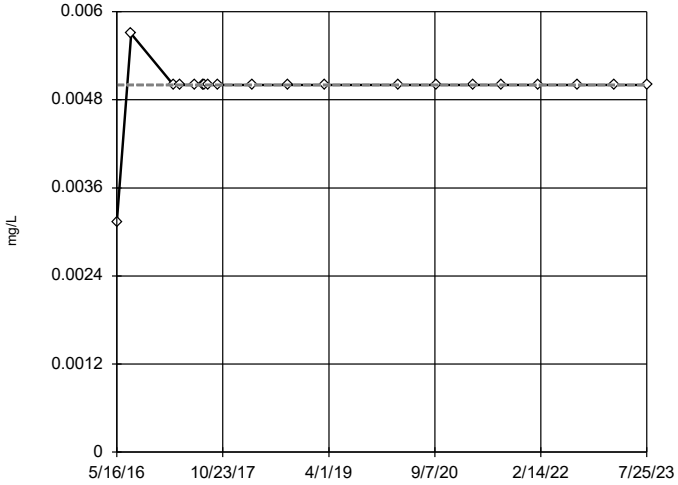

n = 20

No outliers found. Tukey's method selected by user.

Data were x^5 transformed to achieve best W statistic (graph shown in original units).

The results were invalidated, because the lower and upper quartiles are equal.

Constituent: Cobalt Analysis Run 4/8/2024 5:25 PM View: Outliers
Plant Bowen Data: Bowen 1, 2, 9, and 10

Sanitas™ v.10.0.16b Software licensed to . UG

Tukey's Outlier Screening

GWA-39Z (bg)

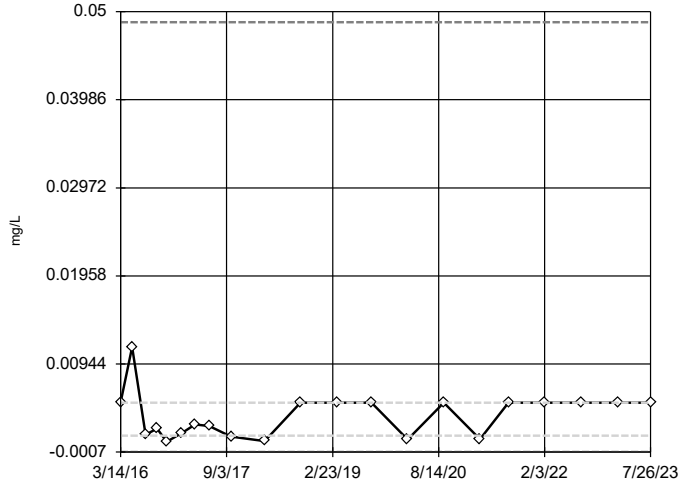

n = 21

No outliers found. Tukey's method selected by user.

Data were cube root transformed to achieve best W statistic (graph shown in original units).

High cutoff = 0.0488, low cutoff = -0.0006875, based on IQR multiplier of 3.

Constituent: Cobalt Analysis Run 4/8/2024 5:25 PM View: Outliers
Plant Bowen Data: Bowen 1, 2, 9, and 10

Sanitas™ v.10.0.16b Software licensed to . UG

Tukey's Outlier Screening

GWA-3A (bg)

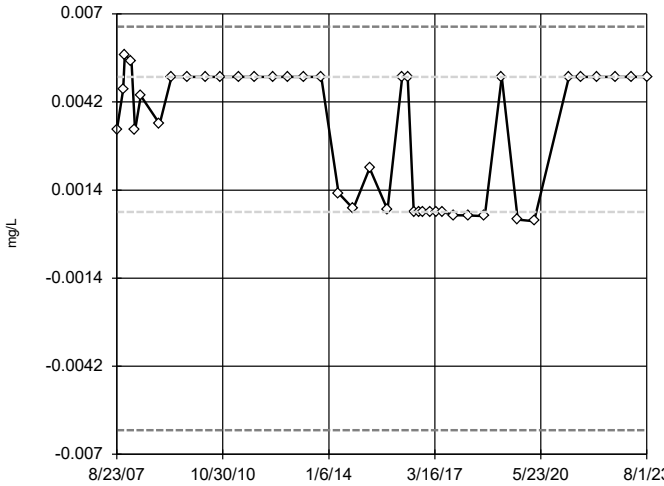

n = 41

No outliers found. Tukey's method selected by user.

Data were x^5 transformed to achieve best W statistic (graph shown in original units).

High cutoff = 0.006597, low cutoff = -0.006229, based on IQR multiplier of 3.

Constituent: Cobalt Analysis Run 4/8/2024 5:25 PM View: Outliers

Plant Bowen Data: Bowen 1, 2, 9, and 10

Sanitas™ v.10.0.16b Software licensed to . UG

Tukey's Outlier Screening

GWA-40 (bg)

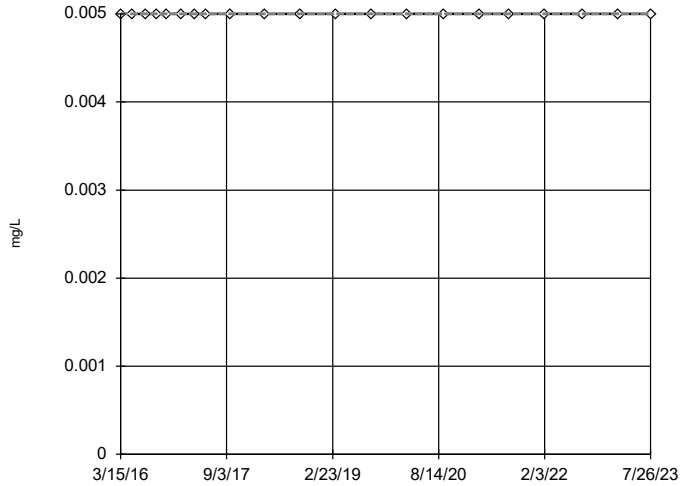

n = 21

No outliers found. Tukey's method selected by user.

Data were square root transformed to achieve best W statistic (graph shown in original units).

The results were invalidated, because the lower and upper quartiles are equal.

Constituent: Cobalt Analysis Run 4/8/2024 5:25 PM View: Outliers

Plant Bowen Data: Bowen 1, 2, 9, and 10

Sanitas™ v.10.0.16b Software licensed to . UG

Tukey's Outlier Screening

GWA-41 (bg)

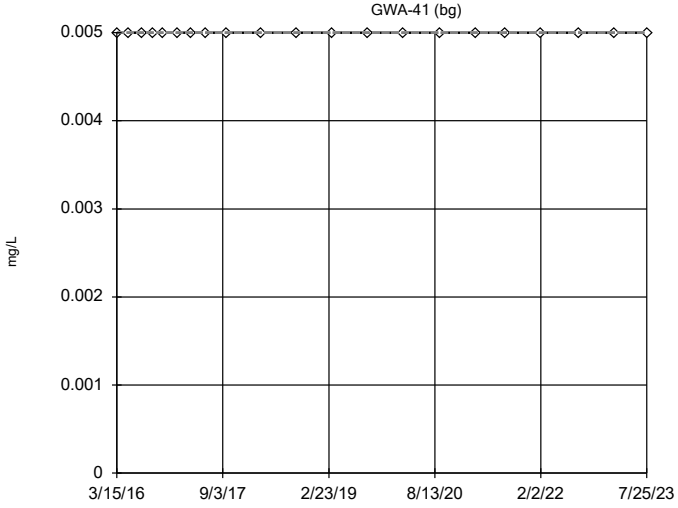

n = 21

No outliers found. Tukey's method selected by user.

Data were square root transformed to achieve best W statistic (graph shown in original units).

The results were invalidated, because the lower and upper quartiles are equal.

Constituent: Cobalt Analysis Run 4/8/2024 5:25 PM View: Outliers

Plant Bowen Data: Bowen 1, 2, 9, and 10

Sanitas™ v.10.0.16b Software licensed to . UG

Tukey's Outlier Screening

GWA-41R (bg)

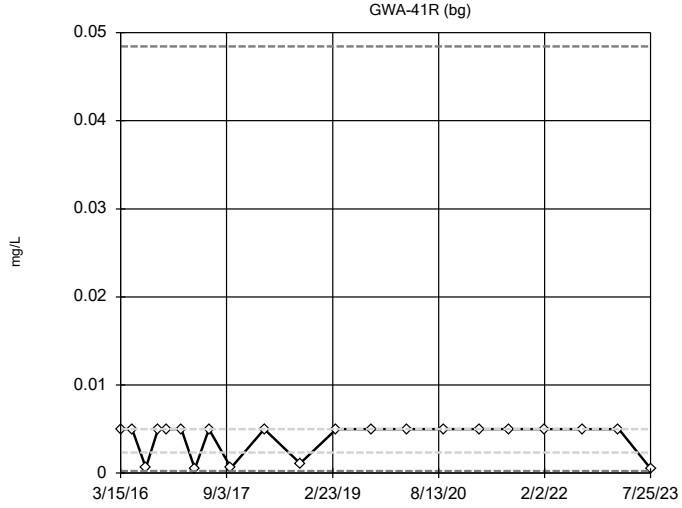

n = 21

No outliers found. Tukey's method selected by user.

Data were natural log transformed to achieve best W statistic (graph shown in original units).

High cutoff = 0.04845, low cutoff = 0.000242, based on IQR multiplier of 3.

Constituent: Cobalt Analysis Run 4/8/2024 5:25 PM View: Outliers

Plant Bowen Data: Bowen 1, 2, 9, and 10

Sanitas™ v.10.0.16b Software licensed to . UG

Tukey's Outlier Screening

GWA-42 (bg)

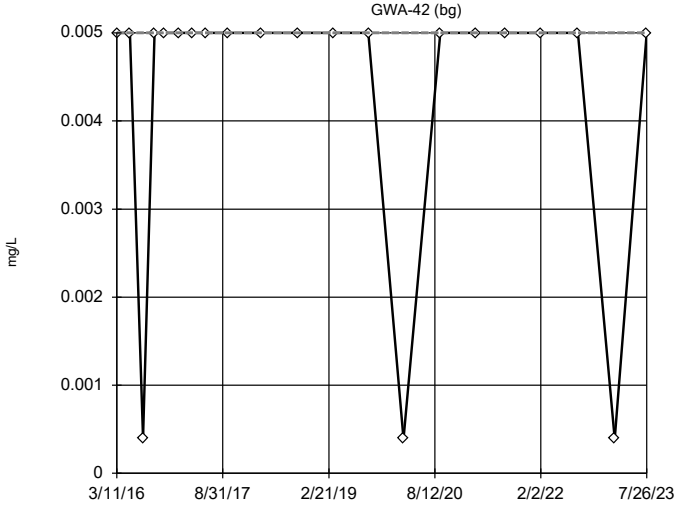

n = 21

No outliers found. Tukey's method selected by user.

Data were natural log transformed to achieve best W statistic (graph shown in original units).

The results were invalidated, because the lower and upper quartiles are equal.

Constituent: Cobalt Analysis Run 4/8/2024 5:25 PM View: Outliers

Plant Bowen Data: Bowen 1, 2, 9, and 10

Sanitas™ v.10.0.16b Software licensed to . UG

Tukey's Outlier Screening

GWA-43 (bg)

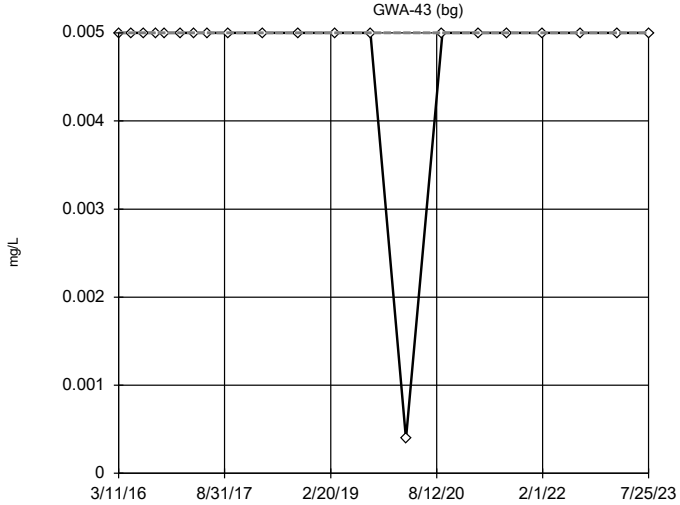

n = 21

No outliers found. Tukey's method selected by user.

Data were x^4 transformed to achieve best W statistic (graph shown in original units).

The results were invalidated, because the lower and upper quartiles are equal.

Constituent: Cobalt Analysis Run 4/8/2024 5:25 PM View: Outliers

Plant Bowen Data: Bowen 1, 2, 9, and 10

Sanitas™ v.10.0.16b Software licensed to . UG

Tukey's Outlier Screening

GWA-43R (bg)

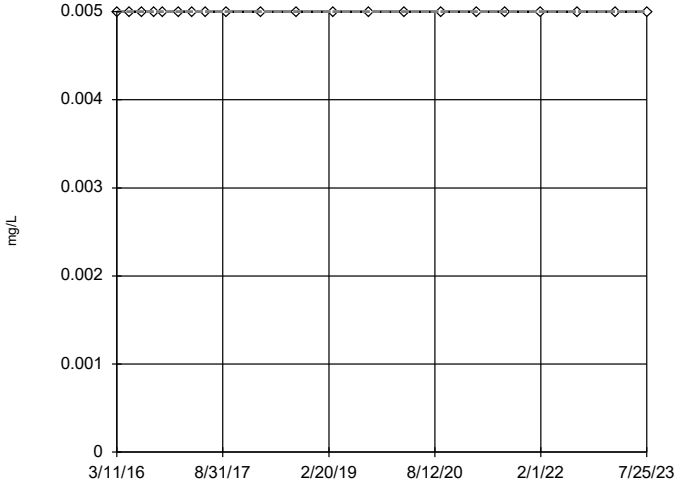

n = 21

No outliers found. Tukey's method selected by user.

Data were square root transformed to achieve best W statistic (graph shown in original units).

The results were invalidated, because the lower and upper quartiles are equal.

Constituent: Cobalt Analysis Run 4/8/2024 5:25 PM View: Outliers

Plant Bowen Data: Bowen 1, 2, 9, and 10

Sanitas™ v.10.0.16b Software licensed to . UG

Tukey's Outlier Screening

GWA-4RZ (bg)

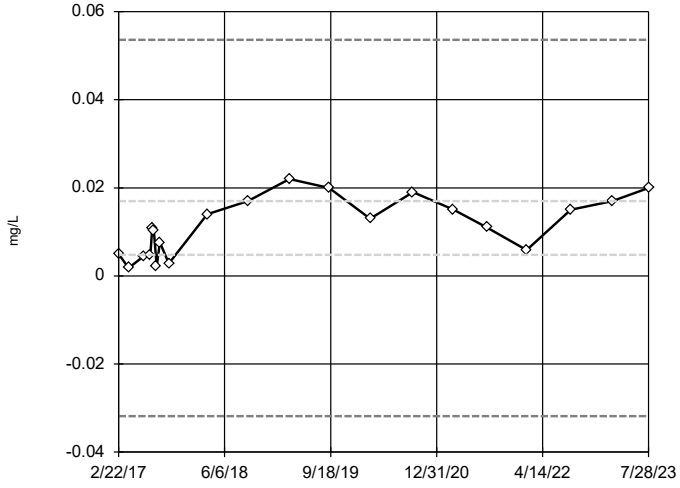

n = 21

No outliers found. Tukey's method selected by user.

Ladder of Powers transformations did not improve normality; analysis run on raw data.

High cutoff = 0.0536, low cutoff = -0.0318, based on IQR multiplier of 3.

Constituent: Cobalt Analysis Run 4/8/2024 5:25 PM View: Outliers

Plant Bowen Data: Bowen 1, 2, 9, and 10

Sanitas™ v.10.0.16b Software licensed to . UG

Tukey's Outlier Screening

GWA-50 (bg)

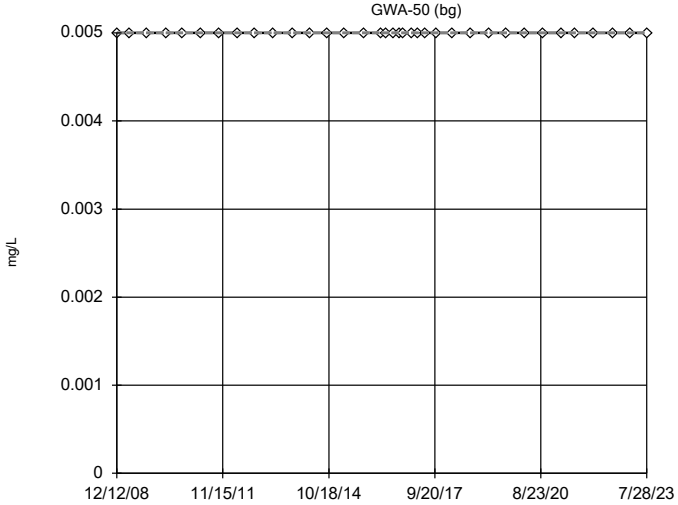

n = 36

No outliers found. Tukey's method selected by user.

Data were square root transformed to achieve best W statistic (graph shown in original units).

The results were invalidated, because the lower and upper quartiles are equal.

Constituent: Cobalt Analysis Run 4/8/2024 5:25 PM View: Outliers

Plant Bowen Data: Bowen 1, 2, 9, and 10

Sanitas™ v.10.0.16b Software licensed to . UG

Tukey's Outlier Screening

GWA-50R (bg)

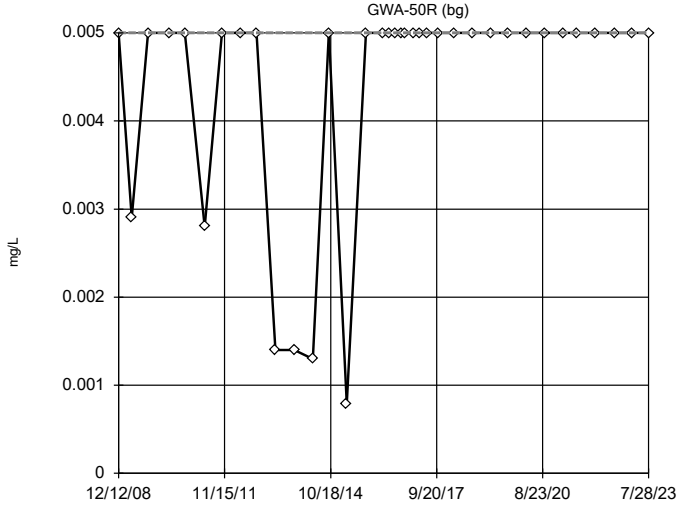

n = 36

No outliers found. Tukey's method selected by user.

Ladder of Powers transformations did not improve normality; analysis run on raw data.

The results were invalidated, because the lower and upper quartiles are equal.

Constituent: Cobalt Analysis Run 4/8/2024 5:25 PM View: Outliers

Plant Bowen Data: Bowen 1, 2, 9, and 10

Sanitas™ v.10.0.16b Software licensed to . UG

Tukey's Outlier Screening

GWC-10

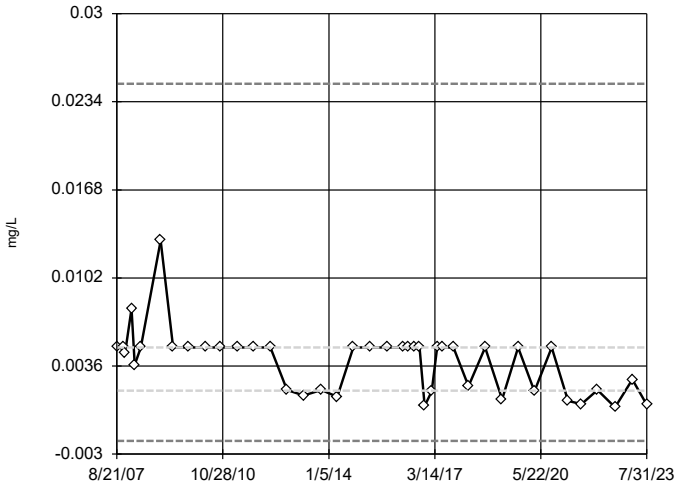

n = 42

No outliers found. Tukey's method selected by user.

Data were square root transformed to achieve best W statistic (graph shown in original units).

High cutoff = 0.02476, low cutoff = -0.002009, based on IQR multiplier of 3.

Constituent: Cobalt Analysis Run 4/8/2024 5:25 PM View: Outliers

Plant Bowen Data: Bowen 1, 2, 9, and 10

Sanitas™ v.10.0.16b Software licensed to . UG

Tukey's Outlier Screening

GWC-10R

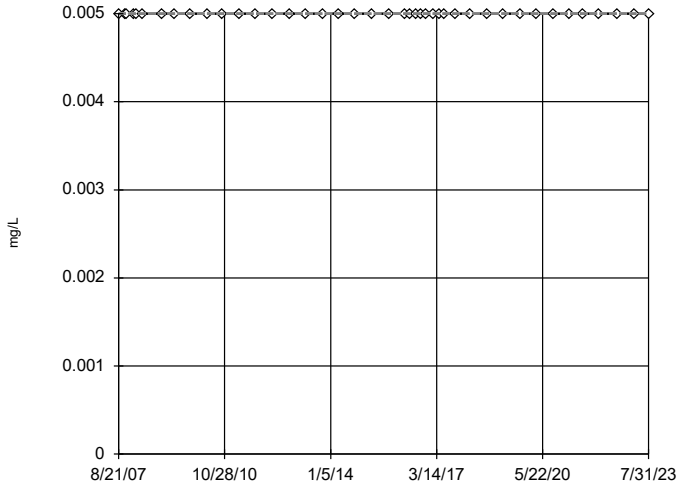

n = 42

No outliers found. Tukey's method selected by user.

Data were square root transformed to achieve best W statistic (graph shown in original units).

The results were invalidated, because the lower and upper quartiles are equal.

Constituent: Cobalt Analysis Run 4/8/2024 5:25 PM View: Outliers

Plant Bowen Data: Bowen 1, 2, 9, and 10

Sanitas™ v.10.0.16b Software licensed to . UG

Tukey's Outlier Screening

GWC-11

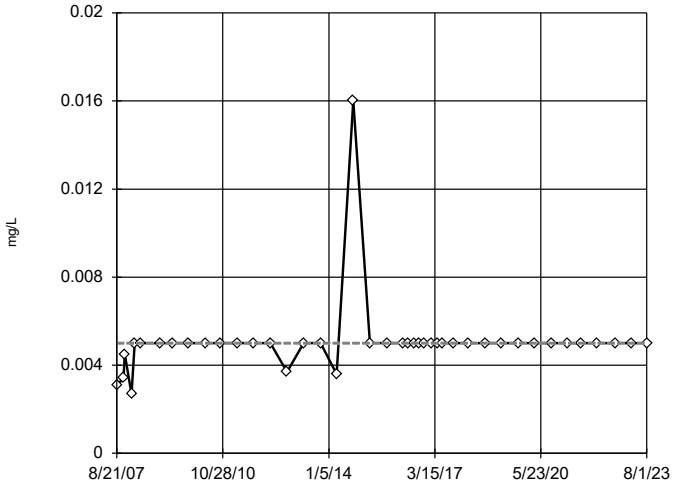

n = 42

No outliers found.
Tukey's method selected by user.

Data were natural log transformed to achieve best W statistic (graph shown in original units).

The results were invalidated, because the lower and upper quartiles are equal.

Constituent: Cobalt Analysis Run 4/8/2024 5:25 PM View: Outliers
Plant Bowen Data: Bowen 1, 2, 9, and 10

Sanitas™ v.10.0.16b Software licensed to . UG

Tukey's Outlier Screening

GWC-11R

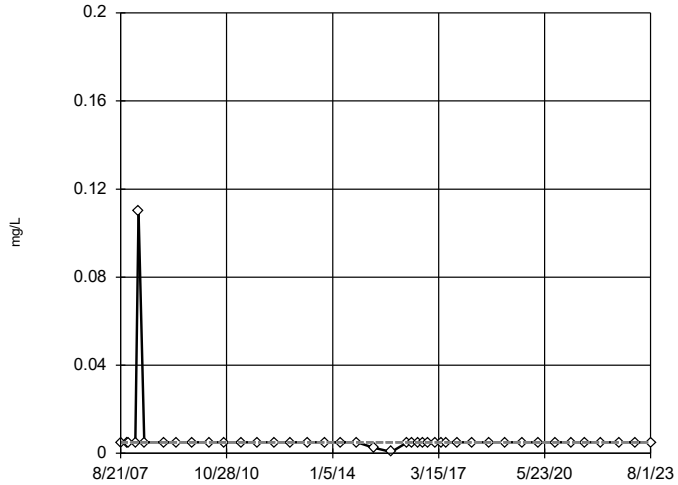

n = 42

No outliers found.
Tukey's method selected by user.

Data were natural log transformed to achieve best W statistic (graph shown in original units).

The results were invalidated, because the lower and upper quartiles are equal.

Constituent: Cobalt Analysis Run 4/8/2024 5:25 PM View: Outliers
Plant Bowen Data: Bowen 1, 2, 9, and 10

Sanitas™ v.10.0.16b Software licensed to . UG

Tukey's Outlier Screening

GWC-12

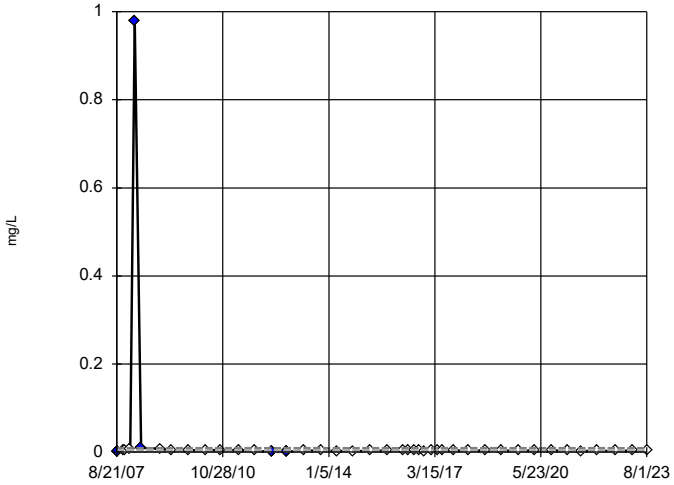

n = 42

Outliers are drawn as solid.
Tukey's method selected by user.

Data were natural log transformed to achieve best W statistic (graph shown in original units).

High cutoff = 0.009005, low cutoff = 0.00124, based on IQR multiplier of 3.

Constituent: Cobalt Analysis Run 4/8/2024 5:25 PM View: Outliers
Plant Bowen Data: Bowen 1, 2, 9, and 10

Sanitas™ v.10.0.16b Software licensed to . UG

Tukey's Outlier Screening

GWC-13

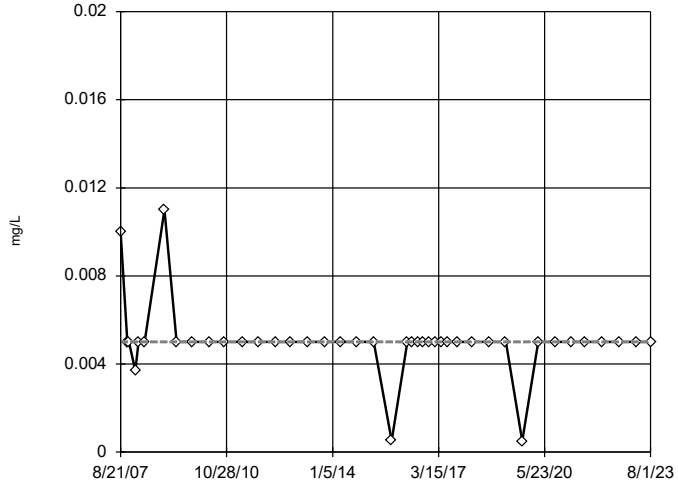

n = 42

No outliers found.
Tukey's method selected by user.

Ladder of Powers transformations did not improve normality; analysis run on raw data.

The results were invalidated, because the lower and upper quartiles are equal.

Constituent: Cobalt Analysis Run 4/8/2024 5:25 PM View: Outliers
Plant Bowen Data: Bowen 1, 2, 9, and 10

Sanitas™ v.10.0.16b Software licensed to . UG

Tukey's Outlier Screening

GWC-13RZ

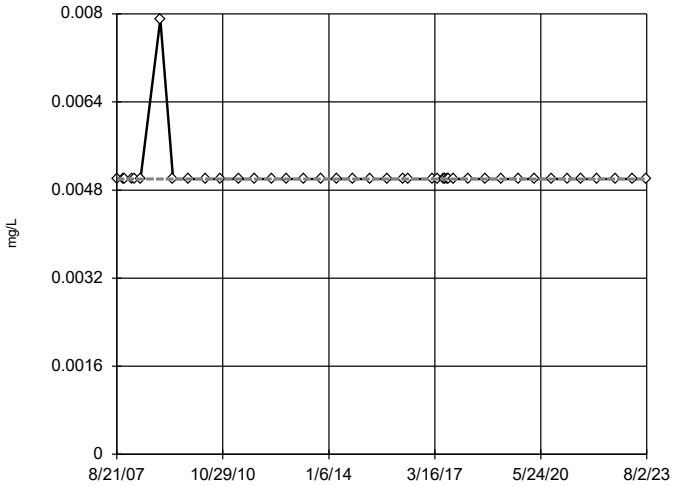

n = 42

No outliers found. Tukey's method selected by user.

Data were cube root transformed to achieve best W statistic (graph shown in original units).

The results were invalidated, because the lower and upper quartiles are equal.

Constituent: Cobalt Analysis Run 4/8/2024 5:25 PM View: Outliers
Plant Bowen Data: Bowen 1, 2, 9, and 10

Sanitas™ v.10.0.16b Software licensed to . UG

Tukey's Outlier Screening

GWC-14Z

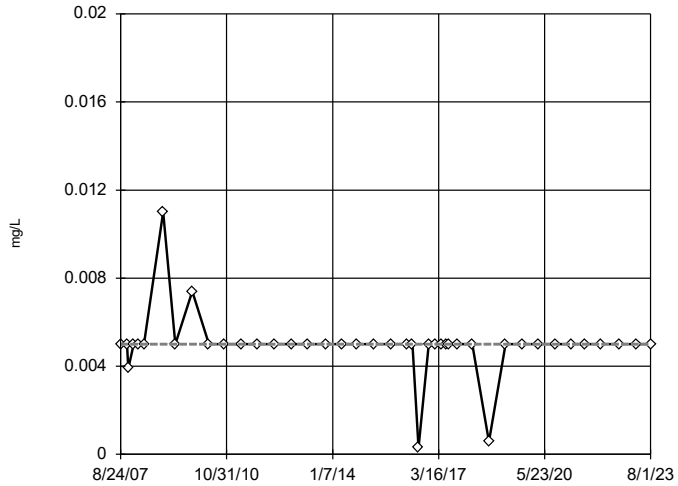

n = 42

No outliers found. Tukey's method selected by user.

Ladder of Powers transformations did not improve normality; analysis run on raw data.

The results were invalidated, because the lower and upper quartiles are equal.

Constituent: Cobalt Analysis Run 4/8/2024 5:25 PM View: Outliers
Plant Bowen Data: Bowen 1, 2, 9, and 10

Sanitas™ v.10.0.16b Software licensed to . UG

Tukey's Outlier Screening

GWC-15R

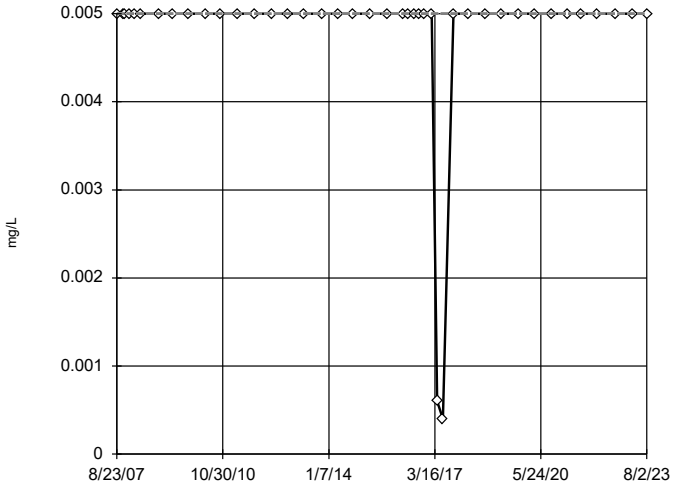

n = 42

No outliers found. Tukey's method selected by user.

Data were natural log transformed to achieve best W statistic (graph shown in original units).

The results were invalidated, because the lower and upper quartiles are equal.

Constituent: Cobalt Analysis Run 4/8/2024 5:25 PM View: Outliers
Plant Bowen Data: Bowen 1, 2, 9, and 10

Sanitas™ v.10.0.16b Software licensed to . UG

Tukey's Outlier Screening

GWC-15Z

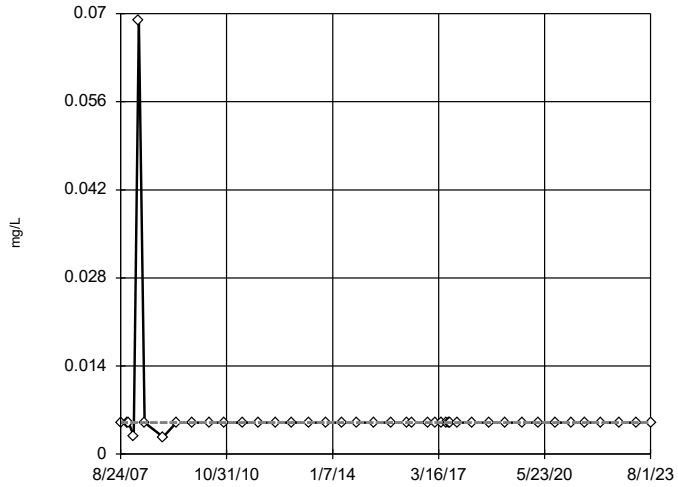

n = 42

No outliers found. Tukey's method selected by user.

Data were natural log transformed to achieve best W statistic (graph shown in original units).

The results were invalidated, because the lower and upper quartiles are equal.

Constituent: Cobalt Analysis Run 4/8/2024 5:25 PM View: Outliers
Plant Bowen Data: Bowen 1, 2, 9, and 10

Sanitas™ v.10.0.16b Software licensed to . UG

Tukey's Outlier Screening

GWC-44

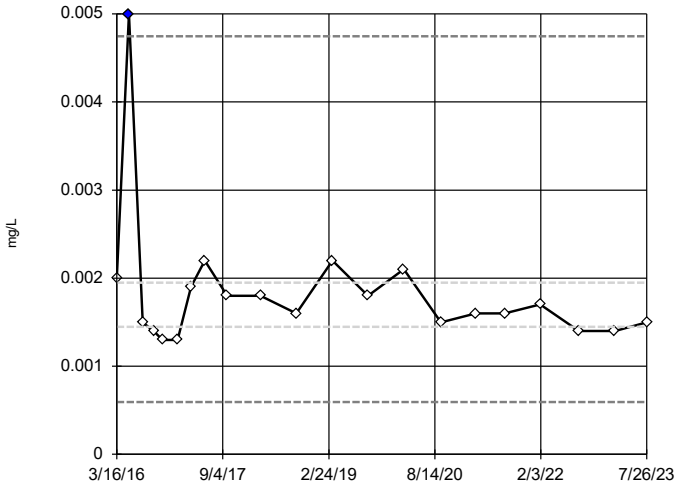

n = 21

Outlier is drawn as solid.
Tukey's method selected by user.

Data were natural log transformed to achieve best W statistic (graph shown in original units).

High cutoff = 0.004745, low cutoff = 0.0005953, based on IQR multiplier of 3.

Constituent: Cobalt Analysis Run 4/8/2024 5:25 PM View: Outliers
Plant Bowen Data: Bowen 1, 2, 9, and 10

Sanitas™ v.10.0.16b Software licensed to . UG

Tukey's Outlier Screening

GWC-45

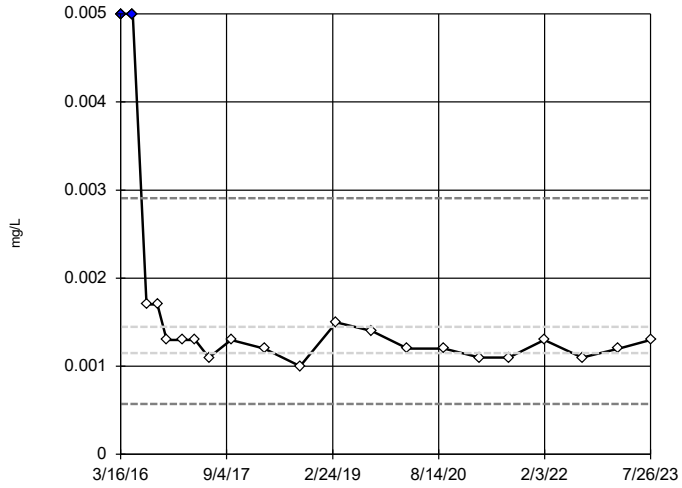

n = 21

Outliers are drawn as solid.
Tukey's method selected by user.

Data were natural log transformed to achieve best W statistic (graph shown in original units).

High cutoff = 0.002908, low cutoff = 0.0005726, based on IQR multiplier of 3.

Constituent: Cobalt Analysis Run 4/8/2024 5:25 PM View: Outliers
Plant Bowen Data: Bowen 1, 2, 9, and 10

Sanitas™ v.10.0.16b Software licensed to . UG

Tukey's Outlier Screening

GWC-45R

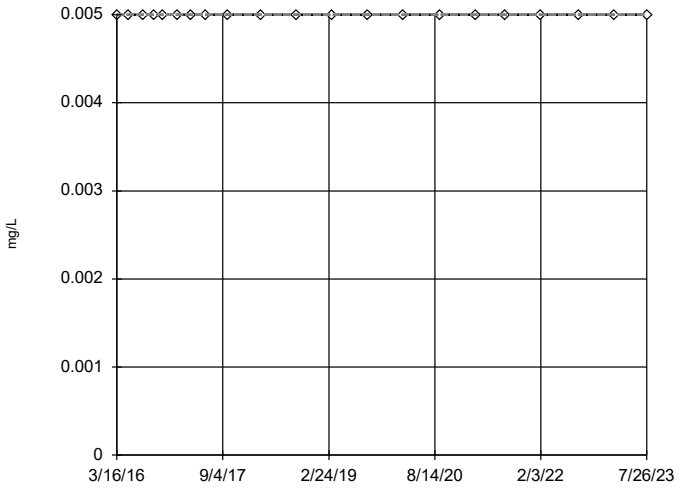

n = 21

No outliers found.
Tukey's method selected by user.

Data were square root transformed to achieve best W statistic (graph shown in original units).

The results were invalidated, because the lower and upper quartiles are equal.

Constituent: Cobalt Analysis Run 4/8/2024 5:25 PM View: Outliers
Plant Bowen Data: Bowen 1, 2, 9, and 10

Sanitas™ v.10.0.16b Software licensed to . UG

Tukey's Outlier Screening

GWC-46R

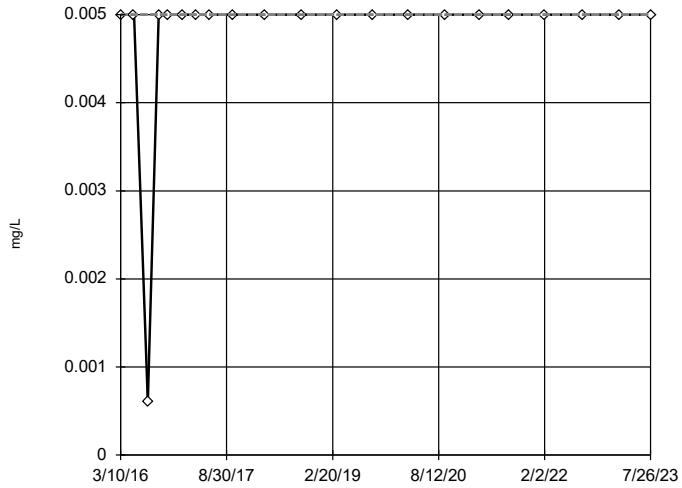

n = 21

No outliers found.
Tukey's method selected by user.

Data were x^5 transformed to achieve best W statistic (graph shown in original units).

The results were invalidated, because the lower and upper quartiles are equal.

Constituent: Cobalt Analysis Run 4/8/2024 5:25 PM View: Outliers
Plant Bowen Data: Bowen 1, 2, 9, and 10

Sanitas™ v.10.0.16b Software licensed to . UG

Tukey's Outlier Screening

GWC-47

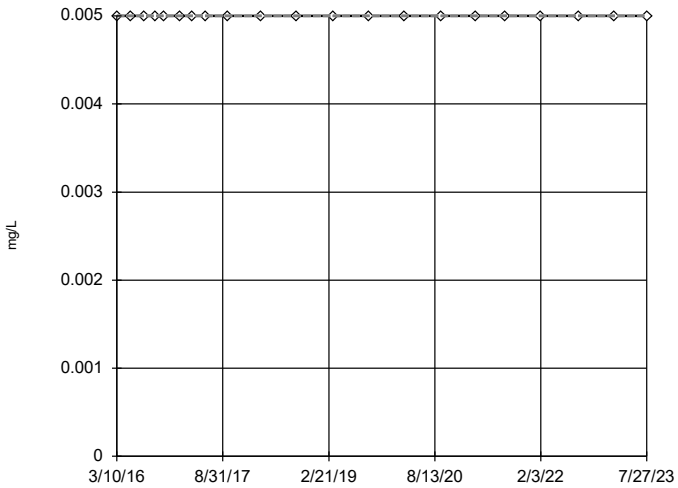

n = 21

No outliers found. Tukey's method selected by user.

Data were square root transformed to achieve best W statistic (graph shown in original units).

The results were invalidated, because the lower and upper quartiles are equal.

Constituent: Cobalt Analysis Run 4/8/2024 5:25 PM View: Outliers

Plant Bowen Data: Bowen 1, 2, 9, and 10

Sanitas™ v.10.0.16b Software licensed to . UG

Tukey's Outlier Screening

GWC-47R

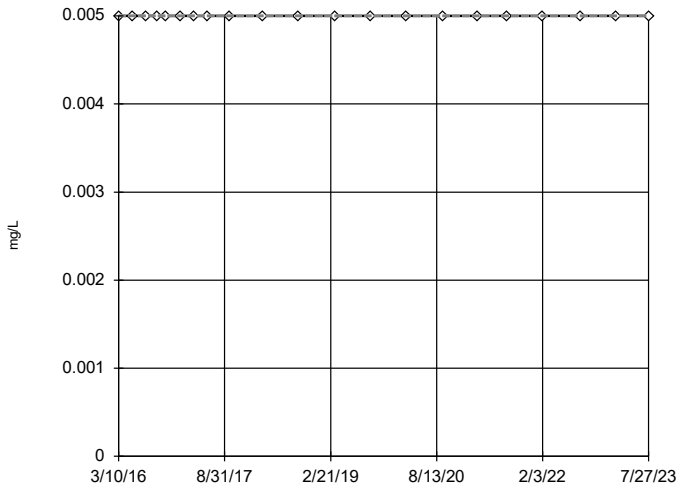

n = 21

No outliers found. Tukey's method selected by user.

Data were square root transformed to achieve best W statistic (graph shown in original units).

The results were invalidated, because the lower and upper quartiles are equal.

Constituent: Cobalt Analysis Run 4/8/2024 5:26 PM View: Outliers

Plant Bowen Data: Bowen 1, 2, 9, and 10

Sanitas™ v.10.0.16b Software licensed to . UG

Tukey's Outlier Screening

GWC-48

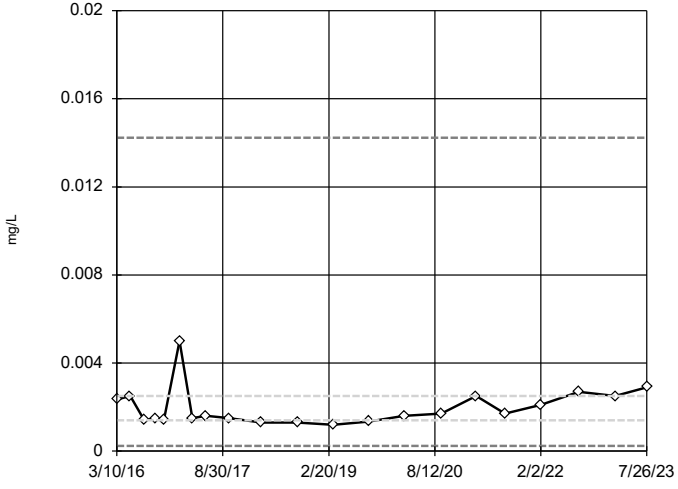

n = 21

No outliers found. Tukey's method selected by user.

Data were natural log transformed to achieve best W statistic (graph shown in original units).

High cutoff = 0.01424, low cutoff = 0.0002459, based on IQR multiplier of 3.

Constituent: Cobalt Analysis Run 4/8/2024 5:26 PM View: Outliers

Plant Bowen Data: Bowen 1, 2, 9, and 10

Sanitas™ v.10.0.16b Software licensed to . UG

Tukey's Outlier Screening

GWC-49R

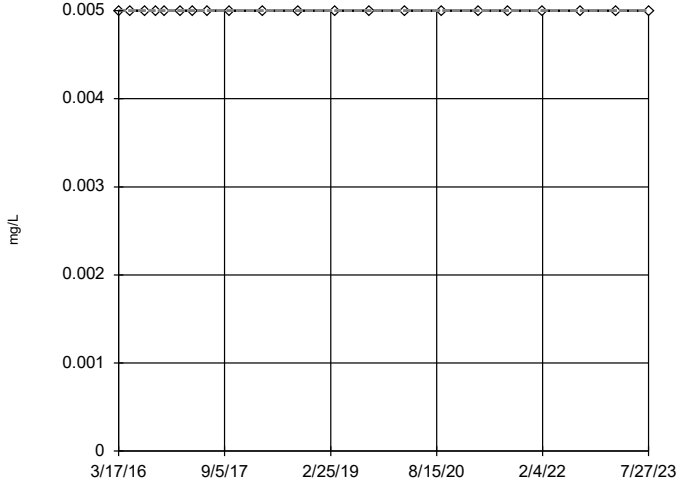

n = 21

No outliers found. Tukey's method selected by user.

Data were square root transformed to achieve best W statistic (graph shown in original units).

The results were invalidated, because the lower and upper quartiles are equal.

Constituent: Cobalt Analysis Run 4/8/2024 5:26 PM View: Outliers

Plant Bowen Data: Bowen 1, 2, 9, and 10

Sanitas™ v.10.0.16b Software licensed to . UG

Tukey's Outlier Screening

GWC-49Z

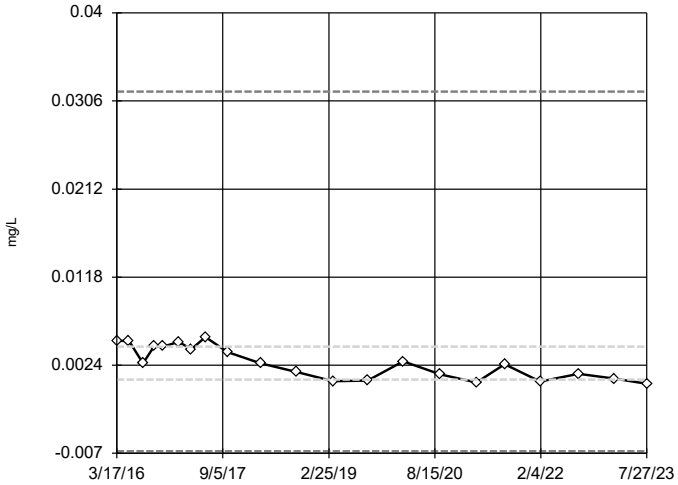

n = 21

No outliers found. Tukey's method selected by user.

Data were square root transformed to achieve best W statistic (graph shown in original units).

High cutoff = 0.0316, low cutoff = -0.006766, based on IQR multiplier of 3.

Constituent: Cobalt Analysis Run 4/8/2024 5:26 PM View: Outliers
Plant Bowen Data: Bowen 1, 2, 9, and 10

Sanitas™ v.10.0.16b Software licensed to . UG

Tukey's Outlier Screening

GWC-5

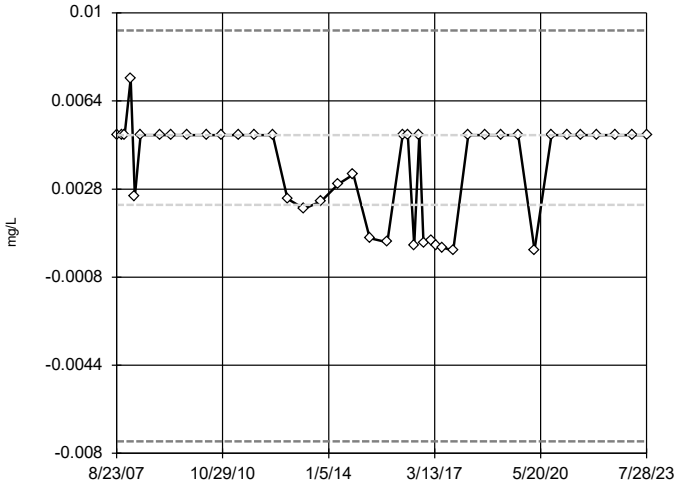

n = 42

No outliers found. Tukey's method selected by user.

Data were square transformed to achieve best W statistic (graph shown in original units).

High cutoff = 0.009277, low cutoff = -0.007511, based on IQR multiplier of 3.

Constituent: Cobalt Analysis Run 4/8/2024 5:26 PM View: Outliers
Plant Bowen Data: Bowen 1, 2, 9, and 10

Sanitas™ v.10.0.16b Software licensed to . UG

Tukey's Outlier Screening

GWC-6

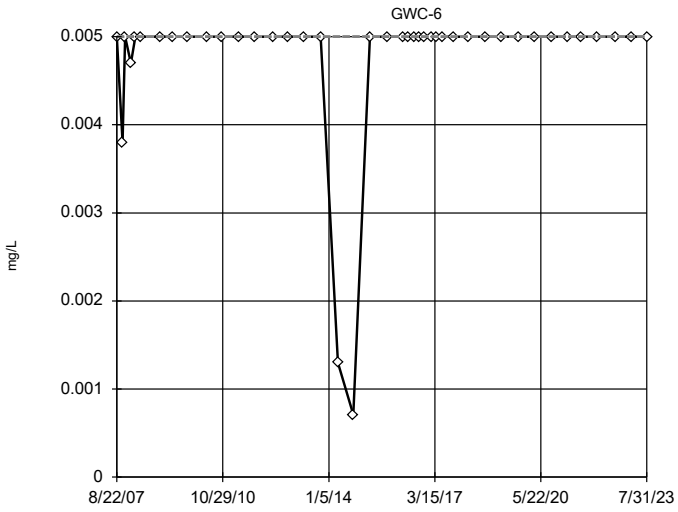

n = 42

No outliers found. Tukey's method selected by user.

Data were x^6 transformed to achieve best W statistic (graph shown in original units).

The results were invalidated, because the lower and upper quartiles are equal.

Constituent: Cobalt Analysis Run 4/8/2024 5:26 PM View: Outliers
Plant Bowen Data: Bowen 1, 2, 9, and 10

Sanitas™ v.10.0.16b Software licensed to . UG

Tukey's Outlier Screening

GWC-6RZ

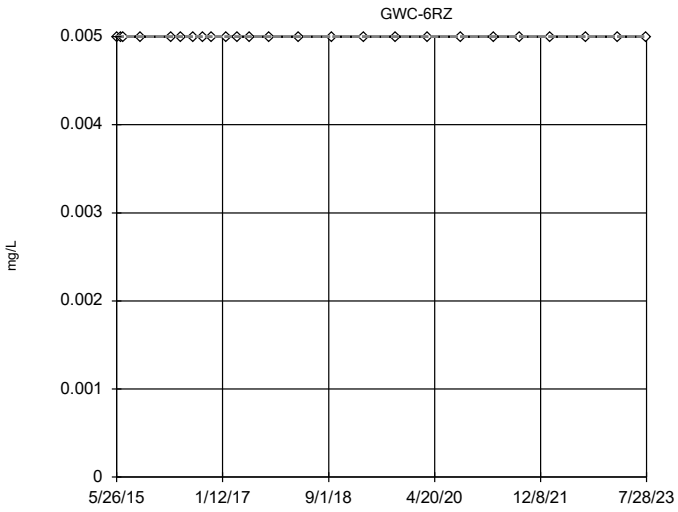

n = 25

No outliers found. Tukey's method selected by user.

Data were square root transformed to achieve best W statistic (graph shown in original units).

The results were invalidated, because the lower and upper quartiles are equal.

Constituent: Cobalt Analysis Run 4/8/2024 5:26 PM View: Outliers
Plant Bowen Data: Bowen 1, 2, 9, and 10

Sanitas™ v.10.0.16b Software licensed to . UG

Tukey's Outlier Screening

GWC-7Z

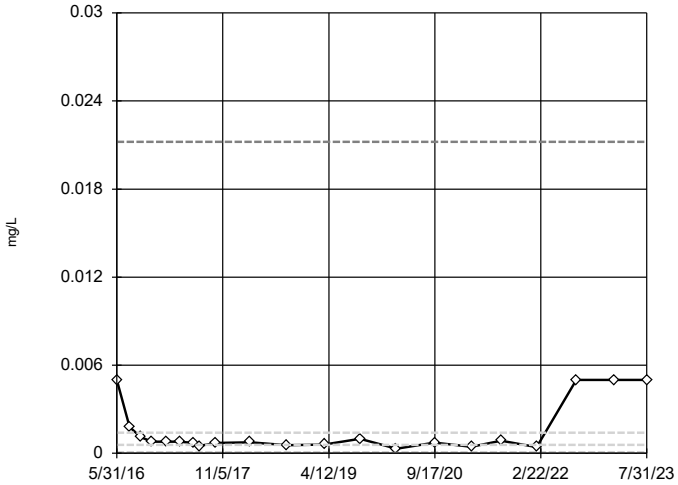

n = 21

No outliers found.
Tukey's method selected by user.

Data were natural log transformed to achieve best W statistic (graph shown in original units).

High cutoff = 0.02121, low cutoff = 0.00003779, based on IQR multiplier of 3.

Constituent: Cobalt Analysis Run 4/8/2024 5:26 PM View: Outliers
Plant Bowen Data: Bowen 1, 2, 9, and 10

Sanitas™ v.10.0.16b Software licensed to . UG

Tukey's Outlier Screening

GWC-8RR

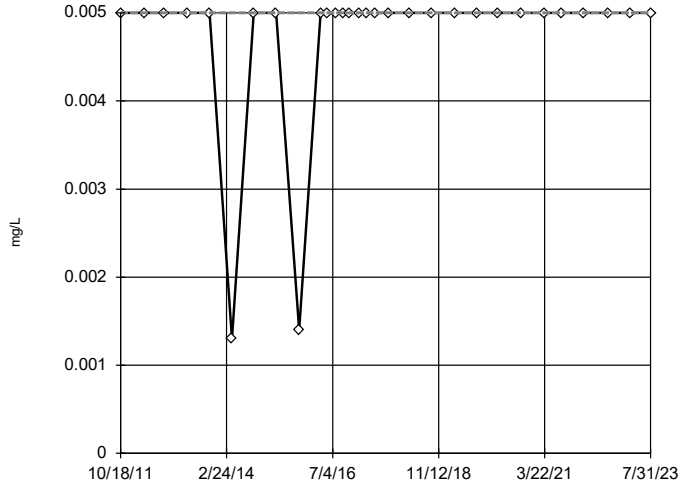

n = 30

No outliers found.
Tukey's method selected by user.

Data were natural log transformed to achieve best W statistic (graph shown in original units).

The results were invalidated, because the lower and upper quartiles are equal.

Constituent: Cobalt Analysis Run 4/8/2024 5:26 PM View: Outliers
Plant Bowen Data: Bowen 1, 2, 9, and 10

Sanitas™ v.10.0.16b Software licensed to . UG

Tukey's Outlier Screening

GWC-8Z

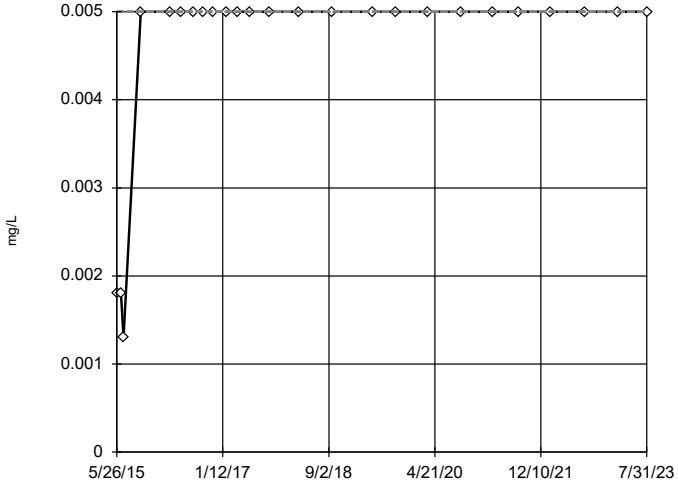

n = 25

No outliers found.
Tukey's method selected by user.

Data were natural log transformed to achieve best W statistic (graph shown in original units).

The results were invalidated, because the lower and upper quartiles are equal.

Constituent: Cobalt Analysis Run 4/8/2024 5:26 PM View: Outliers
Plant Bowen Data: Bowen 1, 2, 9, and 10

Sanitas™ v.10.0.16b Software licensed to . UG

Tukey's Outlier Screening

GWC-9

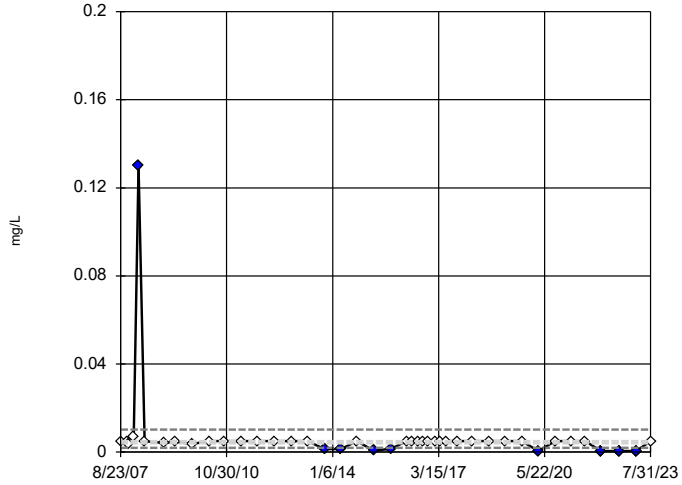

n = 42

Outliers are drawn as solid.
Tukey's method selected by user.

Data were natural log transformed to achieve best W statistic (graph shown in original units).

High cutoff = 0.0102, low cutoff = 0.001932, based on IQR multiplier of 3.

Constituent: Cobalt Analysis Run 4/8/2024 5:26 PM View: Outliers
Plant Bowen Data: Bowen 1, 2, 9, and 10

Tukey's Outlier Screening

GWA-1 (bg)

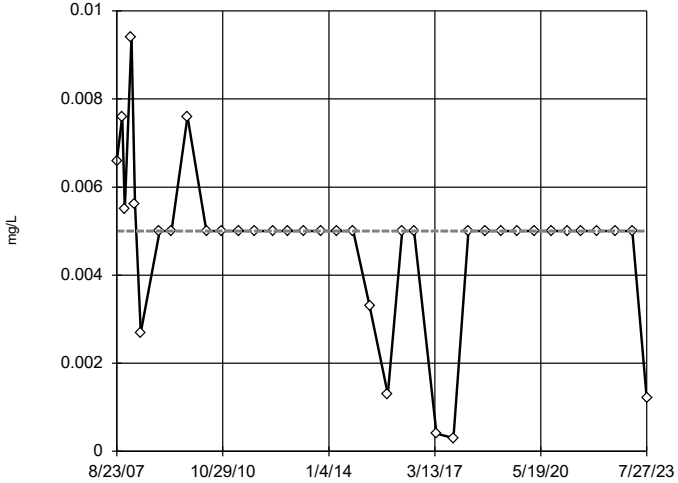

n = 37

No outliers found. Tukey's method selected by user.

Ladder of Powers transformations did not improve normality; analysis run on raw data.

The results were invalidated, because the lower and upper quartiles are equal.

Constituent: Copper Analysis Run 4/8/2024 5:26 PM View: Outliers

Plant Bowen Data: Bowen 1, 2, 9, and 10

Sanitas™ v.10.0.16b Software licensed to . UG

Tukey's Outlier Screening

GWA-2 (bg)

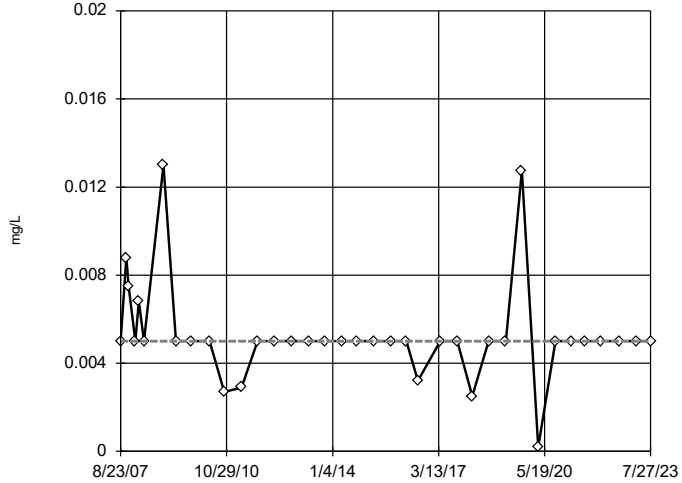

n = 37

No outliers found. Tukey's method selected by user.

Data were square root transformed to achieve best W statistic (graph shown in original units).

The results were invalidated, because the lower and upper quartiles are equal.

Constituent: Copper Analysis Run 4/8/2024 5:26 PM View: Outliers

Plant Bowen Data: Bowen 1, 2, 9, and 10

Sanitas™ v.10.0.16b Software licensed to . UG

Tukey's Outlier Screening

GWA-2R (bg)

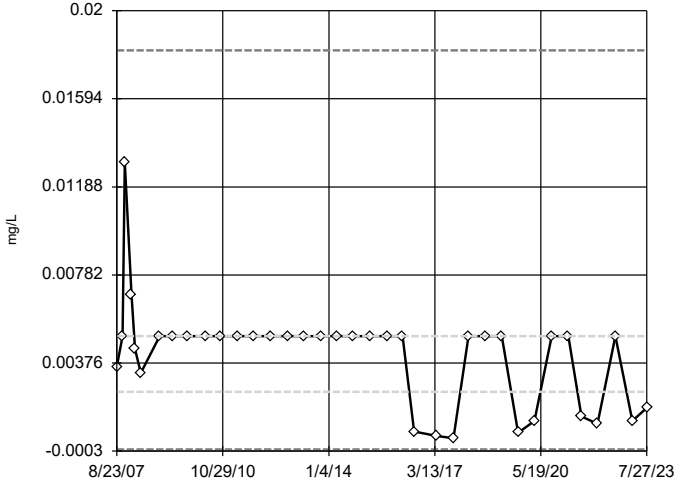

n = 37

No outliers found. Tukey's method selected by user.

Data were square root transformed to achieve best W statistic (graph shown in original units).

High cutoff = 0.01818, low cutoff = -0.0002184, based on IQR multiplier of 3.

Constituent: Copper Analysis Run 4/8/2024 5:26 PM View: Outliers

Plant Bowen Data: Bowen 1, 2, 9, and 10

Sanitas™ v.10.0.16b Software licensed to . UG

Tukey's Outlier Screening

GWA-39RZ (bg)

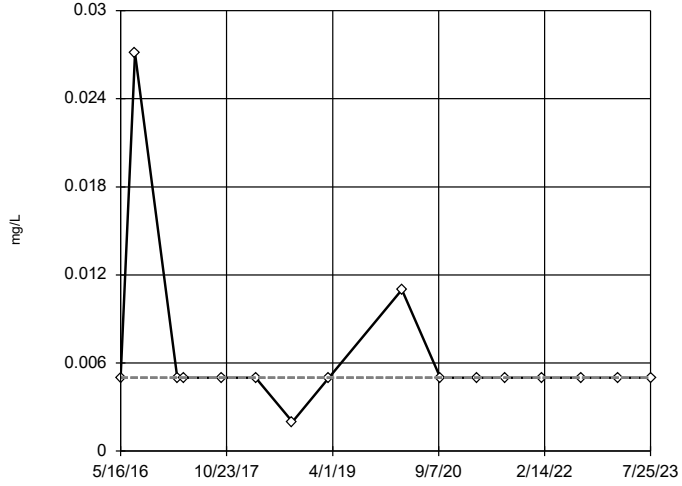

n = 16

No outliers found. Tukey's method selected by user.

Data were natural log transformed to achieve best W statistic (graph shown in original units).

The results were invalidated, because the lower and upper quartiles are equal.

Constituent: Copper Analysis Run 4/8/2024 5:26 PM View: Outliers

Plant Bowen Data: Bowen 1, 2, 9, and 10

Sanitas™ v.10.0.16b Software licensed to . UG

Tukey's Outlier Screening

GWA-39Z (bg)

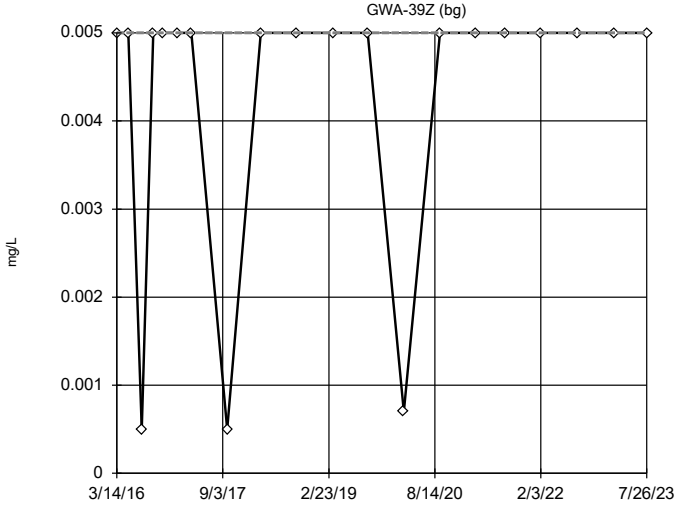

n = 20

No outliers found. Tukey's method selected by user.

Data were natural log transformed to achieve best W statistic (graph shown in original units).

The results were invalidated, because the lower and upper quartiles are equal.

Constituent: Copper Analysis Run 4/8/2024 5:26 PM View: Outliers

Plant Bowen Data: Bowen 1, 2, 9, and 10

Sanitas™ v.10.0.16b Software licensed to . UG

Tukey's Outlier Screening

GWA-3A (bg)

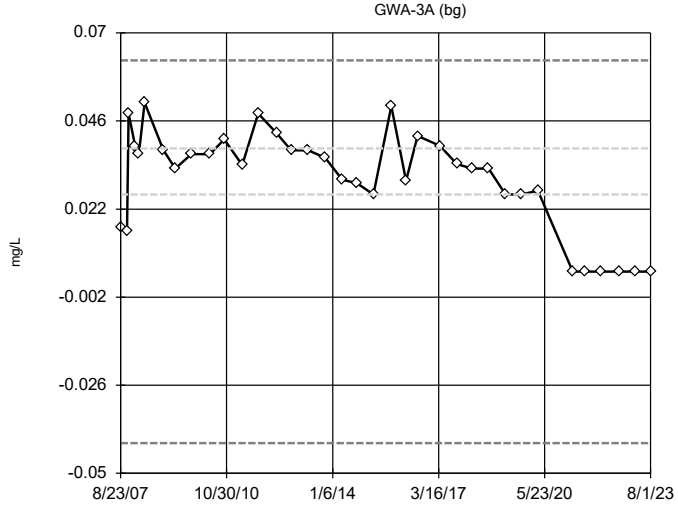

n = 36

No outliers found. Tukey's method selected by user.

Data were square transformed to achieve best W statistic (graph shown in original units).

High cutoff = 0.06247, low cutoff = -0.04176, based on IQR multiplier of 3.

Constituent: Copper Analysis Run 4/8/2024 5:26 PM View: Outliers

Plant Bowen Data: Bowen 1, 2, 9, and 10

Sanitas™ v.10.0.16b Software licensed to . UG

Tukey's Outlier Screening

GWA-40 (bg)

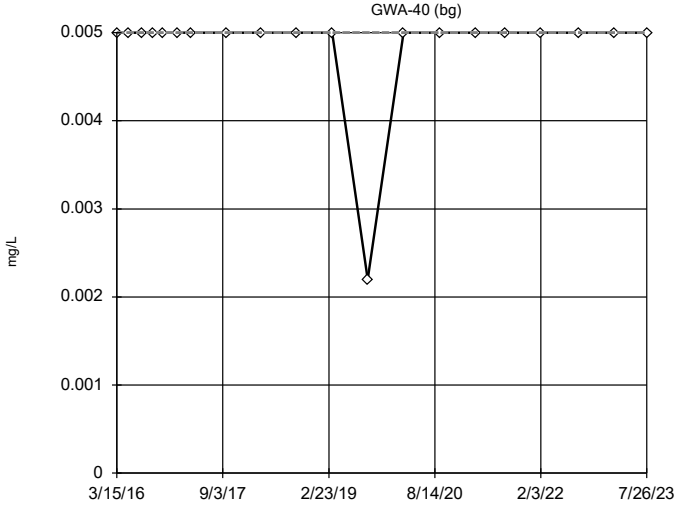

n = 20

No outliers found. Tukey's method selected by user.

Data were cube root transformed to achieve best W statistic (graph shown in original units).

The results were invalidated, because the lower and upper quartiles are equal.

Constituent: Copper Analysis Run 4/8/2024 5:26 PM View: Outliers

Plant Bowen Data: Bowen 1, 2, 9, and 10

Sanitas™ v.10.0.16b Software licensed to . UG

Tukey's Outlier Screening

GWA-41 (bg)

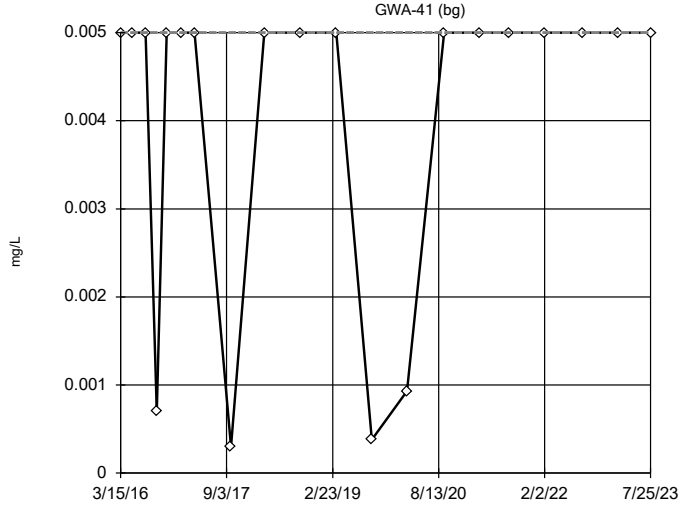

n = 20

No outliers found. Tukey's method selected by user.

Data were natural log transformed to achieve best W statistic (graph shown in original units).

The results were invalidated, because the lower and upper quartiles are equal.

Constituent: Copper Analysis Run 4/8/2024 5:26 PM View: Outliers

Plant Bowen Data: Bowen 1, 2, 9, and 10

Sanitas™ v.10.0.16b Software licensed to . UG

Tukey's Outlier Screening

GWA-41R (bg)

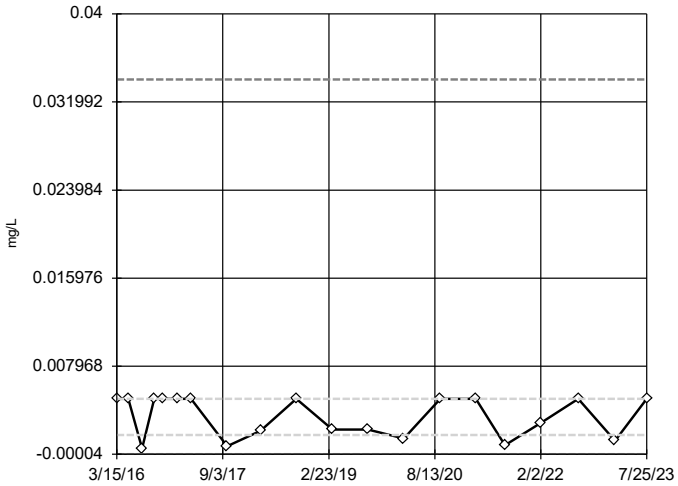

n = 20

No outliers found. Tukey's method selected by user.

Data were cube root transformed to achieve best W statistic (graph shown in original units).

High cutoff = 0.03404, low cutoff = -0.00003639, based on IQR multiplier of 3.

Constituent: Copper Analysis Run 4/8/2024 5:26 PM View: Outliers

Plant Bowen Data: Bowen 1, 2, 9, and 10

Sanitas™ v.10.0.16b Software licensed to . UG

Tukey's Outlier Screening

GWA-42 (bg)

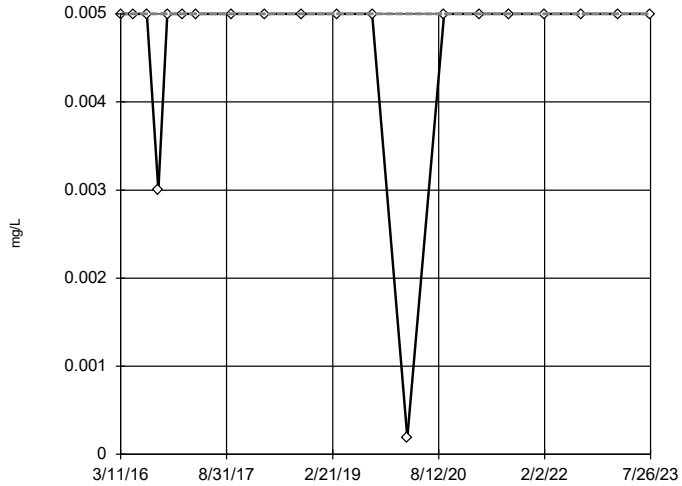

n = 20

No outliers found. Tukey's method selected by user.

Data were square transformed to achieve best W statistic (graph shown in original units).

The results were invalidated, because the lower and upper quartiles are equal.

Constituent: Copper Analysis Run 4/8/2024 5:26 PM View: Outliers

Plant Bowen Data: Bowen 1, 2, 9, and 10

Sanitas™ v.10.0.16b Software licensed to . UG

Tukey's Outlier Screening

GWA-43 (bg)

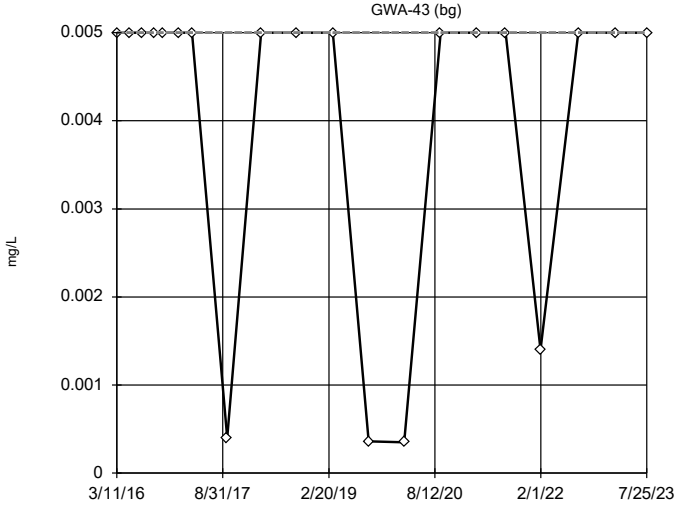

n = 20

No outliers found. Tukey's method selected by user.

Data were square root transformed to achieve best W statistic (graph shown in original units).

The results were invalidated, because the lower and upper quartiles are equal.

Constituent: Copper Analysis Run 4/8/2024 5:26 PM View: Outliers

Plant Bowen Data: Bowen 1, 2, 9, and 10

Sanitas™ v.10.0.16b Software licensed to . UG

Tukey's Outlier Screening

GWA-43R (bg)

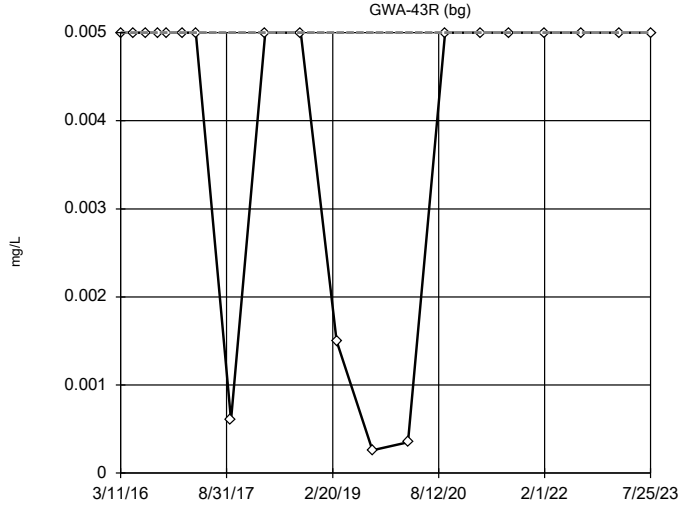

n = 20

No outliers found. Tukey's method selected by user.

Data were cube root transformed to achieve best W statistic (graph shown in original units).

The results were invalidated, because the lower and upper quartiles are equal.

Constituent: Copper Analysis Run 4/8/2024 5:26 PM View: Outliers

Plant Bowen Data: Bowen 1, 2, 9, and 10

Sanitas™ v.10.0.16b Software licensed to . UG

Tukey's Outlier Screening

GWA-4RZ (bg)

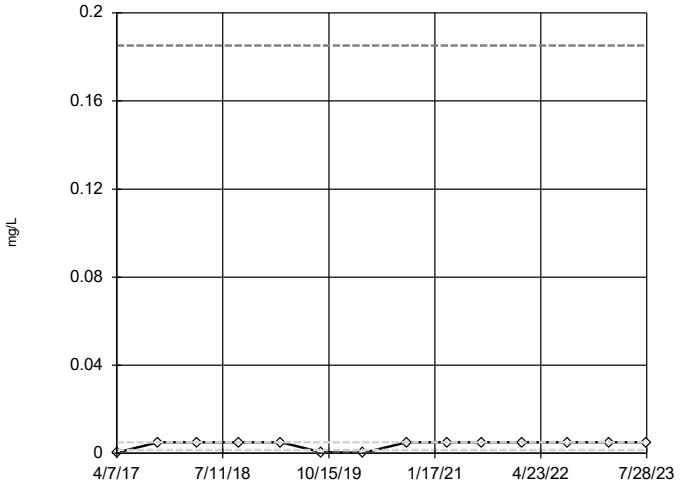

n = 14

No outliers found. Tukey's method selected by user.

Data were natural log transformed to achieve best W statistic (graph shown in original units).

High cutoff = 0.1852, low cutoff = 0.0000405, based on IQR multiplier of 3.

Constituent: Copper Analysis Run 4/8/2024 5:26 PM View: Outliers

Plant Bowen Data: Bowen 1, 2, 9, and 10

Sanitas™ v.10.0.16b Software licensed to . UG

Tukey's Outlier Screening

GWA-50 (bg)

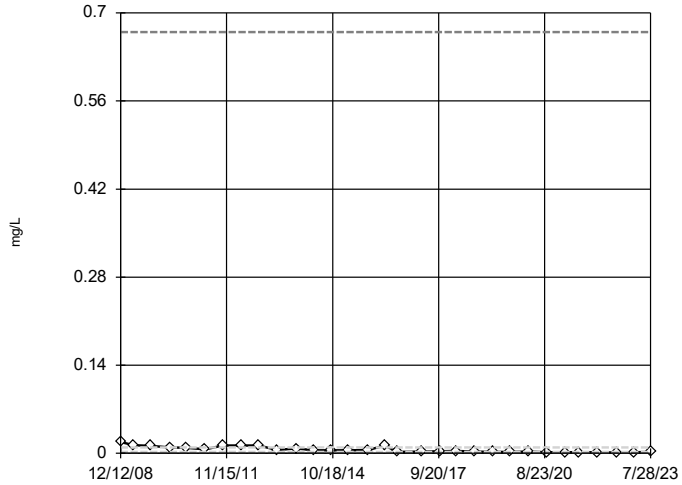

n = 31

No outliers found. Tukey's method selected by user.

Data were natural log transformed to achieve best W statistic (graph shown in original units).

High cutoff = 0.6694, low cutoff = 0.00003264, based on IQR multiplier of 3.

Constituent: Copper Analysis Run 4/8/2024 5:26 PM View: Outliers

Plant Bowen Data: Bowen 1, 2, 9, and 10

Sanitas™ v.10.0.16b Software licensed to . UG

Tukey's Outlier Screening

GWA-50R (bg)

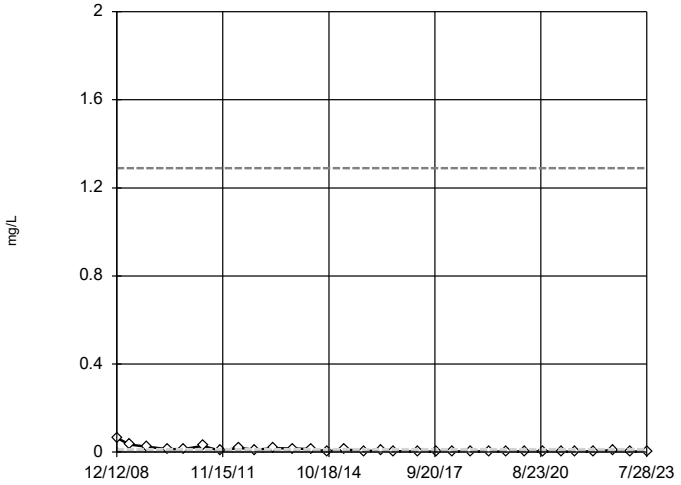

n = 31

No outliers found. Tukey's method selected by user.

Data were natural log transformed to achieve best W statistic (graph shown in original units).

High cutoff = 1.29, low cutoff = 0.00003366, based on IQR multiplier of 3.

Constituent: Copper Analysis Run 4/8/2024 5:26 PM View: Outliers

Plant Bowen Data: Bowen 1, 2, 9, and 10

Sanitas™ v.10.0.16b Software licensed to . UG

Tukey's Outlier Screening

GWC-10

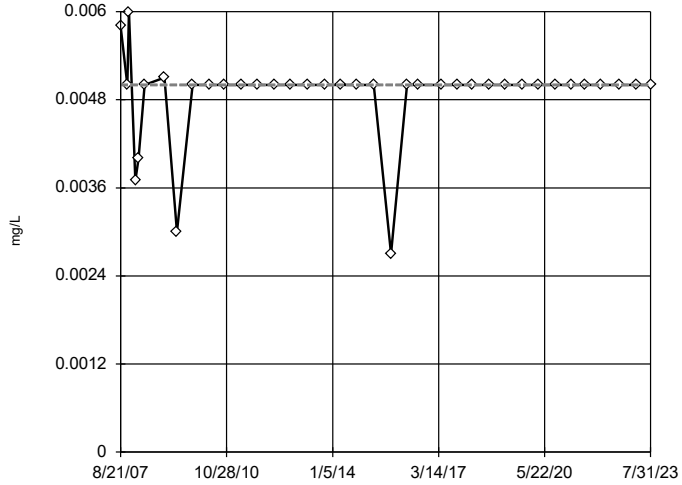

n = 37

No outliers found. Tukey's method selected by user.

Data were x^4 transformed to achieve best W statistic (graph shown in original units).

The results were invalidated, because the lower and upper quartiles are equal.

Constituent: Copper Analysis Run 4/8/2024 5:26 PM View: Outliers

Plant Bowen Data: Bowen 1, 2, 9, and 10

Sanitas™ v.10.0.16b Software licensed to . UG

Tukey's Outlier Screening

GWC-10R

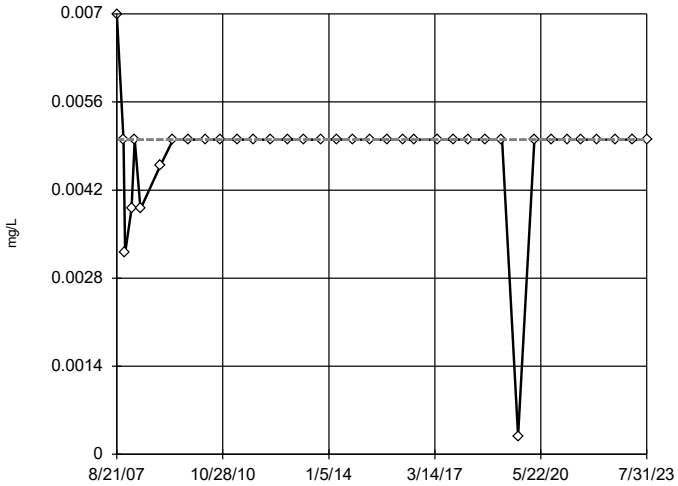

n = 37

No outliers found. Tukey's method selected by user.

Data were square transformed to achieve best W statistic (graph shown in original units).

The results were invalidated, because the lower and upper quartiles are equal.

Constituent: Copper Analysis Run 4/8/2024 5:26 PM View: Outliers

Plant Bowen Data: Bowen 1, 2, 9, and 10

Sanitas™ v.10.0.16b Software licensed to . UG

Tukey's Outlier Screening

GWC-11

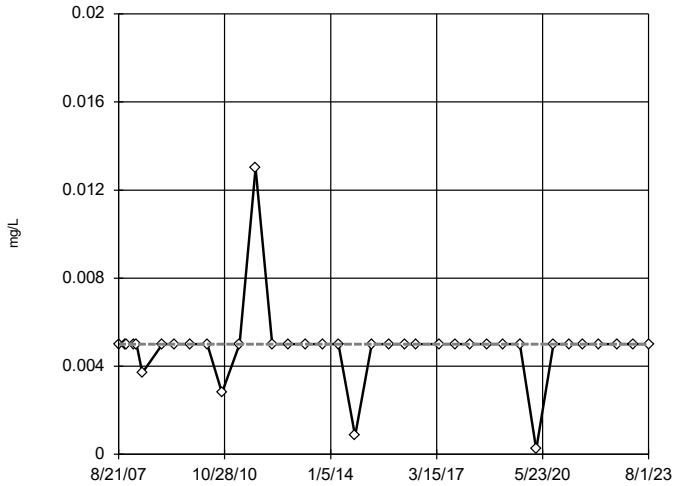

n = 37

No outliers found. Tukey's method selected by user.

Data were square root transformed to achieve best W statistic (graph shown in original units).

The results were invalidated, because the lower and upper quartiles are equal.

Constituent: Copper Analysis Run 4/8/2024 5:26 PM View: Outliers

Plant Bowen Data: Bowen 1, 2, 9, and 10

Sanitas™ v.10.0.16b Software licensed to . UG

Tukey's Outlier Screening

GWC-11R

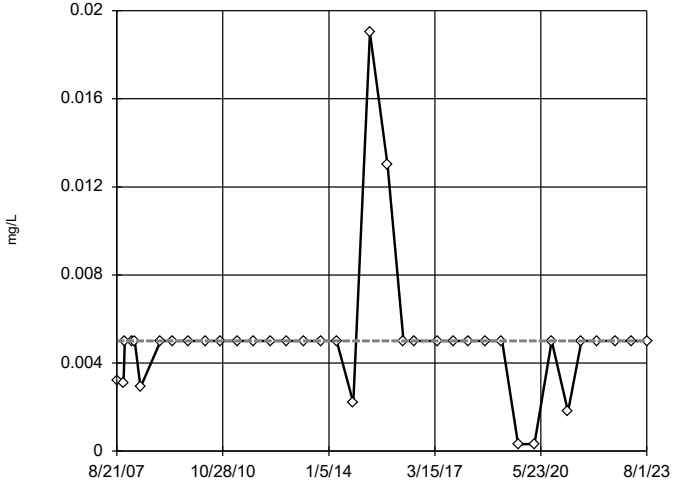

n = 37

No outliers found. Tukey's method selected by user.

Data were cube root transformed to achieve best W statistic (graph shown in original units).

The results were invalidated, because the lower and upper quartiles are equal.

Constituent: Copper Analysis Run 4/8/2024 5:26 PM View: Outliers

Plant Bowen Data: Bowen 1, 2, 9, and 10

Sanitas™ v.10.0.16b Software licensed to . UG

Tukey's Outlier Screening

GWC-12

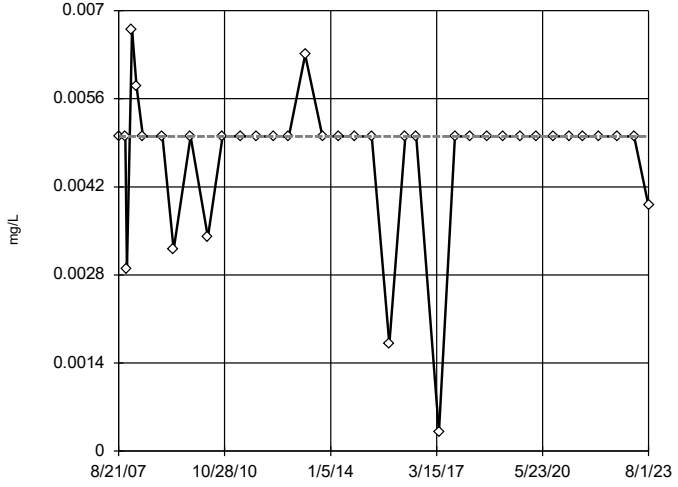

n = 37

No outliers found. Tukey's method selected by user.

Data were square transformed to achieve best W statistic (graph shown in original units).

The results were invalidated, because the lower and upper quartiles are equal.

Constituent: Copper Analysis Run 4/8/2024 5:26 PM View: Outliers

Plant Bowen Data: Bowen 1, 2, 9, and 10

Sanitas™ v.10.0.16b Software licensed to . UG

Tukey's Outlier Screening

GWC-13

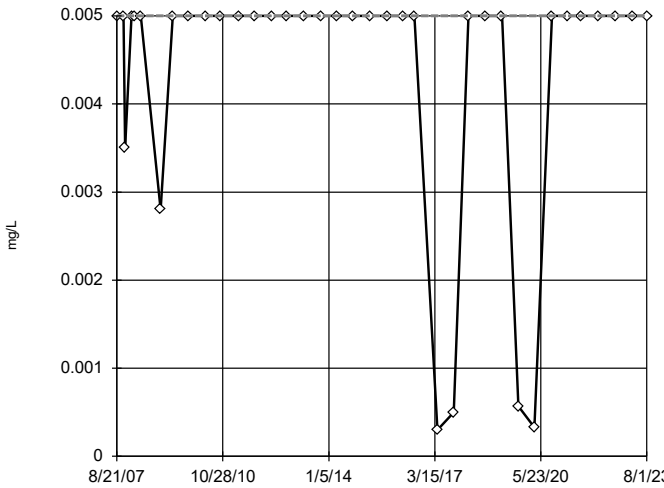

n = 37

No outliers found. Tukey's method selected by user.

Data were cube transformed to achieve best W statistic (graph shown in original units).

The results were invalidated, because the lower and upper quartiles are equal.

Constituent: Copper Analysis Run 4/8/2024 5:26 PM View: Outliers

Plant Bowen Data: Bowen 1, 2, 9, and 10

Sanitas™ v.10.0.16b Software licensed to . UG

Tukey's Outlier Screening

GWC-13RZ

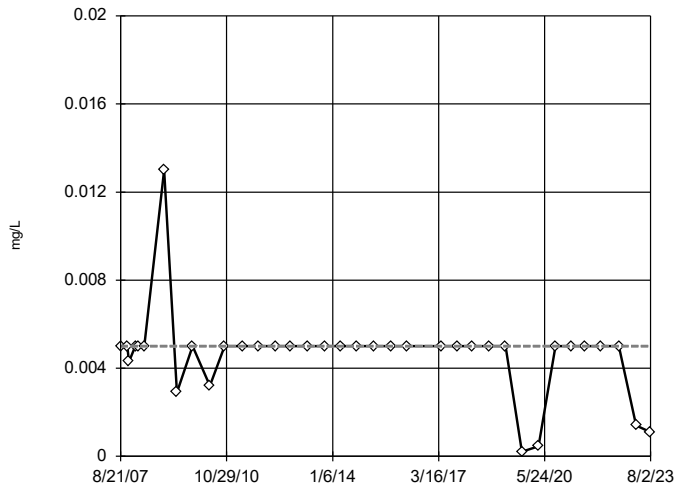

n = 36

No outliers found. Tukey's method selected by user.

Data were square root transformed to achieve best W statistic (graph shown in original units).

The results were invalidated, because the lower and upper quartiles are equal.

Constituent: Copper Analysis Run 4/8/2024 5:26 PM View: Outliers

Plant Bowen Data: Bowen 1, 2, 9, and 10

Sanitas™ v.10.0.16b Software licensed to . UG

Tukey's Outlier Screening

GWC-14Z

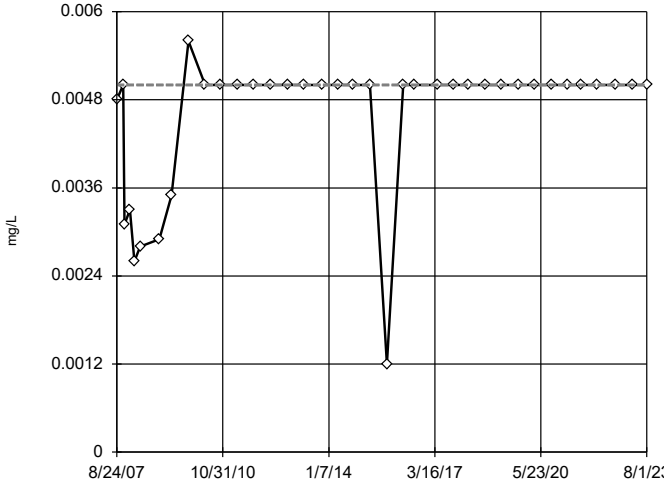

n = 37

No outliers found. Tukey's method selected by user.

Data were x^6 transformed to achieve best W statistic (graph shown in original units).

The results were invalidated, because the lower and upper quartiles are equal.

Constituent: Copper Analysis Run 4/8/2024 5:26 PM View: Outliers

Plant Bowen Data: Bowen 1, 2, 9, and 10

Sanitas™ v.10.0.16b Software licensed to . UG

Tukey's Outlier Screening

GWC-15R

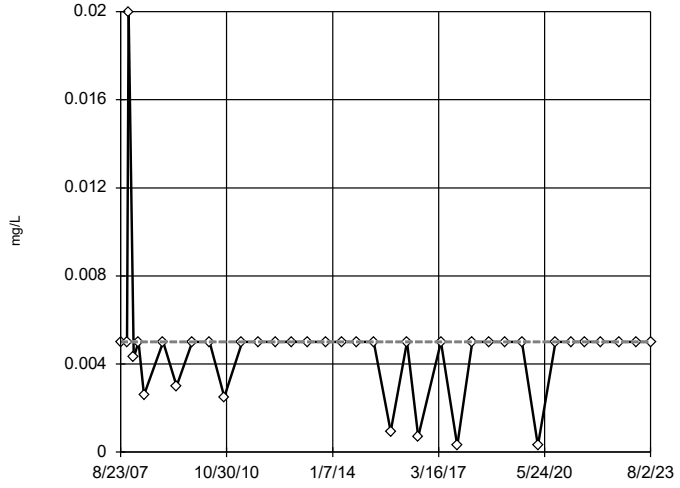

n = 37

No outliers found. Tukey's method selected by user.

Data were cube root transformed to achieve best W statistic (graph shown in original units).

The results were invalidated, because the lower and upper quartiles are equal.

Constituent: Copper Analysis Run 4/8/2024 5:26 PM View: Outliers

Plant Bowen Data: Bowen 1, 2, 9, and 10

Tukey's Outlier Screening

GWC-15Z

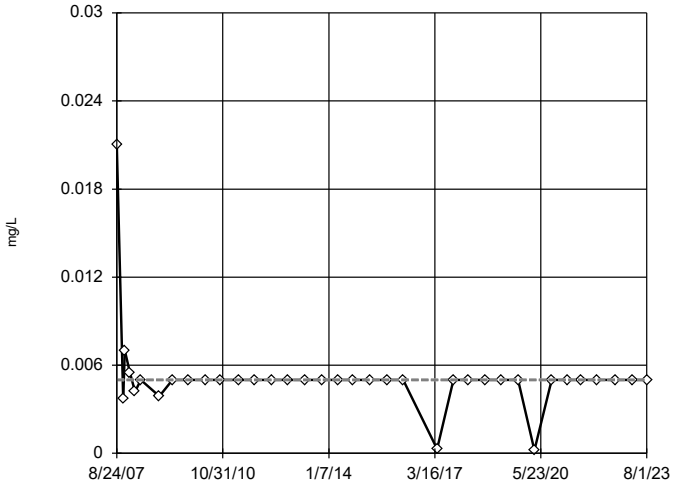

n = 36

No outliers found. Tukey's method selected by user.

Data were square root transformed to achieve best W statistic (graph shown in original units).

The results were invalidated, because the lower and upper quartiles are equal.

Constituent: Copper Analysis Run 4/8/2024 5:26 PM View: Outliers

Plant Bowen Data: Bowen 1, 2, 9, and 10

Sanitas™ v.10.0.16b Software licensed to . UG

Tukey's Outlier Screening

GWC-44

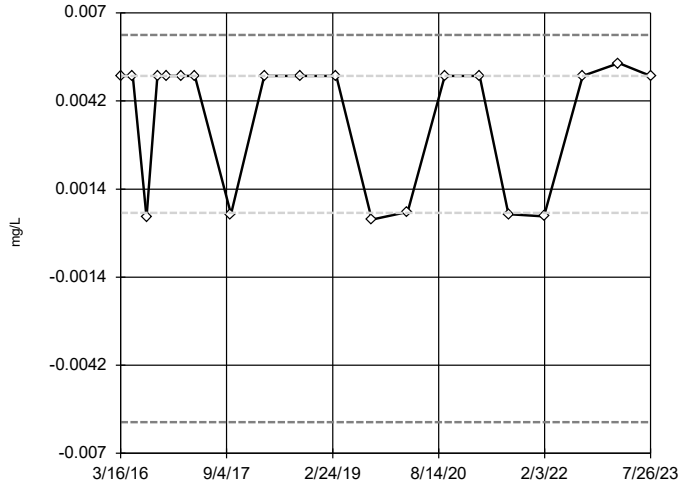

n = 20

No outliers found. Tukey's method selected by user.

Data were x^6 transformed to achieve best W statistic (graph shown in original units).

The results were invalidated, because both the lower and upper quartiles represent reporting limits.

Constituent: Copper Analysis Run 4/8/2024 5:26 PM View: Outliers

Plant Bowen Data: Bowen 1, 2, 9, and 10

Sanitas™ v.10.0.16b Software licensed to . UG

Tukey's Outlier Screening

GWC-45

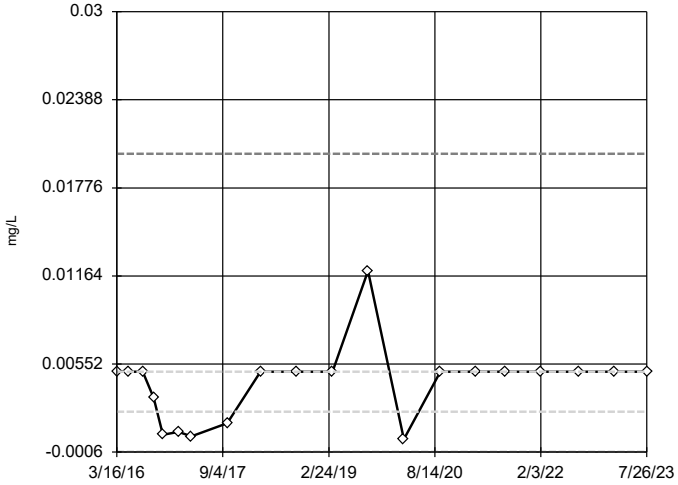

n = 20

No outliers found. Tukey's method selected by user.

Data were square root transformed to achieve best W statistic (graph shown in original units).

High cutoff = 0.02013, low cutoff = -0.0005838, based on IQR multiplier of 3.

Constituent: Copper Analysis Run 4/8/2024 5:26 PM View: Outliers

Plant Bowen Data: Bowen 1, 2, 9, and 10

Sanitas™ v.10.0.16b Software licensed to . UG

Tukey's Outlier Screening

GWC-45R

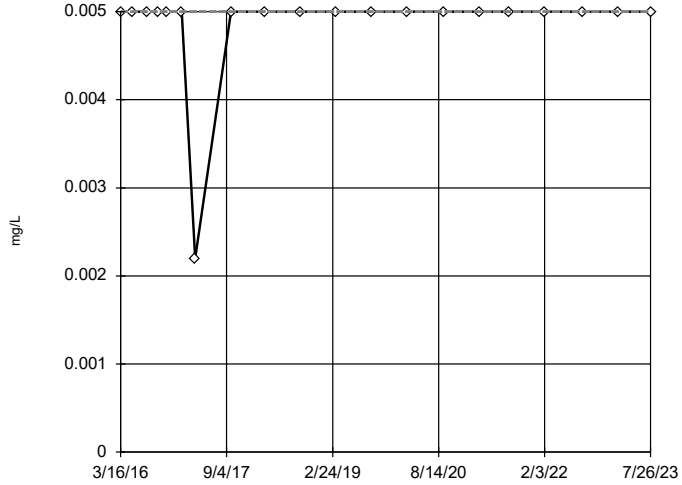

n = 20

No outliers found. Tukey's method selected by user.

Data were cube root transformed to achieve best W statistic (graph shown in original units).

The results were invalidated, because the lower and upper quartiles are equal.

Constituent: Copper Analysis Run 4/8/2024 5:26 PM View: Outliers

Plant Bowen Data: Bowen 1, 2, 9, and 10

Sanitas™ v.10.0.16b Software licensed to . UG

Tukey's Outlier Screening

GWC-46R

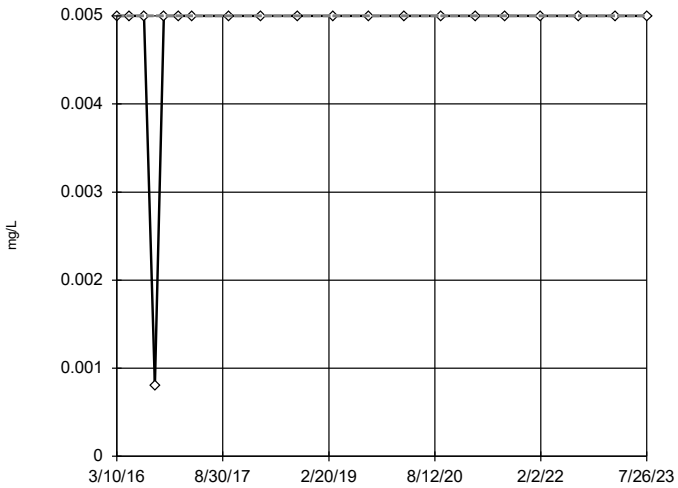

n = 20

No outliers found. Tukey's method selected by user.

Ladder of Powers transformations did not improve normality; analysis run on raw data.

The results were invalidated, because the lower and upper quartiles are equal.

Constituent: Copper Analysis Run 4/8/2024 5:26 PM View: Outliers

Plant Bowen Data: Bowen 1, 2, 9, and 10

Sanitas™ v.10.0.16b Software licensed to . UG

Tukey's Outlier Screening

GWC-47

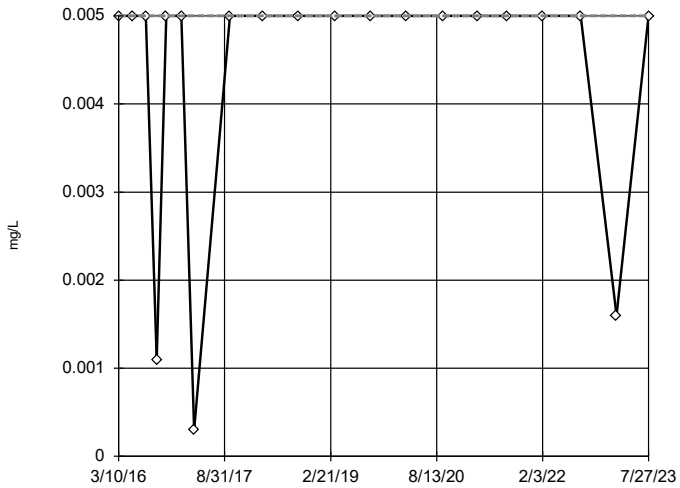

n = 20

No outliers found. Tukey's method selected by user.

Data were square root transformed to achieve best W statistic (graph shown in original units).

The results were invalidated, because the lower and upper quartiles are equal.

Constituent: Copper Analysis Run 4/8/2024 5:26 PM View: Outliers

Plant Bowen Data: Bowen 1, 2, 9, and 10

Sanitas™ v.10.0.16b Software licensed to . UG

Tukey's Outlier Screening

GWC-47R

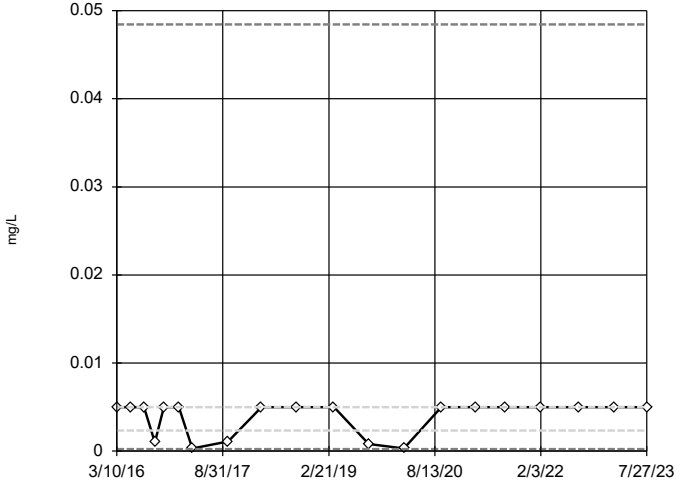

n = 20

No outliers found. Tukey's method selected by user.

Data were natural log transformed to achieve best W statistic (graph shown in original units).

High cutoff = 0.04845, low cutoff = 0.000242, based on IQR multiplier of 3.

Constituent: Copper Analysis Run 4/8/2024 5:26 PM View: Outliers

Plant Bowen Data: Bowen 1, 2, 9, and 10

Sanitas™ v.10.0.16b Software licensed to . UG

Tukey's Outlier Screening

GWC-48

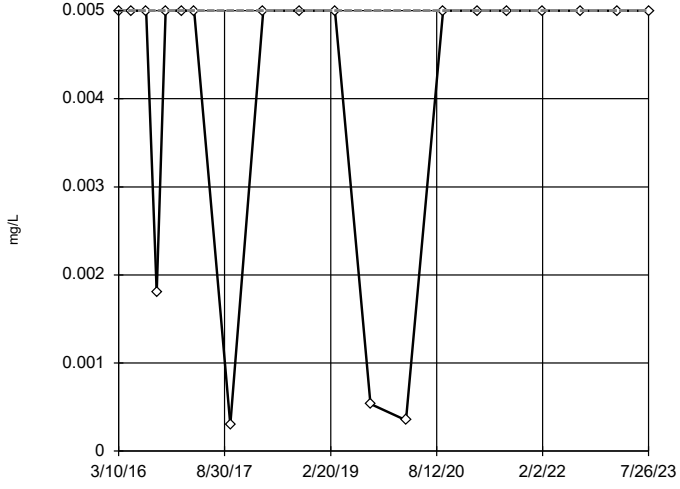

n = 20

No outliers found. Tukey's method selected by user.

Data were square root transformed to achieve best W statistic (graph shown in original units).

The results were invalidated, because the lower and upper quartiles are equal.

Constituent: Copper Analysis Run 4/8/2024 5:26 PM View: Outliers

Plant Bowen Data: Bowen 1, 2, 9, and 10

Sanitas™ v.10.0.16b Software licensed to . UG

Tukey's Outlier Screening

GWC-49R

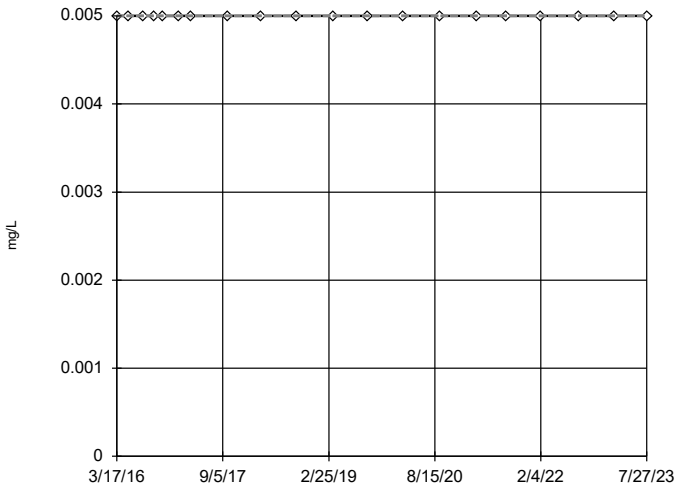

n = 20

No outliers found.
Tukey's method selected by user.

Data were cube root transformed to achieve best W statistic (graph shown in original units).

The results were invalidated, because the lower and upper quartiles are equal.

Constituent: Copper Analysis Run 4/8/2024 5:26 PM View: Outliers
Plant Bowen Data: Bowen 1, 2, 9, and 10

Sanitas™ v.10.0.16b Software licensed to . UG

Tukey's Outlier Screening

GWC-49Z

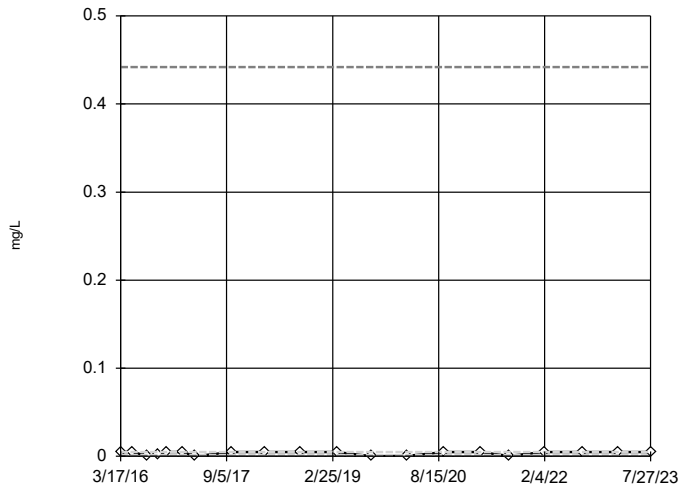

n = 20

No outliers found.
Tukey's method selected by user.

Data were natural log transformed to achieve best W statistic (graph shown in original units).

High cutoff = 0.4419, low cutoff = 0.0000127, based on IQR multiplier of 3.

Constituent: Copper Analysis Run 4/8/2024 5:26 PM View: Outliers
Plant Bowen Data: Bowen 1, 2, 9, and 10

Sanitas™ v.10.0.16b Software licensed to . UG

Tukey's Outlier Screening

GWC-5

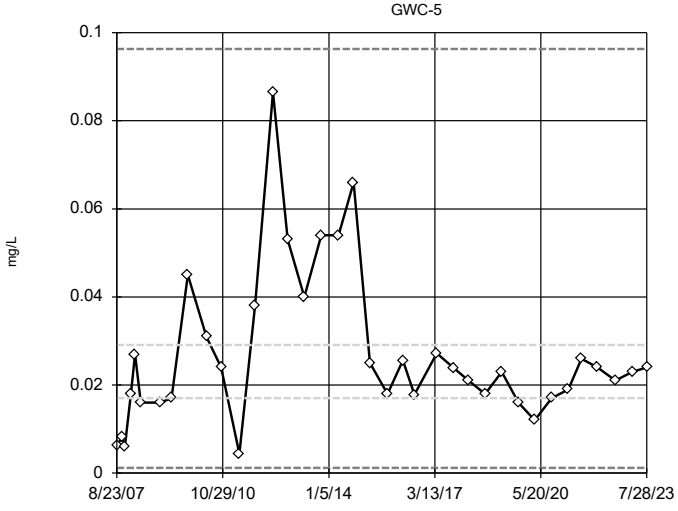

n = 37

No outliers found.
Tukey's method selected by user.

Data were cube root transformed to achieve best W statistic (graph shown in original units).

High cutoff = 0.0963, low cutoff = 0.001198, based on IQR multiplier of 3.

Constituent: Copper Analysis Run 4/8/2024 5:26 PM View: Outliers
Plant Bowen Data: Bowen 1, 2, 9, and 10

Sanitas™ v.10.0.16b Software licensed to . UG

Tukey's Outlier Screening

GWC-6

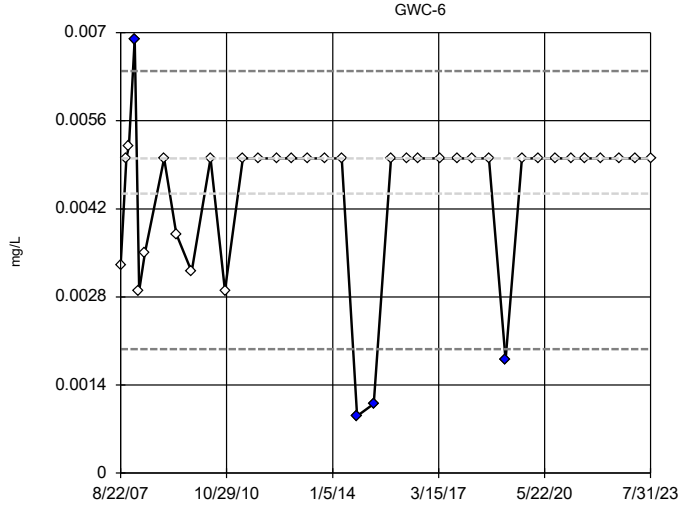

n = 37

Outliers are drawn as solid.
Tukey's method selected by user.

Data were square transformed to achieve best W statistic (graph shown in original units).

High cutoff = 0.006391, low cutoff = 0.00197, based on IQR multiplier of 3.

Constituent: Copper Analysis Run 4/8/2024 5:26 PM View: Outliers
Plant Bowen Data: Bowen 1, 2, 9, and 10

Sanitas™ v.10.0.16b Software licensed to . UG

Tukey's Outlier Screening

GWC-6RZ

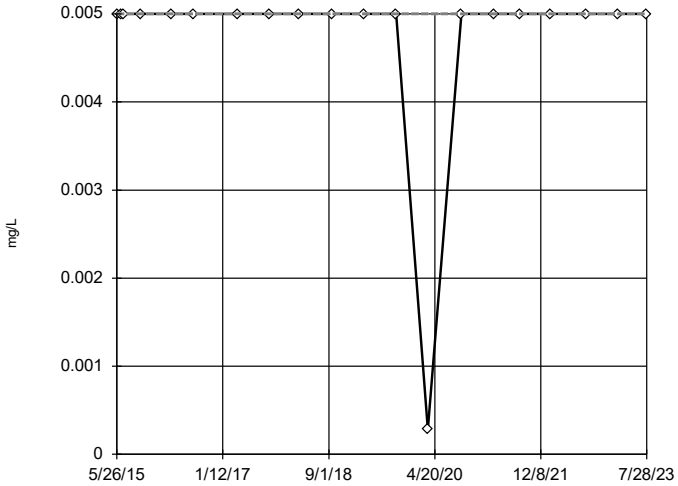

n = 20

No outliers found. Tukey's method selected by user.

Data were cube transformed to achieve best W statistic (graph shown in original units).

The results were invalidated, because the lower and upper quartiles are equal.

Constituent: Copper Analysis Run 4/8/2024 5:26 PM View: Outliers

Plant Bowen Data: Bowen 1, 2, 9, and 10

Sanitas™ v.10.0.16b Software licensed to . UG

Tukey's Outlier Screening

GWC-7Z

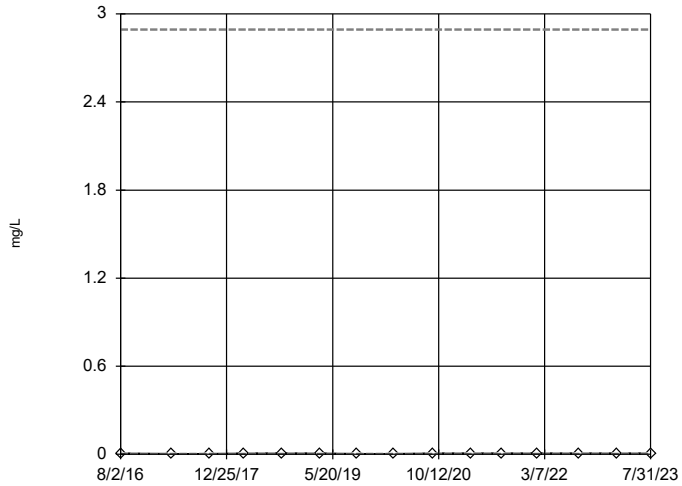

n = 15

No outliers found. Tukey's method selected by user.

Data were natural log transformed to achieve best W statistic (graph shown in original units).

High cutoff = 2.894, low cutoff = 0.000001037, based on IQR multiplier of 3.

Constituent: Copper Analysis Run 4/8/2024 5:26 PM View: Outliers

Plant Bowen Data: Bowen 1, 2, 9, and 10

Sanitas™ v.10.0.16b Software licensed to . UG

Tukey's Outlier Screening

GWC-8RR

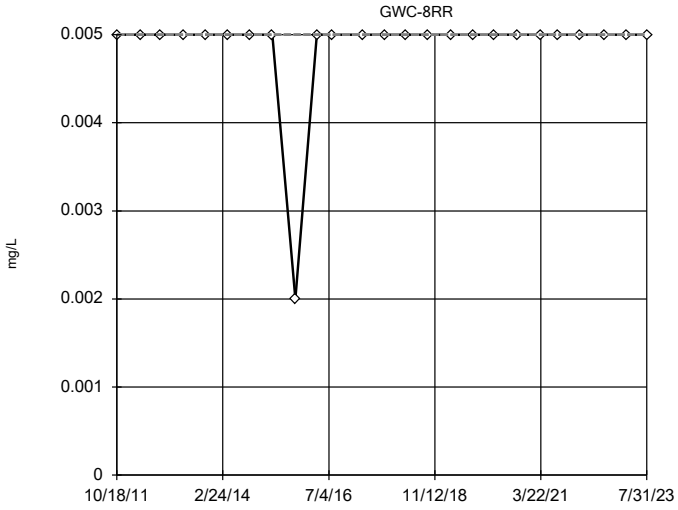

n = 25

No outliers found. Tukey's method selected by user.

Data were x^5 transformed to achieve best W statistic (graph shown in original units).

The results were invalidated, because the lower and upper quartiles are equal.

Constituent: Copper Analysis Run 4/8/2024 5:26 PM View: Outliers

Plant Bowen Data: Bowen 1, 2, 9, and 10

Sanitas™ v.10.0.16b Software licensed to . UG

Tukey's Outlier Screening

GWC-8Z

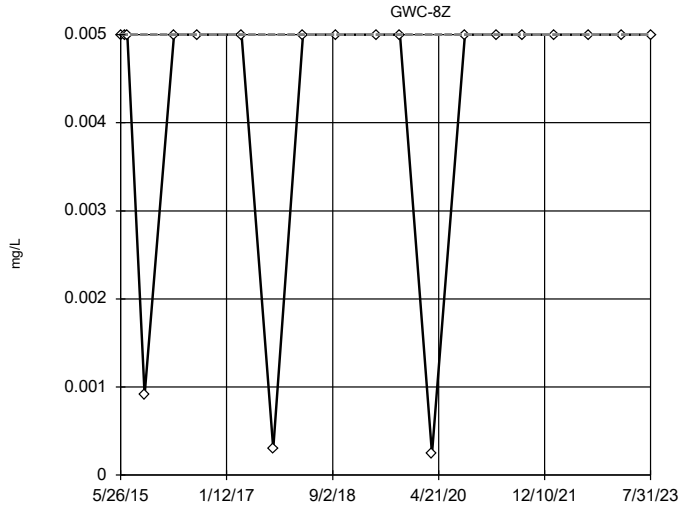

n = 20

No outliers found. Tukey's method selected by user.

Data were cube root transformed to achieve best W statistic (graph shown in original units).

The results were invalidated, because the lower and upper quartiles are equal.

Constituent: Copper Analysis Run 4/8/2024 5:26 PM View: Outliers

Plant Bowen Data: Bowen 1, 2, 9, and 10

Sanitas™ v.10.0.16b Software licensed to . UG

Tukey's Outlier Screening

GWC-9

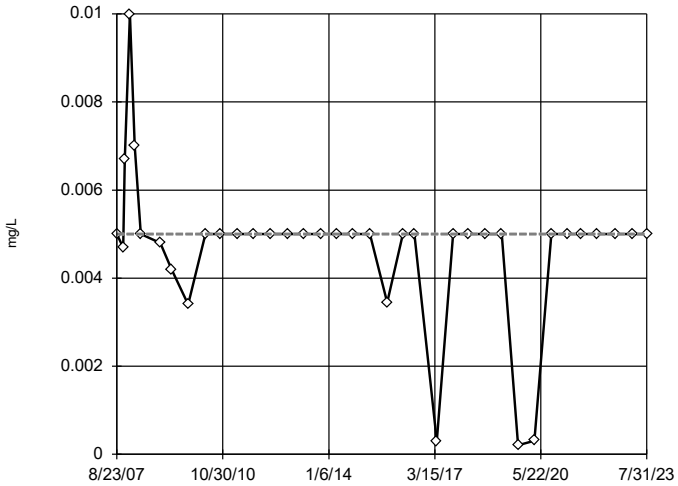

n = 37

No outliers found. Tukey's method selected by user.

Ladder of Powers transformations did not improve normality; analysis run on raw data.

The results were invalidated, because the lower and upper quartiles are equal.

Constituent: Copper Analysis Run 4/8/2024 5:26 PM View: Outliers

Plant Bowen Data: Bowen 1, 2, 9, and 10

Sanitas™ v.10.0.16b Software licensed to . UG

Tukey's Outlier Screening

GWA-1 (bg)

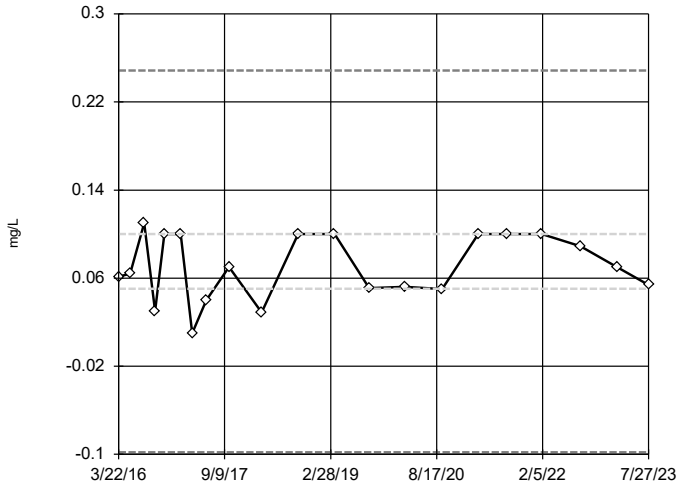

n = 21

No outliers found. Tukey's method selected by user.

Ladder of Powers transformations did not improve normality; analysis run on raw data.

High cutoff = 0.2485, low cutoff = -0.098, based on IQR multiplier of 3.

Constituent: Fluoride, total Analysis Run 4/8/2024 5:26 PM View: Outliers

Plant Bowen Data: Bowen 1, 2, 9, and 10

Sanitas™ v.10.0.16b Software licensed to . UG

Tukey's Outlier Screening

GWA-2 (bg)

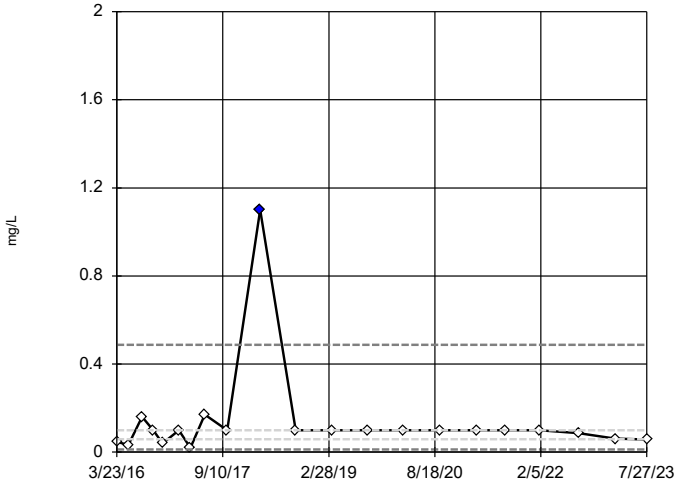

n = 21

Outlier is drawn as solid. Tukey's method selected by user.

Data were natural log transformed to achieve best W statistic (graph shown in original units).

High cutoff = 0.4877, low cutoff = 0.01209, based on IQR multiplier of 3.

Constituent: Fluoride, total Analysis Run 4/8/2024 5:26 PM View: Outliers

Plant Bowen Data: Bowen 1, 2, 9, and 10

Sanitas™ v.10.0.16b Software licensed to . UG

Tukey's Outlier Screening

GWA-2R (bg)

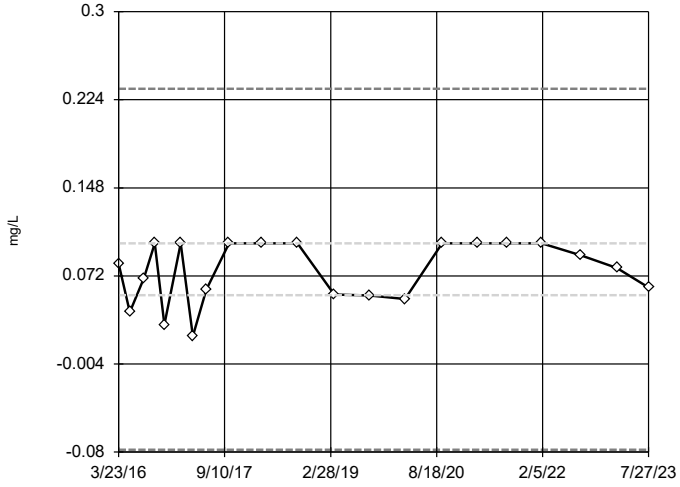

n = 21

No outliers found. Tukey's method selected by user.

Ladder of Powers transformations did not improve normality; analysis run on raw data.

High cutoff = 0.2335, low cutoff = -0.078, based on IQR multiplier of 3.

Constituent: Fluoride, total Analysis Run 4/8/2024 5:26 PM View: Outliers

Plant Bowen Data: Bowen 1, 2, 9, and 10

Sanitas™ v.10.0.16b Software licensed to . UG

Tukey's Outlier Screening

GWA-39RZ (bg)

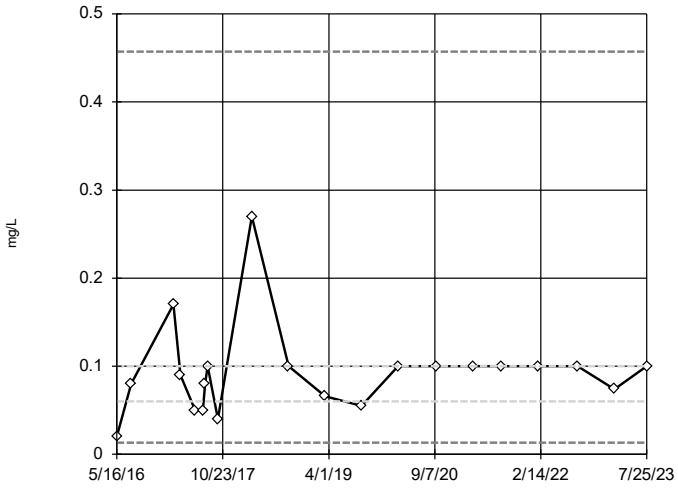

n = 21

No outliers found. Tukey's method selected by user.

Data were natural log transformed to achieve best W statistic (graph shown in original units).

High cutoff = 0.4572, low cutoff = 0.01318, based on IQR multiplier of 3.

Constituent: Fluoride, total Analysis Run 4/8/2024 5:26 PM View: Outliers
Plant Bowen Data: Bowen 1, 2, 9, and 10

Sanitas™ v.10.0.16b Software licensed to . UG

Tukey's Outlier Screening

GWA-39Z (bg)

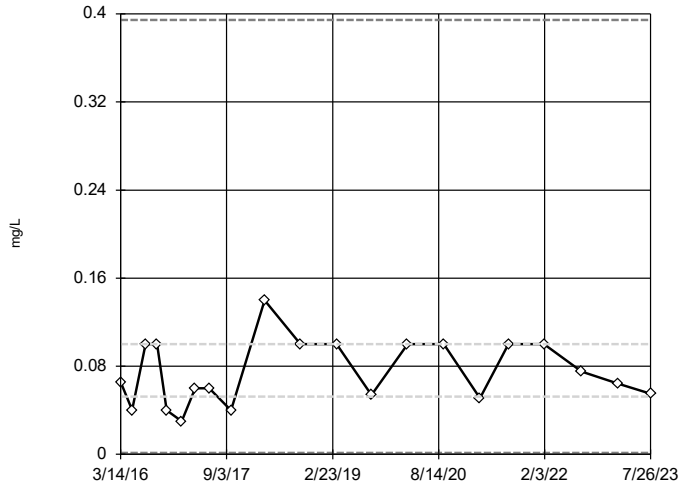

n = 21

No outliers found. Tukey's method selected by user.

Data were cube root transformed to achieve best W statistic (graph shown in original units).

High cutoff = 0.3945, low cutoff = 0.001163, based on IQR multiplier of 3.

Constituent: Fluoride, total Analysis Run 4/8/2024 5:26 PM View: Outliers
Plant Bowen Data: Bowen 1, 2, 9, and 10

Sanitas™ v.10.0.16b Software licensed to . UG

Tukey's Outlier Screening

GWA-3A (bg)

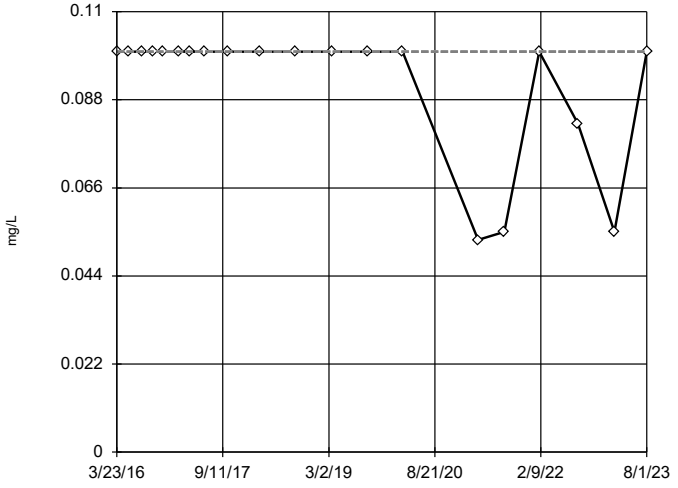

n = 20

No outliers found. Tukey's method selected by user.

Data were x^5 transformed to achieve best W statistic (graph shown in original units).

The results were invalidated, because the lower and upper quartiles are equal.

Constituent: Fluoride, total Analysis Run 4/8/2024 5:26 PM View: Outliers
Plant Bowen Data: Bowen 1, 2, 9, and 10

Sanitas™ v.10.0.16b Software licensed to . UG

Tukey's Outlier Screening

GWA-40 (bg)

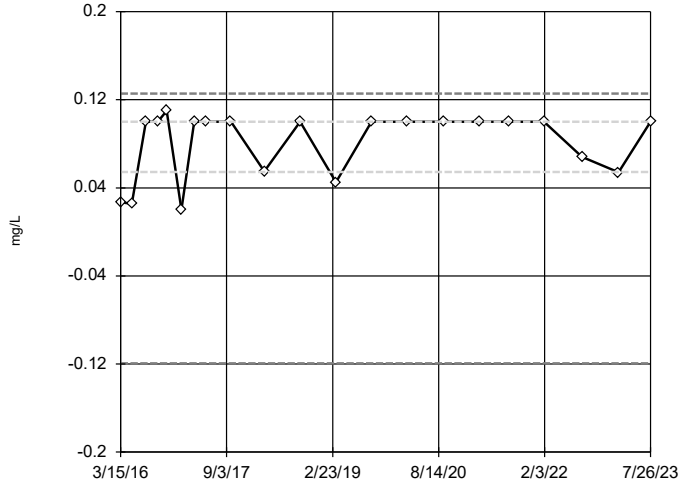

n = 21

No outliers found. Tukey's method selected by user.

Data were x^6 transformed to achieve best W statistic (graph shown in original units).

High cutoff = 0.1256, low cutoff = -0.1194, based on IQR multiplier of 3.

Constituent: Fluoride, total Analysis Run 4/8/2024 5:27 PM View: Outliers
Plant Bowen Data: Bowen 1, 2, 9, and 10

Sanitas™ v.10.0.16b Software licensed to . UG

Tukey's Outlier Screening

GWA-41 (bg)

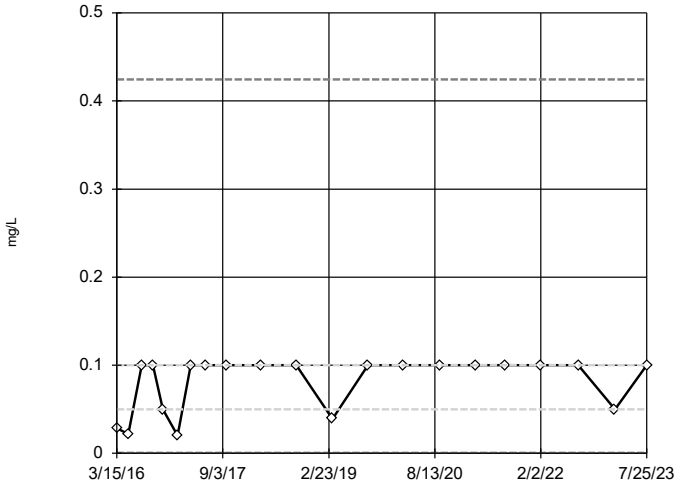

n = 21

No outliers found. Tukey's method selected by user.

Data were cube root transformed to achieve best W statistic (graph shown in original units).

High cutoff = 0.4243, low cutoff = 0.0005341, based on IQR multiplier of 3.

Constituent: Fluoride, total Analysis Run 4/8/2024 5:27 PM View: Outliers

Plant Bowen Data: Bowen 1, 2, 9, and 10

Sanitas™ v.10.0.16b Software licensed to . UG

Tukey's Outlier Screening

GWA-41R (bg)

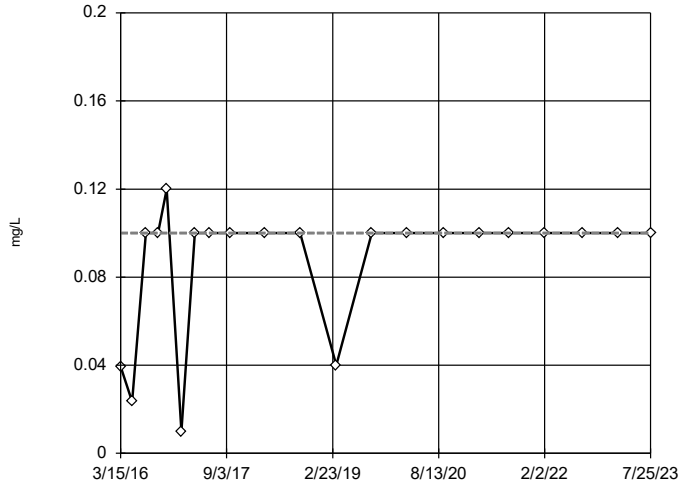

n = 21

No outliers found. Tukey's method selected by user.

Data were x^4 transformed to achieve best W statistic (graph shown in original units).

The results were invalidated, because the lower and upper quartiles are equal.

Constituent: Fluoride, total Analysis Run 4/8/2024 5:27 PM View: Outliers

Plant Bowen Data: Bowen 1, 2, 9, and 10

Sanitas™ v.10.0.16b Software licensed to . UG

Tukey's Outlier Screening

GWA-42 (bg)

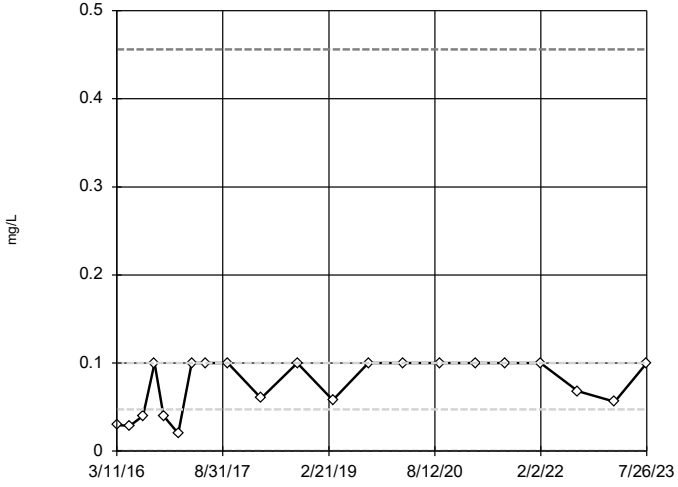

n = 21

No outliers found. Tukey's method selected by user.

Data were cube root transformed to achieve best W statistic (graph shown in original units).

High cutoff = 0.4561, low cutoff = 0.0001822, based on IQR multiplier of 3.

Constituent: Fluoride, total Analysis Run 4/8/2024 5:27 PM View: Outliers

Plant Bowen Data: Bowen 1, 2, 9, and 10

Sanitas™ v.10.0.16b Software licensed to . UG

Tukey's Outlier Screening

GWA-43 (bg)

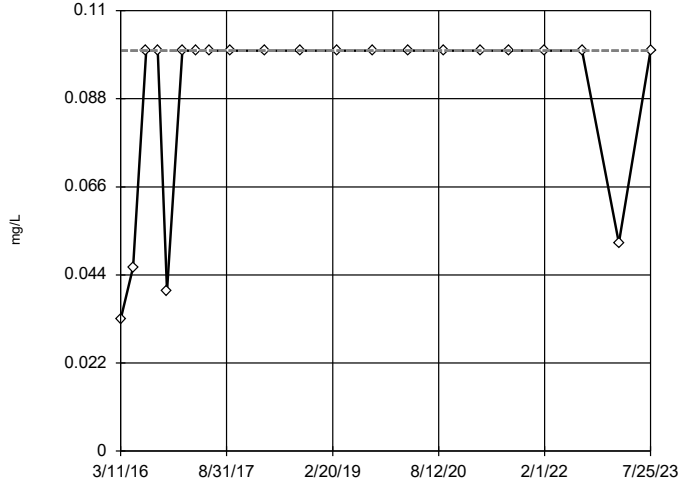

n = 21

No outliers found. Tukey's method selected by user.

Data were natural log transformed to achieve best W statistic (graph shown in original units).

The results were invalidated, because the lower and upper quartiles are equal.

Constituent: Fluoride, total Analysis Run 4/8/2024 5:27 PM View: Outliers

Plant Bowen Data: Bowen 1, 2, 9, and 10

Sanitas™ v.10.0.16b Software licensed to . UG

Tukey's Outlier Screening

GWA-43R (bg)

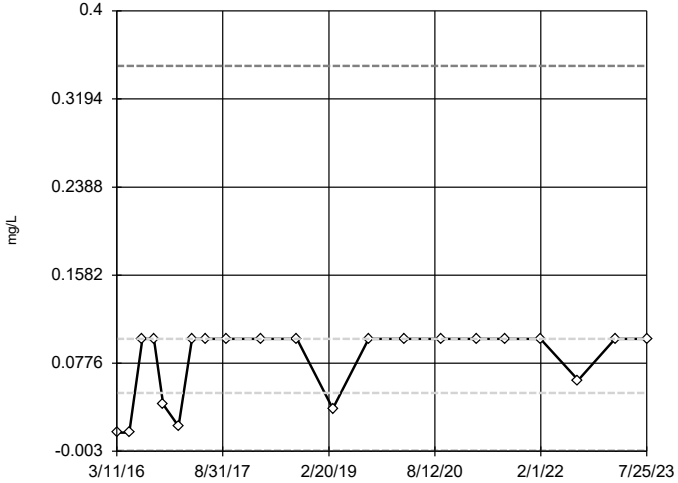

n = 21

No outliers found. Tukey's method selected by user.

Data were square root transformed to achieve best W statistic (graph shown in original units).

High cutoff = 0.3498, low cutoff = -0.002569, based on IQR multiplier of 3.

Constituent: Fluoride, total Analysis Run 4/8/2024 5:27 PM View: Outliers

Plant Bowen Data: Bowen 1, 2, 9, and 10

Sanitas™ v.10.0.16b Software licensed to . UG

Tukey's Outlier Screening

GWA-4RZ (bg)

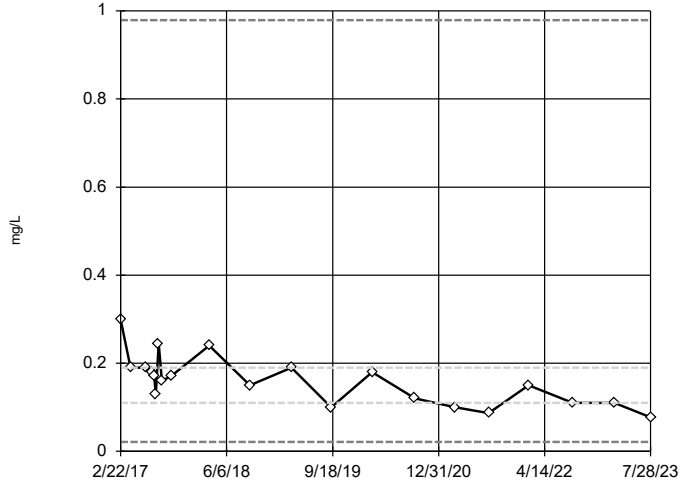

n = 21

No outliers found. Tukey's method selected by user.

Data were natural log transformed to achieve best W statistic (graph shown in original units).

High cutoff = 0.9791, low cutoff = 0.02135, based on IQR multiplier of 3.

Constituent: Fluoride, total Analysis Run 4/8/2024 5:27 PM View: Outliers

Plant Bowen Data: Bowen 1, 2, 9, and 10

Sanitas™ v.10.0.16b Software licensed to . UG

Tukey's Outlier Screening

GWA-50 (bg)

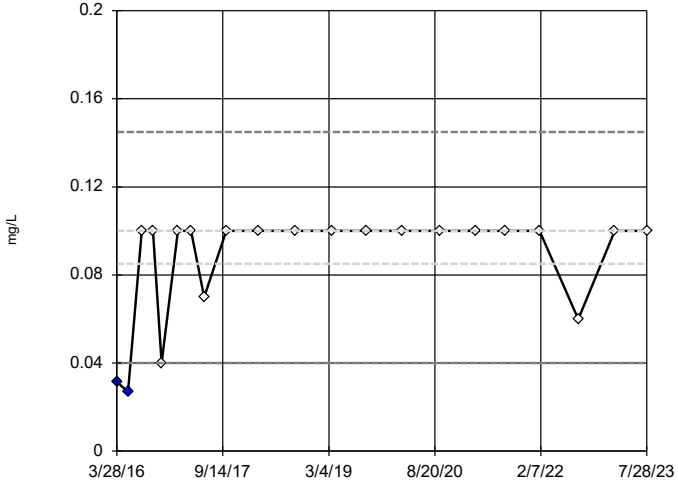

n = 21

Outliers are drawn as solid.
Tukey's method selected by user.

Ladder of Powers transformations did not improve normality; analysis run on raw data.

High cutoff = 0.145, low cutoff = 0.04, based on IQR multiplier of 3.

Constituent: Fluoride, total Analysis Run 4/8/2024 5:27 PM View: Outliers

Plant Bowen Data: Bowen 1, 2, 9, and 10

Sanitas™ v.10.0.16b Software licensed to . UG

Tukey's Outlier Screening

GWA-50R (bg)

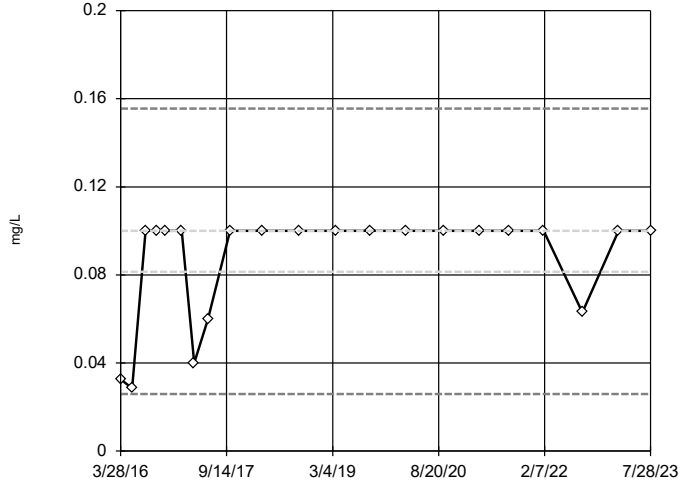

n = 21

No outliers found. Tukey's method selected by user.

Ladder of Powers transformations did not improve normality; analysis run on raw data.

High cutoff = 0.1555, low cutoff = 0.026, based on IQR multiplier of 3.

Constituent: Fluoride, total Analysis Run 4/8/2024 5:27 PM View: Outliers

Plant Bowen Data: Bowen 1, 2, 9, and 10

Sanitas™ v.10.0.16b Software licensed to . UG

Tukey's Outlier Screening

GWC-10

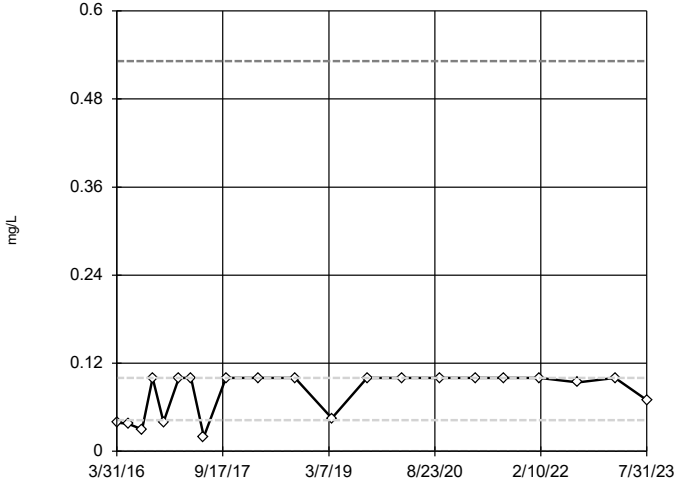

n = 21

No outliers found. Tukey's method selected by user.

Data were cube root transformed to achieve best W statistic (graph shown in original units).

High cutoff = 0.5317, low cutoff = 2.4e-8, based on IQR multiplier of 3.

Constituent: Fluoride, total Analysis Run 4/8/2024 5:27 PM View: Outliers

Plant Bowen Data: Bowen 1, 2, 9, and 10

Sanitas™ v.10.0.16b Software licensed to . UG

Tukey's Outlier Screening

GWC-10R

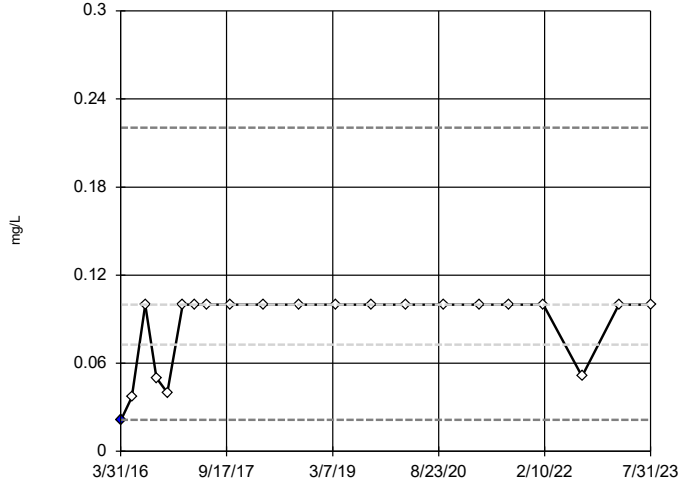

n = 21

Outlier is drawn as solid. Tukey's method selected by user.

Data were cube root transformed to achieve best W statistic (graph shown in original units).

High cutoff = 0.2205, low cutoff = 0.02138, based on IQR multiplier of 3.

Constituent: Fluoride, total Analysis Run 4/8/2024 5:27 PM View: Outliers

Plant Bowen Data: Bowen 1, 2, 9, and 10

Sanitas™ v.10.0.16b Software licensed to . UG

Tukey's Outlier Screening

GWC-11

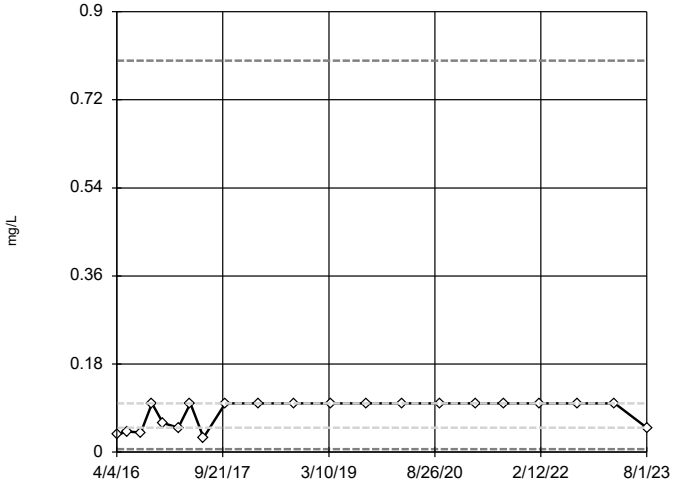

n = 21

No outliers found. Tukey's method selected by user.

Data were natural log transformed to achieve best W statistic (graph shown in original units).

High cutoff = 0.8, low cutoff = 0.00625, based on IQR multiplier of 3.

Constituent: Fluoride, total Analysis Run 4/8/2024 5:27 PM View: Outliers

Plant Bowen Data: Bowen 1, 2, 9, and 10

Sanitas™ v.10.0.16b Software licensed to . UG

Tukey's Outlier Screening

GWC-11R

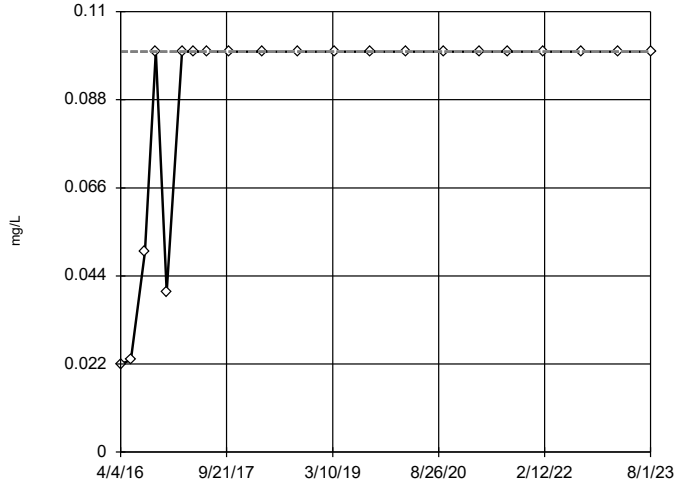

n = 21

No outliers found. Tukey's method selected by user.

Data were square root transformed to achieve best W statistic (graph shown in original units).

The results were invalidated, because the lower and upper quartiles are equal.

Constituent: Fluoride, total Analysis Run 4/8/2024 5:27 PM View: Outliers

Plant Bowen Data: Bowen 1, 2, 9, and 10

Sanitas™ v.10.0.16b Software licensed to . UG

Tukey's Outlier Screening

GWC-12

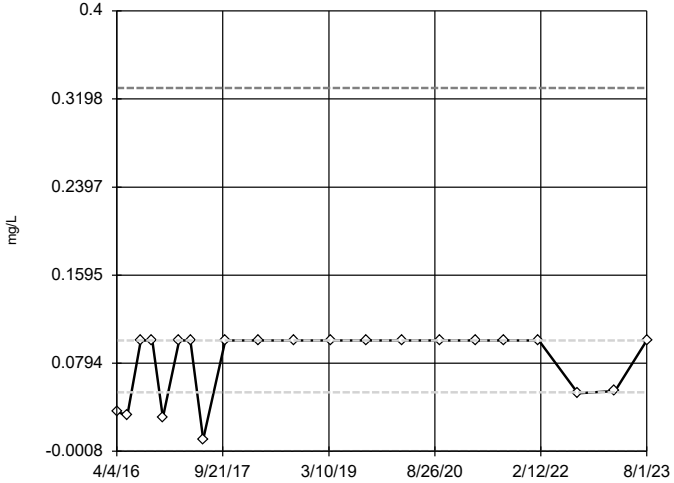

n = 21

No outliers found. Tukey's method selected by user.

Data were square root transformed to achieve best W statistic (graph shown in original units).

High cutoff = 0.3298, low cutoff = -0.0007759, based on IQR multiplier of 3.

Constituent: Fluoride, total Analysis Run 4/8/2024 5:27 PM View: Outliers

Plant Bowen Data: Bowen 1, 2, 9, and 10

Sanitas™ v.10.0.16b Software licensed to . UG

Tukey's Outlier Screening

GWC-13

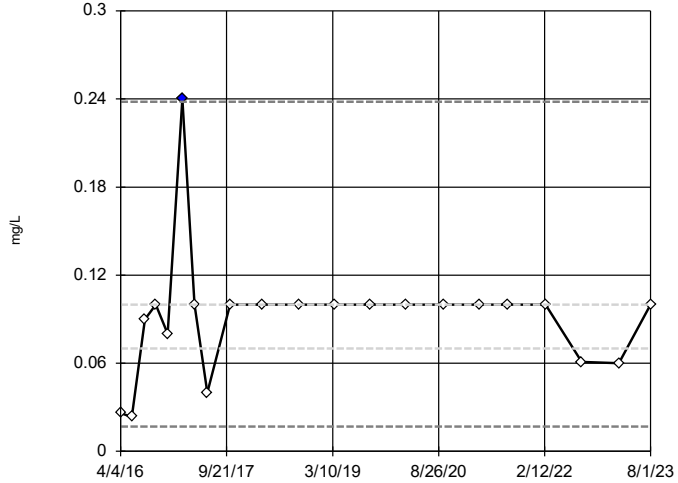

n = 21

Outlier is drawn as solid. Tukey's method selected by user.

Data were cube root transformed to achieve best W statistic (graph shown in original units).

High cutoff = 0.2381, low cutoff = 0.01689, based on IQR multiplier of 3.

Constituent: Fluoride, total Analysis Run 4/8/2024 5:27 PM View: Outliers

Plant Bowen Data: Bowen 1, 2, 9, and 10

Sanitas™ v.10.0.16b Software licensed to . UG

Tukey's Outlier Screening

GWC-13RZ

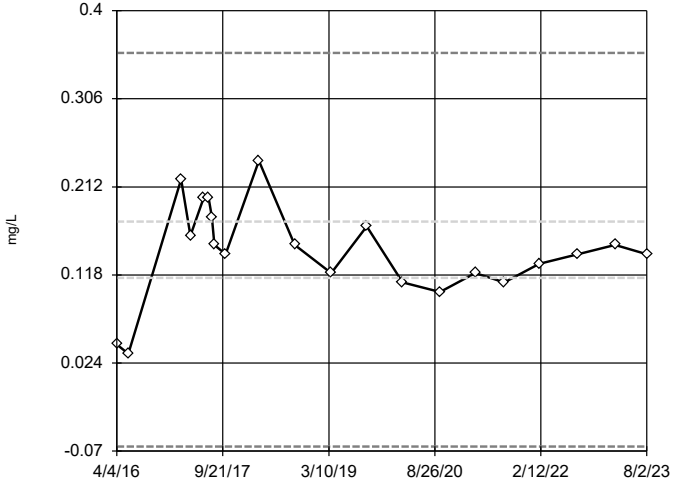

n = 21

No outliers found. Tukey's method selected by user.

Ladder of Powers transformations did not improve normality; analysis run on raw data.

High cutoff = 0.355, low cutoff = -0.065, based on IQR multiplier of 3.

Constituent: Fluoride, total Analysis Run 4/8/2024 5:27 PM View: Outliers

Plant Bowen Data: Bowen 1, 2, 9, and 10

Sanitas™ v.10.0.16b Software licensed to . UG

Tukey's Outlier Screening

GWC-14Z

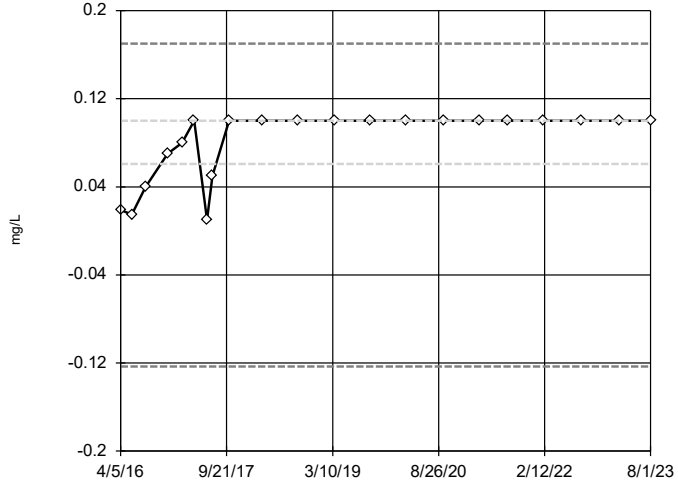

n = 21

No outliers found. Tukey's method selected by user.

Data were square transformed to achieve best W statistic (graph shown in original units).

High cutoff = 0.17, low cutoff = -0.1233, based on IQR multiplier of 3.

Constituent: Fluoride, total Analysis Run 4/8/2024 5:27 PM View: Outliers

Plant Bowen Data: Bowen 1, 2, 9, and 10

Sanitas™ v.10.0.16b Software licensed to . UG

Tukey's Outlier Screening

GWC-15R

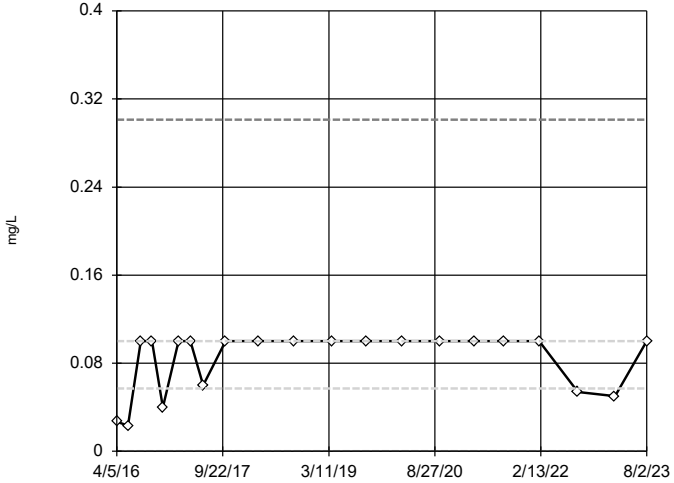

n = 21

No outliers found. Tukey's method selected by user.

Data were square root transformed to achieve best W statistic (graph shown in original units).

High cutoff = 0.3013, low cutoff = 0.00003567, based on IQR multiplier of 3.

Constituent: Fluoride, total Analysis Run 4/8/2024 5:27 PM View: Outliers

Plant Bowen Data: Bowen 1, 2, 9, and 10

Sanitas™ v.10.0.16b Software licensed to . UG

Tukey's Outlier Screening

GWC-15Z

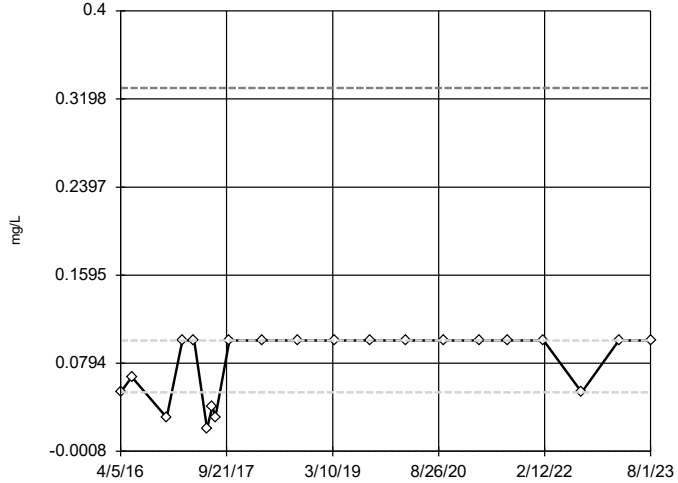

n = 21

No outliers found. Tukey's method selected by user.

Data were square root transformed to achieve best W statistic (graph shown in original units).

High cutoff = 0.3298, low cutoff = -0.0007736, based on IQR multiplier of 3.

Constituent: Fluoride, total Analysis Run 4/8/2024 5:27 PM View: Outliers

Plant Bowen Data: Bowen 1, 2, 9, and 10

Sanitas™ v.10.0.16b Software licensed to . UG

Tukey's Outlier Screening

GWC-44

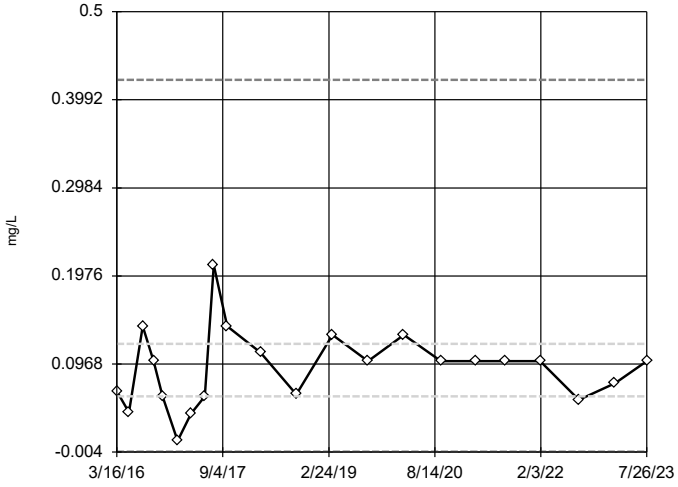

n = 22

No outliers found. Tukey's method selected by user.

Data were square root transformed to achieve best W statistic (graph shown in original units).

High cutoff = 0.422, low cutoff = -0.003426, based on IQR multiplier of 3.

Constituent: Fluoride, total Analysis Run 4/8/2024 5:27 PM View: Outliers

Plant Bowen Data: Bowen 1, 2, 9, and 10

Sanitas™ v.10.0.16b Software licensed to . UG

Tukey's Outlier Screening

GWC-45

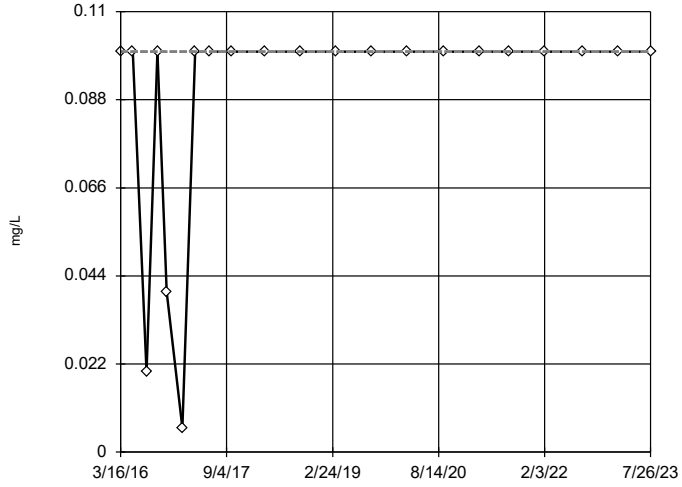

n = 21

No outliers found. Tukey's method selected by user.

Ladder of Powers transformations did not improve normality; analysis run on raw data.

The results were invalidated, because the lower and upper quartiles are equal.

Constituent: Fluoride, total Analysis Run 4/8/2024 5:27 PM View: Outliers

Plant Bowen Data: Bowen 1, 2, 9, and 10

Sanitas™ v.10.0.16b Software licensed to . UG

Tukey's Outlier Screening

GWC-45R

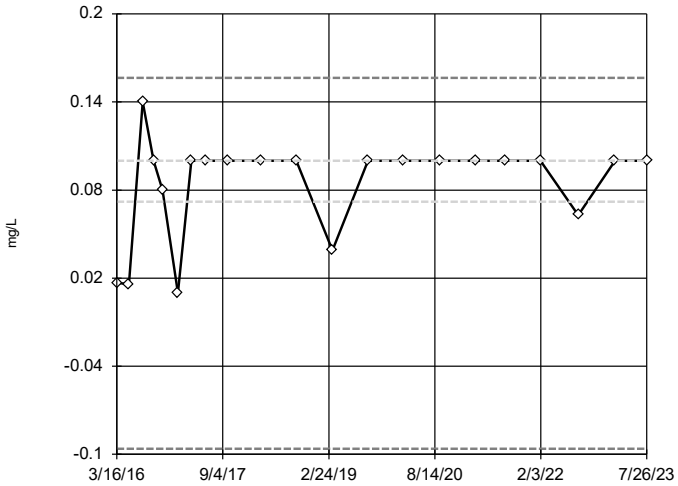

n = 21

No outliers found. Tukey's method selected by user.

Data were square transformed to achieve best W statistic (graph shown in original units).

High cutoff = 0.1564, low cutoff = -0.09624, based on IQR multiplier of 3.

Constituent: Fluoride, total Analysis Run 4/8/2024 5:27 PM View: Outliers
Plant Bowen Data: Bowen 1, 2, 9, and 10

Sanitas™ v.10.0.16b Software licensed to . UG

Tukey's Outlier Screening

GWC-46R

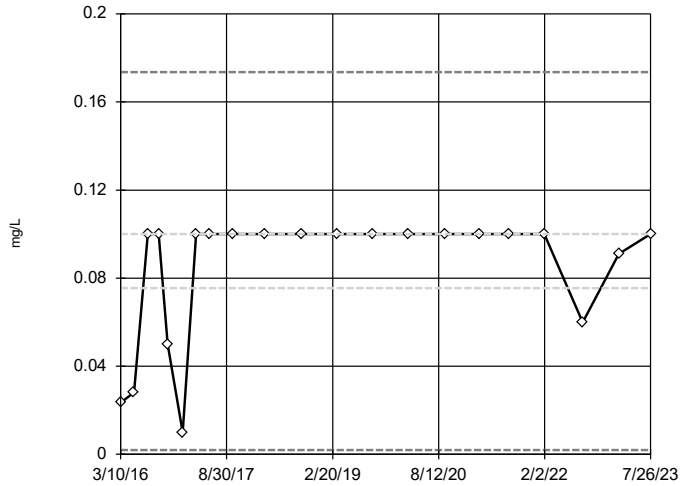

n = 21

No outliers found. Tukey's method selected by user.

Ladder of Powers transformations did not improve normality; analysis run on raw data.

High cutoff = 0.1735, low cutoff = 0.002, based on IQR multiplier of 3.

Constituent: Fluoride, total Analysis Run 4/8/2024 5:27 PM View: Outliers
Plant Bowen Data: Bowen 1, 2, 9, and 10

Sanitas™ v.10.0.16b Software licensed to . UG

Tukey's Outlier Screening

GWC-47

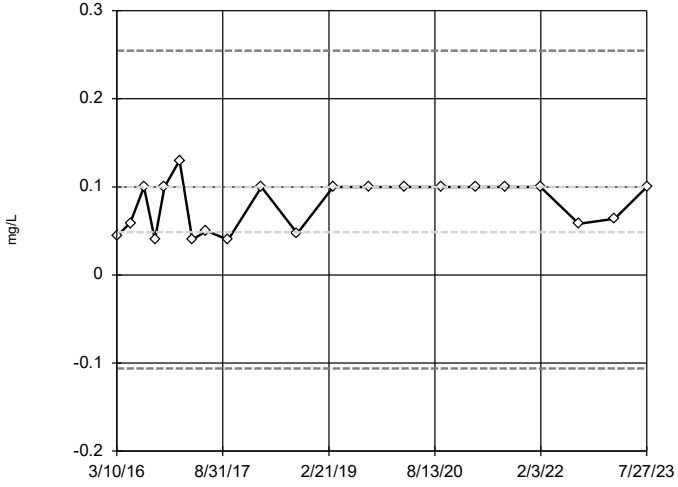

n = 21

No outliers found. Tukey's method selected by user.

Ladder of Powers transformations did not improve normality; analysis run on raw data.

High cutoff = 0.2545, low cutoff = -0.106, based on IQR multiplier of 3.

Constituent: Fluoride, total Analysis Run 4/8/2024 5:27 PM View: Outliers
Plant Bowen Data: Bowen 1, 2, 9, and 10

Sanitas™ v.10.0.16b Software licensed to . UG

Tukey's Outlier Screening

GWC-47R

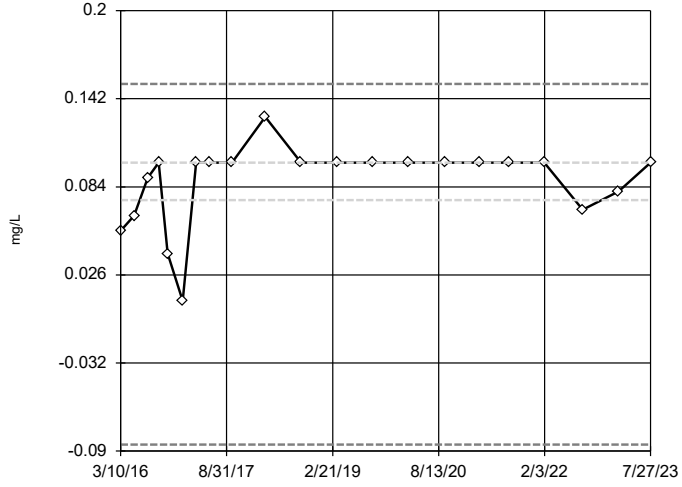

n = 21

No outliers found. Tukey's method selected by user.

Data were square transformed to achieve best W statistic (graph shown in original units).

High cutoff = 0.1517, low cutoff = -0.08577, based on IQR multiplier of 3.

Constituent: Fluoride, total Analysis Run 4/8/2024 5:27 PM View: Outliers
Plant Bowen Data: Bowen 1, 2, 9, and 10

Sanitas™ v.10.0.16b Software licensed to . UG

Tukey's Outlier Screening

GWC-48

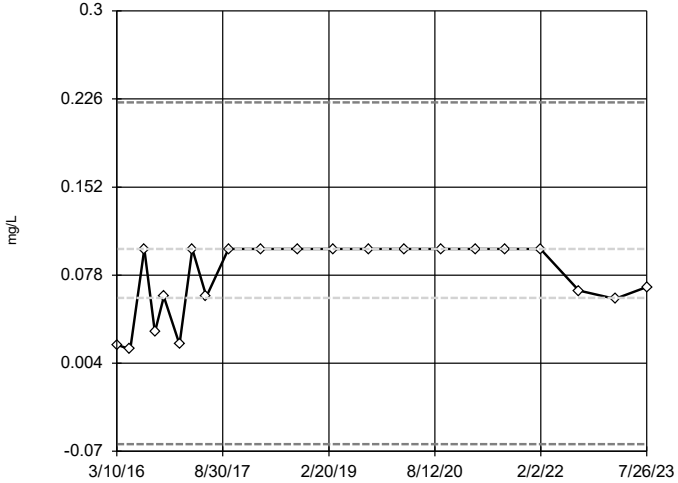

n = 21

No outliers found.
Tukey's method selected by user.

Ladder of Powers transformations did not improve normality; analysis run on raw data.

High cutoff = 0.223, low cutoff = -0.064, based on IQR multiplier of 3.

Constituent: Fluoride, total Analysis Run 4/8/2024 5:27 PM View: Outliers
Plant Bowen Data: Bowen 1, 2, 9, and 10

Sanitas™ v.10.0.16b Software licensed to . UG

Tukey's Outlier Screening

GWC-49R

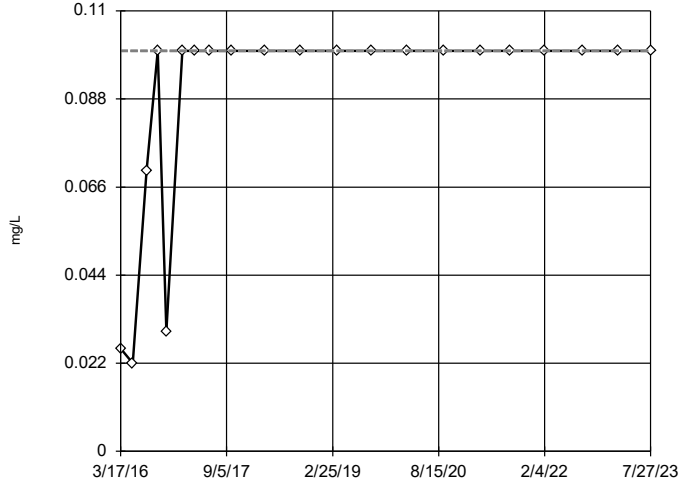

n = 21

No outliers found.
Tukey's method selected by user.

Data were cube transformed to achieve best W statistic (graph shown in original units).

The results were invalidated, because the lower and upper quartiles are equal.

Constituent: Fluoride, total Analysis Run 4/8/2024 5:27 PM View: Outliers
Plant Bowen Data: Bowen 1, 2, 9, and 10

Sanitas™ v.10.0.16b Software licensed to . UG

Tukey's Outlier Screening

GWC-49Z

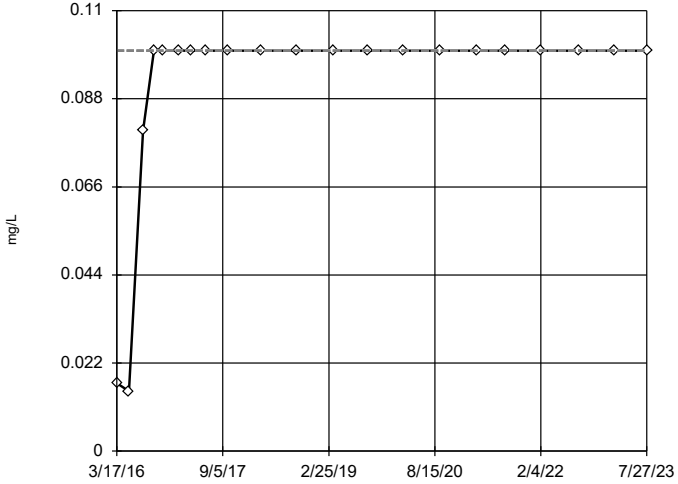

n = 21

No outliers found.
Tukey's method selected by user.

Data were x^5 transformed to achieve best W statistic (graph shown in original units).

The results were invalidated, because the lower and upper quartiles are equal.

Constituent: Fluoride, total Analysis Run 4/8/2024 5:27 PM View: Outliers
Plant Bowen Data: Bowen 1, 2, 9, and 10

Sanitas™ v.10.0.16b Software licensed to . UG

Tukey's Outlier Screening

GWC-5

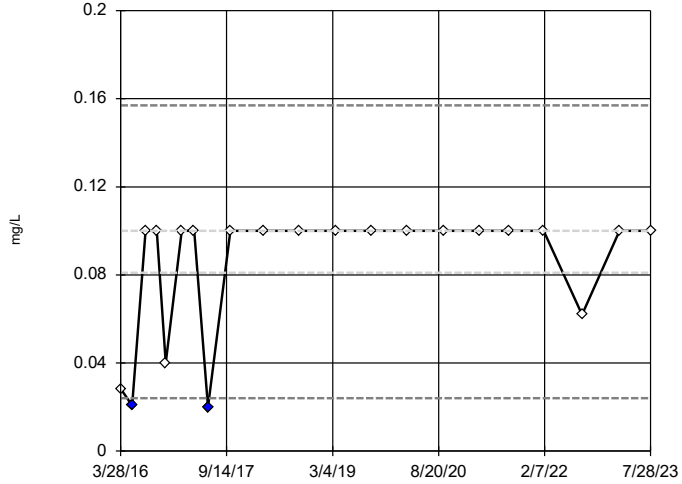

n = 21

Outliers are drawn as solid.
Tukey's method selected by user.

Ladder of Powers transformations did not improve normality; analysis run on raw data.

High cutoff = 0.157, low cutoff = 0.024, based on IQR multiplier of 3.

Constituent: Fluoride, total Analysis Run 4/8/2024 5:27 PM View: Outliers
Plant Bowen Data: Bowen 1, 2, 9, and 10

Sanitas™ v.10.0.16b Software licensed to . UG

Tukey's Outlier Screening

GWC-6

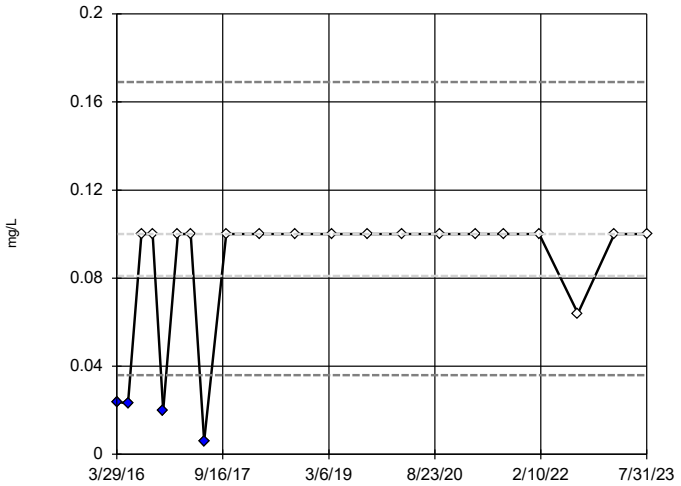

n = 21

Outliers are drawn as solid.
Tukey's method selected by user.

Data were square root transformed to achieve best W statistic (graph shown in original units).

High cutoff = 0.169, low cutoff = 0.036, based on IQR multiplier of 3.

Constituent: Fluoride, total Analysis Run 4/8/2024 5:27 PM View: Outliers
Plant Bowen Data: Bowen 1, 2, 9, and 10

Sanitas™ v.10.0.16b Software licensed to . UG

Tukey's Outlier Screening

GWC-6RZ

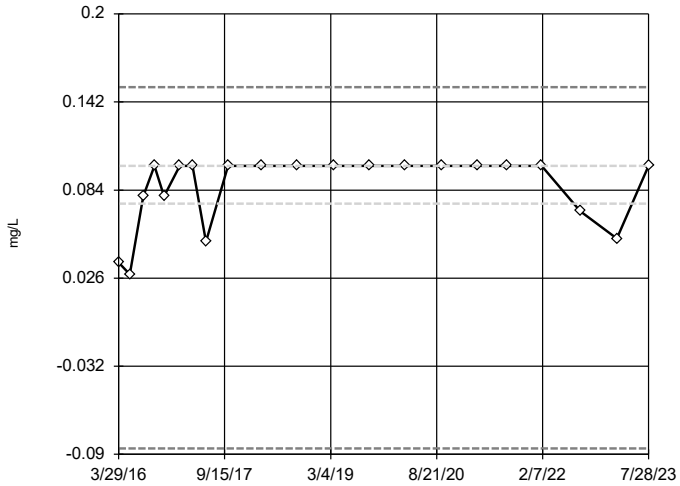

n = 21

No outliers found.
Tukey's method selected by user.

Data were square transformed to achieve best W statistic (graph shown in original units).

High cutoff = 0.1518, low cutoff = -0.08602, based on IQR multiplier of 3.

Constituent: Fluoride, total Analysis Run 4/8/2024 5:27 PM View: Outliers
Plant Bowen Data: Bowen 1, 2, 9, and 10

Sanitas™ v.10.0.16b Software licensed to . UG

Tukey's Outlier Screening

GWC-7Z

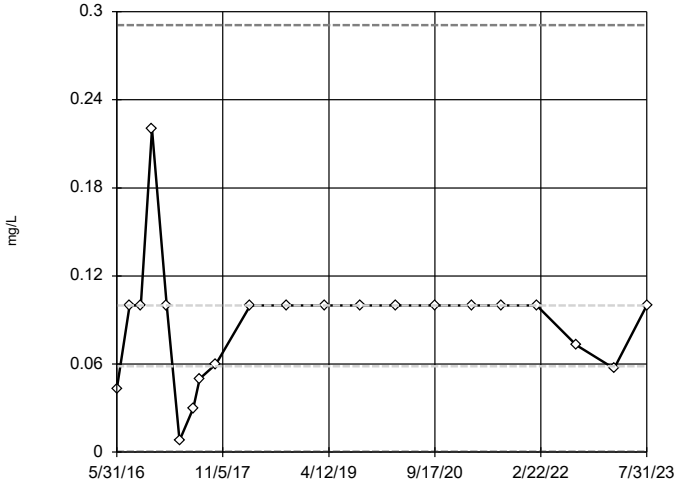

n = 21

No outliers found.
Tukey's method selected by user.

Data were square root transformed to achieve best W statistic (graph shown in original units).

High cutoff = 0.2909, low cutoff = 0.00035, based on IQR multiplier of 3.

Constituent: Fluoride, total Analysis Run 4/8/2024 5:27 PM View: Outliers
Plant Bowen Data: Bowen 1, 2, 9, and 10

Sanitas™ v.10.0.16b Software licensed to . UG

Tukey's Outlier Screening

GWC-8RR

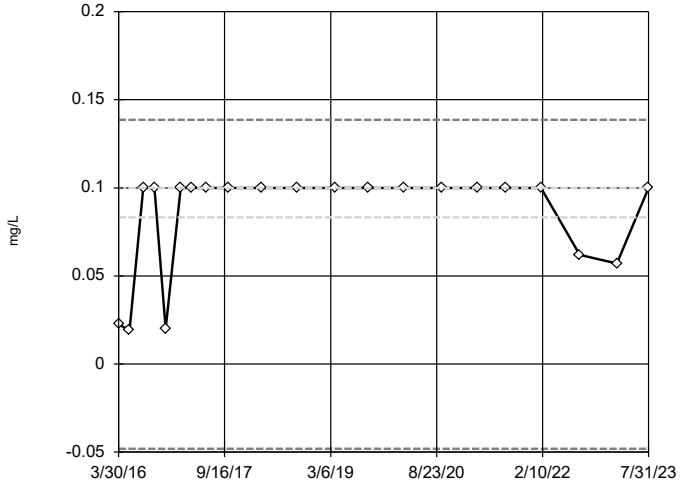

n = 21

No outliers found.
Tukey's method selected by user.

Data were square transformed to achieve best W statistic (graph shown in original units).

High cutoff = 0.1387, low cutoff = -0.04808, based on IQR multiplier of 3.

Constituent: Fluoride, total Analysis Run 4/8/2024 5:27 PM View: Outliers
Plant Bowen Data: Bowen 1, 2, 9, and 10

Sanitas™ v.10.0.16b Software licensed to . UG

Tukey's Outlier Screening

GWC-8Z

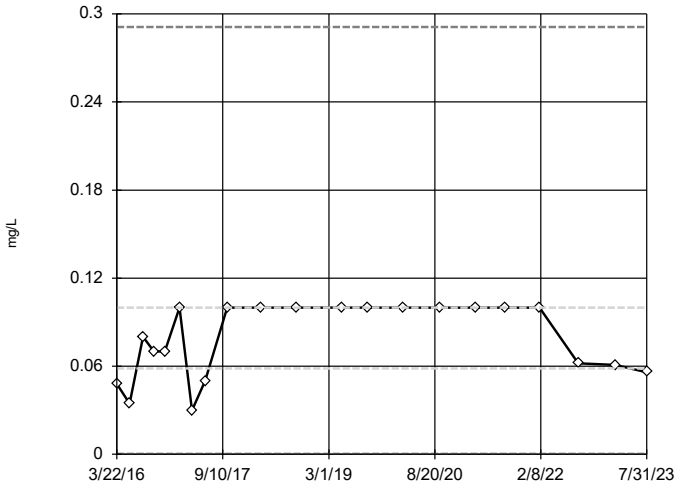

n = 21

No outliers found. Tukey's method selected by user.

Data were square root transformed to achieve best W statistic (graph shown in original units).

High cutoff = 0.291, low cutoff = 0.0003447, based on IQR multiplier of 3.

Constituent: Fluoride, total Analysis Run 4/8/2024 5:27 PM View: Outliers

Plant Bowen Data: Bowen 1, 2, 9, and 10

Sanitas™ v.10.0.16b Software licensed to . UG

Tukey's Outlier Screening

GWC-9

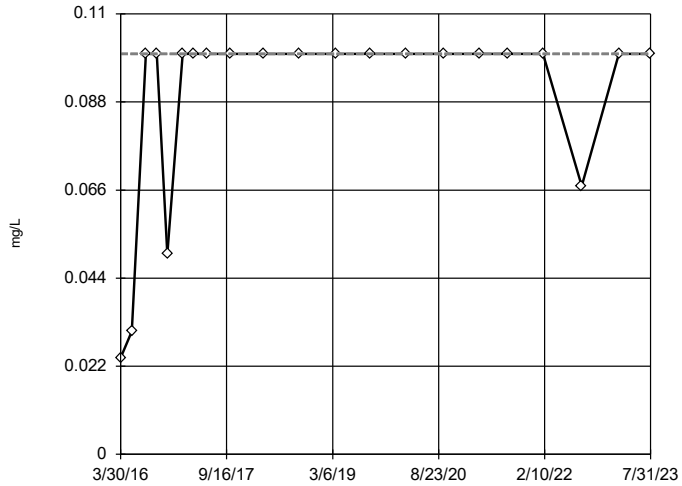

n = 21

No outliers found. Tukey's method selected by user.

Data were square transformed to achieve best W statistic (graph shown in original units).

The results were invalidated, because the lower and upper quartiles are equal.

Constituent: Fluoride, total Analysis Run 4/8/2024 5:27 PM View: Outliers

Plant Bowen Data: Bowen 1, 2, 9, and 10

Sanitas™ v.10.0.16b Software licensed to . UG

Tukey's Outlier Screening

GWA-1 (bg)

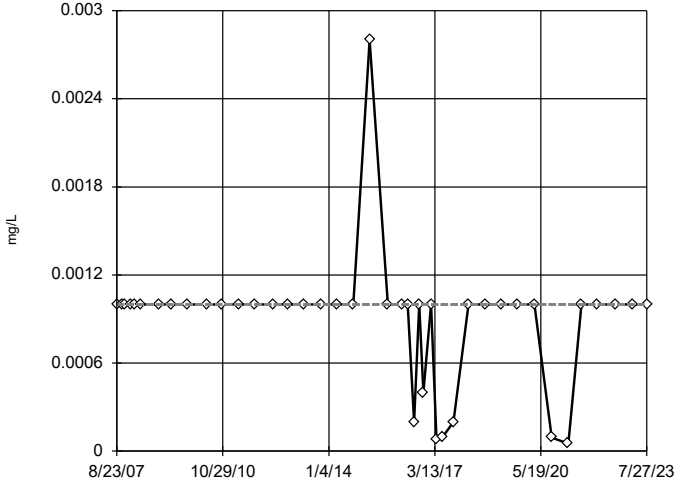

n = 42

No outliers found. Tukey's method selected by user.

Data were square root transformed to achieve best W statistic (graph shown in original units).

The results were invalidated, because the lower and upper quartiles are equal.

Constituent: Lead Analysis Run 4/8/2024 5:27 PM View: Outliers

Plant Bowen Data: Bowen 1, 2, 9, and 10

Sanitas™ v.10.0.16b Software licensed to . UG

Tukey's Outlier Screening

GWA-2 (bg)

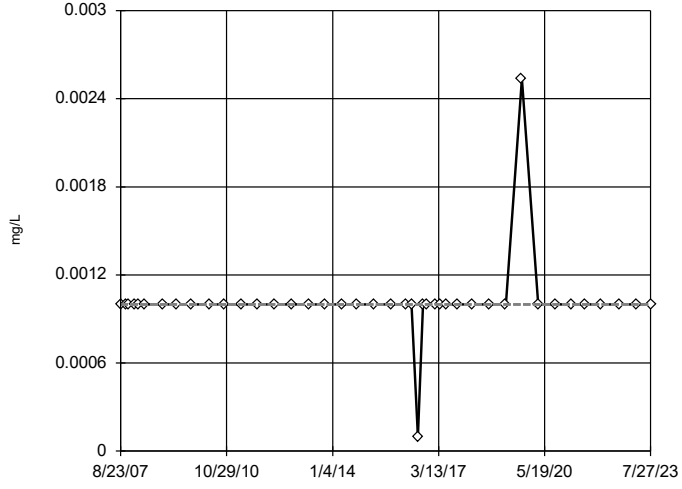

n = 42

No outliers found. Tukey's method selected by user.

Data were square root transformed to achieve best W statistic (graph shown in original units).

The results were invalidated, because the lower and upper quartiles are equal.

Constituent: Lead Analysis Run 4/8/2024 5:27 PM View: Outliers

Plant Bowen Data: Bowen 1, 2, 9, and 10

Sanitas™ v.10.0.16b Software licensed to . UG

Tukey's Outlier Screening

GWA-2R (bg)

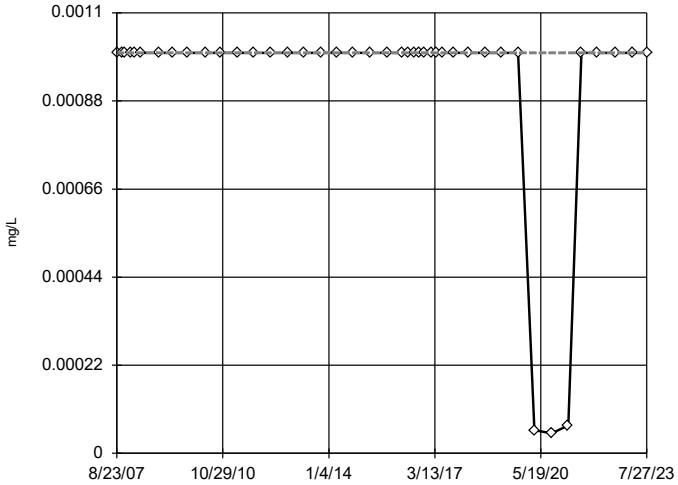

n = 42

No outliers found. Tukey's method selected by user.

Data were natural log transformed to achieve best W statistic (graph shown in original units).

The results were invalidated, because the lower and upper quartiles are equal.

Constituent: Lead Analysis Run 4/8/2024 5:27 PM View: Outliers
Plant Bowen Data: Bowen 1, 2, 9, and 10

Sanitas™ v.10.0.16b Software licensed to . UG

Tukey's Outlier Screening

GWA-39RZ (bg)

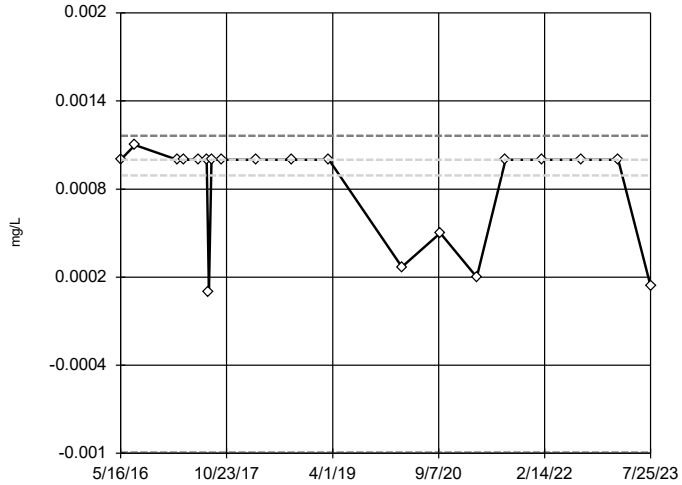

n = 20

No outliers found. Tukey's method selected by user.

Data were x^6 transformed to achieve best W statistic (graph shown in original units).

The results were invalidated, because both the lower and upper quartiles represent reporting limits.

Constituent: Lead Analysis Run 4/8/2024 5:27 PM View: Outliers
Plant Bowen Data: Bowen 1, 2, 9, and 10

Sanitas™ v.10.0.16b Software licensed to . UG

Tukey's Outlier Screening

GWA-39Z (bg)

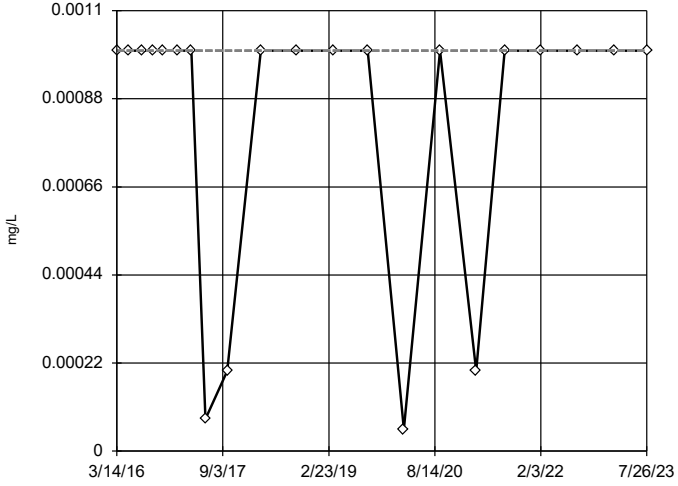

n = 21

No outliers found. Tukey's method selected by user.

Data were natural log transformed to achieve best W statistic (graph shown in original units).

The results were invalidated, because the lower and upper quartiles are equal.

Constituent: Lead Analysis Run 4/8/2024 5:27 PM View: Outliers
Plant Bowen Data: Bowen 1, 2, 9, and 10

Sanitas™ v.10.0.16b Software licensed to . UG

Tukey's Outlier Screening

GWA-3A (bg)

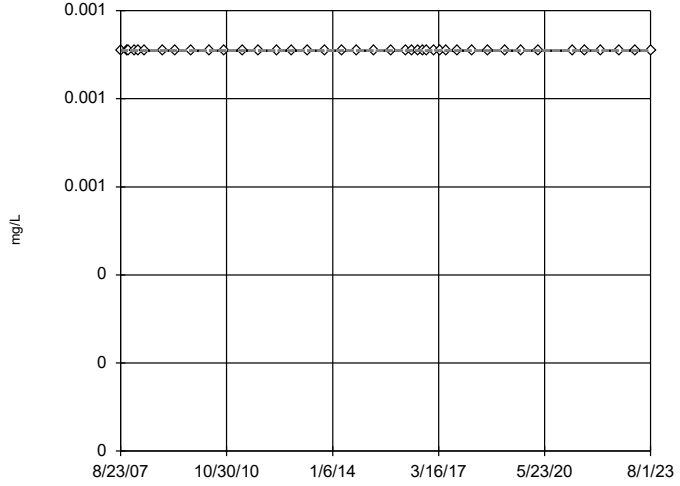

n = 41

No outliers found. Tukey's method selected by user.

Data were square root transformed to achieve best W statistic (graph shown in original units).

The results were invalidated, because the lower and upper quartiles are equal.

Constituent: Lead Analysis Run 4/8/2024 5:27 PM View: Outliers
Plant Bowen Data: Bowen 1, 2, 9, and 10

Sanitas™ v.10.0.16b Software licensed to . UG

Tukey's Outlier Screening

GWA-40 (bg)

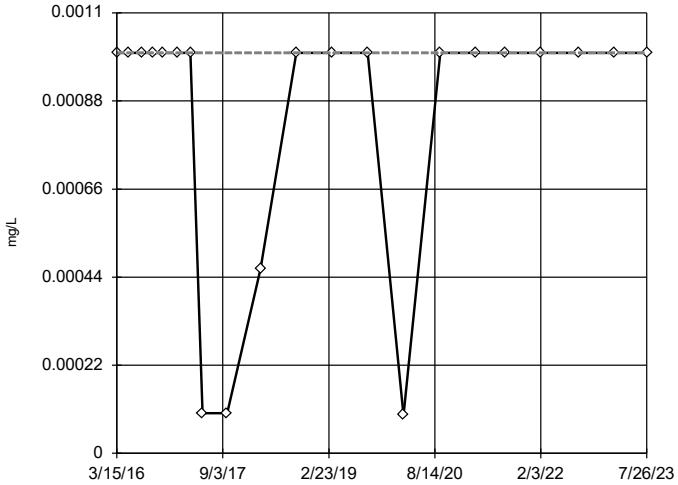

n = 21

No outliers found. Tukey's method selected by user.

Ladder of Powers transformations did not improve normality; analysis run on raw data.

The results were invalidated, because the lower and upper quartiles are equal.

Constituent: Lead Analysis Run 4/8/2024 5:27 PM View: Outliers
Plant Bowen Data: Bowen 1, 2, 9, and 10

Sanitas™ v.10.0.16b Software licensed to . UG

Tukey's Outlier Screening

GWA-41 (bg)

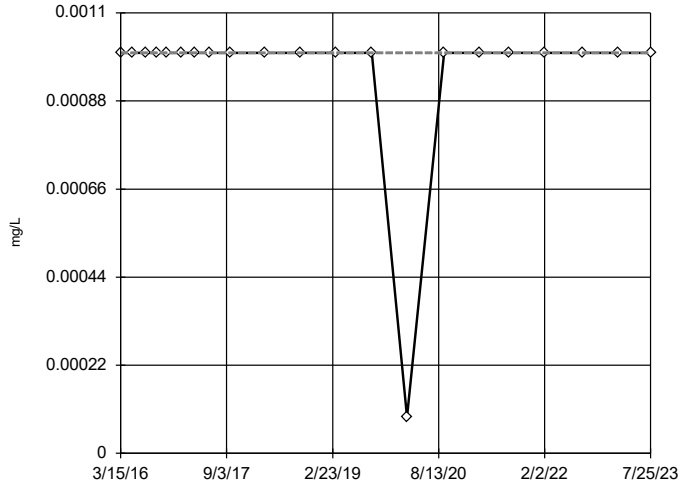

n = 21

No outliers found. Tukey's method selected by user.

Data were natural log transformed to achieve best W statistic (graph shown in original units).

The results were invalidated, because the lower and upper quartiles are equal.

Constituent: Lead Analysis Run 4/8/2024 5:27 PM View: Outliers
Plant Bowen Data: Bowen 1, 2, 9, and 10

Sanitas™ v.10.0.16b Software licensed to . UG

Tukey's Outlier Screening

GWA-41R (bg)

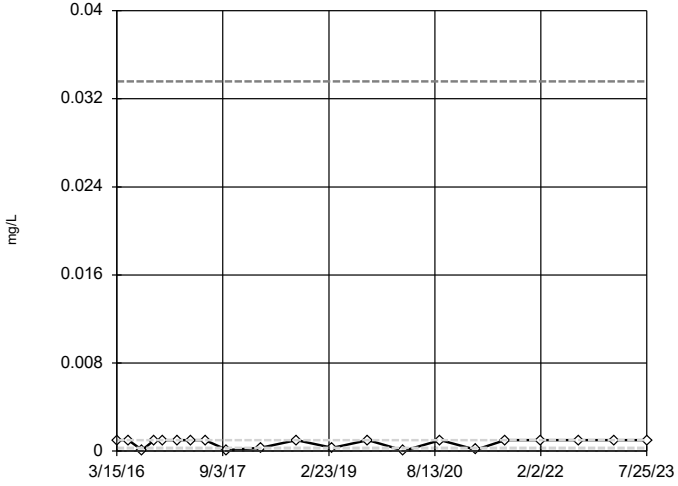

n = 21

No outliers found. Tukey's method selected by user.

Data were natural log transformed to achieve best W statistic (graph shown in original units).

High cutoff = 0.03357, low cutoff = 0.000009235, based on IQR multiplier of 3.

Constituent: Lead Analysis Run 4/8/2024 5:27 PM View: Outliers
Plant Bowen Data: Bowen 1, 2, 9, and 10

Sanitas™ v.10.0.16b Software licensed to . UG

Tukey's Outlier Screening

GWA-42 (bg)

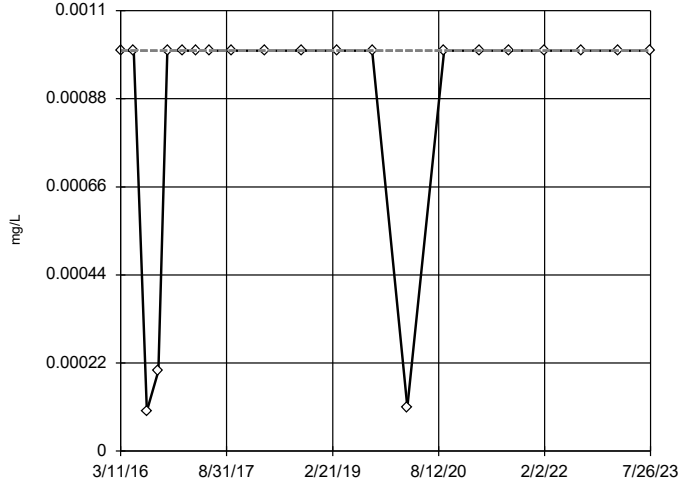

n = 21

No outliers found. Tukey's method selected by user.

Data were natural log transformed to achieve best W statistic (graph shown in original units).

The results were invalidated, because the lower and upper quartiles are equal.

Constituent: Lead Analysis Run 4/8/2024 5:27 PM View: Outliers
Plant Bowen Data: Bowen 1, 2, 9, and 10

Sanitas™ v.10.0.16b Software licensed to . UG

Tukey's Outlier Screening

GWA-43 (bg)

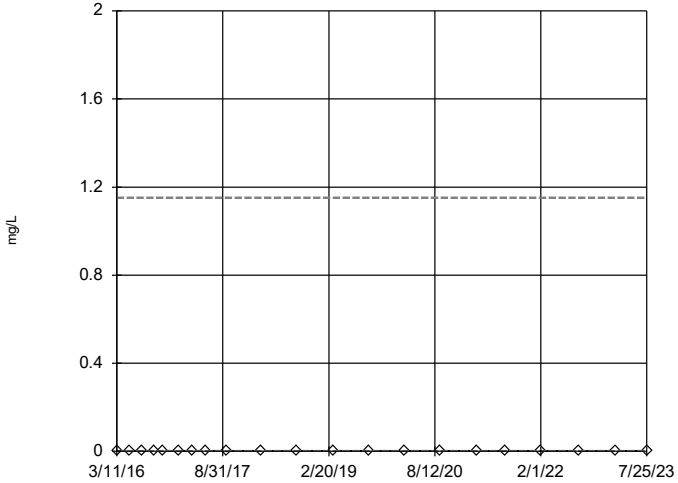

n = 21

No outliers found. Tukey's method selected by user.

Data were natural log transformed to achieve best W statistic (graph shown in original units).

High cutoff = 1.152, low cutoff = 8.3e-8, based on IQR multiplier of 3.

Constituent: Lead Analysis Run 4/8/2024 5:27 PM View: Outliers

Plant Bowen Data: Bowen 1, 2, 9, and 10

Sanitas™ v.10.0.16b Software licensed to . UG

Tukey's Outlier Screening

GWA-43R (bg)

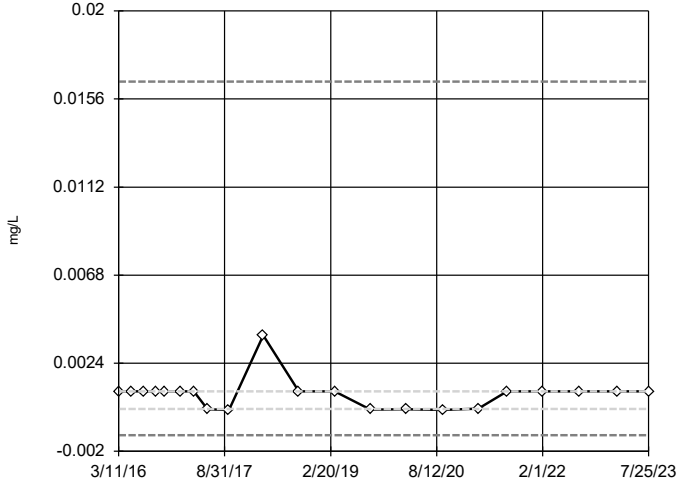

n = 21

No outliers found. Tukey's method selected by user.

Data were cube root transformed to achieve best W statistic (graph shown in original units).

High cutoff = 0.01646, low cutoff = -0.001186, based on IQR multiplier of 3.

Constituent: Lead Analysis Run 4/8/2024 5:27 PM View: Outliers

Plant Bowen Data: Bowen 1, 2, 9, and 10

Sanitas™ v.10.0.16b Software licensed to . UG

Tukey's Outlier Screening

GWA-4RZ (bg)

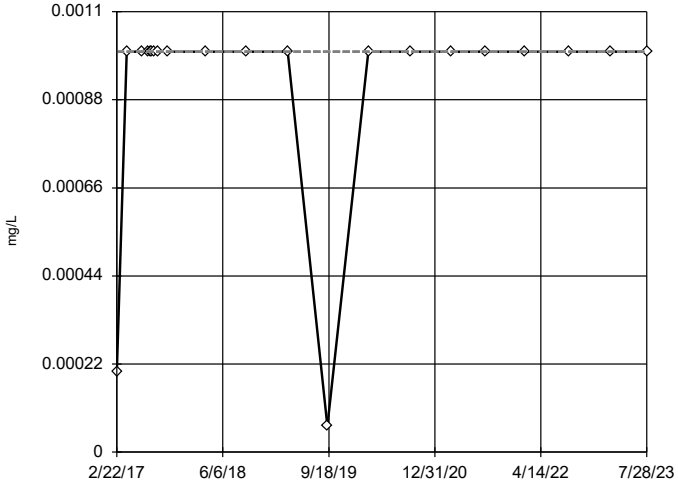

n = 21

No outliers found. Tukey's method selected by user.

Data were cube root transformed to achieve best W statistic (graph shown in original units).

The results were invalidated, because the lower and upper quartiles are equal.

Constituent: Lead Analysis Run 4/8/2024 5:27 PM View: Outliers

Plant Bowen Data: Bowen 1, 2, 9, and 10

Sanitas™ v.10.0.16b Software licensed to . UG

Tukey's Outlier Screening

GWA-50 (bg)

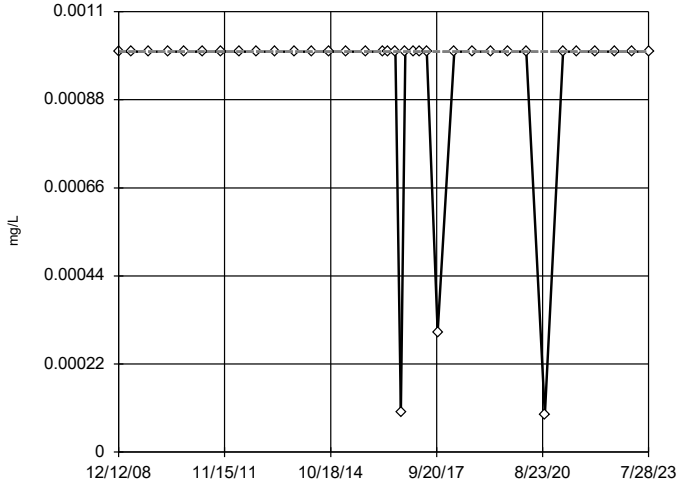

n = 36

No outliers found. Tukey's method selected by user.

Data were square root transformed to achieve best W statistic (graph shown in original units).

The results were invalidated, because the lower and upper quartiles are equal.

Constituent: Lead Analysis Run 4/8/2024 5:27 PM View: Outliers

Plant Bowen Data: Bowen 1, 2, 9, and 10

Sanitas™ v.10.0.16b Software licensed to . UG

Tukey's Outlier Screening

GWA-50R (bg)

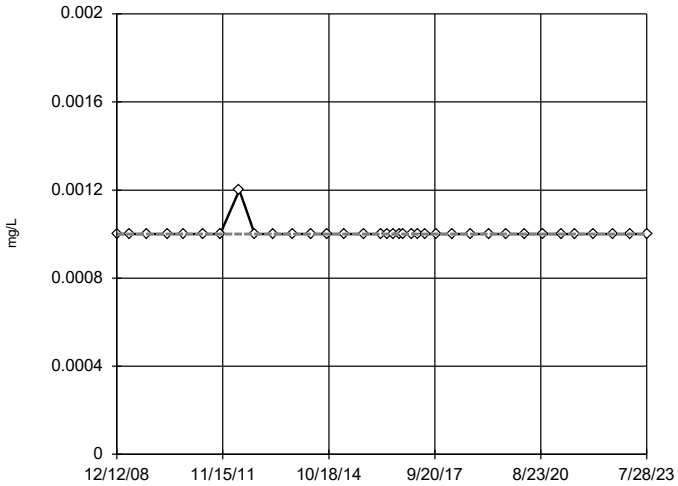

n = 36

No outliers found. Tukey's method selected by user.

Data were cube transformed to achieve best W statistic (graph shown in original units).

The results were invalidated, because the lower and upper quartiles are equal.

Constituent: Lead Analysis Run 4/8/2024 5:27 PM View: Outliers
Plant Bowen Data: Bowen 1, 2, 9, and 10

Sanitas™ v.10.0.16b Software licensed to . UG

Tukey's Outlier Screening

GWC-10

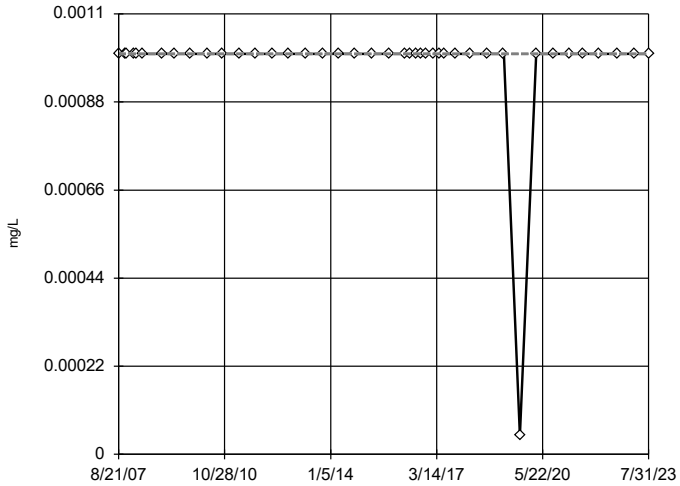

n = 42

No outliers found. Tukey's method selected by user.

Data were cube root transformed to achieve best W statistic (graph shown in original units).

The results were invalidated, because the lower and upper quartiles are equal.

Constituent: Lead Analysis Run 4/8/2024 5:27 PM View: Outliers
Plant Bowen Data: Bowen 1, 2, 9, and 10

Sanitas™ v.10.0.16b Software licensed to . UG

Tukey's Outlier Screening

GWC-10R

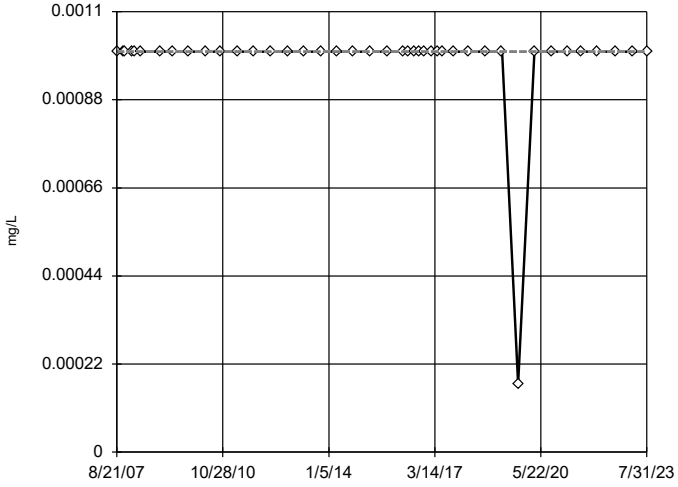

n = 42

No outliers found. Tukey's method selected by user.

Ladder of Powers transformations did not improve normality; analysis run on raw data.

The results were invalidated, because the lower and upper quartiles are equal.

Constituent: Lead Analysis Run 4/8/2024 5:27 PM View: Outliers
Plant Bowen Data: Bowen 1, 2, 9, and 10

Sanitas™ v.10.0.16b Software licensed to . UG

Tukey's Outlier Screening

GWC-11

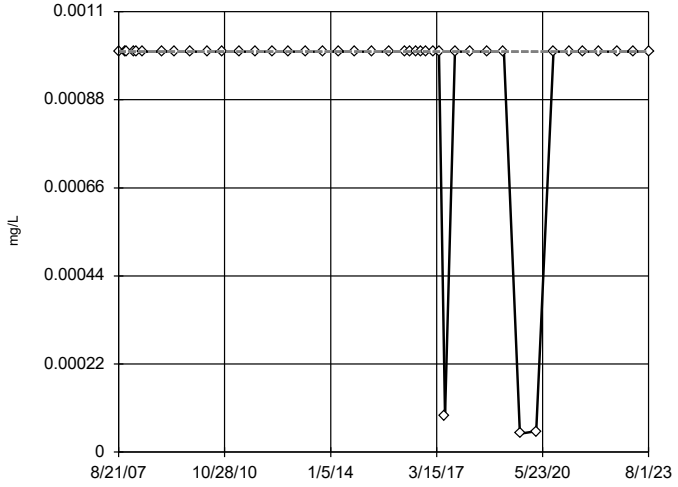

n = 42

No outliers found. Tukey's method selected by user.

Data were natural log transformed to achieve best W statistic (graph shown in original units).

The results were invalidated, because the lower and upper quartiles are equal.

Constituent: Lead Analysis Run 4/8/2024 5:27 PM View: Outliers
Plant Bowen Data: Bowen 1, 2, 9, and 10

Sanitas™ v.10.0.16b Software licensed to . UG

Tukey's Outlier Screening

GWC-11R

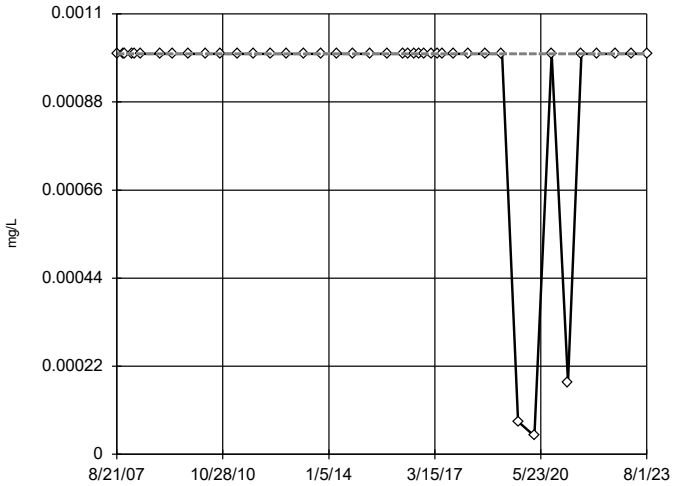

n = 42

No outliers found. Tukey's method selected by user.

Data were natural log transformed to achieve best W statistic (graph shown in original units).

The results were invalidated, because the lower and upper quartiles are equal.

Constituent: Lead Analysis Run 4/8/2024 5:27 PM View: Outliers

Plant Bowen Data: Bowen 1, 2, 9, and 10

Sanitas™ v.10.0.16b Software licensed to . UG

Tukey's Outlier Screening

GWC-12

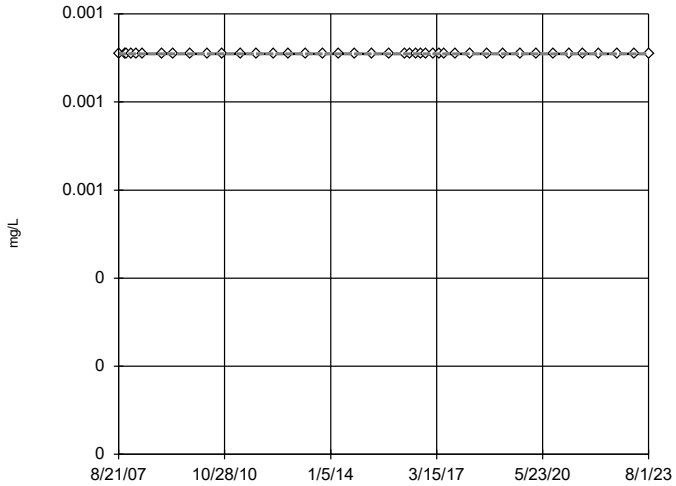

n = 42

No outliers found. Tukey's method selected by user.

Data were square root transformed to achieve best W statistic (graph shown in original units).

The results were invalidated, because the lower and upper quartiles are equal.

Constituent: Lead Analysis Run 4/8/2024 5:27 PM View: Outliers

Plant Bowen Data: Bowen 1, 2, 9, and 10

Sanitas™ v.10.0.16b Software licensed to . UG

Tukey's Outlier Screening

GWC-13

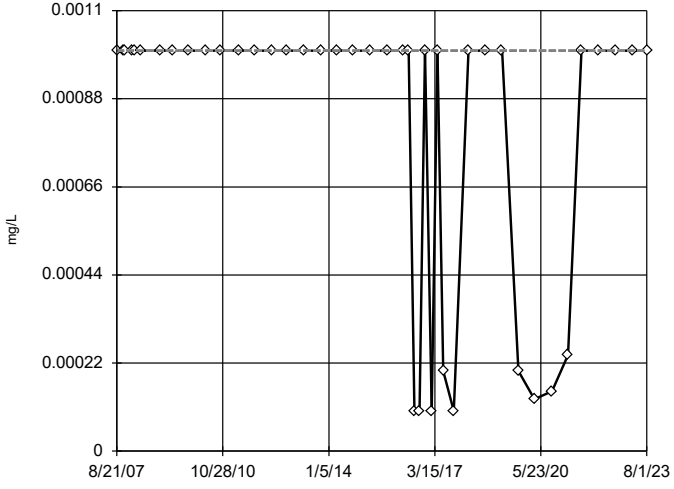

n = 42

No outliers found. Tukey's method selected by user.

Data were natural log transformed to achieve best W statistic (graph shown in original units).

The results were invalidated, because the lower and upper quartiles are equal.

Constituent: Lead Analysis Run 4/8/2024 5:27 PM View: Outliers

Plant Bowen Data: Bowen 1, 2, 9, and 10

Sanitas™ v.10.0.16b Software licensed to . UG

Tukey's Outlier Screening

GWC-13RZ

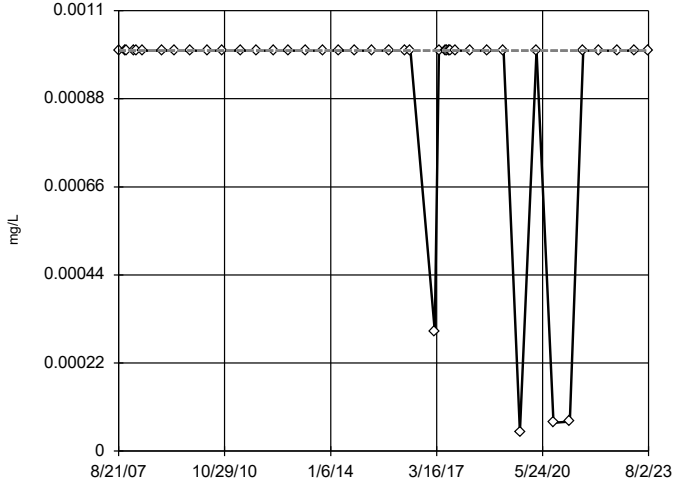

n = 42

No outliers found. Tukey's method selected by user.

Data were square root transformed to achieve best W statistic (graph shown in original units).

The results were invalidated, because the lower and upper quartiles are equal.

Constituent: Lead Analysis Run 4/8/2024 5:27 PM View: Outliers

Plant Bowen Data: Bowen 1, 2, 9, and 10

Sanitas™ v.10.0.16b Software licensed to . UG

Tukey's Outlier Screening

GWC-14Z

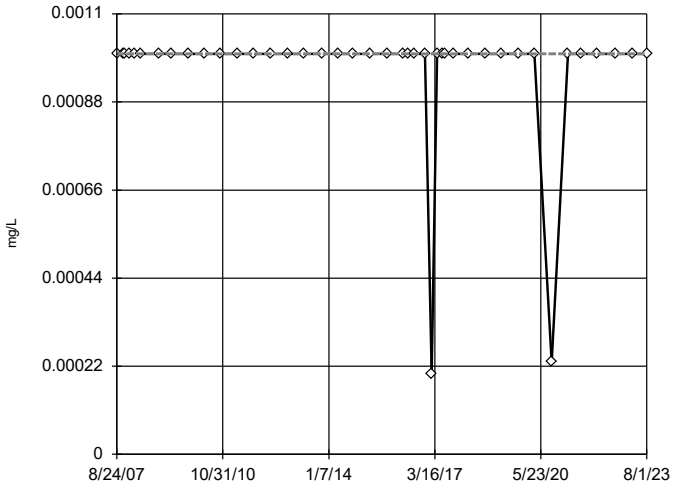

n = 42

No outliers found. Tukey's method selected by user.

Data were natural log transformed to achieve best W statistic (graph shown in original units).

The results were invalidated, because the lower and upper quartiles are equal.

Constituent: Lead Analysis Run 4/8/2024 5:27 PM View: Outliers

Plant Bowen Data: Bowen 1, 2, 9, and 10

Sanitas™ v.10.0.16b Software licensed to . UG

Tukey's Outlier Screening

GWC-15R

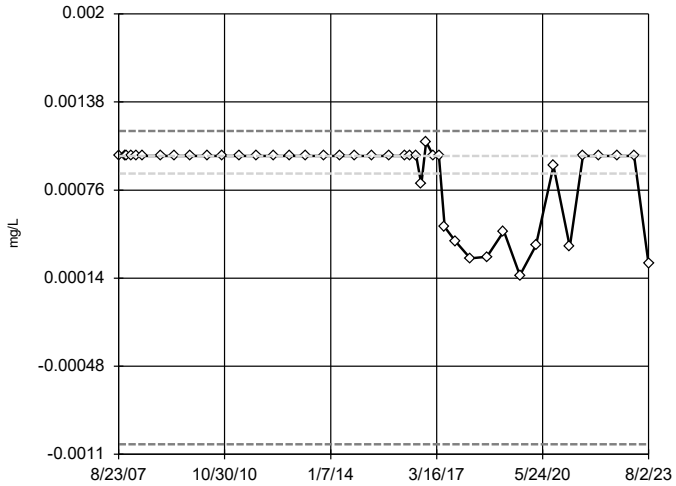

n = 42

No outliers found. Tukey's method selected by user.

Data were x^6 transformed to achieve best W statistic (graph shown in original units).

The results were invalidated, because both the lower and upper quartiles represent reporting limits.

Constituent: Lead Analysis Run 4/8/2024 5:27 PM View: Outliers

Plant Bowen Data: Bowen 1, 2, 9, and 10

Sanitas™ v.10.0.16b Software licensed to . UG

Tukey's Outlier Screening

GWC-15Z

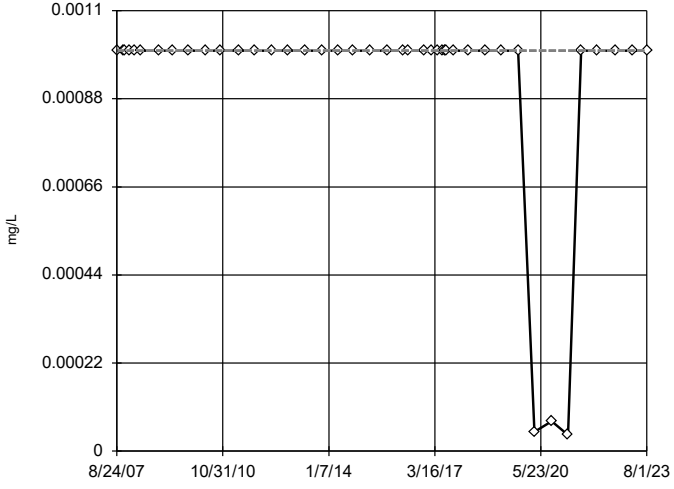

n = 42

No outliers found. Tukey's method selected by user.

Data were natural log transformed to achieve best W statistic (graph shown in original units).

The results were invalidated, because the lower and upper quartiles are equal.

Constituent: Lead Analysis Run 4/8/2024 5:27 PM View: Outliers

Plant Bowen Data: Bowen 1, 2, 9, and 10

Sanitas™ v.10.0.16b Software licensed to . UG

Tukey's Outlier Screening

GWC-44

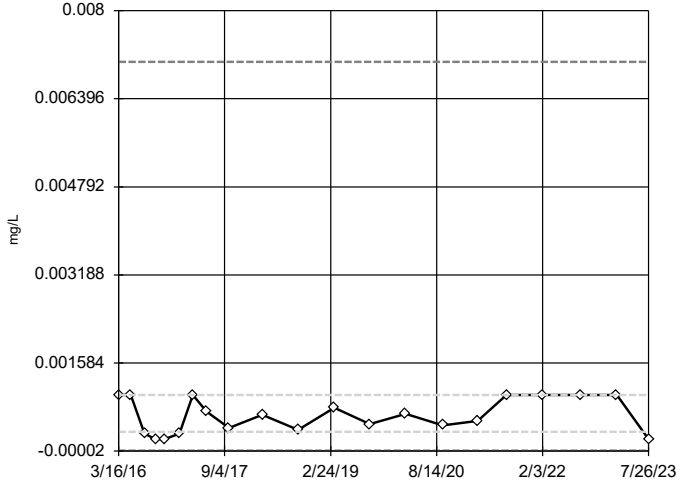

n = 21

No outliers found. Tukey's method selected by user.

Data were cube root transformed to achieve best W statistic (graph shown in original units).

High cutoff = 0.007067, low cutoff = -0.00001144, based on IQR multiplier of 3.

Constituent: Lead Analysis Run 4/8/2024 5:28 PM View: Outliers

Plant Bowen Data: Bowen 1, 2, 9, and 10

Sanitas™ v.10.0.16b Software licensed to . UG

Tukey's Outlier Screening

GWC-45

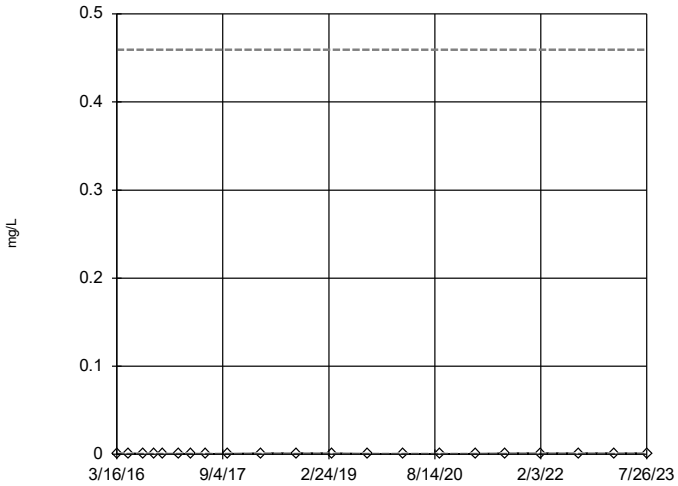

n = 21

No outliers found.
Tukey's method selected by user.

Data were natural log transformed to achieve best W statistic (graph shown in original units).

High cutoff = 0.4592, low cutoff = 2.8e-7, based on IQR multiplier of 3.

Constituent: Lead Analysis Run 4/8/2024 5:28 PM View: Outliers
Plant Bowen Data: Bowen 1, 2, 9, and 10

Sanitas™ v.10.0.16b Software licensed to . UG

Tukey's Outlier Screening

GWC-45R

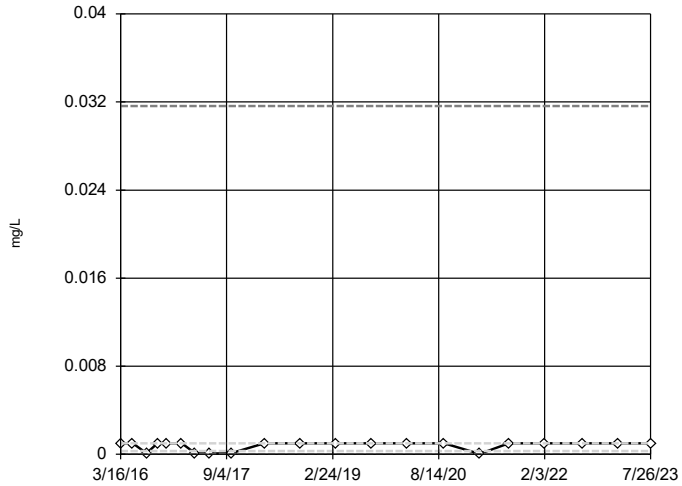

n = 21

No outliers found.
Tukey's method selected by user.

Data were natural log transformed to achieve best W statistic (graph shown in original units).

High cutoff = 0.03162, low cutoff = 0.00001, based on IQR multiplier of 3.

Constituent: Lead Analysis Run 4/8/2024 5:28 PM View: Outliers
Plant Bowen Data: Bowen 1, 2, 9, and 10

Sanitas™ v.10.0.16b Software licensed to . UG

Tukey's Outlier Screening

GWC-46R

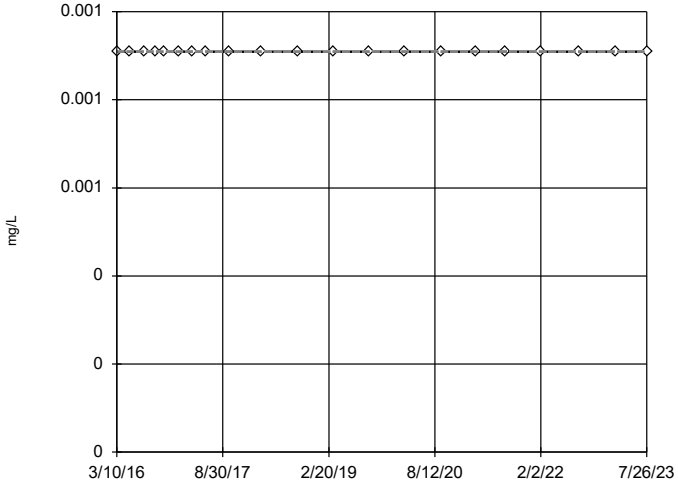

n = 21

No outliers found.
Tukey's method selected by user.

Data were square root transformed to achieve best W statistic (graph shown in original units).

The results were invalidated, because the lower and upper quartiles are equal.

Constituent: Lead Analysis Run 4/8/2024 5:28 PM View: Outliers
Plant Bowen Data: Bowen 1, 2, 9, and 10

Sanitas™ v.10.0.16b Software licensed to . UG

Tukey's Outlier Screening

GWC-47

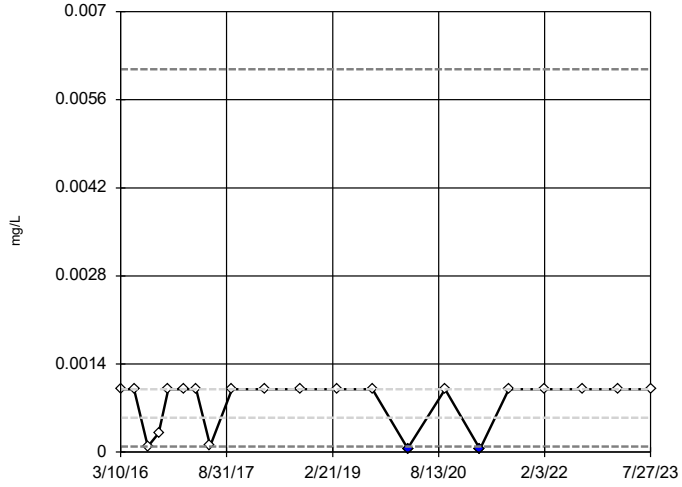

n = 21

Outliers are drawn as solid.
Tukey's method selected by user.

Data were natural log transformed to achieve best W statistic (graph shown in original units).

High cutoff = 0.006086, low cutoff = 0.00009, based on IQR multiplier of 3.

Constituent: Lead Analysis Run 4/8/2024 5:28 PM View: Outliers
Plant Bowen Data: Bowen 1, 2, 9, and 10

Sanitas™ v.10.0.16b Software licensed to . UG

Tukey's Outlier Screening

GWC-47R

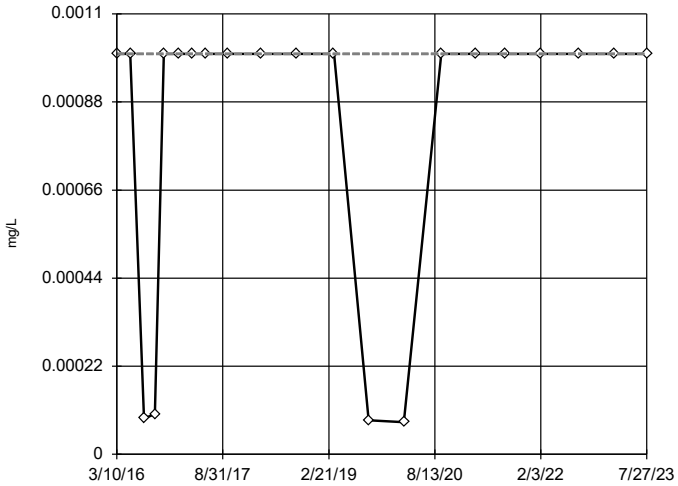

n = 21

No outliers found. Tukey's method selected by user.

Data were natural log transformed to achieve best W statistic (graph shown in original units).

The results were invalidated, because the lower and upper quartiles are equal.

Constituent: Lead Analysis Run 4/8/2024 5:28 PM View: Outliers

Plant Bowen Data: Bowen 1, 2, 9, and 10

Sanitas™ v.10.0.16b Software licensed to . UG

Tukey's Outlier Screening

GWC-48

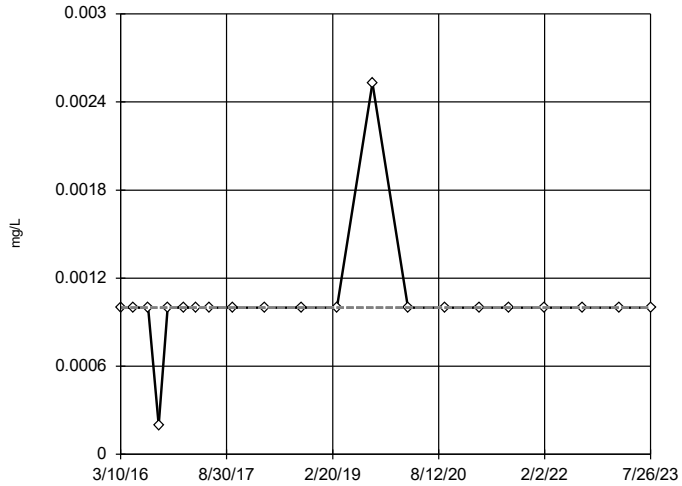

n = 21

No outliers found. Tukey's method selected by user.

Data were square root transformed to achieve best W statistic (graph shown in original units).

The results were invalidated, because the lower and upper quartiles are equal.

Constituent: Lead Analysis Run 4/8/2024 5:28 PM View: Outliers

Plant Bowen Data: Bowen 1, 2, 9, and 10

Sanitas™ v.10.0.16b Software licensed to . UG

Tukey's Outlier Screening

GWC-49R

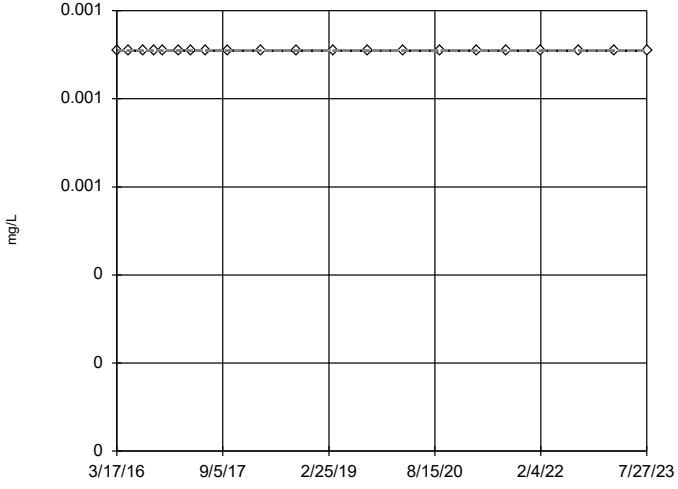

n = 21

No outliers found. Tukey's method selected by user.

Data were square root transformed to achieve best W statistic (graph shown in original units).

The results were invalidated, because the lower and upper quartiles are equal.

Constituent: Lead Analysis Run 4/8/2024 5:28 PM View: Outliers

Plant Bowen Data: Bowen 1, 2, 9, and 10

Sanitas™ v.10.0.16b Software licensed to . UG

Tukey's Outlier Screening

GWC-49Z

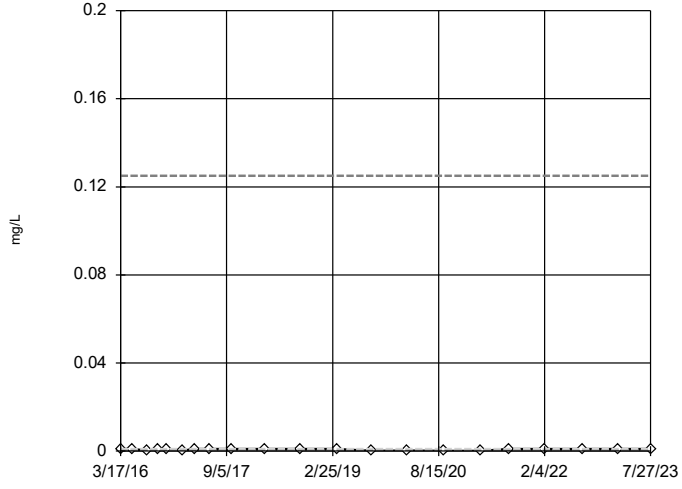

n = 21

No outliers found. Tukey's method selected by user.

Data were natural log transformed to achieve best W statistic (graph shown in original units).

High cutoff = 0.125, low cutoff = 0.0000016, based on IQR multiplier of 3.

Constituent: Lead Analysis Run 4/8/2024 5:28 PM View: Outliers

Plant Bowen Data: Bowen 1, 2, 9, and 10

Sanitas™ v.10.0.16b Software licensed to . UG

Tukey's Outlier Screening

GWC-5

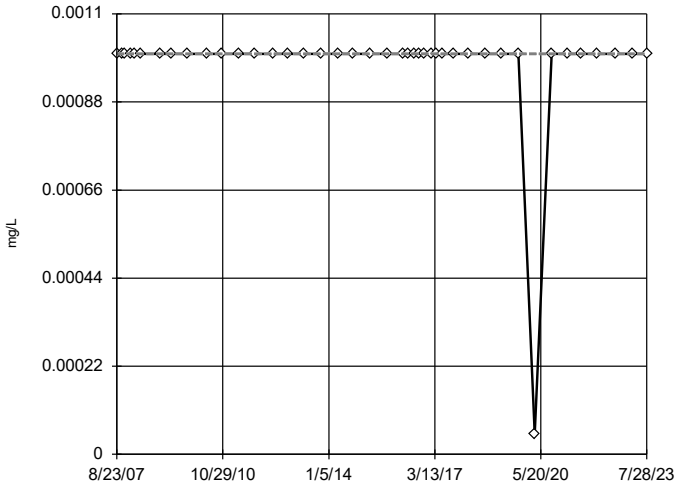

n = 42

No outliers found. Tukey's method selected by user.

Data were x^4 transformed to achieve best W statistic (graph shown in original units).

The results were invalidated, because the lower and upper quartiles are equal.

Constituent: Lead Analysis Run 4/8/2024 5:28 PM View: Outliers
Plant Bowen Data: Bowen 1, 2, 9, and 10

Sanitas™ v.10.0.16b Software licensed to . UG

Tukey's Outlier Screening

GWC-6

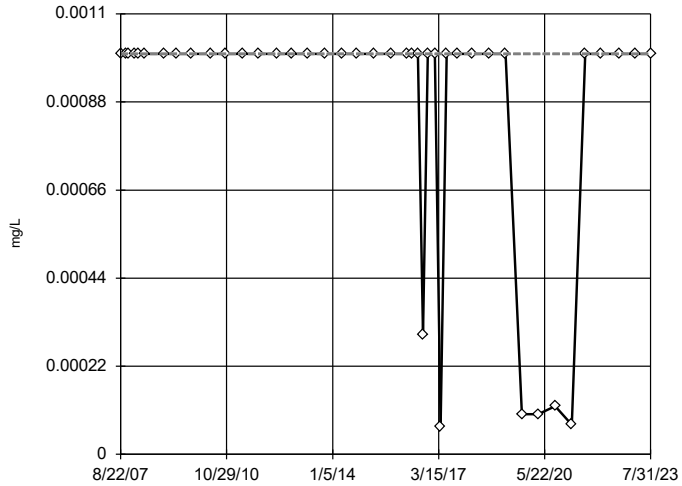

n = 42

No outliers found. Tukey's method selected by user.

Data were natural log transformed to achieve best W statistic (graph shown in original units).

The results were invalidated, because the lower and upper quartiles are equal.

Constituent: Lead Analysis Run 4/8/2024 5:28 PM View: Outliers
Plant Bowen Data: Bowen 1, 2, 9, and 10

Sanitas™ v.10.0.16b Software licensed to . UG

Tukey's Outlier Screening

GWC-6RZ

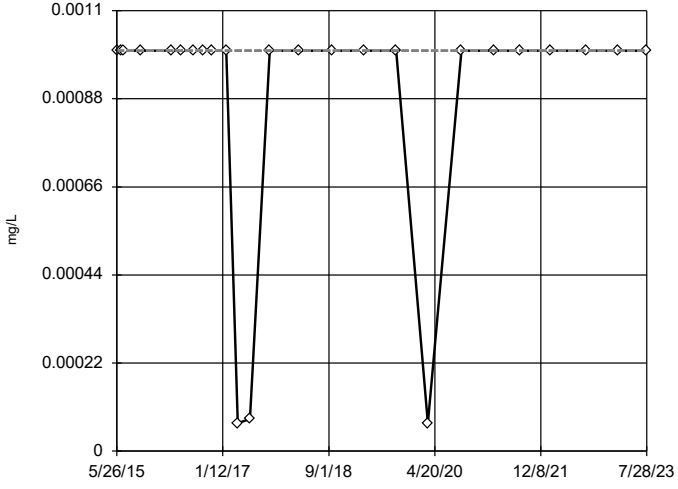

n = 25

No outliers found. Tukey's method selected by user.

Data were natural log transformed to achieve best W statistic (graph shown in original units).

The results were invalidated, because the lower and upper quartiles are equal.

Constituent: Lead Analysis Run 4/8/2024 5:28 PM View: Outliers
Plant Bowen Data: Bowen 1, 2, 9, and 10

Sanitas™ v.10.0.16b Software licensed to . UG

Tukey's Outlier Screening

GWC-7Z

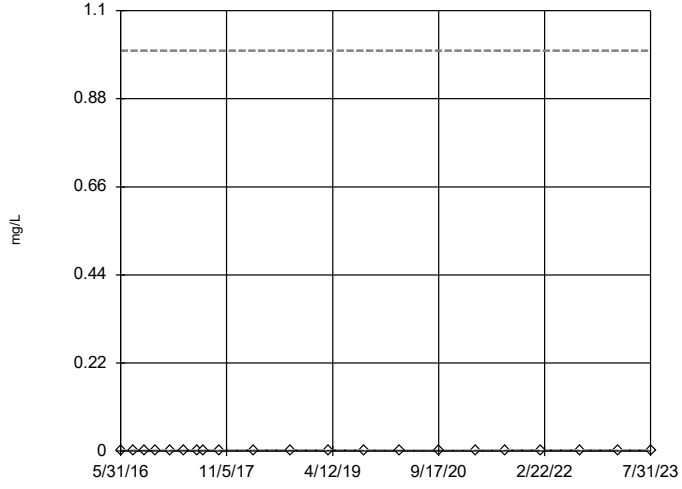

n = 21

No outliers found. Tukey's method selected by user.

Data were natural log transformed to achieve best W statistic (graph shown in original units).

High cutoff = 1, low cutoff = 1.0e-7, based on IQR multiplier of 3.

Constituent: Lead Analysis Run 4/8/2024 5:28 PM View: Outliers
Plant Bowen Data: Bowen 1, 2, 9, and 10

Sanitas™ v.10.0.16b Software licensed to . UG

Tukey's Outlier Screening

GWC-8RR

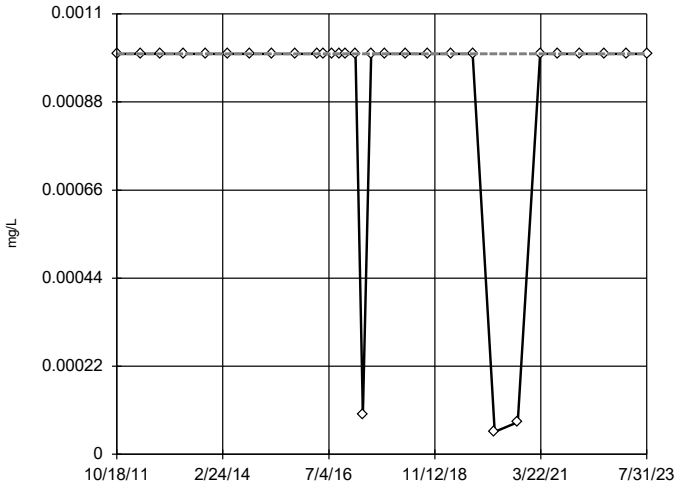

n = 30

No outliers found. Tukey's method selected by user.

Data were natural log transformed to achieve best W statistic (graph shown in original units).

The results were invalidated, because the lower and upper quartiles are equal.

Constituent: Lead Analysis Run 4/8/2024 5:28 PM View: Outliers
Plant Bowen Data: Bowen 1, 2, 9, and 10

Sanitas™ v.10.0.16b Software licensed to . UG

Tukey's Outlier Screening

GWC-8Z

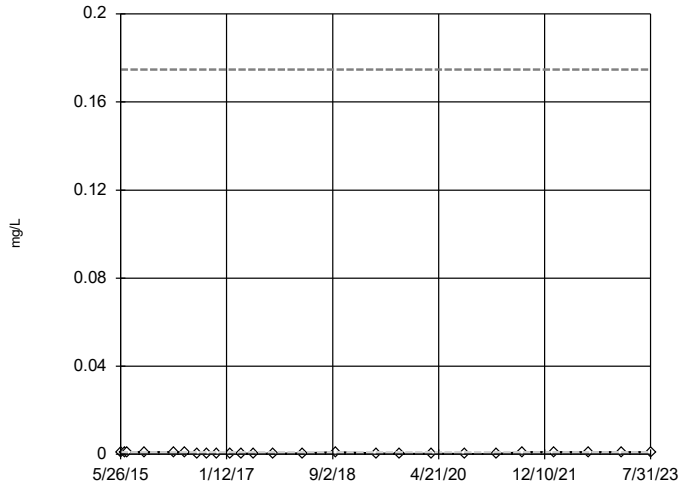

n = 25

No outliers found. Tukey's method selected by user.

Data were natural log transformed to achieve best W statistic (graph shown in original units).

High cutoff = 0.1747, low cutoff = 0.000001024, based on IQR multiplier of 3.

Constituent: Lead Analysis Run 4/8/2024 5:28 PM View: Outliers
Plant Bowen Data: Bowen 1, 2, 9, and 10

Sanitas™ v.10.0.16b Software licensed to . UG

Tukey's Outlier Screening

GWC-9

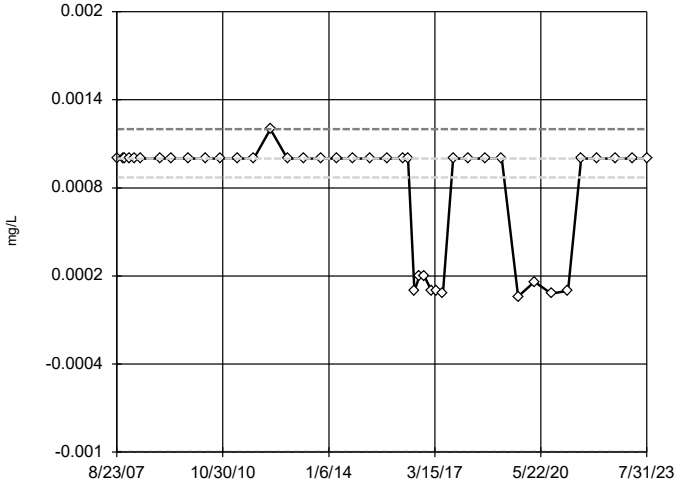

n = 42

No outliers found. Tukey's method selected by user.

Data were x^5 transformed to achieve best W statistic (graph shown in original units).

The results were invalidated, because both the lower and upper quartiles represent reporting limits.

Constituent: Lead Analysis Run 4/8/2024 5:28 PM View: Outliers
Plant Bowen Data: Bowen 1, 2, 9, and 10

Sanitas™ v.10.0.16b Software licensed to . UG

Tukey's Outlier Screening

GWA-1 (bg)

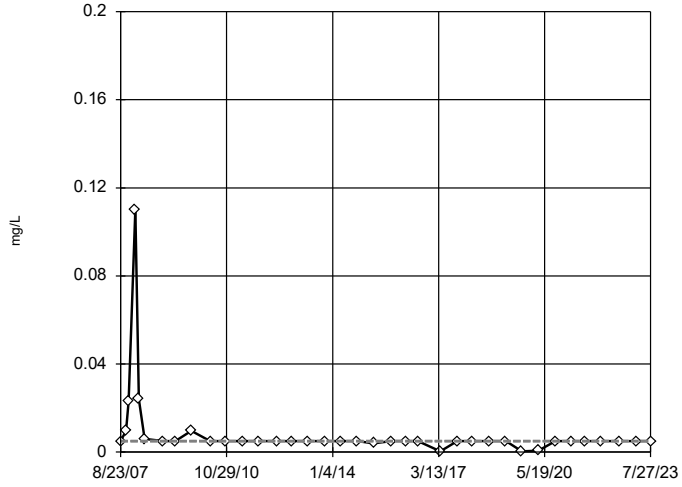

n = 37

No outliers found. Tukey's method selected by user.

Data were natural log transformed to achieve best W statistic (graph shown in original units).

The results were invalidated, because the lower and upper quartiles are equal.

Constituent: Nickel Analysis Run 4/8/2024 5:28 PM View: Outliers
Plant Bowen Data: Bowen 1, 2, 9, and 10

Sanitas™ v.10.0.16b Software licensed to . UG

Tukey's Outlier Screening

GWA-2 (bg)

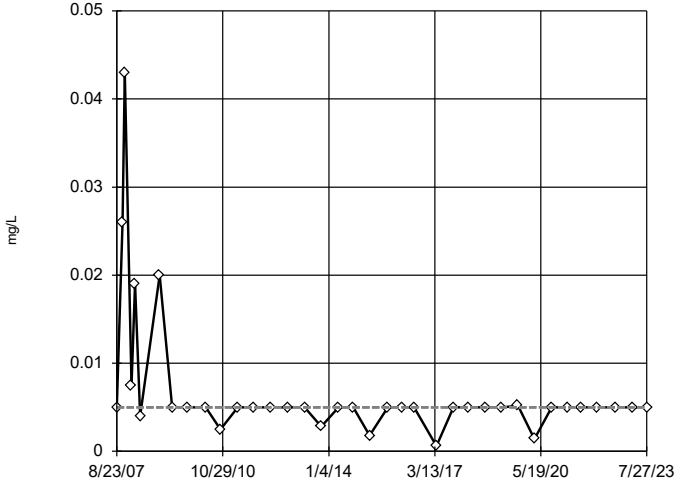

n = 37

No outliers found. Tukey's method selected by user.

Data were natural log transformed to achieve best W statistic (graph shown in original units).

The results were invalidated, because the lower and upper quartiles are equal.

Constituent: Nickel Analysis Run 4/8/2024 5:28 PM View: Outliers

Plant Bowen Data: Bowen 1, 2, 9, and 10

Sanitas™ v.10.0.16b Software licensed to . UG

Tukey's Outlier Screening

GWA-2R (bg)

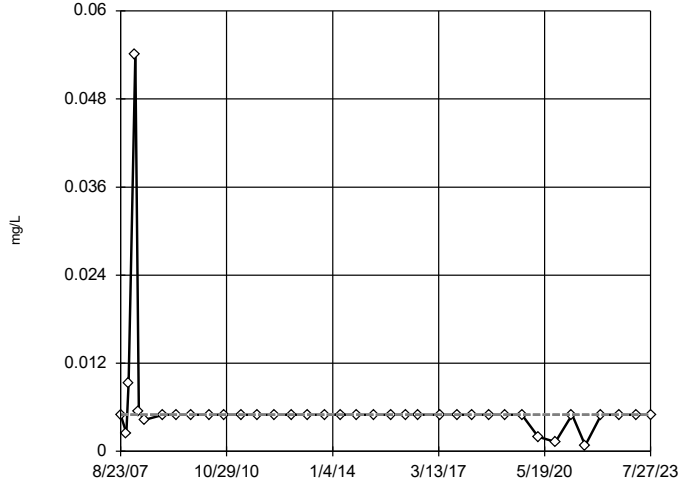

n = 37

No outliers found. Tukey's method selected by user.

Data were natural log transformed to achieve best W statistic (graph shown in original units).

The results were invalidated, because the lower and upper quartiles are equal.

Constituent: Nickel Analysis Run 4/8/2024 5:28 PM View: Outliers

Plant Bowen Data: Bowen 1, 2, 9, and 10

Sanitas™ v.10.0.16b Software licensed to . UG

Tukey's Outlier Screening

GWA-39RZ (bg)

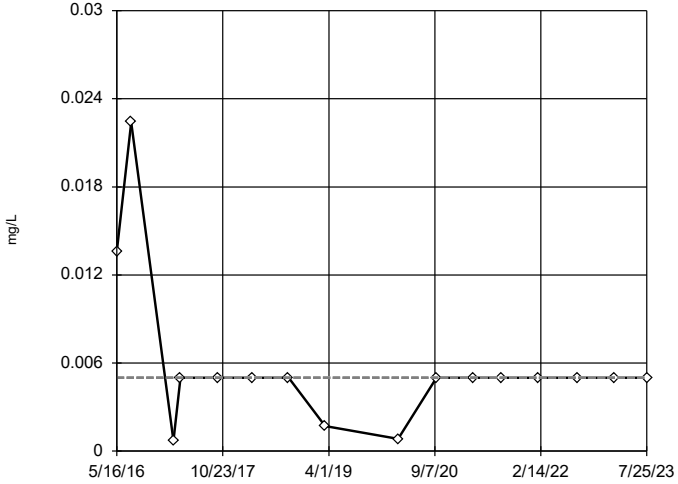

n = 16

No outliers found. Tukey's method selected by user.

Data were cube root transformed to achieve best W statistic (graph shown in original units).

The results were invalidated, because the lower and upper quartiles are equal.

Constituent: Nickel Analysis Run 4/8/2024 5:28 PM View: Outliers

Plant Bowen Data: Bowen 1, 2, 9, and 10

Sanitas™ v.10.0.16b Software licensed to . UG

Tukey's Outlier Screening

GWA-39Z (bg)

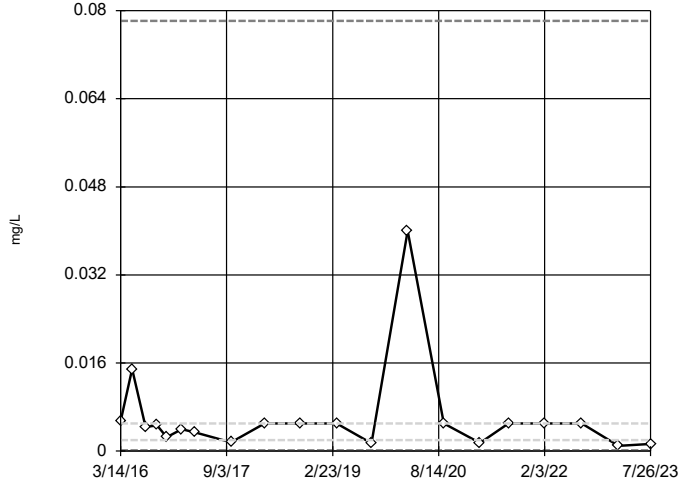

n = 20

No outliers found. Tukey's method selected by user.

Data were natural log transformed to achieve best W statistic (graph shown in original units).

High cutoff = 0.07812, low cutoff = 0.000128, based on IQR multiplier of 3.

Constituent: Nickel Analysis Run 4/8/2024 5:28 PM View: Outliers

Plant Bowen Data: Bowen 1, 2, 9, and 10

Tukey's Outlier Screening

GWA-3A (bg)

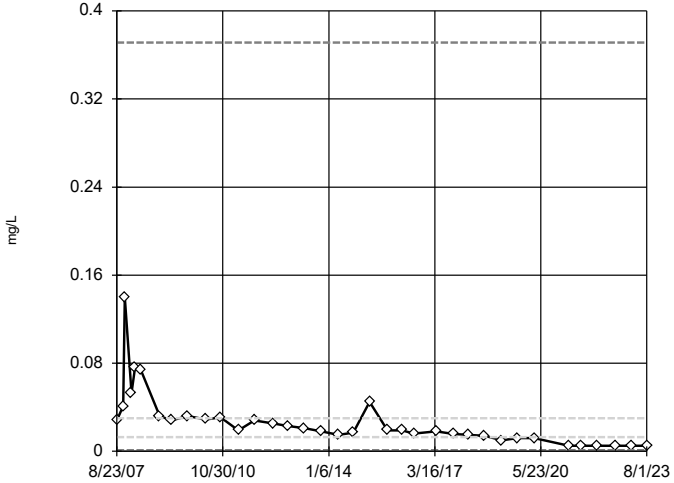

n = 36

No outliers found. Tukey's method selected by user.

Data were natural log transformed to achieve best W statistic (graph shown in original units).

High cutoff = 0.3712, low cutoff = 0.001047, based on IQR multiplier of 3.

Constituent: Nickel Analysis Run 4/8/2024 5:28 PM View: Outliers

Plant Bowen Data: Bowen 1, 2, 9, and 10

Sanitas™ v.10.0.16b Software licensed to . UG

Tukey's Outlier Screening

GWA-40 (bg)

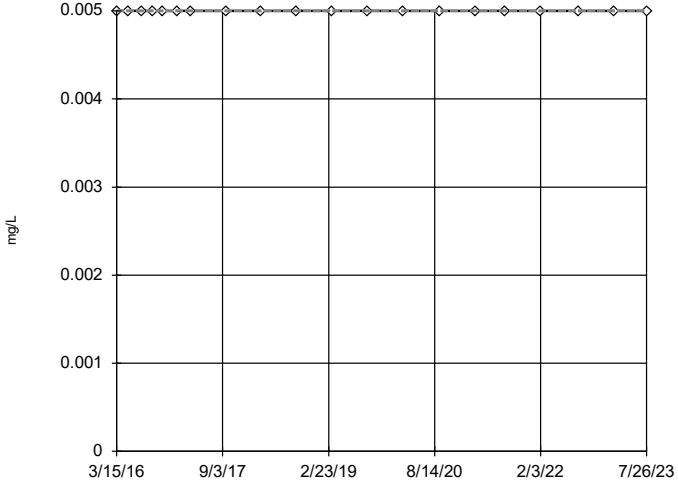

n = 20

No outliers found. Tukey's method selected by user.

Data were cube root transformed to achieve best W statistic (graph shown in original units).

The results were invalidated, because the lower and upper quartiles are equal.

Constituent: Nickel Analysis Run 4/8/2024 5:28 PM View: Outliers

Plant Bowen Data: Bowen 1, 2, 9, and 10

Sanitas™ v.10.0.16b Software licensed to . UG

Tukey's Outlier Screening

GWA-41 (bg)

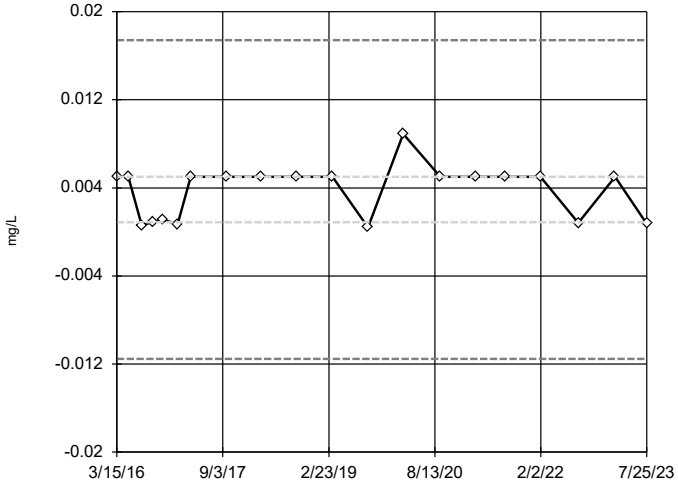

n = 20

No outliers found. Tukey's method selected by user.

Ladder of Powers transformations did not improve normality; analysis run on raw data.

High cutoff = 0.0174, low cutoff = -0.01154, based on IQR multiplier of 3.

Constituent: Nickel Analysis Run 4/8/2024 5:28 PM View: Outliers

Plant Bowen Data: Bowen 1, 2, 9, and 10

Sanitas™ v.10.0.16b Software licensed to . UG

Tukey's Outlier Screening

GWA-41R (bg)

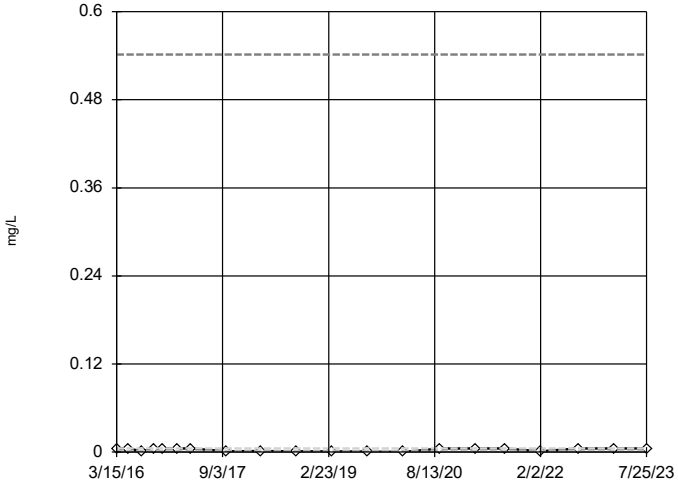

n = 20

No outliers found. Tukey's method selected by user.

Data were natural log transformed to achieve best W statistic (graph shown in original units).

High cutoff = 0.5417, low cutoff = 0.00000968, based on IQR multiplier of 3.

Constituent: Nickel Analysis Run 4/8/2024 5:28 PM View: Outliers

Plant Bowen Data: Bowen 1, 2, 9, and 10

Sanitas™ v.10.0.16b Software licensed to . UG

Tukey's Outlier Screening

GWA-42 (bg)

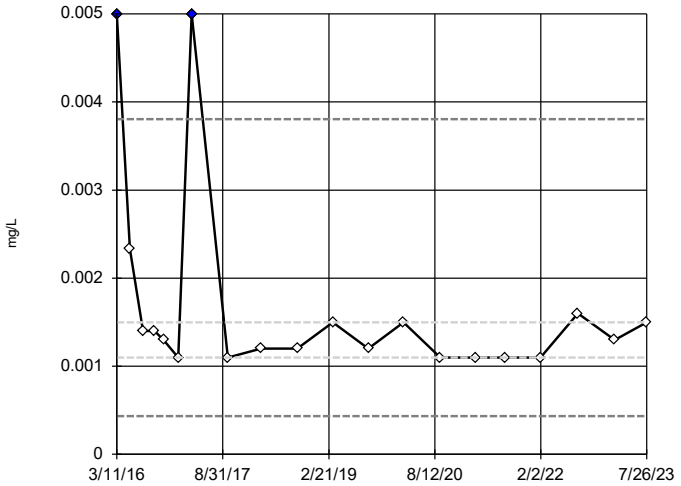

n = 20

Outliers are drawn as solid.
Tukey's method selected by user.

Data were natural log transformed to achieve best W statistic (graph shown in original units).

High cutoff = 0.003804, low cutoff = 0.0004338, based on IQR multiplier of 3.

Constituent: Nickel Analysis Run 4/8/2024 5:28 PM View: Outliers
Plant Bowen Data: Bowen 1, 2, 9, and 10

Sanitas™ v.10.0.16b Software licensed to . UG

Tukey's Outlier Screening

GWA-43 (bg)

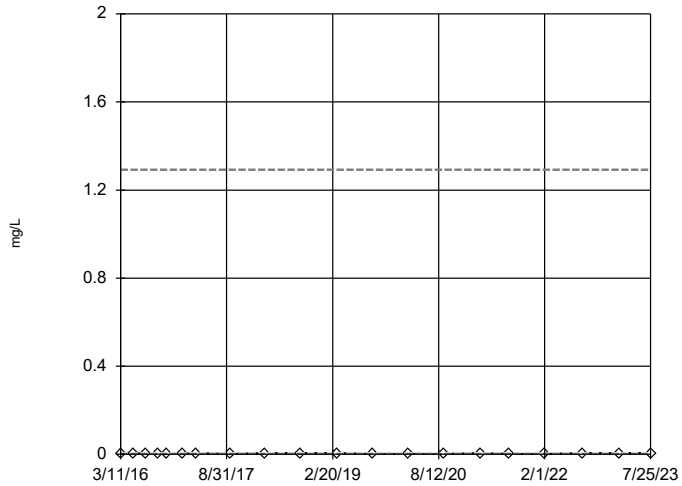

n = 20

No outliers found.
Tukey's method selected by user.

Data were natural log transformed to achieve best W statistic (graph shown in original units).

High cutoff = 1.293, low cutoff = 0.000003036, based on IQR multiplier of 3.

Constituent: Nickel Analysis Run 4/8/2024 5:28 PM View: Outliers
Plant Bowen Data: Bowen 1, 2, 9, and 10

Sanitas™ v.10.0.16b Software licensed to . UG

Tukey's Outlier Screening

GWA-43R (bg)

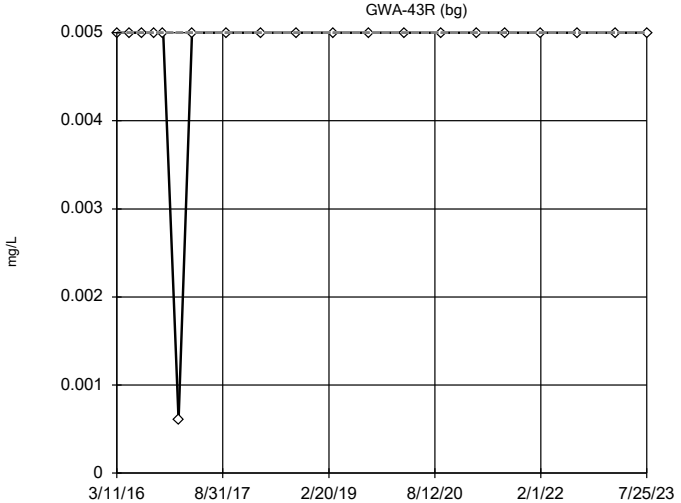

n = 20

No outliers found.
Tukey's method selected by user.

Data were x^6 transformed to achieve best W statistic (graph shown in original units).

The results were invalidated, because the lower and upper quartiles are equal.

Constituent: Nickel Analysis Run 4/8/2024 5:28 PM View: Outliers
Plant Bowen Data: Bowen 1, 2, 9, and 10

Sanitas™ v.10.0.16b Software licensed to . UG

Tukey's Outlier Screening

GWA-4RZ (bg)

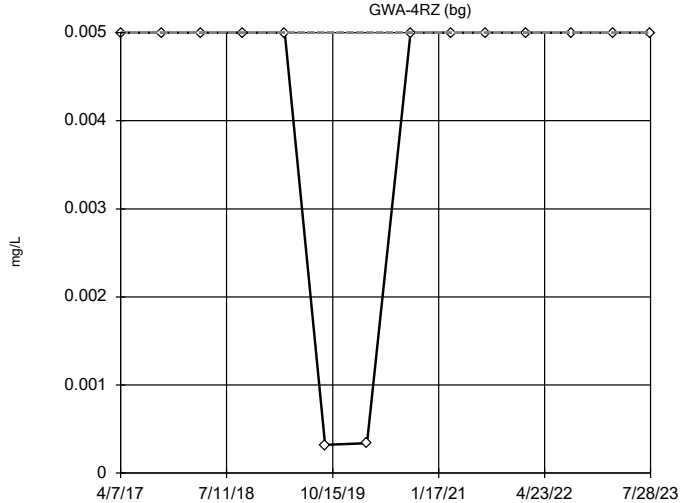

n = 14

No outliers found.
Tukey's method selected by user.

Data were natural log transformed to achieve best W statistic (graph shown in original units).

The results were invalidated, because the lower and upper quartiles are equal.

Constituent: Nickel Analysis Run 4/8/2024 5:28 PM View: Outliers
Plant Bowen Data: Bowen 1, 2, 9, and 10

Sanitas™ v.10.0.16b Software licensed to . UG

Tukey's Outlier Screening

GWA-50 (bg)

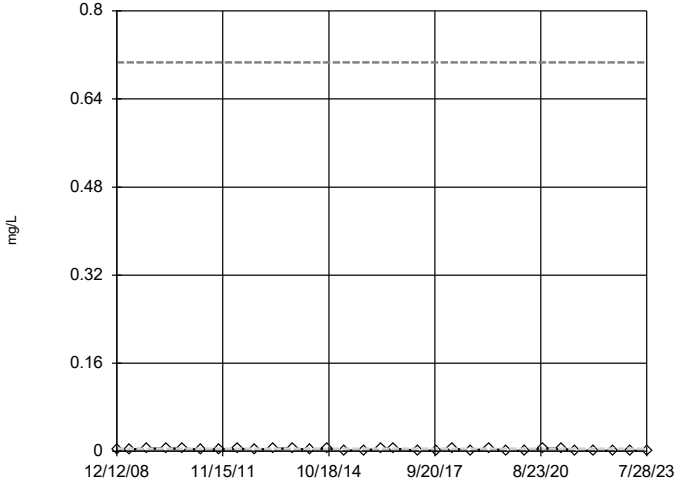

n = 31

No outliers found. Tukey's method selected by user.

Data were natural log transformed to achieve best W statistic (graph shown in original units).

High cutoff = 0.7064, low cutoff = 0.000006795, based on IQR multiplier of 3.

Constituent: Nickel Analysis Run 4/8/2024 5:28 PM View: Outliers

Plant Bowen Data: Bowen 1, 2, 9, and 10

Sanitas™ v.10.0.16b Software licensed to . UG

Tukey's Outlier Screening

GWA-50R (bg)

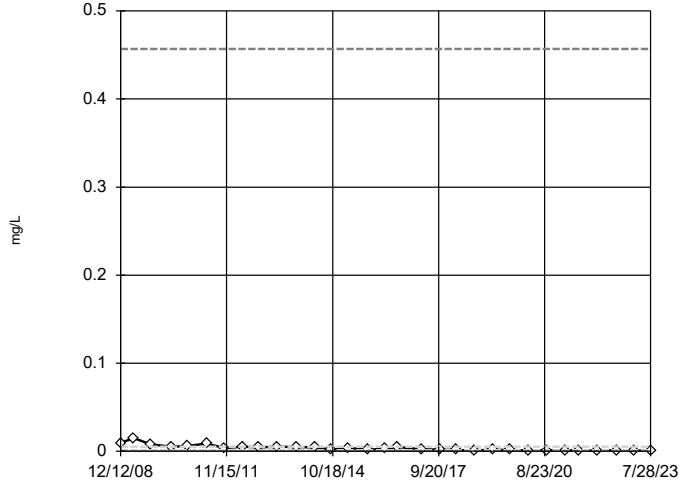

n = 31

No outliers found. Tukey's method selected by user.

Data were natural log transformed to achieve best W statistic (graph shown in original units).

High cutoff = 0.4566, low cutoff = 0.00001393, based on IQR multiplier of 3.

Constituent: Nickel Analysis Run 4/8/2024 5:28 PM View: Outliers

Plant Bowen Data: Bowen 1, 2, 9, and 10

Sanitas™ v.10.0.16b Software licensed to . UG

Tukey's Outlier Screening

GWC-10

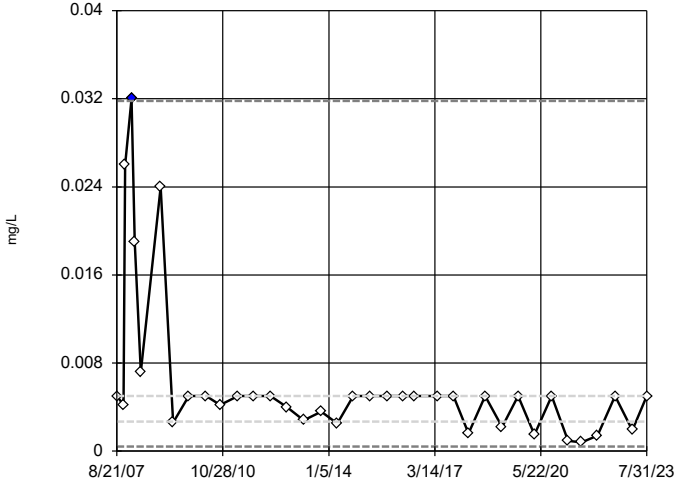

n = 37

Outlier is drawn as solid. Tukey's method selected by user.

Data were natural log transformed to achieve best W statistic (graph shown in original units).

High cutoff = 0.03182, low cutoff = 0.000424, based on IQR multiplier of 3.

Constituent: Nickel Analysis Run 4/8/2024 5:28 PM View: Outliers

Plant Bowen Data: Bowen 1, 2, 9, and 10

Sanitas™ v.10.0.16b Software licensed to . UG

Tukey's Outlier Screening

GWC-10R

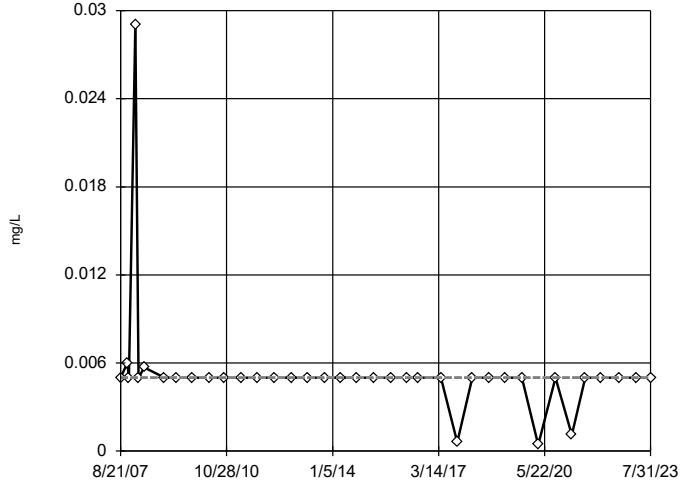

n = 37

No outliers found. Tukey's method selected by user.

Data were cube root transformed to achieve best W statistic (graph shown in original units).

The results were invalidated, because the lower and upper quartiles are equal.

Constituent: Nickel Analysis Run 4/8/2024 5:28 PM View: Outliers

Plant Bowen Data: Bowen 1, 2, 9, and 10

Sanitas™ v.10.0.16b Software licensed to . UG

Tukey's Outlier Screening

GWC-11

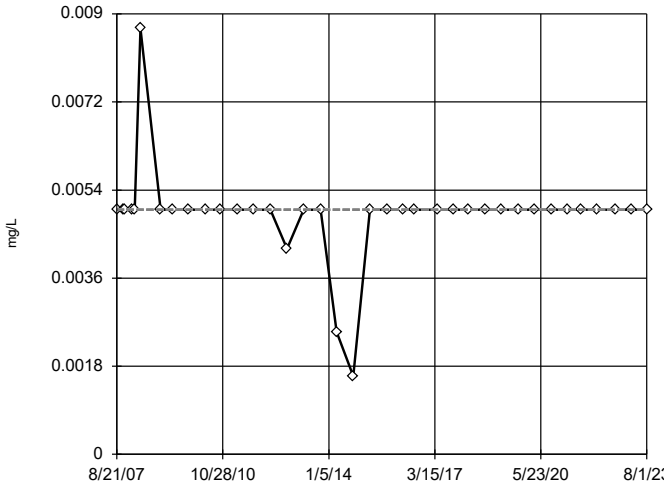

n = 37

No outliers found. Tukey's method selected by user.

Ladder of Powers transformations did not improve normality; analysis run on raw data.

The results were invalidated, because the lower and upper quartiles are equal.

Constituent: Nickel Analysis Run 4/8/2024 5:28 PM View: Outliers

Plant Bowen Data: Bowen 1, 2, 9, and 10

Sanitas™ v.10.0.16b Software licensed to . UG

Tukey's Outlier Screening

GWC-11R

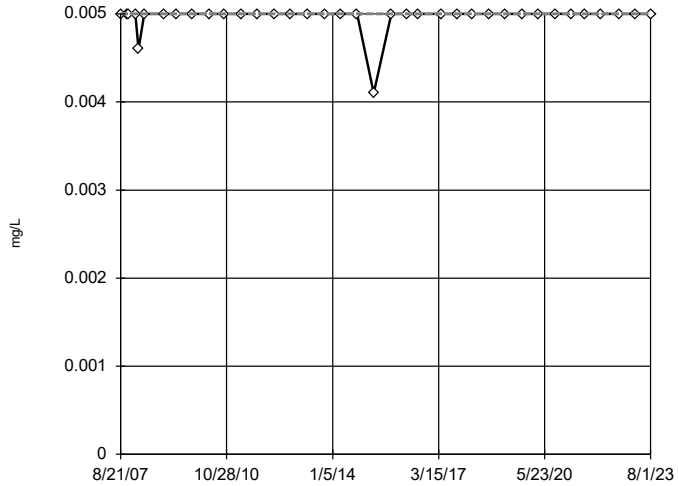

n = 37

No outliers found. Tukey's method selected by user.

Data were x^6 transformed to achieve best W statistic (graph shown in original units).

The results were invalidated, because the lower and upper quartiles are equal.

Constituent: Nickel Analysis Run 4/8/2024 5:28 PM View: Outliers

Plant Bowen Data: Bowen 1, 2, 9, and 10

Sanitas™ v.10.0.16b Software licensed to . UG

Tukey's Outlier Screening

GWC-12

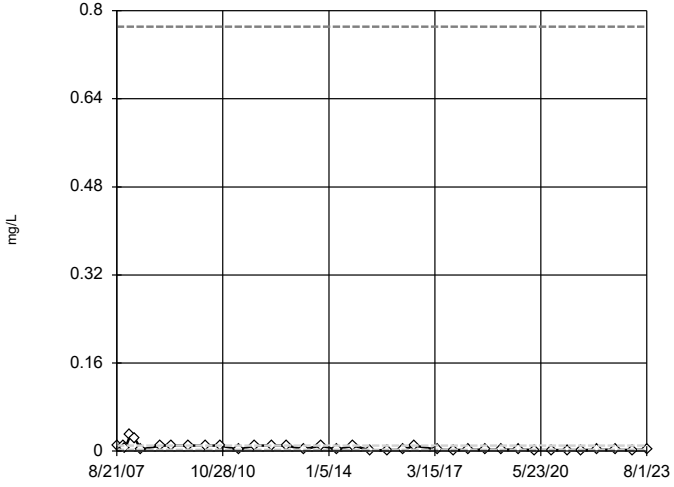

n = 37

No outliers found. Tukey's method selected by user.

Data were natural log transformed to achieve best W statistic (graph shown in original units).

High cutoff = 0.7711, low cutoff = 0.00003047, based on IQR multiplier of 3.

Constituent: Nickel Analysis Run 4/8/2024 5:28 PM View: Outliers

Plant Bowen Data: Bowen 1, 2, 9, and 10

Sanitas™ v.10.0.16b Software licensed to . UG

Tukey's Outlier Screening

GWC-13

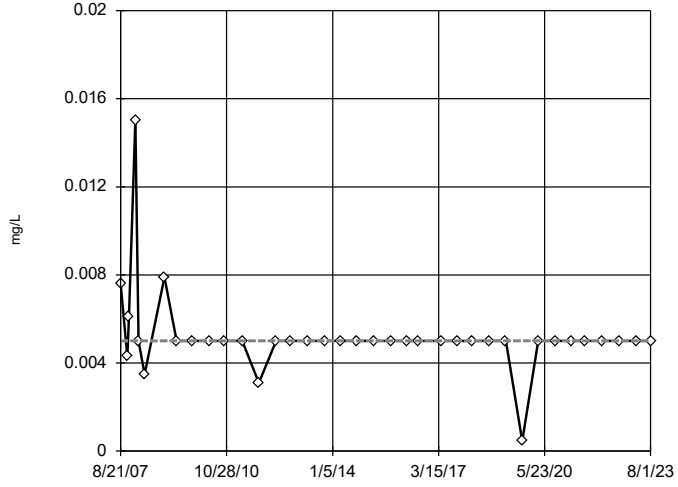

n = 37

No outliers found. Tukey's method selected by user.

Data were square root transformed to achieve best W statistic (graph shown in original units).

The results were invalidated, because the lower and upper quartiles are equal.

Constituent: Nickel Analysis Run 4/8/2024 5:28 PM View: Outliers

Plant Bowen Data: Bowen 1, 2, 9, and 10

Sanitas™ v.10.0.16b Software licensed to . UG

Tukey's Outlier Screening

GWC-13RZ

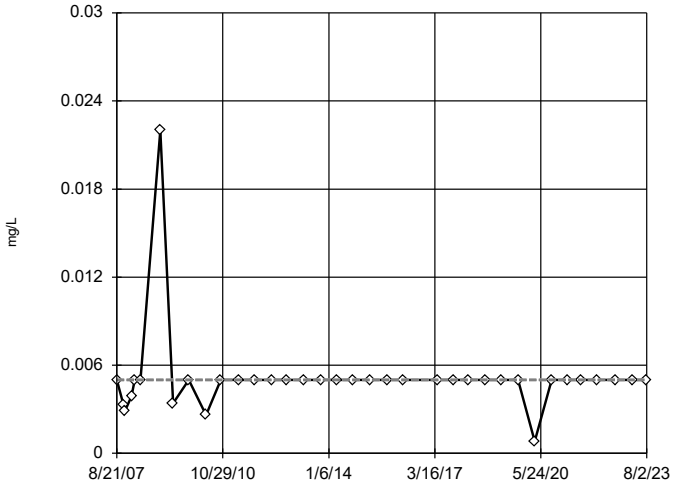

n = 36

No outliers found.
Tukey's method selected by user.

Data were natural log transformed to achieve best W statistic (graph shown in original units).

The results were invalidated, because the lower and upper quartiles are equal.

Constituent: Nickel Analysis Run 4/8/2024 5:28 PM View: Outliers
Plant Bowen Data: Bowen 1, 2, 9, and 10

Sanitas™ v.10.0.16b Software licensed to . UG

Tukey's Outlier Screening

GWC-14Z

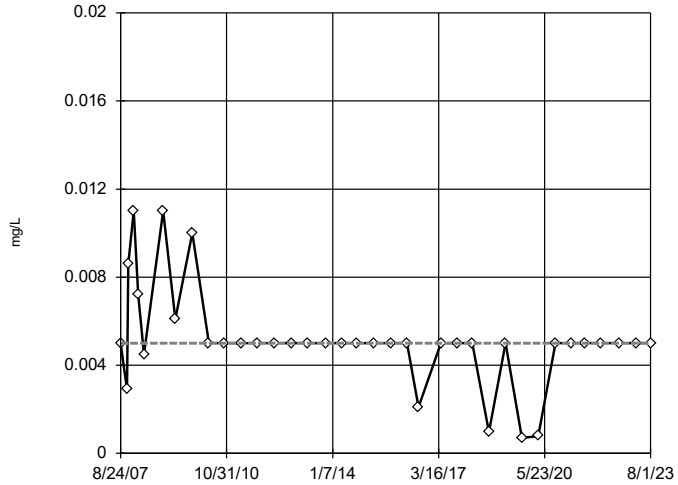

n = 37

No outliers found.
Tukey's method selected by user.

Ladder of Powers transformations did not improve normality; analysis run on raw data.

The results were invalidated, because the lower and upper quartiles are equal.

Constituent: Nickel Analysis Run 4/8/2024 5:28 PM View: Outliers
Plant Bowen Data: Bowen 1, 2, 9, and 10

Sanitas™ v.10.0.16b Software licensed to . UG

Tukey's Outlier Screening

GWC-15R

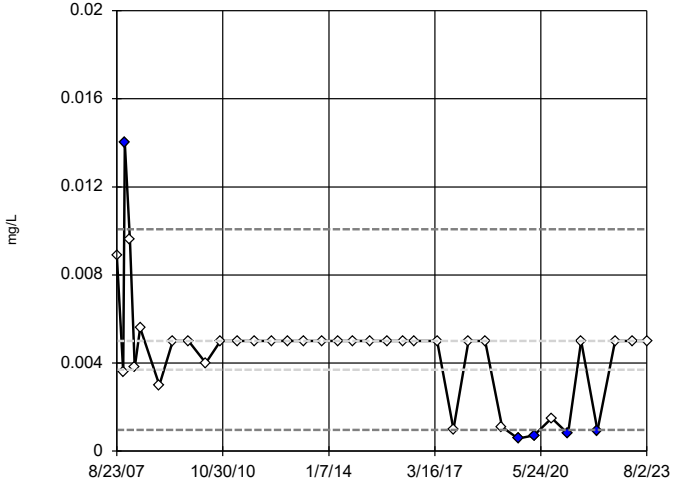

n = 37

Outliers are drawn as solid.
Tukey's method selected by user.

Data were square root transformed to achieve best W statistic (graph shown in original units).

High cutoff = 0.01008, low cutoff = 0.0009707, based on IQR multiplier of 3.

Constituent: Nickel Analysis Run 4/8/2024 5:28 PM View: Outliers
Plant Bowen Data: Bowen 1, 2, 9, and 10

Sanitas™ v.10.0.16b Software licensed to . UG

Tukey's Outlier Screening

GWC-15Z

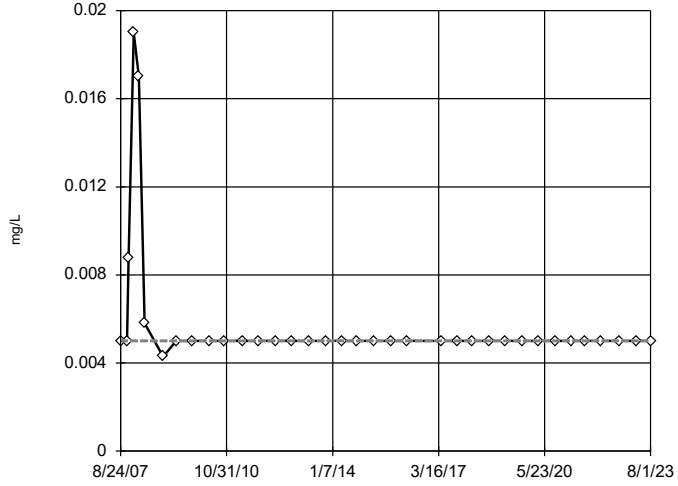

n = 36

No outliers found.
Tukey's method selected by user.

Data were natural log transformed to achieve best W statistic (graph shown in original units).

The results were invalidated, because the lower and upper quartiles are equal.

Constituent: Nickel Analysis Run 4/8/2024 5:28 PM View: Outliers
Plant Bowen Data: Bowen 1, 2, 9, and 10

Sanitas™ v.10.0.16b Software licensed to . UG

Tukey's Outlier Screening

GWC-44

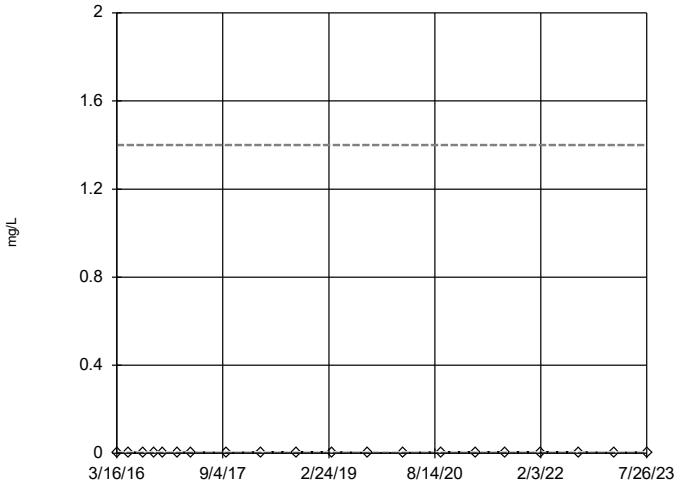

n = 20

No outliers found. Tukey's method selected by user.

Data were natural log transformed to achieve best W statistic (graph shown in original units).

High cutoff = 1.4, low cutoff = 0.000002728, based on IQR multiplier of 3.

Constituent: Nickel Analysis Run 4/8/2024 5:28 PM View: Outliers

Plant Bowen Data: Bowen 1, 2, 9, and 10

Sanitas™ v.10.0.16b Software licensed to . UG

Tukey's Outlier Screening

GWC-45

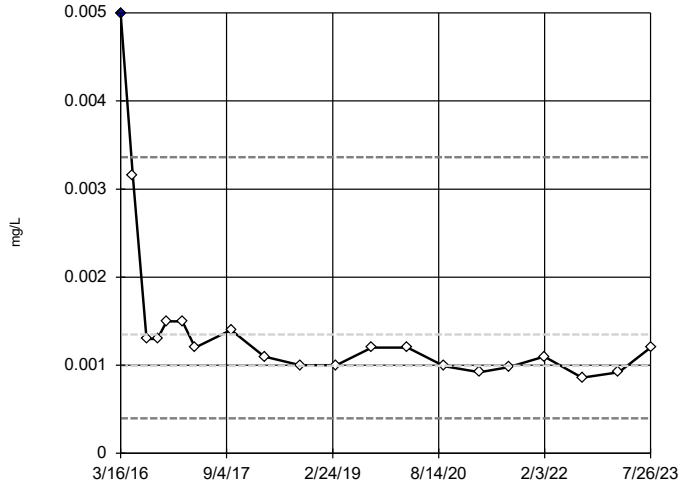

n = 20

Outlier is drawn as solid. Tukey's method selected by user.

Data were natural log transformed to achieve best W statistic (graph shown in original units).

High cutoff = 0.003363, low cutoff = 0.0003992, based on IQR multiplier of 3.

Constituent: Nickel Analysis Run 4/8/2024 5:28 PM View: Outliers

Plant Bowen Data: Bowen 1, 2, 9, and 10

Sanitas™ v.10.0.16b Software licensed to . UG

Tukey's Outlier Screening

GWC-45R

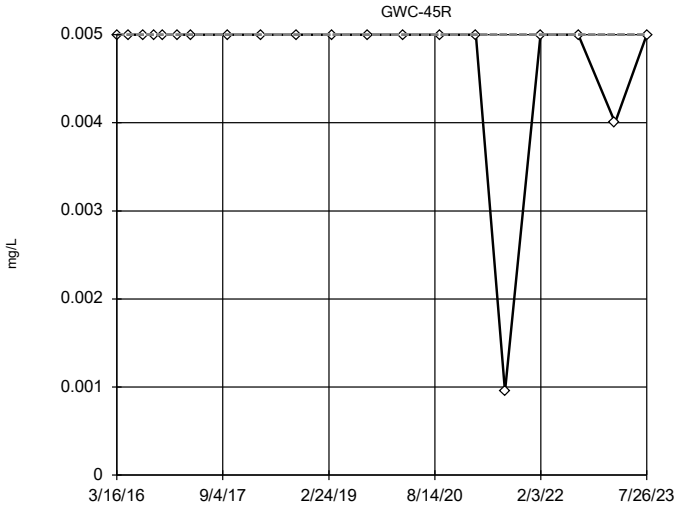

n = 20

No outliers found. Tukey's method selected by user.

Data were x^6 transformed to achieve best W statistic (graph shown in original units).

The results were invalidated, because the lower and upper quartiles are equal.

Constituent: Nickel Analysis Run 4/8/2024 5:28 PM View: Outliers

Plant Bowen Data: Bowen 1, 2, 9, and 10

Sanitas™ v.10.0.16b Software licensed to . UG

Tukey's Outlier Screening

GWC-46R

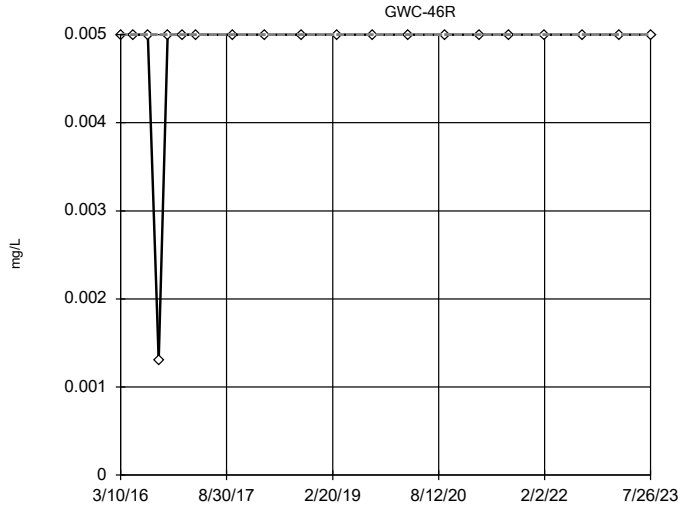

n = 20

No outliers found. Tukey's method selected by user.

Data were square transformed to achieve best W statistic (graph shown in original units).

The results were invalidated, because the lower and upper quartiles are equal.

Constituent: Nickel Analysis Run 4/8/2024 5:28 PM View: Outliers

Plant Bowen Data: Bowen 1, 2, 9, and 10

Sanitas™ v.10.0.16b Software licensed to . UG

Tukey's Outlier Screening

GWC-47

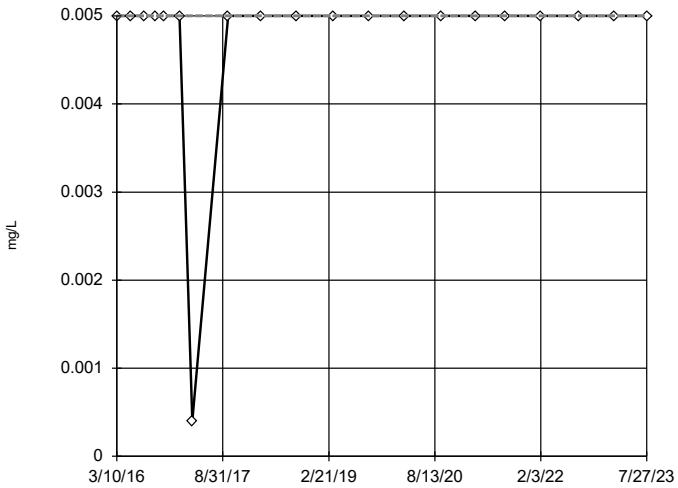

n = 20

No outliers found. Tukey's method selected by user.

Data were square transformed to achieve best W statistic (graph shown in original units).

The results were invalidated, because the lower and upper quartiles are equal.

Constituent: Nickel Analysis Run 4/8/2024 5:28 PM View: Outliers

Plant Bowen Data: Bowen 1, 2, 9, and 10

Sanitas™ v.10.0.16b Software licensed to . UG

Tukey's Outlier Screening

GWC-47R

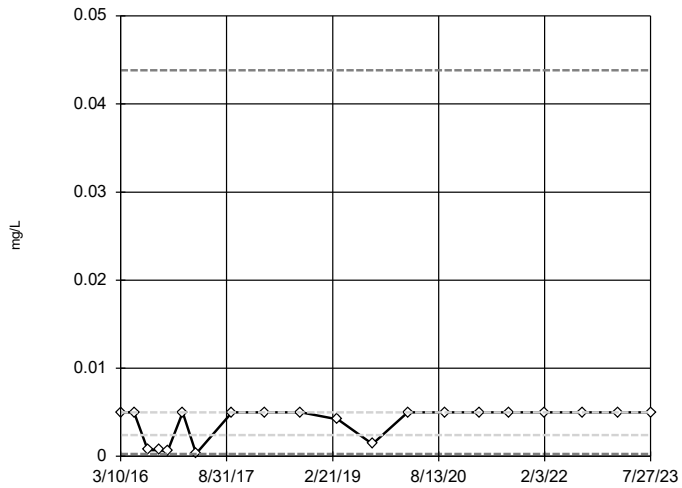

n = 20

No outliers found. Tukey's method selected by user.

Data were natural log transformed to achieve best W statistic (graph shown in original units).

High cutoff = 0.04383, low cutoff = 0.0002766, based on IQR multiplier of 3.

Constituent: Nickel Analysis Run 4/8/2024 5:28 PM View: Outliers

Plant Bowen Data: Bowen 1, 2, 9, and 10

Sanitas™ v.10.0.16b Software licensed to . UG

Tukey's Outlier Screening

GWC-48

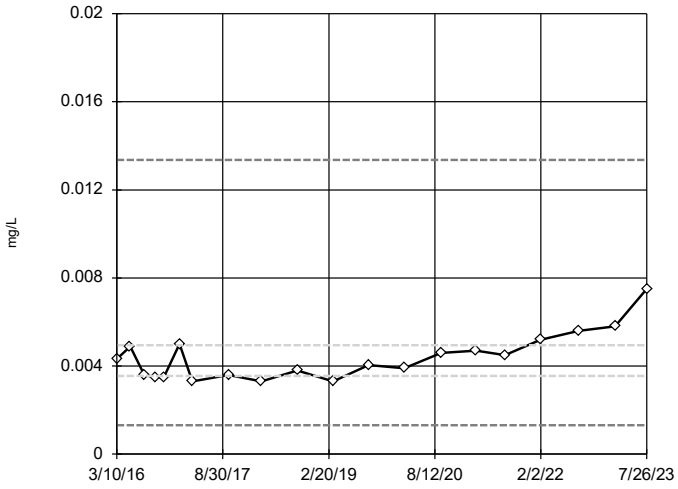

n = 20

No outliers found. Tukey's method selected by user.

Data were natural log transformed to achieve best W statistic (graph shown in original units).

High cutoff = 0.01337, low cutoff = 0.001313, based on IQR multiplier of 3.

Constituent: Nickel Analysis Run 4/8/2024 5:28 PM View: Outliers

Plant Bowen Data: Bowen 1, 2, 9, and 10

Sanitas™ v.10.0.16b Software licensed to . UG

Tukey's Outlier Screening

GWC-49R

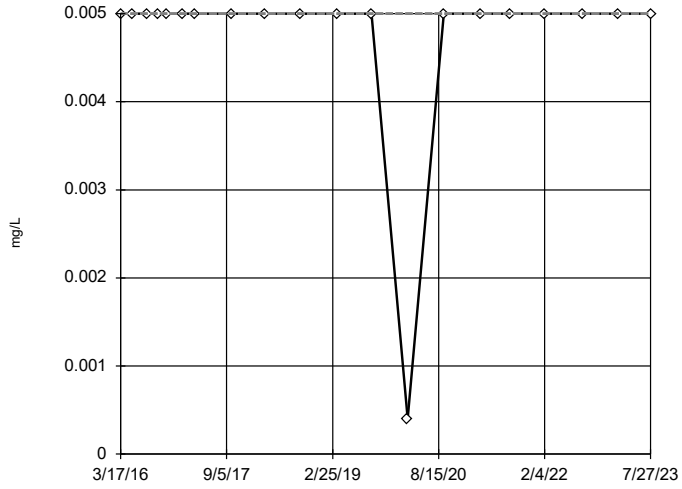

n = 20

No outliers found. Tukey's method selected by user.

Data were square transformed to achieve best W statistic (graph shown in original units).

The results were invalidated, because the lower and upper quartiles are equal.

Constituent: Nickel Analysis Run 4/8/2024 5:28 PM View: Outliers

Plant Bowen Data: Bowen 1, 2, 9, and 10

Sanitas™ v.10.0.16b Software licensed to . UG

Tukey's Outlier Screening

GWC-49Z

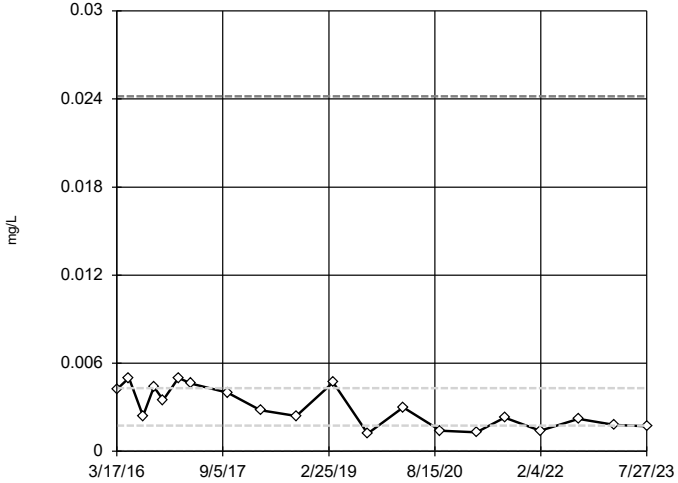

n = 20

No outliers found. Tukey's method selected by user.

Data were cube root transformed to achieve best W statistic (graph shown in original units).

High cutoff = 0.02418, low cutoff = -2.2e-7, based on IQR multiplier of 3.

Constituent: Nickel Analysis Run 4/8/2024 5:28 PM View: Outliers

Plant Bowen Data: Bowen 1, 2, 9, and 10

Sanitas™ v.10.0.16b Software licensed to . UG

Tukey's Outlier Screening

GWC-5

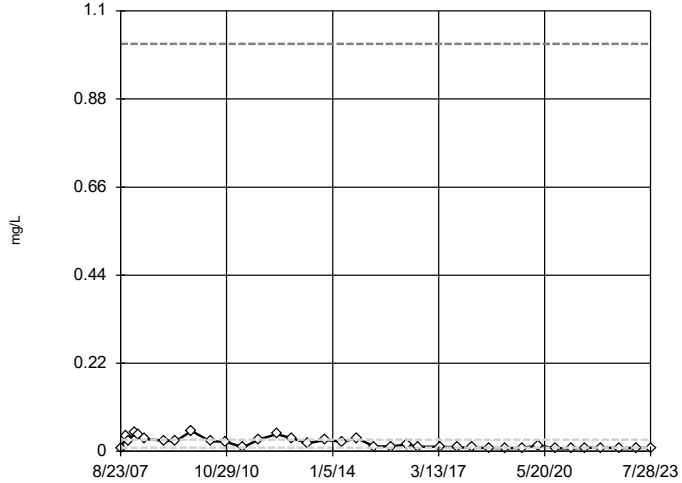

n = 37

No outliers found. Tukey's method selected by user.

Data were natural log transformed to achieve best W statistic (graph shown in original units).

High cutoff = 1.018, low cutoff = 0.000252, based on IQR multiplier of 3.

Constituent: Nickel Analysis Run 4/8/2024 5:28 PM View: Outliers

Plant Bowen Data: Bowen 1, 2, 9, and 10

Sanitas™ v.10.0.16b Software licensed to . UG

Tukey's Outlier Screening

GWC-6

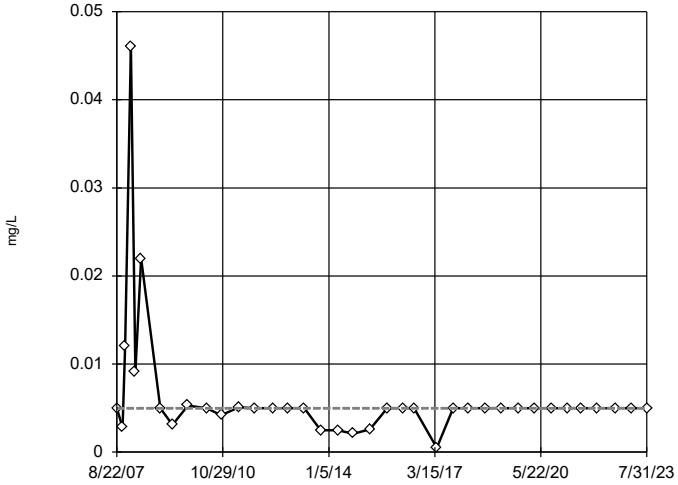

n = 37

No outliers found. Tukey's method selected by user.

Data were natural log transformed to achieve best W statistic (graph shown in original units).

The results were invalidated, because the lower and upper quartiles are equal.

Constituent: Nickel Analysis Run 4/8/2024 5:28 PM View: Outliers

Plant Bowen Data: Bowen 1, 2, 9, and 10

Sanitas™ v.10.0.16b Software licensed to . UG

Tukey's Outlier Screening

GWC-6RZ

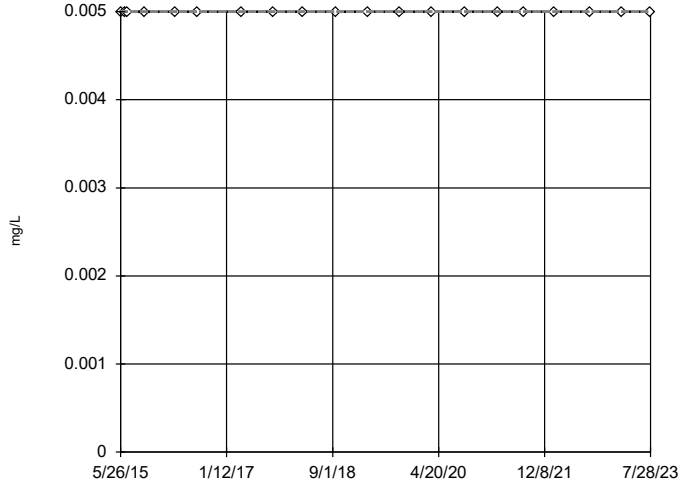

n = 20

No outliers found. Tukey's method selected by user.

Data were cube root transformed to achieve best W statistic (graph shown in original units).

The results were invalidated, because the lower and upper quartiles are equal.

Constituent: Nickel Analysis Run 4/8/2024 5:28 PM View: Outliers

Plant Bowen Data: Bowen 1, 2, 9, and 10

Sanitas™ v.10.0.16b Software licensed to . UG

Tukey's Outlier Screening

GWC-7Z

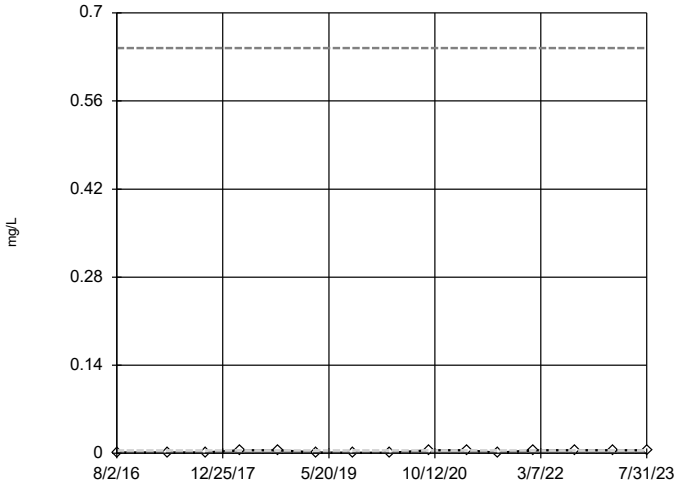

n = 15

No outliers found. Tukey's method selected by user.

Data were natural log transformed to achieve best W statistic (graph shown in original units).

High cutoff = 0.6441, low cutoff = 0.000007685, based on IQR multiplier of 3.

Constituent: Nickel Analysis Run 4/8/2024 5:28 PM View: Outliers

Plant Bowen Data: Bowen 1, 2, 9, and 10

Sanitas™ v.10.0.16b Software licensed to . UG

Tukey's Outlier Screening

GWC-8RR

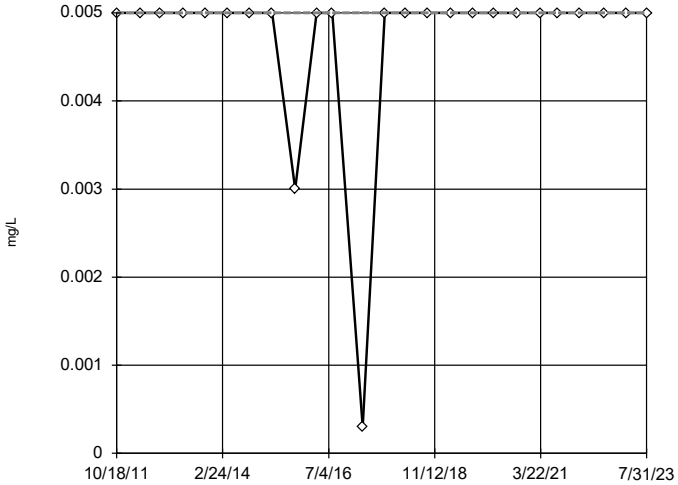

n = 25

No outliers found. Tukey's method selected by user.

Data were square transformed to achieve best W statistic (graph shown in original units).

The results were invalidated, because the lower and upper quartiles are equal.

Constituent: Nickel Analysis Run 4/8/2024 5:28 PM View: Outliers

Plant Bowen Data: Bowen 1, 2, 9, and 10

Sanitas™ v.10.0.16b Software licensed to . UG

Tukey's Outlier Screening

GWC-8Z

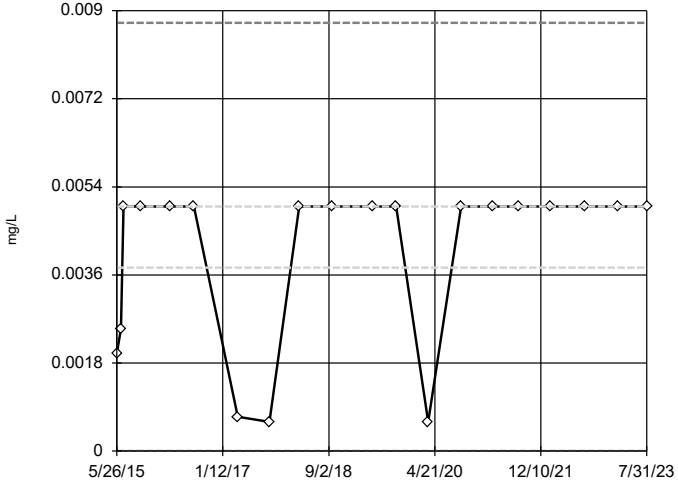

n = 20

No outliers found. Tukey's method selected by user.

Ladder of Powers transformations did not improve normality; analysis run on raw data.

High cutoff = 0.00875, low cutoff = 1.1e-10, based on IQR multiplier of 3.

Constituent: Nickel Analysis Run 4/8/2024 5:28 PM View: Outliers

Plant Bowen Data: Bowen 1, 2, 9, and 10

Sanitas™ v.10.0.16b Software licensed to . UG

Tukey's Outlier Screening

GWC-9

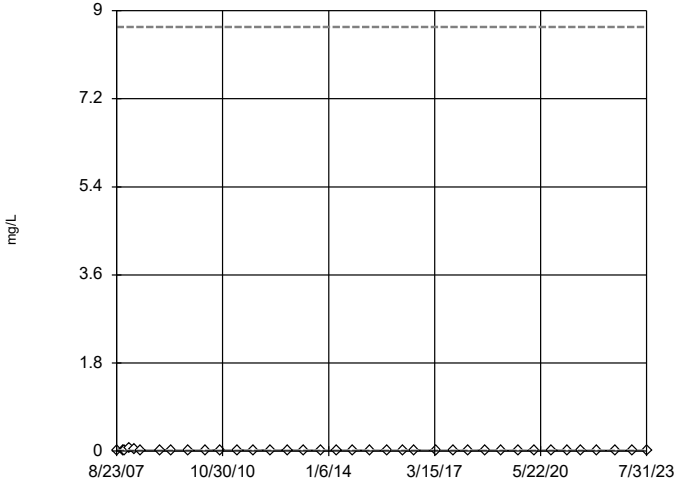

n = 37

No outliers found. Tukey's method selected by user.

Data were natural log transformed to achieve best W statistic (graph shown in original units).

High cutoff = 8.668, low cutoff = 0.00000121, based on IQR multiplier of 3.

Constituent: Nickel Analysis Run 4/8/2024 5:29 PM View: Outliers

Plant Bowen Data: Bowen 1, 2, 9, and 10

Sanitas™ v.10.0.16b Software licensed to . UG

Tukey's Outlier Screening

GWA-1 (bg)

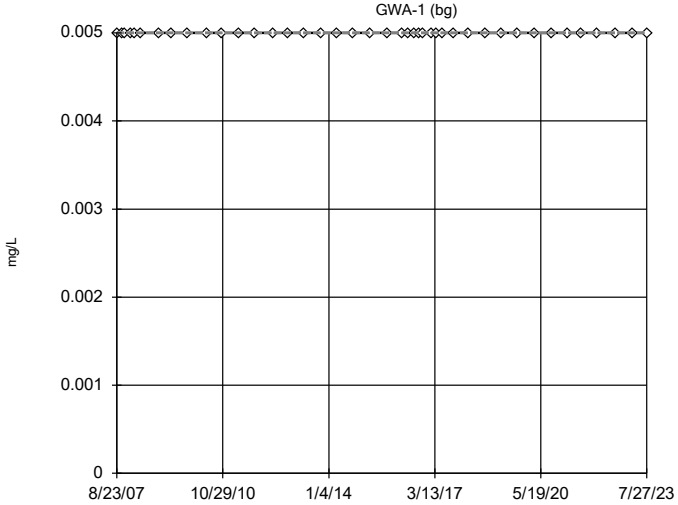

n = 42

No outliers found. Tukey's method selected by user.

Data were square root transformed to achieve best W statistic (graph shown in original units).

The results were invalidated, because the lower and upper quartiles are equal.

Constituent: Selenium Analysis Run 4/8/2024 5:29 PM View: Outliers

Plant Bowen Data: Bowen 1, 2, 9, and 10

Sanitas™ v.10.0.16b Software licensed to . UG

Tukey's Outlier Screening

GWA-2 (bg)

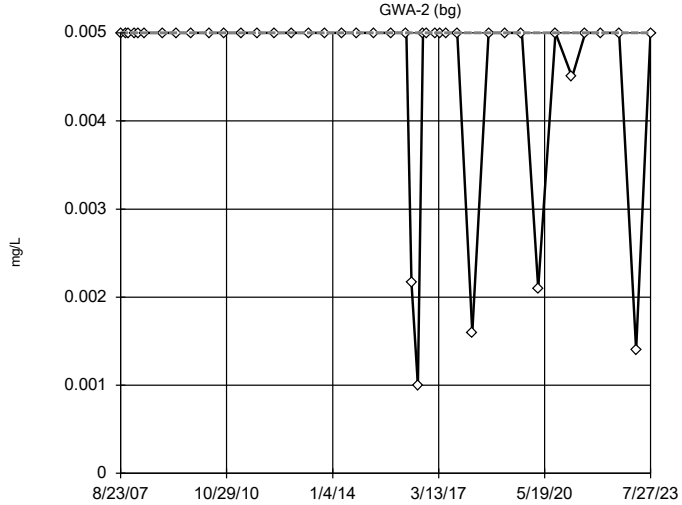

n = 42

No outliers found. Tukey's method selected by user.

Data were x^6 transformed to achieve best W statistic (graph shown in original units).

The results were invalidated, because the lower and upper quartiles are equal.

Constituent: Selenium Analysis Run 4/8/2024 5:29 PM View: Outliers

Plant Bowen Data: Bowen 1, 2, 9, and 10

Sanitas™ v.10.0.16b Software licensed to . UG

Tukey's Outlier Screening

GWA-2R (bg)

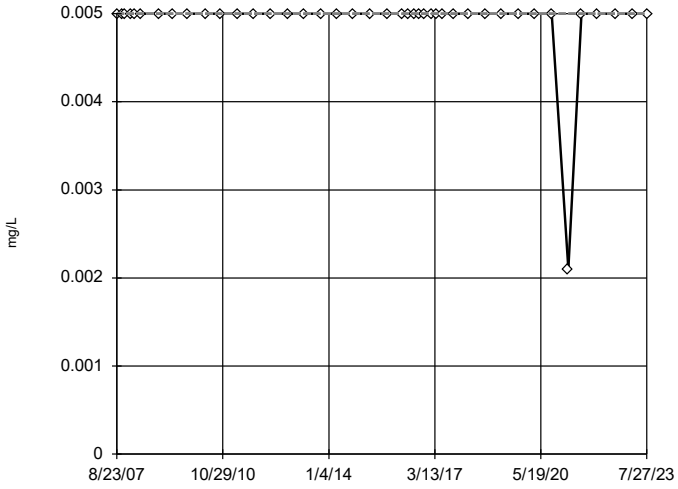

n = 42

No outliers found. Tukey's method selected by user.

Ladder of Powers transformations did not improve normality; analysis run on raw data.

The results were invalidated, because the lower and upper quartiles are equal.

Constituent: Selenium Analysis Run 4/8/2024 5:29 PM View: Outliers

Plant Bowen Data: Bowen 1, 2, 9, and 10

Sanitas™ v.10.0.16b Software licensed to . UG

Tukey's Outlier Screening

GWA-39RZ (bg)

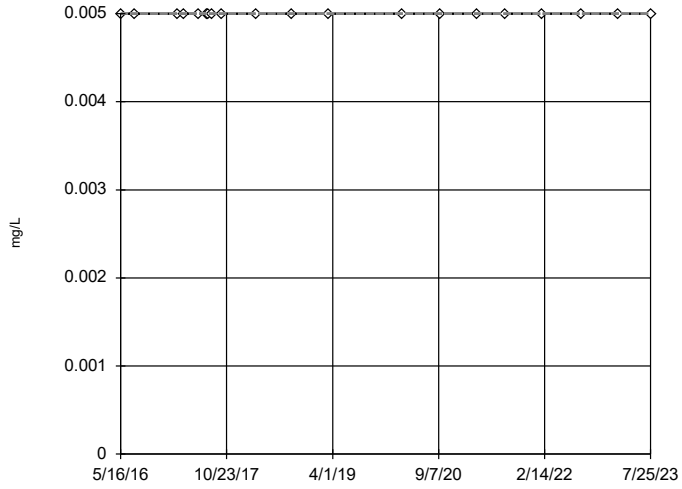

n = 20

No outliers found. Tukey's method selected by user.

Data were cube root transformed to achieve best W statistic (graph shown in original units).

The results were invalidated, because the lower and upper quartiles are equal.

Constituent: Selenium Analysis Run 4/8/2024 5:29 PM View: Outliers

Plant Bowen Data: Bowen 1, 2, 9, and 10

Sanitas™ v.10.0.16b Software licensed to . UG

Tukey's Outlier Screening

GWA-39Z (bg)

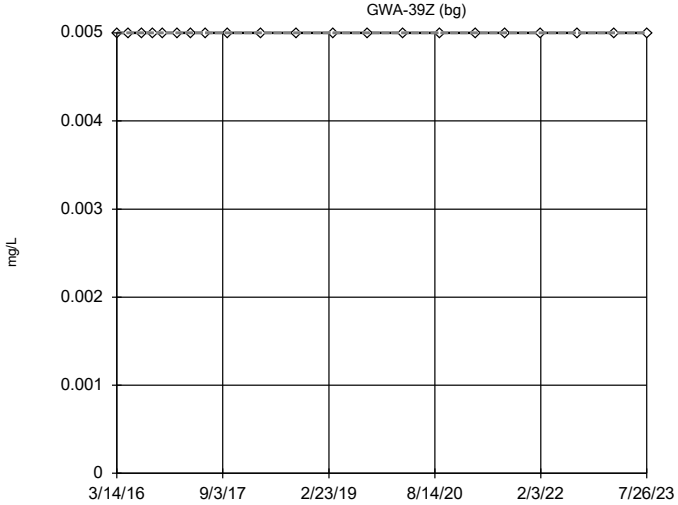

n = 21

No outliers found. Tukey's method selected by user.

Data were square root transformed to achieve best W statistic (graph shown in original units).

The results were invalidated, because the lower and upper quartiles are equal.

Constituent: Selenium Analysis Run 4/8/2024 5:29 PM View: Outliers

Plant Bowen Data: Bowen 1, 2, 9, and 10

Sanitas™ v.10.0.16b Software licensed to . UG

Tukey's Outlier Screening

GWA-3A (bg)

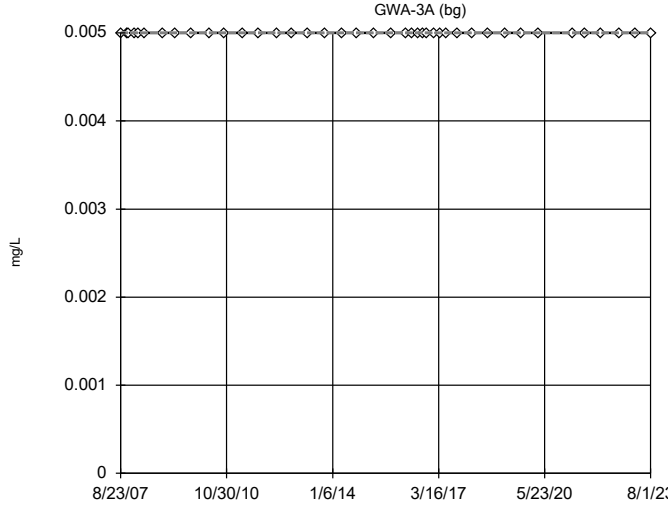

n = 41

No outliers found. Tukey's method selected by user.

Data were square root transformed to achieve best W statistic (graph shown in original units).

The results were invalidated, because the lower and upper quartiles are equal.

Constituent: Selenium Analysis Run 4/8/2024 5:29 PM View: Outliers

Plant Bowen Data: Bowen 1, 2, 9, and 10

Sanitas™ v.10.0.16b Software licensed to . UG

Tukey's Outlier Screening

GWA-40 (bg)

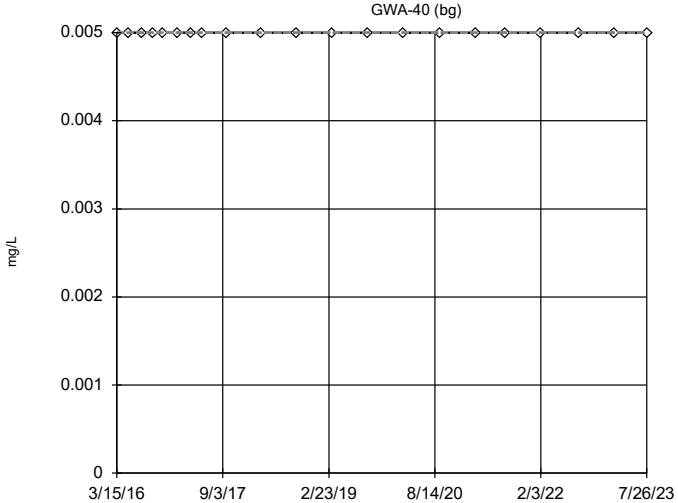

n = 21

No outliers found. Tukey's method selected by user.

Data were square root transformed to achieve best W statistic (graph shown in original units).

The results were invalidated, because the lower and upper quartiles are equal.

Constituent: Selenium Analysis Run 4/8/2024 5:29 PM View: Outliers

Plant Bowen Data: Bowen 1, 2, 9, and 10

Sanitas™ v.10.0.16b Software licensed to . UG

Tukey's Outlier Screening

GWA-41 (bg)

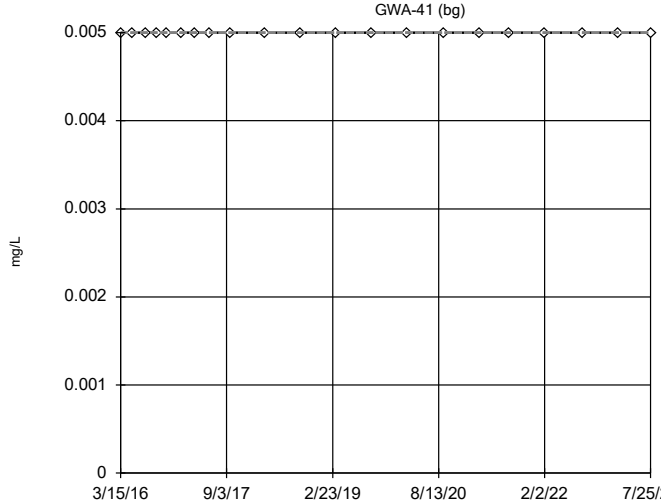

n = 21

No outliers found. Tukey's method selected by user.

Data were square root transformed to achieve best W statistic (graph shown in original units).

The results were invalidated, because the lower and upper quartiles are equal.

Constituent: Selenium Analysis Run 4/8/2024 5:29 PM View: Outliers

Plant Bowen Data: Bowen 1, 2, 9, and 10

Sanitas™ v.10.0.16b Software licensed to . UG

Tukey's Outlier Screening

GWA-41R (bg)

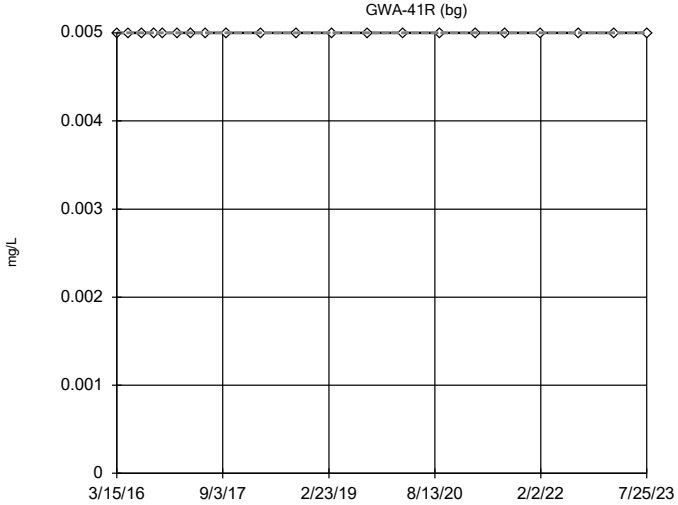

n = 21

No outliers found. Tukey's method selected by user.

Data were square root transformed to achieve best W statistic (graph shown in original units).

The results were invalidated, because the lower and upper quartiles are equal.

Constituent: Selenium Analysis Run 4/8/2024 5:29 PM View: Outliers

Plant Bowen Data: Bowen 1, 2, 9, and 10

Sanitas™ v.10.0.16b Software licensed to . UG

Tukey's Outlier Screening

GWA-42 (bg)

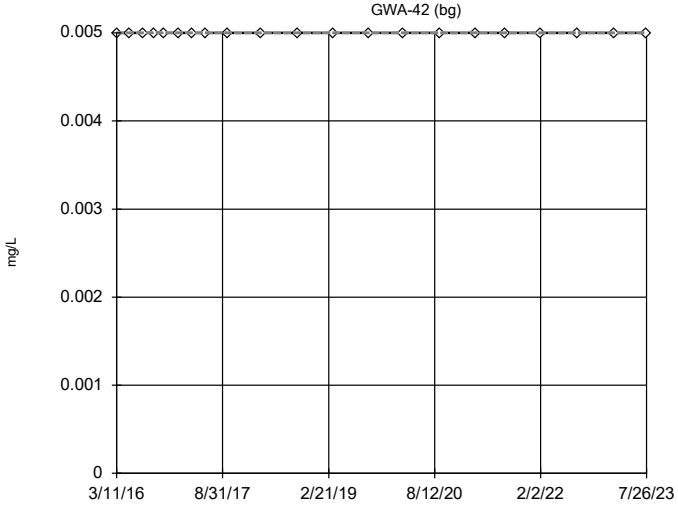

n = 21

No outliers found. Tukey's method selected by user.

Data were square root transformed to achieve best W statistic (graph shown in original units).

The results were invalidated, because the lower and upper quartiles are equal.

Constituent: Selenium Analysis Run 4/8/2024 5:29 PM View: Outliers

Plant Bowen Data: Bowen 1, 2, 9, and 10

Sanitas™ v.10.0.16b Software licensed to . UG

Tukey's Outlier Screening

GWA-43 (bg)

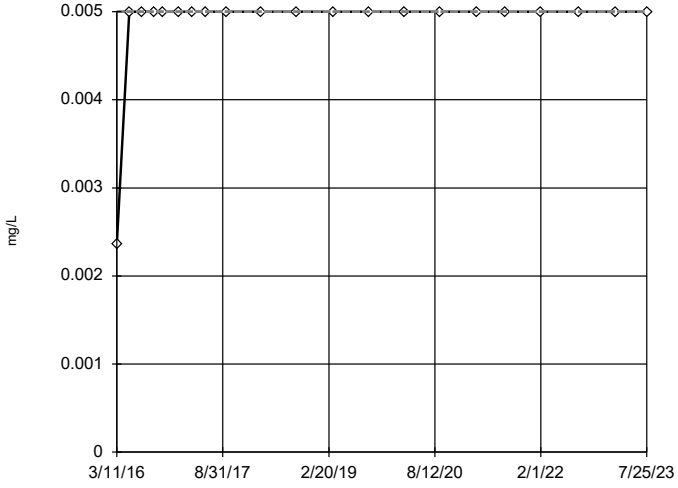

n = 21

No outliers found. Tukey's method selected by user.

Data were cube root transformed to achieve best W statistic (graph shown in original units).

The results were invalidated, because the lower and upper quartiles are equal.

Constituent: Selenium Analysis Run 4/8/2024 5:29 PM View: Outliers

Plant Bowen Data: Bowen 1, 2, 9, and 10

Sanitas™ v.10.0.16b Software licensed to . UG

Tukey's Outlier Screening

GWA-43R (bg)

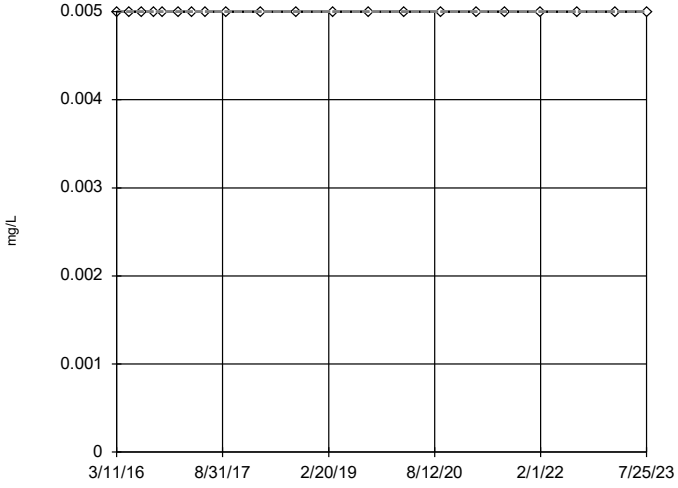

n = 21

No outliers found. Tukey's method selected by user.

Data were square root transformed to achieve best W statistic (graph shown in original units).

The results were invalidated, because the lower and upper quartiles are equal.

Constituent: Selenium Analysis Run 4/8/2024 5:29 PM View: Outliers

Plant Bowen Data: Bowen 1, 2, 9, and 10

Sanitas™ v.10.0.16b Software licensed to . UG

Tukey's Outlier Screening

GWA-4RZ (bg)

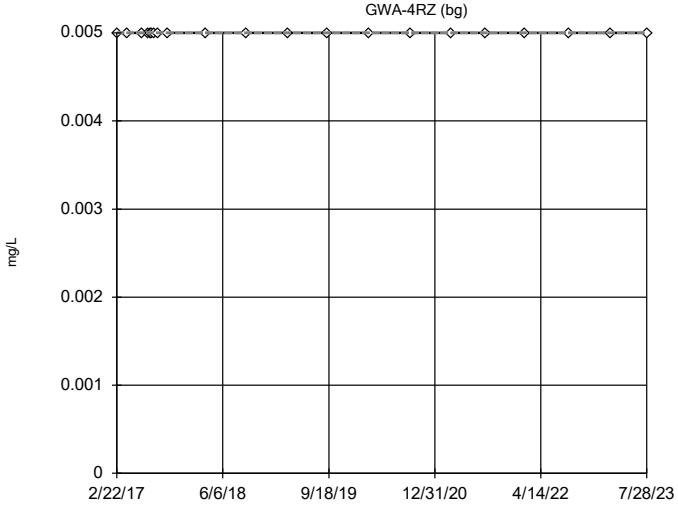

n = 21

No outliers found. Tukey's method selected by user.

Data were square root transformed to achieve best W statistic (graph shown in original units).

The results were invalidated, because the lower and upper quartiles are equal.

Constituent: Selenium Analysis Run 4/8/2024 5:29 PM View: Outliers

Plant Bowen Data: Bowen 1, 2, 9, and 10

Sanitas™ v.10.0.16b Software licensed to . UG

Tukey's Outlier Screening

GWA-50 (bg)

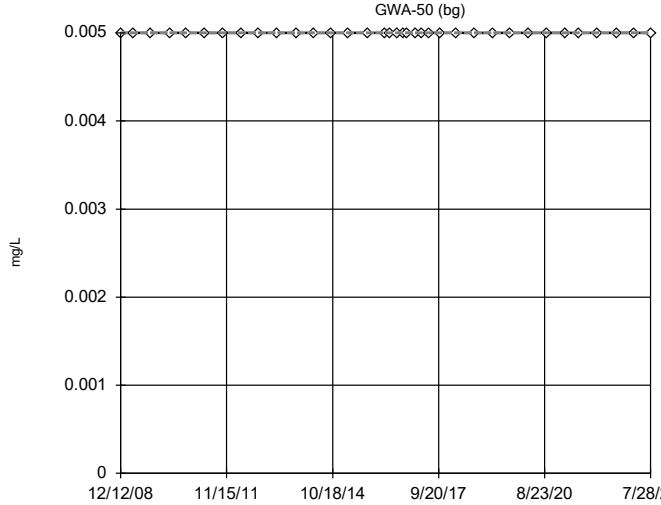

n = 36

No outliers found. Tukey's method selected by user.

Data were square root transformed to achieve best W statistic (graph shown in original units).

The results were invalidated, because the lower and upper quartiles are equal.

Constituent: Selenium Analysis Run 4/8/2024 5:29 PM View: Outliers

Plant Bowen Data: Bowen 1, 2, 9, and 10

Sanitas™ v.10.0.16b Software licensed to . UG

Tukey's Outlier Screening

GWA-50R (bg)

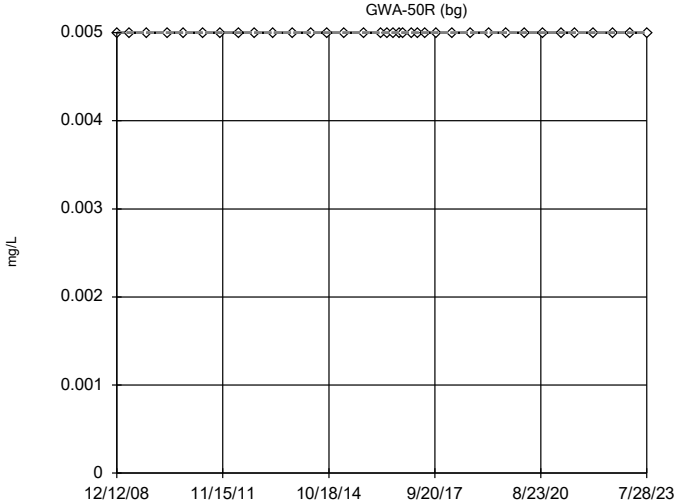

n = 36

No outliers found. Tukey's method selected by user.

Data were square root transformed to achieve best W statistic (graph shown in original units).

The results were invalidated, because the lower and upper quartiles are equal.

Constituent: Selenium Analysis Run 4/8/2024 5:29 PM View: Outliers

Plant Bowen Data: Bowen 1, 2, 9, and 10

Sanitas™ v.10.0.16b Software licensed to . UG

Tukey's Outlier Screening

GWC-10

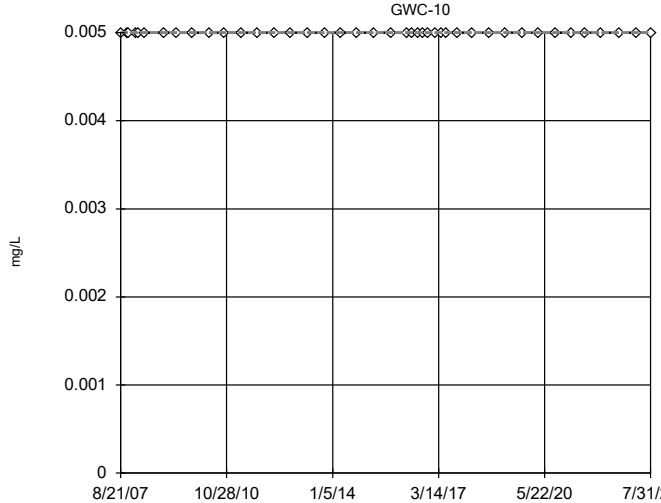

n = 42

No outliers found. Tukey's method selected by user.

Data were square root transformed to achieve best W statistic (graph shown in original units).

The results were invalidated, because the lower and upper quartiles are equal.

Constituent: Selenium Analysis Run 4/8/2024 5:29 PM View: Outliers

Plant Bowen Data: Bowen 1, 2, 9, and 10

Sanitas™ v.10.0.16b Software licensed to . UG

Tukey's Outlier Screening

GWC-10R

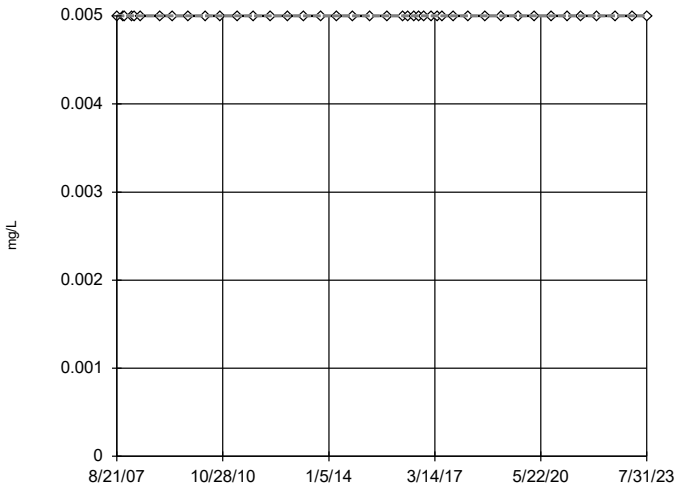

n = 42

No outliers found. Tukey's method selected by user.

Data were square root transformed to achieve best W statistic (graph shown in original units).

The results were invalidated, because the lower and upper quartiles are equal.

Constituent: Selenium Analysis Run 4/8/2024 5:29 PM View: Outliers

Plant Bowen Data: Bowen 1, 2, 9, and 10

Sanitas™ v.10.0.16b Software licensed to . UG

Tukey's Outlier Screening

GWC-11

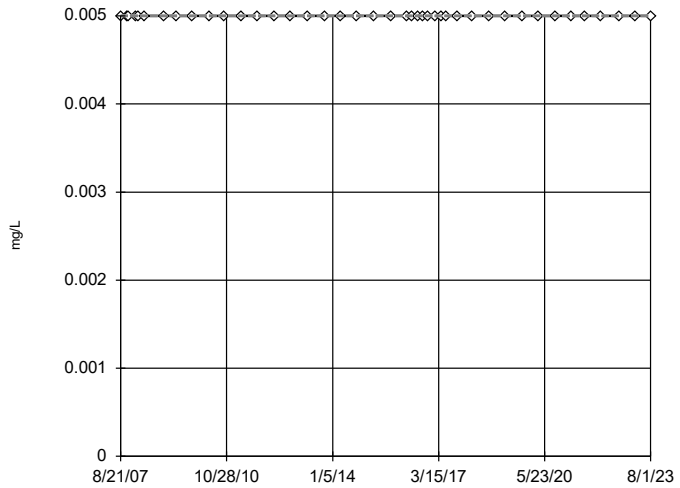

n = 42

No outliers found. Tukey's method selected by user.

Data were square root transformed to achieve best W statistic (graph shown in original units).

The results were invalidated, because the lower and upper quartiles are equal.

Constituent: Selenium Analysis Run 4/8/2024 5:29 PM View: Outliers

Plant Bowen Data: Bowen 1, 2, 9, and 10

Sanitas™ v.10.0.16b Software licensed to . UG

Tukey's Outlier Screening

GWC-11R

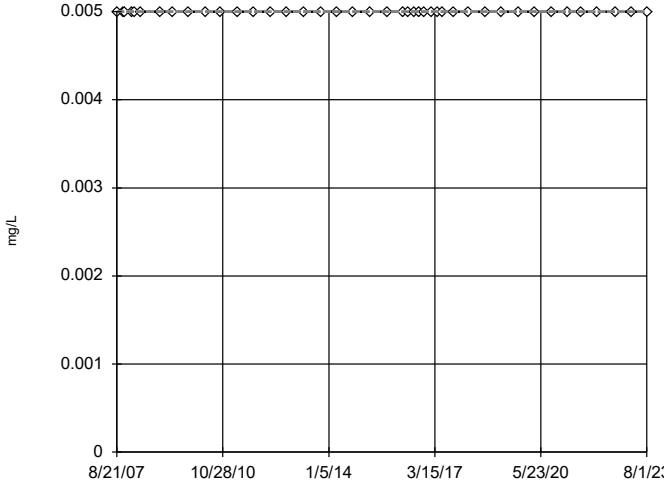

n = 42

No outliers found. Tukey's method selected by user.

Data were square root transformed to achieve best W statistic (graph shown in original units).

The results were invalidated, because the lower and upper quartiles are equal.

Constituent: Selenium Analysis Run 4/8/2024 5:29 PM View: Outliers

Plant Bowen Data: Bowen 1, 2, 9, and 10

Sanitas™ v.10.0.16b Software licensed to . UG

Tukey's Outlier Screening

GWC-12

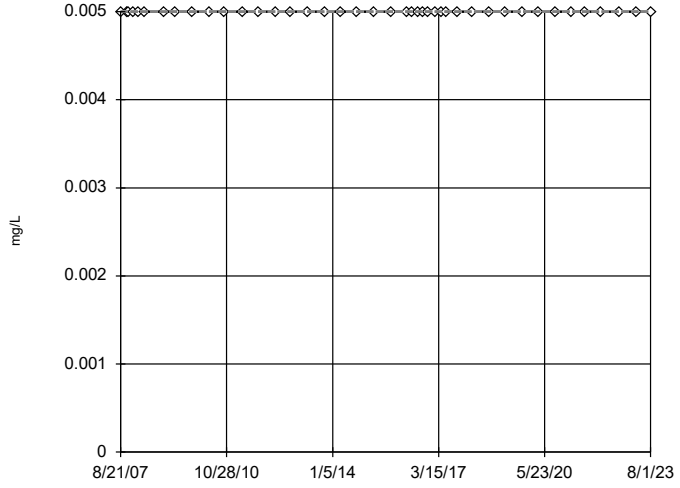

n = 42

No outliers found. Tukey's method selected by user.

Data were square root transformed to achieve best W statistic (graph shown in original units).

The results were invalidated, because the lower and upper quartiles are equal.

Constituent: Selenium Analysis Run 4/8/2024 5:29 PM View: Outliers

Plant Bowen Data: Bowen 1, 2, 9, and 10

Sanitas™ v.10.0.16b Software licensed to . UG

Tukey's Outlier Screening

GWC-13

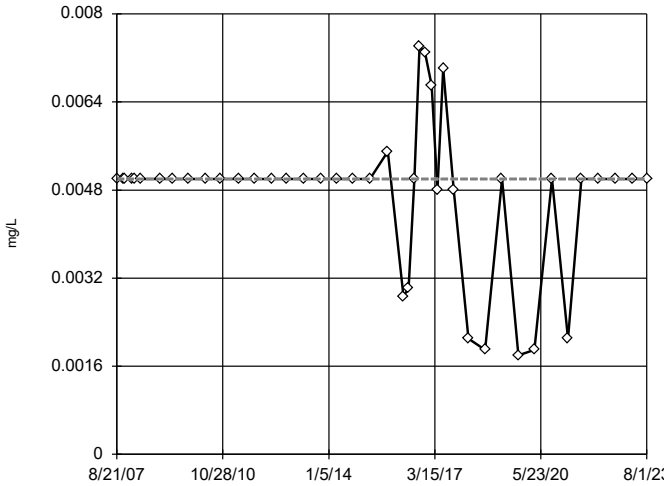

n = 42

No outliers found. Tukey's method selected by user.

Data were square transformed to achieve best W statistic (graph shown in original units).

The results were invalidated, because the lower and upper quartiles are equal.

Constituent: Selenium Analysis Run 4/8/2024 5:29 PM View: Outliers

Plant Bowen Data: Bowen 1, 2, 9, and 10

Sanitas™ v.10.0.16b Software licensed to . UG

Tukey's Outlier Screening

GWC-13RZ

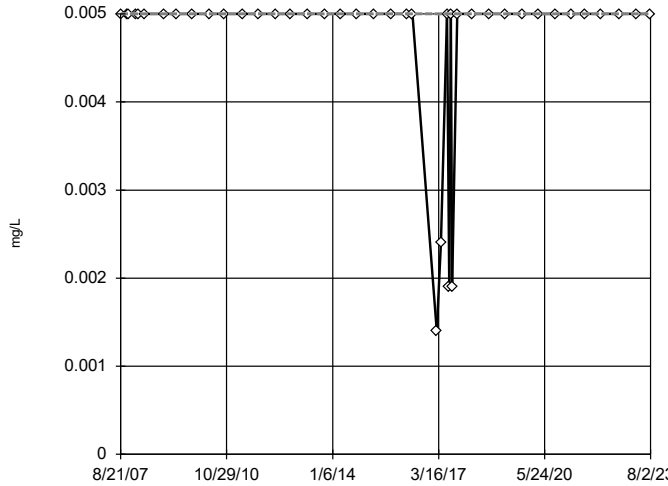

n = 42

No outliers found. Tukey's method selected by user.

Data were natural log transformed to achieve best W statistic (graph shown in original units).

The results were invalidated, because the lower and upper quartiles are equal.

Constituent: Selenium Analysis Run 4/8/2024 5:29 PM View: Outliers

Plant Bowen Data: Bowen 1, 2, 9, and 10

Sanitas™ v.10.0.16b Software licensed to . UG

Tukey's Outlier Screening

GWC-14Z

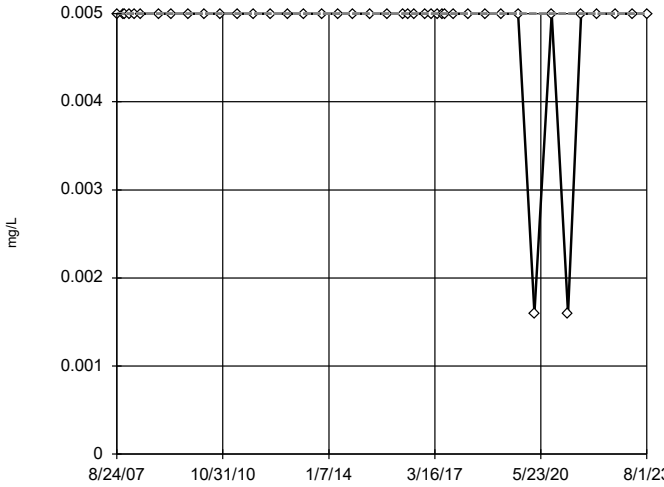

n = 42

No outliers found. Tukey's method selected by user.

Data were cube root transformed to achieve best W statistic (graph shown in original units).

The results were invalidated, because the lower and upper quartiles are equal.

Constituent: Selenium Analysis Run 4/8/2024 5:29 PM View: Outliers

Plant Bowen Data: Bowen 1, 2, 9, and 10

Sanitas™ v.10.0.16b Software licensed to . UG

Tukey's Outlier Screening

GWC-15R

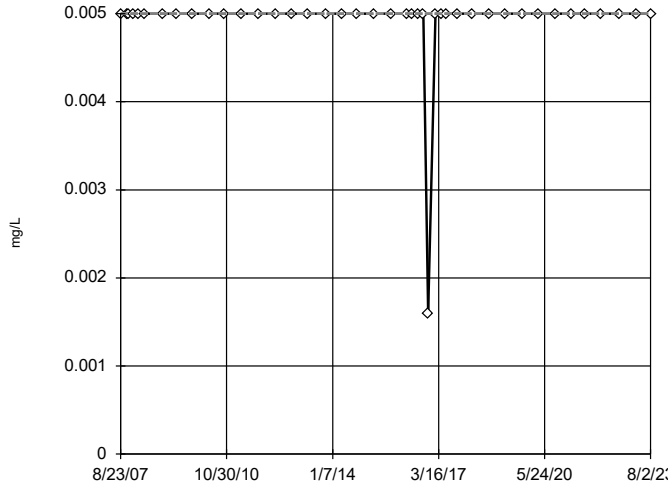

n = 42

No outliers found. Tukey's method selected by user.

Data were natural log transformed to achieve best W statistic (graph shown in original units).

The results were invalidated, because the lower and upper quartiles are equal.

Constituent: Selenium Analysis Run 4/8/2024 5:29 PM View: Outliers

Plant Bowen Data: Bowen 1, 2, 9, and 10

Sanitas™ v.10.0.16b Software licensed to . UG

Tukey's Outlier Screening

GWC-15Z

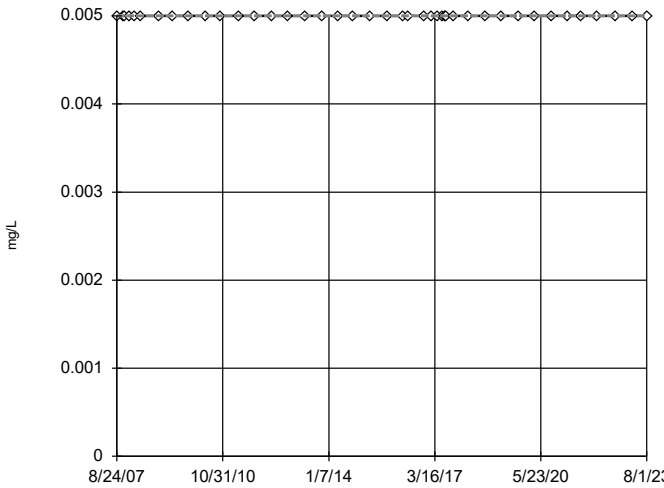

n = 42

No outliers found. Tukey's method selected by user.

Data were square root transformed to achieve best W statistic (graph shown in original units).

The results were invalidated, because the lower and upper quartiles are equal.

Constituent: Selenium Analysis Run 4/8/2024 5:29 PM View: Outliers

Plant Bowen Data: Bowen 1, 2, 9, and 10

Sanitas™ v.10.0.16b Software licensed to . UG

Tukey's Outlier Screening

GWC-44

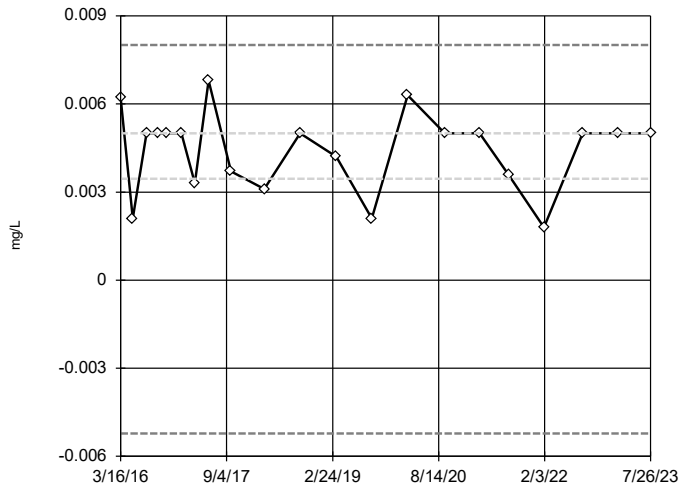

n = 21

No outliers found. Tukey's method selected by user.

Data were square transformed to achieve best W statistic (graph shown in original units).

High cutoff = 0.008014, low cutoff = -0.005225, based on IQR multiplier of 3.

Constituent: Selenium Analysis Run 4/8/2024 5:29 PM View: Outliers

Plant Bowen Data: Bowen 1, 2, 9, and 10

Sanitas™ v.10.0.16b Software licensed to . UG

Tukey's Outlier Screening

GWC-45

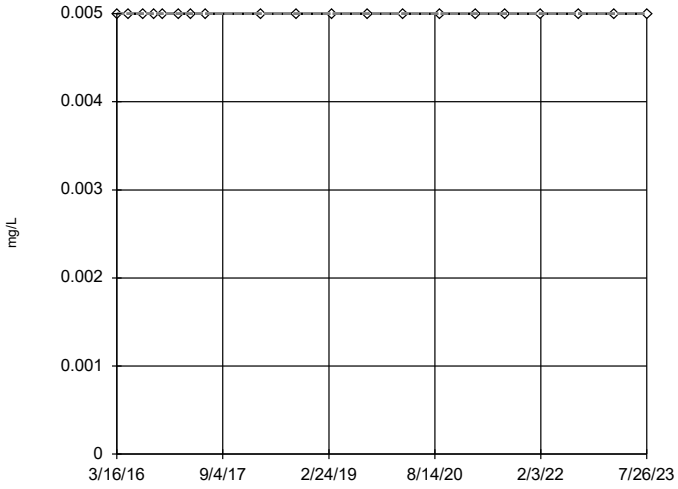

n = 20

No outliers found. Tukey's method selected by user.

Data were cube root transformed to achieve best W statistic (graph shown in original units).

The results were invalidated, because the lower and upper quartiles are equal.

Constituent: Selenium Analysis Run 4/8/2024 5:29 PM View: Outliers

Plant Bowen Data: Bowen 1, 2, 9, and 10

Sanitas™ v.10.0.16b Software licensed to . UG

Tukey's Outlier Screening

GWC-45R

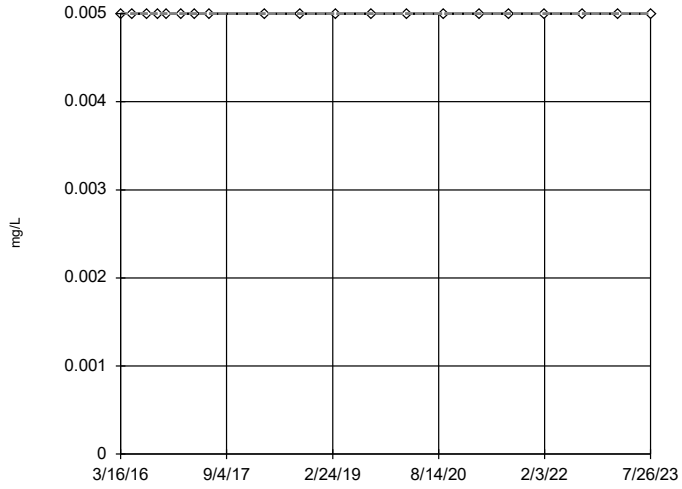

n = 20

No outliers found. Tukey's method selected by user.

Data were cube root transformed to achieve best W statistic (graph shown in original units).

The results were invalidated, because the lower and upper quartiles are equal.

Constituent: Selenium Analysis Run 4/8/2024 5:29 PM View: Outliers

Plant Bowen Data: Bowen 1, 2, 9, and 10

Sanitas™ v.10.0.16b Software licensed to . UG

Tukey's Outlier Screening

GWC-46R

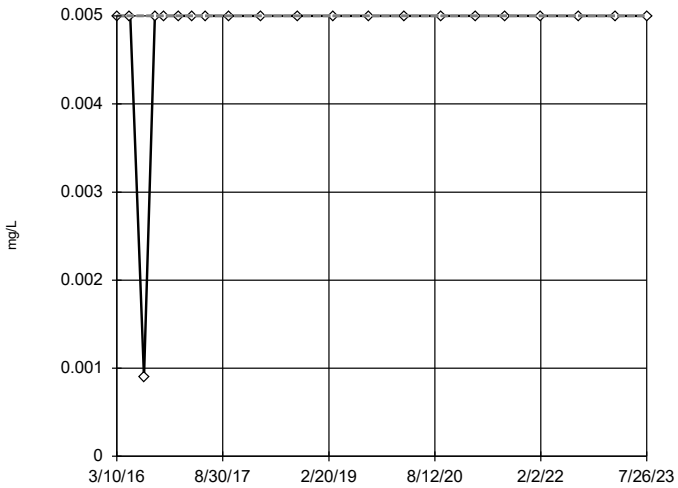

n = 21

No outliers found. Tukey's method selected by user.

Data were x^5 transformed to achieve best W statistic (graph shown in original units).

The results were invalidated, because the lower and upper quartiles are equal.

Constituent: Selenium Analysis Run 4/8/2024 5:29 PM View: Outliers

Plant Bowen Data: Bowen 1, 2, 9, and 10

Sanitas™ v.10.0.16b Software licensed to . UG

Tukey's Outlier Screening

GWC-47

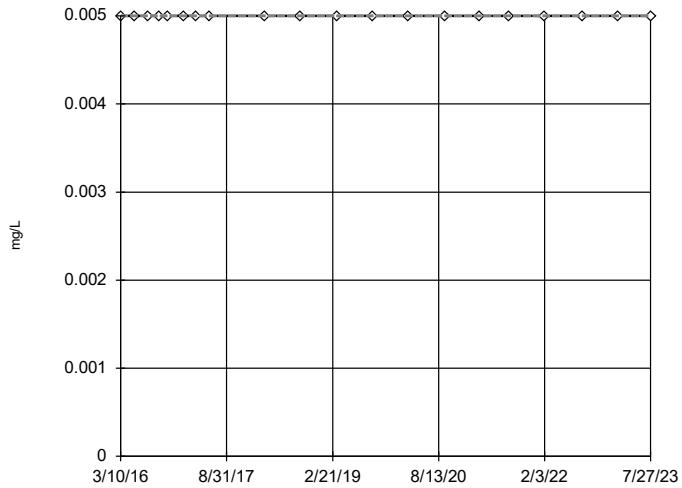

n = 20

No outliers found. Tukey's method selected by user.

Data were cube root transformed to achieve best W statistic (graph shown in original units).

The results were invalidated, because the lower and upper quartiles are equal.

Constituent: Selenium Analysis Run 4/8/2024 5:29 PM View: Outliers

Plant Bowen Data: Bowen 1, 2, 9, and 10

Sanitas™ v.10.0.16b Software licensed to . UG

Tukey's Outlier Screening

GWC-47R

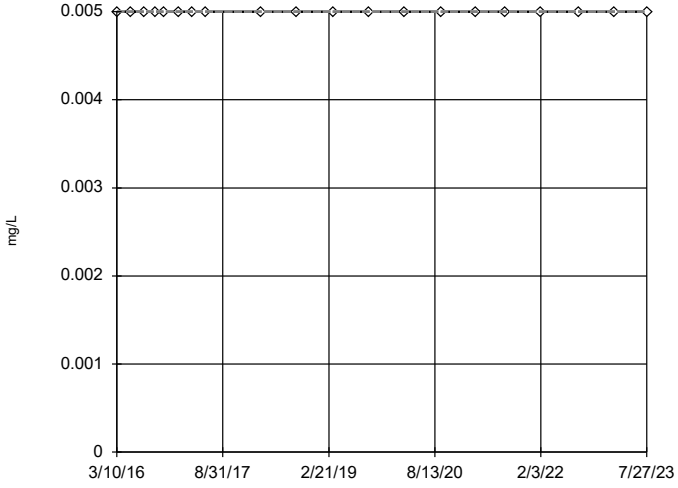

n = 20

No outliers found. Tukey's method selected by user.

Data were cube root transformed to achieve best W statistic (graph shown in original units).

The results were invalidated, because the lower and upper quartiles are equal.

Constituent: Selenium Analysis Run 4/8/2024 5:29 PM View: Outliers

Plant Bowen Data: Bowen 1, 2, 9, and 10

Sanitas™ v.10.0.16b Software licensed to . UG

Tukey's Outlier Screening

GWC-48

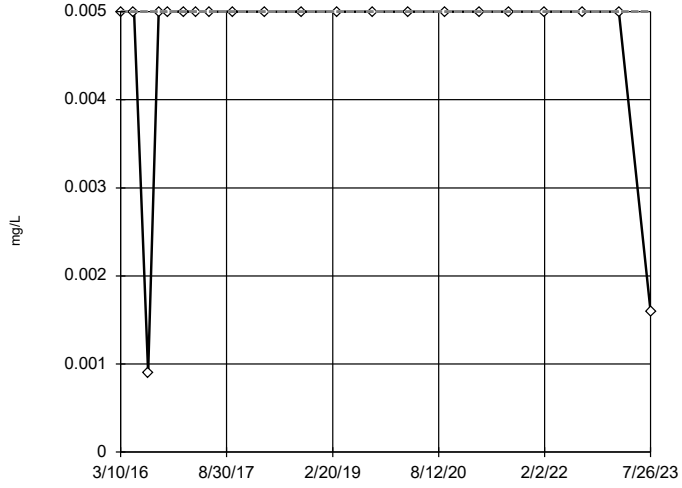

n = 21

No outliers found. Tukey's method selected by user.

Data were cube root transformed to achieve best W statistic (graph shown in original units).

The results were invalidated, because the lower and upper quartiles are equal.

Constituent: Selenium Analysis Run 4/8/2024 5:29 PM View: Outliers

Plant Bowen Data: Bowen 1, 2, 9, and 10

Sanitas™ v.10.0.16b Software licensed to . UG

Tukey's Outlier Screening

GWC-49R

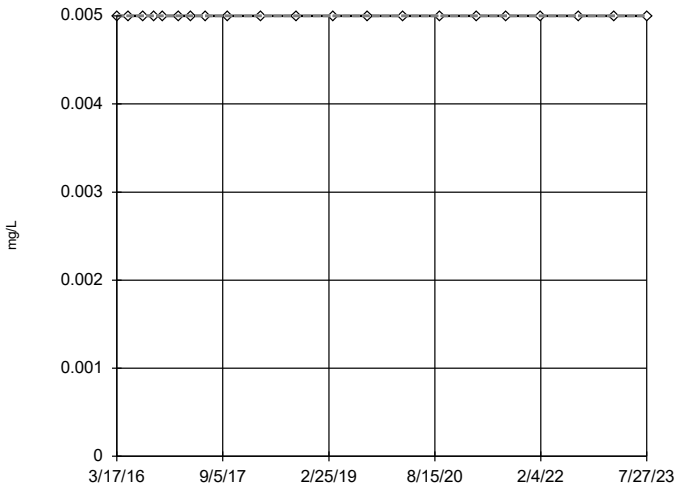

n = 21

No outliers found. Tukey's method selected by user.

Data were square root transformed to achieve best W statistic (graph shown in original units).

The results were invalidated, because the lower and upper quartiles are equal.

Constituent: Selenium Analysis Run 4/8/2024 5:29 PM View: Outliers

Plant Bowen Data: Bowen 1, 2, 9, and 10

Sanitas™ v.10.0.16b Software licensed to . UG

Tukey's Outlier Screening

GWC-49Z

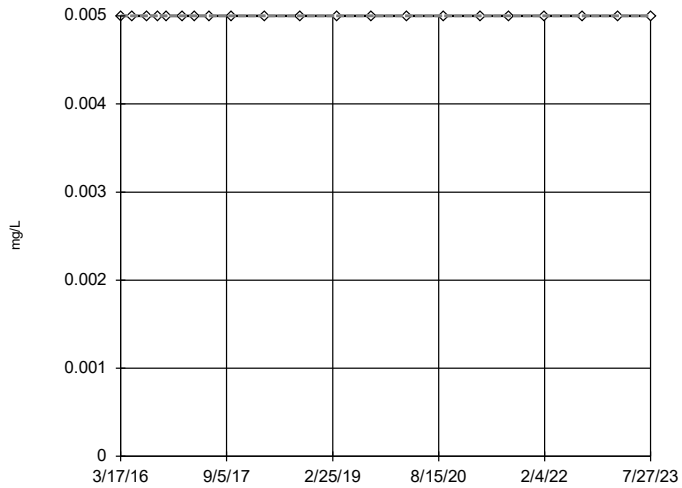

n = 21

No outliers found. Tukey's method selected by user.

Data were square root transformed to achieve best W statistic (graph shown in original units).

The results were invalidated, because the lower and upper quartiles are equal.

Constituent: Selenium Analysis Run 4/8/2024 5:29 PM View: Outliers

Plant Bowen Data: Bowen 1, 2, 9, and 10

Sanitas™ v.10.0.16b Software licensed to . UG

Tukey's Outlier Screening

GWC-5

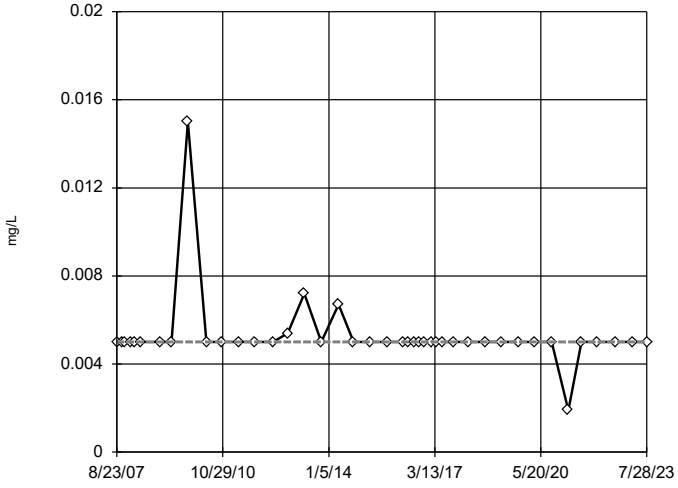

n = 42

No outliers found. Tukey's method selected by user.

Data were natural log transformed to achieve best W statistic (graph shown in original units).

The results were invalidated, because the lower and upper quartiles are equal.

Constituent: Selenium Analysis Run 4/8/2024 5:29 PM View: Outliers

Plant Bowen Data: Bowen 1, 2, 9, and 10

Sanitas™ v.10.0.16b Software licensed to . UG

Tukey's Outlier Screening

GWC-6

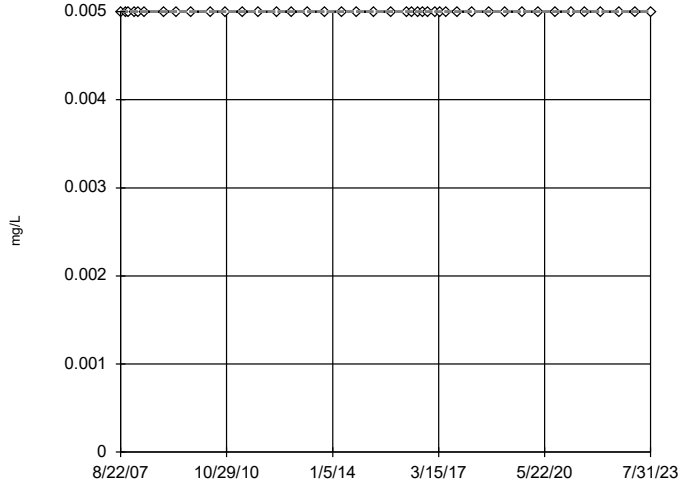

n = 42

No outliers found. Tukey's method selected by user.

Data were square root transformed to achieve best W statistic (graph shown in original units).

The results were invalidated, because the lower and upper quartiles are equal.

Constituent: Selenium Analysis Run 4/8/2024 5:29 PM View: Outliers

Plant Bowen Data: Bowen 1, 2, 9, and 10

Sanitas™ v.10.0.16b Software licensed to . UG

Tukey's Outlier Screening

GWC-6RZ

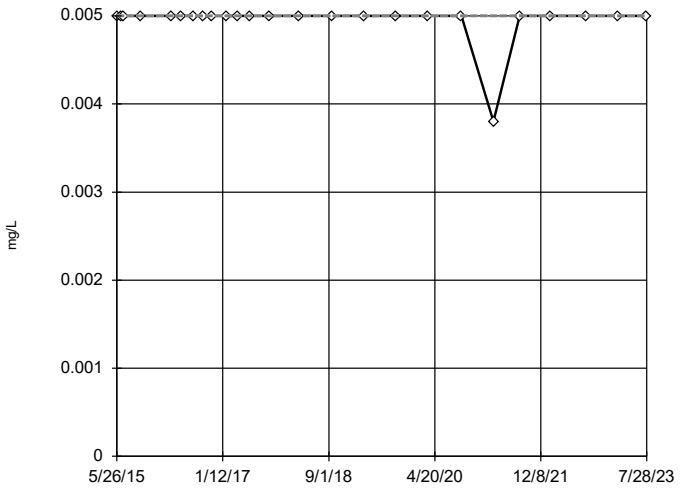

n = 25

No outliers found. Tukey's method selected by user.

Data were natural log transformed to achieve best W statistic (graph shown in original units).

The results were invalidated, because the lower and upper quartiles are equal.

Constituent: Selenium Analysis Run 4/8/2024 5:29 PM View: Outliers

Plant Bowen Data: Bowen 1, 2, 9, and 10

Sanitas™ v.10.0.16b Software licensed to . UG

Tukey's Outlier Screening

GWC-7Z

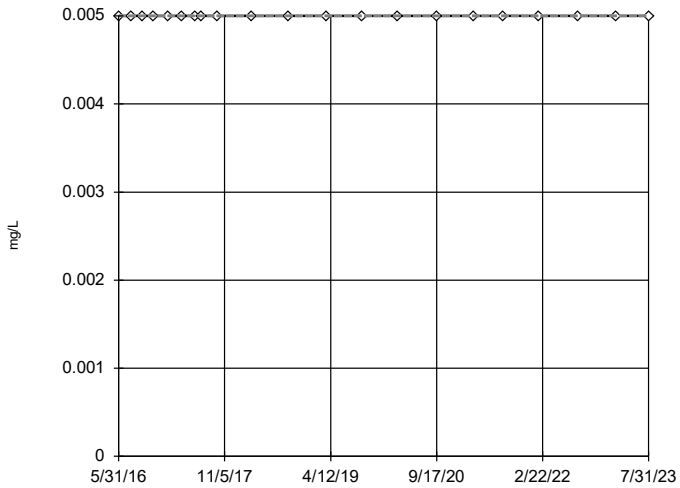

n = 21

No outliers found. Tukey's method selected by user.

Data were square root transformed to achieve best W statistic (graph shown in original units).

The results were invalidated, because the lower and upper quartiles are equal.

Constituent: Selenium Analysis Run 4/8/2024 5:29 PM View: Outliers

Plant Bowen Data: Bowen 1, 2, 9, and 10

Sanitas™ v.10.0.16b Software licensed to . UG

Tukey's Outlier Screening

GWC-8RR

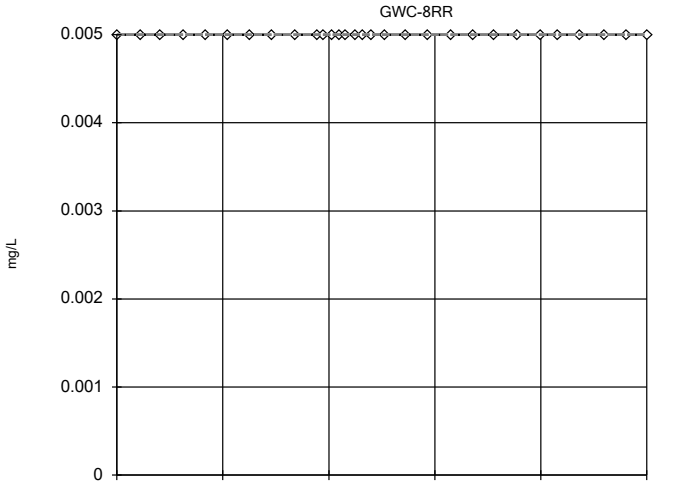

n = 30

No outliers found. Tukey's method selected by user.

Data were square root transformed to achieve best W statistic (graph shown in original units).

The results were invalidated, because the lower and upper quartiles are equal.

Constituent: Selenium Analysis Run 4/8/2024 5:29 PM View: Outliers

Plant Bowen Data: Bowen 1, 2, 9, and 10

Sanitas™ v.10.0.16b Software licensed to . UG

Tukey's Outlier Screening

GWC-8Z

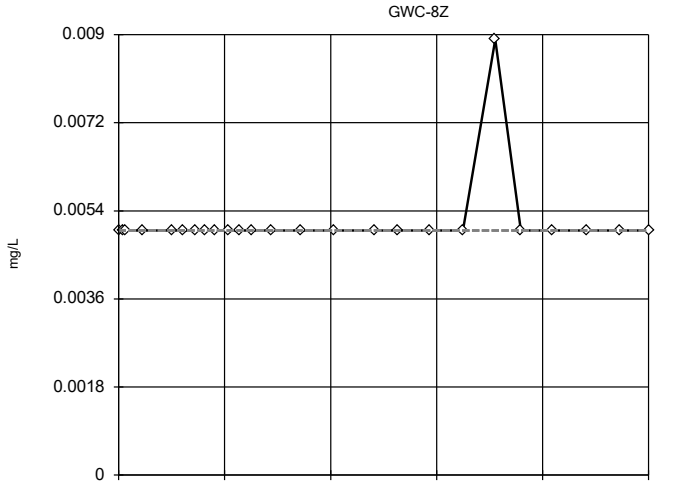

n = 25

No outliers found. Tukey's method selected by user.

Ladder of Powers transformations did not improve normality; analysis run on raw data.

The results were invalidated, because the lower and upper quartiles are equal.

Constituent: Selenium Analysis Run 4/8/2024 5:29 PM View: Outliers

Plant Bowen Data: Bowen 1, 2, 9, and 10

Sanitas™ v.10.0.16b Software licensed to . UG

Tukey's Outlier Screening

GWC-9

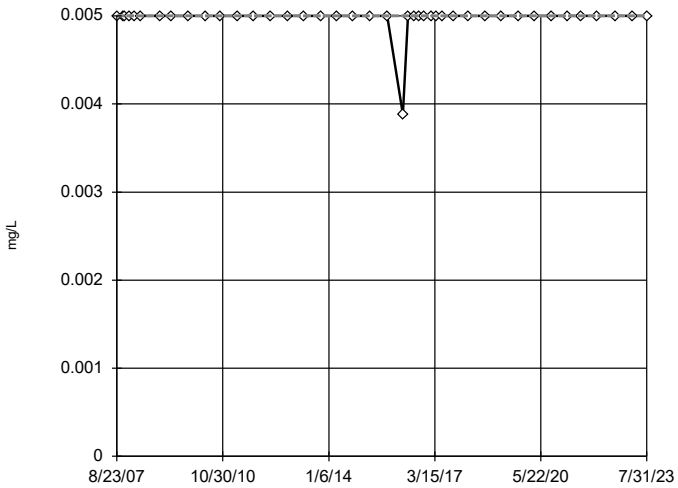

n = 42

No outliers found. Tukey's method selected by user.

Data were cube root transformed to achieve best W statistic (graph shown in original units).

The results were invalidated, because the lower and upper quartiles are equal.

Constituent: Selenium Analysis Run 4/8/2024 5:29 PM View: Outliers

Plant Bowen Data: Bowen 1, 2, 9, and 10

Sanitas™ v.10.0.16b Software licensed to . UG

Tukey's Outlier Screening

GWA-1 (bg)

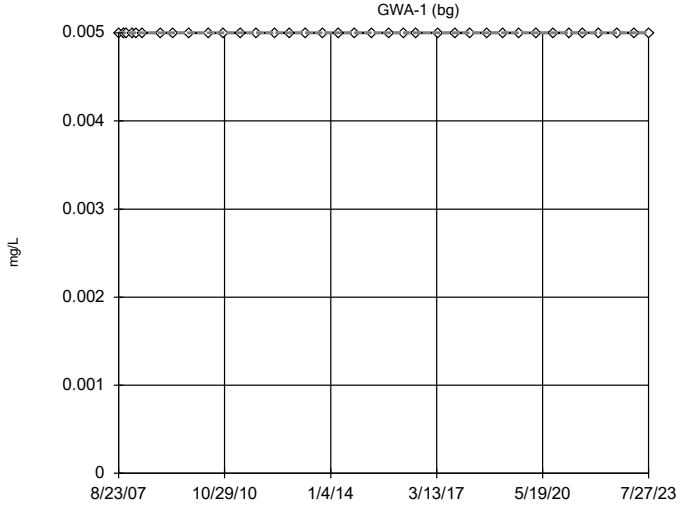

n = 37

No outliers found. Tukey's method selected by user.

Data were square root transformed to achieve best W statistic (graph shown in original units).

The results were invalidated, because the lower and upper quartiles are equal.

Constituent: Silver Analysis Run 4/8/2024 5:29 PM View: Outliers

Plant Bowen Data: Bowen 1, 2, 9, and 10

Sanitas™ v.10.0.16b Software licensed to . UG

Tukey's Outlier Screening

GWA-2 (bg)

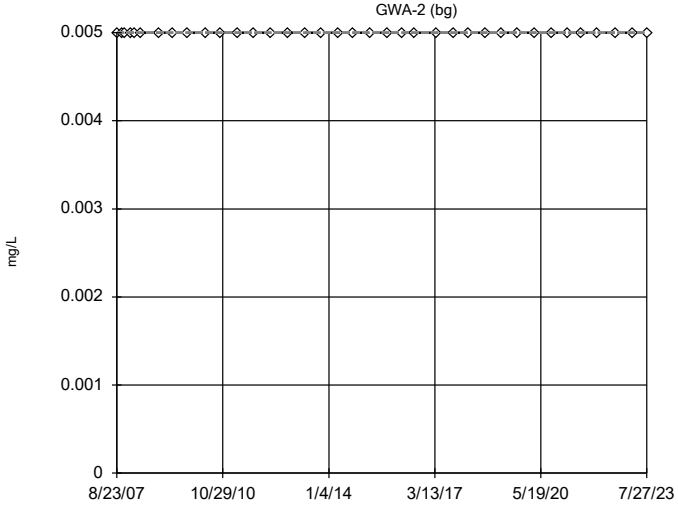

n = 37

No outliers found. Tukey's method selected by user.

Data were square root transformed to achieve best W statistic (graph shown in original units).

The results were invalidated, because the lower and upper quartiles are equal.

Constituent: Silver Analysis Run 4/8/2024 5:29 PM View: Outliers

Plant Bowen Data: Bowen 1, 2, 9, and 10

Sanitas™ v.10.0.16b Software licensed to . UG

Tukey's Outlier Screening

GWA-2R (bg)

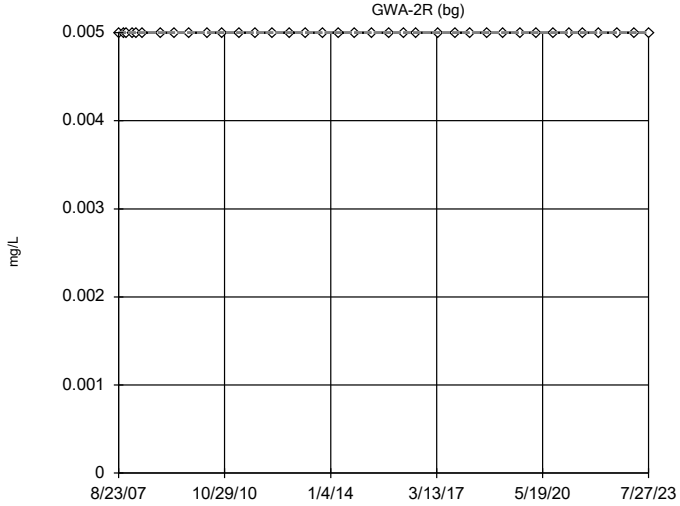

n = 37

No outliers found. Tukey's method selected by user.

Data were square root transformed to achieve best W statistic (graph shown in original units).

The results were invalidated, because the lower and upper quartiles are equal.

Constituent: Silver Analysis Run 4/8/2024 5:29 PM View: Outliers

Plant Bowen Data: Bowen 1, 2, 9, and 10

Sanitas™ v.10.0.16b Software licensed to . UG

Tukey's Outlier Screening

GWA-39RZ (bg)

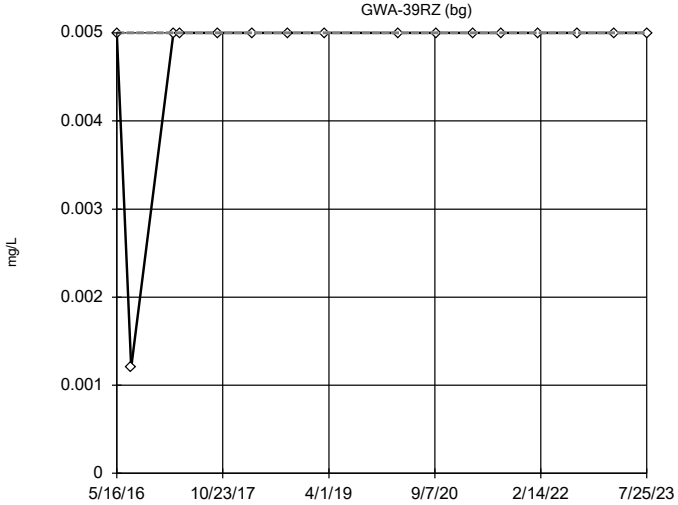

n = 16

No outliers found. Tukey's method selected by user.

Data were square transformed to achieve best W statistic (graph shown in original units).

The results were invalidated, because the lower and upper quartiles are equal.

Constituent: Silver Analysis Run 4/8/2024 5:29 PM View: Outliers

Plant Bowen Data: Bowen 1, 2, 9, and 10

Sanitas™ v.10.0.16b Software licensed to . UG

Tukey's Outlier Screening

GWA-39Z (bg)

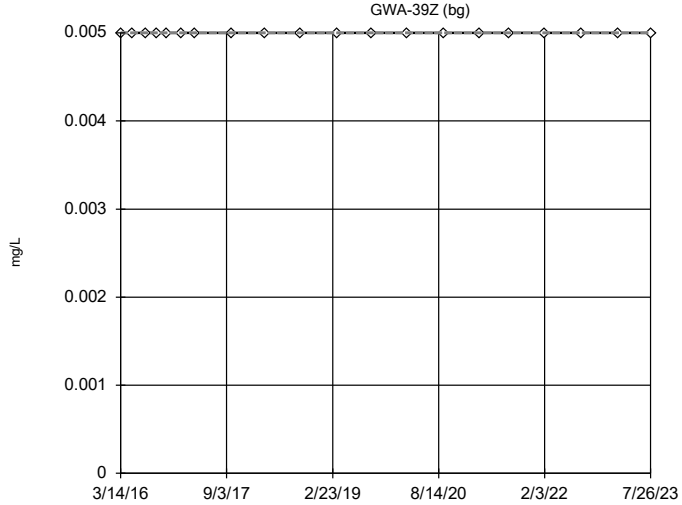

n = 20

No outliers found. Tukey's method selected by user.

Data were cube root transformed to achieve best W statistic (graph shown in original units).

The results were invalidated, because the lower and upper quartiles are equal.

Constituent: Silver Analysis Run 4/8/2024 5:29 PM View: Outliers

Plant Bowen Data: Bowen 1, 2, 9, and 10

Sanitas™ v.10.0.16b Software licensed to . UG

Tukey's Outlier Screening

GWA-3A (bg)

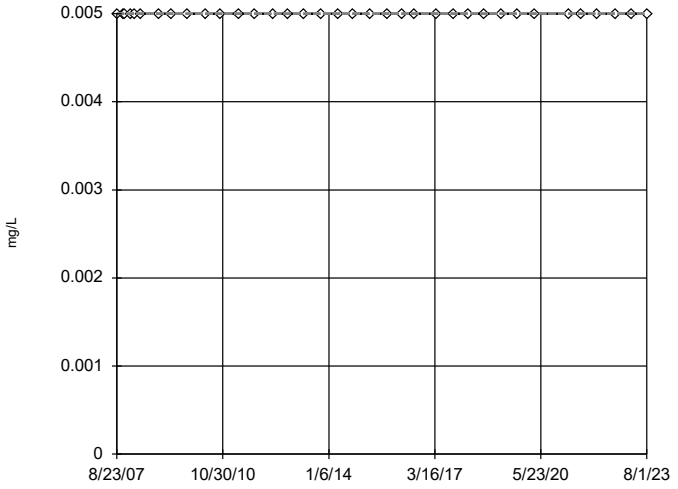

n = 36

No outliers found. Tukey's method selected by user.

Data were square root transformed to achieve best W statistic (graph shown in original units).

The results were invalidated, because the lower and upper quartiles are equal.

Constituent: Silver Analysis Run 4/8/2024 5:29 PM View: Outliers

Plant Bowen Data: Bowen 1, 2, 9, and 10

Sanitas™ v.10.0.16b Software licensed to . UG

Tukey's Outlier Screening

GWA-40 (bg)

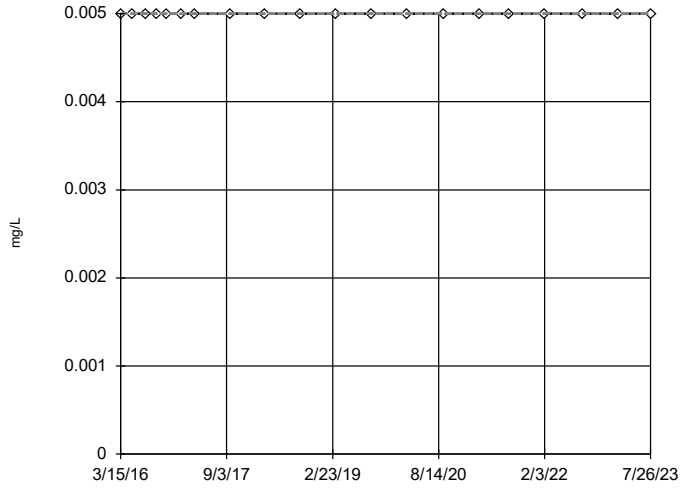

n = 20

No outliers found. Tukey's method selected by user.

Data were cube root transformed to achieve best W statistic (graph shown in original units).

The results were invalidated, because the lower and upper quartiles are equal.

Constituent: Silver Analysis Run 4/8/2024 5:29 PM View: Outliers

Plant Bowen Data: Bowen 1, 2, 9, and 10

Sanitas™ v.10.0.16b Software licensed to . UG

Tukey's Outlier Screening

GWA-41 (bg)

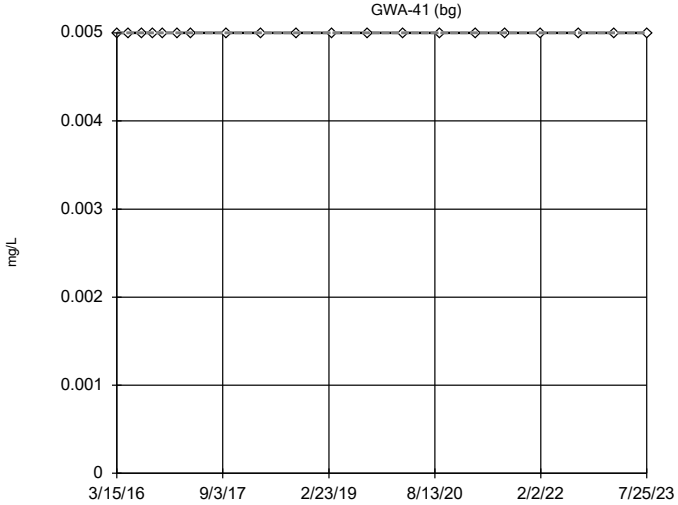

n = 20

No outliers found. Tukey's method selected by user.

Data were cube root transformed to achieve best W statistic (graph shown in original units).

The results were invalidated, because the lower and upper quartiles are equal.

Constituent: Silver Analysis Run 4/8/2024 5:29 PM View: Outliers

Plant Bowen Data: Bowen 1, 2, 9, and 10

Sanitas™ v.10.0.16b Software licensed to . UG

Tukey's Outlier Screening

GWA-41R (bg)

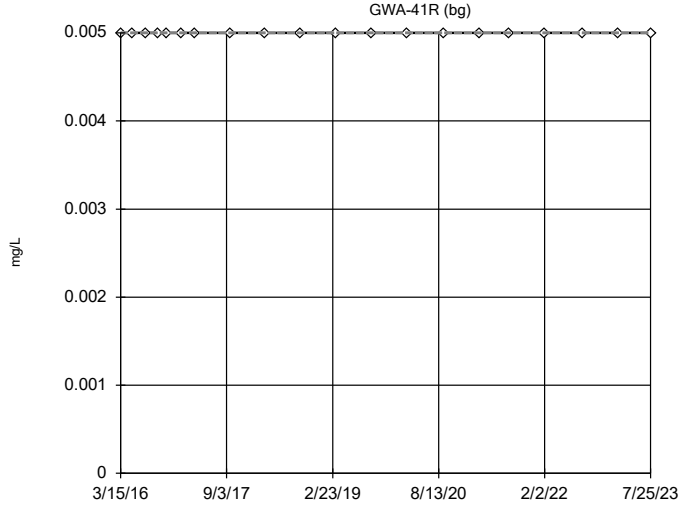

n = 20

No outliers found. Tukey's method selected by user.

Data were cube root transformed to achieve best W statistic (graph shown in original units).

The results were invalidated, because the lower and upper quartiles are equal.

Constituent: Silver Analysis Run 4/8/2024 5:29 PM View: Outliers

Plant Bowen Data: Bowen 1, 2, 9, and 10

Sanitas™ v.10.0.16b Software licensed to . UG

Tukey's Outlier Screening

GWA-42 (bg)

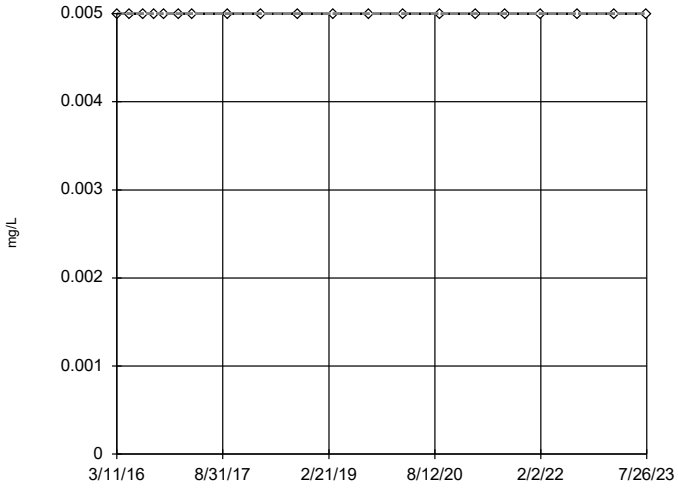

n = 20

No outliers found. Tukey's method selected by user.

Data were cube root transformed to achieve best W statistic (graph shown in original units).

The results were invalidated, because the lower and upper quartiles are equal.

Constituent: Silver Analysis Run 4/8/2024 5:29 PM View: Outliers

Plant Bowen Data: Bowen 1, 2, 9, and 10

Sanitas™ v.10.0.16b Software licensed to . UG

Tukey's Outlier Screening

GWA-43 (bg)

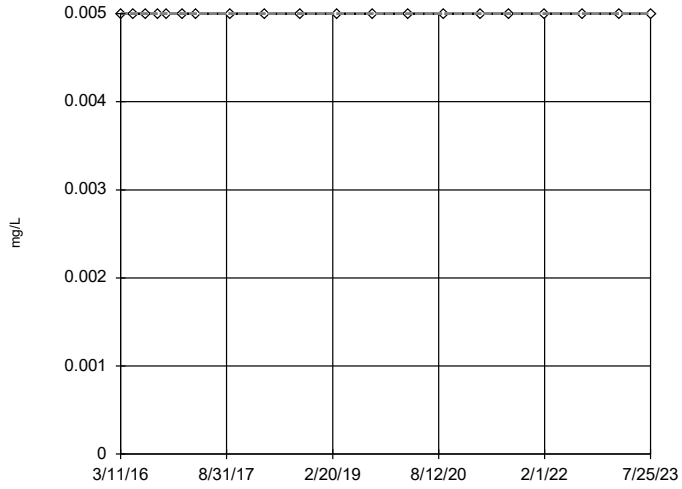

n = 20

No outliers found. Tukey's method selected by user.

Data were cube root transformed to achieve best W statistic (graph shown in original units).

The results were invalidated, because the lower and upper quartiles are equal.

Constituent: Silver Analysis Run 4/8/2024 5:29 PM View: Outliers

Plant Bowen Data: Bowen 1, 2, 9, and 10

Sanitas™ v.10.0.16b Software licensed to . UG

Tukey's Outlier Screening

GWA-43R (bg)

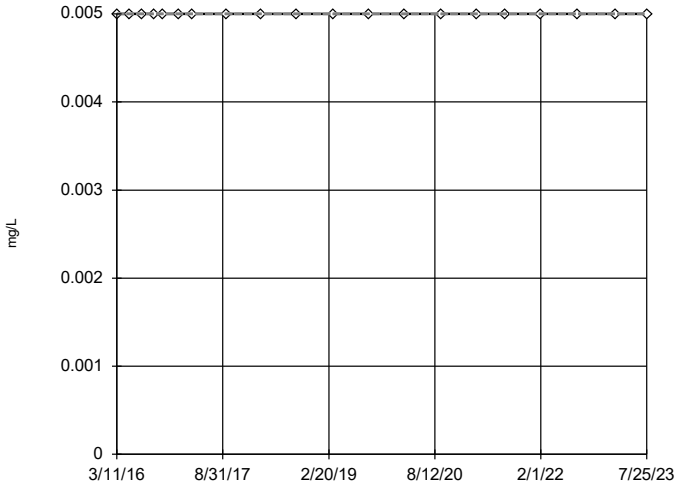

n = 20

No outliers found. Tukey's method selected by user.

Data were cube root transformed to achieve best W statistic (graph shown in original units).

The results were invalidated, because the lower and upper quartiles are equal.

Constituent: Silver Analysis Run 4/8/2024 5:29 PM View: Outliers

Plant Bowen Data: Bowen 1, 2, 9, and 10

Sanitas™ v.10.0.16b Software licensed to . UG

Tukey's Outlier Screening

GWA-4RZ (bg)

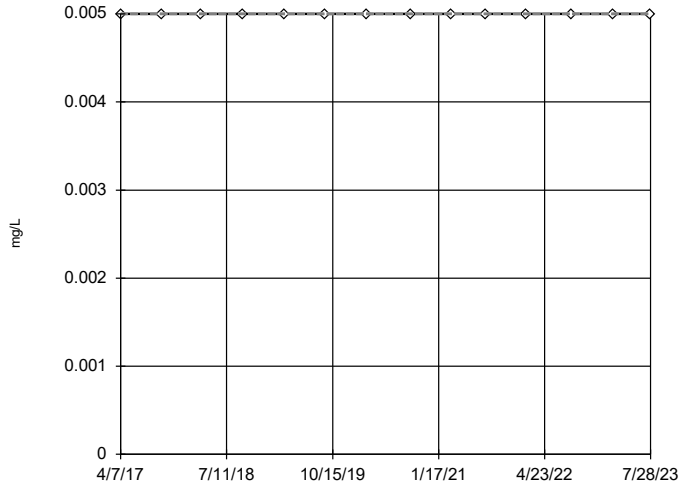

n = 14

No outliers found. Tukey's method selected by user.

Data were square root transformed to achieve best W statistic (graph shown in original units).

The results were invalidated, because the lower and upper quartiles are equal.

Constituent: Silver Analysis Run 4/8/2024 5:29 PM View: Outliers

Plant Bowen Data: Bowen 1, 2, 9, and 10

Sanitas™ v.10.0.16b Software licensed to . UG

Tukey's Outlier Screening

GWA-50 (bg)

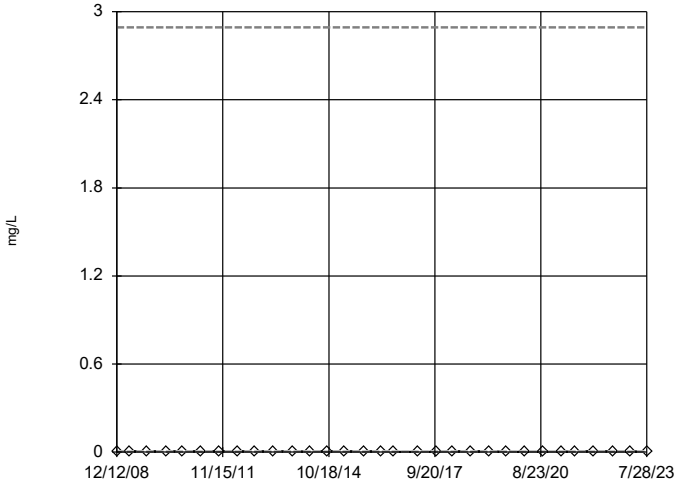

n = 31

No outliers found. Tukey's method selected by user.

Data were natural log transformed to achieve best W statistic (graph shown in original units).

High cutoff = 2.894, low cutoff = 0.000001037, based on IQR multiplier of 3.

Constituent: Silver Analysis Run 4/8/2024 5:29 PM View: Outliers

Plant Bowen Data: Bowen 1, 2, 9, and 10

Sanitas™ v.10.0.16b Software licensed to . UG

Tukey's Outlier Screening

GWA-50R (bg)

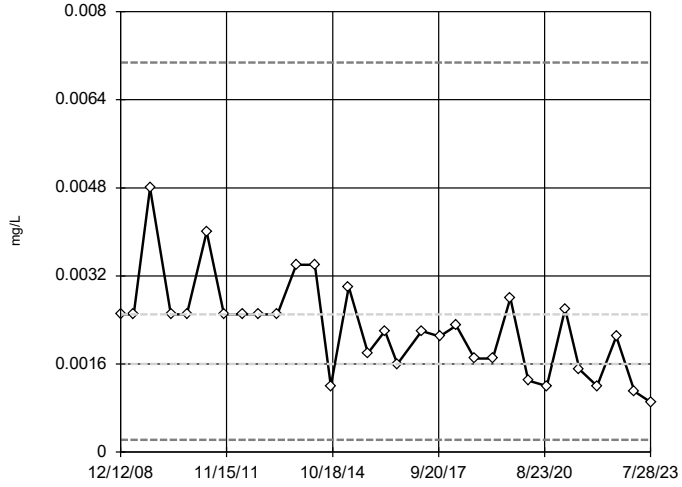

n = 31

No outliers found. Tukey's method selected by user.

Data were cube root transformed to achieve best W statistic (graph shown in original units).

High cutoff = 0.007078, low cutoff = 0.0002234, based on IQR multiplier of 3.

Constituent: Silver Analysis Run 4/8/2024 5:29 PM View: Outliers

Plant Bowen Data: Bowen 1, 2, 9, and 10

Sanitas™ v.10.0.16b Software licensed to . UG

Tukey's Outlier Screening

GWC-10

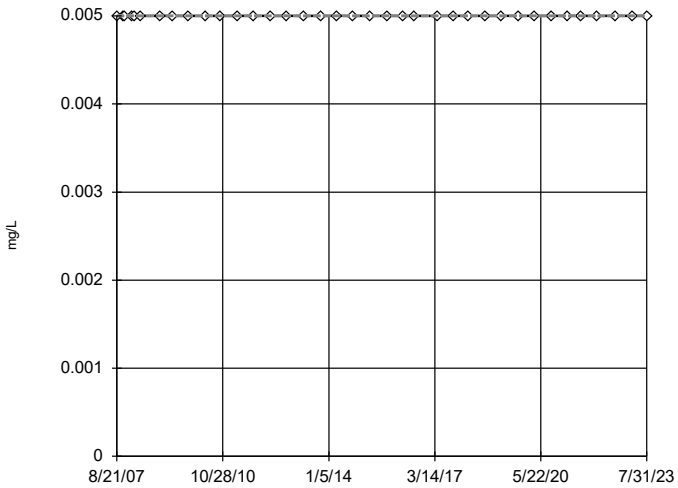

n = 37

No outliers found. Tukey's method selected by user.

Data were square root transformed to achieve best W statistic (graph shown in original units).

The results were invalidated, because the lower and upper quartiles are equal.

Constituent: Silver Analysis Run 4/8/2024 5:30 PM View: Outliers

Plant Bowen Data: Bowen 1, 2, 9, and 10

Sanitas™ v.10.0.16b Software licensed to . UG

Tukey's Outlier Screening

GWC-10R

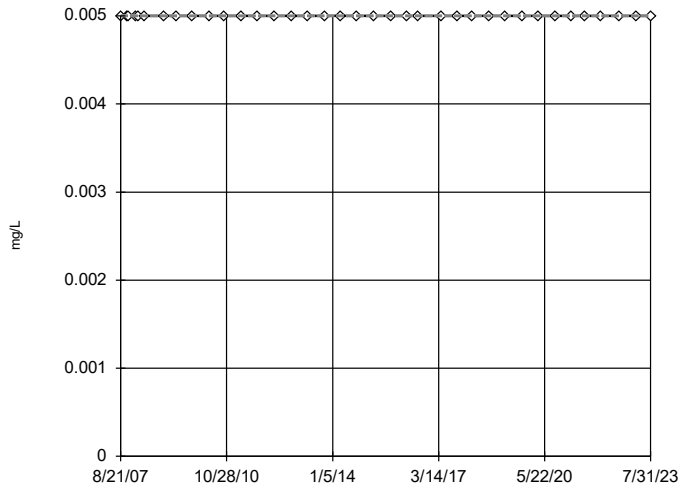

n = 37

No outliers found. Tukey's method selected by user.

Data were square root transformed to achieve best W statistic (graph shown in original units).

The results were invalidated, because the lower and upper quartiles are equal.

Constituent: Silver Analysis Run 4/8/2024 5:30 PM View: Outliers

Plant Bowen Data: Bowen 1, 2, 9, and 10

Sanitas™ v.10.0.16b Software licensed to . UG

Tukey's Outlier Screening

GWC-11

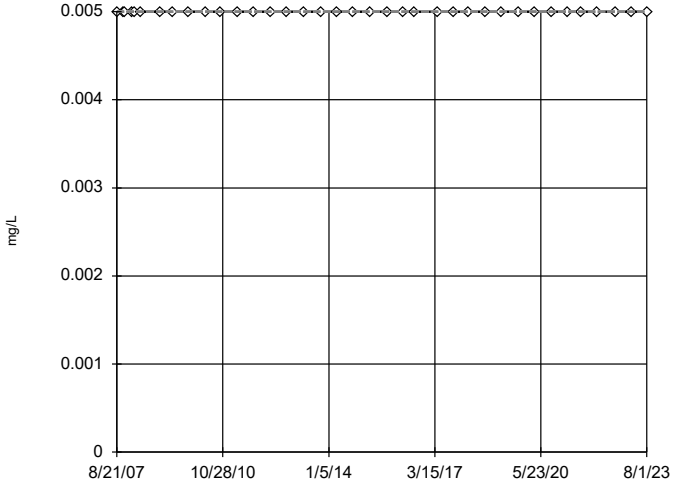

n = 37

No outliers found. Tukey's method selected by user.

Data were square root transformed to achieve best W statistic (graph shown in original units).

The results were invalidated, because the lower and upper quartiles are equal.

Constituent: Silver Analysis Run 4/8/2024 5:30 PM View: Outliers

Plant Bowen Data: Bowen 1, 2, 9, and 10

Sanitas™ v.10.0.16b Software licensed to . UG

Tukey's Outlier Screening

GWC-11R

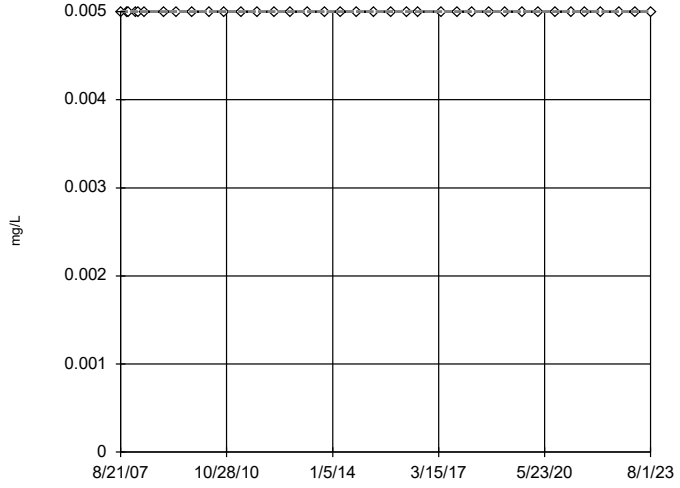

n = 37

No outliers found. Tukey's method selected by user.

Data were square root transformed to achieve best W statistic (graph shown in original units).

The results were invalidated, because the lower and upper quartiles are equal.

Constituent: Silver Analysis Run 4/8/2024 5:30 PM View: Outliers

Plant Bowen Data: Bowen 1, 2, 9, and 10

Sanitas™ v.10.0.16b Software licensed to . UG

Tukey's Outlier Screening

GWC-12

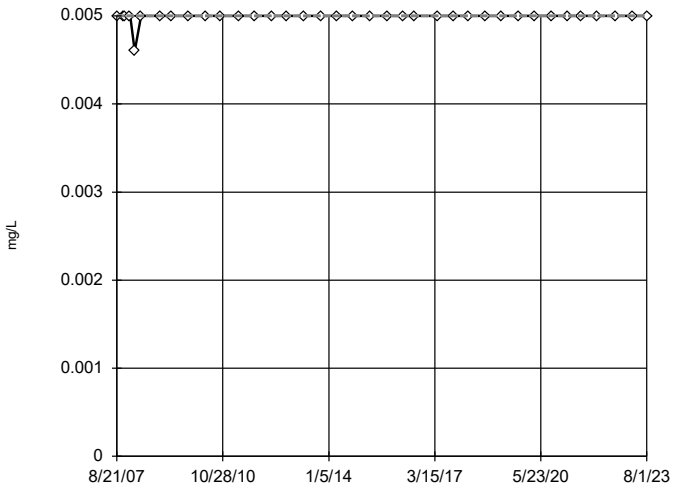

n = 37

No outliers found. Tukey's method selected by user.

Ladder of Powers transformations did not improve normality; analysis run on raw data.

The results were invalidated, because the lower and upper quartiles are equal.

Constituent: Silver Analysis Run 4/8/2024 5:30 PM View: Outliers

Plant Bowen Data: Bowen 1, 2, 9, and 10

Sanitas™ v.10.0.16b Software licensed to . UG

Tukey's Outlier Screening

GWC-13

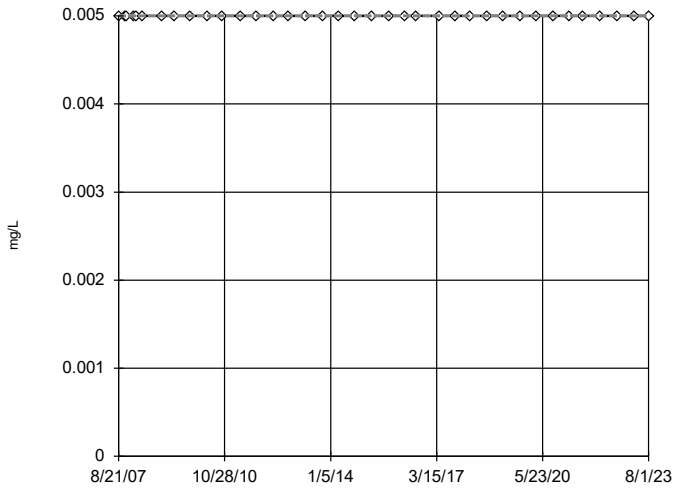

n = 37

No outliers found. Tukey's method selected by user.

Data were square root transformed to achieve best W statistic (graph shown in original units).

The results were invalidated, because the lower and upper quartiles are equal.

Constituent: Silver Analysis Run 4/8/2024 5:30 PM View: Outliers

Plant Bowen Data: Bowen 1, 2, 9, and 10

Sanitas™ v.10.0.16b Software licensed to . UG

Tukey's Outlier Screening

GWC-13RZ

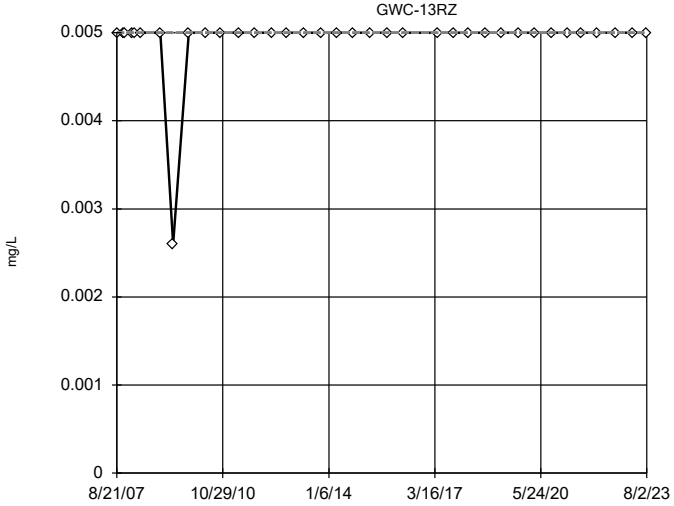

n = 36

No outliers found. Tukey's method selected by user.

Data were x^6 transformed to achieve best W statistic (graph shown in original units).

The results were invalidated, because the lower and upper quartiles are equal.

Constituent: Silver Analysis Run 4/8/2024 5:30 PM View: Outliers

Plant Bowen Data: Bowen 1, 2, 9, and 10

Sanitas™ v.10.0.16b Software licensed to . UG

Tukey's Outlier Screening

GWC-14Z

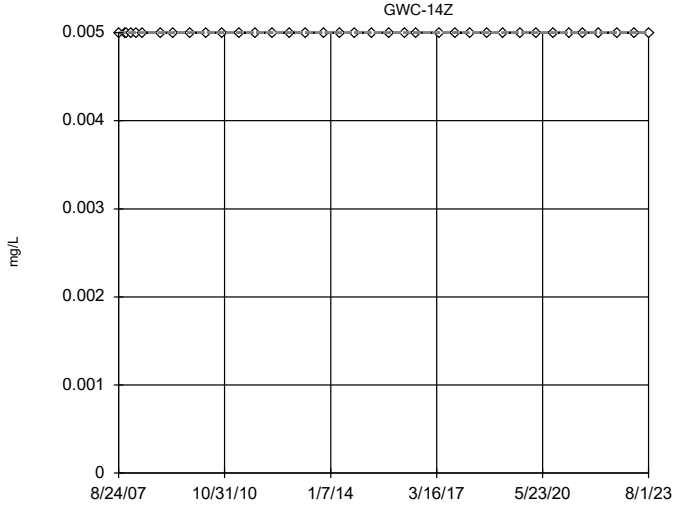

n = 37

No outliers found. Tukey's method selected by user.

Data were square root transformed to achieve best W statistic (graph shown in original units).

The results were invalidated, because the lower and upper quartiles are equal.

Constituent: Silver Analysis Run 4/8/2024 5:30 PM View: Outliers

Plant Bowen Data: Bowen 1, 2, 9, and 10

Sanitas™ v.10.0.16b Software licensed to . UG

Tukey's Outlier Screening

GWC-15R

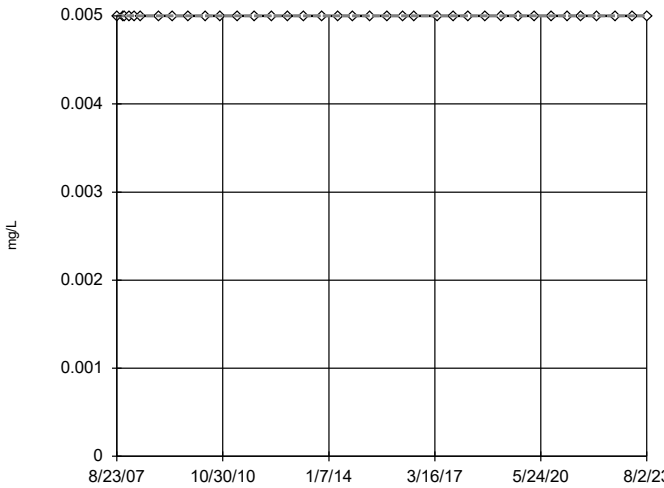

n = 37

No outliers found. Tukey's method selected by user.

Data were square root transformed to achieve best W statistic (graph shown in original units).

The results were invalidated, because the lower and upper quartiles are equal.

Constituent: Silver Analysis Run 4/8/2024 5:30 PM View: Outliers

Plant Bowen Data: Bowen 1, 2, 9, and 10

Sanitas™ v.10.0.16b Software licensed to . UG

Tukey's Outlier Screening

GWC-15Z

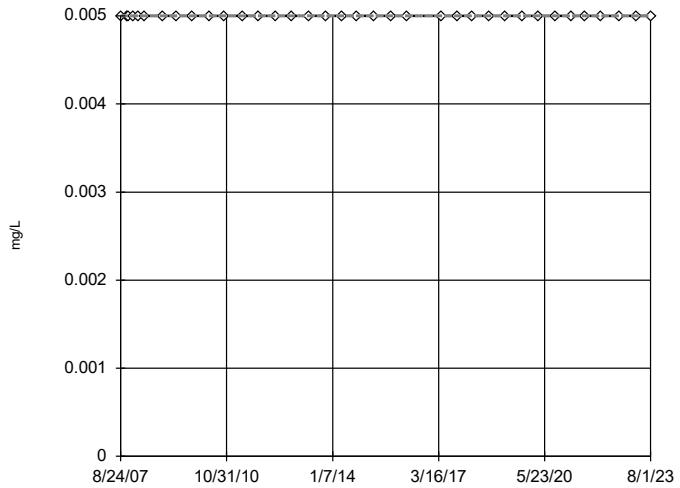

n = 36

No outliers found. Tukey's method selected by user.

Data were square root transformed to achieve best W statistic (graph shown in original units).

The results were invalidated, because the lower and upper quartiles are equal.

Constituent: Silver Analysis Run 4/8/2024 5:30 PM View: Outliers

Plant Bowen Data: Bowen 1, 2, 9, and 10

Sanitas™ v.10.0.16b Software licensed to . UG

Tukey's Outlier Screening

GWC-44

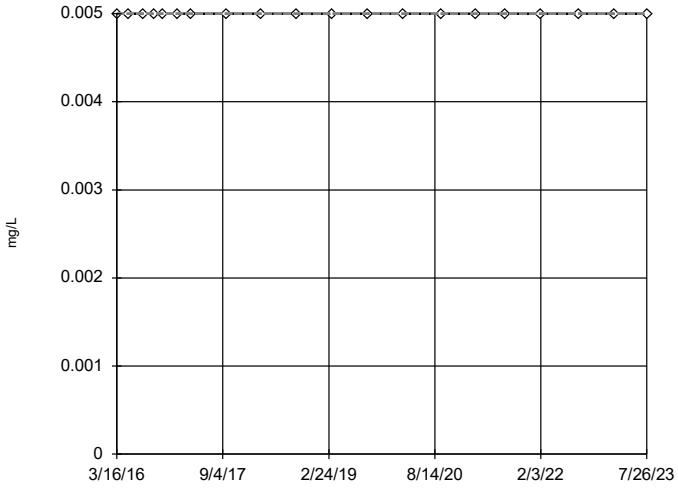

n = 20

No outliers found. Tukey's method selected by user.

Data were cube root transformed to achieve best W statistic (graph shown in original units).

The results were invalidated, because the lower and upper quartiles are equal.

Constituent: Silver Analysis Run 4/8/2024 5:30 PM View: Outliers

Plant Bowen Data: Bowen 1, 2, 9, and 10

Sanitas™ v.10.0.16b Software licensed to . UG

Tukey's Outlier Screening

GWC-45

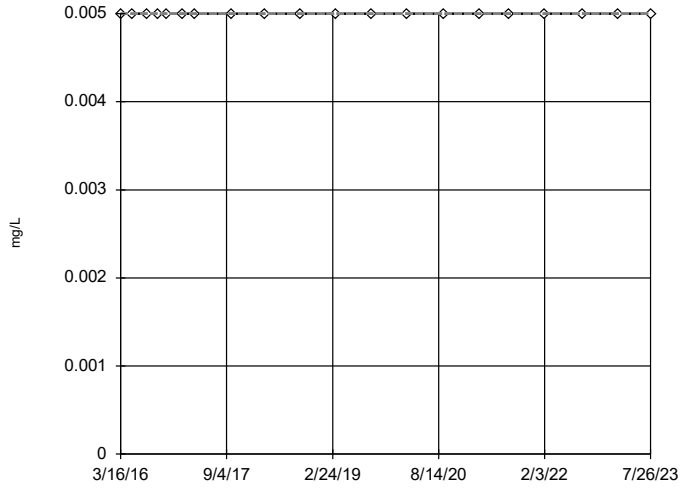

n = 20

No outliers found. Tukey's method selected by user.

Data were cube root transformed to achieve best W statistic (graph shown in original units).

The results were invalidated, because the lower and upper quartiles are equal.

Constituent: Silver Analysis Run 4/8/2024 5:30 PM View: Outliers

Plant Bowen Data: Bowen 1, 2, 9, and 10

Sanitas™ v.10.0.16b Software licensed to . UG

Tukey's Outlier Screening

GWC-45R

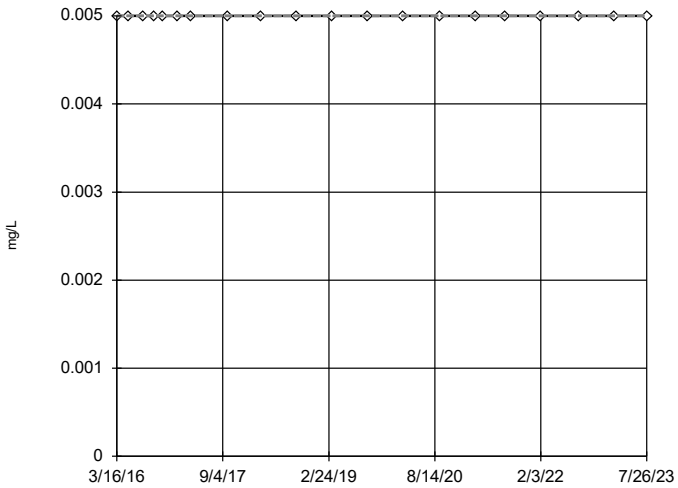

n = 20

No outliers found. Tukey's method selected by user.

Data were cube root transformed to achieve best W statistic (graph shown in original units).

The results were invalidated, because the lower and upper quartiles are equal.

Constituent: Silver Analysis Run 4/8/2024 5:30 PM View: Outliers

Plant Bowen Data: Bowen 1, 2, 9, and 10

Sanitas™ v.10.0.16b Software licensed to . UG

Tukey's Outlier Screening

GWC-46R

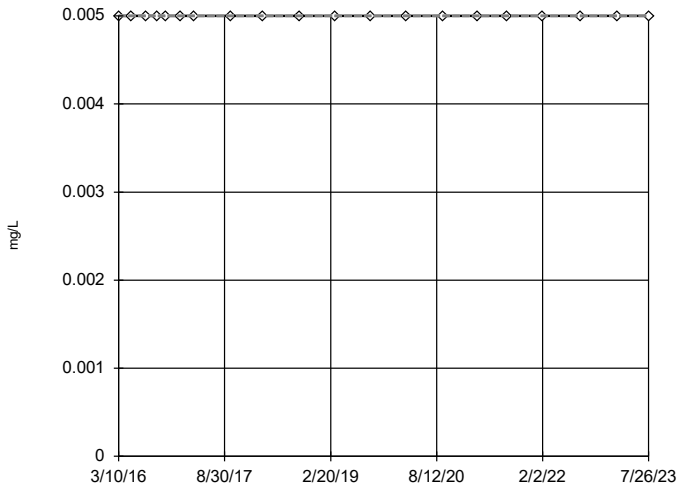

n = 20

No outliers found. Tukey's method selected by user.

Data were cube root transformed to achieve best W statistic (graph shown in original units).

The results were invalidated, because the lower and upper quartiles are equal.

Constituent: Silver Analysis Run 4/8/2024 5:30 PM View: Outliers

Plant Bowen Data: Bowen 1, 2, 9, and 10

Sanitas™ v.10.0.16b Software licensed to . UG

Tukey's Outlier Screening

GWC-47

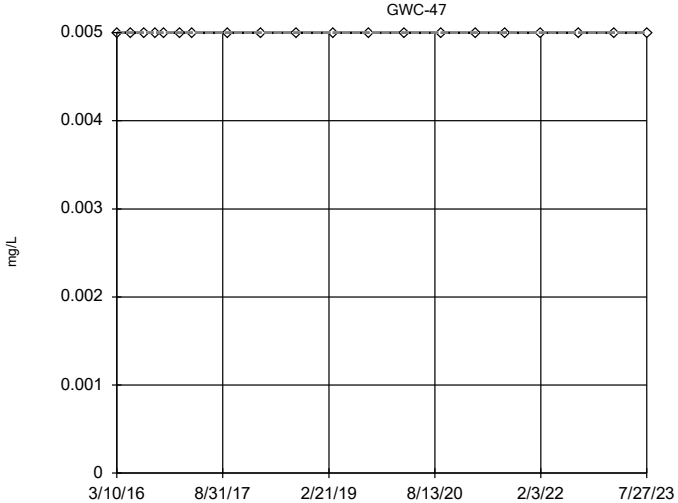

n = 20

No outliers found. Tukey's method selected by user.

Data were cube root transformed to achieve best W statistic (graph shown in original units).

The results were invalidated, because the lower and upper quartiles are equal.

Constituent: Silver Analysis Run 4/8/2024 5:30 PM View: Outliers

Plant Bowen Data: Bowen 1, 2, 9, and 10

Sanitas™ v.10.0.16b Software licensed to . UG

Tukey's Outlier Screening

GWC-47R

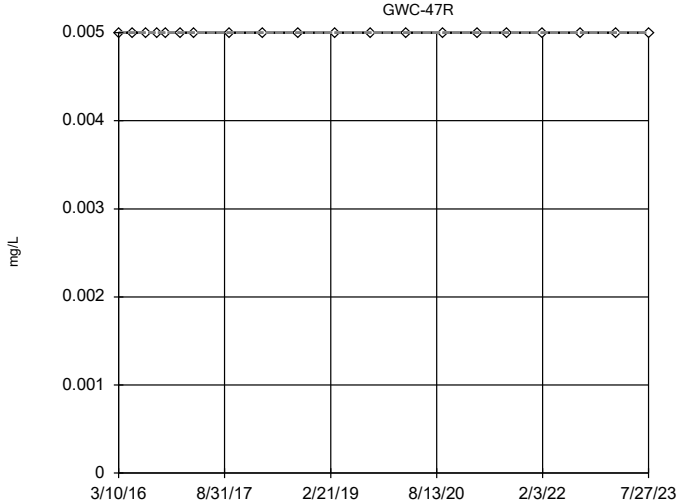

n = 20

No outliers found. Tukey's method selected by user.

Data were cube root transformed to achieve best W statistic (graph shown in original units).

The results were invalidated, because the lower and upper quartiles are equal.

Constituent: Silver Analysis Run 4/8/2024 5:30 PM View: Outliers

Plant Bowen Data: Bowen 1, 2, 9, and 10

Sanitas™ v.10.0.16b Software licensed to . UG

Tukey's Outlier Screening

GWC-48

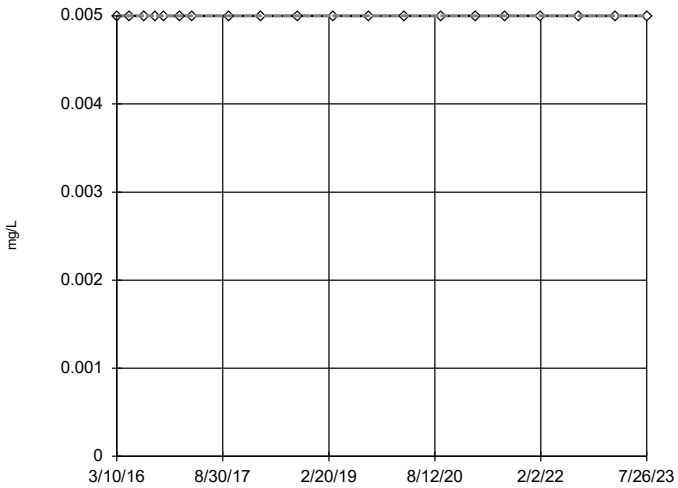

n = 20

No outliers found. Tukey's method selected by user.

Data were cube root transformed to achieve best W statistic (graph shown in original units).

The results were invalidated, because the lower and upper quartiles are equal.

Constituent: Silver Analysis Run 4/8/2024 5:30 PM View: Outliers

Plant Bowen Data: Bowen 1, 2, 9, and 10

Sanitas™ v.10.0.16b Software licensed to . UG

Tukey's Outlier Screening

GWC-49R

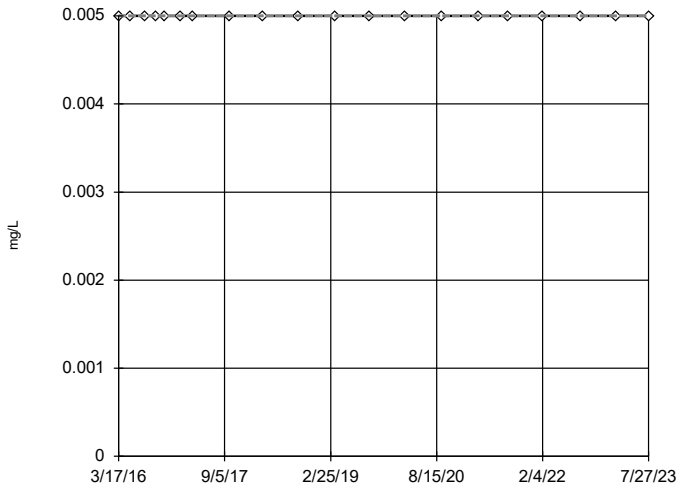

n = 20

No outliers found. Tukey's method selected by user.

Data were cube root transformed to achieve best W statistic (graph shown in original units).

The results were invalidated, because the lower and upper quartiles are equal.

Constituent: Silver Analysis Run 4/8/2024 5:30 PM View: Outliers

Plant Bowen Data: Bowen 1, 2, 9, and 10

Sanitas™ v.10.0.16b Software licensed to . UG

Tukey's Outlier Screening

GWC-49Z

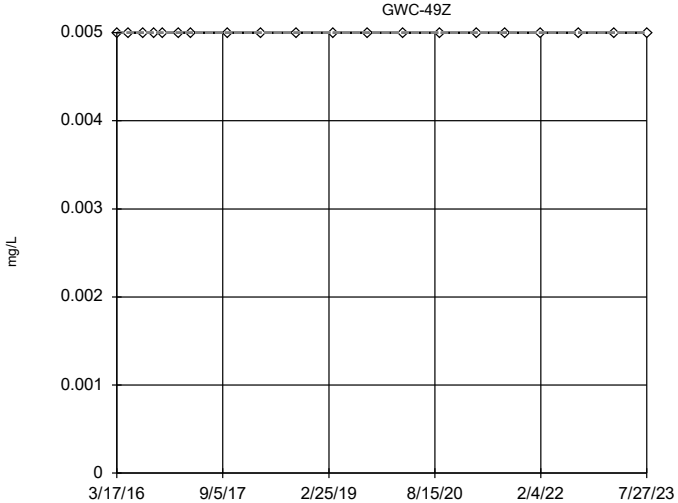

n = 20

No outliers found. Tukey's method selected by user.

Data were cube root transformed to achieve best W statistic (graph shown in original units).

The results were invalidated, because the lower and upper quartiles are equal.

Constituent: Silver Analysis Run 4/8/2024 5:30 PM View: Outliers

Plant Bowen Data: Bowen 1, 2, 9, and 10

Sanitas™ v.10.0.16b Software licensed to . UG

Tukey's Outlier Screening

GWC-5

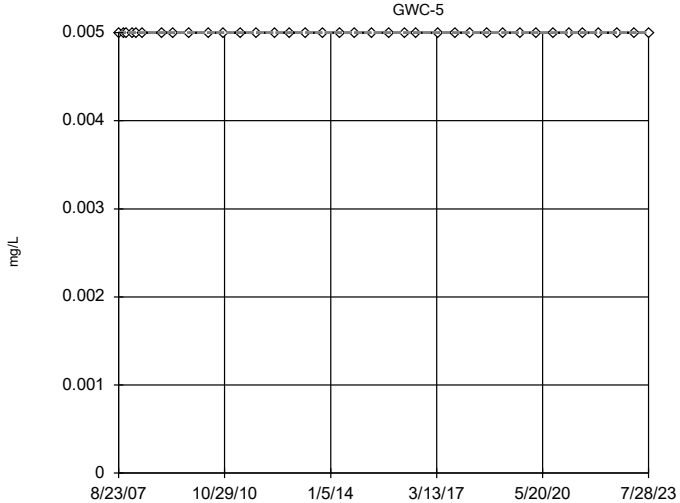

n = 37

No outliers found. Tukey's method selected by user.

Data were square root transformed to achieve best W statistic (graph shown in original units).

The results were invalidated, because the lower and upper quartiles are equal.

Constituent: Silver Analysis Run 4/8/2024 5:30 PM View: Outliers

Plant Bowen Data: Bowen 1, 2, 9, and 10

Sanitas™ v.10.0.16b Software licensed to . UG

Tukey's Outlier Screening

GWC-6

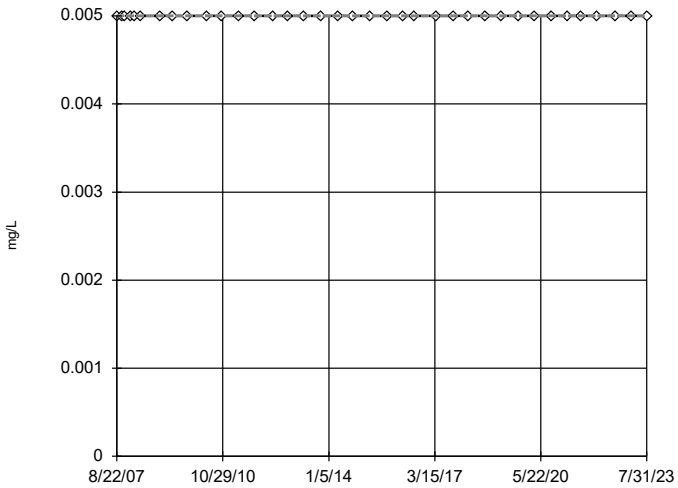

n = 37

No outliers found. Tukey's method selected by user.

Data were square root transformed to achieve best W statistic (graph shown in original units).

The results were invalidated, because the lower and upper quartiles are equal.

Constituent: Silver Analysis Run 4/8/2024 5:30 PM View: Outliers

Plant Bowen Data: Bowen 1, 2, 9, and 10

Sanitas™ v.10.0.16b Software licensed to . UG

Tukey's Outlier Screening

GWC-6RZ

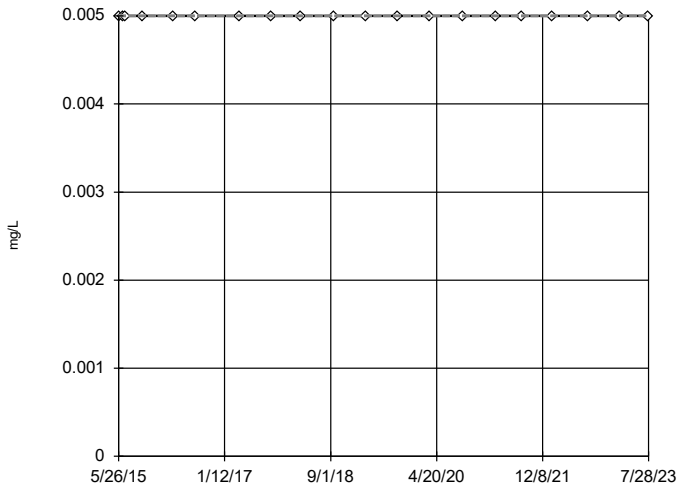

n = 20

No outliers found. Tukey's method selected by user.

Data were cube root transformed to achieve best W statistic (graph shown in original units).

The results were invalidated, because the lower and upper quartiles are equal.

Constituent: Silver Analysis Run 4/8/2024 5:30 PM View: Outliers

Plant Bowen Data: Bowen 1, 2, 9, and 10

Sanitas™ v.10.0.16b Software licensed to . UG

Tukey's Outlier Screening

GWC-7Z

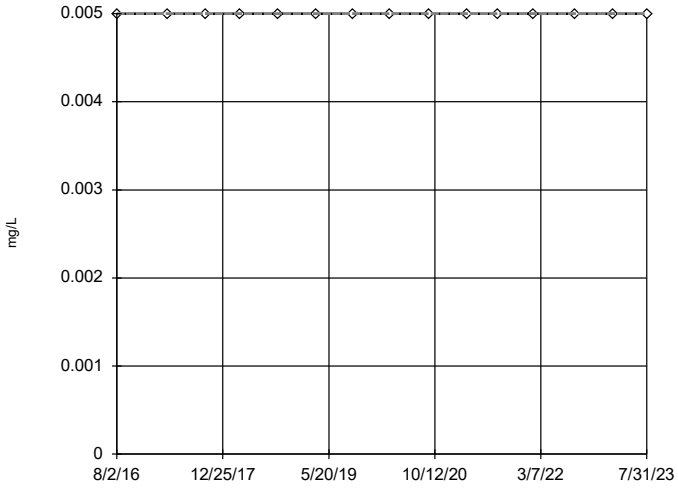

n = 15

No outliers found. Tukey's method selected by user.

Data were square root transformed to achieve best W statistic (graph shown in original units).

The results were invalidated, because the lower and upper quartiles are equal.

Constituent: Silver Analysis Run 4/8/2024 5:30 PM View: Outliers

Plant Bowen Data: Bowen 1, 2, 9, and 10

Sanitas™ v.10.0.16b Software licensed to . UG

Tukey's Outlier Screening

GWC-8RR

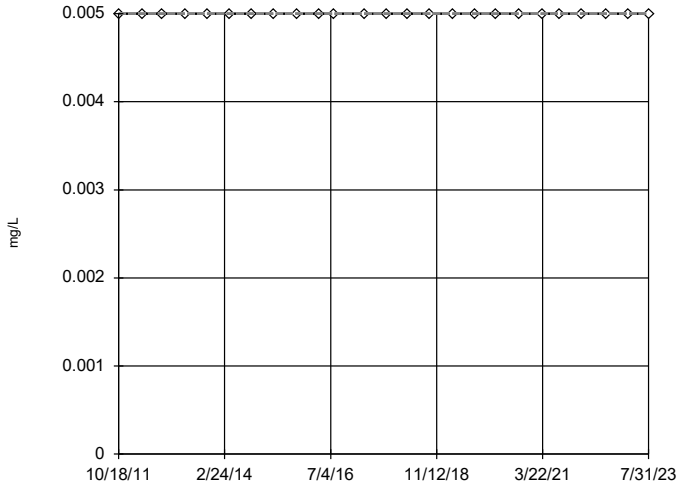

n = 25

No outliers found. Tukey's method selected by user.

Data were square root transformed to achieve best W statistic (graph shown in original units).

The results were invalidated, because the lower and upper quartiles are equal.

Constituent: Silver Analysis Run 4/8/2024 5:30 PM View: Outliers

Plant Bowen Data: Bowen 1, 2, 9, and 10

Sanitas™ v.10.0.16b Software licensed to . UG

Tukey's Outlier Screening

GWC-8Z

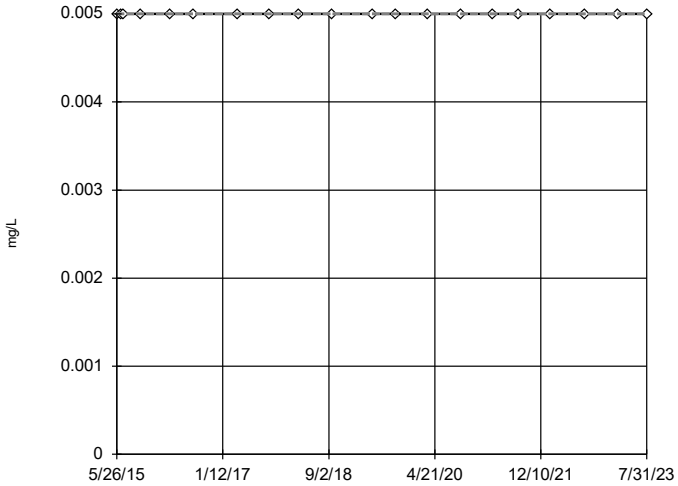

n = 20

No outliers found. Tukey's method selected by user.

Data were cube root transformed to achieve best W statistic (graph shown in original units).

The results were invalidated, because the lower and upper quartiles are equal.

Constituent: Silver Analysis Run 4/8/2024 5:30 PM View: Outliers

Plant Bowen Data: Bowen 1, 2, 9, and 10

Sanitas™ v.10.0.16b Software licensed to . UG

Tukey's Outlier Screening

GWC-9

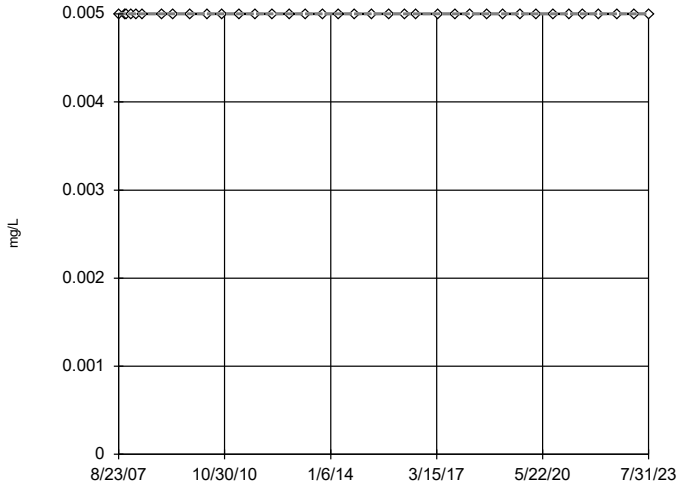

n = 37

No outliers found. Tukey's method selected by user.

Data were square root transformed to achieve best W statistic (graph shown in original units).

The results were invalidated, because the lower and upper quartiles are equal.

Constituent: Silver Analysis Run 4/8/2024 5:30 PM View: Outliers

Plant Bowen Data: Bowen 1, 2, 9, and 10

Sanitas™ v.10.0.16b Software licensed to . UG

Tukey's Outlier Screening

GWA-1 (bg)



n = 21

No outliers found. Tukey's method selected by user.

Data were square root transformed to achieve best W statistic (graph shown in original units).

High cutoff = 5.708, low cutoff = -0.00303, based on IQR multiplier of 3.

Constituent: Sulfate, total Analysis Run 4/8/2024 5:30 PM View: Outliers

Plant Bowen Data: Bowen 1, 2, 9, and 10

Sanitas™ v.10.0.16b Software licensed to . UG

Tukey's Outlier Screening

GWA-2 (bg)

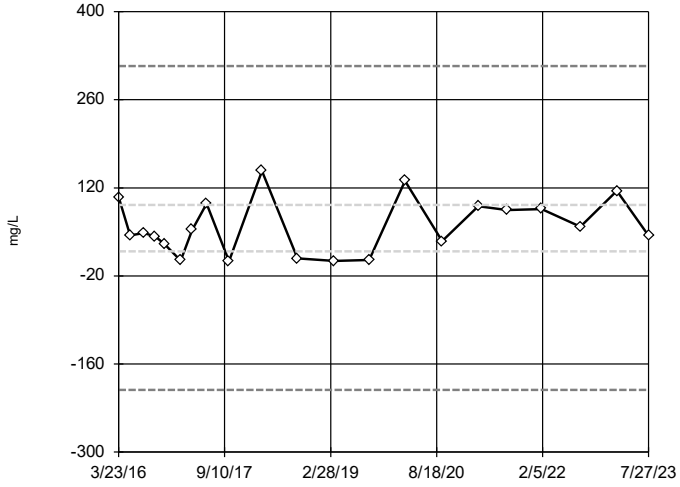

n = 21

No outliers found. Tukey's method selected by user.

Ladder of Powers transformations did not improve normality; analysis run on raw data.

High cutoff = 313.4, low cutoff = -201.2, based on IQR multiplier of 3.

Constituent: Sulfate, total Analysis Run 4/8/2024 5:30 PM View: Outliers

Plant Bowen Data: Bowen 1, 2, 9, and 10

Tukey's Outlier Screening

GWA-2R (bg)

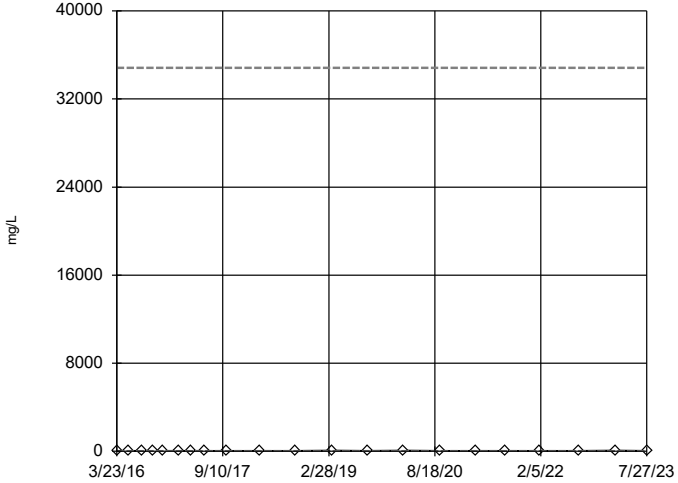

n = 21

No outliers found. Tukey's method selected by user.

Data were natural log transformed to achieve best W statistic (graph shown in original units).

High cutoff = 34823, low cutoff = 0.0005789, based on IQR multiplier of 3.

Constituent: Sulfate, total Analysis Run 4/8/2024 5:30 PM View: Outliers

Plant Bowen Data: Bowen 1, 2, 9, and 10

Sanitas™ v.10.0.16b Software licensed to . UG

Tukey's Outlier Screening

GWA-39RZ (bg)

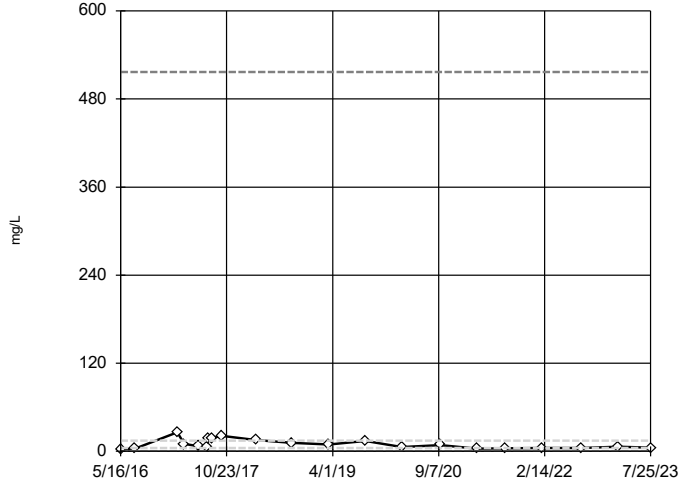

n = 21

No outliers found. Tukey's method selected by user.

Data were natural log transformed to achieve best W statistic (graph shown in original units).

High cutoff = 516.8, low cutoff = 0.1283, based on IQR multiplier of 3.

Constituent: Sulfate, total Analysis Run 4/8/2024 5:30 PM View: Outliers

Plant Bowen Data: Bowen 1, 2, 9, and 10

Sanitas™ v.10.0.16b Software licensed to . UG

Tukey's Outlier Screening

GWA-39Z (bg)

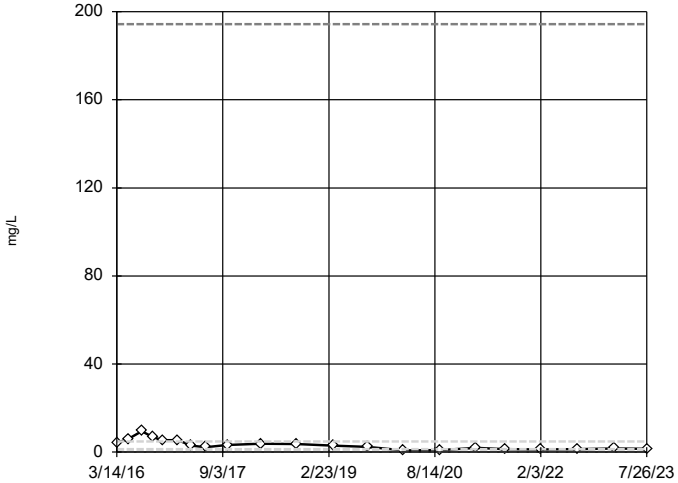

n = 21

No outliers found. Tukey's method selected by user.

Data were natural log transformed to achieve best W statistic (graph shown in original units).

High cutoff = 194.3, low cutoff = 0.03447, based on IQR multiplier of 3.

Constituent: Sulfate, total Analysis Run 4/8/2024 5:30 PM View: Outliers

Plant Bowen Data: Bowen 1, 2, 9, and 10

Sanitas™ v.10.0.16b Software licensed to . UG

Tukey's Outlier Screening

GWA-3A (bg)

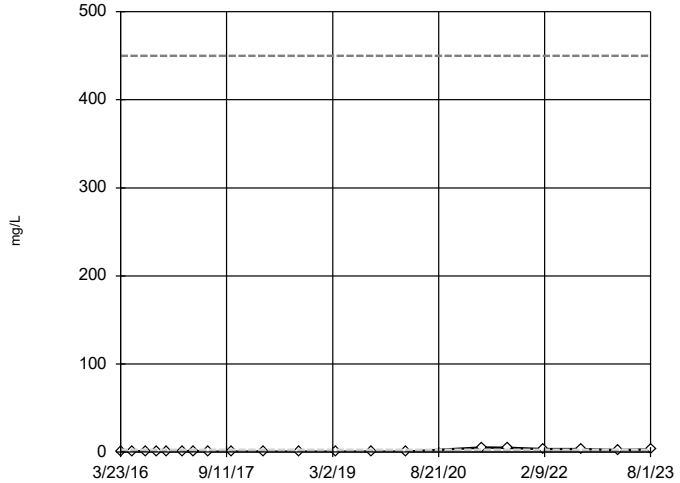

n = 20

No outliers found. Tukey's method selected by user.

Data were natural log transformed to achieve best W statistic (graph shown in original units).

High cutoff = 450, low cutoff = 0.003043, based on IQR multiplier of 3.

Constituent: Sulfate, total Analysis Run 4/8/2024 5:30 PM View: Outliers

Plant Bowen Data: Bowen 1, 2, 9, and 10

Sanitas™ v.10.0.16b Software licensed to . UG

Tukey's Outlier Screening

GWA-40 (bg)

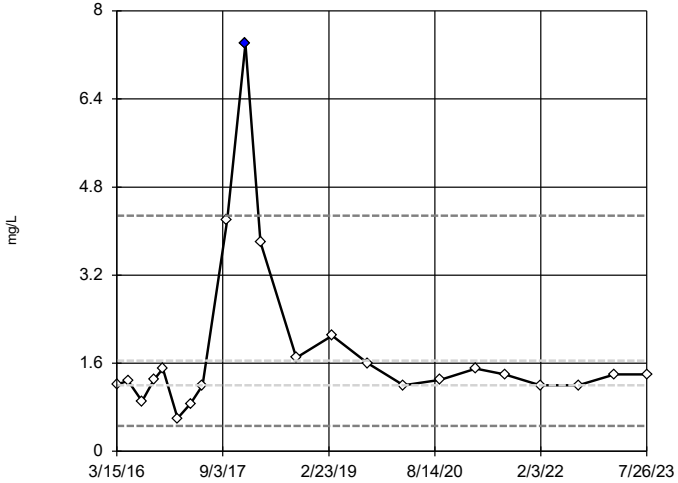

n = 22

Outlier is drawn as solid. Tukey's method selected by user.

Data were natural log transformed to achieve best W statistic (graph shown in original units).

High cutoff = 4.281, low cutoff = 0.4622, based on IQR multiplier of 3.

Constituent: Sulfate, total Analysis Run 4/8/2024 5:30 PM View: Outliers
Plant Bowen Data: Bowen 1, 2, 9, and 10

Sanitas™ v.10.0.16b Software licensed to . UG

Tukey's Outlier Screening

GWA-41 (bg)

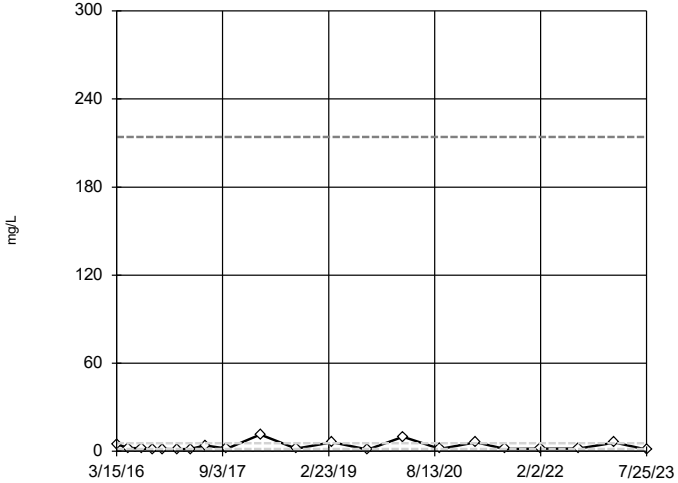

n = 21

No outliers found. Tukey's method selected by user.

Data were natural log transformed to achieve best W statistic (graph shown in original units).

High cutoff = 214, low cutoff = 0.04068, based on IQR multiplier of 3.

Constituent: Sulfate, total Analysis Run 4/8/2024 5:30 PM View: Outliers
Plant Bowen Data: Bowen 1, 2, 9, and 10

Sanitas™ v.10.0.16b Software licensed to . UG

Tukey's Outlier Screening

GWA-41R (bg)

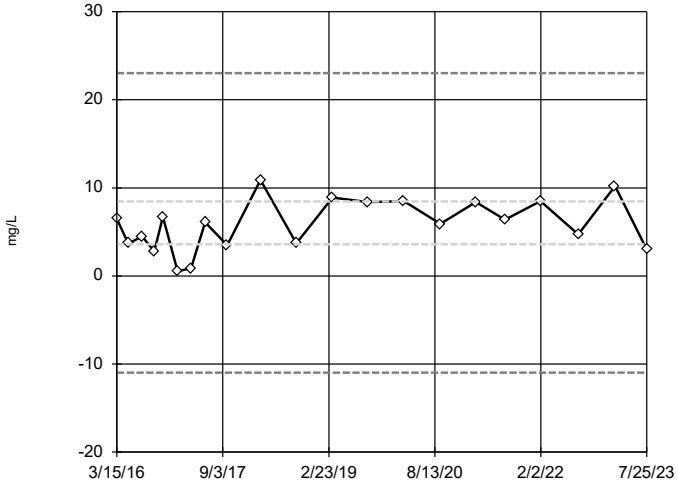

n = 21

No outliers found. Tukey's method selected by user.

Ladder of Powers transformations did not improve normality; analysis run on raw data.

High cutoff = 23.03, low cutoff = -10.99, based on IQR multiplier of 3.

Constituent: Sulfate, total Analysis Run 4/8/2024 5:30 PM View: Outliers
Plant Bowen Data: Bowen 1, 2, 9, and 10

Sanitas™ v.10.0.16b Software licensed to . UG

Tukey's Outlier Screening

GWA-42 (bg)

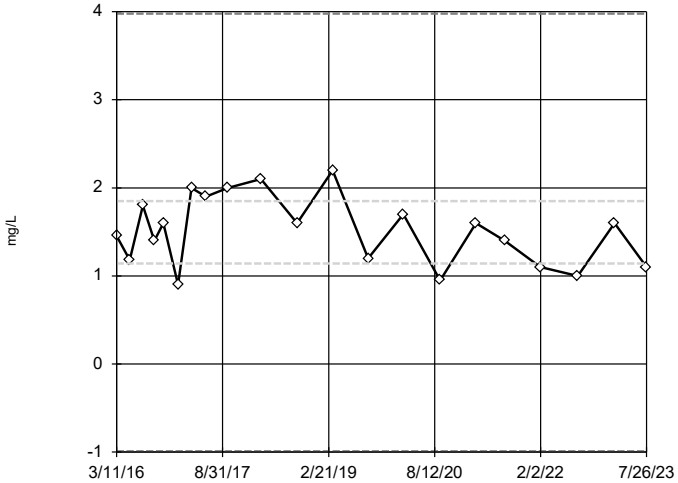

n = 21

No outliers found. Tukey's method selected by user.

Ladder of Powers transformations did not improve normality; analysis run on raw data.

High cutoff = 3.98, low cutoff = -0.99, based on IQR multiplier of 3.

Constituent: Sulfate, total Analysis Run 4/8/2024 5:30 PM View: Outliers
Plant Bowen Data: Bowen 1, 2, 9, and 10

Sanitas™ v.10.0.16b Software licensed to . UG

Tukey's Outlier Screening

GWA-43 (bg)

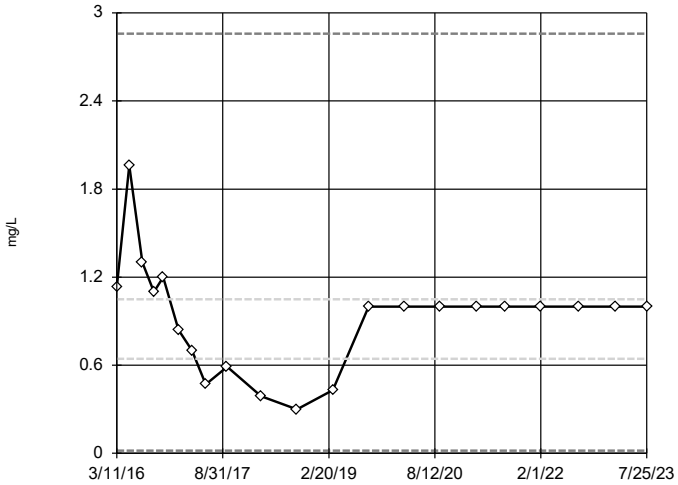

n = 21

No outliers found. Tukey's method selected by user.

Data were square root transformed to achieve best W statistic (graph shown in original units).

High cutoff = 2.858, low cutoff = 0.01859, based on IQR multiplier of 3.

Constituent: Sulfate, total Analysis Run 4/8/2024 5:30 PM View: Outliers

Plant Bowen Data: Bowen 1, 2, 9, and 10

Sanitas™ v.10.0.16b Software licensed to . UG

Tukey's Outlier Screening

GWA-43R (bg)

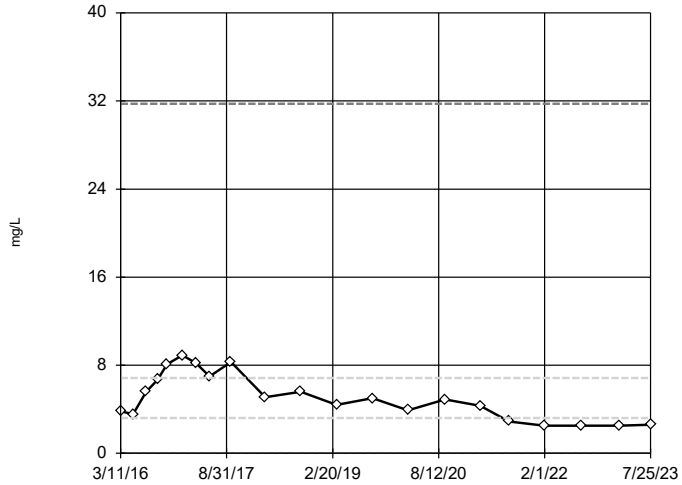

n = 21

No outliers found. Tukey's method selected by user.

Data were cube root transformed to achieve best W statistic (graph shown in original units).

High cutoff = 31.76, low cutoff = 0.009094, based on IQR multiplier of 3.

Constituent: Sulfate, total Analysis Run 4/8/2024 5:30 PM View: Outliers

Plant Bowen Data: Bowen 1, 2, 9, and 10

Sanitas™ v.10.0.16b Software licensed to . UG

Tukey's Outlier Screening

GWA-4RZ (bg)

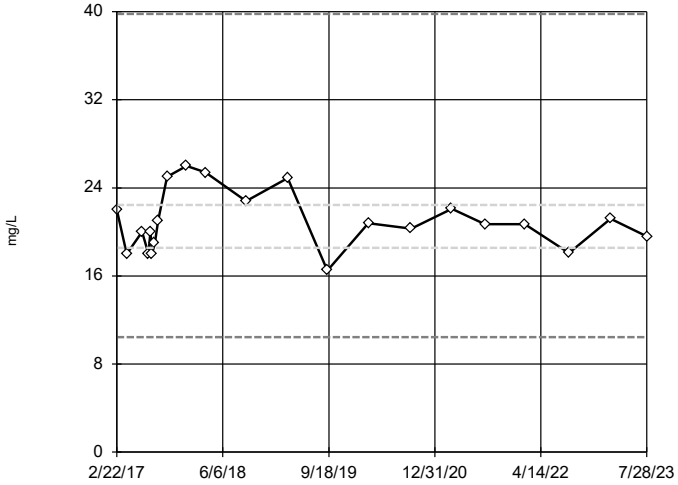

n = 22

No outliers found. Tukey's method selected by user.

Data were natural log transformed to achieve best W statistic (graph shown in original units).

High cutoff = 39.81, low cutoff = 10.46, based on IQR multiplier of 3.

Constituent: Sulfate, total Analysis Run 4/8/2024 5:30 PM View: Outliers

Plant Bowen Data: Bowen 1, 2, 9, and 10

Sanitas™ v.10.0.16b Software licensed to . UG

Tukey's Outlier Screening

GWA-50 (bg)

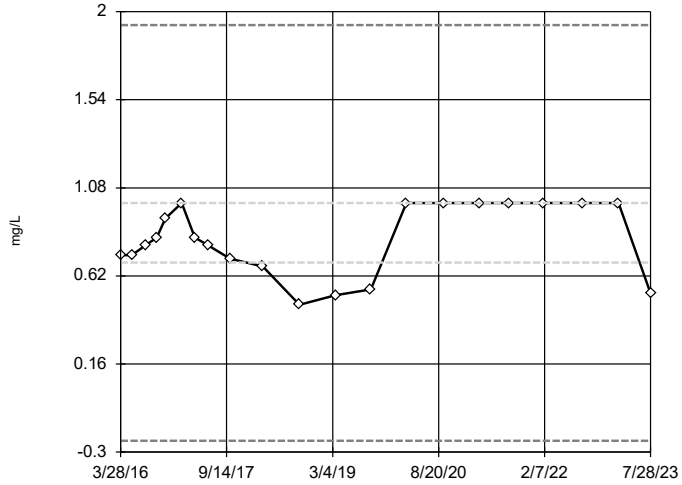

n = 21

No outliers found. Tukey's method selected by user.

Ladder of Powers transformations did not improve normality; analysis run on raw data.

High cutoff = 1.93, low cutoff = -0.24, based on IQR multiplier of 3.

Constituent: Sulfate, total Analysis Run 4/8/2024 5:30 PM View: Outliers

Plant Bowen Data: Bowen 1, 2, 9, and 10

Sanitas™ v.10.0.16b Software licensed to . UG

Tukey's Outlier Screening

GWA-50R (bg)

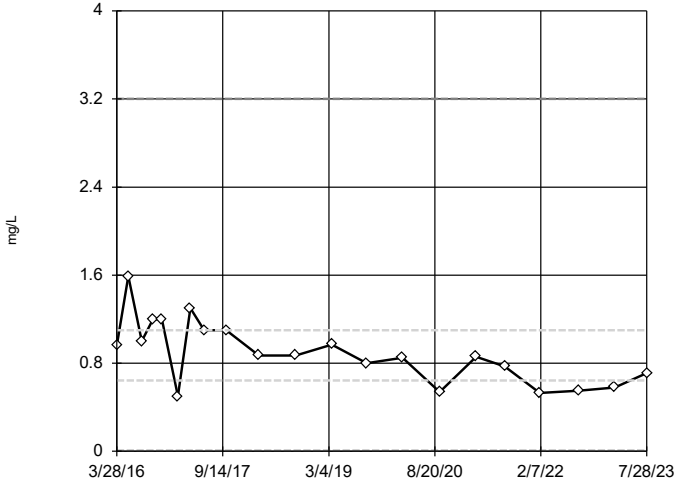

n = 21

No outliers found. Tukey's method selected by user.

Data were square root transformed to achieve best W statistic (graph shown in original units).

High cutoff = 3.2, low cutoff = 0.003839, based on IQR multiplier of 3.

Constituent: Sulfate, total Analysis Run 4/8/2024 5:30 PM View: Outliers

Plant Bowen Data: Bowen 1, 2, 9, and 10

Sanitas™ v.10.0.16b Software licensed to . UG

Tukey's Outlier Screening

GWC-10

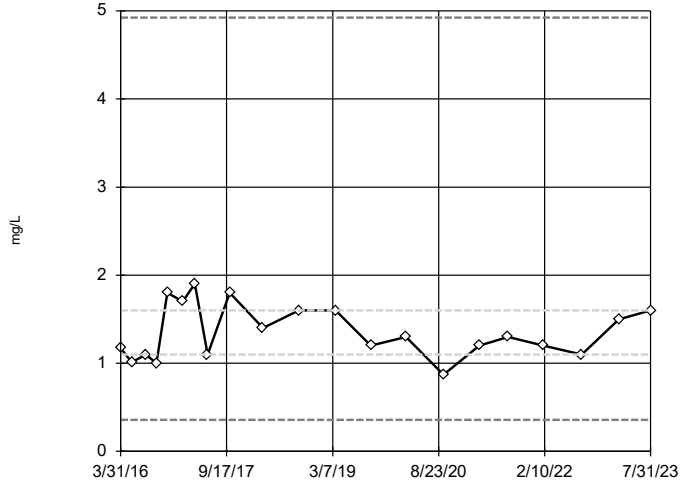

n = 21

No outliers found. Tukey's method selected by user.

Data were natural log transformed to achieve best W statistic (graph shown in original units).

High cutoff = 4.924, low cutoff = 0.3574, based on IQR multiplier of 3.

Constituent: Sulfate, total Analysis Run 4/8/2024 5:30 PM View: Outliers

Plant Bowen Data: Bowen 1, 2, 9, and 10

Sanitas™ v.10.0.16b Software licensed to . UG

Tukey's Outlier Screening

GWC-10R

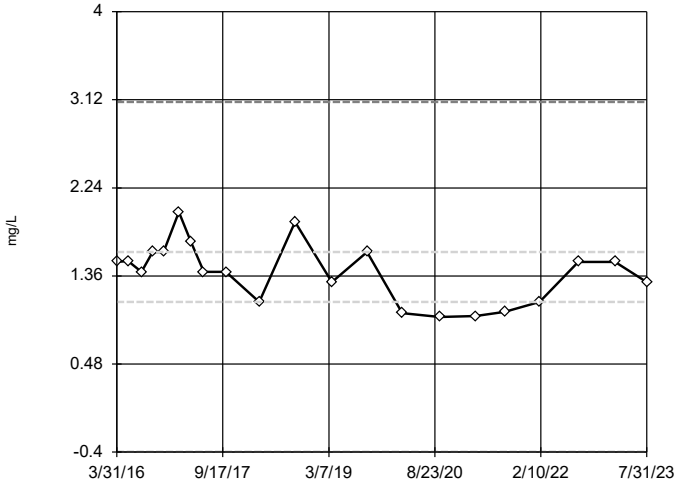

n = 21

No outliers found. Tukey's method selected by user.

Ladder of Powers transformations did not improve normality; analysis run on raw data.

High cutoff = 3.1, low cutoff = -0.4, based on IQR multiplier of 3.

Constituent: Sulfate, total Analysis Run 4/8/2024 5:30 PM View: Outliers

Plant Bowen Data: Bowen 1, 2, 9, and 10

Sanitas™ v.10.0.16b Software licensed to . UG

Tukey's Outlier Screening

GWC-11

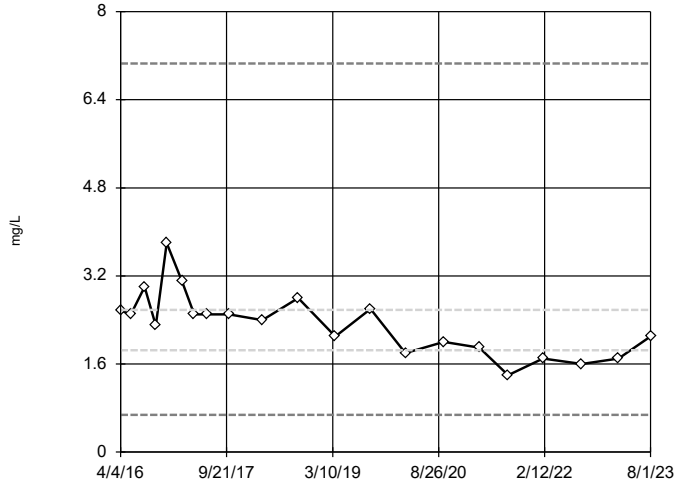

n = 21

No outliers found. Tukey's method selected by user.

Data were natural log transformed to achieve best W statistic (graph shown in original units).

High cutoff = 7.059, low cutoff = 0.6772, based on IQR multiplier of 3.

Constituent: Sulfate, total Analysis Run 4/8/2024 5:30 PM View: Outliers

Plant Bowen Data: Bowen 1, 2, 9, and 10

Sanitas™ v.10.0.16b Software licensed to . UG

Tukey's Outlier Screening

GWC-11R

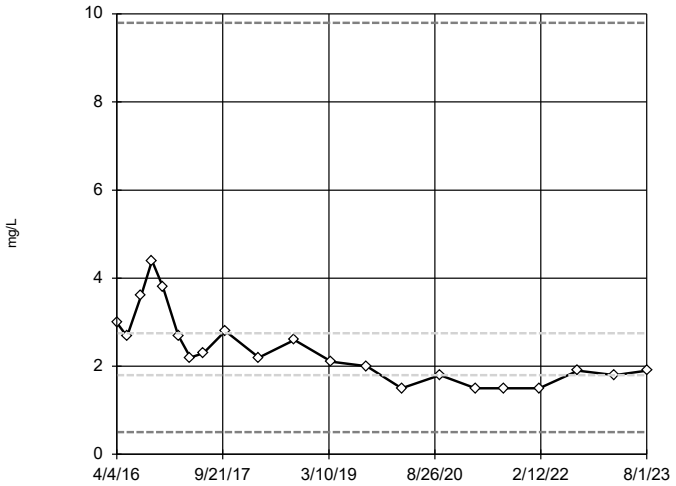

n = 21

No outliers found. Tukey's method selected by user.

Data were natural log transformed to achieve best W statistic (graph shown in original units).

High cutoff = 9.8, low cutoff = 0.505, based on IQR multiplier of 3.

Constituent: Sulfate, total Analysis Run 4/8/2024 5:30 PM View: Outliers

Plant Bowen Data: Bowen 1, 2, 9, and 10

Sanitas™ v.10.0.16b Software licensed to . UG

Tukey's Outlier Screening

GWC-12

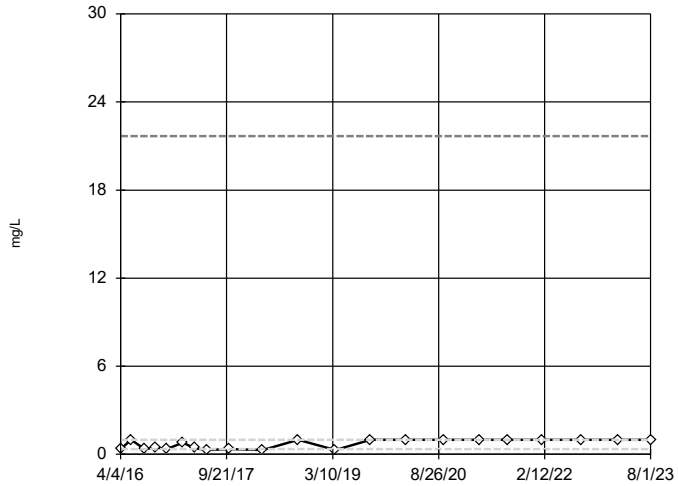

n = 21

No outliers found. Tukey's method selected by user.

Data were natural log transformed to achieve best W statistic (graph shown in original units).

High cutoff = 21.67, low cutoff = 0.01655, based on IQR multiplier of 3.

Constituent: Sulfate, total Analysis Run 4/8/2024 5:30 PM View: Outliers

Plant Bowen Data: Bowen 1, 2, 9, and 10

Sanitas™ v.10.0.16b Software licensed to . UG

Tukey's Outlier Screening

GWC-13

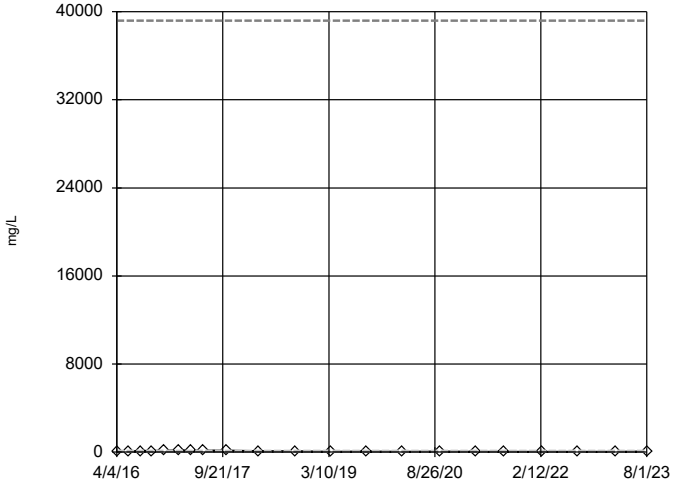

n = 21

No outliers found. Tukey's method selected by user.

Data were natural log transformed to achieve best W statistic (graph shown in original units).

High cutoff = 39187, low cutoff = 0.04821, based on IQR multiplier of 3.

Constituent: Sulfate, total Analysis Run 4/8/2024 5:30 PM View: Outliers

Plant Bowen Data: Bowen 1, 2, 9, and 10

Sanitas™ v.10.0.16b Software licensed to . UG

Tukey's Outlier Screening

GWC-13RZ

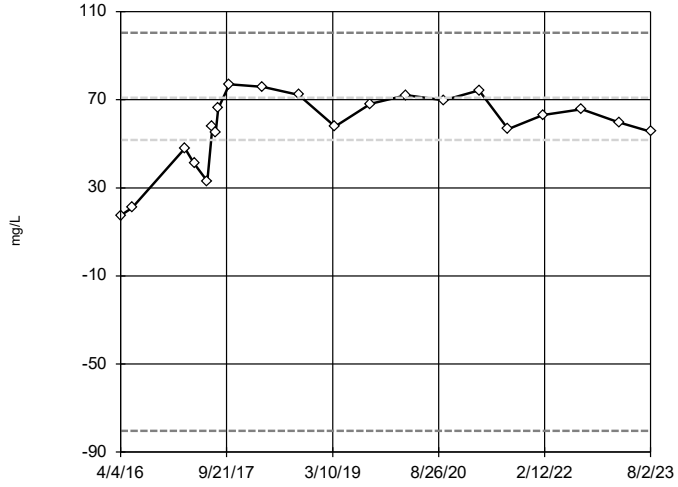

n = 21

No outliers found. Tukey's method selected by user.

Data were cube transformed to achieve best W statistic (graph shown in original units).

High cutoff = 100.5, low cutoff = -80.33, based on IQR multiplier of 3.

Constituent: Sulfate, total Analysis Run 4/8/2024 5:30 PM View: Outliers

Plant Bowen Data: Bowen 1, 2, 9, and 10

Sanitas™ v.10.0.16b Software licensed to . UG

Tukey's Outlier Screening

GWC-14Z

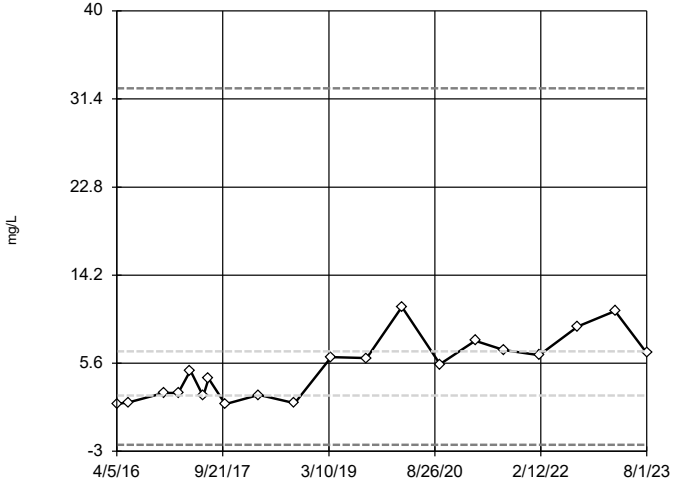

n = 20

No outliers found. Tukey's method selected by user.

Data were square root transformed to achieve best W statistic (graph shown in original units).

High cutoff = 32.45, low cutoff = -2.35, based on IQR multiplier of 3.

Constituent: Sulfate, total Analysis Run 4/8/2024 5:30 PM View: Outliers

Plant Bowen Data: Bowen 1, 2, 9, and 10

Sanitas™ v.10.0.16b Software licensed to . UG

Tukey's Outlier Screening

GWC-15R

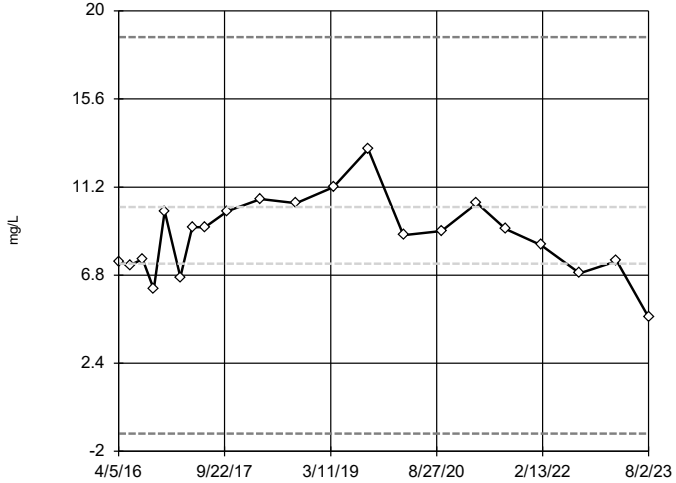

n = 21

No outliers found. Tukey's method selected by user.

Ladder of Powers transformations did not improve normality; analysis run on raw data.

High cutoff = 18.69, low cutoff = -1.12, based on IQR multiplier of 3.

Constituent: Sulfate, total Analysis Run 4/8/2024 5:30 PM View: Outliers

Plant Bowen Data: Bowen 1, 2, 9, and 10

Sanitas™ v.10.0.16b Software licensed to . UG

Tukey's Outlier Screening

GWC-15Z

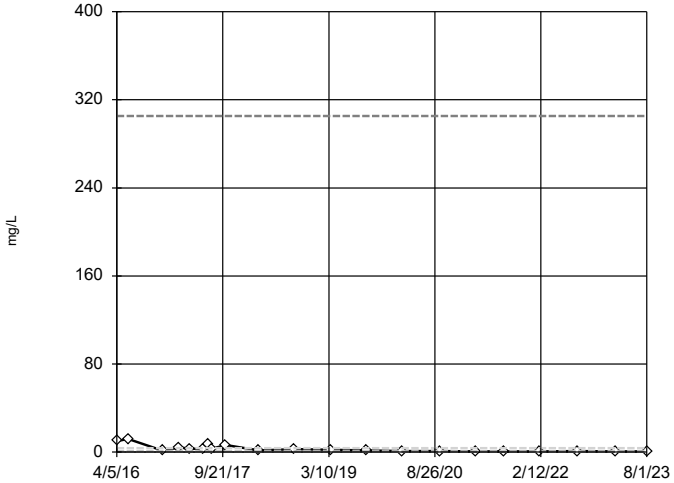

n = 21

No outliers found. Tukey's method selected by user.

Data were natural log transformed to achieve best W statistic (graph shown in original units).

High cutoff = 305.3, low cutoff = 0.01008, based on IQR multiplier of 3.

Constituent: Sulfate, total Analysis Run 4/8/2024 5:30 PM View: Outliers

Plant Bowen Data: Bowen 1, 2, 9, and 10

Sanitas™ v.10.0.16b Software licensed to . UG

Tukey's Outlier Screening

GWC-44

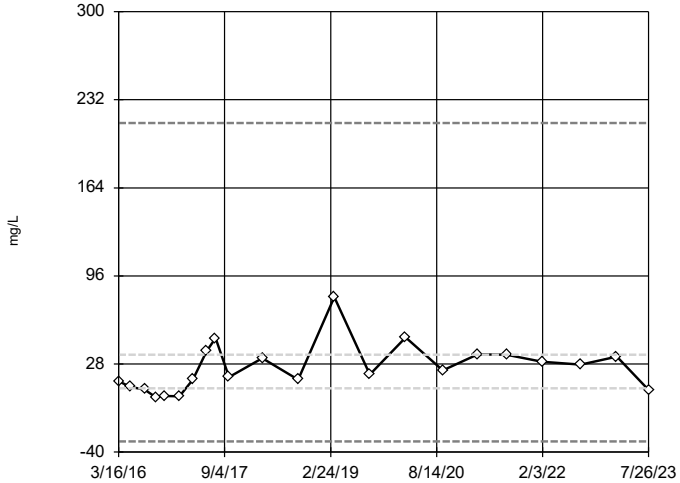

n = 22

No outliers found. Tukey's method selected by user.

Data were square root transformed to achieve best W statistic (graph shown in original units).

High cutoff = 214, low cutoff = -31.81, based on IQR multiplier of 3.

Constituent: Sulfate, total Analysis Run 4/8/2024 5:30 PM View: Outliers

Plant Bowen Data: Bowen 1, 2, 9, and 10

Sanitas™ v.10.0.16b Software licensed to . UG

Tukey's Outlier Screening

GWC-45

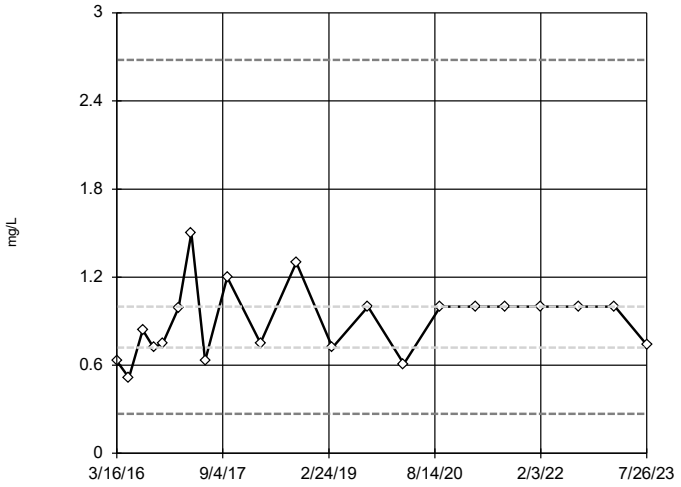

n = 21

No outliers found. Tukey's method selected by user.

Data were natural log transformed to achieve best W statistic (graph shown in original units).

High cutoff = 2.679, low cutoff = 0.2687, based on IQR multiplier of 3.

Constituent: Sulfate, total Analysis Run 4/8/2024 5:30 PM View: Outliers

Plant Bowen Data: Bowen 1, 2, 9, and 10

Sanitas™ v.10.0.16b Software licensed to . UG

Tukey's Outlier Screening

GWC-45R

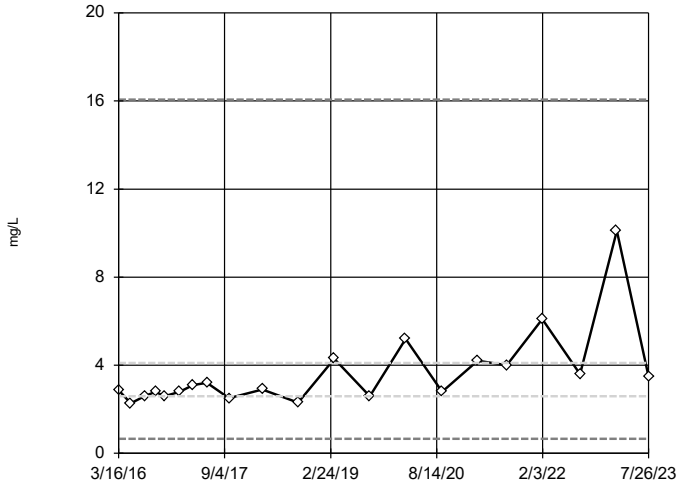

n = 21

No outliers found. Tukey's method selected by user.

Data were natural log transformed to achieve best W statistic (graph shown in original units).

High cutoff = 16.06, low cutoff = 0.6636, based on IQR multiplier of 3.

Constituent: Sulfate, total Analysis Run 4/8/2024 5:30 PM View: Outliers

Plant Bowen Data: Bowen 1, 2, 9, and 10

Sanitas™ v.10.0.16b Software licensed to . UG

Tukey's Outlier Screening

GWC-46R

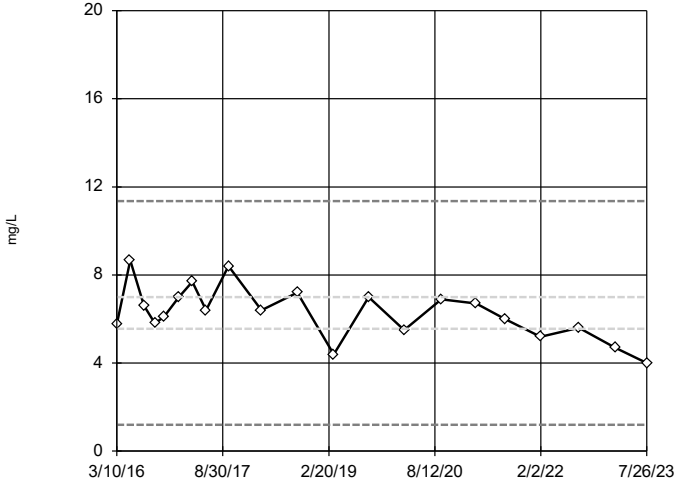

n = 21

No outliers found. Tukey's method selected by user.

Ladder of Powers transformations did not improve normality; analysis run on raw data.

High cutoff = 11.35, low cutoff = 1.2, based on IQR multiplier of 3.

Constituent: Sulfate, total Analysis Run 4/8/2024 5:30 PM View: Outliers

Plant Bowen Data: Bowen 1, 2, 9, and 10

Sanitas™ v.10.0.16b Software licensed to . UG

Tukey's Outlier Screening

GWC-47

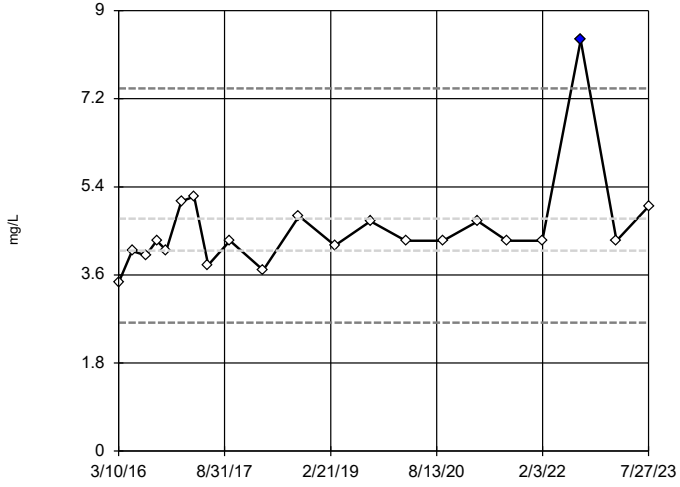

n = 21

Outlier is drawn as solid. Tukey's method selected by user.

Data were natural log transformed to achieve best W statistic (graph shown in original units).

High cutoff = 7.412, low cutoff = 2.624, based on IQR multiplier of 3.

Constituent: Sulfate, total Analysis Run 4/8/2024 5:30 PM View: Outliers

Plant Bowen Data: Bowen 1, 2, 9, and 10

Sanitas™ v.10.0.16b Software licensed to . UG

Tukey's Outlier Screening

GWC-47R

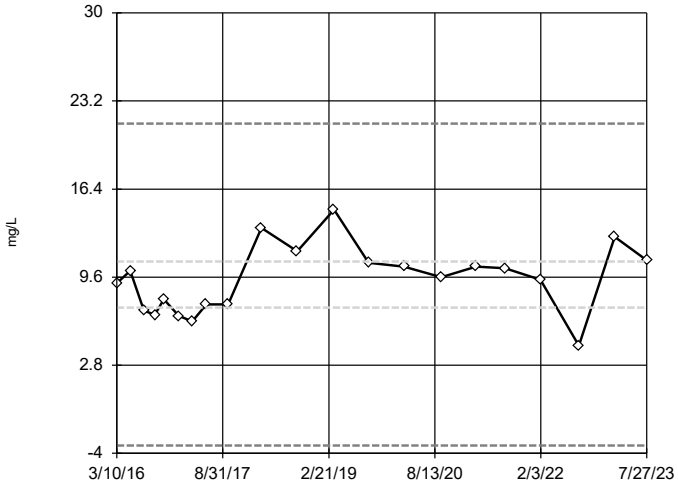

n = 21

No outliers found. Tukey's method selected by user.

Ladder of Powers transformations did not improve normality; analysis run on raw data.

High cutoff = 21.45, low cutoff = -3.4, based on IQR multiplier of 3.

Constituent: Sulfate, total Analysis Run 4/8/2024 5:30 PM View: Outliers
Plant Bowen Data: Bowen 1, 2, 9, and 10

Sanitas™ v.10.0.16b Software licensed to . UG

Tukey's Outlier Screening

GWC-48

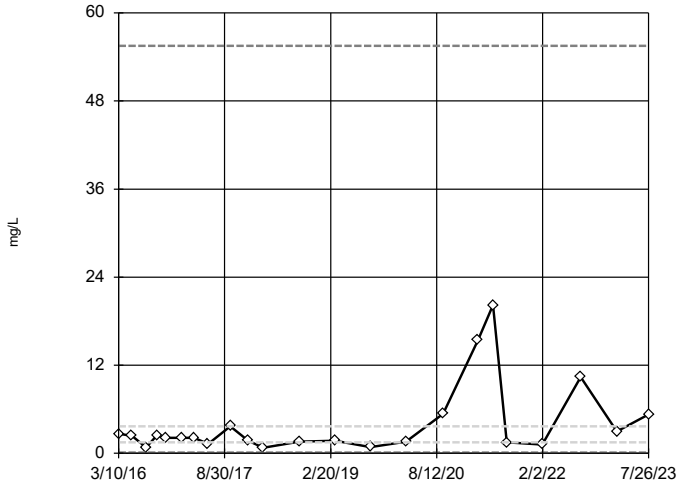

n = 23

No outliers found. Tukey's method selected by user.

Data were natural log transformed to achieve best W statistic (graph shown in original units).

High cutoff = 55.53, low cutoff = 0.09994, based on IQR multiplier of 3.

Constituent: Sulfate, total Analysis Run 4/8/2024 5:30 PM View: Outliers
Plant Bowen Data: Bowen 1, 2, 9, and 10

Sanitas™ v.10.0.16b Software licensed to . UG

Tukey's Outlier Screening

GWC-49R

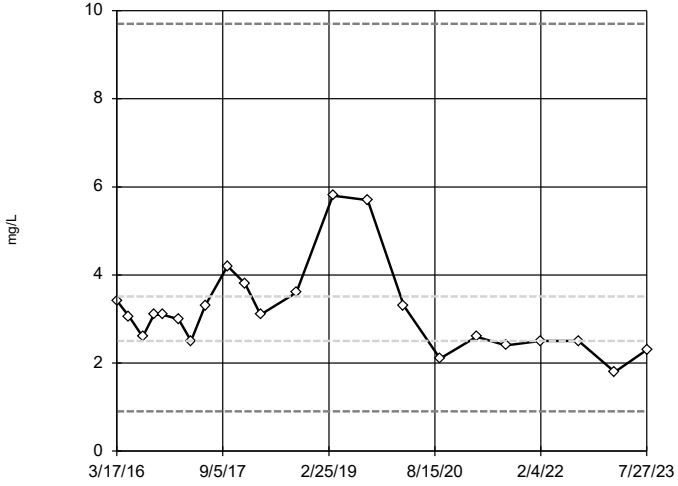

n = 22

No outliers found. Tukey's method selected by user.

Data were natural log transformed to achieve best W statistic (graph shown in original units).

High cutoff = 9.7, low cutoff = 0.9043, based on IQR multiplier of 3.

Constituent: Sulfate, total Analysis Run 4/8/2024 5:30 PM View: Outliers
Plant Bowen Data: Bowen 1, 2, 9, and 10

Sanitas™ v.10.0.16b Software licensed to . UG

Tukey's Outlier Screening

GWC-49Z

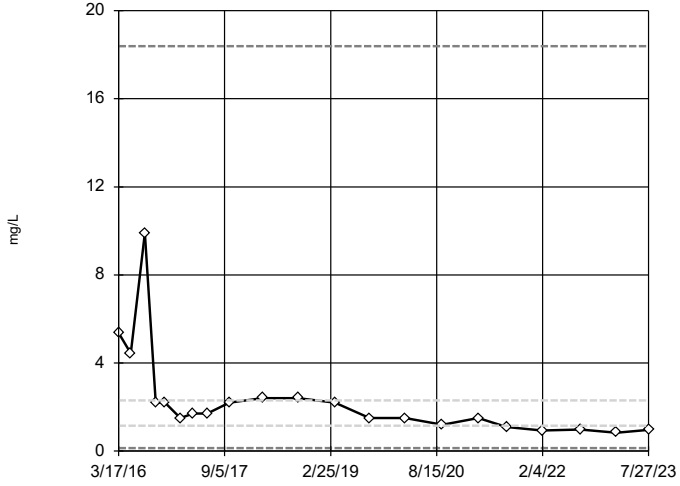

n = 21

No outliers found. Tukey's method selected by user.

Data were natural log transformed to achieve best W statistic (graph shown in original units).

High cutoff = 18.38, low cutoff = 0.1436, based on IQR multiplier of 3.

Constituent: Sulfate, total Analysis Run 4/8/2024 5:30 PM View: Outliers
Plant Bowen Data: Bowen 1, 2, 9, and 10

Sanitas™ v.10.0.16b Software licensed to . UG

Tukey's Outlier Screening

GWC-5

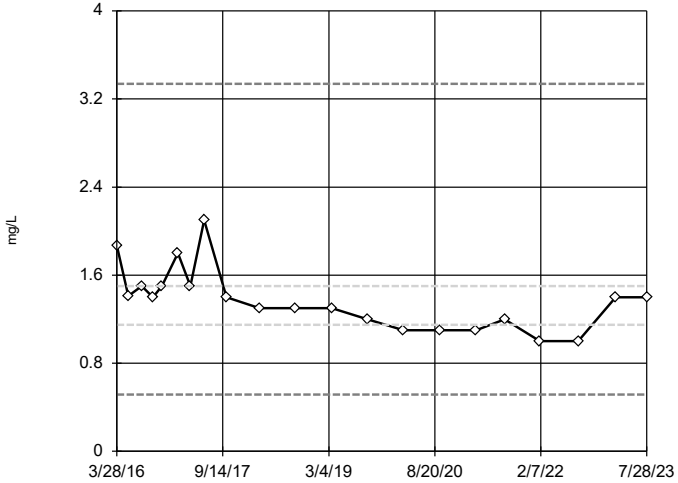

n = 21

No outliers found. Tukey's method selected by user.

Data were natural log transformed to achieve best W statistic (graph shown in original units).

High cutoff = 3.338, low cutoff = 0.5163, based on IQR multiplier of 3.

Constituent: Sulfate, total Analysis Run 4/8/2024 5:31 PM View: Outliers

Plant Bowen Data: Bowen 1, 2, 9, and 10

Sanitas™ v.10.0.16b Software licensed to . UG

Tukey's Outlier Screening

GWC-6

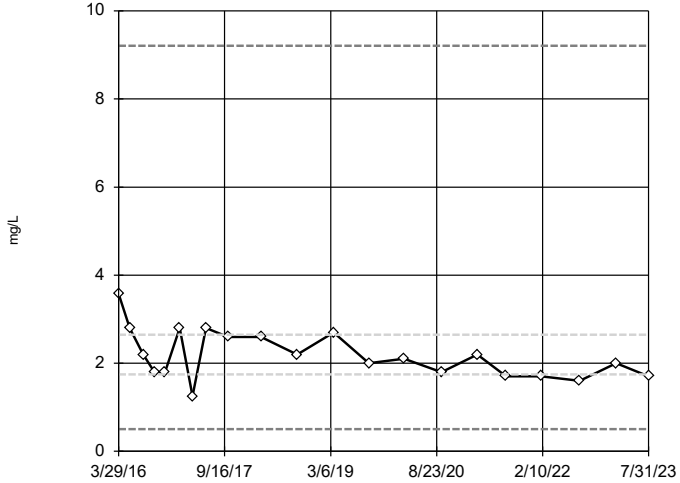

n = 21

No outliers found. Tukey's method selected by user.

Data were natural log transformed to achieve best W statistic (graph shown in original units).

High cutoff = 9.206, low cutoff = 0.5034, based on IQR multiplier of 3.

Constituent: Sulfate, total Analysis Run 4/8/2024 5:31 PM View: Outliers

Plant Bowen Data: Bowen 1, 2, 9, and 10

Sanitas™ v.10.0.16b Software licensed to . UG

Tukey's Outlier Screening

GWC-6RZ

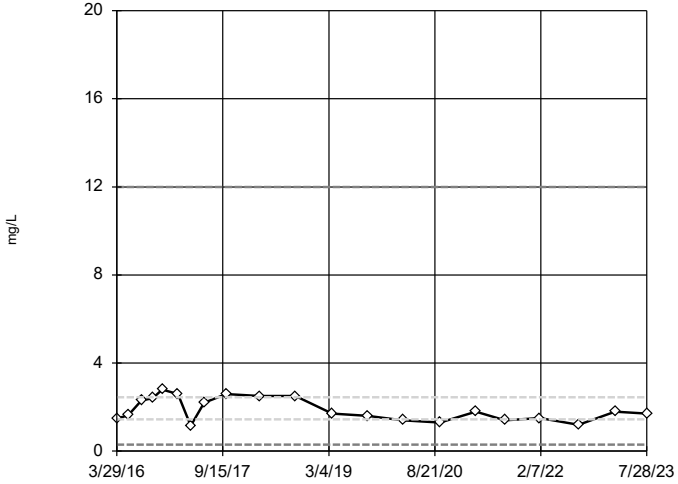

n = 21

No outliers found. Tukey's method selected by user.

Data were natural log transformed to achieve best W statistic (graph shown in original units).

High cutoff = 11.99, low cutoff = 0.2946, based on IQR multiplier of 3.

Constituent: Sulfate, total Analysis Run 4/8/2024 5:31 PM View: Outliers

Plant Bowen Data: Bowen 1, 2, 9, and 10

Sanitas™ v.10.0.16b Software licensed to . UG

Tukey's Outlier Screening

GWC-7Z

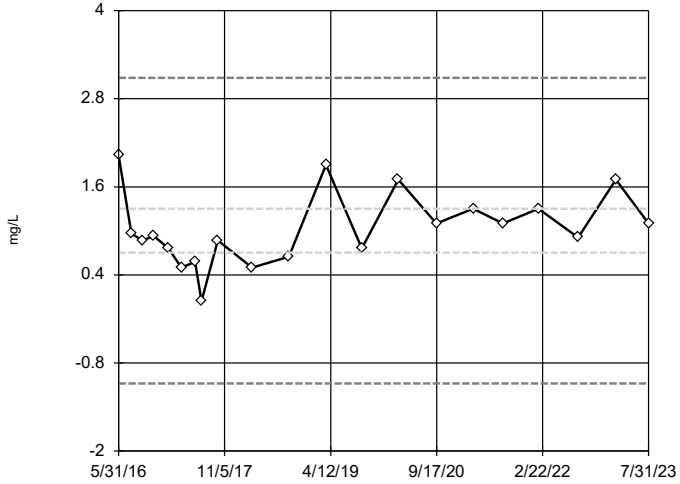

n = 21

No outliers found. Tukey's method selected by user.

Ladder of Powers transformations did not improve normality; analysis run on raw data.

High cutoff = 3.085, low cutoff = -1.08, based on IQR multiplier of 3.

Constituent: Sulfate, total Analysis Run 4/8/2024 5:31 PM View: Outliers

Plant Bowen Data: Bowen 1, 2, 9, and 10

Sanitas™ v.10.0.16b Software licensed to . UG

Tukey's Outlier Screening

GWC-8RR

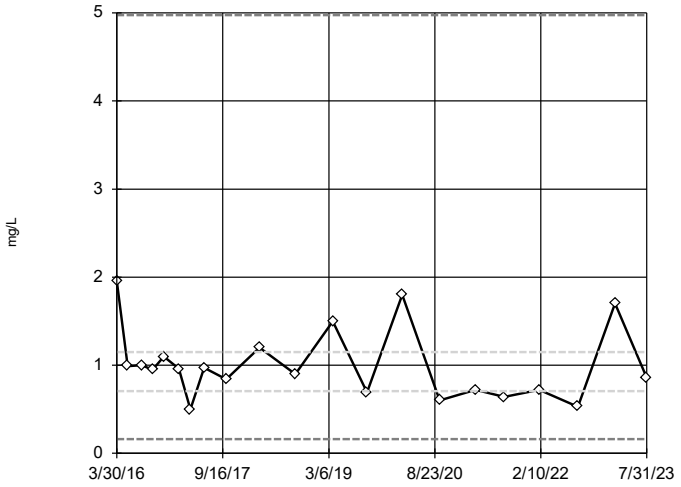

n = 21

No outliers found. Tukey's method selected by user.

Data were natural log transformed to achieve best W statistic (graph shown in original units).

High cutoff = 4.976, low cutoff = 0.1627, based on IQR multiplier of 3.

Constituent: Sulfate, total Analysis Run 4/8/2024 5:31 PM View: Outliers

Plant Bowen Data: Bowen 1, 2, 9, and 10

Sanitas™ v.10.0.16b Software licensed to . UG

Tukey's Outlier Screening

GWC-8Z

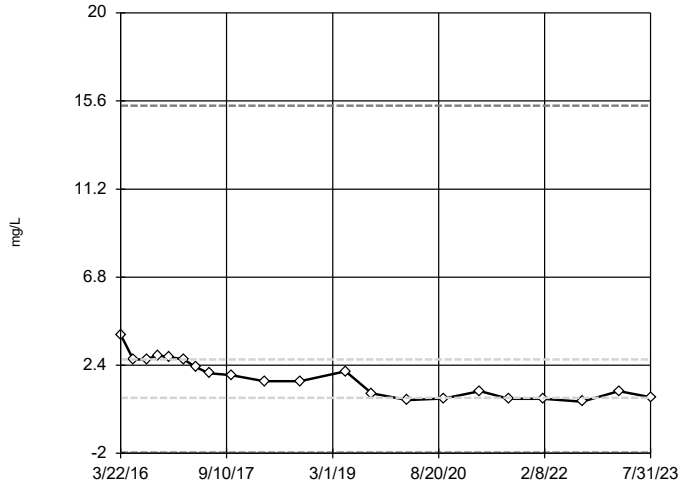

n = 21

No outliers found. Tukey's method selected by user.

Data were square root transformed to achieve best W statistic (graph shown in original units).

High cutoff = 15.37, low cutoff = -1.96, based on IQR multiplier of 3.

Constituent: Sulfate, total Analysis Run 4/8/2024 5:31 PM View: Outliers

Plant Bowen Data: Bowen 1, 2, 9, and 10

Sanitas™ v.10.0.16b Software licensed to . UG

Tukey's Outlier Screening

GWC-9

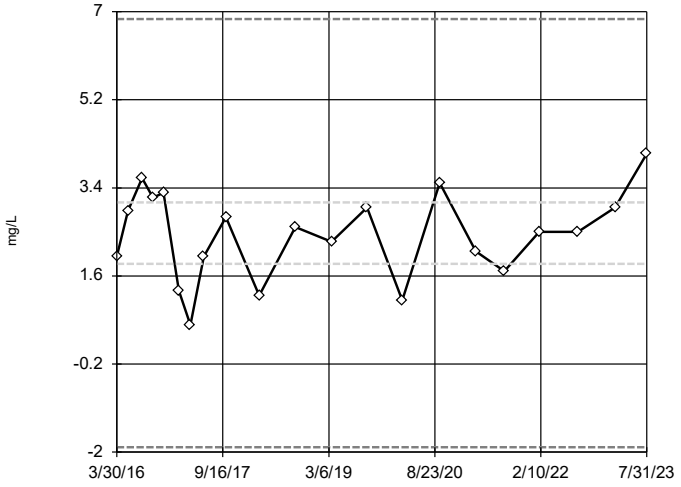

n = 21

No outliers found. Tukey's method selected by user.

Ladder of Powers transformations did not improve normality; analysis run on raw data.

High cutoff = 6.85, low cutoff = -1.9, based on IQR multiplier of 3.

Constituent: Sulfate, total Analysis Run 4/8/2024 5:31 PM View: Outliers

Plant Bowen Data: Bowen 1, 2, 9, and 10

Sanitas™ v.10.0.16b Software licensed to . UG

Tukey's Outlier Screening

GWA-1 (bg)

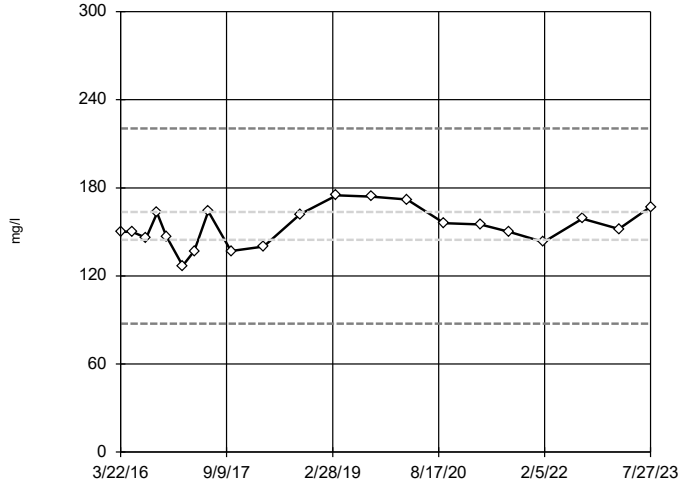

n = 21

No outliers found. Tukey's method selected by user.

Ladder of Powers transformations did not improve normality; analysis run on raw data.

High cutoff = 220.5, low cutoff = 87.5, based on IQR multiplier of 3.

Constituent: Total Dissolved Solids [TDS] Analysis Run 4/8/2024 5:31 PM View: Outliers

Plant Bowen Data: Bowen 1, 2, 9, and 10

Sanitas™ v.10.0.16b Software licensed to . UG

Tukey's Outlier Screening

GWA-2 (bg)

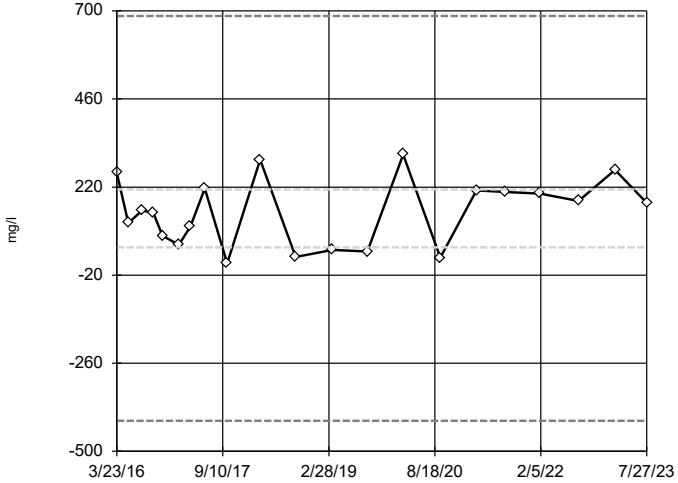

n = 21

No outliers found. Tukey's method selected by user.

Ladder of Powers transformations did not improve normality; analysis run on raw data.

High cutoff = 686, low cutoff = -416.5, based on IQR multiplier of 3.

Constituent: Total Dissolved Solids [TDS] Analysis Run 4/8/2024 5:31 PM View: Outliers

Plant Bowen Data: Bowen 1, 2, 9, and 10

Sanitas™ v.10.0.16b Software licensed to . UG

Tukey's Outlier Screening

GWA-2R (bg)

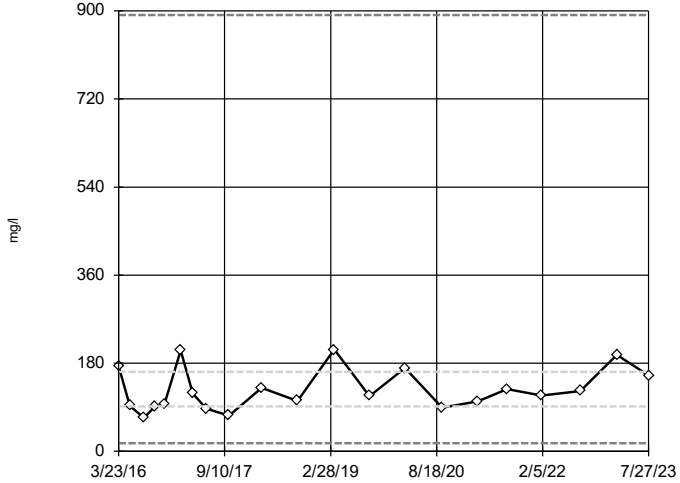

n = 21

No outliers found. Tukey's method selected by user.

Data were natural log transformed to achieve best W statistic (graph shown in original units).

High cutoff = 891.8, low cutoff = 16.74, based on IQR multiplier of 3.

Constituent: Total Dissolved Solids [TDS] Analysis Run 4/8/2024 5:31 PM View: Outliers

Plant Bowen Data: Bowen 1, 2, 9, and 10

Sanitas™ v.10.0.16b Software licensed to . UG

Tukey's Outlier Screening

GWA-39RZ (bg)

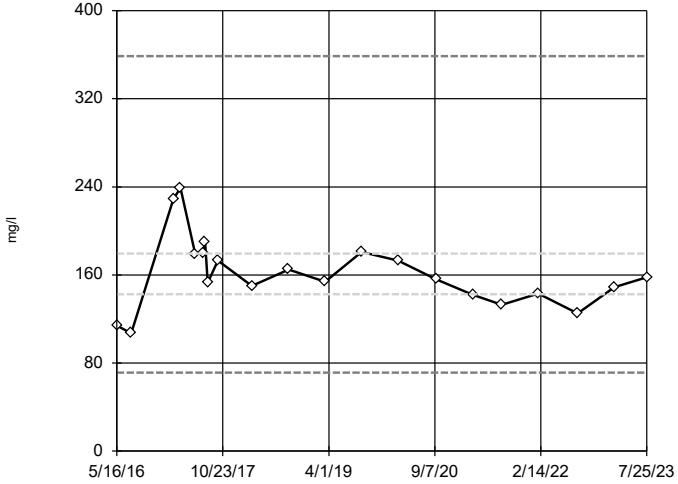

n = 21

No outliers found. Tukey's method selected by user.

Data were natural log transformed to achieve best W statistic (graph shown in original units).

High cutoff = 358.8, low cutoff = 71.3, based on IQR multiplier of 3.

Constituent: Total Dissolved Solids [TDS] Analysis Run 4/8/2024 5:31 PM View: Outliers

Plant Bowen Data: Bowen 1, 2, 9, and 10

Sanitas™ v.10.0.16b Software licensed to . UG

Tukey's Outlier Screening

GWA-39Z (bg)

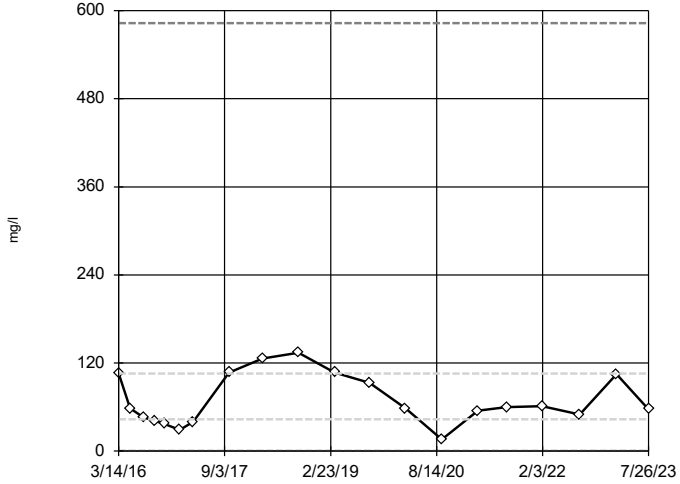

n = 20

No outliers found. Tukey's method selected by user.

Data were cube root transformed to achieve best W statistic (graph shown in original units).

High cutoff = 583, low cutoff = -0.001441, based on IQR multiplier of 3.

Constituent: Total Dissolved Solids [TDS] Analysis Run 4/8/2024 5:31 PM View: Outliers

Plant Bowen Data: Bowen 1, 2, 9, and 10

Sanitas™ v.10.0.16b Software licensed to . UG

Tukey's Outlier Screening

GWA-3A (bg)

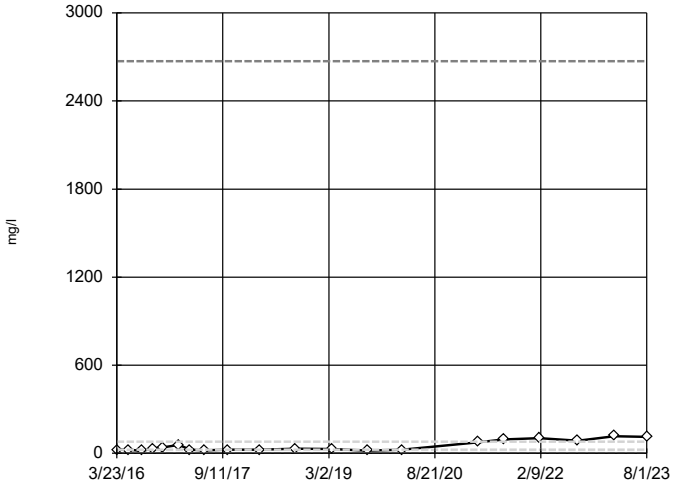

n = 20

No outliers found. Tukey's method selected by user.

Data were natural log transformed to achieve best W statistic (graph shown in original units).

High cutoff = 2671, low cutoff = 0.7523, based on IQR multiplier of 3.

Constituent: Total Dissolved Solids [TDS] Analysis Run 4/8/2024 5:31 PM View: Outliers
Plant Bowen Data: Bowen 1, 2, 9, and 10

Sanitas™ v.10.0.16b Software licensed to . UG

Tukey's Outlier Screening

GWA-40 (bg)

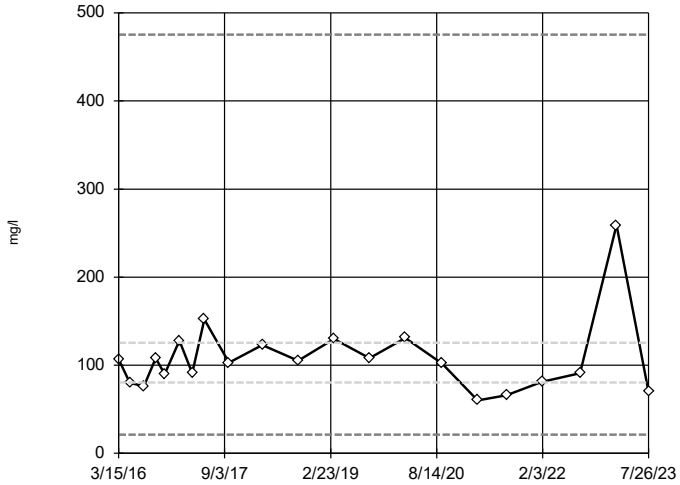

n = 21

No outliers found. Tukey's method selected by user.

Data were natural log transformed to achieve best W statistic (graph shown in original units).

High cutoff = 475.2, low cutoff = 21.26, based on IQR multiplier of 3.

Constituent: Total Dissolved Solids [TDS] Analysis Run 4/8/2024 5:31 PM View: Outliers
Plant Bowen Data: Bowen 1, 2, 9, and 10

Sanitas™ v.10.0.16b Software licensed to . UG

Tukey's Outlier Screening

GWA-41 (bg)

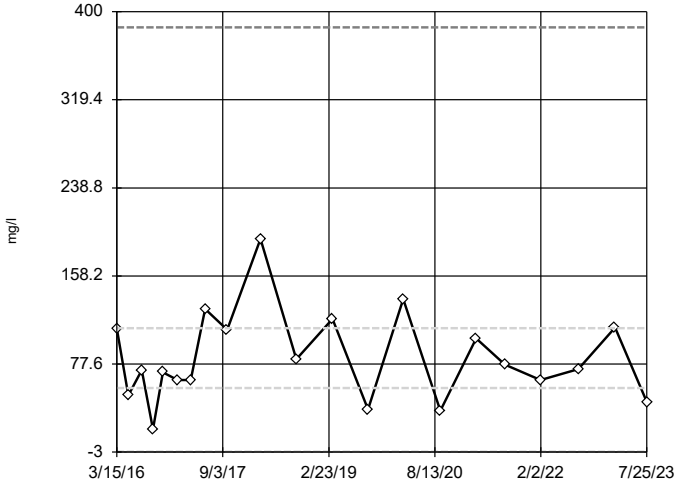

n = 21

No outliers found. Tukey's method selected by user.

Data were square root transformed to achieve best W statistic (graph shown in original units).

High cutoff = 385.8, low cutoff = -2.759, based on IQR multiplier of 3.

Constituent: Total Dissolved Solids [TDS] Analysis Run 4/8/2024 5:31 PM View: Outliers
Plant Bowen Data: Bowen 1, 2, 9, and 10

Sanitas™ v.10.0.16b Software licensed to . UG

Tukey's Outlier Screening

GWA-41R (bg)

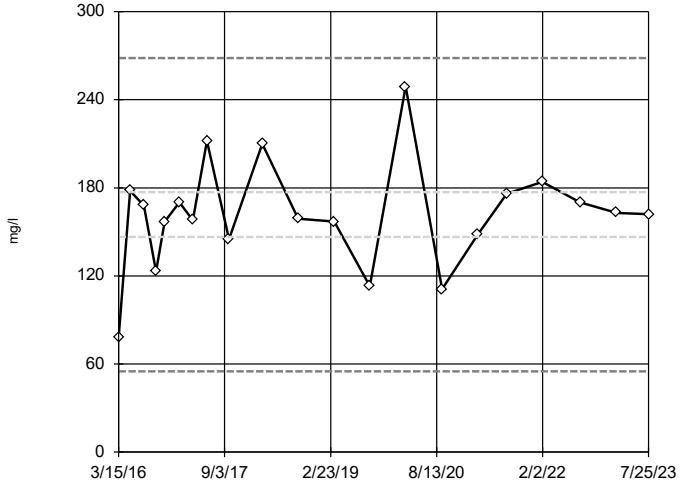

n = 21

No outliers found. Tukey's method selected by user.

Ladder of Powers transformations did not improve normality; analysis run on raw data.

High cutoff = 268.5, low cutoff = 55, based on IQR multiplier of 3.

Constituent: Total Dissolved Solids [TDS] Analysis Run 4/8/2024 5:31 PM View: Outliers
Plant Bowen Data: Bowen 1, 2, 9, and 10

Sanitas™ v.10.0.16b Software licensed to . UG

Tukey's Outlier Screening

GWA-42 (bg)

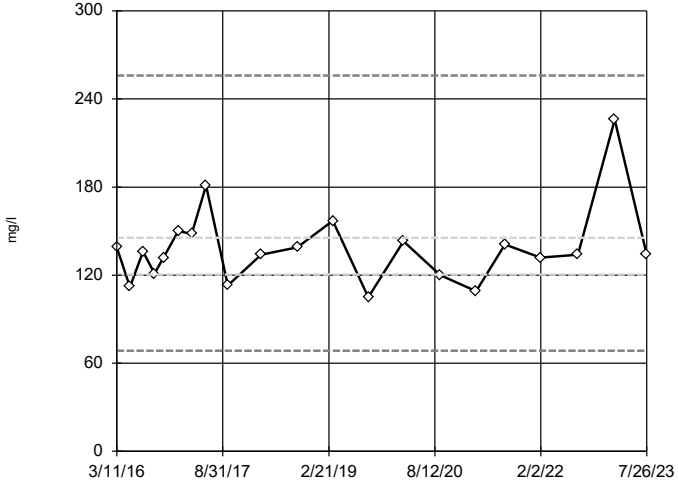

n = 21

No outliers found. Tukey's method selected by user.

Data were natural log transformed to achieve best W statistic (graph shown in original units).

High cutoff = 256, low cutoff = 68.48, based on IQR multiplier of 3.

Constituent: Total Dissolved Solids [TDS] Analysis Run 4/8/2024 5:31 PM View: Outliers
Plant Bowen Data: Bowen 1, 2, 9, and 10

Sanitas™ v.10.0.16b Software licensed to . UG

Tukey's Outlier Screening

GWA-43 (bg)



n = 21

No outliers found. Tukey's method selected by user.

Data were natural log transformed to achieve best W statistic (graph shown in original units).

High cutoff = 383.5, low cutoff = 3.225, based on IQR multiplier of 3.

Constituent: Total Dissolved Solids [TDS] Analysis Run 4/8/2024 5:31 PM View: Outliers
Plant Bowen Data: Bowen 1, 2, 9, and 10

Sanitas™ v.10.0.16b Software licensed to . UG

Tukey's Outlier Screening

GWA-43R (bg)

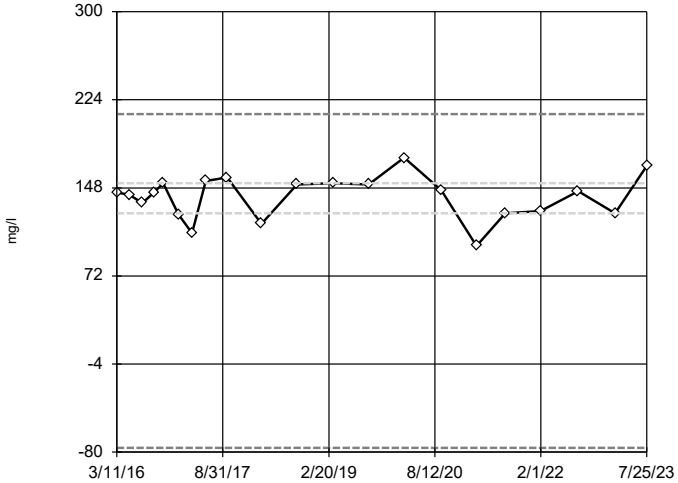

n = 21

No outliers found. Tukey's method selected by user.

Data were square transformed to achieve best W statistic (graph shown in original units).

High cutoff = 211.6, low cutoff = -76.21, based on IQR multiplier of 3.

Constituent: Total Dissolved Solids [TDS] Analysis Run 4/8/2024 5:31 PM View: Outliers
Plant Bowen Data: Bowen 1, 2, 9, and 10

Sanitas™ v.10.0.16b Software licensed to . UG

Tukey's Outlier Screening

GWA-4RZ (bg)

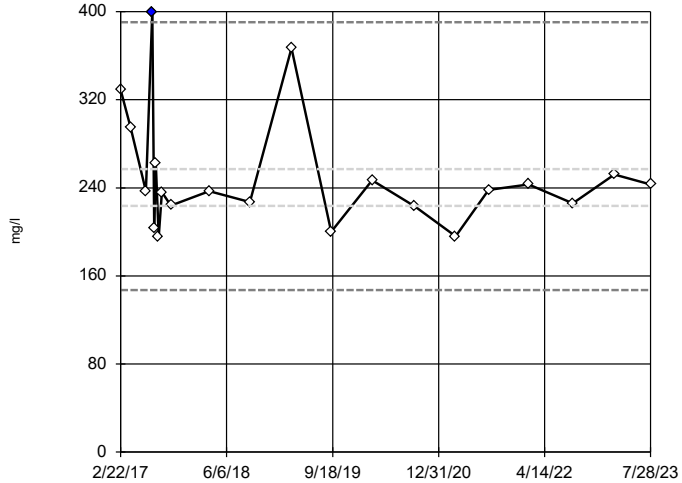

n = 21

Outlier is drawn as solid. Tukey's method selected by user.

Data were natural log transformed to achieve best W statistic (graph shown in original units).

High cutoff = 390.5, low cutoff = 147.1, based on IQR multiplier of 3.

Constituent: Total Dissolved Solids [TDS] Analysis Run 4/8/2024 5:31 PM View: Outliers
Plant Bowen Data: Bowen 1, 2, 9, and 10

Sanitas™ v.10.0.16b Software licensed to . UG

Tukey's Outlier Screening

GWA-50 (bg)

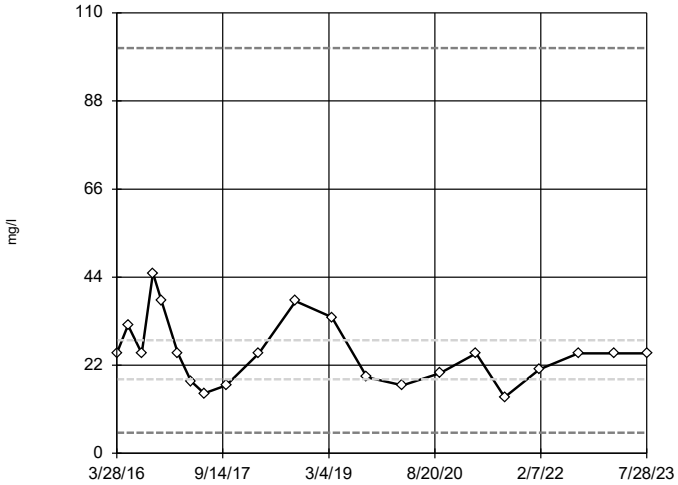

n = 21

No outliers found. Tukey's method selected by user.

Data were natural log transformed to achieve best W statistic (graph shown in original units).

High cutoff = 101.2, low cutoff = 5.169, based on IQR multiplier of 3.

Constituent: Total Dissolved Solids [TDS] Analysis Run 4/8/2024 5:31 PM View: Outliers

Plant Bowen Data: Bowen 1, 2, 9, and 10

Sanitas™ v.10.0.16b Software licensed to . UG

Tukey's Outlier Screening

GWA-50R (bg)

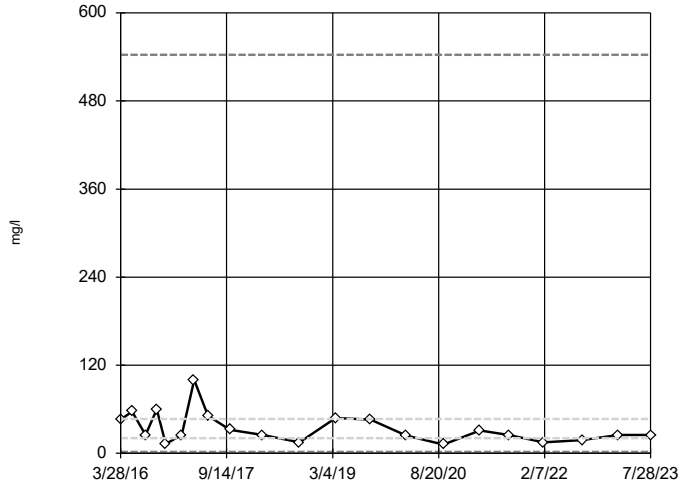

n = 21

No outliers found. Tukey's method selected by user.

Data were natural log transformed to achieve best W statistic (graph shown in original units).

High cutoff = 543, low cutoff = 1.799, based on IQR multiplier of 3.

Constituent: Total Dissolved Solids [TDS] Analysis Run 4/8/2024 5:31 PM View: Outliers

Plant Bowen Data: Bowen 1, 2, 9, and 10

Sanitas™ v.10.0.16b Software licensed to . UG

Tukey's Outlier Screening

GWC-10

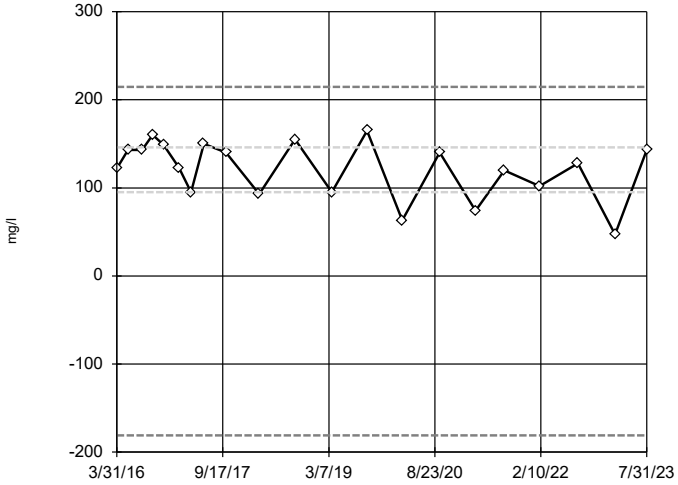

n = 21

No outliers found. Tukey's method selected by user.

Data were cube transformed to achieve best W statistic (graph shown in original units).

High cutoff = 214.7, low cutoff = -180.9, based on IQR multiplier of 3.

Constituent: Total Dissolved Solids [TDS] Analysis Run 4/8/2024 5:31 PM View: Outliers

Plant Bowen Data: Bowen 1, 2, 9, and 10

Sanitas™ v.10.0.16b Software licensed to . UG

Tukey's Outlier Screening

GWC-10R

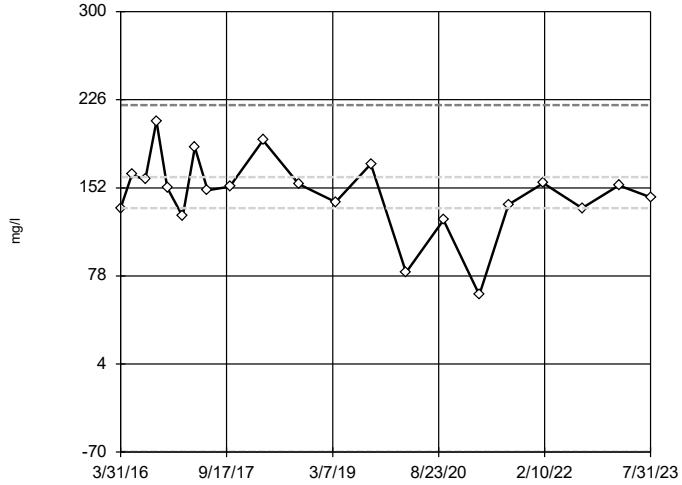

n = 21

No outliers found. Tukey's method selected by user.

Data were square transformed to achieve best W statistic (graph shown in original units).

High cutoff = 221.4, low cutoff = -69.82, based on IQR multiplier of 3.

Constituent: Total Dissolved Solids [TDS] Analysis Run 4/8/2024 5:31 PM View: Outliers

Plant Bowen Data: Bowen 1, 2, 9, and 10

Sanitas™ v.10.0.16b Software licensed to . UG

Tukey's Outlier Screening

GWC-11

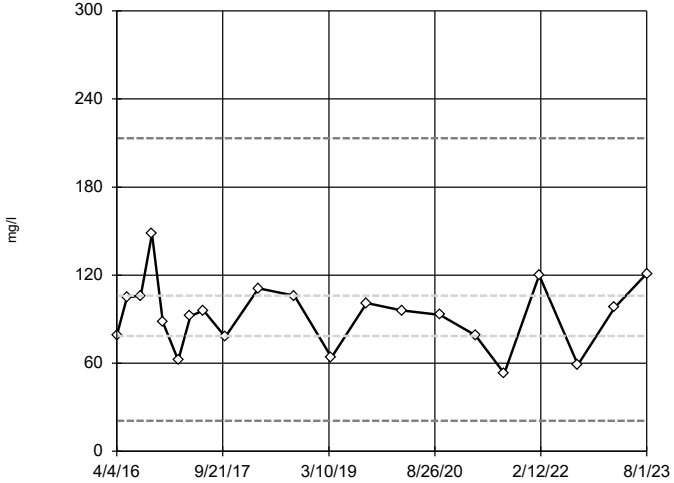

n = 21

No outliers found. Tukey's method selected by user.

Data were square root transformed to achieve best W statistic (graph shown in original units).

High cutoff = 213.2, low cutoff = 20.73, based on IQR multiplier of 3.

Constituent: Total Dissolved Solids [TDS] Analysis Run 4/8/2024 5:31 PM View: Outliers

Plant Bowen Data: Bowen 1, 2, 9, and 10

Sanitas™ v.10.0.16b Software licensed to . UG

Tukey's Outlier Screening

GWC-11R

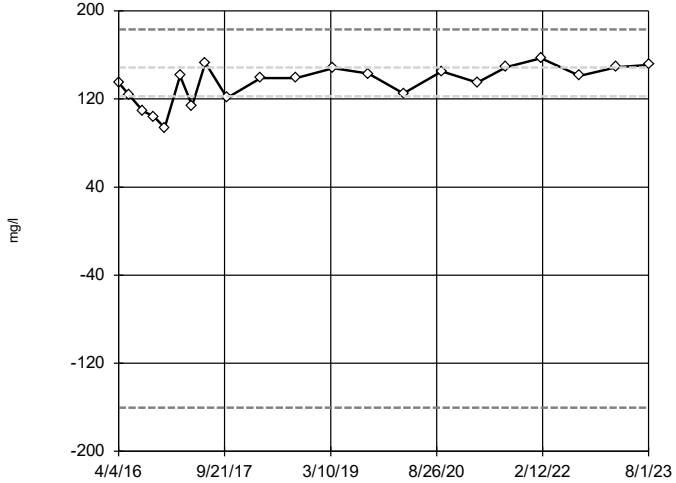

n = 21

No outliers found. Tukey's method selected by user.

Data were x^5 transformed to achieve best W statistic (graph shown in original units).

High cutoff = 183.1, low cutoff = -160.4, based on IQR multiplier of 3.

Constituent: Total Dissolved Solids [TDS] Analysis Run 4/8/2024 5:31 PM View: Outliers

Plant Bowen Data: Bowen 1, 2, 9, and 10

Sanitas™ v.10.0.16b Software licensed to . UG

Tukey's Outlier Screening

GWC-12

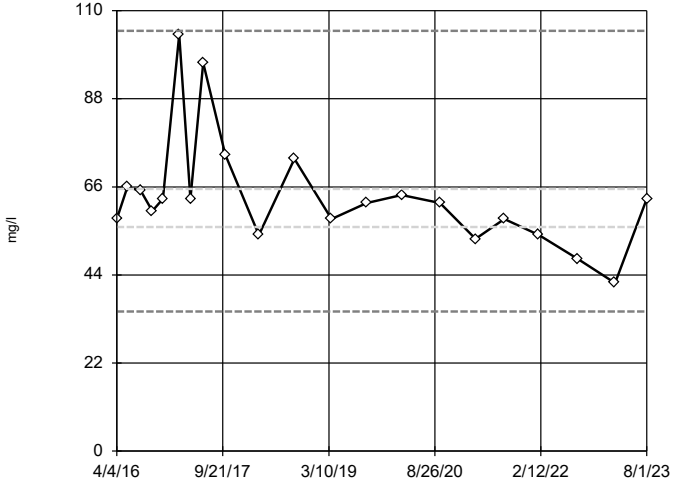

n = 21

No outliers found. Tukey's method selected by user.

Data were natural log transformed to achieve best W statistic (graph shown in original units).

High cutoff = 105, low cutoff = 34.91, based on IQR multiplier of 3.

Constituent: Total Dissolved Solids [TDS] Analysis Run 4/8/2024 5:31 PM View: Outliers

Plant Bowen Data: Bowen 1, 2, 9, and 10

Sanitas™ v.10.0.16b Software licensed to . UG

Tukey's Outlier Screening

GWC-13

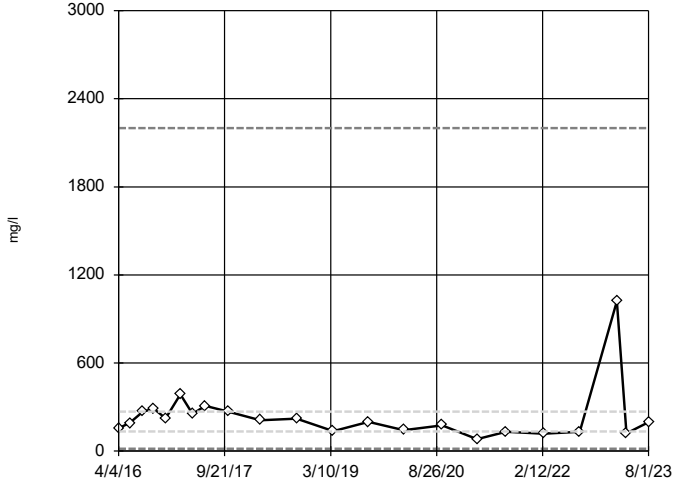

n = 22

No outliers found. Tukey's method selected by user.

Data were natural log transformed to achieve best W statistic (graph shown in original units).

High cutoff = 2201, low cutoff = 16.31, based on IQR multiplier of 3.

Constituent: Total Dissolved Solids [TDS] Analysis Run 4/8/2024 5:31 PM View: Outliers

Plant Bowen Data: Bowen 1, 2, 9, and 10

Sanitas™ v.10.0.16b Software licensed to . UG

Tukey's Outlier Screening

GWC-13RZ

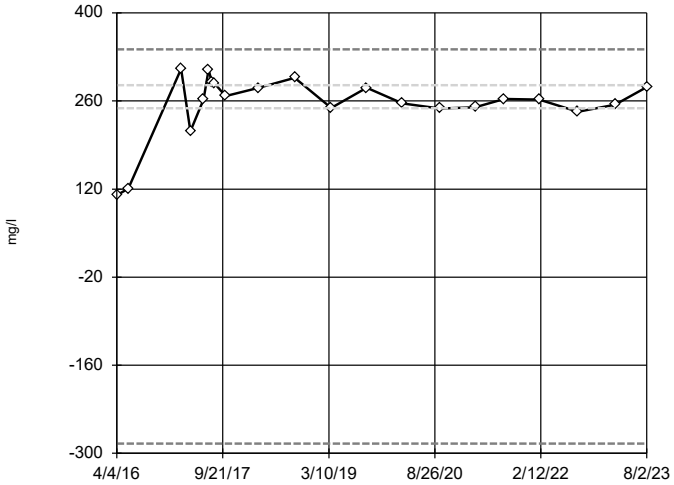

n = 21

No outliers found.
Tukey's method selected by user.

Data were x^5 transformed to achieve best W statistic (graph shown in original units).

High cutoff = 342.1, low cutoff = -284.3, based on IQR multiplier of 3.

Constituent: Total Dissolved Solids [TDS] Analysis Run 4/8/2024 5:31 PM View: Outliers
Plant Bowen Data: Bowen 1, 2, 9, and 10

Sanitas™ v.10.0.16b Software licensed to . UG

Tukey's Outlier Screening

GWC-14Z

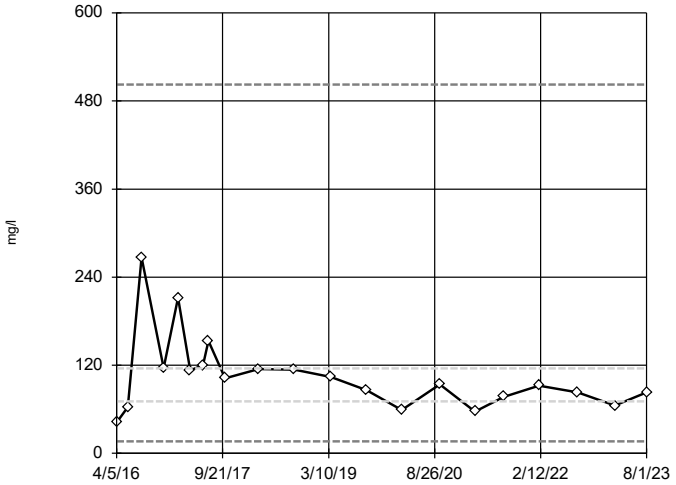

n = 21

No outliers found.
Tukey's method selected by user.

Data were natural log transformed to achieve best W statistic (graph shown in original units).

High cutoff = 502.6, low cutoff = 16.26, based on IQR multiplier of 3.

Constituent: Total Dissolved Solids [TDS] Analysis Run 4/8/2024 5:31 PM View: Outliers
Plant Bowen Data: Bowen 1, 2, 9, and 10

Sanitas™ v.10.0.16b Software licensed to . UG

Tukey's Outlier Screening

GWC-15R

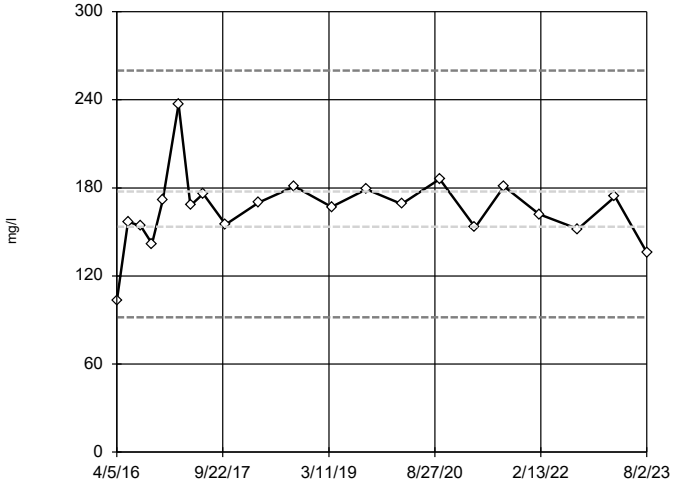

n = 21

No outliers found.
Tukey's method selected by user.

Data were square root transformed to achieve best W statistic (graph shown in original units).

High cutoff = 259.9, low cutoff = 91.96, based on IQR multiplier of 3.

Constituent: Total Dissolved Solids [TDS] Analysis Run 4/8/2024 5:31 PM View: Outliers
Plant Bowen Data: Bowen 1, 2, 9, and 10

Sanitas™ v.10.0.16b Software licensed to . UG

Tukey's Outlier Screening

GWC-15Z

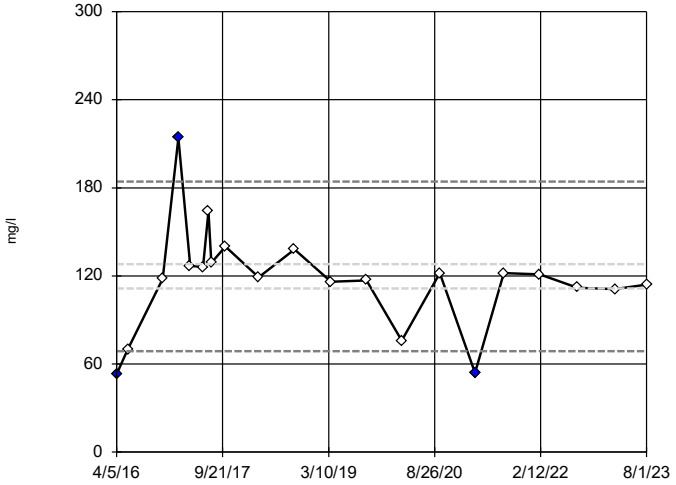

n = 21

Outliers are drawn as solid.
Tukey's method selected by user.

Data were square root transformed to achieve best W statistic (graph shown in original units).

High cutoff = 184.3, low cutoff = 68.83, based on IQR multiplier of 3.

Constituent: Total Dissolved Solids [TDS] Analysis Run 4/8/2024 5:31 PM View: Outliers
Plant Bowen Data: Bowen 1, 2, 9, and 10

Sanitas™ v.10.0.16b Software licensed to . UG

Tukey's Outlier Screening

GWC-44

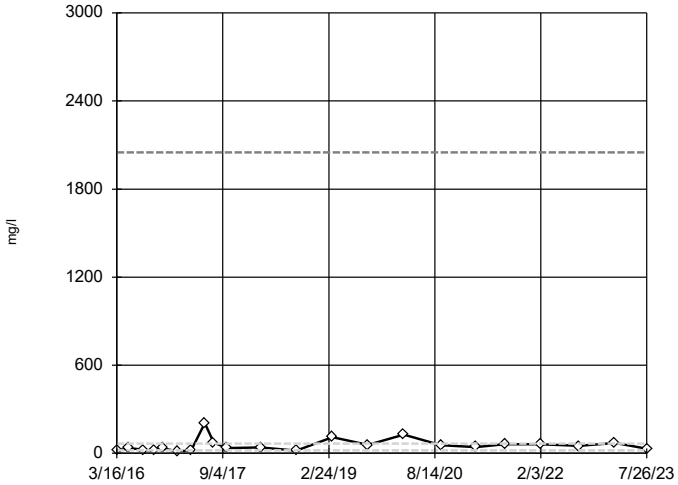

n = 22

No outliers found. Tukey's method selected by user.

Data were natural log transformed to achieve best W statistic (graph shown in original units).

High cutoff = 2049, low cutoff = 0.6965, based on IQR multiplier of 3.

Constituent: Total Dissolved Solids [TDS] Analysis Run 4/8/2024 5:31 PM View: Outliers

Plant Bowen Data: Bowen 1, 2, 9, and 10

Sanitas™ v.10.0.16b Software licensed to . UG

Tukey's Outlier Screening

GWC-45

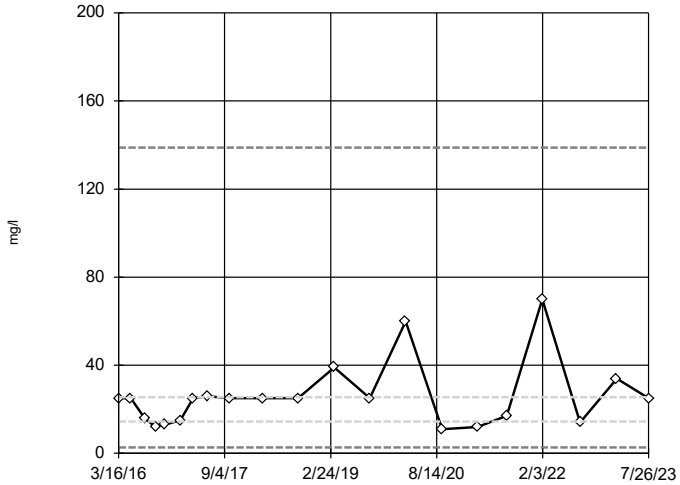

n = 21

No outliers found. Tukey's method selected by user.

Data were natural log transformed to achieve best W statistic (graph shown in original units).

High cutoff = 138.8, low cutoff = 2.661, based on IQR multiplier of 3.

Constituent: Total Dissolved Solids [TDS] Analysis Run 4/8/2024 5:31 PM View: Outliers

Plant Bowen Data: Bowen 1, 2, 9, and 10

Sanitas™ v.10.0.16b Software licensed to . UG

Tukey's Outlier Screening

GWC-45R

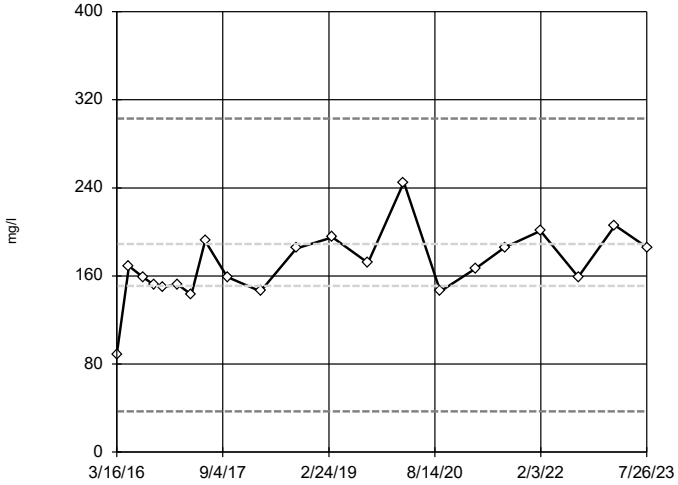

n = 21

No outliers found. Tukey's method selected by user.

Ladder of Powers transformations did not improve normality; analysis run on raw data.

High cutoff = 303, low cutoff = 37, based on IQR multiplier of 3.

Constituent: Total Dissolved Solids [TDS] Analysis Run 4/8/2024 5:31 PM View: Outliers

Plant Bowen Data: Bowen 1, 2, 9, and 10

Sanitas™ v.10.0.16b Software licensed to . UG

Tukey's Outlier Screening

GWC-46R

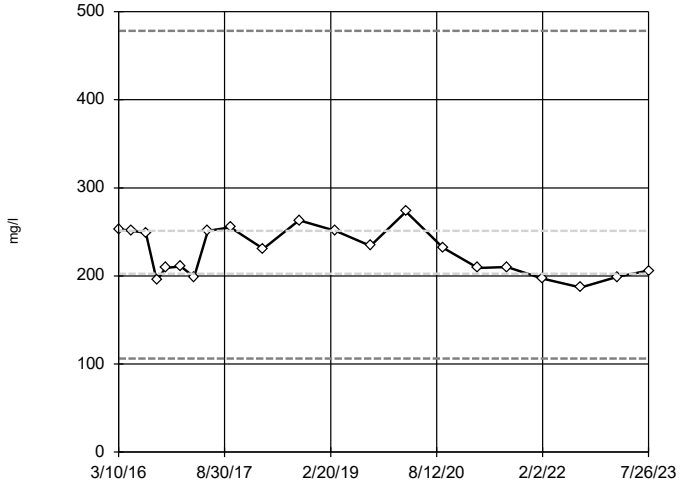

n = 21

No outliers found. Tukey's method selected by user.

Data were natural log transformed to achieve best W statistic (graph shown in original units).

High cutoff = 478.2, low cutoff = 106.3, based on IQR multiplier of 3.

Constituent: Total Dissolved Solids [TDS] Analysis Run 4/8/2024 5:31 PM View: Outliers

Plant Bowen Data: Bowen 1, 2, 9, and 10

Sanitas™ v.10.0.16b Software licensed to . UG

Tukey's Outlier Screening

GWC-47

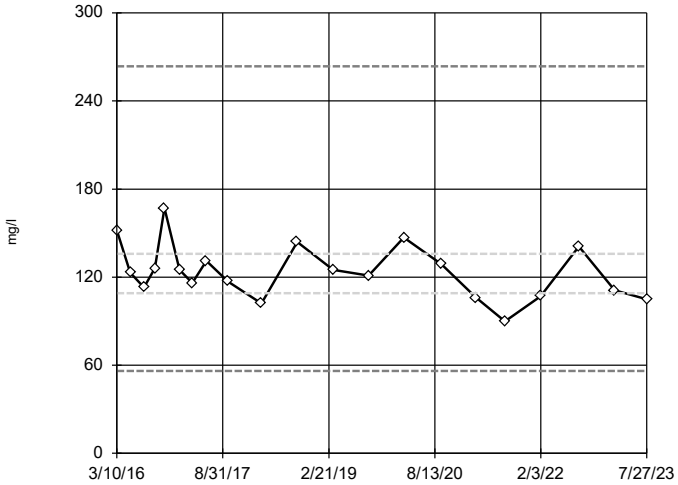

n = 21

No outliers found. Tukey's method selected by user.

Data were natural log transformed to achieve best W statistic (graph shown in original units).

High cutoff = 263.6, low cutoff = 56.19, based on IQR multiplier of 3.

Constituent: Total Dissolved Solids [TDS] Analysis Run 4/8/2024 5:31 PM View: Outliers

Plant Bowen Data: Bowen 1, 2, 9, and 10

Sanitas™ v.10.0.16b Software licensed to . UG

Tukey's Outlier Screening

GWC-47R

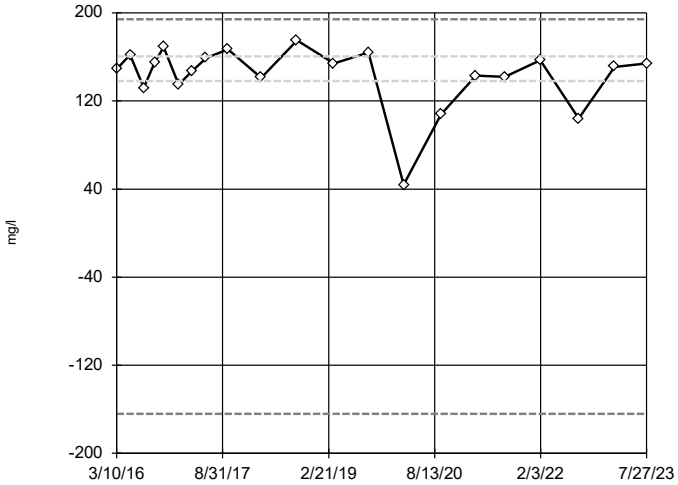

n = 21

No outliers found. Tukey's method selected by user.

Data were x^5 transformed to achieve best W statistic (graph shown in original units).

High cutoff = 194.1, low cutoff = -164, based on IQR multiplier of 3.

Constituent: Total Dissolved Solids [TDS] Analysis Run 4/8/2024 5:31 PM View: Outliers

Plant Bowen Data: Bowen 1, 2, 9, and 10

Sanitas™ v.10.0.16b Software licensed to . UG

Tukey's Outlier Screening

GWC-48

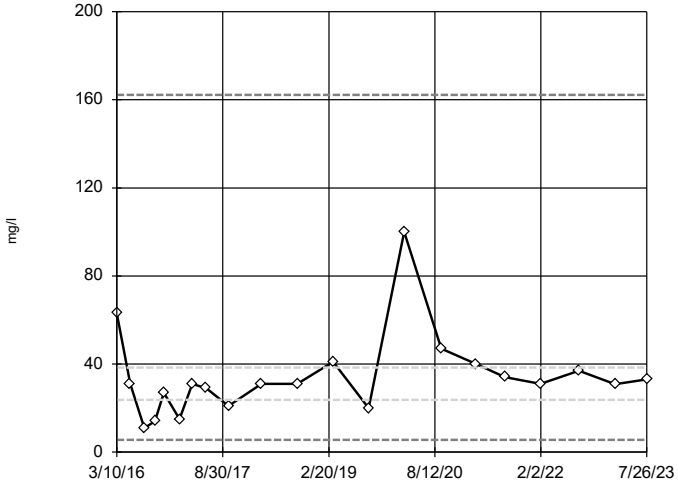

n = 21

No outliers found. Tukey's method selected by user.

Data were natural log transformed to achieve best W statistic (graph shown in original units).

High cutoff = 162.2, low cutoff = 5.646, based on IQR multiplier of 3.

Constituent: Total Dissolved Solids [TDS] Analysis Run 4/8/2024 5:31 PM View: Outliers

Plant Bowen Data: Bowen 1, 2, 9, and 10

Sanitas™ v.10.0.16b Software licensed to . UG

Tukey's Outlier Screening

GWC-49R

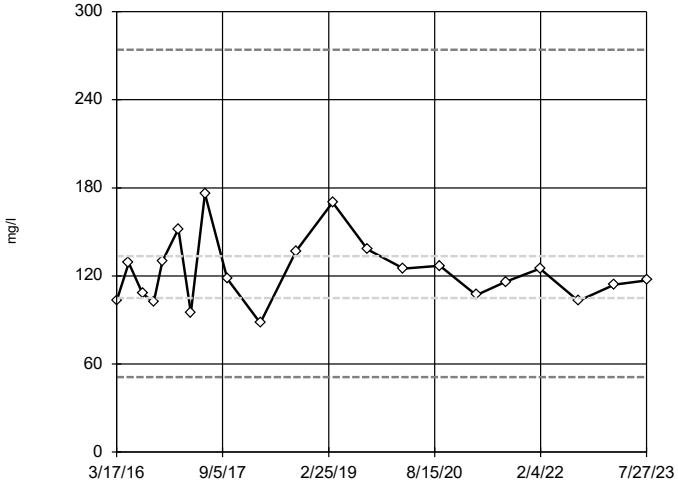

n = 21

No outliers found. Tukey's method selected by user.

Data were natural log transformed to achieve best W statistic (graph shown in original units).

High cutoff = 274.2, low cutoff = 51.1, based on IQR multiplier of 3.

Constituent: Total Dissolved Solids [TDS] Analysis Run 4/8/2024 5:31 PM View: Outliers

Plant Bowen Data: Bowen 1, 2, 9, and 10

Sanitas™ v.10.0.16b Software licensed to . UG

Tukey's Outlier Screening

GWC-49Z

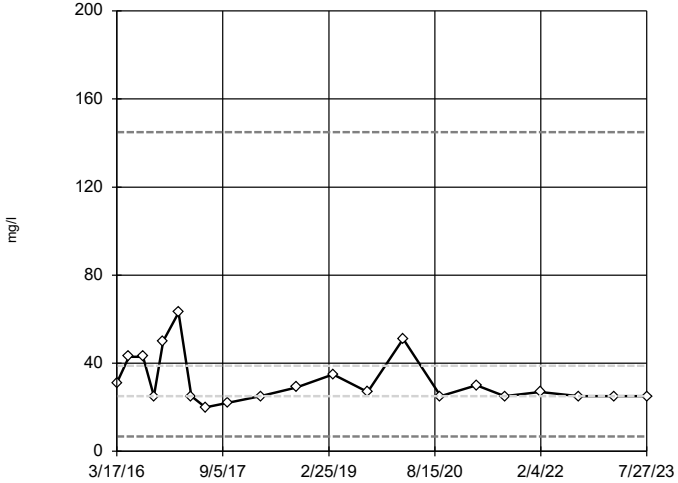

n = 21

No outliers found. Tukey's method selected by user.

Data were natural log transformed to achieve best W statistic (graph shown in original units).

High cutoff = 145, low cutoff = 6.69, based on IQR multiplier of 3.

Constituent: Total Dissolved Solids [TDS] Analysis Run 4/8/2024 5:31 PM View: Outliers

Plant Bowen Data: Bowen 1, 2, 9, and 10

Sanitas™ v.10.0.16b Software licensed to . UG

Tukey's Outlier Screening

GWC-5

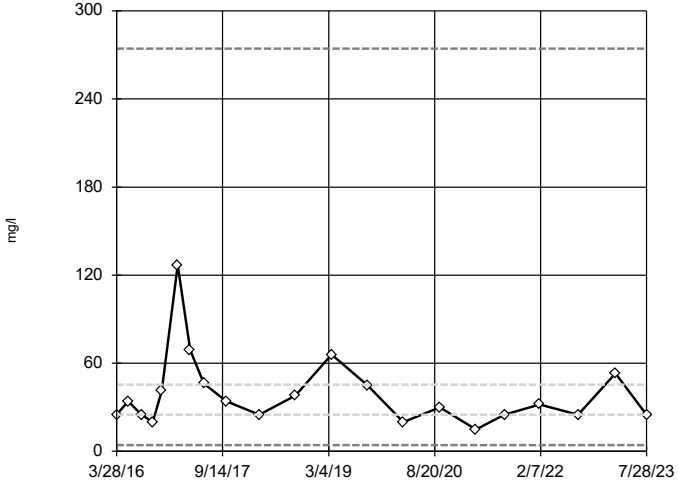

n = 21

No outliers found. Tukey's method selected by user.

Data were natural log transformed to achieve best W statistic (graph shown in original units).

High cutoff = 274.2, low cutoff = 4.148, based on IQR multiplier of 3.

Constituent: Total Dissolved Solids [TDS] Analysis Run 4/8/2024 5:31 PM View: Outliers

Plant Bowen Data: Bowen 1, 2, 9, and 10

Sanitas™ v.10.0.16b Software licensed to . UG

Tukey's Outlier Screening

GWC-6

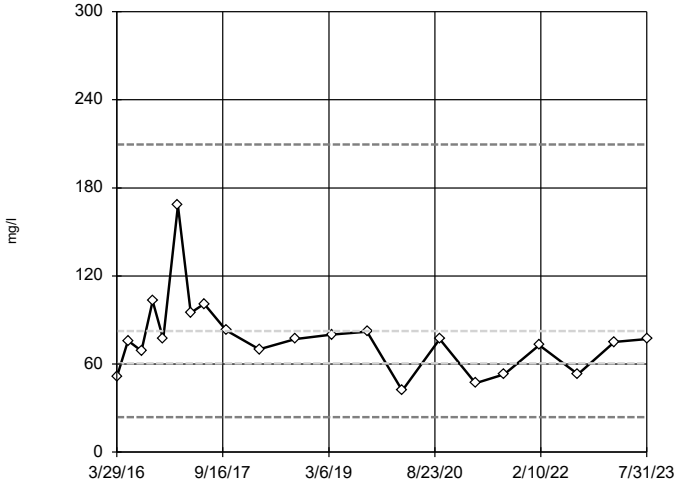

n = 21

No outliers found. Tukey's method selected by user.

Data were natural log transformed to achieve best W statistic (graph shown in original units).

High cutoff = 209.5, low cutoff = 23.82, based on IQR multiplier of 3.

Constituent: Total Dissolved Solids [TDS] Analysis Run 4/8/2024 5:31 PM View: Outliers

Plant Bowen Data: Bowen 1, 2, 9, and 10

Sanitas™ v.10.0.16b Software licensed to . UG

Tukey's Outlier Screening

GWC-6RZ

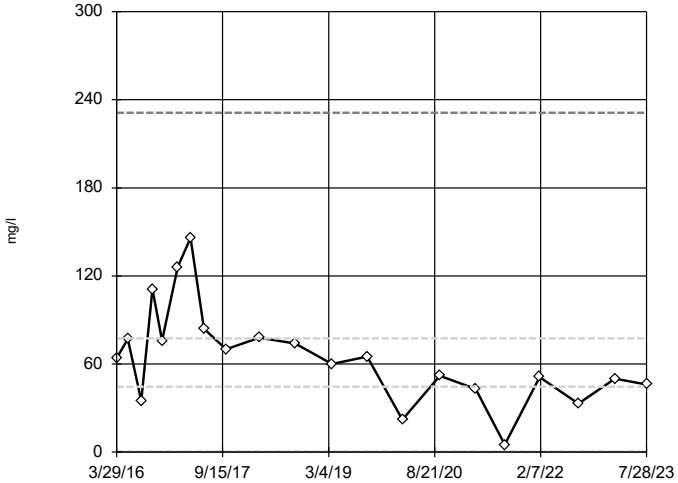

n = 21

No outliers found. Tukey's method selected by user.

Data were square root transformed to achieve best W statistic (graph shown in original units).

High cutoff = 231.2, low cutoff = 0.0726, based on IQR multiplier of 3.

Constituent: Total Dissolved Solids [TDS] Analysis Run 4/8/2024 5:31 PM View: Outliers

Plant Bowen Data: Bowen 1, 2, 9, and 10

Sanitas™ v.10.0.16b Software licensed to . UG

Tukey's Outlier Screening

GWC-7Z

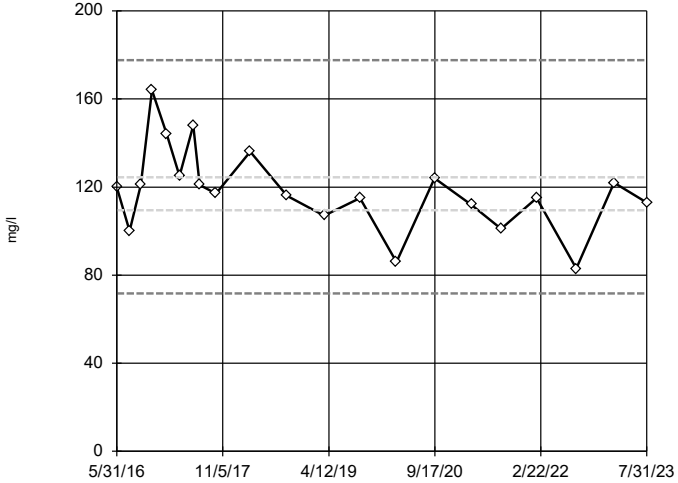

n = 21

No outliers found. Tukey's method selected by user.

Data were cube root transformed to achieve best W statistic (graph shown in original units).

High cutoff = 177.7, low cutoff = 71.76, based on IQR multiplier of 3.

Constituent: Total Dissolved Solids [TDS] Analysis Run 4/8/2024 5:31 PM View: Outliers

Plant Bowen Data: Bowen 1, 2, 9, and 10

Sanitas™ v.10.0.16b Software licensed to . UG

Tukey's Outlier Screening

GWC-8RR

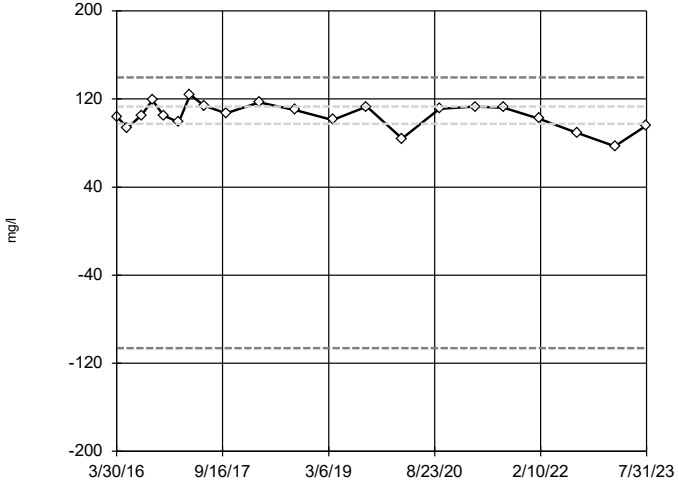

n = 21

No outliers found. Tukey's method selected by user.

Data were x^4 transformed to achieve best W statistic (graph shown in original units).

High cutoff = 139.7, low cutoff = -106.2, based on IQR multiplier of 3.

Constituent: Total Dissolved Solids [TDS] Analysis Run 4/8/2024 5:31 PM View: Outliers

Plant Bowen Data: Bowen 1, 2, 9, and 10

Sanitas™ v.10.0.16b Software licensed to . UG

Tukey's Outlier Screening

GWC-8Z

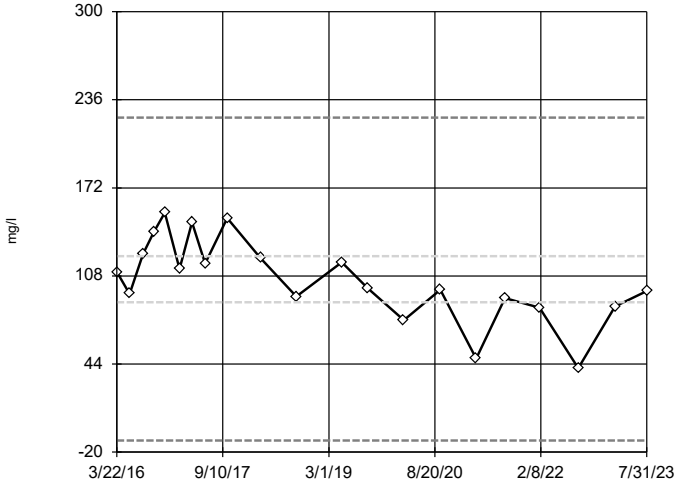

n = 21

No outliers found. Tukey's method selected by user.

Ladder of Powers transformations did not improve normality; analysis run on raw data.

High cutoff = 223, low cutoff = -11.5, based on IQR multiplier of 3.

Constituent: Total Dissolved Solids [TDS] Analysis Run 4/8/2024 5:31 PM View: Outliers

Plant Bowen Data: Bowen 1, 2, 9, and 10

Sanitas™ v.10.0.16b Software licensed to . UG

Tukey's Outlier Screening

GWC-9

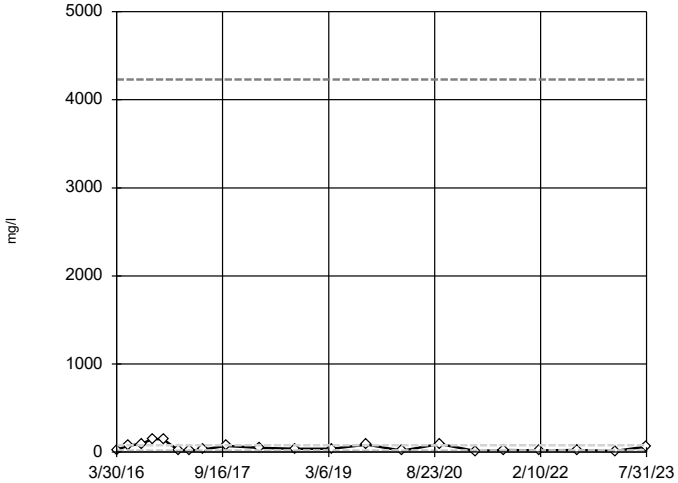

n = 21

No outliers found. Tukey's method selected by user.

Data were natural log transformed to achieve best W statistic (graph shown in original units).

High cutoff = 4231, low cutoff = 0.3763, based on IQR multiplier of 3.

Constituent: Total Dissolved Solids [TDS] Analysis Run 4/8/2024 5:31 PM View: Outliers

Plant Bowen Data: Bowen 1, 2, 9, and 10

Sanitas™ v.10.0.16b Software licensed to . UG

Tukey's Outlier Screening

GWA-1 (bg)

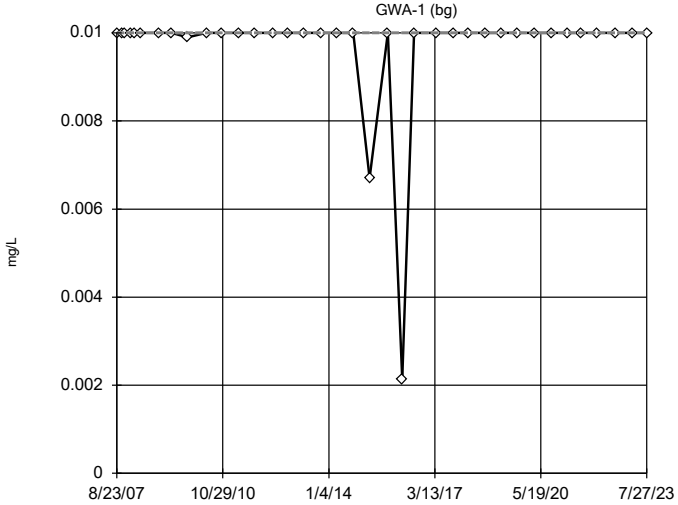

n = 37

No outliers found. Tukey's method selected by user.

Data were x^6 transformed to achieve best W statistic (graph shown in original units).

The results were invalidated, because the lower and upper quartiles are equal.

Constituent: Vanadium Analysis Run 4/8/2024 5:31 PM View: Outliers
Plant Bowen Data: Bowen 1, 2, 9, and 10

Sanitas™ v.10.0.16b Software licensed to . UG

Tukey's Outlier Screening

GWA-2 (bg)

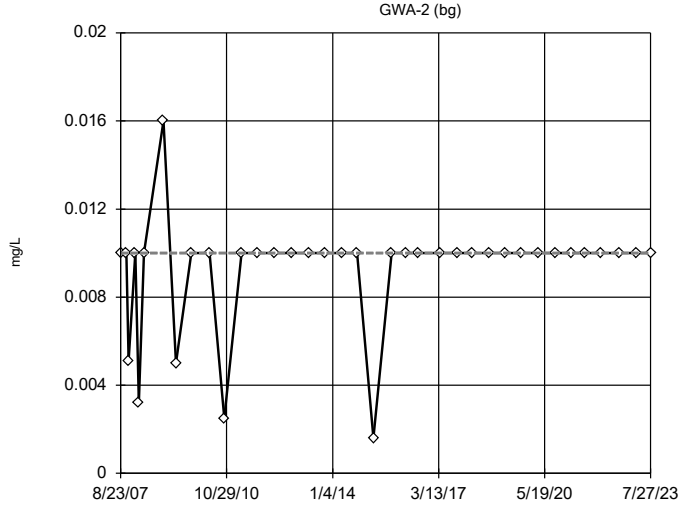

n = 37

No outliers found. Tukey's method selected by user.

Ladder of Powers transformations did not improve normality; analysis run on raw data.

The results were invalidated, because the lower and upper quartiles are equal.

Constituent: Vanadium Analysis Run 4/8/2024 5:31 PM View: Outliers
Plant Bowen Data: Bowen 1, 2, 9, and 10

Sanitas™ v.10.0.16b Software licensed to . UG

Tukey's Outlier Screening

GWA-2R (bg)

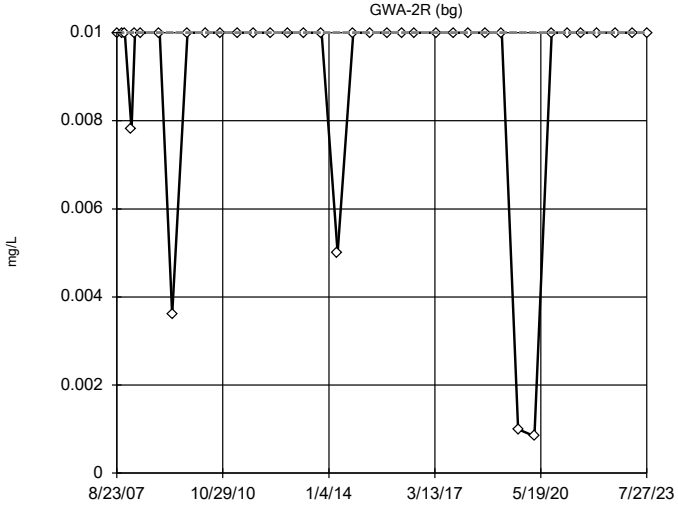

n = 37

No outliers found. Tukey's method selected by user.

Data were square transformed to achieve best W statistic (graph shown in original units).

The results were invalidated, because the lower and upper quartiles are equal.

Constituent: Vanadium Analysis Run 4/8/2024 5:31 PM View: Outliers
Plant Bowen Data: Bowen 1, 2, 9, and 10

Sanitas™ v.10.0.16b Software licensed to . UG

Tukey's Outlier Screening

GWA-39RZ (bg)

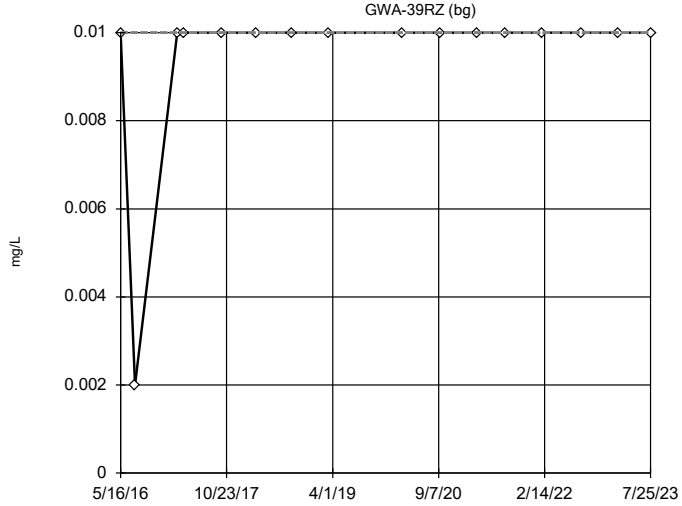

n = 16

No outliers found. Tukey's method selected by user.

Data were natural log transformed to achieve best W statistic (graph shown in original units).

The results were invalidated, because the lower and upper quartiles are equal.

Constituent: Vanadium Analysis Run 4/8/2024 5:31 PM View: Outliers
Plant Bowen Data: Bowen 1, 2, 9, and 10

Sanitas™ v.10.0.16b Software licensed to . UG

Tukey's Outlier Screening

GWA-39Z (bg)

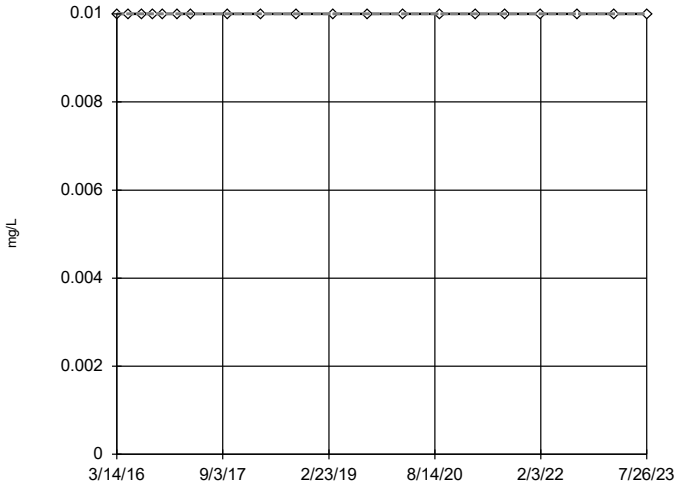

n = 20

No outliers found. Tukey's method selected by user.

Data were square root transformed to achieve best W statistic (graph shown in original units).

The results were invalidated, because the lower and upper quartiles are equal.

Constituent: Vanadium Analysis Run 4/8/2024 5:31 PM View: Outliers

Plant Bowen Data: Bowen 1, 2, 9, and 10

Sanitas™ v.10.0.16b Software licensed to . UG

Tukey's Outlier Screening

GWA-3A (bg)

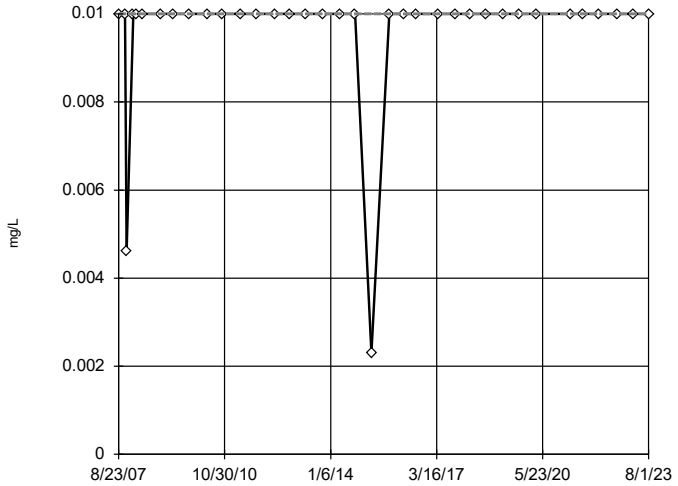

n = 36

No outliers found. Tukey's method selected by user.

Ladder of Powers transformations did not improve normality; analysis run on raw data.

The results were invalidated, because the lower and upper quartiles are equal.

Constituent: Vanadium Analysis Run 4/8/2024 5:31 PM View: Outliers

Plant Bowen Data: Bowen 1, 2, 9, and 10

Sanitas™ v.10.0.16b Software licensed to . UG

Tukey's Outlier Screening

GWA-40 (bg)

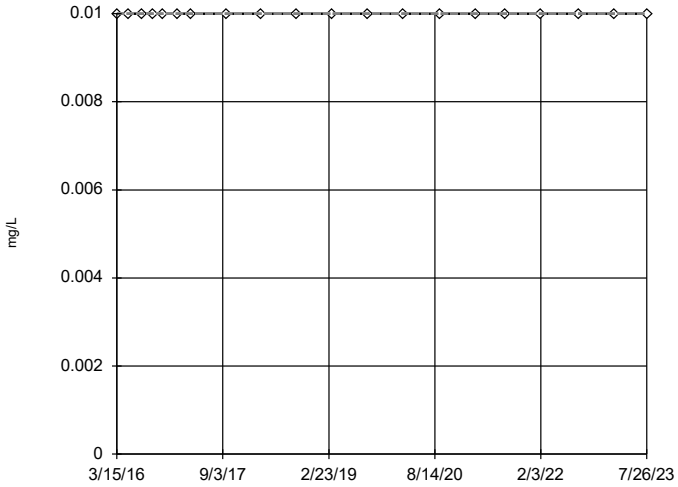

n = 20

No outliers found. Tukey's method selected by user.

Data were square root transformed to achieve best W statistic (graph shown in original units).

The results were invalidated, because the lower and upper quartiles are equal.

Constituent: Vanadium Analysis Run 4/8/2024 5:31 PM View: Outliers

Plant Bowen Data: Bowen 1, 2, 9, and 10

Sanitas™ v.10.0.16b Software licensed to . UG

Tukey's Outlier Screening

GWA-41 (bg)

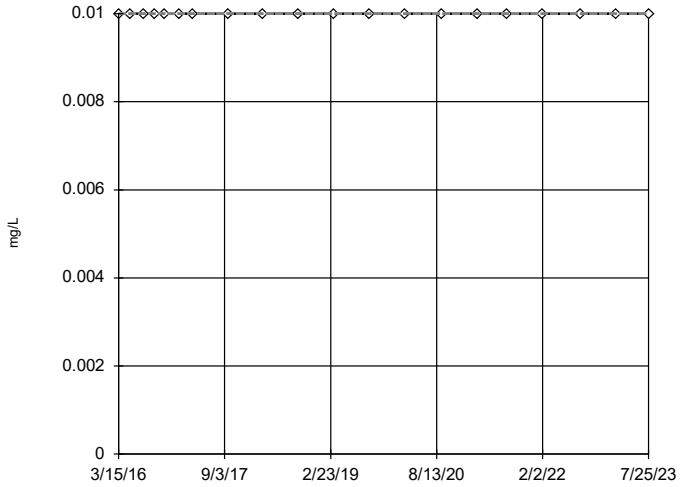

n = 20

No outliers found. Tukey's method selected by user.

Data were square root transformed to achieve best W statistic (graph shown in original units).

The results were invalidated, because the lower and upper quartiles are equal.

Constituent: Vanadium Analysis Run 4/8/2024 5:31 PM View: Outliers

Plant Bowen Data: Bowen 1, 2, 9, and 10

Sanitas™ v.10.0.16b Software licensed to . UG

Tukey's Outlier Screening

GWA-41R (bg)

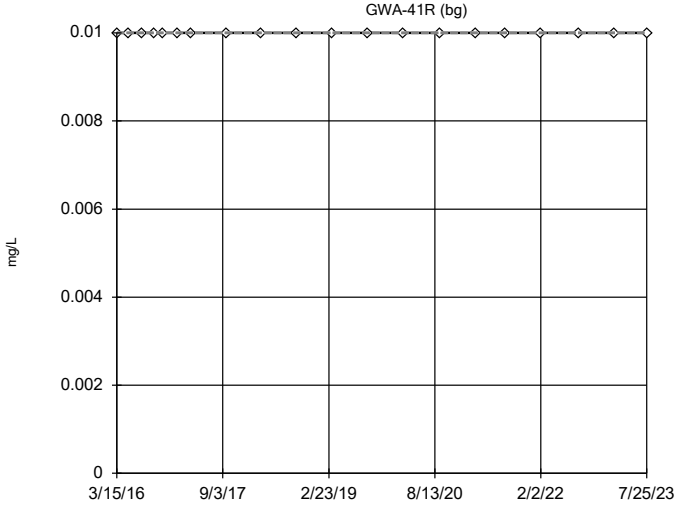

n = 20

No outliers found. Tukey's method selected by user.

Data were square root transformed to achieve best W statistic (graph shown in original units).

The results were invalidated, because the lower and upper quartiles are equal.

Constituent: Vanadium Analysis Run 4/8/2024 5:31 PM View: Outliers

Plant Bowen Data: Bowen 1, 2, 9, and 10

Sanitas™ v.10.0.16b Software licensed to . UG

Tukey's Outlier Screening

GWA-42 (bg)

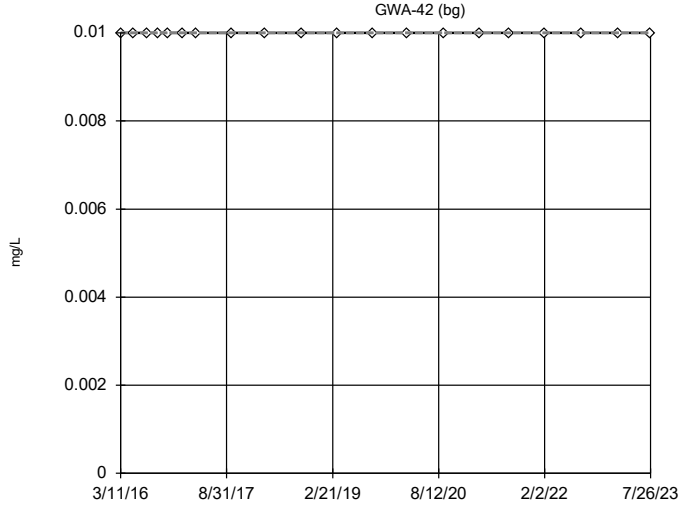

n = 20

No outliers found. Tukey's method selected by user.

Data were square root transformed to achieve best W statistic (graph shown in original units).

The results were invalidated, because the lower and upper quartiles are equal.

Constituent: Vanadium Analysis Run 4/8/2024 5:31 PM View: Outliers

Plant Bowen Data: Bowen 1, 2, 9, and 10

Sanitas™ v.10.0.16b Software licensed to . UG

Tukey's Outlier Screening

GWA-43 (bg)

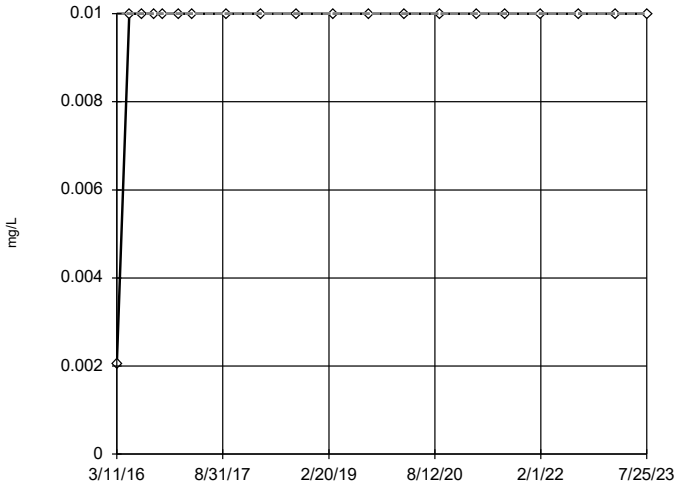

n = 20

No outliers found. Tukey's method selected by user.

Data were x^4 transformed to achieve best W statistic (graph shown in original units).

The results were invalidated, because the lower and upper quartiles are equal.

Constituent: Vanadium Analysis Run 4/8/2024 5:31 PM View: Outliers

Plant Bowen Data: Bowen 1, 2, 9, and 10

Sanitas™ v.10.0.16b Software licensed to . UG

Tukey's Outlier Screening

GWA-43R (bg)

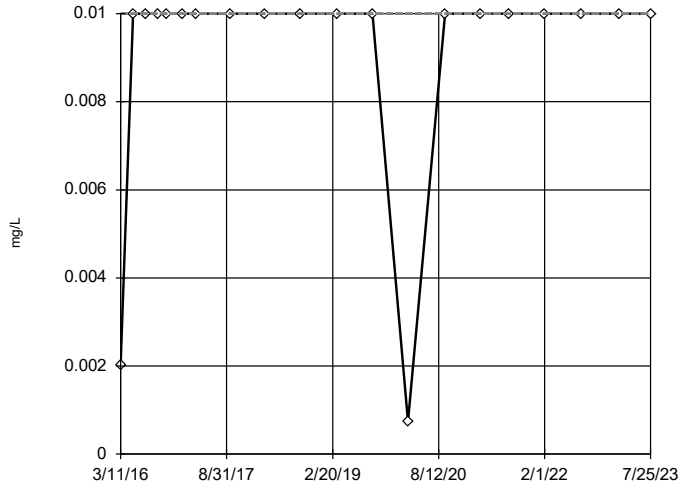

n = 20

No outliers found. Tukey's method selected by user.

Data were cube root transformed to achieve best W statistic (graph shown in original units).

The results were invalidated, because the lower and upper quartiles are equal.

Constituent: Vanadium Analysis Run 4/8/2024 5:31 PM View: Outliers

Plant Bowen Data: Bowen 1, 2, 9, and 10

Sanitas™ v.10.0.16b Software licensed to . UG

Tukey's Outlier Screening

GWA-4RZ (bg)

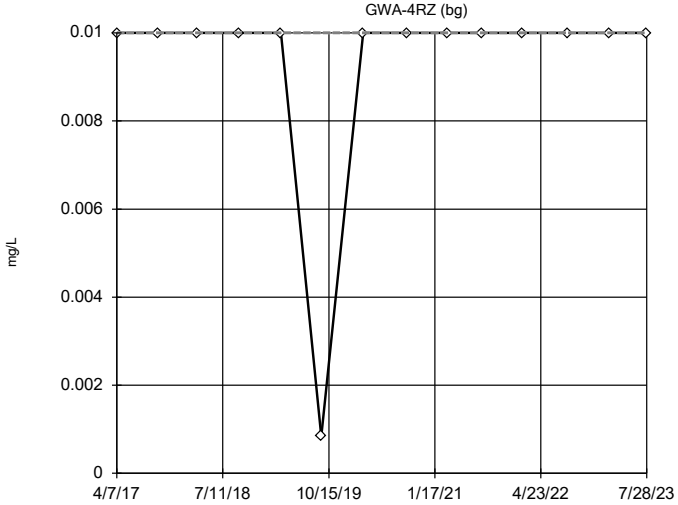

n = 14

No outliers found. Tukey's method selected by user.

Ladder of Powers transformations did not improve normality; analysis run on raw data.

The results were invalidated, because the lower and upper quartiles are equal.

Constituent: Vanadium Analysis Run 4/8/2024 5:32 PM View: Outliers

Plant Bowen Data: Bowen 1, 2, 9, and 10

Sanitas™ v.10.0.16b Software licensed to . UG

Tukey's Outlier Screening

GWA-50 (bg)

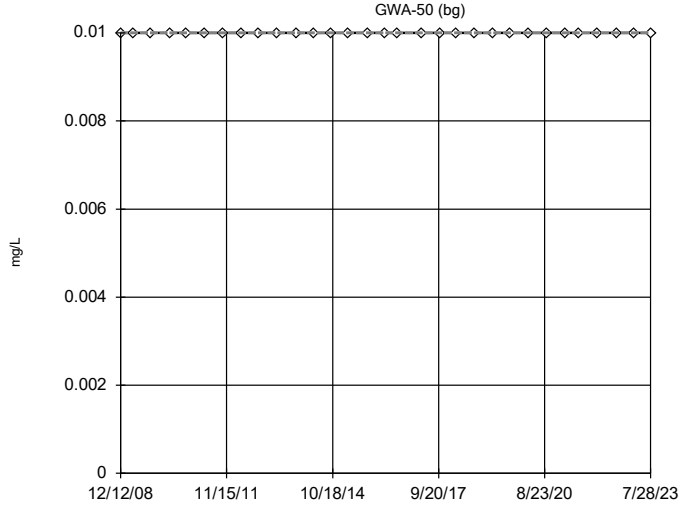

n = 31

No outliers found. Tukey's method selected by user.

Data were square root transformed to achieve best W statistic (graph shown in original units).

The results were invalidated, because the lower and upper quartiles are equal.

Constituent: Vanadium Analysis Run 4/8/2024 5:32 PM View: Outliers

Plant Bowen Data: Bowen 1, 2, 9, and 10

Sanitas™ v.10.0.16b Software licensed to . UG

Tukey's Outlier Screening

GWA-50R (bg)

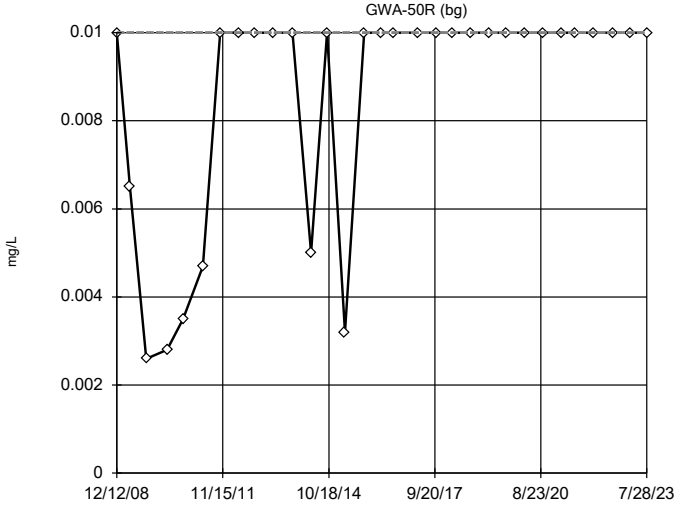

n = 31

No outliers found. Tukey's method selected by user.

Data were cube root transformed to achieve best W statistic (graph shown in original units).

The results were invalidated, because the lower and upper quartiles are equal.

Constituent: Vanadium Analysis Run 4/8/2024 5:32 PM View: Outliers

Plant Bowen Data: Bowen 1, 2, 9, and 10

Sanitas™ v.10.0.16b Software licensed to . UG

Tukey's Outlier Screening

GWC-10

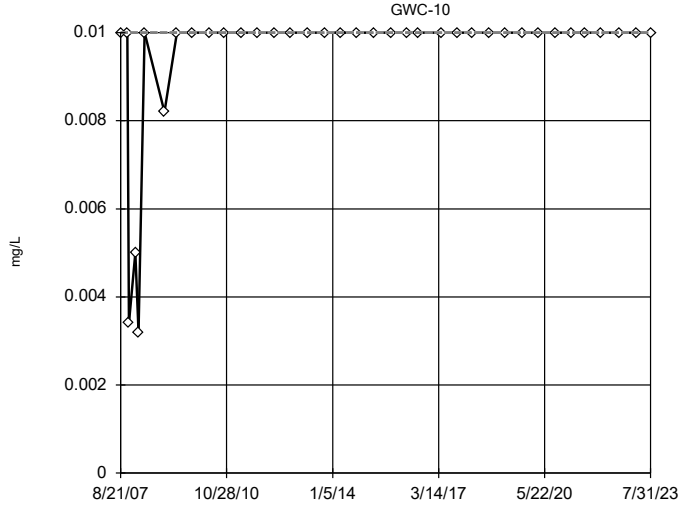

n = 37

No outliers found. Tukey's method selected by user.

Data were x^6 transformed to achieve best W statistic (graph shown in original units).

The results were invalidated, because the lower and upper quartiles are equal.

Constituent: Vanadium Analysis Run 4/8/2024 5:32 PM View: Outliers

Plant Bowen Data: Bowen 1, 2, 9, and 10

Sanitas™ v.10.0.16b Software licensed to . UG

Tukey's Outlier Screening

GWC-10R

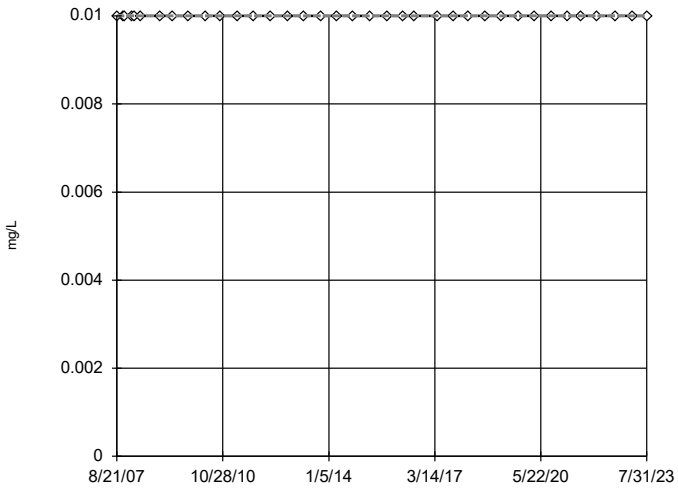

n = 37

No outliers found. Tukey's method selected by user.

Data were square root transformed to achieve best W statistic (graph shown in original units).

The results were invalidated, because the lower and upper quartiles are equal.

Constituent: Vanadium Analysis Run 4/8/2024 5:32 PM View: Outliers

Plant Bowen Data: Bowen 1, 2, 9, and 10

Sanitas™ v.10.0.16b Software licensed to . UG

Tukey's Outlier Screening

GWC-11

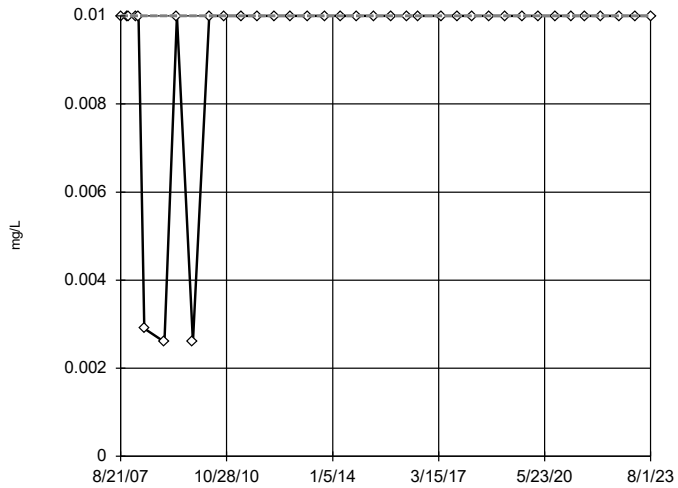

n = 37

No outliers found. Tukey's method selected by user.

Data were natural log transformed to achieve best W statistic (graph shown in original units).

The results were invalidated, because the lower and upper quartiles are equal.

Constituent: Vanadium Analysis Run 4/8/2024 5:32 PM View: Outliers

Plant Bowen Data: Bowen 1, 2, 9, and 10

Sanitas™ v.10.0.16b Software licensed to . UG

Tukey's Outlier Screening

GWC-11R

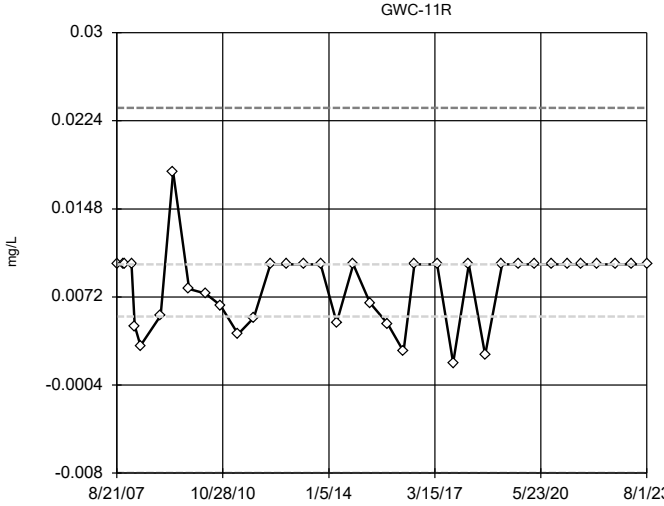

n = 37

No outliers found. Tukey's method selected by user.

Ladder of Powers transformations did not improve normality; analysis run on raw data.

High cutoff = 0.0235, low cutoff = -0.008, based on IQR multiplier of 3.

Constituent: Vanadium Analysis Run 4/8/2024 5:32 PM View: Outliers

Plant Bowen Data: Bowen 1, 2, 9, and 10

Sanitas™ v.10.0.16b Software licensed to . UG

Tukey's Outlier Screening

GWC-12

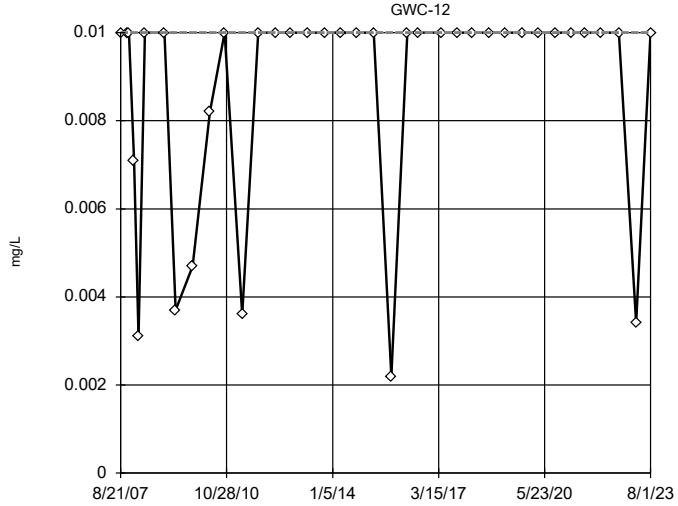

n = 37

No outliers found. Tukey's method selected by user.

Ladder of Powers transformations did not improve normality; analysis run on raw data.

The results were invalidated, because the lower and upper quartiles are equal.

Constituent: Vanadium Analysis Run 4/8/2024 5:32 PM View: Outliers

Plant Bowen Data: Bowen 1, 2, 9, and 10

Sanitas™ v.10.0.16b Software licensed to . UG

Tukey's Outlier Screening

GWC-13

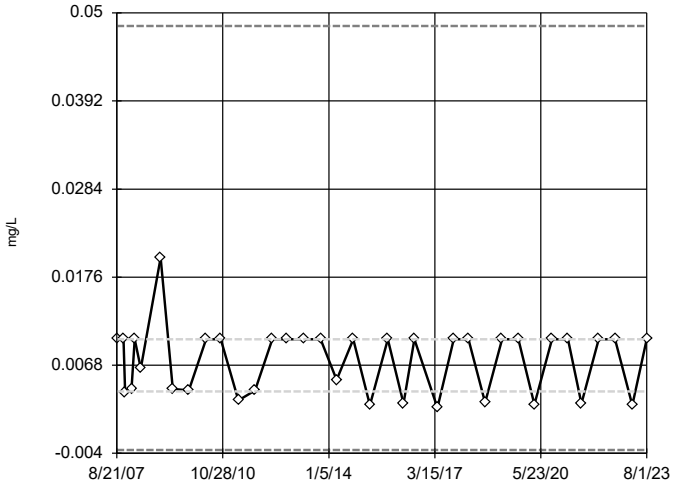

n = 37

No outliers found. Tukey's method selected by user.

Data were square root transformed to achieve best W statistic (graph shown in original units).

High cutoff = 0.04841, low cutoff = -0.003603, based on IQR multiplier of 3.

Constituent: Vanadium Analysis Run 4/8/2024 5:32 PM View: Outliers

Plant Bowen Data: Bowen 1, 2, 9, and 10

Sanitas™ v.10.0.16b Software licensed to . UG

Tukey's Outlier Screening

GWC-13RZ

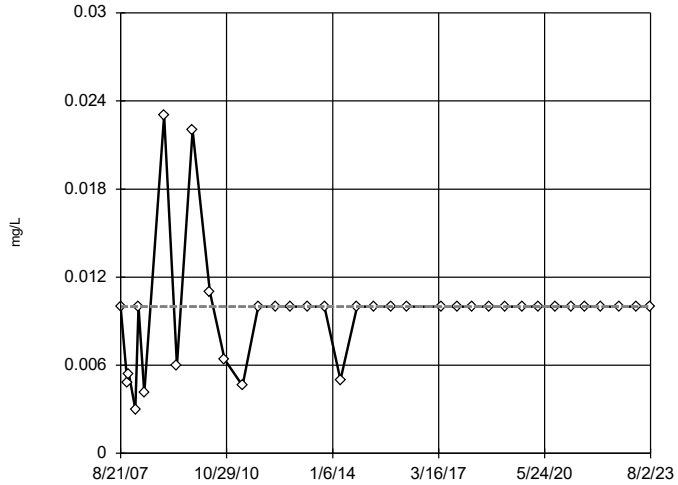

n = 36

No outliers found. Tukey's method selected by user.

Data were natural log transformed to achieve best W statistic (graph shown in original units).

The results were invalidated, because the lower and upper quartiles are equal.

Constituent: Vanadium Analysis Run 4/8/2024 5:32 PM View: Outliers

Plant Bowen Data: Bowen 1, 2, 9, and 10

Sanitas™ v.10.0.16b Software licensed to . UG

Tukey's Outlier Screening

GWC-14Z

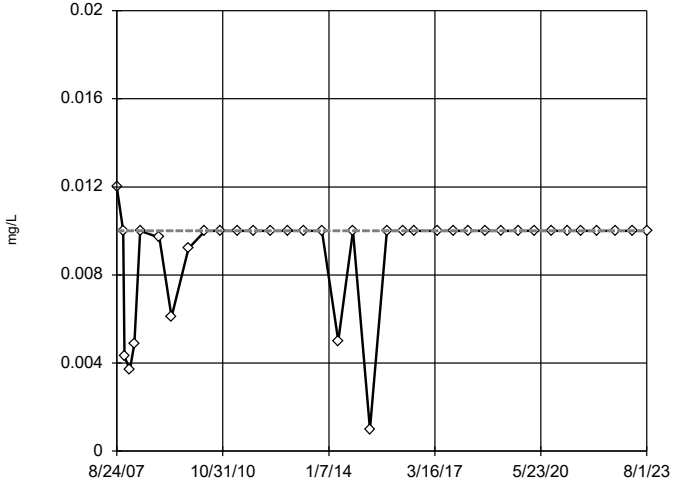

n = 37

No outliers found. Tukey's method selected by user.

Data were x^4 transformed to achieve best W statistic (graph shown in original units).

The results were invalidated, because the lower and upper quartiles are equal.

Constituent: Vanadium Analysis Run 4/8/2024 5:32 PM View: Outliers

Plant Bowen Data: Bowen 1, 2, 9, and 10

Sanitas™ v.10.0.16b Software licensed to . UG

Tukey's Outlier Screening

GWC-15R

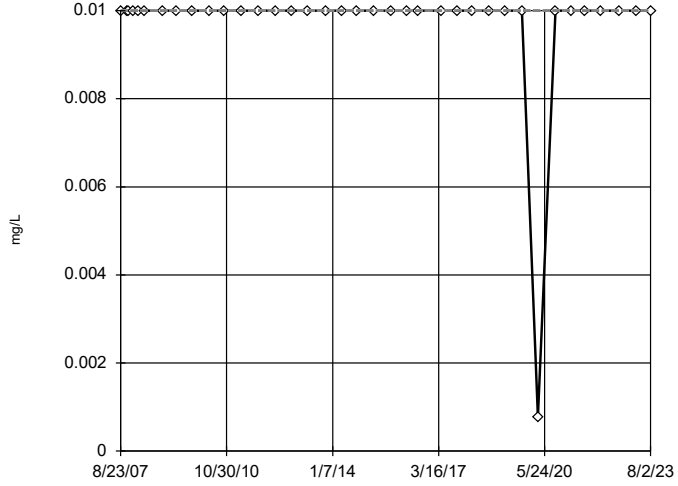

n = 37

No outliers found. Tukey's method selected by user.

Data were cube transformed to achieve best W statistic (graph shown in original units).

The results were invalidated, because the lower and upper quartiles are equal.

Constituent: Vanadium Analysis Run 4/8/2024 5:32 PM View: Outliers

Plant Bowen Data: Bowen 1, 2, 9, and 10

Sanitas™ v.10.0.16b Software licensed to . UG

Tukey's Outlier Screening

GWC-15Z

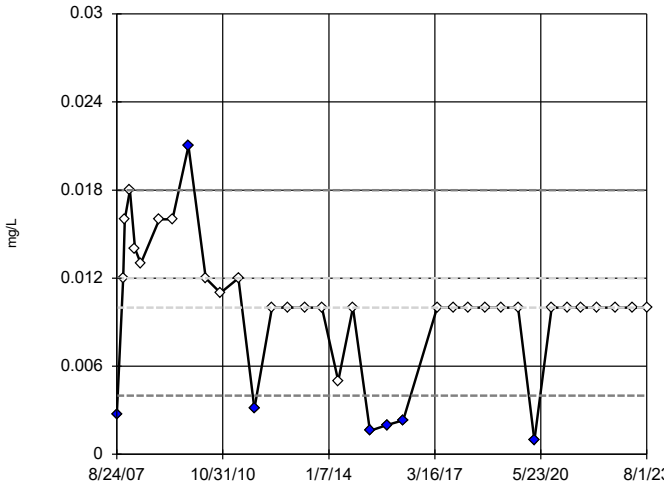

n = 36

Outliers are drawn as solid.
Tukey's method selected by user.

Ladder of Powers transformations did not improve normality; analysis run on raw data.

High cutoff = 0.018, low cutoff = 0.004, based on IQR multiplier of 3.

Constituent: Vanadium Analysis Run 4/8/2024 5:32 PM View: Outliers
Plant Bowen Data: Bowen 1, 2, 9, and 10

Sanitas™ v.10.0.16b Software licensed to . UG

Tukey's Outlier Screening

GWC-44

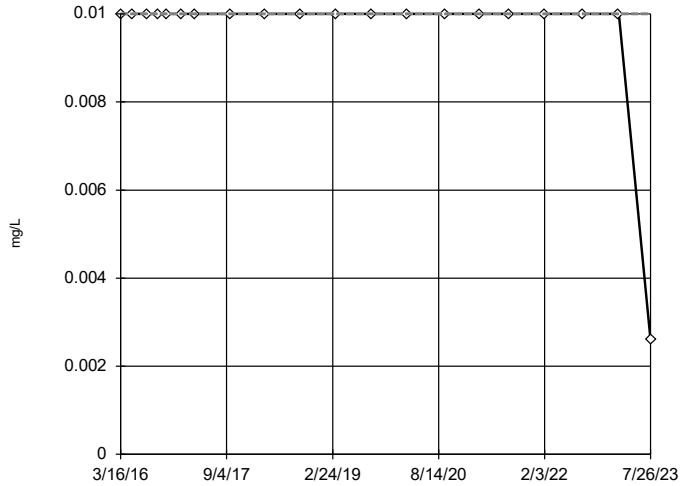

n = 20

No outliers found.
Tukey's method selected by user.

Data were square transformed to achieve best W statistic (graph shown in original units).

The results were invalidated, because the lower and upper quartiles are equal.

Constituent: Vanadium Analysis Run 4/8/2024 5:32 PM View: Outliers
Plant Bowen Data: Bowen 1, 2, 9, and 10

Sanitas™ v.10.0.16b Software licensed to . UG

Tukey's Outlier Screening

GWC-45

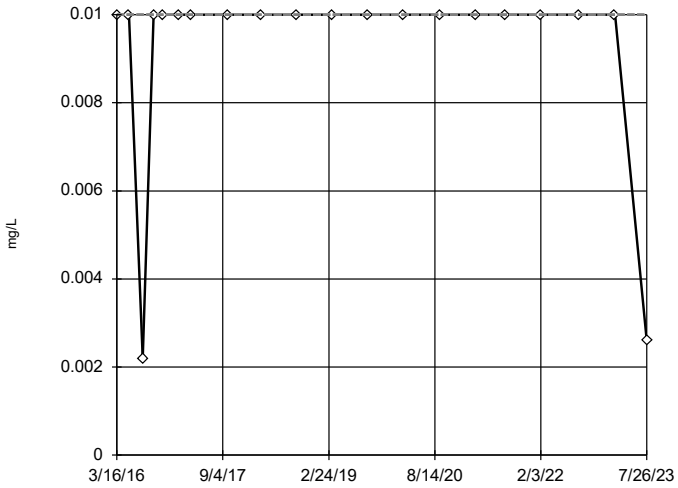

n = 20

No outliers found.
Tukey's method selected by user.

Data were natural log transformed to achieve best W statistic (graph shown in original units).

The results were invalidated, because the lower and upper quartiles are equal.

Constituent: Vanadium Analysis Run 4/8/2024 5:32 PM View: Outliers
Plant Bowen Data: Bowen 1, 2, 9, and 10

Sanitas™ v.10.0.16b Software licensed to . UG

Tukey's Outlier Screening

GWC-45R

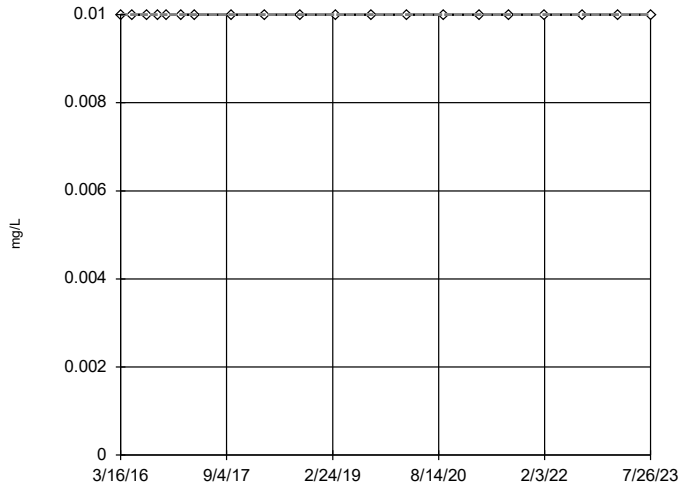

n = 20

No outliers found.
Tukey's method selected by user.

Data were square root transformed to achieve best W statistic (graph shown in original units).

The results were invalidated, because the lower and upper quartiles are equal.

Constituent: Vanadium Analysis Run 4/8/2024 5:32 PM View: Outliers
Plant Bowen Data: Bowen 1, 2, 9, and 10

Sanitas™ v.10.0.16b Software licensed to . UG

Tukey's Outlier Screening

GWC-46R

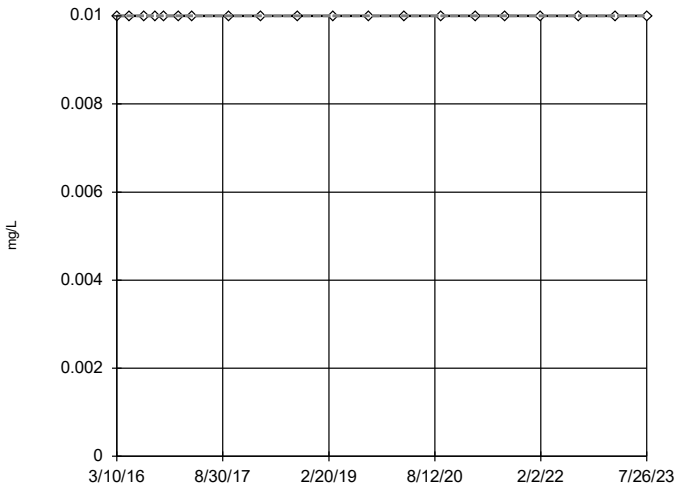

n = 20

No outliers found. Tukey's method selected by user.

Data were square root transformed to achieve best W statistic (graph shown in original units).

The results were invalidated, because the lower and upper quartiles are equal.

Constituent: Vanadium Analysis Run 4/8/2024 5:32 PM View: Outliers

Plant Bowen Data: Bowen 1, 2, 9, and 10

Sanitas™ v.10.0.16b Software licensed to . UG

Tukey's Outlier Screening

GWC-47

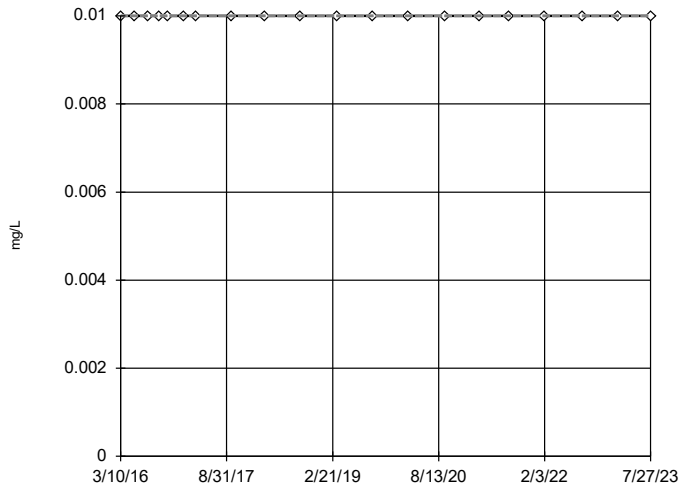

n = 20

No outliers found. Tukey's method selected by user.

Data were square root transformed to achieve best W statistic (graph shown in original units).

The results were invalidated, because the lower and upper quartiles are equal.

Constituent: Vanadium Analysis Run 4/8/2024 5:32 PM View: Outliers

Plant Bowen Data: Bowen 1, 2, 9, and 10

Sanitas™ v.10.0.16b Software licensed to . UG

Tukey's Outlier Screening

GWC-47R

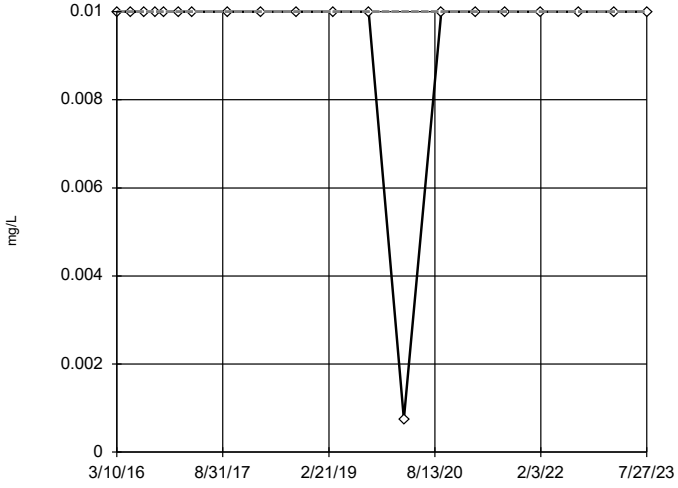

n = 20

No outliers found. Tukey's method selected by user.

Data were x^6 transformed to achieve best W statistic (graph shown in original units).

The results were invalidated, because the lower and upper quartiles are equal.

Constituent: Vanadium Analysis Run 4/8/2024 5:32 PM View: Outliers

Plant Bowen Data: Bowen 1, 2, 9, and 10

Sanitas™ v.10.0.16b Software licensed to . UG

Tukey's Outlier Screening

GWC-48

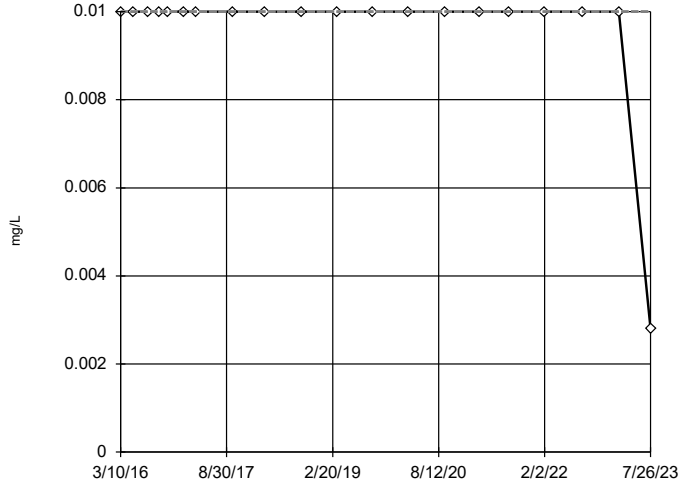

n = 20

No outliers found. Tukey's method selected by user.

Data were cube root transformed to achieve best W statistic (graph shown in original units).

The results were invalidated, because the lower and upper quartiles are equal.

Constituent: Vanadium Analysis Run 4/8/2024 5:32 PM View: Outliers

Plant Bowen Data: Bowen 1, 2, 9, and 10

Sanitas™ v.10.0.16b Software licensed to . UG

Tukey's Outlier Screening

GWC-49R

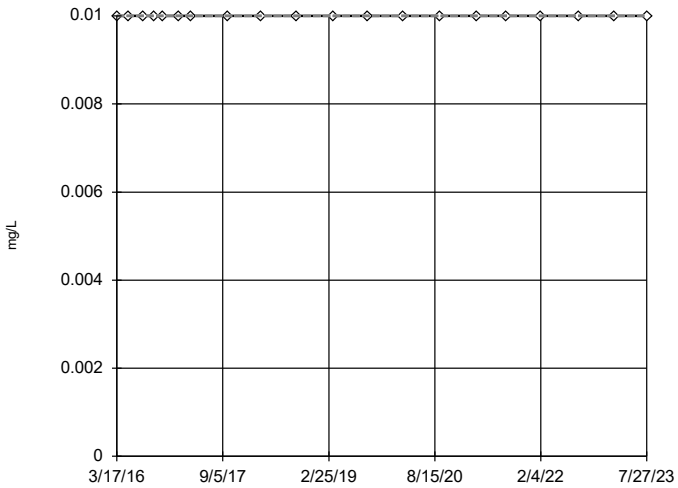

n = 20

No outliers found. Tukey's method selected by user.

Data were square root transformed to achieve best W statistic (graph shown in original units).

The results were invalidated, because the lower and upper quartiles are equal.

Constituent: Vanadium Analysis Run 4/8/2024 5:32 PM View: Outliers

Plant Bowen Data: Bowen 1, 2, 9, and 10

Sanitas™ v.10.0.16b Software licensed to . UG

Tukey's Outlier Screening

GWC-49Z

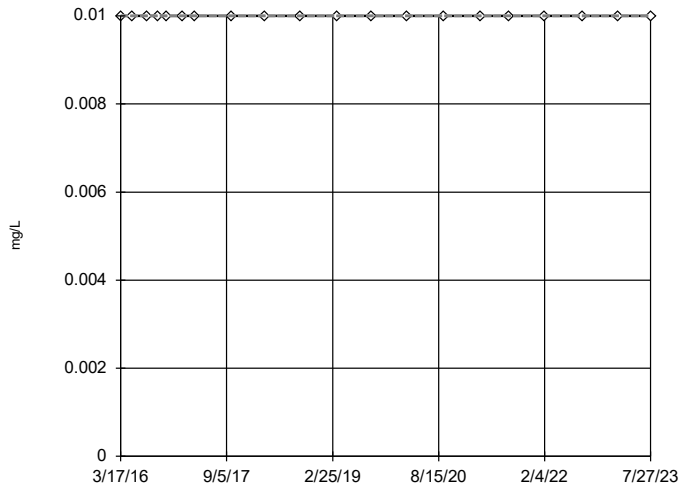

n = 20

No outliers found. Tukey's method selected by user.

Data were square root transformed to achieve best W statistic (graph shown in original units).

The results were invalidated, because the lower and upper quartiles are equal.

Constituent: Vanadium Analysis Run 4/8/2024 5:32 PM View: Outliers

Plant Bowen Data: Bowen 1, 2, 9, and 10

Sanitas™ v.10.0.16b Software licensed to . UG

Tukey's Outlier Screening

GWC-5

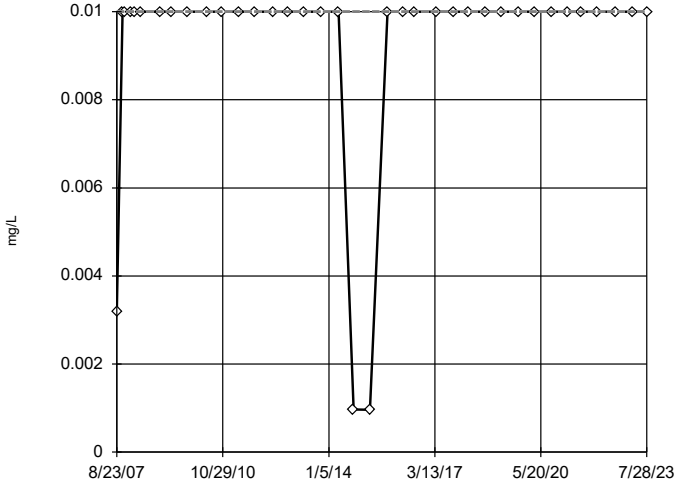

n = 37

No outliers found. Tukey's method selected by user.

Ladder of Powers transformations did not improve normality; analysis run on raw data.

The results were invalidated, because the lower and upper quartiles are equal.

Constituent: Vanadium Analysis Run 4/8/2024 5:32 PM View: Outliers

Plant Bowen Data: Bowen 1, 2, 9, and 10

Sanitas™ v.10.0.16b Software licensed to . UG

Tukey's Outlier Screening

GWC-6

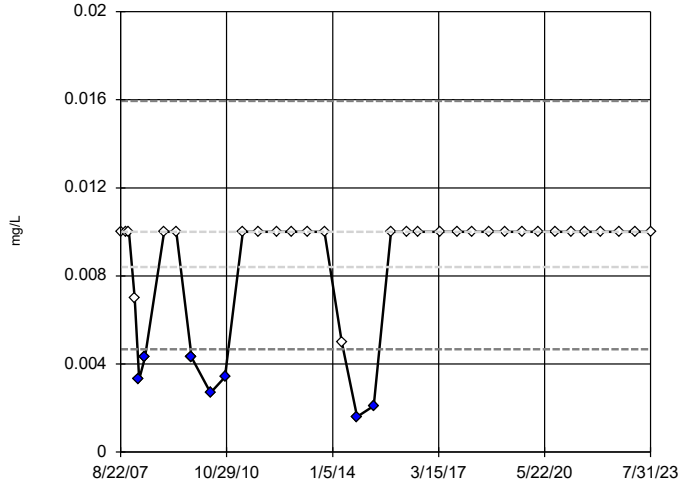

n = 37

Outliers are drawn as solid.
Tukey's method selected by user.

Data were cube root transformed to achieve best W statistic (graph shown in original units).

High cutoff = 0.01594, low cutoff = 0.004669, based on IQR multiplier of 3.

Constituent: Vanadium Analysis Run 4/8/2024 5:32 PM View: Outliers

Plant Bowen Data: Bowen 1, 2, 9, and 10

Sanitas™ v.10.0.16b Software licensed to . UG

Tukey's Outlier Screening

GWC-6RZ

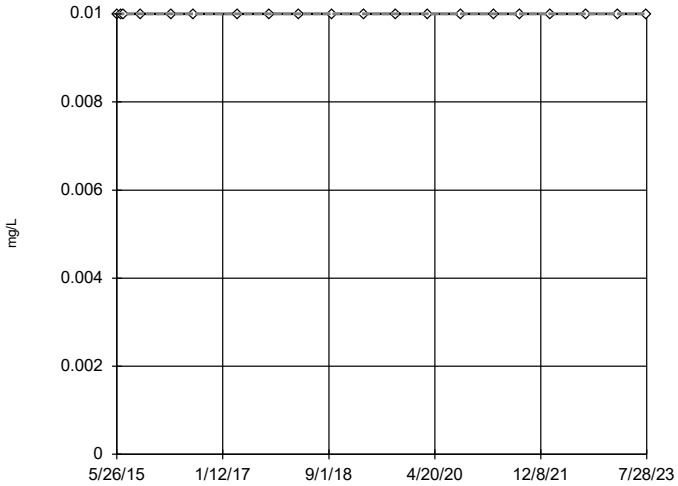

n = 20

No outliers found. Tukey's method selected by user.

Data were square root transformed to achieve best W statistic (graph shown in original units).

The results were invalidated, because the lower and upper quartiles are equal.

Constituent: Vanadium Analysis Run 4/8/2024 5:32 PM View: Outliers

Plant Bowen Data: Bowen 1, 2, 9, and 10

Sanitas™ v.10.0.16b Software licensed to . UG

Tukey's Outlier Screening

GWC-7Z

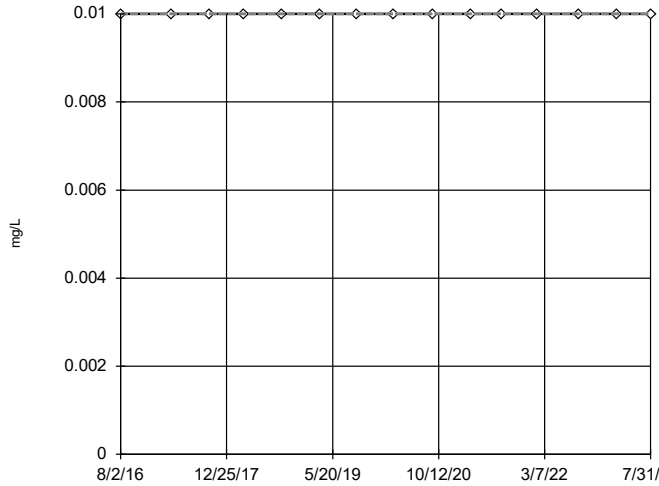

n = 15

No outliers found. Tukey's method selected by user.

Data were square root transformed to achieve best W statistic (graph shown in original units).

The results were invalidated, because the lower and upper quartiles are equal.

Constituent: Vanadium Analysis Run 4/8/2024 5:32 PM View: Outliers

Plant Bowen Data: Bowen 1, 2, 9, and 10

Sanitas™ v.10.0.16b Software licensed to . UG

Tukey's Outlier Screening

GWC-8RR

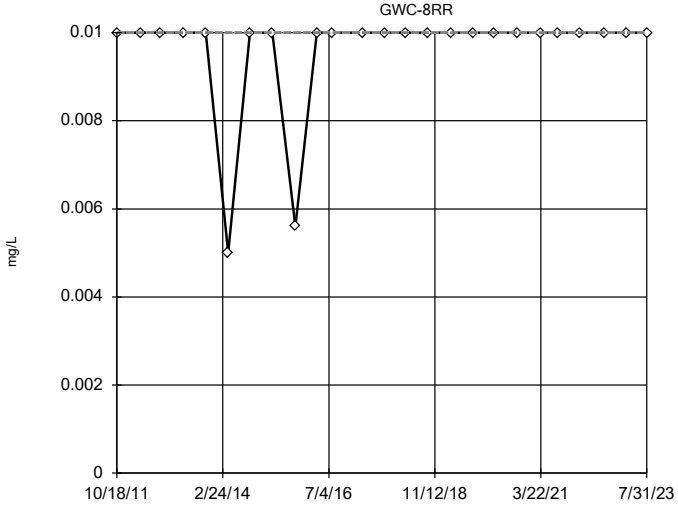

n = 25

No outliers found. Tukey's method selected by user.

Data were natural log transformed to achieve best W statistic (graph shown in original units).

The results were invalidated, because the lower and upper quartiles are equal.

Constituent: Vanadium Analysis Run 4/8/2024 5:32 PM View: Outliers

Plant Bowen Data: Bowen 1, 2, 9, and 10

Sanitas™ v.10.0.16b Software licensed to . UG

Tukey's Outlier Screening

GWC-8Z

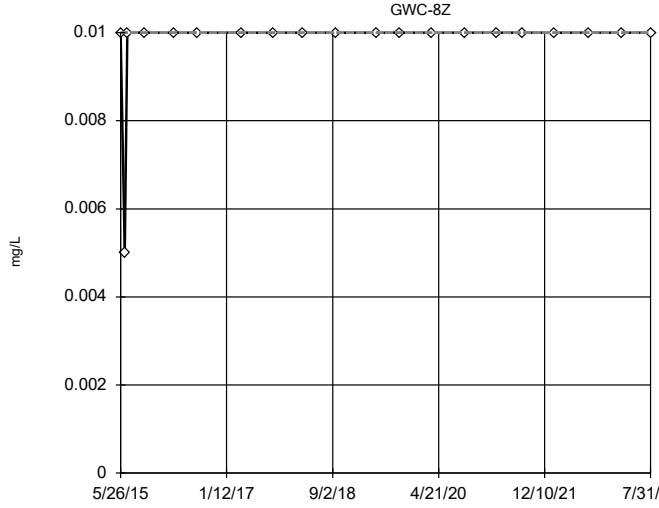

n = 20

No outliers found. Tukey's method selected by user.

Ladder of Powers transformations did not improve normality; analysis run on raw data.

The results were invalidated, because the lower and upper quartiles are equal.

Constituent: Vanadium Analysis Run 4/8/2024 5:32 PM View: Outliers

Plant Bowen Data: Bowen 1, 2, 9, and 10

Sanitas™ v.10.0.16b Software licensed to . UG

Tukey's Outlier Screening

GWC-9

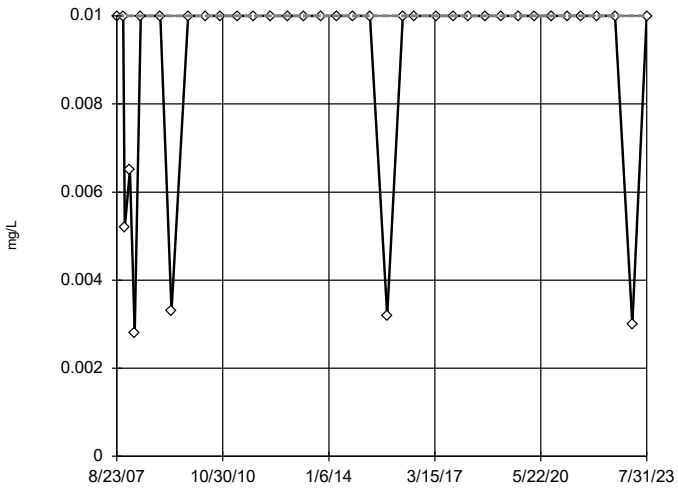

n = 37

No outliers found. Tukey's method selected by user.

Ladder of Powers transformations did not improve normality; analysis run on raw data.

The results were invalidated, because the lower and upper quartiles are equal.

Constituent: Vanadium Analysis Run 4/8/2024 5:32 PM View: Outliers

Plant Bowen Data: Bowen 1, 2, 9, and 10

Sanitas™ v.10.0.16b Software licensed to . UG

Tukey's Outlier Screening

GWA-1 (bg)

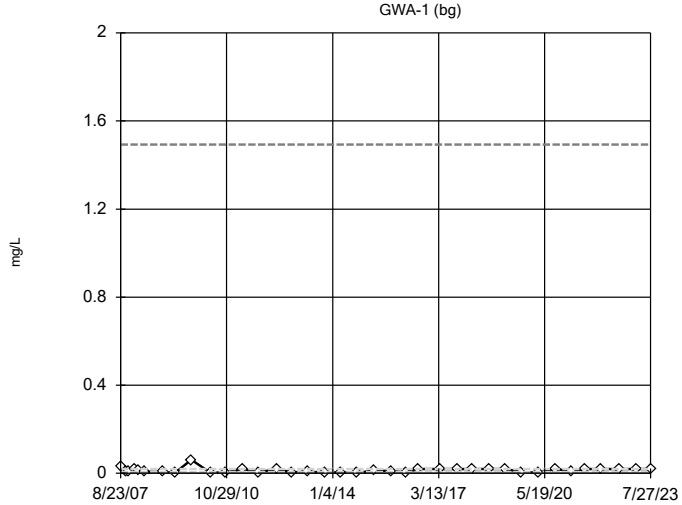

n = 37

No outliers found. Tukey's method selected by user.

Data were natural log transformed to achieve best W statistic (graph shown in original units).

High cutoff = 1.493, low cutoff = 0.00006362, based on IQR multiplier of 3.

Constituent: Zinc Analysis Run 4/8/2024 5:32 PM View: Outliers

Plant Bowen Data: Bowen 1, 2, 9, and 10

Sanitas™ v.10.0.16b Software licensed to . UG

Tukey's Outlier Screening

GWA-2 (bg)

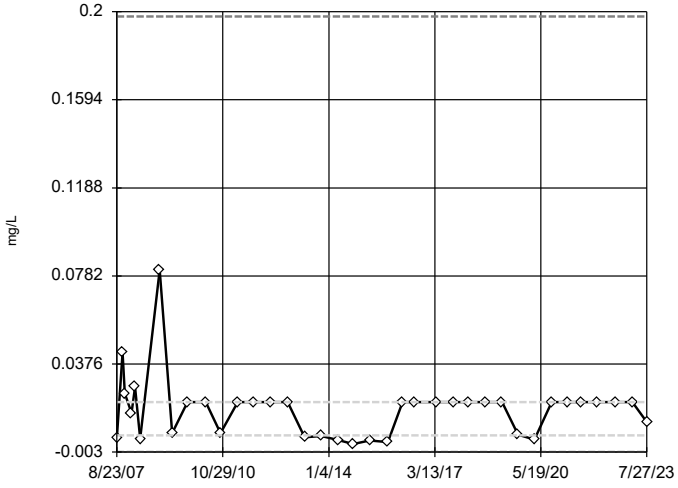

n = 37

No outliers found. Tukey's method selected by user.

Data were cube root transformed to achieve best W statistic (graph shown in original units).

High cutoff = 0.1978, low cutoff = -0.002953, based on IQR multiplier of 3.

Constituent: Zinc Analysis Run 4/8/2024 5:32 PM View: Outliers

Plant Bowen Data: Bowen 1, 2, 9, and 10

Sanitas™ v.10.0.16b Software licensed to . UG

Tukey's Outlier Screening

GWA-2R (bg)

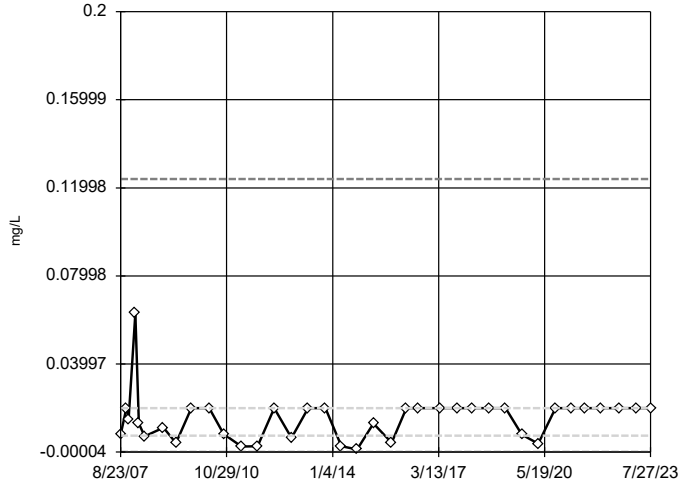

n = 37

No outliers found. Tukey's method selected by user.

Data were cube root transformed to achieve best W statistic (graph shown in original units).

High cutoff = 0.124, low cutoff = -0.00003123, based on IQR multiplier of 3.

Constituent: Zinc Analysis Run 4/8/2024 5:32 PM View: Outliers

Plant Bowen Data: Bowen 1, 2, 9, and 10

Sanitas™ v.10.0.16b Software licensed to . UG

Tukey's Outlier Screening

GWA-39RZ (bg)

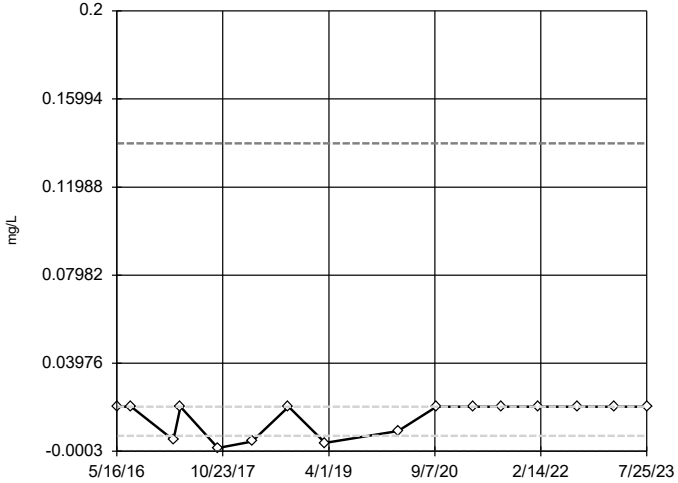

n = 16

No outliers found. Tukey's method selected by user.

Data were cube root transformed to achieve best W statistic (graph shown in original units).

High cutoff = 0.1398, low cutoff = -0.0002013, based on IQR multiplier of 3.

Constituent: Zinc Analysis Run 4/8/2024 5:32 PM View: Outliers

Plant Bowen Data: Bowen 1, 2, 9, and 10

Sanitas™ v.10.0.16b Software licensed to . UG

Tukey's Outlier Screening

GWA-39Z (bg)

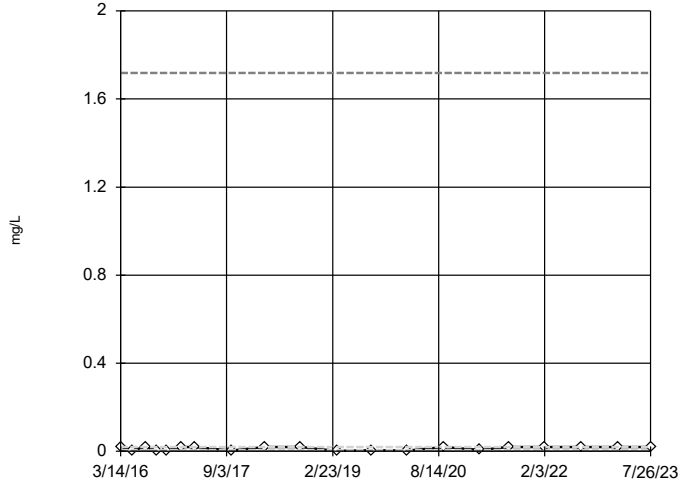

n = 20

No outliers found. Tukey's method selected by user.

Data were natural log transformed to achieve best W statistic (graph shown in original units).

High cutoff = 1.718, low cutoff = 0.00005278, based on IQR multiplier of 3.

Constituent: Zinc Analysis Run 4/8/2024 5:32 PM View: Outliers

Plant Bowen Data: Bowen 1, 2, 9, and 10

Sanitas™ v.10.0.16b Software licensed to . UG

Tukey's Outlier Screening

GWA-3A (bg)

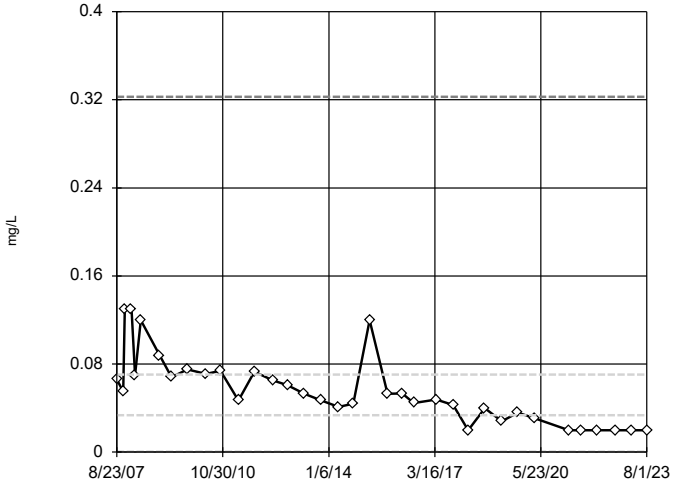

n = 36

No outliers found. Tukey's method selected by user.

Data were cube root transformed to achieve best W statistic (graph shown in original units).

High cutoff = 0.3227, low cutoff = 0.0001202, based on IQR multiplier of 3.

Constituent: Zinc Analysis Run 4/8/2024 5:32 PM View: Outliers

Plant Bowen Data: Bowen 1, 2, 9, and 10

Sanitas™ v.10.0.16b Software licensed to . UG

Tukey's Outlier Screening

GWA-40 (bg)

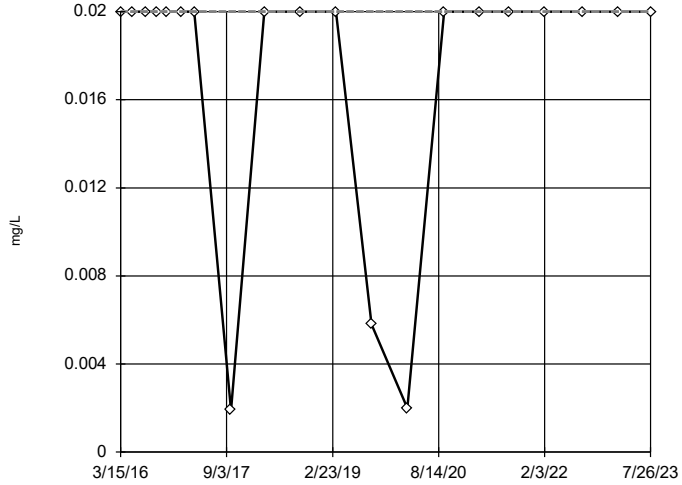

n = 20

No outliers found. Tukey's method selected by user.

Data were square root transformed to achieve best W statistic (graph shown in original units).

The results were invalidated, because the lower and upper quartiles are equal.

Constituent: Zinc Analysis Run 4/8/2024 5:32 PM View: Outliers

Plant Bowen Data: Bowen 1, 2, 9, and 10

Sanitas™ v.10.0.16b Software licensed to . UG

Tukey's Outlier Screening

GWA-41 (bg)

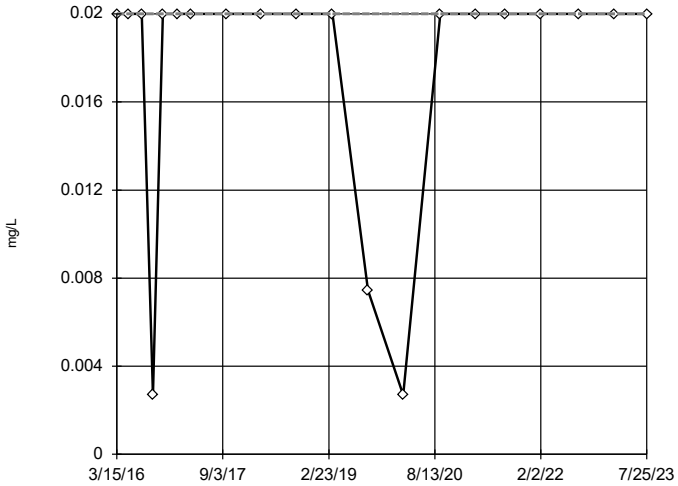

n = 20

No outliers found.
Tukey's method selected by user.

Ladder of Powers transformations did not improve normality; analysis run on raw data.

The results were invalidated, because the lower and upper quartiles are equal.

Constituent: Zinc Analysis Run 4/8/2024 5:32 PM View: Outliers
Plant Bowen Data: Bowen 1, 2, 9, and 10

Sanitas™ v.10.0.16b Software licensed to . UG

Tukey's Outlier Screening

GWA-41R (bg)

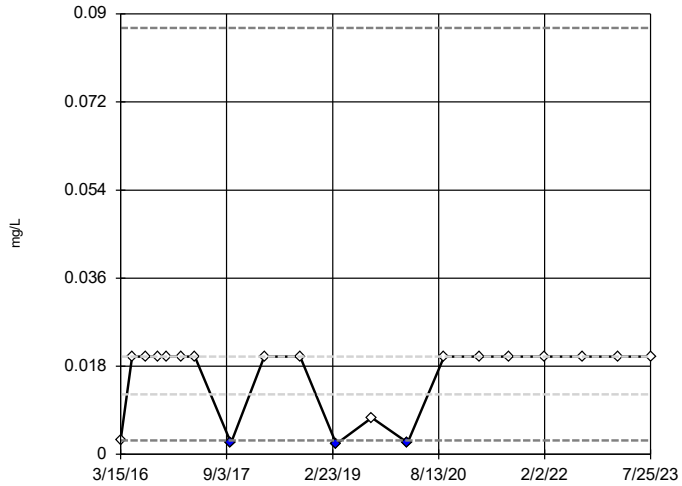

n = 20

Outliers are drawn as solid.
Tukey's method selected by user.

Data were natural log transformed to achieve best W statistic (graph shown in original units).

High cutoff = 0.08709, low cutoff = 0.002813, based on IQR multiplier of 3.

Constituent: Zinc Analysis Run 4/8/2024 5:32 PM View: Outliers
Plant Bowen Data: Bowen 1, 2, 9, and 10

Sanitas™ v.10.0.16b Software licensed to . UG

Tukey's Outlier Screening

GWA-42 (bg)

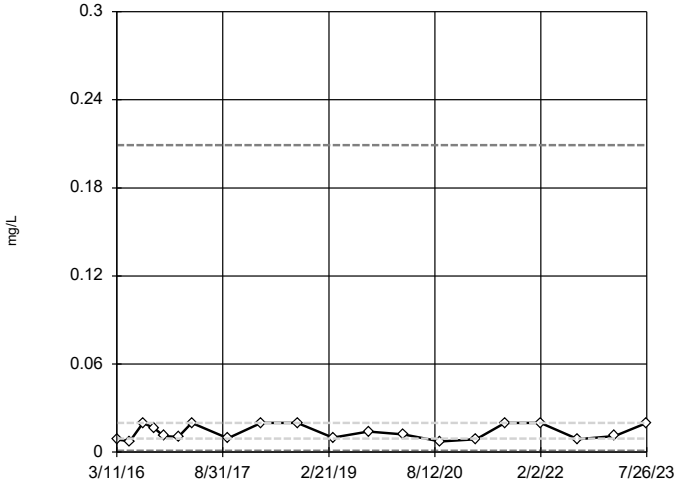

n = 20

No outliers found.
Tukey's method selected by user.

Data were natural log transformed to achieve best W statistic (graph shown in original units).

High cutoff = 0.2091, low cutoff = 0.0008749, based on IQR multiplier of 3.

Constituent: Zinc Analysis Run 4/8/2024 5:32 PM View: Outliers
Plant Bowen Data: Bowen 1, 2, 9, and 10

Sanitas™ v.10.0.16b Software licensed to . UG

Tukey's Outlier Screening

GWA-43 (bg)

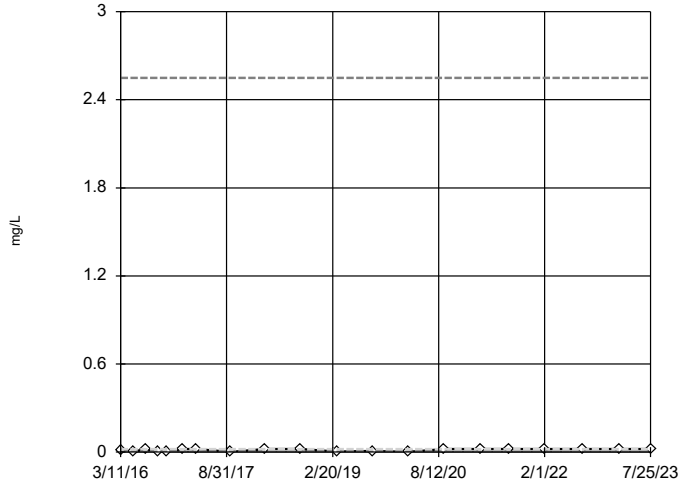

n = 20

No outliers found.
Tukey's method selected by user.

Data were natural log transformed to achieve best W statistic (graph shown in original units).

High cutoff = 2.55, low cutoff = 0.00003117, based on IQR multiplier of 3.

Constituent: Zinc Analysis Run 4/8/2024 5:32 PM View: Outliers
Plant Bowen Data: Bowen 1, 2, 9, and 10

Sanitas™ v.10.0.16b Software licensed to . UG

Tukey's Outlier Screening

GWA-43R (bg)

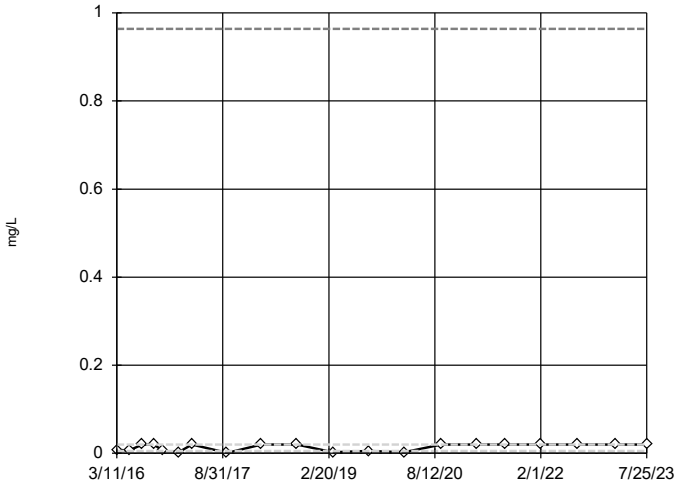

n = 20

No outliers found. Tukey's method selected by user.

Data were natural log transformed to achieve best W statistic (graph shown in original units).

High cutoff = 0.9636, low cutoff = 0.0001141, based on IQR multiplier of 3.

Constituent: Zinc Analysis Run 4/8/2024 5:32 PM View: Outliers

Plant Bowen Data: Bowen 1, 2, 9, and 10

Sanitas™ v.10.0.16b Software licensed to . UG

Tukey's Outlier Screening

GWA-4RZ (bg)

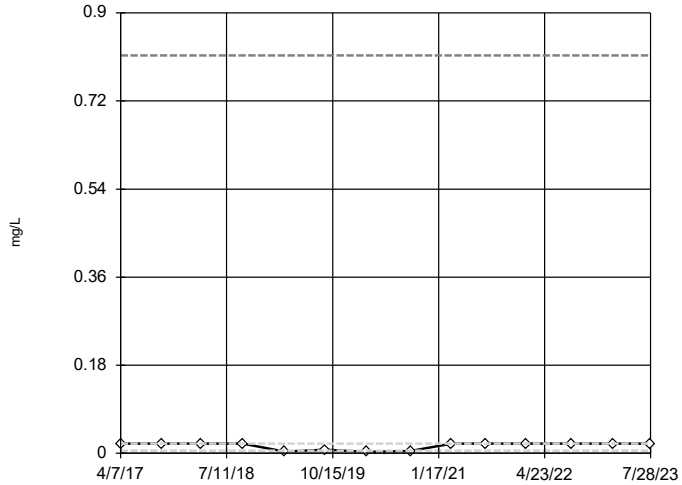

n = 14

No outliers found. Tukey's method selected by user.

Data were natural log transformed to achieve best W statistic (graph shown in original units).

High cutoff = 0.8128, low cutoff = 0.0001431, based on IQR multiplier of 3.

Constituent: Zinc Analysis Run 4/8/2024 5:32 PM View: Outliers

Plant Bowen Data: Bowen 1, 2, 9, and 10

Sanitas™ v.10.0.16b Software licensed to . UG

Tukey's Outlier Screening

GWA-50 (bg)

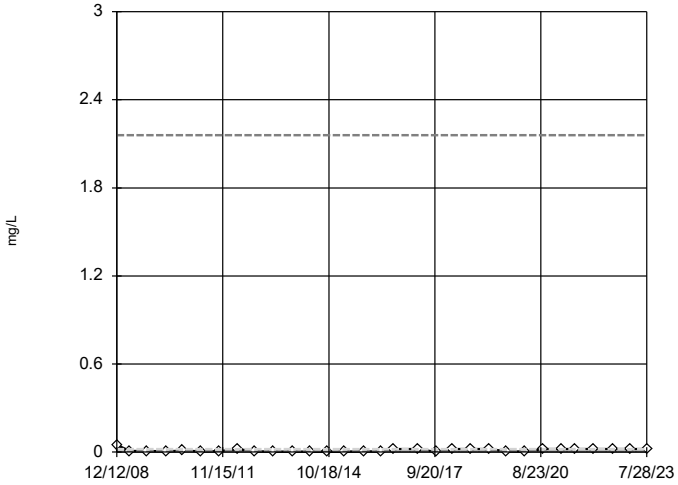

n = 31

No outliers found. Tukey's method selected by user.

Data were natural log transformed to achieve best W statistic (graph shown in original units).

High cutoff = 2.16, low cutoff = 0.0000389, based on IQR multiplier of 3.

Constituent: Zinc Analysis Run 4/8/2024 5:32 PM View: Outliers

Plant Bowen Data: Bowen 1, 2, 9, and 10

Sanitas™ v.10.0.16b Software licensed to . UG

Tukey's Outlier Screening

GWA-50R (bg)

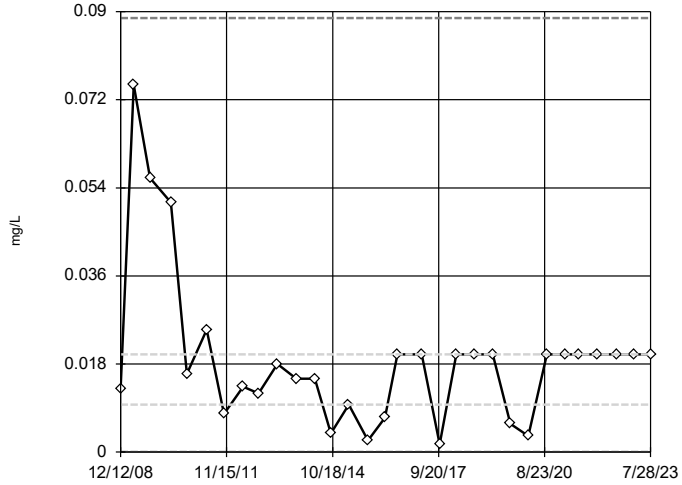

n = 31

No outliers found. Tukey's method selected by user.

Data were cube root transformed to achieve best W statistic (graph shown in original units).

High cutoff = 0.0887, low cutoff = 0.00005815, based on IQR multiplier of 3.

Constituent: Zinc Analysis Run 4/8/2024 5:32 PM View: Outliers

Plant Bowen Data: Bowen 1, 2, 9, and 10

Sanitas™ v.10.0.16b Software licensed to . UG

Tukey's Outlier Screening

GWC-10

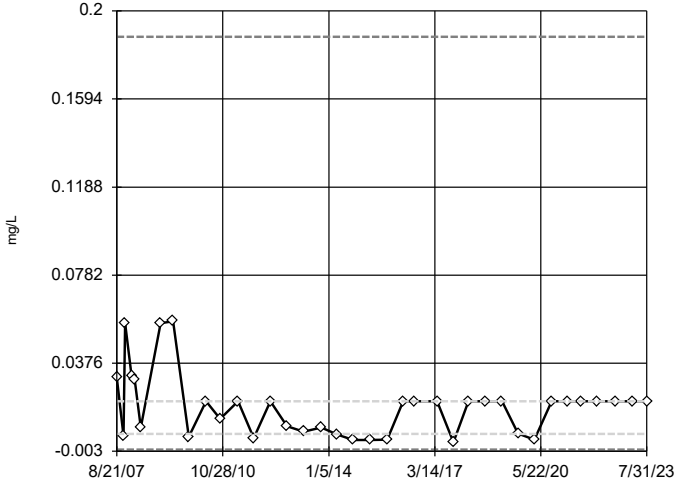

n = 37

No outliers found. Tukey's method selected by user.

Data were cube root transformed to achieve best W statistic (graph shown in original units).

High cutoff = 0.188, low cutoff = -0.00222, based on IQR multiplier of 3.

Constituent: Zinc Analysis Run 4/8/2024 5:32 PM View: Outliers

Plant Bowen Data: Bowen 1, 2, 9, and 10

Sanitas™ v.10.0.16b Software licensed to . UG

Tukey's Outlier Screening

GWC-10R

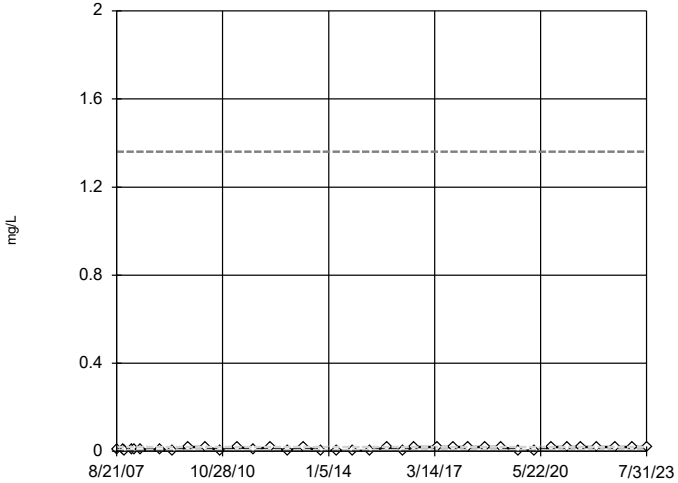

n = 37

No outliers found. Tukey's method selected by user.

Data were natural log transformed to achieve best W statistic (graph shown in original units).

High cutoff = 1.361, low cutoff = 0.000072, based on IQR multiplier of 3.

Constituent: Zinc Analysis Run 4/8/2024 5:32 PM View: Outliers

Plant Bowen Data: Bowen 1, 2, 9, and 10

Sanitas™ v.10.0.16b Software licensed to . UG

Tukey's Outlier Screening

GWC-11

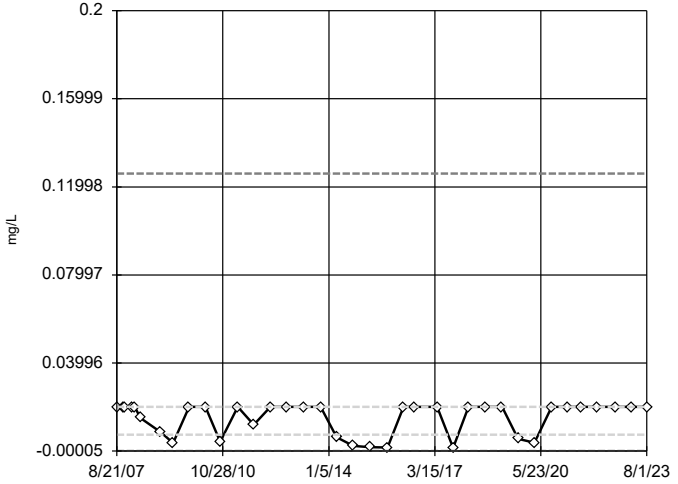

n = 37

No outliers found. Tukey's method selected by user.

Data were cube root transformed to achieve best W statistic (graph shown in original units).

High cutoff = 0.1261, low cutoff = -0.00004355, based on IQR multiplier of 3.

Constituent: Zinc Analysis Run 4/8/2024 5:32 PM View: Outliers

Plant Bowen Data: Bowen 1, 2, 9, and 10

Sanitas™ v.10.0.16b Software licensed to . UG

Tukey's Outlier Screening

GWC-11R

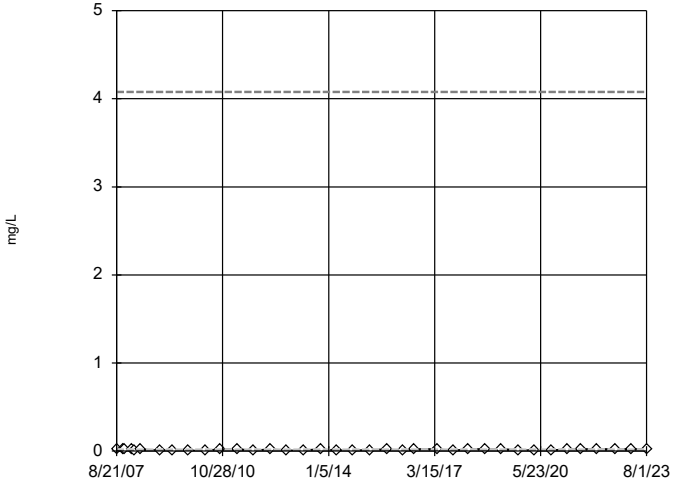

n = 37

No outliers found. Tukey's method selected by user.

Data were natural log transformed to achieve best W statistic (graph shown in original units).

High cutoff = 4.076, low cutoff = 0.00001668, based on IQR multiplier of 3.

Constituent: Zinc Analysis Run 4/8/2024 5:32 PM View: Outliers

Plant Bowen Data: Bowen 1, 2, 9, and 10

Sanitas™ v.10.0.16b Software licensed to . UG

Tukey's Outlier Screening

GWC-12

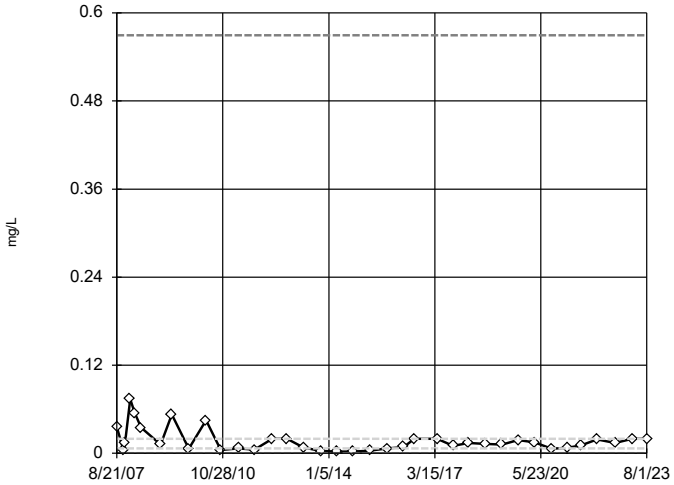

n = 37

No outliers found. Tukey's method selected by user.

Data were natural log transformed to achieve best W statistic (graph shown in original units).

High cutoff = 0.5694, low cutoff = 0.0002301, based on IQR multiplier of 3.

Constituent: Zinc Analysis Run 4/8/2024 5:32 PM View: Outliers

Plant Bowen Data: Bowen 1, 2, 9, and 10

Sanitas™ v.10.0.16b Software licensed to . UG

Tukey's Outlier Screening

GWC-13

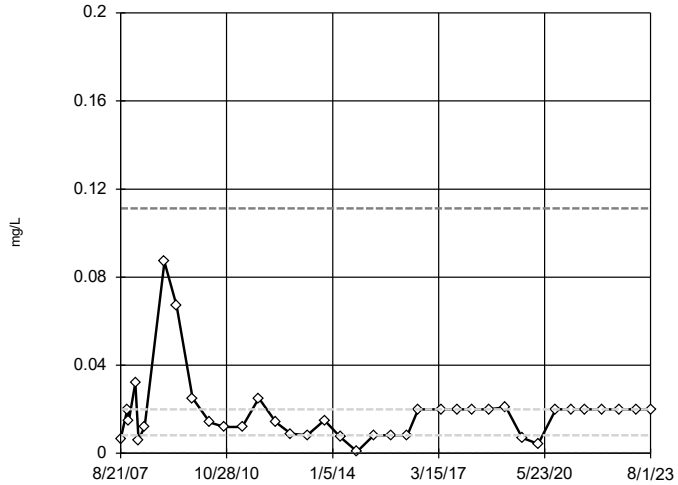

n = 37

No outliers found. Tukey's method selected by user.

Data were cube root transformed to achieve best W statistic (graph shown in original units).

High cutoff = 0.1112, low cutoff = -4.6e-7, based on IQR multiplier of 3.

Constituent: Zinc Analysis Run 4/8/2024 5:32 PM View: Outliers

Plant Bowen Data: Bowen 1, 2, 9, and 10

Sanitas™ v.10.0.16b Software licensed to . UG

Tukey's Outlier Screening

GWC-13RZ

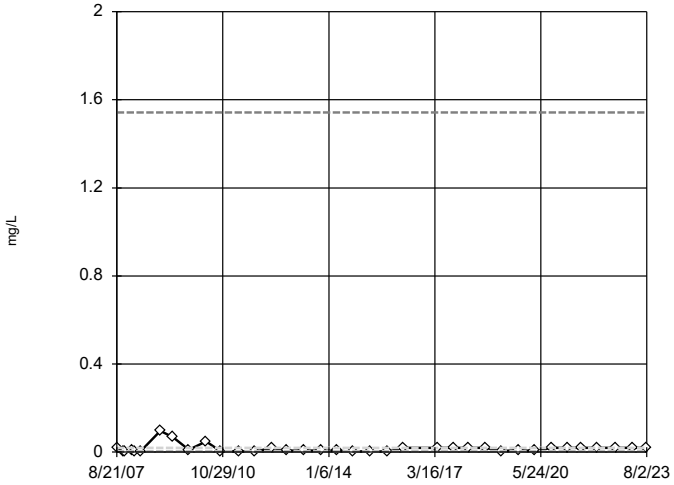

n = 36

No outliers found. Tukey's method selected by user.

Data were natural log transformed to achieve best W statistic (graph shown in original units).

High cutoff = 1.542, low cutoff = 0.00006094, based on IQR multiplier of 3.

Constituent: Zinc Analysis Run 4/8/2024 5:32 PM View: Outliers

Plant Bowen Data: Bowen 1, 2, 9, and 10

Sanitas™ v.10.0.16b Software licensed to . UG

Tukey's Outlier Screening

GWC-14Z

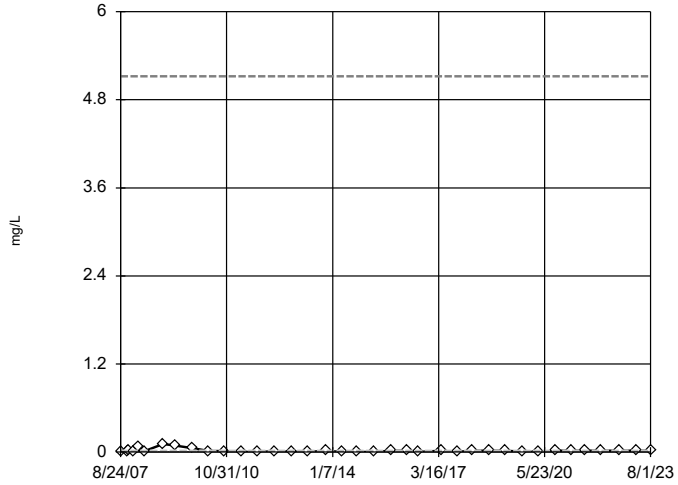

n = 37

No outliers found. Tukey's method selected by user.

Data were natural log transformed to achieve best W statistic (graph shown in original units).

High cutoff = 5.121, low cutoff = 0.0000123, based on IQR multiplier of 3.

Constituent: Zinc Analysis Run 4/8/2024 5:32 PM View: Outliers

Plant Bowen Data: Bowen 1, 2, 9, and 10

Sanitas™ v.10.0.16b Software licensed to . UG

Tukey's Outlier Screening

GWC-15R

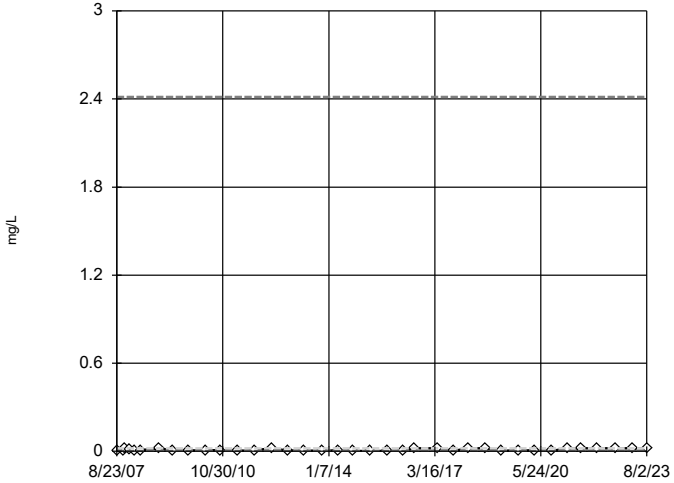

n = 37

No outliers found. Tukey's method selected by user.

Data were natural log transformed to achieve best W statistic (graph shown in original units).

High cutoff = 2.414, low cutoff = 0.00003354, based on IQR multiplier of 3.

Constituent: Zinc Analysis Run 4/8/2024 5:32 PM View: Outliers

Plant Bowen Data: Bowen 1, 2, 9, and 10

Sanitas™ v.10.0.16b Software licensed to . UG

Tukey's Outlier Screening

GWC-15Z

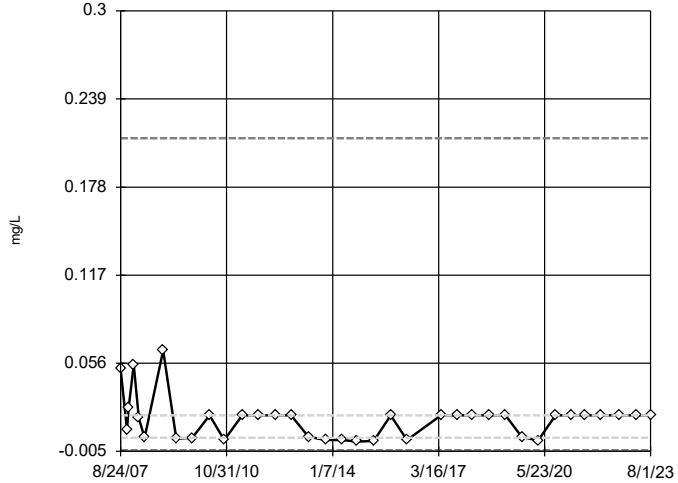

n = 36

No outliers found. Tukey's method selected by user.

Data were cube root transformed to achieve best W statistic (graph shown in original units).

High cutoff = 0.2118, low cutoff = -0.004202, based on IQR multiplier of 3.

Constituent: Zinc Analysis Run 4/8/2024 5:32 PM View: Outliers

Plant Bowen Data: Bowen 1, 2, 9, and 10

Sanitas™ v.10.0.16b Software licensed to . UG

Tukey's Outlier Screening

GWC-44

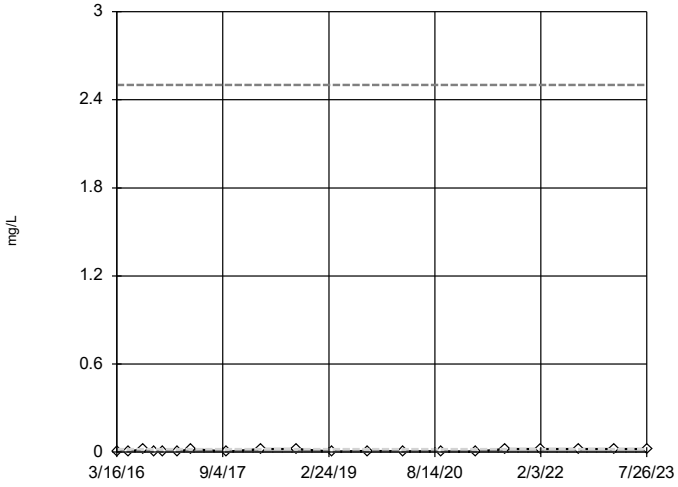

n = 20

No outliers found. Tukey's method selected by user.

Data were natural log transformed to achieve best W statistic (graph shown in original units).

High cutoff = 2.5, low cutoff = 0.000032, based on IQR multiplier of 3.

Constituent: Zinc Analysis Run 4/8/2024 5:32 PM View: Outliers

Plant Bowen Data: Bowen 1, 2, 9, and 10

Sanitas™ v.10.0.16b Software licensed to . UG

Tukey's Outlier Screening

GWC-45

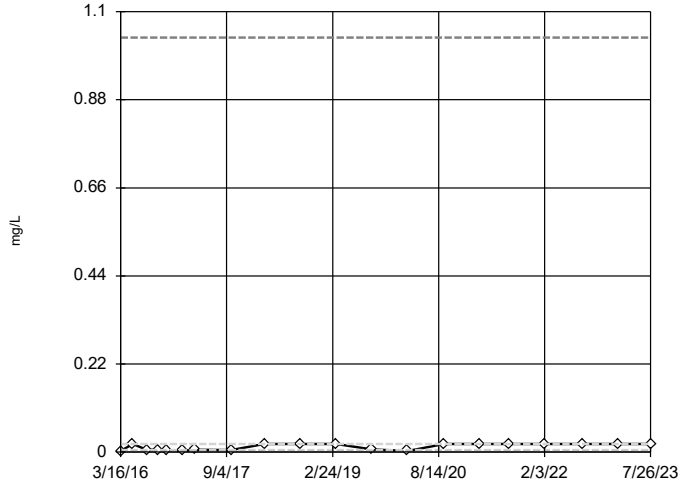

n = 20

No outliers found. Tukey's method selected by user.

Data were natural log transformed to achieve best W statistic (graph shown in original units).

High cutoff = 1.035, low cutoff = 0.0001037, based on IQR multiplier of 3.

Constituent: Zinc Analysis Run 4/8/2024 5:32 PM View: Outliers

Plant Bowen Data: Bowen 1, 2, 9, and 10

Sanitas™ v.10.0.16b Software licensed to . UG

Tukey's Outlier Screening

GWC-45R

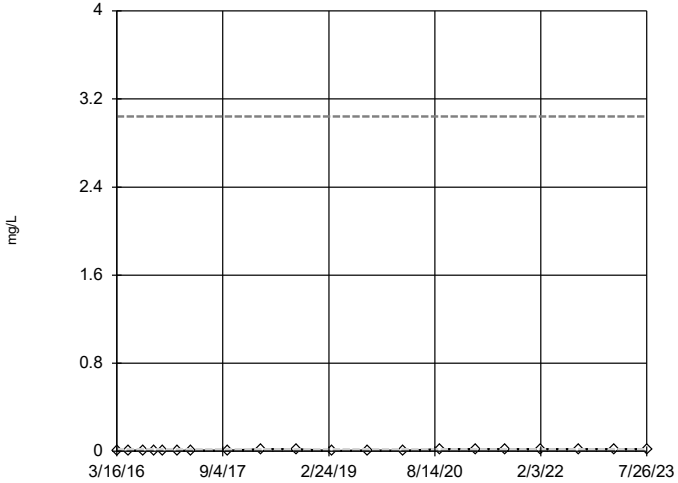

n = 20

No outliers found. Tukey's method selected by user.

Data were natural log transformed to achieve best W statistic (graph shown in original units).

High cutoff = 3.041, low cutoff = 0.00002464, based on IQR multiplier of 3.

Constituent: Zinc Analysis Run 4/8/2024 5:32 PM View: Outliers

Plant Bowen Data: Bowen 1, 2, 9, and 10

Sanitas™ v.10.0.16b Software licensed to . UG

Tukey's Outlier Screening

GWC-46R

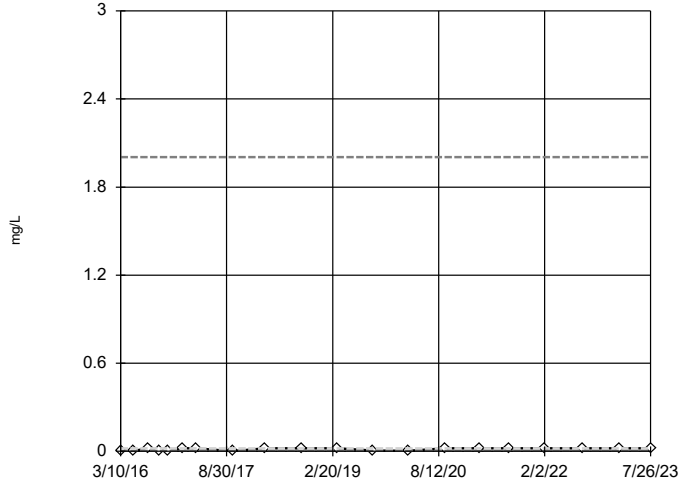

n = 20

No outliers found. Tukey's method selected by user.

Data were natural log transformed to achieve best W statistic (graph shown in original units).

High cutoff = 2.005, low cutoff = 0.00004294, based on IQR multiplier of 3.

Constituent: Zinc Analysis Run 4/8/2024 5:33 PM View: Outliers

Plant Bowen Data: Bowen 1, 2, 9, and 10

Sanitas™ v.10.0.16b Software licensed to . UG

Tukey's Outlier Screening

GWC-47

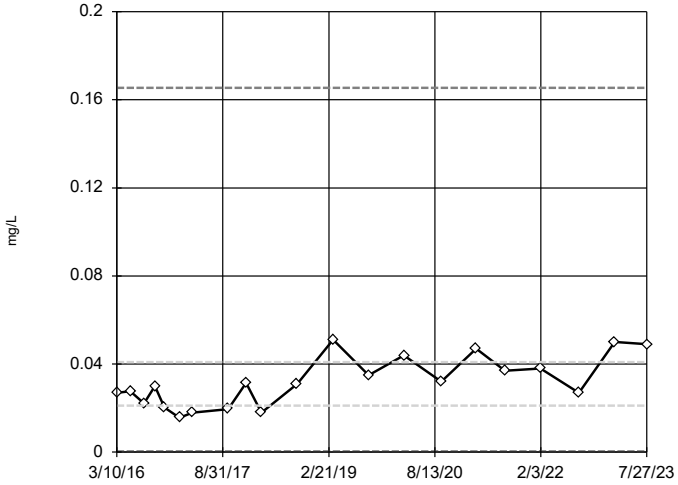

n = 21

No outliers found. Tukey's method selected by user.

Data were cube root transformed to achieve best W statistic (graph shown in original units).

High cutoff = 0.1655, low cutoff = 0.0003747, based on IQR multiplier of 3.

Constituent: Zinc Analysis Run 4/8/2024 5:33 PM View: Outliers

Plant Bowen Data: Bowen 1, 2, 9, and 10

Sanitas™ v.10.0.16b Software licensed to . UG

Tukey's Outlier Screening

GWC-47R

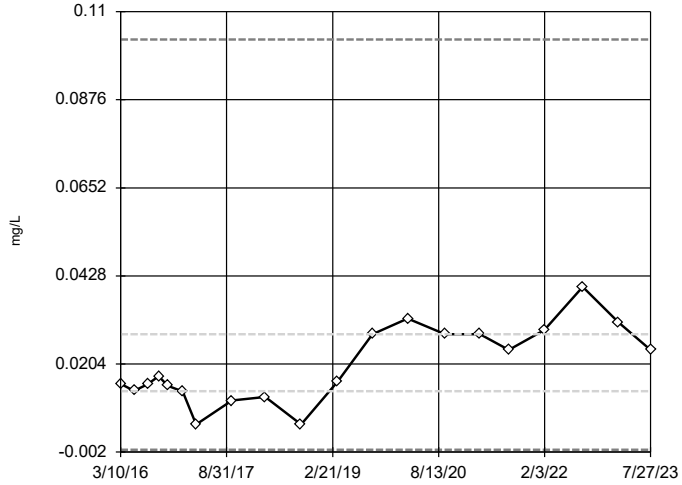

n = 20

No outliers found. Tukey's method selected by user.

Data were square root transformed to achieve best W statistic (graph shown in original units).

High cutoff = 0.1029, low cutoff = -0.001387, based on IQR multiplier of 3.

Constituent: Zinc Analysis Run 4/8/2024 5:33 PM View: Outliers

Plant Bowen Data: Bowen 1, 2, 9, and 10

Sanitas™ v.10.0.16b Software licensed to . UG

Tukey's Outlier Screening

GWC-48

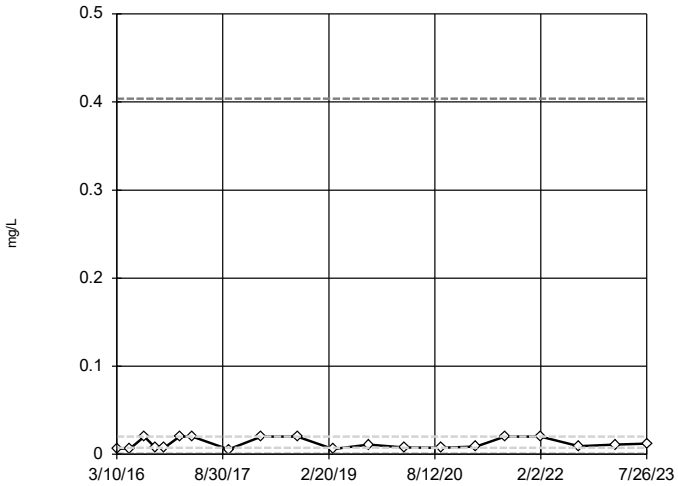

n = 20

No outliers found. Tukey's method selected by user.

Data were natural log transformed to achieve best W statistic (graph shown in original units).

High cutoff = 0.4037, low cutoff = 0.000364, based on IQR multiplier of 3.

Constituent: Zinc Analysis Run 4/8/2024 5:33 PM View: Outliers

Plant Bowen Data: Bowen 1, 2, 9, and 10

Sanitas™ v.10.0.16b Software licensed to . UG

Tukey's Outlier Screening

GWC-49R

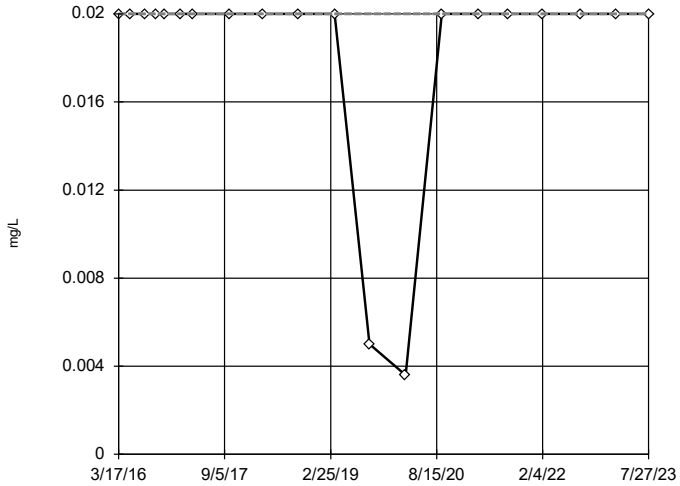

n = 20

No outliers found. Tukey's method selected by user.

Data were natural log transformed to achieve best W statistic (graph shown in original units).

The results were invalidated, because the lower and upper quartiles are equal.

Constituent: Zinc Analysis Run 4/8/2024 5:33 PM View: Outliers

Plant Bowen Data: Bowen 1, 2, 9, and 10

Sanitas™ v.10.0.16b Software licensed to . UG

Tukey's Outlier Screening

GWC-49Z

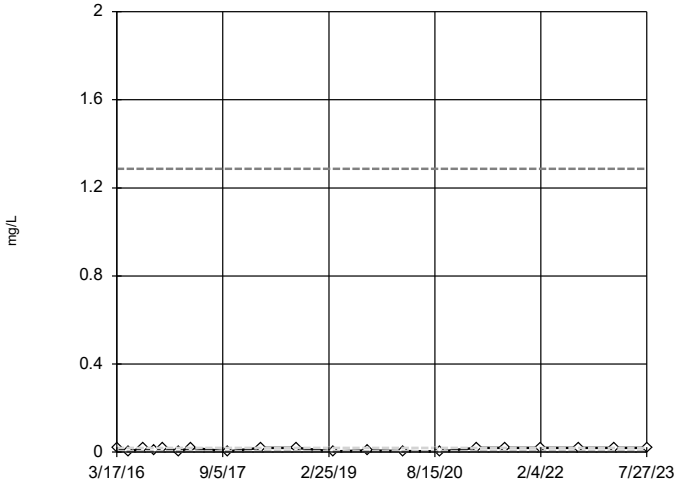

n = 20

No outliers found. Tukey's method selected by user.

Data were natural log transformed to achieve best W statistic (graph shown in original units).

High cutoff = 1.287, low cutoff = 0.00007756, based on IQR multiplier of 3.

Constituent: Zinc Analysis Run 4/8/2024 5:33 PM View: Outliers

Plant Bowen Data: Bowen 1, 2, 9, and 10

Sanitas™ v.10.0.16b Software licensed to . UG

Tukey's Outlier Screening

GWC-5

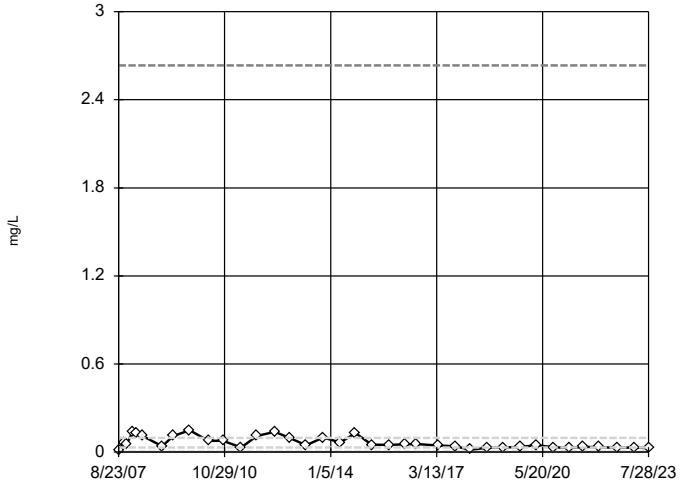

n = 37

No outliers found. Tukey's method selected by user.

Data were natural log transformed to achieve best W statistic (graph shown in original units).

High cutoff = 2.633, low cutoff = 0.001203, based on IQR multiplier of 3.

Constituent: Zinc Analysis Run 4/8/2024 5:33 PM View: Outliers

Plant Bowen Data: Bowen 1, 2, 9, and 10

Sanitas™ v.10.0.16b Software licensed to . UG

Tukey's Outlier Screening

GWC-6

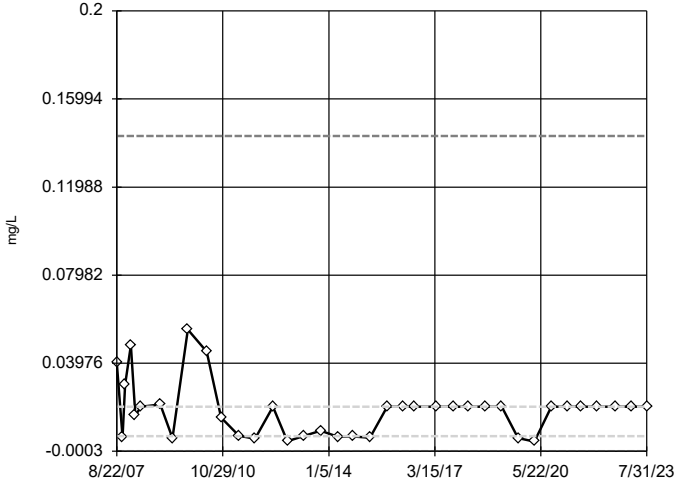

n = 37

No outliers found. Tukey's method selected by user.

Data were cube root transformed to achieve best W statistic (graph shown in original units).

High cutoff = 0.1431, low cutoff = -0.0002626, based on IQR multiplier of 3.

Constituent: Zinc Analysis Run 4/8/2024 5:33 PM View: Outliers

Plant Bowen Data: Bowen 1, 2, 9, and 10

Sanitas™ v.10.0.16b Software licensed to . UG

Tukey's Outlier Screening

GWC-6RZ

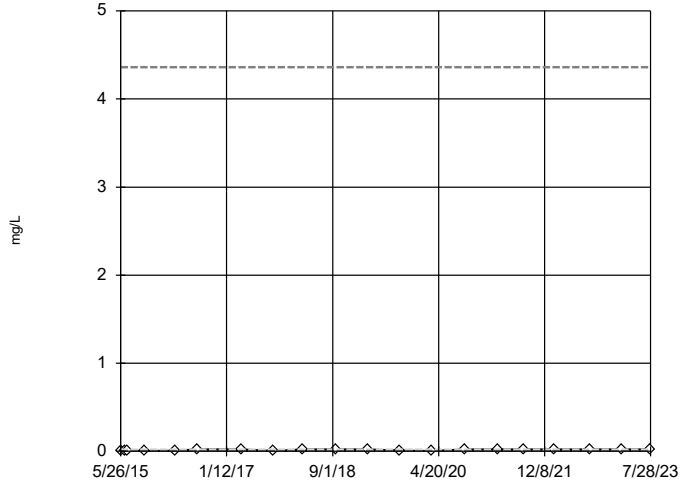

n = 20

No outliers found. Tukey's method selected by user.

Data were natural log transformed to achieve best W statistic (graph shown in original units).

High cutoff = 4.362, low cutoff = 0.00001524, based on IQR multiplier of 3.

Constituent: Zinc Analysis Run 4/8/2024 5:33 PM View: Outliers

Plant Bowen Data: Bowen 1, 2, 9, and 10

Sanitas™ v.10.0.16b Software licensed to . UG

Tukey's Outlier Screening

GWC-7Z

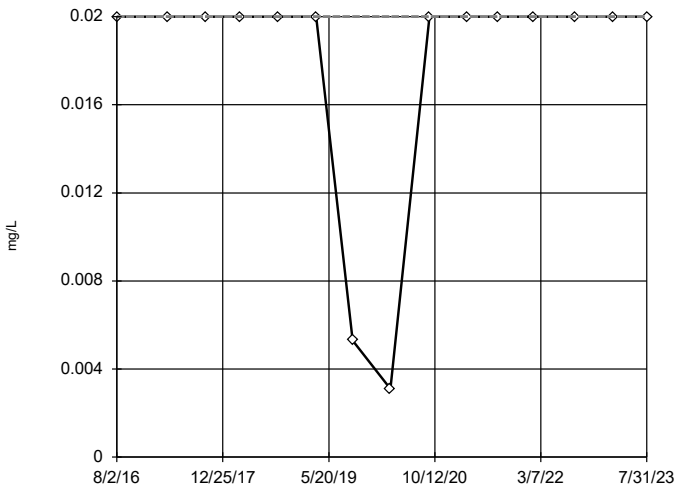

n = 15

No outliers found. Tukey's method selected by user.

Data were natural log transformed to achieve best W statistic (graph shown in original units).

The results were invalidated, because the lower and upper quartiles are equal.

Constituent: Zinc Analysis Run 4/8/2024 5:33 PM View: Outliers

Plant Bowen Data: Bowen 1, 2, 9, and 10

Sanitas™ v.10.0.16b Software licensed to . UG

Tukey's Outlier Screening

GWC-8RR

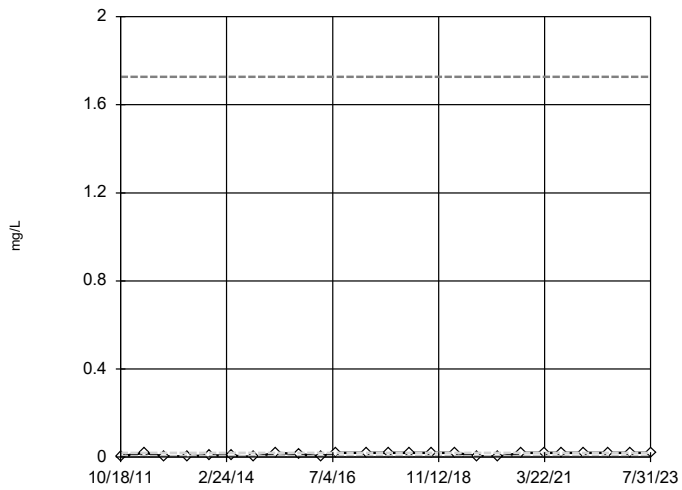

n = 25

No outliers found. Tukey's method selected by user.

Data were natural log transformed to achieve best W statistic (graph shown in original units).

High cutoff = 1.727, low cutoff = 0.0000524, based on IQR multiplier of 3.

Constituent: Zinc Analysis Run 4/8/2024 5:33 PM View: Outliers

Plant Bowen Data: Bowen 1, 2, 9, and 10

Tukey's Outlier Screening

GWC-8Z

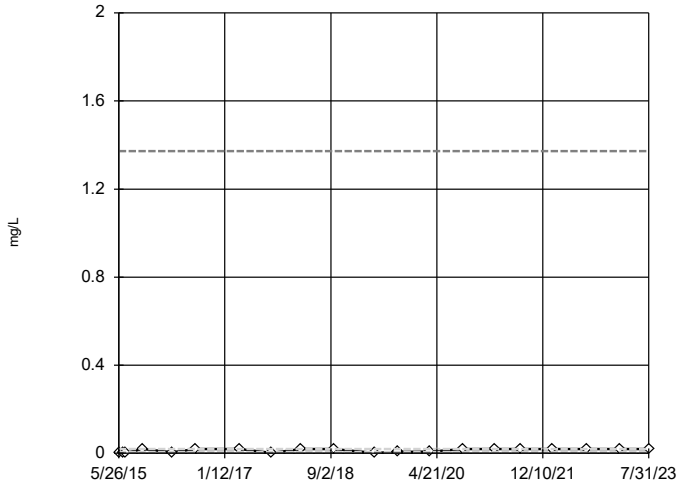

n = 20

No outliers found. Tukey's method select-ed by user.

Data were natural log transformed to achieve best W statistic (graph shown in original units).

High cutoff = 1.372, low cutoff = 0.00007121, based on IQR multiplier of 3.

Constituent: Zinc Analysis Run 4/8/2024 5:33 PM View: Outliers

Plant Bowen Data: Bowen 1, 2, 9, and 10

Sanitas™ v.10.0.16b Software licensed to . UG

Tukey's Outlier Screening

GWC-9

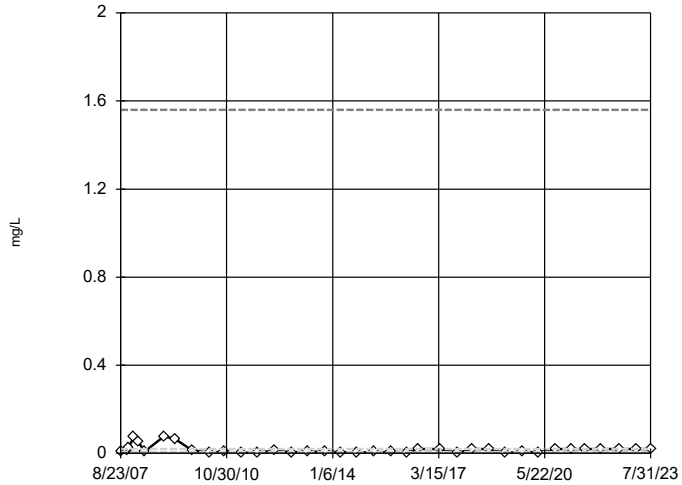

n = 37

No outliers found. Tukey's method select-ed by user.

Data were natural log transformed to achieve best W statistic (graph shown in original units).

High cutoff = 1.56, low cutoff = 0.00006003, based on IQR multiplier of 3.

Constituent: Zinc Analysis Run 4/8/2024 5:33 PM View: Outliers

Plant Bowen Data: Bowen 1, 2, 9, and 10

Tukey's Outlier Test - Upgradient Wells - Significant Results

Plant Bowen Data: Bowen 1, 2, 9, and 10 Printed 4/8/2024, 5:14 PM

Constituent	Well	Outlier	Value(s)	Method	Alpha	N	Mean	Std. Dev.	Distribution	Normality Test
Chloride, Total (mg/L)	**GWA-1,GWA-2,GWA-2...**	**Yes**	**4,4,3,3,3,3,3,3,2.7,2.7,2.7,2.7,2.8,2.8,2.8,2.8,2**	**NP**	**NaN**	**330**	**1.755**	**0.9726**	**x^6**	**ChiSquared**

Tukey's Outlier Test - Upgradient Wells - All Results

Plant Bowen Data: Bowen 1, 2, 9, and 10 Printed 4/8/2024, 5:14 PM

Constituent	Well	Outlier	Value(s)	Method	Alpha	N	Mean	Std. Dev.	Distribution	Normality Test
Beryllium (mg/L)	GWA-1,GWA-2,GWA-2...	n/a	n/a	NP	NaN	346	0.00276	0.0007934	unknown	ChiSquared
Chloride, Total (mg/L)	**GWA-1,GWA-2,GWA-2...**	**Yes**	**4,4,3,3,3,3,3,3,2.7,2.7,2.7,2.7,2.8,2.8,2.8,2.8,2**	**NP**	**NaN**	**330**	**1.755**	**0.9726**	**x^6**	**ChiSquared**
Mercury (mg/L)	GWA-1,GWA-2,GWA-2...	n/a	n/a	NP	NaN	442	0.0004832	0.00008035	unknown	ChiSquared
pH (pH_units)	GWA-1,GWA-2,GWA-2...	No	n/a	NP	NaN	340	6.784	0.8269	ln(x)	ChiSquared
Thallium (mg/L)	GWA-1,GWA-2,GWA-2...	n/a	n/a	NP	NaN	335	0.0009649	0.0001752	unknown	ChiSquared

Tukey's Outlier Screening, Pooled Background

GWA-1,GWA-2,GWA-2R,GWA-39RZ,GWA-39Z...

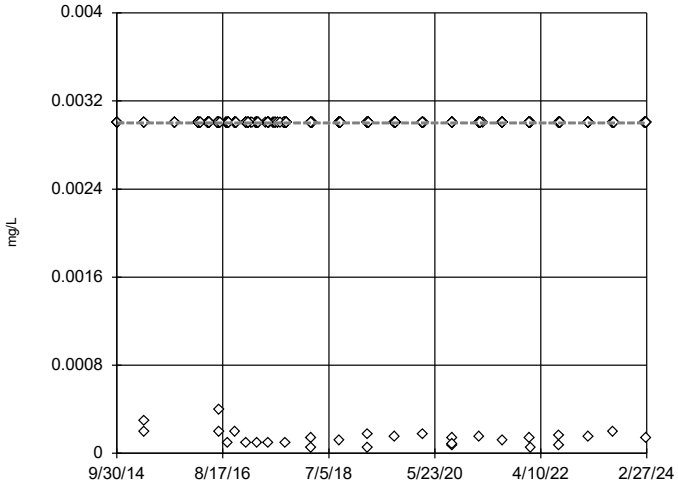

n = 346

No outliers found.
Tukey's method selected by user.

Ladder of Powers transformations did not improve normality; analysis run on raw data.

The results were invalidated, because the lower and upper quartiles are equal.

Constituent: Beryllium Analysis Run 4/8/2024 5:13 PM View: Upgradient
Plant Bowen Data: Bowen 1, 2, 9, and 10

Sanitas™ v.10.0.16b Software licensed to . UG

Tukey's Outlier Screening, Pooled Background

GWA-1,GWA-2,GWA-2R,GWA-39RZ,GWA-39Z...

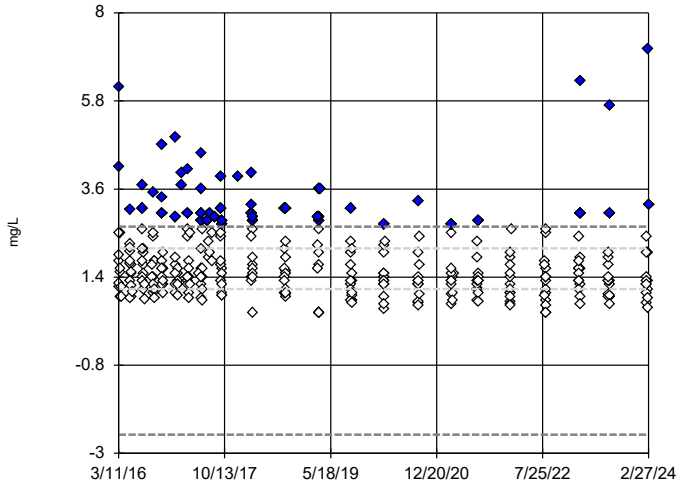

n = 330

Outliers are drawn as solid.
Tukey's method selected by user.

Data were x^6 transformed to achieve best W statistic (graph shown in original units).

High cutoff = 2.665, low cutoff = -2.535, based on IQR multiplier of 3.

Constituent: Chloride, Total Analysis Run 4/8/2024 5:13 PM View: Upgradient
Plant Bowen Data: Bowen 1, 2, 9, and 10

Sanitas™ v.10.0.16b Software licensed to . UG

Tukey's Outlier Screening, Pooled Background

GWA-1,GWA-2,GWA-2R,GWA-39RZ,GWA-39Z...

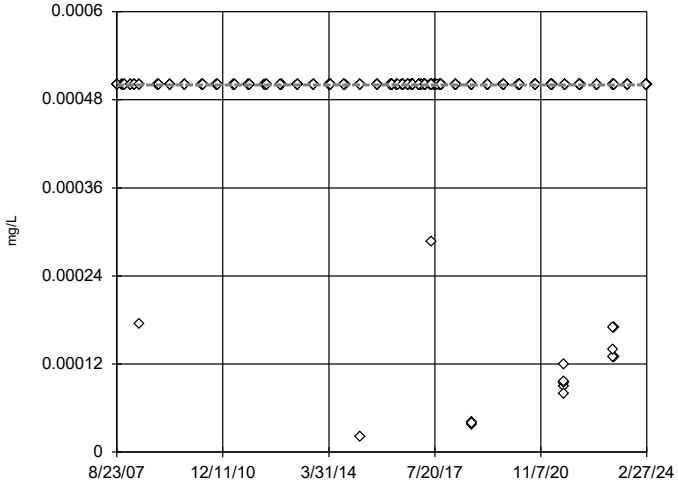

n = 442

No outliers found.
Tukey's method selected by user.

Ladder of Powers transformations did not improve normality; analysis run on raw data.

The results were invalidated, because the lower and upper quartiles are equal.

Constituent: Mercury Analysis Run 4/8/2024 5:13 PM View: Upgradient
Plant Bowen Data: Bowen 1, 2, 9, and 10

Sanitas™ v.10.0.16b Software licensed to . UG

Tukey's Outlier Screening, Pooled Background

GWA-1,GWA-2,GWA-2R,GWA-39RZ,GWA-39Z...

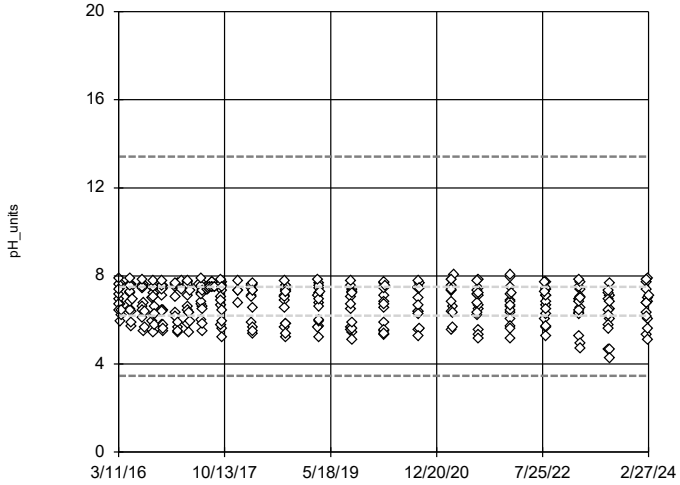

n = 340

No outliers found.
Tukey's method selected by user.

Data were natural log transformed to achieve best W statistic (graph shown in original units).

High cutoff = 13.41, low cutoff = 3.466, based on IQR multiplier of 3.

Constituent: pH Analysis Run 4/8/2024 5:13 PM View: Upgradient
Plant Bowen Data: Bowen 1, 2, 9, and 10

Sanitas™ v.10.0.16b Software licensed to . UG

Tukey's Outlier Screening, Pooled Background

GWA-1,GWA-2,GWA-2R,GWA-39RZ,GWA-39Z...

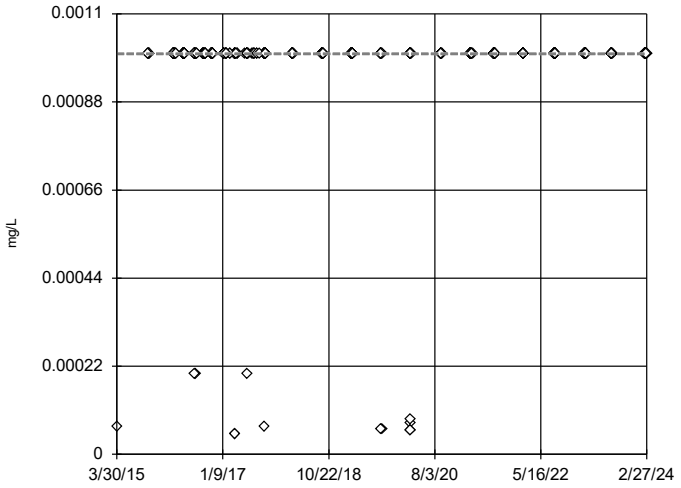

n = 335

No outliers found. Tukey's method selected by user.

Ladder of Powers transformations did not improve normality; analysis run on raw data.

The results were invalidated, because the lower and upper quartiles are equal.

Constituent: Thallium Analysis Run 4/8/2024 5:13 PM View: Upgradient

Plant Bowen Data: Bowen 1, 2, 9, and 10

FIGURE D.

Appendix I Welch's t-test/Mann-Whitney - Significant Results

Plant Bowen Data: Bowen 1, 2, 9, and 10 Printed 3/4/2024, 12:12 PM

Constituent	Well	Calc.	0.01	Alpha	Sig.	Method
Antimony (mg/L)	**GWC-12**	**-3.163**	**Yes**	**0.01**	**Yes**	**Mann-W**
Arsenic (mg/L)	**GWA-2 (bg)**	**-3.124**	**Yes**	**0.01**	**Yes**	**Mann-W**
Arsenic (mg/L)	**GWC-10R**	**-3.163**	**Yes**	**0.01**	**Yes**	**Mann-W**
Barium (mg/L)	**GWA-2R (bg)**	**2.707**	**Yes**	**0.01**	**Yes**	**Mann-W**
Barium (mg/L)	**GWA-50R (bg)**	**-3.008**	**Yes**	**0.01**	**Yes**	**Mann-W**
Barium (mg/L)	**GWC-12**	**-2.878**	**Yes**	**0.01**	**Yes**	**Mann-W**
Barium (mg/L)	**GWC-15R**	**-3.125**	**Yes**	**0.01**	**Yes**	**Mann-W**
Barium (mg/L)	**GWC-45**	**2.921**	**Yes**	**0.01**	**Yes**	**Mann-W**
Barium (mg/L)	**GWC-46R**	**-3.106**	**Yes**	**0.01**	**Yes**	**Mann-W**
Barium (mg/L)	**GWC-47**	**-2.778**	**Yes**	**0.01**	**Yes**	**Mann-W**
Barium (mg/L)	**GWC-48**	**2.897**	**Yes**	**0.01**	**Yes**	**Mann-W**
Barium (mg/L)	**GWC-5**	**-3.103**	**Yes**	**0.01**	**Yes**	**Mann-W**
Barium (mg/L)	**GWC-6**	**-2.965**	**Yes**	**0.01**	**Yes**	**Mann-W**
Barium (mg/L)	**GWC-6RZ**	**-2.675**	**Yes**	**0.01**	**Yes**	**Mann-W**
Barium (mg/L)	**GWC-7Z**	**-3.095**	**Yes**	**0.01**	**Yes**	**Mann-W**
Barium (mg/L)	**GWC-8RR**	**-3.237**	**Yes**	**0.01**	**Yes**	**Mann-W**
Cadmium (mg/L)	**GWC-10**	**-3.163**	**Yes**	**0.01**	**Yes**	**Mann-W**
Chromium (mg/L)	**GWC-13**	**-3.064**	**Yes**	**0.01**	**Yes**	**Mann-W**
Cobalt (mg/L)	**GWA-2R (bg)**	**-4.251**	**Yes**	**0.01**	**Yes**	**Mann-W**
Cobalt (mg/L)	**GWC-10**	**-2.602**	**Yes**	**0.01**	**Yes**	**Mann-W**
Cobalt (mg/L)	**GWC-9**	**-2.768**	**Yes**	**0.01**	**Yes**	**Mann-W**
Copper (mg/L)	**GWA-3A (bg)**	**-3.056**	**Yes**	**0.01**	**Yes**	**Mann-W**
Copper (mg/L)	**GWA-50 (bg)**	**-2.951**	**Yes**	**0.01**	**Yes**	**Mann-W**
Nickel (mg/L)	**GWA-3A (bg)**	**-3.018**	**Yes**	**0.01**	**Yes**	**Mann-W**
Nickel (mg/L)	**GWA-50 (bg)**	**-2.847**	**Yes**	**0.01**	**Yes**	**Mann-W**
Nickel (mg/L)	**GWA-50R (bg)**	**-2.887**	**Yes**	**0.01**	**Yes**	**Mann-W**
Nickel (mg/L)	**GWC-48**	**2.983**	**Yes**	**0.01**	**Yes**	**Mann-W**
Silver (mg/L)	**GWA-50R (bg)**	**-2.677**	**Yes**	**0.01**	**Yes**	**Mann-W**
Zinc (mg/L)	**GWA-3A (bg)**	**-2.956**	**Yes**	**0.01**	**Yes**	**Mann-W**

Appendix I Welch's t-test/Mann-Whitney - All Results

Plant Bowen Data: Bowen 1, 2, 9, and 10 Printed 3/4/2024, 12:12 PM

Constituent	Well	Calc.	0.01	Alpha	Sig.	Method
Antimony (mg/L)	GWA-1 (bg)	1.764	No	0.01	No	Mann-W
Antimony (mg/L)	GWA-2R (bg)	-0.228	No	0.01	No	Mann-W
Antimony (mg/L)	GWA-39RZ (bg)	-0.5559	No	0.01	No	Mann-W
Antimony (mg/L)	GWA-39Z (bg)	0.867	No	0.01	No	Mann-W
Antimony (mg/L)	GWA-3A (bg)	0.07983	No	0.01	No	Mann-W
Antimony (mg/L)	GWA-40 (bg)	-1.318	No	0.01	No	Mann-W
Antimony (mg/L)	GWA-41 (bg)	-1.142	No	0.01	No	Mann-W
Antimony (mg/L)	GWA-41R (bg)	-0.2418	No	0.01	No	Mann-W
Antimony (mg/L)	GWA-42 (bg)	0.3638	No	0.01	No	Mann-W
Antimony (mg/L)	GWA-43 (bg)	0.3638	No	0.01	No	Mann-W
Antimony (mg/L)	GWA-43R (bg)	1.291	No	0.01	No	Mann-W
Antimony (mg/L)	GWA-4RZ (bg)	1.886	No	0.01	No	Mann-W
Antimony (mg/L)	GWA-50 (bg)	-0.8301	No	0.01	No	Mann-W
Antimony (mg/L)	GWA-50R (bg)	0.2652	No	0.01	No	Mann-W
Antimony (mg/L)	GWC-10R	-1.942	No	0.01	No	Mann-W
Antimony (mg/L)	GWC-11	0.8097	No	0.01	No	Mann-W
Antimony (mg/L)	GWC-11R	-0.4494	No	0.01	No	Mann-W
Antimony (mg/L)	**GWC-12**	**-3.163**	**Yes**	**0.01**	**Yes**	**Mann-W**
Antimony (mg/L)	GWC-13	0.6309	No	0.01	No	Mann-W
Antimony (mg/L)	GWC-13RZ	0.9839	No	0.01	No	Mann-W
Antimony (mg/L)	GWC-14Z	0.4189	No	0.01	No	Mann-W
Antimony (mg/L)	GWC-15R	-0.6251	No	0.01	No	Mann-W
Antimony (mg/L)	GWC-15Z	-0.825	No	0.01	No	Mann-W
Antimony (mg/L)	GWC-44	0.3638	No	0.01	No	Mann-W
Antimony (mg/L)	GWC-45	1.671	No	0.01	No	Mann-W
Antimony (mg/L)	GWC-45R	1.341	No	0.01	No	Mann-W
Antimony (mg/L)	GWC-46R	0.3638	No	0.01	No	Mann-W
Antimony (mg/L)	GWC-47	-0.5883	No	0.01	No	Mann-W
Antimony (mg/L)	GWC-47R	1.688	No	0.01	No	Mann-W
Antimony (mg/L)	GWC-48	0.6151	No	0.01	No	Mann-W
Antimony (mg/L)	GWC-49R	-0.2903	No	0.01	No	Mann-W
Antimony (mg/L)	GWC-49Z	1.073	No	0.01	No	Mann-W
Antimony (mg/L)	GWC-5	0.5277	No	0.01	No	Mann-W
Antimony (mg/L)	GWC-6	0.1439	No	0.01	No	Mann-W
Antimony (mg/L)	GWC-6RZ	1.008	No	0.01	No	Mann-W
Antimony (mg/L)	GWC-7Z	-1.44	No	0.01	No	Mann-W
Antimony (mg/L)	GWC-8RR	-0.04118	No	0.01	No	Mann-W
Antimony (mg/L)	GWC-8Z	-2.4	No	0.01	No	Mann-W
Antimony (mg/L)	GWC-9	0.2433	No	0.01	No	Mann-W
Arsenic (mg/L)	GWA-1 (bg)	0.6309	No	0.01	No	Mann-W
Arsenic (mg/L)	**GWA-2 (bg)**	**-3.124**	**Yes**	**0.01**	**Yes**	**Mann-W**
Arsenic (mg/L)	GWA-2R (bg)	0.7585	No	0.01	No	Mann-W
Arsenic (mg/L)	GWA-39RZ (bg)	1.34	No	0.01	No	Mann-W
Arsenic (mg/L)	GWA-39Z (bg)	-0.5883	No	0.01	No	Mann-W
Arsenic (mg/L)	GWA-3A (bg)	0.2466	No	0.01	No	Mann-W
Arsenic (mg/L)	GWA-40 (bg)	0.6151	No	0.01	No	Mann-W
Arsenic (mg/L)	GWA-41R (bg)	0.809	No	0.01	No	Mann-W
Arsenic (mg/L)	GWA-43 (bg)	-2.183	No	0.01	No	Mann-W
Arsenic (mg/L)	GWA-43R (bg)	0.3638	No	0.01	No	Mann-W
Arsenic (mg/L)	GWA-4RZ (bg)	2.146	No	0.01	No	Mann-W
Arsenic (mg/L)	GWC-10	-1.323	No	0.01	No	Mann-W
Arsenic (mg/L)	**GWC-10R**	**-3.163**	**Yes**	**0.01**	**Yes**	**Mann-W**
Arsenic (mg/L)	GWC-11	-1.974	No	0.01	No	Mann-W
Arsenic (mg/L)	GWC-11R	0.6073	No	0.01	No	Mann-W
Arsenic (mg/L)	GWC-12	-0.8838	No	0.01	No	Mann-W

Appendix I Welch's t-test/Mann-Whitney - All Results

Plant Bowen Data: Bowen 1, 2, 9, and 10 Printed 3/4/2024, 12:12 PM

Constituent	Well	Calc.	0.01	Alpha	Sig.	Method
Arsenic (mg/L)	GWC-13	0.9696	No	0.01	No	Mann-W
Arsenic (mg/L)	GWC-13RZ	0.1253	No	0.01	No	Mann-W
Arsenic (mg/L)	GWC-14Z	-1.623	No	0.01	No	Mann-W
Arsenic (mg/L)	GWC-15R	-1.009	No	0.01	No	Mann-W
Arsenic (mg/L)	GWC-15Z	-0.6024	No	0.01	No	Mann-W
Arsenic (mg/L)	GWC-44	0.393	No	0.01	No	Mann-W
Arsenic (mg/L)	GWC-45	-2.183	No	0.01	No	Mann-W
Arsenic (mg/L)	GWC-45R	0.3638	No	0.01	No	Mann-W
Arsenic (mg/L)	GWC-46R	0.3638	No	0.01	No	Mann-W
Arsenic (mg/L)	GWC-47	0.3638	No	0.01	No	Mann-W
Arsenic (mg/L)	GWC-47R	1.306	No	0.01	No	Mann-W
Arsenic (mg/L)	GWC-49R	0.3638	No	0.01	No	Mann-W
Arsenic (mg/L)	GWC-49Z	-2.183	No	0.01	No	Mann-W
Arsenic (mg/L)	GWC-5	0.2433	No	0.01	No	Mann-W
Arsenic (mg/L)	GWC-6	0.8218	No	0.01	No	Mann-W
Arsenic (mg/L)	GWC-6RZ	-1.339	No	0.01	No	Mann-W
Arsenic (mg/L)	GWC-7Z	1.417	No	0.01	No	Mann-W
Arsenic (mg/L)	GWC-8RR	-0.4228	No	0.01	No	Mann-W
Arsenic (mg/L)	GWC-8Z	-0.1061	No	0.01	No	Mann-W
Arsenic (mg/L)	GWC-9	-2.429	No	0.01	No	Mann-W
Barium (mg/L)	GWA-1 (bg)	-1.673	No	0.01	No	Mann-W
Barium (mg/L)	GWA-2 (bg)	0.7442	No	0.01	No	Mann-W
Barium (mg/L)	**GWA-2R (bg)**	**2.707**	**Yes**	**0.01**	**Yes**	**Mann-W**
Barium (mg/L)	GWA-39RZ (bg)	-2.137	No	0.01	No	Mann-W
Barium (mg/L)	GWA-39Z (bg)	0.04478	No	0.01	No	Mann-W
Barium (mg/L)	GWA-3A (bg)	1.597	No	0.01	No	Mann-W
Barium (mg/L)	GWA-40 (bg)	-1.346	No	0.01	No	Mann-W
Barium (mg/L)	GWA-41 (bg)	-1.122	No	0.01	No	Mann-W
Barium (mg/L)	GWA-41R (bg)	0.04496	No	0.01	No	Mann-W
Barium (mg/L)	GWA-42 (bg)	-0.1803	No	0.01	No	Mann-W
Barium (mg/L)	GWA-43 (bg)	-1.883	No	0.01	No	Mann-W
Barium (mg/L)	GWA-43R (bg)	-2.334	No	0.01	No	Mann-W
Barium (mg/L)	GWA-4RZ (bg)	2.152	No	0.01	No	Mann-W
Barium (mg/L)	GWA-50 (bg)	-2.049	No	0.01	No	Mann-W
Barium (mg/L)	**GWA-50R (bg)**	**-3.008**	**Yes**	**0.01**	**Yes**	**Mann-W**
Barium (mg/L)	GWC-10	-0.1392	No	0.01	No	Mann-W
Barium (mg/L)	GWC-10R	0.8812	No	0.01	No	Mann-W
Barium (mg/L)	GWC-11	-1.737	No	0.01	No	Mann-W
Barium (mg/L)	GWC-11R	2.509	No	0.01	No	Mann-W
Barium (mg/L)	**GWC-12**	**-2.878**	**Yes**	**0.01**	**Yes**	**Mann-W**
Barium (mg/L)	GWC-13	-1.107	No	0.01	No	Mann-W
Barium (mg/L)	GWC-14Z	-0.6439	No	0.01	No	Mann-W
Barium (mg/L)	**GWC-15R**	**-3.125**	**Yes**	**0.01**	**Yes**	**Mann-W**
Barium (mg/L)	GWC-15Z	0.1979	No	0.01	No	Mann-W
Barium (mg/L)	GWC-44	-0.1792	No	0.01	No	Mann-W
Barium (mg/L)	**GWC-45**	**2.921**	**Yes**	**0.01**	**Yes**	**Mann-W**
Barium (mg/L)	GWC-45R	1.936	No	0.01	No	Mann-W
Barium (mg/L)	**GWC-46R**	**-3.106**	**Yes**	**0.01**	**Yes**	**Mann-W**
Barium (mg/L)	**GWC-47**	**-2.778**	**Yes**	**0.01**	**Yes**	**Mann-W**
Barium (mg/L)	GWC-47R	-2.105	No	0.01	No	Mann-W
Barium (mg/L)	**GWC-48**	**2.897**	**Yes**	**0.01**	**Yes**	**Mann-W**
Barium (mg/L)	GWC-49R	0.1793	No	0.01	No	Mann-W
Barium (mg/L)	GWC-49Z	-1.076	No	0.01	No	Mann-W
Barium (mg/L)	**GWC-5**	**-3.103**	**Yes**	**0.01**	**Yes**	**Mann-W**
Barium (mg/L)	**GWC-6**	**-2.965**	**Yes**	**0.01**	**Yes**	**Mann-W**

Appendix I Welch's t-test/Mann-Whitney - All Results

Plant Bowen Data: Bowen 1, 2, 9, and 10 Printed 3/4/2024, 12:12 PM

Constituent	Well	Calc.	0.01	Alpha	Sig.	Method
Barium (mg/L)	**GWC-6RZ**	**-2.675**	**Yes**	**0.01**	**Yes**	**Mann-W**
Barium (mg/L)	**GWC-7Z**	**-3.095**	**Yes**	**0.01**	**Yes**	**Mann-W**
Barium (mg/L)	**GWC-8RR**	**-3.237**	**Yes**	**0.01**	**Yes**	**Mann-W**
Barium (mg/L)	GWC-8Z	-2.451	No	0.01	No	Mann-W
Barium (mg/L)	GWC-9	2.38	No	0.01	No	Mann-W
Cadmium (mg/L)	GWA-1 (bg)	-0.05805	No	0.01	No	Mann-W
Cadmium (mg/L)	GWA-39RZ (bg)	0.375	No	0.01	No	Mann-W
Cadmium (mg/L)	GWA-39Z (bg)	0.9797	No	0.01	No	Mann-W
Cadmium (mg/L)	GWA-42 (bg)	1.756	No	0.01	No	Mann-W
Cadmium (mg/L)	GWA-43 (bg)	0.3638	No	0.01	No	Mann-W
Cadmium (mg/L)	GWA-50 (bg)	0.4437	No	0.01	No	Mann-W
Cadmium (mg/L)	**GWC-10**	**-3.163**	**Yes**	**0.01**	**Yes**	**Mann-W**
Cadmium (mg/L)	GWC-10R	0.2433	No	0.01	No	Mann-W
Cadmium (mg/L)	GWC-11R	-0.05805	No	0.01	No	Mann-W
Cadmium (mg/L)	GWC-12	-0.2443	No	0.01	No	Mann-W
Cadmium (mg/L)	GWC-14Z	0.2433	No	0.01	No	Mann-W
Cadmium (mg/L)	GWC-15R	0.7236	No	0.01	No	Mann-W
Cadmium (mg/L)	GWC-44	0.3638	No	0.01	No	Mann-W
Cadmium (mg/L)	GWC-45R	0.3638	No	0.01	No	Mann-W
Cadmium (mg/L)	GWC-47	-0.4103	No	0.01	No	Mann-W
Cadmium (mg/L)	GWC-47R	-2.183	No	0.01	No	Mann-W
Cadmium (mg/L)	GWC-48	0.9976	No	0.01	No	Mann-W
Cadmium (mg/L)	GWC-49Z	1.448	No	0.01	No	Mann-W
Cadmium (mg/L)	GWC-5	0.9695	No	0.01	No	Mann-W
Cadmium (mg/L)	GWC-6	0.4065	No	0.01	No	Mann-W
Cadmium (mg/L)	GWC-7Z	0.3638	No	0.01	No	Mann-W
Cadmium (mg/L)	GWC-8Z	0.5512	No	0.01	No	Mann-W
Chromium (mg/L)	GWA-1 (bg)	0.3449	No	0.01	No	Mann-W
Chromium (mg/L)	GWA-2 (bg)	0.6511	No	0.01	No	Mann-W
Chromium (mg/L)	GWA-2R (bg)	-0.03573	No	0.01	No	Mann-W
Chromium (mg/L)	GWA-39RZ (bg)	1.111	No	0.01	No	Mann-W
Chromium (mg/L)	GWA-39Z (bg)	0.375	No	0.01	No	Mann-W
Chromium (mg/L)	GWA-3A (bg)	1.503	No	0.01	No	Mann-W
Chromium (mg/L)	GWA-40 (bg)	0.9797	No	0.01	No	Mann-W
Chromium (mg/L)	GWA-41 (bg)	-0.08787	No	0.01	No	Mann-W
Chromium (mg/L)	GWA-41R (bg)	0.6158	No	0.01	No	Mann-W
Chromium (mg/L)	GWA-42 (bg)	0.3638	No	0.01	No	Mann-W
Chromium (mg/L)	GWA-43 (bg)	0	No	0.01	No	Mann-W
Chromium (mg/L)	GWA-43R (bg)	1.045	No	0.01	No	Mann-W
Chromium (mg/L)	GWA-50 (bg)	0.6919	No	0.01	No	Mann-W
Chromium (mg/L)	GWA-50R (bg)	1.243	No	0.01	No	Mann-W
Chromium (mg/L)	GWC-10	-0.5093	No	0.01	No	Mann-W
Chromium (mg/L)	GWC-10R	0.484	No	0.01	No	Mann-W
Chromium (mg/L)	GWC-11	-0.9345	No	0.01	No	Mann-W
Chromium (mg/L)	GWC-11R	-2.361	No	0.01	No	Mann-W
Chromium (mg/L)	GWC-12	-0.8323	No	0.01	No	Mann-W
Chromium (mg/L)	**GWC-13**	**-3.064**	**Yes**	**0.01**	**Yes**	**Mann-W**
Chromium (mg/L)	GWC-13RZ	0.02916	No	0.01	No	Mann-W
Chromium (mg/L)	GWC-14Z	0.6253	No	0.01	No	Mann-W
Chromium (mg/L)	GWC-15R	0.6872	No	0.01	No	Mann-W
Chromium (mg/L)	GWC-15Z	-0.7902	No	0.01	No	Mann-W
Chromium (mg/L)	GWC-44	-1.142	No	0.01	No	Mann-W
Chromium (mg/L)	GWC-45	0.3638	No	0.01	No	Mann-W
Chromium (mg/L)	GWC-45R	1.633	No	0.01	No	Mann-W
Chromium (mg/L)	GWC-46R	2.302	No	0.01	No	Mann-W

Appendix I Welch's t-test/Mann-Whitney - All Results

Plant Bowen Data: Bowen 1, 2, 9, and 10 Printed 3/4/2024, 12:12 PM

Constituent	Well	Calc.	0.01	Alpha	Sig.	Method
Chromium (mg/L)	GWC-47	-0.8542	No	0.01	No	Mann-W
Chromium (mg/L)	GWC-47R	0.3787	No	0.01	No	Mann-W
Chromium (mg/L)	GWC-48	-1.22	No	0.01	No	Mann-W
Chromium (mg/L)	GWC-49R	1.589	No	0.01	No	Mann-W
Chromium (mg/L)	GWC-49Z	0.842	No	0.01	No	Mann-W
Chromium (mg/L)	GWC-5	0.07235	No	0.01	No	Mann-W
Chromium (mg/L)	GWC-6	-0.8194	No	0.01	No	Mann-W
Chromium (mg/L)	GWC-6RZ	0.895	No	0.01	No	Mann-W
Chromium (mg/L)	GWC-7Z	-1.318	No	0.01	No	Mann-W
Chromium (mg/L)	GWC-8RR	0	No	0.01	No	Mann-W
Chromium (mg/L)	GWC-8Z	-0.938	No	0.01	No	Mann-W
Chromium (mg/L)	GWC-9	0.1021	No	0.01	No	Mann-W
Cobalt (mg/L)	GWA-1 (bg)	0.9691	No	0.01	No	Mann-W
Cobalt (mg/L)	GWA-2 (bg)	-0.2399	No	0.01	No	Mann-W
Cobalt (mg/L)	**GWA-2R (bg)**	**-4.251**	**Yes**	**0.01**	**Yes**	**Mann-W**
Cobalt (mg/L)	GWA-39RZ (bg)	-0.09068	No	0.01	No	Mann-W
Cobalt (mg/L)	GWA-39Z (bg)	1.446	No	0.01	No	Mann-W
Cobalt (mg/L)	GWA-3A (bg)	1.646	No	0.01	No	Mann-W
Cobalt (mg/L)	GWA-41R (bg)	-0.2398	No	0.01	No	Mann-W
Cobalt (mg/L)	GWA-42 (bg)	-0.8097	No	0.01	No	Mann-W
Cobalt (mg/L)	GWA-43 (bg)	0.3638	No	0.01	No	Mann-W
Cobalt (mg/L)	GWA-4RZ (bg)	1.165	No	0.01	No	Mann-W
Cobalt (mg/L)	GWA-50R (bg)	0.8918	No	0.01	No	Mann-W
Cobalt (mg/L)	**GWC-10**	**-2.602**	**Yes**	**0.01**	**Yes**	**Mann-W**
Cobalt (mg/L)	GWC-11	0.627	No	0.01	No	Mann-W
Cobalt (mg/L)	GWC-11R	0.4119	No	0.01	No	Mann-W
Cobalt (mg/L)	GWC-12	-0.5503	No	0.01	No	Mann-W
Cobalt (mg/L)	GWC-13	0.1143	No	0.01	No	Mann-W
Cobalt (mg/L)	GWC-13RZ	-0.4056	No	0.01	No	Mann-W
Cobalt (mg/L)	GWC-14Z	-0.165	No	0.01	No	Mann-W
Cobalt (mg/L)	GWC-15R	0.4063	No	0.01	No	Mann-W
Cobalt (mg/L)	GWC-15Z	0.4119	No	0.01	No	Mann-W
Cobalt (mg/L)	GWC-44	-1.577	No	0.01	No	Mann-W
Cobalt (mg/L)	GWC-45	-0.7758	No	0.01	No	Mann-W
Cobalt (mg/L)	GWC-46R	0.3638	No	0.01	No	Mann-W
Cobalt (mg/L)	GWC-48	2.293	No	0.01	No	Mann-W
Cobalt (mg/L)	GWC-49Z	-2.376	No	0.01	No	Mann-W
Cobalt (mg/L)	GWC-5	1.349	No	0.01	No	Mann-W
Cobalt (mg/L)	GWC-6	0.6309	No	0.01	No	Mann-W
Cobalt (mg/L)	GWC-7Z	1.44	No	0.01	No	Mann-W
Cobalt (mg/L)	GWC-8RR	0.4937	No	0.01	No	Mann-W
Cobalt (mg/L)	GWC-8Z	0.7224	No	0.01	No	Mann-W
Cobalt (mg/L)	**GWC-9**	**-2.768**	**Yes**	**0.01**	**Yes**	**Mann-W**
Copper (mg/L)	GWA-1 (bg)	-1.032	No	0.01	No	Mann-W
Copper (mg/L)	GWA-2 (bg)	-0.03127	No	0.01	No	Mann-W
Copper (mg/L)	GWA-2R (bg)	-1.789	No	0.01	No	Mann-W
Copper (mg/L)	GWA-39RZ (bg)	-0.1103	No	0.01	No	Mann-W
Copper (mg/L)	GWA-39Z (bg)	0.8368	No	0.01	No	Mann-W
Copper (mg/L)	**GWA-3A (bg)**	**-3.056**	**Yes**	**0.01**	**Yes**	**Mann-W**
Copper (mg/L)	GWA-40 (bg)	0.375	No	0.01	No	Mann-W
Copper (mg/L)	GWA-41 (bg)	1.014	No	0.01	No	Mann-W
Copper (mg/L)	GWA-41R (bg)	0.05174	No	0.01	No	Mann-W
Copper (mg/L)	GWA-42 (bg)	0.6348	No	0.01	No	Mann-W
Copper (mg/L)	GWA-43 (bg)	-0.1352	No	0.01	No	Mann-W
Copper (mg/L)	GWA-43R (bg)	1.014	No	0.01	No	Mann-W

Appendix I Welch's t-test/Mann-Whitney - All Results

Plant Bowen Data: Bowen 1, 2, 9, and 10 Printed 3/4/2024, 12:12 PM

Constituent	Well	Calc.	0.01	Alpha	Sig.	Method
Copper (mg/L)	GWA-4RZ (bg)	1.082	No	0.01	No	Mann-W
Copper (mg/L)	**GWA-50 (bg)**	**-2.951**	**Yes**	**0.01**	**Yes**	**Mann-W**
Copper (mg/L)	GWA-50R (bg)	-0.04739	No	0.01	No	Mann-W
Copper (mg/L)	GWC-10	0.1073	No	0.01	No	Mann-W
Copper (mg/L)	GWC-10R	0.5716	No	0.01	No	Mann-W
Copper (mg/L)	GWC-11	0.4526	No	0.01	No	Mann-W
Copper (mg/L)	GWC-11R	0.469	No	0.01	No	Mann-W
Copper (mg/L)	GWC-12	-0.5847	No	0.01	No	Mann-W
Copper (mg/L)	GWC-13	0.8763	No	0.01	No	Mann-W
Copper (mg/L)	GWC-13RZ	-1.688	No	0.01	No	Mann-W
Copper (mg/L)	GWC-14Z	0.877	No	0.01	No	Mann-W
Copper (mg/L)	GWC-15R	0.877	No	0.01	No	Mann-W
Copper (mg/L)	GWC-15Z	0.09928	No	0.01	No	Mann-W
Copper (mg/L)	GWC-44	0.7211	No	0.01	No	Mann-W
Copper (mg/L)	GWC-45	1.053	No	0.01	No	Mann-W
Copper (mg/L)	GWC-45R	0.375	No	0.01	No	Mann-W
Copper (mg/L)	GWC-46R	0.375	No	0.01	No	Mann-W
Copper (mg/L)	GWC-47	-0.532	No	0.01	No	Mann-W
Copper (mg/L)	GWC-47R	1.18	No	0.01	No	Mann-W
Copper (mg/L)	GWC-48	1.014	No	0.01	No	Mann-W
Copper (mg/L)	GWC-49Z	1.34	No	0.01	No	Mann-W
Copper (mg/L)	GWC-5	0.2267	No	0.01	No	Mann-W
Copper (mg/L)	GWC-6	0.6763	No	0.01	No	Mann-W
Copper (mg/L)	GWC-6RZ	0.375	No	0.01	No	Mann-W
Copper (mg/L)	GWC-7Z	1.257	No	0.01	No	Mann-W
Copper (mg/L)	GWC-8RR	0.3273	No	0.01	No	Mann-W
Copper (mg/L)	GWC-8Z	0.4731	No	0.01	No	Mann-W
Copper (mg/L)	GWC-9	0.5749	No	0.01	No	Mann-W
Lead (mg/L)	GWA-1 (bg)	0.7191	No	0.01	No	Mann-W
Lead (mg/L)	GWA-2 (bg)	-0.05805	No	0.01	No	Mann-W
Lead (mg/L)	GWA-2R (bg)	0.5277	No	0.01	No	Mann-W
Lead (mg/L)	GWA-39RZ (bg)	-0.3495	No	0.01	No	Mann-W
Lead (mg/L)	GWA-39Z (bg)	0.9803	No	0.01	No	Mann-W
Lead (mg/L)	GWA-40 (bg)	0.9803	No	0.01	No	Mann-W
Lead (mg/L)	GWA-41 (bg)	0.3638	No	0.01	No	Mann-W
Lead (mg/L)	GWA-41R (bg)	1.292	No	0.01	No	Mann-W
Lead (mg/L)	GWA-42 (bg)	0.809	No	0.01	No	Mann-W
Lead (mg/L)	GWA-43 (bg)	0.6402	No	0.01	No	Mann-W
Lead (mg/L)	GWA-43R (bg)	1.014	No	0.01	No	Mann-W
Lead (mg/L)	GWA-4RZ (bg)	0.6151	No	0.01	No	Mann-W
Lead (mg/L)	GWA-50 (bg)	0.5775	No	0.01	No	Mann-W
Lead (mg/L)	GWA-50R (bg)	-0.4419	No	0.01	No	Mann-W
Lead (mg/L)	GWC-10	0.2433	No	0.01	No	Mann-W
Lead (mg/L)	GWC-10R	0.2433	No	0.01	No	Mann-W
Lead (mg/L)	GWC-11	0.5277	No	0.01	No	Mann-W
Lead (mg/L)	GWC-11R	0.5277	No	0.01	No	Mann-W
Lead (mg/L)	GWC-13	1.046	No	0.01	No	Mann-W
Lead (mg/L)	GWC-13RZ	0.6309	No	0.01	No	Mann-W
Lead (mg/L)	GWC-14Z	0.4063	No	0.01	No	Mann-W
Lead (mg/L)	GWC-15R	-0.2687	No	0.01	No	Mann-W
Lead (mg/L)	GWC-15Z	0.5277	No	0.01	No	Mann-W
Lead (mg/L)	GWC-44	1.051	No	0.01	No	Mann-W
Lead (mg/L)	GWC-45	2.042	No	0.01	No	Mann-W
Lead (mg/L)	GWC-45R	1.139	No	0.01	No	Mann-W
Lead (mg/L)	GWC-47	1.139	No	0.01	No	Mann-W

Appendix I Welch's t-test/Mann-Whitney - All Results

Plant Bowen Data: Bowen 1, 2, 9, and 10 Printed 3/4/2024, 12:12 PM

Constituent	Well	Calc.	0.01	Alpha	Sig.	Method
Lead (mg/L)	GWC-47R	0.9797	No	0.01	No	Mann-W
Lead (mg/L)	GWC-48	-0.08787	No	0.01	No	Mann-W
Lead (mg/L)	GWC-49Z	1.292	No	0.01	No	Mann-W
Lead (mg/L)	GWC-5	0.2433	No	0.01	No	Mann-W
Lead (mg/L)	GWC-6	0.8097	No	0.01	No	Mann-W
Lead (mg/L)	GWC-6RZ	0.7224	No	0.01	No	Mann-W
Lead (mg/L)	GWC-7Z	1.744	No	0.01	No	Mann-W
Lead (mg/L)	GWC-8RR	0.6443	No	0.01	No	Mann-W
Lead (mg/L)	GWC-8Z	2.013	No	0.01	No	Mann-W
Lead (mg/L)	GWC-9	0.9703	No	0.01	No	Mann-W
Nickel (mg/L)	GWA-1 (bg)	-0.1655	No	0.01	No	Mann-W
Nickel (mg/L)	GWA-2 (bg)	0.2276	No	0.01	No	Mann-W
Nickel (mg/L)	GWA-2R (bg)	0.4007	No	0.01	No	Mann-W
Nickel (mg/L)	GWA-39RZ (bg)	0.2212	No	0.01	No	Mann-W
Nickel (mg/L)	GWA-39Z (bg)	-0.9742	No	0.01	No	Mann-W
Nickel (mg/L)	**GWA-3A (bg)**	**-3.018**	**Yes**	**0.01**	**Yes**	**Mann-W**
Nickel (mg/L)	GWA-41 (bg)	-0.6932	No	0.01	No	Mann-W
Nickel (mg/L)	GWA-41R (bg)	0.5333	No	0.01	No	Mann-W
Nickel (mg/L)	GWA-42 (bg)	0.3366	No	0.01	No	Mann-W
Nickel (mg/L)	GWA-43 (bg)	1.041	No	0.01	No	Mann-W
Nickel (mg/L)	GWA-43R (bg)	0.375	No	0.01	No	Mann-W
Nickel (mg/L)	GWA-4RZ (bg)	0.8122	No	0.01	No	Mann-W
Nickel (mg/L)	**GWA-50 (bg)**	**-2.847**	**Yes**	**0.01**	**Yes**	**Mann-W**
Nickel (mg/L)	**GWA-50R (bg)**	**-2.887**	**Yes**	**0.01**	**Yes**	**Mann-W**
Nickel (mg/L)	GWC-10	-1.066	No	0.01	No	Mann-W
Nickel (mg/L)	GWC-10R	0.1256	No	0.01	No	Mann-W
Nickel (mg/L)	GWC-11	0.3175	No	0.01	No	Mann-W
Nickel (mg/L)	GWC-11R	0.4368	No	0.01	No	Mann-W
Nickel (mg/L)	GWC-12	-1.377	No	0.01	No	Mann-W
Nickel (mg/L)	GWC-13	-0.03396	No	0.01	No	Mann-W
Nickel (mg/L)	GWC-13RZ	0.9078	No	0.01	No	Mann-W
Nickel (mg/L)	GWC-14Z	-0.02941	No	0.01	No	Mann-W
Nickel (mg/L)	GWC-15R	-0.1719	No	0.01	No	Mann-W
Nickel (mg/L)	GWC-15Z	-0.5441	No	0.01	No	Mann-W
Nickel (mg/L)	GWC-44	0.6402	No	0.01	No	Mann-W
Nickel (mg/L)	GWC-45	-1.806	No	0.01	No	Mann-W
Nickel (mg/L)	GWC-45R	-1.088	No	0.01	No	Mann-W
Nickel (mg/L)	GWC-46R	0.375	No	0.01	No	Mann-W
Nickel (mg/L)	GWC-47	0.375	No	0.01	No	Mann-W
Nickel (mg/L)	GWC-47R	1.34	No	0.01	No	Mann-W
Nickel (mg/L)	**GWC-48**	**2.983**	**Yes**	**0.01**	**Yes**	**Mann-W**
Nickel (mg/L)	GWC-49R	0.375	No	0.01	No	Mann-W
Nickel (mg/L)	GWC-49Z	-1.986	No	0.01	No	Mann-W
Nickel (mg/L)	GWC-5	-2.031	No	0.01	No	Mann-W
Nickel (mg/L)	GWC-6	0.2005	No	0.01	No	Mann-W
Nickel (mg/L)	GWC-7Z	1.914	No	0.01	No	Mann-W
Nickel (mg/L)	GWC-8RR	0.5512	No	0.01	No	Mann-W
Nickel (mg/L)	GWC-8Z	1.181	No	0.01	No	Mann-W
Nickel (mg/L)	GWC-9	-2.137	No	0.01	No	Mann-W
Selenium (mg/L)	GWA-2 (bg)	-0.7745	No	0.01	No	Mann-W
Selenium (mg/L)	GWA-2R (bg)	0.2433	No	0.01	No	Mann-W
Selenium (mg/L)	GWA-43 (bg)	0.3638	No	0.01	No	Mann-W
Selenium (mg/L)	GWC-13	0.275	No	0.01	No	Mann-W
Selenium (mg/L)	GWC-13RZ	0.631	No	0.01	No	Mann-W
Selenium (mg/L)	GWC-14Z	0.4065	No	0.01	No	Mann-W

Appendix I Welch's t-test/Mann-Whitney - All Results

Plant Bowen Data: Bowen 1, 2, 9, and 10 Printed 3/4/2024, 12:12 PM

Constituent	Well	Calc.	0.01	Alpha	Sig.	Method
Selenium (mg/L)	GWC-15R	0.2433	No	0.01	No	Mann-W
Selenium (mg/L)	GWC-44	-0.2845	No	0.01	No	Mann-W
Selenium (mg/L)	GWC-46R	0.3638	No	0.01	No	Mann-W
Selenium (mg/L)	GWC-48	-1.142	No	0.01	No	Mann-W
Selenium (mg/L)	GWC-5	-0.384	No	0.01	No	Mann-W
Selenium (mg/L)	GWC-6RZ	0.3273	No	0.01	No	Mann-W
Selenium (mg/L)	GWC-8Z	-0.5455	No	0.01	No	Mann-W
Selenium (mg/L)	GWC-9	0.2433	No	0.01	No	Mann-W
Silver (mg/L)	GWA-39RZ (bg)	0.433	No	0.01	No	Mann-W
Silver (mg/L)	GWA-50 (bg)	0.1102	No	0.01	No	Mann-W
Silver (mg/L)	**GWA-50R (bg)**	**-2.677**	**Yes**	**0.01**	**Yes**	**Mann-W**
Silver (mg/L)	GWC-12	0.2611	No	0.01	No	Mann-W
Silver (mg/L)	GWC-13RZ	0.2652	No	0.01	No	Mann-W
Vanadium (mg/L)	GWA-1 (bg)	0.5682	No	0.01	No	Mann-W
Vanadium (mg/L)	GWA-2 (bg)	0.7952	No	0.01	No	Mann-W
Vanadium (mg/L)	GWA-2R (bg)	0.7818	No	0.01	No	Mann-W
Vanadium (mg/L)	GWA-39RZ (bg)	0.433	No	0.01	No	Mann-W
Vanadium (mg/L)	GWA-3A (bg)	0.4437	No	0.01	No	Mann-W
Vanadium (mg/L)	GWA-43 (bg)	0.375	No	0.01	No	Mann-W
Vanadium (mg/L)	GWA-43R (bg)	0.6348	No	0.01	No	Mann-W
Vanadium (mg/L)	GWA-4RZ (bg)	0.4743	No	0.01	No	Mann-W
Vanadium (mg/L)	GWA-50R (bg)	1.086	No	0.01	No	Mann-W
Vanadium (mg/L)	GWC-10	0.6804	No	0.01	No	Mann-W
Vanadium (mg/L)	GWC-11	0.5683	No	0.01	No	Mann-W
Vanadium (mg/L)	GWC-11R	1.575	No	0.01	No	Mann-W
Vanadium (mg/L)	GWC-12	-0.3056	No	0.01	No	Mann-W
Vanadium (mg/L)	GWC-13	0.3374	No	0.01	No	Mann-W
Vanadium (mg/L)	GWC-13RZ	0.9295	No	0.01	No	Mann-W
Vanadium (mg/L)	GWC-14Z	0.877	No	0.01	No	Mann-W
Vanadium (mg/L)	GWC-15R	0.2611	No	0.01	No	Mann-W
Vanadium (mg/L)	GWC-15Z	0.4474	No	0.01	No	Mann-W
Vanadium (mg/L)	GWC-44	-2.125	No	0.01	No	Mann-W
Vanadium (mg/L)	GWC-45	-1.088	No	0.01	No	Mann-W
Vanadium (mg/L)	GWC-47R	0.375	No	0.01	No	Mann-W
Vanadium (mg/L)	GWC-48	-2.125	No	0.01	No	Mann-W
Vanadium (mg/L)	GWC-5	0.5682	No	0.01	No	Mann-W
Vanadium (mg/L)	GWC-6	1.137	No	0.01	No	Mann-W
Vanadium (mg/L)	GWC-8RR	0.5512	No	0.01	No	Mann-W
Vanadium (mg/L)	GWC-8Z	0.375	No	0.01	No	Mann-W
Vanadium (mg/L)	GWC-9	-0.6477	No	0.01	No	Mann-W
Zinc (mg/L)	GWA-1 (bg)	2.19	No	0.01	No	Mann-W
Zinc (mg/L)	GWA-2 (bg)	0.707	No	0.01	No	Mann-W
Zinc (mg/L)	GWA-2R (bg)	1.742	No	0.01	No	Mann-W
Zinc (mg/L)	GWA-39RZ (bg)	1.401	No	0.01	No	Mann-W
Zinc (mg/L)	GWA-39Z (bg)	1.653	No	0.01	No	Mann-W
Zinc (mg/L)	**GWA-3A (bg)**	**-2.956**	**Yes**	**0.01**	**Yes**	**Mann-W**
Zinc (mg/L)	GWA-40 (bg)	0.836	No	0.01	No	Mann-W
Zinc (mg/L)	GWA-41 (bg)	0.8368	No	0.01	No	Mann-W
Zinc (mg/L)	GWA-41R (bg)	1.18	No	0.01	No	Mann-W
Zinc (mg/L)	GWA-42 (bg)	0.5314	No	0.01	No	Mann-W
Zinc (mg/L)	GWA-43 (bg)	1.653	No	0.01	No	Mann-W
Zinc (mg/L)	GWA-43R (bg)	1.654	No	0.01	No	Mann-W
Zinc (mg/L)	GWA-4RZ (bg)	1.329	No	0.01	No	Mann-W
Zinc (mg/L)	GWA-50 (bg)	2.132	No	0.01	No	Mann-W
Zinc (mg/L)	GWA-50R (bg)	2.108	No	0.01	No	Mann-W

Appendix I Welch's t-test/Mann-Whitney - All Results

Plant Bowen Data: Bowen 1, 2, 9, and 10 Printed 3/4/2024, 12:12 PM

Constituent	Well	Calc.	0.01	Alpha	Sig.	Method
Zinc (mg/L)	GWC-10	0.8929	No	0.01	No	Mann-W
Zinc (mg/L)	GWC-10R	1.868	No	0.01	No	Mann-W
Zinc (mg/L)	GWC-11	1.382	No	0.01	No	Mann-W
Zinc (mg/L)	GWC-11R	1.786	No	0.01	No	Mann-W
Zinc (mg/L)	GWC-12	1.275	No	0.01	No	Mann-W
Zinc (mg/L)	GWC-13	1.795	No	0.01	No	Mann-W
Zinc (mg/L)	GWC-13RZ	2.152	No	0.01	No	Mann-W
Zinc (mg/L)	GWC-14Z	2.113	No	0.01	No	Mann-W
Zinc (mg/L)	GWC-15R	2.502	No	0.01	No	Mann-W
Zinc (mg/L)	GWC-15Z	1.537	No	0.01	No	Mann-W
Zinc (mg/L)	GWC-44	2.132	No	0.01	No	Mann-W
Zinc (mg/L)	GWC-45	1.811	No	0.01	No	Mann-W
Zinc (mg/L)	GWC-45R	2.13	No	0.01	No	Mann-W
Zinc (mg/L)	GWC-46R	1.498	No	0.01	No	Mann-W
Zinc (mg/L)	GWC-47	1.613	No	0.01	No	Mann-W
Zinc (mg/L)	GWC-47R	2.368	No	0.01	No	Mann-W
Zinc (mg/L)	GWC-48	0.8693	No	0.01	No	Mann-W
Zinc (mg/L)	GWC-49R	0.6348	No	0.01	No	Mann-W
Zinc (mg/L)	GWC-49Z	1.653	No	0.01	No	Mann-W
Zinc (mg/L)	GWC-5	-1.702	No	0.01	No	Mann-W
Zinc (mg/L)	GWC-6	1.431	No	0.01	No	Mann-W
Zinc (mg/L)	GWC-6RZ	1.653	No	0.01	No	Mann-W
Zinc (mg/L)	GWC-7Z	0.7724	No	0.01	No	Mann-W
Zinc (mg/L)	GWC-8RR	1.632	No	0.01	No	Mann-W
Zinc (mg/L)	GWC-8Z	1.653	No	0.01	No	Mann-W
Zinc (mg/L)	GWC-9	2.22	No	0.01	No	Mann-W

Sanitas™ v.10.0.16 Software licensed to . UG
Hollow symbols indicate censored values.

Mann-Whitney (Wilcoxon Rank Sum)

GWA-1 (bg)

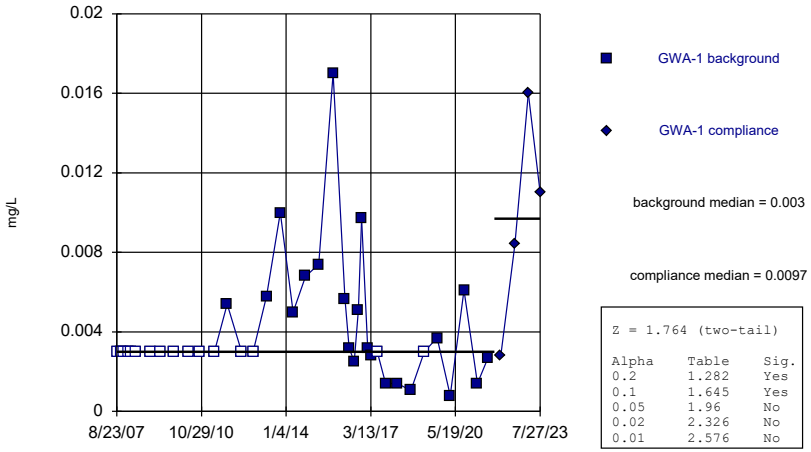

Z = 1.764 (two-tail)

Alpha	Table	Sig.
0.2	1.282	Yes
0.1	1.645	Yes
0.05	1.96	No
0.02	2.326	No
0.01	2.576	No

Constituent: Antimony Analysis Run 3/4/2024 11:59 AM View: Appendix I Mann-Whitney
Plant Bowen Data: Bowen 1, 2, 9, and 10

Sanitas™ v.10.0.16 Software licensed to . UG
Hollow symbols indicate censored values.

Mann-Whitney (Wilcoxon Rank Sum)

GWA-2R (bg)

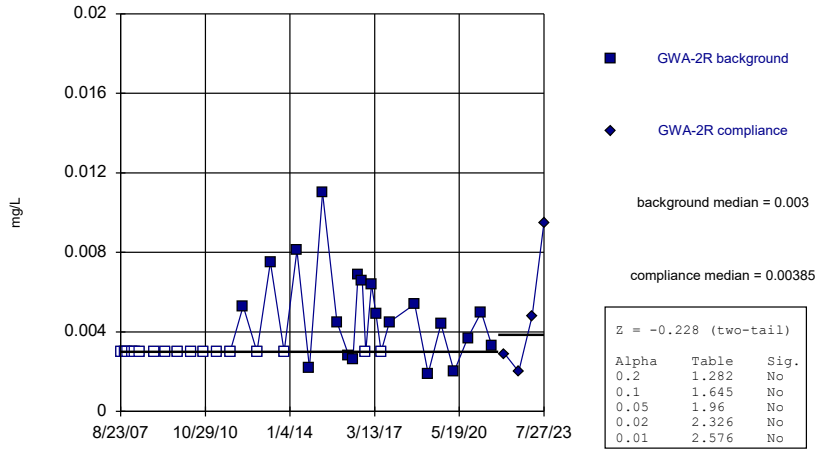

Z = -0.228 (two-tail)

Alpha	Table	Sig.
0.2	1.282	No
0.1	1.645	No
0.05	1.96	No
0.02	2.326	No
0.01	2.576	No

Constituent: Antimony Analysis Run 3/4/2024 11:59 AM View: Appendix I Mann-Whitney
Plant Bowen Data: Bowen 1, 2, 9, and 10

Sanitas™ v.10.0.16 Software licensed to . UG
Hollow symbols indicate censored values.

Mann-Whitney (Wilcoxon Rank Sum)

GWA-39RZ (bg)

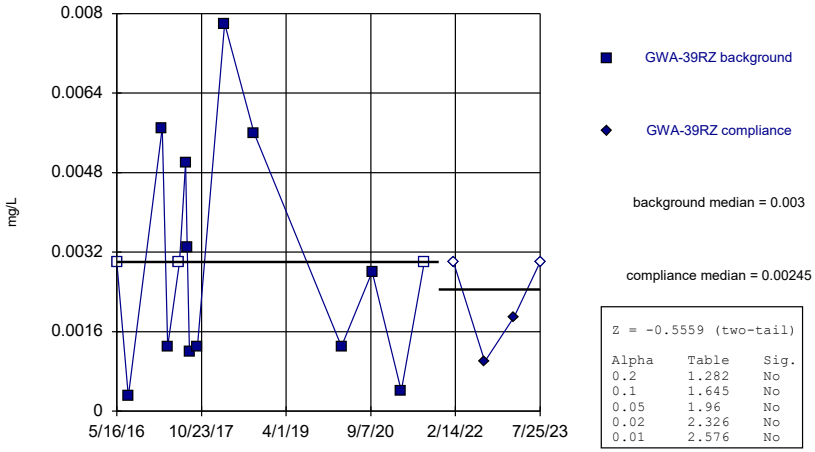

Z = -0.5559 (two-tail)

Alpha	Table	Sig.
0.2	1.282	No
0.1	1.645	No
0.05	1.96	No
0.02	2.326	No
0.01	2.576	No

Constituent: Antimony Analysis Run 3/4/2024 11:59 AM View: Appendix I Mann-Whitney
Plant Bowen Data: Bowen 1, 2, 9, and 10

Sanitas™ v.10.0.16 Software licensed to . UG
Hollow symbols indicate censored values.

Mann-Whitney (Wilcoxon Rank Sum)

GWA-39Z (bg)

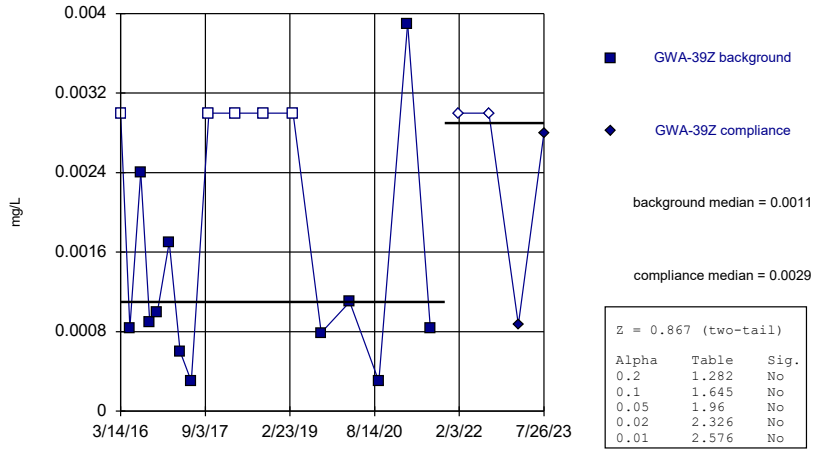

Z = 0.867 (two-tail)

Alpha	Table	Sig.
0.2	1.282	No
0.1	1.645	No
0.05	1.96	No
0.02	2.326	No
0.01	2.576	No

Constituent: Antimony Analysis Run 3/4/2024 11:59 AM View: Appendix I Mann-Whitney
Plant Bowen Data: Bowen 1, 2, 9, and 10

Sanitas™ v.10.0.16 Software licensed to . UG
Hollow symbols indicate censored values.

Mann-Whitney (Wilcoxon Rank Sum)

GWA-3A (bg)

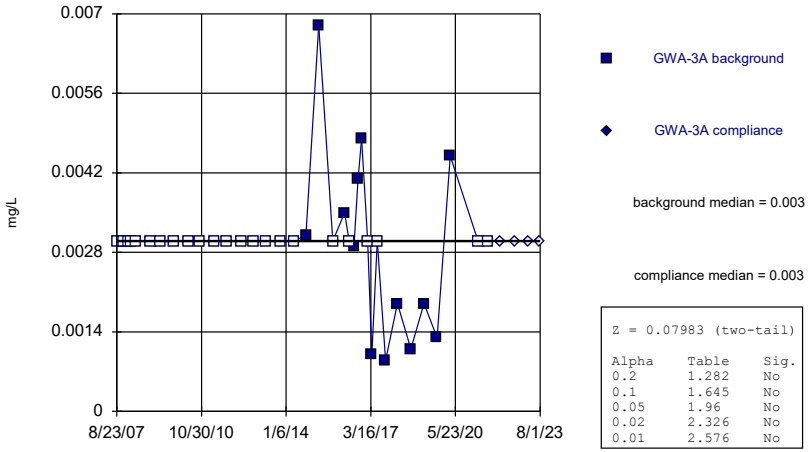

Z = 0.07983 (two-tail)

Alpha	Table	Sig.
0.2	1.282	No
0.1	1.645	No
0.05	1.96	No
0.02	2.326	No
0.01	2.576	No

Constituent: Antimony Analysis Run 3/4/2024 11:59 AM View: Appendix I Mann-Whitney
Plant Bowen Data: Bowen 1, 2, 9, and 10

Sanitas™ v.10.0.16 Software licensed to . UG
Hollow symbols indicate censored values.

Mann-Whitney (Wilcoxon Rank Sum)

GWA-40 (bg)

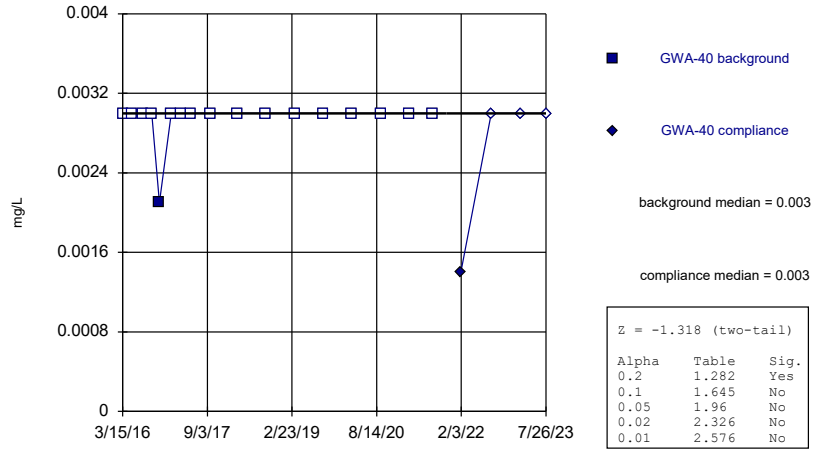

Z = -1.318 (two-tail)

Alpha	Table	Sig.
0.2	1.282	Yes
0.1	1.645	No
0.05	1.96	No
0.02	2.326	No
0.01	2.576	No

Constituent: Antimony Analysis Run 3/4/2024 11:59 AM View: Appendix I Mann-Whitney
Plant Bowen Data: Bowen 1, 2, 9, and 10

Sanitas™ v.10.0.16 Software licensed to . UG
Hollow symbols indicate censored values.

Mann-Whitney (Wilcoxon Rank Sum)

GWA-41 (bg)

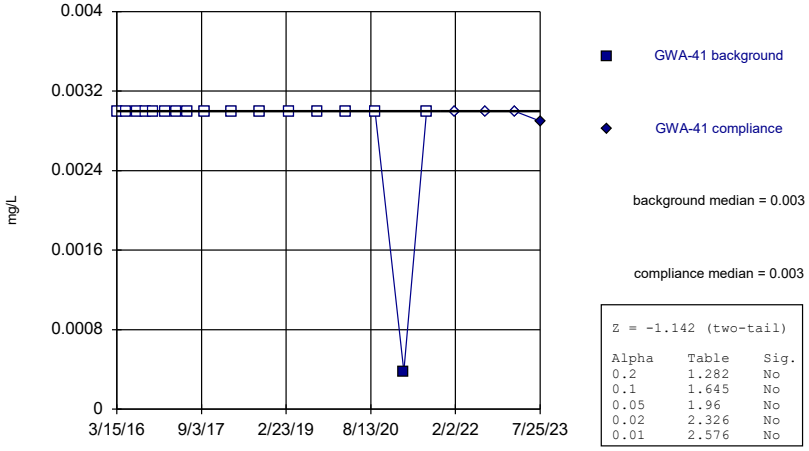

Z = -1.142 (two-tail)

Alpha	Table	Sig.
0.2	1.282	No
0.1	1.645	No
0.05	1.96	No
0.02	2.326	No
0.01	2.576	No

Constituent: Antimony Analysis Run 3/4/2024 11:59 AM View: Appendix I Mann-Whitney
Plant Bowen Data: Bowen 1, 2, 9, and 10

Sanitas™ v.10.0.16 Software licensed to . UG
Hollow symbols indicate censored values.

Mann-Whitney (Wilcoxon Rank Sum)

GWA-41R (bg)

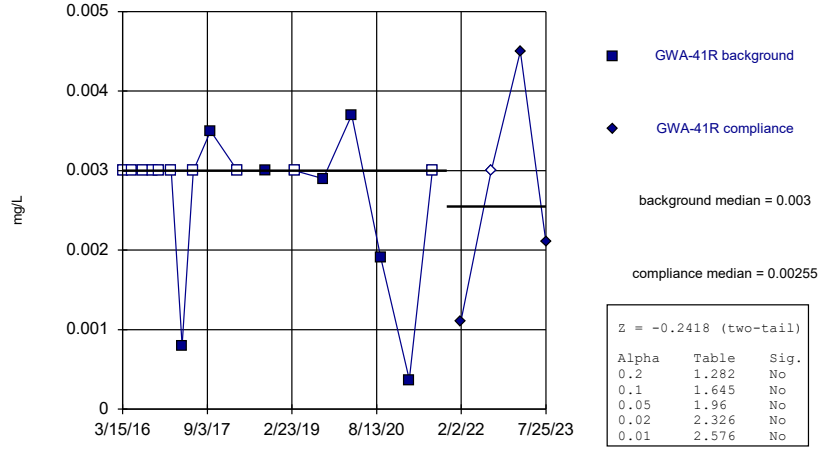

Z = -0.2418 (two-tail)

Alpha	Table	Sig.
0.2	1.282	No
0.1	1.645	No
0.05	1.96	No
0.02	2.326	No
0.01	2.576	No

Constituent: Antimony Analysis Run 3/4/2024 11:59 AM View: Appendix I Mann-Whitney
Plant Bowen Data: Bowen 1, 2, 9, and 10

Sanitas™ v.10.0.16 Software licensed to . UG
Hollow symbols indicate censored values.

Mann-Whitney (Wilcoxon Rank Sum)

GWA-42 (bg)

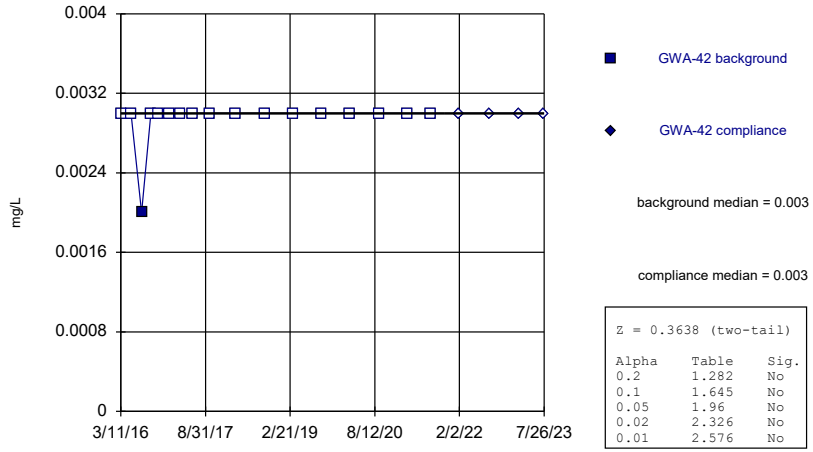

Z = 0.3638 (two-tail)

Alpha	Table	Sig.
0.2	1.282	No
0.1	1.645	No
0.05	1.96	No
0.02	2.326	No
0.01	2.576	No

Constituent: Antimony Analysis Run 3/4/2024 11:59 AM View: Appendix I Mann-Whitney
Plant Bowen Data: Bowen 1, 2, 9, and 10

Sanitas™ v.10.0.16 Software licensed to . UG
Hollow symbols indicate censored values.

Mann-Whitney (Wilcoxon Rank Sum)

GWA-43 (bg)

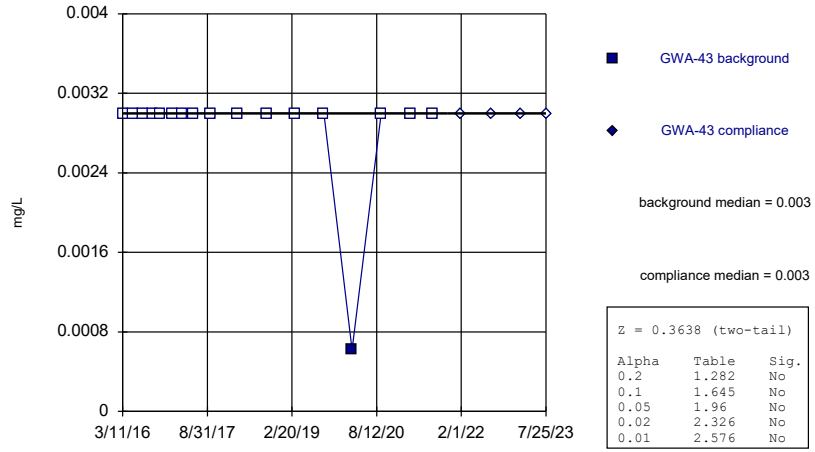

Z = 0.3638 (two-tail)

Alpha	Table	Sig.
0.2	1.282	No
0.1	1.645	No
0.05	1.96	No
0.02	2.326	No
0.01	2.576	No

Constituent: Antimony Analysis Run 3/4/2024 11:59 AM View: Appendix I Mann-Whitney
Plant Bowen Data: Bowen 1, 2, 9, and 10

Sanitas™ v.10.0.16 Software licensed to . UG
Hollow symbols indicate censored values.

Mann-Whitney (Wilcoxon Rank Sum)

GWA-43R (bg)

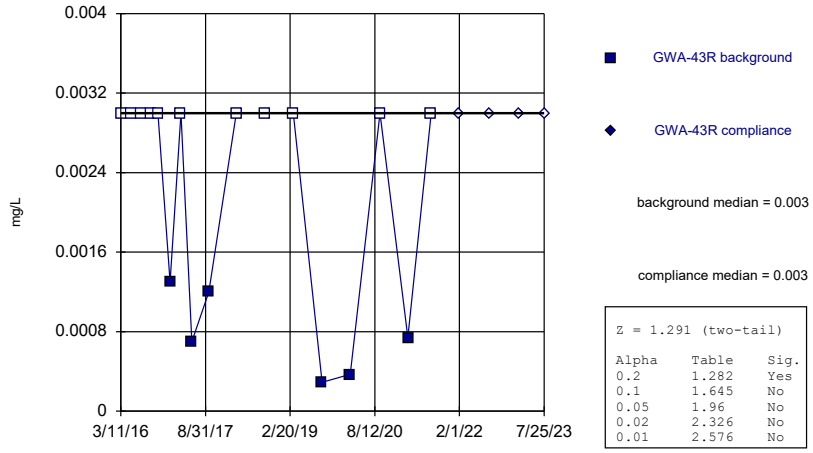

Z = 1.291 (two-tail)

Alpha	Table	Sig.
0.2	1.282	Yes
0.1	1.645	No
0.05	1.96	No
0.02	2.326	No
0.01	2.576	No

Constituent: Antimony Analysis Run 3/4/2024 11:59 AM View: Appendix I Mann-Whitney
Plant Bowen Data: Bowen 1, 2, 9, and 10

Sanitas™ v.10.0.16 Software licensed to . UG
Hollow symbols indicate censored values.

Mann-Whitney (Wilcoxon Rank Sum)

GWA-4RZ (bg)

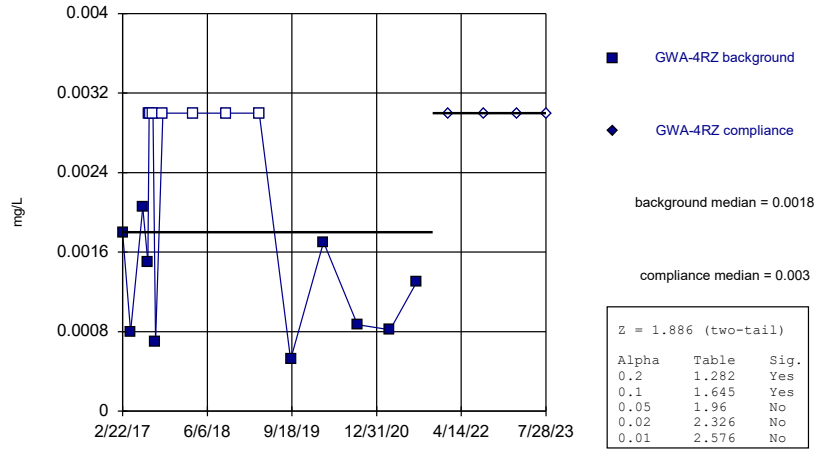

Z = 1.886 (two-tail)

Alpha	Table	Sig.
0.2	1.282	Yes
0.1	1.645	Yes
0.05	1.96	No
0.02	2.326	No
0.01	2.576	No

Constituent: Antimony Analysis Run 3/4/2024 11:59 AM View: Appendix I Mann-Whitney
Plant Bowen Data: Bowen 1, 2, 9, and 10

Sanitas™ v.10.0.16 Software licensed to . UG
Hollow symbols indicate censored values.

Mann-Whitney (Wilcoxon Rank Sum)

GWA-50 (bg)

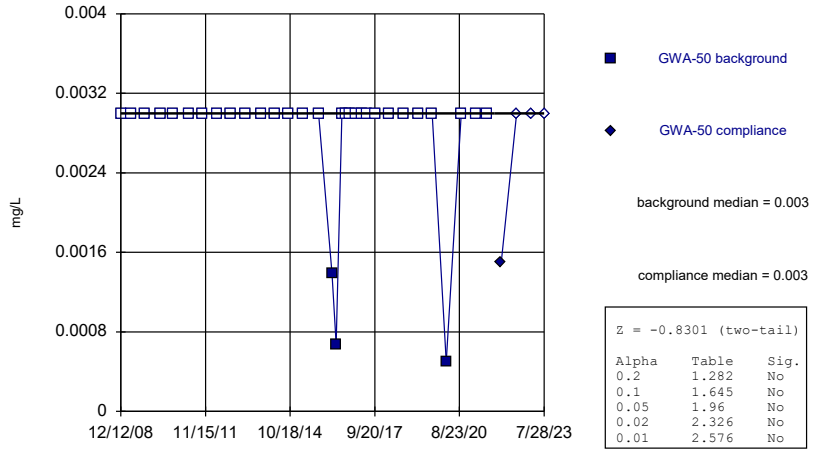

Z = -0.8301 (two-tail)

Alpha	Table	Sig.
0.2	1.282	No
0.1	1.645	No
0.05	1.96	No
0.02	2.326	No
0.01	2.576	No

Constituent: Antimony Analysis Run 3/4/2024 11:59 AM View: Appendix I Mann-Whitney
Plant Bowen Data: Bowen 1, 2, 9, and 10

Sanitas™ v.10.0.16 Software licensed to . UG
Hollow symbols indicate censored values.

Mann-Whitney (Wilcoxon Rank Sum)

GWA-50R (bg)

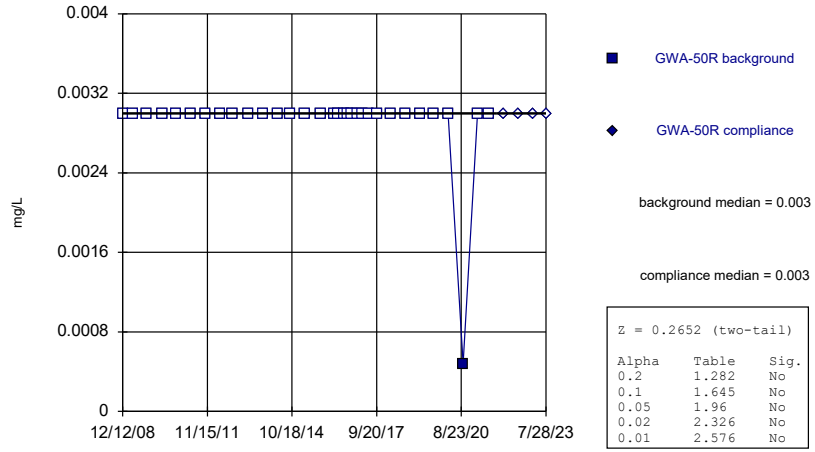

Z = 0.2652 (two-tail)

Alpha	Table	Sig.
0.2	1.282	No
0.1	1.645	No
0.05	1.96	No
0.02	2.326	No
0.01	2.576	No

Constituent: Antimony Analysis Run 3/4/2024 11:59 AM View: Appendix I Mann-Whitney
Plant Bowen Data: Bowen 1, 2, 9, and 10

Sanitas™ v.10.0.16 Software licensed to . UG
Hollow symbols indicate censored values.

Mann-Whitney (Wilcoxon Rank Sum)

GWC-10R

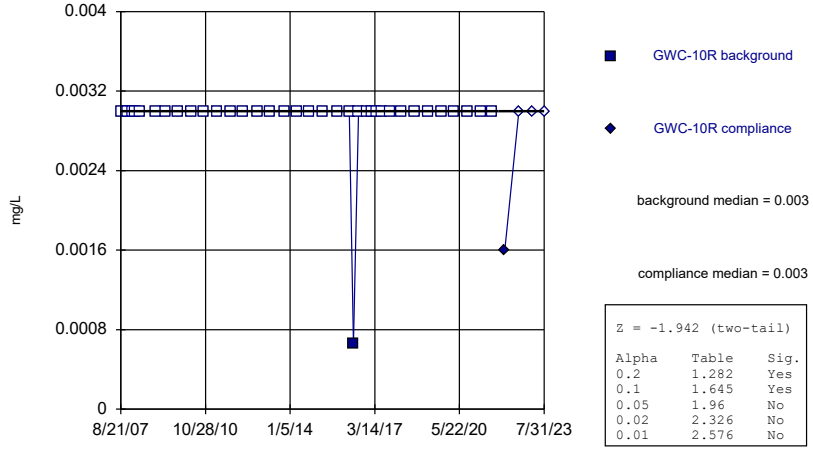

Z = -1.942 (two-tail)

Alpha	Table	Sig.
0.2	1.282	Yes
0.1	1.645	Yes
0.05	1.96	No
0.02	2.326	No
0.01	2.576	No

Constituent: Antimony Analysis Run 3/4/2024 11:59 AM View: Appendix I Mann-Whitney
Plant Bowen Data: Bowen 1, 2, 9, and 10

Sanitas™ v.10.0.16 Software licensed to . UG
Hollow symbols indicate censored values.

Mann-Whitney (Wilcoxon Rank Sum)

GWC-11

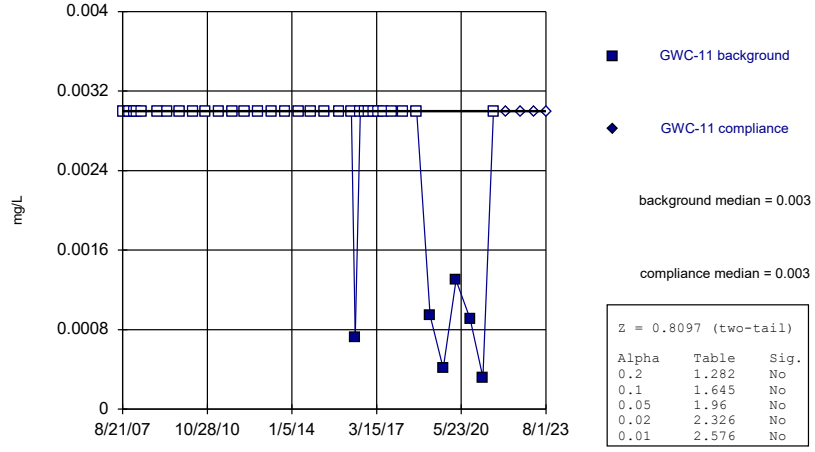

Z = 0.8097 (two-tail)

Alpha	Table	Sig.
0.2	1.282	No
0.1	1.645	No
0.05	1.96	No
0.02	2.326	No
0.01	2.576	No

Constituent: Antimony Analysis Run 3/4/2024 11:59 AM View: Appendix I Mann-Whitney
Plant Bowen Data: Bowen 1, 2, 9, and 10

Sanitas™ v.10.0.16 Software licensed to . UG
Hollow symbols indicate censored values.

Mann-Whitney (Wilcoxon Rank Sum)

GWC-11R

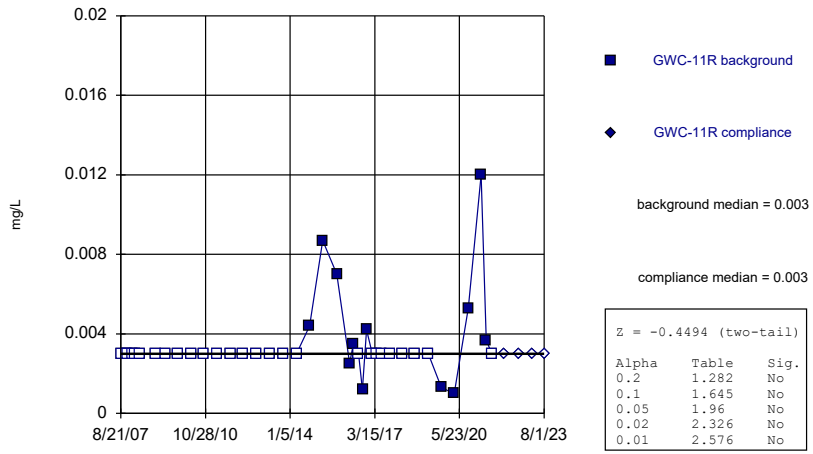

Z = -0.4494 (two-tail)

Alpha	Table	Sig.
0.2	1.282	No
0.1	1.645	No
0.05	1.96	No
0.02	2.326	No
0.01	2.576	No

Constituent: Antimony Analysis Run 3/4/2024 11:59 AM View: Appendix I Mann-Whitney
Plant Bowen Data: Bowen 1, 2, 9, and 10

Sanitas™ v.10.0.16 Software licensed to . UG
Hollow symbols indicate censored values.

Mann-Whitney (Wilcoxon Rank Sum)

GWC-12

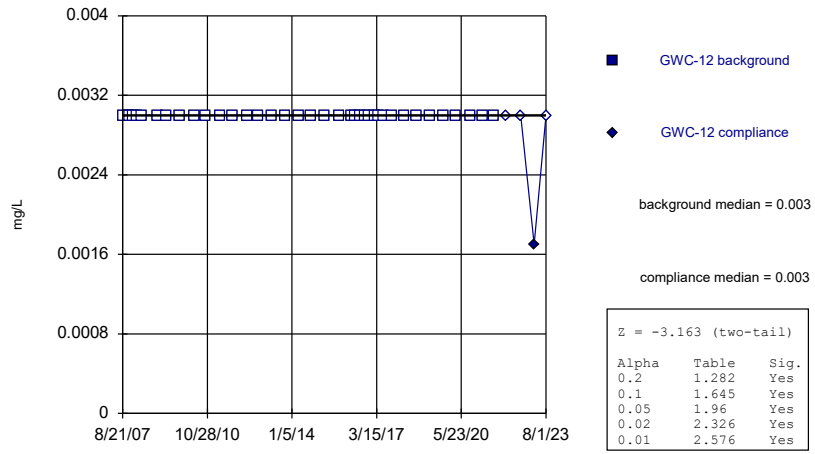

Z = -3.163 (two-tail)

Alpha	Table	Sig.
0.2	1.282	Yes
0.1	1.645	Yes
0.05	1.96	Yes
0.02	2.326	Yes
0.01	2.576	Yes

Constituent: Antimony Analysis Run 3/4/2024 11:59 AM View: Appendix I Mann-Whitney
Plant Bowen Data: Bowen 1, 2, 9, and 10

Sanitas™ v.10.0.16 Software licensed to . UG
Hollow symbols indicate censored values.

Mann-Whitney (Wilcoxon Rank Sum)

GWC-13

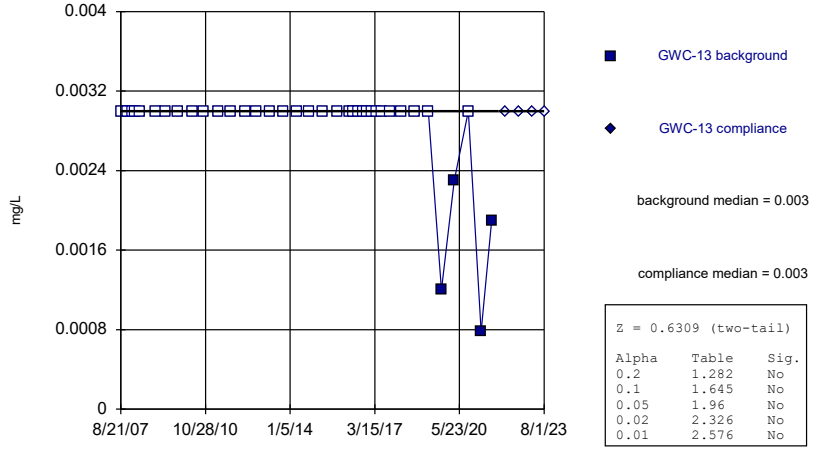

Z = 0.6309 (two-tail)

Alpha	Table	Sig.
0.2	1.282	No
0.1	1.645	No
0.05	1.96	No
0.02	2.326	No
0.01	2.576	No

Constituent: Antimony Analysis Run 3/4/2024 11:59 AM View: Appendix I Mann-Whitney
Plant Bowen Data: Bowen 1, 2, 9, and 10

Sanitas™ v.10.0.16 Software licensed to . UG
Hollow symbols indicate censored values.

Mann-Whitney (Wilcoxon Rank Sum)

GWC-13RZ

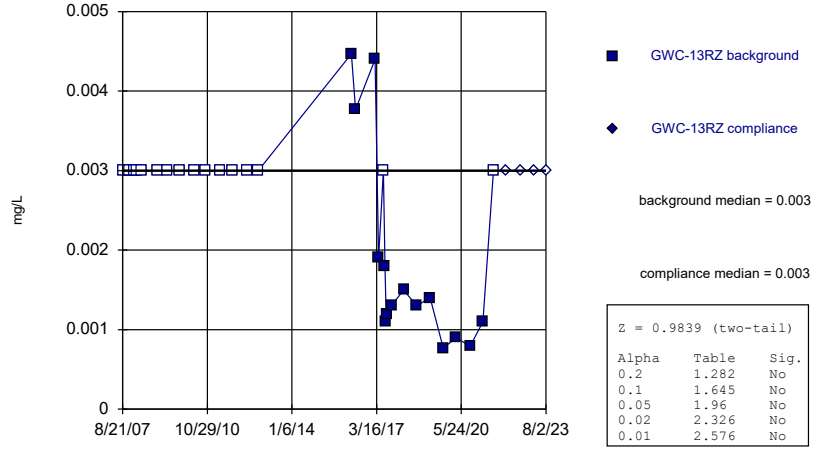

Z = 0.9839 (two-tail)

Alpha	Table	Sig.
0.2	1.282	No
0.1	1.645	No
0.05	1.96	No
0.02	2.326	No
0.01	2.576	No

Constituent: Antimony Analysis Run 3/4/2024 11:59 AM View: Appendix I Mann-Whitney
Plant Bowen Data: Bowen 1, 2, 9, and 10

Sanitas™ v.10.0.16 Software licensed to . UG
Hollow symbols indicate censored values.

Mann-Whitney (Wilcoxon Rank Sum)

GWC-14Z

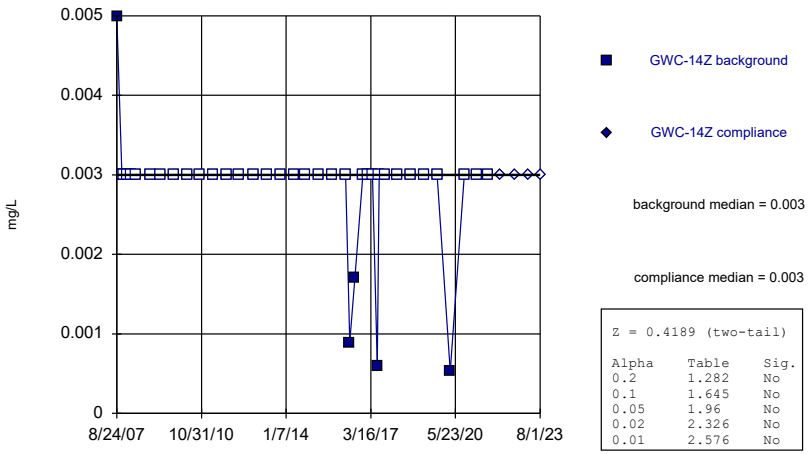

Z = 0.4189 (two-tail)

Alpha	Table	Sig.
0.2	1.282	No
0.1	1.645	No
0.05	1.96	No
0.02	2.326	No
0.01	2.576	No

Constituent: Antimony Analysis Run 3/4/2024 11:59 AM View: Appendix I Mann-Whitney
Plant Bowen Data: Bowen 1, 2, 9, and 10

Sanitas™ v.10.0.16 Software licensed to . UG
Hollow symbols indicate censored values.

Mann-Whitney (Wilcoxon Rank Sum)

GWC-15R

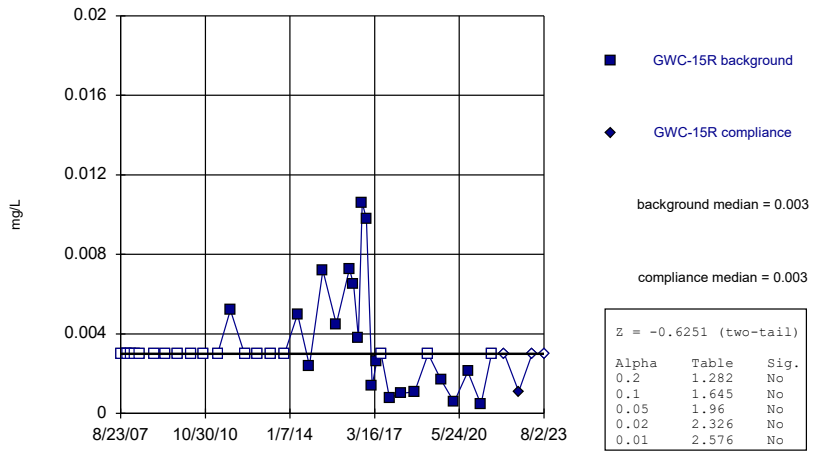

Z = -0.6251 (two-tail)

Alpha	Table	Sig.
0.2	1.282	No
0.1	1.645	No
0.05	1.96	No
0.02	2.326	No
0.01	2.576	No

Constituent: Antimony Analysis Run 3/4/2024 11:59 AM View: Appendix I Mann-Whitney
Plant Bowen Data: Bowen 1, 2, 9, and 10

Sanitas™ v.10.0.16 Software licensed to . UG
Hollow symbols indicate censored values.

Mann-Whitney (Wilcoxon Rank Sum)

GWC-15Z

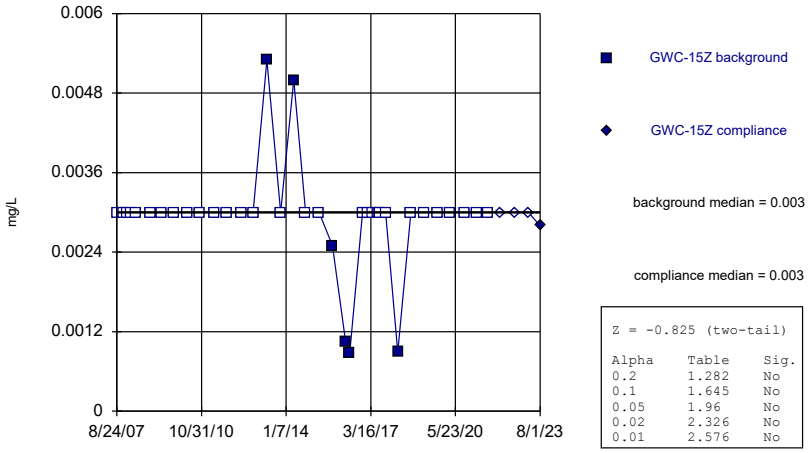

Z = -0.825 (two-tail)

Alpha	Table	Sig.
0.2	1.282	No
0.1	1.645	No
0.05	1.96	No
0.02	2.326	No
0.01	2.576	No

Constituent: Antimony Analysis Run 3/4/2024 11:59 AM View: Appendix I Mann-Whitney
Plant Bowen Data: Bowen 1, 2, 9, and 10

Sanitas™ v.10.0.16 Software licensed to . UG
Hollow symbols indicate censored values.

Mann-Whitney (Wilcoxon Rank Sum)

GWC-44

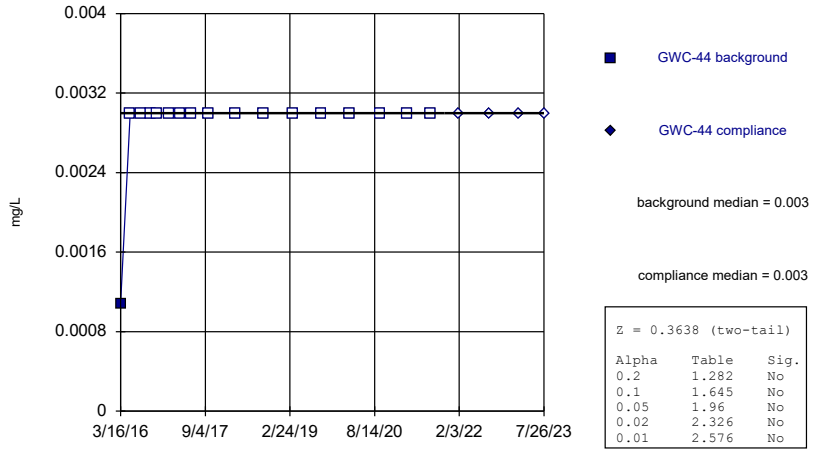

Z = 0.3638 (two-tail)

Alpha	Table	Sig.
0.2	1.282	No
0.1	1.645	No
0.05	1.96	No
0.02	2.326	No
0.01	2.576	No

Constituent: Antimony Analysis Run 3/4/2024 11:59 AM View: Appendix I Mann-Whitney
Plant Bowen Data: Bowen 1, 2, 9, and 10

Sanitas™ v.10.0.16 Software licensed to . UG
Hollow symbols indicate censored values.

Mann-Whitney (Wilcoxon Rank Sum)

GWC-45

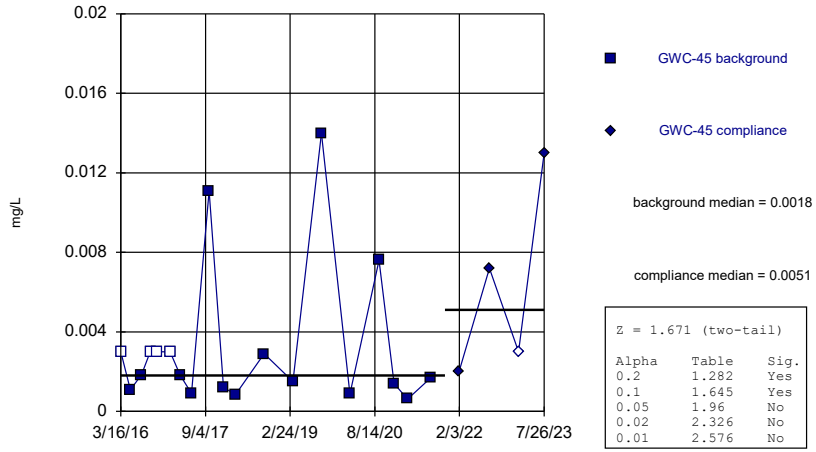

Z = 1.671 (two-tail)

Alpha	Table	Sig.
0.2	1.282	Yes
0.1	1.645	Yes
0.05	1.96	No
0.02	2.326	No
0.01	2.576	No

Constituent: Antimony Analysis Run 3/4/2024 11:59 AM View: Appendix I Mann-Whitney
Plant Bowen Data: Bowen 1, 2, 9, and 10

Sanitas™ v.10.0.16 Software licensed to . UG
Hollow symbols indicate censored values.

Mann-Whitney (Wilcoxon Rank Sum)

GWC-45R

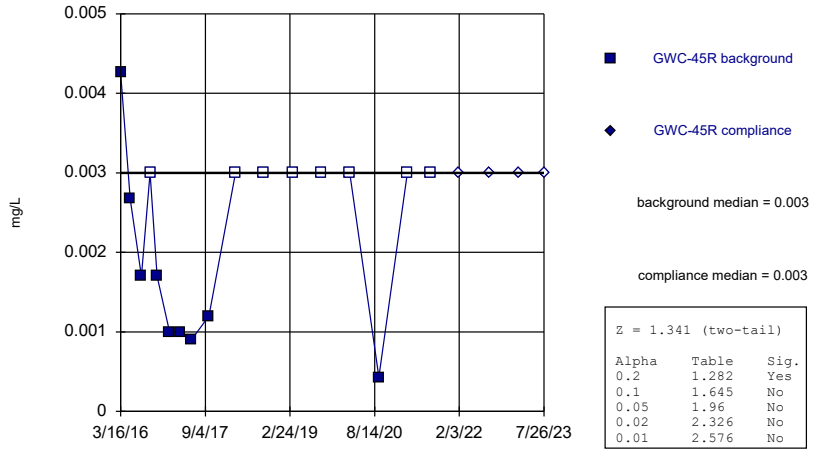

Z = 1.341 (two-tail)

Alpha	Table	Sig.
0.2	1.282	Yes
0.1	1.645	No
0.05	1.96	No
0.02	2.326	No
0.01	2.576	No

Constituent: Antimony Analysis Run 3/4/2024 11:59 AM View: Appendix I Mann-Whitney
Plant Bowen Data: Bowen 1, 2, 9, and 10

Sanitas™ v.10.0.16 Software licensed to . UG
Hollow symbols indicate censored values.

Mann-Whitney (Wilcoxon Rank Sum)

GWC-46R

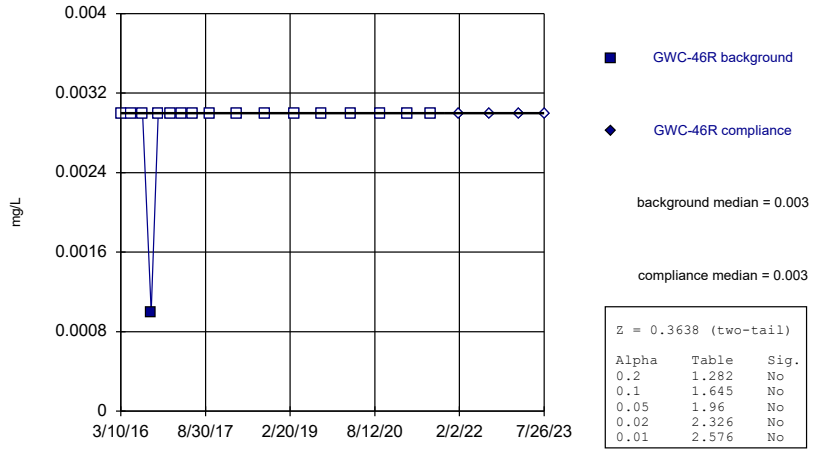

Z = 0.3638 (two-tail)

Alpha	Table	Sig.
0.2	1.282	No
0.1	1.645	No
0.05	1.96	No
0.02	2.326	No
0.01	2.576	No

Constituent: Antimony Analysis Run 3/4/2024 11:59 AM View: Appendix I Mann-Whitney
Plant Bowen Data: Bowen 1, 2, 9, and 10

Sanitas™ v.10.0.16 Software licensed to . UG
Hollow symbols indicate censored values.

Mann-Whitney (Wilcoxon Rank Sum)

GWC-47

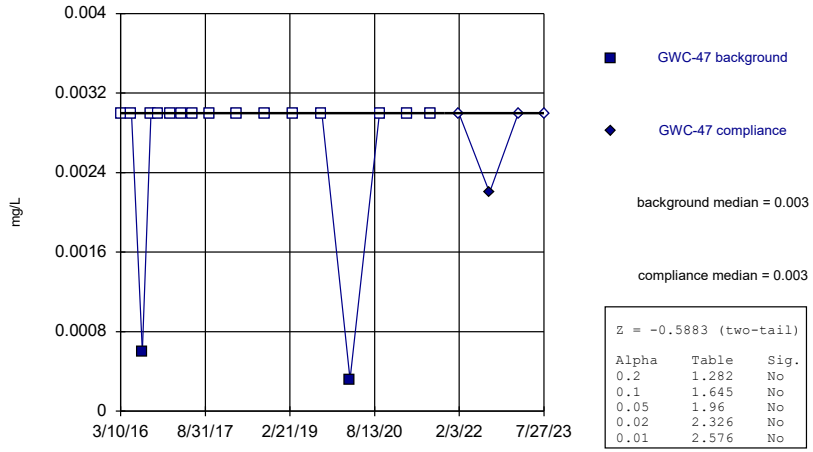

Z = -0.5883 (two-tail)

Alpha	Table	Sig.
0.2	1.282	No
0.1	1.645	No
0.05	1.96	No
0.02	2.326	No
0.01	2.576	No

Constituent: Antimony Analysis Run 3/4/2024 11:59 AM View: Appendix I Mann-Whitney
Plant Bowen Data: Bowen 1, 2, 9, and 10

Sanitas™ v.10.0.16 Software licensed to . UG
Hollow symbols indicate censored values.

Mann-Whitney (Wilcoxon Rank Sum)

GWC-47R

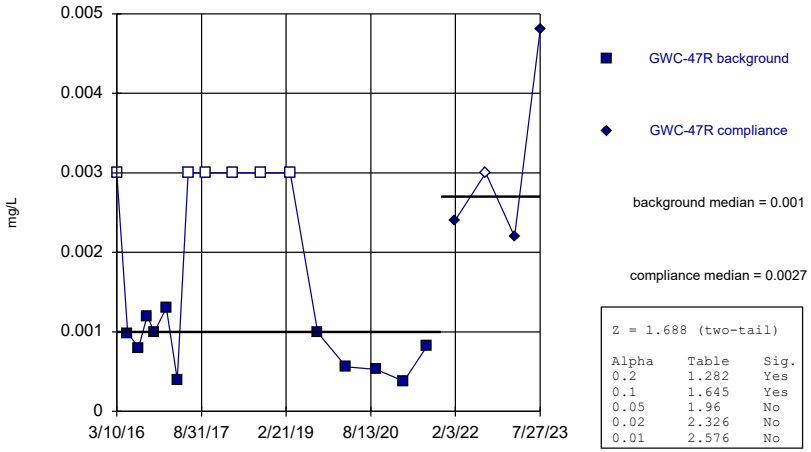

Z = 1.688 (two-tail)

Alpha	Table	Sig.
0.2	1.282	Yes
0.1	1.645	Yes
0.05	1.96	No
0.02	2.326	No
0.01	2.576	No

Constituent: Antimony Analysis Run 3/4/2024 11:59 AM View: Appendix I Mann-Whitney
Plant Bowen Data: Bowen 1, 2, 9, and 10

Sanitas™ v.10.0.16 Software licensed to . UG
Hollow symbols indicate censored values.

Mann-Whitney (Wilcoxon Rank Sum)

GWC-48

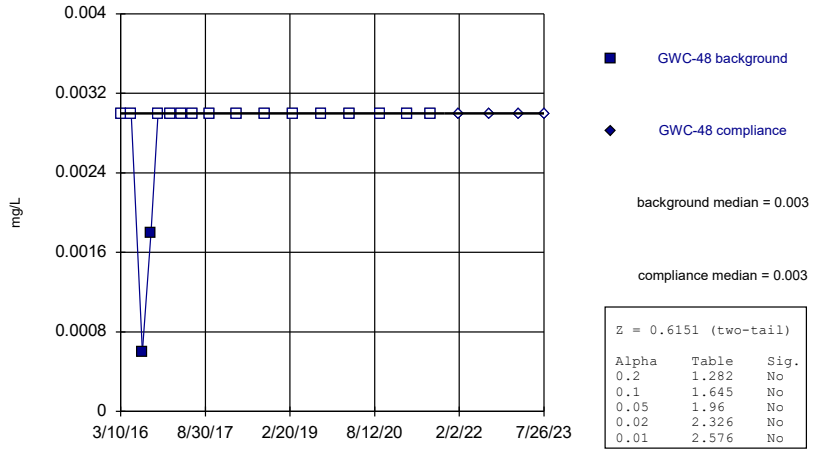

Z = 0.6151 (two-tail)

Alpha	Table	Sig.
0.2	1.282	No
0.1	1.645	No
0.05	1.96	No
0.02	2.326	No
0.01	2.576	No

Constituent: Antimony Analysis Run 3/4/2024 11:59 AM View: Appendix I Mann-Whitney
Plant Bowen Data: Bowen 1, 2, 9, and 10

Sanitas™ v.10.0.16 Software licensed to . UG
Hollow symbols indicate censored values.

Mann-Whitney (Wilcoxon Rank Sum)

GWC-49R

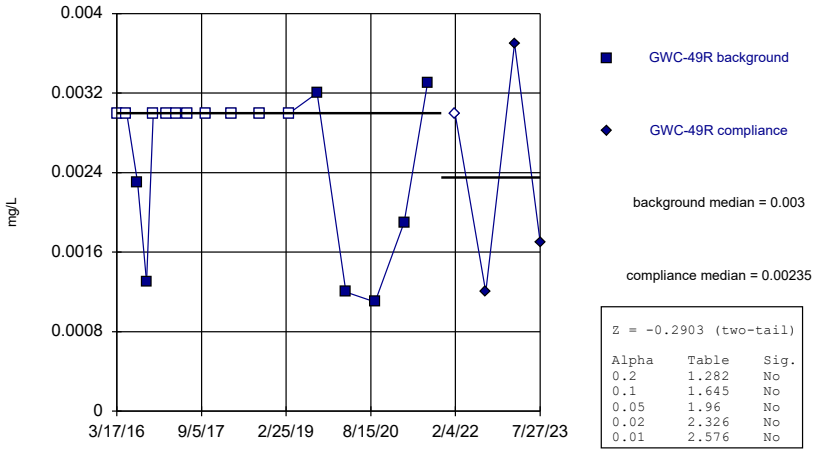

Z = -0.2903 (two-tail)

Alpha	Table	Sig.
0.2	1.282	No
0.1	1.645	No
0.05	1.96	No
0.02	2.326	No
0.01	2.576	No

Constituent: Antimony Analysis Run 3/4/2024 11:59 AM View: Appendix I Mann-Whitney
Plant Bowen Data: Bowen 1, 2, 9, and 10

Sanitas™ v.10.0.16 Software licensed to . UG
Hollow symbols indicate censored values.

Mann-Whitney (Wilcoxon Rank Sum)

GWC-49Z

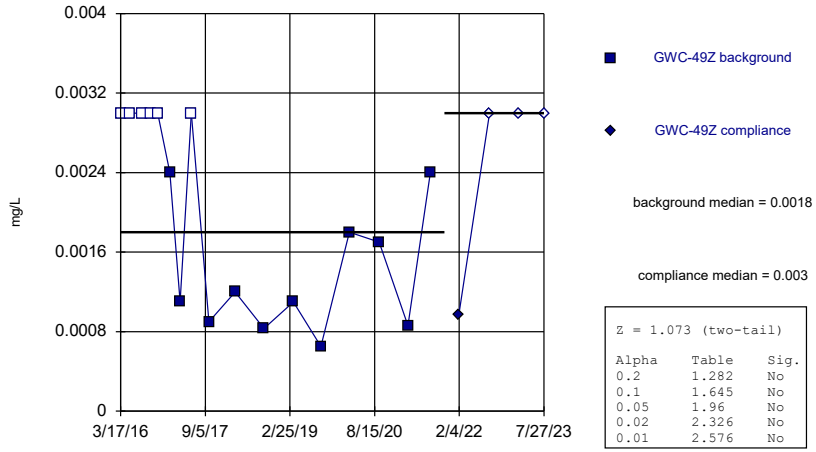

Z = 1.073 (two-tail)

Alpha	Table	Sig.
0.2	1.282	No
0.1	1.645	No
0.05	1.96	No
0.02	2.326	No
0.01	2.576	No

Constituent: Antimony Analysis Run 3/4/2024 11:59 AM View: Appendix I Mann-Whitney
Plant Bowen Data: Bowen 1, 2, 9, and 10

Sanitas™ v.10.0.16 Software licensed to . UG
Hollow symbols indicate censored values.

Mann-Whitney (Wilcoxon Rank Sum)

GWC-5

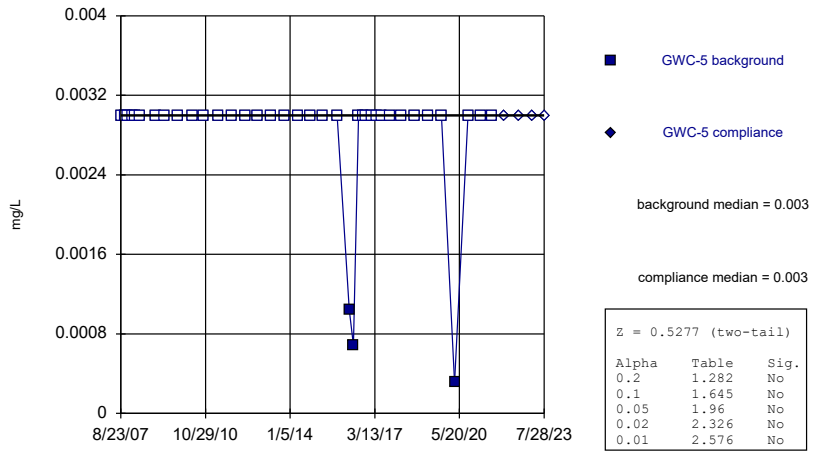

Z = 0.5277 (two-tail)

Alpha	Table	Sig.
0.2	1.282	No
0.1	1.645	No
0.05	1.96	No
0.02	2.326	No
0.01	2.576	No

Constituent: Antimony Analysis Run 3/4/2024 11:59 AM View: Appendix I Mann-Whitney
Plant Bowen Data: Bowen 1, 2, 9, and 10

Sanitas™ v.10.0.16 Software licensed to . UG
Hollow symbols indicate censored values.

Mann-Whitney (Wilcoxon Rank Sum)

GWC-6

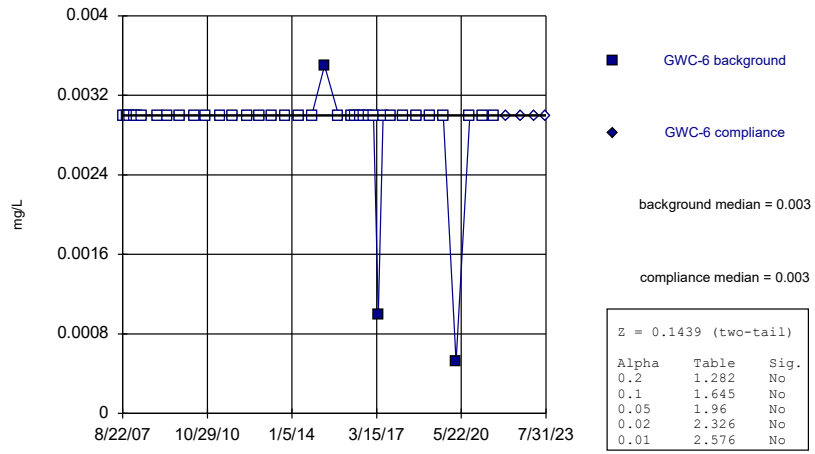

Z = 0.1439 (two-tail)

Alpha	Table	Sig.
0.2	1.282	No
0.1	1.645	No
0.05	1.96	No
0.02	2.326	No
0.01	2.576	No

Constituent: Antimony Analysis Run 3/4/2024 12:00 PM View: Appendix I Mann-Whitney
Plant Bowen Data: Bowen 1, 2, 9, and 10

Sanitas™ v.10.0.16 Software licensed to . UG
Hollow symbols indicate censored values.

Mann-Whitney (Wilcoxon Rank Sum)

GWC-6RZ

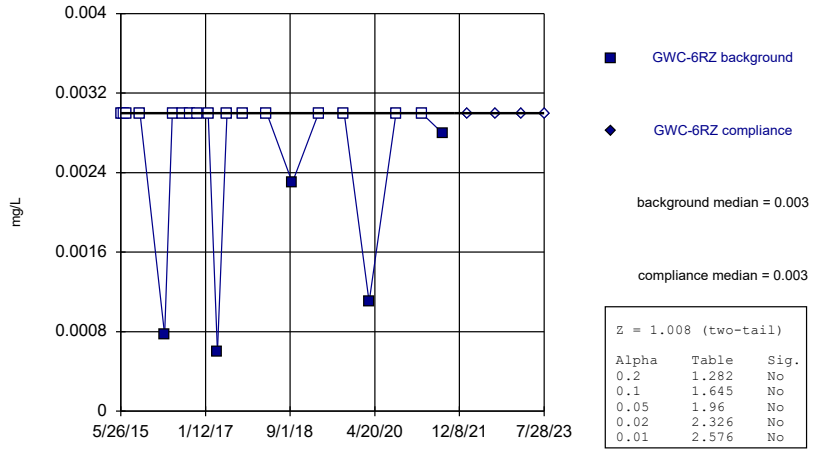

Z = 1.008 (two-tail)

Alpha	Table	Sig.
0.2	1.282	No
0.1	1.645	No
0.05	1.96	No
0.02	2.326	No
0.01	2.576	No

Constituent: Antimony Analysis Run 3/4/2024 12:00 PM View: Appendix I Mann-Whitney
Plant Bowen Data: Bowen 1, 2, 9, and 10

Sanitas™ v.10.0.16 Software licensed to . UG
Hollow symbols indicate censored values.

Mann-Whitney (Wilcoxon Rank Sum)

GWC-7Z

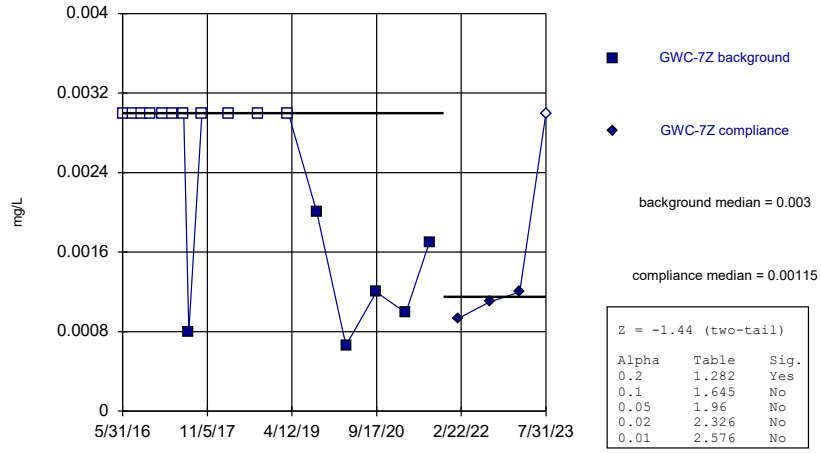

Z = -1.44 (two-tail)

Alpha	Table	Sig.
0.2	1.282	Yes
0.1	1.645	No
0.05	1.96	No
0.02	2.326	No
0.01	2.576	No

Constituent: Antimony Analysis Run 3/4/2024 12:00 PM View: Appendix I Mann-Whitney
Plant Bowen Data: Bowen 1, 2, 9, and 10

Sanitas™ v.10.0.16 Software licensed to . UG
Hollow symbols indicate censored values.

Mann-Whitney (Wilcoxon Rank Sum)

GWC-8RR

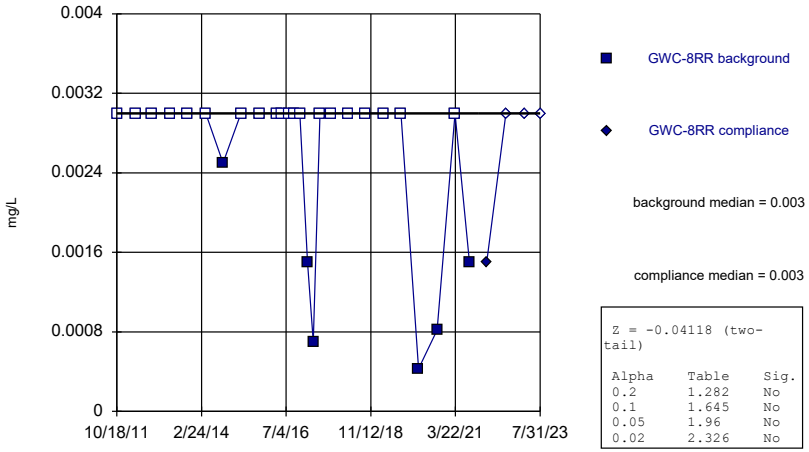

Z = -0.04118 (two-tail)

Alpha	Table	Sig.
0.2	1.282	No
0.1	1.645	No
0.05	1.96	No
0.02	2.326	No

Constituent: Antimony Analysis Run 3/4/2024 12:00 PM View: Appendix I Mann-Whitney
Plant Bowen Data: Bowen 1, 2, 9, and 10

Sanitas™ v.10.0.16 Software licensed to . UG
Hollow symbols indicate censored values.

Mann-Whitney (Wilcoxon Rank Sum)

GWC-8Z

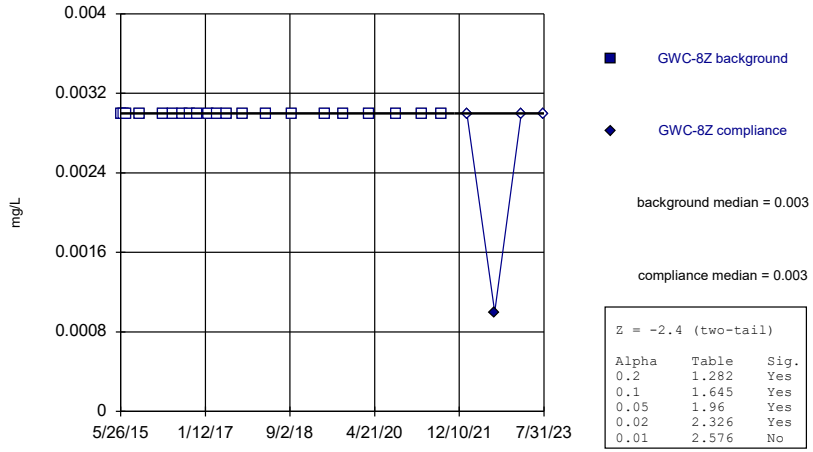

Z = -2.4 (two-tail)

Alpha	Table	Sig.
0.2	1.282	Yes
0.1	1.645	Yes
0.05	1.96	Yes
0.02	2.326	Yes
0.01	2.576	No

Constituent: Antimony Analysis Run 3/4/2024 12:00 PM View: Appendix I Mann-Whitney
Plant Bowen Data: Bowen 1, 2, 9, and 10

Sanitas™ v.10.0.16 Software licensed to . UG
Hollow symbols indicate censored values.

Mann-Whitney (Wilcoxon Rank Sum)

GWC-9

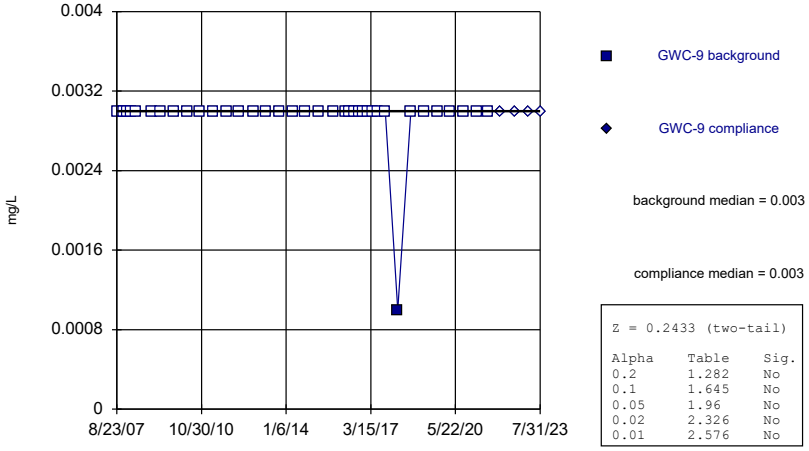

Z = 0.2433 (two-tail)

Alpha	Table	Sig.
0.2	1.282	No
0.1	1.645	No
0.05	1.96	No
0.02	2.326	No
0.01	2.576	No

Constituent: Antimony Analysis Run 3/4/2024 12:00 PM View: Appendix I Mann-Whitney
Plant Bowen Data: Bowen 1, 2, 9, and 10

Sanitas™ v.10.0.16 Software licensed to . UG
Hollow symbols indicate censored values.

Mann-Whitney (Wilcoxon Rank Sum)

GWA-1 (bg)

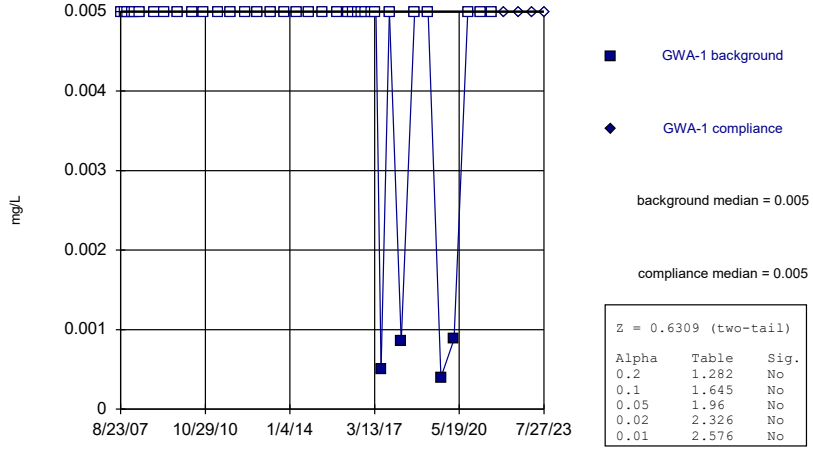

Z = 0.6309 (two-tail)

Alpha	Table	Sig.
0.2	1.282	No
0.1	1.645	No
0.05	1.96	No
0.02	2.326	No
0.01	2.576	No

Constituent: Arsenic Analysis Run 3/4/2024 12:00 PM View: Appendix I Mann-Whitney
Plant Bowen Data: Bowen 1, 2, 9, and 10

Sanitas™ v.10.0.16 Software licensed to . UG
Hollow symbols indicate censored values.

Mann-Whitney (Wilcoxon Rank Sum)

GWA-2 (bg)

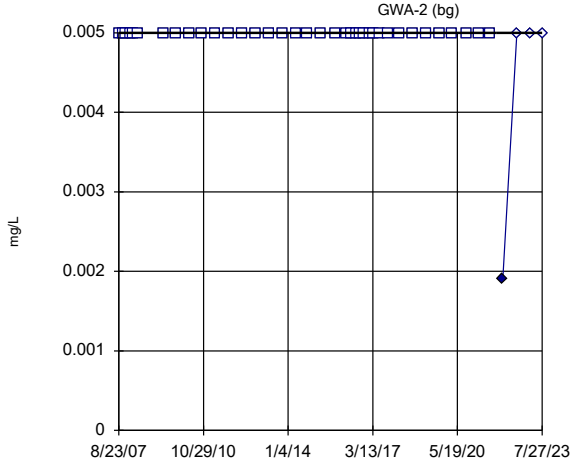

GWA-2 background

GWA-2 compliance

background median = 0.005

compliance median = 0.005

Z = -3.124 (two-tail)

Alpha	Table	Sig.
0.2	1.282	Yes
0.1	1.645	Yes
0.05	1.96	Yes
0.02	2.326	Yes
0.01	2.576	Yes

Constituent: Arsenic Analysis Run 3/4/2024 12:00 PM View: Appendix I Mann-Whitney
Plant Bowen Data: Bowen 1, 2, 9, and 10

Sanitas™ v.10.0.16 Software licensed to . UG
Hollow symbols indicate censored values.

Mann-Whitney (Wilcoxon Rank Sum)

GWA-2R (bg)

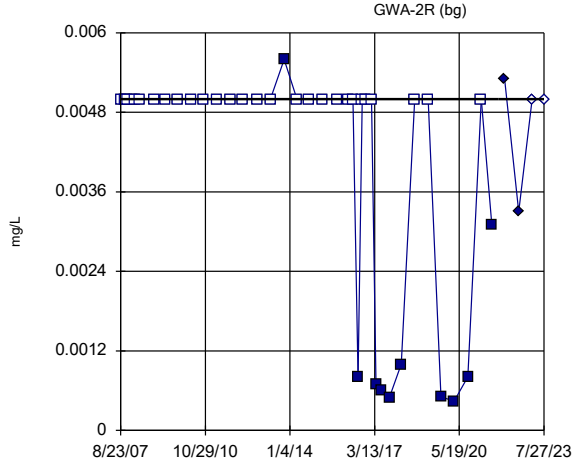

GWA-2R background

GWA-2R compliance

background median = 0.005

compliance median = 0.005

Z = 0.7585 (two-tail)

Alpha	Table	Sig.
0.2	1.282	No
0.1	1.645	No
0.05	1.96	No
0.02	2.326	No
0.01	2.576	No

Constituent: Arsenic Analysis Run 3/4/2024 12:00 PM View: Appendix I Mann-Whitney
Plant Bowen Data: Bowen 1, 2, 9, and 10

Sanitas™ v.10.0.16 Software licensed to . UG
Hollow symbols indicate censored values.

Mann-Whitney (Wilcoxon Rank Sum)

GWA-39RZ (bg)

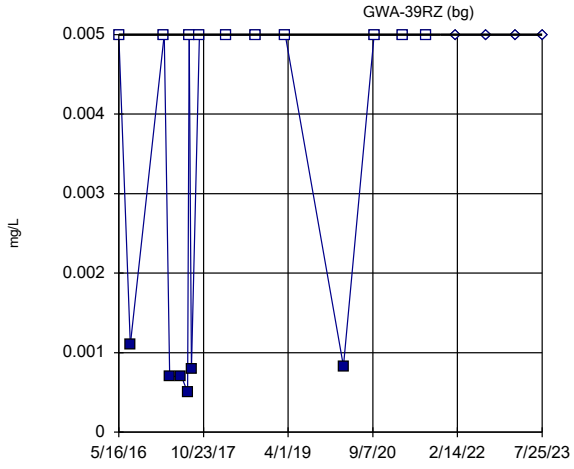

GWA-39RZ background

GWA-39RZ compliance

background median = 0.005

compliance median = 0.005

Z = 1.34 (two-tail)

Alpha	Table	Sig.
0.2	1.282	Yes
0.1	1.645	No
0.05	1.96	No
0.02	2.326	No
0.01	2.576	No

Constituent: Arsenic Analysis Run 3/4/2024 12:00 PM View: Appendix I Mann-Whitney
Plant Bowen Data: Bowen 1, 2, 9, and 10

Sanitas™ v.10.0.16 Software licensed to . UG
Hollow symbols indicate censored values.

Mann-Whitney (Wilcoxon Rank Sum)

GWA-39Z (bg)

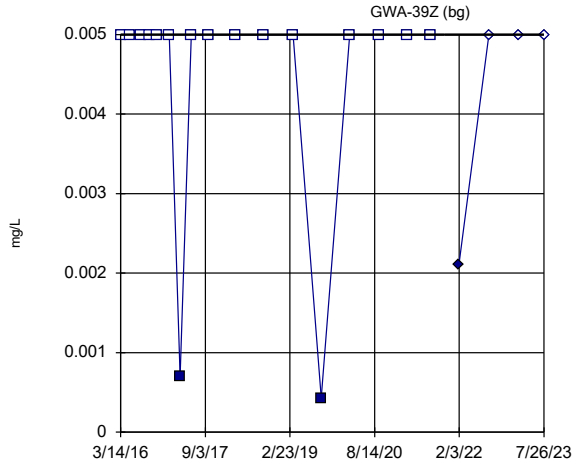

GWA-39Z background

GWA-39Z compliance

background median = 0.005

compliance median = 0.005

Z = -0.5883 (two-tail)

Alpha	Table	Sig.
0.2	1.282	No
0.1	1.645	No
0.05	1.96	No
0.02	2.326	No
0.01	2.576	No

Constituent: Arsenic Analysis Run 3/4/2024 12:00 PM View: Appendix I Mann-Whitney
Plant Bowen Data: Bowen 1, 2, 9, and 10

Sanitas™ v.10.0.16 Software licensed to . UG
Hollow symbols indicate censored values.

Mann-Whitney (Wilcoxon Rank Sum)

GWA-3A (bg)

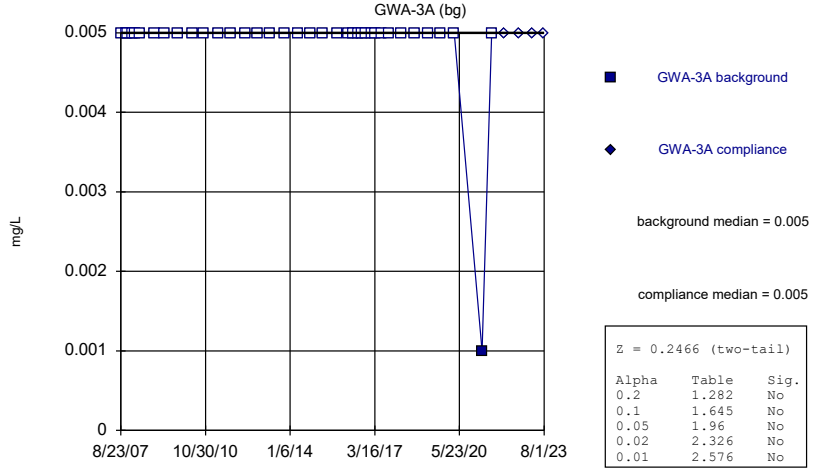

Z = 0.2466 (two-tail)

Alpha	Table	Sig.
0.2	1.282	No
0.1	1.645	No
0.05	1.96	No
0.02	2.326	No
0.01	2.576	No

Constituent: Arsenic Analysis Run 3/4/2024 12:00 PM View: Appendix I Mann-Whitney
Plant Bowen Data: Bowen 1, 2, 9, and 10

Sanitas™ v.10.0.16 Software licensed to . UG
Hollow symbols indicate censored values.

Mann-Whitney (Wilcoxon Rank Sum)

GWA-40 (bg)

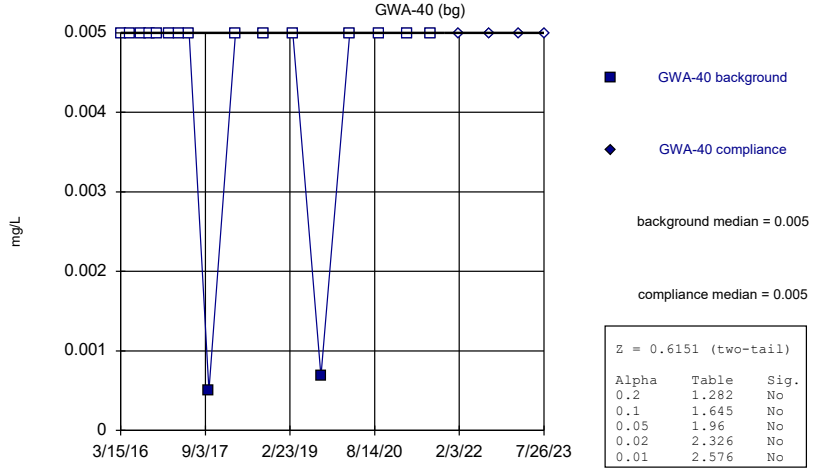

Z = 0.6151 (two-tail)

Alpha	Table	Sig.
0.2	1.282	No
0.1	1.645	No
0.05	1.96	No
0.02	2.326	No
0.01	2.576	No

Constituent: Arsenic Analysis Run 3/4/2024 12:00 PM View: Appendix I Mann-Whitney
Plant Bowen Data: Bowen 1, 2, 9, and 10

Sanitas™ v.10.0.16 Software licensed to . UG
Hollow symbols indicate censored values.

Mann-Whitney (Wilcoxon Rank Sum)

GWA-41R (bg)

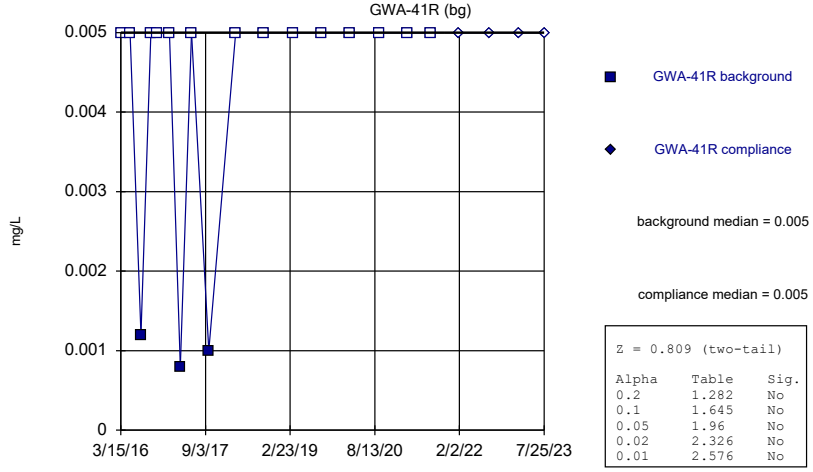

Z = 0.809 (two-tail)

Alpha	Table	Sig.
0.2	1.282	No
0.1	1.645	No
0.05	1.96	No
0.02	2.326	No
0.01	2.576	No

Constituent: Arsenic Analysis Run 3/4/2024 12:00 PM View: Appendix I Mann-Whitney
Plant Bowen Data: Bowen 1, 2, 9, and 10

Sanitas™ v.10.0.16 Software licensed to . UG
Hollow symbols indicate censored values.

Mann-Whitney (Wilcoxon Rank Sum)

GWA-43 (bg)

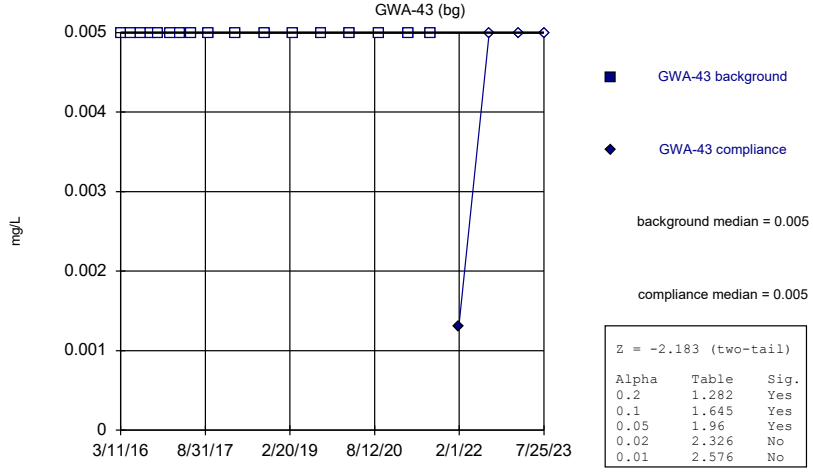

Z = -2.183 (two-tail)

Alpha	Table	Sig.
0.2	1.282	Yes
0.1	1.645	Yes
0.05	1.96	Yes
0.02	2.326	No
0.01	2.576	No

Constituent: Arsenic Analysis Run 3/4/2024 12:00 PM View: Appendix I Mann-Whitney
Plant Bowen Data: Bowen 1, 2, 9, and 10

Sanitas™ v.10.0.16 Software licensed to . UG
Hollow symbols indicate censored values.

Mann-Whitney (Wilcoxon Rank Sum)

GWA-43R (bg)

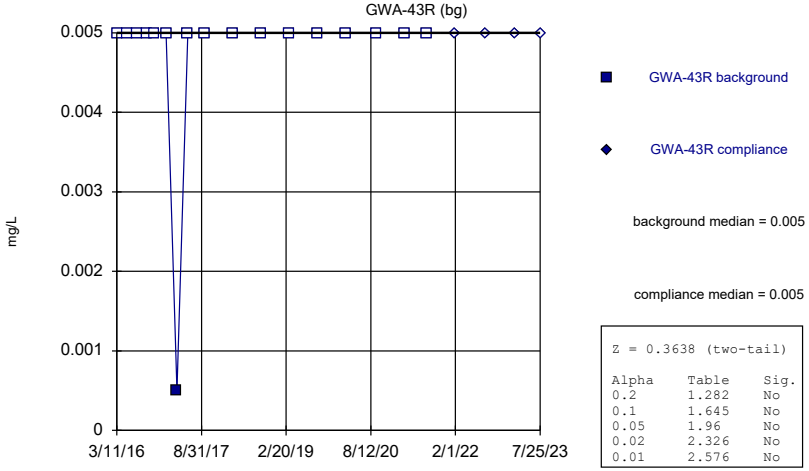

Z = 0.3638 (two-tail)

Alpha	Table	Sig.
0.2	1.282	No
0.1	1.645	No
0.05	1.96	No
0.02	2.326	No
0.01	2.576	No

Constituent: Arsenic Analysis Run 3/4/2024 12:00 PM View: Appendix I Mann-Whitney
Plant Bowen Data: Bowen 1, 2, 9, and 10

Sanitas™ v.10.0.16 Software licensed to . UG
Hollow symbols indicate censored values.

Mann-Whitney (Wilcoxon Rank Sum)

GWA-4RZ (bg)

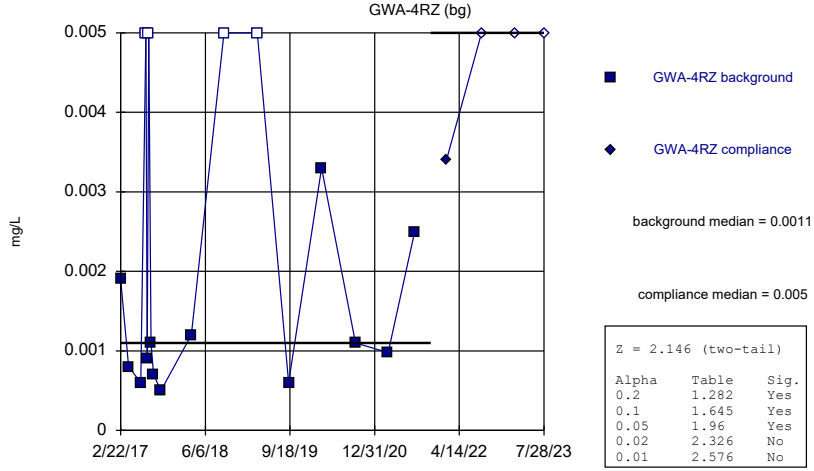

Z = 2.146 (two-tail)

Alpha	Table	Sig.
0.2	1.282	Yes
0.1	1.645	Yes
0.05	1.96	Yes
0.02	2.326	No
0.01	2.576	No

Constituent: Arsenic Analysis Run 3/4/2024 12:00 PM View: Appendix I Mann-Whitney
Plant Bowen Data: Bowen 1, 2, 9, and 10

Sanitas™ v.10.0.16 Software licensed to . UG
Hollow symbols indicate censored values.

Mann-Whitney (Wilcoxon Rank Sum)

GWC-10

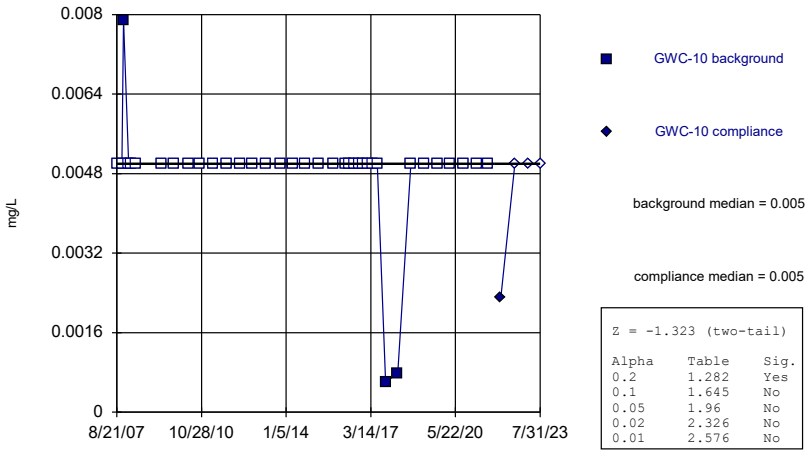

Z = -1.323 (two-tail)

Alpha	Table	Sig.
0.2	1.282	Yes
0.1	1.645	No
0.05	1.96	No
0.02	2.326	No
0.01	2.576	No

Constituent: Arsenic Analysis Run 3/4/2024 12:00 PM View: Appendix I Mann-Whitney
Plant Bowen Data: Bowen 1, 2, 9, and 10

Sanitas™ v.10.0.16 Software licensed to . UG
Hollow symbols indicate censored values.

Mann-Whitney (Wilcoxon Rank Sum)

GWC-10R

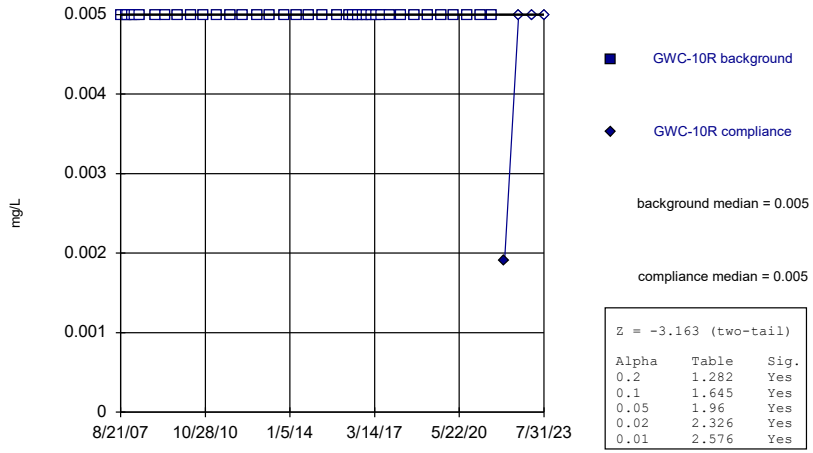

Z = -3.163 (two-tail)

Alpha	Table	Sig.
0.2	1.282	Yes
0.1	1.645	Yes
0.05	1.96	Yes
0.02	2.326	Yes
0.01	2.576	Yes

Constituent: Arsenic Analysis Run 3/4/2024 12:00 PM View: Appendix I Mann-Whitney
Plant Bowen Data: Bowen 1, 2, 9, and 10

Sanitas™ v.10.0.16 Software licensed to . UG
Hollow symbols indicate censored values.

Mann-Whitney (Wilcoxon Rank Sum)

GWC-11

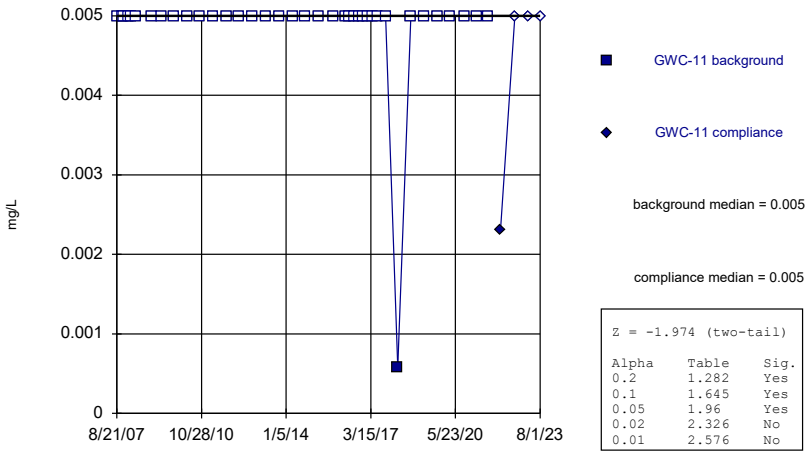

background median = 0.005

compliance median = 0.005

Z = -1.974 (two-tail)

Alpha	Table	Sig.
0.2	1.282	Yes
0.1	1.645	Yes
0.05	1.96	Yes
0.02	2.326	No
0.01	2.576	No

Constituent: Arsenic Analysis Run 3/4/2024 12:00 PM View: Appendix I Mann-Whitney
Plant Bowen Data: Bowen 1, 2, 9, and 10

Sanitas™ v.10.0.16 Software licensed to . UG
Hollow symbols indicate censored values.

Mann-Whitney (Wilcoxon Rank Sum)

GWC-11R

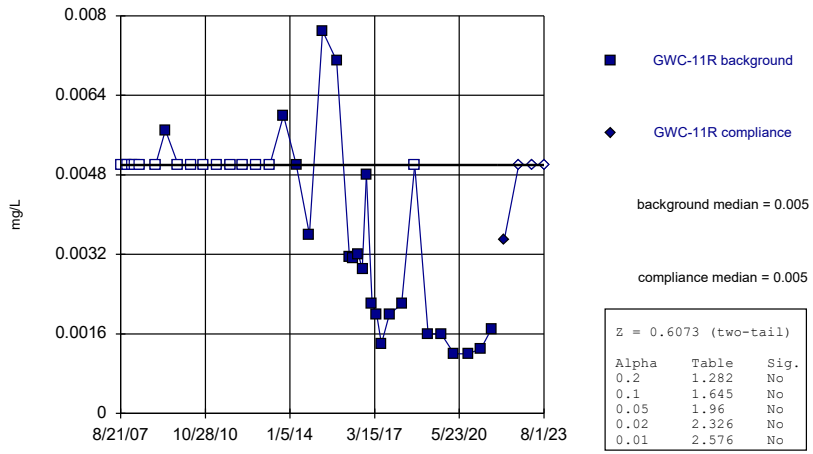

background median = 0.005

compliance median = 0.005

Z = 0.6073 (two-tail)

Alpha	Table	Sig.
0.2	1.282	No
0.1	1.645	No
0.05	1.96	No
0.02	2.326	No
0.01	2.576	No

Constituent: Arsenic Analysis Run 3/4/2024 12:00 PM View: Appendix I Mann-Whitney
Plant Bowen Data: Bowen 1, 2, 9, and 10

Sanitas™ v.10.0.16 Software licensed to . UG
Hollow symbols indicate censored values.

Mann-Whitney (Wilcoxon Rank Sum)

GWC-12

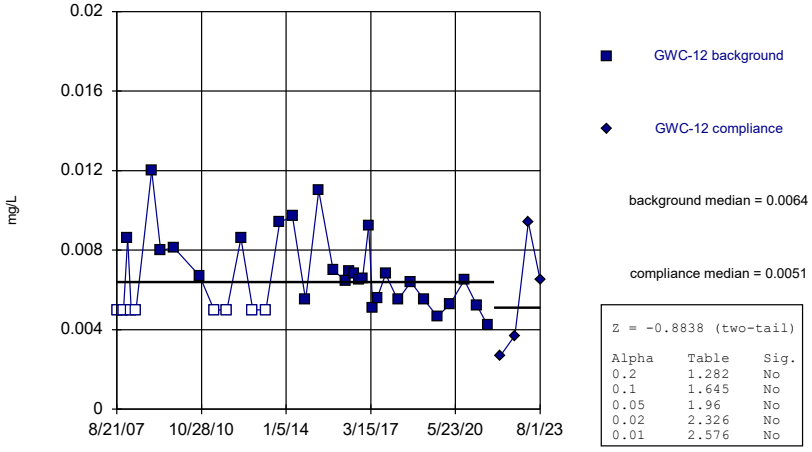

background median = 0.0064

compliance median = 0.0051

Z = -0.8838 (two-tail)

Alpha	Table	Sig.
0.2	1.282	No
0.1	1.645	No
0.05	1.96	No
0.02	2.326	No
0.01	2.576	No

Constituent: Arsenic Analysis Run 3/4/2024 12:00 PM View: Appendix I Mann-Whitney
Plant Bowen Data: Bowen 1, 2, 9, and 10

Sanitas™ v.10.0.16 Software licensed to . UG
Hollow symbols indicate censored values.

Mann-Whitney (Wilcoxon Rank Sum)

GWC-13

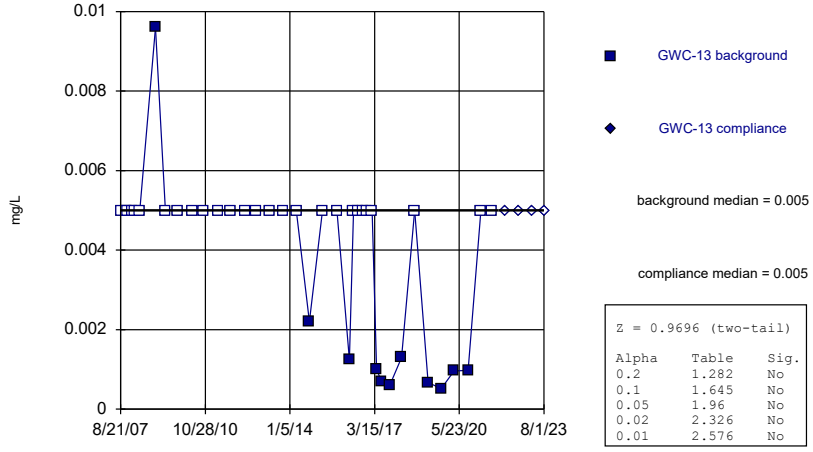

background median = 0.005

compliance median = 0.005

Z = 0.9696 (two-tail)

Alpha	Table	Sig.
0.2	1.282	No
0.1	1.645	No
0.05	1.96	No
0.02	2.326	No
0.01	2.576	No

Constituent: Arsenic Analysis Run 3/4/2024 12:00 PM View: Appendix I Mann-Whitney
Plant Bowen Data: Bowen 1, 2, 9, and 10

Sanitas™ v.10.0.16 Software licensed to . UG
Hollow symbols indicate censored values.

Mann-Whitney (Wilcoxon Rank Sum)

GWC-13RZ

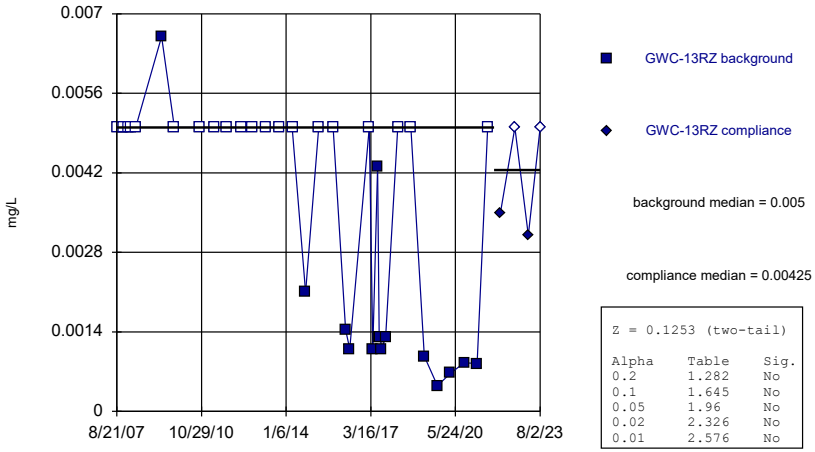

Z = 0.1253 (two-tail)

Alpha	Table	Sig.
0.2	1.282	No
0.1	1.645	No
0.05	1.96	No
0.02	2.326	No
0.01	2.576	No

Constituent: Arsenic Analysis Run 3/4/2024 12:00 PM View: Appendix I Mann-Whitney
Plant Bowen Data: Bowen 1, 2, 9, and 10

Sanitas™ v.10.0.16 Software licensed to . UG
Hollow symbols indicate censored values.

Mann-Whitney (Wilcoxon Rank Sum)

GWC-14Z

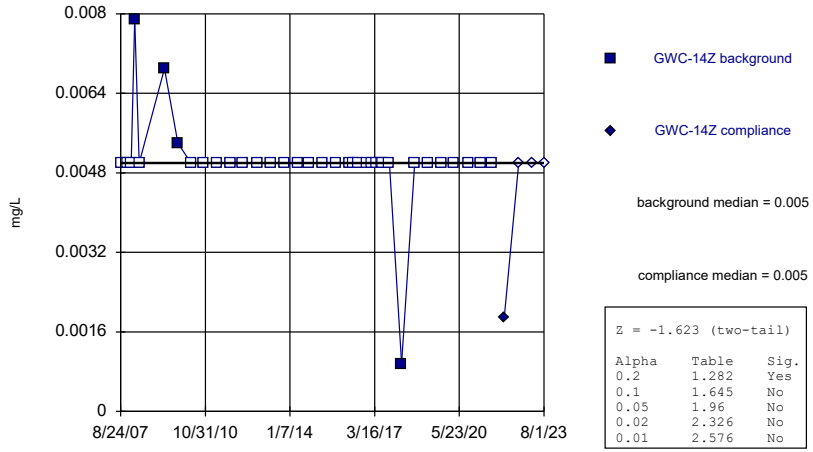

Z = -1.623 (two-tail)

Alpha	Table	Sig.
0.2	1.282	Yes
0.1	1.645	No
0.05	1.96	No
0.02	2.326	No
0.01	2.576	No

Constituent: Arsenic Analysis Run 3/4/2024 12:00 PM View: Appendix I Mann-Whitney
Plant Bowen Data: Bowen 1, 2, 9, and 10

Sanitas™ v.10.0.16 Software licensed to . UG
Hollow symbols indicate censored values.

Mann-Whitney (Wilcoxon Rank Sum)

GWC-15R

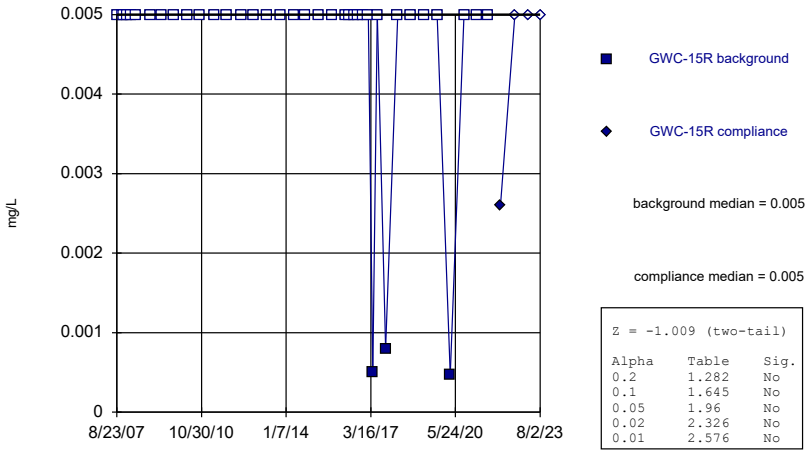

Z = -1.009 (two-tail)

Alpha	Table	Sig.
0.2	1.282	No
0.1	1.645	No
0.05	1.96	No
0.02	2.326	No
0.01	2.576	No

Constituent: Arsenic Analysis Run 3/4/2024 12:00 PM View: Appendix I Mann-Whitney
Plant Bowen Data: Bowen 1, 2, 9, and 10

Sanitas™ v.10.0.16 Software licensed to . UG
Hollow symbols indicate censored values.

Mann-Whitney (Wilcoxon Rank Sum)

GWC-15Z

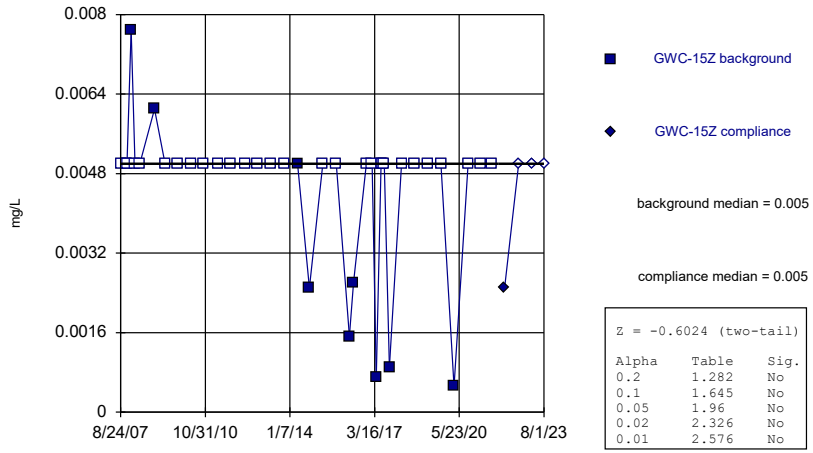

Z = -0.6024 (two-tail)

Alpha	Table	Sig.
0.2	1.282	No
0.1	1.645	No
0.05	1.96	No
0.02	2.326	No
0.01	2.576	No

Constituent: Arsenic Analysis Run 3/4/2024 12:00 PM View: Appendix I Mann-Whitney
Plant Bowen Data: Bowen 1, 2, 9, and 10

Sanitas™ v.10.0.16 Software licensed to . UG
Hollow symbols indicate censored values.

Mann-Whitney (Wilcoxon Rank Sum)

GWC-44

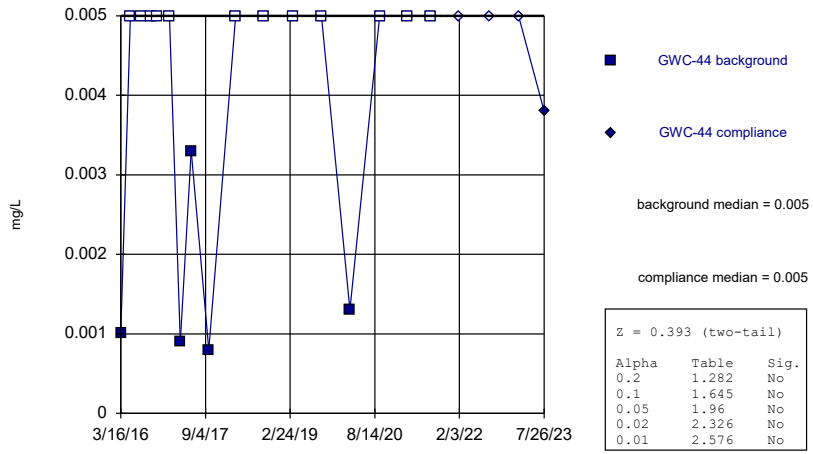

background median = 0.005

compliance median = 0.005

Z = 0.393 (two-tail)

Alpha	Table	Sig.
0.2	1.282	No
0.1	1.645	No
0.05	1.96	No
0.02	2.326	No
0.01	2.576	No

Constituent: Arsenic Analysis Run 3/4/2024 12:00 PM View: Appendix I Mann-Whitney
Plant Bowen Data: Bowen 1, 2, 9, and 10

Sanitas™ v.10.0.16 Software licensed to . UG
Hollow symbols indicate censored values.

Mann-Whitney (Wilcoxon Rank Sum)

GWC-45

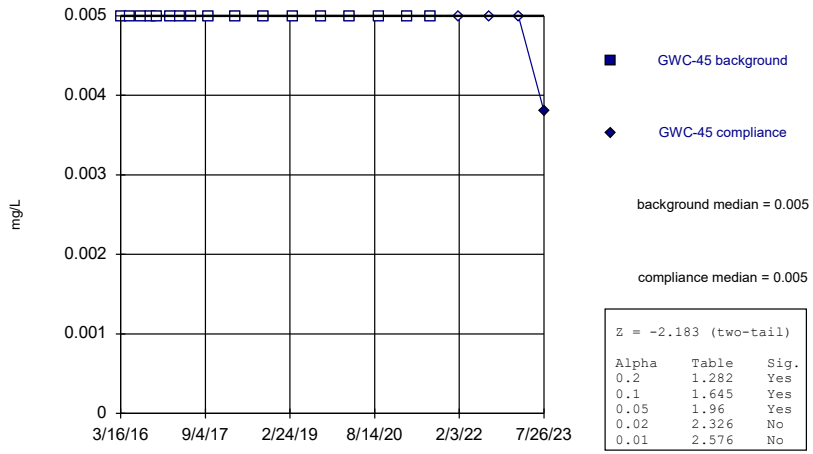

background median = 0.005

compliance median = 0.005

Z = -2.183 (two-tail)

Alpha	Table	Sig.
0.2	1.282	Yes
0.1	1.645	Yes
0.05	1.96	Yes
0.02	2.326	No
0.01	2.576	No

Constituent: Arsenic Analysis Run 3/4/2024 12:00 PM View: Appendix I Mann-Whitney
Plant Bowen Data: Bowen 1, 2, 9, and 10

Sanitas™ v.10.0.16 Software licensed to . UG
Hollow symbols indicate censored values.

Mann-Whitney (Wilcoxon Rank Sum)

GWC-45R

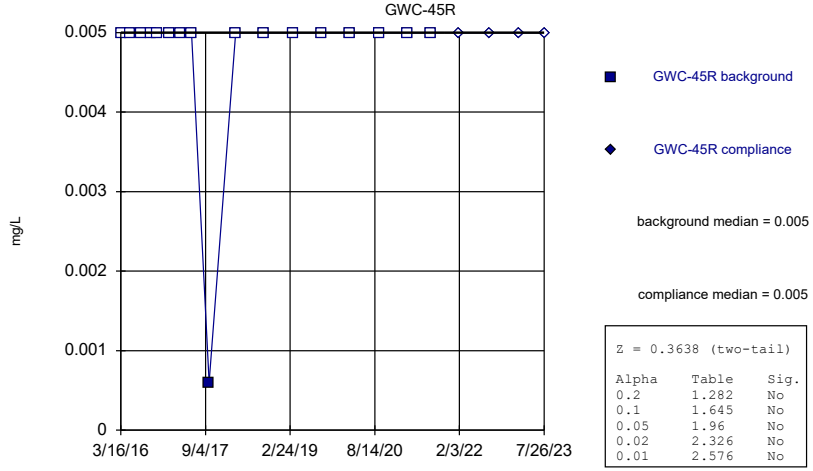

background median = 0.005

compliance median = 0.005

Z = 0.3638 (two-tail)

Alpha	Table	Sig.
0.2	1.282	No
0.1	1.645	No
0.05	1.96	No
0.02	2.326	No
0.01	2.576	No

Constituent: Arsenic Analysis Run 3/4/2024 12:00 PM View: Appendix I Mann-Whitney
Plant Bowen Data: Bowen 1, 2, 9, and 10

Sanitas™ v.10.0.16 Software licensed to . UG
Hollow symbols indicate censored values.

Mann-Whitney (Wilcoxon Rank Sum)

GWC-46R

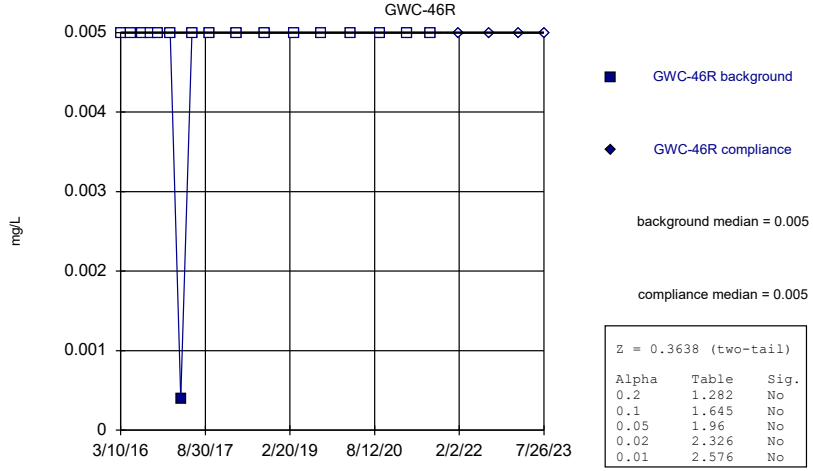

background median = 0.005

compliance median = 0.005

Z = 0.3638 (two-tail)

Alpha	Table	Sig.
0.2	1.282	No
0.1	1.645	No
0.05	1.96	No
0.02	2.326	No
0.01	2.576	No

Constituent: Arsenic Analysis Run 3/4/2024 12:00 PM View: Appendix I Mann-Whitney
Plant Bowen Data: Bowen 1, 2, 9, and 10

Sanitas™ v.10.0.16 Software licensed to . UG
Hollow symbols indicate censored values.

Mann-Whitney (Wilcoxon Rank Sum)

GWC-47

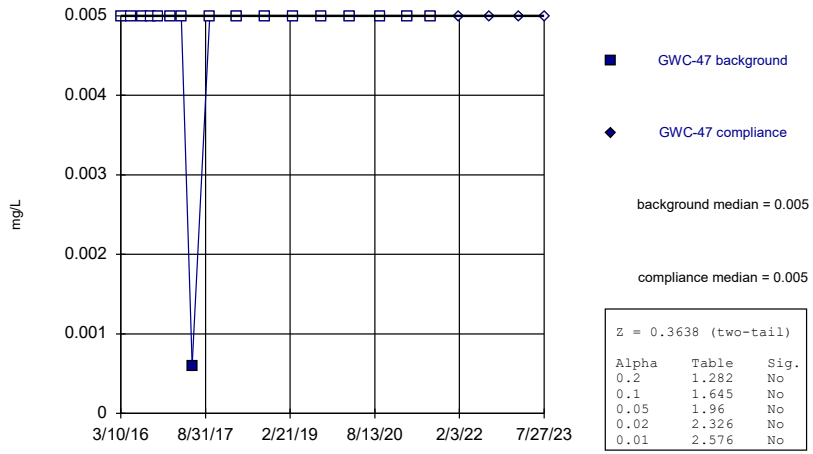

background median = 0.005

compliance median = 0.005

Z = 0.3638 (two-tail)

Alpha	Table	Sig.
0.2	1.282	No
0.1	1.645	No
0.05	1.96	No
0.02	2.326	No
0.01	2.576	No

Constituent: Arsenic Analysis Run 3/4/2024 12:00 PM View: Appendix I Mann-Whitney
Plant Bowen Data: Bowen 1, 2, 9, and 10

Sanitas™ v.10.0.16 Software licensed to . UG
Hollow symbols indicate censored values.

Mann-Whitney (Wilcoxon Rank Sum)

GWC-47R

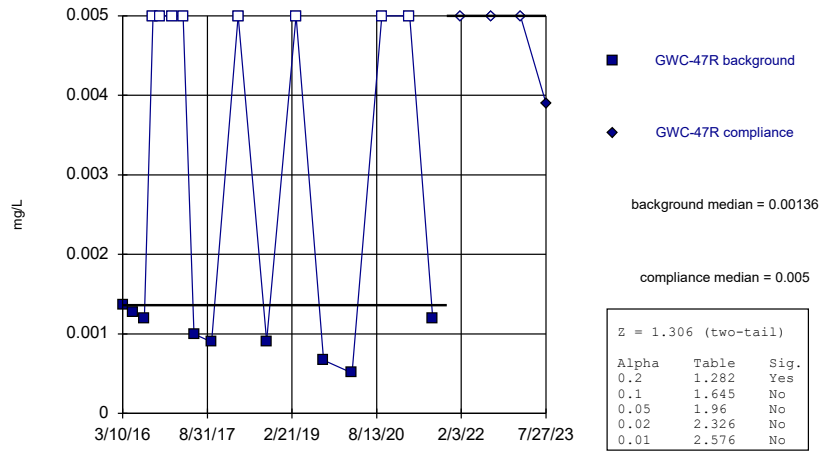

background median = 0.00136

compliance median = 0.005

Z = 1.306 (two-tail)

Alpha	Table	Sig.
0.2	1.282	Yes
0.1	1.645	No
0.05	1.96	No
0.02	2.326	No
0.01	2.576	No

Constituent: Arsenic Analysis Run 3/4/2024 12:00 PM View: Appendix I Mann-Whitney
Plant Bowen Data: Bowen 1, 2, 9, and 10

Sanitas™ v.10.0.16 Software licensed to . UG
Hollow symbols indicate censored values.

Mann-Whitney (Wilcoxon Rank Sum)

GWC-49R

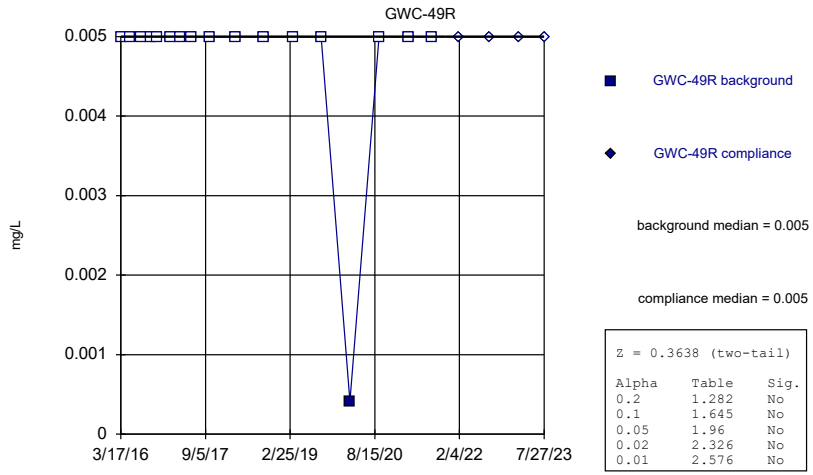

background median = 0.005

compliance median = 0.005

Z = 0.3638 (two-tail)

Alpha	Table	Sig.
0.2	1.282	No
0.1	1.645	No
0.05	1.96	No
0.02	2.326	No
0.01	2.576	No

Constituent: Arsenic Analysis Run 3/4/2024 12:00 PM View: Appendix I Mann-Whitney
Plant Bowen Data: Bowen 1, 2, 9, and 10

Sanitas™ v.10.0.16 Software licensed to . UG
Hollow symbols indicate censored values.

Mann-Whitney (Wilcoxon Rank Sum)

GWC-49Z

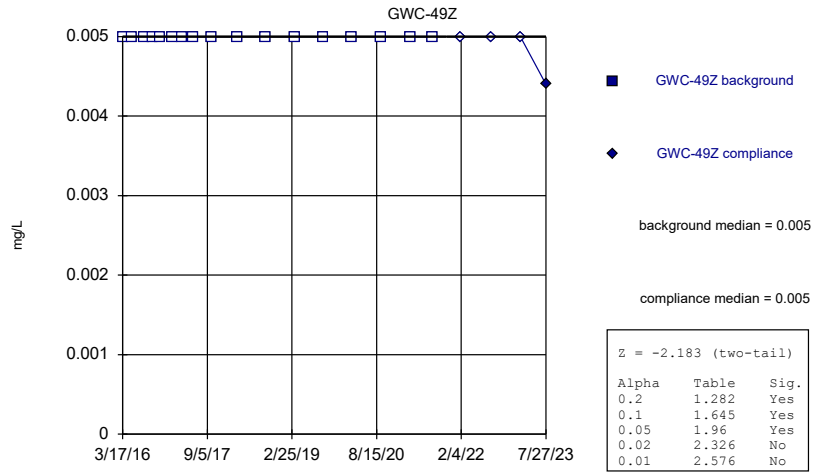

background median = 0.005

compliance median = 0.005

Z = -2.183 (two-tail)

Alpha	Table	Sig.
0.2	1.282	Yes
0.1	1.645	Yes
0.05	1.96	Yes
0.02	2.326	No
0.01	2.576	No

Constituent: Arsenic Analysis Run 3/4/2024 12:00 PM View: Appendix I Mann-Whitney
Plant Bowen Data: Bowen 1, 2, 9, and 10

Sanitas™ v.10.0.16 Software licensed to . UG
Hollow symbols indicate censored values.

Mann-Whitney (Wilcoxon Rank Sum)

GWC-5

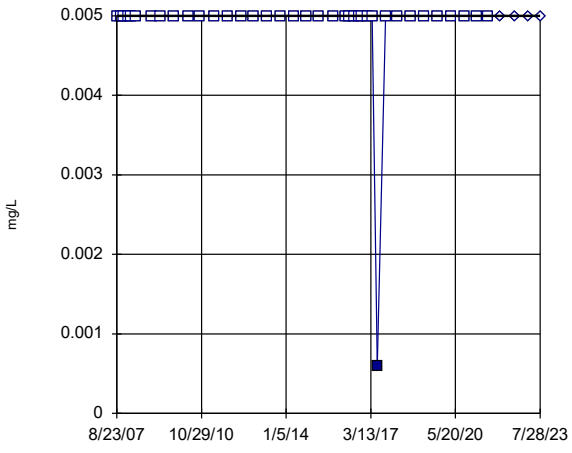

GWC-5 background

GWC-5 compliance

background median = 0.005

compliance median = 0.005

Z = 0.2433 (two-tail)

Alpha	Table	Sig.
0.2	1.282	No
0.1	1.645	No
0.05	1.96	No
0.02	2.326	No
0.01	2.576	No

Constituent: Arsenic Analysis Run 3/4/2024 12:00 PM View: Appendix I Mann-Whitney
Plant Bowen Data: Bowen 1, 2, 9, and 10

Sanitas™ v.10.0.16 Software licensed to . UG
Hollow symbols indicate censored values.

Mann-Whitney (Wilcoxon Rank Sum)

GWC-6

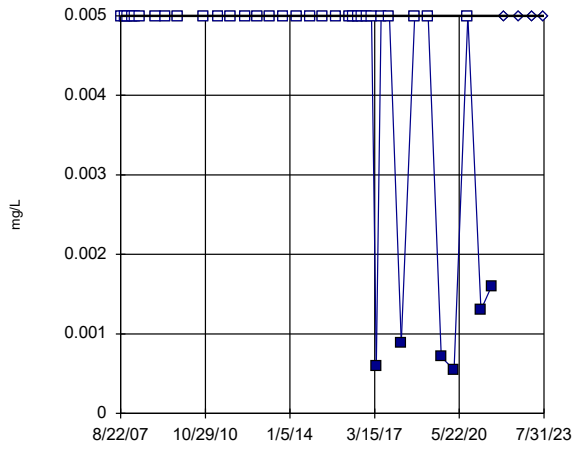

GWC-6 background

GWC-6 compliance

background median = 0.005

compliance median = 0.005

Z = 0.8218 (two-tail)

Alpha	Table	Sig.
0.2	1.282	No
0.1	1.645	No
0.05	1.96	No
0.02	2.326	No
0.01	2.576	No

Constituent: Arsenic Analysis Run 3/4/2024 12:00 PM View: Appendix I Mann-Whitney
Plant Bowen Data: Bowen 1, 2, 9, and 10

Sanitas™ v.10.0.16 Software licensed to . UG
Hollow symbols indicate censored values.

Mann-Whitney (Wilcoxon Rank Sum)

GWC-6RZ

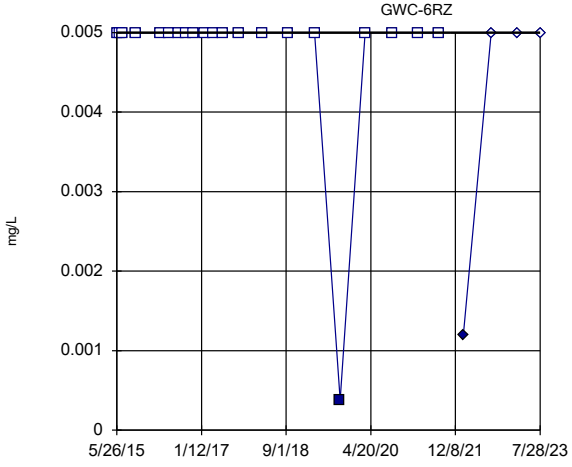

GWC-6RZ background

GWC-6RZ compliance

background median = 0.005

compliance median = 0.005

Z = -1.339 (two-tail)

Alpha	Table	Sig.
0.2	1.282	Yes
0.1	1.645	No
0.05	1.96	No
0.02	2.326	No
0.01	2.576	No

Constituent: Arsenic Analysis Run 3/4/2024 12:00 PM View: Appendix I Mann-Whitney
Plant Bowen Data: Bowen 1, 2, 9, and 10

Sanitas™ v.10.0.16 Software licensed to . UG
Hollow symbols indicate censored values.

Mann-Whitney (Wilcoxon Rank Sum)

GWC-7Z

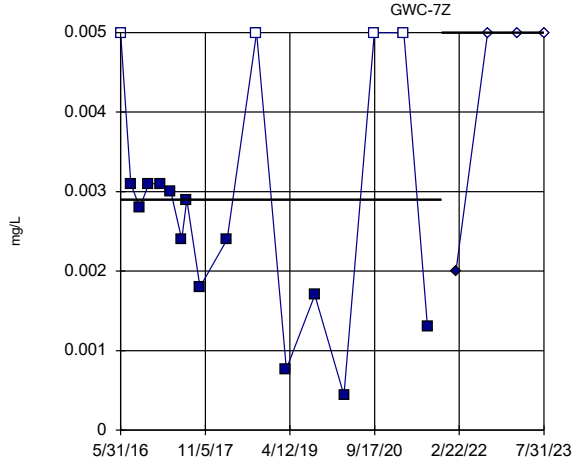

GWC-7Z background

GWC-7Z compliance

background median = 0.0029

compliance median = 0.005

Z = 1.417 (two-tail)

Alpha	Table	Sig.
0.2	1.282	Yes
0.1	1.645	No
0.05	1.96	No
0.02	2.326	No
0.01	2.576	No

Constituent: Arsenic Analysis Run 3/4/2024 12:00 PM View: Appendix I Mann-Whitney
Plant Bowen Data: Bowen 1, 2, 9, and 10

Sanitas™ v.10.0.16 Software licensed to . UG
Hollow symbols indicate censored values.

Mann-Whitney (Wilcoxon Rank Sum)

GWC-8RR

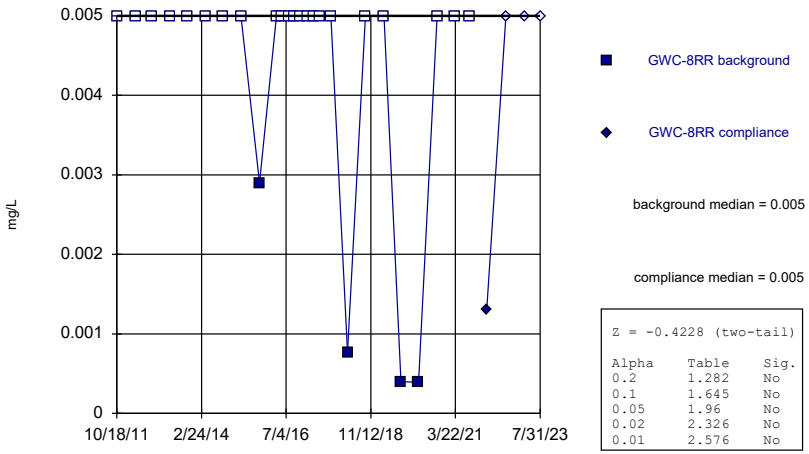

Constituent: Arsenic Analysis Run 3/4/2024 12:00 PM View: Appendix I Mann-Whitney
Plant Bowen Data: Bowen 1, 2, 9, and 10

Sanitas™ v.10.0.16 Software licensed to . UG
Hollow symbols indicate censored values.

Mann-Whitney (Wilcoxon Rank Sum)

GWC-8Z

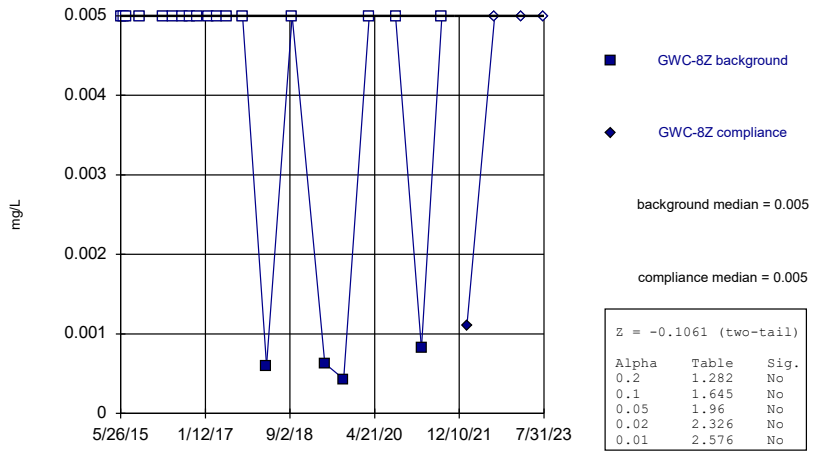

Constituent: Arsenic Analysis Run 3/4/2024 12:00 PM View: Appendix I Mann-Whitney
Plant Bowen Data: Bowen 1, 2, 9, and 10

Sanitas™ v.10.0.16 Software licensed to . UG
Hollow symbols indicate censored values.

Mann-Whitney (Wilcoxon Rank Sum)

GWC-9

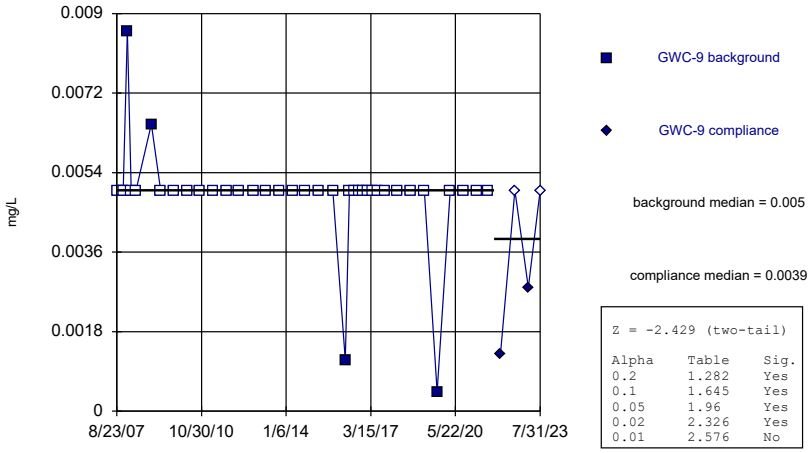

Constituent: Arsenic Analysis Run 3/4/2024 12:00 PM View: Appendix I Mann-Whitney
Plant Bowen Data: Bowen 1, 2, 9, and 10

Sanitas™ v.10.0.16 Software licensed to . UG

Mann-Whitney (Wilcoxon Rank Sum)

GWA-1 (bg)

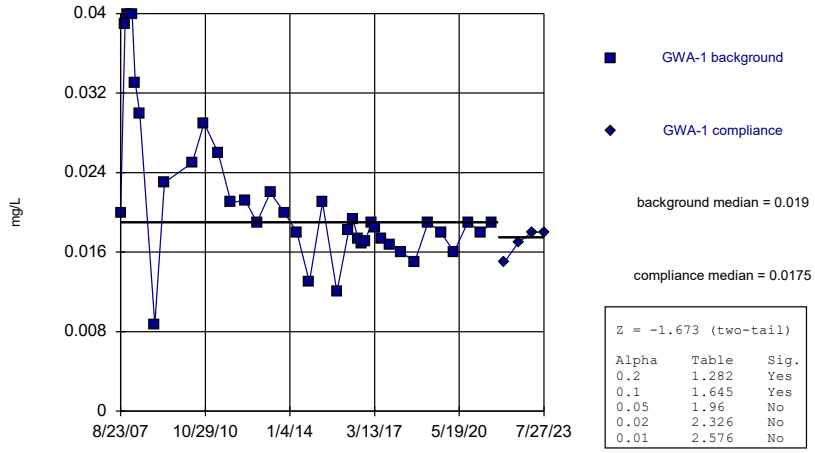

Constituent: Barium Analysis Run 3/4/2024 12:00 PM View: Appendix I Mann-Whitney
Plant Bowen Data: Bowen 1, 2, 9, and 10

Sanitas™ v.10.0.16 Software licensed to . UG

Mann-Whitney (Wilcoxon Rank Sum)

GWA-2 (bg)

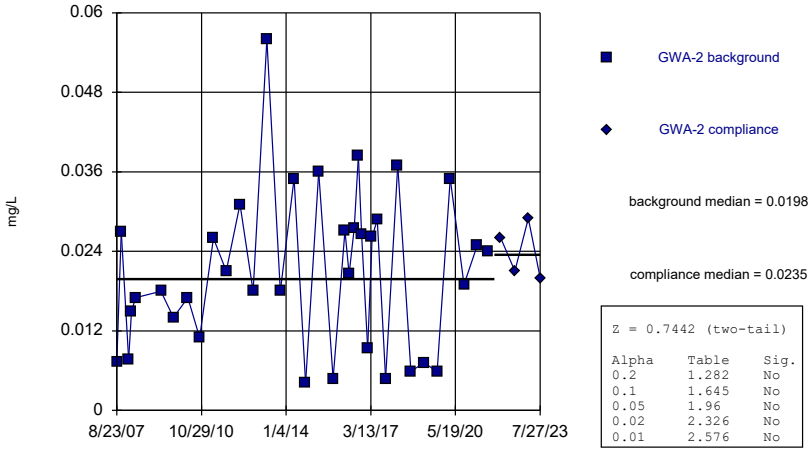

Z = 0.7442 (two-tail)

Alpha	Table	Sig.
0.2	1.282	No
0.1	1.645	No
0.05	1.96	No
0.02	2.326	No
0.01	2.576	No

Constituent: Barium Analysis Run 3/4/2024 12:00 PM View: Appendix I Mann-Whitney
Plant Bowen Data: Bowen 1, 2, 9, and 10

Sanitas™ v.10.0.16 Software licensed to . UG

Mann-Whitney (Wilcoxon Rank Sum)

GWA-2R (bg)

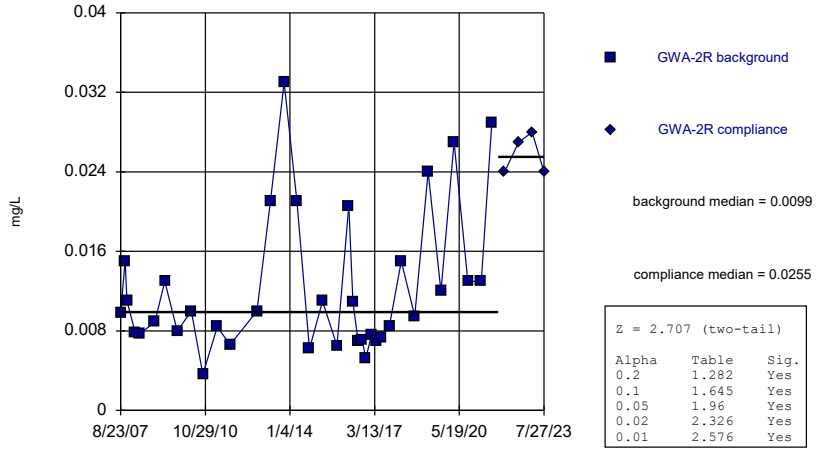

Z = 2.707 (two-tail)

Alpha	Table	Sig.
0.2	1.282	Yes
0.1	1.645	Yes
0.05	1.96	Yes
0.02	2.326	Yes
0.01	2.576	Yes

Constituent: Barium Analysis Run 3/4/2024 12:00 PM View: Appendix I Mann-Whitney
Plant Bowen Data: Bowen 1, 2, 9, and 10

Sanitas™ v.10.0.16 Software licensed to . UG

Mann-Whitney (Wilcoxon Rank Sum)

GWA-39RZ (bg)

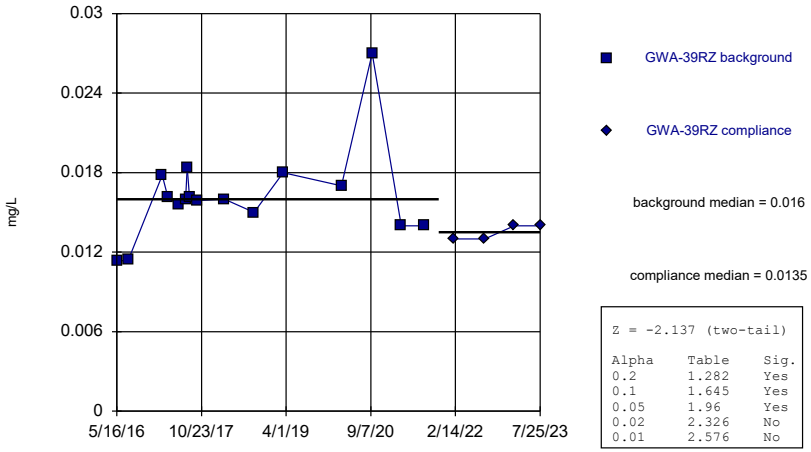

Z = -2.137 (two-tail)

Alpha	Table	Sig.
0.2	1.282	Yes
0.1	1.645	Yes
0.05	1.96	Yes
0.02	2.326	No
0.01	2.576	No

Constituent: Barium Analysis Run 3/4/2024 12:00 PM View: Appendix I Mann-Whitney
Plant Bowen Data: Bowen 1, 2, 9, and 10

Sanitas™ v.10.0.16 Software licensed to . UG
Hollow symbols indicate censored values.

Mann-Whitney (Wilcoxon Rank Sum)

GWA-39Z (bg)

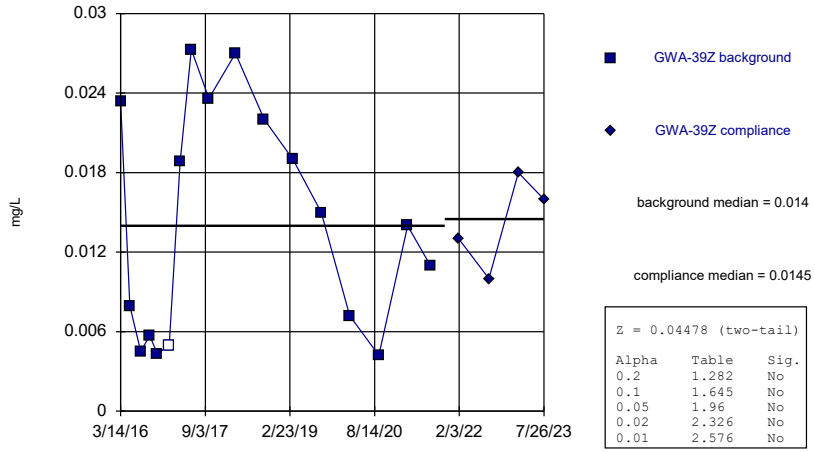

Z = 0.04478 (two-tail)

Alpha	Table	Sig.
0.2	1.282	No
0.1	1.645	No
0.05	1.96	No
0.02	2.326	No
0.01	2.576	No

Constituent: Barium Analysis Run 3/4/2024 12:00 PM View: Appendix I Mann-Whitney
Plant Bowen Data: Bowen 1, 2, 9, and 10

Sanitas™ v.10.0.16 Software licensed to . UG
Hollow symbols indicate censored values.

Mann-Whitney (Wilcoxon Rank Sum)

GWA-3A (bg)

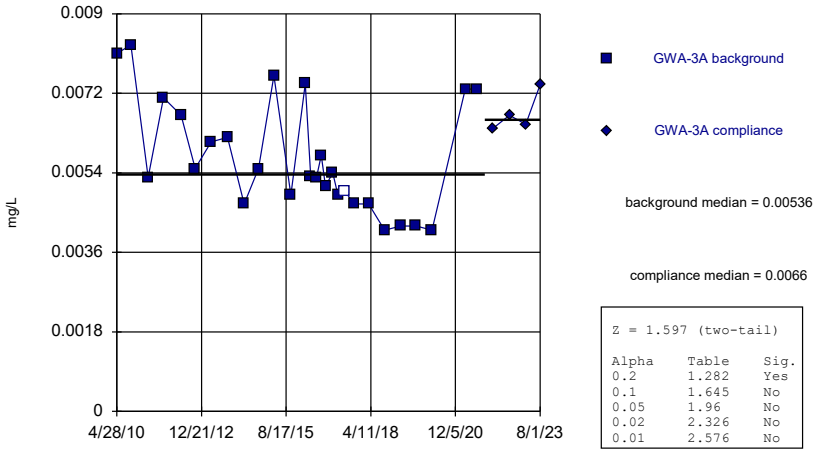

background median = 0.00536

compliance median = 0.0066

Z = 1.597 (two-tail)

Alpha	Table	Sig.
0.2	1.282	Yes
0.1	1.645	No
0.05	1.96	No
0.02	2.326	No
0.01	2.576	No

Constituent: Barium Analysis Run 3/4/2024 12:00 PM View: Appendix I Mann-Whitney
Plant Bowen Data: Bowen 1, 2, 9, and 10

Sanitas™ v.10.0.16 Software licensed to . UG

Mann-Whitney (Wilcoxon Rank Sum)

GWA-40 (bg)

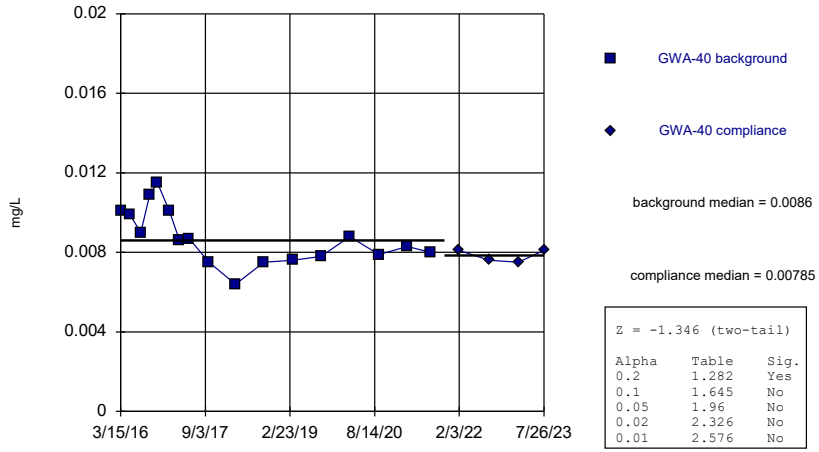

background median = 0.0086

compliance median = 0.00785

Z = -1.346 (two-tail)

Alpha	Table	Sig.
0.2	1.282	Yes
0.1	1.645	No
0.05	1.96	No
0.02	2.326	No
0.01	2.576	No

Constituent: Barium Analysis Run 3/4/2024 12:00 PM View: Appendix I Mann-Whitney
Plant Bowen Data: Bowen 1, 2, 9, and 10

Sanitas™ v.10.0.16 Software licensed to . UG

Mann-Whitney (Wilcoxon Rank Sum)

GWA-41 (bg)

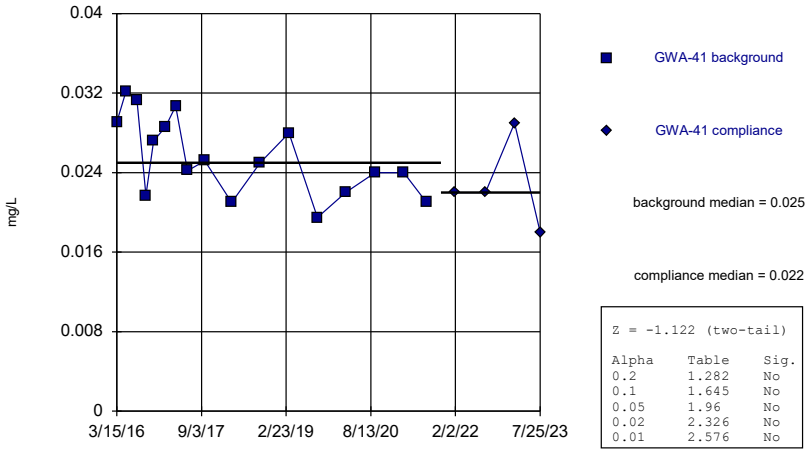

background median = 0.025

compliance median = 0.022

Z = -1.122 (two-tail)

Alpha	Table	Sig.
0.2	1.282	No
0.1	1.645	No
0.05	1.96	No
0.02	2.326	No
0.01	2.576	No

Constituent: Barium Analysis Run 3/4/2024 12:00 PM View: Appendix I Mann-Whitney
Plant Bowen Data: Bowen 1, 2, 9, and 10

Sanitas™ v.10.0.16 Software licensed to . UG

Mann-Whitney (Wilcoxon Rank Sum)

GWA-41R (bg)

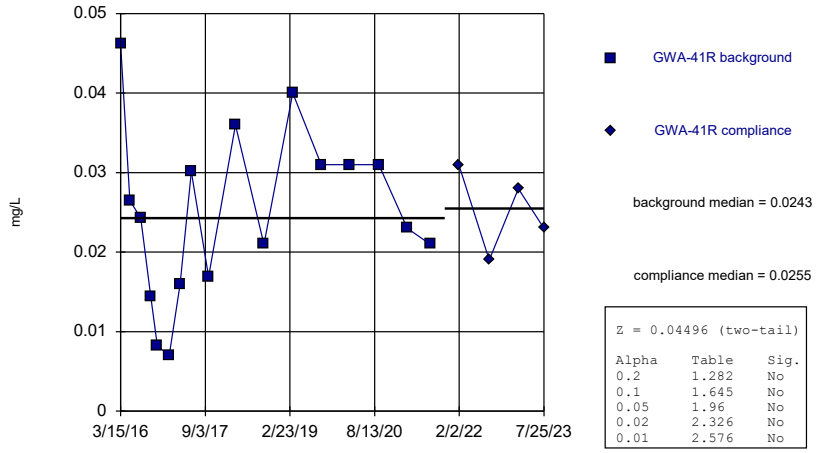

background median = 0.0243

compliance median = 0.0255

Z = 0.04496 (two-tail)

Alpha	Table	Sig.
0.2	1.282	No
0.1	1.645	No
0.05	1.96	No
0.02	2.326	No
0.01	2.576	No

Constituent: Barium Analysis Run 3/4/2024 12:00 PM View: Appendix I Mann-Whitney
Plant Bowen Data: Bowen 1, 2, 9, and 10

Sanitas™ v.10.0.16 Software licensed to . UG

Mann-Whitney (Wilcoxon Rank Sum)

GWA-42 (bg)

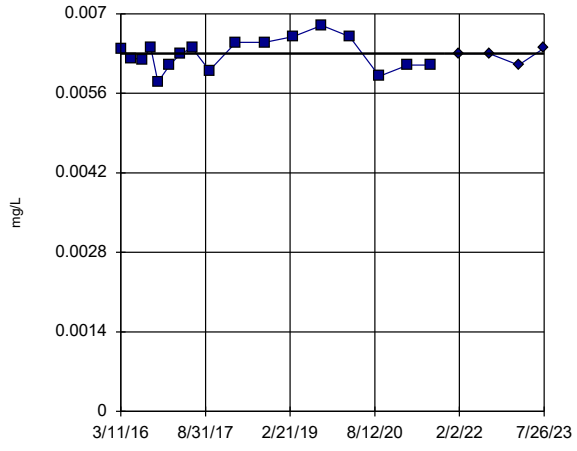

GWA-42 background

GWA-42 compliance

background median = 0.0063

compliance median = 0.0063

Z = -0.1803 (two-tail)

Alpha	Table	Sig.
0.2	1.282	No
0.1	1.645	No
0.05	1.96	No
0.02	2.326	No
0.01	2.576	No

Constituent: Barium Analysis Run 3/4/2024 12:01 PM View: Appendix I Mann-Whitney
Plant Bowen Data: Bowen 1, 2, 9, and 10

Sanitas™ v.10.0.16 Software licensed to . UG

Mann-Whitney (Wilcoxon Rank Sum)

GWA-43 (bg)

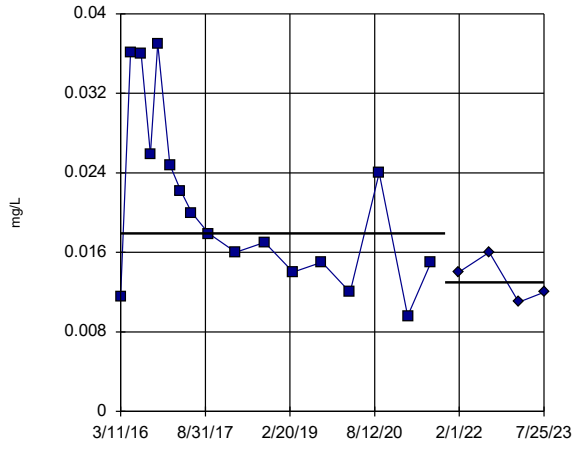

GWA-43 background

GWA-43 compliance

background median = 0.0179

compliance median = 0.013

Z = -1.883 (two-tail)

Alpha	Table	Sig.
0.2	1.282	Yes
0.1	1.645	Yes
0.05	1.96	No
0.02	2.326	No
0.01	2.576	No

Constituent: Barium Analysis Run 3/4/2024 12:01 PM View: Appendix I Mann-Whitney
Plant Bowen Data: Bowen 1, 2, 9, and 10

Sanitas™ v.10.0.16 Software licensed to . UG

Mann-Whitney (Wilcoxon Rank Sum)

GWA-43R (bg)

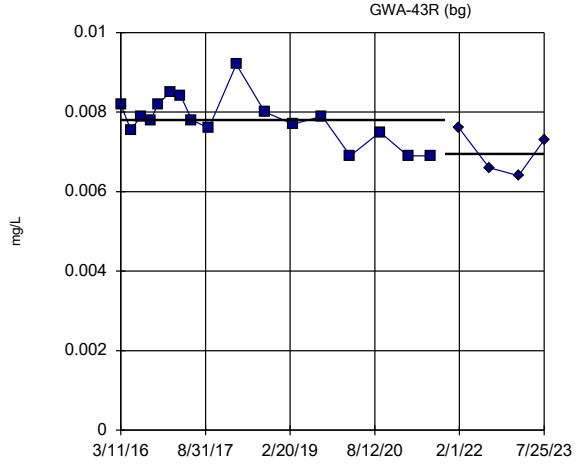

GWA-43R background

GWA-43R compliance

background median = 0.0078

compliance median = 0.00695

Z = -2.334 (two-tail)

Alpha	Table	Sig.
0.2	1.282	Yes
0.1	1.645	Yes
0.05	1.96	Yes
0.02	2.326	Yes
0.01	2.576	No

Constituent: Barium Analysis Run 3/4/2024 12:01 PM View: Appendix I Mann-Whitney
Plant Bowen Data: Bowen 1, 2, 9, and 10

Sanitas™ v.10.0.16 Software licensed to . UG

Mann-Whitney (Wilcoxon Rank Sum)

GWA-4RZ (bg)

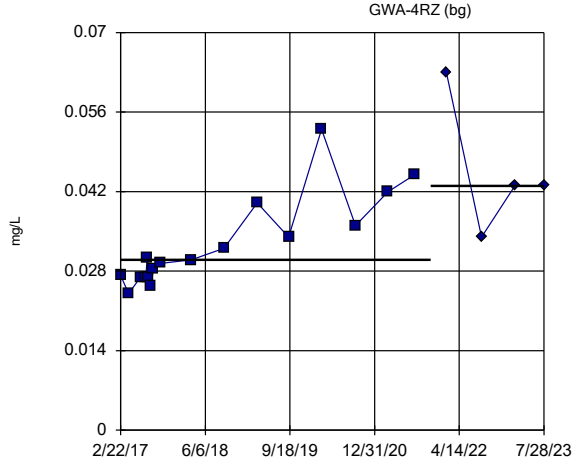

GWA-4RZ background

GWA-4RZ compliance

background median = 0.03

compliance median = 0.043

Z = 2.152 (two-tail)

Alpha	Table	Sig.
0.2	1.282	Yes
0.1	1.645	Yes
0.05	1.96	Yes
0.02	2.326	No
0.01	2.576	No

Constituent: Barium Analysis Run 3/4/2024 12:01 PM View: Appendix I Mann-Whitney
Plant Bowen Data: Bowen 1, 2, 9, and 10

Sanitas™ v.10.0.16 Software licensed to . UG
Hollow symbols indicate censored values.

Mann-Whitney (Wilcoxon Rank Sum)

GWA-50 (bg)

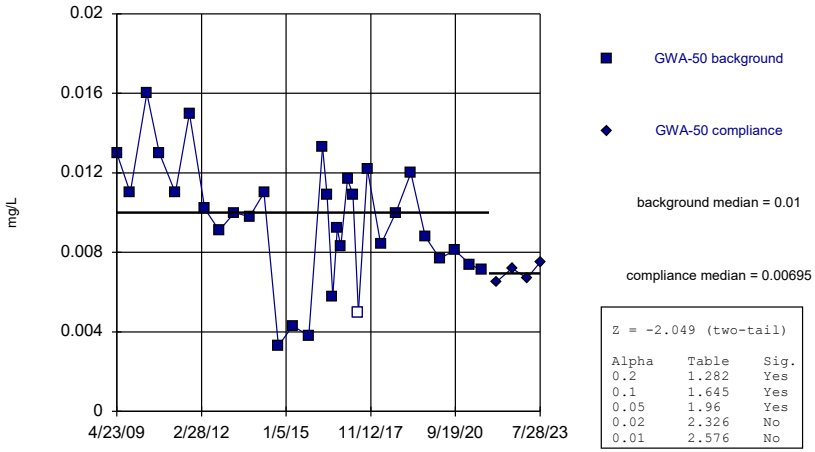

Z = -2.049 (two-tail)

Alpha	Table	Sig.
0.2	1.282	Yes
0.1	1.645	Yes
0.05	1.96	Yes
0.02	2.326	No
0.01	2.576	No

Constituent: Barium Analysis Run 3/4/2024 12:01 PM View: Appendix I Mann-Whitney
Plant Bowen Data: Bowen 1, 2, 9, and 10

Sanitas™ v.10.0.16 Software licensed to . UG

Mann-Whitney (Wilcoxon Rank Sum)

GWA-50R (bg)

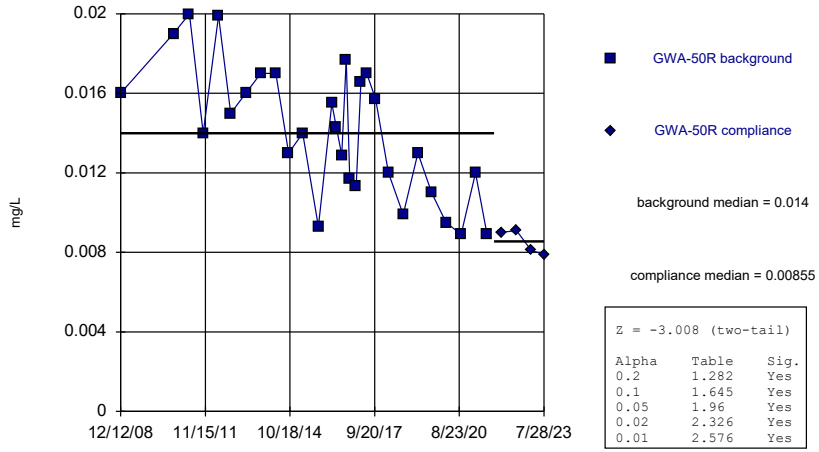

Z = -3.008 (two-tail)

Alpha	Table	Sig.
0.2	1.282	Yes
0.1	1.645	Yes
0.05	1.96	Yes
0.02	2.326	Yes
0.01	2.576	Yes

Constituent: Barium Analysis Run 3/4/2024 12:01 PM View: Appendix I Mann-Whitney
Plant Bowen Data: Bowen 1, 2, 9, and 10

Sanitas™ v.10.0.16 Software licensed to . UG

Mann-Whitney (Wilcoxon Rank Sum)

GWC-10

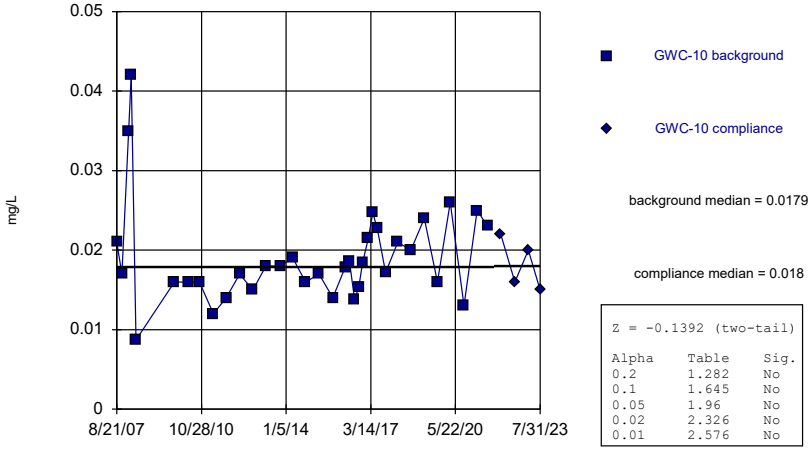

Z = -0.1392 (two-tail)

Alpha	Table	Sig.
0.2	1.282	No
0.1	1.645	No
0.05	1.96	No
0.02	2.326	No
0.01	2.576	No

Constituent: Barium Analysis Run 3/4/2024 12:01 PM View: Appendix I Mann-Whitney
Plant Bowen Data: Bowen 1, 2, 9, and 10

Sanitas™ v.10.0.16 Software licensed to . UG

Mann-Whitney (Wilcoxon Rank Sum)

GWC-10R

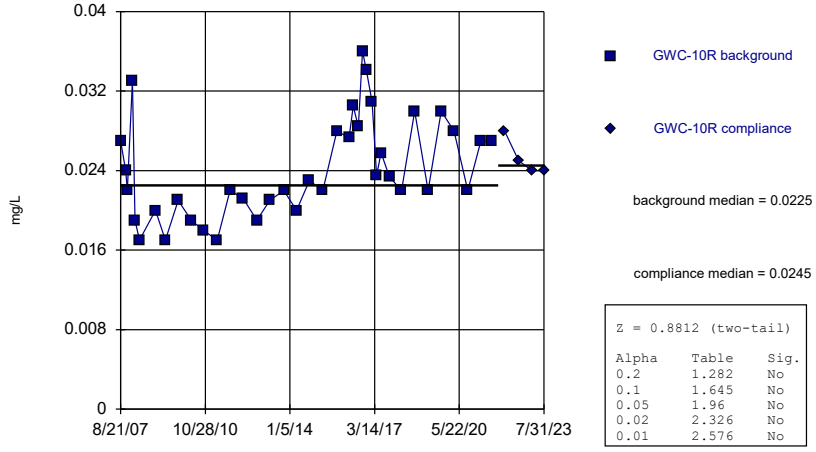

Z = 0.8812 (two-tail)

Alpha	Table	Sig.
0.2	1.282	No
0.1	1.645	No
0.05	1.96	No
0.02	2.326	No
0.01	2.576	No

Constituent: Barium Analysis Run 3/4/2024 12:01 PM View: Appendix I Mann-Whitney
Plant Bowen Data: Bowen 1, 2, 9, and 10

Sanitas™ v.10.0.16 Software licensed to . UG
Hollow symbols indicate censored values.

Mann-Whitney (Wilcoxon Rank Sum)

GWC-11

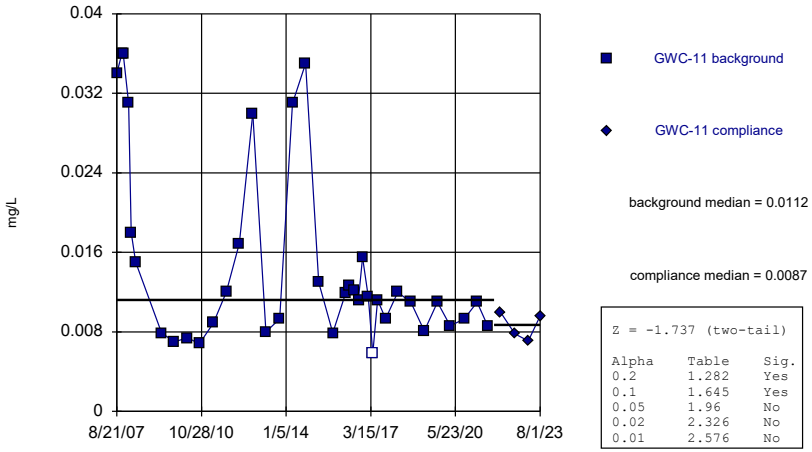

Z = -1.737 (two-tail)

Alpha	Table	Sig.
0.2	1.282	Yes
0.1	1.645	Yes
0.05	1.96	No
0.02	2.326	No
0.01	2.576	No

Constituent: Barium Analysis Run 3/4/2024 12:01 PM View: Appendix I Mann-Whitney
Plant Bowen Data: Bowen 1, 2, 9, and 10

Sanitas™ v.10.0.16 Software licensed to . UG

Mann-Whitney (Wilcoxon Rank Sum)

GWC-11R

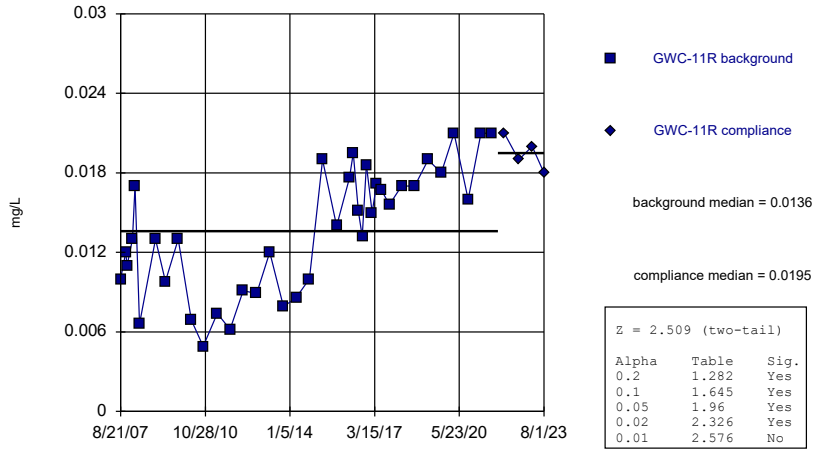

Z = 2.509 (two-tail)

Alpha	Table	Sig.
0.2	1.282	Yes
0.1	1.645	Yes
0.05	1.96	Yes
0.02	2.326	Yes
0.01	2.576	No

Constituent: Barium Analysis Run 3/4/2024 12:01 PM View: Appendix I Mann-Whitney
Plant Bowen Data: Bowen 1, 2, 9, and 10

Sanitas™ v.10.0.16 Software licensed to . UG

Mann-Whitney (Wilcoxon Rank Sum)

GWC-12

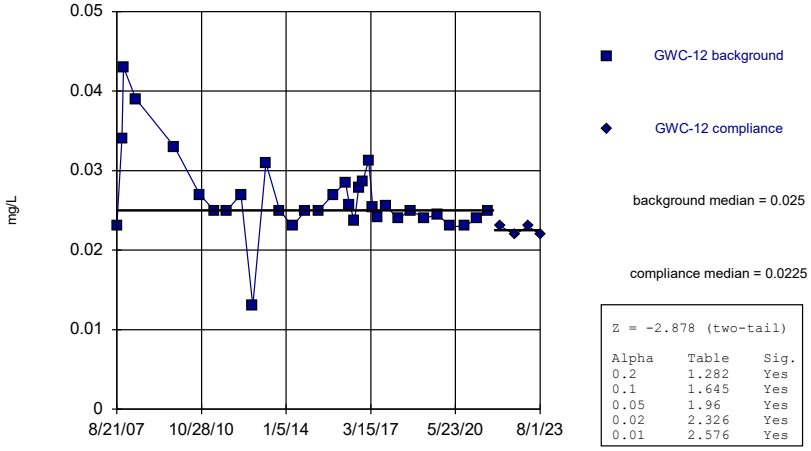

Z = -2.878 (two-tail)

Alpha	Table	Sig.
0.2	1.282	Yes
0.1	1.645	Yes
0.05	1.96	Yes
0.02	2.326	Yes
0.01	2.576	Yes

Constituent: Barium Analysis Run 3/4/2024 12:01 PM View: Appendix I Mann-Whitney
Plant Bowen Data: Bowen 1, 2, 9, and 10

Sanitas™ v.10.0.16 Software licensed to . UG

Mann-Whitney (Wilcoxon Rank Sum)

GWC-13

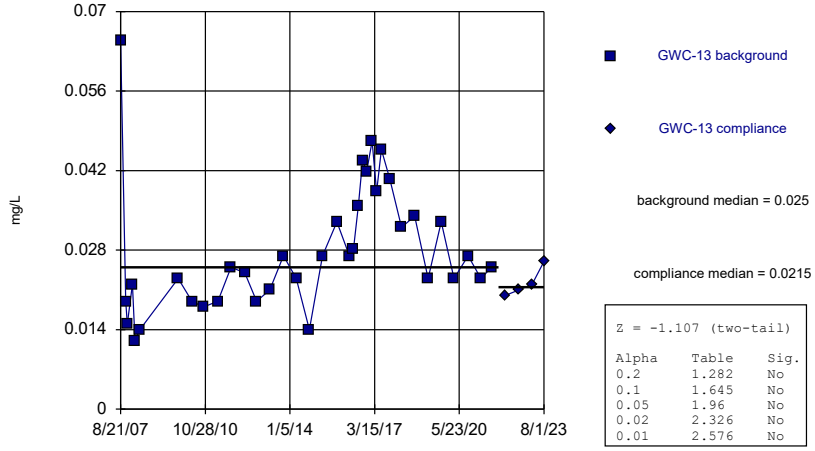

Z = -1.107 (two-tail)

Alpha	Table	Sig.
0.2	1.282	No
0.1	1.645	No
0.05	1.96	No
0.02	2.326	No
0.01	2.576	No

Constituent: Barium Analysis Run 3/4/2024 12:01 PM View: Appendix I Mann-Whitney
Plant Bowen Data: Bowen 1, 2, 9, and 10

Sanitas™ v.10.0.16 Software licensed to . UG
Hollow symbols indicate censored values.

Mann-Whitney (Wilcoxon Rank Sum)

GWC-14Z

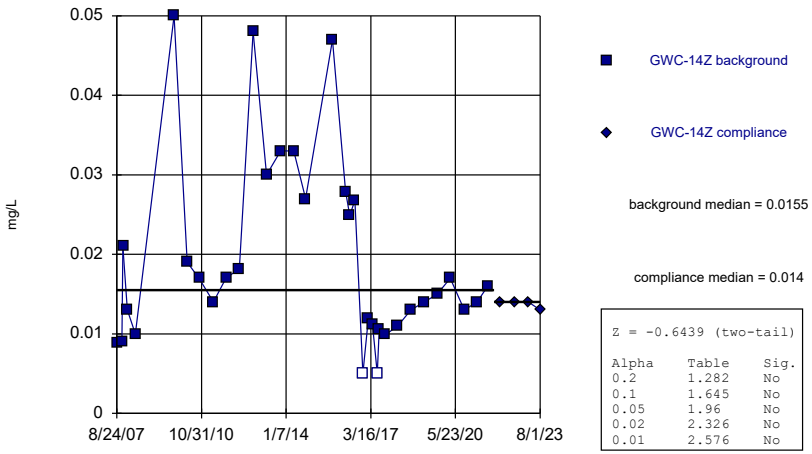

Z = -0.6439 (two-tail)

Alpha	Table	Sig.
0.2	1.282	No
0.1	1.645	No
0.05	1.96	No
0.02	2.326	No
0.01	2.576	No

Constituent: Barium Analysis Run 3/4/2024 12:01 PM View: Appendix I Mann-Whitney
Plant Bowen Data: Bowen 1, 2, 9, and 10

Sanitas™ v.10.0.16 Software licensed to . UG

Mann-Whitney (Wilcoxon Rank Sum)

GWC-15R

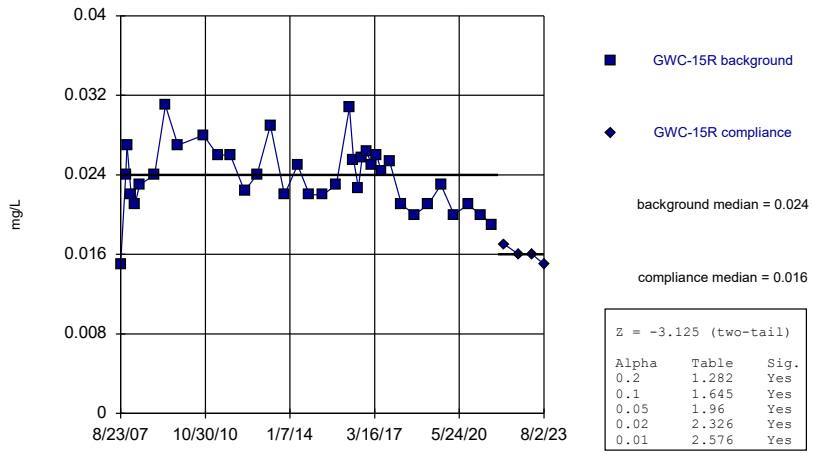

Z = -3.125 (two-tail)

Alpha	Table	Sig.
0.2	1.282	Yes
0.1	1.645	Yes
0.05	1.96	Yes
0.02	2.326	Yes
0.01	2.576	Yes

Constituent: Barium Analysis Run 3/4/2024 12:01 PM View: Appendix I Mann-Whitney
Plant Bowen Data: Bowen 1, 2, 9, and 10

Sanitas™ v.10.0.16 Software licensed to . UG
Hollow symbols indicate censored values.

Mann-Whitney (Wilcoxon Rank Sum)

GWC-15Z

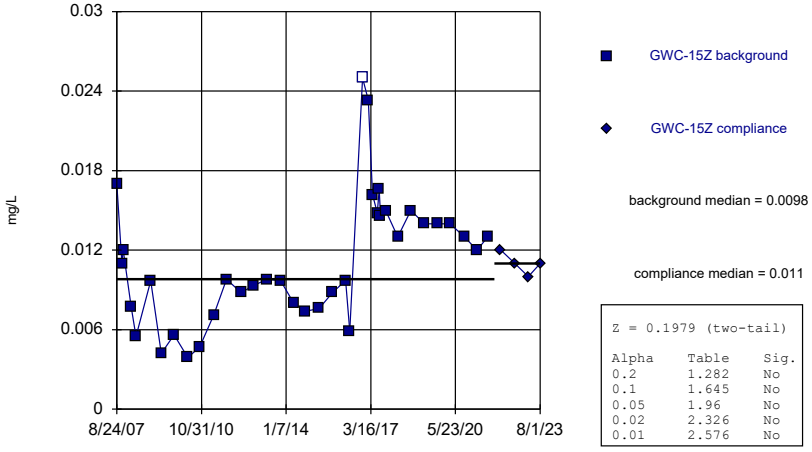

Z = 0.1979 (two-tail)

Alpha	Table	Sig.
0.2	1.282	No
0.1	1.645	No
0.05	1.96	No
0.02	2.326	No
0.01	2.576	No

Constituent: Barium Analysis Run 3/4/2024 12:01 PM View: Appendix I Mann-Whitney
Plant Bowen Data: Bowen 1, 2, 9, and 10

Sanitas™ v.10.0.16 Software licensed to . UG

Mann-Whitney (Wilcoxon Rank Sum)

GWC-44

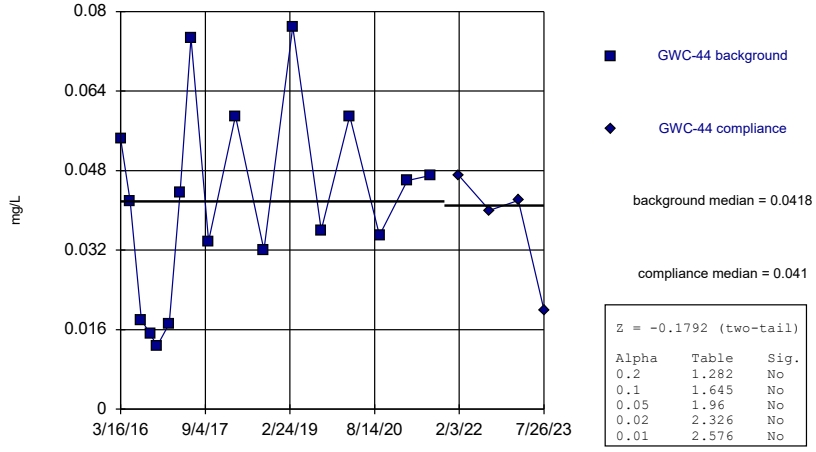

Z = -0.1792 (two-tail)

Alpha	Table	Sig.
0.2	1.282	No
0.1	1.645	No
0.05	1.96	No
0.02	2.326	No
0.01	2.576	No

Constituent: Barium Analysis Run 3/4/2024 12:01 PM View: Appendix I Mann-Whitney
Plant Bowen Data: Bowen 1, 2, 9, and 10

Sanitas™ v.10.0.16 Software licensed to . UG

Mann-Whitney (Wilcoxon Rank Sum)

GWC-45

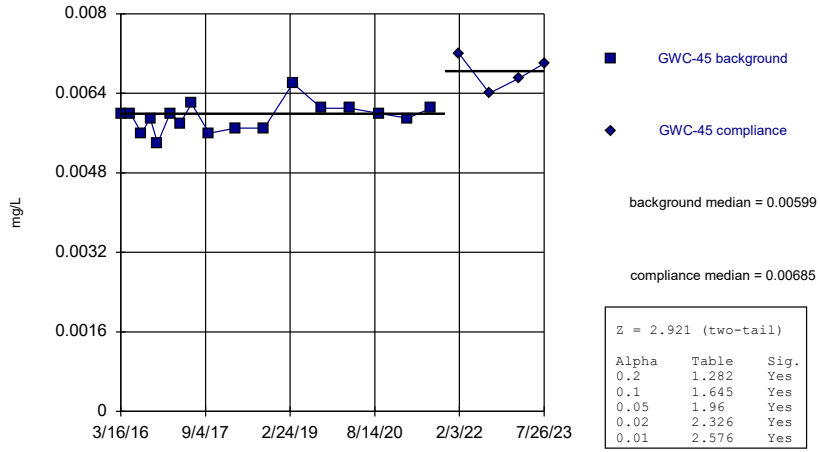

background median = 0.00599

compliance median = 0.00685

Z = 2.921 (two-tail)

Alpha	Table	Sig.
0.2	1.282	Yes
0.1	1.645	Yes
0.05	1.96	Yes
0.02	2.326	Yes
0.01	2.576	Yes

Constituent: Barium Analysis Run 3/4/2024 12:01 PM View: Appendix I Mann-Whitney
Plant Bowen Data: Bowen 1, 2, 9, and 10

Sanitas™ v.10.0.16 Software licensed to . UG

Mann-Whitney (Wilcoxon Rank Sum)

GWC-45R

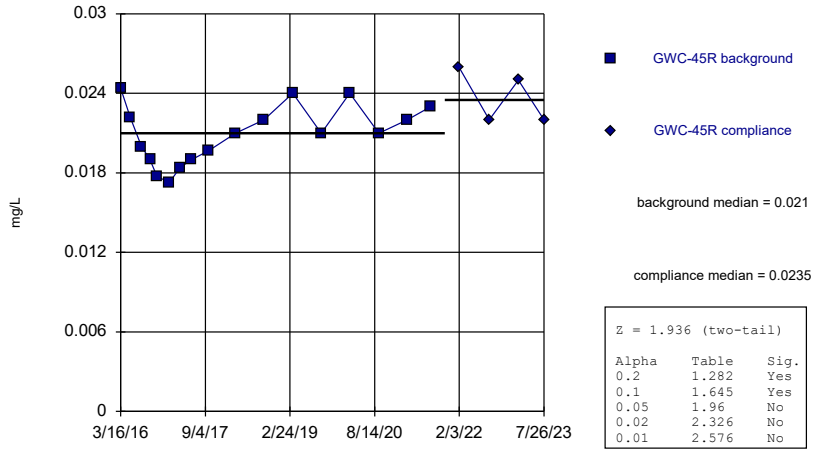

background median = 0.021

compliance median = 0.0235

Z = 1.936 (two-tail)

Alpha	Table	Sig.
0.2	1.282	Yes
0.1	1.645	Yes
0.05	1.96	No
0.02	2.326	No
0.01	2.576	No

Constituent: Barium Analysis Run 3/4/2024 12:01 PM View: Appendix I Mann-Whitney
Plant Bowen Data: Bowen 1, 2, 9, and 10

Sanitas™ v.10.0.16 Software licensed to . UG

Mann-Whitney (Wilcoxon Rank Sum)

GWC-46R

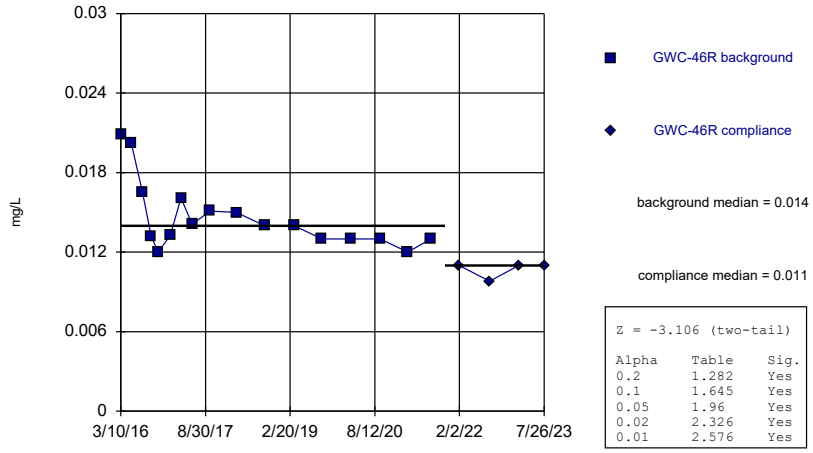

background median = 0.014

compliance median = 0.011

Z = -3.106 (two-tail)

Alpha	Table	Sig.
0.2	1.282	Yes
0.1	1.645	Yes
0.05	1.96	Yes
0.02	2.326	Yes
0.01	2.576	Yes

Constituent: Barium Analysis Run 3/4/2024 12:01 PM View: Appendix I Mann-Whitney
Plant Bowen Data: Bowen 1, 2, 9, and 10

Sanitas™ v.10.0.16 Software licensed to . UG

Mann-Whitney (Wilcoxon Rank Sum)

GWC-47

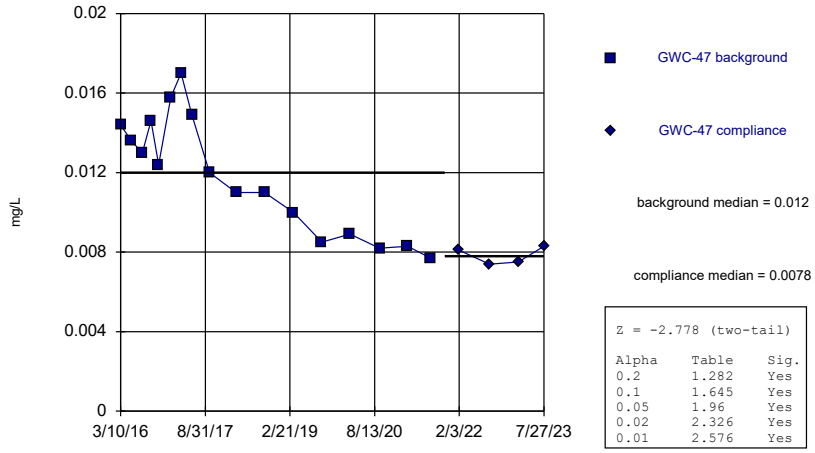

background median = 0.012

compliance median = 0.0078

Z = -2.778 (two-tail)

Alpha	Table	Sig.
0.2	1.282	Yes
0.1	1.645	Yes
0.05	1.96	Yes
0.02	2.326	Yes
0.01	2.576	Yes

Constituent: Barium Analysis Run 3/4/2024 12:01 PM View: Appendix I Mann-Whitney
Plant Bowen Data: Bowen 1, 2, 9, and 10

Sanitas™ v.10.0.16 Software licensed to . UG
Hollow symbols indicate censored values.

Mann-Whitney (Wilcoxon Rank Sum)

GWC-47R

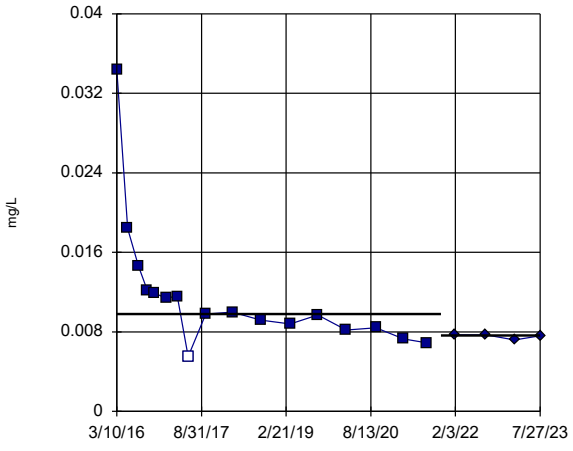

GWC-47R background

GWC-47R compliance

background median = 0.0098

compliance median = 0.00765

Z = -2.105 (two-tail)

Alpha	Table	Sig.
0.2	1.282	Yes
0.1	1.645	Yes
0.05	1.96	Yes
0.02	2.326	No
0.01	2.576	No

Constituent: Barium Analysis Run 3/4/2024 12:01 PM View: Appendix I Mann-Whitney
Plant Bowen Data: Bowen 1, 2, 9, and 10

Sanitas™ v.10.0.16 Software licensed to . UG
Hollow symbols indicate censored values.

Mann-Whitney (Wilcoxon Rank Sum)

GWC-48

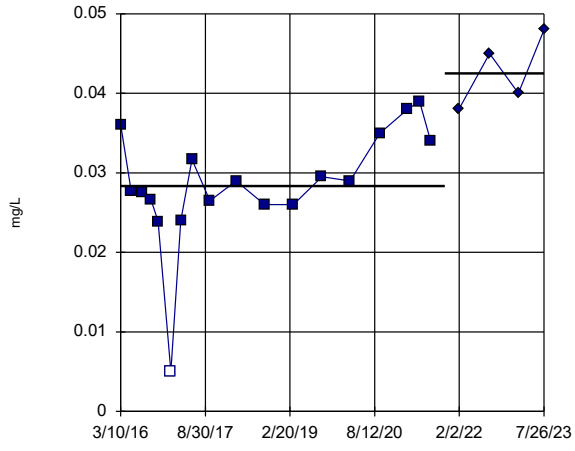

GWC-48 background

GWC-48 compliance

background median = 0.02835

compliance median = 0.0425

Z = 2.897 (two-tail)

Alpha	Table	Sig.
0.2	1.282	Yes
0.1	1.645	Yes
0.05	1.96	Yes
0.02	2.326	Yes
0.01	2.576	Yes

Constituent: Barium Analysis Run 3/4/2024 12:01 PM View: Appendix I Mann-Whitney
Plant Bowen Data: Bowen 1, 2, 9, and 10

Sanitas™ v.10.0.16 Software licensed to . UG
Hollow symbols indicate censored values.

Mann-Whitney (Wilcoxon Rank Sum)

GWC-49R

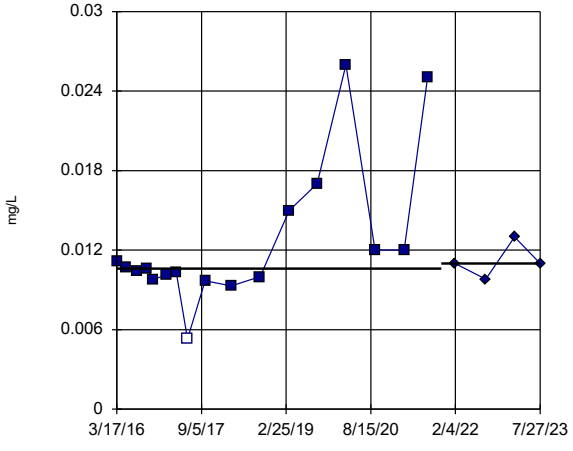

GWC-49R background

GWC-49R compliance

background median = 0.0106

compliance median = 0.011

Z = 0.1793 (two-tail)

Alpha	Table	Sig.
0.2	1.282	No
0.1	1.645	No
0.05	1.96	No
0.02	2.326	No
0.01	2.576	No

Constituent: Barium Analysis Run 3/4/2024 12:01 PM View: Appendix I Mann-Whitney
Plant Bowen Data: Bowen 1, 2, 9, and 10

Sanitas™ v.10.0.16 Software licensed to . UG
Hollow symbols indicate censored values.

Mann-Whitney (Wilcoxon Rank Sum)

GWC-49Z

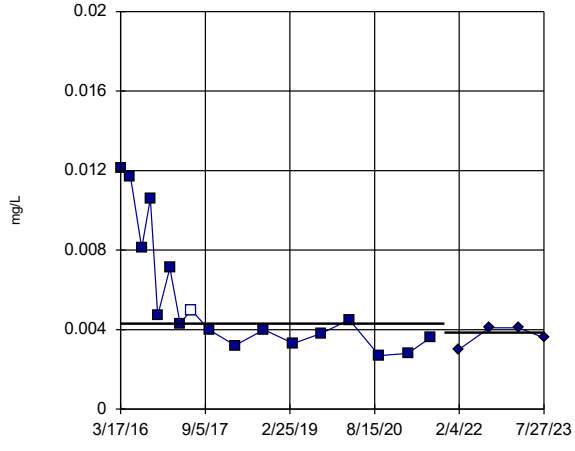

GWC-49Z background

GWC-49Z compliance

background median = 0.0043

compliance median = 0.00385

Z = -1.076 (two-tail)

Alpha	Table	Sig.
0.2	1.282	No
0.1	1.645	No
0.05	1.96	No
0.02	2.326	No
0.01	2.576	No

Constituent: Barium Analysis Run 3/4/2024 12:01 PM View: Appendix I Mann-Whitney
Plant Bowen Data: Bowen 1, 2, 9, and 10

Sanitas™ v.10.0.16 Software licensed to . UG

Mann-Whitney (Wilcoxon Rank Sum)

GWC-5

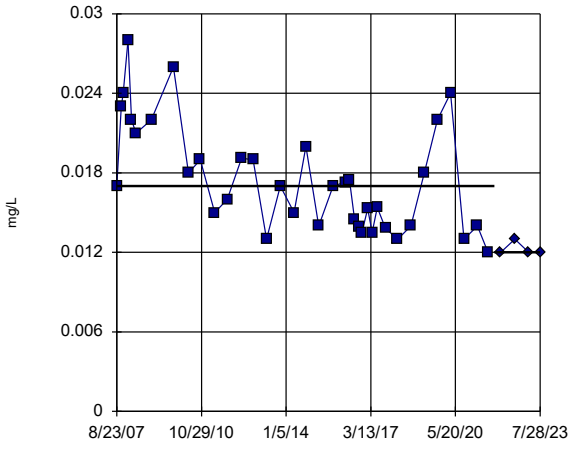

GWC-5 background

GWC-5 compliance

background median = 0.017

compliance median = 0.012

Z = -3.103 (two-tail)

Alpha	Table	Sig.
0.2	1.282	Yes
0.1	1.645	Yes
0.05	1.96	Yes
0.02	2.326	Yes
0.01	2.576	Yes

Constituent: Barium Analysis Run 3/4/2024 12:01 PM View: Appendix I Mann-Whitney

Plant Bowen Data: Bowen 1, 2, 9, and 10

Sanitas™ v.10.0.16 Software licensed to . UG

Hollow symbols indicate censored values.

Mann-Whitney (Wilcoxon Rank Sum)

GWC-6

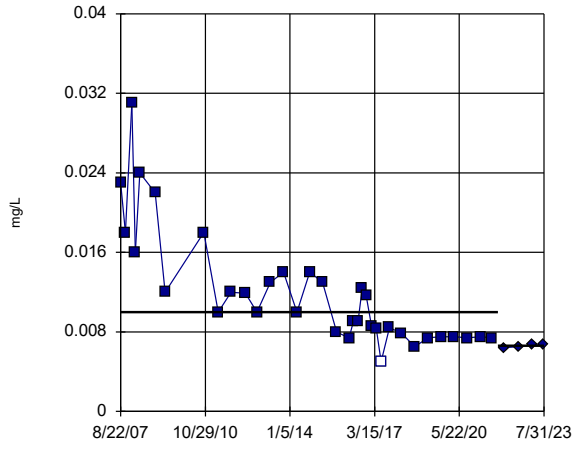

GWC-6 background

GWC-6 compliance

background median = 0.01

compliance median = 0.0066

Z = -2.965 (two-tail)

Alpha	Table	Sig.
0.2	1.282	Yes
0.1	1.645	Yes
0.05	1.96	Yes
0.02	2.326	Yes
0.01	2.576	Yes

Constituent: Barium Analysis Run 3/4/2024 12:01 PM View: Appendix I Mann-Whitney

Plant Bowen Data: Bowen 1, 2, 9, and 10

Sanitas™ v.10.0.16 Software licensed to . UG

Hollow symbols indicate censored values.

Mann-Whitney (Wilcoxon Rank Sum)

GWC-6RZ

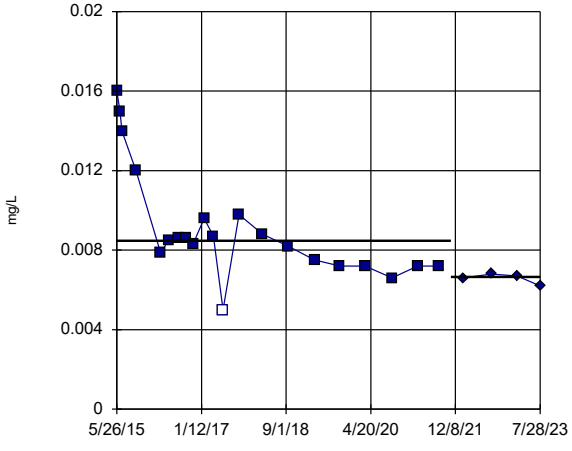

GWC-6RZ background

GWC-6RZ compliance

background median = 0.00847

compliance median = 0.00665

Z = -2.675 (two-tail)

Alpha	Table	Sig.
0.2	1.282	Yes
0.1	1.645	Yes
0.05	1.96	Yes
0.02	2.326	Yes
0.01	2.576	Yes

Constituent: Barium Analysis Run 3/4/2024 12:01 PM View: Appendix I Mann-Whitney

Plant Bowen Data: Bowen 1, 2, 9, and 10

Sanitas™ v.10.0.16 Software licensed to . UG

Mann-Whitney (Wilcoxon Rank Sum)

GWC-7Z

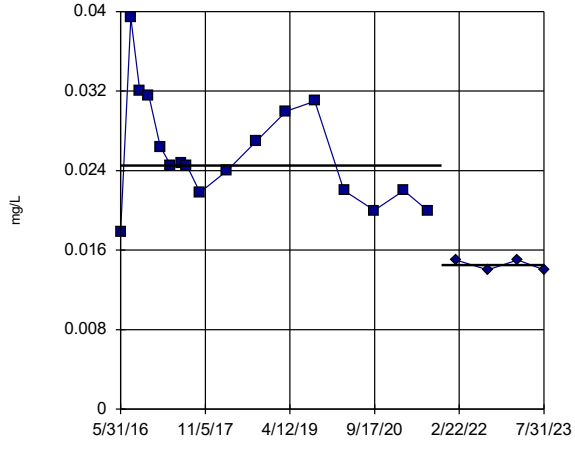

GWC-7Z background

GWC-7Z compliance

background median = 0.0245

compliance median = 0.0145

Z = -3.095 (two-tail)

Alpha	Table	Sig.
0.2	1.282	Yes
0.1	1.645	Yes
0.05	1.96	Yes
0.02	2.326	Yes
0.01	2.576	Yes

Constituent: Barium Analysis Run 3/4/2024 12:01 PM View: Appendix I Mann-Whitney

Plant Bowen Data: Bowen 1, 2, 9, and 10

Sanitas™ v.10.0.16 Software licensed to . UG

Mann-Whitney (Wilcoxon Rank Sum)

GWC-8RR

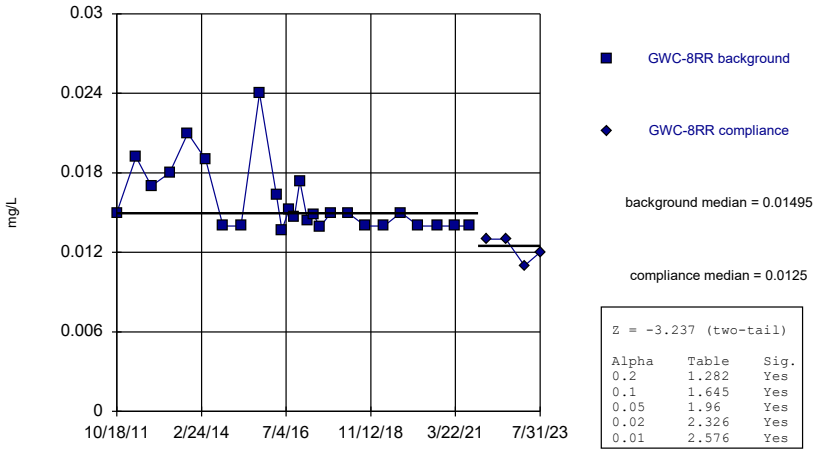

Z = -3.237 (two-tail)

Alpha	Table	Sig.
0.2	1.282	Yes
0.1	1.645	Yes
0.05	1.96	Yes
0.02	2.326	Yes
0.01	2.576	Yes

Constituent: Barium Analysis Run 3/4/2024 12:01 PM View: Appendix I Mann-Whitney
Plant Bowen Data: Bowen 1, 2, 9, and 10

Sanitas™ v.10.0.16 Software licensed to . UG

Mann-Whitney (Wilcoxon Rank Sum)

GWC-8Z

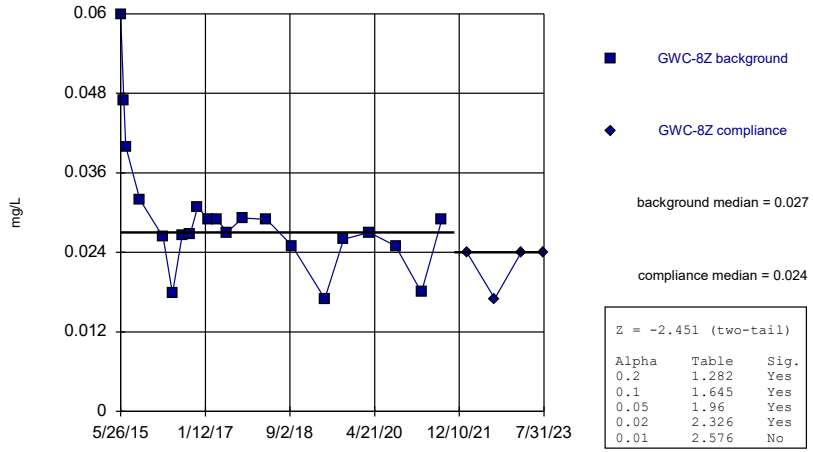

Z = -2.451 (two-tail)

Alpha	Table	Sig.
0.2	1.282	Yes
0.1	1.645	Yes
0.05	1.96	Yes
0.02	2.326	Yes
0.01	2.576	No

Constituent: Barium Analysis Run 3/4/2024 12:01 PM View: Appendix I Mann-Whitney
Plant Bowen Data: Bowen 1, 2, 9, and 10

Sanitas™ v.10.0.16 Software licensed to . UG

Mann-Whitney (Wilcoxon Rank Sum)

GWC-9

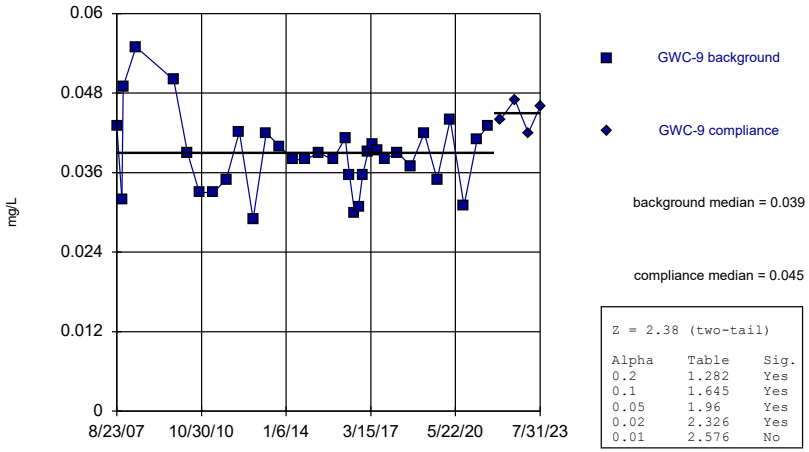

Z = 2.38 (two-tail)

Alpha	Table	Sig.
0.2	1.282	Yes
0.1	1.645	Yes
0.05	1.96	Yes
0.02	2.326	Yes
0.01	2.576	No

Constituent: Barium Analysis Run 3/4/2024 12:01 PM View: Appendix I Mann-Whitney
Plant Bowen Data: Bowen 1, 2, 9, and 10

Sanitas™ v.10.0.16 Software licensed to . UG
Hollow symbols indicate censored values.

Mann-Whitney (Wilcoxon Rank Sum)

GWA-1 (bg)

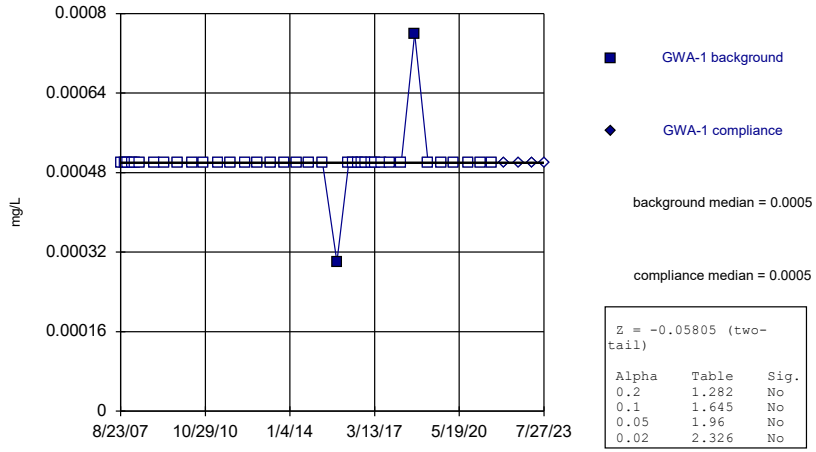

Z = -0.05805 (two-tail)

Alpha	Table	Sig.
0.2	1.282	No
0.1	1.645	No
0.05	1.96	No
0.02	2.326	No

Constituent: Cadmium Analysis Run 3/4/2024 12:01 PM View: Appendix I Mann-Whitney
Plant Bowen Data: Bowen 1, 2, 9, and 10

Sanitas™ v.10.0.16 Software licensed to . UG
Hollow symbols indicate censored values.

Mann-Whitney (Wilcoxon Rank Sum)

GWA-39RZ (bg)

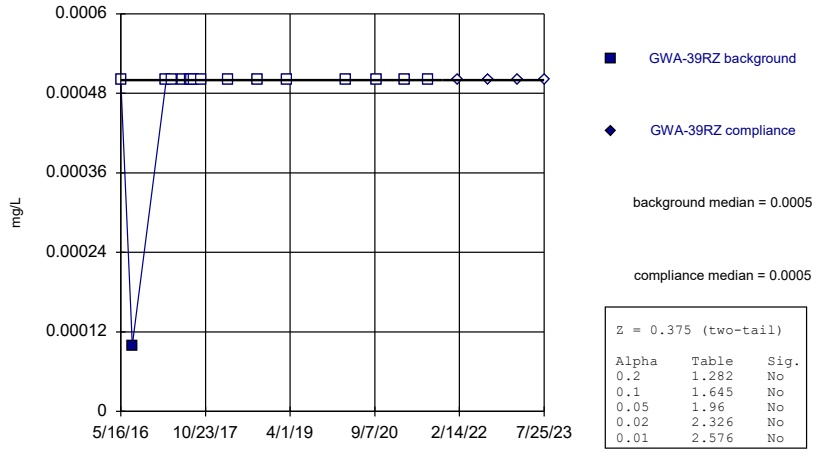

Z = 0.375 (two-tail)

Alpha	Table	Sig.
0.2	1.282	No
0.1	1.645	No
0.05	1.96	No
0.02	2.326	No
0.01	2.576	No

Constituent: Cadmium Analysis Run 3/4/2024 12:01 PM View: Appendix I Mann-Whitney
Plant Bowen Data: Bowen 1, 2, 9, and 10

Sanitas™ v.10.0.16 Software licensed to . UG
Hollow symbols indicate censored values.

Mann-Whitney (Wilcoxon Rank Sum)

GWA-39Z (bg)

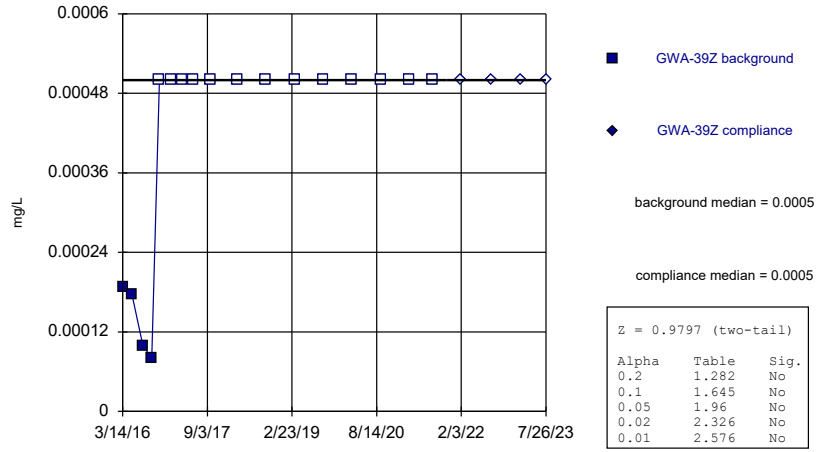

Z = 0.9797 (two-tail)

Alpha	Table	Sig.
0.2	1.282	No
0.1	1.645	No
0.05	1.96	No
0.02	2.326	No
0.01	2.576	No

Constituent: Cadmium Analysis Run 3/4/2024 12:01 PM View: Appendix I Mann-Whitney
Plant Bowen Data: Bowen 1, 2, 9, and 10

Sanitas™ v.10.0.16 Software licensed to . UG
Hollow symbols indicate censored values.

Mann-Whitney (Wilcoxon Rank Sum)

GWA-42 (bg)

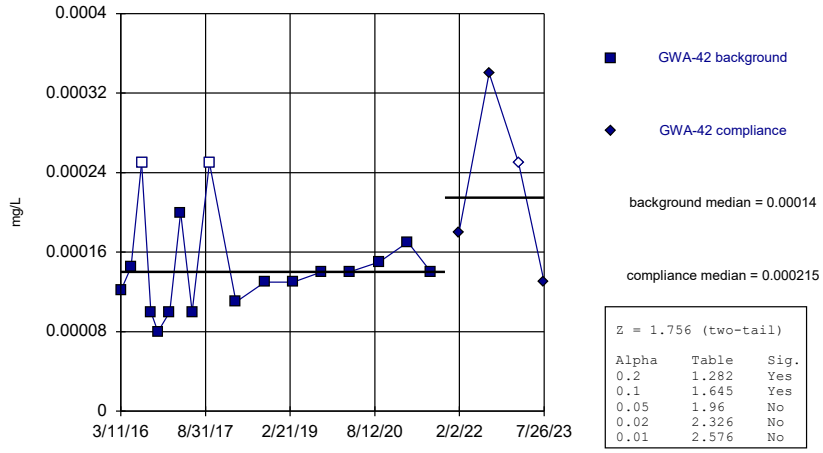

Z = 1.756 (two-tail)

Alpha	Table	Sig.
0.2	1.282	Yes
0.1	1.645	Yes
0.05	1.96	No
0.02	2.326	No
0.01	2.576	No

Constituent: Cadmium Analysis Run 3/4/2024 12:01 PM View: Appendix I Mann-Whitney
Plant Bowen Data: Bowen 1, 2, 9, and 10

Sanitas™ v.10.0.16 Software licensed to . UG
Hollow symbols indicate censored values.

Mann-Whitney (Wilcoxon Rank Sum)

GWA-43 (bg)

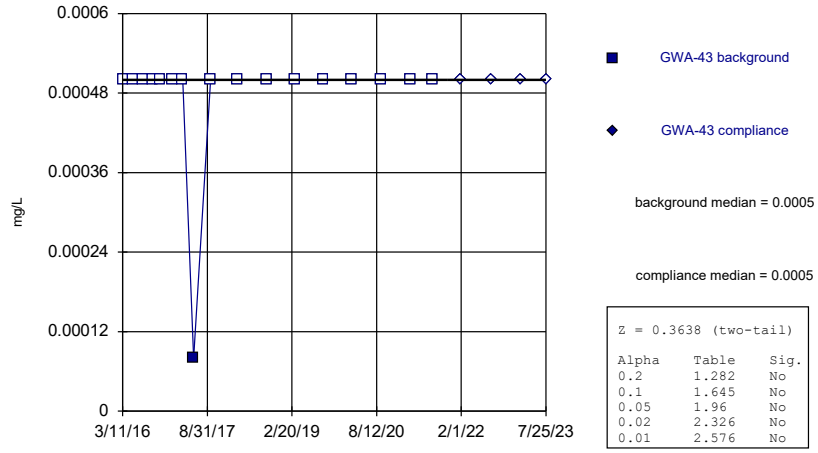

Z = 0.3638 (two-tail)

Alpha	Table	Sig.
0.2	1.282	No
0.1	1.645	No
0.05	1.96	No
0.02	2.326	No
0.01	2.576	No

Constituent: Cadmium Analysis Run 3/4/2024 12:01 PM View: Appendix I Mann-Whitney
Plant Bowen Data: Bowen 1, 2, 9, and 10

Sanitas™ v.10.0.16 Software licensed to . UG
Hollow symbols indicate censored values.

Mann-Whitney (Wilcoxon Rank Sum)

GWA-50 (bg)

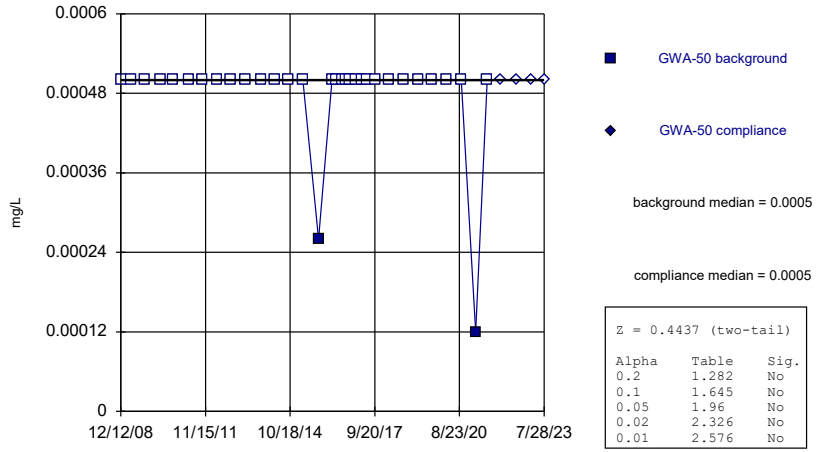

Z = 0.4437 (two-tail)

Alpha	Table	Sig.
0.2	1.282	No
0.1	1.645	No
0.05	1.96	No
0.02	2.326	No
0.01	2.576	No

Constituent: Cadmium Analysis Run 3/4/2024 12:01 PM View: Appendix I Mann-Whitney
Plant Bowen Data: Bowen 1, 2, 9, and 10

Sanitas™ v.10.0.16 Software licensed to . UG
Hollow symbols indicate censored values.

Mann-Whitney (Wilcoxon Rank Sum)

GWC-10

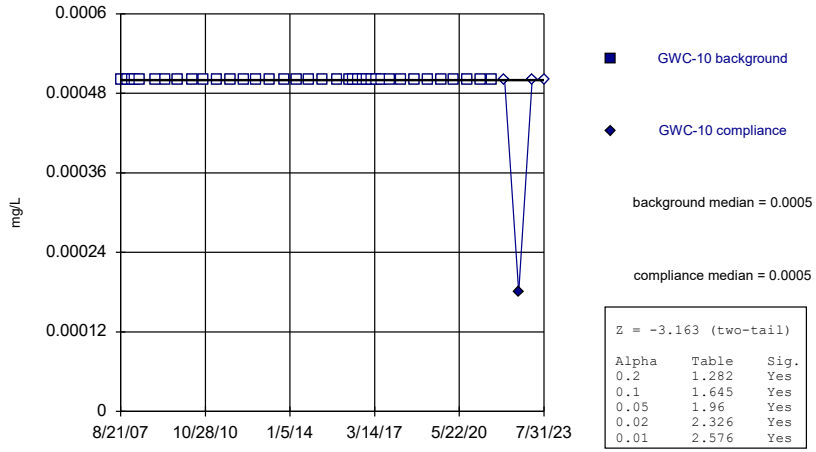

Z = -3.163 (two-tail)

Alpha	Table	Sig.
0.2	1.282	Yes
0.1	1.645	Yes
0.05	1.96	Yes
0.02	2.326	Yes
0.01	2.576	Yes

Constituent: Cadmium Analysis Run 3/4/2024 12:01 PM View: Appendix I Mann-Whitney
Plant Bowen Data: Bowen 1, 2, 9, and 10

Sanitas™ v.10.0.16 Software licensed to . UG
Hollow symbols indicate censored values.

Mann-Whitney (Wilcoxon Rank Sum)

GWC-10R

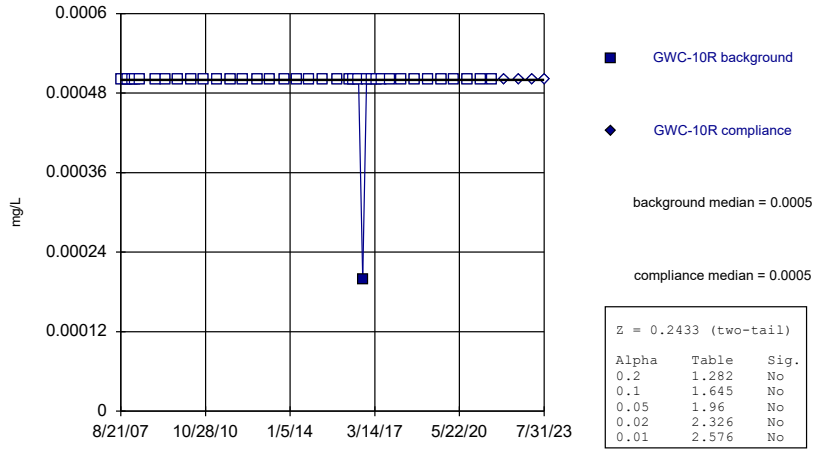

Z = 0.2433 (two-tail)

Alpha	Table	Sig.
0.2	1.282	No
0.1	1.645	No
0.05	1.96	No
0.02	2.326	No
0.01	2.576	No

Constituent: Cadmium Analysis Run 3/4/2024 12:01 PM View: Appendix I Mann-Whitney
Plant Bowen Data: Bowen 1, 2, 9, and 10

Sanitas™ v.10.0.16 Software licensed to . UG
Hollow symbols indicate censored values.

Mann-Whitney (Wilcoxon Rank Sum)

GWC-11R

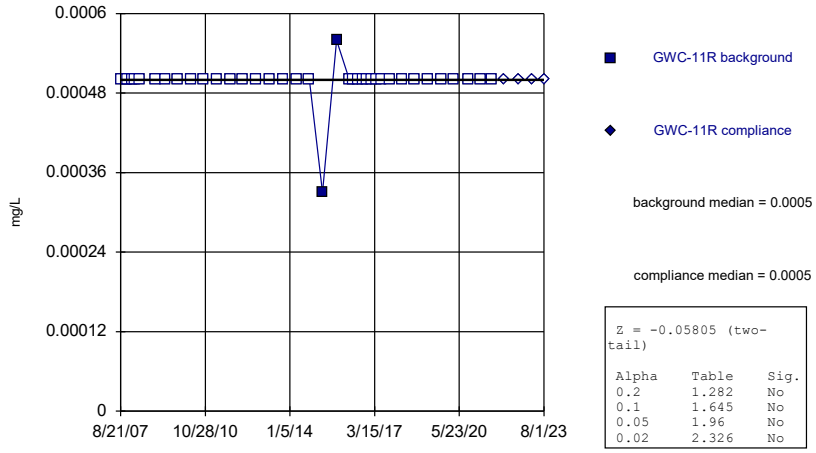

Z = -0.05805 (two-tail)

Alpha	Table	Sig.
0.2	1.282	No
0.1	1.645	No
0.05	1.96	No
0.02	2.326	No

Constituent: Cadmium Analysis Run 3/4/2024 12:01 PM View: Appendix I Mann-Whitney
Plant Bowen Data: Bowen 1, 2, 9, and 10

Sanitas™ v.10.0.16 Software licensed to . UG
Hollow symbols indicate censored values.

Mann-Whitney (Wilcoxon Rank Sum)

GWC-12

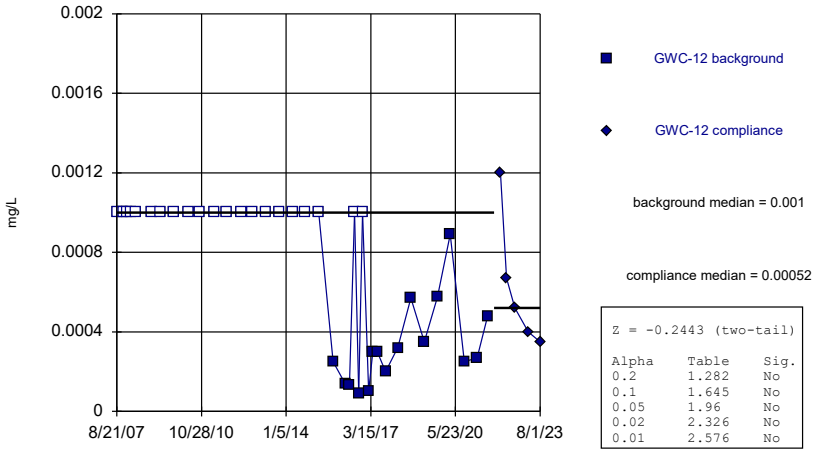

Z = -0.2443 (two-tail)

Alpha	Table	Sig.
0.2	1.282	No
0.1	1.645	No
0.05	1.96	No
0.02	2.326	No
0.01	2.576	No

Constituent: Cadmium Analysis Run 3/4/2024 12:01 PM View: Appendix I Mann-Whitney
Plant Bowen Data: Bowen 1, 2, 9, and 10

Sanitas™ v.10.0.16 Software licensed to . UG
Hollow symbols indicate censored values.

Mann-Whitney (Wilcoxon Rank Sum)

GWC-14Z

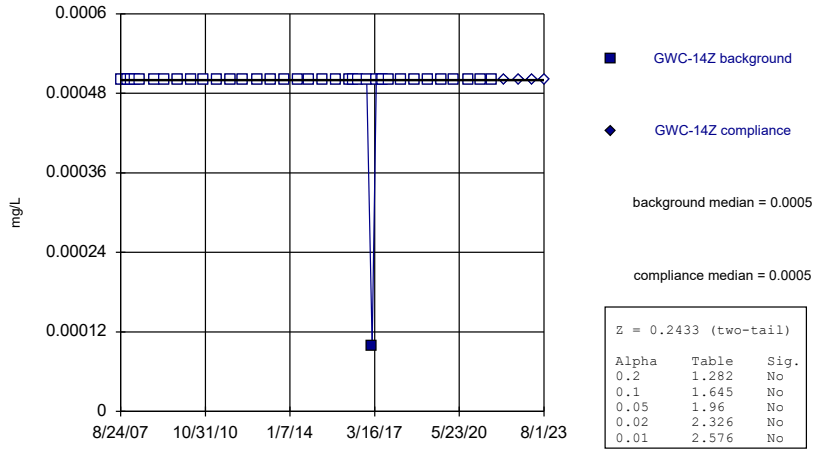

Z = 0.2433 (two-tail)

Alpha	Table	Sig.
0.2	1.282	No
0.1	1.645	No
0.05	1.96	No
0.02	2.326	No
0.01	2.576	No

Constituent: Cadmium Analysis Run 3/4/2024 12:01 PM View: Appendix I Mann-Whitney
Plant Bowen Data: Bowen 1, 2, 9, and 10

Sanitas™ v.10.0.16 Software licensed to . UG
Hollow symbols indicate censored values.

Mann-Whitney (Wilcoxon Rank Sum)

GWC-15R

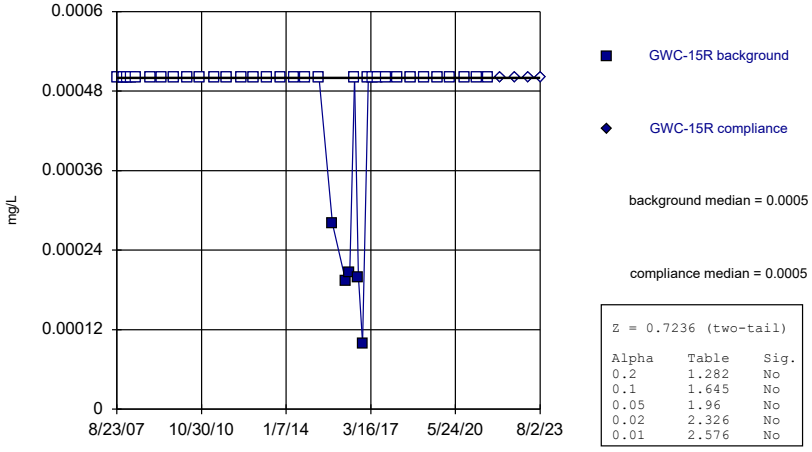

Z = 0.7236 (two-tail)

Alpha	Table	Sig.
0.2	1.282	No
0.1	1.645	No
0.05	1.96	No
0.02	2.326	No
0.01	2.576	No

Constituent: Cadmium Analysis Run 3/4/2024 12:01 PM View: Appendix I Mann-Whitney
Plant Bowen Data: Bowen 1, 2, 9, and 10

Sanitas™ v.10.0.16 Software licensed to . UG
Hollow symbols indicate censored values.

Mann-Whitney (Wilcoxon Rank Sum)

GWC-44

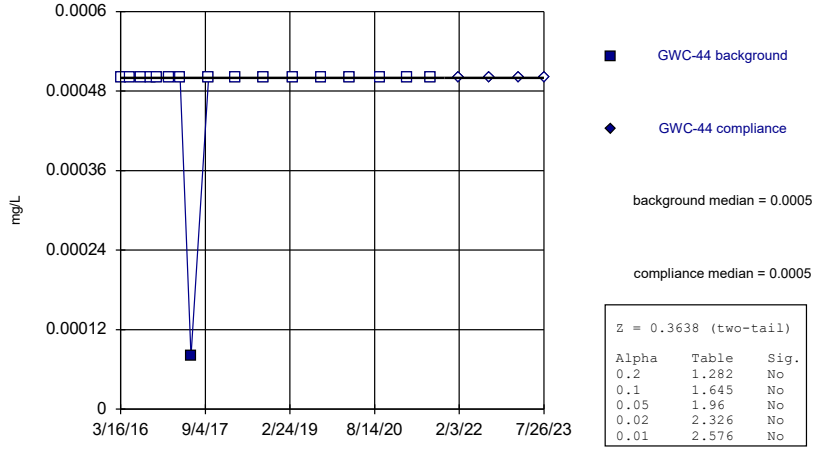

Z = 0.3638 (two-tail)

Alpha	Table	Sig.
0.2	1.282	No
0.1	1.645	No
0.05	1.96	No
0.02	2.326	No
0.01	2.576	No

Constituent: Cadmium Analysis Run 3/4/2024 12:01 PM View: Appendix I Mann-Whitney
Plant Bowen Data: Bowen 1, 2, 9, and 10

Sanitas™ v.10.0.16 Software licensed to . UG
Hollow symbols indicate censored values.

Mann-Whitney (Wilcoxon Rank Sum)

GWC-45R

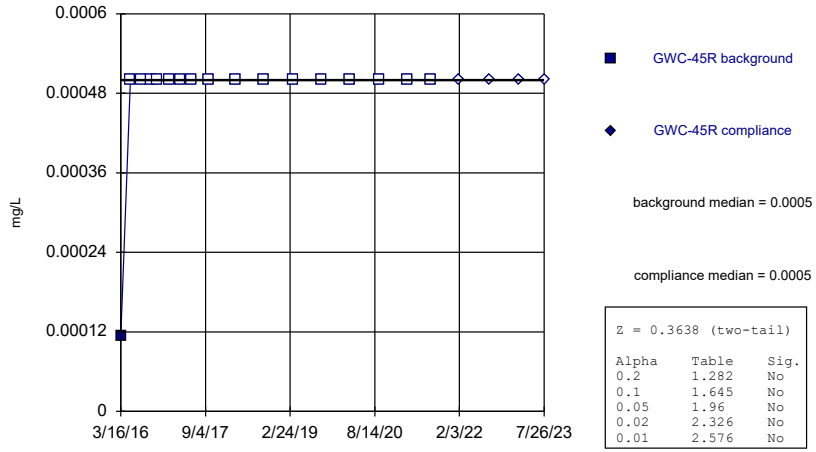

Z = 0.3638 (two-tail)

Alpha	Table	Sig.
0.2	1.282	No
0.1	1.645	No
0.05	1.96	No
0.02	2.326	No
0.01	2.576	No

Constituent: Cadmium Analysis Run 3/4/2024 12:01 PM View: Appendix I Mann-Whitney
Plant Bowen Data: Bowen 1, 2, 9, and 10

Sanitas™ v.10.0.16 Software licensed to . UG
Hollow symbols indicate censored values.

Mann-Whitney (Wilcoxon Rank Sum)

GWC-47

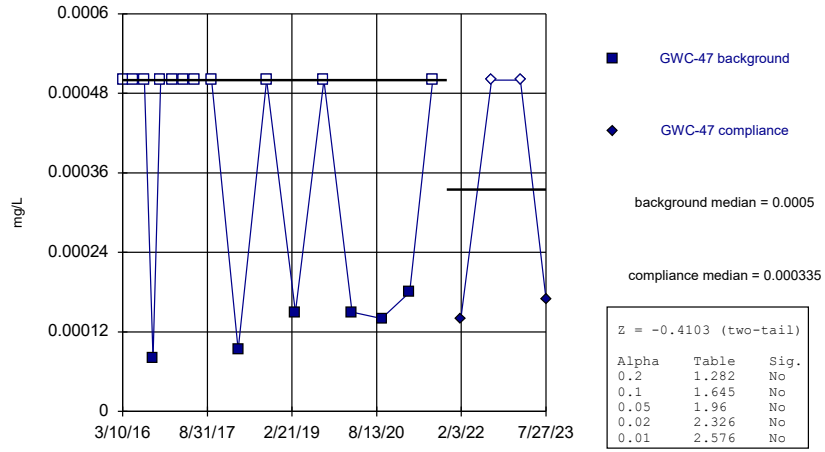

Z = -0.4103 (two-tail)

Alpha	Table	Sig.
0.2	1.282	No
0.1	1.645	No
0.05	1.96	No
0.02	2.326	No
0.01	2.576	No

Constituent: Cadmium Analysis Run 3/4/2024 12:01 PM View: Appendix I Mann-Whitney
Plant Bowen Data: Bowen 1, 2, 9, and 10

Sanitas™ v.10.0.16 Software licensed to . UG
Hollow symbols indicate censored values.

Mann-Whitney (Wilcoxon Rank Sum)

GWC-47R

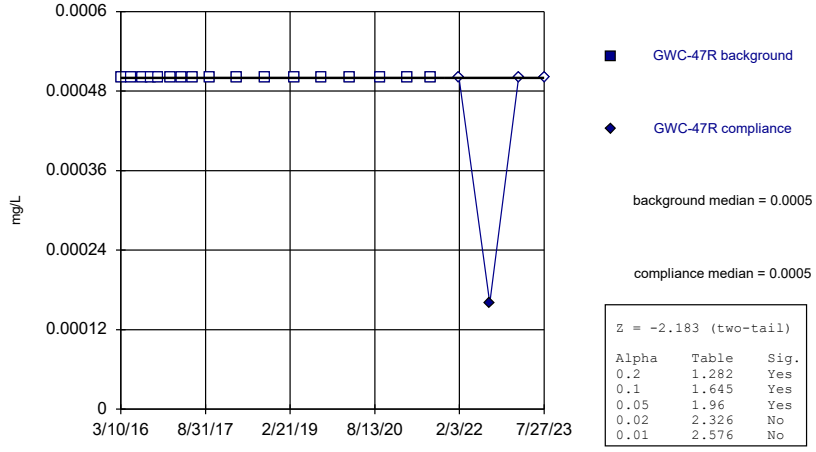

Z = -2.183 (two-tail)

Alpha	Table	Sig.
0.2	1.282	Yes
0.1	1.645	Yes
0.05	1.96	Yes
0.02	2.326	No
0.01	2.576	No

Constituent: Cadmium Analysis Run 3/4/2024 12:01 PM View: Appendix I Mann-Whitney
Plant Bowen Data: Bowen 1, 2, 9, and 10

Sanitas™ v.10.0.16 Software licensed to . UG
Hollow symbols indicate censored values.

Mann-Whitney (Wilcoxon Rank Sum)

GWC-48

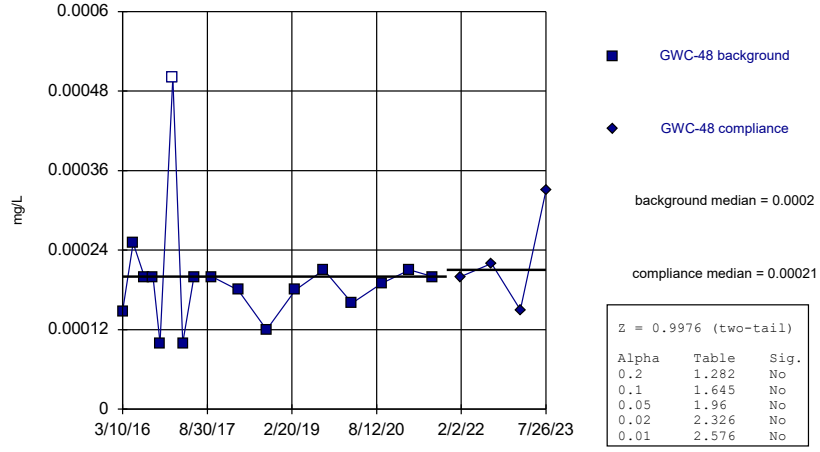

Z = 0.9976 (two-tail)

Alpha	Table	Sig.
0.2	1.282	No
0.1	1.645	No
0.05	1.96	No
0.02	2.326	No
0.01	2.576	No

Constituent: Cadmium Analysis Run 3/4/2024 12:02 PM View: Appendix I Mann-Whitney
Plant Bowen Data: Bowen 1, 2, 9, and 10

Sanitas™ v.10.0.16 Software licensed to . UG
Hollow symbols indicate censored values.

Mann-Whitney (Wilcoxon Rank Sum)

GWC-49Z

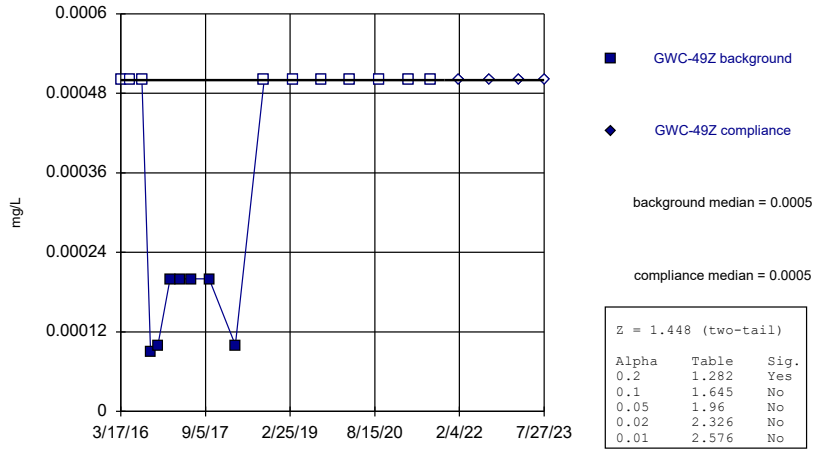

Z = 1.448 (two-tail)

Alpha	Table	Sig.
0.2	1.282	Yes
0.1	1.645	No
0.05	1.96	No
0.02	2.326	No
0.01	2.576	No

Constituent: Cadmium Analysis Run 3/4/2024 12:02 PM View: Appendix I Mann-Whitney
Plant Bowen Data: Bowen 1, 2, 9, and 10

Sanitas™ v.10.0.16 Software licensed to . UG
Hollow symbols indicate censored values.

Mann-Whitney (Wilcoxon Rank Sum)

GWC-5

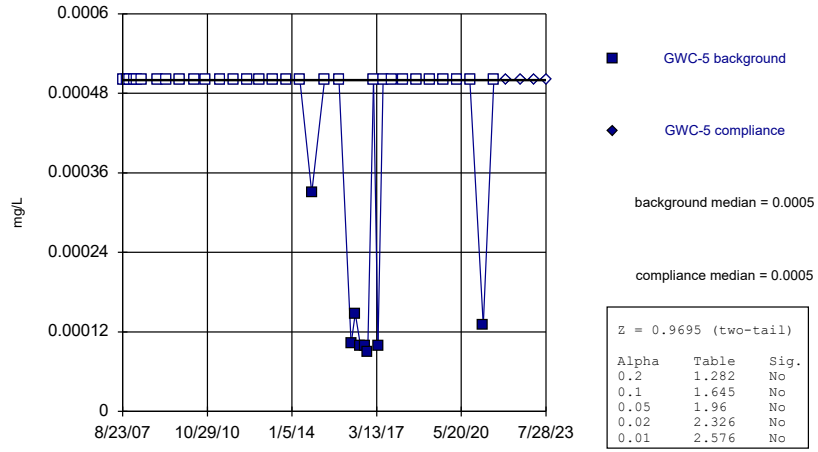

Z = 0.9695 (two-tail)

Alpha	Table	Sig.
0.2	1.282	No
0.1	1.645	No
0.05	1.96	No
0.02	2.326	No
0.01	2.576	No

Constituent: Cadmium Analysis Run 3/4/2024 12:02 PM View: Appendix I Mann-Whitney
Plant Bowen Data: Bowen 1, 2, 9, and 10

Sanitas™ v.10.0.16 Software licensed to . UG
Hollow symbols indicate censored values.

Mann-Whitney (Wilcoxon Rank Sum)

GWC-6

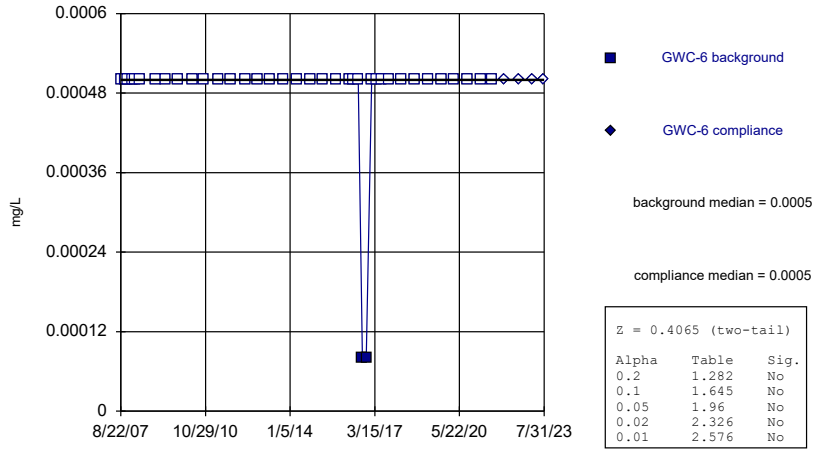

Z = 0.4065 (two-tail)

Alpha	Table	Sig.
0.2	1.282	No
0.1	1.645	No
0.05	1.96	No
0.02	2.326	No
0.01	2.576	No

Constituent: Cadmium Analysis Run 3/4/2024 12:02 PM View: Appendix I Mann-Whitney
Plant Bowen Data: Bowen 1, 2, 9, and 10

Sanitas™ v.10.0.16 Software licensed to . UG
Hollow symbols indicate censored values.

Mann-Whitney (Wilcoxon Rank Sum)

GWC-7Z

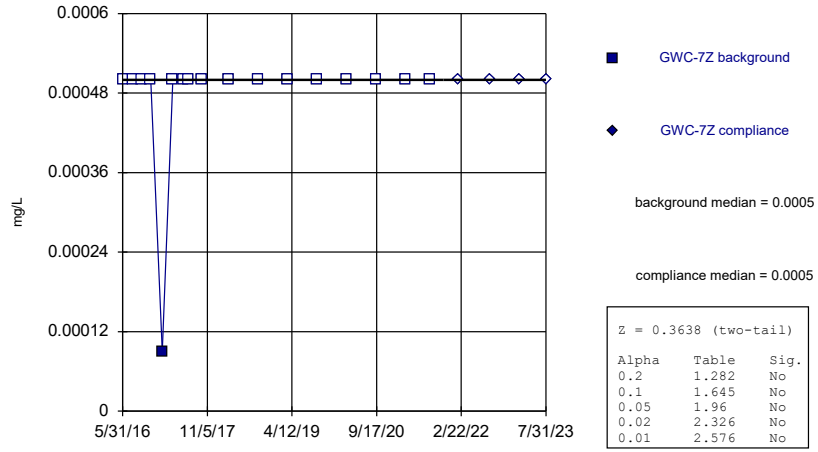

Z = 0.3638 (two-tail)

Alpha	Table	Sig.
0.2	1.282	No
0.1	1.645	No
0.05	1.96	No
0.02	2.326	No
0.01	2.576	No

Constituent: Cadmium Analysis Run 3/4/2024 12:02 PM View: Appendix I Mann-Whitney
Plant Bowen Data: Bowen 1, 2, 9, and 10

Sanitas™ v.10.0.16 Software licensed to . UG
Hollow symbols indicate censored values.

Mann-Whitney (Wilcoxon Rank Sum)

GWC-8Z

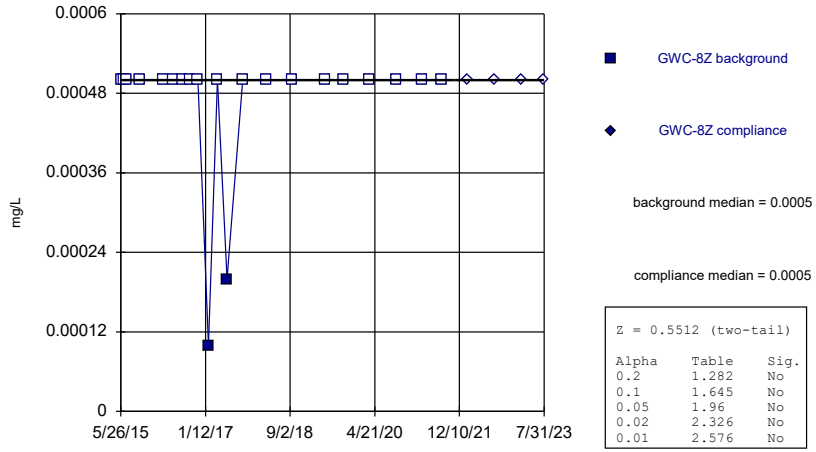

Z = 0.5512 (two-tail)

Alpha	Table	Sig.
0.2	1.282	No
0.1	1.645	No
0.05	1.96	No
0.02	2.326	No
0.01	2.576	No

Constituent: Cadmium Analysis Run 3/4/2024 12:02 PM View: Appendix I Mann-Whitney
Plant Bowen Data: Bowen 1, 2, 9, and 10

Sanitas™ v.10.0.16 Software licensed to . UG
Hollow symbols indicate censored values.

Mann-Whitney (Wilcoxon Rank Sum)

GWA-1 (bg)

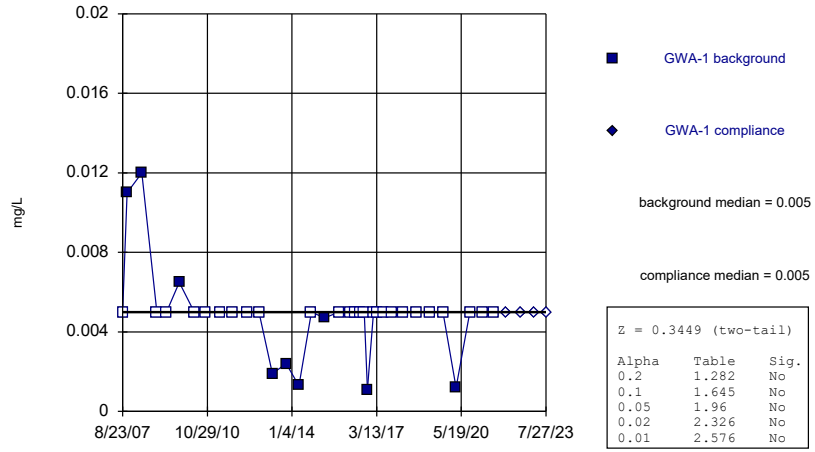

Z = 0.3449 (two-tail)

Alpha	Table	Sig.
0.2	1.282	No
0.1	1.645	No
0.05	1.96	No
0.02	2.326	No
0.01	2.576	No

Constituent: Chromium Analysis Run 3/4/2024 12:02 PM View: Appendix I Mann-Whitney
Plant Bowen Data: Bowen 1, 2, 9, and 10

Sanitas™ v.10.0.16 Software licensed to . UG
Hollow symbols indicate censored values.

Mann-Whitney (Wilcoxon Rank Sum)

GWA-2 (bg)

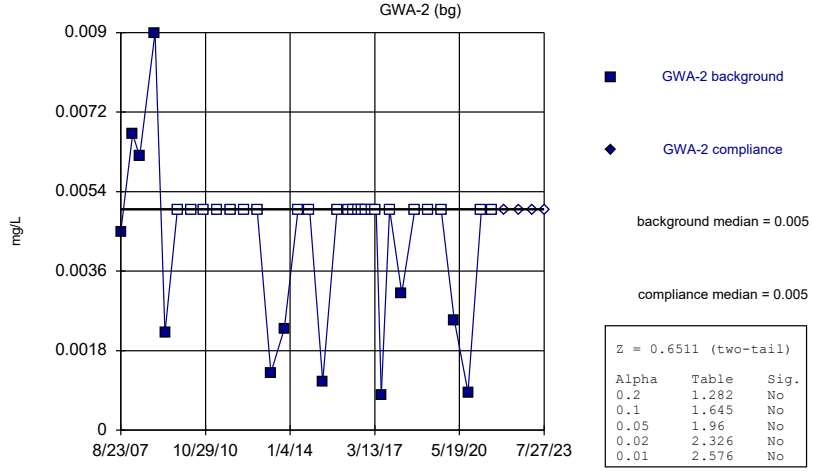

Z = 0.6511 (two-tail)

Alpha	Table	Sig.
0.2	1.282	No
0.1	1.645	No
0.05	1.96	No
0.02	2.326	No
0.01	2.576	No

Constituent: Chromium Analysis Run 3/4/2024 12:02 PM View: Appendix I Mann-Whitney
Plant Bowen Data: Bowen 1, 2, 9, and 10

Sanitas™ v.10.0.16 Software licensed to . UG
Hollow symbols indicate censored values.

Mann-Whitney (Wilcoxon Rank Sum)

GWA-2R (bg)

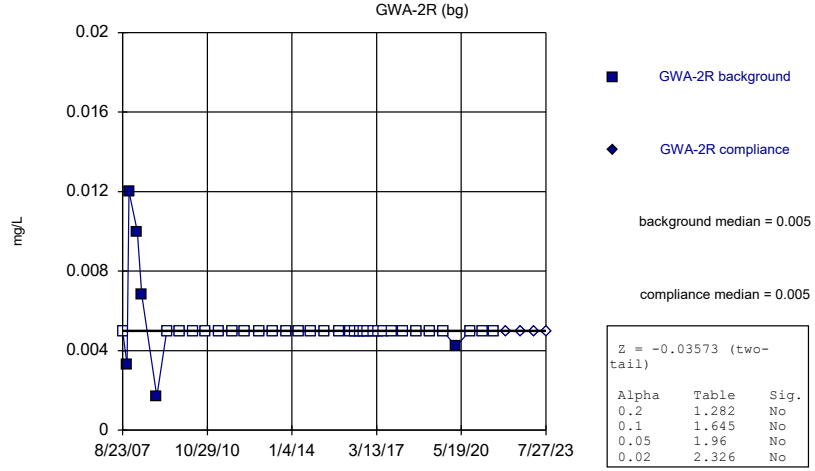

Z = -0.03573 (two-tail)

Alpha	Table	Sig.
0.2	1.282	No
0.1	1.645	No
0.05	1.96	No
0.02	2.326	No

Constituent: Chromium Analysis Run 3/4/2024 12:02 PM View: Appendix I Mann-Whitney
Plant Bowen Data: Bowen 1, 2, 9, and 10

Sanitas™ v.10.0.16 Software licensed to . UG
Hollow symbols indicate censored values.

Mann-Whitney (Wilcoxon Rank Sum)

GWA-39RZ (bg)

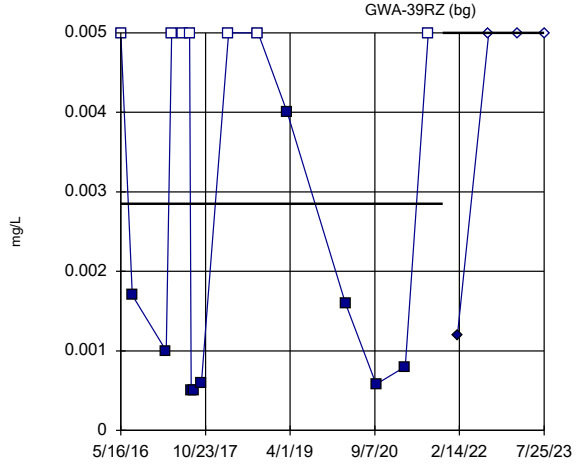

GWA-39RZ background

GWA-39RZ compliance

background median = 0.00285

compliance median = 0.005

Z = 1.111 (two-tail)

Alpha	Table	Sig.
0.2	1.282	No
0.1	1.645	No
0.05	1.96	No
0.02	2.326	No
0.01	2.576	No

Constituent: Chromium Analysis Run 3/4/2024 12:02 PM View: Appendix I Mann-Whitney
Plant Bowen Data: Bowen 1, 2, 9, and 10

Sanitas™ v.10.0.16 Software licensed to . UG
Hollow symbols indicate censored values.

Mann-Whitney (Wilcoxon Rank Sum)

GWA-39Z (bg)

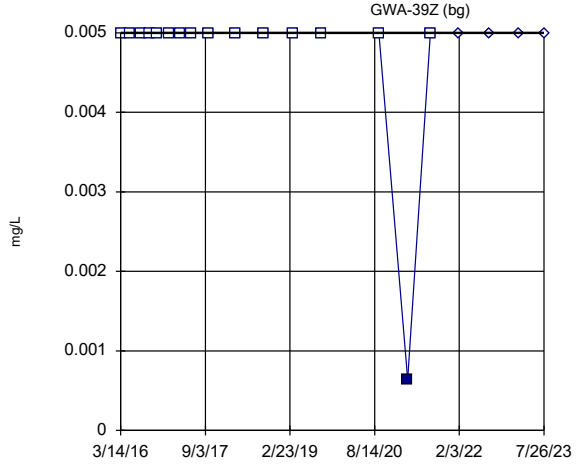

GWA-39Z background

GWA-39Z compliance

background median = 0.005

compliance median = 0.005

Z = 0.375 (two-tail)

Alpha	Table	Sig.
0.2	1.282	No
0.1	1.645	No
0.05	1.96	No
0.02	2.326	No
0.01	2.576	No

Constituent: Chromium Analysis Run 3/4/2024 12:02 PM View: Appendix I Mann-Whitney
Plant Bowen Data: Bowen 1, 2, 9, and 10

Sanitas™ v.10.0.16 Software licensed to . UG
Hollow symbols indicate censored values.

Mann-Whitney (Wilcoxon Rank Sum)

GWA-3A (bg)

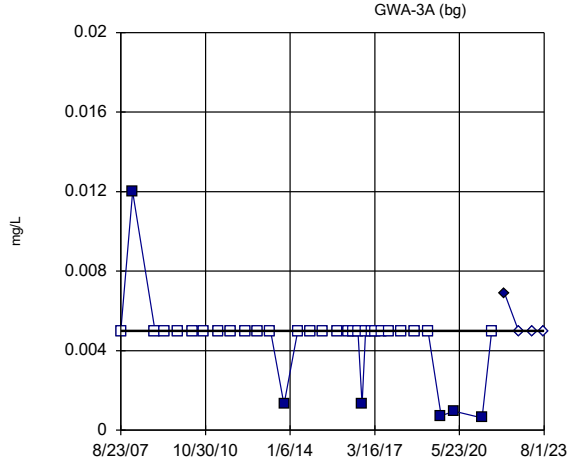

GWA-3A background

GWA-3A compliance

background median = 0.005

compliance median = 0.005

Z = 1.503 (two-tail)

Alpha	Table	Sig.
0.2	1.282	Yes
0.1	1.645	No
0.05	1.96	No
0.02	2.326	No
0.01	2.576	No

Constituent: Chromium Analysis Run 3/4/2024 12:02 PM View: Appendix I Mann-Whitney
Plant Bowen Data: Bowen 1, 2, 9, and 10

Sanitas™ v.10.0.16 Software licensed to . UG
Hollow symbols indicate censored values.

Mann-Whitney (Wilcoxon Rank Sum)

GWA-40 (bg)

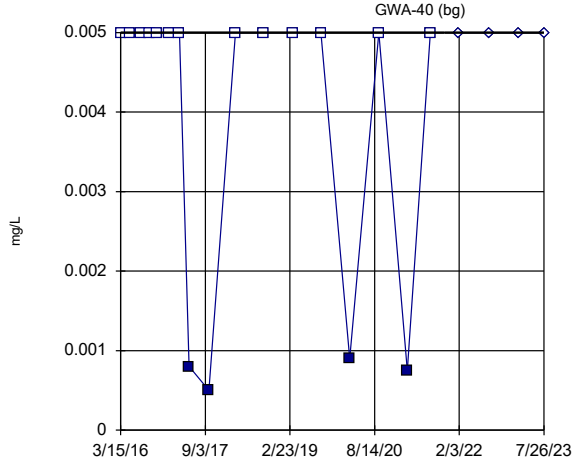

GWA-40 background

GWA-40 compliance

background median = 0.005

compliance median = 0.005

Z = 0.9797 (two-tail)

Alpha	Table	Sig.
0.2	1.282	No
0.1	1.645	No
0.05	1.96	No
0.02	2.326	No
0.01	2.576	No

Constituent: Chromium Analysis Run 3/4/2024 12:02 PM View: Appendix I Mann-Whitney
Plant Bowen Data: Bowen 1, 2, 9, and 10

Sanitas™ v.10.0.16 Software licensed to . UG
Hollow symbols indicate censored values.

Mann-Whitney (Wilcoxon Rank Sum)

GWA-41 (bg)

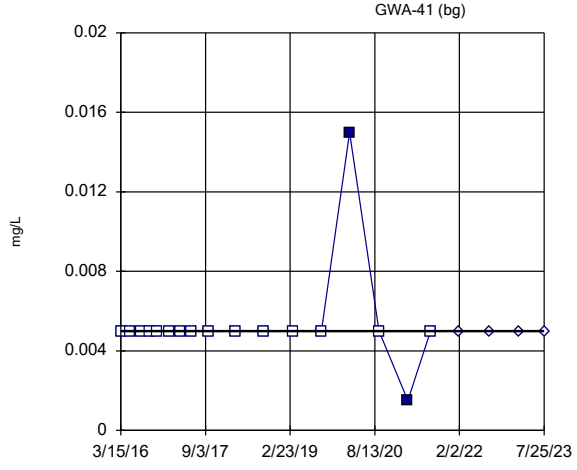

GWA-41 background

GWA-41 compliance

background median = 0.005

compliance median = 0.005

Z = -0.08787 (two-tail)

Alpha	Table	Sig.
0.2	1.282	No
0.1	1.645	No
0.05	1.96	No
0.02	2.326	No

Constituent: Chromium Analysis Run 3/4/2024 12:02 PM View: Appendix I Mann-Whitney
Plant Bowen Data: Bowen 1, 2, 9, and 10

Sanitas™ v.10.0.16 Software licensed to . UG
Hollow symbols indicate censored values.

Mann-Whitney (Wilcoxon Rank Sum)

GWA-41R (bg)

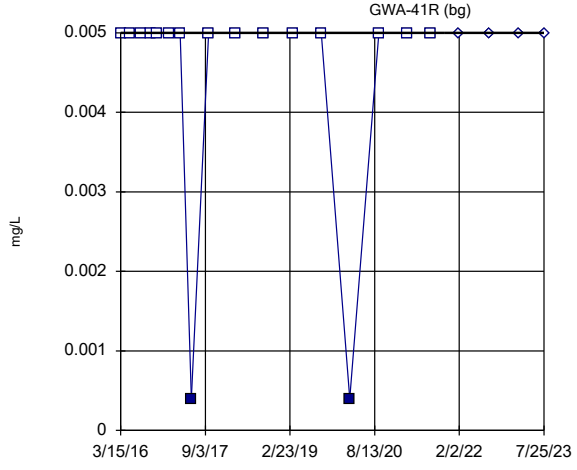

GWA-41R background

GWA-41R compliance

background median = 0.005

compliance median = 0.005

Z = 0.6158 (two-tail)

Alpha	Table	Sig.
0.2	1.282	No
0.1	1.645	No
0.05	1.96	No
0.02	2.326	No
0.01	2.576	No

Constituent: Chromium Analysis Run 3/4/2024 12:02 PM View: Appendix I Mann-Whitney
Plant Bowen Data: Bowen 1, 2, 9, and 10

Sanitas™ v.10.0.16 Software licensed to . UG
Hollow symbols indicate censored values.

Mann-Whitney (Wilcoxon Rank Sum)

GWA-42 (bg)

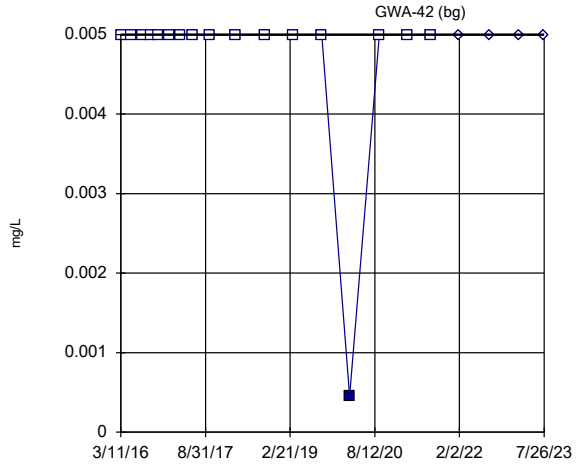

GWA-42 background

GWA-42 compliance

background median = 0.005

compliance median = 0.005

Z = 0.3638 (two-tail)

Alpha	Table	Sig.
0.2	1.282	No
0.1	1.645	No
0.05	1.96	No
0.02	2.326	No
0.01	2.576	No

Constituent: Chromium Analysis Run 3/4/2024 12:02 PM View: Appendix I Mann-Whitney
Plant Bowen Data: Bowen 1, 2, 9, and 10

Sanitas™ v.10.0.16 Software licensed to . UG
Hollow symbols indicate censored values.

Mann-Whitney (Wilcoxon Rank Sum)

GWA-43 (bg)

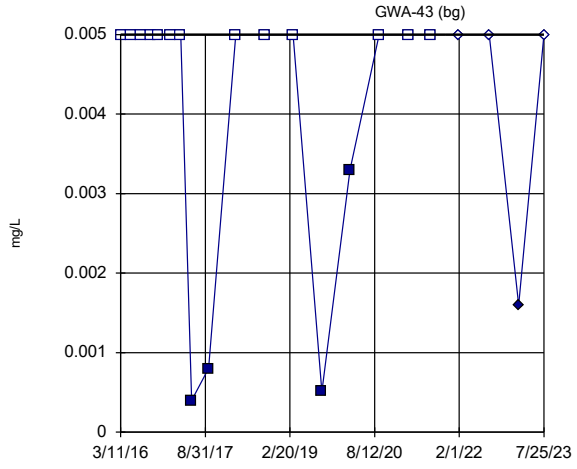

GWA-43 background

GWA-43 compliance

background median = 0.005

compliance median = 0.005

Z = 0 (two-tail)

Alpha	Table	Sig.
0.2	1.282	No
0.1	1.645	No
0.05	1.96	No
0.02	2.326	No
0.01	2.576	No

Constituent: Chromium Analysis Run 3/4/2024 12:02 PM View: Appendix I Mann-Whitney
Plant Bowen Data: Bowen 1, 2, 9, and 10

Sanitas™ v.10.0.16 Software licensed to . UG
Hollow symbols indicate censored values.

Mann-Whitney (Wilcoxon Rank Sum)

GWA-43R (bg)

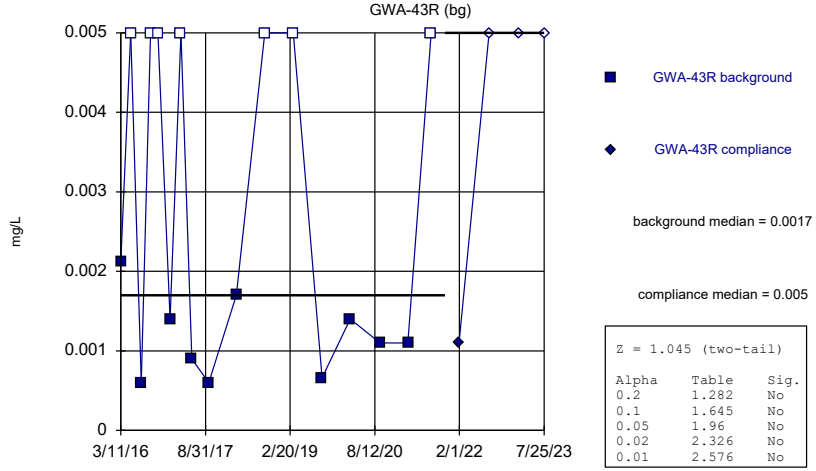

Z = 1.045 (two-tail)

Alpha	Table	Sig.
0.2	1.282	No
0.1	1.645	No
0.05	1.96	No
0.02	2.326	No
0.01	2.576	No

Constituent: Chromium Analysis Run 3/4/2024 12:02 PM View: Appendix I Mann-Whitney
Plant Bowen Data: Bowen 1, 2, 9, and 10

Sanitas™ v.10.0.16 Software licensed to . UG
Hollow symbols indicate censored values.

Mann-Whitney (Wilcoxon Rank Sum)

GWA-50 (bg)

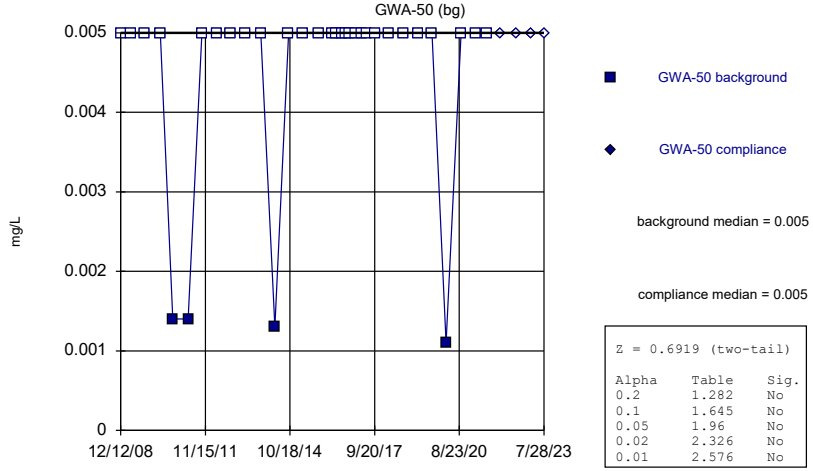

Z = 0.6919 (two-tail)

Alpha	Table	Sig.
0.2	1.282	No
0.1	1.645	No
0.05	1.96	No
0.02	2.326	No
0.01	2.576	No

Constituent: Chromium Analysis Run 3/4/2024 12:02 PM View: Appendix I Mann-Whitney
Plant Bowen Data: Bowen 1, 2, 9, and 10

Sanitas™ v.10.0.16 Software licensed to . UG
Hollow symbols indicate censored values.

Mann-Whitney (Wilcoxon Rank Sum)

GWA-50R (bg)

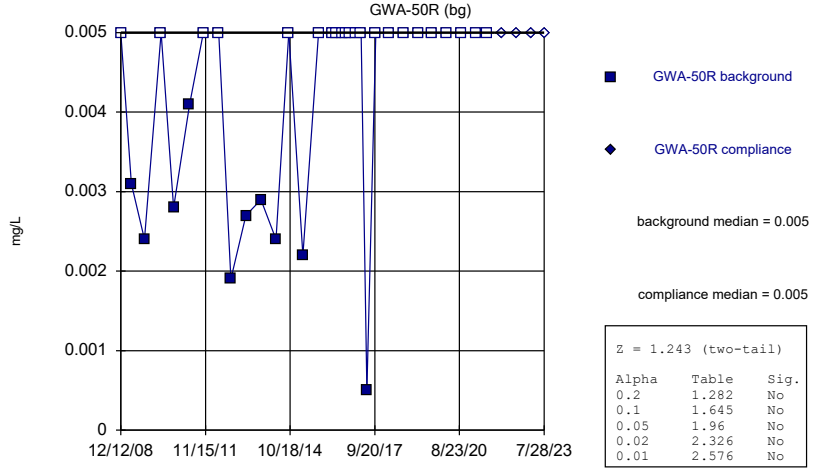

Z = 1.243 (two-tail)

Alpha	Table	Sig.
0.2	1.282	No
0.1	1.645	No
0.05	1.96	No
0.02	2.326	No
0.01	2.576	No

Constituent: Chromium Analysis Run 3/4/2024 12:02 PM View: Appendix I Mann-Whitney
Plant Bowen Data: Bowen 1, 2, 9, and 10

Sanitas™ v.10.0.16 Software licensed to . UG
Hollow symbols indicate censored values.

Mann-Whitney (Wilcoxon Rank Sum)

GWC-10

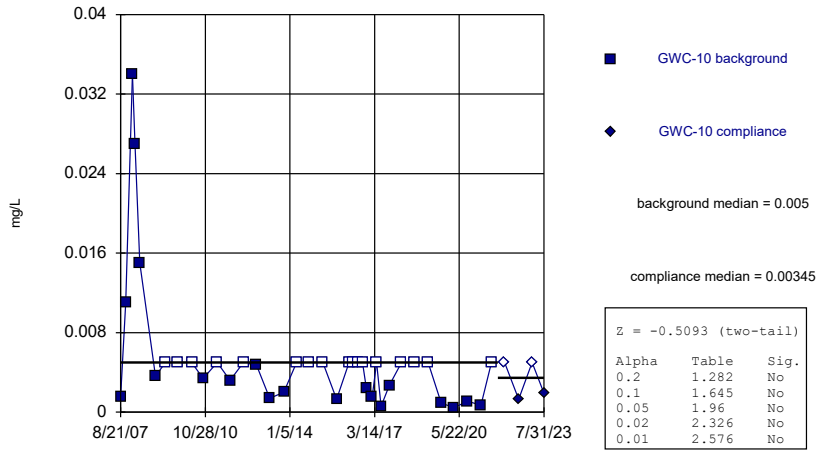

Z = -0.5093 (two-tail)

Alpha	Table	Sig.
0.2	1.282	No
0.1	1.645	No
0.05	1.96	No
0.02	2.326	No
0.01	2.576	No

Constituent: Chromium Analysis Run 3/4/2024 12:02 PM View: Appendix I Mann-Whitney
Plant Bowen Data: Bowen 1, 2, 9, and 10

Sanitas™ v.10.0.16 Software licensed to . UG
Hollow symbols indicate censored values.

Mann-Whitney (Wilcoxon Rank Sum)

GWC-10R

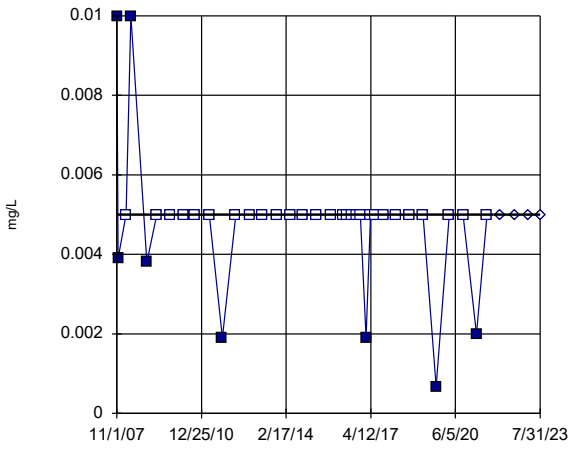

GWC-10R background

GWC-10R compliance

background median = 0.005

compliance median = 0.005

Z = 0.484 (two-tail)

Alpha	Table	Sig.
0.2	1.282	No
0.1	1.645	No
0.05	1.96	No
0.02	2.326	No
0.01	2.576	No

Constituent: Chromium Analysis Run 3/4/2024 12:02 PM View: Appendix I Mann-Whitney
Plant Bowen Data: Bowen 1, 2, 9, and 10

Sanitas™ v.10.0.16 Software licensed to . UG
Hollow symbols indicate censored values.

Mann-Whitney (Wilcoxon Rank Sum)

GWC-11

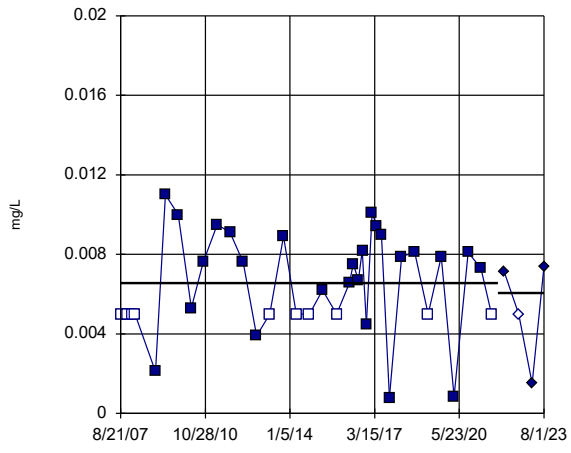

GWC-11 background

GWC-11 compliance

background median = 0.00656

compliance median = 0.00605

Z = -0.9345 (two-tail)

Alpha	Table	Sig.
0.2	1.282	No
0.1	1.645	No
0.05	1.96	No
0.02	2.326	No
0.01	2.576	No

Constituent: Chromium Analysis Run 3/4/2024 12:02 PM View: Appendix I Mann-Whitney
Plant Bowen Data: Bowen 1, 2, 9, and 10

Sanitas™ v.10.0.16 Software licensed to . UG
Hollow symbols indicate censored values.

Mann-Whitney (Wilcoxon Rank Sum)

GWC-11R

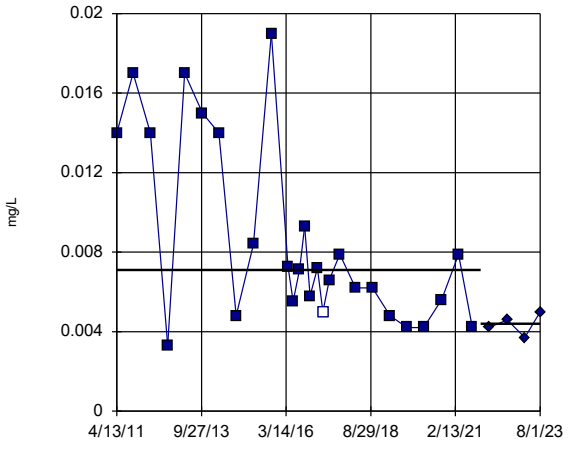

GWC-11R background

GWC-11R compliance

background median = 0.0071

compliance median = 0.0044

Z = -2.361 (two-tail)

Alpha	Table	Sig.
0.2	1.282	Yes
0.1	1.645	Yes
0.05	1.96	Yes
0.02	2.326	Yes
0.01	2.576	No

Constituent: Chromium Analysis Run 3/4/2024 12:02 PM View: Appendix I Mann-Whitney
Plant Bowen Data: Bowen 1, 2, 9, and 10

Sanitas™ v.10.0.16 Software licensed to . UG
Hollow symbols indicate censored values.

Mann-Whitney (Wilcoxon Rank Sum)

GWC-12

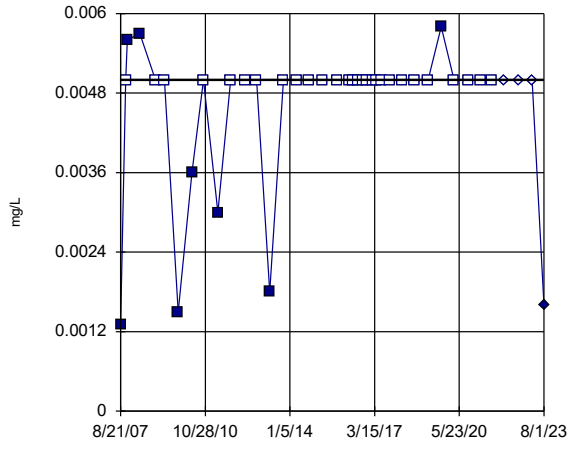

GWC-12 background

GWC-12 compliance

background median = 0.005

compliance median = 0.005

Z = -0.8323 (two-tail)

Alpha	Table	Sig.
0.2	1.282	No
0.1	1.645	No
0.05	1.96	No
0.02	2.326	No
0.01	2.576	No

Constituent: Chromium Analysis Run 3/4/2024 12:02 PM View: Appendix I Mann-Whitney
Plant Bowen Data: Bowen 1, 2, 9, and 10

Sanitas™ v.10.0.16 Software licensed to . UG

Mann-Whitney (Wilcoxon Rank Sum)

GWC-13

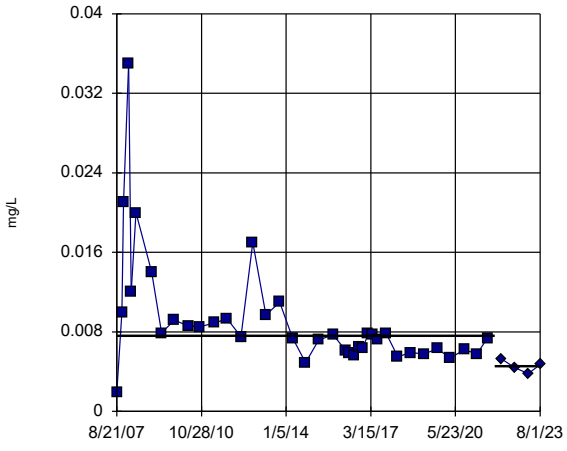

GWC-13 background

GWC-13 compliance

background median = 0.0076

compliance median = 0.00455

Z = -3.064 (two-tail)

Alpha	Table	Sig.
0.2	1.282	Yes
0.1	1.645	Yes
0.05	1.96	Yes
0.02	2.326	Yes
0.01	2.576	Yes

Constituent: Chromium Analysis Run 3/4/2024 12:02 PM View: Appendix I Mann-Whitney
Plant Bowen Data: Bowen 1, 2, 9, and 10

Sanitas™ v.10.0.16 Software licensed to . UG
Hollow symbols indicate censored values.

Mann-Whitney (Wilcoxon Rank Sum)

GWC-13RZ

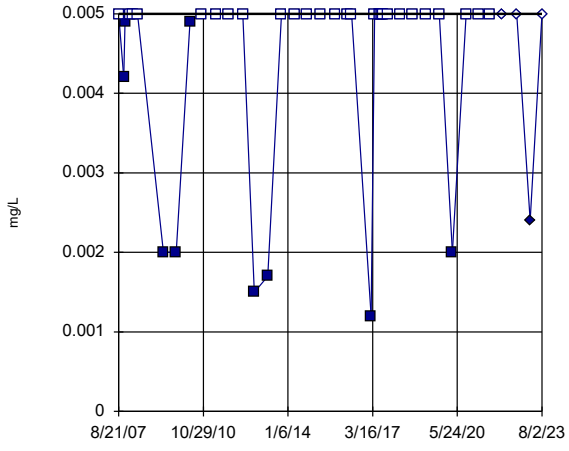

GWC-13RZ background

GWC-13RZ compliance

background median = 0.005

compliance median = 0.005

Z = 0.02916 (two-tail)

Alpha	Table	Sig.
0.2	1.282	No
0.1	1.645	No
0.05	1.96	No
0.02	2.326	No
0.01	2.576	No

Constituent: Chromium Analysis Run 3/4/2024 12:02 PM View: Appendix I Mann-Whitney
Plant Bowen Data: Bowen 1, 2, 9, and 10

Sanitas™ v.10.0.16 Software licensed to . UG
Hollow symbols indicate censored values.

Mann-Whitney (Wilcoxon Rank Sum)

GWC-14Z

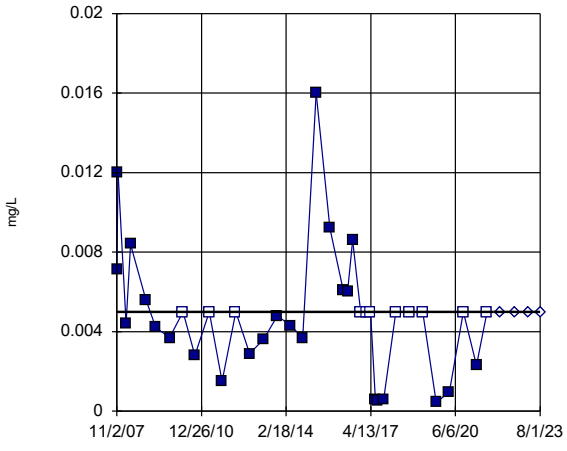

GWC-14Z background

GWC-14Z compliance

background median = 0.005

compliance median = 0.005

Z = 0.6253 (two-tail)

Alpha	Table	Sig.
0.2	1.282	No
0.1	1.645	No
0.05	1.96	No
0.02	2.326	No
0.01	2.576	No

Constituent: Chromium Analysis Run 3/4/2024 12:02 PM View: Appendix I Mann-Whitney
Plant Bowen Data: Bowen 1, 2, 9, and 10

Sanitas™ v.10.0.16 Software licensed to . UG
Hollow symbols indicate censored values.

Mann-Whitney (Wilcoxon Rank Sum)

GWC-15R

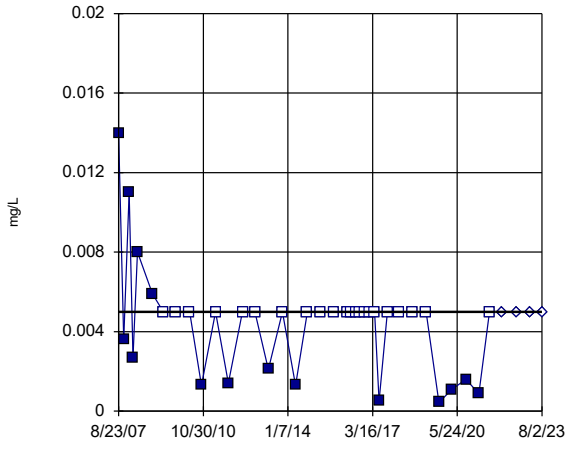

GWC-15R background

GWC-15R compliance

background median = 0.005

compliance median = 0.005

Z = 0.6872 (two-tail)

Alpha	Table	Sig.
0.2	1.282	No
0.1	1.645	No
0.05	1.96	No
0.02	2.326	No
0.01	2.576	No

Constituent: Chromium Analysis Run 3/4/2024 12:02 PM View: Appendix I Mann-Whitney
Plant Bowen Data: Bowen 1, 2, 9, and 10

Sanitas™ v.10.0.16 Software licensed to . UG
Hollow symbols indicate censored values.

Mann-Whitney (Wilcoxon Rank Sum)

GWC-15Z

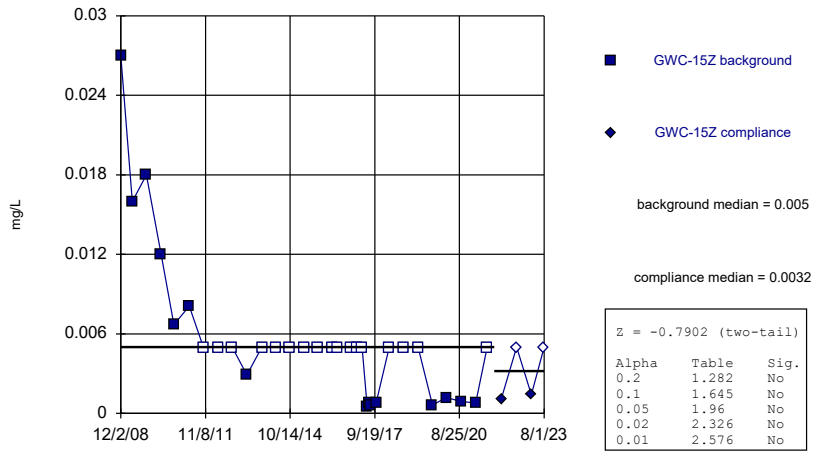

Z = -0.7902 (two-tail)

Alpha	Table	Sig.
0.2	1.282	No
0.1	1.645	No
0.05	1.96	No
0.02	2.326	No
0.01	2.576	No

Constituent: Chromium Analysis Run 3/4/2024 12:02 PM View: Appendix I Mann-Whitney
Plant Bowen Data: Bowen 1, 2, 9, and 10

Sanitas™ v.10.0.16 Software licensed to . UG
Hollow symbols indicate censored values.

Mann-Whitney (Wilcoxon Rank Sum)

GWC-44

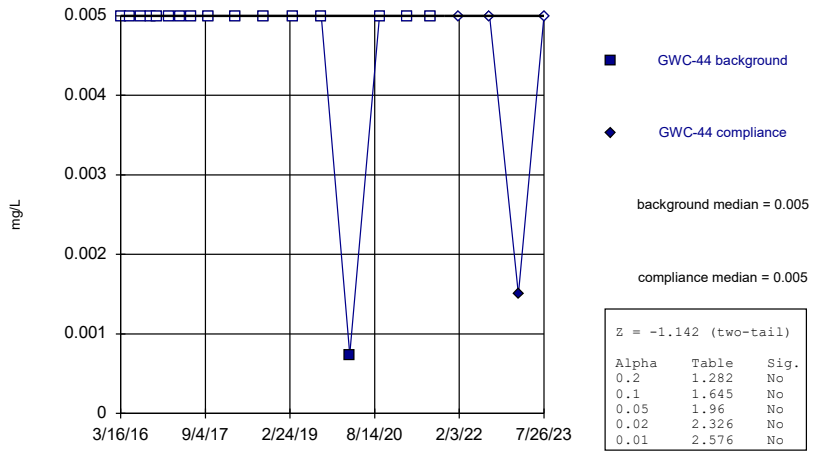

Z = -1.142 (two-tail)

Alpha	Table	Sig.
0.2	1.282	No
0.1	1.645	No
0.05	1.96	No
0.02	2.326	No
0.01	2.576	No

Constituent: Chromium Analysis Run 3/4/2024 12:02 PM View: Appendix I Mann-Whitney
Plant Bowen Data: Bowen 1, 2, 9, and 10

Sanitas™ v.10.0.16 Software licensed to . UG
Hollow symbols indicate censored values.

Mann-Whitney (Wilcoxon Rank Sum)

GWC-45

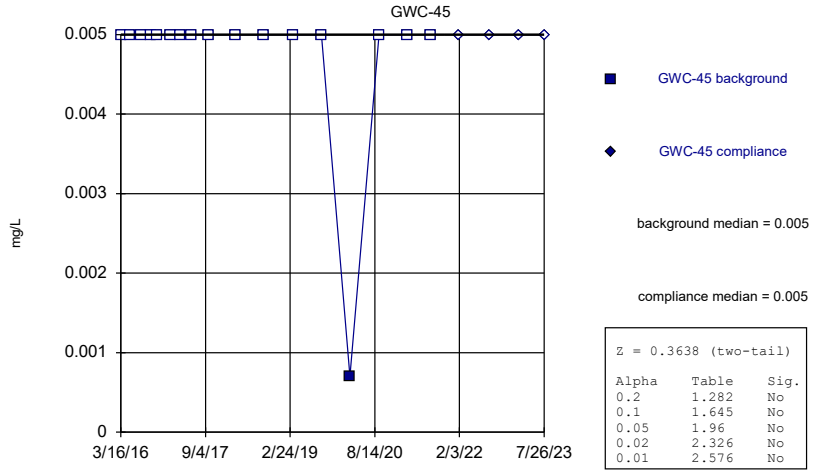

Z = 0.3638 (two-tail)

Alpha	Table	Sig.
0.2	1.282	No
0.1	1.645	No
0.05	1.96	No
0.02	2.326	No
0.01	2.576	No

Constituent: Chromium Analysis Run 3/4/2024 12:02 PM View: Appendix I Mann-Whitney
Plant Bowen Data: Bowen 1, 2, 9, and 10

Sanitas™ v.10.0.16 Software licensed to . UG
Hollow symbols indicate censored values.

Mann-Whitney (Wilcoxon Rank Sum)

GWC-45R

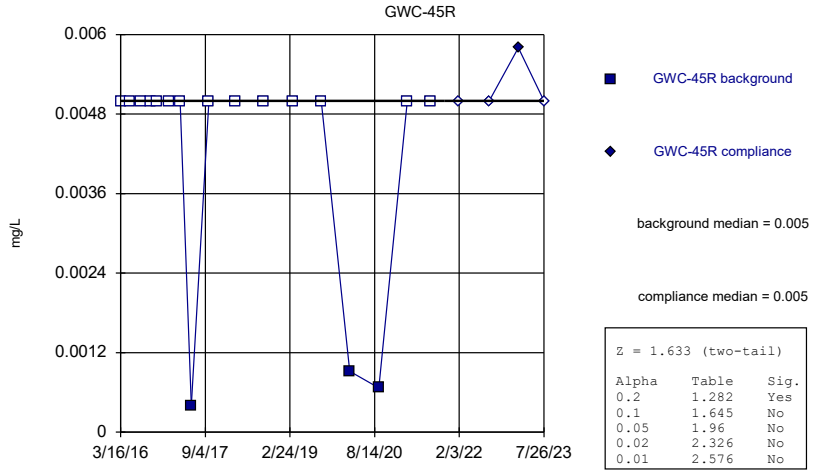

Z = 1.633 (two-tail)

Alpha	Table	Sig.
0.2	1.282	Yes
0.1	1.645	No
0.05	1.96	No
0.02	2.326	No
0.01	2.576	No

Constituent: Chromium Analysis Run 3/4/2024 12:02 PM View: Appendix I Mann-Whitney
Plant Bowen Data: Bowen 1, 2, 9, and 10

Sanitas™ v.10.0.16 Software licensed to . UG
Hollow symbols indicate censored values.

Mann-Whitney (Wilcoxon Rank Sum)

GWC-46R

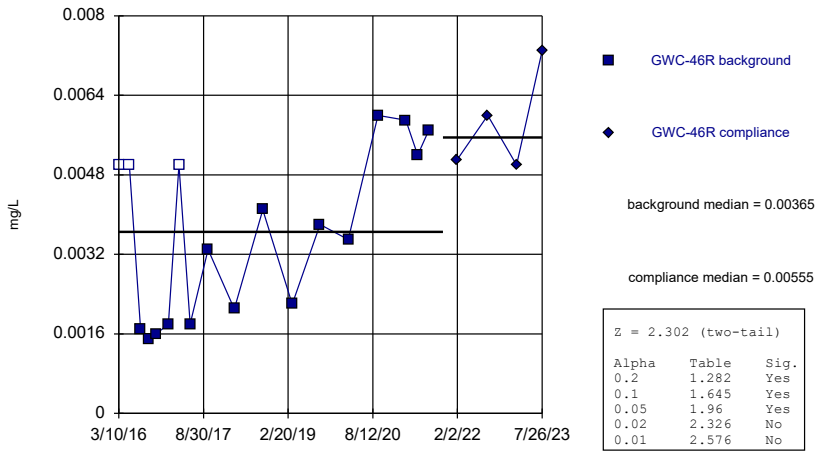

background median = 0.00365

compliance median = 0.00555

Z = 2.302 (two-tail)

Alpha	Table	Sig.
0.2	1.282	Yes
0.1	1.645	Yes
0.05	1.96	Yes
0.02	2.326	No
0.01	2.576	No

Constituent: Chromium Analysis Run 3/4/2024 12:02 PM View: Appendix I Mann-Whitney
Plant Bowen Data: Bowen 1, 2, 9, and 10

Sanitas™ v.10.0.16 Software licensed to . UG
Hollow symbols indicate censored values.

Mann-Whitney (Wilcoxon Rank Sum)

GWC-47

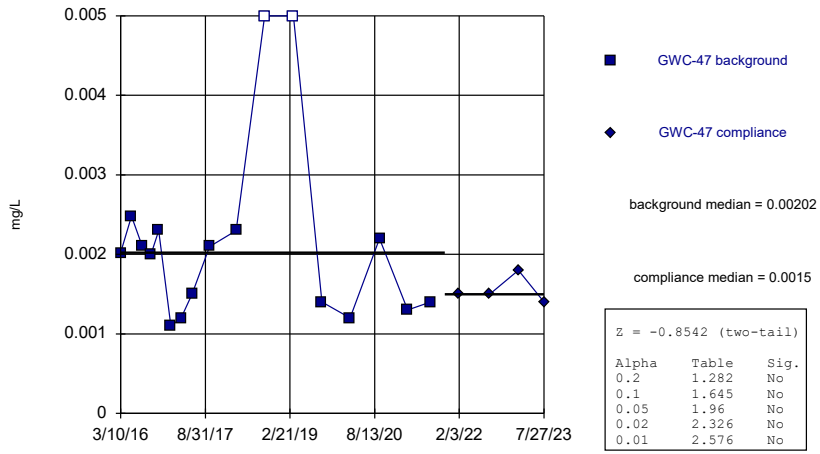

background median = 0.00202

compliance median = 0.0015

Z = -0.8542 (two-tail)

Alpha	Table	Sig.
0.2	1.282	No
0.1	1.645	No
0.05	1.96	No
0.02	2.326	No
0.01	2.576	No

Constituent: Chromium Analysis Run 3/4/2024 12:02 PM View: Appendix I Mann-Whitney
Plant Bowen Data: Bowen 1, 2, 9, and 10

Sanitas™ v.10.0.16 Software licensed to . UG

Mann-Whitney (Wilcoxon Rank Sum)

GWC-47R

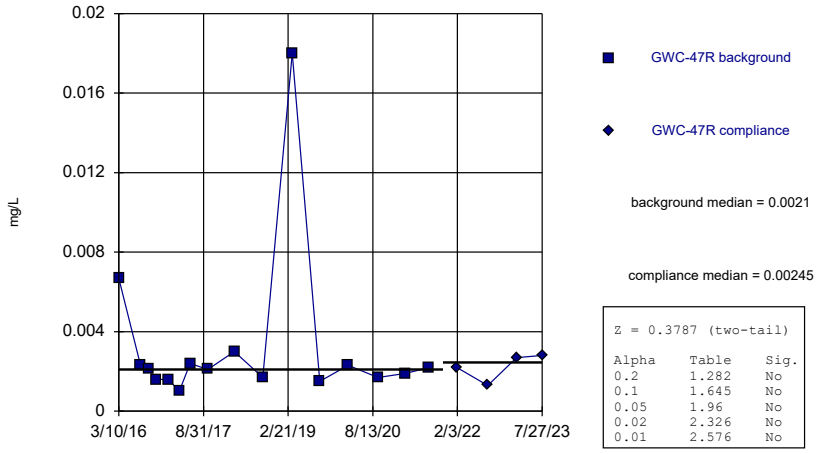

background median = 0.0021

compliance median = 0.00245

Z = 0.3787 (two-tail)

Alpha	Table	Sig.
0.2	1.282	No
0.1	1.645	No
0.05	1.96	No
0.02	2.326	No
0.01	2.576	No

Constituent: Chromium Analysis Run 3/4/2024 12:02 PM View: Appendix I Mann-Whitney
Plant Bowen Data: Bowen 1, 2, 9, and 10

Sanitas™ v.10.0.16 Software licensed to . UG
Hollow symbols indicate censored values.

Mann-Whitney (Wilcoxon Rank Sum)

GWC-48

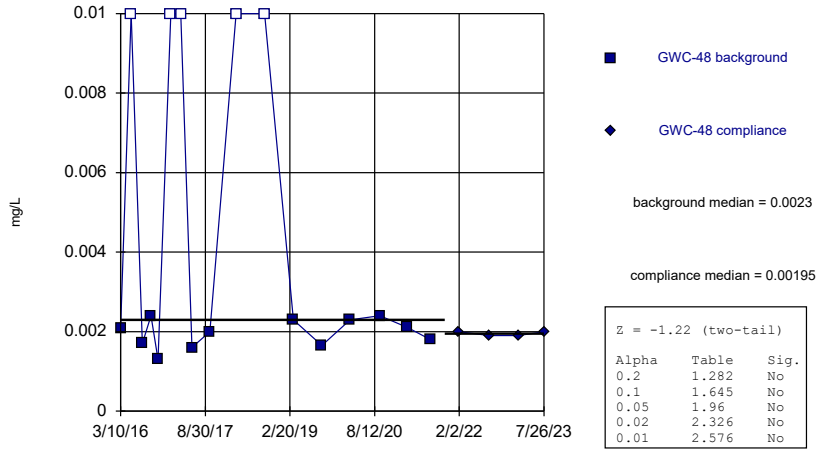

background median = 0.0023

compliance median = 0.00195

Z = -1.22 (two-tail)

Alpha	Table	Sig.
0.2	1.282	No
0.1	1.645	No
0.05	1.96	No
0.02	2.326	No
0.01	2.576	No

Constituent: Chromium Analysis Run 3/4/2024 12:02 PM View: Appendix I Mann-Whitney
Plant Bowen Data: Bowen 1, 2, 9, and 10

Sanitas™ v.10.0.16 Software licensed to . UG
Hollow symbols indicate censored values.

Mann-Whitney (Wilcoxon Rank Sum)

GWC-49R

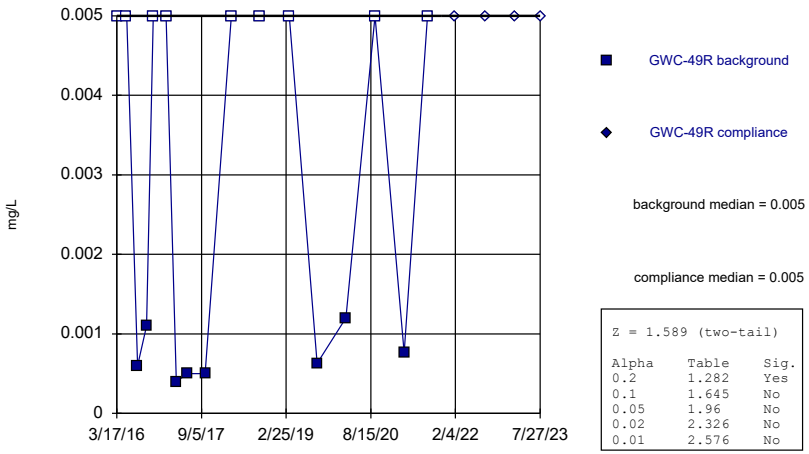

Z = 1.589 (two-tail)

Alpha	Table	Sig.
0.2	1.282	Yes
0.1	1.645	No
0.05	1.96	No
0.02	2.326	No
0.01	2.576	No

Constituent: Chromium Analysis Run 3/4/2024 12:02 PM View: Appendix I Mann-Whitney
Plant Bowen Data: Bowen 1, 2, 9, and 10

Sanitas™ v.10.0.16 Software licensed to . UG
Hollow symbols indicate censored values.

Mann-Whitney (Wilcoxon Rank Sum)

GWC-49Z

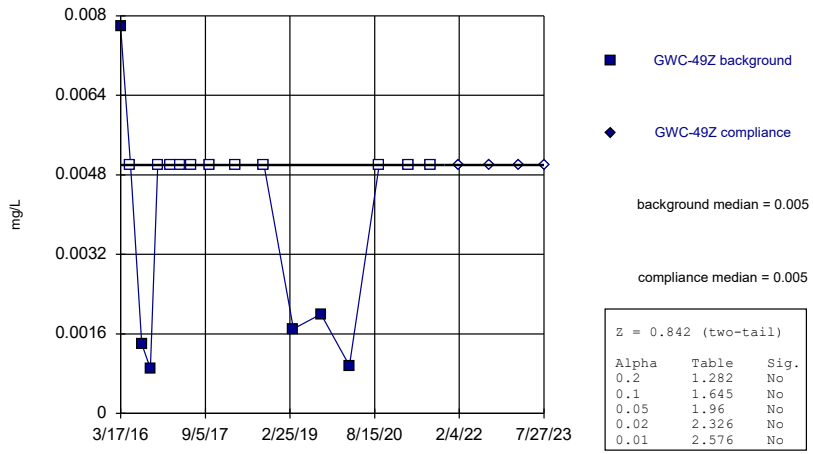

Z = 0.842 (two-tail)

Alpha	Table	Sig.
0.2	1.282	No
0.1	1.645	No
0.05	1.96	No
0.02	2.326	No
0.01	2.576	No

Constituent: Chromium Analysis Run 3/4/2024 12:02 PM View: Appendix I Mann-Whitney
Plant Bowen Data: Bowen 1, 2, 9, and 10

Sanitas™ v.10.0.16 Software licensed to . UG
Hollow symbols indicate censored values.

Mann-Whitney (Wilcoxon Rank Sum)

GWC-5

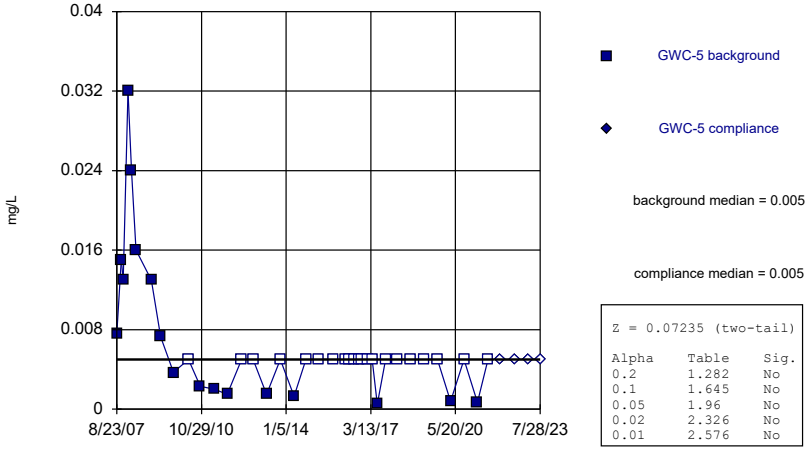

Z = 0.07235 (two-tail)

Alpha	Table	Sig.
0.2	1.282	No
0.1	1.645	No
0.05	1.96	No
0.02	2.326	No
0.01	2.576	No

Constituent: Chromium Analysis Run 3/4/2024 12:02 PM View: Appendix I Mann-Whitney
Plant Bowen Data: Bowen 1, 2, 9, and 10

Sanitas™ v.10.0.16 Software licensed to . UG
Hollow symbols indicate censored values.

Mann-Whitney (Wilcoxon Rank Sum)

GWC-6

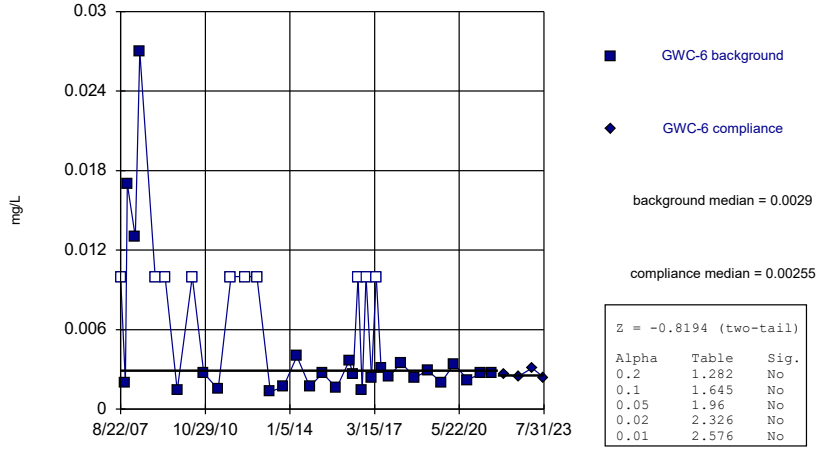

Z = -0.8194 (two-tail)

Alpha	Table	Sig.
0.2	1.282	No
0.1	1.645	No
0.05	1.96	No
0.02	2.326	No
0.01	2.576	No

Constituent: Chromium Analysis Run 3/4/2024 12:02 PM View: Appendix I Mann-Whitney
Plant Bowen Data: Bowen 1, 2, 9, and 10

Sanitas™ v.10.0.16 Software licensed to . UG
Hollow symbols indicate censored values.

Mann-Whitney (Wilcoxon Rank Sum)

GWC-6RZ

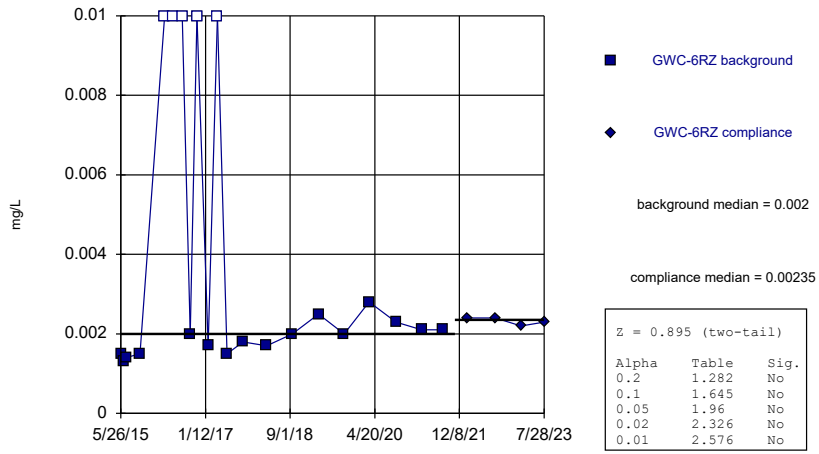

Z = 0.895 (two-tail)

Alpha	Table	Sig.
0.2	1.282	No
0.1	1.645	No
0.05	1.96	No
0.02	2.326	No
0.01	2.576	No

Constituent: Chromium Analysis Run 3/4/2024 12:02 PM View: Appendix I Mann-Whitney
Plant Bowen Data: Bowen 1, 2, 9, and 10

Sanitas™ v.10.0.16 Software licensed to . UG
Hollow symbols indicate censored values.

Mann-Whitney (Wilcoxon Rank Sum)

GWC-7Z

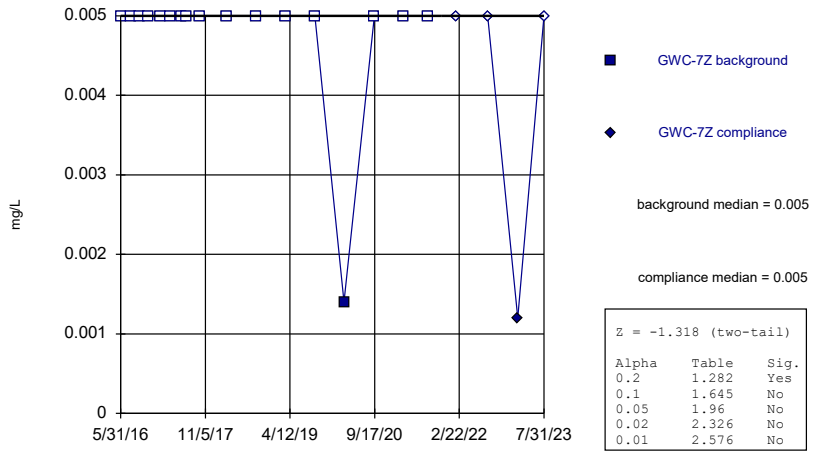

Z = -1.318 (two-tail)

Alpha	Table	Sig.
0.2	1.282	Yes
0.1	1.645	No
0.05	1.96	No
0.02	2.326	No
0.01	2.576	No

Constituent: Chromium Analysis Run 3/4/2024 12:02 PM View: Appendix I Mann-Whitney
Plant Bowen Data: Bowen 1, 2, 9, and 10

Sanitas™ v.10.0.16 Software licensed to . UG
Hollow symbols indicate censored values.

Mann-Whitney (Wilcoxon Rank Sum)

GWC-8RR

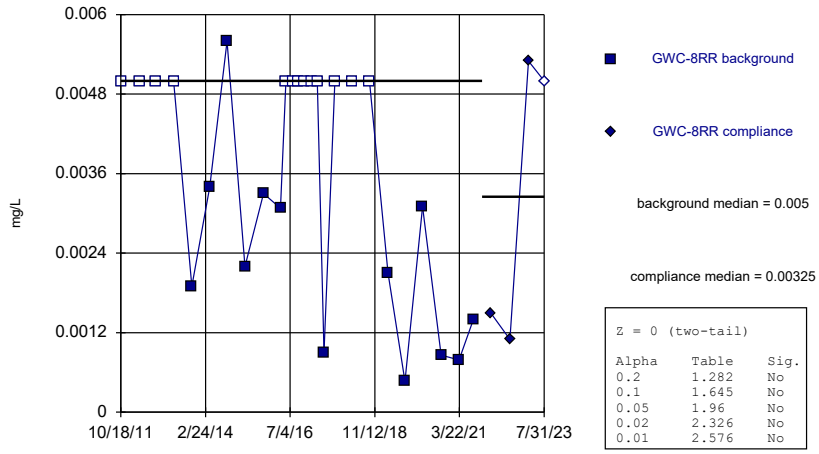

Z = 0 (two-tail)

Alpha	Table	Sig.
0.2	1.282	No
0.1	1.645	No
0.05	1.96	No
0.02	2.326	No
0.01	2.576	No

Constituent: Chromium Analysis Run 3/4/2024 12:02 PM View: Appendix I Mann-Whitney
Plant Bowen Data: Bowen 1, 2, 9, and 10

Sanitas™ v.10.0.16 Software licensed to . UG
Hollow symbols indicate censored values.

Mann-Whitney (Wilcoxon Rank Sum)

GWC-8Z

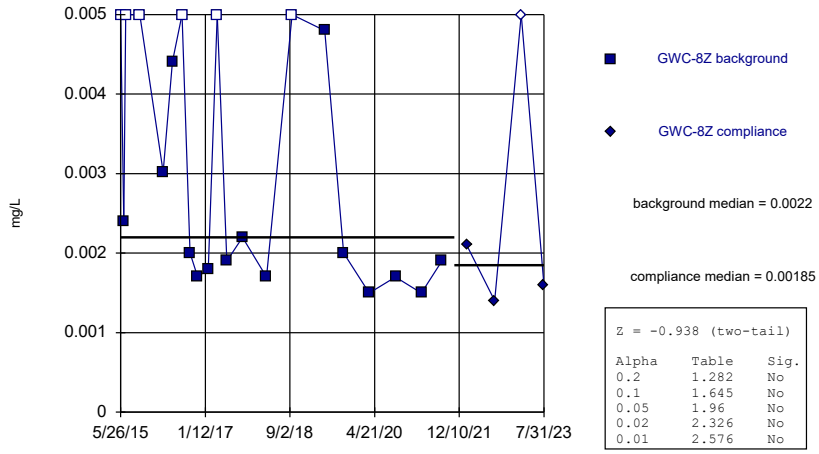

Z = -0.938 (two-tail)

Alpha	Table	Sig.
0.2	1.282	No
0.1	1.645	No
0.05	1.96	No
0.02	2.326	No
0.01	2.576	No

Constituent: Chromium Analysis Run 3/4/2024 12:02 PM View: Appendix I Mann-Whitney
Plant Bowen Data: Bowen 1, 2, 9, and 10

Sanitas™ v.10.0.16 Software licensed to . UG
Hollow symbols indicate censored values.

Mann-Whitney (Wilcoxon Rank Sum)

GWC-9

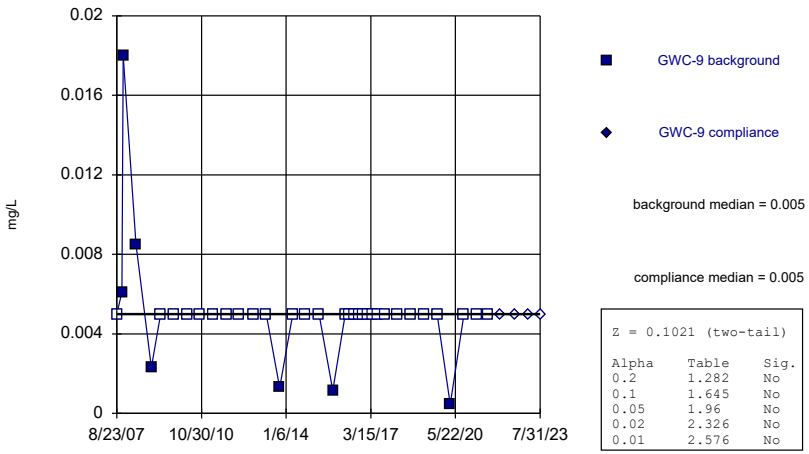

Z = 0.1021 (two-tail)

Alpha	Table	Sig.
0.2	1.282	No
0.1	1.645	No
0.05	1.96	No
0.02	2.326	No
0.01	2.576	No

Constituent: Chromium Analysis Run 3/4/2024 12:02 PM View: Appendix I Mann-Whitney
Plant Bowen Data: Bowen 1, 2, 9, and 10

Sanitas™ v.10.0.16 Software licensed to . UG
Hollow symbols indicate censored values.

Mann-Whitney (Wilcoxon Rank Sum)

GWA-1 (bg)

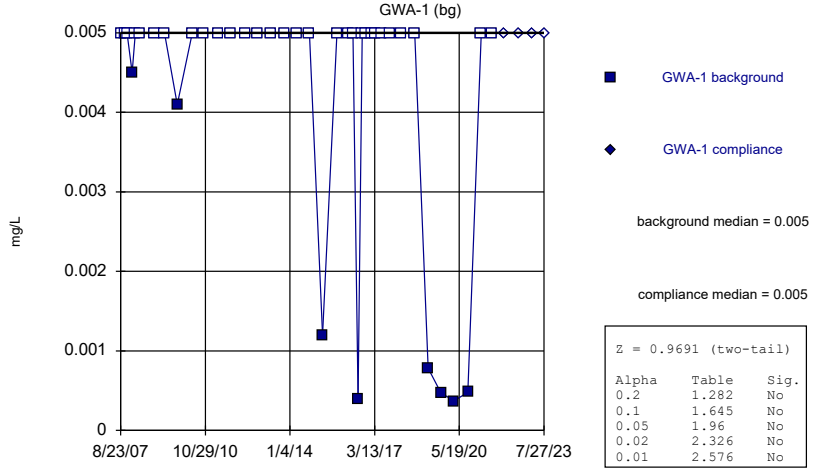

Z = 0.9691 (two-tail)

Alpha	Table	Sig.
0.2	1.282	No
0.1	1.645	No
0.05	1.96	No
0.02	2.326	No
0.01	2.576	No

Constituent: Cobalt Analysis Run 3/4/2024 12:02 PM View: Appendix I Mann-Whitney
Plant Bowen Data: Bowen 1, 2, 9, and 10

Sanitas™ v.10.0.16 Software licensed to . UG
Hollow symbols indicate censored values.

Mann-Whitney (Wilcoxon Rank Sum)

GWA-2 (bg)

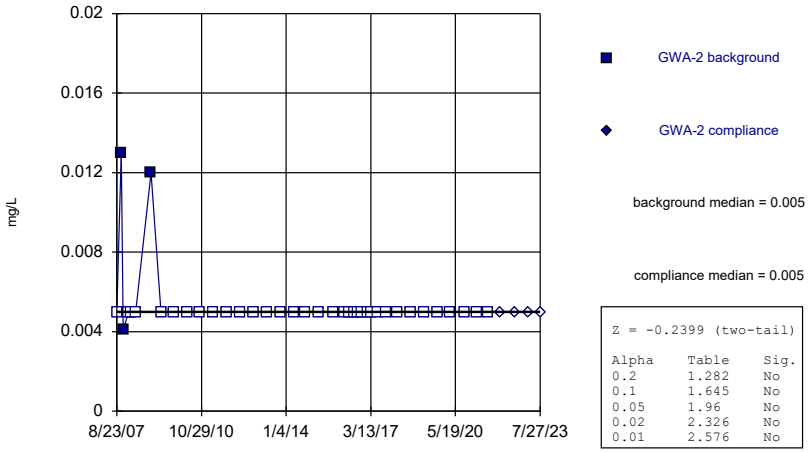

Z = -0.2399 (two-tail)

Alpha	Table	Sig.
0.2	1.282	No
0.1	1.645	No
0.05	1.96	No
0.02	2.326	No
0.01	2.576	No

Constituent: Cobalt Analysis Run 3/4/2024 12:02 PM View: Appendix I Mann-Whitney
Plant Bowen Data: Bowen 1, 2, 9, and 10

Sanitas™ v.10.0.16 Software licensed to . UG
Hollow symbols indicate censored values.

Mann-Whitney (Wilcoxon Rank Sum)

GWA-2R (bg)

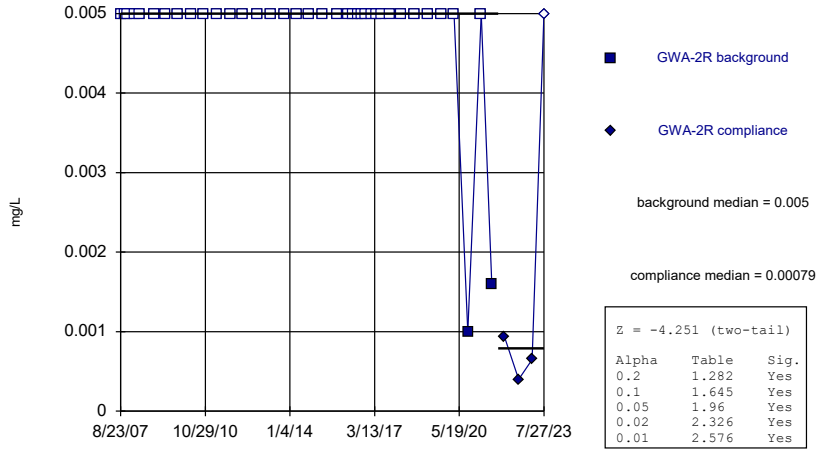

Z = -4.251 (two-tail)

Alpha	Table	Sig.
0.2	1.282	Yes
0.1	1.645	Yes
0.05	1.96	Yes
0.02	2.326	Yes
0.01	2.576	Yes

Constituent: Cobalt Analysis Run 3/4/2024 12:02 PM View: Appendix I Mann-Whitney
Plant Bowen Data: Bowen 1, 2, 9, and 10

Sanitas™ v.10.0.16 Software licensed to . UG
Hollow symbols indicate censored values.

Mann-Whitney (Wilcoxon Rank Sum)

GWA-39RZ (bg)

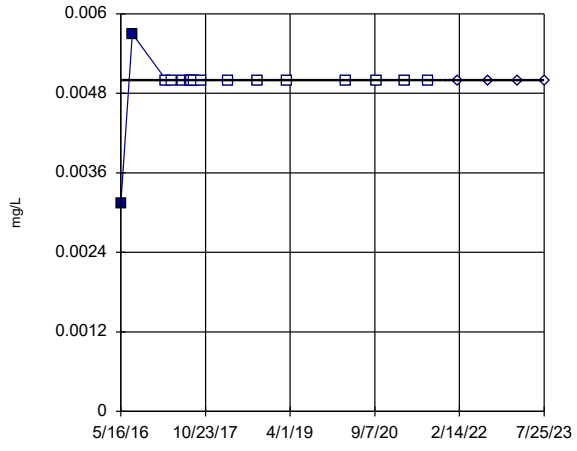

GWA-39RZ background

GWA-39RZ compliance

background median = 0.005

compliance median = 0.005

Z = -0.09068 (two-tail)

Alpha	Table	Sig.
0.2	1.282	No
0.1	1.645	No
0.05	1.96	No
0.02	2.326	No

Constituent: Cobalt Analysis Run 3/4/2024 12:02 PM View: Appendix I Mann-Whitney
Plant Bowen Data: Bowen 1, 2, 9, and 10

Sanitas™ v.10.0.16 Software licensed to . UG
Hollow symbols indicate censored values.

Mann-Whitney (Wilcoxon Rank Sum)

GWA-39Z (bg)

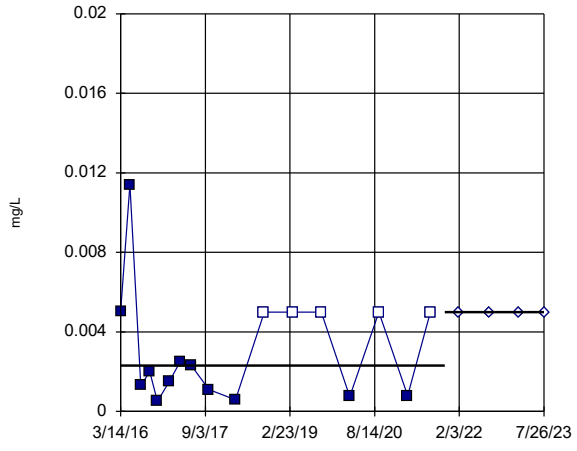

GWA-39Z background

GWA-39Z compliance

background median = 0.0023

compliance median = 0.005

Z = 1.446 (two-tail)

Alpha	Table	Sig.
0.2	1.282	Yes
0.1	1.645	No
0.05	1.96	No
0.02	2.326	No
0.01	2.576	No

Constituent: Cobalt Analysis Run 3/4/2024 12:02 PM View: Appendix I Mann-Whitney
Plant Bowen Data: Bowen 1, 2, 9, and 10

Sanitas™ v.10.0.16 Software licensed to . UG
Hollow symbols indicate censored values.

Mann-Whitney (Wilcoxon Rank Sum)

GWA-3A (bg)

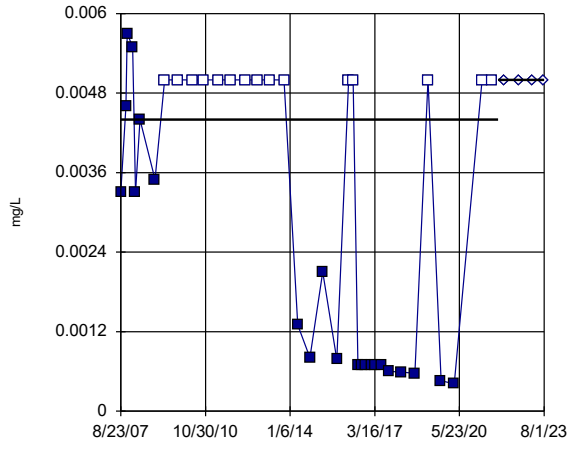

GWA-3A background

GWA-3A compliance

background median = 0.0044

compliance median = 0.005

Z = 1.646 (two-tail)

Alpha	Table	Sig.
0.2	1.282	Yes
0.1	1.645	Yes
0.05	1.96	No
0.02	2.326	No
0.01	2.576	No

Constituent: Cobalt Analysis Run 3/4/2024 12:02 PM View: Appendix I Mann-Whitney
Plant Bowen Data: Bowen 1, 2, 9, and 10

Sanitas™ v.10.0.16 Software licensed to . UG
Hollow symbols indicate censored values.

Mann-Whitney (Wilcoxon Rank Sum)

GWA-41R (bg)

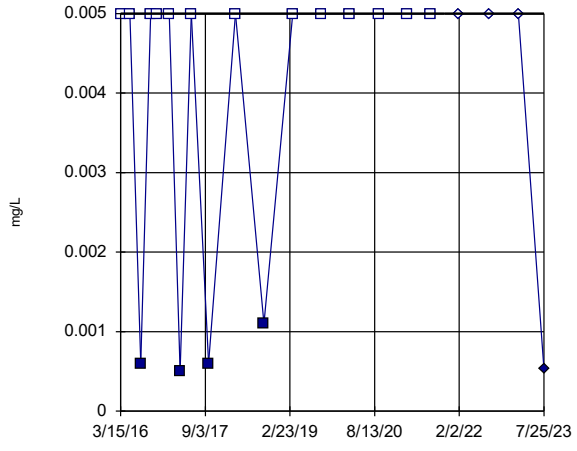

GWA-41R background

GWA-41R compliance

background median = 0.005

compliance median = 0.005

Z = -0.2398 (two-tail)

Alpha	Table	Sig.
0.2	1.282	No
0.1	1.645	No
0.05	1.96	No
0.02	2.326	No
0.01	2.576	No

Constituent: Cobalt Analysis Run 3/4/2024 12:03 PM View: Appendix I Mann-Whitney
Plant Bowen Data: Bowen 1, 2, 9, and 10

Sanitas™ v.10.0.16 Software licensed to . UG
Hollow symbols indicate censored values.

Mann-Whitney (Wilcoxon Rank Sum)

GWA-42 (bg)

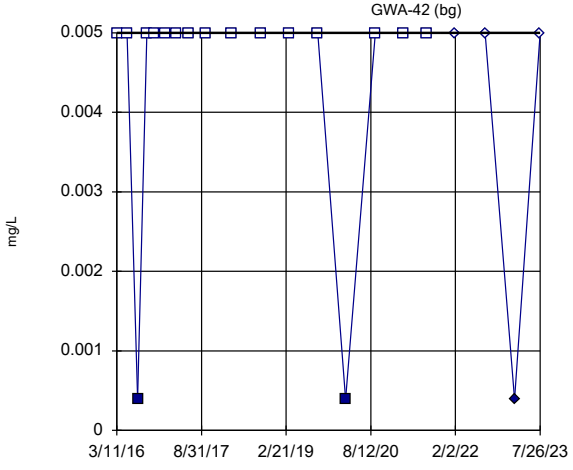

GWA-42 background

GWA-42 compliance

background median = 0.005

compliance median = 0.005

Z = -0.8097 (two-tail)

Alpha	Table	Sig.
0.2	1.282	No
0.1	1.645	No
0.05	1.96	No
0.02	2.326	No
0.01	2.576	No

Constituent: Cobalt Analysis Run 3/4/2024 12:03 PM View: Appendix I Mann-Whitney
Plant Bowen Data: Bowen 1, 2, 9, and 10

Sanitas™ v.10.0.16 Software licensed to . UG
Hollow symbols indicate censored values.

Mann-Whitney (Wilcoxon Rank Sum)

GWA-43 (bg)

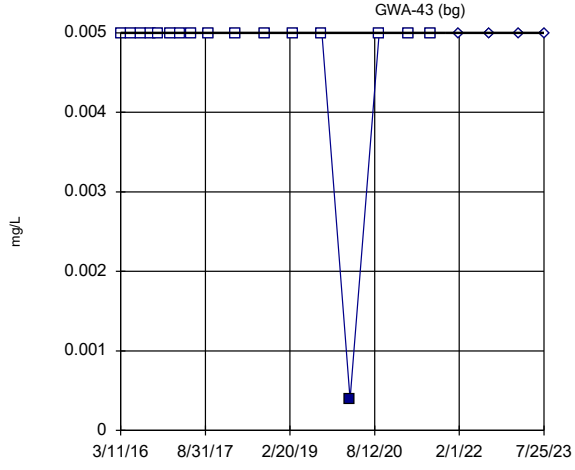

GWA-43 background

GWA-43 compliance

background median = 0.005

compliance median = 0.005

Z = 0.3638 (two-tail)

Alpha	Table	Sig.
0.2	1.282	No
0.1	1.645	No
0.05	1.96	No
0.02	2.326	No
0.01	2.576	No

Constituent: Cobalt Analysis Run 3/4/2024 12:03 PM View: Appendix I Mann-Whitney
Plant Bowen Data: Bowen 1, 2, 9, and 10

Sanitas™ v.10.0.16 Software licensed to . UG
Hollow symbols indicate censored values.

Mann-Whitney (Wilcoxon Rank Sum)

GWA-4RZ (bg)

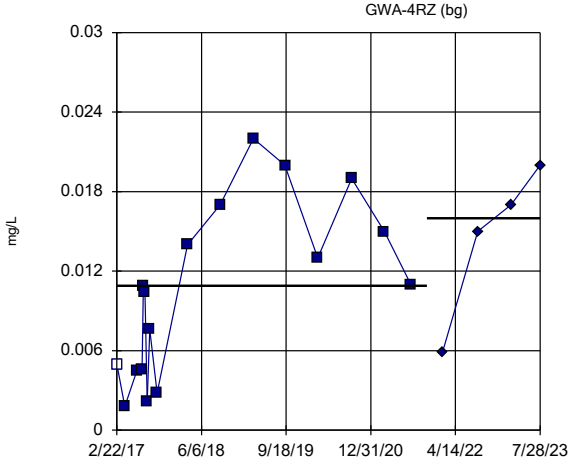

GWA-4RZ background

GWA-4RZ compliance

background median = 0.0109

compliance median = 0.016

Z = 1.165 (two-tail)

Alpha	Table	Sig.
0.2	1.282	No
0.1	1.645	No
0.05	1.96	No
0.02	2.326	No
0.01	2.576	No

Constituent: Cobalt Analysis Run 3/4/2024 12:03 PM View: Appendix I Mann-Whitney
Plant Bowen Data: Bowen 1, 2, 9, and 10

Sanitas™ v.10.0.16 Software licensed to . UG
Hollow symbols indicate censored values.

Mann-Whitney (Wilcoxon Rank Sum)

GWA-50R (bg)

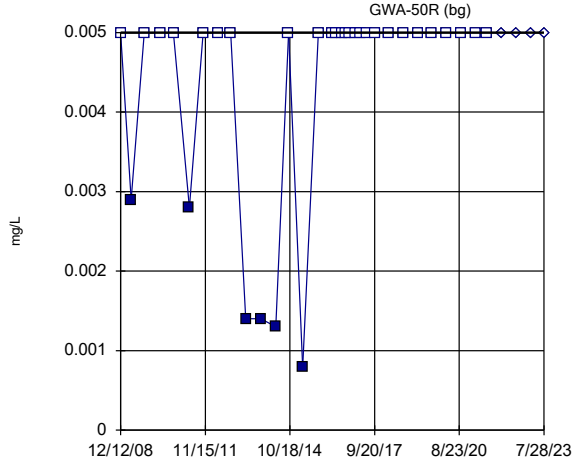

GWA-50R background

GWA-50R compliance

background median = 0.005

compliance median = 0.005

Z = 0.8918 (two-tail)

Alpha	Table	Sig.
0.2	1.282	No
0.1	1.645	No
0.05	1.96	No
0.02	2.326	No
0.01	2.576	No

Constituent: Cobalt Analysis Run 3/4/2024 12:03 PM View: Appendix I Mann-Whitney
Plant Bowen Data: Bowen 1, 2, 9, and 10

Sanitas™ v.10.0.16 Software licensed to . UG
Hollow symbols indicate censored values.

Mann-Whitney (Wilcoxon Rank Sum)

GWC-10

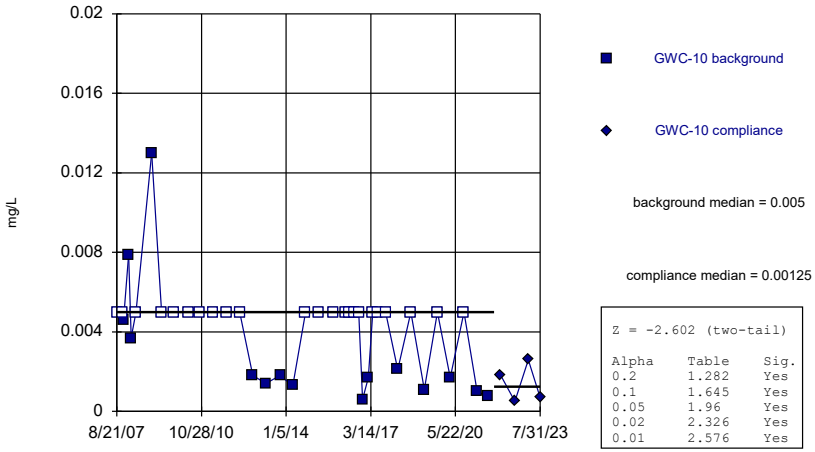

Z = -2.602 (two-tail)

Alpha	Table	Sig.
0.2	1.282	Yes
0.1	1.645	Yes
0.05	1.96	Yes
0.02	2.326	Yes
0.01	2.576	Yes

Constituent: Cobalt Analysis Run 3/4/2024 12:03 PM View: Appendix I Mann-Whitney
Plant Bowen Data: Bowen 1, 2, 9, and 10

Sanitas™ v.10.0.16 Software licensed to . UG
Hollow symbols indicate censored values.

Mann-Whitney (Wilcoxon Rank Sum)

GWC-11

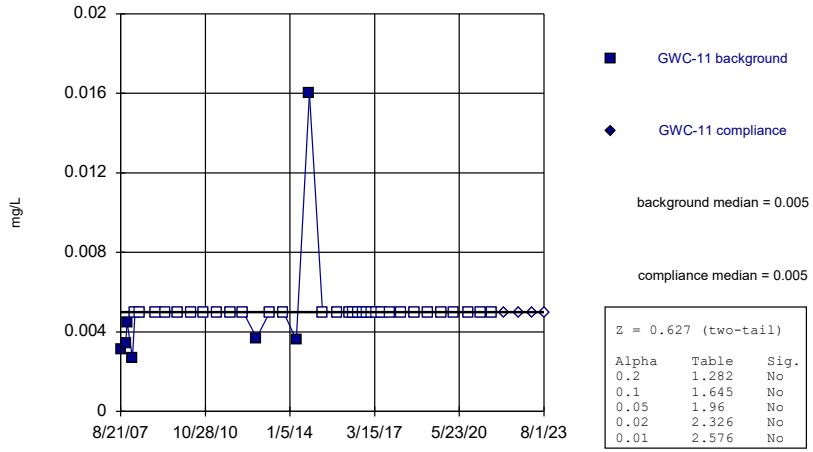

Z = 0.627 (two-tail)

Alpha	Table	Sig.
0.2	1.282	No
0.1	1.645	No
0.05	1.96	No
0.02	2.326	No
0.01	2.576	No

Constituent: Cobalt Analysis Run 3/4/2024 12:03 PM View: Appendix I Mann-Whitney
Plant Bowen Data: Bowen 1, 2, 9, and 10

Sanitas™ v.10.0.16 Software licensed to . UG
Hollow symbols indicate censored values.

Mann-Whitney (Wilcoxon Rank Sum)

GWC-11R

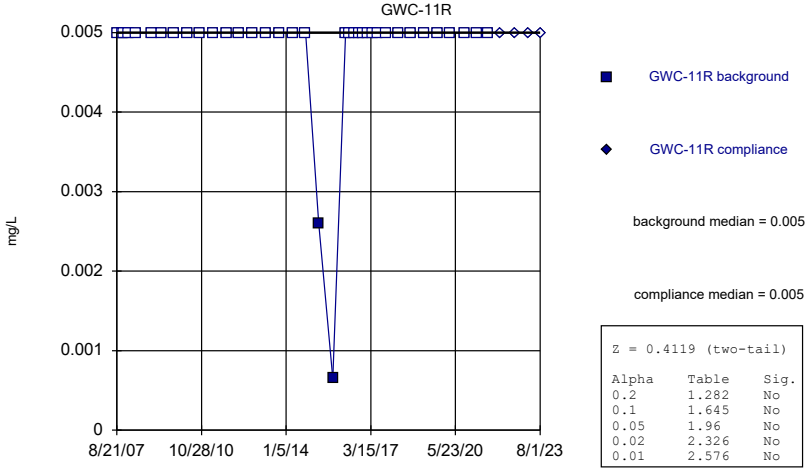

Z = 0.4119 (two-tail)

Alpha	Table	Sig.
0.2	1.282	No
0.1	1.645	No
0.05	1.96	No
0.02	2.326	No
0.01	2.576	No

Constituent: Cobalt Analysis Run 3/4/2024 12:03 PM View: Appendix I Mann-Whitney
Plant Bowen Data: Bowen 1, 2, 9, and 10

Sanitas™ v.10.0.16 Software licensed to . UG
Hollow symbols indicate censored values.

Mann-Whitney (Wilcoxon Rank Sum)

GWC-12

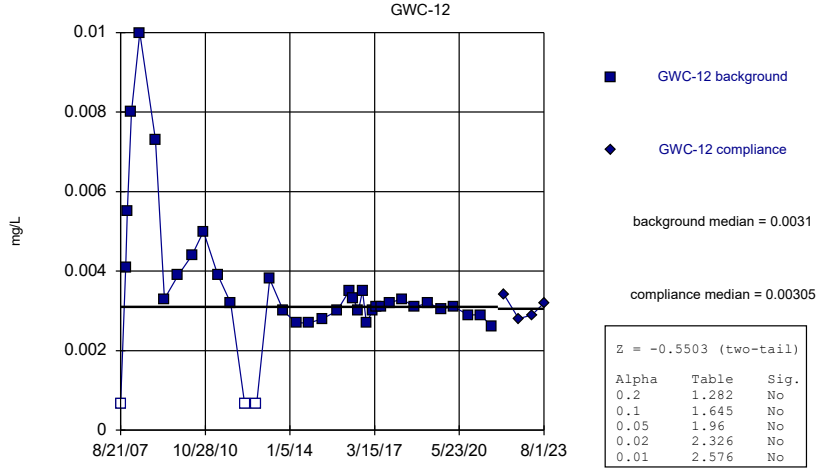

Z = -0.5503 (two-tail)

Alpha	Table	Sig.
0.2	1.282	No
0.1	1.645	No
0.05	1.96	No
0.02	2.326	No
0.01	2.576	No

Constituent: Cobalt Analysis Run 3/4/2024 12:03 PM View: Appendix I Mann-Whitney
Plant Bowen Data: Bowen 1, 2, 9, and 10

Sanitas™ v.10.0.16 Software licensed to . UG
Hollow symbols indicate censored values.

Mann-Whitney (Wilcoxon Rank Sum)

GWC-13

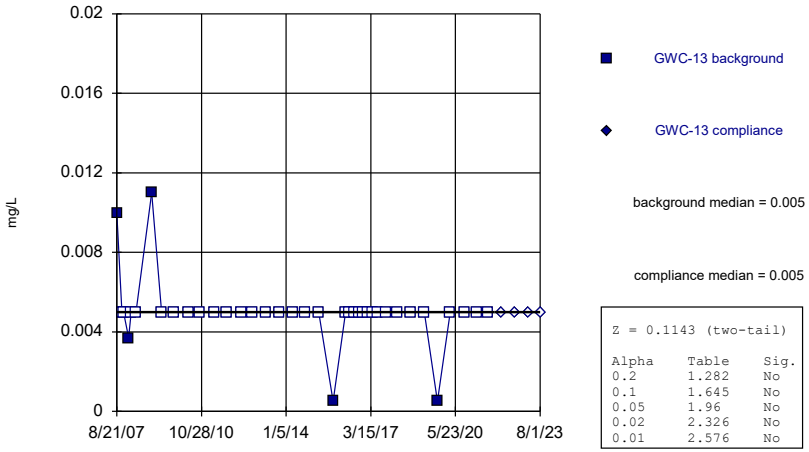

Z = 0.1143 (two-tail)

Alpha	Table	Sig.
0.2	1.282	No
0.1	1.645	No
0.05	1.96	No
0.02	2.326	No
0.01	2.576	No

Constituent: Cobalt Analysis Run 3/4/2024 12:03 PM View: Appendix I Mann-Whitney
Plant Bowen Data: Bowen 1, 2, 9, and 10

Sanitas™ v.10.0.16 Software licensed to . UG
Hollow symbols indicate censored values.

Mann-Whitney (Wilcoxon Rank Sum)

GWC-13RZ

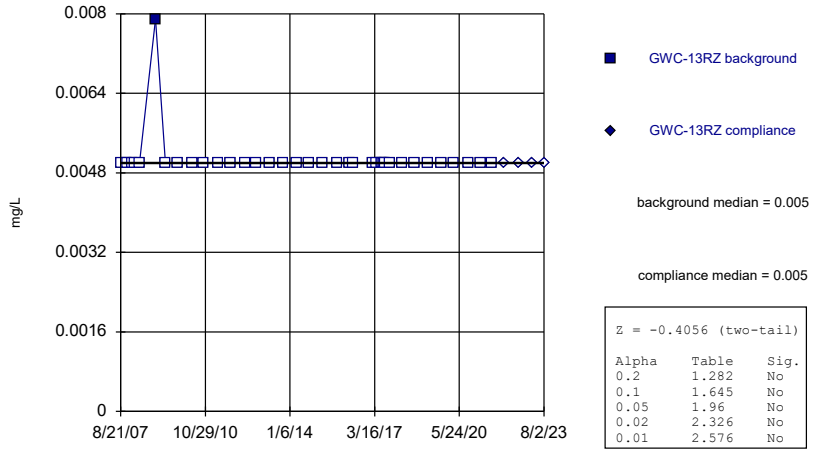

Z = -0.4056 (two-tail)

Alpha	Table	Sig.
0.2	1.282	No
0.1	1.645	No
0.05	1.96	No
0.02	2.326	No
0.01	2.576	No

Constituent: Cobalt Analysis Run 3/4/2024 12:03 PM View: Appendix I Mann-Whitney
Plant Bowen Data: Bowen 1, 2, 9, and 10

Sanitas™ v.10.0.16 Software licensed to . UG
Hollow symbols indicate censored values.

Mann-Whitney (Wilcoxon Rank Sum)

GWC-14Z

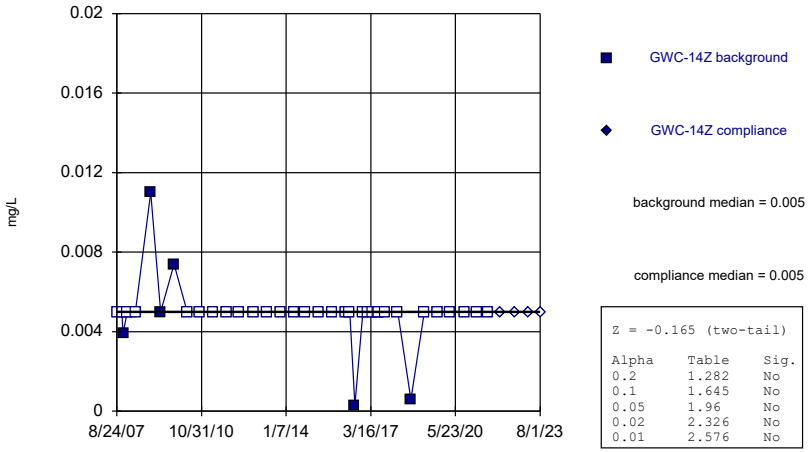

Z = -0.165 (two-tail)

Alpha	Table	Sig.
0.2	1.282	No
0.1	1.645	No
0.05	1.96	No
0.02	2.326	No
0.01	2.576	No

Constituent: Cobalt Analysis Run 3/4/2024 12:03 PM View: Appendix I Mann-Whitney
Plant Bowen Data: Bowen 1, 2, 9, and 10

Sanitas™ v.10.0.16 Software licensed to . UG
Hollow symbols indicate censored values.

Mann-Whitney (Wilcoxon Rank Sum)

GWC-15R

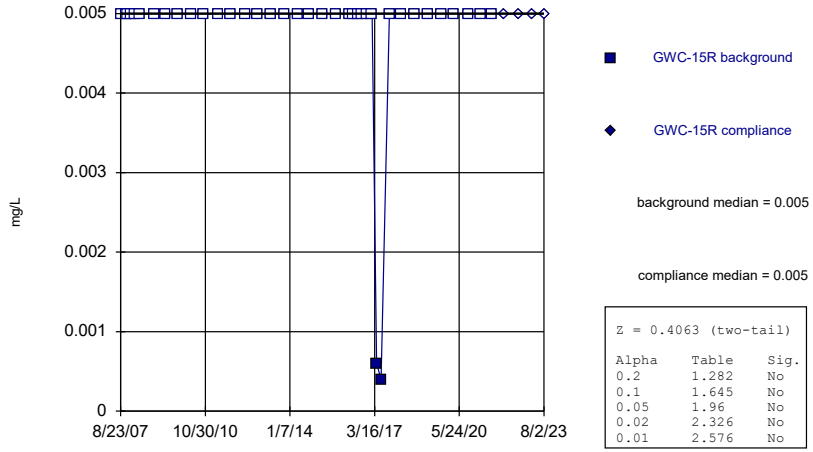

Z = 0.4063 (two-tail)

Alpha	Table	Sig.
0.2	1.282	No
0.1	1.645	No
0.05	1.96	No
0.02	2.326	No
0.01	2.576	No

Constituent: Cobalt Analysis Run 3/4/2024 12:03 PM View: Appendix I Mann-Whitney
Plant Bowen Data: Bowen 1, 2, 9, and 10

Sanitas™ v.10.0.16 Software licensed to . UG
Hollow symbols indicate censored values.

Mann-Whitney (Wilcoxon Rank Sum)

GWC-15Z

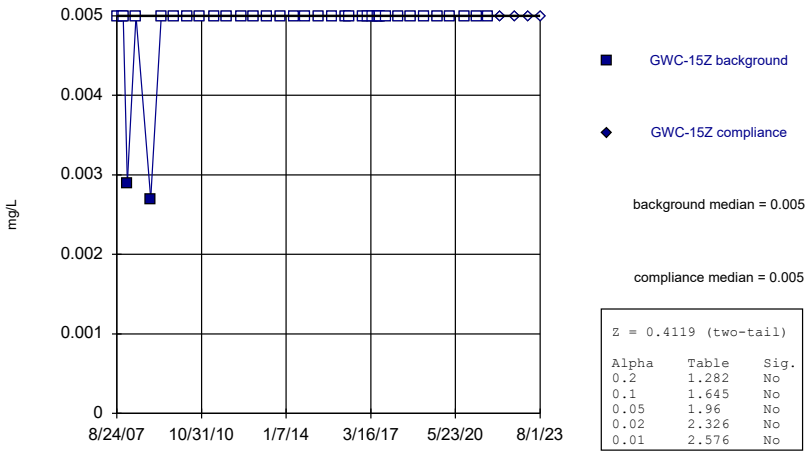

Z = 0.4119 (two-tail)

Alpha	Table	Sig.
0.2	1.282	No
0.1	1.645	No
0.05	1.96	No
0.02	2.326	No
0.01	2.576	No

Constituent: Cobalt Analysis Run 3/4/2024 12:03 PM View: Appendix I Mann-Whitney
Plant Bowen Data: Bowen 1, 2, 9, and 10

Sanitas™ v.10.0.16 Software licensed to . UG
Hollow symbols indicate censored values.

Mann-Whitney (Wilcoxon Rank Sum)

GWC-44

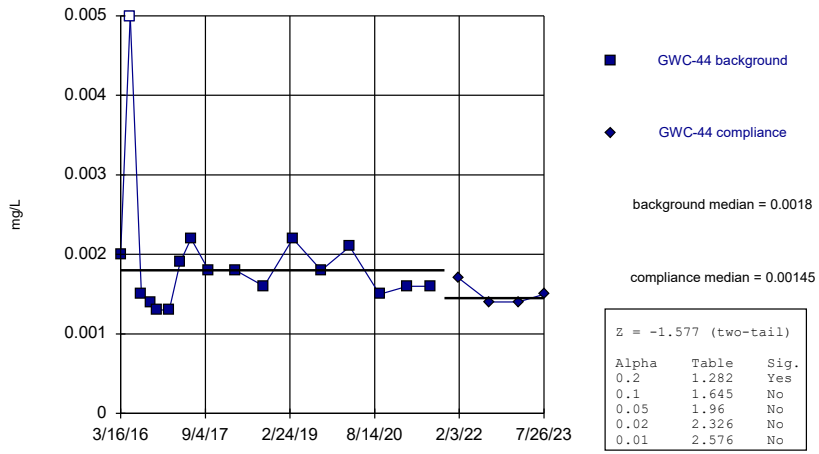

Z = -1.577 (two-tail)

Alpha	Table	Sig.
0.2	1.282	Yes
0.1	1.645	No
0.05	1.96	No
0.02	2.326	No
0.01	2.576	No

Constituent: Cobalt Analysis Run 3/4/2024 12:03 PM View: Appendix I Mann-Whitney
Plant Bowen Data: Bowen 1, 2, 9, and 10

Sanitas™ v.10.0.16 Software licensed to . UG
Hollow symbols indicate censored values.

Mann-Whitney (Wilcoxon Rank Sum)

GWC-45

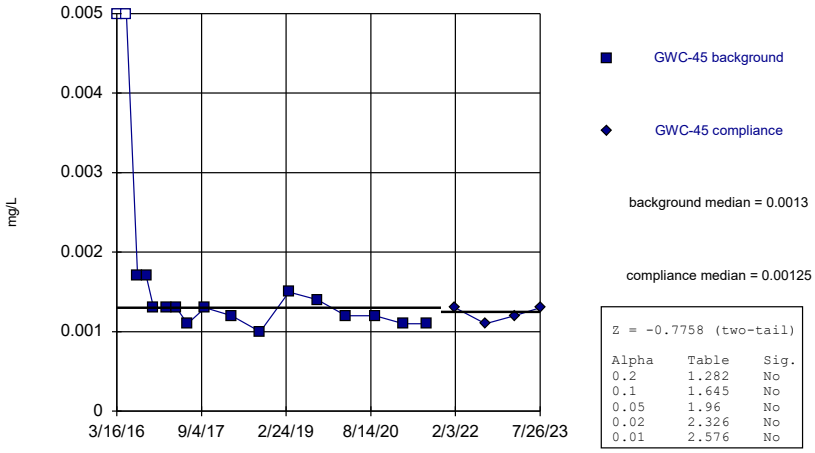

Z = -0.7758 (two-tail)

Alpha	Table	Sig.
0.2	1.282	No
0.1	1.645	No
0.05	1.96	No
0.02	2.326	No
0.01	2.576	No

Constituent: Cobalt Analysis Run 3/4/2024 12:03 PM View: Appendix I Mann-Whitney
Plant Bowen Data: Bowen 1, 2, 9, and 10

Sanitas™ v.10.0.16 Software licensed to . UG
Hollow symbols indicate censored values.

Mann-Whitney (Wilcoxon Rank Sum)

GWC-46R

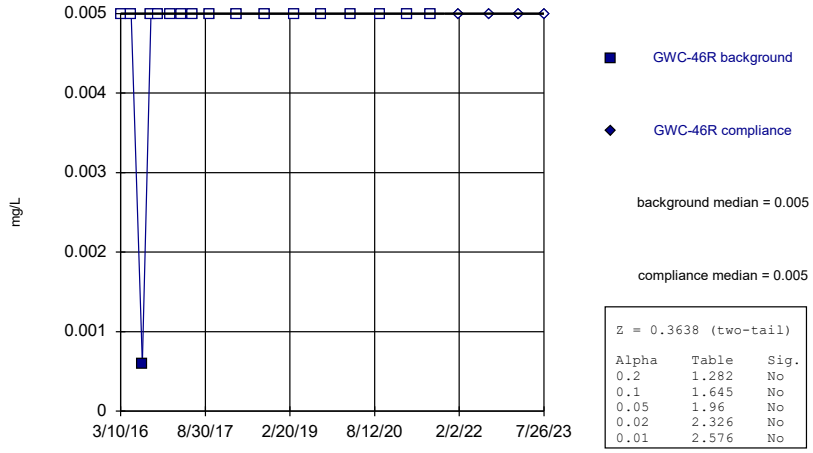

Z = 0.3638 (two-tail)

Alpha	Table	Sig.
0.2	1.282	No
0.1	1.645	No
0.05	1.96	No
0.02	2.326	No
0.01	2.576	No

Constituent: Cobalt Analysis Run 3/4/2024 12:03 PM View: Appendix I Mann-Whitney
Plant Bowen Data: Bowen 1, 2, 9, and 10

Sanitas™ v.10.0.16 Software licensed to . UG
Hollow symbols indicate censored values.

Mann-Whitney (Wilcoxon Rank Sum)

GWC-48

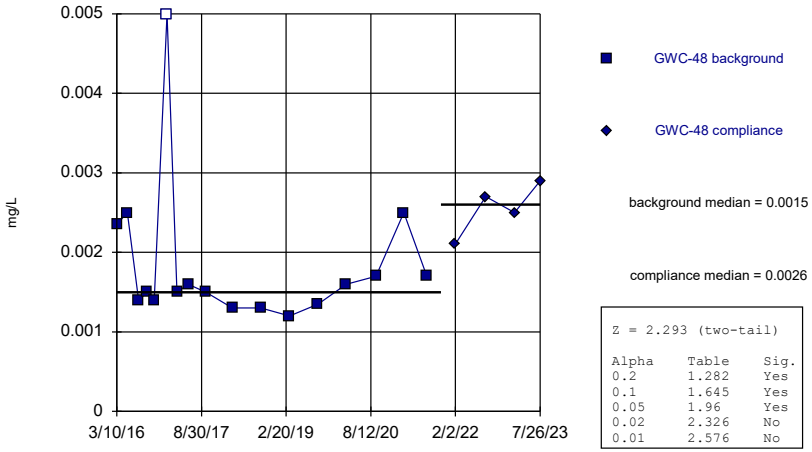

Z = 2.293 (two-tail)

Alpha	Table	Sig.
0.2	1.282	Yes
0.1	1.645	Yes
0.05	1.96	Yes
0.02	2.326	No
0.01	2.576	No

Constituent: Cobalt Analysis Run 3/4/2024 12:03 PM View: Appendix I Mann-Whitney
Plant Bowen Data: Bowen 1, 2, 9, and 10

Sanitas™ v.10.0.16 Software licensed to . UG
Hollow symbols indicate censored values.

Mann-Whitney (Wilcoxon Rank Sum)

GWC-49Z

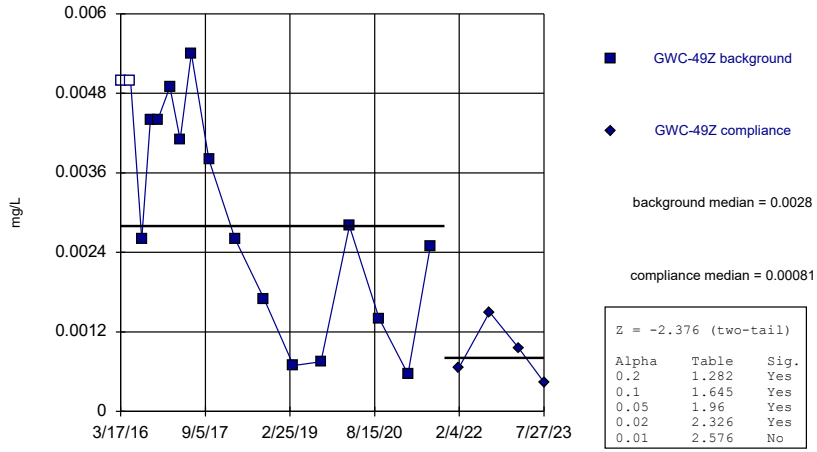

Z = -2.376 (two-tail)

Alpha	Table	Sig.
0.2	1.282	Yes
0.1	1.645	Yes
0.05	1.96	Yes
0.02	2.326	Yes
0.01	2.576	No

Constituent: Cobalt Analysis Run 3/4/2024 12:03 PM View: Appendix I Mann-Whitney
Plant Bowen Data: Bowen 1, 2, 9, and 10

Sanitas™ v.10.0.16 Software licensed to . UG
Hollow symbols indicate censored values.

Mann-Whitney (Wilcoxon Rank Sum)

GWC-5

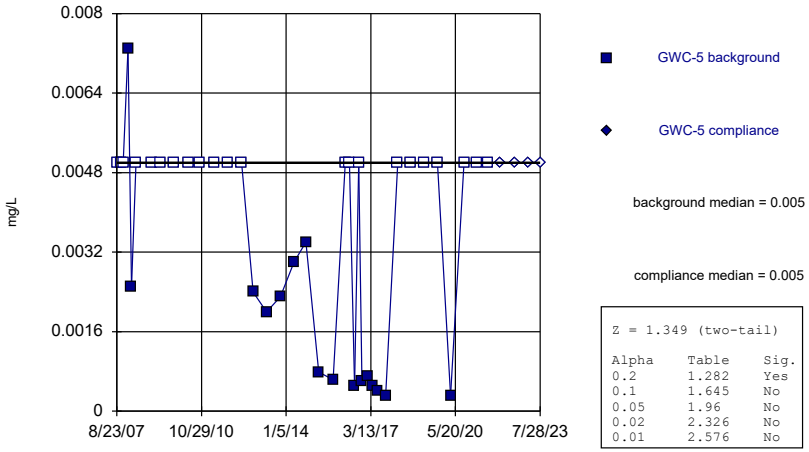

Z = 1.349 (two-tail)

Alpha	Table	Sig.
0.2	1.282	Yes
0.1	1.645	No
0.05	1.96	No
0.02	2.326	No
0.01	2.576	No

Constituent: Cobalt Analysis Run 3/4/2024 12:03 PM View: Appendix I Mann-Whitney
Plant Bowen Data: Bowen 1, 2, 9, and 10

Sanitas™ v.10.0.16 Software licensed to . UG
Hollow symbols indicate censored values.

Mann-Whitney (Wilcoxon Rank Sum)

GWC-6

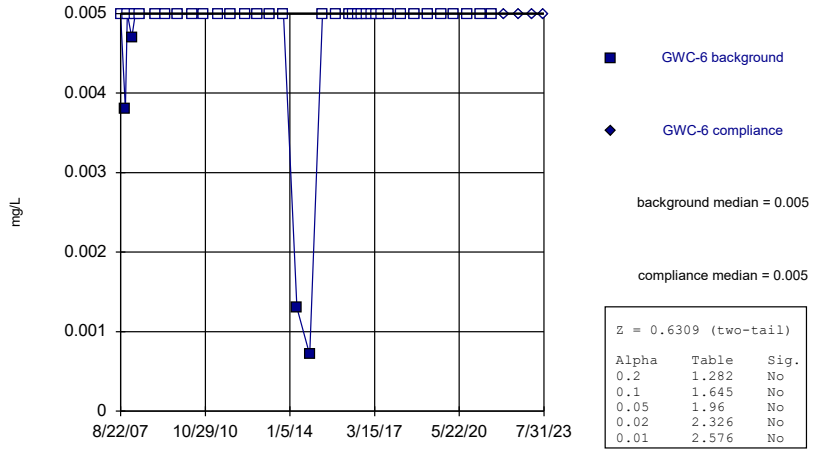

Z = 0.6309 (two-tail)

Alpha	Table	Sig.
0.2	1.282	No
0.1	1.645	No
0.05	1.96	No
0.02	2.326	No
0.01	2.576	No

Constituent: Cobalt Analysis Run 3/4/2024 12:03 PM View: Appendix I Mann-Whitney
Plant Bowen Data: Bowen 1, 2, 9, and 10

Sanitas™ v.10.0.16 Software licensed to . UG
Hollow symbols indicate censored values.

Mann-Whitney (Wilcoxon Rank Sum)

GWC-7Z

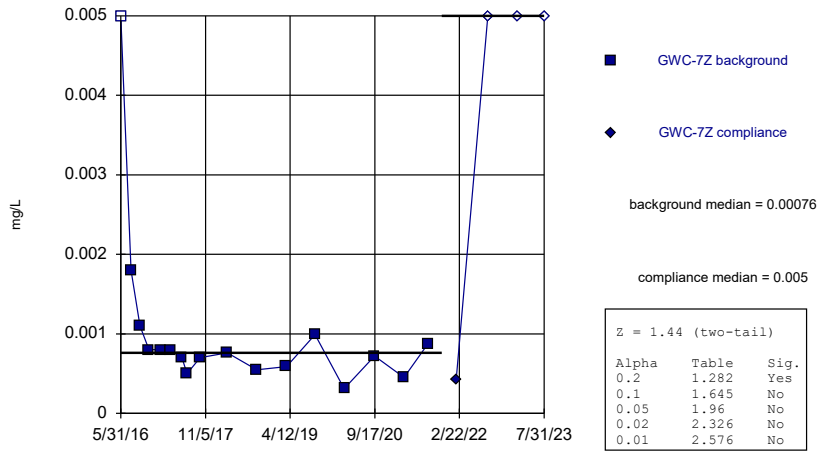

Z = 1.44 (two-tail)

Alpha	Table	Sig.
0.2	1.282	Yes
0.1	1.645	No
0.05	1.96	No
0.02	2.326	No
0.01	2.576	No

Constituent: Cobalt Analysis Run 3/4/2024 12:03 PM View: Appendix I Mann-Whitney
Plant Bowen Data: Bowen 1, 2, 9, and 10

Sanitas™ v.10.0.16 Software licensed to . UG
Hollow symbols indicate censored values.

Mann-Whitney (Wilcoxon Rank Sum)

GWC-8RR

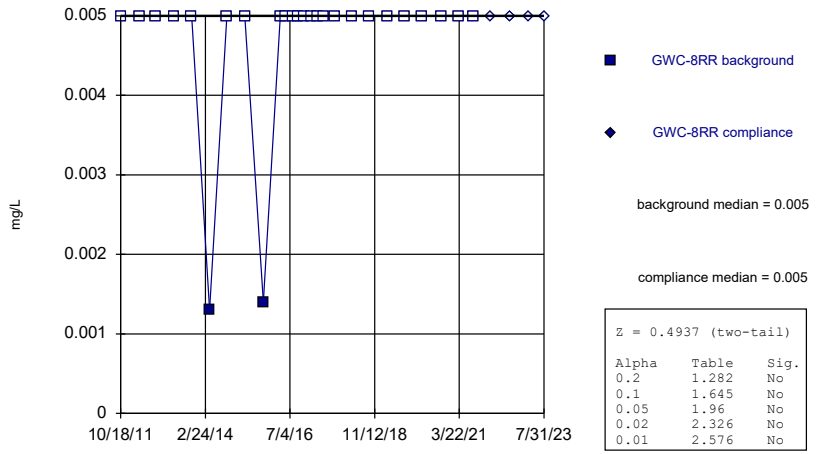

Z = 0.4937 (two-tail)

Alpha	Table	Sig.
0.2	1.282	No
0.1	1.645	No
0.05	1.96	No
0.02	2.326	No
0.01	2.576	No

Constituent: Cobalt Analysis Run 3/4/2024 12:03 PM View: Appendix I Mann-Whitney
Plant Bowen Data: Bowen 1, 2, 9, and 10

Sanitas™ v.10.0.16 Software licensed to . UG
Hollow symbols indicate censored values.

Mann-Whitney (Wilcoxon Rank Sum)

GWC-8Z

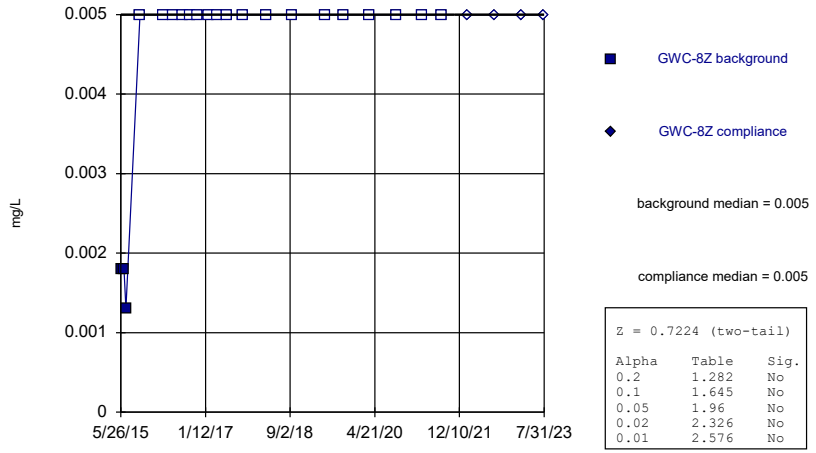

Z = 0.7224 (two-tail)

Alpha	Table	Sig.
0.2	1.282	No
0.1	1.645	No
0.05	1.96	No
0.02	2.326	No
0.01	2.576	No

Constituent: Cobalt Analysis Run 3/4/2024 12:03 PM View: Appendix I Mann-Whitney
Plant Bowen Data: Bowen 1, 2, 9, and 10

Sanitas™ v.10.0.16 Software licensed to . UG
Hollow symbols indicate censored values.

Mann-Whitney (Wilcoxon Rank Sum)

GWC-9

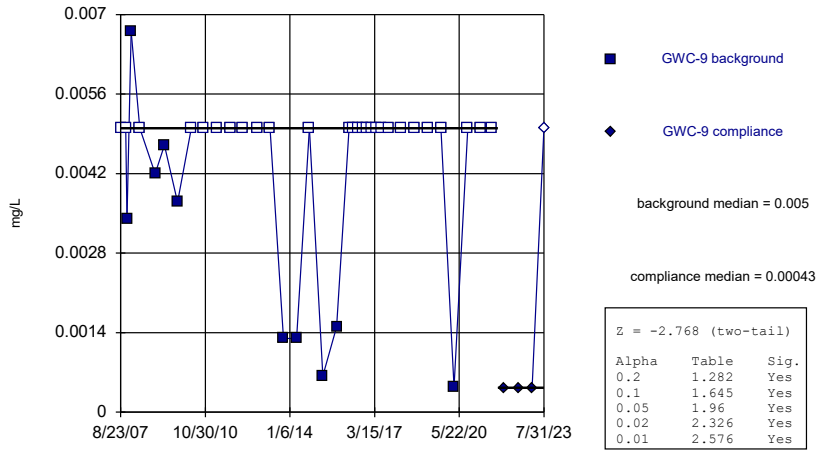

Z = -2.768 (two-tail)

Alpha	Table	Sig.
0.2	1.282	Yes
0.1	1.645	Yes
0.05	1.96	Yes
0.02	2.326	Yes
0.01	2.576	Yes

Constituent: Cobalt Analysis Run 3/4/2024 12:03 PM View: Appendix I Mann-Whitney
Plant Bowen Data: Bowen 1, 2, 9, and 10

Sanitas™ v.10.0.16 Software licensed to . UG
Hollow symbols indicate censored values.

Mann-Whitney (Wilcoxon Rank Sum)

GWA-1 (bg)

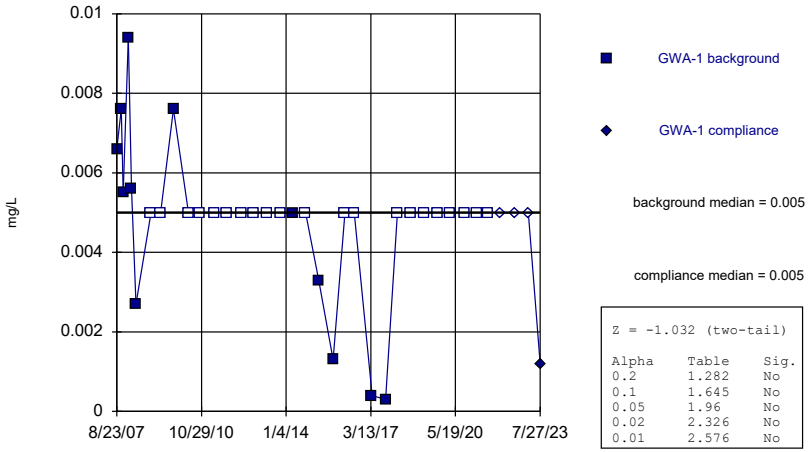

Z = -1.032 (two-tail)

Alpha	Table	Sig.
0.2	1.282	No
0.1	1.645	No
0.05	1.96	No
0.02	2.326	No
0.01	2.576	No

Constituent: Copper Analysis Run 3/4/2024 12:03 PM View: Appendix I Mann-Whitney
Plant Bowen Data: Bowen 1, 2, 9, and 10

Sanitas™ v.10.0.16 Software licensed to . UG
Hollow symbols indicate censored values.

Mann-Whitney (Wilcoxon Rank Sum)

GWA-2 (bg)

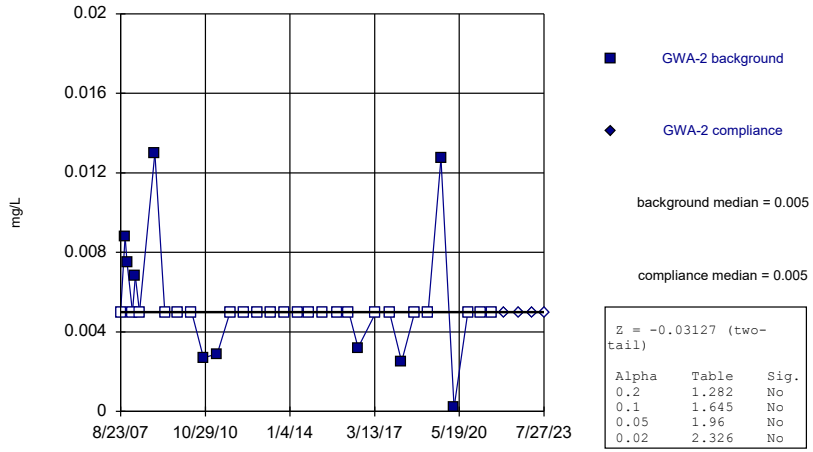

Z = -0.03127 (two-tail)

Alpha	Table	Sig.
0.2	1.282	No
0.1	1.645	No
0.05	1.96	No
0.02	2.326	No

Constituent: Copper Analysis Run 3/4/2024 12:03 PM View: Appendix I Mann-Whitney
Plant Bowen Data: Bowen 1, 2, 9, and 10

Sanitas™ v.10.0.16 Software licensed to . UG
Hollow symbols indicate censored values.

Mann-Whitney (Wilcoxon Rank Sum)

GWA-2R (bg)

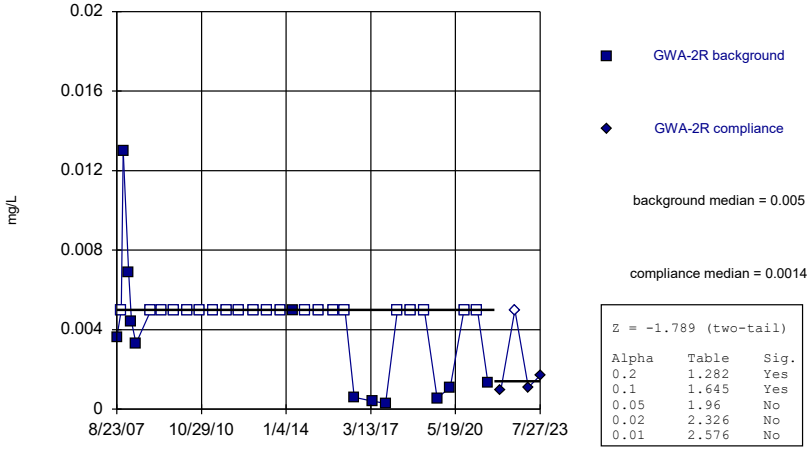

Z = -1.789 (two-tail)

Alpha	Table	Sig.
0.2	1.282	Yes
0.1	1.645	Yes
0.05	1.96	No
0.02	2.326	No
0.01	2.576	No

Constituent: Copper Analysis Run 3/4/2024 12:03 PM View: Appendix I Mann-Whitney
Plant Bowen Data: Bowen 1, 2, 9, and 10

Sanitas™ v.10.0.16 Software licensed to . UG
Hollow symbols indicate censored values.

Mann-Whitney (Wilcoxon Rank Sum)

GWA-39RZ (bg)

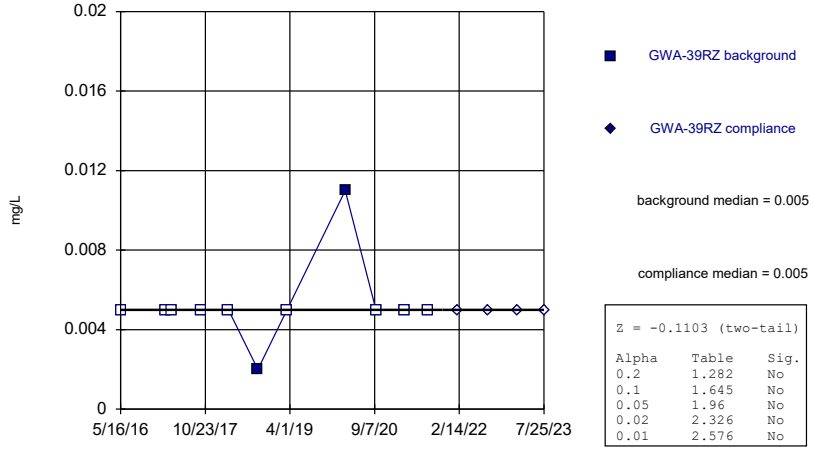

Z = -0.1103 (two-tail)

Alpha	Table	Sig.
0.2	1.282	No
0.1	1.645	No
0.05	1.96	No
0.02	2.326	No
0.01	2.576	No

Constituent: Copper Analysis Run 3/4/2024 12:03 PM View: Appendix I Mann-Whitney
Plant Bowen Data: Bowen 1, 2, 9, and 10

Sanitas™ v.10.0.16 Software licensed to . UG
Hollow symbols indicate censored values.

Mann-Whitney (Wilcoxon Rank Sum)

GWA-39Z (bg)

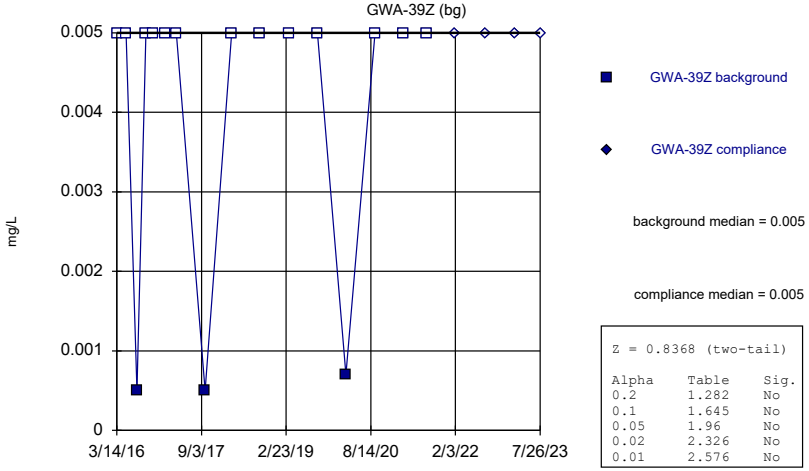

background median = 0.005

compliance median = 0.005

Z = 0.8368 (two-tail)

Alpha	Table	Sig.
0.2	1.282	No
0.1	1.645	No
0.05	1.96	No
0.02	2.326	No
0.01	2.576	No

Constituent: Copper Analysis Run 3/4/2024 12:03 PM View: Appendix I Mann-Whitney
Plant Bowen Data: Bowen 1, 2, 9, and 10

Sanitas™ v.10.0.16 Software licensed to . UG
Hollow symbols indicate censored values.

Mann-Whitney (Wilcoxon Rank Sum)

GWA-3A (bg)

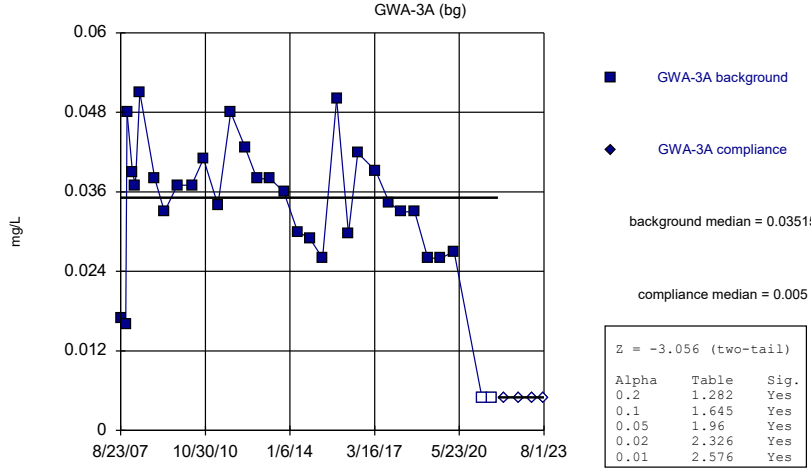

background median = 0.03515

compliance median = 0.005

Z = -3.056 (two-tail)

Alpha	Table	Sig.
0.2	1.282	Yes
0.1	1.645	Yes
0.05	1.96	Yes
0.02	2.326	Yes
0.01	2.576	Yes

Constituent: Copper Analysis Run 3/4/2024 12:03 PM View: Appendix I Mann-Whitney
Plant Bowen Data: Bowen 1, 2, 9, and 10

Sanitas™ v.10.0.16 Software licensed to . UG
Hollow symbols indicate censored values.

Mann-Whitney (Wilcoxon Rank Sum)

GWA-40 (bg)

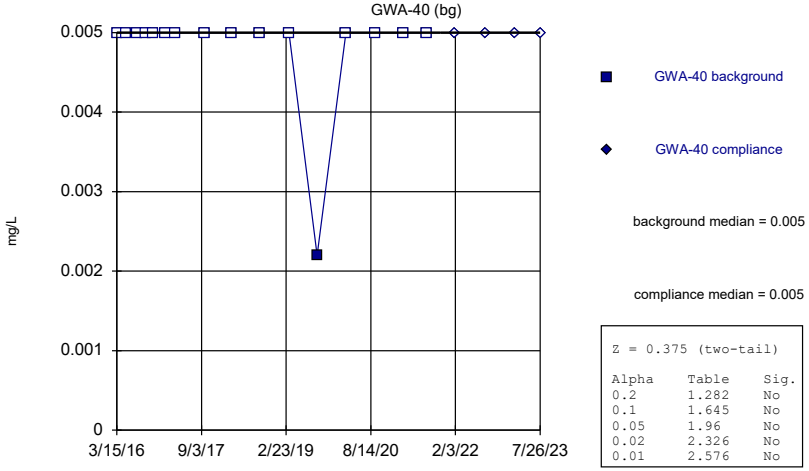

background median = 0.005

compliance median = 0.005

Z = 0.375 (two-tail)

Alpha	Table	Sig.
0.2	1.282	No
0.1	1.645	No
0.05	1.96	No
0.02	2.326	No
0.01	2.576	No

Constituent: Copper Analysis Run 3/4/2024 12:03 PM View: Appendix I Mann-Whitney
Plant Bowen Data: Bowen 1, 2, 9, and 10

Sanitas™ v.10.0.16 Software licensed to . UG
Hollow symbols indicate censored values.

Mann-Whitney (Wilcoxon Rank Sum)

GWA-41 (bg)

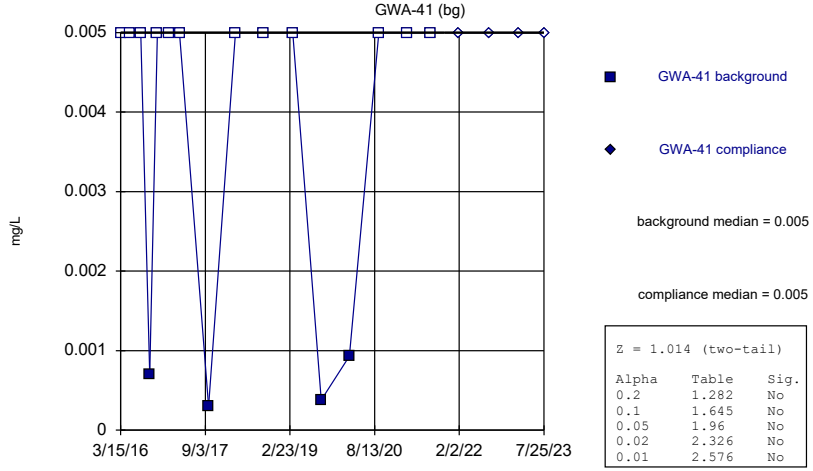

background median = 0.005

compliance median = 0.005

Z = 1.014 (two-tail)

Alpha	Table	Sig.
0.2	1.282	No
0.1	1.645	No
0.05	1.96	No
0.02	2.326	No
0.01	2.576	No

Constituent: Copper Analysis Run 3/4/2024 12:03 PM View: Appendix I Mann-Whitney
Plant Bowen Data: Bowen 1, 2, 9, and 10

Sanitas™ v.10.0.16 Software licensed to . UG
Hollow symbols indicate censored values.

Mann-Whitney (Wilcoxon Rank Sum)

GWA-41R (bg)

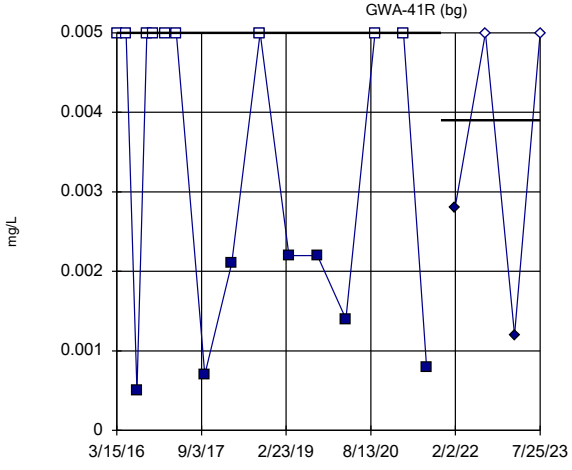

GWA-41R background

GWA-41R compliance

background median = 0.005

compliance median = 0.0039

Z = 0.05174 (two-tail)

Alpha	Table	Sig.
0.2	1.282	No
0.1	1.645	No
0.05	1.96	No
0.02	2.326	No
0.01	2.576	No

Constituent: Copper Analysis Run 3/4/2024 12:03 PM View: Appendix I Mann-Whitney
Plant Bowen Data: Bowen 1, 2, 9, and 10

Sanitas™ v.10.0.16 Software licensed to . UG
Hollow symbols indicate censored values.

Mann-Whitney (Wilcoxon Rank Sum)

GWA-42 (bg)

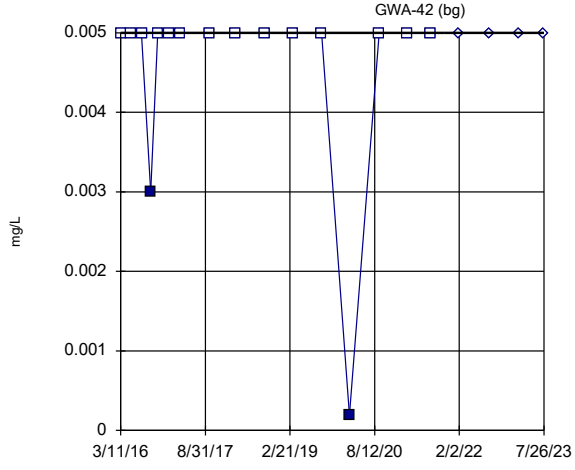

GWA-42 background

GWA-42 compliance

background median = 0.005

compliance median = 0.005

Z = 0.6348 (two-tail)

Alpha	Table	Sig.
0.2	1.282	No
0.1	1.645	No
0.05	1.96	No
0.02	2.326	No
0.01	2.576	No

Constituent: Copper Analysis Run 3/4/2024 12:03 PM View: Appendix I Mann-Whitney
Plant Bowen Data: Bowen 1, 2, 9, and 10

Sanitas™ v.10.0.16 Software licensed to . UG
Hollow symbols indicate censored values.

Mann-Whitney (Wilcoxon Rank Sum)

GWA-43 (bg)

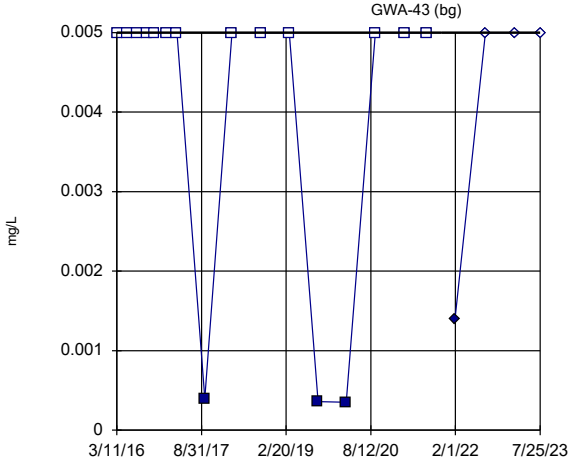

GWA-43 background

GWA-43 compliance

background median = 0.005

compliance median = 0.005

Z = -0.1352 (two-tail)

Alpha	Table	Sig.
0.2	1.282	No
0.1	1.645	No
0.05	1.96	No
0.02	2.326	No
0.01	2.576	No

Constituent: Copper Analysis Run 3/4/2024 12:03 PM View: Appendix I Mann-Whitney
Plant Bowen Data: Bowen 1, 2, 9, and 10

Sanitas™ v.10.0.16 Software licensed to . UG
Hollow symbols indicate censored values.

Mann-Whitney (Wilcoxon Rank Sum)

GWA-43R (bg)

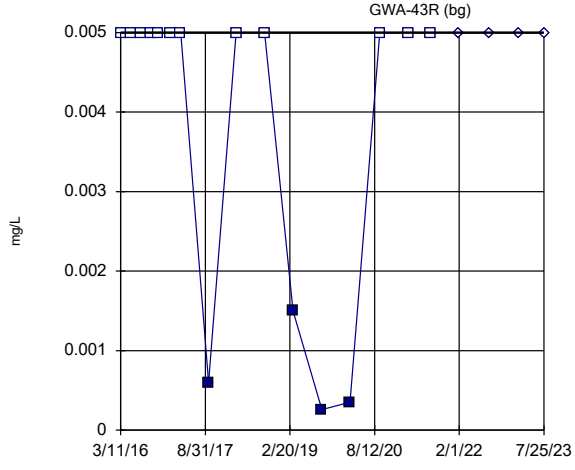

GWA-43R background

GWA-43R compliance

background median = 0.005

compliance median = 0.005

Z = 1.014 (two-tail)

Alpha	Table	Sig.
0.2	1.282	No
0.1	1.645	No
0.05	1.96	No
0.02	2.326	No
0.01	2.576	No

Constituent: Copper Analysis Run 3/4/2024 12:03 PM View: Appendix I Mann-Whitney
Plant Bowen Data: Bowen 1, 2, 9, and 10

Sanitas™ v.10.0.16 Software licensed to . UG
Hollow symbols indicate censored values.

Mann-Whitney (Wilcoxon Rank Sum)

GWA-4RZ (bg)

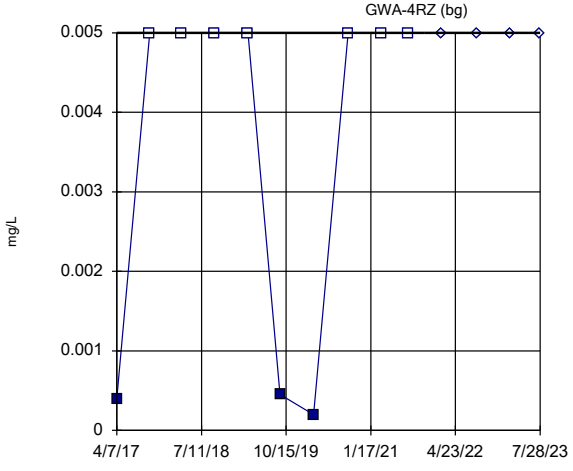

GWA-4RZ background

GWA-4RZ compliance

background median = 0.005

compliance median = 0.005

Z = 1.082 (two-tail)

Alpha	Table	Sig.
0.2	1.282	No
0.1	1.645	No
0.05	1.96	No
0.02	2.326	No
0.01	2.576	No

Constituent: Copper Analysis Run 3/4/2024 12:03 PM View: Appendix I Mann-Whitney
Plant Bowen Data: Bowen 1, 2, 9, and 10

Sanitas™ v.10.0.16 Software licensed to . UG
Hollow symbols indicate censored values.

Mann-Whitney (Wilcoxon Rank Sum)

GWA-50 (bg)

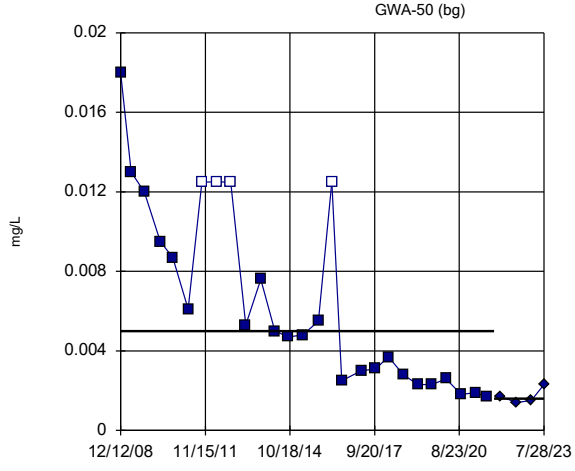

GWA-50 background

GWA-50 compliance

background median = 0.005

compliance median = 0.0016

Z = -2.951 (two-tail)

Alpha	Table	Sig.
0.2	1.282	Yes
0.1	1.645	Yes
0.05	1.96	Yes
0.02	2.326	Yes
0.01	2.576	Yes

Constituent: Copper Analysis Run 3/4/2024 12:03 PM View: Appendix I Mann-Whitney
Plant Bowen Data: Bowen 1, 2, 9, and 10

Sanitas™ v.10.0.16 Software licensed to . UG

Mann-Whitney (Wilcoxon Rank Sum)

GWA-50R (bg)

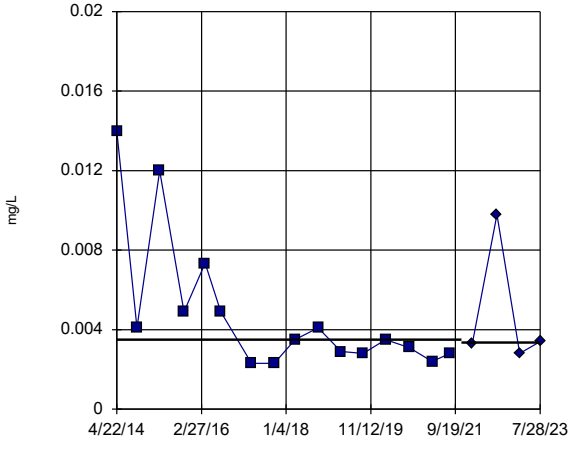

GWA-50R background

GWA-50R compliance

background median = 0.0035

compliance median = 0.00335

Z = -0.04739 (two-tail)

Alpha	Table	Sig.
0.2	1.282	No
0.1	1.645	No
0.05	1.96	No
0.02	2.326	No

Constituent: Copper Analysis Run 3/4/2024 12:03 PM View: Appendix I Mann-Whitney
Plant Bowen Data: Bowen 1, 2, 9, and 10

Sanitas™ v.10.0.16 Software licensed to . UG
Hollow symbols indicate censored values.

Mann-Whitney (Wilcoxon Rank Sum)

GWC-10

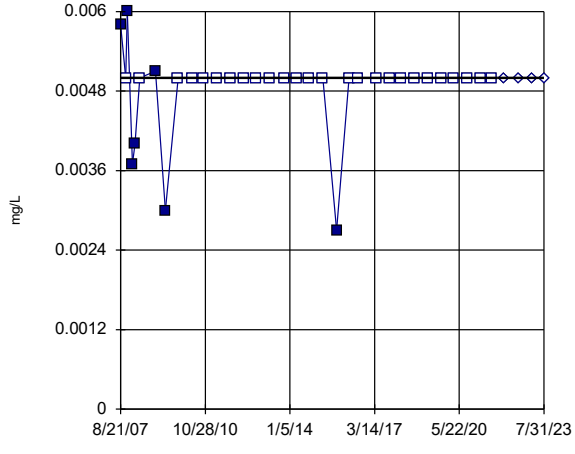

GWC-10 background

GWC-10 compliance

background median = 0.005

compliance median = 0.005

Z = 0.1073 (two-tail)

Alpha	Table	Sig.
0.2	1.282	No
0.1	1.645	No
0.05	1.96	No
0.02	2.326	No
0.01	2.576	No

Constituent: Copper Analysis Run 3/4/2024 12:03 PM View: Appendix I Mann-Whitney
Plant Bowen Data: Bowen 1, 2, 9, and 10

Sanitas™ v.10.0.16 Software licensed to . UG
Hollow symbols indicate censored values.

Mann-Whitney (Wilcoxon Rank Sum)

GWC-10R

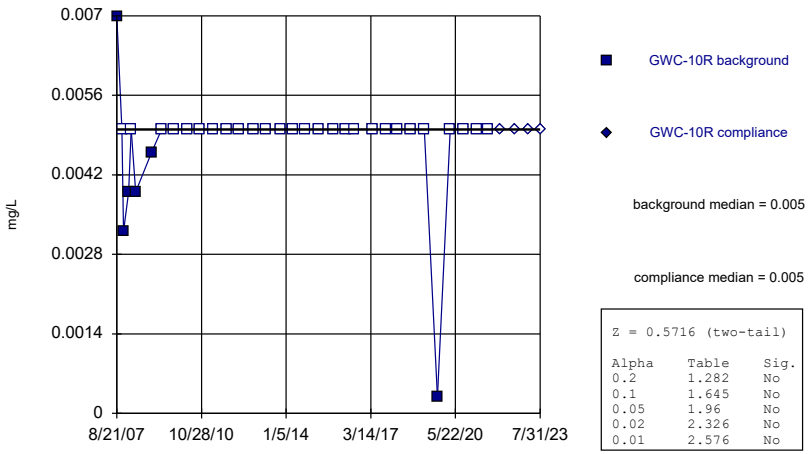

Constituent: Copper Analysis Run 3/4/2024 12:03 PM View: Appendix I Mann-Whitney
Plant Bowen Data: Bowen 1, 2, 9, and 10

Sanitas™ v.10.0.16 Software licensed to . UG
Hollow symbols indicate censored values.

Mann-Whitney (Wilcoxon Rank Sum)

GWC-11

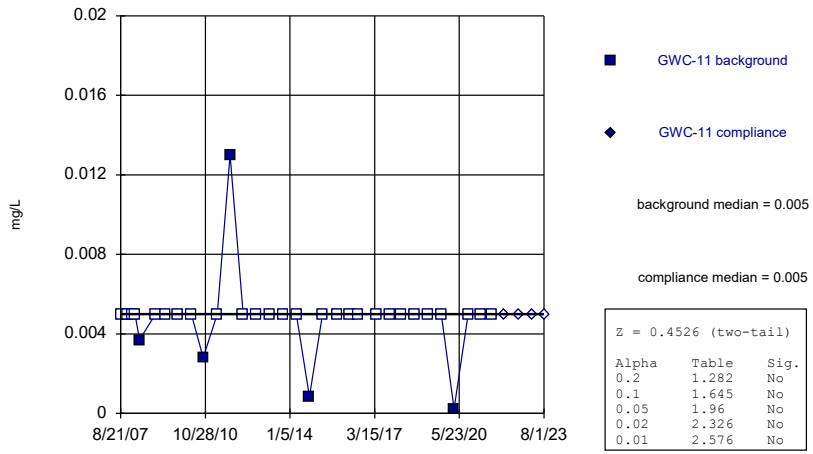

Constituent: Copper Analysis Run 3/4/2024 12:03 PM View: Appendix I Mann-Whitney
Plant Bowen Data: Bowen 1, 2, 9, and 10

Sanitas™ v.10.0.16 Software licensed to . UG
Hollow symbols indicate censored values.

Mann-Whitney (Wilcoxon Rank Sum)

GWC-11R

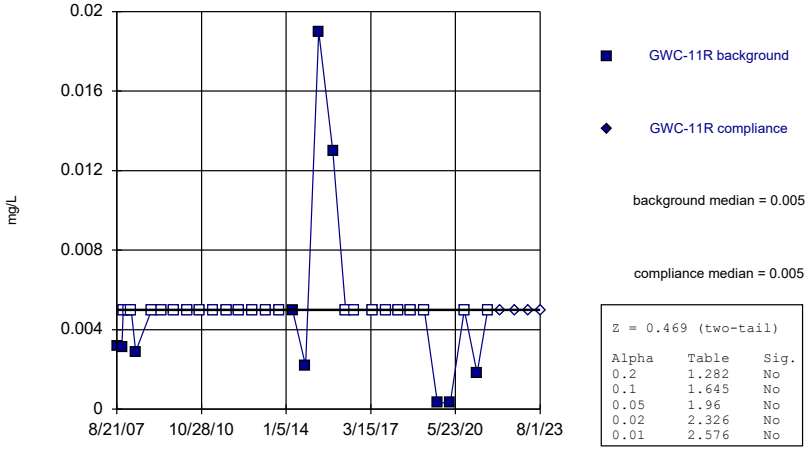

Constituent: Copper Analysis Run 3/4/2024 12:03 PM View: Appendix I Mann-Whitney
Plant Bowen Data: Bowen 1, 2, 9, and 10

Sanitas™ v.10.0.16 Software licensed to . UG
Hollow symbols indicate censored values.

Mann-Whitney (Wilcoxon Rank Sum)

GWC-12

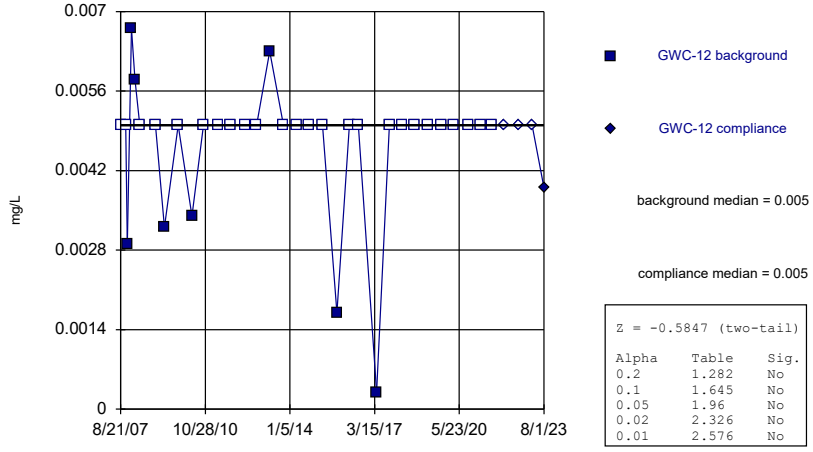

Constituent: Copper Analysis Run 3/4/2024 12:03 PM View: Appendix I Mann-Whitney
Plant Bowen Data: Bowen 1, 2, 9, and 10

Sanitas™ v.10.0.16 Software licensed to . UG
Hollow symbols indicate censored values.

Mann-Whitney (Wilcoxon Rank Sum)

GWC-13

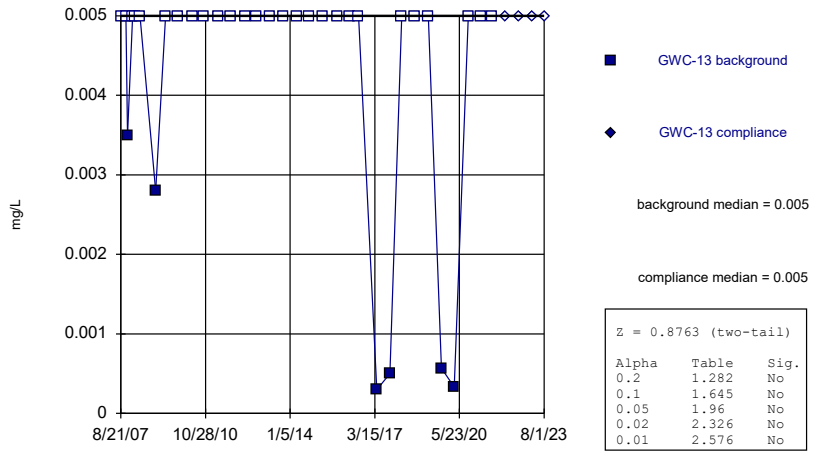

Constituent: Copper Analysis Run 3/4/2024 12:03 PM View: Appendix I Mann-Whitney
Plant Bowen Data: Bowen 1, 2, 9, and 10

Sanitas™ v.10.0.16 Software licensed to . UG
Hollow symbols indicate censored values.

Mann-Whitney (Wilcoxon Rank Sum)

GWC-13RZ

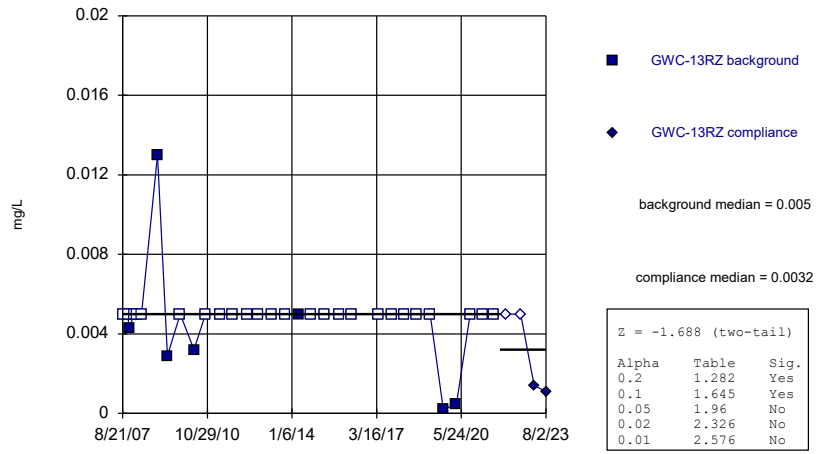

Constituent: Copper Analysis Run 3/4/2024 12:03 PM View: Appendix I Mann-Whitney
Plant Bowen Data: Bowen 1, 2, 9, and 10

Sanitas™ v.10.0.16 Software licensed to . UG
Hollow symbols indicate censored values.

Mann-Whitney (Wilcoxon Rank Sum)

GWC-14Z

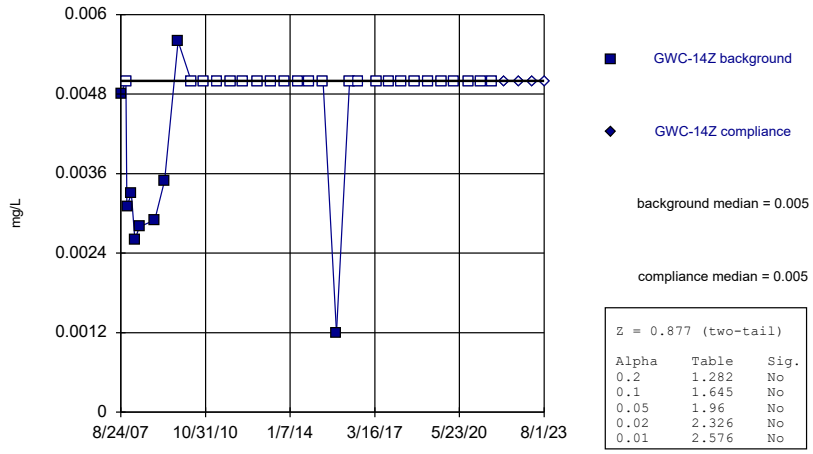

Constituent: Copper Analysis Run 3/4/2024 12:03 PM View: Appendix I Mann-Whitney
Plant Bowen Data: Bowen 1, 2, 9, and 10

Sanitas™ v.10.0.16 Software licensed to . UG
Hollow symbols indicate censored values.

Mann-Whitney (Wilcoxon Rank Sum)

GWC-15R

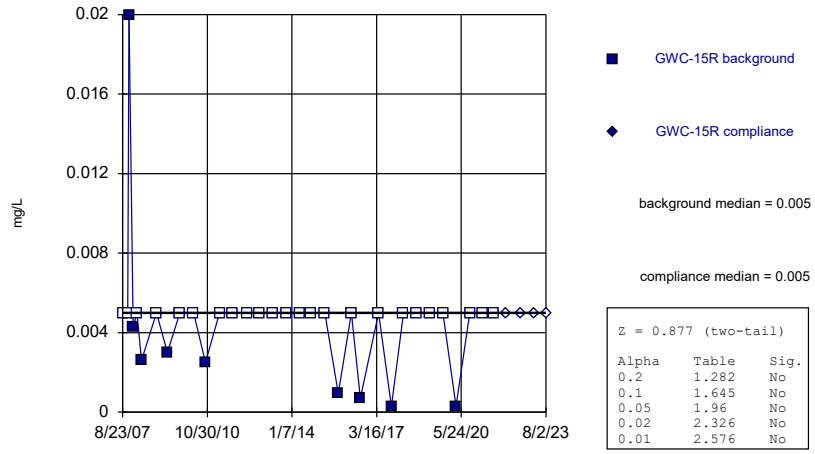

Constituent: Copper Analysis Run 3/4/2024 12:03 PM View: Appendix I Mann-Whitney
Plant Bowen Data: Bowen 1, 2, 9, and 10

Sanitas™ v.10.0.16 Software licensed to . UG
Hollow symbols indicate censored values.

Mann-Whitney (Wilcoxon Rank Sum)

GWC-15Z

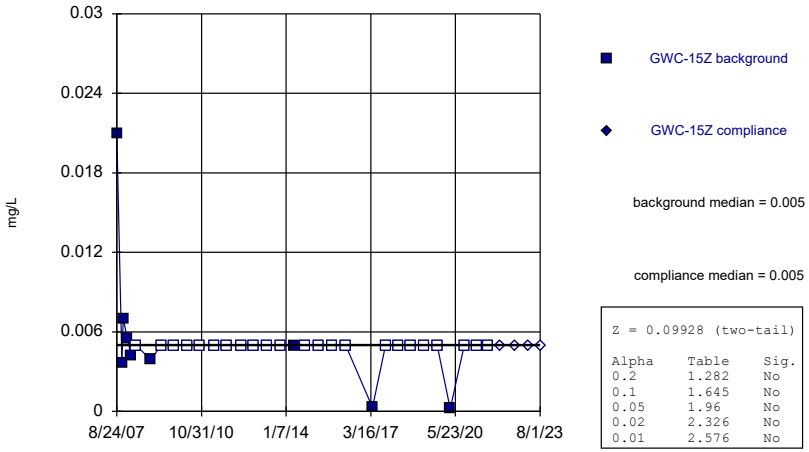

Z = 0.09928 (two-tail)

Alpha	Table	Sig.
0.2	1.282	No
0.1	1.645	No
0.05	1.96	No
0.02	2.326	No
0.01	2.576	No

Constituent: Copper Analysis Run 3/4/2024 12:03 PM View: Appendix I Mann-Whitney
Plant Bowen Data: Bowen 1, 2, 9, and 10

Sanitas™ v.10.0.16 Software licensed to . UG
Hollow symbols indicate censored values.

Mann-Whitney (Wilcoxon Rank Sum)

GWC-44

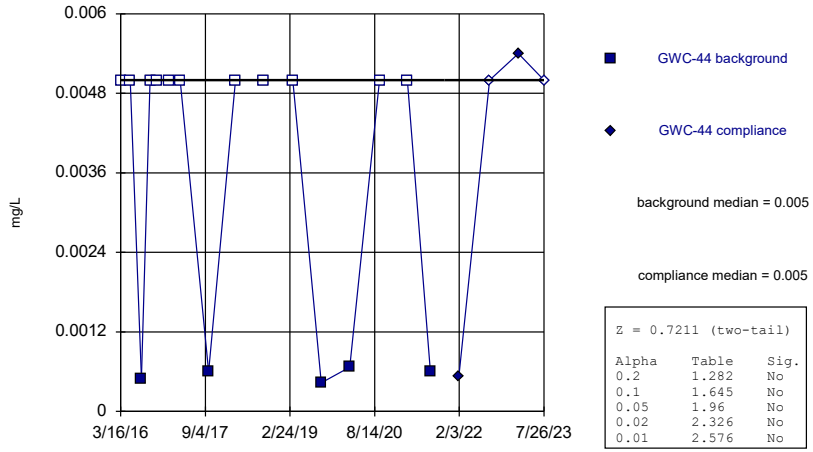

Z = 0.7211 (two-tail)

Alpha	Table	Sig.
0.2	1.282	No
0.1	1.645	No
0.05	1.96	No
0.02	2.326	No
0.01	2.576	No

Constituent: Copper Analysis Run 3/4/2024 12:03 PM View: Appendix I Mann-Whitney
Plant Bowen Data: Bowen 1, 2, 9, and 10

Sanitas™ v.10.0.16 Software licensed to . UG
Hollow symbols indicate censored values.

Mann-Whitney (Wilcoxon Rank Sum)

GWC-45

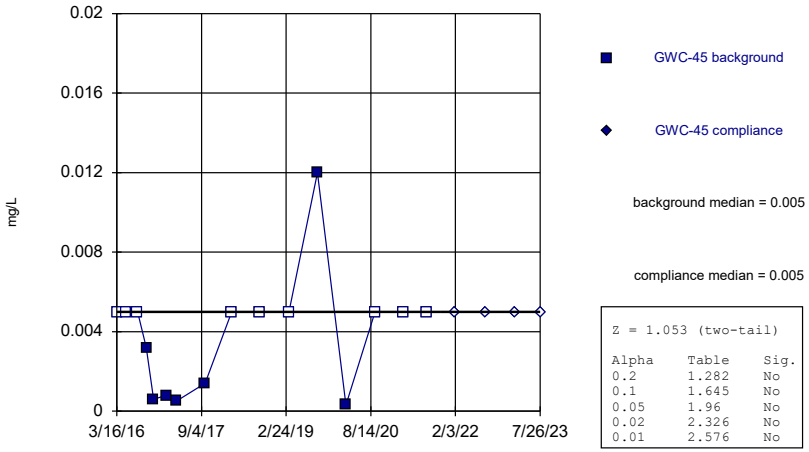

Z = 1.053 (two-tail)

Alpha	Table	Sig.
0.2	1.282	No
0.1	1.645	No
0.05	1.96	No
0.02	2.326	No
0.01	2.576	No

Constituent: Copper Analysis Run 3/4/2024 12:03 PM View: Appendix I Mann-Whitney
Plant Bowen Data: Bowen 1, 2, 9, and 10

Sanitas™ v.10.0.16 Software licensed to . UG
Hollow symbols indicate censored values.

Mann-Whitney (Wilcoxon Rank Sum)

GWC-45R

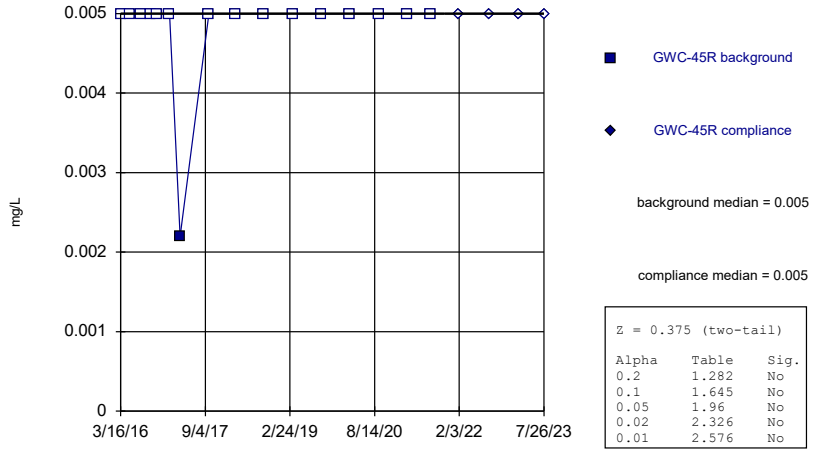

Z = 0.375 (two-tail)

Alpha	Table	Sig.
0.2	1.282	No
0.1	1.645	No
0.05	1.96	No
0.02	2.326	No
0.01	2.576	No

Constituent: Copper Analysis Run 3/4/2024 12:03 PM View: Appendix I Mann-Whitney
Plant Bowen Data: Bowen 1, 2, 9, and 10

Sanitas™ v.10.0.16 Software licensed to . UG
Hollow symbols indicate censored values.

Mann-Whitney (Wilcoxon Rank Sum)

GWC-46R

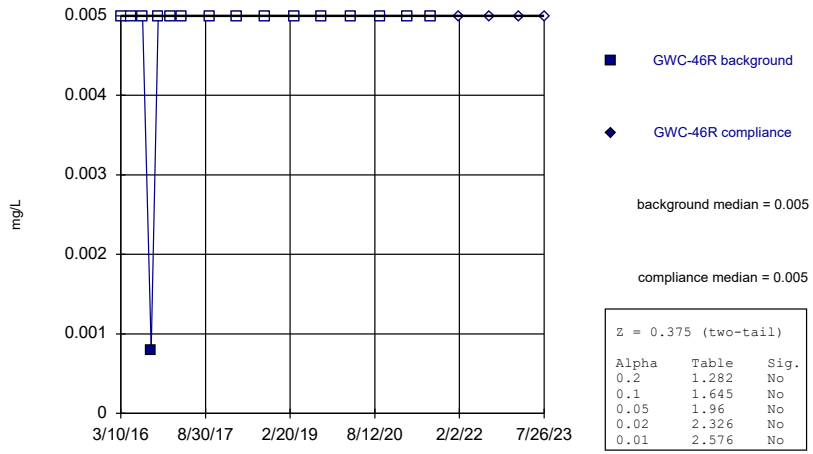

Z = 0.375 (two-tail)

Alpha	Table	Sig.
0.2	1.282	No
0.1	1.645	No
0.05	1.96	No
0.02	2.326	No
0.01	2.576	No

Constituent: Copper Analysis Run 3/4/2024 12:04 PM View: Appendix I Mann-Whitney
Plant Bowen Data: Bowen 1, 2, 9, and 10

Sanitas™ v.10.0.16 Software licensed to . UG
Hollow symbols indicate censored values.

Mann-Whitney (Wilcoxon Rank Sum)

GWC-47

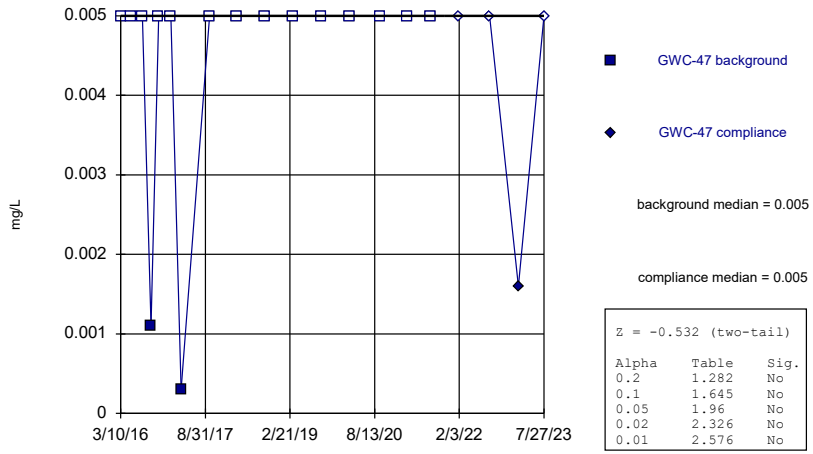

Z = -0.532 (two-tail)

Alpha	Table	Sig.
0.2	1.282	No
0.1	1.645	No
0.05	1.96	No
0.02	2.326	No
0.01	2.576	No

Constituent: Copper Analysis Run 3/4/2024 12:04 PM View: Appendix I Mann-Whitney
Plant Bowen Data: Bowen 1, 2, 9, and 10

Sanitas™ v.10.0.16 Software licensed to . UG
Hollow symbols indicate censored values.

Mann-Whitney (Wilcoxon Rank Sum)

GWC-47R

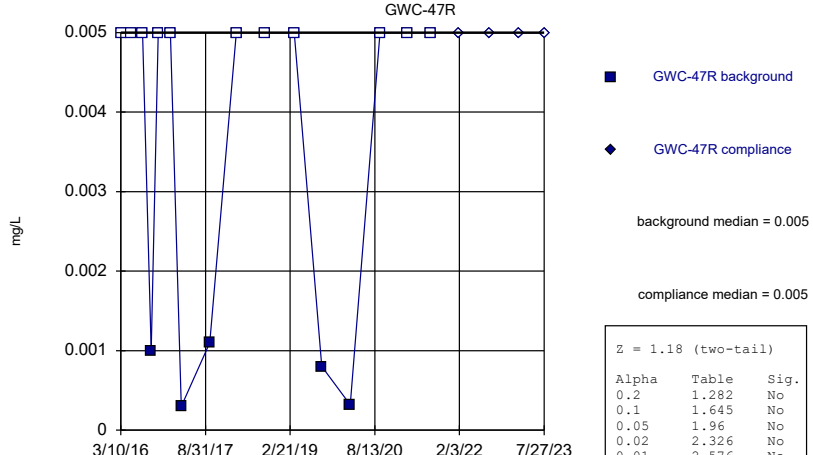

Z = 1.18 (two-tail)

Alpha	Table	Sig.
0.2	1.282	No
0.1	1.645	No
0.05	1.96	No
0.02	2.326	No
0.01	2.576	No

Constituent: Copper Analysis Run 3/4/2024 12:04 PM View: Appendix I Mann-Whitney
Plant Bowen Data: Bowen 1, 2, 9, and 10

Sanitas™ v.10.0.16 Software licensed to . UG
Hollow symbols indicate censored values.

Mann-Whitney (Wilcoxon Rank Sum)

GWC-48

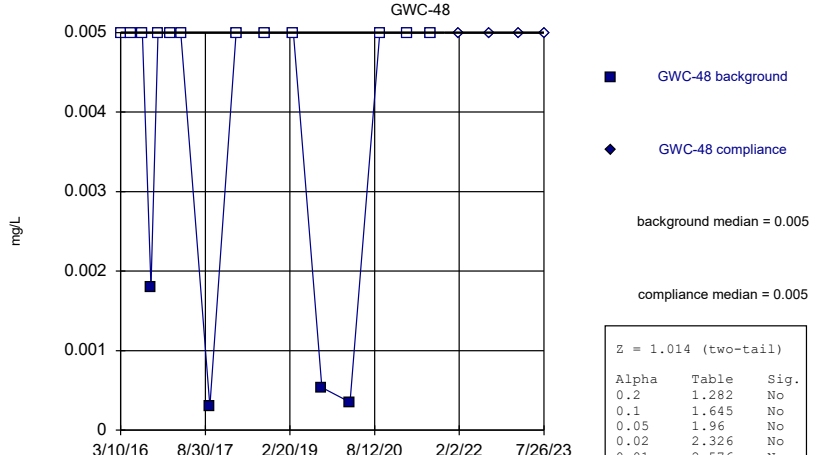

Z = 1.014 (two-tail)

Alpha	Table	Sig.
0.2	1.282	No
0.1	1.645	No
0.05	1.96	No
0.02	2.326	No
0.01	2.576	No

Constituent: Copper Analysis Run 3/4/2024 12:04 PM View: Appendix I Mann-Whitney
Plant Bowen Data: Bowen 1, 2, 9, and 10

Sanitas™ v.10.0.16 Software licensed to . UG
Hollow symbols indicate censored values.

Mann-Whitney (Wilcoxon Rank Sum)

GWC-49Z

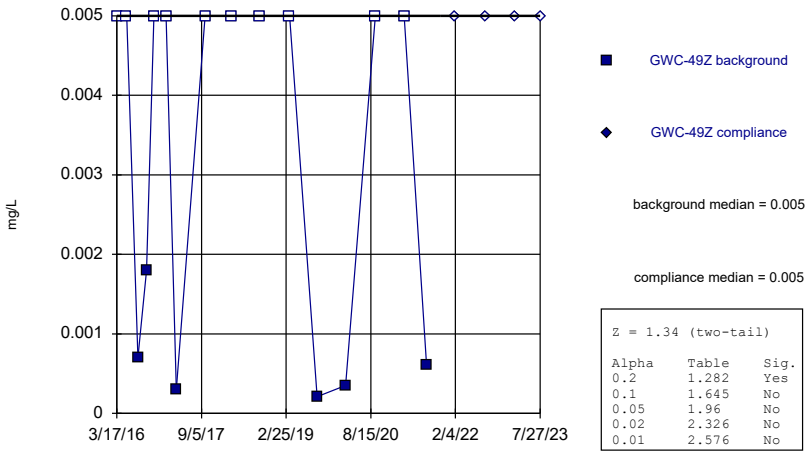

Z = 1.34 (two-tail)

Alpha	Table	Sig.
0.2	1.282	Yes
0.1	1.645	No
0.05	1.96	No
0.02	2.326	No
0.01	2.576	No

Constituent: Copper Analysis Run 3/4/2024 12:04 PM View: Appendix I Mann-Whitney
Plant Bowen Data: Bowen 1, 2, 9, and 10

Sanitas™ v.10.0.16 Software licensed to . UG

Mann-Whitney (Wilcoxon Rank Sum)

GWC-5

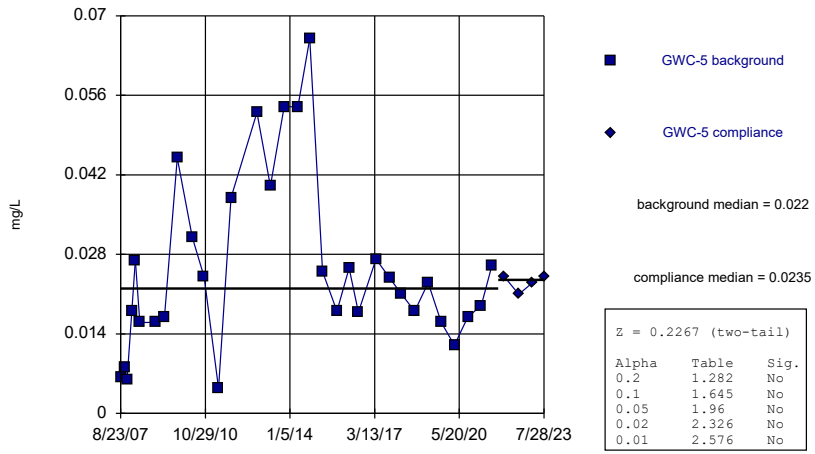

Z = 0.2267 (two-tail)

Alpha	Table	Sig.
0.2	1.282	No
0.1	1.645	No
0.05	1.96	No
0.02	2.326	No
0.01	2.576	No

Constituent: Copper Analysis Run 3/4/2024 12:04 PM View: Appendix I Mann-Whitney
Plant Bowen Data: Bowen 1, 2, 9, and 10

Sanitas™ v.10.0.16 Software licensed to . UG
Hollow symbols indicate censored values.

Mann-Whitney (Wilcoxon Rank Sum)

GWC-6

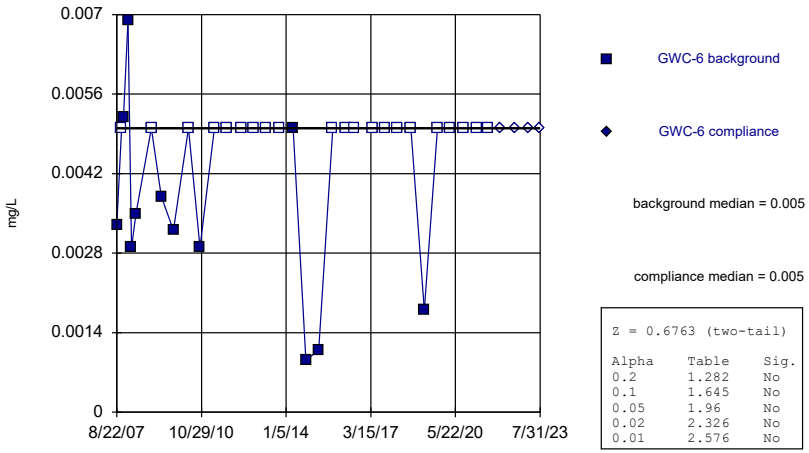

Z = 0.6763 (two-tail)

Alpha	Table	Sig.
0.2	1.282	No
0.1	1.645	No
0.05	1.96	No
0.02	2.326	No
0.01	2.576	No

Constituent: Copper Analysis Run 3/4/2024 12:04 PM View: Appendix I Mann-Whitney
Plant Bowen Data: Bowen 1, 2, 9, and 10

Sanitas™ v.10.0.16 Software licensed to . UG
Hollow symbols indicate censored values.

Mann-Whitney (Wilcoxon Rank Sum)

GWC-6RZ

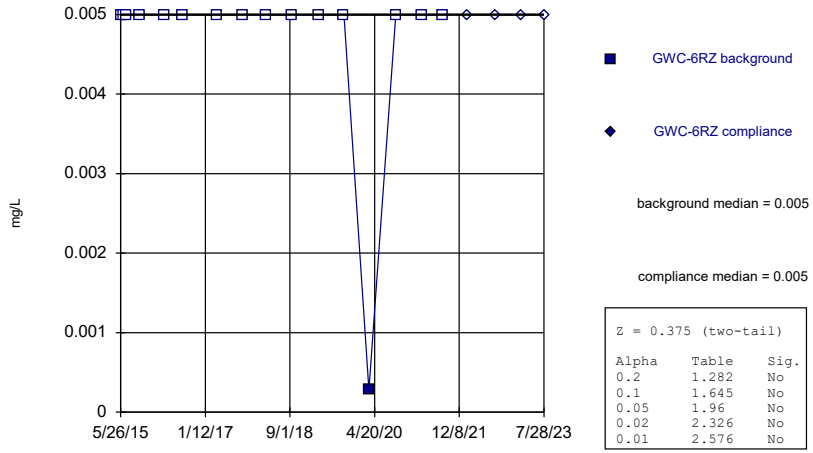

Z = 0.375 (two-tail)

Alpha	Table	Sig.
0.2	1.282	No
0.1	1.645	No
0.05	1.96	No
0.02	2.326	No
0.01	2.576	No

Constituent: Copper Analysis Run 3/4/2024 12:04 PM View: Appendix I Mann-Whitney
Plant Bowen Data: Bowen 1, 2, 9, and 10

Sanitas™ v.10.0.16 Software licensed to . UG
Hollow symbols indicate censored values.

Mann-Whitney (Wilcoxon Rank Sum)

GWC-7Z

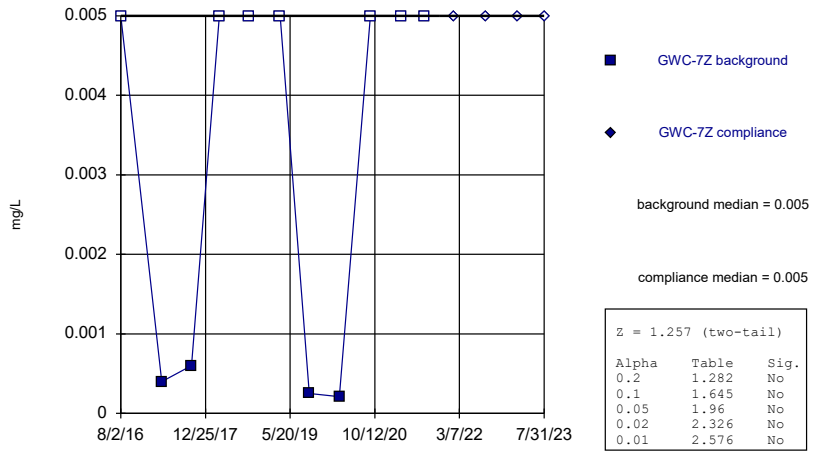

Constituent: Copper Analysis Run 3/4/2024 12:04 PM View: Appendix I Mann-Whitney
Plant Bowen Data: Bowen 1, 2, 9, and 10

Sanitas™ v.10.0.16 Software licensed to . UG
Hollow symbols indicate censored values.

Mann-Whitney (Wilcoxon Rank Sum)

GWC-8RR

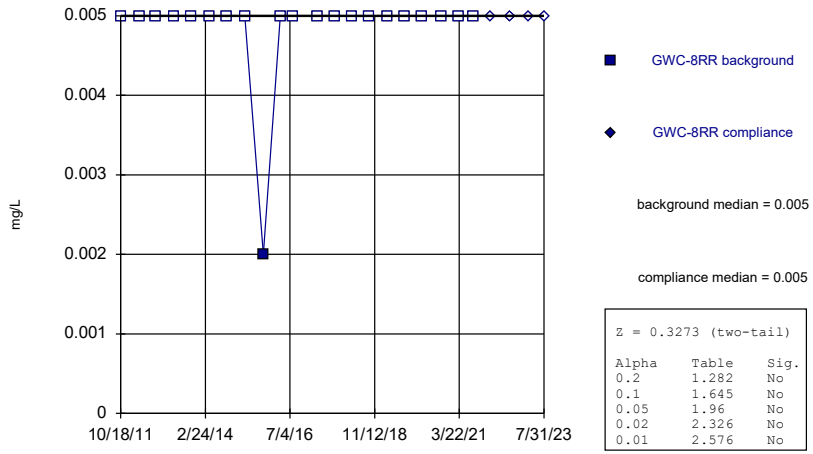

Constituent: Copper Analysis Run 3/4/2024 12:04 PM View: Appendix I Mann-Whitney
Plant Bowen Data: Bowen 1, 2, 9, and 10

Sanitas™ v.10.0.16 Software licensed to . UG
Hollow symbols indicate censored values.

Mann-Whitney (Wilcoxon Rank Sum)

GWC-8Z

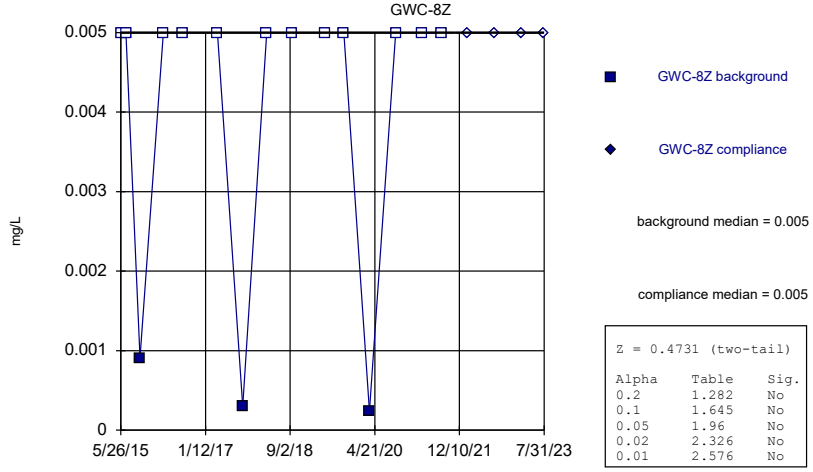

Constituent: Copper Analysis Run 3/4/2024 12:04 PM View: Appendix I Mann-Whitney
Plant Bowen Data: Bowen 1, 2, 9, and 10

Sanitas™ v.10.0.16 Software licensed to . UG
Hollow symbols indicate censored values.

Mann-Whitney (Wilcoxon Rank Sum)

GWC-9

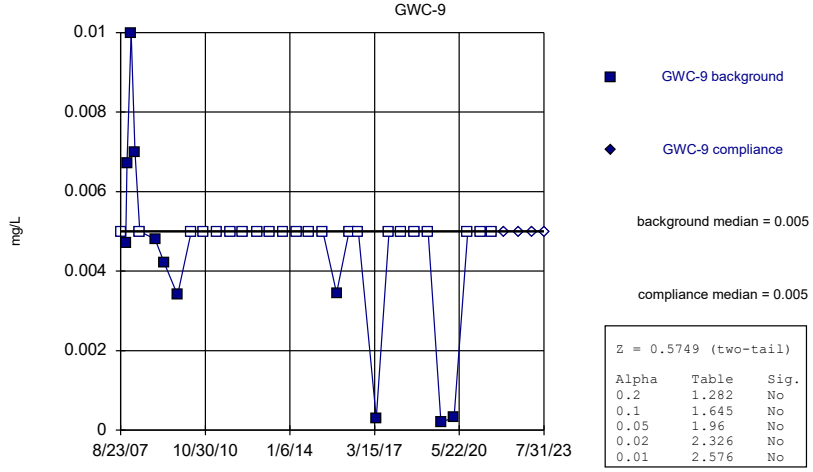

Constituent: Copper Analysis Run 3/4/2024 12:04 PM View: Appendix I Mann-Whitney
Plant Bowen Data: Bowen 1, 2, 9, and 10

Sanitas™ v.10.0.16 Software licensed to . UG
Hollow symbols indicate censored values.

Mann-Whitney (Wilcoxon Rank Sum)

GWA-1 (bg)

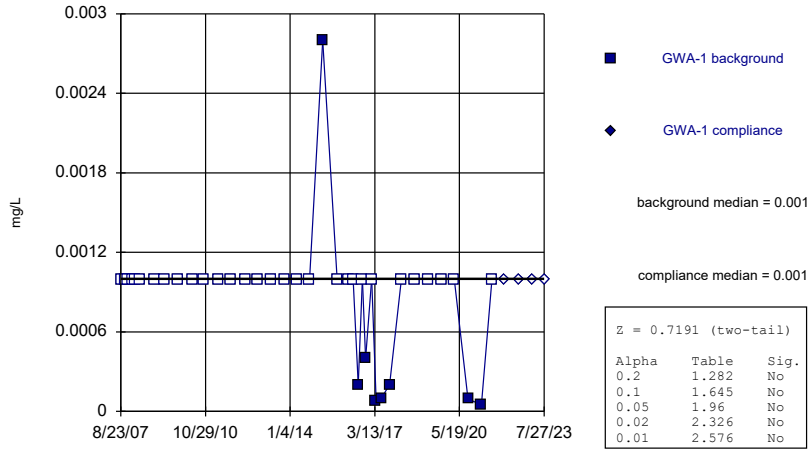

Z = 0.7191 (two-tail)

Alpha	Table	Sig.
0.2	1.282	No
0.1	1.645	No
0.05	1.96	No
0.02	2.326	No
0.01	2.576	No

Constituent: Lead Analysis Run 3/4/2024 12:04 PM View: Appendix I Mann-Whitney
Plant Bowen Data: Bowen 1, 2, 9, and 10

Sanitas™ v.10.0.16 Software licensed to . UG
Hollow symbols indicate censored values.

Mann-Whitney (Wilcoxon Rank Sum)

GWA-2 (bg)

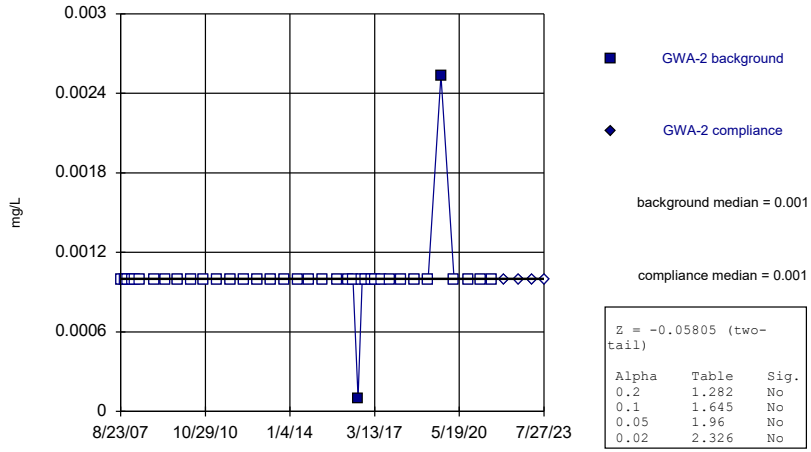

Z = -0.05805 (two-tail)

Alpha	Table	Sig.
0.2	1.282	No
0.1	1.645	No
0.05	1.96	No
0.02	2.326	No

Constituent: Lead Analysis Run 3/4/2024 12:04 PM View: Appendix I Mann-Whitney
Plant Bowen Data: Bowen 1, 2, 9, and 10

Sanitas™ v.10.0.16 Software licensed to . UG
Hollow symbols indicate censored values.

Mann-Whitney (Wilcoxon Rank Sum)

GWA-2R (bg)

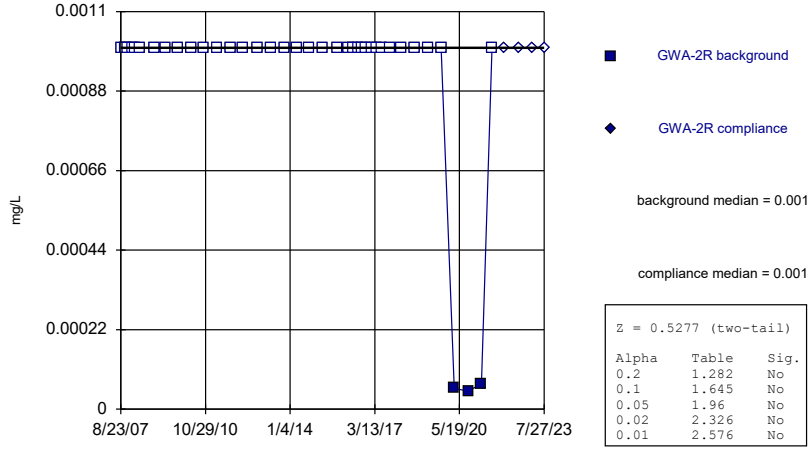

Z = 0.5277 (two-tail)

Alpha	Table	Sig.
0.2	1.282	No
0.1	1.645	No
0.05	1.96	No
0.02	2.326	No
0.01	2.576	No

Constituent: Lead Analysis Run 3/4/2024 12:04 PM View: Appendix I Mann-Whitney
Plant Bowen Data: Bowen 1, 2, 9, and 10

Sanitas™ v.10.0.16 Software licensed to . UG
Hollow symbols indicate censored values.

Mann-Whitney (Wilcoxon Rank Sum)

GWA-39RZ (bg)

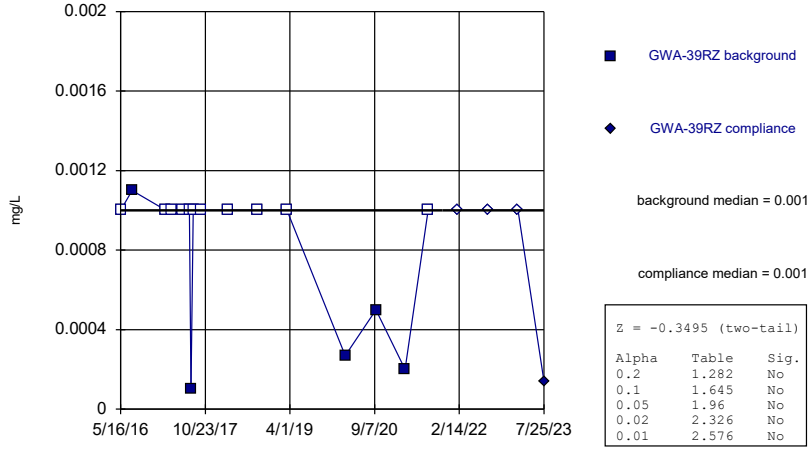

Z = -0.3495 (two-tail)

Alpha	Table	Sig.
0.2	1.282	No
0.1	1.645	No
0.05	1.96	No
0.02	2.326	No
0.01	2.576	No

Constituent: Lead Analysis Run 3/4/2024 12:04 PM View: Appendix I Mann-Whitney
Plant Bowen Data: Bowen 1, 2, 9, and 10

Sanitas™ v.10.0.16 Software licensed to . UG
Hollow symbols indicate censored values.

Mann-Whitney (Wilcoxon Rank Sum)

GWA-39Z (bg)

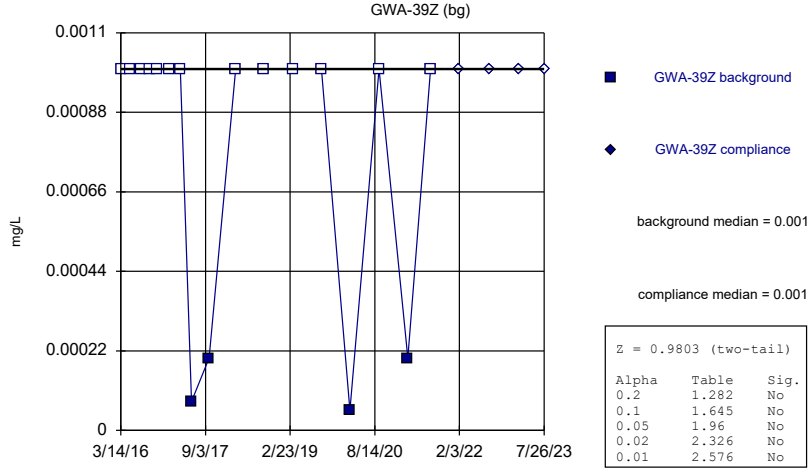

Z = 0.9803 (two-tail)

Alpha	Table	Sig.
0.2	1.282	No
0.1	1.645	No
0.05	1.96	No
0.02	2.326	No
0.01	2.576	No

Constituent: Lead Analysis Run 3/4/2024 12:04 PM View: Appendix I Mann-Whitney
Plant Bowen Data: Bowen 1, 2, 9, and 10

Sanitas™ v.10.0.16 Software licensed to . UG
Hollow symbols indicate censored values.

Mann-Whitney (Wilcoxon Rank Sum)

GWA-40 (bg)

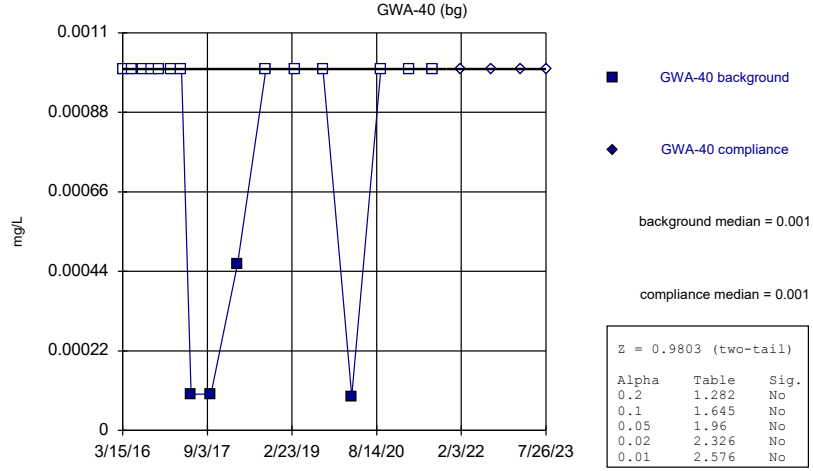

Z = 0.9803 (two-tail)

Alpha	Table	Sig.
0.2	1.282	No
0.1	1.645	No
0.05	1.96	No
0.02	2.326	No
0.01	2.576	No

Constituent: Lead Analysis Run 3/4/2024 12:04 PM View: Appendix I Mann-Whitney
Plant Bowen Data: Bowen 1, 2, 9, and 10

Sanitas™ v.10.0.16 Software licensed to . UG
Hollow symbols indicate censored values.

Mann-Whitney (Wilcoxon Rank Sum)

GWA-41 (bg)

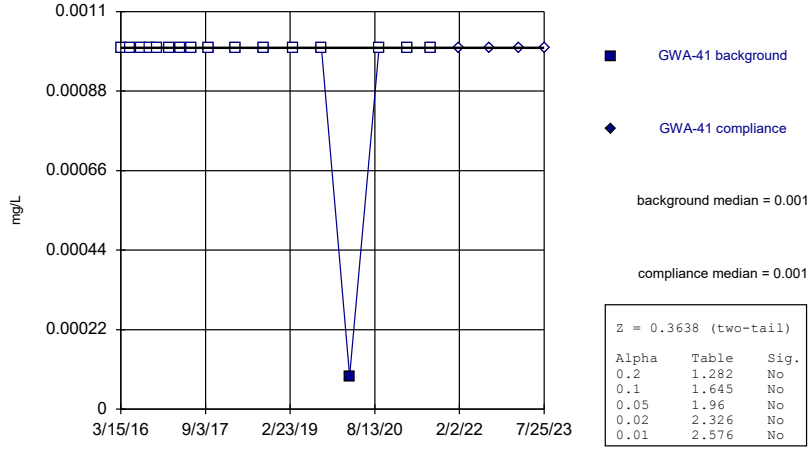

Z = 0.3638 (two-tail)

Alpha	Table	Sig.
0.2	1.282	No
0.1	1.645	No
0.05	1.96	No
0.02	2.326	No
0.01	2.576	No

Constituent: Lead Analysis Run 3/4/2024 12:04 PM View: Appendix I Mann-Whitney
Plant Bowen Data: Bowen 1, 2, 9, and 10

Sanitas™ v.10.0.16 Software licensed to . UG
Hollow symbols indicate censored values.

Mann-Whitney (Wilcoxon Rank Sum)

GWA-41R (bg)

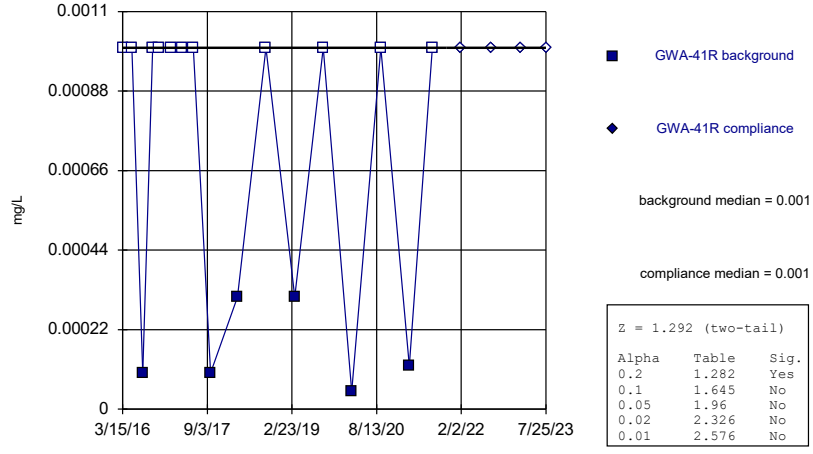

Z = 1.292 (two-tail)

Alpha	Table	Sig.
0.2	1.282	Yes
0.1	1.645	No
0.05	1.96	No
0.02	2.326	No
0.01	2.576	No

Constituent: Lead Analysis Run 3/4/2024 12:04 PM View: Appendix I Mann-Whitney
Plant Bowen Data: Bowen 1, 2, 9, and 10

Sanitas™ v.10.0.16 Software licensed to . UG
Hollow symbols indicate censored values.

Mann-Whitney (Wilcoxon Rank Sum)

GWA-42 (bg)

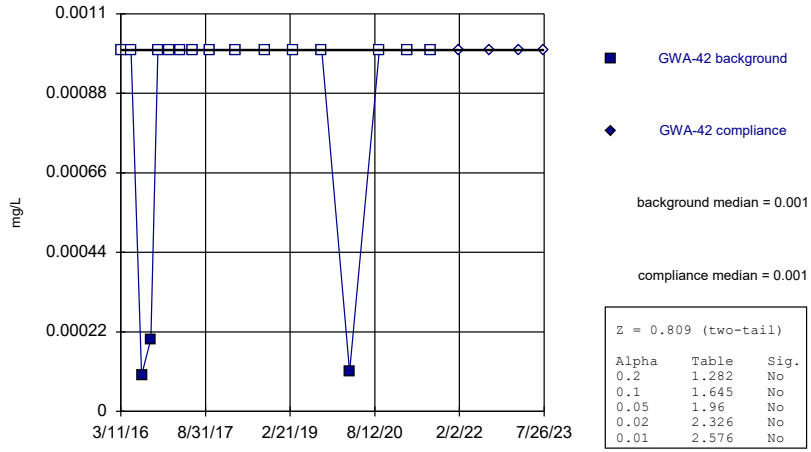

Z = 0.809 (two-tail)

Alpha	Table	Sig.
0.2	1.282	No
0.1	1.645	No
0.05	1.96	No
0.02	2.326	No
0.01	2.576	No

Constituent: Lead Analysis Run 3/4/2024 12:04 PM View: Appendix I Mann-Whitney
Plant Bowen Data: Bowen 1, 2, 9, and 10

Sanitas™ v.10.0.16 Software licensed to . UG
Hollow symbols indicate censored values.

Mann-Whitney (Wilcoxon Rank Sum)

GWA-43 (bg)

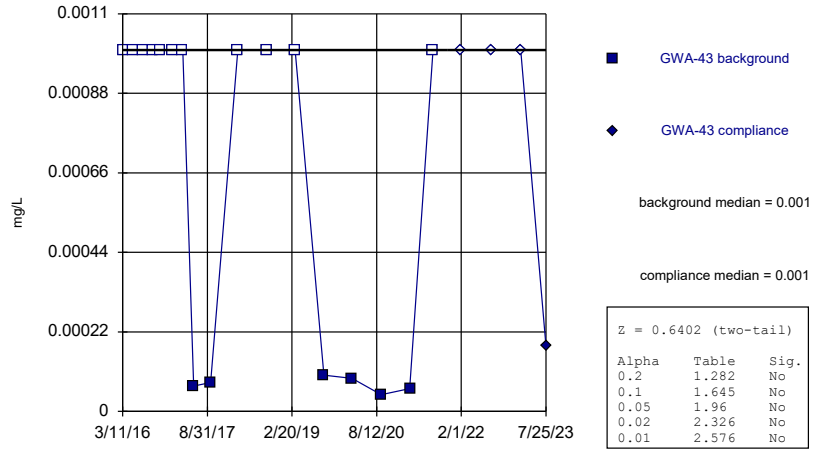

Z = 0.6402 (two-tail)

Alpha	Table	Sig.
0.2	1.282	No
0.1	1.645	No
0.05	1.96	No
0.02	2.326	No
0.01	2.576	No

Constituent: Lead Analysis Run 3/4/2024 12:04 PM View: Appendix I Mann-Whitney
Plant Bowen Data: Bowen 1, 2, 9, and 10

Sanitas™ v.10.0.16 Software licensed to . UG
Hollow symbols indicate censored values.

Mann-Whitney (Wilcoxon Rank Sum)

GWA-43R (bg)

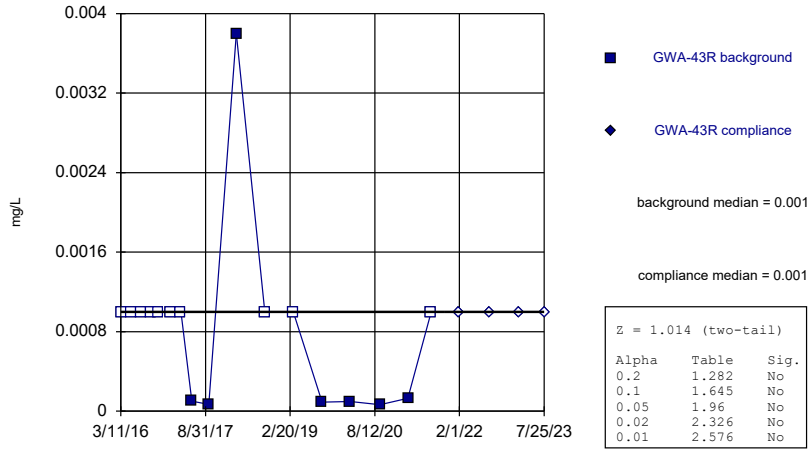

Z = 1.014 (two-tail)

Alpha	Table	Sig.
0.2	1.282	No
0.1	1.645	No
0.05	1.96	No
0.02	2.326	No
0.01	2.576	No

Constituent: Lead Analysis Run 3/4/2024 12:04 PM View: Appendix I Mann-Whitney
Plant Bowen Data: Bowen 1, 2, 9, and 10

Sanitas™ v.10.0.16 Software licensed to . UG
Hollow symbols indicate censored values.

Mann-Whitney (Wilcoxon Rank Sum)

GWA-4RZ (bg)

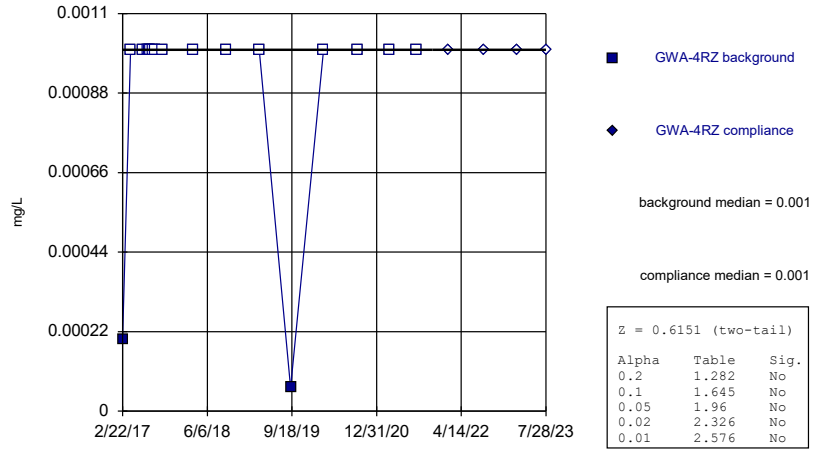

Z = 0.6151 (two-tail)

Alpha	Table	Sig.
0.2	1.282	No
0.1	1.645	No
0.05	1.96	No
0.02	2.326	No
0.01	2.576	No

Constituent: Lead Analysis Run 3/4/2024 12:04 PM View: Appendix I Mann-Whitney
Plant Bowen Data: Bowen 1, 2, 9, and 10

Sanitas™ v.10.0.16 Software licensed to . UG
Hollow symbols indicate censored values.

Mann-Whitney (Wilcoxon Rank Sum)

GWA-50 (bg)

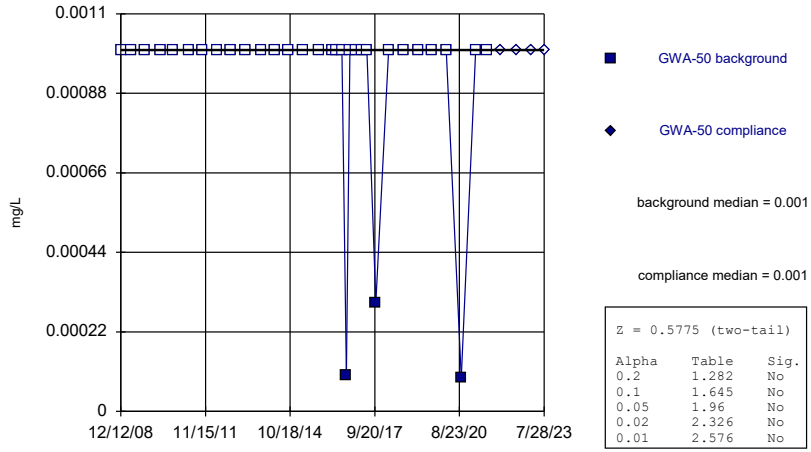

Z = 0.5775 (two-tail)

Alpha	Table	Sig.
0.2	1.282	No
0.1	1.645	No
0.05	1.96	No
0.02	2.326	No
0.01	2.576	No

Constituent: Lead Analysis Run 3/4/2024 12:04 PM View: Appendix I Mann-Whitney
Plant Bowen Data: Bowen 1, 2, 9, and 10

Sanitas™ v.10.0.16 Software licensed to . UG
Hollow symbols indicate censored values.

Mann-Whitney (Wilcoxon Rank Sum)

GWA-50R (bg)

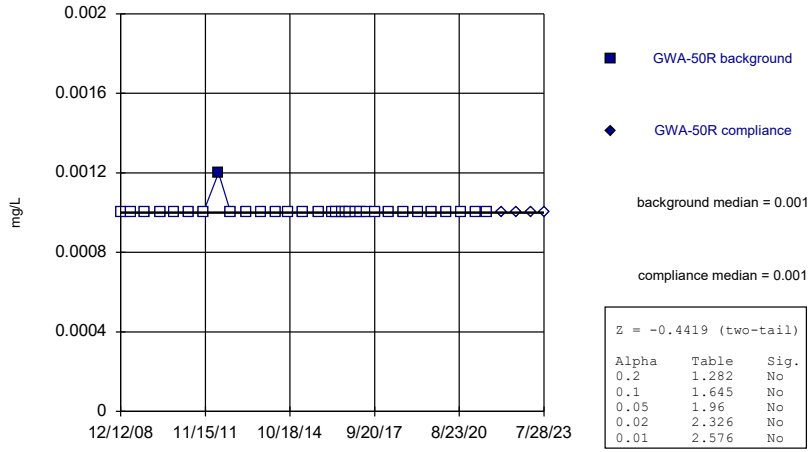

Z = -0.4419 (two-tail)

Alpha	Table	Sig.
0.2	1.282	No
0.1	1.645	No
0.05	1.96	No
0.02	2.326	No
0.01	2.576	No

Constituent: Lead Analysis Run 3/4/2024 12:04 PM View: Appendix I Mann-Whitney
Plant Bowen Data: Bowen 1, 2, 9, and 10

Sanitas™ v.10.0.16 Software licensed to . UG
Hollow symbols indicate censored values.

Mann-Whitney (Wilcoxon Rank Sum)

GWC-10

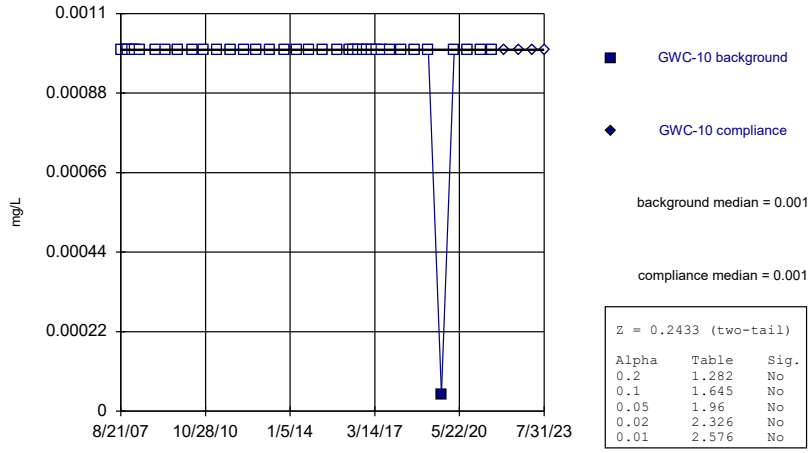

Z = 0.2433 (two-tail)

Alpha	Table	Sig.
0.2	1.282	No
0.1	1.645	No
0.05	1.96	No
0.02	2.326	No
0.01	2.576	No

Constituent: Lead Analysis Run 3/4/2024 12:04 PM View: Appendix I Mann-Whitney
Plant Bowen Data: Bowen 1, 2, 9, and 10

Sanitas™ v.10.0.16 Software licensed to . UG
Hollow symbols indicate censored values.

Mann-Whitney (Wilcoxon Rank Sum)

GWC-10R

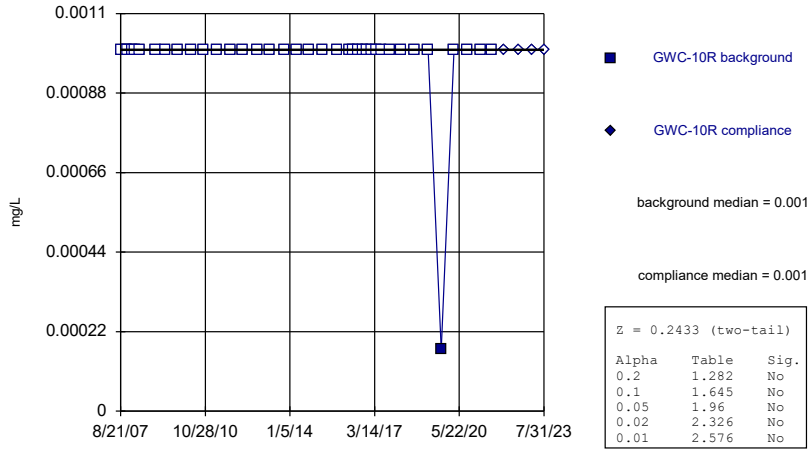

Z = 0.2433 (two-tail)

Alpha	Table	Sig.
0.2	1.282	No
0.1	1.645	No
0.05	1.96	No
0.02	2.326	No
0.01	2.576	No

Constituent: Lead Analysis Run 3/4/2024 12:04 PM View: Appendix I Mann-Whitney
Plant Bowen Data: Bowen 1, 2, 9, and 10

Sanitas™ v.10.0.16 Software licensed to . UG
Hollow symbols indicate censored values.

Mann-Whitney (Wilcoxon Rank Sum)

GWC-11

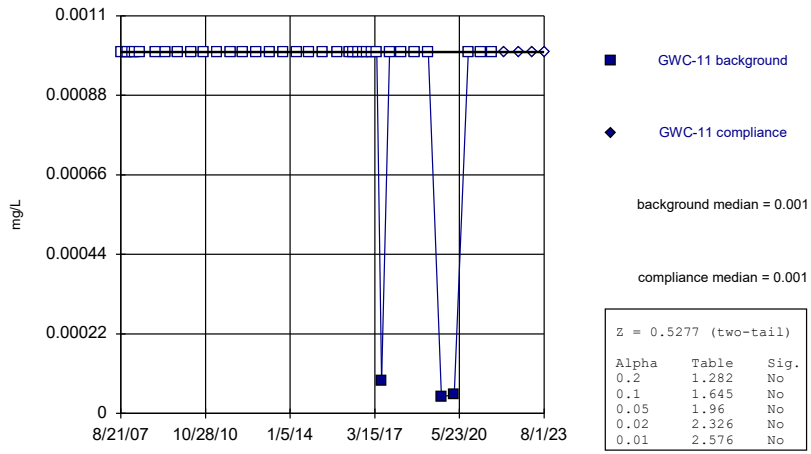

Z = 0.5277 (two-tail)

Alpha	Table	Sig.
0.2	1.282	No
0.1	1.645	No
0.05	1.96	No
0.02	2.326	No
0.01	2.576	No

Constituent: Lead Analysis Run 3/4/2024 12:04 PM View: Appendix I Mann-Whitney
Plant Bowen Data: Bowen 1, 2, 9, and 10

Sanitas™ v.10.0.16 Software licensed to . UG
Hollow symbols indicate censored values.

Mann-Whitney (Wilcoxon Rank Sum)

GWC-11R

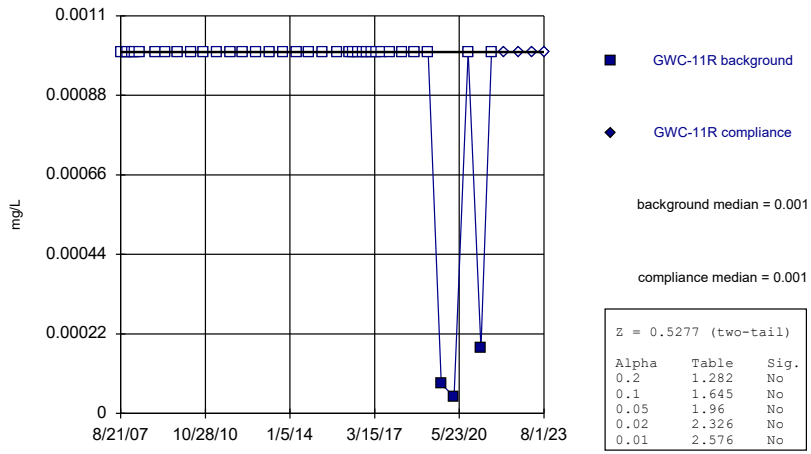

Z = 0.5277 (two-tail)

Alpha	Table	Sig.
0.2	1.282	No
0.1	1.645	No
0.05	1.96	No
0.02	2.326	No
0.01	2.576	No

Constituent: Lead Analysis Run 3/4/2024 12:04 PM View: Appendix I Mann-Whitney
Plant Bowen Data: Bowen 1, 2, 9, and 10

Sanitas™ v.10.0.16 Software licensed to . UG
Hollow symbols indicate censored values.

Mann-Whitney (Wilcoxon Rank Sum)

GWC-13

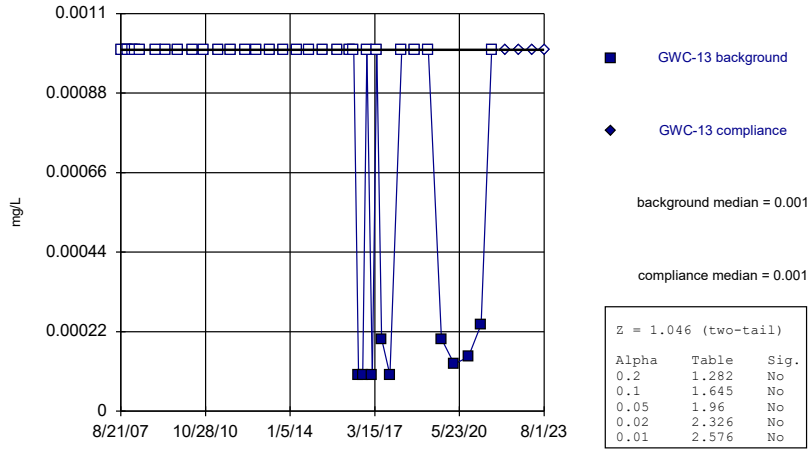

Z = 1.046 (two-tail)

Alpha	Table	Sig.
0.2	1.282	No
0.1	1.645	No
0.05	1.96	No
0.02	2.326	No
0.01	2.576	No

Constituent: Lead Analysis Run 3/4/2024 12:04 PM View: Appendix I Mann-Whitney
Plant Bowen Data: Bowen 1, 2, 9, and 10

Sanitas™ v.10.0.16 Software licensed to . UG
Hollow symbols indicate censored values.

Mann-Whitney (Wilcoxon Rank Sum)

GWC-13RZ

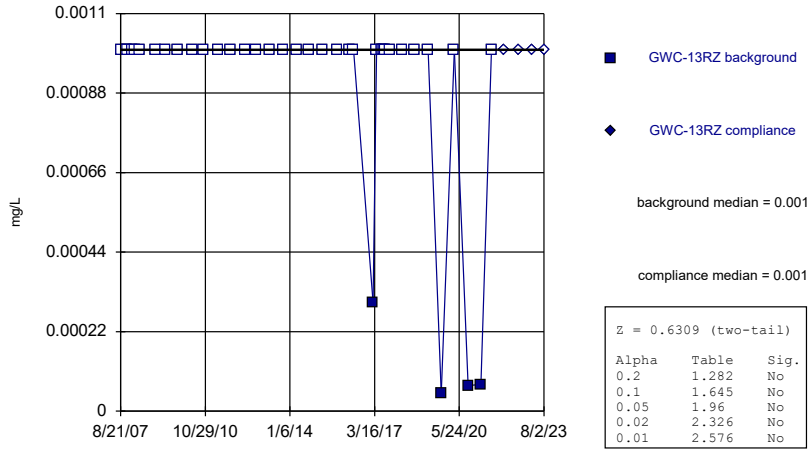

Z = 0.6309 (two-tail)

Alpha	Table	Sig.
0.2	1.282	No
0.1	1.645	No
0.05	1.96	No
0.02	2.326	No
0.01	2.576	No

Constituent: Lead Analysis Run 3/4/2024 12:04 PM View: Appendix I Mann-Whitney
Plant Bowen Data: Bowen 1, 2, 9, and 10

Sanitas™ v.10.0.16 Software licensed to . UG
Hollow symbols indicate censored values.

Mann-Whitney (Wilcoxon Rank Sum)

GWC-14Z

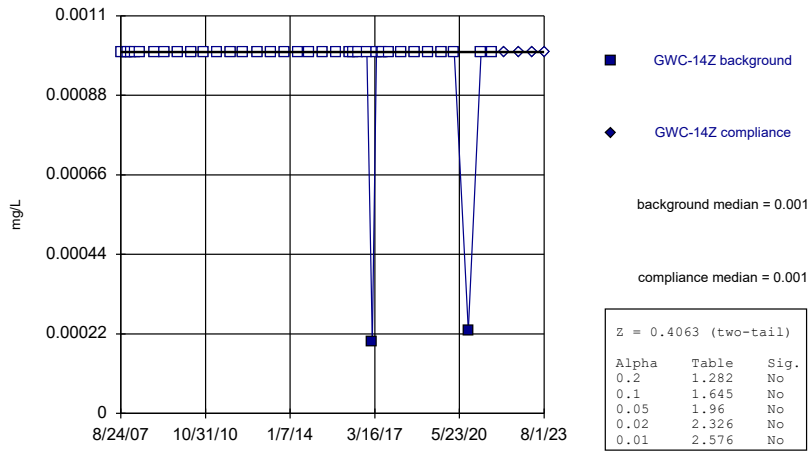

Z = 0.4063 (two-tail)

Alpha	Table	Sig.
0.2	1.282	No
0.1	1.645	No
0.05	1.96	No
0.02	2.326	No
0.01	2.576	No

Constituent: Lead Analysis Run 3/4/2024 12:04 PM View: Appendix I Mann-Whitney
Plant Bowen Data: Bowen 1, 2, 9, and 10

Sanitas™ v.10.0.16 Software licensed to . UG
Hollow symbols indicate censored values.

Mann-Whitney (Wilcoxon Rank Sum)

GWC-15R

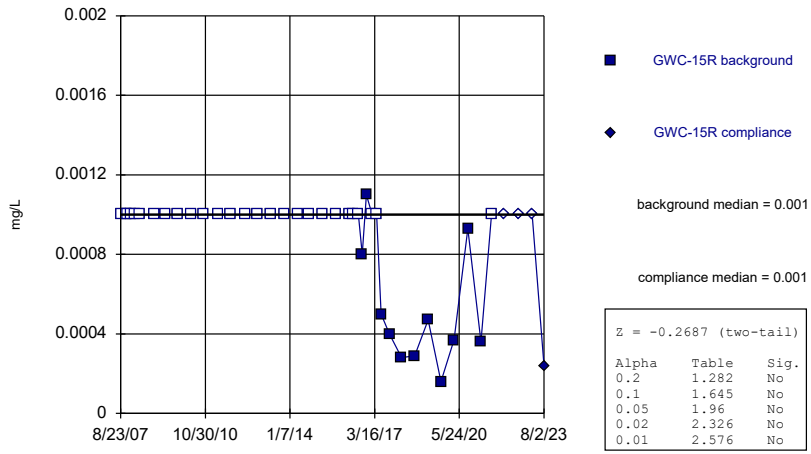

Z = -0.2687 (two-tail)

Alpha	Table	Sig.
0.2	1.282	No
0.1	1.645	No
0.05	1.96	No
0.02	2.326	No
0.01	2.576	No

Constituent: Lead Analysis Run 3/4/2024 12:04 PM View: Appendix I Mann-Whitney
Plant Bowen Data: Bowen 1, 2, 9, and 10

Sanitas™ v.10.0.16 Software licensed to . UG
Hollow symbols indicate censored values.

Mann-Whitney (Wilcoxon Rank Sum)

GWC-15Z

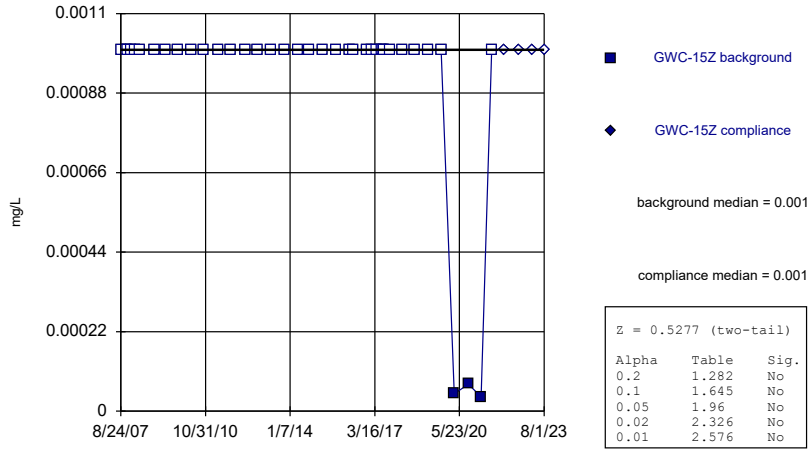

Z = 0.5277 (two-tail)

Alpha	Table	Sig.
0.2	1.282	No
0.1	1.645	No
0.05	1.96	No
0.02	2.326	No
0.01	2.576	No

Constituent: Lead Analysis Run 3/4/2024 12:04 PM View: Appendix I Mann-Whitney
Plant Bowen Data: Bowen 1, 2, 9, and 10

Sanitas™ v.10.0.16 Software licensed to . UG
Hollow symbols indicate censored values.

Mann-Whitney (Wilcoxon Rank Sum)

GWC-44

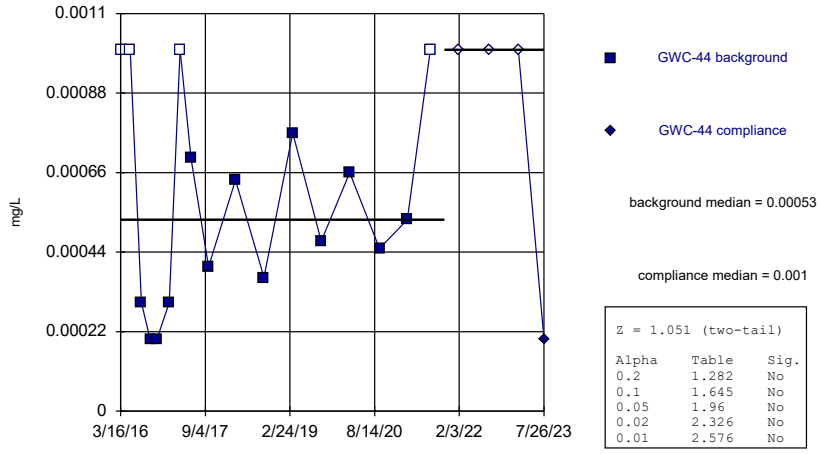

Z = 1.051 (two-tail)

Alpha	Table	Sig.
0.2	1.282	No
0.1	1.645	No
0.05	1.96	No
0.02	2.326	No
0.01	2.576	No

Constituent: Lead Analysis Run 3/4/2024 12:04 PM View: Appendix I Mann-Whitney
Plant Bowen Data: Bowen 1, 2, 9, and 10

Sanitas™ v.10.0.16 Software licensed to . UG
Hollow symbols indicate censored values.

Mann-Whitney (Wilcoxon Rank Sum)

GWC-45

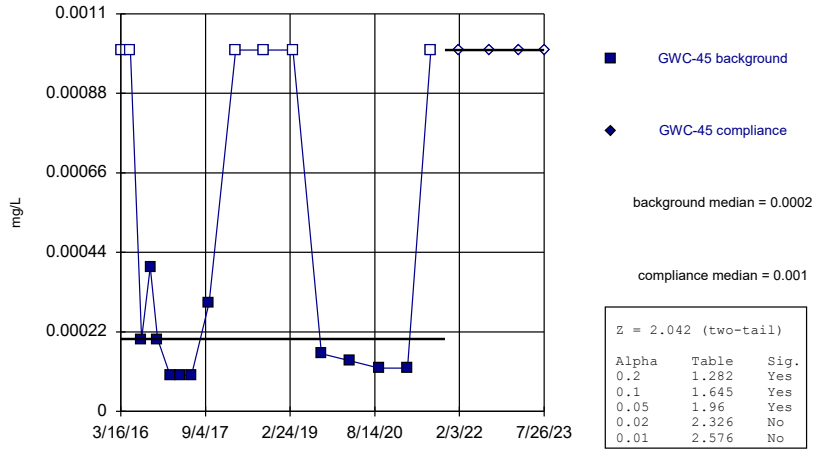

Z = 2.042 (two-tail)

Alpha	Table	Sig.
0.2	1.282	Yes
0.1	1.645	Yes
0.05	1.96	Yes
0.02	2.326	No
0.01	2.576	No

Constituent: Lead Analysis Run 3/4/2024 12:04 PM View: Appendix I Mann-Whitney
Plant Bowen Data: Bowen 1, 2, 9, and 10

Sanitas™ v.10.0.16 Software licensed to . UG
Hollow symbols indicate censored values.

Mann-Whitney (Wilcoxon Rank Sum)

GWC-45R

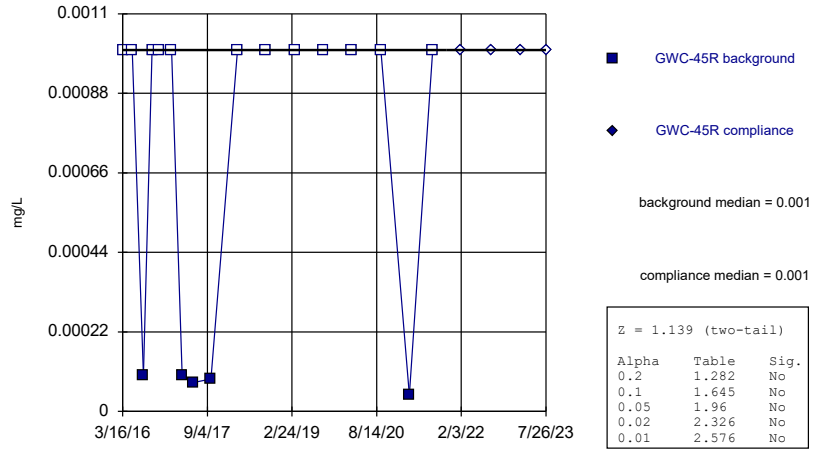

Z = 1.139 (two-tail)

Alpha	Table	Sig.
0.2	1.282	No
0.1	1.645	No
0.05	1.96	No
0.02	2.326	No
0.01	2.576	No

Constituent: Lead Analysis Run 3/4/2024 12:04 PM View: Appendix I Mann-Whitney
Plant Bowen Data: Bowen 1, 2, 9, and 10

Sanitas™ v.10.0.16 Software licensed to . UG
Hollow symbols indicate censored values.

Mann-Whitney (Wilcoxon Rank Sum)

GWC-47

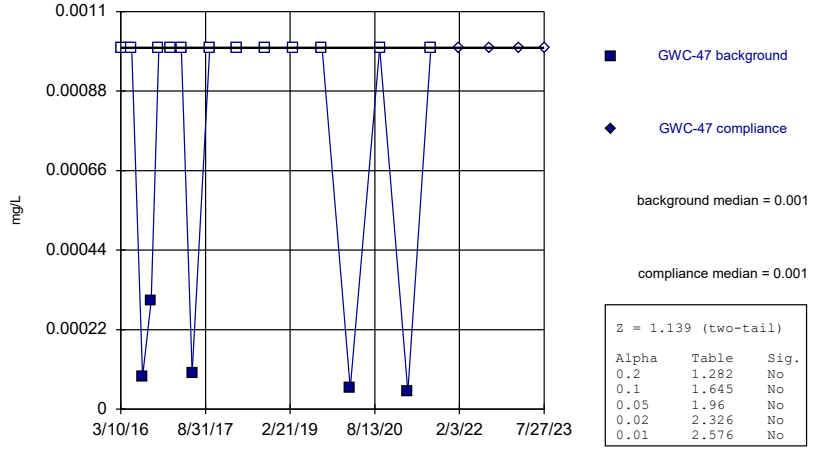

Z = 1.139 (two-tail)

Alpha	Table	Sig.
0.2	1.282	No
0.1	1.645	No
0.05	1.96	No
0.02	2.326	No
0.01	2.576	No

Constituent: Lead Analysis Run 3/4/2024 12:04 PM View: Appendix I Mann-Whitney
Plant Bowen Data: Bowen 1, 2, 9, and 10

Sanitas™ v.10.0.16 Software licensed to . UG
Hollow symbols indicate censored values.

Mann-Whitney (Wilcoxon Rank Sum)

GWC-47R

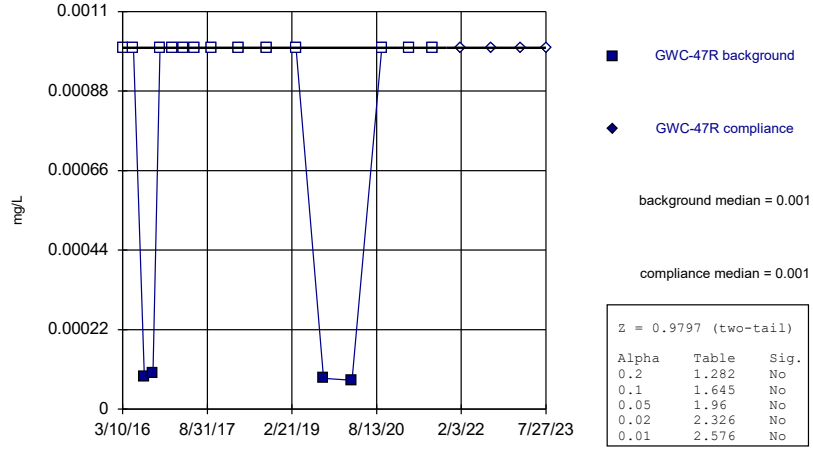

Z = 0.9797 (two-tail)

Alpha	Table	Sig.
0.2	1.282	No
0.1	1.645	No
0.05	1.96	No
0.02	2.326	No
0.01	2.576	No

Constituent: Lead Analysis Run 3/4/2024 12:04 PM View: Appendix I Mann-Whitney
Plant Bowen Data: Bowen 1, 2, 9, and 10

Sanitas™ v.10.0.16 Software licensed to . UG
Hollow symbols indicate censored values.

Mann-Whitney (Wilcoxon Rank Sum)

GWC-48

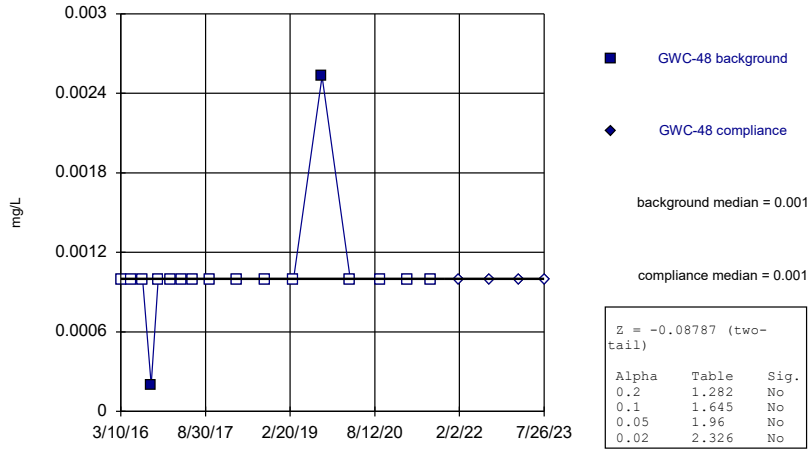

Z = -0.08787 (two-tail)

Alpha	Table	Sig.
0.2	1.282	No
0.1	1.645	No
0.05	1.96	No
0.02	2.326	No

Constituent: Lead Analysis Run 3/4/2024 12:04 PM View: Appendix I Mann-Whitney
Plant Bowen Data: Bowen 1, 2, 9, and 10

Sanitas™ v.10.0.16 Software licensed to . UG
Hollow symbols indicate censored values.

Mann-Whitney (Wilcoxon Rank Sum)

GWC-49Z

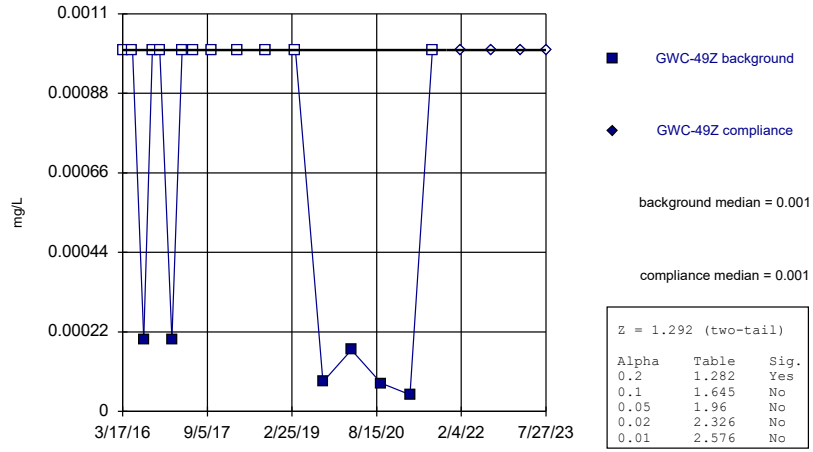

Z = 1.292 (two-tail)

Alpha	Table	Sig.
0.2	1.282	Yes
0.1	1.645	No
0.05	1.96	No
0.02	2.326	No
0.01	2.576	No

Constituent: Lead Analysis Run 3/4/2024 12:04 PM View: Appendix I Mann-Whitney
Plant Bowen Data: Bowen 1, 2, 9, and 10

Sanitas™ v.10.0.16 Software licensed to . UG
Hollow symbols indicate censored values.

Mann-Whitney (Wilcoxon Rank Sum)

GWC-5

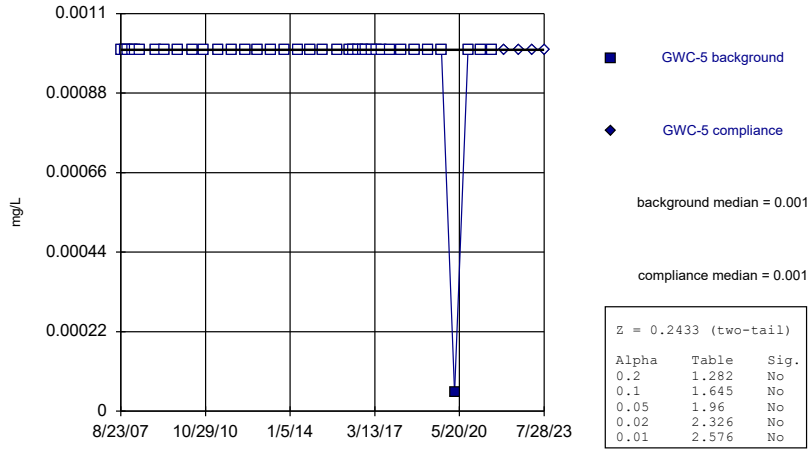

Z = 0.2433 (two-tail)

Alpha	Table	Sig.
0.2	1.282	No
0.1	1.645	No
0.05	1.96	No
0.02	2.326	No
0.01	2.576	No

Constituent: Lead Analysis Run 3/4/2024 12:04 PM View: Appendix I Mann-Whitney
Plant Bowen Data: Bowen 1, 2, 9, and 10

Sanitas™ v.10.0.16 Software licensed to . UG
Hollow symbols indicate censored values.

Mann-Whitney (Wilcoxon Rank Sum)

GWC-6

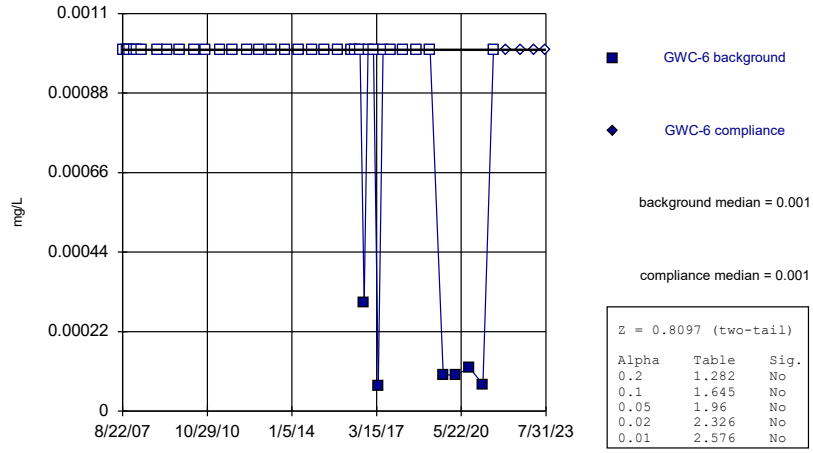

Z = 0.8097 (two-tail)

Alpha	Table	Sig.
0.2	1.282	No
0.1	1.645	No
0.05	1.96	No
0.02	2.326	No
0.01	2.576	No

Constituent: Lead Analysis Run 3/4/2024 12:04 PM View: Appendix I Mann-Whitney
Plant Bowen Data: Bowen 1, 2, 9, and 10

Sanitas™ v.10.0.16 Software licensed to . UG
Hollow symbols indicate censored values.

Mann-Whitney (Wilcoxon Rank Sum)

GWC-6RZ

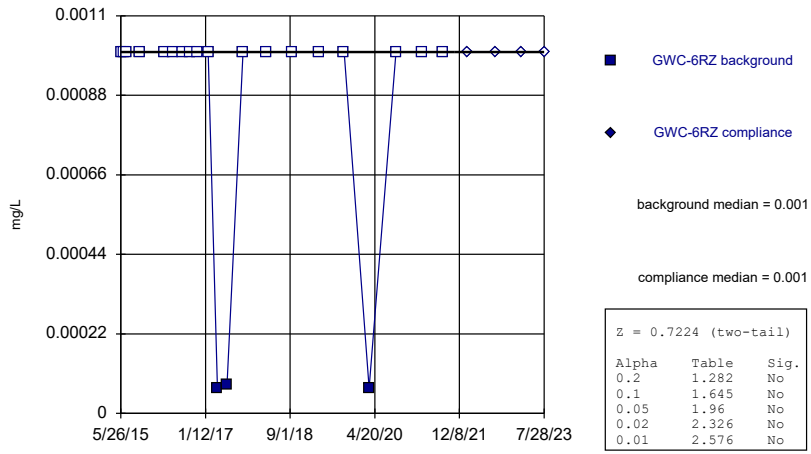

Z = 0.7224 (two-tail)

Alpha	Table	Sig.
0.2	1.282	No
0.1	1.645	No
0.05	1.96	No
0.02	2.326	No
0.01	2.576	No

Constituent: Lead Analysis Run 3/4/2024 12:04 PM View: Appendix I Mann-Whitney
Plant Bowen Data: Bowen 1, 2, 9, and 10

Sanitas™ v.10.0.16 Software licensed to . UG
Hollow symbols indicate censored values.

Mann-Whitney (Wilcoxon Rank Sum)

GWC-7Z

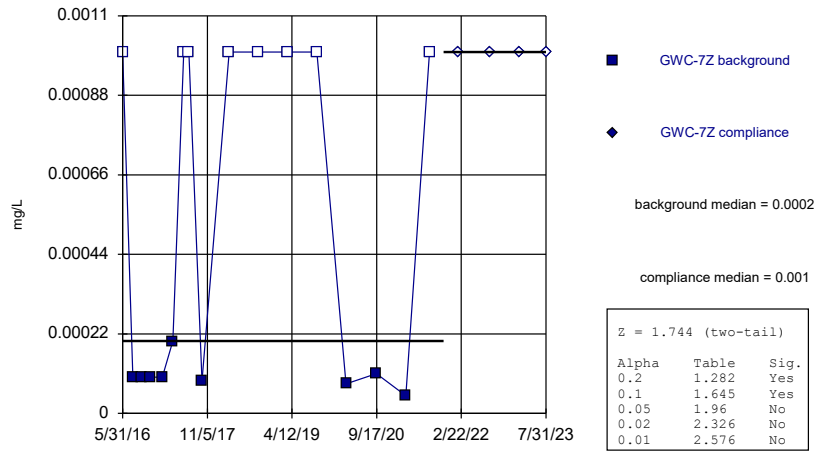

Z = 1.744 (two-tail)

Alpha	Table	Sig.
0.2	1.282	Yes
0.1	1.645	Yes
0.05	1.96	No
0.02	2.326	No
0.01	2.576	No

Constituent: Lead Analysis Run 3/4/2024 12:04 PM View: Appendix I Mann-Whitney
Plant Bowen Data: Bowen 1, 2, 9, and 10

Sanitas™ v.10.0.16 Software licensed to . UG
Hollow symbols indicate censored values.

Mann-Whitney (Wilcoxon Rank Sum)

GWC-8RR

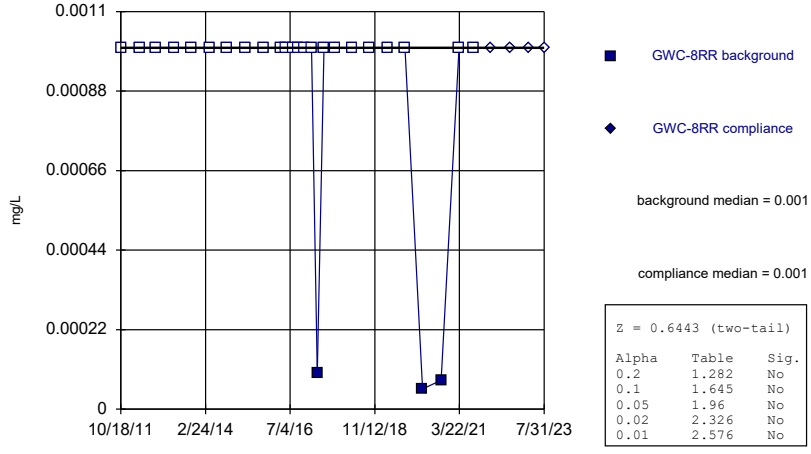

Z = 0.6443 (two-tail)

Alpha	Table	Sig.
0.2	1.282	No
0.1	1.645	No
0.05	1.96	No
0.02	2.326	No
0.01	2.576	No

Constituent: Lead Analysis Run 3/4/2024 12:04 PM View: Appendix I Mann-Whitney
Plant Bowen Data: Bowen 1, 2, 9, and 10

Sanitas™ v.10.0.16 Software licensed to . UG
Hollow symbols indicate censored values.

Mann-Whitney (Wilcoxon Rank Sum)

GWC-8Z

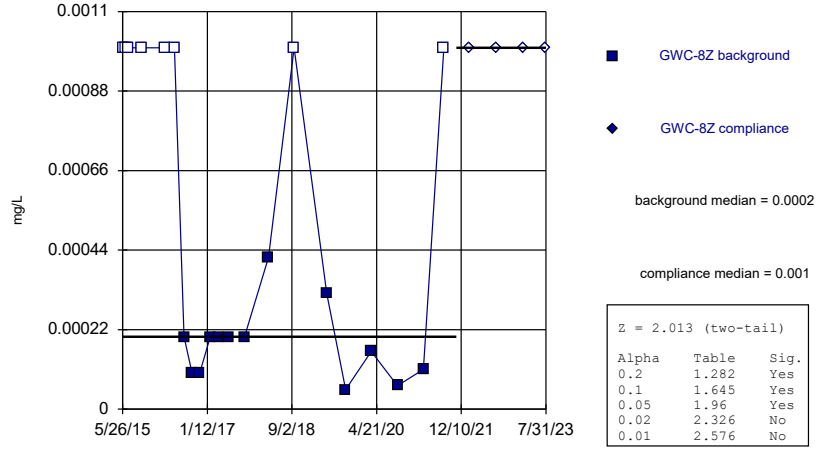

Z = 2.013 (two-tail)

Alpha	Table	Sig.
0.2	1.282	Yes
0.1	1.645	Yes
0.05	1.96	Yes
0.02	2.326	No
0.01	2.576	No

Constituent: Lead Analysis Run 3/4/2024 12:04 PM View: Appendix I Mann-Whitney
Plant Bowen Data: Bowen 1, 2, 9, and 10

Sanitas™ v.10.0.16 Software licensed to . UG
Hollow symbols indicate censored values.

Mann-Whitney (Wilcoxon Rank Sum)

GWC-9

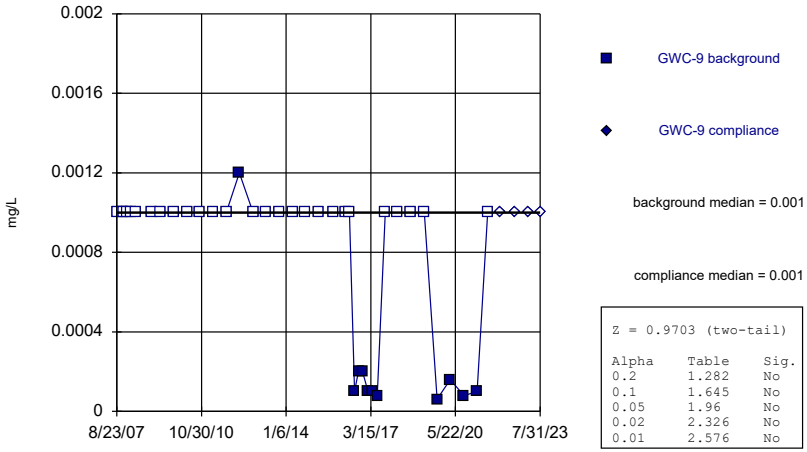

Z = 0.9703 (two-tail)

Alpha	Table	Sig.
0.2	1.282	No
0.1	1.645	No
0.05	1.96	No
0.02	2.326	No
0.01	2.576	No

Constituent: Lead Analysis Run 3/4/2024 12:04 PM View: Appendix I Mann-Whitney
Plant Bowen Data: Bowen 1, 2, 9, and 10

Sanitas™ v.10.0.16 Software licensed to . UG
Hollow symbols indicate censored values.

Mann-Whitney (Wilcoxon Rank Sum)

GWA-1 (bg)

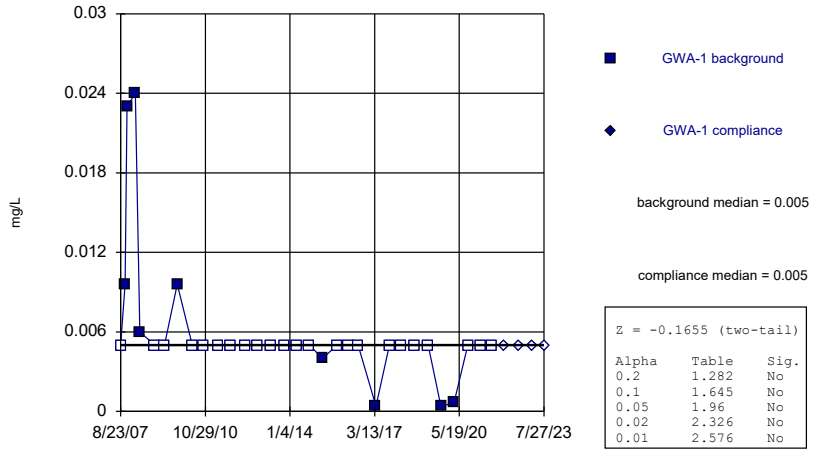

Z = -0.1655 (two-tail)

Alpha	Table	Sig.
0.2	1.282	No
0.1	1.645	No
0.05	1.96	No
0.02	2.326	No
0.01	2.576	No

Constituent: Nickel Analysis Run 3/4/2024 12:04 PM View: Appendix I Mann-Whitney
Plant Bowen Data: Bowen 1, 2, 9, and 10

Sanitas™ v.10.0.16 Software licensed to . UG
Hollow symbols indicate censored values.

Mann-Whitney (Wilcoxon Rank Sum)

GWA-2 (bg)

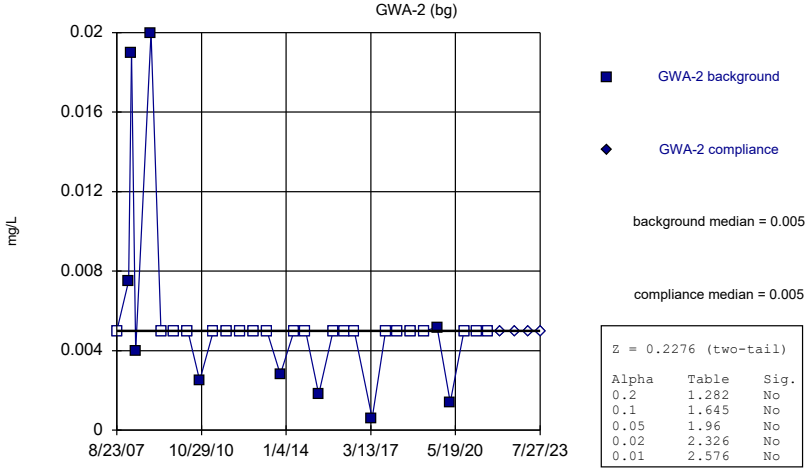

Z = 0.2276 (two-tail)

Alpha	Table	Sig.
0.2	1.282	No
0.1	1.645	No
0.05	1.96	No
0.02	2.326	No
0.01	2.576	No

Constituent: Nickel Analysis Run 3/4/2024 12:04 PM View: Appendix I Mann-Whitney
Plant Bowen Data: Bowen 1, 2, 9, and 10

Sanitas™ v.10.0.16 Software licensed to . UG
Hollow symbols indicate censored values.

Mann-Whitney (Wilcoxon Rank Sum)

GWA-2R (bg)

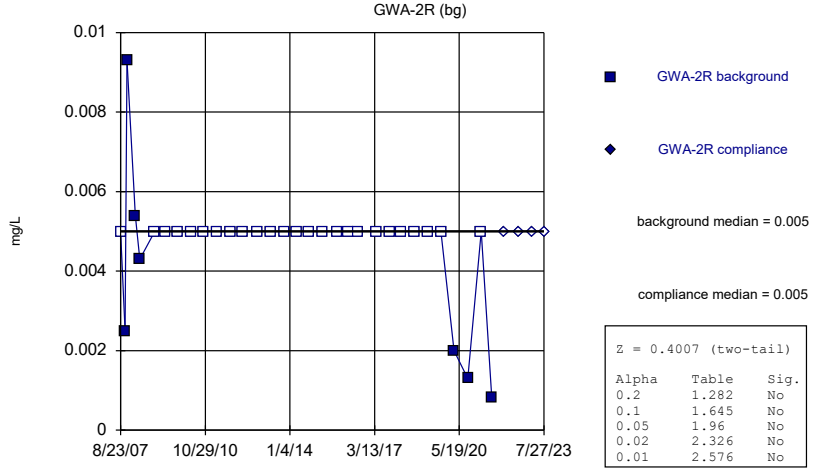

Z = 0.4007 (two-tail)

Alpha	Table	Sig.
0.2	1.282	No
0.1	1.645	No
0.05	1.96	No
0.02	2.326	No
0.01	2.576	No

Constituent: Nickel Analysis Run 3/4/2024 12:04 PM View: Appendix I Mann-Whitney
Plant Bowen Data: Bowen 1, 2, 9, and 10

Sanitas™ v.10.0.16 Software licensed to . UG
Hollow symbols indicate censored values.

Mann-Whitney (Wilcoxon Rank Sum)

GWA-39RZ (bg)

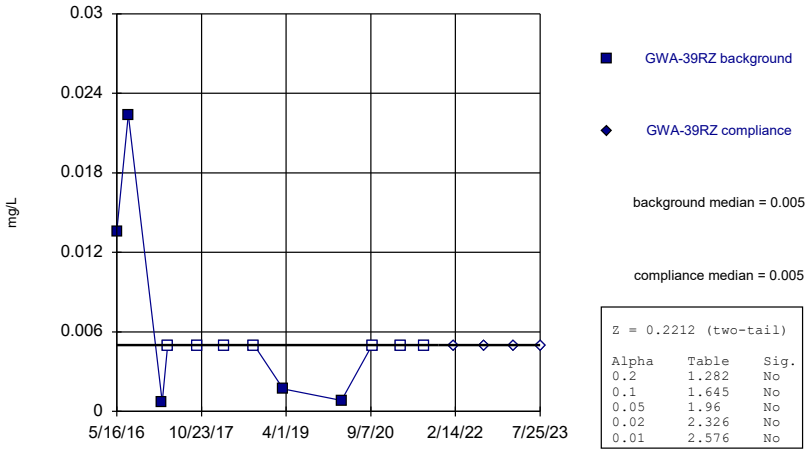

Z = 0.2212 (two-tail)

Alpha	Table	Sig.
0.2	1.282	No
0.1	1.645	No
0.05	1.96	No
0.02	2.326	No
0.01	2.576	No

Constituent: Nickel Analysis Run 3/4/2024 12:04 PM View: Appendix I Mann-Whitney
Plant Bowen Data: Bowen 1, 2, 9, and 10

Sanitas™ v.10.0.16 Software licensed to . UG
Hollow symbols indicate censored values.

Mann-Whitney (Wilcoxon Rank Sum)

GWA-39Z (bg)

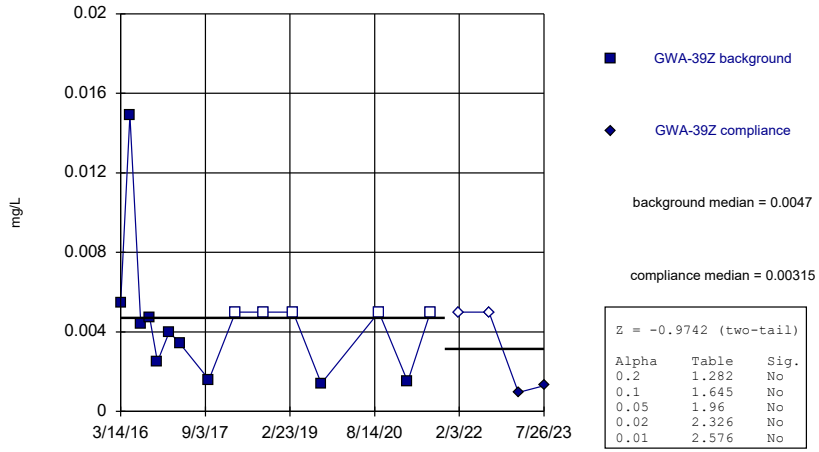

Z = -0.9742 (two-tail)

Alpha	Table	Sig.
0.2	1.282	No
0.1	1.645	No
0.05	1.96	No
0.02	2.326	No
0.01	2.576	No

Constituent: Nickel Analysis Run 3/4/2024 12:04 PM View: Appendix I Mann-Whitney
Plant Bowen Data: Bowen 1, 2, 9, and 10

Sanitas™ v.10.0.16 Software licensed to . UG
Hollow symbols indicate censored values.

Mann-Whitney (Wilcoxon Rank Sum)

GWA-3A (bg)

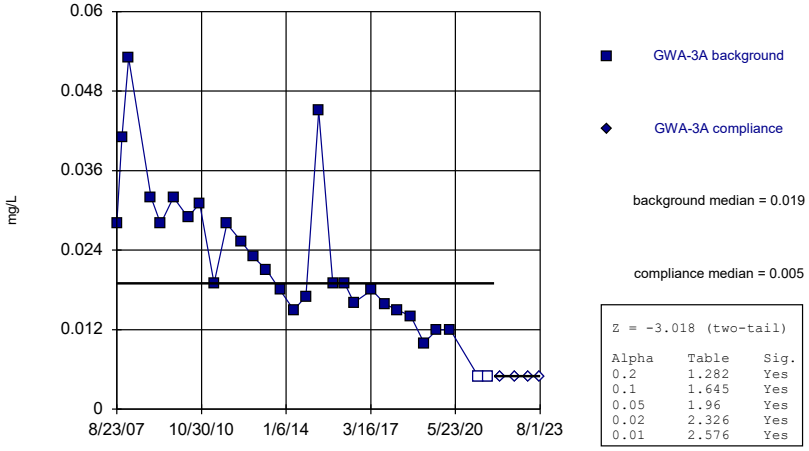

Z = -3.018 (two-tail)

Alpha	Table	Sig.
0.2	1.282	Yes
0.1	1.645	Yes
0.05	1.96	Yes
0.02	2.326	Yes
0.01	2.576	Yes

Constituent: Nickel Analysis Run 3/4/2024 12:05 PM View: Appendix I Mann-Whitney
Plant Bowen Data: Bowen 1, 2, 9, and 10

Sanitas™ v.10.0.16 Software licensed to . UG
Hollow symbols indicate censored values.

Mann-Whitney (Wilcoxon Rank Sum)

GWA-41 (bg)

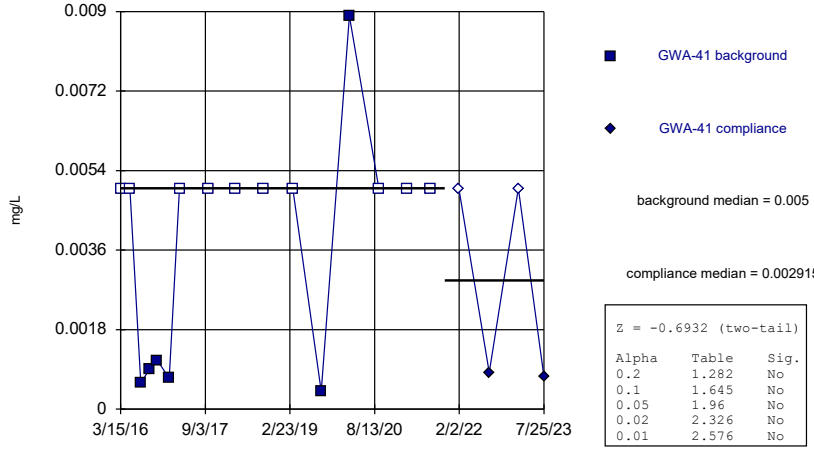

Z = -0.6932 (two-tail)

Alpha	Table	Sig.
0.2	1.282	No
0.1	1.645	No
0.05	1.96	No
0.02	2.326	No
0.01	2.576	No

Constituent: Nickel Analysis Run 3/4/2024 12:05 PM View: Appendix I Mann-Whitney
Plant Bowen Data: Bowen 1, 2, 9, and 10

Sanitas™ v.10.0.16 Software licensed to . UG
Hollow symbols indicate censored values.

Mann-Whitney (Wilcoxon Rank Sum)

GWA-41R (bg)

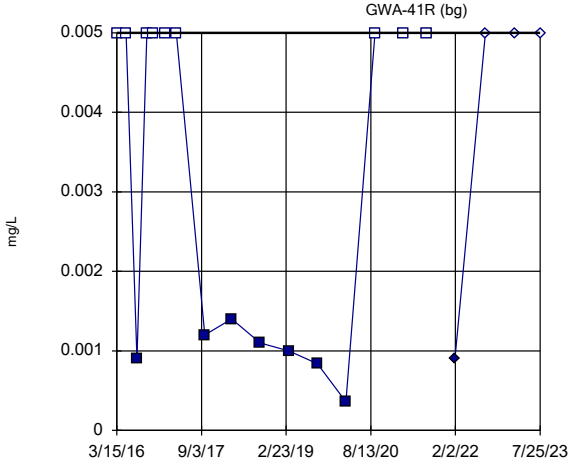

GWA-41R background

GWA-41R compliance

background median = 0.005

compliance median = 0.005

Z = 0.5333 (two-tail)

Alpha	Table	Sig.
0.2	1.282	No
0.1	1.645	No
0.05	1.96	No
0.02	2.326	No
0.01	2.576	No

Constituent: Nickel Analysis Run 3/4/2024 12:05 PM View: Appendix I Mann-Whitney
Plant Bowen Data: Bowen 1, 2, 9, and 10

Sanitas™ v.10.0.16 Software licensed to . UG
Hollow symbols indicate censored values.

Mann-Whitney (Wilcoxon Rank Sum)

GWA-42 (bg)

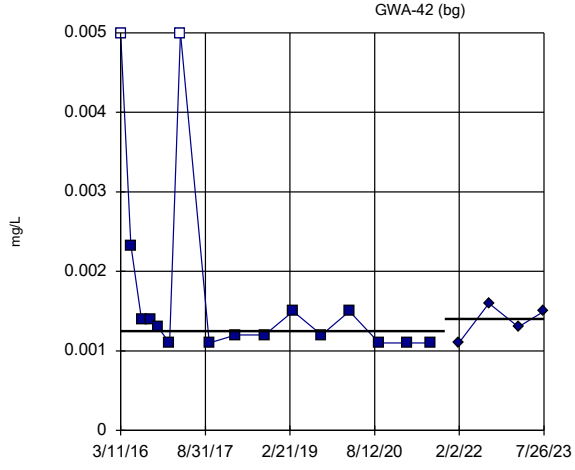

GWA-42 background

GWA-42 compliance

background median = 0.00125

compliance median = 0.0014

Z = 0.3366 (two-tail)

Alpha	Table	Sig.
0.2	1.282	No
0.1	1.645	No
0.05	1.96	No
0.02	2.326	No
0.01	2.576	No

Constituent: Nickel Analysis Run 3/4/2024 12:05 PM View: Appendix I Mann-Whitney
Plant Bowen Data: Bowen 1, 2, 9, and 10

Sanitas™ v.10.0.16 Software licensed to . UG
Hollow symbols indicate censored values.

Mann-Whitney (Wilcoxon Rank Sum)

GWA-43 (bg)

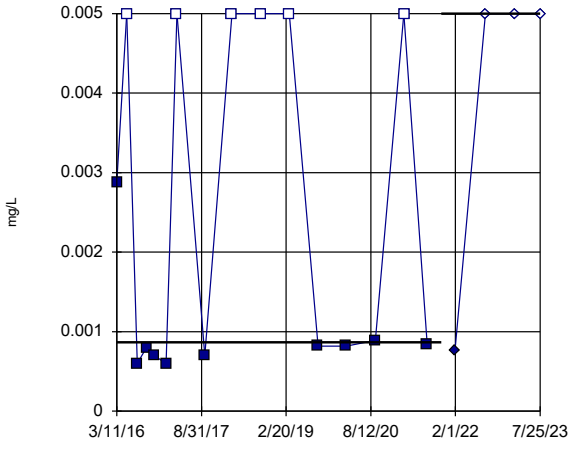

GWA-43 background

GWA-43 compliance

background median = 0.000865

compliance median = 0.005

Z = 1.041 (two-tail)

Alpha	Table	Sig.
0.2	1.282	No
0.1	1.645	No
0.05	1.96	No
0.02	2.326	No
0.01	2.576	No

Constituent: Nickel Analysis Run 3/4/2024 12:05 PM View: Appendix I Mann-Whitney
Plant Bowen Data: Bowen 1, 2, 9, and 10

Sanitas™ v.10.0.16 Software licensed to . UG
Hollow symbols indicate censored values.

Mann-Whitney (Wilcoxon Rank Sum)

GWA-43R (bg)

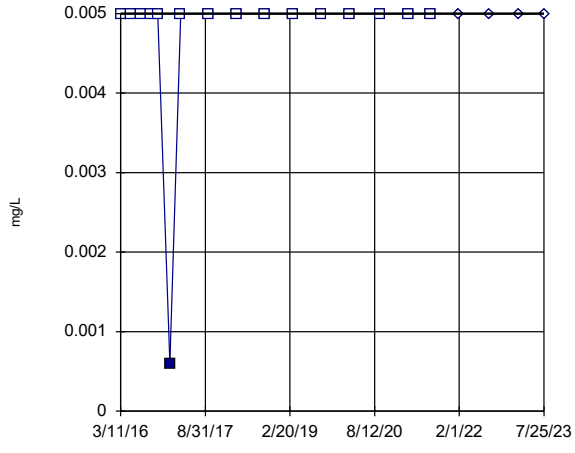

GWA-43R background

GWA-43R compliance

background median = 0.005

compliance median = 0.005

Z = 0.375 (two-tail)

Alpha	Table	Sig.
0.2	1.282	No
0.1	1.645	No
0.05	1.96	No
0.02	2.326	No
0.01	2.576	No

Constituent: Nickel Analysis Run 3/4/2024 12:05 PM View: Appendix I Mann-Whitney
Plant Bowen Data: Bowen 1, 2, 9, and 10

Sanitas™ v.10.0.16 Software licensed to . UG
Hollow symbols indicate censored values.

Mann-Whitney (Wilcoxon Rank Sum)

GWA-4RZ (bg)

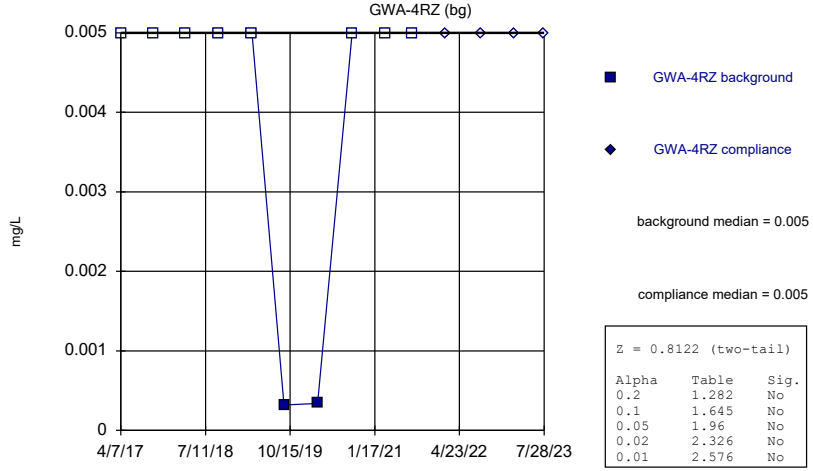


```
Z = 0.8122 (two-tail)

Alpha     Table     Sig.
0.2       1.282     No
0.1       1.645     No
0.05      1.96      No
0.02      2.326     No
0.01      2.576     No
```

Constituent: Nickel Analysis Run 3/4/2024 12:05 PM View: Appendix I Mann-Whitney
Plant Bowen Data: Bowen 1, 2, 9, and 10

Sanitas™ v.10.0.16 Software licensed to . UG
Hollow symbols indicate censored values.

Mann-Whitney (Wilcoxon Rank Sum)

GWA-50 (bg)

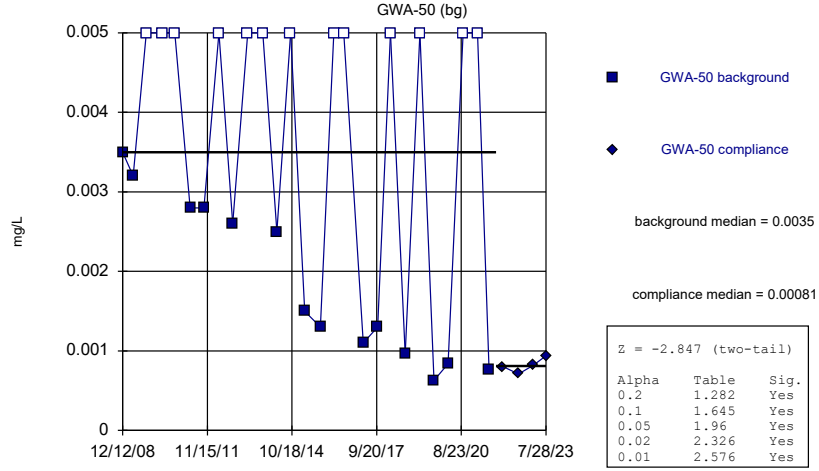


```
Z = -2.847 (two-tail)

Alpha     Table     Sig.
0.2       1.282     Yes
0.1       1.645     Yes
0.05      1.96      Yes
0.02      2.326     Yes
0.01      2.576     Yes
```

Constituent: Nickel Analysis Run 3/4/2024 12:05 PM View: Appendix I Mann-Whitney
Plant Bowen Data: Bowen 1, 2, 9, and 10

Sanitas™ v.10.0.16 Software licensed to . UG
Hollow symbols indicate censored values.

Mann-Whitney (Wilcoxon Rank Sum)

GWA-50R (bg)

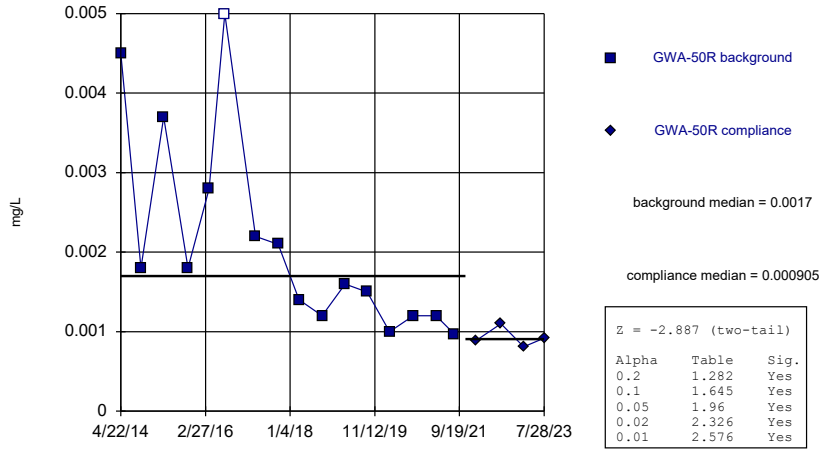


```
Z = -2.887 (two-tail)

Alpha     Table     Sig.
0.2       1.282     Yes
0.1       1.645     Yes
0.05      1.96      Yes
0.02      2.326     Yes
0.01      2.576     Yes
```

Constituent: Nickel Analysis Run 3/4/2024 12:05 PM View: Appendix I Mann-Whitney
Plant Bowen Data: Bowen 1, 2, 9, and 10

Sanitas™ v.10.0.16 Software licensed to . UG
Hollow symbols indicate censored values.

Mann-Whitney (Wilcoxon Rank Sum)

GWC-10

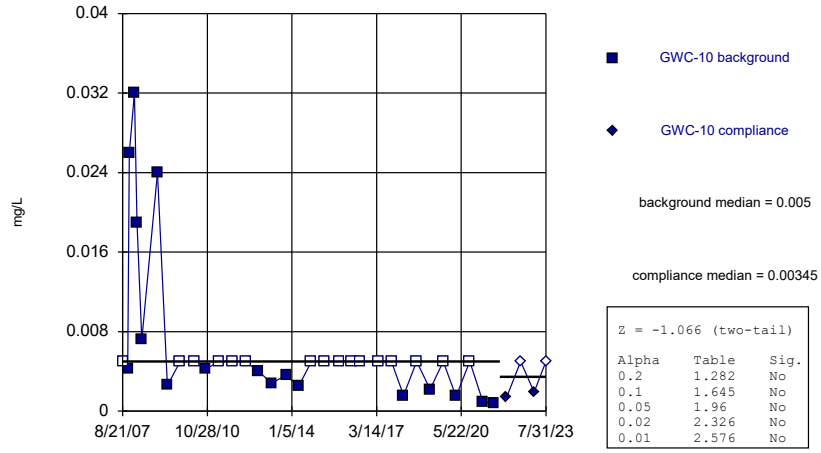


```
Z = -1.066 (two-tail)

Alpha     Table     Sig.
0.2       1.282     No
0.1       1.645     No
0.05      1.96      No
0.02      2.326     No
0.01      2.576     No
```

Constituent: Nickel Analysis Run 3/4/2024 12:05 PM View: Appendix I Mann-Whitney
Plant Bowen Data: Bowen 1, 2, 9, and 10

Sanitas™ v.10.0.16 Software licensed to . UG
Hollow symbols indicate censored values.

Mann-Whitney (Wilcoxon Rank Sum)

GWC-10R

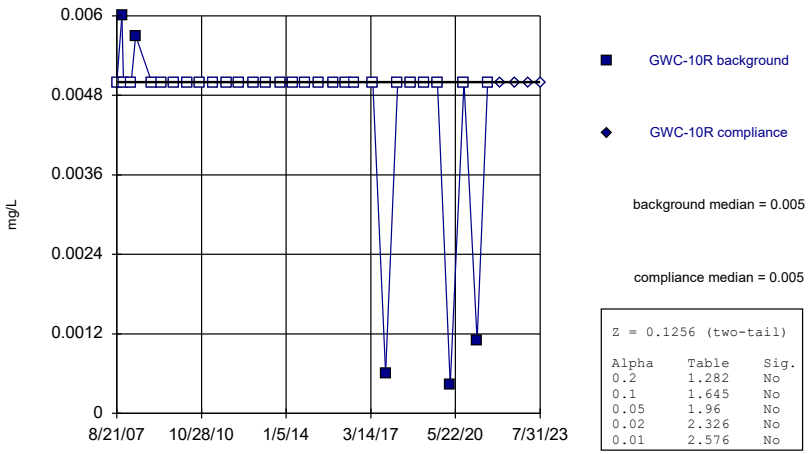

Z = 0.1256 (two-tail)

Alpha	Table	Sig.
0.2	1.282	No
0.1	1.645	No
0.05	1.96	No
0.02	2.326	No
0.01	2.576	No

Constituent: Nickel Analysis Run 3/4/2024 12:05 PM View: Appendix I Mann-Whitney
Plant Bowen Data: Bowen 1, 2, 9, and 10

Sanitas™ v.10.0.16 Software licensed to . UG
Hollow symbols indicate censored values.

Mann-Whitney (Wilcoxon Rank Sum)

GWC-11

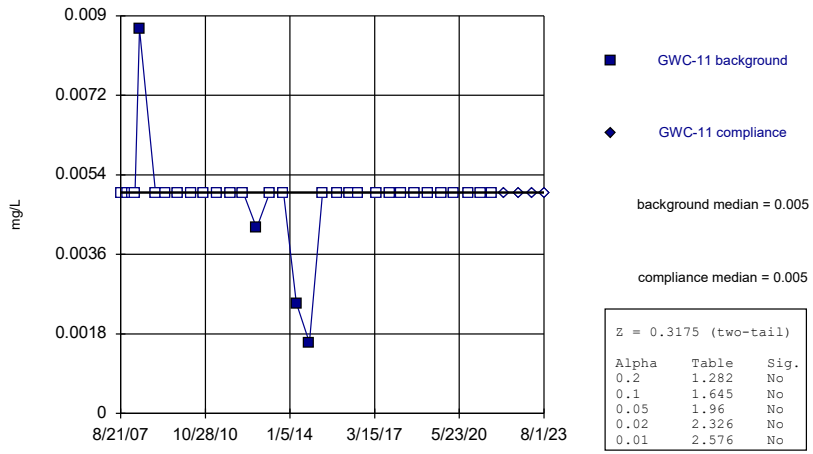

Z = 0.3175 (two-tail)

Alpha	Table	Sig.
0.2	1.282	No
0.1	1.645	No
0.05	1.96	No
0.02	2.326	No
0.01	2.576	No

Constituent: Nickel Analysis Run 3/4/2024 12:05 PM View: Appendix I Mann-Whitney
Plant Bowen Data: Bowen 1, 2, 9, and 10

Sanitas™ v.10.0.16 Software licensed to . UG
Hollow symbols indicate censored values.

Mann-Whitney (Wilcoxon Rank Sum)

GWC-11R

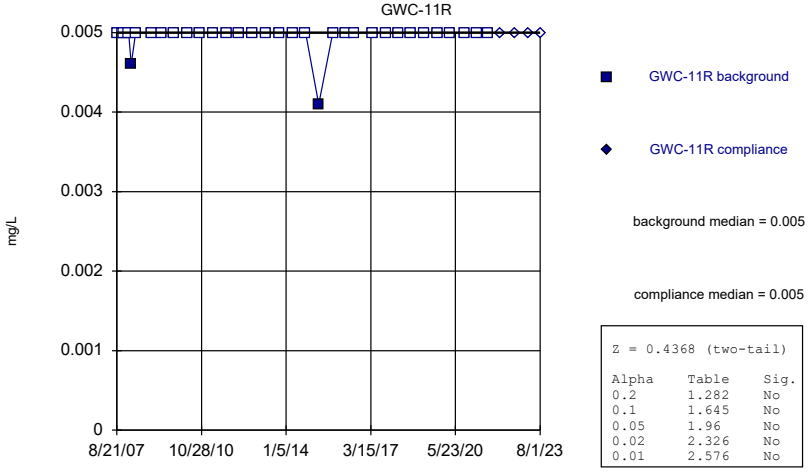

Z = 0.4368 (two-tail)

Alpha	Table	Sig.
0.2	1.282	No
0.1	1.645	No
0.05	1.96	No
0.02	2.326	No
0.01	2.576	No

Constituent: Nickel Analysis Run 3/4/2024 12:05 PM View: Appendix I Mann-Whitney
Plant Bowen Data: Bowen 1, 2, 9, and 10

Sanitas™ v.10.0.16 Software licensed to . UG
Hollow symbols indicate censored values.

Mann-Whitney (Wilcoxon Rank Sum)

GWC-12

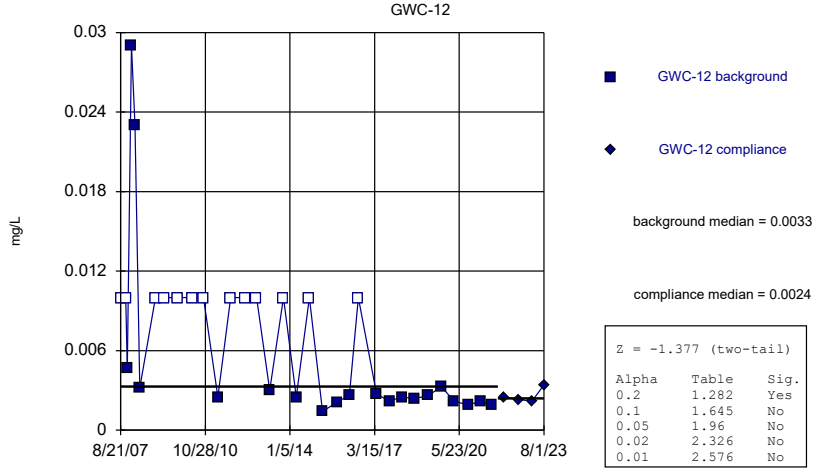

Z = -1.377 (two-tail)

Alpha	Table	Sig.
0.2	1.282	Yes
0.1	1.645	No
0.05	1.96	No
0.02	2.326	No
0.01	2.576	No

Constituent: Nickel Analysis Run 3/4/2024 12:05 PM View: Appendix I Mann-Whitney
Plant Bowen Data: Bowen 1, 2, 9, and 10

Sanitas™ v.10.0.16 Software licensed to . UG
Hollow symbols indicate censored values.

Mann-Whitney (Wilcoxon Rank Sum)

GWC-13

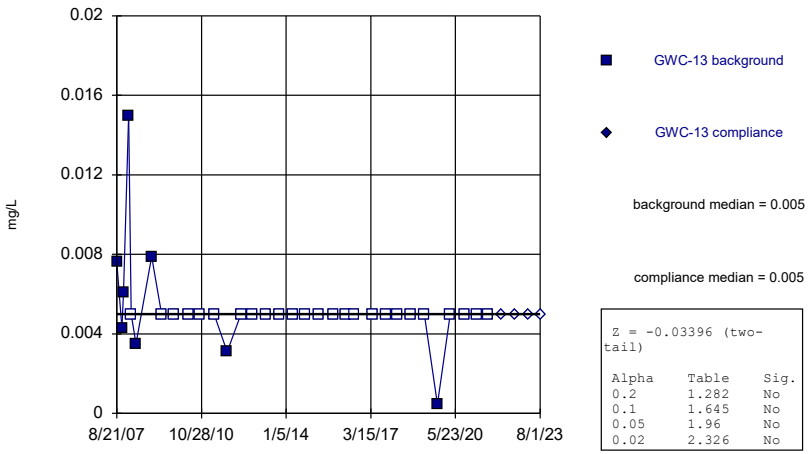

Z = -0.03396 (two-tail)

Alpha	Table	Sig.
0.2	1.282	No
0.1	1.645	No
0.05	1.96	No
0.02	2.326	No

Constituent: Nickel Analysis Run 3/4/2024 12:05 PM View: Appendix I Mann-Whitney
Plant Bowen Data: Bowen 1, 2, 9, and 10

Sanitas™ v.10.0.16 Software licensed to . UG
Hollow symbols indicate censored values.

Mann-Whitney (Wilcoxon Rank Sum)

GWC-13RZ

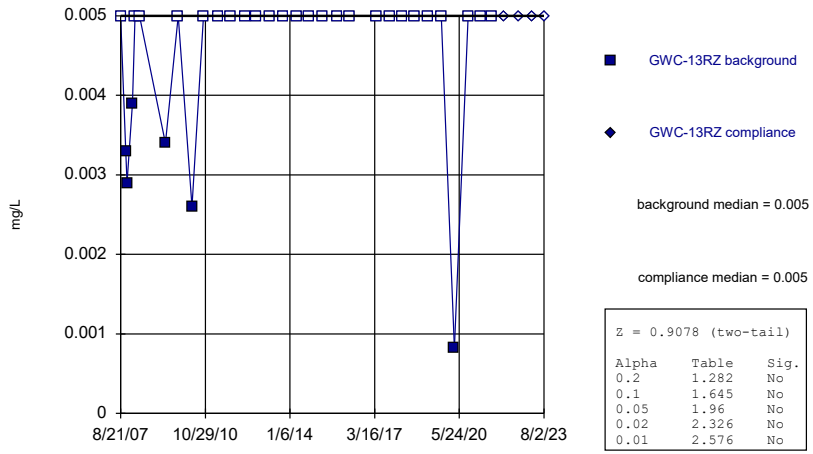

Z = 0.9078 (two-tail)

Alpha	Table	Sig.
0.2	1.282	No
0.1	1.645	No
0.05	1.96	No
0.02	2.326	No
0.01	2.576	No

Constituent: Nickel Analysis Run 3/4/2024 12:05 PM View: Appendix I Mann-Whitney
Plant Bowen Data: Bowen 1, 2, 9, and 10

Sanitas™ v.10.0.16 Software licensed to . UG
Hollow symbols indicate censored values.

Mann-Whitney (Wilcoxon Rank Sum)

GWC-14Z

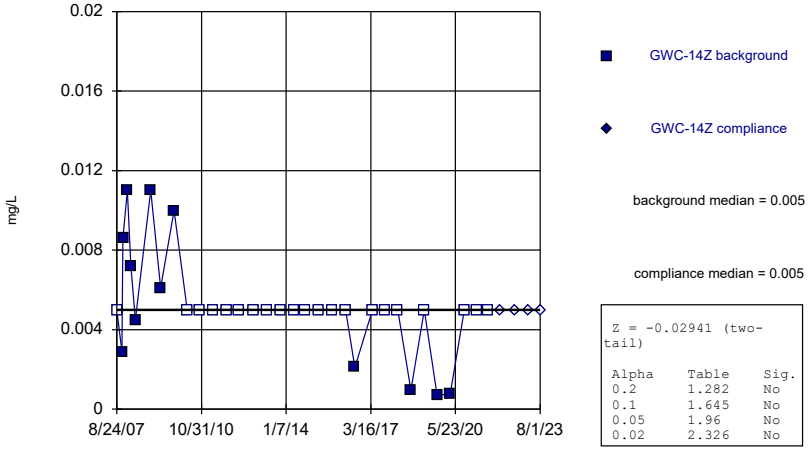

Z = -0.02941 (two-tail)

Alpha	Table	Sig.
0.2	1.282	No
0.1	1.645	No
0.05	1.96	No
0.02	2.326	No

Constituent: Nickel Analysis Run 3/4/2024 12:05 PM View: Appendix I Mann-Whitney
Plant Bowen Data: Bowen 1, 2, 9, and 10

Sanitas™ v.10.0.16 Software licensed to . UG
Hollow symbols indicate censored values.

Mann-Whitney (Wilcoxon Rank Sum)

GWC-15R

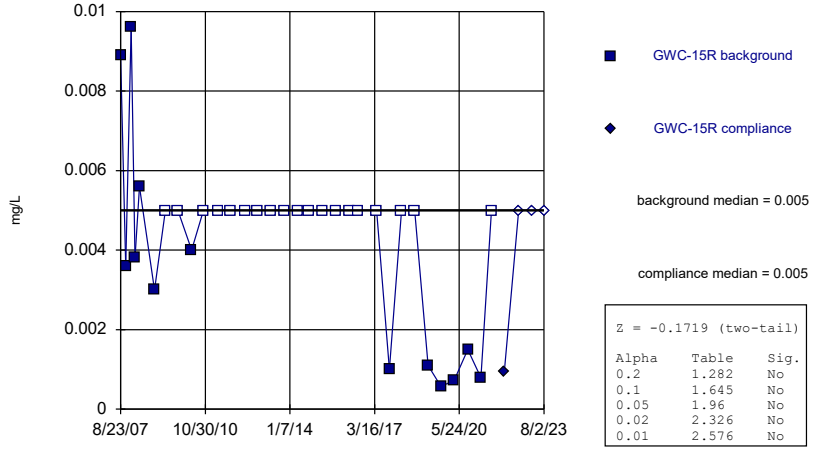

Z = -0.1719 (two-tail)

Alpha	Table	Sig.
0.2	1.282	No
0.1	1.645	No
0.05	1.96	No
0.02	2.326	No
0.01	2.576	No

Constituent: Nickel Analysis Run 3/4/2024 12:05 PM View: Appendix I Mann-Whitney
Plant Bowen Data: Bowen 1, 2, 9, and 10

Sanitas™ v.10.0.16 Software licensed to . UG
Hollow symbols indicate censored values.

Mann-Whitney (Wilcoxon Rank Sum)

GWC-15Z

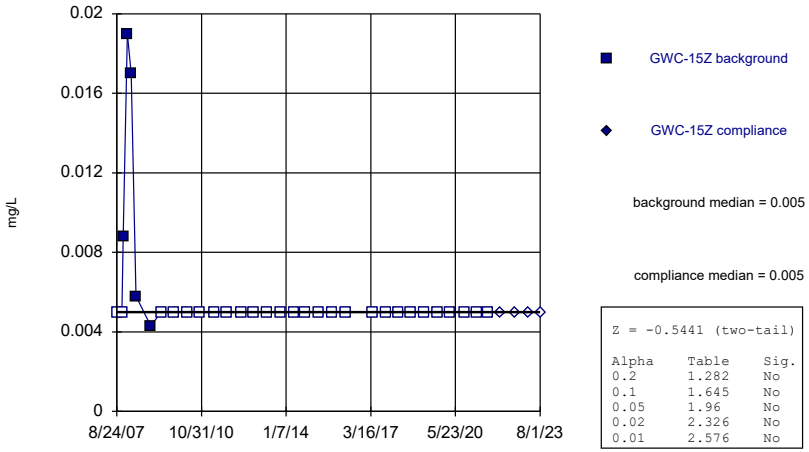

Z = -0.5441 (two-tail)

Alpha	Table	Sig.
0.2	1.282	No
0.1	1.645	No
0.05	1.96	No
0.02	2.326	No
0.01	2.576	No

Constituent: Nickel Analysis Run 3/4/2024 12:05 PM View: Appendix I Mann-Whitney
Plant Bowen Data: Bowen 1, 2, 9, and 10

Sanitas™ v.10.0.16 Software licensed to . UG
Hollow symbols indicate censored values.

Mann-Whitney (Wilcoxon Rank Sum)

GWC-44

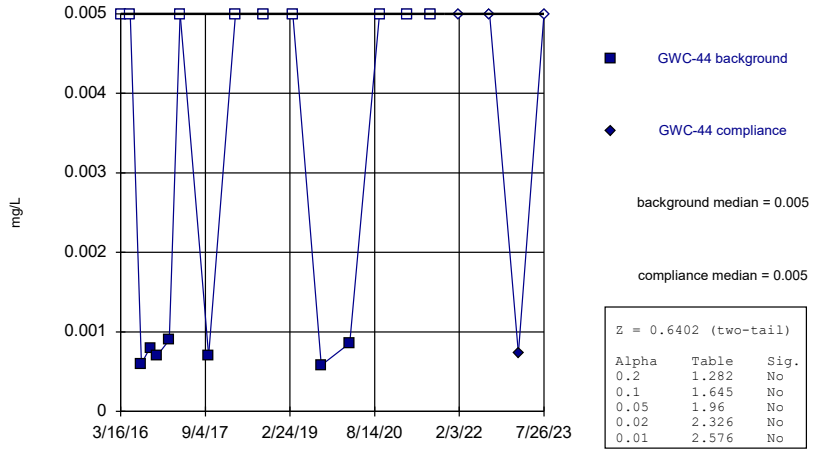

Z = 0.6402 (two-tail)

Alpha	Table	Sig.
0.2	1.282	No
0.1	1.645	No
0.05	1.96	No
0.02	2.326	No
0.01	2.576	No

Constituent: Nickel Analysis Run 3/4/2024 12:05 PM View: Appendix I Mann-Whitney
Plant Bowen Data: Bowen 1, 2, 9, and 10

Sanitas™ v.10.0.16 Software licensed to . UG
Hollow symbols indicate censored values.

Mann-Whitney (Wilcoxon Rank Sum)

GWC-45

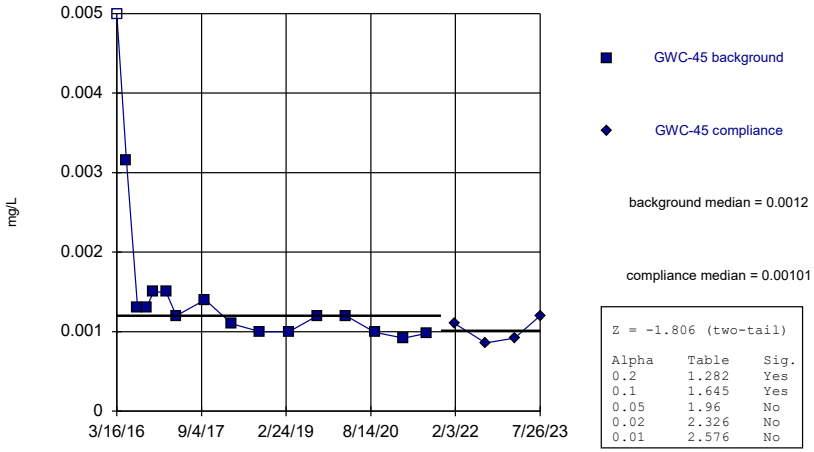

Z = -1.806 (two-tail)

Alpha	Table	Sig.
0.2	1.282	Yes
0.1	1.645	Yes
0.05	1.96	No
0.02	2.326	No
0.01	2.576	No

Constituent: Nickel Analysis Run 3/4/2024 12:05 PM View: Appendix I Mann-Whitney
Plant Bowen Data: Bowen 1, 2, 9, and 10

Sanitas™ v.10.0.16 Software licensed to . UG
Hollow symbols indicate censored values.

Mann-Whitney (Wilcoxon Rank Sum)

GWC-45R

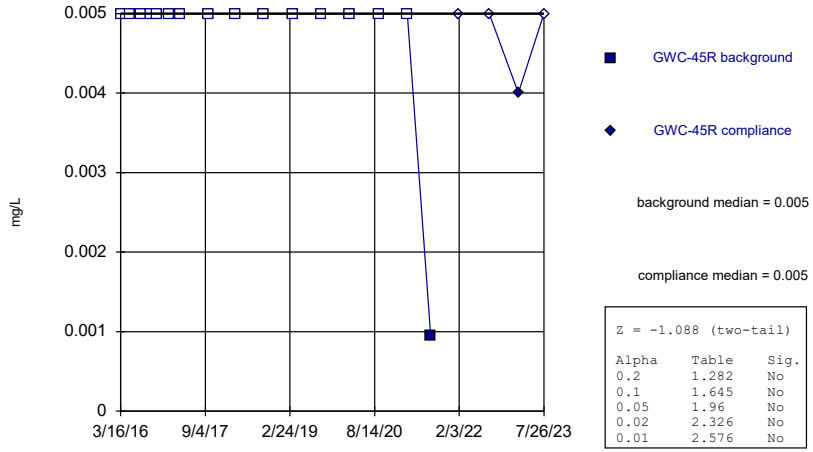

Z = -1.088 (two-tail)

Alpha	Table	Sig.
0.2	1.282	No
0.1	1.645	No
0.05	1.96	No
0.02	2.326	No
0.01	2.576	No

Constituent: Nickel Analysis Run 3/4/2024 12:05 PM View: Appendix I Mann-Whitney
Plant Bowen Data: Bowen 1, 2, 9, and 10

Sanitas™ v.10.0.16 Software licensed to . UG
Hollow symbols indicate censored values.

Mann-Whitney (Wilcoxon Rank Sum)

GWC-46R

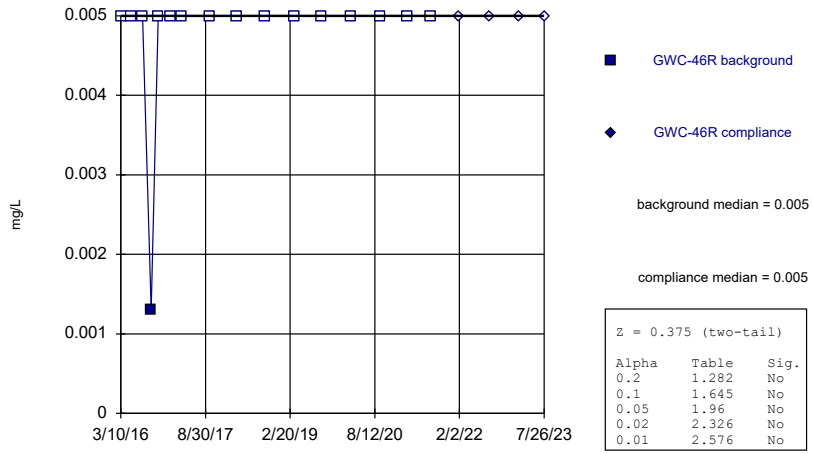

background median = 0.005

compliance median = 0.005

Z = 0.375 (two-tail)

Alpha	Table	Sig.
0.2	1.282	No
0.1	1.645	No
0.05	1.96	No
0.02	2.326	No
0.01	2.576	No

Constituent: Nickel Analysis Run 3/4/2024 12:05 PM View: Appendix I Mann-Whitney
Plant Bowen Data: Bowen 1, 2, 9, and 10

Sanitas™ v.10.0.16 Software licensed to . UG
Hollow symbols indicate censored values.

Mann-Whitney (Wilcoxon Rank Sum)

GWC-47

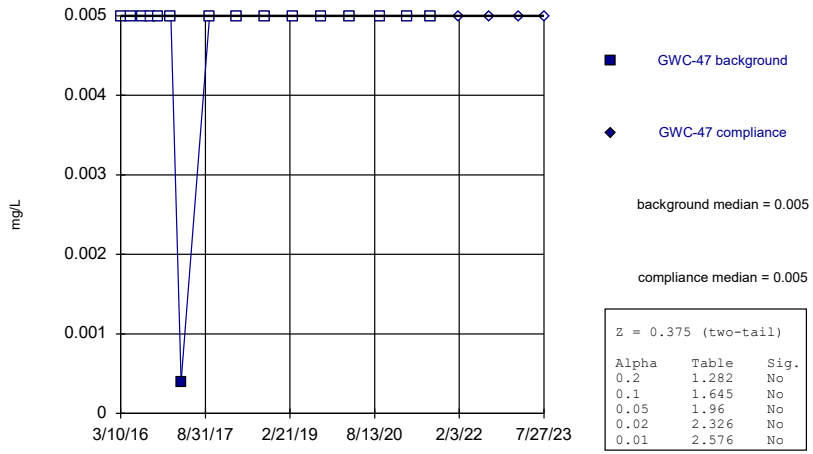

background median = 0.005

compliance median = 0.005

Z = 0.375 (two-tail)

Alpha	Table	Sig.
0.2	1.282	No
0.1	1.645	No
0.05	1.96	No
0.02	2.326	No
0.01	2.576	No

Constituent: Nickel Analysis Run 3/4/2024 12:05 PM View: Appendix I Mann-Whitney
Plant Bowen Data: Bowen 1, 2, 9, and 10

Sanitas™ v.10.0.16 Software licensed to . UG
Hollow symbols indicate censored values.

Mann-Whitney (Wilcoxon Rank Sum)

GWC-47R

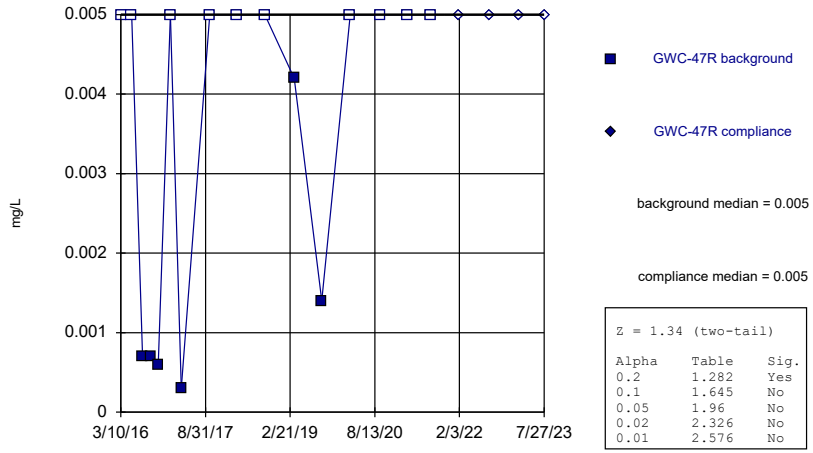

background median = 0.005

compliance median = 0.005

Z = 1.34 (two-tail)

Alpha	Table	Sig.
0.2	1.282	Yes
0.1	1.645	No
0.05	1.96	No
0.02	2.326	No
0.01	2.576	No

Constituent: Nickel Analysis Run 3/4/2024 12:05 PM View: Appendix I Mann-Whitney
Plant Bowen Data: Bowen 1, 2, 9, and 10

Sanitas™ v.10.0.16 Software licensed to . UG
Hollow symbols indicate censored values.

Mann-Whitney (Wilcoxon Rank Sum)

GWC-48

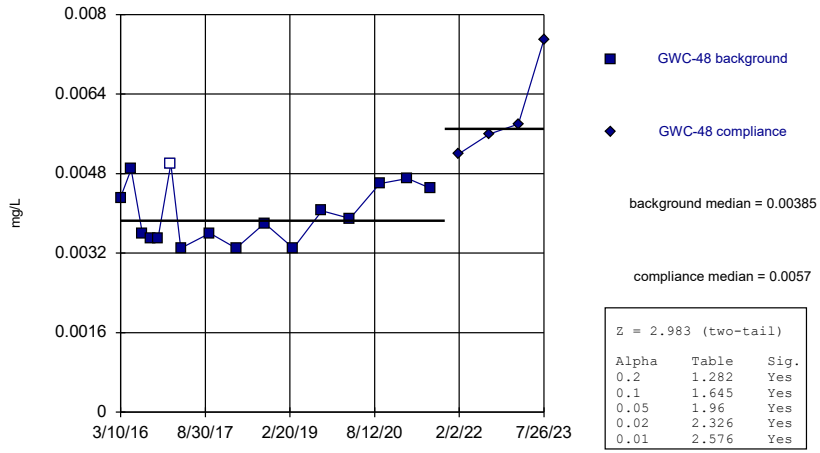

background median = 0.00385

compliance median = 0.0057

Z = 2.983 (two-tail)

Alpha	Table	Sig.
0.2	1.282	Yes
0.1	1.645	Yes
0.05	1.96	Yes
0.02	2.326	Yes
0.01	2.576	Yes

Constituent: Nickel Analysis Run 3/4/2024 12:05 PM View: Appendix I Mann-Whitney
Plant Bowen Data: Bowen 1, 2, 9, and 10

Sanitas™ v.10.0.16 Software licensed to . UG
Hollow symbols indicate censored values.

Mann-Whitney (Wilcoxon Rank Sum)

GWC-49R

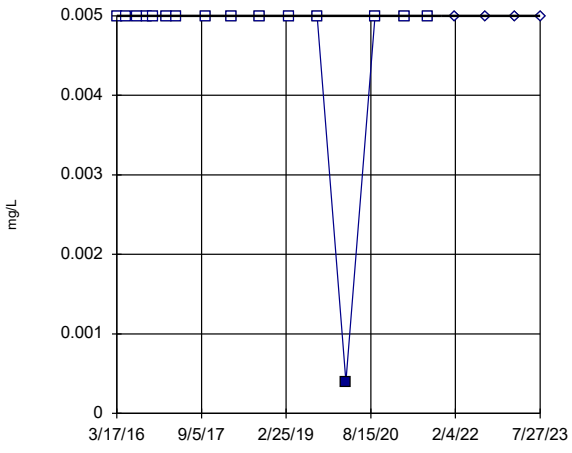

GWC-49R background

GWC-49R compliance

background median = 0.005

compliance median = 0.005

Z = 0.375 (two-tail)

Alpha	Table	Sig.
0.2	1.282	No
0.1	1.645	No
0.05	1.96	No
0.02	2.326	No
0.01	2.576	No

Constituent: Nickel Analysis Run 3/4/2024 12:05 PM View: Appendix I Mann-Whitney
Plant Bowen Data: Bowen 1, 2, 9, and 10

Sanitas™ v.10.0.16 Software licensed to . UG
Hollow symbols indicate censored values.

Mann-Whitney (Wilcoxon Rank Sum)

GWC-49Z

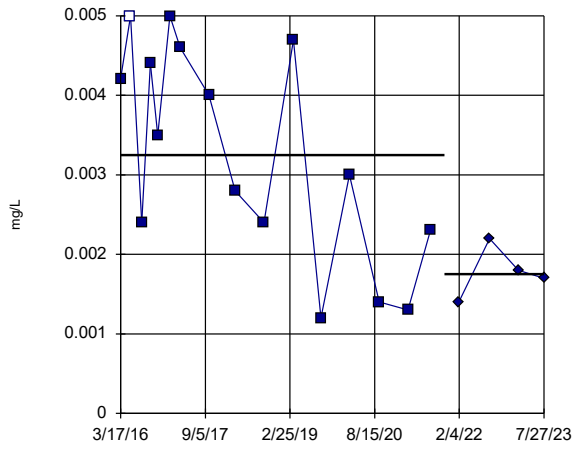

GWC-49Z background

GWC-49Z compliance

background median = 0.00325

compliance median = 0.00175

Z = -1.986 (two-tail)

Alpha	Table	Sig.
0.2	1.282	Yes
0.1	1.645	Yes
0.05	1.96	Yes
0.02	2.326	No
0.01	2.576	No

Constituent: Nickel Analysis Run 3/4/2024 12:05 PM View: Appendix I Mann-Whitney
Plant Bowen Data: Bowen 1, 2, 9, and 10

Sanitas™ v.10.0.16 Software licensed to . UG

Mann-Whitney (Wilcoxon Rank Sum)

GWC-5

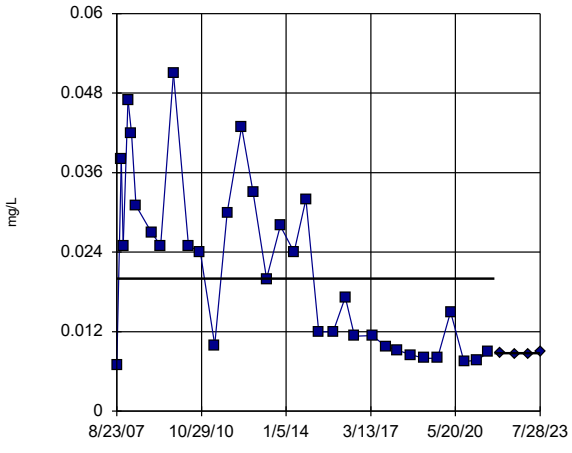

GWC-5 background

GWC-5 compliance

background median = 0.02

compliance median = 0.00875

Z = -2.031 (two-tail)

Alpha	Table	Sig.
0.2	1.282	Yes
0.1	1.645	Yes
0.05	1.96	Yes
0.02	2.326	No
0.01	2.576	No

Constituent: Nickel Analysis Run 3/4/2024 12:05 PM View: Appendix I Mann-Whitney
Plant Bowen Data: Bowen 1, 2, 9, and 10

Sanitas™ v.10.0.16 Software licensed to . UG
Hollow symbols indicate censored values.

Mann-Whitney (Wilcoxon Rank Sum)

GWC-6

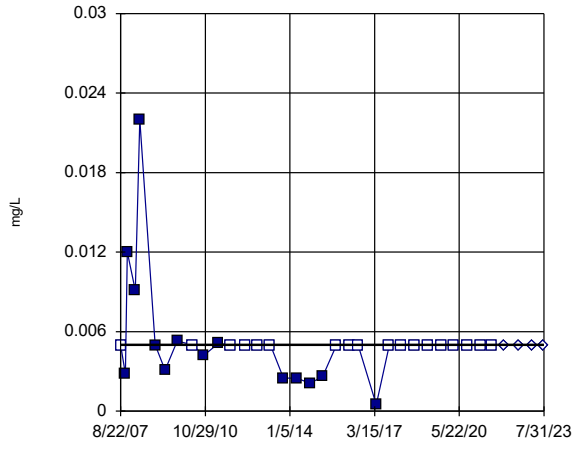

GWC-6 background

GWC-6 compliance

background median = 0.005

compliance median = 0.005

Z = 0.2005 (two-tail)

Alpha	Table	Sig.
0.2	1.282	No
0.1	1.645	No
0.05	1.96	No
0.02	2.326	No
0.01	2.576	No

Constituent: Nickel Analysis Run 3/4/2024 12:05 PM View: Appendix I Mann-Whitney
Plant Bowen Data: Bowen 1, 2, 9, and 10

Sanitas™ v.10.0.16 Software licensed to . UG
Hollow symbols indicate censored values.

Mann-Whitney (Wilcoxon Rank Sum)

GWC-7Z

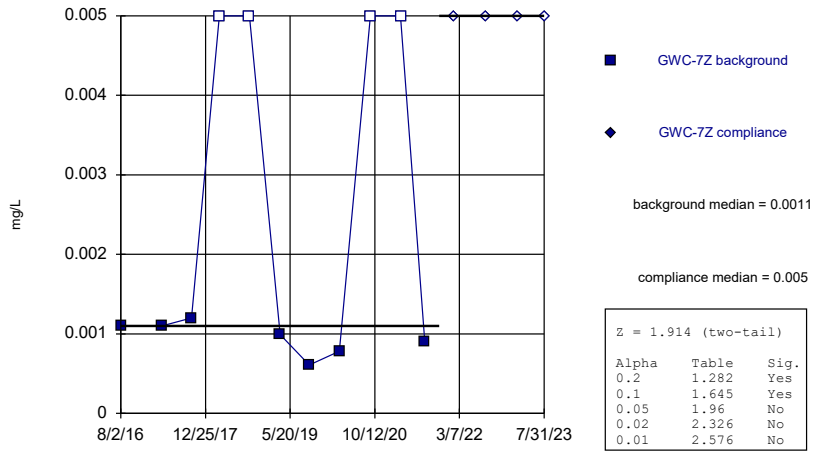

Z = 1.914 (two-tail)

Alpha	Table	Sig.
0.2	1.282	Yes
0.1	1.645	Yes
0.05	1.96	No
0.02	2.326	No
0.01	2.576	No

Constituent: Nickel Analysis Run 3/4/2024 12:05 PM View: Appendix I Mann-Whitney
Plant Bowen Data: Bowen 1, 2, 9, and 10

Sanitas™ v.10.0.16 Software licensed to . UG
Hollow symbols indicate censored values.

Mann-Whitney (Wilcoxon Rank Sum)

GWC-8RR

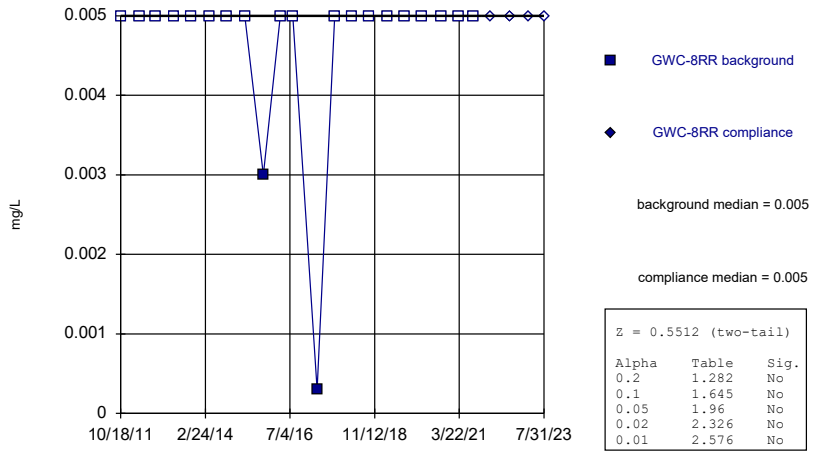

Z = 0.5512 (two-tail)

Alpha	Table	Sig.
0.2	1.282	No
0.1	1.645	No
0.05	1.96	No
0.02	2.326	No
0.01	2.576	No

Constituent: Nickel Analysis Run 3/4/2024 12:05 PM View: Appendix I Mann-Whitney
Plant Bowen Data: Bowen 1, 2, 9, and 10

Sanitas™ v.10.0.16 Software licensed to . UG
Hollow symbols indicate censored values.

Mann-Whitney (Wilcoxon Rank Sum)

GWC-8Z

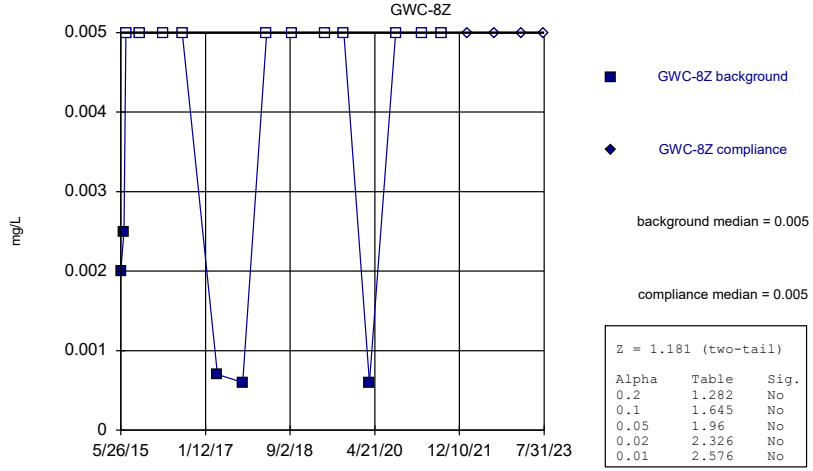

Z = 1.181 (two-tail)

Alpha	Table	Sig.
0.2	1.282	No
0.1	1.645	No
0.05	1.96	No
0.02	2.326	No
0.01	2.576	No

Constituent: Nickel Analysis Run 3/4/2024 12:05 PM View: Appendix I Mann-Whitney
Plant Bowen Data: Bowen 1, 2, 9, and 10

Sanitas™ v.10.0.16 Software licensed to . UG
Hollow symbols indicate censored values.

Mann-Whitney (Wilcoxon Rank Sum)

GWC-9

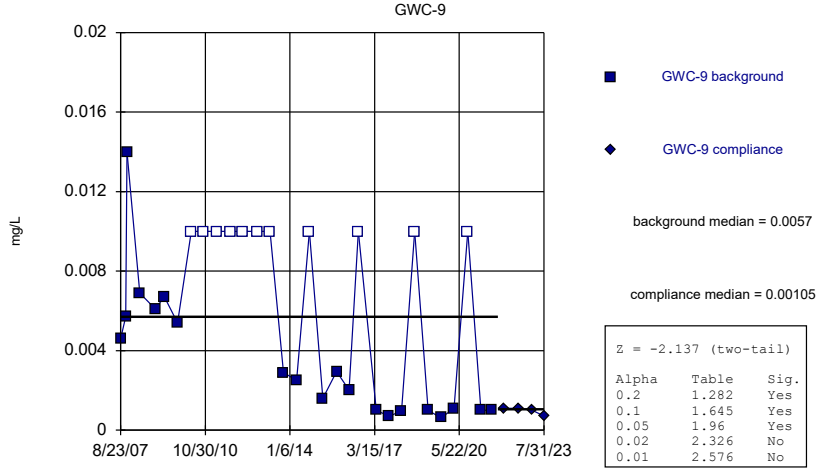

Z = -2.137 (two-tail)

Alpha	Table	Sig.
0.2	1.282	Yes
0.1	1.645	Yes
0.05	1.96	Yes
0.02	2.326	No
0.01	2.576	No

Constituent: Nickel Analysis Run 3/4/2024 12:05 PM View: Appendix I Mann-Whitney
Plant Bowen Data: Bowen 1, 2, 9, and 10

Sanitas™ v.10.0.16 Software licensed to . UG
Hollow symbols indicate censored values.

Mann-Whitney (Wilcoxon Rank Sum)

GWA-2 (bg)

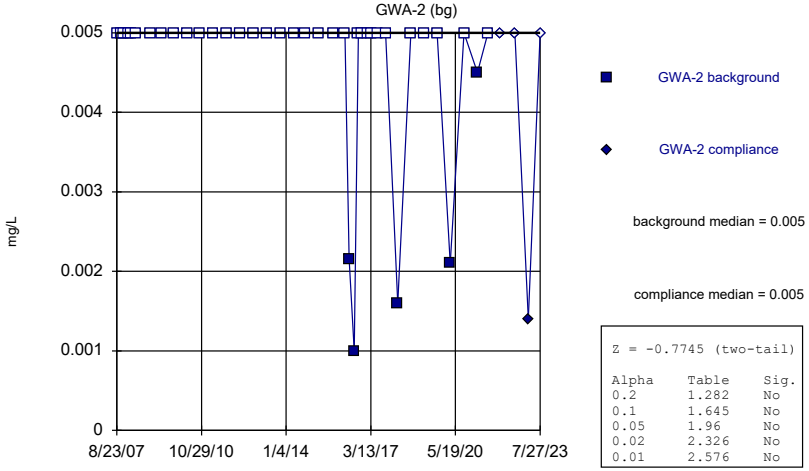

Z = -0.7745 (two-tail)

Alpha	Table	Sig.
0.2	1.282	No
0.1	1.645	No
0.05	1.96	No
0.02	2.326	No
0.01	2.576	No

Constituent: Selenium Analysis Run 3/4/2024 12:05 PM View: Appendix I Mann-Whitney
Plant Bowen Data: Bowen 1, 2, 9, and 10

Sanitas™ v.10.0.16 Software licensed to . UG
Hollow symbols indicate censored values.

Mann-Whitney (Wilcoxon Rank Sum)

GWA-2R (bg)

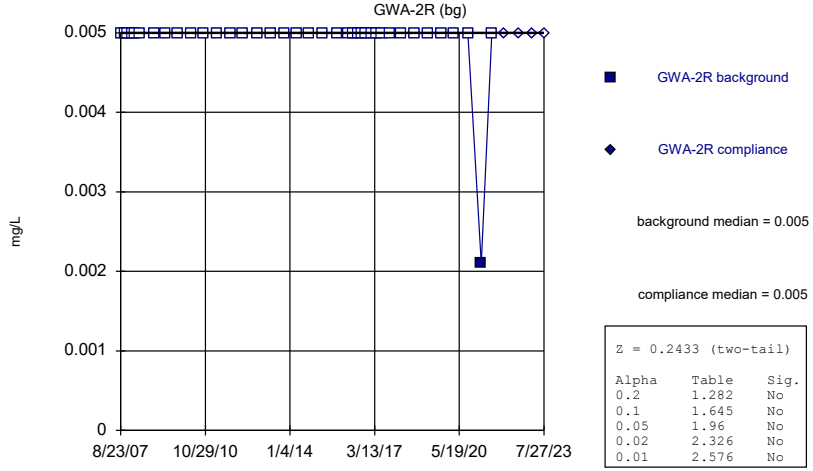

Z = 0.2433 (two-tail)

Alpha	Table	Sig.
0.2	1.282	No
0.1	1.645	No
0.05	1.96	No
0.02	2.326	No
0.01	2.576	No

Constituent: Selenium Analysis Run 3/4/2024 12:05 PM View: Appendix I Mann-Whitney
Plant Bowen Data: Bowen 1, 2, 9, and 10

Sanitas™ v.10.0.16 Software licensed to . UG
Hollow symbols indicate censored values.

Mann-Whitney (Wilcoxon Rank Sum)

GWA-43 (bg)

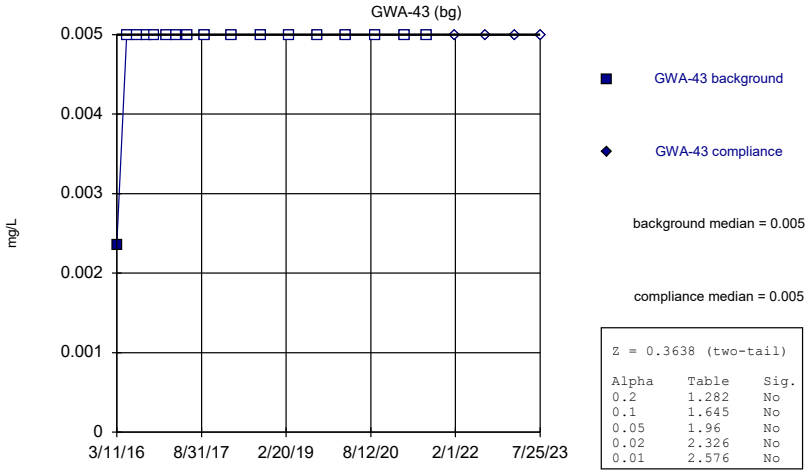

Z = 0.3638 (two-tail)

Alpha	Table	Sig.
0.2	1.282	No
0.1	1.645	No
0.05	1.96	No
0.02	2.326	No
0.01	2.576	No

Constituent: Selenium Analysis Run 3/4/2024 12:05 PM View: Appendix I Mann-Whitney
Plant Bowen Data: Bowen 1, 2, 9, and 10

Sanitas™ v.10.0.16 Software licensed to . UG
Hollow symbols indicate censored values.

Mann-Whitney (Wilcoxon Rank Sum)

GWC-13

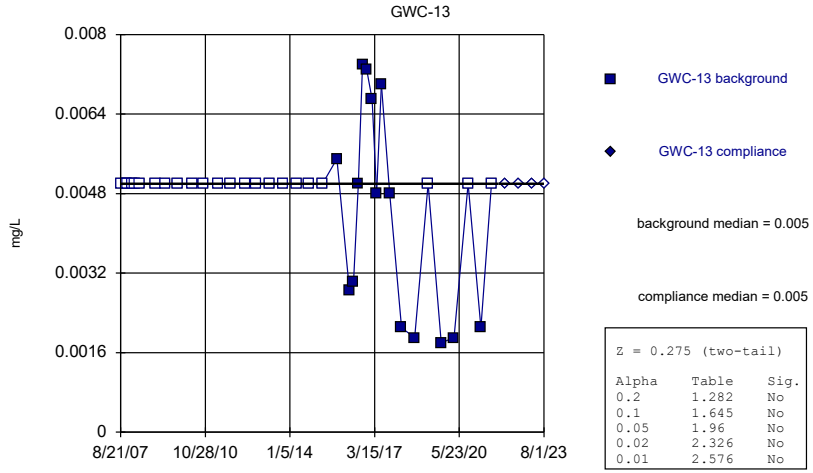

Z = 0.275 (two-tail)

Alpha	Table	Sig.
0.2	1.282	No
0.1	1.645	No
0.05	1.96	No
0.02	2.326	No
0.01	2.576	No

Constituent: Selenium Analysis Run 3/4/2024 12:05 PM View: Appendix I Mann-Whitney
Plant Bowen Data: Bowen 1, 2, 9, and 10

Sanitas™ v.10.0.16 Software licensed to . UG
Hollow symbols indicate censored values.

Mann-Whitney (Wilcoxon Rank Sum)

GWC-13RZ

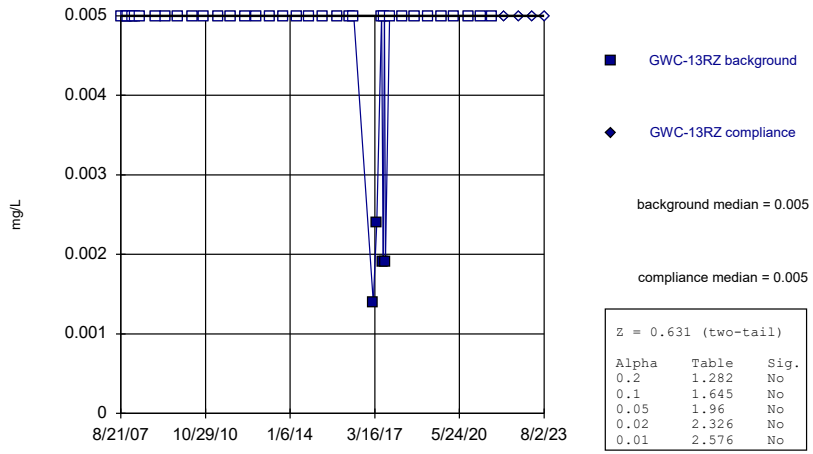

Z = 0.631 (two-tail)

Alpha	Table	Sig.
0.2	1.282	No
0.1	1.645	No
0.05	1.96	No
0.02	2.326	No
0.01	2.576	No

Constituent: Selenium Analysis Run 3/4/2024 12:05 PM View: Appendix I Mann-Whitney
Plant Bowen Data: Bowen 1, 2, 9, and 10

Sanitas™ v.10.0.16 Software licensed to . UG
Hollow symbols indicate censored values.

Mann-Whitney (Wilcoxon Rank Sum)

GWC-14Z

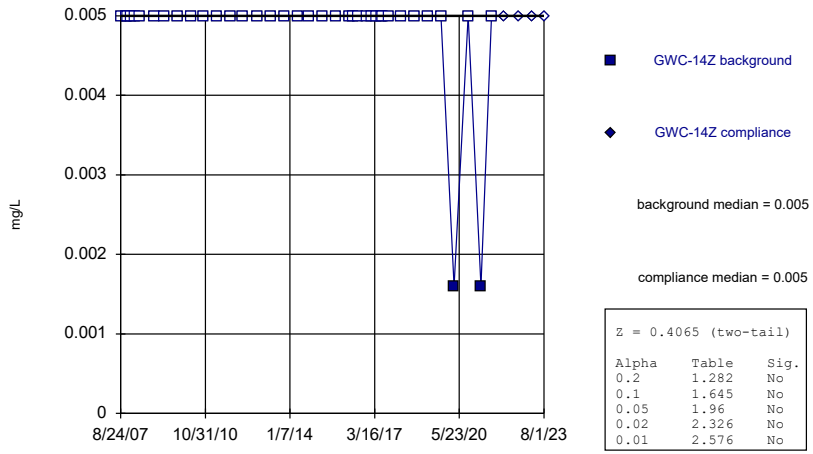

Z = 0.4065 (two-tail)

Alpha	Table	Sig.
0.2	1.282	No
0.1	1.645	No
0.05	1.96	No
0.02	2.326	No
0.01	2.576	No

Constituent: Selenium Analysis Run 3/4/2024 12:05 PM View: Appendix I Mann-Whitney
Plant Bowen Data: Bowen 1, 2, 9, and 10

Sanitas™ v.10.0.16 Software licensed to . UG
Hollow symbols indicate censored values.

Mann-Whitney (Wilcoxon Rank Sum)

GWC-15R

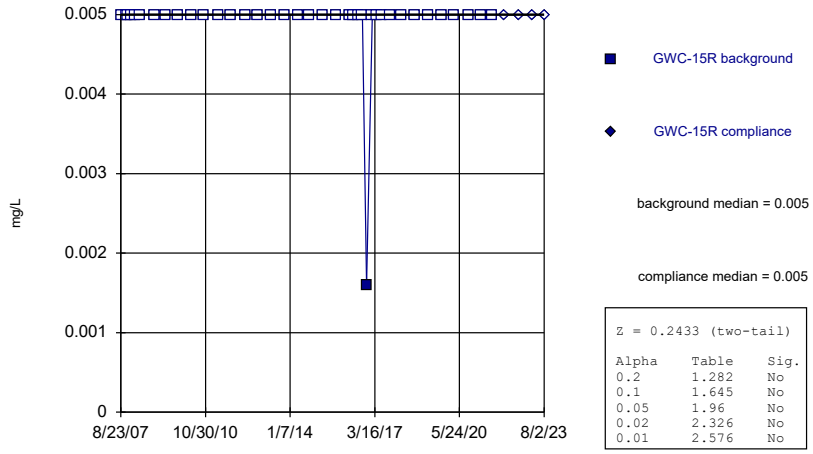

Z = 0.2433 (two-tail)

Alpha	Table	Sig.
0.2	1.282	No
0.1	1.645	No
0.05	1.96	No
0.02	2.326	No
0.01	2.576	No

Constituent: Selenium Analysis Run 3/4/2024 12:05 PM View: Appendix I Mann-Whitney
Plant Bowen Data: Bowen 1, 2, 9, and 10

Sanitas™ v.10.0.16 Software licensed to . UG
Hollow symbols indicate censored values.

Mann-Whitney (Wilcoxon Rank Sum)

GWC-44

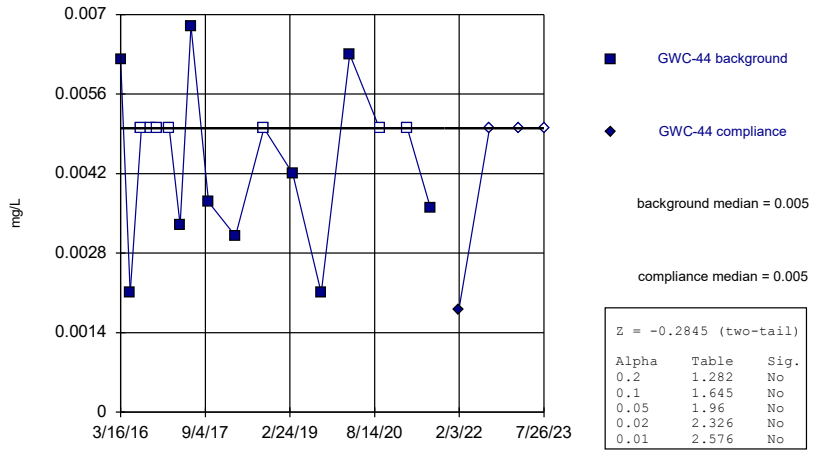

Z = -0.2845 (two-tail)

Alpha	Table	Sig.
0.2	1.282	No
0.1	1.645	No
0.05	1.96	No
0.02	2.326	No
0.01	2.576	No

Constituent: Selenium Analysis Run 3/4/2024 12:05 PM View: Appendix I Mann-Whitney
Plant Bowen Data: Bowen 1, 2, 9, and 10

Sanitas™ v.10.0.16 Software licensed to . UG
Hollow symbols indicate censored values.

Mann-Whitney (Wilcoxon Rank Sum)

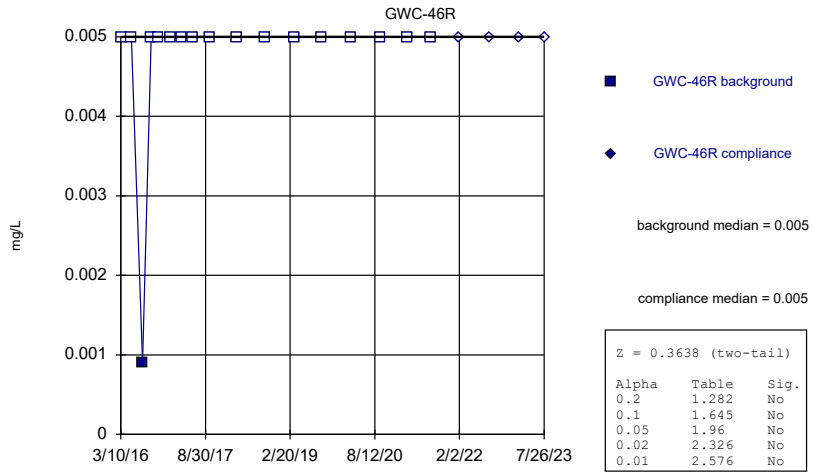

Z = 0.3638 (two-tail)

Alpha	Table	Sig.
0.2	1.282	No
0.1	1.645	No
0.05	1.96	No
0.02	2.326	No
0.01	2.576	No

Constituent: Selenium Analysis Run 3/4/2024 12:05 PM View: Appendix I Mann-Whitney
Plant Bowen Data: Bowen 1, 2, 9, and 10

Sanitas™ v.10.0.16 Software licensed to . UG
Hollow symbols indicate censored values.

Mann-Whitney (Wilcoxon Rank Sum)

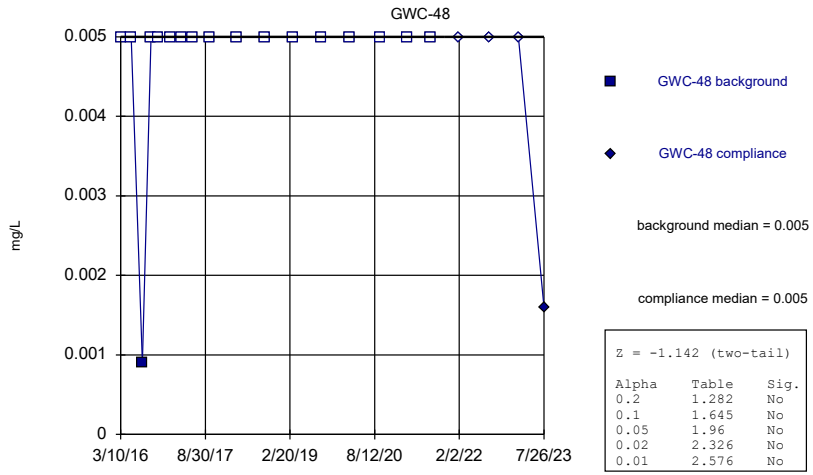

Z = -1.142 (two-tail)

Alpha	Table	Sig.
0.2	1.282	No
0.1	1.645	No
0.05	1.96	No
0.02	2.326	No
0.01	2.576	No

Constituent: Selenium Analysis Run 3/4/2024 12:06 PM View: Appendix I Mann-Whitney
Plant Bowen Data: Bowen 1, 2, 9, and 10

Sanitas™ v.10.0.16 Software licensed to . UG
Hollow symbols indicate censored values.

Mann-Whitney (Wilcoxon Rank Sum)

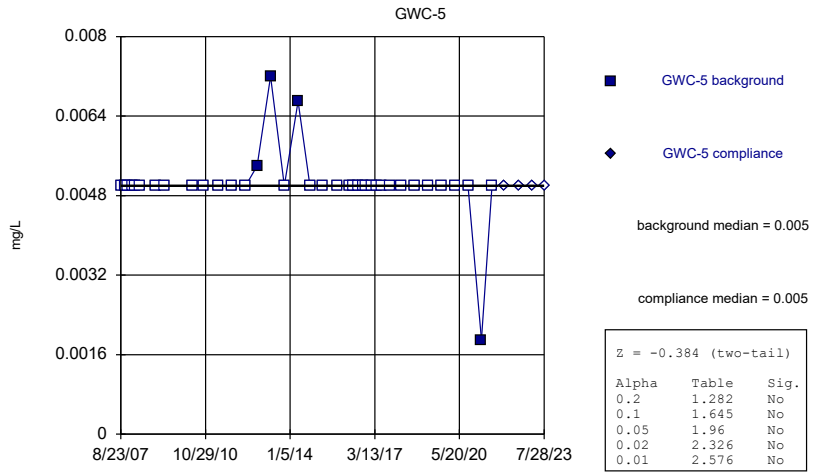

Z = -0.384 (two-tail)

Alpha	Table	Sig.
0.2	1.282	No
0.1	1.645	No
0.05	1.96	No
0.02	2.326	No
0.01	2.576	No

Constituent: Selenium Analysis Run 3/4/2024 12:06 PM View: Appendix I Mann-Whitney
Plant Bowen Data: Bowen 1, 2, 9, and 10

Sanitas™ v.10.0.16 Software licensed to . UG
Hollow symbols indicate censored values.

Mann-Whitney (Wilcoxon Rank Sum)

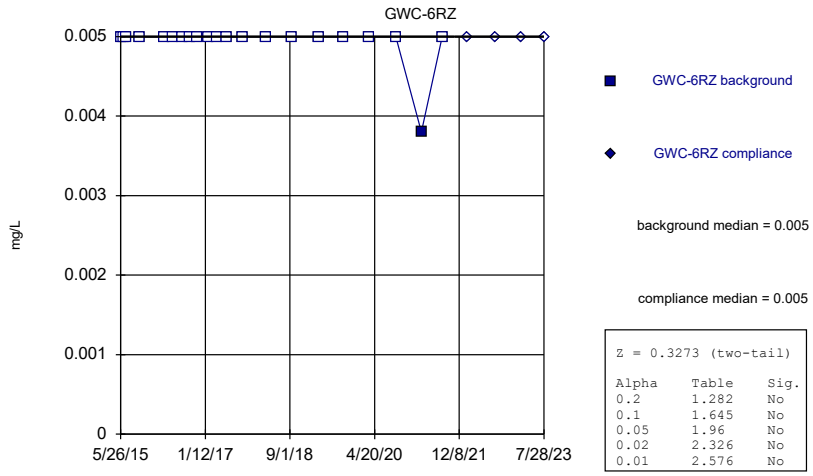

Z = 0.3273 (two-tail)

Alpha	Table	Sig.
0.2	1.282	No
0.1	1.645	No
0.05	1.96	No
0.02	2.326	No
0.01	2.576	No

Constituent: Selenium Analysis Run 3/4/2024 12:06 PM View: Appendix I Mann-Whitney
Plant Bowen Data: Bowen 1, 2, 9, and 10

Sanitas™ v.10.0.16 Software licensed to . UG
Hollow symbols indicate censored values.

Mann-Whitney (Wilcoxon Rank Sum)

GWC-8Z

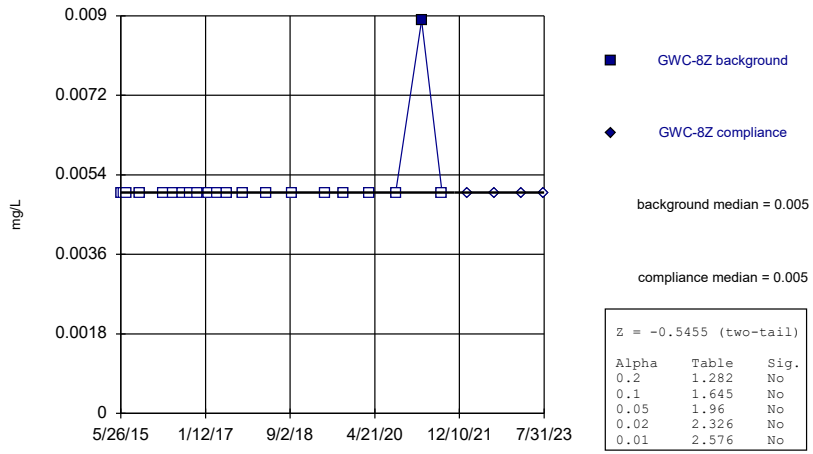

Z = -0.5455 (two-tail)

Alpha	Table	Sig.
0.2	1.282	No
0.1	1.645	No
0.05	1.96	No
0.02	2.326	No
0.01	2.576	No

Constituent: Selenium Analysis Run 3/4/2024 12:06 PM View: Appendix I Mann-Whitney
Plant Bowen Data: Bowen 1, 2, 9, and 10

Sanitas™ v.10.0.16 Software licensed to . UG
Hollow symbols indicate censored values.

Mann-Whitney (Wilcoxon Rank Sum)

GWC-9

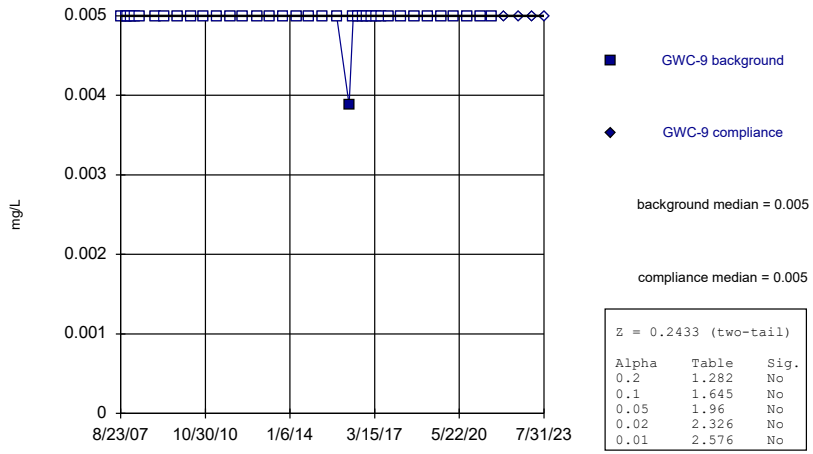

Z = 0.2433 (two-tail)

Alpha	Table	Sig.
0.2	1.282	No
0.1	1.645	No
0.05	1.96	No
0.02	2.326	No
0.01	2.576	No

Constituent: Selenium Analysis Run 3/4/2024 12:06 PM View: Appendix I Mann-Whitney
Plant Bowen Data: Bowen 1, 2, 9, and 10

Sanitas™ v.10.0.16 Software licensed to . UG
Hollow symbols indicate censored values.

Mann-Whitney (Wilcoxon Rank Sum)

GWA-39RZ (bg)

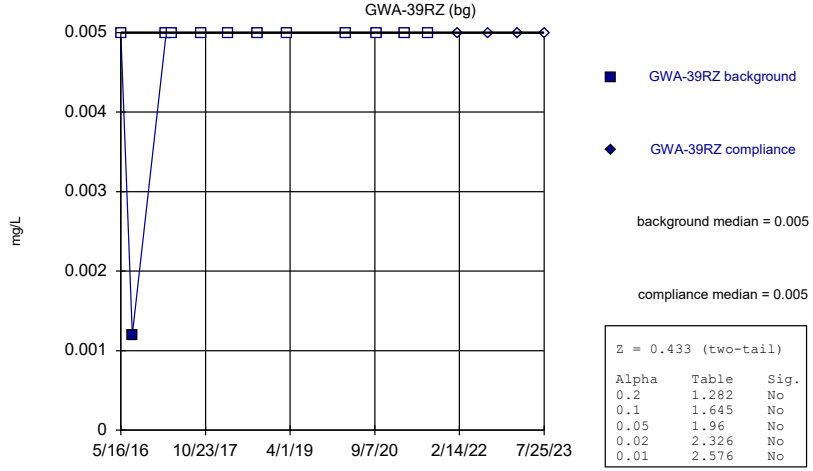

Z = 0.433 (two-tail)

Alpha	Table	Sig.
0.2	1.282	No
0.1	1.645	No
0.05	1.96	No
0.02	2.326	No
0.01	2.576	No

Constituent: Silver Analysis Run 3/4/2024 12:06 PM View: Appendix I Mann-Whitney
Plant Bowen Data: Bowen 1, 2, 9, and 10

Sanitas™ v.10.0.16 Software licensed to . UG
Hollow symbols indicate censored values.

Mann-Whitney (Wilcoxon Rank Sum)

GWA-50 (bg)

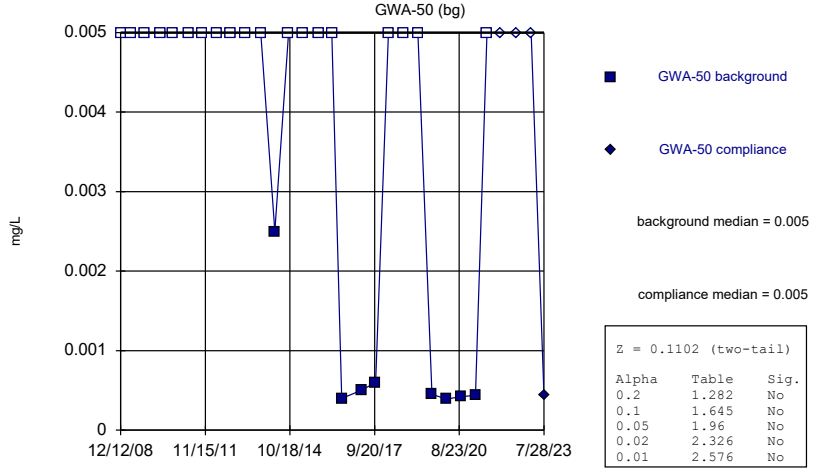

Z = 0.1102 (two-tail)

Alpha	Table	Sig.
0.2	1.282	No
0.1	1.645	No
0.05	1.96	No
0.02	2.326	No
0.01	2.576	No

Constituent: Silver Analysis Run 3/4/2024 12:06 PM View: Appendix I Mann-Whitney
Plant Bowen Data: Bowen 1, 2, 9, and 10

Sanitas™ v.10.0.16 Software licensed to . UG
Hollow symbols indicate censored values.

Mann-Whitney (Wilcoxon Rank Sum)

GWA-50R (bg)

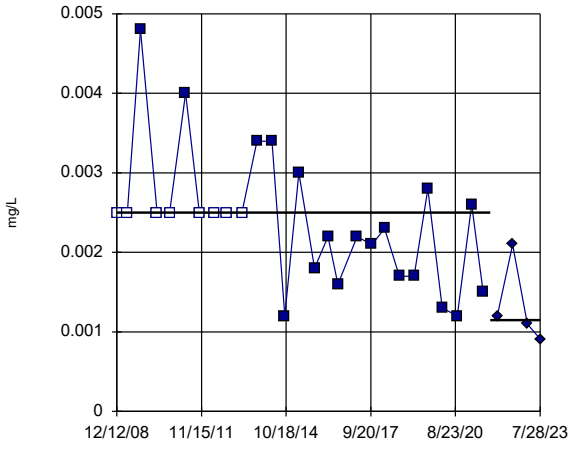

GWA-50R background

GWA-50R compliance

background median = 0.0025

compliance median = 0.00115

Z = -2.677 (two-tail)

Alpha	Table	Sig.
0.2	1.282	Yes
0.1	1.645	Yes
0.05	1.96	Yes
0.02	2.326	Yes
0.01	2.576	Yes

Constituent: Silver Analysis Run 3/4/2024 12:06 PM View: Appendix I Mann-Whitney
Plant Bowen Data: Bowen 1, 2, 9, and 10

Sanitas™ v.10.0.16 Software licensed to . UG
Hollow symbols indicate censored values.

Mann-Whitney (Wilcoxon Rank Sum)

GWC-12

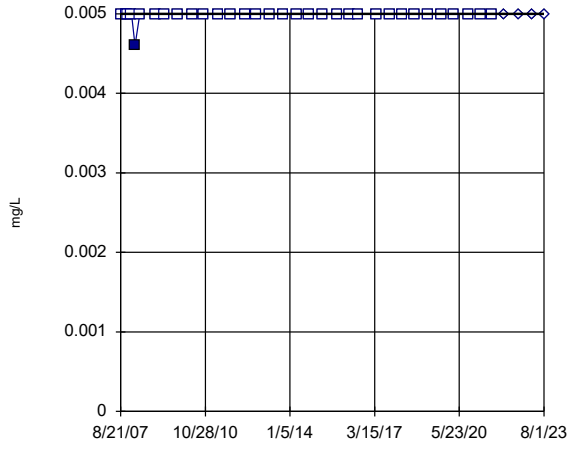

GWC-12 background

GWC-12 compliance

background median = 0.005

compliance median = 0.005

Z = 0.2611 (two-tail)

Alpha	Table	Sig.
0.2	1.282	No
0.1	1.645	No
0.05	1.96	No
0.02	2.326	No
0.01	2.576	No

Constituent: Silver Analysis Run 3/4/2024 12:06 PM View: Appendix I Mann-Whitney
Plant Bowen Data: Bowen 1, 2, 9, and 10

Sanitas™ v.10.0.16 Software licensed to . UG
Hollow symbols indicate censored values.

Mann-Whitney (Wilcoxon Rank Sum)

GWC-13RZ

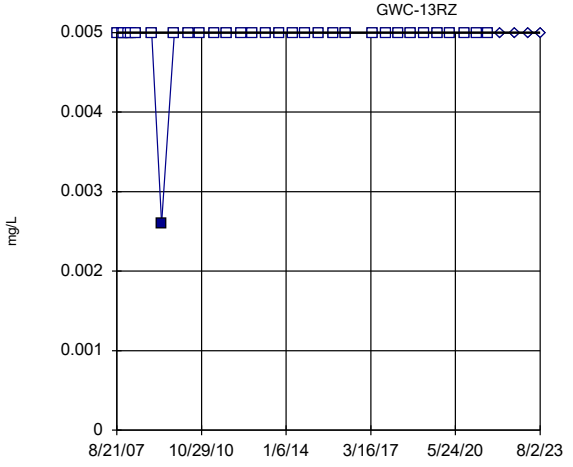

GWC-13RZ background

GWC-13RZ compliance

background median = 0.005

compliance median = 0.005

Z = 0.2652 (two-tail)

Alpha	Table	Sig.
0.2	1.282	No
0.1	1.645	No
0.05	1.96	No
0.02	2.326	No
0.01	2.576	No

Constituent: Silver Analysis Run 3/4/2024 12:06 PM View: Appendix I Mann-Whitney
Plant Bowen Data: Bowen 1, 2, 9, and 10

Sanitas™ v.10.0.16 Software licensed to . UG
Hollow symbols indicate censored values.

Mann-Whitney (Wilcoxon Rank Sum)

GWA-1 (bg)

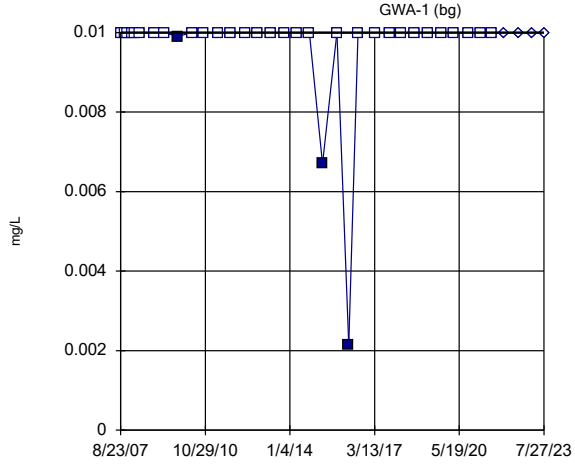

GWA-1 background

GWA-1 compliance

background median = 0.01

compliance median = 0.01

Z = 0.5682 (two-tail)

Alpha	Table	Sig.
0.2	1.282	No
0.1	1.645	No
0.05	1.96	No
0.02	2.326	No
0.01	2.576	No

Constituent: Vanadium Analysis Run 3/4/2024 12:06 PM View: Appendix I Mann-Whitney
Plant Bowen Data: Bowen 1, 2, 9, and 10

Sanitas™ v.10.0.16 Software licensed to . UG
Hollow symbols indicate censored values.

Mann-Whitney (Wilcoxon Rank Sum)

GWA-2 (bg)

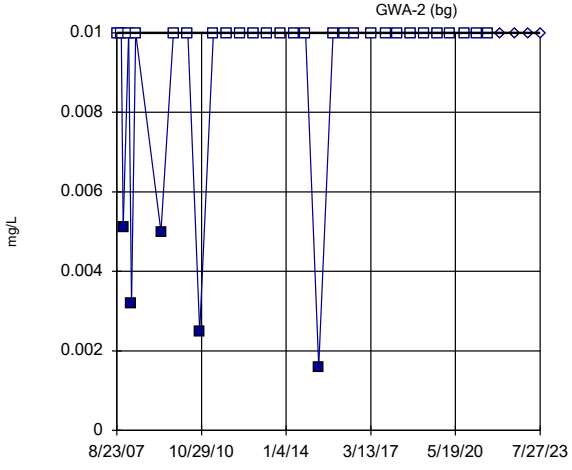

GWA-2 background

GWA-2 compliance

background median = 0.01

compliance median = 0.01

Z = 0.7952 (two-tail)

Alpha	Table	Sig.
0.2	1.282	No
0.1	1.645	No
0.05	1.96	No
0.02	2.326	No
0.01	2.576	No

Constituent: Vanadium Analysis Run 3/4/2024 12:06 PM View: Appendix I Mann-Whitney
Plant Bowen Data: Bowen 1, 2, 9, and 10

Sanitas™ v.10.0.16 Software licensed to . UG
Hollow symbols indicate censored values.

Mann-Whitney (Wilcoxon Rank Sum)

GWA-2R (bg)

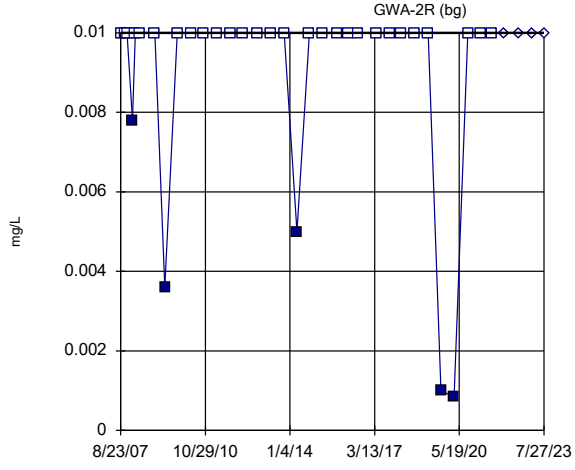

GWA-2R background

GWA-2R compliance

background median = 0.01

compliance median = 0.01

Z = 0.7818 (two-tail)

Alpha	Table	Sig.
0.2	1.282	No
0.1	1.645	No
0.05	1.96	No
0.02	2.326	No
0.01	2.576	No

Constituent: Vanadium Analysis Run 3/4/2024 12:06 PM View: Appendix I Mann-Whitney
Plant Bowen Data: Bowen 1, 2, 9, and 10

Sanitas™ v.10.0.16 Software licensed to . UG
Hollow symbols indicate censored values.

Mann-Whitney (Wilcoxon Rank Sum)

GWA-39RZ (bg)

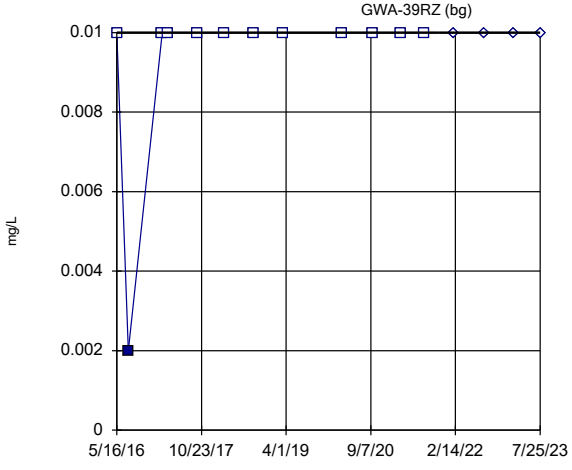

GWA-39RZ background

GWA-39RZ compliance

background median = 0.01

compliance median = 0.01

Z = 0.433 (two-tail)

Alpha	Table	Sig.
0.2	1.282	No
0.1	1.645	No
0.05	1.96	No
0.02	2.326	No
0.01	2.576	No

Constituent: Vanadium Analysis Run 3/4/2024 12:06 PM View: Appendix I Mann-Whitney
Plant Bowen Data: Bowen 1, 2, 9, and 10

Sanitas™ v.10.0.16 Software licensed to . UG
Hollow symbols indicate censored values.

Mann-Whitney (Wilcoxon Rank Sum)

GWA-3A (bg)

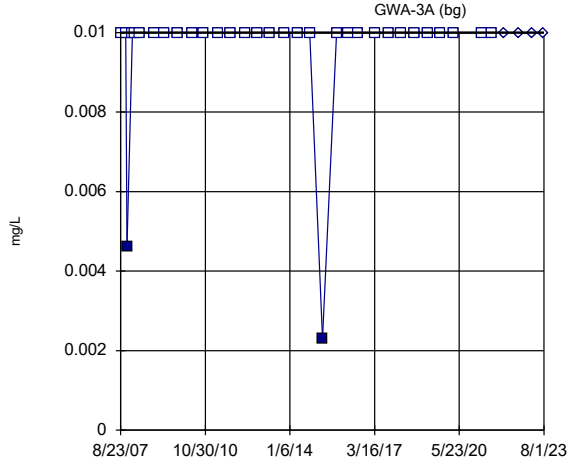

GWA-3A background

GWA-3A compliance

background median = 0.01

compliance median = 0.01

Z = 0.4437 (two-tail)

Alpha	Table	Sig.
0.2	1.282	No
0.1	1.645	No
0.05	1.96	No
0.02	2.326	No
0.01	2.576	No

Constituent: Vanadium Analysis Run 3/4/2024 12:06 PM View: Appendix I Mann-Whitney
Plant Bowen Data: Bowen 1, 2, 9, and 10

Sanitas™ v.10.0.16 Software licensed to . UG
Hollow symbols indicate censored values.

Mann-Whitney (Wilcoxon Rank Sum)

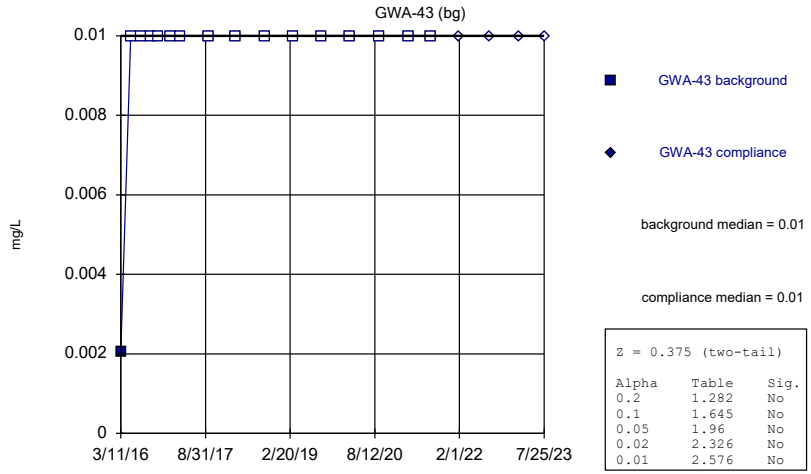

Z = 0.375 (two-tail)

Alpha	Table	Sig.
0.2	1.282	No
0.1	1.645	No
0.05	1.96	No
0.02	2.326	No
0.01	2.576	No

Constituent: Vanadium Analysis Run 3/4/2024 12:06 PM View: Appendix I Mann-Whitney
Plant Bowen Data: Bowen 1, 2, 9, and 10

Sanitas™ v.10.0.16 Software licensed to . UG
Hollow symbols indicate censored values.

Mann-Whitney (Wilcoxon Rank Sum)

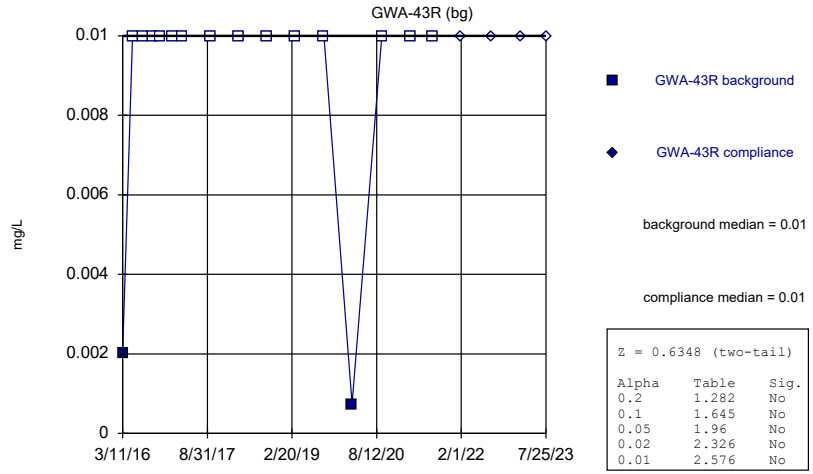

Z = 0.6348 (two-tail)

Alpha	Table	Sig.
0.2	1.282	No
0.1	1.645	No
0.05	1.96	No
0.02	2.326	No
0.01	2.576	No

Constituent: Vanadium Analysis Run 3/4/2024 12:06 PM View: Appendix I Mann-Whitney
Plant Bowen Data: Bowen 1, 2, 9, and 10

Sanitas™ v.10.0.16 Software licensed to . UG
Hollow symbols indicate censored values.

Mann-Whitney (Wilcoxon Rank Sum)

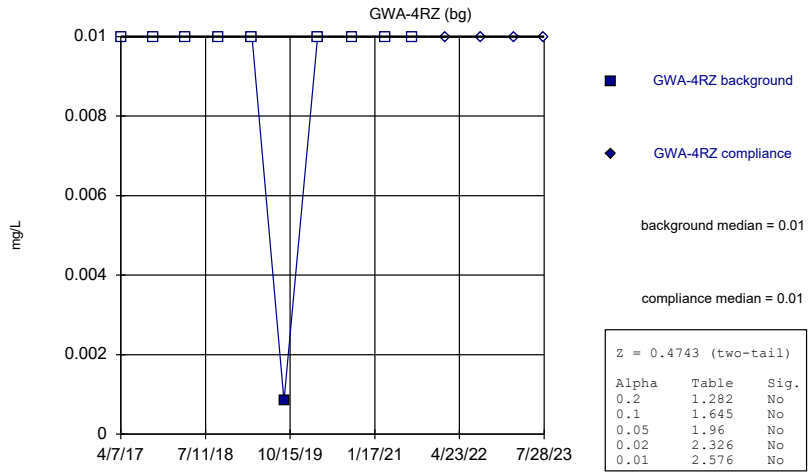

Z = 0.4743 (two-tail)

Alpha	Table	Sig.
0.2	1.282	No
0.1	1.645	No
0.05	1.96	No
0.02	2.326	No
0.01	2.576	No

Constituent: Vanadium Analysis Run 3/4/2024 12:06 PM View: Appendix I Mann-Whitney
Plant Bowen Data: Bowen 1, 2, 9, and 10

Sanitas™ v.10.0.16 Software licensed to . UG
Hollow symbols indicate censored values.

Mann-Whitney (Wilcoxon Rank Sum)

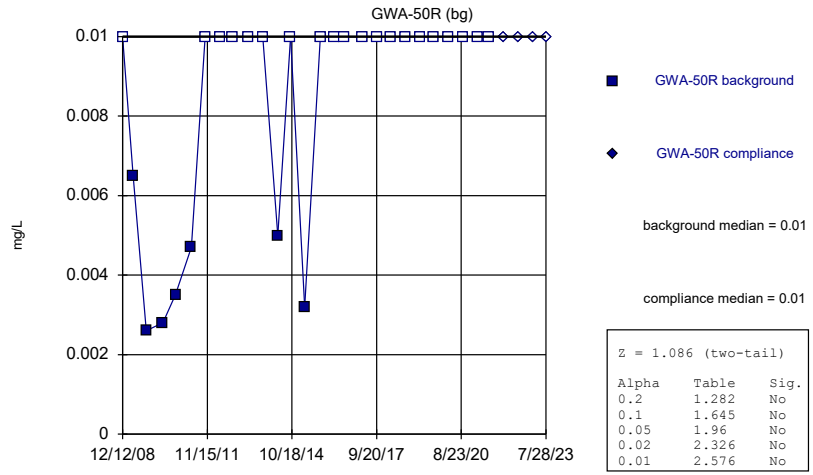

Z = 1.086 (two-tail)

Alpha	Table	Sig.
0.2	1.282	No
0.1	1.645	No
0.05	1.96	No
0.02	2.326	No
0.01	2.576	No

Constituent: Vanadium Analysis Run 3/4/2024 12:06 PM View: Appendix I Mann-Whitney
Plant Bowen Data: Bowen 1, 2, 9, and 10

Sanitas™ v.10.0.16 Software licensed to . UG
Hollow symbols indicate censored values.

Mann-Whitney (Wilcoxon Rank Sum)

GWC-10

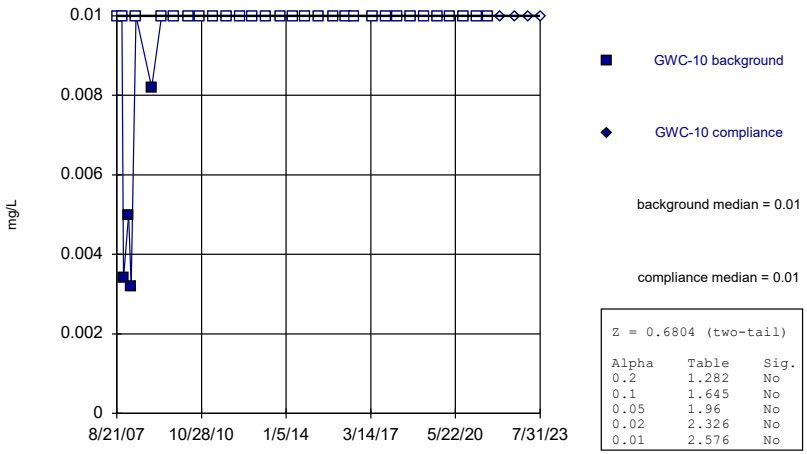

Z = 0.6804 (two-tail)

Alpha	Table	Sig.
0.2	1.282	No
0.1	1.645	No
0.05	1.96	No
0.02	2.326	No
0.01	2.576	No

Constituent: Vanadium Analysis Run 3/4/2024 12:06 PM View: Appendix I Mann-Whitney
Plant Bowen Data: Bowen 1, 2, 9, and 10

Sanitas™ v.10.0.16 Software licensed to . UG
Hollow symbols indicate censored values.

Mann-Whitney (Wilcoxon Rank Sum)

GWC-11

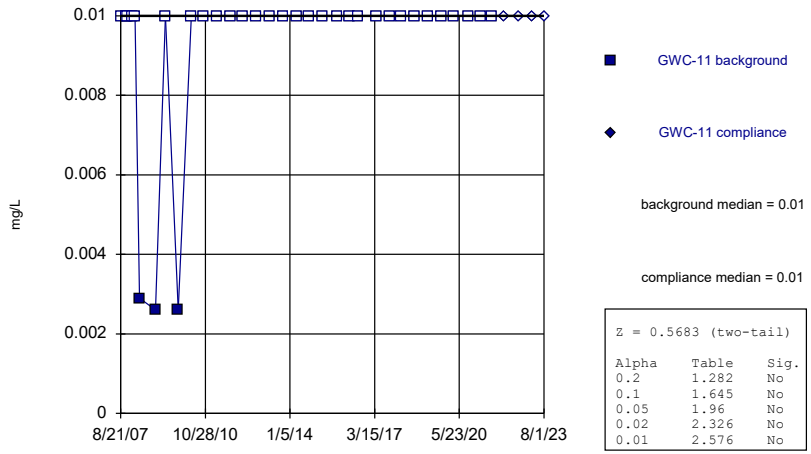

Z = 0.5683 (two-tail)

Alpha	Table	Sig.
0.2	1.282	No
0.1	1.645	No
0.05	1.96	No
0.02	2.326	No
0.01	2.576	No

Constituent: Vanadium Analysis Run 3/4/2024 12:06 PM View: Appendix I Mann-Whitney
Plant Bowen Data: Bowen 1, 2, 9, and 10

Sanitas™ v.10.0.16 Software licensed to . UG
Hollow symbols indicate censored values.

Mann-Whitney (Wilcoxon Rank Sum)

GWC-11R

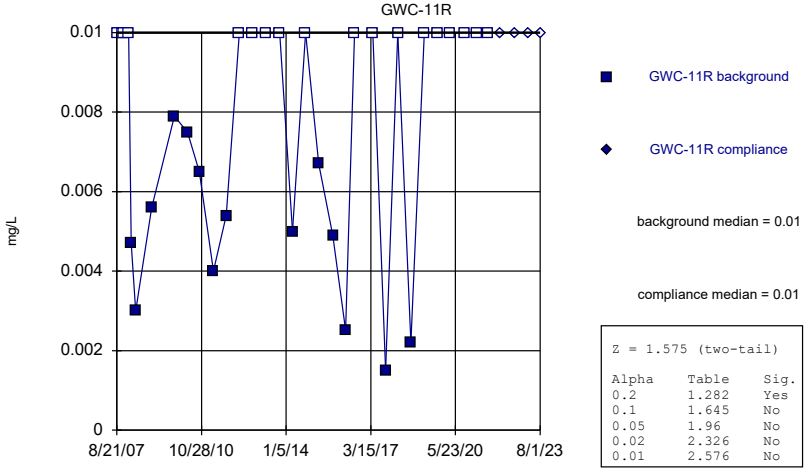

Z = 1.575 (two-tail)

Alpha	Table	Sig.
0.2	1.282	Yes
0.1	1.645	No
0.05	1.96	No
0.02	2.326	No
0.01	2.576	No

Constituent: Vanadium Analysis Run 3/4/2024 12:06 PM View: Appendix I Mann-Whitney
Plant Bowen Data: Bowen 1, 2, 9, and 10

Sanitas™ v.10.0.16 Software licensed to . UG
Hollow symbols indicate censored values.

Mann-Whitney (Wilcoxon Rank Sum)

GWC-12

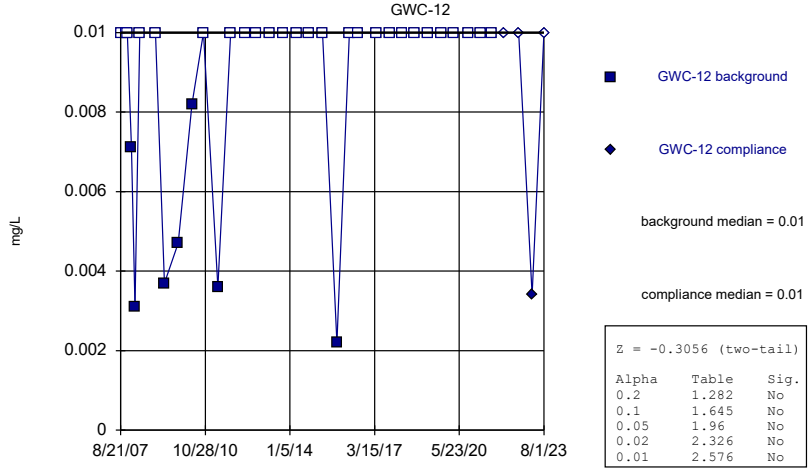

Z = -0.3056 (two-tail)

Alpha	Table	Sig.
0.2	1.282	No
0.1	1.645	No
0.05	1.96	No
0.02	2.326	No
0.01	2.576	No

Constituent: Vanadium Analysis Run 3/4/2024 12:07 PM View: Appendix I Mann-Whitney
Plant Bowen Data: Bowen 1, 2, 9, and 10

Sanitas™ v.10.0.16 Software licensed to . UG
Hollow symbols indicate censored values.

Mann-Whitney (Wilcoxon Rank Sum)

GWC-13

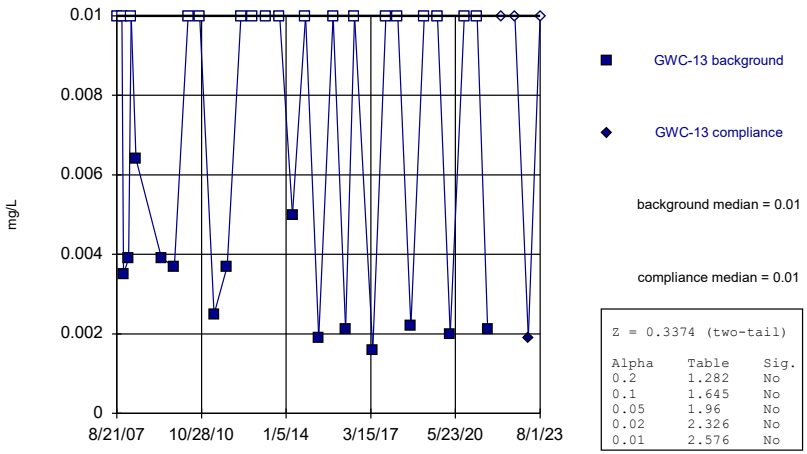

Constituent: Vanadium Analysis Run 3/4/2024 12:07 PM View: Appendix I Mann-Whitney
Plant Bowen Data: Bowen 1, 2, 9, and 10

Sanitas™ v.10.0.16 Software licensed to . UG
Hollow symbols indicate censored values.

Mann-Whitney (Wilcoxon Rank Sum)

GWC-13RZ

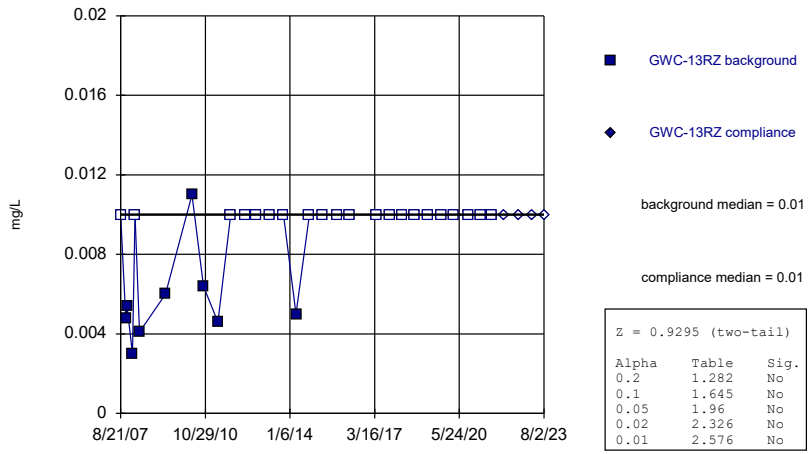

Constituent: Vanadium Analysis Run 3/4/2024 12:07 PM View: Appendix I Mann-Whitney
Plant Bowen Data: Bowen 1, 2, 9, and 10

Sanitas™ v.10.0.16 Software licensed to . UG
Hollow symbols indicate censored values.

Mann-Whitney (Wilcoxon Rank Sum)

GWC-14Z

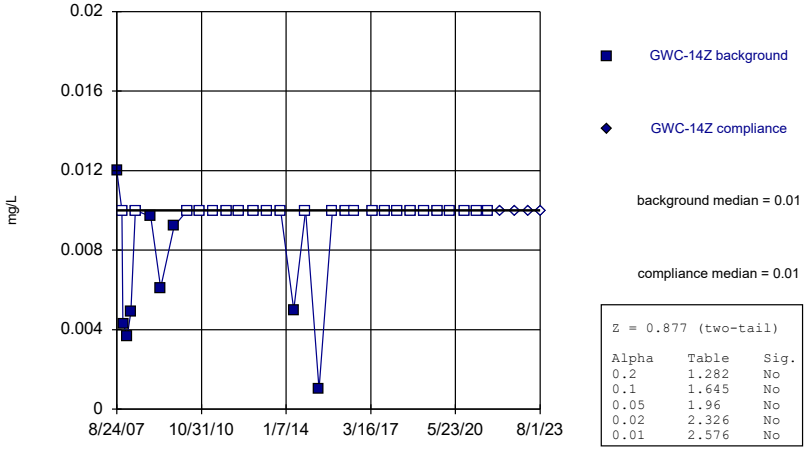

Constituent: Vanadium Analysis Run 3/4/2024 12:07 PM View: Appendix I Mann-Whitney
Plant Bowen Data: Bowen 1, 2, 9, and 10

Sanitas™ v.10.0.16 Software licensed to . UG
Hollow symbols indicate censored values.

Mann-Whitney (Wilcoxon Rank Sum)

GWC-15R

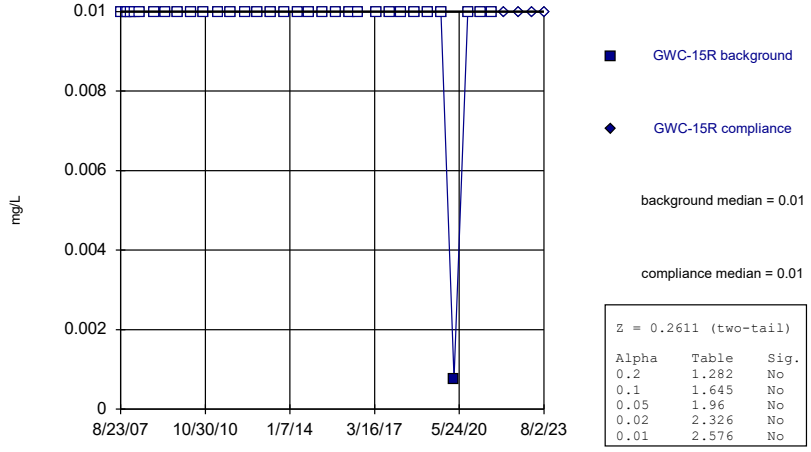

Constituent: Vanadium Analysis Run 3/4/2024 12:07 PM View: Appendix I Mann-Whitney
Plant Bowen Data: Bowen 1, 2, 9, and 10

Sanitas™ v.10.0.16 Software licensed to . UG
Hollow symbols indicate censored values.

Mann-Whitney (Wilcoxon Rank Sum)

GWC-15Z

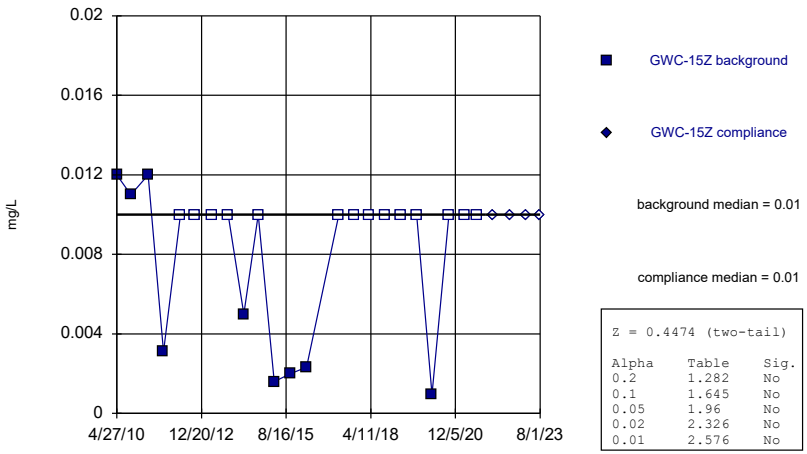

Z = 0.4474 (two-tail)

Alpha	Table	Sig.
0.2	1.282	No
0.1	1.645	No
0.05	1.96	No
0.02	2.326	No
0.01	2.576	No

Constituent: Vanadium Analysis Run 3/4/2024 12:07 PM View: Appendix I Mann-Whitney
Plant Bowen Data: Bowen 1, 2, 9, and 10

Sanitas™ v.10.0.16 Software licensed to . UG
Hollow symbols indicate censored values.

Mann-Whitney (Wilcoxon Rank Sum)

GWC-44

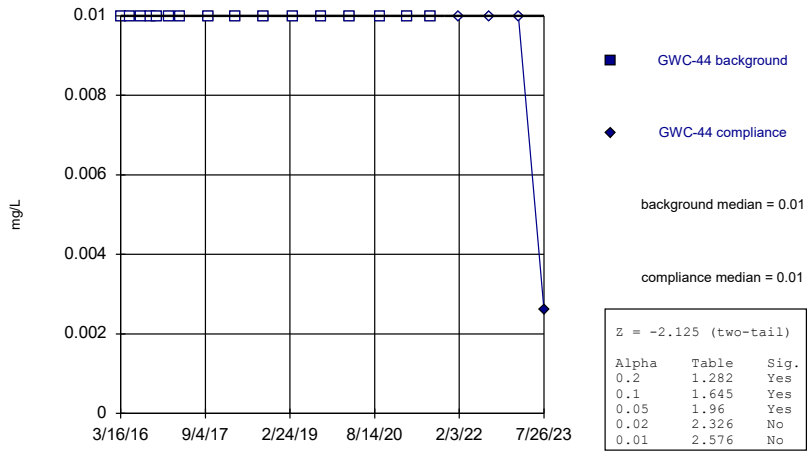

Z = -2.125 (two-tail)

Alpha	Table	Sig.
0.2	1.282	Yes
0.1	1.645	Yes
0.05	1.96	Yes
0.02	2.326	No
0.01	2.576	No

Constituent: Vanadium Analysis Run 3/4/2024 12:07 PM View: Appendix I Mann-Whitney
Plant Bowen Data: Bowen 1, 2, 9, and 10

Sanitas™ v.10.0.16 Software licensed to . UG
Hollow symbols indicate censored values.

Mann-Whitney (Wilcoxon Rank Sum)

GWC-45

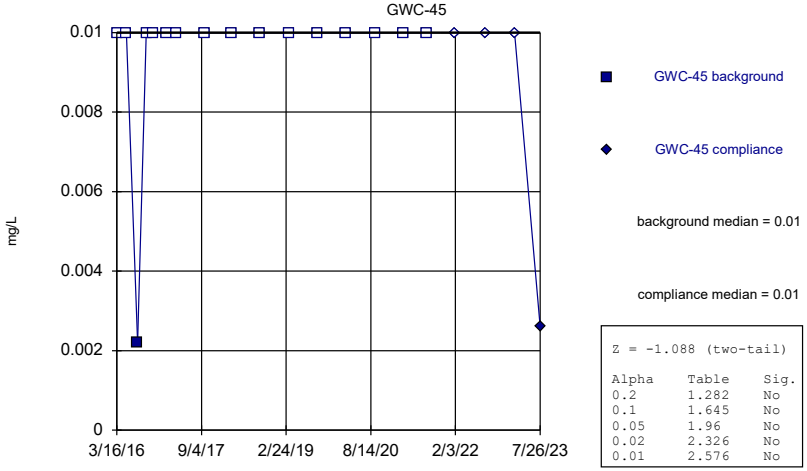

Z = -1.088 (two-tail)

Alpha	Table	Sig.
0.2	1.282	No
0.1	1.645	No
0.05	1.96	No
0.02	2.326	No
0.01	2.576	No

Constituent: Vanadium Analysis Run 3/4/2024 12:07 PM View: Appendix I Mann-Whitney
Plant Bowen Data: Bowen 1, 2, 9, and 10

Sanitas™ v.10.0.16 Software licensed to . UG
Hollow symbols indicate censored values.

Mann-Whitney (Wilcoxon Rank Sum)

GWC-47R

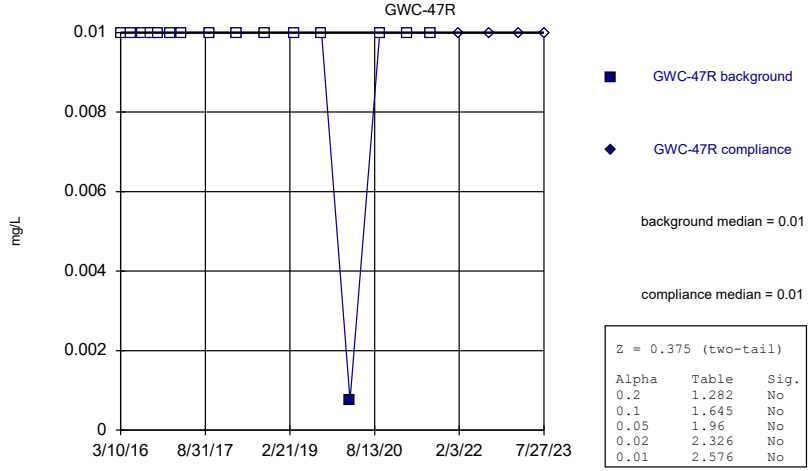

Z = 0.375 (two-tail)

Alpha	Table	Sig.
0.2	1.282	No
0.1	1.645	No
0.05	1.96	No
0.02	2.326	No
0.01	2.576	No

Constituent: Vanadium Analysis Run 3/4/2024 12:07 PM View: Appendix I Mann-Whitney
Plant Bowen Data: Bowen 1, 2, 9, and 10

Sanitas™ v.10.0.16 Software licensed to . UG
Hollow symbols indicate censored values.

Mann-Whitney (Wilcoxon Rank Sum)

GWC-48

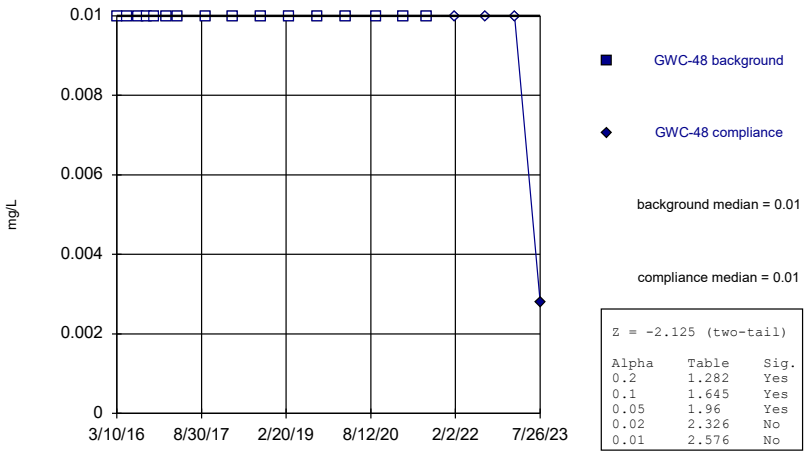

Z = -2.125 (two-tail)

Alpha	Table	Sig.
0.2	1.282	Yes
0.1	1.645	Yes
0.05	1.96	Yes
0.02	2.326	No
0.01	2.576	No

Constituent: Vanadium Analysis Run 3/4/2024 12:07 PM View: Appendix I Mann-Whitney
Plant Bowen Data: Bowen 1, 2, 9, and 10

Sanitas™ v.10.0.16 Software licensed to . UG
Hollow symbols indicate censored values.

Mann-Whitney (Wilcoxon Rank Sum)

GWC-5

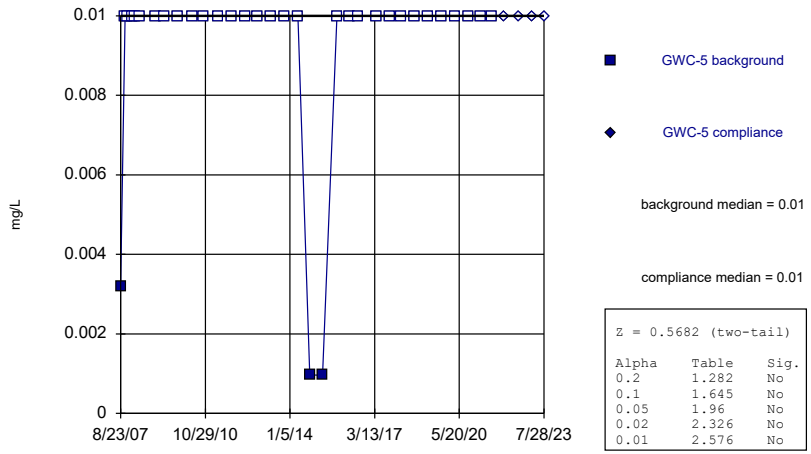

Z = 0.5682 (two-tail)

Alpha	Table	Sig.
0.2	1.282	No
0.1	1.645	No
0.05	1.96	No
0.02	2.326	No
0.01	2.576	No

Constituent: Vanadium Analysis Run 3/4/2024 12:07 PM View: Appendix I Mann-Whitney
Plant Bowen Data: Bowen 1, 2, 9, and 10

Sanitas™ v.10.0.16 Software licensed to . UG
Hollow symbols indicate censored values.

Mann-Whitney (Wilcoxon Rank Sum)

GWC-6

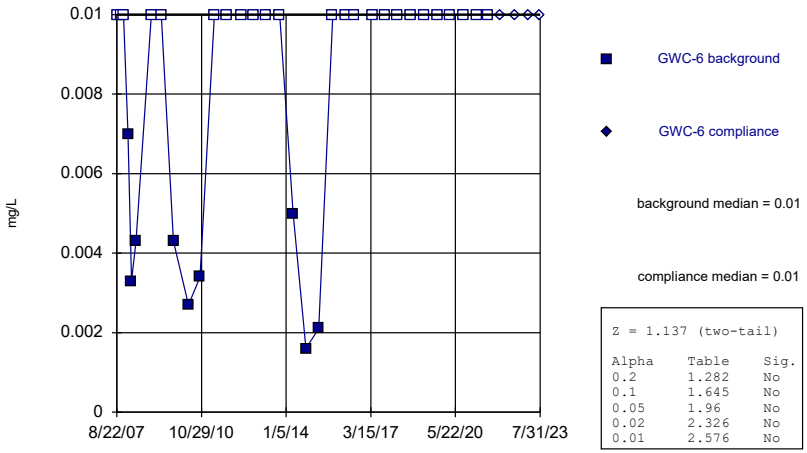

Z = 1.137 (two-tail)

Alpha	Table	Sig.
0.2	1.282	No
0.1	1.645	No
0.05	1.96	No
0.02	2.326	No
0.01	2.576	No

Constituent: Vanadium Analysis Run 3/4/2024 12:07 PM View: Appendix I Mann-Whitney
Plant Bowen Data: Bowen 1, 2, 9, and 10

Sanitas™ v.10.0.16 Software licensed to . UG
Hollow symbols indicate censored values.

Mann-Whitney (Wilcoxon Rank Sum)

GWC-8RR

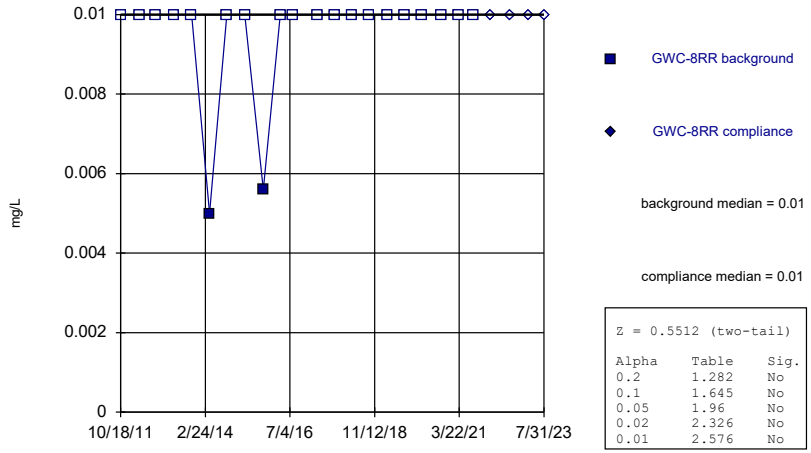

Z = 0.5512 (two-tail)

Alpha	Table	Sig.
0.2	1.282	No
0.1	1.645	No
0.05	1.96	No
0.02	2.326	No
0.01	2.576	No

Constituent: Vanadium Analysis Run 3/4/2024 12:07 PM View: Appendix I Mann-Whitney
Plant Bowen Data: Bowen 1, 2, 9, and 10

Sanitas™ v.10.0.16 Software licensed to . UG
Hollow symbols indicate censored values.

Mann-Whitney (Wilcoxon Rank Sum)

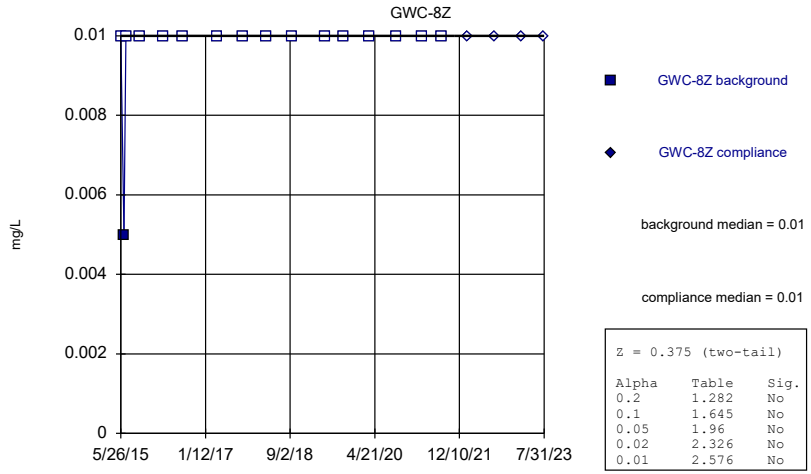

Constituent: Vanadium Analysis Run 3/4/2024 12:07 PM View: Appendix I Mann-Whitney
Plant Bowen Data: Bowen 1, 2, 9, and 10

Sanitas™ v.10.0.16 Software licensed to . UG
Hollow symbols indicate censored values.

Mann-Whitney (Wilcoxon Rank Sum)

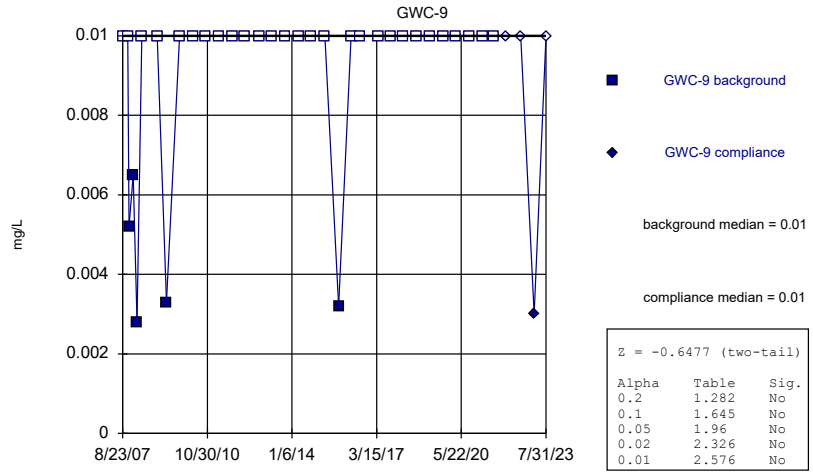

Constituent: Vanadium Analysis Run 3/4/2024 12:07 PM View: Appendix I Mann-Whitney
Plant Bowen Data: Bowen 1, 2, 9, and 10

Sanitas™ v.10.0.16 Software licensed to . UG
Hollow symbols indicate censored values.

Mann-Whitney (Wilcoxon Rank Sum)

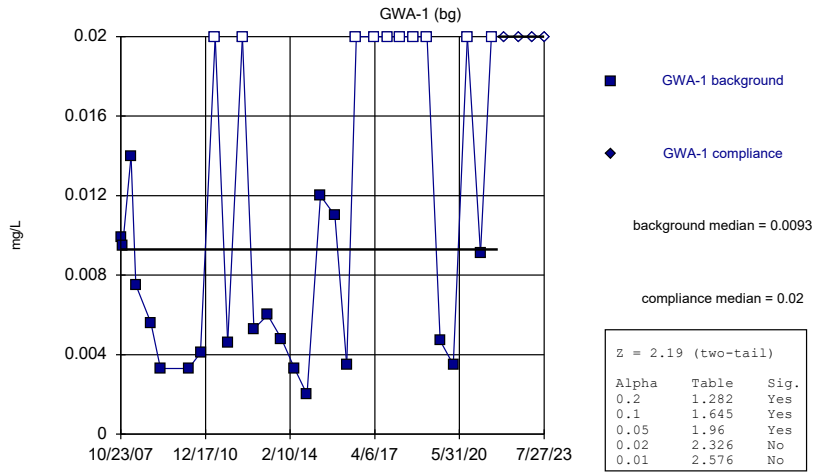

Constituent: Zinc Analysis Run 3/4/2024 12:07 PM View: Appendix I Mann-Whitney
Plant Bowen Data: Bowen 1, 2, 9, and 10

Sanitas™ v.10.0.16 Software licensed to . UG
Hollow symbols indicate censored values.

Mann-Whitney (Wilcoxon Rank Sum)

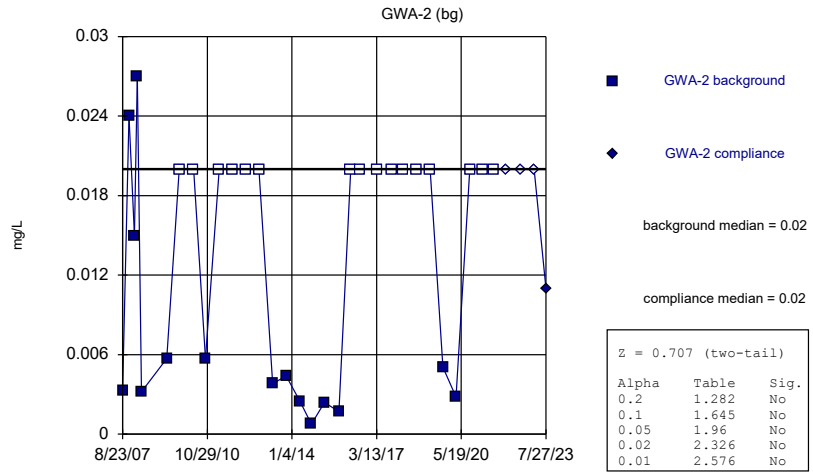

Constituent: Zinc Analysis Run 3/4/2024 12:07 PM View: Appendix I Mann-Whitney
Plant Bowen Data: Bowen 1, 2, 9, and 10

Sanitas™ v.10.0.16 Software licensed to . UG
Hollow symbols indicate censored values.

Mann-Whitney (Wilcoxon Rank Sum)

GWA-2R (bg)

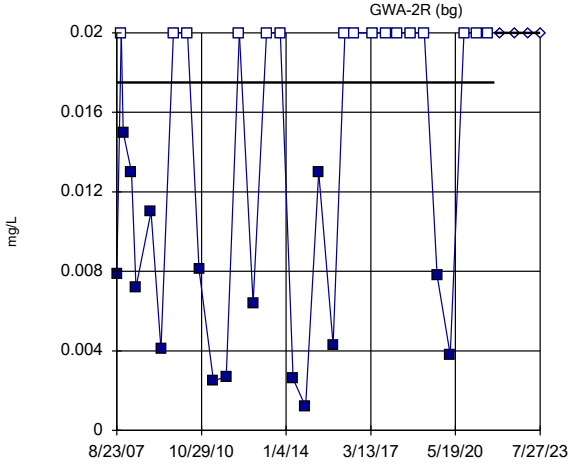

GWA-2R background

GWA-2R compliance

background median = 0.0175

compliance median = 0.02

Z = 1.742 (two-tail)

Alpha	Table	Sig.
0.2	1.282	Yes
0.1	1.645	Yes
0.05	1.96	No
0.02	2.326	No
0.01	2.576	No

Constituent: Zinc Analysis Run 3/4/2024 12:07 PM View: Appendix I Mann-Whitney
Plant Bowen Data: Bowen 1, 2, 9, and 10

Sanitas™ v.10.0.16 Software licensed to . UG
Hollow symbols indicate censored values.

Mann-Whitney (Wilcoxon Rank Sum)

GWA-39RZ (bg)

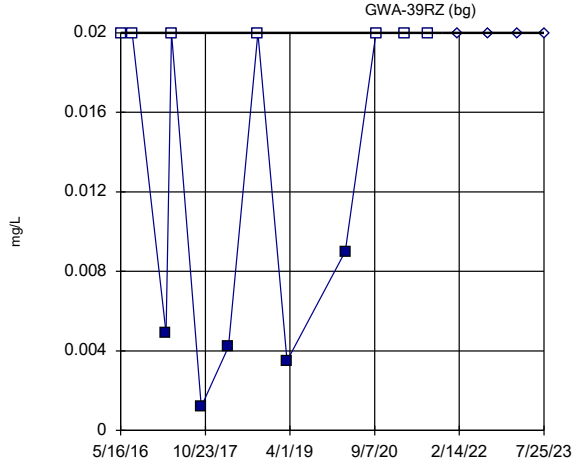

GWA-39RZ background

GWA-39RZ compliance

background median = 0.02

compliance median = 0.02

Z = 1.401 (two-tail)

Alpha	Table	Sig.
0.2	1.282	Yes
0.1	1.645	No
0.05	1.96	No
0.02	2.326	No
0.01	2.576	No

Constituent: Zinc Analysis Run 3/4/2024 12:07 PM View: Appendix I Mann-Whitney
Plant Bowen Data: Bowen 1, 2, 9, and 10

Sanitas™ v.10.0.16 Software licensed to . UG
Hollow symbols indicate censored values.

Mann-Whitney (Wilcoxon Rank Sum)

GWA-39Z (bg)

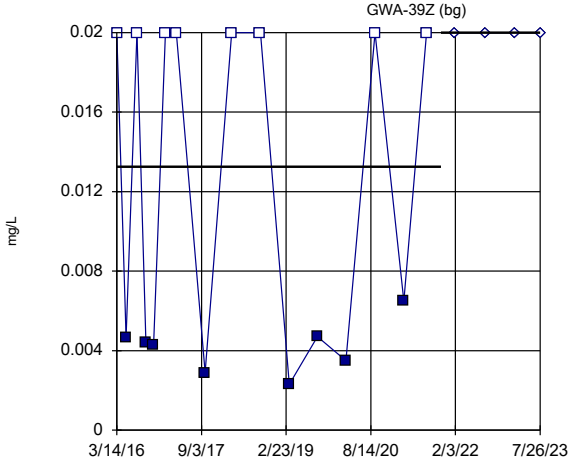

GWA-39Z background

GWA-39Z compliance

background median = 0.01325

compliance median = 0.02

Z = 1.653 (two-tail)

Alpha	Table	Sig.
0.2	1.282	Yes
0.1	1.645	Yes
0.05	1.96	No
0.02	2.326	No
0.01	2.576	No

Constituent: Zinc Analysis Run 3/4/2024 12:07 PM View: Appendix I Mann-Whitney
Plant Bowen Data: Bowen 1, 2, 9, and 10

Sanitas™ v.10.0.16 Software licensed to . UG
Hollow symbols indicate censored values.

Mann-Whitney (Wilcoxon Rank Sum)

GWA-3A (bg)

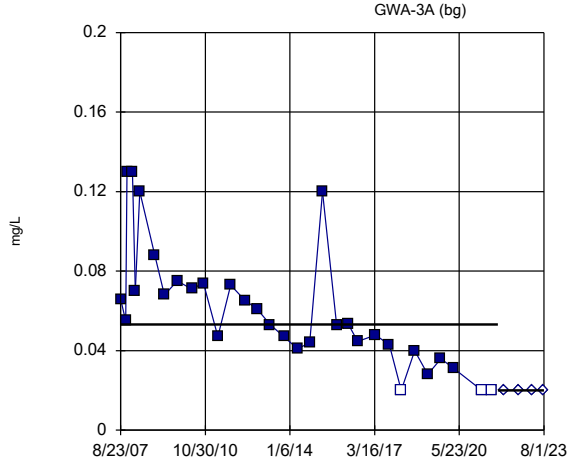

GWA-3A background

GWA-3A compliance

background median = 0.0531

compliance median = 0.02

Z = -2.956 (two-tail)

Alpha	Table	Sig.
0.2	1.282	Yes
0.1	1.645	Yes
0.05	1.96	Yes
0.02	2.326	Yes
0.01	2.576	Yes

Constituent: Zinc Analysis Run 3/4/2024 12:07 PM View: Appendix I Mann-Whitney
Plant Bowen Data: Bowen 1, 2, 9, and 10

Sanitas™ v.10.0.16 Software licensed to . UG
Hollow symbols indicate censored values.

Mann-Whitney (Wilcoxon Rank Sum)

GWA-40 (bg)

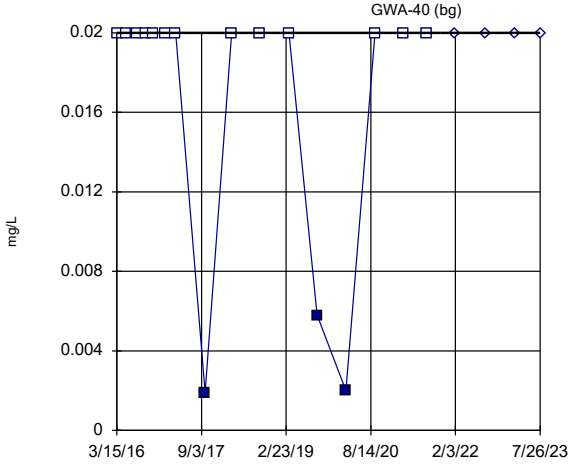

GWA-40 background

GWA-40 compliance

background median = 0.02

compliance median = 0.02

Z = 0.836 (two-tail)

Alpha	Table	Sig.
0.2	1.282	No
0.1	1.645	No
0.05	1.96	No
0.02	2.326	No
0.01	2.576	No

Constituent: Zinc Analysis Run 3/4/2024 12:07 PM View: Appendix I Mann-Whitney
Plant Bowen Data: Bowen 1, 2, 9, and 10

Sanitas™ v.10.0.16 Software licensed to . UG
Hollow symbols indicate censored values.

Mann-Whitney (Wilcoxon Rank Sum)

GWA-41 (bg)

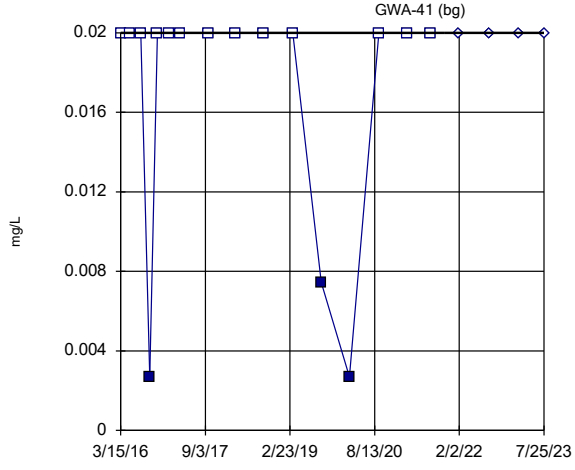

GWA-41 background

GWA-41 compliance

background median = 0.02

compliance median = 0.02

Z = 0.8368 (two-tail)

Alpha	Table	Sig.
0.2	1.282	No
0.1	1.645	No
0.05	1.96	No
0.02	2.326	No
0.01	2.576	No

Constituent: Zinc Analysis Run 3/4/2024 12:07 PM View: Appendix I Mann-Whitney
Plant Bowen Data: Bowen 1, 2, 9, and 10

Sanitas™ v.10.0.16 Software licensed to . UG
Hollow symbols indicate censored values.

Mann-Whitney (Wilcoxon Rank Sum)

GWA-41R (bg)

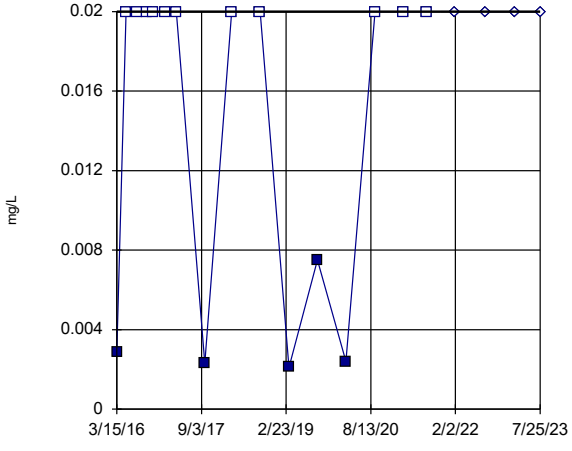

GWA-41R background

GWA-41R compliance

background median = 0.02

compliance median = 0.02

Z = 1.18 (two-tail)

Alpha	Table	Sig.
0.2	1.282	No
0.1	1.645	No
0.05	1.96	No
0.02	2.326	No
0.01	2.576	No

Constituent: Zinc Analysis Run 3/4/2024 12:07 PM View: Appendix I Mann-Whitney
Plant Bowen Data: Bowen 1, 2, 9, and 10

Sanitas™ v.10.0.16 Software licensed to . UG
Hollow symbols indicate censored values.

Mann-Whitney (Wilcoxon Rank Sum)

GWA-42 (bg)

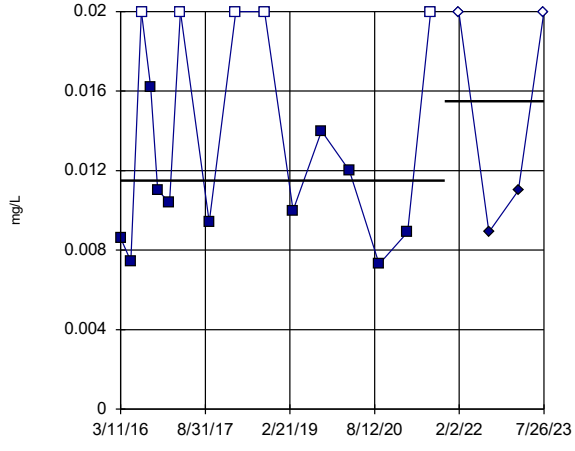

GWA-42 background

GWA-42 compliance

background median = 0.0115

compliance median = 0.0155

Z = 0.5314 (two-tail)

Alpha	Table	Sig.
0.2	1.282	No
0.1	1.645	No
0.05	1.96	No
0.02	2.326	No
0.01	2.576	No

Constituent: Zinc Analysis Run 3/4/2024 12:07 PM View: Appendix I Mann-Whitney
Plant Bowen Data: Bowen 1, 2, 9, and 10

Sanitas™ v.10.0.16 Software licensed to . UG
Hollow symbols indicate censored values.

Mann-Whitney (Wilcoxon Rank Sum)

GWA-43 (bg)

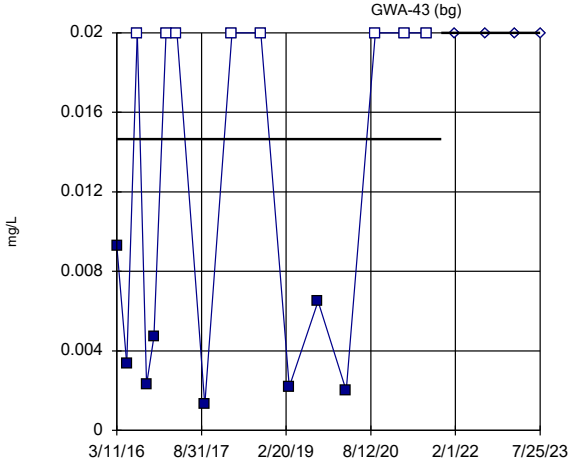

GWA-43 background

GWA-43 compliance

background median = 0.01465

compliance median = 0.02

Z = 1.653 (two-tail)

Alpha	Table	Sig.
0.2	1.282	Yes
0.1	1.645	Yes
0.05	1.96	No
0.02	2.326	No
0.01	2.576	No

Constituent: Zinc Analysis Run 3/4/2024 12:07 PM View: Appendix I Mann-Whitney
Plant Bowen Data: Bowen 1, 2, 9, and 10

Sanitas™ v.10.0.16 Software licensed to . UG
Hollow symbols indicate censored values.

Mann-Whitney (Wilcoxon Rank Sum)

GWA-43R (bg)

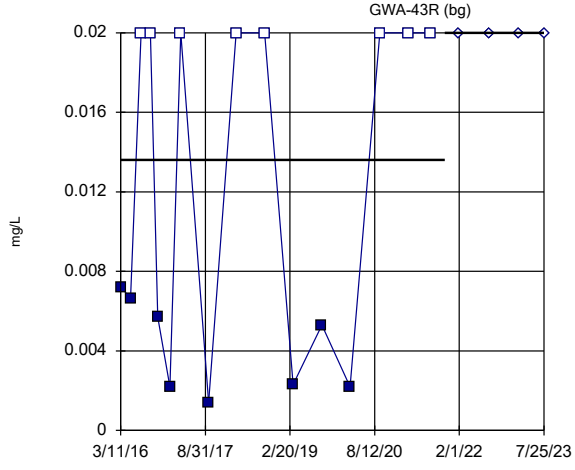

GWA-43R background

GWA-43R compliance

background median = 0.01361

compliance median = 0.02

Z = 1.654 (two-tail)

Alpha	Table	Sig.
0.2	1.282	Yes
0.1	1.645	Yes
0.05	1.96	No
0.02	2.326	No
0.01	2.576	No

Constituent: Zinc Analysis Run 3/4/2024 12:07 PM View: Appendix I Mann-Whitney
Plant Bowen Data: Bowen 1, 2, 9, and 10

Sanitas™ v.10.0.16 Software licensed to . UG
Hollow symbols indicate censored values.

Mann-Whitney (Wilcoxon Rank Sum)

GWA-4RZ (bg)

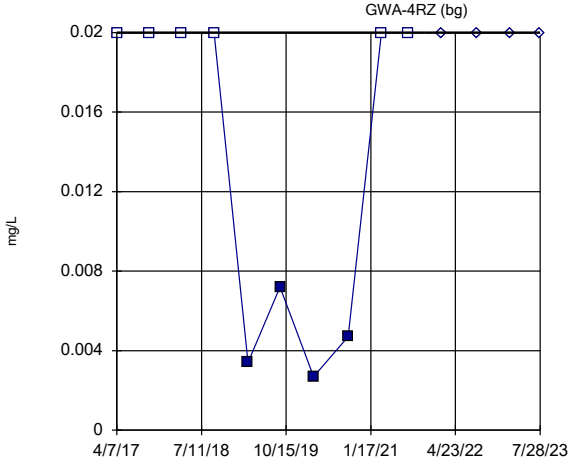

GWA-4RZ background

GWA-4RZ compliance

background median = 0.02

compliance median = 0.02

Z = 1.329 (two-tail)

Alpha	Table	Sig.
0.2	1.282	Yes
0.1	1.645	No
0.05	1.96	No
0.02	2.326	No
0.01	2.576	No

Constituent: Zinc Analysis Run 3/4/2024 12:07 PM View: Appendix I Mann-Whitney
Plant Bowen Data: Bowen 1, 2, 9, and 10

Sanitas™ v.10.0.16 Software licensed to . UG
Hollow symbols indicate censored values.

Mann-Whitney (Wilcoxon Rank Sum)

GWA-50 (bg)

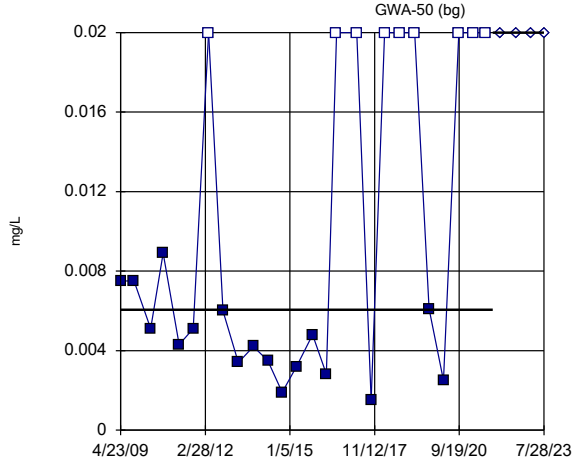

GWA-50 background

GWA-50 compliance

background median = 0.00605

compliance median = 0.02

Z = 2.132 (two-tail)

Alpha	Table	Sig.
0.2	1.282	Yes
0.1	1.645	Yes
0.05	1.96	Yes
0.02	2.326	No
0.01	2.576	No

Constituent: Zinc Analysis Run 3/4/2024 12:07 PM View: Appendix I Mann-Whitney
Plant Bowen Data: Bowen 1, 2, 9, and 10

Sanitas™ v.10.0.16 Software licensed to . UG
Hollow symbols indicate censored values.

Mann-Whitney (Wilcoxon Rank Sum)

GWA-50R (bg)

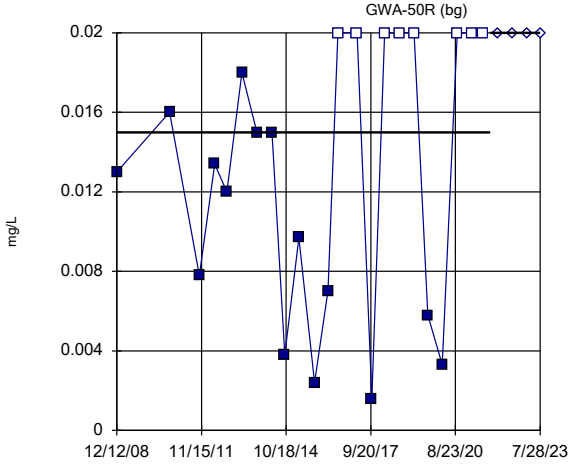

GWA-50R background

GWA-50R compliance

background median = 0.015

compliance median = 0.02

Z = 2.108 (two-tail)

Alpha	Table	Sig.
0.2	1.282	Yes
0.1	1.645	Yes
0.05	1.96	Yes
0.02	2.326	No
0.01	2.576	No

Constituent: Zinc Analysis Run 3/4/2024 12:07 PM View: Appendix I Mann-Whitney
Plant Bowen Data: Bowen 1, 2, 9, and 10

Sanitas™ v.10.0.16 Software licensed to . UG
Hollow symbols indicate censored values.

Mann-Whitney (Wilcoxon Rank Sum)

GWC-10

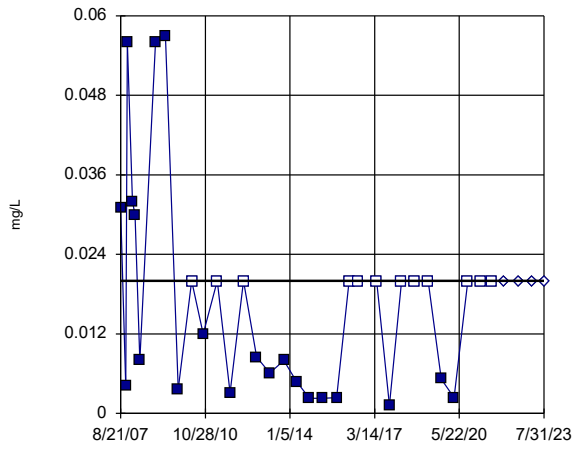

GWC-10 background

GWC-10 compliance

background median = 0.02

compliance median = 0.02

Z = 0.8929 (two-tail)

Alpha	Table	Sig.
0.2	1.282	No
0.1	1.645	No
0.05	1.96	No
0.02	2.326	No
0.01	2.576	No

Constituent: Zinc Analysis Run 3/4/2024 12:07 PM View: Appendix I Mann-Whitney
Plant Bowen Data: Bowen 1, 2, 9, and 10

Sanitas™ v.10.0.16 Software licensed to . UG
Hollow symbols indicate censored values.

Mann-Whitney (Wilcoxon Rank Sum)

GWC-10R

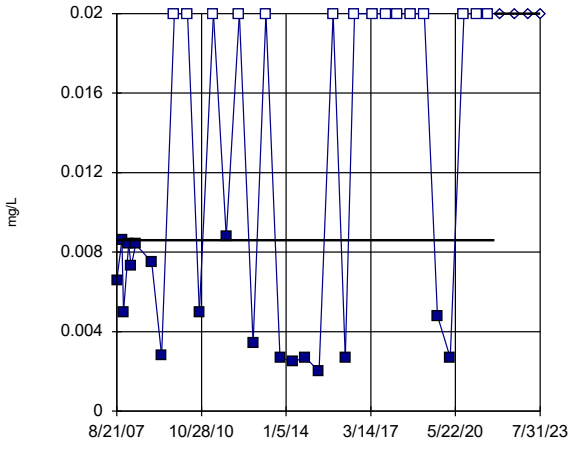

GWC-10R background

GWC-10R compliance

background median = 0.0086

compliance median = 0.02

Z = 1.868 (two-tail)

Alpha	Table	Sig.
0.2	1.282	Yes
0.1	1.645	Yes
0.05	1.96	No
0.02	2.326	No
0.01	2.576	No

Constituent: Zinc Analysis Run 3/4/2024 12:07 PM View: Appendix I Mann-Whitney
Plant Bowen Data: Bowen 1, 2, 9, and 10

Sanitas™ v.10.0.16 Software licensed to . UG
Hollow symbols indicate censored values.

Mann-Whitney (Wilcoxon Rank Sum)

GWC-11

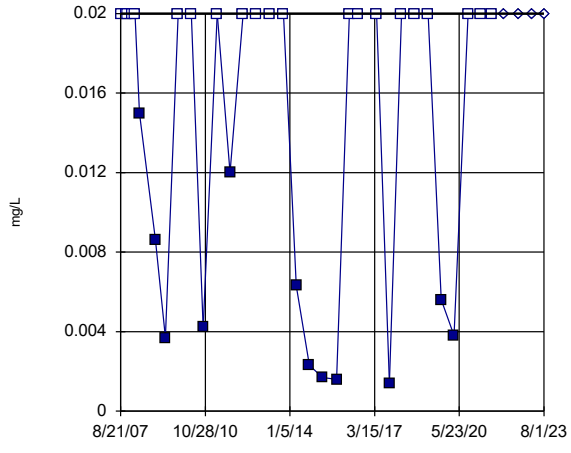

GWC-11 background

GWC-11 compliance

background median = 0.02

compliance median = 0.02

Z = 1.382 (two-tail)

Alpha	Table	Sig.
0.2	1.282	Yes
0.1	1.645	No
0.05	1.96	No
0.02	2.326	No
0.01	2.576	No

Constituent: Zinc Analysis Run 3/4/2024 12:07 PM View: Appendix I Mann-Whitney
Plant Bowen Data: Bowen 1, 2, 9, and 10

Sanitas™ v.10.0.16 Software licensed to . UG
Hollow symbols indicate censored values.

Mann-Whitney (Wilcoxon Rank Sum)

GWC-11R

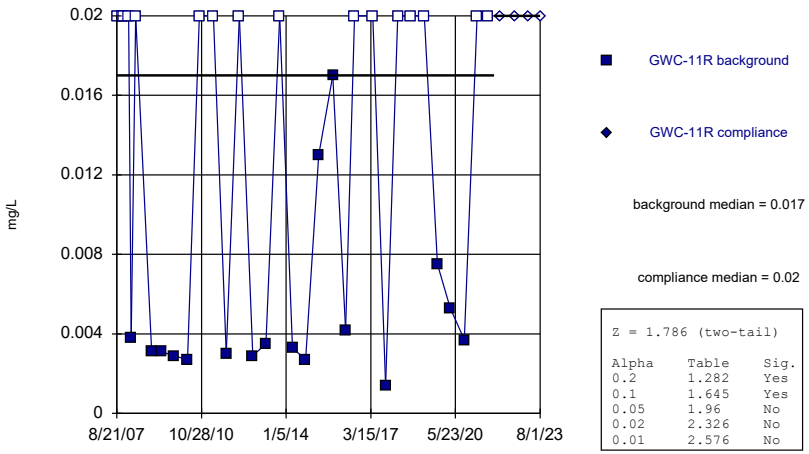

Z = 1.786 (two-tail)

Alpha	Table	Sig.
0.2	1.282	Yes
0.1	1.645	Yes
0.05	1.96	No
0.02	2.326	No
0.01	2.576	No

Constituent: Zinc Analysis Run 3/4/2024 12:07 PM View: Appendix I Mann-Whitney
Plant Bowen Data: Bowen 1, 2, 9, and 10

Sanitas™ v.10.0.16 Software licensed to . UG
Hollow symbols indicate censored values.

Mann-Whitney (Wilcoxon Rank Sum)

GWC-12

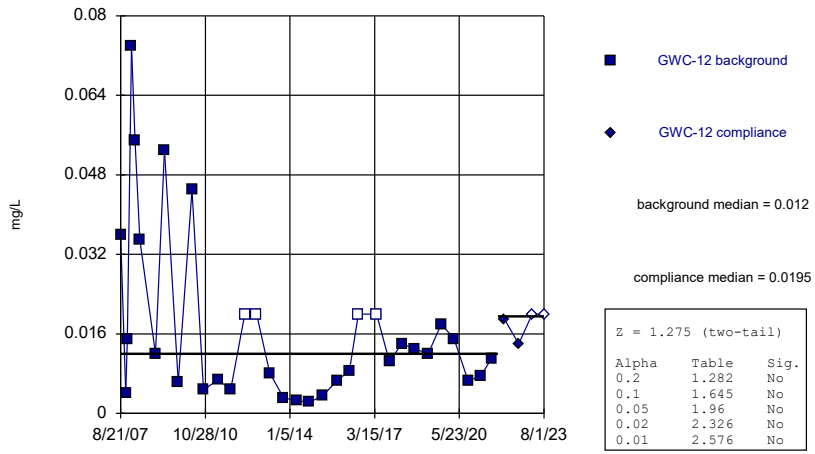

Z = 1.275 (two-tail)

Alpha	Table	Sig.
0.2	1.282	No
0.1	1.645	No
0.05	1.96	No
0.02	2.326	No
0.01	2.576	No

Constituent: Zinc Analysis Run 3/4/2024 12:07 PM View: Appendix I Mann-Whitney
Plant Bowen Data: Bowen 1, 2, 9, and 10

Sanitas™ v.10.0.16 Software licensed to . UG
Hollow symbols indicate censored values.

Mann-Whitney (Wilcoxon Rank Sum)

GWC-13

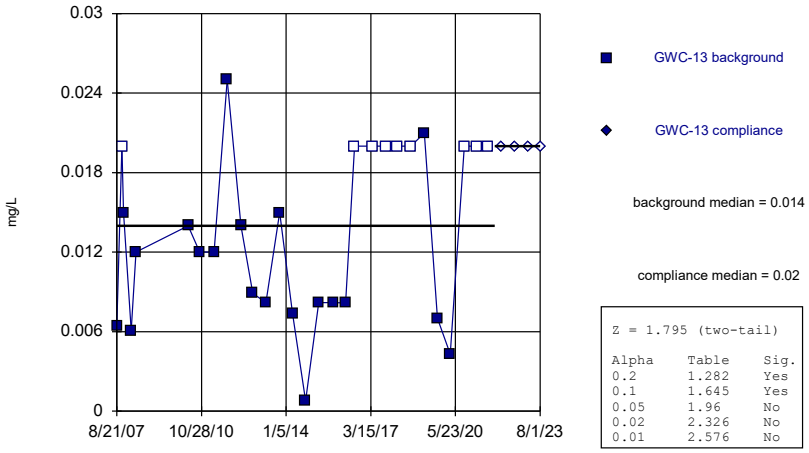

Z = 1.795 (two-tail)

Alpha	Table	Sig.
0.2	1.282	Yes
0.1	1.645	Yes
0.05	1.96	No
0.02	2.326	No
0.01	2.576	No

Constituent: Zinc Analysis Run 3/4/2024 12:07 PM View: Appendix I Mann-Whitney
Plant Bowen Data: Bowen 1, 2, 9, and 10

Sanitas™ v.10.0.16 Software licensed to . UG
Hollow symbols indicate censored values.

Mann-Whitney (Wilcoxon Rank Sum)

GWC-13RZ

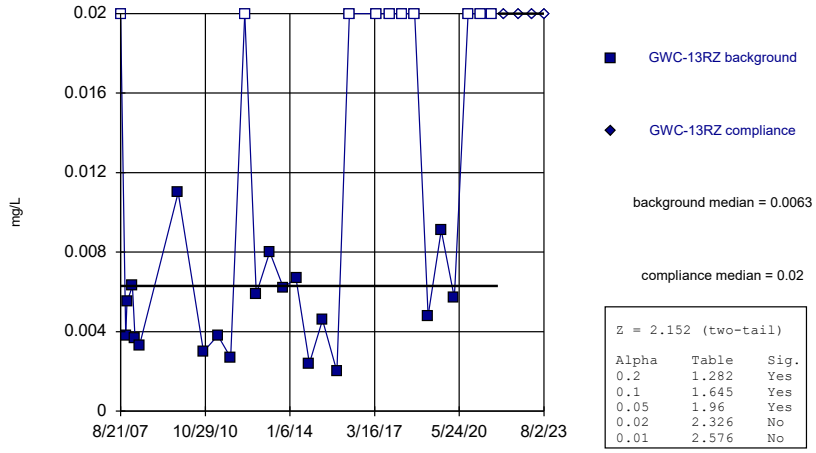

Z = 2.152 (two-tail)

Alpha	Table	Sig.
0.2	1.282	Yes
0.1	1.645	Yes
0.05	1.96	Yes
0.02	2.326	No
0.01	2.576	No

Constituent: Zinc Analysis Run 3/4/2024 12:07 PM View: Appendix I Mann-Whitney
Plant Bowen Data: Bowen 1, 2, 9, and 10

Sanitas™ v.10.0.16 Software licensed to . UG
Hollow symbols indicate censored values.

Mann-Whitney (Wilcoxon Rank Sum)

GWC-14Z

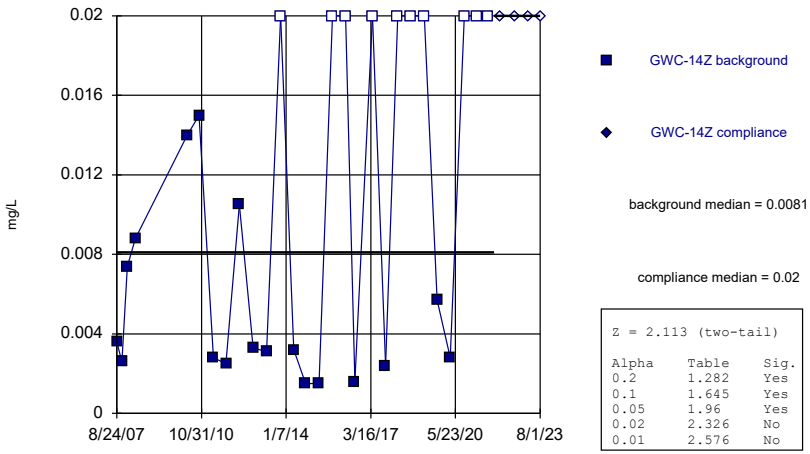

Z = 2.113 (two-tail)

Alpha	Table	Sig.
0.2	1.282	Yes
0.1	1.645	Yes
0.05	1.96	Yes
0.02	2.326	No
0.01	2.576	No

Constituent: Zinc Analysis Run 3/4/2024 12:07 PM View: Appendix I Mann-Whitney
Plant Bowen Data: Bowen 1, 2, 9, and 10

Sanitas™ v.10.0.16 Software licensed to . UG
Hollow symbols indicate censored values.

Mann-Whitney (Wilcoxon Rank Sum)

GWC-15R

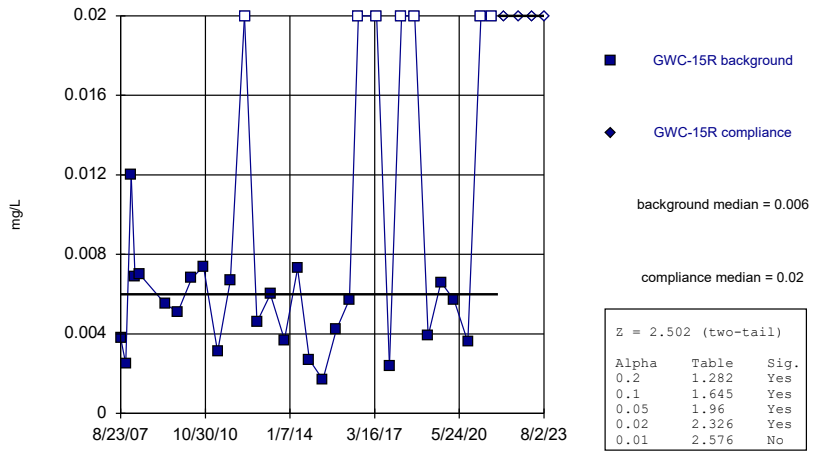

Z = 2.502 (two-tail)

Alpha	Table	Sig.
0.2	1.282	Yes
0.1	1.645	Yes
0.05	1.96	Yes
0.02	2.326	Yes
0.01	2.576	No

Constituent: Zinc Analysis Run 3/4/2024 12:07 PM View: Appendix I Mann-Whitney
Plant Bowen Data: Bowen 1, 2, 9, and 10

Sanitas™ v.10.0.16 Software licensed to . UG
Hollow symbols indicate censored values.

Mann-Whitney (Wilcoxon Rank Sum)

GWC-15Z

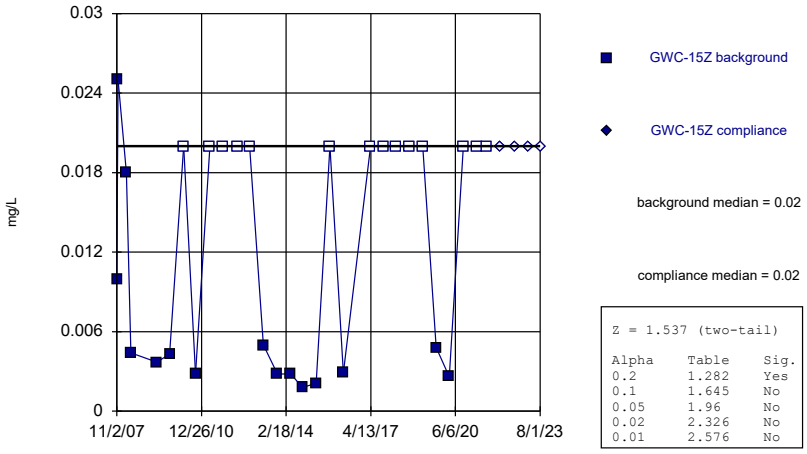

Z = 1.537 (two-tail)

Alpha	Table	Sig.
0.2	1.282	Yes
0.1	1.645	No
0.05	1.96	No
0.02	2.326	No
0.01	2.576	No

Constituent: Zinc Analysis Run 3/4/2024 12:07 PM View: Appendix I Mann-Whitney
Plant Bowen Data: Bowen 1, 2, 9, and 10

Sanitas™ v.10.0.16 Software licensed to . UG
Hollow symbols indicate censored values.

Mann-Whitney (Wilcoxon Rank Sum)

GWC-44

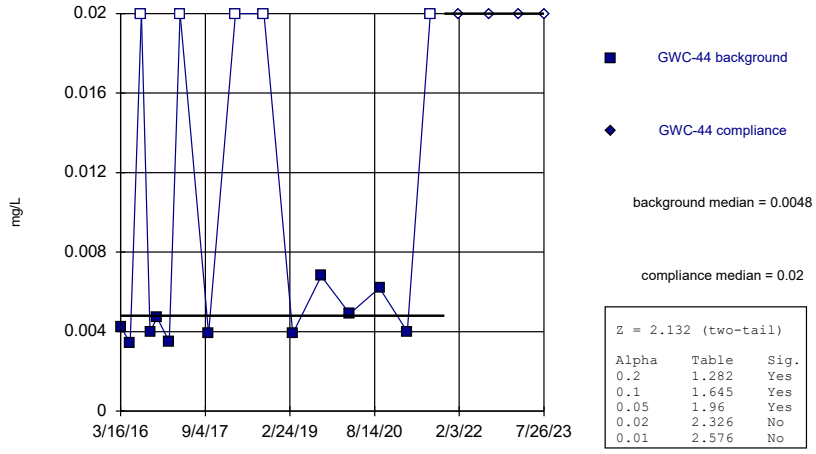

Z = 2.132 (two-tail)

Alpha	Table	Sig.
0.2	1.282	Yes
0.1	1.645	Yes
0.05	1.96	Yes
0.02	2.326	No
0.01	2.576	No

Constituent: Zinc Analysis Run 3/4/2024 12:07 PM View: Appendix I Mann-Whitney
Plant Bowen Data: Bowen 1, 2, 9, and 10

Sanitas™ v.10.0.16 Software licensed to . UG
Hollow symbols indicate censored values.

Mann-Whitney (Wilcoxon Rank Sum)

GWC-45

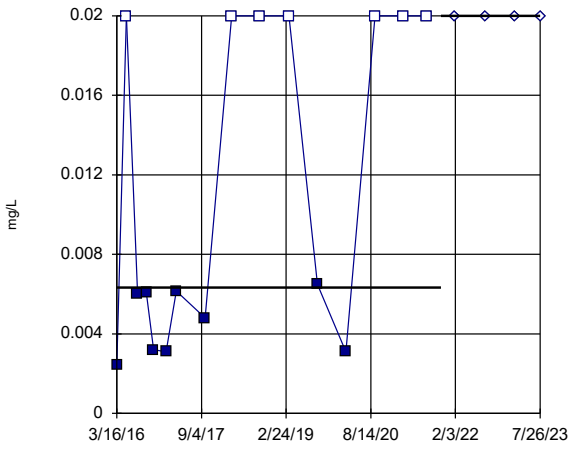

GWC-45 background

GWC-45 compliance

background median = 0.006325

compliance median = 0.02

Z = 1.811 (two-tail)

Alpha	Table	Sig.
0.2	1.282	Yes
0.1	1.645	Yes
0.05	1.96	No
0.02	2.326	No
0.01	2.576	No

Constituent: Zinc Analysis Run 3/4/2024 12:07 PM View: Appendix I Mann-Whitney
Plant Bowen Data: Bowen 1, 2, 9, and 10

Sanitas™ v.10.0.16 Software licensed to . UG
Hollow symbols indicate censored values.

Mann-Whitney (Wilcoxon Rank Sum)

GWC-45R

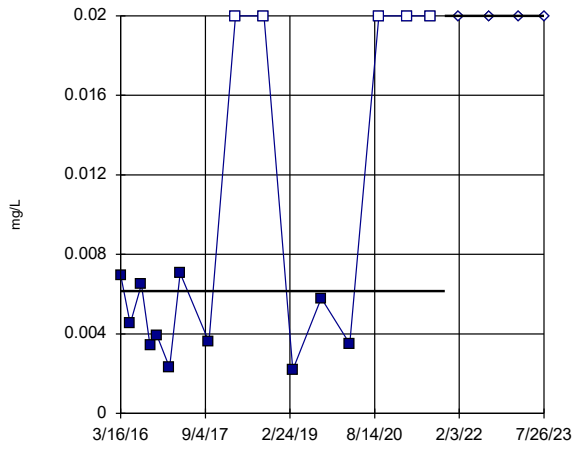

GWC-45R background

GWC-45R compliance

background median = 0.00615

compliance median = 0.02

Z = 2.13 (two-tail)

Alpha	Table	Sig.
0.2	1.282	Yes
0.1	1.645	Yes
0.05	1.96	Yes
0.02	2.326	No
0.01	2.576	No

Constituent: Zinc Analysis Run 3/4/2024 12:07 PM View: Appendix I Mann-Whitney
Plant Bowen Data: Bowen 1, 2, 9, and 10

Sanitas™ v.10.0.16 Software licensed to . UG
Hollow symbols indicate censored values.

Mann-Whitney (Wilcoxon Rank Sum)

GWC-46R

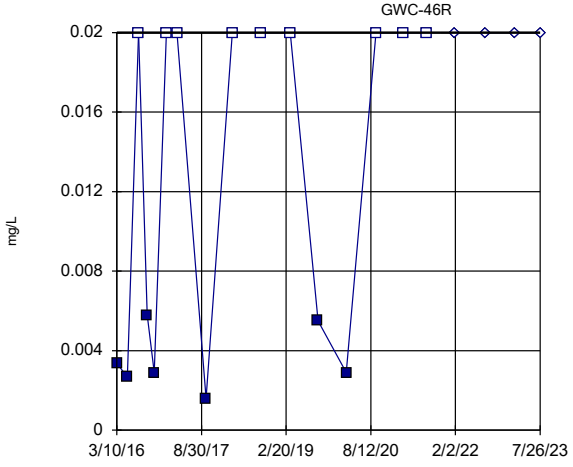

GWC-46R background

GWC-46R compliance

background median = 0.02

compliance median = 0.02

Z = 1.498 (two-tail)

Alpha	Table	Sig.
0.2	1.282	Yes
0.1	1.645	No
0.05	1.96	No
0.02	2.326	No
0.01	2.576	No

Constituent: Zinc Analysis Run 3/4/2024 12:07 PM View: Appendix I Mann-Whitney
Plant Bowen Data: Bowen 1, 2, 9, and 10

Sanitas™ v.10.0.16 Software licensed to . UG
Hollow symbols indicate censored values.

Mann-Whitney (Wilcoxon Rank Sum)

GWC-47

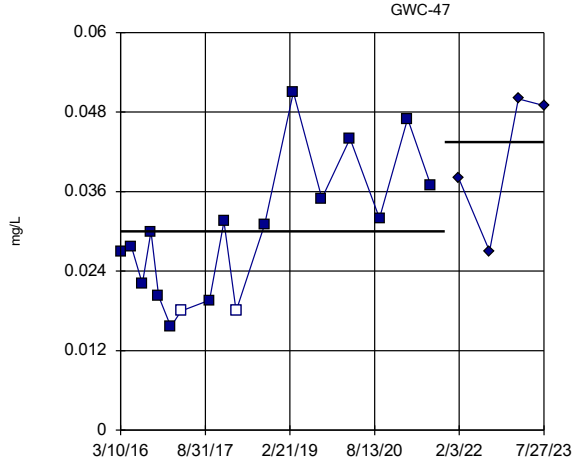

GWC-47 background

GWC-47 compliance

background median = 0.03

compliance median = 0.0435

Z = 1.613 (two-tail)

Alpha	Table	Sig.
0.2	1.282	Yes
0.1	1.645	No
0.05	1.96	No
0.02	2.326	No
0.01	2.576	No

Constituent: Zinc Analysis Run 3/4/2024 12:07 PM View: Appendix I Mann-Whitney
Plant Bowen Data: Bowen 1, 2, 9, and 10

Sanitas™ v.10.0.16 Software licensed to . UG
Hollow symbols indicate censored values.

Mann-Whitney (Wilcoxon Rank Sum)

GWC-47R

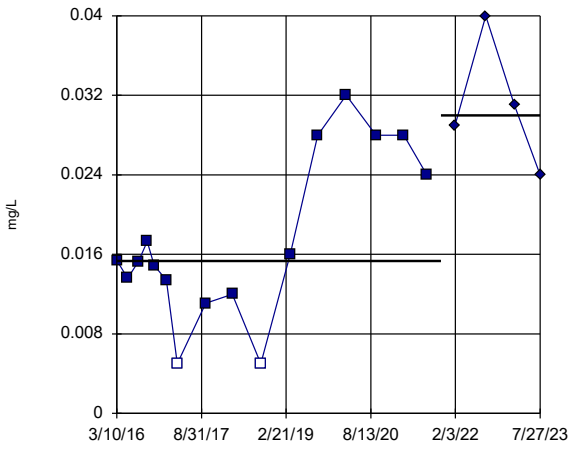

GWC-47R background

GWC-47R compliance

background median = 0.01535

compliance median = 0.03

Z = 2.368 (two-tail)

Alpha	Table	Sig.
0.2	1.282	Yes
0.1	1.645	Yes
0.05	1.96	Yes
0.02	2.326	Yes
0.01	2.576	No

Constituent: Zinc Analysis Run 3/4/2024 12:07 PM View: Appendix I Mann-Whitney
Plant Bowen Data: Bowen 1, 2, 9, and 10

Sanitas™ v.10.0.16 Software licensed to . UG
Hollow symbols indicate censored values.

Mann-Whitney (Wilcoxon Rank Sum)

GWC-48

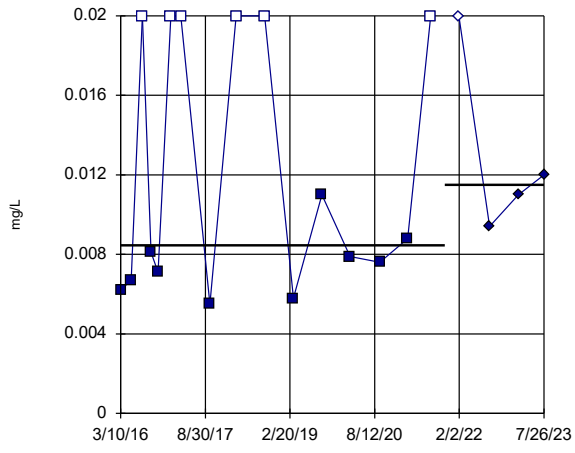

GWC-48 background

GWC-48 compliance

background median = 0.00845

compliance median = 0.0115

Z = 0.8693 (two-tail)

Alpha	Table	Sig.
0.2	1.282	No
0.1	1.645	No
0.05	1.96	No
0.02	2.326	No
0.01	2.576	No

Constituent: Zinc Analysis Run 3/4/2024 12:07 PM View: Appendix I Mann-Whitney
Plant Bowen Data: Bowen 1, 2, 9, and 10

Sanitas™ v.10.0.16 Software licensed to . UG
Hollow symbols indicate censored values.

Mann-Whitney (Wilcoxon Rank Sum)

GWC-49R

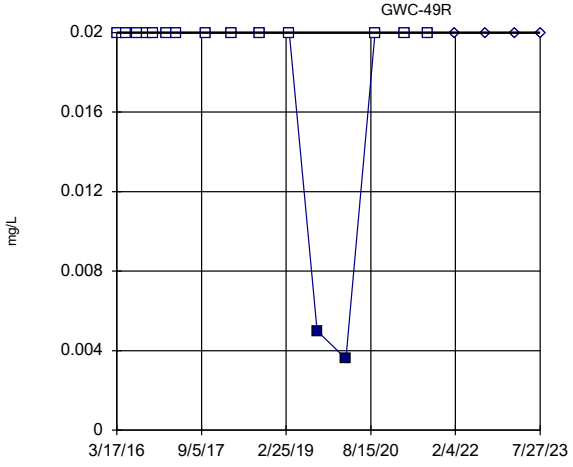

GWC-49R background

GWC-49R compliance

background median = 0.02

compliance median = 0.02

Z = 0.6348 (two-tail)

Alpha	Table	Sig.
0.2	1.282	No
0.1	1.645	No
0.05	1.96	No
0.02	2.326	No
0.01	2.576	No

Constituent: Zinc Analysis Run 3/4/2024 12:07 PM View: Appendix I Mann-Whitney
Plant Bowen Data: Bowen 1, 2, 9, and 10

Sanitas™ v.10.0.16 Software licensed to . UG
Hollow symbols indicate censored values.

Mann-Whitney (Wilcoxon Rank Sum)

GWC-49Z

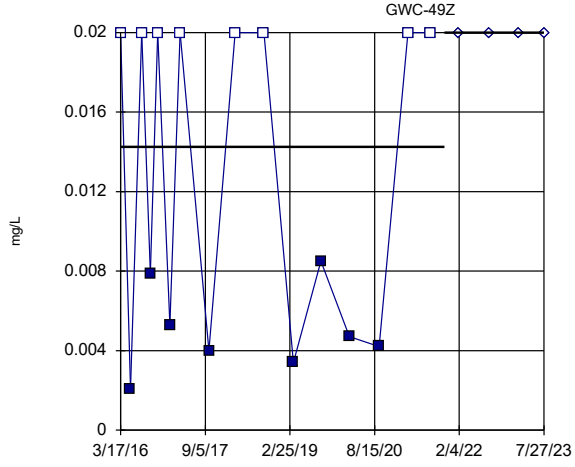

GWC-49Z background

GWC-49Z compliance

background median = 0.01425

compliance median = 0.02

Z = 1.653 (two-tail)

Alpha	Table	Sig.
0.2	1.282	Yes
0.1	1.645	Yes
0.05	1.96	No
0.02	2.326	No
0.01	2.576	No

Constituent: Zinc Analysis Run 3/4/2024 12:07 PM View: Appendix I Mann-Whitney
Plant Bowen Data: Bowen 1, 2, 9, and 10

Sanitas™ v.10.0.16 Software licensed to . UG
Hollow symbols indicate censored values.

Mann-Whitney (Wilcoxon Rank Sum)

GWC-5

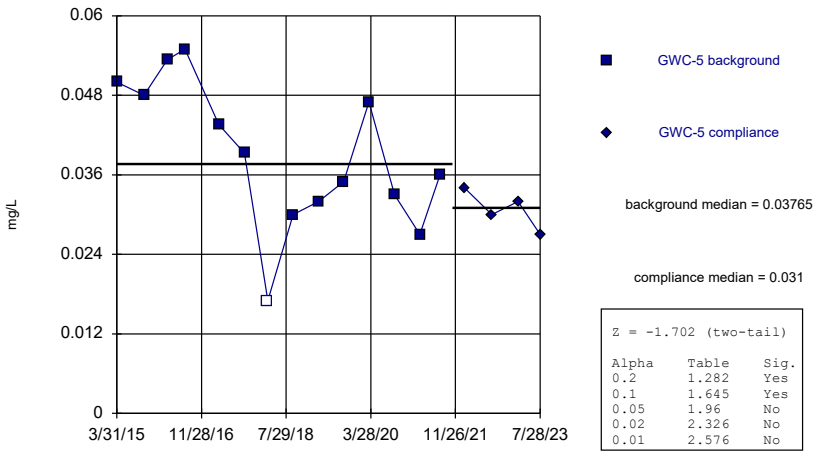

background median = 0.03765

compliance median = 0.031

Z = -1.702 (two-tail)

Alpha	Table	Sig.
0.2	1.282	Yes
0.1	1.645	Yes
0.05	1.96	No
0.02	2.326	No
0.01	2.576	No

Constituent: Zinc Analysis Run 3/4/2024 12:07 PM View: Appendix I Mann-Whitney
Plant Bowen Data: Bowen 1, 2, 9, and 10

Sanitas™ v.10.0.16 Software licensed to . UG
Hollow symbols indicate censored values.

Mann-Whitney (Wilcoxon Rank Sum)

GWC-6

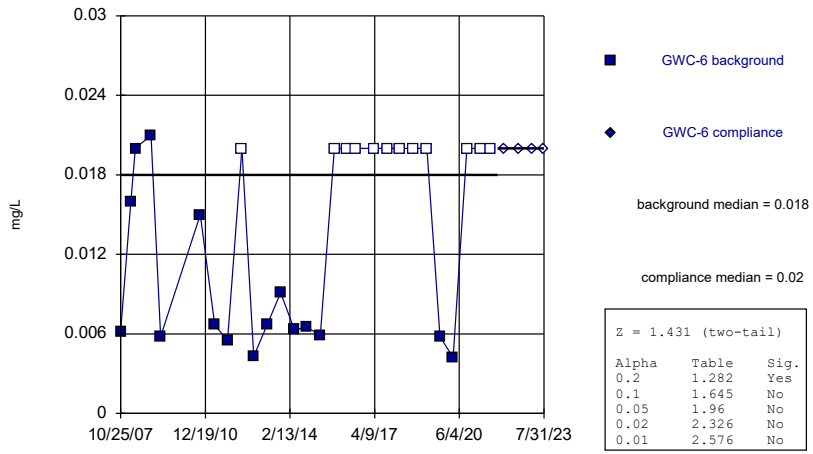

background median = 0.018

compliance median = 0.02

Z = 1.431 (two-tail)

Alpha	Table	Sig.
0.2	1.282	Yes
0.1	1.645	No
0.05	1.96	No
0.02	2.326	No
0.01	2.576	No

Constituent: Zinc Analysis Run 3/4/2024 12:07 PM View: Appendix I Mann-Whitney
Plant Bowen Data: Bowen 1, 2, 9, and 10

Sanitas™ v.10.0.16 Software licensed to . UG
Hollow symbols indicate censored values.

Mann-Whitney (Wilcoxon Rank Sum)

GWC-6RZ

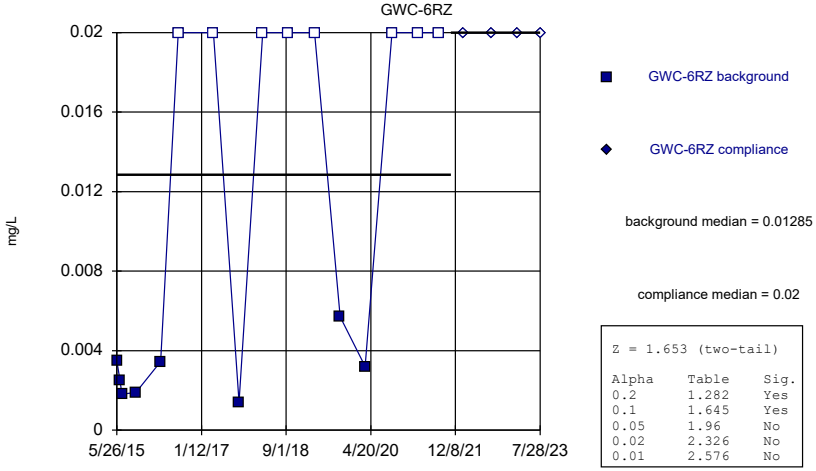

background median = 0.01285

compliance median = 0.02

Z = 1.653 (two-tail)

Alpha	Table	Sig.
0.2	1.282	Yes
0.1	1.645	Yes
0.05	1.96	No
0.02	2.326	No
0.01	2.576	No

Constituent: Zinc Analysis Run 3/4/2024 12:07 PM View: Appendix I Mann-Whitney
Plant Bowen Data: Bowen 1, 2, 9, and 10

Sanitas™ v.10.0.16 Software licensed to . UG
Hollow symbols indicate censored values.

Mann-Whitney (Wilcoxon Rank Sum)

GWC-7Z

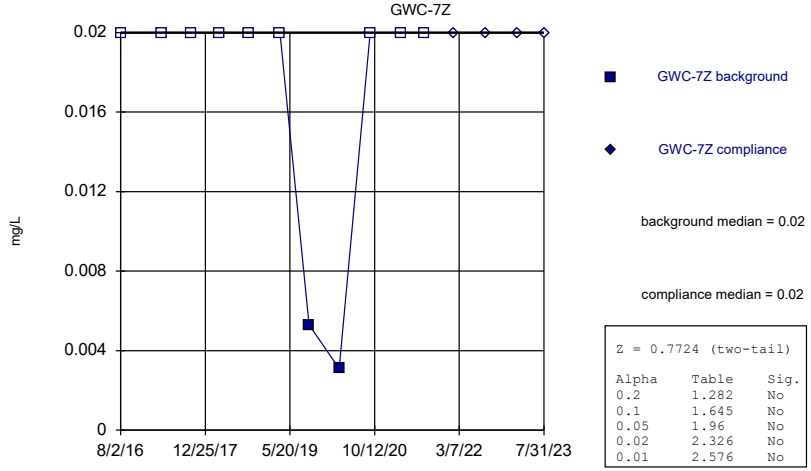

background median = 0.02

compliance median = 0.02

Z = 0.7724 (two-tail)

Alpha	Table	Sig.
0.2	1.282	No
0.1	1.645	No
0.05	1.96	No
0.02	2.326	No
0.01	2.576	No

Constituent: Zinc Analysis Run 3/4/2024 12:07 PM View: Appendix I Mann-Whitney
Plant Bowen Data: Bowen 1, 2, 9, and 10

Sanitas™ v.10.0.16 Software licensed to . UG
Hollow symbols indicate censored values.

Mann-Whitney (Wilcoxon Rank Sum)

GWC-8RR

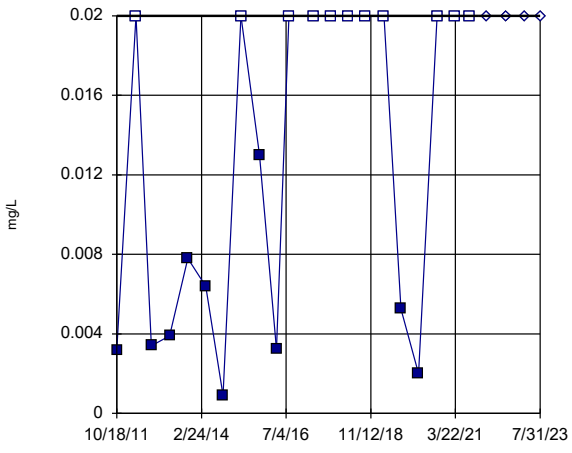

GWC-8RR background

GWC-8RR compliance

background median = 0.02

compliance median = 0.02

Z = 1.632 (two-tail)

Alpha	Table	Sig.
0.2	1.282	Yes
0.1	1.645	No
0.05	1.96	No
0.02	2.326	No
0.01	2.576	No

Constituent: Zinc Analysis Run 3/4/2024 12:08 PM View: Appendix I Mann-Whitney
Plant Bowen Data: Bowen 1, 2, 9, and 10

Sanitas™ v.10.0.16 Software licensed to . UG
Hollow symbols indicate censored values.

Mann-Whitney (Wilcoxon Rank Sum)

GWC-8Z

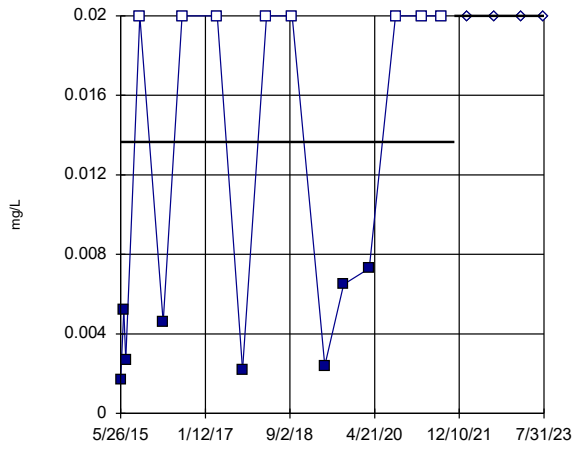

GWC-8Z background

GWC-8Z compliance

background median = 0.01365

compliance median = 0.02

Z = 1.653 (two-tail)

Alpha	Table	Sig.
0.2	1.282	Yes
0.1	1.645	Yes
0.05	1.96	No
0.02	2.326	No
0.01	2.576	No

Constituent: Zinc Analysis Run 3/4/2024 12:08 PM View: Appendix I Mann-Whitney
Plant Bowen Data: Bowen 1, 2, 9, and 10

Sanitas™ v.10.0.16 Software licensed to . UG
Hollow symbols indicate censored values.

Mann-Whitney (Wilcoxon Rank Sum)

GWC-9

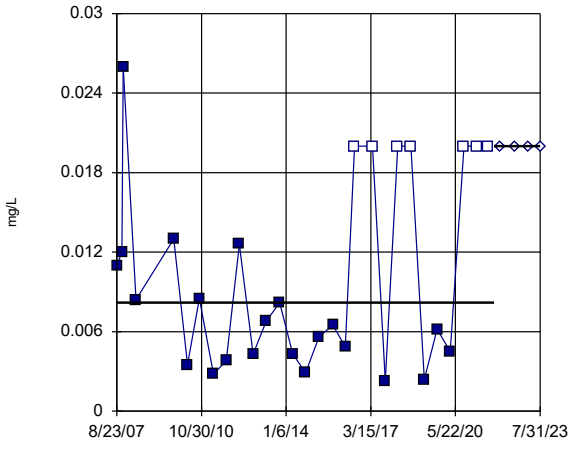

GWC-9 background

GWC-9 compliance

background median = 0.0082

compliance median = 0.02

Z = 2.22 (two-tail)

Alpha	Table	Sig.
0.2	1.282	Yes
0.1	1.645	Yes
0.05	1.96	Yes
0.02	2.326	No
0.01	2.576	No

Constituent: Zinc Analysis Run 3/4/2024 12:08 PM View: Appendix I Mann-Whitney
Plant Bowen Data: Bowen 1, 2, 9, and 10

Mann-Whitney (Wilcoxon Rank Sum)

Constituent: Antimony (mg/L) Analysis Run 3/4/2024 12:12 PM View: Appendix I Mann-Whitney

Plant Bowen Data: Bowen 1, 2, 9, and 10

	GWA-1	GWA-1
8/23/2007	<0.003	
10/23/2007	<0.003	
11/18/2007	<0.003	
1/30/2008	<0.003	
3/10/2008	<0.003	
5/13/2008	<0.003	
12/5/2008	<0.003	
4/15/2009	<0.003	
10/7/2009	<0.003	
5/3/2010	<0.003	
10/12/2010	<0.003	
4/27/2011	<0.003	
10/17/2011	0.0054	
5/2/2012	<0.003	
10/8/2012	<0.003	
4/12/2013	0.0058	
10/16/2013	0.01	
4/11/2014	0.005 (J)	
9/30/2014	0.0068	
3/30/2015	0.0074	
10/13/2015	0.017	
3/22/2016	0.00567	
5/19/2016	0.00319	
7/29/2016	0.0025 (J)	
9/23/2016	0.0051	
11/9/2016	0.0097 (J)	
1/30/2017	0.0032	
3/30/2017	0.0028 (J)	
6/9/2017	<0.003	
10/2/2017	0.0014 (J)	
3/16/2018	0.0014 (J)	
9/17/2018	0.00105 (JD)	
3/20/2019	<0.003	
9/12/2019	0.0037	
3/11/2020	0.00079 (J)	
9/15/2020	0.0061	
3/16/2021	0.0014 (J)	
8/9/2021	0.0027 (J)	
2/1/2022		0.0028 (J)
8/16/2022		0.0084
2/16/2023		0.016
7/27/2023		0.011

ND substitution: RL or RL/2 if <15% NDs.

Mann-Whitney (Wilcoxon Rank Sum)

Constituent: Antimony (mg/L) Analysis Run 3/4/2024 12:12 PM View: Appendix I Mann-Whitney

Plant Bowen Data: Bowen 1, 2, 9, and 10

	GWA-2R	GWA-2R
8/23/2007	<0.003	
10/24/2007	<0.003	
11/18/2007	<0.003	
1/31/2008	<0.003	
3/10/2008	<0.003	
5/13/2008	<0.003	
12/4/2008	<0.003	
4/21/2009	<0.003	
10/8/2009	<0.003	
4/21/2010	<0.003	
9/28/2010	<0.003	
4/12/2011	<0.003	
10/4/2011	<0.003	
4/3/2012	0.0053	
10/9/2012	<0.003	
4/11/2013	0.0075	
10/16/2013	<0.003	
4/10/2014	0.0081	
9/30/2014	0.0022 (J)	
3/30/2015	0.011	
10/13/2015	0.0045 (J)	
3/23/2016	0.00281 (J)	
5/19/2016	0.00264 (J)	
7/29/2016	0.0069	
9/22/2016	0.0066	
11/10/2016	<0.003	
1/31/2017	0.0064	
4/3/2017	0.0049	
6/9/2017	<0.003	
10/2/2017	0.0045	
3/16/2018	0.021 (O)	
9/14/2018	0.0054	
3/19/2019	0.0019 (J)	
9/13/2019	0.0044	
3/11/2020	0.002 (J)	
9/15/2020	0.0037	
3/16/2021	0.005	
8/9/2021	0.0033	
2/1/2022		0.0029 (J)
8/16/2022		0.002 (J)
2/16/2023		0.0048
7/27/2023		0.0095

ND substitution: RL or RL/2 if <15% NDs.

Mann-Whitney (Wilcoxon Rank Sum)

Constituent: Antimony (mg/L) Analysis Run 3/4/2024 12:12 PM View: Appendix I Mann-Whitney

Plant Bowen Data: Bowen 1, 2, 9, and 10

	GWA-39RZ	GWA-39RZ
5/16/2016	<0.003 (D)	
7/27/2016	0.0003 (JD)	
2/21/2017	0.0057	
3/27/2017	0.0013 (JD)	
6/8/2017	<0.003 (*)	
7/17/2017	0.005 (D)	
7/27/2017	0.0033	
8/9/2017	0.0012 (J)	
9/29/2017	0.0013 (JD)	
3/16/2018	0.0078	
9/14/2018	0.0056	
3/14/2019	0.014 (O)	
3/9/2020	0.0013 (J)	
9/16/2020	0.0028 (J)	
3/16/2021	0.00041 (J)	
8/6/2021	<0.003	
2/2/2022		<0.003
8/16/2022		0.001 (J)
2/14/2023		0.0019 (J)
7/25/2023		<0.003

ND substitution: RL or RL/2 if <15% NDs.

Mann-Whitney (Wilcoxon Rank Sum)

Constituent: Antimony (mg/L) Analysis Run 3/4/2024 12:12 PM View: Appendix I Mann-Whitney

Plant Bowen Data: Bowen 1, 2, 9, and 10

	GWA-39Z	GWA-39Z
3/14/2016	<0.003	
5/11/2016	0.000839 (J)	
7/19/2016	0.0024 (J)	
9/15/2016	0.0009 (J)	
11/2/2016	0.001 (J)	
1/18/2017	0.0017 (J)	
3/28/2017	0.0006 (J)	
6/7/2017	0.0003 (J)	
9/26/2017	<0.003	
3/14/2018	<0.003	
9/12/2018	<0.003	
3/15/2019	<0.003	
9/9/2019	0.00079 (J)	
3/9/2020	0.0011 (J)	
9/10/2020	0.0003 (J)	
3/12/2021	0.0039	
8/4/2021	0.00083 (J)	
1/31/2022		<0.003
8/10/2022		<0.003
2/13/2023		0.00087 (J)
7/26/2023		0.0028 (J)

ND substitution: RL or RL/2 if <15% NDs.

Mann-Whitney (Wilcoxon Rank Sum)

Constituent: Antimony (mg/L) Analysis Run 3/4/2024 12:12 PM View: Appendix I Mann-Whitney

Plant Bowen Data: Bowen 1, 2, 9, and 10

	GWA-3A	GWA-3A
8/23/2007	<0.003	
11/2/2007	<0.003	
11/18/2007	<0.003	
1/31/2008	<0.003	
3/11/2008	<0.003	
5/14/2008	<0.003	
12/5/2008	<0.003	
4/15/2009	<0.003	
10/8/2009	<0.003	
4/28/2010	<0.003	
10/6/2010	<0.003	
4/21/2011	<0.003	
10/13/2011	<0.003	
5/1/2012	<0.003	
10/9/2012	<0.003	
4/11/2013	<0.003	
10/16/2013	<0.003	
4/23/2014	<0.003	
10/4/2014	0.0031 (J)	
3/31/2015	0.0068	
10/12/2015	<0.003	
3/23/2016	0.0035	
5/23/2016	<0.003	
7/29/2016	0.0029 (J)	
9/22/2016	0.0041	
11/10/2016	0.0048 (J)	
1/31/2017	<0.003	
3/30/2017	0.001 (J)	
6/12/2017	<0.003	
10/4/2017	0.0009 (J)	
3/19/2018	0.0019 (J)	
9/17/2018	0.0011 (J)	
3/20/2019	0.0019 (J)	
9/13/2019	0.0013 (J)	
3/11/2020	0.0045	
3/29/2021	<0.003	
8/9/2021	<0.003	
2/2/2022		<0.003
8/16/2022		<0.003
2/17/2023		<0.003
8/1/2023		<0.003

ND substitution: RL or RL/2 if <15% NDs.

Mann-Whitney (Wilcoxon Rank Sum)

Constituent: Antimony (mg/L) Analysis Run 3/4/2024 12:12 PM View: Appendix I Mann-Whitney

Plant Bowen Data: Bowen 1, 2, 9, and 10

	GWA-40	GWA-40
3/15/2016	<0.003	
5/11/2016	<0.003	
7/21/2016	<0.003	
9/15/2016	<0.003	
11/3/2016	0.0021 (J)	
1/17/2017	<0.003	
3/24/2017	<0.003	
5/24/2017	<0.003	
9/26/2017	<0.003	
3/14/2018	<0.003	
9/12/2018	<0.003	
3/13/2019	<0.003	
9/9/2019	<0.003	
3/9/2020	<0.003	
9/11/2020	<0.003	
3/10/2021	<0.003	
8/4/2021	<0.003	
1/31/2022		0.0014 (J)
8/12/2022		<0.003
2/13/2023		<0.003
7/26/2023		<0.003

ND substitution: RL or RL/2 if <15% NDs.

Mann-Whitney (Wilcoxon Rank Sum)

Constituent: Antimony (mg/L) Analysis Run 3/4/2024 12:12 PM View: Appendix I Mann-Whitney

Plant Bowen Data: Bowen 1, 2, 9, and 10

	GWA-41	GWA-41
3/15/2016	<0.003	
5/12/2016	<0.003	
7/20/2016	<0.003	
9/15/2016	<0.003	
11/3/2016	<0.003	
1/18/2017	<0.003	
3/24/2017	<0.003	
6/6/2017	<0.003	
9/25/2017	<0.003	
3/14/2018	<0.003	
9/12/2018	<0.003	
3/14/2019	<0.003	
9/10/2019	<0.003 (D)	
3/6/2020	<0.003	
9/10/2020	<0.003	
3/11/2021	0.00038 (J)	
8/4/2021	<0.003	
1/31/2022		<0.003
8/11/2022		<0.003
2/13/2023		<0.003
7/25/2023		0.0029 (J)

ND substitution: RL or RL/2 if <15% NDs.

Mann-Whitney (Wilcoxon Rank Sum)

Constituent: Antimony (mg/L) Analysis Run 3/4/2024 12:12 PM View: Appendix I Mann-Whitney

Plant Bowen Data: Bowen 1, 2, 9, and 10

	GWA-41R	GWA-41R
3/15/2016	<0.003	
5/13/2016	<0.003	
7/21/2016	<0.003 (*)	
9/21/2016	<0.003	
11/3/2016	<0.003	
1/17/2017	<0.003	
3/27/2017	0.0008 (J)	
6/6/2017	<0.003	
9/25/2017	0.0035	
3/14/2018	<0.003	
9/12/2018	0.003	
3/14/2019	<0.003	
9/10/2019	0.0029 (J)	
3/9/2020	0.0037	
9/10/2020	0.0019 (J)	
3/10/2021	0.00037 (J)	
8/4/2021	<0.003	
1/31/2022		0.0011 (J)
8/11/2022		<0.003
2/13/2023		0.0045
7/25/2023		0.0021 (J)

ND substitution: RL or RL/2 if <15% NDs.

Mann-Whitney (Wilcoxon Rank Sum)

Constituent: Antimony (mg/L) Analysis Run 3/4/2024 12:12 PM View: Appendix I Mann-Whitney

Plant Bowen Data: Bowen 1, 2, 9, and 10

	GWA-42	GWA-42
3/11/2016	<0.003	
5/16/2016	<0.003	
7/22/2016	0.002 (J)	
9/19/2016	<0.003	
11/3/2016	<0.003	
1/17/2017	<0.003	
3/27/2017	<0.003	
6/7/2017	<0.003	
9/26/2017	<0.003	
3/14/2018	<0.003	
9/14/2018	<0.003	
3/14/2019	<0.003	
9/10/2019	<0.003	
3/6/2020	<0.003	
9/10/2020	<0.003	
3/11/2021	<0.003	
8/4/2021	<0.003	
1/31/2022		<0.003
8/10/2022		<0.003
2/13/2023		<0.003
7/26/2023		<0.003

ND substitution: RL or RL/2 if <15% NDs.

Mann-Whitney (Wilcoxon Rank Sum)

Constituent: Antimony (mg/L) Analysis Run 3/4/2024 12:12 PM View: Appendix I Mann-Whitney

Plant Bowen Data: Bowen 1, 2, 9, and 10

	GWA-43	GWA-43
3/11/2016	<0.003	
5/13/2016	<0.003	
7/19/2016	<0.003 (*)	
9/16/2016	<0.003	
11/2/2016	<0.003	
1/18/2017	<0.003	
3/28/2017	<0.003	
6/6/2017	<0.003	
9/22/2017	<0.003	
3/14/2018	<0.003	
9/12/2018	<0.003	
3/13/2019	<0.003	
9/11/2019	<0.003	
3/9/2020	0.00062 (J)	
9/11/2020	<0.003	
3/11/2021	<0.003	
8/6/2021	<0.003	
1/31/2022		<0.003
8/11/2022		<0.003
2/14/2023		<0.003
7/25/2023		<0.003

ND substitution: RL or RL/2 if <15% NDs.

Mann-Whitney (Wilcoxon Rank Sum)

Constituent: Antimony (mg/L) Analysis Run 3/4/2024 12:12 PM View: Appendix I Mann-Whitney

Plant Bowen Data: Bowen 1, 2, 9, and 10

	GWA-43R	GWA-43R
3/11/2016	<0.003	
5/13/2016	<0.003	
7/19/2016	<0.003	
9/16/2016	<0.003	
11/2/2016	<0.003	
1/18/2017	0.0013 (J)	
3/28/2017	<0.003	
6/6/2017	0.0007 (J)	
9/22/2017	0.0012 (J)	
3/15/2018	<0.003	
9/12/2018	<0.003	
3/13/2019	<0.003	
9/11/2019	0.00029 (J)	
3/9/2020	0.00037 (J)	
9/14/2020	<0.003	
3/11/2021	0.00074 (J)	
8/5/2021	<0.003	
1/31/2022		<0.003
8/10/2022		<0.003
2/13/2023		<0.003
7/25/2023		<0.003

ND substitution: RL or RL/2 if <15% NDs.

Mann-Whitney (Wilcoxon Rank Sum)

Constituent: Antimony (mg/L) Analysis Run 3/4/2024 12:12 PM View: Appendix I Mann-Whitney

Plant Bowen Data: Bowen 1, 2, 9, and 10

	GWA-4RZ	GWA-4RZ
2/22/2017	0.0018 (J)	
4/7/2017	0.0008 (J)	
6/14/2017	0.00205 (JD)	
7/12/2017	0.0015 (JD)	
7/20/2017	<0.003 (D)	
7/28/2017	<0.003	
8/9/2017	<0.003	
8/24/2017	0.0007 (J)	
10/3/2017	<0.003 (D)	
3/21/2018	<0.003	
9/18/2018	<0.003	
3/21/2019	<0.003 (D)	
9/12/2019	0.00052 (JD)	
3/12/2020	0.0017 (J)	
9/17/2020	0.00087 (J)	
3/16/2021	0.00082 (J)	
8/10/2021	0.0013 (J)	
2/3/2022		<0.003
8/17/2022		<0.003
2/17/2023		<0.003
7/28/2023		<0.003

ND substitution: RL or RL/2 if <15% NDs.

Mann-Whitney (Wilcoxon Rank Sum)

Constituent: Antimony (mg/L) Analysis Run 3/4/2024 12:12 PM View: Appendix I Mann-Whitney

Plant Bowen Data: Bowen 1, 2, 9, and 10

	GWA-50	GWA-50
12/12/2008	<0.003	
4/23/2009	<0.003	
10/6/2009	<0.003	
4/27/2010	<0.003	
9/30/2010	<0.003	
4/14/2011	<0.003	
10/5/2011	<0.003	
4/11/2012	<0.003	
10/2/2012	<0.003	
4/9/2013	<0.003	
10/15/2013	<0.003	
4/10/2014	<0.003	
10/1/2014	<0.003	
3/30/2015	<0.003	
10/11/2015	<0.003	
3/28/2016	0.00139 (J)	
5/23/2016	0.000677 (J)	
8/1/2016	<0.003	
9/26/2016	<0.003	
11/10/2016	<0.003	
1/30/2017	<0.003	
4/7/2017	<0.003	
6/12/2017	<0.003	
10/2/2017	<0.003	
3/16/2018	<0.003	
9/17/2018	<0.003	
3/19/2019	<0.003	
9/13/2019	<0.003	
3/11/2020	0.0005 (J)	
9/16/2020	<0.003	
3/17/2021	<0.003	
8/9/2021	<0.003	
2/1/2022		0.0015 (J)
8/16/2022		<0.003
2/16/2023		<0.003
7/28/2023		<0.003

ND substitution: RL or RL/2 if <15% NDs.

Mann-Whitney (Wilcoxon Rank Sum)

Constituent: Antimony (mg/L) Analysis Run 3/4/2024 12:12 PM View: Appendix I Mann-Whitney

Plant Bowen Data: Bowen 1, 2, 9, and 10

	GWA-50R	GWA-50R
12/12/2008	<0.003	
4/23/2009	<0.003	
10/6/2009	<0.003	
5/3/2010	<0.003	
10/11/2010	<0.003	
4/27/2011	<0.003	
10/19/2011	<0.003	
5/1/2012	<0.003	
10/2/2012	<0.003	
4/10/2013	<0.003	
10/16/2013	<0.003	
4/22/2014	<0.003	
10/1/2014	<0.003	
3/30/2015	<0.003	
10/11/2015	<0.003	
3/28/2016	<0.003	
5/25/2016	<0.003	
8/1/2016	<0.003	
9/26/2016	<0.003	
11/11/2016	<0.003	
1/30/2017	<0.003	
4/3/2017	<0.003	
6/12/2017	<0.003	
10/2/2017	<0.003	
3/16/2018	<0.003	
9/18/2018	<0.003	
3/19/2019	<0.003	
9/12/2019	<0.003	
3/11/2020	<0.003	
9/15/2020	0.00048 (J)	
3/17/2021	<0.003	
8/9/2021	<0.003	
2/2/2022		<0.003
8/17/2022		<0.003
2/16/2023		<0.003
7/28/2023		<0.003

ND substitution: RL or RL/2 if <15% NDs.

Mann-Whitney (Wilcoxon Rank Sum)

Constituent: Antimony (mg/L) Analysis Run 3/4/2024 12:12 PM View: Appendix I Mann-Whitney

Plant Bowen Data: Bowen 1, 2, 9, and 10

	GWC-10R	GWC-10R
8/21/2007	<0.003	
11/1/2007	<0.003	
11/20/2007	<0.003	
1/30/2008	<0.003	
3/6/2008	<0.003	
5/8/2008	<0.003	
12/14/2008	<0.003	
4/29/2009	<0.003	
10/21/2009	<0.003	
4/21/2010	<0.003	
9/28/2010	<0.003	
4/12/2011	<0.003	
10/4/2011	<0.003	
4/3/2012	<0.003	
10/8/2012	<0.003	
4/3/2013	<0.003	
10/15/2013	<0.003	
4/9/2014	<0.003	
10/2/2014	<0.003	
4/2/2015	<0.003	
10/12/2015	<0.003	
3/31/2016	<0.003	
5/26/2016	0.000659 (J)	
8/3/2016	<0.003	
9/28/2016	0.0037 (O)	
11/22/2016	<0.003	
2/7/2017	<0.003	
4/10/2017	<0.003	
6/14/2017	<0.003	
10/4/2017	<0.003	
3/21/2018	<0.003	
9/18/2018	<0.003	
3/22/2019	<0.003	
9/17/2019	<0.003	
3/12/2020	<0.003	
9/17/2020	<0.003	
3/18/2021	<0.003	
8/11/2021	<0.003	
2/4/2022		0.0016 (J)
8/18/2022		<0.003
2/20/2023		<0.003
7/31/2023		<0.003

ND substitution: RL or RL/2 if <15% NDs.

Mann-Whitney (Wilcoxon Rank Sum)

Constituent: Antimony (mg/L) Analysis Run 3/4/2024 12:12 PM View: Appendix I Mann-Whitney

Plant Bowen Data: Bowen 1, 2, 9, and 10

	GWC-11	GWC-11
8/21/2007	<0.003	
11/1/2007	<0.003	
11/18/2007	<0.003	
1/30/2008	<0.003	
3/5/2008	<0.003	
5/7/2008	<0.003	
12/14/2008	<0.003	
4/29/2009	<0.003	
10/22/2009	<0.003	
4/21/2010	<0.003	
9/28/2010	<0.003	
4/12/2011	<0.003	
10/4/2011	<0.003	
4/3/2012	<0.003	
10/3/2012	<0.003	
4/3/2013	<0.003	
10/9/2013	<0.003	
4/2/2014	<0.003	
10/2/2014	<0.003	
4/1/2015	<0.003	
10/11/2015	<0.003	
4/4/2016	<0.003	
5/26/2016	0.000722 (J)	
8/3/2016	<0.003	
9/28/2016	<0.003	
11/22/2016	<0.003	
2/8/2017	<0.003	
4/10/2017	<0.003	
6/15/2017	<0.003	
10/4/2017	<0.003	
3/21/2018	<0.003	
9/18/2018	<0.003	
3/23/2019	0.00094 (J)	
9/17/2019	0.00041 (J)	
3/12/2020	0.0013 (J)	
9/21/2020	0.00091 (J)	
3/19/2021	0.00032 (J)	
8/11/2021	<0.003	
2/4/2022		<0.003
8/18/2022		<0.003
2/20/2023		<0.003
8/1/2023		<0.003

ND substitution: RL or RL/2 if <15% NDs.

Mann-Whitney (Wilcoxon Rank Sum)

Constituent: Antimony (mg/L) Analysis Run 3/4/2024 12:12 PM View: Appendix I Mann-Whitney

Plant Bowen Data: Bowen 1, 2, 9, and 10

	GWC-11R	GWC-11R
8/21/2007	<0.003	
11/1/2007	<0.003	
11/18/2007	<0.003	
1/30/2008	<0.003	
3/6/2008	<0.003	
5/7/2008	<0.003	
12/14/2008	<0.003	
4/29/2009	<0.003	
10/22/2009	<0.003	
4/21/2010	<0.003	
9/29/2010	<0.003	
4/13/2011	<0.003	
10/4/2011	<0.003	
4/4/2012	<0.003	
10/3/2012	<0.003	
4/3/2013	<0.003	
10/9/2013	<0.003	
4/2/2014	<0.003	
10/2/2014	0.0044 (J)	
4/1/2015	0.0087	
10/11/2015	0.007	
4/4/2016	0.00252 (J)	
5/26/2016	0.00351	
8/4/2016	<0.003	
9/28/2016	0.0012 (J)	
11/22/2016	0.0042	
2/8/2017	<0.003	
4/10/2017	<0.003	
6/15/2017	<0.003	
10/4/2017	<0.003	
3/22/2018	<0.003	
9/18/2018	<0.003	
3/23/2019	<0.003	
9/17/2019	0.0013 (J)	
3/12/2020	0.001 (J)	
9/21/2020	0.0053	
3/19/2021	0.012	
5/26/2021	0.0037	
8/11/2021	<0.003	
2/4/2022		<0.003
8/18/2022		<0.003
2/20/2023		<0.003
8/1/2023		<0.003

ND substitution: RL or RL/2 if <15% NDs.

Mann-Whitney (Wilcoxon Rank Sum)

Constituent: Antimony (mg/L) Analysis Run 3/4/2024 12:12 PM View: Appendix I Mann-Whitney

Plant Bowen Data: Bowen 1, 2, 9, and 10

	GWC-12	GWC-12
8/21/2007	<0.003	
11/1/2007	<0.003	
11/19/2007	<0.003	
1/16/2008	<0.003	
3/5/2008	<0.003	
5/13/2008	<0.003	
12/13/2008	<0.003	
4/16/2009	<0.003	
10/21/2009	<0.003	
4/27/2010	<0.003	
10/5/2010	<0.003	
4/19/2011	<0.003	
10/12/2011	<0.003	
4/24/2012	<0.003	
10/2/2012	<0.003	
4/2/2013	<0.003	
10/9/2013	<0.003	
4/1/2014	<0.003	
10/2/2014	<0.003	
4/1/2015	<0.003	
10/14/2015	<0.003	
4/4/2016	<0.003	
5/27/2016	<0.003	
8/3/2016	<0.003	
9/30/2016	<0.003	
11/22/2016	<0.003	
2/13/2017	<0.003	
4/11/2017	<0.003	
6/14/2017	<0.003	
10/4/2017	<0.003	
3/22/2018	<0.003	
9/18/2018	<0.003	
3/23/2019	<0.003	
9/17/2019	<0.003 (D)	
3/12/2020	<0.003	
9/21/2020	<0.003	
3/19/2021	<0.003	
8/11/2021	<0.003	
2/2/2022		<0.003
8/18/2022		<0.003
2/21/2023		0.0017 (J)
8/1/2023		<0.003

ND substitution: RL or RL/2 if <15% NDs.

Mann-Whitney (Wilcoxon Rank Sum)

Constituent: Antimony (mg/L) Analysis Run 3/4/2024 12:12 PM View: Appendix I Mann-Whitney

Plant Bowen Data: Bowen 1, 2, 9, and 10

	GWC-13	GWC-13
8/21/2007	<0.003	
11/1/2007	<0.003	
11/19/2007	<0.003	
1/31/2008	<0.003	
3/5/2008	<0.003	
5/12/2008	<0.003	
12/13/2008	<0.003	
4/28/2009	<0.003	
10/21/2009	<0.003	
4/28/2010	<0.003	
10/5/2010	<0.003	
4/19/2011	<0.003	
10/18/2011	<0.003	
4/25/2012	<0.003	
10/2/2012	<0.003	
4/2/2013	<0.003	
10/8/2013	<0.003	
4/1/2014	<0.003	
10/1/2014	<0.003	
4/1/2015	<0.003	
10/15/2015	<0.003	
4/4/2016	<0.003	
5/31/2016	<0.003	
8/4/2016	<0.003	
9/29/2016	<0.003	
11/28/2016	<0.003	
2/9/2017	<0.003	
4/12/2017	<0.003	
6/16/2017	<0.003	
10/9/2017	<0.003	
3/21/2018	<0.003	
9/19/2018	<0.003	
3/23/2019	<0.003	
9/18/2019	0.0012 (J)	
3/13/2020	0.0023 (J)	
9/22/2020	<0.003	
3/18/2021	0.00078 (J)	
8/11/2021	0.0019 (J)	
2/17/2022		<0.003
8/18/2022		<0.003
2/22/2023		<0.003
8/1/2023		<0.003

ND substitution: RL or RL/2 if <15% NDs.

Mann-Whitney (Wilcoxon Rank Sum)

Constituent: Antimony (mg/L) Analysis Run 3/4/2024 12:12 PM View: Appendix I Mann-Whitney

Plant Bowen Data: Bowen 1, 2, 9, and 10

	GWC-13RZ	GWC-13RZ
8/21/2007	<0.003	
11/1/2007	<0.003	
11/19/2007	<0.003	
1/31/2008	<0.003	
3/5/2008	<0.003	
5/7/2008	<0.003	
12/12/2008	<0.003	
4/29/2009	<0.003	
10/21/2009	<0.003	
4/28/2010	<0.003	
10/6/2010	<0.003	
4/20/2011	<0.003	
10/12/2011	<0.003	
4/25/2012	<0.003	
10/2/2012	<0.003	
4/2/2013	0.007 (O)	
10/8/2013	0.01 (O)	
4/1/2014	0.011 (O)	
10/1/2014	0.018 (O)	
3/31/2015	0.011 (O)	
10/14/2015	0.0083 (O)	
4/4/2016	0.00447	
6/1/2016	0.00377	
2/22/2017	0.0044	
4/11/2017	0.0019 (J)	
6/16/2017	<0.003	
7/12/2017	0.0018 (J)	
7/28/2017	0.0011 (J)	
8/10/2017	0.0012 (J)	
10/6/2017	0.0013 (J)	
3/23/2018	0.0015 (J)	
9/20/2018	0.0013 (J)	
3/22/2019	0.0014 (J)	
9/18/2019	0.00077 (X)	
3/17/2020	0.0009 (J)	
9/22/2020	0.00079 (J)	
3/19/2021	0.0011 (J)	
8/12/2021	<0.003	
2/4/2022		<0.003
8/19/2022		<0.003
2/22/2023		<0.003
8/2/2023		<0.003

ND substitution: RL or RL/2 if <15% NDs.

Mann-Whitney (Wilcoxon Rank Sum)

Constituent: Antimony (mg/L) Analysis Run 3/4/2024 12:12 PM View: Appendix I Mann-Whitney

Plant Bowen Data: Bowen 1, 2, 9, and 10

	GWC-14Z	GWC-14Z
8/24/2007	0.005	
11/2/2007	<0.003	
11/17/2007	<0.003	
1/15/2008	<0.003	
3/5/2008	<0.003	
5/7/2008	<0.003	
12/2/2008	<0.003	
4/16/2009	<0.003	
10/20/2009	<0.003	
4/20/2010	<0.003	
9/29/2010	<0.003	
4/12/2011	<0.003	
10/4/2011	<0.003	
4/4/2012	<0.003	
10/10/2012	<0.003	
4/15/2013	<0.003	
10/22/2013	<0.003	
4/21/2014	<0.003	
9/30/2014	<0.003	
4/3/2015	<0.003	
10/7/2015	<0.003	
4/5/2016	<0.003	
6/1/2016	0.000895 (J)	
8/9/2016	0.0017 (JD)	
11/28/2016	<0.003	
2/9/2017	<0.003	
4/11/2017	<0.003	
6/14/2017	0.0006 (J)	
7/12/2017	<0.003	
10/5/2017	<0.003	
3/22/2018	<0.003	
9/19/2018	<0.003	
3/22/2019	<0.003	
9/17/2019	<0.003	
3/13/2020	0.00053 (J)	
9/21/2020	<0.003	
3/18/2021	<0.003	
8/11/2021	<0.003	
2/4/2022		<0.003
8/18/2022		<0.003
2/22/2023		<0.003
8/1/2023		<0.003

ND substitution: RL or RL/2 if <15% NDs.

Mann-Whitney (Wilcoxon Rank Sum)

Constituent: Antimony (mg/L) Analysis Run 3/4/2024 12:12 PM View: Appendix I Mann-Whitney

Plant Bowen Data: Bowen 1, 2, 9, and 10

	GWC-15R	GWC-15R
8/23/2007	<0.003	
11/2/2007	<0.003	
11/17/2007	<0.003	
1/15/2008	<0.003	
3/6/2008	<0.003	
5/7/2008	<0.003	
12/2/2008	<0.003	
4/28/2009	<0.003	
10/19/2009	<0.003	
4/27/2010	<0.003	
10/4/2010	<0.003	
4/18/2011	<0.003	
10/12/2011	0.0052	
4/23/2012	<0.003	
10/10/2012	<0.003	
4/15/2013	<0.003	
10/22/2013	<0.003	
4/21/2014	0.005 (J)	
9/30/2014	0.0024 (J)	
4/3/2015	0.0072	
10/7/2015	0.0045 (J)	
4/5/2016	0.00727	
5/31/2016	0.00649	
8/4/2016	0.0038	
9/29/2016	0.0106	
11/23/2016	0.0098	
2/10/2017	0.0014 (J)	
4/12/2017	0.0026 (J)	
6/15/2017	<0.003	
10/6/2017	0.0008 (J)	
3/23/2018	0.001 (J)	
9/19/2018	0.0011 (J)	
3/25/2019	<0.003	
9/17/2019	0.0017 (J)	
3/13/2020	0.00056 (J)	
9/21/2020	0.0021 (J)	
3/18/2021	0.00045 (J)	
8/11/2021	<0.003	
2/4/2022		<0.003
8/19/2022		0.0011 (J)
2/22/2023		<0.003
8/2/2023		<0.003

ND substitution: RL or RL/2 if <15% NDs.

Mann-Whitney (Wilcoxon Rank Sum)

Constituent: Antimony (mg/L) Analysis Run 3/4/2024 12:12 PM View: Appendix I Mann-Whitney

Plant Bowen Data: Bowen 1, 2, 9, and 10

	GWC-15Z	GWC-15Z
8/24/2007	<0.003	
11/2/2007	<0.003	
11/18/2007	<0.003	
1/15/2008	<0.003	
3/10/2008	<0.003	
5/13/2008	<0.003	
12/2/2008	<0.003	
4/28/2009	<0.003	
10/20/2009	<0.003	
4/27/2010	<0.003	
10/5/2010	<0.003	
4/19/2011	<0.003	
10/12/2011	<0.003	
4/25/2012	<0.003	
10/10/2012	<0.003	
4/16/2013	0.0053	
10/22/2013	<0.003	
4/21/2014	0.005 (J)	
9/30/2014	<0.003	
4/3/2015	<0.003	
10/6/2015	0.0025 (J)	
4/5/2016	0.00105 (J)	
5/31/2016	0.00088 (J)	
11/23/2016	<0.003	
2/10/2017	<0.003	
4/11/2017	<0.003	
6/15/2017	<0.003	
7/12/2017	<0.003	
7/26/2017	<0.003	
10/6/2017	<0.003	
3/23/2018	0.00089 (J)	
9/19/2018	<0.003	
3/22/2019	<0.003	
9/17/2019	<0.003	
3/13/2020	<0.003	
9/21/2020	<0.003	
3/18/2021	<0.003	
8/11/2021	<0.003	
2/7/2022		<0.003
8/19/2022		<0.003
2/22/2023		<0.003
8/1/2023		0.0028 (J)

ND substitution: RL or RL/2 if <15% NDs.

Mann-Whitney (Wilcoxon Rank Sum)

Constituent: Antimony (mg/L) Analysis Run 3/4/2024 12:12 PM View: Appendix I Mann-Whitney

Plant Bowen Data: Bowen 1, 2, 9, and 10

	GWC-44	GWC-44
3/16/2016	0.00108 (J)	
5/16/2016	<0.003	
7/25/2016	<0.003 (*)	
9/19/2016	<0.003	
11/3/2016	<0.003	
1/19/2017	<0.003	
3/28/2017	<0.003	
6/5/2017	<0.003	
9/26/2017	<0.003	
3/15/2018	<0.003	
9/12/2018	<0.003	
3/14/2019	<0.003	
9/11/2019	<0.003	
3/10/2020	<0.003	
9/15/2020	<0.003	
3/11/2021	<0.003	
8/4/2021	<0.003	
1/31/2022		<0.003
8/15/2022		<0.003
2/14/2023		<0.003
7/26/2023		<0.003

ND substitution: RL or RL/2 if <15% NDs.

Mann-Whitney (Wilcoxon Rank Sum)

Constituent: Antimony (mg/L) Analysis Run 3/4/2024 12:12 PM View: Appendix I Mann-Whitney

Plant Bowen Data: Bowen 1, 2, 9, and 10

	GWC-45	GWC-45
3/16/2016	<0.003	
5/16/2016	0.00109 (J)	
7/25/2016	0.00185 (J*D)	
9/19/2016	<0.003 (D)	
11/4/2016	<0.003 (D)	
1/23/2017	<0.003 (D)	
3/29/2017	0.0018 (JD)	
6/7/2017	0.0009 (J)	
9/27/2017	0.0111	
12/29/2017	0.0012 (Y)	
3/15/2018	0.00086 (J)	
9/13/2018	0.0029 (J)	
3/14/2019	0.0015 (JD)	
9/11/2019	0.014	
3/10/2020	0.00087 (J)	
9/11/2020	0.0076	
12/15/2020	0.0014 (J)	
3/11/2021	0.00062 (J)	
8/6/2021	0.0017 (J)	
2/1/2022		0.002 (J)
8/12/2022		0.0072
2/14/2023		<0.003
7/26/2023		0.013

ND substitution: RL or RL/2 if <15% NDs.

Mann-Whitney (Wilcoxon Rank Sum)

Constituent: Antimony (mg/L) Analysis Run 3/4/2024 12:12 PM View: Appendix I Mann-Whitney

Plant Bowen Data: Bowen 1, 2, 9, and 10

	GWC-45R	GWC-45R
3/16/2016	0.00426	
5/16/2016	0.00267 (JD)	
7/25/2016	0.0017 (JD)	
9/19/2016	<0.003 (D)	
11/3/2016	0.0017 (JD)	
1/20/2017	0.001 (JD)	
3/29/2017	0.001 (JD)	
6/7/2017	0.0009 (J)	
9/27/2017	0.0012 (J)	
3/15/2018	<0.003	
9/13/2018	<0.003	
3/14/2019	<0.003 (D)	
9/11/2019	<0.003 (D)	
3/10/2020	<0.003	
9/11/2020	0.00043 (J)	
3/11/2021	<0.003	
8/6/2021	<0.003	
2/1/2022		<0.003
8/12/2022		<0.003
2/14/2023		<0.003
7/26/2023		<0.003

ND substitution: RL or RL/2 if <15% NDs.

Mann-Whitney (Wilcoxon Rank Sum)

Constituent: Antimony (mg/L) Analysis Run 3/4/2024 12:12 PM View: Appendix I Mann-Whitney

Plant Bowen Data: Bowen 1, 2, 9, and 10

	GWC-46R	GWC-46R
3/10/2016	<0.003	
5/17/2016	<0.003	
7/26/2016	<0.003	
9/20/2016	0.001 (J)	
11/4/2016	<0.003	
1/20/2017	<0.003	
3/28/2017	<0.003	
6/7/2017	<0.003	
9/29/2017	<0.003	
3/15/2018	<0.003	
9/13/2018	<0.003	
3/18/2019	<0.003	
9/11/2019	<0.003	
3/10/2020	<0.003	
9/14/2020	<0.003	
3/11/2021	<0.003	
8/5/2021	<0.003	
1/31/2022		<0.003
8/15/2022		<0.003
2/14/2023		<0.003
7/26/2023		<0.003

ND substitution: RL or RL/2 if <15% NDs.

Mann-Whitney (Wilcoxon Rank Sum)

Constituent: Antimony (mg/L) Analysis Run 3/4/2024 12:12 PM View: Appendix I Mann-Whitney

Plant Bowen Data: Bowen 1, 2, 9, and 10

	GWC-47	GWC-47
3/10/2016	<0.003	
5/18/2016	<0.003	
7/27/2016	0.0006 (J)	
9/20/2016	<0.003	
11/7/2016	<0.003	
1/23/2017	<0.003	
3/29/2017	<0.003	
6/8/2017	<0.003	
9/27/2017	<0.003	
3/15/2018	<0.003	
9/13/2018	<0.003	
3/15/2019	<0.003	
9/12/2019	<0.003	
3/9/2020	0.00032 (J)	
9/14/2020	<0.003	
3/11/2021	<0.003	
8/5/2021	<0.003	
2/1/2022		<0.003
8/15/2022		0.0022 (J)
2/14/2023		<0.003
7/27/2023		<0.003

ND substitution: RL or RL/2 if <15% NDs.

Mann-Whitney (Wilcoxon Rank Sum)

Constituent: Antimony (mg/L) Analysis Run 3/4/2024 12:12 PM View: Appendix I Mann-Whitney

Plant Bowen Data: Bowen 1, 2, 9, and 10

	GWC-47R	GWC-47R
3/10/2016	<0.003	
5/18/2016	0.000987 (J)	
7/27/2016	0.0008 (J)	
9/20/2016	0.0012 (J)	
11/4/2016	0.001 (J)	
1/20/2017	0.0013 (J)	
3/29/2017	0.0004 (J)	
6/8/2017	<0.003 (*)	
9/27/2017	<0.003	
3/16/2018	<0.003	
9/13/2018	<0.003	
3/19/2019	<0.003	
9/11/2019	0.00099 (J)	
3/9/2020	0.00056 (J)	
9/15/2020	0.00053 (J)	
3/11/2021	0.00038 (J)	
8/5/2021	0.00082 (J)	
2/1/2022		0.0024 (J)
8/15/2022		<0.003
2/14/2023		0.0022 (J)
7/27/2023		0.0048

ND substitution: RL or RL/2 if <15% NDs.

Mann-Whitney (Wilcoxon Rank Sum)

Constituent: Antimony (mg/L) Analysis Run 3/4/2024 12:12 PM View: Appendix I Mann-Whitney

Plant Bowen Data: Bowen 1, 2, 9, and 10

	GWC-48	GWC-48
3/10/2016	<0.003	
5/17/2016	<0.003	
7/27/2016	0.0006 (J)	
9/20/2016	0.0018 (J)	
11/4/2016	<0.003	
1/23/2017	<0.003	
3/28/2017	<0.003	
6/8/2017	<0.003 (*)	
9/29/2017	<0.003	
3/15/2018	<0.003	
9/13/2018	<0.003	
3/15/2019	<0.003	
9/11/2019	<0.003 (D)	
3/9/2020	<0.003	
9/14/2020	<0.003	
3/11/2021	<0.003	
8/4/2021	<0.003	
1/31/2022		<0.003
8/15/2022		<0.003
2/14/2023		<0.003
7/26/2023		<0.003

ND substitution: RL or RL/2 if <15% NDs.

Mann-Whitney (Wilcoxon Rank Sum)

Constituent: Antimony (mg/L) Analysis Run 3/4/2024 12:12 PM View: Appendix I Mann-Whitney

Plant Bowen Data: Bowen 1, 2, 9, and 10

	GWC-49R	GWC-49R
3/17/2016	<0.003	
5/18/2016	<0.003	
7/27/2016	0.0023 (J)	
9/21/2016	0.0013 (J)	
11/4/2016	<0.003	
1/24/2017	<0.003	
3/29/2017	<0.003	
6/8/2017	<0.003 (*)	
9/29/2017	<0.003	
3/15/2018	<0.003	
9/13/2018	<0.003	
3/18/2019	<0.003	
9/11/2019	0.0032	
3/11/2020	0.0012 (J)	
9/11/2020	0.0011 (J)	
3/15/2021	0.0019 (J)	
8/11/2021	0.0033	
2/1/2022		<0.003
8/15/2022		0.0012 (J)
2/14/2023		0.0037
7/27/2023		0.0017 (J)

ND substitution: RL or RL/2 if <15% NDs.

Mann-Whitney (Wilcoxon Rank Sum)

Constituent: Antimony (mg/L) Analysis Run 3/4/2024 12:12 PM View: Appendix I Mann-Whitney

Plant Bowen Data: Bowen 1, 2, 9, and 10

	GWC-49Z	GWC-49Z
3/17/2016	<0.003	
5/18/2016	<0.003	
7/28/2016	<0.003	
9/21/2016	<0.003	
11/7/2016	<0.003 (*)	
1/24/2017	0.0024 (J)	
3/30/2017	0.0011 (J)	
6/9/2017	<0.003 (*)	
9/29/2017	0.0009 (J)	
3/15/2018	0.0012 (J)	
9/14/2018	0.00083 (J)	
3/19/2019	0.0011 (J)	
9/11/2019	0.00065 (J)	
3/9/2020	0.0018 (J)	
9/14/2020	0.0017 (J)	
3/15/2021	0.00086 (J)	
8/5/2021	0.0024 (J)	
2/1/2022		0.00097 (J)
8/15/2022		<0.003
2/14/2023		<0.003
7/27/2023		<0.003

ND substitution: RL or RL/2 if <15% NDs.

Mann-Whitney (Wilcoxon Rank Sum)

Constituent: Antimony (mg/L) Analysis Run 3/4/2024 12:12 PM View: Appendix I Mann-Whitney

Plant Bowen Data: Bowen 1, 2, 9, and 10

	GWC-5	GWC-5
8/23/2007	<0.003	
10/25/2007	<0.003	
11/19/2007	<0.003	
1/23/2008	<0.003	
3/11/2008	<0.003	
5/12/2008	<0.003	
12/11/2008	<0.003	
4/15/2009	<0.003	
10/9/2009	<0.003	
5/4/2010	<0.003	
10/12/2010	<0.003	
4/28/2011	<0.003	
10/19/2011	<0.003	
5/2/2012	<0.003	
10/9/2012	<0.003	
4/11/2013	<0.003	
10/16/2013	<0.003	
4/23/2014	<0.003	
10/3/2014	<0.003	
3/31/2015	<0.003	
10/12/2015	<0.003	
3/28/2016	0.00104 (J)	
5/25/2016	0.000686 (J)	
8/1/2016	<0.003	
9/27/2016	<0.003	
11/11/2016	<0.003	
1/31/2017	<0.003	
4/3/2017	<0.003	
6/12/2017	<0.003	
10/3/2017	<0.003	
3/19/2018	<0.003	
9/17/2018	<0.003	
3/20/2019	<0.003	
9/16/2019	<0.003	
3/16/2020	0.00031 (J)	
9/16/2020	<0.003	
3/17/2021	<0.003	
8/9/2021	<0.003	
2/2/2022		<0.003
8/16/2022		<0.003
2/20/2023		<0.003
7/28/2023		<0.003

ND substitution: RL or RL/2 if <15% NDs.

Mann-Whitney (Wilcoxon Rank Sum)

Constituent: Antimony (mg/L) Analysis Run 3/4/2024 12:12 PM View: Appendix I Mann-Whitney

Plant Bowen Data: Bowen 1, 2, 9, and 10

	GWC-6	GWC-6
8/22/2007	<0.003	
10/25/2007	<0.003	
11/20/2007	<0.003	
1/23/2008	<0.003	
3/11/2008	<0.003	
5/14/2008	<0.003	
12/11/2008	<0.003	
4/23/2009	<0.003	
10/9/2009	<0.003	
5/4/2010	<0.003	
10/11/2010	<0.003	
4/26/2011	<0.003	
10/18/2011	<0.003	
5/2/2012	<0.003	
10/8/2012	<0.003	
4/10/2013	<0.003	
10/8/2013	<0.003	
4/14/2014	<0.003	
10/3/2014	<0.003	
4/1/2015	0.0035 (J)	
10/9/2015	<0.003	
3/29/2016	<0.003	
5/24/2016	<0.003	
8/1/2016	<0.003	
9/26/2016	<0.003	
11/18/2016	<0.003	
2/1/2017	<0.003	
4/6/2017	0.001 (J)	
6/13/2017	<0.003	
10/3/2017	<0.003	
3/19/2018	<0.003	
9/17/2018	<0.003	
3/21/2019	<0.003	
9/16/2019	<0.003	
3/12/2020	0.00052 (J)	
9/16/2020	<0.003	
3/17/2021	<0.003	
8/10/2021	<0.003	
2/2/2022		<0.003
8/17/2022		<0.003
2/17/2023		<0.003
7/31/2023		<0.003

ND substitution: RL or RL/2 if <15% NDs.

Mann-Whitney (Wilcoxon Rank Sum)

Constituent: Antimony (mg/L) Analysis Run 3/4/2024 12:12 PM View: Appendix I Mann-Whitney

Plant Bowen Data: Bowen 1, 2, 9, and 10

	GWC-6RZ	GWC-6RZ
5/26/2015	<0.003	
6/18/2015	<0.003 (D)	
7/2/2015	<0.003	
10/9/2015	<0.003	
3/29/2016	0.000768 (J)	
5/24/2016	<0.003	
8/1/2016	<0.003	
9/26/2016	<0.003	
11/14/2016	<0.003	
2/1/2017	<0.003	
4/6/2017	0.0006 (J)	
6/13/2017	<0.003	
10/3/2017	<0.003	
3/20/2018	<0.003	
9/17/2018	0.0023 (J)	
3/21/2019	<0.003	
9/16/2019	<0.003	
3/12/2020	0.0011 (J)	
9/16/2020	<0.003	
3/17/2021	<0.003	
8/10/2021	0.0028 (J)	
2/2/2022		<0.003
8/17/2022		<0.003
2/17/2023		<0.003
7/28/2023		<0.003

ND substitution: RL or RL/2 if <15% NDs.

Mann-Whitney (Wilcoxon Rank Sum)

Constituent: Antimony (mg/L) Analysis Run 3/4/2024 12:12 PM View: Appendix I Mann-Whitney

Plant Bowen Data: Bowen 1, 2, 9, and 10

	GWC-7Z	GWC-7Z
5/31/2016	<0.003	
8/2/2016	<0.003	
9/27/2016	<0.003	
11/21/2016	<0.003	
2/1/2017	<0.003	
4/6/2017	<0.003	
6/13/2017	<0.003	
7/14/2017	0.0008 (J)	
10/3/2017	<0.003	
3/20/2018	<0.003	
9/18/2018	<0.003	
3/21/2019	<0.003	
9/13/2019	0.002 (J)	
3/12/2020	0.00066 (J)	
9/16/2020	0.0012 (J)	
3/17/2021	0.00099 (J)	
8/10/2021	0.0017 (J)	
2/2/2022		0.00093 (J)
8/17/2022		0.0011 (J)
2/20/2023		0.0012 (J)
7/31/2023		<0.003

ND substitution: RL or RL/2 if <15% NDs.

Mann-Whitney (Wilcoxon Rank Sum)

Constituent: Antimony (mg/L) Analysis Run 3/4/2024 12:12 PM View: Appendix I Mann-Whitney

Plant Bowen Data: Bowen 1, 2, 9, and 10

	GWC-8RR	GWC-8RR
10/18/2011	<0.003	
4/30/2012	<0.003	
10/3/2012	<0.003	
4/8/2013	<0.003	
10/9/2013	<0.003	
4/10/2014	<0.003	
10/2/2014	0.0025 (J)	
4/3/2015	<0.003	
10/8/2015	<0.003	
3/30/2016	<0.003	
5/24/2016	<0.003	
8/2/2016	<0.003	
9/27/2016	<0.003	
11/22/2016	<0.003	
2/6/2017	0.0015 (J)	
4/6/2017	0.0007 (J)	
6/14/2017	<0.003	
10/4/2017	<0.003	
3/21/2018	<0.003	
9/18/2018	<0.003	
3/27/2019	<0.003	
9/16/2019	<0.003 (D)	
3/12/2020	0.00043 (J)	
9/17/2020	0.00082 (J)	
3/17/2021	<0.003	
8/10/2021	0.0015 (J)	
2/2/2022		0.0015 (J)
8/17/2022		<0.003
2/21/2023		<0.003
7/31/2023		<0.003

ND substitution: RL or RL/2 if <15% NDs.

Mann-Whitney (Wilcoxon Rank Sum)

Constituent: Antimony (mg/L) Analysis Run 3/4/2024 12:12 PM View: Appendix I Mann-Whitney

Plant Bowen Data: Bowen 1, 2, 9, and 10

	GWC-8Z	GWC-8Z
5/26/2015	<0.003	
6/18/2015	<0.003 (D)	
7/2/2015	<0.003	
10/8/2015	<0.003	
3/22/2016	<0.003	
5/25/2016	<0.003	
8/2/2016	<0.003	
9/26/2016	<0.003	
11/21/2016	<0.003	
2/3/2017	<0.003	
4/7/2017	<0.003	
6/13/2017	<0.003	
10/3/2017	<0.003	
3/20/2018	<0.003	
9/18/2018	<0.003	
5/6/2019	<0.003	
9/16/2019	<0.003	
3/16/2020	<0.003	
9/17/2020	<0.003	
3/18/2021	<0.003	
8/10/2021	<0.003	
2/2/2022		<0.003
8/17/2022		0.001 (J)
2/20/2023		<0.003
7/31/2023		<0.003

ND substitution: RL or RL/2 if <15% NDs.

Mann-Whitney (Wilcoxon Rank Sum)

Constituent: Antimony (mg/L) Analysis Run 3/4/2024 12:12 PM View: Appendix I Mann-Whitney

Plant Bowen Data: Bowen 1, 2, 9, and 10

	GWC-9	GWC-9
8/23/2007	<0.003	
11/1/2007	<0.003	
11/19/2007	<0.003	
1/15/2008	<0.003	
3/6/2008	<0.003	
5/13/2008	<0.003	
12/12/2008	<0.003	
4/16/2009	<0.003	
10/13/2009	<0.003	
4/21/2010	<0.003	
9/29/2010	<0.003	
4/13/2011	<0.003	
10/5/2011	<0.003	
4/4/2012	<0.003	
10/8/2012	<0.003	
4/8/2013	<0.003	
10/9/2013	<0.003	
4/9/2014	<0.003	
9/30/2014	<0.003	
4/2/2015	<0.003	
10/10/2015	<0.003 (D)	
3/30/2016	<0.003	
5/26/2016	<0.003	
8/5/2016	<0.003	
9/28/2016	<0.003	
11/21/2016	<0.003	
2/6/2017	<0.003	
4/6/2017	<0.003	
6/13/2017	<0.003	
10/3/2017	<0.003	
3/20/2018	0.001 (J)	
9/18/2018	<0.003 (D)	
3/21/2019	<0.003	
9/16/2019	<0.003	
3/12/2020	<0.003	
9/17/2020	<0.003	
3/18/2021	<0.003	
8/10/2021	<0.003	
2/2/2022		<0.003
8/17/2022		<0.003
2/21/2023		<0.003
7/31/2023		<0.003

ND substitution: RL or RL/2 if <15% NDs.

Mann-Whitney (Wilcoxon Rank Sum)

Constituent: Arsenic (mg/L) Analysis Run 3/4/2024 12:12 PM View: Appendix I Mann-Whitney

Plant Bowen Data: Bowen 1, 2, 9, and 10

	GWA-1	GWA-1
8/23/2007	<0.005	
10/23/2007	<0.005	
11/18/2007	<0.005	
1/30/2008	<0.005	
3/10/2008	<0.005	
5/13/2008	<0.005	
12/5/2008	<0.005	
4/15/2009	<0.005	
10/7/2009	<0.005	
5/3/2010	<0.005	
10/12/2010	<0.005	
4/27/2011	<0.005	
10/17/2011	<0.005	
5/2/2012	<0.005	
10/8/2012	<0.005	
4/12/2013	<0.005	
10/16/2013	<0.005	
4/11/2014	<0.005	
9/30/2014	<0.005	
3/30/2015	<0.005	
10/13/2015	<0.005	
3/22/2016	<0.005	
5/19/2016	<0.005	
7/29/2016	<0.005	
9/23/2016	<0.005	
11/9/2016	<0.005	
1/30/2017	<0.005	
3/30/2017	<0.005	
6/9/2017	0.0005 (J)	
10/2/2017	<0.005	
3/16/2018	0.00085 (J)	
9/17/2018	<0.005 (D)	
3/20/2019	<0.005	
9/12/2019	0.0004 (J)	
3/11/2020	0.00088 (J)	
9/15/2020	<0.005	
3/16/2021	<0.005	
8/9/2021	<0.005	
2/1/2022		<0.005
8/16/2022		<0.005
2/16/2023		<0.005
7/27/2023		<0.005

ND substitution: RL or RL/2 if <15% NDs.

Mann-Whitney (Wilcoxon Rank Sum)

Constituent: Arsenic (mg/L) Analysis Run 3/4/2024 12:12 PM View: Appendix I Mann-Whitney

Plant Bowen Data: Bowen 1, 2, 9, and 10

	GWA-2	GWA-2
8/23/2007	<0.005	
10/24/2007	<0.005	
11/18/2007	<0.005	
1/31/2008	<0.005	
3/11/2008	<0.005	
5/6/2008	<0.005	
12/4/2008	0.012 (O)	
4/21/2009	<0.005	
10/7/2009	<0.005	
4/26/2010	<0.005	
10/4/2010	<0.005	
4/13/2011	<0.005	
10/5/2011	<0.005	
4/11/2012	<0.005	
10/9/2012	<0.005	
4/15/2013	<0.005	
10/15/2013	<0.005	
4/22/2014	<0.005	
9/30/2014	<0.005	
3/30/2015	<0.005	
10/13/2015	<0.005	
3/23/2016	<0.005	
5/20/2016	<0.005	
7/29/2016	<0.005	
9/23/2016	<0.005	
11/9/2016	<0.005	
1/31/2017	<0.005	
3/30/2017	<0.005	
6/12/2017	<0.005	
10/2/2017	<0.005	
3/19/2018	<0.005	
9/14/2018	<0.005	
3/20/2019	<0.005	
9/12/2019	<0.005 (D)	
3/11/2020	<0.005	
9/15/2020	<0.005	
3/17/2021	<0.005	
8/9/2021	<0.005	
2/1/2022		0.0019 (J)
8/16/2022		<0.005
2/16/2023		<0.005
7/27/2023		<0.005

ND substitution: RL or RL/2 if <15% NDs.

Mann-Whitney (Wilcoxon Rank Sum)

Constituent: Arsenic (mg/L) Analysis Run 3/4/2024 12:12 PM View: Appendix I Mann-Whitney

Plant Bowen Data: Bowen 1, 2, 9, and 10

	GWA-2R	GWA-2R
8/23/2007	<0.005	
10/24/2007	<0.005	
11/18/2007	<0.005	
1/31/2008	0.005	
3/10/2008	<0.005	
5/13/2008	<0.005	
12/4/2008	<0.005	
4/21/2009	<0.005	
10/8/2009	<0.005	
4/21/2010	<0.005	
9/28/2010	<0.005	
4/12/2011	<0.005	
10/4/2011	<0.005	
4/3/2012	<0.005	
10/9/2012	<0.005	
4/11/2013	<0.005	
10/16/2013	0.0056	
4/10/2014	<0.005	
9/30/2014	<0.005	
3/30/2015	<0.005	
10/13/2015	<0.005	
3/23/2016	<0.005	
5/19/2016	<0.005	
7/29/2016	0.0008 (J)	
9/22/2016	<0.005	
11/10/2016	<0.005	
1/31/2017	<0.005	
4/3/2017	0.0007 (J)	
6/9/2017	0.0006 (J)	
10/2/2017	0.0005 (J)	
3/16/2018	0.001 (J)	
9/14/2018	<0.005	
3/19/2019	<0.005	
9/13/2019	0.00051 (J)	
3/11/2020	0.00044 (J)	
9/15/2020	0.00081 (J)	
3/16/2021	<0.005	
8/9/2021	0.0031 (J)	
2/1/2022		0.0053
8/16/2022		0.0033 (J)
2/16/2023		<0.005
7/27/2023		<0.005

ND substitution: RL or RL/2 if <15% NDs.

Mann-Whitney (Wilcoxon Rank Sum)

Constituent: Arsenic (mg/L) Analysis Run 3/4/2024 12:12 PM View: Appendix I Mann-Whitney

Plant Bowen Data: Bowen 1, 2, 9, and 10

	GWA-39RZ	GWA-39RZ
5/16/2016	<0.005 (D)	
7/27/2016	0.0011 (JD)	
2/21/2017	<0.005	
3/27/2017	0.0007 (JD)	
6/8/2017	0.0007 (JD)	
7/17/2017	0.0005 (JD)	
7/27/2017	<0.005	
8/9/2017	0.0008 (J)	
9/29/2017	<0.005 (D)	
3/16/2018	<0.005	
9/14/2018	<0.005	
3/14/2019	<0.005	
3/9/2020	0.00083 (J)	
9/16/2020	<0.005	
3/16/2021	<0.005	
8/6/2021	<0.005	
2/2/2022		<0.005
8/16/2022		<0.005
2/14/2023		<0.005
7/25/2023		<0.005

ND substitution: RL or RL/2 if <15% NDs.

Mann-Whitney (Wilcoxon Rank Sum)

Constituent: Arsenic (mg/L) Analysis Run 3/4/2024 12:12 PM View: Appendix I Mann-Whitney

Plant Bowen Data: Bowen 1, 2, 9, and 10

	GWA-39Z	GWA-39Z
3/14/2016	<0.005	
5/11/2016	<0.005	
7/19/2016	<0.005	
9/15/2016	<0.005	
11/2/2016	<0.005	
1/18/2017	<0.005	
3/28/2017	0.0007 (J)	
6/7/2017	<0.005	
9/26/2017	<0.005	
3/14/2018	<0.005	
9/12/2018	<0.005	
3/15/2019	<0.005	
9/9/2019	0.00043 (J)	
3/9/2020	<0.005	
9/10/2020	<0.005	
3/12/2021	<0.005	
8/4/2021	<0.005	
1/31/2022		0.0021 (J)
8/10/2022		<0.005
2/13/2023		<0.005
7/26/2023		<0.005

ND substitution: RL or RL/2 if <15% NDs.

Mann-Whitney (Wilcoxon Rank Sum)

Constituent: Arsenic (mg/L) Analysis Run 3/4/2024 12:12 PM View: Appendix I Mann-Whitney

Plant Bowen Data: Bowen 1, 2, 9, and 10

	GWA-3A	GWA-3A
8/23/2007	<0.005	
11/2/2007	<0.005	
11/18/2007	<0.005	
1/31/2008	<0.005	
3/11/2008	<0.005	
5/14/2008	<0.005	
12/5/2008	<0.005	
4/15/2009	<0.005	
10/8/2009	<0.005	
4/28/2010	<0.005	
10/6/2010	<0.005	
4/21/2011	<0.005	
10/13/2011	<0.005	
5/1/2012	<0.005	
10/9/2012	<0.005	
4/11/2013	<0.005	
10/16/2013	<0.005	
4/23/2014	<0.005	
10/4/2014	<0.005	
3/31/2015	<0.005	
10/12/2015	<0.005	
3/23/2016	<0.005	
5/23/2016	<0.005	
7/29/2016	<0.005	
9/22/2016	<0.005	
11/10/2016	<0.005	
1/31/2017	<0.005	
3/30/2017	<0.005	
6/12/2017	<0.005	
10/4/2017	<0.005	
3/19/2018	<0.005	
9/17/2018	<0.005	
3/20/2019	<0.005	
9/13/2019	<0.005	
3/11/2020	<0.005	
3/29/2021	0.001 (J)	
8/9/2021	<0.005	
2/2/2022		<0.005
8/16/2022		<0.005
2/17/2023		<0.005
8/1/2023		<0.005

ND substitution: RL or RL/2 if <15% NDs.

Mann-Whitney (Wilcoxon Rank Sum)

Constituent: Arsenic (mg/L) Analysis Run 3/4/2024 12:12 PM View: Appendix I Mann-Whitney

Plant Bowen Data: Bowen 1, 2, 9, and 10

	GWA-40	GWA-40
3/15/2016	<0.005	
5/11/2016	<0.005	
7/21/2016	<0.005	
9/15/2016	<0.005	
11/3/2016	<0.005	
1/17/2017	<0.005	
3/24/2017	<0.005	
5/24/2017	<0.005	
9/26/2017	0.0005 (J)	
3/14/2018	<0.005	
9/12/2018	<0.005	
3/13/2019	<0.005	
9/9/2019	0.00068 (J)	
3/9/2020	<0.005	
9/11/2020	<0.005	
3/10/2021	<0.005	
8/4/2021	<0.005	
1/31/2022		<0.005
8/12/2022		<0.005
2/13/2023		<0.005
7/26/2023		<0.005

ND substitution: RL or RL/2 if <15% NDs.

Mann-Whitney (Wilcoxon Rank Sum)

Constituent: Arsenic (mg/L) Analysis Run 3/4/2024 12:12 PM View: Appendix I Mann-Whitney

Plant Bowen Data: Bowen 1, 2, 9, and 10

	GWA-41R	GWA-41R
3/15/2016	<0.005	
5/13/2016	<0.005	
7/21/2016	0.0012 (J)	
9/21/2016	<0.005	
11/3/2016	<0.005	
1/17/2017	<0.005	
3/27/2017	0.0008 (J)	
6/6/2017	<0.005 (*)	
9/25/2017	0.001 (J)	
3/14/2018	<0.005	
9/12/2018	<0.005	
3/14/2019	<0.005	
9/10/2019	<0.005	
3/9/2020	<0.005	
9/10/2020	<0.005	
3/10/2021	<0.005	
8/4/2021	<0.005	
1/31/2022		<0.005
8/11/2022		<0.005
2/13/2023		<0.005
7/25/2023		<0.005

ND substitution: RL or RL/2 if <15% NDs.

Mann-Whitney (Wilcoxon Rank Sum)

Constituent: Arsenic (mg/L) Analysis Run 3/4/2024 12:12 PM View: Appendix I Mann-Whitney

Plant Bowen Data: Bowen 1, 2, 9, and 10

	GWA-43	GWA-43
3/11/2016	<0.005	
5/13/2016	<0.005	
7/19/2016	<0.005	
9/16/2016	<0.005	
11/2/2016	<0.005	
1/18/2017	<0.005	
3/28/2017	<0.005	
6/6/2017	<0.005 (*)	
9/22/2017	<0.005	
3/14/2018	<0.005	
9/12/2018	<0.005	
3/13/2019	<0.005	
9/11/2019	<0.005	
3/9/2020	<0.005	
9/11/2020	<0.005	
3/11/2021	<0.005	
8/6/2021	<0.005	
1/31/2022		0.0013 (J)
8/11/2022		<0.005
2/14/2023		<0.005
7/25/2023		<0.005

ND substitution: RL or RL/2 if <15% NDs.

Mann-Whitney (Wilcoxon Rank Sum)

Constituent: Arsenic (mg/L) Analysis Run 3/4/2024 12:12 PM View: Appendix I Mann-Whitney

Plant Bowen Data: Bowen 1, 2, 9, and 10

	GWA-43R	GWA-43R
3/11/2016	<0.005	
5/13/2016	<0.005	
7/19/2016	<0.005	
9/16/2016	<0.005	
11/2/2016	<0.005	
1/18/2017	<0.005	
3/28/2017	0.0005 (J)	
6/6/2017	<0.005 (*)	
9/22/2017	<0.005	
3/15/2018	<0.005	
9/12/2018	<0.005	
3/13/2019	<0.005	
9/11/2019	<0.005	
3/9/2020	<0.005	
9/14/2020	<0.005	
3/11/2021	<0.005	
8/5/2021	<0.005	
1/31/2022		<0.005
8/10/2022		<0.005
2/13/2023		<0.005
7/25/2023		<0.005

ND substitution: RL or RL/2 if <15% NDs.

Mann-Whitney (Wilcoxon Rank Sum)

Constituent: Arsenic (mg/L) Analysis Run 3/4/2024 12:12 PM View: Appendix I Mann-Whitney

Plant Bowen Data: Bowen 1, 2, 9, and 10

	GWA-4RZ	GWA-4RZ
2/22/2017	0.0019 (J)	
4/7/2017	0.0008 (J)	
6/14/2017	0.0006 (JD)	
7/12/2017	<0.005 (D)	
7/20/2017	0.0009 (JD)	
7/28/2017	<0.005	
8/9/2017	0.0011 (J)	
8/24/2017	0.0007 (J)	
10/3/2017	0.0005 (JD)	
3/21/2018	0.0012 (J)	
9/18/2018	<0.005	
3/21/2019	<0.005 (D)	
9/12/2019	0.0006 (JD)	
3/12/2020	0.0033 (J)	
9/17/2020	0.0011 (J)	
3/16/2021	0.00098 (J)	
8/10/2021	0.0025 (J)	
2/3/2022		0.0034 (J)
8/17/2022		<0.005
2/17/2023		<0.005
7/28/2023		<0.005

ND substitution: RL or RL/2 if <15% NDs.

Mann-Whitney (Wilcoxon Rank Sum)

Constituent: Arsenic (mg/L) Analysis Run 3/4/2024 12:12 PM View: Appendix I Mann-Whitney

Plant Bowen Data: Bowen 1, 2, 9, and 10

	GWC-10	GWC-10
8/21/2007	<0.005	
11/1/2007	<0.005	
11/20/2007	0.0079	
1/30/2008	<0.005	
3/6/2008	<0.005	
5/12/2008	<0.005	
12/13/2008	0.015 (O)	
4/29/2009	<0.005	
10/20/2009	<0.005	
4/26/2010	<0.005	
9/29/2010	<0.005	
4/13/2011	<0.005	
10/5/2011	<0.005	
4/4/2012	<0.005	
10/3/2012	<0.005	
4/3/2013	<0.005	
10/15/2013	<0.005	
4/9/2014	<0.005	
10/2/2014	<0.005	
4/2/2015	<0.005	
10/10/2015	<0.005	
3/31/2016	<0.005	
5/26/2016	<0.005	
8/5/2016	<0.005	
9/28/2016	<0.005	
11/22/2016	<0.005	
2/7/2017	<0.005	
4/10/2017	<0.005	
6/14/2017	<0.005	
10/4/2017	0.0006 (J)	
3/20/2018	0.00079 (J)	
9/18/2018	<0.005	
3/22/2019	<0.005	
9/17/2019	<0.005	
3/12/2020	<0.005	
9/17/2020	<0.005	
3/18/2021	<0.005	
8/10/2021	<0.005	
2/4/2022		0.0023 (J)
8/17/2022		<0.005
2/20/2023		<0.005
7/31/2023		<0.005

ND substitution: RL or RL/2 if <15% NDs.

Mann-Whitney (Wilcoxon Rank Sum)

Constituent: Arsenic (mg/L) Analysis Run 3/4/2024 12:12 PM View: Appendix I Mann-Whitney

Plant Bowen Data: Bowen 1, 2, 9, and 10

	GWC-10R	GWC-10R
8/21/2007	<0.005	
11/1/2007	<0.005	
11/20/2007	<0.005	
1/30/2008	<0.005	
3/6/2008	<0.005	
5/8/2008	<0.005	
12/14/2008	<0.005	
4/29/2009	<0.005	
10/21/2009	<0.005	
4/21/2010	<0.005	
9/28/2010	<0.005	
4/12/2011	<0.005	
10/4/2011	<0.005	
4/3/2012	<0.005	
10/8/2012	<0.005	
4/3/2013	<0.005	
10/15/2013	<0.005	
4/9/2014	<0.005	
10/2/2014	<0.005	
4/2/2015	<0.005	
10/12/2015	<0.005	
3/31/2016	<0.005	
5/26/2016	<0.005	
8/3/2016	<0.005	
9/28/2016	<0.005	
11/22/2016	<0.005	
2/7/2017	<0.005	
4/10/2017	<0.005	
6/14/2017	<0.005	
10/4/2017	<0.005	
3/21/2018	<0.005	
9/18/2018	<0.005	
3/22/2019	<0.005	
9/17/2019	<0.005	
3/12/2020	<0.005	
9/17/2020	<0.005	
3/18/2021	<0.005	
8/11/2021	<0.005	
2/4/2022		0.0019 (J)
8/18/2022		<0.005
2/20/2023		<0.005
7/31/2023		<0.005

ND substitution: RL or RL/2 if <15% NDs.

Mann-Whitney (Wilcoxon Rank Sum)

Constituent: Arsenic (mg/L) Analysis Run 3/4/2024 12:12 PM View: Appendix I Mann-Whitney

Plant Bowen Data: Bowen 1, 2, 9, and 10

	GWC-11	GWC-11
8/21/2007	<0.005	
11/1/2007	<0.005	
11/18/2007	<0.005	
1/30/2008	<0.005	
3/5/2008	<0.005	
5/7/2008	<0.005	
12/14/2008	<0.005	
4/29/2009	<0.005	
10/22/2009	<0.005	
4/21/2010	<0.005	
9/28/2010	<0.005	
4/12/2011	<0.005	
10/4/2011	<0.005	
4/3/2012	<0.005	
10/3/2012	<0.005	
4/3/2013	<0.005	
10/9/2013	<0.005	
4/2/2014	<0.005	
10/2/2014	<0.005	
4/1/2015	<0.005	
10/11/2015	<0.005	
4/4/2016	<0.005	
5/26/2016	<0.005	
8/3/2016	<0.005	
9/28/2016	<0.005	
11/22/2016	<0.005	
2/8/2017	<0.005	
4/10/2017	<0.005	
6/15/2017	<0.005	
10/4/2017	<0.005	
3/21/2018	0.00058 (J)	
9/18/2018	<0.005	
3/23/2019	<0.005	
9/17/2019	<0.005	
3/12/2020	<0.005	
9/21/2020	<0.005	
3/19/2021	<0.005	
8/11/2021	<0.005	
2/4/2022		0.0023 (J)
8/18/2022		<0.005
2/20/2023		<0.005
8/1/2023		<0.005

ND substitution: RL or RL/2 if <15% NDs.

Mann-Whitney (Wilcoxon Rank Sum)

Constituent: Arsenic (mg/L) Analysis Run 3/4/2024 12:12 PM View: Appendix I Mann-Whitney

Plant Bowen Data: Bowen 1, 2, 9, and 10

	GWC-11R	GWC-11R
8/21/2007	<0.005	
11/1/2007	<0.005	
11/18/2007	<0.005	
1/30/2008	<0.005	
3/6/2008	<0.005	
5/7/2008	<0.005	
12/14/2008	<0.005	
4/29/2009	0.0057	
10/22/2009	<0.005	
4/21/2010	<0.005	
9/29/2010	<0.005	
4/13/2011	<0.005	
10/4/2011	<0.005	
4/4/2012	<0.005	
10/3/2012	<0.005	
4/3/2013	<0.005	
10/9/2013	0.006	
4/2/2014	0.005 (J)	
10/2/2014	0.0036 (J)	
4/1/2015	0.0077	
10/11/2015	0.0071	
4/4/2016	0.00315 (J)	
5/26/2016	0.00313 (J)	
8/4/2016	0.0032 (J)	
9/28/2016	0.0029 (J)	
11/22/2016	0.0048 (J)	
2/8/2017	0.0022 (J)	
4/10/2017	0.002 (J)	
6/15/2017	0.0014 (J)	
10/4/2017	0.002 (J)	
3/22/2018	0.0022 (J)	
9/18/2018	<0.005	
3/23/2019	0.0016 (J)	
9/17/2019	0.0016 (J)	
3/12/2020	0.0012 (J)	
9/21/2020	0.0012 (J)	
3/19/2021	0.0013 (J)	
8/11/2021	0.0017 (J)	
2/4/2022		0.0035 (J)
8/18/2022		<0.005
2/20/2023		<0.005
8/1/2023		<0.005

ND substitution: RL or RL/2 if <15% NDs.

Mann-Whitney (Wilcoxon Rank Sum)

Constituent: Arsenic (mg/L) Analysis Run 3/4/2024 12:12 PM View: Appendix I Mann-Whitney

Plant Bowen Data: Bowen 1, 2, 9, and 10

	GWC-12	GWC-12
8/21/2007	<0.005	
11/1/2007	<0.005	
11/19/2007	<0.005	
1/16/2008	0.0086	
3/5/2008	<0.005	
5/13/2008	<0.005	
12/13/2008	0.012	
4/16/2009	0.008	
10/21/2009	0.0081	
10/5/2010	0.0067	
4/19/2011	<0.005	
10/12/2011	<0.005	
4/24/2012	0.0086	
10/2/2012	<0.005	
4/2/2013	<0.005	
10/9/2013	0.0094	
4/1/2014	0.0097	
10/2/2014	0.0055	
4/1/2015	0.011	
10/14/2015	0.007	
4/4/2016	0.00645	
5/27/2016	0.00692	
8/3/2016	0.0068	
9/30/2016	0.0065	
11/22/2016	0.0066	
2/13/2017	0.0092	
4/11/2017	0.0051	
6/14/2017	0.0056	
10/4/2017	0.0068	
3/22/2018	0.0055	
9/18/2018	0.0064	
3/23/2019	0.0055	
9/17/2019	0.00465 (JD)	
3/12/2020	0.0053	
9/21/2020	0.0065	
3/19/2021	0.0052	
8/11/2021	0.0042 (J)	
2/2/2022		0.0027 (J)
8/18/2022		0.0037 (J)
2/21/2023		0.0094 (J)
8/1/2023		0.0065

ND substitution: RL or RL/2 if <15% NDs.

Mann-Whitney (Wilcoxon Rank Sum)

Constituent: Arsenic (mg/L) Analysis Run 3/4/2024 12:12 PM View: Appendix I Mann-Whitney

Plant Bowen Data: Bowen 1, 2, 9, and 10

	GWC-13	GWC-13
8/21/2007	<0.005	
11/1/2007	<0.005	
11/19/2007	<0.005	
1/31/2008	<0.005	
3/5/2008	<0.005	
5/12/2008	<0.005	
12/13/2008	0.0096	
4/28/2009	<0.005	
10/21/2009	<0.005	
4/28/2010	<0.005	
10/5/2010	<0.005	
4/19/2011	<0.005	
10/18/2011	<0.005	
4/25/2012	<0.005	
10/2/2012	<0.005	
4/2/2013	<0.005	
10/8/2013	<0.005	
4/1/2014	<0.005	
10/1/2014	0.0022 (J)	
4/1/2015	<0.005	
10/15/2015	<0.005	
4/4/2016	0.00124 (J)	
5/31/2016	<0.005	
8/4/2016	<0.005	
9/29/2016	<0.005	
11/28/2016	<0.005	
2/9/2017	<0.005	
4/12/2017	0.001 (J)	
6/16/2017	0.0007 (J)	
10/9/2017	0.0006 (J)	
3/21/2018	0.0013 (J)	
9/19/2018	<0.005	
3/23/2019	0.00067 (J)	
9/18/2019	0.00052 (J)	
3/13/2020	0.00096 (J)	
9/22/2020	0.00098 (J)	
3/18/2021	<0.005	
8/11/2021	<0.005	
2/17/2022		<0.005
8/18/2022		<0.005
2/22/2023		<0.005
8/1/2023		<0.005

ND substitution: RL or RL/2 if <15% NDs.

Mann-Whitney (Wilcoxon Rank Sum)

Constituent: Arsenic (mg/L) Analysis Run 3/4/2024 12:12 PM View: Appendix I Mann-Whitney

Plant Bowen Data: Bowen 1, 2, 9, and 10

	GWC-13RZ	GWC-13RZ
8/21/2007	<0.005	
11/1/2007	<0.005	
11/19/2007	<0.005	
1/31/2008	<0.005	
3/5/2008	<0.005	
5/7/2008	<0.005	
12/12/2008	0.02 (O)	
4/29/2009	0.0066	
10/21/2009	<0.005	
4/28/2010	0.016 (O)	
10/6/2010	<0.005	
4/20/2011	<0.005	
10/12/2011	<0.005	
4/25/2012	<0.005	
10/2/2012	<0.005	
4/2/2013	<0.005	
10/8/2013	<0.005	
4/1/2014	<0.005	
10/1/2014	0.0021 (J)	
3/31/2015	<0.005	
10/14/2015	<0.005	
4/4/2016	0.00144 (J)	
6/1/2016	0.0011 (JD)	
2/22/2017	<0.005	
4/11/2017	0.0011 (JD)	
6/16/2017	0.0043 (JD)	
7/12/2017	0.0013 (JD)	
7/28/2017	0.0013 (J)	
8/10/2017	0.0011 (J)	
10/6/2017	0.0013 (JD)	
3/23/2018	<0.005	
9/20/2018	<0.005	
3/22/2019	0.00097 (J)	
9/18/2019	0.00045 (X)	
3/17/2020	0.00067 (J)	
9/22/2020	0.00086 (J)	
3/19/2021	0.00084 (J)	
8/12/2021	<0.005	
2/4/2022		0.0035 (J)
8/19/2022		<0.005
2/22/2023		0.0031 (J)
8/2/2023		<0.005

ND substitution: RL or RL/2 if <15% NDs.

Mann-Whitney (Wilcoxon Rank Sum)

Constituent: Arsenic (mg/L) Analysis Run 3/4/2024 12:12 PM View: Appendix I Mann-Whitney

Plant Bowen Data: Bowen 1, 2, 9, and 10

	GWC-14Z	GWC-14Z
8/24/2007	<0.005	
11/2/2007	<0.005	
11/17/2007	<0.005	
1/15/2008	<0.005	
3/5/2008	0.0079	
5/7/2008	<0.005	
12/2/2008	0.014 (O)	
4/16/2009	0.0069	
10/20/2009	0.0054	
4/20/2010	<0.005	
9/29/2010	<0.005	
4/12/2011	<0.005	
10/4/2011	<0.005	
4/4/2012	<0.005	
10/10/2012	<0.005	
4/15/2013	<0.005	
10/22/2013	<0.005	
4/21/2014	<0.005	
9/30/2014	<0.005	
4/3/2015	<0.005	
10/7/2015	<0.005	
4/5/2016	<0.005	
6/1/2016	<0.005	
8/9/2016	<0.005	
11/28/2016	<0.005	
2/9/2017	<0.005	
4/11/2017	<0.005	
6/14/2017	<0.005	
7/12/2017	<0.005	
10/5/2017	<0.005	
3/22/2018	0.00096 (J)	
9/19/2018	<0.005	
3/22/2019	<0.005	
9/17/2019	<0.005	
3/13/2020	<0.005	
9/21/2020	<0.005	
3/18/2021	<0.005	
8/11/2021	<0.005	
2/4/2022		0.0019 (J)
8/18/2022		<0.005
2/22/2023		<0.005
8/1/2023		<0.005

ND substitution: RL or RL/2 if <15% NDs.

Mann-Whitney (Wilcoxon Rank Sum)

Constituent: Arsenic (mg/L) Analysis Run 3/4/2024 12:12 PM View: Appendix I Mann-Whitney

Plant Bowen Data: Bowen 1, 2, 9, and 10

	GWC-15R	GWC-15R
8/23/2007	<0.005	
11/2/2007	<0.005	
11/17/2007	<0.005	
1/15/2008	<0.005	
3/6/2008	<0.005	
5/7/2008	<0.005	
12/2/2008	<0.005	
4/28/2009	<0.005	
10/19/2009	<0.005	
4/27/2010	<0.005	
10/4/2010	<0.005	
4/18/2011	<0.005	
10/12/2011	<0.005	
4/23/2012	<0.005	
10/10/2012	<0.005	
4/15/2013	<0.005	
10/22/2013	<0.005	
4/21/2014	<0.005	
9/30/2014	<0.005	
4/3/2015	<0.005	
10/7/2015	<0.005	
4/5/2016	<0.005	
5/31/2016	<0.005	
8/4/2016	<0.005	
9/29/2016	<0.005	
11/23/2016	<0.005	
2/10/2017	<0.005	
4/12/2017	0.0005 (J)	
6/15/2017	<0.005	
10/6/2017	0.0008 (J)	
3/23/2018	<0.005	
9/19/2018	<0.005	
3/25/2019	<0.005	
9/17/2019	<0.005	
3/13/2020	0.00047 (J)	
9/21/2020	<0.005	
3/18/2021	<0.005	
8/11/2021	<0.005	
2/4/2022		0.0026 (J)
8/19/2022		<0.005
2/22/2023		<0.005
8/2/2023		<0.005

ND substitution: RL or RL/2 if <15% NDs.

Mann-Whitney (Wilcoxon Rank Sum)

Constituent: Arsenic (mg/L) Analysis Run 3/4/2024 12:12 PM View: Appendix I Mann-Whitney

Plant Bowen Data: Bowen 1, 2, 9, and 10

	GWC-15Z	GWC-15Z
8/24/2007	<0.005	
11/2/2007	<0.005	
11/18/2007	<0.005	
1/15/2008	0.0077	
3/10/2008	<0.005	
5/13/2008	<0.005	
12/2/2008	0.0061	
4/28/2009	<0.005	
10/20/2009	<0.005	
4/27/2010	<0.005	
10/5/2010	<0.005	
4/19/2011	<0.005	
10/12/2011	<0.005	
4/25/2012	<0.005	
10/10/2012	<0.005	
4/16/2013	<0.005	
10/22/2013	<0.005	
4/21/2014	0.005 (J)	
9/30/2014	0.0025 (J)	
4/3/2015	<0.005	
10/6/2015	<0.005	
4/5/2016	0.00153 (J)	
5/31/2016	0.00261 (J)	
11/23/2016	<0.005	
2/10/2017	<0.005	
4/11/2017	0.0007 (J)	
6/15/2017	<0.005	
7/12/2017	<0.005	
7/26/2017	<0.005	
10/6/2017	0.0009 (J)	
3/23/2018	<0.005	
9/19/2018	<0.005	
3/22/2019	<0.005	
9/17/2019	<0.005	
3/13/2020	0.00052 (J)	
9/21/2020	<0.005	
3/18/2021	<0.005	
8/11/2021	<0.005	
2/7/2022		0.0025 (J)
8/19/2022		<0.005
2/22/2023		<0.005
8/1/2023		<0.005

ND substitution: RL or RL/2 if <15% NDs.

Mann-Whitney (Wilcoxon Rank Sum)

Constituent: Arsenic (mg/L) Analysis Run 3/4/2024 12:12 PM View: Appendix I Mann-Whitney

Plant Bowen Data: Bowen 1, 2, 9, and 10

	GWC-44	GWC-44
3/16/2016	0.00101 (J)	
5/16/2016	<0.005	
7/25/2016	<0.005	
9/19/2016	<0.005	
11/3/2016	<0.005	
1/19/2017	<0.005	
3/28/2017	0.0009 (J)	
6/5/2017	0.0033 (J)	
9/26/2017	0.0008 (J)	
3/15/2018	<0.005	
9/12/2018	<0.005	
3/14/2019	<0.005	
9/11/2019	<0.005	
3/10/2020	0.0013 (J)	
9/15/2020	<0.005	
3/11/2021	<0.005	
8/4/2021	<0.005	
1/31/2022		<0.005
8/15/2022		<0.005
2/14/2023		<0.005
7/26/2023		0.0038 (J)

ND substitution: RL or RL/2 if <15% NDs.

Mann-Whitney (Wilcoxon Rank Sum)

Constituent: Arsenic (mg/L) Analysis Run 3/4/2024 12:12 PM View: Appendix I Mann-Whitney

Plant Bowen Data: Bowen 1, 2, 9, and 10

	GWC-45	GWC-45
3/16/2016	<0.005	
5/16/2016	<0.005 (D)	
7/25/2016	<0.005 (D)	
9/19/2016	<0.005 (D)	
11/4/2016	<0.005 (D)	
1/23/2017	<0.005 (D)	
3/29/2017	<0.005 (D)	
6/7/2017	<0.005	
9/27/2017	<0.005	
3/15/2018	<0.005	
9/13/2018	<0.005	
3/14/2019	<0.005 (D)	
9/11/2019	<0.005 (D)	
3/10/2020	<0.005	
9/11/2020	<0.005	
3/11/2021	<0.005	
8/6/2021	<0.005	
2/1/2022		<0.005
8/12/2022		<0.005
2/14/2023		<0.005
7/26/2023		0.0038 (J)

ND substitution: RL or RL/2 if <15% NDs.

Mann-Whitney (Wilcoxon Rank Sum)

Constituent: Arsenic (mg/L) Analysis Run 3/4/2024 12:12 PM View: Appendix I Mann-Whitney

Plant Bowen Data: Bowen 1, 2, 9, and 10

	GWC-45R	GWC-45R
3/16/2016	<0.005	
5/16/2016	<0.005	
7/25/2016	<0.005	
9/19/2016	<0.005	
11/3/2016	<0.005	
1/20/2017	<0.005	
3/29/2017	<0.005 (D)	
6/7/2017	<0.005 (*)	
9/27/2017	0.0006 (J)	
3/15/2018	<0.005	
9/13/2018	<0.005	
3/14/2019	<0.005 (D)	
9/11/2019	<0.005 (D)	
3/10/2020	<0.005	
9/11/2020	<0.005	
3/11/2021	<0.005	
8/6/2021	<0.005	
2/1/2022		<0.005
8/12/2022		<0.005
2/14/2023		<0.005
7/26/2023		<0.005

ND substitution: RL or RL/2 if <15% NDs.

Mann-Whitney (Wilcoxon Rank Sum)

Constituent: Arsenic (mg/L) Analysis Run 3/4/2024 12:12 PM View: Appendix I Mann-Whitney

Plant Bowen Data: Bowen 1, 2, 9, and 10

	GWC-46R	GWC-46R
3/10/2016	<0.005	
5/17/2016	<0.005	
7/26/2016	<0.005	
9/20/2016	<0.005	
11/4/2016	<0.005	
1/20/2017	<0.005	
3/28/2017	0.0004 (J)	
6/7/2017	<0.005 (*)	
9/29/2017	<0.005	
3/15/2018	<0.005	
9/13/2018	<0.005	
3/18/2019	<0.005	
9/11/2019	<0.005	
3/10/2020	<0.005	
9/14/2020	<0.005	
3/11/2021	<0.005	
8/5/2021	<0.005	
1/31/2022		<0.005
8/15/2022		<0.005
2/14/2023		<0.005
7/26/2023		<0.005

ND substitution: RL or RL/2 if <15% NDs.

Mann-Whitney (Wilcoxon Rank Sum)

Constituent: Arsenic (mg/L) Analysis Run 3/4/2024 12:12 PM View: Appendix I Mann-Whitney

Plant Bowen Data: Bowen 1, 2, 9, and 10

	GWC-47	GWC-47
3/10/2016	<0.005	
5/18/2016	<0.005	
7/27/2016	<0.005	
9/20/2016	<0.005	
11/7/2016	<0.005	
1/23/2017	<0.005	
3/29/2017	<0.005	
6/8/2017	0.0006 (J)	
9/27/2017	<0.005	
3/15/2018	<0.005	
9/13/2018	<0.005	
3/15/2019	<0.005	
9/12/2019	<0.005	
3/9/2020	<0.005	
9/14/2020	<0.005	
3/11/2021	<0.005	
8/5/2021	<0.005	
2/1/2022		<0.005
8/15/2022		<0.005
2/14/2023		<0.005
7/27/2023		<0.005

ND substitution: RL or RL/2 if <15% NDs.

Mann-Whitney (Wilcoxon Rank Sum)

Constituent: Arsenic (mg/L) Analysis Run 3/4/2024 12:12 PM View: Appendix I Mann-Whitney

Plant Bowen Data: Bowen 1, 2, 9, and 10

	GWC-47R	GWC-47R
3/10/2016	0.00136 (J)	
5/18/2016	0.00127 (J)	
7/27/2016	0.0012 (J)	
9/20/2016	<0.005	
11/4/2016	<0.005	
1/20/2017	<0.005	
3/29/2017	<0.005	
6/8/2017	0.001 (J)	
9/27/2017	0.0009 (J)	
3/16/2018	<0.005	
9/13/2018	0.00091 (J)	
3/19/2019	<0.005	
9/11/2019	0.00067 (J)	
3/9/2020	0.00051 (J)	
9/15/2020	<0.005	
3/11/2021	<0.005	
8/5/2021	0.0012 (J)	
2/1/2022		<0.005
8/15/2022		<0.005
2/14/2023		<0.005
7/27/2023		0.0039 (J)

ND substitution: RL or RL/2 if <15% NDs.

Mann-Whitney (Wilcoxon Rank Sum)

Constituent: Arsenic (mg/L) Analysis Run 3/4/2024 12:12 PM View: Appendix I Mann-Whitney

Plant Bowen Data: Bowen 1, 2, 9, and 10

	GWC-49R	GWC-49R
3/17/2016	<0.005	
5/18/2016	<0.005	
7/27/2016	<0.005	
9/21/2016	<0.005	
11/4/2016	<0.005	
1/24/2017	<0.005	
3/29/2017	<0.005	
6/8/2017	<0.005	
9/29/2017	<0.005	
3/15/2018	<0.005	
9/13/2018	<0.005	
3/18/2019	<0.005	
9/11/2019	<0.005	
3/11/2020	0.00041 (J)	
9/11/2020	<0.005	
3/15/2021	<0.005	
8/11/2021	<0.005	
2/1/2022		<0.005
8/15/2022		<0.005
2/14/2023		<0.005
7/27/2023		<0.005

ND substitution: RL or RL/2 if <15% NDs.

Mann-Whitney (Wilcoxon Rank Sum)

Constituent: Arsenic (mg/L) Analysis Run 3/4/2024 12:12 PM View: Appendix I Mann-Whitney

Plant Bowen Data: Bowen 1, 2, 9, and 10

	GWC-49Z	GWC-49Z
3/17/2016	<0.005	
5/18/2016	<0.005	
7/28/2016	<0.005	
9/21/2016	<0.005	
11/7/2016	<0.005	
1/24/2017	<0.005	
3/30/2017	<0.005	
6/9/2017	<0.005	
9/29/2017	<0.005	
3/15/2018	<0.005	
9/14/2018	<0.005	
3/19/2019	<0.005	
9/11/2019	<0.005	
3/9/2020	<0.005	
9/14/2020	<0.005	
3/15/2021	<0.005	
8/5/2021	<0.005	
2/1/2022		<0.005
8/15/2022		<0.005
2/14/2023		<0.005
7/27/2023		0.0044 (J)

ND substitution: RL or RL/2 if <15% NDs.

Mann-Whitney (Wilcoxon Rank Sum)

Constituent: Arsenic (mg/L) Analysis Run 3/4/2024 12:12 PM View: Appendix I Mann-Whitney

Plant Bowen Data: Bowen 1, 2, 9, and 10

	GWC-5	GWC-5
8/23/2007	<0.005	
10/25/2007	<0.005	
11/19/2007	<0.005	
1/23/2008	<0.005	
3/11/2008	<0.005	
5/12/2008	<0.005	
12/11/2008	<0.005	
4/15/2009	<0.005	
10/9/2009	<0.005	
5/4/2010	<0.005	
10/12/2010	<0.005	
4/28/2011	<0.005	
10/19/2011	<0.005	
5/2/2012	<0.005	
10/9/2012	<0.005	
4/11/2013	<0.005	
10/16/2013	<0.005	
4/23/2014	<0.005	
10/3/2014	<0.005	
3/31/2015	<0.005	
10/12/2015	<0.005	
3/28/2016	<0.005	
5/25/2016	<0.005	
8/1/2016	<0.005	
9/27/2016	<0.005	
11/11/2016	<0.005	
1/31/2017	<0.005	
4/3/2017	<0.005	
6/12/2017	0.0006 (J)	
10/3/2017	<0.005	
3/19/2018	<0.005	
9/17/2018	<0.005	
3/20/2019	<0.005	
9/16/2019	<0.005	
3/16/2020	<0.005	
9/16/2020	<0.005	
3/17/2021	<0.005	
8/9/2021	<0.005	
2/2/2022		<0.005
8/16/2022		<0.005
2/20/2023		<0.005
7/28/2023		<0.005

ND substitution: RL or RL/2 if <15% NDs.

Mann-Whitney (Wilcoxon Rank Sum)

Constituent: Arsenic (mg/L) Analysis Run 3/4/2024 12:12 PM View: Appendix I Mann-Whitney

Plant Bowen Data: Bowen 1, 2, 9, and 10

	GWC-6	GWC-6
8/22/2007	<0.005	
10/25/2007	<0.005	
11/20/2007	<0.005	
1/23/2008	<0.005	
3/11/2008	<0.005	
5/14/2008	<0.005	
12/11/2008	<0.005	
4/23/2009	<0.005	
10/9/2009	<0.005	
5/4/2010	0.014 (O)	
10/11/2010	<0.005	
4/26/2011	<0.005	
10/18/2011	<0.005	
5/2/2012	<0.005	
10/8/2012	<0.005	
4/10/2013	<0.005	
10/8/2013	<0.005	
4/14/2014	<0.005	
10/3/2014	<0.005	
4/1/2015	<0.005	
10/9/2015	<0.005	
3/29/2016	<0.005	
5/24/2016	<0.005	
8/1/2016	<0.005	
9/26/2016	<0.005	
11/18/2016	<0.005	
2/1/2017	<0.005	
4/6/2017	0.0006 (J)	
6/13/2017	<0.005	
10/3/2017	<0.005	
3/19/2018	0.00089 (J)	
9/17/2018	<0.005	
3/21/2019	<0.005	
9/16/2019	0.00071 (J)	
3/12/2020	0.00055 (J)	
9/16/2020	<0.005	
3/17/2021	0.0013 (J)	
8/10/2021	0.0016 (J)	
2/2/2022		<0.005
8/17/2022		<0.005
2/17/2023		<0.005
7/31/2023		<0.005

ND substitution: RL or RL/2 if <15% NDs.

Mann-Whitney (Wilcoxon Rank Sum)

Constituent: Arsenic (mg/L) Analysis Run 3/4/2024 12:12 PM View: Appendix I Mann-Whitney

Plant Bowen Data: Bowen 1, 2, 9, and 10

	GWC-6RZ	GWC-6RZ
5/26/2015	<0.005	
6/18/2015	<0.005 (D)	
7/2/2015	<0.005	
10/9/2015	<0.005	
3/29/2016	<0.005	
5/24/2016	<0.005	
8/1/2016	<0.005	
9/26/2016	<0.005	
11/14/2016	<0.005	
2/1/2017	<0.005	
4/6/2017	<0.005	
6/13/2017	<0.005	
10/3/2017	<0.005	
3/20/2018	<0.005	
9/17/2018	<0.005	
3/21/2019	<0.005	
9/16/2019	0.00038 (J)	
3/12/2020	<0.005	
9/16/2020	<0.005	
3/17/2021	<0.005	
8/10/2021	<0.005	
2/2/2022		0.0012 (J)
8/17/2022		<0.005
2/17/2023		<0.005
7/28/2023		<0.005

ND substitution: RL or RL/2 if <15% NDs.

Mann-Whitney (Wilcoxon Rank Sum)

Constituent: Arsenic (mg/L) Analysis Run 3/4/2024 12:12 PM View: Appendix I Mann-Whitney

Plant Bowen Data: Bowen 1, 2, 9, and 10

	GWC-7Z	GWC-7Z
5/31/2016	<0.005	
8/2/2016	0.0031 (J)	
9/27/2016	0.0028 (J)	
11/21/2016	0.0031 (J)	
2/1/2017	0.0031 (J)	
4/6/2017	0.003 (J)	
6/13/2017	0.0024 (J)	
7/14/2017	0.0029 (J)	
10/3/2017	0.0018 (J)	
3/20/2018	0.0024 (J)	
9/18/2018	<0.005	
3/21/2019	0.00077 (J)	
9/13/2019	0.0017 (J)	
3/12/2020	0.00044 (J)	
9/16/2020	<0.005	
3/17/2021	<0.005	
8/10/2021	0.0013 (J)	
2/2/2022		0.002 (J)
8/17/2022		<0.005
2/20/2023		<0.005
7/31/2023		<0.005

ND substitution: RL or RL/2 if <15% NDs.

Mann-Whitney (Wilcoxon Rank Sum)

Constituent: Arsenic (mg/L) Analysis Run 3/4/2024 12:12 PM View: Appendix I Mann-Whitney

Plant Bowen Data: Bowen 1, 2, 9, and 10

	GWC-8RR	GWC-8RR
10/18/2011	<0.005	
4/30/2012	<0.005	
10/3/2012	<0.005	
4/8/2013	<0.005	
10/9/2013	<0.005	
4/10/2014	<0.005	
10/2/2014	<0.005	
4/3/2015	<0.005	
10/8/2015	0.0029 (J)	
3/30/2016	<0.005	
5/24/2016	<0.005	
8/2/2016	<0.005	
9/27/2016	<0.005	
11/22/2016	<0.005	
2/6/2017	<0.005	
4/6/2017	<0.005	
6/14/2017	<0.005	
10/4/2017	<0.005	
3/21/2018	0.00077 (J)	
9/18/2018	<0.005	
3/27/2019	<0.005	
9/16/2019	0.0004 (JD)	
3/12/2020	0.00039 (J)	
9/17/2020	<0.005	
3/17/2021	<0.005	
8/10/2021	<0.005	
2/2/2022		0.0013 (J)
8/17/2022		<0.005
2/21/2023		<0.005
7/31/2023		<0.005

ND substitution: RL or RL/2 if <15% NDs.

Mann-Whitney (Wilcoxon Rank Sum)

Constituent: Arsenic (mg/L) Analysis Run 3/4/2024 12:12 PM View: Appendix I Mann-Whitney

Plant Bowen Data: Bowen 1, 2, 9, and 10

	GWC-8Z	GWC-8Z
5/26/2015	<0.005	
6/18/2015	<0.005 (D)	
7/2/2015	<0.005	
10/8/2015	<0.005	
3/22/2016	<0.005	
5/25/2016	<0.005	
8/2/2016	<0.005	
9/26/2016	<0.005	
11/21/2016	<0.005	
2/3/2017	<0.005	
4/7/2017	<0.005	
6/13/2017	<0.005	
10/3/2017	<0.005	
3/20/2018	0.0006 (J)	
9/18/2018	<0.005	
5/6/2019	0.00063 (J)	
9/16/2019	0.00043 (J)	
3/16/2020	<0.005	
9/17/2020	<0.005	
3/18/2021	0.00082 (J)	
8/10/2021	<0.005	
2/2/2022		0.0011 (J)
8/17/2022		<0.005
2/20/2023		<0.005
7/31/2023		<0.005

ND substitution: RL or RL/2 if <15% NDs.

Mann-Whitney (Wilcoxon Rank Sum)

Constituent: Arsenic (mg/L) Analysis Run 3/4/2024 12:12 PM View: Appendix I Mann-Whitney

Plant Bowen Data: Bowen 1, 2, 9, and 10

	GWC-9	GWC-9
8/23/2007	<0.005	
11/1/2007	<0.005	
11/19/2007	<0.005	
1/15/2008	0.0086	
3/6/2008	<0.005	
5/13/2008	<0.005	
12/12/2008	0.0065	
4/16/2009	<0.005	
10/13/2009	<0.005	
4/21/2010	<0.005	
9/29/2010	<0.005	
4/13/2011	<0.005	
10/5/2011	<0.005	
4/4/2012	<0.005	
10/8/2012	<0.005	
4/8/2013	<0.005	
10/9/2013	<0.005	
4/9/2014	<0.005	
9/30/2014	<0.005	
4/2/2015	<0.005	
10/10/2015	<0.005 (D)	
3/30/2016	0.00116 (J)	
5/26/2016	<0.005	
8/5/2016	<0.005	
9/28/2016	<0.005	
11/21/2016	<0.005	
2/6/2017	<0.005	
4/6/2017	<0.005	
6/13/2017	<0.005	
10/3/2017	<0.005	
3/20/2018	<0.005	
9/18/2018	<0.005 (D)	
3/21/2019	<0.005	
9/16/2019	0.00044 (J)	
3/12/2020	<0.005	
9/17/2020	<0.005	
3/18/2021	<0.005	
8/10/2021	<0.005	
2/2/2022		0.0013 (J)
8/17/2022		<0.005
2/21/2023		0.0028 (J)
7/31/2023		<0.005

ND substitution: RL or RL/2 if <15% NDs.

Mann-Whitney (Wilcoxon Rank Sum)

Constituent: Barium (mg/L) Analysis Run 3/4/2024 12:12 PM View: Appendix I Mann-Whitney

Plant Bowen Data: Bowen 1, 2, 9, and 10

	GWA-1	GWA-1
8/23/2007	0.02	
10/23/2007	0.039	
11/18/2007	0.04 (J)	
1/30/2008	0.04	
3/10/2008	0.033	
5/13/2008	0.03	
12/5/2008	0.0087	
4/15/2009	0.023	
10/7/2009	0.15 (O)	
5/3/2010	0.025	
10/12/2010	0.029	
4/27/2011	0.026	
10/17/2011	0.021	
5/2/2012	0.0212	
10/8/2012	0.019	
4/12/2013	0.022	
10/16/2013	0.02	
4/11/2014	0.018	
9/30/2014	0.013	
3/30/2015	0.021	
10/13/2015	0.012	
3/22/2016	0.0182	
5/19/2016	0.0193	
7/29/2016	0.0174	
9/23/2016	0.0168	
11/9/2016	0.0171	
1/30/2017	0.019	
3/30/2017	0.0184	
6/9/2017	0.0174	
10/2/2017	0.0167	
3/16/2018	0.016	
9/17/2018	0.015 (D)	
3/20/2019	0.019	
9/12/2019	0.018	
3/11/2020	0.016	
9/15/2020	0.019	
3/16/2021	0.018	
8/9/2021	0.019	
2/1/2022		0.015
8/16/2022		0.017
2/16/2023		0.018
7/27/2023		0.018

Mann-Whitney (Wilcoxon Rank Sum)

Constituent: Barium (mg/L) Analysis Run 3/4/2024 12:12 PM View: Appendix I Mann-Whitney

Plant Bowen Data: Bowen 1, 2, 9, and 10

	GWA-2	GWA-2
8/23/2007	0.0073	
10/24/2007	0.027	
11/18/2007	0.13 (O)	
1/31/2008	0.0077	
3/11/2008	0.015	
5/6/2008	0.017	
12/4/2008	0.14 (O)	
4/21/2009	0.018	
10/7/2009	0.014	
4/26/2010	0.017	
10/4/2010	0.011	
4/13/2011	0.026	
10/5/2011	0.021	
4/11/2012	0.0311	
10/9/2012	0.018	
4/15/2013	0.056	
10/15/2013	0.018	
4/22/2014	0.035	
9/30/2014	0.0041	
3/30/2015	0.036	
10/13/2015	0.0048	
3/23/2016	0.0271	
5/20/2016	0.0206	
7/29/2016	0.0275	
9/23/2016	0.0384	
11/9/2016	0.0266	
1/31/2017	0.0094 (J)	
3/30/2017	0.0262	
6/12/2017	0.0288	
10/2/2017	0.0048 (J)	
3/19/2018	0.037	
9/14/2018	0.0059 (J)	
3/20/2019	0.0072 (J)	
9/12/2019	0.0058 (JD)	
3/11/2020	0.035	
9/15/2020	0.019	
3/17/2021	0.025	
8/9/2021	0.024	
2/1/2022		0.026
8/16/2022		0.021
2/16/2023		0.029
7/27/2023		0.02

Mann-Whitney (Wilcoxon Rank Sum)

Constituent: Barium (mg/L) Analysis Run 3/4/2024 12:12 PM View: Appendix I Mann-Whitney

Plant Bowen Data: Bowen 1, 2, 9, and 10

	GWA-2R	GWA-2R
8/23/2007	0.0098	
10/24/2007	0.015	
11/18/2007	0.011	
1/31/2008	0.13 (O)	
3/10/2008	0.0078	
5/13/2008	0.0077	
12/4/2008	0.0089	
4/21/2009	0.013	
10/8/2009	0.008	
4/21/2010	0.01	
9/28/2010	0.0036	
4/12/2011	0.0084	
10/4/2011	0.0066	
4/3/2012	0.0625 (O)	
10/9/2012	0.01	
4/11/2013	0.021	
10/16/2013	0.033	
4/10/2014	0.021	
9/30/2014	0.0062	
3/30/2015	0.011	
10/13/2015	0.0065	
3/23/2016	0.0206	
5/19/2016	0.0109	
7/29/2016	0.007 (J)	
9/22/2016	0.0071 (J)	
11/10/2016	0.0052 (J)	
1/31/2017	0.0076 (J)	
4/3/2017	0.007 (J)	
6/9/2017	0.0074 (J)	
10/2/2017	0.0085 (J)	
3/16/2018	0.015	
9/14/2018	0.0095 (J)	
3/19/2019	0.024	
9/13/2019	0.012	
3/11/2020	0.027	
9/15/2020	0.013	
3/16/2021	0.013	
8/9/2021	0.029	
2/1/2022		0.024
8/16/2022		0.027
2/16/2023		0.028
7/27/2023		0.024

Mann-Whitney (Wilcoxon Rank Sum)

Constituent: Barium (mg/L) Analysis Run 3/4/2024 12:12 PM View: Appendix I Mann-Whitney

Plant Bowen Data: Bowen 1, 2, 9, and 10

	GWA-39RZ	GWA-39RZ
5/16/2016	0.0113 (D)	
7/27/2016	0.0114 (D)	
2/21/2017	0.0178	
3/27/2017	0.0162 (D)	
6/8/2017	0.0156 (D)	
7/17/2017	0.016 (D)	
7/27/2017	0.0184	
8/9/2017	0.0162	
9/29/2017	0.0159 (D)	
3/16/2018	0.016	
9/14/2018	0.015	
3/14/2019	0.018	
3/9/2020	0.017	
9/16/2020	0.027	
3/16/2021	0.014	
8/6/2021	0.014	
2/2/2022		0.013
8/16/2022		0.013
2/14/2023		0.014
7/25/2023		0.014

Mann-Whitney (Wilcoxon Rank Sum)

Constituent: Barium (mg/L) Analysis Run 3/4/2024 12:12 PM View: Appendix I Mann-Whitney

Plant Bowen Data: Bowen 1, 2, 9, and 10

	GWA-39Z	GWA-39Z
3/14/2016	0.0234	
5/11/2016	0.00793 (J)	
7/19/2016	0.0045 (J)	
9/15/2016	0.0057 (J)	
11/2/2016	0.0043 (J)	
1/18/2017	<0.01 (*)	
3/28/2017	0.0188	
6/7/2017	0.0273	
9/26/2017	0.0236	
3/14/2018	0.027	
9/12/2018	0.022	
3/15/2019	0.019	
9/9/2019	0.015	
3/9/2020	0.0072 (J)	
9/10/2020	0.0042 (J)	
3/12/2021	0.014	
8/4/2021	0.011	
1/31/2022		0.013
8/10/2022		0.01
2/13/2023		0.018
7/26/2023		0.016

ND substitution: RL or RL/2 if <15% NDs.

Mann-Whitney (Wilcoxon Rank Sum)

Constituent: Barium (mg/L) Analysis Run 3/4/2024 12:12 PM View: Appendix I Mann-Whitney

Plant Bowen Data: Bowen 1, 2, 9, and 10

	GWA-3A	GWA-3A
8/23/2007	0.015 (O)	
11/2/2007	0.017 (O)	
11/18/2007	0.019 (O)	
1/31/2008	0.011 (O)	
3/11/2008	0.016 (O)	
5/14/2008	0.013 (O)	
12/5/2008	0.021 (O)	
4/15/2009	0.012 (O)	
10/8/2009	0.011 (O)	
4/28/2010	0.0081	
10/6/2010	0.0083	
4/21/2011	0.0053	
10/13/2011	0.0071	
5/1/2012	0.0067	
10/9/2012	0.0055	
4/11/2013	0.0061	
10/16/2013	0.0062	
4/23/2014	0.0047	
10/4/2014	0.0055	
3/31/2015	0.0076	
10/12/2015	0.0049	
3/23/2016	0.00742 (J)	
5/23/2016	0.00532 (J)	
7/29/2016	0.0053 (J)	
9/22/2016	0.0058 (J)	
11/10/2016	0.0051 (J)	
1/31/2017	0.0054 (J)	
3/30/2017	0.0049 (J)	
6/12/2017	<0.01	
10/4/2017	0.0047 (J)	
3/19/2018	0.0047 (J)	
9/17/2018	0.0041 (J)	
3/20/2019	0.0042 (J)	
9/13/2019	0.0042 (J)	
3/11/2020	0.0041 (J)	
3/29/2021	0.0073	
8/9/2021	0.0073	
2/2/2022		0.0064
8/16/2022		0.0067
2/17/2023		0.0065
8/1/2023		0.0074

ND substitution: RL or RL/2 if <15% NDs.

Mann-Whitney (Wilcoxon Rank Sum)

Constituent: Barium (mg/L) Analysis Run 3/4/2024 12:12 PM View: Appendix I Mann-Whitney

Plant Bowen Data: Bowen 1, 2, 9, and 10

	GWA-40	GWA-40
3/15/2016	0.0101	
5/11/2016	0.00992 (J)	
7/21/2016	0.009 (J)	
9/15/2016	0.0109	
11/3/2016	0.0115	
1/17/2017	0.0101	
3/24/2017	0.0086 (J)	
5/24/2017	0.0087 (J)	
9/26/2017	0.0075 (J)	
3/14/2018	0.0064 (J)	
9/12/2018	0.0075 (J)	
3/13/2019	0.0076 (J)	
9/9/2019	0.0078 (J)	
3/9/2020	0.0088 (J)	
9/11/2020	0.0079 (J)	
3/10/2021	0.0083	
8/4/2021	0.008	
1/31/2022		0.0081
8/12/2022		0.0076
2/13/2023		0.0075
7/26/2023		0.0081

Mann-Whitney (Wilcoxon Rank Sum)

Constituent: Barium (mg/L) Analysis Run 3/4/2024 12:12 PM View: Appendix I Mann-Whitney

Plant Bowen Data: Bowen 1, 2, 9, and 10

	GWA-41	GWA-41
3/15/2016	0.0291	
5/12/2016	0.0322	
7/20/2016	0.0313	
9/15/2016	0.0217	
11/3/2016	0.0272	
1/18/2017	0.0286 (J)	
3/24/2017	0.0307	
6/6/2017	0.0242	
9/25/2017	0.0252	
3/14/2018	0.021	
9/12/2018	0.025	
3/14/2019	0.028	
9/10/2019	0.0195 (D)	
3/6/2020	0.022	
9/10/2020	0.024	
3/11/2021	0.024	
8/4/2021	0.021	
1/31/2022		0.022
8/11/2022		0.022
2/13/2023		0.029
7/25/2023		0.018

Mann-Whitney (Wilcoxon Rank Sum)

Constituent: Barium (mg/L) Analysis Run 3/4/2024 12:12 PM View: Appendix I Mann-Whitney

Plant Bowen Data: Bowen 1, 2, 9, and 10

	GWA-41R	GWA-41R
3/15/2016	0.0462	
5/13/2016	0.0265	
7/21/2016	0.0243	
9/21/2016	0.0145	
11/3/2016	0.0082 (J)	
1/17/2017	0.007 (J)	
3/27/2017	0.016	
6/6/2017	0.0301	
9/25/2017	0.0169	
3/14/2018	0.036	
9/12/2018	0.021	
3/14/2019	0.04	
9/10/2019	0.031	
3/9/2020	0.031	
9/10/2020	0.031	
3/10/2021	0.023	
8/4/2021	0.021	
1/31/2022		0.031
8/11/2022		0.019
2/13/2023		0.028
7/25/2023		0.023

Mann-Whitney (Wilcoxon Rank Sum)

Constituent: Barium (mg/L) Analysis Run 3/4/2024 12:12 PM View: Appendix I Mann-Whitney

Plant Bowen Data: Bowen 1, 2, 9, and 10

	GWA-42	GWA-42
3/11/2016	0.00639 (J)	
5/16/2016	0.00622 (J)	
7/22/2016	0.0062 (J)	
9/19/2016	0.0064 (J)	
11/3/2016	0.0058 (J)	
1/17/2017	0.0061 (J)	
3/27/2017	0.0063 (J)	
6/7/2017	0.0064 (J)	
9/26/2017	0.006 (J)	
3/14/2018	0.0065 (J)	
9/14/2018	0.0065 (J)	
3/14/2019	0.0066 (J)	
9/10/2019	0.0068 (J)	
3/6/2020	0.0066 (J)	
9/10/2020	0.0059 (J)	
3/11/2021	0.0061	
8/4/2021	0.0061	
1/31/2022		0.0063
8/10/2022		0.0063
2/13/2023		0.0061
7/26/2023		0.0064

Mann-Whitney (Wilcoxon Rank Sum)

Constituent: Barium (mg/L) Analysis Run 3/4/2024 12:12 PM View: Appendix I Mann-Whitney

Plant Bowen Data: Bowen 1, 2, 9, and 10

	GWA-43	GWA-43
3/11/2016	0.0116	
5/13/2016	0.0361	
7/19/2016	0.036	
9/16/2016	0.0259	
11/2/2016	0.037	
1/18/2017	0.0248	
3/28/2017	0.0222	
6/6/2017	0.02	
9/22/2017	0.0179	
3/14/2018	0.016	
9/12/2018	0.017	
3/13/2019	0.014	
9/11/2019	0.015	
3/9/2020	0.012	
9/11/2020	0.024	
3/11/2021	0.0096	
8/6/2021	0.015	
1/31/2022		0.014
8/11/2022		0.016
2/14/2023		0.011
7/25/2023		0.012

Mann-Whitney (Wilcoxon Rank Sum)

Constituent: Barium (mg/L) Analysis Run 3/4/2024 12:12 PM View: Appendix I Mann-Whitney

Plant Bowen Data: Bowen 1, 2, 9, and 10

	GWA-43R	GWA-43R
3/11/2016	0.00819 (J)	
5/13/2016	0.00756 (J)	
7/19/2016	0.0079 (J)	
9/16/2016	0.0078 (J)	
11/2/2016	0.0082 (J)	
1/18/2017	0.0085 (J)	
3/28/2017	0.0084 (J)	
6/6/2017	0.0078 (J)	
9/22/2017	0.0076 (J)	
3/15/2018	0.0092 (J)	
9/12/2018	0.008 (J)	
3/13/2019	0.0077 (J)	
9/11/2019	0.0079 (J)	
3/9/2020	0.0069 (J)	
9/14/2020	0.0075 (J)	
3/11/2021	0.0069	
8/5/2021	0.0069	
1/31/2022		0.0076
8/10/2022		0.0066
2/13/2023		0.0064
7/25/2023		0.0073

Mann-Whitney (Wilcoxon Rank Sum)

Constituent: Barium (mg/L) Analysis Run 3/4/2024 12:12 PM View: Appendix I Mann-Whitney

Plant Bowen Data: Bowen 1, 2, 9, and 10

	GWA-4RZ	GWA-4RZ
2/22/2017	0.0273	
4/7/2017	0.024	
6/14/2017	0.027 (D)	
7/12/2017	0.027 (D)	
7/20/2017	0.0304 (D)	
7/28/2017	0.0269	
8/9/2017	0.0254	
8/24/2017	0.0285	
10/3/2017	0.0294 (D)	
3/21/2018	0.03	
9/18/2018	0.032	
3/21/2019	0.04 (D)	
9/12/2019	0.034 (D)	
3/12/2020	0.053	
9/17/2020	0.036	
3/16/2021	0.042	
8/10/2021	0.045	
2/3/2022		0.063
8/17/2022		0.034
2/17/2023		0.043
7/28/2023		0.043

Mann-Whitney (Wilcoxon Rank Sum)

Constituent: Barium (mg/L) Analysis Run 3/4/2024 12:12 PM View: Appendix I Mann-Whitney

Plant Bowen Data: Bowen 1, 2, 9, and 10

	GWA-50	GWA-50
12/12/2008	0.098 (O)	
4/23/2009	0.013	
10/6/2009	0.011	
4/27/2010	0.016	
9/30/2010	0.013	
4/14/2011	0.011	
10/5/2011	0.015	
4/11/2012	0.0102	
10/2/2012	0.0091	
4/9/2013	0.01	
10/15/2013	0.0098	
4/10/2014	0.011	
10/1/2014	0.0033	
3/30/2015	0.0043	
10/11/2015	0.0038	
3/28/2016	0.0133	
5/23/2016	0.0109	
8/1/2016	0.0058 (J)	
9/26/2016	0.0092 (J)	
11/10/2016	0.0083 (J)	
1/30/2017	0.0117	
4/7/2017	0.0109	
6/12/2017	<0.01	
10/2/2017	0.0122	
3/16/2018	0.0084 (J)	
9/17/2018	0.01	
3/19/2019	0.012	
9/13/2019	0.0088 (J)	
3/11/2020	0.0077 (J)	
9/16/2020	0.0081 (J)	
3/17/2021	0.0074	
8/9/2021	0.0071	
2/1/2022		0.0065
8/16/2022		0.0072
2/16/2023		0.0067
7/28/2023		0.0075

ND substitution: RL or RL/2 if <15% NDs.

Mann-Whitney (Wilcoxon Rank Sum)

Constituent: Barium (mg/L) Analysis Run 3/4/2024 12:12 PM View: Appendix I Mann-Whitney

Plant Bowen Data: Bowen 1, 2, 9, and 10

	GWA-50R	GWA-50R
12/12/2008	0.016	
4/23/2009	0.14 (O)	
10/6/2009	0.12 (O)	
5/3/2010	0.12 (O)	
10/11/2010	0.019	
4/27/2011	0.02	
10/19/2011	0.014	
5/1/2012	0.0199	
10/2/2012	0.015	
4/10/2013	0.016	
10/16/2013	0.017	
4/22/2014	0.017	
10/1/2014	0.013	
3/30/2015	0.014	
10/11/2015	0.0093	
3/28/2016	0.0155	
5/25/2016	0.0143	
8/1/2016	0.0129	
9/26/2016	0.0177	
11/11/2016	0.0117	
1/30/2017	0.0113	
4/3/2017	0.0166	
6/12/2017	0.017	
10/2/2017	0.0157	
3/16/2018	0.012	
9/18/2018	0.0099 (J)	
3/19/2019	0.013	
9/12/2019	0.011	
3/11/2020	0.0095 (J)	
9/15/2020	0.0089 (J)	
3/17/2021	0.012	
8/9/2021	0.0089	
2/2/2022		0.009
8/17/2022		0.0091
2/16/2023		0.0081
7/28/2023		0.0079

Mann-Whitney (Wilcoxon Rank Sum)

Constituent: Barium (mg/L) Analysis Run 3/4/2024 12:12 PM View: Appendix I Mann-Whitney

Plant Bowen Data: Bowen 1, 2, 9, and 10

	GWC-10	GWC-10
8/21/2007	0.021	
11/1/2007	0.017	
11/20/2007	0.1 (O)	
1/30/2008	0.035	
3/6/2008	0.042	
5/12/2008	0.0087	
12/13/2008	0.12 (O)	
4/29/2009	0.11 (O)	
10/20/2009	0.016	
4/26/2010	0.016	
9/29/2010	0.016	
4/13/2011	0.012	
10/5/2011	0.014	
4/4/2012	0.017	
10/3/2012	0.015	
4/3/2013	0.018	
10/15/2013	0.018	
4/9/2014	0.019	
10/2/2014	0.016	
4/2/2015	0.017	
10/10/2015	0.014	
3/31/2016	0.0179	
5/26/2016	0.0186	
8/5/2016	0.0138	
9/28/2016	0.0153	
11/22/2016	0.0184 (J)	
2/7/2017	0.0215	
4/10/2017	0.0247	
6/14/2017	0.0227	
10/4/2017	0.0172	
3/20/2018	0.021	
9/18/2018	0.02	
3/22/2019	0.024	
9/17/2019	0.016	
3/12/2020	0.026	
9/17/2020	0.013	
3/18/2021	0.025	
8/10/2021	0.023	
2/4/2022		0.022
8/17/2022		0.016
2/20/2023		0.02
7/31/2023		0.015

Mann-Whitney (Wilcoxon Rank Sum)

Constituent: Barium (mg/L) Analysis Run 3/4/2024 12:12 PM View: Appendix I Mann-Whitney

Plant Bowen Data: Bowen 1, 2, 9, and 10

	GWC-10R	GWC-10R
8/21/2007	0.027	
11/1/2007	0.024	
11/20/2007	0.022	
1/30/2008	0.033 (J)	
3/6/2008	0.019	
5/8/2008	0.017	
12/14/2008	0.02	
4/29/2009	0.017	
10/21/2009	0.021	
4/21/2010	0.019	
9/28/2010	0.018	
4/12/2011	0.017	
10/4/2011	0.022	
4/3/2012	0.0212	
10/8/2012	0.019	
4/3/2013	0.021	
10/15/2013	0.022	
4/9/2014	0.02	
10/2/2014	0.023	
4/2/2015	0.022	
10/12/2015	0.028	
3/31/2016	0.0273	
5/26/2016	0.0305	
8/3/2016	0.0284	
9/28/2016	0.036	
11/22/2016	0.0341 (J)	
2/7/2017	0.0309	
4/10/2017	0.0235	
6/14/2017	0.0258	
10/4/2017	0.0234	
3/21/2018	0.022	
9/18/2018	0.03	
3/22/2019	0.022	
9/17/2019	0.03	
3/12/2020	0.028	
9/17/2020	0.022	
3/18/2021	0.027	
8/11/2021	0.027	
2/4/2022		0.028
8/18/2022		0.025
2/20/2023		0.024
7/31/2023		0.024

Mann-Whitney (Wilcoxon Rank Sum)

Constituent: Barium (mg/L) Analysis Run 3/4/2024 12:12 PM View: Appendix I Mann-Whitney

Plant Bowen Data: Bowen 1, 2, 9, and 10

	GWC-11	GWC-11
8/21/2007	0.034	
11/1/2007	0.036	
11/18/2007	0.036	
1/30/2008	0.031 (J)	
3/5/2008	0.018	
5/7/2008	0.015	
12/14/2008	0.12 (O)	
4/29/2009	0.0079	
10/22/2009	0.007	
4/21/2010	0.0074	
9/28/2010	0.0068	
4/12/2011	0.0089	
10/4/2011	0.012	
4/3/2012	0.0169	
10/3/2012	0.03	
4/3/2013	0.008	
10/9/2013	0.0093	
4/2/2014	0.031	
10/2/2014	0.035	
4/1/2015	0.013	
10/11/2015	0.0079	
4/4/2016	0.0119	
5/26/2016	0.0127	
8/3/2016	0.0121	
9/28/2016	0.0112	
11/22/2016	0.0155 (J)	
2/8/2017	0.0115	
4/10/2017	<0.0117	
6/15/2017	0.0112	
10/4/2017	0.0093 (J)	
3/21/2018	0.012	
9/18/2018	0.011	
3/23/2019	0.0081 (J)	
9/17/2019	0.011	
3/12/2020	0.0086 (J)	
9/21/2020	0.0093 (J)	
3/19/2021	0.011	
8/11/2021	0.0086	
2/4/2022		0.01
8/18/2022		0.0078
2/20/2023		0.0071
8/1/2023		0.0096

ND substitution: RL or RL/2 if <15% NDs.

Mann-Whitney (Wilcoxon Rank Sum)

Constituent: Barium (mg/L) Analysis Run 3/4/2024 12:12 PM View: Appendix I Mann-Whitney

Plant Bowen Data: Bowen 1, 2, 9, and 10

	GWC-11R	GWC-11R
8/21/2007	0.01	
11/1/2007	0.012	
11/18/2007	0.011	
1/30/2008	0.013	
3/6/2008	0.017	
5/7/2008	0.0066	
12/14/2008	0.013	
4/29/2009	0.0098	
10/22/2009	0.013	
4/21/2010	0.0069	
9/29/2010	0.0049	
4/13/2011	0.0074	
10/4/2011	0.0062	
4/4/2012	0.0091	
10/3/2012	0.0089	
4/3/2013	0.012	
10/9/2013	0.0079	
4/2/2014	0.0086	
10/2/2014	0.01	
4/1/2015	0.019	
10/11/2015	0.014	
4/4/2016	0.0176	
5/26/2016	0.0195	
8/4/2016	0.0151	
9/28/2016	0.0132	
11/22/2016	0.0186 (J)	
2/8/2017	0.015	
4/10/2017	0.0172	
6/15/2017	0.0167	
10/4/2017	0.0156	
3/22/2018	0.017	
9/18/2018	0.017	
3/23/2019	0.019	
9/17/2019	0.018	
3/12/2020	0.021	
9/21/2020	0.016	
3/19/2021	0.021	
8/11/2021	0.021	
2/4/2022		0.021
8/18/2022		0.019
2/20/2023		0.02
8/1/2023		0.018

Mann-Whitney (Wilcoxon Rank Sum)

Constituent: Barium (mg/L) Analysis Run 3/4/2024 12:12 PM View: Appendix I Mann-Whitney

Plant Bowen Data: Bowen 1, 2, 9, and 10

	GWC-12	GWC-12
8/21/2007	0.023	
11/1/2007	0.034	
11/19/2007	0.043	
1/16/2008	0.13 (O)	
3/5/2008	0.07 (o)	
5/13/2008	0.039	
12/13/2008	0.13 (O)	
4/16/2009	0.13 (O)	
10/21/2009	0.033	
4/27/2010	0.11 (O)	
10/5/2010	0.027	
4/19/2011	0.025	
10/12/2011	0.025	
4/24/2012	0.027	
10/2/2012	0.013	
4/2/2013	0.031	
10/9/2013	0.025	
4/1/2014	0.023	
10/2/2014	0.025	
4/1/2015	0.025	
10/14/2015	0.027	
4/4/2016	0.0285	
5/27/2016	0.0257	
8/3/2016	0.0237	
9/30/2016	0.0279	
11/22/2016	0.0286 (J)	
2/13/2017	0.0313	
4/11/2017	0.0254	
6/14/2017	0.0241	
10/4/2017	0.0256	
3/22/2018	0.024	
9/18/2018	0.025	
3/23/2019	0.024	
9/17/2019	0.0245 (D)	
3/12/2020	0.023	
9/21/2020	0.023	
3/19/2021	0.024	
8/11/2021	0.025	
2/2/2022		0.023
8/18/2022		0.022
2/21/2023		0.023
8/1/2023		0.022

Mann-Whitney (Wilcoxon Rank Sum)

Constituent: Barium (mg/L) Analysis Run 3/4/2024 12:12 PM View: Appendix I Mann-Whitney

Plant Bowen Data: Bowen 1, 2, 9, and 10

	GWC-13	GWC-13
8/21/2007	0.065	
11/1/2007	0.019	
11/19/2007	0.015	
1/31/2008	0.022	
3/5/2008	0.012	
5/12/2008	0.014	
12/13/2008	0.11 (O)	
4/28/2009	0.12 (O)	
10/21/2009	0.023	
4/28/2010	0.019	
10/5/2010	0.018	
4/19/2011	0.019	
10/18/2011	0.025	
4/25/2012	0.024	
10/2/2012	0.019	
4/2/2013	0.021	
10/8/2013	0.027	
4/1/2014	0.023	
10/1/2014	0.014	
4/1/2015	0.027	
10/15/2015	0.033	
4/4/2016	0.027	
5/31/2016	0.0283	
8/4/2016	0.0358	
9/29/2016	0.0437	
11/28/2016	0.0419 (J)	
2/9/2017	0.0472	
4/12/2017	0.0383	
6/16/2017	0.0457	
10/9/2017	0.0406	
3/21/2018	0.032	
9/19/2018	0.034	
3/23/2019	0.023	
9/18/2019	0.033	
3/13/2020	0.023	
9/22/2020	0.027	
3/18/2021	0.023	
8/11/2021	0.025	
2/17/2022		0.02
8/18/2022		0.021
2/22/2023		0.022
8/1/2023		0.026

Mann-Whitney (Wilcoxon Rank Sum)

Constituent: Barium (mg/L) Analysis Run 3/4/2024 12:12 PM View: Appendix I Mann-Whitney

Plant Bowen Data: Bowen 1, 2, 9, and 10

	GWC-14Z	GWC-14Z
8/24/2007	0.0089	
11/2/2007	0.0091	
11/17/2007	0.021	
1/15/2008	0.013	
3/5/2008	0.11 (O)	
5/7/2008	0.01	
12/2/2008	0.12 (O)	
4/16/2009	0.13 (O)	
10/20/2009	0.05	
4/20/2010	0.019	
9/29/2010	0.017	
4/12/2011	0.014	
10/4/2011	0.017	
4/4/2012	0.0182	
10/10/2012	0.048	
4/15/2013	0.03	
10/22/2013	0.033	
4/21/2014	0.033	
9/30/2014	0.027	
4/3/2015	0.13 (O)	
10/7/2015	0.047	
4/5/2016	0.0279	
6/1/2016	0.0249	
8/9/2016	0.0268	
11/28/2016	<0.01	
2/9/2017	0.0119	
4/11/2017	0.0112 (D)	
6/14/2017	<0.01	
7/12/2017	0.0105	
10/5/2017	0.0099 (J)	
3/22/2018	0.011	
9/19/2018	0.013	
3/22/2019	0.014	
9/17/2019	0.015	
3/13/2020	0.017	
9/21/2020	0.013	
3/18/2021	0.014	
8/11/2021	0.016	
2/4/2022		0.014
8/18/2022		0.014
2/22/2023		0.014
8/1/2023		0.013

ND substitution: RL or RL/2 if <15% NDs.

Mann-Whitney (Wilcoxon Rank Sum)

Constituent: Barium (mg/L) Analysis Run 3/4/2024 12:12 PM View: Appendix I Mann-Whitney

Plant Bowen Data: Bowen 1, 2, 9, and 10

	GWC-15R	GWC-15R
8/23/2007	0.015	
11/2/2007	0.024	
11/17/2007	0.027	
1/15/2008	0.022	
3/6/2008	0.021	
5/7/2008	0.023	
12/2/2008	0.024	
4/28/2009	0.031	
10/19/2009	0.027	
4/27/2010	0.051 (O)	
10/4/2010	0.028	
4/18/2011	0.026	
10/12/2011	0.026	
4/23/2012	0.0224	
10/10/2012	0.024	
4/15/2013	0.029	
10/22/2013	0.022	
4/21/2014	0.025	
9/30/2014	0.022	
4/3/2015	0.022	
10/7/2015	0.023	
4/5/2016	0.0308	
5/31/2016	0.0255	
8/4/2016	0.0227	
9/29/2016	0.0258	
11/23/2016	0.0263 (J)	
2/10/2017	0.025	
4/12/2017	0.026	
6/15/2017	0.0244	
10/6/2017	0.0254	
3/23/2018	0.021	
9/19/2018	0.02	
3/25/2019	0.021	
9/17/2019	0.023	
3/13/2020	0.02	
9/21/2020	0.021	
3/18/2021	0.02	
8/11/2021	0.019	
2/4/2022		0.017
8/19/2022		0.016
2/22/2023		0.016
8/2/2023		0.015

Mann-Whitney (Wilcoxon Rank Sum)

Constituent: Barium (mg/L) Analysis Run 3/4/2024 12:12 PM View: Appendix I Mann-Whitney

Plant Bowen Data: Bowen 1, 2, 9, and 10

	GWC-15Z	GWC-15Z
8/24/2007	0.017	
11/2/2007	0.011	
11/18/2007	0.012 (J)	
1/15/2008	0.088 (O)	
3/10/2008	0.0077	
5/13/2008	0.0055	
12/2/2008	0.0097	
4/28/2009	0.0042	
10/20/2009	0.0056	
4/27/2010	0.0039	
10/5/2010	0.0047	
4/19/2011	0.0071	
10/12/2011	0.0098	
4/25/2012	0.0088	
10/10/2012	0.0093	
4/16/2013	0.0098	
10/22/2013	0.0097	
4/21/2014	0.008	
9/30/2014	0.0074	
4/3/2015	0.0076	
10/6/2015	0.0088	
4/5/2016	0.00971 (J)	
5/31/2016	0.00589 (J)	
11/23/2016	<0.05	
2/10/2017	0.0233	
4/11/2017	0.0162	
6/15/2017	0.0148	
7/12/2017	0.0166	
7/26/2017	0.0146	
10/6/2017	0.015	
3/23/2018	0.013	
9/19/2018	0.015	
3/22/2019	0.014	
9/17/2019	0.014	
3/13/2020	0.014	
9/21/2020	0.013	
3/18/2021	0.012	
8/11/2021	0.013	
2/7/2022		0.012
8/19/2022		0.011
2/22/2023		0.01
8/1/2023		0.011

ND substitution: RL or RL/2 if <15% NDs.

Mann-Whitney (Wilcoxon Rank Sum)

Constituent: Barium (mg/L) Analysis Run 3/4/2024 12:12 PM View: Appendix I Mann-Whitney

Plant Bowen Data: Bowen 1, 2, 9, and 10

	GWC-44	GWC-44
3/16/2016	0.0545	
5/16/2016	0.0418	
7/25/2016	0.0179	
9/19/2016	0.0152	
11/3/2016	0.0127	
1/19/2017	0.0172	
3/28/2017	0.0437	
6/5/2017	0.0747	
9/26/2017	0.0338	
3/15/2018	0.059	
9/12/2018	0.032	
3/14/2019	0.077	
9/11/2019	0.036	
3/10/2020	0.059	
9/15/2020	0.035	
3/11/2021	0.046	
8/4/2021	0.047	
1/31/2022		0.047
8/15/2022		0.04
2/14/2023		0.042
7/26/2023		0.02

Mann-Whitney (Wilcoxon Rank Sum)

Constituent: Barium (mg/L) Analysis Run 3/4/2024 12:12 PM View: Appendix I Mann-Whitney

Plant Bowen Data: Bowen 1, 2, 9, and 10

	GWC-45	GWC-45
3/16/2016	0.00599 (J)	
5/16/2016	0.006 (J)	
7/25/2016	0.0056 (J)	
9/19/2016	0.0059 (J)	
11/4/2016	0.0054 (J)	
1/23/2017	0.006 (J)	
3/29/2017	0.0058 (J)	
6/7/2017	0.0062 (J)	
9/27/2017	0.0056 (J)	
3/15/2018	0.0057 (J)	
9/13/2018	0.0057 (J)	
3/14/2019	0.0066 (J)	
9/11/2019	0.0061 (J)	
3/10/2020	0.0061 (J)	
9/11/2020	0.006 (J)	
3/11/2021	0.0059	
8/6/2021	0.0061	
2/1/2022		0.0072
8/12/2022		0.0064
2/14/2023		0.0067
7/26/2023		0.007

Mann-Whitney (Wilcoxon Rank Sum)

Constituent: Barium (mg/L) Analysis Run 3/4/2024 12:12 PM View: Appendix I Mann-Whitney

Plant Bowen Data: Bowen 1, 2, 9, and 10

	GWC-45R	GWC-45R
3/16/2016	0.0244	
5/16/2016	0.0222	
7/25/2016	0.02	
9/19/2016	0.019	
11/3/2016	0.0177	
1/20/2017	0.0173	
3/29/2017	0.0184	
6/7/2017	0.019	
9/27/2017	0.0197	
3/15/2018	0.021	
9/13/2018	0.022	
3/14/2019	0.024	
9/11/2019	0.021	
3/10/2020	0.024	
9/11/2020	0.021	
3/11/2021	0.022	
8/6/2021	0.023	
2/1/2022		0.026
8/12/2022		0.022
2/14/2023		0.025
7/26/2023		0.022

Mann-Whitney (Wilcoxon Rank Sum)

Constituent: Barium (mg/L) Analysis Run 3/4/2024 12:12 PM View: Appendix I Mann-Whitney

Plant Bowen Data: Bowen 1, 2, 9, and 10

	GWC-46R	GWC-46R
3/10/2016	0.0209	
5/17/2016	0.0202	
7/26/2016	0.0165	
9/20/2016	0.0132	
11/4/2016	0.012	
1/20/2017	0.0133	
3/28/2017	0.0161	
6/7/2017	0.0141	
9/29/2017	0.0151	
3/15/2018	0.015	
9/13/2018	0.014	
3/18/2019	0.014	
9/11/2019	0.013	
3/10/2020	0.013	
9/14/2020	0.013	
3/11/2021	0.012	
8/5/2021	0.013	
1/31/2022		0.011
8/15/2022		0.0098
2/14/2023		0.011
7/26/2023		0.011

Mann-Whitney (Wilcoxon Rank Sum)

Constituent: Barium (mg/L) Analysis Run 3/4/2024 12:12 PM View: Appendix I Mann-Whitney

Plant Bowen Data: Bowen 1, 2, 9, and 10

	GWC-47	GWC-47
3/10/2016	0.0144	
5/18/2016	0.0136	
7/27/2016	0.013	
9/20/2016	0.0146	
11/7/2016	0.0124	
1/23/2017	0.0158	
3/29/2017	0.017	
6/8/2017	0.0149	
9/27/2017	0.012	
3/15/2018	0.011	
9/13/2018	0.011	
3/15/2019	0.01	
9/12/2019	0.0085 (J)	
3/9/2020	0.0089 (J)	
9/14/2020	0.0082 (J)	
3/11/2021	0.0083	
8/5/2021	0.0077	
2/1/2022		0.0081
8/15/2022		0.0074
2/14/2023		0.0075
7/27/2023		0.0083

Mann-Whitney (Wilcoxon Rank Sum)

Constituent: Barium (mg/L) Analysis Run 3/4/2024 12:12 PM View: Appendix I Mann-Whitney

Plant Bowen Data: Bowen 1, 2, 9, and 10

	GWC-47R	GWC-47R
3/10/2016	0.0344	
5/18/2016	0.0184	
7/27/2016	0.0146	
9/20/2016	0.0122	
11/4/2016	0.0119	
1/20/2017	0.0114	
3/29/2017	0.0116	
6/8/2017	<0.011 (*)	
9/27/2017	0.0098 (J)	
3/16/2018	0.01	
9/13/2018	0.0092 (J)	
3/19/2019	0.0088 (J)	
9/11/2019	0.0097 (J)	
3/9/2020	0.0082 (J)	
9/15/2020	0.0084 (J)	
3/11/2021	0.0073	
8/5/2021	0.0069	
2/1/2022		0.0077
8/15/2022		0.0077
2/14/2023		0.0072
7/27/2023		0.0076

ND substitution: RL or RL/2 if <15% NDs.

Mann-Whitney (Wilcoxon Rank Sum)

Constituent: Barium (mg/L) Analysis Run 3/4/2024 12:12 PM View: Appendix I Mann-Whitney

Plant Bowen Data: Bowen 1, 2, 9, and 10

	GWC-48	GWC-48
3/10/2016	0.0361	
5/17/2016	0.0277	
7/27/2016	0.0276	
9/20/2016	0.0266	
11/4/2016	0.0239	
1/23/2017	<0.01	
3/28/2017	0.024	
6/8/2017	0.0317	
9/29/2017	0.0265	
3/15/2018	0.029	
9/13/2018	0.026	
3/15/2019	0.026	
9/11/2019	0.0295 (D)	
3/9/2020	0.029	
9/14/2020	0.035	
3/11/2021	0.038	
5/26/2021	0.039	
8/4/2021	0.034	
1/31/2022		0.038
8/15/2022		0.045
2/14/2023		0.04
7/26/2023		0.048

ND substitution: RL or RL/2 if <15% NDs.

Mann-Whitney (Wilcoxon Rank Sum)

Constituent: Barium (mg/L) Analysis Run 3/4/2024 12:12 PM View: Appendix I Mann-Whitney

Plant Bowen Data: Bowen 1, 2, 9, and 10

	GWC-49R	GWC-49R
3/17/2016	0.0112	
5/18/2016	0.0107	
7/27/2016	0.0104	
9/21/2016	0.0106	
11/4/2016	0.0098 (J)	
1/24/2017	0.0101	
3/29/2017	0.0103	
6/8/2017	<0.0106 (*)	
9/29/2017	0.0097 (J)	
3/15/2018	0.0093 (J)	
9/13/2018	0.01	
3/18/2019	0.015	
9/11/2019	0.017	
3/11/2020	0.026	
9/11/2020	0.012	
3/15/2021	0.012	
8/11/2021	0.025	
2/1/2022		0.011
8/15/2022		0.0098
2/14/2023		0.013
7/27/2023		0.011

ND substitution: RL or RL/2 if <15% NDs.

Mann-Whitney (Wilcoxon Rank Sum)

Constituent: Barium (mg/L) Analysis Run 3/4/2024 12:12 PM View: Appendix I Mann-Whitney

Plant Bowen Data: Bowen 1, 2, 9, and 10

	GWC-49Z	GWC-49Z
3/17/2016	0.0121	
5/18/2016	0.0117	
7/28/2016	0.0081 (J)	
9/21/2016	0.0106	
11/7/2016	0.0047 (J)	
1/24/2017	0.0071 (J)	
3/30/2017	0.0043 (J)	
6/9/2017	<0.01 (*)	
9/29/2017	0.004 (J)	
3/15/2018	0.0032 (J)	
9/14/2018	0.004 (J)	
3/19/2019	0.0033 (J)	
9/11/2019	0.0038 (J)	
3/9/2020	0.0045 (J)	
9/14/2020	0.0027 (J)	
3/15/2021	0.0028 (J)	
8/5/2021	0.0036 (J)	
2/1/2022		0.003 (J)
8/15/2022		0.0041 (J)
2/14/2023		0.0041 (J)
7/27/2023		0.0036 (J)

ND substitution: RL or RL/2 if <15% NDs.

Mann-Whitney (Wilcoxon Rank Sum)

Constituent: Barium (mg/L) Analysis Run 3/4/2024 12:12 PM View: Appendix I Mann-Whitney

Plant Bowen Data: Bowen 1, 2, 9, and 10

	GWC-5	GWC-5
8/23/2007	0.017	
10/25/2007	0.023	
11/19/2007	0.024	
1/23/2008	0.028	
3/11/2008	0.022	
5/12/2008	0.021	
12/11/2008	0.022	
4/15/2009	0.13 (O)	
10/9/2009	0.026	
5/4/2010	0.018	
10/12/2010	0.019	
4/28/2011	0.015	
10/19/2011	0.016	
5/2/2012	0.0191	
10/9/2012	0.019	
4/11/2013	0.013	
10/16/2013	0.017	
4/23/2014	0.015	
10/3/2014	0.02	
3/31/2015	0.014	
10/12/2015	0.017	
3/28/2016	0.0173	
5/25/2016	0.0175	
8/1/2016	0.0145	
9/27/2016	0.0139	
11/11/2016	0.0135	
1/31/2017	0.0153	
4/3/2017	0.0135	
6/12/2017	0.0154	
10/3/2017	0.0138	
3/19/2018	0.013	
9/17/2018	0.014	
3/20/2019	0.018	
9/16/2019	0.022	
3/16/2020	0.024	
9/16/2020	0.013	
3/17/2021	0.014	
8/9/2021	0.012	
2/2/2022		0.012
8/16/2022		0.013
2/20/2023		0.012
7/28/2023		0.012

Mann-Whitney (Wilcoxon Rank Sum)

Constituent: Barium (mg/L) Analysis Run 3/4/2024 12:12 PM View: Appendix I Mann-Whitney

Plant Bowen Data: Bowen 1, 2, 9, and 10

	GWC-6	GWC-6
8/22/2007	0.023	
10/25/2007	0.018	
11/20/2007	0.1 (O)	
1/23/2008	0.031	
3/11/2008	0.016	
5/14/2008	0.024	
12/11/2008	0.022	
4/23/2009	0.012	
10/9/2009	0.11 (O)	
5/4/2010	0.096 (O)	
10/11/2010	0.018	
4/26/2011	0.01	
10/18/2011	0.012	
5/2/2012	0.0119	
10/8/2012	0.01	
4/10/2013	0.013	
10/8/2013	0.014	
4/14/2014	0.01	
10/3/2014	0.014	
4/1/2015	0.013	
10/9/2015	0.008	
3/29/2016	0.00738 (J)	
5/24/2016	0.00902 (J)	
8/1/2016	0.0091 (J)	
9/26/2016	0.0124	
11/18/2016	0.0117	
2/1/2017	0.0086 (J)	
4/6/2017	0.0083 (J)	
6/13/2017	<0.01	
10/3/2017	0.0084 (J)	
3/19/2018	0.0079 (J)	
9/17/2018	0.0065 (J)	
3/21/2019	0.0074 (J)	
9/16/2019	0.0075 (J)	
3/12/2020	0.0075 (J)	
9/16/2020	0.0074 (J)	
3/17/2021	0.0075	
8/10/2021	0.0074	
2/2/2022		0.0064
8/17/2022		0.0065
2/17/2023		0.0067
7/31/2023		0.0067

ND substitution: RL or RL/2 if <15% NDs.

Mann-Whitney (Wilcoxon Rank Sum)

Constituent: Barium (mg/L) Analysis Run 3/4/2024 12:12 PM View: Appendix I Mann-Whitney

Plant Bowen Data: Bowen 1, 2, 9, and 10

	GWC-6RZ	GWC-6RZ
5/26/2015	0.016	
6/18/2015	0.015 (D)	
7/2/2015	0.014	
10/9/2015	0.012	
3/29/2016	0.00786 (J)	
5/24/2016	0.00847 (J)	
8/1/2016	0.0086 (J)	
9/26/2016	0.0086 (J)	
11/14/2016	0.0083 (J)	
2/1/2017	0.0096 (J)	
4/6/2017	0.0087 (J)	
6/13/2017	<0.01	
10/3/2017	0.0098 (J)	
3/20/2018	0.0088 (J)	
9/17/2018	0.0082 (J)	
3/21/2019	0.0075 (J)	
9/16/2019	0.0072 (J)	
3/12/2020	0.0072 (J)	
9/16/2020	0.0066 (J)	
3/17/2021	0.0072	
8/10/2021	0.0072	
2/2/2022		0.0066
8/17/2022		0.0068
2/17/2023		0.0067
7/28/2023		0.0062

ND substitution: RL or RL/2 if <15% NDs.

Mann-Whitney (Wilcoxon Rank Sum)

Constituent: Barium (mg/L) Analysis Run 3/4/2024 12:12 PM View: Appendix I Mann-Whitney

Plant Bowen Data: Bowen 1, 2, 9, and 10

	GWC-7Z	GWC-7Z
5/31/2016	0.0178	
8/2/2016	0.0394	
9/27/2016	0.032	
11/21/2016	0.0316 (J)	
2/1/2017	0.0264	
4/6/2017	0.0245	
6/13/2017	0.0247	
7/14/2017	0.0245	
10/3/2017	0.0218	
3/20/2018	0.024	
9/18/2018	0.027	
3/21/2019	0.03	
9/13/2019	0.031	
3/12/2020	0.022	
9/16/2020	0.02	
3/17/2021	0.022	
8/10/2021	0.02	
2/2/2022		0.015
8/17/2022		0.014
2/20/2023		0.015
7/31/2023		0.014

Mann-Whitney (Wilcoxon Rank Sum)

Constituent: Barium (mg/L) Analysis Run 3/4/2024 12:12 PM View: Appendix I Mann-Whitney

Plant Bowen Data: Bowen 1, 2, 9, and 10

	GWC-8RR	GWC-8RR
10/18/2011	0.015	
4/30/2012	0.0192	
10/3/2012	0.017	
4/8/2013	0.018	
10/9/2013	0.021	
4/10/2014	0.019	
10/2/2014	0.014	
4/3/2015	0.014	
10/8/2015	0.024	
3/30/2016	0.0163	
5/24/2016	0.0137	
8/2/2016	0.0152	
9/27/2016	0.0147	
11/22/2016	0.0174 (J)	
2/6/2017	0.0144	
4/6/2017	0.0149	
6/14/2017	0.0139	
10/4/2017	0.015	
3/21/2018	0.015	
9/18/2018	0.014	
3/27/2019	0.014	
9/16/2019	0.015 (D)	
3/12/2020	0.014	
9/17/2020	0.014	
3/17/2021	0.014	
8/10/2021	0.014	
2/2/2022		0.013
8/17/2022		0.013
2/21/2023		0.011
7/31/2023		0.012

Mann-Whitney (Wilcoxon Rank Sum)

Constituent: Barium (mg/L) Analysis Run 3/4/2024 12:12 PM View: Appendix I Mann-Whitney

Plant Bowen Data: Bowen 1, 2, 9, and 10

	GWC-8Z	GWC-8Z
5/26/2015	0.06	
6/18/2015	0.047 (D)	
7/2/2015	0.04	
10/8/2015	0.032	
3/22/2016	0.0263	
5/25/2016	0.0178	
8/2/2016	0.0265	
9/26/2016	0.0267	
11/21/2016	0.0309 (J)	
2/3/2017	0.0289	
4/7/2017	0.029	
6/13/2017	0.027	
10/3/2017	0.0292	
3/20/2018	0.029	
9/18/2018	0.025	
5/6/2019	0.017	
9/16/2019	0.026	
3/16/2020	0.027	
9/17/2020	0.025	
3/18/2021	0.018	
8/10/2021	0.029	
2/2/2022		0.024
8/17/2022		0.017
2/20/2023		0.024
7/31/2023		0.024

Mann-Whitney (Wilcoxon Rank Sum)

Constituent: Barium (mg/L) Analysis Run 3/4/2024 12:12 PM View: Appendix I Mann-Whitney

Plant Bowen Data: Bowen 1, 2, 9, and 10

	GWC-9	GWC-9
8/23/2007	0.043	
11/1/2007	0.032	
11/19/2007	0.049 (J)	
1/15/2008	0.12 (O)	
3/6/2008	0.075 (O)	
5/13/2008	0.055	
12/12/2008	0.16 (O)	
4/16/2009	0.15 (O)	
10/13/2009	0.05	
4/21/2010	0.039	
9/29/2010	0.033	
4/13/2011	0.033	
10/5/2011	0.035	
4/4/2012	0.0422	
10/8/2012	0.029	
4/8/2013	0.042	
10/9/2013	0.04	
4/9/2014	0.038	
9/30/2014	0.038	
4/2/2015	0.039	
10/10/2015	0.038 (D)	
3/30/2016	0.0412	
5/26/2016	0.0357	
8/5/2016	0.03	
9/28/2016	0.0308	
11/21/2016	0.0356 (J)	
2/6/2017	0.0391	
4/6/2017	0.0402	
6/13/2017	0.0394	
10/3/2017	0.0381	
3/20/2018	0.039	
9/18/2018	0.037	
3/21/2019	0.042	
9/16/2019	0.035	
3/12/2020	0.044	
9/17/2020	0.031	
3/18/2021	0.041	
8/10/2021	0.043	
2/2/2022		0.044
8/17/2022		0.047
2/21/2023		0.042
7/31/2023		0.046

Mann-Whitney (Wilcoxon Rank Sum)

Constituent: Cadmium (mg/L) Analysis Run 3/4/2024 12:12 PM View: Appendix I Mann-Whitney

Plant Bowen Data: Bowen 1, 2, 9, and 10

	GWA-1	GWA-1
8/23/2007	<0.0005	
10/23/2007	<0.0005	
11/18/2007	<0.0005	
1/30/2008	<0.0005	
3/10/2008	<0.0005	
5/13/2008	<0.0005	
12/5/2008	<0.0005	
4/15/2009	<0.0005	
10/7/2009	<0.0005	
5/3/2010	<0.0005	
10/12/2010	<0.0005	
4/27/2011	<0.0005	
10/17/2011	<0.0005	
5/2/2012	<0.0005	
10/8/2012	<0.0005	
4/12/2013	<0.0005	
10/16/2013	<0.0005	
4/11/2014	<0.0005	
9/30/2014	<0.0005	
3/30/2015	<0.0005	
10/13/2015	0.0003 (J)	
3/22/2016	<0.0005	
5/19/2016	<0.0005	
7/29/2016	<0.0005	
9/23/2016	<0.0005	
11/9/2016	<0.0005	
1/30/2017	<0.0005	
3/30/2017	<0.0005	
6/9/2017	<0.0005	
10/2/2017	<0.0005	
3/16/2018	<0.0005	
9/17/2018	0.00076 (JD)	
3/20/2019	<0.0005	
9/12/2019	<0.0005	
3/11/2020	<0.0005	
9/15/2020	<0.0005	
3/16/2021	<0.0005	
8/9/2021	<0.0005	
2/1/2022		<0.0005
8/16/2022		<0.0005
2/16/2023		<0.0005
7/27/2023		<0.0005

ND substitution: RL or RL/2 if <15% NDs.

Mann-Whitney (Wilcoxon Rank Sum)

Constituent: Cadmium (mg/L) Analysis Run 3/4/2024 12:12 PM View: Appendix I Mann-Whitney

Plant Bowen Data: Bowen 1, 2, 9, and 10

	GWA-39RZ	GWA-39RZ
5/16/2016	<0.0005 (D)	
7/27/2016	0.0001 (JD)	
2/21/2017	<0.0005	
3/27/2017	<0.0005 (D)	
6/8/2017	<0.0005 (D)	
7/17/2017	<0.0005 (D)	
7/27/2017	<0.0005	
8/9/2017	<0.0005	
9/29/2017	<0.0005 (D)	
3/16/2018	<0.0005	
9/14/2018	<0.0005	
3/14/2019	<0.0005	
3/9/2020	<0.0005	
9/16/2020	<0.0005	
3/16/2021	<0.0005	
8/6/2021	<0.0005	
2/2/2022		<0.0005
8/16/2022		<0.0005
2/14/2023		<0.0005
7/25/2023		<0.0005

ND substitution: RL or RL/2 if <15% NDs.

Mann-Whitney (Wilcoxon Rank Sum)

Constituent: Cadmium (mg/L) Analysis Run 3/4/2024 12:12 PM View: Appendix I Mann-Whitney

Plant Bowen Data: Bowen 1, 2, 9, and 10

	GWA-39Z	GWA-39Z
3/14/2016	0.000188 (J)	
5/11/2016	0.000177 (J)	
7/19/2016	0.0001 (J)	
9/15/2016	8E-05 (J)	
11/2/2016	<0.0005	
1/18/2017	<0.0005	
3/28/2017	<0.0005	
6/7/2017	<0.0005	
9/26/2017	<0.0005	
3/14/2018	<0.0005	
9/12/2018	<0.0005	
3/15/2019	<0.0005	
9/9/2019	<0.0005	
3/9/2020	<0.0005	
9/10/2020	<0.0005	
3/12/2021	<0.0005	
8/4/2021	<0.0005	
1/31/2022		<0.0005
8/10/2022		<0.0005
2/13/2023		<0.0005
7/26/2023		<0.0005

ND substitution: RL or RL/2 if <15% NDs.

Mann-Whitney (Wilcoxon Rank Sum)

Constituent: Cadmium (mg/L) Analysis Run 3/4/2024 12:12 PM View: Appendix I Mann-Whitney

Plant Bowen Data: Bowen 1, 2, 9, and 10

	GWA-42	GWA-42
3/11/2016	0.000121 (J)	
5/16/2016	0.000145 (J)	
7/22/2016	<0.0005	
9/19/2016	0.0001 (J)	
11/3/2016	8E-05 (J)	
1/17/2017	0.0001 (J)	
3/27/2017	0.0002 (J)	
6/7/2017	0.0001 (J)	
9/26/2017	<0.0005	
3/14/2018	0.00011 (J)	
9/14/2018	0.00013 (J)	
3/14/2019	0.00013 (J)	
9/10/2019	0.00014 (J)	
3/6/2020	0.00014 (J)	
9/10/2020	0.00015 (J)	
3/11/2021	0.00017 (J)	
8/4/2021	0.00014 (J)	
1/31/2022		0.00018 (J)
8/10/2022		0.00034 (J)
2/13/2023		<0.0005
7/26/2023		0.00013 (J)

ND substitution: RL or RL/2 if <15% NDs.

Mann-Whitney (Wilcoxon Rank Sum)

Constituent: Cadmium (mg/L) Analysis Run 3/4/2024 12:12 PM View: Appendix I Mann-Whitney

Plant Bowen Data: Bowen 1, 2, 9, and 10

	GWA-43	GWA-43
3/11/2016	<0.0005	
5/13/2016	<0.0005	
7/19/2016	<0.0005	
9/16/2016	<0.0005	
11/2/2016	<0.0005	
1/18/2017	<0.0005	
3/28/2017	<0.0005	
6/6/2017	8E-05 (J)	
9/22/2017	<0.0005	
3/14/2018	<0.0005	
9/12/2018	<0.0005	
3/13/2019	<0.0005	
9/11/2019	<0.0005	
3/9/2020	<0.0005	
9/11/2020	<0.0005	
3/11/2021	<0.0005	
8/6/2021	<0.0005	
1/31/2022		<0.0005
8/11/2022		<0.0005
2/14/2023		<0.0005
7/25/2023		<0.0005

ND substitution: RL or RL/2 if <15% NDs.

Mann-Whitney (Wilcoxon Rank Sum)

Constituent: Cadmium (mg/L) Analysis Run 3/4/2024 12:12 PM View: Appendix I Mann-Whitney

Plant Bowen Data: Bowen 1, 2, 9, and 10

	GWA-50	GWA-50
12/12/2008	<0.0005	
4/23/2009	<0.0005	
10/6/2009	<0.0005	
4/27/2010	<0.0005	
9/30/2010	<0.0005	
4/14/2011	<0.0005	
10/5/2011	<0.0005	
4/11/2012	<0.0005	
10/2/2012	<0.0005	
4/9/2013	<0.0005	
10/15/2013	<0.0005	
4/10/2014	<0.0005	
10/1/2014	<0.0005	
3/30/2015	<0.0005	
10/11/2015	0.00026 (J)	
3/28/2016	<0.0005	
5/23/2016	<0.0005	
8/1/2016	<0.0005	
9/26/2016	<0.0005	
11/10/2016	<0.0005	
1/30/2017	<0.0005	
4/7/2017	<0.0005	
6/12/2017	<0.0005	
10/2/2017	<0.0005	
3/16/2018	<0.0005	
9/17/2018	<0.0005	
3/19/2019	<0.0005	
9/13/2019	<0.0005	
3/11/2020	<0.0005	
9/16/2020	<0.0005	
3/17/2021	0.00012 (J)	
8/9/2021	<0.0005	
2/1/2022		<0.0005
8/16/2022		<0.0005
2/16/2023		<0.0005
7/28/2023		<0.0005

ND substitution: RL or RL/2 if <15% NDs.

Mann-Whitney (Wilcoxon Rank Sum)

Constituent: Cadmium (mg/L) Analysis Run 3/4/2024 12:12 PM View: Appendix I Mann-Whitney

Plant Bowen Data: Bowen 1, 2, 9, and 10

	GWC-10	GWC-10
8/21/2007	<0.0005	
11/1/2007	<0.0005	
11/20/2007	<0.0005	
1/30/2008	<0.0005	
3/6/2008	<0.0005	
5/12/2008	<0.0005	
12/13/2008	<0.0005	
4/29/2009	<0.0005	
10/20/2009	<0.0005	
4/26/2010	<0.0005	
9/29/2010	<0.0005	
4/13/2011	<0.0005	
10/5/2011	<0.0005	
4/4/2012	<0.0005	
10/3/2012	<0.0005	
4/3/2013	<0.0005	
10/15/2013	<0.0005	
4/9/2014	<0.0005	
10/2/2014	<0.0005	
4/2/2015	<0.0005	
10/10/2015	<0.0005	
3/31/2016	<0.0005	
5/26/2016	<0.0005	
8/5/2016	<0.0005	
9/28/2016	<0.0005	
11/22/2016	<0.0005	
2/7/2017	<0.0005	
4/10/2017	<0.0005	
6/14/2017	<0.0005	
10/4/2017	<0.0005	
3/20/2018	<0.0005	
9/18/2018	<0.0005	
3/22/2019	<0.0005	
9/17/2019	<0.0005	
3/12/2020	<0.0005	
9/17/2020	<0.0005	
3/18/2021	<0.0005	
8/10/2021	<0.0005	
2/4/2022		<0.0005
8/17/2022		0.00018 (J)
2/20/2023		<0.0005
7/31/2023		<0.0005

ND substitution: RL or RL/2 if <15% NDs.

Mann-Whitney (Wilcoxon Rank Sum)

Constituent: Cadmium (mg/L) Analysis Run 3/4/2024 12:12 PM View: Appendix I Mann-Whitney

Plant Bowen Data: Bowen 1, 2, 9, and 10

	GWC-10R	GWC-10R
8/21/2007	<0.0005	
11/1/2007	<0.0005	
11/20/2007	<0.0005	
1/30/2008	<0.0005	
3/6/2008	<0.0005	
5/8/2008	<0.0005	
12/14/2008	<0.0005	
4/29/2009	<0.0005	
10/21/2009	<0.0005	
4/21/2010	<0.0005	
9/28/2010	<0.0005	
4/12/2011	<0.0005	
10/4/2011	<0.0005	
4/3/2012	<0.0005	
10/8/2012	<0.0005	
4/3/2013	<0.0005	
10/15/2013	<0.0005	
4/9/2014	<0.0005	
10/2/2014	<0.0005	
4/2/2015	<0.0005	
10/12/2015	<0.0005	
3/31/2016	<0.0005	
5/26/2016	<0.0005	
8/3/2016	<0.0005	
9/28/2016	0.0002 (J)	
11/22/2016	<0.0005	
2/7/2017	<0.0005	
4/10/2017	<0.0005	
6/14/2017	<0.0005	
10/4/2017	<0.0005	
3/21/2018	<0.0005	
9/18/2018	<0.0005	
3/22/2019	<0.0005	
9/17/2019	<0.0005	
3/12/2020	<0.0005	
9/17/2020	<0.0005	
3/18/2021	<0.0005	
8/11/2021	<0.0005	
2/4/2022		<0.0005
8/18/2022		<0.0005
2/20/2023		<0.0005
7/31/2023		<0.0005

ND substitution: RL or RL/2 if <15% NDs.

Mann-Whitney (Wilcoxon Rank Sum)

Constituent: Cadmium (mg/L) Analysis Run 3/4/2024 12:12 PM View: Appendix I Mann-Whitney

Plant Bowen Data: Bowen 1, 2, 9, and 10

	GWC-11R	GWC-11R
8/21/2007	<0.0005	
11/1/2007	<0.0005	
11/18/2007	<0.0005	
1/30/2008	<0.0005	
3/6/2008	<0.0005	
5/7/2008	<0.0005	
12/14/2008	<0.0005	
4/29/2009	<0.0005	
10/22/2009	<0.0005	
4/21/2010	<0.0005	
9/29/2010	<0.0005	
4/13/2011	<0.0005	
10/4/2011	<0.0005	
4/4/2012	<0.0005	
10/3/2012	<0.0005	
4/3/2013	<0.0005	
10/9/2013	<0.0005	
4/2/2014	<0.0005	
10/2/2014	<0.0005	
4/1/2015	0.00033 (J)	
10/11/2015	0.00056 (J)	
4/4/2016	<0.0005	
5/26/2016	<0.0005	
8/4/2016	<0.0005	
9/28/2016	<0.0005	
11/22/2016	<0.0005	
2/8/2017	<0.0005	
4/10/2017	<0.0005	
6/15/2017	<0.0005	
10/4/2017	<0.0005	
3/22/2018	<0.0005	
9/18/2018	<0.0005	
3/23/2019	<0.0005	
9/17/2019	<0.0005	
3/12/2020	<0.0005	
9/21/2020	<0.0005	
3/19/2021	<0.0005	
8/11/2021	<0.0005	
2/4/2022		<0.0005
8/18/2022		<0.0005
2/20/2023		<0.0005
8/1/2023		<0.0005

ND substitution: RL or RL/2 if <15% NDs.

Mann-Whitney (Wilcoxon Rank Sum)

Constituent: Cadmium (mg/L) Analysis Run 3/4/2024 12:12 PM View: Appendix I Mann-Whitney

Plant Bowen Data: Bowen 1, 2, 9, and 10

	GWC-12	GWC-12
8/21/2007	<0.001	
11/1/2007	<0.001	
11/19/2007	<0.001	
1/16/2008	<0.001	
3/5/2008	<0.001	
5/13/2008	<0.001	
12/13/2008	<0.001	
4/16/2009	<0.001	
10/21/2009	<0.001	
4/27/2010	<0.001	
10/5/2010	<0.001	
4/19/2011	<0.001	
10/12/2011	<0.001	
4/24/2012	<0.001	
10/2/2012	<0.001	
4/2/2013	<0.001	
10/9/2013	<0.001	
4/1/2014	<0.001	
10/2/2014	<0.001	
4/1/2015	<0.001	
10/14/2015	0.00025 (J)	
4/4/2016	0.000136 (J)	
5/27/2016	0.000131 (J)	
8/3/2016	<0.001	
9/30/2016	9E-05 (J)	
11/22/2016	<0.001	
2/13/2017	0.0001 (J)	
4/11/2017	0.0003 (J)	
6/14/2017	0.0003 (J)	
10/4/2017	0.0002 (J)	
3/22/2018	0.00032 (J)	
9/18/2018	0.00057 (J)	
3/23/2019	0.00035 (J)	
9/17/2019	0.000575 (JD)	
3/12/2020	0.00089 (J)	
9/21/2020	0.00025 (J)	
3/19/2021	0.00027 (J)	
8/11/2021	0.00048 (J)	
2/2/2022		0.0012
4/28/2022		0.00067
8/18/2022		0.00052
2/21/2023		0.0004 (J)
8/1/2023		0.00035 (J)

ND substitution: RL or RL/2 if <15% NDs.

Mann-Whitney (Wilcoxon Rank Sum)

Constituent: Cadmium (mg/L) Analysis Run 3/4/2024 12:12 PM View: Appendix I Mann-Whitney

Plant Bowen Data: Bowen 1, 2, 9, and 10

	GWC-14Z	GWC-14Z
8/24/2007	<0.0005	
11/2/2007	<0.0005	
11/17/2007	<0.0005	
1/15/2008	<0.0005	
3/5/2008	<0.0005	
5/7/2008	<0.0005	
12/2/2008	<0.0005	
4/16/2009	<0.0005	
10/20/2009	<0.0005	
4/20/2010	<0.0005	
9/29/2010	<0.0005	
4/12/2011	<0.0005	
10/4/2011	<0.0005	
4/4/2012	<0.0005	
10/10/2012	<0.0005	
4/15/2013	<0.0005	
10/22/2013	<0.0005	
4/21/2014	<0.0005	
9/30/2014	<0.0005	
4/3/2015	<0.0005	
10/7/2015	<0.0005	
4/5/2016	<0.0005	
6/1/2016	<0.0005	
8/9/2016	<0.0005	
11/28/2016	<0.0005	
2/9/2017	0.0001 (J)	
4/11/2017	<0.0005	
6/14/2017	<0.0005	
7/12/2017	<0.0005	
10/5/2017	<0.0005	
3/22/2018	<0.0005	
9/19/2018	<0.0005	
3/22/2019	<0.0005	
9/17/2019	<0.0005	
3/13/2020	<0.0005	
9/21/2020	<0.0005	
3/18/2021	<0.0005	
8/11/2021	<0.0005	
2/4/2022		<0.0005
8/18/2022		<0.0005
2/22/2023		<0.0005
8/1/2023		<0.0005

ND substitution: RL or RL/2 if <15% NDs.

Mann-Whitney (Wilcoxon Rank Sum)

Constituent: Cadmium (mg/L) Analysis Run 3/4/2024 12:12 PM View: Appendix I Mann-Whitney

Plant Bowen Data: Bowen 1, 2, 9, and 10

	GWC-15R	GWC-15R
8/23/2007	<0.0005	
11/2/2007	<0.0005	
11/17/2007	<0.0005	
1/15/2008	<0.0005	
3/6/2008	<0.0005	
5/7/2008	<0.0005	
12/2/2008	<0.0005	
4/28/2009	<0.0005	
10/19/2009	<0.0005	
4/27/2010	<0.0005	
10/4/2010	<0.0005	
4/18/2011	<0.0005	
10/12/2011	<0.0005	
4/23/2012	<0.0005	
10/10/2012	<0.0005	
4/15/2013	<0.0005	
10/22/2013	<0.0005	
4/21/2014	<0.0005	
9/30/2014	<0.0005	
4/3/2015	<0.0005	
10/7/2015	0.00028 (J)	
4/5/2016	0.000194 (J)	
5/31/2016	0.000206 (J)	
8/4/2016	<0.0005	
9/29/2016	0.0002 (J)	
11/23/2016	0.0001 (J)	
2/10/2017	<0.0005	
4/12/2017	<0.0005	
6/15/2017	<0.0005	
10/6/2017	<0.0005	
3/23/2018	<0.0005	
9/19/2018	<0.0005	
3/25/2019	<0.0005	
9/17/2019	<0.0005	
3/13/2020	<0.0005	
9/21/2020	<0.0005	
3/18/2021	<0.0005	
8/11/2021	<0.0005	
2/4/2022		<0.0005
8/19/2022		<0.0005
2/22/2023		<0.0005
8/2/2023		<0.0005

ND substitution: RL or RL/2 if <15% NDs.

Mann-Whitney (Wilcoxon Rank Sum)

Constituent: Cadmium (mg/L) Analysis Run 3/4/2024 12:12 PM View: Appendix I Mann-Whitney

Plant Bowen Data: Bowen 1, 2, 9, and 10

	GWC-44	GWC-44
3/16/2016	<0.0005	
5/16/2016	<0.0005	
7/25/2016	<0.0005	
9/19/2016	<0.0005	
11/3/2016	<0.0005	
1/19/2017	<0.0005	
3/28/2017	<0.0005	
6/5/2017	8E-05 (J)	
9/26/2017	<0.0005	
3/15/2018	<0.0005	
9/12/2018	<0.0005	
3/14/2019	<0.0005	
9/11/2019	<0.0005	
3/10/2020	<0.0005	
9/15/2020	<0.0005	
3/11/2021	<0.0005	
8/4/2021	<0.0005	
1/31/2022		<0.0005
8/15/2022		<0.0005
2/14/2023		<0.0005
7/26/2023		<0.0005

ND substitution: RL or RL/2 if <15% NDs.

Mann-Whitney (Wilcoxon Rank Sum)

Constituent: Cadmium (mg/L) Analysis Run 3/4/2024 12:12 PM View: Appendix I Mann-Whitney

Plant Bowen Data: Bowen 1, 2, 9, and 10

	GWC-45R	GWC-45R
3/16/2016	0.000113 (J)	
5/16/2016	<0.0005 (D)	
7/25/2016	<0.0005 (D)	
9/19/2016	<0.0005 (D)	
11/3/2016	<0.0005 (D)	
1/20/2017	<0.0005 (D)	
3/29/2017	<0.0005 (D)	
6/7/2017	<0.0005	
9/27/2017	<0.0005	
3/15/2018	<0.0005	
9/13/2018	<0.0005	
3/14/2019	<0.0005 (D)	
9/11/2019	<0.0005 (D)	
3/10/2020	<0.0005	
9/11/2020	<0.0005	
3/11/2021	<0.0005	
8/6/2021	<0.0005	
2/1/2022		<0.0005
8/12/2022		<0.0005
2/14/2023		<0.0005
7/26/2023		<0.0005

ND substitution: RL or RL/2 if <15% NDs.

Mann-Whitney (Wilcoxon Rank Sum)

Constituent: Cadmium (mg/L) Analysis Run 3/4/2024 12:12 PM View: Appendix I Mann-Whitney

Plant Bowen Data: Bowen 1, 2, 9, and 10

	GWC-47	GWC-47
3/10/2016	<0.0005	
5/18/2016	<0.0005	
7/27/2016	<0.0005	
9/20/2016	8E-05 (J)	
11/7/2016	<0.0005	
1/23/2017	<0.0005	
3/29/2017	<0.0005	
6/8/2017	<0.0005	
9/27/2017	<0.0005	
3/15/2018	9.3E-05 (J)	
9/13/2018	<0.0005	
3/15/2019	0.00015 (J)	
9/12/2019	<0.0005	
3/9/2020	0.00015 (J)	
9/14/2020	0.00014 (J)	
3/11/2021	0.00018 (J)	
8/5/2021	<0.0005	
2/1/2022		0.00014 (J)
8/15/2022		<0.0005
2/14/2023		<0.0005
7/27/2023		0.00017 (J)

ND substitution: RL or RL/2 if <15% NDs.

Mann-Whitney (Wilcoxon Rank Sum)

Constituent: Cadmium (mg/L) Analysis Run 3/4/2024 12:12 PM View: Appendix I Mann-Whitney

Plant Bowen Data: Bowen 1, 2, 9, and 10

	GWC-47R	GWC-47R
3/10/2016	<0.0005	
5/18/2016	<0.0005	
7/27/2016	<0.0005	
9/20/2016	<0.0005	
11/4/2016	<0.0005	
1/20/2017	<0.0005	
3/29/2017	<0.0005	
6/8/2017	<0.0005	
9/27/2017	<0.0005	
3/16/2018	<0.0005	
9/13/2018	<0.0005	
3/19/2019	<0.0005	
9/11/2019	<0.0005	
3/9/2020	<0.0005	
9/15/2020	<0.0005	
3/11/2021	<0.0005	
8/5/2021	<0.0005	
2/1/2022		<0.0005
8/15/2022		0.00016 (J)
2/14/2023		<0.0005
7/27/2023		<0.0005

ND substitution: RL or RL/2 if <15% NDs.

Mann-Whitney (Wilcoxon Rank Sum)

Constituent: Cadmium (mg/L) Analysis Run 3/4/2024 12:12 PM View: Appendix I Mann-Whitney

Plant Bowen Data: Bowen 1, 2, 9, and 10

	GWC-48	GWC-48
3/10/2016	0.000148 (J)	
5/17/2016	0.000251 (J)	
7/27/2016	0.0002 (J)	
9/20/2016	0.0002 (J)	
11/4/2016	0.0001 (J)	
1/23/2017	<0.001	
3/28/2017	0.0001 (J)	
6/8/2017	0.0002 (J)	
9/29/2017	0.0002 (J)	
3/15/2018	0.00018 (J)	
9/13/2018	0.00012 (J)	
3/15/2019	0.00018 (J)	
9/11/2019	0.00021 (JD)	
3/9/2020	0.00016 (J)	
9/14/2020	0.00019 (J)	
3/11/2021	0.00021 (J)	
8/4/2021	0.0002 (J)	
1/31/2022		0.0002 (J)
8/15/2022		0.00022 (J)
2/14/2023		0.00015 (J)
7/26/2023		0.00033 (J)

ND substitution: RL or RL/2 if <15% NDs.

Mann-Whitney (Wilcoxon Rank Sum)

Constituent: Cadmium (mg/L) Analysis Run 3/4/2024 12:12 PM View: Appendix I Mann-Whitney

Plant Bowen Data: Bowen 1, 2, 9, and 10

	GWC-49Z	GWC-49Z
3/17/2016	<0.0005	
5/18/2016	<0.0005	
7/28/2016	<0.0005	
9/21/2016	9E-05 (J)	
11/7/2016	0.0001 (J)	
1/24/2017	0.0002 (J)	
3/30/2017	0.0002 (J)	
6/9/2017	0.0002 (J)	
9/29/2017	0.0002 (J)	
3/15/2018	0.0001 (J)	
9/14/2018	<0.0005	
3/19/2019	<0.0005	
9/11/2019	<0.0005	
3/9/2020	<0.0005	
9/14/2020	<0.0005	
3/15/2021	<0.0005	
8/5/2021	<0.0005	
2/1/2022		<0.0005
8/15/2022		<0.0005
2/14/2023		<0.0005
7/27/2023		<0.0005

ND substitution: RL or RL/2 if <15% NDs.

Mann-Whitney (Wilcoxon Rank Sum)

Constituent: Cadmium (mg/L) Analysis Run 3/4/2024 12:12 PM View: Appendix I Mann-Whitney

Plant Bowen Data: Bowen 1, 2, 9, and 10

	GWC-5	GWC-5
8/23/2007	<0.0005	
10/25/2007	<0.0005	
11/19/2007	<0.0005	
1/23/2008	<0.0005	
3/11/2008	<0.0005	
5/12/2008	<0.0005	
12/11/2008	<0.0005	
4/15/2009	<0.0005	
10/9/2009	<0.0005	
5/4/2010	<0.0005	
10/12/2010	<0.0005	
4/28/2011	<0.0005	
10/19/2011	<0.0005	
5/2/2012	<0.0005	
10/9/2012	<0.0005	
4/11/2013	<0.0005	
10/16/2013	<0.0005	
4/23/2014	<0.0005	
10/3/2014	0.00033 (J)	
3/31/2015	<0.0005	
10/12/2015	<0.0005	
3/28/2016	0.000102 (J)	
5/25/2016	0.000148 (J)	
8/1/2016	0.0001 (J)	
9/27/2016	0.0001 (J)	
11/11/2016	9E-05 (J)	
1/31/2017	<0.0005	
4/3/2017	0.0001 (J)	
6/12/2017	<0.0005	
10/3/2017	<0.0005	
3/19/2018	<0.0005	
9/17/2018	<0.0005	
3/20/2019	<0.0005	
9/16/2019	<0.0005	
3/16/2020	<0.0005	
9/16/2020	<0.0005	
3/17/2021	0.00013 (J)	
8/9/2021	<0.0005	
2/2/2022		<0.0005
8/16/2022		<0.0005
2/20/2023		<0.0005
7/28/2023		<0.0005

ND substitution: RL or RL/2 if <15% NDs.

Mann-Whitney (Wilcoxon Rank Sum)

Constituent: Cadmium (mg/L) Analysis Run 3/4/2024 12:12 PM View: Appendix I Mann-Whitney

Plant Bowen Data: Bowen 1, 2, 9, and 10

	GWC-6	GWC-6
8/22/2007	<0.0005	
10/25/2007	<0.0005	
11/20/2007	<0.0005	
1/23/2008	<0.0005	
3/11/2008	<0.0005	
5/14/2008	<0.0005	
12/11/2008	<0.0005	
4/23/2009	<0.0005	
10/9/2009	<0.0005	
5/4/2010	<0.0005	
10/11/2010	<0.0005	
4/26/2011	<0.0005	
10/18/2011	<0.0005	
5/2/2012	<0.0005	
10/8/2012	<0.0005	
4/10/2013	<0.0005	
10/8/2013	<0.0005	
4/14/2014	<0.0005	
10/3/2014	<0.0005	
4/1/2015	<0.0005	
10/9/2015	<0.0005	
3/29/2016	<0.0005	
5/24/2016	<0.0005	
8/1/2016	<0.0005	
9/26/2016	8E-05 (J)	
11/18/2016	8E-05 (J)	
2/1/2017	<0.0005	
4/6/2017	<0.0005	
6/13/2017	<0.0005	
10/3/2017	<0.0005	
3/19/2018	<0.0005	
9/17/2018	<0.0005	
3/21/2019	<0.0005	
9/16/2019	<0.0005	
3/12/2020	<0.0005	
9/16/2020	<0.0005	
3/17/2021	<0.0005	
8/10/2021	<0.0005	
2/2/2022		<0.0005
8/17/2022		<0.0005
2/17/2023		<0.0005
7/31/2023		<0.0005

ND substitution: RL or RL/2 if <15% NDs.

Mann-Whitney (Wilcoxon Rank Sum)

Constituent: Cadmium (mg/L) Analysis Run 3/4/2024 12:12 PM View: Appendix I Mann-Whitney

Plant Bowen Data: Bowen 1, 2, 9, and 10

	GWC-7Z	GWC-7Z
5/31/2016	<0.0005	
8/2/2016	<0.0005	
9/27/2016	<0.0005	
11/21/2016	<0.0005	
2/1/2017	9E-05 (J)	
4/6/2017	<0.0005	
6/13/2017	<0.0005	
7/14/2017	<0.0005	
10/3/2017	<0.0005	
3/20/2018	<0.0005	
9/18/2018	<0.0005	
3/21/2019	<0.0005	
9/13/2019	<0.0005	
3/12/2020	<0.0005	
9/16/2020	<0.0005	
3/17/2021	<0.0005	
8/10/2021	<0.0005	
2/2/2022		<0.0005
8/17/2022		<0.0005
2/20/2023		<0.0005
7/31/2023		<0.0005

ND substitution: RL or RL/2 if <15% NDs.

Mann-Whitney (Wilcoxon Rank Sum)

Constituent: Cadmium (mg/L) Analysis Run 3/4/2024 12:12 PM View: Appendix I Mann-Whitney

Plant Bowen Data: Bowen 1, 2, 9, and 10

	GWC-8Z	GWC-8Z
5/26/2015	<0.0005	
6/18/2015	<0.0005 (D)	
7/2/2015	<0.0005	
10/8/2015	<0.0005	
3/22/2016	<0.0005	
5/25/2016	<0.0005	
8/2/2016	<0.0005	
9/26/2016	<0.0005	
11/21/2016	<0.0005	
2/3/2017	0.0001 (J)	
4/7/2017	<0.0005	
6/13/2017	0.0002 (J)	
10/3/2017	<0.0005	
3/20/2018	<0.0005	
9/18/2018	<0.0005	
5/6/2019	<0.0005	
9/16/2019	<0.0005	
3/16/2020	<0.0005	
9/17/2020	<0.0005	
3/18/2021	<0.0005	
8/10/2021	<0.0005	
2/2/2022		<0.0005
8/17/2022		<0.0005
2/20/2023		<0.0005
7/31/2023		<0.0005

ND substitution: RL or RL/2 if <15% NDs.

Mann-Whitney (Wilcoxon Rank Sum)

Constituent: Chromium (mg/L) Analysis Run 3/4/2024 12:12 PM View: Appendix I Mann-Whitney

Plant Bowen Data: Bowen 1, 2, 9, and 10

	GWA-1	GWA-1
8/23/2007	<0.005	
10/23/2007	0.011	
11/18/2007	0.038 (O)	
1/30/2008	0.11 (O)	
3/10/2008	0.038 (O)	
5/13/2008	0.012	
12/5/2008	<0.005	
4/15/2009	<0.005	
10/7/2009	0.0065	
5/3/2010	<0.005	
10/12/2010	<0.005	
4/27/2011	<0.005	
10/17/2011	<0.005	
5/2/2012	<0.005	
10/8/2012	<0.005	
4/12/2013	0.0019	
10/16/2013	0.0024	
4/11/2014	0.0013 (J)	
9/30/2014	<0.005	
3/30/2015	0.0047	
10/13/2015	<0.005	
3/22/2016	<0.005	
5/19/2016	<0.005	
7/29/2016	<0.005	
9/23/2016	<0.005	
11/9/2016	0.0011 (J)	
1/30/2017	<0.005	
3/30/2017	<0.005	
6/9/2017	<0.005	
10/2/2017	<0.005	
3/16/2018	<0.005	
9/17/2018	<0.005 (D)	
3/20/2019	<0.005	
9/12/2019	<0.005	
3/11/2020	0.0012 (J)	
9/15/2020	<0.005	
3/16/2021	<0.005	
8/9/2021	<0.005	
2/1/2022		<0.005
8/16/2022		<0.005
2/16/2023		<0.005
7/27/2023		<0.005

ND substitution: RL or RL/2 if <15% NDs.

Mann-Whitney (Wilcoxon Rank Sum)

Constituent: Chromium (mg/L) Analysis Run 3/4/2024 12:12 PM View: Appendix I Mann-Whitney

Plant Bowen Data: Bowen 1, 2, 9, and 10

	GWA-2	GWA-2
8/23/2007	0.0045	
10/24/2007	0.039 (O)	
11/18/2007	0.059 (O)	
1/31/2008	0.0067	
3/11/2008	0.03 (O)	
5/6/2008	0.0062	
12/4/2008	0.009	
4/21/2009	0.0022	
10/7/2009	<0.005	
4/26/2010	<0.005	
10/4/2010	<0.005	
4/13/2011	<0.005	
10/5/2011	<0.005	
4/11/2012	<0.005	
10/9/2012	<0.005	
4/15/2013	0.0013	
10/15/2013	0.0023	
4/22/2014	<0.005	
9/30/2014	<0.005	
3/30/2015	0.0011 (J)	
10/13/2015	<0.005	
3/23/2016	<0.005	
5/20/2016	<0.005	
7/29/2016	<0.005	
9/23/2016	<0.005	
11/9/2016	<0.005	
1/31/2017	<0.005	
3/30/2017	<0.005	
6/12/2017	0.0008 (J)	
10/2/2017	<0.005	
3/19/2018	0.0031 (J)	
9/14/2018	<0.005	
3/20/2019	<0.005	
9/12/2019	<0.005 (D)	
3/11/2020	0.0025 (J)	
9/15/2020	0.00086 (J)	
3/17/2021	<0.005	
8/9/2021	<0.005	
2/1/2022		<0.005
8/16/2022		<0.005
2/16/2023		<0.005
7/27/2023		<0.005

ND substitution: RL or RL/2 if <15% NDs.

Mann-Whitney (Wilcoxon Rank Sum)

Constituent: Chromium (mg/L) Analysis Run 3/4/2024 12:12 PM View: Appendix I Mann-Whitney

Plant Bowen Data: Bowen 1, 2, 9, and 10

	GWA-2R	GWA-2R
8/23/2007	<0.005	
10/24/2007	0.0033	
11/18/2007	0.012	
1/31/2008	0.052 (O)	
3/10/2008	0.01	
5/13/2008	0.0068	
12/4/2008	0.0017	
4/21/2009	<0.005	
10/8/2009	<0.005	
4/21/2010	<0.005	
9/28/2010	<0.005	
4/12/2011	<0.005	
10/4/2011	<0.005	
4/3/2012	<0.005	
10/9/2012	<0.005	
4/11/2013	<0.005	
10/16/2013	<0.005	
4/10/2014	<0.005	
9/30/2014	<0.005	
3/30/2015	<0.005	
10/13/2015	<0.005	
3/23/2016	<0.005	
5/19/2016	<0.005	
7/29/2016	<0.005	
9/22/2016	<0.005	
11/10/2016	<0.005	
1/31/2017	<0.005	
4/3/2017	<0.005	
6/9/2017	<0.005	
10/2/2017	<0.005	
3/16/2018	<0.005	
9/14/2018	<0.005	
3/19/2019	<0.005	
9/13/2019	<0.005	
3/11/2020	0.0042 (J)	
9/15/2020	<0.005	
3/16/2021	<0.005	
8/9/2021	<0.005	
2/1/2022		<0.005
8/16/2022		<0.005
2/16/2023		<0.005
7/27/2023		<0.005

ND substitution: RL or RL/2 if <15% NDs.

Mann-Whitney (Wilcoxon Rank Sum)

Constituent: Chromium (mg/L) Analysis Run 3/4/2024 12:12 PM View: Appendix I Mann-Whitney

Plant Bowen Data: Bowen 1, 2, 9, and 10

	GWA-39RZ	GWA-39RZ
5/16/2016	<0.005 (D)	
7/27/2016	0.0017 (JD)	
2/21/2017	0.001 (J)	
3/27/2017	<0.005 (D)	
6/8/2017	<0.005 (D)	
7/17/2017	<0.005 (D)	
7/27/2017	0.0005 (J)	
8/9/2017	0.0005 (J)	
9/29/2017	0.0006 (JD)	
3/16/2018	<0.005	
9/14/2018	<0.005	
3/14/2019	0.004 (J)	
3/9/2020	0.0016 (J)	
9/16/2020	0.00058 (J)	
3/16/2021	0.0008 (J)	
8/6/2021	<0.005	
2/2/2022		0.0012 (J)
8/16/2022		<0.005
2/14/2023		<0.005
7/25/2023		<0.005

ND substitution: RL or RL/2 if <15% NDs.

Mann-Whitney (Wilcoxon Rank Sum)

Constituent: Chromium (mg/L) Analysis Run 3/4/2024 12:12 PM View: Appendix I Mann-Whitney

Plant Bowen Data: Bowen 1, 2, 9, and 10

	GWA-39Z	GWA-39Z
3/14/2016	<0.005	
5/11/2016	<0.005	
7/19/2016	<0.005	
9/15/2016	<0.005	
11/2/2016	<0.005	
1/18/2017	<0.005	
3/28/2017	<0.005 (*)	
6/7/2017	<0.005	
9/26/2017	<0.005	
3/14/2018	<0.005	
9/12/2018	<0.005	
3/15/2019	<0.005	
9/9/2019	<0.005	
3/9/2020	0.069 (o)	
9/10/2020	<0.005	
3/12/2021	0.00064 (J)	
8/4/2021	<0.005	
1/31/2022		<0.005
8/10/2022		<0.005
2/13/2023		<0.005
7/26/2023		<0.005

ND substitution: RL or RL/2 if <15% NDs.

Mann-Whitney (Wilcoxon Rank Sum)

Constituent: Chromium (mg/L) Analysis Run 3/4/2024 12:12 PM View: Appendix I Mann-Whitney

Plant Bowen Data: Bowen 1, 2, 9, and 10

	GWA-3A	GWA-3A
8/23/2007	<0.005	
11/2/2007	0.027 (O)	
11/18/2007	0.17 (O)	
1/31/2008	0.012	
3/11/2008	0.063 (O)	
5/14/2008	0.057 (O)	
12/5/2008	<0.005	
4/15/2009	<0.005	
10/8/2009	<0.005	
4/28/2010	<0.005	
10/6/2010	<0.005	
4/21/2011	<0.005	
10/13/2011	<0.005	
5/1/2012	<0.005	
10/9/2012	<0.005	
4/11/2013	<0.005	
10/16/2013	0.0013	
4/23/2014	<0.005	
10/4/2014	<0.005	
3/31/2015	<0.005	
10/12/2015	<0.005	
3/23/2016	<0.005	
5/23/2016	<0.005	
7/29/2016	<0.005	
9/22/2016	0.0013 (J)	
11/10/2016	<0.005	
1/31/2017	<0.005	
3/30/2017	<0.005	
6/12/2017	<0.005	
10/4/2017	<0.005	
3/19/2018	<0.005	
9/17/2018	<0.005	
3/20/2019	<0.005	
9/13/2019	0.00073 (J)	
3/11/2020	0.00095 (J)	
3/29/2021	0.00062 (J)	
8/9/2021	<0.005	
2/2/2022		0.0069
8/16/2022		<0.005
2/17/2023		<0.005
8/1/2023		<0.005

ND substitution: RL or RL/2 if <15% NDs.

Mann-Whitney (Wilcoxon Rank Sum)

Constituent: Chromium (mg/L) Analysis Run 3/4/2024 12:12 PM View: Appendix I Mann-Whitney

Plant Bowen Data: Bowen 1, 2, 9, and 10

	GWA-40	GWA-40
3/15/2016	<0.005	
5/11/2016	<0.005	
7/21/2016	<0.005	
9/15/2016	<0.005	
11/3/2016	<0.005	
1/17/2017	<0.005	
3/24/2017	<0.005 (*)	
5/24/2017	0.0008 (J)	
9/26/2017	0.0005 (J)	
3/14/2018	<0.005	
9/12/2018	<0.005	
3/13/2019	<0.005	
9/9/2019	<0.005	
3/9/2020	0.0009 (J)	
9/11/2020	<0.005	
3/10/2021	0.00075 (J)	
8/4/2021	<0.005	
1/31/2022		<0.005
8/12/2022		<0.005
2/13/2023		<0.005
7/26/2023		<0.005

ND substitution: RL or RL/2 if <15% NDs.

Mann-Whitney (Wilcoxon Rank Sum)

Constituent: Chromium (mg/L) Analysis Run 3/4/2024 12:12 PM View: Appendix I Mann-Whitney

Plant Bowen Data: Bowen 1, 2, 9, and 10

	GWA-41	GWA-41
3/15/2016	<0.005	
5/12/2016	<0.005	
7/20/2016	<0.005	
9/15/2016	<0.005	
11/3/2016	<0.005	
1/18/2017	<0.005	
3/24/2017	<0.005 (*)	
6/6/2017	<0.005	
9/25/2017	<0.005	
3/14/2018	<0.005	
9/12/2018	<0.005	
3/14/2019	<0.005	
9/10/2019	<0.005 (D)	
3/6/2020	0.015	
9/10/2020	<0.005	
3/11/2021	0.0015 (J)	
8/4/2021	<0.005	
1/31/2022		<0.005
8/11/2022		<0.005
2/13/2023		<0.005
7/25/2023		<0.005

ND substitution: RL or RL/2 if <15% NDs.

Mann-Whitney (Wilcoxon Rank Sum)

Constituent: Chromium (mg/L) Analysis Run 3/4/2024 12:12 PM View: Appendix I Mann-Whitney

Plant Bowen Data: Bowen 1, 2, 9, and 10

	GWA-41R	GWA-41R
3/15/2016	<0.005	
5/13/2016	<0.005	
7/21/2016	<0.005	
9/21/2016	<0.005	
11/3/2016	<0.005	
1/17/2017	<0.005	
3/27/2017	<0.005	
6/6/2017	0.0004 (J)	
9/25/2017	<0.005	
3/14/2018	<0.005	
9/12/2018	<0.005	
3/14/2019	<0.005	
9/10/2019	<0.005	
3/9/2020	0.0004 (J)	
9/10/2020	<0.005	
3/10/2021	<0.005	
8/4/2021	<0.005	
1/31/2022		<0.005
8/11/2022		<0.005
2/13/2023		<0.005
7/25/2023		<0.005

ND substitution: RL or RL/2 if <15% NDs.

Mann-Whitney (Wilcoxon Rank Sum)

Constituent: Chromium (mg/L) Analysis Run 3/4/2024 12:12 PM View: Appendix I Mann-Whitney

Plant Bowen Data: Bowen 1, 2, 9, and 10

	GWA-42	GWA-42
3/11/2016	<0.005	
5/16/2016	<0.005	
7/22/2016	<0.005	
9/19/2016	<0.005	
11/3/2016	<0.005	
1/17/2017	<0.005	
3/27/2017	<0.005	
6/7/2017	<0.005	
9/26/2017	<0.005	
3/14/2018	<0.005	
9/14/2018	<0.005	
3/14/2019	<0.005	
9/10/2019	<0.005	
3/6/2020	0.00045 (J)	
9/10/2020	<0.005	
3/11/2021	<0.005	
8/4/2021	<0.005	
1/31/2022		<0.005
8/10/2022		<0.005
2/13/2023		<0.005
7/26/2023		<0.005

ND substitution: RL or RL/2 if <15% NDs.

Mann-Whitney (Wilcoxon Rank Sum)

Constituent: Chromium (mg/L) Analysis Run 3/4/2024 12:12 PM View: Appendix I Mann-Whitney

Plant Bowen Data: Bowen 1, 2, 9, and 10

	GWA-43	GWA-43
3/11/2016	<0.005	
5/13/2016	<0.005	
7/19/2016	<0.005	
9/16/2016	<0.005	
11/2/2016	<0.005	
1/18/2017	<0.005	
3/28/2017	<0.005 (*)	
6/6/2017	0.0004 (J)	
9/22/2017	0.0008 (J)	
3/14/2018	<0.005	
9/12/2018	<0.005	
3/13/2019	<0.005	
9/11/2019	0.00051 (J)	
3/9/2020	0.0033 (J)	
9/11/2020	<0.005	
3/11/2021	<0.005	
8/6/2021	<0.005	
1/31/2022		<0.005
8/11/2022		<0.005
2/14/2023		0.0016 (J)
7/25/2023		<0.005

ND substitution: RL or RL/2 if <15% NDs.

Mann-Whitney (Wilcoxon Rank Sum)

Constituent: Chromium (mg/L) Analysis Run 3/4/2024 12:12 PM View: Appendix I Mann-Whitney

Plant Bowen Data: Bowen 1, 2, 9, and 10

	GWA-43R	GWA-43R
3/11/2016	0.00212 (J)	
5/13/2016	<0.005	
7/19/2016	0.0006 (J)	
9/16/2016	<0.005	
11/2/2016	<0.005	
1/18/2017	0.0014 (J)	
3/28/2017	<0.005 (*)	
6/6/2017	0.0009 (J)	
9/22/2017	0.0006 (J)	
3/15/2018	0.0017 (J)	
9/12/2018	<0.005	
3/13/2019	<0.005	
9/11/2019	0.00066 (J)	
3/9/2020	0.0014 (J)	
9/14/2020	0.0011 (J)	
3/11/2021	0.0011 (J)	
8/5/2021	<0.005	
1/31/2022		0.0011 (J)
8/10/2022		<0.005
2/13/2023		<0.005
7/25/2023		<0.005

ND substitution: RL or RL/2 if <15% NDs.

Mann-Whitney (Wilcoxon Rank Sum)

Constituent: Chromium (mg/L) Analysis Run 3/4/2024 12:12 PM View: Appendix I Mann-Whitney

Plant Bowen Data: Bowen 1, 2, 9, and 10

	GWA-50	GWA-50
12/12/2008	<0.005	
4/23/2009	<0.005	
10/6/2009	<0.005	
4/27/2010	<0.005	
9/30/2010	0.0014	
4/14/2011	0.0014	
10/5/2011	<0.005	
4/11/2012	<0.005	
10/2/2012	<0.005	
4/9/2013	<0.005	
10/15/2013	<0.005	
4/10/2014	0.0013 (J)	
10/1/2014	<0.005	
3/30/2015	<0.005	
10/11/2015	<0.005	
3/28/2016	<0.005	
5/23/2016	<0.005	
8/1/2016	<0.005	
9/26/2016	<0.005	
11/10/2016	<0.005	
1/30/2017	<0.005	
4/7/2017	<0.005	
6/12/2017	<0.005	
10/2/2017	<0.005	
3/16/2018	<0.005	
9/17/2018	<0.005	
3/19/2019	<0.005	
9/13/2019	<0.005	
3/11/2020	0.0011 (J)	
9/16/2020	<0.005	
3/17/2021	<0.005	
8/9/2021	<0.005	
2/1/2022		<0.005
8/16/2022		<0.005
2/16/2023		<0.005
7/28/2023		<0.005

ND substitution: RL or RL/2 if <15% NDs.

Mann-Whitney (Wilcoxon Rank Sum)

Constituent: Chromium (mg/L) Analysis Run 3/4/2024 12:12 PM View: Appendix I Mann-Whitney

Plant Bowen Data: Bowen 1, 2, 9, and 10

	GWA-50R	GWA-50R
12/12/2008	<0.005	
4/23/2009	0.0031	
10/6/2009	0.0024	
5/3/2010	<0.005	
10/11/2010	0.0028	
4/27/2011	0.0041	
10/19/2011	<0.005	
5/1/2012	<0.005	
10/2/2012	0.0019	
4/10/2013	0.0027	
10/16/2013	0.0029	
4/22/2014	0.0024	
10/1/2014	<0.005	
3/30/2015	0.0022	
10/11/2015	<0.005	
3/28/2016	<0.005	
5/25/2016	<0.005	
8/1/2016	<0.005	
9/26/2016	<0.005	
11/11/2016	<0.005	
1/30/2017	<0.005	
4/3/2017	<0.005	
6/12/2017	0.0005 (J)	
10/2/2017	<0.005	
3/16/2018	<0.005	
9/18/2018	<0.005	
3/19/2019	<0.005	
9/12/2019	<0.005	
3/11/2020	<0.005	
9/15/2020	<0.005	
3/17/2021	<0.005	
8/9/2021	<0.005	
2/2/2022		<0.005
8/17/2022		<0.005
2/16/2023		<0.005
7/28/2023		<0.005

ND substitution: RL or RL/2 if <15% NDs.

Mann-Whitney (Wilcoxon Rank Sum)

Constituent: Chromium (mg/L) Analysis Run 3/4/2024 12:12 PM View: Appendix I Mann-Whitney

Plant Bowen Data: Bowen 1, 2, 9, and 10

	GWC-10	GWC-10
8/21/2007	0.0015	
11/1/2007	0.011	
11/20/2007	0.042 (o)	
1/30/2008	0.034	
3/6/2008	0.027	
5/12/2008	0.015	
12/13/2008	0.0036	
4/29/2009	<0.005	
10/20/2009	<0.005	
4/26/2010	<0.005	
9/29/2010	0.0034	
4/13/2011	<0.005	
10/5/2011	0.0032	
4/4/2012	<0.005	
10/3/2012	0.0047	
4/3/2013	0.0014	
10/15/2013	0.002	
4/9/2014	<0.005	
10/2/2014	<0.005	
4/2/2015	<0.005	
10/10/2015	0.0013	
3/31/2016	<0.005	
5/26/2016	<0.005	
8/5/2016	<0.005	
9/28/2016	<0.005	
11/22/2016	0.0024 (J)	
2/7/2017	0.0015 (J)	
4/10/2017	<0.005	
6/14/2017	0.0006 (J)	
10/4/2017	0.0027 (J)	
3/20/2018	<0.005	
9/18/2018	<0.005	
3/22/2019	<0.005	
9/17/2019	0.0009 (J)	
3/12/2020	0.00047 (J)	
9/17/2020	0.0011 (J)	
3/18/2021	0.00068 (J)	
8/10/2021	<0.005	
2/4/2022		<0.005
8/17/2022		0.0013 (J)
2/20/2023		<0.005
7/31/2023		0.0019 (J)

ND substitution: RL or RL/2 if <15% NDs.

Mann-Whitney (Wilcoxon Rank Sum)

Constituent: Chromium (mg/L) Analysis Run 3/4/2024 12:12 PM View: Appendix I Mann-Whitney

Plant Bowen Data: Bowen 1, 2, 9, and 10

	GWC-10R	GWC-10R
8/21/2007	0.036 (O)	
11/1/2007	0.01	
11/20/2007	0.0039	
1/30/2008	0.019 (O)	
3/6/2008	<0.005	
5/8/2008	0.01	
12/14/2008	0.0038	
4/29/2009	<0.005	
10/21/2009	<0.005	
4/21/2010	<0.005	
9/28/2010	<0.005	
4/12/2011	<0.005	
10/4/2011	0.0019	
4/3/2012	<0.005	
10/8/2012	<0.005	
4/3/2013	<0.005	
10/15/2013	<0.005	
4/9/2014	<0.005	
10/2/2014	<0.005	
4/2/2015	<0.005	
10/12/2015	<0.005	
3/31/2016	<0.005	
5/26/2016	<0.005	
8/3/2016	<0.005	
9/28/2016	<0.005	
11/22/2016	<0.005	
2/7/2017	0.0019 (J)	
4/10/2017	<0.005	
6/14/2017	<0.005	
10/4/2017	<0.005	
3/21/2018	<0.005	
9/18/2018	<0.005	
3/22/2019	<0.005	
9/17/2019	0.00067 (J)	
3/12/2020	<0.005	
9/17/2020	<0.005	
3/18/2021	0.002 (J)	
8/11/2021	<0.005	
2/4/2022		<0.005
8/18/2022		<0.005
2/20/2023		<0.005
7/31/2023		<0.005

ND substitution: RL or RL/2 if <15% NDs.

Mann-Whitney (Wilcoxon Rank Sum)

Constituent: Chromium (mg/L) Analysis Run 3/4/2024 12:12 PM View: Appendix I Mann-Whitney

Plant Bowen Data: Bowen 1, 2, 9, and 10

	GWC-11	GWC-11
8/21/2007	<0.005	
11/1/2007	<0.005	
11/18/2007	<0.005	
1/30/2008	<0.005	
3/5/2008	<0.005	
5/7/2008	0.025 (o)	
12/14/2008	0.0021	
4/29/2009	0.011	
10/22/2009	0.01	
4/21/2010	0.0053	
9/28/2010	0.0076	
4/12/2011	0.0095	
10/4/2011	0.0091	
4/3/2012	0.0076	
10/3/2012	0.0039	
4/3/2013	<0.005	
10/9/2013	0.0089	
4/2/2014	<0.005	
10/2/2014	<0.005	
4/1/2015	0.0062	
10/11/2015	<0.005	
4/4/2016	0.00656 (J)	
5/26/2016	0.00752 (J)	
8/3/2016	0.0067 (J)	
9/28/2016	0.0082 (J)	
11/22/2016	0.0045 (J)	
2/8/2017	0.0101	
4/10/2017	0.0094 (J)	
6/15/2017	0.009 (J)	
10/4/2017	0.0008 (J)	
3/21/2018	0.0079 (J)	
9/18/2018	0.0081 (J)	
3/23/2019	<0.005	
9/17/2019	0.0079 (J)	
3/12/2020	0.00084 (J)	
9/21/2020	0.0081 (J)	
3/19/2021	0.0073	
8/11/2021	<0.005	
2/4/2022		0.0071
8/18/2022		<0.005
2/20/2023		0.0015 (J)
8/1/2023		0.0074

ND substitution: RL or RL/2 if <15% NDs.

Mann-Whitney (Wilcoxon Rank Sum)

Constituent: Chromium (mg/L) Analysis Run 3/4/2024 12:12 PM View: Appendix I Mann-Whitney

Plant Bowen Data: Bowen 1, 2, 9, and 10

	GWC-11R	GWC-11R
8/21/2007	0.037	
11/1/2007	0.04	
11/18/2007	0.045	
1/30/2008	0.041	
3/6/2008	0.042	
5/7/2008	0.029	
12/14/2008	0.032	
4/29/2009	0.017	
10/22/2009	0.022	
4/21/2010	0.021	
9/29/2010	0.024	
4/13/2011	0.014	
10/4/2011	0.017	
4/4/2012	0.014	
10/3/2012	0.0033	
4/3/2013	0.017	
10/9/2013	0.015	
4/2/2014	0.014	
10/2/2014	0.0048	
4/1/2015	0.0084	
10/11/2015	0.019	
4/4/2016	0.00728 (J)	
5/26/2016	0.00553 (J)	
8/4/2016	0.0071 (J)	
9/28/2016	0.0093 (J)	
11/22/2016	0.0058 (J)	
2/8/2017	0.0072 (J)	
4/10/2017	<0.01	
6/15/2017	0.0066 (J)	
10/4/2017	0.0079 (J)	
3/22/2018	0.0062 (J)	
9/18/2018	0.0062 (J)	
3/23/2019	0.0048 (J)	
9/17/2019	0.0042 (J)	
3/12/2020	0.0042 (J)	
9/21/2020	0.0056 (J)	
3/19/2021	0.0079	
8/11/2021	0.0042 (J)	
2/4/2022		0.0042 (J)
8/18/2022		0.0046 (J)
2/20/2023		0.0037 (J)
8/1/2023		0.005 (J)

ND substitution: RL or RL/2 if <15% NDs.

Mann-Whitney (Wilcoxon Rank Sum)

Constituent: Chromium (mg/L) Analysis Run 3/4/2024 12:12 PM View: Appendix I Mann-Whitney

Plant Bowen Data: Bowen 1, 2, 9, and 10

	GWC-12	GWC-12
8/21/2007	0.0013	
11/1/2007	<0.005	
11/19/2007	0.0056	
1/16/2008	0.039 (o)	
3/5/2008	0.03 (o)	
5/13/2008	0.0057	
12/13/2008	<0.005	
4/16/2009	<0.005	
10/21/2009	0.0015	
4/27/2010	0.0036	
10/5/2010	<0.005	
4/19/2011	0.003	
10/12/2011	<0.005	
4/24/2012	<0.005	
10/2/2012	<0.005	
4/2/2013	0.0018	
10/9/2013	<0.005	
4/1/2014	<0.005	
10/2/2014	<0.005	
4/1/2015	<0.005	
10/14/2015	<0.005	
4/4/2016	<0.005	
5/27/2016	<0.005	
8/3/2016	<0.005	
9/30/2016	<0.005	
11/22/2016	<0.005	
2/13/2017	<0.005	
4/11/2017	<0.005	
6/14/2017	<0.005	
10/4/2017	<0.005	
3/22/2018	<0.005	
9/18/2018	<0.005	
3/23/2019	<0.005	
9/17/2019	0.0058 (JD)	
3/12/2020	<0.005	
9/21/2020	<0.005	
3/19/2021	<0.005	
8/11/2021	<0.005	
2/2/2022		<0.005
8/18/2022		<0.005
2/21/2023		<0.005
8/1/2023		0.0016 (J)

ND substitution: RL or RL/2 if <15% NDs.

Mann-Whitney (Wilcoxon Rank Sum)

Constituent: Chromium (mg/L) Analysis Run 3/4/2024 12:12 PM View: Appendix I Mann-Whitney

Plant Bowen Data: Bowen 1, 2, 9, and 10

	GWC-13	GWC-13
8/21/2007	0.0019	
11/1/2007	0.01	
11/19/2007	0.021	
1/31/2008	0.035	
3/5/2008	0.012	
5/12/2008	0.02	
12/13/2008	0.014	
4/28/2009	0.0079	
10/21/2009	0.0092	
4/28/2010	0.0086	
10/5/2010	0.0085	
4/19/2011	0.0089	
10/18/2011	0.0093	
4/25/2012	0.0075	
10/2/2012	0.017	
4/2/2013	0.0097	
10/8/2013	0.011	
4/1/2014	0.0074	
10/1/2014	0.0049	
4/1/2015	0.0072	
10/15/2015	0.0077	
4/4/2016	0.00615 (J)	
5/31/2016	0.00588 (J)	
8/4/2016	0.0056 (J)	
9/29/2016	0.0065 (J)	
11/28/2016	0.0064 (J)	
2/9/2017	0.0078 (J)	
4/12/2017	0.0077 (J)	
6/16/2017	0.0072 (J)	
10/9/2017	0.0079 (J)	
3/21/2018	0.0055 (J)	
9/19/2018	0.0059 (J)	
3/23/2019	0.0058 (J)	
9/18/2019	0.0063 (J)	
3/13/2020	0.0054 (J)	
9/22/2020	0.0062 (J)	
3/18/2021	0.0058	
8/11/2021	0.0074	
2/17/2022		0.0053
8/18/2022		0.0044 (J)
2/22/2023		0.0038 (J)
8/1/2023		0.0047 (J)

Mann-Whitney (Wilcoxon Rank Sum)

Constituent: Chromium (mg/L) Analysis Run 3/4/2024 12:12 PM View: Appendix I Mann-Whitney

Plant Bowen Data: Bowen 1, 2, 9, and 10

	GWC-13RZ	GWC-13RZ
8/21/2007	<0.005	
11/1/2007	0.0042	
11/19/2007	0.0049	
1/31/2008	<0.005	
3/5/2008	<0.005	
5/7/2008	<0.005	
12/12/2008	0.019 (O)	
4/29/2009	0.002	
10/21/2009	0.002	
4/28/2010	0.0049	
10/6/2010	<0.005	
4/20/2011	<0.005	
10/12/2011	<0.005	
4/25/2012	<0.005	
10/2/2012	0.0015	
4/2/2013	0.0017	
10/8/2013	<0.005	
4/1/2014	<0.005	
10/1/2014	<0.005	
3/31/2015	<0.005	
10/14/2015	<0.005	
4/4/2016	<0.005	
6/1/2016	<0.005 (D)	
2/22/2017	0.0012 (J)	
4/11/2017	<0.005	
6/16/2017	<0.005	
7/12/2017	<0.005	
7/28/2017	<0.005	
8/10/2017	<0.005	
10/6/2017	<0.005	
3/23/2018	<0.005	
9/20/2018	<0.005	
3/22/2019	<0.005	
9/18/2019	<0.005	
3/17/2020	0.002 (J)	
9/22/2020	<0.005	
3/19/2021	<0.005	
8/12/2021	<0.005	
2/4/2022		<0.005
8/19/2022		<0.005
2/22/2023		0.0024 (J)
8/2/2023		<0.005

ND substitution: RL or RL/2 if <15% NDs.

Mann-Whitney (Wilcoxon Rank Sum)

Constituent: Chromium (mg/L) Analysis Run 3/4/2024 12:13 PM View: Appendix I Mann-Whitney

Plant Bowen Data: Bowen 1, 2, 9, and 10

	GWC-14Z	GWC-14Z
8/24/2007	0.083 (O)	
11/2/2007	0.0071	
11/17/2007	0.012	
1/15/2008	0.043 (o)	
3/5/2008	0.0044	
5/7/2008	0.0084	
12/2/2008	0.0056	
4/16/2009	0.0042	
10/20/2009	0.0037	
4/20/2010	<0.005	
9/29/2010	0.0028	
4/12/2011	<0.005	
10/4/2011	0.0015	
4/4/2012	<0.005	
10/10/2012	0.0029	
4/15/2013	0.0036	
10/22/2013	0.0048	
4/21/2014	0.0043	
9/30/2014	0.0037	
4/3/2015	0.016	
10/7/2015	0.0092	
4/5/2016	0.00605 (J)	
6/1/2016	0.006 (J)	
8/9/2016	0.0086 (JD)	
11/28/2016	<0.005	
2/9/2017	<0.005	
4/11/2017	<0.005	
6/14/2017	0.0006 (J)	
7/12/2017	0.0005 (J)	
10/5/2017	0.0006 (J)	
3/22/2018	<0.005	
9/19/2018	<0.005	
3/22/2019	<0.005	
9/17/2019	0.00046 (X)	
3/13/2020	0.00093 (J)	
9/21/2020	<0.005	
3/18/2021	0.0023 (J)	
8/11/2021	<0.005	
2/4/2022		<0.005
8/18/2022		<0.005
2/22/2023		<0.005
8/1/2023		<0.005

ND substitution: RL or RL/2 if <15% NDs.

Mann-Whitney (Wilcoxon Rank Sum)

Constituent: Chromium (mg/L) Analysis Run 3/4/2024 12:13 PM View: Appendix I Mann-Whitney

Plant Bowen Data: Bowen 1, 2, 9, and 10

	GWC-15R	GWC-15R
8/23/2007	0.014	
11/2/2007	0.0036	
11/17/2007	0.031 (O)	
1/15/2008	0.011	
3/6/2008	0.0027	
5/7/2008	0.008	
12/2/2008	0.0059	
4/28/2009	<0.005	
10/19/2009	<0.005	
4/27/2010	<0.005	
10/4/2010	0.0013	
4/18/2011	<0.005	
10/12/2011	0.0014	
4/23/2012	<0.005	
10/10/2012	<0.005	
4/15/2013	0.0021	
10/22/2013	<0.005	
4/21/2014	0.0013 (J)	
9/30/2014	<0.005	
4/3/2015	<0.005	
10/7/2015	<0.005	
4/5/2016	<0.005	
5/31/2016	<0.005	
8/4/2016	<0.005	
9/29/2016	<0.005	
11/23/2016	<0.005	
2/10/2017	<0.005	
4/12/2017	<0.005	
6/15/2017	0.0005 (J)	
10/6/2017	<0.005	
3/23/2018	<0.005	
9/19/2018	<0.005	
3/25/2019	<0.005	
9/17/2019	0.00044 (J)	
3/13/2020	0.0011 (J)	
9/21/2020	0.0016 (J)	
3/18/2021	0.00089 (J)	
8/11/2021	<0.005	
2/4/2022		<0.005
8/19/2022		<0.005
2/22/2023		<0.005
8/2/2023		<0.005

ND substitution: RL or RL/2 if <15% NDs.

Mann-Whitney (Wilcoxon Rank Sum)

Constituent: Chromium (mg/L) Analysis Run 3/4/2024 12:13 PM View: Appendix I Mann-Whitney

Plant Bowen Data: Bowen 1, 2, 9, and 10

	GWC-15Z	GWC-15Z
8/24/2007	0.061 (O)	
11/2/2007	0.078 (O)	
11/18/2007	0.085 (O)	
1/15/2008	0.079 (O)	
3/10/2008	0.062 (O)	
5/13/2008	0.044 (O)	
12/2/2008	0.027	
4/28/2009	0.016	
10/20/2009	0.018	
4/27/2010	0.012	
10/5/2010	0.0067	
4/19/2011	0.0081	
10/12/2011	<0.005	
4/25/2012	<0.005	
10/10/2012	<0.005	
4/16/2013	0.0029	
10/22/2013	<0.005	
4/21/2014	<0.005	
9/30/2014	<0.005	
4/3/2015	<0.005	
10/6/2015	<0.005	
4/5/2016	<0.005	
5/31/2016	<0.005	
11/23/2016	<0.005	
2/10/2017	<0.005	
4/11/2017	<0.005	
6/15/2017	0.0005 (J)	
7/12/2017	0.0008 (J)	
7/26/2017	0.0006 (J)	
10/6/2017	0.0008 (J)	
3/23/2018	<0.005	
9/19/2018	<0.005	
3/22/2019	<0.005	
9/17/2019	0.00064 (X)	
3/13/2020	0.0012 (J)	
9/21/2020	0.00089 (J)	
3/18/2021	0.00078 (J)	
8/11/2021	<0.005	
2/7/2022		0.0011 (J)
8/19/2022		<0.005
2/22/2023		0.0014 (J)
8/1/2023		<0.005

ND substitution: RL or RL/2 if <15% NDs.

Mann-Whitney (Wilcoxon Rank Sum)

Constituent: Chromium (mg/L) Analysis Run 3/4/2024 12:13 PM View: Appendix I Mann-Whitney

Plant Bowen Data: Bowen 1, 2, 9, and 10

	GWC-44	GWC-44
3/16/2016	<0.005	
5/16/2016	<0.005	
7/25/2016	<0.005	
9/19/2016	<0.005	
11/3/2016	<0.005	
1/19/2017	<0.005	
3/28/2017	<0.005	
6/5/2017	<0.005	
9/26/2017	<0.005	
3/15/2018	<0.005	
9/12/2018	<0.005	
3/14/2019	<0.005	
9/11/2019	<0.005	
3/10/2020	0.00074 (J)	
9/15/2020	<0.005	
3/11/2021	<0.005	
8/4/2021	<0.005	
1/31/2022		<0.005
8/15/2022		<0.005
2/14/2023		0.0015 (J)
7/26/2023		<0.005

ND substitution: RL or RL/2 if <15% NDs.

Mann-Whitney (Wilcoxon Rank Sum)

Constituent: Chromium (mg/L) Analysis Run 3/4/2024 12:13 PM View: Appendix I Mann-Whitney

Plant Bowen Data: Bowen 1, 2, 9, and 10

	GWC-45	GWC-45
3/16/2016	<0.005	
5/16/2016	<0.005 (D)	
7/25/2016	<0.005 (D)	
9/19/2016	<0.005 (D)	
11/4/2016	<0.005 (D)	
1/23/2017	<0.005 (D)	
3/29/2017	<0.005 (D)	
6/7/2017	<0.005	
9/27/2017	<0.005	
3/15/2018	<0.005	
9/13/2018	<0.005	
3/14/2019	<0.005 (D)	
9/11/2019	<0.005 (D)	
3/10/2020	0.0007 (J)	
9/11/2020	<0.005	
3/11/2021	<0.005	
8/6/2021	<0.005	
2/1/2022		<0.005
8/12/2022		<0.005
2/14/2023		<0.005
7/26/2023		<0.005

ND substitution: RL or RL/2 if <15% NDs.

Mann-Whitney (Wilcoxon Rank Sum)

Constituent: Chromium (mg/L) Analysis Run 3/4/2024 12:13 PM View: Appendix I Mann-Whitney

Plant Bowen Data: Bowen 1, 2, 9, and 10

	GWC-45R	GWC-45R
3/16/2016	<0.005	
5/16/2016	<0.005 (D)	
7/25/2016	<0.005 (D)	
9/19/2016	<0.005 (D)	
11/3/2016	<0.005 (D)	
1/20/2017	<0.005 (D)	
3/29/2017	<0.005 (D)	
6/7/2017	0.0004 (J)	
9/27/2017	<0.005	
3/15/2018	<0.005	
9/13/2018	<0.005	
3/14/2019	<0.005 (D)	
9/11/2019	<0.005 (D)	
3/10/2020	0.00092 (J)	
9/11/2020	0.00067 (J)	
3/11/2021	<0.005	
8/6/2021	<0.005	
2/1/2022		<0.005
8/12/2022		<0.005
2/14/2023		0.0058
7/26/2023		<0.005

ND substitution: RL or RL/2 if <15% NDs.

Mann-Whitney (Wilcoxon Rank Sum)

Constituent: Chromium (mg/L) Analysis Run 3/4/2024 12:13 PM View: Appendix I Mann-Whitney

Plant Bowen Data: Bowen 1, 2, 9, and 10

	GWC-46R	GWC-46R
3/10/2016	<0.01	
5/17/2016	<0.01	
7/26/2016	0.0017 (J)	
9/20/2016	0.0015 (J)	
11/4/2016	0.0016 (J)	
1/20/2017	0.0018 (J)	
3/28/2017	<0.01 (*)	
6/7/2017	0.0018 (J)	
9/29/2017	0.0033 (J)	
3/15/2018	0.0021 (J)	
9/13/2018	0.0041 (J)	
3/18/2019	0.0022 (J)	
9/11/2019	0.0038 (J)	
3/10/2020	0.0035 (J)	
9/14/2020	0.006 (J)	
3/11/2021	0.0059	
5/26/2021	0.0052	
8/5/2021	0.0057	
1/31/2022		0.0051
8/15/2022		0.006
2/14/2023		0.005 (J)
7/26/2023		0.0073

ND substitution: RL or RL/2 if <15% NDs.

Mann-Whitney (Wilcoxon Rank Sum)

Constituent: Chromium (mg/L) Analysis Run 3/4/2024 12:13 PM View: Appendix I Mann-Whitney

Plant Bowen Data: Bowen 1, 2, 9, and 10

	GWC-47	GWC-47
3/10/2016	0.00202 (J)	
5/18/2016	0.00248 (J)	
7/27/2016	0.0021 (J)	
9/20/2016	0.002 (J)	
11/7/2016	0.0023 (J)	
1/23/2017	0.0011 (J)	
3/29/2017	0.0012 (J)	
6/8/2017	0.0015 (J)	
9/27/2017	0.0021 (J)	
3/15/2018	0.0023 (J)	
9/13/2018	<0.01	
3/15/2019	<0.01	
9/12/2019	0.0014 (J)	
3/9/2020	0.0012 (J)	
9/14/2020	0.0022 (J)	
3/11/2021	0.0013 (J)	
8/5/2021	0.0014 (J)	
2/1/2022		0.0015 (J)
8/15/2022		0.0015 (J)
2/14/2023		0.0018 (J)
7/27/2023		0.0014 (J)

ND substitution: RL or RL/2 if <15% NDs.

Mann-Whitney (Wilcoxon Rank Sum)

Constituent: Chromium (mg/L) Analysis Run 3/4/2024 12:13 PM View: Appendix I Mann-Whitney

Plant Bowen Data: Bowen 1, 2, 9, and 10

	GWC-47R	GWC-47R
3/10/2016	0.00668 (J)	
5/18/2016	0.00606 (JO)	
7/27/2016	0.0023 (J)	
9/20/2016	0.0021 (J)	
11/4/2016	0.0016 (J)	
1/20/2017	0.0016 (J)	
3/29/2017	0.001 (J)	
6/8/2017	0.0024 (J)	
9/27/2017	0.0021 (J)	
3/16/2018	0.003 (J)	
9/13/2018	0.0017 (J)	
3/19/2019	0.018	
9/11/2019	0.0015 (J)	
3/9/2020	0.0023 (J)	
9/15/2020	0.0017 (J)	
3/11/2021	0.0019 (J)	
8/5/2021	0.0022 (J)	
2/1/2022		0.0022 (J)
8/15/2022		0.0013 (J)
2/14/2023		0.0027 (J)
7/27/2023		0.0028 (J)

Mann-Whitney (Wilcoxon Rank Sum)

Constituent: Chromium (mg/L) Analysis Run 3/4/2024 12:13 PM View: Appendix I Mann-Whitney

Plant Bowen Data: Bowen 1, 2, 9, and 10

	GWC-48	GWC-48
3/10/2016	0.00207 (J)	
5/17/2016	<0.01	
7/27/2016	0.0017 (J)	
9/20/2016	0.0024 (J)	
11/4/2016	0.0013 (J)	
1/23/2017	<0.01	
3/28/2017	<0.01 (*)	
6/8/2017	0.0016 (J)	
9/29/2017	0.002 (J)	
3/15/2018	<0.01	
9/13/2018	<0.01	
3/15/2019	0.0023 (J)	
9/11/2019	0.00165 (JD)	
3/9/2020	0.0023 (J)	
9/14/2020	0.0024 (J)	
3/11/2021	0.0021 (J)	
8/4/2021	0.0018 (J)	
1/31/2022		0.002 (J)
8/15/2022		0.0019 (J)
2/14/2023		0.0019 (J)
7/26/2023		0.002 (J)

ND substitution: RL or RL/2 if <15% NDs.

Mann-Whitney (Wilcoxon Rank Sum)

Constituent: Chromium (mg/L) Analysis Run 3/4/2024 12:13 PM View: Appendix I Mann-Whitney

Plant Bowen Data: Bowen 1, 2, 9, and 10

	GWC-49R	GWC-49R
3/17/2016	<0.005	
5/18/2016	<0.005	
7/27/2016	0.0006 (J)	
9/21/2016	0.0011 (J)	
11/4/2016	<0.005	
1/24/2017	<0.005	
3/29/2017	0.0004 (J)	
6/8/2017	0.0005 (J)	
9/29/2017	0.0005 (J)	
3/15/2018	<0.005	
9/13/2018	<0.005	
3/18/2019	<0.005	
9/11/2019	0.00063 (J)	
3/11/2020	0.0012 (J)	
9/11/2020	<0.005	
3/15/2021	0.00076 (J)	
8/11/2021	<0.005	
2/1/2022		<0.005
8/15/2022		<0.005
2/14/2023		<0.005
7/27/2023		<0.005

ND substitution: RL or RL/2 if <15% NDs.

Mann-Whitney (Wilcoxon Rank Sum)

Constituent: Chromium (mg/L) Analysis Run 3/4/2024 12:13 PM View: Appendix I Mann-Whitney

Plant Bowen Data: Bowen 1, 2, 9, and 10

	GWC-49Z	GWC-49Z
3/17/2016	0.00778 (J)	
5/18/2016	<0.005	
7/28/2016	0.0014 (J)	
9/21/2016	0.0009 (J)	
11/7/2016	<0.005	
1/24/2017	<0.005	
3/30/2017	<0.005	
6/9/2017	<0.005	
9/29/2017	<0.005	
3/15/2018	<0.005	
9/14/2018	<0.005	
3/19/2019	0.0017 (J)	
9/11/2019	0.002 (J)	
3/9/2020	0.00096 (J)	
9/14/2020	<0.005	
3/15/2021	<0.005	
8/5/2021	<0.005	
2/1/2022		<0.005
8/15/2022		<0.005
2/14/2023		<0.005
7/27/2023		<0.005

ND substitution: RL or RL/2 if <15% NDs.

Mann-Whitney (Wilcoxon Rank Sum)

Constituent: Chromium (mg/L) Analysis Run 3/4/2024 12:13 PM View: Appendix I Mann-Whitney

Plant Bowen Data: Bowen 1, 2, 9, and 10

	GWC-5	GWC-5
8/23/2007	0.0076	
10/25/2007	0.015	
11/19/2007	0.013	
1/23/2008	0.032	
3/11/2008	0.024	
5/12/2008	0.016	
12/11/2008	0.013	
4/15/2009	0.0073	
10/9/2009	0.0037	
5/4/2010	<0.005	
10/12/2010	0.0023	
4/28/2011	0.002	
10/19/2011	0.0015	
5/2/2012	<0.005	
10/9/2012	<0.005	
4/11/2013	0.0015	
10/16/2013	<0.005	
4/23/2014	0.0013 (J)	
10/3/2014	<0.005	
3/31/2015	<0.005	
10/12/2015	<0.005	
3/28/2016	<0.005	
5/25/2016	<0.005	
8/1/2016	<0.005	
9/27/2016	<0.005	
11/11/2016	<0.005	
1/31/2017	<0.005	
4/3/2017	<0.005	
6/12/2017	0.0005 (J)	
10/3/2017	<0.005	
3/19/2018	<0.005	
9/17/2018	<0.005	
3/20/2019	<0.005	
9/16/2019	<0.005	
3/16/2020	0.00078 (J)	
9/16/2020	<0.005	
3/17/2021	0.00069 (J)	
8/9/2021	<0.005	
2/2/2022		<0.005
8/16/2022		<0.005
2/20/2023		<0.005
7/28/2023		<0.005

ND substitution: RL or RL/2 if <15% NDs.

Mann-Whitney (Wilcoxon Rank Sum)

Constituent: Chromium (mg/L) Analysis Run 3/4/2024 12:13 PM View: Appendix I Mann-Whitney

Plant Bowen Data: Bowen 1, 2, 9, and 10

	GWC-6	GWC-6
8/22/2007	<0.01	
10/25/2007	0.002	
11/20/2007	0.017	
1/23/2008	0.064 (O)	
3/11/2008	0.013	
5/14/2008	0.027	
12/11/2008	<0.01	
4/23/2009	<0.01	
10/9/2009	0.0014	
5/4/2010	<0.01	
10/11/2010	0.0027	
4/26/2011	0.0015	
10/18/2011	<0.01	
5/2/2012	<0.01	
10/8/2012	<0.01	
4/10/2013	0.0013	
10/8/2013	0.0017	
4/14/2014	0.004	
10/3/2014	0.0017	
4/1/2015	0.0027	
10/9/2015	0.0016	
3/29/2016	0.00363 (J)	
5/24/2016	0.00263 (J)	
8/1/2016	<0.01	
9/26/2016	0.0014 (J)	
11/18/2016	<0.01	
2/1/2017	0.0024 (J)	
4/6/2017	<0.01	
6/13/2017	0.0031 (J)	
10/3/2017	0.0025 (J)	
3/19/2018	0.0035 (J)	
9/17/2018	0.0024 (J)	
3/21/2019	0.0029 (J)	
9/16/2019	0.002 (J)	
3/12/2020	0.0034 (J)	
9/16/2020	0.0022 (J)	
3/17/2021	0.0027 (J)	
8/10/2021	0.0027 (J)	
2/2/2022		0.0026 (J)
8/17/2022		0.0025 (J)
2/17/2023		0.0031 (J)
7/31/2023		0.0024 (J)

ND substitution: RL or RL/2 if <15% NDs.

Mann-Whitney (Wilcoxon Rank Sum)

Constituent: Chromium (mg/L) Analysis Run 3/4/2024 12:13 PM View: Appendix I Mann-Whitney

Plant Bowen Data: Bowen 1, 2, 9, and 10

	GWC-6RZ	GWC-6RZ
5/26/2015	0.0015	
6/18/2015	0.0013 (D)	
7/2/2015	0.0014	
10/9/2015	0.0015	
3/29/2016	<0.01	
5/24/2016	<0.01	
8/1/2016	<0.01	
9/26/2016	0.002 (J)	
11/14/2016	<0.01	
2/1/2017	0.0017 (J)	
4/6/2017	<0.01	
6/13/2017	0.0015 (J)	
10/3/2017	0.0018 (J)	
3/20/2018	0.0017 (J)	
9/17/2018	0.002 (J)	
3/21/2019	0.0025 (J)	
9/16/2019	0.002 (J)	
3/12/2020	0.0028 (J)	
9/16/2020	0.0023 (J)	
3/17/2021	0.0021 (J)	
8/10/2021	0.0021 (J)	
2/2/2022		0.0024 (J)
8/17/2022		0.0024 (J)
2/17/2023		0.0022 (J)
7/28/2023		0.0023 (J)

ND substitution: RL or RL/2 if <15% NDs.

Mann-Whitney (Wilcoxon Rank Sum)

Constituent: Chromium (mg/L) Analysis Run 3/4/2024 12:13 PM View: Appendix I Mann-Whitney

Plant Bowen Data: Bowen 1, 2, 9, and 10

	GWC-7Z	GWC-7Z
5/31/2016	<0.005	
8/2/2016	<0.005	
9/27/2016	<0.005	
11/21/2016	<0.005	
2/1/2017	<0.005	
4/6/2017	<0.005	
6/13/2017	<0.005	
7/14/2017	<0.005	
10/3/2017	<0.005	
3/20/2018	<0.005	
9/18/2018	<0.005	
3/21/2019	<0.005	
9/13/2019	<0.005	
3/12/2020	0.0014 (J)	
9/16/2020	<0.005	
3/17/2021	<0.005	
8/10/2021	<0.005	
2/2/2022		<0.005
8/17/2022		<0.005
2/20/2023		0.0012 (J)
7/31/2023		<0.005

ND substitution: RL or RL/2 if <15% NDs.

Mann-Whitney (Wilcoxon Rank Sum)

Constituent: Chromium (mg/L) Analysis Run 3/4/2024 12:13 PM View: Appendix I Mann-Whitney

Plant Bowen Data: Bowen 1, 2, 9, and 10

	GWC-8RR	GWC-8RR
10/18/2011	<0.005	
4/30/2012	<0.005	
10/3/2012	<0.005	
4/8/2013	<0.005	
10/9/2013	0.0019	
4/10/2014	0.0034	
10/2/2014	0.0056	
4/3/2015	0.0022	
10/8/2015	0.0033	
3/30/2016	0.00308 (J)	
5/24/2016	<0.005	
8/2/2016	<0.005	
9/27/2016	<0.005	
11/22/2016	<0.005	
2/6/2017	<0.005	
4/6/2017	<0.005	
6/14/2017	0.0009 (J)	
10/4/2017	<0.005	
3/21/2018	<0.005	
9/18/2018	<0.005	
3/27/2019	0.0021 (J)	
9/16/2019	0.000465 (JD)	
3/12/2020	0.0031 (J)	
9/17/2020	0.00086 (J)	
3/17/2021	0.00079 (J)	
8/10/2021	0.0014 (J)	
2/2/2022		0.0015 (J)
8/17/2022		0.0011 (J)
2/21/2023		0.0053
7/31/2023		<0.005

ND substitution: RL or RL/2 if <15% NDs.

Mann-Whitney (Wilcoxon Rank Sum)

Constituent: Chromium (mg/L) Analysis Run 3/4/2024 12:13 PM View: Appendix I Mann-Whitney

Plant Bowen Data: Bowen 1, 2, 9, and 10

	GWC-8Z	GWC-8Z
5/26/2015	<0.005	
6/18/2015	0.0024 (D)	
7/2/2015	<0.005	
10/8/2015	<0.005	
3/22/2016	0.00302 (J)	
5/25/2016	0.00441 (J)	
8/2/2016	<0.005	
9/26/2016	0.002 (J)	
11/21/2016	0.0017 (J)	
2/3/2017	0.0018 (J)	
4/7/2017	<0.005	
6/13/2017	0.0019 (J)	
10/3/2017	0.0022 (J)	
3/20/2018	0.0017 (J)	
9/18/2018	<0.005	
5/6/2019	0.0048 (J)	
9/16/2019	0.002 (J)	
3/16/2020	0.0015 (J)	
9/17/2020	0.0017 (J)	
3/18/2021	0.0015 (J)	
8/10/2021	0.0019 (J)	
2/2/2022		0.0021 (J)
8/17/2022		0.0014 (J)
2/20/2023		<0.005
7/31/2023		0.0016 (J)

ND substitution: RL or RL/2 if <15% NDs.

Mann-Whitney (Wilcoxon Rank Sum)

Constituent: Chromium (mg/L) Analysis Run 3/4/2024 12:13 PM View: Appendix I Mann-Whitney

Plant Bowen Data: Bowen 1, 2, 9, and 10

	GWC-9	GWC-9
8/23/2007	<0.005	
11/1/2007	0.0061	
11/19/2007	0.018 (J)	
1/15/2008	0.078 (O)	
3/6/2008	0.054 (O)	
5/13/2008	0.0085	
12/12/2008	0.0023	
4/16/2009	<0.005	
10/13/2009	<0.005	
4/21/2010	<0.005	
9/29/2010	<0.005	
4/13/2011	<0.005	
10/5/2011	<0.005	
4/4/2012	<0.005	
10/8/2012	<0.005	
4/8/2013	<0.005	
10/9/2013	0.0013	
4/9/2014	<0.005	
9/30/2014	<0.005	
4/2/2015	<0.005	
10/10/2015	0.00115 (JD)	
3/30/2016	<0.005	
5/26/2016	<0.005	
8/5/2016	<0.005	
9/28/2016	<0.005	
11/21/2016	<0.005	
2/6/2017	<0.005	
4/6/2017	<0.005	
6/13/2017	<0.005	
10/3/2017	<0.005	
3/20/2018	<0.005	
9/18/2018	<0.005 (D)	
3/21/2019	<0.005	
9/16/2019	<0.005	
3/12/2020	0.00045 (J)	
9/17/2020	<0.005	
3/18/2021	<0.005	
8/10/2021	<0.005	
2/2/2022		<0.005
8/17/2022		<0.005
2/21/2023		<0.005
7/31/2023		<0.005

ND substitution: RL or RL/2 if <15% NDs.

Mann-Whitney (Wilcoxon Rank Sum)

Constituent: Cobalt (mg/L) Analysis Run 3/4/2024 12:13 PM View: Appendix I Mann-Whitney

Plant Bowen Data: Bowen 1, 2, 9, and 10

	GWA-1	GWA-1
8/23/2007	<0.005	
10/23/2007	<0.005	
11/18/2007	<0.005	
1/30/2008	0.0045	
3/10/2008	<0.005	
5/13/2008	<0.005	
12/5/2008	<0.005	
4/15/2009	<0.005	
10/7/2009	0.0041	
5/3/2010	<0.005	
10/12/2010	<0.005	
4/27/2011	<0.005	
10/17/2011	<0.005	
5/2/2012	<0.005	
10/8/2012	<0.005	
4/12/2013	<0.005	
10/16/2013	<0.005	
4/11/2014	<0.005	
9/30/2014	<0.005	
3/30/2015	0.0012 (J)	
10/13/2015	<0.005	
3/22/2016	<0.005	
5/19/2016	<0.005	
7/29/2016	0.0004 (J)	
9/23/2016	<0.005	
11/9/2016	<0.005	
1/30/2017	<0.005	
3/30/2017	<0.005	
6/9/2017	<0.005	
10/2/2017	<0.005	
3/16/2018	<0.005	
9/17/2018	<0.005 (D)	
3/20/2019	0.00078 (J)	
9/12/2019	0.00047 (J)	
3/11/2020	0.00037 (J)	
9/15/2020	0.00048 (J)	
3/16/2021	<0.005	
8/9/2021	<0.005	
2/1/2022		<0.005
8/16/2022		<0.005
2/16/2023		<0.005
7/27/2023		<0.005

ND substitution: RL or RL/2 if <15% NDs.

Mann-Whitney (Wilcoxon Rank Sum)

Constituent: Cobalt (mg/L) Analysis Run 3/4/2024 12:13 PM View: Appendix I Mann-Whitney

Plant Bowen Data: Bowen 1, 2, 9, and 10

	GWA-2	GWA-2
8/23/2007	<0.005	
10/24/2007	0.013	
11/18/2007	0.0041	
1/31/2008	<0.005	
3/11/2008	<0.005	
5/6/2008	<0.005	
12/4/2008	0.012	
4/21/2009	<0.005	
10/7/2009	<0.005	
4/26/2010	<0.005	
10/4/2010	<0.005	
4/13/2011	<0.005	
10/5/2011	<0.005	
4/11/2012	<0.005	
10/9/2012	<0.005	
4/15/2013	<0.005	
10/15/2013	<0.005	
4/22/2014	<0.005	
9/30/2014	<0.005	
3/30/2015	<0.005	
10/13/2015	<0.005	
3/23/2016	<0.005	
5/20/2016	<0.005	
7/29/2016	<0.005	
9/23/2016	<0.005	
11/9/2016	<0.005	
1/31/2017	<0.005	
3/30/2017	<0.005	
6/12/2017	<0.005	
10/2/2017	<0.005	
3/19/2018	<0.005	
9/14/2018	<0.005	
3/20/2019	<0.005	
9/12/2019	<0.005 (D)	
3/11/2020	<0.005	
9/15/2020	<0.005	
3/17/2021	<0.005	
8/9/2021	<0.005	
2/1/2022		<0.005
8/16/2022		<0.005
2/16/2023		<0.005
7/27/2023		<0.005

ND substitution: RL or RL/2 if <15% NDs.

Mann-Whitney (Wilcoxon Rank Sum)

Constituent: Cobalt (mg/L) Analysis Run 3/4/2024 12:13 PM View: Appendix I Mann-Whitney

Plant Bowen Data: Bowen 1, 2, 9, and 10

	GWA-2R	GWA-2R
8/23/2007	<0.005	
10/24/2007	<0.005	
11/18/2007	<0.005	
1/31/2008	0.0083 (O)	
3/10/2008	<0.005	
5/13/2008	<0.005	
12/4/2008	<0.005	
4/21/2009	<0.005	
10/8/2009	<0.005	
4/21/2010	<0.005	
9/28/2010	<0.005	
4/12/2011	<0.005	
10/4/2011	<0.005	
4/3/2012	<0.005	
10/9/2012	<0.005	
4/11/2013	<0.005	
10/16/2013	<0.005	
4/10/2014	<0.005	
9/30/2014	<0.005	
3/30/2015	<0.005	
10/13/2015	<0.005	
3/23/2016	<0.005	
5/19/2016	<0.005	
7/29/2016	<0.005	
9/22/2016	<0.005	
11/10/2016	<0.005	
1/31/2017	<0.005	
4/3/2017	<0.005	
6/9/2017	<0.005	
10/2/2017	<0.005	
3/16/2018	<0.005	
9/14/2018	<0.005	
3/19/2019	<0.005	
9/13/2019	<0.005	
3/11/2020	<0.005	
9/15/2020	0.001 (J)	
3/16/2021	<0.005	
8/9/2021	0.0016 (J)	
2/1/2022		0.00093 (J)
8/16/2022		0.0004 (J)
2/16/2023		0.00065 (J)
7/27/2023		<0.005

ND substitution: RL or RL/2 if <15% NDs.

Mann-Whitney (Wilcoxon Rank Sum)

Constituent: Cobalt (mg/L) Analysis Run 3/4/2024 12:13 PM View: Appendix I Mann-Whitney

Plant Bowen Data: Bowen 1, 2, 9, and 10

	GWA-39RZ	GWA-39RZ
5/16/2016	0.00313 (JD)	
7/27/2016	0.0057 (JD)	
2/21/2017	<0.005	
3/27/2017	<0.005 (D)	
6/8/2017	<0.005 (D)	
7/17/2017	<0.005 (D)	
7/27/2017	<0.005	
8/9/2017	<0.005	
9/29/2017	<0.005 (D)	
3/16/2018	<0.005	
9/14/2018	<0.005	
3/14/2019	<0.005	
3/9/2020	<0.005	
9/16/2020	<0.005	
3/16/2021	<0.005	
8/6/2021	<0.005	
2/2/2022		<0.005
8/16/2022		<0.005
2/14/2023		<0.005
7/25/2023		<0.005

ND substitution: RL or RL/2 if <15% NDs.

Mann-Whitney (Wilcoxon Rank Sum)

Constituent: Cobalt (mg/L) Analysis Run 3/4/2024 12:13 PM View: Appendix I Mann-Whitney

Plant Bowen Data: Bowen 1, 2, 9, and 10

	GWA-39Z	GWA-39Z
3/14/2016	0.00503 (J)	
5/11/2016	0.0114	
7/19/2016	0.0013 (J)	
9/15/2016	0.002 (J)	
11/2/2016	0.0005 (J)	
1/18/2017	0.0015 (J)	
3/28/2017	0.0025 (J)	
6/7/2017	0.0023 (J)	
9/26/2017	0.0011 (J)	
3/14/2018	0.00058 (J)	
9/12/2018	<0.005	
3/15/2019	<0.005	
9/9/2019	<0.005	
3/9/2020	0.00075 (J)	
9/10/2020	<0.005	
3/12/2021	0.00079 (J)	
8/4/2021	<0.005	
1/31/2022		<0.005
8/10/2022		<0.005
2/13/2023		<0.005
7/26/2023		<0.005

ND substitution: RL or RL/2 if <15% NDs.

Mann-Whitney (Wilcoxon Rank Sum)

Constituent: Cobalt (mg/L) Analysis Run 3/4/2024 12:13 PM View: Appendix I Mann-Whitney

Plant Bowen Data: Bowen 1, 2, 9, and 10

	GWA-3A	GWA-3A
8/23/2007	0.0033	
11/2/2007	0.0046	
11/18/2007	0.0057	
1/31/2008	0.0055	
3/11/2008	0.0033	
5/14/2008	0.0044	
12/5/2008	0.0035	
4/15/2009	<0.005	
10/8/2009	<0.005	
4/28/2010	<0.005	
10/6/2010	<0.005	
4/21/2011	<0.005	
10/13/2011	<0.005	
5/1/2012	<0.005	
10/9/2012	<0.005	
4/11/2013	<0.005	
10/16/2013	<0.005	
4/23/2014	0.0013 (J)	
10/4/2014	0.00081 (J)	
3/31/2015	0.0021	
10/12/2015	0.00078 (J)	
3/23/2016	<0.005	
5/23/2016	<0.005	
7/29/2016	0.0007 (J)	
9/22/2016	0.0007 (J)	
11/10/2016	0.0007 (J)	
1/31/2017	0.0007 (J)	
3/30/2017	0.0007 (J)	
6/12/2017	0.0007 (J)	
10/4/2017	0.0006 (J)	
3/19/2018	0.00059 (J)	
9/17/2018	0.00057 (J)	
3/20/2019	<0.005	
9/13/2019	0.00046 (J)	
3/11/2020	0.00041 (J)	
3/29/2021	<0.005	
8/9/2021	<0.005	
2/2/2022		<0.005
8/16/2022		<0.005
2/17/2023		<0.005
8/1/2023		<0.005

ND substitution: RL or RL/2 if <15% NDs.

Mann-Whitney (Wilcoxon Rank Sum)

Constituent: Cobalt (mg/L) Analysis Run 3/4/2024 12:13 PM View: Appendix I Mann-Whitney

Plant Bowen Data: Bowen 1, 2, 9, and 10

	GWA-41R	GWA-41R
3/15/2016	<0.005	
5/13/2016	<0.005	
7/21/2016	0.0006 (J)	
9/21/2016	<0.005	
11/3/2016	<0.005	
1/17/2017	<0.005	
3/27/2017	0.0005 (J)	
6/6/2017	<0.005	
9/25/2017	0.0006 (J)	
3/14/2018	<0.005	
9/12/2018	0.0011 (J)	
3/14/2019	<0.005	
9/10/2019	<0.005	
3/9/2020	<0.005	
9/10/2020	<0.005	
3/10/2021	<0.005	
8/4/2021	<0.005	
1/31/2022		<0.005
8/11/2022		<0.005
2/13/2023		<0.005
7/25/2023		0.00053 (J)

ND substitution: RL or RL/2 if <15% NDs.

Mann-Whitney (Wilcoxon Rank Sum)

Constituent: Cobalt (mg/L) Analysis Run 3/4/2024 12:13 PM View: Appendix I Mann-Whitney

Plant Bowen Data: Bowen 1, 2, 9, and 10

	GWA-42	GWA-42
3/11/2016	<0.005	
5/16/2016	<0.005	
7/22/2016	0.0004 (J)	
9/19/2016	<0.005	
11/3/2016	<0.005	
1/17/2017	<0.005	
3/27/2017	<0.005	
6/7/2017	<0.005	
9/26/2017	<0.005	
3/14/2018	<0.005	
9/14/2018	<0.005	
3/14/2019	<0.005	
9/10/2019	<0.005	
3/6/2020	0.00039 (J)	
9/10/2020	<0.005	
3/11/2021	<0.005	
8/4/2021	<0.005	
1/31/2022		<0.005
8/10/2022		<0.005
2/13/2023		0.00039 (J)
7/26/2023		<0.005

ND substitution: RL or RL/2 if <15% NDs.

Mann-Whitney (Wilcoxon Rank Sum)

Constituent: Cobalt (mg/L) Analysis Run 3/4/2024 12:13 PM View: Appendix I Mann-Whitney

Plant Bowen Data: Bowen 1, 2, 9, and 10

	GWA-43	GWA-43
3/11/2016	<0.005	
5/13/2016	<0.005	
7/19/2016	<0.005	
9/16/2016	<0.005	
11/2/2016	<0.005	
1/18/2017	<0.005	
3/28/2017	<0.005	
6/6/2017	<0.005	
9/22/2017	<0.005	
3/14/2018	<0.005	
9/12/2018	<0.005	
3/13/2019	<0.005	
9/11/2019	<0.005	
3/9/2020	0.00039 (J)	
9/11/2020	<0.005	
3/11/2021	<0.005	
8/6/2021	<0.005	
1/31/2022		<0.005
8/11/2022		<0.005
2/14/2023		<0.005
7/25/2023		<0.005

ND substitution: RL or RL/2 if <15% NDs.

Mann-Whitney (Wilcoxon Rank Sum)

Constituent: Cobalt (mg/L) Analysis Run 3/4/2024 12:13 PM View: Appendix I Mann-Whitney

Plant Bowen Data: Bowen 1, 2, 9, and 10

	GWA-4RZ	GWA-4RZ
2/22/2017	<0.01	
4/7/2017	0.0018 (J)	
6/14/2017	0.0045 (JD)	
7/12/2017	0.0046 (JD)	
7/20/2017	0.0109 (D)	
7/28/2017	0.0104	
8/9/2017	0.0022 (J)	
8/24/2017	0.0076 (J)	
10/3/2017	0.0028 (JD)	
3/21/2018	0.014	
9/18/2018	0.017	
3/21/2019	0.022 (D)	
9/12/2019	0.02 (D)	
3/12/2020	0.013	
9/17/2020	0.019	
3/16/2021	0.015	
8/10/2021	0.011	
2/3/2022		0.0059
8/17/2022		0.015
2/17/2023		0.017
7/28/2023		0.02

ND substitution: RL or RL/2 if <15% NDs.

Mann-Whitney (Wilcoxon Rank Sum)

Constituent: Cobalt (mg/L) Analysis Run 3/4/2024 12:13 PM View: Appendix I Mann-Whitney

Plant Bowen Data: Bowen 1, 2, 9, and 10

	GWA-50R	GWA-50R
12/12/2008	<0.005	
4/23/2009	0.0029	
10/6/2009	<0.005	
5/3/2010	<0.005	
10/11/2010	<0.005	
4/27/2011	0.0028	
10/19/2011	<0.005	
5/1/2012	<0.005	
10/2/2012	<0.005	
4/10/2013	0.0014	
10/16/2013	0.0014	
4/22/2014	0.0013	
10/1/2014	<0.005	
3/30/2015	0.00079 (J)	
10/11/2015	<0.005	
3/28/2016	<0.005	
5/25/2016	<0.005	
8/1/2016	<0.005	
9/26/2016	<0.005	
11/11/2016	<0.005	
1/30/2017	<0.005	
4/3/2017	<0.005	
6/12/2017	<0.005	
10/2/2017	<0.005	
3/16/2018	<0.005	
9/18/2018	<0.005	
3/19/2019	<0.005	
9/12/2019	<0.005	
3/11/2020	<0.005	
9/15/2020	<0.005	
3/17/2021	<0.005	
8/9/2021	<0.005	
2/2/2022		<0.005
8/17/2022		<0.005
2/16/2023		<0.005
7/28/2023		<0.005

ND substitution: RL or RL/2 if <15% NDs.

Mann-Whitney (Wilcoxon Rank Sum)

Constituent: Cobalt (mg/L) Analysis Run 3/4/2024 12:13 PM View: Appendix I Mann-Whitney

Plant Bowen Data: Bowen 1, 2, 9, and 10

	GWC-10	GWC-10
8/21/2007	<0.005	
11/1/2007	<0.005	
11/20/2007	0.0046	
1/30/2008	0.0079	
3/6/2008	0.0037	
5/12/2008	<0.005	
12/13/2008	0.013	
4/29/2009	<0.005	
10/20/2009	<0.005	
4/26/2010	<0.005	
9/29/2010	<0.005	
4/13/2011	<0.005	
10/5/2011	<0.005	
4/4/2012	<0.005	
10/3/2012	0.0018	
4/3/2013	0.0014	
10/15/2013	0.0018	
4/9/2014	0.0013 (J)	
10/2/2014	<0.005	
4/2/2015	<0.005	
10/10/2015	<0.005	
3/31/2016	<0.005	
5/26/2016	<0.005	
8/5/2016	<0.005	
9/28/2016	<0.005	
11/22/2016	0.0006 (J)	
2/7/2017	0.0017 (J)	
4/10/2017	<0.005	
6/14/2017	<0.005	
10/4/2017	<0.005	
3/20/2018	0.0021 (J)	
9/18/2018	<0.005	
3/22/2019	0.0011 (J)	
9/17/2019	<0.005	
3/12/2020	0.0017 (J)	
9/17/2020	<0.005	
3/18/2021	0.001 (J)	
8/10/2021	0.00075 (J)	
2/4/2022		0.0018 (J)
8/17/2022		0.00051 (J)
2/20/2023		0.0026 (J)
7/31/2023		0.0007 (J)

ND substitution: RL or RL/2 if <15% NDs.

Mann-Whitney (Wilcoxon Rank Sum)

Constituent: Cobalt (mg/L) Analysis Run 3/4/2024 12:13 PM View: Appendix I Mann-Whitney

Plant Bowen Data: Bowen 1, 2, 9, and 10

	GWC-11	GWC-11
8/21/2007	0.0031	
11/1/2007	0.0034	
11/18/2007	0.0045	
1/30/2008	0.0027	
3/5/2008	<0.005	
5/7/2008	<0.005	
12/14/2008	<0.005	
4/29/2009	<0.005	
10/22/2009	<0.005	
4/21/2010	<0.005	
9/28/2010	<0.005	
4/12/2011	<0.005	
10/4/2011	<0.005	
4/3/2012	<0.005	
10/3/2012	0.0037	
4/3/2013	<0.005	
10/9/2013	<0.005	
4/2/2014	0.0036	
10/2/2014	0.016	
4/1/2015	<0.005	
10/11/2015	<0.005	
4/4/2016	<0.005	
5/26/2016	<0.005	
8/3/2016	<0.005	
9/28/2016	<0.005	
11/22/2016	<0.005	
2/8/2017	<0.005	
4/10/2017	<0.005	
6/15/2017	<0.005	
10/4/2017	<0.005	
3/21/2018	<0.005	
9/18/2018	<0.005	
3/23/2019	<0.005	
9/17/2019	<0.005	
3/12/2020	<0.005	
9/21/2020	<0.005	
3/19/2021	<0.005	
8/11/2021	<0.005	
2/4/2022		<0.005
8/18/2022		<0.005
2/20/2023		<0.005
8/1/2023		<0.005

ND substitution: RL or RL/2 if <15% NDs.

Mann-Whitney (Wilcoxon Rank Sum)

Constituent: Cobalt (mg/L) Analysis Run 3/4/2024 12:13 PM View: Appendix I Mann-Whitney

Plant Bowen Data: Bowen 1, 2, 9, and 10

	GWC-11R	GWC-11R
8/21/2007	<0.005	
11/1/2007	<0.005	
11/18/2007	<0.005	
1/30/2008	<0.005	
3/6/2008	0.11 (O)	
5/7/2008	<0.005	
12/14/2008	<0.005	
4/29/2009	<0.005	
10/22/2009	<0.005	
4/21/2010	<0.005	
9/29/2010	<0.005	
4/13/2011	<0.005	
10/4/2011	<0.005	
4/4/2012	<0.005	
10/3/2012	<0.005	
4/3/2013	<0.005	
10/9/2013	<0.005	
4/2/2014	<0.005	
10/2/2014	<0.005	
4/1/2015	0.0026	
10/11/2015	0.00065 (J)	
4/4/2016	<0.005	
5/26/2016	<0.005	
8/4/2016	<0.005	
9/28/2016	<0.005	
11/22/2016	<0.005	
2/8/2017	<0.005	
4/10/2017	<0.005	
6/15/2017	<0.005	
10/4/2017	<0.005	
3/22/2018	<0.005	
9/18/2018	<0.005	
3/23/2019	<0.005	
9/17/2019	<0.005	
3/12/2020	<0.005	
9/21/2020	<0.005	
3/19/2021	<0.005	
8/11/2021	<0.005	
2/4/2022		<0.005
8/18/2022		<0.005
2/20/2023		<0.005
8/1/2023		<0.005

ND substitution: RL or RL/2 if <15% NDs.

Mann-Whitney (Wilcoxon Rank Sum)

Constituent: Cobalt (mg/L) Analysis Run 3/4/2024 12:13 PM View: Appendix I Mann-Whitney

Plant Bowen Data: Bowen 1, 2, 9, and 10

	GWC-12	GWC-12
8/21/2007	<0.0013	
11/1/2007	0.0041	
11/19/2007	0.0055	
1/16/2008	0.008	
3/5/2008	0.98 (O)	
5/13/2008	0.01	
12/13/2008	0.0073	
4/16/2009	0.0033	
10/21/2009	0.0039	
4/27/2010	0.0044	
10/5/2010	0.005	
4/19/2011	0.0039	
10/12/2011	0.0032	
4/24/2012	<0.0013	
10/2/2012	<0.0013	
4/2/2013	0.0038	
10/9/2013	0.003	
4/1/2014	0.0027	
10/2/2014	0.0027	
4/1/2015	0.0028	
10/14/2015	0.003	
4/4/2016	0.00351 (J)	
5/27/2016	0.00332 (J)	
8/3/2016	0.003 (J)	
9/30/2016	0.0035 (J)	
11/22/2016	0.0027 (J)	
2/13/2017	0.003 (J)	
4/11/2017	0.0031 (J)	
6/14/2017	0.0031 (J)	
10/4/2017	0.0032 (J)	
3/22/2018	0.0033 (J)	
9/18/2018	0.0031 (J)	
3/23/2019	0.0032 (J)	
9/17/2019	0.00305 (D)	
3/12/2020	0.0031 (J)	
9/21/2020	0.0029 (J)	
3/19/2021	0.0029 (J)	
8/11/2021	0.0026 (J)	
2/2/2022		0.0034 (J)
8/18/2022		0.0028 (J)
2/21/2023		0.0029 (J)
8/1/2023		0.0032 (J)

ND substitution: RL or RL/2 if <15% NDs.

Mann-Whitney (Wilcoxon Rank Sum)

Constituent: Cobalt (mg/L) Analysis Run 3/4/2024 12:13 PM View: Appendix I Mann-Whitney

Plant Bowen Data: Bowen 1, 2, 9, and 10

	GWC-13	GWC-13
8/21/2007	0.01	
11/1/2007	<0.005	
11/19/2007	<0.005	
1/31/2008	0.0037	
3/5/2008	<0.005	
5/12/2008	<0.005	
12/13/2008	0.011	
4/28/2009	<0.005	
10/21/2009	<0.005	
4/28/2010	<0.005	
10/5/2010	<0.005	
4/19/2011	<0.005	
10/18/2011	<0.005	
4/25/2012	<0.005	
10/2/2012	<0.005	
4/2/2013	<0.005	
10/8/2013	<0.005	
4/1/2014	<0.005	
10/1/2014	<0.005	
4/1/2015	<0.005	
10/15/2015	0.00051 (J)	
4/4/2016	<0.005	
5/31/2016	<0.005	
8/4/2016	<0.005	
9/29/2016	<0.005	
11/28/2016	<0.005	
2/9/2017	<0.005	
4/12/2017	<0.005	
6/16/2017	<0.005	
10/9/2017	<0.005	
3/21/2018	<0.005	
9/19/2018	<0.005	
3/23/2019	<0.005	
9/18/2019	0.0005 (J)	
3/13/2020	<0.005	
9/22/2020	<0.005	
3/18/2021	<0.005	
8/11/2021	<0.005	
2/17/2022		<0.005
8/18/2022		<0.005
2/22/2023		<0.005
8/1/2023		<0.005

ND substitution: RL or RL/2 if <15% NDs.

Mann-Whitney (Wilcoxon Rank Sum)

Constituent: Cobalt (mg/L) Analysis Run 3/4/2024 12:13 PM View: Appendix I Mann-Whitney

Plant Bowen Data: Bowen 1, 2, 9, and 10

	GWC-13RZ	GWC-13RZ
8/21/2007	<0.005	
11/1/2007	<0.005	
11/19/2007	<0.005	
1/31/2008	<0.005	
3/5/2008	<0.005	
5/7/2008	<0.005	
12/12/2008	0.0079	
4/29/2009	<0.005	
10/21/2009	<0.005	
4/28/2010	<0.005	
10/6/2010	<0.005	
4/20/2011	<0.005	
10/12/2011	<0.005	
4/25/2012	<0.005	
10/2/2012	<0.005	
4/2/2013	<0.005	
10/8/2013	<0.005	
4/1/2014	<0.005	
10/1/2014	<0.005	
3/31/2015	<0.005	
10/14/2015	<0.005	
4/4/2016	<0.005	
6/1/2016	<0.005	
2/22/2017	<0.005	
4/11/2017	<0.005	
6/16/2017	<0.005	
7/12/2017	<0.005	
7/28/2017	<0.005	
8/10/2017	<0.005	
10/6/2017	<0.005	
3/23/2018	<0.005	
9/20/2018	<0.005	
3/22/2019	<0.005	
9/18/2019	<0.005	
3/17/2020	<0.005	
9/22/2020	<0.005	
3/19/2021	<0.005	
8/12/2021	<0.005	
2/4/2022		<0.005
8/19/2022		<0.005
2/22/2023		<0.005
8/2/2023		<0.005

ND substitution: RL or RL/2 if <15% NDs.

Mann-Whitney (Wilcoxon Rank Sum)

Constituent: Cobalt (mg/L) Analysis Run 3/4/2024 12:13 PM View: Appendix I Mann-Whitney

Plant Bowen Data: Bowen 1, 2, 9, and 10

	GWC-14Z	GWC-14Z
8/24/2007	<0.005	
11/2/2007	<0.005	
11/17/2007	0.0039	
1/15/2008	<0.005	
3/5/2008	0.005	
5/7/2008	<0.005	
12/2/2008	0.011	
4/16/2009	0.005	
10/20/2009	0.0074	
4/20/2010	<0.005	
9/29/2010	<0.005	
4/12/2011	<0.005	
10/4/2011	<0.005	
4/4/2012	<0.005	
10/10/2012	<0.005	
4/15/2013	<0.005	
10/22/2013	<0.005	
4/21/2014	<0.005	
9/30/2014	<0.005	
4/3/2015	<0.005	
10/7/2015	<0.005	
4/5/2016	<0.005	
6/1/2016	<0.005	
8/9/2016	0.0003 (J)	
11/28/2016	<0.005	
2/9/2017	<0.005	
4/11/2017	<0.005	
6/14/2017	<0.005	
7/12/2017	<0.005	
10/5/2017	<0.005	
3/22/2018	<0.005	
9/19/2018	0.00058 (J)	
3/22/2019	<0.005	
9/17/2019	<0.005	
3/13/2020	<0.005	
9/21/2020	<0.005	
3/18/2021	<0.005	
8/11/2021	<0.005	
2/4/2022		<0.005
8/18/2022		<0.005
2/22/2023		<0.005
8/1/2023		<0.005

ND substitution: RL or RL/2 if <15% NDs.

Mann-Whitney (Wilcoxon Rank Sum)

Constituent: Cobalt (mg/L) Analysis Run 3/4/2024 12:13 PM View: Appendix I Mann-Whitney

Plant Bowen Data: Bowen 1, 2, 9, and 10

	GWC-15R	GWC-15R
8/23/2007	<0.005	
11/2/2007	<0.005	
11/17/2007	<0.005	
1/15/2008	<0.005	
3/6/2008	<0.005	
5/7/2008	<0.005	
12/2/2008	<0.005	
4/28/2009	<0.005	
10/19/2009	<0.005	
4/27/2010	<0.005	
10/4/2010	<0.005	
4/18/2011	<0.005	
10/12/2011	<0.005	
4/23/2012	<0.005	
10/10/2012	<0.005	
4/15/2013	<0.005	
10/22/2013	<0.005	
4/21/2014	<0.005	
9/30/2014	<0.005	
4/3/2015	<0.005	
10/7/2015	<0.005	
4/5/2016	<0.005	
5/31/2016	<0.005	
8/4/2016	<0.005	
9/29/2016	<0.005	
11/23/2016	<0.005	
2/10/2017	<0.005	
4/12/2017	0.0006 (J)	
6/15/2017	0.0004 (J)	
10/6/2017	<0.005	
3/23/2018	<0.005	
9/19/2018	<0.005	
3/25/2019	<0.005	
9/17/2019	<0.005	
3/13/2020	<0.005	
9/21/2020	<0.005	
3/18/2021	<0.005	
8/11/2021	<0.005	
2/4/2022		<0.005
8/19/2022		<0.005
2/22/2023		<0.005
8/2/2023		<0.005

ND substitution: RL or RL/2 if <15% NDs.

Mann-Whitney (Wilcoxon Rank Sum)

Constituent: Cobalt (mg/L) Analysis Run 3/4/2024 12:13 PM View: Appendix I Mann-Whitney

Plant Bowen Data: Bowen 1, 2, 9, and 10

	GWC-15Z	GWC-15Z
8/24/2007	<0.005	
11/2/2007	<0.005	
11/18/2007	<0.005	
1/15/2008	0.0029	
3/10/2008	0.069 (O)	
5/13/2008	<0.005	
12/2/2008	0.0027	
4/28/2009	<0.005	
10/20/2009	<0.005	
4/27/2010	<0.005	
10/5/2010	<0.005	
4/19/2011	<0.005	
10/12/2011	<0.005	
4/25/2012	<0.005	
10/10/2012	<0.005	
4/16/2013	<0.005	
10/22/2013	<0.005	
4/21/2014	<0.005	
9/30/2014	<0.005	
4/3/2015	<0.005	
10/6/2015	<0.005	
4/5/2016	<0.005	
5/31/2016	<0.005	
11/23/2016	<0.005	
2/10/2017	<0.005	
4/11/2017	<0.005	
6/15/2017	<0.005	
7/12/2017	<0.005	
7/26/2017	<0.005	
10/6/2017	<0.005	
3/23/2018	<0.005	
9/19/2018	<0.005	
3/22/2019	<0.005	
9/17/2019	<0.005	
3/13/2020	<0.005	
9/21/2020	<0.005	
3/18/2021	<0.005	
8/11/2021	<0.005	
2/7/2022		<0.005
8/19/2022		<0.005
2/22/2023		<0.005
8/1/2023		<0.005

ND substitution: RL or RL/2 if <15% NDs.

Mann-Whitney (Wilcoxon Rank Sum)

Constituent: Cobalt (mg/L) Analysis Run 3/4/2024 12:13 PM View: Appendix I Mann-Whitney

Plant Bowen Data: Bowen 1, 2, 9, and 10

	GWC-44	GWC-44
3/16/2016	0.002 (J)	
5/16/2016	<0.01	
7/25/2016	0.0015 (J)	
9/19/2016	0.0014 (J)	
11/3/2016	0.0013 (J)	
1/19/2017	0.0013 (J)	
3/28/2017	0.0019 (J)	
6/5/2017	0.0022 (J)	
9/26/2017	0.0018 (J)	
3/15/2018	0.0018 (J)	
9/12/2018	0.0016 (J)	
3/14/2019	0.0022 (J)	
9/11/2019	0.0018 (J)	
3/10/2020	0.0021 (J)	
9/15/2020	0.0015 (J)	
3/11/2021	0.0016 (J)	
8/4/2021	0.0016 (J)	
1/31/2022		0.0017 (J)
8/15/2022		0.0014 (J)
2/14/2023		0.0014 (J)
7/26/2023		0.0015 (J)

ND substitution: RL or RL/2 if <15% NDs.

Mann-Whitney (Wilcoxon Rank Sum)

Constituent: Cobalt (mg/L) Analysis Run 3/4/2024 12:13 PM View: Appendix I Mann-Whitney

Plant Bowen Data: Bowen 1, 2, 9, and 10

	GWC-45	GWC-45
3/16/2016	<0.01	
5/16/2016	<0.01 (D)	
7/25/2016	0.0017 (JD)	
9/19/2016	0.0017 (JD)	
11/4/2016	0.0013 (JD)	
1/23/2017	0.0013 (JD)	
3/29/2017	0.0013 (JD)	
6/7/2017	0.0011 (J)	
9/27/2017	0.0013 (J)	
3/15/2018	0.0012 (J)	
9/13/2018	0.001 (J)	
3/14/2019	0.0015 (JD)	
9/11/2019	0.0014 (JD)	
3/10/2020	0.0012 (J)	
9/11/2020	0.0012 (J)	
3/11/2021	0.0011 (J)	
8/6/2021	0.0011 (J)	
2/1/2022		0.0013 (J)
8/12/2022		0.0011 (J)
2/14/2023		0.0012 (J)
7/26/2023		0.0013 (J)

ND substitution: RL or RL/2 if <15% NDs.

Mann-Whitney (Wilcoxon Rank Sum)

Constituent: Cobalt (mg/L) Analysis Run 3/4/2024 12:13 PM View: Appendix I Mann-Whitney

Plant Bowen Data: Bowen 1, 2, 9, and 10

	GWC-46R	GWC-46R
3/10/2016	<0.005	
5/17/2016	<0.005	
7/26/2016	0.0006 (J)	
9/20/2016	<0.005	
11/4/2016	<0.005	
1/20/2017	<0.005	
3/28/2017	<0.005	
6/7/2017	<0.005	
9/29/2017	<0.005	
3/15/2018	<0.005	
9/13/2018	<0.005	
3/18/2019	<0.005	
9/11/2019	<0.005	
3/10/2020	<0.005	
9/14/2020	<0.005	
3/11/2021	<0.005	
8/5/2021	<0.005	
1/31/2022		<0.005
8/15/2022		<0.005
2/14/2023		<0.005
7/26/2023		<0.005

ND substitution: RL or RL/2 if <15% NDs.

Mann-Whitney (Wilcoxon Rank Sum)

Constituent: Cobalt (mg/L) Analysis Run 3/4/2024 12:13 PM View: Appendix I Mann-Whitney

Plant Bowen Data: Bowen 1, 2, 9, and 10

	GWC-48	GWC-48
3/10/2016	0.00235 (J)	
5/17/2016	0.0025 (J)	
7/27/2016	0.0014 (J)	
9/20/2016	0.0015 (J)	
11/4/2016	0.0014 (J)	
1/23/2017	<0.01	
3/28/2017	0.0015 (J)	
6/8/2017	0.0016 (J)	
9/29/2017	0.0015 (J)	
3/15/2018	0.0013 (J)	
9/13/2018	0.0013 (J)	
3/15/2019	0.0012 (J)	
9/11/2019	0.00135 (JD)	
3/9/2020	0.0016 (J)	
9/14/2020	0.0017 (J)	
3/11/2021	0.0025 (J)	
8/4/2021	0.0017 (J)	
1/31/2022		0.0021 (J)
8/15/2022		0.0027 (J)
2/14/2023		0.0025 (J)
7/26/2023		0.0029 (J)

ND substitution: RL or RL/2 if <15% NDs.

Mann-Whitney (Wilcoxon Rank Sum)

Constituent: Cobalt (mg/L) Analysis Run 3/4/2024 12:13 PM View: Appendix I Mann-Whitney

Plant Bowen Data: Bowen 1, 2, 9, and 10

	GWC-49Z	GWC-49Z
3/17/2016	<0.01	
5/18/2016	<0.01	
7/28/2016	0.0026 (J)	
9/21/2016	0.0044 (J)	
11/7/2016	0.0044 (J)	
1/24/2017	0.0049 (J)	
3/30/2017	0.0041 (J)	
6/9/2017	0.0054 (J)	
9/29/2017	0.0038 (J)	
3/15/2018	0.0026 (J)	
9/14/2018	0.0017 (J)	
3/19/2019	0.00069 (J)	
9/11/2019	0.00075 (J)	
3/9/2020	0.0028 (J)	
9/14/2020	0.0014 (J)	
3/15/2021	0.00056 (J)	
8/5/2021	0.0025 (J)	
2/1/2022		0.00066 (J)
8/15/2022		0.0015 (J)
2/14/2023		0.00096 (J)
7/27/2023		0.00044 (J)

ND substitution: RL or RL/2 if <15% NDs.

Mann-Whitney (Wilcoxon Rank Sum)

Constituent: Cobalt (mg/L) Analysis Run 3/4/2024 12:13 PM View: Appendix I Mann-Whitney

Plant Bowen Data: Bowen 1, 2, 9, and 10

	GWC-5	GWC-5
8/23/2007	<0.005	
10/25/2007	<0.005	
11/19/2007	<0.005	
1/23/2008	0.0073	
3/11/2008	0.0025	
5/12/2008	<0.005	
12/11/2008	<0.005	
4/15/2009	<0.005	
10/9/2009	<0.005	
5/4/2010	<0.005	
10/12/2010	<0.005	
4/28/2011	<0.005	
10/19/2011	<0.005	
5/2/2012	<0.005	
10/9/2012	0.0024	
4/11/2013	0.002	
10/16/2013	0.0023	
4/23/2014	0.003	
10/3/2014	0.0034	
3/31/2015	0.00079 (J)	
10/12/2015	0.00063 (J)	
3/28/2016	<0.005	
5/25/2016	<0.005	
8/1/2016	0.0005 (J)	
9/27/2016	<0.005	
11/11/2016	0.0006 (J)	
1/31/2017	0.0007 (J)	
4/3/2017	0.0005 (J)	
6/12/2017	0.0004 (J)	
10/3/2017	0.0003 (J)	
3/19/2018	<0.005	
9/17/2018	<0.005	
3/20/2019	<0.005	
9/16/2019	<0.005	
3/16/2020	0.00031 (J)	
9/16/2020	<0.005	
3/17/2021	<0.005	
8/9/2021	<0.005	
2/2/2022		<0.005
8/16/2022		<0.005
2/20/2023		<0.005
7/28/2023		<0.005

ND substitution: RL or RL/2 if <15% NDs.

Mann-Whitney (Wilcoxon Rank Sum)

Constituent: Cobalt (mg/L) Analysis Run 3/4/2024 12:13 PM View: Appendix I Mann-Whitney

Plant Bowen Data: Bowen 1, 2, 9, and 10

	GWC-6	GWC-6
8/22/2007	<0.005	
10/25/2007	0.0038	
11/20/2007	<0.005	
1/23/2008	0.0047	
3/11/2008	<0.005	
5/14/2008	<0.005	
12/11/2008	<0.005	
4/23/2009	<0.005	
10/9/2009	<0.005	
5/4/2010	<0.005	
10/11/2010	<0.005	
4/26/2011	<0.005	
10/18/2011	<0.005	
5/2/2012	<0.005	
10/8/2012	<0.005	
4/10/2013	<0.005	
10/8/2013	<0.005	
4/14/2014	0.0013 (J)	
10/3/2014	0.00071 (J)	
4/1/2015	<0.005	
10/9/2015	<0.005	
3/29/2016	<0.005	
5/24/2016	<0.005	
8/1/2016	<0.005	
9/26/2016	<0.005	
11/18/2016	<0.005	
2/1/2017	<0.005	
4/6/2017	<0.005	
6/13/2017	<0.005	
10/3/2017	<0.005	
3/19/2018	<0.005	
9/17/2018	<0.005	
3/21/2019	<0.005	
9/16/2019	<0.005	
3/12/2020	<0.005	
9/16/2020	<0.005	
3/17/2021	<0.005	
8/10/2021	<0.005	
2/2/2022		<0.005
8/17/2022		<0.005
2/17/2023		<0.005
7/31/2023		<0.005

ND substitution: RL or RL/2 if <15% NDs.

Mann-Whitney (Wilcoxon Rank Sum)

Constituent: Cobalt (mg/L) Analysis Run 3/4/2024 12:13 PM View: Appendix I Mann-Whitney

Plant Bowen Data: Bowen 1, 2, 9, and 10

	GWC-7Z	GWC-7Z
5/31/2016	<0.005	
8/2/2016	0.0018 (J)	
9/27/2016	0.0011 (J)	
11/21/2016	0.0008 (J)	
2/1/2017	0.0008 (J)	
4/6/2017	0.0008 (J)	
6/13/2017	0.0007 (J)	
7/14/2017	0.0005 (J)	
10/3/2017	0.0007 (J)	
3/20/2018	0.00076 (J)	
9/18/2018	0.00055 (J)	
3/21/2019	0.00059 (J)	
9/13/2019	0.00099 (J)	
3/12/2020	0.00031 (J)	
9/16/2020	0.00072 (J)	
3/17/2021	0.00045 (J)	
8/10/2021	0.00087 (J)	
2/2/2022		0.00042 (J)
8/17/2022		<0.005
2/20/2023		<0.005
7/31/2023		<0.005

ND substitution: RL or RL/2 if <15% NDs.

Mann-Whitney (Wilcoxon Rank Sum)

Constituent: Cobalt (mg/L) Analysis Run 3/4/2024 12:13 PM View: Appendix I Mann-Whitney

Plant Bowen Data: Bowen 1, 2, 9, and 10

	GWC-8RR	GWC-8RR
10/18/2011	<0.005	
4/30/2012	<0.005	
10/3/2012	<0.005	
4/8/2013	<0.005	
10/9/2013	<0.005	
4/10/2014	0.0013 (J)	
10/2/2014	<0.005	
4/3/2015	<0.005	
10/8/2015	0.0014	
3/30/2016	<0.005	
5/24/2016	<0.005	
8/2/2016	<0.005	
9/27/2016	<0.005	
11/22/2016	<0.005	
2/6/2017	<0.005	
4/6/2017	<0.005	
6/14/2017	<0.005	
10/4/2017	<0.005	
3/21/2018	<0.005	
9/18/2018	<0.005	
3/27/2019	<0.005	
9/16/2019	<0.005 (D)	
3/12/2020	<0.005	
9/17/2020	<0.005	
3/17/2021	<0.005	
8/10/2021	<0.005	
2/2/2022		<0.005
8/17/2022		<0.005
2/21/2023		<0.005
7/31/2023		<0.005

ND substitution: RL or RL/2 if <15% NDs.

Mann-Whitney (Wilcoxon Rank Sum)

Constituent: Cobalt (mg/L) Analysis Run 3/4/2024 12:13 PM View: Appendix I Mann-Whitney

Plant Bowen Data: Bowen 1, 2, 9, and 10

	GWC-8Z	GWC-8Z
5/26/2015	0.0018	
6/18/2015	0.0018 (D)	
7/2/2015	0.0013	
10/8/2015	<0.005	
3/22/2016	<0.005	
5/25/2016	<0.005	
8/2/2016	<0.005	
9/26/2016	<0.005	
11/21/2016	<0.005	
2/3/2017	<0.005	
4/7/2017	<0.005	
6/13/2017	<0.005	
10/3/2017	<0.005	
3/20/2018	<0.005	
9/18/2018	<0.005	
5/6/2019	<0.005	
9/16/2019	<0.005	
3/16/2020	<0.005	
9/17/2020	<0.005	
3/18/2021	<0.005	
8/10/2021	<0.005	
2/2/2022		<0.005
8/17/2022		<0.005
2/20/2023		<0.005
7/31/2023		<0.005

ND substitution: RL or RL/2 if <15% NDs.

Mann-Whitney (Wilcoxon Rank Sum)

Constituent: Cobalt (mg/L) Analysis Run 3/4/2024 12:13 PM View: Appendix I Mann-Whitney

Plant Bowen Data: Bowen 1, 2, 9, and 10

	GWC-9	GWC-9
8/23/2007	<0.005	
11/1/2007	<0.005	
11/19/2007	0.0034	
1/15/2008	0.0067	
3/6/2008	0.13 (O)	
5/13/2008	<0.005	
12/12/2008	0.0042	
4/16/2009	0.0047	
10/13/2009	0.0037	
4/21/2010	<0.005	
9/29/2010	<0.005	
4/13/2011	<0.005	
10/5/2011	<0.005	
4/4/2012	<0.005	
10/8/2012	<0.005	
4/8/2013	<0.005	
10/9/2013	0.0013	
4/9/2014	0.0013 (J)	
9/30/2014	<0.005	
4/2/2015	0.00064 (J)	
10/10/2015	0.0015 (D)	
3/30/2016	<0.005	
5/26/2016	<0.005	
8/5/2016	<0.005	
9/28/2016	<0.005	
11/21/2016	<0.005	
2/6/2017	<0.005	
4/6/2017	<0.005	
6/13/2017	<0.005	
10/3/2017	<0.005	
3/20/2018	<0.005	
9/18/2018	<0.005 (D)	
3/21/2019	<0.005	
9/16/2019	<0.005	
3/12/2020	0.00044 (J)	
9/17/2020	<0.005	
3/18/2021	<0.005	
8/10/2021	<0.005	
2/2/2022		0.00043 (J)
8/17/2022		0.00043 (J)
2/21/2023		0.00043 (J)
7/31/2023		<0.005

ND substitution: RL or RL/2 if <15% NDs.

Mann-Whitney (Wilcoxon Rank Sum)

Constituent: Copper (mg/L) Analysis Run 3/4/2024 12:13 PM View: Appendix I Mann-Whitney

Plant Bowen Data: Bowen 1, 2, 9, and 10

	GWA-1	GWA-1
8/23/2007	0.0066	
10/23/2007	0.0076	
11/18/2007	0.0055 (J)	
1/30/2008	0.0094	
3/10/2008	0.0056	
5/13/2008	0.0027	
12/5/2008	<0.005	
4/15/2009	<0.005	
10/7/2009	0.0076	
5/3/2010	<0.005	
10/12/2010	<0.005	
4/27/2011	<0.005	
10/17/2011	<0.005	
5/2/2012	<0.005	
10/8/2012	<0.005	
4/12/2013	<0.005	
10/16/2013	<0.005	
4/11/2014	0.005 (J)	
9/30/2014	<0.005	
3/30/2015	0.0033 (J)	
10/13/2015	0.0013 (J)	
3/22/2016	<0.005	
7/29/2016	<0.005	
3/30/2017	0.0004 (J)	
10/2/2017	0.0003 (J)	
3/16/2018	<0.005	
9/17/2018	<0.005 (D)	
3/20/2019	<0.005	
9/12/2019	<0.005	
3/11/2020	<0.005	
9/15/2020	<0.005	
3/16/2021	<0.005	
8/9/2021	<0.005	
2/1/2022		<0.005
8/16/2022		<0.005
2/16/2023		<0.005
7/27/2023		0.0012 (J)

ND substitution: RL or RL/2 if <15% NDs.

Mann-Whitney (Wilcoxon Rank Sum)

Constituent: Copper (mg/L) Analysis Run 3/4/2024 12:13 PM View: Appendix I Mann-Whitney

Plant Bowen Data: Bowen 1, 2, 9, and 10

	GWA-2	GWA-2
8/23/2007	<0.005	
10/24/2007	0.0088	
11/18/2007	0.0075	
1/31/2008	<0.005	
3/11/2008	0.0068	
5/6/2008	<0.005	
12/4/2008	0.013	
4/21/2009	<0.005	
10/7/2009	<0.005	
4/26/2010	<0.005	
10/4/2010	0.0027	
4/13/2011	0.0029	
10/5/2011	<0.005	
4/11/2012	<0.005	
10/9/2012	<0.005	
4/15/2013	<0.005	
10/15/2013	<0.005	
4/22/2014	<0.005	
9/30/2014	<0.005	
3/30/2015	<0.005	
10/13/2015	<0.005	
3/23/2016	<0.005	
7/29/2016	0.0032 (J)	
3/30/2017	<0.005	
10/2/2017	<0.005	
3/19/2018	0.0025 (J)	
9/14/2018	<0.005	
3/20/2019	<0.005	
9/12/2019	0.01273 (JD)	
3/11/2020	0.0002 (J)	
9/15/2020	<0.005	
3/17/2021	<0.005	
8/9/2021	<0.005	
2/1/2022		<0.005
8/16/2022		<0.005
2/16/2023		<0.005
7/27/2023		<0.005

ND substitution: RL or RL/2 if <15% NDs.

Mann-Whitney (Wilcoxon Rank Sum)

Constituent: Copper (mg/L) Analysis Run 3/4/2024 12:13 PM View: Appendix I Mann-Whitney

Plant Bowen Data: Bowen 1, 2, 9, and 10

	GWA-2R	GWA-2R
8/23/2007	0.0036	
10/24/2007	<0.005	
11/18/2007	0.013	
1/31/2008	0.0069	
3/10/2008	0.0044	
5/13/2008	0.0033	
12/4/2008	<0.005	
4/21/2009	<0.005	
10/8/2009	<0.005	
4/21/2010	<0.005	
9/28/2010	<0.005	
4/12/2011	<0.005	
10/4/2011	<0.005	
4/3/2012	<0.005	
10/9/2012	<0.005	
4/11/2013	<0.005	
10/16/2013	<0.005	
4/10/2014	0.005 (J)	
9/30/2014	<0.005	
3/30/2015	<0.005	
10/13/2015	<0.005	
3/23/2016	<0.005	
7/29/2016	0.0006 (J)	
4/3/2017	0.0004 (J)	
10/2/2017	0.0003 (J)	
3/16/2018	<0.005	
9/14/2018	<0.005	
3/19/2019	<0.005	
9/13/2019	0.00055 (J)	
3/11/2020	0.0011 (J)	
9/15/2020	<0.005	
3/16/2021	<0.005	
8/9/2021	0.0013 (J)	
2/1/2022		0.00096 (J)
8/16/2022		<0.005
2/16/2023		0.0011 (J)
7/27/2023		0.0017 (J)

ND substitution: RL or RL/2 if <15% NDs.

Mann-Whitney (Wilcoxon Rank Sum)

Constituent: Copper (mg/L) Analysis Run 3/4/2024 12:13 PM View: Appendix I Mann-Whitney

Plant Bowen Data: Bowen 1, 2, 9, and 10

	GWA-39RZ	GWA-39RZ
5/16/2016	<0.005	
7/27/2016	0.0271 (o)	
2/21/2017	<0.005	
3/27/2017	<0.005	
9/29/2017	<0.005	
3/16/2018	<0.005	
9/14/2018	0.002 (J)	
3/14/2019	<0.005	
3/9/2020	0.011 (J)	
9/16/2020	<0.005	
3/16/2021	<0.005	
8/6/2021	<0.005	
2/2/2022		<0.005
8/16/2022		<0.005
2/14/2023		<0.005
7/25/2023		<0.005

ND substitution: RL or RL/2 if <15% NDs.

Mann-Whitney (Wilcoxon Rank Sum)

Constituent: Copper (mg/L) Analysis Run 3/4/2024 12:13 PM View: Appendix I Mann-Whitney

Plant Bowen Data: Bowen 1, 2, 9, and 10

	GWA-39Z	GWA-39Z
3/14/2016	<0.005	
5/11/2016	<0.005	
7/19/2016	0.0005 (J)	
9/15/2016	<0.005	
11/2/2016	<0.005	
1/18/2017	<0.005	
3/28/2017	<0.005 (*)	
9/26/2017	0.0005 (J)	
3/14/2018	<0.005	
9/12/2018	<0.005	
3/15/2019	<0.005	
9/9/2019	<0.005	
3/9/2020	0.0007 (J)	
9/10/2020	<0.005	
3/12/2021	<0.005	
8/4/2021	<0.005	
1/31/2022		<0.005
8/10/2022		<0.005
2/13/2023		<0.005
7/26/2023		<0.005

ND substitution: RL or RL/2 if <15% NDs.

Mann-Whitney (Wilcoxon Rank Sum)

Constituent: Copper (mg/L) Analysis Run 3/4/2024 12:13 PM View: Appendix I Mann-Whitney

Plant Bowen Data: Bowen 1, 2, 9, and 10

	GWA-3A	GWA-3A
8/23/2007	0.017	
11/2/2007	0.016	
11/18/2007	0.048	
1/31/2008	0.039	
3/11/2008	0.037	
5/14/2008	0.051	
12/5/2008	0.038	
4/15/2009	0.033	
10/8/2009	0.037	
4/28/2010	0.037	
10/6/2010	0.041	
4/21/2011	0.034	
10/13/2011	0.048	
5/1/2012	0.0427	
10/9/2012	0.038	
4/11/2013	0.038	
10/16/2013	0.036	
4/23/2014	0.03	
10/4/2014	0.029	
3/31/2015	0.026	
10/12/2015	0.05	
3/23/2016	0.0297	
7/29/2016	0.0419	
3/30/2017	0.0392	
10/4/2017	0.0343	
3/19/2018	0.033	
9/17/2018	0.033	
3/20/2019	0.026	
9/13/2019	0.026	
3/11/2020	0.027	
3/29/2021	<0.005	
8/9/2021	<0.005	
2/2/2022		<0.005
8/16/2022		<0.005
2/17/2023		<0.005
8/1/2023		<0.005

ND substitution: RL or RL/2 if <15% NDs.

Mann-Whitney (Wilcoxon Rank Sum)

Constituent: Copper (mg/L) Analysis Run 3/4/2024 12:13 PM View: Appendix I Mann-Whitney

Plant Bowen Data: Bowen 1, 2, 9, and 10

	GWA-40	GWA-40
3/15/2016	<0.005	
5/11/2016	<0.005	
7/21/2016	<0.005	
9/15/2016	<0.005	
11/3/2016	<0.005	
1/17/2017	<0.005	
3/24/2017	<0.005	
9/26/2017	<0.005	
3/14/2018	<0.005	
9/12/2018	<0.005	
3/13/2019	<0.005	
9/9/2019	0.0022 (J)	
3/9/2020	<0.005	
9/11/2020	<0.005	
3/10/2021	<0.005	
8/4/2021	<0.005	
1/31/2022		<0.005
8/12/2022		<0.005
2/13/2023		<0.005
7/26/2023		<0.005

ND substitution: RL or RL/2 if <15% NDs.

Mann-Whitney (Wilcoxon Rank Sum)

Constituent: Copper (mg/L) Analysis Run 3/4/2024 12:13 PM View: Appendix I Mann-Whitney

Plant Bowen Data: Bowen 1, 2, 9, and 10

	GWA-41	GWA-41
3/15/2016	<0.005	
5/12/2016	<0.005	
7/20/2016	<0.005	
9/15/2016	0.0007 (J)	
11/3/2016	<0.005	
1/18/2017	<0.005	
3/24/2017	<0.005	
9/25/2017	0.0003 (J)	
3/14/2018	<0.005	
9/12/2018	<0.005	
3/14/2019	<0.005	
9/10/2019	0.00038 (JD)	
3/6/2020	0.00093 (J)	
9/10/2020	<0.005	
3/11/2021	<0.005	
8/4/2021	<0.005	
1/31/2022		<0.005
8/11/2022		<0.005
2/13/2023		<0.005
7/25/2023		<0.005

ND substitution: RL or RL/2 if <15% NDs.

Mann-Whitney (Wilcoxon Rank Sum)

Constituent: Copper (mg/L) Analysis Run 3/4/2024 12:13 PM View: Appendix I Mann-Whitney

Plant Bowen Data: Bowen 1, 2, 9, and 10

	GWA-41R	GWA-41R
3/15/2016	<0.005	
5/13/2016	<0.005	
7/21/2016	0.0005 (J)	
9/21/2016	<0.005	
11/3/2016	<0.005	
1/17/2017	<0.005	
3/27/2017	<0.005	
9/25/2017	0.0007 (J)	
3/14/2018	0.0021 (J)	
9/12/2018	<0.005	
3/14/2019	0.0022 (J)	
9/10/2019	0.0022 (J)	
3/9/2020	0.0014 (J)	
9/10/2020	<0.005	
3/10/2021	<0.005	
8/4/2021	0.0008 (J)	
1/31/2022		0.0028 (J)
8/11/2022		<0.005
2/13/2023		0.0012 (J)
7/25/2023		<0.005

ND substitution: RL or RL/2 if <15% NDs.

Mann-Whitney (Wilcoxon Rank Sum)

Constituent: Copper (mg/L) Analysis Run 3/4/2024 12:13 PM View: Appendix I Mann-Whitney

Plant Bowen Data: Bowen 1, 2, 9, and 10

	GWA-42	GWA-42
3/11/2016	<0.005	
5/16/2016	<0.005	
7/22/2016	<0.005	
9/19/2016	0.003 (J)	
11/3/2016	<0.005	
1/17/2017	<0.005	
3/27/2017	<0.005	
9/26/2017	<0.005	
3/14/2018	<0.005	
9/14/2018	<0.005	
3/14/2019	<0.005	
9/10/2019	<0.005	
3/6/2020	0.00019 (J)	
9/10/2020	<0.005	
3/11/2021	<0.005	
8/4/2021	<0.005	
1/31/2022		<0.005
8/10/2022		<0.005
2/13/2023		<0.005
7/26/2023		<0.005

ND substitution: RL or RL/2 if <15% NDs.

Mann-Whitney (Wilcoxon Rank Sum)

Constituent: Copper (mg/L) Analysis Run 3/4/2024 12:13 PM View: Appendix I Mann-Whitney

Plant Bowen Data: Bowen 1, 2, 9, and 10

	GWA-43	GWA-43
3/11/2016	<0.005	
5/13/2016	<0.005	
7/19/2016	<0.005	
9/16/2016	<0.005	
11/2/2016	<0.005	
1/18/2017	<0.005	
3/28/2017	<0.005 (*)	
9/22/2017	0.0004 (J)	
3/14/2018	<0.005	
9/12/2018	<0.005	
3/13/2019	<0.005	
9/11/2019	0.00036 (J)	
3/9/2020	0.00035 (J)	
9/11/2020	<0.005	
3/11/2021	<0.005	
8/6/2021	<0.005	
1/31/2022		0.0014 (J)
8/11/2022		<0.005
2/14/2023		<0.005
7/25/2023		<0.005

ND substitution: RL or RL/2 if <15% NDs.

Mann-Whitney (Wilcoxon Rank Sum)

Constituent: Copper (mg/L) Analysis Run 3/4/2024 12:13 PM View: Appendix I Mann-Whitney

Plant Bowen Data: Bowen 1, 2, 9, and 10

	GWA-43R	GWA-43R
3/11/2016	<0.005	
5/13/2016	<0.005	
7/19/2016	<0.005	
9/16/2016	<0.005	
11/2/2016	<0.005	
1/18/2017	<0.005	
3/28/2017	<0.005 (*)	
9/22/2017	0.0006 (J)	
3/15/2018	<0.005	
9/12/2018	<0.005	
3/13/2019	0.0015 (J)	
9/11/2019	0.00026 (J)	
3/9/2020	0.00035 (J)	
9/14/2020	<0.005	
3/11/2021	<0.005	
8/5/2021	<0.005	
1/31/2022		<0.005
8/10/2022		<0.005
2/13/2023		<0.005
7/25/2023		<0.005

ND substitution: RL or RL/2 if <15% NDs.

Mann-Whitney (Wilcoxon Rank Sum)

Constituent: Copper (mg/L) Analysis Run 3/4/2024 12:13 PM View: Appendix I Mann-Whitney

Plant Bowen Data: Bowen 1, 2, 9, and 10

	GWA-4RZ	GWA-4RZ
4/7/2017	0.0004 (J)	
10/3/2017	<0.005 (D)	
3/21/2018	<0.005	
9/18/2018	<0.005	
3/21/2019	<0.005 (D)	
9/12/2019	0.00045 (JD)	
3/12/2020	0.0002 (J)	
9/17/2020	<0.005	
3/16/2021	<0.005	
8/10/2021	<0.005	
2/3/2022		<0.005
8/17/2022		<0.005
2/17/2023		<0.005
7/28/2023		<0.005

ND substitution: RL or RL/2 if <15% NDs.

Mann-Whitney (Wilcoxon Rank Sum)

Constituent: Copper (mg/L) Analysis Run 3/4/2024 12:13 PM View: Appendix I Mann-Whitney

Plant Bowen Data: Bowen 1, 2, 9, and 10

	GWA-50	GWA-50
12/12/2008	0.018	
4/23/2009	0.013	
10/6/2009	0.012	
4/27/2010	0.0095	
9/30/2010	0.0087	
4/14/2011	0.0061	
10/5/2011	<0.025	
4/11/2012	<0.025	
10/2/2012	<0.025	
4/9/2013	0.0053	
10/15/2013	0.0076	
4/10/2014	0.005	
10/1/2014	0.0047 (J)	
3/30/2015	0.0048 (J)	
10/11/2015	0.0055	
3/28/2016	<0.025	
8/1/2016	0.0025 (J)	
4/7/2017	0.003 (J)	
10/2/2017	0.0031 (J)	
3/16/2018	0.0037 (J)	
9/17/2018	0.0028 (J)	
3/19/2019	0.0023 (J)	
9/13/2019	0.0023 (J)	
3/11/2020	0.0026 (J)	
9/16/2020	0.0018 (J)	
3/17/2021	0.0019 (J)	
8/9/2021	0.0017 (J)	
2/1/2022		0.0017 (J)
8/16/2022		0.0014 (J)
2/16/2023		0.0015 (J)
7/28/2023		0.0023 (J)

ND substitution: RL or RL/2 if <15% NDs.

Mann-Whitney (Wilcoxon Rank Sum)

Constituent: Copper (mg/L) Analysis Run 3/4/2024 12:13 PM View: Appendix I Mann-Whitney

Plant Bowen Data: Bowen 1, 2, 9, and 10

	GWA-50R	GWA-50R
12/12/2008	0.064 (O)	
4/23/2009	0.034	
10/6/2009	0.026	
5/3/2010	0.014	
10/11/2010	0.014	
4/27/2011	0.028	
10/19/2011	<0.013	
5/1/2012	0.0198	
10/2/2012	0.011	
4/10/2013	0.018	
10/16/2013	0.016	
4/22/2014	0.014	
10/1/2014	0.0041 (J)	
3/30/2015	0.012	
10/11/2015	0.0049 (J)	
3/28/2016	0.00734 (J)	
8/1/2016	0.0049 (J)	
4/3/2017	0.0023 (J)	
10/2/2017	0.0023 (J)	
3/16/2018	0.0035 (J)	
9/18/2018	0.0041 (J)	
3/19/2019	0.0029 (J)	
9/12/2019	0.0028 (J)	
3/11/2020	0.0035 (J)	
9/15/2020	0.0031 (J)	
3/17/2021	0.0024 (J)	
8/9/2021	0.0028 (J)	
2/2/2022		0.0033 (J)
8/17/2022		0.0098
2/16/2023		0.0028 (J)
7/28/2023		0.0034 (J)

Mann-Whitney (Wilcoxon Rank Sum)

Constituent: Copper (mg/L) Analysis Run 3/4/2024 12:13 PM View: Appendix I Mann-Whitney

Plant Bowen Data: Bowen 1, 2, 9, and 10

	GWC-10	GWC-10
8/21/2007	0.0058	
11/1/2007	<0.005	
11/20/2007	0.006	
1/30/2008	0.0037	
3/6/2008	0.004	
5/12/2008	<0.005	
12/13/2008	0.0051	
4/29/2009	0.003	
10/20/2009	<0.005	
4/26/2010	<0.005	
9/29/2010	<0.005	
4/13/2011	<0.005	
10/5/2011	<0.005	
4/4/2012	<0.005	
10/3/2012	<0.005	
4/3/2013	<0.005	
10/15/2013	<0.005	
4/9/2014	<0.005	
10/2/2014	<0.005	
4/2/2015	<0.005	
10/10/2015	0.0027 (J)	
3/31/2016	<0.005	
8/5/2016	<0.005	
4/10/2017	<0.005	
10/4/2017	<0.005	
3/20/2018	<0.005	
9/18/2018	<0.005	
3/22/2019	<0.005	
9/17/2019	<0.005	
3/12/2020	<0.005	
9/17/2020	<0.005	
3/18/2021	<0.005	
8/10/2021	<0.005	
2/4/2022		<0.005
8/17/2022		<0.005
2/20/2023		<0.005
7/31/2023		<0.005

ND substitution: RL or RL/2 if <15% NDs.

Mann-Whitney (Wilcoxon Rank Sum)

Constituent: Copper (mg/L) Analysis Run 3/4/2024 12:13 PM View: Appendix I Mann-Whitney

Plant Bowen Data: Bowen 1, 2, 9, and 10

	GWC-10R	GWC-10R
8/21/2007	0.007	
11/1/2007	<0.005	
11/20/2007	0.0032	
1/30/2008	0.0039	
3/6/2008	<0.005	
5/8/2008	0.0039	
12/14/2008	0.0046	
4/29/2009	<0.005	
10/21/2009	<0.005	
4/21/2010	<0.005	
9/28/2010	<0.005	
4/12/2011	<0.005	
10/4/2011	<0.005	
4/3/2012	<0.005	
10/8/2012	<0.005	
4/3/2013	<0.005	
10/15/2013	<0.005	
4/9/2014	<0.005	
10/2/2014	<0.005	
4/2/2015	<0.005	
10/12/2015	<0.005	
3/31/2016	<0.005	
8/3/2016	<0.005	
4/10/2017	<0.005	
10/4/2017	<0.005	
3/21/2018	<0.005	
9/18/2018	<0.005	
3/22/2019	<0.005	
9/17/2019	0.00029 (J)	
3/12/2020	<0.005	
9/17/2020	<0.005	
3/18/2021	<0.005	
8/11/2021	<0.005	
2/4/2022		<0.005
8/18/2022		<0.005
2/20/2023		<0.005
7/31/2023		<0.005

ND substitution: RL or RL/2 if <15% NDs.

Mann-Whitney (Wilcoxon Rank Sum)

Constituent: Copper (mg/L) Analysis Run 3/4/2024 12:13 PM View: Appendix I Mann-Whitney

Plant Bowen Data: Bowen 1, 2, 9, and 10

	GWC-11	GWC-11
8/21/2007	<0.005	
11/1/2007	<0.005	
11/18/2007	<0.005	
1/30/2008	<0.005	
3/5/2008	<0.005	
5/7/2008	0.0037	
12/14/2008	<0.005	
4/29/2009	<0.005	
10/22/2009	<0.005	
4/21/2010	<0.005	
9/28/2010	0.0028	
4/12/2011	<0.005	
10/4/2011	0.013	
4/3/2012	<0.005	
10/3/2012	<0.005	
4/3/2013	<0.005	
10/9/2013	<0.005	
4/2/2014	<0.005	
10/2/2014	0.00084 (J)	
4/1/2015	<0.005	
10/11/2015	<0.005	
4/4/2016	<0.005	
8/3/2016	<0.005	
4/10/2017	<0.005	
10/4/2017	<0.005	
3/21/2018	<0.005	
9/18/2018	<0.005	
3/23/2019	<0.005	
9/17/2019	<0.005	
3/12/2020	0.00023 (J)	
9/21/2020	<0.005	
3/19/2021	<0.005	
8/11/2021	<0.005	
2/4/2022		<0.005
8/18/2022		<0.005
2/20/2023		<0.005
8/1/2023		<0.005

ND substitution: RL or RL/2 if <15% NDs.

Mann-Whitney (Wilcoxon Rank Sum)

Constituent: Copper (mg/L) Analysis Run 3/4/2024 12:13 PM View: Appendix I Mann-Whitney

Plant Bowen Data: Bowen 1, 2, 9, and 10

	GWC-11R	GWC-11R
8/21/2007	0.0032	
11/1/2007	0.0031	
11/18/2007	<0.005	
1/30/2008	<0.005	
3/6/2008	<0.005	
5/7/2008	0.0029	
12/14/2008	<0.005	
4/29/2009	<0.005	
10/22/2009	<0.005	
4/21/2010	<0.005	
9/29/2010	<0.005	
4/13/2011	<0.005	
10/4/2011	<0.005	
4/4/2012	<0.005	
10/3/2012	<0.005	
4/3/2013	<0.005	
10/9/2013	<0.005	
4/2/2014	0.005 (J)	
10/2/2014	0.0022 (J)	
4/1/2015	0.019	
10/11/2015	0.013	
4/4/2016	<0.005	
8/4/2016	<0.005	
4/10/2017	<0.005	
10/4/2017	<0.005	
3/22/2018	<0.005	
9/18/2018	<0.005	
3/23/2019	<0.005	
9/17/2019	0.00031 (J)	
3/12/2020	0.00032 (J)	
9/21/2020	<0.005	
3/19/2021	0.0018 (J)	
8/11/2021	<0.005	
2/4/2022		<0.005
8/18/2022		<0.005
2/20/2023		<0.005
8/1/2023		<0.005

ND substitution: RL or RL/2 if <15% NDs.

Mann-Whitney (Wilcoxon Rank Sum)

Constituent: Copper (mg/L) Analysis Run 3/4/2024 12:13 PM View: Appendix I Mann-Whitney

Plant Bowen Data: Bowen 1, 2, 9, and 10

	GWC-12	GWC-12
8/21/2007	<0.005	
11/1/2007	<0.005	
11/19/2007	0.0029	
1/16/2008	0.0067	
3/5/2008	0.0058	
5/13/2008	<0.005	
12/13/2008	<0.005	
4/16/2009	0.0032	
10/21/2009	<0.005	
4/27/2010	0.0034	
10/5/2010	<0.005	
4/19/2011	<0.005	
10/12/2011	<0.005	
4/24/2012	<0.005	
10/2/2012	<0.005	
4/2/2013	0.0063	
10/9/2013	<0.005	
4/1/2014	<0.005	
10/2/2014	<0.005	
4/1/2015	<0.005	
10/14/2015	0.0017 (J)	
4/4/2016	<0.005	
8/3/2016	<0.005	
4/11/2017	0.0003 (J)	
10/4/2017	<0.005	
3/22/2018	<0.005	
9/18/2018	<0.005	
3/23/2019	<0.005	
9/17/2019	<0.005 (D)	
3/12/2020	<0.005	
9/21/2020	<0.005	
3/19/2021	<0.005	
8/11/2021	<0.005	
2/2/2022		<0.005
8/18/2022		<0.005
2/21/2023		<0.005
8/1/2023		0.0039 (J)

ND substitution: RL or RL/2 if <15% NDs.

Mann-Whitney (Wilcoxon Rank Sum)

Constituent: Copper (mg/L) Analysis Run 3/4/2024 12:13 PM View: Appendix I Mann-Whitney

Plant Bowen Data: Bowen 1, 2, 9, and 10

	GWC-13	GWC-13
8/21/2007	<0.005	
11/1/2007	<0.005	
11/19/2007	0.0035	
1/31/2008	<0.005	
3/5/2008	<0.005	
5/12/2008	<0.005	
12/13/2008	0.0028	
4/28/2009	<0.005	
10/21/2009	<0.005	
4/28/2010	<0.005	
10/5/2010	<0.005	
4/19/2011	<0.005	
10/18/2011	<0.005	
4/25/2012	<0.005	
10/2/2012	<0.005	
4/2/2013	<0.005	
10/8/2013	<0.005	
4/1/2014	<0.005	
10/1/2014	<0.005	
4/1/2015	<0.005	
10/15/2015	<0.005	
4/4/2016	<0.005	
8/4/2016	<0.005	
4/12/2017	0.0003 (J)	
10/9/2017	0.0005 (J)	
3/21/2018	<0.005	
9/19/2018	<0.005	
3/23/2019	<0.005	
9/18/2019	0.00057 (J)	
3/13/2020	0.00033 (J)	
9/22/2020	<0.005	
3/18/2021	<0.005	
8/11/2021	<0.005	
2/17/2022		<0.005
8/18/2022		<0.005
2/22/2023		<0.005
8/1/2023		<0.005

ND substitution: RL or RL/2 if <15% NDs.

Mann-Whitney (Wilcoxon Rank Sum)

Constituent: Copper (mg/L) Analysis Run 3/4/2024 12:13 PM View: Appendix I Mann-Whitney

Plant Bowen Data: Bowen 1, 2, 9, and 10

	GWC-13RZ	GWC-13RZ
8/21/2007	<0.005	
11/1/2007	<0.005	
11/19/2007	0.0043	
1/31/2008	<0.005	
3/5/2008	<0.005	
5/7/2008	<0.005	
12/12/2008	0.013	
4/29/2009	0.0029	
10/21/2009	<0.005	
4/28/2010	0.0032	
10/6/2010	<0.005	
4/20/2011	<0.005	
10/12/2011	<0.005	
4/25/2012	<0.005	
10/2/2012	<0.005	
4/2/2013	<0.005	
10/8/2013	<0.005	
4/1/2014	0.005 (J)	
10/1/2014	<0.005	
3/31/2015	<0.005	
10/14/2015	<0.005	
4/4/2016	<0.005	
4/11/2017	<0.005	
10/6/2017	<0.005	
3/23/2018	<0.005	
9/20/2018	<0.005	
3/22/2019	<0.005	
9/18/2019	0.00021 (X)	
3/17/2020	0.00045 (J)	
9/22/2020	<0.005	
3/19/2021	<0.005	
8/12/2021	<0.005	
2/4/2022		<0.005
8/19/2022		<0.005
2/22/2023		0.0014 (J)
8/2/2023		0.0011 (J)

ND substitution: RL or RL/2 if <15% NDs.

Mann-Whitney (Wilcoxon Rank Sum)

Constituent: Copper (mg/L) Analysis Run 3/4/2024 12:13 PM View: Appendix I Mann-Whitney

Plant Bowen Data: Bowen 1, 2, 9, and 10

	GWC-14Z	GWC-14Z
8/24/2007	0.0048 (J)	
11/2/2007	<0.005	
11/17/2007	0.0031	
1/15/2008	0.0033	
3/5/2008	0.0026	
5/7/2008	0.0028	
12/2/2008	0.0029	
4/16/2009	0.0035	
10/20/2009	0.0056	
4/20/2010	<0.005	
9/29/2010	<0.005	
4/12/2011	<0.005	
10/4/2011	<0.005	
4/4/2012	<0.005	
10/10/2012	<0.005	
4/15/2013	<0.005	
10/22/2013	<0.005	
4/21/2014	<0.005	
9/30/2014	<0.005	
4/3/2015	<0.005	
10/7/2015	0.0012 (J)	
4/5/2016	<0.005	
8/9/2016	<0.005	
4/11/2017	<0.005	
10/5/2017	<0.005	
3/22/2018	<0.005	
9/19/2018	<0.005	
3/22/2019	<0.005	
9/17/2019	<0.005	
3/13/2020	<0.005	
9/21/2020	<0.005	
3/18/2021	<0.005	
8/11/2021	<0.005	
2/4/2022		<0.005
8/18/2022		<0.005
2/22/2023		<0.005
8/1/2023		<0.005

ND substitution: RL or RL/2 if <15% NDs.

Mann-Whitney (Wilcoxon Rank Sum)

Constituent: Copper (mg/L) Analysis Run 3/4/2024 12:13 PM View: Appendix I Mann-Whitney

Plant Bowen Data: Bowen 1, 2, 9, and 10

	GWC-15R	GWC-15R
8/23/2007	<0.005	
11/2/2007	<0.005	
11/17/2007	0.02	
1/15/2008	0.0043	
3/6/2008	<0.005	
5/7/2008	0.0026	
12/2/2008	<0.005	
4/28/2009	0.003	
10/19/2009	<0.005	
4/27/2010	<0.005	
10/4/2010	0.0025	
4/18/2011	<0.005	
10/12/2011	<0.005	
4/23/2012	<0.005	
10/10/2012	<0.005	
4/15/2013	<0.005	
10/22/2013	<0.005	
4/21/2014	<0.005	
9/30/2014	<0.005	
4/3/2015	<0.005	
10/7/2015	0.00093 (J)	
4/5/2016	<0.005	
8/4/2016	0.0007 (J)	
4/12/2017	<0.005	
10/6/2017	0.0003 (J)	
3/23/2018	<0.005	
9/19/2018	<0.005	
3/25/2019	<0.005	
9/17/2019	<0.005	
3/13/2020	0.00029 (J)	
9/21/2020	<0.005	
3/18/2021	<0.005	
8/11/2021	<0.005	
2/4/2022		<0.005
8/19/2022		<0.005
2/22/2023		<0.005
8/2/2023		<0.005

ND substitution: RL or RL/2 if <15% NDs.

Mann-Whitney (Wilcoxon Rank Sum)

Constituent: Copper (mg/L) Analysis Run 3/4/2024 12:13 PM View: Appendix I Mann-Whitney

Plant Bowen Data: Bowen 1, 2, 9, and 10

	GWC-15Z	GWC-15Z
8/24/2007	0.021	
11/2/2007	0.0037	
11/18/2007	0.007 (J)	
1/15/2008	0.0055	
3/10/2008	0.0042	
5/13/2008	<0.005	
12/2/2008	0.0039	
4/28/2009	<0.005	
10/20/2009	<0.005	
4/27/2010	<0.005	
10/5/2010	<0.005	
4/19/2011	<0.005	
10/12/2011	<0.005	
4/25/2012	<0.005	
10/10/2012	<0.005	
4/16/2013	<0.005	
10/22/2013	<0.005	
4/21/2014	0.005 (J)	
9/30/2014	<0.005	
4/3/2015	<0.005	
10/6/2015	<0.005	
4/5/2016	<0.005	
4/11/2017	0.0003 (J)	
10/6/2017	<0.005	
3/23/2018	<0.005	
9/19/2018	<0.005	
3/22/2019	<0.005	
9/17/2019	<0.005	
3/13/2020	0.0002 (J)	
9/21/2020	<0.005	
3/18/2021	<0.005	
8/11/2021	<0.005	
2/7/2022		<0.005
8/19/2022		<0.005
2/22/2023		<0.005
8/1/2023		<0.005

ND substitution: RL or RL/2 if <15% NDs.

Mann-Whitney (Wilcoxon Rank Sum)

Constituent: Copper (mg/L) Analysis Run 3/4/2024 12:13 PM View: Appendix I Mann-Whitney

Plant Bowen Data: Bowen 1, 2, 9, and 10

	GWC-44	GWC-44
3/16/2016	<0.005	
5/16/2016	<0.005	
7/25/2016	0.0005 (J)	
9/19/2016	<0.005	
11/3/2016	<0.005	
1/19/2017	<0.005	
3/28/2017	<0.005 (*)	
9/26/2017	0.0006 (J)	
3/15/2018	<0.005	
9/12/2018	<0.005	
3/14/2019	<0.005	
9/11/2019	0.00043 (J)	
3/10/2020	0.00067 (J)	
9/15/2020	<0.005	
3/11/2021	<0.005	
8/4/2021	0.0006 (J)	
1/31/2022		0.00053 (J)
8/15/2022		<0.005
2/14/2023		0.0054
7/26/2023		<0.005

ND substitution: RL or RL/2 if <15% NDs.

Mann-Whitney (Wilcoxon Rank Sum)

Constituent: Copper (mg/L) Analysis Run 3/4/2024 12:13 PM View: Appendix I Mann-Whitney

Plant Bowen Data: Bowen 1, 2, 9, and 10

	GWC-45	GWC-45
3/16/2016	<0.005	
5/16/2016	<0.005 (D)	
7/25/2016	<0.005 (D)	
9/19/2016	0.0032 (JD)	
11/4/2016	0.0006 (JD)	
1/23/2017	0.0008 (JD)	
3/29/2017	0.0005 (JD)	
9/27/2017	0.0014 (J)	
3/15/2018	<0.005	
9/13/2018	<0.005	
3/14/2019	<0.005 (D)	
9/11/2019	0.012 (JD)	
3/10/2020	0.00031 (J)	
9/11/2020	<0.005	
3/11/2021	<0.005	
8/6/2021	<0.005	
2/1/2022		<0.005
8/12/2022		<0.005
2/14/2023		<0.005
7/26/2023		<0.005

ND substitution: RL or RL/2 if <15% NDs.

Mann-Whitney (Wilcoxon Rank Sum)

Constituent: Copper (mg/L) Analysis Run 3/4/2024 12:13 PM View: Appendix I Mann-Whitney

Plant Bowen Data: Bowen 1, 2, 9, and 10

	GWC-45R	GWC-45R
3/16/2016	<0.005	
5/16/2016	<0.005 (D)	
7/25/2016	<0.005 (D)	
9/19/2016	<0.005 (D)	
11/3/2016	<0.005 (D)	
1/20/2017	<0.005 (D)	
3/29/2017	0.0022 (JD)	
9/27/2017	<0.005	
3/15/2018	<0.005	
9/13/2018	<0.005	
3/14/2019	<0.005 (D)	
9/11/2019	<0.005 (D)	
3/10/2020	<0.005	
9/11/2020	<0.005	
3/11/2021	<0.005	
8/6/2021	<0.005	
2/1/2022		<0.005
8/12/2022		<0.005
2/14/2023		<0.005
7/26/2023		<0.005

ND substitution: RL or RL/2 if <15% NDs.

Mann-Whitney (Wilcoxon Rank Sum)

Constituent: Copper (mg/L) Analysis Run 3/4/2024 12:13 PM View: Appendix I Mann-Whitney

Plant Bowen Data: Bowen 1, 2, 9, and 10

	GWC-46R	GWC-46R
3/10/2016	<0.005	
5/17/2016	<0.005	
7/26/2016	<0.005	
9/20/2016	0.0008 (J)	
11/4/2016	<0.005	
1/20/2017	<0.005	
3/28/2017	<0.005	
9/29/2017	<0.005	
3/15/2018	<0.005	
9/13/2018	<0.005	
3/18/2019	<0.005	
9/11/2019	<0.005	
3/10/2020	<0.005	
9/14/2020	<0.005	
3/11/2021	<0.005	
8/5/2021	<0.005	
1/31/2022		<0.005
8/15/2022		<0.005
2/14/2023		<0.005
7/26/2023		<0.005

ND substitution: RL or RL/2 if <15% NDs.

Mann-Whitney (Wilcoxon Rank Sum)

Constituent: Copper (mg/L) Analysis Run 3/4/2024 12:13 PM View: Appendix I Mann-Whitney

Plant Bowen Data: Bowen 1, 2, 9, and 10

	GWC-47	GWC-47
3/10/2016	<0.005	
5/18/2016	<0.005	
7/27/2016	<0.005	
9/20/2016	0.0011 (J)	
11/7/2016	<0.005	
1/23/2017	<0.005	
3/29/2017	0.0003 (J)	
9/27/2017	<0.005	
3/15/2018	<0.005	
9/13/2018	<0.005	
3/15/2019	<0.005	
9/12/2019	<0.005	
3/9/2020	<0.005	
9/14/2020	<0.005	
3/11/2021	<0.005	
8/5/2021	<0.005	
2/1/2022		<0.005
8/15/2022		<0.005
2/14/2023		0.0016 (J)
7/27/2023		<0.005

ND substitution: RL or RL/2 if <15% NDs.

Mann-Whitney (Wilcoxon Rank Sum)

Constituent: Copper (mg/L) Analysis Run 3/4/2024 12:13 PM View: Appendix I Mann-Whitney

Plant Bowen Data: Bowen 1, 2, 9, and 10

	GWC-47R	GWC-47R
3/10/2016	<0.005	
5/18/2016	<0.005	
7/27/2016	<0.005	
9/20/2016	0.001 (J)	
11/4/2016	<0.005	
1/20/2017	<0.005	
3/29/2017	0.0003 (J)	
9/27/2017	0.0011 (J)	
3/16/2018	<0.005	
9/13/2018	<0.005	
3/19/2019	<0.005	
9/11/2019	0.0008 (J)	
3/9/2020	0.00032 (J)	
9/15/2020	<0.005	
3/11/2021	<0.005	
8/5/2021	<0.005	
2/1/2022		<0.005
8/15/2022		<0.005
2/14/2023		<0.005
7/27/2023		<0.005

ND substitution: RL or RL/2 if <15% NDs.

Mann-Whitney (Wilcoxon Rank Sum)

Constituent: Copper (mg/L) Analysis Run 3/4/2024 12:13 PM View: Appendix I Mann-Whitney

Plant Bowen Data: Bowen 1, 2, 9, and 10

	GWC-48	GWC-48
3/10/2016	<0.005	
5/17/2016	<0.005	
7/27/2016	<0.005	
9/20/2016	0.0018 (J)	
11/4/2016	<0.005	
1/23/2017	<0.005	
3/28/2017	<0.005 (*)	
9/29/2017	0.0003 (J)	
3/15/2018	<0.005	
9/13/2018	<0.005	
3/15/2019	<0.005	
9/11/2019	0.000535 (JD)	
3/9/2020	0.00035 (J)	
9/14/2020	<0.005	
3/11/2021	<0.005	
8/4/2021	<0.005	
1/31/2022		<0.005
8/15/2022		<0.005
2/14/2023		<0.005
7/26/2023		<0.005

ND substitution: RL or RL/2 if <15% NDs.

Mann-Whitney (Wilcoxon Rank Sum)

Constituent: Copper (mg/L) Analysis Run 3/4/2024 12:13 PM View: Appendix I Mann-Whitney

Plant Bowen Data: Bowen 1, 2, 9, and 10

	GWC-49Z	GWC-49Z
3/17/2016	<0.005	
5/18/2016	<0.005	
7/28/2016	0.0007 (J)	
9/21/2016	0.0018 (J)	
11/7/2016	<0.005	
1/24/2017	<0.005	
3/30/2017	0.0003 (J)	
9/29/2017	<0.005	
3/15/2018	<0.005	
9/14/2018	<0.005	
3/19/2019	<0.005	
9/11/2019	0.00021 (J)	
3/9/2020	0.00035 (J)	
9/14/2020	<0.005	
3/15/2021	<0.005	
8/5/2021	0.00061 (J)	
2/1/2022		<0.005
8/15/2022		<0.005
2/14/2023		<0.005
7/27/2023		<0.005

ND substitution: RL or RL/2 if <15% NDs.

Mann-Whitney (Wilcoxon Rank Sum)

Constituent: Copper (mg/L) Analysis Run 3/4/2024 12:13 PM View: Appendix I Mann-Whitney

Plant Bowen Data: Bowen 1, 2, 9, and 10

	GWC-5	GWC-5
8/23/2007	0.0064	
10/25/2007	0.0081	
11/19/2007	0.0059	
1/23/2008	0.018	
3/11/2008	0.027	
5/12/2008	0.016	
12/11/2008	0.016	
4/15/2009	0.017	
10/9/2009	0.045	
5/4/2010	0.031	
10/12/2010	0.024	
4/28/2011	0.0044	
10/19/2011	0.038	
5/2/2012	0.0865 (O)	
10/9/2012	0.053	
4/11/2013	0.04	
10/16/2013	0.054	
4/23/2014	0.054	
10/3/2014	0.066	
3/31/2015	0.025	
10/12/2015	0.018	
3/28/2016	0.0256	
8/1/2016	0.0178 (J)	
4/3/2017	0.0272	
10/3/2017	0.0239 (J)	
3/19/2018	0.021 (J)	
9/17/2018	0.018 (J)	
3/20/2019	0.023 (J)	
9/16/2019	0.016 (J)	
3/16/2020	0.012 (J)	
9/16/2020	0.017 (J)	
3/17/2021	0.019	
8/9/2021	0.026	
2/2/2022		0.024
8/16/2022		0.021
2/20/2023		0.023
7/28/2023		0.024

Mann-Whitney (Wilcoxon Rank Sum)

Constituent: Copper (mg/L) Analysis Run 3/4/2024 12:13 PM View: Appendix I Mann-Whitney

Plant Bowen Data: Bowen 1, 2, 9, and 10

	GWC-6	GWC-6
8/22/2007	0.0033	
10/25/2007	<0.005	
11/20/2007	0.0052	
1/23/2008	0.0069	
3/11/2008	0.0029	
5/14/2008	0.0035	
12/11/2008	<0.005	
4/23/2009	0.0038	
10/9/2009	0.0032	
5/4/2010	<0.005	
10/11/2010	0.0029	
4/26/2011	<0.005	
10/18/2011	<0.005	
5/2/2012	<0.005	
10/8/2012	<0.005	
4/10/2013	<0.005	
10/8/2013	<0.005	
4/14/2014	0.005 (J)	
10/3/2014	0.00091 (J)	
4/1/2015	0.0011 (J)	
10/9/2015	<0.005	
3/29/2016	<0.005	
8/1/2016	<0.005	
4/6/2017	<0.005	
10/3/2017	<0.005	
3/19/2018	<0.005	
9/17/2018	<0.005	
3/21/2019	0.0018 (J)	
9/16/2019	<0.005	
3/12/2020	<0.005	
9/16/2020	<0.005	
3/17/2021	<0.005	
8/10/2021	<0.005	
2/2/2022		<0.005
8/17/2022		<0.005
2/17/2023		<0.005
7/31/2023		<0.005

ND substitution: RL or RL/2 if <15% NDs.

Mann-Whitney (Wilcoxon Rank Sum)

Constituent: Copper (mg/L) Analysis Run 3/4/2024 12:13 PM View: Appendix I Mann-Whitney

Plant Bowen Data: Bowen 1, 2, 9, and 10

	GWC-6RZ	GWC-6RZ
5/26/2015	<0.005	
6/18/2015	<0.005 (D)	
7/2/2015	<0.005	
10/9/2015	<0.005	
3/29/2016	<0.005	
8/1/2016	<0.005	
4/6/2017	<0.005	
10/3/2017	<0.005	
3/20/2018	<0.005	
9/17/2018	<0.005	
3/21/2019	<0.005	
9/16/2019	<0.005	
3/12/2020	0.00028 (J)	
9/16/2020	<0.005	
3/17/2021	<0.005	
8/10/2021	<0.005	
2/2/2022		<0.005
8/17/2022		<0.005
2/17/2023		<0.005
7/28/2023		<0.005

ND substitution: RL or RL/2 if <15% NDs.

Mann-Whitney (Wilcoxon Rank Sum)

Constituent: Copper (mg/L) Analysis Run 3/4/2024 12:13 PM View: Appendix I Mann-Whitney

Plant Bowen Data: Bowen 1, 2, 9, and 10

	GWC-7Z	GWC-7Z
8/2/2016	<0.005	
4/6/2017	0.0004 (J)	
10/3/2017	0.0006 (J)	
3/20/2018	<0.005	
9/18/2018	<0.005	
3/21/2019	<0.005	
9/13/2019	0.00025 (J)	
3/12/2020	0.00021 (J)	
9/16/2020	<0.005	
3/17/2021	<0.005	
8/10/2021	<0.005	
2/2/2022		<0.005
8/17/2022		<0.005
2/20/2023		<0.005
7/31/2023		<0.005

ND substitution: RL or RL/2 if <15% NDs.

Mann-Whitney (Wilcoxon Rank Sum)

Constituent: Copper (mg/L) Analysis Run 3/4/2024 12:13 PM View: Appendix I Mann-Whitney

Plant Bowen Data: Bowen 1, 2, 9, and 10

	GWC-8RR	GWC-8RR
10/18/2011	<0.005	
4/30/2012	<0.005	
10/3/2012	<0.005	
4/8/2013	<0.005	
10/9/2013	<0.005	
4/10/2014	<0.005	
10/2/2014	<0.005	
4/3/2015	<0.005	
10/8/2015	0.002 (J)	
3/30/2016	<0.005	
8/2/2016	<0.005	
4/6/2017	<0.005	
10/4/2017	<0.005	
3/21/2018	<0.005	
9/18/2018	<0.005	
3/27/2019	<0.005	
9/16/2019	<0.005 (D)	
3/12/2020	<0.005	
9/17/2020	<0.005	
3/17/2021	<0.005	
8/10/2021	<0.005	
2/2/2022		<0.005
8/17/2022		<0.005
2/21/2023		<0.005
7/31/2023		<0.005

ND substitution: RL or RL/2 if <15% NDs.

Mann-Whitney (Wilcoxon Rank Sum)

Constituent: Copper (mg/L) Analysis Run 3/4/2024 12:13 PM View: Appendix I Mann-Whitney

Plant Bowen Data: Bowen 1, 2, 9, and 10

	GWC-8Z	GWC-8Z
5/26/2015	<0.005	
6/18/2015	0.005 (D)	
7/2/2015	<0.005	
10/8/2015	0.00091 (J)	
3/22/2016	<0.005	
8/2/2016	<0.005	
4/7/2017	<0.005	
10/3/2017	0.0003 (J)	
3/20/2018	<0.005	
9/18/2018	<0.005	
5/6/2019	<0.005	
9/16/2019	<0.005	
3/16/2020	0.00024 (J)	
9/17/2020	<0.005	
3/18/2021	<0.005	
8/10/2021	<0.005	
2/2/2022		<0.005
8/17/2022		<0.005
2/20/2023		<0.005
7/31/2023		<0.005

ND substitution: RL or RL/2 if <15% NDs.

Mann-Whitney (Wilcoxon Rank Sum)

Constituent: Copper (mg/L) Analysis Run 3/4/2024 12:13 PM View: Appendix I Mann-Whitney

Plant Bowen Data: Bowen 1, 2, 9, and 10

	GWC-9	GWC-9
8/23/2007	<0.005	
11/1/2007	0.0047	
11/19/2007	0.0067 (J)	
1/15/2008	0.01	
3/6/2008	0.007	
5/13/2008	<0.005	
12/12/2008	0.0048	
4/16/2009	0.0042	
10/13/2009	0.0034	
4/21/2010	<0.005	
9/29/2010	<0.005	
4/13/2011	<0.005	
10/5/2011	<0.005	
4/4/2012	<0.005	
10/8/2012	<0.005	
4/8/2013	<0.005	
10/9/2013	<0.005	
4/9/2014	<0.005	
9/30/2014	<0.005	
4/2/2015	<0.005	
10/10/2015	0.00345 (JD)	
3/30/2016	<0.005	
8/5/2016	<0.005	
4/6/2017	0.0003 (J)	
10/3/2017	<0.005	
3/20/2018	<0.005	
9/18/2018	<0.005 (D)	
3/21/2019	<0.005	
9/16/2019	0.00021 (J)	
3/12/2020	0.00031 (J)	
9/17/2020	<0.005	
3/18/2021	<0.005	
8/10/2021	<0.005	
2/2/2022		<0.005
8/17/2022		<0.005
2/21/2023		<0.005
7/31/2023		<0.005

ND substitution: RL or RL/2 if <15% NDs.

Mann-Whitney (Wilcoxon Rank Sum)

Constituent: Lead (mg/L) Analysis Run 3/4/2024 12:13 PM View: Appendix I Mann-Whitney

Plant Bowen Data: Bowen 1, 2, 9, and 10

	GWA-1	GWA-1
8/23/2007	<0.001	
10/23/2007	<0.001	
11/18/2007	<0.001	
1/30/2008	<0.001	
3/10/2008	<0.001	
5/13/2008	<0.001	
12/5/2008	<0.001	
4/15/2009	<0.001	
10/7/2009	<0.001	
5/3/2010	<0.001	
10/12/2010	<0.001	
4/27/2011	<0.001	
10/17/2011	<0.001	
5/2/2012	<0.001	
10/8/2012	<0.001	
4/12/2013	<0.001	
10/16/2013	<0.001	
4/11/2014	<0.001	
9/30/2014	<0.001	
3/30/2015	0.0028 (J)	
10/13/2015	<0.001	
3/22/2016	<0.001	
5/19/2016	<0.001	
7/29/2016	0.0002 (J)	
9/23/2016	<0.001	
11/9/2016	0.0004 (J)	
1/30/2017	<0.001	
3/30/2017	8E-05 (J)	
6/9/2017	0.0001 (J)	
10/2/2017	0.0002 (J)	
3/16/2018	<0.001	
9/17/2018	<0.001 (D)	
3/20/2019	<0.001	
9/12/2019	<0.001	
3/11/2020	<0.001	
9/15/2020	9.3E-05 (J)	
3/16/2021	5.2E-05 (J)	
8/9/2021	<0.001	
2/1/2022		<0.001
8/16/2022		<0.001
2/16/2023		<0.001
7/27/2023		<0.001

ND substitution: RL or RL/2 if <15% NDs.

Mann-Whitney (Wilcoxon Rank Sum)

Constituent: Lead (mg/L) Analysis Run 3/4/2024 12:13 PM View: Appendix I Mann-Whitney

Plant Bowen Data: Bowen 1, 2, 9, and 10

	GWA-2	GWA-2
8/23/2007	<0.001	
10/24/2007	<0.001	
11/18/2007	<0.001	
1/31/2008	<0.001	
3/11/2008	<0.001	
5/6/2008	<0.001	
12/4/2008	<0.001	
4/21/2009	<0.001	
10/7/2009	<0.001	
4/26/2010	<0.001	
10/4/2010	<0.001	
4/13/2011	<0.001	
10/5/2011	<0.001	
4/11/2012	<0.001	
10/9/2012	<0.001	
4/15/2013	<0.001	
10/15/2013	<0.001	
4/22/2014	<0.001	
9/30/2014	<0.001	
3/30/2015	<0.001	
10/13/2015	<0.001	
3/23/2016	<0.001	
5/20/2016	<0.001	
7/29/2016	0.0001 (J)	
9/23/2016	<0.001	
11/9/2016	<0.001	
1/31/2017	<0.001	
3/30/2017	<0.001	
6/12/2017	<0.001	
10/2/2017	<0.001	
3/19/2018	<0.001	
9/14/2018	<0.001	
3/20/2019	<0.001	
9/12/2019	0.002536 (JD)	
3/11/2020	<0.001	
9/15/2020	<0.001	
3/17/2021	<0.001	
8/9/2021	<0.001	
2/1/2022		<0.001
8/16/2022		<0.001
2/16/2023		<0.001
7/27/2023		<0.001

ND substitution: RL or RL/2 if <15% NDs.

Mann-Whitney (Wilcoxon Rank Sum)

Constituent: Lead (mg/L) Analysis Run 3/4/2024 12:13 PM View: Appendix I Mann-Whitney

Plant Bowen Data: Bowen 1, 2, 9, and 10

	GWA-2R	GWA-2R
8/23/2007	<0.001	
10/24/2007	<0.001	
11/18/2007	<0.001	
1/31/2008	<0.001	
3/10/2008	<0.001	
5/13/2008	<0.001	
12/4/2008	<0.001	
4/21/2009	<0.001	
10/8/2009	<0.001	
4/21/2010	<0.001	
9/28/2010	<0.001	
4/12/2011	<0.001	
10/4/2011	<0.001	
4/3/2012	<0.001	
10/9/2012	<0.001	
4/11/2013	<0.001	
10/16/2013	<0.001	
4/10/2014	<0.001	
9/30/2014	<0.001	
3/30/2015	<0.001	
10/13/2015	<0.001	
3/23/2016	<0.001	
5/19/2016	<0.001	
7/29/2016	<0.001	
9/22/2016	<0.001	
11/10/2016	<0.001	
1/31/2017	<0.001	
4/3/2017	<0.001	
6/9/2017	<0.001	
10/2/2017	<0.001	
3/16/2018	<0.001	
9/14/2018	<0.001	
3/19/2019	<0.001	
9/13/2019	<0.001	
3/11/2020	5.8E-05 (J)	
9/15/2020	5E-05 (J)	
3/16/2021	7E-05 (J)	
8/9/2021	<0.001	
2/1/2022		<0.001
8/16/2022		<0.001
2/16/2023		<0.001
7/27/2023		<0.001

ND substitution: RL or RL/2 if <15% NDs.

Mann-Whitney (Wilcoxon Rank Sum)

Constituent: Lead (mg/L) Analysis Run 3/4/2024 12:13 PM View: Appendix I Mann-Whitney

Plant Bowen Data: Bowen 1, 2, 9, and 10

	GWA-39RZ	GWA-39RZ
5/16/2016	<0.001 (D)	
7/27/2016	0.0011 (JD)	
2/21/2017	<0.001	
3/27/2017	<0.001 (D)	
6/8/2017	<0.001 (D)	
7/17/2017	<0.001 (D)	
7/27/2017	0.0001 (J)	
8/9/2017	<0.001	
9/29/2017	<0.001 (D)	
3/16/2018	<0.001	
9/14/2018	<0.001	
3/14/2019	<0.001	
3/9/2020	0.00027 (J)	
9/16/2020	0.0005 (J)	
3/16/2021	0.0002 (J)	
8/6/2021	<0.001	
2/2/2022		<0.001
8/16/2022		<0.001
2/14/2023		<0.001
7/25/2023		0.00014 (J)

ND substitution: RL or RL/2 if <15% NDs.

Mann-Whitney (Wilcoxon Rank Sum)

Constituent: Lead (mg/L) Analysis Run 3/4/2024 12:13 PM View: Appendix I Mann-Whitney

Plant Bowen Data: Bowen 1, 2, 9, and 10

	GWA-39Z	GWA-39Z
3/14/2016	<0.001	
5/11/2016	<0.001	
7/19/2016	<0.001	
9/15/2016	<0.001	
11/2/2016	<0.001	
1/18/2017	<0.001	
3/28/2017	<0.001 (*)	
6/7/2017	8E-05 (J)	
9/26/2017	0.0002 (J)	
3/14/2018	<0.001	
9/12/2018	<0.001	
3/15/2019	<0.001	
9/9/2019	<0.001	
3/9/2020	5.5E-05 (J)	
9/10/2020	<0.001	
3/12/2021	0.0002 (J)	
8/4/2021	<0.001	
1/31/2022		<0.001
8/10/2022		<0.001
2/13/2023		<0.001
7/26/2023		<0.001

ND substitution: RL or RL/2 if <15% NDs.

Mann-Whitney (Wilcoxon Rank Sum)

Constituent: Lead (mg/L) Analysis Run 3/4/2024 12:13 PM View: Appendix I Mann-Whitney

Plant Bowen Data: Bowen 1, 2, 9, and 10

	GWA-40	GWA-40
3/15/2016	<0.001	
5/11/2016	<0.001	
7/21/2016	<0.001	
9/15/2016	<0.001	
11/3/2016	<0.001	
1/17/2017	<0.001	
3/24/2017	<0.001 (*)	
5/24/2017	0.0001 (J)	
9/26/2017	0.0001 (J)	
3/14/2018	0.00046 (J)	
9/12/2018	<0.001	
3/13/2019	<0.001	
9/9/2019	<0.001	
3/9/2020	9.5E-05 (J)	
9/11/2020	<0.001	
3/10/2021	<0.001	
8/4/2021	<0.001	
1/31/2022		<0.001
8/12/2022		<0.001
2/13/2023		<0.001
7/26/2023		<0.001

ND substitution: RL or RL/2 if <15% NDs.

Mann-Whitney (Wilcoxon Rank Sum)

Constituent: Lead (mg/L) Analysis Run 3/4/2024 12:13 PM View: Appendix I Mann-Whitney

Plant Bowen Data: Bowen 1, 2, 9, and 10

	GWA-41	GWA-41
3/15/2016	<0.001	
5/12/2016	<0.001	
7/20/2016	<0.001	
9/15/2016	<0.001	
11/3/2016	<0.001	
1/18/2017	<0.001	
3/24/2017	<0.001	
6/6/2017	<0.001	
9/25/2017	<0.001	
3/14/2018	<0.001	
9/12/2018	<0.001	
3/14/2019	<0.001	
9/10/2019	<0.001 (D)	
3/6/2020	9.1E-05 (J)	
9/10/2020	<0.001	
3/11/2021	<0.001	
8/4/2021	<0.001	
1/31/2022		<0.001
8/11/2022		<0.001
2/13/2023		<0.001
7/25/2023		<0.001

ND substitution: RL or RL/2 if <15% NDs.

Mann-Whitney (Wilcoxon Rank Sum)

Constituent: Lead (mg/L) Analysis Run 3/4/2024 12:13 PM View: Appendix I Mann-Whitney

Plant Bowen Data: Bowen 1, 2, 9, and 10

	GWA-41R	GWA-41R
3/15/2016	<0.001	
5/13/2016	<0.001	
7/21/2016	0.0001 (J)	
9/21/2016	<0.001	
11/3/2016	<0.001	
1/17/2017	<0.001	
3/27/2017	<0.001	
6/6/2017	<0.001	
9/25/2017	0.0001 (J)	
3/14/2018	0.00031 (J)	
9/12/2018	<0.001	
3/14/2019	0.00031 (J)	
9/10/2019	<0.001	
3/9/2020	4.9E-05 (J)	
9/10/2020	<0.001	
3/10/2021	0.00012 (J)	
8/4/2021	<0.001	
1/31/2022		<0.001
8/11/2022		<0.001
2/13/2023		<0.001
7/25/2023		<0.001

ND substitution: RL or RL/2 if <15% NDs.

Mann-Whitney (Wilcoxon Rank Sum)

Constituent: Lead (mg/L) Analysis Run 3/4/2024 12:13 PM View: Appendix I Mann-Whitney

Plant Bowen Data: Bowen 1, 2, 9, and 10

	GWA-42	GWA-42
3/11/2016	<0.001	
5/16/2016	<0.001	
7/22/2016	0.0001 (J)	
9/19/2016	0.0002 (J)	
11/3/2016	<0.001	
1/17/2017	<0.001	
3/27/2017	<0.001	
6/7/2017	<0.001	
9/26/2017	<0.001	
3/14/2018	<0.001	
9/14/2018	<0.001	
3/14/2019	<0.001	
9/10/2019	<0.001	
3/6/2020	0.00011 (J)	
9/10/2020	<0.001	
3/11/2021	<0.001	
8/4/2021	<0.001	
1/31/2022		<0.001
8/10/2022		<0.001
2/13/2023		<0.001
7/26/2023		<0.001

ND substitution: RL or RL/2 if <15% NDs.

Mann-Whitney (Wilcoxon Rank Sum)

Constituent: Lead (mg/L) Analysis Run 3/4/2024 12:13 PM View: Appendix I Mann-Whitney

Plant Bowen Data: Bowen 1, 2, 9, and 10

	GWA-43	GWA-43
3/11/2016	<0.001	
5/13/2016	<0.001	
7/19/2016	<0.001	
9/16/2016	<0.001	
11/2/2016	<0.001	
1/18/2017	<0.001	
3/28/2017	<0.001	
6/6/2017	7E-05 (J)	
9/22/2017	8E-05 (J)	
3/14/2018	<0.001	
9/12/2018	<0.001	
3/13/2019	<0.001	
9/11/2019	0.0001 (J)	
3/9/2020	9.1E-05 (J)	
9/11/2020	4.6E-05 (J)	
3/11/2021	6.3E-05 (J)	
8/6/2021	<0.001	
1/31/2022		<0.001
8/11/2022		<0.001
2/14/2023		<0.001
7/25/2023		0.00018 (J)

ND substitution: RL or RL/2 if <15% NDs.

Mann-Whitney (Wilcoxon Rank Sum)

Constituent: Lead (mg/L) Analysis Run 3/4/2024 12:13 PM View: Appendix I Mann-Whitney

Plant Bowen Data: Bowen 1, 2, 9, and 10

	GWA-43R	GWA-43R
3/11/2016	<0.001	
5/13/2016	<0.001	
7/19/2016	<0.001	
9/16/2016	<0.001	
11/2/2016	<0.001	
1/18/2017	<0.001	
3/28/2017	<0.001	
6/6/2017	0.0001 (J)	
9/22/2017	7E-05 (J)	
3/15/2018	0.0038 (J)	
9/12/2018	<0.001	
3/13/2019	<0.001	
9/11/2019	9.2E-05 (J)	
3/9/2020	9.6E-05 (J)	
9/14/2020	6.6E-05 (J)	
3/11/2021	0.00013 (J)	
8/5/2021	<0.001	
1/31/2022		<0.001
8/10/2022		<0.001
2/13/2023		<0.001
7/25/2023		<0.001

ND substitution: RL or RL/2 if <15% NDs.

Mann-Whitney (Wilcoxon Rank Sum)

Constituent: Lead (mg/L) Analysis Run 3/4/2024 12:13 PM View: Appendix I Mann-Whitney

Plant Bowen Data: Bowen 1, 2, 9, and 10

	GWA-4RZ	GWA-4RZ
2/22/2017	0.0002 (J)	
4/7/2017	<0.001	
6/14/2017	<0.001 (D)	
7/12/2017	<0.001 (D)	
7/20/2017	<0.001 (D)	
7/28/2017	<0.001	
8/9/2017	<0.001	
8/24/2017	<0.001	
10/3/2017	<0.001 (D)	
3/21/2018	<0.001	
9/18/2018	<0.001	
3/21/2019	<0.001 (D)	
9/12/2019	6.5E-05 (JD)	
3/12/2020	<0.001	
9/17/2020	<0.001	
3/16/2021	<0.001	
8/10/2021	<0.001	
2/3/2022		<0.001
8/17/2022		<0.001
2/17/2023		<0.001
7/28/2023		<0.001

ND substitution: RL or RL/2 if <15% NDs.

Mann-Whitney (Wilcoxon Rank Sum)

Constituent: Lead (mg/L) Analysis Run 3/4/2024 12:13 PM View: Appendix I Mann-Whitney

Plant Bowen Data: Bowen 1, 2, 9, and 10

	GWA-50	GWA-50
12/12/2008	<0.001	
4/23/2009	<0.001	
10/6/2009	<0.001	
4/27/2010	<0.001	
9/30/2010	<0.001	
4/14/2011	<0.001	
10/5/2011	<0.001	
4/11/2012	<0.001	
10/2/2012	<0.001	
4/9/2013	<0.001	
10/15/2013	<0.001	
4/10/2014	<0.001	
10/1/2014	<0.001	
3/30/2015	<0.001	
10/11/2015	<0.001	
3/28/2016	<0.001	
5/23/2016	<0.001	
8/1/2016	<0.001	
9/26/2016	0.0001 (J)	
11/10/2016	<0.001	
1/30/2017	<0.001	
4/7/2017	<0.001	
6/12/2017	<0.001	
10/2/2017	0.0003 (J)	
3/16/2018	<0.001	
9/17/2018	<0.001	
3/19/2019	<0.001	
9/13/2019	<0.001	
3/11/2020	<0.001	
9/16/2020	9.3E-05 (J)	
3/17/2021	<0.001	
8/9/2021	<0.001	
2/1/2022		<0.001
8/16/2022		<0.001
2/16/2023		<0.001
7/28/2023		<0.001

ND substitution: RL or RL/2 if <15% NDs.

Mann-Whitney (Wilcoxon Rank Sum)

Constituent: Lead (mg/L) Analysis Run 3/4/2024 12:13 PM View: Appendix I Mann-Whitney

Plant Bowen Data: Bowen 1, 2, 9, and 10

	GWA-50R	GWA-50R
12/12/2008	<0.001	
4/23/2009	<0.001	
10/6/2009	<0.001	
5/3/2010	<0.001	
10/11/2010	<0.001	
4/27/2011	<0.001	
10/19/2011	<0.001	
5/1/2012	0.0012	
10/2/2012	<0.001	
4/10/2013	<0.001	
10/16/2013	<0.001	
4/22/2014	<0.001	
10/1/2014	<0.001	
3/30/2015	<0.001	
10/11/2015	<0.001	
3/28/2016	<0.001	
5/25/2016	<0.001	
8/1/2016	<0.001	
9/26/2016	<0.001	
11/11/2016	<0.001	
1/30/2017	<0.001	
4/3/2017	<0.001	
6/12/2017	<0.001	
10/2/2017	<0.001	
3/16/2018	<0.001	
9/18/2018	<0.001	
3/19/2019	<0.001	
9/12/2019	<0.001	
3/11/2020	<0.001	
9/15/2020	<0.001	
3/17/2021	<0.001	
8/9/2021	<0.001	
2/2/2022		<0.001
8/17/2022		<0.001
2/16/2023		<0.001
7/28/2023		<0.001

ND substitution: RL or RL/2 if <15% NDs.

Mann-Whitney (Wilcoxon Rank Sum)

Constituent: Lead (mg/L) Analysis Run 3/4/2024 12:13 PM View: Appendix I Mann-Whitney

Plant Bowen Data: Bowen 1, 2, 9, and 10

	GWC-10	GWC-10
8/21/2007	<0.001	
11/1/2007	<0.001	
11/20/2007	<0.001	
1/30/2008	<0.001	
3/6/2008	<0.001	
5/12/2008	<0.001	
12/13/2008	<0.001	
4/29/2009	<0.001	
10/20/2009	<0.001	
4/26/2010	<0.001	
9/29/2010	<0.001	
4/13/2011	<0.001	
10/5/2011	<0.001	
4/4/2012	<0.001	
10/3/2012	<0.001	
4/3/2013	<0.001	
10/15/2013	<0.001	
4/9/2014	<0.001	
10/2/2014	<0.001	
4/2/2015	<0.001	
10/10/2015	<0.001	
3/31/2016	<0.001	
5/26/2016	<0.001	
8/5/2016	<0.001	
9/28/2016	<0.001	
11/22/2016	<0.001	
2/7/2017	<0.001	
4/10/2017	<0.001	
6/14/2017	<0.001	
10/4/2017	<0.001	
3/20/2018	<0.001	
9/18/2018	<0.001	
3/22/2019	<0.001	
9/17/2019	4.7E-05 (J)	
3/12/2020	<0.001	
9/17/2020	<0.001	
3/18/2021	<0.001	
8/10/2021	<0.001	
2/4/2022		<0.001
8/17/2022		<0.001
2/20/2023		<0.001
7/31/2023		<0.001

ND substitution: RL or RL/2 if <15% NDs.

Mann-Whitney (Wilcoxon Rank Sum)

Constituent: Lead (mg/L) Analysis Run 3/4/2024 12:13 PM View: Appendix I Mann-Whitney

Plant Bowen Data: Bowen 1, 2, 9, and 10

	GWC-10R	GWC-10R
8/21/2007	<0.001	
11/1/2007	<0.001	
11/20/2007	<0.001	
1/30/2008	<0.001	
3/6/2008	<0.001	
5/8/2008	<0.001	
12/14/2008	<0.001	
4/29/2009	<0.001	
10/21/2009	<0.001	
4/21/2010	<0.001	
9/28/2010	<0.001	
4/12/2011	<0.001	
10/4/2011	<0.001	
4/3/2012	<0.001	
10/8/2012	<0.001	
4/3/2013	<0.001	
10/15/2013	<0.001	
4/9/2014	<0.001	
10/2/2014	<0.001	
4/2/2015	<0.001	
10/12/2015	<0.001	
3/31/2016	<0.001	
5/26/2016	<0.001	
8/3/2016	<0.001	
9/28/2016	<0.001	
11/22/2016	<0.001	
2/7/2017	<0.001	
4/10/2017	<0.001	
6/14/2017	<0.001	
10/4/2017	<0.001	
3/21/2018	<0.001	
9/18/2018	<0.001	
3/22/2019	<0.001	
9/17/2019	0.00017 (J)	
3/12/2020	<0.001	
9/17/2020	<0.001	
3/18/2021	<0.001	
8/11/2021	<0.001	
2/4/2022		<0.001
8/18/2022		<0.001
2/20/2023		<0.001
7/31/2023		<0.001

ND substitution: RL or RL/2 if <15% NDs.

Mann-Whitney (Wilcoxon Rank Sum)

Constituent: Lead (mg/L) Analysis Run 3/4/2024 12:13 PM View: Appendix I Mann-Whitney

Plant Bowen Data: Bowen 1, 2, 9, and 10

	GWC-11	GWC-11
8/21/2007	<0.001	
11/1/2007	<0.001	
11/18/2007	<0.001	
1/30/2008	<0.001	
3/5/2008	<0.001	
5/7/2008	<0.001	
12/14/2008	<0.001	
4/29/2009	<0.001	
10/22/2009	<0.001	
4/21/2010	<0.001	
9/28/2010	<0.001	
4/12/2011	<0.001	
10/4/2011	<0.001	
4/3/2012	<0.001	
10/3/2012	<0.001	
4/3/2013	<0.001	
10/9/2013	<0.001	
4/2/2014	<0.001	
10/2/2014	<0.001	
4/1/2015	<0.001	
10/11/2015	<0.001	
4/4/2016	<0.001	
5/26/2016	<0.001	
8/3/2016	<0.001	
9/28/2016	<0.001	
11/22/2016	<0.001	
2/8/2017	<0.001	
4/10/2017	<0.001	
6/15/2017	9E-05 (J)	
10/4/2017	<0.001	
3/21/2018	<0.001	
9/18/2018	<0.001	
3/23/2019	<0.001	
9/17/2019	4.6E-05 (J)	
3/12/2020	5.2E-05 (J)	
9/21/2020	<0.001	
3/19/2021	<0.001	
8/11/2021	<0.001	
2/4/2022		<0.001
8/18/2022		<0.001
2/20/2023		<0.001
8/1/2023		<0.001

ND substitution: RL or RL/2 if <15% NDs.

Mann-Whitney (Wilcoxon Rank Sum)

Constituent: Lead (mg/L) Analysis Run 3/4/2024 12:13 PM View: Appendix I Mann-Whitney

Plant Bowen Data: Bowen 1, 2, 9, and 10

	GWC-11R	GWC-11R
8/21/2007	<0.001	
11/1/2007	<0.001	
11/18/2007	<0.001	
1/30/2008	<0.001	
3/6/2008	<0.001	
5/7/2008	<0.001	
12/14/2008	<0.001	
4/29/2009	<0.001	
10/22/2009	<0.001	
4/21/2010	<0.001	
9/29/2010	<0.001	
4/13/2011	<0.001	
10/4/2011	<0.001	
4/4/2012	<0.001	
10/3/2012	<0.001	
4/3/2013	<0.001	
10/9/2013	<0.001	
4/2/2014	<0.001	
10/2/2014	<0.001	
4/1/2015	<0.001	
10/11/2015	<0.001	
4/4/2016	<0.001	
5/26/2016	<0.001	
8/4/2016	<0.001	
9/28/2016	<0.001	
11/22/2016	<0.001	
2/8/2017	<0.001	
4/10/2017	<0.001	
6/15/2017	<0.001	
10/4/2017	<0.001	
3/22/2018	<0.001	
9/18/2018	<0.001	
3/23/2019	<0.001	
9/17/2019	8.2E-05 (J)	
3/12/2020	4.6E-05 (J)	
9/21/2020	<0.001	
3/19/2021	0.00018 (J)	
8/11/2021	<0.001	
2/4/2022		<0.001
8/18/2022		<0.001
2/20/2023		<0.001
8/1/2023		<0.001

ND substitution: RL or RL/2 if <15% NDs.

Mann-Whitney (Wilcoxon Rank Sum)

Constituent: Lead (mg/L) Analysis Run 3/4/2024 12:13 PM View: Appendix I Mann-Whitney

Plant Bowen Data: Bowen 1, 2, 9, and 10

	GWC-13	GWC-13
8/21/2007	<0.001	
11/1/2007	<0.001	
11/19/2007	<0.001	
1/31/2008	<0.001	
3/5/2008	<0.001	
5/12/2008	<0.001	
12/13/2008	<0.001	
4/28/2009	<0.001	
10/21/2009	<0.001	
4/28/2010	<0.001	
10/5/2010	<0.001	
4/19/2011	<0.001	
10/18/2011	<0.001	
4/25/2012	<0.001	
10/2/2012	<0.001	
4/2/2013	<0.001	
10/8/2013	<0.001	
4/1/2014	<0.001	
10/1/2014	<0.001	
4/1/2015	<0.001	
10/15/2015	<0.001	
4/4/2016	<0.001	
5/31/2016	<0.001	
8/4/2016	0.0001 (J)	
9/29/2016	0.0001 (J)	
11/28/2016	<0.001	
2/9/2017	0.0001 (J)	
4/12/2017	<0.001	
6/16/2017	0.0002 (J)	
10/9/2017	0.0001 (J)	
3/21/2018	<0.001	
9/19/2018	<0.001	
3/23/2019	<0.001	
9/18/2019	0.0002 (J)	
3/13/2020	0.00013 (J)	
9/22/2020	0.00015 (J)	
3/18/2021	0.00024 (J)	
8/11/2021	<0.001	
2/17/2022		<0.001
8/18/2022		<0.001
2/22/2023		<0.001
8/1/2023		<0.001

ND substitution: RL or RL/2 if <15% NDs.

Mann-Whitney (Wilcoxon Rank Sum)

Constituent: Lead (mg/L) Analysis Run 3/4/2024 12:13 PM View: Appendix I Mann-Whitney

Plant Bowen Data: Bowen 1, 2, 9, and 10

	GWC-13RZ	GWC-13RZ
8/21/2007	<0.001	
11/1/2007	<0.001	
11/19/2007	<0.001	
1/31/2008	<0.001	
3/5/2008	<0.001	
5/7/2008	<0.001	
12/12/2008	<0.001	
4/29/2009	<0.001	
10/21/2009	<0.001	
4/28/2010	<0.001	
10/6/2010	<0.001	
4/20/2011	<0.001	
10/12/2011	<0.001	
4/25/2012	<0.001	
10/2/2012	<0.001	
4/2/2013	<0.001	
10/8/2013	<0.001	
4/1/2014	<0.001	
10/1/2014	<0.001	
3/31/2015	<0.001	
10/14/2015	<0.001	
4/4/2016	<0.001	
6/1/2016	<0.001	
2/22/2017	0.0003 (J)	
4/11/2017	<0.001	
6/16/2017	<0.001	
7/12/2017	<0.001	
7/28/2017	<0.001	
8/10/2017	<0.001	
10/6/2017	<0.001	
3/23/2018	<0.001	
9/20/2018	<0.001	
3/22/2019	<0.001	
9/18/2019	4.8E-05 (X)	
3/17/2020	<0.001	
9/22/2020	7.1E-05 (J)	
3/19/2021	7.4E-05 (J)	
8/12/2021	<0.001	
2/4/2022		<0.001
8/19/2022		<0.001
2/22/2023		<0.001
8/2/2023		<0.001

ND substitution: RL or RL/2 if <15% NDs.

Mann-Whitney (Wilcoxon Rank Sum)

Constituent: Lead (mg/L) Analysis Run 3/4/2024 12:13 PM View: Appendix I Mann-Whitney

Plant Bowen Data: Bowen 1, 2, 9, and 10

	GWC-14Z	GWC-14Z
8/24/2007	<0.001	
11/2/2007	<0.001	
11/17/2007	<0.001	
1/15/2008	<0.001	
3/5/2008	<0.001	
5/7/2008	<0.001	
12/2/2008	<0.001	
4/16/2009	<0.001	
10/20/2009	<0.001	
4/20/2010	<0.001	
9/29/2010	<0.001	
4/12/2011	<0.001	
10/4/2011	<0.001	
4/4/2012	<0.001	
10/10/2012	<0.001	
4/15/2013	<0.001	
10/22/2013	<0.001	
4/21/2014	<0.001	
9/30/2014	<0.001	
4/3/2015	<0.001	
10/7/2015	<0.001	
4/5/2016	<0.001	
6/1/2016	<0.001	
8/9/2016	<0.001	
11/28/2016	<0.001	
2/9/2017	0.0002 (J)	
4/11/2017	<0.001	
6/14/2017	<0.001	
7/12/2017	<0.001	
10/5/2017	<0.001	
3/22/2018	<0.001	
9/19/2018	<0.001	
3/22/2019	<0.001	
9/17/2019	<0.001	
3/13/2020	<0.001	
9/21/2020	0.00023 (J)	
3/18/2021	<0.001	
8/11/2021	<0.001	
2/4/2022		<0.001
8/18/2022		<0.001
2/22/2023		<0.001
8/1/2023		<0.001

ND substitution: RL or RL/2 if <15% NDs.

Mann-Whitney (Wilcoxon Rank Sum)

Constituent: Lead (mg/L) Analysis Run 3/4/2024 12:13 PM View: Appendix I Mann-Whitney

Plant Bowen Data: Bowen 1, 2, 9, and 10

	GWC-15R	GWC-15R
8/23/2007	<0.001	
11/2/2007	<0.001	
11/17/2007	<0.001	
1/15/2008	<0.001	
3/6/2008	<0.001	
5/7/2008	<0.001	
12/2/2008	<0.001	
4/28/2009	<0.001	
10/19/2009	<0.001	
4/27/2010	<0.001	
10/4/2010	<0.001	
4/18/2011	<0.001	
10/12/2011	<0.001	
4/23/2012	<0.001	
10/10/2012	<0.001	
4/15/2013	<0.001	
10/22/2013	<0.001	
4/21/2014	<0.001	
9/30/2014	<0.001	
4/3/2015	<0.001	
10/7/2015	<0.001	
4/5/2016	<0.001	
5/31/2016	<0.001	
8/4/2016	<0.001	
9/29/2016	0.0008 (J)	
11/23/2016	0.0011 (J)	
2/10/2017	<0.001	
4/12/2017	<0.001	
6/15/2017	0.0005 (J)	
10/6/2017	0.0004 (J)	
3/23/2018	0.00028 (J)	
9/19/2018	0.00029 (J)	
3/25/2019	0.00047 (J)	
9/17/2019	0.00016 (J)	
3/13/2020	0.00037 (J)	
9/21/2020	0.00093 (J)	
3/18/2021	0.00036 (J)	
8/11/2021	<0.001	
2/4/2022		<0.001
8/19/2022		<0.001
2/22/2023		<0.001
8/2/2023		0.00024 (J)

ND substitution: RL or RL/2 if <15% NDs.

Mann-Whitney (Wilcoxon Rank Sum)

Constituent: Lead (mg/L) Analysis Run 3/4/2024 12:13 PM View: Appendix I Mann-Whitney

Plant Bowen Data: Bowen 1, 2, 9, and 10

	GWC-15Z	GWC-15Z
8/24/2007	<0.001	
11/2/2007	<0.001	
11/18/2007	<0.001	
1/15/2008	<0.001	
3/10/2008	<0.001	
5/13/2008	<0.001	
12/2/2008	<0.001	
4/28/2009	<0.001	
10/20/2009	<0.001	
4/27/2010	<0.001	
10/5/2010	<0.001	
4/19/2011	<0.001	
10/12/2011	<0.001	
4/25/2012	<0.001	
10/10/2012	<0.001	
4/16/2013	<0.001	
10/22/2013	<0.001	
4/21/2014	<0.001	
9/30/2014	<0.001	
4/3/2015	<0.001	
10/6/2015	<0.001	
4/5/2016	<0.001	
5/31/2016	<0.001	
11/23/2016	<0.001	
2/10/2017	<0.001	
4/11/2017	<0.001	
6/15/2017	<0.001	
7/12/2017	<0.001	
7/26/2017	<0.001	
10/6/2017	<0.001	
3/23/2018	<0.001	
9/19/2018	<0.001	
3/22/2019	<0.001	
9/17/2019	<0.001	
3/13/2020	4.8E-05 (J)	
9/21/2020	7.5E-05 (J)	
3/18/2021	4E-05 (J)	
8/11/2021	<0.001	
2/7/2022		<0.001
8/19/2022		<0.001
2/22/2023		<0.001
8/1/2023		<0.001

ND substitution: RL or RL/2 if <15% NDs.

Mann-Whitney (Wilcoxon Rank Sum)

Constituent: Lead (mg/L) Analysis Run 3/4/2024 12:13 PM View: Appendix I Mann-Whitney

Plant Bowen Data: Bowen 1, 2, 9, and 10

	GWC-44	GWC-44
3/16/2016	<0.001	
5/16/2016	<0.001	
7/25/2016	0.0003 (J)	
9/19/2016	0.0002 (J)	
11/3/2016	0.0002 (J)	
1/19/2017	0.0003 (J)	
3/28/2017	<0.001 (*)	
6/5/2017	0.0007 (J)	
9/26/2017	0.0004 (J)	
3/15/2018	0.00064 (J)	
9/12/2018	0.00037 (J)	
3/14/2019	0.00077 (J)	
9/11/2019	0.00047 (J)	
3/10/2020	0.00066 (J)	
9/15/2020	0.00045 (J)	
3/11/2021	0.00053 (J)	
8/4/2021	<0.001	
1/31/2022		<0.001
8/15/2022		<0.001
2/14/2023		<0.001
7/26/2023		0.0002 (J)

ND substitution: RL or RL/2 if <15% NDs.

Mann-Whitney (Wilcoxon Rank Sum)

Constituent: Lead (mg/L) Analysis Run 3/4/2024 12:13 PM View: Appendix I Mann-Whitney

Plant Bowen Data: Bowen 1, 2, 9, and 10

	GWC-45	GWC-45
3/16/2016	<0.001	
5/16/2016	<0.001 (D)	
7/25/2016	0.0002 (JD)	
9/19/2016	0.0004 (JD)	
11/4/2016	0.0002 (JD)	
1/23/2017	0.0001 (JD)	
3/29/2017	0.0001 (JD)	
6/7/2017	0.0001 (J)	
9/27/2017	0.0003 (J)	
3/15/2018	<0.001	
9/13/2018	<0.001	
3/14/2019	<0.001 (D)	
9/11/2019	0.00016 (JD)	
3/10/2020	0.00014 (J)	
9/11/2020	0.00012 (J)	
3/11/2021	0.00012 (J)	
8/6/2021	<0.001	
2/1/2022		<0.001
8/12/2022		<0.001
2/14/2023		<0.001
7/26/2023		<0.001

ND substitution: RL or RL/2 if <15% NDs.

Mann-Whitney (Wilcoxon Rank Sum)

Constituent: Lead (mg/L) Analysis Run 3/4/2024 12:13 PM View: Appendix I Mann-Whitney

Plant Bowen Data: Bowen 1, 2, 9, and 10

	GWC-45R	GWC-45R
3/16/2016	<0.001	
5/16/2016	<0.001 (D)	
7/25/2016	0.0001 (JD)	
9/19/2016	<0.001 (D)	
11/3/2016	<0.001 (D)	
1/20/2017	<0.001 (D)	
3/29/2017	0.0001 (JD)	
6/7/2017	8E-05 (J)	
9/27/2017	9E-05 (J)	
3/15/2018	<0.001	
9/13/2018	<0.001	
3/14/2019	<0.001 (D)	
9/11/2019	<0.001 (D)	
3/10/2020	<0.001	
9/11/2020	<0.001	
3/11/2021	4.5E-05 (J)	
8/6/2021	<0.001	
2/1/2022		<0.001
8/12/2022		<0.001
2/14/2023		<0.001
7/26/2023		<0.001

ND substitution: RL or RL/2 if <15% NDs.

Mann-Whitney (Wilcoxon Rank Sum)

Constituent: Lead (mg/L) Analysis Run 3/4/2024 12:13 PM View: Appendix I Mann-Whitney

Plant Bowen Data: Bowen 1, 2, 9, and 10

	GWC-47	GWC-47
3/10/2016	<0.001	
5/18/2016	<0.001	
7/27/2016	9E-05 (J)	
9/20/2016	0.0003 (J)	
11/7/2016	<0.001	
1/23/2017	<0.001	
3/29/2017	<0.001	
6/8/2017	0.0001 (J)	
9/27/2017	<0.001	
3/15/2018	<0.001	
9/13/2018	<0.001	
3/15/2019	<0.001	
9/12/2019	<0.001	
3/9/2020	5.8E-05 (J)	
9/14/2020	<0.001	
3/11/2021	4.8E-05 (J)	
8/5/2021	<0.001	
2/1/2022		<0.001
8/15/2022		<0.001
2/14/2023		<0.001
7/27/2023		<0.001

ND substitution: RL or RL/2 if <15% NDs.

Mann-Whitney (Wilcoxon Rank Sum)

Constituent: Lead (mg/L) Analysis Run 3/4/2024 12:13 PM View: Appendix I Mann-Whitney

Plant Bowen Data: Bowen 1, 2, 9, and 10

	GWC-47R	GWC-47R
3/10/2016	<0.001	
5/18/2016	<0.001	
7/27/2016	9E-05 (J)	
9/20/2016	0.0001 (J)	
11/4/2016	<0.001	
1/20/2017	<0.001	
3/29/2017	<0.001	
6/8/2017	<0.001	
9/27/2017	<0.001	
3/16/2018	<0.001	
9/13/2018	<0.001	
3/19/2019	<0.001	
9/11/2019	8.5E-05 (J)	
3/9/2020	8E-05 (J)	
9/15/2020	<0.001	
3/11/2021	<0.001	
8/5/2021	<0.001	
2/1/2022		<0.001
8/15/2022		<0.001
2/14/2023		<0.001
7/27/2023		<0.001

ND substitution: RL or RL/2 if <15% NDs.

Mann-Whitney (Wilcoxon Rank Sum)

Constituent: Lead (mg/L) Analysis Run 3/4/2024 12:13 PM View: Appendix I Mann-Whitney

Plant Bowen Data: Bowen 1, 2, 9, and 10

	GWC-48	GWC-48
3/10/2016	<0.001	
5/17/2016	<0.001	
7/27/2016	<0.001	
9/20/2016	0.0002 (J)	
11/4/2016	<0.001	
1/23/2017	<0.001	
3/28/2017	<0.001 (*)	
6/8/2017	<0.001	
9/29/2017	<0.001	
3/15/2018	<0.001	
9/13/2018	<0.001	
3/15/2019	<0.001	
9/11/2019	0.002529 (JD)	
3/9/2020	<0.001	
9/14/2020	<0.001	
3/11/2021	<0.001	
8/4/2021	<0.001	
1/31/2022		<0.001
8/15/2022		<0.001
2/14/2023		<0.001
7/26/2023		<0.001

ND substitution: RL or RL/2 if <15% NDs.

Mann-Whitney (Wilcoxon Rank Sum)

Constituent: Lead (mg/L) Analysis Run 3/4/2024 12:13 PM View: Appendix I Mann-Whitney

Plant Bowen Data: Bowen 1, 2, 9, and 10

	GWC-49Z	GWC-49Z
3/17/2016	<0.001	
5/18/2016	<0.001	
7/28/2016	0.0002 (J)	
9/21/2016	<0.001 (*)	
11/7/2016	<0.001	
1/24/2017	0.0002 (J)	
3/30/2017	<0.001	
6/9/2017	<0.001	
9/29/2017	<0.001	
3/15/2018	<0.001	
9/14/2018	<0.001	
3/19/2019	<0.001	
9/11/2019	8.2E-05 (J)	
3/9/2020	0.00017 (J)	
9/14/2020	7.8E-05 (J)	
3/15/2021	4.6E-05 (J)	
8/5/2021	<0.001	
2/1/2022		<0.001
8/15/2022		<0.001
2/14/2023		<0.001
7/27/2023		<0.001

ND substitution: RL or RL/2 if <15% NDs.

Mann-Whitney (Wilcoxon Rank Sum)

Constituent: Lead (mg/L) Analysis Run 3/4/2024 12:13 PM View: Appendix I Mann-Whitney

Plant Bowen Data: Bowen 1, 2, 9, and 10

	GWC-5	GWC-5
8/23/2007	<0.001	
10/25/2007	<0.001	
11/19/2007	<0.001	
1/23/2008	<0.001	
3/11/2008	<0.001	
5/12/2008	<0.001	
12/11/2008	<0.001	
4/15/2009	<0.001	
10/9/2009	<0.001	
5/4/2010	<0.001	
10/12/2010	<0.001	
4/28/2011	<0.001	
10/19/2011	<0.001	
5/2/2012	<0.001	
10/9/2012	<0.001	
4/11/2013	<0.001	
10/16/2013	<0.001	
4/23/2014	<0.001	
10/3/2014	<0.001	
3/31/2015	<0.001	
10/12/2015	<0.001	
3/28/2016	<0.001	
5/25/2016	<0.001	
8/1/2016	<0.001	
9/27/2016	<0.001	
11/11/2016	<0.001	
1/31/2017	<0.001	
4/3/2017	<0.001	
6/12/2017	<0.001	
10/3/2017	<0.001	
3/19/2018	<0.001	
9/17/2018	<0.001	
3/20/2019	<0.001	
9/16/2019	<0.001	
3/16/2020	5.1E-05 (J)	
9/16/2020	<0.001	
3/17/2021	<0.001	
8/9/2021	<0.001	
2/2/2022		<0.001
8/16/2022		<0.001
2/20/2023		<0.001
7/28/2023		<0.001

ND substitution: RL or RL/2 if <15% NDs.

Mann-Whitney (Wilcoxon Rank Sum)

Constituent: Lead (mg/L) Analysis Run 3/4/2024 12:13 PM View: Appendix I Mann-Whitney

Plant Bowen Data: Bowen 1, 2, 9, and 10

	GWC-6	GWC-6
8/22/2007	<0.001	
10/25/2007	<0.001	
11/20/2007	<0.001	
1/23/2008	<0.001	
3/11/2008	<0.001	
5/14/2008	<0.001	
12/11/2008	<0.001	
4/23/2009	<0.001	
10/9/2009	<0.001	
5/4/2010	<0.001	
10/11/2010	<0.001	
4/26/2011	<0.001	
10/18/2011	<0.001	
5/2/2012	<0.001	
10/8/2012	<0.001	
4/10/2013	<0.001	
10/8/2013	<0.001	
4/14/2014	<0.001	
10/3/2014	<0.001	
4/1/2015	<0.001	
10/9/2015	<0.001	
3/29/2016	<0.001	
5/24/2016	<0.001	
8/1/2016	<0.001	
9/26/2016	0.0003 (J)	
11/18/2016	<0.001	
2/1/2017	<0.001	
4/6/2017	7E-05 (J)	
6/13/2017	<0.001	
10/3/2017	<0.001	
3/19/2018	<0.001	
9/17/2018	<0.001	
3/21/2019	<0.001	
9/16/2019	0.0001 (J)	
3/12/2020	0.0001 (J)	
9/16/2020	0.00012 (J)	
3/17/2021	7.4E-05 (J)	
8/10/2021	<0.001	
2/2/2022		<0.001
8/17/2022		<0.001
2/17/2023		<0.001
7/31/2023		<0.001

ND substitution: RL or RL/2 if <15% NDs.

Mann-Whitney (Wilcoxon Rank Sum)

Constituent: Lead (mg/L) Analysis Run 3/4/2024 12:13 PM View: Appendix I Mann-Whitney

Plant Bowen Data: Bowen 1, 2, 9, and 10

	GWC-6RZ	GWC-6RZ
5/26/2015	<0.001	
6/18/2015	<0.001 (D)	
7/2/2015	<0.001	
10/9/2015	<0.001	
3/29/2016	<0.001	
5/24/2016	<0.001	
8/1/2016	<0.001	
9/26/2016	<0.001	
11/14/2016	<0.001	
2/1/2017	<0.001	
4/6/2017	7E-05 (J)	
6/13/2017	8E-05 (J)	
10/3/2017	<0.001	
3/20/2018	<0.001	
9/17/2018	<0.001	
3/21/2019	<0.001	
9/16/2019	<0.001	
3/12/2020	7E-05 (J)	
9/16/2020	<0.001	
3/17/2021	<0.001	
8/10/2021	<0.001	
2/2/2022		<0.001
8/17/2022		<0.001
2/17/2023		<0.001
7/28/2023		<0.001

ND substitution: RL or RL/2 if <15% NDs.

Mann-Whitney (Wilcoxon Rank Sum)

Constituent: Lead (mg/L) Analysis Run 3/4/2024 12:13 PM View: Appendix I Mann-Whitney

Plant Bowen Data: Bowen 1, 2, 9, and 10

	GWC-7Z	GWC-7Z
5/31/2016	<0.001	
8/2/2016	0.0001 (J)	
9/27/2016	0.0001 (J)	
11/21/2016	0.0001 (J)	
2/1/2017	0.0001 (J)	
4/6/2017	0.0002 (J)	
6/13/2017	<0.001	
7/14/2017	<0.001	
10/3/2017	9E-05 (J)	
3/20/2018	<0.001	
9/18/2018	<0.001	
3/21/2019	<0.001	
9/13/2019	<0.001	
3/12/2020	8.2E-05 (J)	
9/16/2020	0.00011 (J)	
3/17/2021	4.9E-05 (J)	
8/10/2021	<0.001	
2/2/2022		<0.001
8/17/2022		<0.001
2/20/2023		<0.001
7/31/2023		<0.001

ND substitution: RL or RL/2 if <15% NDs.

Mann-Whitney (Wilcoxon Rank Sum)

Constituent: Lead (mg/L) Analysis Run 3/4/2024 12:13 PM View: Appendix I Mann-Whitney

Plant Bowen Data: Bowen 1, 2, 9, and 10

	GWC-8RR	GWC-8RR
10/18/2011	<0.001	
4/30/2012	<0.001	
10/3/2012	<0.001	
4/8/2013	<0.001	
10/9/2013	<0.001	
4/10/2014	<0.001	
10/2/2014	<0.001	
4/3/2015	<0.001	
10/8/2015	<0.001	
3/30/2016	<0.001	
5/24/2016	<0.001	
8/2/2016	<0.001	
9/27/2016	<0.001	
11/22/2016	<0.001	
2/6/2017	<0.001	
4/6/2017	0.0001 (J)	
6/14/2017	<0.001	
10/4/2017	<0.001	
3/21/2018	<0.001	
9/18/2018	<0.001	
3/27/2019	<0.001	
9/16/2019	<0.001 (D)	
3/12/2020	5.6E-05 (J)	
9/17/2020	8E-05 (J)	
3/17/2021	<0.001	
8/10/2021	<0.001	
2/2/2022		<0.001
8/17/2022		<0.001
2/21/2023		<0.001
7/31/2023		<0.001

ND substitution: RL or RL/2 if <15% NDs.

Mann-Whitney (Wilcoxon Rank Sum)

Constituent: Lead (mg/L) Analysis Run 3/4/2024 12:13 PM View: Appendix I Mann-Whitney

Plant Bowen Data: Bowen 1, 2, 9, and 10

	GWC-8Z	GWC-8Z
5/26/2015	<0.001	
6/18/2015	<0.001 (D)	
7/2/2015	<0.001	
10/8/2015	<0.001	
3/22/2016	<0.001	
5/25/2016	<0.001	
8/2/2016	0.0002 (J)	
9/26/2016	0.0001 (J)	
11/21/2016	0.0001 (J)	
2/3/2017	0.0002 (J)	
4/7/2017	0.0002 (J)	
6/13/2017	0.0002 (J)	
10/3/2017	0.0002 (J)	
3/20/2018	0.00042 (J)	
9/18/2018	<0.001	
5/6/2019	0.00032 (J)	
9/16/2019	5.4E-05 (J)	
3/16/2020	0.00016 (J)	
9/17/2020	6.5E-05 (J)	
3/18/2021	0.00011 (J)	
8/10/2021	<0.001	
2/2/2022		<0.001
8/17/2022		<0.001
2/20/2023		<0.001
7/31/2023		<0.001

ND substitution: RL or RL/2 if <15% NDs.

Mann-Whitney (Wilcoxon Rank Sum)

Constituent: Lead (mg/L) Analysis Run 3/4/2024 12:13 PM View: Appendix I Mann-Whitney

Plant Bowen Data: Bowen 1, 2, 9, and 10

	GWC-9	GWC-9
8/23/2007	<0.001	
11/1/2007	<0.001	
11/19/2007	<0.001	
1/15/2008	<0.001	
3/6/2008	<0.001	
5/13/2008	<0.001	
12/12/2008	<0.001	
4/16/2009	<0.001	
10/13/2009	<0.001	
4/21/2010	<0.001	
9/29/2010	<0.001	
4/13/2011	<0.001	
10/5/2011	<0.001	
4/4/2012	0.0012	
10/8/2012	<0.001	
4/8/2013	<0.001	
10/9/2013	<0.001	
4/9/2014	<0.001	
9/30/2014	<0.001	
4/2/2015	<0.001	
10/10/2015	<0.001 (D)	
3/30/2016	<0.001	
5/26/2016	<0.001	
8/5/2016	0.0001 (J)	
9/28/2016	0.0002 (J)	
11/21/2016	0.0002 (J)	
2/6/2017	0.0001 (J)	
4/6/2017	0.0001 (J)	
6/13/2017	8E-05 (J)	
10/3/2017	<0.001	
3/20/2018	<0.001	
9/18/2018	<0.001 (D)	
3/21/2019	<0.001	
9/16/2019	6.1E-05 (J)	
3/12/2020	0.00016 (J)	
9/17/2020	7.9E-05 (J)	
3/18/2021	0.0001 (J)	
8/10/2021	<0.001	
2/2/2022		<0.001
8/17/2022		<0.001
2/21/2023		<0.001
7/31/2023		<0.001

ND substitution: RL or RL/2 if <15% NDs.

Mann-Whitney (Wilcoxon Rank Sum)

Constituent: Nickel (mg/L) Analysis Run 3/4/2024 12:13 PM View: Appendix I Mann-Whitney

Plant Bowen Data: Bowen 1, 2, 9, and 10

	GWA-1	GWA-1
8/23/2007	<0.005	
10/23/2007	0.0096	
11/18/2007	0.023	
1/30/2008	0.11 (O)	
3/10/2008	0.024	
5/13/2008	0.006	
12/5/2008	<0.005	
4/15/2009	<0.005	
10/7/2009	0.0096	
5/3/2010	<0.005	
10/12/2010	<0.005	
4/27/2011	<0.005	
10/17/2011	<0.005	
5/2/2012	<0.005	
10/8/2012	<0.005	
4/12/2013	<0.005	
10/16/2013	<0.005	
4/11/2014	<0.005	
9/30/2014	<0.005	
3/30/2015	0.004	
10/13/2015	<0.005	
3/22/2016	<0.005	
7/29/2016	<0.005	
3/30/2017	0.0004 (J)	
10/2/2017	<0.005	
3/16/2018	<0.005	
9/17/2018	<0.005 (D)	
3/20/2019	<0.005	
9/12/2019	0.00038 (J)	
3/11/2020	0.00068 (J)	
9/15/2020	<0.005	
3/16/2021	<0.005	
8/9/2021	<0.005	
2/1/2022		<0.005
8/16/2022		<0.005
2/16/2023		<0.005
7/27/2023		<0.005

ND substitution: RL or RL/2 if <15% NDs.

Mann-Whitney (Wilcoxon Rank Sum)

Constituent: Nickel (mg/L) Analysis Run 3/4/2024 12:13 PM View: Appendix I Mann-Whitney

Plant Bowen Data: Bowen 1, 2, 9, and 10

	GWA-2	GWA-2
8/23/2007	<0.005	
10/24/2007	0.026 (O)	
11/18/2007	0.043 (O)	
1/31/2008	0.0075	
3/11/2008	0.019	
5/6/2008	0.004	
12/4/2008	0.02	
4/21/2009	<0.005	
10/7/2009	<0.005	
4/26/2010	<0.005	
10/4/2010	0.0025	
4/13/2011	<0.005	
10/5/2011	<0.005	
4/11/2012	<0.005	
10/9/2012	<0.005	
4/15/2013	<0.005	
10/15/2013	0.0028	
4/22/2014	<0.005	
9/30/2014	<0.005	
3/30/2015	0.0018 (J)	
10/13/2015	<0.005	
3/23/2016	<0.005	
7/29/2016	<0.005	
3/30/2017	0.0006 (J)	
10/2/2017	<0.005	
3/19/2018	<0.005	
9/14/2018	<0.005	
3/20/2019	<0.005	
9/12/2019	0.00518 (JD)	
3/11/2020	0.0014 (J)	
9/15/2020	<0.005	
3/17/2021	<0.005	
8/9/2021	<0.005	
2/1/2022		<0.005
8/16/2022		<0.005
2/16/2023		<0.005
7/27/2023		<0.005

ND substitution: RL or RL/2 if <15% NDs.

Mann-Whitney (Wilcoxon Rank Sum)

Constituent: Nickel (mg/L) Analysis Run 3/4/2024 12:13 PM View: Appendix I Mann-Whitney

Plant Bowen Data: Bowen 1, 2, 9, and 10

	GWA-2R	GWA-2R
8/23/2007	<0.005	
10/24/2007	0.0025	
11/18/2007	0.0093	
1/31/2008	0.054 (O)	
3/10/2008	0.0054	
5/13/2008	0.0043	
12/4/2008	<0.005	
4/21/2009	<0.005	
10/8/2009	<0.005	
4/21/2010	<0.005	
9/28/2010	<0.005	
4/12/2011	<0.005	
10/4/2011	<0.005	
4/3/2012	<0.005	
10/9/2012	<0.005	
4/11/2013	<0.005	
10/16/2013	<0.005	
4/10/2014	<0.005	
9/30/2014	<0.005	
3/30/2015	<0.005	
10/13/2015	<0.005	
3/23/2016	<0.005	
7/29/2016	<0.005	
4/3/2017	<0.005	
10/2/2017	<0.005	
3/16/2018	<0.005	
9/14/2018	<0.005	
3/19/2019	<0.005	
9/13/2019	<0.005	
3/11/2020	0.002 (J)	
9/15/2020	0.0013 (J)	
3/16/2021	<0.005	
8/9/2021	0.00081 (J)	
2/1/2022		<0.005
8/16/2022		<0.005
2/16/2023		<0.005
7/27/2023		<0.005

ND substitution: RL or RL/2 if <15% NDs.

Mann-Whitney (Wilcoxon Rank Sum)

Constituent: Nickel (mg/L) Analysis Run 3/4/2024 12:13 PM View: Appendix I Mann-Whitney

Plant Bowen Data: Bowen 1, 2, 9, and 10

	GWA-39RZ	GWA-39RZ
5/16/2016	0.0136 (D)	
7/27/2016	0.0224 (D)	
2/21/2017	0.0007 (J)	
3/27/2017	<0.005 (D)	
9/29/2017	<0.005 (D)	
3/16/2018	<0.005	
9/14/2018	<0.005	
3/14/2019	0.0017 (J)	
3/9/2020	0.00083 (J)	
9/16/2020	<0.005	
3/16/2021	<0.005	
8/6/2021	<0.005	
2/2/2022		<0.005
8/16/2022		<0.005
2/14/2023		<0.005
7/25/2023		<0.005

ND substitution: RL or RL/2 if <15% NDs.

Mann-Whitney (Wilcoxon Rank Sum)

Constituent: Nickel (mg/L) Analysis Run 3/4/2024 12:13 PM View: Appendix I Mann-Whitney

Plant Bowen Data: Bowen 1, 2, 9, and 10

	GWA-39Z	GWA-39Z
3/14/2016	0.00544 (J)	
5/11/2016	0.0149	
7/19/2016	0.0044 (J)	
9/15/2016	0.0047 (J)	
11/2/2016	0.0025 (J)	
1/18/2017	0.004 (J)	
3/28/2017	0.0034 (J)	
9/26/2017	0.0016 (J)	
3/14/2018	<0.005	
9/12/2018	<0.005	
3/15/2019	<0.005	
9/9/2019	0.0014 (J)	
3/9/2020	0.04 (o)	
9/10/2020	<0.005	
3/12/2021	0.0015 (J)	
8/4/2021	<0.005	
1/31/2022		<0.005
8/10/2022		<0.005
2/13/2023		0.00095 (J)
7/26/2023		0.0013 (J)

ND substitution: RL or RL/2 if <15% NDs.

Mann-Whitney (Wilcoxon Rank Sum)

Constituent: Nickel (mg/L) Analysis Run 3/4/2024 12:13 PM View: Appendix I Mann-Whitney

Plant Bowen Data: Bowen 1, 2, 9, and 10

	GWA-3A	GWA-3A
8/23/2007	0.028	
11/2/2007	0.041	
11/18/2007	0.14 (O)	
1/31/2008	0.053	
3/11/2008	0.076 (o)	
5/14/2008	0.074 (o)	
12/5/2008	0.032	
4/15/2009	0.028	
10/8/2009	0.032	
4/28/2010	0.029	
10/6/2010	0.031	
4/21/2011	0.019	
10/13/2011	0.028	
5/1/2012	0.0253	
10/9/2012	0.023	
4/11/2013	0.021	
10/16/2013	0.018	
4/23/2014	0.015	
10/4/2014	0.017	
3/31/2015	0.045	
10/12/2015	0.019	
3/23/2016	0.019	
7/29/2016	0.0161	
3/30/2017	0.018	
10/4/2017	0.0158	
3/19/2018	0.015	
9/17/2018	0.014	
3/20/2019	0.01	
9/13/2019	0.012	
3/11/2020	0.012	
3/29/2021	<0.005	
8/9/2021	<0.005	
2/2/2022		<0.005
8/16/2022		<0.005
2/17/2023		<0.005
8/1/2023		<0.005

ND substitution: RL or RL/2 if <15% NDs.

Mann-Whitney (Wilcoxon Rank Sum)

Constituent: Nickel (mg/L) Analysis Run 3/4/2024 12:13 PM View: Appendix I Mann-Whitney

Plant Bowen Data: Bowen 1, 2, 9, and 10

	GWA-41	GWA-41
3/15/2016	<0.005	
5/12/2016	<0.005	
7/20/2016	0.0006 (J)	
9/15/2016	0.0009 (J)	
11/3/2016	0.0011 (J)	
1/18/2017	0.0007 (J)	
3/24/2017	<0.005 (*)	
9/25/2017	<0.005	
3/14/2018	<0.005	
9/12/2018	<0.005	
3/14/2019	<0.005	
9/10/2019	0.0004 (JD)	
3/6/2020	0.0089 (J)	
9/10/2020	<0.005	
3/11/2021	<0.005	
8/4/2021	<0.005	
1/31/2022		<0.005
8/11/2022		0.00083 (J)
2/13/2023		<0.005
7/25/2023		0.00073 (J)

ND substitution: RL or RL/2 if <15% NDs.

Mann-Whitney (Wilcoxon Rank Sum)

Constituent: Nickel (mg/L) Analysis Run 3/4/2024 12:13 PM View: Appendix I Mann-Whitney

Plant Bowen Data: Bowen 1, 2, 9, and 10

	GWA-41R	GWA-41R
3/15/2016	<0.005	
5/13/2016	<0.005	
7/21/2016	0.0009 (J)	
9/21/2016	<0.005	
11/3/2016	<0.005	
1/17/2017	<0.005	
3/27/2017	<0.005 (*)	
9/25/2017	0.0012 (J)	
3/14/2018	0.0014 (J)	
9/12/2018	0.0011 (J)	
3/14/2019	0.001 (J)	
9/10/2019	0.00084 (J)	
3/9/2020	0.00036 (J)	
9/10/2020	<0.005	
3/10/2021	<0.005	
8/4/2021	<0.005	
1/31/2022		0.00091 (J)
8/11/2022		<0.005
2/13/2023		<0.005
7/25/2023		<0.005

ND substitution: RL or RL/2 if <15% NDs.

Mann-Whitney (Wilcoxon Rank Sum)

Constituent: Nickel (mg/L) Analysis Run 3/4/2024 12:13 PM View: Appendix I Mann-Whitney

Plant Bowen Data: Bowen 1, 2, 9, and 10

	GWA-42	GWA-42
3/11/2016	<0.01	
5/16/2016	0.00233 (J)	
7/22/2016	0.0014 (J)	
9/19/2016	0.0014 (J)	
11/3/2016	0.0013 (J)	
1/17/2017	0.0011 (J)	
3/27/2017	<0.01 (*)	
9/26/2017	0.0011 (J)	
3/14/2018	0.0012 (J)	
9/14/2018	0.0012 (J)	
3/14/2019	0.0015 (J)	
9/10/2019	0.0012 (J)	
3/6/2020	0.0015 (J)	
9/10/2020	0.0011 (J)	
3/11/2021	0.0011 (J)	
8/4/2021	0.0011 (J)	
1/31/2022		0.0011 (J)
8/10/2022		0.0016 (J)
2/13/2023		0.0013 (J)
7/26/2023		0.0015 (J)

ND substitution: RL or RL/2 if <15% NDs.

Mann-Whitney (Wilcoxon Rank Sum)

Constituent: Nickel (mg/L) Analysis Run 3/4/2024 12:13 PM View: Appendix I Mann-Whitney

Plant Bowen Data: Bowen 1, 2, 9, and 10

	GWA-43	GWA-43
3/11/2016	0.00288 (J)	
5/13/2016	<0.005	
7/19/2016	0.0006 (J)	
9/16/2016	0.0008 (J)	
11/2/2016	0.0007 (J)	
1/18/2017	0.0006 (J)	
3/28/2017	<0.005 (*)	
9/22/2017	0.0007 (J)	
3/14/2018	<0.005	
9/12/2018	<0.005	
3/13/2019	<0.005	
9/11/2019	0.00082 (J)	
3/9/2020	0.00082 (J)	
9/11/2020	0.00089 (J)	
3/11/2021	<0.005	
8/6/2021	0.00084 (J)	
1/31/2022		0.00077 (J)
8/11/2022		<0.005
2/14/2023		<0.005
7/25/2023		<0.005

ND substitution: RL or RL/2 if <15% NDs.

Mann-Whitney (Wilcoxon Rank Sum)

Constituent: Nickel (mg/L) Analysis Run 3/4/2024 12:13 PM View: Appendix I Mann-Whitney

Plant Bowen Data: Bowen 1, 2, 9, and 10

	GWA-43R	GWA-43R
3/11/2016	<0.005	
5/13/2016	<0.005	
7/19/2016	<0.005	
9/16/2016	<0.005	
11/2/2016	<0.005	
1/18/2017	0.0006 (J)	
3/28/2017	<0.005 (*)	
9/22/2017	<0.005	
3/15/2018	<0.005	
9/12/2018	<0.005	
3/13/2019	<0.005	
9/11/2019	<0.005	
3/9/2020	<0.005	
9/14/2020	<0.005	
3/11/2021	<0.005	
8/5/2021	<0.005	
1/31/2022		<0.005
8/10/2022		<0.005
2/13/2023		<0.005
7/25/2023		<0.005

ND substitution: RL or RL/2 if <15% NDs.

Mann-Whitney (Wilcoxon Rank Sum)

Constituent: Nickel (mg/L) Analysis Run 3/4/2024 12:13 PM View: Appendix I Mann-Whitney

Plant Bowen Data: Bowen 1, 2, 9, and 10

	GWA-4RZ	GWA-4RZ
4/7/2017	<0.005	
10/3/2017	<0.005 (D)	
3/21/2018	<0.005	
9/18/2018	<0.005	
3/21/2019	<0.005 (D)	
9/12/2019	0.00032 (JD)	
3/12/2020	0.00034 (J)	
9/17/2020	<0.005	
3/16/2021	<0.005	
8/10/2021	<0.005	
2/3/2022		<0.005
8/17/2022		<0.005
2/17/2023		<0.005
7/28/2023		<0.005

ND substitution: RL or RL/2 if <15% NDs.

Mann-Whitney (Wilcoxon Rank Sum)

Constituent: Nickel (mg/L) Analysis Run 3/4/2024 12:13 PM View: Appendix I Mann-Whitney

Plant Bowen Data: Bowen 1, 2, 9, and 10

	GWA-50	GWA-50
12/12/2008	0.0035	
4/23/2009	0.0032	
10/6/2009	<0.005	
4/27/2010	<0.005	
9/30/2010	<0.005	
4/14/2011	0.0028	
10/5/2011	0.0028	
4/11/2012	<0.005	
10/2/2012	0.0026	
4/9/2013	<0.005	
10/15/2013	<0.005	
4/10/2014	0.0025 (J)	
10/1/2014	<0.005	
3/30/2015	0.0015 (J)	
10/11/2015	0.0013 (J)	
3/28/2016	<0.005	
8/1/2016	<0.005	
4/7/2017	0.0011 (J)	
10/2/2017	0.0013 (J)	
3/16/2018	<0.005	
9/17/2018	0.00096 (J)	
3/19/2019	<0.005	
9/13/2019	0.00063 (J)	
3/11/2020	0.00084 (J)	
9/16/2020	<0.005	
3/17/2021	<0.005	
8/9/2021	0.00077 (J)	
2/1/2022		0.0008 (J)
8/16/2022		0.00071 (J)
2/16/2023		0.00082 (J)
7/28/2023		0.00094 (J)

ND substitution: RL or RL/2 if <15% NDs.

Mann-Whitney (Wilcoxon Rank Sum)

Constituent: Nickel (mg/L) Analysis Run 3/4/2024 12:13 PM View: Appendix I Mann-Whitney

Plant Bowen Data: Bowen 1, 2, 9, and 10

	GWA-50R	GWA-50R
12/12/2008	0.0096	
4/23/2009	0.015	
10/6/2009	0.008	
5/3/2010	0.0053	
10/11/2010	0.0061	
4/27/2011	0.0087	
10/19/2011	0.0039	
5/1/2012	0.0054	
10/2/2012	0.0044	
4/10/2013	0.0053	
10/16/2013	0.0047	
4/22/2014	0.0045	
10/1/2014	0.0018 (J)	
3/30/2015	0.0037	
10/11/2015	0.0018 (J)	
3/28/2016	0.0028 (J)	
8/1/2016	<0.01	
4/3/2017	0.0022 (J)	
10/2/2017	0.0021 (J)	
3/16/2018	0.0014 (J)	
9/18/2018	0.0012 (J)	
3/19/2019	0.0016 (J)	
9/12/2019	0.0015 (J)	
3/11/2020	0.001 (J)	
9/15/2020	0.0012 (J)	
3/17/2021	0.0012 (J)	
8/9/2021	0.00097 (J)	
2/2/2022		0.00089 (J)
8/17/2022		0.0011 (J)
2/16/2023		0.00081 (J)
7/28/2023		0.00092 (J)

ND substitution: RL or RL/2 if <15% NDs.

Mann-Whitney (Wilcoxon Rank Sum)

Constituent: Nickel (mg/L) Analysis Run 3/4/2024 12:13 PM View: Appendix I Mann-Whitney

Plant Bowen Data: Bowen 1, 2, 9, and 10

	GWC-10	GWC-10
8/21/2007	<0.005	
11/1/2007	0.0042	
11/20/2007	0.026	
1/30/2008	0.032	
3/6/2008	0.019	
5/12/2008	0.0072	
12/13/2008	0.024	
4/29/2009	0.0026	
10/20/2009	<0.005	
4/26/2010	<0.005	
9/29/2010	0.0042	
4/13/2011	<0.005	
10/5/2011	<0.005	
4/4/2012	<0.005	
10/3/2012	0.004	
4/3/2013	0.0028	
10/15/2013	0.0036	
4/9/2014	0.0025 (J)	
10/2/2014	<0.005	
4/2/2015	<0.005	
10/10/2015	<0.005	
3/31/2016	<0.005	
8/5/2016	<0.005	
4/10/2017	<0.005	
10/4/2017	<0.005	
3/20/2018	0.0016 (J)	
9/18/2018	<0.005	
3/22/2019	0.0022 (J)	
9/17/2019	<0.005	
3/12/2020	0.0015 (J)	
9/17/2020	<0.005	
3/18/2021	0.00094 (J)	
8/10/2021	0.00081 (J)	
2/4/2022		0.0014 (J)
8/17/2022		<0.005
2/20/2023		0.0019 (J)
7/31/2023		<0.005

ND substitution: RL or RL/2 if <15% NDs.

Mann-Whitney (Wilcoxon Rank Sum)

Constituent: Nickel (mg/L) Analysis Run 3/4/2024 12:13 PM View: Appendix I Mann-Whitney

Plant Bowen Data: Bowen 1, 2, 9, and 10

	GWC-10R	GWC-10R
8/21/2007	<0.005	
11/1/2007	0.006	
11/20/2007	<0.005	
1/30/2008	0.029 (O)	
3/6/2008	<0.005	
5/8/2008	0.0057	
12/14/2008	<0.005	
4/29/2009	<0.005	
10/21/2009	<0.005	
4/21/2010	<0.005	
9/28/2010	<0.005	
4/12/2011	<0.005	
10/4/2011	<0.005	
4/3/2012	<0.005	
10/8/2012	<0.005	
4/3/2013	<0.005	
10/15/2013	<0.005	
4/9/2014	<0.005	
10/2/2014	<0.005	
4/2/2015	<0.005	
10/12/2015	<0.005	
3/31/2016	<0.005	
8/3/2016	<0.005	
4/10/2017	<0.005	
10/4/2017	0.0006 (J)	
3/21/2018	<0.005	
9/18/2018	<0.005	
3/22/2019	<0.005	
9/17/2019	<0.005	
3/12/2020	0.00043 (J)	
9/17/2020	<0.005	
3/18/2021	0.0011 (J)	
8/11/2021	<0.005	
2/4/2022		<0.005
8/18/2022		<0.005
2/20/2023		<0.005
7/31/2023		<0.005

ND substitution: RL or RL/2 if <15% NDs.

Mann-Whitney (Wilcoxon Rank Sum)

Constituent: Nickel (mg/L) Analysis Run 3/4/2024 12:13 PM View: Appendix I Mann-Whitney

Plant Bowen Data: Bowen 1, 2, 9, and 10

	GWC-11	GWC-11
8/21/2007	<0.005	
11/1/2007	<0.005	
11/18/2007	<0.005	
1/30/2008	<0.005	
3/5/2008	<0.005	
5/7/2008	0.0087	
12/14/2008	<0.005	
4/29/2009	<0.005	
10/22/2009	<0.005	
4/21/2010	<0.005	
9/28/2010	<0.005	
4/12/2011	<0.005	
10/4/2011	<0.005	
4/3/2012	<0.005	
10/3/2012	0.0042	
4/3/2013	<0.005	
10/9/2013	<0.005	
4/2/2014	0.0025 (J)	
10/2/2014	0.0016 (J)	
4/1/2015	<0.005	
10/11/2015	<0.005	
4/4/2016	<0.005	
8/3/2016	<0.005	
4/10/2017	<0.005	
10/4/2017	<0.005	
3/21/2018	<0.005	
9/18/2018	<0.005	
3/23/2019	<0.005	
9/17/2019	<0.005	
3/12/2020	<0.005	
9/21/2020	<0.005	
3/19/2021	<0.005	
8/11/2021	<0.005	
2/4/2022		<0.005
8/18/2022		<0.005
2/20/2023		<0.005
8/1/2023		<0.005

ND substitution: RL or RL/2 if <15% NDs.

Mann-Whitney (Wilcoxon Rank Sum)

Constituent: Nickel (mg/L) Analysis Run 3/4/2024 12:13 PM View: Appendix I Mann-Whitney

Plant Bowen Data: Bowen 1, 2, 9, and 10

	GWC-11R	GWC-11R
8/21/2007	<0.005	
11/1/2007	<0.005	
11/18/2007	<0.005	
1/30/2008	<0.005	
3/6/2008	0.0046	
5/7/2008	<0.005	
12/14/2008	<0.005	
4/29/2009	<0.005	
10/22/2009	<0.005	
4/21/2010	<0.005	
9/29/2010	<0.005	
4/13/2011	<0.005	
10/4/2011	<0.005	
4/4/2012	<0.005	
10/3/2012	<0.005	
4/3/2013	<0.005	
10/9/2013	<0.005	
4/2/2014	<0.005	
10/2/2014	<0.005	
4/1/2015	0.0041	
10/11/2015	<0.005	
4/4/2016	<0.005	
8/4/2016	<0.005	
4/10/2017	<0.005	
10/4/2017	<0.005	
3/22/2018	<0.005	
9/18/2018	<0.005	
3/23/2019	<0.005	
9/17/2019	<0.005	
3/12/2020	<0.005	
9/21/2020	<0.005	
3/19/2021	<0.005	
8/11/2021	<0.005	
2/4/2022		<0.005
8/18/2022		<0.005
2/20/2023		<0.005
8/1/2023		<0.005

ND substitution: RL or RL/2 if <15% NDs.

Mann-Whitney (Wilcoxon Rank Sum)

Constituent: Nickel (mg/L) Analysis Run 3/4/2024 12:13 PM View: Appendix I Mann-Whitney

Plant Bowen Data: Bowen 1, 2, 9, and 10

	GWC-12	GWC-12
8/21/2007	<0.01	
11/1/2007	<0.01	
11/19/2007	0.0047	
1/16/2008	0.029	
3/5/2008	0.023	
5/13/2008	0.0032	
12/13/2008	<0.01	
4/16/2009	<0.01	
10/21/2009	<0.01	
4/27/2010	<0.01	
10/5/2010	<0.01	
4/19/2011	0.0025	
10/12/2011	<0.01	
4/24/2012	<0.01	
10/2/2012	<0.01	
4/2/2013	0.003	
10/9/2013	<0.01	
4/1/2014	0.0025 (J)	
10/2/2014	<0.01	
4/1/2015	0.0014 (J)	
10/14/2015	0.0021 (J)	
4/4/2016	0.00264 (J)	
8/3/2016	<0.01	
4/11/2017	0.0027 (J)	
10/4/2017	0.0022 (J)	
3/22/2018	0.0025 (J)	
9/18/2018	0.0024 (J)	
3/23/2019	0.0026 (J)	
9/17/2019	0.0033 (JD)	
3/12/2020	0.0022 (J)	
9/21/2020	0.0019 (J)	
3/19/2021	0.0022 (J)	
8/11/2021	0.0019 (J)	
2/2/2022		0.0025 (J)
8/18/2022		0.0023 (J)
2/21/2023		0.0022 (J)
8/1/2023		0.0034 (J)

ND substitution: RL or RL/2 if <15% NDs.

Mann-Whitney (Wilcoxon Rank Sum)

Constituent: Nickel (mg/L) Analysis Run 3/4/2024 12:13 PM View: Appendix I Mann-Whitney

Plant Bowen Data: Bowen 1, 2, 9, and 10

	GWC-13	GWC-13
8/21/2007	0.0076	
11/1/2007	0.0043	
11/19/2007	0.0061	
1/31/2008	0.015	
3/5/2008	<0.005	
5/12/2008	0.0035	
12/13/2008	0.0079	
4/28/2009	<0.005	
10/21/2009	<0.005	
4/28/2010	<0.005	
10/5/2010	<0.005	
4/19/2011	<0.005	
10/18/2011	0.0031	
4/25/2012	<0.005	
10/2/2012	<0.005	
4/2/2013	<0.005	
10/8/2013	<0.005	
4/1/2014	<0.005	
10/1/2014	<0.005	
4/1/2015	<0.005	
10/15/2015	<0.005	
4/4/2016	<0.005	
8/4/2016	<0.005	
4/12/2017	<0.005	
10/9/2017	<0.005	
3/21/2018	<0.005	
9/19/2018	<0.005	
3/23/2019	<0.005	
9/18/2019	0.00046 (J)	
3/13/2020	<0.005	
9/22/2020	<0.005	
3/18/2021	<0.005	
8/11/2021	<0.005	
2/17/2022		<0.005
8/18/2022		<0.005
2/22/2023		<0.005
8/1/2023		<0.005

ND substitution: RL or RL/2 if <15% NDs.

Mann-Whitney (Wilcoxon Rank Sum)

Constituent: Nickel (mg/L) Analysis Run 3/4/2024 12:13 PM View: Appendix I Mann-Whitney

Plant Bowen Data: Bowen 1, 2, 9, and 10

	GWC-13RZ	GWC-13RZ
8/21/2007	<0.005	
11/1/2007	0.0033	
11/19/2007	0.0029	
1/31/2008	0.0039	
3/5/2008	<0.005	
5/7/2008	<0.005	
12/12/2008	0.022 (O)	
4/29/2009	0.0034	
10/21/2009	<0.005	
4/28/2010	0.0026	
10/6/2010	<0.005	
4/20/2011	<0.005	
10/12/2011	<0.005	
4/25/2012	<0.005	
10/2/2012	<0.005	
4/2/2013	<0.005	
10/8/2013	<0.005	
4/1/2014	<0.005	
10/1/2014	<0.005	
3/31/2015	<0.005	
10/14/2015	<0.005	
4/4/2016	<0.005	
4/11/2017	<0.005	
10/6/2017	<0.005	
3/23/2018	<0.005	
9/20/2018	<0.005	
3/22/2019	<0.005	
9/18/2019	<0.005	
3/17/2020	0.00082 (J)	
9/22/2020	<0.005	
3/19/2021	<0.005	
8/12/2021	<0.005	
2/4/2022		<0.005
8/19/2022		<0.005
2/22/2023		<0.005
8/2/2023		<0.005

ND substitution: RL or RL/2 if <15% NDs.

Mann-Whitney (Wilcoxon Rank Sum)

Constituent: Nickel (mg/L) Analysis Run 3/4/2024 12:13 PM View: Appendix I Mann-Whitney

Plant Bowen Data: Bowen 1, 2, 9, and 10

	GWC-14Z	GWC-14Z
8/24/2007	<0.005	
11/2/2007	0.0029	
11/17/2007	0.0086	
1/15/2008	0.011	
3/5/2008	0.0072	
5/7/2008	0.0045	
12/2/2008	0.011	
4/16/2009	0.0061	
10/20/2009	0.01	
4/20/2010	<0.005	
9/29/2010	<0.005	
4/12/2011	<0.005	
10/4/2011	<0.005	
4/4/2012	<0.005	
10/10/2012	<0.005	
4/15/2013	<0.005	
10/22/2013	<0.005	
4/21/2014	<0.005	
9/30/2014	<0.005	
4/3/2015	<0.005	
10/7/2015	<0.005	
4/5/2016	<0.005	
8/9/2016	0.0021 (J)	
4/11/2017	<0.005	
10/5/2017	<0.005	
3/22/2018	<0.005	
9/19/2018	0.00096 (J)	
3/22/2019	<0.005	
9/17/2019	0.0007 (X)	
3/13/2020	0.00078 (J)	
9/21/2020	<0.005	
3/18/2021	<0.005	
8/11/2021	<0.005	
2/4/2022		<0.005
8/18/2022		<0.005
2/22/2023		<0.005
8/1/2023		<0.005

ND substitution: RL or RL/2 if <15% NDs.

Mann-Whitney (Wilcoxon Rank Sum)

Constituent: Nickel (mg/L) Analysis Run 3/4/2024 12:13 PM View: Appendix I Mann-Whitney

Plant Bowen Data: Bowen 1, 2, 9, and 10

	GWC-15R	GWC-15R
8/23/2007	0.0089	
11/2/2007	0.0036	
11/17/2007	0.014 (O)	
1/15/2008	0.0096	
3/6/2008	0.0038	
5/7/2008	0.0056	
12/2/2008	0.003	
4/28/2009	<0.005	
10/19/2009	<0.005	
4/27/2010	0.004	
10/4/2010	<0.005	
4/18/2011	<0.005	
10/12/2011	<0.005	
4/23/2012	<0.005	
10/10/2012	<0.005	
4/15/2013	<0.005	
10/22/2013	<0.005	
4/21/2014	<0.005	
9/30/2014	<0.005	
4/3/2015	<0.005	
10/7/2015	<0.005	
4/5/2016	<0.005	
8/4/2016	<0.005	
4/12/2017	<0.005	
10/6/2017	0.001 (J)	
3/23/2018	<0.005	
9/19/2018	<0.005	
3/25/2019	0.0011 (J)	
9/17/2019	0.00057 (J)	
3/13/2020	0.00072 (J)	
9/21/2020	0.0015 (J)	
3/18/2021	0.00079 (J)	
8/11/2021	<0.005	
2/4/2022		0.00093 (J)
8/19/2022		<0.005
2/22/2023		<0.005
8/2/2023		<0.005

ND substitution: RL or RL/2 if <15% NDs.

Mann-Whitney (Wilcoxon Rank Sum)

Constituent: Nickel (mg/L) Analysis Run 3/4/2024 12:13 PM View: Appendix I Mann-Whitney

Plant Bowen Data: Bowen 1, 2, 9, and 10

	GWC-15Z	GWC-15Z
8/24/2007	<0.005	
11/2/2007	<0.005	
11/18/2007	0.0088 (J)	
1/15/2008	0.019	
3/10/2008	0.017	
5/13/2008	0.0058	
12/2/2008	0.0043	
4/28/2009	<0.005	
10/20/2009	<0.005	
4/27/2010	<0.005	
10/5/2010	<0.005	
4/19/2011	<0.005	
10/12/2011	<0.005	
4/25/2012	<0.005	
10/10/2012	<0.005	
4/16/2013	<0.005	
10/22/2013	<0.005	
4/21/2014	<0.005	
9/30/2014	<0.005	
4/3/2015	<0.005	
10/6/2015	<0.005	
4/5/2016	<0.005	
4/11/2017	<0.005	
10/6/2017	<0.005	
3/23/2018	<0.005	
9/19/2018	<0.005	
3/22/2019	<0.005	
9/17/2019	<0.005	
3/13/2020	<0.005	
9/21/2020	<0.005	
3/18/2021	<0.005	
8/11/2021	<0.005	
2/7/2022		<0.005
8/19/2022		<0.005
2/22/2023		<0.005
8/1/2023		<0.005

ND substitution: RL or RL/2 if <15% NDs.

Mann-Whitney (Wilcoxon Rank Sum)

Constituent: Nickel (mg/L) Analysis Run 3/4/2024 12:13 PM View: Appendix I Mann-Whitney

Plant Bowen Data: Bowen 1, 2, 9, and 10

	GWC-44	GWC-44
3/16/2016	<0.005	
5/16/2016	<0.005	
7/25/2016	0.0006 (J)	
9/19/2016	0.0008 (J)	
11/3/2016	0.0007 (J)	
1/19/2017	0.0009 (J)	
3/28/2017	<0.005 (*)	
9/26/2017	0.0007 (J)	
3/15/2018	<0.005	
9/12/2018	<0.005	
3/14/2019	<0.005	
9/11/2019	0.00058 (J)	
3/10/2020	0.00086 (J)	
9/15/2020	<0.005	
3/11/2021	<0.005	
8/4/2021	<0.005	
1/31/2022		<0.005
8/15/2022		<0.005
2/14/2023		0.00073 (J)
7/26/2023		<0.005

ND substitution: RL or RL/2 if <15% NDs.

Mann-Whitney (Wilcoxon Rank Sum)

Constituent: Nickel (mg/L) Analysis Run 3/4/2024 12:13 PM View: Appendix I Mann-Whitney

Plant Bowen Data: Bowen 1, 2, 9, and 10

	GWC-45	GWC-45
3/16/2016	<0.01	
5/16/2016	0.00316 (JD)	
7/25/2016	0.0013 (JD)	
9/19/2016	0.0013 (JD)	
11/4/2016	0.0015 (JD)	
1/23/2017	0.0015 (JD)	
3/29/2017	0.0012 (JD)	
9/27/2017	0.0014 (J)	
3/15/2018	0.0011 (J)	
9/13/2018	0.001 (J)	
3/14/2019	0.001 (JD)	
9/11/2019	0.0012 (JD)	
3/10/2020	0.0012 (J)	
9/11/2020	0.00099 (J)	
3/11/2021	0.00092 (J)	
8/6/2021	0.00098 (J)	
2/1/2022		0.0011 (J)
8/12/2022		0.00086 (J)
2/14/2023		0.00092 (J)
7/26/2023		0.0012 (J)

ND substitution: RL or RL/2 if <15% NDs.

Mann-Whitney (Wilcoxon Rank Sum)

Constituent: Nickel (mg/L) Analysis Run 3/4/2024 12:13 PM View: Appendix I Mann-Whitney

Plant Bowen Data: Bowen 1, 2, 9, and 10

	GWC-45R	GWC-45R
3/16/2016	<0.005	
5/16/2016	<0.005 (D)	
7/25/2016	<0.005 (D)	
9/19/2016	<0.005 (D)	
11/3/2016	<0.005 (D)	
1/20/2017	<0.005 (D)	
3/29/2017	<0.005 (D)	
9/27/2017	<0.005	
3/15/2018	<0.005	
9/13/2018	<0.005	
3/14/2019	<0.005 (D)	
9/11/2019	<0.005 (D)	
3/10/2020	<0.005	
9/11/2020	<0.005	
3/11/2021	<0.005	
8/6/2021	0.00095 (J)	
2/1/2022		<0.005
8/12/2022		<0.005
2/14/2023		0.004 (J)
7/26/2023		<0.005

ND substitution: RL or RL/2 if <15% NDs.

Mann-Whitney (Wilcoxon Rank Sum)

Constituent: Nickel (mg/L) Analysis Run 3/4/2024 12:13 PM View: Appendix I Mann-Whitney

Plant Bowen Data: Bowen 1, 2, 9, and 10

	GWC-46R	GWC-46R
3/10/2016	<0.005	
5/17/2016	<0.005	
7/26/2016	<0.005	
9/20/2016	0.0013 (J)	
11/4/2016	<0.005	
1/20/2017	<0.005	
3/28/2017	<0.005	
9/29/2017	<0.005	
3/15/2018	<0.005	
9/13/2018	<0.005	
3/18/2019	<0.005	
9/11/2019	<0.005	
3/10/2020	<0.005	
9/14/2020	<0.005	
3/11/2021	<0.005	
8/5/2021	<0.005	
1/31/2022		<0.005
8/15/2022		<0.005
2/14/2023		<0.005
7/26/2023		<0.005

ND substitution: RL or RL/2 if <15% NDs.

Mann-Whitney (Wilcoxon Rank Sum)

Constituent: Nickel (mg/L) Analysis Run 3/4/2024 12:13 PM View: Appendix I Mann-Whitney

Plant Bowen Data: Bowen 1, 2, 9, and 10

	GWC-47	GWC-47
3/10/2016	<0.005	
5/18/2016	<0.005	
7/27/2016	<0.005	
9/20/2016	<0.005	
11/7/2016	<0.005	
1/23/2017	<0.005	
3/29/2017	0.0004 (J)	
9/27/2017	<0.005	
3/15/2018	<0.005	
9/13/2018	<0.005	
3/15/2019	<0.005	
9/12/2019	<0.005	
3/9/2020	<0.005	
9/14/2020	<0.005	
3/11/2021	<0.005	
8/5/2021	<0.005	
2/1/2022		<0.005
8/15/2022		<0.005
2/14/2023		<0.005
7/27/2023		<0.005

ND substitution: RL or RL/2 if <15% NDs.

Mann-Whitney (Wilcoxon Rank Sum)

Constituent: Nickel (mg/L) Analysis Run 3/4/2024 12:13 PM View: Appendix I Mann-Whitney

Plant Bowen Data: Bowen 1, 2, 9, and 10

	GWC-47R	GWC-47R
3/10/2016	<0.005	
5/18/2016	<0.005	
7/27/2016	0.0007 (J)	
9/20/2016	0.0007 (J)	
11/4/2016	0.0006 (J)	
1/20/2017	<0.005	
3/29/2017	0.0003 (J)	
9/27/2017	<0.005	
3/16/2018	<0.005	
9/13/2018	<0.005	
3/19/2019	0.0042 (J)	
9/11/2019	0.0014 (J)	
3/9/2020	<0.005	
9/15/2020	<0.005	
3/11/2021	<0.005	
8/5/2021	<0.005	
2/1/2022		<0.005
8/15/2022		<0.005
2/14/2023		<0.005
7/27/2023		<0.005

ND substitution: RL or RL/2 if <15% NDs.

Mann-Whitney (Wilcoxon Rank Sum)

Constituent: Nickel (mg/L) Analysis Run 3/4/2024 12:13 PM View: Appendix I Mann-Whitney

Plant Bowen Data: Bowen 1, 2, 9, and 10

	GWC-48	GWC-48
3/10/2016	0.00432 (J)	
5/17/2016	0.00489 (J)	
7/27/2016	0.0036 (J)	
9/20/2016	0.0035 (J)	
11/4/2016	0.0035 (J)	
1/23/2017	<0.01	
3/28/2017	0.0033 (J)	
9/29/2017	0.0036 (J)	
3/15/2018	0.0033 (J)	
9/13/2018	0.0038 (J)	
3/15/2019	0.0033 (J)	
9/11/2019	0.00405 (JD)	
3/9/2020	0.0039 (J)	
9/14/2020	0.0046 (J)	
3/11/2021	0.0047 (J)	
8/4/2021	0.0045 (J)	
1/31/2022		0.0052
8/15/2022		0.0056
2/14/2023		0.0058
7/26/2023		0.0075

ND substitution: RL or RL/2 if <15% NDs.

Mann-Whitney (Wilcoxon Rank Sum)

Constituent: Nickel (mg/L) Analysis Run 3/4/2024 12:13 PM View: Appendix I Mann-Whitney

Plant Bowen Data: Bowen 1, 2, 9, and 10

	GWC-49R	GWC-49R
3/17/2016	<0.005	
5/18/2016	<0.005	
7/27/2016	<0.005	
9/21/2016	<0.005	
11/4/2016	<0.005	
1/24/2017	<0.005	
3/29/2017	<0.005	
9/29/2017	<0.005	
3/15/2018	<0.005	
9/13/2018	<0.005	
3/18/2019	<0.005	
9/11/2019	<0.005	
3/11/2020	0.0004 (J)	
9/11/2020	<0.005	
3/15/2021	<0.005	
8/11/2021	<0.005	
2/1/2022		<0.005
8/15/2022		<0.005
2/14/2023		<0.005
7/27/2023		<0.005

ND substitution: RL or RL/2 if <15% NDs.

Mann-Whitney (Wilcoxon Rank Sum)

Constituent: Nickel (mg/L) Analysis Run 3/4/2024 12:13 PM View: Appendix I Mann-Whitney

Plant Bowen Data: Bowen 1, 2, 9, and 10

	GWC-49Z	GWC-49Z
3/17/2016	0.00421 (J)	
5/18/2016	<0.01	
7/28/2016	0.0024 (J)	
9/21/2016	0.0044 (J)	
11/7/2016	0.0035 (J)	
1/24/2017	0.005 (J)	
3/30/2017	0.0046 (J)	
9/29/2017	0.004 (J)	
3/15/2018	0.0028 (J)	
9/14/2018	0.0024 (J)	
3/19/2019	0.0047 (J)	
9/11/2019	0.0012 (J)	
3/9/2020	0.003 (J)	
9/14/2020	0.0014 (J)	
3/15/2021	0.0013 (J)	
8/5/2021	0.0023 (J)	
2/1/2022		0.0014 (J)
8/15/2022		0.0022 (J)
2/14/2023		0.0018 (J)
7/27/2023		0.0017 (J)

ND substitution: RL or RL/2 if <15% NDs.

Mann-Whitney (Wilcoxon Rank Sum)

Constituent: Nickel (mg/L) Analysis Run 3/4/2024 12:13 PM View: Appendix I Mann-Whitney

Plant Bowen Data: Bowen 1, 2, 9, and 10

	GWC-5	GWC-5
8/23/2007	0.0069	
10/25/2007	0.038	
11/19/2007	0.025	
1/23/2008	0.047	
3/11/2008	0.042	
5/12/2008	0.031	
12/11/2008	0.027	
4/15/2009	0.025	
10/9/2009	0.051	
5/4/2010	0.025	
10/12/2010	0.024	
4/28/2011	0.01	
10/19/2011	0.03	
5/2/2012	0.0429	
10/9/2012	0.033	
4/11/2013	0.02	
10/16/2013	0.028	
4/23/2014	0.024	
10/3/2014	0.032	
3/31/2015	0.012	
10/12/2015	0.012	
3/28/2016	0.0172	
8/1/2016	0.0113	
4/3/2017	0.0114	
10/3/2017	0.0098 (J)	
3/19/2018	0.0092 (J)	
9/17/2018	0.0085 (J)	
3/20/2019	0.008 (J)	
9/16/2019	0.008 (J)	
3/16/2020	0.015	
9/16/2020	0.0075 (J)	
3/17/2021	0.0077	
8/9/2021	0.0089	
2/2/2022		0.0088
8/16/2022		0.0087
2/20/2023		0.0087
7/28/2023		0.009

Mann-Whitney (Wilcoxon Rank Sum)

Constituent: Nickel (mg/L) Analysis Run 3/4/2024 12:13 PM View: Appendix I Mann-Whitney

Plant Bowen Data: Bowen 1, 2, 9, and 10

	GWC-6	GWC-6
8/22/2007	<0.005	
10/25/2007	0.0028	
11/20/2007	0.012	
1/23/2008	0.046 (O)	
3/11/2008	0.0091	
5/14/2008	0.022	
12/11/2008	0.005	
4/23/2009	0.0031	
10/9/2009	0.0053	
5/4/2010	<0.005	
10/11/2010	0.0042	
4/26/2011	0.0051	
10/18/2011	<0.005	
5/2/2012	<0.005	
10/8/2012	<0.005	
4/10/2013	<0.005	
10/8/2013	0.0025	
4/14/2014	0.0025 (J)	
10/3/2014	0.0021 (J)	
4/1/2015	0.0026	
10/9/2015	<0.005	
3/29/2016	<0.005	
8/1/2016	<0.005	
4/6/2017	0.0005 (J)	
10/3/2017	<0.005	
3/19/2018	<0.005	
9/17/2018	<0.005	
3/21/2019	<0.005	
9/16/2019	<0.005	
3/12/2020	<0.005	
9/16/2020	<0.005	
3/17/2021	<0.005	
8/10/2021	<0.005	
2/2/2022		<0.005
8/17/2022		<0.005
2/17/2023		<0.005
7/31/2023		<0.005

ND substitution: RL or RL/2 if <15% NDs.

Mann-Whitney (Wilcoxon Rank Sum)

Constituent: Nickel (mg/L) Analysis Run 3/4/2024 12:13 PM View: Appendix I Mann-Whitney

Plant Bowen Data: Bowen 1, 2, 9, and 10

	GWC-7Z	GWC-7Z
8/2/2016	0.0011 (J)	
4/6/2017	0.0011 (J)	
10/3/2017	0.0012 (J)	
3/20/2018	<0.005	
9/18/2018	<0.005	
3/21/2019	0.00099 (J)	
9/13/2019	0.00061 (J)	
3/12/2020	0.00078 (J)	
9/16/2020	<0.005	
3/17/2021	<0.005	
8/10/2021	0.0009 (J)	
2/2/2022		<0.005
8/17/2022		<0.005
2/20/2023		<0.005
7/31/2023		<0.005

ND substitution: RL or RL/2 if <15% NDs.

Mann-Whitney (Wilcoxon Rank Sum)

Constituent: Nickel (mg/L) Analysis Run 3/4/2024 12:13 PM View: Appendix I Mann-Whitney

Plant Bowen Data: Bowen 1, 2, 9, and 10

	GWC-8RR	GWC-8RR
10/18/2011	<0.005	
4/30/2012	<0.005	
10/3/2012	<0.005	
4/8/2013	<0.005	
10/9/2013	<0.005	
4/10/2014	<0.005	
10/2/2014	<0.005	
4/3/2015	<0.005	
10/8/2015	0.003	
3/30/2016	<0.005	
8/2/2016	<0.005	
4/6/2017	0.0003 (J)	
10/4/2017	<0.005	
3/21/2018	<0.005	
9/18/2018	<0.005	
3/27/2019	<0.005	
9/16/2019	<0.005 (D)	
3/12/2020	<0.005	
9/17/2020	<0.005	
3/17/2021	<0.005	
8/10/2021	<0.005	
2/2/2022		<0.005
8/17/2022		<0.005
2/21/2023		<0.005
7/31/2023		<0.005

ND substitution: RL or RL/2 if <15% NDs.

Mann-Whitney (Wilcoxon Rank Sum)

Constituent: Nickel (mg/L) Analysis Run 3/4/2024 12:13 PM View: Appendix I Mann-Whitney

Plant Bowen Data: Bowen 1, 2, 9, and 10

	GWC-8Z	GWC-8Z
5/26/2015	0.002 (J)	
6/18/2015	0.0025 (D)	
7/2/2015	<0.005	
10/8/2015	<0.005	
3/22/2016	<0.005	
8/2/2016	<0.005	
4/7/2017	0.0007 (J)	
10/3/2017	0.0006 (J)	
3/20/2018	<0.005	
9/18/2018	<0.005	
5/6/2019	<0.005	
9/16/2019	<0.005	
3/16/2020	0.0006 (J)	
9/17/2020	<0.005	
3/18/2021	<0.005	
8/10/2021	<0.005	
2/2/2022		<0.005
8/17/2022		<0.005
2/20/2023		<0.005
7/31/2023		<0.005

ND substitution: RL or RL/2 if <15% NDs.

Mann-Whitney (Wilcoxon Rank Sum)

Constituent: Nickel (mg/L) Analysis Run 3/4/2024 12:13 PM View: Appendix I Mann-Whitney

Plant Bowen Data: Bowen 1, 2, 9, and 10

	GWC-9	GWC-9
8/23/2007	0.0046	
11/1/2007	0.0057	
11/19/2007	0.014 (J)	
1/15/2008	0.057 (O)	
3/6/2008	0.046 (O)	
5/13/2008	0.0069	
12/12/2008	0.0061	
4/16/2009	0.0067 (J)	
10/13/2009	0.0054	
4/21/2010	<0.01	
9/29/2010	<0.01	
4/13/2011	<0.01	
10/5/2011	<0.01	
4/4/2012	<0.01	
10/8/2012	<0.01	
4/8/2013	<0.01	
10/9/2013	0.0029	
4/9/2014	0.0025 (J)	
9/30/2014	<0.01	
4/2/2015	0.0016 (J)	
10/10/2015	0.00295 (D)	
3/30/2016	0.00202 (J)	
8/5/2016	<0.01	
4/6/2017	0.001 (J)	
10/3/2017	0.0007 (J)	
3/20/2018	0.00097 (J)	
9/18/2018	<0.01 (D)	
3/21/2019	0.001 (J)	
9/16/2019	0.00062 (J)	
3/12/2020	0.0011 (J)	
9/17/2020	<0.01	
3/18/2021	0.001 (J)	
8/10/2021	0.001 (J)	
2/2/2022		0.0011 (J)
8/17/2022		0.0011 (J)
2/21/2023		0.001 (J)
7/31/2023		0.00071 (J)

ND substitution: RL or RL/2 if <15% NDs.

Mann-Whitney (Wilcoxon Rank Sum)

Constituent: Selenium (mg/L) Analysis Run 3/4/2024 12:13 PM View: Appendix I Mann-Whitney

Plant Bowen Data: Bowen 1, 2, 9, and 10

	GWA-2	GWA-2
8/23/2007	<0.005	
10/24/2007	<0.005	
11/18/2007	<0.005	
1/31/2008	<0.005	
3/11/2008	<0.005	
5/6/2008	<0.005	
12/4/2008	<0.005	
4/21/2009	<0.005	
10/7/2009	<0.005	
4/26/2010	<0.005	
10/4/2010	<0.005	
4/13/2011	<0.005	
10/5/2011	<0.005	
4/11/2012	<0.005	
10/9/2012	<0.005	
4/15/2013	<0.005	
10/15/2013	<0.005	
4/22/2014	<0.005	
9/30/2014	<0.005	
3/30/2015	<0.005	
10/13/2015	<0.005	
3/23/2016	<0.005	
5/20/2016	0.00216 (J)	
7/29/2016	0.001 (J)	
9/23/2016	<0.005	
11/9/2016	<0.005	
1/31/2017	<0.005	
3/30/2017	<0.005	
6/12/2017	<0.005	
10/2/2017	<0.005	
3/19/2018	0.0016 (J)	
9/14/2018	<0.005	
3/20/2019	<0.005	
9/12/2019	<0.005 (D)	
3/11/2020	0.0021 (J)	
9/15/2020	<0.005	
3/17/2021	0.0045 (J)	
8/9/2021	<0.005	
2/1/2022		<0.005
8/16/2022		<0.005
2/16/2023		0.0014 (J)
7/27/2023		<0.005

ND substitution: RL or RL/2 if <15% NDs.

Mann-Whitney (Wilcoxon Rank Sum)

Constituent: Selenium (mg/L) Analysis Run 3/4/2024 12:13 PM View: Appendix I Mann-Whitney

Plant Bowen Data: Bowen 1, 2, 9, and 10

	GWA-2R	GWA-2R
8/23/2007	<0.005	
10/24/2007	<0.005	
11/18/2007	<0.005	
1/31/2008	<0.005	
3/10/2008	<0.005	
5/13/2008	<0.005	
12/4/2008	<0.005	
4/21/2009	<0.005	
10/8/2009	<0.005	
4/21/2010	<0.005	
9/28/2010	<0.005	
4/12/2011	<0.005	
10/4/2011	<0.005	
4/3/2012	<0.005	
10/9/2012	<0.005	
4/11/2013	<0.005	
10/16/2013	<0.005	
4/10/2014	<0.005	
9/30/2014	<0.005	
3/30/2015	<0.005	
10/13/2015	<0.005	
3/23/2016	<0.005	
5/19/2016	<0.005	
7/29/2016	<0.005	
9/22/2016	<0.005	
11/10/2016	<0.005	
1/31/2017	<0.005	
4/3/2017	<0.005	
6/9/2017	<0.005	
10/2/2017	<0.005	
3/16/2018	<0.005	
9/14/2018	<0.005	
3/19/2019	<0.005	
9/13/2019	<0.005	
3/11/2020	<0.005	
9/15/2020	<0.005	
3/16/2021	0.0021 (J)	
8/9/2021	<0.005	
2/1/2022		<0.005
8/16/2022		<0.005
2/16/2023		<0.005
7/27/2023		<0.005

ND substitution: RL or RL/2 if <15% NDs.

Mann-Whitney (Wilcoxon Rank Sum)

Constituent: Selenium (mg/L) Analysis Run 3/4/2024 12:13 PM View: Appendix I Mann-Whitney

Plant Bowen Data: Bowen 1, 2, 9, and 10

	GWA-43	GWA-43
3/11/2016	0.00236 (J)	
5/13/2016	<0.005	
7/19/2016	<0.005	
9/16/2016	<0.005	
11/2/2016	<0.005	
1/18/2017	<0.005	
3/28/2017	<0.005	
6/6/2017	<0.005	
9/22/2017	<0.005	
3/14/2018	<0.005	
9/12/2018	<0.005	
3/13/2019	<0.005	
9/11/2019	<0.005	
3/9/2020	<0.005	
9/11/2020	<0.005	
3/11/2021	<0.005	
8/6/2021	<0.005	
1/31/2022		<0.005
8/11/2022		<0.005
2/14/2023		<0.005
7/25/2023		<0.005

ND substitution: RL or RL/2 if <15% NDs.

Mann-Whitney (Wilcoxon Rank Sum)

Constituent: Selenium (mg/L) Analysis Run 3/4/2024 12:13 PM View: Appendix I Mann-Whitney

Plant Bowen Data: Bowen 1, 2, 9, and 10

	GWC-13	GWC-13
8/21/2007	<0.005	
11/1/2007	<0.005	
11/19/2007	<0.005	
1/31/2008	<0.005	
3/5/2008	<0.005	
5/12/2008	<0.005	
12/13/2008	<0.005	
4/28/2009	<0.005	
10/21/2009	<0.005	
4/28/2010	<0.005	
10/5/2010	<0.005	
4/19/2011	<0.005	
10/18/2011	<0.005	
4/25/2012	<0.005	
10/2/2012	<0.005	
4/2/2013	<0.005	
10/8/2013	<0.005	
4/1/2014	<0.005	
10/1/2014	<0.005	
4/1/2015	<0.005	
10/15/2015	0.0055	
4/4/2016	0.00286 (J)	
5/31/2016	0.00303 (J)	
8/4/2016	0.005 (J)	
9/29/2016	0.0074 (J)	
11/28/2016	0.0073 (J)	
2/9/2017	0.0067 (J)	
4/12/2017	0.0048 (J)	
6/16/2017	0.007 (J)	
10/9/2017	0.0048 (J)	
3/21/2018	0.0021 (J)	
9/19/2018	0.0019 (J)	
3/23/2019	<0.005	
9/18/2019	0.0018 (J)	
3/13/2020	0.0019 (J)	
9/22/2020	<0.005	
3/18/2021	0.0021 (J)	
8/11/2021	<0.005	
2/17/2022		<0.005
8/18/2022		<0.005
2/22/2023		<0.005
8/1/2023		<0.005

ND substitution: RL or RL/2 if <15% NDs.

Mann-Whitney (Wilcoxon Rank Sum)

Constituent: Selenium (mg/L) Analysis Run 3/4/2024 12:13 PM View: Appendix I Mann-Whitney

Plant Bowen Data: Bowen 1, 2, 9, and 10

	GWC-13RZ	GWC-13RZ
8/21/2007	<0.005	
11/1/2007	<0.005	
11/19/2007	<0.005	
1/31/2008	<0.005	
3/5/2008	<0.005	
5/7/2008	<0.005	
12/12/2008	<0.005	
4/29/2009	<0.005	
10/21/2009	<0.005	
4/28/2010	<0.005	
10/6/2010	<0.005	
4/20/2011	<0.005	
10/12/2011	<0.005	
4/25/2012	<0.005	
10/2/2012	<0.005	
4/2/2013	<0.005	
10/8/2013	<0.005	
4/1/2014	<0.005	
10/1/2014	<0.005	
3/31/2015	<0.005	
10/14/2015	<0.005	
4/4/2016	<0.005	
6/1/2016	<0.005	
2/22/2017	0.0014 (J)	
4/11/2017	0.0024 (J)	
6/16/2017	<0.005	
7/12/2017	0.0019 (J)	
7/28/2017	<0.005	
8/10/2017	0.0019 (J)	
10/6/2017	<0.005	
3/23/2018	<0.005	
9/20/2018	<0.005	
3/22/2019	<0.005	
9/18/2019	<0.005	
3/17/2020	<0.005	
9/22/2020	<0.005	
3/19/2021	<0.005	
8/12/2021	<0.005	
2/4/2022		<0.005
8/19/2022		<0.005
2/22/2023		<0.005
8/2/2023		<0.005

ND substitution: RL or RL/2 if <15% NDs.

Mann-Whitney (Wilcoxon Rank Sum)

Constituent: Selenium (mg/L) Analysis Run 3/4/2024 12:13 PM View: Appendix I Mann-Whitney

Plant Bowen Data: Bowen 1, 2, 9, and 10

	GWC-14Z	GWC-14Z
8/24/2007	<0.005	
11/2/2007	<0.005	
11/17/2007	<0.005	
1/15/2008	<0.005	
3/5/2008	<0.005	
5/7/2008	<0.005	
12/2/2008	<0.005	
4/16/2009	<0.005	
10/20/2009	<0.005	
4/20/2010	<0.005	
9/29/2010	<0.005	
4/12/2011	<0.005	
10/4/2011	<0.005	
4/4/2012	<0.005	
10/10/2012	<0.005	
4/15/2013	<0.005	
10/22/2013	<0.005	
4/21/2014	<0.005	
9/30/2014	<0.005	
4/3/2015	<0.005	
10/7/2015	<0.005	
4/5/2016	<0.005	
6/1/2016	<0.005	
8/9/2016	<0.005	
11/28/2016	<0.005	
2/9/2017	<0.005	
4/11/2017	<0.005	
6/14/2017	<0.005	
7/12/2017	<0.005	
10/5/2017	<0.005	
3/22/2018	<0.005	
9/19/2018	<0.005	
3/22/2019	<0.005	
9/17/2019	<0.005	
3/13/2020	0.0016 (J)	
9/21/2020	<0.005	
3/18/2021	0.0016 (J)	
8/11/2021	<0.005	
2/4/2022		<0.005
8/18/2022		<0.005
2/22/2023		<0.005
8/1/2023		<0.005

ND substitution: RL or RL/2 if <15% NDs.

Mann-Whitney (Wilcoxon Rank Sum)

Constituent: Selenium (mg/L) Analysis Run 3/4/2024 12:13 PM View: Appendix I Mann-Whitney

Plant Bowen Data: Bowen 1, 2, 9, and 10

	GWC-15R	GWC-15R
8/23/2007	<0.005	
11/2/2007	<0.005	
11/17/2007	<0.005	
1/15/2008	<0.005	
3/6/2008	<0.005	
5/7/2008	<0.005	
12/2/2008	<0.005	
4/28/2009	<0.005	
10/19/2009	<0.005	
4/27/2010	<0.005	
10/4/2010	<0.005	
4/18/2011	<0.005	
10/12/2011	<0.005	
4/23/2012	<0.005	
10/10/2012	<0.005	
4/15/2013	<0.005	
10/22/2013	<0.005	
4/21/2014	<0.005	
9/30/2014	<0.005	
4/3/2015	<0.005	
10/7/2015	<0.005	
4/5/2016	<0.005	
5/31/2016	<0.005	
8/4/2016	<0.005	
9/29/2016	<0.005	
11/23/2016	0.0016 (J)	
2/10/2017	<0.005	
4/12/2017	<0.005	
6/15/2017	<0.005	
10/6/2017	<0.005	
3/23/2018	<0.005	
9/19/2018	<0.005	
3/25/2019	<0.005	
9/17/2019	<0.005	
3/13/2020	<0.005	
9/21/2020	<0.005	
3/18/2021	<0.005	
8/11/2021	<0.005	
2/4/2022		<0.005
8/19/2022		<0.005
2/22/2023		<0.005
8/2/2023		<0.005

ND substitution: RL or RL/2 if <15% NDs.

Mann-Whitney (Wilcoxon Rank Sum)

Constituent: Selenium (mg/L) Analysis Run 3/4/2024 12:13 PM View: Appendix I Mann-Whitney

Plant Bowen Data: Bowen 1, 2, 9, and 10

	GWC-44	GWC-44
3/16/2016	0.00622 (J)	
5/16/2016	0.0021 (J)	
7/25/2016	<0.005	
9/19/2016	<0.005	
11/3/2016	<0.005	
1/19/2017	<0.005	
3/28/2017	0.0033 (J)	
6/5/2017	0.0068 (J)	
9/26/2017	0.0037 (J)	
3/15/2018	0.0031 (J)	
9/12/2018	<0.005	
3/14/2019	0.0042 (J)	
9/11/2019	0.0021 (J)	
3/10/2020	0.0063 (J)	
9/15/2020	<0.005	
3/11/2021	<0.005	
8/4/2021	0.0036 (J)	
1/31/2022		0.0018 (J)
8/15/2022		<0.005
2/14/2023		<0.005
7/26/2023		<0.005

ND substitution: RL or RL/2 if <15% NDs.

Mann-Whitney (Wilcoxon Rank Sum)

Constituent: Selenium (mg/L) Analysis Run 3/4/2024 12:13 PM View: Appendix I Mann-Whitney

Plant Bowen Data: Bowen 1, 2, 9, and 10

	GWC-46R	GWC-46R
3/10/2016	<0.005	
5/17/2016	<0.005	
7/26/2016	0.0009 (J)	
9/20/2016	<0.005	
11/4/2016	<0.005	
1/20/2017	<0.005	
3/28/2017	<0.005	
6/7/2017	<0.005	
9/29/2017	<0.005	
3/15/2018	<0.005	
9/13/2018	<0.005	
3/18/2019	<0.005	
9/11/2019	<0.005	
3/10/2020	<0.005	
9/14/2020	<0.005	
3/11/2021	<0.005	
8/5/2021	<0.005	
1/31/2022		<0.005
8/15/2022		<0.005
2/14/2023		<0.005
7/26/2023		<0.005

ND substitution: RL or RL/2 if <15% NDs.

Mann-Whitney (Wilcoxon Rank Sum)

Constituent: Selenium (mg/L) Analysis Run 3/4/2024 12:13 PM View: Appendix I Mann-Whitney

Plant Bowen Data: Bowen 1, 2, 9, and 10

	GWC-48	GWC-48
3/10/2016	<0.005	
5/17/2016	<0.005	
7/27/2016	0.0009 (J)	
9/20/2016	<0.005	
11/4/2016	<0.005	
1/23/2017	<0.005	
3/28/2017	<0.005	
6/8/2017	<0.005	
9/29/2017	<0.005	
3/15/2018	<0.005	
9/13/2018	<0.005	
3/15/2019	<0.005	
9/11/2019	<0.005 (D)	
3/9/2020	<0.005	
9/14/2020	<0.005	
3/11/2021	<0.005	
8/4/2021	<0.005	
1/31/2022		<0.005
8/15/2022		<0.005
2/14/2023		<0.005
7/26/2023		0.0016 (J)

ND substitution: RL or RL/2 if <15% NDs.

Mann-Whitney (Wilcoxon Rank Sum)

Constituent: Selenium (mg/L) Analysis Run 3/4/2024 12:13 PM View: Appendix I Mann-Whitney

Plant Bowen Data: Bowen 1, 2, 9, and 10

	GWC-5	GWC-5
8/23/2007	<0.005	
10/25/2007	<0.005	
11/19/2007	<0.005	
1/23/2008	<0.005	
3/11/2008	<0.005	
5/12/2008	<0.005	
12/11/2008	<0.005	
4/15/2009	<0.005	
10/9/2009	0.015 (O)	
5/4/2010	<0.005	
10/12/2010	<0.005	
4/28/2011	<0.005	
10/19/2011	<0.005	
5/2/2012	<0.005	
10/9/2012	0.0054	
4/11/2013	0.0072	
10/16/2013	<0.005	
4/23/2014	0.0067	
10/3/2014	<0.005	
3/31/2015	<0.005	
10/12/2015	<0.005	
3/28/2016	<0.005	
5/25/2016	<0.005	
8/1/2016	<0.005	
9/27/2016	<0.005	
11/11/2016	<0.005	
1/31/2017	<0.005	
4/3/2017	<0.005	
6/12/2017	<0.005	
10/3/2017	<0.005	
3/19/2018	<0.005	
9/17/2018	<0.005	
3/20/2019	<0.005	
9/16/2019	<0.005	
3/16/2020	<0.005	
9/16/2020	<0.005	
3/17/2021	0.0019 (J)	
8/9/2021	<0.005	
2/2/2022		<0.005
8/16/2022		<0.005
2/20/2023		<0.005
7/28/2023		<0.005

ND substitution: RL or RL/2 if <15% NDs.

Mann-Whitney (Wilcoxon Rank Sum)

Constituent: Selenium (mg/L) Analysis Run 3/4/2024 12:13 PM View: Appendix I Mann-Whitney

Plant Bowen Data: Bowen 1, 2, 9, and 10

	GWC-6RZ	GWC-6RZ
5/26/2015	<0.005	
6/18/2015	<0.005 (D)	
7/2/2015	<0.005	
10/9/2015	<0.005	
3/29/2016	<0.005	
5/24/2016	<0.005	
8/1/2016	<0.005	
9/26/2016	<0.005	
11/14/2016	<0.005	
2/1/2017	<0.005	
4/6/2017	<0.005	
6/13/2017	<0.005	
10/3/2017	<0.005	
3/20/2018	<0.005	
9/17/2018	<0.005	
3/21/2019	<0.005	
9/16/2019	<0.005	
3/12/2020	<0.005	
9/16/2020	<0.005	
3/17/2021	0.0038 (J)	
8/10/2021	<0.005	
2/2/2022		<0.005
8/17/2022		<0.005
2/17/2023		<0.005
7/28/2023		<0.005

ND substitution: RL or RL/2 if <15% NDs.

Mann-Whitney (Wilcoxon Rank Sum)

Constituent: Selenium (mg/L) Analysis Run 3/4/2024 12:13 PM View: Appendix I Mann-Whitney

Plant Bowen Data: Bowen 1, 2, 9, and 10

	GWC-8Z	GWC-8Z
5/26/2015	<0.005	
6/18/2015	<0.005 (D)	
7/2/2015	<0.005	
10/8/2015	<0.005	
3/22/2016	<0.005	
5/25/2016	<0.005	
8/2/2016	<0.005	
9/26/2016	<0.005	
11/21/2016	<0.005	
2/3/2017	<0.005	
4/7/2017	<0.005	
6/13/2017	<0.005	
10/3/2017	<0.005	
3/20/2018	<0.005	
9/18/2018	<0.005	
5/6/2019	<0.005	
9/16/2019	<0.005	
3/16/2020	<0.005	
9/17/2020	<0.005	
3/18/2021	0.0089	
8/10/2021	<0.005	
2/2/2022		<0.005
8/17/2022		<0.005
2/20/2023		<0.005
7/31/2023		<0.005

ND substitution: RL or RL/2 if <15% NDs.

Mann-Whitney (Wilcoxon Rank Sum)

Constituent: Selenium (mg/L) Analysis Run 3/4/2024 12:13 PM View: Appendix I Mann-Whitney

Plant Bowen Data: Bowen 1, 2, 9, and 10

	GWC-9	GWC-9
8/23/2007	<0.005	
11/1/2007	<0.005	
11/19/2007	<0.005	
1/15/2008	<0.005	
3/6/2008	<0.005	
5/13/2008	<0.005	
12/12/2008	<0.005	
4/16/2009	<0.005	
10/13/2009	<0.005	
4/21/2010	<0.005	
9/29/2010	<0.005	
4/13/2011	<0.005	
10/5/2011	<0.005	
4/4/2012	<0.005	
10/8/2012	<0.005	
4/8/2013	<0.005	
10/9/2013	<0.005	
4/9/2014	<0.005	
9/30/2014	<0.005	
4/2/2015	<0.005	
10/10/2015	<0.005 (D)	
3/30/2016	0.00388 (J)	
5/26/2016	<0.005	
8/5/2016	<0.005	
9/28/2016	<0.005	
11/21/2016	<0.005	
2/6/2017	<0.005	
4/6/2017	<0.005	
6/13/2017	<0.005	
10/3/2017	<0.005	
3/20/2018	<0.005	
9/18/2018	<0.005 (D)	
3/21/2019	<0.005	
9/16/2019	<0.005	
3/12/2020	<0.005	
9/17/2020	<0.005	
3/18/2021	<0.005	
8/10/2021	<0.005	
2/2/2022		<0.005
8/17/2022		<0.005
2/21/2023		<0.005
7/31/2023		<0.005

ND substitution: RL or RL/2 if <15% NDs.

Mann-Whitney (Wilcoxon Rank Sum)

Constituent: Silver (mg/L) Analysis Run 3/4/2024 12:13 PM View: Appendix I Mann-Whitney

Plant Bowen Data: Bowen 1, 2, 9, and 10

	GWA-39RZ	GWA-39RZ
5/16/2016	<0.005 (D)	
7/27/2016	0.0012 (JD)	
2/21/2017	<0.005	
3/27/2017	<0.005 (D)	
9/29/2017	<0.005 (D)	
3/16/2018	<0.005	
9/14/2018	<0.005	
3/14/2019	<0.005	
3/9/2020	<0.005	
9/16/2020	<0.005	
3/16/2021	<0.005	
8/6/2021	<0.005	
2/2/2022		<0.005
8/16/2022		<0.005
2/14/2023		<0.005
7/25/2023		<0.005

ND substitution: RL or RL/2 if <15% NDs.

Mann-Whitney (Wilcoxon Rank Sum)

Constituent: Silver (mg/L) Analysis Run 3/4/2024 12:13 PM View: Appendix I Mann-Whitney

Plant Bowen Data: Bowen 1, 2, 9, and 10

	GWA-50	GWA-50
12/12/2008	<0.005	
4/23/2009	<0.005	
10/6/2009	<0.005	
4/27/2010	<0.005	
9/30/2010	<0.005	
4/14/2011	<0.005	
10/5/2011	<0.005	
4/11/2012	<0.005	
10/2/2012	<0.005	
4/9/2013	<0.005	
10/15/2013	<0.005	
4/10/2014	0.0025 (J)	
10/1/2014	<0.005	
3/30/2015	<0.005	
10/11/2015	<0.005	
3/28/2016	<0.005	
8/1/2016	0.0004 (J)	
4/7/2017	0.0005 (J)	
10/2/2017	0.0006 (J)	
3/16/2018	<0.005	
9/17/2018	<0.005	
3/19/2019	<0.005	
9/13/2019	0.00045 (J)	
3/11/2020	0.00039 (J)	
9/16/2020	0.00042 (J)	
3/17/2021	0.00044 (J)	
8/9/2021	<0.005	
2/1/2022		<0.005
8/16/2022		<0.005
2/16/2023		<0.005
7/28/2023		0.00044 (J)

ND substitution: RL or RL/2 if <15% NDs.

Mann-Whitney (Wilcoxon Rank Sum)

Constituent: Silver (mg/L) Analysis Run 3/4/2024 12:13 PM View: Appendix I Mann-Whitney

Plant Bowen Data: Bowen 1, 2, 9, and 10

	GWA-50R	GWA-50R
12/12/2008	<0.0025	
4/23/2009	<0.0025	
10/6/2009	0.0048	
5/3/2010	<0.0025	
10/11/2010	<0.0025	
4/27/2011	0.004	
10/19/2011	<0.0025	
5/1/2012	<0.0025	
10/2/2012	<0.0025	
4/10/2013	<0.0025	
10/16/2013	0.0034	
4/22/2014	0.0034	
10/1/2014	0.0012 (J)	
3/30/2015	0.003	
10/11/2015	0.0018 (J)	
3/28/2016	0.0022 (J)	
8/1/2016	0.0016 (J)	
4/3/2017	0.0022 (J)	
10/2/2017	0.0021 (J)	
3/16/2018	0.0023 (J)	
9/18/2018	0.0017 (J)	
3/19/2019	0.0017 (J)	
9/12/2019	0.0028 (J)	
3/11/2020	0.0013 (J)	
9/15/2020	0.0012 (J)	
3/17/2021	0.0026 (J)	
8/9/2021	0.0015 (J)	
2/2/2022		0.0012 (J)
8/17/2022		0.0021 (J)
2/16/2023		0.0011 (J)
7/28/2023		0.00091 (J)

ND substitution: RL or RL/2 if <15% NDs.

Mann-Whitney (Wilcoxon Rank Sum)

Constituent: Silver (mg/L) Analysis Run 3/4/2024 12:13 PM View: Appendix I Mann-Whitney

Plant Bowen Data: Bowen 1, 2, 9, and 10

	GWC-12	GWC-12
8/21/2007	<0.005	
11/1/2007	<0.005	
11/19/2007	<0.005	
1/16/2008	<0.005	
3/5/2008	0.0046	
5/13/2008	<0.005	
12/13/2008	<0.005	
4/16/2009	<0.005	
10/21/2009	<0.005	
4/27/2010	<0.005	
10/5/2010	<0.005	
4/19/2011	<0.005	
10/12/2011	<0.005	
4/24/2012	<0.005	
10/2/2012	<0.005	
4/2/2013	<0.005	
10/9/2013	<0.005	
4/1/2014	<0.005	
10/2/2014	<0.005	
4/1/2015	<0.005	
10/14/2015	<0.005	
4/4/2016	<0.005	
8/3/2016	<0.005	
4/11/2017	<0.005	
10/4/2017	<0.005	
3/22/2018	<0.005	
9/18/2018	<0.005	
3/23/2019	<0.005	
9/17/2019	<0.005 (D)	
3/12/2020	<0.005	
9/21/2020	<0.005	
3/19/2021	<0.005	
8/11/2021	<0.005	
2/2/2022		<0.005
8/18/2022		<0.005
2/21/2023		<0.005
8/1/2023		<0.005

ND substitution: RL or RL/2 if <15% NDs.

Mann-Whitney (Wilcoxon Rank Sum)

Constituent: Silver (mg/L) Analysis Run 3/4/2024 12:13 PM View: Appendix I Mann-Whitney

Plant Bowen Data: Bowen 1, 2, 9, and 10

	GWC-13RZ	GWC-13RZ
8/21/2007	<0.005	
11/1/2007	<0.005	
11/19/2007	<0.005	
1/31/2008	<0.005	
3/5/2008	<0.005	
5/7/2008	<0.005	
12/12/2008	<0.005	
4/29/2009	0.0026	
10/21/2009	<0.005	
4/28/2010	<0.005	
10/6/2010	<0.005	
4/20/2011	<0.005	
10/12/2011	<0.005	
4/25/2012	<0.005	
10/2/2012	<0.005	
4/2/2013	<0.005	
10/8/2013	<0.005	
4/1/2014	<0.005	
10/1/2014	<0.005	
3/31/2015	<0.005	
10/14/2015	<0.005	
4/4/2016	<0.005	
4/11/2017	<0.005	
10/6/2017	<0.005	
3/23/2018	<0.005	
9/20/2018	<0.005	
3/22/2019	<0.005	
9/18/2019	<0.005	
3/17/2020	<0.005	
9/22/2020	<0.005	
3/19/2021	<0.005	
8/12/2021	<0.005	
2/4/2022		<0.005
8/19/2022		<0.005
2/22/2023		<0.005
8/2/2023		<0.005

ND substitution: RL or RL/2 if <15% NDs.

Mann-Whitney (Wilcoxon Rank Sum)

Constituent: Vanadium (mg/L) Analysis Run 3/4/2024 12:13 PM View: Appendix I Mann-Whitney

Plant Bowen Data: Bowen 1, 2, 9, and 10

	GWA-1	GWA-1
8/23/2007	<0.01	
10/23/2007	<0.01	
11/18/2007	<0.01	
1/30/2008	<0.01	
3/10/2008	<0.01	
5/13/2008	<0.01	
12/5/2008	<0.01	
4/15/2009	<0.01	
10/7/2009	0.0099	
5/3/2010	<0.01	
10/12/2010	<0.01	
4/27/2011	<0.01	
10/17/2011	<0.01	
5/2/2012	<0.01	
10/8/2012	<0.01	
4/12/2013	<0.01	
10/16/2013	<0.01	
4/11/2014	<0.01	
9/30/2014	<0.01	
3/30/2015	0.0067	
10/13/2015	<0.01	
3/22/2016	0.00214 (J)	
7/29/2016	<0.01	
3/30/2017	<0.01	
10/2/2017	<0.01	
3/16/2018	<0.01	
9/17/2018	<0.01 (D)	
3/20/2019	<0.01	
9/12/2019	<0.01	
3/11/2020	<0.01	
9/15/2020	<0.01	
3/16/2021	<0.01	
8/9/2021	<0.01	
2/1/2022		<0.01
8/16/2022		<0.01
2/16/2023		<0.01
7/27/2023		<0.01

ND substitution: RL or RL/2 if <15% NDs.

Mann-Whitney (Wilcoxon Rank Sum)

Constituent: Vanadium (mg/L) Analysis Run 3/4/2024 12:13 PM View: Appendix I Mann-Whitney

Plant Bowen Data: Bowen 1, 2, 9, and 10

	GWA-2	GWA-2
8/23/2007	<0.01	
10/24/2007	<0.01	
11/18/2007	0.0051	
1/31/2008	<0.01	
3/11/2008	0.0032	
5/6/2008	<0.01	
12/4/2008	0.016 (O)	
4/21/2009	0.005	
10/7/2009	<0.01	
4/26/2010	<0.01	
10/4/2010	0.0025	
4/13/2011	<0.01	
10/5/2011	<0.01	
4/11/2012	<0.01	
10/9/2012	<0.01	
4/15/2013	<0.01	
10/15/2013	<0.01	
4/22/2014	<0.01	
9/30/2014	<0.01	
3/30/2015	0.0016 (J)	
10/13/2015	<0.01	
3/23/2016	<0.01	
7/29/2016	<0.01	
3/30/2017	<0.01	
10/2/2017	<0.01	
3/19/2018	<0.01	
9/14/2018	<0.01	
3/20/2019	<0.01	
9/12/2019	<0.01 (D)	
3/11/2020	<0.01	
9/15/2020	<0.01	
3/17/2021	<0.01	
8/9/2021	<0.01	
2/1/2022		<0.01
8/16/2022		<0.01
2/16/2023		<0.01
7/27/2023		<0.01

ND substitution: RL or RL/2 if <15% NDs.

Mann-Whitney (Wilcoxon Rank Sum)

Constituent: Vanadium (mg/L) Analysis Run 3/4/2024 12:13 PM View: Appendix I Mann-Whitney

Plant Bowen Data: Bowen 1, 2, 9, and 10

	GWA-2R	GWA-2R
8/23/2007	<0.01	
10/24/2007	<0.01	
11/18/2007	<0.01	
1/31/2008	0.0078	
3/10/2008	<0.01	
5/13/2008	<0.01	
12/4/2008	<0.01	
4/21/2009	0.0036	
10/8/2009	<0.01	
4/21/2010	<0.01	
9/28/2010	<0.01	
4/12/2011	<0.01	
10/4/2011	<0.01	
4/3/2012	<0.01	
10/9/2012	<0.01	
4/11/2013	<0.01	
10/16/2013	<0.01	
4/10/2014	0.005 (J)	
9/30/2014	<0.01	
3/30/2015	<0.01	
10/13/2015	<0.01	
3/23/2016	<0.01	
7/29/2016	<0.01	
4/3/2017	<0.01	
10/2/2017	<0.01	
3/16/2018	<0.01	
9/14/2018	<0.01	
3/19/2019	<0.01	
9/13/2019	0.001 (J)	
3/11/2020	0.00084 (J)	
9/15/2020	<0.01	
3/16/2021	<0.01	
8/9/2021	<0.01	
2/1/2022		<0.01
8/16/2022		<0.01
2/16/2023		<0.01
7/27/2023		<0.01

ND substitution: RL or RL/2 if <15% NDs.

Mann-Whitney (Wilcoxon Rank Sum)

Constituent: Vanadium (mg/L) Analysis Run 3/4/2024 12:13 PM View: Appendix I Mann-Whitney

Plant Bowen Data: Bowen 1, 2, 9, and 10

	GWA-39RZ	GWA-39RZ
5/16/2016	<0.01 (D)	
7/27/2016	0.002 (JD)	
2/21/2017	<0.01	
3/27/2017	<0.01 (D)	
9/29/2017	<0.01 (D)	
3/16/2018	<0.01	
9/14/2018	<0.01	
3/14/2019	<0.01	
3/9/2020	<0.01	
9/16/2020	<0.01	
3/16/2021	<0.01	
8/6/2021	<0.01	
2/2/2022		<0.01
8/16/2022		<0.01
2/14/2023		<0.01
7/25/2023		<0.01

ND substitution: RL or RL/2 if <15% NDs.

Mann-Whitney (Wilcoxon Rank Sum)

Constituent: Vanadium (mg/L) Analysis Run 3/4/2024 12:13 PM View: Appendix I Mann-Whitney

Plant Bowen Data: Bowen 1, 2, 9, and 10

	GWA-3A	GWA-3A
8/23/2007	<0.01	
11/2/2007	<0.01	
11/18/2007	0.0046	
1/31/2008	<0.01	
3/11/2008	<0.01	
5/14/2008	<0.01	
12/5/2008	<0.01	
4/15/2009	<0.01	
10/8/2009	<0.01	
4/28/2010	<0.01	
10/6/2010	<0.01	
4/21/2011	<0.01	
10/13/2011	<0.01	
5/1/2012	<0.01	
10/9/2012	<0.01	
4/11/2013	<0.01	
10/16/2013	<0.01	
4/23/2014	<0.01	
10/4/2014	<0.01	
3/31/2015	0.0023 (J)	
10/12/2015	<0.01	
3/23/2016	<0.01	
7/29/2016	<0.01	
3/30/2017	<0.01	
10/4/2017	<0.01	
3/19/2018	<0.01	
9/17/2018	<0.01	
3/20/2019	<0.01	
9/13/2019	<0.01	
3/11/2020	<0.01	
3/29/2021	<0.01	
8/9/2021	<0.01	
2/2/2022		<0.01
8/16/2022		<0.01
2/17/2023		<0.01
8/1/2023		<0.01

ND substitution: RL or RL/2 if <15% NDs.

Mann-Whitney (Wilcoxon Rank Sum)

Constituent: Vanadium (mg/L) Analysis Run 3/4/2024 12:13 PM View: Appendix I Mann-Whitney

Plant Bowen Data: Bowen 1, 2, 9, and 10

	GWA-43	GWA-43
3/11/2016	0.00204 (J)	
5/13/2016	<0.01	
7/19/2016	<0.01	
9/16/2016	<0.01	
11/2/2016	<0.01	
1/18/2017	<0.01	
3/28/2017	<0.01	
9/22/2017	<0.01	
3/14/2018	<0.01	
9/12/2018	<0.01	
3/13/2019	<0.01	
9/11/2019	<0.01	
3/9/2020	<0.01	
9/11/2020	<0.01	
3/11/2021	<0.01	
8/6/2021	<0.01	
1/31/2022		<0.01
8/11/2022		<0.01
2/14/2023		<0.01
7/25/2023		<0.01

ND substitution: RL or RL/2 if <15% NDs.

Mann-Whitney (Wilcoxon Rank Sum)

Constituent: Vanadium (mg/L) Analysis Run 3/4/2024 12:13 PM View: Appendix I Mann-Whitney

Plant Bowen Data: Bowen 1, 2, 9, and 10

	GWA-43R	GWA-43R
3/11/2016	0.00202 (J)	
5/13/2016	<0.01	
7/19/2016	<0.01	
9/16/2016	<0.01	
11/2/2016	<0.01	
1/18/2017	<0.01	
3/28/2017	<0.01	
9/22/2017	<0.01	
3/15/2018	<0.01	
9/12/2018	<0.01	
3/13/2019	<0.01	
9/11/2019	<0.01	
3/9/2020	0.00074 (J)	
9/14/2020	<0.01	
3/11/2021	<0.01	
8/5/2021	<0.01	
1/31/2022		<0.01
8/10/2022		<0.01
2/13/2023		<0.01
7/25/2023		<0.01

ND substitution: RL or RL/2 if <15% NDs.

Mann-Whitney (Wilcoxon Rank Sum)

Constituent: Vanadium (mg/L) Analysis Run 3/4/2024 12:13 PM View: Appendix I Mann-Whitney

Plant Bowen Data: Bowen 1, 2, 9, and 10

	GWA-4RZ	GWA-4RZ
4/7/2017	<0.01	
10/3/2017	<0.01 (D)	
3/21/2018	<0.01	
9/18/2018	<0.01	
3/21/2019	<0.01 (D)	
9/12/2019	0.00084 (JD)	
3/12/2020	<0.01	
9/17/2020	<0.01	
3/16/2021	<0.01	
8/10/2021	<0.01	
2/3/2022		<0.01
8/17/2022		<0.01
2/17/2023		<0.01
7/28/2023		<0.01

ND substitution: RL or RL/2 if <15% NDs.

Mann-Whitney (Wilcoxon Rank Sum)

Constituent: Vanadium (mg/L) Analysis Run 3/4/2024 12:13 PM View: Appendix I Mann-Whitney

Plant Bowen Data: Bowen 1, 2, 9, and 10

	GWA-50R	GWA-50R
12/12/2008	<0.01	
4/23/2009	0.0065	
10/6/2009	0.0026	
5/3/2010	0.0028	
10/11/2010	0.0035	
4/27/2011	0.0047	
10/19/2011	<0.01	
5/1/2012	<0.01	
10/2/2012	<0.01	
4/10/2013	<0.01	
10/16/2013	<0.01	
4/22/2014	0.005 (J)	
10/1/2014	<0.01	
3/30/2015	0.0032 (J)	
10/11/2015	<0.01	
3/28/2016	<0.01	
8/1/2016	<0.01	
4/3/2017	<0.01	
10/2/2017	<0.01	
3/16/2018	<0.01	
9/18/2018	<0.01	
3/19/2019	<0.01	
9/12/2019	<0.01	
3/11/2020	<0.01	
9/15/2020	<0.01	
3/17/2021	<0.01	
8/9/2021	<0.01	
2/2/2022		<0.01
8/17/2022		<0.01
2/16/2023		<0.01
7/28/2023		<0.01

ND substitution: RL or RL/2 if <15% NDs.

Mann-Whitney (Wilcoxon Rank Sum)

Constituent: Vanadium (mg/L) Analysis Run 3/4/2024 12:13 PM View: Appendix I Mann-Whitney

Plant Bowen Data: Bowen 1, 2, 9, and 10

	GWC-10	GWC-10
8/21/2007	<0.01	
11/1/2007	<0.01	
11/20/2007	0.0034	
1/30/2008	0.005	
3/6/2008	0.0032	
5/12/2008	<0.01	
12/13/2008	0.0082	
4/29/2009	<0.01	
10/20/2009	<0.01	
4/26/2010	<0.01	
9/29/2010	<0.01	
4/13/2011	<0.01	
10/5/2011	<0.01	
4/4/2012	<0.01	
10/3/2012	<0.01	
4/3/2013	<0.01	
10/15/2013	<0.01	
4/9/2014	<0.01	
10/2/2014	<0.01	
4/2/2015	<0.01	
10/10/2015	<0.01	
3/31/2016	<0.01	
8/5/2016	<0.01	
4/10/2017	<0.01	
10/4/2017	<0.01	
3/20/2018	<0.01	
9/18/2018	<0.01	
3/22/2019	<0.01	
9/17/2019	<0.01	
3/12/2020	<0.01	
9/17/2020	<0.01	
3/18/2021	<0.01	
8/10/2021	<0.01	
2/4/2022		<0.01
8/17/2022		<0.01
2/20/2023		<0.01
7/31/2023		<0.01

ND substitution: RL or RL/2 if <15% NDs.

Mann-Whitney (Wilcoxon Rank Sum)

Constituent: Vanadium (mg/L) Analysis Run 3/4/2024 12:13 PM View: Appendix I Mann-Whitney

Plant Bowen Data: Bowen 1, 2, 9, and 10

	GWC-11	GWC-11
8/21/2007	<0.01	
11/1/2007	<0.01	
11/18/2007	<0.01	
1/30/2008	<0.01	
3/5/2008	<0.01	
5/7/2008	0.0029	
12/14/2008	0.0026	
4/29/2009	<0.01	
10/22/2009	0.0026	
4/21/2010	<0.01	
9/28/2010	<0.01	
4/12/2011	<0.01	
10/4/2011	<0.01	
4/3/2012	<0.01	
10/3/2012	<0.01	
4/3/2013	<0.01	
10/9/2013	<0.01	
4/2/2014	<0.01	
10/2/2014	<0.01	
4/1/2015	<0.01	
10/11/2015	<0.01	
4/4/2016	<0.01	
8/3/2016	<0.01	
4/10/2017	<0.01	
10/4/2017	<0.01	
3/21/2018	<0.01	
9/18/2018	<0.01	
3/23/2019	<0.01	
9/17/2019	<0.01	
3/12/2020	<0.01	
9/21/2020	<0.01	
3/19/2021	<0.01	
8/11/2021	<0.01	
2/4/2022		<0.01
8/18/2022		<0.01
2/20/2023		<0.01
8/1/2023		<0.01

ND substitution: RL or RL/2 if <15% NDs.

Mann-Whitney (Wilcoxon Rank Sum)

Constituent: Vanadium (mg/L) Analysis Run 3/4/2024 12:13 PM View: Appendix I Mann-Whitney

Plant Bowen Data: Bowen 1, 2, 9, and 10

	GWC-11R	GWC-11R
8/21/2007	<0.01	
11/1/2007	<0.01	
11/18/2007	<0.01	
1/30/2008	<0.01	
3/6/2008	0.0047	
5/7/2008	0.003	
12/14/2008	0.0056	
4/29/2009	0.018 (O)	
10/22/2009	0.0079	
4/21/2010	0.0075	
9/29/2010	0.0065	
4/13/2011	0.004	
10/4/2011	0.0054	
4/4/2012	<0.01	
10/3/2012	<0.01	
4/3/2013	<0.01	
10/9/2013	<0.01	
4/2/2014	0.005 (J)	
10/2/2014	<0.01	
4/1/2015	0.0067	
10/11/2015	0.0049 (J)	
4/4/2016	0.00251 (J)	
8/4/2016	<0.01	
4/10/2017	<0.01	
10/4/2017	0.0015 (J)	
3/22/2018	<0.01	
9/18/2018	0.0022 (J)	
3/23/2019	<0.01	
9/17/2019	<0.01	
3/12/2020	<0.01	
9/21/2020	<0.01	
3/19/2021	<0.01	
8/11/2021	<0.01	
2/4/2022		<0.01
8/18/2022		<0.01
2/20/2023		<0.01
8/1/2023		<0.01

ND substitution: RL or RL/2 if <15% NDs.

Mann-Whitney (Wilcoxon Rank Sum)

Constituent: Vanadium (mg/L) Analysis Run 3/4/2024 12:13 PM View: Appendix I Mann-Whitney

Plant Bowen Data: Bowen 1, 2, 9, and 10

	GWC-12	GWC-12
8/21/2007	<0.01	
11/1/2007	<0.01	
11/19/2007	<0.01	
1/16/2008	0.0071	
3/5/2008	0.0031	
5/13/2008	<0.01	
12/13/2008	<0.01	
4/16/2009	0.0037	
10/21/2009	0.0047	
4/27/2010	0.0082	
10/5/2010	<0.01	
4/19/2011	0.0036	
10/12/2011	<0.01	
4/24/2012	<0.01	
10/2/2012	<0.01	
4/2/2013	<0.01	
10/9/2013	<0.01	
4/1/2014	<0.01	
10/2/2014	<0.01	
4/1/2015	<0.01	
10/14/2015	0.0022 (J)	
4/4/2016	<0.01	
8/3/2016	<0.01	
4/11/2017	<0.01	
10/4/2017	<0.01	
3/22/2018	<0.01	
9/18/2018	<0.01	
3/23/2019	<0.01	
9/17/2019	<0.01 (D)	
3/12/2020	<0.01	
9/21/2020	<0.01	
3/19/2021	<0.01	
8/11/2021	<0.01	
2/2/2022		<0.01
8/18/2022		<0.01
2/21/2023		0.0034 (J)
8/1/2023		<0.01

ND substitution: RL or RL/2 if <15% NDs.

Mann-Whitney (Wilcoxon Rank Sum)

Constituent: Vanadium (mg/L) Analysis Run 3/4/2024 12:13 PM View: Appendix I Mann-Whitney

Plant Bowen Data: Bowen 1, 2, 9, and 10

	GWC-13	GWC-13
8/21/2007	<0.01	
11/1/2007	<0.01	
11/19/2007	0.0035	
1/31/2008	0.0039	
3/5/2008	<0.01	
5/12/2008	0.0064	
12/13/2008	0.02 (O)	
4/28/2009	0.0039	
10/21/2009	0.0037	
4/28/2010	<0.01	
10/5/2010	<0.01	
4/19/2011	0.0025	
10/18/2011	0.0037	
4/25/2012	<0.01	
10/2/2012	<0.01	
4/2/2013	<0.01	
10/8/2013	<0.01	
4/1/2014	0.005 (J)	
10/1/2014	<0.01	
4/1/2015	0.0019 (J)	
10/15/2015	<0.01	
4/4/2016	0.00211 (J)	
8/4/2016	<0.01	
4/12/2017	0.0016 (J)	
10/9/2017	<0.01	
3/21/2018	<0.01	
9/19/2018	0.0022 (J)	
3/23/2019	<0.01	
9/18/2019	<0.01	
3/13/2020	0.002 (J)	
9/22/2020	<0.01	
3/18/2021	<0.01	
8/11/2021	0.0021 (J)	
2/17/2022		<0.01
8/18/2022		<0.01
2/22/2023		0.0019 (J)
8/1/2023		<0.01

ND substitution: RL or RL/2 if <15% NDs.

Mann-Whitney (Wilcoxon Rank Sum)

Constituent: Vanadium (mg/L) Analysis Run 3/4/2024 12:13 PM View: Appendix I Mann-Whitney

Plant Bowen Data: Bowen 1, 2, 9, and 10

	GWC-13RZ	GWC-13RZ
8/21/2007	<0.01	
11/1/2007	0.0048	
11/19/2007	0.0054	
1/31/2008	0.003	
3/5/2008	<0.01	
5/7/2008	0.0041	
12/12/2008	0.023 (O)	
4/29/2009	0.006	
10/21/2009	0.022 (O)	
4/28/2010	0.011	
10/6/2010	0.0064	
4/20/2011	0.0046	
10/12/2011	<0.01	
4/25/2012	<0.01	
10/2/2012	<0.01	
4/2/2013	<0.01	
10/8/2013	<0.01	
4/1/2014	0.005 (J)	
10/1/2014	<0.01	
3/31/2015	<0.01	
10/14/2015	<0.01	
4/4/2016	<0.01	
4/11/2017	<0.01	
10/6/2017	<0.01	
3/23/2018	<0.01	
9/20/2018	<0.01	
3/22/2019	<0.01	
9/18/2019	<0.01	
3/17/2020	<0.01	
9/22/2020	<0.01	
3/19/2021	<0.01	
8/12/2021	<0.01	
2/4/2022		<0.01
8/19/2022		<0.01
2/22/2023		<0.01
8/2/2023		<0.01

ND substitution: RL or RL/2 if <15% NDs.

Mann-Whitney (Wilcoxon Rank Sum)

Constituent: Vanadium (mg/L) Analysis Run 3/4/2024 12:13 PM View: Appendix I Mann-Whitney

Plant Bowen Data: Bowen 1, 2, 9, and 10

	GWC-14Z	GWC-14Z
8/24/2007	0.012	
11/2/2007	<0.01	
11/17/2007	0.0043	
1/15/2008	0.0037	
3/5/2008	0.0049	
5/7/2008	<0.01	
12/2/2008	0.0097	
4/16/2009	0.0061	
10/20/2009	0.0092	
4/20/2010	<0.01	
9/29/2010	<0.01	
4/12/2011	<0.01	
10/4/2011	<0.01	
4/4/2012	<0.01	
10/10/2012	<0.01	
4/15/2013	<0.01	
10/22/2013	<0.01	
4/21/2014	0.005 (J)	
9/30/2014	<0.01	
4/3/2015	0.001 (J)	
10/7/2015	<0.01	
4/5/2016	<0.01	
8/9/2016	<0.01	
4/11/2017	<0.01	
10/5/2017	<0.01	
3/22/2018	<0.01	
9/19/2018	<0.01	
3/22/2019	<0.01	
9/17/2019	<0.01	
3/13/2020	<0.01	
9/21/2020	<0.01	
3/18/2021	<0.01	
8/11/2021	<0.01	
2/4/2022		<0.01
8/18/2022		<0.01
2/22/2023		<0.01
8/1/2023		<0.01

ND substitution: RL or RL/2 if <15% NDs.

Mann-Whitney (Wilcoxon Rank Sum)

Constituent: Vanadium (mg/L) Analysis Run 3/4/2024 12:13 PM View: Appendix I Mann-Whitney

Plant Bowen Data: Bowen 1, 2, 9, and 10

	GWC-15R	GWC-15R
8/23/2007	<0.01	
11/2/2007	<0.01	
11/17/2007	<0.01	
1/15/2008	<0.01	
3/6/2008	<0.01	
5/7/2008	<0.01	
12/2/2008	<0.01	
4/28/2009	<0.01	
10/19/2009	<0.01	
4/27/2010	<0.01	
10/4/2010	<0.01	
4/18/2011	<0.01	
10/12/2011	<0.01	
4/23/2012	<0.01	
10/10/2012	<0.01	
4/15/2013	<0.01	
10/22/2013	<0.01	
4/21/2014	<0.01	
9/30/2014	<0.01	
4/3/2015	<0.01	
10/7/2015	<0.01	
4/5/2016	<0.01	
8/4/2016	<0.01	
4/12/2017	<0.01	
10/6/2017	<0.01	
3/23/2018	<0.01	
9/19/2018	<0.01	
3/25/2019	<0.01	
9/17/2019	<0.01	
3/13/2020	0.00077 (J)	
9/21/2020	<0.01	
3/18/2021	<0.01	
8/11/2021	<0.01	
2/4/2022		<0.01
8/19/2022		<0.01
2/22/2023		<0.01
8/2/2023		<0.01

ND substitution: RL or RL/2 if <15% NDs.

Mann-Whitney (Wilcoxon Rank Sum)

Constituent: Vanadium (mg/L) Analysis Run 3/4/2024 12:13 PM View: Appendix I Mann-Whitney

Plant Bowen Data: Bowen 1, 2, 9, and 10

	GWC-15Z	GWC-15Z
8/24/2007	0.0027	
11/2/2007	0.012	
11/18/2007	0.016 (J)	
1/15/2008	0.018	
3/10/2008	0.014	
5/13/2008	0.013	
12/2/2008	0.016	
4/28/2009	0.016	
10/20/2009	0.021	
4/27/2010	0.012	
10/5/2010	0.011	
4/19/2011	0.012	
10/12/2011	0.0031	
4/25/2012	<0.01	
10/10/2012	<0.01	
4/16/2013	<0.01	
10/22/2013	<0.01	
4/21/2014	0.005 (J)	
9/30/2014	<0.01	
4/3/2015	0.0016 (J)	
10/6/2015	0.002 (J)	
4/5/2016	0.00233 (J)	
4/11/2017	<0.01	
10/6/2017	<0.01	
3/23/2018	<0.01	
9/19/2018	<0.01	
3/22/2019	<0.01	
9/17/2019	<0.01	
3/13/2020	0.00095 (J)	
9/21/2020	<0.01	
3/18/2021	<0.01	
8/11/2021	<0.01	
2/7/2022		<0.01
8/19/2022		<0.01
2/22/2023		<0.01
8/1/2023		<0.01

ND substitution: RL or RL/2 if <15% NDs.

Mann-Whitney (Wilcoxon Rank Sum)

Constituent: Vanadium (mg/L) Analysis Run 3/4/2024 12:13 PM View: Appendix I Mann-Whitney

Plant Bowen Data: Bowen 1, 2, 9, and 10

	GWC-44	GWC-44
3/16/2016	<0.01	
5/16/2016	<0.01	
7/25/2016	<0.01	
9/19/2016	<0.01	
11/3/2016	<0.01	
1/19/2017	<0.01	
3/28/2017	<0.01	
9/26/2017	<0.01	
3/15/2018	<0.01	
9/12/2018	<0.01	
3/14/2019	<0.01	
9/11/2019	<0.01	
3/10/2020	<0.01	
9/15/2020	<0.01	
3/11/2021	<0.01	
8/4/2021	<0.01	
1/31/2022		<0.01
8/15/2022		<0.01
2/14/2023		<0.01
7/26/2023		0.0026 (J)

ND substitution: RL or RL/2 if <15% NDs.

Mann-Whitney (Wilcoxon Rank Sum)

Constituent: Vanadium (mg/L) Analysis Run 3/4/2024 12:13 PM View: Appendix I Mann-Whitney

Plant Bowen Data: Bowen 1, 2, 9, and 10

	GWC-45	GWC-45
3/16/2016	<0.01	
5/16/2016	<0.01 (D)	
7/25/2016	0.0022 (JD)	
9/19/2016	<0.01 (D)	
11/4/2016	<0.01 (D)	
1/23/2017	<0.01 (D)	
3/29/2017	<0.01 (D)	
9/27/2017	<0.01	
3/15/2018	<0.01	
9/13/2018	<0.01	
3/14/2019	<0.01 (D)	
9/11/2019	<0.01 (D)	
3/10/2020	<0.01	
9/11/2020	<0.01	
3/11/2021	<0.01	
8/6/2021	<0.01	
2/1/2022		<0.01
8/12/2022		<0.01
2/14/2023		<0.01
7/26/2023		0.0026 (J)

ND substitution: RL or RL/2 if <15% NDs.

Mann-Whitney (Wilcoxon Rank Sum)

Constituent: Vanadium (mg/L) Analysis Run 3/4/2024 12:13 PM View: Appendix I Mann-Whitney

Plant Bowen Data: Bowen 1, 2, 9, and 10

	GWC-47R	GWC-47R
3/10/2016	<0.01	
5/18/2016	<0.01	
7/27/2016	<0.01	
9/20/2016	<0.01	
11/4/2016	<0.01	
1/20/2017	<0.01	
3/29/2017	<0.01	
9/27/2017	<0.01	
3/16/2018	<0.01	
9/13/2018	<0.01	
3/19/2019	<0.01	
9/11/2019	<0.01	
3/9/2020	0.00075 (J)	
9/15/2020	<0.01	
3/11/2021	<0.01	
8/5/2021	<0.01	
2/1/2022		<0.01
8/15/2022		<0.01
2/14/2023		<0.01
7/27/2023		<0.01

ND substitution: RL or RL/2 if <15% NDs.

Mann-Whitney (Wilcoxon Rank Sum)

Constituent: Vanadium (mg/L) Analysis Run 3/4/2024 12:13 PM View: Appendix I Mann-Whitney

Plant Bowen Data: Bowen 1, 2, 9, and 10

	GWC-48	GWC-48
3/10/2016	<0.01	
5/17/2016	<0.01	
7/27/2016	<0.01	
9/20/2016	<0.01	
11/4/2016	<0.01	
1/23/2017	<0.01	
3/28/2017	<0.01	
9/29/2017	<0.01	
3/15/2018	<0.01	
9/13/2018	<0.01	
3/15/2019	<0.01	
9/11/2019	<0.01 (D)	
3/9/2020	<0.01	
9/14/2020	<0.01	
3/11/2021	<0.01	
8/4/2021	<0.01	
1/31/2022		<0.01
8/15/2022		<0.01
2/14/2023		<0.01
7/26/2023		0.0028 (J)

ND substitution: RL or RL/2 if <15% NDs.

Mann-Whitney (Wilcoxon Rank Sum)

Constituent: Vanadium (mg/L) Analysis Run 3/4/2024 12:13 PM View: Appendix I Mann-Whitney

Plant Bowen Data: Bowen 1, 2, 9, and 10

	GWC-5	GWC-5
8/23/2007	0.0032	
10/25/2007	<0.01	
11/19/2007	<0.01	
1/23/2008	<0.01	
3/11/2008	<0.01	
5/12/2008	<0.01	
12/11/2008	<0.01	
4/15/2009	<0.01	
10/9/2009	<0.01	
5/4/2010	<0.01	
10/12/2010	<0.01	
4/28/2011	<0.01	
10/19/2011	<0.01	
5/2/2012	<0.01	
10/9/2012	<0.01	
4/11/2013	<0.01	
10/16/2013	<0.01	
4/23/2014	<0.01	
10/3/2014	0.00097 (J)	
3/31/2015	0.00096 (J)	
10/12/2015	<0.01	
3/28/2016	<0.01	
8/1/2016	<0.01	
4/3/2017	<0.01	
10/3/2017	<0.01	
3/19/2018	<0.01	
9/17/2018	<0.01	
3/20/2019	<0.01	
9/16/2019	<0.01	
3/16/2020	<0.01	
9/16/2020	<0.01	
3/17/2021	<0.01	
8/9/2021	<0.01	
2/2/2022		<0.01
8/16/2022		<0.01
2/20/2023		<0.01
7/28/2023		<0.01

ND substitution: RL or RL/2 if <15% NDs.

Mann-Whitney (Wilcoxon Rank Sum)

Constituent: Vanadium (mg/L) Analysis Run 3/4/2024 12:13 PM View: Appendix I Mann-Whitney

Plant Bowen Data: Bowen 1, 2, 9, and 10

	GWC-6	GWC-6
8/22/2007	<0.01	
10/25/2007	<0.01	
11/20/2007	<0.01	
1/23/2008	0.007	
3/11/2008	0.0033	
5/14/2008	0.0043	
12/11/2008	<0.01	
4/23/2009	<0.01	
10/9/2009	0.0043	
5/4/2010	0.0027	
10/11/2010	0.0034	
4/26/2011	<0.01	
10/18/2011	<0.01	
5/2/2012	<0.01	
10/8/2012	<0.01	
4/10/2013	<0.01	
10/8/2013	<0.01	
4/14/2014	0.005 (J)	
10/3/2014	0.0016 (J)	
4/1/2015	0.0021 (J)	
10/9/2015	<0.01	
3/29/2016	<0.01	
8/1/2016	<0.01	
4/6/2017	<0.01	
10/3/2017	<0.01	
3/19/2018	<0.01	
9/17/2018	<0.01	
3/21/2019	<0.01	
9/16/2019	<0.01	
3/12/2020	<0.01	
9/16/2020	<0.01	
3/17/2021	<0.01	
8/10/2021	<0.01	
2/2/2022		<0.01
8/17/2022		<0.01
2/17/2023		<0.01
7/31/2023		<0.01

ND substitution: RL or RL/2 if <15% NDs.

Mann-Whitney (Wilcoxon Rank Sum)

Constituent: Vanadium (mg/L) Analysis Run 3/4/2024 12:13 PM View: Appendix I Mann-Whitney

Plant Bowen Data: Bowen 1, 2, 9, and 10

	GWC-8RR	GWC-8RR
10/18/2011	<0.01	
4/30/2012	<0.01	
10/3/2012	<0.01	
4/8/2013	<0.01	
10/9/2013	<0.01	
4/10/2014	0.005 (J)	
10/2/2014	<0.01	
4/3/2015	<0.01	
10/8/2015	0.0056	
3/30/2016	<0.01	
8/2/2016	<0.01	
4/6/2017	<0.01	
10/4/2017	<0.01	
3/21/2018	<0.01	
9/18/2018	<0.01	
3/27/2019	<0.01	
9/16/2019	<0.01 (D)	
3/12/2020	<0.01	
9/17/2020	<0.01	
3/17/2021	<0.01	
8/10/2021	<0.01	
2/2/2022		<0.01
8/17/2022		<0.01
2/21/2023		<0.01
7/31/2023		<0.01

ND substitution: RL or RL/2 if <15% NDs.

Mann-Whitney (Wilcoxon Rank Sum)

Constituent: Vanadium (mg/L) Analysis Run 3/4/2024 12:13 PM View: Appendix I Mann-Whitney

Plant Bowen Data: Bowen 1, 2, 9, and 10

	GWC-8Z	GWC-8Z
5/26/2015	<0.01	
6/18/2015	0.005 (D)	
7/2/2015	<0.01	
10/8/2015	<0.01	
3/22/2016	<0.01	
8/2/2016	<0.01	
4/7/2017	<0.01	
10/3/2017	<0.01	
3/20/2018	<0.01	
9/18/2018	<0.01	
5/6/2019	<0.01	
9/16/2019	<0.01	
3/16/2020	<0.01	
9/17/2020	<0.01	
3/18/2021	<0.01	
8/10/2021	<0.01	
2/2/2022		<0.01
8/17/2022		<0.01
2/20/2023		<0.01
7/31/2023		<0.01

ND substitution: RL or RL/2 if <15% NDs.

Mann-Whitney (Wilcoxon Rank Sum)

Constituent: Vanadium (mg/L) Analysis Run 3/4/2024 12:13 PM View: Appendix I Mann-Whitney

Plant Bowen Data: Bowen 1, 2, 9, and 10

	GWC-9	GWC-9
8/23/2007	<0.01	
11/1/2007	<0.01	
11/19/2007	0.0052	
1/15/2008	0.0065	
3/6/2008	0.0028	
5/13/2008	<0.01	
12/12/2008	<0.01	
4/16/2009	0.0033	
10/13/2009	<0.01	
4/21/2010	<0.01	
9/29/2010	<0.01	
4/13/2011	<0.01	
10/5/2011	<0.01	
4/4/2012	<0.01	
10/8/2012	<0.01	
4/8/2013	<0.01	
10/9/2013	<0.01	
4/9/2014	<0.01	
9/30/2014	<0.01	
4/2/2015	<0.01	
10/10/2015	0.0032 (JD)	
3/30/2016	<0.01	
8/5/2016	<0.01	
4/6/2017	<0.01	
10/3/2017	<0.01	
3/20/2018	<0.01	
9/18/2018	<0.01 (D)	
3/21/2019	<0.01	
9/16/2019	<0.01	
3/12/2020	<0.01	
9/17/2020	<0.01	
3/18/2021	<0.01	
8/10/2021	<0.01	
2/2/2022		<0.01
8/17/2022		<0.01
2/21/2023		0.003 (J)
7/31/2023		<0.01

ND substitution: RL or RL/2 if <15% NDs.

Mann-Whitney (Wilcoxon Rank Sum)

Constituent: Zinc (mg/L) Analysis Run 3/4/2024 12:13 PM View: Appendix I Mann-Whitney

Plant Bowen Data: Bowen 1, 2, 9, and 10

	GWA-1	GWA-1
8/23/2007	0.032 (O)	
10/23/2007	0.0099	
11/18/2007	0.0095 (J)	
1/30/2008	0.022 (O)	
3/10/2008	0.014	
5/13/2008	0.0075	
12/5/2008	0.0056 (J)	
4/15/2009	0.0033	
10/7/2009	0.061 (O)	
5/3/2010	0.0033	
10/12/2010	0.0041	
4/27/2011	<0.02	
10/17/2011	0.0046	
5/2/2012	<0.02	
10/8/2012	0.0053	
4/12/2013	0.006	
10/16/2013	0.0048	
4/11/2014	0.0033	
9/30/2014	0.002 (J)	
3/30/2015	0.012	
10/13/2015	0.011	
3/22/2016	0.00346 (J)	
7/29/2016	<0.02	
3/30/2017	<0.02	
10/2/2017	<0.02	
3/16/2018	<0.02	
9/17/2018	<0.02 (D)	
3/20/2019	<0.02	
9/12/2019	0.0047 (J)	
3/11/2020	0.0035 (J)	
9/15/2020	<0.02	
3/16/2021	0.0091 (J)	
8/9/2021	<0.02	
2/1/2022		<0.02
8/16/2022		<0.02
2/16/2023		<0.02
7/27/2023		<0.02

ND substitution: RL or RL/2 if <15% NDs.

Mann-Whitney (Wilcoxon Rank Sum)

Constituent: Zinc (mg/L) Analysis Run 3/4/2024 12:13 PM View: Appendix I Mann-Whitney

Plant Bowen Data: Bowen 1, 2, 9, and 10

	GWA-2	GWA-2
8/23/2007	0.0033	
10/24/2007	0.043 (O)	
11/18/2007	0.024	
1/31/2008	0.015	
3/11/2008	0.027	
5/6/2008	0.0032	
12/4/2008	0.081 (O)	
4/21/2009	0.0057	
10/7/2009	<0.02	
4/26/2010	<0.02	
10/4/2010	0.0057	
4/13/2011	<0.02	
10/5/2011	<0.02	
4/11/2012	<0.02	
10/9/2012	<0.02	
4/15/2013	0.0038	
10/15/2013	0.0044	
4/22/2014	0.0025 (J)	
9/30/2014	0.00076 (J)	
3/30/2015	0.0024 (J)	
10/13/2015	0.0017 (J)	
3/23/2016	<0.02	
7/29/2016	<0.02	
3/30/2017	<0.02	
10/2/2017	<0.02	
3/19/2018	<0.02	
9/14/2018	<0.02	
3/20/2019	<0.02	
9/12/2019	0.00505 (JD)	
3/11/2020	0.0028 (J)	
9/15/2020	<0.02	
3/17/2021	<0.02	
8/9/2021	<0.02	
2/1/2022		<0.02
8/16/2022		<0.02
2/16/2023		<0.02
7/27/2023		0.011 (J)

ND substitution: RL or RL/2 if <15% NDs.

Mann-Whitney (Wilcoxon Rank Sum)

Constituent: Zinc (mg/L) Analysis Run 3/4/2024 12:13 PM View: Appendix I Mann-Whitney

Plant Bowen Data: Bowen 1, 2, 9, and 10

	GWA-2R	GWA-2R
8/23/2007	0.0079	
10/24/2007	<0.02	
11/18/2007	0.015	
1/31/2008	0.063 (O)	
3/10/2008	0.013 (J)	
5/13/2008	0.0072	
12/4/2008	0.011 (J)	
4/21/2009	0.0041	
10/8/2009	<0.02	
4/21/2010	<0.02	
9/28/2010	0.0081	
4/12/2011	0.0025	
10/4/2011	0.0027	
4/3/2012	<0.02	
10/9/2012	0.0064	
4/11/2013	<0.02	
10/16/2013	<0.02	
4/10/2014	0.0026	
9/30/2014	0.0012 (J)	
3/30/2015	0.013	
10/13/2015	0.0043	
3/23/2016	<0.02	
7/29/2016	<0.02	
4/3/2017	<0.02	
10/2/2017	<0.02	
3/16/2018	<0.02	
9/14/2018	<0.02	
3/19/2019	<0.02	
9/13/2019	0.0078 (J)	
3/11/2020	0.0038 (J)	
9/15/2020	<0.02	
3/16/2021	<0.02	
8/9/2021	<0.02	
2/1/2022		<0.02
8/16/2022		<0.02
2/16/2023		<0.02
7/27/2023		<0.02

ND substitution: RL or RL/2 if <15% NDs.

Mann-Whitney (Wilcoxon Rank Sum)

Constituent: Zinc (mg/L) Analysis Run 3/4/2024 12:13 PM View: Appendix I Mann-Whitney

Plant Bowen Data: Bowen 1, 2, 9, and 10

	GWA-39RZ	GWA-39RZ
5/16/2016	<0.02 (D)	
7/27/2016	<0.02 (*)	
2/21/2017	0.0049 (J)	
3/27/2017	<0.02 (*)	
9/29/2017	0.0012 (JD)	
3/16/2018	0.0042 (J)	
9/14/2018	<0.02	
3/14/2019	0.0035 (J)	
3/9/2020	0.009 (J)	
9/16/2020	<0.02	
3/16/2021	<0.02	
8/6/2021	<0.02	
2/2/2022		<0.02
8/16/2022		<0.02
2/14/2023		<0.02
7/25/2023		<0.02

ND substitution: RL or RL/2 if <15% NDs.

Mann-Whitney (Wilcoxon Rank Sum)

Constituent: Zinc (mg/L) Analysis Run 3/4/2024 12:13 PM View: Appendix I Mann-Whitney

Plant Bowen Data: Bowen 1, 2, 9, and 10

	GWA-39Z	GWA-39Z
3/14/2016	<0.02	
5/11/2016	0.00467 (J)	
7/19/2016	<0.02 (*)	
9/15/2016	0.0044 (J)	
11/2/2016	0.0043 (J)	
1/18/2017	<0.02 (*)	
3/28/2017	<0.02 (*)	
9/26/2017	0.0029 (J)	
3/14/2018	<0.02	
9/12/2018	<0.02	
3/15/2019	0.0023 (J)	
9/9/2019	0.0047 (J)	
3/9/2020	0.0035 (J)	
9/10/2020	<0.02	
3/12/2021	0.0065 (J)	
8/4/2021	<0.02	
1/31/2022		<0.02
8/10/2022		<0.02
2/13/2023		<0.02
7/26/2023		<0.02

ND substitution: RL or RL/2 if <15% NDs.

Mann-Whitney (Wilcoxon Rank Sum)

Constituent: Zinc (mg/L) Analysis Run 3/4/2024 12:13 PM View: Appendix I Mann-Whitney

Plant Bowen Data: Bowen 1, 2, 9, and 10

	GWA-3A	GWA-3A
8/23/2007	0.066	
11/2/2007	0.055	
11/18/2007	0.13	
1/31/2008	0.13	
3/11/2008	0.07	
5/14/2008	0.12	
12/5/2008	0.088	
4/15/2009	0.068	
10/8/2009	0.075	
4/28/2010	0.071	
10/6/2010	0.074	
4/21/2011	0.047	
10/13/2011	0.073	
5/1/2012	0.0652	
10/9/2012	0.061	
4/11/2013	0.053	
10/16/2013	0.047	
4/23/2014	0.041	
10/4/2014	0.044 (V)	
3/31/2015	0.12	
10/12/2015	0.053	
3/23/2016	0.0532	
7/29/2016	0.0446	
3/30/2017	0.0479	
10/4/2017	0.0429	
3/19/2018	<0.02	
9/17/2018	0.04	
3/20/2019	0.028	
9/13/2019	0.036	
3/11/2020	0.031	
3/29/2021	<0.02	
8/9/2021	<0.02	
2/2/2022		<0.02
8/16/2022		<0.02
2/17/2023		<0.02
8/1/2023		<0.02

ND substitution: RL or RL/2 if <15% NDs.

Mann-Whitney (Wilcoxon Rank Sum)

Constituent: Zinc (mg/L) Analysis Run 3/4/2024 12:13 PM View: Appendix I Mann-Whitney

Plant Bowen Data: Bowen 1, 2, 9, and 10

	GWA-40	GWA-40
3/15/2016	<0.02	
5/11/2016	<0.02	
7/21/2016	<0.02 (*)	
9/15/2016	<0.02	
11/3/2016	<0.02	
1/17/2017	<0.02	
3/24/2017	<0.02 (*)	
9/26/2017	0.0019 (J)	
3/14/2018	<0.02	
9/12/2018	<0.02	
3/13/2019	<0.02	
9/9/2019	0.0058 (J)	
3/9/2020	0.002 (J)	
9/11/2020	<0.02	
3/10/2021	<0.02	
8/4/2021	<0.02	
1/31/2022		<0.02
8/12/2022		<0.02
2/13/2023		<0.02
7/26/2023		<0.02

ND substitution: RL or RL/2 if <15% NDs.

Mann-Whitney (Wilcoxon Rank Sum)

Constituent: Zinc (mg/L) Analysis Run 3/4/2024 12:13 PM View: Appendix I Mann-Whitney

Plant Bowen Data: Bowen 1, 2, 9, and 10

	GWA-41	GWA-41
3/15/2016	<0.02	
5/12/2016	<0.02	
7/20/2016	<0.02	
9/15/2016	0.0027 (J)	
11/3/2016	<0.02	
1/18/2017	<0.02 (*)	
3/24/2017	<0.02 (*)	
9/25/2017	<0.02	
3/14/2018	<0.02	
9/12/2018	<0.02	
3/14/2019	<0.02	
9/10/2019	0.00745 (JD)	
3/6/2020	0.0027 (J)	
9/10/2020	<0.02	
3/11/2021	<0.02	
8/4/2021	<0.02	
1/31/2022		<0.02
8/11/2022		<0.02
2/13/2023		<0.02
7/25/2023		<0.02

ND substitution: RL or RL/2 if <15% NDs.

Mann-Whitney (Wilcoxon Rank Sum)

Constituent: Zinc (mg/L) Analysis Run 3/4/2024 12:13 PM View: Appendix I Mann-Whitney

Plant Bowen Data: Bowen 1, 2, 9, and 10

	GWA-41R	GWA-41R
3/15/2016	0.00286 (J)	
5/13/2016	<0.02	
7/21/2016	<0.02 (*)	
9/21/2016	<0.02	
11/3/2016	<0.02	
1/17/2017	<0.02	
3/27/2017	<0.02 (*)	
9/25/2017	0.0023 (J)	
3/14/2018	<0.02	
9/12/2018	<0.02	
3/14/2019	0.0021 (J)	
9/10/2019	0.0075 (J)	
3/9/2020	0.0024 (J)	
9/10/2020	<0.02	
3/10/2021	<0.02	
8/4/2021	<0.02	
1/31/2022		<0.02
8/11/2022		<0.02
2/13/2023		<0.02
7/25/2023		<0.02

ND substitution: RL or RL/2 if <15% NDs.

Mann-Whitney (Wilcoxon Rank Sum)

Constituent: Zinc (mg/L) Analysis Run 3/4/2024 12:13 PM View: Appendix I Mann-Whitney

Plant Bowen Data: Bowen 1, 2, 9, and 10

	GWA-42	GWA-42
3/11/2016	0.00862 (J)	
5/16/2016	0.00744 (J)	
7/22/2016	<0.02 (*)	
9/19/2016	0.0162	
11/3/2016	0.011	
1/17/2017	0.0104	
3/27/2017	<0.02 (*)	
9/26/2017	0.0094 (J)	
3/14/2018	<0.02	
9/14/2018	<0.02	
3/14/2019	0.01	
9/10/2019	0.014	
3/6/2020	0.012	
9/10/2020	0.0073 (J)	
3/11/2021	0.0089 (J)	
8/4/2021	<0.02	
1/31/2022		<0.02
8/10/2022		0.0089 (J)
2/13/2023		0.011 (J)
7/26/2023		<0.02

ND substitution: RL or RL/2 if <15% NDs.

Mann-Whitney (Wilcoxon Rank Sum)

Constituent: Zinc (mg/L) Analysis Run 3/4/2024 12:13 PM View: Appendix I Mann-Whitney

Plant Bowen Data: Bowen 1, 2, 9, and 10

	GWA-43	GWA-43
3/11/2016	0.0093 (J)	
5/13/2016	0.00336 (J)	
7/19/2016	<0.02 (*)	
9/16/2016	0.0023 (J)	
11/2/2016	0.0047 (J)	
1/18/2017	<0.02	
3/28/2017	<0.02 (*)	
9/22/2017	0.0013 (J)	
3/14/2018	<0.02	
9/12/2018	<0.02	
3/13/2019	0.0022 (J)	
9/11/2019	0.0065 (J)	
3/9/2020	0.002 (J)	
9/11/2020	<0.02	
3/11/2021	<0.02	
8/6/2021	<0.02	
1/31/2022		<0.02
8/11/2022		<0.02
2/14/2023		<0.02
7/25/2023		<0.02

ND substitution: RL or RL/2 if <15% NDs.

Mann-Whitney (Wilcoxon Rank Sum)

Constituent: Zinc (mg/L) Analysis Run 3/4/2024 12:13 PM View: Appendix I Mann-Whitney

Plant Bowen Data: Bowen 1, 2, 9, and 10

	GWA-43R	GWA-43R
3/11/2016	0.00722 (J)	
5/13/2016	0.00666 (J)	
7/19/2016	<0.02 (*)	
9/16/2016	<0.02	
11/2/2016	0.0057 (J)	
1/18/2017	0.0022 (J)	
3/28/2017	<0.02	
9/22/2017	0.0014 (J)	
3/15/2018	<0.02	
9/12/2018	<0.02	
3/13/2019	0.0023 (J)	
9/11/2019	0.0053 (J)	
3/9/2020	0.0022 (J)	
9/14/2020	<0.02	
3/11/2021	<0.02	
8/5/2021	<0.02	
1/31/2022		<0.02
8/10/2022		<0.02
2/13/2023		<0.02
7/25/2023		<0.02

ND substitution: RL or RL/2 if <15% NDs.

Mann-Whitney (Wilcoxon Rank Sum)

Constituent: Zinc (mg/L) Analysis Run 3/4/2024 12:13 PM View: Appendix I Mann-Whitney

Plant Bowen Data: Bowen 1, 2, 9, and 10

	GWA-4RZ	GWA-4RZ
4/7/2017	<0.02	
10/3/2017	<0.02 (D)	
3/21/2018	<0.02	
9/18/2018	<0.02	
3/21/2019	0.0034 (JD)	
9/12/2019	0.0072 (JD)	
3/12/2020	0.0027 (J)	
9/17/2020	0.0047 (J)	
3/16/2021	<0.02	
8/10/2021	<0.02	
2/3/2022		<0.02
8/17/2022		<0.02
2/17/2023		<0.02
7/28/2023		<0.02

ND substitution: RL or RL/2 if <15% NDs.

Mann-Whitney (Wilcoxon Rank Sum)

Constituent: Zinc (mg/L) Analysis Run 3/4/2024 12:13 PM View: Appendix I Mann-Whitney

Plant Bowen Data: Bowen 1, 2, 9, and 10

	GWA-50	GWA-50
12/12/2008	0.048 (O)	
4/23/2009	0.0075	
10/6/2009	0.0075	
4/27/2010	0.0051	
9/30/2010	0.0089	
4/14/2011	0.0043	
10/5/2011	0.0051	
4/11/2012	<0.02	
10/2/2012	0.006	
4/9/2013	0.0034	
10/15/2013	0.0042	
4/10/2014	0.0035	
10/1/2014	0.0019 (J)	
3/30/2015	0.0032	
10/11/2015	0.0048	
3/28/2016	0.00282 (J)	
8/1/2016	<0.02	
4/7/2017	<0.02	
10/2/2017	0.0015 (J)	
3/16/2018	<0.02	
9/17/2018	<0.02	
3/19/2019	<0.02	
9/13/2019	0.0061 (J)	
3/11/2020	0.0025 (J)	
9/16/2020	<0.02	
3/17/2021	<0.02	
8/9/2021	<0.02	
2/1/2022		<0.02
8/16/2022		<0.02
2/16/2023		<0.02
7/28/2023		<0.02

ND substitution: RL or RL/2 if <15% NDs.

Mann-Whitney (Wilcoxon Rank Sum)

Constituent: Zinc (mg/L) Analysis Run 3/4/2024 12:13 PM View: Appendix I Mann-Whitney

Plant Bowen Data: Bowen 1, 2, 9, and 10

	GWA-50R	GWA-50R
12/12/2008	0.013 (J)	
4/23/2009	0.075 (O)	
10/6/2009	0.056 (O)	
5/3/2010	0.051 (O)	
10/11/2010	0.016	
4/27/2011	0.025 (O)	
10/19/2011	0.0078	
5/1/2012	0.0134	
10/2/2012	0.012	
4/10/2013	0.018	
10/16/2013	0.015	
4/22/2014	0.015	
10/1/2014	0.0038	
3/30/2015	0.0097	
10/11/2015	0.0024 (J)	
3/28/2016	0.00703 (J)	
8/1/2016	<0.02	
4/3/2017	<0.02	
10/2/2017	0.0016 (J)	
3/16/2018	<0.02	
9/18/2018	<0.02	
3/19/2019	<0.02	
9/12/2019	0.0058 (J)	
3/11/2020	0.0033 (J)	
9/15/2020	<0.02	
3/17/2021	<0.02	
8/9/2021	<0.02	
2/2/2022		<0.02
8/17/2022		<0.02
2/16/2023		<0.02
7/28/2023		<0.02

ND substitution: RL or RL/2 if <15% NDs.

Mann-Whitney (Wilcoxon Rank Sum)

Constituent: Zinc (mg/L) Analysis Run 3/4/2024 12:13 PM View: Appendix I Mann-Whitney

Plant Bowen Data: Bowen 1, 2, 9, and 10

	GWC-10	GWC-10
8/21/2007	0.031	
11/1/2007	0.0041	
11/20/2007	0.056	
1/30/2008	0.032	
3/6/2008	0.03	
5/12/2008	0.008	
12/13/2008	0.056	
4/29/2009	0.057	
10/20/2009	0.0037	
4/26/2010	<0.02	
9/29/2010	0.012	
4/13/2011	<0.02	
10/5/2011	0.0031	
4/4/2012	<0.02	
10/3/2012	0.0085	
4/3/2013	0.0061	
10/15/2013	0.008	
4/9/2014	0.0048	
10/2/2014	0.0023 (JV)	
4/2/2015	0.0023 (J)	
10/10/2015	0.0024 (J)	
3/31/2016	<0.02	
8/5/2016	<0.02	
4/10/2017	<0.02	
10/4/2017	0.0012 (J)	
3/20/2018	<0.02	
9/18/2018	<0.02	
3/22/2019	<0.02	
9/17/2019	0.0052 (J)	
3/12/2020	0.0024 (J)	
9/17/2020	<0.02	
3/18/2021	<0.02	
8/10/2021	<0.02	
2/4/2022		<0.02
8/17/2022		<0.02
2/20/2023		<0.02
7/31/2023		<0.02

ND substitution: RL or RL/2 if <15% NDs.

Mann-Whitney (Wilcoxon Rank Sum)

Constituent: Zinc (mg/L) Analysis Run 3/4/2024 12:13 PM View: Appendix I Mann-Whitney

Plant Bowen Data: Bowen 1, 2, 9, and 10

	GWC-10R	GWC-10R
8/21/2007	0.0066	
11/1/2007	0.0086	
11/20/2007	0.005	
1/30/2008	0.0084	
3/6/2008	0.0073	
5/8/2008	0.0084	
12/14/2008	0.0075 (J)	
4/29/2009	0.0028	
10/21/2009	<0.02	
4/21/2010	<0.02	
9/28/2010	0.005	
4/12/2011	<0.02	
10/4/2011	0.0088	
4/3/2012	<0.02	
10/8/2012	0.0034	
4/3/2013	<0.02	
10/15/2013	0.0027	
4/9/2014	0.0025 (J)	
10/2/2014	0.0027 (V)	
4/2/2015	0.002 (J)	
10/12/2015	<0.02	
3/31/2016	0.00266 (J)	
8/3/2016	<0.02	
4/10/2017	<0.02	
10/4/2017	<0.02	
3/21/2018	<0.02	
9/18/2018	<0.02	
3/22/2019	<0.02	
9/17/2019	0.0048 (J)	
3/12/2020	0.0027 (J)	
9/17/2020	<0.02	
3/18/2021	<0.02	
8/11/2021	<0.02	
2/4/2022		<0.02
8/18/2022		<0.02
2/20/2023		<0.02
7/31/2023		<0.02

ND substitution: RL or RL/2 if <15% NDs.

Mann-Whitney (Wilcoxon Rank Sum)

Constituent: Zinc (mg/L) Analysis Run 3/4/2024 12:13 PM View: Appendix I Mann-Whitney

Plant Bowen Data: Bowen 1, 2, 9, and 10

	GWC-11	GWC-11
8/21/2007	<0.02	
11/1/2007	<0.02	
11/18/2007	<0.02	
1/30/2008	<0.02	
3/5/2008	<0.02	
5/7/2008	0.015	
12/14/2008	0.0086 (J)	
4/29/2009	0.0037	
10/22/2009	<0.02	
4/21/2010	<0.02	
9/28/2010	0.0042	
4/12/2011	<0.02	
10/4/2011	0.012	
4/3/2012	<0.02	
10/3/2012	<0.02	
4/3/2013	<0.02	
10/9/2013	<0.02	
4/2/2014	0.0063	
10/2/2014	0.0023 (J)	
4/1/2015	0.0017 (J)	
10/11/2015	0.0016 (J)	
4/4/2016	<0.02	
8/3/2016	<0.02	
4/10/2017	<0.02	
10/4/2017	0.0014 (J)	
3/21/2018	<0.02	
9/18/2018	<0.02	
3/23/2019	<0.02	
9/17/2019	0.0056 (J)	
3/12/2020	0.0038 (J)	
9/21/2020	<0.02	
3/19/2021	<0.02	
8/11/2021	<0.02	
2/4/2022		<0.02
8/18/2022		<0.02
2/20/2023		<0.02
8/1/2023		<0.02

ND substitution: RL or RL/2 if <15% NDs.

Mann-Whitney (Wilcoxon Rank Sum)

Constituent: Zinc (mg/L) Analysis Run 3/4/2024 12:13 PM View: Appendix I Mann-Whitney

Plant Bowen Data: Bowen 1, 2, 9, and 10

	GWC-11R	GWC-11R
8/21/2007	<0.02	
11/1/2007	<0.02	
11/18/2007	<0.02	
1/30/2008	<0.02	
3/6/2008	0.0038	
5/7/2008	<0.02	
12/14/2008	0.0031 (J)	
4/29/2009	0.0031	
10/22/2009	0.0029	
4/21/2010	0.0027	
9/29/2010	<0.02	
4/13/2011	<0.02	
10/4/2011	0.003	
4/4/2012	<0.02	
10/3/2012	0.0029	
4/3/2013	0.0035	
10/9/2013	<0.02	
4/2/2014	0.0033	
10/2/2014	0.0027	
4/1/2015	0.013	
10/11/2015	0.017	
4/4/2016	0.00419 (J)	
8/4/2016	<0.02	
4/10/2017	<0.02	
10/4/2017	0.0014 (J)	
3/22/2018	<0.02	
9/18/2018	<0.02	
3/23/2019	<0.02	
9/17/2019	0.0075 (J)	
3/12/2020	0.0053 (J)	
9/21/2020	0.0037 (J)	
3/19/2021	<0.02	
8/11/2021	<0.02	
2/4/2022		<0.02
8/18/2022		<0.02
2/20/2023		<0.02
8/1/2023		<0.02

ND substitution: RL or RL/2 if <15% NDs.

Mann-Whitney (Wilcoxon Rank Sum)

Constituent: Zinc (mg/L) Analysis Run 3/4/2024 12:13 PM View: Appendix I Mann-Whitney

Plant Bowen Data: Bowen 1, 2, 9, and 10

	GWC-12	GWC-12
8/21/2007	0.036	
11/1/2007	0.0041	
11/19/2007	0.015	
1/16/2008	0.074	
3/5/2008	0.055	
5/13/2008	0.035	
12/13/2008	0.012 (J)	
4/16/2009	0.053	
10/21/2009	0.0063	
4/27/2010	0.045	
10/5/2010	0.0047	
4/19/2011	0.0068	
10/12/2011	0.0048	
4/24/2012	<0.02	
10/2/2012	<0.02	
4/2/2013	0.0081	
10/9/2013	0.0032	
4/1/2014	0.0025 (J)	
10/2/2014	0.0023 (J)	
4/1/2015	0.0035	
10/14/2015	0.0066	
4/4/2016	0.00858 (J)	
8/3/2016	<0.02	
4/11/2017	<0.02	
10/4/2017	0.0104	
3/22/2018	0.014	
9/18/2018	0.013	
3/23/2019	0.012	
9/17/2019	0.018 (D)	
3/12/2020	0.015	
9/21/2020	0.0065 (J)	
3/19/2021	0.0076 (J)	
8/11/2021	0.011 (J)	
2/2/2022		0.019 (J)
8/18/2022		0.014 (J)
2/21/2023		<0.02
8/1/2023		<0.02

ND substitution: RL or RL/2 if <15% NDs.

Mann-Whitney (Wilcoxon Rank Sum)

Constituent: Zinc (mg/L) Analysis Run 3/4/2024 12:13 PM View: Appendix I Mann-Whitney

Plant Bowen Data: Bowen 1, 2, 9, and 10

	GWC-13	GWC-13
8/21/2007	0.0064	
11/1/2007	<0.02	
11/19/2007	0.015	
1/31/2008	0.032 (O)	
3/5/2008	0.0061	
5/12/2008	0.012	
12/13/2008	0.087 (O)	
4/28/2009	0.067 (O)	
10/21/2009	0.025 (O)	
4/28/2010	0.014	
10/5/2010	0.012	
4/19/2011	0.012	
10/18/2011	0.025	
4/25/2012	0.014	
10/2/2012	0.0089	
4/2/2013	0.0082	
10/8/2013	0.015	
4/1/2014	0.0074	
10/1/2014	0.00077 (J)	
4/1/2015	0.0082	
10/15/2015	0.0082	
4/4/2016	0.00818 (J)	
8/4/2016	<0.02	
4/12/2017	<0.02	
10/9/2017	<0.02	
3/21/2018	<0.02	
9/19/2018	<0.02	
3/23/2019	0.021	
9/18/2019	0.007 (J)	
3/13/2020	0.0043 (J)	
9/22/2020	<0.02	
3/18/2021	<0.02	
8/11/2021	<0.02	
2/17/2022		<0.02
8/18/2022		<0.02
2/22/2023		<0.02
8/1/2023		<0.02

ND substitution: RL or RL/2 if <15% NDs.

Mann-Whitney (Wilcoxon Rank Sum)

Constituent: Zinc (mg/L) Analysis Run 3/4/2024 12:13 PM View: Appendix I Mann-Whitney

Plant Bowen Data: Bowen 1, 2, 9, and 10

	GWC-13RZ	GWC-13RZ
8/21/2007	<0.02	
11/1/2007	0.0038	
11/19/2007	0.0055	
1/31/2008	0.0063	
3/5/2008	0.0037	
5/7/2008	0.0033	
12/12/2008	0.097 (O)	
4/29/2009	0.068 (O)	
10/21/2009	0.011	
4/28/2010	0.048 (O)	
10/6/2010	0.003	
4/20/2011	0.0038	
10/12/2011	0.0027	
4/25/2012	<0.02	
10/2/2012	0.0059	
4/2/2013	0.008	
10/8/2013	0.0062	
4/1/2014	0.0067	
10/1/2014	0.0024 (J)	
3/31/2015	0.0046	
10/14/2015	0.002 (J)	
4/4/2016	<0.02	
4/11/2017	<0.02	
10/6/2017	<0.02	
3/23/2018	<0.02	
9/20/2018	<0.02	
3/22/2019	0.0048 (J)	
9/18/2019	0.0091 (X)	
3/17/2020	0.0057 (J)	
9/22/2020	<0.02	
3/19/2021	<0.02	
8/12/2021	<0.02	
2/4/2022		<0.02
8/19/2022		<0.02
2/22/2023		<0.02
8/2/2023		<0.02

ND substitution: RL or RL/2 if <15% NDs.

Mann-Whitney (Wilcoxon Rank Sum)

Constituent: Zinc (mg/L) Analysis Run 3/4/2024 12:13 PM View: Appendix I Mann-Whitney

Plant Bowen Data: Bowen 1, 2, 9, and 10

	GWC-14Z	GWC-14Z
8/24/2007	0.0036 (J)	
11/2/2007	0.0026 (J)	
11/17/2007	0.024 (O)	
1/15/2008	0.0074	
3/5/2008	0.075 (O)	
5/7/2008	0.0088	
12/2/2008	0.11 (O)	
4/16/2009	0.091 (O)	
10/20/2009	0.056 (O)	
4/20/2010	0.014	
9/29/2010	0.015	
4/12/2011	0.0028	
10/4/2011	0.0025	
4/4/2012	0.0105	
10/10/2012	0.0033	
4/15/2013	0.0031	
10/22/2013	<0.02	
4/21/2014	0.0032	
9/30/2014	0.0015 (J)	
4/3/2015	0.0015 (J)	
10/7/2015	<0.02	
4/5/2016	<0.02	
8/9/2016	0.0016 (J)	
4/11/2017	<0.02	
10/5/2017	0.0024 (J)	
3/22/2018	<0.02	
9/19/2018	<0.02	
3/22/2019	<0.02	
9/17/2019	0.0057 (X)	
3/13/2020	0.0028 (J)	
9/21/2020	<0.02	
3/18/2021	<0.02	
8/11/2021	<0.02	
2/4/2022		<0.02
8/18/2022		<0.02
2/22/2023		<0.02
8/1/2023		<0.02

ND substitution: RL or RL/2 if <15% NDs.

Mann-Whitney (Wilcoxon Rank Sum)

Constituent: Zinc (mg/L) Analysis Run 3/4/2024 12:13 PM View: Appendix I Mann-Whitney

Plant Bowen Data: Bowen 1, 2, 9, and 10

	GWC-15R	GWC-15R
8/23/2007	0.0038	
11/2/2007	0.0025	
11/17/2007	0.023 (O)	
1/15/2008	0.012	
3/6/2008	0.0069	
5/7/2008	0.007	
12/2/2008	0.021 (O)	
4/28/2009	0.0055	
10/19/2009	0.0051	
4/27/2010	0.0068	
10/4/2010	0.0074	
4/18/2011	0.0031	
10/12/2011	0.0067	
4/23/2012	<0.02	
10/10/2012	0.0046	
4/15/2013	0.006	
10/22/2013	0.0037	
4/21/2014	0.0073	
9/30/2014	0.0027	
4/3/2015	0.0017 (J)	
10/7/2015	0.0042	
4/5/2016	0.00573 (J)	
8/4/2016	<0.02	
4/12/2017	<0.02	
10/6/2017	0.0024 (J)	
3/23/2018	<0.02	
9/19/2018	<0.02	
3/25/2019	0.0039 (J)	
9/17/2019	0.0066 (J)	
3/13/2020	0.0057 (J)	
9/21/2020	0.0036 (J)	
3/18/2021	<0.02	
8/11/2021	<0.02	
2/4/2022		<0.02
8/19/2022		<0.02
2/22/2023		<0.02
8/2/2023		<0.02

ND substitution: RL or RL/2 if <15% NDs.

Mann-Whitney (Wilcoxon Rank Sum)

Constituent: Zinc (mg/L) Analysis Run 3/4/2024 12:13 PM View: Appendix I Mann-Whitney

Plant Bowen Data: Bowen 1, 2, 9, and 10

	GWC-15Z	GWC-15Z
8/24/2007	0.052 (O)	
11/2/2007	0.01 (J)	
11/18/2007	0.025 (J)	
1/15/2008	0.055 (O)	
3/10/2008	0.018	
5/13/2008	0.0044	
12/2/2008	0.065 (O)	
4/28/2009	0.0037 (J)	
10/20/2009	0.0043	
4/27/2010	<0.02	
10/5/2010	0.0028	
4/19/2011	<0.02	
10/12/2011	<0.02	
4/25/2012	<0.02	
10/10/2012	<0.02	
4/16/2013	0.005	
10/22/2013	0.0028	
4/21/2014	0.0028	
9/30/2014	0.0018 (J)	
4/3/2015	0.0021 (J)	
10/6/2015	<0.02	
4/5/2016	0.00288 (J)	
4/11/2017	<0.02	
10/6/2017	<0.02	
3/23/2018	<0.02	
9/19/2018	<0.02	
3/22/2019	<0.02	
9/17/2019	0.0048 (X)	
3/13/2020	0.0026 (J)	
9/21/2020	<0.02	
3/18/2021	<0.02	
8/11/2021	<0.02	
2/7/2022		<0.02
8/19/2022		<0.02
2/22/2023		<0.02
8/1/2023		<0.02

ND substitution: RL or RL/2 if <15% NDs.

Mann-Whitney (Wilcoxon Rank Sum)

Constituent: Zinc (mg/L) Analysis Run 3/4/2024 12:13 PM View: Appendix I Mann-Whitney

Plant Bowen Data: Bowen 1, 2, 9, and 10

	GWC-44	GWC-44
3/16/2016	0.00424 (J)	
5/16/2016	0.00345 (J)	
7/25/2016	<0.02 (*)	
9/19/2016	0.004 (J)	
11/3/2016	0.0047 (J)	
1/19/2017	0.0035 (J)	
3/28/2017	<0.02 (*)	
9/26/2017	0.0039 (J)	
3/15/2018	<0.02	
9/12/2018	<0.02	
3/14/2019	0.0039 (J)	
9/11/2019	0.0068 (J)	
3/10/2020	0.0049 (J)	
9/15/2020	0.0062 (J)	
3/11/2021	0.004 (J)	
8/4/2021	<0.02	
1/31/2022		<0.02
8/15/2022		<0.02
2/14/2023		<0.02
7/26/2023		<0.02

ND substitution: RL or RL/2 if <15% NDs.

Mann-Whitney (Wilcoxon Rank Sum)

Constituent: Zinc (mg/L) Analysis Run 3/4/2024 12:13 PM View: Appendix I Mann-Whitney

Plant Bowen Data: Bowen 1, 2, 9, and 10

	GWC-45	GWC-45
3/16/2016	0.00244 (J)	
5/16/2016	<0.02 (D)	
7/25/2016	0.006 (J*D)	
9/19/2016	0.0061 (JD)	
11/4/2016	0.0032 (JD)	
1/23/2017	0.0031 (JD)	
3/29/2017	0.00615 (*JD)	
9/27/2017	0.0048 (J)	
3/15/2018	<0.02	
9/13/2018	<0.02	
3/14/2019	<0.02 (D)	
9/11/2019	0.0065 (JD)	
3/10/2020	0.0031 (J)	
9/11/2020	<0.02	
3/11/2021	<0.02	
8/6/2021	<0.02	
2/1/2022		<0.02
8/12/2022		<0.02
2/14/2023		<0.02
7/26/2023		<0.02

ND substitution: RL or RL/2 if <15% NDs.

Mann-Whitney (Wilcoxon Rank Sum)

Constituent: Zinc (mg/L) Analysis Run 3/4/2024 12:13 PM View: Appendix I Mann-Whitney

Plant Bowen Data: Bowen 1, 2, 9, and 10

	GWC-45R	GWC-45R
3/16/2016	0.00697 (J)	
5/16/2016	0.00452 (JD)	
7/25/2016	0.0065 (*JD)	
9/19/2016	0.0034 (JD)	
11/3/2016	0.0039 (JD)	
1/20/2017	0.0023 (JD)	
3/29/2017	0.00705 (*JD)	
9/27/2017	0.0036 (J)	
3/15/2018	<0.02	
9/13/2018	<0.02	
3/14/2019	0.0022 (JD)	
9/11/2019	0.0058 (JD)	
3/10/2020	0.0035 (J)	
9/11/2020	<0.02	
3/11/2021	<0.02	
8/6/2021	<0.02	
2/1/2022		<0.02
8/12/2022		<0.02
2/14/2023		<0.02
7/26/2023		<0.02

ND substitution: RL or RL/2 if <15% NDs.

Mann-Whitney (Wilcoxon Rank Sum)

Constituent: Zinc (mg/L) Analysis Run 3/4/2024 12:13 PM View: Appendix I Mann-Whitney

Plant Bowen Data: Bowen 1, 2, 9, and 10

	GWC-46R	GWC-46R
3/10/2016	0.00337 (J)	
5/17/2016	0.00268 (J)	
7/26/2016	<0.02 (*)	
9/20/2016	0.0058 (J)	
11/4/2016	0.0029 (J)	
1/20/2017	<0.02	
3/28/2017	<0.02 (*)	
9/29/2017	0.0016 (J)	
3/15/2018	<0.02	
9/13/2018	<0.02	
3/18/2019	<0.02	
9/11/2019	0.0055 (J)	
3/10/2020	0.0029 (J)	
9/14/2020	<0.02	
3/11/2021	<0.02	
8/5/2021	<0.02	
1/31/2022		<0.02
8/15/2022		<0.02
2/14/2023		<0.02
7/26/2023		<0.02

ND substitution: RL or RL/2 if <15% NDs.

Mann-Whitney (Wilcoxon Rank Sum)

Constituent: Zinc (mg/L) Analysis Run 3/4/2024 12:13 PM View: Appendix I Mann-Whitney

Plant Bowen Data: Bowen 1, 2, 9, and 10

	GWC-47	GWC-47
3/10/2016	0.027	
5/18/2016	0.0277	
7/27/2016	0.0221	
9/20/2016	0.03	
11/7/2016	0.0202	
1/23/2017	0.0156	
3/29/2017	<0.036 (*)	
9/27/2017	0.0196	
12/28/2017	0.0315 (Y)	
3/15/2018	<0.036	
9/13/2018	0.031	
3/15/2019	0.051	
9/12/2019	0.035	
3/9/2020	0.044	
9/14/2020	0.032	
3/11/2021	0.047	
8/5/2021	0.037	
2/1/2022		0.038
8/15/2022		0.027 (J)
2/14/2023		0.05
7/27/2023		0.049

ND substitution: RL or RL/2 if <15% NDs.

Mann-Whitney (Wilcoxon Rank Sum)

Constituent: Zinc (mg/L) Analysis Run 3/4/2024 12:13 PM View: Appendix I Mann-Whitney

Plant Bowen Data: Bowen 1, 2, 9, and 10

	GWC-47R	GWC-47R
3/10/2016	0.0154	
5/18/2016	0.0136	
7/27/2016	0.0153	
9/20/2016	0.0173	
11/4/2016	0.0149	
1/20/2017	0.0134	
3/29/2017	<0.01 (*)	
9/27/2017	0.0111	
3/16/2018	0.012	
9/13/2018	<0.01	
3/19/2019	0.016	
9/11/2019	0.028	
3/9/2020	0.032	
9/15/2020	0.028	
3/11/2021	0.028	
8/5/2021	0.024	
2/1/2022		0.029
8/15/2022		0.04
2/14/2023		0.031
7/27/2023		0.024

ND substitution: RL or RL/2 if <15% NDs.

Mann-Whitney (Wilcoxon Rank Sum)

Constituent: Zinc (mg/L) Analysis Run 3/4/2024 12:13 PM View: Appendix I Mann-Whitney

Plant Bowen Data: Bowen 1, 2, 9, and 10

	GWC-48	GWC-48
3/10/2016	0.00618 (J)	
5/17/2016	0.00672 (J)	
7/27/2016	<0.02 (*)	
9/20/2016	0.0081 (J)	
11/4/2016	0.0071 (J)	
1/23/2017	<0.02	
3/28/2017	<0.02 (*)	
9/29/2017	0.0055 (J)	
3/15/2018	<0.02	
9/13/2018	<0.02	
3/15/2019	0.0058 (J)	
9/11/2019	0.011 (D)	
3/9/2020	0.0079 (J)	
9/14/2020	0.0076 (J)	
3/11/2021	0.0088 (J)	
8/4/2021	<0.02	
1/31/2022		<0.02
8/15/2022		0.0094 (J)
2/14/2023		0.011 (J)
7/26/2023		0.012 (J)

ND substitution: RL or RL/2 if <15% NDs.

Mann-Whitney (Wilcoxon Rank Sum)

Constituent: Zinc (mg/L) Analysis Run 3/4/2024 12:13 PM View: Appendix I Mann-Whitney

Plant Bowen Data: Bowen 1, 2, 9, and 10

	GWC-49R	GWC-49R
3/17/2016	<0.02	
5/18/2016	<0.02	
7/27/2016	<0.02 (*)	
9/21/2016	<0.02	
11/4/2016	<0.02	
1/24/2017	<0.02	
3/29/2017	<0.02 (*)	
9/29/2017	<0.02	
3/15/2018	<0.02	
9/13/2018	<0.02	
3/18/2019	<0.02	
9/11/2019	0.005 (J)	
3/11/2020	0.0036 (J)	
9/11/2020	<0.02	
3/15/2021	<0.02	
8/11/2021	<0.02	
2/1/2022		<0.02
8/15/2022		<0.02
2/14/2023		<0.02
7/27/2023		<0.02

ND substitution: RL or RL/2 if <15% NDs.

Mann-Whitney (Wilcoxon Rank Sum)

Constituent: Zinc (mg/L) Analysis Run 3/4/2024 12:13 PM View: Appendix I Mann-Whitney

Plant Bowen Data: Bowen 1, 2, 9, and 10

	GWC-49Z	GWC-49Z
3/17/2016	<0.02	
5/18/2016	0.00208 (J)	
7/28/2016	<0.02 (*)	
9/21/2016	0.0079 (J)	
11/7/2016	<0.02 (*)	
1/24/2017	0.0053 (J)	
3/30/2017	<0.02 (*)	
9/29/2017	0.004 (J)	
3/15/2018	<0.02	
9/14/2018	<0.02	
3/19/2019	0.0034 (J)	
9/11/2019	0.0085 (J)	
3/9/2020	0.0047 (J)	
9/14/2020	0.0042 (J)	
3/15/2021	<0.02	
8/5/2021	<0.02	
2/1/2022		<0.02
8/15/2022		<0.02
2/14/2023		<0.02
7/27/2023		<0.02

ND substitution: RL or RL/2 if <15% NDs.

Mann-Whitney (Wilcoxon Rank Sum)

Constituent: Zinc (mg/L) Analysis Run 3/4/2024 12:13 PM View: Appendix I Mann-Whitney

Plant Bowen Data: Bowen 1, 2, 9, and 10

	GWC-5	GWC-5
8/23/2007	0.016	
10/25/2007	0.061	
11/19/2007	0.053	
1/23/2008	0.14	
3/11/2008	0.13	
5/12/2008	0.11	
12/11/2008	0.04 (J)	
4/15/2009	0.11	
10/9/2009	0.15	
5/4/2010	0.077	
10/12/2010	0.077	
4/28/2011	0.032	
10/19/2011	0.11	
5/2/2012	0.138	
10/9/2012	0.097	
4/11/2013	0.047	
10/16/2013	0.098	
4/23/2014	0.066	
10/3/2014	0.13 (V)	
3/31/2015	0.05	
10/12/2015	0.048	
3/28/2016	0.0534	
8/1/2016	0.055	
4/3/2017	0.0436	
10/3/2017	0.0393	
3/19/2018	<0.034	
9/17/2018	0.03	
3/20/2019	0.032	
9/16/2019	0.035	
3/16/2020	0.047	
9/16/2020	0.033	
3/17/2021	0.027	
8/9/2021	0.036	
2/2/2022		0.034
8/16/2022		0.03
2/20/2023		0.032
7/28/2023		0.027

ND substitution: RL or RL/2 if <15% NDs.

Mann-Whitney (Wilcoxon Rank Sum)

Constituent: Zinc (mg/L) Analysis Run 3/4/2024 12:13 PM View: Appendix I Mann-Whitney

Plant Bowen Data: Bowen 1, 2, 9, and 10

	GWC-6	GWC-6
8/22/2007	0.04 (O)	
10/25/2007	0.0062	
11/20/2007	0.03 (O)	
1/23/2008	0.048 (O)	
3/11/2008	0.016	
5/14/2008	0.02	
12/11/2008	0.021	
4/23/2009	0.0058 (J)	
10/9/2009	0.055 (O)	
5/4/2010	0.045 (O)	
10/11/2010	0.015	
4/26/2011	0.0067	
10/18/2011	0.0055	
5/2/2012	<0.02	
10/8/2012	0.0043	
4/10/2013	0.0067	
10/8/2013	0.0091	
4/14/2014	0.0063	
10/3/2014	0.0065 (V)	
4/1/2015	0.0059	
10/9/2015	<0.02	
3/29/2016	<0.02	
8/1/2016	<0.02	
4/6/2017	<0.02	
10/3/2017	<0.02	
3/19/2018	<0.02	
9/17/2018	<0.02	
3/21/2019	<0.02	
9/16/2019	0.0058 (J)	
3/12/2020	0.0042 (J)	
9/16/2020	<0.02	
3/17/2021	<0.02	
8/10/2021	<0.02	
2/2/2022		<0.02
8/17/2022		<0.02
2/17/2023		<0.02
7/31/2023		<0.02

ND substitution: RL or RL/2 if <15% NDs.

Mann-Whitney (Wilcoxon Rank Sum)

Constituent: Zinc (mg/L) Analysis Run 3/4/2024 12:13 PM View: Appendix I Mann-Whitney

Plant Bowen Data: Bowen 1, 2, 9, and 10

	GWC-6RZ	GWC-6RZ
5/26/2015	0.0035	
6/18/2015	0.0025 (D)	
7/2/2015	0.0018 (J)	
10/9/2015	0.0019 (J)	
3/29/2016	0.00345 (J)	
8/1/2016	<0.02	
4/6/2017	<0.02	
10/3/2017	0.0014 (J)	
3/20/2018	<0.02	
9/17/2018	<0.02	
3/21/2019	<0.02	
9/16/2019	0.0057 (J)	
3/12/2020	0.0032 (J)	
9/16/2020	<0.02	
3/17/2021	<0.02	
8/10/2021	<0.02	
2/2/2022		<0.02
8/17/2022		<0.02
2/17/2023		<0.02
7/28/2023		<0.02

ND substitution: RL or RL/2 if <15% NDs.

Mann-Whitney (Wilcoxon Rank Sum)

Constituent: Zinc (mg/L) Analysis Run 3/4/2024 12:13 PM View: Appendix I Mann-Whitney

Plant Bowen Data: Bowen 1, 2, 9, and 10

	GWC-7Z	GWC-7Z
8/2/2016	<0.02	
4/6/2017	<0.02	
10/3/2017	<0.02	
3/20/2018	<0.02	
9/18/2018	<0.02	
3/21/2019	<0.02	
9/13/2019	0.0053 (J)	
3/12/2020	0.0031 (J)	
9/16/2020	<0.02	
3/17/2021	<0.02	
8/10/2021	<0.02	
2/2/2022		<0.02
8/17/2022		<0.02
2/20/2023		<0.02
7/31/2023		<0.02

ND substitution: RL or RL/2 if <15% NDs.

Mann-Whitney (Wilcoxon Rank Sum)

Constituent: Zinc (mg/L) Analysis Run 3/4/2024 12:13 PM View: Appendix I Mann-Whitney

Plant Bowen Data: Bowen 1, 2, 9, and 10

	GWC-8RR	GWC-8RR
10/18/2011	0.0032	
4/30/2012	<0.02	
10/3/2012	0.0034	
4/8/2013	0.0039	
10/9/2013	0.0078	
4/10/2014	0.0064	
10/2/2014	0.0009 (JV)	
4/3/2015	<0.02	
10/8/2015	0.013	
3/30/2016	0.00323 (J)	
8/2/2016	<0.02	
4/6/2017	<0.02	
10/4/2017	<0.02	
3/21/2018	<0.02	
9/18/2018	<0.02	
3/27/2019	<0.02	
9/16/2019	0.00525 (JD)	
3/12/2020	0.002 (J)	
9/17/2020	<0.02	
3/17/2021	<0.02	
8/10/2021	<0.02	
2/2/2022		<0.02
8/17/2022		<0.02
2/21/2023		<0.02
7/31/2023		<0.02

ND substitution: RL or RL/2 if <15% NDs.

Mann-Whitney (Wilcoxon Rank Sum)

Constituent: Zinc (mg/L) Analysis Run 3/4/2024 12:13 PM View: Appendix I Mann-Whitney

Plant Bowen Data: Bowen 1, 2, 9, and 10

	GWC-8Z	GWC-8Z
5/26/2015	0.0017 (J)	
6/18/2015	0.0052 (D)	
7/2/2015	0.0027	
10/8/2015	<0.02	
3/22/2016	0.00459 (J)	
8/2/2016	<0.02	
4/7/2017	<0.02	
10/3/2017	0.0022 (J)	
3/20/2018	<0.02	
9/18/2018	<0.02	
5/6/2019	0.0024 (J)	
9/16/2019	0.0065 (J)	
3/16/2020	0.0073 (J)	
9/17/2020	<0.02	
3/18/2021	<0.02	
8/10/2021	<0.02	
2/2/2022		<0.02
8/17/2022		<0.02
2/20/2023		<0.02
7/31/2023		<0.02

ND substitution: RL or RL/2 if <15% NDs.

Mann-Whitney (Wilcoxon Rank Sum)

Constituent: Zinc (mg/L) Analysis Run 3/4/2024 12:13 PM View: Appendix I Mann-Whitney

Plant Bowen Data: Bowen 1, 2, 9, and 10

	GWC-9	GWC-9
8/23/2007	0.011	
11/1/2007	0.012	
11/19/2007	0.026 (J)	
1/15/2008	0.075 (O)	
3/6/2008	0.051 (O)	
5/13/2008	0.0084	
12/12/2008	0.077 (O)	
4/16/2009	0.064 (O)	
10/13/2009	0.013	
4/21/2010	0.0035	
9/29/2010	0.0085	
4/13/2011	0.0028	
10/5/2011	0.0038	
4/4/2012	0.0126	
10/8/2012	0.0043	
4/8/2013	0.0068	
10/9/2013	0.0082	
4/9/2014	0.0043	
9/30/2014	0.0029	
4/2/2015	0.0056	
10/10/2015	0.0065 (D)	
3/30/2016	0.00487 (J)	
8/5/2016	<0.02	
4/6/2017	<0.02	
10/3/2017	0.0023 (J)	
3/20/2018	<0.02	
9/18/2018	<0.02 (D)	
3/21/2019	0.0024 (J)	
9/16/2019	0.0062 (J)	
3/12/2020	0.0045 (J)	
9/17/2020	<0.02	
3/18/2021	<0.02	
8/10/2021	<0.02	
2/2/2022		<0.02
8/17/2022		<0.02
2/21/2023		<0.02
7/31/2023		<0.02

ND substitution: RL or RL/2 if <15% NDs.

FIGURE E.

Appendix III Welch's t-test/Mann-Whitney - Significant Results

Plant Bowen Client: Southern Company Data: Bowen 1, 2, 9, and 10 Printed 4/14/2024, 6:38 PM

Constituent	Well	Calc.	0.01	Alpha	Sig.	Method
Boron, total (mg/L)	**GWA-4RZ (bg)**	**2.842**	**Yes**	**0.01**	**Yes**	**Mann-W**
Calcium, total (mg/L)	**GWA-3A (bg)**	**2.979**	**Yes**	**0.01**	**Yes**	**Mann-W**
Calcium, total (mg/L)	**GWA-42 (bg)**	**2.734**	**Yes**	**0.01**	**Yes**	**Mann-W**
Calcium, total (mg/L)	**GWC-11R**	**2.599**	**Yes**	**0.01**	**Yes**	**Mann-W**
Calcium, total (mg/L)	**GWC-45**	**3.001**	**Yes**	**0.01**	**Yes**	**Mann-W**
Calcium, total (mg/L)	**GWC-45R**	**2.911**	**Yes**	**0.01**	**Yes**	**Mann-W**
Calcium, total (mg/L)	**GWC-49Z**	**-2.652**	**Yes**	**0.01**	**Yes**	**Mann-W**
Sulfate, total (mg/L)	**GWA-43R (bg)**	**-3.095**	**Yes**	**0.01**	**Yes**	**Mann-W**
Sulfate, total (mg/L)	**GWC-15Z**	**-2.643**	**Yes**	**0.01**	**Yes**	**Mann-W**
Sulfate, total (mg/L)	**GWC-46R**	**-2.733**	**Yes**	**0.01**	**Yes**	**Mann-W**
Sulfate, total (mg/L)	**GWC-49R**	**-2.604**	**Yes**	**0.01**	**Yes**	**Mann-W**
Sulfate, total (mg/L)	**GWC-49Z**	**-3.062**	**Yes**	**0.01**	**Yes**	**Mann-W**
Total Dissolved Solids [TDS] (mg/l)	**GWA-3A (bg)**	**2.904**	**Yes**	**0.01**	**Yes**	**Mann-W**
Total Dissolved Solids [TDS] (mg/l)	**GWC-46R**	**-2.692**	**Yes**	**0.01**	**Yes**	**Mann-W**

Appendix III Welch's t-test/Mann-Whitney - All Results

Plant Bowen Client: Southern Company Data: Bowen 1, 2, 9, and 10 Printed 4/14/2024, 6:38 PM

Constituent	Well	Calc.	0.01	Alpha	Sig.	Method
Boron, total (mg/L)	GWA-1 (bg)	0.1198	No	0.01	No	Mann-W
Boron, total (mg/L)	GWA-2 (bg)	0.809	No	0.01	No	Mann-W
Boron, total (mg/L)	GWA-2R (bg)	0.1987	No	0.01	No	Mann-W
Boron, total (mg/L)	GWA-39RZ (bg)	2.35	No	0.01	No	Mann-W
Boron, total (mg/L)	GWA-39Z (bg)	-0.1959	No	0.01	No	Mann-W
Boron, total (mg/L)	GWA-3A (bg)	0.6348	No	0.01	No	Mann-W
Boron, total (mg/L)	GWA-40 (bg)	-0.3266	No	0.01	No	Mann-W
Boron, total (mg/L)	GWA-41 (bg)	0.1684	No	0.01	No	Mann-W
Boron, total (mg/L)	GWA-41R (bg)	-0.3226	No	0.01	No	Mann-W
Boron, total (mg/L)	GWA-42 (bg)	0.809	No	0.01	No	Mann-W
Boron, total (mg/L)	GWA-43 (bg)	0.3638	No	0.01	No	Mann-W
Boron, total (mg/L)	GWA-43R (bg)	-1.445	No	0.01	No	Mann-W
Boron, total (mg/L)	**GWA-4RZ (bg)**	**2.842**	**Yes**	**0.01**	**Yes**	**Mann-W**
Boron, total (mg/L)	GWA-50 (bg)	0.6151	No	0.01	No	Mann-W
Boron, total (mg/L)	GWA-50R (bg)	0.6151	No	0.01	No	Mann-W
Boron, total (mg/L)	GWC-10	0.3638	No	0.01	No	Mann-W
Boron, total (mg/L)	GWC-10R	0.809	No	0.01	No	Mann-W
Boron, total (mg/L)	GWC-11	0.3638	No	0.01	No	Mann-W
Boron, total (mg/L)	GWC-11R	0.9797	No	0.01	No	Mann-W
Boron, total (mg/L)	GWC-13	0.2719	No	0.01	No	Mann-W
Boron, total (mg/L)	GWC-13RZ	-0.4497	No	0.01	No	Mann-W
Boron, total (mg/L)	GWC-14Z	0.836	No	0.01	No	Mann-W
Boron, total (mg/L)	GWC-15R	1.44	No	0.01	No	Mann-W
Boron, total (mg/L)	GWC-15Z	1.139	No	0.01	No	Mann-W
Boron, total (mg/L)	GWC-44	-0.507	No	0.01	No	Mann-W
Boron, total (mg/L)	GWC-45	-0.5883	No	0.01	No	Mann-W
Boron, total (mg/L)	GWC-45R	-0.5957	No	0.01	No	Mann-W
Boron, total (mg/L)	GWC-46R	0.9797	No	0.01	No	Mann-W
Boron, total (mg/L)	GWC-47	-1.763	No	0.01	No	Mann-W
Boron, total (mg/L)	GWC-47R	-1.139	No	0.01	No	Mann-W
Boron, total (mg/L)	GWC-48	0.3638	No	0.01	No	Mann-W
Boron, total (mg/L)	GWC-49R	0.809	No	0.01	No	Mann-W
Boron, total (mg/L)	GWC-49Z	0.5335	No	0.01	No	Mann-W
Boron, total (mg/L)	GWC-5	0.809	No	0.01	No	Mann-W
Boron, total (mg/L)	GWC-6	0.3638	No	0.01	No	Mann-W
Boron, total (mg/L)	GWC-6RZ	0.809	No	0.01	No	Mann-W
Boron, total (mg/L)	GWC-7Z	1.092	No	0.01	No	Mann-W
Boron, total (mg/L)	GWC-8RR	0.6151	No	0.01	No	Mann-W
Boron, total (mg/L)	GWC-8Z	-1.142	No	0.01	No	Mann-W
Boron, total (mg/L)	GWC-9	0.809	No	0.01	No	Mann-W
Calcium, total (mg/L)	GWA-1 (bg)	1.478	No	0.01	No	Mann-W
Calcium, total (mg/L)	GWA-2 (bg)	1.209	No	0.01	No	Mann-W
Calcium, total (mg/L)	GWA-2R (bg)	1.926	No	0.01	No	Mann-W
Calcium, total (mg/L)	GWA-39RZ (bg)	-0.3586	No	0.01	No	Mann-W
Calcium, total (mg/L)	GWA-39Z (bg)	-0.04256	No	0.01	No	Mann-W
Calcium, total (mg/L)	**GWA-3A (bg)**	**2.979**	**Yes**	**0.01**	**Yes**	**Mann-W**
Calcium, total (mg/L)	GWA-40 (bg)	-1.255	No	0.01	No	Mann-W
Calcium, total (mg/L)	GWA-41 (bg)	-0.403	No	0.01	No	Mann-W
Calcium, total (mg/L)	GWA-41R (bg)	1.747	No	0.01	No	Mann-W
Calcium, total (mg/L)	**GWA-42 (bg)**	**2.734**	**Yes**	**0.01**	**Yes**	**Mann-W**
Calcium, total (mg/L)	GWA-43 (bg)	-2.035	No	0.01	No	Mann-W
Calcium, total (mg/L)	GWA-43R (bg)	1.662	No	0.01	No	Mann-W
Calcium, total (mg/L)	GWA-4RZ (bg)	1.434	No	0.01	No	Mann-W
Calcium, total (mg/L)	GWA-50 (bg)	-2.421	No	0.01	No	Mann-W
Calcium, total (mg/L)	GWA-50R (bg)	-2.284	No	0.01	No	Mann-W

Appendix III Welch's t-test/Mann-Whitney - All Results

Plant Bowen Client: Southern Company Data: Bowen 1, 2, 9, and 10 Printed 4/14/2024, 6:38 PM

Constituent	Well	Calc.	0.01	Alpha	Sig.	Method
Calcium, total (mg/L)	GWC-10	-0.4932	No	0.01	No	Mann-W
Calcium, total (mg/L)	GWC-10R	2.464	No	0.01	No	Mann-W
Calcium, total (mg/L)	GWC-11	-0.3136	No	0.01	No	Mann-W
Calcium, total (mg/L)	**GWC-11R**	**2.599**	**Yes**	**0.01**	**Yes**	**Mann-W**
Calcium, total (mg/L)	GWC-12	0.6288	No	0.01	No	Mann-W
Calcium, total (mg/L)	GWC-13	-2.329	No	0.01	No	Mann-W
Calcium, total (mg/L)	GWC-13RZ	-0.941	No	0.01	No	Mann-W
Calcium, total (mg/L)	GWC-14Z	-2.018	No	0.01	No	Mann-W
Calcium, total (mg/L)	GWC-15R	1.182	No	0.01	No	Mann-W
Calcium, total (mg/L)	GWC-15Z	1.433	No	0.01	No	Mann-W
Calcium, total (mg/L)	GWC-44	0.8962	No	0.01	No	Mann-W
Calcium, total (mg/L)	**GWC-45**	**3.001**	**Yes**	**0.01**	**Yes**	**Mann-W**
Calcium, total (mg/L)	**GWC-45R**	**2.911**	**Yes**	**0.01**	**Yes**	**Mann-W**
Calcium, total (mg/L)	GWC-46R	-2.465	No	0.01	No	Mann-W
Calcium, total (mg/L)	GWC-47	-0.762	No	0.01	No	Mann-W
Calcium, total (mg/L)	GWC-47R	-1.434	No	0.01	No	Mann-W
Calcium, total (mg/L)	GWC-48	0.717	No	0.01	No	Mann-W
Calcium, total (mg/L)	GWC-49R	-0.5379	No	0.01	No	Mann-W
Calcium, total (mg/L)	**GWC-49Z**	**-2.652**	**Yes**	**0.01**	**Yes**	**Mann-W**
Calcium, total (mg/L)	GWC-5	0.4033	No	0.01	No	Mann-W
Calcium, total (mg/L)	GWC-6	2.27	No	0.01	No	Mann-W
Calcium, total (mg/L)	GWC-6RZ	-1.277	No	0.01	No	Mann-W
Calcium, total (mg/L)	GWC-7Z	1.972	No	0.01	No	Mann-W
Calcium, total (mg/L)	GWC-8RR	0.8968	No	0.01	No	Mann-W
Calcium, total (mg/L)	GWC-8Z	-0.9948	No	0.01	No	Mann-W
Calcium, total (mg/L)	GWC-9	-0.4928	No	0.01	No	Mann-W
Fluoride, total (mg/L)	GWA-1 (bg)	0.4985	No	0.01	No	Mann-W
Fluoride, total (mg/L)	GWA-2 (bg)	-1.111	No	0.01	No	Mann-W
Fluoride, total (mg/L)	GWA-2R (bg)	0.2332	No	0.01	No	Mann-W
Fluoride, total (mg/L)	GWA-39RZ (bg)	0.8296	No	0.01	No	Mann-W
Fluoride, total (mg/L)	GWA-39Z (bg)	0.09217	No	0.01	No	Mann-W
Fluoride, total (mg/L)	GWA-3A (bg)	-1.488	No	0.01	No	Mann-W
Fluoride, total (mg/L)	GWA-40 (bg)	-0.4612	No	0.01	No	Mann-W
Fluoride, total (mg/L)	GWA-41 (bg)	0.337	No	0.01	No	Mann-W
Fluoride, total (mg/L)	GWA-41R (bg)	0.6592	No	0.01	No	Mann-W
Fluoride, total (mg/L)	GWA-42 (bg)	0.1489	No	0.01	No	Mann-W
Fluoride, total (mg/L)	GWA-43 (bg)	-0.1959	No	0.01	No	Mann-W
Fluoride, total (mg/L)	GWA-43R (bg)	0.3932	No	0.01	No	Mann-W
Fluoride, total (mg/L)	GWA-4RZ (bg)	-2.11	No	0.01	No	Mann-W
Fluoride, total (mg/L)	GWA-50 (bg)	0	No	0.01	No	Mann-W
Fluoride, total (mg/L)	GWA-50R (bg)	0.1198	No	0.01	No	Mann-W
Fluoride, total (mg/L)	GWC-10	0.05125	No	0.01	No	Mann-W
Fluoride, total (mg/L)	GWC-10R	0.1198	No	0.01	No	Mann-W
Fluoride, total (mg/L)	GWC-11	0.4804	No	0.01	No	Mann-W
Fluoride, total (mg/L)	GWC-11R	0.9797	No	0.01	No	Mann-W
Fluoride, total (mg/L)	GWC-12	-0.6175	No	0.01	No	Mann-W
Fluoride, total (mg/L)	GWC-13	-0.7687	No	0.01	No	Mann-W
Fluoride, total (mg/L)	GWC-13RZ	-0.4041	No	0.01	No	Mann-W
Fluoride, total (mg/L)	GWC-14Z	1.44	No	0.01	No	Mann-W
Fluoride, total (mg/L)	GWC-15R	-0.842	No	0.01	No	Mann-W
Fluoride, total (mg/L)	GWC-15Z	0.4806	No	0.01	No	Mann-W
Fluoride, total (mg/L)	GWC-44	-0.6494	No	0.01	No	Mann-W
Fluoride, total (mg/L)	GWC-45	0.809	No	0.01	No	Mann-W
Fluoride, total (mg/L)	GWC-45R	0.1067	No	0.01	No	Mann-W
Fluoride, total (mg/L)	GWC-46R	-0.6175	No	0.01	No	Mann-W

Appendix III Welch's t-test/Mann-Whitney - All Results

Plant Bowen Client: Southern Company Data: Bowen 1, 2, 9, and 10 Printed 4/14/2024, 6:38 PM

Constituent	Well	Calc.	0.01	Alpha	Sig.	Method
Fluoride, total (mg/L)	GWC-47	0.327	No	0.01	No	Mann-W
Fluoride, total (mg/L)	GWC-47R	-0.5637	No	0.01	No	Mann-W
Fluoride, total (mg/L)	GWC-48	-0.695	No	0.01	No	Mann-W
Fluoride, total (mg/L)	GWC-49R	0.9797	No	0.01	No	Mann-W
Fluoride, total (mg/L)	GWC-49Z	0.809	No	0.01	No	Mann-W
Fluoride, total (mg/L)	GWC-5	0.1198	No	0.01	No	Mann-W
Fluoride, total (mg/L)	GWC-6	0.1198	No	0.01	No	Mann-W
Fluoride, total (mg/L)	GWC-6RZ	-0.6939	No	0.01	No	Mann-W
Fluoride, total (mg/L)	GWC-7Z	-0.4612	No	0.01	No	Mann-W
Fluoride, total (mg/L)	GWC-8RR	-1.019	No	0.01	No	Mann-W
Fluoride, total (mg/L)	GWC-8Z	-0.9482	No	0.01	No	Mann-W
Fluoride, total (mg/L)	GWC-9	-0.1959	No	0.01	No	Mann-W
Sulfate, total (mg/L)	GWA-1 (bg)	-2.197	No	0.01	No	Mann-W
Sulfate, total (mg/L)	GWA-2 (bg)	1.03	No	0.01	No	Mann-W
Sulfate, total (mg/L)	GWA-2R (bg)	1.433	No	0.01	No	Mann-W
Sulfate, total (mg/L)	GWA-39RZ (bg)	-1.568	No	0.01	No	Mann-W
Sulfate, total (mg/L)	GWA-39Z (bg)	-2.15	No	0.01	No	Mann-W
Sulfate, total (mg/L)	GWA-3A (bg)	2.224	No	0.01	No	Mann-W
Sulfate, total (mg/L)	GWA-40 (bg)	-0.8124	No	0.01	No	Mann-W
Sulfate, total (mg/L)	GWA-41 (bg)	-0.4485	No	0.01	No	Mann-W
Sulfate, total (mg/L)	GWA-41R (bg)	0.5377	No	0.01	No	Mann-W
Sulfate, total (mg/L)	GWA-42 (bg)	-1.799	No	0.01	No	Mann-W
Sulfate, total (mg/L)	GWA-43 (bg)	0.3264	No	0.01	No	Mann-W
Sulfate, total (mg/L)	**GWA-43R (bg)**	**-3.095**	**Yes**	**0.01**	**Yes**	**Mann-W**
Sulfate, total (mg/L)	GWA-4RZ (bg)	-0.6822	No	0.01	No	Mann-W
Sulfate, total (mg/L)	GWA-50 (bg)	1.014	No	0.01	No	Mann-W
Sulfate, total (mg/L)	GWA-50R (bg)	-2.465	No	0.01	No	Mann-W
Sulfate, total (mg/L)	GWC-10	-0.04499	No	0.01	No	Mann-W
Sulfate, total (mg/L)	GWC-10R	-0.4948	No	0.01	No	Mann-W
Sulfate, total (mg/L)	GWC-11	-2.428	No	0.01	No	Mann-W
Sulfate, total (mg/L)	GWC-11R	-1.934	No	0.01	No	Mann-W
Sulfate, total (mg/L)	GWC-12	1.89	No	0.01	No	Mann-W
Sulfate, total (mg/L)	GWC-13	-2.466	No	0.01	No	Mann-W
Sulfate, total (mg/L)	GWC-13RZ	-0.55	No	0.01	No	Mann-W
Sulfate, total (mg/L)	GWC-14Z	2.221	No	0.01	No	Mann-W
Sulfate, total (mg/L)	GWC-15R	-2.107	No	0.01	No	Mann-W
Sulfate, total (mg/L)	**GWC-15Z**	**-2.643**	**Yes**	**0.01**	**Yes**	**Mann-W**
Sulfate, total (mg/L)	GWC-44	0.224	No	0.01	No	Mann-W
Sulfate, total (mg/L)	GWC-45	0.6847	No	0.01	No	Mann-W
Sulfate, total (mg/L)	GWC-45R	2.29	No	0.01	No	Mann-W
Sulfate, total (mg/L)	**GWC-46R**	**-2.733**	**Yes**	**0.01**	**Yes**	**Mann-W**
Sulfate, total (mg/L)	GWC-47	1.506	No	0.01	No	Mann-W
Sulfate, total (mg/L)	GWC-47R	0.2241	No	0.01	No	Mann-W
Sulfate, total (mg/L)	GWC-48	1.015	No	0.01	No	Mann-W
Sulfate, total (mg/L)	**GWC-49R**	**-2.604**	**Yes**	**0.01**	**Yes**	**Mann-W**
Sulfate, total (mg/L)	**GWC-49Z**	**-3.062**	**Yes**	**0.01**	**Yes**	**Mann-W**
Sulfate, total (mg/L)	GWC-5	-1.489	No	0.01	No	Mann-W
Sulfate, total (mg/L)	GWC-6	-2.25	No	0.01	No	Mann-W
Sulfate, total (mg/L)	GWC-6RZ	-1.121	No	0.01	No	Mann-W
Sulfate, total (mg/L)	GWC-7Z	1.302	No	0.01	No	Mann-W
Sulfate, total (mg/L)	GWC-8RR	-0.7167	No	0.01	No	Mann-W
Sulfate, total (mg/L)	GWC-8Z	-2.287	No	0.01	No	Mann-W
Sulfate, total (mg/L)	GWC-9	1.165	No	0.01	No	Mann-W
Total Dissolved Solids [TDS] (mg/l)	GWA-1 (bg)	0.314	No	0.01	No	Mann-W
Total Dissolved Solids [TDS] (mg/l)	GWA-2 (bg)	1.209	No	0.01	No	Mann-W

Appendix III Welch's t-test/Mann-Whitney - All Results

Plant Bowen Client: Southern Company Data: Bowen 1, 2, 9, and 10 Printed 4/14/2024, 6:38 PM

Constituent	Well	Calc.	0.01	Alpha	Sig.	Method
Total Dissolved Solids [TDS] (mg/l)	GWA-2R (bg)	1.299	No	0.01	No	Mann-W
Total Dissolved Solids [TDS] (mg/l)	GWA-39RZ (bg)	-1.478	No	0.01	No	Mann-W
Total Dissolved Solids [TDS] (mg/l)	GWA-39Z (bg)	0.1418	No	0.01	No	Mann-W
Total Dissolved Solids [TDS] (mg/l)	**GWA-3A (bg)**	**2.904**	**Yes**	**0.01**	**Yes**	**Mann-W**
Total Dissolved Solids [TDS] (mg/l)	GWA-40 (bg)	-0.5377	No	0.01	No	Mann-W
Total Dissolved Solids [TDS] (mg/l)	GWA-41 (bg)	-0.4932	No	0.01	No	Mann-W
Total Dissolved Solids [TDS] (mg/l)	GWA-41R (bg)	0.9858	No	0.01	No	Mann-W
Total Dissolved Solids [TDS] (mg/l)	GWA-42 (bg)	0.3589	No	0.01	No	Mann-W
Total Dissolved Solids [TDS] (mg/l)	GWA-43 (bg)	-0.677	No	0.01	No	Mann-W
Total Dissolved Solids [TDS] (mg/l)	GWA-43R (bg)	0	No	0.01	No	Mann-W
Total Dissolved Solids [TDS] (mg/l)	GWA-4RZ (bg)	0.4929	No	0.01	No	Mann-W
Total Dissolved Solids [TDS] (mg/l)	GWA-50 (bg)	0.09217	No	0.01	No	Mann-W
Total Dissolved Solids [TDS] (mg/l)	GWA-50R (bg)	-1.541	No	0.01	No	Mann-W
Total Dissolved Solids [TDS] (mg/l)	GWC-10	-0.9422	No	0.01	No	Mann-W
Total Dissolved Solids [TDS] (mg/l)	GWC-10R	-0.1792	No	0.01	No	Mann-W
Total Dissolved Solids [TDS] (mg/l)	GWC-11	0.8517	No	0.01	No	Mann-W
Total Dissolved Solids [TDS] (mg/l)	GWC-11R	2.287	No	0.01	No	Mann-W
Total Dissolved Solids [TDS] (mg/l)	GWC-12	-2.157	No	0.01	No	Mann-W
Total Dissolved Solids [TDS] (mg/l)	GWC-13	-2.105	No	0.01	No	Mann-W
Total Dissolved Solids [TDS] (mg/l)	GWC-13RZ	-0.5377	No	0.01	No	Mann-W
Total Dissolved Solids [TDS] (mg/l)	GWC-14Z	-1.299	No	0.01	No	Mann-W
Total Dissolved Solids [TDS] (mg/l)	GWC-15R	-1.299	No	0.01	No	Mann-W
Total Dissolved Solids [TDS] (mg/l)	GWC-15Z	-1.299	No	0.01	No	Mann-W
Total Dissolved Solids [TDS] (mg/l)	GWC-44	0.7246	No	0.01	No	Mann-W
Total Dissolved Solids [TDS] (mg/l)	GWC-45	1.106	No	0.01	No	Mann-W
Total Dissolved Solids [TDS] (mg/l)	GWC-45R	1.706	No	0.01	No	Mann-W
Total Dissolved Solids [TDS] (mg/l)	**GWC-46R**	**-2.692**	**Yes**	**0.01**	**Yes**	**Mann-W**
Total Dissolved Solids [TDS] (mg/l)	GWC-47	-1.209	No	0.01	No	Mann-W
Total Dissolved Solids [TDS] (mg/l)	GWC-47R	-0.3584	No	0.01	No	Mann-W
Total Dissolved Solids [TDS] (mg/l)	GWC-48	0.4057	No	0.01	No	Mann-W
Total Dissolved Solids [TDS] (mg/l)	GWC-49R	-0.8514	No	0.01	No	Mann-W
Total Dissolved Solids [TDS] (mg/l)	GWC-49Z	-1.244	No	0.01	No	Mann-W
Total Dissolved Solids [TDS] (mg/l)	GWC-5	-0.2266	No	0.01	No	Mann-W
Total Dissolved Solids [TDS] (mg/l)	GWC-6	-0.9438	No	0.01	No	Mann-W
Total Dissolved Solids [TDS] (mg/l)	GWC-6RZ	-1.836	No	0.01	No	Mann-W
Total Dissolved Solids [TDS] (mg/l)	GWC-7Z	-1.165	No	0.01	No	Mann-W
Total Dissolved Solids [TDS] (mg/l)	GWC-8RR	-2.465	No	0.01	No	Mann-W
Total Dissolved Solids [TDS] (mg/l)	GWC-8Z	-2.284	No	0.01	No	Mann-W
Total Dissolved Solids [TDS] (mg/l)	GWC-9	-1.344	No	0.01	No	Mann-W

Sanitas™ v.10.0.16b Software licensed to . UG
Hollow symbols indicate censored values.

Mann-Whitney (Wilcoxon Rank Sum)

GWA-1 (bg)

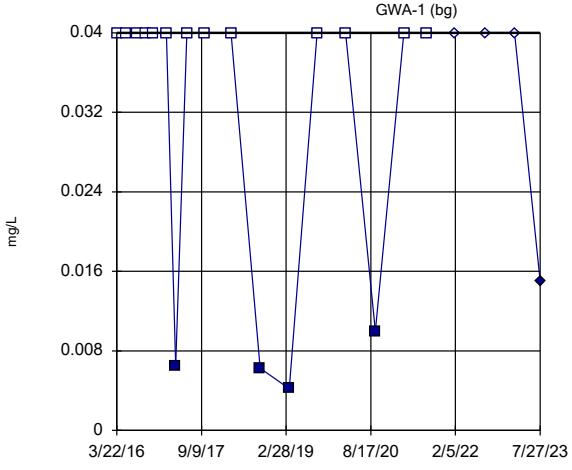

GWA-1 background

GWA-1 compliance

background median = 0.04

compliance median = 0.04

Z = 0.1198 (two-tail)

Alpha	Table	Sig.
0.2	1.282	No
0.1	1.645	No
0.05	1.96	No
0.02	2.326	No
0.01	2.576	No

Constituent: Boron, total Analysis Run 4/14/2024 5:45 PM View: Appendix III Mann-Whitney
Plant Bowen Client: Southern Company Data: Bowen 1, 2, 9, and 10

Sanitas™ v.10.0.16b Software licensed to . UG
Hollow symbols indicate censored values.

Mann-Whitney (Wilcoxon Rank Sum)

GWA-2 (bg)

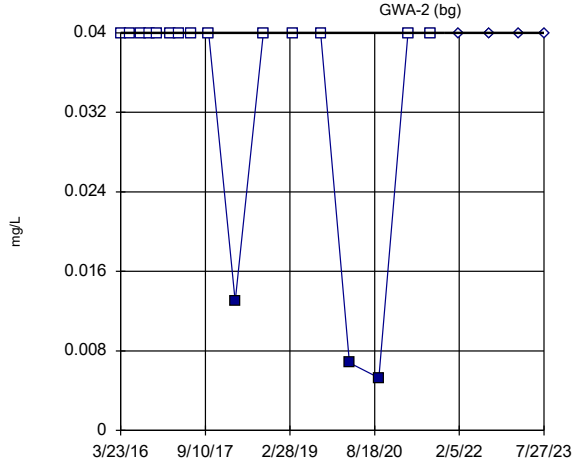

GWA-2 background

GWA-2 compliance

background median = 0.04

compliance median = 0.04

Z = 0.809 (two-tail)

Alpha	Table	Sig.
0.2	1.282	No
0.1	1.645	No
0.05	1.96	No
0.02	2.326	No
0.01	2.576	No

Constituent: Boron, total Analysis Run 4/14/2024 5:45 PM View: Appendix III Mann-Whitney
Plant Bowen Client: Southern Company Data: Bowen 1, 2, 9, and 10

Sanitas™ v.10.0.16b Software licensed to . UG
Hollow symbols indicate censored values.

Mann-Whitney (Wilcoxon Rank Sum)

GWA-2R (bg)

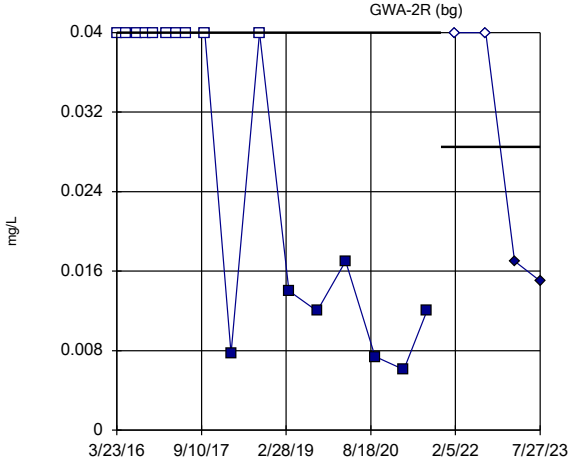

GWA-2R background

GWA-2R compliance

background median = 0.04

compliance median = 0.0285

Z = 0.1987 (two-tail)

Alpha	Table	Sig.
0.2	1.282	No
0.1	1.645	No
0.05	1.96	No
0.02	2.326	No
0.01	2.576	No

Constituent: Boron, total Analysis Run 4/14/2024 5:45 PM View: Appendix III Mann-Whitney
Plant Bowen Client: Southern Company Data: Bowen 1, 2, 9, and 10

Sanitas™ v.10.0.16b Software licensed to . UG
Hollow symbols indicate censored values.

Mann-Whitney (Wilcoxon Rank Sum)

GWA-39RZ (bg)

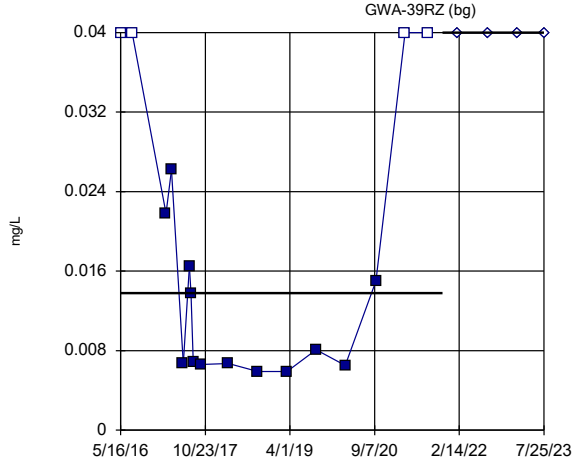

GWA-39RZ background

GWA-39RZ compliance

background median = 0.0138

compliance median = 0.04

Z = 2.35 (two-tail)

Alpha	Table	Sig.
0.2	1.282	Yes
0.1	1.645	Yes
0.05	1.96	Yes
0.02	2.326	Yes
0.01	2.576	No

Constituent: Boron, total Analysis Run 4/14/2024 5:45 PM View: Appendix III Mann-Whitney
Plant Bowen Client: Southern Company Data: Bowen 1, 2, 9, and 10

Sanitas™ v.10.0.16b Software licensed to . UG
Hollow symbols indicate censored values.

Mann-Whitney (Wilcoxon Rank Sum)

GWA-39Z (bg)

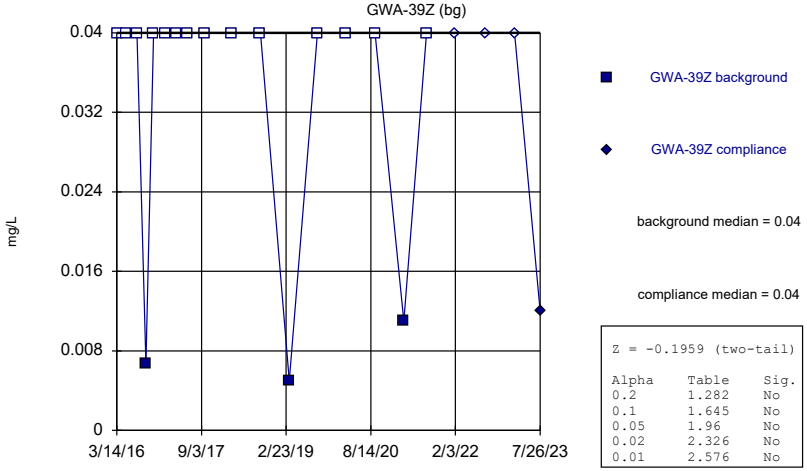

Z = -0.1959 (two-tail)

Alpha	Table	Sig.
0.2	1.282	No
0.1	1.645	No
0.05	1.96	No
0.02	2.326	No
0.01	2.576	No

Constituent: Boron, total Analysis Run 4/14/2024 5:45 PM View: Appendix III Mann-Whitney
Plant Bowen Client: Southern Company Data: Bowen 1, 2, 9, and 10

Sanitas™ v.10.0.16b Software licensed to . UG
Hollow symbols indicate censored values.

Mann-Whitney (Wilcoxon Rank Sum)

GWA-3A (bg)

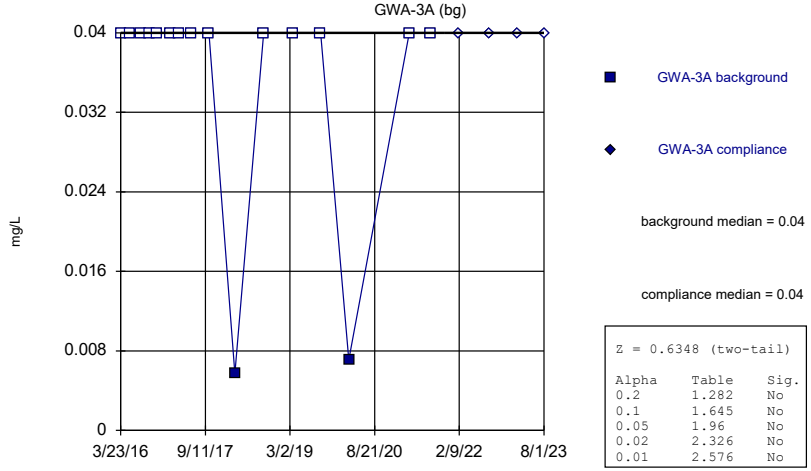

Z = 0.6348 (two-tail)

Alpha	Table	Sig.
0.2	1.282	No
0.1	1.645	No
0.05	1.96	No
0.02	2.326	No
0.01	2.576	No

Constituent: Boron, total Analysis Run 4/14/2024 5:45 PM View: Appendix III Mann-Whitney
Plant Bowen Client: Southern Company Data: Bowen 1, 2, 9, and 10

Sanitas™ v.10.0.16b Software licensed to . UG
Hollow symbols indicate censored values.

Mann-Whitney (Wilcoxon Rank Sum)

GWA-40 (bg)

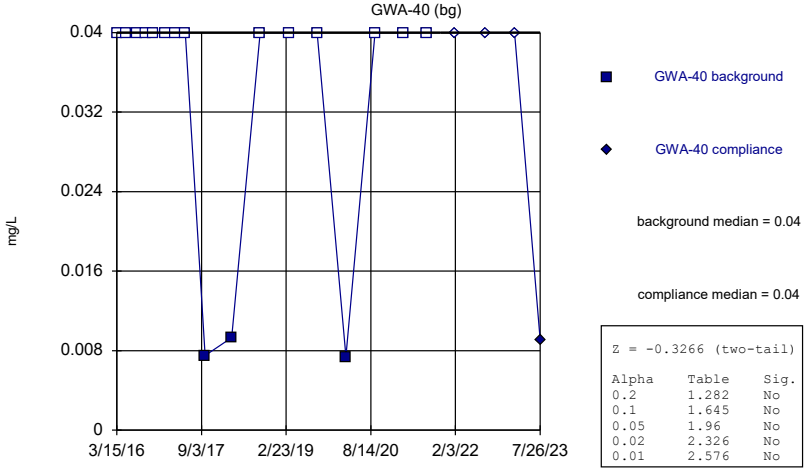

Z = -0.3266 (two-tail)

Alpha	Table	Sig.
0.2	1.282	No
0.1	1.645	No
0.05	1.96	No
0.02	2.326	No
0.01	2.576	No

Constituent: Boron, total Analysis Run 4/14/2024 5:45 PM View: Appendix III Mann-Whitney
Plant Bowen Client: Southern Company Data: Bowen 1, 2, 9, and 10

Sanitas™ v.10.0.16b Software licensed to . UG
Hollow symbols indicate censored values.

Mann-Whitney (Wilcoxon Rank Sum)

GWA-41 (bg)

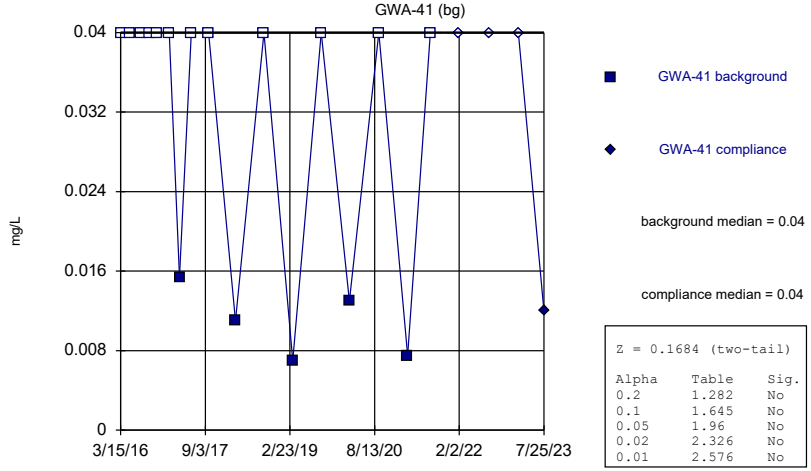

Z = 0.1684 (two-tail)

Alpha	Table	Sig.
0.2	1.282	No
0.1	1.645	No
0.05	1.96	No
0.02	2.326	No
0.01	2.576	No

Constituent: Boron, total Analysis Run 4/14/2024 5:45 PM View: Appendix III Mann-Whitney
Plant Bowen Client: Southern Company Data: Bowen 1, 2, 9, and 10

Sanitas™ v.10.0.16b Software licensed to . UG
Hollow symbols indicate censored values.

Mann-Whitney (Wilcoxon Rank Sum)

GWA-41R (bg)

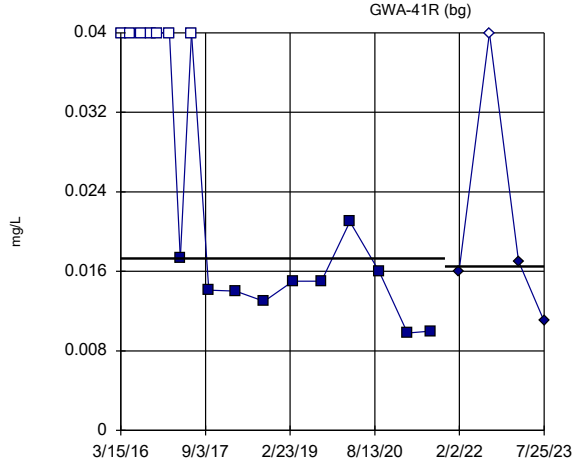

GWA-41R background

GWA-41R compliance

background median = 0.0173

compliance median = 0.0165

Z = -0.3226 (two-tail)

Alpha	Table	Sig.
0.2	1.282	No
0.1	1.645	No
0.05	1.96	No
0.02	2.326	No
0.01	2.576	No

Constituent: Boron, total Analysis Run 4/14/2024 5:45 PM View: Appendix III Mann-Whitney
Plant Bowen Client: Southern Company Data: Bowen 1, 2, 9, and 10

Sanitas™ v.10.0.16b Software licensed to . UG
Hollow symbols indicate censored values.

Mann-Whitney (Wilcoxon Rank Sum)

GWA-42 (bg)

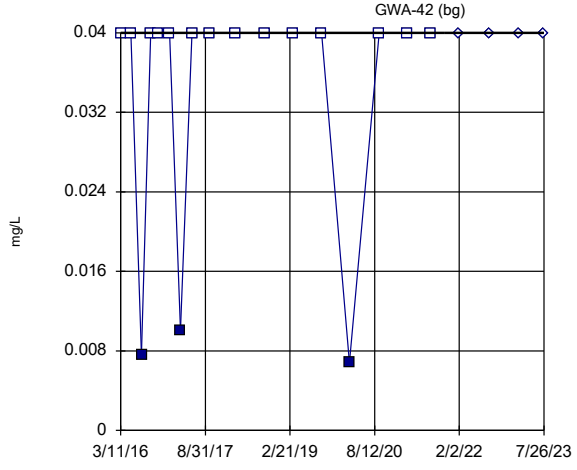

GWA-42 background

GWA-42 compliance

background median = 0.04

compliance median = 0.04

Z = 0.809 (two-tail)

Alpha	Table	Sig.
0.2	1.282	No
0.1	1.645	No
0.05	1.96	No
0.02	2.326	No
0.01	2.576	No

Constituent: Boron, total Analysis Run 4/14/2024 5:45 PM View: Appendix III Mann-Whitney
Plant Bowen Client: Southern Company Data: Bowen 1, 2, 9, and 10

Sanitas™ v.10.0.16b Software licensed to . UG
Hollow symbols indicate censored values.

Mann-Whitney (Wilcoxon Rank Sum)

GWA-43 (bg)

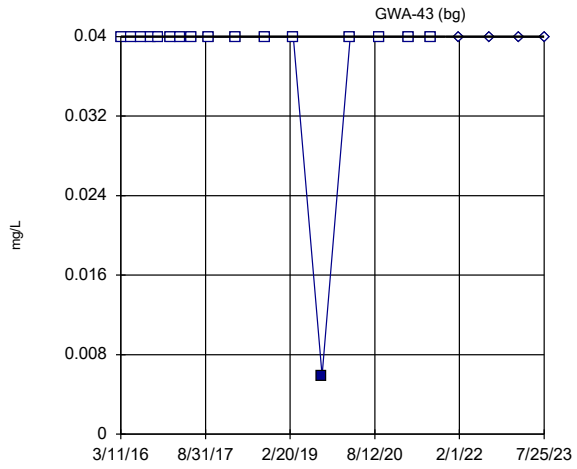

GWA-43 background

GWA-43 compliance

background median = 0.04

compliance median = 0.04

Z = 0.3638 (two-tail)

Alpha	Table	Sig.
0.2	1.282	No
0.1	1.645	No
0.05	1.96	No
0.02	2.326	No
0.01	2.576	No

Constituent: Boron, total Analysis Run 4/14/2024 5:45 PM View: Appendix III Mann-Whitney
Plant Bowen Client: Southern Company Data: Bowen 1, 2, 9, and 10

Sanitas™ v.10.0.16b Software licensed to . UG
Hollow symbols indicate censored values.

Mann-Whitney (Wilcoxon Rank Sum)

GWA-43R (bg)

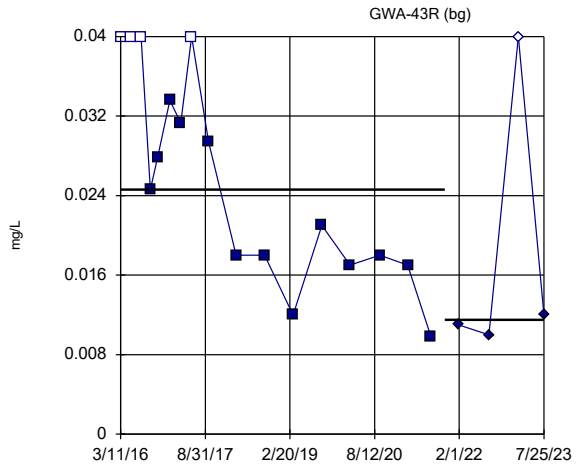

GWA-43R background

GWA-43R compliance

background median = 0.0246

compliance median = 0.0115

Z = -1.445 (two-tail)

Alpha	Table	Sig.
0.2	1.282	Yes
0.1	1.645	No
0.05	1.96	No
0.02	2.326	No
0.01	2.576	No

Constituent: Boron, total Analysis Run 4/14/2024 5:45 PM View: Appendix III Mann-Whitney
Plant Bowen Client: Southern Company Data: Bowen 1, 2, 9, and 10

Sanitas™ v.10.0.16b Software licensed to . UG
Hollow symbols indicate censored values.

Mann-Whitney (Wilcoxon Rank Sum)

GWA-4RZ (bg)

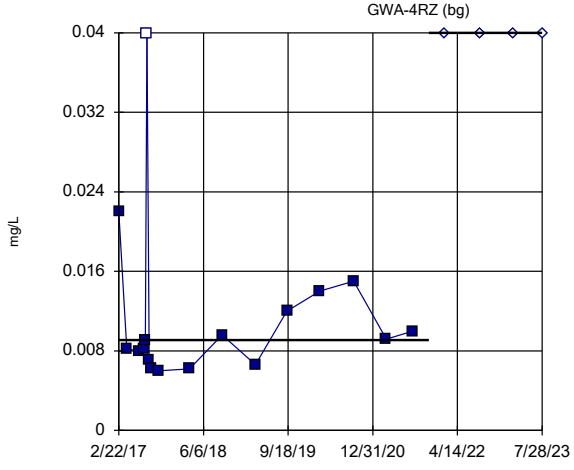

GWA-4RZ background

GWA-4RZ compliance

background median = 0.0091

compliance median = 0.04

Z = 2.842 (two-tail)

Alpha	Table	Sig.
0.2	1.282	Yes
0.1	1.645	Yes
0.05	1.96	Yes
0.02	2.326	Yes
0.01	2.576	Yes

Constituent: Boron, total Analysis Run 4/14/2024 5:45 PM View: Appendix III Mann-Whitney
Plant Bowen Client: Southern Company Data: Bowen 1, 2, 9, and 10

Sanitas™ v.10.0.16b Software licensed to . UG
Hollow symbols indicate censored values.

Mann-Whitney (Wilcoxon Rank Sum)

GWA-50 (bg)

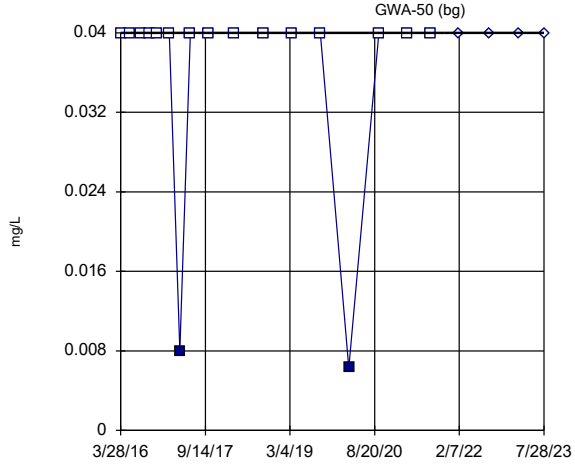

GWA-50 background

GWA-50 compliance

background median = 0.04

compliance median = 0.04

Z = 0.6151 (two-tail)

Alpha	Table	Sig.
0.2	1.282	No
0.1	1.645	No
0.05	1.96	No
0.02	2.326	No
0.01	2.576	No

Constituent: Boron, total Analysis Run 4/14/2024 5:45 PM View: Appendix III Mann-Whitney
Plant Bowen Client: Southern Company Data: Bowen 1, 2, 9, and 10

Sanitas™ v.10.0.16b Software licensed to . UG
Hollow symbols indicate censored values.

Mann-Whitney (Wilcoxon Rank Sum)

GWA-50R (bg)

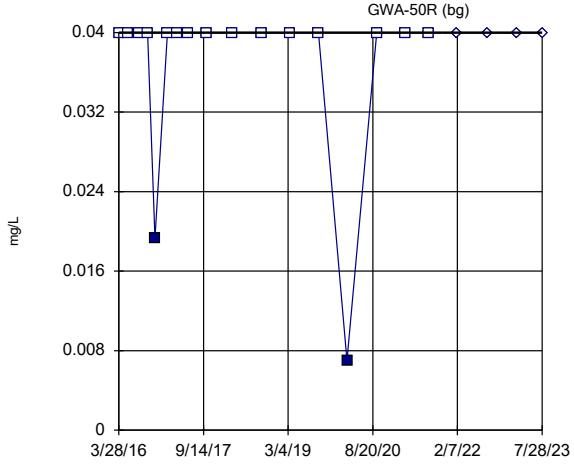

GWA-50R background

GWA-50R compliance

background median = 0.04

compliance median = 0.04

Z = 0.6151 (two-tail)

Alpha	Table	Sig.
0.2	1.282	No
0.1	1.645	No
0.05	1.96	No
0.02	2.326	No
0.01	2.576	No

Constituent: Boron, total Analysis Run 4/14/2024 5:45 PM View: Appendix III Mann-Whitney
Plant Bowen Client: Southern Company Data: Bowen 1, 2, 9, and 10

Sanitas™ v.10.0.16b Software licensed to . UG
Hollow symbols indicate censored values.

Mann-Whitney (Wilcoxon Rank Sum)

GWC-10

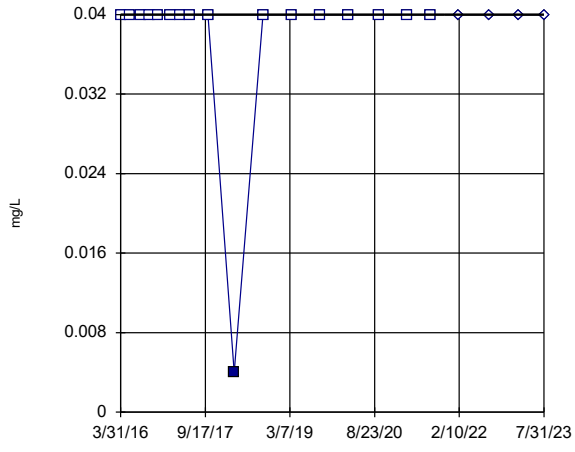

GWC-10 background

GWC-10 compliance

background median = 0.04

compliance median = 0.04

Z = 0.3638 (two-tail)

Alpha	Table	Sig.
0.2	1.282	No
0.1	1.645	No
0.05	1.96	No
0.02	2.326	No
0.01	2.576	No

Constituent: Boron, total Analysis Run 4/14/2024 5:45 PM View: Appendix III Mann-Whitney
Plant Bowen Client: Southern Company Data: Bowen 1, 2, 9, and 10

Sanitas™ v.10.0.16b Software licensed to . UG
Hollow symbols indicate censored values.

Mann-Whitney (Wilcoxon Rank Sum)

GWC-10R

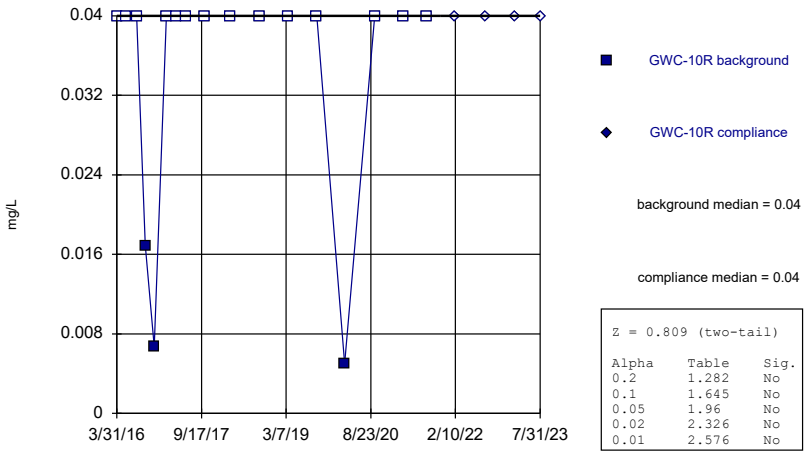

Z = 0.809 (two-tail)

Alpha	Table	Sig.
0.2	1.282	No
0.1	1.645	No
0.05	1.96	No
0.02	2.326	No
0.01	2.576	No

Constituent: Boron, total Analysis Run 4/14/2024 5:45 PM View: Appendix III Mann-Whitney
Plant Bowen Client: Southern Company Data: Bowen 1, 2, 9, and 10

Sanitas™ v.10.0.16b Software licensed to . UG
Hollow symbols indicate censored values.

Mann-Whitney (Wilcoxon Rank Sum)

GWC-11

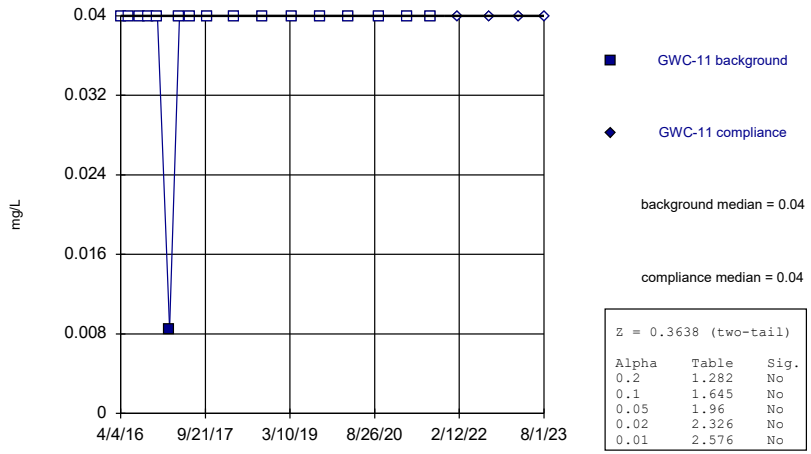

Z = 0.3638 (two-tail)

Alpha	Table	Sig.
0.2	1.282	No
0.1	1.645	No
0.05	1.96	No
0.02	2.326	No
0.01	2.576	No

Constituent: Boron, total Analysis Run 4/14/2024 5:45 PM View: Appendix III Mann-Whitney
Plant Bowen Client: Southern Company Data: Bowen 1, 2, 9, and 10

Sanitas™ v.10.0.16b Software licensed to . UG
Hollow symbols indicate censored values.

Mann-Whitney (Wilcoxon Rank Sum)

GWC-11R

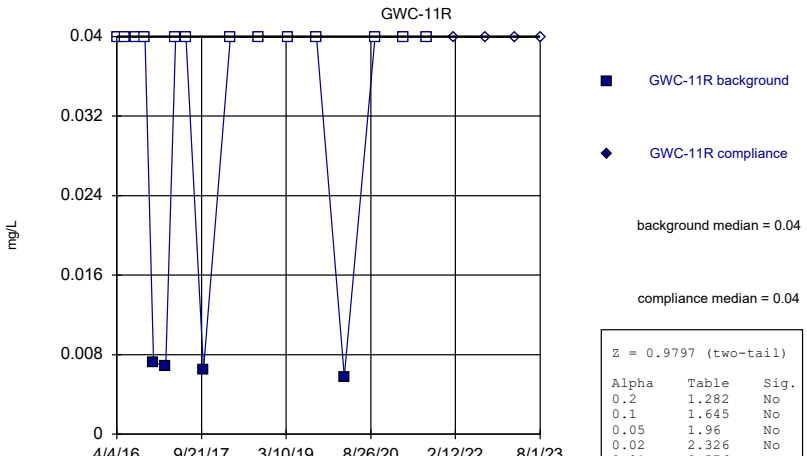

Z = 0.9797 (two-tail)

Alpha	Table	Sig.
0.2	1.282	No
0.1	1.645	No
0.05	1.96	No
0.02	2.326	No
0.01	2.576	No

Constituent: Boron, total Analysis Run 4/14/2024 5:45 PM View: Appendix III Mann-Whitney
Plant Bowen Client: Southern Company Data: Bowen 1, 2, 9, and 10

Sanitas™ v.10.0.16b Software licensed to . UG
Hollow symbols indicate censored values.

Mann-Whitney (Wilcoxon Rank Sum)

GWC-13

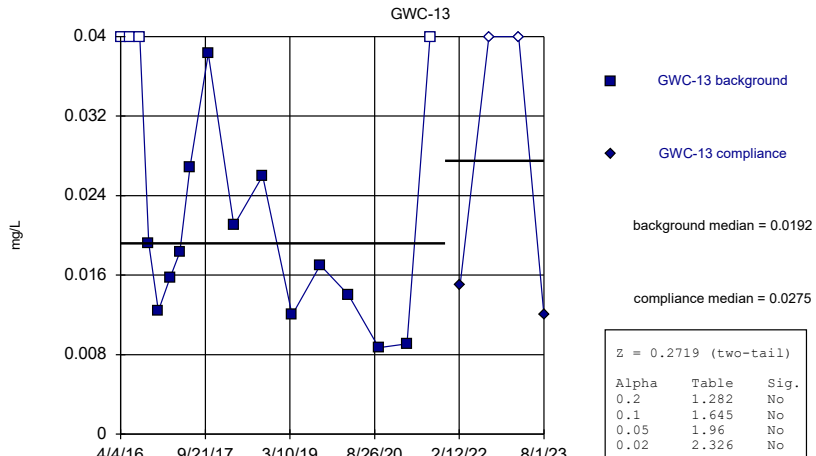

Z = 0.2719 (two-tail)

Alpha	Table	Sig.
0.2	1.282	No
0.1	1.645	No
0.05	1.96	No
0.02	2.326	No
0.01	2.576	No

Constituent: Boron, total Analysis Run 4/14/2024 5:45 PM View: Appendix III Mann-Whitney
Plant Bowen Client: Southern Company Data: Bowen 1, 2, 9, and 10

Sanitas™ v.10.0.16b Software licensed to . UG
Hollow symbols indicate censored values.

Mann-Whitney (Wilcoxon Rank Sum)

GWC-13RZ

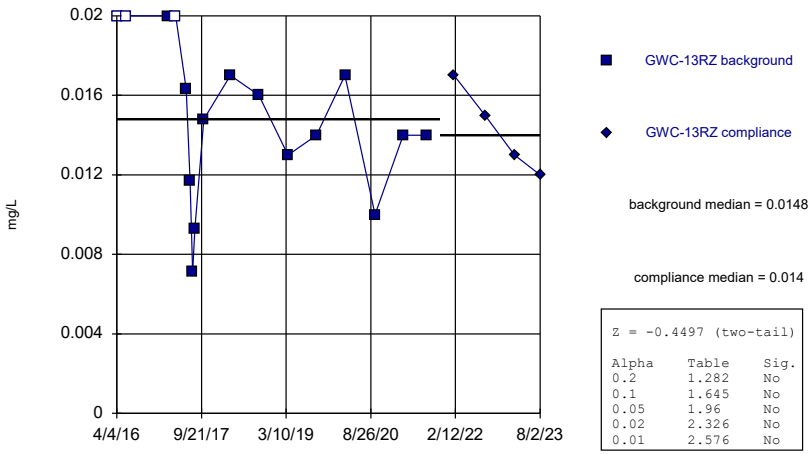

Z = -0.4497 (two-tail)

Alpha	Table	Sig.
0.2	1.282	No
0.1	1.645	No
0.05	1.96	No
0.02	2.326	No
0.01	2.576	No

Constituent: Boron, total Analysis Run 4/14/2024 5:45 PM View: Appendix III Mann-Whitney
Plant Bowen Client: Southern Company Data: Bowen 1, 2, 9, and 10

Sanitas™ v.10.0.16b Software licensed to . UG
Hollow symbols indicate censored values.

Mann-Whitney (Wilcoxon Rank Sum)

GWC-14Z

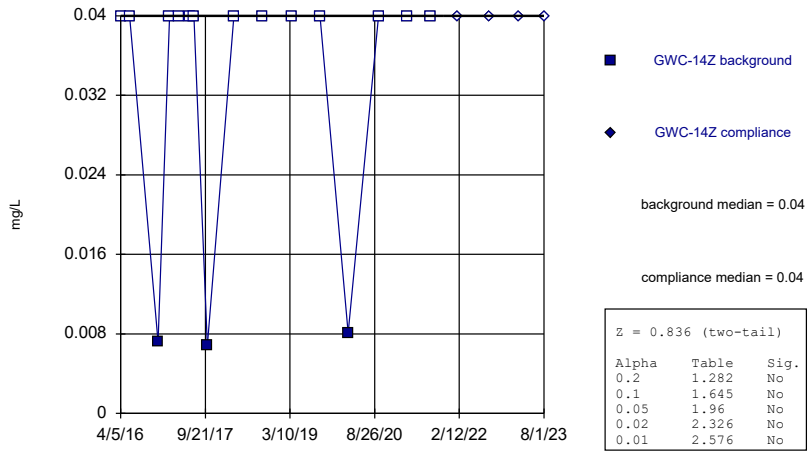

Z = 0.836 (two-tail)

Alpha	Table	Sig.
0.2	1.282	No
0.1	1.645	No
0.05	1.96	No
0.02	2.326	No
0.01	2.576	No

Constituent: Boron, total Analysis Run 4/14/2024 5:45 PM View: Appendix III Mann-Whitney
Plant Bowen Client: Southern Company Data: Bowen 1, 2, 9, and 10

Sanitas™ v.10.0.16b Software licensed to . UG
Hollow symbols indicate censored values.

Mann-Whitney (Wilcoxon Rank Sum)

GWC-15R

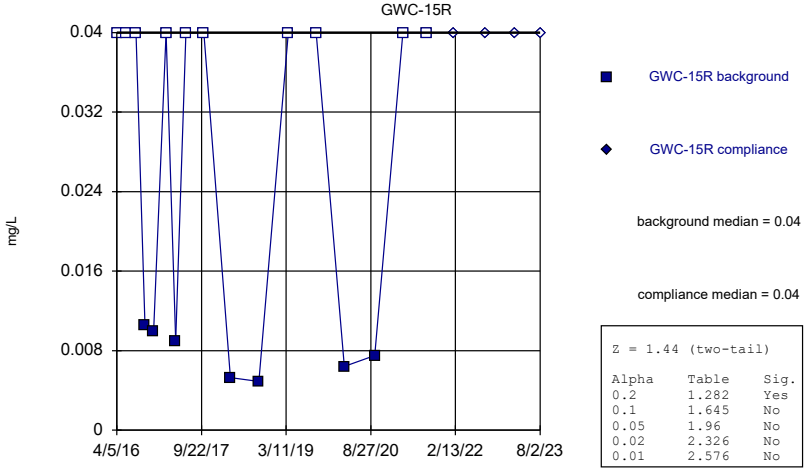

Z = 1.44 (two-tail)

Alpha	Table	Sig.
0.2	1.282	Yes
0.1	1.645	No
0.05	1.96	No
0.02	2.326	No
0.01	2.576	No

Constituent: Boron, total Analysis Run 4/14/2024 5:45 PM View: Appendix III Mann-Whitney
Plant Bowen Client: Southern Company Data: Bowen 1, 2, 9, and 10

Sanitas™ v.10.0.16b Software licensed to . UG
Hollow symbols indicate censored values.

Mann-Whitney (Wilcoxon Rank Sum)

GWC-15Z

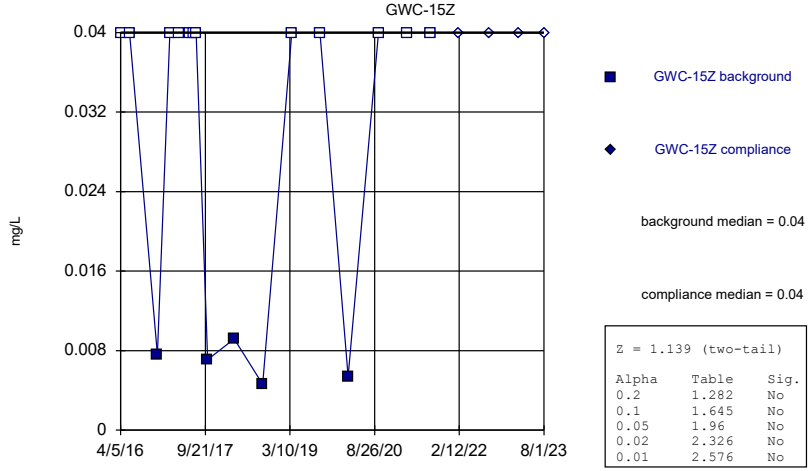

Z = 1.139 (two-tail)

Alpha	Table	Sig.
0.2	1.282	No
0.1	1.645	No
0.05	1.96	No
0.02	2.326	No
0.01	2.576	No

Constituent: Boron, total Analysis Run 4/14/2024 5:45 PM View: Appendix III Mann-Whitney
Plant Bowen Client: Southern Company Data: Bowen 1, 2, 9, and 10

Sanitas™ v.10.0.16b Software licensed to . UG
Hollow symbols indicate censored values.

Mann-Whitney (Wilcoxon Rank Sum)

GWC-44

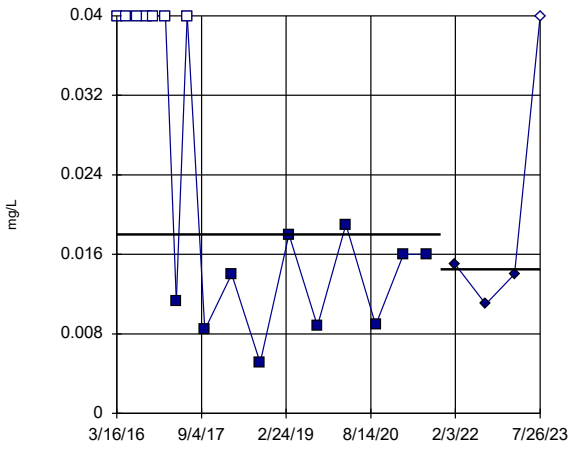

GWC-44 background

GWC-44 compliance

background median = 0.018

compliance median = 0.0145

Z = -0.507 (two-tail)

Alpha	Table	Sig.
0.2	1.282	No
0.1	1.645	No
0.05	1.96	No
0.02	2.326	No
0.01	2.576	No

Constituent: Boron, total Analysis Run 4/14/2024 5:45 PM View: Appendix III Mann-Whitney
Plant Bowen Client: Southern Company Data: Bowen 1, 2, 9, and 10

Sanitas™ v.10.0.16b Software licensed to . UG
Hollow symbols indicate censored values.

Mann-Whitney (Wilcoxon Rank Sum)

GWC-45

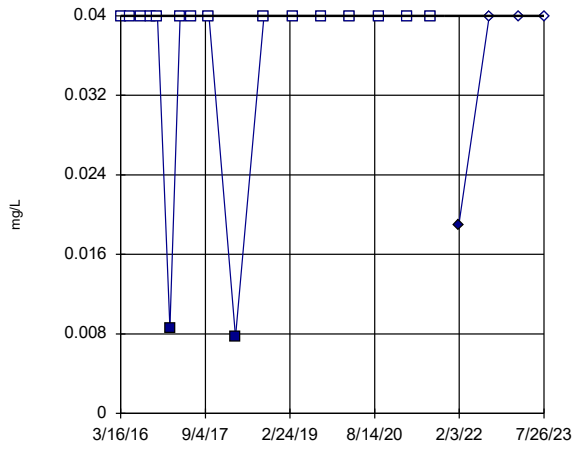

GWC-45 background

GWC-45 compliance

background median = 0.04

compliance median = 0.04

Z = -0.5883 (two-tail)

Alpha	Table	Sig.
0.2	1.282	No
0.1	1.645	No
0.05	1.96	No
0.02	2.326	No
0.01	2.576	No

Constituent: Boron, total Analysis Run 4/14/2024 5:45 PM View: Appendix III Mann-Whitney
Plant Bowen Client: Southern Company Data: Bowen 1, 2, 9, and 10

Sanitas™ v.10.0.16b Software licensed to . UG
Hollow symbols indicate censored values.

Mann-Whitney (Wilcoxon Rank Sum)

GWC-45R

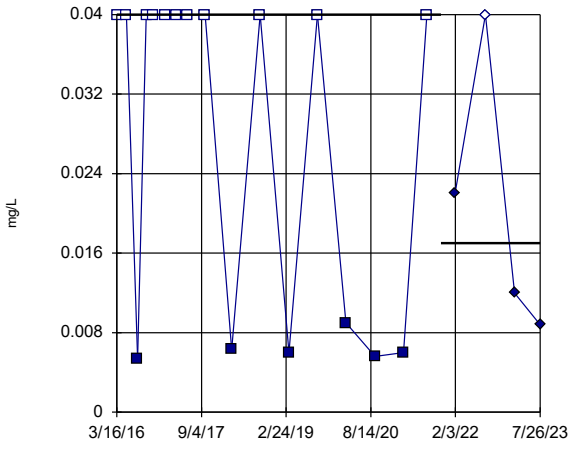

GWC-45R background

GWC-45R compliance

background median = 0.04

compliance median = 0.017

Z = -0.5957 (two-tail)

Alpha	Table	Sig.
0.2	1.282	No
0.1	1.645	No
0.05	1.96	No
0.02	2.326	No
0.01	2.576	No

Constituent: Boron, total Analysis Run 4/14/2024 5:45 PM View: Appendix III Mann-Whitney
Plant Bowen Client: Southern Company Data: Bowen 1, 2, 9, and 10

Sanitas™ v.10.0.16b Software licensed to . UG
Hollow symbols indicate censored values.

Mann-Whitney (Wilcoxon Rank Sum)

GWC-46R

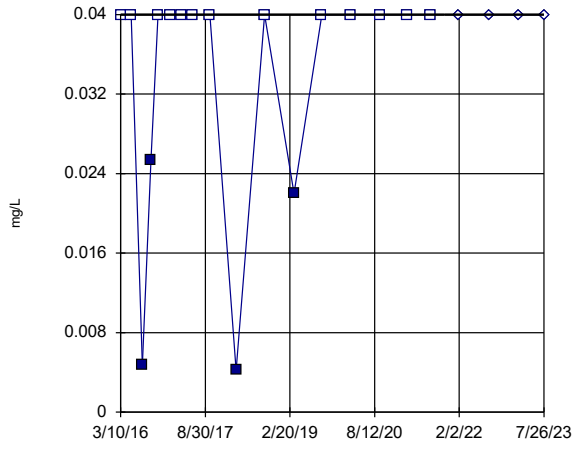

GWC-46R background

GWC-46R compliance

background median = 0.04

compliance median = 0.04

Z = 0.9797 (two-tail)

Alpha	Table	Sig.
0.2	1.282	No
0.1	1.645	No
0.05	1.96	No
0.02	2.326	No
0.01	2.576	No

Constituent: Boron, total Analysis Run 4/14/2024 5:45 PM View: Appendix III Mann-Whitney
Plant Bowen Client: Southern Company Data: Bowen 1, 2, 9, and 10

Sanitas™ v.10.0.16b Software licensed to . UG
Hollow symbols indicate censored values.

Mann-Whitney (Wilcoxon Rank Sum)

GWC-47

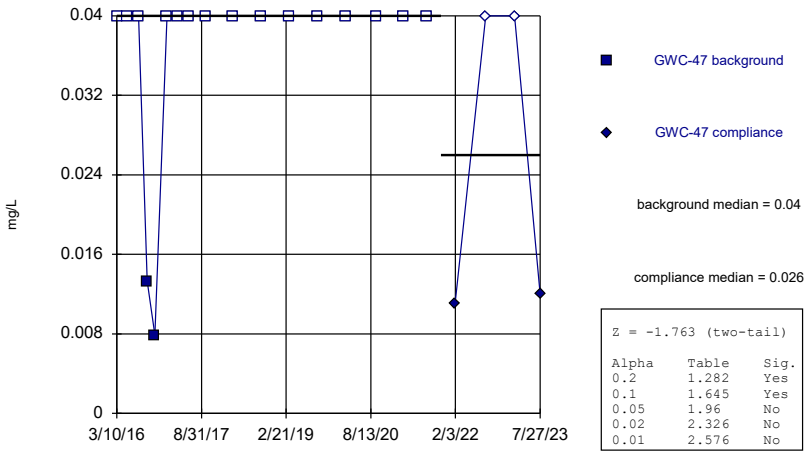

Z = -1.763 (two-tail)

Alpha	Table	Sig.
0.2	1.282	Yes
0.1	1.645	Yes
0.05	1.96	No
0.02	2.326	No
0.01	2.576	No

Constituent: Boron, total Analysis Run 4/14/2024 5:45 PM View: Appendix III Mann-Whitney
Plant Bowen Client: Southern Company Data: Bowen 1, 2, 9, and 10

Sanitas™ v.10.0.16b Software licensed to . UG
Hollow symbols indicate censored values.

Mann-Whitney (Wilcoxon Rank Sum)

GWC-47R

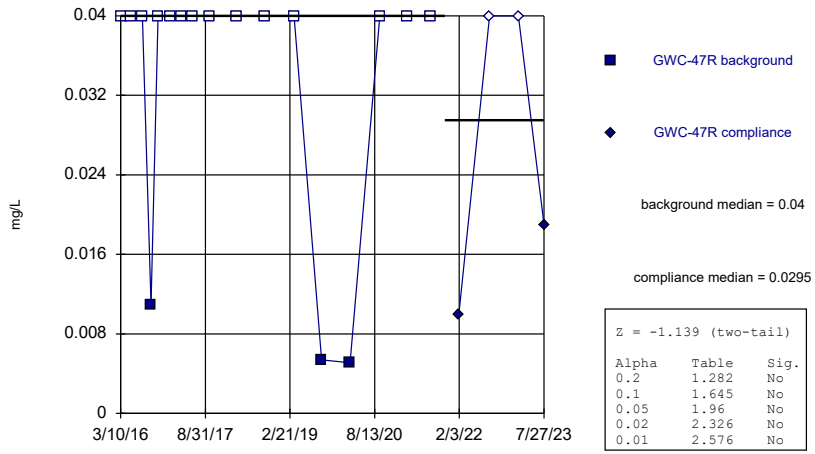

Z = -1.139 (two-tail)

Alpha	Table	Sig.
0.2	1.282	No
0.1	1.645	No
0.05	1.96	No
0.02	2.326	No
0.01	2.576	No

Constituent: Boron, total Analysis Run 4/14/2024 5:45 PM View: Appendix III Mann-Whitney
Plant Bowen Client: Southern Company Data: Bowen 1, 2, 9, and 10

Sanitas™ v.10.0.16b Software licensed to . UG
Hollow symbols indicate censored values.

Mann-Whitney (Wilcoxon Rank Sum)

GWC-48

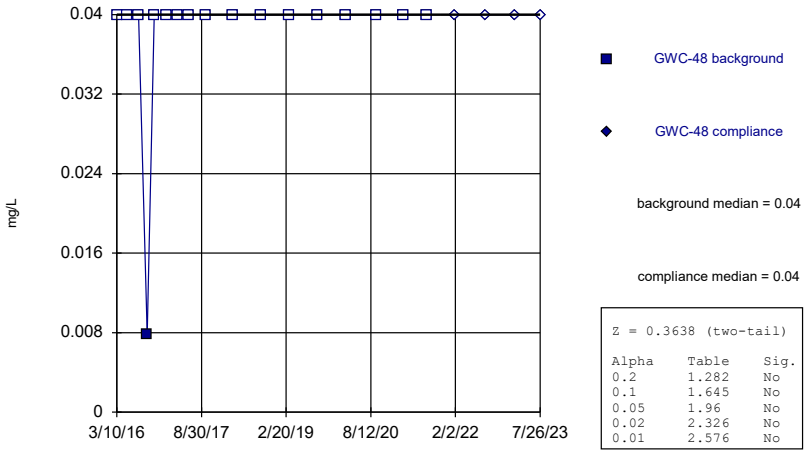

Z = 0.3638 (two-tail)

Alpha	Table	Sig.
0.2	1.282	No
0.1	1.645	No
0.05	1.96	No
0.02	2.326	No
0.01	2.576	No

Constituent: Boron, total Analysis Run 4/14/2024 5:45 PM View: Appendix III Mann-Whitney
Plant Bowen Client: Southern Company Data: Bowen 1, 2, 9, and 10

Sanitas™ v.10.0.16b Software licensed to . UG
Hollow symbols indicate censored values.

Mann-Whitney (Wilcoxon Rank Sum)

GWC-49R

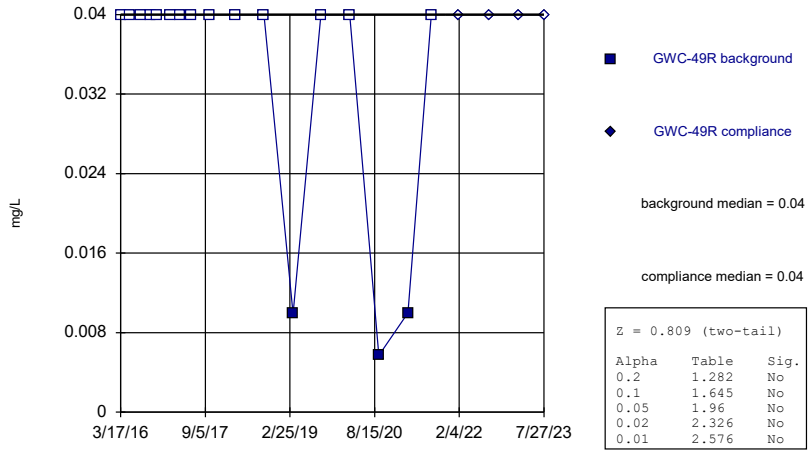

Z = 0.809 (two-tail)

Alpha	Table	Sig.
0.2	1.282	No
0.1	1.645	No
0.05	1.96	No
0.02	2.326	No
0.01	2.576	No

Constituent: Boron, total Analysis Run 4/14/2024 5:45 PM View: Appendix III Mann-Whitney
Plant Bowen Client: Southern Company Data: Bowen 1, 2, 9, and 10

Sanitas™ v.10.0.16b Software licensed to . UG
Hollow symbols indicate censored values.

Mann-Whitney (Wilcoxon Rank Sum)

GWC-49Z

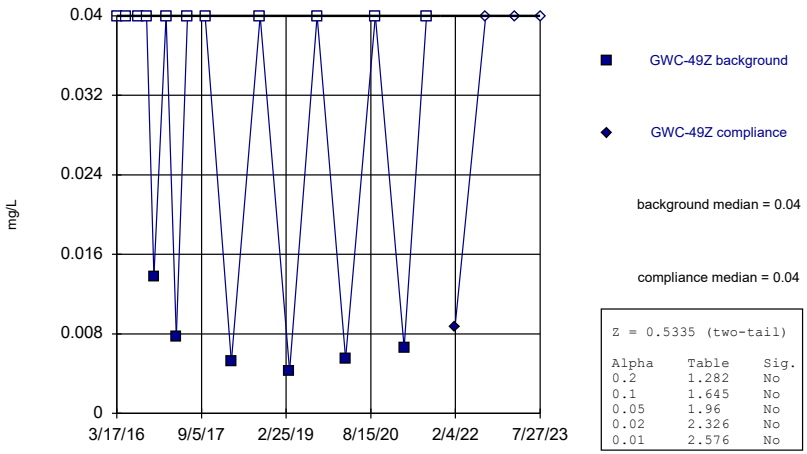

Z = 0.5335 (two-tail)

Alpha	Table	Sig.
0.2	1.282	No
0.1	1.645	No
0.05	1.96	No
0.02	2.326	No
0.01	2.576	No

Constituent: Boron, total Analysis Run 4/14/2024 5:45 PM View: Appendix III Mann-Whitney
Plant Bowen Client: Southern Company Data: Bowen 1, 2, 9, and 10

Sanitas™ v.10.0.16b Software licensed to . UG
Hollow symbols indicate censored values.

Mann-Whitney (Wilcoxon Rank Sum)

GWC-5

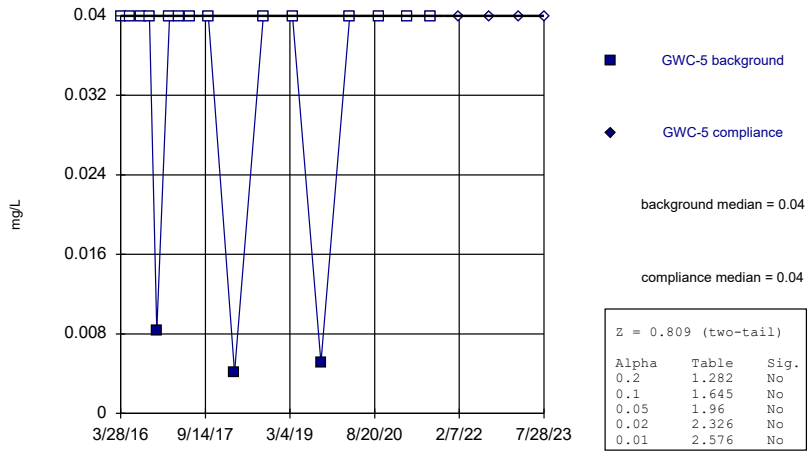

Z = 0.809 (two-tail)

Alpha	Table	Sig.
0.2	1.282	No
0.1	1.645	No
0.05	1.96	No
0.02	2.326	No
0.01	2.576	No

Constituent: Boron, total Analysis Run 4/14/2024 5:46 PM View: Appendix III Mann-Whitney
Plant Bowen Client: Southern Company Data: Bowen 1, 2, 9, and 10

Sanitas™ v.10.0.16b Software licensed to . UG
Hollow symbols indicate censored values.

Mann-Whitney (Wilcoxon Rank Sum)

GWC-6

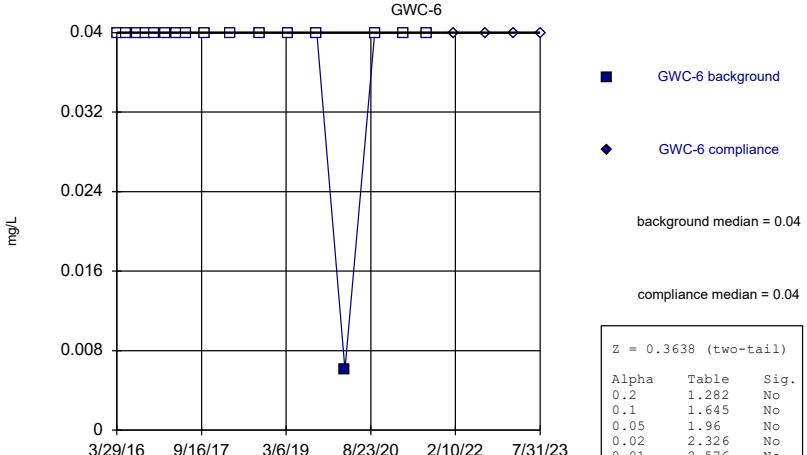

Z = 0.3638 (two-tail)

Alpha	Table	Sig.
0.2	1.282	No
0.1	1.645	No
0.05	1.96	No
0.02	2.326	No
0.01	2.576	No

Constituent: Boron, total Analysis Run 4/14/2024 5:46 PM View: Appendix III Mann-Whitney
Plant Bowen Client: Southern Company Data: Bowen 1, 2, 9, and 10

Sanitas™ v.10.0.16b Software licensed to . UG
Hollow symbols indicate censored values.

Mann-Whitney (Wilcoxon Rank Sum)

GWC-6RZ

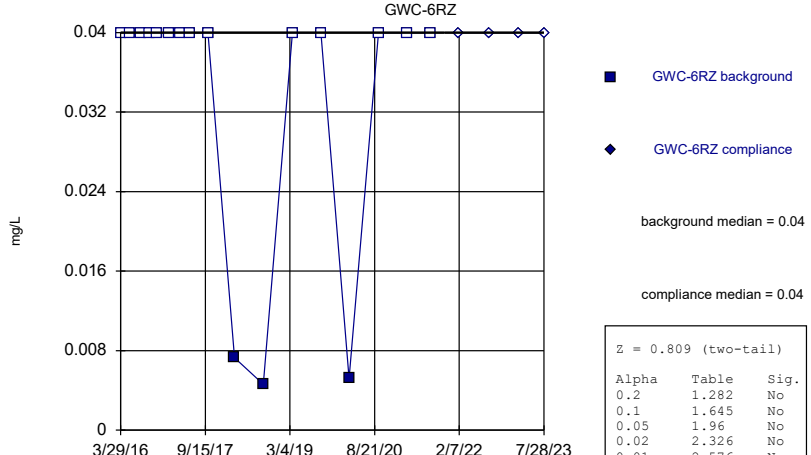

Z = 0.809 (two-tail)

Alpha	Table	Sig.
0.2	1.282	No
0.1	1.645	No
0.05	1.96	No
0.02	2.326	No
0.01	2.576	No

Constituent: Boron, total Analysis Run 4/14/2024 5:46 PM View: Appendix III Mann-Whitney
Plant Bowen Client: Southern Company Data: Bowen 1, 2, 9, and 10

Sanitas™ v.10.0.16b Software licensed to . UG
Hollow symbols indicate censored values.

Mann-Whitney (Wilcoxon Rank Sum)

GWC-7Z

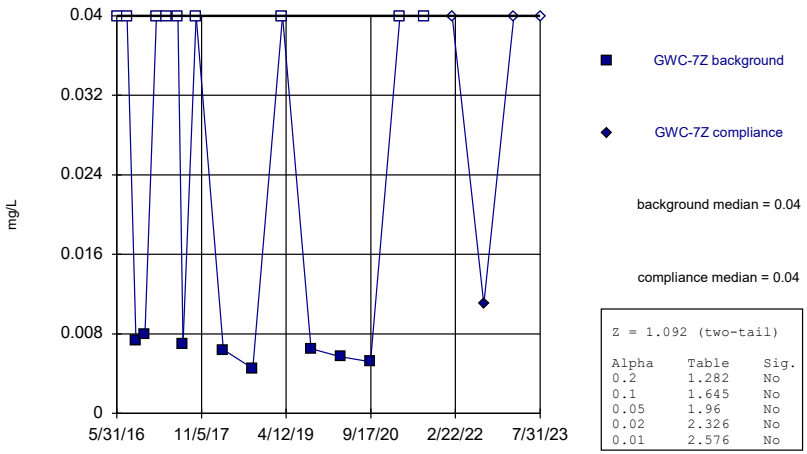

Z = 1.092 (two-tail)

Alpha	Table	Sig.
0.2	1.282	No
0.1	1.645	No
0.05	1.96	No
0.02	2.326	No
0.01	2.576	No

Constituent: Boron, total Analysis Run 4/14/2024 5:46 PM View: Appendix III Mann-Whitney
Plant Bowen Client: Southern Company Data: Bowen 1, 2, 9, and 10

Sanitas™ v.10.0.16b Software licensed to . UG
Hollow symbols indicate censored values.

Mann-Whitney (Wilcoxon Rank Sum)

GWC-8RR

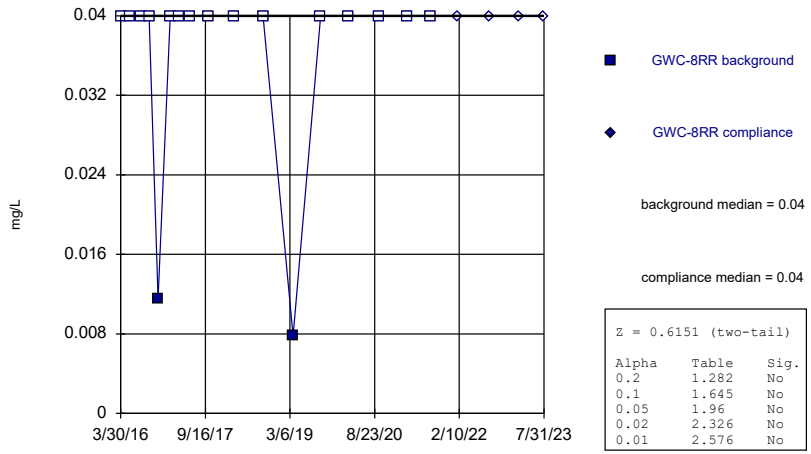

Z = 0.6151 (two-tail)

Alpha	Table	Sig.
0.2	1.282	No
0.1	1.645	No
0.05	1.96	No
0.02	2.326	No
0.01	2.576	No

Constituent: Boron, total Analysis Run 4/14/2024 5:46 PM View: Appendix III Mann-Whitney
Plant Bowen Client: Southern Company Data: Bowen 1, 2, 9, and 10

Sanitas™ v.10.0.16b Software licensed to . UG
Hollow symbols indicate censored values.

Mann-Whitney (Wilcoxon Rank Sum)

GWC-8Z

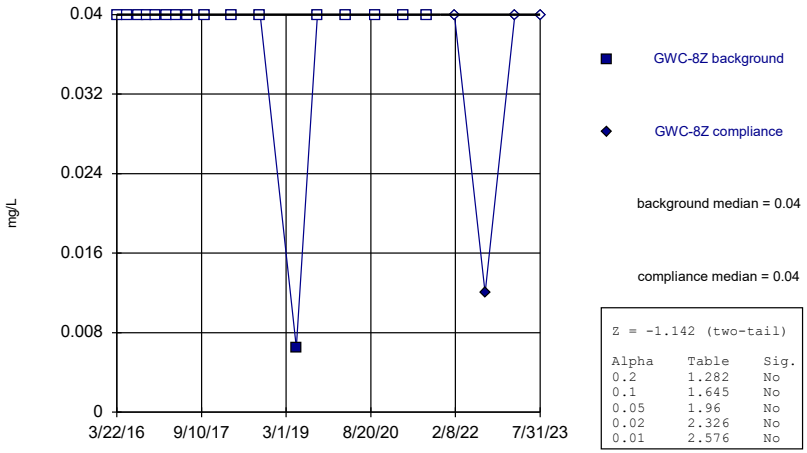

Z = -1.142 (two-tail)

Alpha	Table	Sig.
0.2	1.282	No
0.1	1.645	No
0.05	1.96	No
0.02	2.326	No
0.01	2.576	No

Constituent: Boron, total Analysis Run 4/14/2024 5:46 PM View: Appendix III Mann-Whitney
Plant Bowen Client: Southern Company Data: Bowen 1, 2, 9, and 10

Sanitas™ v.10.0.16b Software licensed to . UG
Hollow symbols indicate censored values.

Mann-Whitney (Wilcoxon Rank Sum)

GWC-9

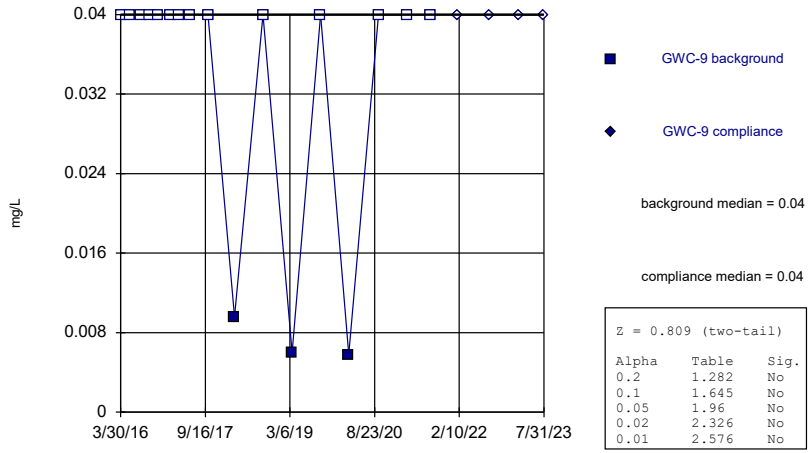

Z = 0.809 (two-tail)

Alpha	Table	Sig.
0.2	1.282	No
0.1	1.645	No
0.05	1.96	No
0.02	2.326	No
0.01	2.576	No

Constituent: Boron, total Analysis Run 4/14/2024 5:46 PM View: Appendix III Mann-Whitney
Plant Bowen Client: Southern Company Data: Bowen 1, 2, 9, and 10

Sanitas™ v.10.0.16b Software licensed to . UG

Mann-Whitney (Wilcoxon Rank Sum)

GWA-1 (bg)

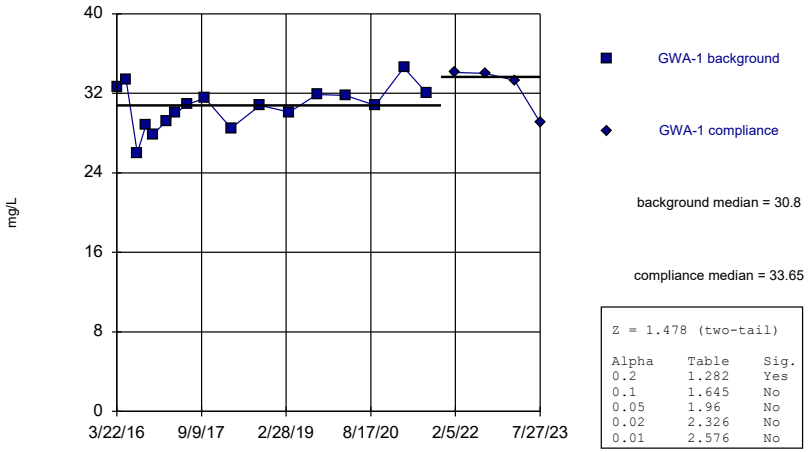

Constituent: Calcium, total Analysis Run 4/14/2024 5:46 PM View: Appendix III Mann-Whitney
Plant Bowen Client: Southern Company Data: Bowen 1, 2, 9, and 10

Sanitas™ v.10.0.16b Software licensed to . UG

Mann-Whitney (Wilcoxon Rank Sum)

GWA-2 (bg)

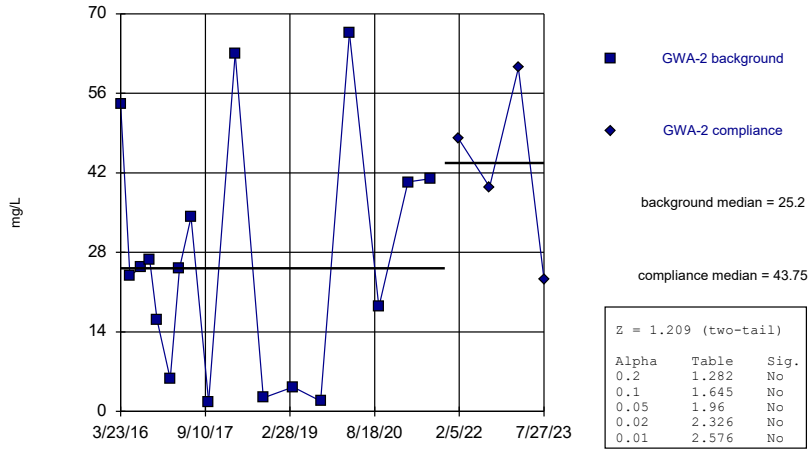

Constituent: Calcium, total Analysis Run 4/14/2024 5:46 PM View: Appendix III Mann-Whitney
Plant Bowen Client: Southern Company Data: Bowen 1, 2, 9, and 10

Sanitas™ v.10.0.16b Software licensed to . UG

Mann-Whitney (Wilcoxon Rank Sum)

GWA-2R (bg)

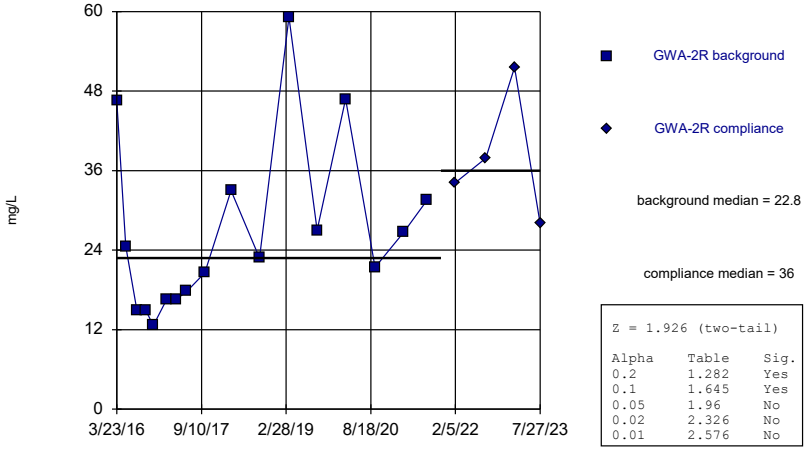

Constituent: Calcium, total Analysis Run 4/14/2024 5:46 PM View: Appendix III Mann-Whitney
Plant Bowen Client: Southern Company Data: Bowen 1, 2, 9, and 10

Sanitas™ v.10.0.16b Software licensed to . UG

Mann-Whitney (Wilcoxon Rank Sum)

GWA-39RZ (bg)

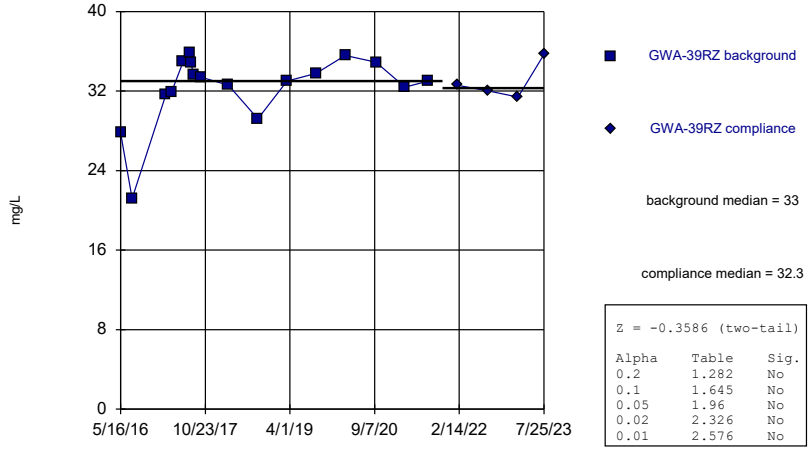

Constituent: Calcium, total Analysis Run 4/14/2024 5:46 PM View: Appendix III Mann-Whitney
Plant Bowen Client: Southern Company Data: Bowen 1, 2, 9, and 10

Sanitas™ v.10.0.16b Software licensed to . UG

Mann-Whitney (Wilcoxon Rank Sum)

GWA-39Z (bg)

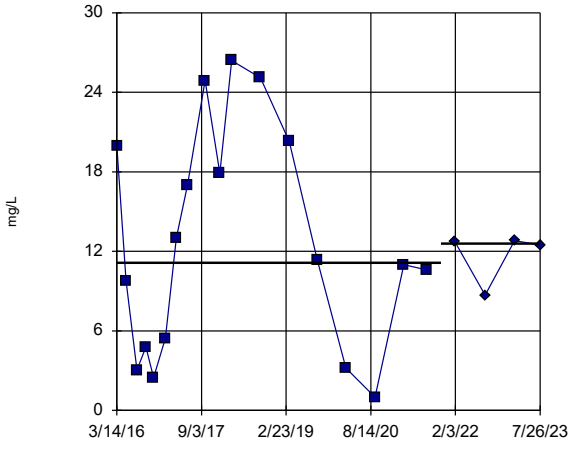

GWA-39Z background

GWA-39Z compliance

background median = 11.15

compliance median = 12.6

Z = -0.04256 (two-tail)

Alpha	Table	Sig.
0.2	1.282	No
0.1	1.645	No
0.05	1.96	No
0.02	2.326	No

Constituent: Calcium, total Analysis Run 4/14/2024 5:46 PM View: Appendix III Mann-Whitney
Plant Bowen Client: Southern Company Data: Bowen 1, 2, 9, and 10

Sanitas™ v.10.0.16b Software licensed to . UG

Mann-Whitney (Wilcoxon Rank Sum)

GWA-3A (bg)

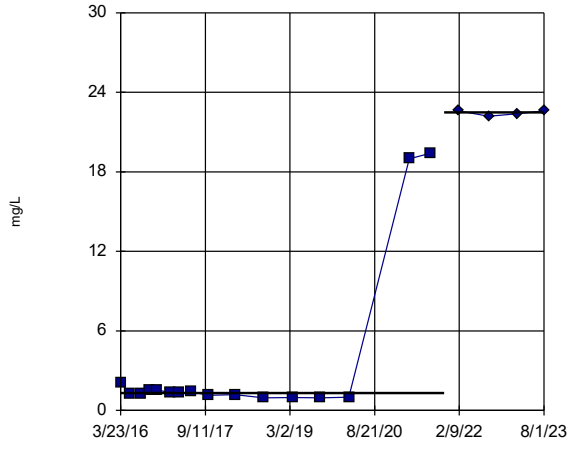

GWA-3A background

GWA-3A compliance

background median = 1.3

compliance median = 22.5

Z = 2.979 (two-tail)

Alpha	Table	Sig.
0.2	1.282	Yes
0.1	1.645	Yes
0.05	1.96	Yes
0.02	2.326	Yes
0.01	2.576	Yes

Constituent: Calcium, total Analysis Run 4/14/2024 5:46 PM View: Appendix III Mann-Whitney
Plant Bowen Client: Southern Company Data: Bowen 1, 2, 9, and 10

Sanitas™ v.10.0.16b Software licensed to . UG

Mann-Whitney (Wilcoxon Rank Sum)

GWA-40 (bg)

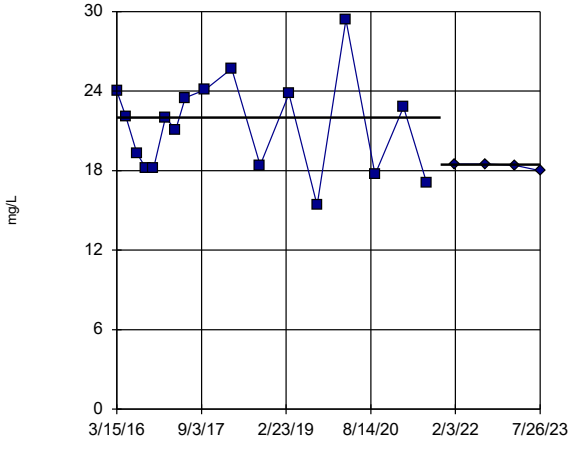

GWA-40 background

GWA-40 compliance

background median = 22

compliance median = 18.45

Z = -1.255 (two-tail)

Alpha	Table	Sig.
0.2	1.282	No
0.1	1.645	No
0.05	1.96	No
0.02	2.326	No
0.01	2.576	No

Constituent: Calcium, total Analysis Run 4/14/2024 5:46 PM View: Appendix III Mann-Whitney
Plant Bowen Client: Southern Company Data: Bowen 1, 2, 9, and 10

Sanitas™ v.10.0.16b Software licensed to . UG

Mann-Whitney (Wilcoxon Rank Sum)

GWA-41 (bg)

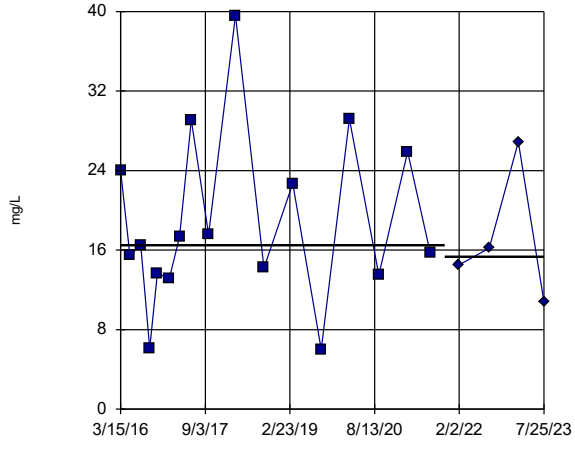

GWA-41 background

GWA-41 compliance

background median = 16.5

compliance median = 15.35

Z = -0.403 (two-tail)

Alpha	Table	Sig.
0.2	1.282	No
0.1	1.645	No
0.05	1.96	No
0.02	2.326	No
0.01	2.576	No

Constituent: Calcium, total Analysis Run 4/14/2024 5:46 PM View: Appendix III Mann-Whitney
Plant Bowen Client: Southern Company Data: Bowen 1, 2, 9, and 10

Sanitas™ v.10.0.16b Software licensed to . UG

Mann-Whitney (Wilcoxon Rank Sum)

GWA-41R (bg)

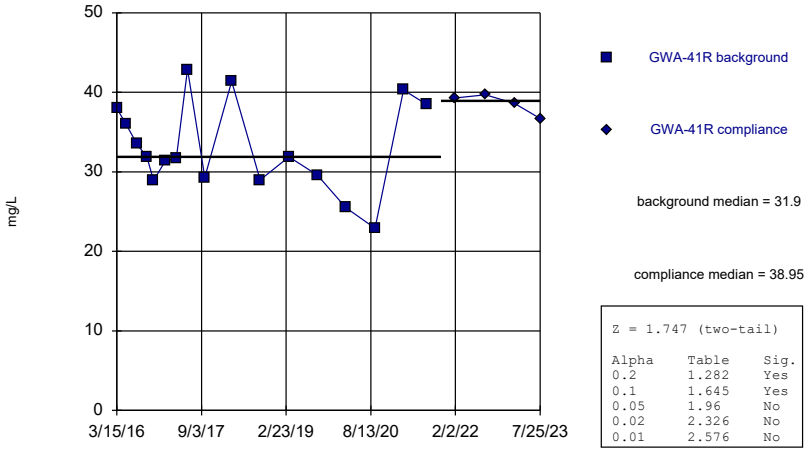

background median = 31.9

compliance median = 38.95

Z = 1.747 (two-tail)

Alpha	Table	Sig.
0.2	1.282	Yes
0.1	1.645	Yes
0.05	1.96	No
0.02	2.326	No
0.01	2.576	No

Constituent: Calcium, total Analysis Run 4/14/2024 5:46 PM View: Appendix III Mann-Whitney
Plant Bowen Client: Southern Company Data: Bowen 1, 2, 9, and 10

Sanitas™ v.10.0.16b Software licensed to . UG

Mann-Whitney (Wilcoxon Rank Sum)

GWA-42 (bg)

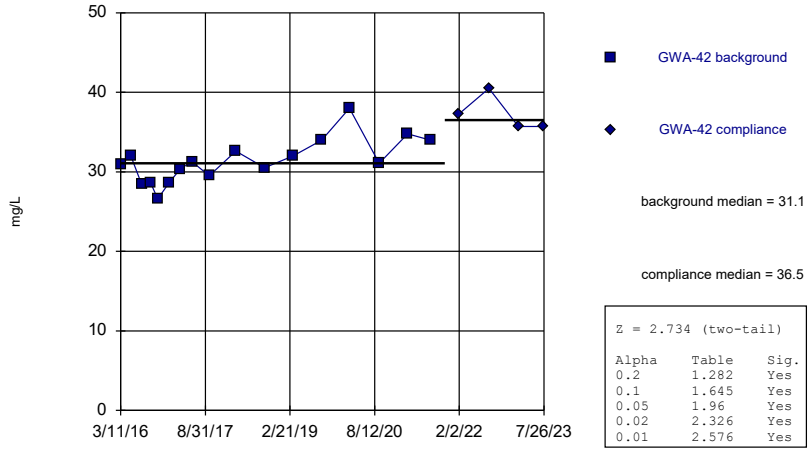

background median = 31.1

compliance median = 36.5

Z = 2.734 (two-tail)

Alpha	Table	Sig.
0.2	1.282	Yes
0.1	1.645	Yes
0.05	1.96	Yes
0.02	2.326	Yes
0.01	2.576	Yes

Constituent: Calcium, total Analysis Run 4/14/2024 5:46 PM View: Appendix III Mann-Whitney
Plant Bowen Client: Southern Company Data: Bowen 1, 2, 9, and 10

Sanitas™ v.10.0.16b Software licensed to . UG

Mann-Whitney (Wilcoxon Rank Sum)

GWA-43 (bg)

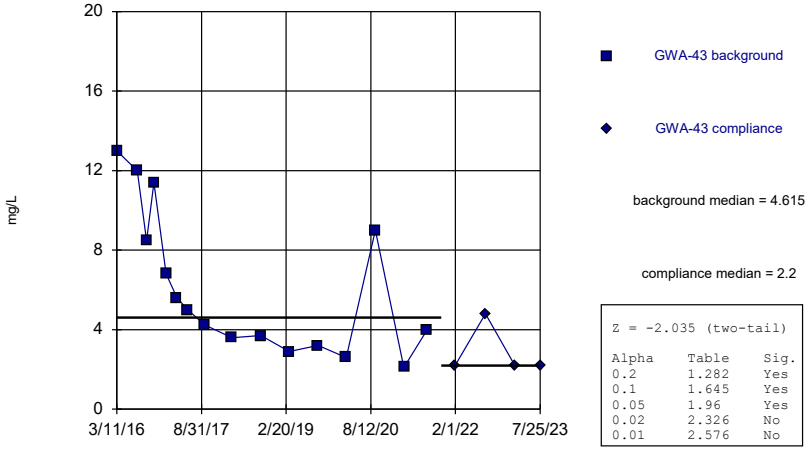

background median = 4.615

compliance median = 2.2

Z = -2.035 (two-tail)

Alpha	Table	Sig.
0.2	1.282	Yes
0.1	1.645	Yes
0.05	1.96	Yes
0.02	2.326	No
0.01	2.576	No

Constituent: Calcium, total Analysis Run 4/14/2024 5:46 PM View: Appendix III Mann-Whitney
Plant Bowen Client: Southern Company Data: Bowen 1, 2, 9, and 10

Sanitas™ v.10.0.16b Software licensed to . UG

Mann-Whitney (Wilcoxon Rank Sum)

GWA-43R (bg)

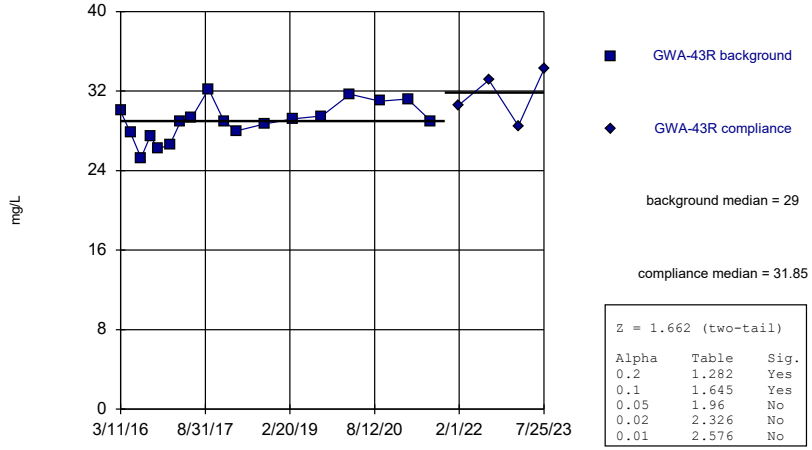

background median = 29

compliance median = 31.85

Z = 1.662 (two-tail)

Alpha	Table	Sig.
0.2	1.282	Yes
0.1	1.645	Yes
0.05	1.96	No
0.02	2.326	No
0.01	2.576	No

Constituent: Calcium, total Analysis Run 4/14/2024 5:46 PM View: Appendix III Mann-Whitney
Plant Bowen Client: Southern Company Data: Bowen 1, 2, 9, and 10

Sanitas™ v.10.0.16b Software licensed to . UG

Mann-Whitney (Wilcoxon Rank Sum)

GWA-4RZ (bg)

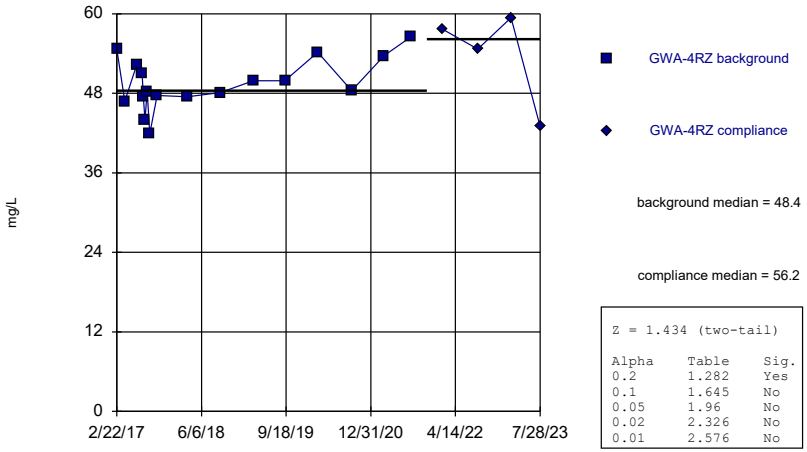

Z = 1.434 (two-tail)

Alpha	Table	Sig.
0.2	1.282	Yes
0.1	1.645	No
0.05	1.96	No
0.02	2.326	No
0.01	2.576	No

Constituent: Calcium, total Analysis Run 4/14/2024 5:46 PM View: Appendix III Mann-Whitney
Plant Bowen Client: Southern Company Data: Bowen 1, 2, 9, and 10

Sanitas™ v.10.0.16b Software licensed to . UG

Mann-Whitney (Wilcoxon Rank Sum)

GWA-50 (bg)

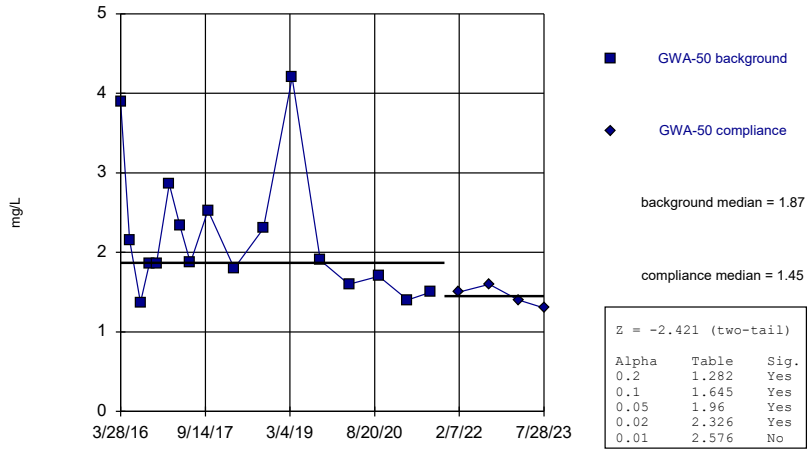

Z = -2.421 (two-tail)

Alpha	Table	Sig.
0.2	1.282	Yes
0.1	1.645	Yes
0.05	1.96	Yes
0.02	2.326	Yes
0.01	2.576	No

Constituent: Calcium, total Analysis Run 4/14/2024 5:46 PM View: Appendix III Mann-Whitney
Plant Bowen Client: Southern Company Data: Bowen 1, 2, 9, and 10

Sanitas™ v.10.0.16b Software licensed to . UG

Mann-Whitney (Wilcoxon Rank Sum)

GWA-50R (bg)

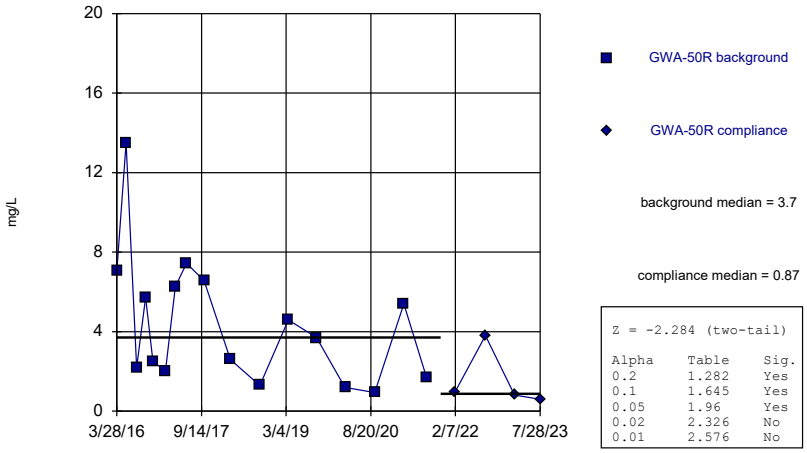

Z = -2.284 (two-tail)

Alpha	Table	Sig.
0.2	1.282	Yes
0.1	1.645	Yes
0.05	1.96	Yes
0.02	2.326	No
0.01	2.576	No

Constituent: Calcium, total Analysis Run 4/14/2024 5:46 PM View: Appendix III Mann-Whitney
Plant Bowen Client: Southern Company Data: Bowen 1, 2, 9, and 10

Sanitas™ v.10.0.16b Software licensed to . UG

Mann-Whitney (Wilcoxon Rank Sum)

GWC-10

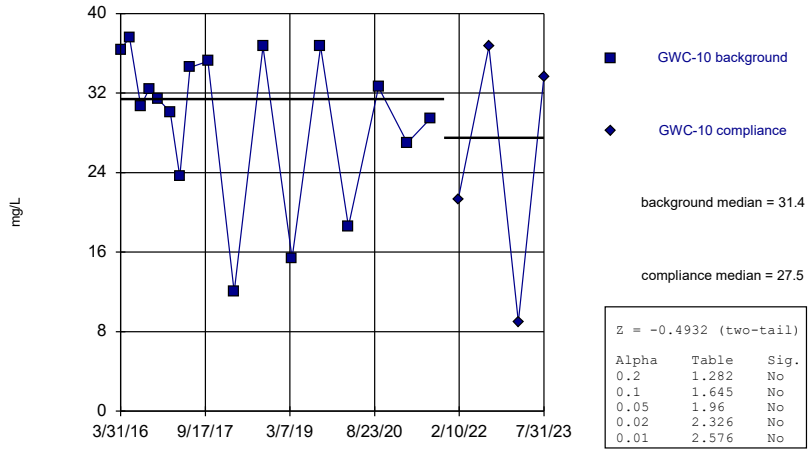

Z = -0.4932 (two-tail)

Alpha	Table	Sig.
0.2	1.282	No
0.1	1.645	No
0.05	1.96	No
0.02	2.326	No
0.01	2.576	No

Constituent: Calcium, total Analysis Run 4/14/2024 5:46 PM View: Appendix III Mann-Whitney
Plant Bowen Client: Southern Company Data: Bowen 1, 2, 9, and 10

Sanitas™ v.10.0.16b Software licensed to . UG

Mann-Whitney (Wilcoxon Rank Sum)

GWC-10R

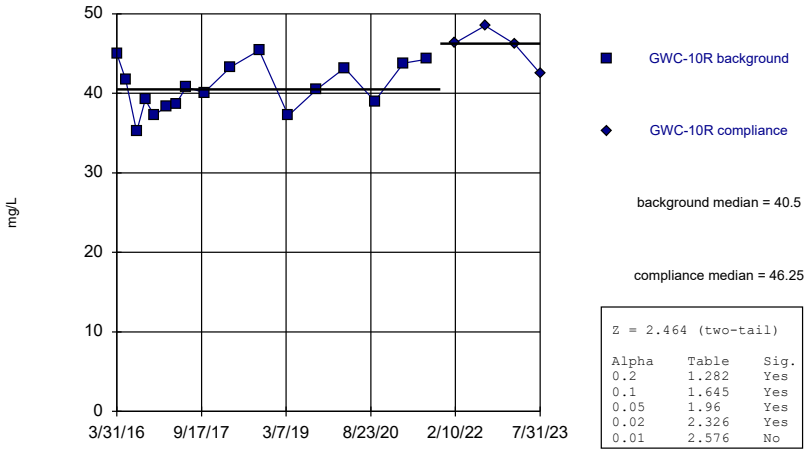

Z = 2.464 (two-tail)

Alpha	Table	Sig.
0.2	1.282	Yes
0.1	1.645	Yes
0.05	1.96	Yes
0.02	2.326	Yes
0.01	2.576	No

Constituent: Calcium, total Analysis Run 4/14/2024 5:46 PM View: Appendix III Mann-Whitney
Plant Bowen Client: Southern Company Data: Bowen 1, 2, 9, and 10

Sanitas™ v.10.0.16b Software licensed to . UG

Mann-Whitney (Wilcoxon Rank Sum)

GWC-11

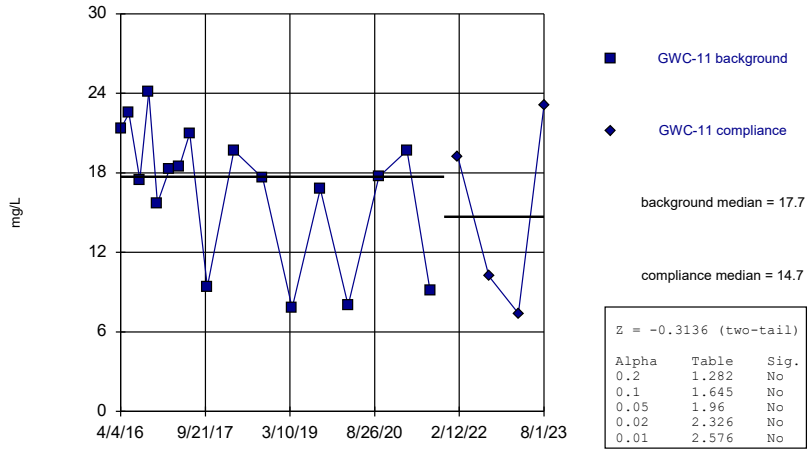

Z = -0.3136 (two-tail)

Alpha	Table	Sig.
0.2	1.282	No
0.1	1.645	No
0.05	1.96	No
0.02	2.326	No
0.01	2.576	No

Constituent: Calcium, total Analysis Run 4/14/2024 5:46 PM View: Appendix III Mann-Whitney
Plant Bowen Client: Southern Company Data: Bowen 1, 2, 9, and 10

Sanitas™ v.10.0.16b Software licensed to . UG

Mann-Whitney (Wilcoxon Rank Sum)

GWC-11R

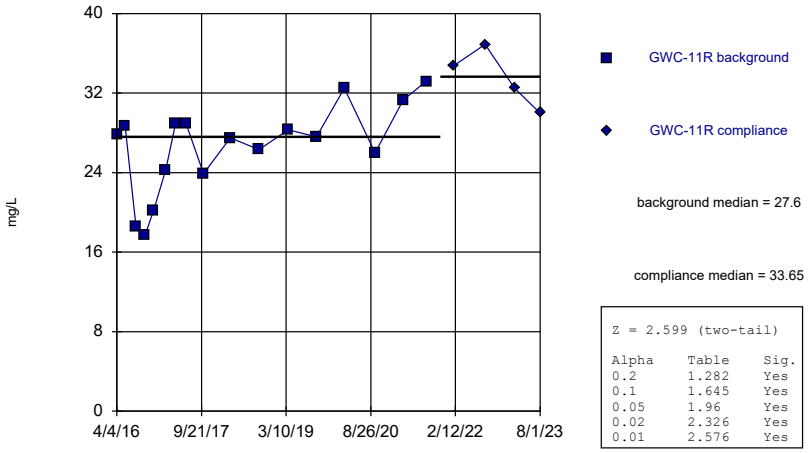

Z = 2.599 (two-tail)

Alpha	Table	Sig.
0.2	1.282	Yes
0.1	1.645	Yes
0.05	1.96	Yes
0.02	2.326	Yes
0.01	2.576	Yes

Constituent: Calcium, total Analysis Run 4/14/2024 5:46 PM View: Appendix III Mann-Whitney
Plant Bowen Client: Southern Company Data: Bowen 1, 2, 9, and 10

Sanitas™ v.10.0.16b Software licensed to . UG

Mann-Whitney (Wilcoxon Rank Sum)

GWC-12

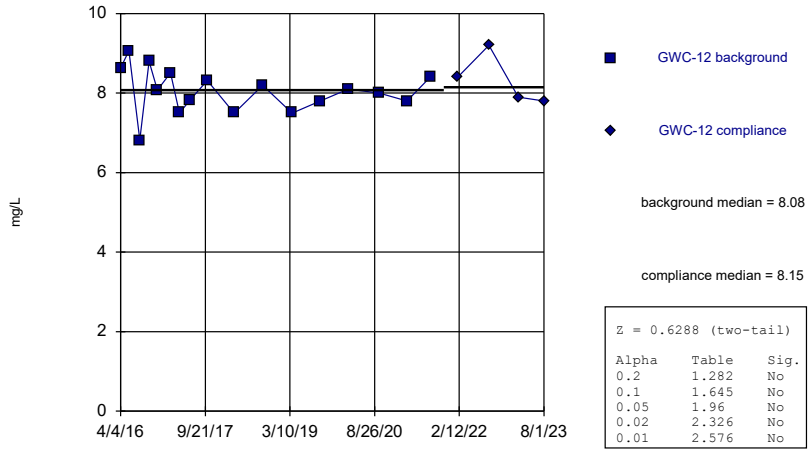

Z = 0.6288 (two-tail)

Alpha	Table	Sig.
0.2	1.282	No
0.1	1.645	No
0.05	1.96	No
0.02	2.326	No
0.01	2.576	No

Constituent: Calcium, total Analysis Run 4/14/2024 5:46 PM View: Appendix III Mann-Whitney
Plant Bowen Client: Southern Company Data: Bowen 1, 2, 9, and 10

Sanitas™ v.10.0.16b Software licensed to . UG

Mann-Whitney (Wilcoxon Rank Sum)

GWC-13

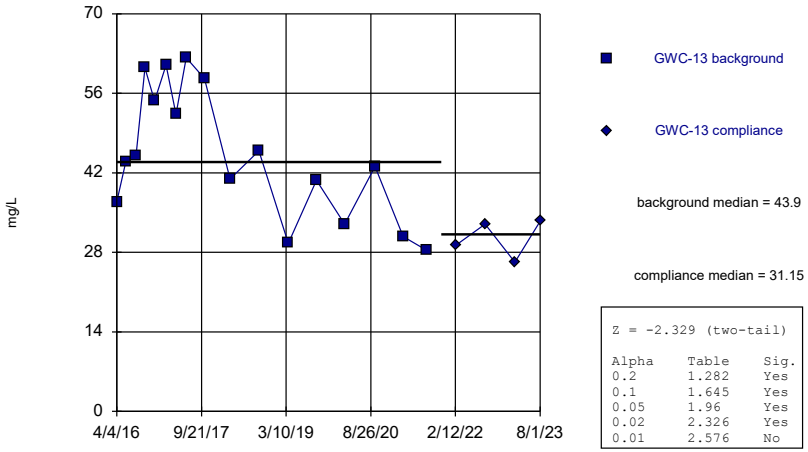

Z = -2.329 (two-tail)

Alpha	Table	Sig.
0.2	1.282	Yes
0.1	1.645	Yes
0.05	1.96	Yes
0.02	2.326	Yes
0.01	2.576	No

Constituent: Calcium, total Analysis Run 4/14/2024 5:46 PM View: Appendix III Mann-Whitney
Plant Bowen Client: Southern Company Data: Bowen 1, 2, 9, and 10

Sanitas™ v.10.0.16b Software licensed to . UG

Mann-Whitney (Wilcoxon Rank Sum)

GWC-13RZ

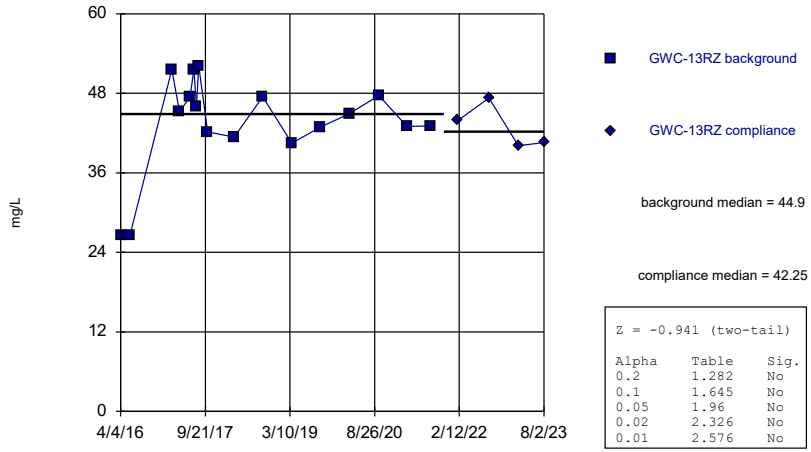

Z = -0.941 (two-tail)

Alpha	Table	Sig.
0.2	1.282	No
0.1	1.645	No
0.05	1.96	No
0.02	2.326	No
0.01	2.576	No

Constituent: Calcium, total Analysis Run 4/14/2024 5:46 PM View: Appendix III Mann-Whitney
Plant Bowen Client: Southern Company Data: Bowen 1, 2, 9, and 10

Sanitas™ v.10.0.16b Software licensed to . UG

Mann-Whitney (Wilcoxon Rank Sum)

GWC-14Z

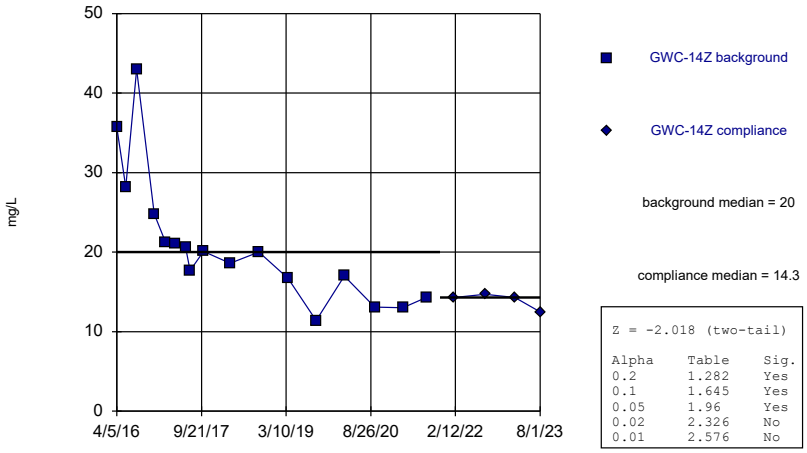

Z = -2.018 (two-tail)

Alpha	Table	Sig.
0.2	1.282	Yes
0.1	1.645	Yes
0.05	1.96	Yes
0.02	2.326	No
0.01	2.576	No

Constituent: Calcium, total Analysis Run 4/14/2024 5:46 PM View: Appendix III Mann-Whitney
Plant Bowen Client: Southern Company Data: Bowen 1, 2, 9, and 10

Sanitas™ v.10.0.16b Software licensed to . UG

Mann-Whitney (Wilcoxon Rank Sum)

GWC-15R

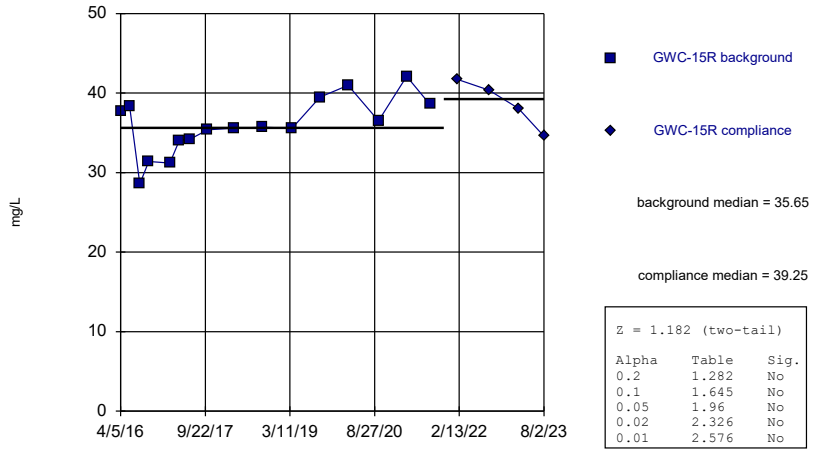

Z = 1.182 (two-tail)

Alpha	Table	Sig.
0.2	1.282	No
0.1	1.645	No
0.05	1.96	No
0.02	2.326	No
0.01	2.576	No

Constituent: Calcium, total Analysis Run 4/14/2024 5:46 PM View: Appendix III Mann-Whitney
Plant Bowen Client: Southern Company Data: Bowen 1, 2, 9, and 10

Sanitas™ v.10.0.16b Software licensed to . UG

Mann-Whitney (Wilcoxon Rank Sum)

GWC-15Z

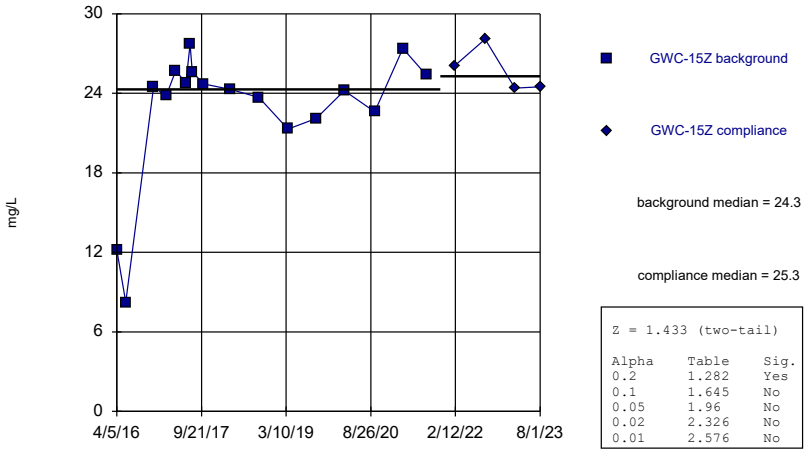

Z = 1.433 (two-tail)

Alpha	Table	Sig.
0.2	1.282	Yes
0.1	1.645	No
0.05	1.96	No
0.02	2.326	No
0.01	2.576	No

Constituent: Calcium, total Analysis Run 4/14/2024 5:46 PM View: Appendix III Mann-Whitney
Plant Bowen Client: Southern Company Data: Bowen 1, 2, 9, and 10

Sanitas™ v.10.0.16b Software licensed to . UG

Mann-Whitney (Wilcoxon Rank Sum)

GWC-44

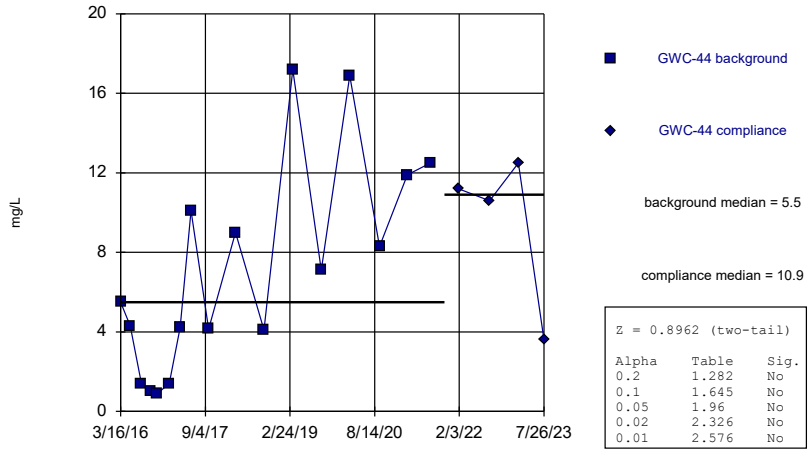

Z = 0.8962 (two-tail)

Alpha	Table	Sig.
0.2	1.282	No
0.1	1.645	No
0.05	1.96	No
0.02	2.326	No
0.01	2.576	No

Constituent: Calcium, total Analysis Run 4/14/2024 5:46 PM View: Appendix III Mann-Whitney
Plant Bowen Client: Southern Company Data: Bowen 1, 2, 9, and 10

Sanitas™ v.10.0.16b Software licensed to . UG

Mann-Whitney (Wilcoxon Rank Sum)

GWC-45

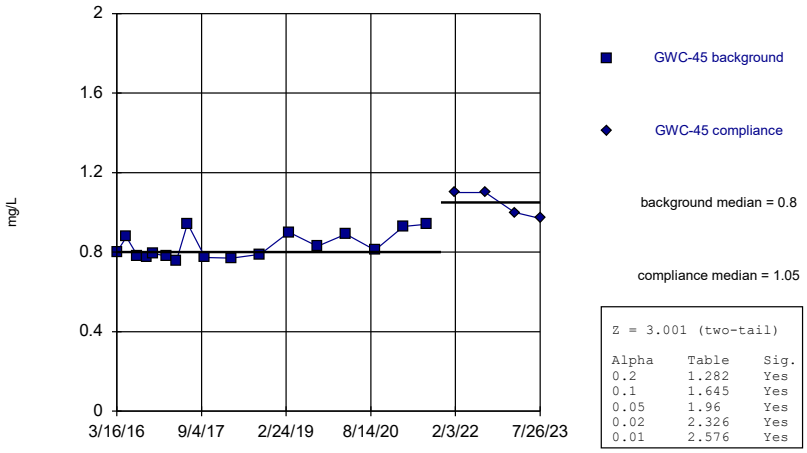

Z = 3.001 (two-tail)

Alpha	Table	Sig.
0.2	1.282	Yes
0.1	1.645	Yes
0.05	1.96	Yes
0.02	2.326	Yes
0.01	2.576	Yes

Constituent: Calcium, total Analysis Run 4/14/2024 5:46 PM View: Appendix III Mann-Whitney
Plant Bowen Client: Southern Company Data: Bowen 1, 2, 9, and 10

Sanitas™ v.10.0.16b Software licensed to . UG

Mann-Whitney (Wilcoxon Rank Sum)

GWC-45R

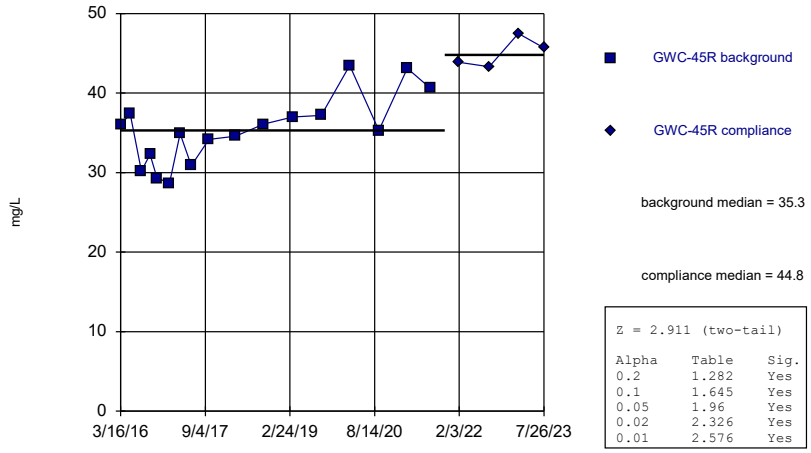

Z = 2.911 (two-tail)

Alpha	Table	Sig.
0.2	1.282	Yes
0.1	1.645	Yes
0.05	1.96	Yes
0.02	2.326	Yes
0.01	2.576	Yes

Constituent: Calcium, total Analysis Run 4/14/2024 5:46 PM View: Appendix III Mann-Whitney
Plant Bowen Client: Southern Company Data: Bowen 1, 2, 9, and 10

Sanitas™ v.10.0.16b Software licensed to . UG

Mann-Whitney (Wilcoxon Rank Sum)

GWC-46R

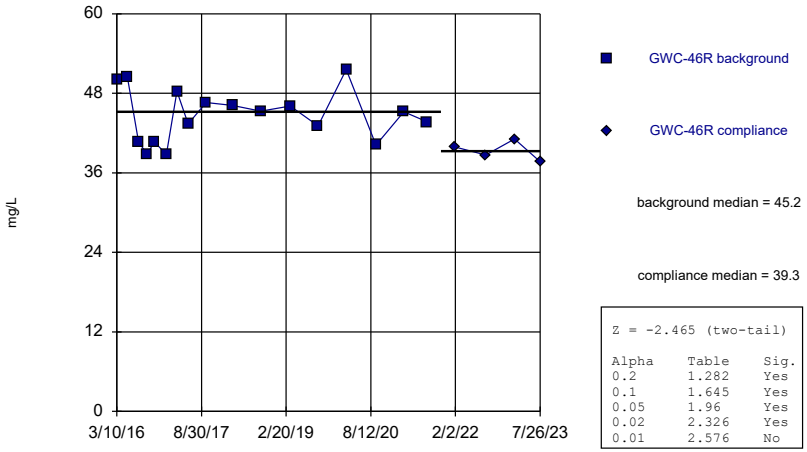

Z = -2.465 (two-tail)

Alpha	Table	Sig.
0.2	1.282	Yes
0.1	1.645	Yes
0.05	1.96	Yes
0.02	2.326	Yes
0.01	2.576	No

Constituent: Calcium, total Analysis Run 4/14/2024 5:46 PM View: Appendix III Mann-Whitney
Plant Bowen Client: Southern Company Data: Bowen 1, 2, 9, and 10

Sanitas™ v.10.0.16b Software licensed to . UG

Mann-Whitney (Wilcoxon Rank Sum)

GWC-47

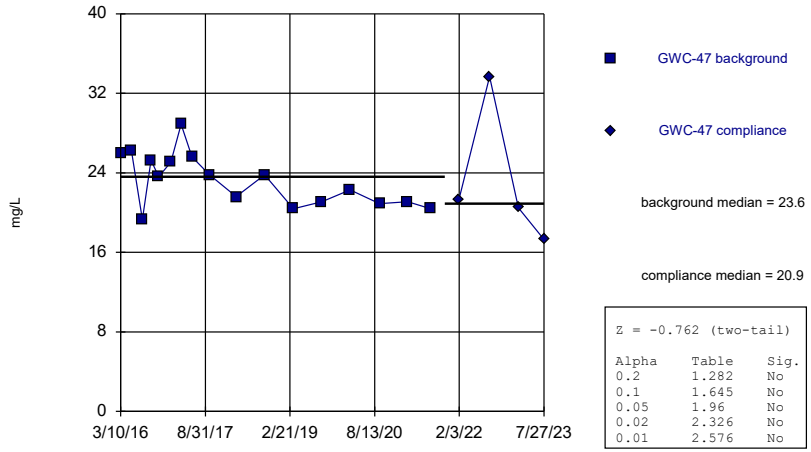

Z = -0.762 (two-tail)

Alpha	Table	Sig.
0.2	1.282	No
0.1	1.645	No
0.05	1.96	No
0.02	2.326	No
0.01	2.576	No

Constituent: Calcium, total Analysis Run 4/14/2024 5:46 PM View: Appendix III Mann-Whitney
Plant Bowen Client: Southern Company Data: Bowen 1, 2, 9, and 10

Sanitas™ v.10.0.16b Software licensed to . UG

Mann-Whitney (Wilcoxon Rank Sum)

GWC-47R

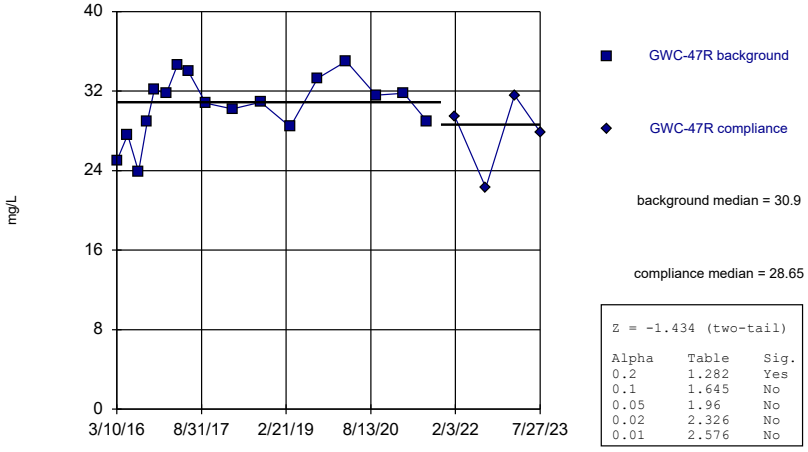

Z = -1.434 (two-tail)

Alpha	Table	Sig.
0.2	1.282	Yes
0.1	1.645	No
0.05	1.96	No
0.02	2.326	No
0.01	2.576	No

Constituent: Calcium, total Analysis Run 4/14/2024 5:46 PM View: Appendix III Mann-Whitney
Plant Bowen Client: Southern Company Data: Bowen 1, 2, 9, and 10

Sanitas™ v.10.0.16b Software licensed to . UG
Hollow symbols indicate censored values.

Mann-Whitney (Wilcoxon Rank Sum)

GWC-48

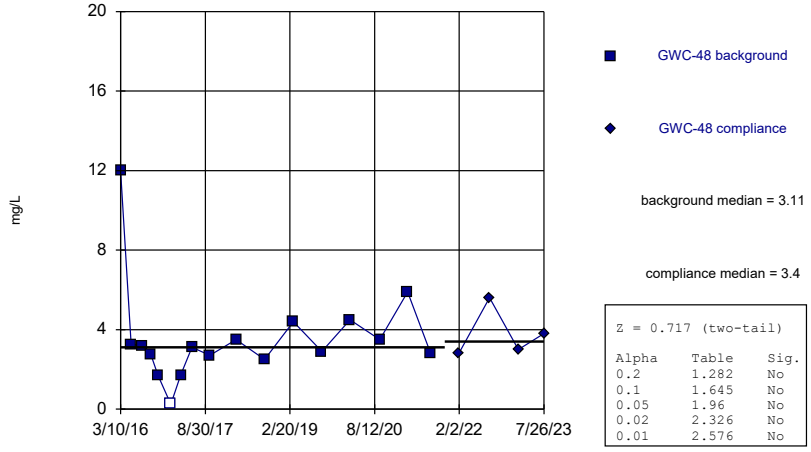

Z = 0.717 (two-tail)

Alpha	Table	Sig.
0.2	1.282	No
0.1	1.645	No
0.05	1.96	No
0.02	2.326	No
0.01	2.576	No

Constituent: Calcium, total Analysis Run 4/14/2024 5:46 PM View: Appendix III Mann-Whitney
Plant Bowen Client: Southern Company Data: Bowen 1, 2, 9, and 10

Sanitas™ v.10.0.16b Software licensed to . UG

Mann-Whitney (Wilcoxon Rank Sum)

GWC-49R

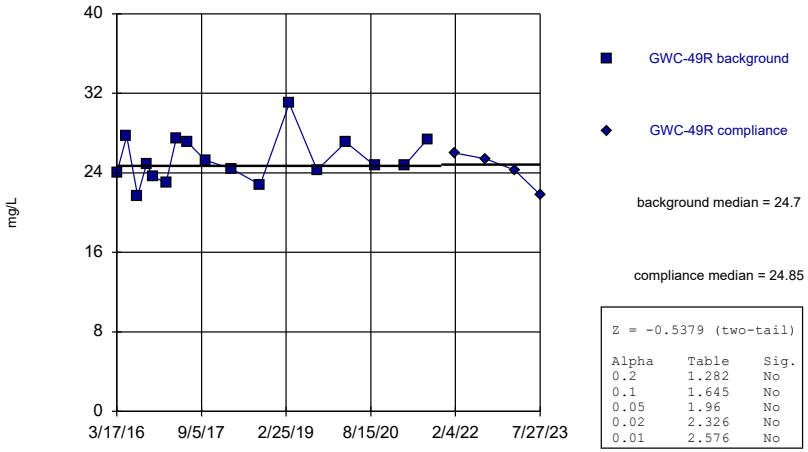

Z = -0.5379 (two-tail)

Alpha	Table	Sig.
0.2	1.282	No
0.1	1.645	No
0.05	1.96	No
0.02	2.326	No
0.01	2.576	No

Constituent: Calcium, total Analysis Run 4/14/2024 5:46 PM View: Appendix III Mann-Whitney
Plant Bowen Client: Southern Company Data: Bowen 1, 2, 9, and 10

Sanitas™ v.10.0.16b Software licensed to . UG

Mann-Whitney (Wilcoxon Rank Sum)

GWC-49Z

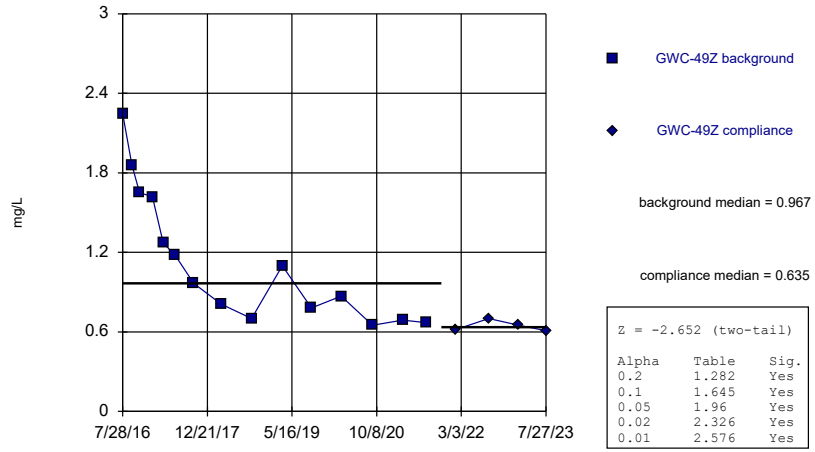

Z = -2.652 (two-tail)

Alpha	Table	Sig.
0.2	1.282	Yes
0.1	1.645	Yes
0.05	1.96	Yes
0.02	2.326	Yes
0.01	2.576	Yes

Constituent: Calcium, total Analysis Run 4/14/2024 5:46 PM View: Appendix III Mann-Whitney
Plant Bowen Client: Southern Company Data: Bowen 1, 2, 9, and 10

Sanitas™ v.10.0.16b Software licensed to . UG

Mann-Whitney (Wilcoxon Rank Sum)

GWC-5

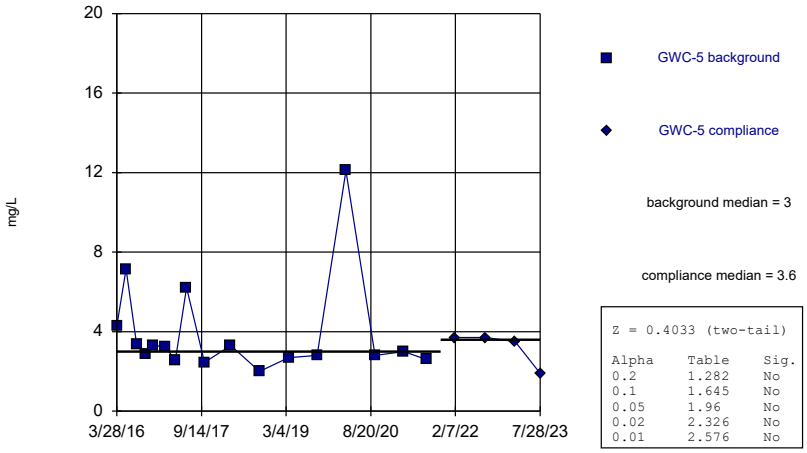

Z = 0.4033 (two-tail)

Alpha	Table	Sig.
0.2	1.282	No
0.1	1.645	No
0.05	1.96	No
0.02	2.326	No
0.01	2.576	No

Constituent: Calcium, total Analysis Run 4/14/2024 5:46 PM View: Appendix III Mann-Whitney
Plant Bowen Client: Southern Company Data: Bowen 1, 2, 9, and 10

Sanitas™ v.10.0.16b Software licensed to . UG

Mann-Whitney (Wilcoxon Rank Sum)

GWC-6

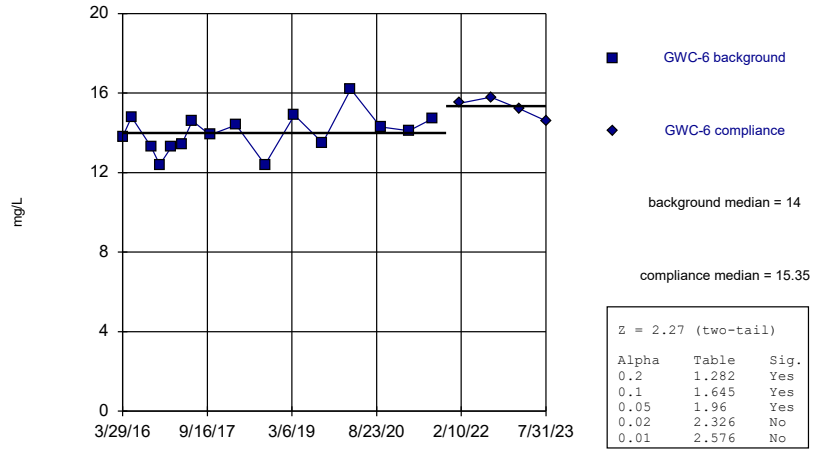

Z = 2.27 (two-tail)

Alpha	Table	Sig.
0.2	1.282	Yes
0.1	1.645	Yes
0.05	1.96	Yes
0.02	2.326	No
0.01	2.576	No

Constituent: Calcium, total Analysis Run 4/14/2024 5:46 PM View: Appendix III Mann-Whitney
Plant Bowen Client: Southern Company Data: Bowen 1, 2, 9, and 10

Sanitas™ v.10.0.16b Software licensed to . UG

Mann-Whitney (Wilcoxon Rank Sum)

GWC-6RZ

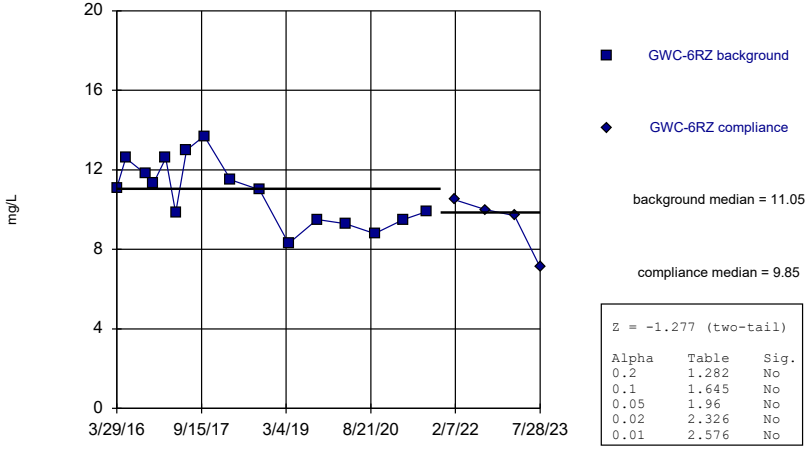

Z = -1.277 (two-tail)

Alpha	Table	Sig.
0.2	1.282	No
0.1	1.645	No
0.05	1.96	No
0.02	2.326	No
0.01	2.576	No

Constituent: Calcium, total Analysis Run 4/14/2024 5:46 PM View: Appendix III Mann-Whitney
Plant Bowen Client: Southern Company Data: Bowen 1, 2, 9, and 10

Sanitas™ v.10.0.16b Software licensed to . UG

Mann-Whitney (Wilcoxon Rank Sum)

GWC-7Z

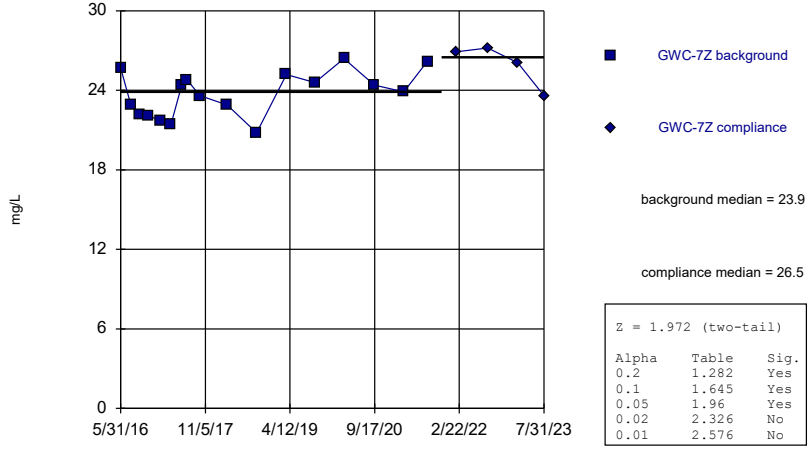

Z = 1.972 (two-tail)

Alpha	Table	Sig.
0.2	1.282	Yes
0.1	1.645	Yes
0.05	1.96	Yes
0.02	2.326	No
0.01	2.576	No

Constituent: Calcium, total Analysis Run 4/14/2024 5:46 PM View: Appendix III Mann-Whitney
Plant Bowen Client: Southern Company Data: Bowen 1, 2, 9, and 10

Sanitas™ v.10.0.16b Software licensed to . UG

Mann-Whitney (Wilcoxon Rank Sum)

GWC-8RR

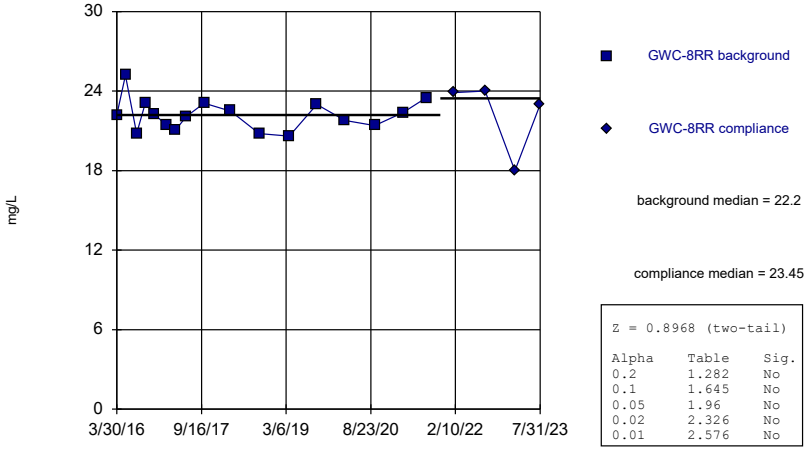

Z = 0.8968 (two-tail)

Alpha	Table	Sig.
0.2	1.282	No
0.1	1.645	No
0.05	1.96	No
0.02	2.326	No
0.01	2.576	No

Constituent: Calcium, total Analysis Run 4/14/2024 5:46 PM View: Appendix III Mann-Whitney
Plant Bowen Client: Southern Company Data: Bowen 1, 2, 9, and 10

Sanitas™ v.10.0.16b Software licensed to . UG

Mann-Whitney (Wilcoxon Rank Sum)

GWC-8Z

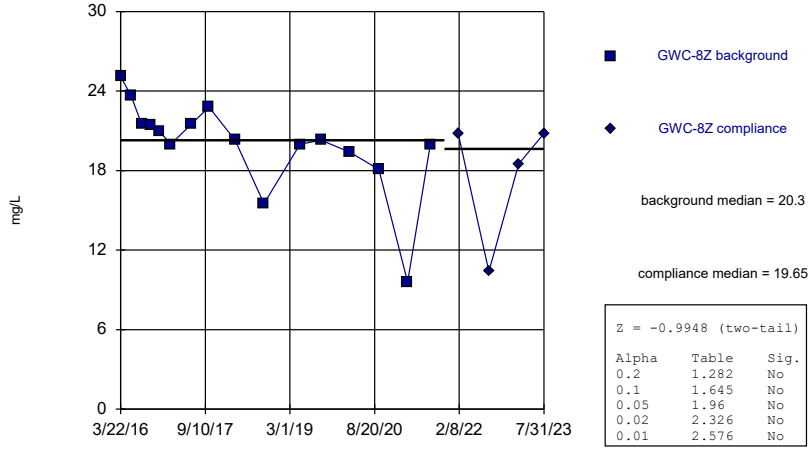

Z = -0.9948 (two-tail)

Alpha	Table	Sig.
0.2	1.282	No
0.1	1.645	No
0.05	1.96	No
0.02	2.326	No
0.01	2.576	No

Constituent: Calcium, total Analysis Run 4/14/2024 5:46 PM View: Appendix III Mann-Whitney
Plant Bowen Client: Southern Company Data: Bowen 1, 2, 9, and 10

Sanitas™ v.10.0.16b Software licensed to . UG

Mann-Whitney (Wilcoxon Rank Sum)

GWC-9

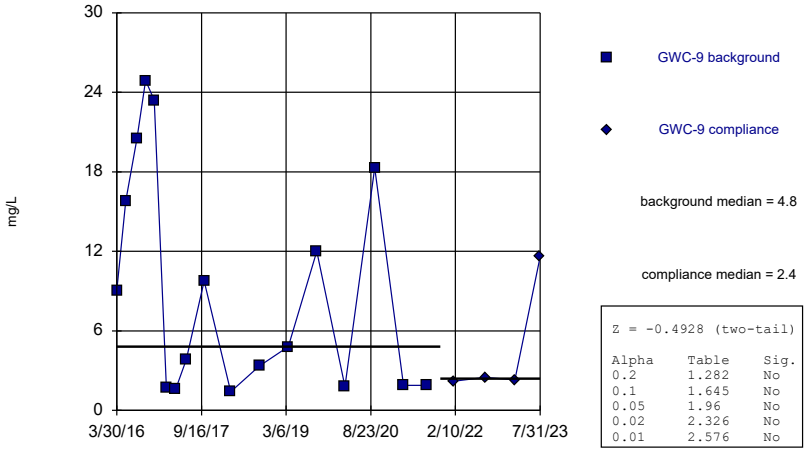

Z = -0.4928 (two-tail)

Alpha	Table	Sig.
0.2	1.282	No
0.1	1.645	No
0.05	1.96	No
0.02	2.326	No
0.01	2.576	No

Constituent: Calcium, total Analysis Run 4/14/2024 5:46 PM View: Appendix III Mann-Whitney
Plant Bowen Client: Southern Company Data: Bowen 1, 2, 9, and 10

Sanitas™ v.10.0.16b Software licensed to . UG
Hollow symbols indicate censored values.

Mann-Whitney (Wilcoxon Rank Sum)

GWA-1 (bg)

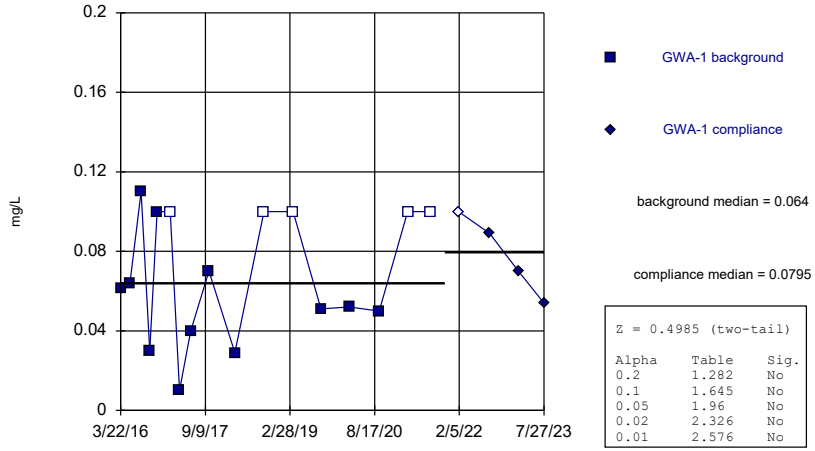

Z = 0.4985 (two-tail)

Alpha	Table	Sig.
0.2	1.282	No
0.1	1.645	No
0.05	1.96	No
0.02	2.326	No
0.01	2.576	No

Constituent: Fluoride, total Analysis Run 4/14/2024 5:46 PM View: Appendix III Mann-Whitney
Plant Bowen Client: Southern Company Data: Bowen 1, 2, 9, and 10

Sanitas™ v.10.0.16b Software licensed to . UG
Hollow symbols indicate censored values.

Mann-Whitney (Wilcoxon Rank Sum)

GWA-2 (bg)

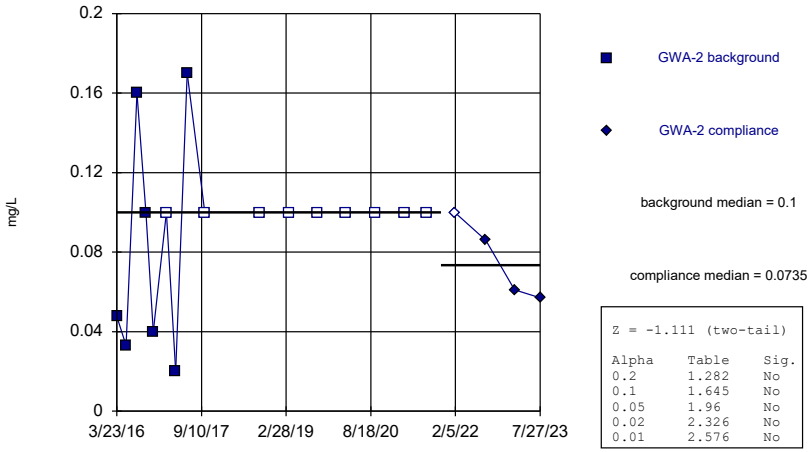

Z = -1.111 (two-tail)

Alpha	Table	Sig.
0.2	1.282	No
0.1	1.645	No
0.05	1.96	No
0.02	2.326	No
0.01	2.576	No

Constituent: Fluoride, total Analysis Run 4/14/2024 5:46 PM View: Appendix III Mann-Whitney
Plant Bowen Client: Southern Company Data: Bowen 1, 2, 9, and 10

Sanitas™ v.10.0.16b Software licensed to . UG
Hollow symbols indicate censored values.

Mann-Whitney (Wilcoxon Rank Sum)

GWA-2R (bg)

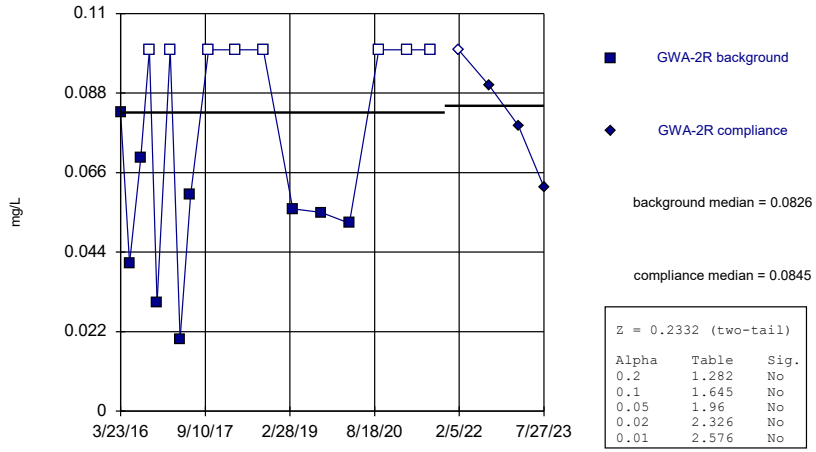

Z = 0.2332 (two-tail)

Alpha	Table	Sig.
0.2	1.282	No
0.1	1.645	No
0.05	1.96	No
0.02	2.326	No
0.01	2.576	No

Constituent: Fluoride, total Analysis Run 4/14/2024 5:46 PM View: Appendix III Mann-Whitney
Plant Bowen Client: Southern Company Data: Bowen 1, 2, 9, and 10

Sanitas™ v.10.0.16b Software licensed to . UG
Hollow symbols indicate censored values.

Mann-Whitney (Wilcoxon Rank Sum)

GWA-39RZ (bg)

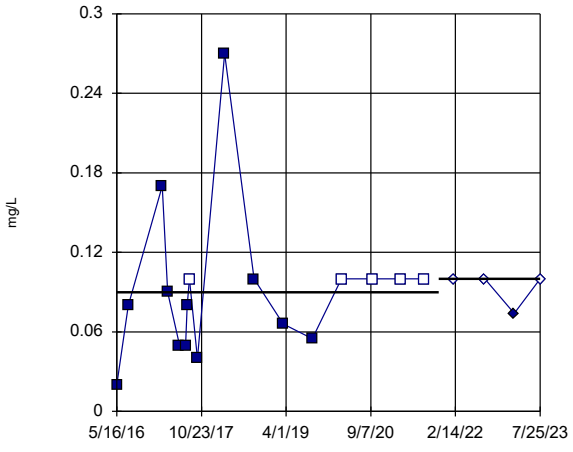

GWA-39RZ background

GWA-39RZ compliance

background median = 0.09

compliance median = 0.1

Z = 0.8296 (two-tail)

Alpha	Table	Sig.
0.2	1.282	No
0.1	1.645	No
0.05	1.96	No
0.02	2.326	No
0.01	2.576	No

Constituent: Fluoride, total Analysis Run 4/14/2024 5:46 PM View: Appendix III Mann-Whitney
Plant Bowen Client: Southern Company Data: Bowen 1, 2, 9, and 10

Sanitas™ v.10.0.16b Software licensed to . UG
Hollow symbols indicate censored values.

Mann-Whitney (Wilcoxon Rank Sum)

GWA-39Z (bg)

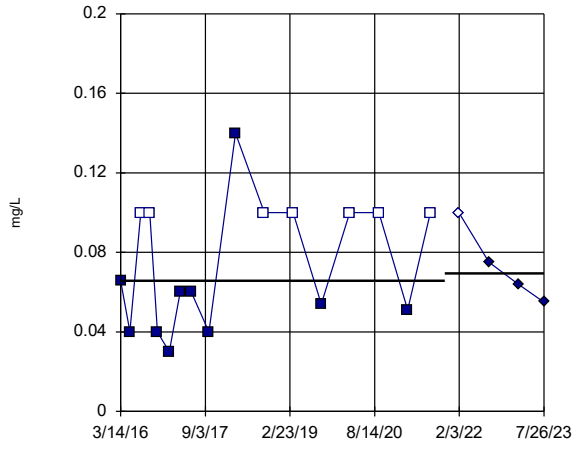

GWA-39Z background

GWA-39Z compliance

background median = 0.0657

compliance median = 0.0695

Z = 0.09217 (two-tail)

Alpha	Table	Sig.
0.2	1.282	No
0.1	1.645	No
0.05	1.96	No
0.02	2.326	No
0.01	2.576	No

Constituent: Fluoride, total Analysis Run 4/14/2024 5:46 PM View: Appendix III Mann-Whitney
Plant Bowen Client: Southern Company Data: Bowen 1, 2, 9, and 10

Sanitas™ v.10.0.16b Software licensed to . UG
Hollow symbols indicate censored values.

Mann-Whitney (Wilcoxon Rank Sum)

GWA-3A (bg)

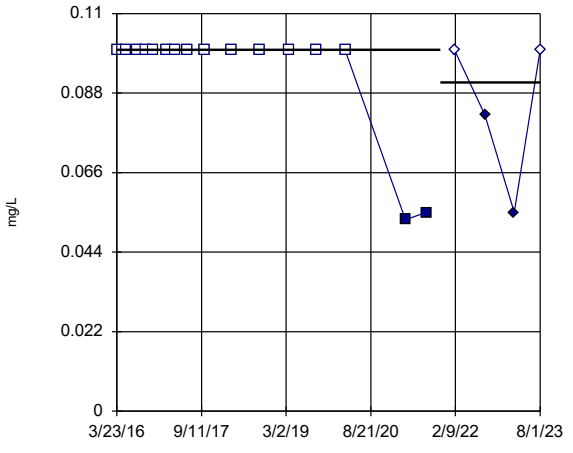

GWA-3A background

GWA-3A compliance

background median = 0.1

compliance median = 0.091

Z = -1.488 (two-tail)

Alpha	Table	Sig.
0.2	1.282	Yes
0.1	1.645	No
0.05	1.96	No
0.02	2.326	No
0.01	2.576	No

Constituent: Fluoride, total Analysis Run 4/14/2024 5:46 PM View: Appendix III Mann-Whitney
Plant Bowen Client: Southern Company Data: Bowen 1, 2, 9, and 10

Sanitas™ v.10.0.16b Software licensed to . UG
Hollow symbols indicate censored values.

Mann-Whitney (Wilcoxon Rank Sum)

GWA-40 (bg)

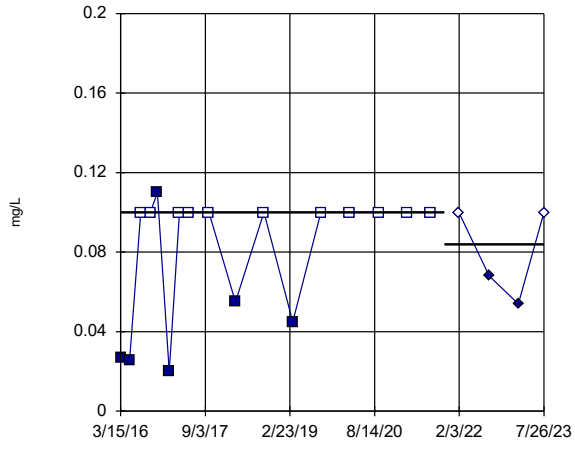

GWA-40 background

GWA-40 compliance

background median = 0.1

compliance median = 0.084

Z = -0.4612 (two-tail)

Alpha	Table	Sig.
0.2	1.282	No
0.1	1.645	No
0.05	1.96	No
0.02	2.326	No
0.01	2.576	No

Constituent: Fluoride, total Analysis Run 4/14/2024 5:46 PM View: Appendix III Mann-Whitney
Plant Bowen Client: Southern Company Data: Bowen 1, 2, 9, and 10

Sanitas™ v.10.0.16b Software licensed to . UG
Hollow symbols indicate censored values.

Mann-Whitney (Wilcoxon Rank Sum)

GWA-41 (bg)

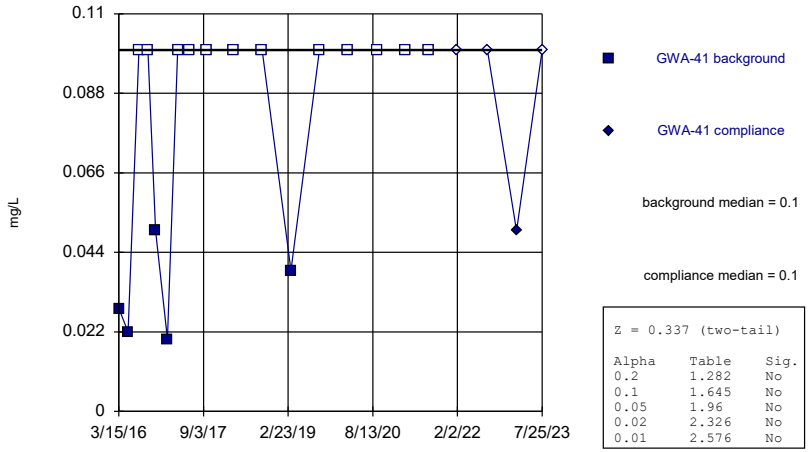

Z = 0.337 (two-tail)

Alpha	Table	Sig.
0.2	1.282	No
0.1	1.645	No
0.05	1.96	No
0.02	2.326	No
0.01	2.576	No

Constituent: Fluoride, total Analysis Run 4/14/2024 5:46 PM View: Appendix III Mann-Whitney
Plant Bowen Client: Southern Company Data: Bowen 1, 2, 9, and 10

Sanitas™ v.10.0.16b Software licensed to . UG
Hollow symbols indicate censored values.

Mann-Whitney (Wilcoxon Rank Sum)

GWA-41R (bg)

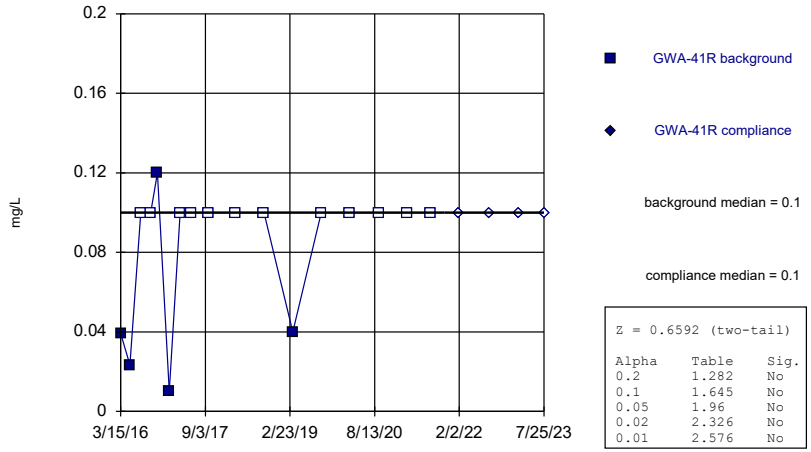

Z = 0.6592 (two-tail)

Alpha	Table	Sig.
0.2	1.282	No
0.1	1.645	No
0.05	1.96	No
0.02	2.326	No
0.01	2.576	No

Constituent: Fluoride, total Analysis Run 4/14/2024 5:46 PM View: Appendix III Mann-Whitney
Plant Bowen Client: Southern Company Data: Bowen 1, 2, 9, and 10

Sanitas™ v.10.0.16b Software licensed to . UG
Hollow symbols indicate censored values.

Mann-Whitney (Wilcoxon Rank Sum)

GWA-42 (bg)

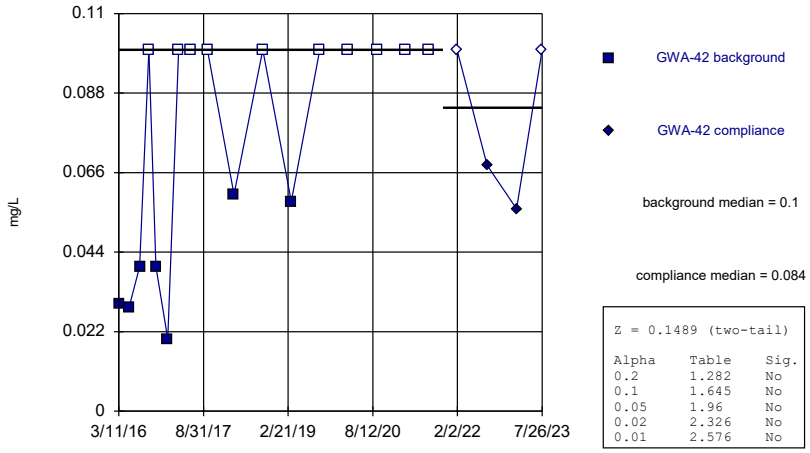

Z = 0.1489 (two-tail)

Alpha	Table	Sig.
0.2	1.282	No
0.1	1.645	No
0.05	1.96	No
0.02	2.326	No
0.01	2.576	No

Constituent: Fluoride, total Analysis Run 4/14/2024 5:47 PM View: Appendix III Mann-Whitney
Plant Bowen Client: Southern Company Data: Bowen 1, 2, 9, and 10

Sanitas™ v.10.0.16b Software licensed to . UG
Hollow symbols indicate censored values.

Mann-Whitney (Wilcoxon Rank Sum)

GWA-43 (bg)

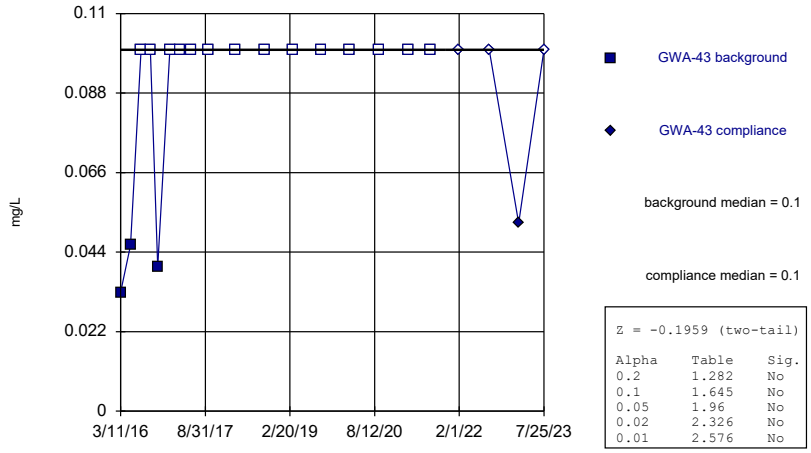

Z = -0.1959 (two-tail)

Alpha	Table	Sig.
0.2	1.282	No
0.1	1.645	No
0.05	1.96	No
0.02	2.326	No
0.01	2.576	No

Constituent: Fluoride, total Analysis Run 4/14/2024 5:47 PM View: Appendix III Mann-Whitney
Plant Bowen Client: Southern Company Data: Bowen 1, 2, 9, and 10

Sanitas™ v.10.0.16b Software licensed to . UG
Hollow symbols indicate censored values.

Mann-Whitney (Wilcoxon Rank Sum)

GWA-43R (bg)

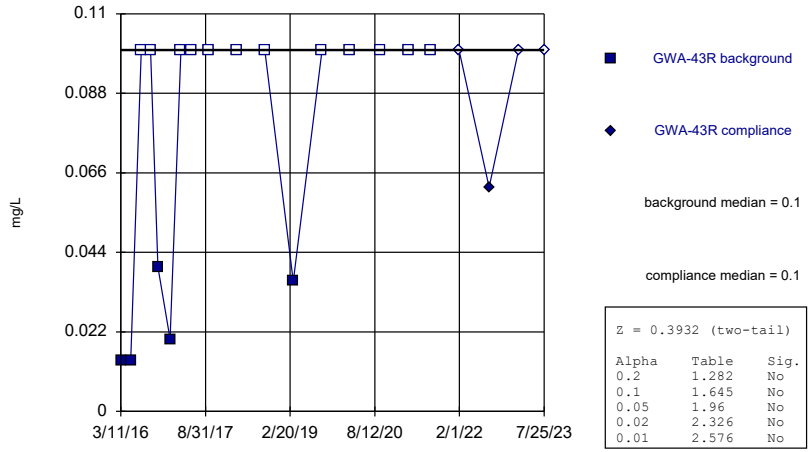

Z = 0.3932 (two-tail)

Alpha	Table	Sig.
0.2	1.282	No
0.1	1.645	No
0.05	1.96	No
0.02	2.326	No
0.01	2.576	No

Constituent: Fluoride, total Analysis Run 4/14/2024 5:47 PM View: Appendix III Mann-Whitney
Plant Bowen Client: Southern Company Data: Bowen 1, 2, 9, and 10

Sanitas™ v.10.0.16b Software licensed to . UG
Hollow symbols indicate censored values.

Mann-Whitney (Wilcoxon Rank Sum)

GWA-4RZ (bg)

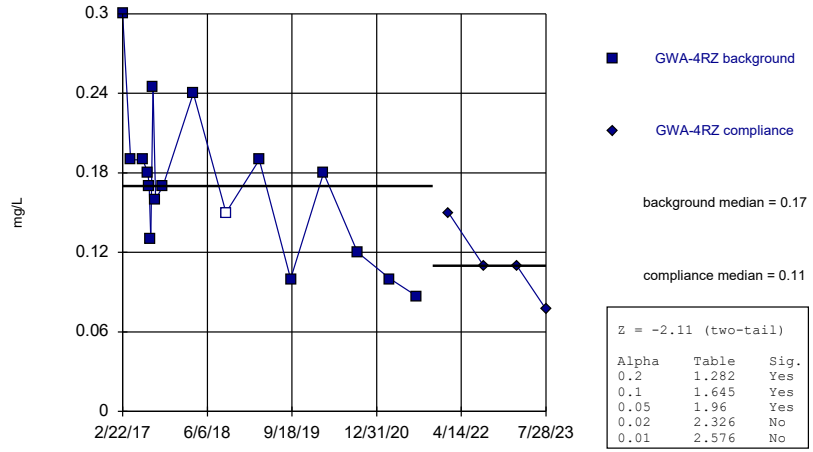

Z = -2.11 (two-tail)

Alpha	Table	Sig.
0.2	1.282	Yes
0.1	1.645	Yes
0.05	1.96	Yes
0.02	2.326	No
0.01	2.576	No

Constituent: Fluoride, total Analysis Run 4/14/2024 5:47 PM View: Appendix III Mann-Whitney
Plant Bowen Client: Southern Company Data: Bowen 1, 2, 9, and 10

Sanitas™ v.10.0.16b Software licensed to . UG
Hollow symbols indicate censored values.

Mann-Whitney (Wilcoxon Rank Sum)

GWA-50 (bg)

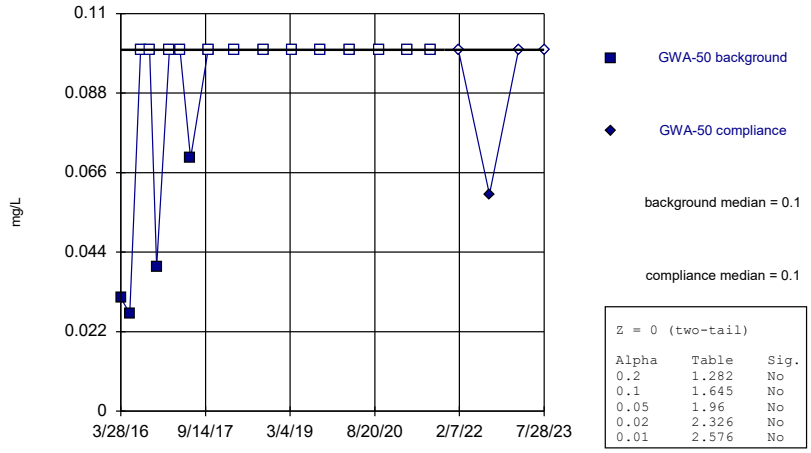

Z = 0 (two-tail)

Alpha	Table	Sig.
0.2	1.282	No
0.1	1.645	No
0.05	1.96	No
0.02	2.326	No
0.01	2.576	No

Constituent: Fluoride, total Analysis Run 4/14/2024 5:47 PM View: Appendix III Mann-Whitney
Plant Bowen Client: Southern Company Data: Bowen 1, 2, 9, and 10

Sanitas™ v.10.0.16b Software licensed to . UG
Hollow symbols indicate censored values.

Mann-Whitney (Wilcoxon Rank Sum)

GWA-50R (bg)

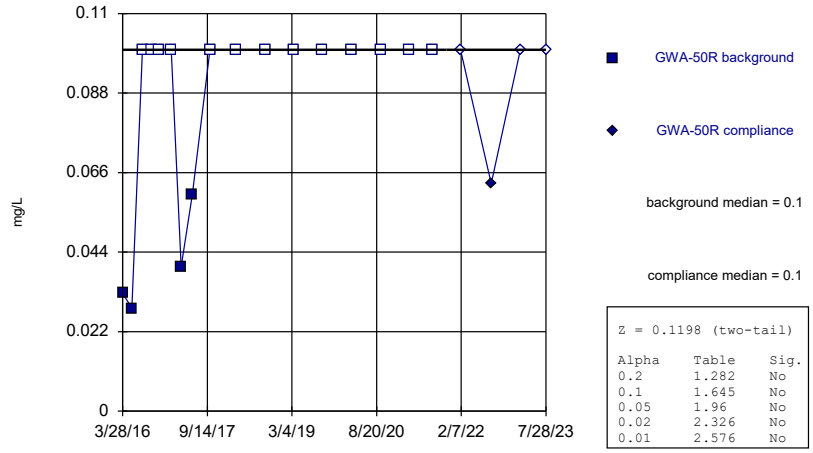

Z = 0.1198 (two-tail)

Alpha	Table	Sig.
0.2	1.282	No
0.1	1.645	No
0.05	1.96	No
0.02	2.326	No
0.01	2.576	No

Constituent: Fluoride, total Analysis Run 4/14/2024 5:47 PM View: Appendix III Mann-Whitney
Plant Bowen Client: Southern Company Data: Bowen 1, 2, 9, and 10

Sanitas™ v.10.0.16b Software licensed to . UG
Hollow symbols indicate censored values.

Mann-Whitney (Wilcoxon Rank Sum)

GWC-10

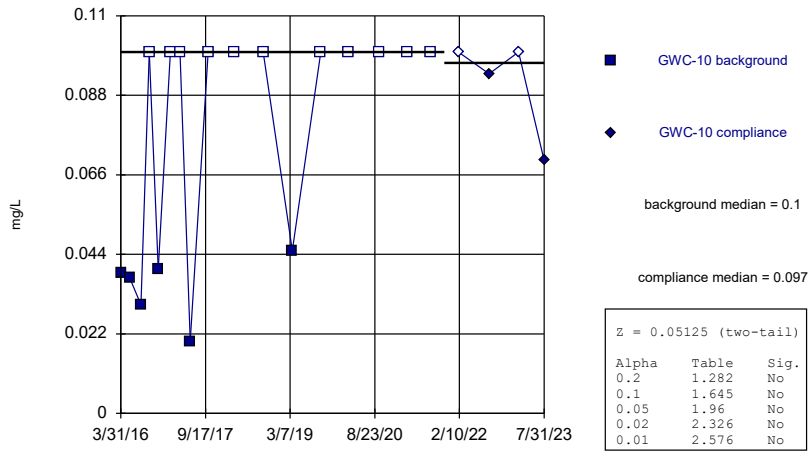

Z = 0.05125 (two-tail)

Alpha	Table	Sig.
0.2	1.282	No
0.1	1.645	No
0.05	1.96	No
0.02	2.326	No
0.01	2.576	No

Constituent: Fluoride, total Analysis Run 4/14/2024 5:47 PM View: Appendix III Mann-Whitney
Plant Bowen Client: Southern Company Data: Bowen 1, 2, 9, and 10

Sanitas™ v.10.0.16b Software licensed to . UG
Hollow symbols indicate censored values.

Mann-Whitney (Wilcoxon Rank Sum)

GWC-10R

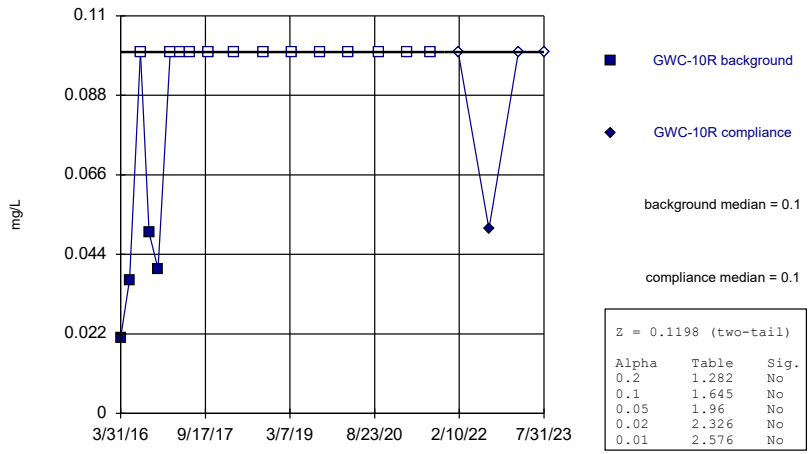

Z = 0.1198 (two-tail)

Alpha	Table	Sig.
0.2	1.282	No
0.1	1.645	No
0.05	1.96	No
0.02	2.326	No
0.01	2.576	No

Constituent: Fluoride, total Analysis Run 4/14/2024 5:47 PM View: Appendix III Mann-Whitney
Plant Bowen Client: Southern Company Data: Bowen 1, 2, 9, and 10

Sanitas™ v.10.0.16b Software licensed to . UG
Hollow symbols indicate censored values.

Mann-Whitney (Wilcoxon Rank Sum)

GWC-11

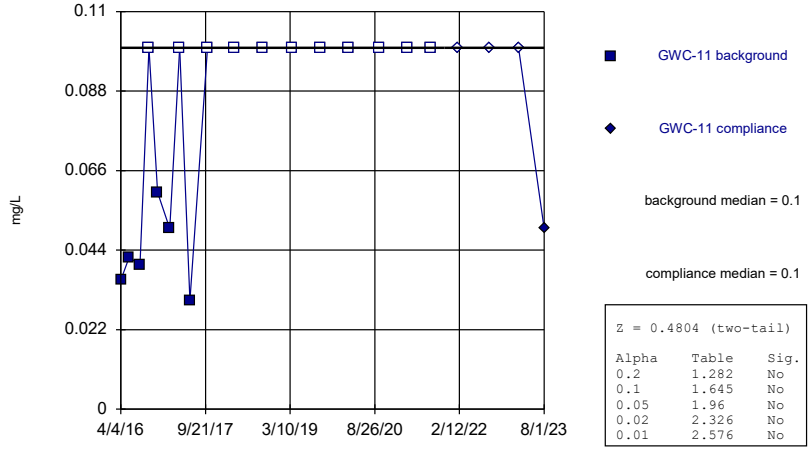

Z = 0.4804 (two-tail)

Alpha	Table	Sig.
0.2	1.282	No
0.1	1.645	No
0.05	1.96	No
0.02	2.326	No
0.01	2.576	No

Constituent: Fluoride, total Analysis Run 4/14/2024 5:47 PM View: Appendix III Mann-Whitney
Plant Bowen Client: Southern Company Data: Bowen 1, 2, 9, and 10

Sanitas™ v.10.0.16b Software licensed to . UG
Hollow symbols indicate censored values.

Mann-Whitney (Wilcoxon Rank Sum)

GWC-11R

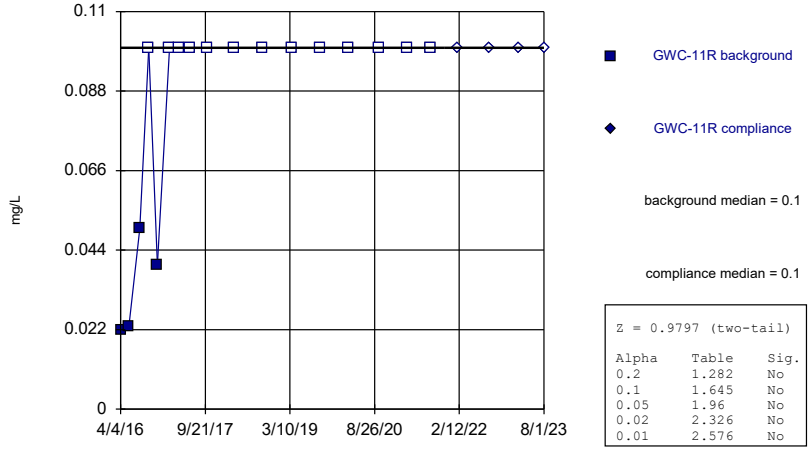

Z = 0.9797 (two-tail)

Alpha	Table	Sig.
0.2	1.282	No
0.1	1.645	No
0.05	1.96	No
0.02	2.326	No
0.01	2.576	No

Constituent: Fluoride, total Analysis Run 4/14/2024 5:47 PM View: Appendix III Mann-Whitney
Plant Bowen Client: Southern Company Data: Bowen 1, 2, 9, and 10

Sanitas™ v.10.0.16b Software licensed to . UG
Hollow symbols indicate censored values.

Mann-Whitney (Wilcoxon Rank Sum)

GWC-12

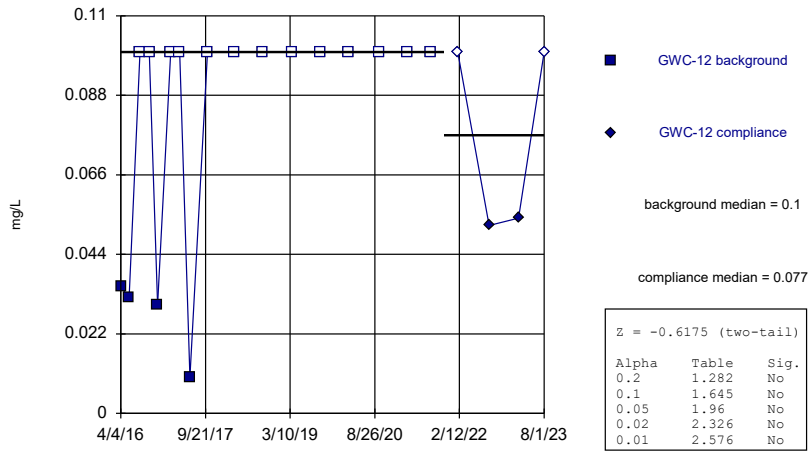

Z = -0.6175 (two-tail)

Alpha	Table	Sig.
0.2	1.282	No
0.1	1.645	No
0.05	1.96	No
0.02	2.326	No
0.01	2.576	No

Constituent: Fluoride, total Analysis Run 4/14/2024 5:47 PM View: Appendix III Mann-Whitney
Plant Bowen Client: Southern Company Data: Bowen 1, 2, 9, and 10

Sanitas™ v.10.0.16b Software licensed to . UG
Hollow symbols indicate censored values.

Mann-Whitney (Wilcoxon Rank Sum)

GWC-13

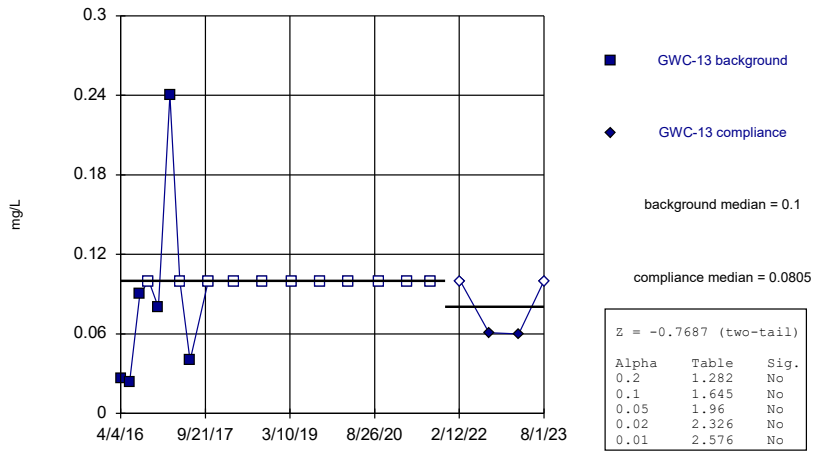

Z = -0.7687 (two-tail)

Alpha	Table	Sig.
0.2	1.282	No
0.1	1.645	No
0.05	1.96	No
0.02	2.326	No
0.01	2.576	No

Constituent: Fluoride, total Analysis Run 4/14/2024 5:47 PM View: Appendix III Mann-Whitney
Plant Bowen Client: Southern Company Data: Bowen 1, 2, 9, and 10

Sanitas™ v.10.0.16b Software licensed to . UG
Hollow symbols indicate censored values.

Mann-Whitney (Wilcoxon Rank Sum)

GWC-13RZ

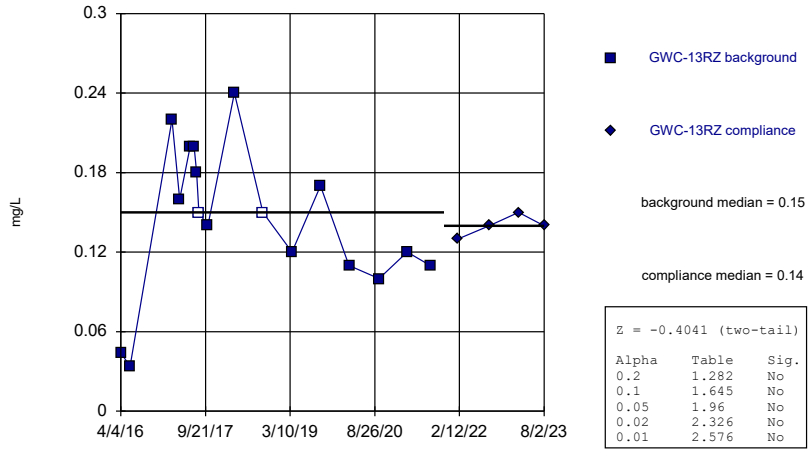

Z = -0.4041 (two-tail)

Alpha	Table	Sig.
0.2	1.282	No
0.1	1.645	No
0.05	1.96	No
0.02	2.326	No
0.01	2.576	No

Constituent: Fluoride, total Analysis Run 4/14/2024 5:47 PM View: Appendix III Mann-Whitney
Plant Bowen Client: Southern Company Data: Bowen 1, 2, 9, and 10

Sanitas™ v.10.0.16b Software licensed to . UG
Hollow symbols indicate censored values.

Mann-Whitney (Wilcoxon Rank Sum)

GWC-14Z

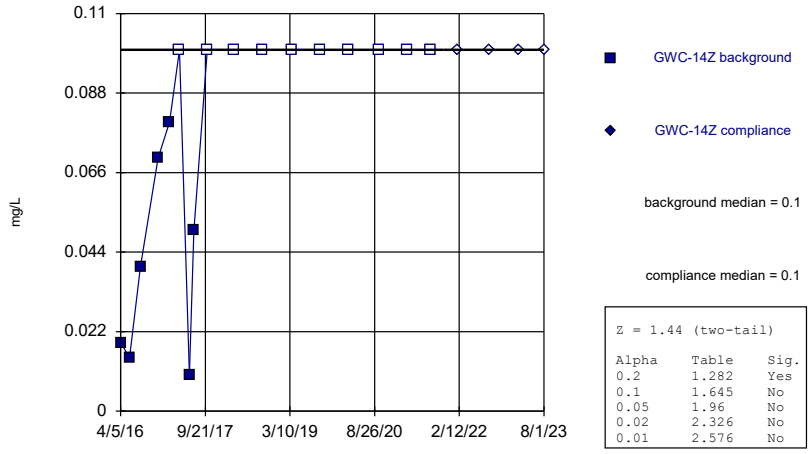

Z = 1.44 (two-tail)

Alpha	Table	Sig.
0.2	1.282	Yes
0.1	1.645	No
0.05	1.96	No
0.02	2.326	No
0.01	2.576	No

Constituent: Fluoride, total Analysis Run 4/14/2024 5:47 PM View: Appendix III Mann-Whitney
Plant Bowen Client: Southern Company Data: Bowen 1, 2, 9, and 10

Sanitas™ v.10.0.16b Software licensed to . UG
Hollow symbols indicate censored values.

Mann-Whitney (Wilcoxon Rank Sum)

GWC-15R

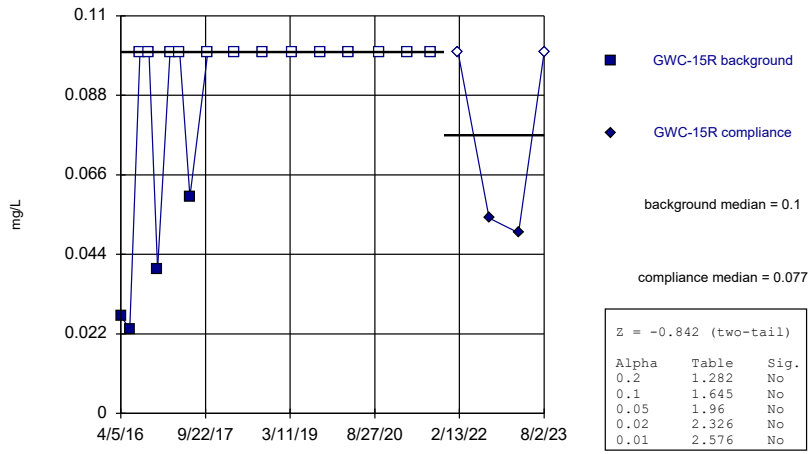

Z = -0.842 (two-tail)

Alpha	Table	Sig.
0.2	1.282	No
0.1	1.645	No
0.05	1.96	No
0.02	2.326	No
0.01	2.576	No

Constituent: Fluoride, total Analysis Run 4/14/2024 5:47 PM View: Appendix III Mann-Whitney
Plant Bowen Client: Southern Company Data: Bowen 1, 2, 9, and 10

Sanitas™ v.10.0.16b Software licensed to . UG
Hollow symbols indicate censored values.

Mann-Whitney (Wilcoxon Rank Sum)

GWC-15Z

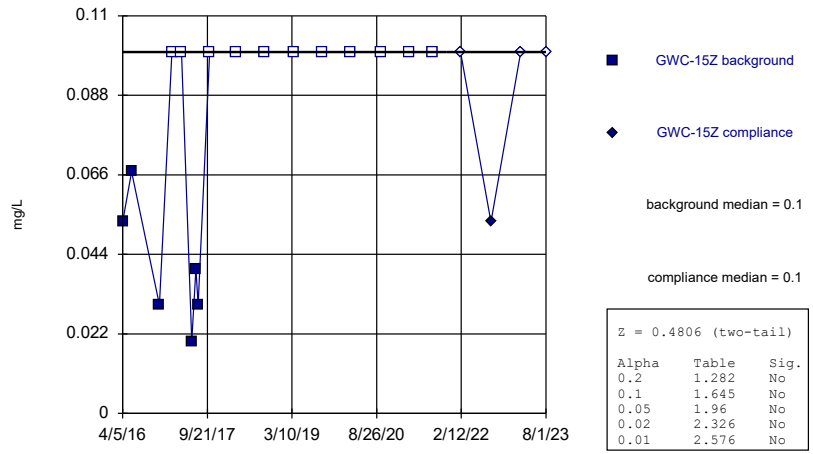

Z = 0.4806 (two-tail)

Alpha	Table	Sig.
0.2	1.282	No
0.1	1.645	No
0.05	1.96	No
0.02	2.326	No
0.01	2.576	No

Constituent: Fluoride, total Analysis Run 4/14/2024 5:47 PM View: Appendix III Mann-Whitney
Plant Bowen Client: Southern Company Data: Bowen 1, 2, 9, and 10

Sanitas™ v.10.0.16b Software licensed to . UG
Hollow symbols indicate censored values.

Mann-Whitney (Wilcoxon Rank Sum)

GWC-44

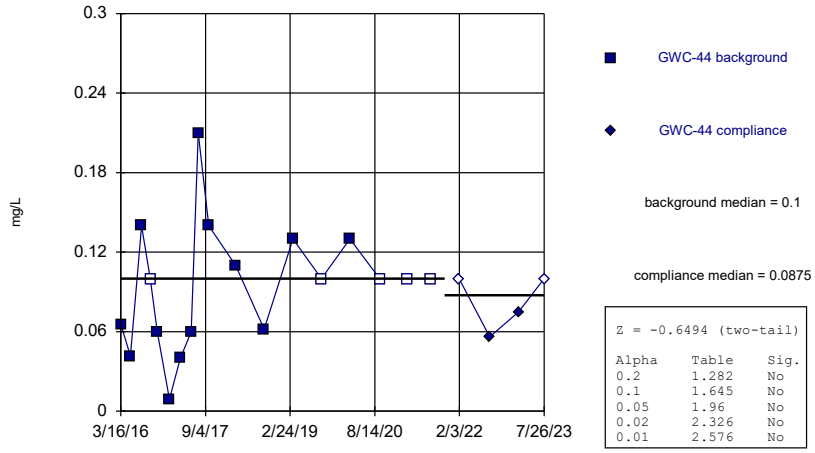

Z = -0.6494 (two-tail)

Alpha	Table	Sig.
0.2	1.282	No
0.1	1.645	No
0.05	1.96	No
0.02	2.326	No
0.01	2.576	No

Constituent: Fluoride, total Analysis Run 4/14/2024 5:47 PM View: Appendix III Mann-Whitney
Plant Bowen Client: Southern Company Data: Bowen 1, 2, 9, and 10

Sanitas™ v.10.0.16b Software licensed to . UG
Hollow symbols indicate censored values.

Mann-Whitney (Wilcoxon Rank Sum)

GWC-45

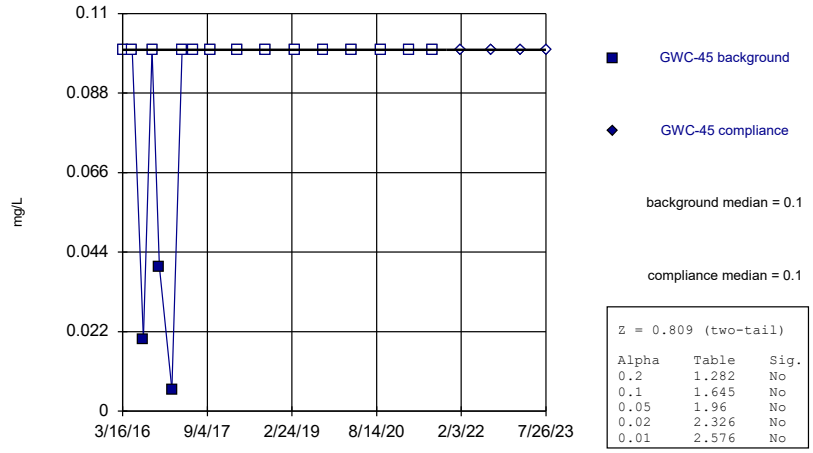

Z = 0.809 (two-tail)

Alpha	Table	Sig.
0.2	1.282	No
0.1	1.645	No
0.05	1.96	No
0.02	2.326	No
0.01	2.576	No

Constituent: Fluoride, total Analysis Run 4/14/2024 5:47 PM View: Appendix III Mann-Whitney
Plant Bowen Client: Southern Company Data: Bowen 1, 2, 9, and 10

Sanitas™ v.10.0.16b Software licensed to . UG
Hollow symbols indicate censored values.

Mann-Whitney (Wilcoxon Rank Sum)

GWC-45R

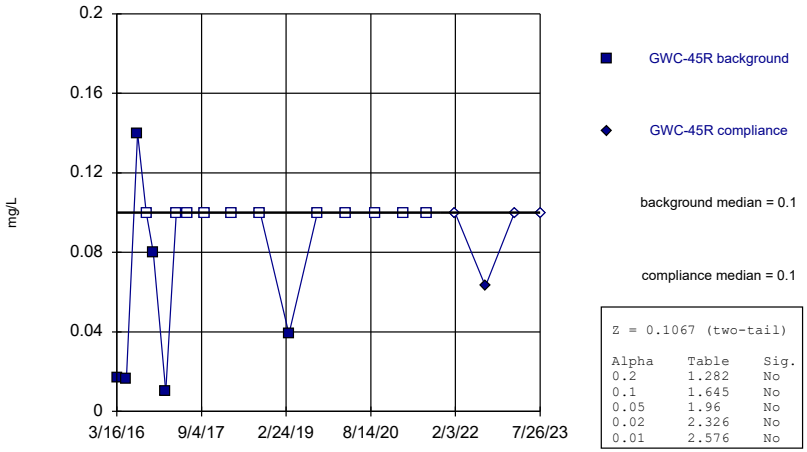

Z = 0.1067 (two-tail)

Alpha	Table	Sig.
0.2	1.282	No
0.1	1.645	No
0.05	1.96	No
0.02	2.326	No
0.01	2.576	No

Constituent: Fluoride, total Analysis Run 4/14/2024 5:47 PM View: Appendix III Mann-Whitney
Plant Bowen Client: Southern Company Data: Bowen 1, 2, 9, and 10

Sanitas™ v.10.0.16b Software licensed to . UG
Hollow symbols indicate censored values.

Mann-Whitney (Wilcoxon Rank Sum)

GWC-46R

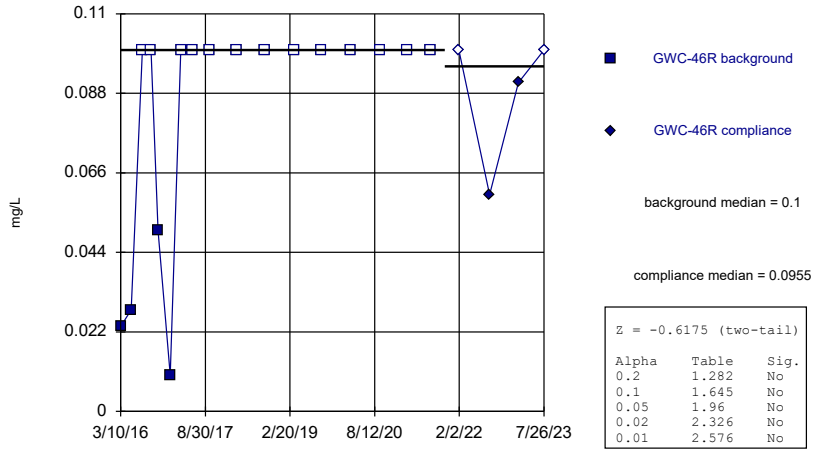

Z = -0.6175 (two-tail)

Alpha	Table	Sig.
0.2	1.282	No
0.1	1.645	No
0.05	1.96	No
0.02	2.326	No
0.01	2.576	No

Constituent: Fluoride, total Analysis Run 4/14/2024 5:47 PM View: Appendix III Mann-Whitney
Plant Bowen Client: Southern Company Data: Bowen 1, 2, 9, and 10

Sanitas™ v.10.0.16b Software licensed to . UG
Hollow symbols indicate censored values.

Mann-Whitney (Wilcoxon Rank Sum)

GWC-47

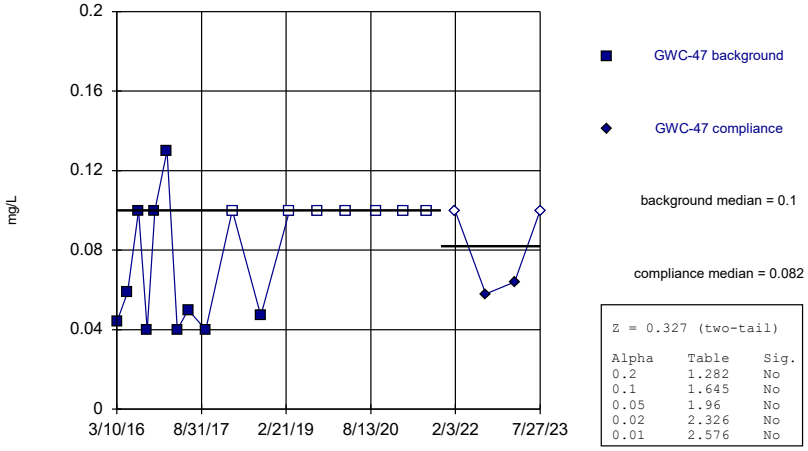

Z = 0.327 (two-tail)

Alpha	Table	Sig.
0.2	1.282	No
0.1	1.645	No
0.05	1.96	No
0.02	2.326	No
0.01	2.576	No

Constituent: Fluoride, total Analysis Run 4/14/2024 5:47 PM View: Appendix III Mann-Whitney
Plant Bowen Client: Southern Company Data: Bowen 1, 2, 9, and 10

Sanitas™ v.10.0.16b Software licensed to . UG
Hollow symbols indicate censored values.

Mann-Whitney (Wilcoxon Rank Sum)

GWC-47R

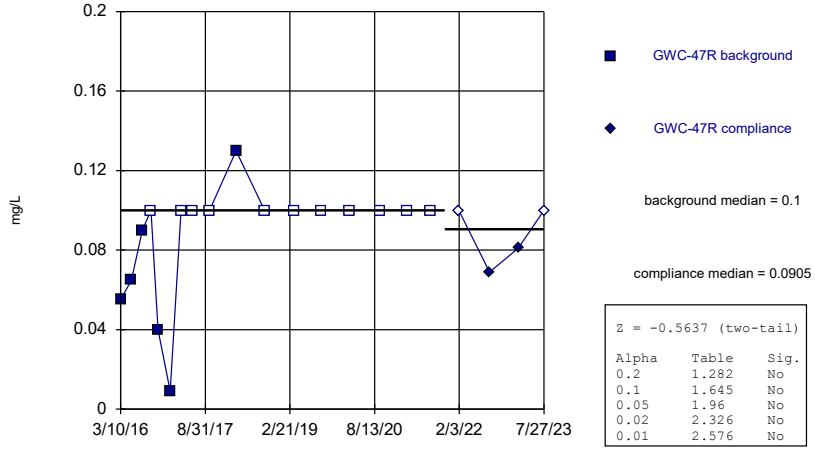

Z = -0.5637 (two-tail)

Alpha	Table	Sig.
0.2	1.282	No
0.1	1.645	No
0.05	1.96	No
0.02	2.326	No
0.01	2.576	No

Constituent: Fluoride, total Analysis Run 4/14/2024 5:47 PM View: Appendix III Mann-Whitney
Plant Bowen Client: Southern Company Data: Bowen 1, 2, 9, and 10

Sanitas™ v.10.0.16b Software licensed to . UG
Hollow symbols indicate censored values.

Mann-Whitney (Wilcoxon Rank Sum)

GWC-48

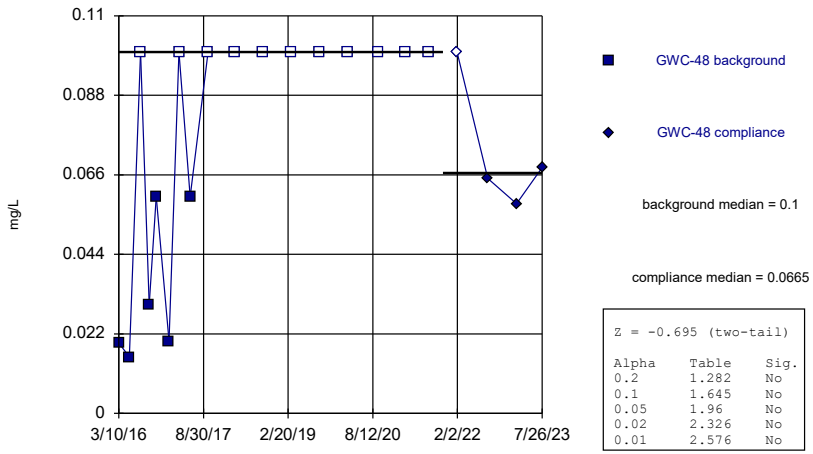

Z = -0.695 (two-tail)

Alpha	Table	Sig.
0.2	1.282	No
0.1	1.645	No
0.05	1.96	No
0.02	2.326	No
0.01	2.576	No

Constituent: Fluoride, total Analysis Run 4/14/2024 5:47 PM View: Appendix III Mann-Whitney
Plant Bowen Client: Southern Company Data: Bowen 1, 2, 9, and 10

Sanitas™ v.10.0.16b Software licensed to . UG
Hollow symbols indicate censored values.

Mann-Whitney (Wilcoxon Rank Sum)

GWC-49R

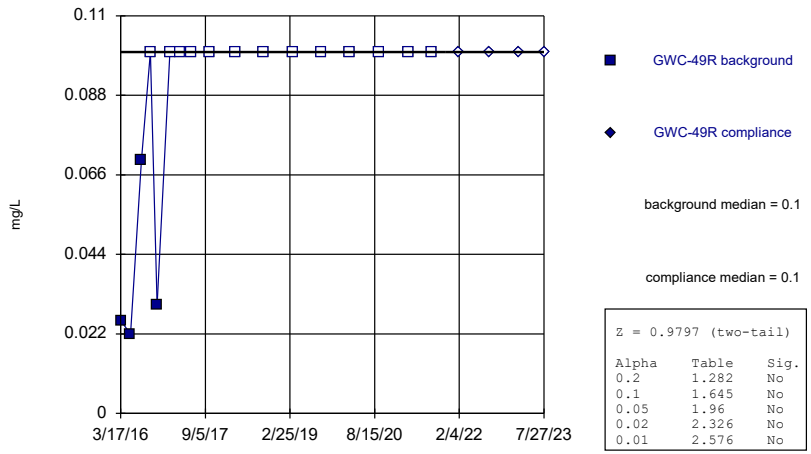

Z = 0.9797 (two-tail)

Alpha	Table	Sig.
0.2	1.282	No
0.1	1.645	No
0.05	1.96	No
0.02	2.326	No
0.01	2.576	No

Constituent: Fluoride, total Analysis Run 4/14/2024 5:47 PM View: Appendix III Mann-Whitney
Plant Bowen Client: Southern Company Data: Bowen 1, 2, 9, and 10

Sanitas™ v.10.0.16b Software licensed to . UG
Hollow symbols indicate censored values.

Mann-Whitney (Wilcoxon Rank Sum)

GWC-49Z

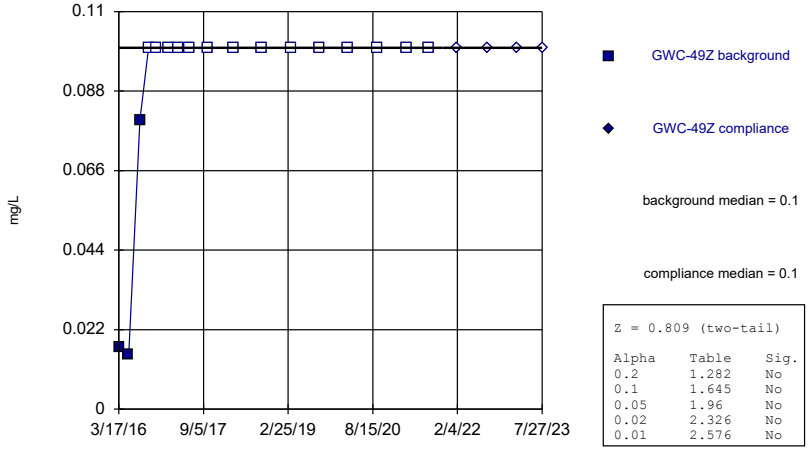

Z = 0.809 (two-tail)

Alpha	Table	Sig.
0.2	1.282	No
0.1	1.645	No
0.05	1.96	No
0.02	2.326	No
0.01	2.576	No

Constituent: Fluoride, total Analysis Run 4/14/2024 5:47 PM View: Appendix III Mann-Whitney
Plant Bowen Client: Southern Company Data: Bowen 1, 2, 9, and 10

Sanitas™ v.10.0.16b Software licensed to . UG
Hollow symbols indicate censored values.

Mann-Whitney (Wilcoxon Rank Sum)

GWC-5

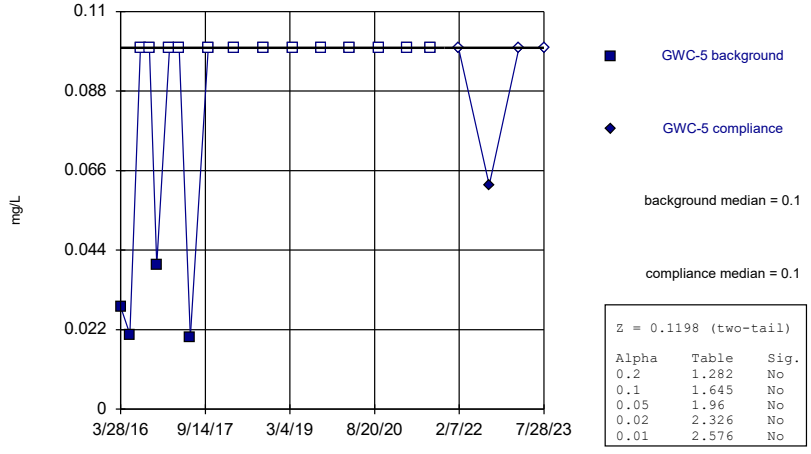

Z = 0.1198 (two-tail)

Alpha	Table	Sig.
0.2	1.282	No
0.1	1.645	No
0.05	1.96	No
0.02	2.326	No
0.01	2.576	No

Constituent: Fluoride, total Analysis Run 4/14/2024 5:47 PM View: Appendix III Mann-Whitney
Plant Bowen Client: Southern Company Data: Bowen 1, 2, 9, and 10

Sanitas™ v.10.0.16b Software licensed to . UG
Hollow symbols indicate censored values.

Mann-Whitney (Wilcoxon Rank Sum)

GWC-6

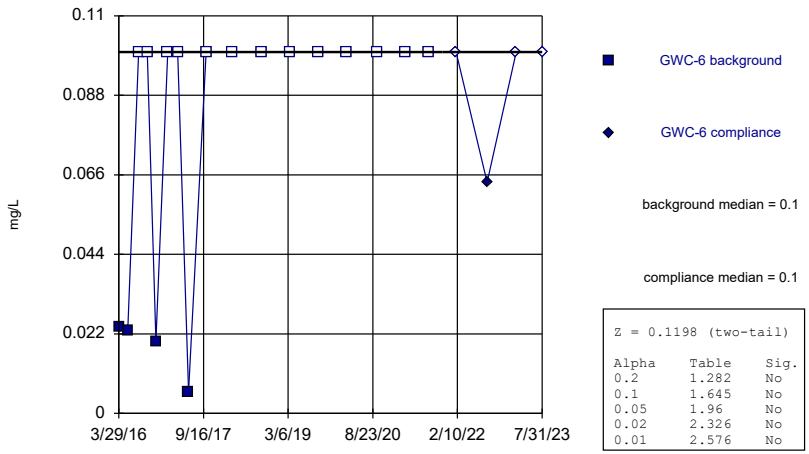

Z = 0.1198 (two-tail)

Alpha	Table	Sig.
0.2	1.282	No
0.1	1.645	No
0.05	1.96	No
0.02	2.326	No
0.01	2.576	No

Constituent: Fluoride, total Analysis Run 4/14/2024 5:47 PM View: Appendix III Mann-Whitney
Plant Bowen Client: Southern Company Data: Bowen 1, 2, 9, and 10

Sanitas™ v.10.0.16b Software licensed to . UG
Hollow symbols indicate censored values.

Mann-Whitney (Wilcoxon Rank Sum)

GWC-6RZ

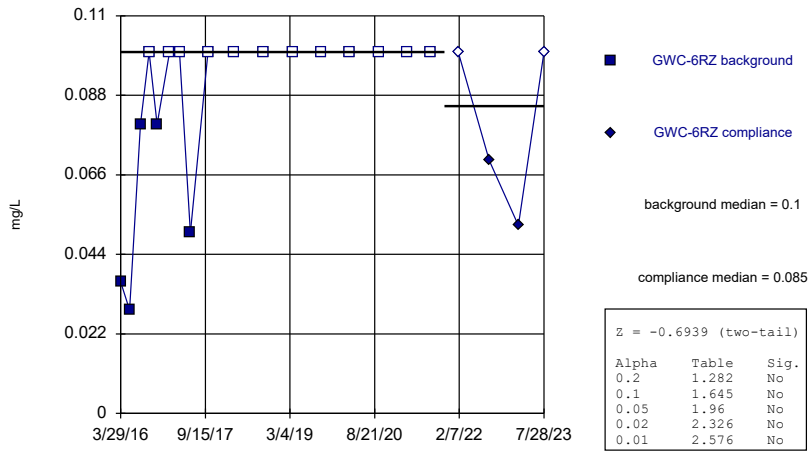

Z = -0.6939 (two-tail)

Alpha	Table	Sig.
0.2	1.282	No
0.1	1.645	No
0.05	1.96	No
0.02	2.326	No
0.01	2.576	No

Constituent: Fluoride, total Analysis Run 4/14/2024 5:47 PM View: Appendix III Mann-Whitney
Plant Bowen Client: Southern Company Data: Bowen 1, 2, 9, and 10

Sanitas™ v.10.0.16b Software licensed to . UG
Hollow symbols indicate censored values.

Mann-Whitney (Wilcoxon Rank Sum)

GWC-7Z

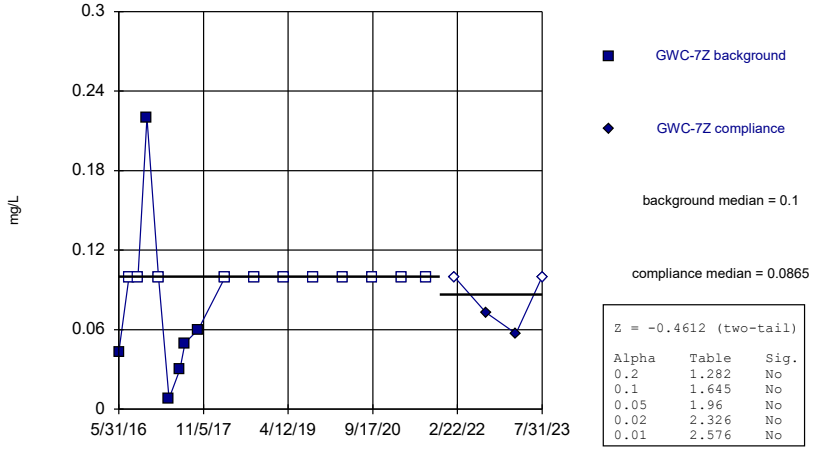

Z = -0.4612 (two-tail)

Alpha	Table	Sig.
0.2	1.282	No
0.1	1.645	No
0.05	1.96	No
0.02	2.326	No
0.01	2.576	No

Constituent: Fluoride, total Analysis Run 4/14/2024 5:47 PM View: Appendix III Mann-Whitney
Plant Bowen Client: Southern Company Data: Bowen 1, 2, 9, and 10

Sanitas™ v.10.0.16b Software licensed to . UG
Hollow symbols indicate censored values.

Mann-Whitney (Wilcoxon Rank Sum)

GWC-8RR

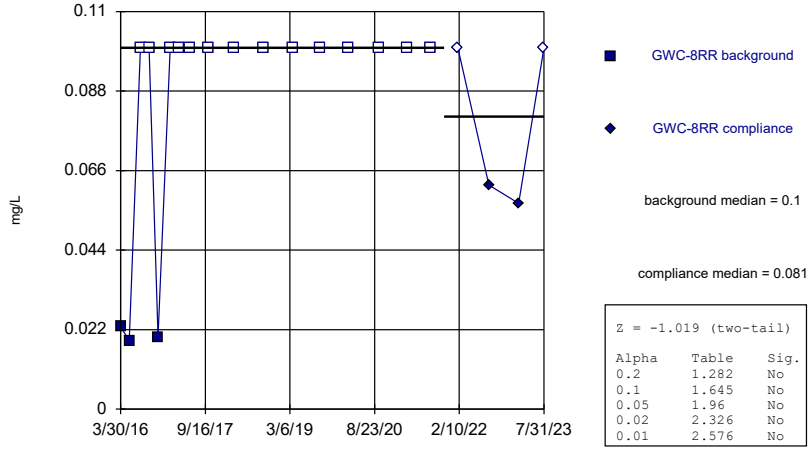

Z = -1.019 (two-tail)

Alpha	Table	Sig.
0.2	1.282	No
0.1	1.645	No
0.05	1.96	No
0.02	2.326	No
0.01	2.576	No

Constituent: Fluoride, total Analysis Run 4/14/2024 5:47 PM View: Appendix III Mann-Whitney
Plant Bowen Client: Southern Company Data: Bowen 1, 2, 9, and 10

Sanitas™ v.10.0.16b Software licensed to . UG
Hollow symbols indicate censored values.

Mann-Whitney (Wilcoxon Rank Sum)

GWC-8Z

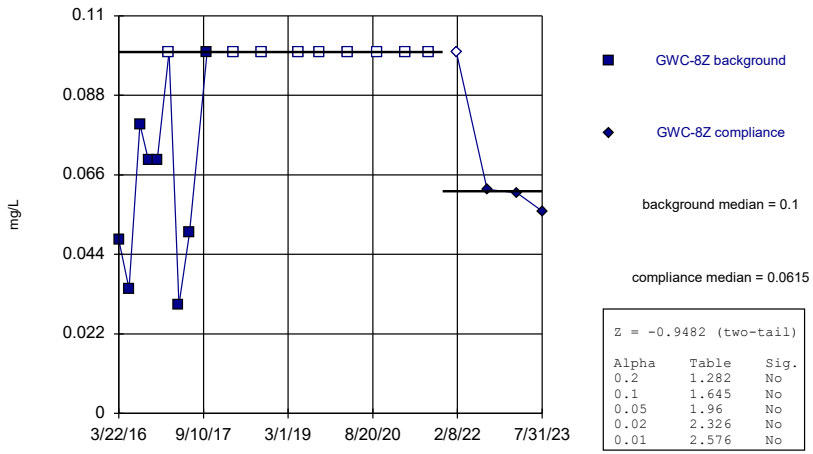

Z = -0.9482 (two-tail)

Alpha	Table	Sig.
0.2	1.282	No
0.1	1.645	No
0.05	1.96	No
0.02	2.326	No
0.01	2.576	No

Constituent: Fluoride, total Analysis Run 4/14/2024 5:47 PM View: Appendix III Mann-Whitney
Plant Bowen Client: Southern Company Data: Bowen 1, 2, 9, and 10

Sanitas™ v.10.0.16b Software licensed to . UG
Hollow symbols indicate censored values.

Mann-Whitney (Wilcoxon Rank Sum)

GWC-9

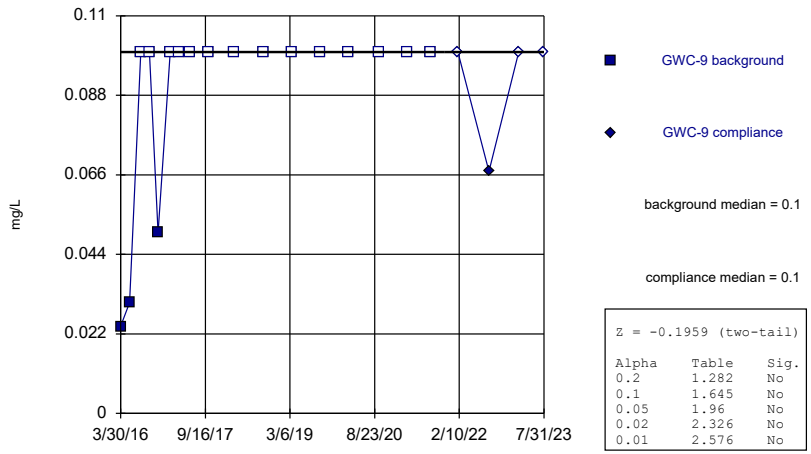

Z = -0.1959 (two-tail)

Alpha	Table	Sig.
0.2	1.282	No
0.1	1.645	No
0.05	1.96	No
0.02	2.326	No
0.01	2.576	No

Constituent: Fluoride, total Analysis Run 4/14/2024 5:47 PM View: Appendix III Mann-Whitney
Plant Bowen Client: Southern Company Data: Bowen 1, 2, 9, and 10

Sanitas™ v.10.0.16b Software licensed to . UG

Mann-Whitney (Wilcoxon Rank Sum)

GWA-1 (bg)

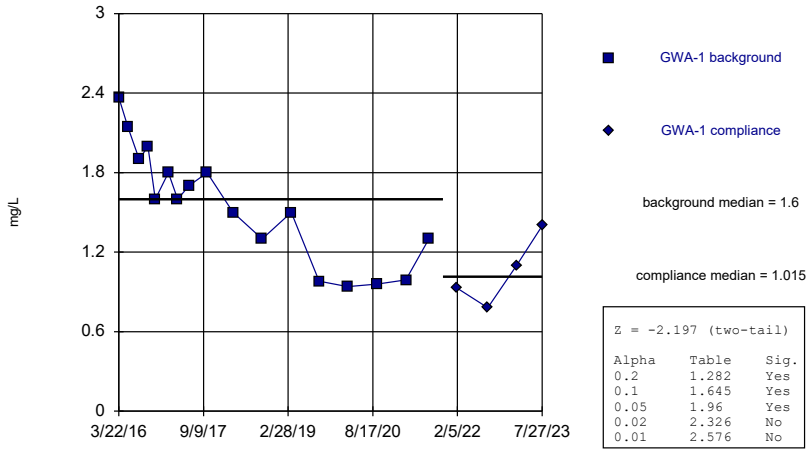

Z = -2.197 (two-tail)

Alpha	Table	Sig.
0.2	1.282	Yes
0.1	1.645	Yes
0.05	1.96	Yes
0.02	2.326	No
0.01	2.576	No

Constituent: Sulfate, total Analysis Run 4/14/2024 5:47 PM View: Appendix III Mann-Whitney
Plant Bowen Client: Southern Company Data: Bowen 1, 2, 9, and 10

Sanitas™ v.10.0.16b Software licensed to . UG

Mann-Whitney (Wilcoxon Rank Sum)

GWA-2 (bg)

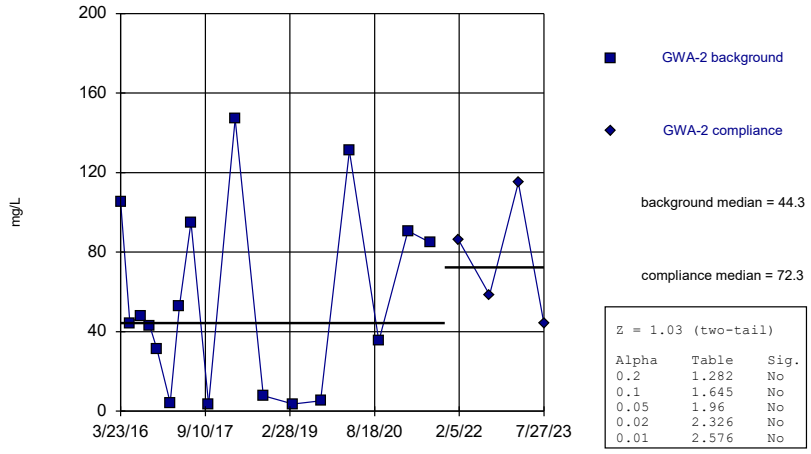

Z = 1.03 (two-tail)

Alpha	Table	Sig.
0.2	1.282	No
0.1	1.645	No
0.05	1.96	No
0.02	2.326	No
0.01	2.576	No

Constituent: Sulfate, total Analysis Run 4/14/2024 5:47 PM View: Appendix III Mann-Whitney
Plant Bowen Client: Southern Company Data: Bowen 1, 2, 9, and 10

Sanitas™ v.10.0.16b Software licensed to . UG

Mann-Whitney (Wilcoxon Rank Sum)

GWA-2R (bg)

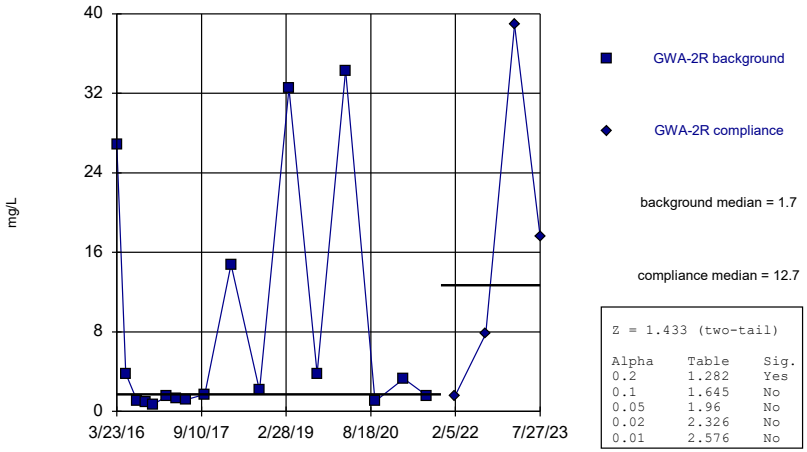

Z = 1.433 (two-tail)

Alpha	Table	Sig.
0.2	1.282	Yes
0.1	1.645	No
0.05	1.96	No
0.02	2.326	No
0.01	2.576	No

Constituent: Sulfate, total Analysis Run 4/14/2024 5:47 PM View: Appendix III Mann-Whitney
Plant Bowen Client: Southern Company Data: Bowen 1, 2, 9, and 10

Sanitas™ v.10.0.16b Software licensed to . UG

Mann-Whitney (Wilcoxon Rank Sum)

GWA-39RZ (bg)

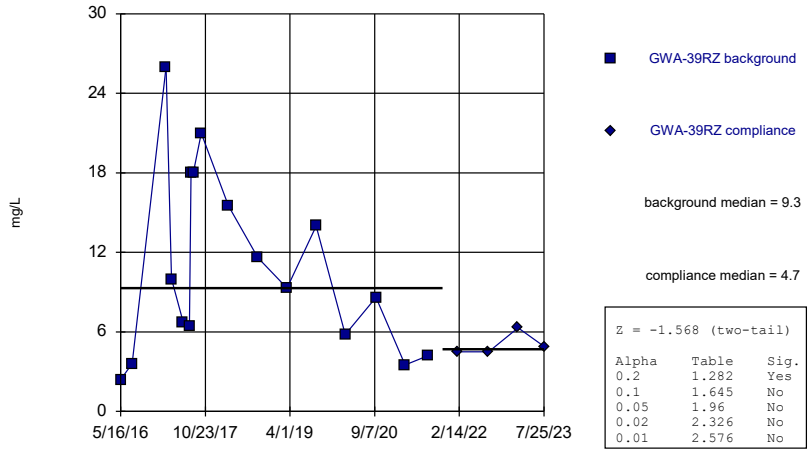

Z = -1.568 (two-tail)

Alpha	Table	Sig.
0.2	1.282	Yes
0.1	1.645	No
0.05	1.96	No
0.02	2.326	No
0.01	2.576	No

Constituent: Sulfate, total Analysis Run 4/14/2024 5:47 PM View: Appendix III Mann-Whitney
Plant Bowen Client: Southern Company Data: Bowen 1, 2, 9, and 10

Sanitas™ v.10.0.16b Software licensed to . UG

Mann-Whitney (Wilcoxon Rank Sum)

GWA-39Z (bg)

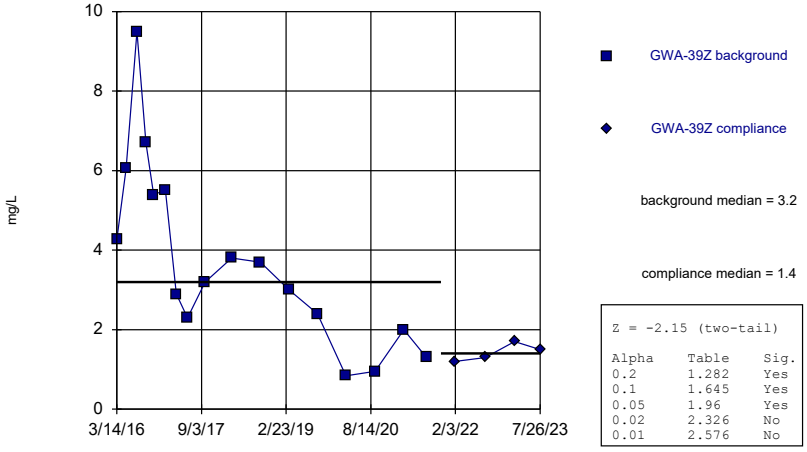

Z = -2.15 (two-tail)

Alpha	Table	Sig.
0.2	1.282	Yes
0.1	1.645	Yes
0.05	1.96	Yes
0.02	2.326	No
0.01	2.576	No

Constituent: Sulfate, total Analysis Run 4/14/2024 5:47 PM View: Appendix III Mann-Whitney
Plant Bowen Client: Southern Company Data: Bowen 1, 2, 9, and 10

Sanitas™ v.10.0.16b Software licensed to . UG
Hollow symbols indicate censored values.

Mann-Whitney (Wilcoxon Rank Sum)

GWA-3A (bg)

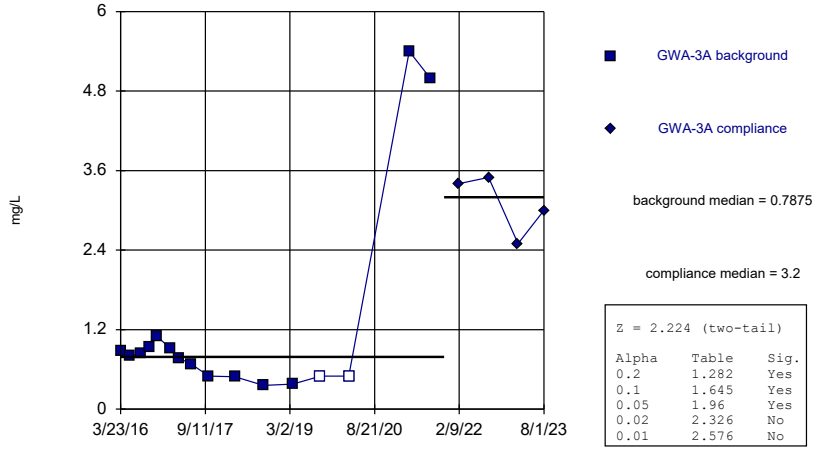

Z = 2.224 (two-tail)

Alpha	Table	Sig.
0.2	1.282	Yes
0.1	1.645	Yes
0.05	1.96	Yes
0.02	2.326	No
0.01	2.576	No

Constituent: Sulfate, total Analysis Run 4/14/2024 5:47 PM View: Appendix III Mann-Whitney
Plant Bowen Client: Southern Company Data: Bowen 1, 2, 9, and 10

Sanitas™ v.10.0.16b Software licensed to . UG
Hollow symbols indicate censored values.

Mann-Whitney (Wilcoxon Rank Sum)

GWA-40 (bg)

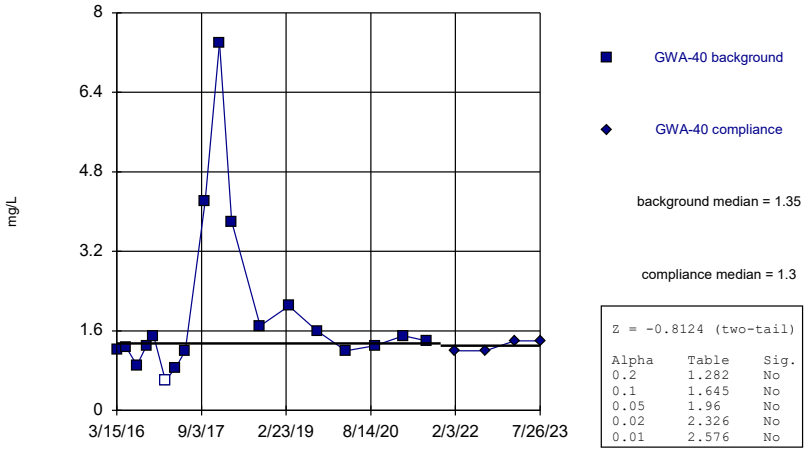

Z = -0.8124 (two-tail)

Alpha	Table	Sig.
0.2	1.282	No
0.1	1.645	No
0.05	1.96	No
0.02	2.326	No
0.01	2.576	No

Constituent: Sulfate, total Analysis Run 4/14/2024 5:47 PM View: Appendix III Mann-Whitney
Plant Bowen Client: Southern Company Data: Bowen 1, 2, 9, and 10

Sanitas™ v.10.0.16b Software licensed to . UG

Mann-Whitney (Wilcoxon Rank Sum)

GWA-41 (bg)

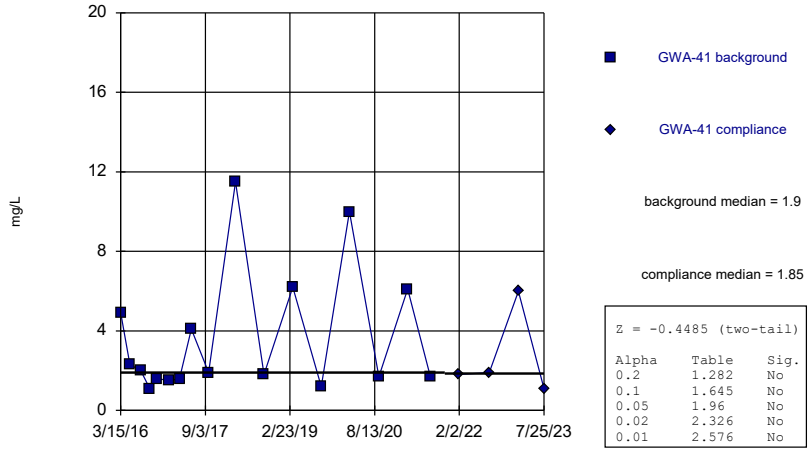

Z = -0.4485 (two-tail)

Alpha	Table	Sig.
0.2	1.282	No
0.1	1.645	No
0.05	1.96	No
0.02	2.326	No
0.01	2.576	No

Constituent: Sulfate, total Analysis Run 4/14/2024 5:47 PM View: Appendix III Mann-Whitney
Plant Bowen Client: Southern Company Data: Bowen 1, 2, 9, and 10

Sanitas™ v.10.0.16b Software licensed to . UG
Hollow symbols indicate censored values.

Mann-Whitney (Wilcoxon Rank Sum)

GWA-41R (bg)

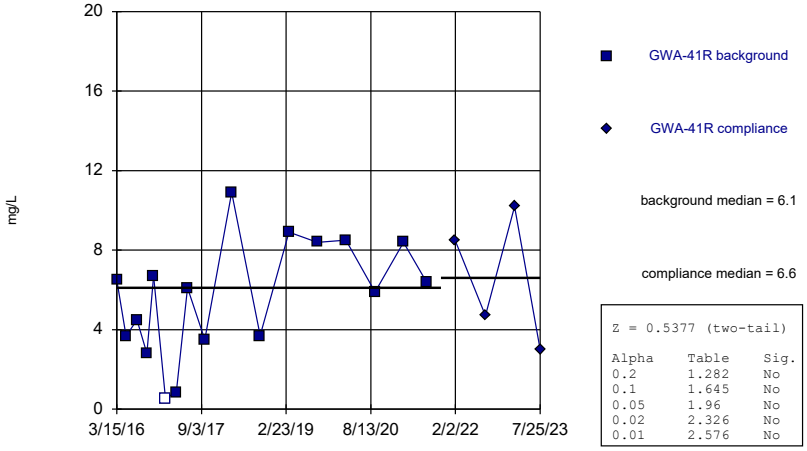

Z = 0.5377 (two-tail)

Alpha	Table	Sig.
0.2	1.282	No
0.1	1.645	No
0.05	1.96	No
0.02	2.326	No
0.01	2.576	No

Constituent: Sulfate, total Analysis Run 4/14/2024 5:47 PM View: Appendix III Mann-Whitney
Plant Bowen Client: Southern Company Data: Bowen 1, 2, 9, and 10

Sanitas™ v.10.0.16b Software licensed to . UG
Hollow symbols indicate censored values.

Mann-Whitney (Wilcoxon Rank Sum)

GWA-42 (bg)

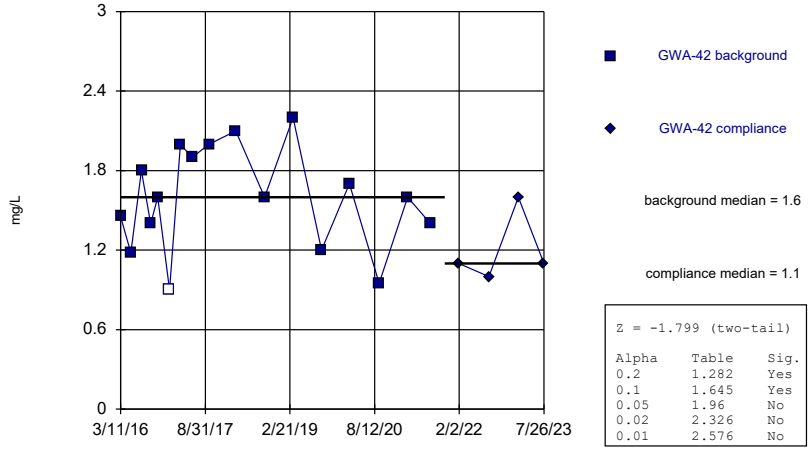

Z = -1.799 (two-tail)

Alpha	Table	Sig.
0.2	1.282	Yes
0.1	1.645	Yes
0.05	1.96	No
0.02	2.326	No
0.01	2.576	No

Constituent: Sulfate, total Analysis Run 4/14/2024 5:47 PM View: Appendix III Mann-Whitney
Plant Bowen Client: Southern Company Data: Bowen 1, 2, 9, and 10

Sanitas™ v.10.0.16b Software licensed to . UG
Hollow symbols indicate censored values.

Mann-Whitney (Wilcoxon Rank Sum)

GWA-43 (bg)

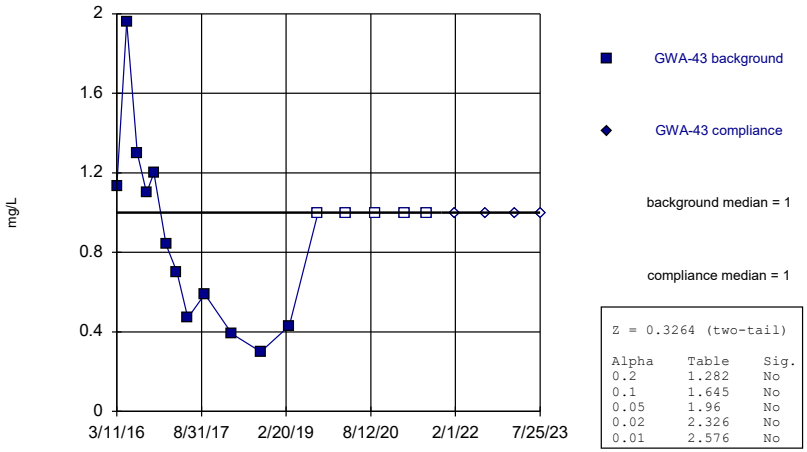

Z = 0.3264 (two-tail)

Alpha	Table	Sig.
0.2	1.282	No
0.1	1.645	No
0.05	1.96	No
0.02	2.326	No
0.01	2.576	No

Constituent: Sulfate, total Analysis Run 4/14/2024 5:47 PM View: Appendix III Mann-Whitney
Plant Bowen Client: Southern Company Data: Bowen 1, 2, 9, and 10

Sanitas™ v.10.0.16b Software licensed to . UG

Mann-Whitney (Wilcoxon Rank Sum)

GWA-43R (bg)

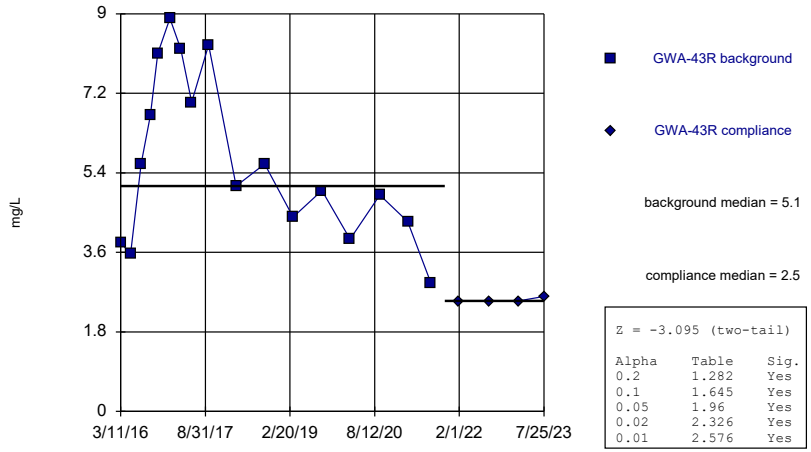

Z = -3.095 (two-tail)

Alpha	Table	Sig.
0.2	1.282	Yes
0.1	1.645	Yes
0.05	1.96	Yes
0.02	2.326	Yes
0.01	2.576	Yes

Constituent: Sulfate, total Analysis Run 4/14/2024 5:47 PM View: Appendix III Mann-Whitney
Plant Bowen Client: Southern Company Data: Bowen 1, 2, 9, and 10

Sanitas™ v.10.0.16b Software licensed to . UG

Mann-Whitney (Wilcoxon Rank Sum)

GWA-4RZ (bg)

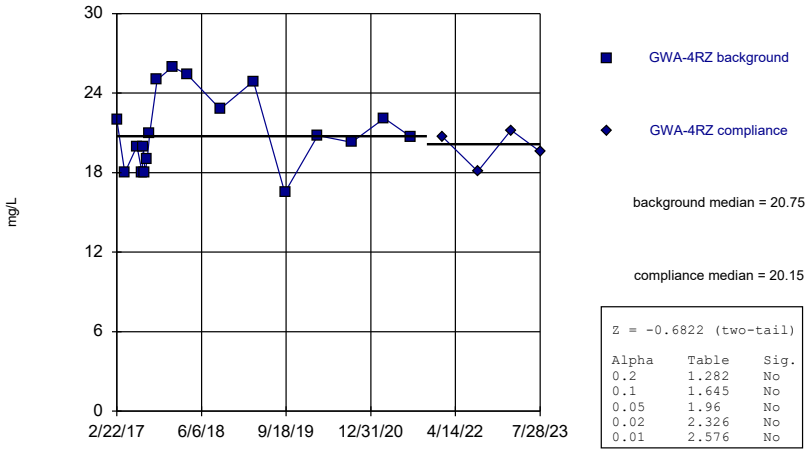

Z = -0.6822 (two-tail)

Alpha	Table	Sig.
0.2	1.282	No
0.1	1.645	No
0.05	1.96	No
0.02	2.326	No
0.01	2.576	No

Constituent: Sulfate, total Analysis Run 4/14/2024 5:47 PM View: Appendix III Mann-Whitney
Plant Bowen Client: Southern Company Data: Bowen 1, 2, 9, and 10

Sanitas™ v.10.0.16b Software licensed to . UG
Hollow symbols indicate censored values.

Mann-Whitney (Wilcoxon Rank Sum)

GWA-50 (bg)

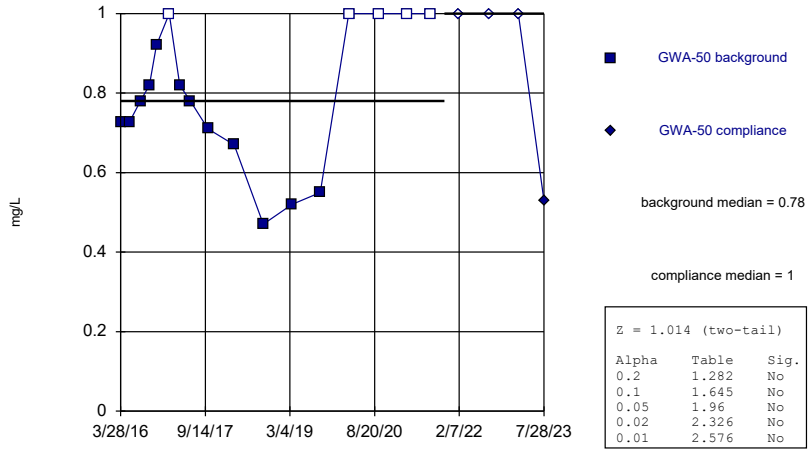

Z = 1.014 (two-tail)

Alpha	Table	Sig.
0.2	1.282	No
0.1	1.645	No
0.05	1.96	No
0.02	2.326	No
0.01	2.576	No

Constituent: Sulfate, total Analysis Run 4/14/2024 5:47 PM View: Appendix III Mann-Whitney
Plant Bowen Client: Southern Company Data: Bowen 1, 2, 9, and 10

Sanitas™ v.10.0.16b Software licensed to . UG
Hollow symbols indicate censored values.

Mann-Whitney (Wilcoxon Rank Sum)

GWA-50R (bg)

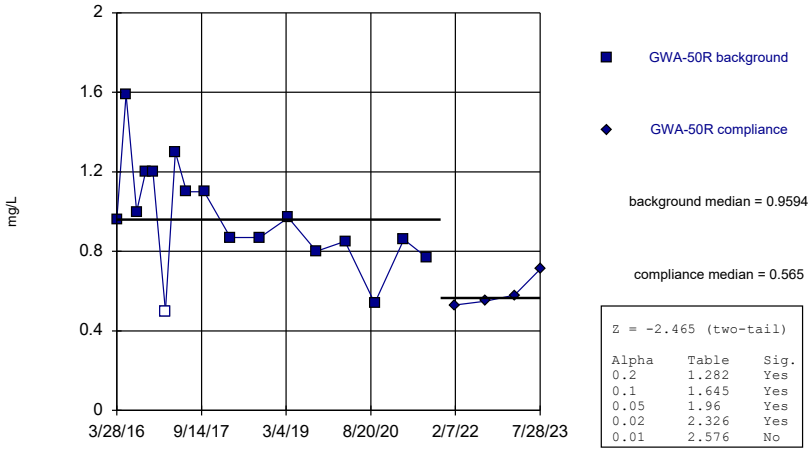

Z = -2.465 (two-tail)

Alpha	Table	Sig.
0.2	1.282	Yes
0.1	1.645	Yes
0.05	1.96	Yes
0.02	2.326	Yes
0.01	2.576	No

Constituent: Sulfate, total Analysis Run 4/14/2024 5:47 PM View: Appendix III Mann-Whitney
Plant Bowen Client: Southern Company Data: Bowen 1, 2, 9, and 10

Sanitas™ v.10.0.16b Software licensed to . UG

Mann-Whitney (Wilcoxon Rank Sum)

GWC-10

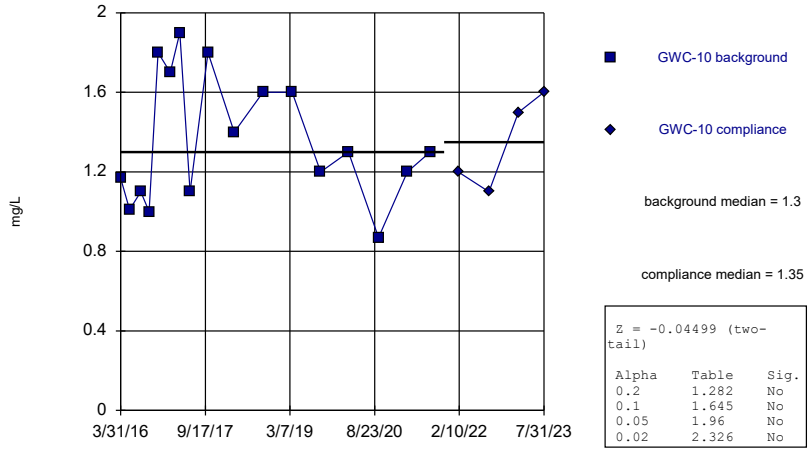

Z = -0.04499 (two-tail)

Alpha	Table	Sig.
0.2	1.282	No
0.1	1.645	No
0.05	1.96	No
0.02	2.326	No

Constituent: Sulfate, total Analysis Run 4/14/2024 5:47 PM View: Appendix III Mann-Whitney
Plant Bowen Client: Southern Company Data: Bowen 1, 2, 9, and 10

Sanitas™ v.10.0.16b Software licensed to . UG

Mann-Whitney (Wilcoxon Rank Sum)

GWC-10R

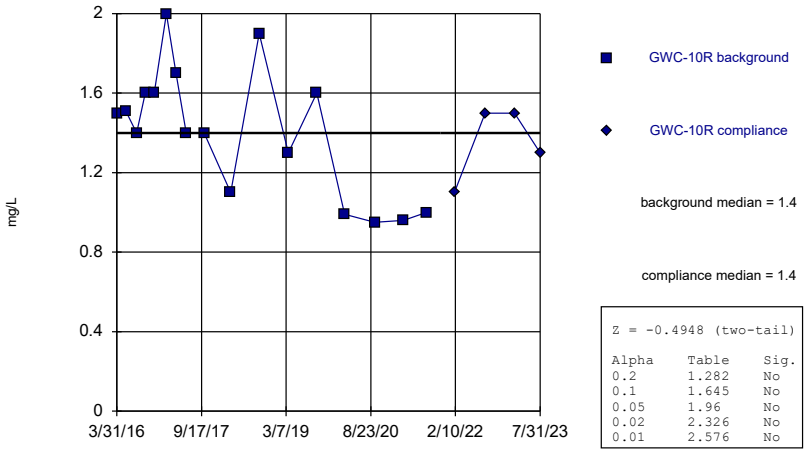

Z = -0.4948 (two-tail)

Alpha	Table	Sig.
0.2	1.282	No
0.1	1.645	No
0.05	1.96	No
0.02	2.326	No
0.01	2.576	No

Constituent: Sulfate, total Analysis Run 4/14/2024 5:47 PM View: Appendix III Mann-Whitney
Plant Bowen Client: Southern Company Data: Bowen 1, 2, 9, and 10

Sanitas™ v.10.0.16b Software licensed to . UG

Mann-Whitney (Wilcoxon Rank Sum)

GWC-11

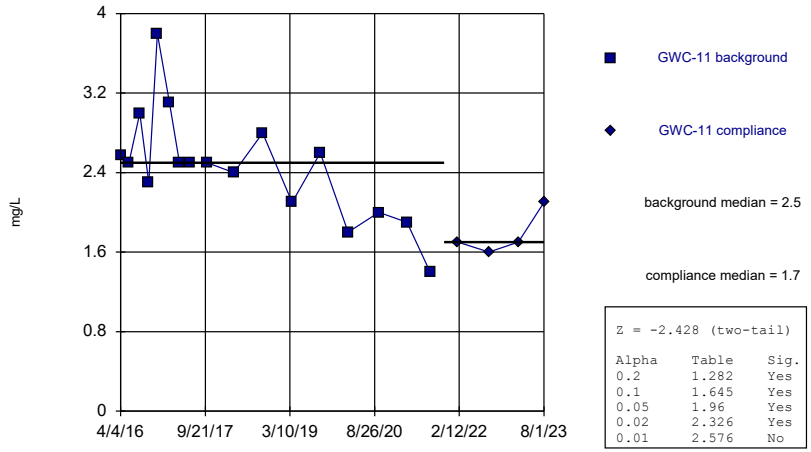

Z = -2.428 (two-tail)

Alpha	Table	Sig.
0.2	1.282	Yes
0.1	1.645	Yes
0.05	1.96	Yes
0.02	2.326	Yes
0.01	2.576	No

Constituent: Sulfate, total Analysis Run 4/14/2024 5:47 PM View: Appendix III Mann-Whitney
Plant Bowen Client: Southern Company Data: Bowen 1, 2, 9, and 10

Sanitas™ v.10.0.16b Software licensed to . UG

Mann-Whitney (Wilcoxon Rank Sum)

GWC-11R

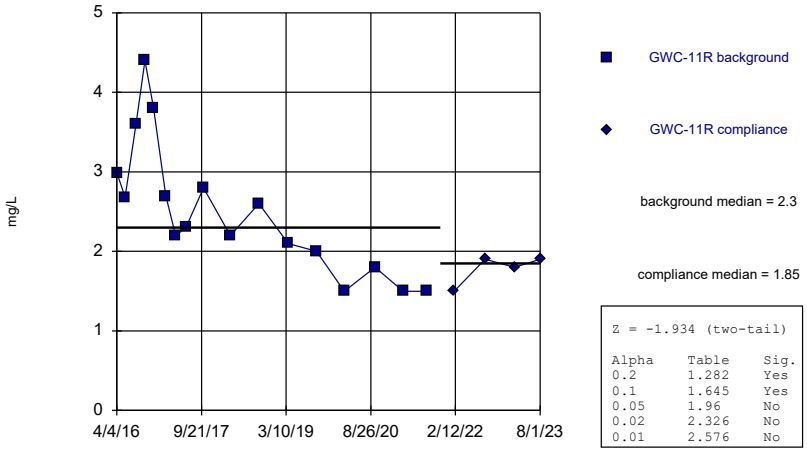

Z = -1.934 (two-tail)

Alpha	Table	Sig.
0.2	1.282	Yes
0.1	1.645	Yes
0.05	1.96	No
0.02	2.326	No
0.01	2.576	No

Constituent: Sulfate, total Analysis Run 4/14/2024 5:47 PM View: Appendix III Mann-Whitney
Plant Bowen Client: Southern Company Data: Bowen 1, 2, 9, and 10

Sanitas™ v.10.0.16b Software licensed to . UG
Hollow symbols indicate censored values.

Mann-Whitney (Wilcoxon Rank Sum)

GWC-12

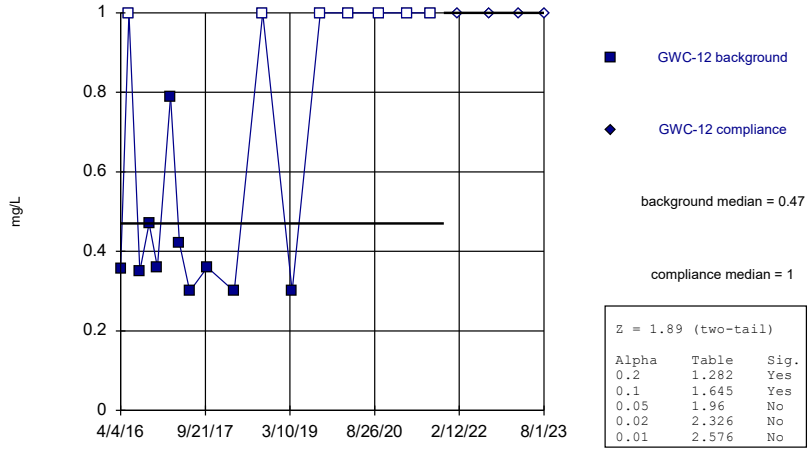

Z = 1.89 (two-tail)

Alpha	Table	Sig.
0.2	1.282	Yes
0.1	1.645	Yes
0.05	1.96	No
0.02	2.326	No
0.01	2.576	No

Constituent: Sulfate, total Analysis Run 4/14/2024 5:47 PM View: Appendix III Mann-Whitney
Plant Bowen Client: Southern Company Data: Bowen 1, 2, 9, and 10

Sanitas™ v.10.0.16b Software licensed to . UG

Mann-Whitney (Wilcoxon Rank Sum)

GWC-13

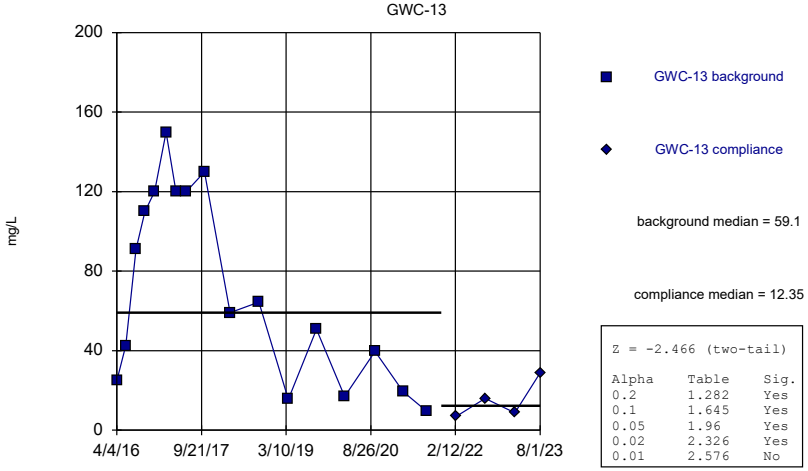

Z = -2.466 (two-tail)

Alpha	Table	Sig.
0.2	1.282	Yes
0.1	1.645	Yes
0.05	1.96	Yes
0.02	2.326	Yes
0.01	2.576	No

Constituent: Sulfate, total Analysis Run 4/14/2024 5:47 PM View: Appendix III Mann-Whitney
Plant Bowen Client: Southern Company Data: Bowen 1, 2, 9, and 10

Sanitas™ v.10.0.16b Software licensed to . UG

Mann-Whitney (Wilcoxon Rank Sum)

GWC-13RZ

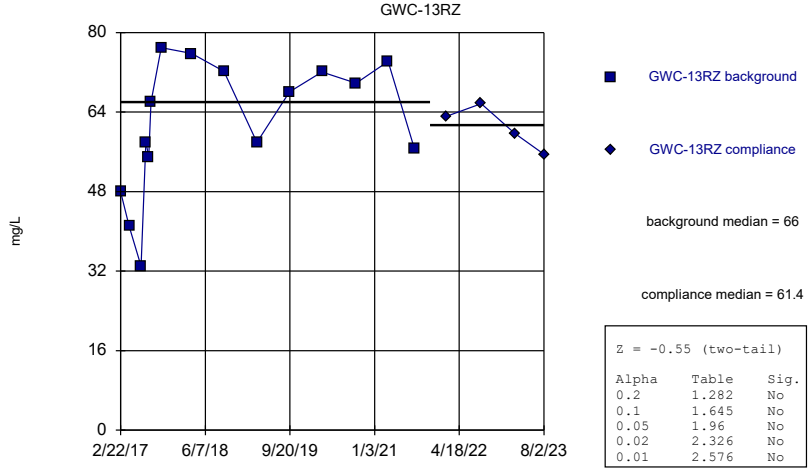

Z = -0.55 (two-tail)

Alpha	Table	Sig.
0.2	1.282	No
0.1	1.645	No
0.05	1.96	No
0.02	2.326	No
0.01	2.576	No

Constituent: Sulfate, total Analysis Run 4/14/2024 5:47 PM View: Appendix III Mann-Whitney
Plant Bowen Client: Southern Company Data: Bowen 1, 2, 9, and 10

Sanitas™ v.10.0.16b Software licensed to . UG

Mann-Whitney (Wilcoxon Rank Sum)

GWC-14Z

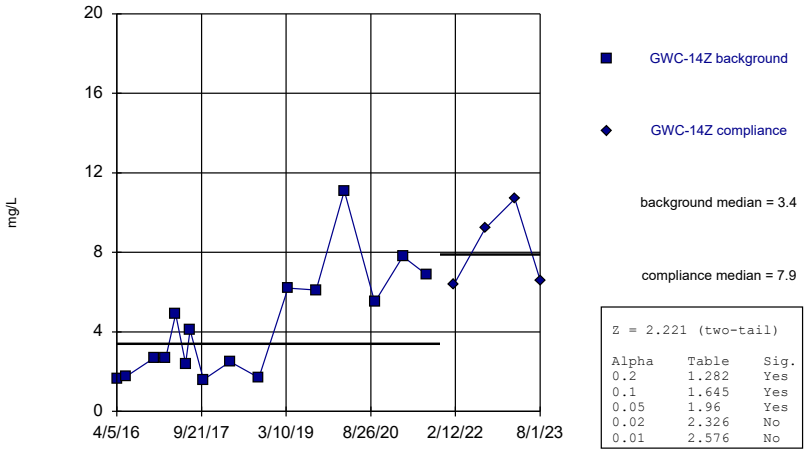

Z = 2.221 (two-tail)

Alpha	Table	Sig.
0.2	1.282	Yes
0.1	1.645	Yes
0.05	1.96	Yes
0.02	2.326	No
0.01	2.576	No

Constituent: Sulfate, total Analysis Run 4/14/2024 5:47 PM View: Appendix III Mann-Whitney
Plant Bowen Client: Southern Company Data: Bowen 1, 2, 9, and 10

Sanitas™ v.10.0.16b Software licensed to . UG

Mann-Whitney (Wilcoxon Rank Sum)

GWC-15R

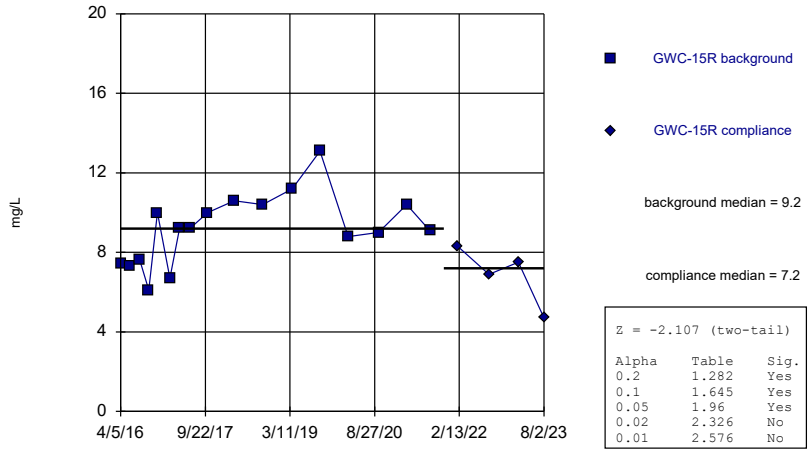

Z = -2.107 (two-tail)

Alpha	Table	Sig.
0.2	1.282	Yes
0.1	1.645	Yes
0.05	1.96	Yes
0.02	2.326	No
0.01	2.576	No

Constituent: Sulfate, total Analysis Run 4/14/2024 5:47 PM View: Appendix III Mann-Whitney
Plant Bowen Client: Southern Company Data: Bowen 1, 2, 9, and 10

Sanitas™ v.10.0.16b Software licensed to . UG

Mann-Whitney (Wilcoxon Rank Sum)

GWC-15Z

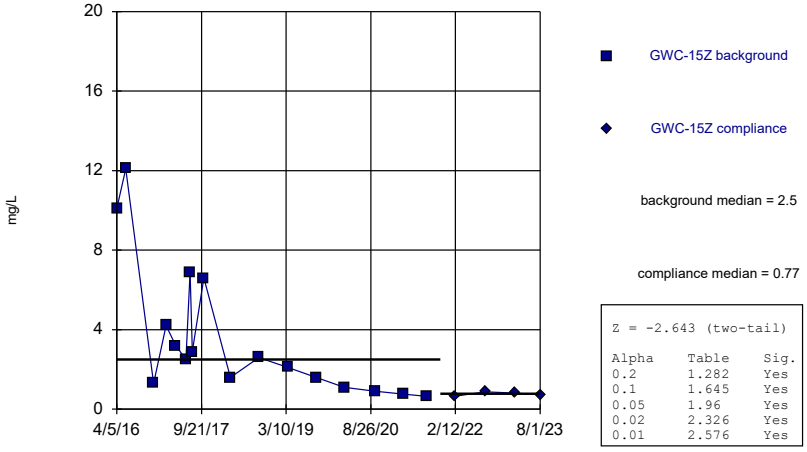

Z = -2.643 (two-tail)

Alpha	Table	Sig.
0.2	1.282	Yes
0.1	1.645	Yes
0.05	1.96	Yes
0.02	2.326	Yes
0.01	2.576	Yes

Constituent: Sulfate, total Analysis Run 4/14/2024 5:47 PM View: Appendix III Mann-Whitney
Plant Bowen Client: Southern Company Data: Bowen 1, 2, 9, and 10

Sanitas™ v.10.0.16b Software licensed to . UG

Mann-Whitney (Wilcoxon Rank Sum)

GWC-44

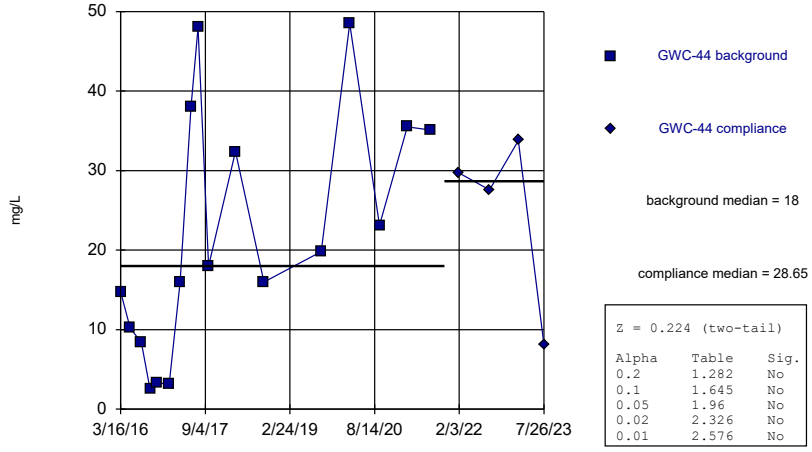

Z = 0.224 (two-tail)

Alpha	Table	Sig.
0.2	1.282	No
0.1	1.645	No
0.05	1.96	No
0.02	2.326	No
0.01	2.576	No

Constituent: Sulfate, total Analysis Run 4/14/2024 5:48 PM View: Appendix III Mann-Whitney
Plant Bowen Client: Southern Company Data: Bowen 1, 2, 9, and 10

Sanitas™ v.10.0.16b Software licensed to . UG
Hollow symbols indicate censored values.

Mann-Whitney (Wilcoxon Rank Sum)

GWC-45

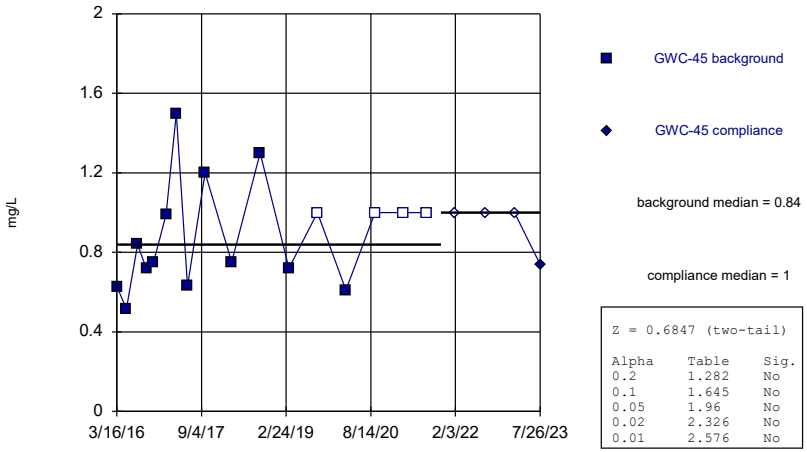

Z = 0.6847 (two-tail)

Alpha	Table	Sig.
0.2	1.282	No
0.1	1.645	No
0.05	1.96	No
0.02	2.326	No
0.01	2.576	No

Constituent: Sulfate, total Analysis Run 4/14/2024 5:48 PM View: Appendix III Mann-Whitney
Plant Bowen Client: Southern Company Data: Bowen 1, 2, 9, and 10

Sanitas™ v.10.0.16b Software licensed to . UG

Mann-Whitney (Wilcoxon Rank Sum)

GWC-45R

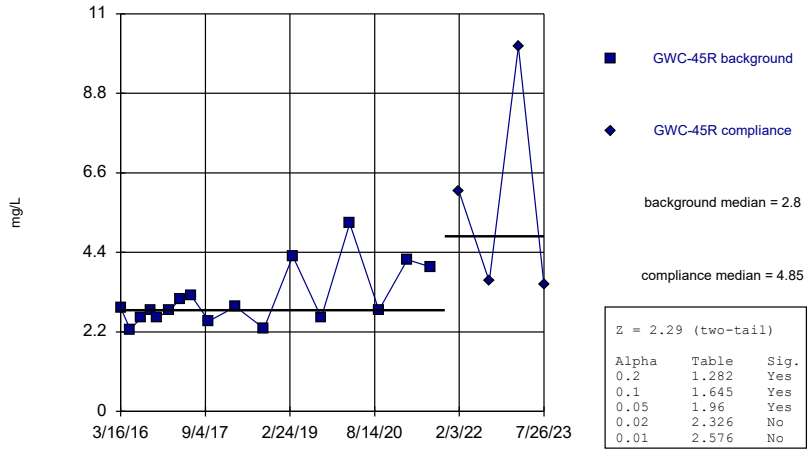

Z = 2.29 (two-tail)

Alpha	Table	Sig.
0.2	1.282	Yes
0.1	1.645	Yes
0.05	1.96	Yes
0.02	2.326	No
0.01	2.576	No

Constituent: Sulfate, total Analysis Run 4/14/2024 5:48 PM View: Appendix III Mann-Whitney
Plant Bowen Client: Southern Company Data: Bowen 1, 2, 9, and 10

Sanitas™ v.10.0.16b Software licensed to . UG

Mann-Whitney (Wilcoxon Rank Sum)

GWC-46R

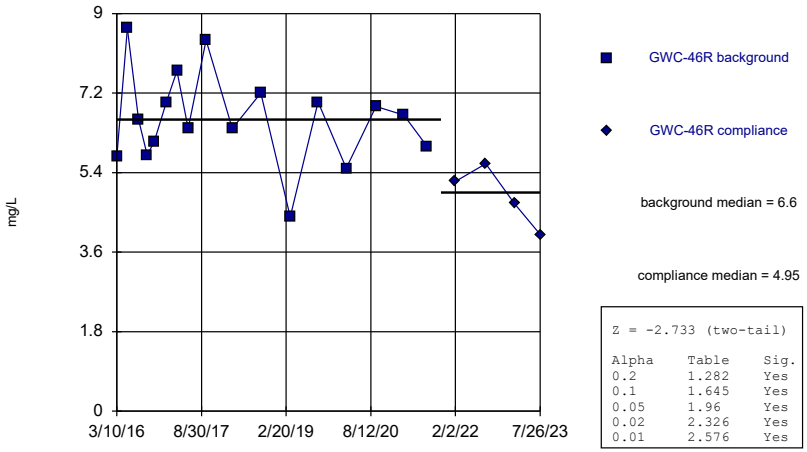

Z = -2.733 (two-tail)

Alpha	Table	Sig.
0.2	1.282	Yes
0.1	1.645	Yes
0.05	1.96	Yes
0.02	2.326	Yes
0.01	2.576	Yes

Constituent: Sulfate, total Analysis Run 4/14/2024 5:48 PM View: Appendix III Mann-Whitney
Plant Bowen Client: Southern Company Data: Bowen 1, 2, 9, and 10

Sanitas™ v.10.0.16b Software licensed to . UG

Mann-Whitney (Wilcoxon Rank Sum)

GWC-47

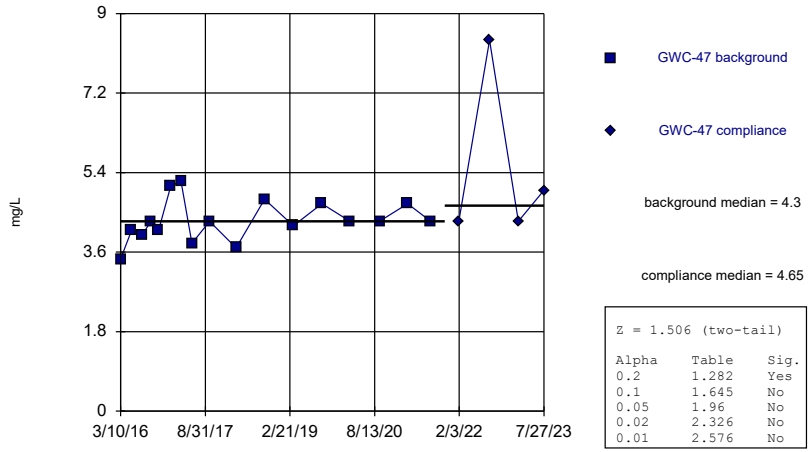

Z = 1.506 (two-tail)

Alpha	Table	Sig.
0.2	1.282	Yes
0.1	1.645	No
0.05	1.96	No
0.02	2.326	No
0.01	2.576	No

Constituent: Sulfate, total Analysis Run 4/14/2024 5:48 PM View: Appendix III Mann-Whitney
Plant Bowen Client: Southern Company Data: Bowen 1, 2, 9, and 10

Sanitas™ v.10.0.16b Software licensed to . UG

Mann-Whitney (Wilcoxon Rank Sum)

GWC-47R

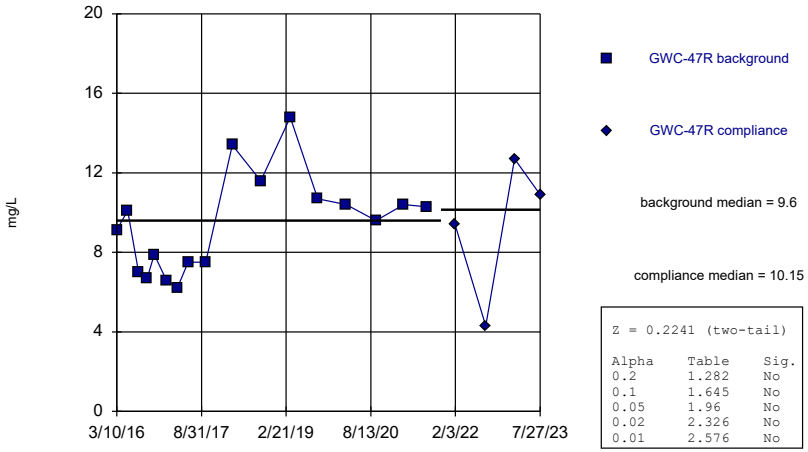

Z = 0.2241 (two-tail)

Alpha	Table	Sig.
0.2	1.282	No
0.1	1.645	No
0.05	1.96	No
0.02	2.326	No
0.01	2.576	No

Constituent: Sulfate, total Analysis Run 4/14/2024 5:48 PM View: Appendix III Mann-Whitney
Plant Bowen Client: Southern Company Data: Bowen 1, 2, 9, and 10

Sanitas™ v.10.0.16b Software licensed to . UG
Hollow symbols indicate censored values.

Mann-Whitney (Wilcoxon Rank Sum)

GWC-48

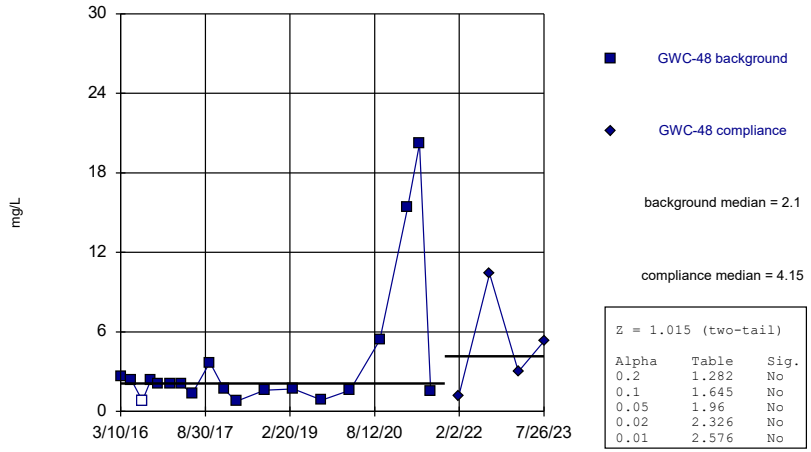

Z = 1.015 (two-tail)

Alpha	Table	Sig.
0.2	1.282	No
0.1	1.645	No
0.05	1.96	No
0.02	2.326	No
0.01	2.576	No

Constituent: Sulfate, total Analysis Run 4/14/2024 5:48 PM View: Appendix III Mann-Whitney
Plant Bowen Client: Southern Company Data: Bowen 1, 2, 9, and 10

Sanitas™ v.10.0.16b Software licensed to . UG

Mann-Whitney (Wilcoxon Rank Sum)

GWC-49R

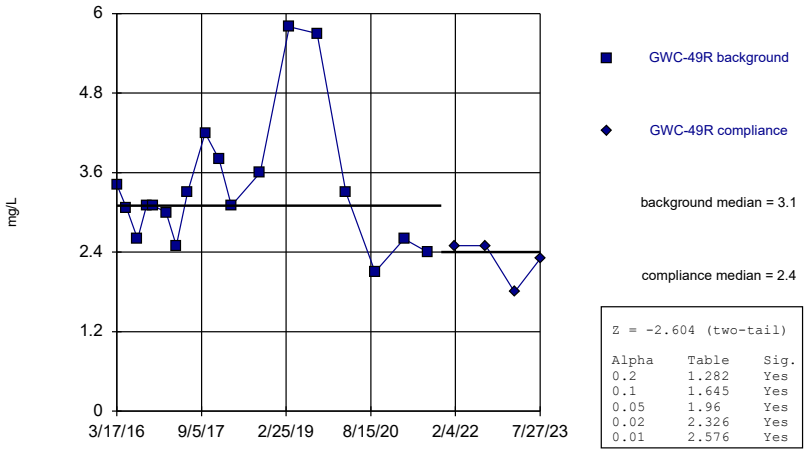

Z = -2.604 (two-tail)

Alpha	Table	Sig.
0.2	1.282	Yes
0.1	1.645	Yes
0.05	1.96	Yes
0.02	2.326	Yes
0.01	2.576	Yes

Constituent: Sulfate, total Analysis Run 4/14/2024 5:48 PM View: Appendix III Mann-Whitney
Plant Bowen Client: Southern Company Data: Bowen 1, 2, 9, and 10

Sanitas™ v.10.0.16b Software licensed to . UG

Mann-Whitney (Wilcoxon Rank Sum)

GWC-49Z

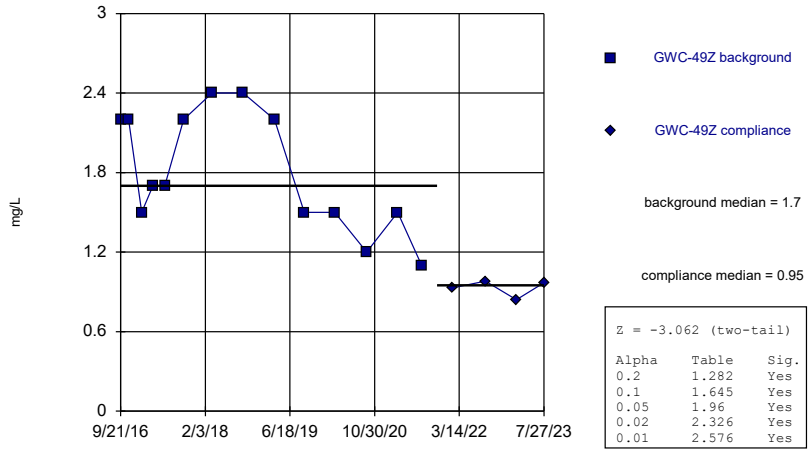

Z = -3.062 (two-tail)

Alpha	Table	Sig.
0.2	1.282	Yes
0.1	1.645	Yes
0.05	1.96	Yes
0.02	2.326	Yes
0.01	2.576	Yes

Constituent: Sulfate, total Analysis Run 4/14/2024 5:48 PM View: Appendix III Mann-Whitney
Plant Bowen Client: Southern Company Data: Bowen 1, 2, 9, and 10

Sanitas™ v.10.0.16b Software licensed to . UG

Mann-Whitney (Wilcoxon Rank Sum)

GWC-5

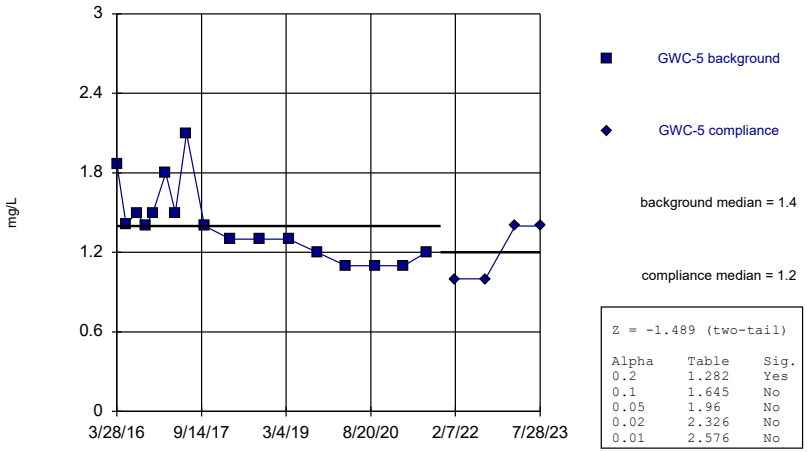

Z = -1.489 (two-tail)

Alpha	Table	Sig.
0.2	1.282	Yes
0.1	1.645	No
0.05	1.96	No
0.02	2.326	No
0.01	2.576	No

Constituent: Sulfate, total Analysis Run 4/14/2024 5:48 PM View: Appendix III Mann-Whitney
Plant Bowen Client: Southern Company Data: Bowen 1, 2, 9, and 10

Sanitas™ v.10.0.16b Software licensed to . UG
Hollow symbols indicate censored values.

Mann-Whitney (Wilcoxon Rank Sum)

GWC-6

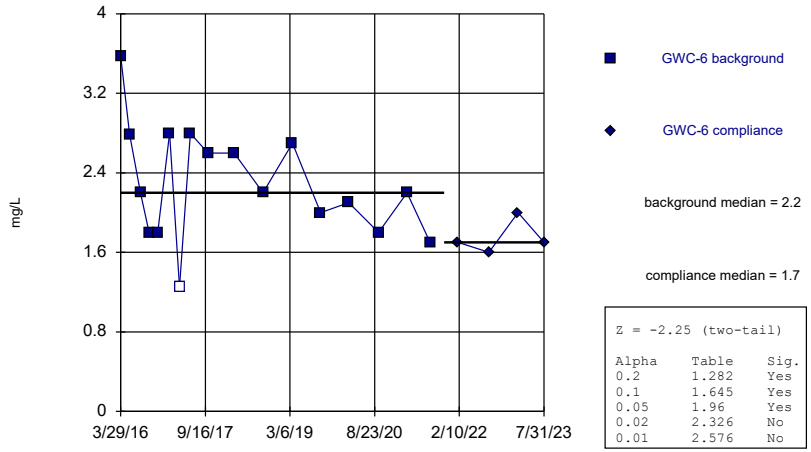

Z = -2.25 (two-tail)

Alpha	Table	Sig.
0.2	1.282	Yes
0.1	1.645	Yes
0.05	1.96	Yes
0.02	2.326	No
0.01	2.576	No

Constituent: Sulfate, total Analysis Run 4/14/2024 5:48 PM View: Appendix III Mann-Whitney
Plant Bowen Client: Southern Company Data: Bowen 1, 2, 9, and 10

Sanitas™ v.10.0.16b Software licensed to . UG
Hollow symbols indicate censored values.

Mann-Whitney (Wilcoxon Rank Sum)

GWC-6RZ

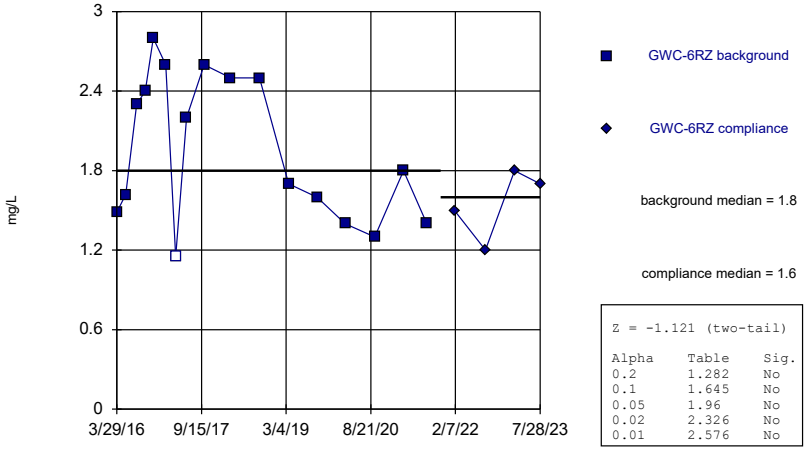

Z = -1.121 (two-tail)

Alpha	Table	Sig.
0.2	1.282	No
0.1	1.645	No
0.05	1.96	No
0.02	2.326	No
0.01	2.576	No

Constituent: Sulfate, total Analysis Run 4/14/2024 5:48 PM View: Appendix III Mann-Whitney
Plant Bowen Client: Southern Company Data: Bowen 1, 2, 9, and 10

Sanitas™ v.10.0.16b Software licensed to . UG
Hollow symbols indicate censored values.

Mann-Whitney (Wilcoxon Rank Sum)

GWC-7Z

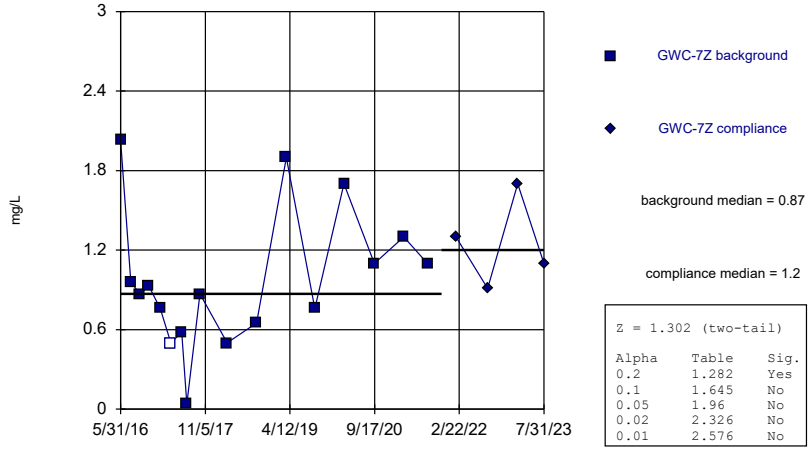

Z = 1.302 (two-tail)

Alpha	Table	Sig.
0.2	1.282	Yes
0.1	1.645	No
0.05	1.96	No
0.02	2.326	No
0.01	2.576	No

Constituent: Sulfate, total Analysis Run 4/14/2024 5:48 PM View: Appendix III Mann-Whitney
Plant Bowen Client: Southern Company Data: Bowen 1, 2, 9, and 10

Sanitas™ v.10.0.16b Software licensed to . UG
Hollow symbols indicate censored values.

Mann-Whitney (Wilcoxon Rank Sum)

GWC-8RR

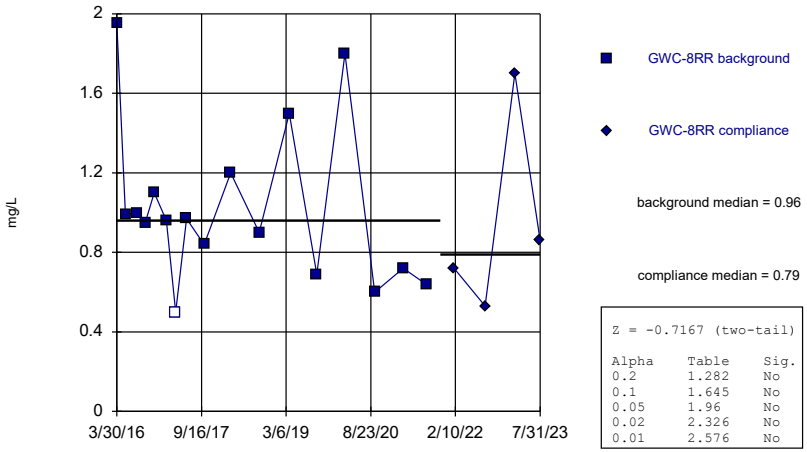

Z = -0.7167 (two-tail)

Alpha	Table	Sig.
0.2	1.282	No
0.1	1.645	No
0.05	1.96	No
0.02	2.326	No
0.01	2.576	No

Constituent: Sulfate, total Analysis Run 4/14/2024 5:48 PM View: Appendix III Mann-Whitney
Plant Bowen Client: Southern Company Data: Bowen 1, 2, 9, and 10

Sanitas™ v.10.0.16b Software licensed to . UG

Mann-Whitney (Wilcoxon Rank Sum)

GWC-8Z

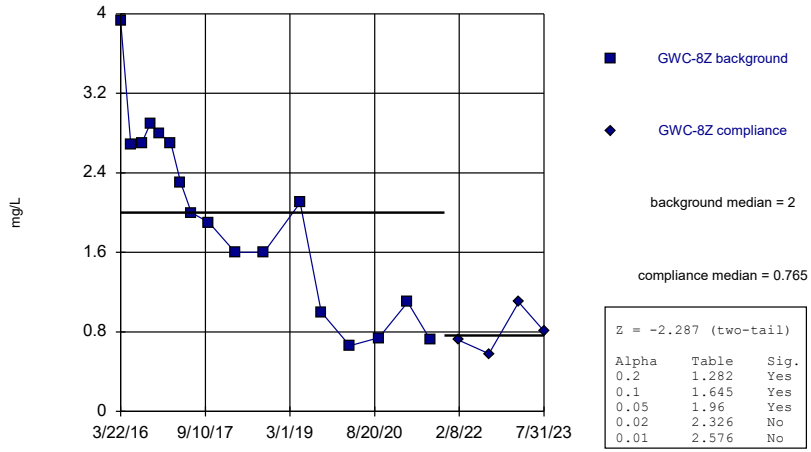

Z = -2.287 (two-tail)

Alpha	Table	Sig.
0.2	1.282	Yes
0.1	1.645	Yes
0.05	1.96	Yes
0.02	2.326	No
0.01	2.576	No

Constituent: Sulfate, total Analysis Run 4/14/2024 5:48 PM View: Appendix III Mann-Whitney
Plant Bowen Client: Southern Company Data: Bowen 1, 2, 9, and 10

Sanitas™ v.10.0.16b Software licensed to . UG
Hollow symbols indicate censored values.

Mann-Whitney (Wilcoxon Rank Sum)

GWC-9

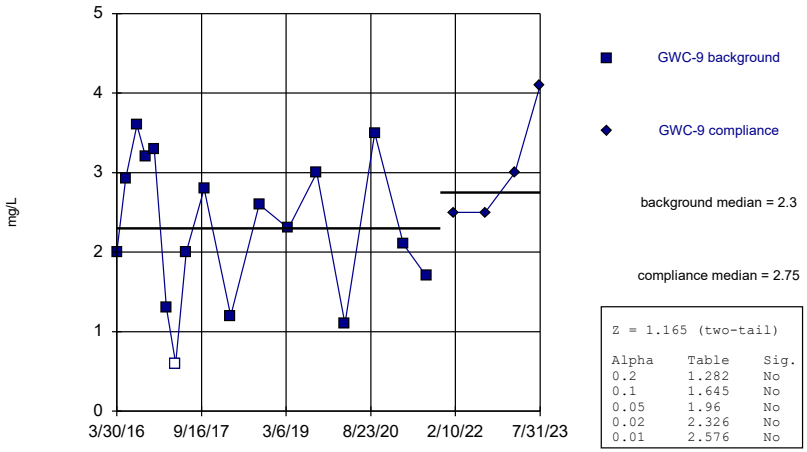

Z = 1.165 (two-tail)

Alpha	Table	Sig.
0.2	1.282	No
0.1	1.645	No
0.05	1.96	No
0.02	2.326	No
0.01	2.576	No

Constituent: Sulfate, total Analysis Run 4/14/2024 5:48 PM View: Appendix III Mann-Whitney
Plant Bowen Client: Southern Company Data: Bowen 1, 2, 9, and 10

Sanitas™ v.10.0.16b Software licensed to . UG

Mann-Whitney (Wilcoxon Rank Sum)

GWA-1 (bg)

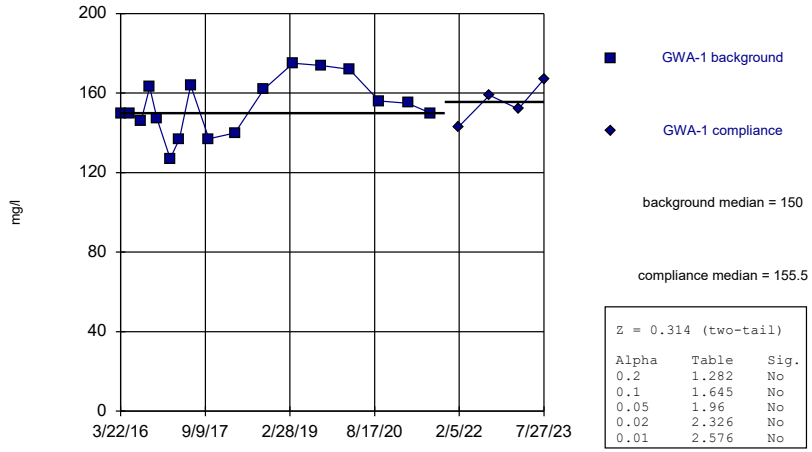

Z = 0.314 (two-tail)

Alpha	Table	Sig.
0.2	1.282	No
0.1	1.645	No
0.05	1.96	No
0.02	2.326	No
0.01	2.576	No

Constituent: Total Dissolved Solids [TDS] Analysis Run 4/14/2024 5:48 PM View: Appendix III Mann-Whit
Plant Bowen Client: Southern Company Data: Bowen 1, 2, 9, and 10

Sanitas™ v.10.0.16b Software licensed to . UG

Hollow symbols indicate censored values.

Mann-Whitney (Wilcoxon Rank Sum)

GWA-2 (bg)

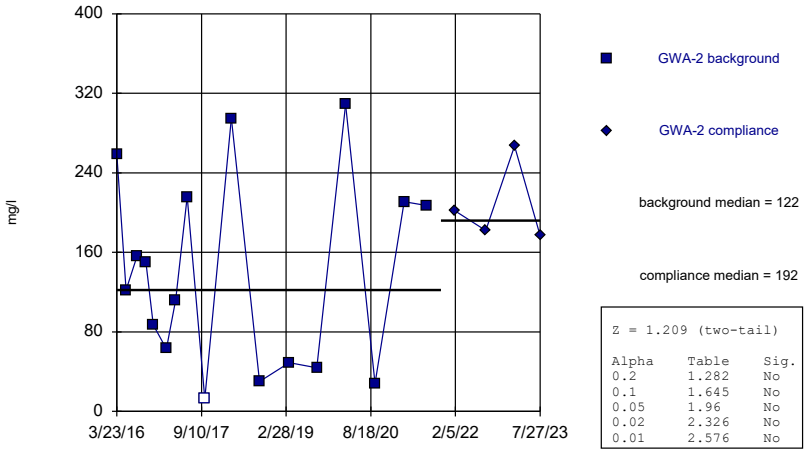

Z = 1.209 (two-tail)

Alpha	Table	Sig.
0.2	1.282	No
0.1	1.645	No
0.05	1.96	No
0.02	2.326	No
0.01	2.576	No

Constituent: Total Dissolved Solids [TDS] Analysis Run 4/14/2024 5:48 PM View: Appendix III Mann-Whit

Plant Bowen Client: Southern Company Data: Bowen 1, 2, 9, and 10

Sanitas™ v.10.0.16b Software licensed to . UG

Mann-Whitney (Wilcoxon Rank Sum)

GWA-2R (bg)

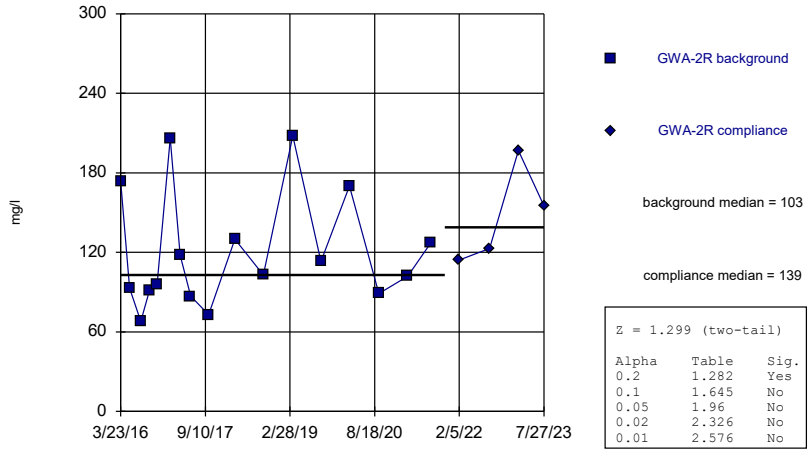

Z = 1.299 (two-tail)

Alpha	Table	Sig.
0.2	1.282	Yes
0.1	1.645	No
0.05	1.96	No
0.02	2.326	No
0.01	2.576	No

Constituent: Total Dissolved Solids [TDS] Analysis Run 4/14/2024 5:48 PM View: Appendix III Mann-Whit

Plant Bowen Client: Southern Company Data: Bowen 1, 2, 9, and 10

Sanitas™ v.10.0.16b Software licensed to . UG

Mann-Whitney (Wilcoxon Rank Sum)

GWA-39RZ (bg)

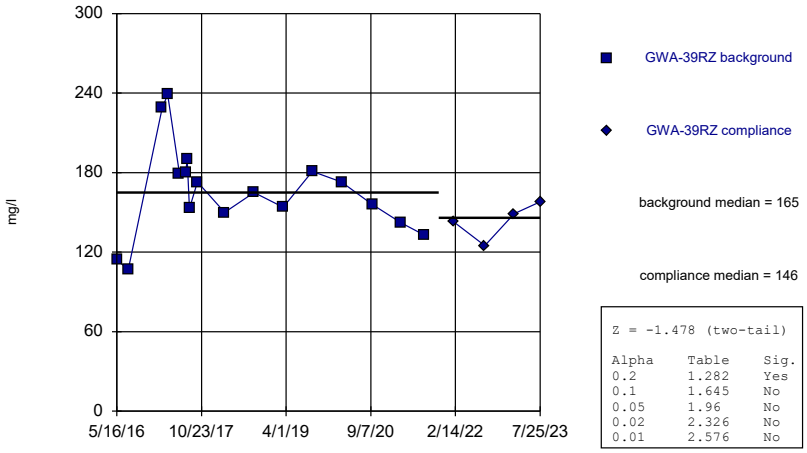

Z = -1.478 (two-tail)

Alpha	Table	Sig.
0.2	1.282	Yes
0.1	1.645	No
0.05	1.96	No
0.02	2.326	No
0.01	2.576	No

Constituent: Total Dissolved Solids [TDS] Analysis Run 4/14/2024 5:48 PM View: Appendix III Mann-Whit

Plant Bowen Client: Southern Company Data: Bowen 1, 2, 9, and 10

Sanitas™ v.10.0.16b Software licensed to . UG

Mann-Whitney (Wilcoxon Rank Sum)

GWA-39Z (bg)

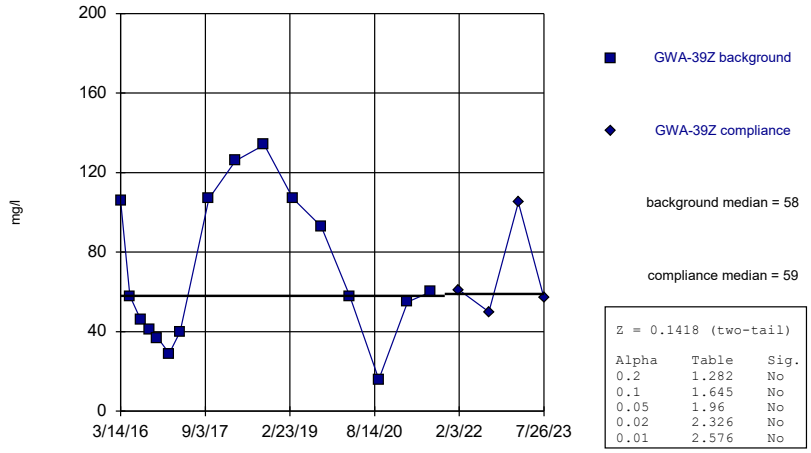

Z = 0.1418 (two-tail)

Alpha	Table	Sig.
0.2	1.282	No
0.1	1.645	No
0.05	1.96	No
0.02	2.326	No
0.01	2.576	No

Constituent: Total Dissolved Solids [TDS] Analysis Run 4/14/2024 5:48 PM View: Appendix III Mann-Whit

Plant Bowen Client: Southern Company Data: Bowen 1, 2, 9, and 10

Sanitas™ v.10.0.16b Software licensed to . UG
Hollow symbols indicate censored values.

Mann-Whitney (Wilcoxon Rank Sum)

GWA-3A (bg)

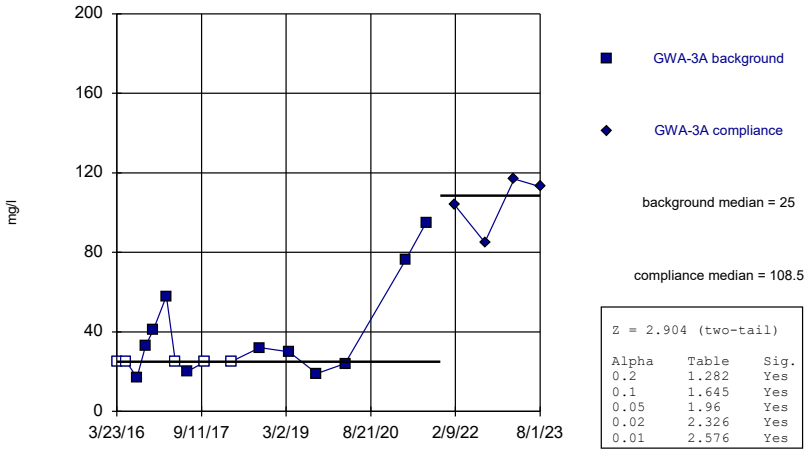

Z = 2.904 (two-tail)

Alpha	Table	Sig.
0.2	1.282	Yes
0.1	1.645	Yes
0.05	1.96	Yes
0.02	2.326	Yes
0.01	2.576	Yes

Constituent: Total Dissolved Solids [TDS] Analysis Run 4/14/2024 5:48 PM View: Appendix III Mann-Whit
Plant Bowen Client: Southern Company Data: Bowen 1, 2, 9, and 10

Sanitas™ v.10.0.16b Software licensed to . UG

Mann-Whitney (Wilcoxon Rank Sum)

GWA-40 (bg)

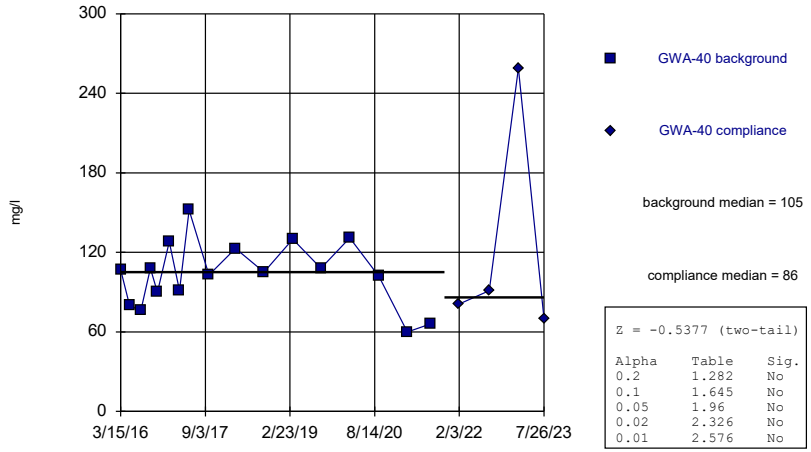

Z = -0.5377 (two-tail)

Alpha	Table	Sig.
0.2	1.282	No
0.1	1.645	No
0.05	1.96	No
0.02	2.326	No
0.01	2.576	No

Constituent: Total Dissolved Solids [TDS] Analysis Run 4/14/2024 5:48 PM View: Appendix III Mann-Whit
Plant Bowen Client: Southern Company Data: Bowen 1, 2, 9, and 10

Sanitas™ v.10.0.16b Software licensed to . UG

Mann-Whitney (Wilcoxon Rank Sum)

GWA-41 (bg)

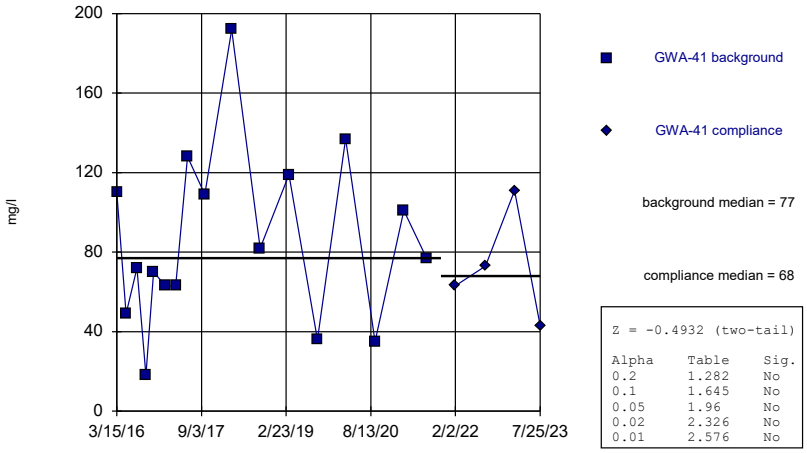

Z = -0.4932 (two-tail)

Alpha	Table	Sig.
0.2	1.282	No
0.1	1.645	No
0.05	1.96	No
0.02	2.326	No
0.01	2.576	No

Constituent: Total Dissolved Solids [TDS] Analysis Run 4/14/2024 5:48 PM View: Appendix III Mann-Whit
Plant Bowen Client: Southern Company Data: Bowen 1, 2, 9, and 10

Sanitas™ v.10.0.16b Software licensed to . UG

Mann-Whitney (Wilcoxon Rank Sum)

GWA-41R (bg)

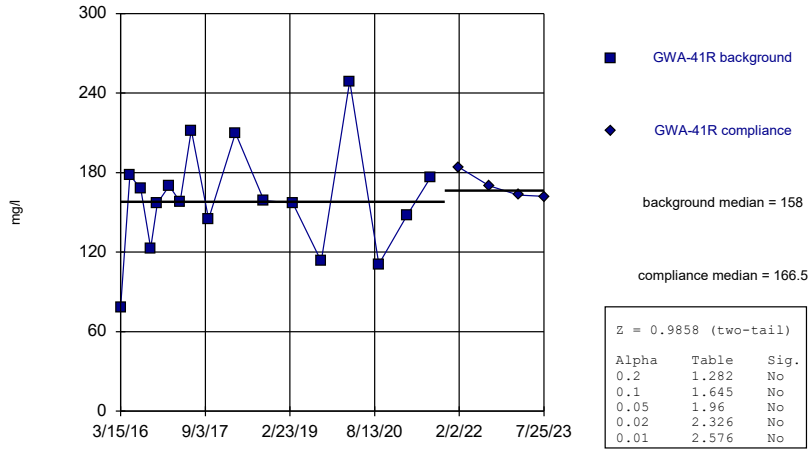

Z = 0.9858 (two-tail)

Alpha	Table	Sig.
0.2	1.282	No
0.1	1.645	No
0.05	1.96	No
0.02	2.326	No
0.01	2.576	No

Constituent: Total Dissolved Solids [TDS] Analysis Run 4/14/2024 5:48 PM View: Appendix III Mann-Whit
Plant Bowen Client: Southern Company Data: Bowen 1, 2, 9, and 10

Sanitas™ v.10.0.16b Software licensed to . UG

Mann-Whitney (Wilcoxon Rank Sum)

GWA-42 (bg)

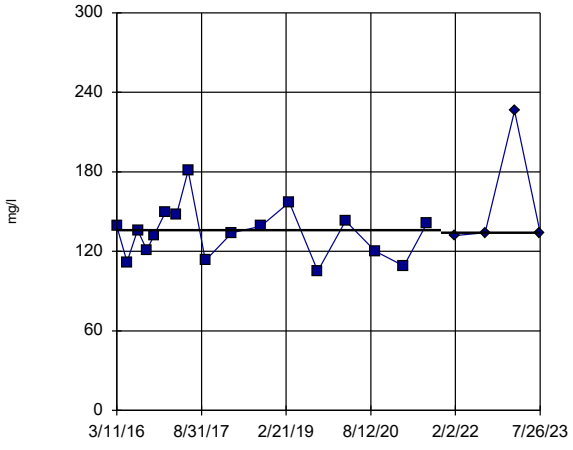

GWA-42 background

GWA-42 compliance

background median = 136

compliance median = 134

Z = 0.3589 (two-tail)

Alpha	Table	Sig.
0.2	1.282	No
0.1	1.645	No
0.05	1.96	No
0.02	2.326	No
0.01	2.576	No

Constituent: Total Dissolved Solids [TDS] Analysis Run 4/14/2024 5:48 PM View: Appendix III Mann-Whit

Plant Bowen Client: Southern Company Data: Bowen 1, 2, 9, and 10

Sanitas™ v.10.0.16b Software licensed to . UG

Hollow symbols indicate censored values.

Mann-Whitney (Wilcoxon Rank Sum)

GWA-43 (bg)

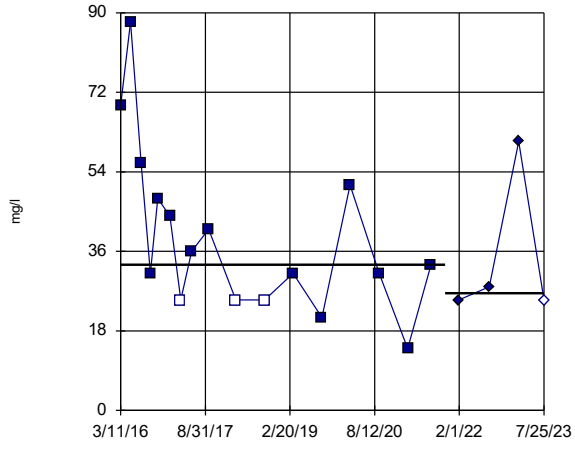

GWA-43 background

GWA-43 compliance

background median = 33

compliance median = 26.5

Z = -0.677 (two-tail)

Alpha	Table	Sig.
0.2	1.282	No
0.1	1.645	No
0.05	1.96	No
0.02	2.326	No
0.01	2.576	No

Constituent: Total Dissolved Solids [TDS] Analysis Run 4/14/2024 5:48 PM View: Appendix III Mann-Whit

Plant Bowen Client: Southern Company Data: Bowen 1, 2, 9, and 10

Sanitas™ v.10.0.16b Software licensed to . UG

Mann-Whitney (Wilcoxon Rank Sum)

GWA-43R (bg)

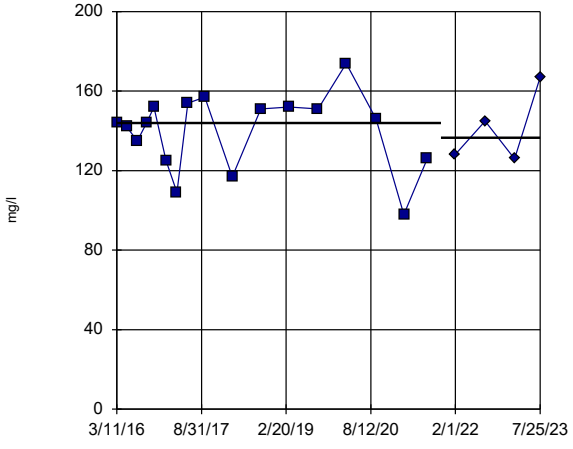

GWA-43R background

GWA-43R compliance

background median = 144

compliance median = 136.5

Z = 0 (two-tail)

Alpha	Table	Sig.
0.2	1.282	No
0.1	1.645	No
0.05	1.96	No
0.02	2.326	No
0.01	2.576	No

Constituent: Total Dissolved Solids [TDS] Analysis Run 4/14/2024 5:48 PM View: Appendix III Mann-Whit

Plant Bowen Client: Southern Company Data: Bowen 1, 2, 9, and 10

Sanitas™ v.10.0.16b Software licensed to . UG

Mann-Whitney (Wilcoxon Rank Sum)

GWA-4RZ (bg)

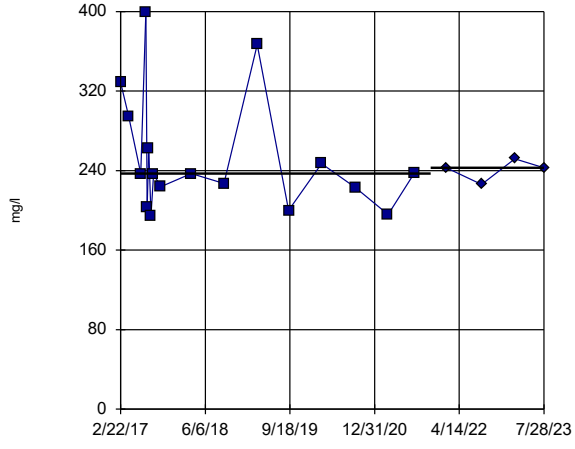

GWA-4RZ background

GWA-4RZ compliance

background median = 237

compliance median = 243

Z = 0.4929 (two-tail)

Alpha	Table	Sig.
0.2	1.282	No
0.1	1.645	No
0.05	1.96	No
0.02	2.326	No
0.01	2.576	No

Constituent: Total Dissolved Solids [TDS] Analysis Run 4/14/2024 5:48 PM View: Appendix III Mann-Whit

Plant Bowen Client: Southern Company Data: Bowen 1, 2, 9, and 10

Sanitas™ v.10.0.16b Software licensed to . UG
Hollow symbols indicate censored values.

Mann-Whitney (Wilcoxon Rank Sum)

GWA-50 (bg)

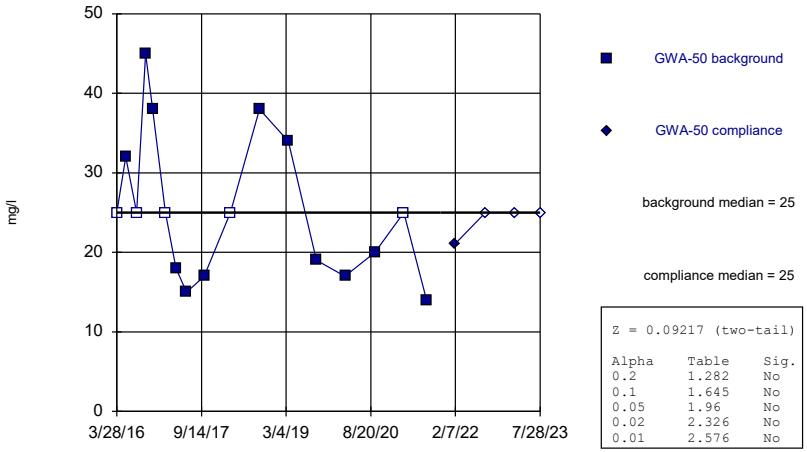

Z = 0.09217 (two-tail)

Alpha	Table	Sig.
0.2	1.282	No
0.1	1.645	No
0.05	1.96	No
0.02	2.326	No
0.01	2.576	No

Constituent: Total Dissolved Solids [TDS] Analysis Run 4/14/2024 5:48 PM View: Appendix III Mann-Whit
Plant Bowen Client: Southern Company Data: Bowen 1, 2, 9, and 10

Sanitas™ v.10.0.16b Software licensed to . UG
Hollow symbols indicate censored values.

Mann-Whitney (Wilcoxon Rank Sum)

GWA-50R (bg)

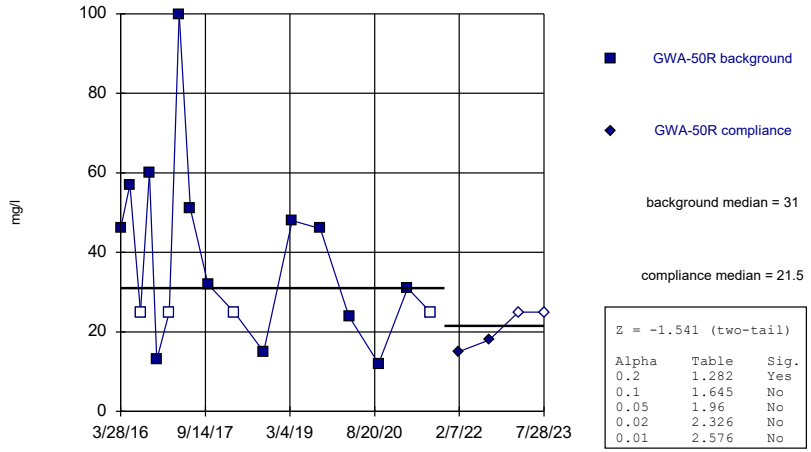

Z = -1.541 (two-tail)

Alpha	Table	Sig.
0.2	1.282	Yes
0.1	1.645	No
0.05	1.96	No
0.02	2.326	No
0.01	2.576	No

Constituent: Total Dissolved Solids [TDS] Analysis Run 4/14/2024 5:48 PM View: Appendix III Mann-Whit
Plant Bowen Client: Southern Company Data: Bowen 1, 2, 9, and 10

Sanitas™ v.10.0.16b Software licensed to . UG

Mann-Whitney (Wilcoxon Rank Sum)

GWC-10

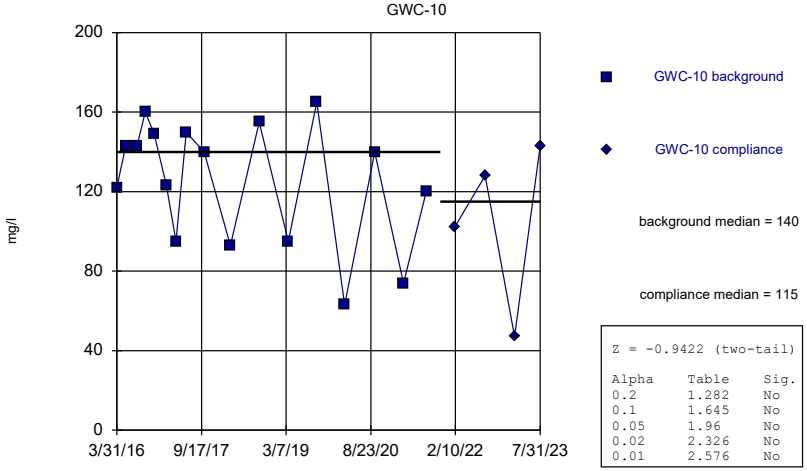

Z = -0.9422 (two-tail)

Alpha	Table	Sig.
0.2	1.282	No
0.1	1.645	No
0.05	1.96	No
0.02	2.326	No
0.01	2.576	No

Constituent: Total Dissolved Solids [TDS] Analysis Run 4/14/2024 5:48 PM View: Appendix III Mann-Whit
Plant Bowen Client: Southern Company Data: Bowen 1, 2, 9, and 10

Sanitas™ v.10.0.16b Software licensed to . UG

Mann-Whitney (Wilcoxon Rank Sum)

GWC-10R

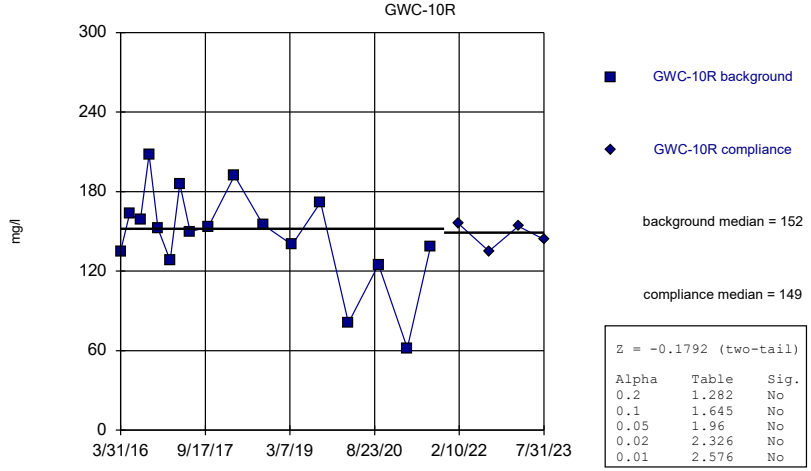

Z = -0.1792 (two-tail)

Alpha	Table	Sig.
0.2	1.282	No
0.1	1.645	No
0.05	1.96	No
0.02	2.326	No
0.01	2.576	No

Constituent: Total Dissolved Solids [TDS] Analysis Run 4/14/2024 5:48 PM View: Appendix III Mann-Whit
Plant Bowen Client: Southern Company Data: Bowen 1, 2, 9, and 10

Sanitas™ v.10.0.16b Software licensed to . UG

Mann-Whitney (Wilcoxon Rank Sum)

GWC-11

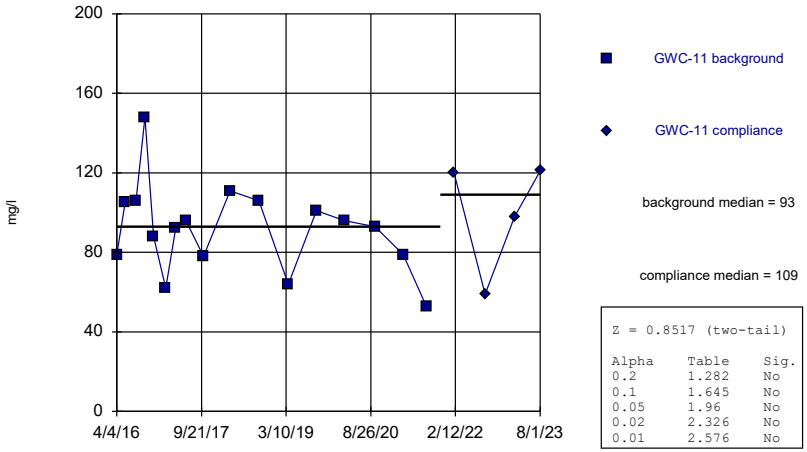

Z = 0.8517 (two-tail)

Alpha	Table	Sig.
0.2	1.282	No
0.1	1.645	No
0.05	1.96	No
0.02	2.326	No
0.01	2.576	No

Constituent: Total Dissolved Solids [TDS] Analysis Run 4/14/2024 5:48 PM View: Appendix III Mann-Whit
Plant Bowen Client: Southern Company Data: Bowen 1, 2, 9, and 10

Sanitas™ v.10.0.16b Software licensed to . UG

Mann-Whitney (Wilcoxon Rank Sum)

GWC-11R

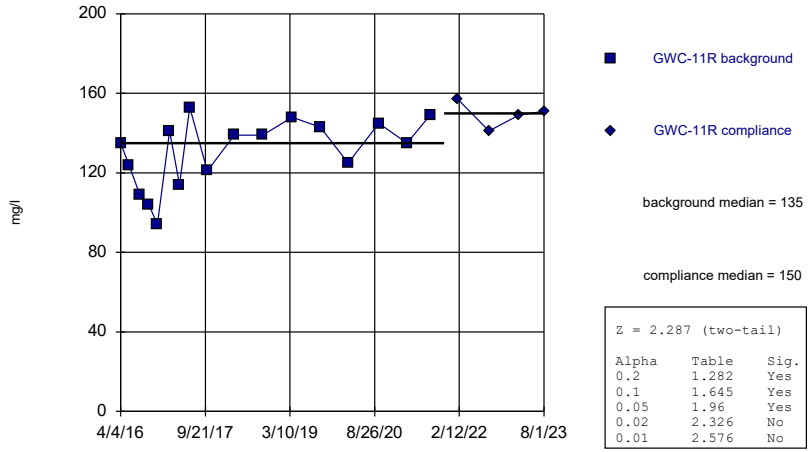

Z = 2.287 (two-tail)

Alpha	Table	Sig.
0.2	1.282	Yes
0.1	1.645	Yes
0.05	1.96	Yes
0.02	2.326	No
0.01	2.576	No

Constituent: Total Dissolved Solids [TDS] Analysis Run 4/14/2024 5:48 PM View: Appendix III Mann-Whit
Plant Bowen Client: Southern Company Data: Bowen 1, 2, 9, and 10

Sanitas™ v.10.0.16b Software licensed to . UG

Mann-Whitney (Wilcoxon Rank Sum)

GWC-12

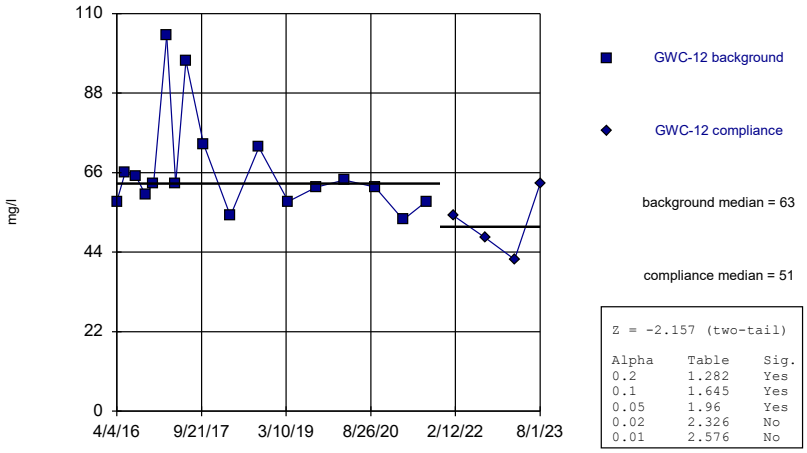

Z = -2.157 (two-tail)

Alpha	Table	Sig.
0.2	1.282	Yes
0.1	1.645	Yes
0.05	1.96	Yes
0.02	2.326	No
0.01	2.576	No

Constituent: Total Dissolved Solids [TDS] Analysis Run 4/14/2024 5:48 PM View: Appendix III Mann-Whit
Plant Bowen Client: Southern Company Data: Bowen 1, 2, 9, and 10

Sanitas™ v.10.0.16b Software licensed to . UG

Mann-Whitney (Wilcoxon Rank Sum)

GWC-13

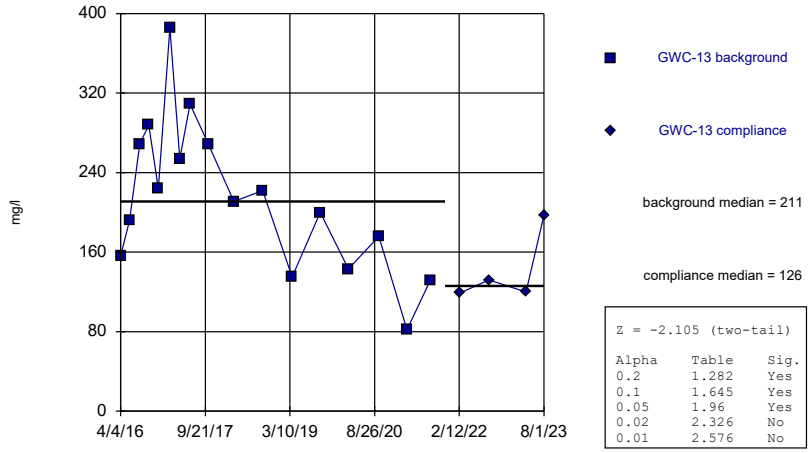

Z = -2.105 (two-tail)

Alpha	Table	Sig.
0.2	1.282	Yes
0.1	1.645	Yes
0.05	1.96	Yes
0.02	2.326	No
0.01	2.576	No

Constituent: Total Dissolved Solids [TDS] Analysis Run 4/14/2024 5:48 PM View: Appendix III Mann-Whit
Plant Bowen Client: Southern Company Data: Bowen 1, 2, 9, and 10

Sanitas™ v.10.0.16b Software licensed to . UG

Mann-Whitney (Wilcoxon Rank Sum)

GWC-13RZ

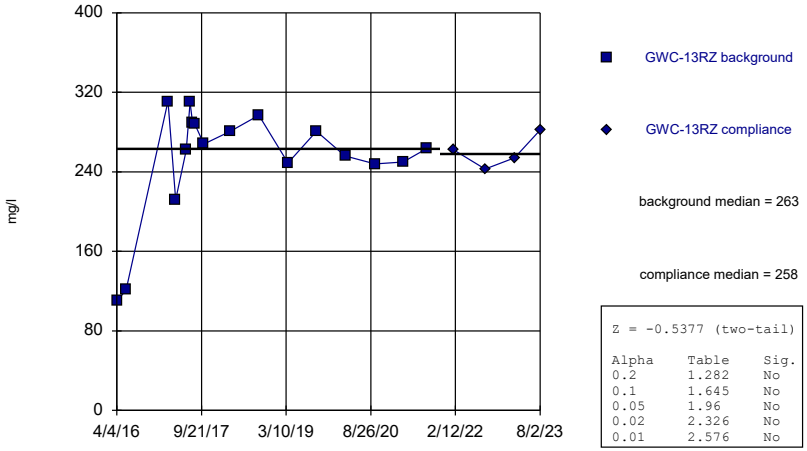

Z = -0.5377 (two-tail)

Alpha	Table	Sig.
0.2	1.282	No
0.1	1.645	No
0.05	1.96	No
0.02	2.326	No
0.01	2.576	No

Constituent: Total Dissolved Solids [TDS] Analysis Run 4/14/2024 5:48 PM View: Appendix III Mann-Whit
Plant Bowen Client: Southern Company Data: Bowen 1, 2, 9, and 10

Sanitas™ v.10.0.16b Software licensed to . UG

Mann-Whitney (Wilcoxon Rank Sum)

GWC-14Z

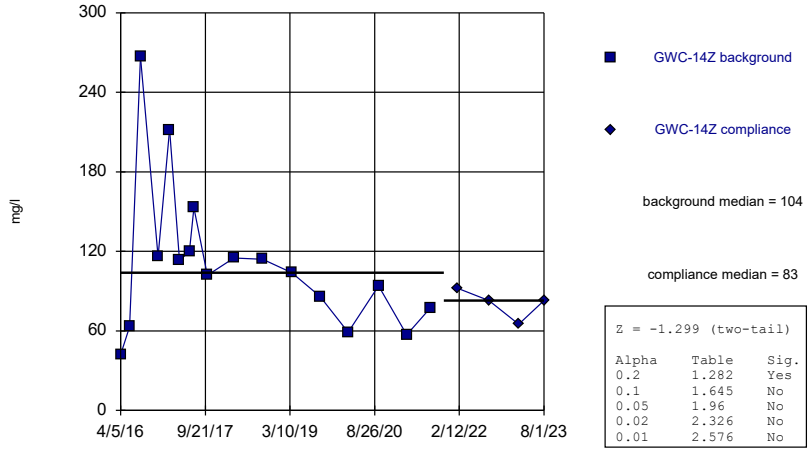

Z = -1.299 (two-tail)

Alpha	Table	Sig.
0.2	1.282	Yes
0.1	1.645	No
0.05	1.96	No
0.02	2.326	No
0.01	2.576	No

Constituent: Total Dissolved Solids [TDS] Analysis Run 4/14/2024 5:48 PM View: Appendix III Mann-Whit
Plant Bowen Client: Southern Company Data: Bowen 1, 2, 9, and 10

Sanitas™ v.10.0.16b Software licensed to . UG

Mann-Whitney (Wilcoxon Rank Sum)

GWC-15R

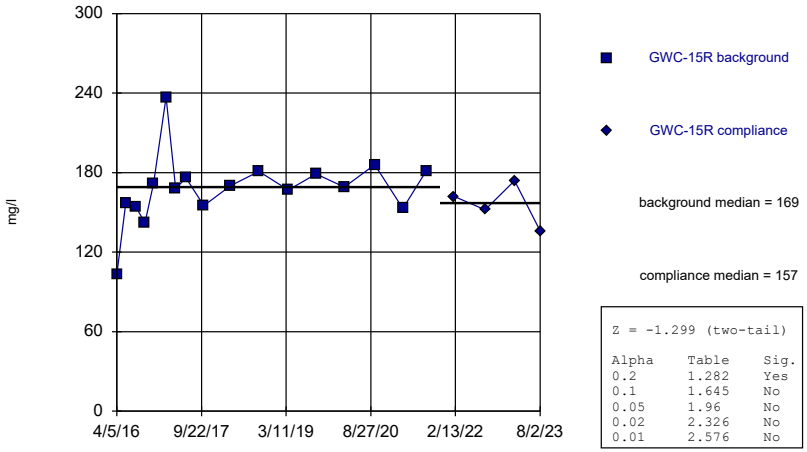

Z = -1.299 (two-tail)

Alpha	Table	Sig.
0.2	1.282	Yes
0.1	1.645	No
0.05	1.96	No
0.02	2.326	No
0.01	2.576	No

Constituent: Total Dissolved Solids [TDS] Analysis Run 4/14/2024 5:48 PM View: Appendix III Mann-Whit
Plant Bowen Client: Southern Company Data: Bowen 1, 2, 9, and 10

Sanitas™ v.10.0.16b Software licensed to . UG

Mann-Whitney (Wilcoxon Rank Sum)

GWC-15Z

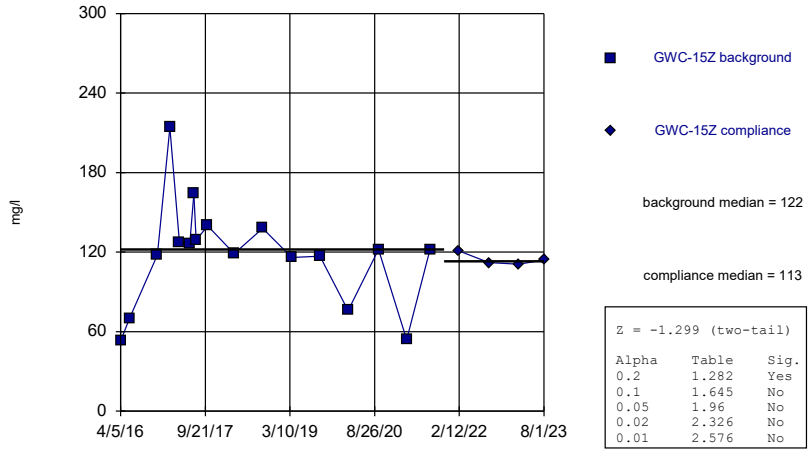

Z = -1.299 (two-tail)

Alpha	Table	Sig.
0.2	1.282	Yes
0.1	1.645	No
0.05	1.96	No
0.02	2.326	No
0.01	2.576	No

Constituent: Total Dissolved Solids [TDS] Analysis Run 4/14/2024 5:48 PM View: Appendix III Mann-Whit
Plant Bowen Client: Southern Company Data: Bowen 1, 2, 9, and 10

Sanitas™ v.10.0.16b Software licensed to . UG
Hollow symbols indicate censored values.

Mann-Whitney (Wilcoxon Rank Sum)

GWC-44

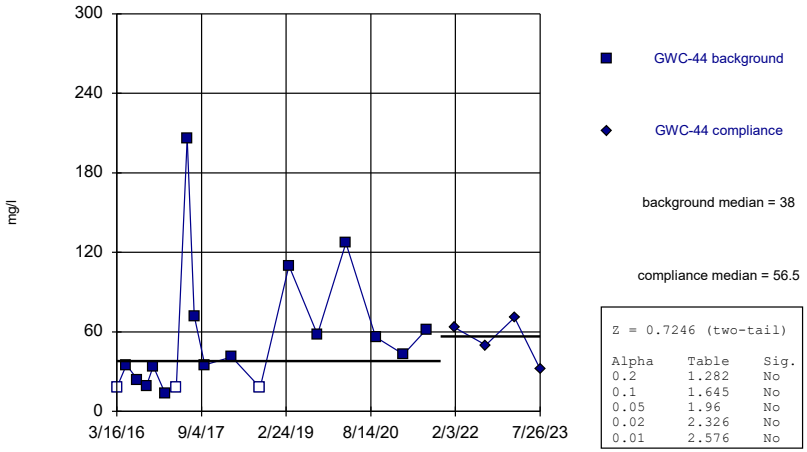

Z = 0.7246 (two-tail)

Alpha	Table	Sig.
0.2	1.282	No
0.1	1.645	No
0.05	1.96	No
0.02	2.326	No
0.01	2.576	No

Constituent: Total Dissolved Solids [TDS] Analysis Run 4/14/2024 5:48 PM View: Appendix III Mann-Whit
Plant Bowen Client: Southern Company Data: Bowen 1, 2, 9, and 10

Sanitas™ v.10.0.16b Software licensed to . UG
Hollow symbols indicate censored values.

Mann-Whitney (Wilcoxon Rank Sum)

GWC-45

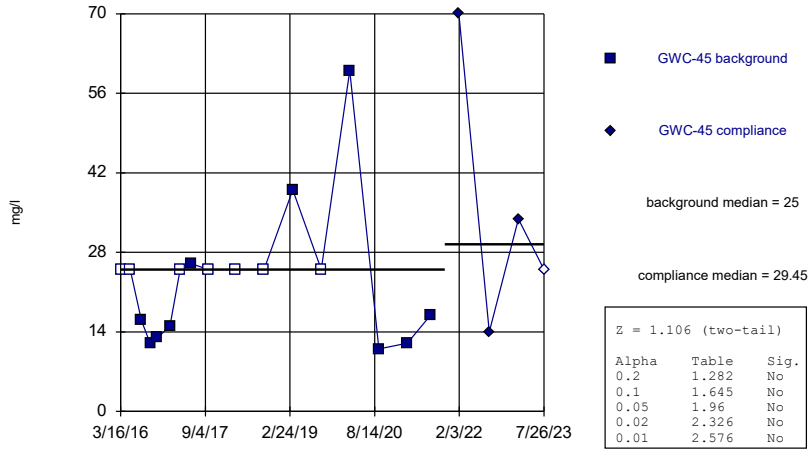

Z = 1.106 (two-tail)

Alpha	Table	Sig.
0.2	1.282	No
0.1	1.645	No
0.05	1.96	No
0.02	2.326	No
0.01	2.576	No

Constituent: Total Dissolved Solids [TDS] Analysis Run 4/14/2024 5:48 PM View: Appendix III Mann-Whit
Plant Bowen Client: Southern Company Data: Bowen 1, 2, 9, and 10

Sanitas™ v.10.0.16b Software licensed to . UG

Mann-Whitney (Wilcoxon Rank Sum)

GWC-45R

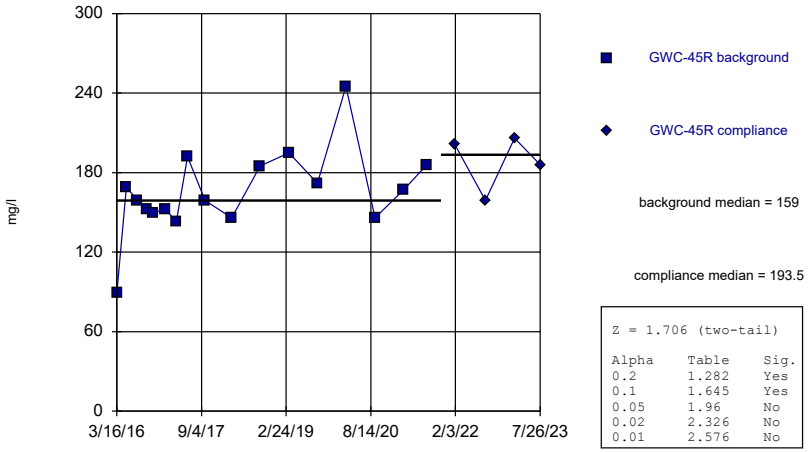

Z = 1.706 (two-tail)

Alpha	Table	Sig.
0.2	1.282	Yes
0.1	1.645	Yes
0.05	1.96	No
0.02	2.326	No
0.01	2.576	No

Constituent: Total Dissolved Solids [TDS] Analysis Run 4/14/2024 5:48 PM View: Appendix III Mann-Whit
Plant Bowen Client: Southern Company Data: Bowen 1, 2, 9, and 10

Sanitas™ v.10.0.16b Software licensed to . UG

Mann-Whitney (Wilcoxon Rank Sum)

GWC-46R

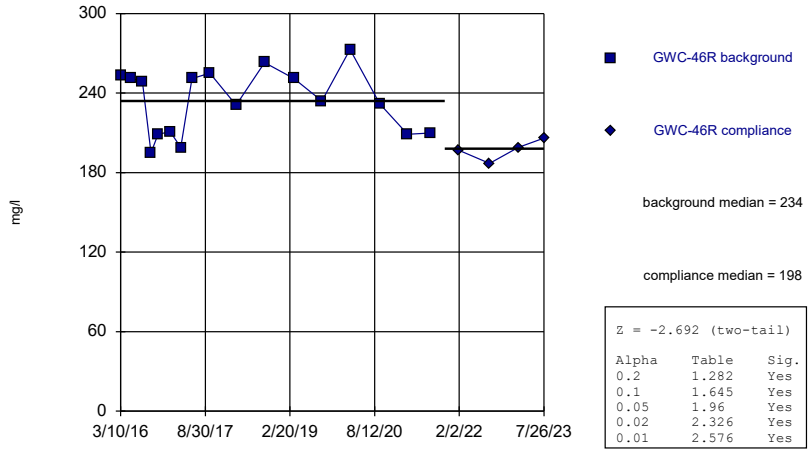

Z = -2.692 (two-tail)

Alpha	Table	Sig.
0.2	1.282	Yes
0.1	1.645	Yes
0.05	1.96	Yes
0.02	2.326	Yes
0.01	2.576	Yes

Constituent: Total Dissolved Solids [TDS] Analysis Run 4/14/2024 5:48 PM View: Appendix III Mann-Whit
Plant Bowen Client: Southern Company Data: Bowen 1, 2, 9, and 10

Sanitas™ v.10.0.16b Software licensed to . UG

Mann-Whitney (Wilcoxon Rank Sum)

GWC-47

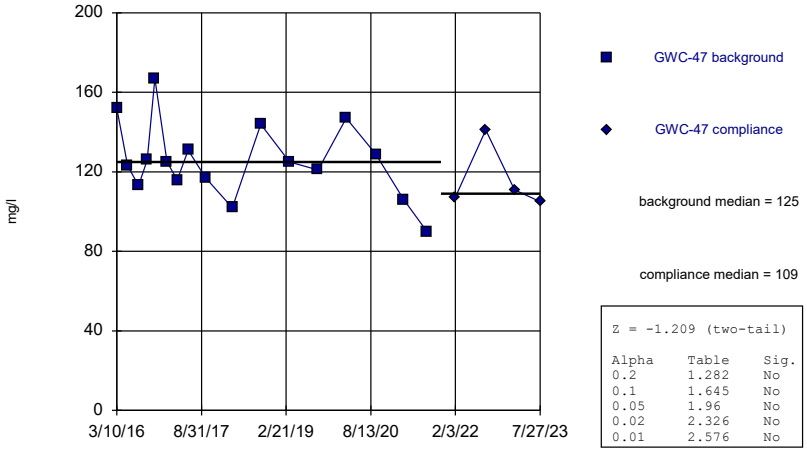

Z = -1.209 (two-tail)

Alpha	Table	Sig.
0.2	1.282	No
0.1	1.645	No
0.05	1.96	No
0.02	2.326	No
0.01	2.576	No

Constituent: Total Dissolved Solids [TDS] Analysis Run 4/14/2024 5:48 PM View: Appendix III Mann-Whit
Plant Bowen Client: Southern Company Data: Bowen 1, 2, 9, and 10

Sanitas™ v.10.0.16b Software licensed to . UG

Mann-Whitney (Wilcoxon Rank Sum)

GWC-47R

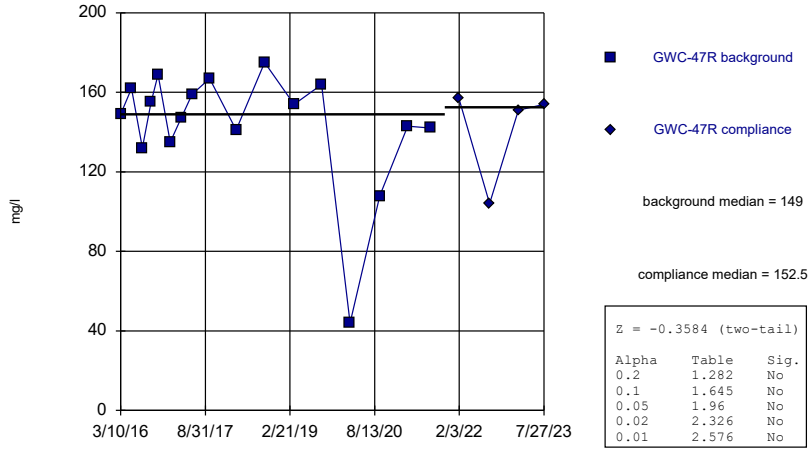

Z = -0.3584 (two-tail)

Alpha	Table	Sig.
0.2	1.282	No
0.1	1.645	No
0.05	1.96	No
0.02	2.326	No
0.01	2.576	No

Constituent: Total Dissolved Solids [TDS] Analysis Run 4/14/2024 5:48 PM View: Appendix III Mann-Whit
Plant Bowen Client: Southern Company Data: Bowen 1, 2, 9, and 10

Sanitas™ v.10.0.16b Software licensed to . UG
Hollow symbols indicate censored values.

Mann-Whitney (Wilcoxon Rank Sum)

GWC-48

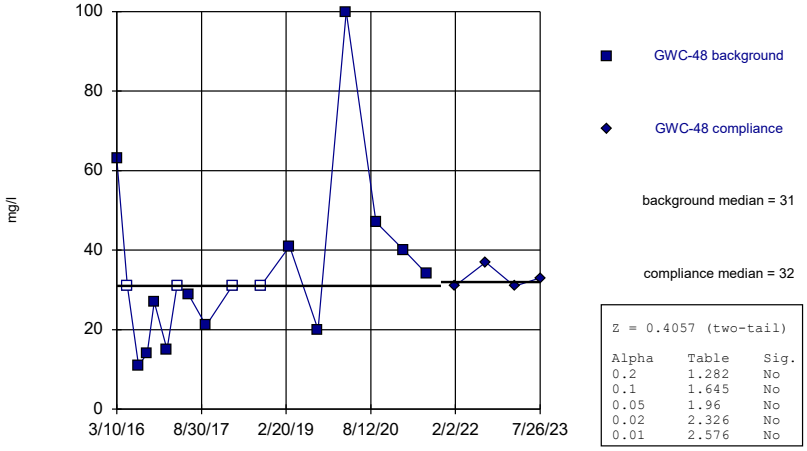

Z = 0.4057 (two-tail)

Alpha	Table	Sig.
0.2	1.282	No
0.1	1.645	No
0.05	1.96	No
0.02	2.326	No
0.01	2.576	No

Constituent: Total Dissolved Solids [TDS] Analysis Run 4/14/2024 5:48 PM View: Appendix III Mann-Whit
Plant Bowen Client: Southern Company Data: Bowen 1, 2, 9, and 10

Sanitas™ v.10.0.16b Software licensed to . UG

Mann-Whitney (Wilcoxon Rank Sum)

GWC-49R

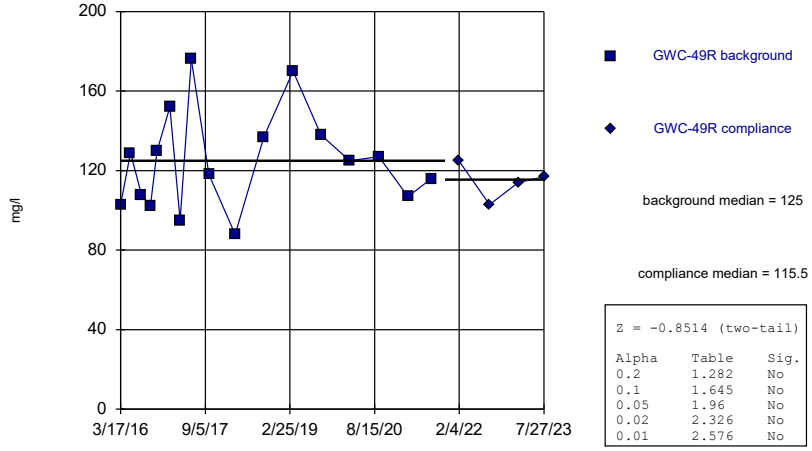

Z = -0.8514 (two-tail)

Alpha	Table	Sig.
0.2	1.282	No
0.1	1.645	No
0.05	1.96	No
0.02	2.326	No
0.01	2.576	No

Constituent: Total Dissolved Solids [TDS] Analysis Run 4/14/2024 5:48 PM View: Appendix III Mann-Whit
Plant Bowen Client: Southern Company Data: Bowen 1, 2, 9, and 10

Sanitas™ v.10.0.16b Software licensed to . UG
Hollow symbols indicate censored values.

Mann-Whitney (Wilcoxon Rank Sum)

GWC-49Z

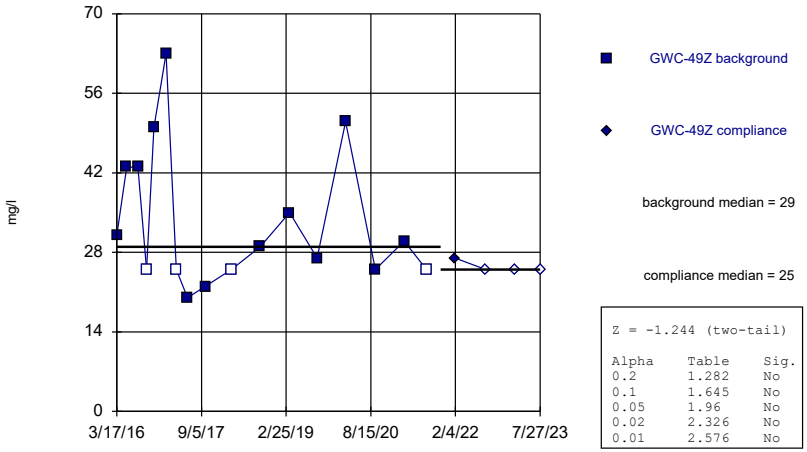

Z = -1.244 (two-tail)

Alpha	Table	Sig.
0.2	1.282	No
0.1	1.645	No
0.05	1.96	No
0.02	2.326	No
0.01	2.576	No

Constituent: Total Dissolved Solids [TDS] Analysis Run 4/14/2024 5:48 PM View: Appendix III Mann-Whit
Plant Bowen Client: Southern Company Data: Bowen 1, 2, 9, and 10

Sanitas™ v.10.0.16b Software licensed to . UG
Hollow symbols indicate censored values.

Mann-Whitney (Wilcoxon Rank Sum)

GWC-5

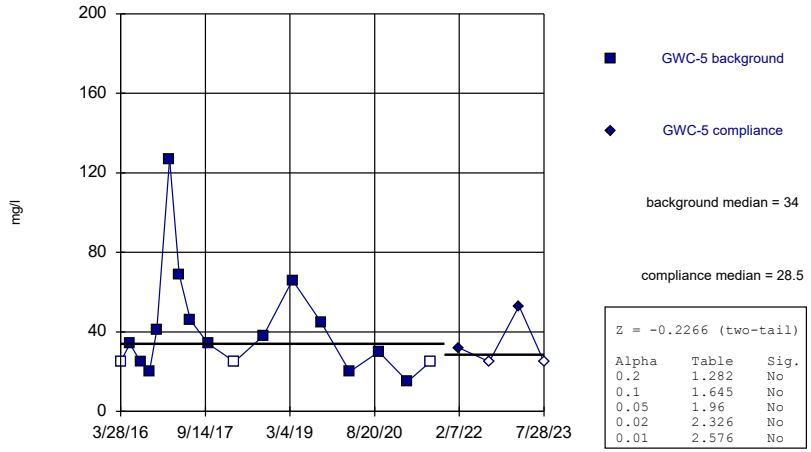

Z = -0.2266 (two-tail)

Alpha	Table	Sig.
0.2	1.282	No
0.1	1.645	No
0.05	1.96	No
0.02	2.326	No
0.01	2.576	No

Constituent: Total Dissolved Solids [TDS] Analysis Run 4/14/2024 5:48 PM View: Appendix III Mann-Whit
Plant Bowen Client: Southern Company Data: Bowen 1, 2, 9, and 10

Sanitas™ v.10.0.16b Software licensed to . UG

Mann-Whitney (Wilcoxon Rank Sum)

GWC-6

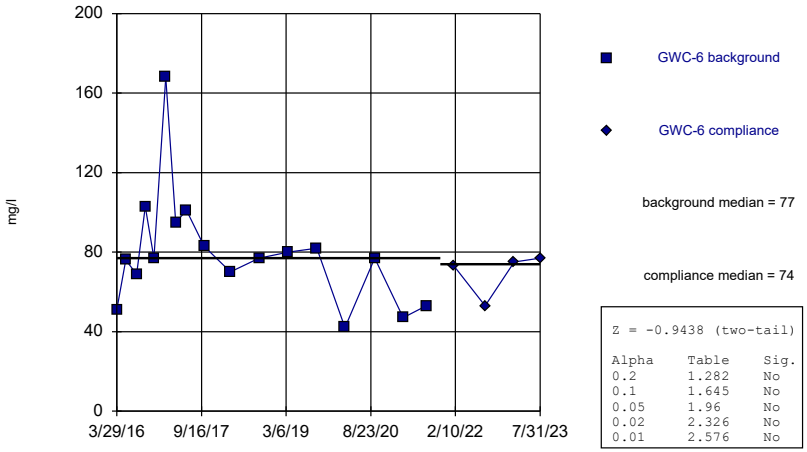

Z = -0.9438 (two-tail)

Alpha	Table	Sig.
0.2	1.282	No
0.1	1.645	No
0.05	1.96	No
0.02	2.326	No
0.01	2.576	No

Constituent: Total Dissolved Solids [TDS] Analysis Run 4/14/2024 5:48 PM View: Appendix III Mann-Whit
Plant Bowen Client: Southern Company Data: Bowen 1, 2, 9, and 10

Sanitas™ v.10.0.16b Software licensed to . UG
Hollow symbols indicate censored values.

Mann-Whitney (Wilcoxon Rank Sum)

GWC-6RZ

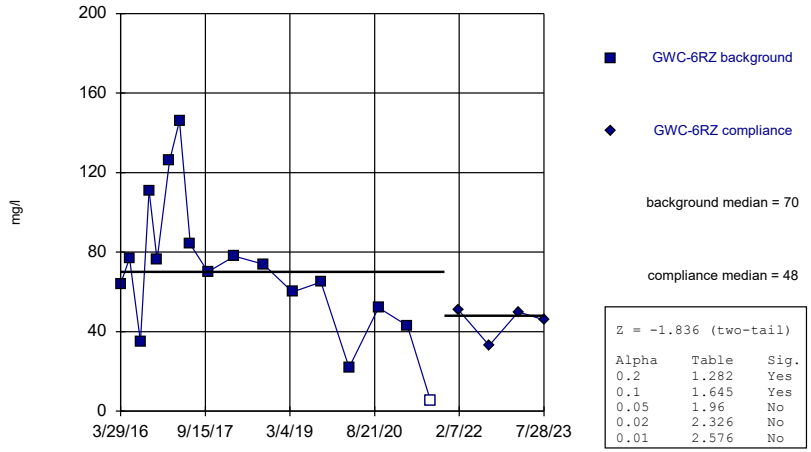

Z = -1.836 (two-tail)

Alpha	Table	Sig.
0.2	1.282	Yes
0.1	1.645	Yes
0.05	1.96	No
0.02	2.326	No
0.01	2.576	No

Constituent: Total Dissolved Solids [TDS] Analysis Run 4/14/2024 5:48 PM View: Appendix III Mann-Whit
Plant Bowen Client: Southern Company Data: Bowen 1, 2, 9, and 10

Sanitas™ v.10.0.16b Software licensed to . UG

Mann-Whitney (Wilcoxon Rank Sum)

GWC-7Z

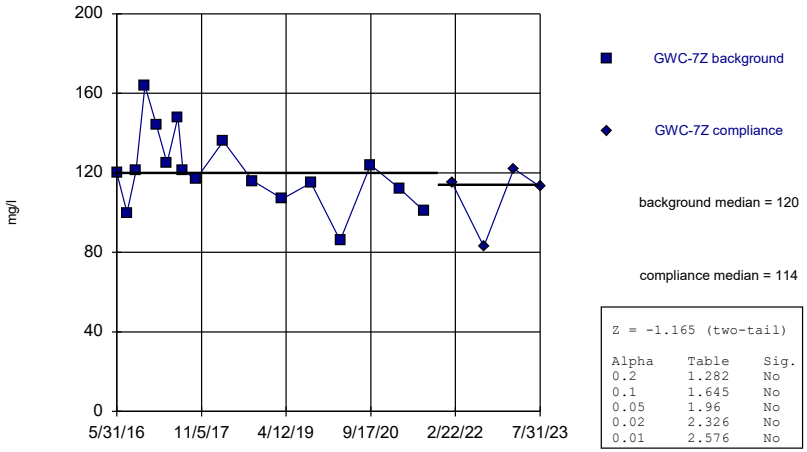

Z = -1.165 (two-tail)

Alpha	Table	Sig.
0.2	1.282	No
0.1	1.645	No
0.05	1.96	No
0.02	2.326	No
0.01	2.576	No

Constituent: Total Dissolved Solids [TDS] Analysis Run 4/14/2024 5:48 PM View: Appendix III Mann-Whit
Plant Bowen Client: Southern Company Data: Bowen 1, 2, 9, and 10

Sanitas™ v.10.0.16b Software licensed to . UG

Mann-Whitney (Wilcoxon Rank Sum)

GWC-8RR

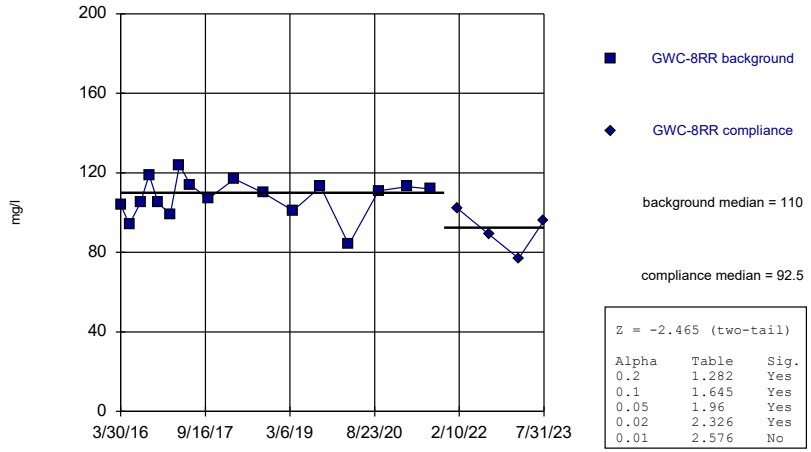

Z = -2.465 (two-tail)

Alpha	Table	Sig.
0.2	1.282	Yes
0.1	1.645	Yes
0.05	1.96	Yes
0.02	2.326	Yes
0.01	2.576	No

Constituent: Total Dissolved Solids [TDS] Analysis Run 4/14/2024 5:48 PM View: Appendix III Mann-Whit
Plant Bowen Client: Southern Company Data: Bowen 1, 2, 9, and 10

Sanitas™ v.10.0.16b Software licensed to . UG

Mann-Whitney (Wilcoxon Rank Sum)

GWC-8Z

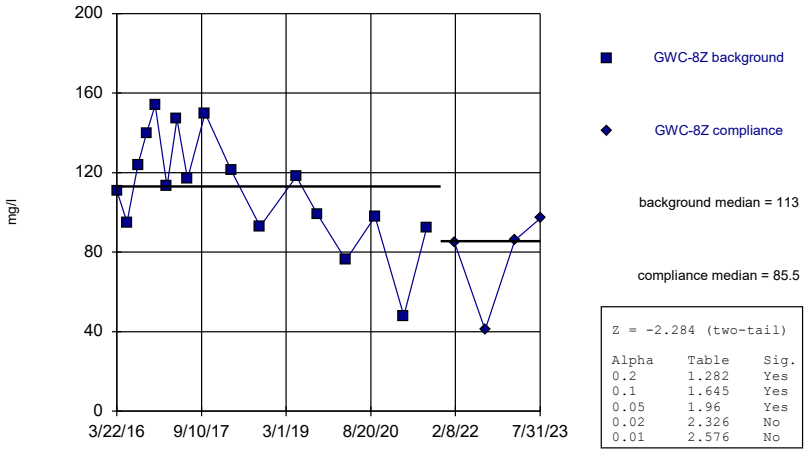

Z = -2.284 (two-tail)

Alpha	Table	Sig.
0.2	1.282	Yes
0.1	1.645	Yes
0.05	1.96	Yes
0.02	2.326	No
0.01	2.576	No

Constituent: Total Dissolved Solids [TDS] Analysis Run 4/14/2024 5:48 PM View: Appendix III Mann-Whit
Plant Bowen Client: Southern Company Data: Bowen 1, 2, 9, and 10

Sanitas™ v.10.0.16b Software licensed to . UG
Hollow symbols indicate censored values.

Mann-Whitney (Wilcoxon Rank Sum)

GWC-9

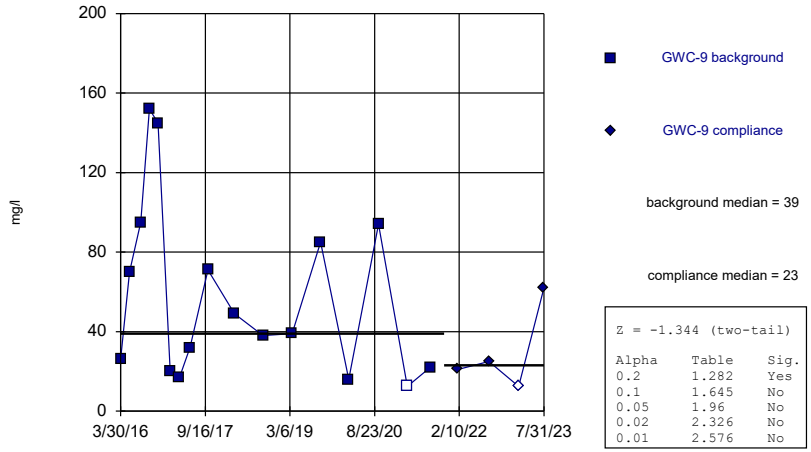

Z = -1.344 (two-tail)

Alpha	Table	Sig.
0.2	1.282	Yes
0.1	1.645	No
0.05	1.96	No
0.02	2.326	No
0.01	2.576	No

Constituent: Total Dissolved Solids [TDS] Analysis Run 4/14/2024 5:48 PM View: Appendix III Mann-Whit
Plant Bowen Client: Southern Company Data: Bowen 1, 2, 9, and 10

Mann-Whitney (Wilcoxon Rank Sum)

Constituent: Boron, total (mg/L) Analysis Run 4/14/2024 6:39 PM View: Appendix III Mann-Whitney

Plant Bowen Client: Southern Company Data: Bowen 1, 2, 9, and 10

	GWA-1	GWA-1
3/22/2016	<0.04	
5/19/2016	<0.04	
7/29/2016	<0.04	
9/23/2016	<0.04	
11/9/2016	<0.04	
1/30/2017	<0.04	
3/30/2017	0.0065 (J)	
6/9/2017	<0.04	
10/2/2017	<0.04	
3/16/2018	<0.04	
9/17/2018	0.00625 (JD)	
3/20/2019	0.0042 (J)	
9/12/2019	<0.04	
3/11/2020	<0.04	
9/15/2020	0.01 (J)	
3/16/2021	<0.04	
8/9/2021	<0.04	
2/1/2022		<0.04
8/16/2022		<0.04
2/16/2023		<0.04
7/27/2023		0.015 (J)

ND substitution: RL or RL/2 if <15% NDs.

Mann-Whitney (Wilcoxon Rank Sum)

Constituent: Boron, total (mg/L) Analysis Run 4/14/2024 6:39 PM View: Appendix III Mann-Whitney

Plant Bowen Client: Southern Company Data: Bowen 1, 2, 9, and 10

	GWA-2	GWA-2
3/23/2016	<0.04	
5/20/2016	<0.04	
7/29/2016	<0.04	
9/23/2016	<0.04	
11/9/2016	<0.04	
1/31/2017	<0.04	
3/30/2017	<0.04	
6/12/2017	<0.04	
10/2/2017	<0.04	
3/19/2018	0.013 (J)	
9/14/2018	<0.04	
3/20/2019	<0.04	
9/12/2019	<0.04 (D)	
3/11/2020	0.0068 (J)	
9/15/2020	0.0053 (J)	
3/17/2021	<0.04	
8/9/2021	<0.04	
2/1/2022		<0.04
8/16/2022		<0.04
2/16/2023		<0.04
7/27/2023		<0.04

ND substitution: RL or RL/2 if <15% NDs.

Mann-Whitney (Wilcoxon Rank Sum)

Constituent: Boron, total (mg/L) Analysis Run 4/14/2024 6:39 PM View: Appendix III Mann-Whitney

Plant Bowen Client: Southern Company Data: Bowen 1, 2, 9, and 10

	GWA-2R	GWA-2R
3/23/2016	<0.04	
5/19/2016	<0.04	
7/29/2016	<0.04	
9/22/2016	<0.04	
11/10/2016	<0.04	
1/31/2017	<0.04	
4/3/2017	<0.04	
6/9/2017	<0.04	
10/2/2017	<0.04	
3/16/2018	0.0077 (J)	
9/14/2018	<0.04	
3/19/2019	0.014 (J)	
9/13/2019	0.012 (J)	
3/11/2020	0.017 (J)	
9/15/2020	0.0074 (J)	
3/16/2021	0.0061 (J)	
8/9/2021	0.012 (J)	
2/1/2022		<0.04
8/16/2022		<0.04
2/16/2023		0.017 (J)
7/27/2023		0.015 (J)

ND substitution: RL or RL/2 if <15% NDs.

Mann-Whitney (Wilcoxon Rank Sum)

Constituent: Boron, total (mg/L) Analysis Run 4/14/2024 6:39 PM View: Appendix III Mann-Whitney

Plant Bowen Client: Southern Company Data: Bowen 1, 2, 9, and 10

	GWA-39RZ	GWA-39RZ
5/16/2016	<0.04 (D)	
7/27/2016	<0.04 (*)	
2/21/2017	0.0218 (JD)	
3/27/2017	0.0262 (JD)	
6/8/2017	0.0067 (JD)	
7/17/2017	0.0165 (JD)	
7/27/2017	0.0138 (JD)	
8/9/2017	0.0069 (JD)	
9/29/2017	0.0066 (JD)	
3/16/2018	0.0067 (J)	
9/14/2018	0.0059 (J)	
3/14/2019	0.0059 (X)	
9/10/2019	0.0081 (X)	
3/9/2020	0.0065 (J)	
9/16/2020	0.015 (J)	
3/16/2021	<0.04	
8/6/2021	<0.04	
2/2/2022		<0.04
8/16/2022		<0.04
2/14/2023		<0.04
7/25/2023		<0.04

ND substitution: RL or RL/2 if <15% NDs.

Mann-Whitney (Wilcoxon Rank Sum)

Constituent: Boron, total (mg/L) Analysis Run 4/14/2024 6:39 PM View: Appendix III Mann-Whitney

Plant Bowen Client: Southern Company Data: Bowen 1, 2, 9, and 10

	GWA-39Z	GWA-39Z
3/14/2016	<0.04	
5/11/2016	<0.04	
7/19/2016	<0.04 (*)	
9/15/2016	0.0067 (J)	
11/2/2016	<0.04	
1/18/2017	<0.04	
3/28/2017	<0.04	
6/7/2017	<0.04 (*)	
9/26/2017	<0.04	
3/14/2018	<0.04	
9/12/2018	<0.04	
3/15/2019	0.005 (X)	
9/9/2019	<0.04	
3/9/2020	<0.04	
9/10/2020	<0.04	
3/12/2021	0.011 (J)	
8/4/2021	<0.04	
1/31/2022		<0.04
8/10/2022		<0.04
2/13/2023		<0.04
7/26/2023		0.012 (J)

ND substitution: RL or RL/2 if <15% NDs.

Mann-Whitney (Wilcoxon Rank Sum)

Constituent: Boron, total (mg/L) Analysis Run 4/14/2024 6:39 PM View: Appendix III Mann-Whitney

Plant Bowen Client: Southern Company Data: Bowen 1, 2, 9, and 10

	GWA-3A	GWA-3A
3/23/2016	<0.04	
5/23/2016	<0.04	
7/29/2016	<0.04	
9/22/2016	<0.04	
11/10/2016	<0.04	
1/31/2017	<0.04	
3/30/2017	<0.04	
6/12/2017	<0.04	
10/4/2017	<0.04	
3/19/2018	0.0057 (J)	
9/17/2018	<0.04	
3/20/2019	<0.04	
9/13/2019	<0.04	
3/11/2020	0.0071 (J)	
3/29/2021	<0.04	
8/9/2021	<0.04	
2/2/2022		<0.04
8/16/2022		<0.04
2/17/2023		<0.04
8/1/2023		<0.04

ND substitution: RL or RL/2 if <15% NDs.

Mann-Whitney (Wilcoxon Rank Sum)

Constituent: Boron, total (mg/L) Analysis Run 4/14/2024 6:39 PM View: Appendix III Mann-Whitney

Plant Bowen Client: Southern Company Data: Bowen 1, 2, 9, and 10

	GWA-40	GWA-40
3/15/2016	<0.04	
5/11/2016	<0.04	
7/21/2016	<0.04	
9/15/2016	<0.04	
11/3/2016	<0.04 (*)	
1/17/2017	<0.04	
3/24/2017	<0.04	
5/24/2017	<0.04	
9/26/2017	0.0075 (J)	
3/14/2018	0.0093 (J)	
9/12/2018	<0.04	
3/13/2019	<0.04	
9/9/2019	<0.04	
3/9/2020	0.0074 (J)	
9/11/2020	<0.04	
3/10/2021	<0.04	
8/4/2021	<0.04	
1/31/2022		<0.04
8/12/2022		<0.04
2/13/2023		<0.04
7/26/2023		0.0091 (J)

ND substitution: RL or RL/2 if <15% NDs.

Mann-Whitney (Wilcoxon Rank Sum)

Constituent: Boron, total (mg/L) Analysis Run 4/14/2024 6:39 PM View: Appendix III Mann-Whitney

Plant Bowen Client: Southern Company Data: Bowen 1, 2, 9, and 10

	GWA-41	GWA-41
3/15/2016	<0.04	
5/12/2016	<0.04	
7/20/2016	<0.04	
9/15/2016	<0.04	
11/3/2016	<0.04	
1/18/2017	<0.04	
3/24/2017	0.0154 (J)	
6/6/2017	<0.04	
9/25/2017	<0.04	
3/14/2018	0.011 (J)	
9/12/2018	<0.04	
3/14/2019	0.007 (X)	
9/10/2019	<0.04	
3/6/2020	0.013 (J)	
9/10/2020	<0.04	
3/11/2021	0.0075 (J)	
8/4/2021	<0.04	
1/31/2022		<0.04
8/11/2022		<0.04
2/13/2023		<0.04
7/25/2023		0.012 (J)

ND substitution: RL or RL/2 if <15% NDs.

Mann-Whitney (Wilcoxon Rank Sum)

Constituent: Boron, total (mg/L) Analysis Run 4/14/2024 6:39 PM View: Appendix III Mann-Whitney

Plant Bowen Client: Southern Company Data: Bowen 1, 2, 9, and 10

	GWA-41R	GWA-41R
3/15/2016	<0.04	
5/13/2016	<0.04	
7/21/2016	<0.04 (*)	
9/21/2016	<0.04 (*)	
11/3/2016	<0.04	
1/17/2017	<0.04	
3/27/2017	0.0173 (J)	
6/6/2017	<0.04 (*)	
9/25/2017	0.0141 (J)	
3/14/2018	0.014 (J)	
9/12/2018	0.013 (J)	
3/14/2019	0.015 (X)	
9/10/2019	0.015 (X)	
3/9/2020	0.021 (J)	
9/10/2020	0.016 (J)	
3/10/2021	0.0098 (J)	
8/4/2021	0.01 (J)	
1/31/2022		0.016 (J)
8/11/2022		<0.04
2/13/2023		0.017 (J)
7/25/2023		0.011 (J)

ND substitution: RL or RL/2 if <15% NDs.

Mann-Whitney (Wilcoxon Rank Sum)

Constituent: Boron, total (mg/L) Analysis Run 4/14/2024 6:39 PM View: Appendix III Mann-Whitney

Plant Bowen Client: Southern Company Data: Bowen 1, 2, 9, and 10

	GWA-42	GWA-42
3/11/2016	<0.04	
5/16/2016	<0.04	
7/22/2016	0.0076 (J)	
9/19/2016	<0.04	
11/3/2016	<0.04	
1/17/2017	<0.04	
3/27/2017	0.0101 (J)	
6/7/2017	<0.04 (*)	
9/26/2017	<0.04	
3/14/2018	<0.04	
9/14/2018	<0.04	
3/14/2019	<0.04	
9/10/2019	<0.04	
3/6/2020	0.0068 (J)	
9/10/2020	<0.04	
3/11/2021	<0.04	
8/4/2021	<0.04	
1/31/2022		<0.04
8/10/2022		<0.04
2/13/2023		<0.04
7/26/2023		<0.04

ND substitution: RL or RL/2 if <15% NDs.

Mann-Whitney (Wilcoxon Rank Sum)

Constituent: Boron, total (mg/L) Analysis Run 4/14/2024 6:39 PM View: Appendix III Mann-Whitney

Plant Bowen Client: Southern Company Data: Bowen 1, 2, 9, and 10

	GWA-43	GWA-43
3/11/2016	<0.04	
5/13/2016	<0.04	
7/19/2016	<0.04 (*)	
9/16/2016	<0.04	
11/2/2016	<0.04	
1/18/2017	<0.04	
3/28/2017	<0.04	
6/6/2017	<0.04 (*)	
9/22/2017	<0.04	
3/14/2018	<0.04	
9/12/2018	<0.04	
3/13/2019	<0.04	
9/11/2019	0.0059 (X)	
3/9/2020	<0.04	
9/11/2020	<0.04	
3/11/2021	<0.04	
8/6/2021	<0.04	
1/31/2022		<0.04
8/11/2022		<0.04
2/14/2023		<0.04
7/25/2023		<0.04

ND substitution: RL or RL/2 if <15% NDs.

Mann-Whitney (Wilcoxon Rank Sum)

Constituent: Boron, total (mg/L) Analysis Run 4/14/2024 6:39 PM View: Appendix III Mann-Whitney

Plant Bowen Client: Southern Company Data: Bowen 1, 2, 9, and 10

	GWA-43R	GWA-43R
3/11/2016	<0.04	
5/13/2016	<0.04	
7/19/2016	<0.04 (*)	
9/16/2016	0.0246 (J)	
11/2/2016	0.0279 (J)	
1/18/2017	0.0336 (J)	
3/28/2017	0.0313 (J)	
6/6/2017	<0.04 (*)	
9/22/2017	0.0294 (J)	
3/15/2018	0.018 (J)	
9/12/2018	0.018 (J)	
3/13/2019	0.012 (X)	
9/11/2019	0.021 (X)	
3/9/2020	0.017 (J)	
9/14/2020	0.018 (J)	
3/11/2021	0.017 (J)	
8/5/2021	0.0098 (J)	
1/31/2022		0.011 (J)
8/10/2022		0.01 (J)
2/13/2023		<0.04
7/25/2023		0.012 (J)

ND substitution: RL or RL/2 if <15% NDs.

Mann-Whitney (Wilcoxon Rank Sum)

Constituent: Boron, total (mg/L) Analysis Run 4/14/2024 6:39 PM View: Appendix III Mann-Whitney

Plant Bowen Client: Southern Company Data: Bowen 1, 2, 9, and 10

	GWA-4RZ	GWA-4RZ
2/22/2017	0.022 (JD)	
4/7/2017	0.0082 (JD)	
6/14/2017	0.008 (JD)	
7/12/2017	0.0082 (JD)	
7/20/2017	0.0091 (JD)	
7/28/2017	<0.04 (D)	
8/9/2017	0.0071 (JD)	
8/24/2017	0.0062 (JD)	
10/3/2017	0.006 (JD)	
3/21/2018	0.0062 (J)	
9/18/2018	0.0096 (J)	
3/21/2019	0.0066 (JD)	
9/12/2019	0.012 (JD)	
3/12/2020	0.014 (J)	
9/17/2020	0.015 (J)	
3/16/2021	0.0092 (J)	
8/10/2021	0.01 (J)	
2/3/2022		<0.04
8/17/2022		<0.04
2/17/2023		<0.04
7/28/2023		<0.04

ND substitution: RL or RL/2 if <15% NDs.

Mann-Whitney (Wilcoxon Rank Sum)

Constituent: Boron, total (mg/L) Analysis Run 4/14/2024 6:39 PM View: Appendix III Mann-Whitney

Plant Bowen Client: Southern Company Data: Bowen 1, 2, 9, and 10

	GWA-50	GWA-50
3/28/2016	<0.04	
5/23/2016	<0.04	
8/1/2016	<0.04	
9/26/2016	<0.04	
11/10/2016	<0.04	
1/30/2017	<0.04	
4/7/2017	0.008 (J)	
6/12/2017	<0.04	
10/2/2017	<0.04	
3/16/2018	<0.04	
9/17/2018	<0.04	
3/19/2019	<0.04	
9/13/2019	<0.04	
3/11/2020	0.0063 (J)	
9/16/2020	<0.04	
3/17/2021	<0.04	
8/9/2021	<0.04	
2/1/2022		<0.04
8/16/2022		<0.04
2/16/2023		<0.04
7/28/2023		<0.04

ND substitution: RL or RL/2 if <15% NDs.

Mann-Whitney (Wilcoxon Rank Sum)

Constituent: Boron, total (mg/L) Analysis Run 4/14/2024 6:39 PM View: Appendix III Mann-Whitney

Plant Bowen Client: Southern Company Data: Bowen 1, 2, 9, and 10

	GWA-50R	GWA-50R
3/28/2016	<0.04	
5/25/2016	<0.04	
8/1/2016	<0.04	
9/26/2016	<0.04	
11/11/2016	0.0193 (J)	
1/30/2017	<0.04	
4/3/2017	<0.04	
6/12/2017	<0.04	
10/2/2017	<0.04	
3/16/2018	<0.04	
9/18/2018	<0.04	
3/19/2019	<0.04	
9/12/2019	<0.04	
3/11/2020	0.007 (J)	
9/15/2020	<0.04	
3/17/2021	<0.04	
8/9/2021	<0.04	
2/2/2022		<0.04
8/17/2022		<0.04
2/16/2023		<0.04
7/28/2023		<0.04

ND substitution: RL or RL/2 if <15% NDs.

Mann-Whitney (Wilcoxon Rank Sum)

Constituent: Boron, total (mg/L) Analysis Run 4/14/2024 6:39 PM View: Appendix III Mann-Whitney

Plant Bowen Client: Southern Company Data: Bowen 1, 2, 9, and 10

	GWC-10	GWC-10
3/31/2016	<0.04	
5/26/2016	<0.04	
8/5/2016	<0.04	
9/28/2016	<0.04	
11/22/2016	<0.04	
2/7/2017	<0.04	
4/10/2017	<0.04	
6/14/2017	<0.04	
10/4/2017	<0.04	
3/20/2018	0.004 (J)	
9/18/2018	<0.04	
3/22/2019	<0.04	
9/17/2019	<0.04	
3/12/2020	<0.04	
9/17/2020	<0.04	
3/18/2021	<0.04	
8/10/2021	<0.04	
2/4/2022		<0.04
8/17/2022		<0.04
2/20/2023		<0.04
7/31/2023		<0.04

ND substitution: RL or RL/2 if <15% NDs.

Mann-Whitney (Wilcoxon Rank Sum)

Constituent: Boron, total (mg/L) Analysis Run 4/14/2024 6:39 PM View: Appendix III Mann-Whitney

Plant Bowen Client: Southern Company Data: Bowen 1, 2, 9, and 10

	GWC-10R	GWC-10R
3/31/2016	<0.04	
5/26/2016	<0.04	
8/3/2016	<0.04	
9/28/2016	0.0169 (J)	
11/22/2016	0.0067 (J)	
2/7/2017	<0.04	
4/10/2017	<0.04	
6/14/2017	<0.04	
10/4/2017	<0.04	
3/21/2018	<0.04	
9/18/2018	<0.04	
3/22/2019	<0.04	
9/17/2019	<0.04	
3/12/2020	0.005 (J)	
9/17/2020	<0.04	
3/18/2021	<0.04	
8/11/2021	<0.04	
2/4/2022		<0.04
8/18/2022		<0.04
2/20/2023		<0.04
7/31/2023		<0.04

ND substitution: RL or RL/2 if <15% NDs.

Mann-Whitney (Wilcoxon Rank Sum)

Constituent: Boron, total (mg/L) Analysis Run 4/14/2024 6:39 PM View: Appendix III Mann-Whitney

Plant Bowen Client: Southern Company Data: Bowen 1, 2, 9, and 10

	GWC-11	GWC-11
4/4/2016	<0.04	
5/26/2016	<0.04	
8/3/2016	<0.04	
9/28/2016	<0.04	
11/22/2016	<0.04	
2/8/2017	0.0085 (J)	
4/10/2017	<0.04	
6/15/2017	<0.04	
10/4/2017	<0.04	
3/21/2018	<0.04	
9/18/2018	<0.04	
3/23/2019	<0.04	
9/17/2019	<0.04	
3/12/2020	<0.04	
9/21/2020	<0.04	
3/19/2021	<0.04	
8/11/2021	<0.04	
2/4/2022		<0.04
8/18/2022		<0.04
2/20/2023		<0.04
8/1/2023		<0.04

ND substitution: RL or RL/2 if <15% NDs.

Mann-Whitney (Wilcoxon Rank Sum)

Constituent: Boron, total (mg/L) Analysis Run 4/14/2024 6:39 PM View: Appendix III Mann-Whitney

Plant Bowen Client: Southern Company Data: Bowen 1, 2, 9, and 10

	GWC-11R	GWC-11R
4/4/2016	<0.04	
5/26/2016	<0.04	
8/4/2016	<0.04	
9/28/2016	<0.04	
11/22/2016	0.0072 (J)	
2/8/2017	0.0069 (J)	
4/10/2017	<0.04	
6/15/2017	<0.04	
10/4/2017	0.0065 (J)	
3/22/2018	<0.04	
9/18/2018	<0.04	
3/23/2019	<0.04	
9/17/2019	<0.04	
3/12/2020	0.0058 (J)	
9/21/2020	<0.04	
3/19/2021	<0.04	
8/11/2021	<0.04	
2/4/2022		<0.04
8/18/2022		<0.04
2/20/2023		<0.04
8/1/2023		<0.04

ND substitution: RL or RL/2 if <15% NDs.

Mann-Whitney (Wilcoxon Rank Sum)

Constituent: Boron, total (mg/L) Analysis Run 4/14/2024 6:39 PM View: Appendix III Mann-Whitney

Plant Bowen Client: Southern Company Data: Bowen 1, 2, 9, and 10

	GWC-13	GWC-13
4/4/2016	<0.04	
5/31/2016	<0.04	
8/4/2016	<0.04	
9/29/2016	0.0192 (J)	
11/28/2016	0.0124 (J)	
2/9/2017	0.0157 (J)	
4/12/2017	0.0183 (J)	
6/16/2017	0.0269 (J)	
10/9/2017	0.0383 (J)	
3/21/2018	0.021 (J)	
9/19/2018	0.026 (J)	
3/23/2019	0.012 (J)	
9/18/2019	0.017 (J)	
3/13/2020	0.014 (J)	
9/22/2020	0.0087 (J)	
3/18/2021	0.0091 (J)	
8/11/2021	<0.04	
2/17/2022		0.015 (J)
8/18/2022		<0.04
2/22/2023		<0.04
8/1/2023		0.012 (J)

ND substitution: RL or RL/2 if <15% NDs.

Mann-Whitney (Wilcoxon Rank Sum)

Constituent: Boron, total (mg/L) Analysis Run 4/14/2024 6:39 PM View: Appendix III Mann-Whitney

Plant Bowen Client: Southern Company Data: Bowen 1, 2, 9, and 10

	GWC-13RZ	GWC-13RZ
4/4/2016	<0.04	
6/1/2016	<0.04	
2/22/2017	0.02 (J)	
4/11/2017	<0.04	
6/16/2017	0.0163 (J)	
7/12/2017	0.0117 (J)	
7/28/2017	0.0071 (J)	
8/10/2017	0.0093 (J)	
10/6/2017	0.0148 (J)	
3/23/2018	0.017 (J)	
9/20/2018	0.016 (J)	
3/22/2019	0.013 (J)	
9/18/2019	0.014 (X)	
3/17/2020	0.017 (J)	
9/22/2020	0.01 (J)	
3/19/2021	0.014 (J)	
8/12/2021	0.014 (J)	
2/4/2022		0.017 (J)
8/19/2022		0.015 (J)
2/22/2023		0.013 (J)
8/2/2023		0.012 (J)

ND substitution: RL or RL/2 if <15% NDs.

Mann-Whitney (Wilcoxon Rank Sum)

Constituent: Boron, total (mg/L) Analysis Run 4/14/2024 6:39 PM View: Appendix III Mann-Whitney

Plant Bowen Client: Southern Company Data: Bowen 1, 2, 9, and 10

	GWC-14Z	GWC-14Z
4/5/2016	<0.04	
6/1/2016	<0.04	
8/9/2016	0.0996 (O)	
11/28/2016	0.0072 (J)	
2/9/2017	<0.04	
4/11/2017	<0.04	
6/14/2017	<0.04	
7/12/2017	<0.04	
10/5/2017	0.0068 (J)	
3/22/2018	<0.04	
9/19/2018	<0.04	
3/22/2019	<0.04	
9/17/2019	<0.04	
3/13/2020	0.0081 (J)	
9/21/2020	<0.04	
3/18/2021	<0.04	
8/11/2021	<0.04	
2/4/2022		<0.04
8/18/2022		<0.04
2/22/2023		<0.04
8/1/2023		<0.04

ND substitution: RL or RL/2 if <15% NDs.

Mann-Whitney (Wilcoxon Rank Sum)

Constituent: Boron, total (mg/L) Analysis Run 4/14/2024 6:39 PM View: Appendix III Mann-Whitney

Plant Bowen Client: Southern Company Data: Bowen 1, 2, 9, and 10

	GWC-15R	GWC-15R
4/5/2016	<0.04	
5/31/2016	<0.04	
8/4/2016	<0.04	
9/29/2016	0.0106 (J)	
11/23/2016	0.0099 (J)	
2/10/2017	<0.04	
4/12/2017	0.009 (J)	
6/15/2017	<0.04	
10/6/2017	<0.04	
3/23/2018	0.0053 (J)	
9/19/2018	0.0049 (J)	
3/25/2019	<0.04	
9/17/2019	<0.04	
3/13/2020	0.0064 (J)	
9/21/2020	0.0075 (J)	
3/18/2021	<0.04	
8/11/2021	<0.04	
2/4/2022		<0.04
8/19/2022		<0.04
2/22/2023		<0.04
8/2/2023		<0.04

ND substitution: RL or RL/2 if <15% NDs.

Mann-Whitney (Wilcoxon Rank Sum)

Constituent: Boron, total (mg/L) Analysis Run 4/14/2024 6:39 PM View: Appendix III Mann-Whitney

Plant Bowen Client: Southern Company Data: Bowen 1, 2, 9, and 10

	GWC-15Z	GWC-15Z
4/5/2016	<0.04	
5/31/2016	<0.04	
11/23/2016	0.0076 (J)	
2/10/2017	<0.04	
4/11/2017	<0.04	
6/15/2017	<0.04	
7/12/2017	<0.04	
7/26/2017	<0.04	
10/6/2017	0.0071 (J)	
3/23/2018	0.0092 (J)	
9/19/2018	0.0046 (J)	
3/22/2019	<0.04	
9/17/2019	<0.04	
3/13/2020	0.0054 (J)	
9/21/2020	<0.04	
3/18/2021	<0.04	
8/11/2021	<0.04	
2/7/2022		<0.04
8/19/2022		<0.04
2/22/2023		<0.04
8/1/2023		<0.04

ND substitution: RL or RL/2 if <15% NDs.

Mann-Whitney (Wilcoxon Rank Sum)

Constituent: Boron, total (mg/L) Analysis Run 4/14/2024 6:39 PM View: Appendix III Mann-Whitney

Plant Bowen Client: Southern Company Data: Bowen 1, 2, 9, and 10

	GWC-44	GWC-44
3/16/2016	<0.04	
5/16/2016	<0.04	
7/25/2016	<0.04	
9/19/2016	<0.04	
11/3/2016	<0.04	
1/19/2017	<0.04	
3/28/2017	0.0113 (J)	
6/5/2017	<0.04 (*)	
9/26/2017	0.0084 (J)	
3/15/2018	0.014 (J)	
9/12/2018	0.0051 (J)	
3/14/2019	0.018 (X)	
9/11/2019	0.0088 (X)	
3/10/2020	0.019 (J)	
9/15/2020	0.0089 (J)	
3/11/2021	0.016 (J)	
8/4/2021	0.016 (J)	
1/31/2022		0.015 (J)
8/15/2022		0.011 (J)
2/14/2023		0.014 (J)
7/26/2023		<0.04

ND substitution: RL or RL/2 if <15% NDs.

Mann-Whitney (Wilcoxon Rank Sum)

Constituent: Boron, total (mg/L) Analysis Run 4/14/2024 6:39 PM View: Appendix III Mann-Whitney

Plant Bowen Client: Southern Company Data: Bowen 1, 2, 9, and 10

	GWC-45	GWC-45
3/16/2016	<0.04	
5/16/2016	<0.04 (D)	
7/25/2016	<0.04 (D)	
9/19/2016	<0.04 (D)	
11/4/2016	<0.04 (D)	
1/23/2017	0.0086 (JD)	
3/29/2017	<0.04 (D)	
6/7/2017	<0.04 (*)	
9/27/2017	<0.04	
3/15/2018	0.0077 (J)	
9/13/2018	<0.04	
3/14/2019	<0.04 (D)	
9/11/2019	<0.04 (D)	
3/10/2020	<0.04	
9/11/2020	<0.04	
3/11/2021	<0.04	
8/6/2021	<0.04	
2/1/2022		0.019 (J)
8/12/2022		<0.04
2/14/2023		<0.04
7/26/2023		<0.04

ND substitution: RL or RL/2 if <15% NDs.

Mann-Whitney (Wilcoxon Rank Sum)

Constituent: Boron, total (mg/L) Analysis Run 4/14/2024 6:39 PM View: Appendix III Mann-Whitney

Plant Bowen Client: Southern Company Data: Bowen 1, 2, 9, and 10

	GWC-45R	GWC-45R
3/16/2016	<0.04	
5/16/2016	<0.04 (D)	
7/25/2016	0.0054 (JD)	
9/19/2016	<0.04 (D)	
11/3/2016	<0.04 (D)	
1/20/2017	<0.04 (D)	
3/29/2017	<0.04 (D)	
6/7/2017	<0.04 (*)	
9/27/2017	<0.04	
3/15/2018	0.0063 (J)	
9/13/2018	<0.04	
3/14/2019	0.006 (JXD)	
9/11/2019	<0.04 (D)	
3/10/2020	0.009 (J)	
9/11/2020	0.0056 (J)	
3/11/2021	0.006 (J)	
8/6/2021	<0.04	
2/1/2022		0.022 (J)
8/12/2022		<0.04
2/14/2023		0.012 (J)
7/26/2023		0.0088 (J)

ND substitution: RL or RL/2 if <15% NDs.

Mann-Whitney (Wilcoxon Rank Sum)

Constituent: Boron, total (mg/L) Analysis Run 4/14/2024 6:39 PM View: Appendix III Mann-Whitney

Plant Bowen Client: Southern Company Data: Bowen 1, 2, 9, and 10

	GWC-46R	GWC-46R
3/10/2016	<0.04	
5/17/2016	<0.04	
7/26/2016	0.0047 (J)	
9/20/2016	0.0254 (J)	
11/4/2016	<0.04	
1/20/2017	<0.04	
3/28/2017	<0.04	
6/7/2017	<0.04 (*)	
9/29/2017	<0.04	
3/15/2018	0.0042 (J)	
9/13/2018	<0.04	
3/18/2019	0.022 (X)	
9/11/2019	<0.04	
3/10/2020	<0.04	
9/14/2020	<0.04	
3/11/2021	<0.04	
8/5/2021	<0.04	
1/31/2022		<0.04
8/15/2022		<0.04
2/14/2023		<0.04
7/26/2023		<0.04

ND substitution: RL or RL/2 if <15% NDs.

Mann-Whitney (Wilcoxon Rank Sum)

Constituent: Boron, total (mg/L) Analysis Run 4/14/2024 6:39 PM View: Appendix III Mann-Whitney

Plant Bowen Client: Southern Company Data: Bowen 1, 2, 9, and 10

	GWC-47	GWC-47
3/10/2016	<0.04	
5/18/2016	<0.04	
7/27/2016	<0.04 (*)	
9/20/2016	0.0133 (J)	
11/7/2016	0.0079 (J)	
1/23/2017	<0.04	
3/29/2017	<0.04	
6/8/2017	<0.04	
9/27/2017	<0.04	
3/15/2018	<0.04	
9/13/2018	<0.04	
3/15/2019	<0.04	
9/12/2019	<0.04	
3/9/2020	<0.04	
9/14/2020	<0.04	
3/11/2021	<0.04	
8/5/2021	<0.04	
2/1/2022		0.011 (J)
8/15/2022		<0.04
2/14/2023		<0.04
7/27/2023		0.012 (J)

ND substitution: RL or RL/2 if <15% NDs.

Mann-Whitney (Wilcoxon Rank Sum)

Constituent: Boron, total (mg/L) Analysis Run 4/14/2024 6:39 PM View: Appendix III Mann-Whitney

Plant Bowen Client: Southern Company Data: Bowen 1, 2, 9, and 10

	GWC-47R	GWC-47R
3/10/2016	<0.04	
5/18/2016	<0.04	
7/27/2016	<0.04	
9/20/2016	0.0109 (J)	
11/4/2016	<0.04	
1/20/2017	<0.04	
3/29/2017	<0.04	
6/8/2017	<0.04	
9/27/2017	<0.04	
3/16/2018	<0.04	
9/13/2018	<0.04	
3/19/2019	<0.04	
9/11/2019	0.0054 (X)	
3/9/2020	0.0051 (J)	
9/15/2020	<0.04	
3/11/2021	<0.04	
8/5/2021	<0.04	
2/1/2022		0.01 (J)
8/15/2022		<0.04
2/14/2023		<0.04
7/27/2023		0.019 (J)

ND substitution: RL or RL/2 if <15% NDs.

Mann-Whitney (Wilcoxon Rank Sum)

Constituent: Boron, total (mg/L) Analysis Run 4/14/2024 6:39 PM View: Appendix III Mann-Whitney

Plant Bowen Client: Southern Company Data: Bowen 1, 2, 9, and 10

	GWC-48	GWC-48
3/10/2016	<0.04	
5/17/2016	<0.04	
7/27/2016	<0.04 (*)	
9/20/2016	0.0078 (J)	
11/4/2016	<0.04	
1/23/2017	<0.04	
3/28/2017	<0.04	
6/8/2017	<0.04	
9/29/2017	<0.04	
3/15/2018	<0.04	
9/13/2018	<0.04	
3/15/2019	<0.04	
9/11/2019	<0.04	
3/9/2020	<0.04	
9/14/2020	<0.04	
3/11/2021	<0.04	
8/4/2021	<0.04	
1/31/2022		<0.04
8/15/2022		<0.04
2/14/2023		<0.04
7/26/2023		<0.04

ND substitution: RL or RL/2 if <15% NDs.

Mann-Whitney (Wilcoxon Rank Sum)

Constituent: Boron, total (mg/L) Analysis Run 4/14/2024 6:39 PM View: Appendix III Mann-Whitney

Plant Bowen Client: Southern Company Data: Bowen 1, 2, 9, and 10

	GWC-49R	GWC-49R
3/17/2016	<0.04	
5/18/2016	<0.04	
7/27/2016	<0.04 (*)	
9/21/2016	<0.04 (*)	
11/4/2016	<0.04	
1/24/2017	<0.04	
3/29/2017	<0.04	
6/8/2017	<0.04	
9/29/2017	<0.04	
3/15/2018	<0.04	
9/13/2018	<0.04	
3/18/2019	0.0099 (X)	
9/11/2019	<0.04	
3/11/2020	<0.04	
9/11/2020	0.0057 (J)	
3/15/2021	0.01 (J)	
8/11/2021	<0.04	
2/1/2022		<0.04
8/15/2022		<0.04
2/14/2023		<0.04
7/27/2023		<0.04

ND substitution: RL or RL/2 if <15% NDs.

Mann-Whitney (Wilcoxon Rank Sum)

Constituent: Boron, total (mg/L) Analysis Run 4/14/2024 6:39 PM View: Appendix III Mann-Whitney

Plant Bowen Client: Southern Company Data: Bowen 1, 2, 9, and 10

	GWC-49Z	GWC-49Z
3/17/2016	<0.04	
5/18/2016	<0.04	
7/28/2016	<0.04 (*)	
9/21/2016	<0.04 (*)	
11/7/2016	0.0138 (J)	
1/24/2017	<0.04	
3/30/2017	0.0077 (J)	
6/9/2017	<0.04	
9/29/2017	<0.04	
3/15/2018	0.0052 (J)	
9/14/2018	<0.04	
3/19/2019	0.0043 (X)	
9/11/2019	<0.04	
3/9/2020	0.0055 (J)	
9/14/2020	<0.04	
3/15/2021	0.0066 (J)	
8/5/2021	<0.04	
2/1/2022		0.0087 (J)
8/15/2022		<0.04
2/14/2023		<0.04
7/27/2023		<0.04

ND substitution: RL or RL/2 if <15% NDs.

Mann-Whitney (Wilcoxon Rank Sum)

Constituent: Boron, total (mg/L) Analysis Run 4/14/2024 6:39 PM View: Appendix III Mann-Whitney

Plant Bowen Client: Southern Company Data: Bowen 1, 2, 9, and 10

	GWC-5	GWC-5
3/28/2016	<0.04	
5/25/2016	<0.04	
8/1/2016	<0.04	
9/27/2016	<0.04	
11/11/2016	0.0083 (J)	
1/31/2017	<0.04	
4/3/2017	<0.04	
6/12/2017	<0.04	
10/3/2017	<0.04	
3/19/2018	0.0041 (J)	
9/17/2018	<0.04	
3/20/2019	<0.04	
9/16/2019	0.0051 (J)	
3/16/2020	<0.04	
9/16/2020	<0.04	
3/17/2021	<0.04	
8/9/2021	<0.04	
2/2/2022		<0.04
8/16/2022		<0.04
2/20/2023		<0.04
7/28/2023		<0.04

ND substitution: RL or RL/2 if <15% NDs.

Mann-Whitney (Wilcoxon Rank Sum)

Constituent: Boron, total (mg/L) Analysis Run 4/14/2024 6:39 PM View: Appendix III Mann-Whitney

Plant Bowen Client: Southern Company Data: Bowen 1, 2, 9, and 10

	GWC-6	GWC-6
3/29/2016	<0.04	
5/24/2016	<0.04	
8/1/2016	<0.04	
9/26/2016	<0.04	
11/18/2016	<0.04	
2/1/2017	<0.04	
4/6/2017	<0.04	
6/13/2017	<0.04	
10/3/2017	<0.04	
3/19/2018	<0.04	
9/17/2018	<0.04	
3/21/2019	<0.04	
9/16/2019	<0.04	
3/12/2020	0.0061 (J)	
9/16/2020	<0.04	
3/17/2021	<0.04	
8/10/2021	<0.04	
2/2/2022		<0.04
8/17/2022		<0.04
2/17/2023		<0.04
7/31/2023		<0.04

ND substitution: RL or RL/2 if <15% NDs.

Mann-Whitney (Wilcoxon Rank Sum)

Constituent: Boron, total (mg/L) Analysis Run 4/14/2024 6:39 PM View: Appendix III Mann-Whitney

Plant Bowen Client: Southern Company Data: Bowen 1, 2, 9, and 10

	GWC-6RZ	GWC-6RZ
3/29/2016	<0.04	
5/24/2016	<0.04	
8/1/2016	<0.04	
9/26/2016	<0.04	
11/14/2016	<0.04	
2/1/2017	<0.04	
4/6/2017	<0.04	
6/13/2017	<0.04	
10/3/2017	<0.04	
3/20/2018	0.0073 (J)	
9/17/2018	0.0046 (J)	
3/21/2019	<0.04	
9/16/2019	<0.04	
3/12/2020	0.0052 (J)	
9/16/2020	<0.04	
3/17/2021	<0.04	
8/10/2021	<0.04	
2/2/2022		<0.04
8/17/2022		<0.04
2/17/2023		<0.04
7/28/2023		<0.04

ND substitution: RL or RL/2 if <15% NDs.

Mann-Whitney (Wilcoxon Rank Sum)

Constituent: Boron, total (mg/L) Analysis Run 4/14/2024 6:39 PM View: Appendix III Mann-Whitney

Plant Bowen Client: Southern Company Data: Bowen 1, 2, 9, and 10

	GWC-7Z	GWC-7Z
5/31/2016	<0.04	
8/2/2016	<0.04	
9/27/2016	0.0073 (J)	
11/21/2016	0.008 (J)	
2/1/2017	<0.04	
4/6/2017	<0.04	
6/13/2017	<0.04	
7/14/2017	0.007 (J)	
10/3/2017	<0.04	
3/20/2018	0.0064 (J)	
9/18/2018	0.0045 (J)	
3/21/2019	<0.04	
9/13/2019	0.0065 (J)	
3/12/2020	0.0057 (J)	
9/16/2020	0.0052 (J)	
3/17/2021	<0.04	
8/10/2021	<0.04	
2/2/2022		<0.04
8/17/2022		0.011 (J)
2/20/2023		<0.04
7/31/2023		<0.04

ND substitution: RL or RL/2 if <15% NDs.

Mann-Whitney (Wilcoxon Rank Sum)

Constituent: Boron, total (mg/L) Analysis Run 4/14/2024 6:39 PM View: Appendix III Mann-Whitney

Plant Bowen Client: Southern Company Data: Bowen 1, 2, 9, and 10

	GWC-8RR	GWC-8RR
3/30/2016	<0.04	
5/24/2016	<0.04	
8/2/2016	<0.04	
9/27/2016	<0.04	
11/22/2016	0.0115 (J)	
2/6/2017	<0.04	
4/6/2017	<0.04	
6/14/2017	<0.04	
10/4/2017	<0.04	
3/21/2018	<0.04	
9/18/2018	<0.04	
3/27/2019	0.0078 (J)	
9/16/2019	<0.04 (D)	
3/12/2020	<0.04	
9/17/2020	<0.04	
3/17/2021	<0.04	
8/10/2021	<0.04	
2/2/2022		<0.04
8/17/2022		<0.04
2/21/2023		<0.04
7/31/2023		<0.04

ND substitution: RL or RL/2 if <15% NDs.

Mann-Whitney (Wilcoxon Rank Sum)

Constituent: Boron, total (mg/L) Analysis Run 4/14/2024 6:39 PM View: Appendix III Mann-Whitney

Plant Bowen Client: Southern Company Data: Bowen 1, 2, 9, and 10

	GWC-8Z	GWC-8Z
3/22/2016	<0.04	
5/25/2016	<0.04	
8/2/2016	<0.04	
9/26/2016	<0.04	
11/21/2016	<0.04	
2/3/2017	<0.04	
4/7/2017	<0.04	
6/13/2017	<0.04	
10/3/2017	<0.04	
3/20/2018	<0.04	
9/18/2018	<0.04	
5/6/2019	0.0065 (J)	
9/16/2019	<0.04	
3/16/2020	<0.04	
9/17/2020	<0.04	
3/18/2021	<0.04	
8/10/2021	<0.04	
2/2/2022		<0.04
8/17/2022		0.012 (J)
2/20/2023		<0.04
7/31/2023		<0.04

ND substitution: RL or RL/2 if <15% NDs.

Mann-Whitney (Wilcoxon Rank Sum)

Constituent: Boron, total (mg/L) Analysis Run 4/14/2024 6:39 PM View: Appendix III Mann-Whitney

Plant Bowen Client: Southern Company Data: Bowen 1, 2, 9, and 10

	GWC-9	GWC-9
3/30/2016	<0.04	
5/26/2016	<0.04	
8/5/2016	<0.04	
9/28/2016	<0.04	
11/21/2016	<0.04	
2/6/2017	<0.04	
4/6/2017	<0.04	
6/13/2017	<0.04	
10/3/2017	<0.04	
3/20/2018	0.0096 (J)	
9/18/2018	<0.04 (D)	
3/21/2019	0.006 (J)	
9/16/2019	<0.04	
3/12/2020	0.0058 (J)	
9/17/2020	<0.04	
3/18/2021	<0.04	
8/10/2021	<0.04	
2/2/2022		<0.04
8/17/2022		<0.04
2/21/2023		<0.04
7/31/2023		<0.04

ND substitution: RL or RL/2 if <15% NDs.

Mann-Whitney (Wilcoxon Rank Sum)

Constituent: Calcium, total (mg/L) Analysis Run 4/14/2024 6:39 PM View: Appendix III Mann-Whitney

Plant Bowen Client: Southern Company Data: Bowen 1, 2, 9, and 10

	GWA-1	GWA-1
3/22/2016	32.6	
5/19/2016	33.4	
7/29/2016	26	
9/23/2016	28.8	
11/9/2016	27.9	
1/30/2017	29.2	
3/30/2017	30	
6/9/2017	30.9	
10/2/2017	31.5	
3/16/2018	28.5	
9/17/2018	30.8	
3/20/2019	30.1	
9/12/2019	31.9	
3/11/2020	31.8	
9/15/2020	30.8	
3/16/2021	34.6	
8/9/2021	32	
2/1/2022		34.1
8/16/2022		34
2/16/2023		33.3
7/27/2023		29.1

Mann-Whitney (Wilcoxon Rank Sum)

Constituent: Calcium, total (mg/L) Analysis Run 4/14/2024 6:39 PM View: Appendix III Mann-Whitney

Plant Bowen Client: Southern Company Data: Bowen 1, 2, 9, and 10

	GWA-2	GWA-2
3/23/2016	54.1	
5/20/2016	23.9	
7/29/2016	25.3	
9/23/2016	26.6	
11/9/2016	16.1	
1/31/2017	5.68	
3/30/2017	25.2	
6/12/2017	34.2	
10/2/2017	1.69	
3/19/2018	63	
9/14/2018	2.4	
3/20/2019	4.3	
9/12/2019	1.8	
3/11/2020	66.6	
9/15/2020	18.4	
3/17/2021	40.4	
8/9/2021	41	
2/1/2022		48
8/16/2022		39.5
2/16/2023		60.5
7/27/2023		23.3

Mann-Whitney (Wilcoxon Rank Sum)

Constituent: Calcium, total (mg/L) Analysis Run 4/14/2024 6:39 PM View: Appendix III Mann-Whitney

Plant Bowen Client: Southern Company Data: Bowen 1, 2, 9, and 10

	GWA-2R	GWA-2R
3/23/2016	46.5	
5/19/2016	24.6	
7/29/2016	14.9	
9/22/2016	15	
11/10/2016	12.6	
1/31/2017	16.5	
4/3/2017	16.6	
6/9/2017	17.8	
10/2/2017	20.6	
3/16/2018	33	
9/14/2018	22.8 (J)	
3/19/2019	59.2	
9/13/2019	27	
3/11/2020	46.8	
9/15/2020	21.4	
3/16/2021	26.7	
8/9/2021	31.5	
2/1/2022		34.1
8/16/2022		37.9
2/16/2023		51.6
7/27/2023		28

Mann-Whitney (Wilcoxon Rank Sum)

Constituent: Calcium, total (mg/L) Analysis Run 4/14/2024 6:39 PM View: Appendix III Mann-Whitney

Plant Bowen Client: Southern Company Data: Bowen 1, 2, 9, and 10

	GWA-39RZ	GWA-39RZ
5/16/2016	27.8 (D)	
7/27/2016	21.2 (D)	
2/21/2017	31.7 (D)	
3/27/2017	31.9 (D)	
6/8/2017	35 (D)	
7/17/2017	35.9 (D)	
7/27/2017	34.9 (D)	
8/9/2017	33.7 (D)	
9/29/2017	33.4 (D)	
3/16/2018	32.6	
9/14/2018	29.2	
3/14/2019	33	
9/10/2019	33.8	
3/9/2020	35.6	
9/16/2020	34.9	
3/16/2021	32.4	
8/6/2021	33	
2/2/2022		32.6
8/16/2022		32
2/14/2023		31.4
7/25/2023		35.7

Mann-Whitney (Wilcoxon Rank Sum)

Constituent: Calcium, total (mg/L) Analysis Run 4/14/2024 6:39 PM View: Appendix III Mann-Whitney

Plant Bowen Client: Southern Company Data: Bowen 1, 2, 9, and 10

	GWA-39Z	GWA-39Z
3/14/2016	20	
5/11/2016	9.76	
7/19/2016	3.04	
9/15/2016	4.78	
11/2/2016	2.46	
1/18/2017	5.46	
3/28/2017	13	
6/7/2017	17	
9/26/2017	24.9	
12/28/2017	17.9 (Y)	
3/14/2018	26.4	
9/12/2018	25.1	
3/15/2019	20.3 (X)	
9/9/2019	11.3	
3/9/2020	3.2	
9/10/2020	1	
3/12/2021	11	
8/4/2021	10.6	
1/31/2022		12.7
8/10/2022		8.7
2/13/2023		12.8
7/26/2023		12.5

Mann-Whitney (Wilcoxon Rank Sum)

Constituent: Calcium, total (mg/L) Analysis Run 4/14/2024 6:39 PM View: Appendix III Mann-Whitney

Plant Bowen Client: Southern Company Data: Bowen 1, 2, 9, and 10

	GWA-3A	GWA-3A
3/23/2016	2.05	
5/23/2016	1.29	
7/29/2016	1.29	
9/22/2016	1.51	
11/10/2016	1.54	
1/31/2017	1.34	
3/30/2017	1.31	
6/12/2017	1.4	
10/4/2017	1.13	
3/19/2018	1.2	
9/17/2018	0.95	
3/20/2019	0.96	
9/13/2019	0.94	
3/11/2020	1	
3/29/2021	19	
8/9/2021	19.4	
2/2/2022		22.6
8/16/2022		22.2
2/17/2023		22.4
8/1/2023		22.6

Mann-Whitney (Wilcoxon Rank Sum)

Constituent: Calcium, total (mg/L) Analysis Run 4/14/2024 6:39 PM View: Appendix III Mann-Whitney

Plant Bowen Client: Southern Company Data: Bowen 1, 2, 9, and 10

	GWA-40	GWA-40
3/15/2016	24	
5/11/2016	22.1	
7/21/2016	19.3	
9/15/2016	18.2	
11/3/2016	18.2	
1/17/2017	22	
3/24/2017	21.1	
5/24/2017	23.5	
9/26/2017	24.1	
3/14/2018	25.7	
9/12/2018	18.4 (J)	
3/13/2019	23.8 (X)	
9/9/2019	15.4	
3/9/2020	29.4	
9/11/2020	17.7	
3/10/2021	22.8	
8/4/2021	17.1	
1/31/2022		18.5
8/12/2022		18.5
2/13/2023		18.4
7/26/2023		18

Mann-Whitney (Wilcoxon Rank Sum)

Constituent: Calcium, total (mg/L) Analysis Run 4/14/2024 6:39 PM View: Appendix III Mann-Whitney

Plant Bowen Client: Southern Company Data: Bowen 1, 2, 9, and 10

	GWA-41	GWA-41
3/15/2016	24	
5/12/2016	15.5	
7/20/2016	16.5	
9/15/2016	6.1	
11/3/2016	13.7	
1/18/2017	13.1	
3/24/2017	17.3	
6/6/2017	29.1	
9/25/2017	17.6	
3/14/2018	39.6	
9/12/2018	14.2 (J)	
3/14/2019	22.7 (X)	
9/10/2019	6	
3/6/2020	29.2	
9/10/2020	13.5	
3/11/2021	25.9	
8/4/2021	15.7	
1/31/2022		14.5
8/11/2022		16.2
2/13/2023		26.9
7/25/2023		10.8

Mann-Whitney (Wilcoxon Rank Sum)

Constituent: Calcium, total (mg/L) Analysis Run 4/14/2024 6:39 PM View: Appendix III Mann-Whitney

Plant Bowen Client: Southern Company Data: Bowen 1, 2, 9, and 10

	GWA-41R	GWA-41R
3/15/2016	38	
5/13/2016	36	
7/21/2016	33.5	
9/21/2016	31.9	
11/3/2016	28.9	
1/17/2017	31.4	
3/27/2017	31.7	
6/6/2017	42.9	
9/25/2017	29.3	
3/14/2018	41.4	
9/12/2018	29	
3/14/2019	31.9	
9/10/2019	29.6	
3/9/2020	25.5	
9/10/2020	22.9	
3/10/2021	40.3	
8/4/2021	38.5	
1/31/2022		39.3
8/11/2022		39.7
2/13/2023		38.6
7/25/2023		36.7

Mann-Whitney (Wilcoxon Rank Sum)

Constituent: Calcium, total (mg/L) Analysis Run 4/14/2024 6:39 PM View: Appendix III Mann-Whitney

Plant Bowen Client: Southern Company Data: Bowen 1, 2, 9, and 10

	GWA-42	GWA-42
3/11/2016	31	
5/16/2016	32	
7/22/2016	28.5	
9/19/2016	28.6	
11/3/2016	26.6	
1/17/2017	28.7	
3/27/2017	30.4	
6/7/2017	31.3	
9/26/2017	29.5	
3/14/2018	32.6	
9/14/2018	30.5	
3/14/2019	32	
9/10/2019	34	
3/6/2020	38	
9/10/2020	31.1	
3/11/2021	34.8	
8/4/2021	34	
1/31/2022		37.3
8/10/2022		40.5
2/13/2023		35.7
7/26/2023		35.7

Mann-Whitney (Wilcoxon Rank Sum)

Constituent: Calcium, total (mg/L) Analysis Run 4/14/2024 6:39 PM View: Appendix III Mann-Whitney

Plant Bowen Client: Southern Company Data: Bowen 1, 2, 9, and 10

	GWA-43	GWA-43
3/11/2016	13	
5/13/2016	18.7 (o)	
7/19/2016	12	
9/16/2016	8.48	
11/2/2016	11.4	
1/18/2017	6.81	
3/28/2017	5.61	
6/6/2017	4.99	
9/22/2017	4.24	
3/14/2018	3.6	
9/12/2018	3.7	
3/13/2019	2.9	
9/11/2019	3.2	
3/9/2020	2.6	
9/11/2020	9	
3/11/2021	2.1	
8/6/2021	4	
1/31/2022		2.2
8/11/2022		4.8
2/14/2023		2.2
7/25/2023		2.2

Mann-Whitney (Wilcoxon Rank Sum)

Constituent: Calcium, total (mg/L) Analysis Run 4/14/2024 6:39 PM View: Appendix III Mann-Whitney

Plant Bowen Client: Southern Company Data: Bowen 1, 2, 9, and 10

	GWA-43R	GWA-43R
3/11/2016	30	
5/13/2016	27.8	
7/19/2016	25.3	
9/16/2016	27.5	
11/2/2016	26.2	
1/18/2017	26.6	
3/28/2017	29	
6/6/2017	29.3	
9/22/2017	32.2	
12/28/2017	29 (Y)	
3/15/2018	28	
9/12/2018	28.7	
3/13/2019	29.2	
9/11/2019	29.5	
3/9/2020	31.7	
9/14/2020	31	
3/11/2021	31.2	
8/5/2021	29	
1/31/2022		30.6
8/10/2022		33.1
2/13/2023		28.5
7/25/2023		34.2

Mann-Whitney (Wilcoxon Rank Sum)

Constituent: Calcium, total (mg/L) Analysis Run 4/14/2024 6:39 PM View: Appendix III Mann-Whitney

Plant Bowen Client: Southern Company Data: Bowen 1, 2, 9, and 10

	GWA-4RZ	GWA-4RZ
2/22/2017	54.7 (D)	
4/7/2017	46.8 (D)	
6/14/2017	52.4 (D)	
7/12/2017	51.1 (D)	
7/20/2017	47.5 (D)	
7/28/2017	44 (D)	
8/9/2017	48.3 (D)	
8/24/2017	41.9 (D)	
10/3/2017	47.7 (D)	
3/21/2018	47.5	
9/18/2018	48.1	
3/21/2019	49.9 (D)	
9/12/2019	49.9 (D)	
3/12/2020	54.2	
9/17/2020	48.4	
3/16/2021	53.7	
8/10/2021	56.5	
2/3/2022		57.7
8/17/2022		54.7
2/17/2023		59.4
7/28/2023		43

Mann-Whitney (Wilcoxon Rank Sum)

Constituent: Calcium, total (mg/L) Analysis Run 4/14/2024 6:39 PM View: Appendix III Mann-Whitney

Plant Bowen Client: Southern Company Data: Bowen 1, 2, 9, and 10

	GWA-50	GWA-50
3/28/2016	3.89	
5/23/2016	2.16	
8/1/2016	1.37	
9/26/2016	1.86	
11/10/2016	1.86	
1/30/2017	2.86	
4/7/2017	2.34	
6/12/2017	1.87	
10/2/2017	2.53	
3/16/2018	1.8	
9/17/2018	2.3	
3/19/2019	4.2	
9/13/2019	1.9	
3/11/2020	1.6	
9/16/2020	1.7	
3/17/2021	1.4	
8/9/2021	1.5	
2/1/2022		1.5
8/16/2022		1.6
2/16/2023		1.4
7/28/2023		1.3

Mann-Whitney (Wilcoxon Rank Sum)

Constituent: Calcium, total (mg/L) Analysis Run 4/14/2024 6:39 PM View: Appendix III Mann-Whitney

Plant Bowen Client: Southern Company Data: Bowen 1, 2, 9, and 10

	GWA-50R	GWA-50R
3/28/2016	7.04	
5/25/2016	13.5	
8/1/2016	2.2	
9/26/2016	5.72	
11/11/2016	2.5	
1/30/2017	2.01	
4/3/2017	6.26	
6/12/2017	7.44	
10/2/2017	6.55	
3/16/2018	2.6	
9/18/2018	1.3	
3/19/2019	4.6	
9/12/2019	3.7	
3/11/2020	1.2	
9/15/2020	0.94 (J)	
3/17/2021	5.4	
8/9/2021	1.7	
2/2/2022		0.93 (J)
8/17/2022		3.8
2/16/2023		0.81 (J)
7/28/2023		0.6 (J)

Mann-Whitney (Wilcoxon Rank Sum)

Constituent: Calcium, total (mg/L) Analysis Run 4/14/2024 6:39 PM View: Appendix III Mann-Whitney

Plant Bowen Client: Southern Company Data: Bowen 1, 2, 9, and 10

	GWC-10	GWC-10
3/31/2016	36.4	
5/26/2016	37.6	
8/5/2016	30.7	
9/28/2016	32.4	
11/22/2016	31.4	
2/7/2017	30.1	
4/10/2017	23.6	
6/14/2017	34.6	
10/4/2017	35.2	
3/20/2018	12 (J)	
9/18/2018	36.7	
3/22/2019	15.4 (J)	
9/17/2019	36.7	
3/12/2020	18.6	
9/17/2020	32.6	
3/18/2021	27	
8/10/2021	29.4	
2/4/2022		21.3
8/17/2022		36.7
2/20/2023		9
7/31/2023		33.7

Mann-Whitney (Wilcoxon Rank Sum)

Constituent: Calcium, total (mg/L) Analysis Run 4/14/2024 6:39 PM View: Appendix III Mann-Whitney

Plant Bowen Client: Southern Company Data: Bowen 1, 2, 9, and 10

	GWC-10R	GWC-10R
3/31/2016	45	
5/26/2016	41.7	
8/3/2016	35.2	
9/28/2016	39.2	
11/22/2016	37.2	
2/7/2017	38.4	
4/10/2017	38.7	
6/14/2017	40.8	
10/4/2017	40.1	
3/21/2018	43.3	
9/18/2018	45.4	
3/22/2019	37.2	
9/17/2019	40.5	
3/12/2020	43.2	
9/17/2020	39	
3/18/2021	43.8	
8/11/2021	44.3	
2/4/2022		46.3
8/18/2022		48.5
2/20/2023		46.2
7/31/2023		42.5

Mann-Whitney (Wilcoxon Rank Sum)

Constituent: Calcium, total (mg/L) Analysis Run 4/14/2024 6:39 PM View: Appendix III Mann-Whitney

Plant Bowen Client: Southern Company Data: Bowen 1, 2, 9, and 10

	GWC-11	GWC-11
4/4/2016	21.3	
5/26/2016	22.5	
8/3/2016	17.5	
9/28/2016	24.1	
11/22/2016	15.7	
2/8/2017	18.3	
4/10/2017	18.5	
6/15/2017	21	
10/4/2017	9.4	
3/21/2018	19.7 (J)	
9/18/2018	17.6 (J)	
3/23/2019	7.8	
9/17/2019	16.8	
3/12/2020	8	
9/21/2020	17.7	
3/19/2021	19.7	
8/11/2021	9.1	
2/4/2022		19.2
8/18/2022		10.2
2/20/2023		7.4
8/1/2023		23.1

Mann-Whitney (Wilcoxon Rank Sum)

Constituent: Calcium, total (mg/L) Analysis Run 4/14/2024 6:39 PM View: Appendix III Mann-Whitney

Plant Bowen Client: Southern Company Data: Bowen 1, 2, 9, and 10

	GWC-11R	GWC-11R
4/4/2016	27.9	
5/26/2016	28.7	
8/4/2016	18.6	
9/28/2016	17.7	
11/22/2016	20.2	
2/8/2017	24.3	
4/10/2017	29	
6/15/2017	29	
10/4/2017	23.9	
3/22/2018	27.5	
9/18/2018	26.3	
3/23/2019	28.3	
9/17/2019	27.6	
3/12/2020	32.5	
9/21/2020	26	
3/19/2021	31.3	
8/11/2021	33.2	
2/4/2022		34.8
8/18/2022		36.9
2/20/2023		32.5
8/1/2023		30

Mann-Whitney (Wilcoxon Rank Sum)

Constituent: Calcium, total (mg/L) Analysis Run 4/14/2024 6:39 PM View: Appendix III Mann-Whitney

Plant Bowen Client: Southern Company Data: Bowen 1, 2, 9, and 10

	GWC-12	GWC-12
4/4/2016	8.63	
5/27/2016	9.07	
8/3/2016	6.82	
9/30/2016	8.8	
11/22/2016	8.08	
2/13/2017	8.51	
4/11/2017	7.5	
6/14/2017	7.82	
10/4/2017	8.32	
3/22/2018	7.5	
9/18/2018	8.2	
3/23/2019	7.5	
9/17/2019	7.8	
3/12/2020	8.1	
9/21/2020	8	
3/19/2021	7.8	
8/11/2021	8.4	
2/2/2022		8.4
8/18/2022		9.2
2/21/2023		7.9
8/1/2023		7.8

Mann-Whitney (Wilcoxon Rank Sum)

Constituent: Calcium, total (mg/L) Analysis Run 4/14/2024 6:39 PM View: Appendix III Mann-Whitney

Plant Bowen Client: Southern Company Data: Bowen 1, 2, 9, and 10

	GWC-13	GWC-13
4/4/2016	36.9	
5/31/2016	43.9	
8/4/2016	45	
9/29/2016	60.5	
11/28/2016	54.7	
2/9/2017	61	
4/12/2017	52.3	
6/16/2017	62.3	
10/9/2017	58.6	
3/21/2018	40.9	
9/19/2018	45.9	
3/23/2019	29.6	
9/18/2019	40.7	
3/13/2020	33	
9/22/2020	43.1	
3/18/2021	30.8	
8/11/2021	28.4	
2/17/2022		29.3
8/18/2022		33
2/22/2023		26.3
8/1/2023		33.5

Mann-Whitney (Wilcoxon Rank Sum)

Constituent: Calcium, total (mg/L) Analysis Run 4/14/2024 6:39 PM View: Appendix III Mann-Whitney

Plant Bowen Client: Southern Company Data: Bowen 1, 2, 9, and 10

	GWC-13RZ	GWC-13RZ
4/4/2016	26.5	
6/1/2016	26.6	
2/22/2017	51.6	
4/11/2017	45.2	
6/16/2017	47.5	
7/12/2017	51.6	
7/28/2017	46	
8/10/2017	52.2	
10/6/2017	42.2	
3/23/2018	41.4	
9/20/2018	47.5	
3/22/2019	40.5	
9/18/2019	42.9	
3/17/2020	44.9	
9/22/2020	47.7	
3/19/2021	43	
8/12/2021	43.1	
2/4/2022		43.9
8/19/2022		47.3
2/22/2023		40.1
8/2/2023		40.6

Mann-Whitney (Wilcoxon Rank Sum)

Constituent: Calcium, total (mg/L) Analysis Run 4/14/2024 6:39 PM View: Appendix III Mann-Whitney

Plant Bowen Client: Southern Company Data: Bowen 1, 2, 9, and 10

	GWC-14Z	GWC-14Z
4/5/2016	35.7	
6/1/2016	28.2	
8/9/2016	43	
11/28/2016	24.8	
2/9/2017	21.2	
4/11/2017	21.1	
6/14/2017	20.6	
7/12/2017	17.7	
10/5/2017	20.1	
3/22/2018	18.6 (J)	
9/19/2018	20 (J)	
3/22/2019	16.7 (J)	
9/17/2019	11.4	
3/13/2020	17	
9/21/2020	13.1	
3/18/2021	13	
8/11/2021	14.3	
2/4/2022		14.3
8/18/2022		14.7
2/22/2023		14.3
8/1/2023		12.5

Mann-Whitney (Wilcoxon Rank Sum)

Constituent: Calcium, total (mg/L) Analysis Run 4/14/2024 6:39 PM View: Appendix III Mann-Whitney

Plant Bowen Client: Southern Company Data: Bowen 1, 2, 9, and 10

	GWC-15R	GWC-15R
4/5/2016	37.7	
5/31/2016	38.4	
8/4/2016	28.6	
9/29/2016	31.4	
11/23/2016	62.5 (o)	
2/10/2017	31.2	
4/12/2017	34.1	
6/15/2017	34.2	
10/6/2017	35.4	
3/23/2018	35.6	
9/19/2018	35.7	
3/25/2019	35.6	
9/17/2019	39.5	
3/13/2020	41	
9/21/2020	36.5	
3/18/2021	42.1	
8/11/2021	38.6	
2/4/2022		41.7
8/19/2022		40.4
2/22/2023		38.1
8/2/2023		34.6

Mann-Whitney (Wilcoxon Rank Sum)

Constituent: Calcium, total (mg/L) Analysis Run 4/14/2024 6:39 PM View: Appendix III Mann-Whitney

Plant Bowen Client: Southern Company Data: Bowen 1, 2, 9, and 10

	GWC-15Z	GWC-15Z
4/5/2016	12.2	
5/31/2016	8.24	
11/23/2016	24.5	
2/10/2017	23.8	
4/11/2017	25.7	
6/15/2017	24.8	
7/12/2017	27.7	
7/26/2017	25.6	
10/6/2017	24.7	
3/23/2018	24.3 (J)	
9/19/2018	23.7 (J)	
3/22/2019	21.3 (J)	
9/17/2019	22.1	
3/13/2020	24.2	
9/21/2020	22.6	
3/18/2021	27.4	
8/11/2021	25.4	
2/7/2022		26.1
8/19/2022		28.1
2/22/2023		24.4
8/1/2023		24.5

Mann-Whitney (Wilcoxon Rank Sum)

Constituent: Calcium, total (mg/L) Analysis Run 4/14/2024 6:39 PM View: Appendix III Mann-Whitney

Plant Bowen Client: Southern Company Data: Bowen 1, 2, 9, and 10

	GWC-44	GWC-44
3/16/2016	5.5	
5/16/2016	4.3	
7/25/2016	1.41	
9/19/2016	1.01	
11/3/2016	0.884	
1/19/2017	1.41	
3/28/2017	4.23	
6/5/2017	10.1	
9/26/2017	4.14	
3/15/2018	9	
9/12/2018	4.1	
3/14/2019	17.2 (X)	
9/11/2019	7.1	
3/10/2020	16.9	
9/15/2020	8.3	
3/11/2021	11.9	
8/4/2021	12.5	
1/31/2022		11.2
8/15/2022		10.6
2/14/2023		12.5
7/26/2023		3.6

Mann-Whitney (Wilcoxon Rank Sum)

Constituent: Calcium, total (mg/L) Analysis Run 4/14/2024 6:39 PM View: Appendix III Mann-Whitney

Plant Bowen Client: Southern Company Data: Bowen 1, 2, 9, and 10

	GWC-45	GWC-45
3/16/2016	0.8	
5/16/2016	0.877 (D)	
7/25/2016	0.781 (D)	
9/19/2016	0.775 (D)	
11/4/2016	0.792 (D)	
1/23/2017	0.782 (D)	
3/29/2017	0.756 (D)	
6/7/2017	0.944	
9/27/2017	0.773	
3/15/2018	0.77	
9/13/2018	0.79	
3/14/2019	0.9 (D)	
9/11/2019	0.83 (D)	
3/10/2020	0.89 (J)	
9/11/2020	0.81 (J)	
3/11/2021	0.93 (J)	
8/6/2021	0.94 (J)	
2/1/2022		1.1
8/12/2022		1.1
2/14/2023		1
7/26/2023		0.97 (J)

Mann-Whitney (Wilcoxon Rank Sum)

Constituent: Calcium, total (mg/L) Analysis Run 4/14/2024 6:39 PM View: Appendix III Mann-Whitney

Plant Bowen Client: Southern Company Data: Bowen 1, 2, 9, and 10

	GWC-45R	GWC-45R
3/16/2016	36	
5/16/2016	37.4 (D)	
7/25/2016	30.2 (D)	
9/19/2016	32.3 (D)	
11/3/2016	29.3 (D)	
1/20/2017	28.7 (D)	
3/29/2017	34.9 (D)	
6/7/2017	30.9	
9/27/2017	34.2	
3/15/2018	34.6	
9/13/2018	36.1	
3/14/2019	37 (D)	
9/11/2019	37.2 (D)	
3/10/2020	43.5	
9/11/2020	35.3	
3/11/2021	43.1	
8/6/2021	40.6	
2/1/2022		43.9
8/12/2022		43.3
2/14/2023		47.5
7/26/2023		45.7

Mann-Whitney (Wilcoxon Rank Sum)

Constituent: Calcium, total (mg/L) Analysis Run 4/14/2024 6:39 PM View: Appendix III Mann-Whitney

Plant Bowen Client: Southern Company Data: Bowen 1, 2, 9, and 10

	GWC-46R	GWC-46R
3/10/2016	50	
5/17/2016	50.5	
7/26/2016	40.7	
9/20/2016	38.8	
11/4/2016	40.7	
1/20/2017	38.8	
3/28/2017	48.3	
6/7/2017	43.4	
9/29/2017	46.6	
3/15/2018	46.2	
9/13/2018	45.3	
3/18/2019	46.1	
9/11/2019	43.1	
3/10/2020	51.6	
9/14/2020	40.2	
3/11/2021	45.2	
8/5/2021	43.7	
1/31/2022		39.9
8/15/2022		38.7
2/14/2023		41.1
7/26/2023		37.7

Mann-Whitney (Wilcoxon Rank Sum)

Constituent: Calcium, total (mg/L) Analysis Run 4/14/2024 6:39 PM View: Appendix III Mann-Whitney

Plant Bowen Client: Southern Company Data: Bowen 1, 2, 9, and 10

	GWC-47	GWC-47
3/10/2016	26	
5/18/2016	26.2	
7/27/2016	19.3	
9/20/2016	25.3	
11/7/2016	23.6	
1/23/2017	25.1	
3/29/2017	28.9	
6/8/2017	25.6	
9/27/2017	23.8	
3/15/2018	21.6 (J)	
9/13/2018	23.8 (J)	
3/15/2019	20.4 (X)	
9/12/2019	21.1	
3/9/2020	22.3	
9/14/2020	20.9	
3/11/2021	21.1	
8/5/2021	20.4	
2/1/2022		21.3
8/15/2022		33.7 (J)
2/14/2023		20.5
7/27/2023		17.3

Mann-Whitney (Wilcoxon Rank Sum)

Constituent: Calcium, total (mg/L) Analysis Run 4/14/2024 6:39 PM View: Appendix III Mann-Whitney

Plant Bowen Client: Southern Company Data: Bowen 1, 2, 9, and 10

	GWC-47R	GWC-47R
3/10/2016	25	
5/18/2016	27.6	
7/27/2016	23.9	
9/20/2016	28.9	
11/4/2016	32.1	
1/20/2017	31.8	
3/29/2017	34.6	
6/8/2017	34	
9/27/2017	30.8	
3/16/2018	30.2	
9/13/2018	30.9	
3/19/2019	28.4	
9/11/2019	33.3	
3/9/2020	35	
9/15/2020	31.6	
3/11/2021	31.8	
8/5/2021	29	
2/1/2022		29.4
8/15/2022		22.3
2/14/2023		31.6
7/27/2023		27.9

Mann-Whitney (Wilcoxon Rank Sum)

Constituent: Calcium, total (mg/L) Analysis Run 4/14/2024 6:39 PM View: Appendix III Mann-Whitney

Plant Bowen Client: Southern Company Data: Bowen 1, 2, 9, and 10

	GWC-48	GWC-48
3/10/2016	12	
5/17/2016	3.25	
7/27/2016	3.2	
9/20/2016	2.72	
11/4/2016	1.69	
1/23/2017	<0.5	
3/28/2017	1.72	
6/8/2017	3.11	
9/29/2017	2.71	
3/15/2018	3.5	
9/13/2018	2.5	
3/15/2019	4.4	
9/11/2019	2.9	
3/9/2020	4.5	
9/14/2020	3.5	
3/11/2021	5.9	
8/4/2021	2.8	
1/31/2022		2.8
8/15/2022		5.6
2/14/2023		3
7/26/2023		3.8

ND substitution: RL or RL/2 if <15% NDs.

Mann-Whitney (Wilcoxon Rank Sum)

Constituent: Calcium, total (mg/L) Analysis Run 4/14/2024 6:39 PM View: Appendix III Mann-Whitney

Plant Bowen Client: Southern Company Data: Bowen 1, 2, 9, and 10

	GWC-49R	GWC-49R
3/17/2016	24	
5/18/2016	27.7	
7/27/2016	21.7	
9/21/2016	24.9	
11/4/2016	23.6	
1/24/2017	23	
3/29/2017	27.5	
6/8/2017	27.1	
9/29/2017	25.3	
3/15/2018	24.4 (J)	
9/13/2018	22.8 (J)	
3/18/2019	31	
9/11/2019	24.3	
3/11/2020	27.1	
9/11/2020	24.7	
3/15/2021	24.7	
8/11/2021	27.4	
2/1/2022		26
8/15/2022		25.4
2/14/2023		24.3
7/27/2023		21.8

Mann-Whitney (Wilcoxon Rank Sum)

Constituent: Calcium, total (mg/L) Analysis Run 4/14/2024 6:39 PM View: Appendix III Mann-Whitney

Plant Bowen Client: Southern Company Data: Bowen 1, 2, 9, and 10

	GWC-49Z	GWC-49Z
3/17/2016	6.4	
5/18/2016	4.63	
7/28/2016	2.25	
9/21/2016	1.86	
11/7/2016	1.65	
1/24/2017	1.62	
3/30/2017	1.27	
6/9/2017	1.18	
9/29/2017	0.967	
3/15/2018	0.81	
9/14/2018	0.7	
3/19/2019	1.1	
9/11/2019	0.78	
3/9/2020	0.87 (J)	
9/14/2020	0.65 (J)	
3/15/2021	0.69 (J)	
8/5/2021	0.67 (J)	
2/1/2022		0.62 (J)
8/15/2022		0.7 (J)
2/14/2023		0.65 (J)
7/27/2023		0.61 (J)

Mann-Whitney (Wilcoxon Rank Sum)

Constituent: Calcium, total (mg/L) Analysis Run 4/14/2024 6:39 PM View: Appendix III Mann-Whitney

Plant Bowen Client: Southern Company Data: Bowen 1, 2, 9, and 10

	GWC-5	GWC-5
3/28/2016	4.29	
5/25/2016	7.15	
8/1/2016	3.35	
9/27/2016	2.89	
11/11/2016	3.33	
1/31/2017	3.21	
4/3/2017	2.57	
6/12/2017	6.22	
10/3/2017	2.45	
3/19/2018	3.3	
9/17/2018	2	
3/20/2019	2.7	
9/16/2019	2.8	
3/16/2020	12.1	
9/16/2020	2.8	
3/17/2021	3	
8/9/2021	2.6	
2/2/2022		3.7
8/16/2022		3.7
2/20/2023		3.5
7/28/2023		1.9

Mann-Whitney (Wilcoxon Rank Sum)

Constituent: Calcium, total (mg/L) Analysis Run 4/14/2024 6:39 PM View: Appendix III Mann-Whitney

Plant Bowen Client: Southern Company Data: Bowen 1, 2, 9, and 10

	GWC-6	GWC-6
3/29/2016	13.8	
5/24/2016	14.8	
9/26/2016	13.3	
11/18/2016	12.4	
2/1/2017	13.3	
4/6/2017	13.4	
6/13/2017	14.6	
10/3/2017	13.9	
3/19/2018	14.4 (J)	
9/17/2018	12.4 (J)	
3/21/2019	14.9 (J)	
9/16/2019	13.5	
3/12/2020	16.2	
9/16/2020	14.3	
3/17/2021	14.1	
8/10/2021	14.7	
2/2/2022		15.5
8/17/2022		15.8
2/17/2023		15.2
7/31/2023		14.6

Mann-Whitney (Wilcoxon Rank Sum)

Constituent: Calcium, total (mg/L) Analysis Run 4/14/2024 6:39 PM View: Appendix III Mann-Whitney

Plant Bowen Client: Southern Company Data: Bowen 1, 2, 9, and 10

	GWC-6RZ	GWC-6RZ
3/29/2016	11.1	
5/24/2016	12.6	
9/26/2016	11.8	
11/14/2016	11.3	
2/1/2017	12.6	
4/6/2017	9.84	
6/13/2017	13	
10/3/2017	13.7	
3/20/2018	11.5 (J)	
9/17/2018	11 (J)	
3/21/2019	8.3	
9/16/2019	9.5	
3/12/2020	9.3	
9/16/2020	8.8	
3/17/2021	9.5	
8/10/2021	9.9	
2/2/2022		10.5
8/17/2022		10
2/17/2023		9.7
7/28/2023		7.1

Mann-Whitney (Wilcoxon Rank Sum)

Constituent: Calcium, total (mg/L) Analysis Run 4/14/2024 6:39 PM View: Appendix III Mann-Whitney

Plant Bowen Client: Southern Company Data: Bowen 1, 2, 9, and 10

	GWC-7Z	GWC-7Z
5/31/2016	25.7	
8/2/2016	22.9	
9/27/2016	22.2	
11/21/2016	22.1	
2/1/2017	21.7	
4/6/2017	21.4	
6/13/2017	24.4	
7/14/2017	24.8	
10/3/2017	23.6	
3/20/2018	22.9 (J)	
9/18/2018	20.8 (J)	
3/21/2019	25.2	
9/13/2019	24.6	
3/12/2020	26.4	
9/16/2020	24.4	
3/17/2021	23.9	
8/10/2021	26.2	
2/2/2022		26.9
8/17/2022		27.2
2/20/2023		26.1
7/31/2023		23.6

Mann-Whitney (Wilcoxon Rank Sum)

Constituent: Calcium, total (mg/L) Analysis Run 4/14/2024 6:39 PM View: Appendix III Mann-Whitney

Plant Bowen Client: Southern Company Data: Bowen 1, 2, 9, and 10

	GWC-8RR	GWC-8RR
3/30/2016	22.2	
5/24/2016	25.2	
8/2/2016	20.8	
9/27/2016	23.1	
11/22/2016	22.3	
2/6/2017	21.4	
4/6/2017	21.1	
6/14/2017	22.1	
10/4/2017	23.1	
3/21/2018	22.5 (J)	
9/18/2018	20.8 (J)	
3/27/2019	20.6 (J)	
9/16/2019	23	
3/12/2020	21.8	
9/17/2020	21.4	
3/17/2021	22.4	
8/10/2021	23.5	
2/2/2022		23.9
8/17/2022		24
2/21/2023		18
7/31/2023		23

Mann-Whitney (Wilcoxon Rank Sum)

Constituent: Calcium, total (mg/L) Analysis Run 4/14/2024 6:39 PM View: Appendix III Mann-Whitney

Plant Bowen Client: Southern Company Data: Bowen 1, 2, 9, and 10

	GWC-8Z	GWC-8Z
3/22/2016	25.1	
5/25/2016	23.7	
8/2/2016	21.5	
9/26/2016	21.4	
11/21/2016	21	
2/3/2017	20	
6/13/2017	21.5	
10/3/2017	22.8	
3/20/2018	20.3 (J)	
9/18/2018	15.5 (J)	
5/6/2019	20 (J)	
9/16/2019	20.3	
3/16/2020	19.4	
9/17/2020	18.1	
3/18/2021	9.6	
8/10/2021	20	
2/2/2022		20.8
8/17/2022		10.4
2/20/2023		18.5
7/31/2023		20.8

Mann-Whitney (Wilcoxon Rank Sum)

Constituent: Calcium, total (mg/L) Analysis Run 4/14/2024 6:39 PM View: Appendix III Mann-Whitney

Plant Bowen Client: Southern Company Data: Bowen 1, 2, 9, and 10

	GWC-9	GWC-9
3/30/2016	9.07	
5/26/2016	15.8	
8/5/2016	20.5	
9/28/2016	24.9	
11/21/2016	23.4	
2/6/2017	1.7	
4/6/2017	1.6	
6/13/2017	3.82	
10/3/2017	9.77	
3/20/2018	1.4	
9/18/2018	3.35 (D)	
3/21/2019	4.8	
9/16/2019	12	
3/12/2020	1.8	
9/17/2020	18.3	
3/18/2021	1.9	
8/10/2021	1.9	
2/2/2022		2.2
8/17/2022		2.5
2/21/2023		2.3
7/31/2023		11.6

Mann-Whitney (Wilcoxon Rank Sum)

Constituent: Fluoride, total (mg/L) Analysis Run 4/14/2024 6:39 PM View: Appendix III Mann-Whitney

Plant Bowen Client: Southern Company Data: Bowen 1, 2, 9, and 10

	GWA-1	GWA-1
3/22/2016	0.0614 (J)	
5/19/2016	0.064 (J)	
7/29/2016	0.11 (J)	
9/23/2016	0.03 (J)	
11/9/2016	0.1 (J)	
1/30/2017	<0.1	
3/30/2017	0.01 (J)	
6/9/2017	0.04 (J)	
10/2/2017	0.07 (J)	
3/16/2018	0.029 (J)	
9/17/2018	<0.1 (D)	
3/20/2019	<0.1	
9/12/2019	0.051 (J)	
3/11/2020	0.052 (J)	
9/15/2020	0.05 (J)	
3/16/2021	<0.1	
8/9/2021	<0.1	
2/1/2022		<0.1
8/16/2022		0.089 (J)
2/16/2023		0.07 (J)
7/27/2023		0.054 (J)

ND substitution: RL or RL/2 if <15% NDs.

Mann-Whitney (Wilcoxon Rank Sum)

Constituent: Fluoride, total (mg/L) Analysis Run 4/14/2024 6:39 PM View: Appendix III Mann-Whitney

Plant Bowen Client: Southern Company Data: Bowen 1, 2, 9, and 10

	GWA-2	GWA-2
3/23/2016	0.0477 (J)	
5/20/2016	0.033 (J)	
7/29/2016	0.16 (J)	
9/23/2016	0.1 (J)	
11/9/2016	0.04 (J)	
1/31/2017	<0.1	
3/30/2017	0.02 (J)	
6/12/2017	0.17 (J)	
10/2/2017	<0.1	
3/19/2018	1.1 (O)	
9/14/2018	<0.1	
3/20/2019	<0.1	
9/12/2019	<0.1 (D)	
3/11/2020	<0.1	
9/15/2020	<0.1	
3/17/2021	<0.1	
8/9/2021	<0.1	
2/1/2022		<0.1
8/16/2022		0.086 (J)
2/16/2023		0.061 (J)
7/27/2023		0.057 (J)

ND substitution: RL or RL/2 if <15% NDs.

Mann-Whitney (Wilcoxon Rank Sum)

Constituent: Fluoride, total (mg/L) Analysis Run 4/14/2024 6:39 PM View: Appendix III Mann-Whitney

Plant Bowen Client: Southern Company Data: Bowen 1, 2, 9, and 10

	GWA-2R	GWA-2R
3/23/2016	0.0826 (J)	
5/19/2016	0.0409 (J)	
7/29/2016	0.07 (J)	
9/22/2016	<0.1	
11/10/2016	0.03 (J)	
1/31/2017	<0.1	
4/3/2017	0.02 (J)	
6/9/2017	0.06 (J)	
10/2/2017	<0.1	
3/16/2018	<0.1	
9/14/2018	<0.1	
3/19/2019	0.056 (J)	
9/13/2019	0.055 (J)	
3/11/2020	0.052 (J)	
9/15/2020	<0.1	
3/16/2021	<0.1	
8/9/2021	<0.1	
2/1/2022		<0.1
8/16/2022		0.09 (J)
2/16/2023		0.079 (J)
7/27/2023		0.062 (J)

ND substitution: RL or RL/2 if <15% NDs.

Mann-Whitney (Wilcoxon Rank Sum)

Constituent: Fluoride, total (mg/L) Analysis Run 4/14/2024 6:39 PM View: Appendix III Mann-Whitney

Plant Bowen Client: Southern Company Data: Bowen 1, 2, 9, and 10

	GWA-39RZ	GWA-39RZ
5/16/2016	0.0202 (JD)	
7/27/2016	0.08 (JD)	
2/21/2017	0.17 (JD)	
3/27/2017	0.09 (JD)	
6/8/2017	0.05 (JD)	
7/17/2017	0.05 (JD)	
7/27/2017	0.08 (JD)	
8/9/2017	<0.1 (*)	
9/29/2017	0.04 (JD)	
3/16/2018	0.27 (J)	
9/14/2018	0.1 (J)	
3/14/2019	0.066 (X)	
9/10/2019	0.055 (X)	
3/9/2020	<0.1	
9/16/2020	<0.1	
3/16/2021	<0.1	
8/6/2021	<0.1	
2/2/2022		<0.1
8/16/2022		<0.1
2/14/2023		0.074 (J)
7/25/2023		<0.1

ND substitution: RL or RL/2 if <15% NDs.

Mann-Whitney (Wilcoxon Rank Sum)

Constituent: Fluoride, total (mg/L) Analysis Run 4/14/2024 6:39 PM View: Appendix III Mann-Whitney

Plant Bowen Client: Southern Company Data: Bowen 1, 2, 9, and 10

	GWA-39Z	GWA-39Z
3/14/2016	0.0657 (J)	
5/11/2016	0.0401 (J)	
7/19/2016	<0.1	
9/15/2016	<0.1	
11/2/2016	0.04 (J)	
1/18/2017	0.03 (J)	
3/28/2017	0.06 (J)	
6/7/2017	0.06 (J)	
9/26/2017	0.04 (J)	
3/14/2018	0.14 (J)	
9/12/2018	<0.1	
3/15/2019	<0.1	
9/9/2019	0.054 (X)	
3/9/2020	<0.1	
9/10/2020	<0.1	
3/12/2021	0.051 (J)	
8/4/2021	<0.1	
1/31/2022		<0.1
8/10/2022		0.075 (J)
2/13/2023		0.064 (J)
7/26/2023		0.055 (J)

ND substitution: RL or RL/2 if <15% NDs.

Mann-Whitney (Wilcoxon Rank Sum)

Constituent: Fluoride, total (mg/L) Analysis Run 4/14/2024 6:39 PM View: Appendix III Mann-Whitney

Plant Bowen Client: Southern Company Data: Bowen 1, 2, 9, and 10

	GWA-3A	GWA-3A
3/23/2016	<0.1	
5/23/2016	<0.1	
7/29/2016	<0.1	
9/22/2016	<0.1	
11/10/2016	<0.1	
1/31/2017	<0.1	
3/30/2017	<0.1	
6/12/2017	<0.1	
10/4/2017	<0.1	
3/19/2018	<0.1	
9/17/2018	<0.1	
3/20/2019	<0.1	
9/13/2019	<0.1	
3/11/2020	<0.1	
3/29/2021	0.053 (J)	
8/9/2021	0.055 (J)	
2/2/2022		<0.1
8/16/2022		0.082 (J)
2/17/2023		0.055 (J)
8/1/2023		<0.1

ND substitution: RL or RL/2 if <15% NDs.

Mann-Whitney (Wilcoxon Rank Sum)

Constituent: Fluoride, total (mg/L) Analysis Run 4/14/2024 6:39 PM View: Appendix III Mann-Whitney

Plant Bowen Client: Southern Company Data: Bowen 1, 2, 9, and 10

	GWA-40	GWA-40
3/15/2016	0.0267 (J)	
5/11/2016	0.0255 (J)	
7/21/2016	<0.1	
9/19/2016	<0.1	
11/3/2016	0.11 (J)	
1/17/2017	0.02 (J)	
3/24/2017	<0.1	
5/24/2017	<0.1	
9/26/2017	<0.1	
3/14/2018	0.055 (J)	
9/12/2018	<0.1	
3/13/2019	0.045 (X)	
9/9/2019	<0.1	
3/9/2020	<0.1	
9/11/2020	<0.1	
3/10/2021	<0.1	
8/4/2021	<0.1	
1/31/2022		<0.1
8/12/2022		0.068 (J)
2/13/2023		0.054 (J)
7/26/2023		<0.1

ND substitution: RL or RL/2 if <15% NDs.

Mann-Whitney (Wilcoxon Rank Sum)

Constituent: Fluoride, total (mg/L) Analysis Run 4/14/2024 6:39 PM View: Appendix III Mann-Whitney

Plant Bowen Client: Southern Company Data: Bowen 1, 2, 9, and 10

	GWA-41	GWA-41
3/15/2016	0.0285 (J)	
5/12/2016	0.022 (J)	
7/20/2016	<0.1	
9/15/2016	<0.1	
11/3/2016	0.05 (J)	
1/18/2017	0.02 (J)	
3/24/2017	<0.1	
6/6/2017	<0.1	
9/25/2017	<0.1	
3/14/2018	<0.1	
9/12/2018	<0.1	
3/14/2019	0.039 (X)	
9/10/2019	<0.1	
3/6/2020	<0.1	
9/10/2020	<0.1	
3/11/2021	<0.1	
8/4/2021	<0.1	
1/31/2022		<0.1
8/11/2022		<0.1
2/13/2023		0.05 (J)
7/25/2023		<0.1

ND substitution: RL or RL/2 if <15% NDs.

Mann-Whitney (Wilcoxon Rank Sum)

Constituent: Fluoride, total (mg/L) Analysis Run 4/14/2024 6:39 PM View: Appendix III Mann-Whitney

Plant Bowen Client: Southern Company Data: Bowen 1, 2, 9, and 10

	GWA-41R	GWA-41R
3/15/2016	0.0394 (J)	
5/13/2016	0.0234 (J)	
7/21/2016	<0.1	
9/21/2016	<0.1	
11/3/2016	0.12 (J)	
1/17/2017	0.01 (J)	
3/27/2017	<0.1	
6/6/2017	<0.1	
9/25/2017	<0.1	
3/14/2018	<0.1	
9/12/2018	<0.1	
3/14/2019	0.04 (X)	
9/10/2019	<0.1	
3/9/2020	<0.1	
9/10/2020	<0.1	
3/10/2021	<0.1	
8/4/2021	<0.1	
1/31/2022		<0.1
8/11/2022		<0.1
2/13/2023		<0.1
7/25/2023		<0.1

ND substitution: RL or RL/2 if <15% NDs.

Mann-Whitney (Wilcoxon Rank Sum)

Constituent: Fluoride, total (mg/L) Analysis Run 4/14/2024 6:39 PM View: Appendix III Mann-Whitney

Plant Bowen Client: Southern Company Data: Bowen 1, 2, 9, and 10

	GWA-42	GWA-42
3/11/2016	0.0296 (J)	
5/16/2016	0.0287 (J)	
7/22/2016	0.04 (J)	
9/19/2016	<0.1	
11/3/2016	0.04 (J)	
1/17/2017	0.02 (J)	
3/27/2017	<0.1	
6/7/2017	<0.1	
9/26/2017	<0.1	
3/14/2018	0.06 (J)	
9/14/2018	<0.1	
3/14/2019	0.058 (X)	
9/10/2019	<0.1	
3/6/2020	<0.1	
9/10/2020	<0.1	
3/11/2021	<0.1	
8/4/2021	<0.1	
1/31/2022		<0.1
8/10/2022		0.068 (J)
2/13/2023		0.056 (J)
7/26/2023		<0.1

ND substitution: RL or RL/2 if <15% NDs.

Mann-Whitney (Wilcoxon Rank Sum)

Constituent: Fluoride, total (mg/L) Analysis Run 4/14/2024 6:39 PM View: Appendix III Mann-Whitney

Plant Bowen Client: Southern Company Data: Bowen 1, 2, 9, and 10

	GWA-43	GWA-43
3/11/2016	0.0329 (J)	
5/13/2016	0.0459 (J)	
7/19/2016	<0.1	
9/16/2016	<0.1	
11/2/2016	0.04 (J)	
1/18/2017	<0.1	
3/28/2017	<0.1	
6/6/2017	<0.1	
9/22/2017	<0.1	
3/14/2018	<0.1	
9/12/2018	<0.1	
3/13/2019	<0.1	
9/11/2019	<0.1	
3/9/2020	<0.1	
9/11/2020	<0.1	
3/11/2021	<0.1	
8/6/2021	<0.1	
1/31/2022		<0.1
8/11/2022		<0.1
2/14/2023		0.052 (J)
7/25/2023		<0.1

ND substitution: RL or RL/2 if <15% NDs.

Mann-Whitney (Wilcoxon Rank Sum)

Constituent: Fluoride, total (mg/L) Analysis Run 4/14/2024 6:39 PM View: Appendix III Mann-Whitney

Plant Bowen Client: Southern Company Data: Bowen 1, 2, 9, and 10

	GWA-43R	GWA-43R
3/11/2016	0.0141 (J)	
5/13/2016	0.0141 (J)	
7/19/2016	<0.1	
9/16/2016	<0.1	
11/2/2016	0.04 (J)	
1/18/2017	0.02 (J)	
3/28/2017	<0.1	
6/6/2017	<0.1	
9/22/2017	<0.1	
3/15/2018	<0.1	
9/12/2018	<0.1	
3/13/2019	0.036 (X)	
9/11/2019	<0.1	
3/9/2020	<0.1	
9/14/2020	<0.1	
3/11/2021	<0.1	
8/5/2021	<0.1	
1/31/2022		<0.1
8/10/2022		0.062 (J)
2/13/2023		<0.1
7/25/2023		<0.1

ND substitution: RL or RL/2 if <15% NDs.

Mann-Whitney (Wilcoxon Rank Sum)

Constituent: Fluoride, total (mg/L) Analysis Run 4/14/2024 6:39 PM View: Appendix III Mann-Whitney

Plant Bowen Client: Southern Company Data: Bowen 1, 2, 9, and 10

	GWA-4RZ	GWA-4RZ
2/22/2017	0.3 (D)	
4/7/2017	0.19 (JD)	
6/14/2017	0.19 (JD)	
7/12/2017	0.18 (JD)	
7/20/2017	0.17 (JD)	
7/28/2017	0.13 (JD)	
8/9/2017	0.245 (JD)	
8/24/2017	0.16 (JD)	
10/3/2017	0.17 (JD)	
3/21/2018	0.24 (J)	
9/18/2018	<0.3	
3/21/2019	0.19 (JD)	
9/12/2019	0.1 (JD)	
3/12/2020	0.18 (J)	
9/17/2020	0.12 (J)	
3/16/2021	0.1	
8/10/2021	0.087 (J)	
2/3/2022		0.15
8/17/2022		0.11
2/17/2023		0.11
7/28/2023		0.077 (J)

ND substitution: RL or RL/2 if <15% NDs.

Mann-Whitney (Wilcoxon Rank Sum)

Constituent: Fluoride, total (mg/L) Analysis Run 4/14/2024 6:39 PM View: Appendix III Mann-Whitney

Plant Bowen Client: Southern Company Data: Bowen 1, 2, 9, and 10

	GWA-50	GWA-50
3/28/2016	0.0314 (J)	
5/23/2016	0.027 (J)	
8/1/2016	<0.1	
9/26/2016	<0.1	
11/10/2016	0.04 (J)	
1/30/2017	<0.1	
4/7/2017	<0.1	
6/12/2017	0.07 (J)	
10/2/2017	<0.1	
3/16/2018	<0.1	
9/17/2018	<0.1	
3/19/2019	<0.1	
9/13/2019	<0.1	
3/11/2020	<0.1	
9/16/2020	<0.1	
3/17/2021	<0.1	
8/9/2021	<0.1	
2/1/2022		<0.1
8/16/2022		0.06 (J)
2/16/2023		<0.1
7/28/2023		<0.1

ND substitution: RL or RL/2 if <15% NDs.

Mann-Whitney (Wilcoxon Rank Sum)

Constituent: Fluoride, total (mg/L) Analysis Run 4/14/2024 6:39 PM View: Appendix III Mann-Whitney

Plant Bowen Client: Southern Company Data: Bowen 1, 2, 9, and 10

	GWA-50R	GWA-50R
3/28/2016	0.0326 (J)	
5/25/2016	0.0285 (J)	
8/1/2016	<0.1	
9/26/2016	<0.1	
11/11/2016	<0.1	
1/30/2017	<0.1	
4/3/2017	0.04 (J)	
6/12/2017	0.06 (J)	
10/2/2017	<0.1	
3/16/2018	<0.1	
9/18/2018	<0.1	
3/19/2019	<0.1	
9/12/2019	<0.1	
3/11/2020	<0.1	
9/15/2020	<0.1	
3/17/2021	<0.1	
8/9/2021	<0.1	
2/2/2022		<0.1
8/17/2022		0.063 (J)
2/16/2023		<0.1
7/28/2023		<0.1

ND substitution: RL or RL/2 if <15% NDs.

Mann-Whitney (Wilcoxon Rank Sum)

Constituent: Fluoride, total (mg/L) Analysis Run 4/14/2024 6:39 PM View: Appendix III Mann-Whitney

Plant Bowen Client: Southern Company Data: Bowen 1, 2, 9, and 10

	GWC-10	GWC-10
3/31/2016	0.0389 (J)	
5/26/2016	0.0375 (J)	
8/5/2016	0.03 (J)	
9/28/2016	<0.1	
11/22/2016	0.04 (J)	
2/7/2017	<0.1	
4/10/2017	<0.1	
6/14/2017	0.02 (J)	
10/4/2017	<0.1	
3/20/2018	<0.1	
9/18/2018	<0.1	
3/22/2019	0.045 (J)	
9/17/2019	<0.1	
3/12/2020	<0.1	
9/17/2020	<0.1	
3/18/2021	<0.1	
8/10/2021	<0.1	
2/4/2022		<0.1
8/17/2022		0.094 (J)
2/20/2023		<0.1
7/31/2023		0.07 (J)

ND substitution: RL or RL/2 if <15% NDs.

Mann-Whitney (Wilcoxon Rank Sum)

Constituent: Fluoride, total (mg/L) Analysis Run 4/14/2024 6:39 PM View: Appendix III Mann-Whitney

Plant Bowen Client: Southern Company Data: Bowen 1, 2, 9, and 10

	GWC-10R	GWC-10R
3/31/2016	0.0209 (J)	
5/26/2016	0.037 (J)	
8/3/2016	<0.1	
9/28/2016	0.05 (J)	
11/22/2016	0.04 (J)	
2/7/2017	<0.1	
4/10/2017	<0.1	
6/14/2017	<0.1	
10/4/2017	<0.1	
3/21/2018	<0.1	
9/18/2018	<0.1	
3/22/2019	<0.1	
9/17/2019	<0.1	
3/12/2020	<0.1	
9/17/2020	<0.1	
3/18/2021	<0.1	
8/11/2021	<0.1	
2/4/2022		<0.1
8/18/2022		0.051 (J)
2/20/2023		<0.1
7/31/2023		<0.1

ND substitution: RL or RL/2 if <15% NDs.

Mann-Whitney (Wilcoxon Rank Sum)

Constituent: Fluoride, total (mg/L) Analysis Run 4/14/2024 6:39 PM View: Appendix III Mann-Whitney

Plant Bowen Client: Southern Company Data: Bowen 1, 2, 9, and 10

	GWC-11	GWC-11
4/4/2016	0.0357 (J)	
5/26/2016	0.042 (J)	
8/3/2016	0.04 (J)	
9/28/2016	<0.1	
11/22/2016	0.06 (J)	
2/8/2017	0.05 (J)	
4/10/2017	<0.1	
6/15/2017	0.03 (J)	
10/4/2017	<0.1	
3/21/2018	<0.1	
9/18/2018	<0.1	
3/23/2019	<0.1	
9/17/2019	<0.1	
3/12/2020	<0.1	
9/21/2020	<0.1	
3/19/2021	<0.1	
8/11/2021	<0.1	
2/4/2022		<0.1
8/18/2022		<0.1
2/20/2023		<0.1
8/1/2023		0.05 (J)

ND substitution: RL or RL/2 if <15% NDs.

Mann-Whitney (Wilcoxon Rank Sum)

Constituent: Fluoride, total (mg/L) Analysis Run 4/14/2024 6:39 PM View: Appendix III Mann-Whitney

Plant Bowen Client: Southern Company Data: Bowen 1, 2, 9, and 10

	GWC-11R	GWC-11R
4/4/2016	0.022 (J)	
5/26/2016	0.023 (J)	
8/4/2016	0.05 (J)	
9/28/2016	<0.1	
11/22/2016	0.04 (J)	
2/8/2017	<0.1	
4/10/2017	<0.1	
6/15/2017	<0.1	
10/4/2017	<0.1	
3/22/2018	<0.1	
9/18/2018	<0.1	
3/23/2019	<0.1	
9/17/2019	<0.1	
3/12/2020	<0.1	
9/21/2020	<0.1	
3/19/2021	<0.1	
8/11/2021	<0.1	
2/4/2022		<0.1
8/18/2022		<0.1
2/20/2023		<0.1
8/1/2023		<0.1

ND substitution: RL or RL/2 if <15% NDs.

Mann-Whitney (Wilcoxon Rank Sum)

Constituent: Fluoride, total (mg/L) Analysis Run 4/14/2024 6:39 PM View: Appendix III Mann-Whitney

Plant Bowen Client: Southern Company Data: Bowen 1, 2, 9, and 10

	GWC-12	GWC-12
4/4/2016	0.035 (J)	
5/27/2016	0.032 (J)	
8/3/2016	<0.1	
9/30/2016	<0.1	
11/22/2016	0.03 (J)	
2/13/2017	<0.1	
4/11/2017	<0.1	
6/14/2017	0.01 (J)	
10/4/2017	<0.1	
3/22/2018	<0.1	
9/18/2018	<0.1	
3/23/2019	<0.1	
9/17/2019	<0.1 (D)	
3/12/2020	<0.1	
9/21/2020	<0.1	
3/19/2021	<0.1	
8/11/2021	<0.1	
2/2/2022		<0.1
8/18/2022		0.052 (J)
2/21/2023		0.054 (J)
8/1/2023		<0.1

ND substitution: RL or RL/2 if <15% NDs.

Mann-Whitney (Wilcoxon Rank Sum)

Constituent: Fluoride, total (mg/L) Analysis Run 4/14/2024 6:39 PM View: Appendix III Mann-Whitney

Plant Bowen Client: Southern Company Data: Bowen 1, 2, 9, and 10

	GWC-13	GWC-13
4/4/2016	0.026 (J)	
5/31/2016	0.0234 (J)	
8/4/2016	0.09 (J)	
9/29/2016	<0.1	
11/28/2016	0.08 (J)	
2/9/2017	0.24 (J)	
4/12/2017	<0.1	
6/16/2017	0.04 (J)	
10/9/2017	<0.1	
3/21/2018	<0.1	
9/19/2018	<0.1	
3/23/2019	<0.1	
9/18/2019	<0.1	
3/13/2020	<0.1	
9/22/2020	<0.1	
3/18/2021	<0.1	
8/11/2021	<0.1	
2/17/2022		<0.1
8/18/2022		0.061 (J)
2/22/2023		0.06 (J)
8/1/2023		<0.1

ND substitution: RL or RL/2 if <15% NDs.

Mann-Whitney (Wilcoxon Rank Sum)

Constituent: Fluoride, total (mg/L) Analysis Run 4/14/2024 6:39 PM View: Appendix III Mann-Whitney

Plant Bowen Client: Southern Company Data: Bowen 1, 2, 9, and 10

	GWC-13RZ	GWC-13RZ
4/4/2016	0.044 (J)	
6/1/2016	0.0338 (J)	
2/22/2017	0.22 (J)	
4/11/2017	0.16 (J)	
6/16/2017	0.2 (J)	
7/12/2017	0.2 (J)	
7/28/2017	0.18 (J)	
8/10/2017	<0.3	
10/6/2017	0.14 (J)	
3/23/2018	0.24 (J)	
9/20/2018	<0.3	
3/22/2019	0.12 (J)	
9/18/2019	0.17 (X)	
3/17/2020	0.11 (J)	
9/22/2020	0.1 (J)	
3/19/2021	0.12	
8/12/2021	0.11	
2/4/2022		0.13
8/19/2022		0.14
2/22/2023		0.15
8/2/2023		0.14

ND substitution: RL or RL/2 if <15% NDs.

Mann-Whitney (Wilcoxon Rank Sum)

Constituent: Fluoride, total (mg/L) Analysis Run 4/14/2024 6:39 PM View: Appendix III Mann-Whitney

Plant Bowen Client: Southern Company Data: Bowen 1, 2, 9, and 10

	GWC-14Z	GWC-14Z
4/5/2016	0.019 (J)	
6/1/2016	0.0148 (J)	
8/9/2016	0.04 (J)	
11/28/2016	0.07 (J)	
2/9/2017	0.08 (J)	
4/11/2017	<0.1	
6/14/2017	0.01 (J)	
7/12/2017	0.05 (J)	
10/5/2017	<0.1	
3/22/2018	<0.1	
9/19/2018	<0.1	
3/22/2019	<0.1	
9/17/2019	<0.1	
3/13/2020	<0.1	
9/21/2020	<0.1	
3/18/2021	<0.1	
8/11/2021	<0.1	
2/4/2022		<0.1
8/18/2022		<0.1
2/22/2023		<0.1
8/1/2023		<0.1

ND substitution: RL or RL/2 if <15% NDs.

Mann-Whitney (Wilcoxon Rank Sum)

Constituent: Fluoride, total (mg/L) Analysis Run 4/14/2024 6:39 PM View: Appendix III Mann-Whitney

Plant Bowen Client: Southern Company Data: Bowen 1, 2, 9, and 10

	GWC-15R	GWC-15R
4/5/2016	0.027 (J)	
5/31/2016	0.0233 (J)	
8/4/2016	<0.1	
9/29/2016	<0.1	
11/23/2016	0.04 (J)	
2/10/2017	<0.1	
4/12/2017	<0.1	
6/15/2017	0.06 (J)	
10/6/2017	<0.1	
3/23/2018	<0.1	
9/19/2018	<0.1	
3/25/2019	<0.1	
9/17/2019	<0.1	
3/13/2020	<0.1	
9/21/2020	<0.1	
3/18/2021	<0.1	
8/11/2021	<0.1	
2/4/2022		<0.1
8/19/2022		0.054 (J)
2/22/2023		0.05 (J)
8/2/2023		<0.1

ND substitution: RL or RL/2 if <15% NDs.

Mann-Whitney (Wilcoxon Rank Sum)

Constituent: Fluoride, total (mg/L) Analysis Run 4/14/2024 6:39 PM View: Appendix III Mann-Whitney

Plant Bowen Client: Southern Company Data: Bowen 1, 2, 9, and 10

	GWC-15Z	GWC-15Z
4/5/2016	0.053 (J)	
5/31/2016	0.0669 (J)	
11/23/2016	0.03 (J)	
2/10/2017	<0.1	
4/11/2017	<0.1	
6/15/2017	0.02 (J)	
7/12/2017	0.04 (J)	
7/26/2017	0.03 (J)	
10/6/2017	<0.1	
3/23/2018	<0.1	
9/19/2018	<0.1	
3/22/2019	<0.1	
9/17/2019	<0.1	
3/13/2020	<0.1	
9/21/2020	<0.1	
3/18/2021	<0.1	
8/11/2021	<0.1	
2/7/2022		<0.1
8/19/2022		0.053 (J)
2/22/2023		<0.1
8/1/2023		<0.1

ND substitution: RL or RL/2 if <15% NDs.

Mann-Whitney (Wilcoxon Rank Sum)

Constituent: Fluoride, total (mg/L) Analysis Run 4/14/2024 6:39 PM View: Appendix III Mann-Whitney

Plant Bowen Client: Southern Company Data: Bowen 1, 2, 9, and 10

	GWC-44	GWC-44
3/16/2016	0.0657 (J)	
5/16/2016	0.0415 (J)	
7/25/2016	0.14 (J)	
9/19/2016	<0.1	
11/3/2016	0.06 (J)	
1/19/2017	0.009 (J)	
3/28/2017	0.04 (J)	
6/5/2017	0.06 (J)	
7/20/2017	0.21 (J)	
9/26/2017	0.14 (J)	
3/15/2018	0.11 (J)	
9/12/2018	0.062 (J)	
3/14/2019	0.13 (X)	
9/11/2019	<0.1	
3/10/2020	0.13 (J)	
9/15/2020	<0.1	
3/11/2021	<0.1	
8/4/2021	<0.1	
1/31/2022		<0.1
8/15/2022		0.056 (J)
2/14/2023		0.075 (J)
7/26/2023		<0.1

ND substitution: RL or RL/2 if <15% NDs.

Mann-Whitney (Wilcoxon Rank Sum)

Constituent: Fluoride, total (mg/L) Analysis Run 4/14/2024 6:39 PM View: Appendix III Mann-Whitney

Plant Bowen Client: Southern Company Data: Bowen 1, 2, 9, and 10

	GWC-45	GWC-45
3/16/2016	<0.1	
5/16/2016	<0.1 (D)	
7/25/2016	0.02 (JD)	
9/19/2016	<0.1 (D)	
11/4/2016	0.04 (JD)	
1/23/2017	0.006 (JD)	
3/29/2017	<0.1 (D)	
6/7/2017	<0.1	
9/27/2017	<0.1	
3/15/2018	<0.1	
9/13/2018	<0.1	
3/14/2019	<0.1 (D)	
9/11/2019	<0.1 (D)	
3/10/2020	<0.1	
9/11/2020	<0.1	
3/11/2021	<0.1	
8/6/2021	<0.1	
2/1/2022		<0.1
8/12/2022		<0.1
2/14/2023		<0.1
7/26/2023		<0.1

ND substitution: RL or RL/2 if <15% NDs.

Mann-Whitney (Wilcoxon Rank Sum)

Constituent: Fluoride, total (mg/L) Analysis Run 4/14/2024 6:39 PM View: Appendix III Mann-Whitney

Plant Bowen Client: Southern Company Data: Bowen 1, 2, 9, and 10

	GWC-45R	GWC-45R
3/16/2016	0.0167 (J)	
5/16/2016	0.0161 (JD)	
7/25/2016	0.14 (JD)	
9/19/2016	<0.1 (D)	
11/3/2016	0.08 (JD)	
1/20/2017	0.01 (JD)	
3/29/2017	<0.1 (D)	
6/7/2017	<0.1	
9/27/2017	<0.1	
3/15/2018	<0.1	
9/13/2018	<0.1	
3/14/2019	0.039 (XJD)	
9/11/2019	<0.1 (D)	
3/10/2020	<0.1	
9/11/2020	<0.1	
3/11/2021	<0.1	
8/6/2021	<0.1	
2/1/2022		<0.1
8/12/2022		0.063 (J)
2/14/2023		<0.1
7/26/2023		<0.1

ND substitution: RL or RL/2 if <15% NDs.

Mann-Whitney (Wilcoxon Rank Sum)

Constituent: Fluoride, total (mg/L) Analysis Run 4/14/2024 6:39 PM View: Appendix III Mann-Whitney

Plant Bowen Client: Southern Company Data: Bowen 1, 2, 9, and 10

	GWC-46R	GWC-46R
3/10/2016	0.0235 (J)	
5/17/2016	0.0281 (J)	
7/26/2016	<0.1	
9/20/2016	<0.1	
11/4/2016	0.05 (J)	
1/20/2017	0.01 (J)	
3/28/2017	<0.1	
6/7/2017	<0.1	
9/29/2017	<0.1	
3/15/2018	<0.1	
9/13/2018	<0.1	
3/18/2019	<0.1	
9/11/2019	<0.1	
3/10/2020	<0.1	
9/14/2020	<0.1	
3/11/2021	<0.1	
8/5/2021	<0.1	
1/31/2022		<0.1
8/15/2022		0.06 (J)
2/14/2023		0.091 (J)
7/26/2023		<0.1

ND substitution: RL or RL/2 if <15% NDs.

Mann-Whitney (Wilcoxon Rank Sum)

Constituent: Fluoride, total (mg/L) Analysis Run 4/14/2024 6:39 PM View: Appendix III Mann-Whitney

Plant Bowen Client: Southern Company Data: Bowen 1, 2, 9, and 10

	GWC-47	GWC-47
3/10/2016	0.0439 (J)	
5/18/2016	0.059 (J)	
7/27/2016	0.1 (J)	
9/20/2016	0.04 (J)	
11/7/2016	0.1 (J)	
1/23/2017	0.13 (J)	
3/29/2017	0.04 (J)	
6/8/2017	0.05 (J)	
9/27/2017	0.04 (J)	
3/15/2018	<0.1	
9/13/2018	0.047 (J)	
3/15/2019	<0.1	
9/12/2019	<0.1	
3/9/2020	<0.1	
9/14/2020	<0.1	
3/11/2021	<0.1	
8/5/2021	<0.1	
2/1/2022		<0.1
8/15/2022		0.058 (J)
2/14/2023		0.064 (J)
7/27/2023		<0.1

ND substitution: RL or RL/2 if <15% NDs.

Mann-Whitney (Wilcoxon Rank Sum)

Constituent: Fluoride, total (mg/L) Analysis Run 4/14/2024 6:39 PM View: Appendix III Mann-Whitney

Plant Bowen Client: Southern Company Data: Bowen 1, 2, 9, and 10

	GWC-47R	GWC-47R
3/10/2016	0.0551 (J)	
5/18/2016	0.065 (J)	
7/27/2016	0.09 (J)	
9/20/2016	<0.1	
11/4/2016	0.04 (J)	
1/20/2017	0.009 (J)	
3/29/2017	<0.1	
6/8/2017	<0.1 (*)	
9/27/2017	<0.1	
3/16/2018	0.13 (J)	
9/13/2018	<0.1	
3/19/2019	<0.1	
9/11/2019	<0.1	
3/9/2020	<0.1	
9/15/2020	<0.1	
3/11/2021	<0.1	
8/5/2021	<0.1	
2/1/2022		<0.1
8/15/2022		0.069 (J)
2/14/2023		0.081 (J)
7/27/2023		<0.1

ND substitution: RL or RL/2 if <15% NDs.

Mann-Whitney (Wilcoxon Rank Sum)

Constituent: Fluoride, total (mg/L) Analysis Run 4/14/2024 6:39 PM View: Appendix III Mann-Whitney

Plant Bowen Client: Southern Company Data: Bowen 1, 2, 9, and 10

	GWC-48	GWC-48
3/10/2016	0.0195 (J)	
5/17/2016	0.0156 (J)	
7/27/2016	<0.1	
9/20/2016	0.03 (J)	
11/4/2016	0.06 (J)	
1/23/2017	0.02 (J)	
3/28/2017	<0.1	
6/8/2017	0.06 (J)	
9/29/2017	<0.1	
3/15/2018	<0.1	
9/13/2018	<0.1	
3/15/2019	<0.1	
9/11/2019	<0.1	
3/9/2020	<0.1	
9/14/2020	<0.1	
3/11/2021	<0.1	
8/4/2021	<0.1	
1/31/2022		<0.1
8/15/2022		0.065 (J)
2/14/2023		0.058 (J)
7/26/2023		0.068 (J)

ND substitution: RL or RL/2 if <15% NDs.

Mann-Whitney (Wilcoxon Rank Sum)

Constituent: Fluoride, total (mg/L) Analysis Run 4/14/2024 6:39 PM View: Appendix III Mann-Whitney

Plant Bowen Client: Southern Company Data: Bowen 1, 2, 9, and 10

	GWC-49R	GWC-49R
3/17/2016	0.0257 (J)	
5/18/2016	0.022 (J)	
7/27/2016	0.07 (J)	
9/21/2016	<0.1	
11/4/2016	0.03 (J)	
1/24/2017	<0.1	
3/29/2017	<0.1	
6/8/2017	<0.1 (*)	
9/29/2017	<0.1	
3/15/2018	<0.1	
9/13/2018	<0.1	
3/18/2019	<0.1	
9/11/2019	<0.1	
3/11/2020	<0.1	
9/11/2020	<0.1	
3/15/2021	<0.1	
8/11/2021	<0.1	
2/1/2022		<0.1
8/15/2022		<0.1
2/14/2023		<0.1
7/27/2023		<0.1

ND substitution: RL or RL/2 if <15% NDs.

Mann-Whitney (Wilcoxon Rank Sum)

Constituent: Fluoride, total (mg/L) Analysis Run 4/14/2024 6:39 PM View: Appendix III Mann-Whitney

Plant Bowen Client: Southern Company Data: Bowen 1, 2, 9, and 10

	GWC-49Z	GWC-49Z
3/17/2016	0.017 (J)	
5/18/2016	0.015 (J)	
7/28/2016	0.08 (J)	
9/21/2016	<0.1	
11/7/2016	<0.1	
1/24/2017	<0.1	
3/30/2017	<0.1	
6/9/2017	<0.1	
9/29/2017	<0.1	
3/15/2018	<0.1	
9/14/2018	<0.1	
3/19/2019	<0.1	
9/11/2019	<0.1	
3/9/2020	<0.1	
9/14/2020	<0.1	
3/15/2021	<0.1	
8/5/2021	<0.1	
2/1/2022		<0.1
8/15/2022		<0.1
2/14/2023		<0.1
7/27/2023		<0.1

ND substitution: RL or RL/2 if <15% NDs.

Mann-Whitney (Wilcoxon Rank Sum)

Constituent: Fluoride, total (mg/L) Analysis Run 4/14/2024 6:39 PM View: Appendix III Mann-Whitney

Plant Bowen Client: Southern Company Data: Bowen 1, 2, 9, and 10

	GWC-5	GWC-5
3/28/2016	0.0284 (J)	
5/25/2016	0.0207 (J)	
8/1/2016	<0.1	
9/27/2016	<0.1	
11/11/2016	0.04 (J)	
1/31/2017	<0.1	
4/3/2017	<0.1	
6/12/2017	0.02 (J)	
10/3/2017	<0.1	
3/19/2018	<0.1	
9/17/2018	<0.1	
3/20/2019	<0.1	
9/16/2019	<0.1	
3/16/2020	<0.1	
9/16/2020	<0.1	
3/17/2021	<0.1	
8/9/2021	<0.1	
2/2/2022		<0.1
8/16/2022		0.062 (J)
2/20/2023		<0.1
7/28/2023		<0.1

ND substitution: RL or RL/2 if <15% NDs.

Mann-Whitney (Wilcoxon Rank Sum)

Constituent: Fluoride, total (mg/L) Analysis Run 4/14/2024 6:39 PM View: Appendix III Mann-Whitney

Plant Bowen Client: Southern Company Data: Bowen 1, 2, 9, and 10

	GWC-6	GWC-6
3/29/2016	0.0239 (J)	
5/24/2016	0.023 (J)	
8/1/2016	<0.1	
9/26/2016	<0.1	
11/18/2016	0.02 (J)	
2/1/2017	<0.1	
4/6/2017	<0.1	
6/13/2017	0.006 (J)	
10/3/2017	<0.1	
3/19/2018	<0.1	
9/17/2018	<0.1	
3/21/2019	<0.1	
9/16/2019	<0.1	
3/12/2020	<0.1	
9/16/2020	<0.1	
3/17/2021	<0.1	
8/10/2021	<0.1	
2/2/2022		<0.1
8/17/2022		0.064 (J)
2/17/2023		<0.1
7/31/2023		<0.1

ND substitution: RL or RL/2 if <15% NDs.

Mann-Whitney (Wilcoxon Rank Sum)

Constituent: Fluoride, total (mg/L) Analysis Run 4/14/2024 6:39 PM View: Appendix III Mann-Whitney

Plant Bowen Client: Southern Company Data: Bowen 1, 2, 9, and 10

	GWC-6RZ	GWC-6RZ
3/29/2016	0.0364 (J)	
5/24/2016	0.0286 (J)	
8/1/2016	0.08 (J)	
9/26/2016	<0.1	
11/14/2016	0.08 (J)	
2/1/2017	<0.1	
4/6/2017	<0.1	
6/13/2017	0.05 (J)	
10/3/2017	<0.1	
3/20/2018	<0.1	
9/17/2018	<0.1	
3/21/2019	<0.1	
9/16/2019	<0.1	
3/12/2020	<0.1	
9/16/2020	<0.1	
3/17/2021	<0.1	
8/10/2021	<0.1	
2/2/2022		<0.1
8/17/2022		0.07 (J)
2/17/2023		0.052 (J)
7/28/2023		<0.1

ND substitution: RL or RL/2 if <15% NDs.

Mann-Whitney (Wilcoxon Rank Sum)

Constituent: Fluoride, total (mg/L) Analysis Run 4/14/2024 6:39 PM View: Appendix III Mann-Whitney

Plant Bowen Client: Southern Company Data: Bowen 1, 2, 9, and 10

	GWC-7Z	GWC-7Z
5/31/2016	0.043 (J)	
8/2/2016	<0.1	
9/27/2016	<0.1	
11/21/2016	0.22 (J)	
2/1/2017	<0.1	
4/6/2017	0.008 (J)	
6/13/2017	0.03 (J)	
7/14/2017	0.05 (J)	
10/3/2017	0.06 (J)	
3/20/2018	<0.1	
9/18/2018	<0.1	
3/21/2019	<0.1	
9/13/2019	<0.1	
3/12/2020	<0.1	
9/16/2020	<0.1	
3/17/2021	<0.1	
8/10/2021	<0.1	
2/2/2022		<0.1
8/17/2022		0.073 (J)
2/20/2023		0.057 (J)
7/31/2023		<0.1

ND substitution: RL or RL/2 if <15% NDs.

Mann-Whitney (Wilcoxon Rank Sum)

Constituent: Fluoride, total (mg/L) Analysis Run 4/14/2024 6:39 PM View: Appendix III Mann-Whitney

Plant Bowen Client: Southern Company Data: Bowen 1, 2, 9, and 10

	GWC-8RR	GWC-8RR
3/30/2016	0.0228 (J)	
5/24/2016	0.019 (J)	
8/2/2016	<0.1	
9/27/2016	<0.1	
11/22/2016	0.02 (J)	
2/6/2017	<0.1	
4/6/2017	<0.1	
6/14/2017	<0.1	
10/4/2017	<0.1	
3/21/2018	<0.1	
9/18/2018	<0.1	
3/27/2019	<0.1	
9/16/2019	<0.1 (D)	
3/12/2020	<0.1	
9/17/2020	<0.1	
3/17/2021	<0.1	
8/10/2021	<0.1	
2/2/2022		<0.1
8/17/2022		0.062 (J)
2/21/2023		0.057 (J)
7/31/2023		<0.1

ND substitution: RL or RL/2 if <15% NDs.

Mann-Whitney (Wilcoxon Rank Sum)

Constituent: Fluoride, total (mg/L) Analysis Run 4/14/2024 6:39 PM View: Appendix III Mann-Whitney

Plant Bowen Client: Southern Company Data: Bowen 1, 2, 9, and 10

	GWC-8Z	GWC-8Z
3/22/2016	0.048 (J)	
5/25/2016	0.0345 (J)	
8/2/2016	0.08 (J)	
9/26/2016	0.07 (J)	
11/21/2016	0.07 (J)	
2/3/2017	<0.1	
4/7/2017	0.03 (J)	
6/13/2017	0.05 (J)	
10/3/2017	0.1 (J)	
3/20/2018	<0.1	
9/18/2018	<0.1	
5/6/2019	<0.1	
9/16/2019	<0.1	
3/16/2020	<0.1	
9/17/2020	<0.1	
3/18/2021	<0.1	
8/10/2021	<0.1	
2/2/2022		<0.1
8/17/2022		0.062 (J)
2/20/2023		0.061 (J)
7/31/2023		0.056 (J)

ND substitution: RL or RL/2 if <15% NDs.

Mann-Whitney (Wilcoxon Rank Sum)

Constituent: Fluoride, total (mg/L) Analysis Run 4/14/2024 6:39 PM View: Appendix III Mann-Whitney

Plant Bowen Client: Southern Company Data: Bowen 1, 2, 9, and 10

	GWC-9	GWC-9
3/30/2016	0.0241 (J)	
5/26/2016	0.0307 (J)	
8/5/2016	<0.1	
9/28/2016	<0.1	
11/21/2016	0.05 (J)	
2/6/2017	<0.1	
4/6/2017	<0.1	
6/13/2017	<0.1	
10/3/2017	<0.1	
3/20/2018	<0.1	
9/18/2018	<0.1 (D)	
3/21/2019	<0.1	
9/16/2019	<0.1	
3/12/2020	<0.1	
9/17/2020	<0.1	
3/18/2021	<0.1	
8/10/2021	<0.1	
2/2/2022		<0.1
8/17/2022		0.067 (J)
2/21/2023		<0.1
7/31/2023		<0.1

ND substitution: RL or RL/2 if <15% NDs.

Mann-Whitney (Wilcoxon Rank Sum)

Constituent: Sulfate, total (mg/L) Analysis Run 4/14/2024 6:39 PM View: Appendix III Mann-Whitney

Plant Bowen Client: Southern Company Data: Bowen 1, 2, 9, and 10

	GWA-1	GWA-1
3/22/2016	2.3685	
5/19/2016	2.14	
7/29/2016	1.9	
9/23/2016	2	
11/9/2016	1.6	
1/30/2017	1.8	
3/30/2017	1.6	
6/9/2017	1.7	
10/2/2017	1.8	
3/16/2018	1.5	
9/17/2018	1.3 (D)	
3/20/2019	1.5	
9/12/2019	0.98 (J)	
3/11/2020	0.94 (J)	
9/15/2020	0.96 (J)	
3/16/2021	0.99 (J)	
8/9/2021	1.3	
2/1/2022		0.93 (J)
8/16/2022		0.78 (J)
2/16/2023		1.1
7/27/2023		1.4

Mann-Whitney (Wilcoxon Rank Sum)

Constituent: Sulfate, total (mg/L) Analysis Run 4/14/2024 6:39 PM View: Appendix III Mann-Whitney

Plant Bowen Client: Southern Company Data: Bowen 1, 2, 9, and 10

	GWA-2	GWA-2
3/23/2016	105.552	
5/20/2016	44.3	
7/29/2016	48	
9/23/2016	43	
11/9/2016	31	
1/31/2017	4.2	
3/30/2017	53	
6/12/2017	95	
10/2/2017	3.5	
3/19/2018	147	
9/14/2018	7.7	
3/20/2019	3.6	
9/12/2019	5.2	
3/11/2020	131	
9/15/2020	35.3	
3/17/2021	90.7	
8/9/2021	84.7	
2/1/2022		86.1
8/16/2022		58.5
2/16/2023		115
7/27/2023		44

Mann-Whitney (Wilcoxon Rank Sum)

Constituent: Sulfate, total (mg/L) Analysis Run 4/14/2024 6:39 PM View: Appendix III Mann-Whitney

Plant Bowen Client: Southern Company Data: Bowen 1, 2, 9, and 10

	GWA-2R	GWA-2R
3/23/2016	26.8249	
5/19/2016	3.81	
7/29/2016	1.1	
9/22/2016	0.96 (J)	
11/10/2016	0.72 (J)	
1/31/2017	1.5	
4/3/2017	1.3	
6/9/2017	1.2	
10/2/2017	1.7	
3/16/2018	14.8 (J)	
9/14/2018	2.1	
3/19/2019	32.5 (J)	
9/13/2019	3.8	
3/11/2020	34.3	
9/15/2020	1	
3/16/2021	3.3	
8/9/2021	1.6	
2/1/2022		1.5
8/16/2022		7.8
2/16/2023		38.9
7/27/2023		17.6

Mann-Whitney (Wilcoxon Rank Sum)

Constituent: Sulfate, total (mg/L) Analysis Run 4/14/2024 6:39 PM View: Appendix III Mann-Whitney

Plant Bowen Client: Southern Company Data: Bowen 1, 2, 9, and 10

	GWA-39RZ	GWA-39RZ
5/16/2016	2.4 (D)	
7/27/2016	3.6 (D)	
2/21/2017	26 (D)	
3/27/2017	10 (D)	
6/8/2017	6.7 (D)	
7/17/2017	6.4 (D)	
7/27/2017	18 (D)	
8/9/2017	18 (D)	
9/29/2017	21 (D)	
3/16/2018	15.5	
9/14/2018	11.6	
3/14/2019	9.3	
9/10/2019	14	
3/9/2020	5.8	
9/16/2020	8.6	
3/16/2021	3.5	
8/6/2021	4.2	
2/2/2022		4.5
8/16/2022		4.5
2/14/2023		6.3
7/25/2023		4.9

Mann-Whitney (Wilcoxon Rank Sum)

Constituent: Sulfate, total (mg/L) Analysis Run 4/14/2024 6:39 PM View: Appendix III Mann-Whitney

Plant Bowen Client: Southern Company Data: Bowen 1, 2, 9, and 10

	GWA-39Z	GWA-39Z
3/14/2016	4.2598	
5/11/2016	6.05	
7/19/2016	9.5	
9/15/2016	6.7	
11/2/2016	5.4	
1/18/2017	5.5	
3/28/2017	2.9	
6/7/2017	2.3	
9/26/2017	3.2	
3/14/2018	3.8	
9/12/2018	3.7	
3/15/2019	3	
9/9/2019	2.4	
3/9/2020	0.84 (J)	
9/10/2020	0.95 (J)	
3/12/2021	2	
8/4/2021	1.3	
1/31/2022		1.2
8/10/2022		1.3
2/13/2023		1.7
7/26/2023		1.5

Mann-Whitney (Wilcoxon Rank Sum)

Constituent: Sulfate, total (mg/L) Analysis Run 4/14/2024 6:39 PM View: Appendix III Mann-Whitney

Plant Bowen Client: Southern Company Data: Bowen 1, 2, 9, and 10

	GWA-3A	GWA-3A
3/23/2016	0.8724 (J)	
5/23/2016	0.805 (J)	
7/29/2016	0.84 (J)	
9/22/2016	0.94 (J)	
11/10/2016	1.1	
1/31/2017	0.92 (J)	
3/30/2017	0.77 (J)	
6/12/2017	0.68 (J)	
10/4/2017	0.5 (J)	
3/19/2018	0.49 (J)	
9/17/2018	0.36 (J)	
3/20/2019	0.38 (J)	
9/13/2019	<1	
3/11/2020	<1	
3/29/2021	5.4	
8/9/2021	5	
2/2/2022		3.4
8/16/2022		3.5
2/17/2023		2.5
8/1/2023		3

ND substitution: RL or RL/2 if <15% NDs.

Mann-Whitney (Wilcoxon Rank Sum)

Constituent: Sulfate, total (mg/L) Analysis Run 4/14/2024 6:39 PM View: Appendix III Mann-Whitney

Plant Bowen Client: Southern Company Data: Bowen 1, 2, 9, and 10

	GWA-40	GWA-40
3/15/2016	1.2104	
5/11/2016	1.28	
7/21/2016	0.91 (J)	
9/19/2016	1.3	
11/3/2016	1.5	
1/17/2017	<1.2 (*)	
3/24/2017	0.86 (J)	
5/24/2017	1.2	
9/26/2017	4.2	
12/28/2017	7.4 (Y)	
3/14/2018	3.8	
9/12/2018	1.7	
3/13/2019	2.1	
9/9/2019	1.6	
3/9/2020	1.2	
9/11/2020	1.3	
3/10/2021	1.5	
8/4/2021	1.4	
1/31/2022		1.2
8/12/2022		1.2
2/13/2023		1.4
7/26/2023		1.4

ND substitution: RL or RL/2 if <15% NDs.

Mann-Whitney (Wilcoxon Rank Sum)

Constituent: Sulfate, total (mg/L) Analysis Run 4/14/2024 6:39 PM View: Appendix III Mann-Whitney

Plant Bowen Client: Southern Company Data: Bowen 1, 2, 9, and 10

	GWA-41	GWA-41
3/15/2016	4.9347	
5/12/2016	2.3	
7/20/2016	2	
9/15/2016	1.1	
11/3/2016	1.6	
1/18/2017	1.5	
3/24/2017	1.6	
6/6/2017	4.1	
9/25/2017	1.9	
3/14/2018	11.5	
9/12/2018	1.8	
3/14/2019	6.2	
9/10/2019	1.2	
3/6/2020	10	
9/10/2020	1.7	
3/11/2021	6.1	
8/4/2021	1.7	
1/31/2022		1.8
8/11/2022		1.9
2/13/2023		6
7/25/2023		1.1

Mann-Whitney (Wilcoxon Rank Sum)

Constituent: Sulfate, total (mg/L) Analysis Run 4/14/2024 6:39 PM View: Appendix III Mann-Whitney

Plant Bowen Client: Southern Company Data: Bowen 1, 2, 9, and 10

	GWA-41R	GWA-41R
3/15/2016	6.4987	
5/13/2016	3.68	
7/21/2016	4.5	
9/21/2016	2.8	
11/3/2016	6.7	
1/17/2017	<1.1 (*)	
3/27/2017	0.85 (J)	
6/6/2017	6.1	
9/25/2017	3.5	
3/14/2018	10.9 (J)	
9/12/2018	3.7	
3/14/2019	8.9	
9/10/2019	8.4	
3/9/2020	8.5	
9/10/2020	5.9	
3/10/2021	8.4	
8/4/2021	6.4	
1/31/2022		8.5
8/11/2022		4.7
2/13/2023		10.2
7/25/2023		3

ND substitution: RL or RL/2 if <15% NDs.

Mann-Whitney (Wilcoxon Rank Sum)

Constituent: Sulfate, total (mg/L) Analysis Run 4/14/2024 6:39 PM View: Appendix III Mann-Whitney

Plant Bowen Client: Southern Company Data: Bowen 1, 2, 9, and 10

	GWA-42	GWA-42
3/11/2016	1.4538	
5/16/2016	1.18	
7/22/2016	1.8	
9/19/2016	1.4	
11/3/2016	1.6	
1/17/2017	<1.8 (*)	
3/27/2017	2	
6/7/2017	1.9	
9/26/2017	2	
3/14/2018	2.1	
9/14/2018	1.6	
3/14/2019	2.2	
9/10/2019	1.2	
3/6/2020	1.7	
9/10/2020	0.95 (J)	
3/11/2021	1.6	
8/4/2021	1.4	
1/31/2022		1.1
8/10/2022		1
2/13/2023		1.6
7/26/2023		1.1

ND substitution: RL or RL/2 if <15% NDs.

Mann-Whitney (Wilcoxon Rank Sum)

Constituent: Sulfate, total (mg/L) Analysis Run 4/14/2024 6:39 PM View: Appendix III Mann-Whitney

Plant Bowen Client: Southern Company Data: Bowen 1, 2, 9, and 10

	GWA-43	GWA-43
3/11/2016	1.1313	
5/13/2016	1.96	
7/19/2016	1.3	
9/16/2016	1.1	
11/2/2016	1.2	
1/18/2017	0.84 (J)	
3/28/2017	0.7 (J)	
6/6/2017	0.47 (J)	
9/22/2017	0.59 (J)	
3/14/2018	0.39 (J)	
9/12/2018	0.3 (J)	
3/13/2019	0.43 (X)	
9/11/2019	<1	
3/9/2020	<1	
9/11/2020	<1	
3/11/2021	<1	
8/6/2021	<1	
1/31/2022		<1
8/11/2022		<1
2/14/2023		<1
7/25/2023		<1

ND substitution: RL or RL/2 if <15% NDs.

Mann-Whitney (Wilcoxon Rank Sum)

Constituent: Sulfate, total (mg/L) Analysis Run 4/14/2024 6:39 PM View: Appendix III Mann-Whitney

Plant Bowen Client: Southern Company Data: Bowen 1, 2, 9, and 10

	GWA-43R	GWA-43R
3/11/2016	3.8282	
5/13/2016	3.56	
7/19/2016	5.6	
9/16/2016	6.7	
11/2/2016	8.1	
1/18/2017	8.9	
3/28/2017	8.2	
6/6/2017	7	
9/22/2017	8.3	
3/15/2018	5.1	
9/12/2018	5.6	
3/13/2019	4.4	
9/11/2019	5	
3/9/2020	3.9	
9/14/2020	4.9	
3/11/2021	4.3	
8/5/2021	2.9	
1/31/2022		2.5
8/10/2022		2.5
2/13/2023		2.5
7/25/2023		2.6

Mann-Whitney (Wilcoxon Rank Sum)

Constituent: Sulfate, total (mg/L) Analysis Run 4/14/2024 6:39 PM View: Appendix III Mann-Whitney

Plant Bowen Client: Southern Company Data: Bowen 1, 2, 9, and 10

	GWA-4RZ	GWA-4RZ
2/22/2017	22 (D)	
4/7/2017	18 (D)	
6/14/2017	20 (D)	
7/12/2017	18 (D)	
7/20/2017	20 (D)	
7/28/2017	18 (D)	
8/9/2017	19 (D)	
8/24/2017	21 (D)	
10/3/2017	25 (D)	
12/28/2017	26 (Y)	
3/21/2018	25.4	
9/18/2018	22.8	
3/21/2019	24.9 (D)	
9/12/2019	16.5 (D)	
3/12/2020	20.8	
9/17/2020	20.3	
3/16/2021	22.1	
8/10/2021	20.7	
2/3/2022		20.7
8/17/2022		18.1
2/17/2023		21.2
7/28/2023		19.6

Mann-Whitney (Wilcoxon Rank Sum)

Constituent: Sulfate, total (mg/L) Analysis Run 4/14/2024 6:39 PM View: Appendix III Mann-Whitney

Plant Bowen Client: Southern Company Data: Bowen 1, 2, 9, and 10

	GWA-50	GWA-50
3/28/2016	0.7283 (J)	
5/23/2016	0.728 (J)	
8/1/2016	0.78 (J)	
9/26/2016	0.82 (J)	
11/10/2016	0.92 (J)	
1/30/2017	<1	
4/7/2017	0.82 (J)	
6/12/2017	0.78 (J)	
10/2/2017	0.71 (J)	
3/16/2018	0.67 (J)	
9/17/2018	0.47 (J)	
3/19/2019	0.52 (J)	
9/13/2019	0.55 (J)	
3/11/2020	<1	
9/16/2020	<1	
3/17/2021	<1	
8/9/2021	<1	
2/1/2022		<1
8/16/2022		<1
2/16/2023		<1
7/28/2023		0.53 (J)

ND substitution: RL or RL/2 if <15% NDs.

Mann-Whitney (Wilcoxon Rank Sum)

Constituent: Sulfate, total (mg/L) Analysis Run 4/14/2024 6:39 PM View: Appendix III Mann-Whitney

Plant Bowen Client: Southern Company Data: Bowen 1, 2, 9, and 10

	GWA-50R	GWA-50R
3/28/2016	0.9594 (J)	
5/25/2016	1.59	
8/1/2016	1	
9/26/2016	1.2	
11/11/2016	1.2	
1/30/2017	<1	
4/3/2017	1.3	
6/12/2017	1.1	
10/2/2017	1.1	
3/16/2018	0.87 (J)	
9/18/2018	0.87 (J)	
3/19/2019	0.97 (J)	
9/12/2019	0.8 (J)	
3/11/2020	0.85 (J)	
9/15/2020	0.54 (J)	
3/17/2021	0.86 (J)	
8/9/2021	0.77 (J)	
2/2/2022		0.53 (J)
8/17/2022		0.55 (J)
2/16/2023		0.58 (J)
7/28/2023		0.71 (J)

ND substitution: RL or RL/2 if <15% NDs.

Mann-Whitney (Wilcoxon Rank Sum)

Constituent: Sulfate, total (mg/L) Analysis Run 4/14/2024 6:39 PM View: Appendix III Mann-Whitney

Plant Bowen Client: Southern Company Data: Bowen 1, 2, 9, and 10

	GWC-10	GWC-10
3/31/2016	1.17	
5/26/2016	1.01	
8/5/2016	1.1	
9/28/2016	1	
11/22/2016	1.8	
2/7/2017	1.7	
4/10/2017	1.9	
6/14/2017	1.1	
10/4/2017	1.8	
3/20/2018	1.4	
9/18/2018	1.6	
3/22/2019	1.6	
9/17/2019	1.2	
3/12/2020	1.3	
9/17/2020	0.87 (J)	
3/18/2021	1.2	
8/10/2021	1.3	
2/4/2022		1.2
8/17/2022		1.1
2/20/2023		1.5
7/31/2023		1.6

Mann-Whitney (Wilcoxon Rank Sum)

Constituent: Sulfate, total (mg/L) Analysis Run 4/14/2024 6:39 PM View: Appendix III Mann-Whitney

Plant Bowen Client: Southern Company Data: Bowen 1, 2, 9, and 10

	GWC-10R	GWC-10R
3/31/2016	1.5	
5/26/2016	1.51	
8/3/2016	1.4	
9/28/2016	1.6	
11/22/2016	1.6	
2/7/2017	2	
4/10/2017	1.7	
6/14/2017	1.4	
10/4/2017	1.4	
3/21/2018	1.1	
9/18/2018	1.9	
3/22/2019	1.3	
9/17/2019	1.6	
3/12/2020	0.99 (J)	
9/17/2020	0.95 (J)	
3/18/2021	0.96 (J)	
8/11/2021	1	
2/4/2022		1.1
8/18/2022		1.5 (J)
2/20/2023		1.5
7/31/2023		1.3

Mann-Whitney (Wilcoxon Rank Sum)

Constituent: Sulfate, total (mg/L) Analysis Run 4/14/2024 6:39 PM View: Appendix III Mann-Whitney

Plant Bowen Client: Southern Company Data: Bowen 1, 2, 9, and 10

	GWC-11	GWC-11
4/4/2016	2.57	
5/26/2016	2.5	
8/3/2016	3	
9/28/2016	2.3	
11/22/2016	3.8	
2/8/2017	3.1	
4/10/2017	2.5	
6/15/2017	2.5	
10/4/2017	2.5	
3/21/2018	2.4	
9/18/2018	2.8	
3/23/2019	2.1	
9/17/2019	2.6	
3/12/2020	1.8	
9/21/2020	2	
3/19/2021	1.9	
8/11/2021	1.4	
2/4/2022		1.7
8/18/2022		1.6
2/20/2023		1.7
8/1/2023		2.1

Mann-Whitney (Wilcoxon Rank Sum)

Constituent: Sulfate, total (mg/L) Analysis Run 4/14/2024 6:39 PM View: Appendix III Mann-Whitney

Plant Bowen Client: Southern Company Data: Bowen 1, 2, 9, and 10

	GWC-11R	GWC-11R
4/4/2016	2.99	
5/26/2016	2.68	
8/4/2016	3.6	
9/28/2016	4.4	
11/22/2016	3.8	
2/8/2017	2.7	
4/10/2017	2.2	
6/15/2017	2.3	
10/4/2017	2.8	
3/22/2018	2.2	
9/18/2018	2.6	
3/23/2019	2.1	
9/17/2019	2	
3/12/2020	1.5	
9/21/2020	1.8	
3/19/2021	1.5	
8/11/2021	1.5	
2/4/2022		1.5
8/18/2022		1.9
2/20/2023		1.8
8/1/2023		1.9

Mann-Whitney (Wilcoxon Rank Sum)

Constituent: Sulfate, total (mg/L) Analysis Run 4/14/2024 6:39 PM View: Appendix III Mann-Whitney

Plant Bowen Client: Southern Company Data: Bowen 1, 2, 9, and 10

	GWC-12	GWC-12
4/4/2016	0.3574 (J)	
5/27/2016	<1	
8/3/2016	0.35 (J)	
9/30/2016	0.47 (J)	
11/22/2016	0.36 (J)	
2/13/2017	0.79 (J)	
4/11/2017	0.42 (J)	
6/14/2017	0.3 (J)	
10/4/2017	0.36 (J)	
3/22/2018	0.3 (J)	
9/18/2018	<1	
3/23/2019	0.3 (J)	
9/17/2019	<1 (D)	
3/12/2020	<1	
9/21/2020	<1	
3/19/2021	<1	
8/11/2021	<1	
2/2/2022		<1
8/18/2022		<1
2/21/2023		<1
8/1/2023		<1

ND substitution: RL or RL/2 if <15% NDs.

Mann-Whitney (Wilcoxon Rank Sum)

Constituent: Sulfate, total (mg/L) Analysis Run 4/14/2024 6:39 PM View: Appendix III Mann-Whitney

Plant Bowen Client: Southern Company Data: Bowen 1, 2, 9, and 10

	GWC-13	GWC-13
4/4/2016	24.8	
5/31/2016	42.5	
8/4/2016	91	
9/29/2016	110	
11/28/2016	120	
2/9/2017	150	
4/12/2017	120	
6/16/2017	120	
10/9/2017	130	
3/21/2018	59.1	
9/19/2018	64.5	
3/23/2019	15.5 (J)	
9/18/2019	50.7	
3/13/2020	16.9	
9/22/2020	39.6	
3/18/2021	19.3	
8/11/2021	9.7	
2/17/2022		6.9
8/18/2022		16
2/22/2023		8.7
8/1/2023		28.8

Mann-Whitney (Wilcoxon Rank Sum)

Constituent: Sulfate, total (mg/L) Analysis Run 4/14/2024 6:39 PM View: Appendix III Mann-Whitney

Plant Bowen Client: Southern Company Data: Bowen 1, 2, 9, and 10

	GWC-13RZ	GWC-13RZ
4/4/2016	17.5 (o)	
6/1/2016	20.9 (o)	
2/22/2017	48	
4/11/2017	41	
6/16/2017	33	
7/12/2017	58	
7/28/2017	55	
8/10/2017	66	
10/6/2017	77	
3/23/2018	75.8	
9/20/2018	72.2	
3/22/2019	57.9	
9/18/2019	68.1	
3/17/2020	72.1	
9/22/2020	69.8	
3/19/2021	74.2	
8/12/2021	56.7	
2/4/2022		63.1
8/19/2022		65.7
2/22/2023		59.7
8/2/2023		55.5

Mann-Whitney (Wilcoxon Rank Sum)

Constituent: Sulfate, total (mg/L) Analysis Run 4/14/2024 6:39 PM View: Appendix III Mann-Whitney

Plant Bowen Client: Southern Company Data: Bowen 1, 2, 9, and 10

	GWC-14Z	GWC-14Z
4/5/2016	1.65	
6/1/2016	1.75	
11/28/2016	2.7	
2/9/2017	2.7	
4/11/2017	4.9	
6/14/2017	2.4	
7/12/2017	4.1	
10/5/2017	1.6	
3/22/2018	2.5	
9/19/2018	1.7	
3/22/2019	6.2	
9/17/2019	6.1	
3/13/2020	11.1	
9/21/2020	5.5	
3/18/2021	7.8	
8/11/2021	6.9	
2/4/2022		6.4
8/18/2022		9.2
2/22/2023		10.7
8/1/2023		6.6

Mann-Whitney (Wilcoxon Rank Sum)

Constituent: Sulfate, total (mg/L) Analysis Run 4/14/2024 6:39 PM View: Appendix III Mann-Whitney

Plant Bowen Client: Southern Company Data: Bowen 1, 2, 9, and 10

	GWC-15R	GWC-15R
4/5/2016	7.45	
5/31/2016	7.29	
8/4/2016	7.6	
9/29/2016	6.1	
11/23/2016	10	
2/10/2017	6.7	
4/12/2017	9.2	
6/15/2017	9.2	
10/6/2017	10	
3/23/2018	10.6	
9/19/2018	10.4	
3/25/2019	11.2	
9/17/2019	13.1	
3/13/2020	8.8	
9/21/2020	9	
3/18/2021	10.4	
8/11/2021	9.1	
2/4/2022		8.3
8/19/2022		6.9
2/22/2023		7.5
8/2/2023		4.7

Mann-Whitney (Wilcoxon Rank Sum)

Constituent: Sulfate, total (mg/L) Analysis Run 4/14/2024 6:39 PM View: Appendix III Mann-Whitney

Plant Bowen Client: Southern Company Data: Bowen 1, 2, 9, and 10

	GWC-15Z	GWC-15Z
4/5/2016	10.1	
5/31/2016	12.1	
11/23/2016	1.3	
2/10/2017	4.2	
4/11/2017	3.2	
6/15/2017	2.5	
7/12/2017	6.9	
7/26/2017	2.9	
10/6/2017	6.6	
3/23/2018	1.6	
9/19/2018	2.6	
3/22/2019	2.1	
9/17/2019	1.6	
3/13/2020	1.1	
9/21/2020	0.9 (J)	
3/18/2021	0.76 (J)	
8/11/2021	0.65 (J)	
2/7/2022		0.64 (J)
8/19/2022		0.87 (J)
2/22/2023		0.81 (J)
8/1/2023		0.73 (J)

Mann-Whitney (Wilcoxon Rank Sum)

Constituent: Sulfate, total (mg/L) Analysis Run 4/14/2024 6:39 PM View: Appendix III Mann-Whitney

Plant Bowen Client: Southern Company Data: Bowen 1, 2, 9, and 10

	GWC-44	GWC-44
3/16/2016	14.7828	
5/16/2016	10.2	
7/25/2016	8.4	
9/19/2016	2.5	
11/3/2016	3.3	
1/19/2017	3.2	
3/28/2017	16 (J)	
6/5/2017	38	
7/20/2017	48	
9/26/2017	18	
3/15/2018	32.4	
9/12/2018	16	
3/14/2019	79.7 (O)	
9/11/2019	19.8	
3/10/2020	48.5	
9/15/2020	23.1	
3/11/2021	35.5	
8/4/2021	35.1	
1/31/2022		29.7
8/15/2022		27.6
2/14/2023		33.8
7/26/2023		8.1

Mann-Whitney (Wilcoxon Rank Sum)

Constituent: Sulfate, total (mg/L) Analysis Run 4/14/2024 6:39 PM View: Appendix III Mann-Whitney

Plant Bowen Client: Southern Company Data: Bowen 1, 2, 9, and 10

	GWC-45	GWC-45
3/16/2016	0.6294 (J)	
5/16/2016	0.5151 (JD)	
7/25/2016	0.84 (J*D)	
9/19/2016	0.72 (JD)	
11/4/2016	0.75 (JD)	
1/23/2017	0.99 (JD)	
3/29/2017	1.5 (D)	
6/7/2017	0.63 (J)	
9/27/2017	1.2	
3/15/2018	0.75 (J)	
9/13/2018	1.3	
3/14/2019	0.72 (JXD)	
9/11/2019	<1 (D)	
3/10/2020	0.61 (J)	
9/11/2020	<1	
3/11/2021	<1	
8/6/2021	<1	
2/1/2022		<1
8/12/2022		<1
2/14/2023		<1
7/26/2023		0.74 (J)

ND substitution: RL or RL/2 if <15% NDs.

Mann-Whitney (Wilcoxon Rank Sum)

Constituent: Sulfate, total (mg/L) Analysis Run 4/14/2024 6:39 PM View: Appendix III Mann-Whitney

Plant Bowen Client: Southern Company Data: Bowen 1, 2, 9, and 10

	GWC-45R	GWC-45R
3/16/2016	2.8721	
5/16/2016	2.27 (D)	
7/25/2016	2.6 (D)	
9/19/2016	2.8 (D)	
11/3/2016	2.6 (D)	
1/20/2017	2.8 (D)	
3/29/2017	3.1 (D)	
6/7/2017	3.2	
9/27/2017	2.5	
3/15/2018	2.9	
9/13/2018	2.3	
3/14/2019	4.3 (D)	
9/11/2019	2.6 (D)	
3/10/2020	5.2	
9/11/2020	2.8	
3/11/2021	4.2	
8/6/2021	4	
2/1/2022		6.1
8/12/2022		3.6
2/14/2023		10.1
7/26/2023		3.5

Mann-Whitney (Wilcoxon Rank Sum)

Constituent: Sulfate, total (mg/L) Analysis Run 4/14/2024 6:39 PM View: Appendix III Mann-Whitney

Plant Bowen Client: Southern Company Data: Bowen 1, 2, 9, and 10

	GWC-46R	GWC-46R
3/10/2016	5.7554	
5/17/2016	8.67	
7/26/2016	6.6	
9/20/2016	5.8	
11/4/2016	6.1	
1/20/2017	7	
3/28/2017	7.7	
6/7/2017	6.4	
9/29/2017	8.4	
3/15/2018	6.4	
9/13/2018	7.2	
3/18/2019	4.4	
9/11/2019	7	
3/10/2020	5.5	
9/14/2020	6.9	
3/11/2021	6.7	
8/5/2021	6	
1/31/2022		5.2
8/15/2022		5.6
2/14/2023		4.7
7/26/2023		4

Mann-Whitney (Wilcoxon Rank Sum)

Constituent: Sulfate, total (mg/L) Analysis Run 4/14/2024 6:39 PM View: Appendix III Mann-Whitney

Plant Bowen Client: Southern Company Data: Bowen 1, 2, 9, and 10

	GWC-47	GWC-47
3/10/2016	3.4409	
5/18/2016	4.09	
7/27/2016	4	
9/20/2016	4.3	
11/7/2016	4.1	
1/23/2017	5.1	
3/29/2017	5.2	
6/8/2017	3.8	
9/27/2017	4.3	
3/15/2018	3.7	
9/13/2018	4.8	
3/15/2019	4.2	
9/12/2019	4.7	
3/9/2020	4.3	
9/14/2020	4.3	
3/11/2021	4.7	
8/5/2021	4.3	
2/1/2022		4.3
8/15/2022		8.4 (J)
2/14/2023		4.3
7/27/2023		5

Mann-Whitney (Wilcoxon Rank Sum)

Constituent: Sulfate, total (mg/L) Analysis Run 4/14/2024 6:39 PM View: Appendix III Mann-Whitney

Plant Bowen Client: Southern Company Data: Bowen 1, 2, 9, and 10

	GWC-47R	GWC-47R
3/10/2016	9.1279	
5/18/2016	10.1	
7/27/2016	7	
9/20/2016	6.7	
11/4/2016	7.9	
1/20/2017	6.6	
3/29/2017	6.2	
6/8/2017	7.5	
9/27/2017	7.5	
3/16/2018	13.4	
9/13/2018	11.6	
3/19/2019	14.8	
9/11/2019	10.7	
3/9/2020	10.4	
9/15/2020	9.6	
3/11/2021	10.4	
8/5/2021	10.3	
2/1/2022		9.4
8/15/2022		4.3
2/14/2023		12.7
7/27/2023		10.9

Mann-Whitney (Wilcoxon Rank Sum)

Constituent: Sulfate, total (mg/L) Analysis Run 4/14/2024 6:39 PM View: Appendix III Mann-Whitney

Plant Bowen Client: Southern Company Data: Bowen 1, 2, 9, and 10

	GWC-48	GWC-48
3/10/2016	2.6569	
5/17/2016	2.39	
7/27/2016	<1.6 (*)	
9/20/2016	2.4	
11/4/2016	2.1	
1/23/2017	2.1	
3/28/2017	2.1	
6/8/2017	1.3	
9/29/2017	3.7	
12/28/2017	1.7 (Y)	
3/15/2018	0.76 (J)	
9/13/2018	1.6	
3/15/2019	1.7	
9/11/2019	0.86 (X)	
3/9/2020	1.6	
9/14/2020	5.4	
3/11/2021	15.4	
5/26/2021	20.2	
8/4/2021	1.5	
1/31/2022		1.2
8/15/2022		10.4
2/14/2023		3
7/26/2023		5.3

ND substitution: RL or RL/2 if <15% NDs.

Mann-Whitney (Wilcoxon Rank Sum)

Constituent: Sulfate, total (mg/L) Analysis Run 4/14/2024 6:39 PM View: Appendix III Mann-Whitney

Plant Bowen Client: Southern Company Data: Bowen 1, 2, 9, and 10

	GWC-49R	GWC-49R
3/17/2016	3.4197	
5/18/2016	3.06	
7/27/2016	2.6	
9/21/2016	3.1	
11/4/2016	3.1	
1/24/2017	3	
3/29/2017	2.5	
6/8/2017	3.3	
9/29/2017	4.2	
12/28/2017	3.8 (Y)	
3/15/2018	3.1	
9/13/2018	3.6	
3/18/2019	5.8	
9/11/2019	5.7	
3/11/2020	3.3	
9/11/2020	2.1	
3/15/2021	2.6	
8/11/2021	2.4	
2/1/2022		2.5
8/15/2022		2.5
2/14/2023		1.8
7/27/2023		2.3

Mann-Whitney (Wilcoxon Rank Sum)

Constituent: Sulfate, total (mg/L) Analysis Run 4/14/2024 6:39 PM View: Appendix III Mann-Whitney

Plant Bowen Client: Southern Company Data: Bowen 1, 2, 9, and 10

	GWC-49Z	GWC-49Z
3/17/2016	5.3658	
5/18/2016	4.44	
7/28/2016	9.9	
9/21/2016	2.2	
11/7/2016	2.2	
1/24/2017	1.5	
3/30/2017	1.7	
6/9/2017	1.7	
9/29/2017	2.2	
3/15/2018	2.4	
9/14/2018	2.4	
3/19/2019	2.2	
9/11/2019	1.5	
3/9/2020	1.5	
9/14/2020	1.2	
3/15/2021	1.5	
8/5/2021	1.1	
2/1/2022		0.93 (J)
8/15/2022		0.98 (J)
2/14/2023		0.84 (J)
7/27/2023		0.97 (J)

Mann-Whitney (Wilcoxon Rank Sum)

Constituent: Sulfate, total (mg/L) Analysis Run 4/14/2024 6:39 PM View: Appendix III Mann-Whitney

Plant Bowen Client: Southern Company Data: Bowen 1, 2, 9, and 10

	GWC-5	GWC-5
3/28/2016	1.87	
5/25/2016	1.41	
8/1/2016	1.5	
9/27/2016	1.4	
11/11/2016	1.5	
1/31/2017	1.8	
4/3/2017	1.5	
6/12/2017	2.1	
10/3/2017	1.4	
3/19/2018	1.3	
9/17/2018	1.3	
3/20/2019	1.3	
9/16/2019	1.2	
3/16/2020	1.1	
9/16/2020	1.1	
3/17/2021	1.1	
8/9/2021	1.2	
2/2/2022		1
8/16/2022		1
2/20/2023		1.4
7/28/2023		1.4

Mann-Whitney (Wilcoxon Rank Sum)

Constituent: Sulfate, total (mg/L) Analysis Run 4/14/2024 6:39 PM View: Appendix III Mann-Whitney

Plant Bowen Client: Southern Company Data: Bowen 1, 2, 9, and 10

	GWC-6	GWC-6
3/29/2016	3.5801	
5/24/2016	2.79	
8/1/2016	2.2	
9/26/2016	1.8	
11/18/2016	1.8	
2/1/2017	2.8	
4/6/2017	<2.5	
6/13/2017	2.8	
10/3/2017	2.6	
3/19/2018	2.6	
9/17/2018	2.2	
3/21/2019	2.7	
9/16/2019	2	
3/12/2020	2.1	
9/16/2020	1.8	
3/17/2021	2.2	
8/10/2021	1.7	
2/2/2022		1.7
8/17/2022		1.6
2/17/2023		2
7/31/2023		1.7

ND substitution: RL or RL/2 if <15% NDs.

Mann-Whitney (Wilcoxon Rank Sum)

Constituent: Sulfate, total (mg/L) Analysis Run 4/14/2024 6:39 PM View: Appendix III Mann-Whitney

Plant Bowen Client: Southern Company Data: Bowen 1, 2, 9, and 10

	GWC-6RZ	GWC-6RZ
3/29/2016	1.4863	
5/24/2016	1.62	
8/1/2016	2.3	
9/26/2016	2.4	
11/14/2016	2.8	
2/1/2017	2.6	
4/6/2017	<2.3	
6/13/2017	2.2	
10/3/2017	2.6	
3/20/2018	2.5	
9/17/2018	2.5	
3/21/2019	1.7	
9/16/2019	1.6	
3/12/2020	1.4	
9/16/2020	1.3	
3/17/2021	1.8	
8/10/2021	1.4	
2/2/2022		1.5
8/17/2022		1.2
2/17/2023		1.8
7/28/2023		1.7

ND substitution: RL or RL/2 if <15% NDs.

Mann-Whitney (Wilcoxon Rank Sum)

Constituent: Sulfate, total (mg/L) Analysis Run 4/14/2024 6:39 PM View: Appendix III Mann-Whitney

Plant Bowen Client: Southern Company Data: Bowen 1, 2, 9, and 10

	GWC-7Z	GWC-7Z
5/31/2016	2.03	
8/2/2016	0.96 (J)	
9/27/2016	0.87 (J)	
11/21/2016	0.93 (J)	
2/1/2017	0.76 (J)	
4/6/2017	<1	
6/13/2017	0.58 (J)	
7/14/2017	0.04 (J)	
10/3/2017	0.87 (J)	
3/20/2018	0.5 (J)	
9/18/2018	0.65 (J)	
3/21/2019	1.9	
9/13/2019	0.76 (J)	
3/12/2020	1.7	
9/16/2020	1.1	
3/17/2021	1.3	
8/10/2021	1.1	
2/2/2022		1.3
8/17/2022		0.91 (J)
2/20/2023		1.7
7/31/2023		1.1

ND substitution: RL or RL/2 if <15% NDs.

Mann-Whitney (Wilcoxon Rank Sum)

Constituent: Sulfate, total (mg/L) Analysis Run 4/14/2024 6:39 PM View: Appendix III Mann-Whitney

Plant Bowen Client: Southern Company Data: Bowen 1, 2, 9, and 10

	GWC-8RR	GWC-8RR
3/30/2016	1.9542	
5/24/2016	0.989 (J)	
8/2/2016	1	
9/27/2016	0.95 (J)	
11/22/2016	1.1	
2/6/2017	0.96 (J)	
4/6/2017	<1	
6/14/2017	0.97 (J)	
10/4/2017	0.84 (J)	
3/21/2018	1.2	
9/18/2018	0.9 (J)	
3/27/2019	1.5	
9/16/2019	0.69 (JD)	
3/12/2020	1.8	
9/17/2020	0.6 (J)	
3/17/2021	0.72 (J)	
8/10/2021	0.64 (J)	
2/2/2022		0.72 (J)
8/17/2022		0.53 (J)
2/21/2023		1.7
7/31/2023		0.86 (J)

ND substitution: RL or RL/2 if <15% NDs.

Mann-Whitney (Wilcoxon Rank Sum)

Constituent: Sulfate, total (mg/L) Analysis Run 4/14/2024 6:39 PM View: Appendix III Mann-Whitney

Plant Bowen Client: Southern Company Data: Bowen 1, 2, 9, and 10

	GWC-8Z	GWC-8Z
3/22/2016	3.9321	
5/25/2016	2.68	
8/2/2016	2.7	
9/26/2016	2.9	
11/21/2016	2.8	
2/3/2017	2.7	
4/7/2017	2.3	
6/13/2017	2	
10/3/2017	1.9	
3/20/2018	1.6	
9/18/2018	1.6	
5/6/2019	2.1	
9/16/2019	1	
3/16/2020	0.66 (J)	
9/17/2020	0.74 (J)	
3/18/2021	1.1	
8/10/2021	0.72 (J)	
2/2/2022		0.72 (J)
8/17/2022		0.58 (J)
2/20/2023		1.1
7/31/2023		0.81 (J)

Mann-Whitney (Wilcoxon Rank Sum)

Constituent: Sulfate, total (mg/L) Analysis Run 4/14/2024 6:39 PM View: Appendix III Mann-Whitney

Plant Bowen Client: Southern Company Data: Bowen 1, 2, 9, and 10

	GWC-9	GWC-9
3/30/2016	2	
5/26/2016	2.93	
8/5/2016	3.6	
9/28/2016	3.2	
11/21/2016	3.3	
2/6/2017	1.3	
4/6/2017	<1.2	
6/13/2017	2	
10/3/2017	2.8	
3/20/2018	1.2	
9/18/2018	2.6	
3/21/2019	2.3	
9/16/2019	3	
3/12/2020	1.1	
9/17/2020	3.5	
3/18/2021	2.1	
8/10/2021	1.7	
2/2/2022		2.5
8/17/2022		2.5
2/21/2023		3
7/31/2023		4.1

ND substitution: RL or RL/2 if <15% NDs.

Mann-Whitney (Wilcoxon Rank Sum)

Constituent: Total Dissolved Solids [TDS] (mg/l) Analysis Run 4/14/2024 6:39 PM View: Appendix III Mann-Whitney

Plant Bowen Client: Southern Company Data: Bowen 1, 2, 9, and 10

	GWA-1	GWA-1
3/22/2016	150	
5/19/2016	150	
7/29/2016	146	
9/23/2016	163	
11/9/2016	147	
1/30/2017	127	
3/30/2017	137	
6/9/2017	164	
10/2/2017	137	
3/16/2018	140	
9/17/2018	162	
3/20/2019	175	
9/12/2019	174	
3/11/2020	172	
9/15/2020	156	
3/16/2021	155	
8/9/2021	150	
2/1/2022		143
8/16/2022		159
2/16/2023		152 (J)
7/27/2023		167

Mann-Whitney (Wilcoxon Rank Sum)

Constituent: Total Dissolved Solids [TDS] (mg/l) Analysis Run 4/14/2024 6:39 PM View: Appendix III Mann-Whitney

Plant Bowen Client: Southern Company Data: Bowen 1, 2, 9, and 10

	GWA-2	GWA-2
3/23/2016	259	
5/20/2016	122	
7/29/2016	156	
9/23/2016	150	
11/9/2016	87	
1/31/2017	63	
3/30/2017	112	
6/12/2017	216	
10/2/2017	<25	
3/19/2018	295	
9/14/2018	30	
3/20/2019	49	
9/12/2019	44	
3/11/2020	309	
9/15/2020	28	
3/17/2021	211	
8/9/2021	207	
2/1/2022		202
8/16/2022		182
2/16/2023		267 (J)
7/27/2023		177

ND substitution: RL or RL/2 if <15% NDs.

Mann-Whitney (Wilcoxon Rank Sum)

Constituent: Total Dissolved Solids [TDS] (mg/l) Analysis Run 4/14/2024 6:39 PM View: Appendix III Mann-Whitney

Plant Bowen Client: Southern Company Data: Bowen 1, 2, 9, and 10

	GWA-2R	GWA-2R
3/23/2016	174	
5/19/2016	93	
7/29/2016	68	
9/22/2016	91	
11/10/2016	96	
1/31/2017	206	
4/3/2017	118	
6/9/2017	87	
10/2/2017	73	
3/16/2018	130	
9/14/2018	103	
3/19/2019	208	
9/13/2019	113	
3/11/2020	170	
9/15/2020	89	
3/16/2021	102	
8/9/2021	127	
2/1/2022		114
8/16/2022		123
2/16/2023		197 (J)
7/27/2023		155

Mann-Whitney (Wilcoxon Rank Sum)

Constituent: Total Dissolved Solids [TDS] (mg/l) Analysis Run 4/14/2024 6:39 PM View: Appendix III Mann-Whitney

Plant Bowen Client: Southern Company Data: Bowen 1, 2, 9, and 10

	GWA-39RZ	GWA-39RZ
5/16/2016	114 (D)	
7/27/2016	107 (D)	
2/21/2017	229 (D)	
3/27/2017	239 (D)	
6/8/2017	179 (D)	
7/17/2017	180 (D)	
7/27/2017	190 (D)	
8/9/2017	153 (D)	
9/29/2017	173 (D)	
3/16/2018	150	
9/14/2018	165	
3/14/2019	154	
9/10/2019	181	
3/9/2020	173	
9/16/2020	156	
3/16/2021	142	
8/6/2021	133	
2/2/2022		143
8/16/2022		125
2/14/2023		149 (J)
7/25/2023		158

Mann-Whitney (Wilcoxon Rank Sum)

Constituent: Total Dissolved Solids [TDS] (mg/l) Analysis Run 4/14/2024 6:39 PM View: Appendix III Mann-Whitney

Plant Bowen Client: Southern Company Data: Bowen 1, 2, 9, and 10

	GWA-39Z	GWA-39Z
3/14/2016	106	
5/11/2016	58	
7/19/2016	46	
9/15/2016	41	
11/2/2016	37	
1/18/2017	29	
3/28/2017	40	
9/26/2017	107	
3/14/2018	126	
9/12/2018	134	
3/15/2019	107	
9/9/2019	93	
3/9/2020	58	
9/10/2020	16	
3/12/2021	55	
8/4/2021	60	
1/31/2022		61
8/10/2022		50
2/13/2023		105 (J)
7/26/2023		57

Mann-Whitney (Wilcoxon Rank Sum)

Constituent: Total Dissolved Solids [TDS] (mg/l) Analysis Run 4/14/2024 6:39 PM View: Appendix III Mann-Whitney

Plant Bowen Client: Southern Company Data: Bowen 1, 2, 9, and 10

	GWA-3A	GWA-3A
3/23/2016	<25	
5/23/2016	<25	
7/29/2016	17 (J)	
9/22/2016	33	
11/10/2016	41	
1/31/2017	58	
3/30/2017	<25	
6/12/2017	20 (J)	
10/4/2017	<25	
3/19/2018	<25	
9/17/2018	32	
3/20/2019	30	
9/13/2019	19	
3/11/2020	24	
3/29/2021	76	
8/9/2021	95	
2/2/2022		104
8/16/2022		85
2/17/2023		117 (J)
8/1/2023		113

ND substitution: RL or RL/2 if <15% NDs.

Mann-Whitney (Wilcoxon Rank Sum)

Constituent: Total Dissolved Solids [TDS] (mg/l) Analysis Run 4/14/2024 6:39 PM View: Appendix III Mann-Whitney

Plant Bowen Client: Southern Company Data: Bowen 1, 2, 9, and 10

	GWA-40	GWA-40
3/15/2016	107	
5/11/2016	80	
7/21/2016	76	
9/19/2016	108	
11/3/2016	90	
1/17/2017	128	
3/24/2017	91	
5/24/2017	152	
9/26/2017	103	
3/14/2018	123	
9/12/2018	105	
3/13/2019	130	
9/9/2019	108	
3/9/2020	131	
9/11/2020	102	
3/10/2021	60	
8/4/2021	66	
1/31/2022		81
8/12/2022		91
2/13/2023		259 (J)
7/26/2023		70

Mann-Whitney (Wilcoxon Rank Sum)

Constituent: Total Dissolved Solids [TDS] (mg/l) Analysis Run 4/14/2024 6:39 PM View: Appendix III Mann-Whitney

Plant Bowen Client: Southern Company Data: Bowen 1, 2, 9, and 10

	GWA-41	GWA-41
3/15/2016	110	
5/12/2016	49	
7/20/2016	72	
9/15/2016	18 (J)	
11/3/2016	70	
1/18/2017	63	
3/24/2017	63	
6/6/2017	128	
9/25/2017	109	
3/14/2018	192	
9/12/2018	82	
3/14/2019	119	
9/10/2019	36	
3/6/2020	137	
9/10/2020	35	
3/11/2021	101	
8/4/2021	77	
1/31/2022		63
8/11/2022		73
2/13/2023		111 (J)
7/25/2023		43

Mann-Whitney (Wilcoxon Rank Sum)

Constituent: Total Dissolved Solids [TDS] (mg/l) Analysis Run 4/14/2024 6:39 PM View: Appendix III Mann-Whitney

Plant Bowen Client: Southern Company Data: Bowen 1, 2, 9, and 10

	GWA-41R	GWA-41R
3/15/2016	78	
5/13/2016	178	
7/21/2016	168	
9/21/2016	123	
11/3/2016	157	
1/17/2017	170	
3/27/2017	158	
6/6/2017	212	
9/25/2017	145	
3/14/2018	210	
9/12/2018	159	
3/14/2019	157	
9/10/2019	113	
3/9/2020	249	
9/10/2020	111	
3/10/2021	148	
8/4/2021	176	
1/31/2022		184
8/11/2022		170
2/13/2023		163 (J)
7/25/2023		162

Mann-Whitney (Wilcoxon Rank Sum)

Constituent: Total Dissolved Solids [TDS] (mg/l) Analysis Run 4/14/2024 6:39 PM View: Appendix III Mann-Whitney

Plant Bowen Client: Southern Company Data: Bowen 1, 2, 9, and 10

	GWA-42	GWA-42
3/11/2016	139	
5/16/2016	112	
7/22/2016	136	
9/19/2016	121	
11/3/2016	132	
1/17/2017	150	
3/27/2017	148	
6/7/2017	181	
9/26/2017	113	
3/14/2018	134	
9/14/2018	139	
3/14/2019	157	
9/10/2019	105	
3/6/2020	143	
9/10/2020	120	
3/11/2021	109	
8/4/2021	141	
1/31/2022		132
8/10/2022		134
2/13/2023		226
7/26/2023		134

Mann-Whitney (Wilcoxon Rank Sum)

Constituent: Total Dissolved Solids [TDS] (mg/l) Analysis Run 4/14/2024 6:39 PM View: Appendix III Mann-Whitney

Plant Bowen Client: Southern Company Data: Bowen 1, 2, 9, and 10

	GWA-43	GWA-43
3/11/2016	69	
5/13/2016	88	
7/19/2016	56	
9/16/2016	31	
11/2/2016	48	
1/18/2017	44	
3/28/2017	<25	
6/6/2017	36	
9/22/2017	41	
3/14/2018	<25	
9/12/2018	<25	
3/13/2019	31	
9/11/2019	21	
3/9/2020	51	
9/11/2020	31	
3/11/2021	14	
8/6/2021	33	
1/31/2022		25
8/11/2022		28
2/14/2023		60.9
7/25/2023		<25

ND substitution: RL or RL/2 if <15% NDs.

Mann-Whitney (Wilcoxon Rank Sum)

Constituent: Total Dissolved Solids [TDS] (mg/l) Analysis Run 4/14/2024 6:39 PM View: Appendix III Mann-Whitney

Plant Bowen Client: Southern Company Data: Bowen 1, 2, 9, and 10

	GWA-43R	GWA-43R
3/11/2016	144	
5/13/2016	142	
7/19/2016	135	
9/16/2016	144	
11/2/2016	152	
1/18/2017	125	
3/28/2017	109	
6/6/2017	154	
9/22/2017	157	
3/15/2018	117	
9/12/2018	151	
3/13/2019	152	
9/11/2019	151	
3/9/2020	174	
9/14/2020	146	
3/11/2021	98	
8/5/2021	126	
1/31/2022		128
8/10/2022		145
2/13/2023		126
7/25/2023		167

Mann-Whitney (Wilcoxon Rank Sum)

Constituent: Total Dissolved Solids [TDS] (mg/l) Analysis Run 4/14/2024 6:39 PM View: Appendix III Mann-Whitney

Plant Bowen Client: Southern Company Data: Bowen 1, 2, 9, and 10

	GWA-4RZ	GWA-4RZ
2/22/2017	329 (D)	
4/7/2017	295 (D)	
6/14/2017	237 (D)	
7/12/2017	400 (D)	
7/20/2017	203 (D)	
7/28/2017	262 (D)	
8/9/2017	195 (D)	
8/24/2017	236 (D)	
10/3/2017	224 (D)	
3/21/2018	237	
9/18/2018	227	
3/21/2019	367 (D)	
9/12/2019	200 (D)	
3/12/2020	247	
9/17/2020	223	
3/16/2021	196	
8/10/2021	238	
2/3/2022		243
8/17/2022		226
2/17/2023		252 (J)
7/28/2023		243

Mann-Whitney (Wilcoxon Rank Sum)

Constituent: Total Dissolved Solids [TDS] (mg/l) Analysis Run 4/14/2024 6:39 PM View: Appendix III Mann-Whitney

Plant Bowen Client: Southern Company Data: Bowen 1, 2, 9, and 10

	GWA-50	GWA-50
3/28/2016	<25	
5/23/2016	32	
8/1/2016	<25	
9/26/2016	45	
11/10/2016	38	
1/30/2017	<25	
4/7/2017	18 (J)	
6/12/2017	15 (J)	
10/2/2017	17 (J)	
3/16/2018	<25	
9/17/2018	38	
3/19/2019	34	
9/13/2019	19	
3/11/2020	17	
9/16/2020	20	
3/17/2021	<25	
8/9/2021	14	
2/1/2022		21
8/16/2022		<25
2/16/2023		<25
7/28/2023		<25

ND substitution: RL or RL/2 if <15% NDs.

Mann-Whitney (Wilcoxon Rank Sum)

Constituent: Total Dissolved Solids [TDS] (mg/l) Analysis Run 4/14/2024 6:39 PM View: Appendix III Mann-Whitney

Plant Bowen Client: Southern Company Data: Bowen 1, 2, 9, and 10

	GWA-50R	GWA-50R
3/28/2016	46	
5/25/2016	57	
8/1/2016	<25	
9/26/2016	60	
11/11/2016	13 (J)	
1/30/2017	<25	
4/3/2017	100	
6/12/2017	51	
10/2/2017	32	
3/16/2018	<25	
9/18/2018	15 (J)	
3/19/2019	48	
9/12/2019	46	
3/11/2020	24	
9/15/2020	12	
3/17/2021	31	
8/9/2021	<25	
2/2/2022		15
8/17/2022		18 (J)
2/16/2023		<25
7/28/2023		<25

ND substitution: RL or RL/2 if <15% NDs.

Mann-Whitney (Wilcoxon Rank Sum)

Constituent: Total Dissolved Solids [TDS] (mg/l) Analysis Run 4/14/2024 6:39 PM View: Appendix III Mann-Whitney

Plant Bowen Client: Southern Company Data: Bowen 1, 2, 9, and 10

	GWC-10	GWC-10
3/31/2016	122	
5/26/2016	143	
8/5/2016	143	
9/28/2016	160	
11/22/2016	149	
2/7/2017	123	
4/10/2017	95	
6/14/2017	150	
10/4/2017	140	
3/20/2018	93	
9/18/2018	155	
3/22/2019	95	
9/17/2019	165	
3/12/2020	63	
9/17/2020	140	
3/18/2021	74	
8/10/2021	120	
2/4/2022		102
8/17/2022		128
2/20/2023		47
7/31/2023		143

Mann-Whitney (Wilcoxon Rank Sum)

Constituent: Total Dissolved Solids [TDS] (mg/l) Analysis Run 4/14/2024 6:39 PM View: Appendix III Mann-Whitney

Plant Bowen Client: Southern Company Data: Bowen 1, 2, 9, and 10

	GWC-10R	GWC-10R
3/31/2016	135	
5/26/2016	163	
8/3/2016	159	
9/28/2016	208	
11/22/2016	152	
2/7/2017	128	
4/10/2017	186	
6/14/2017	150	
10/4/2017	153	
3/21/2018	192	
9/18/2018	155	
3/22/2019	140	
9/17/2019	172	
3/12/2020	81	
9/17/2020	125	
3/18/2021	62	
8/11/2021	138	
2/4/2022		156
8/18/2022		135
2/20/2023		154
7/31/2023		144

Mann-Whitney (Wilcoxon Rank Sum)

Constituent: Total Dissolved Solids [TDS] (mg/l) Analysis Run 4/14/2024 6:39 PM View: Appendix III Mann-Whitney

Plant Bowen Client: Southern Company Data: Bowen 1, 2, 9, and 10

	GWC-11	GWC-11
4/4/2016	79	
5/26/2016	105	
8/3/2016	106	
9/28/2016	148	
11/22/2016	88	
2/8/2017	62	
4/10/2017	92	
6/15/2017	96	
10/4/2017	78	
3/21/2018	111	
9/18/2018	106	
3/23/2019	64	
9/17/2019	101	
3/12/2020	96	
9/21/2020	93	
3/19/2021	79	
8/11/2021	53	
2/4/2022		120
8/18/2022		59
2/20/2023		98
8/1/2023		121

Mann-Whitney (Wilcoxon Rank Sum)

Constituent: Total Dissolved Solids [TDS] (mg/l) Analysis Run 4/14/2024 6:39 PM View: Appendix III Mann-Whitney

Plant Bowen Client: Southern Company Data: Bowen 1, 2, 9, and 10

	GWC-11R	GWC-11R
4/4/2016	135	
5/26/2016	124	
8/4/2016	109	
9/28/2016	104	
11/22/2016	94	
2/8/2017	141 (J)	
4/10/2017	114	
6/15/2017	153	
10/4/2017	121	
3/22/2018	139	
9/18/2018	139	
3/23/2019	148	
9/17/2019	143	
3/12/2020	125	
9/21/2020	145	
3/19/2021	135	
8/11/2021	149	
2/4/2022		157
8/18/2022		141
2/20/2023		149
8/1/2023		151

Mann-Whitney (Wilcoxon Rank Sum)

Constituent: Total Dissolved Solids [TDS] (mg/l) Analysis Run 4/14/2024 6:39 PM View: Appendix III Mann-Whitney

Plant Bowen Client: Southern Company Data: Bowen 1, 2, 9, and 10

	GWC-12	GWC-12
4/4/2016	58	
5/27/2016	66	
8/3/2016	65	
9/30/2016	60	
11/22/2016	63	
2/13/2017	104 (J)	
4/11/2017	63	
6/14/2017	97	
10/4/2017	74	
3/22/2018	54	
9/18/2018	73	
3/23/2019	58	
9/17/2019	62	
3/12/2020	64	
9/21/2020	62	
3/19/2021	53	
8/11/2021	58	
2/2/2022		54
8/18/2022		48
2/21/2023		42
8/1/2023		63

Mann-Whitney (Wilcoxon Rank Sum)

Constituent: Total Dissolved Solids [TDS] (mg/l) Analysis Run 4/14/2024 6:39 PM View: Appendix III Mann-Whitney

Plant Bowen Client: Southern Company Data: Bowen 1, 2, 9, and 10

	GWC-13	GWC-13
4/4/2016	156	
5/31/2016	192	
8/4/2016	269	
9/29/2016	288	
11/28/2016	224	
2/9/2017	386	
4/12/2017	254	
6/16/2017	309	
10/9/2017	269	
3/21/2018	211	
9/19/2018	222	
3/23/2019	135	
9/18/2019	200	
3/13/2020	143	
9/22/2020	176	
3/18/2021	82	
8/11/2021	131	
2/17/2022		119
8/18/2022		132
2/22/2023	1020 (o)	
4/11/2023		120
8/1/2023		197

Mann-Whitney (Wilcoxon Rank Sum)

Constituent: Total Dissolved Solids [TDS] (mg/l) Analysis Run 4/14/2024 6:39 PM View: Appendix III Mann-Whitney

Plant Bowen Client: Southern Company Data: Bowen 1, 2, 9, and 10

	GWC-13RZ	GWC-13RZ
4/4/2016	110	
6/1/2016	121	
2/22/2017	311	
4/11/2017	212	
6/16/2017	262	
7/12/2017	310	
7/28/2017	289	
8/10/2017	288	
10/6/2017	268	
3/23/2018	281	
9/20/2018	297	
3/22/2019	249	
9/18/2019	281	
3/17/2020	256	
9/22/2020	248	
3/19/2021	250	
8/12/2021	263	
2/4/2022		262
8/19/2022		243
2/22/2023		254
8/2/2023		282

Mann-Whitney (Wilcoxon Rank Sum)

Constituent: Total Dissolved Solids [TDS] (mg/l) Analysis Run 4/14/2024 6:39 PM View: Appendix III Mann-Whitney

Plant Bowen Client: Southern Company Data: Bowen 1, 2, 9, and 10

	GWC-14Z	GWC-14Z
4/5/2016	42	
6/1/2016	63	
8/9/2016	267	
11/28/2016	116	
2/9/2017	212 (J)	
4/11/2017	113	
6/14/2017	120	
7/12/2017	153	
10/5/2017	102	
3/22/2018	115	
9/19/2018	114	
3/22/2019	104	
9/17/2019	86	
3/13/2020	59	
9/21/2020	94	
3/18/2021	57	
8/11/2021	77	
2/4/2022		92
8/18/2022		83
2/22/2023		65
8/1/2023		83

Mann-Whitney (Wilcoxon Rank Sum)

Constituent: Total Dissolved Solids [TDS] (mg/l) Analysis Run 4/14/2024 6:39 PM View: Appendix III Mann-Whitney

Plant Bowen Client: Southern Company Data: Bowen 1, 2, 9, and 10

	GWC-15R	GWC-15R
4/5/2016	103	
5/31/2016	157	
8/4/2016	154	
9/29/2016	142	
11/23/2016	172	
2/10/2017	237	
4/12/2017	168	
6/15/2017	176	
10/6/2017	155	
3/23/2018	170	
9/19/2018	181	
3/25/2019	167	
9/17/2019	179	
3/13/2020	169	
9/21/2020	186	
3/18/2021	153	
8/11/2021	181	
2/4/2022		162
8/19/2022		152
2/22/2023		174
8/2/2023		136

Mann-Whitney (Wilcoxon Rank Sum)

Constituent: Total Dissolved Solids [TDS] (mg/l) Analysis Run 4/14/2024 6:39 PM View: Appendix III Mann-Whitney

Plant Bowen Client: Southern Company Data: Bowen 1, 2, 9, and 10

	GWC-15Z	GWC-15Z
4/5/2016	53	
5/31/2016	70	
11/23/2016	118	
2/10/2017	214	
4/11/2017	127	
6/15/2017	126	
7/12/2017	164	
7/26/2017	129	
10/6/2017	140	
3/23/2018	119	
9/19/2018	138	
3/22/2019	116	
9/17/2019	117	
3/13/2020	76	
9/21/2020	122	
3/18/2021	54	
8/11/2021	122	
2/7/2022		121
8/19/2022		112
2/22/2023		111
8/1/2023		114

Mann-Whitney (Wilcoxon Rank Sum)

Constituent: Total Dissolved Solids [TDS] (mg/l) Analysis Run 4/14/2024 6:39 PM View: Appendix III Mann-Whitney

Plant Bowen Client: Southern Company Data: Bowen 1, 2, 9, and 10

	GWC-44	GWC-44
3/16/2016	<36	
5/16/2016	35	
7/25/2016	24 (J)	
9/19/2016	19 (J)	
11/3/2016	34	
1/19/2017	13 (J)	
3/28/2017	<36	
6/5/2017	206	
7/20/2017	72	
9/26/2017	35	
3/15/2018	41	
9/12/2018	<36	
3/14/2019	110	
9/11/2019	58	
3/10/2020	127	
9/15/2020	56	
3/11/2021	43	
8/4/2021	62	
1/31/2022		63
8/15/2022		50
2/14/2023		70.9
7/26/2023		32

ND substitution: RL or RL/2 if <15% NDs.

Mann-Whitney (Wilcoxon Rank Sum)

Constituent: Total Dissolved Solids [TDS] (mg/l) Analysis Run 4/14/2024 6:39 PM View: Appendix III Mann-Whitney

Plant Bowen Client: Southern Company Data: Bowen 1, 2, 9, and 10

	GWC-45	GWC-45
3/16/2016	<25	
5/16/2016	<25 (D)	
7/25/2016	16 (JD)	
9/19/2016	12 (JD)	
11/4/2016	13 (JD)	
1/23/2017	15 (JD)	
3/29/2017	<25 (D)	
6/7/2017	26	
9/27/2017	<25	
3/15/2018	<25	
9/13/2018	<25	
3/14/2019	39 (JXD)	
9/11/2019	<25 (D)	
3/10/2020	60	
9/11/2020	11	
3/11/2021	12	
8/6/2021	17	
2/1/2022		70
8/12/2022		14
2/14/2023		33.9
7/26/2023		<25

ND substitution: RL or RL/2 if <15% NDs.

Mann-Whitney (Wilcoxon Rank Sum)

Constituent: Total Dissolved Solids [TDS] (mg/l) Analysis Run 4/14/2024 6:39 PM View: Appendix III Mann-Whitney

Plant Bowen Client: Southern Company Data: Bowen 1, 2, 9, and 10

	GWC-45R	GWC-45R
3/16/2016	89	
5/16/2016	169 (D)	
7/25/2016	159 (D)	
9/19/2016	152 (D)	
11/3/2016	150 (D)	
1/20/2017	152 (D)	
3/29/2017	143 (D)	
6/7/2017	192	
9/27/2017	159	
3/15/2018	146	
9/13/2018	185	
3/14/2019	195 (D)	
9/11/2019	172 (D)	
3/10/2020	245	
9/11/2020	146	
3/11/2021	167	
8/6/2021	186	
2/1/2022		201
8/12/2022		159
2/14/2023		206
7/26/2023		186

Mann-Whitney (Wilcoxon Rank Sum)

Constituent: Total Dissolved Solids [TDS] (mg/l) Analysis Run 4/14/2024 6:39 PM View: Appendix III Mann-Whitney

Plant Bowen Client: Southern Company Data: Bowen 1, 2, 9, and 10

	GWC-46R	GWC-46R
3/10/2016	253	
5/17/2016	251	
7/26/2016	249	
9/20/2016	195	
11/4/2016	209	
1/20/2017	211	
3/28/2017	199	
6/7/2017	251	
9/29/2017	255	
3/15/2018	231	
9/13/2018	263	
3/18/2019	251	
9/11/2019	234	
3/10/2020	273	
9/14/2020	232	
3/11/2021	209	
8/5/2021	210	
1/31/2022		197
8/15/2022		187
2/14/2023		199
7/26/2023		206

Mann-Whitney (Wilcoxon Rank Sum)

Constituent: Total Dissolved Solids [TDS] (mg/l) Analysis Run 4/14/2024 6:39 PM View: Appendix III Mann-Whitney

Plant Bowen Client: Southern Company Data: Bowen 1, 2, 9, and 10

	GWC-47	GWC-47
3/10/2016	152	
5/18/2016	123	
7/27/2016	113	
9/20/2016	126	
11/7/2016	167	
1/23/2017	125	
3/29/2017	116	
6/8/2017	131	
9/27/2017	117	
3/15/2018	102	
9/13/2018	144	
3/15/2019	125	
9/12/2019	121	
3/9/2020	147	
9/14/2020	129	
3/11/2021	106	
8/5/2021	90	
2/1/2022		107
8/15/2022		141 (J)
2/14/2023		111 (J)
7/27/2023		105

Mann-Whitney (Wilcoxon Rank Sum)

Constituent: Total Dissolved Solids [TDS] (mg/l) Analysis Run 4/14/2024 6:39 PM View: Appendix III Mann-Whitney

Plant Bowen Client: Southern Company Data: Bowen 1, 2, 9, and 10

	GWC-47R	GWC-47R
3/10/2016	149	
5/18/2016	162	
7/27/2016	132	
9/20/2016	155	
11/4/2016	169	
1/20/2017	135	
3/29/2017	147	
6/8/2017	159	
9/27/2017	167	
3/16/2018	141	
9/13/2018	175	
3/19/2019	154	
9/11/2019	164	
3/9/2020	44	
9/15/2020	108	
3/11/2021	143	
8/5/2021	142	
2/1/2022		157
8/15/2022		104
2/14/2023		151
7/27/2023		154

Mann-Whitney (Wilcoxon Rank Sum)

Constituent: Total Dissolved Solids [TDS] (mg/l) Analysis Run 4/14/2024 6:39 PM View: Appendix III Mann-Whitney

Plant Bowen Client: Southern Company Data: Bowen 1, 2, 9, and 10

	GWC-48	GWC-48
3/10/2016	63	
5/17/2016	<31	
7/27/2016	11 (J)	
9/20/2016	14 (J)	
11/4/2016	27	
1/23/2017	15 (J)	
3/28/2017	<31	
6/8/2017	29	
9/29/2017	21 (J)	
3/15/2018	<31	
9/13/2018	<31	
3/15/2019	41	
9/11/2019	20	
3/9/2020	100	
9/14/2020	47	
3/11/2021	40	
8/4/2021	34	
1/31/2022		31
8/15/2022		37
2/14/2023		30.9
7/26/2023		33

ND substitution: RL or RL/2 if <15% NDs.

Mann-Whitney (Wilcoxon Rank Sum)

Constituent: Total Dissolved Solids [TDS] (mg/l) Analysis Run 4/14/2024 6:39 PM View: Appendix III Mann-Whitney

Plant Bowen Client: Southern Company Data: Bowen 1, 2, 9, and 10

	GWC-49R	GWC-49R
3/17/2016	103	
5/18/2016	129	
7/27/2016	108	
9/21/2016	102	
11/4/2016	130	
1/24/2017	152	
3/29/2017	95	
6/8/2017	176	
9/29/2017	118	
3/15/2018	88	
9/13/2018	137	
3/18/2019	170	
9/11/2019	138	
3/11/2020	125	
9/11/2020	127	
3/15/2021	107	
8/11/2021	116	
2/1/2022		125
8/15/2022		103
2/14/2023		114
7/27/2023		117

Mann-Whitney (Wilcoxon Rank Sum)

Constituent: Total Dissolved Solids [TDS] (mg/l) Analysis Run 4/14/2024 6:39 PM View: Appendix III Mann-Whitney

Plant Bowen Client: Southern Company Data: Bowen 1, 2, 9, and 10

	GWC-49Z	GWC-49Z
3/17/2016	31	
5/18/2016	43	
7/28/2016	43	
9/21/2016	<25	
11/7/2016	50	
1/24/2017	63	
3/30/2017	<25	
6/9/2017	20 (J)	
9/29/2017	22 (J)	
3/15/2018	<25	
9/14/2018	29	
3/19/2019	35	
9/11/2019	27	
3/9/2020	51	
9/14/2020	25	
3/15/2021	30	
8/5/2021	<25	
2/1/2022		27
8/15/2022		<25
2/14/2023		<25
7/27/2023		<25

ND substitution: RL or RL/2 if <15% NDs.

Mann-Whitney (Wilcoxon Rank Sum)

Constituent: Total Dissolved Solids [TDS] (mg/l) Analysis Run 4/14/2024 6:39 PM View: Appendix III Mann-Whitney

Plant Bowen Client: Southern Company Data: Bowen 1, 2, 9, and 10

	GWC-5	GWC-5
3/28/2016	<25	
5/25/2016	34	
8/1/2016	25	
9/27/2016	20 (J)	
11/11/2016	41	
1/31/2017	127	
4/3/2017	69	
6/12/2017	46	
10/3/2017	34	
3/19/2018	<25	
9/17/2018	38	
3/20/2019	66	
9/16/2019	45	
3/16/2020	20	
9/16/2020	30	
3/17/2021	15	
8/9/2021	<25	
2/2/2022		32
8/16/2022		<25
2/20/2023		53
7/28/2023		<25

ND substitution: RL or RL/2 if <15% NDs.

Mann-Whitney (Wilcoxon Rank Sum)

Constituent: Total Dissolved Solids [TDS] (mg/l) Analysis Run 4/14/2024 6:39 PM View: Appendix III Mann-Whitney

Plant Bowen Client: Southern Company Data: Bowen 1, 2, 9, and 10

	GWC-6	GWC-6
3/29/2016	51	
5/24/2016	76	
8/1/2016	69	
9/26/2016	103	
11/18/2016	77	
2/1/2017	168	
4/6/2017	95	
6/13/2017	101	
10/3/2017	83	
3/19/2018	70	
9/17/2018	77	
3/21/2019	80	
9/16/2019	82	
3/12/2020	42	
9/16/2020	77	
3/17/2021	47	
8/10/2021	53	
2/2/2022		73
8/17/2022		53
2/17/2023		75 (J)
7/31/2023		77

Mann-Whitney (Wilcoxon Rank Sum)

Constituent: Total Dissolved Solids [TDS] (mg/l) Analysis Run 4/14/2024 6:39 PM View: Appendix III Mann-Whitney

Plant Bowen Client: Southern Company Data: Bowen 1, 2, 9, and 10

	GWC-6RZ	GWC-6RZ
3/29/2016	64	
5/24/2016	77	
8/1/2016	35	
9/26/2016	111	
11/14/2016	76	
2/1/2017	126	
4/6/2017	146	
6/13/2017	84	
10/3/2017	70	
3/20/2018	78	
9/17/2018	74	
3/21/2019	60	
9/16/2019	65	
3/12/2020	22	
9/16/2020	52	
3/17/2021	43	
8/10/2021	<10	
2/2/2022		51
8/17/2022		33
2/17/2023		50 (J)
7/28/2023		46

ND substitution: RL or RL/2 if <15% NDs.

Mann-Whitney (Wilcoxon Rank Sum)

Constituent: Total Dissolved Solids [TDS] (mg/l) Analysis Run 4/14/2024 6:39 PM View: Appendix III Mann-Whitney

Plant Bowen Client: Southern Company Data: Bowen 1, 2, 9, and 10

	GWC-7Z	GWC-7Z
5/31/2016	120	
8/2/2016	100	
9/27/2016	121	
11/21/2016	164	
2/1/2017	144	
4/6/2017	125	
6/13/2017	148	
7/14/2017	121	
10/3/2017	117	
3/20/2018	136	
9/18/2018	116	
3/21/2019	107	
9/13/2019	115	
3/12/2020	86	
9/16/2020	124	
3/17/2021	112	
8/10/2021	101	
2/2/2022		115
8/17/2022		83
2/20/2023		122
7/31/2023		113

Mann-Whitney (Wilcoxon Rank Sum)

Constituent: Total Dissolved Solids [TDS] (mg/l) Analysis Run 4/14/2024 6:39 PM View: Appendix III Mann-Whitney

Plant Bowen Client: Southern Company Data: Bowen 1, 2, 9, and 10

	GWC-8RR	GWC-8RR
3/30/2016	104	
5/24/2016	94	
8/2/2016	105	
9/27/2016	119	
11/22/2016	105	
2/6/2017	99	
4/6/2017	124	
6/14/2017	114	
10/4/2017	107	
3/21/2018	117	
9/18/2018	110	
3/27/2019	101	
9/16/2019	113	
3/12/2020	84	
9/17/2020	111	
3/17/2021	113	
8/10/2021	112	
2/2/2022		102
8/17/2022		89
2/21/2023		77
7/31/2023		96

Mann-Whitney (Wilcoxon Rank Sum)

Constituent: Total Dissolved Solids [TDS] (mg/l) Analysis Run 4/14/2024 6:39 PM View: Appendix III Mann-Whitney

Plant Bowen Client: Southern Company Data: Bowen 1, 2, 9, and 10

	GWC-8Z	GWC-8Z
3/22/2016	111	
5/25/2016	95	
8/2/2016	124	
9/26/2016	140	
11/21/2016	154	
2/3/2017	113	
4/7/2017	147	
6/13/2017	117	
10/3/2017	150	
3/20/2018	121	
9/18/2018	93	
5/6/2019	118	
9/16/2019	99	
3/16/2020	76	
9/17/2020	98	
3/18/2021	48	
8/10/2021	92	
2/2/2022		85
8/17/2022		41
2/20/2023		86
7/31/2023		97

Mann-Whitney (Wilcoxon Rank Sum)

Constituent: Total Dissolved Solids [TDS] (mg/l) Analysis Run 4/14/2024 6:39 PM View: Appendix III Mann-Whitney

Plant Bowen Client: Southern Company Data: Bowen 1, 2, 9, and 10

	GWC-9	GWC-9
3/30/2016	26	
5/26/2016	70	
8/5/2016	95	
9/28/2016	152	
11/21/2016	145	
2/6/2017	20 (J)	
4/6/2017	17 (J)	
6/13/2017	32	
10/3/2017	71	
3/20/2018	49	
9/18/2018	38	
3/21/2019	39	
9/16/2019	85	
3/12/2020	16	
9/17/2020	94	
3/18/2021	<25	
8/10/2021	22	
2/2/2022		21
8/17/2022		25
2/21/2023		<25
7/31/2023		62

ND substitution: RL or RL/2 if <15% NDs.

FIGURE F.

Upgradient Wells Trend Tests Summary - Significant Results

Plant Bowen Client: Southern Company Data: Bowen 1, 2, 9, and 10 Printed 5/17/2024, 12:26 PM

Constituent	Well	Slope	Calc.	Critical	Sig.	N	%NDs	Normality	Alpha	Method
Chloride, Total (mg/L)	**GWA-1 (bg)**	**-0.07783**	**-136**	**-92**	**Yes**	**22**	**4.545**	**n/a**	**0.01**	**NP**
Chloride, Total (mg/L)	**GWA-39RZ (bg)**	**-0.1479**	**-102**	**-92**	**Yes**	**22**	**0**	**n/a**	**0.01**	**NP**
Chloride, Total (mg/L)	**GWA-39Z (bg)**	**-0.1113**	**-145**	**-92**	**Yes**	**22**	**0**	**n/a**	**0.01**	**NP**
Chloride, Total (mg/L)	**GWA-41 (bg)**	**-0.09367**	**-107**	**-92**	**Yes**	**22**	**0**	**n/a**	**0.01**	**NP**
Chloride, Total (mg/L)	**GWA-41R (bg)**	**-0.3023**	**-145**	**-92**	**Yes**	**22**	**0**	**n/a**	**0.01**	**NP**
Chloride, Total (mg/L)	**GWA-43R (bg)**	**-0.2377**	**-96**	**-92**	**Yes**	**22**	**0**	**n/a**	**0.01**	**NP**
Chloride, Total (mg/L)	**GWA-50 (bg)**	**-0.0423**	**-122**	**-92**	**Yes**	**22**	**4.545**	**n/a**	**0.01**	**NP**
Chloride, Total (mg/L)	**GWA-50R (bg)**	**-0.03957**	**-115**	**-92**	**Yes**	**22**	**13.64**	**n/a**	**0.01**	**NP**
pH (pH_units)	**GWA-1 (bg)**	**-0.03763**	**-133**	**-92**	**Yes**	**22**	**0**	**n/a**	**0.01**	**NP**
pH (pH_units)	**GWA-2R (bg)**	**-0.08848**	**-131**	**-92**	**Yes**	**22**	**0**	**n/a**	**0.01**	**NP**
pH (pH_units)	**GWA-40 (bg)**	**-0.08389**	**-141**	**-105**	**Yes**	**24**	**0**	**n/a**	**0.01**	**NP**
pH (pH_units)	**GWA-41R (bg)**	**-0.1011**	**-120**	**-92**	**Yes**	**22**	**0**	**n/a**	**0.01**	**NP**
pH (pH_units)	**GWA-42 (bg)**	**-0.03475**	**-93**	**-92**	**Yes**	**22**	**0**	**n/a**	**0.01**	**NP**
pH (pH_units)	**GWA-43 (bg)**	**-0.1559**	**-169**	**-92**	**Yes**	**22**	**0**	**n/a**	**0.01**	**NP**
pH (pH_units)	**GWA-50 (bg)**	**-0.1031**	**-148**	**-92**	**Yes**	**22**	**0**	**n/a**	**0.01**	**NP**
pH (pH_units)	**GWA-50R (bg)**	**-0.176**	**-131**	**-92**	**Yes**	**22**	**0**	**n/a**	**0.01**	**NP**

Upgradient Wells Trend Tests Summary - All Results

Plant Bowen Client: Southern Company Data: Bowen 1, 2, 9, and 10 Printed 5/17/2024, 12:26 PM

Constituent	Well	Slope	Calc.	Critical	Sig.	N	%NDs	Normality	Alpha	Method
Beryllium (mg/L)	GWA-1 (bg)	0	22	111	No	25	96	n/a	0.01	NP
Beryllium (mg/L)	GWA-2 (bg)	0	0	111	No	25	100	n/a	0.01	NP
Beryllium (mg/L)	GWA-2R (bg)	0	0	111	No	25	100	n/a	0.01	NP
Beryllium (mg/L)	GWA-39RZ (bg)	0	18	87	No	21	95.24	n/a	0.01	NP
Beryllium (mg/L)	GWA-39Z (bg)	0	0	92	No	22	100	n/a	0.01	NP
Beryllium (mg/L)	GWA-3A (bg)	0	0	105	No	24	100	n/a	0.01	NP
Beryllium (mg/L)	GWA-40 (bg)	0	0	92	No	22	100	n/a	0.01	NP
Beryllium (mg/L)	GWA-41 (bg)	0	0	92	No	22	100	n/a	0.01	NP
Beryllium (mg/L)	GWA-41R (bg)	0	-1	-92	No	22	95.45	n/a	0.01	NP
Beryllium (mg/L)	GWA-42 (bg)	0	0	92	No	22	9.091	n/a	0.01	NP
Beryllium (mg/L)	GWA-43 (bg)	0	-21	-92	No	22	90.91	n/a	0.01	NP
Beryllium (mg/L)	GWA-43R (bg)	0	3	92	No	22	95.45	n/a	0.01	NP
Beryllium (mg/L)	GWA-4RZ (bg)	0	0	92	No	22	100	n/a	0.01	NP
Beryllium (mg/L)	GWA-50 (bg)	0	0	111	No	25	100	n/a	0.01	NP
Beryllium (mg/L)	GWA-50R (bg)	0	-7	-111	No	25	88	n/a	0.01	NP
Chloride, Total (mg/L)	**GWA-1 (bg)**	**-0.07783**	**-136**	**-92**	**Yes**	**22**	**4.545**	**n/a**	**0.01**	**NP**
Chloride, Total (mg/L)	GWA-2 (bg)	-0.06422	-74	-92	No	22	4.545	n/a	0.01	NP
Chloride, Total (mg/L)	GWA-2R (bg)	0	-2	-92	No	22	0	n/a	0.01	NP
Chloride, Total (mg/L)	**GWA-39RZ (bg)**	**-0.1479**	**-102**	**-92**	**Yes**	**22**	**0**	**n/a**	**0.01**	**NP**
Chloride, Total (mg/L)	**GWA-39Z (bg)**	**-0.1113**	**-145**	**-92**	**Yes**	**22**	**0**	**n/a**	**0.01**	**NP**
Chloride, Total (mg/L)	GWA-3A (bg)	0.06328	46	87	No	21	4.762	n/a	0.01	NP
Chloride, Total (mg/L)	GWA-40 (bg)	-0.06166	-82	-98	No	23	4.348	n/a	0.01	NP
Chloride, Total (mg/L)	**GWA-41 (bg)**	**-0.09367**	**-107**	**-92**	**Yes**	**22**	**0**	**n/a**	**0.01**	**NP**
Chloride, Total (mg/L)	**GWA-41R (bg)**	**-0.3023**	**-145**	**-92**	**Yes**	**22**	**0**	**n/a**	**0.01**	**NP**
Chloride, Total (mg/L)	GWA-42 (bg)	-0.08111	-60	-92	No	22	0	n/a	0.01	NP
Chloride, Total (mg/L)	GWA-43 (bg)	0	-7	-92	No	22	0	n/a	0.01	NP
Chloride, Total (mg/L)	**GWA-43R (bg)**	**-0.2377**	**-96**	**-92**	**Yes**	**22**	**0**	**n/a**	**0.01**	**NP**
Chloride, Total (mg/L)	GWA-4RZ (bg)	0.05048	42	92	No	22	0	n/a	0.01	NP
Chloride, Total (mg/L)	**GWA-50 (bg)**	**-0.0423**	**-122**	**-92**	**Yes**	**22**	**4.545**	**n/a**	**0.01**	**NP**
Chloride, Total (mg/L)	**GWA-50R (bg)**	**-0.03957**	**-115**	**-92**	**Yes**	**22**	**13.64**	**n/a**	**0.01**	**NP**
Mercury (mg/L)	GWA-1 (bg)	0	-1.491	-2.58	No	43	97.67	n/a	0.01	NP
Mercury (mg/L)	GWA-2 (bg)	0	-0.173	-2.58	No	43	95.35	n/a	0.01	NP
Mercury (mg/L)	GWA-2R (bg)	0	0	2.58	No	43	100	n/a	0.01	NP
Mercury (mg/L)	GWA-39RZ (bg)	0	0	87	No	21	95.24	n/a	0.01	NP
Mercury (mg/L)	GWA-39Z (bg)	0	-11	-92	No	22	95.45	n/a	0.01	NP
Mercury (mg/L)	GWA-3A (bg)	0	-1.486	-2.58	No	42	97.62	n/a	0.01	NP
Mercury (mg/L)	GWA-40 (bg)	0	-9	-92	No	22	90.91	n/a	0.01	NP
Mercury (mg/L)	GWA-41 (bg)	0	-27	-92	No	22	90.91	n/a	0.01	NP
Mercury (mg/L)	GWA-41R (bg)	0	-27	-92	No	22	90.91	n/a	0.01	NP
Mercury (mg/L)	GWA-42 (bg)	0	-24	-92	No	22	86.36	n/a	0.01	NP
Mercury (mg/L)	GWA-43 (bg)	0	0	92	No	22	100	n/a	0.01	NP
Mercury (mg/L)	GWA-43R (bg)	0	-9	-92	No	22	90.91	n/a	0.01	NP
Mercury (mg/L)	GWA-4RZ (bg)	0	17	92	No	22	95.45	n/a	0.01	NP
Mercury (mg/L)	GWA-50 (bg)	0	10	199	No	37	97.3	n/a	0.01	NP
Mercury (mg/L)	GWA-50R (bg)	0	0	199	No	37	100	n/a	0.01	NP
pH (pH_units)	**GWA-1 (bg)**	**-0.03763**	**-133**	**-92**	**Yes**	**22**	**0**	**n/a**	**0.01**	**NP**
pH (pH_units)	GWA-2 (bg)	-0.02898	-36	-92	No	22	0	n/a	0.01	NP
pH (pH_units)	**GWA-2R (bg)**	**-0.08848**	**-131**	**-92**	**Yes**	**22**	**0**	**n/a**	**0.01**	**NP**
pH (pH_units)	GWA-39RZ (bg)	-0.03218	-73	-105	No	24	0	n/a	0.01	NP
pH (pH_units)	GWA-39Z (bg)	-0.04984	-51	-98	No	23	0	n/a	0.01	NP
pH (pH_units)	GWA-3A (bg)	0.1579	18	87	No	21	0	n/a	0.01	NP
pH (pH_units)	**GWA-40 (bg)**	**-0.08389**	**-141**	**-105**	**Yes**	**24**	**0**	**n/a**	**0.01**	**NP**
pH (pH_units)	GWA-41 (bg)	-0.06679	-80	-87	No	21	0	n/a	0.01	NP
pH (pH_units)	**GWA-41R (bg)**	**-0.1011**	**-120**	**-92**	**Yes**	**22**	**0**	**n/a**	**0.01**	**NP**
pH (pH_units)	**GWA-42 (bg)**	**-0.03475**	**-93**	**-92**	**Yes**	**22**	**0**	**n/a**	**0.01**	**NP**

Upgradient Wells Trend Tests Summary - All Results

Plant Bowen Client: Southern Company Data: Bowen 1, 2, 9, and 10 Printed 5/17/2024, 12:26 PM

Constituent	Well	Slope	Calc.	Critical	Sig.	N	%NDs	Normality	Alpha	Method
pH (pH_units)	**GWA-43 (bg)**	**-0.1559**	**-169**	**-92**	**Yes**	**22**	**0**	**n/a**	**0.01**	**NP**
pH (pH_units)	GWA-43R (bg)	-0.008321	-41	-98	No	23	0	n/a	0.01	NP
pH (pH_units)	GWA-4RZ (bg)	-0.04906	-127	-131	No	28	0	n/a	0.01	NP
pH (pH_units)	**GWA-50 (bg)**	**-0.1031**	**-148**	**-92**	**Yes**	**22**	**0**	**n/a**	**0.01**	**NP**
pH (pH_units)	**GWA-50R (bg)**	**-0.176**	**-131**	**-92**	**Yes**	**22**	**0**	**n/a**	**0.01**	**NP**
Thallium (mg/L)	GWA-1 (bg)	0	0	98	No	23	100	n/a	0.01	NP
Thallium (mg/L)	GWA-2 (bg)	0	0	98	No	23	100	n/a	0.01	NP
Thallium (mg/L)	GWA-2R (bg)	0	17	105	No	24	91.67	n/a	0.01	NP
Thallium (mg/L)	GWA-39RZ (bg)	0	18	87	No	21	95.24	n/a	0.01	NP
Thallium (mg/L)	GWA-39Z (bg)	0	15	92	No	22	90.91	n/a	0.01	NP
Thallium (mg/L)	GWA-3A (bg)	0	0	92	No	22	100	n/a	0.01	NP
Thallium (mg/L)	GWA-40 (bg)	0	-5	-92	No	22	95.45	n/a	0.01	NP
Thallium (mg/L)	GWA-41 (bg)	0	0	92	No	22	100	n/a	0.01	NP
Thallium (mg/L)	GWA-41R (bg)	0	1	92	No	22	90.91	n/a	0.01	NP
Thallium (mg/L)	GWA-42 (bg)	0	11	92	No	22	90.91	n/a	0.01	NP
Thallium (mg/L)	GWA-43 (bg)	0	7	92	No	22	90.91	n/a	0.01	NP
Thallium (mg/L)	GWA-43R (bg)	0	0	92	No	22	100	n/a	0.01	NP
Thallium (mg/L)	GWA-4RZ (bg)	0	0	92	No	22	100	n/a	0.01	NP
Thallium (mg/L)	GWA-50 (bg)	0	0	98	No	23	100	n/a	0.01	NP
Thallium (mg/L)	GWA-50R (bg)	0	-6	-98	No	23	95.65	n/a	0.01	NP

Sanitas™ v.10.0.16e Software licensed to . UG
Hollow symbols indicate censored values.

Sen's Slope Estimator

GWA-1 (bg)

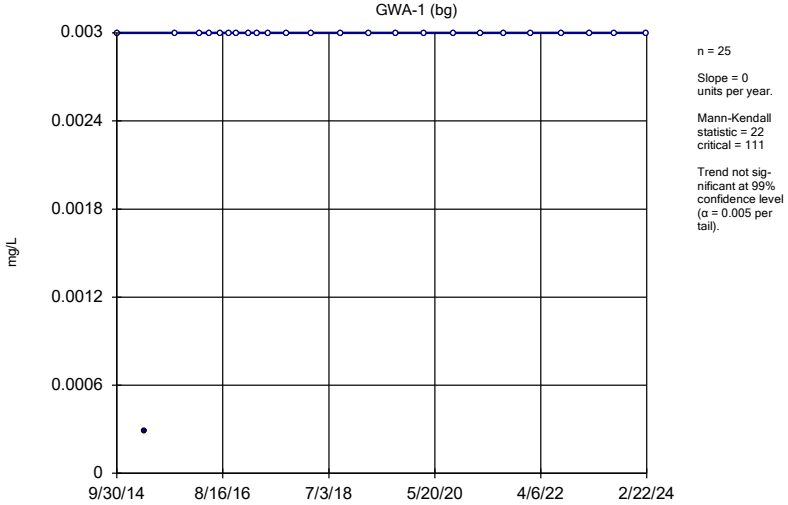

n = 25

Slope = 0 units per year.

Mann-Kendall statistic = 22 critical = 111

Trend not significant at 99% confidence level (α = 0.005 per tail).

Constituent: Beryllium Analysis Run 5/17/2024 12:24 PM View: Upgradient
Plant Bowen Client: Southern Company Data: Bowen 1, 2, 9, and 10

Sanitas™ v.10.0.16e Software licensed to . UG
Hollow symbols indicate censored values.

Sen's Slope Estimator

GWA-2 (bg)

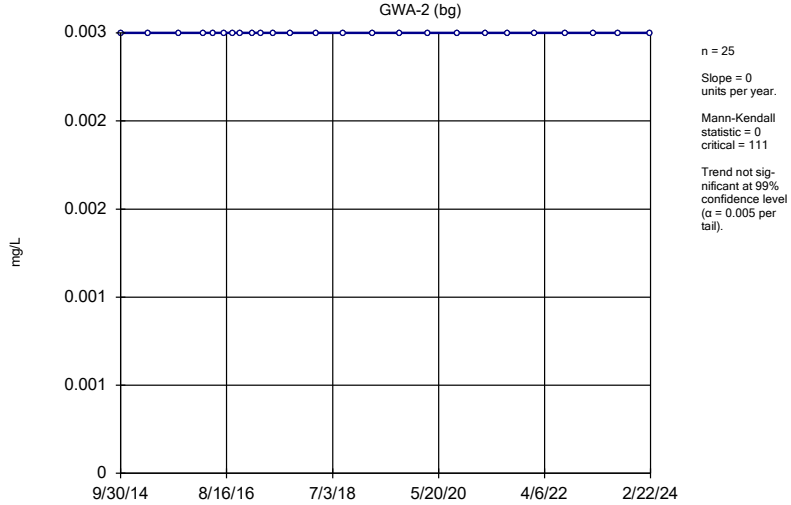

n = 25

Slope = 0 units per year.

Mann-Kendall statistic = 0 critical = 111

Trend not significant at 99% confidence level (α = 0.005 per tail).

Constituent: Beryllium Analysis Run 5/17/2024 12:24 PM View: Upgradient
Plant Bowen Client: Southern Company Data: Bowen 1, 2, 9, and 10

Sanitas™ v.10.0.16e Software licensed to . UG
Hollow symbols indicate censored values.

Sen's Slope Estimator

GWA-2R (bg)

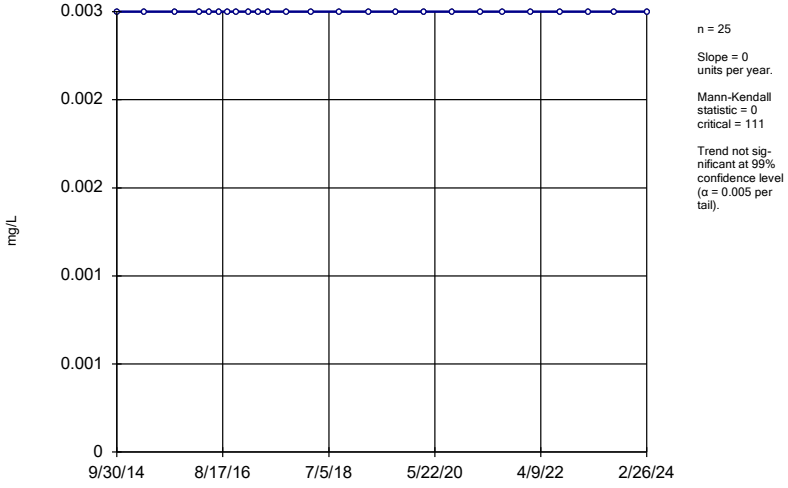

n = 25

Slope = 0 units per year.

Mann-Kendall statistic = 0 critical = 111

Trend not significant at 99% confidence level (α = 0.005 per tail).

Constituent: Beryllium Analysis Run 5/17/2024 12:24 PM View: Upgradient
Plant Bowen Client: Southern Company Data: Bowen 1, 2, 9, and 10

Sanitas™ v.10.0.16e Software licensed to . UG
Hollow symbols indicate censored values.

Sen's Slope Estimator

GWA-39RZ (bg)

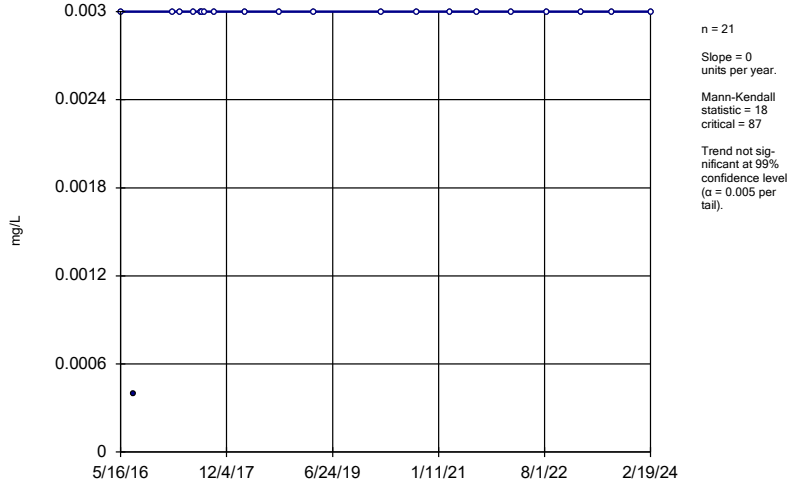

n = 21

Slope = 0 units per year.

Mann-Kendall statistic = 18 critical = 87

Trend not significant at 99% confidence level (α = 0.005 per tail).

Constituent: Beryllium Analysis Run 5/17/2024 12:24 PM View: Upgradient
Plant Bowen Client: Southern Company Data: Bowen 1, 2, 9, and 10

Sanitas™ v.10.0.16e Software licensed to . UG
Hollow symbols indicate censored values.

Sen's Slope Estimator

GWA-39Z (bg)

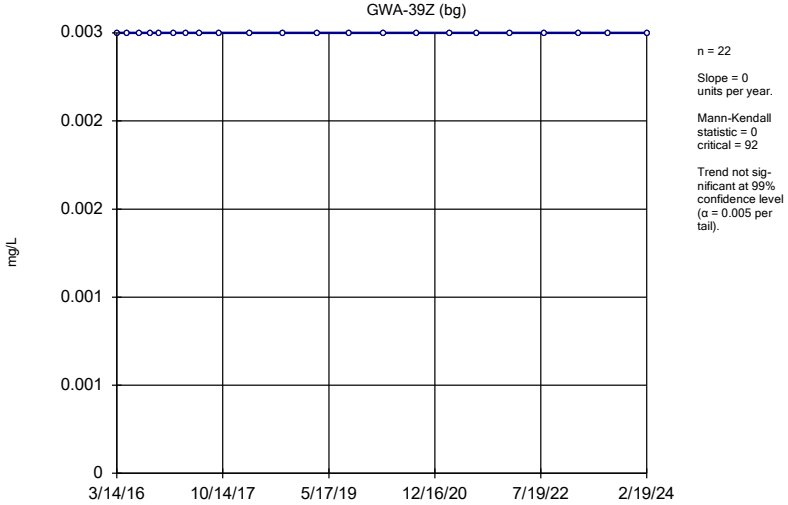

n = 22

Slope = 0 units per year.

Mann-Kendall statistic = 0 critical = 92

Trend not significant at 99% confidence level (α = 0.005 per tail).

Constituent: Beryllium Analysis Run 5/17/2024 12:24 PM View: Upgradient
Plant Bowen Client: Southern Company Data: Bowen 1, 2, 9, and 10

Sanitas™ v.10.0.16e Software licensed to . UG
Hollow symbols indicate censored values.

Sen's Slope Estimator

GWA-3A (bg)

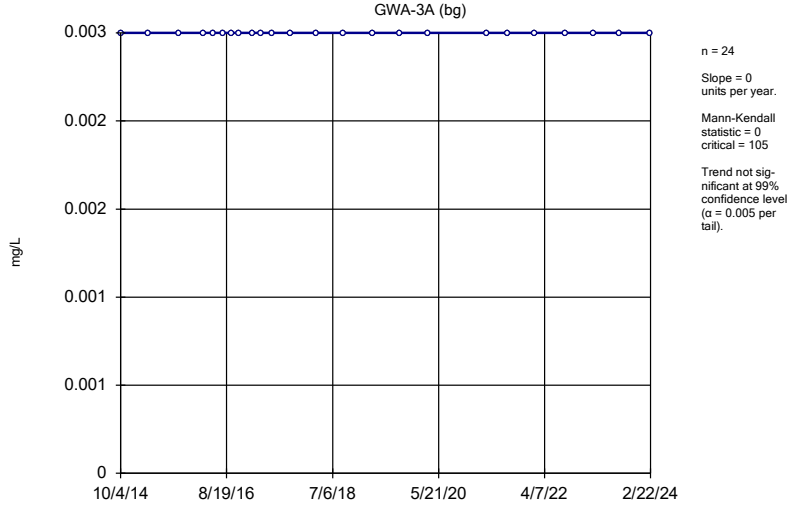

n = 24

Slope = 0 units per year.

Mann-Kendall statistic = 0 critical = 105

Trend not significant at 99% confidence level (α = 0.005 per tail).

Constituent: Beryllium Analysis Run 5/17/2024 12:24 PM View: Upgradient
Plant Bowen Client: Southern Company Data: Bowen 1, 2, 9, and 10

Sanitas™ v.10.0.16e Software licensed to . UG
Hollow symbols indicate censored values.

Sen's Slope Estimator

GWA-40 (bg)

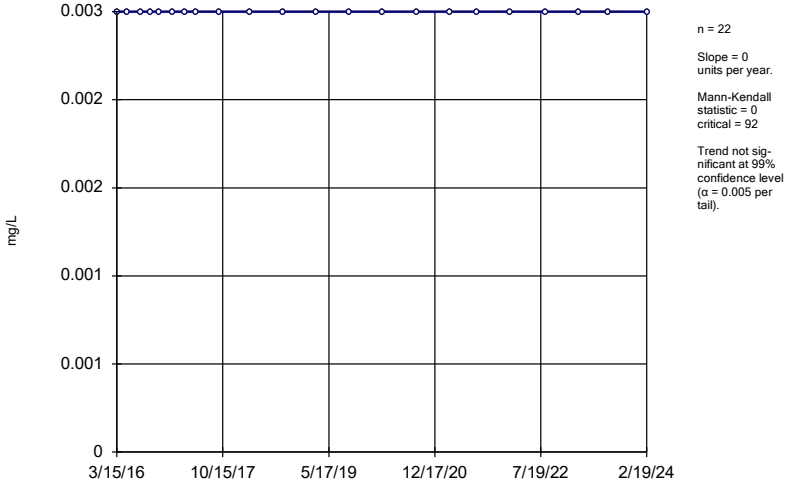

n = 22

Slope = 0 units per year.

Mann-Kendall statistic = 0 critical = 92

Trend not significant at 99% confidence level (α = 0.005 per tail).

Constituent: Beryllium Analysis Run 5/17/2024 12:24 PM View: Upgradient
Plant Bowen Client: Southern Company Data: Bowen 1, 2, 9, and 10

Sanitas™ v.10.0.16e Software licensed to . UG
Hollow symbols indicate censored values.

Sen's Slope Estimator

GWA-41 (bg)

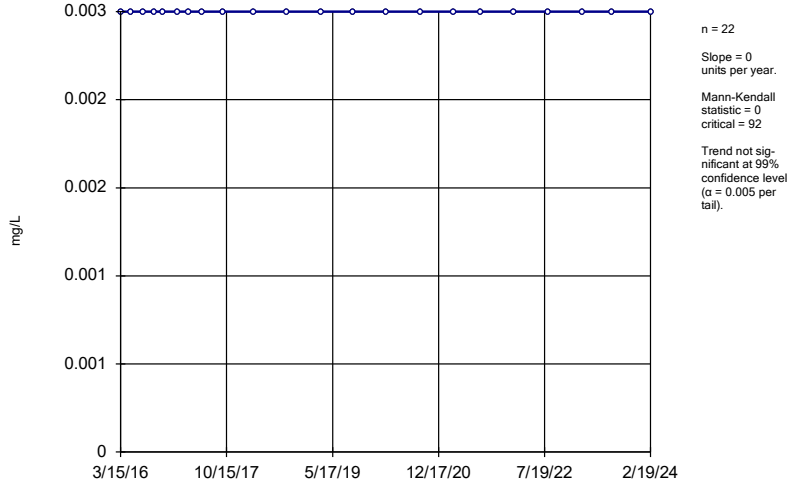

n = 22

Slope = 0 units per year.

Mann-Kendall statistic = 0 critical = 92

Trend not significant at 99% confidence level (α = 0.005 per tail).

Constituent: Beryllium Analysis Run 5/17/2024 12:24 PM View: Upgradient
Plant Bowen Client: Southern Company Data: Bowen 1, 2, 9, and 10

Sanitas™ v.10.0.16e Software licensed to . UG
Hollow symbols indicate censored values.

Sen's Slope Estimator

GWA-41R (bg)

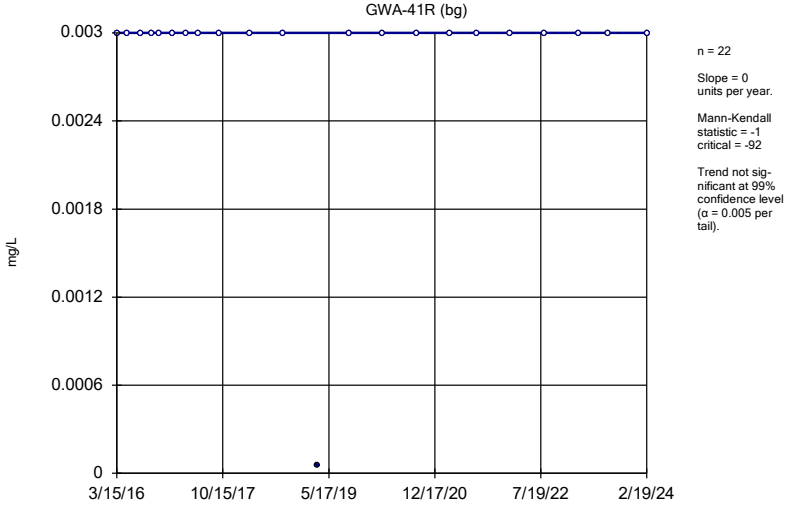

n = 22

Slope = 0 units per year.

Mann-Kendall statistic = -1
critical = -92

Trend not significant at 99% confidence level (α = 0.005 per tail).

Constituent: Beryllium Analysis Run 5/17/2024 12:24 PM View: Upgradient
Plant Bowen Client: Southern Company Data: Bowen 1, 2, 9, and 10

Sanitas™ v.10.0.16e Software licensed to . UG
Hollow symbols indicate censored values.

Sen's Slope Estimator

GWA-42 (bg)

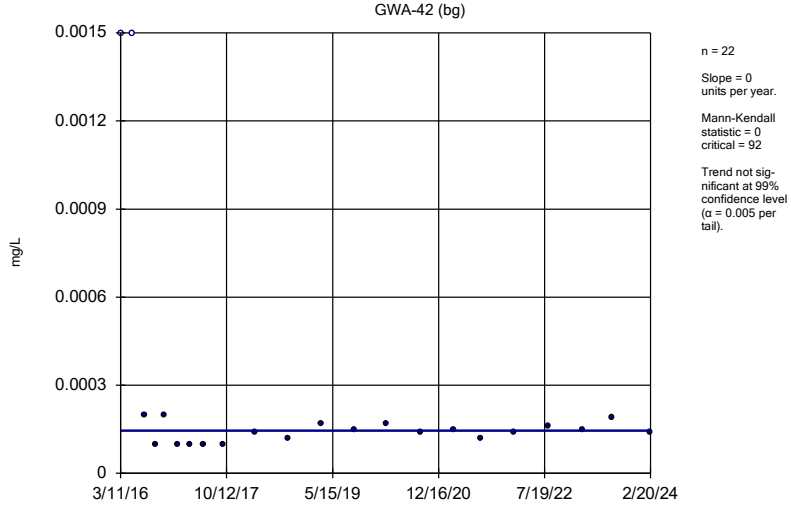

n = 22

Slope = 0 units per year.

Mann-Kendall statistic = 0
critical = 92

Trend not significant at 99% confidence level (α = 0.005 per tail).

Constituent: Beryllium Analysis Run 5/17/2024 12:24 PM View: Upgradient
Plant Bowen Client: Southern Company Data: Bowen 1, 2, 9, and 10

Sanitas™ v.10.0.16e Software licensed to . UG
Hollow symbols indicate censored values.

Sen's Slope Estimator

GWA-43 (bg)

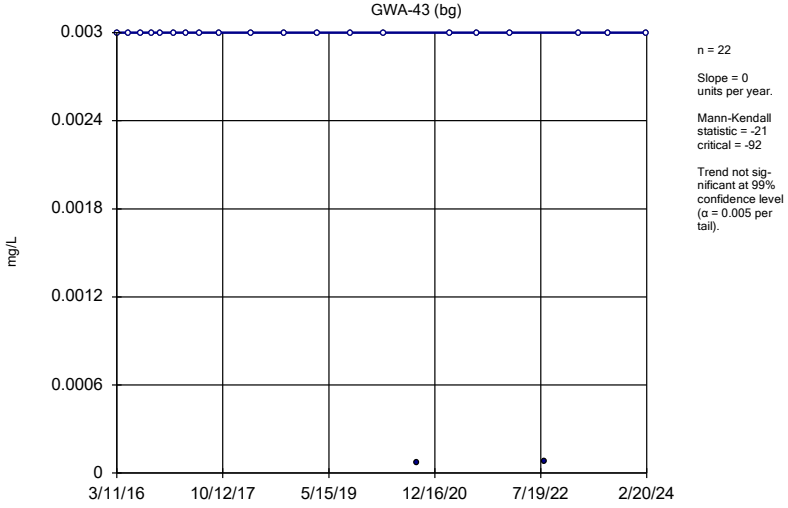

n = 22

Slope = 0 units per year.

Mann-Kendall statistic = -21
critical = -92

Trend not significant at 99% confidence level (α = 0.005 per tail).

Constituent: Beryllium Analysis Run 5/17/2024 12:24 PM View: Upgradient
Plant Bowen Client: Southern Company Data: Bowen 1, 2, 9, and 10

Sanitas™ v.10.0.16e Software licensed to . UG
Hollow symbols indicate censored values.

Sen's Slope Estimator

GWA-43R (bg)

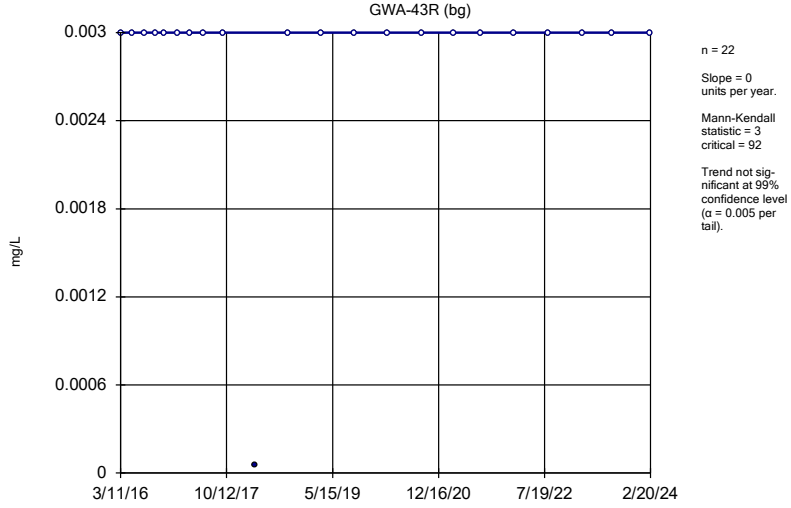

n = 22

Slope = 0 units per year.

Mann-Kendall statistic = 3
critical = 92

Trend not significant at 99% confidence level (α = 0.005 per tail).

Constituent: Beryllium Analysis Run 5/17/2024 12:24 PM View: Upgradient
Plant Bowen Client: Southern Company Data: Bowen 1, 2, 9, and 10

Sanitas™ v.10.0.16e Software licensed to . UG
Hollow symbols indicate censored values.

Sen's Slope Estimator

GWA-4RZ (bg)

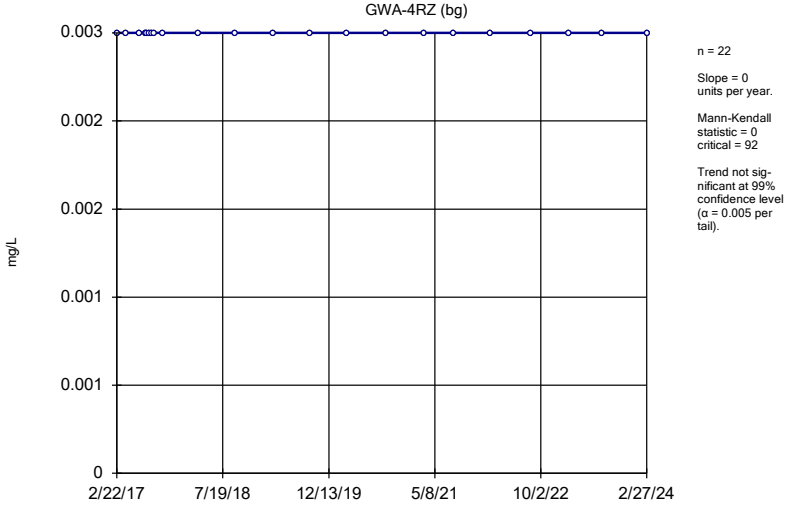

n = 22

Slope = 0 units per year.

Mann-Kendall statistic = 0 critical = 92

Trend not significant at 99% confidence level (α = 0.005 per tail).

Constituent: Beryllium Analysis Run 5/17/2024 12:24 PM View: Upgradient
Plant Bowen Client: Southern Company Data: Bowen 1, 2, 9, and 10

Sanitas™ v.10.0.16e Software licensed to . UG
Hollow symbols indicate censored values.

Sen's Slope Estimator

GWA-50 (bg)

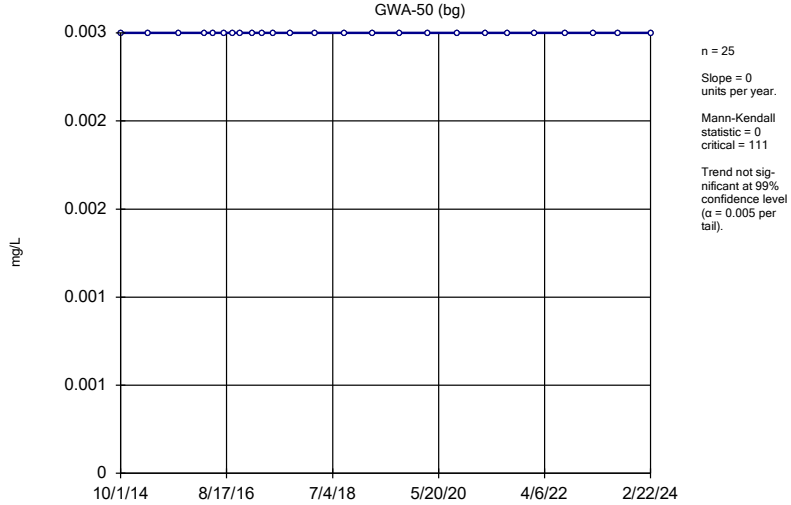

n = 25

Slope = 0 units per year.

Mann-Kendall statistic = 0 critical = 111

Trend not significant at 99% confidence level (α = 0.005 per tail).

Constituent: Beryllium Analysis Run 5/17/2024 12:24 PM View: Upgradient
Plant Bowen Client: Southern Company Data: Bowen 1, 2, 9, and 10

Sanitas™ v.10.0.16e Software licensed to . UG
Hollow symbols indicate censored values.

Sen's Slope Estimator

GWA-50R (bg)

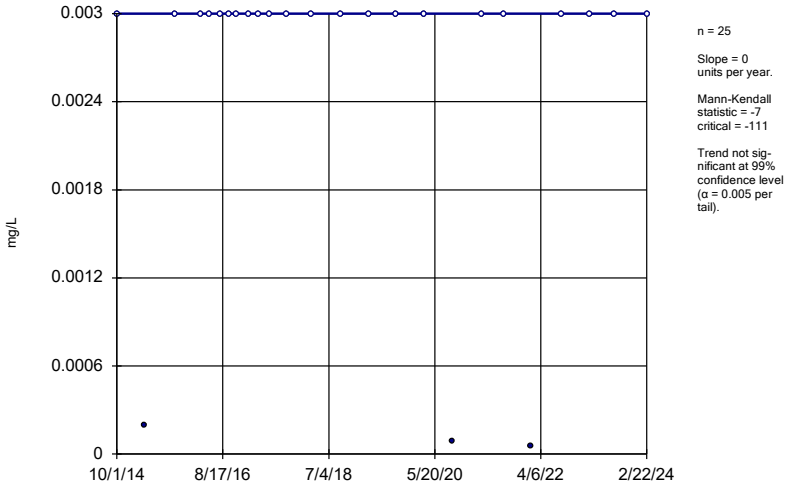

n = 25

Slope = 0 units per year.

Mann-Kendall statistic = -7 critical = -111

Trend not significant at 99% confidence level (α = 0.005 per tail).

Constituent: Beryllium Analysis Run 5/17/2024 12:24 PM View: Upgradient
Plant Bowen Client: Southern Company Data: Bowen 1, 2, 9, and 10

Sanitas™ v.10.0.16e Software licensed to . UG
Hollow symbols indicate censored values.

Sen's Slope Estimator

GWA-1 (bg)

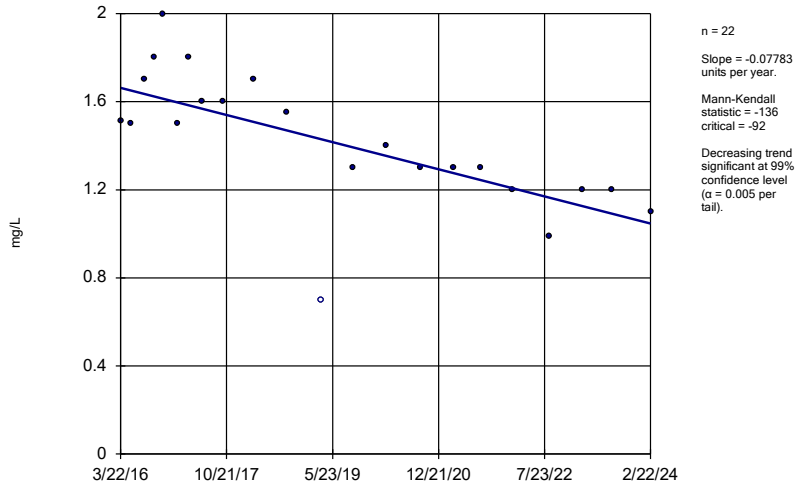

n = 22

Slope = -0.07783 units per year.

Mann-Kendall statistic = -136 critical = -92

Decreasing trend significant at 99% confidence level (α = 0.005 per tail).

Constituent: Chloride, Total Analysis Run 5/17/2024 12:24 PM View: Upgradient
Plant Bowen Client: Southern Company Data: Bowen 1, 2, 9, and 10

Sanitas™ v.10.0.16e Software licensed to . UG

Hollow symbols indicate censored values.

Sen's Slope Estimator

GWA-2 (bg)

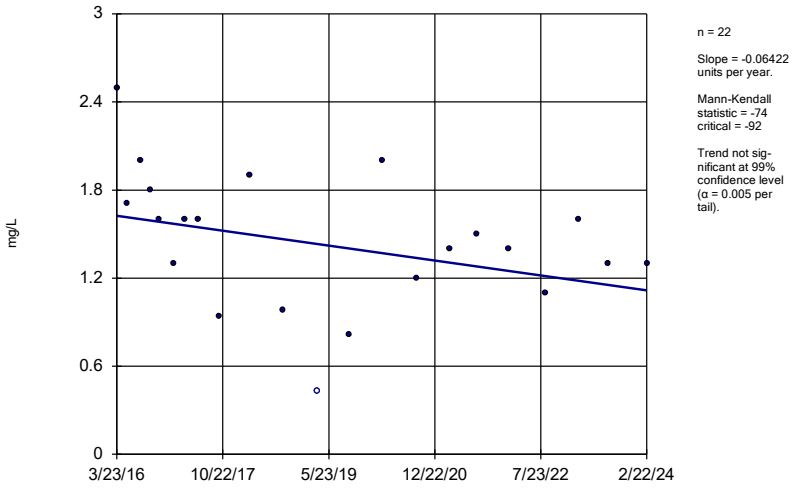

n = 22

Slope = -0.06422 units per year.

Mann-Kendall statistic = -74
critical = -92

Trend not significant at 99% confidence level (α = 0.005 per tail).

Constituent: Chloride, Total Analysis Run 5/17/2024 12:24 PM View: Upgradient

Plant Bowen Client: Southern Company Data: Bowen 1, 2, 9, and 10

Sanitas™ v.10.0.16e Software licensed to . UG

Sen's Slope Estimator

GWA-2R (bg)

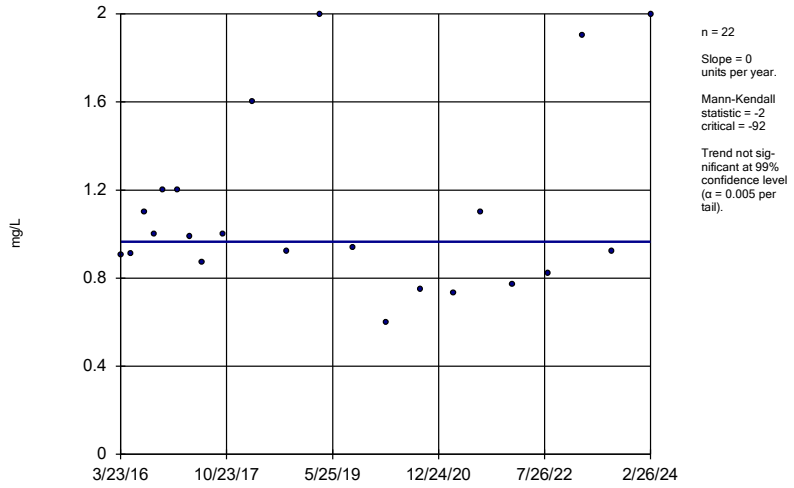

n = 22

Slope = 0 units per year.

Mann-Kendall statistic = -2
critical = -92

Trend not significant at 99% confidence level (α = 0.005 per tail).

Constituent: Chloride, Total Analysis Run 5/17/2024 12:24 PM View: Upgradient

Plant Bowen Client: Southern Company Data: Bowen 1, 2, 9, and 10

Sanitas™ v.10.0.16e Software licensed to . UG

Sen's Slope Estimator

GWA-39RZ (bg)

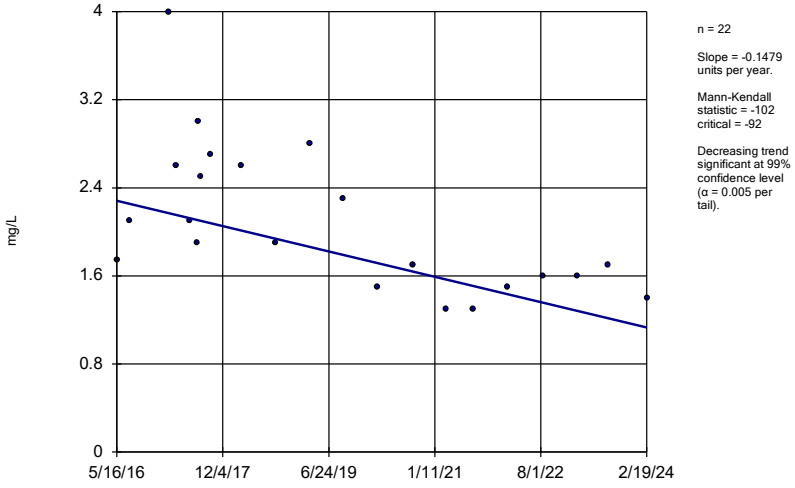

n = 22

Slope = -0.1479 units per year.

Mann-Kendall statistic = -102
critical = -92

Decreasing trend significant at 99% confidence level (α = 0.005 per tail).

Constituent: Chloride, Total Analysis Run 5/17/2024 12:24 PM View: Upgradient

Plant Bowen Client: Southern Company Data: Bowen 1, 2, 9, and 10

Sanitas™ v.10.0.16e Software licensed to . UG

Sen's Slope Estimator

GWA-39Z (bg)

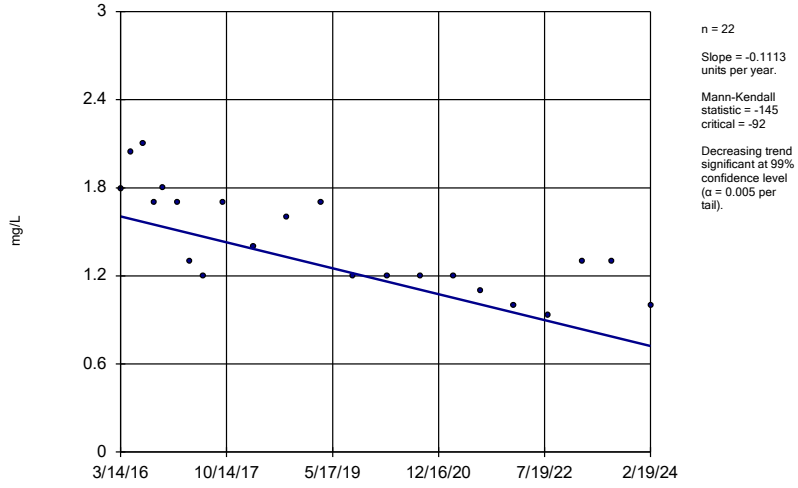

n = 22

Slope = -0.1113 units per year.

Mann-Kendall statistic = -145
critical = -92

Decreasing trend significant at 99% confidence level (α = 0.005 per tail).

Constituent: Chloride, Total Analysis Run 5/17/2024 12:24 PM View: Upgradient

Plant Bowen Client: Southern Company Data: Bowen 1, 2, 9, and 10

Sanitas™ v.10.0.16e Software licensed to . UG
Hollow symbols indicate censored values.

Sen's Slope Estimator

GWA-3A (bg)

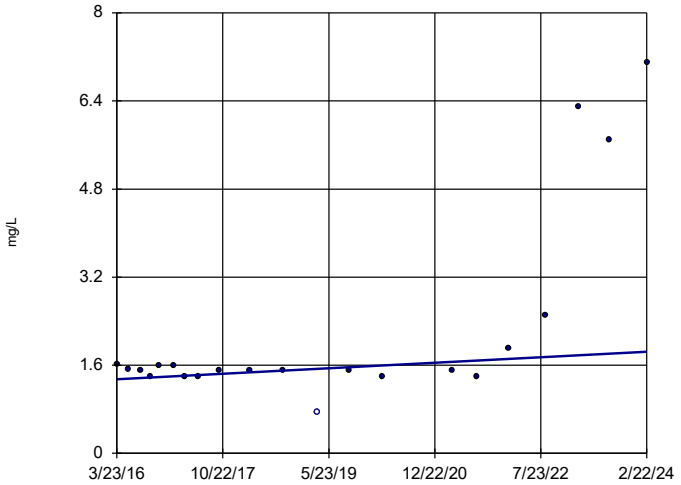

n = 21

Slope = 0.06328 units per year.

Mann-Kendall statistic = 46
critical = 87

Trend not significant at 99% confidence level (α = 0.005 per tail).

Constituent: Chloride, Total Analysis Run 5/17/2024 12:24 PM View: Upgradient
Plant Bowen Client: Southern Company Data: Bowen 1, 2, 9, and 10

Sanitas™ v.10.0.16e Software licensed to . UG
Hollow symbols indicate censored values.

Sen's Slope Estimator

GWA-40 (bg)

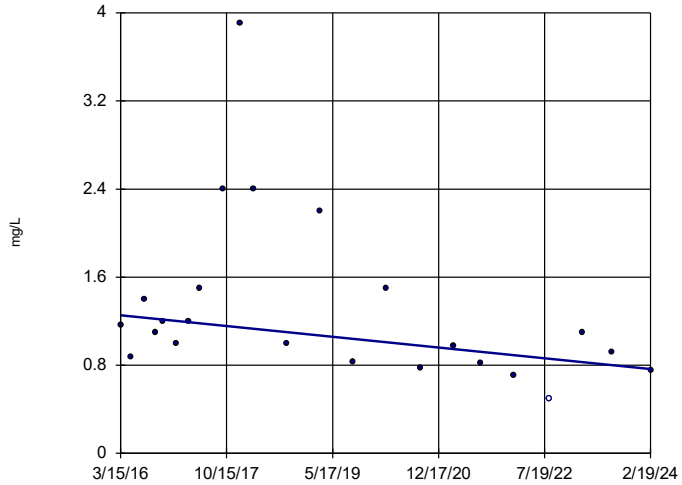

n = 23

Slope = -0.06166 units per year.

Mann-Kendall statistic = -82
critical = -98

Trend not significant at 99% confidence level (α = 0.005 per tail).

Constituent: Chloride, Total Analysis Run 5/17/2024 12:24 PM View: Upgradient
Plant Bowen Client: Southern Company Data: Bowen 1, 2, 9, and 10

Sanitas™ v.10.0.16e Software licensed to . UG

Sen's Slope Estimator

GWA-41 (bg)

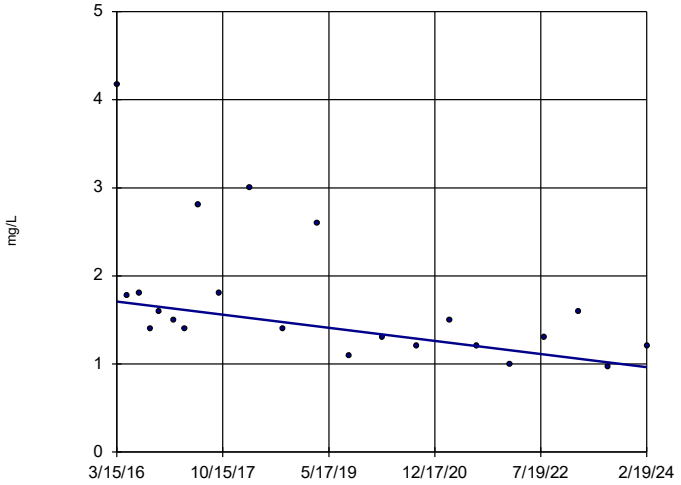

n = 22

Slope = -0.09367 units per year.

Mann-Kendall statistic = -107
critical = -92

Decreasing trend significant at 99% confidence level (α = 0.005 per tail).

Constituent: Chloride, Total Analysis Run 5/17/2024 12:24 PM View: Upgradient
Plant Bowen Client: Southern Company Data: Bowen 1, 2, 9, and 10

Sanitas™ v.10.0.16e Software licensed to . UG

Sen's Slope Estimator

GWA-41R (bg)

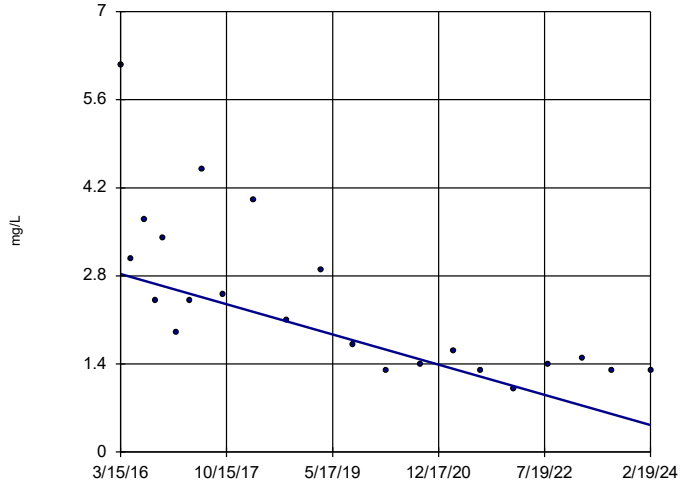

n = 22

Slope = -0.3023 units per year.

Mann-Kendall statistic = -145
critical = -92

Decreasing trend significant at 99% confidence level (α = 0.005 per tail).

Constituent: Chloride, Total Analysis Run 5/17/2024 12:24 PM View: Upgradient
Plant Bowen Client: Southern Company Data: Bowen 1, 2, 9, and 10

Sanitas™ v.10.0.16e Software licensed to . UG

Sen's Slope Estimator

GWA-42 (bg)

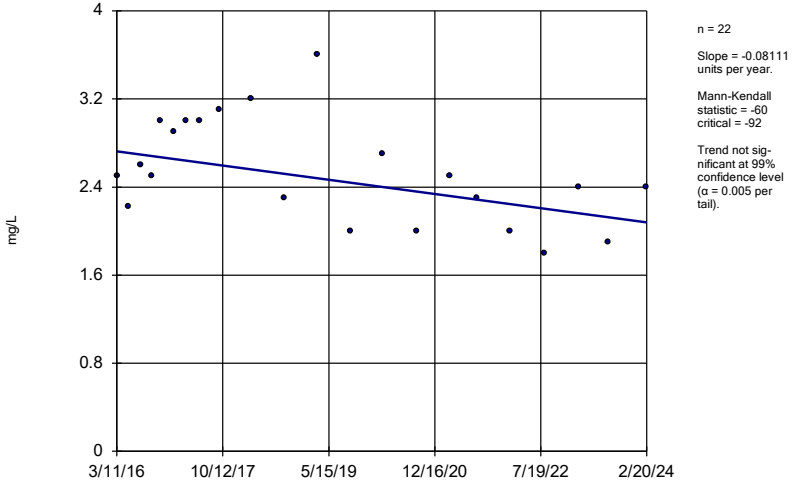

n = 22

Slope = -0.08111 units per year.

Mann-Kendall statistic = -60
critical = -92

Trend not significant at 99% confidence level (α = 0.005 per tail).

Constituent: Chloride, Total Analysis Run 5/17/2024 12:24 PM View: Upgradient
Plant Bowen Client: Southern Company Data: Bowen 1, 2, 9, and 10

Sanitas™ v.10.0.16e Software licensed to . UG

Sen's Slope Estimator

GWA-43 (bg)

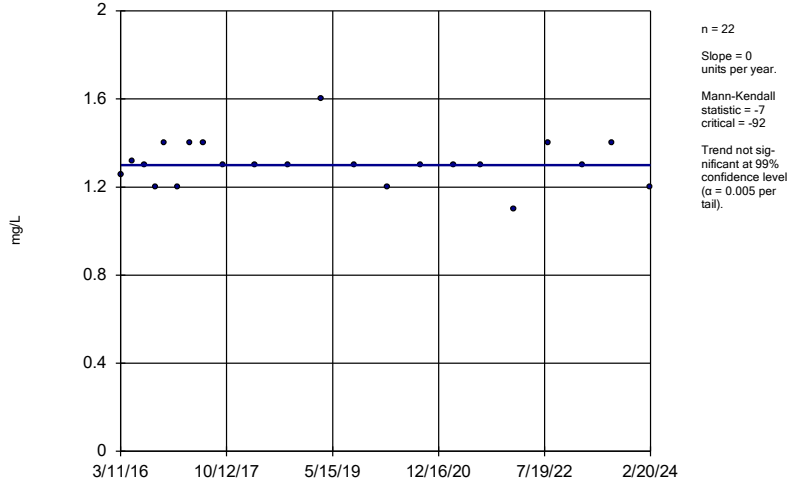

n = 22

Slope = 0 units per year.

Mann-Kendall statistic = -7
critical = -92

Trend not significant at 99% confidence level (α = 0.005 per tail).

Constituent: Chloride, Total Analysis Run 5/17/2024 12:24 PM View: Upgradient
Plant Bowen Client: Southern Company Data: Bowen 1, 2, 9, and 10

Sanitas™ v.10.0.16e Software licensed to . UG

Sen's Slope Estimator

GWA-43R (bg)

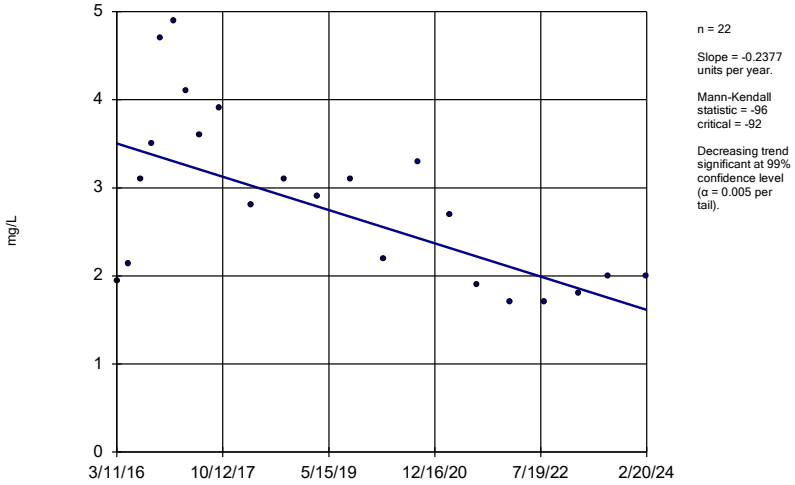

n = 22

Slope = -0.2377 units per year.

Mann-Kendall statistic = -96
critical = -92

Decreasing trend significant at 99% confidence level (α = 0.005 per tail).

Constituent: Chloride, Total Analysis Run 5/17/2024 12:24 PM View: Upgradient
Plant Bowen Client: Southern Company Data: Bowen 1, 2, 9, and 10

Sanitas™ v.10.0.16e Software licensed to . UG

Sen's Slope Estimator

GWA-4RZ (bg)

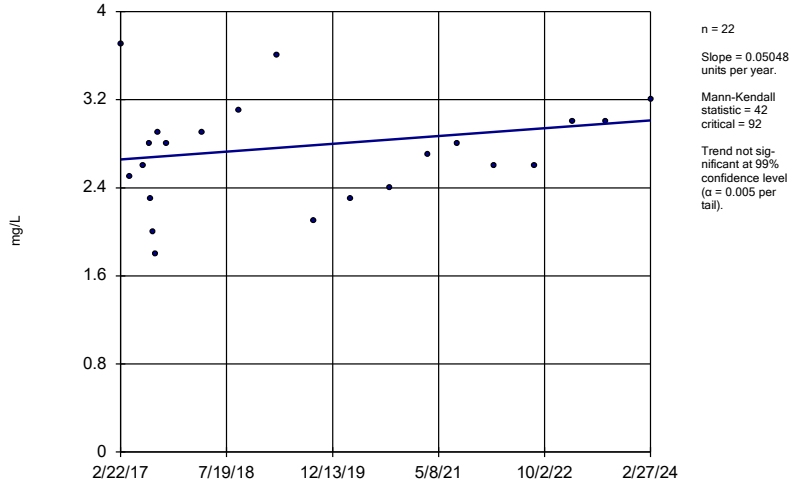

n = 22

Slope = 0.05048 units per year.

Mann-Kendall statistic = 42
critical = 92

Trend not significant at 99% confidence level (α = 0.005 per tail).

Constituent: Chloride, Total Analysis Run 5/17/2024 12:24 PM View: Upgradient
Plant Bowen Client: Southern Company Data: Bowen 1, 2, 9, and 10

Sanitas™ v.10.0.16e Software licensed to . UG
Hollow symbols indicate censored values.

Sen's Slope Estimator

GWA-50 (bg)

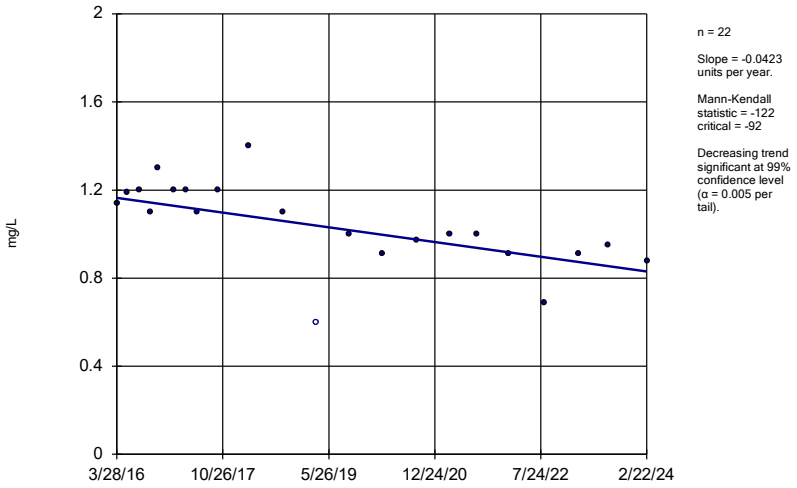

n = 22

Slope = -0.0423 units per year.

Mann-Kendall statistic = -122
critical = -92

Decreasing trend significant at 99% confidence level (α = 0.005 per tail).

Constituent: Chloride, Total Analysis Run 5/17/2024 12:25 PM View: Upgradient
Plant Bowen Client: Southern Company Data: Bowen 1, 2, 9, and 10

Sanitas™ v.10.0.16e Software licensed to . UG
Hollow symbols indicate censored values.

Sen's Slope Estimator

GWA-50R (bg)

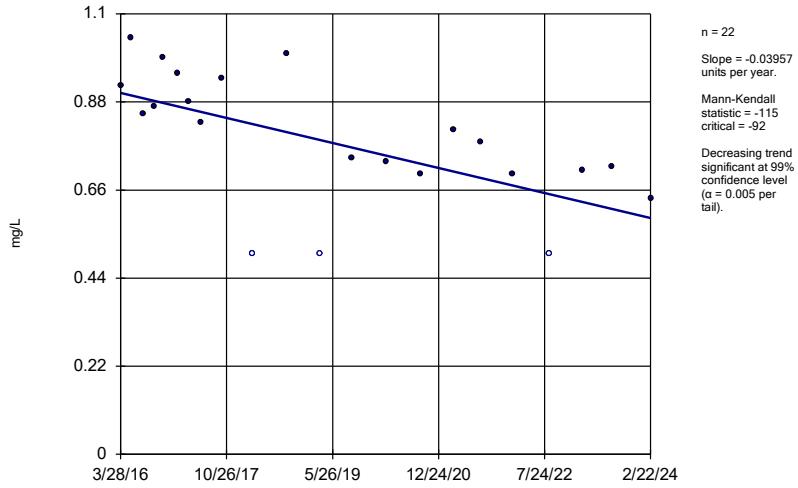

n = 22

Slope = -0.03957 units per year.

Mann-Kendall statistic = -115
critical = -92

Decreasing trend significant at 99% confidence level (α = 0.005 per tail).

Constituent: Chloride, Total Analysis Run 5/17/2024 12:25 PM View: Upgradient
Plant Bowen Client: Southern Company Data: Bowen 1, 2, 9, and 10

Sanitas™ v.10.0.16e Software licensed to . UG
Hollow symbols indicate censored values.

Sen's Slope Estimator

GWA-1 (bg)

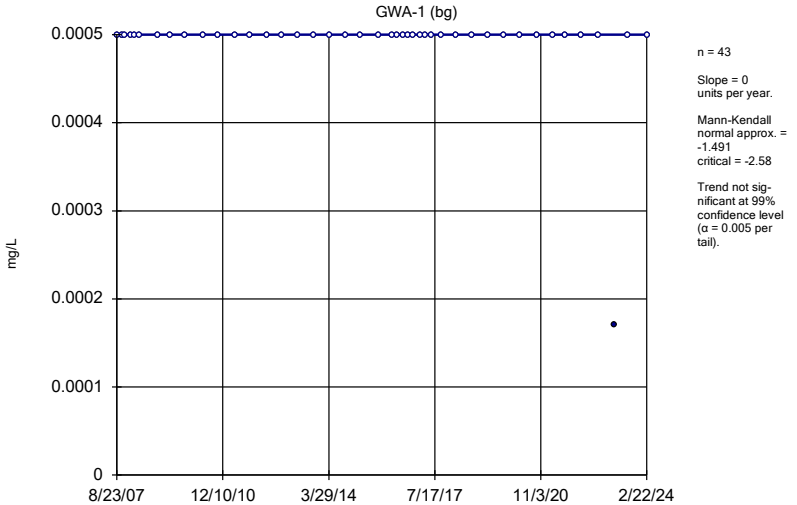

n = 43

Slope = 0 units per year.

Mann-Kendall normal approx. = -1.491
critical = -2.58

Trend not significant at 99% confidence level (α = 0.005 per tail).

Constituent: Mercury Analysis Run 5/17/2024 12:25 PM View: Upgradient
Plant Bowen Client: Southern Company Data: Bowen 1, 2, 9, and 10

Sanitas™ v.10.0.16e Software licensed to . UG
Hollow symbols indicate censored values.

Sen's Slope Estimator

GWA-2 (bg)

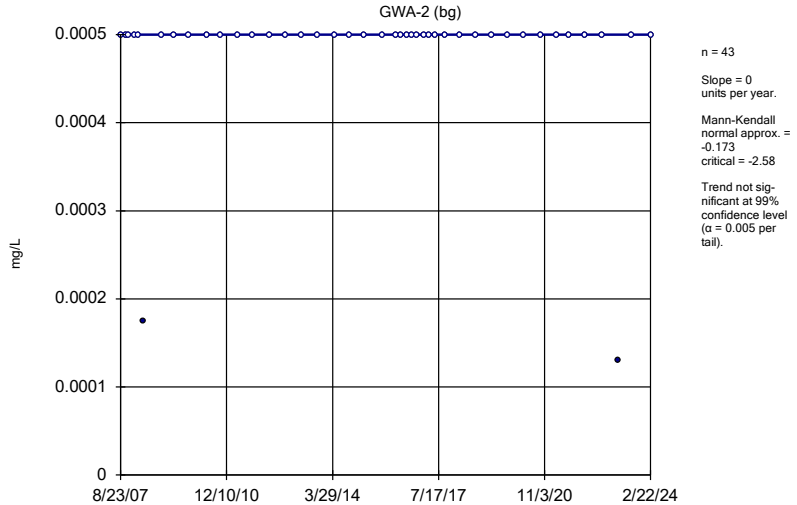

n = 43

Slope = 0 units per year.

Mann-Kendall normal approx. = -0.173
critical = -2.58

Trend not significant at 99% confidence level (α = 0.005 per tail).

Constituent: Mercury Analysis Run 5/17/2024 12:25 PM View: Upgradient
Plant Bowen Client: Southern Company Data: Bowen 1, 2, 9, and 10

Sanitas™ v.10.0.16e Software licensed to . UG
Hollow symbols indicate censored values.

Sen's Slope Estimator

GWA-2R (bg)

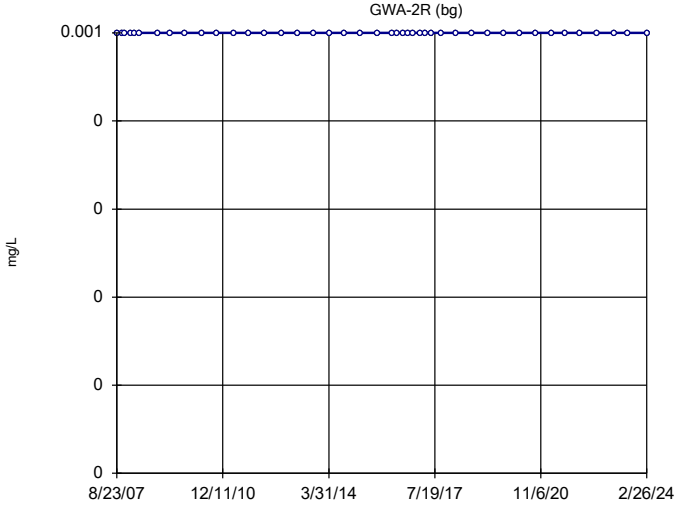

n = 43

Slope = 0 units per year.

Mann-Kendall normal approx. = 0
critical = 2.58

Trend not significant at 99% confidence level (α = 0.005 per tail).

Constituent: Mercury Analysis Run 5/17/2024 12:25 PM View: Upgradient
Plant Bowen Client: Southern Company Data: Bowen 1, 2, 9, and 10

Sanitas™ v.10.0.16e Software licensed to . UG
Hollow symbols indicate censored values.

Sen's Slope Estimator

GWA-39RZ (bg)

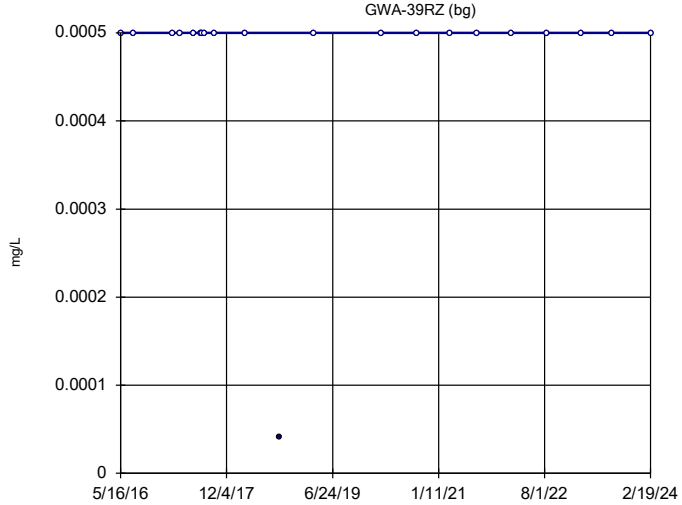

n = 21

Slope = 0 units per year.

Mann-Kendall statistic = 0
critical = 87

Trend not significant at 99% confidence level (α = 0.005 per tail).

Constituent: Mercury Analysis Run 5/17/2024 12:25 PM View: Upgradient
Plant Bowen Client: Southern Company Data: Bowen 1, 2, 9, and 10

Sanitas™ v.10.0.16e Software licensed to . UG
Hollow symbols indicate censored values.

Sen's Slope Estimator

GWA-39Z (bg)

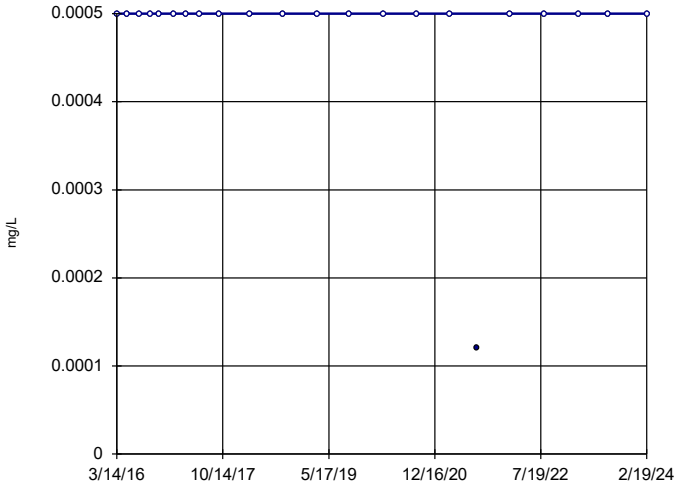

n = 22

Slope = 0 units per year.

Mann-Kendall statistic = -11
critical = -92

Trend not significant at 99% confidence level (α = 0.005 per tail).

Constituent: Mercury Analysis Run 5/17/2024 12:25 PM View: Upgradient
Plant Bowen Client: Southern Company Data: Bowen 1, 2, 9, and 10

Sanitas™ v.10.0.16e Software licensed to . UG
Hollow symbols indicate censored values.

Sen's Slope Estimator

GWA-3A (bg)

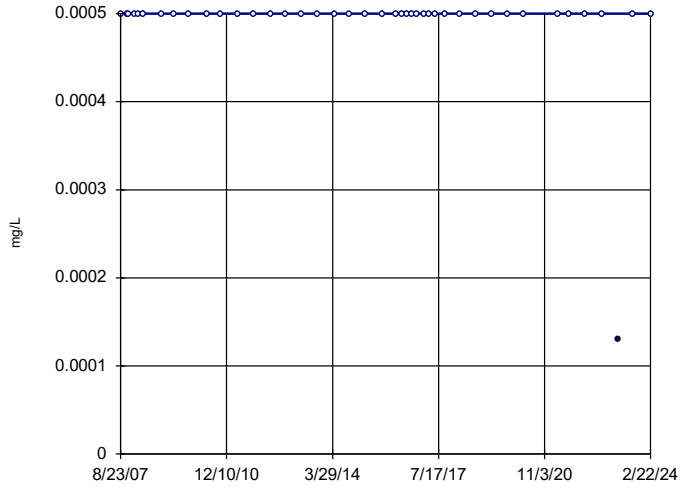

n = 42

Slope = 0 units per year.

Mann-Kendall normal approx. = -1.486
critical = -2.58

Trend not significant at 99% confidence level (α = 0.005 per tail).

Constituent: Mercury Analysis Run 5/17/2024 12:25 PM View: Upgradient
Plant Bowen Client: Southern Company Data: Bowen 1, 2, 9, and 10

Sanitas™ v.10.0.16e Software licensed to . UG
Hollow symbols indicate censored values.

Sen's Slope Estimator

GWA-40 (bg)

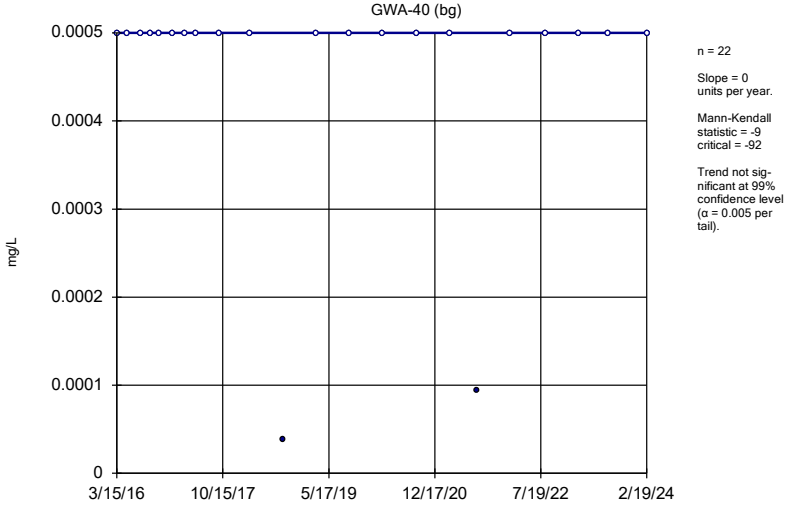

n = 22

Slope = 0 units per year.

Mann-Kendall statistic = -9
critical = -92

Trend not significant at 99% confidence level (α = 0.005 per tail).

Constituent: Mercury Analysis Run 5/17/2024 12:25 PM View: Upgradient
Plant Bowen Client: Southern Company Data: Bowen 1, 2, 9, and 10

Sanitas™ v.10.0.16e Software licensed to . UG
Hollow symbols indicate censored values.

Sen's Slope Estimator

GWA-41 (bg)

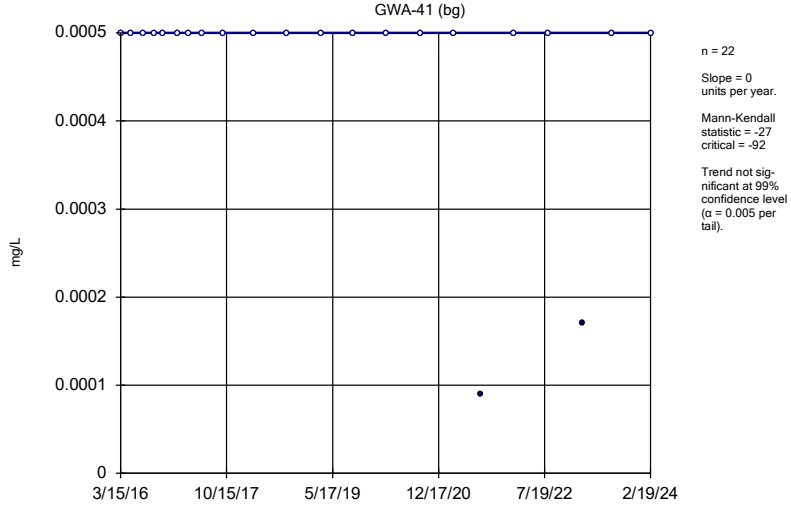

n = 22

Slope = 0 units per year.

Mann-Kendall statistic = -27
critical = -92

Trend not significant at 99% confidence level (α = 0.005 per tail).

Constituent: Mercury Analysis Run 5/17/2024 12:25 PM View: Upgradient
Plant Bowen Client: Southern Company Data: Bowen 1, 2, 9, and 10

Sanitas™ v.10.0.16e Software licensed to . UG
Hollow symbols indicate censored values.

Sen's Slope Estimator

GWA-41R (bg)

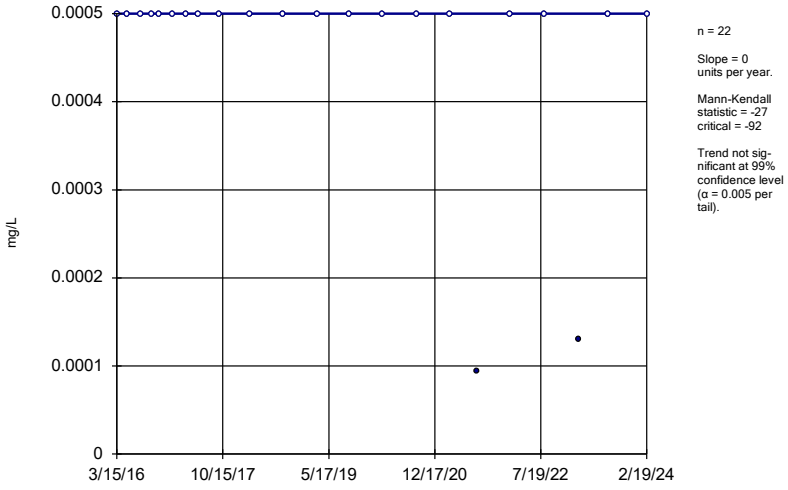

n = 22

Slope = 0 units per year.

Mann-Kendall statistic = -27
critical = -92

Trend not significant at 99% confidence level (α = 0.005 per tail).

Constituent: Mercury Analysis Run 5/17/2024 12:25 PM View: Upgradient
Plant Bowen Client: Southern Company Data: Bowen 1, 2, 9, and 10

Sanitas™ v.10.0.16e Software licensed to . UG
Hollow symbols indicate censored values.

Sen's Slope Estimator

GWA-42 (bg)

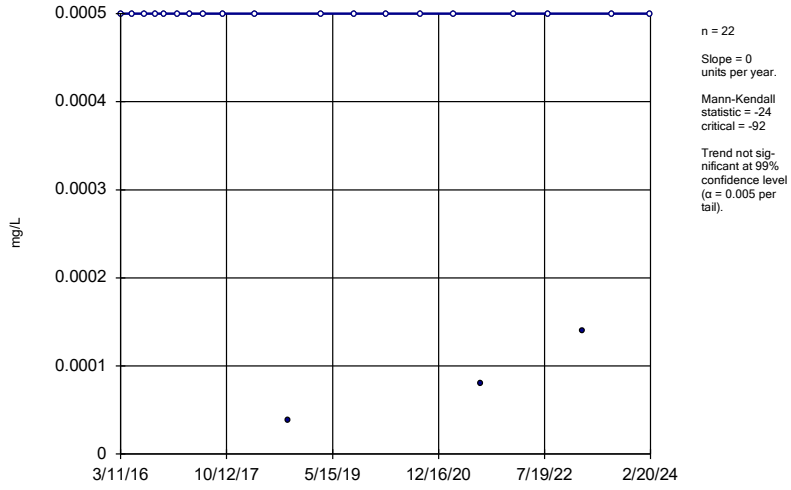

n = 22

Slope = 0 units per year.

Mann-Kendall statistic = -24
critical = -92

Trend not significant at 99% confidence level (α = 0.005 per tail).

Constituent: Mercury Analysis Run 5/17/2024 12:25 PM View: Upgradient
Plant Bowen Client: Southern Company Data: Bowen 1, 2, 9, and 10

Sanitas™ v.10.0.16e Software licensed to . UG
Hollow symbols indicate censored values.

Sen's Slope Estimator

GWA-43 (bg)

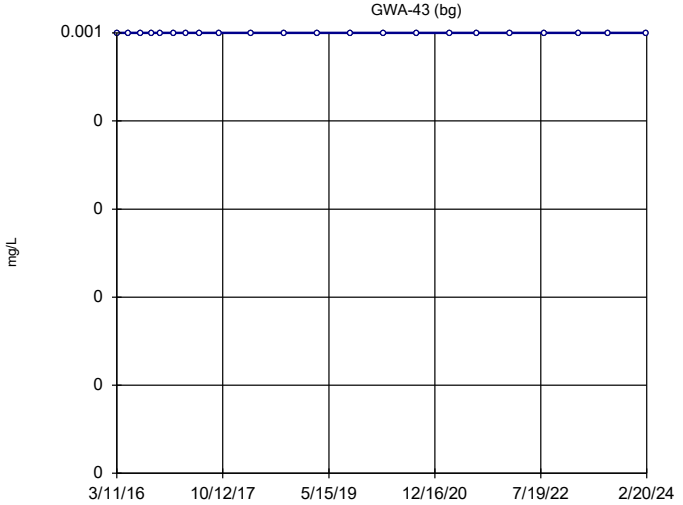

n = 22

Slope = 0 units per year.

Mann-Kendall statistic = 0 critical = 92

Trend not significant at 99% confidence level (α = 0.005 per tail).

Constituent: Mercury Analysis Run 5/17/2024 12:25 PM View: Upgradient
Plant Bowen Client: Southern Company Data: Bowen 1, 2, 9, and 10

Sanitas™ v.10.0.16e Software licensed to . UG
Hollow symbols indicate censored values.

Sen's Slope Estimator

GWA-43R (bg)

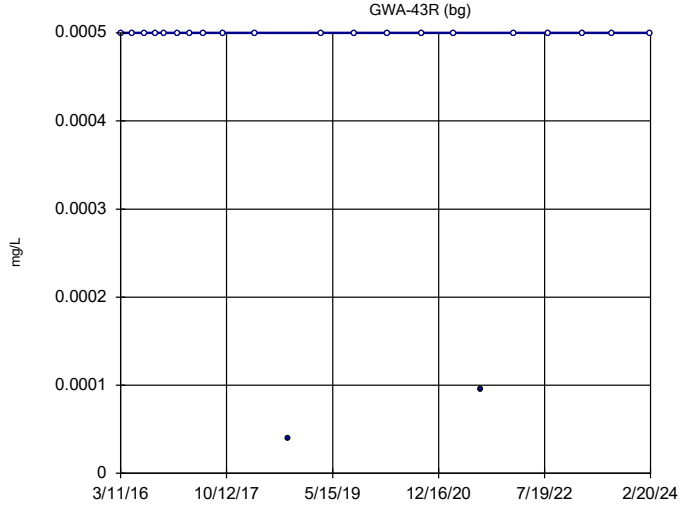

n = 22

Slope = 0 units per year.

Mann-Kendall statistic = -9 critical = -92

Trend not significant at 99% confidence level (α = 0.005 per tail).

Constituent: Mercury Analysis Run 5/17/2024 12:25 PM View: Upgradient
Plant Bowen Client: Southern Company Data: Bowen 1, 2, 9, and 10

Sanitas™ v.10.0.16e Software licensed to . UG
Hollow symbols indicate censored values.

Sen's Slope Estimator

GWA-4RZ (bg)

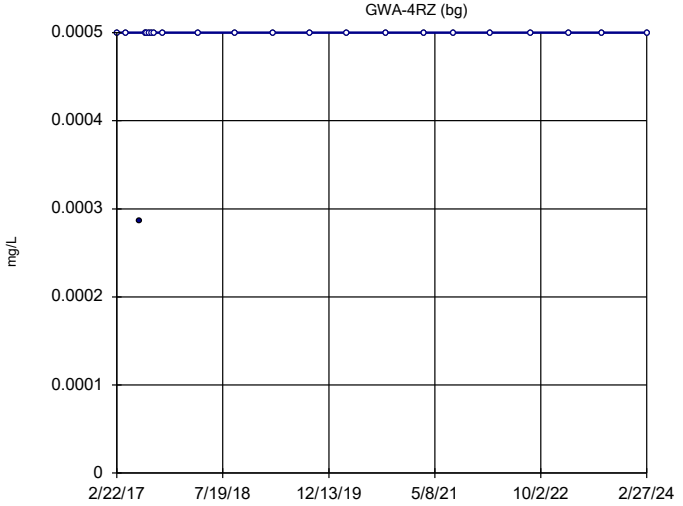

n = 22

Slope = 0 units per year.

Mann-Kendall statistic = 17 critical = 92

Trend not significant at 99% confidence level (α = 0.005 per tail).

Constituent: Mercury Analysis Run 5/17/2024 12:25 PM View: Upgradient
Plant Bowen Client: Southern Company Data: Bowen 1, 2, 9, and 10

Sanitas™ v.10.0.16e Software licensed to . UG
Hollow symbols indicate censored values.

Sen's Slope Estimator

GWA-50 (bg)

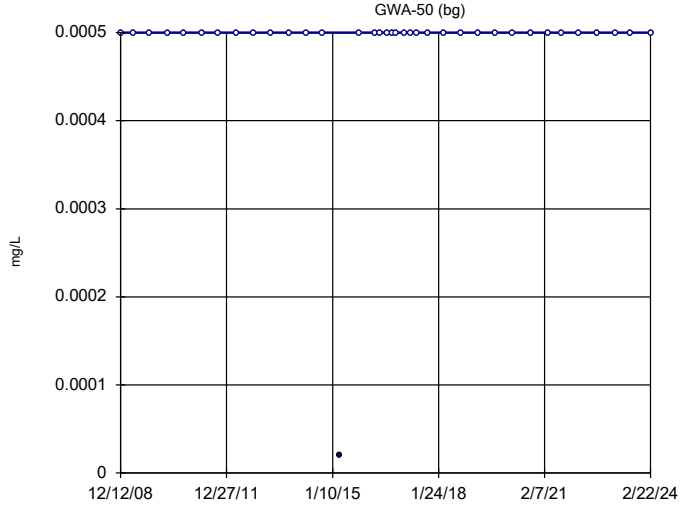

n = 37

Slope = 0 units per year.

Mann-Kendall statistic = 10 critical = 199

Trend not significant at 99% confidence level (α = 0.005 per tail).

Constituent: Mercury Analysis Run 5/17/2024 12:25 PM View: Upgradient
Plant Bowen Client: Southern Company Data: Bowen 1, 2, 9, and 10

Sanitas™ v.10.0.16e Software licensed to . UG

Hollow symbols indicate censored values.

Sen's Slope Estimator

GWA-50R (bg)

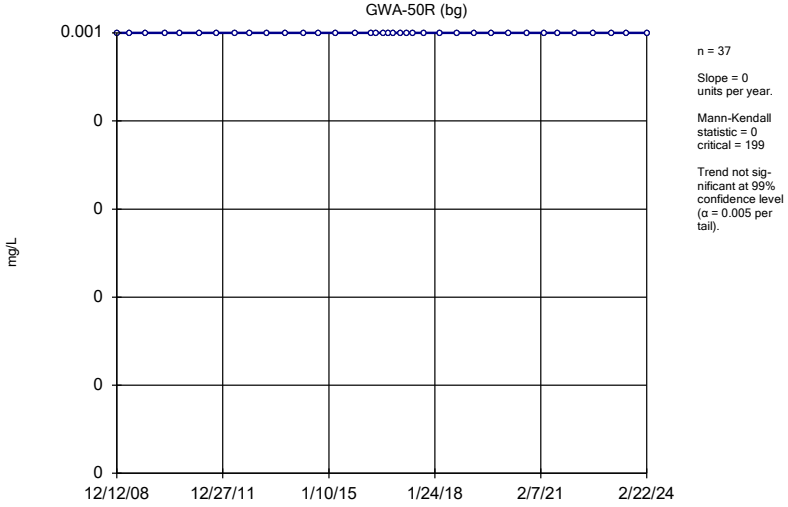

n = 37

Slope = 0 units per year.

Mann-Kendall statistic = 0
critical = 199

Trend not significant at 99% confidence level (α = 0.005 per tail).

Constituent: Mercury Analysis Run 5/17/2024 12:25 PM View: Upgradient

Plant Bowen Client: Southern Company Data: Bowen 1, 2, 9, and 10

Sanitas™ v.10.0.16e Software licensed to . UG

Sen's Slope Estimator

GWA-1 (bg)

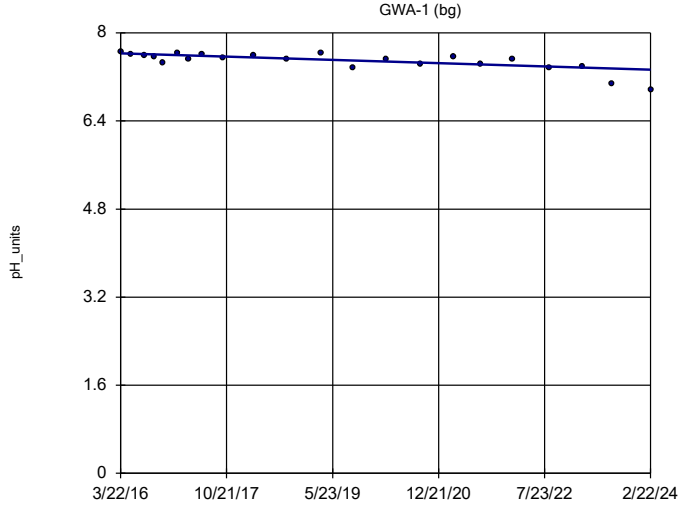

n = 22

Slope = -0.03763 units per year.

Mann-Kendall statistic = -133
critical = -92

Decreasing trend significant at 99% confidence level (α = 0.005 per tail).

Constituent: pH Analysis Run 5/17/2024 12:25 PM View: Upgradient

Plant Bowen Client: Southern Company Data: Bowen 1, 2, 9, and 10

Sanitas™ v.10.0.16e Software licensed to . UG

Sen's Slope Estimator

GWA-2 (bg)

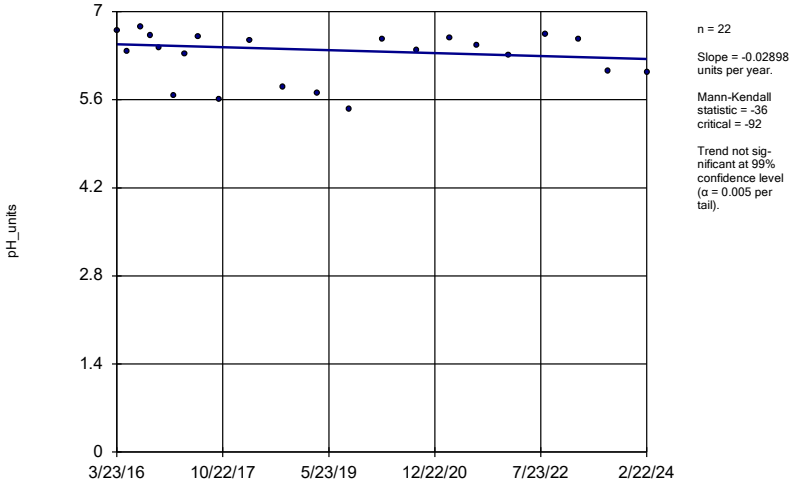

n = 22

Slope = -0.02898 units per year.

Mann-Kendall statistic = -36
critical = -92

Trend not significant at 99% confidence level (α = 0.005 per tail).

Constituent: pH Analysis Run 5/17/2024 12:25 PM View: Upgradient

Plant Bowen Client: Southern Company Data: Bowen 1, 2, 9, and 10

Sanitas™ v.10.0.16e Software licensed to . UG

Sen's Slope Estimator

GWA-2R (bg)

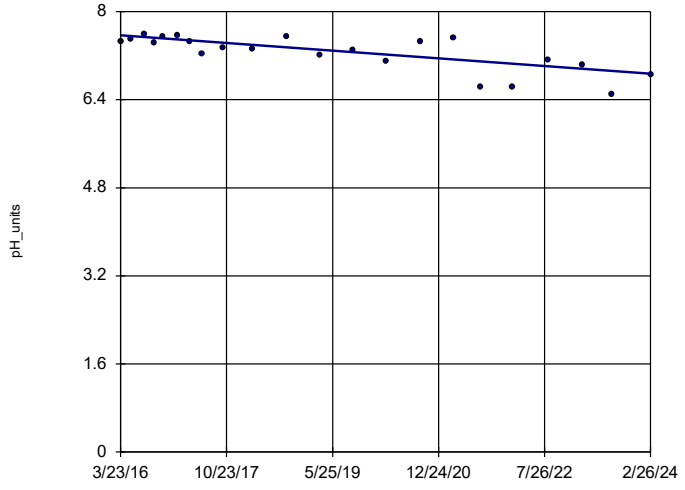

n = 22

Slope = -0.08848 units per year.

Mann-Kendall statistic = -131
critical = -92

Decreasing trend significant at 99% confidence level (α = 0.005 per tail).

Constituent: pH Analysis Run 5/17/2024 12:25 PM View: Upgradient

Plant Bowen Client: Southern Company Data: Bowen 1, 2, 9, and 10

Sanitas™ v.10.0.16e Software licensed to . UG

Sen's Slope Estimator

GWA-39RZ (bg)

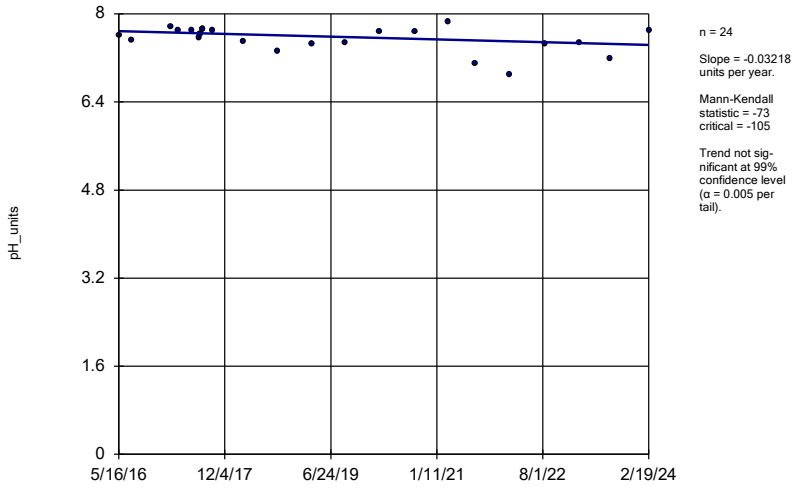

n = 24

Slope = -0.03218 units per year.

Mann-Kendall statistic = -73 critical = -105

Trend not significant at 99% confidence level (α = 0.005 per tail).

Constituent: pH Analysis Run 5/17/2024 12:25 PM View: Upgradient

Plant Bowen Client: Southern Company Data: Bowen 1, 2, 9, and 10

Sanitas™ v.10.0.16e Software licensed to . UG

Sen's Slope Estimator

GWA-39Z (bg)

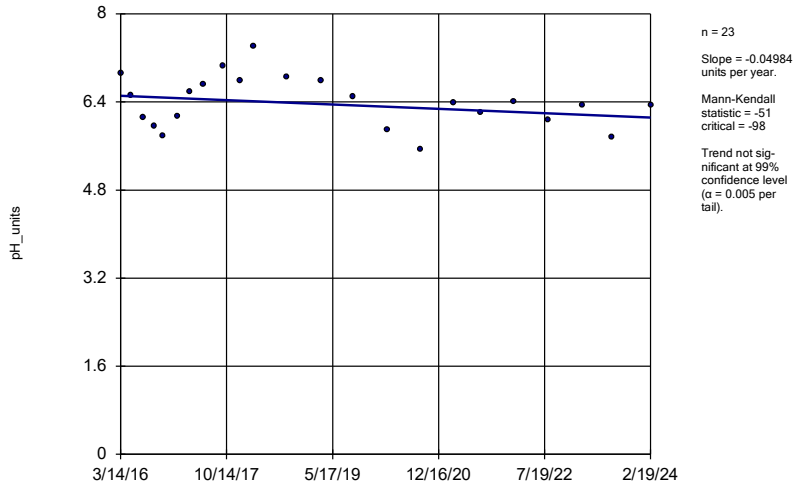

n = 23

Slope = -0.04984 units per year.

Mann-Kendall statistic = -51 critical = -98

Trend not significant at 99% confidence level (α = 0.005 per tail).

Constituent: pH Analysis Run 5/17/2024 12:25 PM View: Upgradient

Plant Bowen Client: Southern Company Data: Bowen 1, 2, 9, and 10

Sanitas™ v.10.0.16e Software licensed to . UG

Sen's Slope Estimator

GWA-3A (bg)

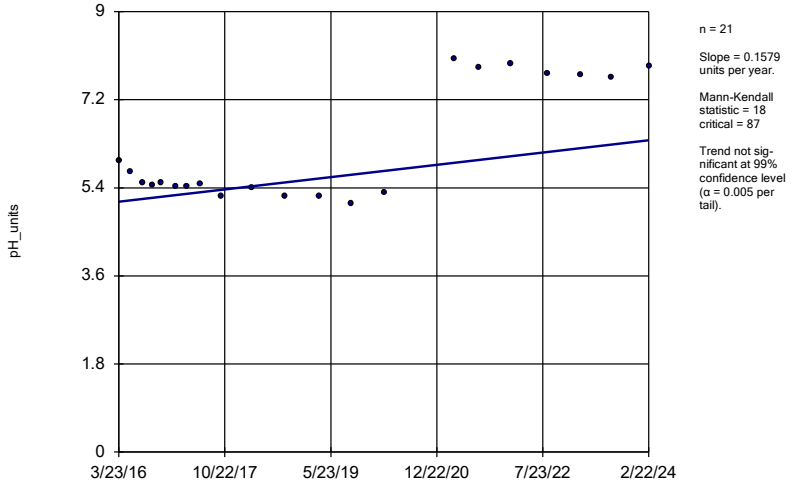

n = 21

Slope = 0.1579 units per year.

Mann-Kendall statistic = 18 critical = 87

Trend not significant at 99% confidence level (α = 0.005 per tail).

Constituent: pH Analysis Run 5/17/2024 12:25 PM View: Upgradient

Plant Bowen Client: Southern Company Data: Bowen 1, 2, 9, and 10

Sanitas™ v.10.0.16e Software licensed to . UG

Sen's Slope Estimator

GWA-40 (bg)

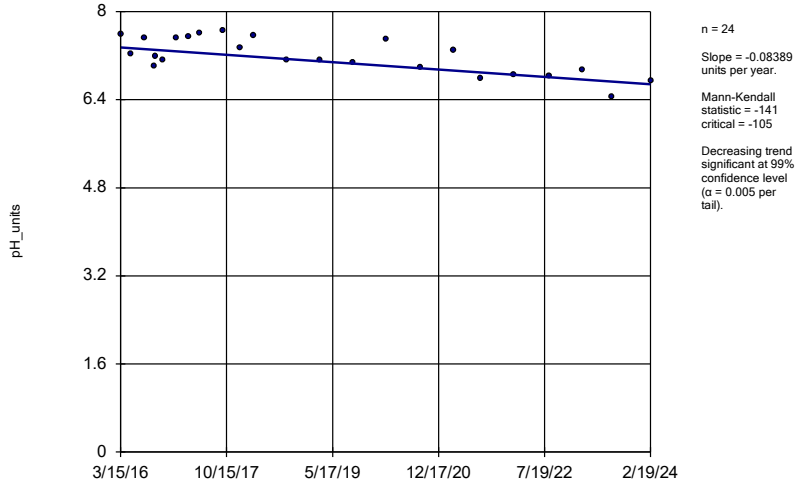

n = 24

Slope = -0.08389 units per year.

Mann-Kendall statistic = -141 critical = -105

Decreasing trend significant at 99% confidence level (α = 0.005 per tail).

Constituent: pH Analysis Run 5/17/2024 12:25 PM View: Upgradient

Plant Bowen Client: Southern Company Data: Bowen 1, 2, 9, and 10

Sanitas™ v.10.0.16e Software licensed to . UG

Sen's Slope Estimator

GWA-41 (bg)

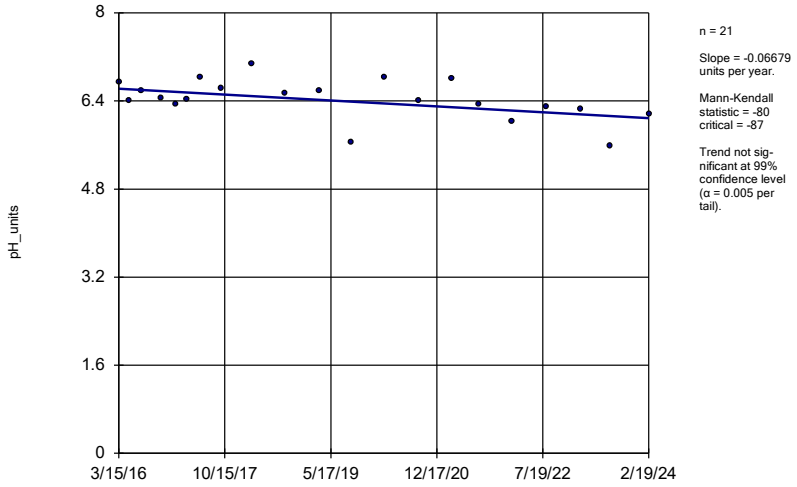

n = 21

Slope = -0.06679 units per year.

Mann-Kendall statistic = -80
critical = -87

Trend not significant at 99% confidence level (α = 0.005 per tail).

Constituent: pH Analysis Run 5/17/2024 12:25 PM View: Upgradient
Plant Bowen Client: Southern Company Data: Bowen 1, 2, 9, and 10

Sanitas™ v.10.0.16e Software licensed to . UG

Sen's Slope Estimator

GWA-41R (bg)

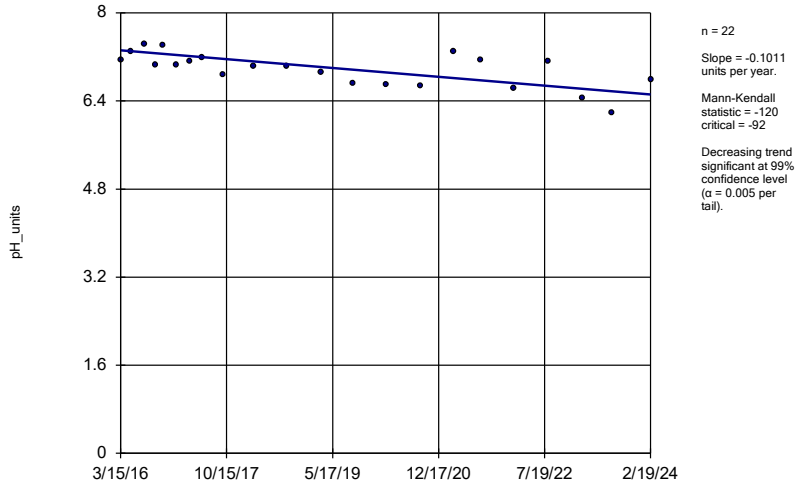

n = 22

Slope = -0.1011 units per year.

Mann-Kendall statistic = -120
critical = -92

Decreasing trend significant at 99% confidence level (α = 0.005 per tail).

Constituent: pH Analysis Run 5/17/2024 12:25 PM View: Upgradient
Plant Bowen Client: Southern Company Data: Bowen 1, 2, 9, and 10

Sanitas™ v.10.0.16e Software licensed to . UG

Sen's Slope Estimator

GWA-42 (bg)

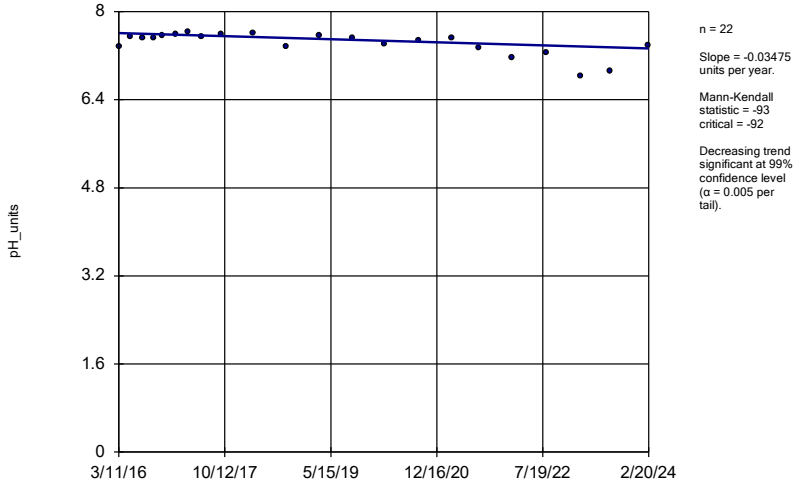

n = 22

Slope = -0.03475 units per year.

Mann-Kendall statistic = -93
critical = -92

Decreasing trend significant at 99% confidence level (α = 0.005 per tail).

Constituent: pH Analysis Run 5/17/2024 12:25 PM View: Upgradient
Plant Bowen Client: Southern Company Data: Bowen 1, 2, 9, and 10

Sanitas™ v.10.0.16e Software licensed to . UG

Sen's Slope Estimator

GWA-43 (bg)

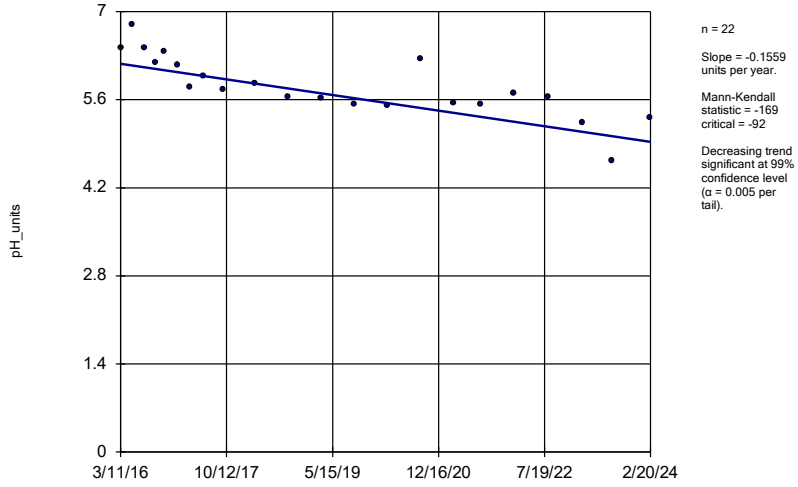

n = 22

Slope = -0.1559 units per year.

Mann-Kendall statistic = -169
critical = -92

Decreasing trend significant at 99% confidence level (α = 0.005 per tail).

Constituent: pH Analysis Run 5/17/2024 12:25 PM View: Upgradient
Plant Bowen Client: Southern Company Data: Bowen 1, 2, 9, and 10

Sanitas™ v.10.0.16e Software licensed to . UG

Sen's Slope Estimator

GWA-43R (bg)

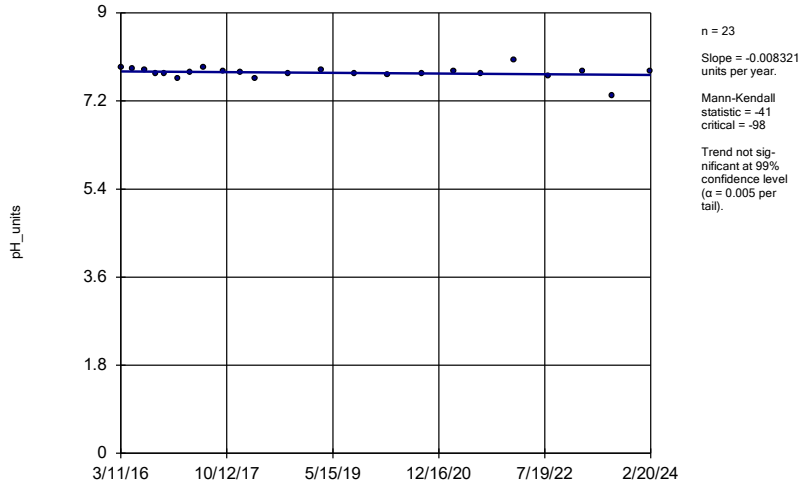

n = 23

Slope = -0.008321 units per year.

Mann-Kendall statistic = -41
critical = -98

Trend not significant at 99% confidence level (α = 0.005 per tail).

Constituent: pH Analysis Run 5/17/2024 12:25 PM View: Upgradient
Plant Bowen Client: Southern Company Data: Bowen 1, 2, 9, and 10

Sanitas™ v.10.0.16e Software licensed to . UG

Sen's Slope Estimator

GWA-4RZ (bg)

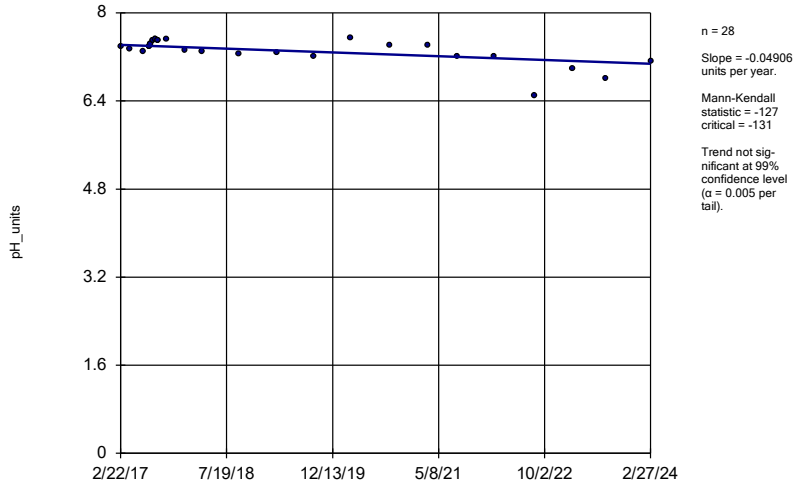

n = 28

Slope = -0.04906 units per year.

Mann-Kendall statistic = -127
critical = -131

Trend not significant at 99% confidence level (α = 0.005 per tail).

Constituent: pH Analysis Run 5/17/2024 12:25 PM View: Upgradient
Plant Bowen Client: Southern Company Data: Bowen 1, 2, 9, and 10

Sanitas™ v.10.0.16e Software licensed to . UG

Sen's Slope Estimator

GWA-50 (bg)

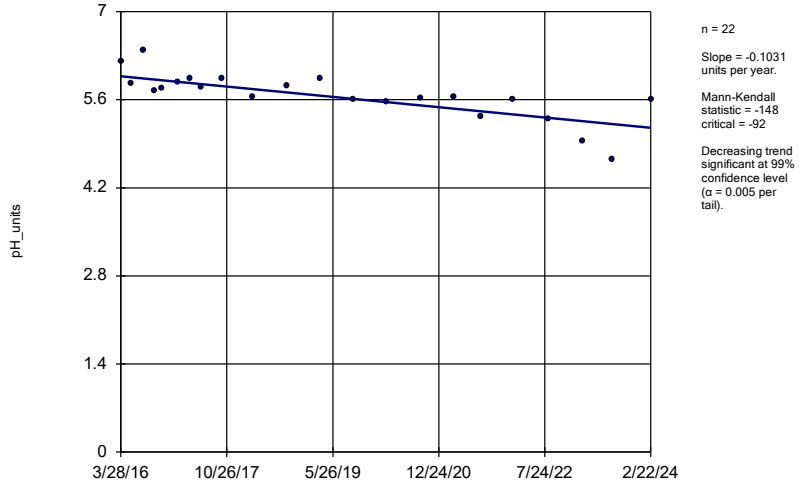

n = 22

Slope = -0.1031 units per year.

Mann-Kendall statistic = -148
critical = -92

Decreasing trend significant at 99% confidence level (α = 0.005 per tail).

Constituent: pH Analysis Run 5/17/2024 12:25 PM View: Upgradient
Plant Bowen Client: Southern Company Data: Bowen 1, 2, 9, and 10

Sanitas™ v.10.0.16e Software licensed to . UG

Sen's Slope Estimator

GWA-50R (bg)

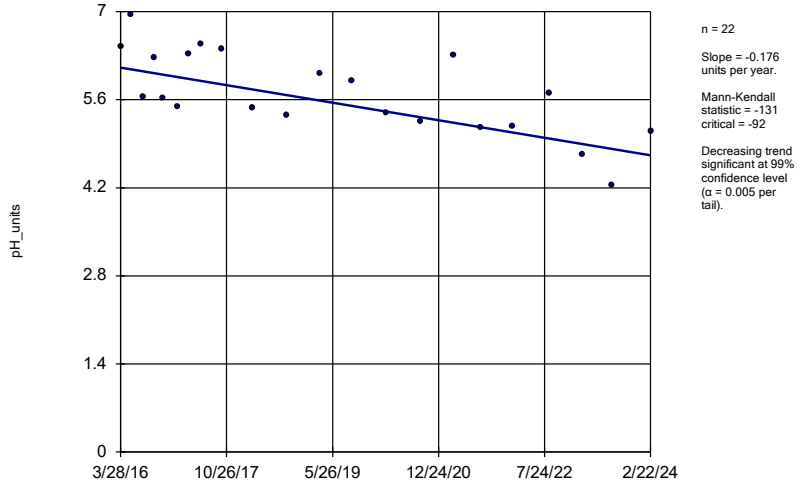

n = 22

Slope = -0.176 units per year.

Mann-Kendall statistic = -131
critical = -92

Decreasing trend significant at 99% confidence level (α = 0.005 per tail).

Constituent: pH Analysis Run 5/17/2024 12:25 PM View: Upgradient
Plant Bowen Client: Southern Company Data: Bowen 1, 2, 9, and 10

Sanitas™ v.10.0.16e Software licensed to . UG
Hollow symbols indicate censored values.

Sen's Slope Estimator

GWA-1 (bg)

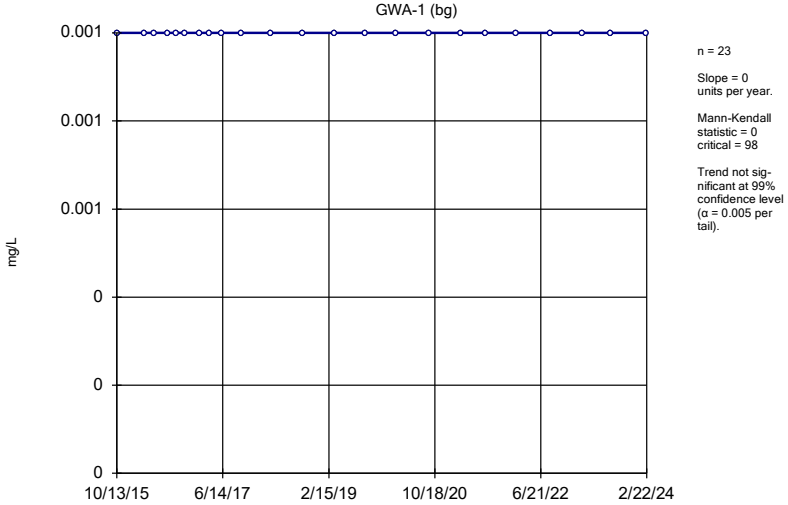

n = 23

Slope = 0 units per year.

Mann-Kendall statistic = 0 critical = 98

Trend not significant at 99% confidence level (α = 0.005 per tail).

Constituent: Thallium Analysis Run 5/17/2024 12:25 PM View: Upgradient
Plant Bowen Client: Southern Company Data: Bowen 1, 2, 9, and 10

Sanitas™ v.10.0.16e Software licensed to . UG
Hollow symbols indicate censored values.

Sen's Slope Estimator

GWA-2 (bg)

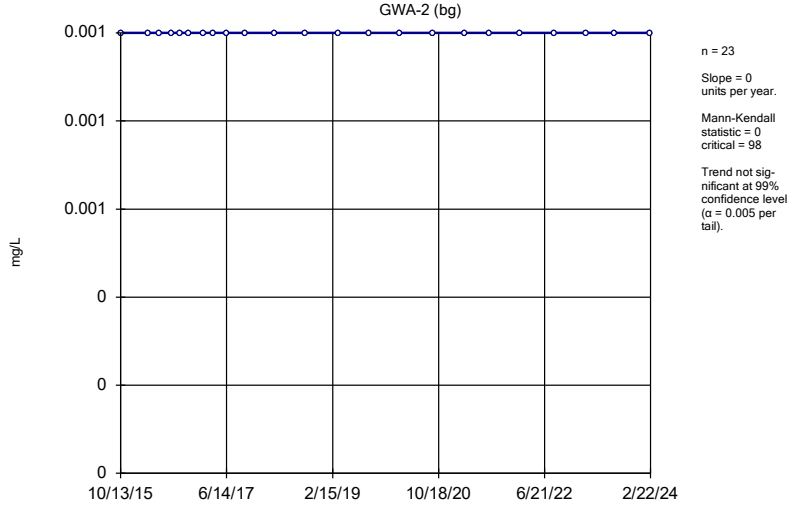

n = 23

Slope = 0 units per year.

Mann-Kendall statistic = 0 critical = 98

Trend not significant at 99% confidence level (α = 0.005 per tail).

Constituent: Thallium Analysis Run 5/17/2024 12:25 PM View: Upgradient
Plant Bowen Client: Southern Company Data: Bowen 1, 2, 9, and 10

Sanitas™ v.10.0.16e Software licensed to . UG
Hollow symbols indicate censored values.

Sen's Slope Estimator

GWA-2R (bg)

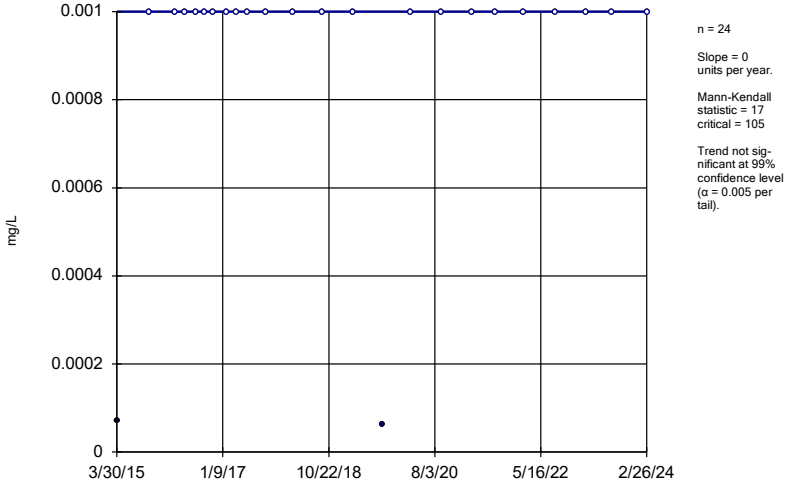

n = 24

Slope = 0 units per year.

Mann-Kendall statistic = 17 critical = 105

Trend not significant at 99% confidence level (α = 0.005 per tail).

Constituent: Thallium Analysis Run 5/17/2024 12:25 PM View: Upgradient
Plant Bowen Client: Southern Company Data: Bowen 1, 2, 9, and 10

Sanitas™ v.10.0.16e Software licensed to . UG
Hollow symbols indicate censored values.

Sen's Slope Estimator

GWA-39RZ (bg)

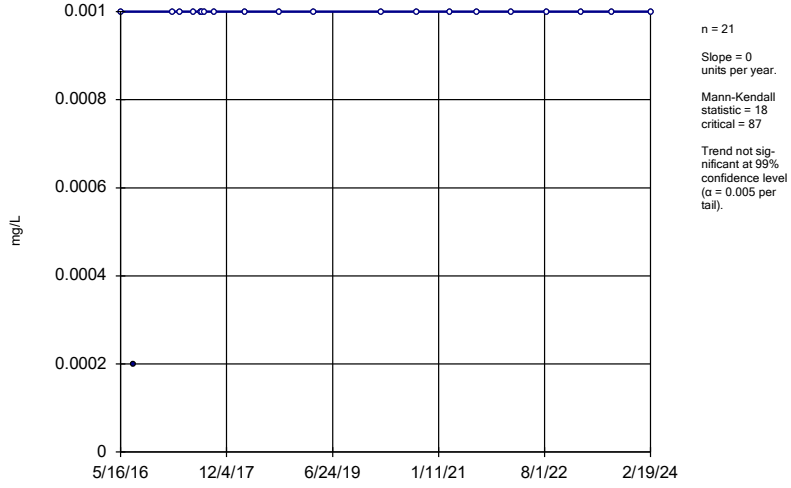

n = 21

Slope = 0 units per year.

Mann-Kendall statistic = 18 critical = 87

Trend not significant at 99% confidence level (α = 0.005 per tail).

Constituent: Thallium Analysis Run 5/17/2024 12:25 PM View: Upgradient
Plant Bowen Client: Southern Company Data: Bowen 1, 2, 9, and 10

Sanitas™ v.10.0.16e Software licensed to . UG
Hollow symbols indicate censored values.

Sen's Slope Estimator

GWA-39Z (bg)

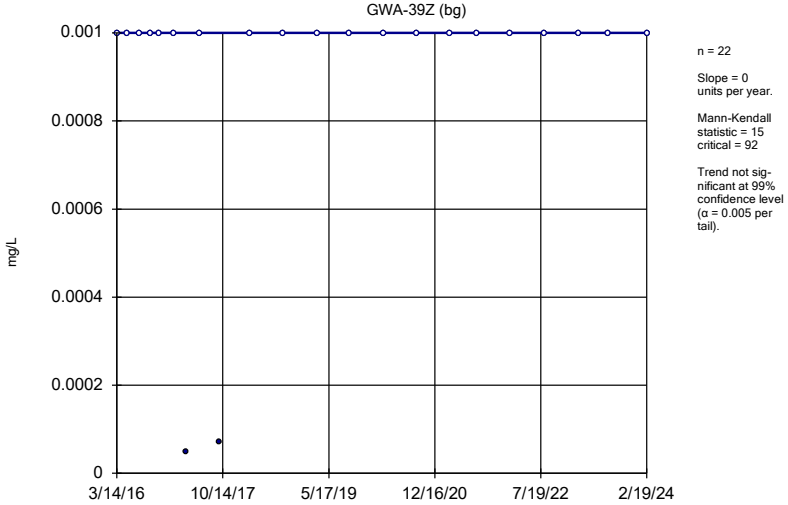

n = 22

Slope = 0 units per year.

Mann-Kendall statistic = 15 critical = 92

Trend not significant at 99% confidence level (α = 0.005 per tail).

Constituent: Thallium Analysis Run 5/17/2024 12:25 PM View: Upgradient
Plant Bowen Client: Southern Company Data: Bowen 1, 2, 9, and 10

Sanitas™ v.10.0.16e Software licensed to . UG
Hollow symbols indicate censored values.

Sen's Slope Estimator

GWA-3A (bg)

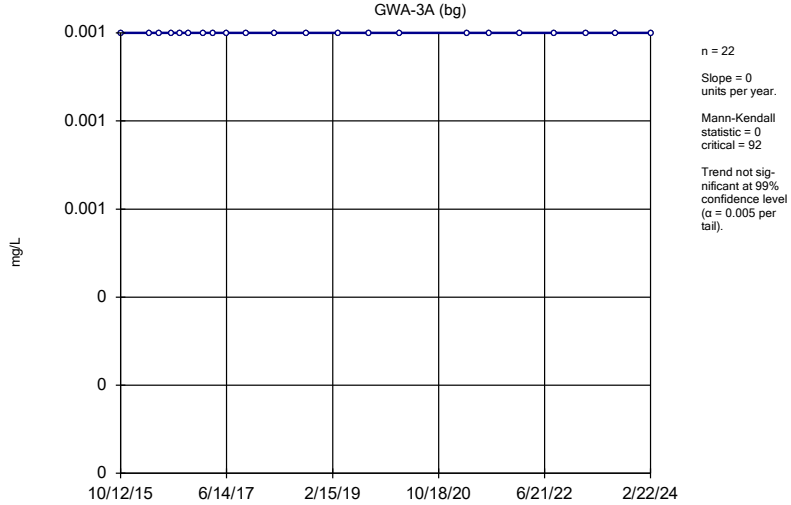

n = 22

Slope = 0 units per year.

Mann-Kendall statistic = 0 critical = 92

Trend not significant at 99% confidence level (α = 0.005 per tail).

Constituent: Thallium Analysis Run 5/17/2024 12:25 PM View: Upgradient
Plant Bowen Client: Southern Company Data: Bowen 1, 2, 9, and 10

Sanitas™ v.10.0.16e Software licensed to . UG
Hollow symbols indicate censored values.

Sen's Slope Estimator

GWA-40 (bg)

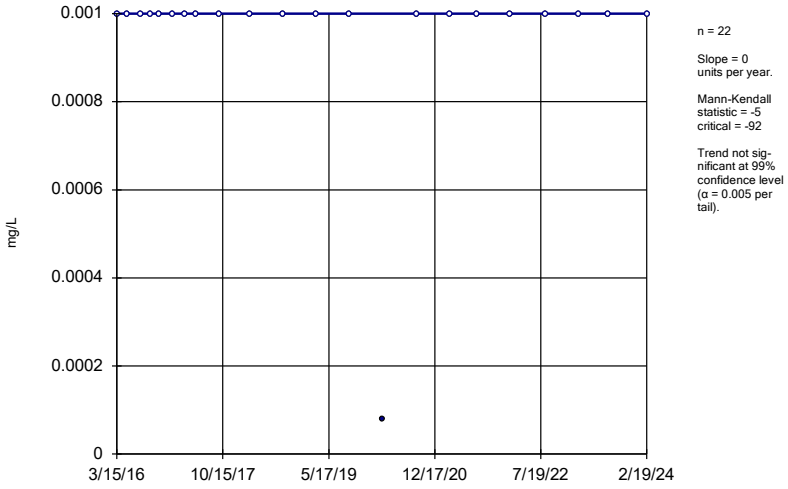

n = 22

Slope = 0 units per year.

Mann-Kendall statistic = -5 critical = -92

Trend not significant at 99% confidence level (α = 0.005 per tail).

Constituent: Thallium Analysis Run 5/17/2024 12:25 PM View: Upgradient
Plant Bowen Client: Southern Company Data: Bowen 1, 2, 9, and 10

Sanitas™ v.10.0.16e Software licensed to . UG
Hollow symbols indicate censored values.

Sen's Slope Estimator

GWA-41 (bg)

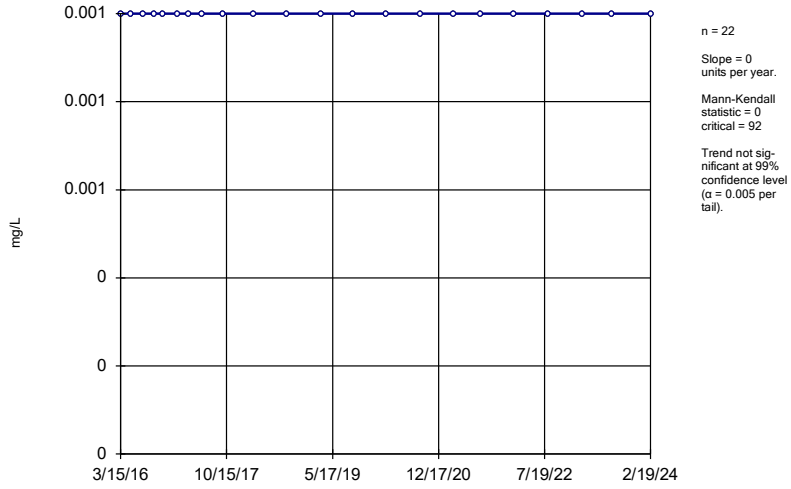

n = 22

Slope = 0 units per year.

Mann-Kendall statistic = 0 critical = 92

Trend not significant at 99% confidence level (α = 0.005 per tail).

Constituent: Thallium Analysis Run 5/17/2024 12:25 PM View: Upgradient
Plant Bowen Client: Southern Company Data: Bowen 1, 2, 9, and 10

Sanitas™ v.10.0.16e Software licensed to . UG
Hollow symbols indicate censored values.

Sen's Slope Estimator

GWA-41R (bg)

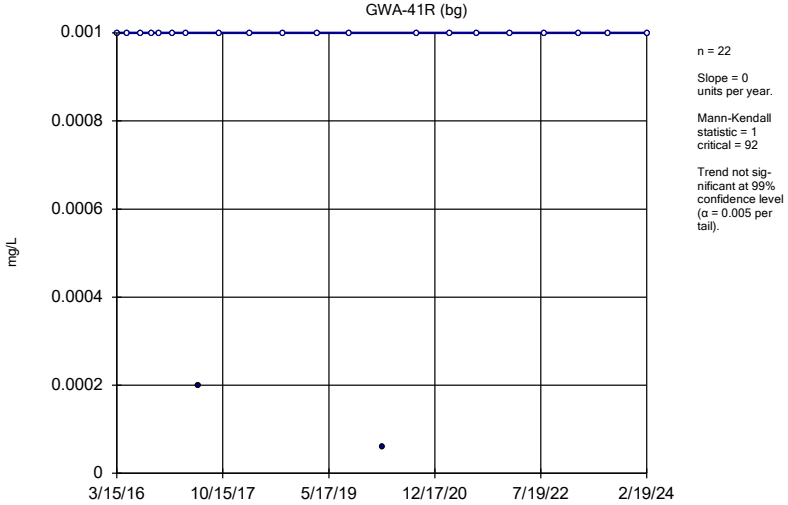

n = 22

Slope = 0 units per year.

Mann-Kendall statistic = 1
critical = 92

Trend not significant at 99% confidence level (α = 0.005 per tail).

Constituent: Thallium Analysis Run 5/17/2024 12:25 PM View: Upgradient
Plant Bowen Client: Southern Company Data: Bowen 1, 2, 9, and 10

Sanitas™ v.10.0.16e Software licensed to . UG
Hollow symbols indicate censored values.

Sen's Slope Estimator

GWA-42 (bg)

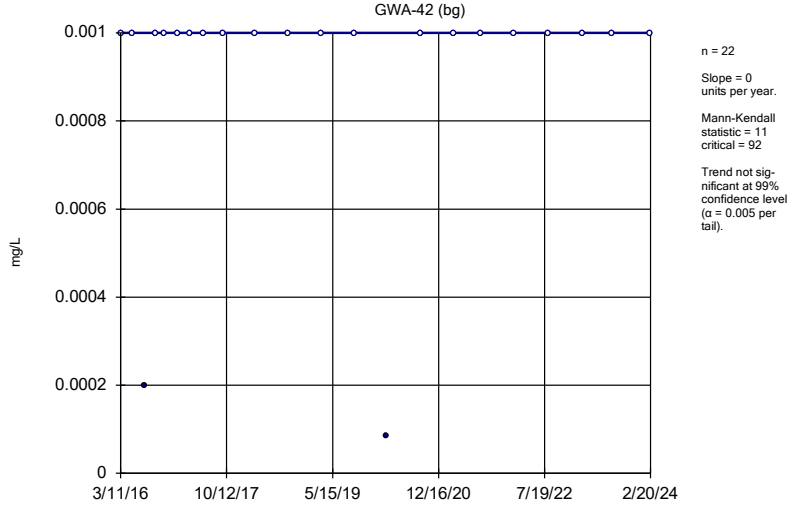

n = 22

Slope = 0 units per year.

Mann-Kendall statistic = 11
critical = 92

Trend not significant at 99% confidence level (α = 0.005 per tail).

Constituent: Thallium Analysis Run 5/17/2024 12:25 PM View: Upgradient
Plant Bowen Client: Southern Company Data: Bowen 1, 2, 9, and 10

Sanitas™ v.10.0.16e Software licensed to . UG
Hollow symbols indicate censored values.

Sen's Slope Estimator

GWA-43 (bg)

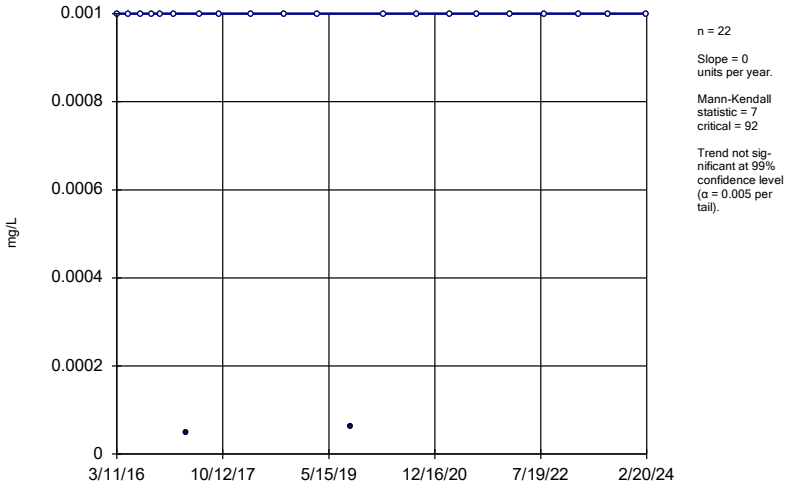

n = 22

Slope = 0 units per year.

Mann-Kendall statistic = 7
critical = 92

Trend not significant at 99% confidence level (α = 0.005 per tail).

Constituent: Thallium Analysis Run 5/17/2024 12:25 PM View: Upgradient
Plant Bowen Client: Southern Company Data: Bowen 1, 2, 9, and 10

Sanitas™ v.10.0.16e Software licensed to . UG
Hollow symbols indicate censored values.

Sen's Slope Estimator

GWA-43R (bg)

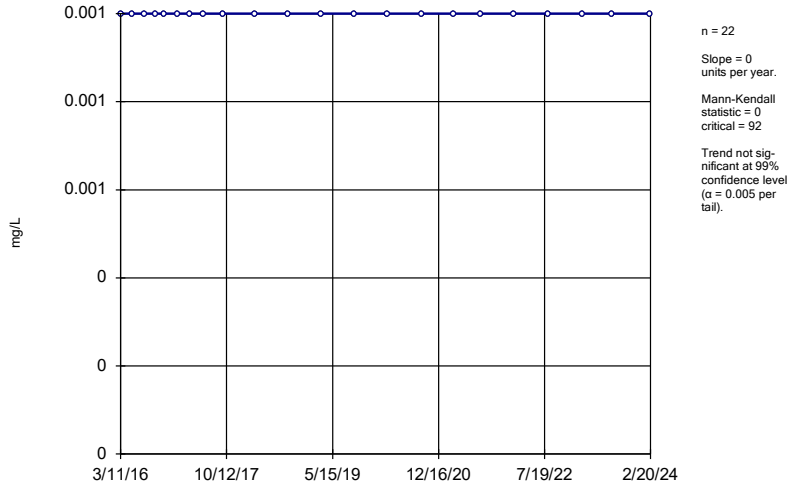

n = 22

Slope = 0 units per year.

Mann-Kendall statistic = 0
critical = 92

Trend not significant at 99% confidence level (α = 0.005 per tail).

Constituent: Thallium Analysis Run 5/17/2024 12:25 PM View: Upgradient
Plant Bowen Client: Southern Company Data: Bowen 1, 2, 9, and 10

Sanitas™ v.10.0.16e Software licensed to . UG
Hollow symbols indicate censored values.

Sen's Slope Estimator

GWA-4RZ (bg)

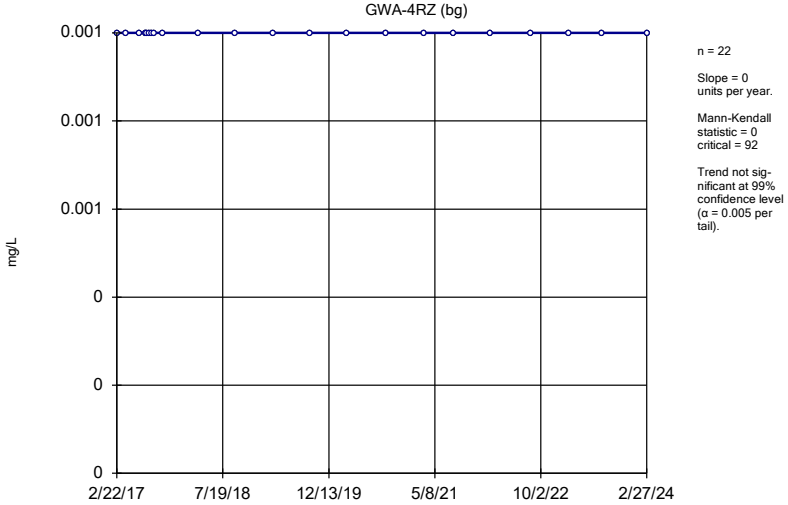

n = 22

Slope = 0 units per year.

Mann-Kendall statistic = 0
critical = 92

Trend not significant at 99% confidence level (α = 0.005 per tail).

Constituent: Thallium Analysis Run 5/17/2024 12:25 PM View: Upgradient
Plant Bowen Client: Southern Company Data: Bowen 1, 2, 9, and 10

Sanitas™ v.10.0.16e Software licensed to . UG
Hollow symbols indicate censored values.

Sen's Slope Estimator

GWA-50 (bg)

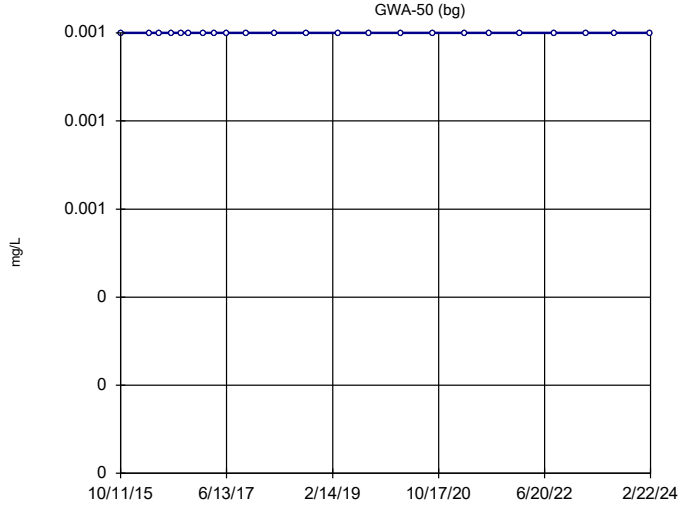

n = 23

Slope = 0 units per year.

Mann-Kendall statistic = 0
critical = 98

Trend not significant at 99% confidence level (α = 0.005 per tail).

Constituent: Thallium Analysis Run 5/17/2024 12:25 PM View: Upgradient
Plant Bowen Client: Southern Company Data: Bowen 1, 2, 9, and 10

Sanitas™ v.10.0.16e Software licensed to . UG
Hollow symbols indicate censored values.

Sen's Slope Estimator

GWA-50R (bg)

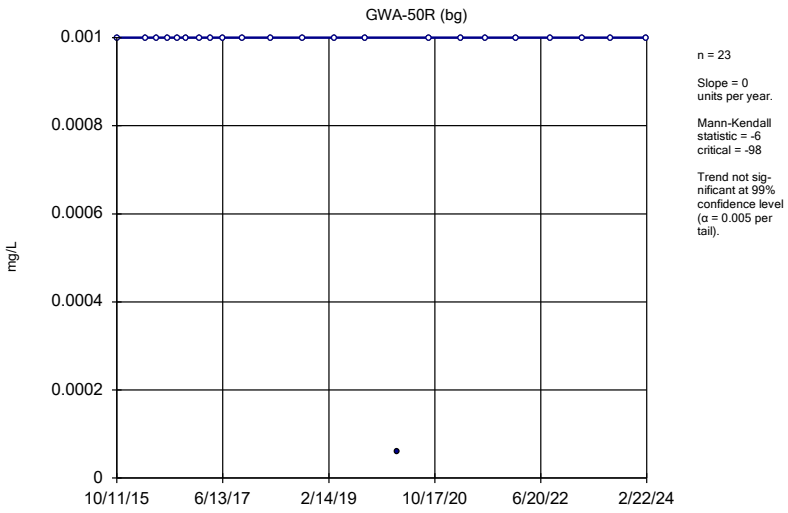

n = 23

Slope = 0 units per year.

Mann-Kendall statistic = -6
critical = -98

Trend not significant at 99% confidence level (α = 0.005 per tail).

Constituent: Thallium Analysis Run 5/17/2024 12:25 PM View: Upgradient
Plant Bowen Client: Southern Company Data: Bowen 1, 2, 9, and 10

FIGURE G.

Appendix I Intrawell Prediction Limits - Significant Results

Plant Bowen Data: Bowen 1, 2, 9, and 10 Printed 4/8/2024, 7:11 PM

Constituent	Well	Upper Lim.	Lower Lim.	Date	Observ.	Sig.	Bg N	Bg Mean	Std. Dev.	%NDs	ND Adj.	Transform	Alpha	Method
Barium (mg/L)	**GWA-42**	**0.006979**	**n/a**	**2/20/2024**	**0.007**	**Yes**	**21**	**0.006286**	**0.000247**	**0**	**None**	**No**	**0.0001266**	**Param Intra 1 of 2**
Barium (mg/L)	**GWC-45**	**0.007388**	**n/a**	**2/20/2024**	**0.0078**	**Yes**	**21**	**0.006095**	**0.0004611**	**0**	**None**	**No**	**0.0001266**	**Param Intra 1 of 2**
Nickel (mg/L)	**GWC-48**	**0.007421**	**n/a**	**2/21/2024**	**0.0076**	**Yes**	**20**	**0.004398**	**0.001068**	**5**	**None**	**No**	**0.0001266**	**Param Intra 1 of 2**
Zinc (mg/L)	**GWA-2R**	**0.02**	**n/a**	**2/26/2024**	**0.055**	**Yes**	**36**	**n/a**	**n/a**	**55.56**	**n/a**	**n/a**	**0.001429**	**NP Intra (NDs) 1 of 2**
Zinc (mg/L)	**GWC-10R**	**0.02**	**n/a**	**2/27/2024**	**0.063**	**Yes**	**37**	**n/a**	**n/a**	**51.35**	**n/a**	**n/a**	**0.001361**	**NP Intra (NDs) 1 of 2**
Zinc (mg/L)	**GWC-15R**	**0.02**	**n/a**	**2/28/2024**	**0.028**	**Yes**	**35**	**n/a**	**n/a**	**31.43**	**n/a**	**n/a**	**0.001497**	**NP Intra (normality) 1 of 2**
Zinc (mg/L)	**GWC-7Z**	**0.02**	**n/a**	**2/26/2024**	**0.066**	**Yes**	**15**	**n/a**	**n/a**	**86.67**	**n/a**	**n/a**	**0.007533**	**NP Intra (NDs) 1 of 2**
Zinc (mg/L)	**GWC-8Z**	**0.02**	**n/a**	**2/26/2024**	**0.057**	**Yes**	**20**	**n/a**	**n/a**	**60**	**n/a**	**n/a**	**0.004291**	**NP Intra (NDs) 1 of 2**

Appendix I Intrawell Prediction Limits - Significant Results

Plant Bowen Data: Bowen 1, 2, 9, and 10 Printed 4/8/2024, 7:11 PM

Constituent	Well	Upper Lim.	Lower Lim.	Date	Observ.	Sig.	Bg N	Bg Mean	Std. Dev.	%NDs	ND Adj.	Transform	Alpha	Method
Antimony (mg/L)	GWA-1	0.017	n/a	2/22/2024	0.0014J	No	42	n/a	n/a	38.1	n/a	n/a	0.001077	NP Intra (normality) 1 of 2
Antimony (mg/L)	GWA-2R	0.011	n/a	2/26/2024	0.0019J	No	41	n/a	n/a	41.46	n/a	n/a	0.001118	NP Intra (normality) 1 of 2
Antimony (mg/L)	GWA-39RZ	0.008469	n/a	2/19/2024	0.0016J	No	19	0.002291	0.002147	26.32	Kaplan-Meier	No	0.0001266	Param Intra 1 of 2
Antimony (mg/L)	GWA-39Z	0.0039	n/a	2/19/2024	0.00081J	No	21	n/a	n/a	33.33	n/a	n/a	0.003999	NP Intra (normality) 1 of 2
Antimony (mg/L)	GWA-3A	0.0068	n/a	2/22/2024	0.003ND	No	41	n/a	n/a	68.29	n/a	n/a	0.001118	NP Intra (NDs) 1 of 2
Antimony (mg/L)	GWA-40	0.003	n/a	2/19/2024	0.003ND	No	21	n/a	n/a	90.48	n/a	n/a	0.003999	NP Intra (NDs) 1 of 2
Antimony (mg/L)	GWA-41	0.003	n/a	2/19/2024	0.003ND	No	21	n/a	n/a	90.48	n/a	n/a	0.003999	NP Intra (NDs) 1 of 2
Antimony (mg/L)	GWA-41R	0.0045	n/a	2/19/2024	0.003ND	No	21	n/a	n/a	52.38	n/a	n/a	0.003999	NP Intra (NDs) 1 of 2
Antimony (mg/L)	GWA-42	0.003	n/a	2/20/2024	0.003ND	No	21	n/a	n/a	95.24	n/a	n/a	0.003999	NP Intra (NDs) 1 of 2
Antimony (mg/L)	GWA-43	0.003	n/a	2/20/2024	0.003ND	No	21	n/a	n/a	95.24	n/a	n/a	0.003999	NP Intra (NDs) 1 of 2
Antimony (mg/L)	GWA-43R	0.003	n/a	2/20/2024	0.0015J	No	21	n/a	n/a	71.43	n/a	n/a	0.003999	NP Intra (NDs) 1 of 2
Antimony (mg/L)	GWA-4RZ	0.003	n/a	2/27/2024	0.003ND	No	21	n/a	n/a	52.38	n/a	n/a	0.003999	NP Intra (NDs) 1 of 2
Antimony (mg/L)	GWA-50	0.003	n/a	2/22/2024	0.003ND	No	36	n/a	n/a	88.89	n/a	n/a	0.001429	NP Intra (NDs) 1 of 2
Antimony (mg/L)	GWA-50R	0.003	n/a	2/22/2024	0.003ND	No	36	n/a	n/a	97.22	n/a	n/a	0.001429	NP Intra (NDs) 1 of 2
Antimony (mg/L)	GWC-10R	0.003	n/a	2/27/2024	0.003ND	No	41	n/a	n/a	95.12	n/a	n/a	0.001118	NP Intra (NDs) 1 of 2
Antimony (mg/L)	GWC-11	0.003	n/a	2/28/2024	0.003ND	No	42	n/a	n/a	85.71	n/a	n/a	0.001077	NP Intra (NDs) 1 of 2
Antimony (mg/L)	GWC-11R	0.012	n/a	2/28/2024	0.003ND	No	43	n/a	n/a	72.09	n/a	n/a	0.001037	NP Intra (NDs) 1 of 2
Antimony (mg/L)	GWC-12	0.003	n/a	2/27/2024	0.003ND	No	42	n/a	n/a	97.62	n/a	n/a	0.001077	NP Intra (NDs) 1 of 2
Antimony (mg/L)	GWC-13	0.003	n/a	2/27/2024	0.003ND	No	42	n/a	n/a	90.48	n/a	n/a	0.001077	NP Intra (NDs) 1 of 2
Antimony (mg/L)	GWC-13RZ	0.00447	n/a	2/28/2024	0.00057J	No	36	n/a	n/a	58.33	n/a	n/a	0.001429	NP Intra (NDs) 1 of 2
Antimony (mg/L)	GWC-14Z	0.005	n/a	2/28/2024	0.003ND	No	42	n/a	n/a	88.1	n/a	n/a	0.001077	NP Intra (NDs) 1 of 2
Antimony (mg/L)	GWC-15R	0.0106	n/a	2/28/2024	0.001J	No	42	n/a	n/a	52.38	n/a	n/a	0.001077	NP Intra (NDs) 1 of 2
Antimony (mg/L)	GWC-15Z	0.0053	n/a	2/28/2024	0.003ND	No	42	n/a	n/a	83.33	n/a	n/a	0.001077	NP Intra (NDs) 1 of 2
Antimony (mg/L)	GWC-44	0.003	n/a	2/20/2024	0.003ND	No	21	n/a	n/a	95.24	n/a	n/a	0.003999	NP Intra (NDs) 1 of 2
Antimony (mg/L)	GWC-45	0.02643	n/a	2/20/2024	0.00062J	No	23	-6.184	0.9271	21.74	Kaplan-Meier	ln(x)	0.0001266	Param Intra 1 of 2
Antimony (mg/L)	GWC-45R	0.00426	n/a	2/20/2024	0.003ND	No	21	n/a	n/a	57.14	n/a	n/a	0.003999	NP Intra (NDs) 1 of 2
Antimony (mg/L)	GWC-46R	0.003	n/a	2/21/2024	0.003ND	No	21	n/a	n/a	95.24	n/a	n/a	0.003999	NP Intra (NDs) 1 of 2
Antimony (mg/L)	GWC-47	0.003	n/a	2/21/2024	0.0013J	No	21	n/a	n/a	85.71	n/a	n/a	0.003999	NP Intra (NDs) 1 of 2
Antimony (mg/L)	GWC-47R	0.00436	n/a	2/21/2024	0.0013J	No	21	0.03291	0.01181	33.33	Kaplan-Meier	sqrt(x)	0.0001266	Param Intra 1 of 2
Antimony (mg/L)	GWC-48	0.003	n/a	2/21/2024	0.003ND	No	21	n/a	n/a	90.48	n/a	n/a	0.003999	NP Intra (NDs) 1 of 2
Antimony (mg/L)	GWC-49R	0.0037	n/a	2/21/2024	0.002J	No	21	n/a	n/a	52.38	n/a	n/a	0.003999	NP Intra (NDs) 1 of 2
Antimony (mg/L)	GWC-49Z	0.003	n/a	2/21/2024	0.003ND	No	21	n/a	n/a	42.86	n/a	n/a	0.003999	NP Intra (normality) 1 of 2
Antimony (mg/L)	GWC-5	0.003	n/a	2/26/2024	0.003ND	No	42	n/a	n/a	92.86	n/a	n/a	0.001077	NP Intra (NDs) 1 of 2
Antimony (mg/L)	GWC-6	0.0035	n/a	2/26/2024	0.003ND	No	42	n/a	n/a	92.86	n/a	n/a	0.001077	NP Intra (NDs) 1 of 2
Antimony (mg/L)	GWC-6RZ	0.003	n/a	2/26/2024	0.003ND	No	25	n/a	n/a	80	n/a	n/a	0.002832	NP Intra (NDs) 1 of 2
Antimony (mg/L)	GWC-7Z	0.003	n/a	2/26/2024	0.00086J	No	21	n/a	n/a	57.14	n/a	n/a	0.003999	NP Intra (NDs) 1 of 2
Antimony (mg/L)	GWC-8RR	0.003	n/a	2/27/2024	0.003ND	No	30	n/a	n/a	76.67	n/a	n/a	0.002008	NP Intra (NDs) 1 of 2
Antimony (mg/L)	GWC-8Z	0.003	n/a	2/26/2024	0.003ND	No	25	n/a	n/a	96	n/a	n/a	0.002832	NP Intra (NDs) 1 of 2
Antimony (mg/L)	GWC-9	0.003	n/a	2/27/2024	0.003ND	No	42	n/a	n/a	97.62	n/a	n/a	0.001077	NP Intra (NDs) 1 of 2
Arsenic (mg/L)	GWA-1	0.005	n/a	2/22/2024	0.005ND	No	42	n/a	n/a	90.48	n/a	n/a	0.001077	NP Intra (NDs) 1 of 2
Arsenic (mg/L)	GWA-2	0.005	n/a	2/22/2024	0.005ND	No	41	n/a	n/a	97.56	n/a	n/a	0.001118	NP Intra (NDs) 1 of 2
Arsenic (mg/L)	GWA-2R	0.0056	n/a	2/26/2024	0.005ND	No	42	n/a	n/a	69.05	n/a	n/a	0.001077	NP Intra (NDs) 1 of 2
Arsenic (mg/L)	GWA-39RZ	0.005	n/a	2/19/2024	0.005ND	No	20	n/a	n/a	70	n/a	n/a	0.004291	NP Intra (NDs) 1 of 2
Arsenic (mg/L)	GWA-39Z	0.005	n/a	2/19/2024	0.005ND	No	21	n/a	n/a	85.71	n/a	n/a	0.003999	NP Intra (NDs) 1 of 2
Arsenic (mg/L)	GWA-3A	0.005	n/a	2/22/2024	0.005ND	No	41	n/a	n/a	97.56	n/a	n/a	0.001118	NP Intra (NDs) 1 of 2
Arsenic (mg/L)	GWA-40	0.005	n/a	2/19/2024	0.005ND	No	21	n/a	n/a	90.48	n/a	n/a	0.003999	NP Intra (NDs) 1 of 2
Arsenic (mg/L)	GWA-41R	0.005	n/a	2/19/2024	0.005ND	No	21	n/a	n/a	85.71	n/a	n/a	0.003999	NP Intra (NDs) 1 of 2
Arsenic (mg/L)	GWA-42	0.005	n/a	2/20/2024	0.001J	No	21	n/a	n/a	100	n/a	n/a	0.003999	NP Intra (NDs) 1 of 2
Arsenic (mg/L)	GWA-43	0.005	n/a	2/20/2024	0.005ND	No	21	n/a	n/a	95.24	n/a	n/a	0.003999	NP Intra (NDs) 1 of 2
Arsenic (mg/L)	GWA-43R	0.005	n/a	2/20/2024	0.005ND	No	21	n/a	n/a	95.24	n/a	n/a	0.003999	NP Intra (NDs) 1 of 2
Arsenic (mg/L)	GWA-4RZ	0.005	n/a	2/27/2024	0.005ND	No	21	n/a	n/a	33.33	n/a	n/a	0.003999	NP Intra (normality) 1 of 2
Arsenic (mg/L)	GWA-50R	0.005	n/a	2/22/2024	0.005ND	No	35	n/a	n/a	100	n/a	n/a	0.001497	NP Intra (NDs) 1 of 2
Arsenic (mg/L)	GWC-10	0.0079	n/a	2/27/2024	0.005ND	No	41	n/a	n/a	90.24	n/a	n/a	0.001118	NP Intra (NDs) 1 of 2
Arsenic (mg/L)	GWC-10R	0.005	n/a	2/27/2024	0.005ND	No	42	n/a	n/a	97.62	n/a	n/a	0.001077	NP Intra (NDs) 1 of 2
Arsenic (mg/L)	GWC-11	0.005	n/a	2/28/2024	0.005ND	No	42	n/a	n/a	95.24	n/a	n/a	0.001077	NP Intra (NDs) 1 of 2

Appendix I Intrawell Prediction Limits - Significant Results

Plant Bowen Data: Bowen 1, 2, 9, and 10 Printed 4/8/2024, 7:11 PM

Constituent	Well	Upper Lim.	Lower Lim.	Date	Observ.	Sig.	Bg N	Bg Mean	Std. Dev.	%NDs	ND Adj.	Transform	Alpha	Method
Arsenic (mg/L)	GWC-11R	0.0077	n/a	2/28/2024	0.005ND	No	42	n/a	n/a	45.24	n/a	n/a	0.001077	NP Intra (normality) 1 of 2
Arsenic (mg/L)	GWC-12	0.01151	n/a	2/27/2024	0.0028J	No	41	0.005796	0.00227	21.95	Kaplan-Meier	No	0.0001266	Param Intra 1 of 2
Arsenic (mg/L)	GWC-13	0.0096	n/a	2/27/2024	0.005ND	No	42	n/a	n/a	73.81	n/a	n/a	0.001077	NP Intra (NDs) 1 of 2
Arsenic (mg/L)	GWC-13RZ	0.0066	n/a	2/28/2024	0.005ND	No	40	n/a	n/a	57.5	n/a	n/a	0.001159	NP Intra (NDs) 1 of 2
Arsenic (mg/L)	GWC-14Z	0.0079	n/a	2/28/2024	0.005ND	No	41	n/a	n/a	87.8	n/a	n/a	0.001118	NP Intra (NDs) 1 of 2
Arsenic (mg/L)	GWC-15R	0.005	n/a	2/28/2024	0.005ND	No	42	n/a	n/a	90.48	n/a	n/a	0.001077	NP Intra (NDs) 1 of 2
Arsenic (mg/L)	GWC-15Z	0.0077	n/a	2/28/2024	0.005ND	No	42	n/a	n/a	76.19	n/a	n/a	0.001077	NP Intra (NDs) 1 of 2
Arsenic (mg/L)	GWC-44	0.005	n/a	2/20/2024	0.005ND	No	21	n/a	n/a	71.43	n/a	n/a	0.003999	NP Intra (NDs) 1 of 2
Arsenic (mg/L)	GWC-45	0.005	n/a	2/20/2024	0.005ND	No	21	n/a	n/a	95.24	n/a	n/a	0.003999	NP Intra (NDs) 1 of 2
Arsenic (mg/L)	GWC-45R	0.005	n/a	2/20/2024	0.005ND	No	21	n/a	n/a	95.24	n/a	n/a	0.003999	NP Intra (NDs) 1 of 2
Arsenic (mg/L)	GWC-46R	0.005	n/a	2/21/2024	0.005ND	No	21	n/a	n/a	95.24	n/a	n/a	0.003999	NP Intra (NDs) 1 of 2
Arsenic (mg/L)	GWC-47	0.005	n/a	2/21/2024	0.005ND	No	21	n/a	n/a	95.24	n/a	n/a	0.003999	NP Intra (NDs) 1 of 2
Arsenic (mg/L)	GWC-47R	0.005	n/a	2/21/2024	0.005ND	No	21	n/a	n/a	52.38	n/a	n/a	0.003999	NP Intra (NDs) 1 of 2
Arsenic (mg/L)	GWC-49R	0.005	n/a	2/21/2024	0.005ND	No	21	n/a	n/a	95.24	n/a	n/a	0.003999	NP Intra (NDs) 1 of 2
Arsenic (mg/L)	GWC-49Z	0.005	n/a	2/21/2024	0.005ND	No	21	n/a	n/a	95.24	n/a	n/a	0.003999	NP Intra (NDs) 1 of 2
Arsenic (mg/L)	GWC-5	0.005	n/a	2/26/2024	0.005ND	No	42	n/a	n/a	97.62	n/a	n/a	0.001077	NP Intra (NDs) 1 of 2
Arsenic (mg/L)	GWC-6	0.005	n/a	2/26/2024	0.005ND	No	41	n/a	n/a	85.37	n/a	n/a	0.001118	NP Intra (NDs) 1 of 2
Arsenic (mg/L)	GWC-6RZ	0.005	n/a	2/26/2024	0.005ND	No	25	n/a	n/a	92	n/a	n/a	0.002832	NP Intra (NDs) 1 of 2
Arsenic (mg/L)	GWC-7Z	0.004382	n/a	2/26/2024	0.005ND	No	21	0.001947	0.0008682	33.33	Kaplan-Meier	No	0.0001266	Param Intra 1 of 2
Arsenic (mg/L)	GWC-8RR	0.005	n/a	2/27/2024	0.005ND	No	30	n/a	n/a	83.33	n/a	n/a	0.002008	NP Intra (NDs) 1 of 2
Arsenic (mg/L)	GWC-8Z	0.005	n/a	2/26/2024	0.005ND	No	25	n/a	n/a	80	n/a	n/a	0.002832	NP Intra (NDs) 1 of 2
Arsenic (mg/L)	GWC-9	0.0086	n/a	2/27/2024	0.005ND	No	42	n/a	n/a	85.71	n/a	n/a	0.001077	NP Intra (NDs) 1 of 2
Barium (mg/L)	GWA-1	0.04	n/a	2/22/2024	0.018	No	41	n/a	n/a	0	n/a	n/a	0.001118	NP Intra (normality) 1 of 2
Barium (mg/L)	GWA-2	0.05	n/a	2/22/2024	0.021	No	40	0.02121	0.01142	0	None	No	0.0001266	Param Intra 1 of 2
Barium (mg/L)	GWA-2R	0.04732	n/a	2/26/2024	0.021	No	40	-4.448	0.5541	0	None	ln(x)	0.0001266	Param Intra 1 of 2
Barium (mg/L)	GWA-39RZ	0.02561	n/a	2/19/2024	0.015	No	20	0.1247	0.01249	0	None	sqrt(x)	0.0001266	Param Intra 1 of 2
Barium (mg/L)	GWA-39Z	0.03585	n/a	2/19/2024	0.013	No	21	0.01414	0.007741	4.762	None	No	0.0001266	Param Intra 1 of 2
Barium (mg/L)	GWA-3A	0.009067	n/a	2/22/2024	0.0074	No	32	0.00587	0.001232	3.125	None	No	0.0001266	Param Intra 1 of 2
Barium (mg/L)	GWA-40	0.01215	n/a	2/19/2024	0.0083	No	21	0.008568	0.001278	0	None	No	0.0001266	Param Intra 1 of 2
Barium (mg/L)	GWA-41	0.03652	n/a	2/19/2024	0.017	No	21	0.02503	0.004095	0	None	No	0.0001266	Param Intra 1 of 2
Barium (mg/L)	GWA-41R	0.05244	n/a	2/19/2024	0.027	No	21	0.02499	0.009788	0	None	No	0.0001266	Param Intra 1 of 2
Barium (mg/L)	**GWA-42**	**0.006979**	**n/a**	**2/20/2024**	**0.007**	**Yes**	**21**	**0.006286**	**0.000247**	**0**	**None**	**No**	**0.0001266**	**Param Intra 1 of 2**
Barium (mg/L)	GWA-43	0.04701	n/a	2/20/2024	0.011	No	21	0.1364	0.02867	0	None	sqrt(x)	0.0001266	Param Intra 1 of 2
Barium (mg/L)	GWA-43R	0.00955	n/a	2/20/2024	0.0074	No	21	0.00766	0.000674	0	None	No	0.0001266	Param Intra 1 of 2
Barium (mg/L)	GWA-4RZ	0.06337	n/a	2/27/2024	0.046	No	21	0.03528	0.01002	0	None	No	0.0001266	Param Intra 1 of 2
Barium (mg/L)	GWA-50	0.01711	n/a	2/22/2024	0.0073	No	35	0.009291	0.003053	2.857	None	No	0.0001266	Param Intra 1 of 2
Barium (mg/L)	GWA-50R	0.02266	n/a	2/22/2024	0.008	No	33	0.0134	0.003582	0	None	No	0.0001266	Param Intra 1 of 2
Barium (mg/L)	GWC-10	0.03515	n/a	2/27/2024	0.024	No	39	0.1366	0.02013	0	None	sqrt(x)	0.0001266	Param Intra 1 of 2
Barium (mg/L)	GWC-10R	0.03633	n/a	2/27/2024	0.028	No	42	0.02431	0.004787	0	None	No	0.0001266	Param Intra 1 of 2
Barium (mg/L)	GWC-11	0.036	n/a	2/28/2024	0.01	No	41	n/a	n/a	2.439	n/a	n/a	0.001118	NP Intra (normality) 1 of 2
Barium (mg/L)	GWC-11R	0.02619	n/a	2/28/2024	0.02	No	42	0.01421	0.004773	0	None	No	0.0001266	Param Intra 1 of 2
Barium (mg/L)	GWC-12	0.043	n/a	2/27/2024	0.023	No	37	n/a	n/a	0	n/a	n/a	0.001361	NP Intra (normality) 1 of 2
Barium (mg/L)	GWC-13	0.05766	n/a	2/27/2024	0.025	No	40	0.1628	0.03067	0	None	sqrt(x)	0.0001266	Param Intra 1 of 2
Barium (mg/L)	GWC-13RZ	0.1182	n/a	2/28/2024	0.097	No	13	0.09362	0.0075	0	None	No	0.0001266	Param Intra 1 of 2
Barium (mg/L)	GWC-14Z	0.05427	n/a	2/28/2024	0.012	No	38	0.2575	0.04773	5.263	None	x^(1/3)	0.0001266	Param Intra 1 of 2
Barium (mg/L)	GWC-15R	0.03289	n/a	2/28/2024	0.014	No	41	0.02303	0.003918	0	None	No	0.0001266	Param Intra 1 of 2
Barium (mg/L)	GWC-15Z	0.02279	n/a	2/28/2024	0.01	No	41	0.01124	0.004593	2.439	None	No	0.0001266	Param Intra 1 of 2
Barium (mg/L)	GWC-44	0.09137	n/a	2/20/2024	0.033	No	21	0.04055	0.01812	0	None	No	0.0001266	Param Intra 1 of 2
Barium (mg/L)	**GWC-45**	**0.007388**	**n/a**	**2/20/2024**	**0.0078**	**Yes**	**21**	**0.006095**	**0.0004611**	**0**	**None**	**No**	**0.0001266**	**Param Intra 1 of 2**
Barium (mg/L)	GWC-45R	0.02826	n/a	2/20/2024	0.02	No	21	0.02146	0.002424	0	None	No	0.0001266	Param Intra 1 of 2
Barium (mg/L)	GWC-46R	0.02171	n/a	2/21/2024	0.011	No	21	0.01387	0.002796	0	None	No	0.0001266	Param Intra 1 of 2
Barium (mg/L)	GWC-47	0.01974	n/a	2/21/2024	0.0087	No	21	0.01108	0.00309	0	None	No	0.0001266	Param Intra 1 of 2
Barium (mg/L)	GWC-47R	0.0344	n/a	2/21/2024	0.0075	No	21	n/a	n/a	4.762	n/a	n/a	0.003999	NP Intra (normality) 1 of 2
Barium (mg/L)	GWC-48	0.05599	n/a	2/21/2024	0.049	No	22	0.03116	0.008935	4.545	None	No	0.0001266	Param Intra 1 of 2
Barium (mg/L)	GWC-49R	0.026	n/a	2/21/2024	0.011	No	21	n/a	n/a	4.762	n/a	n/a	0.003999	NP Intra (normality) 1 of 2

Appendix I Intrawell Prediction Limits - Significant Results

Plant Bowen Data: Bowen 1, 2, 9, and 10 Printed 4/8/2024, 7:11 PM

Constituent	Well	Upper Lim.	Lower Lim.	Date	Observ.	Sig.	Bg N	Bg Mean	Std. Dev.	%NDs	ND Adj.	Transform	Alpha	Method
Barium (mg/L)	GWC-49Z	0.0121	n/a	2/21/2024	0.004J	No	21	n/a	n/a	4.762	n/a	n/a	0.003999	NP Intra (normality) 1 of 2
Barium (mg/L)	GWC-5	0.02853	n/a	2/26/2024	0.012	No	41	0.1296	0.01561	0	None	sqrt(x)	0.0001266	Param Intra 1 of 2
Barium (mg/L)	GWC-6	0.009975	n/a	2/26/2024	0.006	No	16	0.007231	0.0009105	6.25	None	No	0.0001266	Param Intra 1 of 2
Barium (mg/L)	GWC-6RZ	0.01781	n/a	2/26/2024	0.0067	No	25	-4.782	0.2793	4	None	ln(x)	0.0001266	Param Intra 1 of 2
Barium (mg/L)	GWC-7Z	0.04249	n/a	2/26/2024	0.013	No	21	0.02365	0.006717	0	None	No	0.0001266	Param Intra 1 of 2
Barium (mg/L)	GWC-8RR	0.02314	n/a	2/27/2024	0.013	No	30	-4.192	0.1628	0	None	ln(x)	0.0001266	Param Intra 1 of 2
Barium (mg/L)	GWC-8Z	0.05892	n/a	2/26/2024	0.025	No	25	-3.609	0.2883	0	None	ln(x)	0.0001266	Param Intra 1 of 2
Barium (mg/L)	GWC-9	0.0539	n/a	2/27/2024	0.043	No	38	0.03938	0.005721	0	None	No	0.0001266	Param Intra 1 of 2
Cadmium (mg/L)	GWA-1	0.00076	n/a	2/22/2024	0.0005ND	No	42	n/a	n/a	95.24	n/a	n/a	0.001077	NP Intra (NDs) 1 of 2
Cadmium (mg/L)	GWA-39RZ	0.0005	n/a	2/19/2024	0.0005ND	No	20	n/a	n/a	95	n/a	n/a	0.004291	NP Intra (NDs) 1 of 2
Cadmium (mg/L)	GWA-39Z	0.0005	n/a	2/19/2024	0.0005ND	No	21	n/a	n/a	80.95	n/a	n/a	0.003999	NP Intra (NDs) 1 of 2
Cadmium (mg/L)	GWA-42	0.0003665	n/a	2/20/2024	0.00016J	No	21	0.01242	0.002396	14.29	None	sqrt(x)	0.0001266	Param Intra 1 of 2
Cadmium (mg/L)	GWA-43	0.0005	n/a	2/20/2024	0.0005ND	No	21	n/a	n/a	95.24	n/a	n/a	0.003999	NP Intra (NDs) 1 of 2
Cadmium (mg/L)	GWA-50	0.0005	n/a	2/22/2024	0.0005ND	No	36	n/a	n/a	94.44	n/a	n/a	0.001429	NP Intra (NDs) 1 of 2
Cadmium (mg/L)	GWC-10	0.0005	n/a	2/27/2024	0.0005ND	No	42	n/a	n/a	97.62	n/a	n/a	0.001077	NP Intra (NDs) 1 of 2
Cadmium (mg/L)	GWC-10R	0.0005	n/a	2/27/2024	0.0005ND	No	42	n/a	n/a	97.62	n/a	n/a	0.001077	NP Intra (NDs) 1 of 2
Cadmium (mg/L)	GWC-11R	0.00056	n/a	2/28/2024	0.0005ND	No	42	n/a	n/a	95.24	n/a	n/a	0.001077	NP Intra (NDs) 1 of 2
Cadmium (mg/L)	GWC-12	0.0012	n/a	2/27/2024	0.00071	No	43	n/a	n/a	51.16	n/a	n/a	0.001037	NP Intra (NDs) 1 of 2
Cadmium (mg/L)	GWC-14Z	0.0005	n/a	2/28/2024	0.0005ND	No	42	n/a	n/a	97.62	n/a	n/a	0.001077	NP Intra (NDs) 1 of 2
Cadmium (mg/L)	GWC-15R	0.0005	n/a	2/28/2024	0.0005ND	No	42	n/a	n/a	88.1	n/a	n/a	0.001077	NP Intra (NDs) 1 of 2
Cadmium (mg/L)	GWC-44	0.0005	n/a	2/20/2024	0.0005ND	No	21	n/a	n/a	95.24	n/a	n/a	0.003999	NP Intra (NDs) 1 of 2
Cadmium (mg/L)	GWC-45R	0.0005	n/a	2/20/2024	0.0005ND	No	21	n/a	n/a	95.24	n/a	n/a	0.003999	NP Intra (NDs) 1 of 2
Cadmium (mg/L)	GWC-47	0.0005	n/a	2/21/2024	0.0002J	No	21	n/a	n/a	61.9	n/a	n/a	0.003999	NP Intra (NDs) 1 of 2
Cadmium (mg/L)	GWC-47R	0.0005	n/a	2/21/2024	0.0005ND	No	21	n/a	n/a	95.24	n/a	n/a	0.003999	NP Intra (NDs) 1 of 2
Cadmium (mg/L)	GWC-48	0.0005174	n/a	2/21/2024	0.00027J	No	21	-8.571	0.3581	4.762	None	ln(x)	0.0001266	Param Intra 1 of 2
Cadmium (mg/L)	GWC-49Z	0.0005	n/a	2/21/2024	0.0005ND	No	21	n/a	n/a	66.67	n/a	n/a	0.003999	NP Intra (NDs) 1 of 2
Cadmium (mg/L)	GWC-5	0.0005	n/a	2/26/2024	0.0005ND	No	42	n/a	n/a	80.95	n/a	n/a	0.001077	NP Intra (NDs) 1 of 2
Cadmium (mg/L)	GWC-6	0.0005	n/a	2/26/2024	0.0005ND	No	42	n/a	n/a	95.24	n/a	n/a	0.001077	NP Intra (NDs) 1 of 2
Cadmium (mg/L)	GWC-7Z	0.0005	n/a	2/26/2024	0.0005ND	No	21	n/a	n/a	95.24	n/a	n/a	0.003999	NP Intra (NDs) 1 of 2
Cadmium (mg/L)	GWC-8Z	0.0005	n/a	2/26/2024	0.0005ND	No	25	n/a	n/a	92	n/a	n/a	0.002832	NP Intra (NDs) 1 of 2
Chromium (mg/L)	GWA-1	0.012	n/a	2/22/2024	0.005ND	No	39	n/a	n/a	76.92	n/a	n/a	0.001226	NP Intra (NDs) 1 of 2
Chromium (mg/L)	GWA-2	0.009	n/a	2/22/2024	0.005ND	No	39	n/a	n/a	69.23	n/a	n/a	0.001226	NP Intra (NDs) 1 of 2
Chromium (mg/L)	GWA-2R	0.012	n/a	2/26/2024	0.005ND	No	41	n/a	n/a	85.37	n/a	n/a	0.001118	NP Intra (NDs) 1 of 2
Chromium (mg/L)	GWA-39RZ	0.005	n/a	2/19/2024	0.005ND	No	20	n/a	n/a	50	n/a	n/a	0.004291	NP Intra (normality) 1 of 2
Chromium (mg/L)	GWA-39Z	0.005	n/a	2/19/2024	0.005ND	No	20	n/a	n/a	95	n/a	n/a	0.004291	NP Intra (NDs) 1 of 2
Chromium (mg/L)	GWA-3A	0.012	n/a	2/22/2024	0.005ND	No	37	n/a	n/a	81.08	n/a	n/a	0.001361	NP Intra (NDs) 1 of 2
Chromium (mg/L)	GWA-40	0.005	n/a	2/19/2024	0.005ND	No	21	n/a	n/a	80.95	n/a	n/a	0.003999	NP Intra (NDs) 1 of 2
Chromium (mg/L)	GWA-41	0.015	n/a	2/19/2024	0.005ND	No	21	n/a	n/a	90.48	n/a	n/a	0.003999	NP Intra (NDs) 1 of 2
Chromium (mg/L)	GWA-41R	0.005	n/a	2/19/2024	0.005ND	No	21	n/a	n/a	90.48	n/a	n/a	0.003999	NP Intra (NDs) 1 of 2
Chromium (mg/L)	GWA-42	0.005	n/a	2/20/2024	0.005ND	No	21	n/a	n/a	95.24	n/a	n/a	0.003999	NP Intra (NDs) 1 of 2
Chromium (mg/L)	GWA-43	0.005	n/a	2/20/2024	0.005ND	No	21	n/a	n/a	76.19	n/a	n/a	0.003999	NP Intra (NDs) 1 of 2
Chromium (mg/L)	GWA-43R	0.005	n/a	2/20/2024	0.005ND	No	21	n/a	n/a	47.62	n/a	n/a	0.003999	NP Intra (normality) 1 of 2
Chromium (mg/L)	GWA-50	0.005	n/a	2/22/2024	0.005ND	No	36	n/a	n/a	88.89	n/a	n/a	0.001429	NP Intra (NDs) 1 of 2
Chromium (mg/L)	GWA-50R	0.005	n/a	2/22/2024	0.005ND	No	36	n/a	n/a	72.22	n/a	n/a	0.001429	NP Intra (NDs) 1 of 2
Chromium (mg/L)	GWC-10	0.034	n/a	2/27/2024	0.005ND	No	41	n/a	n/a	46.34	n/a	n/a	0.001118	NP Intra (normality) 1 of 2
Chromium (mg/L)	GWC-10R	0.01	n/a	2/27/2024	0.005ND	No	40	n/a	n/a	80	n/a	n/a	0.001159	NP Intra (NDs) 1 of 2
Chromium (mg/L)	GWC-11	0.0134	n/a	2/28/2024	0.0074	No	41	0.005248	0.003239	29.27	Kaplan-Meier	No	0.0001266	Param Intra 1 of 2
Chromium (mg/L)	GWC-11R	0.01008	n/a	2/28/2024	0.0037J	No	20	0.005761	0.001524	5	None	No	0.0001266	Param Intra 1 of 2
Chromium (mg/L)	GWC-12	0.0058	n/a	2/27/2024	0.005ND	No	40	n/a	n/a	77.5	n/a	n/a	0.001159	NP Intra (NDs) 1 of 2
Chromium (mg/L)	GWC-13	0.009246	n/a	2/27/2024	0.0038J	No	25	0.006193	0.001131	0	None	No	0.0001266	Param Intra 1 of 2
Chromium (mg/L)	GWC-13RZ	0.005	n/a	2/28/2024	0.005ND	No	41	n/a	n/a	75.61	n/a	n/a	0.001118	NP Intra (NDs) 1 of 2
Chromium (mg/L)	GWC-14Z	0.016	n/a	2/28/2024	0.005ND	No	40	n/a	n/a	37.5	n/a	n/a	0.001159	NP Intra (normality) 1 of 2
Chromium (mg/L)	GWC-15R	0.014	n/a	2/28/2024	0.005ND	No	41	n/a	n/a	63.41	n/a	n/a	0.001118	NP Intra (NDs) 1 of 2
Chromium (mg/L)	GWC-15Z	0.027	n/a	2/28/2024	0.005ND	No	36	n/a	n/a	52.78	n/a	n/a	0.001429	NP Intra (NDs) 1 of 2
Chromium (mg/L)	GWC-44	0.005	n/a	2/20/2024	0.005ND	No	21	n/a	n/a	90.48	n/a	n/a	0.003999	NP Intra (NDs) 1 of 2

Appendix I Intrawell Prediction Limits - Significant Results

Plant Bowen Data: Bowen 1, 2, 9, and 10 Printed 4/8/2024, 7:11 PM

Constituent	Well	Upper Lim.	Lower Lim.	Date	Observ.	Sig.	Bg N	Bg Mean	Std. Dev.	%NDs	ND Adj.	Transform	Alpha	Method
Chromium (mg/L)	GWC-45	0.005	n/a	2/20/2024	0.005ND	No	21	n/a	n/a	95.24	n/a	n/a	0.003999	NP Intra (NDs) 1 of 2
Chromium (mg/L)	GWC-45R	0.0058	n/a	2/20/2024	0.005ND	No	21	n/a	n/a	80.95	n/a	n/a	0.003999	NP Intra (NDs) 1 of 2
Chromium (mg/L)	GWC-46R	0.008977	n/a	2/21/2024	0.0066	No	22	0.004027	0.001781	13.64	None	No	0.0001266	Param Intra 1 of 2
Chromium (mg/L)	GWC-47	0.005	n/a	2/21/2024	0.0021J	No	21	n/a	n/a	9.524	n/a	n/a	0.003999	NP Intra (normality) 1 of 2
Chromium (mg/L)	GWC-47R	0.018	n/a	2/21/2024	0.0046J	No	20	n/a	n/a	0	n/a	n/a	0.004291	NP Intra (normality) 1 of 2
Chromium (mg/L)	GWC-48	0.005	n/a	2/21/2024	0.005ND	No	21	n/a	n/a	23.81	n/a	n/a	0.003999	NP Intra (normality) 1 of 2
Chromium (mg/L)	GWC-49R	0.005	n/a	2/21/2024	0.005ND	No	21	n/a	n/a	61.9	n/a	n/a	0.003999	NP Intra (NDs) 1 of 2
Chromium (mg/L)	GWC-49Z	0.00778	n/a	2/21/2024	0.005ND	No	21	n/a	n/a	71.43	n/a	n/a	0.003999	NP Intra (NDs) 1 of 2
Chromium (mg/L)	GWC-5	0.032	n/a	2/26/2024	0.005ND	No	42	n/a	n/a	59.52	n/a	n/a	0.001077	NP Intra (NDs) 1 of 2
Chromium (mg/L)	GWC-6	0.027	n/a	2/26/2024	0.0024J	No	41	n/a	n/a	24.39	n/a	n/a	0.001118	NP Intra (normality) 1 of 2
Chromium (mg/L)	GWC-6RZ	0.01	n/a	2/26/2024	0.002J	No	25	n/a	n/a	20	n/a	n/a	0.002832	NP Intra (normality) 1 of 2
Chromium (mg/L)	GWC-7Z	0.005	n/a	2/26/2024	0.005ND	No	21	n/a	n/a	90.48	n/a	n/a	0.003999	NP Intra (NDs) 1 of 2
Chromium (mg/L)	GWC-8RR	0.0056	n/a	2/27/2024	0.005ND	No	30	n/a	n/a	46.67	n/a	n/a	0.002008	NP Intra (normality) 1 of 2
Chromium (mg/L)	GWC-8Z	0.005	n/a	2/26/2024	0.005ND	No	25	n/a	n/a	28	n/a	n/a	0.002832	NP Intra (normality) 1 of 2
Chromium (mg/L)	GWC-9	0.018	n/a	2/27/2024	0.005ND	No	40	n/a	n/a	82.5	n/a	n/a	0.001159	NP Intra (NDs) 1 of 2
Cobalt (mg/L)	GWA-1	0.005	n/a	2/22/2024	0.005ND	No	42	n/a	n/a	80.95	n/a	n/a	0.001077	NP Intra (NDs) 1 of 2
Cobalt (mg/L)	GWA-2	0.013	n/a	2/22/2024	0.005ND	No	42	n/a	n/a	92.86	n/a	n/a	0.001077	NP Intra (NDs) 1 of 2
Cobalt (mg/L)	GWA-2R	0.005	n/a	2/26/2024	0.005ND	No	41	n/a	n/a	87.8	n/a	n/a	0.001118	NP Intra (NDs) 1 of 2
Cobalt (mg/L)	GWA-39RZ	0.0057	n/a	2/19/2024	0.005ND	No	20	n/a	n/a	90	n/a	n/a	0.004291	NP Intra (NDs) 1 of 2
Cobalt (mg/L)	GWA-39Z	0.009181	n/a	2/19/2024	0.005ND	No	21	0.1154	0.03352	42.86	Kaplan-Meier	x^(1/3)	0.0001266	Param Intra 1 of 2
Cobalt (mg/L)	GWA-3A	0.0057	n/a	2/22/2024	0.005ND	No	41	n/a	n/a	46.34	n/a	n/a	0.001118	NP Intra (normality) 1 of 2
Cobalt (mg/L)	GWA-41R	0.005	n/a	2/19/2024	0.005ND	No	21	n/a	n/a	76.19	n/a	n/a	0.003999	NP Intra (NDs) 1 of 2
Cobalt (mg/L)	GWA-42	0.005	n/a	2/20/2024	0.005ND	No	21	n/a	n/a	85.71	n/a	n/a	0.003999	NP Intra (NDs) 1 of 2
Cobalt (mg/L)	GWA-43	0.005	n/a	2/20/2024	0.005ND	No	21	n/a	n/a	95.24	n/a	n/a	0.003999	NP Intra (NDs) 1 of 2
Cobalt (mg/L)	GWA-4RZ	0.02963	n/a	2/27/2024	0.017	No	21	0.01137	0.00651	4.762	None	No	0.0001266	Param Intra 1 of 2
Cobalt (mg/L)	GWA-50R	0.005	n/a	2/22/2024	0.005ND	No	36	n/a	n/a	83.33	n/a	n/a	0.001429	NP Intra (NDs) 1 of 2
Cobalt (mg/L)	GWC-10	0.013	n/a	2/27/2024	0.0015J	No	42	n/a	n/a	54.76	n/a	n/a	0.001077	NP Intra (NDs) 1 of 2
Cobalt (mg/L)	GWC-11	0.016	n/a	2/28/2024	0.005ND	No	42	n/a	n/a	83.33	n/a	n/a	0.001077	NP Intra (NDs) 1 of 2
Cobalt (mg/L)	GWC-11R	0.005	n/a	2/28/2024	0.005ND	No	41	n/a	n/a	95.12	n/a	n/a	0.001118	NP Intra (NDs) 1 of 2
Cobalt (mg/L)	GWC-12	0.01	n/a	2/27/2024	0.0029J	No	41	n/a	n/a	7.317	n/a	n/a	0.001118	NP Intra (normality) 1 of 2
Cobalt (mg/L)	GWC-13	0.011	n/a	2/27/2024	0.005ND	No	42	n/a	n/a	88.1	n/a	n/a	0.001077	NP Intra (NDs) 1 of 2
Cobalt (mg/L)	GWC-13RZ	0.0079	n/a	2/28/2024	0.005ND	No	42	n/a	n/a	97.62	n/a	n/a	0.001077	NP Intra (NDs) 1 of 2
Cobalt (mg/L)	GWC-14Z	0.011	n/a	2/28/2024	0.005ND	No	42	n/a	n/a	83.33	n/a	n/a	0.001077	NP Intra (NDs) 1 of 2
Cobalt (mg/L)	GWC-15R	0.005	n/a	2/28/2024	0.005ND	No	42	n/a	n/a	95.24	n/a	n/a	0.001077	NP Intra (NDs) 1 of 2
Cobalt (mg/L)	GWC-15Z	0.005	n/a	2/28/2024	0.005ND	No	41	n/a	n/a	95.12	n/a	n/a	0.001118	NP Intra (NDs) 1 of 2
Cobalt (mg/L)	GWC-44	0.005	n/a	2/20/2024	0.0016J	No	21	n/a	n/a	4.762	n/a	n/a	0.003999	NP Intra (normality) 1 of 2
Cobalt (mg/L)	GWC-45	0.005	n/a	2/20/2024	0.0014J	No	21	n/a	n/a	9.524	n/a	n/a	0.003999	NP Intra (normality) 1 of 2
Cobalt (mg/L)	GWC-46R	0.005	n/a	2/21/2024	0.005ND	No	21	n/a	n/a	95.24	n/a	n/a	0.003999	NP Intra (NDs) 1 of 2
Cobalt (mg/L)	GWC-48	0.005043	n/a	2/21/2024	0.0025J	No	21	-6.293	0.3576	4.762	None	ln(x)	0.0001266	Param Intra 1 of 2
Cobalt (mg/L)	GWC-49Z	0.007555	n/a	2/21/2024	0.00037J	No	21	0.002674	0.00174	9.524	None	No	0.0001266	Param Intra 1 of 2
Cobalt (mg/L)	GWC-5	0.0073	n/a	2/26/2024	0.005ND	No	42	n/a	n/a	61.9	n/a	n/a	0.001077	NP Intra (NDs) 1 of 2
Cobalt (mg/L)	GWC-6	0.005	n/a	2/26/2024	0.005ND	No	42	n/a	n/a	90.48	n/a	n/a	0.001077	NP Intra (NDs) 1 of 2
Cobalt (mg/L)	GWC-7Z	0.005	n/a	2/26/2024	0.005ND	No	21	n/a	n/a	19.05	n/a	n/a	0.003999	NP Intra (normality) 1 of 2
Cobalt (mg/L)	GWC-8RR	0.005	n/a	2/27/2024	0.005ND	No	30	n/a	n/a	93.33	n/a	n/a	0.002008	NP Intra (NDs) 1 of 2
Cobalt (mg/L)	GWC-8Z	0.005	n/a	2/26/2024	0.005ND	No	25	n/a	n/a	88	n/a	n/a	0.002832	NP Intra (NDs) 1 of 2
Cobalt (mg/L)	GWC-9	0.0067	n/a	2/27/2024	0.0004J	No	41	n/a	n/a	68.29	n/a	n/a	0.001118	NP Intra (NDs) 1 of 2
Copper (mg/L)	GWA-1	0.0094	n/a	2/22/2024	0.005ND	No	37	n/a	n/a	64.86	n/a	n/a	0.001361	NP Intra (NDs) 1 of 2
Copper (mg/L)	GWA-2	0.013	n/a	2/22/2024	0.005ND	No	37	n/a	n/a	72.97	n/a	n/a	0.001361	NP Intra (NDs) 1 of 2
Copper (mg/L)	GWA-2R	0.013	n/a	2/26/2024	0.005ND	No	37	n/a	n/a	59.46	n/a	n/a	0.001361	NP Intra (NDs) 1 of 2
Copper (mg/L)	GWA-39RZ	0.011	n/a	2/19/2024	0.005ND	No	15	n/a	n/a	86.67	n/a	n/a	0.007533	NP Intra (NDs) 1 of 2
Copper (mg/L)	GWA-39Z	0.005	n/a	2/19/2024	0.005ND	No	20	n/a	n/a	85	n/a	n/a	0.004291	NP Intra (NDs) 1 of 2
Copper (mg/L)	GWA-3A	0.05312	n/a	2/22/2024	0.005ND	No	36	0.0008768	0.0007617	16.67	Kaplan-Meier	x^2	0.0001266	Param Intra 1 of 2
Copper (mg/L)	GWA-40	0.005	n/a	2/19/2024	0.005ND	No	20	n/a	n/a	95	n/a	n/a	0.004291	NP Intra (NDs) 1 of 2
Copper (mg/L)	GWA-41	0.005	n/a	2/19/2024	0.005ND	No	20	n/a	n/a	80	n/a	n/a	0.004291	NP Intra (NDs) 1 of 2
Copper (mg/L)	GWA-41R	0.005	n/a	2/19/2024	0.0011J	No	20	n/a	n/a	55	n/a	n/a	0.004291	NP Intra (NDs) 1 of 2

Appendix I Intrawell Prediction Limits - Significant Results

Plant Bowen Data: Bowen 1, 2, 9, and 10 Printed 4/8/2024, 7:11 PM

Constituent	Well	Upper Lim.	Lower Lim.	Date	Observ.	Sig.	Bg N	Bg Mean	Std. Dev.	%NDs	ND Adj.	Transform	Alpha	Method
Copper (mg/L)	GWA-42	0.005	n/a	2/20/2024	0.005ND	No	20	n/a	n/a	90	n/a	n/a	0.004291	NP Intra (NDs) 1 of 2
Copper (mg/L)	GWA-43	0.005	n/a	2/20/2024	0.00068J	No	20	n/a	n/a	80	n/a	n/a	0.004291	NP Intra (NDs) 1 of 2
Copper (mg/L)	GWA-43R	0.005	n/a	2/20/2024	0.005ND	No	20	n/a	n/a	80	n/a	n/a	0.004291	NP Intra (NDs) 1 of 2
Copper (mg/L)	GWA-4RZ	0.005	n/a	2/27/2024	0.005ND	No	14	n/a	n/a	78.57	n/a	n/a	0.008612	NP Intra (NDs) 1 of 2
Copper (mg/L)	GWA-50	0.02368	n/a	2/22/2024	0.0015J	No	31	0.1702	0.04492	12.9	None	x^(1/3)	0.0001266	Param Intra 1 of 2
Copper (mg/L)	GWA-50R	0.014	n/a	2/22/2024	0.003J	No	20	n/a	n/a	0	n/a	n/a	0.004291	NP Intra (normality) 1 of 2
Copper (mg/L)	GWC-10	0.006	n/a	2/27/2024	0.005ND	No	37	n/a	n/a	81.08	n/a	n/a	0.001361	NP Intra (NDs) 1 of 2
Copper (mg/L)	GWC-10R	0.007	n/a	2/27/2024	0.005ND	No	37	n/a	n/a	83.78	n/a	n/a	0.001361	NP Intra (NDs) 1 of 2
Copper (mg/L)	GWC-11	0.013	n/a	2/28/2024	0.005ND	No	37	n/a	n/a	86.49	n/a	n/a	0.001361	NP Intra (NDs) 1 of 2
Copper (mg/L)	GWC-11R	0.019	n/a	2/28/2024	0.005ND	No	37	n/a	n/a	72.97	n/a	n/a	0.001361	NP Intra (NDs) 1 of 2
Copper (mg/L)	GWC-12	0.0067	n/a	2/27/2024	0.005ND	No	37	n/a	n/a	75.68	n/a	n/a	0.001361	NP Intra (NDs) 1 of 2
Copper (mg/L)	GWC-13	0.005	n/a	2/27/2024	0.005ND	No	37	n/a	n/a	83.78	n/a	n/a	0.001361	NP Intra (NDs) 1 of 2
Copper (mg/L)	GWC-13RZ	0.013	n/a	2/28/2024	0.005ND	No	36	n/a	n/a	75	n/a	n/a	0.001429	NP Intra (NDs) 1 of 2
Copper (mg/L)	GWC-14Z	0.0056	n/a	2/28/2024	0.005ND	No	37	n/a	n/a	75.68	n/a	n/a	0.001361	NP Intra (NDs) 1 of 2
Copper (mg/L)	GWC-15R	0.02	n/a	2/28/2024	0.005ND	No	37	n/a	n/a	75.68	n/a	n/a	0.001361	NP Intra (NDs) 1 of 2
Copper (mg/L)	GWC-15Z	0.021	n/a	2/28/2024	0.005ND	No	36	n/a	n/a	75	n/a	n/a	0.001429	NP Intra (NDs) 1 of 2
Copper (mg/L)	GWC-44	0.0054	n/a	2/20/2024	0.0005J	No	20	n/a	n/a	65	n/a	n/a	0.004291	NP Intra (NDs) 1 of 2
Copper (mg/L)	GWC-45	0.012	n/a	2/20/2024	0.00067J	No	20	n/a	n/a	65	n/a	n/a	0.004291	NP Intra (NDs) 1 of 2
Copper (mg/L)	GWC-45R	0.005	n/a	2/20/2024	0.005ND	No	20	n/a	n/a	95	n/a	n/a	0.004291	NP Intra (NDs) 1 of 2
Copper (mg/L)	GWC-46R	0.005	n/a	2/21/2024	0.005ND	No	20	n/a	n/a	95	n/a	n/a	0.004291	NP Intra (NDs) 1 of 2
Copper (mg/L)	GWC-47	0.005	n/a	2/21/2024	0.005ND	No	20	n/a	n/a	85	n/a	n/a	0.004291	NP Intra (NDs) 1 of 2
Copper (mg/L)	GWC-47R	0.005	n/a	2/21/2024	0.005ND	No	20	n/a	n/a	75	n/a	n/a	0.004291	NP Intra (NDs) 1 of 2
Copper (mg/L)	GWC-48	0.005	n/a	2/21/2024	0.00045J	No	20	n/a	n/a	80	n/a	n/a	0.004291	NP Intra (NDs) 1 of 2
Copper (mg/L)	GWC-49Z	0.005	n/a	2/21/2024	0.005ND	No	20	n/a	n/a	70	n/a	n/a	0.004291	NP Intra (NDs) 1 of 2
Copper (mg/L)	GWC-5	0.03324	n/a	2/26/2024	0.019	No	18	0.02119	0.00412	0	None	No	0.0001266	Param Intra 1 of 2
Copper (mg/L)	GWC-6	0.0069	n/a	2/26/2024	0.005ND	No	37	n/a	n/a	67.57	n/a	n/a	0.001361	NP Intra (NDs) 1 of 2
Copper (mg/L)	GWC-6RZ	0.005	n/a	2/26/2024	0.005ND	No	20	n/a	n/a	95	n/a	n/a	0.004291	NP Intra (NDs) 1 of 2
Copper (mg/L)	GWC-7Z	0.005	n/a	2/26/2024	0.005ND	No	15	n/a	n/a	73.33	n/a	n/a	0.007533	NP Intra (NDs) 1 of 2
Copper (mg/L)	GWC-8RR	0.005	n/a	2/27/2024	0.005ND	No	25	n/a	n/a	96	n/a	n/a	0.002832	NP Intra (NDs) 1 of 2
Copper (mg/L)	GWC-8Z	0.005	n/a	2/26/2024	0.005ND	No	20	n/a	n/a	80	n/a	n/a	0.004291	NP Intra (NDs) 1 of 2
Copper (mg/L)	GWC-9	0.01	n/a	2/27/2024	0.005ND	No	37	n/a	n/a	70.27	n/a	n/a	0.001361	NP Intra (NDs) 1 of 2
Lead (mg/L)	GWA-1	0.0028	n/a	2/22/2024	0.001ND	No	42	n/a	n/a	80.95	n/a	n/a	0.001077	NP Intra (NDs) 1 of 2
Lead (mg/L)	GWA-2	0.002536	n/a	2/22/2024	0.001ND	No	42	n/a	n/a	95.24	n/a	n/a	0.001077	NP Intra (NDs) 1 of 2
Lead (mg/L)	GWA-2R	0.001	n/a	2/26/2024	0.001ND	No	42	n/a	n/a	92.86	n/a	n/a	0.001077	NP Intra (NDs) 1 of 2
Lead (mg/L)	GWA-39RZ	0.0011	n/a	2/19/2024	0.001ND	No	20	n/a	n/a	70	n/a	n/a	0.004291	NP Intra (NDs) 1 of 2
Lead (mg/L)	GWA-39Z	0.001	n/a	2/19/2024	0.001ND	No	21	n/a	n/a	80.95	n/a	n/a	0.003999	NP Intra (NDs) 1 of 2
Lead (mg/L)	GWA-40	0.001	n/a	2/19/2024	0.001ND	No	21	n/a	n/a	80.95	n/a	n/a	0.003999	NP Intra (NDs) 1 of 2
Lead (mg/L)	GWA-41	0.001	n/a	2/19/2024	0.001ND	No	21	n/a	n/a	95.24	n/a	n/a	0.003999	NP Intra (NDs) 1 of 2
Lead (mg/L)	GWA-41R	0.001	n/a	2/19/2024	0.001ND	No	21	n/a	n/a	71.43	n/a	n/a	0.003999	NP Intra (NDs) 1 of 2
Lead (mg/L)	GWA-42	0.001	n/a	2/20/2024	0.001ND	No	21	n/a	n/a	85.71	n/a	n/a	0.003999	NP Intra (NDs) 1 of 2
Lead (mg/L)	GWA-43	0.001	n/a	2/20/2024	0.001ND	No	21	n/a	n/a	66.67	n/a	n/a	0.003999	NP Intra (NDs) 1 of 2
Lead (mg/L)	GWA-43R	0.0038	n/a	2/20/2024	0.001ND	No	21	n/a	n/a	66.67	n/a	n/a	0.003999	NP Intra (NDs) 1 of 2
Lead (mg/L)	GWA-4RZ	0.001	n/a	2/27/2024	0.001ND	No	21	n/a	n/a	90.48	n/a	n/a	0.003999	NP Intra (NDs) 1 of 2
Lead (mg/L)	GWA-50	0.001	n/a	2/22/2024	0.001ND	No	36	n/a	n/a	91.67	n/a	n/a	0.001429	NP Intra (NDs) 1 of 2
Lead (mg/L)	GWA-50R	0.0012	n/a	2/22/2024	0.001ND	No	36	n/a	n/a	97.22	n/a	n/a	0.001429	NP Intra (NDs) 1 of 2
Lead (mg/L)	GWC-10	0.001	n/a	2/27/2024	0.001ND	No	42	n/a	n/a	97.62	n/a	n/a	0.001077	NP Intra (NDs) 1 of 2
Lead (mg/L)	GWC-10R	0.001	n/a	2/27/2024	0.001ND	No	42	n/a	n/a	97.62	n/a	n/a	0.001077	NP Intra (NDs) 1 of 2
Lead (mg/L)	GWC-11	0.001	n/a	2/28/2024	0.001ND	No	42	n/a	n/a	92.86	n/a	n/a	0.001077	NP Intra (NDs) 1 of 2
Lead (mg/L)	GWC-11R	0.001	n/a	2/28/2024	0.001ND	No	42	n/a	n/a	92.86	n/a	n/a	0.001077	NP Intra (NDs) 1 of 2
Lead (mg/L)	GWC-13	0.001	n/a	2/27/2024	0.001ND	No	42	n/a	n/a	78.57	n/a	n/a	0.001077	NP Intra (NDs) 1 of 2
Lead (mg/L)	GWC-13RZ	0.001	n/a	2/28/2024	0.001ND	No	42	n/a	n/a	90.48	n/a	n/a	0.001077	NP Intra (NDs) 1 of 2
Lead (mg/L)	GWC-14Z	0.001	n/a	2/28/2024	0.001ND	No	42	n/a	n/a	95.24	n/a	n/a	0.001077	NP Intra (NDs) 1 of 2
Lead (mg/L)	GWC-15R	0.0011	n/a	2/28/2024	0.00023J	No	42	n/a	n/a	71.43	n/a	n/a	0.001077	NP Intra (NDs) 1 of 2
Lead (mg/L)	GWC-15Z	0.001	n/a	2/28/2024	0.001ND	No	42	n/a	n/a	92.86	n/a	n/a	0.001077	NP Intra (NDs) 1 of 2
Lead (mg/L)	GWC-44	0.001136	n/a	2/20/2024	0.00041J	No	21	0.0203	0.004776	33.33	Kaplan-Meier	sqrt(x)	0.0001266	Param Intra 1 of 2

Appendix I Intrawell Prediction Limits - Significant Results

Plant Bowen Data: Bowen 1, 2, 9, and 10 Printed 4/8/2024, 7:11 PM

Constituent	Well	Upper Lim.	Lower Lim.	Date	Observ.	Sig.	Bg N	Bg Mean	Std. Dev.	%NDs	ND Adj.	Transform	Alpha	Method
Lead (mg/L)	GWC-45	0.001	n/a	2/20/2024	0.00021J	No	21	n/a	n/a	47.62	n/a	n/a	0.003999	NP Intra (normality) 1 of 2
Lead (mg/L)	GWC-45R	0.001	n/a	2/20/2024	0.001ND	No	21	n/a	n/a	76.19	n/a	n/a	0.003999	NP Intra (NDs) 1 of 2
Lead (mg/L)	GWC-47	0.001	n/a	2/21/2024	0.001ND	No	21	n/a	n/a	76.19	n/a	n/a	0.003999	NP Intra (NDs) 1 of 2
Lead (mg/L)	GWC-47R	0.001	n/a	2/21/2024	0.001ND	No	21	n/a	n/a	80.95	n/a	n/a	0.003999	NP Intra (NDs) 1 of 2
Lead (mg/L)	GWC-48	0.002529	n/a	2/21/2024	0.001ND	No	21	n/a	n/a	90.48	n/a	n/a	0.003999	NP Intra (NDs) 1 of 2
Lead (mg/L)	GWC-49Z	0.001	n/a	2/21/2024	0.001ND	No	21	n/a	n/a	71.43	n/a	n/a	0.003999	NP Intra (NDs) 1 of 2
Lead (mg/L)	GWC-5	0.001	n/a	2/26/2024	0.001ND	No	42	n/a	n/a	97.62	n/a	n/a	0.001077	NP Intra (NDs) 1 of 2
Lead (mg/L)	GWC-6	0.001	n/a	2/26/2024	0.001ND	No	42	n/a	n/a	85.71	n/a	n/a	0.001077	NP Intra (NDs) 1 of 2
Lead (mg/L)	GWC-6RZ	0.001	n/a	2/26/2024	0.001ND	No	25	n/a	n/a	88	n/a	n/a	0.002832	NP Intra (NDs) 1 of 2
Lead (mg/L)	GWC-7Z	0.001	n/a	2/26/2024	0.001ND	No	21	n/a	n/a	57.14	n/a	n/a	0.003999	NP Intra (NDs) 1 of 2
Lead (mg/L)	GWC-8RR	0.001	n/a	2/27/2024	0.001ND	No	30	n/a	n/a	90	n/a	n/a	0.002008	NP Intra (NDs) 1 of 2
Lead (mg/L)	GWC-8Z	0.001	n/a	2/26/2024	0.001ND	No	25	n/a	n/a	48	n/a	n/a	0.002832	NP Intra (normality) 1 of 2
Lead (mg/L)	GWC-9	0.0012	n/a	2/27/2024	0.001ND	No	42	n/a	n/a	73.81	n/a	n/a	0.001077	NP Intra (NDs) 1 of 2
Nickel (mg/L)	GWA-1	0.024	n/a	2/22/2024	0.005ND	No	36	n/a	n/a	75	n/a	n/a	0.001429	NP Intra (NDs) 1 of 2
Nickel (mg/L)	GWA-2	0.02	n/a	2/22/2024	0.005ND	No	35	n/a	n/a	71.43	n/a	n/a	0.001497	NP Intra (NDs) 1 of 2
Nickel (mg/L)	GWA-2R	0.0093	n/a	2/26/2024	0.005ND	No	36	n/a	n/a	80.56	n/a	n/a	0.001429	NP Intra (NDs) 1 of 2
Nickel (mg/L)	GWA-39RZ	0.0224	n/a	2/19/2024	0.005ND	No	16	n/a	n/a	68.75	n/a	n/a	0.006456	NP Intra (NDs) 1 of 2
Nickel (mg/L)	GWA-39Z	0.0149	n/a	2/19/2024	0.005ND	No	19	n/a	n/a	36.84	n/a	n/a	0.004832	NP Intra (normality) 1 of 2
Nickel (mg/L)	GWA-3A	0.04955	n/a	2/22/2024	0.005ND	No	33	0.01745	0.01242	18.18	Kaplan-Meier	No	0.0001266	Param Intra 1 of 2
Nickel (mg/L)	GWA-41	0.0089	n/a	2/19/2024	0.005ND	No	20	n/a	n/a	60	n/a	n/a	0.004291	NP Intra (NDs) 1 of 2
Nickel (mg/L)	GWA-41R	0.005	n/a	2/19/2024	0.005ND	No	20	n/a	n/a	60	n/a	n/a	0.004291	NP Intra (NDs) 1 of 2
Nickel (mg/L)	GWA-42	0.0025	n/a	2/20/2024	0.0025ND	No	20	n/a	n/a	10	n/a	n/a	0.004291	NP Intra (normality) 1 of 2
Nickel (mg/L)	GWA-43	0.005	n/a	2/20/2024	0.005ND	No	20	n/a	n/a	45	n/a	n/a	0.004291	NP Intra (normality) 1 of 2
Nickel (mg/L)	GWA-43R	0.005	n/a	2/20/2024	0.005ND	No	20	n/a	n/a	95	n/a	n/a	0.004291	NP Intra (NDs) 1 of 2
Nickel (mg/L)	GWA-4RZ	0.005	n/a	2/27/2024	0.005ND	No	14	n/a	n/a	85.71	n/a	n/a	0.008612	NP Intra (NDs) 1 of 2
Nickel (mg/L)	GWA-50	0.005	n/a	2/22/2024	0.005ND	No	31	n/a	n/a	41.94	n/a	n/a	0.001905	NP Intra (normality) 1 of 2
Nickel (mg/L)	GWA-50R	0.004998	n/a	2/22/2024	0.0025ND	No	20	0.04065	0.01061	5	None	sqrt(x)	0.0001266	Param Intra 1 of 2
Nickel (mg/L)	GWC-10	0.032	n/a	2/27/2024	0.005ND	No	37	n/a	n/a	48.65	n/a	n/a	0.001361	NP Intra (normality) 1 of 2
Nickel (mg/L)	GWC-10R	0.006	n/a	2/27/2024	0.005ND	No	36	n/a	n/a	86.11	n/a	n/a	0.001429	NP Intra (NDs) 1 of 2
Nickel (mg/L)	GWC-11	0.0087	n/a	2/28/2024	0.005ND	No	37	n/a	n/a	89.19	n/a	n/a	0.001361	NP Intra (NDs) 1 of 2
Nickel (mg/L)	GWC-11R	0.005	n/a	2/28/2024	0.005ND	No	37	n/a	n/a	94.59	n/a	n/a	0.001361	NP Intra (NDs) 1 of 2
Nickel (mg/L)	GWC-12	0.029	n/a	2/27/2024	0.0023J	No	37	n/a	n/a	35.14	n/a	n/a	0.001361	NP Intra (normality) 1 of 2
Nickel (mg/L)	GWC-13	0.015	n/a	2/27/2024	0.005ND	No	37	n/a	n/a	78.38	n/a	n/a	0.001361	NP Intra (NDs) 1 of 2
Nickel (mg/L)	GWC-13RZ	0.005	n/a	2/28/2024	0.005ND	No	35	n/a	n/a	82.86	n/a	n/a	0.001497	NP Intra (NDs) 1 of 2
Nickel (mg/L)	GWC-14Z	0.011	n/a	2/28/2024	0.005ND	No	37	n/a	n/a	67.57	n/a	n/a	0.001361	NP Intra (NDs) 1 of 2
Nickel (mg/L)	GWC-15R	0.0096	n/a	2/28/2024	0.005ND	No	36	n/a	n/a	61.11	n/a	n/a	0.001429	NP Intra (NDs) 1 of 2
Nickel (mg/L)	GWC-15Z	0.019	n/a	2/28/2024	0.005ND	No	36	n/a	n/a	86.11	n/a	n/a	0.001429	NP Intra (NDs) 1 of 2
Nickel (mg/L)	GWC-44	0.005	n/a	2/20/2024	0.005ND	No	20	n/a	n/a	60	n/a	n/a	0.004291	NP Intra (NDs) 1 of 2
Nickel (mg/L)	GWC-45	0.00316	n/a	2/20/2024	0.0025ND	No	20	n/a	n/a	5	n/a	n/a	0.004291	NP Intra (normality) 1 of 2
Nickel (mg/L)	GWC-45R	0.005	n/a	2/20/2024	0.005ND	No	20	n/a	n/a	90	n/a	n/a	0.004291	NP Intra (NDs) 1 of 2
Nickel (mg/L)	GWC-46R	0.005	n/a	2/21/2024	0.005ND	No	20	n/a	n/a	95	n/a	n/a	0.004291	NP Intra (NDs) 1 of 2
Nickel (mg/L)	GWC-47	0.005	n/a	2/21/2024	0.005ND	No	20	n/a	n/a	95	n/a	n/a	0.004291	NP Intra (NDs) 1 of 2
Nickel (mg/L)	GWC-47R	0.005	n/a	2/21/2024	0.005ND	No	20	n/a	n/a	70	n/a	n/a	0.004291	NP Intra (NDs) 1 of 2
Nickel (mg/L)	**GWC-48**	**0.007421**	**n/a**	**2/21/2024**	**0.0076**	**Yes**	**20**	**0.004398**	**0.001068**	**5**	**None**	**No**	**0.0001266**	**Param Intra 1 of 2**
Nickel (mg/L)	GWC-49R	0.005	n/a	2/21/2024	0.005ND	No	20	n/a	n/a	95	n/a	n/a	0.004291	NP Intra (NDs) 1 of 2
Nickel (mg/L)	GWC-49Z	0.006407	n/a	2/21/2024	0.0025ND	No	20	0.00284	0.001259	5	None	No	0.0001266	Param Intra 1 of 2
Nickel (mg/L)	GWC-5	0.051	n/a	2/26/2024	0.0085	No	37	n/a	n/a	0	n/a	n/a	0.001361	NP Intra (normality) 1 of 2
Nickel (mg/L)	GWC-6	0.022	n/a	2/26/2024	0.005ND	No	36	n/a	n/a	61.11	n/a	n/a	0.001429	NP Intra (NDs) 1 of 2
Nickel (mg/L)	GWC-7Z	0.005	n/a	2/26/2024	0.005ND	No	15	n/a	n/a	53.33	n/a	n/a	0.007533	NP Intra (NDs) 1 of 2
Nickel (mg/L)	GWC-8RR	0.005	n/a	2/27/2024	0.005ND	No	25	n/a	n/a	92	n/a	n/a	0.002832	NP Intra (NDs) 1 of 2
Nickel (mg/L)	GWC-8Z	0.005	n/a	2/26/2024	0.005ND	No	20	n/a	n/a	75	n/a	n/a	0.004291	NP Intra (NDs) 1 of 2
Nickel (mg/L)	GWC-9	0.014	n/a	2/27/2024	0.005ND	No	35	n/a	n/a	31.43	n/a	n/a	0.001497	NP Intra (normality) 1 of 2
Selenium (mg/L)	GWA-2	0.005	n/a	2/22/2024	0.005ND	No	42	n/a	n/a	85.71	n/a	n/a	0.001077	NP Intra (NDs) 1 of 2
Selenium (mg/L)	GWA-2R	0.005	n/a	2/26/2024	0.005ND	No	42	n/a	n/a	97.62	n/a	n/a	0.001077	NP Intra (NDs) 1 of 2
Selenium (mg/L)	GWA-43	0.005	n/a	2/20/2024	0.005ND	No	21	n/a	n/a	95.24	n/a	n/a	0.003999	NP Intra (NDs) 1 of 2

Appendix I Intrawell Prediction Limits - Significant Results

Plant Bowen Data: Bowen 1, 2, 9, and 10 Printed 4/8/2024, 7:11 PM

Constituent	Well	Upper Lim.	Lower Lim.	Date	Observ.	Sig.	Bg N	Bg Mean	Std. Dev.	%NDs	ND Adj.	Transform	Alpha	Method
Selenium (mg/L)	GWC-13	0.0074	n/a	2/27/2024	0.005ND	No	42	n/a	n/a	64.29	n/a	n/a	0.001077	NP Intra (NDs) 1 of 2
Selenium (mg/L)	GWC-13RZ	0.005	n/a	2/28/2024	0.005ND	No	42	n/a	n/a	90.48	n/a	n/a	0.001077	NP Intra (NDs) 1 of 2
Selenium (mg/L)	GWC-14Z	0.005	n/a	2/28/2024	0.005ND	No	42	n/a	n/a	95.24	n/a	n/a	0.001077	NP Intra (NDs) 1 of 2
Selenium (mg/L)	GWC-15R	0.005	n/a	2/28/2024	0.005ND	No	42	n/a	n/a	97.62	n/a	n/a	0.001077	NP Intra (NDs) 1 of 2
Selenium (mg/L)	GWC-44	0.007562	n/a	2/20/2024	0.005ND	No	21	0.003449	0.001466	47.62	Kaplan-Meier	No	0.0001266	Param Intra 1 of 2
Selenium (mg/L)	GWC-46R	0.005	n/a	2/21/2024	0.005ND	No	21	n/a	n/a	95.24	n/a	n/a	0.003999	NP Intra (NDs) 1 of 2
Selenium (mg/L)	GWC-48	0.005	n/a	2/21/2024	0.0011J	No	21	n/a	n/a	90.48	n/a	n/a	0.003999	NP Intra (NDs) 1 of 2
Selenium (mg/L)	GWC-5	0.0072	n/a	2/26/2024	0.005ND	No	41	n/a	n/a	90.24	n/a	n/a	0.001118	NP Intra (NDs) 1 of 2
Selenium (mg/L)	GWC-6RZ	0.005	n/a	2/26/2024	0.005ND	No	25	n/a	n/a	96	n/a	n/a	0.002832	NP Intra (NDs) 1 of 2
Selenium (mg/L)	GWC-8Z	0.0089	n/a	2/26/2024	0.005ND	No	25	n/a	n/a	96	n/a	n/a	0.002832	NP Intra (NDs) 1 of 2
Selenium (mg/L)	GWC-9	0.005	n/a	2/27/2024	0.005ND	No	42	n/a	n/a	97.62	n/a	n/a	0.001077	NP Intra (NDs) 1 of 2
Silver (mg/L)	GWA-39RZ	0.005	n/a	2/19/2024	0.005ND	No	16	n/a	n/a	93.75	n/a	n/a	0.006456	NP Intra (NDs) 1 of 2
Silver (mg/L)	GWA-50	0.005	n/a	2/22/2024	0.00052J	No	31	n/a	n/a	70.97	n/a	n/a	0.001905	NP Intra (NDs) 1 of 2
Silver (mg/L)	GWA-50R	0.004294	n/a	2/22/2024	0.0013J	No	31	0.001858	0.0009348	25.81	Kaplan-Meier	No	0.0001266	Param Intra 1 of 2
Silver (mg/L)	GWC-12	0.005	n/a	2/27/2024	0.005ND	No	37	n/a	n/a	97.3	n/a	n/a	0.001361	NP Intra (NDs) 1 of 2
Silver (mg/L)	GWC-13RZ	0.005	n/a	2/28/2024	0.005ND	No	36	n/a	n/a	97.22	n/a	n/a	0.001429	NP Intra (NDs) 1 of 2
Vanadium (mg/L)	GWA-1	0.01	n/a	2/22/2024	0.01ND	No	37	n/a	n/a	91.89	n/a	n/a	0.001361	NP Intra (NDs) 1 of 2
Vanadium (mg/L)	GWA-2	0.01	n/a	2/22/2024	0.01ND	No	36	n/a	n/a	86.11	n/a	n/a	0.001429	NP Intra (NDs) 1 of 2
Vanadium (mg/L)	GWA-2R	0.01	n/a	2/26/2024	0.01ND	No	37	n/a	n/a	86.49	n/a	n/a	0.001361	NP Intra (NDs) 1 of 2
Vanadium (mg/L)	GWA-39RZ	0.01	n/a	2/19/2024	0.001J	No	16	n/a	n/a	93.75	n/a	n/a	0.006456	NP Intra (NDs) 1 of 2
Vanadium (mg/L)	GWA-3A	0.01	n/a	2/22/2024	0.01ND	No	36	n/a	n/a	94.44	n/a	n/a	0.001429	NP Intra (NDs) 1 of 2
Vanadium (mg/L)	GWA-41R	0.01	n/a	2/19/2024	0.001J	No	20	n/a	n/a	100	n/a	n/a	0.004291	NP Intra (NDs) 1 of 2
Vanadium (mg/L)	GWA-42	0.01	n/a	2/20/2024	0.0015J	No	20	n/a	n/a	100	n/a	n/a	0.004291	NP Intra (NDs) 1 of 2
Vanadium (mg/L)	GWA-43	0.01	n/a	2/20/2024	0.0017J	No	20	n/a	n/a	95	n/a	n/a	0.004291	NP Intra (NDs) 1 of 2
Vanadium (mg/L)	GWA-43R	0.01	n/a	2/20/2024	0.0016J	No	20	n/a	n/a	90	n/a	n/a	0.004291	NP Intra (NDs) 1 of 2
Vanadium (mg/L)	GWA-4RZ	0.01	n/a	2/27/2024	0.01ND	No	14	n/a	n/a	92.86	n/a	n/a	0.008612	NP Intra (NDs) 1 of 2
Vanadium (mg/L)	GWA-50R	0.01	n/a	2/22/2024	0.01ND	No	31	n/a	n/a	77.42	n/a	n/a	0.001905	NP Intra (NDs) 1 of 2
Vanadium (mg/L)	GWC-10	0.01	n/a	2/27/2024	0.01ND	No	37	n/a	n/a	89.19	n/a	n/a	0.001361	NP Intra (NDs) 1 of 2
Vanadium (mg/L)	GWC-11	0.01	n/a	2/28/2024	0.01ND	No	37	n/a	n/a	91.89	n/a	n/a	0.001361	NP Intra (NDs) 1 of 2
Vanadium (mg/L)	GWC-11R	0.01	n/a	2/28/2024	0.01ND	No	36	n/a	n/a	61.11	n/a	n/a	0.001429	NP Intra (NDs) 1 of 2
Vanadium (mg/L)	GWC-12	0.01	n/a	2/27/2024	0.01ND	No	37	n/a	n/a	78.38	n/a	n/a	0.001361	NP Intra (NDs) 1 of 2
Vanadium (mg/L)	GWC-13	0.01	n/a	2/27/2024	0.0013J	No	36	n/a	n/a	58.33	n/a	n/a	0.001429	NP Intra (NDs) 1 of 2
Vanadium (mg/L)	GWC-13RZ	0.011	n/a	2/28/2024	0.01ND	No	34	n/a	n/a	73.53	n/a	n/a	0.001599	NP Intra (NDs) 1 of 2
Vanadium (mg/L)	GWC-14Z	0.012	n/a	2/28/2024	0.01ND	No	37	n/a	n/a	75.68	n/a	n/a	0.001361	NP Intra (NDs) 1 of 2
Vanadium (mg/L)	GWC-15R	0.01	n/a	2/28/2024	0.01ND	No	37	n/a	n/a	97.3	n/a	n/a	0.001361	NP Intra (NDs) 1 of 2
Vanadium (mg/L)	GWC-15Z	0.012	n/a	2/28/2024	0.01ND	No	27	n/a	n/a	66.67	n/a	n/a	0.002502	NP Intra (NDs) 1 of 2
Vanadium (mg/L)	GWC-44	0.01	n/a	2/20/2024	0.00096J	No	20	n/a	n/a	95	n/a	n/a	0.004291	NP Intra (NDs) 1 of 2
Vanadium (mg/L)	GWC-45	0.01	n/a	2/20/2024	0.00097J	No	20	n/a	n/a	90	n/a	n/a	0.004291	NP Intra (NDs) 1 of 2
Vanadium (mg/L)	GWC-45R	0.01	n/a	2/20/2024	0.0009J	No	20	n/a	n/a	100	n/a	n/a	0.004291	NP Intra (NDs) 1 of 2
Vanadium (mg/L)	GWC-47R	0.01	n/a	2/21/2024	0.01ND	No	20	n/a	n/a	95	n/a	n/a	0.004291	NP Intra (NDs) 1 of 2
Vanadium (mg/L)	GWC-48	0.01	n/a	2/21/2024	0.01ND	No	20	n/a	n/a	95	n/a	n/a	0.004291	NP Intra (NDs) 1 of 2
Vanadium (mg/L)	GWC-5	0.01	n/a	2/26/2024	0.01ND	No	37	n/a	n/a	91.89	n/a	n/a	0.001361	NP Intra (NDs) 1 of 2
Vanadium (mg/L)	GWC-6	0.01	n/a	2/26/2024	0.01ND	No	37	n/a	n/a	75.68	n/a	n/a	0.001361	NP Intra (NDs) 1 of 2
Vanadium (mg/L)	GWC-8RR	0.01	n/a	2/27/2024	0.01ND	No	25	n/a	n/a	92	n/a	n/a	0.002832	NP Intra (NDs) 1 of 2
Vanadium (mg/L)	GWC-8Z	0.01	n/a	2/26/2024	0.01ND	No	20	n/a	n/a	95	n/a	n/a	0.004291	NP Intra (NDs) 1 of 2
Vanadium (mg/L)	GWC-9	0.01	n/a	2/27/2024	0.01ND	No	37	n/a	n/a	83.78	n/a	n/a	0.001361	NP Intra (NDs) 1 of 2
Zinc (mg/L)	GWA-1	0.02	n/a	2/22/2024	0.02ND	No	34	n/a	n/a	41.18	n/a	n/a	0.001599	NP Intra (normality) 1 of 2
Zinc (mg/L)	GWA-2	0.027	n/a	2/22/2024	0.02ND	No	35	n/a	n/a	54.29	n/a	n/a	0.001497	NP Intra (NDs) 1 of 2
Zinc (mg/L)	**GWA-2R**	**0.02**	**n/a**	**2/26/2024**	**0.055**	**Yes**	**36**	**n/a**	**n/a**	**55.56**	**n/a**	**n/a**	**0.001429**	**NP Intra (NDs) 1 of 2**
Zinc (mg/L)	GWA-39RZ	0.02	n/a	2/19/2024	0.02ND	No	16	n/a	n/a	68.75	n/a	n/a	0.006456	NP Intra (NDs) 1 of 2
Zinc (mg/L)	GWA-39Z	0.02	n/a	2/19/2024	0.02ND	No	20	n/a	n/a	60	n/a	n/a	0.004291	NP Intra (NDs) 1 of 2
Zinc (mg/L)	GWA-3A	0.1333	n/a	2/22/2024	0.02ND	No	36	0.2173	0.05789	19.44	Kaplan-Meier	sqrt(x)	0.0001266	Param Intra 1 of 2
Zinc (mg/L)	GWA-40	0.02	n/a	2/19/2024	0.02ND	No	20	n/a	n/a	85	n/a	n/a	0.004291	NP Intra (NDs) 1 of 2
Zinc (mg/L)	GWA-41	0.02	n/a	2/19/2024	0.02ND	No	20	n/a	n/a	85	n/a	n/a	0.004291	NP Intra (NDs) 1 of 2
Zinc (mg/L)	GWA-41R	0.02	n/a	2/19/2024	0.02ND	No	20	n/a	n/a	75	n/a	n/a	0.004291	NP Intra (NDs) 1 of 2

Appendix I Intrawell Prediction Limits - Significant Results

Plant Bowen Data: Bowen 1, 2, 9, and 10 Printed 4/8/2024, 7:11 PM

Constituent	Well	Upper Lim.	Lower Lim.	Date	Observ.	Sig.	Bg N	Bg Mean	Std. Dev.	%NDs	ND Adj.	Transform	Alpha	Method
Zinc (mg/L)	GWA-42	0.02	n/a	2/20/2024	0.0095J	No	20	n/a	n/a	35	n/a	n/a	0.004291	NP Intra (normality) 1 of 2
Zinc (mg/L)	GWA-43	0.02	n/a	2/20/2024	0.02ND	No	20	n/a	n/a	60	n/a	n/a	0.004291	NP Intra (NDs) 1 of 2
Zinc (mg/L)	GWA-43R	0.02	n/a	2/20/2024	0.02ND	No	20	n/a	n/a	60	n/a	n/a	0.004291	NP Intra (NDs) 1 of 2
Zinc (mg/L)	GWA-4RZ	0.02	n/a	2/27/2024	0.02ND	No	14	n/a	n/a	71.43	n/a	n/a	0.008612	NP Intra (NDs) 1 of 2
Zinc (mg/L)	GWA-50	0.02	n/a	2/22/2024	0.02ND	No	30	n/a	n/a	43.33	n/a	n/a	0.002008	NP Intra (normality) 1 of 2
Zinc (mg/L)	GWA-50R	0.02	n/a	2/22/2024	0.02ND	No	27	n/a	n/a	44.44	n/a	n/a	0.002502	NP Intra (normality) 1 of 2
Zinc (mg/L)	GWC-10	0.057	n/a	2/27/2024	0.02ND	No	37	n/a	n/a	43.24	n/a	n/a	0.001361	NP Intra (normality) 1 of 2
Zinc (mg/L)	**GWC-10R**	**0.02**	**n/a**	**2/27/2024**	**0.063**	**Yes**	**37**	**n/a**	**n/a**	**51.35**	**n/a**	**n/a**	**0.001361**	**NP Intra (NDs) 1 of 2**
Zinc (mg/L)	GWC-11	0.02	n/a	2/28/2024	0.02ND	No	37	n/a	n/a	67.57	n/a	n/a	0.001361	NP Intra (NDs) 1 of 2
Zinc (mg/L)	GWC-11R	0.02	n/a	2/28/2024	0.02ND	No	37	n/a	n/a	54.05	n/a	n/a	0.001361	NP Intra (NDs) 1 of 2
Zinc (mg/L)	GWC-12	0.06785	n/a	2/27/2024	0.017J	No	37	0.2228	0.07267	16.22	Kaplan-Meier	x^(1/3)	0.0001266	Param Intra 1 of 2
Zinc (mg/L)	GWC-13	0.025	n/a	2/27/2024	0.02ND	No	33	n/a	n/a	39.39	n/a	n/a	0.001701	NP Intra (normality) 1 of 2
Zinc (mg/L)	GWC-13RZ	0.02	n/a	2/28/2024	0.02ND	No	33	n/a	n/a	42.42	n/a	n/a	0.001701	NP Intra (normality) 1 of 2
Zinc (mg/L)	GWC-14Z	0.02	n/a	2/28/2024	0.02ND	No	32	n/a	n/a	43.75	n/a	n/a	0.001803	NP Intra (normality) 1 of 2
Zinc (mg/L)	**GWC-15R**	**0.02**	**n/a**	**2/28/2024**	**0.028**	**Yes**	**35**	**n/a**	**n/a**	**31.43**	**n/a**	**n/a**	**0.001497**	**NP Intra (normality) 1 of 2**
Zinc (mg/L)	GWC-15Z	0.025	n/a	2/28/2024	0.02ND	No	33	n/a	n/a	54.55	n/a	n/a	0.001701	NP Intra (NDs) 1 of 2
Zinc (mg/L)	GWC-44	0.02	n/a	2/20/2024	0.02ND	No	20	n/a	n/a	45	n/a	n/a	0.004291	NP Intra (normality) 1 of 2
Zinc (mg/L)	GWC-45	0.02	n/a	2/20/2024	0.02ND	No	20	n/a	n/a	55	n/a	n/a	0.004291	NP Intra (NDs) 1 of 2
Zinc (mg/L)	GWC-45R	0.02	n/a	2/20/2024	0.02ND	No	20	n/a	n/a	45	n/a	n/a	0.004291	NP Intra (normality) 1 of 2
Zinc (mg/L)	GWC-46R	0.02	n/a	2/21/2024	0.02ND	No	20	n/a	n/a	65	n/a	n/a	0.004291	NP Intra (NDs) 1 of 2
Zinc (mg/L)	GWC-47	0.06354	n/a	2/21/2024	0.06	No	21	0.03194	0.01127	9.524	None	No	0.0001266	Param Intra 1 of 2
Zinc (mg/L)	GWC-47R	0.04566	n/a	2/21/2024	0.01ND	No	20	0.02065	0.008831	10	None	No	0.0001266	Param Intra 1 of 2
Zinc (mg/L)	GWC-48	0.02	n/a	2/21/2024	0.011J	No	20	n/a	n/a	35	n/a	n/a	0.004291	NP Intra (normality) 1 of 2
Zinc (mg/L)	GWC-49R	0.02	n/a	2/21/2024	0.02ND	No	20	n/a	n/a	90	n/a	n/a	0.004291	NP Intra (NDs) 1 of 2
Zinc (mg/L)	GWC-49Z	0.02	n/a	2/21/2024	0.02ND	No	20	n/a	n/a	60	n/a	n/a	0.004291	NP Intra (NDs) 1 of 2
Zinc (mg/L)	GWC-5	0.06734	n/a	2/26/2024	0.028	No	18	0.03718	0.01032	5.556	None	No	0.0001266	Param Intra 1 of 2
Zinc (mg/L)	GWC-6	0.021	n/a	2/26/2024	0.02ND	No	32	n/a	n/a	50	n/a	n/a	0.001803	NP Intra (normality) 1 of 2
Zinc (mg/L)	GWC-6RZ	0.02	n/a	2/26/2024	0.02ND	No	20	n/a	n/a	60	n/a	n/a	0.004291	NP Intra (NDs) 1 of 2
Zinc (mg/L)	**GWC-7Z**	**0.02**	**n/a**	**2/26/2024**	**0.066**	**Yes**	**15**	**n/a**	**n/a**	**86.67**	**n/a**	**n/a**	**0.007533**	**NP Intra (NDs) 1 of 2**
Zinc (mg/L)	GWC-8RR	0.02	n/a	2/27/2024	0.02ND	No	25	n/a	n/a	60	n/a	n/a	0.002832	NP Intra (NDs) 1 of 2
Zinc (mg/L)	**GWC-8Z**	**0.02**	**n/a**	**2/26/2024**	**0.057**	**Yes**	**20**	**n/a**	**n/a**	**60**	**n/a**	**n/a**	**0.004291**	**NP Intra (NDs) 1 of 2**
Zinc (mg/L)	GWC-9	0.026	n/a	2/27/2024	0.02ND	No	33	n/a	n/a	33.33	n/a	n/a	0.001701	NP Intra (normality) 1 of 2

Sanitas™ v.10.0.16b Software licensed to . UG
Hollow symbols indicate censored values.
Within Limit

Prediction Limit

Intrawell Non-parametric

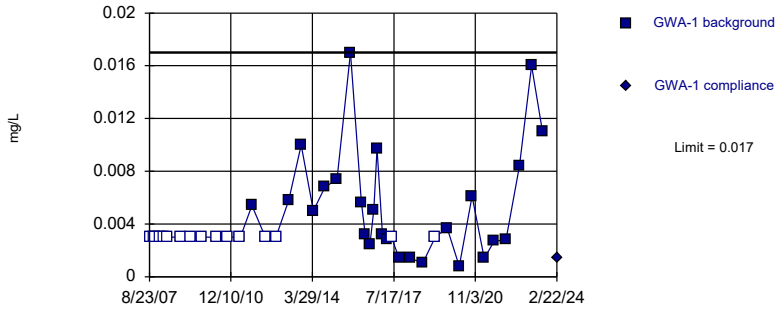

Non-parametric test used in lieu of parametric prediction limit because the Shapiro Wilk normality test showed the data to be non-normal at the 0.01 alpha level. Limit is highest of 42 background values. 38.1% NDs. Well-constituent pair annual alpha = 0.002154. Individual comparison alpha = 0.001077 (1 of 2).

Constituent: Antimony Analysis Run 4/8/2024 7:01 PM View: Appendix I Intrawell
Plant Bowen Data: Bowen 1, 2, 9, and 10

Sanitas™ v.10.0.16b Software licensed to . UG
Hollow symbols indicate censored values.
Within Limit

Prediction Limit

Intrawell Non-parametric

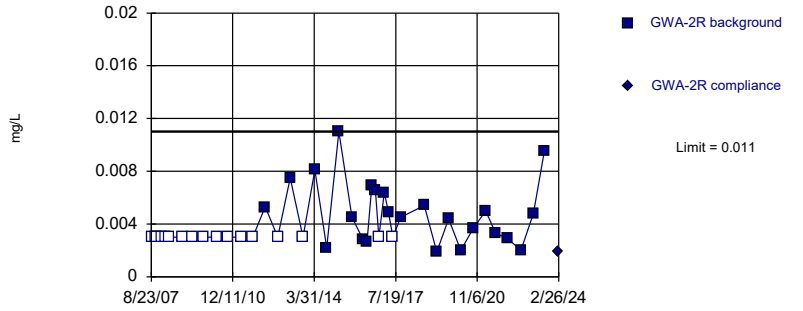

Non-parametric test used in lieu of parametric prediction limit because the Shapiro Wilk normality test showed the data to be non-normal at the 0.01 alpha level. Limit is highest of 41 background values. 41.46% NDs. Well-constituent pair annual alpha = 0.002235. Individual comparison alpha = 0.001118 (1 of 2).

Constituent: Antimony Analysis Run 4/8/2024 7:01 PM View: Appendix I Intrawell
Plant Bowen Data: Bowen 1, 2, 9, and 10

Sanitas™ v.10.0.16b Software licensed to . UG
Hollow symbols indicate censored values.
Within Limit

Prediction Limit

Intrawell Parametric

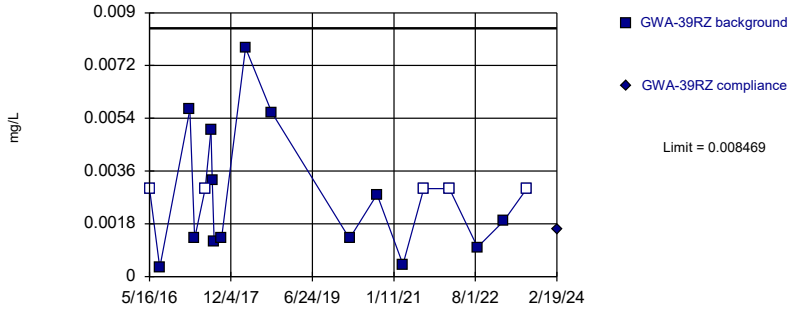

Background Data Summary (after Kaplan-Meier Adjustment): Mean=0.002291, Std. Dev.=0.002147, n=19, 26.32% NDs. Normality test: Shapiro Wilk @alpha = 0.05, calculated = 0.9026, critical = 0.901. Kappa = 2.877 (c=16, w=26, 1 of 2, event alpha = 0.05132). Report alpha = 0.0001266.

Constituent: Antimony Analysis Run 4/8/2024 7:01 PM View: Appendix I Intrawell
Plant Bowen Data: Bowen 1, 2, 9, and 10

Sanitas™ v.10.0.16b Software licensed to . UG
Hollow symbols indicate censored values.
Within Limit

Prediction Limit

Intrawell Non-parametric

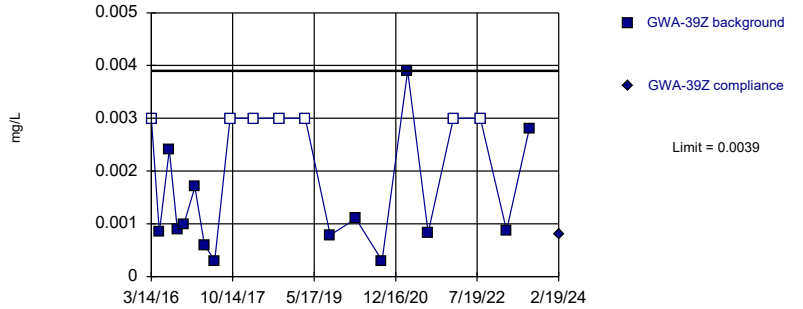

Non-parametric test used in lieu of parametric prediction limit because the Shapiro Wilk normality test showed the data to be non-normal at the 0.01 alpha level. Limit is highest of 21 background values. 33.33% NDs. Well-constituent pair annual alpha = 0.007982. Individual comparison alpha = 0.003999 (1 of 2).

Constituent: Antimony Analysis Run 4/8/2024 7:01 PM View: Appendix I Intrawell
Plant Bowen Data: Bowen 1, 2, 9, and 10

Sanitas™ v.10.0.16b Software licensed to . UG
Hollow symbols indicate censored values.

Within Limit

Prediction Limit

Intrawell Non-parametric

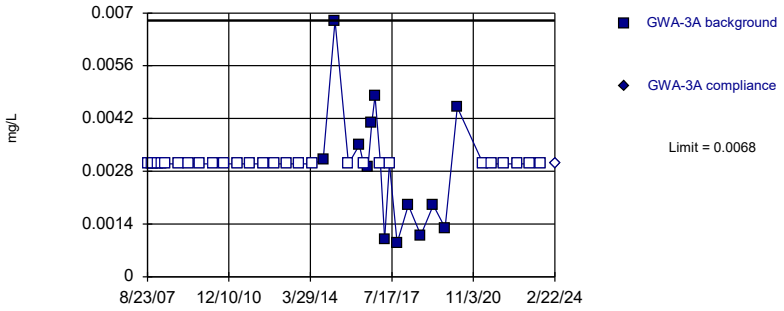

Non-parametric test used in lieu of parametric prediction limit because censored data exceeded 50%. Limit is highest of 41 background values. 68.29% NDs. Well-constituent pair annual alpha = 0.002235. Individual comparison alpha = 0.001118 (1 of 2).

Constituent: Antimony Analysis Run 4/8/2024 7:01 PM View: Appendix I Intrawell
Plant Bowen Data: Bowen 1, 2, 9, and 10

Sanitas™ v.10.0.16b Software licensed to . UG
Hollow symbols indicate censored values.

Within Limit

Prediction Limit

Intrawell Non-parametric

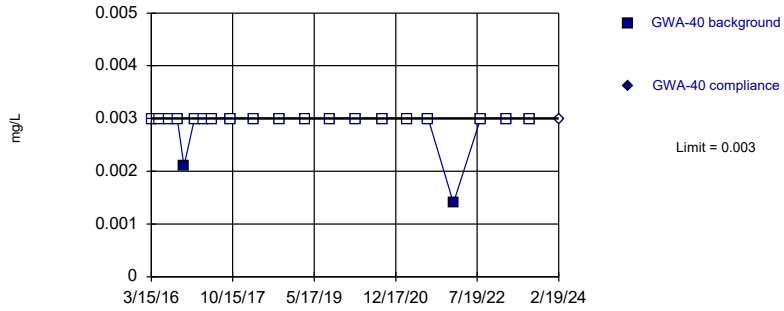

Non-parametric test used in lieu of parametric prediction limit because censored data exceeded 50%. Limit is highest of 21 background values. 90.48% NDs. Well-constituent pair annual alpha = 0.007982. Individual comparison alpha = 0.003999 (1 of 2).

Constituent: Antimony Analysis Run 4/8/2024 7:01 PM View: Appendix I Intrawell
Plant Bowen Data: Bowen 1, 2, 9, and 10

Sanitas™ v.10.0.16b Software licensed to . UG
Hollow symbols indicate censored values.

Within Limit

Prediction Limit

Intrawell Non-parametric

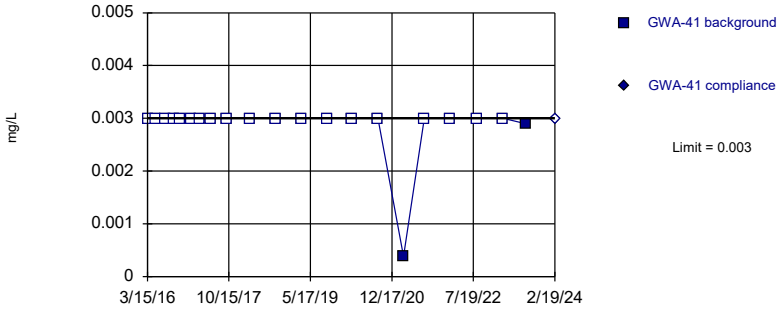

Non-parametric test used in lieu of parametric prediction limit because censored data exceeded 50%. Limit is highest of 21 background values. 90.48% NDs. Well-constituent pair annual alpha = 0.007982. Individual comparison alpha = 0.003999 (1 of 2).

Constituent: Antimony Analysis Run 4/8/2024 7:01 PM View: Appendix I Intrawell
Plant Bowen Data: Bowen 1, 2, 9, and 10

Sanitas™ v.10.0.16b Software licensed to . UG
Hollow symbols indicate censored values.

Within Limit

Prediction Limit

Intrawell Non-parametric

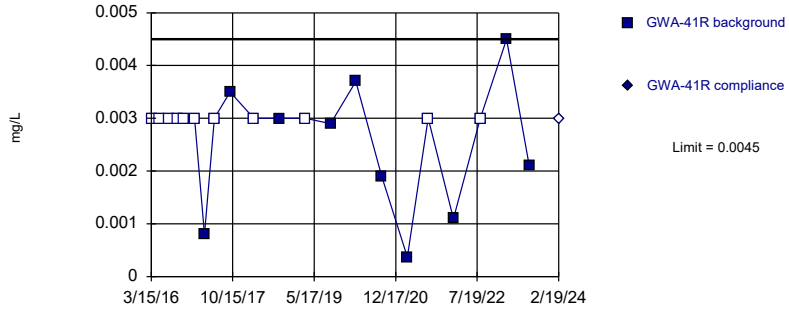

Non-parametric test used in lieu of parametric prediction limit because censored data exceeded 50%. Limit is highest of 21 background values. 52.38% NDs. Well-constituent pair annual alpha = 0.007982. Individual comparison alpha = 0.003999 (1 of 2).

Constituent: Antimony Analysis Run 4/8/2024 7:01 PM View: Appendix I Intrawell
Plant Bowen Data: Bowen 1, 2, 9, and 10

Sanitas™ v.10.0.16b Software licensed to . UG
Hollow symbols indicate censored values.

Within Limit

Prediction Limit

Intrawell Non-parametric

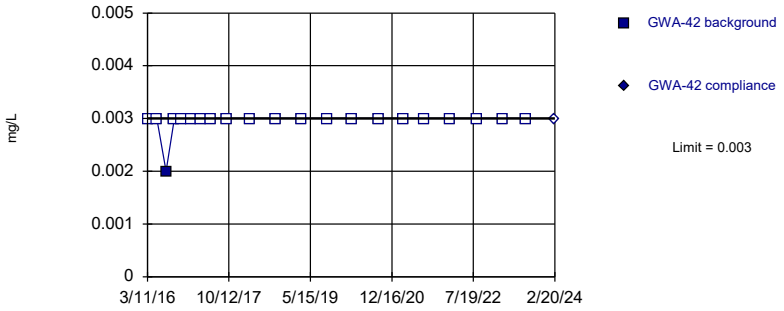

Non-parametric test used in lieu of parametric prediction limit because censored data exceeded 50%. Limit is highest of 21 background values. 95.24% NDs. Well-constituent pair annual alpha = 0.007982. Individual comparison alpha = 0.003999 (1 of 2).

Constituent: Antimony Analysis Run 4/8/2024 7:01 PM View: Appendix I Intrawell
Plant Bowen Data: Bowen 1, 2, 9, and 10

Sanitas™ v.10.0.16b Software licensed to . UG
Hollow symbols indicate censored values.

Within Limit

Prediction Limit

Intrawell Non-parametric

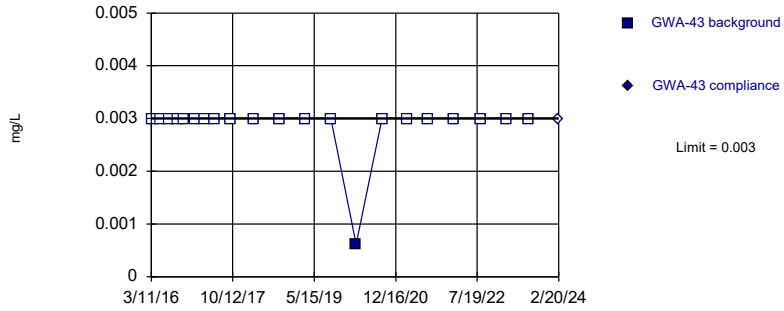

Non-parametric test used in lieu of parametric prediction limit because censored data exceeded 50%. Limit is highest of 21 background values. 95.24% NDs. Well-constituent pair annual alpha = 0.007982. Individual comparison alpha = 0.003999 (1 of 2).

Constituent: Antimony Analysis Run 4/8/2024 7:01 PM View: Appendix I Intrawell
Plant Bowen Data: Bowen 1, 2, 9, and 10

Sanitas™ v.10.0.16b Software licensed to . UG
Hollow symbols indicate censored values.

Within Limit

Prediction Limit

Intrawell Non-parametric

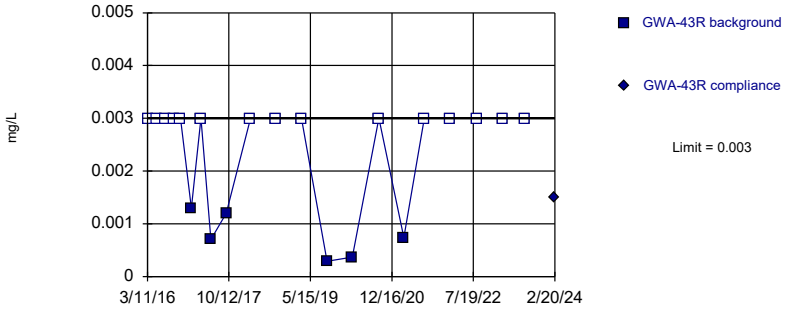

Non-parametric test used in lieu of parametric prediction limit because censored data exceeded 50%. Limit is highest of 21 background values. 71.43% NDs. Well-constituent pair annual alpha = 0.007982. Individual comparison alpha = 0.003999 (1 of 2).

Constituent: Antimony Analysis Run 4/8/2024 7:01 PM View: Appendix I Intrawell
Plant Bowen Data: Bowen 1, 2, 9, and 10

Sanitas™ v.10.0.16b Software licensed to . UG
Hollow symbols indicate censored values.

Within Limit

Prediction Limit

Intrawell Non-parametric

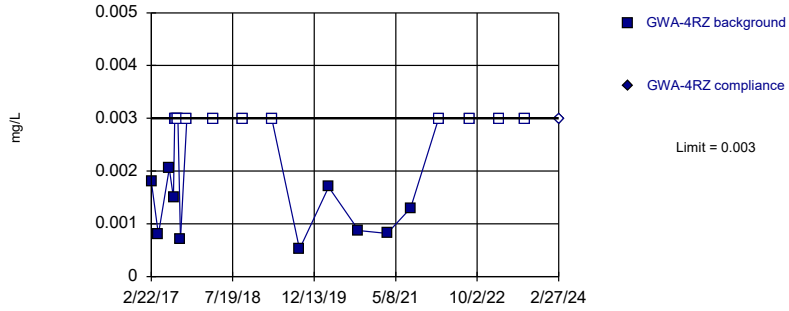

Non-parametric test used in lieu of parametric prediction limit because censored data exceeded 50%. Limit is highest of 21 background values. 52.38% NDs. Well-constituent pair annual alpha = 0.007982. Individual comparison alpha = 0.003999 (1 of 2).

Constituent: Antimony Analysis Run 4/8/2024 7:01 PM View: Appendix I Intrawell
Plant Bowen Data: Bowen 1, 2, 9, and 10

Sanitas™ v.10.0.16b Software licensed to . UG
Hollow symbols indicate censored values.
Within Limit

Prediction Limit

Intrawell Non-parametric

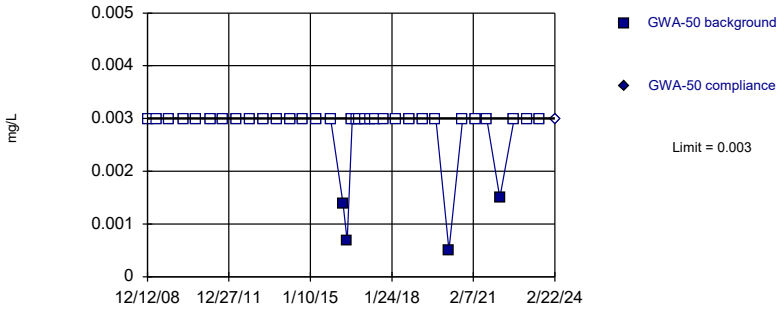

Non-parametric test used in lieu of parametric prediction limit because censored data exceeded 50%. Limit is highest of 36 background values. 88.89% NDs. Well-constituent pair annual alpha = 0.002856. Individual comparison alpha = 0.001429 (1 of 2).

Constituent: Antimony Analysis Run 4/8/2024 7:01 PM View: Appendix I Intrawell
Plant Bowen Data: Bowen 1, 2, 9, and 10

Sanitas™ v.10.0.16b Software licensed to . UG
Hollow symbols indicate censored values.
Within Limit

Prediction Limit

Intrawell Non-parametric

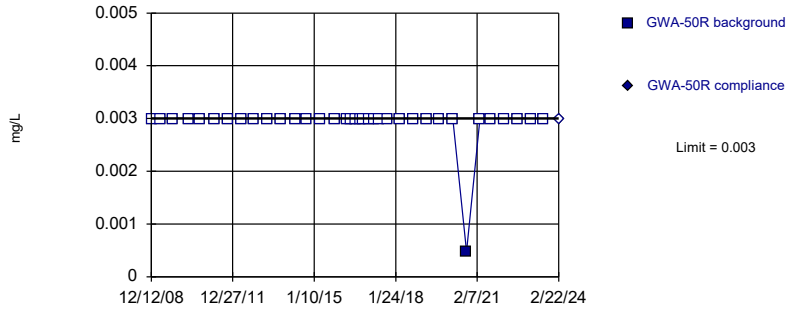

Non-parametric test used in lieu of parametric prediction limit because censored data exceeded 50%. Limit is highest of 36 background values. 97.22% NDs. Well-constituent pair annual alpha = 0.002856. Individual comparison alpha = 0.001429 (1 of 2).

Constituent: Antimony Analysis Run 4/8/2024 7:01 PM View: Appendix I Intrawell
Plant Bowen Data: Bowen 1, 2, 9, and 10

Sanitas™ v.10.0.16b Software licensed to . UG
Hollow symbols indicate censored values.
Within Limit

Prediction Limit

Intrawell Non-parametric

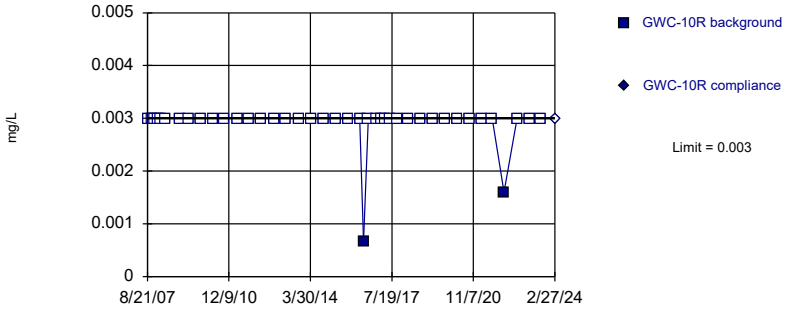

Non-parametric test used in lieu of parametric prediction limit because censored data exceeded 50%. Limit is highest of 41 background values. 95.12% NDs. Well-constituent pair annual alpha = 0.002235. Individual comparison alpha = 0.001118 (1 of 2).

Constituent: Antimony Analysis Run 4/8/2024 7:01 PM View: Appendix I Intrawell
Plant Bowen Data: Bowen 1, 2, 9, and 10

Sanitas™ v.10.0.16b Software licensed to . UG
Hollow symbols indicate censored values.
Within Limit

Prediction Limit

Intrawell Non-parametric

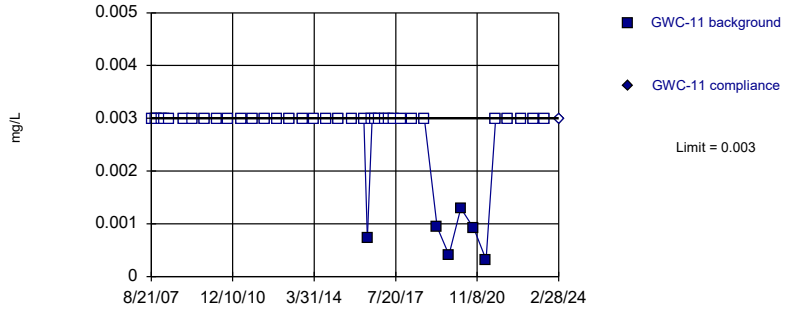

Non-parametric test used in lieu of parametric prediction limit because censored data exceeded 50%. Limit is highest of 42 background values. 85.71% NDs. Well-constituent pair annual alpha = 0.002154. Individual comparison alpha = 0.001077 (1 of 2).

Constituent: Antimony Analysis Run 4/8/2024 7:01 PM View: Appendix I Intrawell
Plant Bowen Data: Bowen 1, 2, 9, and 10

Sanitas™ v.10.0.16b Software licensed to . UG
Hollow symbols indicate censored values.
Within Limit

Prediction Limit

Intrawell Non-parametric

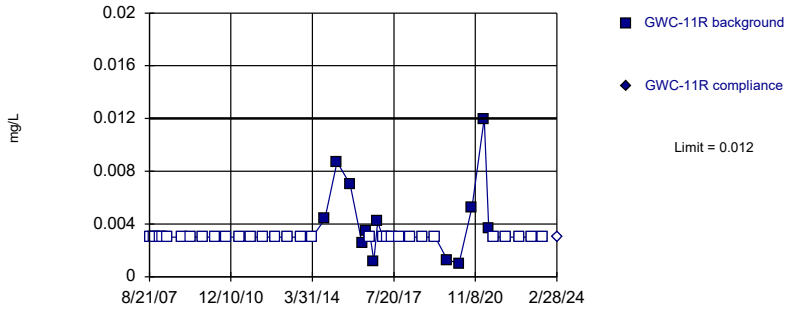

Non-parametric test used in lieu of parametric prediction limit because censored data exceeded 50%. Limit is highest of 43 background values. 72.09% NDs. Well-constituent pair annual alpha = 0.002073. Individual comparison alpha = 0.001037 (1 of 2).

Constituent: Antimony Analysis Run 4/8/2024 7:01 PM View: Appendix I Intrawell
Plant Bowen Data: Bowen 1, 2, 9, and 10

Sanitas™ v.10.0.16b Software licensed to . UG
Hollow symbols indicate censored values.
Within Limit

Prediction Limit

Intrawell Non-parametric

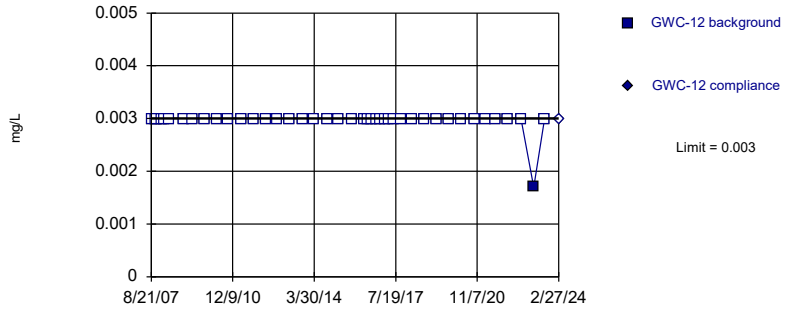

Non-parametric test used in lieu of parametric prediction limit because censored data exceeded 50%. Limit is highest of 42 background values. 97.62% NDs. Well-constituent pair annual alpha = 0.002154. Individual comparison alpha = 0.001077 (1 of 2).

Constituent: Antimony Analysis Run 4/8/2024 7:01 PM View: Appendix I Intrawell
Plant Bowen Data: Bowen 1, 2, 9, and 10

Sanitas™ v.10.0.16b Software licensed to . UG
Hollow symbols indicate censored values.
Within Limit

Prediction Limit

Intrawell Non-parametric

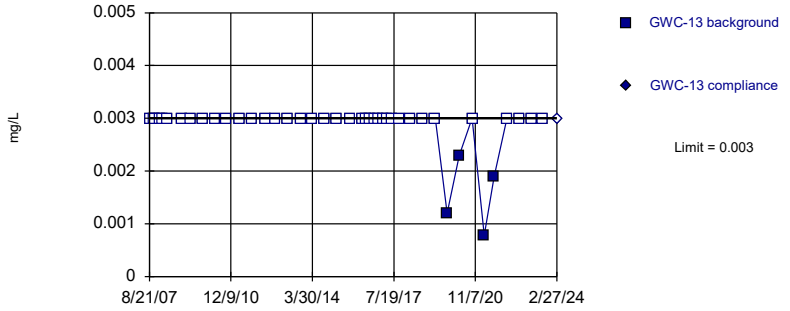

Non-parametric test used in lieu of parametric prediction limit because censored data exceeded 50%. Limit is highest of 42 background values. 90.48% NDs. Well-constituent pair annual alpha = 0.002154. Individual comparison alpha = 0.001077 (1 of 2).

Constituent: Antimony Analysis Run 4/8/2024 7:01 PM View: Appendix I Intrawell
Plant Bowen Data: Bowen 1, 2, 9, and 10

Sanitas™ v.10.0.16b Software licensed to . UG
Hollow symbols indicate censored values.
Within Limit

Prediction Limit

Intrawell Non-parametric

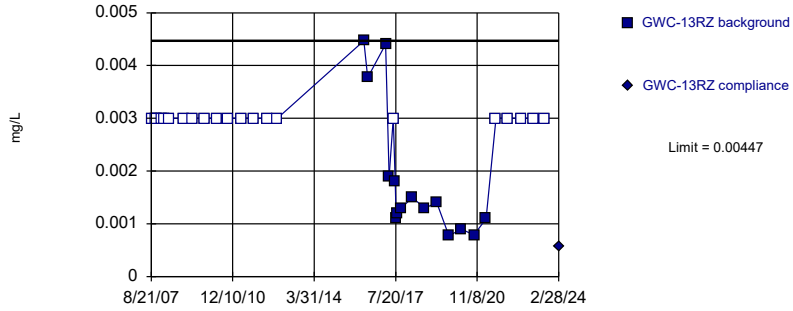

Non-parametric test used in lieu of parametric prediction limit because censored data exceeded 50%. Limit is highest of 36 background values. 58.33% NDs. Well-constituent pair annual alpha = 0.002856. Individual comparison alpha = 0.001429 (1 of 2).

Constituent: Antimony Analysis Run 4/8/2024 7:01 PM View: Appendix I Intrawell
Plant Bowen Data: Bowen 1, 2, 9, and 10

Sanitas™ v.10.0.16b Software licensed to . UG
Hollow symbols indicate censored values.
Within Limit

Prediction Limit

Intrawell Non-parametric

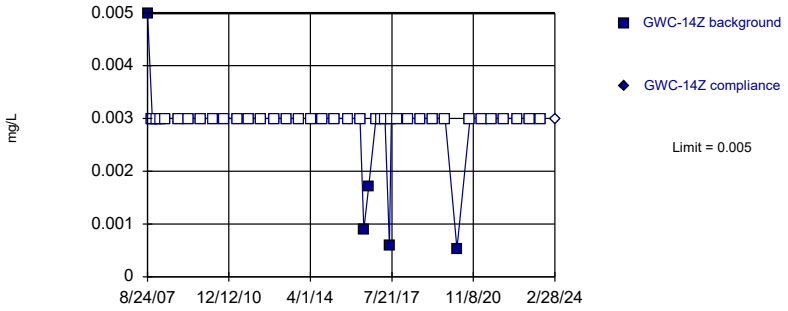

Non-parametric test used in lieu of parametric prediction limit because censored data exceeded 50%. Limit is highest of 42 background values. 88.1% NDs. Well-constituent pair annual alpha = 0.002154. Individual comparison alpha = 0.001077 (1 of 2).

Constituent: Antimony Analysis Run 4/8/2024 7:01 PM View: Appendix I Intrawell
Plant Bowen Data: Bowen 1, 2, 9, and 10

Sanitas™ v.10.0.16b Software licensed to . UG
Hollow symbols indicate censored values.
Within Limit

Prediction Limit

Intrawell Non-parametric

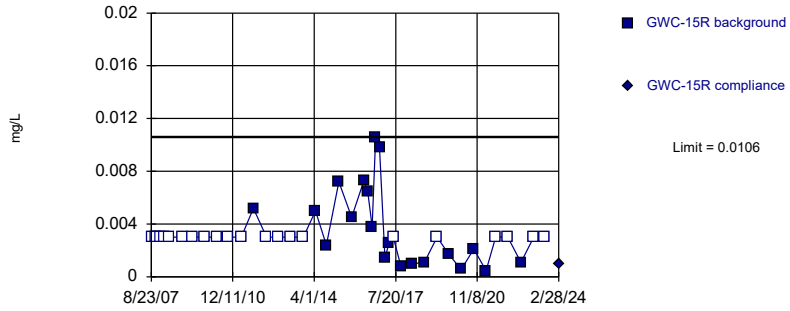

Non-parametric test used in lieu of parametric prediction limit because censored data exceeded 50%. Limit is highest of 42 background values. 52.38% NDs. Well-constituent pair annual alpha = 0.002154. Individual comparison alpha = 0.001077 (1 of 2).

Constituent: Antimony Analysis Run 4/8/2024 7:02 PM View: Appendix I Intrawell
Plant Bowen Data: Bowen 1, 2, 9, and 10

Sanitas™ v.10.0.16b Software licensed to . UG
Hollow symbols indicate censored values.
Within Limit

Prediction Limit

Intrawell Non-parametric

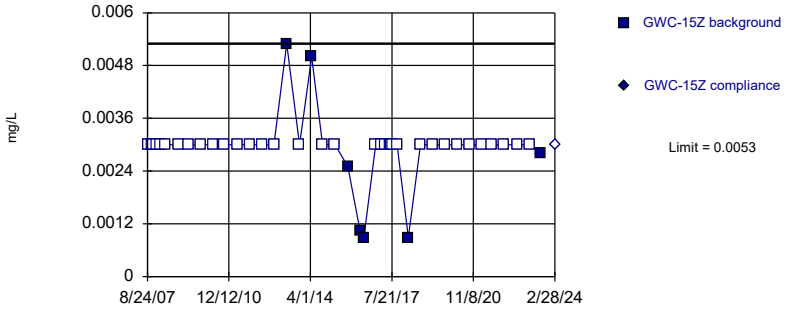

Non-parametric test used in lieu of parametric prediction limit because censored data exceeded 50%. Limit is highest of 42 background values. 83.33% NDs. Well-constituent pair annual alpha = 0.002154. Individual comparison alpha = 0.001077 (1 of 2).

Constituent: Antimony Analysis Run 4/8/2024 7:02 PM View: Appendix I Intrawell
Plant Bowen Data: Bowen 1, 2, 9, and 10

Sanitas™ v.10.0.16b Software licensed to . UG
Hollow symbols indicate censored values.
Within Limit

Prediction Limit

Intrawell Non-parametric

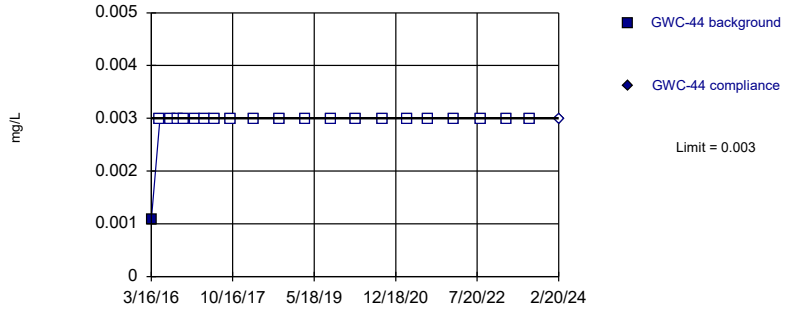

Non-parametric test used in lieu of parametric prediction limit because censored data exceeded 50%. Limit is highest of 21 background values. 95.24% NDs. Well-constituent pair annual alpha = 0.007982. Individual comparison alpha = 0.003999 (1 of 2).

Constituent: Antimony Analysis Run 4/8/2024 7:02 PM View: Appendix I Intrawell
Plant Bowen Data: Bowen 1, 2, 9, and 10

Sanitas™ v.10.0.16b Software licensed to . UG
Hollow symbols indicate censored values.

Within Limit

Prediction Limit

Intrawell Parametric

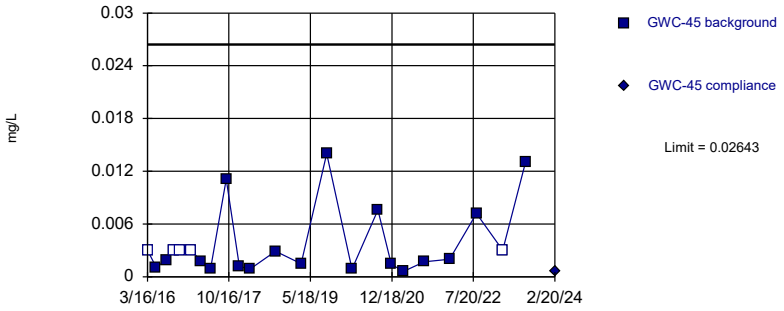

Background Data Summary (based on natural log transformation) (after Kaplan-Meier Adjustment): Mean=-6.184, Std. Dev.=0.9271, n=23, 21.74% NDs. Normality test: Shapiro Wilk @alpha = 0.01, calculated = 0.928, critical = 0.881. Kappa = 2.752 (c=16, w=26, 1 of 2, event alpha = 0.05132). Report alpha = 0.0001266.

Constituent: Antimony Analysis Run 4/8/2024 7:02 PM View: Appendix I Intrawell
Plant Bowen Data: Bowen 1, 2, 9, and 10

Sanitas™ v.10.0.16b Software licensed to . UG
Hollow symbols indicate censored values.

Within Limit

Prediction Limit

Intrawell Non-parametric

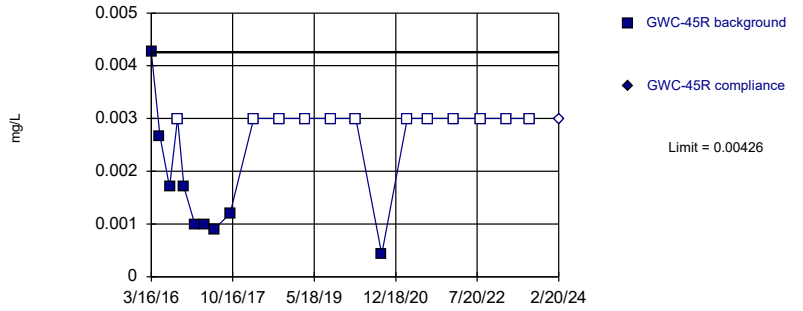

Non-parametric test used in lieu of parametric prediction limit because censored data exceeded 50%. Limit is highest of 21 background values. 57.14% NDs. Well-constituent pair annual alpha = 0.007982. Individual comparison alpha = 0.003999 (1 of 2).

Constituent: Antimony Analysis Run 4/8/2024 7:02 PM View: Appendix I Intrawell
Plant Bowen Data: Bowen 1, 2, 9, and 10

Sanitas™ v.10.0.16b Software licensed to . UG
Hollow symbols indicate censored values.

Within Limit

Prediction Limit

Intrawell Non-parametric

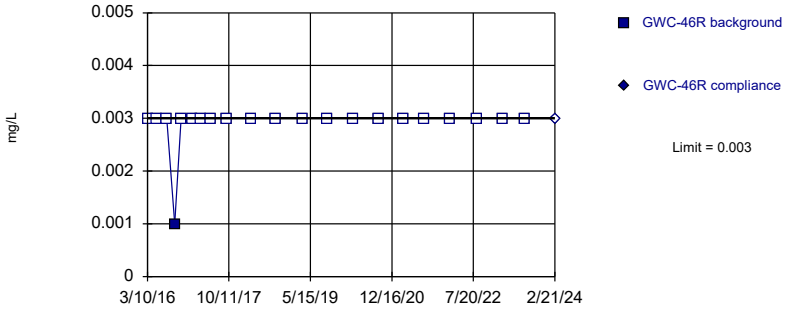

Non-parametric test used in lieu of parametric prediction limit because censored data exceeded 50%. Limit is highest of 21 background values. 95.24% NDs. Well-constituent pair annual alpha = 0.007982. Individual comparison alpha = 0.003999 (1 of 2).

Constituent: Antimony Analysis Run 4/8/2024 7:02 PM View: Appendix I Intrawell
Plant Bowen Data: Bowen 1, 2, 9, and 10

Sanitas™ v.10.0.16b Software licensed to . UG
Hollow symbols indicate censored values.

Within Limit

Prediction Limit

Intrawell Non-parametric

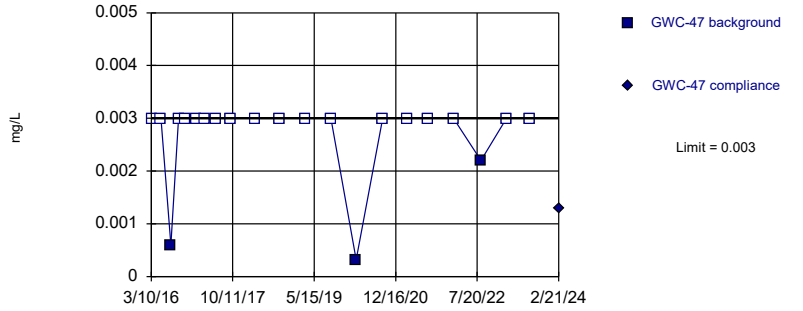

Non-parametric test used in lieu of parametric prediction limit because censored data exceeded 50%. Limit is highest of 21 background values. 85.71% NDs. Well-constituent pair annual alpha = 0.007982. Individual comparison alpha = 0.003999 (1 of 2).

Constituent: Antimony Analysis Run 4/8/2024 7:02 PM View: Appendix I Intrawell
Plant Bowen Data: Bowen 1, 2, 9, and 10

Sanitas™ v.10.0.16b Software licensed to . UG
Hollow symbols indicate censored values.
Within Limit

Prediction Limit

Intrawell Parametric

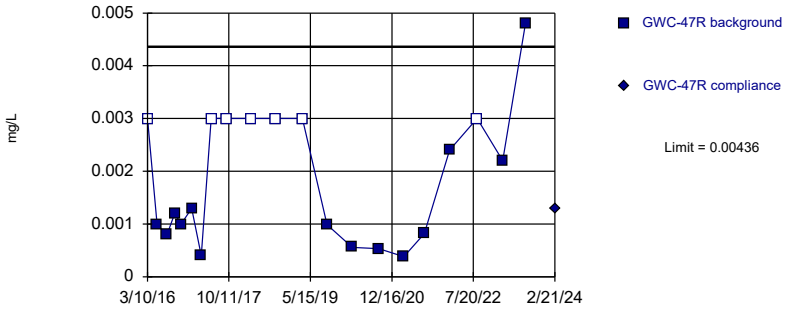

Background Data Summary (based on square root transformation) (after Kaplan-Meier Adjustment): Mean=0.03291, Std. Dev.=0.01181, n=21, 33.33% NDs. Normality test: Shapiro Wilk @alpha = 0.01, calculated = 0.8983, critical = 0.873. Kappa = 2.805 (c=16, w=26, 1 of 2, event alpha = 0.05132). Report alpha = 0.0001266.

Constituent: Antimony Analysis Run 4/8/2024 7:02 PM View: Appendix I Intrawell
Plant Bowen Data: Bowen 1, 2, 9, and 10

Sanitas™ v.10.0.16b Software licensed to . UG
Hollow symbols indicate censored values.
Within Limit

Prediction Limit

Intrawell Non-parametric

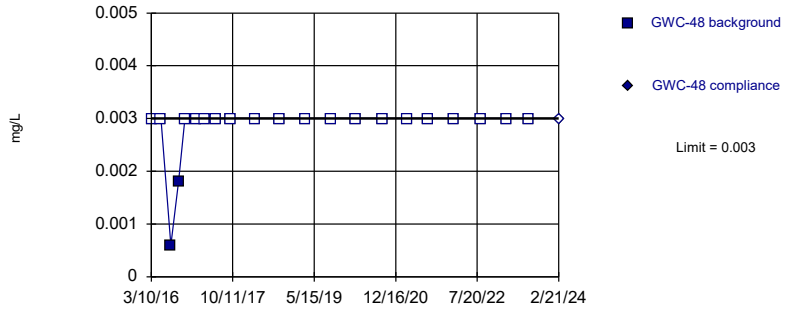

Non-parametric test used in lieu of parametric prediction limit because censored data exceeded 50%. Limit is highest of 21 background values. 90.48% NDs. Well-constituent pair annual alpha = 0.007982. Individual comparison alpha = 0.003999 (1 of 2).

Constituent: Antimony Analysis Run 4/8/2024 7:02 PM View: Appendix I Intrawell
Plant Bowen Data: Bowen 1, 2, 9, and 10

Sanitas™ v.10.0.16b Software licensed to . UG
Hollow symbols indicate censored values.
Within Limit

Prediction Limit

Intrawell Non-parametric

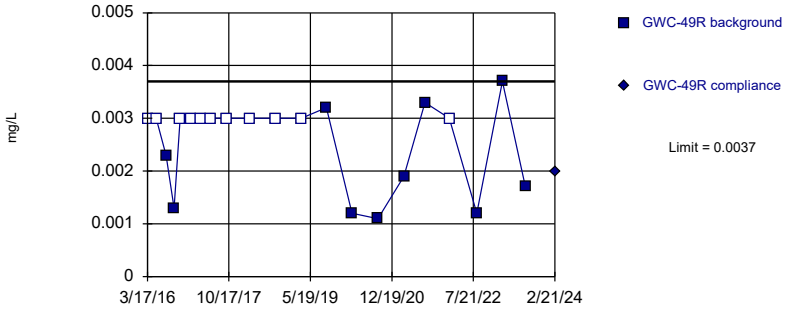

Non-parametric test used in lieu of parametric prediction limit because censored data exceeded 50%. Limit is highest of 21 background values. 52.38% NDs. Well-constituent pair annual alpha = 0.007982. Individual comparison alpha = 0.003999 (1 of 2).

Constituent: Antimony Analysis Run 4/8/2024 7:02 PM View: Appendix I Intrawell
Plant Bowen Data: Bowen 1, 2, 9, and 10

Sanitas™ v.10.0.16b Software licensed to . UG
Hollow symbols indicate censored values.
Within Limit

Prediction Limit

Intrawell Non-parametric

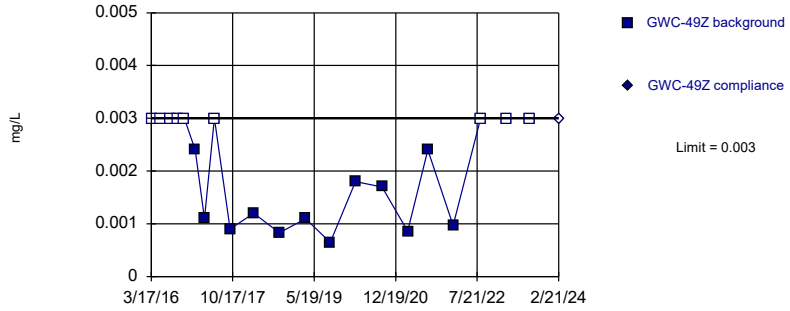

Non-parametric test used in lieu of parametric prediction limit because the Shapiro Wilk normality test showed the data to be non-normal at the 0.01 alpha level. Limit is highest of 21 background values. 42.86% NDs. Well-constituent pair annual alpha = 0.007982. Individual comparison alpha = 0.003999 (1 of 2).

Constituent: Antimony Analysis Run 4/8/2024 7:02 PM View: Appendix I Intrawell
Plant Bowen Data: Bowen 1, 2, 9, and 10

Sanitas™ v.10.0.16b Software licensed to . UG
Hollow symbols indicate censored values.
Within Limit

Prediction Limit

Intrawell Non-parametric

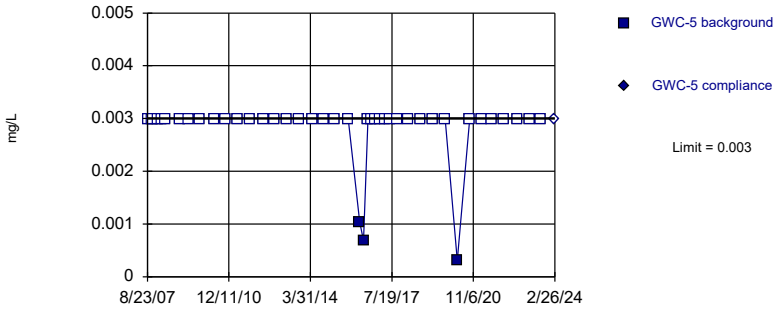

Non-parametric test used in lieu of parametric prediction limit because censored data exceeded 50%. Limit is highest of 42 background values. 92.86% NDs. Well-constituent pair annual alpha = 0.002154. Individual comparison alpha = 0.001077 (1 of 2).

Constituent: Antimony Analysis Run 4/8/2024 7:02 PM View: Appendix I Intrawell
Plant Bowen Data: Bowen 1, 2, 9, and 10

Sanitas™ v.10.0.16b Software licensed to . UG
Hollow symbols indicate censored values.
Within Limit

Prediction Limit

Intrawell Non-parametric

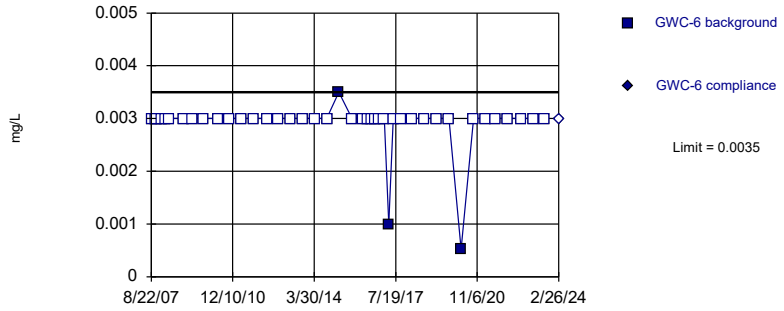

Non-parametric test used in lieu of parametric prediction limit because censored data exceeded 50%. Limit is highest of 42 background values. 92.86% NDs. Well-constituent pair annual alpha = 0.002154. Individual comparison alpha = 0.001077 (1 of 2).

Constituent: Antimony Analysis Run 4/8/2024 7:02 PM View: Appendix I Intrawell
Plant Bowen Data: Bowen 1, 2, 9, and 10

Sanitas™ v.10.0.16b Software licensed to . UG
Hollow symbols indicate censored values.
Within Limit

Prediction Limit

Intrawell Non-parametric

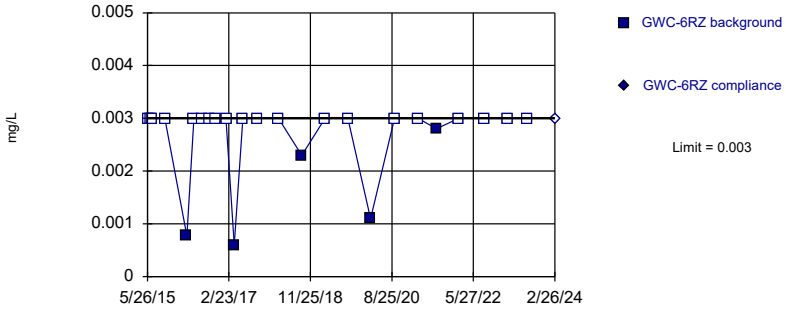

Non-parametric test used in lieu of parametric prediction limit because censored data exceeded 50%. Limit is highest of 25 background values. 80% NDs. Well-constituent pair annual alpha = 0.005656. Individual comparison alpha = 0.002832 (1 of 2).

Constituent: Antimony Analysis Run 4/8/2024 7:02 PM View: Appendix I Intrawell
Plant Bowen Data: Bowen 1, 2, 9, and 10

Sanitas™ v.10.0.16b Software licensed to . UG
Hollow symbols indicate censored values.
Within Limit

Prediction Limit

Intrawell Non-parametric

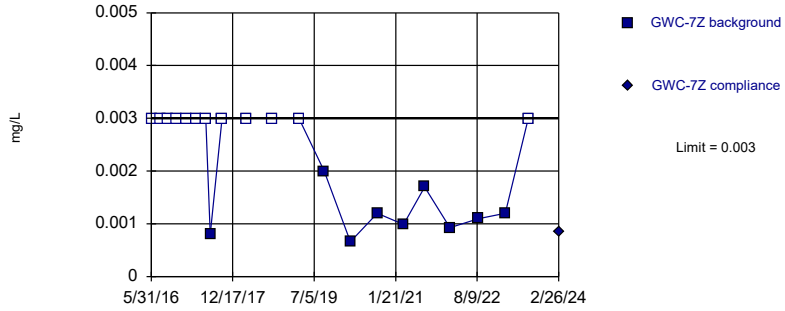

Non-parametric test used in lieu of parametric prediction limit because censored data exceeded 50%. Limit is highest of 21 background values. 57.14% NDs. Well-constituent pair annual alpha = 0.007982. Individual comparison alpha = 0.003999 (1 of 2).

Constituent: Antimony Analysis Run 4/8/2024 7:02 PM View: Appendix I Intrawell
Plant Bowen Data: Bowen 1, 2, 9, and 10

Sanitas™ v.10.0.16b Software licensed to . UG
Hollow symbols indicate censored values.

Within Limit

Prediction Limit

Intrawell Non-parametric

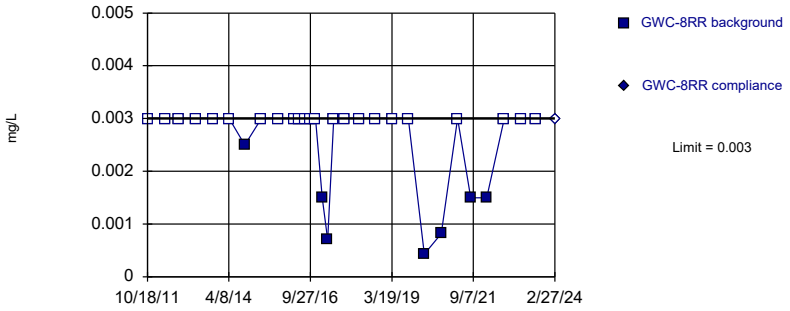

Non-parametric test used in lieu of parametric prediction limit because censored data exceeded 50%. Limit is highest of 30 background values. 76.67% NDs. Well-constituent pair annual alpha = 0.004011. Individual comparison alpha = 0.002008 (1 of 2).

Constituent: Antimony Analysis Run 4/8/2024 7:02 PM View: Appendix I Intrawell
Plant Bowen Data: Bowen 1, 2, 9, and 10

Sanitas™ v.10.0.16b Software licensed to . UG
Hollow symbols indicate censored values.

Within Limit

Prediction Limit

Intrawell Non-parametric

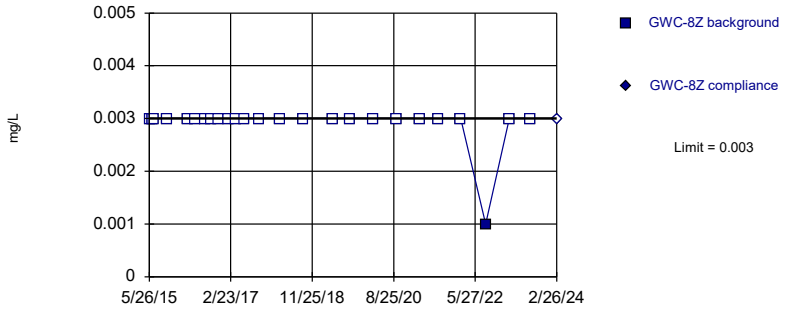

Non-parametric test used in lieu of parametric prediction limit because censored data exceeded 50%. Limit is highest of 25 background values. 96% NDs. Well-constituent pair annual alpha = 0.005656. Individual comparison alpha = 0.002832 (1 of 2).

Constituent: Antimony Analysis Run 4/8/2024 7:02 PM View: Appendix I Intrawell
Plant Bowen Data: Bowen 1, 2, 9, and 10

Sanitas™ v.10.0.16b Software licensed to . UG
Hollow symbols indicate censored values.

Within Limit

Prediction Limit

Intrawell Non-parametric

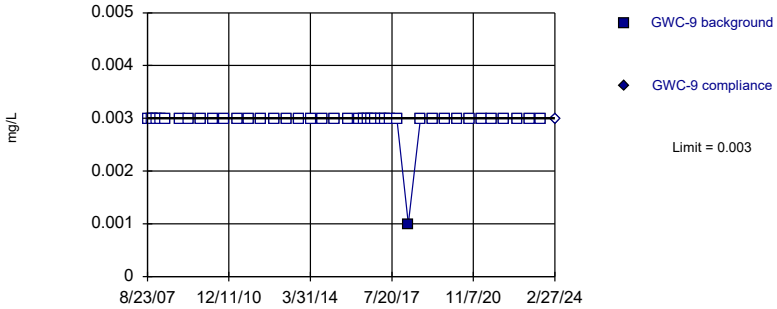

Non-parametric test used in lieu of parametric prediction limit because censored data exceeded 50%. Limit is highest of 42 background values. 97.62% NDs. Well-constituent pair annual alpha = 0.002154. Individual comparison alpha = 0.001077 (1 of 2).

Constituent: Antimony Analysis Run 4/8/2024 7:02 PM View: Appendix I Intrawell
Plant Bowen Data: Bowen 1, 2, 9, and 10

Sanitas™ v.10.0.16b Software licensed to . UG
Hollow symbols indicate censored values.

Within Limit

Prediction Limit

Intrawell Non-parametric

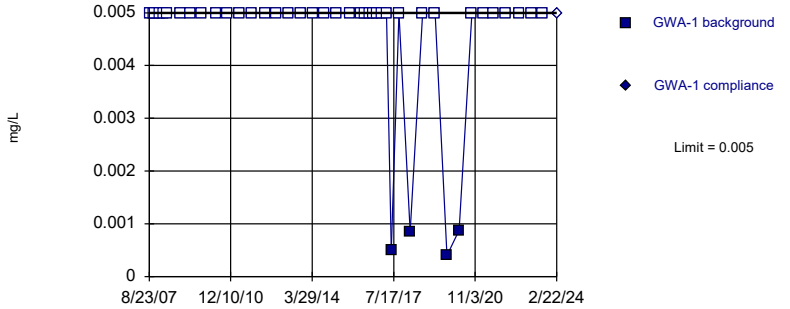

Non-parametric test used in lieu of parametric prediction limit because censored data exceeded 50%. Limit is highest of 42 background values. 90.48% NDs. Well-constituent pair annual alpha = 0.002154. Individual comparison alpha = 0.001077 (1 of 2).

Constituent: Arsenic Analysis Run 4/8/2024 7:02 PM View: Appendix I Intrawell
Plant Bowen Data: Bowen 1, 2, 9, and 10

Sanitas™ v.10.0.16b Software licensed to . UG
Hollow symbols indicate censored values.
Within Limit

Prediction Limit

Intrawell Non-parametric

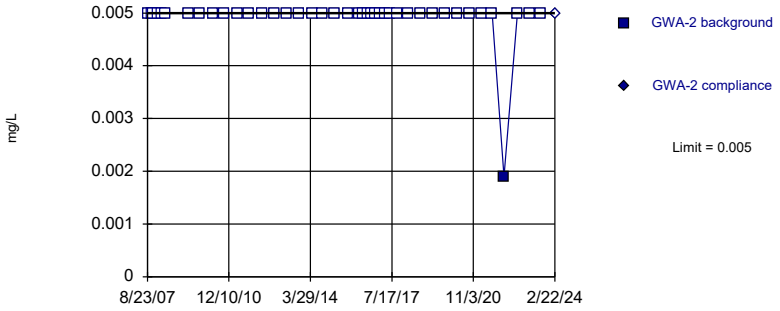

Non-parametric test used in lieu of parametric prediction limit because censored data exceeded 50%. Limit is highest of 41 background values. 97.56% NDs. Well-constituent pair annual alpha = 0.002235. Individual comparison alpha = 0.001118 (1 of 2).

Constituent: Arsenic Analysis Run 4/8/2024 7:02 PM View: Appendix I Intrawell
Plant Bowen Data: Bowen 1, 2, 9, and 10

Sanitas™ v.10.0.16b Software licensed to . UG
Hollow symbols indicate censored values.
Within Limit

Prediction Limit

Intrawell Non-parametric

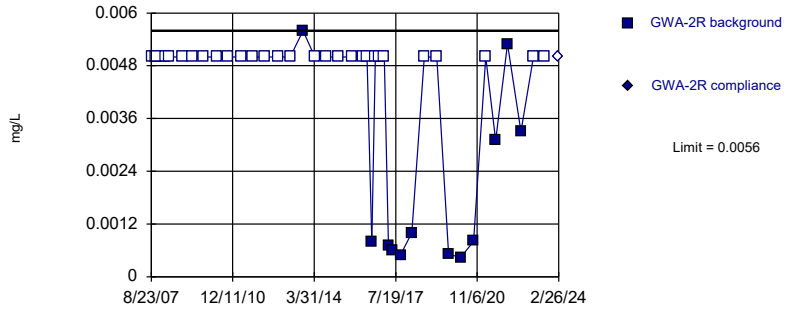

Non-parametric test used in lieu of parametric prediction limit because censored data exceeded 50%. Limit is highest of 42 background values. 69.05% NDs. Well-constituent pair annual alpha = 0.002154. Individual comparison alpha = 0.001077 (1 of 2).

Constituent: Arsenic Analysis Run 4/8/2024 7:02 PM View: Appendix I Intrawell
Plant Bowen Data: Bowen 1, 2, 9, and 10

Sanitas™ v.10.0.16b Software licensed to . UG
Hollow symbols indicate censored values.
Within Limit

Prediction Limit

Intrawell Non-parametric

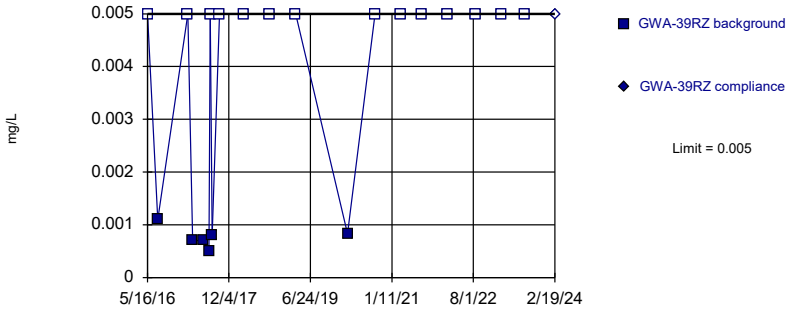

Non-parametric test used in lieu of parametric prediction limit because censored data exceeded 50%. Limit is highest of 20 background values. 70% NDs. Well-constituent pair annual alpha = 0.008564. Individual comparison alpha = 0.004291 (1 of 2).

Constituent: Arsenic Analysis Run 4/8/2024 7:02 PM View: Appendix I Intrawell
Plant Bowen Data: Bowen 1, 2, 9, and 10

Sanitas™ v.10.0.16b Software licensed to . UG
Hollow symbols indicate censored values.
Within Limit

Prediction Limit

Intrawell Non-parametric

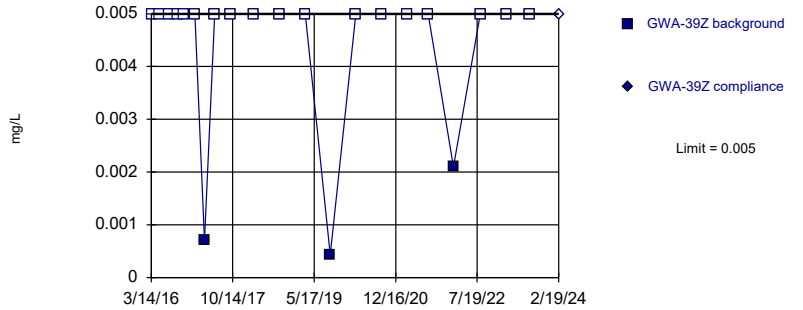

Non-parametric test used in lieu of parametric prediction limit because censored data exceeded 50%. Limit is highest of 21 background values. 85.71% NDs. Well-constituent pair annual alpha = 0.007982. Individual comparison alpha = 0.003999 (1 of 2).

Constituent: Arsenic Analysis Run 4/8/2024 7:02 PM View: Appendix I Intrawell
Plant Bowen Data: Bowen 1, 2, 9, and 10

Sanitas™ v.10.0.16b Software licensed to . UG
Hollow symbols indicate censored values.

Within Limit

Prediction Limit

Intrawell Non-parametric

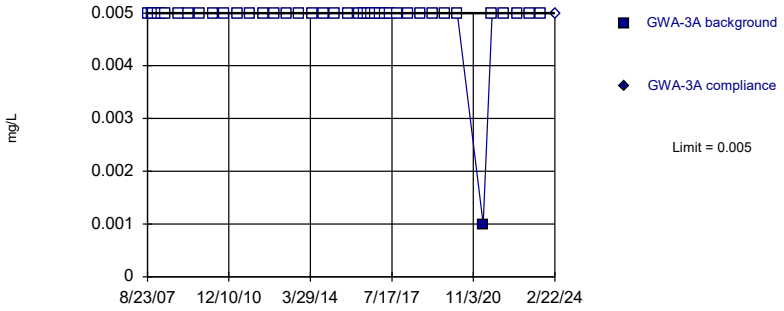

Non-parametric test used in lieu of parametric prediction limit because censored data exceeded 50%. Limit is highest of 41 background values. 97.56% NDs. Well-constituent pair annual alpha = 0.002235. Individual comparison alpha = 0.001118 (1 of 2).

Constituent: Arsenic Analysis Run 4/8/2024 7:02 PM View: Appendix I Intrawell
Plant Bowen Data: Bowen 1, 2, 9, and 10

Sanitas™ v.10.0.16b Software licensed to . UG
Hollow symbols indicate censored values.

Within Limit

Prediction Limit

Intrawell Non-parametric

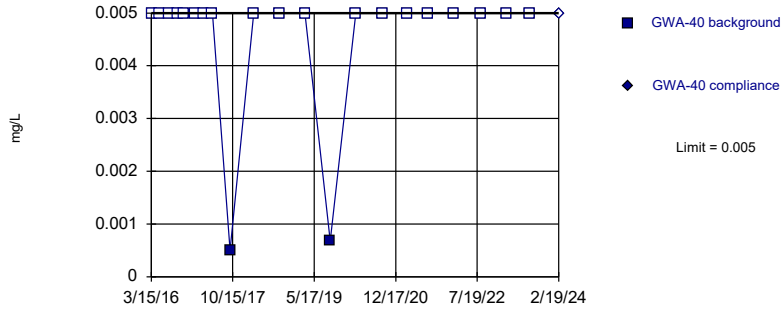

Non-parametric test used in lieu of parametric prediction limit because censored data exceeded 50%. Limit is highest of 21 background values. 90.48% NDs. Well-constituent pair annual alpha = 0.007982. Individual comparison alpha = 0.003999 (1 of 2).

Constituent: Arsenic Analysis Run 4/8/2024 7:02 PM View: Appendix I Intrawell
Plant Bowen Data: Bowen 1, 2, 9, and 10

Sanitas™ v.10.0.16b Software licensed to . UG
Hollow symbols indicate censored values.

Within Limit

Prediction Limit

Intrawell Non-parametric

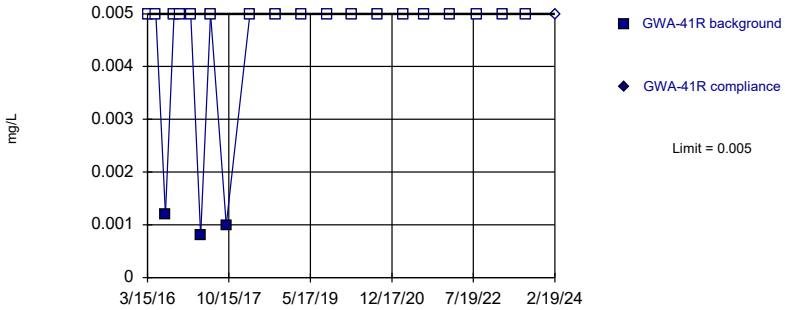

Non-parametric test used in lieu of parametric prediction limit because censored data exceeded 50%. Limit is highest of 21 background values. 85.71% NDs. Well-constituent pair annual alpha = 0.007982. Individual comparison alpha = 0.003999 (1 of 2).

Constituent: Arsenic Analysis Run 4/8/2024 7:02 PM View: Appendix I Intrawell
Plant Bowen Data: Bowen 1, 2, 9, and 10

Sanitas™ v.10.0.16b Software licensed to . UG
Hollow symbols indicate censored values.

Within Limit

Prediction Limit

Intrawell Non-parametric

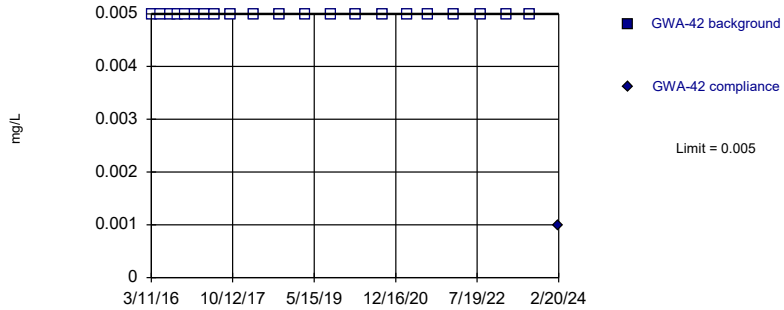

Non-parametric test used in lieu of parametric prediction limit because censored data exceeded 50%. All background values (n = 21) were censored; limit is most recent reporting limit. Well-constituent pair annual alpha = 0.007982. Individual comparison alpha = 0.003999 (1 of 2).

Constituent: Arsenic Analysis Run 4/8/2024 7:02 PM View: Appendix I Intrawell
Plant Bowen Data: Bowen 1, 2, 9, and 10

Sanitas™ v.10.0.16b Software licensed to . UG
Hollow symbols indicate censored values.
Within Limit

Prediction Limit

Intrawell Non-parametric

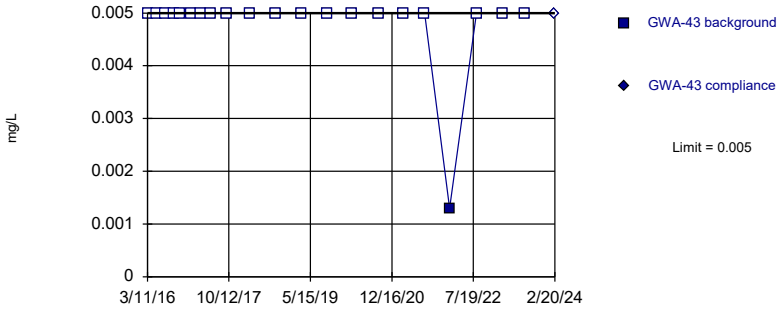

Non-parametric test used in lieu of parametric prediction limit because censored data exceeded 50%. Limit is highest of 21 background values. 95.24% NDs. Well-constituent pair annual alpha = 0.007982. Individual comparison alpha = 0.003999 (1 of 2).

Constituent: Arsenic Analysis Run 4/8/2024 7:02 PM View: Appendix I Intrawell
Plant Bowen Data: Bowen 1, 2, 9, and 10

Sanitas™ v.10.0.16b Software licensed to . UG
Hollow symbols indicate censored values.
Within Limit

Prediction Limit

Intrawell Non-parametric

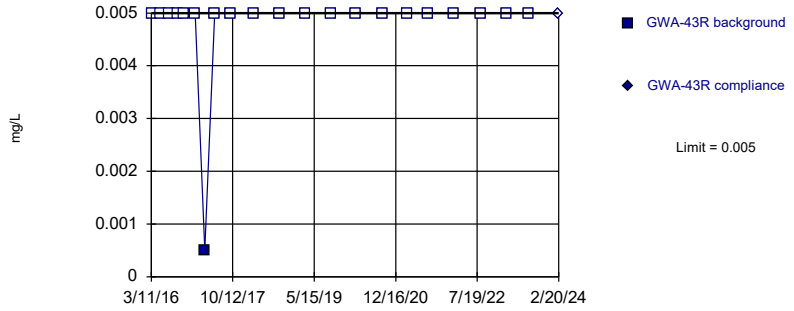

Non-parametric test used in lieu of parametric prediction limit because censored data exceeded 50%. Limit is highest of 21 background values. 95.24% NDs. Well-constituent pair annual alpha = 0.007982. Individual comparison alpha = 0.003999 (1 of 2).

Constituent: Arsenic Analysis Run 4/8/2024 7:02 PM View: Appendix I Intrawell
Plant Bowen Data: Bowen 1, 2, 9, and 10

Sanitas™ v.10.0.16b Software licensed to . UG
Hollow symbols indicate censored values.
Within Limit

Prediction Limit

Intrawell Non-parametric

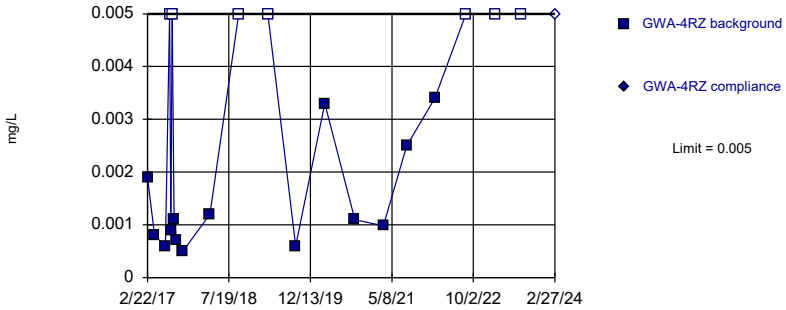

Non-parametric test used in lieu of parametric prediction limit because the Shapiro Wilk normality test showed the data to be non-normal at the 0.01 alpha level. Limit is highest of 21 background values. 33.33% NDs. Well-constituent pair annual alpha = 0.007982. Individual comparison alpha = 0.003999 (1 of 2).

Constituent: Arsenic Analysis Run 4/8/2024 7:02 PM View: Appendix I Intrawell
Plant Bowen Data: Bowen 1, 2, 9, and 10

Sanitas™ v.10.0.16b Software licensed to . UG
Hollow symbols indicate censored values.
Within Limit

Prediction Limit

Intrawell Non-parametric

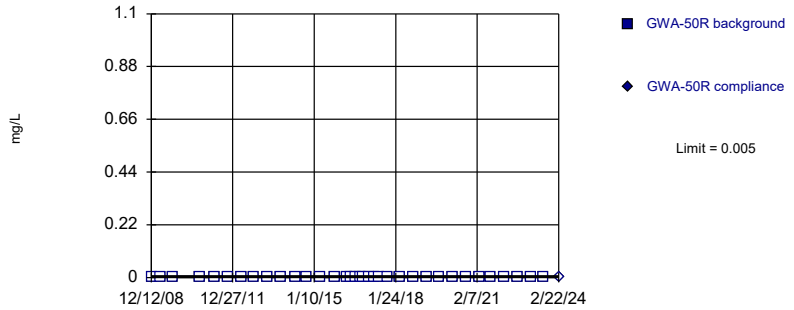

Non-parametric test used in lieu of parametric prediction limit because censored data exceeded 50%. All background values (n = 35) were censored; limit is most recent reporting limit. Well-constituent pair annual alpha = 0.002991. Individual comparison alpha = 0.001497 (1 of 2).

Constituent: Arsenic Analysis Run 4/8/2024 7:02 PM View: Appendix I Intrawell
Plant Bowen Data: Bowen 1, 2, 9, and 10

Sanitas™ v.10.0.16b Software licensed to . UG
Hollow symbols indicate censored values.
Within Limit

Prediction Limit

Intrawell Non-parametric

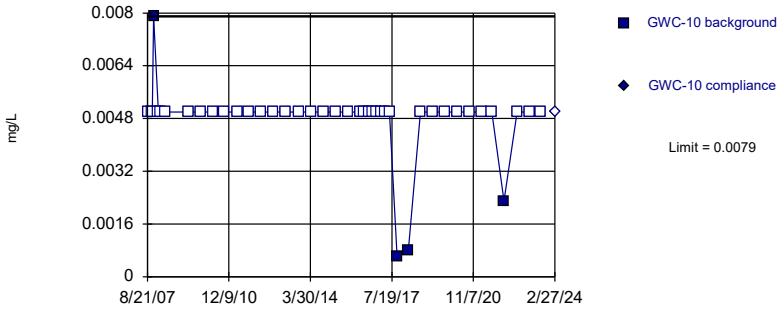

Non-parametric test used in lieu of parametric prediction limit because censored data exceeded 50%. Limit is highest of 41 background values. 90.24% NDs. Well-constituent pair annual alpha = 0.002235. Individual comparison alpha = 0.001118 (1 of 2).

Constituent: Arsenic Analysis Run 4/8/2024 7:02 PM View: Appendix I Intrawell
Plant Bowen Data: Bowen 1, 2, 9, and 10

Sanitas™ v.10.0.16b Software licensed to . UG
Hollow symbols indicate censored values.
Within Limit

Prediction Limit

Intrawell Non-parametric

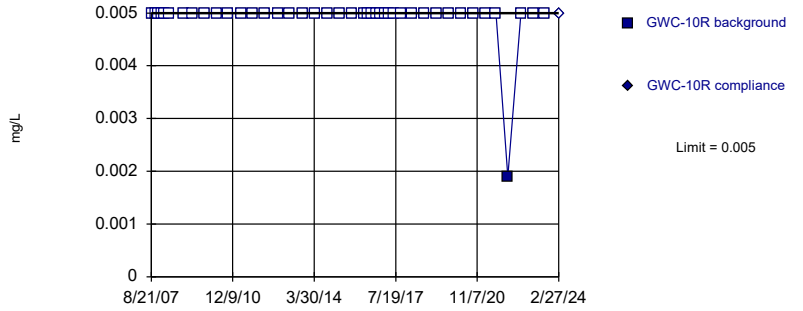

Non-parametric test used in lieu of parametric prediction limit because censored data exceeded 50%. Limit is highest of 42 background values. 97.62% NDs. Well-constituent pair annual alpha = 0.002154. Individual comparison alpha = 0.001077 (1 of 2).

Constituent: Arsenic Analysis Run 4/8/2024 7:02 PM View: Appendix I Intrawell
Plant Bowen Data: Bowen 1, 2, 9, and 10

Sanitas™ v.10.0.16b Software licensed to . UG
Hollow symbols indicate censored values.
Within Limit

Prediction Limit

Intrawell Non-parametric

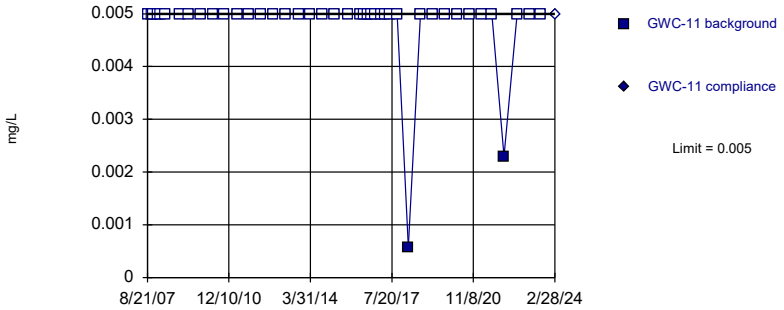

Non-parametric test used in lieu of parametric prediction limit because censored data exceeded 50%. Limit is highest of 42 background values. 95.24% NDs. Well-constituent pair annual alpha = 0.002154. Individual comparison alpha = 0.001077 (1 of 2).

Constituent: Arsenic Analysis Run 4/8/2024 7:02 PM View: Appendix I Intrawell
Plant Bowen Data: Bowen 1, 2, 9, and 10

Sanitas™ v.10.0.16b Software licensed to . UG
Hollow symbols indicate censored values.
Within Limit

Prediction Limit

Intrawell Non-parametric

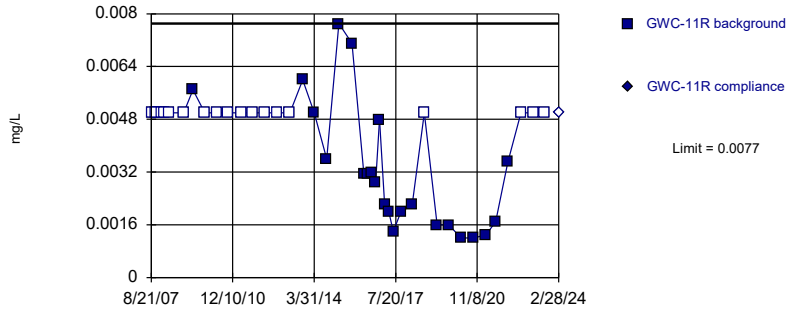

Non-parametric test used in lieu of parametric prediction limit because the Shapiro Wilk normality test showed the data to be non-normal at the 0.01 alpha level. Limit is highest of 42 background values. 45.24% NDs. Well-constituent pair annual alpha = 0.002154. Individual comparison alpha = 0.001077 (1 of 2).

Constituent: Arsenic Analysis Run 4/8/2024 7:02 PM View: Appendix I Intrawell
Plant Bowen Data: Bowen 1, 2, 9, and 10

Sanitas™ v.10.0.16b Software licensed to . UG
Hollow symbols indicate censored values.

Within Limit

Prediction Limit

Intrawell Parametric

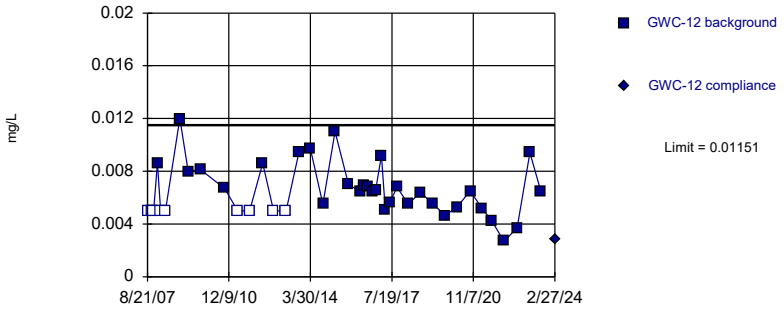

Background Data Summary (after Kaplan-Meier Adjustment): Mean=0.005796, Std. Dev.=0.00227, n=41, 21.95% NDs. Normality test: Shapiro Wilk @alpha = 0.01, calculated = 0.9221, critical = 0.92. Kappa = 2.516 (c=16, w=26, 1 of 2, event alpha = 0.05132). Report alpha = 0.0001266.

Constituent: Arsenic Analysis Run 4/8/2024 7:02 PM View: Appendix I Intrawell
Plant Bowen Data: Bowen 1, 2, 9, and 10

Sanitas™ v.10.0.16b Software licensed to . UG
Hollow symbols indicate censored values.

Within Limit

Prediction Limit

Intrawell Non-parametric

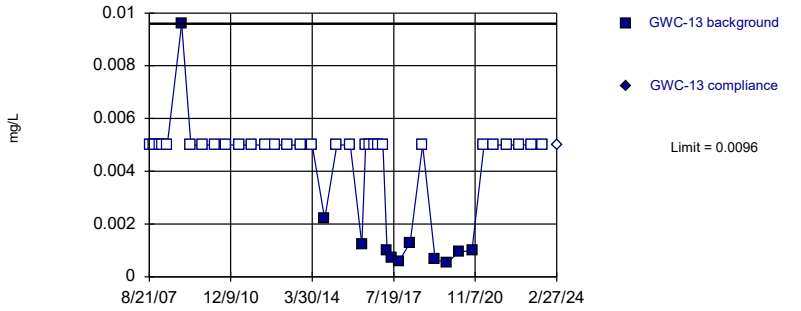

Non-parametric test used in lieu of parametric prediction limit because censored data exceeded 50%. Limit is highest of 42 background values. 73.81% NDs. Well-constituent pair annual alpha = 0.002154. Individual comparison alpha = 0.001077 (1 of 2).

Constituent: Arsenic Analysis Run 4/8/2024 7:02 PM View: Appendix I Intrawell
Plant Bowen Data: Bowen 1, 2, 9, and 10

Sanitas™ v.10.0.16b Software licensed to . UG
Hollow symbols indicate censored values.

Within Limit

Prediction Limit

Intrawell Non-parametric

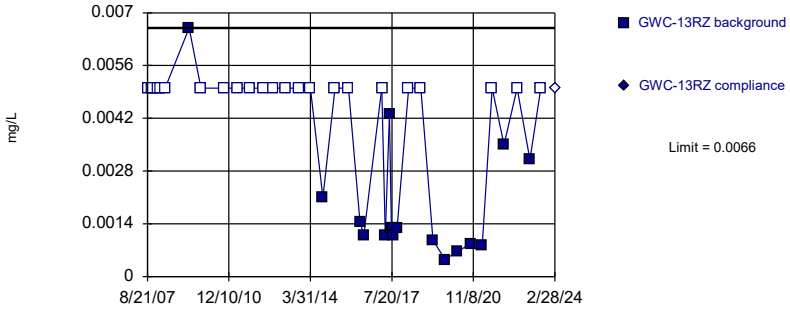

Non-parametric test used in lieu of parametric prediction limit because censored data exceeded 50%. Limit is highest of 40 background values. 57.5% NDs. Well-constituent pair annual alpha = 0.002316. Individual comparison alpha = 0.001159 (1 of 2).

Constituent: Arsenic Analysis Run 4/8/2024 7:02 PM View: Appendix I Intrawell
Plant Bowen Data: Bowen 1, 2, 9, and 10

Sanitas™ v.10.0.16b Software licensed to . UG
Hollow symbols indicate censored values.

Within Limit

Prediction Limit

Intrawell Non-parametric

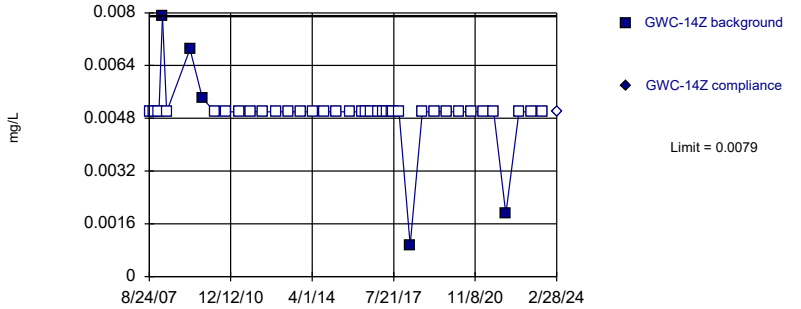

Non-parametric test used in lieu of parametric prediction limit because censored data exceeded 50%. Limit is highest of 41 background values. 87.8% NDs. Well-constituent pair annual alpha = 0.002235. Individual comparison alpha = 0.001118 (1 of 2).

Constituent: Arsenic Analysis Run 4/8/2024 7:02 PM View: Appendix I Intrawell
Plant Bowen Data: Bowen 1, 2, 9, and 10

Sanitas™ v.10.0.16b Software licensed to . UG
Hollow symbols indicate censored values.
Within Limit

Prediction Limit

Intrawell Non-parametric

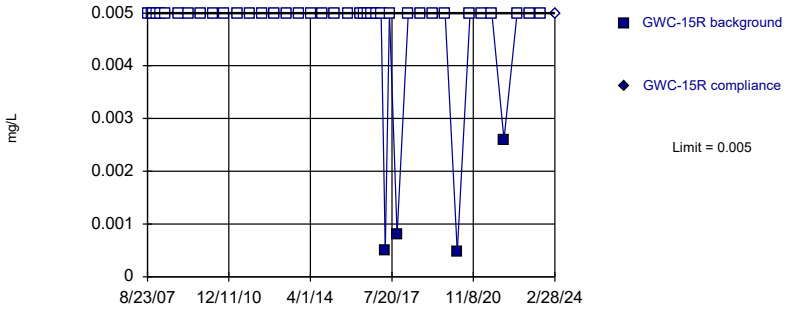

Non-parametric test used in lieu of parametric prediction limit because censored data exceeded 50%. Limit is highest of 42 background values. 90.48% NDs. Well-constituent pair annual alpha = 0.002154. Individual comparison alpha = 0.001077 (1 of 2).

Constituent: Arsenic Analysis Run 4/8/2024 7:02 PM View: Appendix I Intrawell
Plant Bowen Data: Bowen 1, 2, 9, and 10

Sanitas™ v.10.0.16b Software licensed to . UG
Hollow symbols indicate censored values.
Within Limit

Prediction Limit

Intrawell Non-parametric

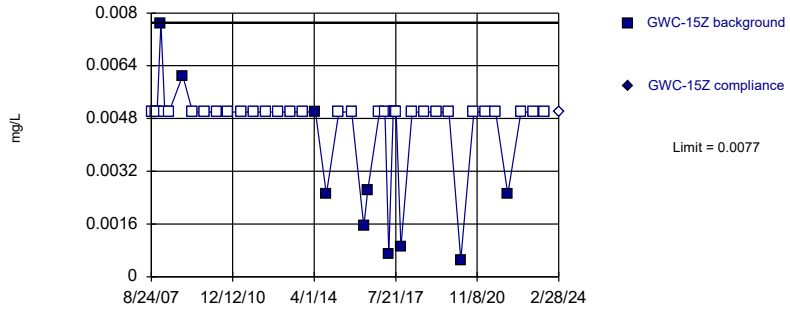

Non-parametric test used in lieu of parametric prediction limit because censored data exceeded 50%. Limit is highest of 42 background values. 76.19% NDs. Well-constituent pair annual alpha = 0.002154. Individual comparison alpha = 0.001077 (1 of 2).

Constituent: Arsenic Analysis Run 4/8/2024 7:02 PM View: Appendix I Intrawell
Plant Bowen Data: Bowen 1, 2, 9, and 10

Sanitas™ v.10.0.16b Software licensed to . UG
Hollow symbols indicate censored values.
Within Limit

Prediction Limit

Intrawell Non-parametric

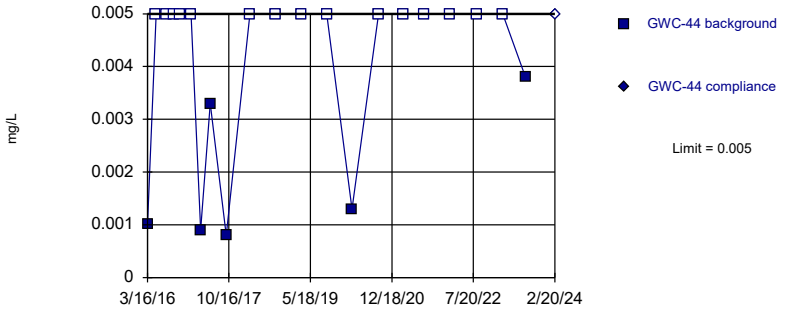

Non-parametric test used in lieu of parametric prediction limit because censored data exceeded 50%. Limit is highest of 21 background values. 71.43% NDs. Well-constituent pair annual alpha = 0.007982. Individual comparison alpha = 0.003999 (1 of 2).

Constituent: Arsenic Analysis Run 4/8/2024 7:02 PM View: Appendix I Intrawell
Plant Bowen Data: Bowen 1, 2, 9, and 10

Sanitas™ v.10.0.16b Software licensed to . UG
Hollow symbols indicate censored values.
Within Limit

Prediction Limit

Intrawell Non-parametric

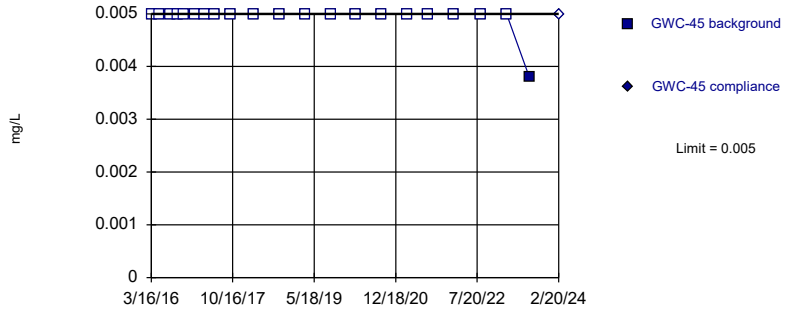

Non-parametric test used in lieu of parametric prediction limit because censored data exceeded 50%. Limit is highest of 21 background values. 95.24% NDs. Well-constituent pair annual alpha = 0.007982. Individual comparison alpha = 0.003999 (1 of 2).

Constituent: Arsenic Analysis Run 4/8/2024 7:02 PM View: Appendix I Intrawell
Plant Bowen Data: Bowen 1, 2, 9, and 10

Sanitas™ v.10.0.16b Software licensed to . UG
Hollow symbols indicate censored values.
Within Limit

Prediction Limit

Intrawell Non-parametric

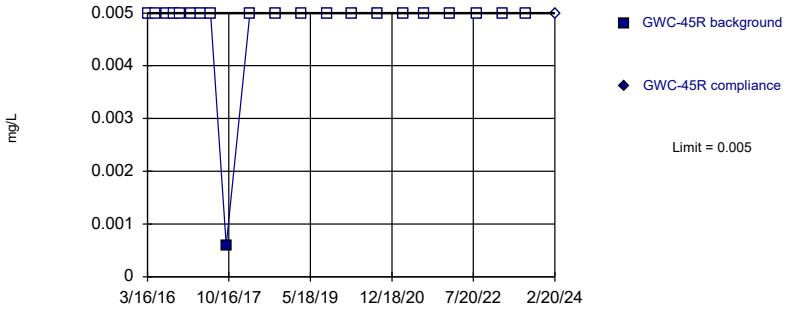

Non-parametric test used in lieu of parametric prediction limit because censored data exceeded 50%. Limit is highest of 21 background values. 95.24% NDs. Well-constituent pair annual alpha = 0.007982. Individual comparison alpha = 0.003999 (1 of 2).

Constituent: Arsenic Analysis Run 4/8/2024 7:02 PM View: Appendix I Intrawell
Plant Bowen Data: Bowen 1, 2, 9, and 10

Sanitas™ v.10.0.16b Software licensed to . UG
Hollow symbols indicate censored values.
Within Limit

Prediction Limit

Intrawell Non-parametric

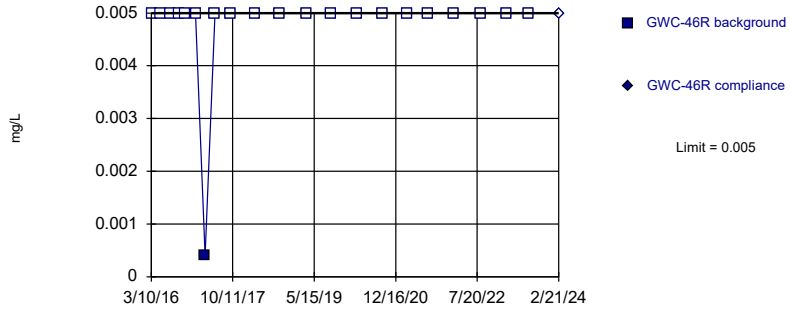

Non-parametric test used in lieu of parametric prediction limit because censored data exceeded 50%. Limit is highest of 21 background values. 95.24% NDs. Well-constituent pair annual alpha = 0.007982. Individual comparison alpha = 0.003999 (1 of 2).

Constituent: Arsenic Analysis Run 4/8/2024 7:02 PM View: Appendix I Intrawell
Plant Bowen Data: Bowen 1, 2, 9, and 10

Sanitas™ v.10.0.16b Software licensed to . UG
Hollow symbols indicate censored values.
Within Limit

Prediction Limit

Intrawell Non-parametric

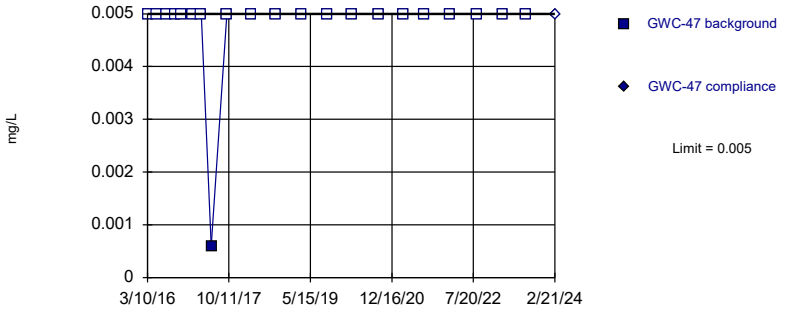

Non-parametric test used in lieu of parametric prediction limit because censored data exceeded 50%. Limit is highest of 21 background values. 95.24% NDs. Well-constituent pair annual alpha = 0.007982. Individual comparison alpha = 0.003999 (1 of 2).

Constituent: Arsenic Analysis Run 4/8/2024 7:02 PM View: Appendix I Intrawell
Plant Bowen Data: Bowen 1, 2, 9, and 10

Sanitas™ v.10.0.16b Software licensed to . UG
Hollow symbols indicate censored values.
Within Limit

Prediction Limit

Intrawell Non-parametric

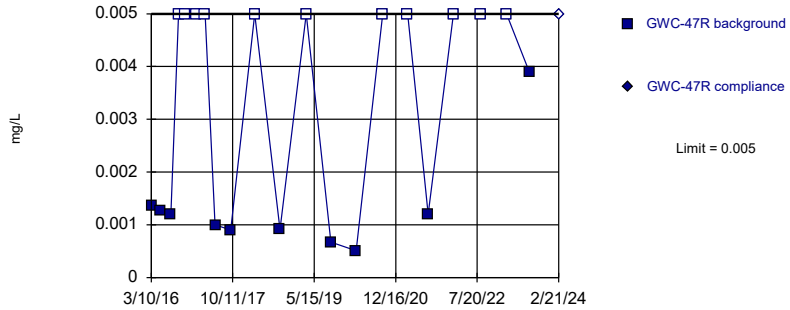

Non-parametric test used in lieu of parametric prediction limit because censored data exceeded 50%. Limit is highest of 21 background values. 52.38% NDs. Well-constituent pair annual alpha = 0.007982. Individual comparison alpha = 0.003999 (1 of 2).

Constituent: Arsenic Analysis Run 4/8/2024 7:02 PM View: Appendix I Intrawell
Plant Bowen Data: Bowen 1, 2, 9, and 10

Sanitas™ v.10.0.16b Software licensed to . UG
Hollow symbols indicate censored values.
Within Limit

Prediction Limit

Intrawell Non-parametric

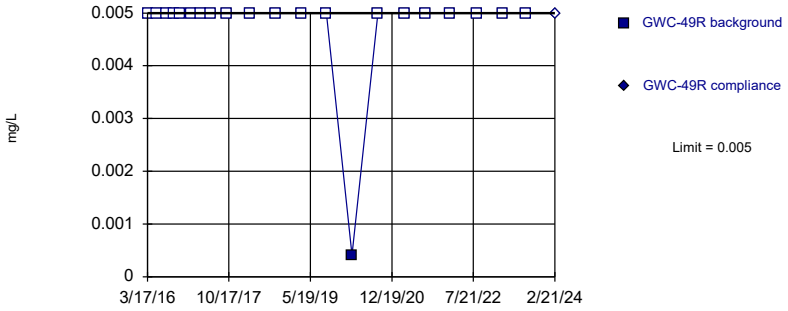

Non-parametric test used in lieu of parametric prediction limit because censored data exceeded 50%. Limit is highest of 21 background values. 95.24% NDs. Well-constituent pair annual alpha = 0.007982. Individual comparison alpha = 0.003999 (1 of 2).

Constituent: Arsenic Analysis Run 4/8/2024 7:02 PM View: Appendix I Intrawell
Plant Bowen Data: Bowen 1, 2, 9, and 10

Sanitas™ v.10.0.16b Software licensed to . UG
Hollow symbols indicate censored values.
Within Limit

Prediction Limit

Intrawell Non-parametric

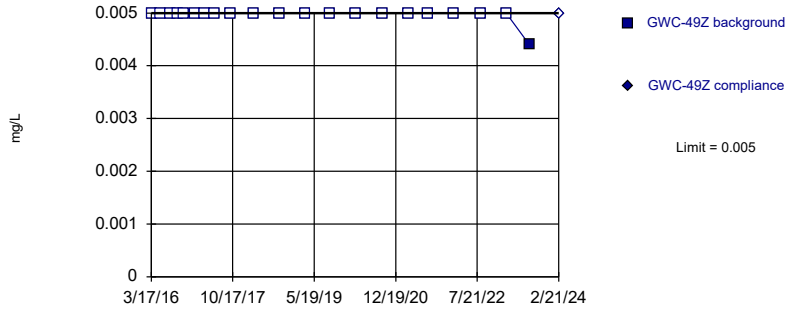

Non-parametric test used in lieu of parametric prediction limit because censored data exceeded 50%. Limit is highest of 21 background values. 95.24% NDs. Well-constituent pair annual alpha = 0.007982. Individual comparison alpha = 0.003999 (1 of 2).

Constituent: Arsenic Analysis Run 4/8/2024 7:02 PM View: Appendix I Intrawell
Plant Bowen Data: Bowen 1, 2, 9, and 10

Sanitas™ v.10.0.16b Software licensed to . UG
Hollow symbols indicate censored values.
Within Limit

Prediction Limit

Intrawell Non-parametric

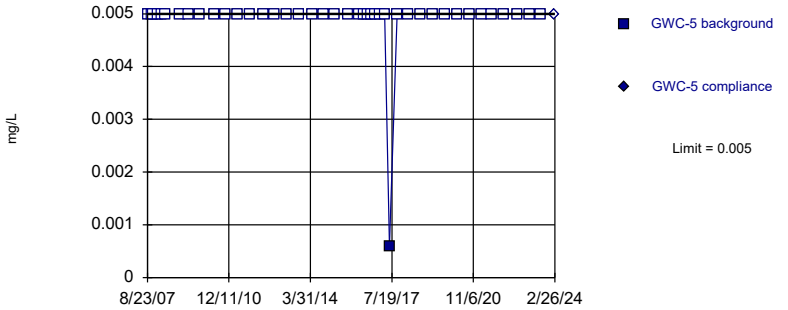

Non-parametric test used in lieu of parametric prediction limit because censored data exceeded 50%. Limit is highest of 42 background values. 97.62% NDs. Well-constituent pair annual alpha = 0.002154. Individual comparison alpha = 0.001077 (1 of 2).

Constituent: Arsenic Analysis Run 4/8/2024 7:02 PM View: Appendix I Intrawell
Plant Bowen Data: Bowen 1, 2, 9, and 10

Sanitas™ v.10.0.16b Software licensed to . UG
Hollow symbols indicate censored values.
Within Limit

Prediction Limit

Intrawell Non-parametric

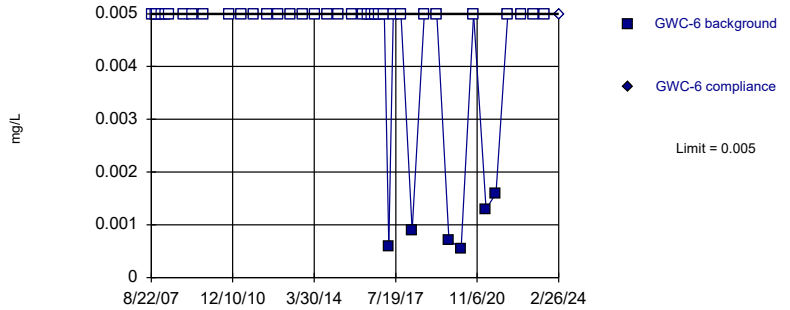

Non-parametric test used in lieu of parametric prediction limit because censored data exceeded 50%. Limit is highest of 41 background values. 85.37% NDs. Well-constituent pair annual alpha = 0.002235. Individual comparison alpha = 0.001118 (1 of 2).

Constituent: Arsenic Analysis Run 4/8/2024 7:02 PM View: Appendix I Intrawell
Plant Bowen Data: Bowen 1, 2, 9, and 10

Sanitas™ v.10.0.16b Software licensed to . UG
Hollow symbols indicate censored values.

Within Limit

Prediction Limit

Intrawell Non-parametric

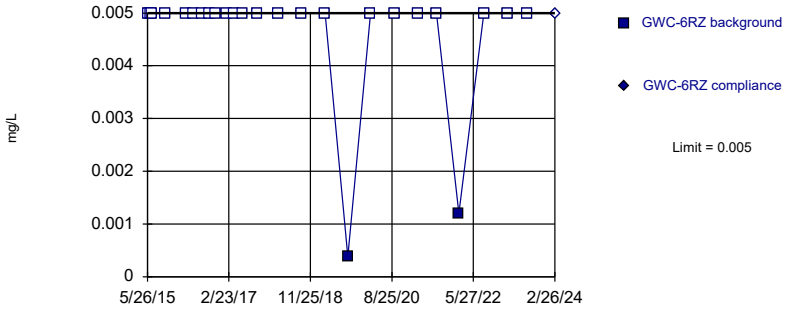

Non-parametric test used in lieu of parametric prediction limit because censored data exceeded 50%. Limit is highest of 25 background values. 92% NDs. Well-constituent pair annual alpha = 0.005656. Individual comparison alpha = 0.002832 (1 of 2).

Constituent: Arsenic Analysis Run 4/8/2024 7:02 PM View: Appendix I Intrawell
Plant Bowen Data: Bowen 1, 2, 9, and 10

Sanitas™ v.10.0.16b Software licensed to . UG
Hollow symbols indicate censored values.

Within Limit

Prediction Limit

Intrawell Parametric

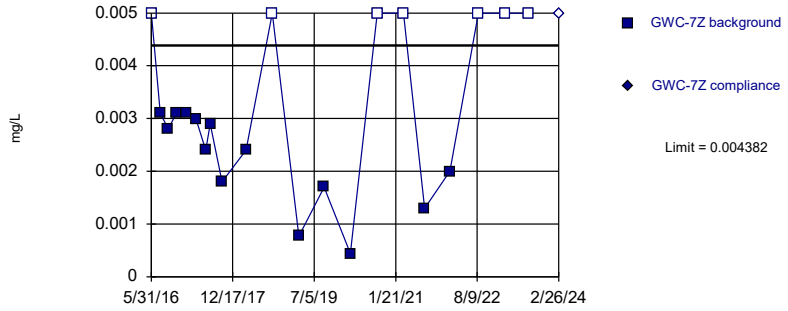

Background Data Summary (after Kaplan-Meier Adjustment): Mean=0.001947, Std. Dev.=0.0008682, n=21, 33.33% NDs. Normality test: Shapiro Wilk @alpha = 0.01, calculated = 0.8869, critical = 0.873. Kappa = 2.805 (c=16, w=26, 1 of 2, event alpha = 0.05132). Report alpha = 0.0001266.

Constituent: Arsenic Analysis Run 4/8/2024 7:02 PM View: Appendix I Intrawell
Plant Bowen Data: Bowen 1, 2, 9, and 10

Sanitas™ v.10.0.16b Software licensed to . UG
Hollow symbols indicate censored values.

Within Limit

Prediction Limit

Intrawell Non-parametric

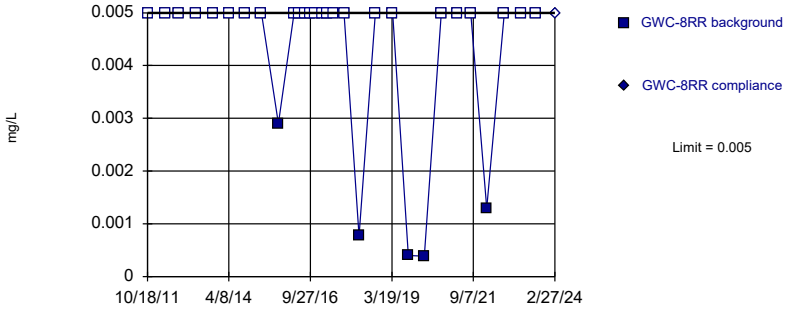

Non-parametric test used in lieu of parametric prediction limit because censored data exceeded 50%. Limit is highest of 30 background values. 83.33% NDs. Well-constituent pair annual alpha = 0.004011. Individual comparison alpha = 0.002008 (1 of 2).

Constituent: Arsenic Analysis Run 4/8/2024 7:02 PM View: Appendix I Intrawell
Plant Bowen Data: Bowen 1, 2, 9, and 10

Sanitas™ v.10.0.16b Software licensed to . UG
Hollow symbols indicate censored values.

Within Limit

Prediction Limit

Intrawell Non-parametric

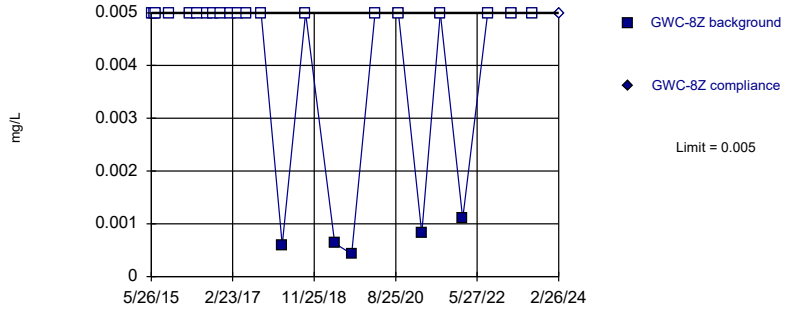

Non-parametric test used in lieu of parametric prediction limit because censored data exceeded 50%. Limit is highest of 25 background values. 80% NDs. Well-constituent pair annual alpha = 0.005656. Individual comparison alpha = 0.002832 (1 of 2).

Constituent: Arsenic Analysis Run 4/8/2024 7:02 PM View: Appendix I Intrawell
Plant Bowen Data: Bowen 1, 2, 9, and 10

Sanitas™ v.10.0.16b Software licensed to . UG

Hollow symbols indicate censored values.

Within Limit

Prediction Limit

Intrawell Non-parametric

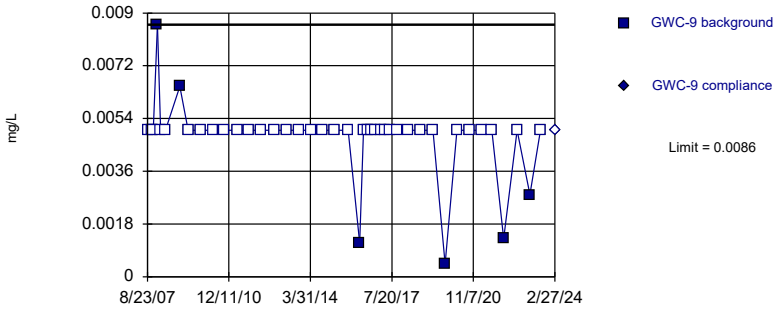

Non-parametric test used in lieu of parametric prediction limit because censored data exceeded 50%. Limit is highest of 42 background values. 85.71% NDs. Well-constituent pair annual alpha = 0.002154. Individual comparison alpha = 0.001077 (1 of 2).

Constituent: Arsenic Analysis Run 4/8/2024 7:02 PM View: Appendix I Intrawell

Plant Bowen Data: Bowen 1, 2, 9, and 10

Sanitas™ v.10.0.16b Software licensed to . UG

Within Limit

Prediction Limit

Intrawell Non-parametric

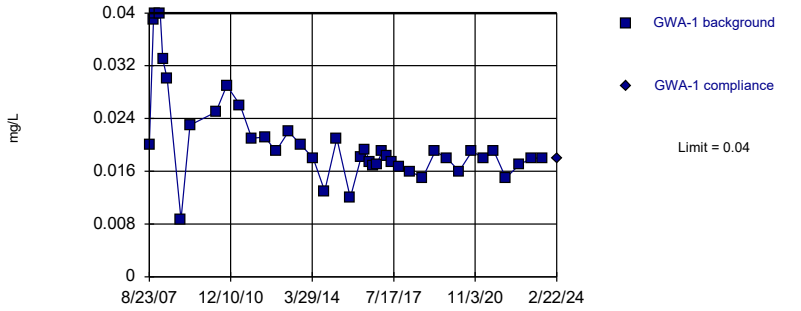

Non-parametric test used in lieu of parametric prediction limit because the Shapiro Wilk normality test showed the data to be non-normal at the 0.01 alpha level. Limit is highest of 41 background values. Well-constituent pair annual alpha = 0.002235. Individual comparison alpha = 0.001118 (1 of 2).

Constituent: Barium Analysis Run 4/8/2024 7:02 PM View: Appendix I Intrawell

Plant Bowen Data: Bowen 1, 2, 9, and 10

Sanitas™ v.10.0.16b Software licensed to . UG

Within Limit

Prediction Limit

Intrawell Parametric

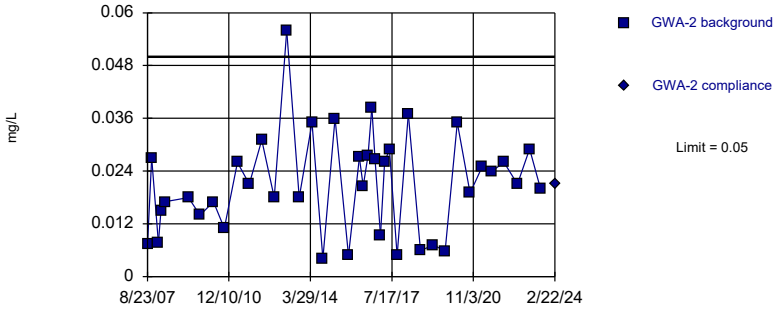

Background Data Summary: Mean=0.02121, Std. Dev.=0.01142, n=40. Normality test: Shapiro Wilk @alpha = 0.01, calculated = 0.9508, critical = 0.919. Kappa = 2.522 (c=16, w=26, 1 of 2, event alpha = 0.05132). Report alpha = 0.0001266.

Constituent: Barium Analysis Run 4/8/2024 7:03 PM View: Appendix I Intrawell

Plant Bowen Data: Bowen 1, 2, 9, and 10

Sanitas™ v.10.0.16b Software licensed to . UG

Within Limit

Prediction Limit

Intrawell Parametric

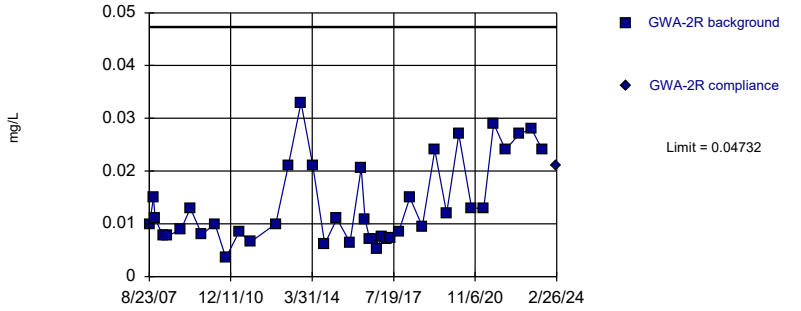

Background Data Summary (based on natural log transformation): Mean=-4.448, Std. Dev.=0.5541, n=40. Normality test: Shapiro Wilk @alpha = 0.01, calculated = 0.9414, critical = 0.919. Kappa = 2.522 (c=16, w=26, 1 of 2, event alpha = 0.05132). Report alpha = 0.0001266.

Constituent: Barium Analysis Run 4/8/2024 7:03 PM View: Appendix I Intrawell

Plant Bowen Data: Bowen 1, 2, 9, and 10

Sanitas™ v.10.0.16b Software licensed to . UG

Within Limit

Prediction Limit

Intrawell Parametric

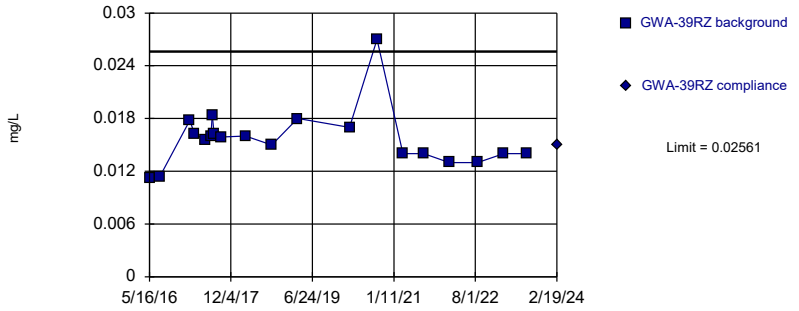

Background Data Summary (based on square root transformation): Mean=0.1247, Std. Dev.=0.01249, n=20. Normality test: Shapiro Wilk @alpha = 0.01, calculated = 0.8722, critical = 0.868. Kappa = 2.832 (c=16, w=26, 1 of 2, event alpha = 0.05132). Report alpha = 0.0001266.

Constituent: Barium Analysis Run 4/8/2024 7:03 PM View: Appendix I Intrawell

Plant Bowen Data: Bowen 1, 2, 9, and 10

Sanitas™ v.10.0.16b Software licensed to . UG

Hollow symbols indicate censored values.

Within Limit

Prediction Limit

Intrawell Parametric

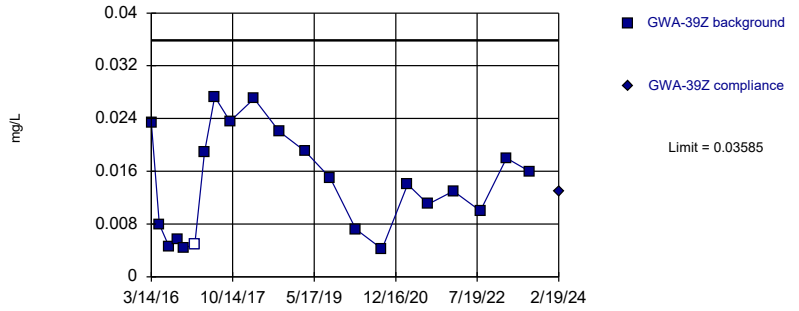

Background Data Summary: Mean=0.01414, Std. Dev.=0.007741, n=21, 4.762% NDs. Normality test: Shapiro Wilk @alpha = 0.01, calculated = 0.9312, critical = 0.873. Kappa = 2.805 (c=16, w=26, 1 of 2, event alpha = 0.05132). Report alpha = 0.0001266.

Constituent: Barium Analysis Run 4/8/2024 7:03 PM View: Appendix I Intrawell

Plant Bowen Data: Bowen 1, 2, 9, and 10

Sanitas™ v.10.0.16b Software licensed to . UG

Hollow symbols indicate censored values.

Within Limit

Prediction Limit

Intrawell Parametric

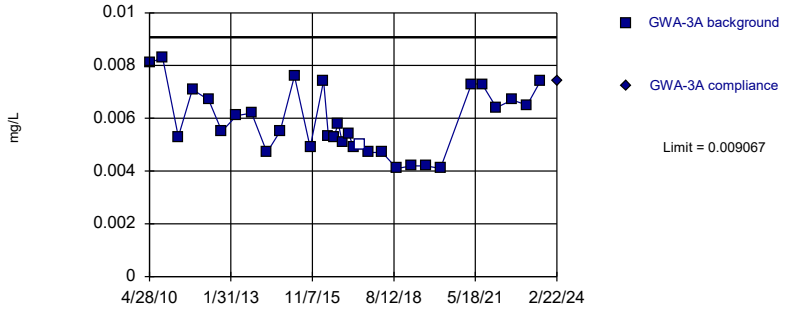

Background Data Summary: Mean=0.00587, Std. Dev.=0.001232, n=32, 3.125% NDs. Normality test: Shapiro Wilk @alpha = 0.01, calculated = 0.9389, critical = 0.904. Kappa = 2.595 (c=16, w=26, 1 of 2, event alpha = 0.05132). Report alpha = 0.0001266.

Constituent: Barium Analysis Run 4/8/2024 7:03 PM View: Appendix I Intrawell

Plant Bowen Data: Bowen 1, 2, 9, and 10

Sanitas™ v.10.0.16b Software licensed to . UG

Within Limit

Prediction Limit

Intrawell Parametric

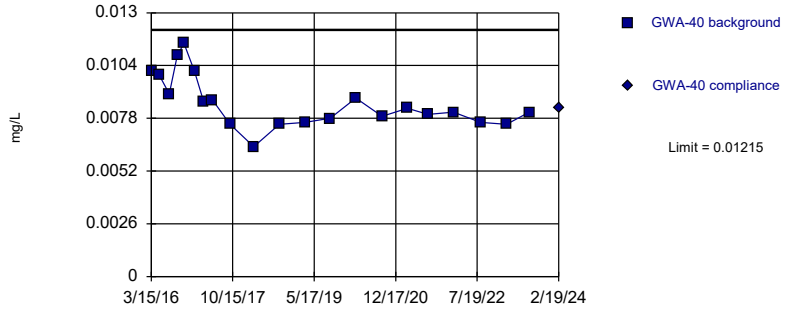

Background Data Summary: Mean=0.008568, Std. Dev.=0.001278, n=21. Normality test: Shapiro Wilk @alpha = 0.01, calculated = 0.9193, critical = 0.873. Kappa = 2.805 (c=16, w=26, 1 of 2, event alpha = 0.05132). Report alpha = 0.0001266.

Constituent: Barium Analysis Run 4/8/2024 7:03 PM View: Appendix I Intrawell

Plant Bowen Data: Bowen 1, 2, 9, and 10

Sanitas™ v.10.0.16b Software licensed to . UG

Within Limit

Prediction Limit

Intrawell Parametric

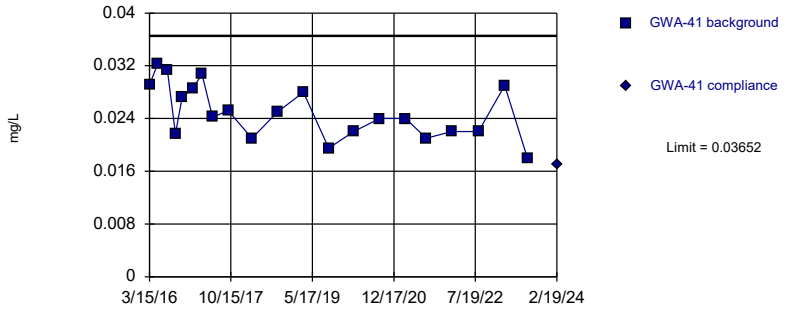

Background Data Summary: Mean=0.02503, Std. Dev.=0.004095, n=21. Normality test: Shapiro Wilk @alpha = 0.01, calculated = 0.9576, critical = 0.873. Kappa = 2.805 (c=16, w=26, 1 of 2, event alpha = 0.05132). Report alpha = 0.0001266.

Constituent: Barium Analysis Run 4/8/2024 7:03 PM View: Appendix I Intrawell

Plant Bowen Data: Bowen 1, 2, 9, and 10

Sanitas™ v.10.0.16b Software licensed to . UG

Within Limit

Prediction Limit

Intrawell Parametric

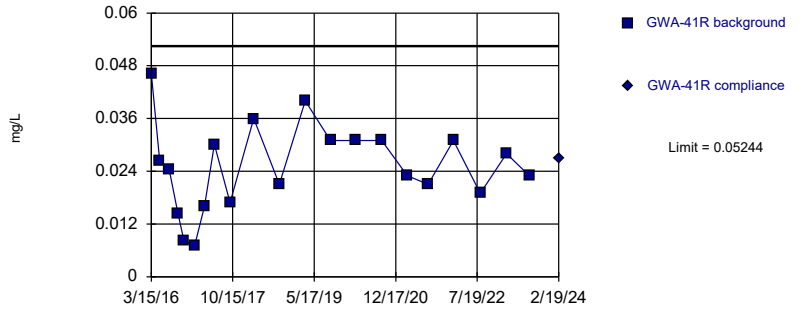

Background Data Summary: Mean=0.02499, Std. Dev.=0.009788, n=21. Normality test: Shapiro Wilk @alpha = 0.01, calculated = 0.981, critical = 0.873. Kappa = 2.805 (c=16, w=26, 1 of 2, event alpha = 0.05132). Report alpha = 0.0001266.

Constituent: Barium Analysis Run 4/8/2024 7:03 PM View: Appendix I Intrawell

Plant Bowen Data: Bowen 1, 2, 9, and 10

Sanitas™ v.10.0.16b Software licensed to . UG

Exceeds Limit

Prediction Limit

Intrawell Parametric

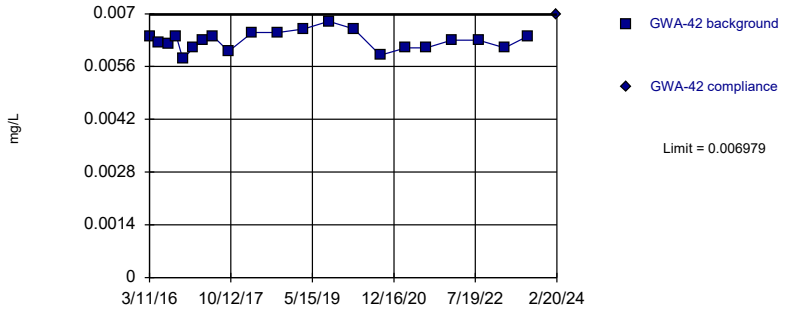

Background Data Summary: Mean=0.006286, Std. Dev.=0.000247, n=21. Normality test: Shapiro Wilk @alpha = 0.01, calculated = 0.9841, critical = 0.873. Kappa = 2.805 (c=16, w=26, 1 of 2, event alpha = 0.05132). Report alpha = 0.0001266.

Constituent: Barium Analysis Run 4/8/2024 7:03 PM View: Appendix I Intrawell

Plant Bowen Data: Bowen 1, 2, 9, and 10

Sanitas™ v.10.0.16b Software licensed to . UG

Within Limit

Prediction Limit

Intrawell Parametric

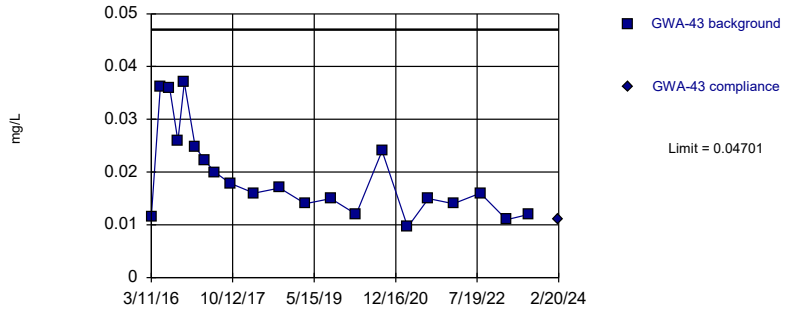

Background Data Summary (based on square root transformation): Mean=0.1364, Std. Dev.=0.02867, n=21. Normality test: Shapiro Wilk @alpha = 0.01, calculated = 0.9052, critical = 0.873. Kappa = 2.805 (c=16, w=26, 1 of 2, event alpha = 0.05132). Report alpha = 0.0001266.

Constituent: Barium Analysis Run 4/8/2024 7:03 PM View: Appendix I Intrawell

Plant Bowen Data: Bowen 1, 2, 9, and 10

Sanitas™ v.10.0.16b Software licensed to . UG

Within Limit

Prediction Limit

Intrawell Parametric

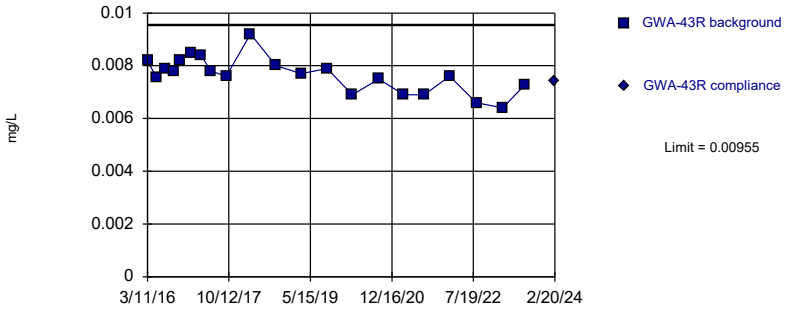

Background Data Summary: Mean=0.00766, Std. Dev.=0.000674, n=21. Normality test: Shapiro Wilk @alpha = 0.01, calculated = 0.9749, critical = 0.873. Kappa = 2.805 (c=16, w=26, 1 of 2, event alpha = 0.05132). Report alpha = 0.0001266.

Constituent: Barium Analysis Run 4/8/2024 7:03 PM View: Appendix I Intrawell

Plant Bowen Data: Bowen 1, 2, 9, and 10

Sanitas™ v.10.0.16b Software licensed to . UG

Within Limit

Prediction Limit

Intrawell Parametric

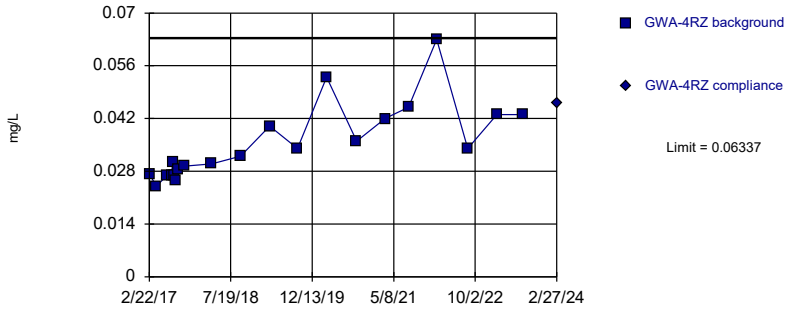

Background Data Summary: Mean=0.03528, Std. Dev.=0.01002, n=21. Normality test: Shapiro Wilk @alpha = 0.01, calculated = 0.8744, critical = 0.873. Kappa = 2.805 (c=16, w=26, 1 of 2, event alpha = 0.05132). Report alpha = 0.0001266.

Constituent: Barium Analysis Run 4/8/2024 7:03 PM View: Appendix I Intrawell

Plant Bowen Data: Bowen 1, 2, 9, and 10

Sanitas™ v.10.0.16b Software licensed to . UG

Hollow symbols indicate censored values.

Within Limit

Prediction Limit

Intrawell Parametric

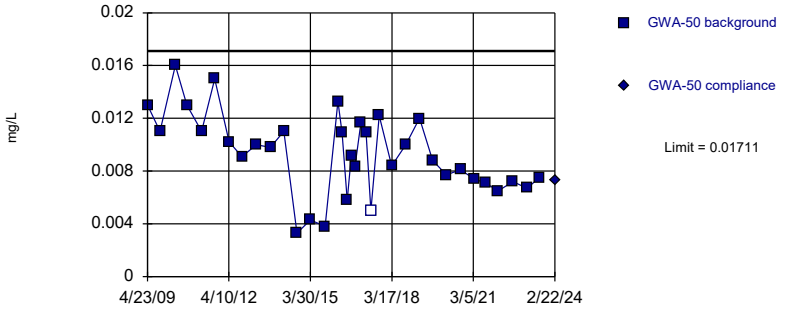

Background Data Summary: Mean=0.009291, Std. Dev.=0.003053, n=35, 2.857% NDs. Normality test: Shapiro Wilk @alpha = 0.01, calculated = 0.9855, critical = 0.91. Kappa = 2.562 (c=16, w=26, 1 of 2, event alpha = 0.05132). Report alpha = 0.0001266.

Constituent: Barium Analysis Run 4/8/2024 7:03 PM View: Appendix I Intrawell

Plant Bowen Data: Bowen 1, 2, 9, and 10

Sanitas™ v.10.0.16b Software licensed to . UG

Within Limit

Prediction Limit

Intrawell Parametric

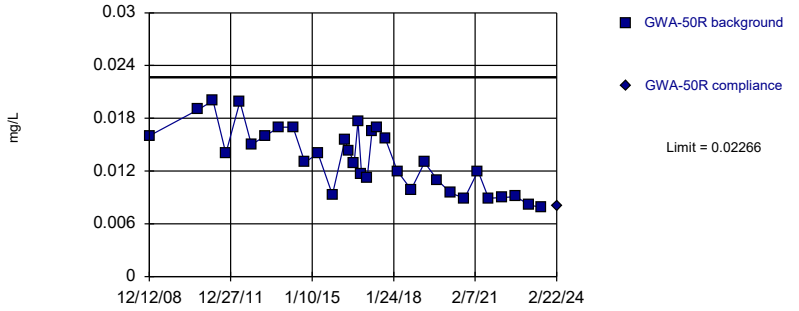

Background Data Summary: Mean=0.0134, Std. Dev.=0.003582, n=33. Normality test: Shapiro Wilk @alpha = 0.01, calculated = 0.9449, critical = 0.906. Kappa = 2.584 (c=16, w=26, 1 of 2, event alpha = 0.05132). Report alpha = 0.0001266.

Constituent: Barium Analysis Run 4/8/2024 7:03 PM View: Appendix I Intrawell

Plant Bowen Data: Bowen 1, 2, 9, and 10

Sanitas™ v.10.0.16b Software licensed to . UG

Within Limit

Prediction Limit

Intrawell Parametric

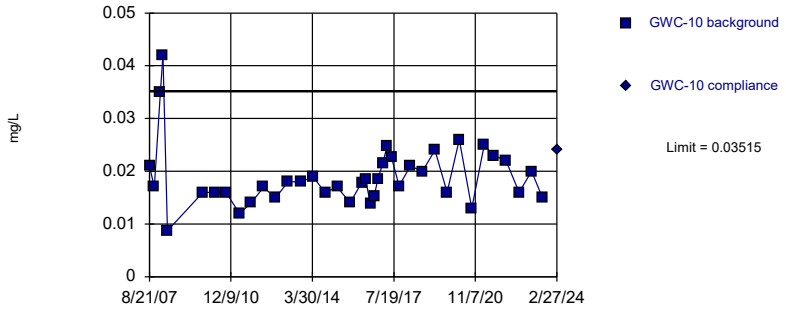

Background Data Summary (based on square root transformation): Mean=0.1366, Std. Dev.=0.02013, n=39. Normality test: Shapiro Wilk @alpha = 0.01, calculated = 0.9221, critical = 0.917. Kappa = 2.53 (c=16, w=26, 1 of 2, event alpha = 0.05132). Report alpha = 0.0001266.

Constituent: Barium Analysis Run 4/8/2024 7:03 PM View: Appendix I Intrawell

Plant Bowen Data: Bowen 1, 2, 9, and 10

Sanitas™ v.10.0.16b Software licensed to . UG

Within Limit

Prediction Limit

Intrawell Parametric

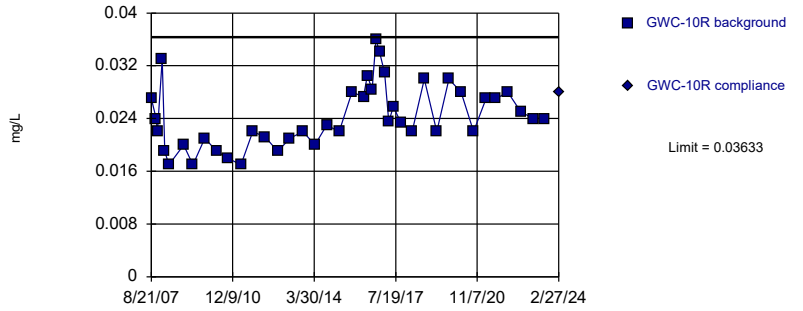

Background Data Summary: Mean=0.02431, Std. Dev.=0.004787, n=42. Normality test: Shapiro Wilk @alpha = 0.01, calculated = 0.954, critical = 0.922. Kappa = 2.51 (c=16, w=26, 1 of 2, event alpha = 0.05132). Report alpha = 0.0001266.

Constituent: Barium Analysis Run 4/8/2024 7:03 PM View: Appendix I Intrawell

Plant Bowen Data: Bowen 1, 2, 9, and 10

Sanitas™ v.10.0.16b Software licensed to . UG

Hollow symbols indicate censored values.

Within Limit

Prediction Limit

Intrawell Non-parametric

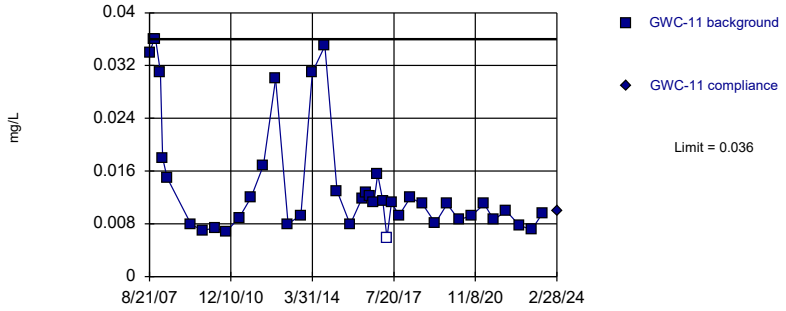

Non-parametric test used in lieu of parametric prediction limit because the Shapiro Wilk normality test showed the data to be non-normal at the 0.01 alpha level. Limit is highest of 41 background values. 2.439% NDs. Well-constituent pair annual alpha = 0.002235. Individual comparison alpha = 0.001118 (1 of 2).

Constituent: Barium Analysis Run 4/8/2024 7:03 PM View: Appendix I Intrawell

Plant Bowen Data: Bowen 1, 2, 9, and 10

Sanitas™ v.10.0.16b Software licensed to . UG

Within Limit

Prediction Limit

Intrawell Parametric

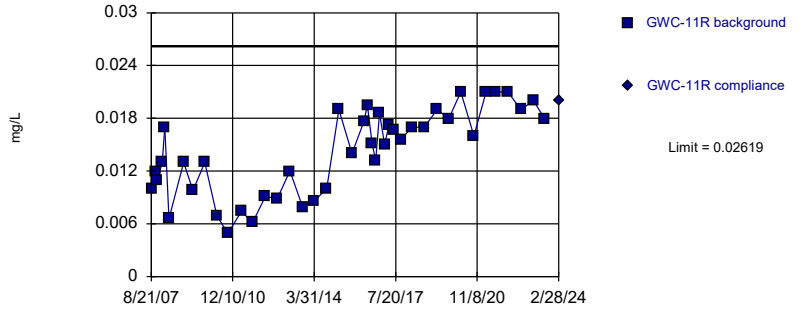

Background Data Summary: Mean=0.01421, Std. Dev.=0.004773, n=42. Normality test: Shapiro Wilk @alpha = 0.01, calculated = 0.9322, critical = 0.922. Kappa = 2.51 (c=16, w=26, 1 of 2, event alpha = 0.05132). Report alpha = 0.0001266.

Constituent: Barium Analysis Run 4/8/2024 7:03 PM View: Appendix I Intrawell

Plant Bowen Data: Bowen 1, 2, 9, and 10

Sanitas™ v.10.0.16b Software licensed to . UG

Within Limit

Prediction Limit

Intrawell Non-parametric

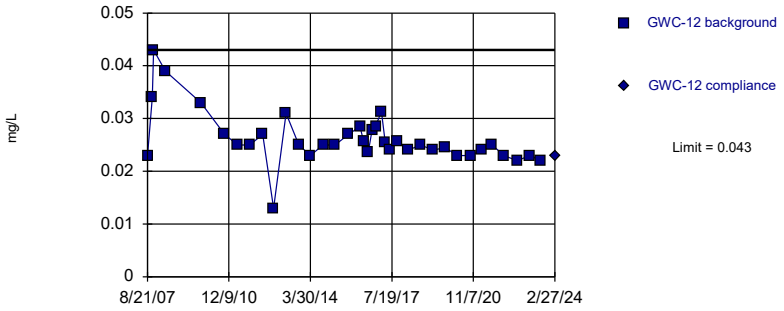

Non-parametric test used in lieu of parametric prediction limit because the Shapiro Wilk normality test showed the data to be non-normal at the 0.01 alpha level. Limit is highest of 37 background values. Well-constituent pair annual alpha = 0.002721. Individual comparison alpha = 0.001361 (1 of 2).

Constituent: Barium Analysis Run 4/8/2024 7:03 PM View: Appendix I Intrawell
Plant Bowen Data: Bowen 1, 2, 9, and 10

Sanitas™ v.10.0.16b Software licensed to . UG

Within Limit

Prediction Limit

Intrawell Parametric

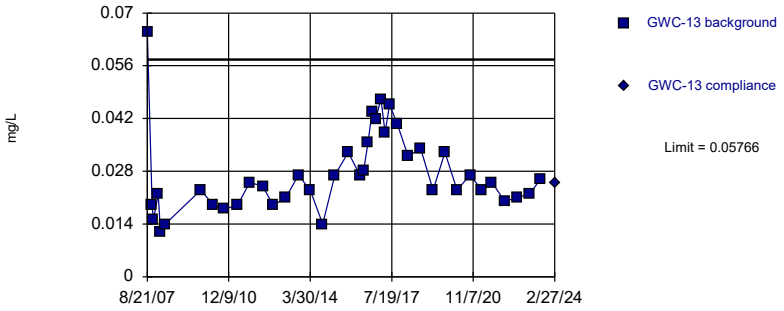

Background Data Summary (based on square root transformation): Mean=0.1628, Std. Dev.=0.03067, n=40. Normality test: Shapiro Wilk @alpha = 0.01, calculated = 0.9511, critical = 0.919. Kappa = 2.522 (c=16, w=26, 1 of 2, event alpha = 0.05132). Report alpha = 0.0001266.

Constituent: Barium Analysis Run 4/8/2024 7:03 PM View: Appendix I Intrawell
Plant Bowen Data: Bowen 1, 2, 9, and 10

Sanitas™ v.10.0.16b Software licensed to . UG

Within Limit

Prediction Limit

Intrawell Parametric

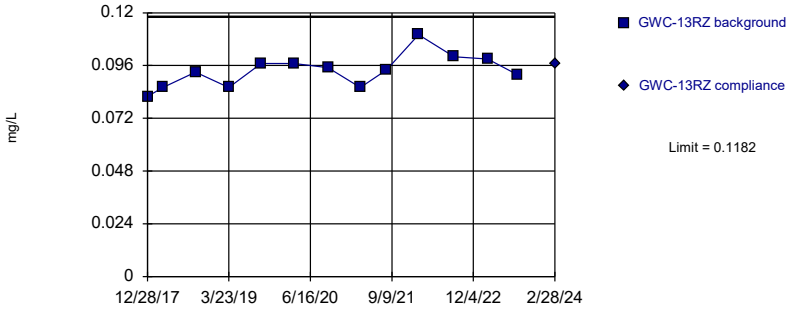

Background Data Summary: Mean=0.09362, Std. Dev.=0.0075, n=13. Normality test: Shapiro Wilk @alpha = 0.05, calculated = 0.9505, critical = 0.866. Kappa = 3.277 (c=16, w=26, 1 of 2, event alpha = 0.05132). Report alpha = 0.0001266.

Constituent: Barium Analysis Run 4/8/2024 7:03 PM View: Appendix I Intrawell
Plant Bowen Data: Bowen 1, 2, 9, and 10

Sanitas™ v.10.0.16b Software licensed to . UG
Hollow symbols indicate censored values.

Within Limit

Prediction Limit

Intrawell Parametric

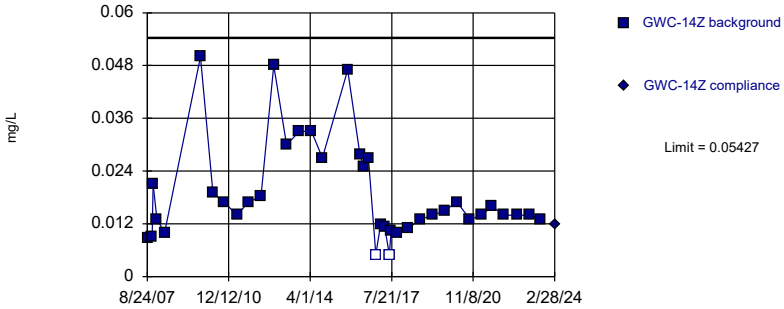

Background Data Summary (based on cube root transformation): Mean=0.2575, Std. Dev.=0.04773, n=38, 5.263% NDs. Normality test: Shapiro Wilk @alpha = 0.01, calculated = 0.9287, critical = 0.916. Kappa = 2.538 (c=16, w=26, 1 of 2, event alpha = 0.05132). Report alpha = 0.0001266.

Constituent: Barium Analysis Run 4/8/2024 7:03 PM View: Appendix I Intrawell
Plant Bowen Data: Bowen 1, 2, 9, and 10

Sanitas™ v.10.0.16b Software licensed to . UG

Within Limit

Prediction Limit

Intrawell Parametric

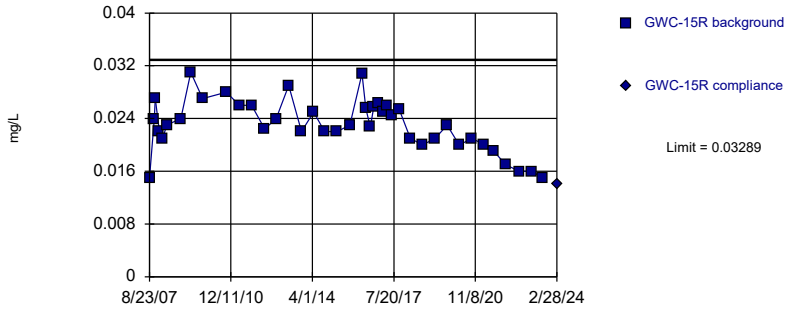

Background Data Summary: Mean=0.02303, Std. Dev.=0.003918, n=41. Normality test: Shapiro Wilk @alpha = 0.01, calculated = 0.9675, critical = 0.92. Kappa = 2.516 (c=16, w=26, 1 of 2, event alpha = 0.05132). Report alpha = 0.0001266.

Constituent: Barium Analysis Run 4/8/2024 7:03 PM View: Appendix I Intrawell

Plant Bowen Data: Bowen 1, 2, 9, and 10

Sanitas™ v.10.0.16b Software licensed to . UG

Hollow symbols indicate censored values.

Within Limit

Prediction Limit

Intrawell Parametric

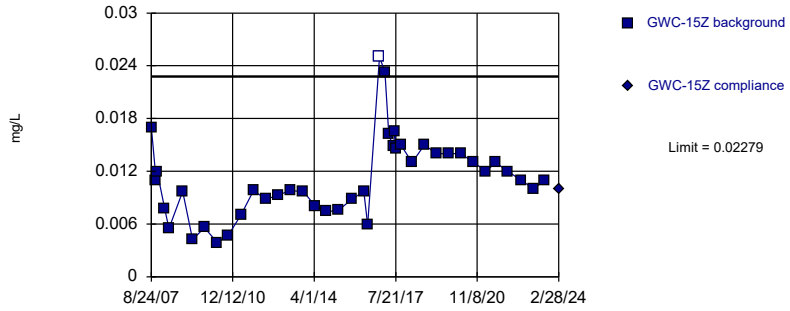

Background Data Summary: Mean=0.01124, Std. Dev.=0.004593, n=41, 2.439% NDs. Normality test: Shapiro Wilk @alpha = 0.01, calculated = 0.9424, critical = 0.92. Kappa = 2.516 (c=16, w=26, 1 of 2, event alpha = 0.05132). Report alpha = 0.0001266.

Constituent: Barium Analysis Run 4/8/2024 7:03 PM View: Appendix I Intrawell

Plant Bowen Data: Bowen 1, 2, 9, and 10

Sanitas™ v.10.0.16b Software licensed to . UG

Within Limit

Prediction Limit

Intrawell Parametric

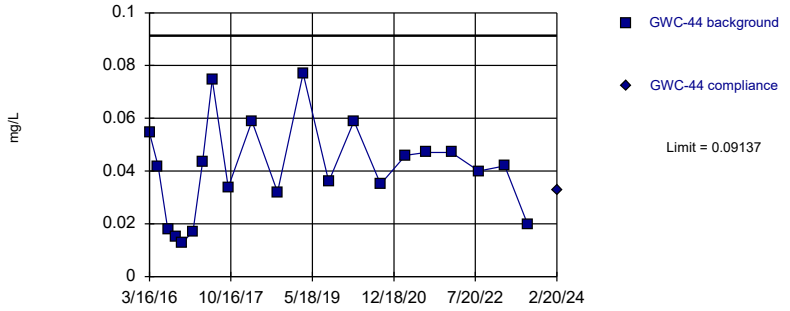

Background Data Summary: Mean=0.04055, Std. Dev.=0.01812, n=21. Normality test: Shapiro Wilk @alpha = 0.01, calculated = 0.9545, critical = 0.873. Kappa = 2.805 (c=16, w=26, 1 of 2, event alpha = 0.05132). Report alpha = 0.0001266.

Constituent: Barium Analysis Run 4/8/2024 7:03 PM View: Appendix I Intrawell

Plant Bowen Data: Bowen 1, 2, 9, and 10

Sanitas™ v.10.0.16b Software licensed to . UG

Exceeds Limit

Prediction Limit

Intrawell Parametric

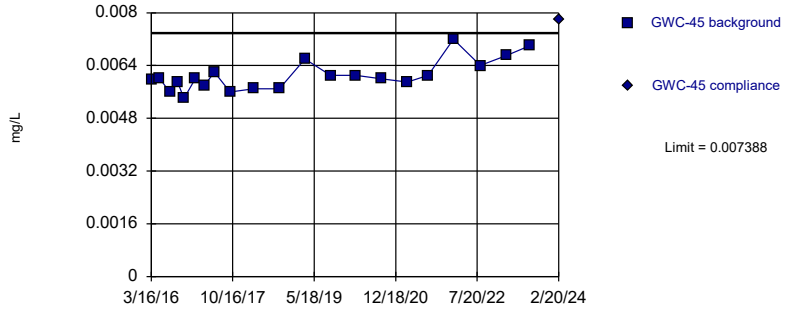

Background Data Summary: Mean=0.006095, Std. Dev.=0.0004611, n=21. Normality test: Shapiro Wilk @alpha = 0.01, calculated = 0.9195, critical = 0.873. Kappa = 2.805 (c=16, w=26, 1 of 2, event alpha = 0.05132). Report alpha = 0.0001266.

Constituent: Barium Analysis Run 4/8/2024 7:03 PM View: Appendix I Intrawell

Plant Bowen Data: Bowen 1, 2, 9, and 10

Sanitas™ v.10.0.16b Software licensed to . UG

Within Limit

Prediction Limit

Intrawell Parametric

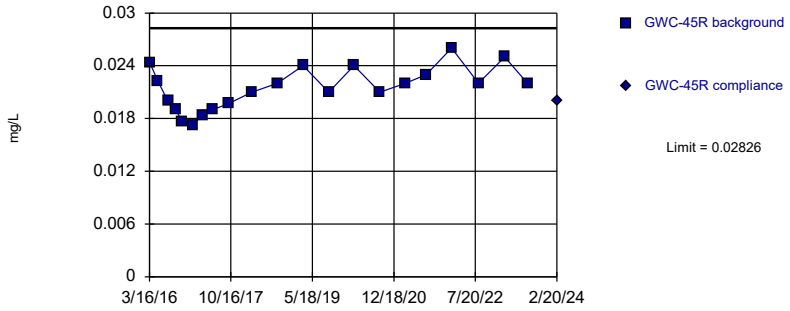

Background Data Summary: Mean=0.02146, Std. Dev.=0.002424, n=21. Normality test: Shapiro Wilk @alpha = 0.01, calculated = 0.974, critical = 0.873. Kappa = 2.805 (c=16, w=26, 1 of 2, event alpha = 0.05132). Report alpha = 0.0001266.

Constituent: Barium Analysis Run 4/8/2024 7:03 PM View: Appendix I Intrawell

Plant Bowen Data: Bowen 1, 2, 9, and 10

Sanitas™ v.10.0.16b Software licensed to . UG

Within Limit

Prediction Limit

Intrawell Parametric

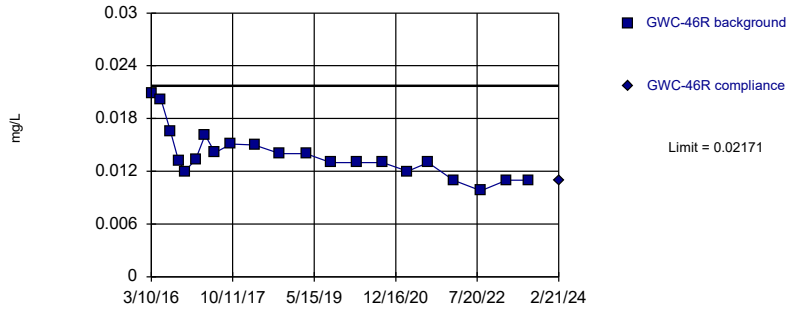

Background Data Summary: Mean=0.01387, Std. Dev.=0.002796, n=21. Normality test: Shapiro Wilk @alpha = 0.01, calculated = 0.891, critical = 0.873. Kappa = 2.805 (c=16, w=26, 1 of 2, event alpha = 0.05132). Report alpha = 0.0001266.

Constituent: Barium Analysis Run 4/8/2024 7:03 PM View: Appendix I Intrawell

Plant Bowen Data: Bowen 1, 2, 9, and 10

Sanitas™ v.10.0.16b Software licensed to . UG

Within Limit

Prediction Limit

Intrawell Parametric

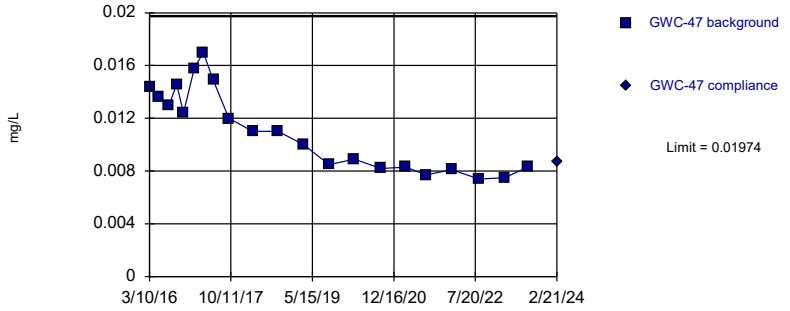

Background Data Summary: Mean=0.01108, Std. Dev.=0.00309, n=21. Normality test: Shapiro Wilk @alpha = 0.01, calculated = 0.9082, critical = 0.873. Kappa = 2.805 (c=16, w=26, 1 of 2, event alpha = 0.05132). Report alpha = 0.0001266.

Constituent: Barium Analysis Run 4/8/2024 7:03 PM View: Appendix I Intrawell

Plant Bowen Data: Bowen 1, 2, 9, and 10

Sanitas™ v.10.0.16b Software licensed to . UG

Hollow symbols indicate censored values.

Within Limit

Prediction Limit

Intrawell Non-parametric

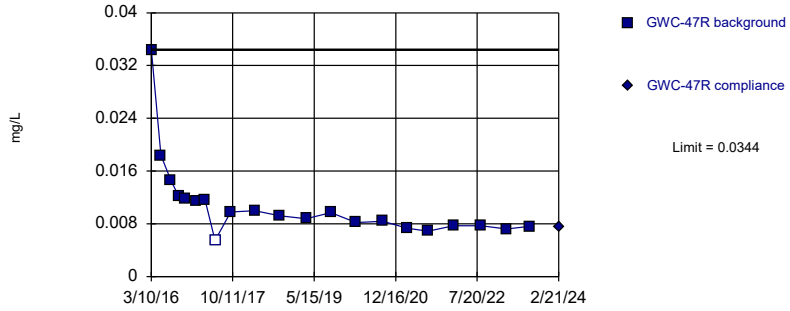

Non-parametric test used in lieu of parametric prediction limit because the Shapiro Wilk normality test showed the data to be non-normal at the 0.01 alpha level. Limit is highest of 21 background values. 4.762% NDs. Well-constituent pair annual alpha = 0.007982. Individual comparison alpha = 0.003999 (1 of 2).

Constituent: Barium Analysis Run 4/8/2024 7:03 PM View: Appendix I Intrawell

Plant Bowen Data: Bowen 1, 2, 9, and 10

Sanitas™ v.10.0.16b Software licensed to . UG
Hollow symbols indicate censored values.

Within Limit

Prediction Limit

Intrawell Parametric

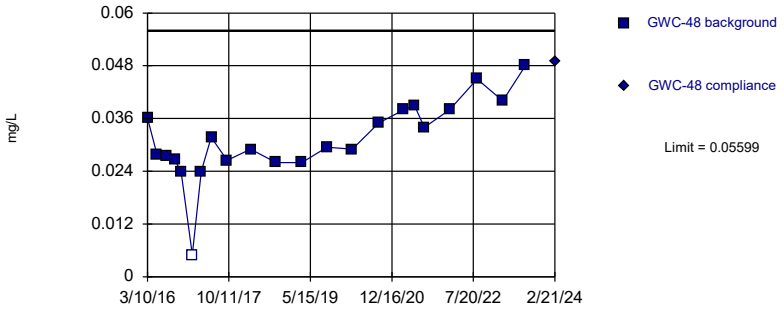

Background Data Summary: Mean=0.03116, Std. Dev.=0.008935, n=22, 4.545% NDs. Normality test: Shapiro Wilk @alpha = 0.01, calculated = 0.9209, critical = 0.878. Kappa = 2.778 (c=16, w=26, 1 of 2, event alpha = 0.05132). Report alpha = 0.0001266.

Constituent: Barium Analysis Run 4/8/2024 7:03 PM View: Appendix I Intrawell
Plant Bowen Data: Bowen 1, 2, 9, and 10

Sanitas™ v.10.0.16b Software licensed to . UG
Hollow symbols indicate censored values.

Within Limit

Prediction Limit

Intrawell Non-parametric

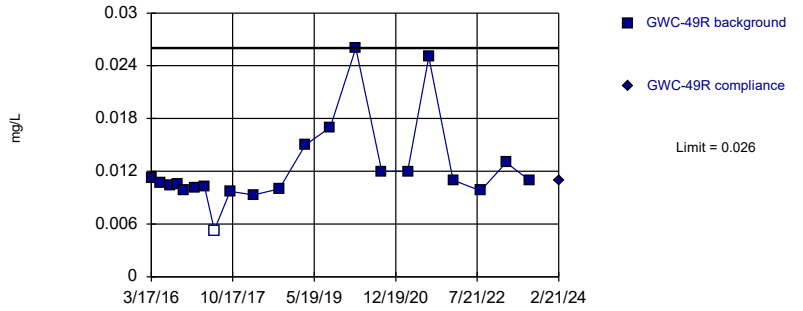

Non-parametric test used in lieu of parametric prediction limit because the Shapiro Wilk normality test showed the data to be non-normal at the 0.01 alpha level. Limit is highest of 21 background values. 4.762% NDs. Well-constituent pair annual alpha = 0.007982. Individual comparison alpha = 0.003999 (1 of 2).

Constituent: Barium Analysis Run 4/8/2024 7:03 PM View: Appendix I Intrawell
Plant Bowen Data: Bowen 1, 2, 9, and 10

Sanitas™ v.10.0.16b Software licensed to . UG
Hollow symbols indicate censored values.

Within Limit

Prediction Limit

Intrawell Non-parametric

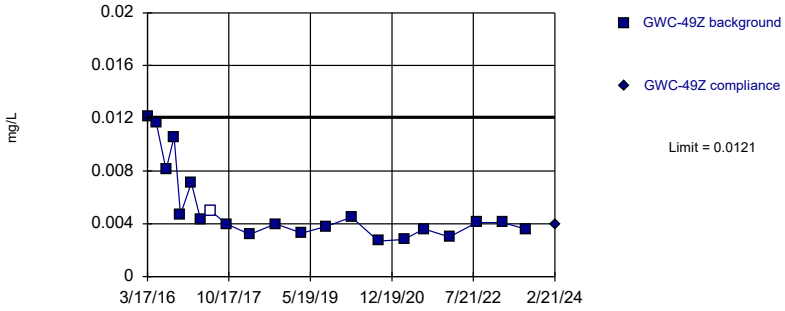

Non-parametric test used in lieu of parametric prediction limit because the Shapiro Wilk normality test showed the data to be non-normal at the 0.01 alpha level. Limit is highest of 21 background values. 4.762% NDs. Well-constituent pair annual alpha = 0.007982. Individual comparison alpha = 0.003999 (1 of 2).

Constituent: Barium Analysis Run 4/8/2024 7:03 PM View: Appendix I Intrawell
Plant Bowen Data: Bowen 1, 2, 9, and 10

Sanitas™ v.10.0.16b Software licensed to . UG

Within Limit

Prediction Limit

Intrawell Parametric

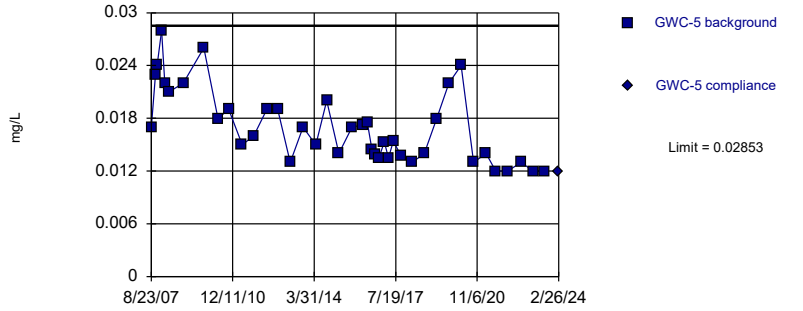

Background Data Summary (based on square root transformation): Mean=0.1296, Std. Dev.=0.01561, n=41. Normality test: Shapiro Wilk @alpha = 0.01, calculated = 0.9253, critical = 0.92. Kappa = 2.516 (c=16, w=26, 1 of 2, event alpha = 0.05132). Report alpha = 0.0001266.

Constituent: Barium Analysis Run 4/8/2024 7:03 PM View: Appendix I Intrawell
Plant Bowen Data: Bowen 1, 2, 9, and 10

Sanitas™ v.10.0.16b Software licensed to . UG
Hollow symbols indicate censored values.

Within Limit

Prediction Limit

Intrawell Parametric

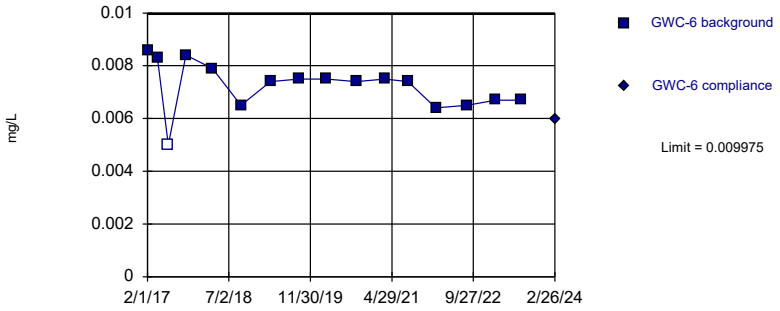

Background Data Summary: Mean=0.007231, Std. Dev.=0.0009105, n=16, 6.25% NDs. Normality test: Shapiro Wilk @alpha = 0.05, calculated = 0.9327, critical = 0.887. Kappa = 3.014 (c=16, w=26, 1 of 2, event alpha = 0.05132). Report alpha = 0.0001266.

Constituent: Barium Analysis Run 4/8/2024 7:03 PM View: Appendix I Intrawell
Plant Bowen Data: Bowen 1, 2, 9, and 10

Sanitas™ v.10.0.16b Software licensed to . UG
Hollow symbols indicate censored values.

Within Limit

Prediction Limit

Intrawell Parametric

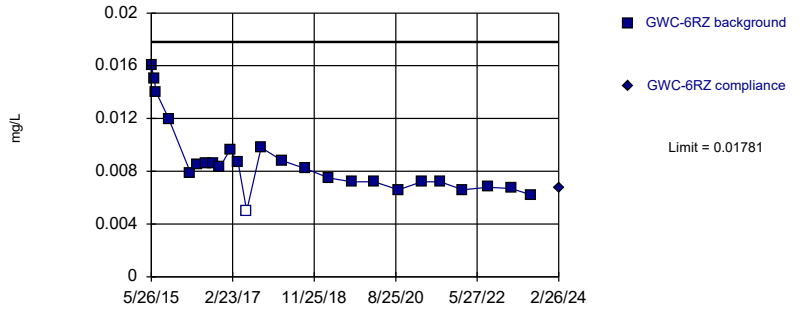

Background Data Summary (based on natural log transformation): Mean=-4.782, Std. Dev.=0.2793, n=25, 4% NDs. Normality test: Shapiro Wilk @alpha = 0.01, calculated = 0.9135, critical = 0.888. Kappa = 2.698 (c=16, w=26, 1 of 2, event alpha = 0.05132). Report alpha = 0.0001266.

Constituent: Barium Analysis Run 4/8/2024 7:03 PM View: Appendix I Intrawell
Plant Bowen Data: Bowen 1, 2, 9, and 10

Sanitas™ v.10.0.16b Software licensed to . UG

Within Limit

Prediction Limit

Intrawell Parametric

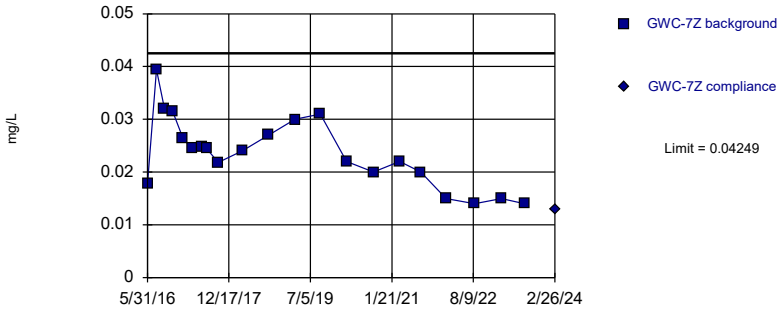

Background Data Summary: Mean=0.02365, Std. Dev.=0.006717, n=21. Normality test: Shapiro Wilk @alpha = 0.01, calculated = 0.9594, critical = 0.873. Kappa = 2.805 (c=16, w=26, 1 of 2, event alpha = 0.05132). Report alpha = 0.0001266.

Constituent: Barium Analysis Run 4/8/2024 7:03 PM View: Appendix I Intrawell
Plant Bowen Data: Bowen 1, 2, 9, and 10

Sanitas™ v.10.0.16b Software licensed to . UG

Within Limit

Prediction Limit

Intrawell Parametric

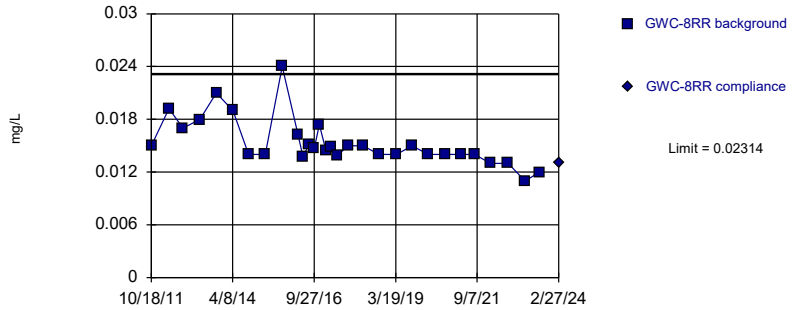

Background Data Summary (based on natural log transformation): Mean=-4.192, Std. Dev.=0.1628, n=30. Normality test: Shapiro Wilk @alpha = 0.01, calculated = 0.9097, critical = 0.9. Kappa = 2.616 (c=16, w=26, 1 of 2, event alpha = 0.05132). Report alpha = 0.0001266.

Constituent: Barium Analysis Run 4/8/2024 7:03 PM View: Appendix I Intrawell
Plant Bowen Data: Bowen 1, 2, 9, and 10

Sanitas™ v.10.0.16b Software licensed to . UG

Within Limit

Prediction Limit

Intrawell Parametric

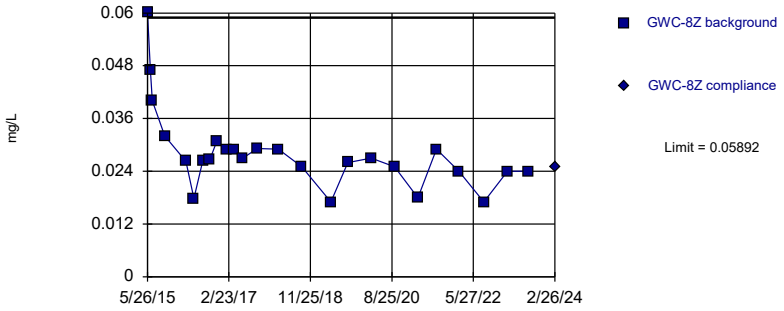

Background Data Summary (based on natural log transformation): Mean=-3.609, Std. Dev.=0.2883, n=25. Normality test: Shapiro Wilk @alpha = 0.01, calculated = 0.8989, critical = 0.888. Kappa = 2.698 (c=16, w=26, 1 of 2, event alpha = 0.05132). Report alpha = 0.0001266.

Constituent: Barium Analysis Run 4/8/2024 7:03 PM View: Appendix I Intrawell

Plant Bowen Data: Bowen 1, 2, 9, and 10

Sanitas™ v.10.0.16b Software licensed to . UG

Within Limit

Prediction Limit

Intrawell Parametric

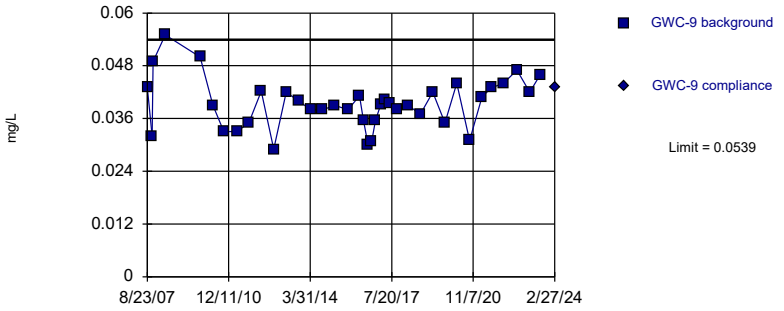

Background Data Summary: Mean=0.03938, Std. Dev.=0.005721, n=38. Normality test: Shapiro Wilk @alpha = 0.01, calculated = 0.9754, critical = 0.916. Kappa = 2.538 (c=16, w=26, 1 of 2, event alpha = 0.05132). Report alpha = 0.0001266.

Constituent: Barium Analysis Run 4/8/2024 7:03 PM View: Appendix I Intrawell

Plant Bowen Data: Bowen 1, 2, 9, and 10

Sanitas™ v.10.0.16b Software licensed to . UG

Hollow symbols indicate censored values.

Within Limit

Prediction Limit

Intrawell Non-parametric

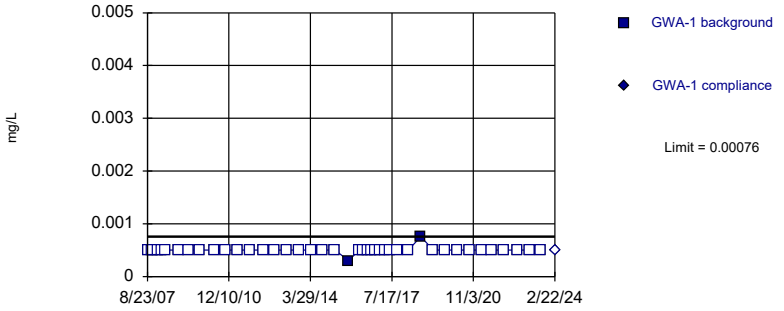

Non-parametric test used in lieu of parametric prediction limit because censored data exceeded 50%. Limit is highest of 42 background values. 95.24% NDs. Well-constituent pair annual alpha = 0.002154. Individual comparison alpha = 0.001077 (1 of 2).

Constituent: Cadmium Analysis Run 4/8/2024 7:03 PM View: Appendix I Intrawell

Plant Bowen Data: Bowen 1, 2, 9, and 10

Sanitas™ v.10.0.16b Software licensed to . UG

Hollow symbols indicate censored values.

Within Limit

Prediction Limit

Intrawell Non-parametric

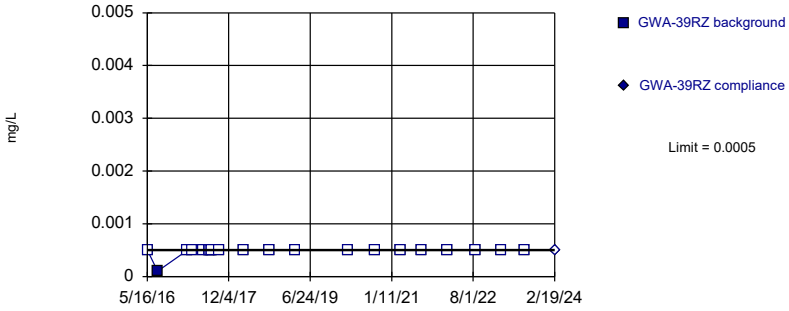

Non-parametric test used in lieu of parametric prediction limit because censored data exceeded 50%. Limit is highest of 20 background values. 95% NDs. Well-constituent pair annual alpha = 0.008564. Individual comparison alpha = 0.004291 (1 of 2).

Constituent: Cadmium Analysis Run 4/8/2024 7:03 PM View: Appendix I Intrawell

Plant Bowen Data: Bowen 1, 2, 9, and 10

Sanitas™ v.10.0.16b Software licensed to . UG
Hollow symbols indicate censored values.

Within Limit

Prediction Limit

Intrawell Non-parametric

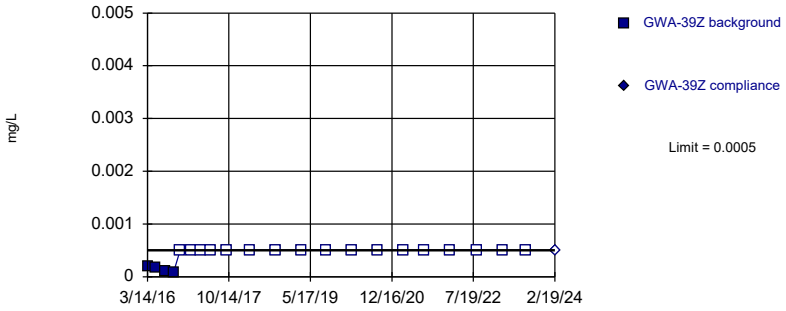

Non-parametric test used in lieu of parametric prediction limit because censored data exceeded 50%. Limit is highest of 21 background values. 80.95% NDs. Well-constituent pair annual alpha = 0.007982. Individual comparison alpha = 0.003999 (1 of 2).

Constituent: Cadmium Analysis Run 4/8/2024 7:03 PM View: Appendix I Intrawell
Plant Bowen Data: Bowen 1, 2, 9, and 10

Sanitas™ v.10.0.16b Software licensed to . UG
Hollow symbols indicate censored values.

Within Limit

Prediction Limit

Intrawell Parametric

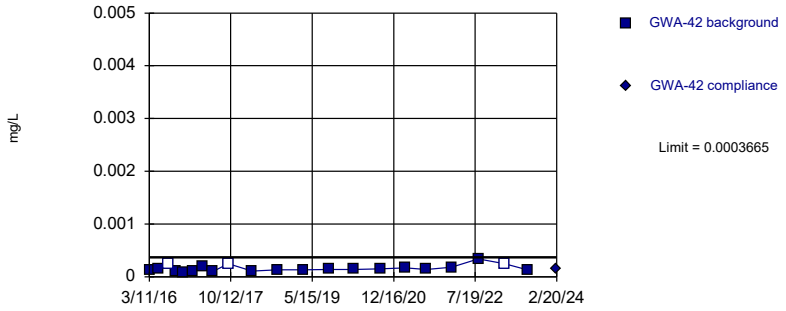

Background Data Summary (based on square root transformation): Mean=0.01242, Std. Dev.=0.002396, n=21, 14.29% NDs. Normality test: Shapiro Wilk @alpha = 0.01, calculated = 0.9138, critical = 0.873. Kappa = 2.805 (c=16, w=26, 1 of 2, event alpha = 0.05132). Report alpha = 0.0001266.

Constituent: Cadmium Analysis Run 4/8/2024 7:03 PM View: Appendix I Intrawell
Plant Bowen Data: Bowen 1, 2, 9, and 10

Sanitas™ v.10.0.16b Software licensed to . UG
Hollow symbols indicate censored values.

Within Limit

Prediction Limit

Intrawell Non-parametric

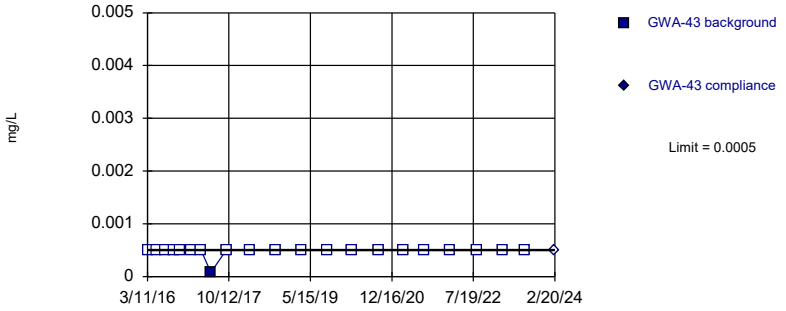

Non-parametric test used in lieu of parametric prediction limit because censored data exceeded 50%. Limit is highest of 21 background values. 95.24% NDs. Well-constituent pair annual alpha = 0.007982. Individual comparison alpha = 0.003999 (1 of 2).

Constituent: Cadmium Analysis Run 4/8/2024 7:03 PM View: Appendix I Intrawell
Plant Bowen Data: Bowen 1, 2, 9, and 10

Sanitas™ v.10.0.16b Software licensed to . UG
Hollow symbols indicate censored values.

Within Limit

Prediction Limit

Intrawell Non-parametric

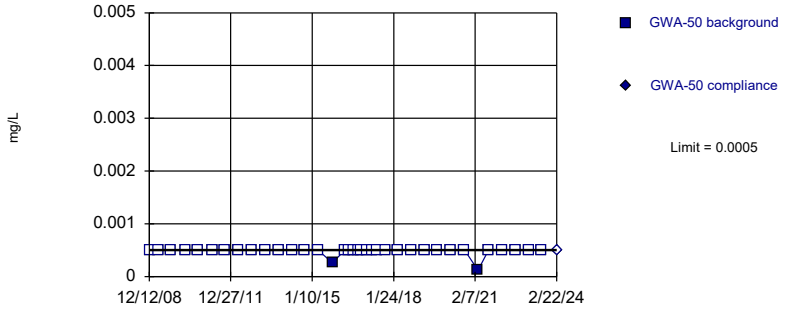

Non-parametric test used in lieu of parametric prediction limit because censored data exceeded 50%. Limit is highest of 36 background values. 94.44% NDs. Well-constituent pair annual alpha = 0.002856. Individual comparison alpha = 0.001429 (1 of 2).

Constituent: Cadmium Analysis Run 4/8/2024 7:03 PM View: Appendix I Intrawell
Plant Bowen Data: Bowen 1, 2, 9, and 10

Sanitas™ v.10.0.16b Software licensed to . UG
Hollow symbols indicate censored values.

Within Limit

Prediction Limit

Intrawell Non-parametric

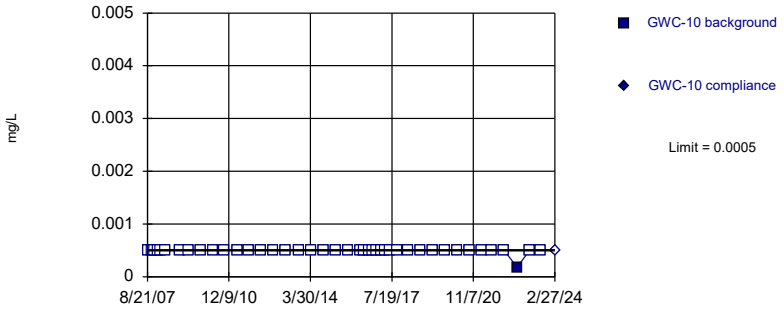

Non-parametric test used in lieu of parametric prediction limit because censored data exceeded 50%. Limit is highest of 42 background values. 97.62% NDs. Well-constituent pair annual alpha = 0.002154. Individual comparison alpha = 0.001077 (1 of 2).

Constituent: Cadmium Analysis Run 4/8/2024 7:03 PM View: Appendix I Intrawell
Plant Bowen Data: Bowen 1, 2, 9, and 10

Sanitas™ v.10.0.16b Software licensed to . UG
Hollow symbols indicate censored values.

Within Limit

Prediction Limit

Intrawell Non-parametric

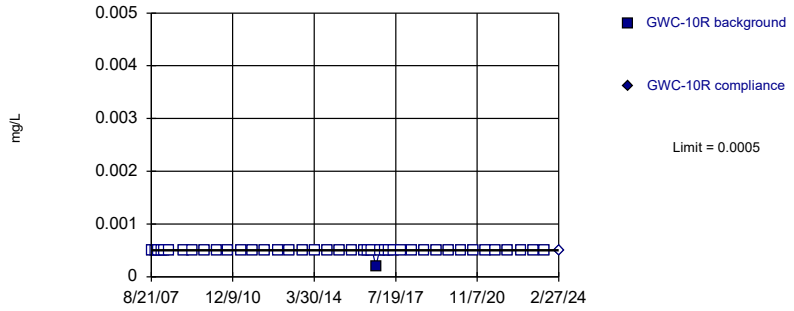

Non-parametric test used in lieu of parametric prediction limit because censored data exceeded 50%. Limit is highest of 42 background values. 97.62% NDs. Well-constituent pair annual alpha = 0.002154. Individual comparison alpha = 0.001077 (1 of 2).

Constituent: Cadmium Analysis Run 4/8/2024 7:03 PM View: Appendix I Intrawell
Plant Bowen Data: Bowen 1, 2, 9, and 10

Sanitas™ v.10.0.16b Software licensed to . UG
Hollow symbols indicate censored values.

Within Limit

Prediction Limit

Intrawell Non-parametric

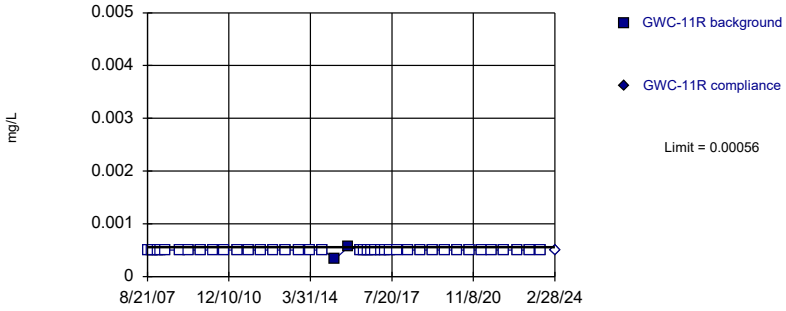

Non-parametric test used in lieu of parametric prediction limit because censored data exceeded 50%. Limit is highest of 42 background values. 95.24% NDs. Well-constituent pair annual alpha = 0.002154. Individual comparison alpha = 0.001077 (1 of 2).

Constituent: Cadmium Analysis Run 4/8/2024 7:03 PM View: Appendix I Intrawell
Plant Bowen Data: Bowen 1, 2, 9, and 10

Sanitas™ v.10.0.16b Software licensed to . UG
Hollow symbols indicate censored values.

Within Limit

Prediction Limit

Intrawell Non-parametric

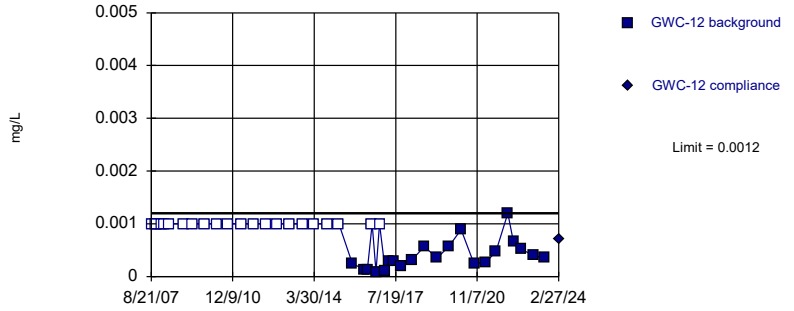

Non-parametric test used in lieu of parametric prediction limit because censored data exceeded 50%. Limit is highest of 43 background values. 51.16% NDs. Well-constituent pair annual alpha = 0.002073. Individual comparison alpha = 0.001037 (1 of 2).

Constituent: Cadmium Analysis Run 4/8/2024 7:03 PM View: Appendix I Intrawell
Plant Bowen Data: Bowen 1, 2, 9, and 10

Sanitas™ v.10.0.16b Software licensed to . UG
Hollow symbols indicate censored values.

Within Limit

Prediction Limit

Intrawell Non-parametric

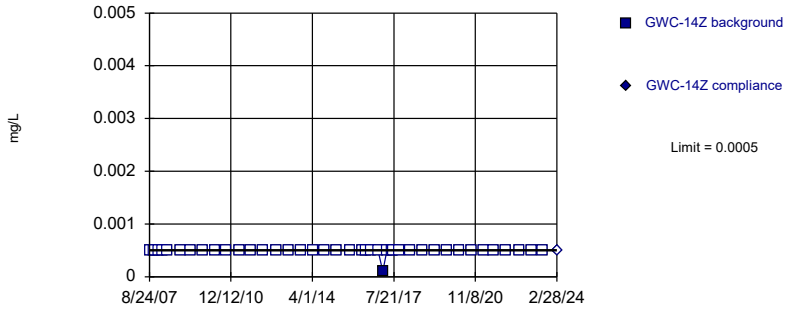

Non-parametric test used in lieu of parametric prediction limit because censored data exceeded 50%. Limit is highest of 42 background values. 97.62% NDs. Well-constituent pair annual alpha = 0.002154. Individual comparison alpha = 0.001077 (1 of 2).

Constituent: Cadmium Analysis Run 4/8/2024 7:03 PM View: Appendix I Intrawell
Plant Bowen Data: Bowen 1, 2, 9, and 10

Sanitas™ v.10.0.16b Software licensed to . UG
Hollow symbols indicate censored values.

Within Limit

Prediction Limit

Intrawell Non-parametric

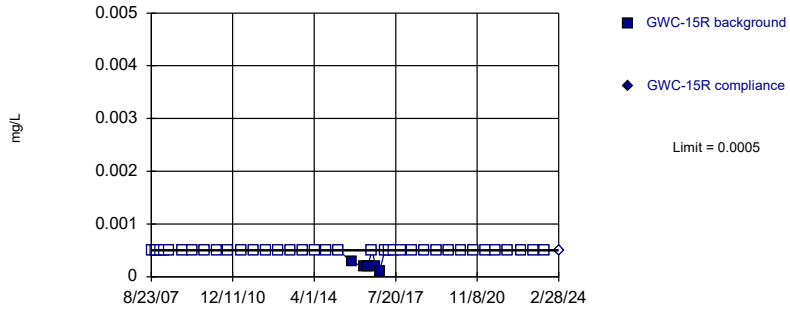

Non-parametric test used in lieu of parametric prediction limit because censored data exceeded 50%. Limit is highest of 42 background values. 88.1% NDs. Well-constituent pair annual alpha = 0.002154. Individual comparison alpha = 0.001077 (1 of 2).

Constituent: Cadmium Analysis Run 4/8/2024 7:03 PM View: Appendix I Intrawell
Plant Bowen Data: Bowen 1, 2, 9, and 10

Sanitas™ v.10.0.16b Software licensed to . UG
Hollow symbols indicate censored values.

Within Limit

Prediction Limit

Intrawell Non-parametric

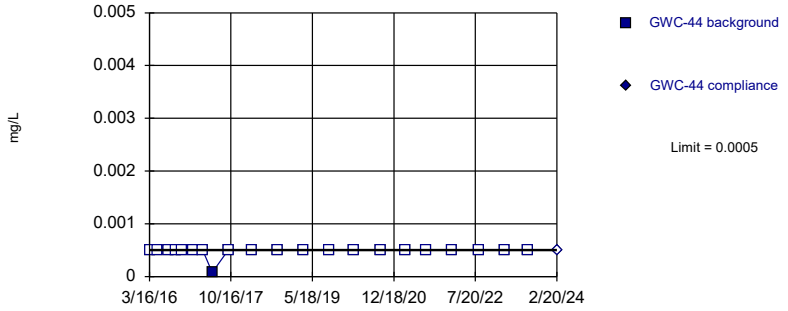

Non-parametric test used in lieu of parametric prediction limit because censored data exceeded 50%. Limit is highest of 21 background values. 95.24% NDs. Well-constituent pair annual alpha = 0.007982. Individual comparison alpha = 0.003999 (1 of 2).

Constituent: Cadmium Analysis Run 4/8/2024 7:03 PM View: Appendix I Intrawell
Plant Bowen Data: Bowen 1, 2, 9, and 10

Sanitas™ v.10.0.16b Software licensed to . UG
Hollow symbols indicate censored values.

Within Limit

Prediction Limit

Intrawell Non-parametric

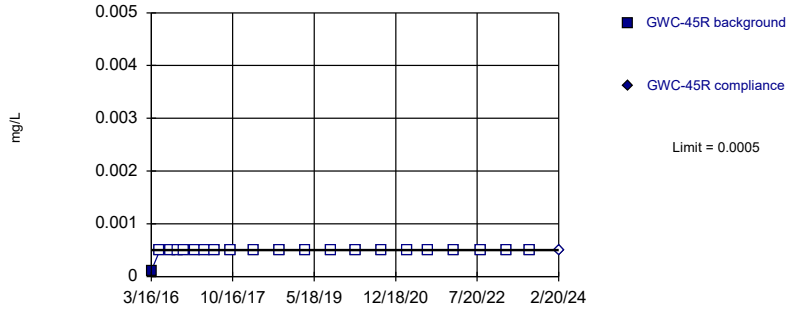

Non-parametric test used in lieu of parametric prediction limit because censored data exceeded 50%. Limit is highest of 21 background values. 95.24% NDs. Well-constituent pair annual alpha = 0.007982. Individual comparison alpha = 0.003999 (1 of 2).

Constituent: Cadmium Analysis Run 4/8/2024 7:03 PM View: Appendix I Intrawell
Plant Bowen Data: Bowen 1, 2, 9, and 10

Sanitas™ v.10.0.16b Software licensed to . UG
Hollow symbols indicate censored values.

Within Limit

Prediction Limit

Intrawell Non-parametric

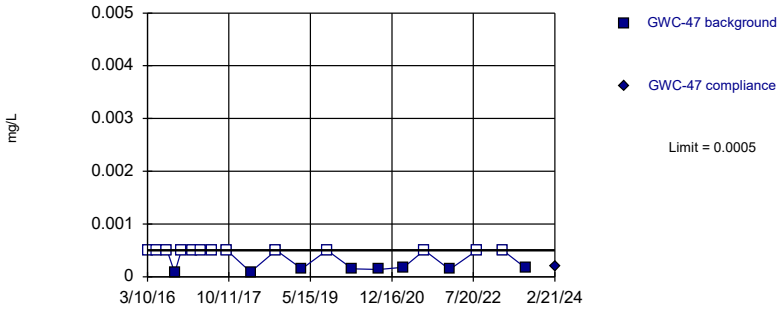

Non-parametric test used in lieu of parametric prediction limit because censored data exceeded 50%. Limit is highest of 21 background values. 61.9% NDs. Well-constituent pair annual alpha = 0.007982. Individual comparison alpha = 0.003999 (1 of 2).

Constituent: Cadmium Analysis Run 4/8/2024 7:03 PM View: Appendix I Intrawell
Plant Bowen Data: Bowen 1, 2, 9, and 10

Sanitas™ v.10.0.16b Software licensed to . UG
Hollow symbols indicate censored values.

Within Limit

Prediction Limit

Intrawell Non-parametric

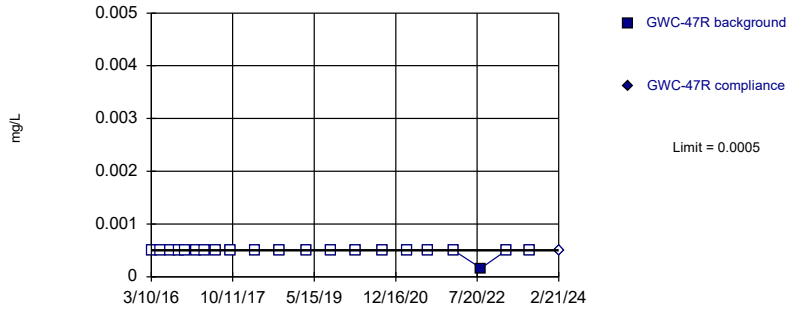

Non-parametric test used in lieu of parametric prediction limit because censored data exceeded 50%. Limit is highest of 21 background values. 95.24% NDs. Well-constituent pair annual alpha = 0.007982. Individual comparison alpha = 0.003999 (1 of 2).

Constituent: Cadmium Analysis Run 4/8/2024 7:03 PM View: Appendix I Intrawell
Plant Bowen Data: Bowen 1, 2, 9, and 10

Sanitas™ v.10.0.16b Software licensed to . UG
Hollow symbols indicate censored values.

Within Limit

Prediction Limit

Intrawell Parametric

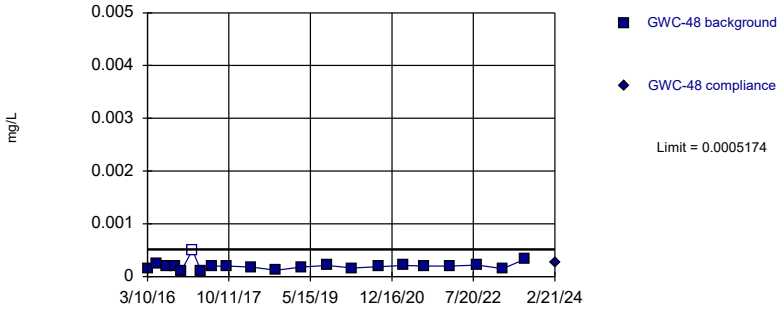

Background Data Summary (based on natural log transformation): Mean=-8.571, Std. Dev.=0.3581, n=21, 4.762% NDs. Normality test: Shapiro Wilk @alpha = 0.01, calculated = 0.902, critical = 0.873. Kappa = 2.805 (c=16, w=26, 1 of 2, event alpha = 0.05132). Report alpha = 0.0001266.

Constituent: Cadmium Analysis Run 4/8/2024 7:03 PM View: Appendix I Intrawell
Plant Bowen Data: Bowen 1, 2, 9, and 10

Sanitas™ v.10.0.16b Software licensed to . UG
Hollow symbols indicate censored values.

Within Limit

Prediction Limit

Intrawell Non-parametric

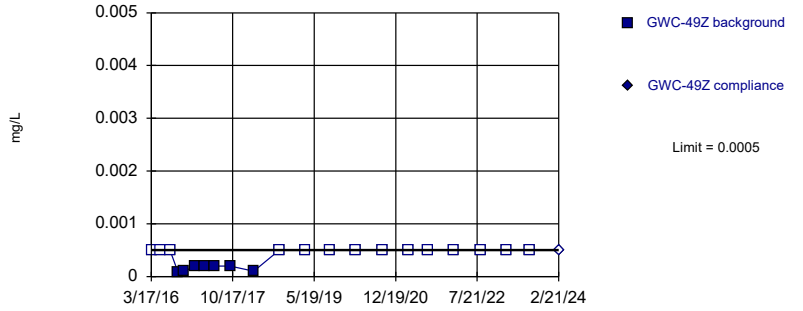

Non-parametric test used in lieu of parametric prediction limit because censored data exceeded 50%. Limit is highest of 21 background values. 66.67% NDs. Well-constituent pair annual alpha = 0.007982. Individual comparison alpha = 0.003999 (1 of 2).

Constituent: Cadmium Analysis Run 4/8/2024 7:03 PM View: Appendix I Intrawell
Plant Bowen Data: Bowen 1, 2, 9, and 10

Sanitas™ v.10.0.16b Software licensed to . UG
Hollow symbols indicate censored values.

Within Limit

Prediction Limit

Intrawell Non-parametric

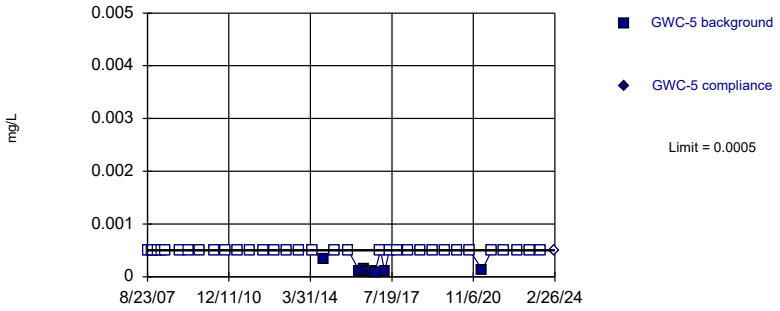

Non-parametric test used in lieu of parametric prediction limit because censored data exceeded 50%. Limit is highest of 42 background values. 80.95% NDs. Well-constituent pair annual alpha = 0.002154. Individual comparison alpha = 0.001077 (1 of 2).

Constituent: Cadmium Analysis Run 4/8/2024 7:04 PM View: Appendix I Intrawell
Plant Bowen Data: Bowen 1, 2, 9, and 10

Sanitas™ v.10.0.16b Software licensed to . UG
Hollow symbols indicate censored values.

Within Limit

Prediction Limit

Intrawell Non-parametric

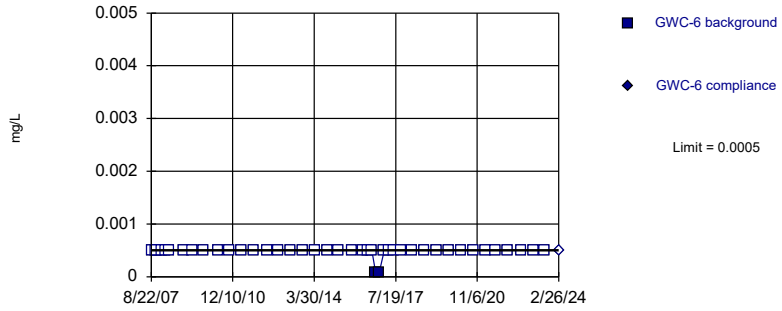

Non-parametric test used in lieu of parametric prediction limit because censored data exceeded 50%. Limit is highest of 42 background values. 95.24% NDs. Well-constituent pair annual alpha = 0.002154. Individual comparison alpha = 0.001077 (1 of 2).

Constituent: Cadmium Analysis Run 4/8/2024 7:04 PM View: Appendix I Intrawell
Plant Bowen Data: Bowen 1, 2, 9, and 10

Sanitas™ v.10.0.16b Software licensed to . UG
Hollow symbols indicate censored values.

Within Limit

Prediction Limit

Intrawell Non-parametric

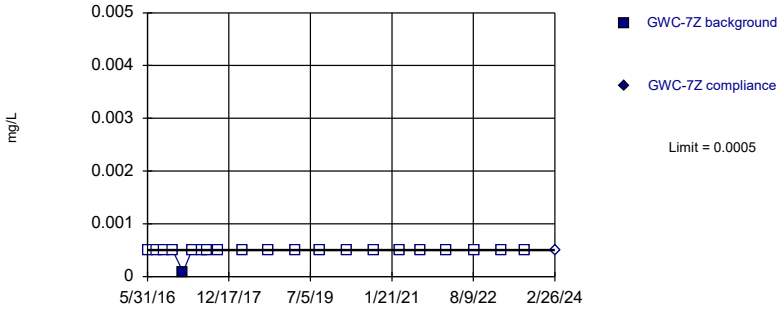

Non-parametric test used in lieu of parametric prediction limit because censored data exceeded 50%. Limit is highest of 21 background values. 95.24% NDs. Well-constituent pair annual alpha = 0.007982. Individual comparison alpha = 0.003999 (1 of 2).

Constituent: Cadmium Analysis Run 4/8/2024 7:04 PM View: Appendix I Intrawell
Plant Bowen Data: Bowen 1, 2, 9, and 10

Sanitas™ v.10.0.16b Software licensed to . UG
Hollow symbols indicate censored values.

Within Limit

Prediction Limit

Intrawell Non-parametric

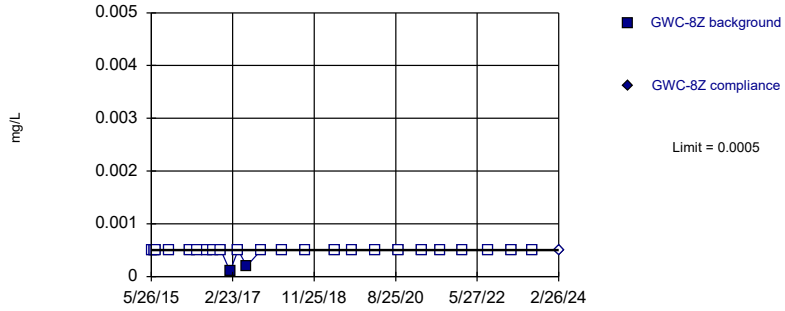

Non-parametric test used in lieu of parametric prediction limit because censored data exceeded 50%. Limit is highest of 25 background values. 92% NDs. Well-constituent pair annual alpha = 0.005656. Individual comparison alpha = 0.002832 (1 of 2).

Constituent: Cadmium Analysis Run 4/8/2024 7:04 PM View: Appendix I Intrawell
Plant Bowen Data: Bowen 1, 2, 9, and 10

Sanitas™ v.10.0.16b Software licensed to . UG
Hollow symbols indicate censored values.
Within Limit

Prediction Limit

Intrawell Non-parametric

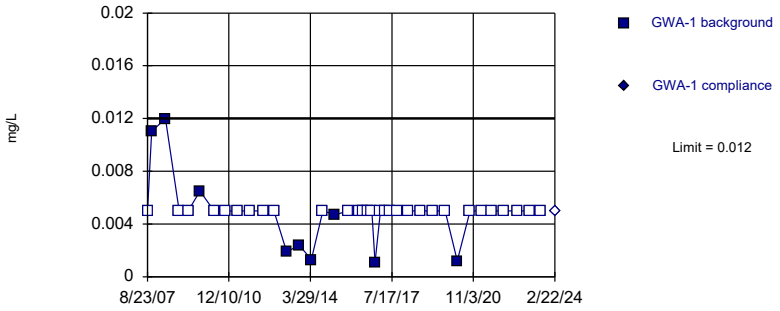

Non-parametric test used in lieu of parametric prediction limit because censored data exceeded 50%. Limit is highest of 39 background values. 76.92% NDs. Well-constituent pair annual alpha = 0.002451. Individual comparison alpha = 0.001226 (1 of 2).

Constituent: Chromium Analysis Run 4/8/2024 7:04 PM View: Appendix I Intrawell
Plant Bowen Data: Bowen 1, 2, 9, and 10

Sanitas™ v.10.0.16b Software licensed to . UG
Hollow symbols indicate censored values.
Within Limit

Prediction Limit

Intrawell Non-parametric

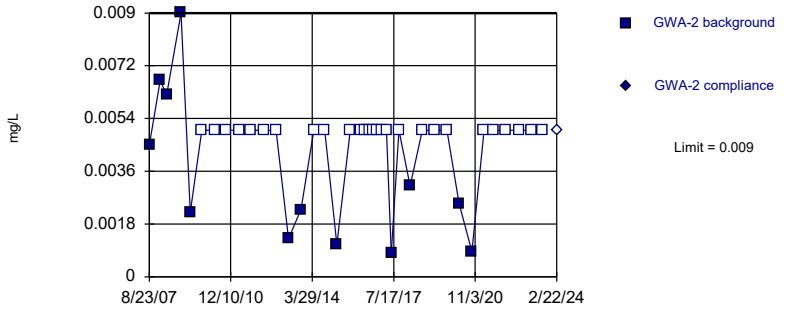

Non-parametric test used in lieu of parametric prediction limit because censored data exceeded 50%. Limit is highest of 39 background values. 69.23% NDs. Well-constituent pair annual alpha = 0.002451. Individual comparison alpha = 0.001226 (1 of 2).

Constituent: Chromium Analysis Run 4/8/2024 7:04 PM View: Appendix I Intrawell
Plant Bowen Data: Bowen 1, 2, 9, and 10

Sanitas™ v.10.0.16b Software licensed to . UG
Hollow symbols indicate censored values.
Within Limit

Prediction Limit

Intrawell Non-parametric

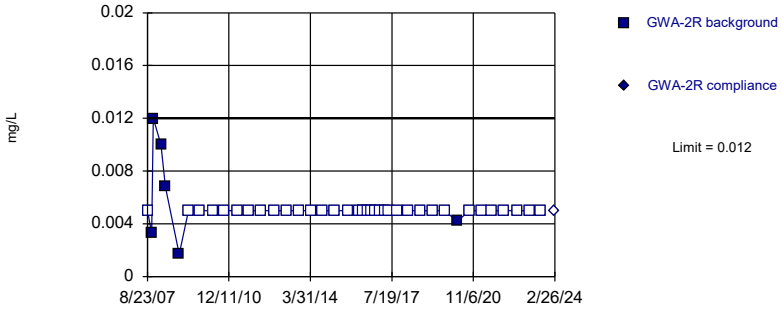

Non-parametric test used in lieu of parametric prediction limit because censored data exceeded 50%. Limit is highest of 41 background values. 85.37% NDs. Well-constituent pair annual alpha = 0.002235. Individual comparison alpha = 0.001118 (1 of 2).

Constituent: Chromium Analysis Run 4/8/2024 7:04 PM View: Appendix I Intrawell
Plant Bowen Data: Bowen 1, 2, 9, and 10

Sanitas™ v.10.0.16b Software licensed to . UG
Hollow symbols indicate censored values.
Within Limit

Prediction Limit

Intrawell Non-parametric

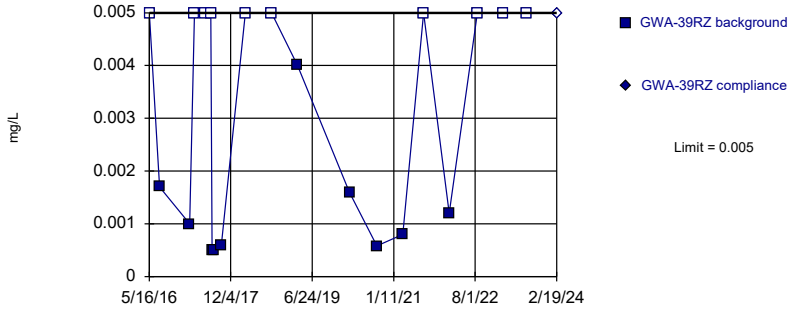

Non-parametric test used in lieu of parametric prediction limit because the Shapiro Wilk normality test showed the data to be non-normal at the 0.01 alpha level. Limit is highest of 20 background values. 50% NDs. Well-constituent pair annual alpha = 0.008564. Individual comparison alpha = 0.004291 (1 of 2).

Constituent: Chromium Analysis Run 4/8/2024 7:04 PM View: Appendix I Intrawell
Plant Bowen Data: Bowen 1, 2, 9, and 10

Sanitas™ v.10.0.16b Software licensed to . UG
Hollow symbols indicate censored values.

Within Limit

Prediction Limit

Intrawell Non-parametric

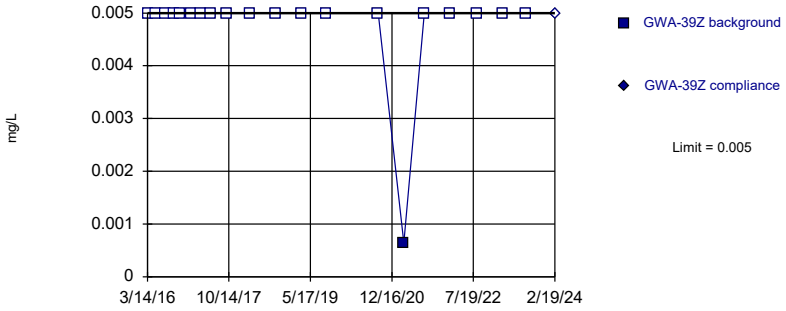

Non-parametric test used in lieu of parametric prediction limit because censored data exceeded 50%. Limit is highest of 20 background values. 95% NDs. Well-constituent pair annual alpha = 0.008564. Individual comparison alpha = 0.004291 (1 of 2).

Constituent: Chromium Analysis Run 4/8/2024 7:04 PM View: Appendix I Intrawell
Plant Bowen Data: Bowen 1, 2, 9, and 10

Sanitas™ v.10.0.16b Software licensed to . UG
Hollow symbols indicate censored values.

Within Limit

Prediction Limit

Intrawell Non-parametric

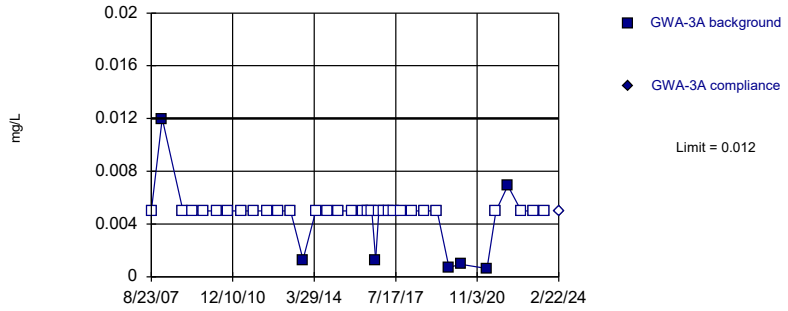

Non-parametric test used in lieu of parametric prediction limit because censored data exceeded 50%. Limit is highest of 37 background values. 81.08% NDs. Well-constituent pair annual alpha = 0.002721. Individual comparison alpha = 0.001361 (1 of 2).

Constituent: Chromium Analysis Run 4/8/2024 7:04 PM View: Appendix I Intrawell
Plant Bowen Data: Bowen 1, 2, 9, and 10

Sanitas™ v.10.0.16b Software licensed to . UG
Hollow symbols indicate censored values.

Within Limit

Prediction Limit

Intrawell Non-parametric

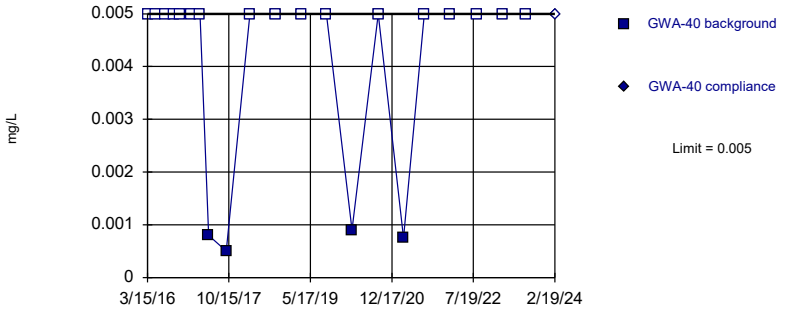

Non-parametric test used in lieu of parametric prediction limit because censored data exceeded 50%. Limit is highest of 21 background values. 80.95% NDs. Well-constituent pair annual alpha = 0.007982. Individual comparison alpha = 0.003999 (1 of 2).

Constituent: Chromium Analysis Run 4/8/2024 7:04 PM View: Appendix I Intrawell
Plant Bowen Data: Bowen 1, 2, 9, and 10

Sanitas™ v.10.0.16b Software licensed to . UG
Hollow symbols indicate censored values.

Within Limit

Prediction Limit

Intrawell Non-parametric

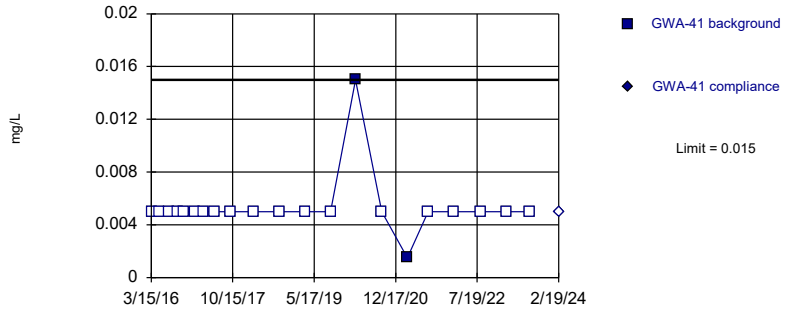

Non-parametric test used in lieu of parametric prediction limit because censored data exceeded 50%. Limit is highest of 21 background values. 90.48% NDs. Well-constituent pair annual alpha = 0.007982. Individual comparison alpha = 0.003999 (1 of 2).

Constituent: Chromium Analysis Run 4/8/2024 7:04 PM View: Appendix I Intrawell
Plant Bowen Data: Bowen 1, 2, 9, and 10

Sanitas™ v.10.0.16b Software licensed to . UG
Hollow symbols indicate censored values.
Within Limit

Prediction Limit

Intrawell Non-parametric

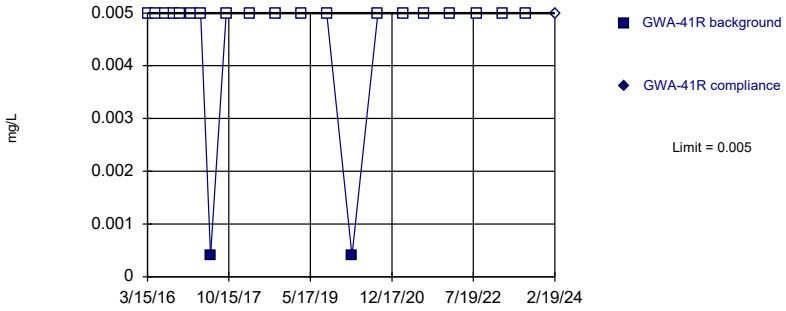

Non-parametric test used in lieu of parametric prediction limit because censored data exceeded 50%. Limit is highest of 21 background values. 90.48% NDs. Well-constituent pair annual alpha = 0.007982. Individual comparison alpha = 0.003999 (1 of 2).

Constituent: Chromium Analysis Run 4/8/2024 7:04 PM View: Appendix I Intrawell
Plant Bowen Data: Bowen 1, 2, 9, and 10

Sanitas™ v.10.0.16b Software licensed to . UG
Hollow symbols indicate censored values.
Within Limit

Prediction Limit

Intrawell Non-parametric

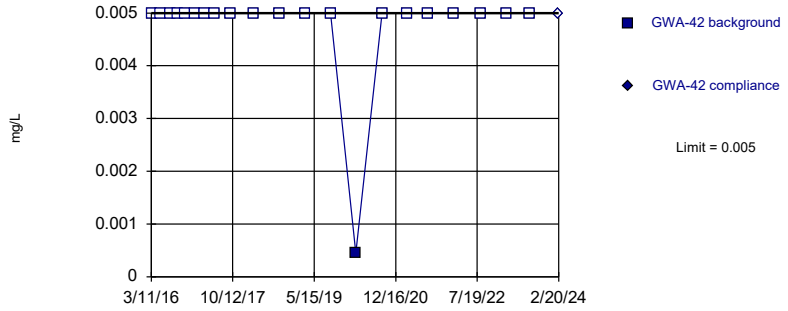

Non-parametric test used in lieu of parametric prediction limit because censored data exceeded 50%. Limit is highest of 21 background values. 95.24% NDs. Well-constituent pair annual alpha = 0.007982. Individual comparison alpha = 0.003999 (1 of 2).

Constituent: Chromium Analysis Run 4/8/2024 7:04 PM View: Appendix I Intrawell
Plant Bowen Data: Bowen 1, 2, 9, and 10

Sanitas™ v.10.0.16b Software licensed to . UG
Hollow symbols indicate censored values.
Within Limit

Prediction Limit

Intrawell Non-parametric

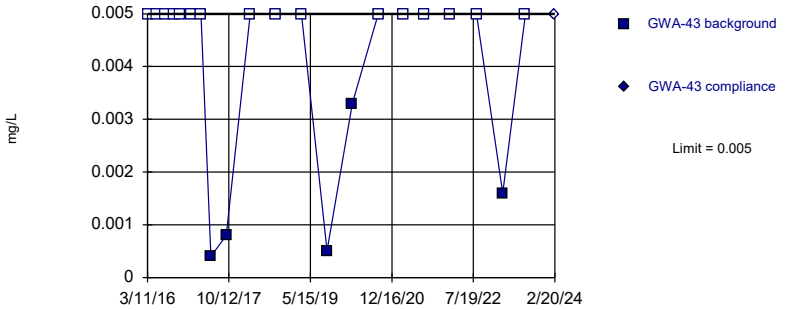

Non-parametric test used in lieu of parametric prediction limit because censored data exceeded 50%. Limit is highest of 21 background values. 76.19% NDs. Well-constituent pair annual alpha = 0.007982. Individual comparison alpha = 0.003999 (1 of 2).

Constituent: Chromium Analysis Run 4/8/2024 7:04 PM View: Appendix I Intrawell
Plant Bowen Data: Bowen 1, 2, 9, and 10

Sanitas™ v.10.0.16b Software licensed to . UG
Hollow symbols indicate censored values.
Within Limit

Prediction Limit

Intrawell Non-parametric

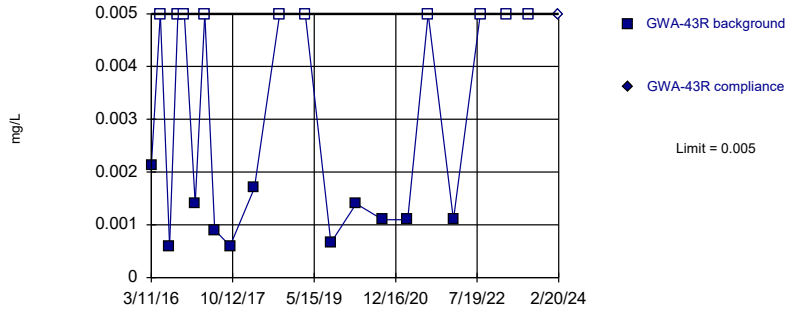

Non-parametric test used in lieu of parametric prediction limit because the Shapiro Wilk normality test showed the data to be non-normal at the 0.01 alpha level. Limit is highest of 21 background values. 47.62% NDs. Well-constituent pair annual alpha = 0.007982. Individual comparison alpha = 0.003999 (1 of 2).

Constituent: Chromium Analysis Run 4/8/2024 7:04 PM View: Appendix I Intrawell
Plant Bowen Data: Bowen 1, 2, 9, and 10

Sanitas™ v.10.0.16b Software licensed to . UG
Hollow symbols indicate censored values.
Within Limit

Prediction Limit

Intrawell Non-parametric

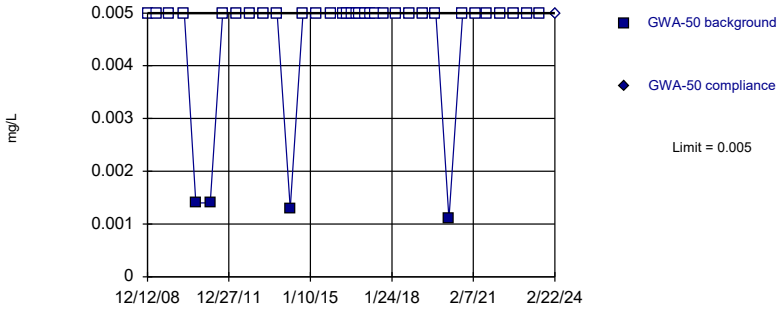

Non-parametric test used in lieu of parametric prediction limit because censored data exceeded 50%. Limit is highest of 36 background values. 88.89% NDs. Well-constituent pair annual alpha = 0.002856. Individual comparison alpha = 0.001429 (1 of 2).

Constituent: Chromium Analysis Run 4/8/2024 7:04 PM View: Appendix I Intrawell
Plant Bowen Data: Bowen 1, 2, 9, and 10

Sanitas™ v.10.0.16b Software licensed to . UG
Hollow symbols indicate censored values.
Within Limit

Prediction Limit

Intrawell Non-parametric

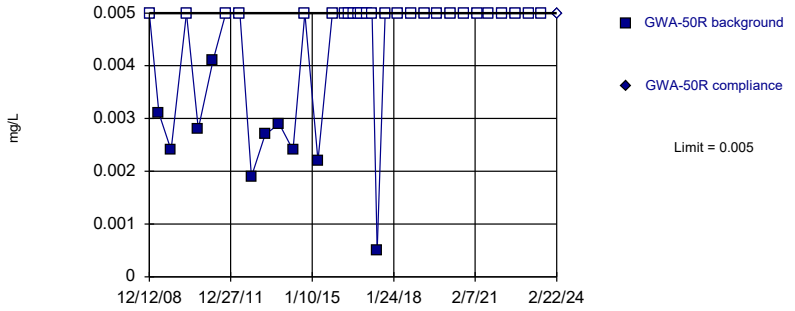

Non-parametric test used in lieu of parametric prediction limit because censored data exceeded 50%. Limit is highest of 36 background values. 72.22% NDs. Well-constituent pair annual alpha = 0.002856. Individual comparison alpha = 0.001429 (1 of 2).

Constituent: Chromium Analysis Run 4/8/2024 7:04 PM View: Appendix I Intrawell
Plant Bowen Data: Bowen 1, 2, 9, and 10

Sanitas™ v.10.0.16b Software licensed to . UG
Hollow symbols indicate censored values.
Within Limit

Prediction Limit

Intrawell Non-parametric

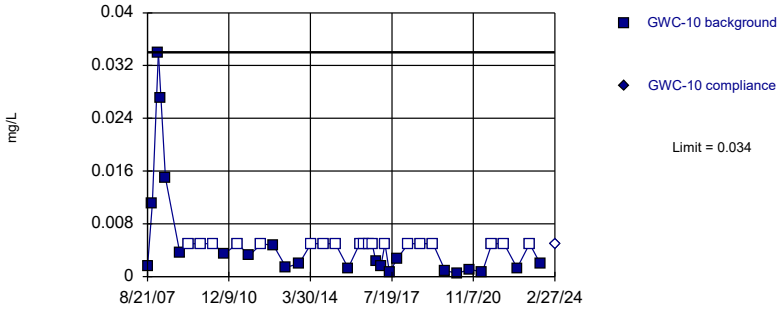

Non-parametric test used in lieu of parametric prediction limit because the Shapiro Wilk normality test showed the data to be non-normal at the 0.01 alpha level. Limit is highest of 41 background values. 46.34% NDs. Well-constituent pair annual alpha = 0.002235. Individual comparison alpha = 0.001118 (1 of 2).

Constituent: Chromium Analysis Run 4/8/2024 7:04 PM View: Appendix I Intrawell
Plant Bowen Data: Bowen 1, 2, 9, and 10

Sanitas™ v.10.0.16b Software licensed to . UG
Hollow symbols indicate censored values.
Within Limit

Prediction Limit

Intrawell Non-parametric

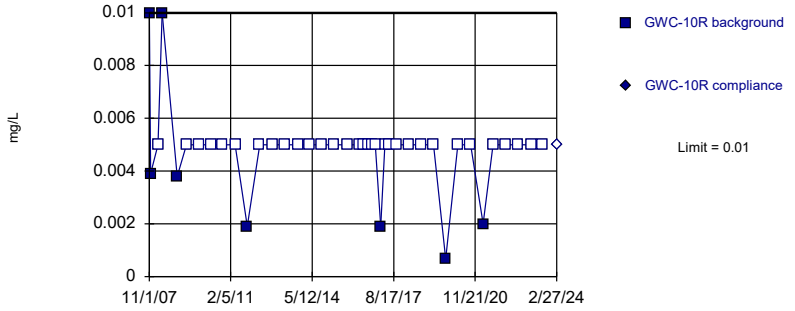

Non-parametric test used in lieu of parametric prediction limit because censored data exceeded 50%. Limit is highest of 40 background values. 80% NDs. Well-constituent pair annual alpha = 0.002316. Individual comparison alpha = 0.001159 (1 of 2).

Constituent: Chromium Analysis Run 4/8/2024 7:04 PM View: Appendix I Intrawell
Plant Bowen Data: Bowen 1, 2, 9, and 10

Sanitas™ v.10.0.16b Software licensed to . UG
Hollow symbols indicate censored values.

Within Limit

Prediction Limit

Intrawell Parametric

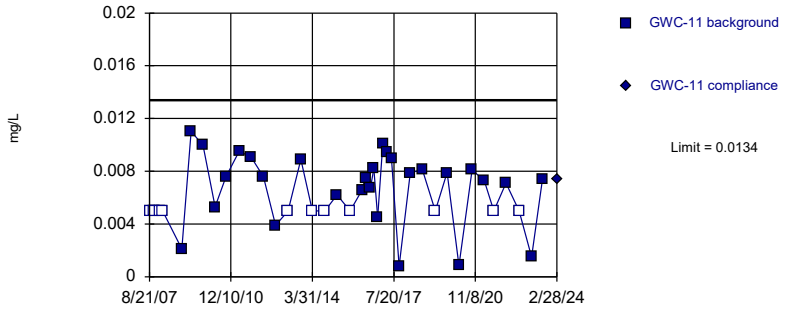

Background Data Summary (after Kaplan-Meier Adjustment): Mean=0.005248, Std. Dev.=0.003239, n=41, 29.27% NDs. Normality test: Shapiro Wilk @alpha = 0.01, calculated = 0.9432, critical = 0.92. Kappa = 2.516 (c=16, w=26, 1 of 2, event alpha = 0.05132). Report alpha = 0.0001266.

Constituent: Chromium Analysis Run 4/8/2024 7:04 PM View: Appendix I Intrawell
Plant Bowen Data: Bowen 1, 2, 9, and 10

Sanitas™ v.10.0.16b Software licensed to . UG
Hollow symbols indicate censored values.

Within Limit

Prediction Limit

Intrawell Parametric

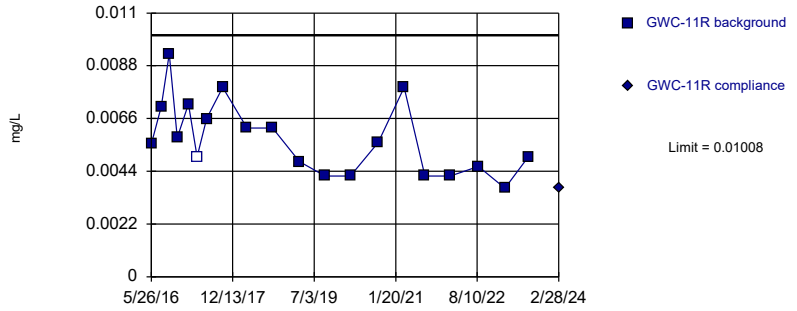

Background Data Summary: Mean=0.005761, Std. Dev.=0.001524, n=20, 5% NDs. Normality test: Shapiro Wilk @alpha = 0.01, calculated = 0.9372, critical = 0.868. Kappa = 2.832 (c=16, w=26, 1 of 2, event alpha = 0.05132). Report alpha = 0.0001266.

Constituent: Chromium Analysis Run 4/8/2024 7:04 PM View: Appendix I Intrawell
Plant Bowen Data: Bowen 1, 2, 9, and 10

Sanitas™ v.10.0.16b Software licensed to . UG
Hollow symbols indicate censored values.

Within Limit

Prediction Limit

Intrawell Non-parametric

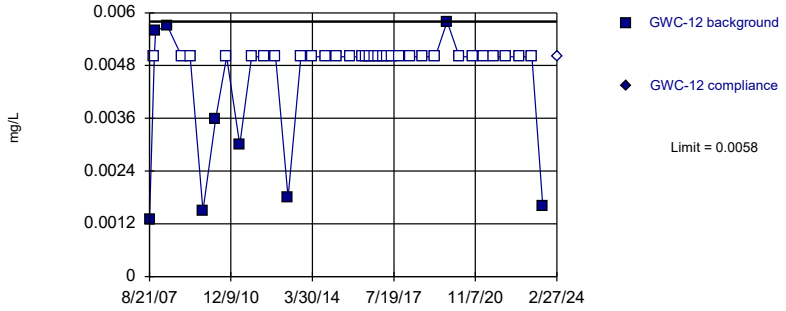

Non-parametric test used in lieu of parametric prediction limit because censored data exceeded 50%. Limit is highest of 40 background values. 77.5% NDs. Well-constituent pair annual alpha = 0.002316. Individual comparison alpha = 0.001159 (1 of 2).

Constituent: Chromium Analysis Run 4/8/2024 7:04 PM View: Appendix I Intrawell
Plant Bowen Data: Bowen 1, 2, 9, and 10

Sanitas™ v.10.0.16b Software licensed to . UG

Within Limit

Prediction Limit

Intrawell Parametric

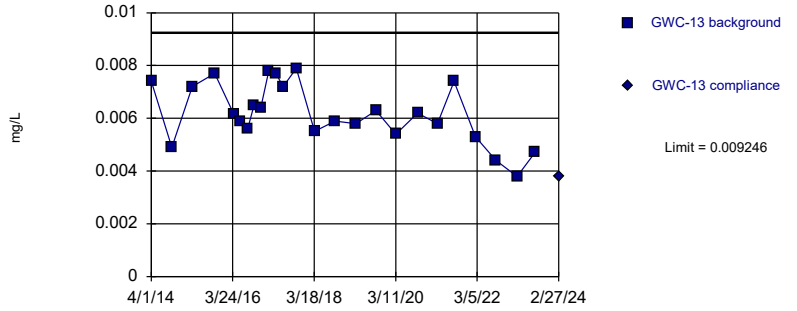

Background Data Summary: Mean=0.006193, Std. Dev.=0.001131, n=25. Normality test: Shapiro Wilk @alpha = 0.01, calculated = 0.958, critical = 0.888. Kappa = 2.698 (c=16, w=26, 1 of 2, event alpha = 0.05132). Report alpha = 0.0001266.

Constituent: Chromium Analysis Run 4/8/2024 7:04 PM View: Appendix I Intrawell
Plant Bowen Data: Bowen 1, 2, 9, and 10

Sanitas™ v.10.0.16b Software licensed to . UG
Hollow symbols indicate censored values.
Within Limit

Prediction Limit

Intrawell Non-parametric

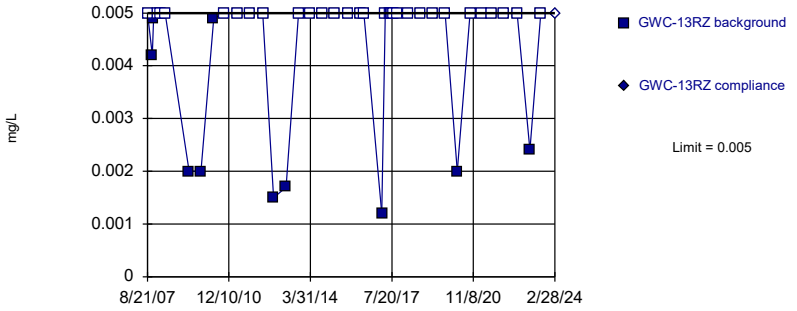

Non-parametric test used in lieu of parametric prediction limit because censored data exceeded 50%. Limit is highest of 41 background values. 75.61% NDs. Well-constituent pair annual alpha = 0.002235. Individual comparison alpha = 0.001118 (1 of 2).

Constituent: Chromium Analysis Run 4/8/2024 7:04 PM View: Appendix I Intrawell
Plant Bowen Data: Bowen 1, 2, 9, and 10

Sanitas™ v.10.0.16b Software licensed to . UG
Hollow symbols indicate censored values.
Within Limit

Prediction Limit

Intrawell Non-parametric

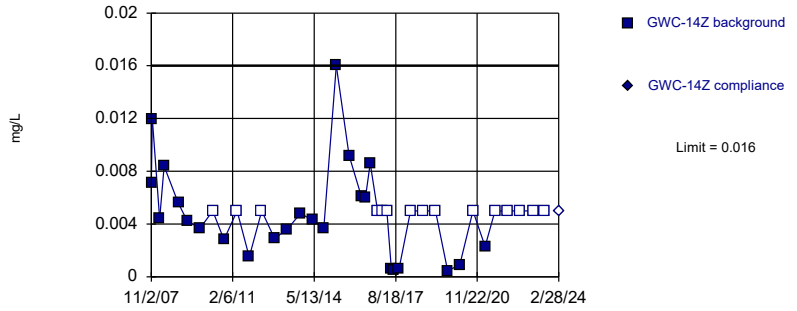

Non-parametric test used in lieu of parametric prediction limit because the Shapiro Wilk normality test showed the data to be non-normal at the 0.01 alpha level. Limit is highest of 40 background values. 37.5% NDs. Well-constituent pair annual alpha = 0.002316. Individual comparison alpha = 0.001159 (1 of 2).

Constituent: Chromium Analysis Run 4/8/2024 7:04 PM View: Appendix I Intrawell
Plant Bowen Data: Bowen 1, 2, 9, and 10

Sanitas™ v.10.0.16b Software licensed to . UG
Hollow symbols indicate censored values.
Within Limit

Prediction Limit

Intrawell Non-parametric

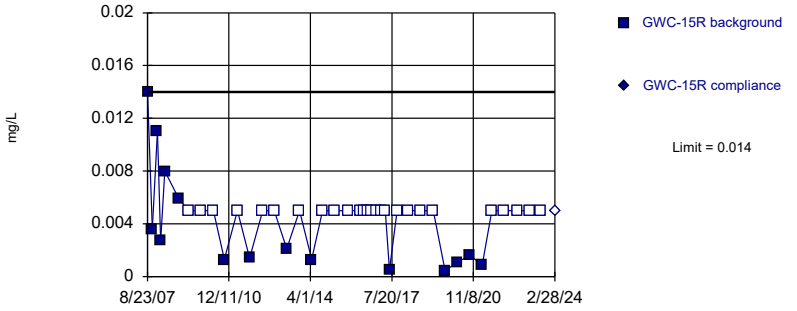

Non-parametric test used in lieu of parametric prediction limit because censored data exceeded 50%. Limit is highest of 41 background values. 63.41% NDs. Well-constituent pair annual alpha = 0.002235. Individual comparison alpha = 0.001118 (1 of 2).

Constituent: Chromium Analysis Run 4/8/2024 7:04 PM View: Appendix I Intrawell
Plant Bowen Data: Bowen 1, 2, 9, and 10

Sanitas™ v.10.0.16b Software licensed to . UG
Hollow symbols indicate censored values.
Within Limit

Prediction Limit

Intrawell Non-parametric

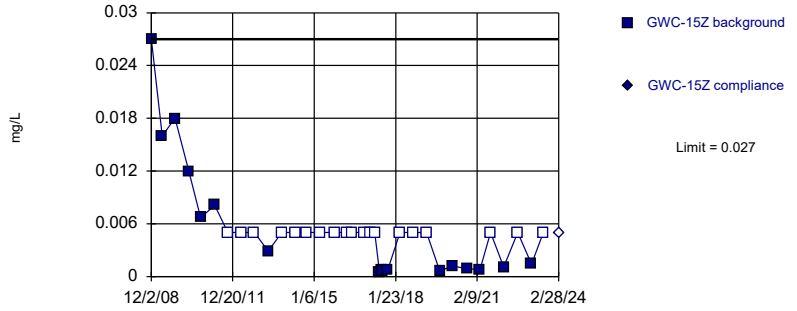

Non-parametric test used in lieu of parametric prediction limit because censored data exceeded 50%. Limit is highest of 36 background values. 52.78% NDs. Well-constituent pair annual alpha = 0.002856. Individual comparison alpha = 0.001429 (1 of 2).

Constituent: Chromium Analysis Run 4/8/2024 7:04 PM View: Appendix I Intrawell
Plant Bowen Data: Bowen 1, 2, 9, and 10

Sanitas™ v.10.0.16b Software licensed to . UG
Hollow symbols indicate censored values.

Within Limit

Prediction Limit

Intrawell Non-parametric

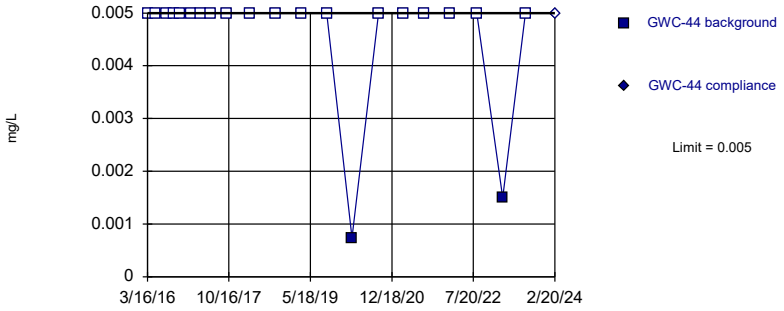

Non-parametric test used in lieu of parametric prediction limit because censored data exceeded 50%. Limit is highest of 21 background values. 90.48% NDs. Well-constituent pair annual alpha = 0.007982. Individual comparison alpha = 0.003999 (1 of 2).

Constituent: Chromium Analysis Run 4/8/2024 7:04 PM View: Appendix I Intrawell
Plant Bowen Data: Bowen 1, 2, 9, and 10

Sanitas™ v.10.0.16b Software licensed to . UG
Hollow symbols indicate censored values.

Within Limit

Prediction Limit

Intrawell Non-parametric

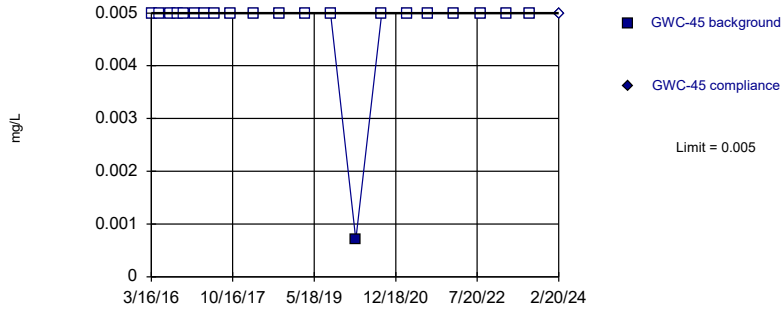

Non-parametric test used in lieu of parametric prediction limit because censored data exceeded 50%. Limit is highest of 21 background values. 95.24% NDs. Well-constituent pair annual alpha = 0.007982. Individual comparison alpha = 0.003999 (1 of 2).

Constituent: Chromium Analysis Run 4/8/2024 7:04 PM View: Appendix I Intrawell
Plant Bowen Data: Bowen 1, 2, 9, and 10

Sanitas™ v.10.0.16b Software licensed to . UG
Hollow symbols indicate censored values.

Within Limit

Prediction Limit

Intrawell Non-parametric

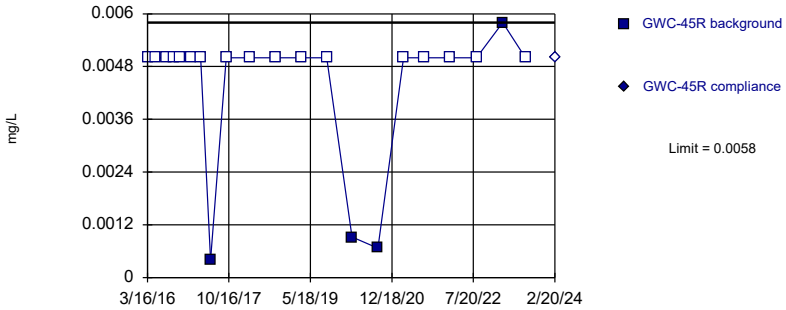

Non-parametric test used in lieu of parametric prediction limit because censored data exceeded 50%. Limit is highest of 21 background values. 80.95% NDs. Well-constituent pair annual alpha = 0.007982. Individual comparison alpha = 0.003999 (1 of 2).

Constituent: Chromium Analysis Run 4/8/2024 7:04 PM View: Appendix I Intrawell
Plant Bowen Data: Bowen 1, 2, 9, and 10

Sanitas™ v.10.0.16b Software licensed to . UG
Hollow symbols indicate censored values.

Within Limit

Prediction Limit

Intrawell Parametric

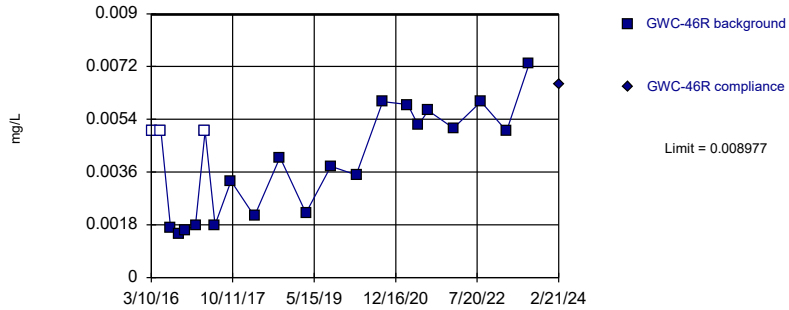

Background Data Summary: Mean=0.004027, Std. Dev.=0.001781, n=22, 13.64% NDs. Normality test: Shapiro Wilk @alpha = 0.01, calculated = 0.912, critical = 0.878. Kappa = 2.778 (c=16, w=26, 1 of 2, event alpha = 0.05132). Report alpha = 0.0001266.

Constituent: Chromium Analysis Run 4/8/2024 7:04 PM View: Appendix I Intrawell
Plant Bowen Data: Bowen 1, 2, 9, and 10

Sanitas™ v.10.0.16b Software licensed to . UG
Hollow symbols indicate censored values.
Within Limit

Prediction Limit

Intrawell Non-parametric

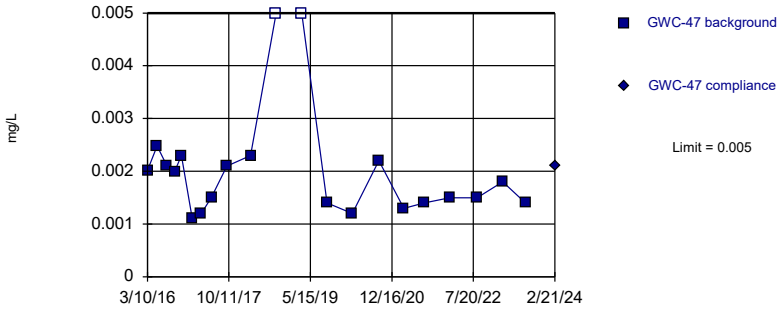

Non-parametric test used in lieu of parametric prediction limit because the Shapiro Wilk normality test showed the data to be non-normal at the 0.01 alpha level. Limit is highest of 21 background values. 9.524% NDs. Well-constituent pair annual alpha = 0.007982. Individual comparison alpha = 0.003999 (1 of 2).

Constituent: Chromium Analysis Run 4/8/2024 7:04 PM View: Appendix I Intrawell
Plant Bowen Data: Bowen 1, 2, 9, and 10

Sanitas™ v.10.0.16b Software licensed to . UG
Within Limit

Prediction Limit

Intrawell Non-parametric

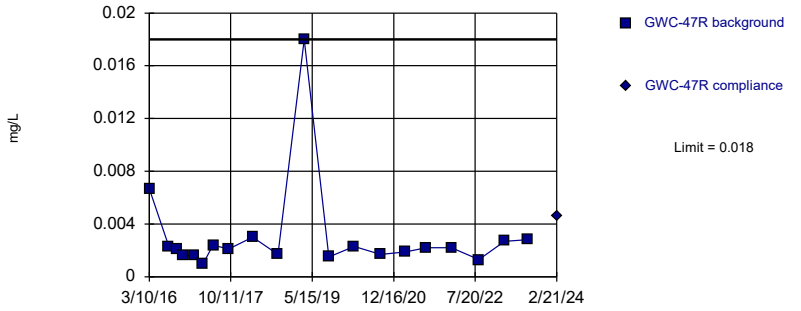

Non-parametric test used in lieu of parametric prediction limit because the Shapiro Wilk normality test showed the data to be non-normal at the 0.01 alpha level. Limit is highest of 20 background values. Well-constituent pair annual alpha = 0.008564. Individual comparison alpha = 0.004291 (1 of 2).

Constituent: Chromium Analysis Run 4/8/2024 7:04 PM View: Appendix I Intrawell
Plant Bowen Data: Bowen 1, 2, 9, and 10

Sanitas™ v.10.0.16b Software licensed to . UG
Hollow symbols indicate censored values.
Within Limit

Prediction Limit

Intrawell Non-parametric

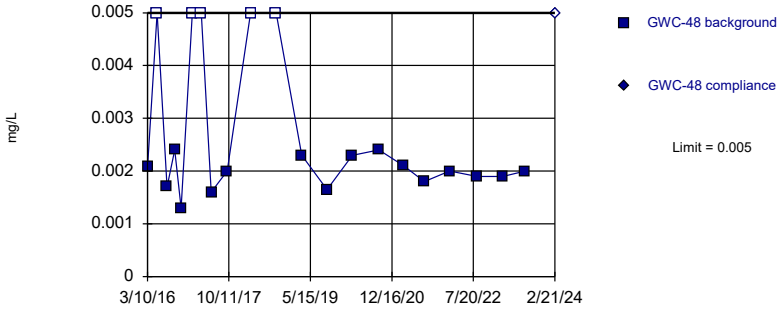

Non-parametric test used in lieu of parametric prediction limit because the Shapiro Wilk normality test showed the data to be non-normal at the 0.01 alpha level. Limit is highest of 21 background values. 23.81% NDs. Well-constituent pair annual alpha = 0.007982. Individual comparison alpha = 0.003999 (1 of 2).

Constituent: Chromium Analysis Run 4/8/2024 7:04 PM View: Appendix I Intrawell
Plant Bowen Data: Bowen 1, 2, 9, and 10

Sanitas™ v.10.0.16b Software licensed to . UG
Hollow symbols indicate censored values.
Within Limit

Prediction Limit

Intrawell Non-parametric

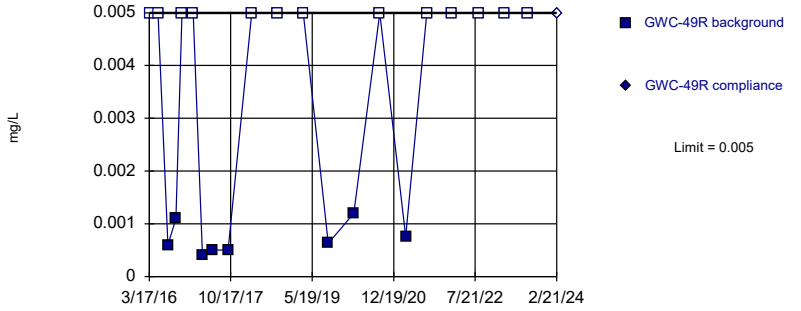

Non-parametric test used in lieu of parametric prediction limit because censored data exceeded 50%. Limit is highest of 21 background values. 61.9% NDs. Well-constituent pair annual alpha = 0.007982. Individual comparison alpha = 0.003999 (1 of 2).

Constituent: Chromium Analysis Run 4/8/2024 7:04 PM View: Appendix I Intrawell
Plant Bowen Data: Bowen 1, 2, 9, and 10

Sanitas™ v.10.0.16b Software licensed to . UG
Hollow symbols indicate censored values.
Within Limit

Prediction Limit

Intrawell Non-parametric

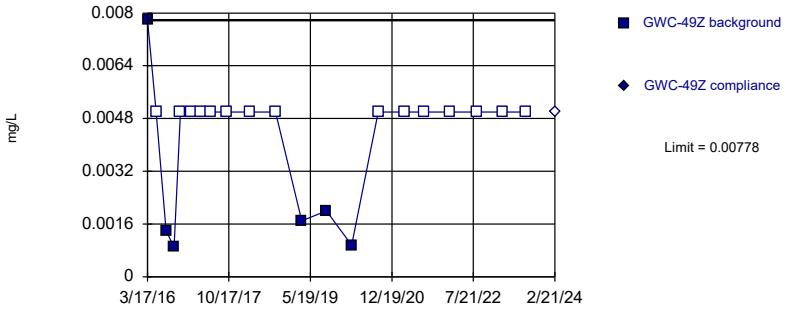

Non-parametric test used in lieu of parametric prediction limit because censored data exceeded 50%. Limit is highest of 21 background values. 71.43% NDs. Well-constituent pair annual alpha = 0.007982. Individual comparison alpha = 0.003999 (1 of 2).

Constituent: Chromium Analysis Run 4/8/2024 7:04 PM View: Appendix I Intrawell
Plant Bowen Data: Bowen 1, 2, 9, and 10

Sanitas™ v.10.0.16b Software licensed to . UG
Hollow symbols indicate censored values.
Within Limit

Prediction Limit

Intrawell Non-parametric

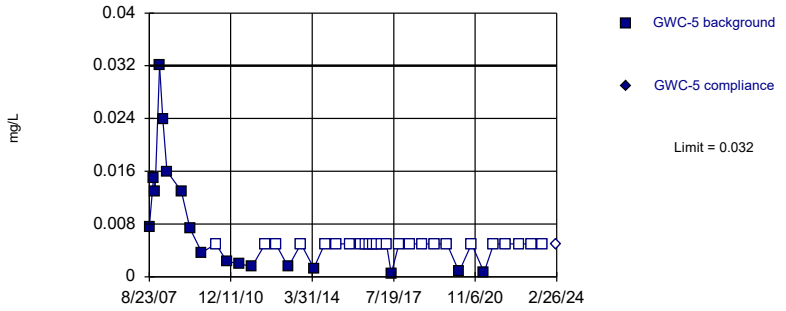

Non-parametric test used in lieu of parametric prediction limit because censored data exceeded 50%. Limit is highest of 42 background values. 59.52% NDs. Well-constituent pair annual alpha = 0.002154. Individual comparison alpha = 0.001077 (1 of 2).

Constituent: Chromium Analysis Run 4/8/2024 7:04 PM View: Appendix I Intrawell
Plant Bowen Data: Bowen 1, 2, 9, and 10

Sanitas™ v.10.0.16b Software licensed to . UG
Hollow symbols indicate censored values.
Within Limit

Prediction Limit

Intrawell Non-parametric

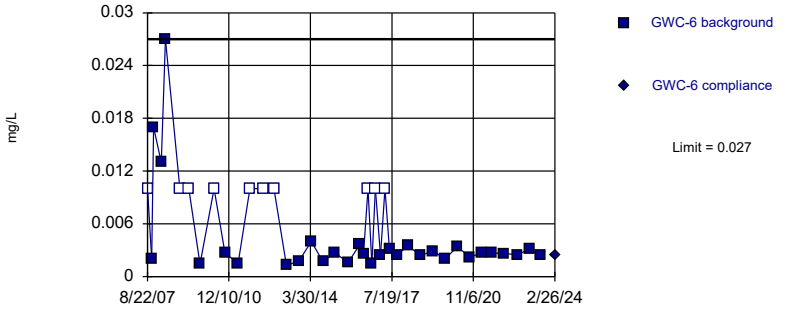

Non-parametric test used in lieu of parametric prediction limit because the Shapiro Wilk normality test showed the data to be non-normal at the 0.01 alpha level. Limit is highest of 41 background values. 24.39% NDs. Well-constituent pair annual alpha = 0.002235. Individual comparison alpha = 0.001118 (1 of 2).

Constituent: Chromium Analysis Run 4/8/2024 7:04 PM View: Appendix I Intrawell
Plant Bowen Data: Bowen 1, 2, 9, and 10

Sanitas™ v.10.0.16b Software licensed to . UG
Hollow symbols indicate censored values.
Within Limit

Prediction Limit

Intrawell Non-parametric

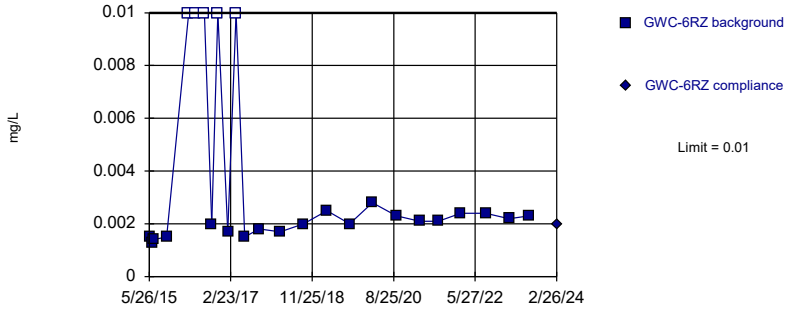

Non-parametric test used in lieu of parametric prediction limit because the Shapiro Wilk normality test showed the data to be non-normal at the 0.01 alpha level. Limit is highest of 25 background values. 20% NDs. Well-constituent pair annual alpha = 0.005656. Individual comparison alpha = 0.002832 (1 of 2).

Constituent: Chromium Analysis Run 4/8/2024 7:04 PM View: Appendix I Intrawell
Plant Bowen Data: Bowen 1, 2, 9, and 10

Sanitas™ v.10.0.16b Software licensed to . UG
Hollow symbols indicate censored values.

Within Limit

Prediction Limit

Intrawell Non-parametric

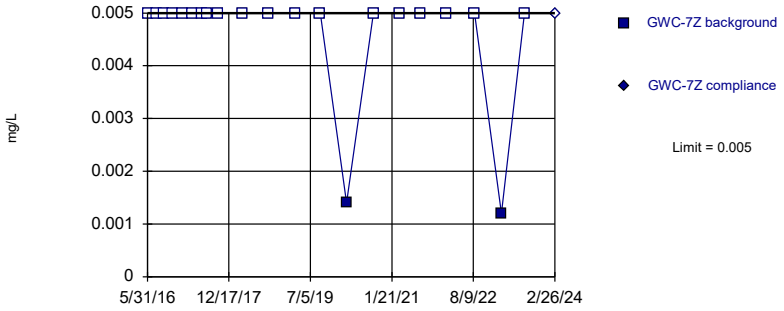

Non-parametric test used in lieu of parametric prediction limit because censored data exceeded 50%. Limit is highest of 21 background values. 90.48% NDs. Well-constituent pair annual alpha = 0.007982. Individual comparison alpha = 0.003999 (1 of 2).

Constituent: Chromium Analysis Run 4/8/2024 7:04 PM View: Appendix I Intrawell
Plant Bowen Data: Bowen 1, 2, 9, and 10

Sanitas™ v.10.0.16b Software licensed to . UG
Hollow symbols indicate censored values.

Within Limit

Prediction Limit

Intrawell Non-parametric

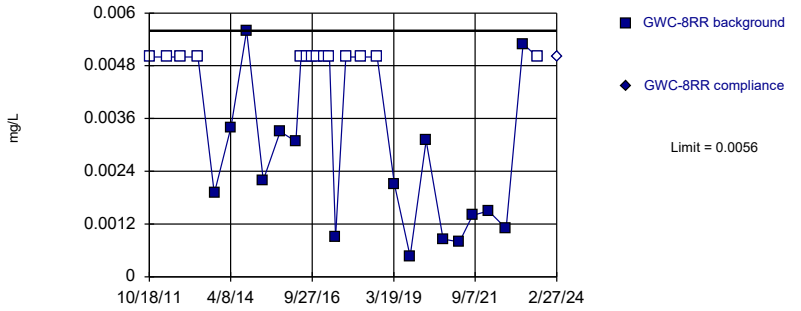

Non-parametric test used in lieu of parametric prediction limit because the Shapiro Wilk normality test showed the data to be non-normal at the 0.01 alpha level. Limit is highest of 30 background values. 46.67% NDs. Well-constituent pair annual alpha = 0.004011. Individual comparison alpha = 0.002008 (1 of 2).

Constituent: Chromium Analysis Run 4/8/2024 7:04 PM View: Appendix I Intrawell
Plant Bowen Data: Bowen 1, 2, 9, and 10

Sanitas™ v.10.0.16b Software licensed to . UG
Hollow symbols indicate censored values.

Within Limit

Prediction Limit

Intrawell Non-parametric

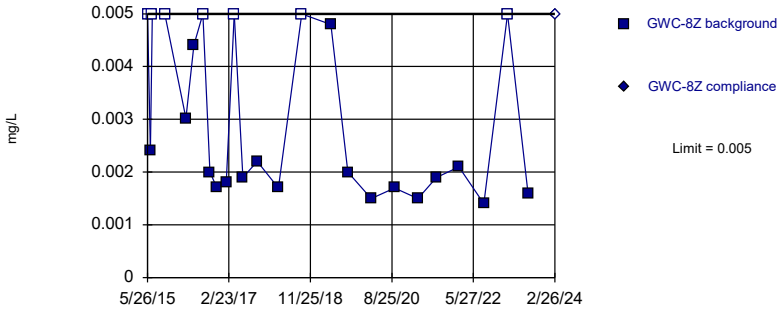

Non-parametric test used in lieu of parametric prediction limit because the Shapiro Wilk normality test showed the data to be non-normal at the 0.01 alpha level. Limit is highest of 25 background values. 28% NDs. Well-constituent pair annual alpha = 0.005656. Individual comparison alpha = 0.002832 (1 of 2).

Constituent: Chromium Analysis Run 4/8/2024 7:04 PM View: Appendix I Intrawell
Plant Bowen Data: Bowen 1, 2, 9, and 10

Sanitas™ v.10.0.16b Software licensed to . UG
Hollow symbols indicate censored values.

Within Limit

Prediction Limit

Intrawell Non-parametric

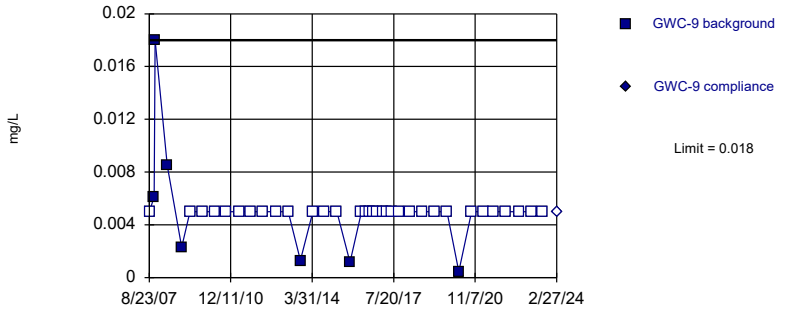

Non-parametric test used in lieu of parametric prediction limit because censored data exceeded 50%. Limit is highest of 40 background values. 82.5% NDs. Well-constituent pair annual alpha = 0.002316. Individual comparison alpha = 0.001159 (1 of 2).

Constituent: Chromium Analysis Run 4/8/2024 7:04 PM View: Appendix I Intrawell
Plant Bowen Data: Bowen 1, 2, 9, and 10

Sanitas™ v.10.0.16b Software licensed to . UG
Hollow symbols indicate censored values.
Within Limit

Prediction Limit

Intrawell Non-parametric

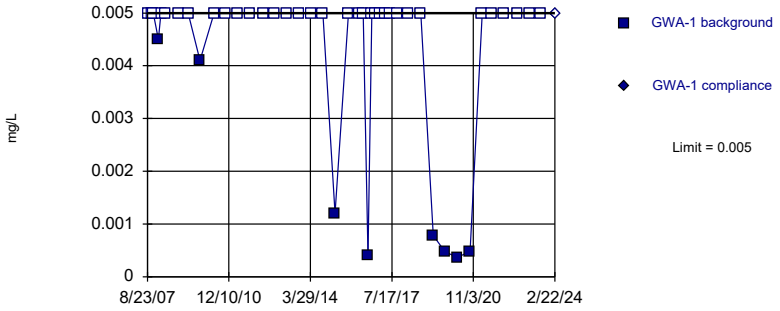

Non-parametric test used in lieu of parametric prediction limit because censored data exceeded 50%. Limit is highest of 42 background values. 80.95% NDs. Well-constituent pair annual alpha = 0.002154. Individual comparison alpha = 0.001077 (1 of 2).

Constituent: Cobalt Analysis Run 4/8/2024 7:04 PM View: Appendix I Intrawell
Plant Bowen Data: Bowen 1, 2, 9, and 10

Sanitas™ v.10.0.16b Software licensed to . UG
Hollow symbols indicate censored values.
Within Limit

Prediction Limit

Intrawell Non-parametric

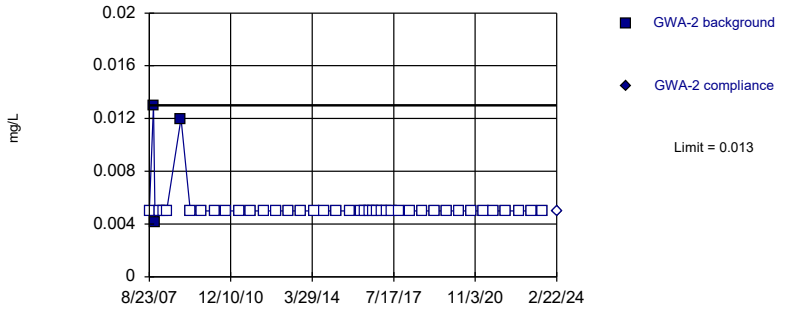

Non-parametric test used in lieu of parametric prediction limit because censored data exceeded 50%. Limit is highest of 42 background values. 92.86% NDs. Well-constituent pair annual alpha = 0.002154. Individual comparison alpha = 0.001077 (1 of 2).

Constituent: Cobalt Analysis Run 4/8/2024 7:04 PM View: Appendix I Intrawell
Plant Bowen Data: Bowen 1, 2, 9, and 10

Sanitas™ v.10.0.16b Software licensed to . UG
Hollow symbols indicate censored values.
Within Limit

Prediction Limit

Intrawell Non-parametric

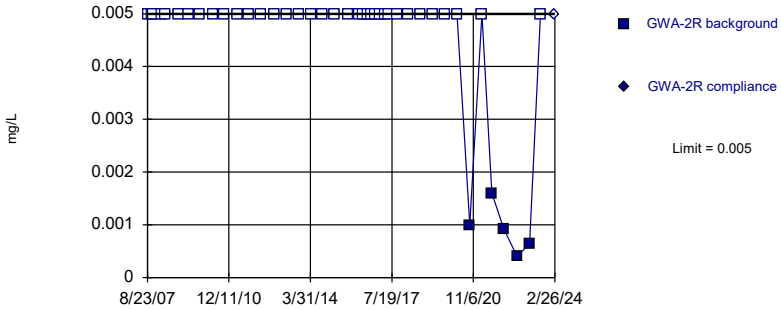

Non-parametric test used in lieu of parametric prediction limit because censored data exceeded 50%. Limit is highest of 41 background values. 87.8% NDs. Well-constituent pair annual alpha = 0.002235. Individual comparison alpha = 0.001118 (1 of 2).

Constituent: Cobalt Analysis Run 4/8/2024 7:04 PM View: Appendix I Intrawell
Plant Bowen Data: Bowen 1, 2, 9, and 10

Sanitas™ v.10.0.16b Software licensed to . UG
Hollow symbols indicate censored values.
Within Limit

Prediction Limit

Intrawell Non-parametric

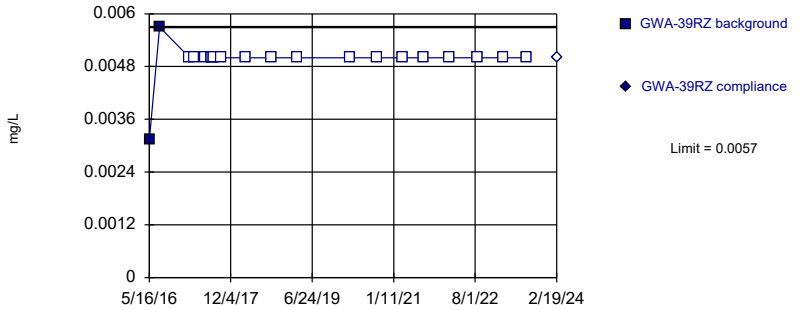

Non-parametric test used in lieu of parametric prediction limit because censored data exceeded 50%. Limit is highest of 20 background values. 90% NDs. Well-constituent pair annual alpha = 0.008564. Individual comparison alpha = 0.004291 (1 of 2).

Constituent: Cobalt Analysis Run 4/8/2024 7:04 PM View: Appendix I Intrawell
Plant Bowen Data: Bowen 1, 2, 9, and 10

Sanitas™ v.10.0.16b Software licensed to . UG
Hollow symbols indicate censored values.

Within Limit

Prediction Limit

Intrawell Parametric

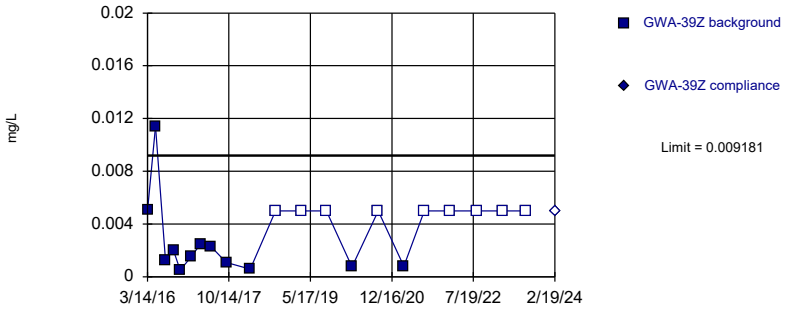

Background Data Summary (based on cube root transformation) (after Kaplan-Meier Adjustment): Mean=0.1154, Std. Dev.=0.03352, n=21, 42.86% NDs. Normality test: Shapiro Wilk @alpha = 0.01, calculated = 0.8773, critical = 0.873. Kappa = 2.805 (c=16, w=26, 1 of 2, event alpha = 0.05132). Report alpha = 0.0001266.

Constituent: Cobalt Analysis Run 4/8/2024 7:04 PM View: Appendix I Intrawell
Plant Bowen Data: Bowen 1, 2, 9, and 10

Sanitas™ v.10.0.16b Software licensed to . UG
Hollow symbols indicate censored values.

Within Limit

Prediction Limit

Intrawell Non-parametric

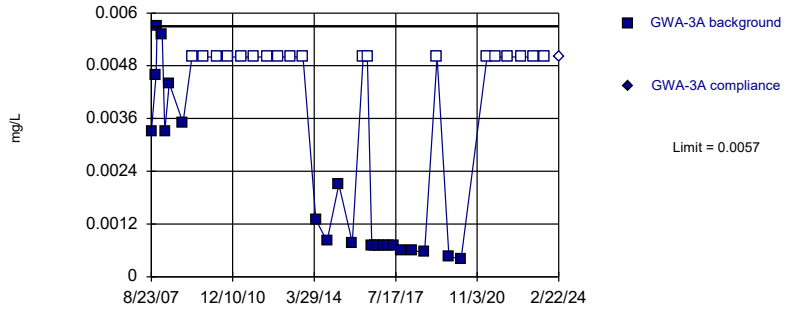

Non-parametric test used in lieu of parametric prediction limit because the Shapiro Wilk normality test showed the data to be non-normal at the 0.01 alpha level. Limit is highest of 41 background values. 46.34% NDs. Well-constituent pair annual alpha = 0.002235. Individual comparison alpha = 0.001118 (1 of 2).

Constituent: Cobalt Analysis Run 4/8/2024 7:04 PM View: Appendix I Intrawell
Plant Bowen Data: Bowen 1, 2, 9, and 10

Sanitas™ v.10.0.16b Software licensed to . UG
Hollow symbols indicate censored values.

Within Limit

Prediction Limit

Intrawell Non-parametric

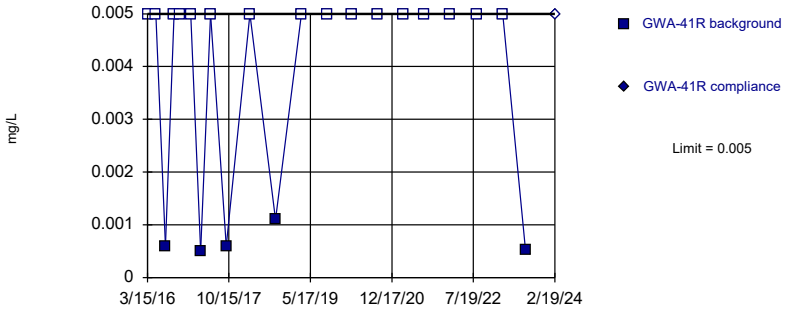

Non-parametric test used in lieu of parametric prediction limit because censored data exceeded 50%. Limit is highest of 21 background values. 76.19% NDs. Well-constituent pair annual alpha = 0.007982. Individual comparison alpha = 0.003999 (1 of 2).

Constituent: Cobalt Analysis Run 4/8/2024 7:04 PM View: Appendix I Intrawell
Plant Bowen Data: Bowen 1, 2, 9, and 10

Sanitas™ v.10.0.16b Software licensed to . UG
Hollow symbols indicate censored values.

Within Limit

Prediction Limit

Intrawell Non-parametric

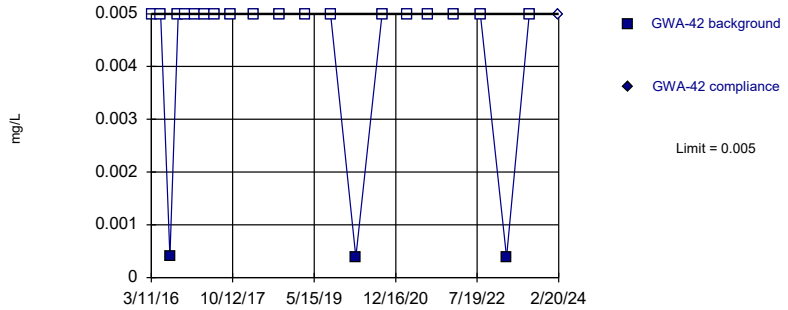

Non-parametric test used in lieu of parametric prediction limit because censored data exceeded 50%. Limit is highest of 21 background values. 85.71% NDs. Well-constituent pair annual alpha = 0.007982. Individual comparison alpha = 0.003999 (1 of 2).

Constituent: Cobalt Analysis Run 4/8/2024 7:04 PM View: Appendix I Intrawell
Plant Bowen Data: Bowen 1, 2, 9, and 10

Sanitas™ v.10.0.16b Software licensed to . UG
Hollow symbols indicate censored values.

Within Limit

Prediction Limit

Intrawell Non-parametric

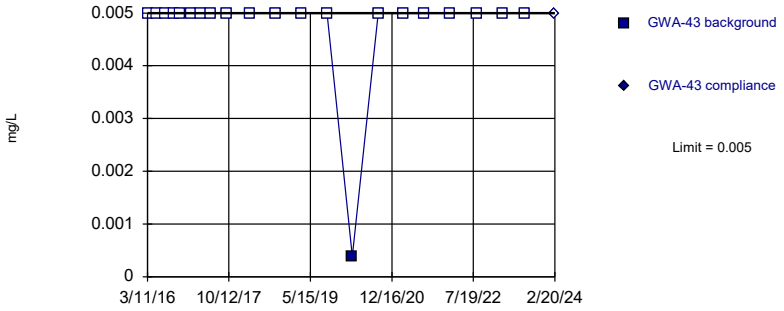

Non-parametric test used in lieu of parametric prediction limit because censored data exceeded 50%. Limit is highest of 21 background values. 95.24% NDs. Well-constituent pair annual alpha = 0.007982. Individual comparison alpha = 0.003999 (1 of 2).

Constituent: Cobalt Analysis Run 4/8/2024 7:04 PM View: Appendix I Intrawell
Plant Bowen Data: Bowen 1, 2, 9, and 10

Sanitas™ v.10.0.16b Software licensed to . UG
Hollow symbols indicate censored values.

Within Limit

Prediction Limit

Intrawell Parametric

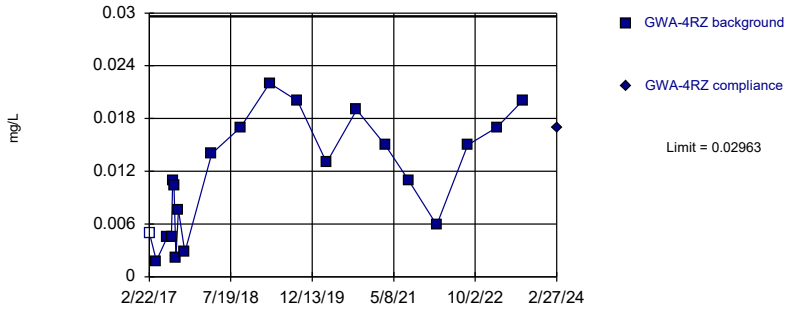

Background Data Summary: Mean=0.01137, Std. Dev.=0.00651, n=21, 4.762% NDs. Normality test: Shapiro Wilk @alpha = 0.01, calculated = 0.9396, critical = 0.873. Kappa = 2.805 (c=16, w=26, 1 of 2, event alpha = 0.05132). Report alpha = 0.0001266.

Constituent: Cobalt Analysis Run 4/8/2024 7:05 PM View: Appendix I Intrawell
Plant Bowen Data: Bowen 1, 2, 9, and 10

Sanitas™ v.10.0.16b Software licensed to . UG
Hollow symbols indicate censored values.

Within Limit

Prediction Limit

Intrawell Non-parametric

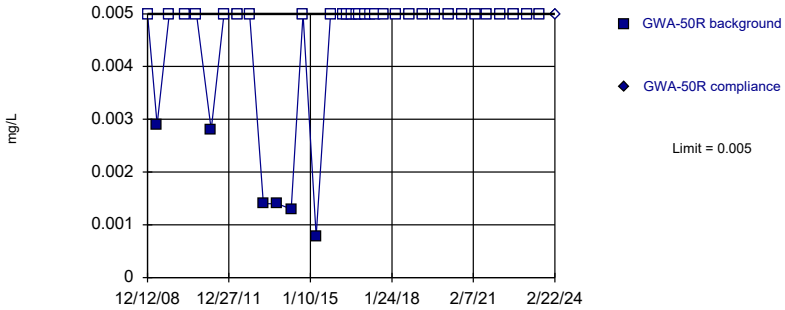

Non-parametric test used in lieu of parametric prediction limit because censored data exceeded 50%. Limit is highest of 36 background values. 83.33% NDs. Well-constituent pair annual alpha = 0.002856. Individual comparison alpha = 0.001429 (1 of 2).

Constituent: Cobalt Analysis Run 4/8/2024 7:05 PM View: Appendix I Intrawell
Plant Bowen Data: Bowen 1, 2, 9, and 10

Sanitas™ v.10.0.16b Software licensed to . UG
Hollow symbols indicate censored values.

Within Limit

Prediction Limit

Intrawell Non-parametric

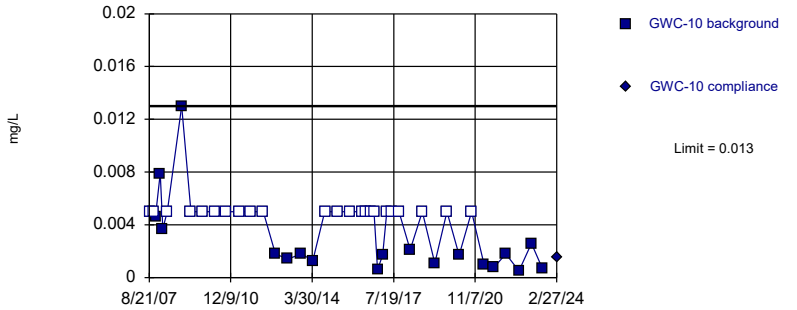

Non-parametric test used in lieu of parametric prediction limit because censored data exceeded 50%. Limit is highest of 42 background values. 54.76% NDs. Well-constituent pair annual alpha = 0.002154. Individual comparison alpha = 0.001077 (1 of 2).

Constituent: Cobalt Analysis Run 4/8/2024 7:05 PM View: Appendix I Intrawell
Plant Bowen Data: Bowen 1, 2, 9, and 10

Sanitas™ v.10.0.16b Software licensed to . UG
Hollow symbols indicate censored values.
Within Limit

Prediction Limit

Intrawell Non-parametric

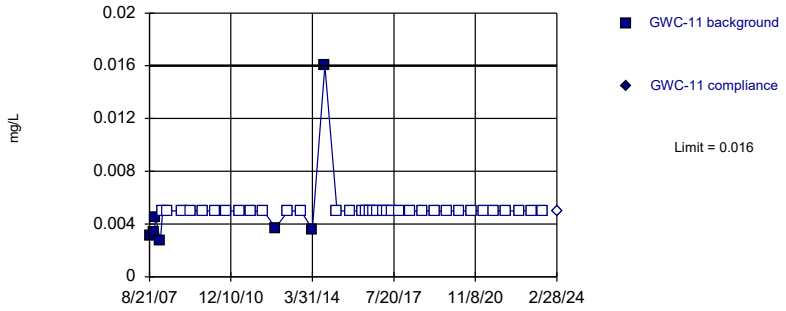

Non-parametric test used in lieu of parametric prediction limit because censored data exceeded 50%. Limit is highest of 42 background values. 83.33% NDs. Well-constituent pair annual alpha = 0.002154. Individual comparison alpha = 0.001077 (1 of 2).

Constituent: Cobalt Analysis Run 4/8/2024 7:05 PM View: Appendix I Intrawell
Plant Bowen Data: Bowen 1, 2, 9, and 10

Sanitas™ v.10.0.16b Software licensed to . UG
Hollow symbols indicate censored values.
Within Limit

Prediction Limit

Intrawell Non-parametric

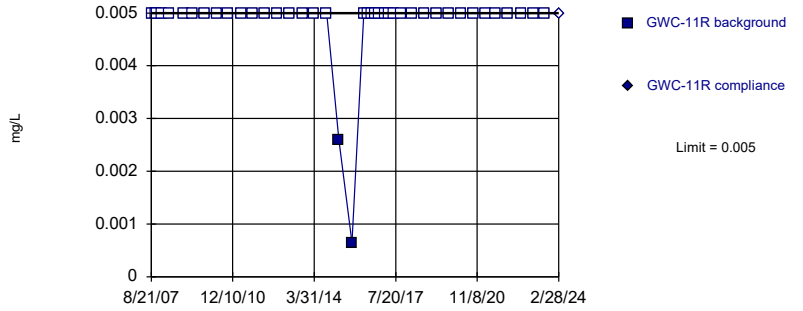

Non-parametric test used in lieu of parametric prediction limit because censored data exceeded 50%. Limit is highest of 41 background values. 95.12% NDs. Well-constituent pair annual alpha = 0.002235. Individual comparison alpha = 0.001118 (1 of 2).

Constituent: Cobalt Analysis Run 4/8/2024 7:05 PM View: Appendix I Intrawell
Plant Bowen Data: Bowen 1, 2, 9, and 10

Sanitas™ v.10.0.16b Software licensed to . UG
Hollow symbols indicate censored values.
Within Limit

Prediction Limit

Intrawell Non-parametric

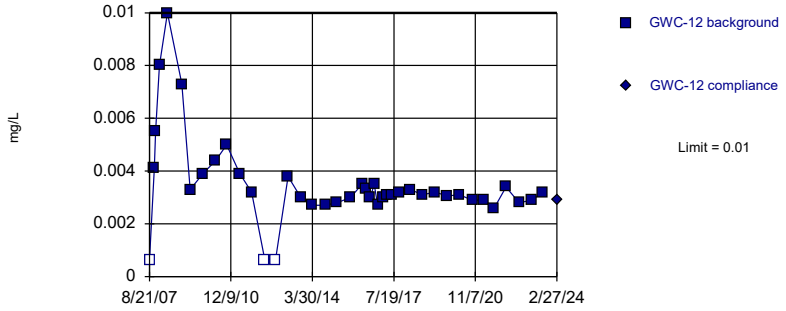

Non-parametric test used in lieu of parametric prediction limit because the Shapiro Wilk normality test showed the data to be non-normal at the 0.01 alpha level. Limit is highest of 41 background values. 7.317% NDs. Well-constituent pair annual alpha = 0.002235. Individual comparison alpha = 0.001118 (1 of 2).

Constituent: Cobalt Analysis Run 4/8/2024 7:05 PM View: Appendix I Intrawell
Plant Bowen Data: Bowen 1, 2, 9, and 10

Sanitas™ v.10.0.16b Software licensed to . UG
Hollow symbols indicate censored values.
Within Limit

Prediction Limit

Intrawell Non-parametric

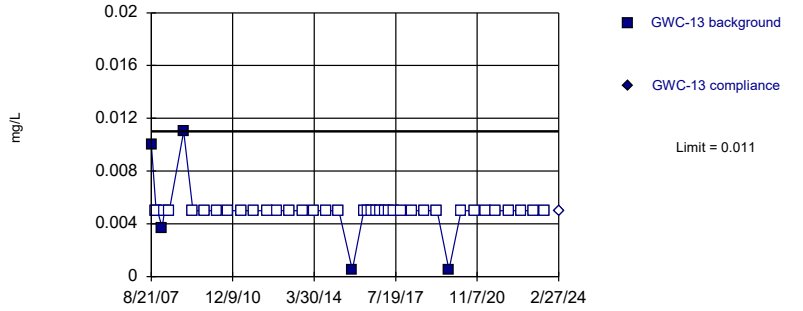

Non-parametric test used in lieu of parametric prediction limit because censored data exceeded 50%. Limit is highest of 42 background values. 88.1% NDs. Well-constituent pair annual alpha = 0.002154. Individual comparison alpha = 0.001077 (1 of 2).

Constituent: Cobalt Analysis Run 4/8/2024 7:05 PM View: Appendix I Intrawell
Plant Bowen Data: Bowen 1, 2, 9, and 10

Sanitas™ v.10.0.16b Software licensed to . UG
Hollow symbols indicate censored values.
Within Limit

Prediction Limit

Intrawell Non-parametric

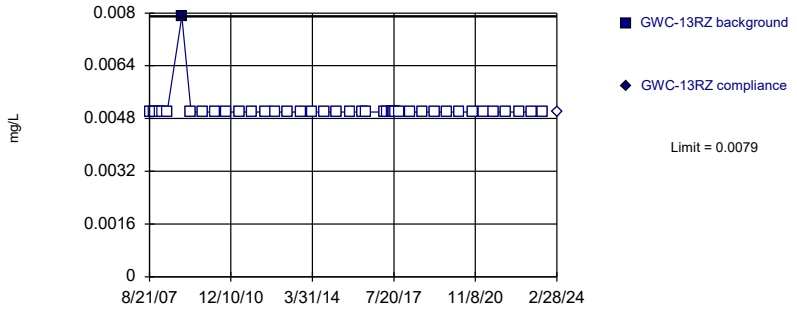

Non-parametric test used in lieu of parametric prediction limit because censored data exceeded 50%. Limit is highest of 42 background values. 97.62% NDs. Well-constituent pair annual alpha = 0.002154. Individual comparison alpha = 0.001077 (1 of 2).

Constituent: Cobalt Analysis Run 4/8/2024 7:05 PM View: Appendix I Intrawell
Plant Bowen Data: Bowen 1, 2, 9, and 10

Sanitas™ v.10.0.16b Software licensed to . UG
Hollow symbols indicate censored values.
Within Limit

Prediction Limit

Intrawell Non-parametric

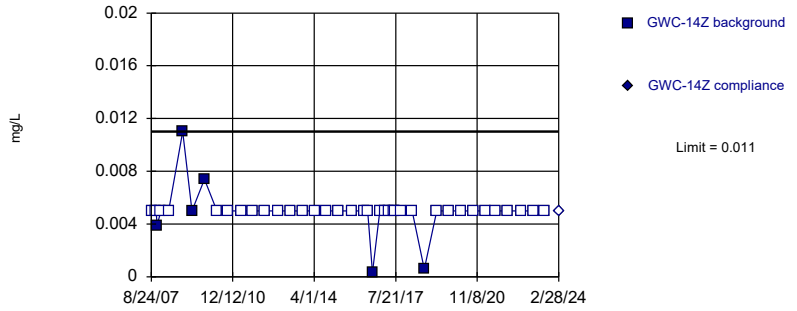

Non-parametric test used in lieu of parametric prediction limit because censored data exceeded 50%. Limit is highest of 42 background values. 83.33% NDs. Well-constituent pair annual alpha = 0.002154. Individual comparison alpha = 0.001077 (1 of 2).

Constituent: Cobalt Analysis Run 4/8/2024 7:05 PM View: Appendix I Intrawell
Plant Bowen Data: Bowen 1, 2, 9, and 10

Sanitas™ v.10.0.16b Software licensed to . UG
Hollow symbols indicate censored values.
Within Limit

Prediction Limit

Intrawell Non-parametric

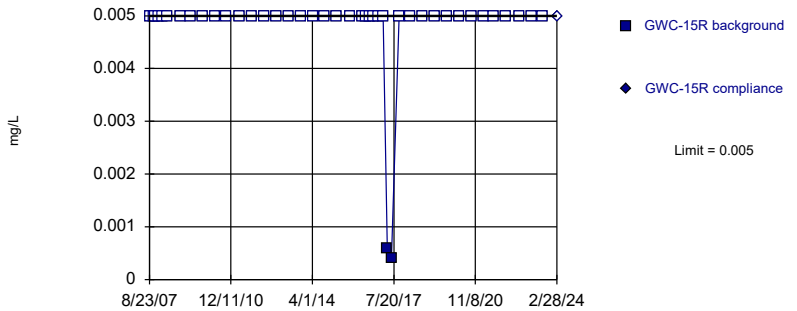

Non-parametric test used in lieu of parametric prediction limit because censored data exceeded 50%. Limit is highest of 42 background values. 95.24% NDs. Well-constituent pair annual alpha = 0.002154. Individual comparison alpha = 0.001077 (1 of 2).

Constituent: Cobalt Analysis Run 4/8/2024 7:05 PM View: Appendix I Intrawell
Plant Bowen Data: Bowen 1, 2, 9, and 10

Sanitas™ v.10.0.16b Software licensed to . UG
Hollow symbols indicate censored values.
Within Limit

Prediction Limit

Intrawell Non-parametric

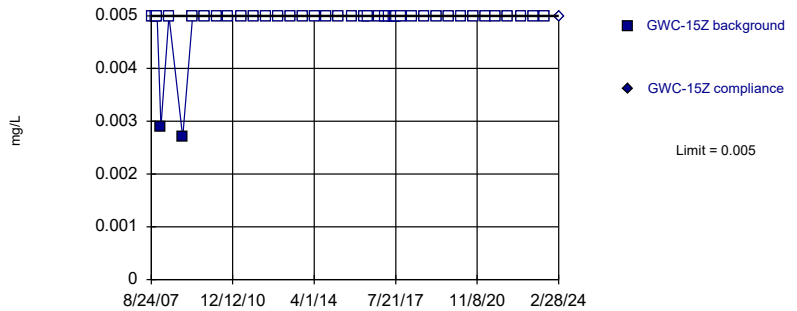

Non-parametric test used in lieu of parametric prediction limit because censored data exceeded 50%. Limit is highest of 41 background values. 95.12% NDs. Well-constituent pair annual alpha = 0.002235. Individual comparison alpha = 0.001118 (1 of 2).

Constituent: Cobalt Analysis Run 4/8/2024 7:05 PM View: Appendix I Intrawell
Plant Bowen Data: Bowen 1, 2, 9, and 10

Sanitas™ v.10.0.16b Software licensed to . UG
Hollow symbols indicate censored values.
Within Limit

Prediction Limit

Intrawell Non-parametric

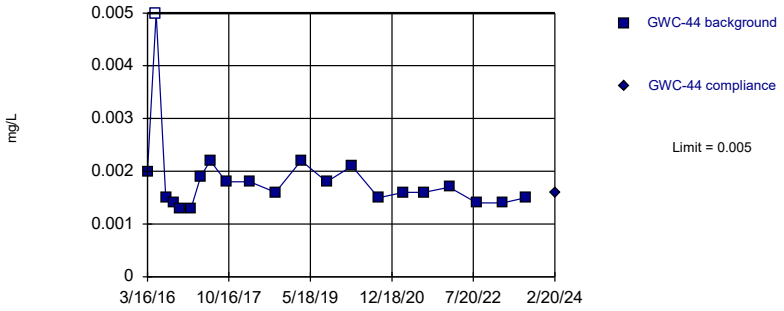

Non-parametric test used in lieu of parametric prediction limit because the Shapiro Wilk normality test showed the data to be non-normal at the 0.01 alpha level. Limit is highest of 21 background values. 4.762% NDs. Well-constituent pair annual alpha = 0.007982. Individual comparison alpha = 0.003999 (1 of 2).

Constituent: Cobalt Analysis Run 4/8/2024 7:05 PM View: Appendix I Intrawell
Plant Bowen Data: Bowen 1, 2, 9, and 10

Sanitas™ v.10.0.16b Software licensed to . UG
Hollow symbols indicate censored values.
Within Limit

Prediction Limit

Intrawell Non-parametric

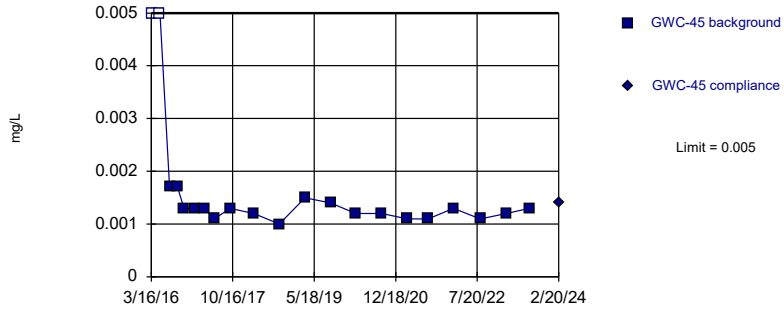

Non-parametric test used in lieu of parametric prediction limit because the Shapiro Wilk normality test showed the data to be non-normal at the 0.01 alpha level. Limit is highest of 21 background values. 9.524% NDs. Well-constituent pair annual alpha = 0.007982. Individual comparison alpha = 0.003999 (1 of 2).

Constituent: Cobalt Analysis Run 4/8/2024 7:05 PM View: Appendix I Intrawell
Plant Bowen Data: Bowen 1, 2, 9, and 10

Sanitas™ v.10.0.16b Software licensed to . UG
Hollow symbols indicate censored values.
Within Limit

Prediction Limit

Intrawell Non-parametric

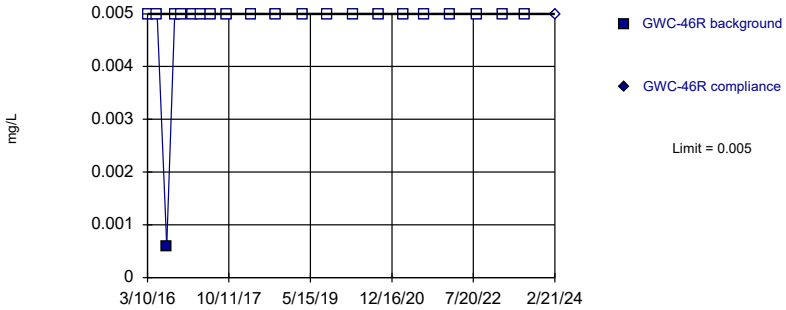

Non-parametric test used in lieu of parametric prediction limit because censored data exceeded 50%. Limit is highest of 21 background values. 95.24% NDs. Well-constituent pair annual alpha = 0.007982. Individual comparison alpha = 0.003999 (1 of 2).

Constituent: Cobalt Analysis Run 4/8/2024 7:05 PM View: Appendix I Intrawell
Plant Bowen Data: Bowen 1, 2, 9, and 10

Sanitas™ v.10.0.16b Software licensed to . UG
Hollow symbols indicate censored values.
Within Limit

Prediction Limit

Intrawell Parametric

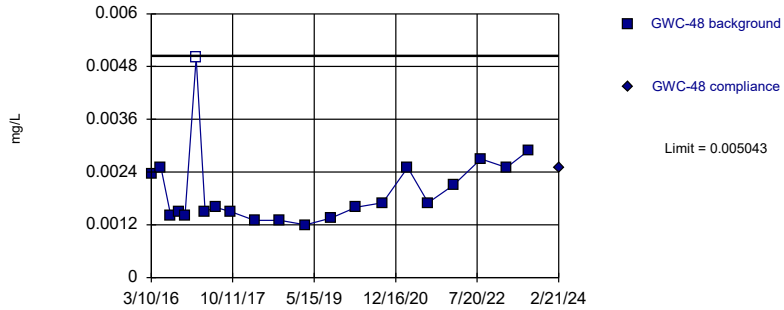

Background Data Summary (based on natural log transformation): Mean=-6.293, Std. Dev.=0.3576, n=21, 4.762% NDs. Normality test: Shapiro Wilk @alpha = 0.01, calculated = 0.8833, critical = 0.873. Kappa = 2.805 (c=16, w=26, 1 of 2, event alpha = 0.05132). Report alpha = 0.0001266.

Constituent: Cobalt Analysis Run 4/8/2024 7:05 PM View: Appendix I Intrawell
Plant Bowen Data: Bowen 1, 2, 9, and 10

Sanitas™ v.10.0.16b Software licensed to . UG
Hollow symbols indicate censored values.

Within Limit

Prediction Limit

Intrawell Parametric

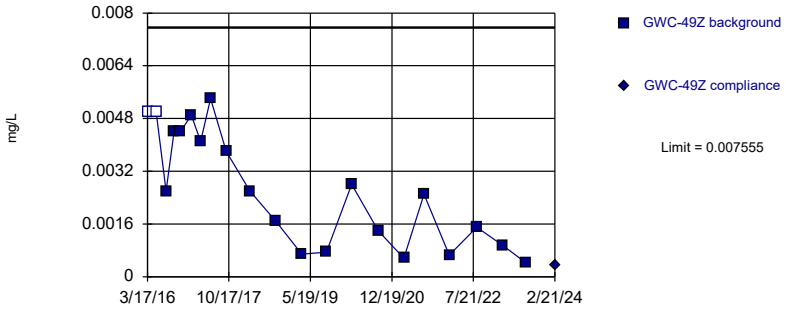

Background Data Summary: Mean=0.002674, Std. Dev.=0.00174, n=21, 9.524% NDs. Normality test: Shapiro Wilk @alpha = 0.01, calculated = 0.9001, critical = 0.873. Kappa = 2.805 (c=16, w=26, 1 of 2, event alpha = 0.05132). Report alpha = 0.0001266.

Constituent: Cobalt Analysis Run 4/8/2024 7:05 PM View: Appendix I Intrawell
Plant Bowen Data: Bowen 1, 2, 9, and 10

Sanitas™ v.10.0.16b Software licensed to . UG
Hollow symbols indicate censored values.

Within Limit

Prediction Limit

Intrawell Non-parametric

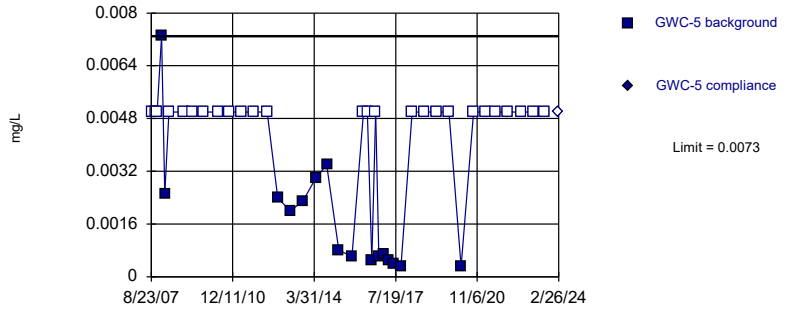

Non-parametric test used in lieu of parametric prediction limit because censored data exceeded 50%. Limit is highest of 42 background values. 61.9% NDs. Well-constituent pair annual alpha = 0.002154. Individual comparison alpha = 0.001077 (1 of 2).

Constituent: Cobalt Analysis Run 4/8/2024 7:05 PM View: Appendix I Intrawell
Plant Bowen Data: Bowen 1, 2, 9, and 10

Sanitas™ v.10.0.16b Software licensed to . UG
Hollow symbols indicate censored values.

Within Limit

Prediction Limit

Intrawell Non-parametric

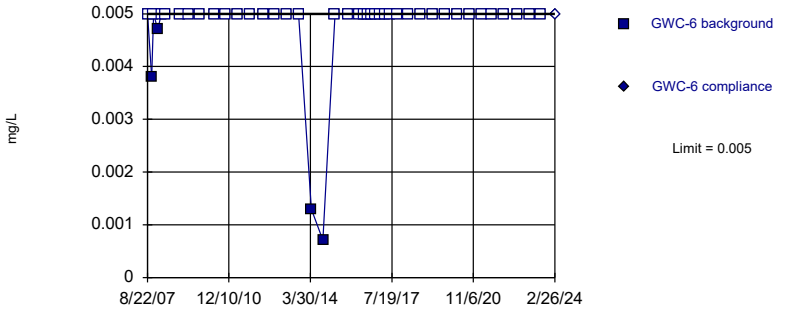

Non-parametric test used in lieu of parametric prediction limit because censored data exceeded 50%. Limit is highest of 42 background values. 90.48% NDs. Well-constituent pair annual alpha = 0.002154. Individual comparison alpha = 0.001077 (1 of 2).

Constituent: Cobalt Analysis Run 4/8/2024 7:05 PM View: Appendix I Intrawell
Plant Bowen Data: Bowen 1, 2, 9, and 10

Sanitas™ v.10.0.16b Software licensed to . UG
Hollow symbols indicate censored values.

Within Limit

Prediction Limit

Intrawell Non-parametric

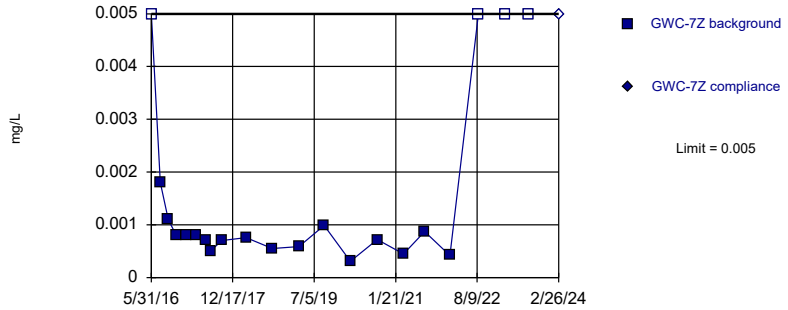

Non-parametric test used in lieu of parametric prediction limit because the Shapiro Wilk normality test showed the data to be non-normal at the 0.01 alpha level. Limit is highest of 21 background values. 19.05% NDs. Well-constituent pair annual alpha = 0.007982. Individual comparison alpha = 0.003999 (1 of 2).

Constituent: Cobalt Analysis Run 4/8/2024 7:05 PM View: Appendix I Intrawell
Plant Bowen Data: Bowen 1, 2, 9, and 10

Sanitas™ v.10.0.16b Software licensed to . UG
Hollow symbols indicate censored values.

Within Limit

Prediction Limit

Intrawell Non-parametric

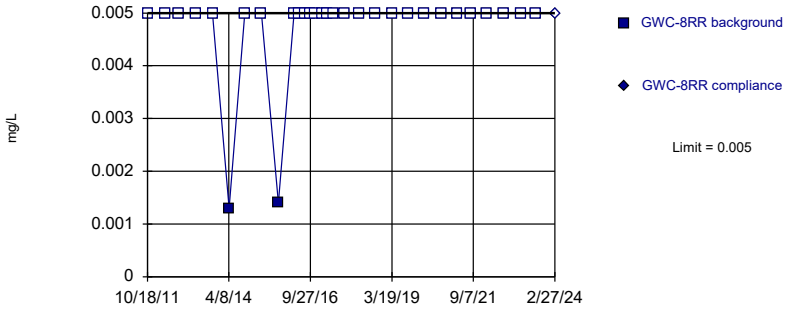

Non-parametric test used in lieu of parametric prediction limit because censored data exceeded 50%. Limit is highest of 30 background values. 93.33% NDs. Well-constituent pair annual alpha = 0.004011. Individual comparison alpha = 0.002008 (1 of 2).

Constituent: Cobalt Analysis Run 4/8/2024 7:05 PM View: Appendix I Intrawell
Plant Bowen Data: Bowen 1, 2, 9, and 10

Sanitas™ v.10.0.16b Software licensed to . UG
Hollow symbols indicate censored values.

Within Limit

Prediction Limit

Intrawell Non-parametric

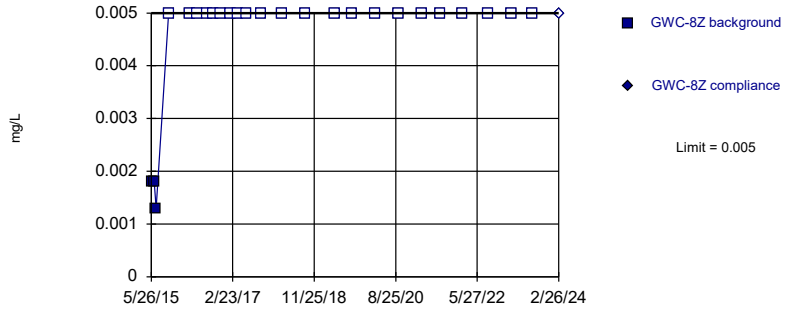

Non-parametric test used in lieu of parametric prediction limit because censored data exceeded 50%. Limit is highest of 25 background values. 88% NDs. Well-constituent pair annual alpha = 0.005656. Individual comparison alpha = 0.002832 (1 of 2).

Constituent: Cobalt Analysis Run 4/8/2024 7:05 PM View: Appendix I Intrawell
Plant Bowen Data: Bowen 1, 2, 9, and 10

Sanitas™ v.10.0.16b Software licensed to . UG
Hollow symbols indicate censored values.

Within Limit

Prediction Limit

Intrawell Non-parametric

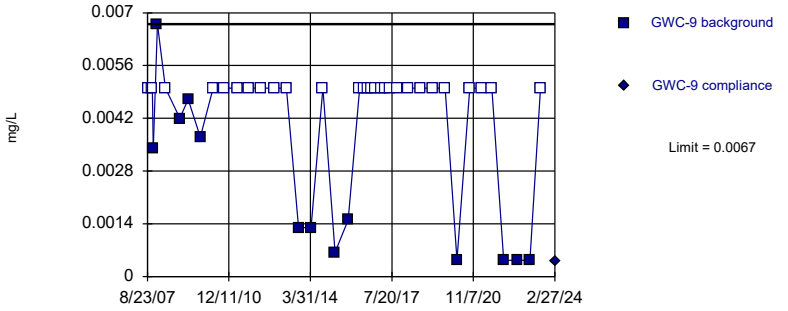

Non-parametric test used in lieu of parametric prediction limit because censored data exceeded 50%. Limit is highest of 41 background values. 68.29% NDs. Well-constituent pair annual alpha = 0.002235. Individual comparison alpha = 0.001118 (1 of 2).

Constituent: Cobalt Analysis Run 4/8/2024 7:05 PM View: Appendix I Intrawell
Plant Bowen Data: Bowen 1, 2, 9, and 10

Sanitas™ v.10.0.16b Software licensed to . UG
Hollow symbols indicate censored values.

Within Limit

Prediction Limit

Intrawell Non-parametric

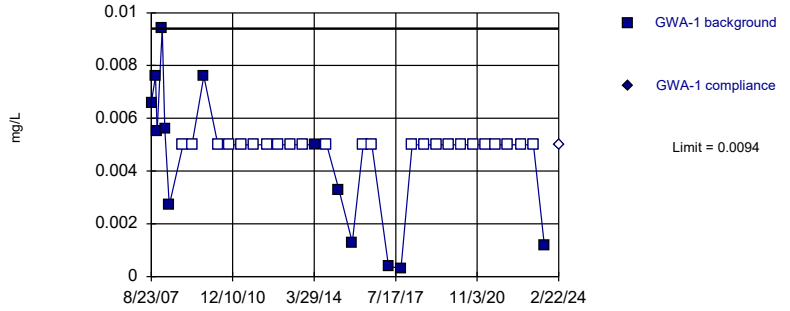

Non-parametric test used in lieu of parametric prediction limit because censored data exceeded 50%. Limit is highest of 37 background values. 64.86% NDs. Well-constituent pair annual alpha = 0.002721. Individual comparison alpha = 0.001361 (1 of 2).

Constituent: Copper Analysis Run 4/8/2024 7:05 PM View: Appendix I Intrawell
Plant Bowen Data: Bowen 1, 2, 9, and 10

Sanitas™ v.10.0.16b Software licensed to . UG
Hollow symbols indicate censored values.
Within Limit

Prediction Limit

Intrawell Non-parametric

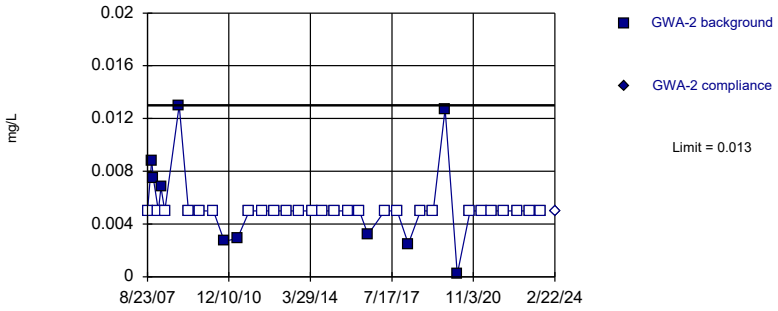

Non-parametric test used in lieu of parametric prediction limit because censored data exceeded 50%. Limit is highest of 37 background values. 72.97% NDs. Well-constituent pair annual alpha = 0.002721. Individual comparison alpha = 0.001361 (1 of 2).

Constituent: Copper Analysis Run 4/8/2024 7:05 PM View: Appendix I Intrawell
Plant Bowen Data: Bowen 1, 2, 9, and 10

Sanitas™ v.10.0.16b Software licensed to . UG
Hollow symbols indicate censored values.
Within Limit

Prediction Limit

Intrawell Non-parametric

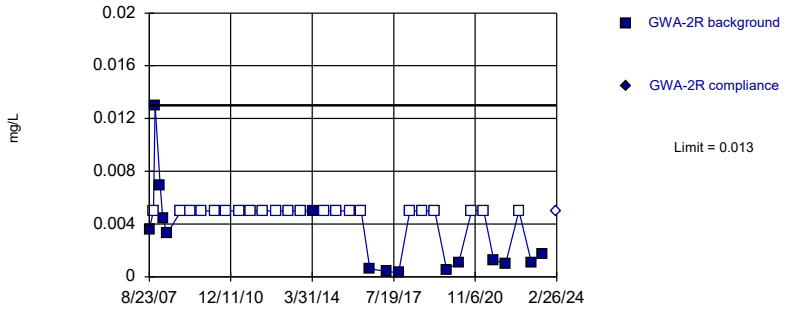

Non-parametric test used in lieu of parametric prediction limit because censored data exceeded 50%. Limit is highest of 37 background values. 59.46% NDs. Well-constituent pair annual alpha = 0.002721. Individual comparison alpha = 0.001361 (1 of 2).

Constituent: Copper Analysis Run 4/8/2024 7:05 PM View: Appendix I Intrawell
Plant Bowen Data: Bowen 1, 2, 9, and 10

Sanitas™ v.10.0.16b Software licensed to . UG
Hollow symbols indicate censored values.
Within Limit

Prediction Limit

Intrawell Non-parametric

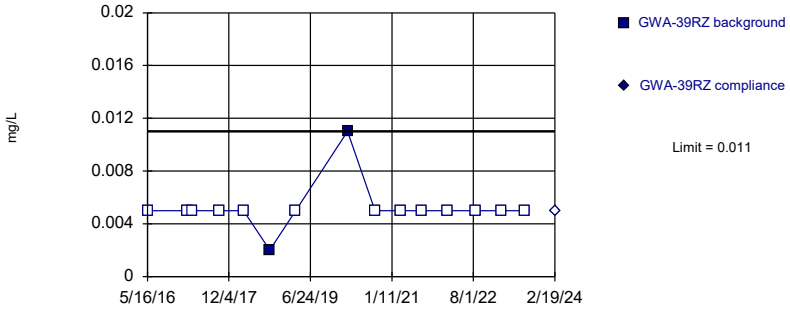

Non-parametric test used in lieu of parametric prediction limit because censored data exceeded 50%. Limit is highest of 15 background values. 86.67% NDs. Well-constituent pair annual alpha = 0.01501. Individual comparison alpha = 0.007533 (1 of 2).

Constituent: Copper Analysis Run 4/8/2024 7:05 PM View: Appendix I Intrawell
Plant Bowen Data: Bowen 1, 2, 9, and 10

Sanitas™ v.10.0.16b Software licensed to . UG
Hollow symbols indicate censored values.
Within Limit

Prediction Limit

Intrawell Non-parametric

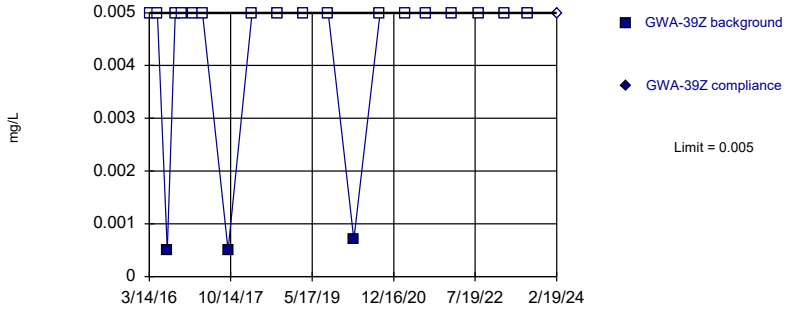

Non-parametric test used in lieu of parametric prediction limit because censored data exceeded 50%. Limit is highest of 20 background values. 85% NDs. Well-constituent pair annual alpha = 0.008564. Individual comparison alpha = 0.004291 (1 of 2).

Constituent: Copper Analysis Run 4/8/2024 7:05 PM View: Appendix I Intrawell
Plant Bowen Data: Bowen 1, 2, 9, and 10

Sanitas™ v.10.0.16b Software licensed to . UG
Hollow symbols indicate censored values.
Within Limit

Prediction Limit

Intrawell Parametric

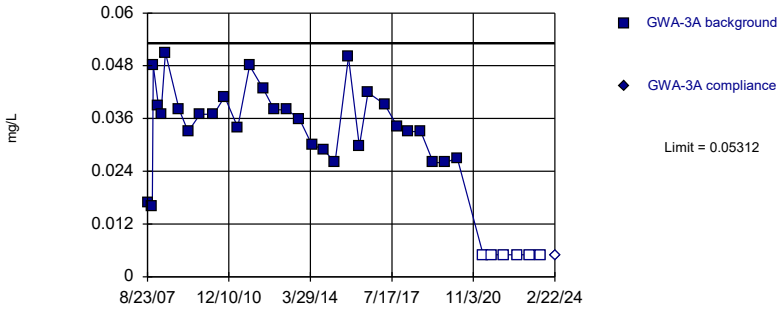

Background Data Summary (based on square transformation) (after Kaplan-Meier Adjustment): Mean=0.0008768, Std. Dev.=0.0007617, n=36, 16.67% NDs. Normality test: Shapiro Wilk @alpha = 0.01, calculated = 0.9413, critical = 0.912. Kappa = 2.554 (c=16, w=26, 1 of 2, event alpha = 0.05132). Report alpha = 0.0001266.

Constituent: Copper Analysis Run 4/8/2024 7:05 PM View: Appendix I Intrawell
Plant Bowen Data: Bowen 1, 2, 9, and 10

Sanitas™ v.10.0.16b Software licensed to . UG
Hollow symbols indicate censored values.
Within Limit

Prediction Limit

Intrawell Non-parametric

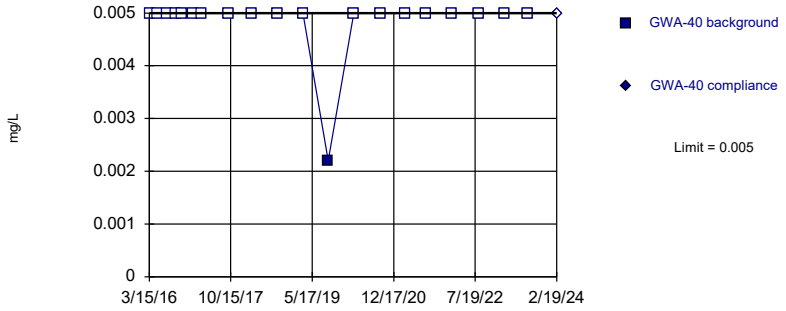

Non-parametric test used in lieu of parametric prediction limit because censored data exceeded 50%. Limit is highest of 20 background values. 95% NDs. Well-constituent pair annual alpha = 0.008564. Individual comparison alpha = 0.004291 (1 of 2).

Constituent: Copper Analysis Run 4/8/2024 7:05 PM View: Appendix I Intrawell
Plant Bowen Data: Bowen 1, 2, 9, and 10

Sanitas™ v.10.0.16b Software licensed to . UG
Hollow symbols indicate censored values.
Within Limit

Prediction Limit

Intrawell Non-parametric

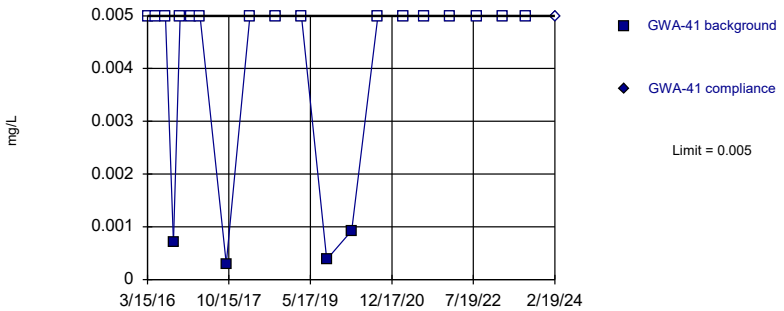

Non-parametric test used in lieu of parametric prediction limit because censored data exceeded 50%. Limit is highest of 20 background values. 80% NDs. Well-constituent pair annual alpha = 0.008564. Individual comparison alpha = 0.004291 (1 of 2).

Constituent: Copper Analysis Run 4/8/2024 7:05 PM View: Appendix I Intrawell
Plant Bowen Data: Bowen 1, 2, 9, and 10

Sanitas™ v.10.0.16b Software licensed to . UG
Hollow symbols indicate censored values.
Within Limit

Prediction Limit

Intrawell Non-parametric

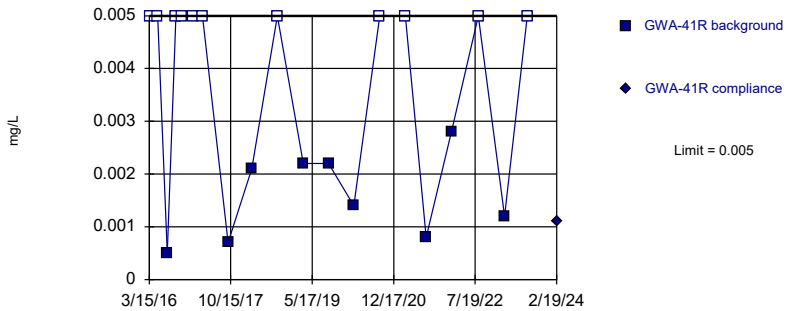

Non-parametric test used in lieu of parametric prediction limit because censored data exceeded 50%. Limit is highest of 20 background values. 55% NDs. Well-constituent pair annual alpha = 0.008564. Individual comparison alpha = 0.004291 (1 of 2).

Constituent: Copper Analysis Run 4/8/2024 7:05 PM View: Appendix I Intrawell
Plant Bowen Data: Bowen 1, 2, 9, and 10

Sanitas™ v.10.0.16b Software licensed to . UG
Hollow symbols indicate censored values.
Within Limit

Prediction Limit

Intrawell Non-parametric

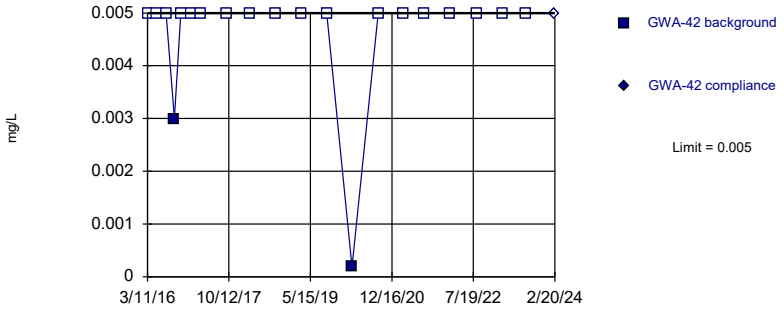

Non-parametric test used in lieu of parametric prediction limit because censored data exceeded 50%. Limit is highest of 20 background values. 90% NDs. Well-constituent pair annual alpha = 0.008564. Individual comparison alpha = 0.004291 (1 of 2).

Constituent: Copper Analysis Run 4/8/2024 7:05 PM View: Appendix I Intrawell
Plant Bowen Data: Bowen 1, 2, 9, and 10

Sanitas™ v.10.0.16b Software licensed to . UG
Hollow symbols indicate censored values.
Within Limit

Prediction Limit

Intrawell Non-parametric

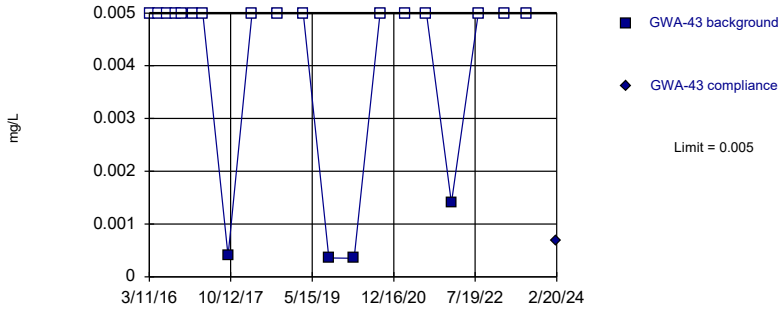

Non-parametric test used in lieu of parametric prediction limit because censored data exceeded 50%. Limit is highest of 20 background values. 80% NDs. Well-constituent pair annual alpha = 0.008564. Individual comparison alpha = 0.004291 (1 of 2).

Constituent: Copper Analysis Run 4/8/2024 7:05 PM View: Appendix I Intrawell
Plant Bowen Data: Bowen 1, 2, 9, and 10

Sanitas™ v.10.0.16b Software licensed to . UG
Hollow symbols indicate censored values.
Within Limit

Prediction Limit

Intrawell Non-parametric

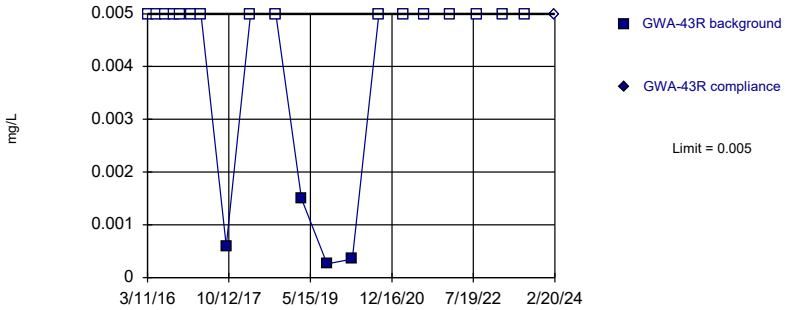

Non-parametric test used in lieu of parametric prediction limit because censored data exceeded 50%. Limit is highest of 20 background values. 80% NDs. Well-constituent pair annual alpha = 0.008564. Individual comparison alpha = 0.004291 (1 of 2).

Constituent: Copper Analysis Run 4/8/2024 7:05 PM View: Appendix I Intrawell
Plant Bowen Data: Bowen 1, 2, 9, and 10

Sanitas™ v.10.0.16b Software licensed to . UG
Hollow symbols indicate censored values.
Within Limit

Prediction Limit

Intrawell Non-parametric

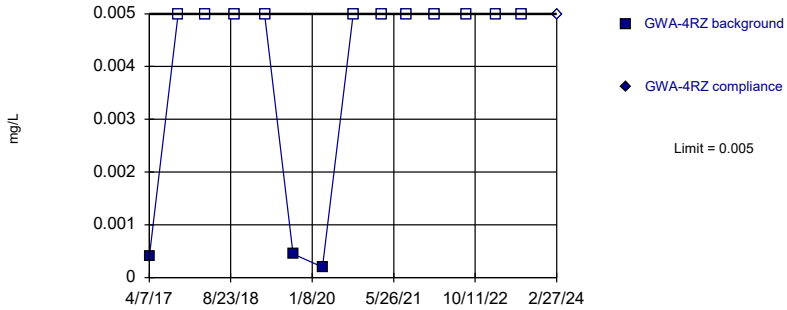

Non-parametric test used in lieu of parametric prediction limit because censored data exceeded 50%. Limit is highest of 14 background values. 78.57% NDs. Well-constituent pair annual alpha = 0.01715. Individual comparison alpha = 0.008612 (1 of 2).

Constituent: Copper Analysis Run 4/8/2024 7:05 PM View: Appendix I Intrawell
Plant Bowen Data: Bowen 1, 2, 9, and 10

Sanitas™ v.10.0.16b Software licensed to . UG
Hollow symbols indicate censored values.

Within Limit

Prediction Limit

Intrawell Parametric

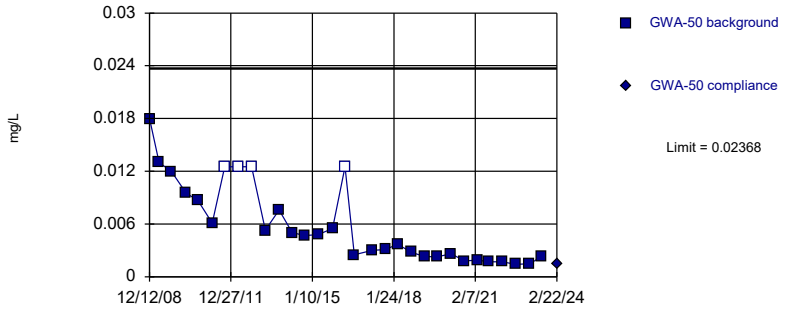

Background Data Summary (based on cube root transformation): Mean=0.1702, Std. Dev.=0.04492, n=31, 12.9% NDs. Normality test: Shapiro Wilk @alpha = 0.01, calculated = 0.9045, critical = 0.902. Kappa = 2.606 (c=16, w=26, 1 of 2, event alpha = 0.05132). Report alpha = 0.0001266.

Constituent: Copper Analysis Run 4/8/2024 7:05 PM View: Appendix I Intrawell

Plant Bowen Data: Bowen 1, 2, 9, and 10

Sanitas™ v.10.0.16b Software licensed to . UG

Within Limit

Prediction Limit

Intrawell Non-parametric

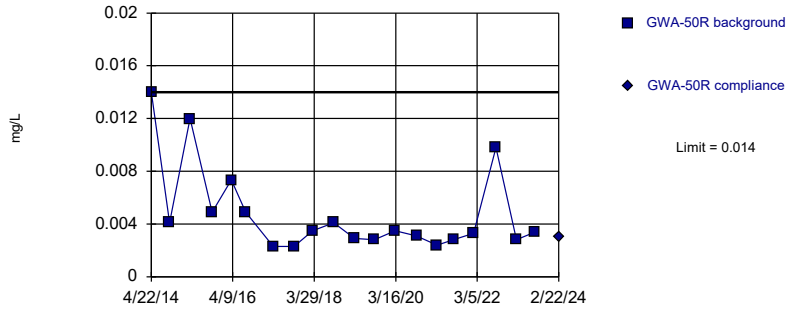

Non-parametric test used in lieu of parametric prediction limit because the Shapiro Wilk normality test showed the data to be non-normal at the 0.01 alpha level. Limit is highest of 20 background values. Well-constituent pair annual alpha = 0.008564. Individual comparison alpha = 0.004291 (1 of 2).

Constituent: Copper Analysis Run 4/8/2024 7:05 PM View: Appendix I Intrawell

Plant Bowen Data: Bowen 1, 2, 9, and 10

Sanitas™ v.10.0.16b Software licensed to . UG
Hollow symbols indicate censored values.

Within Limit

Prediction Limit

Intrawell Non-parametric

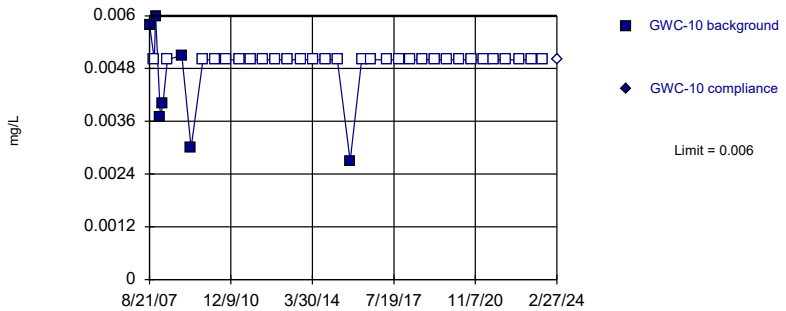

Non-parametric test used in lieu of parametric prediction limit because censored data exceeded 50%. Limit is highest of 37 background values. 81.08% NDs. Well-constituent pair annual alpha = 0.002721. Individual comparison alpha = 0.001361 (1 of 2).

Constituent: Copper Analysis Run 4/8/2024 7:05 PM View: Appendix I Intrawell

Plant Bowen Data: Bowen 1, 2, 9, and 10

Sanitas™ v.10.0.16b Software licensed to . UG
Hollow symbols indicate censored values.

Within Limit

Prediction Limit

Intrawell Non-parametric

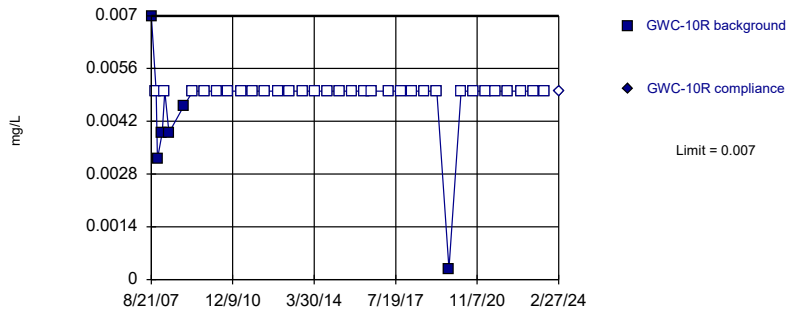

Non-parametric test used in lieu of parametric prediction limit because censored data exceeded 50%. Limit is highest of 37 background values. 83.78% NDs. Well-constituent pair annual alpha = 0.002721. Individual comparison alpha = 0.001361 (1 of 2).

Constituent: Copper Analysis Run 4/8/2024 7:05 PM View: Appendix I Intrawell

Plant Bowen Data: Bowen 1, 2, 9, and 10

Sanitas™ v.10.0.16b Software licensed to . UG
Hollow symbols indicate censored values.
Within Limit

Prediction Limit

Intrawell Non-parametric

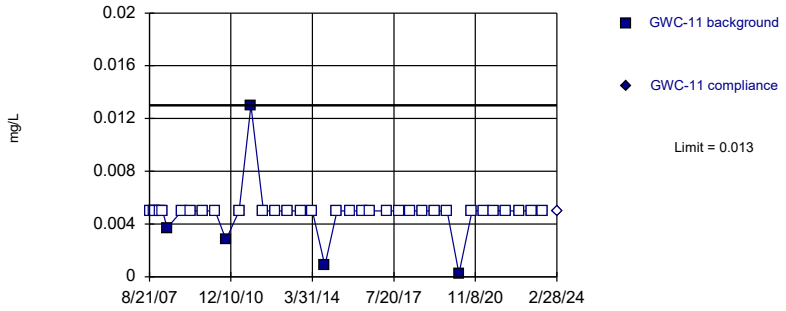

Non-parametric test used in lieu of parametric prediction limit because censored data exceeded 50%. Limit is highest of 37 background values. 86.49% NDs. Well-constituent pair annual alpha = 0.002721. Individual comparison alpha = 0.001361 (1 of 2).

Constituent: Copper Analysis Run 4/8/2024 7:05 PM View: Appendix I Intrawell
Plant Bowen Data: Bowen 1, 2, 9, and 10

Sanitas™ v.10.0.16b Software licensed to . UG
Hollow symbols indicate censored values.
Within Limit

Prediction Limit

Intrawell Non-parametric

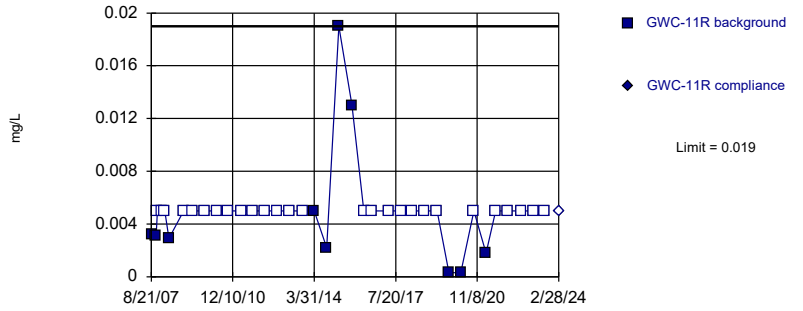

Non-parametric test used in lieu of parametric prediction limit because censored data exceeded 50%. Limit is highest of 37 background values. 72.97% NDs. Well-constituent pair annual alpha = 0.002721. Individual comparison alpha = 0.001361 (1 of 2).

Constituent: Copper Analysis Run 4/8/2024 7:05 PM View: Appendix I Intrawell
Plant Bowen Data: Bowen 1, 2, 9, and 10

Sanitas™ v.10.0.16b Software licensed to . UG
Hollow symbols indicate censored values.
Within Limit

Prediction Limit

Intrawell Non-parametric

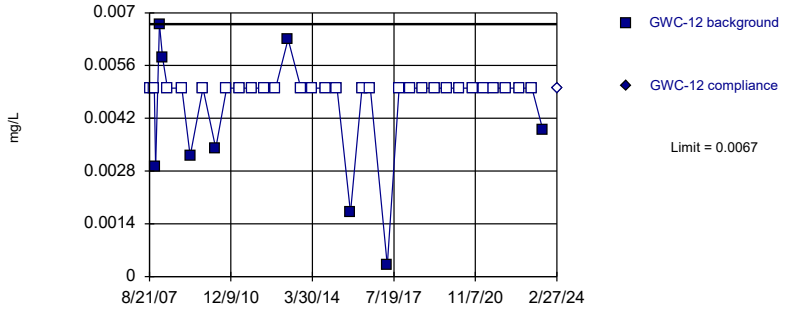

Non-parametric test used in lieu of parametric prediction limit because censored data exceeded 50%. Limit is highest of 37 background values. 75.68% NDs. Well-constituent pair annual alpha = 0.002721. Individual comparison alpha = 0.001361 (1 of 2).

Constituent: Copper Analysis Run 4/8/2024 7:05 PM View: Appendix I Intrawell
Plant Bowen Data: Bowen 1, 2, 9, and 10

Sanitas™ v.10.0.16b Software licensed to . UG
Hollow symbols indicate censored values.
Within Limit

Prediction Limit

Intrawell Non-parametric

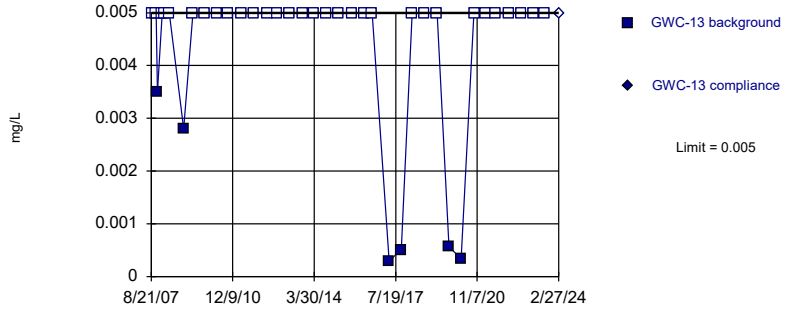

Non-parametric test used in lieu of parametric prediction limit because censored data exceeded 50%. Limit is highest of 37 background values. 83.78% NDs. Well-constituent pair annual alpha = 0.002721. Individual comparison alpha = 0.001361 (1 of 2).

Constituent: Copper Analysis Run 4/8/2024 7:05 PM View: Appendix I Intrawell
Plant Bowen Data: Bowen 1, 2, 9, and 10

Sanitas™ v.10.0.16b Software licensed to . UG
Hollow symbols indicate censored values.
Within Limit

Prediction Limit

Intrawell Non-parametric

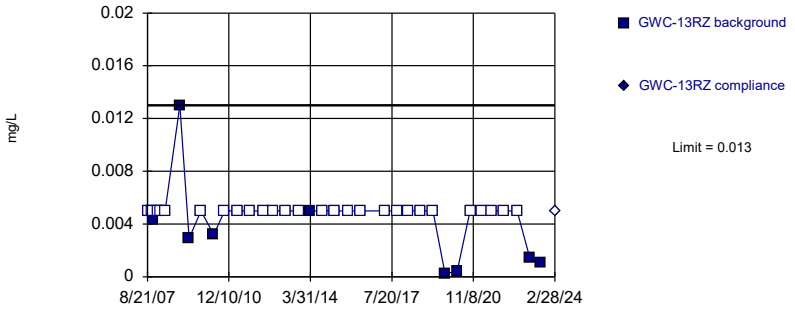

Non-parametric test used in lieu of parametric prediction limit because censored data exceeded 50%. Limit is highest of 36 background values. 75% NDs. Well-constituent pair annual alpha = 0.002856. Individual comparison alpha = 0.001429 (1 of 2).

Constituent: Copper Analysis Run 4/8/2024 7:05 PM View: Appendix I Intrawell
Plant Bowen Data: Bowen 1, 2, 9, and 10

Sanitas™ v.10.0.16b Software licensed to . UG
Hollow symbols indicate censored values.
Within Limit

Prediction Limit

Intrawell Non-parametric

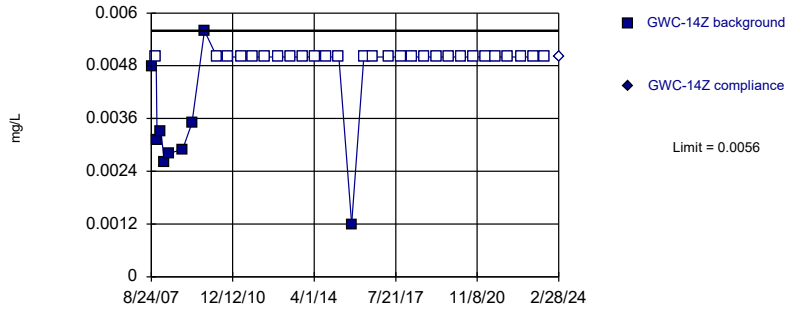

Non-parametric test used in lieu of parametric prediction limit because censored data exceeded 50%. Limit is highest of 37 background values. 75.68% NDs. Well-constituent pair annual alpha = 0.002721. Individual comparison alpha = 0.001361 (1 of 2).

Constituent: Copper Analysis Run 4/8/2024 7:05 PM View: Appendix I Intrawell
Plant Bowen Data: Bowen 1, 2, 9, and 10

Sanitas™ v.10.0.16b Software licensed to . UG
Hollow symbols indicate censored values.
Within Limit

Prediction Limit

Intrawell Non-parametric

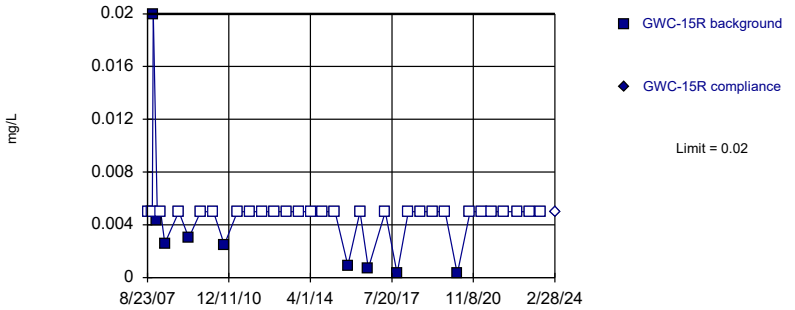

Non-parametric test used in lieu of parametric prediction limit because censored data exceeded 50%. Limit is highest of 37 background values. 75.68% NDs. Well-constituent pair annual alpha = 0.002721. Individual comparison alpha = 0.001361 (1 of 2).

Constituent: Copper Analysis Run 4/8/2024 7:05 PM View: Appendix I Intrawell
Plant Bowen Data: Bowen 1, 2, 9, and 10

Sanitas™ v.10.0.16b Software licensed to . UG
Hollow symbols indicate censored values.
Within Limit

Prediction Limit

Intrawell Non-parametric

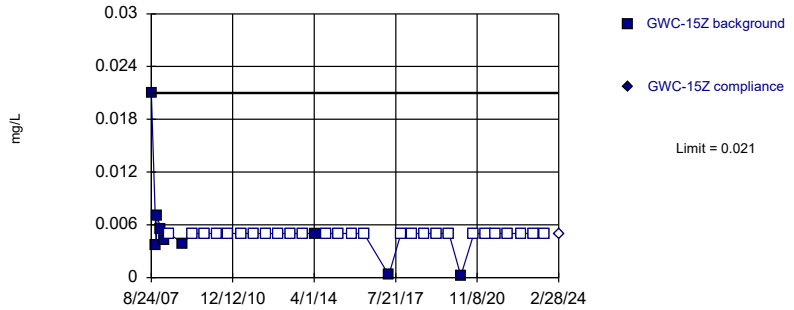

Non-parametric test used in lieu of parametric prediction limit because censored data exceeded 50%. Limit is highest of 36 background values. 75% NDs. Well-constituent pair annual alpha = 0.002856. Individual comparison alpha = 0.001429 (1 of 2).

Constituent: Copper Analysis Run 4/8/2024 7:05 PM View: Appendix I Intrawell
Plant Bowen Data: Bowen 1, 2, 9, and 10

Sanitas™ v.10.0.16b Software licensed to . UG
Hollow symbols indicate censored values.
Within Limit

Prediction Limit

Intrawell Non-parametric

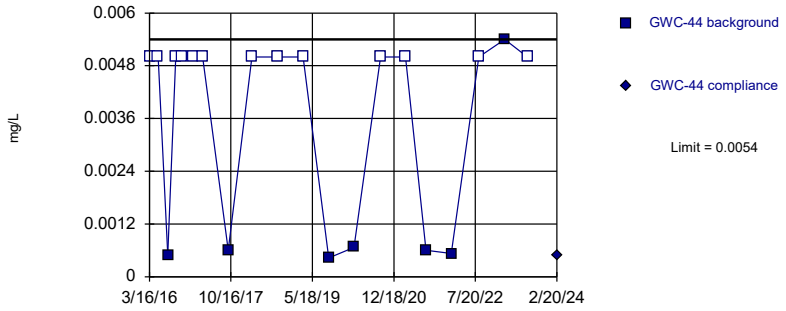

Non-parametric test used in lieu of parametric prediction limit because censored data exceeded 50%. Limit is highest of 20 background values. 65% NDs. Well-constituent pair annual alpha = 0.008564. Individual comparison alpha = 0.004291 (1 of 2).

Constituent: Copper Analysis Run 4/8/2024 7:05 PM View: Appendix I Intrawell
Plant Bowen Data: Bowen 1, 2, 9, and 10

Sanitas™ v.10.0.16b Software licensed to . UG
Hollow symbols indicate censored values.
Within Limit

Prediction Limit

Intrawell Non-parametric

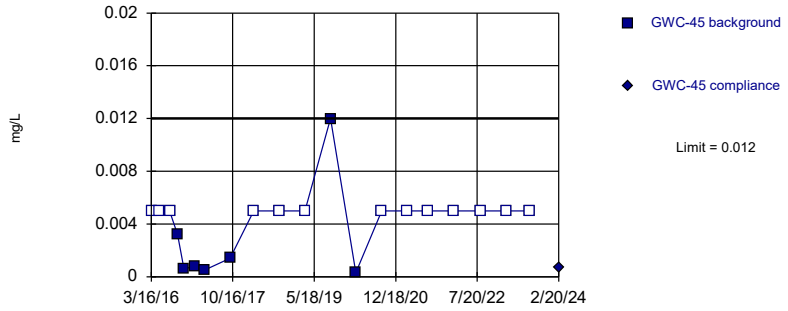

Non-parametric test used in lieu of parametric prediction limit because censored data exceeded 50%. Limit is highest of 20 background values. 65% NDs. Well-constituent pair annual alpha = 0.008564. Individual comparison alpha = 0.004291 (1 of 2).

Constituent: Copper Analysis Run 4/8/2024 7:05 PM View: Appendix I Intrawell
Plant Bowen Data: Bowen 1, 2, 9, and 10

Sanitas™ v.10.0.16b Software licensed to . UG
Hollow symbols indicate censored values.
Within Limit

Prediction Limit

Intrawell Non-parametric

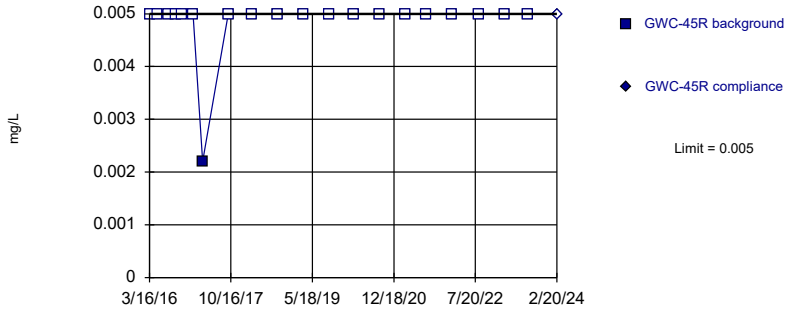

Non-parametric test used in lieu of parametric prediction limit because censored data exceeded 50%. Limit is highest of 20 background values. 95% NDs. Well-constituent pair annual alpha = 0.008564. Individual comparison alpha = 0.004291 (1 of 2).

Constituent: Copper Analysis Run 4/8/2024 7:05 PM View: Appendix I Intrawell
Plant Bowen Data: Bowen 1, 2, 9, and 10

Sanitas™ v.10.0.16b Software licensed to . UG
Hollow symbols indicate censored values.
Within Limit

Prediction Limit

Intrawell Non-parametric

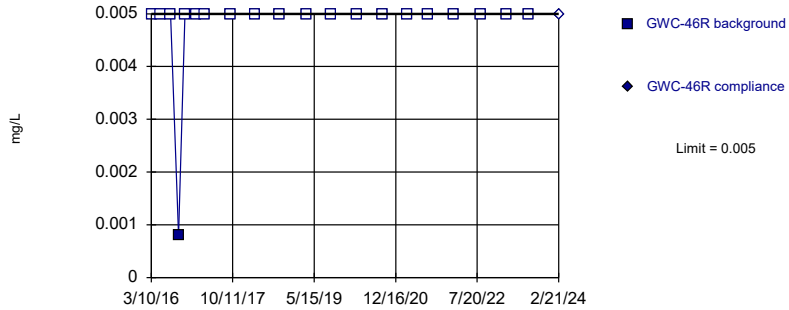

Non-parametric test used in lieu of parametric prediction limit because censored data exceeded 50%. Limit is highest of 20 background values. 95% NDs. Well-constituent pair annual alpha = 0.008564. Individual comparison alpha = 0.004291 (1 of 2).

Constituent: Copper Analysis Run 4/8/2024 7:05 PM View: Appendix I Intrawell
Plant Bowen Data: Bowen 1, 2, 9, and 10

Sanitas™ v.10.0.16b Software licensed to . UG
Hollow symbols indicate censored values.

Within Limit

Prediction Limit

Intrawell Non-parametric

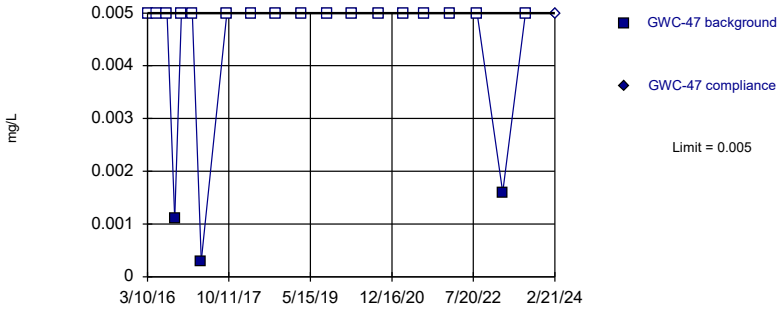

Non-parametric test used in lieu of parametric prediction limit because censored data exceeded 50%. Limit is highest of 20 background values. 85% NDs. Well-constituent pair annual alpha = 0.008564. Individual comparison alpha = 0.004291 (1 of 2).

Constituent: Copper Analysis Run 4/8/2024 7:05 PM View: Appendix I Intrawell
Plant Bowen Data: Bowen 1, 2, 9, and 10

Sanitas™ v.10.0.16b Software licensed to . UG
Hollow symbols indicate censored values.

Within Limit

Prediction Limit

Intrawell Non-parametric

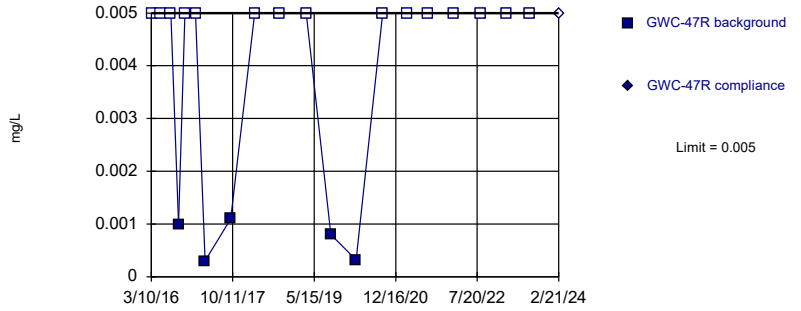

Non-parametric test used in lieu of parametric prediction limit because censored data exceeded 50%. Limit is highest of 20 background values. 75% NDs. Well-constituent pair annual alpha = 0.008564. Individual comparison alpha = 0.004291 (1 of 2).

Constituent: Copper Analysis Run 4/8/2024 7:05 PM View: Appendix I Intrawell
Plant Bowen Data: Bowen 1, 2, 9, and 10

Sanitas™ v.10.0.16b Software licensed to . UG
Hollow symbols indicate censored values.

Within Limit

Prediction Limit

Intrawell Non-parametric

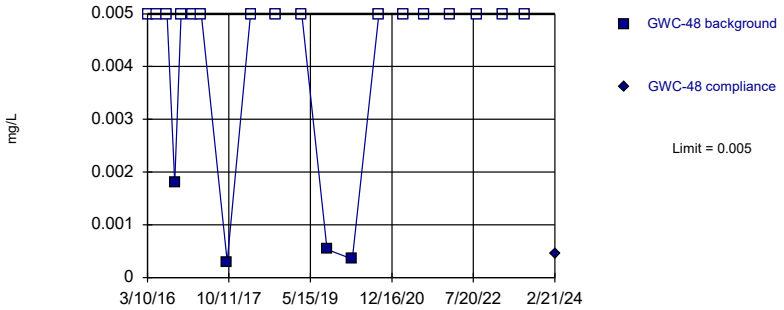

Non-parametric test used in lieu of parametric prediction limit because censored data exceeded 50%. Limit is highest of 20 background values. 80% NDs. Well-constituent pair annual alpha = 0.008564. Individual comparison alpha = 0.004291 (1 of 2).

Constituent: Copper Analysis Run 4/8/2024 7:05 PM View: Appendix I Intrawell
Plant Bowen Data: Bowen 1, 2, 9, and 10

Sanitas™ v.10.0.16b Software licensed to . UG
Hollow symbols indicate censored values.

Within Limit

Prediction Limit

Intrawell Non-parametric

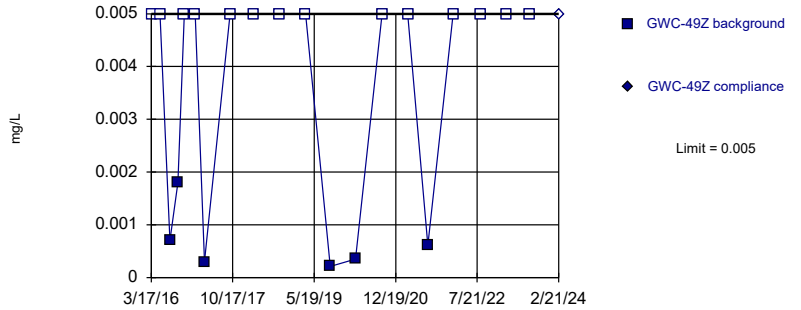

Non-parametric test used in lieu of parametric prediction limit because censored data exceeded 50%. Limit is highest of 20 background values. 70% NDs. Well-constituent pair annual alpha = 0.008564. Individual comparison alpha = 0.004291 (1 of 2).

Constituent: Copper Analysis Run 4/8/2024 7:05 PM View: Appendix I Intrawell
Plant Bowen Data: Bowen 1, 2, 9, and 10

Sanitas™ v.10.0.16b Software licensed to . UG

Within Limit

Prediction Limit

Intrawell Parametric

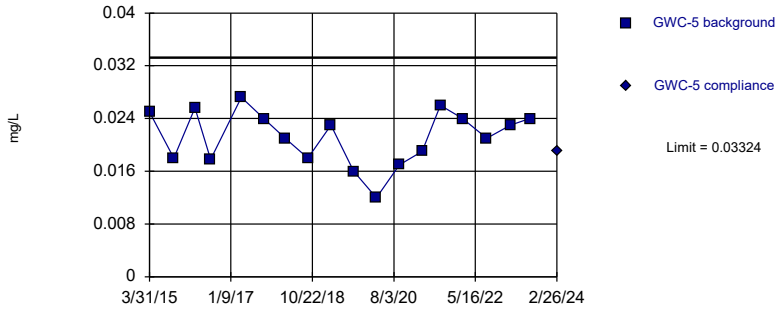

Background Data Summary: Mean=0.02119, Std. Dev.=0.00412, n=18. Normality test: Shapiro Wilk @alpha = 0.05, calculated = 0.9488, critical = 0.897. Kappa = 2.923 (c=16, w=26, 1 of 2, event alpha = 0.05132). Report alpha = 0.0001266.

Constituent: Copper Analysis Run 4/8/2024 7:05 PM View: Appendix I Intrawell

Plant Bowen Data: Bowen 1, 2, 9, and 10

Sanitas™ v.10.0.16b Software licensed to . UG

Hollow symbols indicate censored values.

Within Limit

Prediction Limit

Intrawell Non-parametric

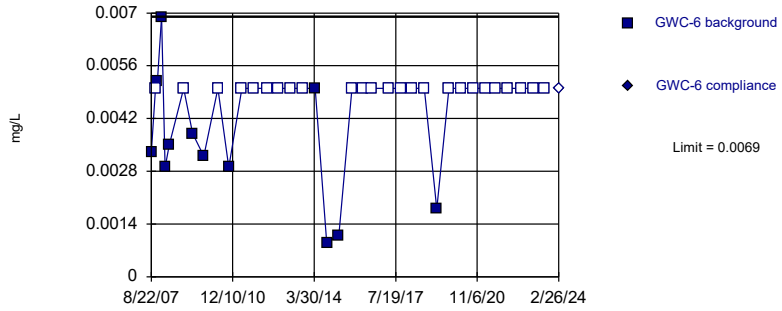

Non-parametric test used in lieu of parametric prediction limit because censored data exceeded 50%. Limit is highest of 37 background values. 67.57% NDs. Well-constituent pair annual alpha = 0.002721. Individual comparison alpha = 0.001361 (1 of 2).

Constituent: Copper Analysis Run 4/8/2024 7:06 PM View: Appendix I Intrawell

Plant Bowen Data: Bowen 1, 2, 9, and 10

Sanitas™ v.10.0.16b Software licensed to . UG

Hollow symbols indicate censored values.

Within Limit

Prediction Limit

Intrawell Non-parametric

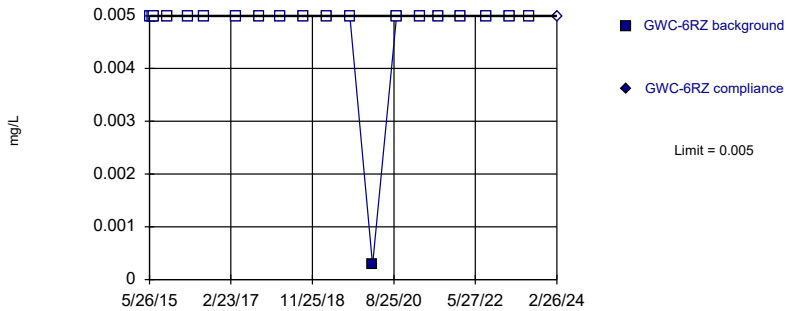

Non-parametric test used in lieu of parametric prediction limit because censored data exceeded 50%. Limit is highest of 20 background values. 95% NDs. Well-constituent pair annual alpha = 0.008564. Individual comparison alpha = 0.004291 (1 of 2).

Constituent: Copper Analysis Run 4/8/2024 7:06 PM View: Appendix I Intrawell

Plant Bowen Data: Bowen 1, 2, 9, and 10

Sanitas™ v.10.0.16b Software licensed to . UG

Hollow symbols indicate censored values.

Within Limit

Prediction Limit

Intrawell Non-parametric

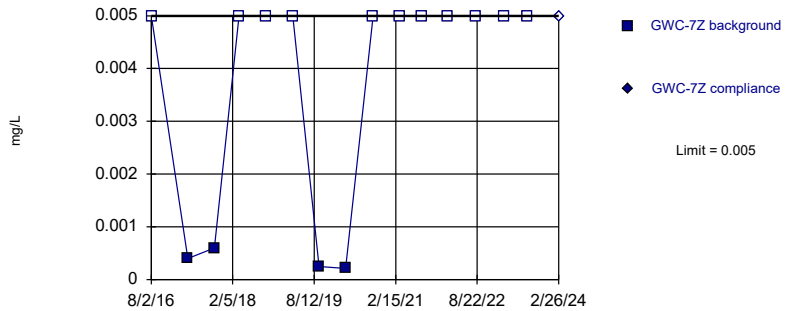

Non-parametric test used in lieu of parametric prediction limit because censored data exceeded 50%. Limit is highest of 15 background values. 73.33% NDs. Well-constituent pair annual alpha = 0.01501. Individual comparison alpha = 0.007533 (1 of 2).

Constituent: Copper Analysis Run 4/8/2024 7:06 PM View: Appendix I Intrawell

Plant Bowen Data: Bowen 1, 2, 9, and 10

Sanitas™ v.10.0.16b Software licensed to . UG
Hollow symbols indicate censored values.
Within Limit

Prediction Limit

Intrawell Non-parametric

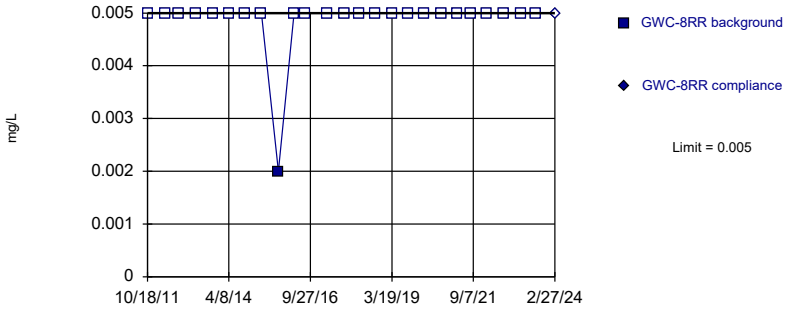

Non-parametric test used in lieu of parametric prediction limit because censored data exceeded 50%. Limit is highest of 25 background values. 96% NDs. Well-constituent pair annual alpha = 0.005656. Individual comparison alpha = 0.002832 (1 of 2).

Constituent: Copper Analysis Run 4/8/2024 7:06 PM View: Appendix I Intrawell
Plant Bowen Data: Bowen 1, 2, 9, and 10

Sanitas™ v.10.0.16b Software licensed to . UG
Hollow symbols indicate censored values.
Within Limit

Prediction Limit

Intrawell Non-parametric

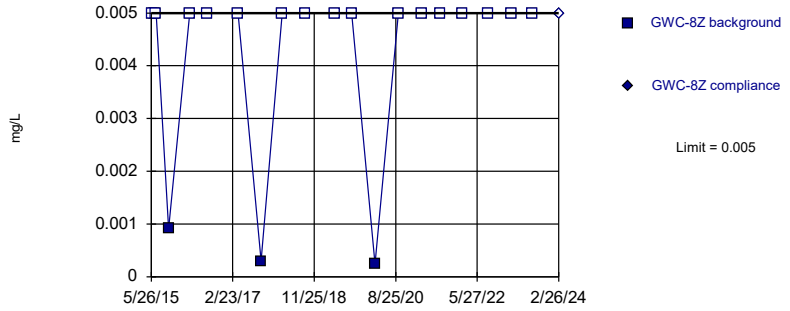

Non-parametric test used in lieu of parametric prediction limit because censored data exceeded 50%. Limit is highest of 20 background values. 80% NDs. Well-constituent pair annual alpha = 0.008564. Individual comparison alpha = 0.004291 (1 of 2).

Constituent: Copper Analysis Run 4/8/2024 7:06 PM View: Appendix I Intrawell
Plant Bowen Data: Bowen 1, 2, 9, and 10

Sanitas™ v.10.0.16b Software licensed to . UG
Hollow symbols indicate censored values.
Within Limit

Prediction Limit

Intrawell Non-parametric

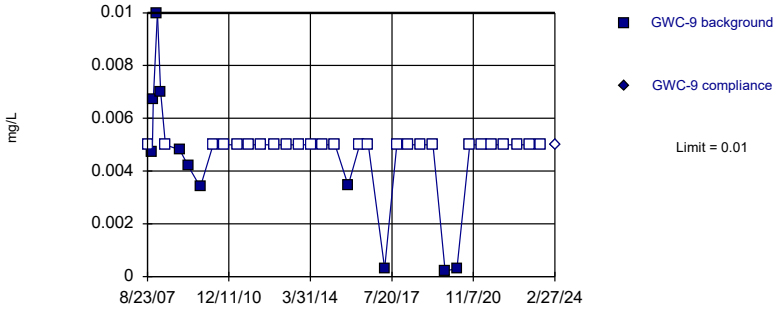

Non-parametric test used in lieu of parametric prediction limit because censored data exceeded 50%. Limit is highest of 37 background values. 70.27% NDs. Well-constituent pair annual alpha = 0.002721. Individual comparison alpha = 0.001361 (1 of 2).

Constituent: Copper Analysis Run 4/8/2024 7:06 PM View: Appendix I Intrawell
Plant Bowen Data: Bowen 1, 2, 9, and 10

Sanitas™ v.10.0.16b Software licensed to . UG
Hollow symbols indicate censored values.
Within Limit

Prediction Limit

Intrawell Non-parametric

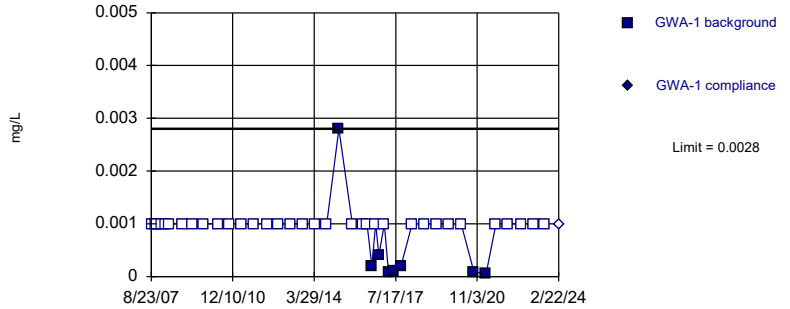

Non-parametric test used in lieu of parametric prediction limit because censored data exceeded 50%. Limit is highest of 42 background values. 80.95% NDs. Well-constituent pair annual alpha = 0.002154. Individual comparison alpha = 0.001077 (1 of 2).

Constituent: Lead Analysis Run 4/8/2024 7:06 PM View: Appendix I Intrawell
Plant Bowen Data: Bowen 1, 2, 9, and 10

Sanitas™ v.10.0.16b Software licensed to . UG
Hollow symbols indicate censored values.
Within Limit

Prediction Limit

Intrawell Non-parametric

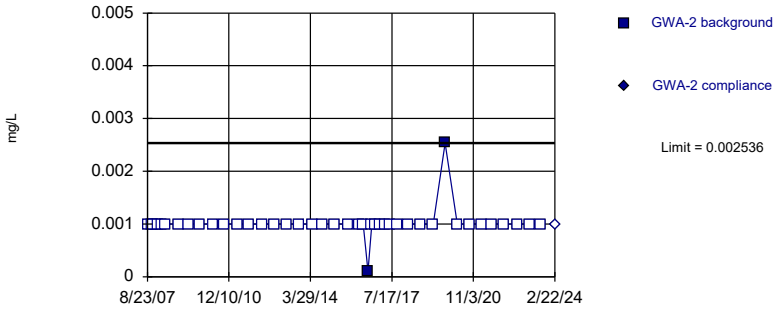

Non-parametric test used in lieu of parametric prediction limit because censored data exceeded 50%. Limit is highest of 42 background values. 95.24% NDs. Well-constituent pair annual alpha = 0.002154. Individual comparison alpha = 0.001077 (1 of 2).

Constituent: Lead Analysis Run 4/8/2024 7:06 PM View: Appendix I Intrawell
Plant Bowen Data: Bowen 1, 2, 9, and 10

Sanitas™ v.10.0.16b Software licensed to . UG
Hollow symbols indicate censored values.
Within Limit

Prediction Limit

Intrawell Non-parametric

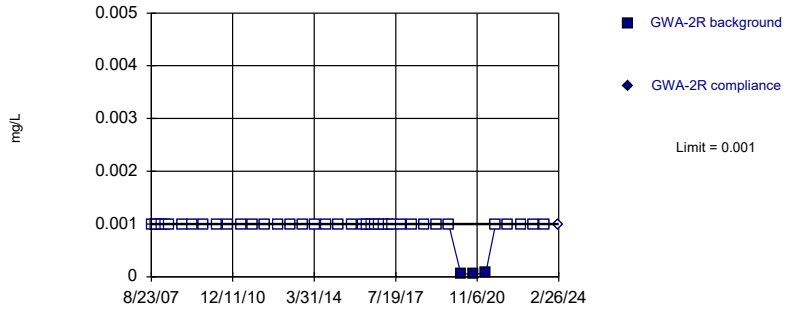

Non-parametric test used in lieu of parametric prediction limit because censored data exceeded 50%. Limit is highest of 42 background values. 92.86% NDs. Well-constituent pair annual alpha = 0.002154. Individual comparison alpha = 0.001077 (1 of 2).

Constituent: Lead Analysis Run 4/8/2024 7:06 PM View: Appendix I Intrawell
Plant Bowen Data: Bowen 1, 2, 9, and 10

Sanitas™ v.10.0.16b Software licensed to . UG
Hollow symbols indicate censored values.
Within Limit

Prediction Limit

Intrawell Non-parametric

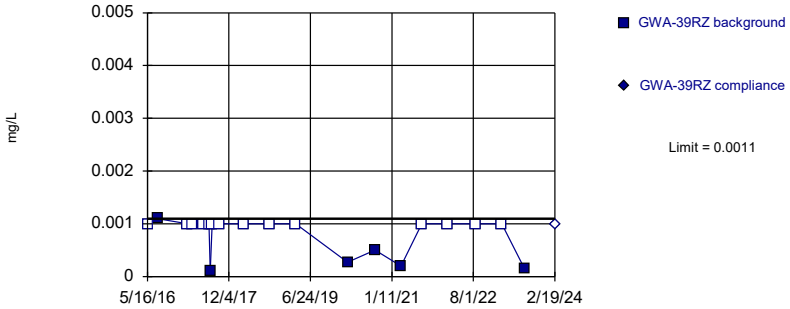

Non-parametric test used in lieu of parametric prediction limit because censored data exceeded 50%. Limit is highest of 20 background values. 70% NDs. Well-constituent pair annual alpha = 0.008564. Individual comparison alpha = 0.004291 (1 of 2).

Constituent: Lead Analysis Run 4/8/2024 7:06 PM View: Appendix I Intrawell
Plant Bowen Data: Bowen 1, 2, 9, and 10

Sanitas™ v.10.0.16b Software licensed to . UG
Hollow symbols indicate censored values.
Within Limit

Prediction Limit

Intrawell Non-parametric

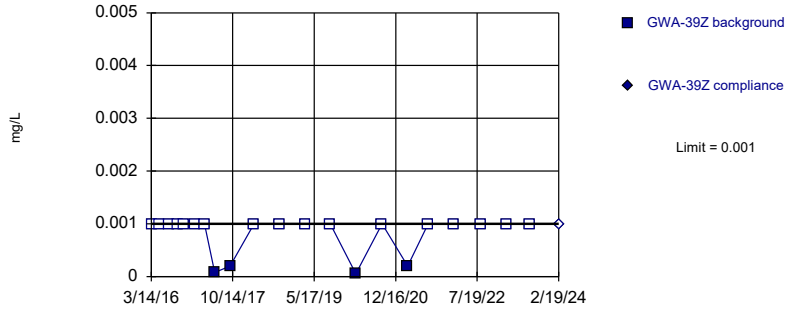

Non-parametric test used in lieu of parametric prediction limit because censored data exceeded 50%. Limit is highest of 21 background values. 80.95% NDs. Well-constituent pair annual alpha = 0.007982. Individual comparison alpha = 0.003999 (1 of 2).

Constituent: Lead Analysis Run 4/8/2024 7:06 PM View: Appendix I Intrawell
Plant Bowen Data: Bowen 1, 2, 9, and 10

Sanitas™ v.10.0.16b Software licensed to . UG
Hollow symbols indicate censored values.
Within Limit

Prediction Limit

Intrawell Non-parametric

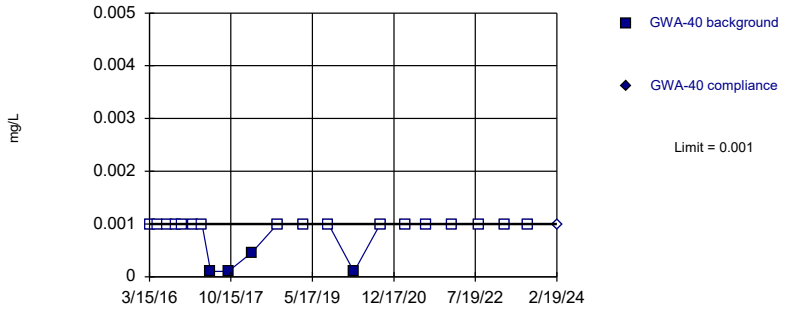

Non-parametric test used in lieu of parametric prediction limit because censored data exceeded 50%. Limit is highest of 21 background values. 80.95% NDs. Well-constituent pair annual alpha = 0.007982. Individual comparison alpha = 0.003999 (1 of 2).

Constituent: Lead Analysis Run 4/8/2024 7:06 PM View: Appendix I Intrawell
Plant Bowen Data: Bowen 1, 2, 9, and 10

Sanitas™ v.10.0.16b Software licensed to . UG
Hollow symbols indicate censored values.
Within Limit

Prediction Limit

Intrawell Non-parametric

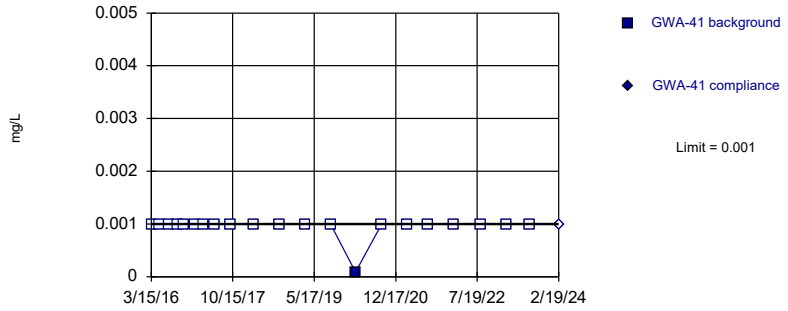

Non-parametric test used in lieu of parametric prediction limit because censored data exceeded 50%. Limit is highest of 21 background values. 95.24% NDs. Well-constituent pair annual alpha = 0.007982. Individual comparison alpha = 0.003999 (1 of 2).

Constituent: Lead Analysis Run 4/8/2024 7:06 PM View: Appendix I Intrawell
Plant Bowen Data: Bowen 1, 2, 9, and 10

Sanitas™ v.10.0.16b Software licensed to . UG
Hollow symbols indicate censored values.
Within Limit

Prediction Limit

Intrawell Non-parametric

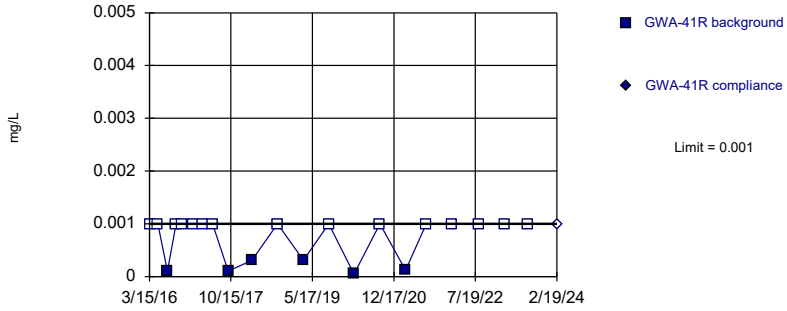

Non-parametric test used in lieu of parametric prediction limit because censored data exceeded 50%. Limit is highest of 21 background values. 71.43% NDs. Well-constituent pair annual alpha = 0.007982. Individual comparison alpha = 0.003999 (1 of 2).

Constituent: Lead Analysis Run 4/8/2024 7:06 PM View: Appendix I Intrawell
Plant Bowen Data: Bowen 1, 2, 9, and 10

Sanitas™ v.10.0.16b Software licensed to . UG
Hollow symbols indicate censored values.
Within Limit

Prediction Limit

Intrawell Non-parametric

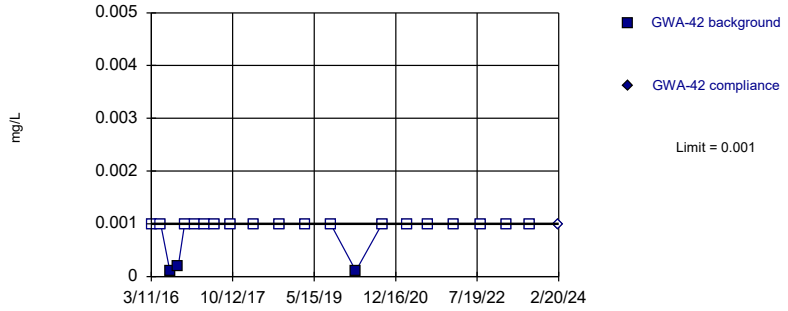

Non-parametric test used in lieu of parametric prediction limit because censored data exceeded 50%. Limit is highest of 21 background values. 85.71% NDs. Well-constituent pair annual alpha = 0.007982. Individual comparison alpha = 0.003999 (1 of 2).

Constituent: Lead Analysis Run 4/8/2024 7:06 PM View: Appendix I Intrawell
Plant Bowen Data: Bowen 1, 2, 9, and 10

Sanitas™ v.10.0.16b Software licensed to . UG
Hollow symbols indicate censored values.
Within Limit

Prediction Limit

Intrawell Non-parametric

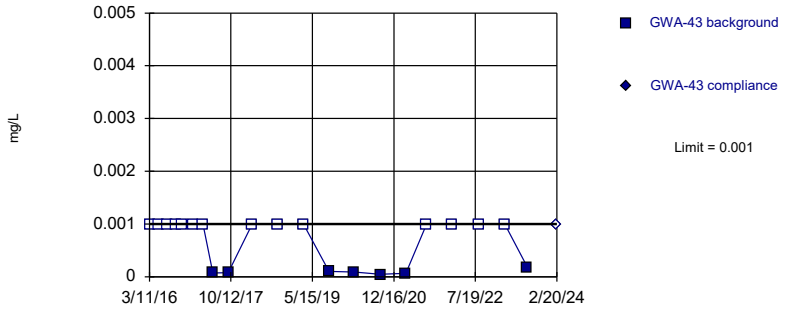

Non-parametric test used in lieu of parametric prediction limit because censored data exceeded 50%. Limit is highest of 21 background values. 66.67% NDs. Well-constituent pair annual alpha = 0.007982. Individual comparison alpha = 0.003999 (1 of 2).

Constituent: Lead Analysis Run 4/8/2024 7:06 PM View: Appendix I Intrawell
Plant Bowen Data: Bowen 1, 2, 9, and 10

Sanitas™ v.10.0.16b Software licensed to . UG
Hollow symbols indicate censored values.
Within Limit

Prediction Limit

Intrawell Non-parametric

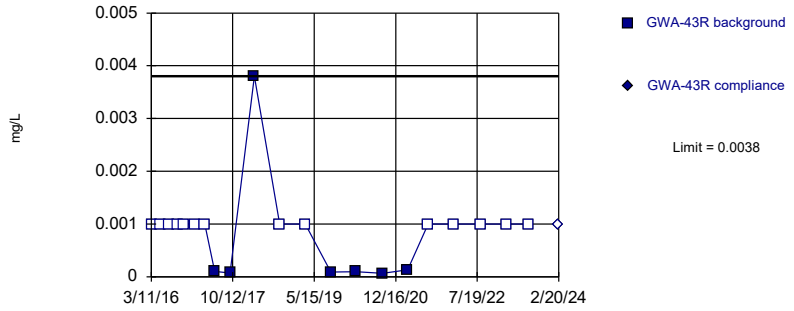

Non-parametric test used in lieu of parametric prediction limit because censored data exceeded 50%. Limit is highest of 21 background values. 66.67% NDs. Well-constituent pair annual alpha = 0.007982. Individual comparison alpha = 0.003999 (1 of 2).

Constituent: Lead Analysis Run 4/8/2024 7:06 PM View: Appendix I Intrawell
Plant Bowen Data: Bowen 1, 2, 9, and 10

Sanitas™ v.10.0.16b Software licensed to . UG
Hollow symbols indicate censored values.
Within Limit

Prediction Limit

Intrawell Non-parametric

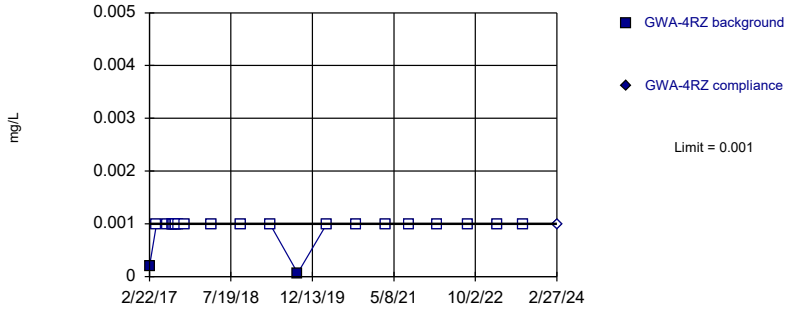

Non-parametric test used in lieu of parametric prediction limit because censored data exceeded 50%. Limit is highest of 21 background values. 90.48% NDs. Well-constituent pair annual alpha = 0.007982. Individual comparison alpha = 0.003999 (1 of 2).

Constituent: Lead Analysis Run 4/8/2024 7:06 PM View: Appendix I Intrawell
Plant Bowen Data: Bowen 1, 2, 9, and 10

Sanitas™ v.10.0.16b Software licensed to . UG
Hollow symbols indicate censored values.
Within Limit

Prediction Limit

Intrawell Non-parametric

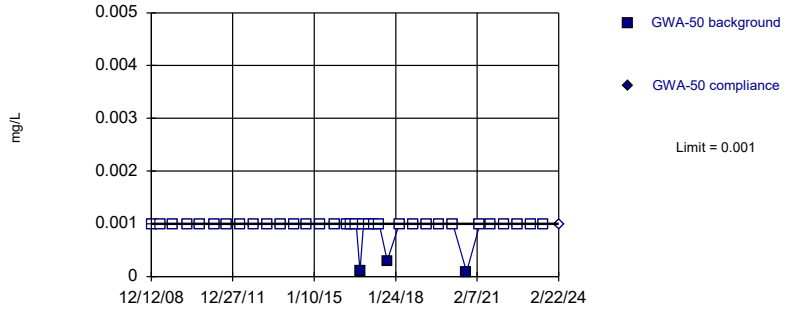

Non-parametric test used in lieu of parametric prediction limit because censored data exceeded 50%. Limit is highest of 36 background values. 91.67% NDs. Well-constituent pair annual alpha = 0.002856. Individual comparison alpha = 0.001429 (1 of 2).

Constituent: Lead Analysis Run 4/8/2024 7:06 PM View: Appendix I Intrawell
Plant Bowen Data: Bowen 1, 2, 9, and 10

Sanitas™ v.10.0.16b Software licensed to . UG
Hollow symbols indicate censored values.
Within Limit

Prediction Limit

Intrawell Non-parametric

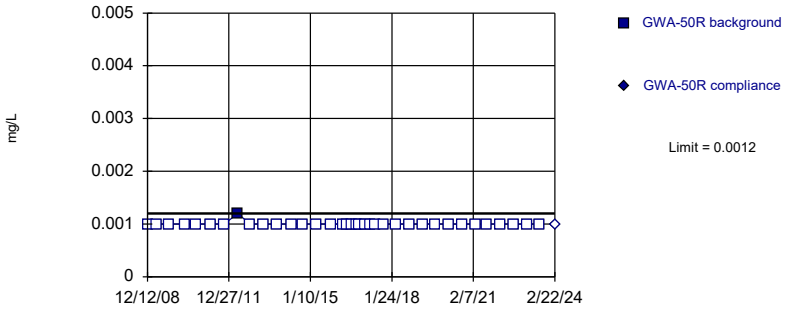

Non-parametric test used in lieu of parametric prediction limit because censored data exceeded 50%. Limit is highest of 36 background values. 97.22% NDs. Well-constituent pair annual alpha = 0.002856. Individual comparison alpha = 0.001429 (1 of 2).

Constituent: Lead Analysis Run 4/8/2024 7:06 PM View: Appendix I Intrawell
Plant Bowen Data: Bowen 1, 2, 9, and 10

Sanitas™ v.10.0.16b Software licensed to . UG
Hollow symbols indicate censored values.
Within Limit

Prediction Limit

Intrawell Non-parametric

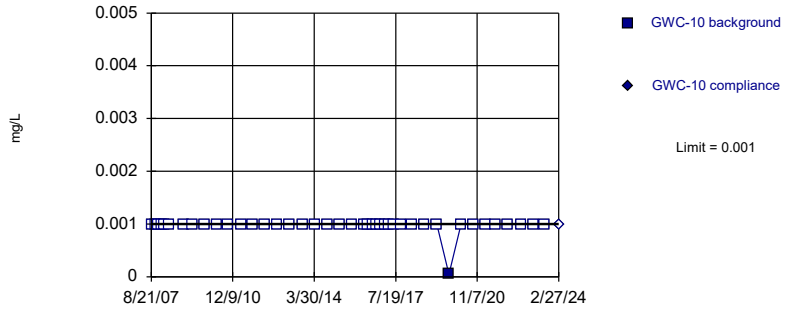

Non-parametric test used in lieu of parametric prediction limit because censored data exceeded 50%. Limit is highest of 42 background values. 97.62% NDs. Well-constituent pair annual alpha = 0.002154. Individual comparison alpha = 0.001077 (1 of 2).

Constituent: Lead Analysis Run 4/8/2024 7:06 PM View: Appendix I Intrawell
Plant Bowen Data: Bowen 1, 2, 9, and 10

Sanitas™ v.10.0.16b Software licensed to . UG
Hollow symbols indicate censored values.
Within Limit

Prediction Limit

Intrawell Non-parametric

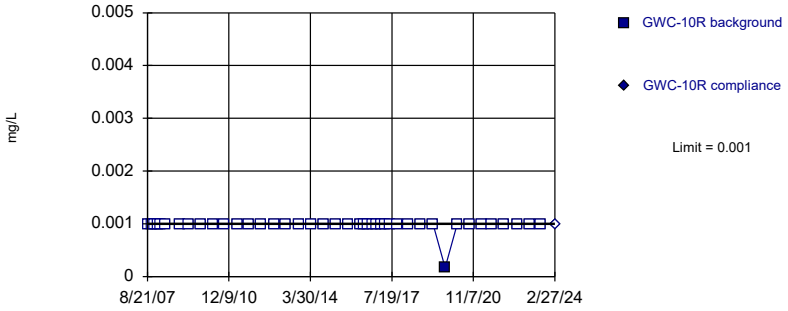

Non-parametric test used in lieu of parametric prediction limit because censored data exceeded 50%. Limit is highest of 42 background values. 97.62% NDs. Well-constituent pair annual alpha = 0.002154. Individual comparison alpha = 0.001077 (1 of 2).

Constituent: Lead Analysis Run 4/8/2024 7:06 PM View: Appendix I Intrawell
Plant Bowen Data: Bowen 1, 2, 9, and 10

Sanitas™ v.10.0.16b Software licensed to . UG
Hollow symbols indicate censored values.
Within Limit

Prediction Limit

Intrawell Non-parametric

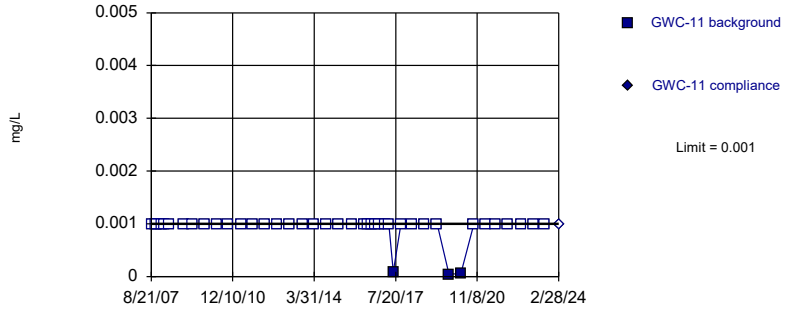

Non-parametric test used in lieu of parametric prediction limit because censored data exceeded 50%. Limit is highest of 42 background values. 92.86% NDs. Well-constituent pair annual alpha = 0.002154. Individual comparison alpha = 0.001077 (1 of 2).

Constituent: Lead Analysis Run 4/8/2024 7:06 PM View: Appendix I Intrawell
Plant Bowen Data: Bowen 1, 2, 9, and 10

Sanitas™ v.10.0.16b Software licensed to . UG
Hollow symbols indicate censored values.
Within Limit

Prediction Limit

Intrawell Non-parametric

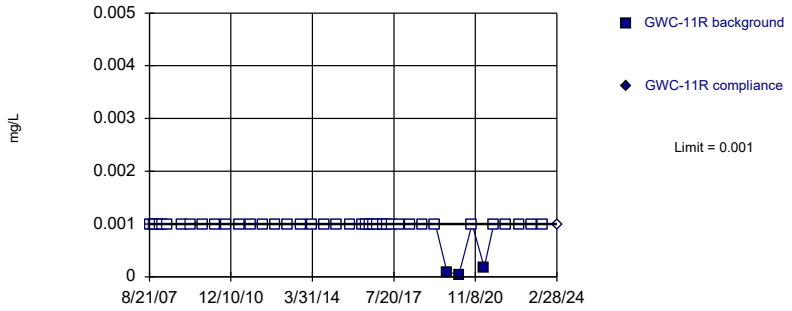

Non-parametric test used in lieu of parametric prediction limit because censored data exceeded 50%. Limit is highest of 42 background values. 92.86% NDs. Well-constituent pair annual alpha = 0.002154. Individual comparison alpha = 0.001077 (1 of 2).

Constituent: Lead Analysis Run 4/8/2024 7:06 PM View: Appendix I Intrawell
Plant Bowen Data: Bowen 1, 2, 9, and 10

Sanitas™ v.10.0.16b Software licensed to . UG
Hollow symbols indicate censored values.
Within Limit

Prediction Limit

Intrawell Non-parametric

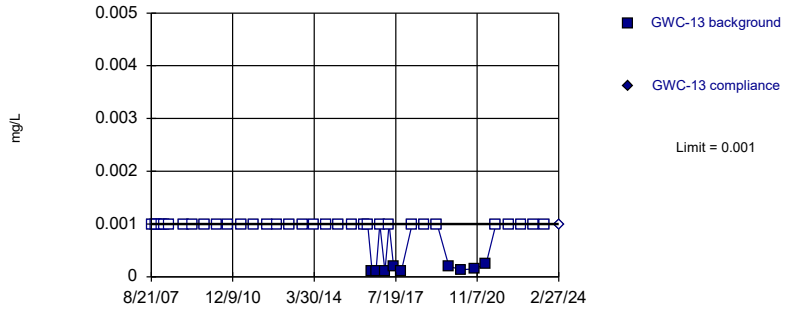

Non-parametric test used in lieu of parametric prediction limit because censored data exceeded 50%. Limit is highest of 42 background values. 78.57% NDs. Well-constituent pair annual alpha = 0.002154. Individual comparison alpha = 0.001077 (1 of 2).

Constituent: Lead Analysis Run 4/8/2024 7:06 PM View: Appendix I Intrawell
Plant Bowen Data: Bowen 1, 2, 9, and 10

Sanitas™ v.10.0.16b Software licensed to . UG
Hollow symbols indicate censored values.
Within Limit

Prediction Limit

Intrawell Non-parametric

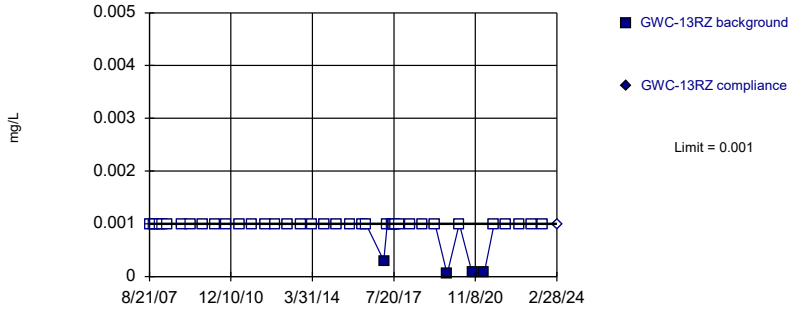

Non-parametric test used in lieu of parametric prediction limit because censored data exceeded 50%. Limit is highest of 42 background values. 90.48% NDs. Well-constituent pair annual alpha = 0.002154. Individual comparison alpha = 0.001077 (1 of 2).

Constituent: Lead Analysis Run 4/8/2024 7:06 PM View: Appendix I Intrawell
Plant Bowen Data: Bowen 1, 2, 9, and 10

Sanitas™ v.10.0.16b Software licensed to . UG
Hollow symbols indicate censored values.
Within Limit

Prediction Limit

Intrawell Non-parametric

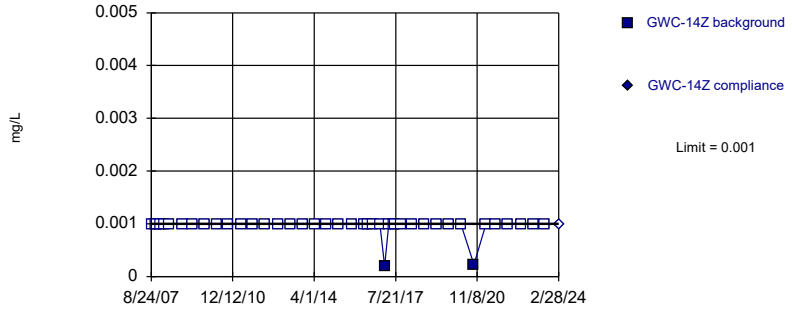

Non-parametric test used in lieu of parametric prediction limit because censored data exceeded 50%. Limit is highest of 42 background values. 95.24% NDs. Well-constituent pair annual alpha = 0.002154. Individual comparison alpha = 0.001077 (1 of 2).

Constituent: Lead Analysis Run 4/8/2024 7:06 PM View: Appendix I Intrawell
Plant Bowen Data: Bowen 1, 2, 9, and 10

Sanitas™ v.10.0.16b Software licensed to . UG
Hollow symbols indicate censored values.

Within Limit

Prediction Limit

Intrawell Non-parametric

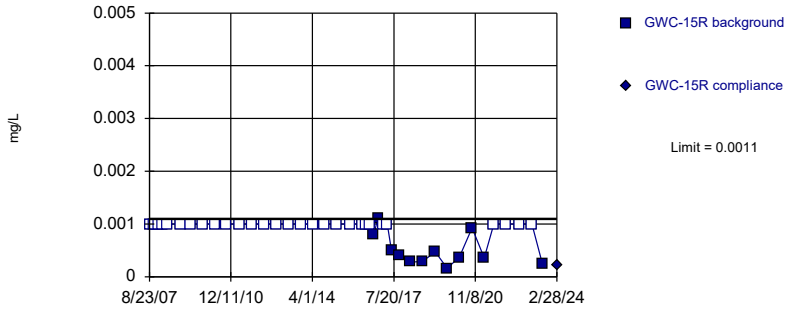

Non-parametric test used in lieu of parametric prediction limit because censored data exceeded 50%. Limit is highest of 42 background values. 71.43% NDs. Well-constituent pair annual alpha = 0.002154. Individual comparison alpha = 0.001077 (1 of 2).

Constituent: Lead Analysis Run 4/8/2024 7:06 PM View: Appendix I Intrawell
Plant Bowen Data: Bowen 1, 2, 9, and 10

Sanitas™ v.10.0.16b Software licensed to . UG
Hollow symbols indicate censored values.

Within Limit

Prediction Limit

Intrawell Non-parametric

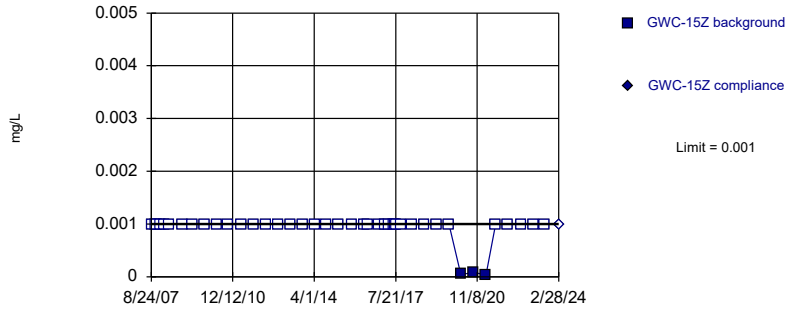

Non-parametric test used in lieu of parametric prediction limit because censored data exceeded 50%. Limit is highest of 42 background values. 92.86% NDs. Well-constituent pair annual alpha = 0.002154. Individual comparison alpha = 0.001077 (1 of 2).

Constituent: Lead Analysis Run 4/8/2024 7:06 PM View: Appendix I Intrawell
Plant Bowen Data: Bowen 1, 2, 9, and 10

Sanitas™ v.10.0.16b Software licensed to . UG
Hollow symbols indicate censored values.

Within Limit

Prediction Limit

Intrawell Parametric

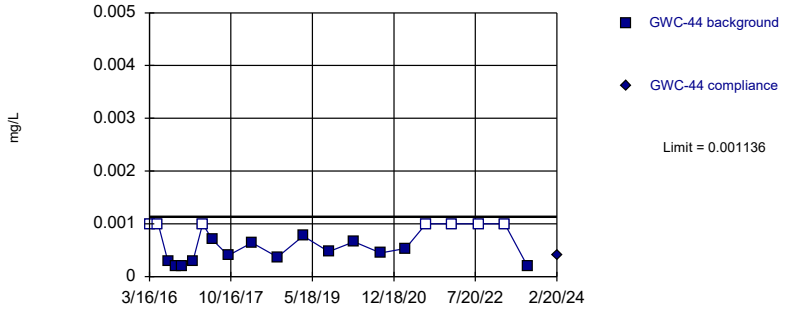

Background Data Summary (based on square root transformation) (after Kaplan-Meier Adjustment): Mean=0.0203, Std. Dev.=0.004776, n=21, 33.33% NDs. Normality test: Shapiro Wilk @alpha = 0.01, calculated = 0.8789, critical = 0.873. Kappa = 2.805 (c=16, w=26, 1 of 2, event alpha = 0.05132). Report alpha = 0.0001266.

Constituent: Lead Analysis Run 4/8/2024 7:06 PM View: Appendix I Intrawell
Plant Bowen Data: Bowen 1, 2, 9, and 10

Sanitas™ v.10.0.16b Software licensed to . UG
Hollow symbols indicate censored values.

Within Limit

Prediction Limit

Intrawell Non-parametric

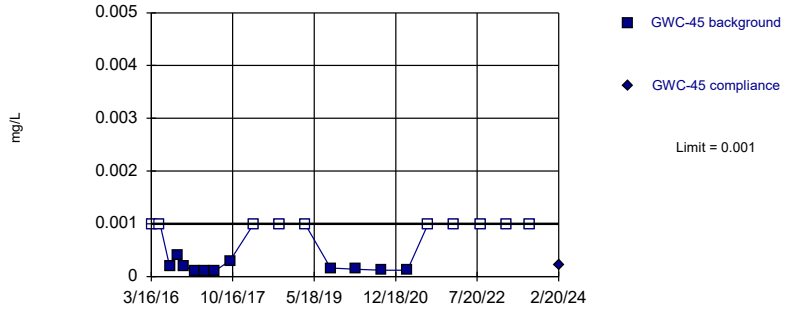

Non-parametric test used in lieu of parametric prediction limit because the Shapiro Wilk normality test showed the data to be non-normal at the 0.01 alpha level. Limit is highest of 21 background values. 47.62% NDs. Well-constituent pair annual alpha = 0.007982. Individual comparison alpha = 0.003999 (1 of 2).

Constituent: Lead Analysis Run 4/8/2024 7:06 PM View: Appendix I Intrawell
Plant Bowen Data: Bowen 1, 2, 9, and 10

Sanitas™ v.10.0.16b Software licensed to . UG
Hollow symbols indicate censored values.

Within Limit

Prediction Limit

Intrawell Non-parametric

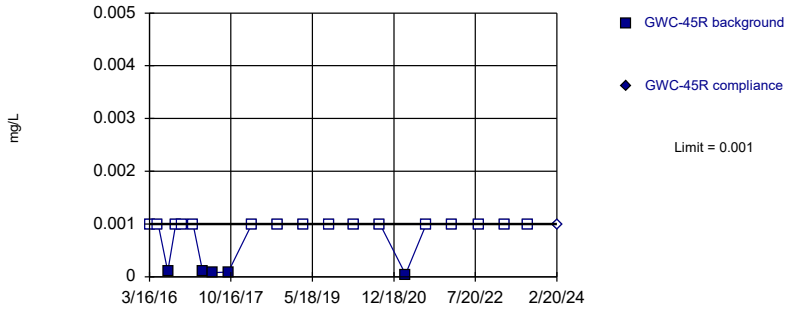

Non-parametric test used in lieu of parametric prediction limit because censored data exceeded 50%. Limit is highest of 21 background values. 76.19% NDs. Well-constituent pair annual alpha = 0.007982. Individual comparison alpha = 0.003999 (1 of 2).

Constituent: Lead Analysis Run 4/8/2024 7:06 PM View: Appendix I Intrawell
Plant Bowen Data: Bowen 1, 2, 9, and 10

Sanitas™ v.10.0.16b Software licensed to . UG
Hollow symbols indicate censored values.

Within Limit

Prediction Limit

Intrawell Non-parametric

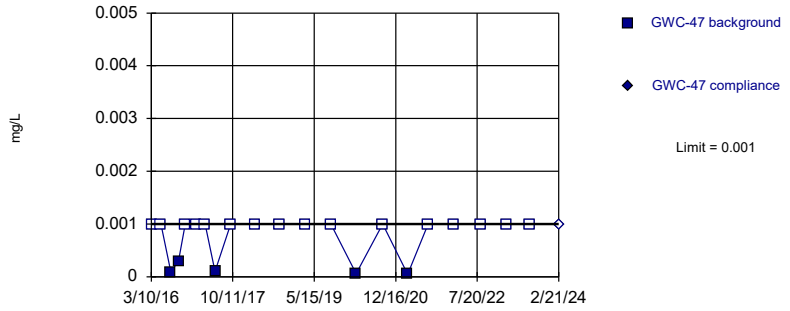

Non-parametric test used in lieu of parametric prediction limit because censored data exceeded 50%. Limit is highest of 21 background values. 76.19% NDs. Well-constituent pair annual alpha = 0.007982. Individual comparison alpha = 0.003999 (1 of 2).

Constituent: Lead Analysis Run 4/8/2024 7:06 PM View: Appendix I Intrawell
Plant Bowen Data: Bowen 1, 2, 9, and 10

Sanitas™ v.10.0.16b Software licensed to . UG
Hollow symbols indicate censored values.

Within Limit

Prediction Limit

Intrawell Non-parametric

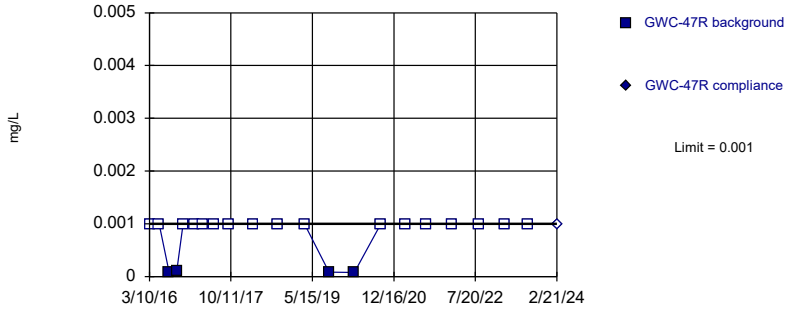

Non-parametric test used in lieu of parametric prediction limit because censored data exceeded 50%. Limit is highest of 21 background values. 80.95% NDs. Well-constituent pair annual alpha = 0.007982. Individual comparison alpha = 0.003999 (1 of 2).

Constituent: Lead Analysis Run 4/8/2024 7:06 PM View: Appendix I Intrawell
Plant Bowen Data: Bowen 1, 2, 9, and 10

Sanitas™ v.10.0.16b Software licensed to . UG
Hollow symbols indicate censored values.

Within Limit

Prediction Limit

Intrawell Non-parametric

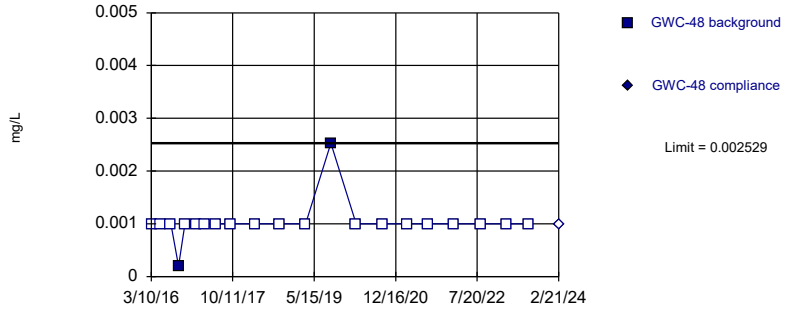

Non-parametric test used in lieu of parametric prediction limit because censored data exceeded 50%. Limit is highest of 21 background values. 90.48% NDs. Well-constituent pair annual alpha = 0.007982. Individual comparison alpha = 0.003999 (1 of 2).

Constituent: Lead Analysis Run 4/8/2024 7:06 PM View: Appendix I Intrawell
Plant Bowen Data: Bowen 1, 2, 9, and 10

Sanitas™ v.10.0.16b Software licensed to . UG
Hollow symbols indicate censored values.
Within Limit

Prediction Limit

Intrawell Non-parametric

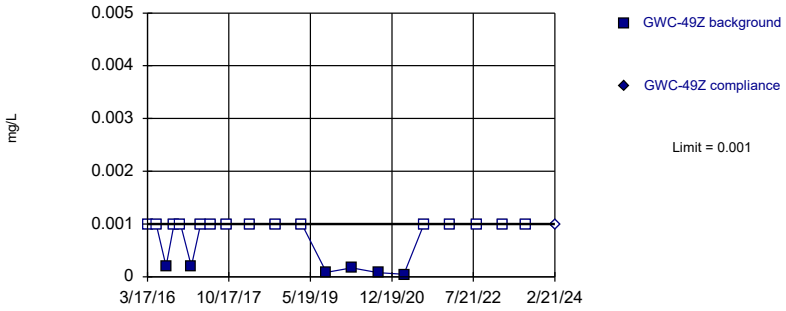

Non-parametric test used in lieu of parametric prediction limit because censored data exceeded 50%. Limit is highest of 21 background values. 71.43% NDs. Well-constituent pair annual alpha = 0.007982. Individual comparison alpha = 0.003999 (1 of 2).

Constituent: Lead Analysis Run 4/8/2024 7:06 PM View: Appendix I Intrawell
Plant Bowen Data: Bowen 1, 2, 9, and 10

Sanitas™ v.10.0.16b Software licensed to . UG
Hollow symbols indicate censored values.
Within Limit

Prediction Limit

Intrawell Non-parametric

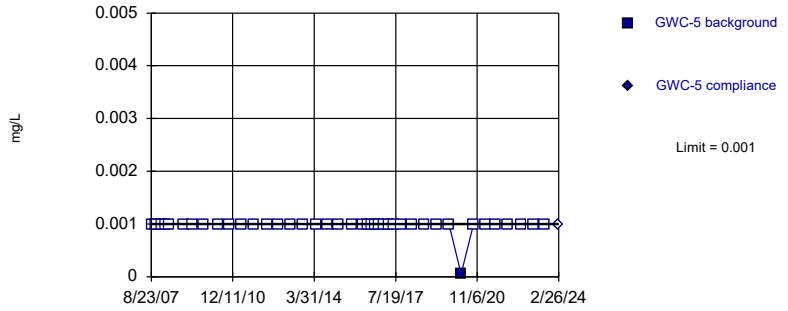

Non-parametric test used in lieu of parametric prediction limit because censored data exceeded 50%. Limit is highest of 42 background values. 97.62% NDs. Well-constituent pair annual alpha = 0.002154. Individual comparison alpha = 0.001077 (1 of 2).

Constituent: Lead Analysis Run 4/8/2024 7:06 PM View: Appendix I Intrawell
Plant Bowen Data: Bowen 1, 2, 9, and 10

Sanitas™ v.10.0.16b Software licensed to . UG
Hollow symbols indicate censored values.
Within Limit

Prediction Limit

Intrawell Non-parametric

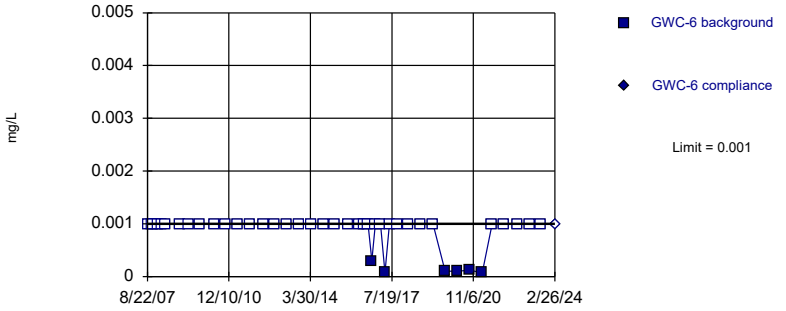

Non-parametric test used in lieu of parametric prediction limit because censored data exceeded 50%. Limit is highest of 42 background values. 85.71% NDs. Well-constituent pair annual alpha = 0.002154. Individual comparison alpha = 0.001077 (1 of 2).

Constituent: Lead Analysis Run 4/8/2024 7:06 PM View: Appendix I Intrawell
Plant Bowen Data: Bowen 1, 2, 9, and 10

Sanitas™ v.10.0.16b Software licensed to . UG
Hollow symbols indicate censored values.
Within Limit

Prediction Limit

Intrawell Non-parametric

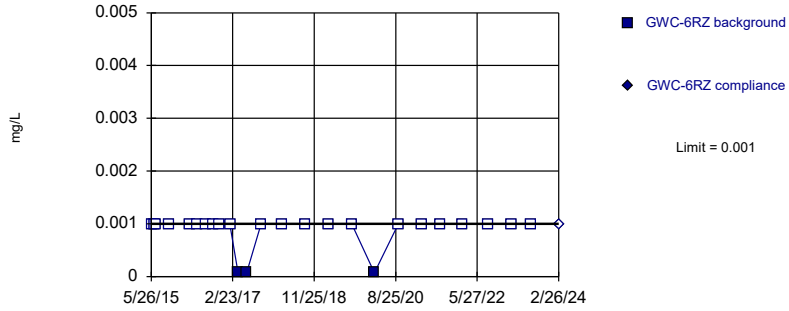

Non-parametric test used in lieu of parametric prediction limit because censored data exceeded 50%. Limit is highest of 25 background values. 88% NDs. Well-constituent pair annual alpha = 0.005656. Individual comparison alpha = 0.002832 (1 of 2).

Constituent: Lead Analysis Run 4/8/2024 7:06 PM View: Appendix I Intrawell
Plant Bowen Data: Bowen 1, 2, 9, and 10

Sanitas™ v.10.0.16b Software licensed to . UG
Hollow symbols indicate censored values.
Within Limit

Prediction Limit

Intrawell Non-parametric

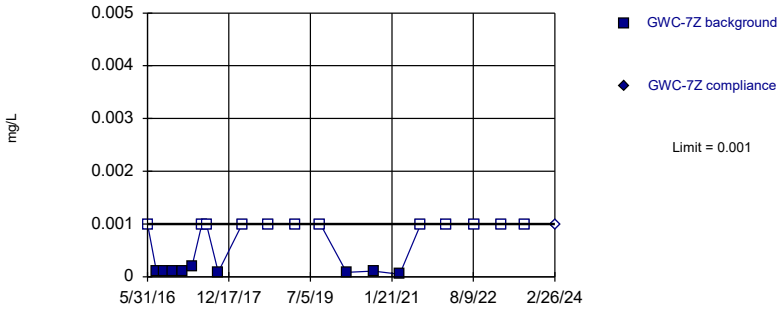

Non-parametric test used in lieu of parametric prediction limit because censored data exceeded 50%. Limit is highest of 21 background values. 57.14% NDs. Well-constituent pair annual alpha = 0.007982. Individual comparison alpha = 0.003999 (1 of 2).

Constituent: Lead Analysis Run 4/8/2024 7:06 PM View: Appendix I Intrawell
Plant Bowen Data: Bowen 1, 2, 9, and 10

Sanitas™ v.10.0.16b Software licensed to . UG
Hollow symbols indicate censored values.
Within Limit

Prediction Limit

Intrawell Non-parametric

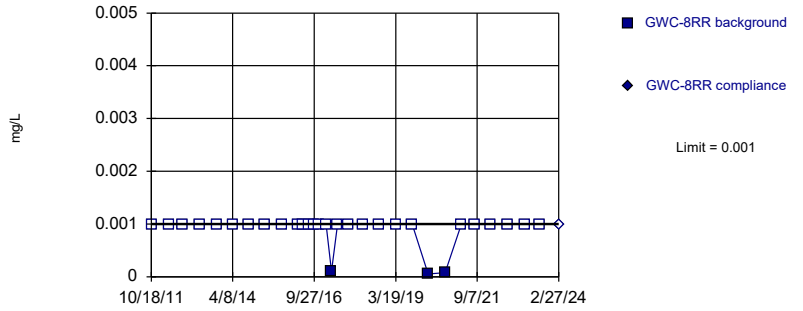

Non-parametric test used in lieu of parametric prediction limit because censored data exceeded 50%. Limit is highest of 30 background values. 90% NDs. Well-constituent pair annual alpha = 0.004011. Individual comparison alpha = 0.002008 (1 of 2).

Constituent: Lead Analysis Run 4/8/2024 7:06 PM View: Appendix I Intrawell
Plant Bowen Data: Bowen 1, 2, 9, and 10

Sanitas™ v.10.0.16b Software licensed to . UG
Hollow symbols indicate censored values.
Within Limit

Prediction Limit

Intrawell Non-parametric

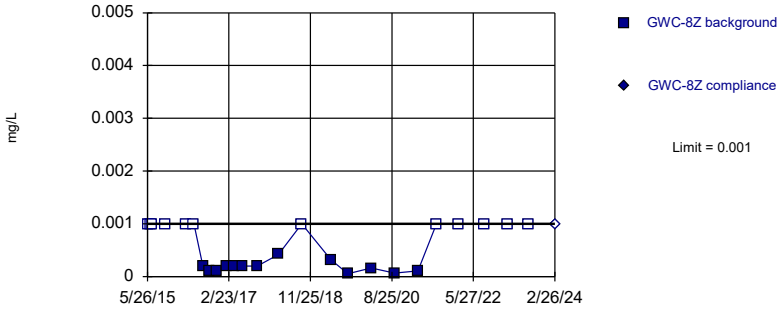

Non-parametric test used in lieu of parametric prediction limit because the Shapiro Wilk normality test showed the data to be non-normal at the 0.01 alpha level. Limit is highest of 25 background values. 48% NDs. Well-constituent pair annual alpha = 0.005656. Individual comparison alpha = 0.002832 (1 of 2).

Constituent: Lead Analysis Run 4/8/2024 7:06 PM View: Appendix I Intrawell
Plant Bowen Data: Bowen 1, 2, 9, and 10

Sanitas™ v.10.0.16b Software licensed to . UG
Hollow symbols indicate censored values.
Within Limit

Prediction Limit

Intrawell Non-parametric

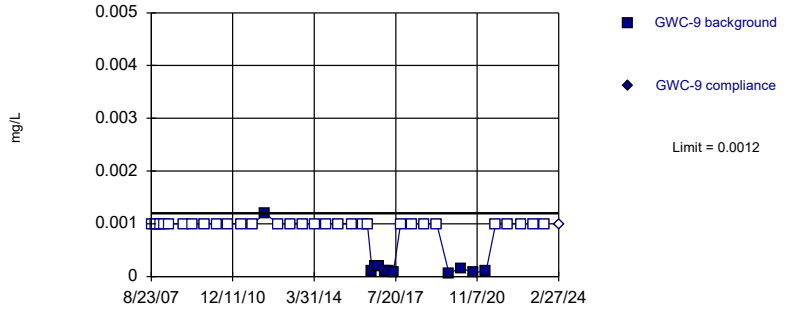

Non-parametric test used in lieu of parametric prediction limit because censored data exceeded 50%. Limit is highest of 42 background values. 73.81% NDs. Well-constituent pair annual alpha = 0.002154. Individual comparison alpha = 0.001077 (1 of 2).

Constituent: Lead Analysis Run 4/8/2024 7:06 PM View: Appendix I Intrawell
Plant Bowen Data: Bowen 1, 2, 9, and 10

Sanitas™ v.10.0.16b Software licensed to . UG
Hollow symbols indicate censored values.
Within Limit

Prediction Limit

Intrawell Non-parametric

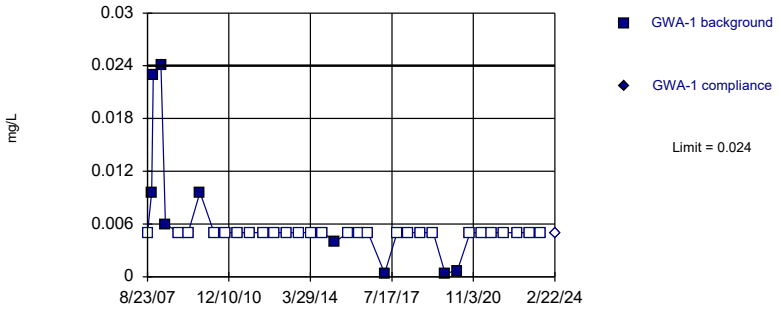

Non-parametric test used in lieu of parametric prediction limit because censored data exceeded 50%. Limit is highest of 36 background values. 75% NDs. Well-constituent pair annual alpha = 0.002856. Individual comparison alpha = 0.001429 (1 of 2).

Constituent: Nickel Analysis Run 4/8/2024 7:06 PM View: Appendix I Intrawell
Plant Bowen Data: Bowen 1, 2, 9, and 10

Sanitas™ v.10.0.16b Software licensed to . UG
Hollow symbols indicate censored values.
Within Limit

Prediction Limit

Intrawell Non-parametric

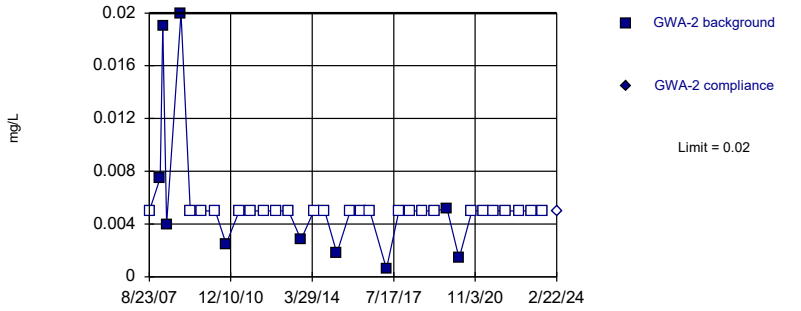

Non-parametric test used in lieu of parametric prediction limit because censored data exceeded 50%. Limit is highest of 35 background values. 71.43% NDs. Well-constituent pair annual alpha = 0.002991. Individual comparison alpha = 0.001497 (1 of 2).

Constituent: Nickel Analysis Run 4/8/2024 7:06 PM View: Appendix I Intrawell
Plant Bowen Data: Bowen 1, 2, 9, and 10

Sanitas™ v.10.0.16b Software licensed to . UG
Hollow symbols indicate censored values.
Within Limit

Prediction Limit

Intrawell Non-parametric

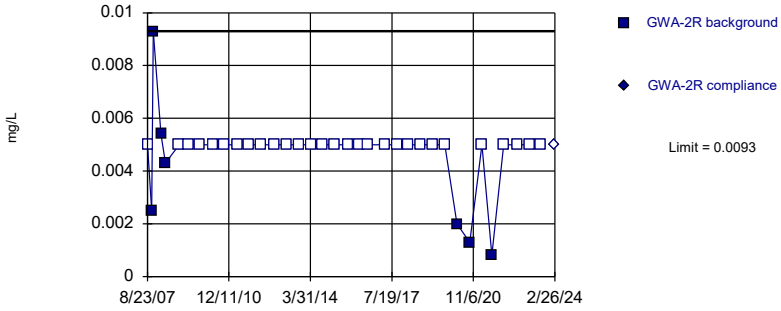

Non-parametric test used in lieu of parametric prediction limit because censored data exceeded 50%. Limit is highest of 36 background values. 80.56% NDs. Well-constituent pair annual alpha = 0.002856. Individual comparison alpha = 0.001429 (1 of 2).

Constituent: Nickel Analysis Run 4/8/2024 7:06 PM View: Appendix I Intrawell
Plant Bowen Data: Bowen 1, 2, 9, and 10

Sanitas™ v.10.0.16b Software licensed to . UG
Hollow symbols indicate censored values.
Within Limit

Prediction Limit

Intrawell Non-parametric

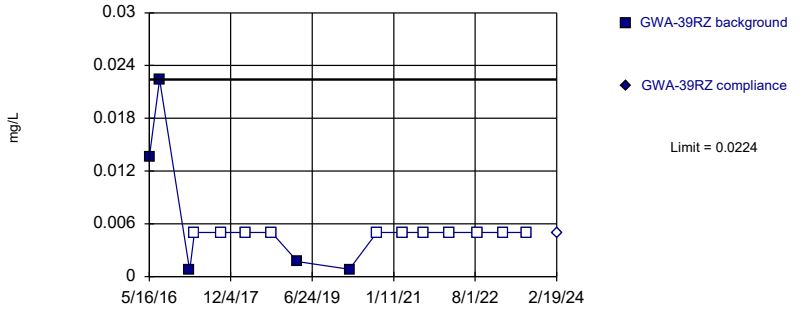

Non-parametric test used in lieu of parametric prediction limit because censored data exceeded 50%. Limit is highest of 16 background values. 68.75% NDs. Well-constituent pair annual alpha = 0.01287. Individual comparison alpha = 0.006456 (1 of 2).

Constituent: Nickel Analysis Run 4/8/2024 7:06 PM View: Appendix I Intrawell
Plant Bowen Data: Bowen 1, 2, 9, and 10

Sanitas™ v.10.0.16b Software licensed to . UG
Hollow symbols indicate censored values.

Within Limit

Prediction Limit

Intrawell Non-parametric

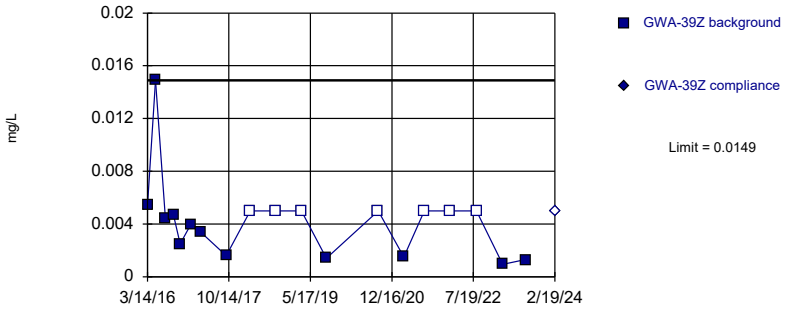

Non-parametric test used in lieu of parametric prediction limit because the Shapiro Wilk normality test showed the data to be non-normal at the 0.05 alpha level. Limit is highest of 19 background values. 36.84% NDs. Well-constituent pair annual alpha = 0.009641. Individual comparison alpha = 0.004832 (1 of 2).

Constituent: Nickel Analysis Run 4/8/2024 7:06 PM View: Appendix I Intrawell
Plant Bowen Data: Bowen 1, 2, 9, and 10

Sanitas™ v.10.0.16b Software licensed to . UG
Hollow symbols indicate censored values.

Within Limit

Prediction Limit

Intrawell Parametric

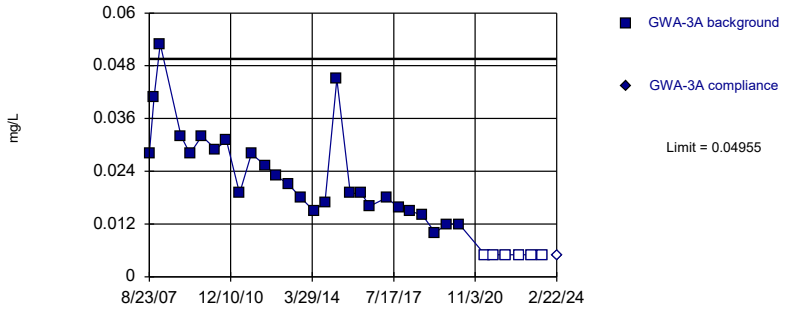

Background Data Summary (after Kaplan-Meier Adjustment): Mean=0.01745, Std. Dev.=0.01242, n=33, 18.18% NDs. Normality test: Shapiro Wilk @alpha = 0.01, calculated = 0.9269, critical = 0.906. Kappa = 2.584 (c=16, w=26, 1 of 2, event alpha = 0.05132). Report alpha = 0.0001266.

Constituent: Nickel Analysis Run 4/8/2024 7:06 PM View: Appendix I Intrawell
Plant Bowen Data: Bowen 1, 2, 9, and 10

Sanitas™ v.10.0.16b Software licensed to . UG
Hollow symbols indicate censored values.

Within Limit

Prediction Limit

Intrawell Non-parametric

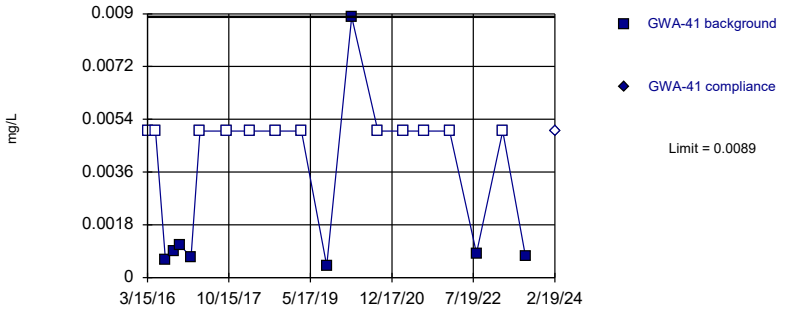

Non-parametric test used in lieu of parametric prediction limit because censored data exceeded 50%. Limit is highest of 20 background values. 60% NDs. Well-constituent pair annual alpha = 0.008564. Individual comparison alpha = 0.004291 (1 of 2).

Constituent: Nickel Analysis Run 4/8/2024 7:06 PM View: Appendix I Intrawell
Plant Bowen Data: Bowen 1, 2, 9, and 10

Sanitas™ v.10.0.16b Software licensed to . UG
Hollow symbols indicate censored values.

Within Limit

Prediction Limit

Intrawell Non-parametric

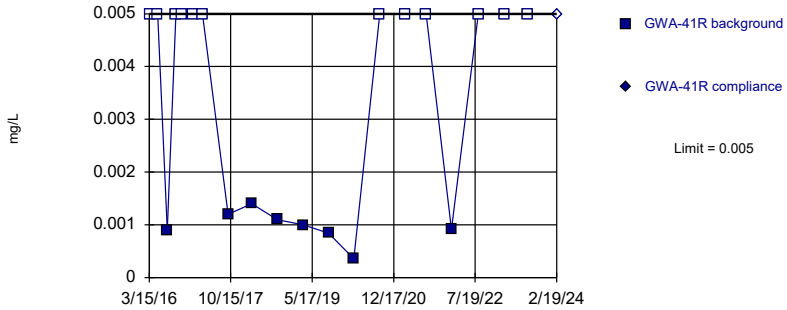

Non-parametric test used in lieu of parametric prediction limit because censored data exceeded 50%. Limit is highest of 20 background values. 60% NDs. Well-constituent pair annual alpha = 0.008564. Individual comparison alpha = 0.004291 (1 of 2).

Constituent: Nickel Analysis Run 4/8/2024 7:06 PM View: Appendix I Intrawell
Plant Bowen Data: Bowen 1, 2, 9, and 10

Sanitas™ v.10.0.16b Software licensed to . UG
Hollow symbols indicate censored values.
Within Limit

Prediction Limit

Intrawell Non-parametric

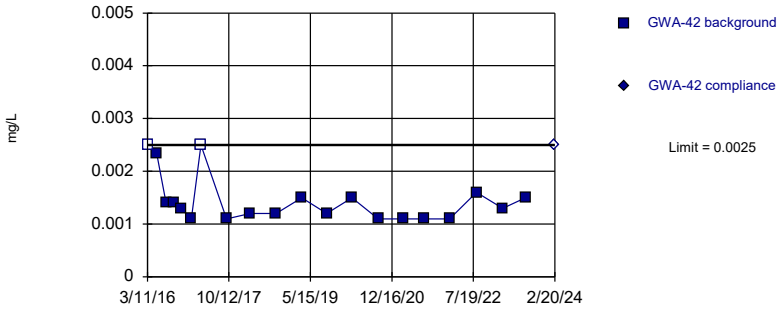

Non-parametric test used in lieu of parametric prediction limit because the Shapiro Wilk normality test showed the data to be non-normal at the 0.01 alpha level. Limit is highest of 20 background values. 10% NDs. Well-constituent pair annual alpha = 0.008564. Individual comparison alpha = 0.004291 (1 of 2).

Constituent: Nickel Analysis Run 4/8/2024 7:06 PM View: Appendix I Intrawell
Plant Bowen Data: Bowen 1, 2, 9, and 10

Sanitas™ v.10.0.16b Software licensed to . UG
Hollow symbols indicate censored values.
Within Limit

Prediction Limit

Intrawell Non-parametric

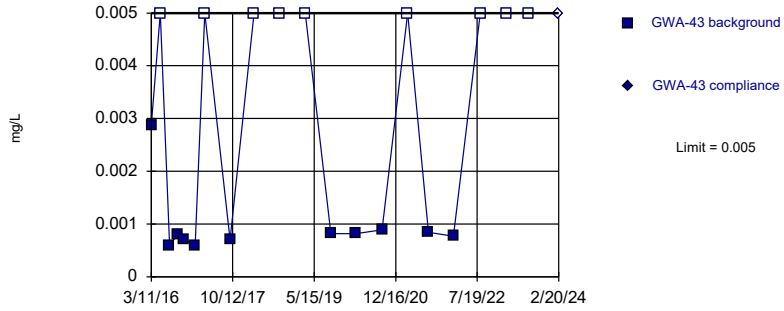

Non-parametric test used in lieu of parametric prediction limit because the Shapiro Wilk normality test showed the data to be non-normal at the 0.01 alpha level. Limit is highest of 20 background values. 45% NDs. Well-constituent pair annual alpha = 0.008564. Individual comparison alpha = 0.004291 (1 of 2).

Constituent: Nickel Analysis Run 4/8/2024 7:06 PM View: Appendix I Intrawell
Plant Bowen Data: Bowen 1, 2, 9, and 10

Sanitas™ v.10.0.16b Software licensed to . UG
Hollow symbols indicate censored values.
Within Limit

Prediction Limit

Intrawell Non-parametric

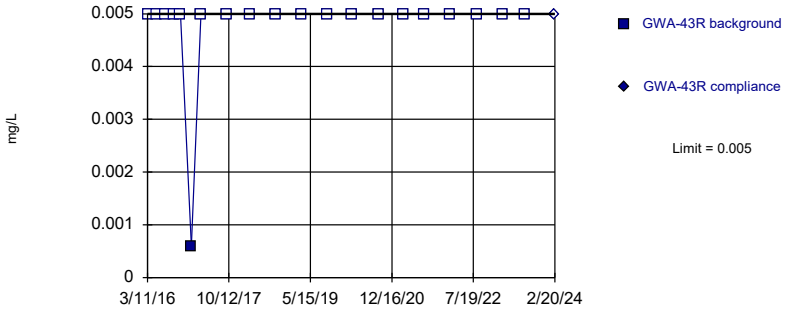

Non-parametric test used in lieu of parametric prediction limit because censored data exceeded 50%. Limit is highest of 20 background values. 95% NDs. Well-constituent pair annual alpha = 0.008564. Individual comparison alpha = 0.004291 (1 of 2).

Constituent: Nickel Analysis Run 4/8/2024 7:06 PM View: Appendix I Intrawell
Plant Bowen Data: Bowen 1, 2, 9, and 10

Sanitas™ v.10.0.16b Software licensed to . UG
Hollow symbols indicate censored values.
Within Limit

Prediction Limit

Intrawell Non-parametric

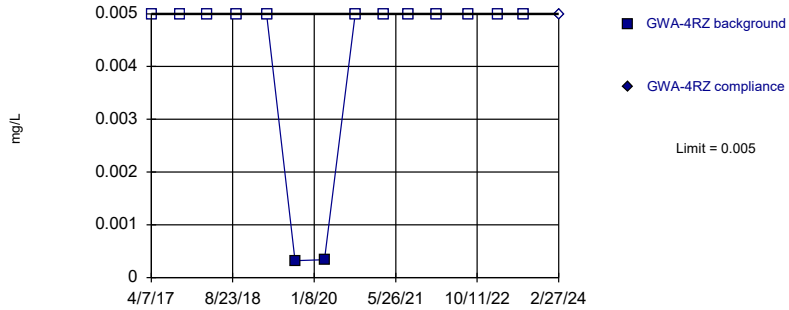

Non-parametric test used in lieu of parametric prediction limit because censored data exceeded 50%. Limit is highest of 14 background values. 85.71% NDs. Well-constituent pair annual alpha = 0.01715. Individual comparison alpha = 0.008612 (1 of 2).

Constituent: Nickel Analysis Run 4/8/2024 7:06 PM View: Appendix I Intrawell
Plant Bowen Data: Bowen 1, 2, 9, and 10

Sanitas™ v.10.0.16b Software licensed to . UG
Hollow symbols indicate censored values.
Within Limit

Prediction Limit

Intrawell Non-parametric

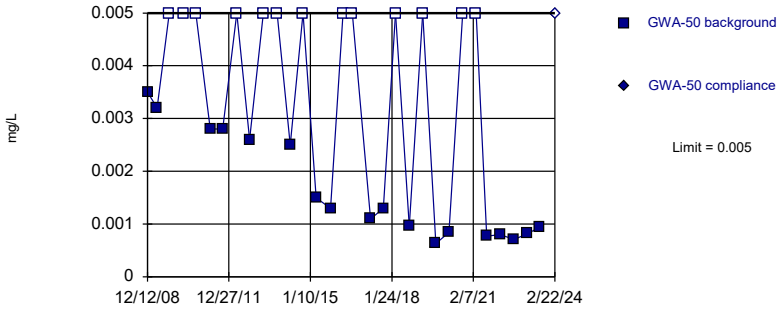

Non-parametric test used in lieu of parametric prediction limit because the Shapiro Wilk normality test showed the data to be non-normal at the 0.01 alpha level. Limit is highest of 31 background values. 41.94% NDs. Well-constituent pair annual alpha = 0.003807. Individual comparison alpha = 0.001905 (1 of 2).

Constituent: Nickel Analysis Run 4/8/2024 7:06 PM View: Appendix I Intrawell
Plant Bowen Data: Bowen 1, 2, 9, and 10

Sanitas™ v.10.0.16b Software licensed to . UG
Hollow symbols indicate censored values.
Within Limit

Prediction Limit

Intrawell Parametric

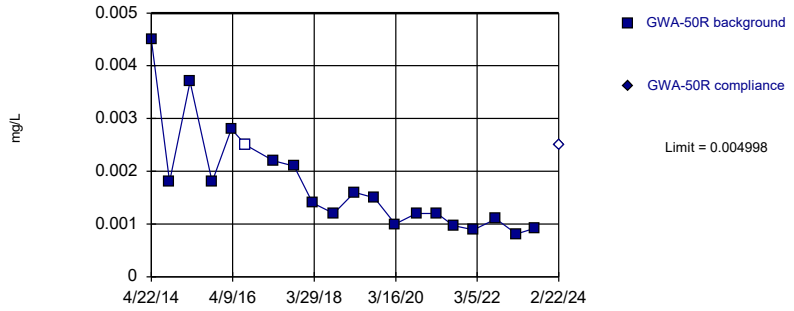

Background Data Summary (based on square root transformation): Mean=0.04065, Std. Dev.=0.01061, n=20, 5% NDs. Normality test: Shapiro Wilk @alpha = 0.01, calculated = 0.8975, critical = 0.868. Kappa = 2.832 (c=16, w=26, 1 of 2, event alpha = 0.05132). Report alpha = 0.0001266.

Constituent: Nickel Analysis Run 4/8/2024 7:06 PM View: Appendix I Intrawell
Plant Bowen Data: Bowen 1, 2, 9, and 10

Sanitas™ v.10.0.16b Software licensed to . UG
Hollow symbols indicate censored values.
Within Limit

Prediction Limit

Intrawell Non-parametric

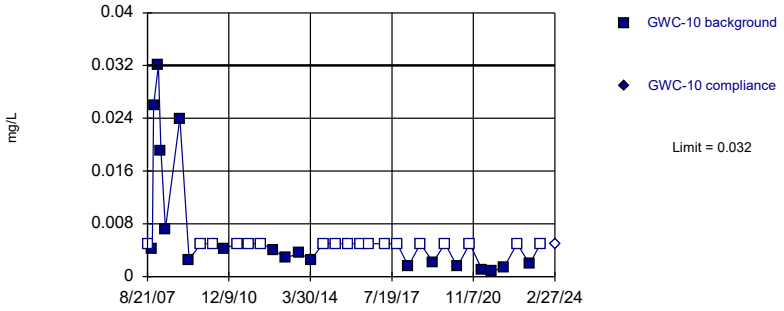

Non-parametric test used in lieu of parametric prediction limit because the Shapiro Wilk normality test showed the data to be non-normal at the 0.01 alpha level. Limit is highest of 37 background values. 48.65% NDs. Well-constituent pair annual alpha = 0.002721. Individual comparison alpha = 0.001361 (1 of 2).

Constituent: Nickel Analysis Run 4/8/2024 7:06 PM View: Appendix I Intrawell
Plant Bowen Data: Bowen 1, 2, 9, and 10

Sanitas™ v.10.0.16b Software licensed to . UG
Hollow symbols indicate censored values.
Within Limit

Prediction Limit

Intrawell Non-parametric

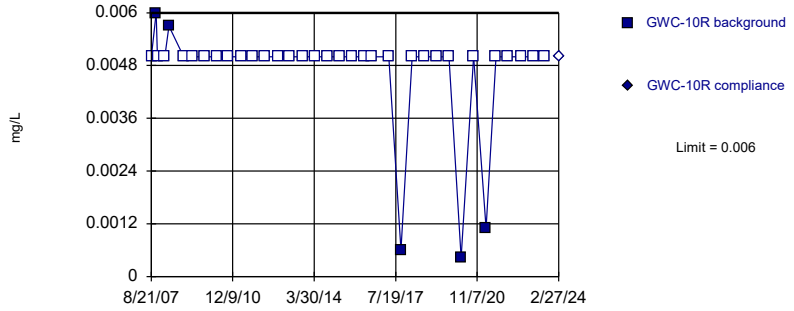

Non-parametric test used in lieu of parametric prediction limit because censored data exceeded 50%. Limit is highest of 36 background values. 86.11% NDs. Well-constituent pair annual alpha = 0.002856. Individual comparison alpha = 0.001429 (1 of 2).

Constituent: Nickel Analysis Run 4/8/2024 7:06 PM View: Appendix I Intrawell
Plant Bowen Data: Bowen 1, 2, 9, and 10

Sanitas™ v.10.0.16b Software licensed to . UG
Hollow symbols indicate censored values.
Within Limit

Prediction Limit

Intrawell Non-parametric

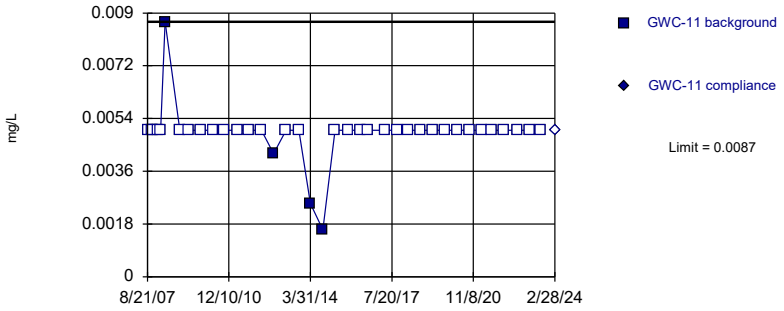

Non-parametric test used in lieu of parametric prediction limit because censored data exceeded 50%. Limit is highest of 37 background values. 89.19% NDs. Well-constituent pair annual alpha = 0.002721. Individual comparison alpha = 0.001361 (1 of 2).

Constituent: Nickel Analysis Run 4/8/2024 7:07 PM View: Appendix I Intrawell
Plant Bowen Data: Bowen 1, 2, 9, and 10

Sanitas™ v.10.0.16b Software licensed to . UG
Hollow symbols indicate censored values.
Within Limit

Prediction Limit

Intrawell Non-parametric

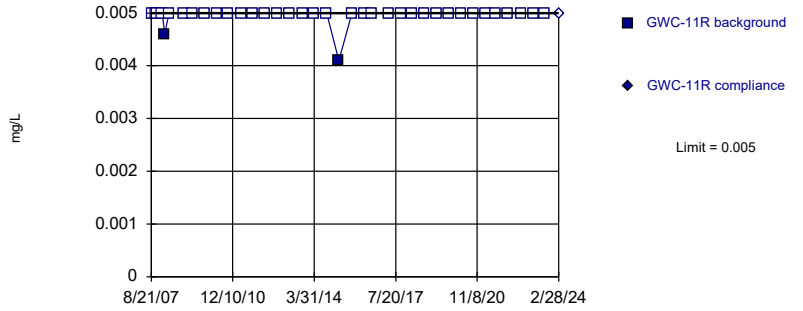

Non-parametric test used in lieu of parametric prediction limit because censored data exceeded 50%. Limit is highest of 37 background values. 94.59% NDs. Well-constituent pair annual alpha = 0.002721. Individual comparison alpha = 0.001361 (1 of 2).

Constituent: Nickel Analysis Run 4/8/2024 7:07 PM View: Appendix I Intrawell
Plant Bowen Data: Bowen 1, 2, 9, and 10

Sanitas™ v.10.0.16b Software licensed to . UG
Hollow symbols indicate censored values.
Within Limit

Prediction Limit

Intrawell Non-parametric

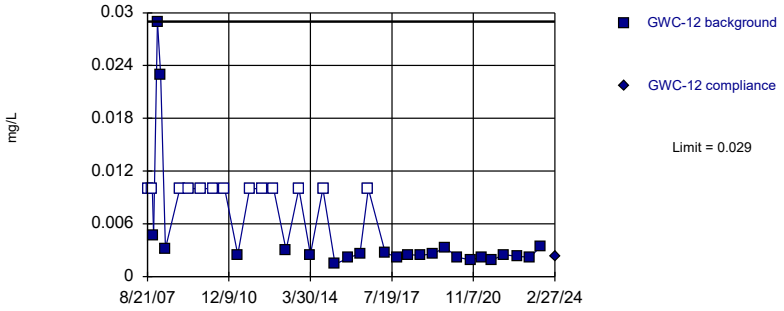

Non-parametric test used in lieu of parametric prediction limit because the Shapiro Wilk normality test showed the data to be non-normal at the 0.01 alpha level. Limit is highest of 37 background values. 35.14% NDs. Well-constituent pair annual alpha = 0.002721. Individual comparison alpha = 0.001361 (1 of 2).

Constituent: Nickel Analysis Run 4/8/2024 7:07 PM View: Appendix I Intrawell
Plant Bowen Data: Bowen 1, 2, 9, and 10

Sanitas™ v.10.0.16b Software licensed to . UG
Hollow symbols indicate censored values.
Within Limit

Prediction Limit

Intrawell Non-parametric

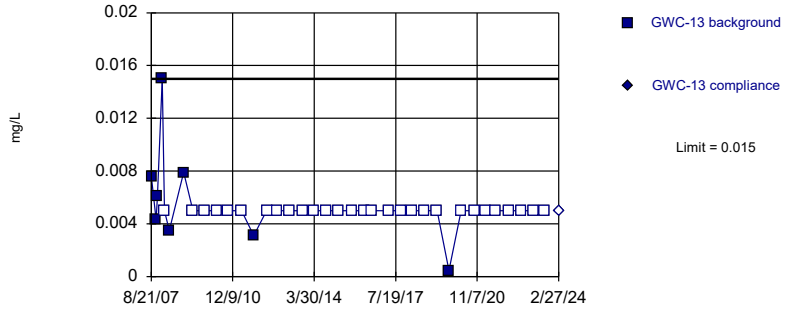

Non-parametric test used in lieu of parametric prediction limit because censored data exceeded 50%. Limit is highest of 37 background values. 78.38% NDs. Well-constituent pair annual alpha = 0.002721. Individual comparison alpha = 0.001361 (1 of 2).

Constituent: Nickel Analysis Run 4/8/2024 7:07 PM View: Appendix I Intrawell
Plant Bowen Data: Bowen 1, 2, 9, and 10

Sanitas™ v.10.0.16b Software licensed to . UG
Hollow symbols indicate censored values.
Within Limit

Prediction Limit

Intrawell Non-parametric

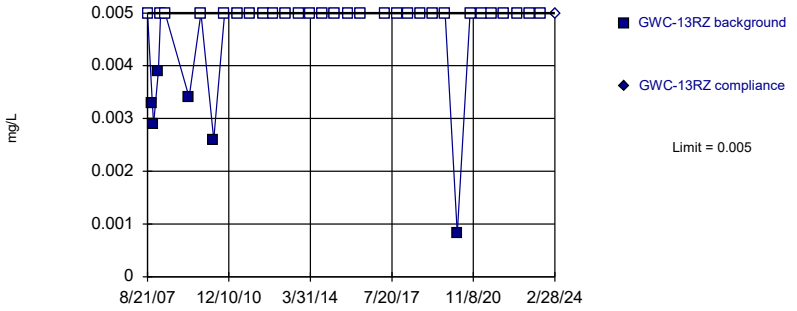

Non-parametric test used in lieu of parametric prediction limit because censored data exceeded 50%. Limit is highest of 35 background values. 82.86% NDs. Well-constituent pair annual alpha = 0.002991. Individual comparison alpha = 0.001497 (1 of 2).

Constituent: Nickel Analysis Run 4/8/2024 7:07 PM View: Appendix I Intrawell
Plant Bowen Data: Bowen 1, 2, 9, and 10

Sanitas™ v.10.0.16b Software licensed to . UG
Hollow symbols indicate censored values.
Within Limit

Prediction Limit

Intrawell Non-parametric

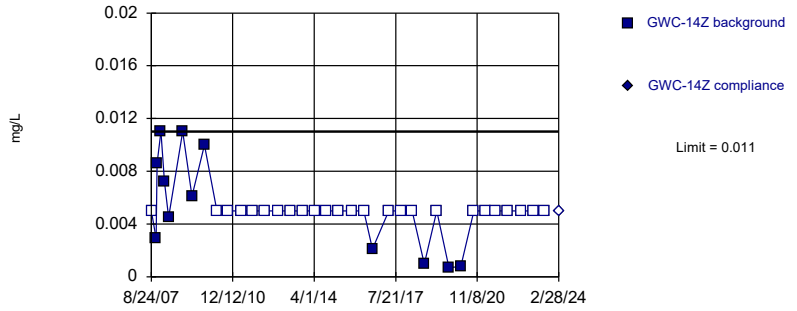

Non-parametric test used in lieu of parametric prediction limit because censored data exceeded 50%. Limit is highest of 37 background values. 67.57% NDs. Well-constituent pair annual alpha = 0.002721. Individual comparison alpha = 0.001361 (1 of 2).

Constituent: Nickel Analysis Run 4/8/2024 7:07 PM View: Appendix I Intrawell
Plant Bowen Data: Bowen 1, 2, 9, and 10

Sanitas™ v.10.0.16b Software licensed to . UG
Hollow symbols indicate censored values.
Within Limit

Prediction Limit

Intrawell Non-parametric

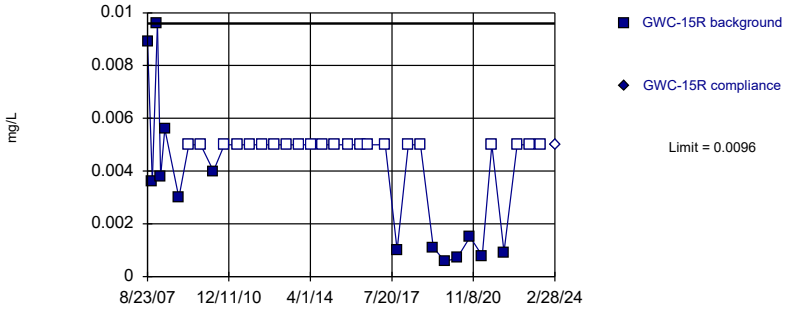

Non-parametric test used in lieu of parametric prediction limit because censored data exceeded 50%. Limit is highest of 36 background values. 61.11% NDs. Well-constituent pair annual alpha = 0.002856. Individual comparison alpha = 0.001429 (1 of 2).

Constituent: Nickel Analysis Run 4/8/2024 7:07 PM View: Appendix I Intrawell
Plant Bowen Data: Bowen 1, 2, 9, and 10

Sanitas™ v.10.0.16b Software licensed to . UG
Hollow symbols indicate censored values.
Within Limit

Prediction Limit

Intrawell Non-parametric

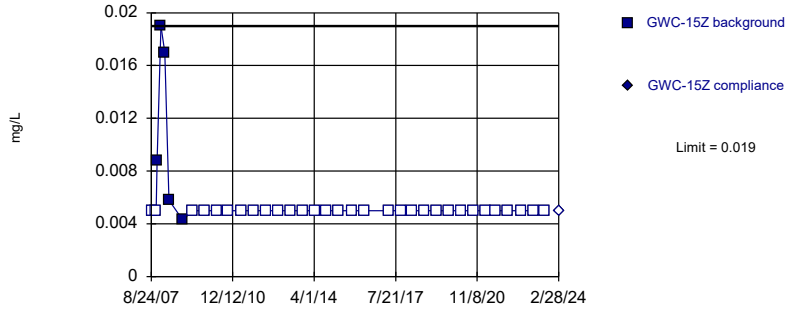

Non-parametric test used in lieu of parametric prediction limit because censored data exceeded 50%. Limit is highest of 36 background values. 86.11% NDs. Well-constituent pair annual alpha = 0.002856. Individual comparison alpha = 0.001429 (1 of 2).

Constituent: Nickel Analysis Run 4/8/2024 7:07 PM View: Appendix I Intrawell
Plant Bowen Data: Bowen 1, 2, 9, and 10

Sanitas™ v.10.0.16b Software licensed to . UG
Hollow symbols indicate censored values.
Within Limit

Prediction Limit

Intrawell Non-parametric

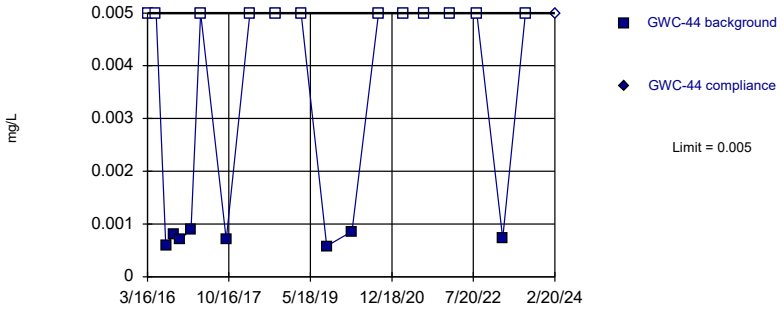

Non-parametric test used in lieu of parametric prediction limit because censored data exceeded 50%. Limit is highest of 20 background values. 60% NDs. Well-constituent pair annual alpha = 0.008564. Individual comparison alpha = 0.004291 (1 of 2).

Constituent: Nickel Analysis Run 4/8/2024 7:07 PM View: Appendix I Intrawell
Plant Bowen Data: Bowen 1, 2, 9, and 10

Sanitas™ v.10.0.16b Software licensed to . UG
Hollow symbols indicate censored values.
Within Limit

Prediction Limit

Intrawell Non-parametric

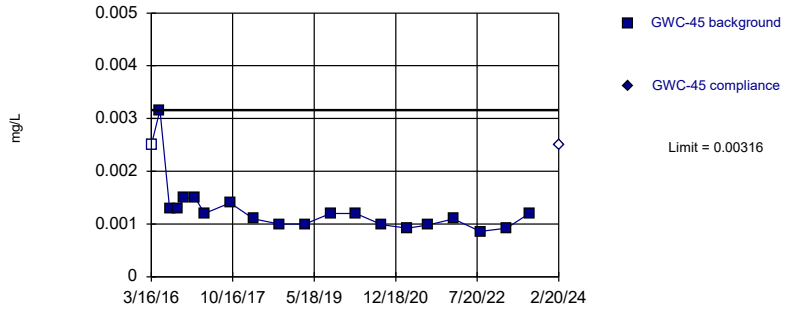

Non-parametric test used in lieu of parametric prediction limit because the Shapiro Wilk normality test showed the data to be non-normal at the 0.01 alpha level. Limit is highest of 20 background values. 5% NDs. Well-constituent pair annual alpha = 0.008564. Individual comparison alpha = 0.004291 (1 of 2).

Constituent: Nickel Analysis Run 4/8/2024 7:07 PM View: Appendix I Intrawell
Plant Bowen Data: Bowen 1, 2, 9, and 10

Sanitas™ v.10.0.16b Software licensed to . UG
Hollow symbols indicate censored values.
Within Limit

Prediction Limit

Intrawell Non-parametric

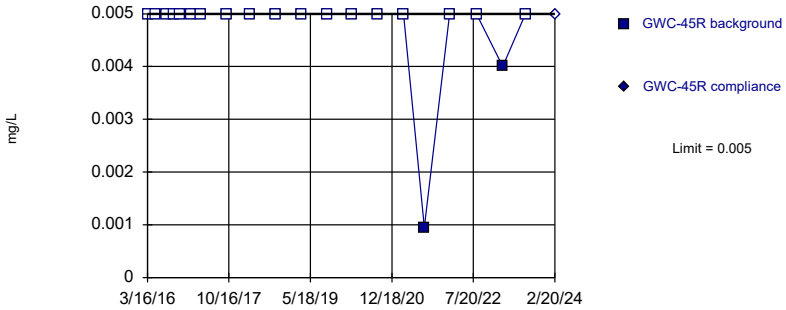

Non-parametric test used in lieu of parametric prediction limit because censored data exceeded 50%. Limit is highest of 20 background values. 90% NDs. Well-constituent pair annual alpha = 0.008564. Individual comparison alpha = 0.004291 (1 of 2).

Constituent: Nickel Analysis Run 4/8/2024 7:07 PM View: Appendix I Intrawell
Plant Bowen Data: Bowen 1, 2, 9, and 10

Sanitas™ v.10.0.16b Software licensed to . UG
Hollow symbols indicate censored values.
Within Limit

Prediction Limit

Intrawell Non-parametric

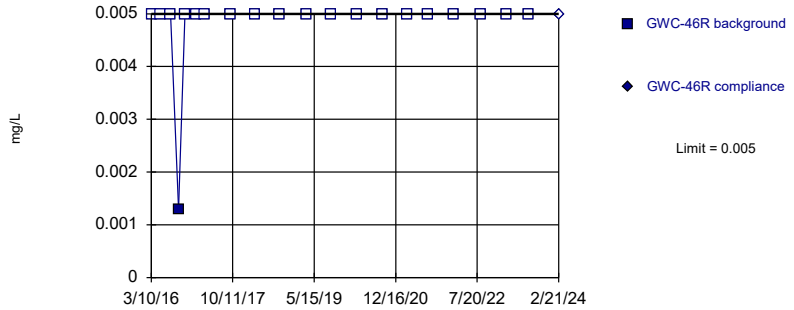

Non-parametric test used in lieu of parametric prediction limit because censored data exceeded 50%. Limit is highest of 20 background values. 95% NDs. Well-constituent pair annual alpha = 0.008564. Individual comparison alpha = 0.004291 (1 of 2).

Constituent: Nickel Analysis Run 4/8/2024 7:07 PM View: Appendix I Intrawell
Plant Bowen Data: Bowen 1, 2, 9, and 10

Sanitas™ v.10.0.16b Software licensed to . UG
Hollow symbols indicate censored values.
Within Limit

Prediction Limit

Intrawell Non-parametric

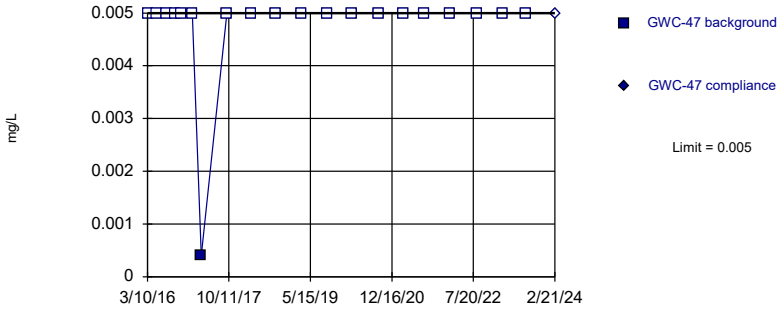

Non-parametric test used in lieu of parametric prediction limit because censored data exceeded 50%. Limit is highest of 20 background values. 95% NDs. Well-constituent pair annual alpha = 0.008564. Individual comparison alpha = 0.004291 (1 of 2).

Constituent: Nickel Analysis Run 4/8/2024 7:07 PM View: Appendix I Intrawell
Plant Bowen Data: Bowen 1, 2, 9, and 10

Sanitas™ v.10.0.16b Software licensed to . UG
Hollow symbols indicate censored values.
Within Limit

Prediction Limit

Intrawell Non-parametric

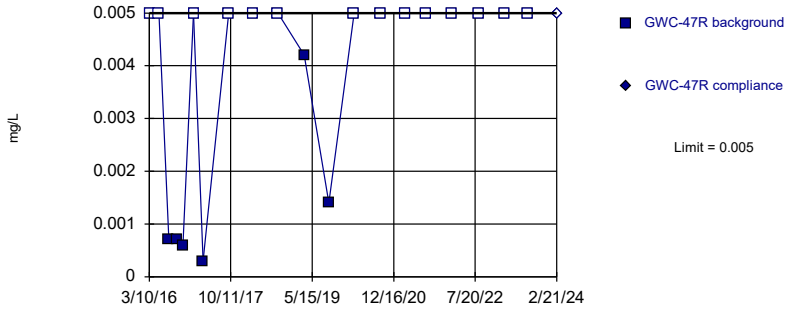

Non-parametric test used in lieu of parametric prediction limit because censored data exceeded 50%. Limit is highest of 20 background values. 70% NDs. Well-constituent pair annual alpha = 0.008564. Individual comparison alpha = 0.004291 (1 of 2).

Constituent: Nickel Analysis Run 4/8/2024 7:07 PM View: Appendix I Intrawell
Plant Bowen Data: Bowen 1, 2, 9, and 10

Sanitas™ v.10.0.16b Software licensed to . UG
Hollow symbols indicate censored values.
Exceeds Limit

Prediction Limit

Intrawell Parametric

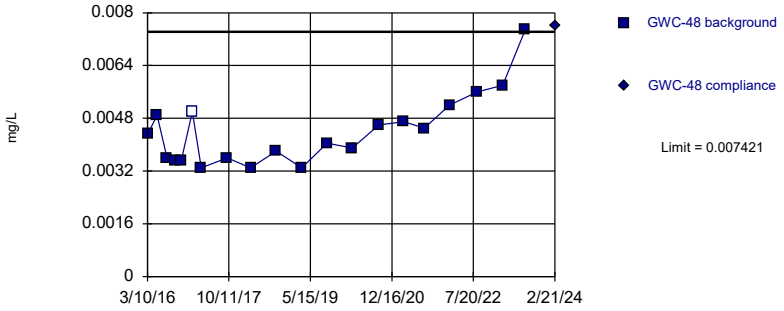

Background Data Summary: Mean=0.004398, Std. Dev.=0.001068, n=20, 5% NDs. Normality test: Shapiro Wilk @alpha = 0.01, calculated = 0.8768, critical = 0.868. Kappa = 2.832 (c=16, w=26, 1 of 2, event alpha = 0.05132). Report alpha = 0.0001266.

Constituent: Nickel Analysis Run 4/8/2024 7:07 PM View: Appendix I Intrawell
Plant Bowen Data: Bowen 1, 2, 9, and 10

Sanitas™ v.10.0.16b Software licensed to . UG
Hollow symbols indicate censored values.
Within Limit

Prediction Limit

Intrawell Non-parametric

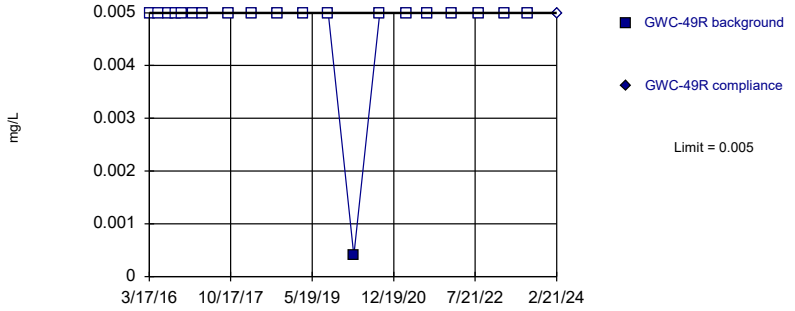

Non-parametric test used in lieu of parametric prediction limit because censored data exceeded 50%. Limit is highest of 20 background values. 95% NDs. Well-constituent pair annual alpha = 0.008564. Individual comparison alpha = 0.004291 (1 of 2).

Constituent: Nickel Analysis Run 4/8/2024 7:07 PM View: Appendix I Intrawell
Plant Bowen Data: Bowen 1, 2, 9, and 10

Sanitas™ v.10.0.16b Software licensed to . UG
Hollow symbols indicate censored values.

Within Limit

Prediction Limit

Intrawell Parametric

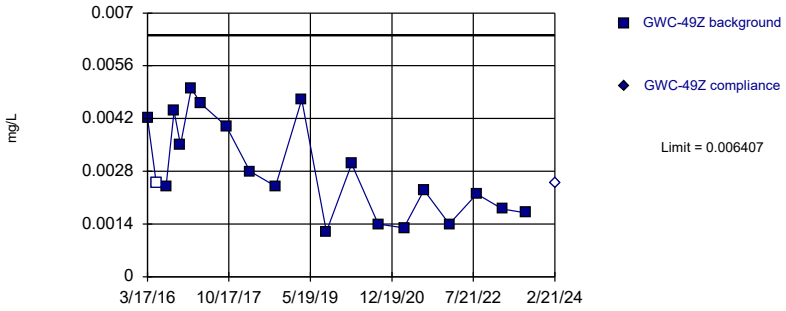

Background Data Summary: Mean=0.00284, Std. Dev.=0.001259, n=20, 5% NDs. Normality test: Shapiro Wilk @alpha = 0.01, calculated = 0.9158, critical = 0.868. Kappa = 2.832 (c=16, w=26, 1 of 2, event alpha = 0.05132). Report alpha = 0.0001266.

Constituent: Nickel Analysis Run 4/8/2024 7:07 PM View: Appendix I Intrawell
Plant Bowen Data: Bowen 1, 2, 9, and 10

Sanitas™ v.10.0.16b Software licensed to . UG

Within Limit

Prediction Limit

Intrawell Non-parametric

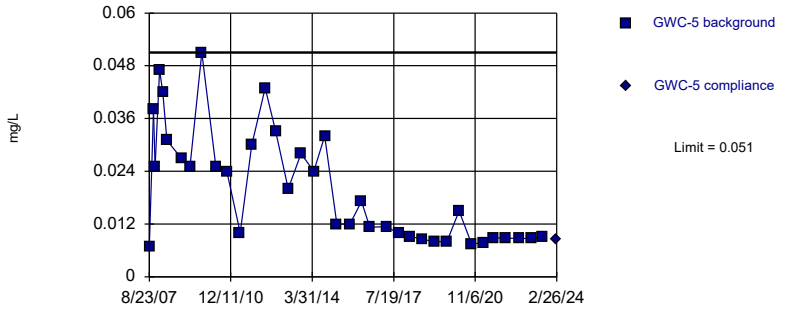

Non-parametric test used in lieu of parametric prediction limit because the Shapiro Wilk normality test showed the data to be non-normal at the 0.01 alpha level. Limit is highest of 37 background values. Well-constituent pair annual alpha = 0.002721. Individual comparison alpha = 0.001361 (1 of 2).

Constituent: Nickel Analysis Run 4/8/2024 7:07 PM View: Appendix I Intrawell
Plant Bowen Data: Bowen 1, 2, 9, and 10

Sanitas™ v.10.0.16b Software licensed to . UG
Hollow symbols indicate censored values.

Within Limit

Prediction Limit

Intrawell Non-parametric

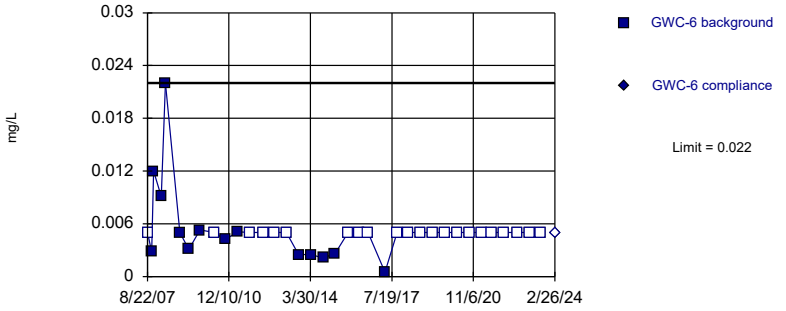

Non-parametric test used in lieu of parametric prediction limit because censored data exceeded 50%. Limit is highest of 36 background values. 61.11% NDs. Well-constituent pair annual alpha = 0.002856. Individual comparison alpha = 0.001429 (1 of 2).

Constituent: Nickel Analysis Run 4/8/2024 7:07 PM View: Appendix I Intrawell
Plant Bowen Data: Bowen 1, 2, 9, and 10

Sanitas™ v.10.0.16b Software licensed to . UG
Hollow symbols indicate censored values.

Within Limit

Prediction Limit

Intrawell Non-parametric

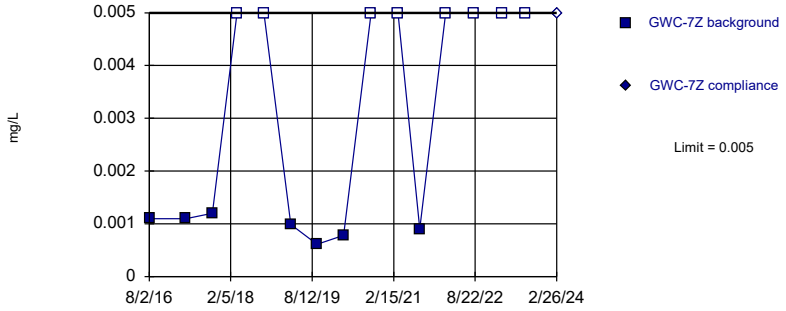

Non-parametric test used in lieu of parametric prediction limit because censored data exceeded 50%. Limit is highest of 15 background values. 53.33% NDs. Well-constituent pair annual alpha = 0.01501. Individual comparison alpha = 0.007533 (1 of 2).

Constituent: Nickel Analysis Run 4/8/2024 7:07 PM View: Appendix I Intrawell
Plant Bowen Data: Bowen 1, 2, 9, and 10

Sanitas™ v.10.0.16b Software licensed to . UG
Hollow symbols indicate censored values.
Within Limit

Prediction Limit

Intrawell Non-parametric

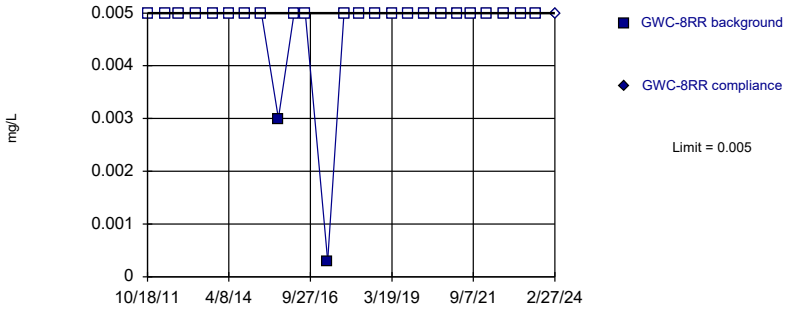

Non-parametric test used in lieu of parametric prediction limit because censored data exceeded 50%. Limit is highest of 25 background values. 92% NDs. Well-constituent pair annual alpha = 0.005656. Individual comparison alpha = 0.002832 (1 of 2).

Constituent: Nickel Analysis Run 4/8/2024 7:07 PM View: Appendix I Intrawell
Plant Bowen Data: Bowen 1, 2, 9, and 10

Sanitas™ v.10.0.16b Software licensed to . UG
Hollow symbols indicate censored values.
Within Limit

Prediction Limit

Intrawell Non-parametric

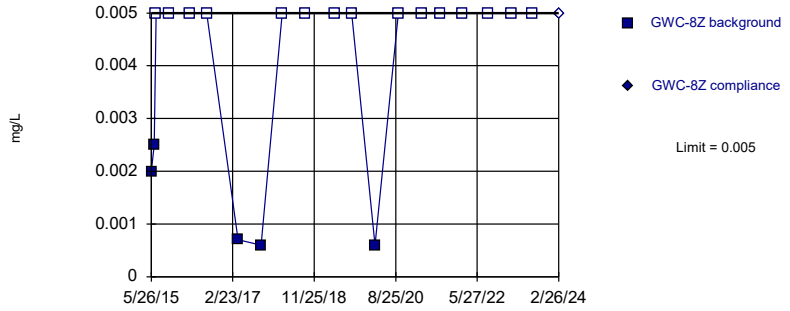

Non-parametric test used in lieu of parametric prediction limit because censored data exceeded 50%. Limit is highest of 20 background values. 75% NDs. Well-constituent pair annual alpha = 0.008564. Individual comparison alpha = 0.004291 (1 of 2).

Constituent: Nickel Analysis Run 4/8/2024 7:07 PM View: Appendix I Intrawell
Plant Bowen Data: Bowen 1, 2, 9, and 10

Sanitas™ v.10.0.16b Software licensed to . UG
Hollow symbols indicate censored values.
Within Limit

Prediction Limit

Intrawell Non-parametric

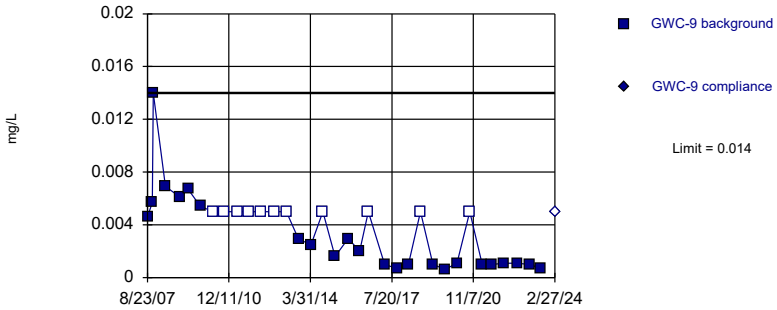

Non-parametric test used in lieu of parametric prediction limit because the Shapiro Wilk normality test showed the data to be non-normal at the 0.01 alpha level. Limit is highest of 35 background values. 31.43% NDs. Well-constituent pair annual alpha = 0.002991. Individual comparison alpha = 0.001497 (1 of 2).

Constituent: Nickel Analysis Run 4/8/2024 7:07 PM View: Appendix I Intrawell
Plant Bowen Data: Bowen 1, 2, 9, and 10

Sanitas™ v.10.0.16b Software licensed to . UG
Hollow symbols indicate censored values.
Within Limit

Prediction Limit

Intrawell Non-parametric

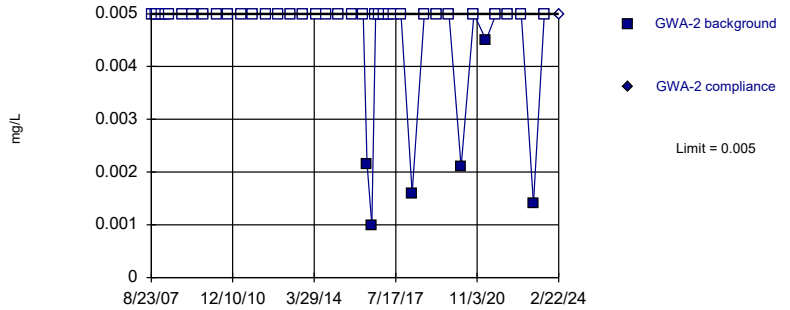

Non-parametric test used in lieu of parametric prediction limit because censored data exceeded 50%. Limit is highest of 42 background values. 85.71% NDs. Well-constituent pair annual alpha = 0.002154. Individual comparison alpha = 0.001077 (1 of 2).

Constituent: Selenium Analysis Run 4/8/2024 7:07 PM View: Appendix I Intrawell
Plant Bowen Data: Bowen 1, 2, 9, and 10

Sanitas™ v.10.0.16b Software licensed to . UG
Hollow symbols indicate censored values.

Within Limit

Prediction Limit

Intrawell Non-parametric

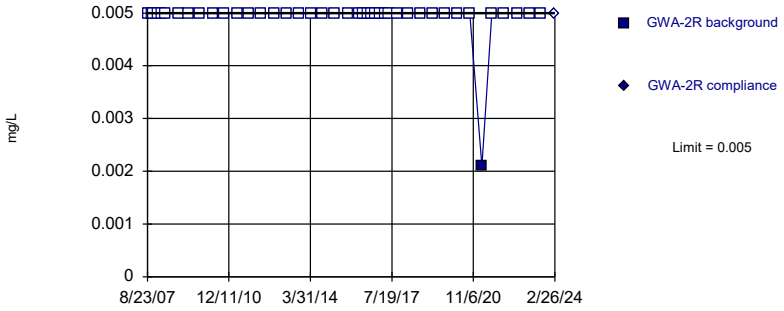

Non-parametric test used in lieu of parametric prediction limit because censored data exceeded 50%. Limit is highest of 42 background values. 97.62% NDs. Well-constituent pair annual alpha = 0.002154. Individual comparison alpha = 0.001077 (1 of 2).

Constituent: Selenium Analysis Run 4/8/2024 7:07 PM View: Appendix I Intrawell
Plant Bowen Data: Bowen 1, 2, 9, and 10

Sanitas™ v.10.0.16b Software licensed to . UG
Hollow symbols indicate censored values.

Within Limit

Prediction Limit

Intrawell Non-parametric

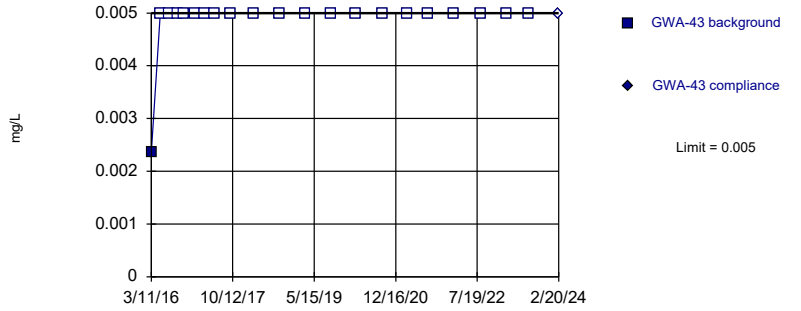

Non-parametric test used in lieu of parametric prediction limit because censored data exceeded 50%. Limit is highest of 21 background values. 95.24% NDs. Well-constituent pair annual alpha = 0.007982. Individual comparison alpha = 0.003999 (1 of 2).

Constituent: Selenium Analysis Run 4/8/2024 7:07 PM View: Appendix I Intrawell
Plant Bowen Data: Bowen 1, 2, 9, and 10

Sanitas™ v.10.0.16b Software licensed to . UG
Hollow symbols indicate censored values.

Within Limit

Prediction Limit

Intrawell Non-parametric

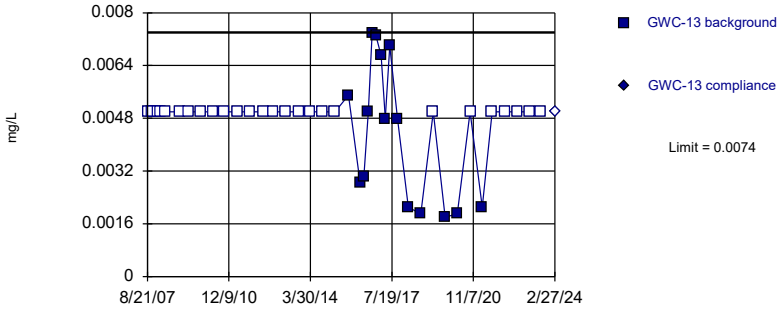

Non-parametric test used in lieu of parametric prediction limit because censored data exceeded 50%. Limit is highest of 42 background values. 64.29% NDs. Well-constituent pair annual alpha = 0.002154. Individual comparison alpha = 0.001077 (1 of 2).

Constituent: Selenium Analysis Run 4/8/2024 7:07 PM View: Appendix I Intrawell
Plant Bowen Data: Bowen 1, 2, 9, and 10

Sanitas™ v.10.0.16b Software licensed to . UG
Hollow symbols indicate censored values.

Within Limit

Prediction Limit

Intrawell Non-parametric

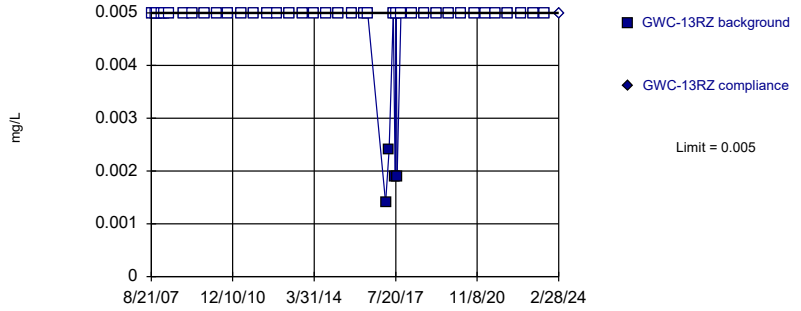

Non-parametric test used in lieu of parametric prediction limit because censored data exceeded 50%. Limit is highest of 42 background values. 90.48% NDs. Well-constituent pair annual alpha = 0.002154. Individual comparison alpha = 0.001077 (1 of 2).

Constituent: Selenium Analysis Run 4/8/2024 7:07 PM View: Appendix I Intrawell
Plant Bowen Data: Bowen 1, 2, 9, and 10

Sanitas™ v.10.0.16b Software licensed to . UG
Hollow symbols indicate censored values.

Within Limit

Prediction Limit

Intrawell Non-parametric

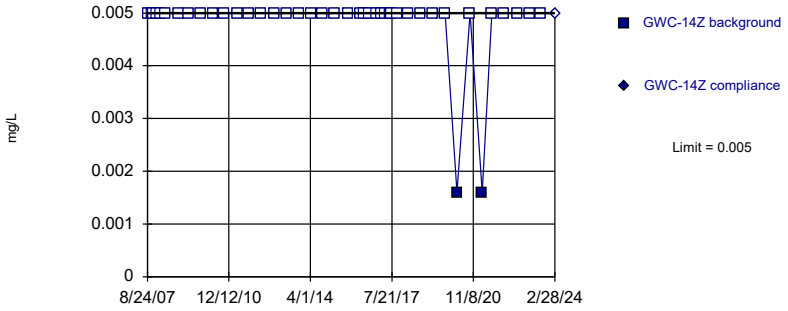

Non-parametric test used in lieu of parametric prediction limit because censored data exceeded 50%. Limit is highest of 42 background values. 95.24% NDs. Well-constituent pair annual alpha = 0.002154. Individual comparison alpha = 0.001077 (1 of 2).

Constituent: Selenium Analysis Run 4/8/2024 7:07 PM View: Appendix I Intrawell
Plant Bowen Data: Bowen 1, 2, 9, and 10

Sanitas™ v.10.0.16b Software licensed to . UG
Hollow symbols indicate censored values.

Within Limit

Prediction Limit

Intrawell Non-parametric

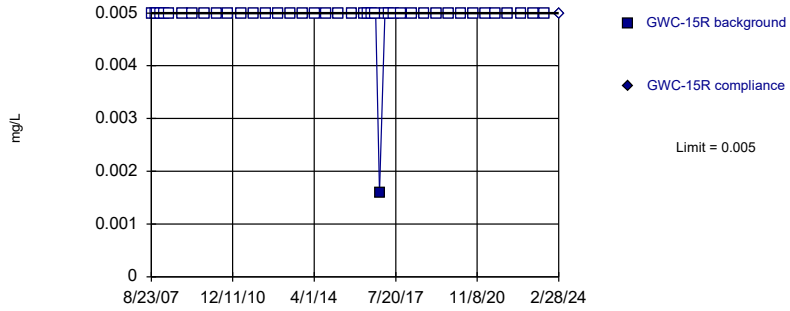

Non-parametric test used in lieu of parametric prediction limit because censored data exceeded 50%. Limit is highest of 42 background values. 97.62% NDs. Well-constituent pair annual alpha = 0.002154. Individual comparison alpha = 0.001077 (1 of 2).

Constituent: Selenium Analysis Run 4/8/2024 7:07 PM View: Appendix I Intrawell
Plant Bowen Data: Bowen 1, 2, 9, and 10

Sanitas™ v.10.0.16b Software licensed to . UG
Hollow symbols indicate censored values.

Within Limit

Prediction Limit

Intrawell Parametric

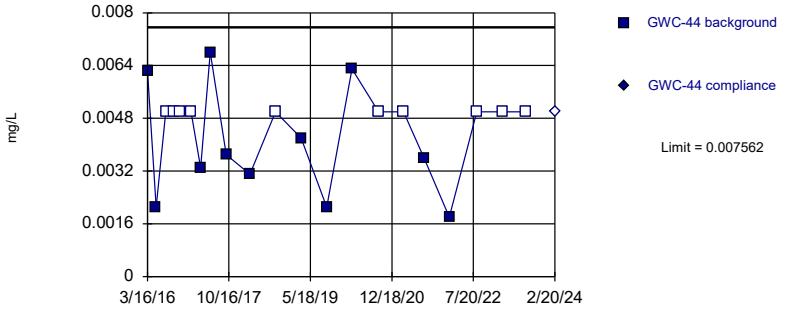

Background Data Summary (after Kaplan-Meier Adjustment): Mean=0.003449, Std. Dev.=0.001466, n=21, 47.62% NDs. Normality test: Shapiro Wilk @alpha = 0.01, calculated = 0.8998, critical = 0.873. Kappa = 2.805 (c=16, w=26, 1 of 2, event alpha = 0.05132). Report alpha = 0.0001266.

Constituent: Selenium Analysis Run 4/8/2024 7:07 PM View: Appendix I Intrawell
Plant Bowen Data: Bowen 1, 2, 9, and 10

Sanitas™ v.10.0.16b Software licensed to . UG
Hollow symbols indicate censored values.

Within Limit

Prediction Limit

Intrawell Non-parametric

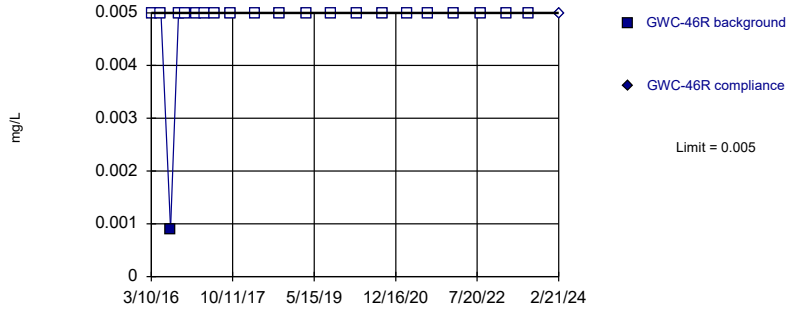

Non-parametric test used in lieu of parametric prediction limit because censored data exceeded 50%. Limit is highest of 21 background values. 95.24% NDs. Well-constituent pair annual alpha = 0.007982. Individual comparison alpha = 0.003999 (1 of 2).

Constituent: Selenium Analysis Run 4/8/2024 7:07 PM View: Appendix I Intrawell
Plant Bowen Data: Bowen 1, 2, 9, and 10

Sanitas™ v.10.0.16b Software licensed to . UG
Hollow symbols indicate censored values.

Within Limit

Prediction Limit

Intrawell Non-parametric

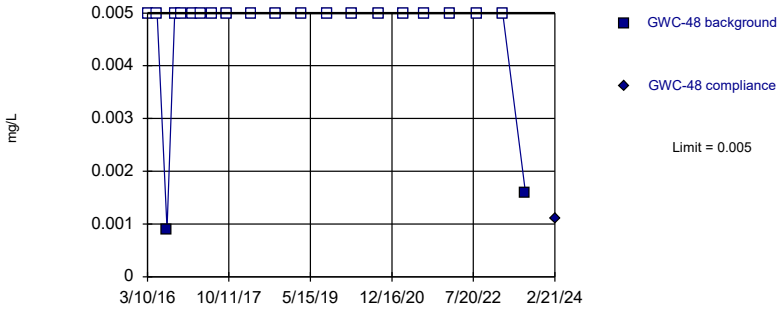

Non-parametric test used in lieu of parametric prediction limit because censored data exceeded 50%. Limit is highest of 21 background values. 90.48% NDs. Well-constituent pair annual alpha = 0.007982. Individual comparison alpha = 0.003999 (1 of 2).

Constituent: Selenium Analysis Run 4/8/2024 7:07 PM View: Appendix I Intrawell
Plant Bowen Data: Bowen 1, 2, 9, and 10

Sanitas™ v.10.0.16b Software licensed to . UG
Hollow symbols indicate censored values.

Within Limit

Prediction Limit

Intrawell Non-parametric

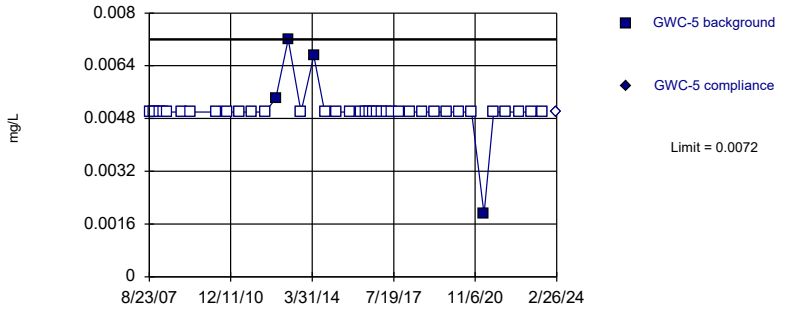

Non-parametric test used in lieu of parametric prediction limit because censored data exceeded 50%. Limit is highest of 41 background values. 90.24% NDs. Well-constituent pair annual alpha = 0.002235. Individual comparison alpha = 0.001118 (1 of 2).

Constituent: Selenium Analysis Run 4/8/2024 7:07 PM View: Appendix I Intrawell
Plant Bowen Data: Bowen 1, 2, 9, and 10

Sanitas™ v.10.0.16b Software licensed to . UG
Hollow symbols indicate censored values.

Within Limit

Prediction Limit

Intrawell Non-parametric

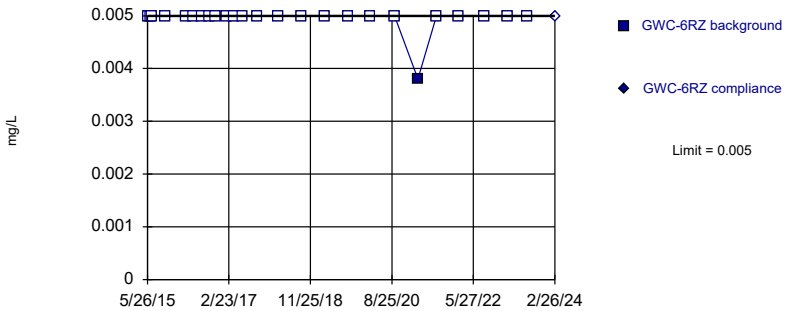

Non-parametric test used in lieu of parametric prediction limit because censored data exceeded 50%. Limit is highest of 25 background values. 96% NDs. Well-constituent pair annual alpha = 0.005656. Individual comparison alpha = 0.002832 (1 of 2).

Constituent: Selenium Analysis Run 4/8/2024 7:07 PM View: Appendix I Intrawell
Plant Bowen Data: Bowen 1, 2, 9, and 10

Sanitas™ v.10.0.16b Software licensed to . UG
Hollow symbols indicate censored values.

Within Limit

Prediction Limit

Intrawell Non-parametric

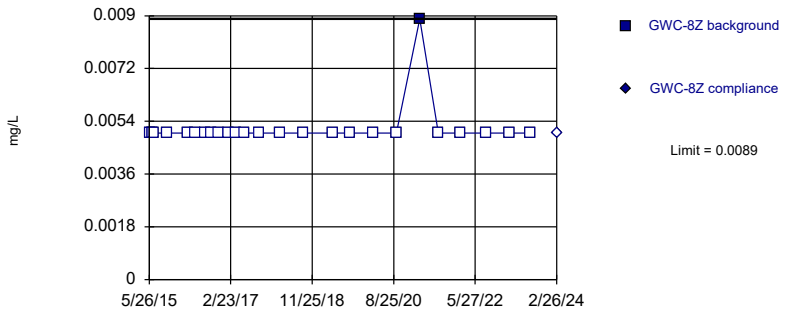

Non-parametric test used in lieu of parametric prediction limit because censored data exceeded 50%. Limit is highest of 25 background values. 96% NDs. Well-constituent pair annual alpha = 0.005656. Individual comparison alpha = 0.002832 (1 of 2).

Constituent: Selenium Analysis Run 4/8/2024 7:07 PM View: Appendix I Intrawell
Plant Bowen Data: Bowen 1, 2, 9, and 10

Sanitas™ v.10.0.16b Software licensed to . UG
Hollow symbols indicate censored values.

Within Limit

Prediction Limit

Intrawell Non-parametric

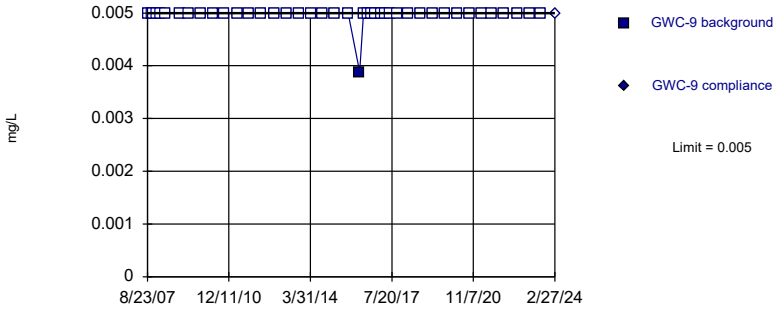

Non-parametric test used in lieu of parametric prediction limit because censored data exceeded 50%. Limit is highest of 42 background values. 97.62% NDs. Well-constituent pair annual alpha = 0.002154. Individual comparison alpha = 0.001077 (1 of 2).

Constituent: Selenium Analysis Run 4/8/2024 7:07 PM View: Appendix I Intrawell
Plant Bowen Data: Bowen 1, 2, 9, and 10

Sanitas™ v.10.0.16b Software licensed to . UG
Hollow symbols indicate censored values.

Within Limit

Prediction Limit

Intrawell Non-parametric

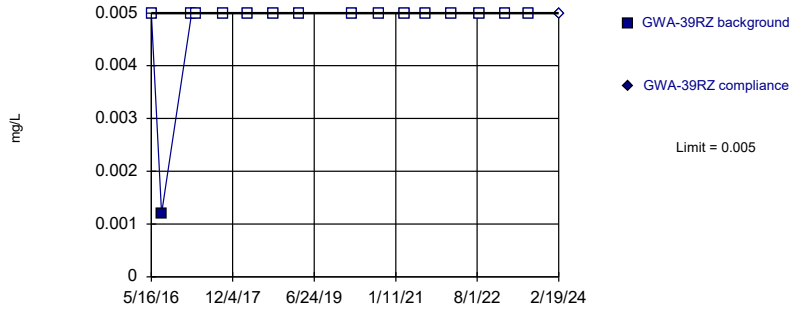

Non-parametric test used in lieu of parametric prediction limit because censored data exceeded 50%. Limit is highest of 16 background values. 93.75% NDs. Well-constituent pair annual alpha = 0.01287. Individual comparison alpha = 0.006456 (1 of 2).

Constituent: Silver Analysis Run 4/8/2024 7:07 PM View: Appendix I Intrawell
Plant Bowen Data: Bowen 1, 2, 9, and 10

Sanitas™ v.10.0.16b Software licensed to . UG
Hollow symbols indicate censored values.

Within Limit

Prediction Limit

Intrawell Non-parametric

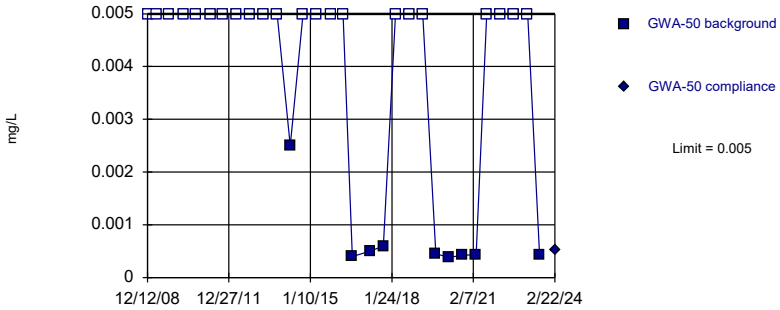

Non-parametric test used in lieu of parametric prediction limit because censored data exceeded 50%. Limit is highest of 31 background values. 70.97% NDs. Well-constituent pair annual alpha = 0.003807. Individual comparison alpha = 0.001905 (1 of 2).

Constituent: Silver Analysis Run 4/8/2024 7:07 PM View: Appendix I Intrawell
Plant Bowen Data: Bowen 1, 2, 9, and 10

Sanitas™ v.10.0.16b Software licensed to . UG
Hollow symbols indicate censored values.

Within Limit

Prediction Limit

Intrawell Parametric

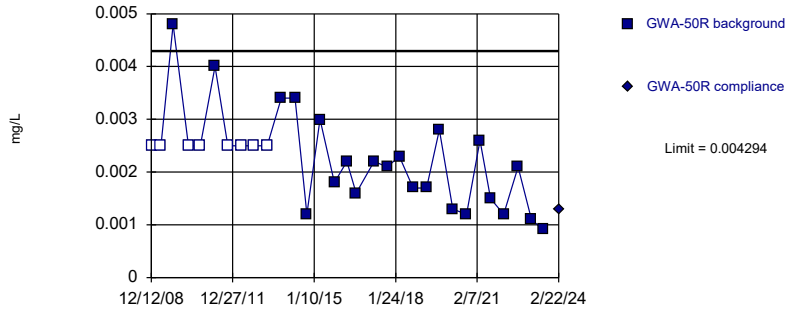

Background Data Summary (after Kaplan-Meier Adjustment): Mean=0.001858, Std. Dev.=0.0009348, n=31, 25.81% NDs. Normality test: Shapiro Wilk @alpha = 0.01, calculated = 0.9337, critical = 0.902. Kappa = 2.606 (c=16, w=26, 1 of 2, event alpha = 0.05132). Report alpha = 0.0001266.

Constituent: Silver Analysis Run 4/8/2024 7:07 PM View: Appendix I Intrawell
Plant Bowen Data: Bowen 1, 2, 9, and 10

Sanitas™ v.10.0.16b Software licensed to . UG
Hollow symbols indicate censored values.

Within Limit

Prediction Limit

Intrawell Non-parametric

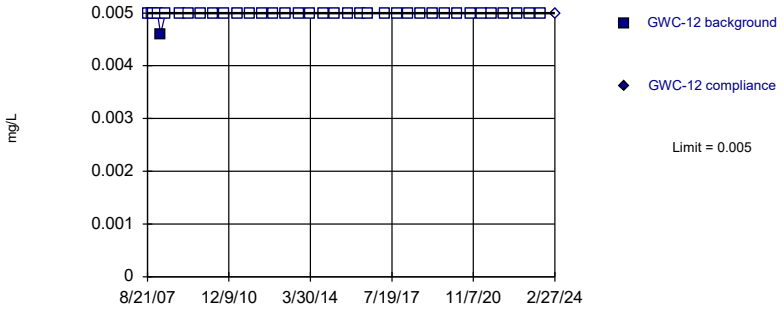

Non-parametric test used in lieu of parametric prediction limit because censored data exceeded 50%. Limit is highest of 37 background values. 97.3% NDs. Well-constituent pair annual alpha = 0.002721. Individual comparison alpha = 0.001361 (1 of 2).

Constituent: Silver Analysis Run 4/8/2024 7:07 PM View: Appendix I Intrawell
Plant Bowen Data: Bowen 1, 2, 9, and 10

Sanitas™ v.10.0.16b Software licensed to . UG
Hollow symbols indicate censored values.

Within Limit

Prediction Limit

Intrawell Non-parametric

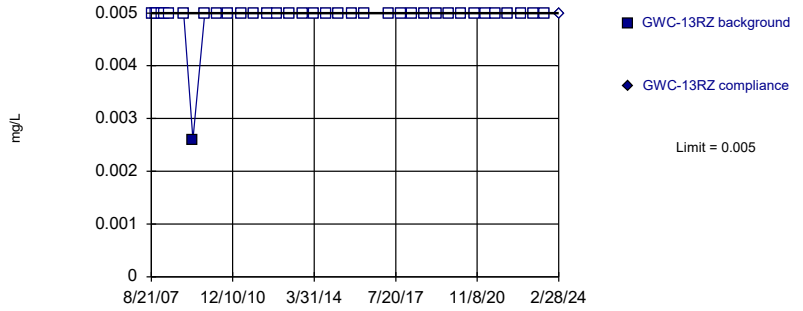

Non-parametric test used in lieu of parametric prediction limit because censored data exceeded 50%. Limit is highest of 36 background values. 97.22% NDs. Well-constituent pair annual alpha = 0.002856. Individual comparison alpha = 0.001429 (1 of 2).

Constituent: Silver Analysis Run 4/8/2024 7:07 PM View: Appendix I Intrawell
Plant Bowen Data: Bowen 1, 2, 9, and 10

Sanitas™ v.10.0.16b Software licensed to . UG
Hollow symbols indicate censored values.

Within Limit

Prediction Limit

Intrawell Non-parametric

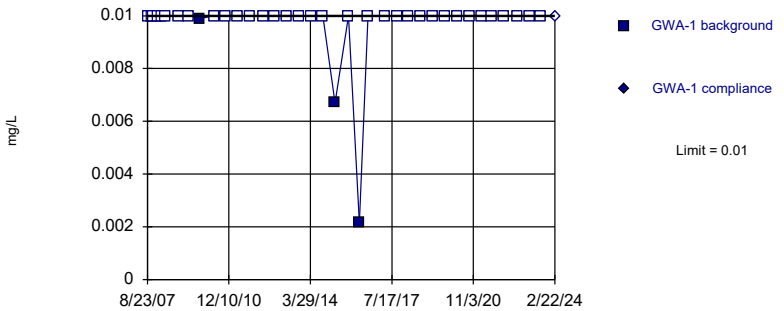

Non-parametric test used in lieu of parametric prediction limit because censored data exceeded 50%. Limit is highest of 37 background values. 91.89% NDs. Well-constituent pair annual alpha = 0.002721. Individual comparison alpha = 0.001361 (1 of 2).

Constituent: Vanadium Analysis Run 4/8/2024 7:07 PM View: Appendix I Intrawell
Plant Bowen Data: Bowen 1, 2, 9, and 10

Sanitas™ v.10.0.16b Software licensed to . UG
Hollow symbols indicate censored values.

Within Limit

Prediction Limit

Intrawell Non-parametric

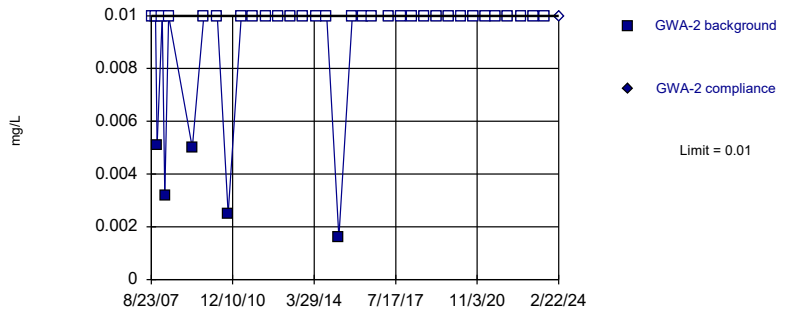

Non-parametric test used in lieu of parametric prediction limit because censored data exceeded 50%. Limit is highest of 36 background values. 86.11% NDs. Well-constituent pair annual alpha = 0.002856. Individual comparison alpha = 0.001429 (1 of 2).

Constituent: Vanadium Analysis Run 4/8/2024 7:07 PM View: Appendix I Intrawell
Plant Bowen Data: Bowen 1, 2, 9, and 10

Sanitas™ v.10.0.16b Software licensed to . UG
Hollow symbols indicate censored values.

Within Limit

Prediction Limit

Intrawell Non-parametric

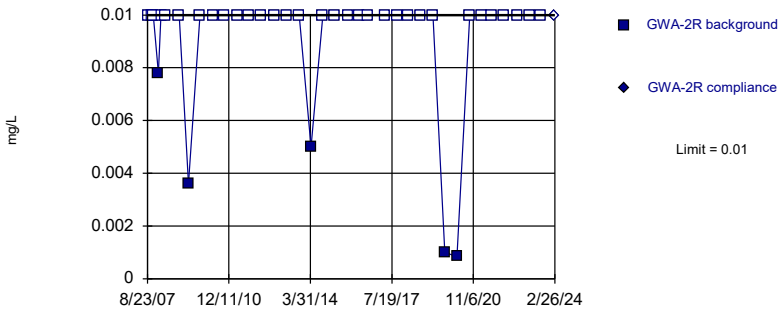

Non-parametric test used in lieu of parametric prediction limit because censored data exceeded 50%. Limit is highest of 37 background values. 86.49% NDs. Well-constituent pair annual alpha = 0.002721. Individual comparison alpha = 0.001361 (1 of 2).

Constituent: Vanadium Analysis Run 4/8/2024 7:07 PM View: Appendix I Intrawell
Plant Bowen Data: Bowen 1, 2, 9, and 10

Sanitas™ v.10.0.16b Software licensed to . UG
Hollow symbols indicate censored values.

Within Limit

Prediction Limit

Intrawell Non-parametric

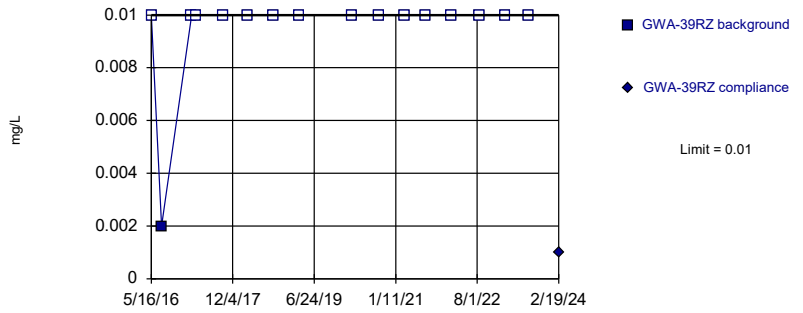

Non-parametric test used in lieu of parametric prediction limit because censored data exceeded 50%. Limit is highest of 16 background values. 93.75% NDs. Well-constituent pair annual alpha = 0.01287. Individual comparison alpha = 0.006456 (1 of 2).

Constituent: Vanadium Analysis Run 4/8/2024 7:07 PM View: Appendix I Intrawell
Plant Bowen Data: Bowen 1, 2, 9, and 10

Sanitas™ v.10.0.16b Software licensed to . UG
Hollow symbols indicate censored values.

Within Limit

Prediction Limit

Intrawell Non-parametric

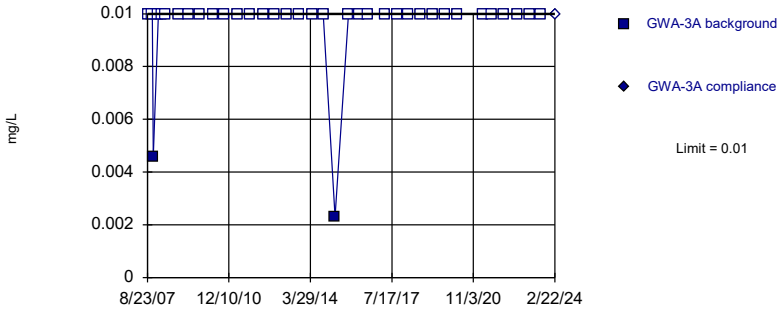

Non-parametric test used in lieu of parametric prediction limit because censored data exceeded 50%. Limit is highest of 36 background values. 94.44% NDs. Well-constituent pair annual alpha = 0.002856. Individual comparison alpha = 0.001429 (1 of 2).

Constituent: Vanadium Analysis Run 4/8/2024 7:07 PM View: Appendix I Intrawell
Plant Bowen Data: Bowen 1, 2, 9, and 10

Sanitas™ v.10.0.16b Software licensed to . UG
Hollow symbols indicate censored values.

Within Limit

Prediction Limit

Intrawell Non-parametric

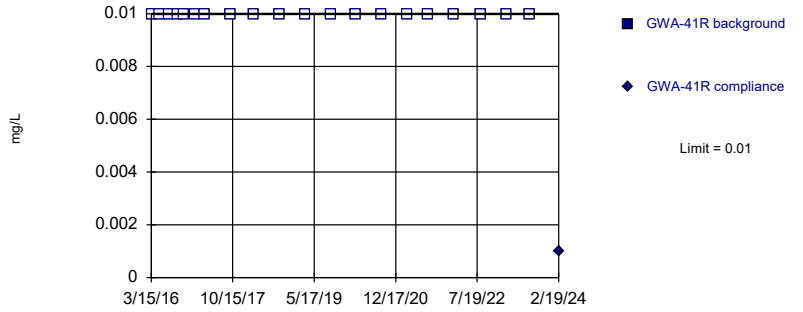

Non-parametric test used in lieu of parametric prediction limit because censored data exceeded 50%. All background values (n = 20) were censored; limit is most recent reporting limit. Well-constituent pair annual alpha = 0.008564. Individual comparison alpha = 0.004291 (1 of 2).

Constituent: Vanadium Analysis Run 4/8/2024 7:07 PM View: Appendix I Intrawell
Plant Bowen Data: Bowen 1, 2, 9, and 10

Sanitas™ v.10.0.16b Software licensed to . UG
Hollow symbols indicate censored values.
Within Limit

Prediction Limit

Intrawell Non-parametric

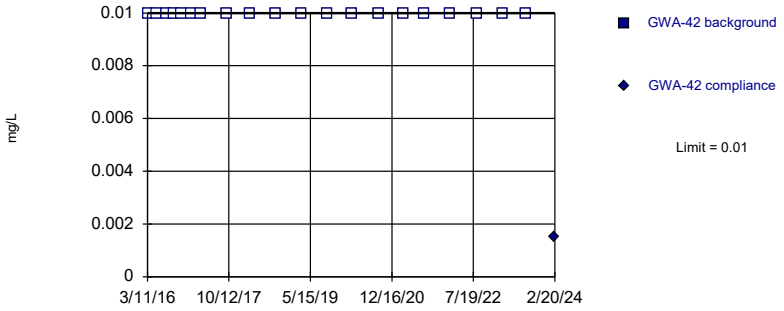

Non-parametric test used in lieu of parametric prediction limit because censored data exceeded 50%. All background values (n = 20) were censored; limit is most recent reporting limit. Well-constituent pair annual alpha = 0.008564. Individual comparison alpha = 0.004291 (1 of 2).

Constituent: Vanadium Analysis Run 4/8/2024 7:07 PM View: Appendix I Intrawell
Plant Bowen Data: Bowen 1, 2, 9, and 10

Sanitas™ v.10.0.16b Software licensed to . UG
Hollow symbols indicate censored values.
Within Limit

Prediction Limit

Intrawell Non-parametric

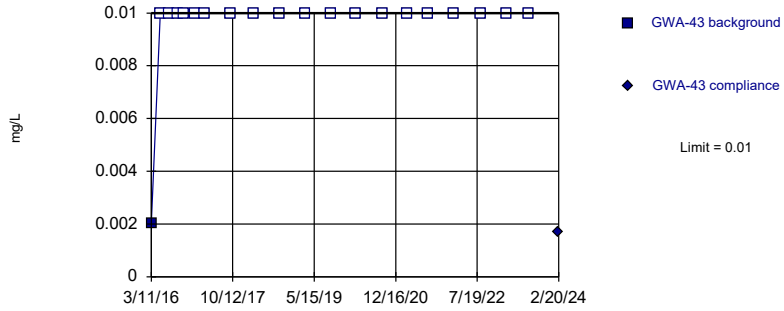

Non-parametric test used in lieu of parametric prediction limit because censored data exceeded 50%. Limit is highest of 20 background values. 95% NDs. Well-constituent pair annual alpha = 0.008564. Individual comparison alpha = 0.004291 (1 of 2).

Constituent: Vanadium Analysis Run 4/8/2024 7:07 PM View: Appendix I Intrawell
Plant Bowen Data: Bowen 1, 2, 9, and 10

Sanitas™ v.10.0.16b Software licensed to . UG
Hollow symbols indicate censored values.
Within Limit

Prediction Limit

Intrawell Non-parametric

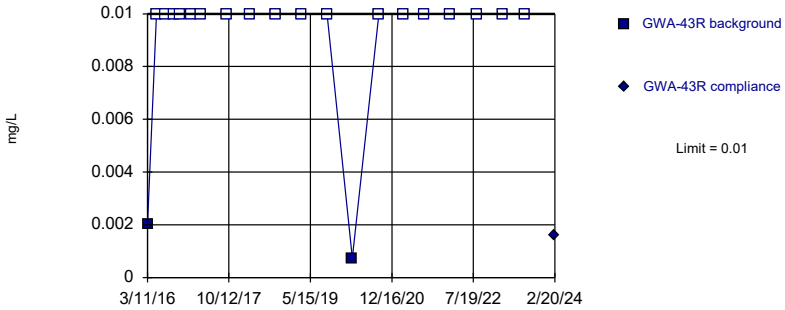

Non-parametric test used in lieu of parametric prediction limit because censored data exceeded 50%. Limit is highest of 20 background values. 90% NDs. Well-constituent pair annual alpha = 0.008564. Individual comparison alpha = 0.004291 (1 of 2).

Constituent: Vanadium Analysis Run 4/8/2024 7:07 PM View: Appendix I Intrawell
Plant Bowen Data: Bowen 1, 2, 9, and 10

Sanitas™ v.10.0.16b Software licensed to . UG
Hollow symbols indicate censored values.
Within Limit

Prediction Limit

Intrawell Non-parametric

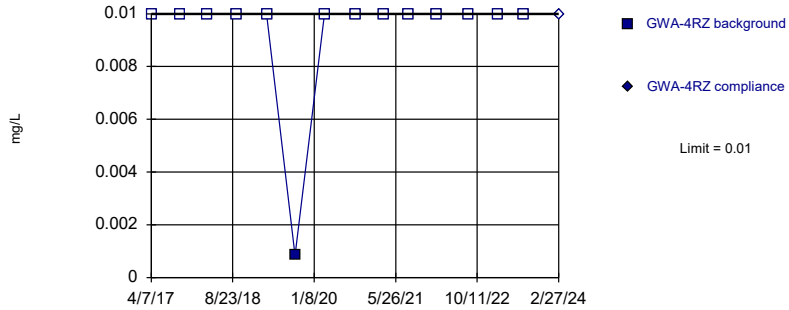

Non-parametric test used in lieu of parametric prediction limit because censored data exceeded 50%. Limit is highest of 14 background values. 92.86% NDs. Well-constituent pair annual alpha = 0.01715. Individual comparison alpha = 0.008612 (1 of 2).

Constituent: Vanadium Analysis Run 4/8/2024 7:07 PM View: Appendix I Intrawell
Plant Bowen Data: Bowen 1, 2, 9, and 10

Sanitas™ v.10.0.16b Software licensed to . UG
Hollow symbols indicate censored values.

Within Limit

Prediction Limit

Intrawell Non-parametric

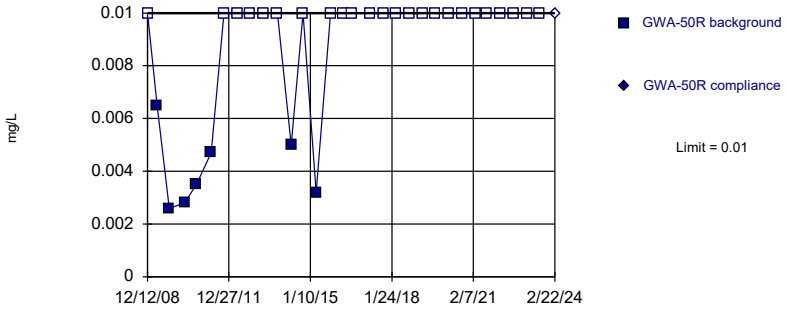

Non-parametric test used in lieu of parametric prediction limit because censored data exceeded 50%. Limit is highest of 31 background values. 77.42% NDs. Well-constituent pair annual alpha = 0.003807. Individual comparison alpha = 0.001905 (1 of 2).

Constituent: Vanadium Analysis Run 4/8/2024 7:07 PM View: Appendix I Intrawell
Plant Bowen Data: Bowen 1, 2, 9, and 10

Sanitas™ v.10.0.16b Software licensed to . UG
Hollow symbols indicate censored values.

Within Limit

Prediction Limit

Intrawell Non-parametric

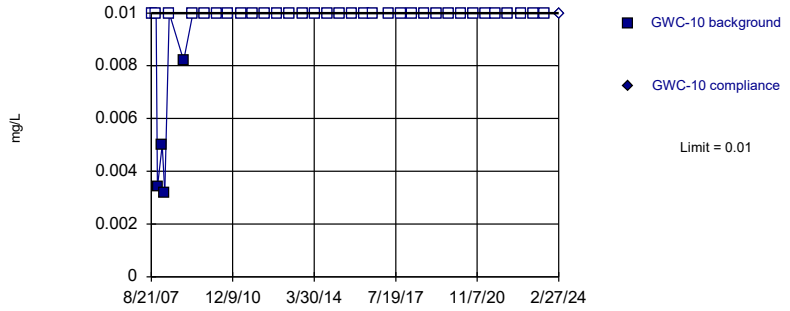

Non-parametric test used in lieu of parametric prediction limit because censored data exceeded 50%. Limit is highest of 37 background values. 89.19% NDs. Well-constituent pair annual alpha = 0.002721. Individual comparison alpha = 0.001361 (1 of 2).

Constituent: Vanadium Analysis Run 4/8/2024 7:07 PM View: Appendix I Intrawell
Plant Bowen Data: Bowen 1, 2, 9, and 10

Sanitas™ v.10.0.16b Software licensed to . UG
Hollow symbols indicate censored values.

Within Limit

Prediction Limit

Intrawell Non-parametric

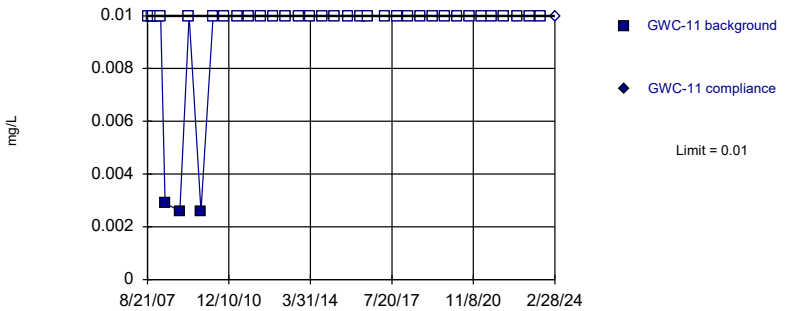

Non-parametric test used in lieu of parametric prediction limit because censored data exceeded 50%. Limit is highest of 37 background values. 91.89% NDs. Well-constituent pair annual alpha = 0.002721. Individual comparison alpha = 0.001361 (1 of 2).

Constituent: Vanadium Analysis Run 4/8/2024 7:07 PM View: Appendix I Intrawell
Plant Bowen Data: Bowen 1, 2, 9, and 10

Sanitas™ v.10.0.16b Software licensed to . UG
Hollow symbols indicate censored values.

Within Limit

Prediction Limit

Intrawell Non-parametric

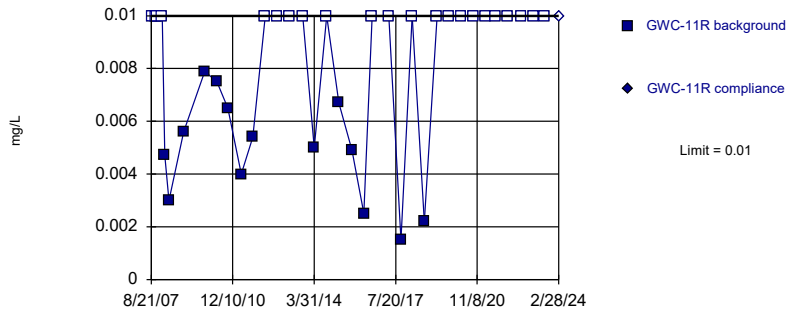

Non-parametric test used in lieu of parametric prediction limit because censored data exceeded 50%. Limit is highest of 36 background values. 61.11% NDs. Well-constituent pair annual alpha = 0.002856. Individual comparison alpha = 0.001429 (1 of 2).

Constituent: Vanadium Analysis Run 4/8/2024 7:07 PM View: Appendix I Intrawell
Plant Bowen Data: Bowen 1, 2, 9, and 10

Sanitas™ v.10.0.16b Software licensed to . UG
Hollow symbols indicate censored values.
Within Limit

Prediction Limit

Intrawell Non-parametric

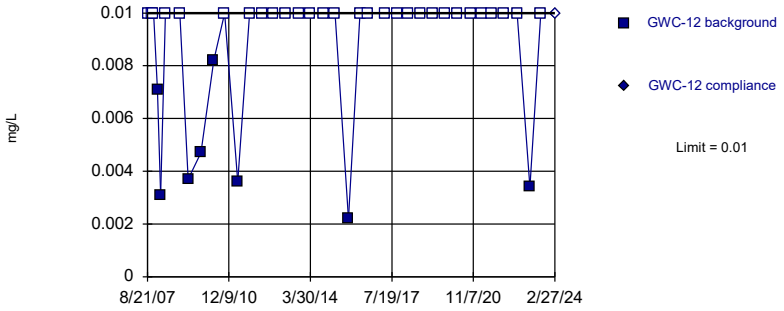

Non-parametric test used in lieu of parametric prediction limit because censored data exceeded 50%. Limit is highest of 37 background values. 78.38% NDs. Well-constituent pair annual alpha = 0.002721. Individual comparison alpha = 0.001361 (1 of 2).

Constituent: Vanadium Analysis Run 4/8/2024 7:07 PM View: Appendix I Intrawell
Plant Bowen Data: Bowen 1, 2, 9, and 10

Sanitas™ v.10.0.16b Software licensed to . UG
Hollow symbols indicate censored values.
Within Limit

Prediction Limit

Intrawell Non-parametric

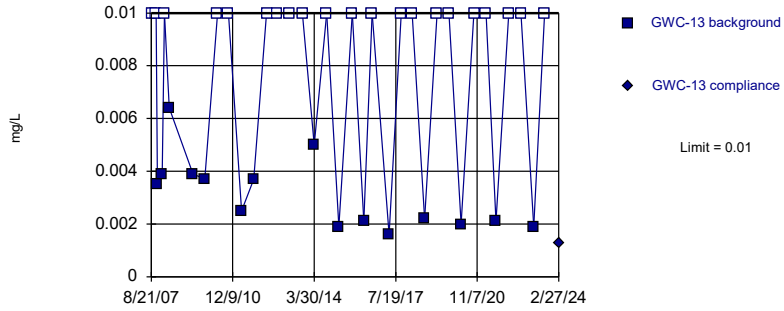

Non-parametric test used in lieu of parametric prediction limit because censored data exceeded 50%. Limit is highest of 36 background values. 58.33% NDs. Well-constituent pair annual alpha = 0.002856. Individual comparison alpha = 0.001429 (1 of 2).

Constituent: Vanadium Analysis Run 4/8/2024 7:07 PM View: Appendix I Intrawell
Plant Bowen Data: Bowen 1, 2, 9, and 10

Sanitas™ v.10.0.16b Software licensed to . UG
Hollow symbols indicate censored values.
Within Limit

Prediction Limit

Intrawell Non-parametric

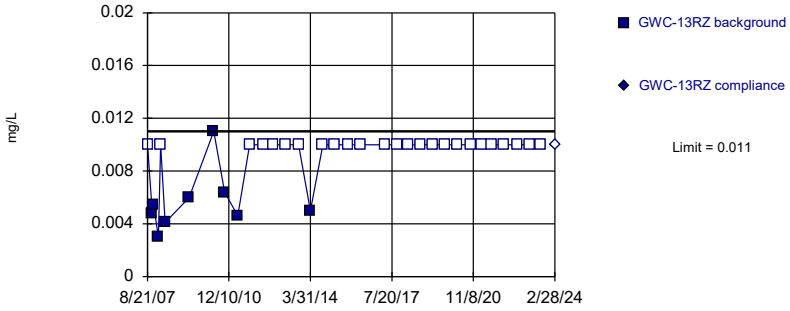

Non-parametric test used in lieu of parametric prediction limit because censored data exceeded 50%. Limit is highest of 34 background values. 73.53% NDs. Well-constituent pair annual alpha = 0.003195. Individual comparison alpha = 0.001599 (1 of 2).

Constituent: Vanadium Analysis Run 4/8/2024 7:07 PM View: Appendix I Intrawell
Plant Bowen Data: Bowen 1, 2, 9, and 10

Sanitas™ v.10.0.16b Software licensed to . UG
Hollow symbols indicate censored values.
Within Limit

Prediction Limit

Intrawell Non-parametric

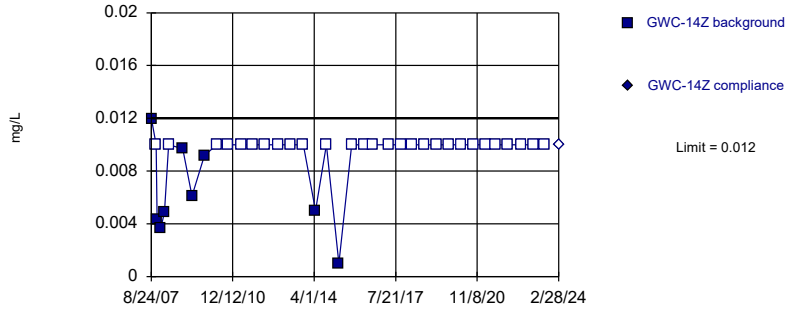

Non-parametric test used in lieu of parametric prediction limit because censored data exceeded 50%. Limit is highest of 37 background values. 75.68% NDs. Well-constituent pair annual alpha = 0.002721. Individual comparison alpha = 0.001361 (1 of 2).

Constituent: Vanadium Analysis Run 4/8/2024 7:07 PM View: Appendix I Intrawell
Plant Bowen Data: Bowen 1, 2, 9, and 10

Sanitas™ v.10.0.16b Software licensed to . UG
Hollow symbols indicate censored values.

Within Limit

Prediction Limit

Intrawell Non-parametric

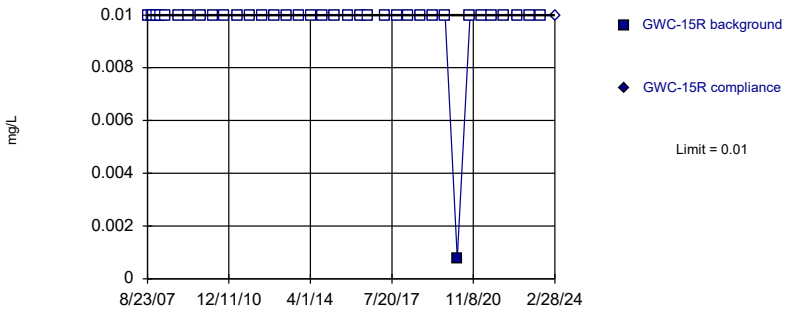

Non-parametric test used in lieu of parametric prediction limit because censored data exceeded 50%. Limit is highest of 37 background values. 97.3% NDs. Well-constituent pair annual alpha = 0.002721. Individual comparison alpha = 0.001361 (1 of 2).

Constituent: Vanadium Analysis Run 4/8/2024 7:08 PM View: Appendix I Intrawell
Plant Bowen Data: Bowen 1, 2, 9, and 10

Sanitas™ v.10.0.16b Software licensed to . UG
Hollow symbols indicate censored values.

Within Limit

Prediction Limit

Intrawell Non-parametric

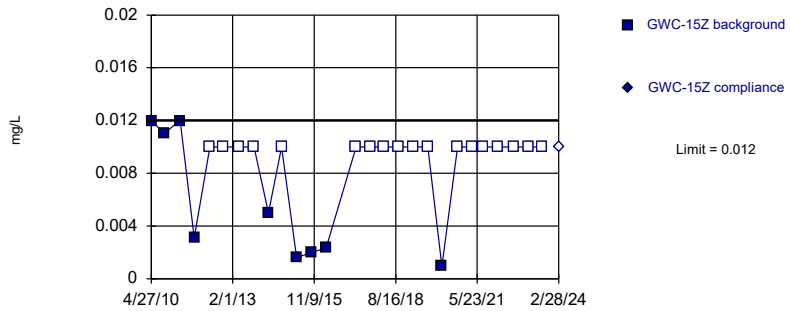

Non-parametric test used in lieu of parametric prediction limit because censored data exceeded 50%. Limit is highest of 27 background values. 66.67% NDs. Well-constituent pair annual alpha = 0.004998. Individual comparison alpha = 0.002502 (1 of 2).

Constituent: Vanadium Analysis Run 4/8/2024 7:08 PM View: Appendix I Intrawell
Plant Bowen Data: Bowen 1, 2, 9, and 10

Sanitas™ v.10.0.16b Software licensed to . UG
Hollow symbols indicate censored values.

Within Limit

Prediction Limit

Intrawell Non-parametric

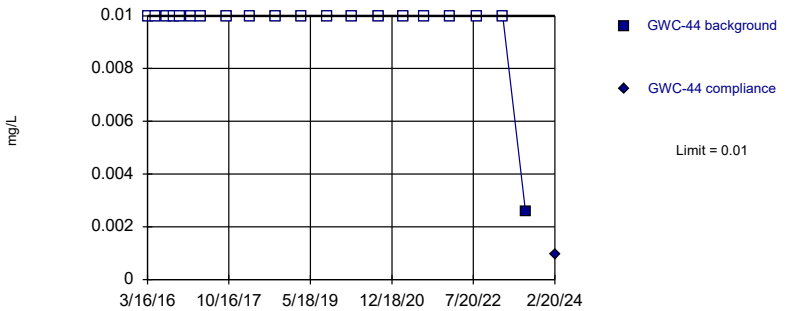

Non-parametric test used in lieu of parametric prediction limit because censored data exceeded 50%. Limit is highest of 20 background values. 95% NDs. Well-constituent pair annual alpha = 0.008564. Individual comparison alpha = 0.004291 (1 of 2).

Constituent: Vanadium Analysis Run 4/8/2024 7:08 PM View: Appendix I Intrawell
Plant Bowen Data: Bowen 1, 2, 9, and 10

Sanitas™ v.10.0.16b Software licensed to . UG
Hollow symbols indicate censored values.

Within Limit

Prediction Limit

Intrawell Non-parametric

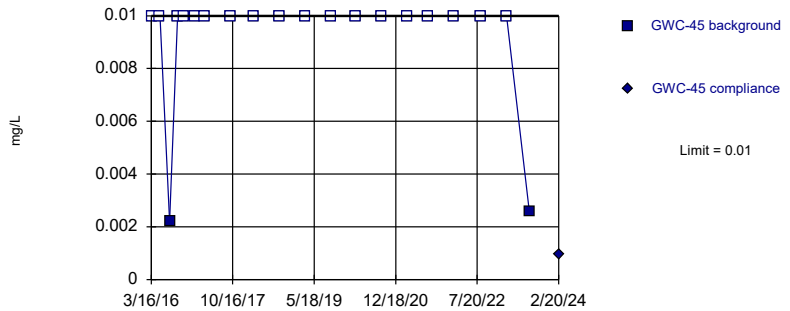

Non-parametric test used in lieu of parametric prediction limit because censored data exceeded 50%. Limit is highest of 20 background values. 90% NDs. Well-constituent pair annual alpha = 0.008564. Individual comparison alpha = 0.004291 (1 of 2).

Constituent: Vanadium Analysis Run 4/8/2024 7:08 PM View: Appendix I Intrawell
Plant Bowen Data: Bowen 1, 2, 9, and 10

Sanitas™ v.10.0.16b Software licensed to . UG
Hollow symbols indicate censored values.

Within Limit

Prediction Limit

Intrawell Non-parametric

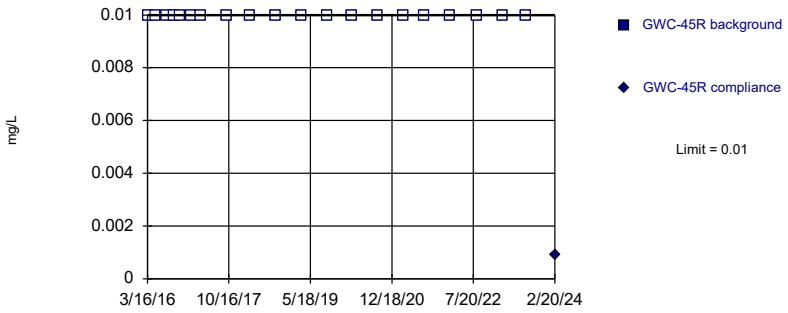

Non-parametric test used in lieu of parametric prediction limit because censored data exceeded 50%. All background values (n = 20) were censored; limit is most recent reporting limit. Well-constituent pair annual alpha = 0.008564. Individual comparison alpha = 0.004291 (1 of 2).

Constituent: Vanadium Analysis Run 4/8/2024 7:08 PM View: Appendix I Intrawell
Plant Bowen Data: Bowen 1, 2, 9, and 10

Sanitas™ v.10.0.16b Software licensed to . UG
Hollow symbols indicate censored values.

Within Limit

Prediction Limit

Intrawell Non-parametric

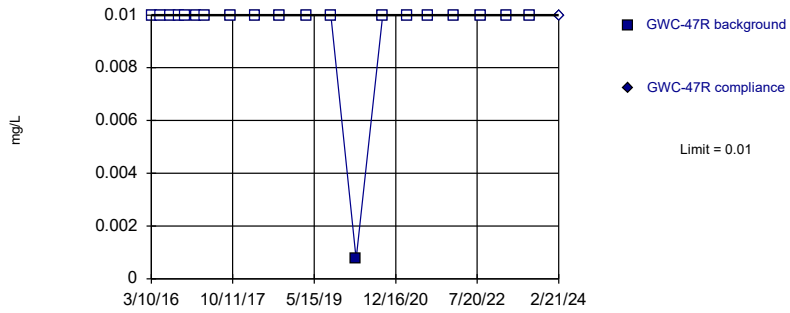

Non-parametric test used in lieu of parametric prediction limit because censored data exceeded 50%. Limit is highest of 20 background values. 95% NDs. Well-constituent pair annual alpha = 0.008564. Individual comparison alpha = 0.004291 (1 of 2).

Constituent: Vanadium Analysis Run 4/8/2024 7:08 PM View: Appendix I Intrawell
Plant Bowen Data: Bowen 1, 2, 9, and 10

Sanitas™ v.10.0.16b Software licensed to . UG
Hollow symbols indicate censored values.

Within Limit

Prediction Limit

Intrawell Non-parametric

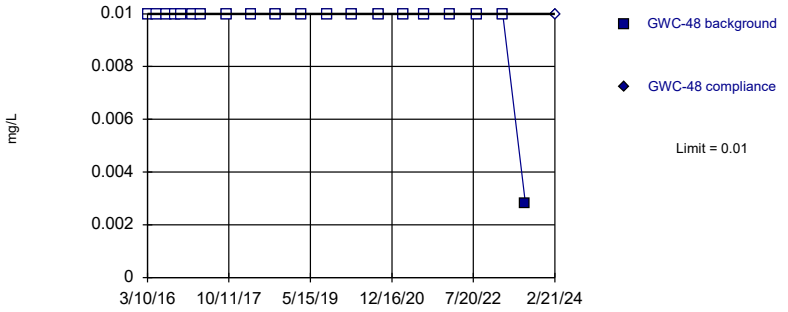

Non-parametric test used in lieu of parametric prediction limit because censored data exceeded 50%. Limit is highest of 20 background values. 95% NDs. Well-constituent pair annual alpha = 0.008564. Individual comparison alpha = 0.004291 (1 of 2).

Constituent: Vanadium Analysis Run 4/8/2024 7:08 PM View: Appendix I Intrawell
Plant Bowen Data: Bowen 1, 2, 9, and 10

Sanitas™ v.10.0.16b Software licensed to . UG
Hollow symbols indicate censored values.

Within Limit

Prediction Limit

Intrawell Non-parametric

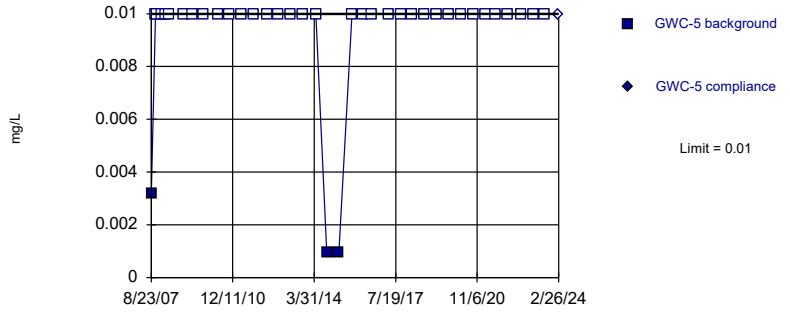

Non-parametric test used in lieu of parametric prediction limit because censored data exceeded 50%. Limit is highest of 37 background values. 91.89% NDs. Well-constituent pair annual alpha = 0.002721. Individual comparison alpha = 0.001361 (1 of 2).

Constituent: Vanadium Analysis Run 4/8/2024 7:08 PM View: Appendix I Intrawell
Plant Bowen Data: Bowen 1, 2, 9, and 10

Sanitas™ v.10.0.16b Software licensed to . UG
Hollow symbols indicate censored values.

Within Limit

Prediction Limit

Intrawell Non-parametric

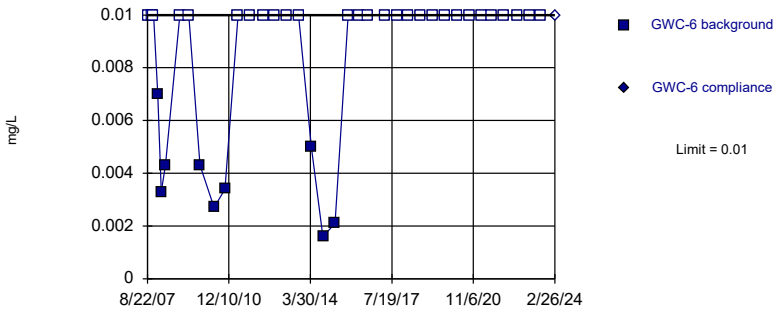

Non-parametric test used in lieu of parametric prediction limit because censored data exceeded 50%. Limit is highest of 37 background values. 75.68% NDs. Well-constituent pair annual alpha = 0.002721. Individual comparison alpha = 0.001361 (1 of 2).

Constituent: Vanadium Analysis Run 4/8/2024 7:08 PM View: Appendix I Intrawell
Plant Bowen Data: Bowen 1, 2, 9, and 10

Sanitas™ v.10.0.16b Software licensed to . UG
Hollow symbols indicate censored values.

Within Limit

Prediction Limit

Intrawell Non-parametric

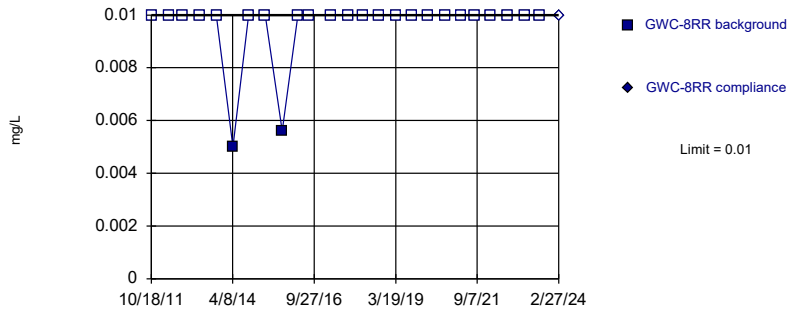

Non-parametric test used in lieu of parametric prediction limit because censored data exceeded 50%. Limit is highest of 25 background values. 92% NDs. Well-constituent pair annual alpha = 0.005656. Individual comparison alpha = 0.002832 (1 of 2).

Constituent: Vanadium Analysis Run 4/8/2024 7:08 PM View: Appendix I Intrawell
Plant Bowen Data: Bowen 1, 2, 9, and 10

Sanitas™ v.10.0.16b Software licensed to . UG
Hollow symbols indicate censored values.

Within Limit

Prediction Limit

Intrawell Non-parametric

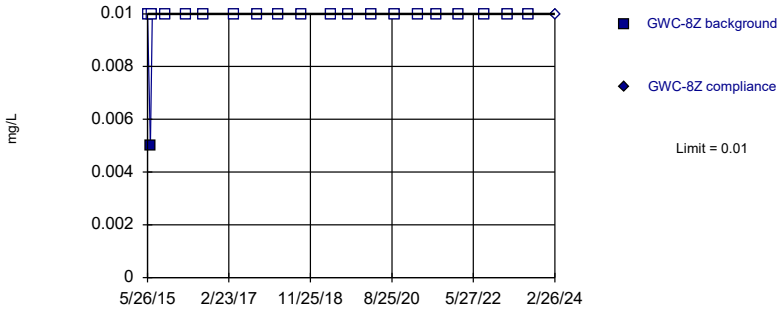

Non-parametric test used in lieu of parametric prediction limit because censored data exceeded 50%. Limit is highest of 20 background values. 95% NDs. Well-constituent pair annual alpha = 0.008564. Individual comparison alpha = 0.004291 (1 of 2).

Constituent: Vanadium Analysis Run 4/8/2024 7:08 PM View: Appendix I Intrawell
Plant Bowen Data: Bowen 1, 2, 9, and 10

Sanitas™ v.10.0.16b Software licensed to . UG
Hollow symbols indicate censored values.

Within Limit

Prediction Limit

Intrawell Non-parametric

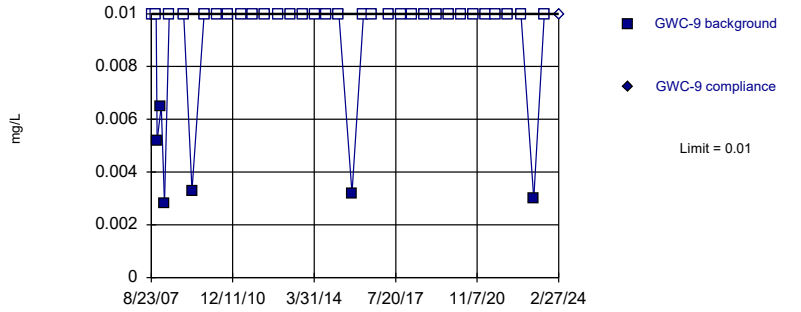

Non-parametric test used in lieu of parametric prediction limit because censored data exceeded 50%. Limit is highest of 37 background values. 83.78% NDs. Well-constituent pair annual alpha = 0.002721. Individual comparison alpha = 0.001361 (1 of 2).

Constituent: Vanadium Analysis Run 4/8/2024 7:08 PM View: Appendix I Intrawell
Plant Bowen Data: Bowen 1, 2, 9, and 10

Sanitas™ v.10.0.16b Software licensed to . UG
Hollow symbols indicate censored values.

Within Limit

Prediction Limit

Intrawell Non-parametric

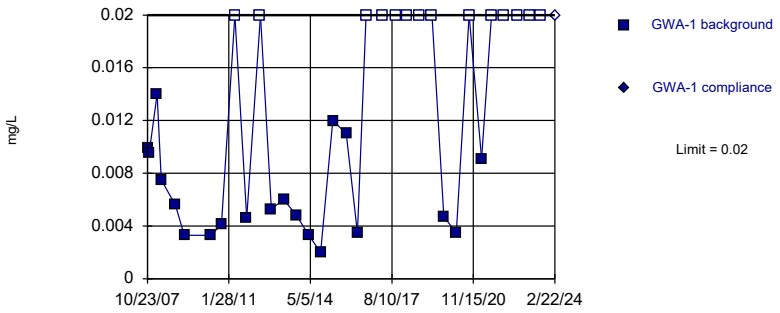

Non-parametric test used in lieu of parametric prediction limit because the Shapiro Wilk normality test showed the data to be non-normal at the 0.01 alpha level. Limit is highest of 34 background values. 41.18% NDs. Well-constituent pair annual alpha = 0.003195. Individual comparison alpha = 0.001599 (1 of 2).

Constituent: Zinc Analysis Run 4/8/2024 7:08 PM View: Appendix I Intrawell
Plant Bowen Data: Bowen 1, 2, 9, and 10

Sanitas™ v.10.0.16b Software licensed to . UG
Hollow symbols indicate censored values.

Within Limit

Prediction Limit

Intrawell Non-parametric

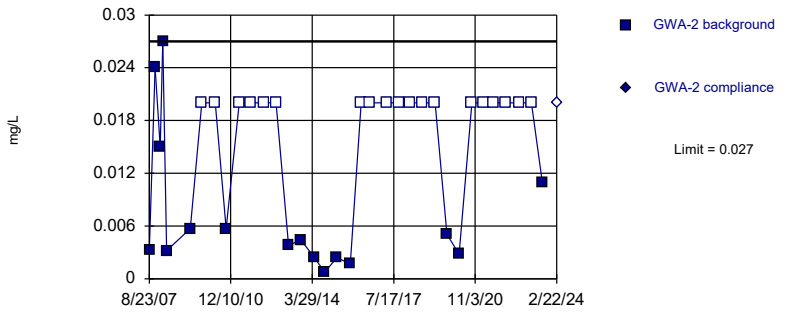

Non-parametric test used in lieu of parametric prediction limit because censored data exceeded 50%. Limit is highest of 35 background values. 54.29% NDs. Well-constituent pair annual alpha = 0.002991. Individual comparison alpha = 0.001497 (1 of 2).

Constituent: Zinc Analysis Run 4/8/2024 7:08 PM View: Appendix I Intrawell
Plant Bowen Data: Bowen 1, 2, 9, and 10

Sanitas™ v.10.0.16b Software licensed to . UG
Hollow symbols indicate censored values.

Exceeds Limit

Prediction Limit

Intrawell Non-parametric

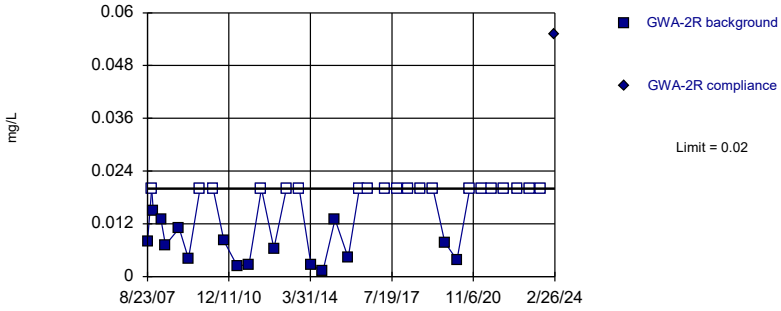

Non-parametric test used in lieu of parametric prediction limit because censored data exceeded 50%. Limit is highest of 36 background values. 55.56% NDs. Well-constituent pair annual alpha = 0.002856. Individual comparison alpha = 0.001429 (1 of 2).

Constituent: Zinc Analysis Run 4/8/2024 7:08 PM View: Appendix I Intrawell
Plant Bowen Data: Bowen 1, 2, 9, and 10

Sanitas™ v.10.0.16b Software licensed to . UG
Hollow symbols indicate censored values.

Within Limit

Prediction Limit

Intrawell Non-parametric

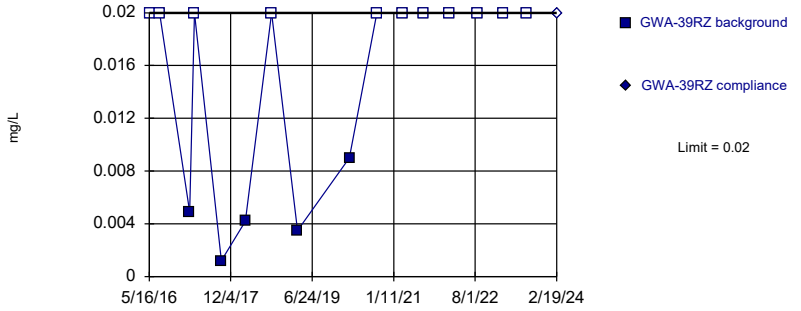

Non-parametric test used in lieu of parametric prediction limit because censored data exceeded 50%. Limit is highest of 16 background values. 68.75% NDs. Well-constituent pair annual alpha = 0.01287. Individual comparison alpha = 0.006456 (1 of 2).

Constituent: Zinc Analysis Run 4/8/2024 7:08 PM View: Appendix I Intrawell
Plant Bowen Data: Bowen 1, 2, 9, and 10

Sanitas™ v.10.0.16b Software licensed to . UG
Hollow symbols indicate censored values.
Within Limit

Prediction Limit

Intrawell Non-parametric

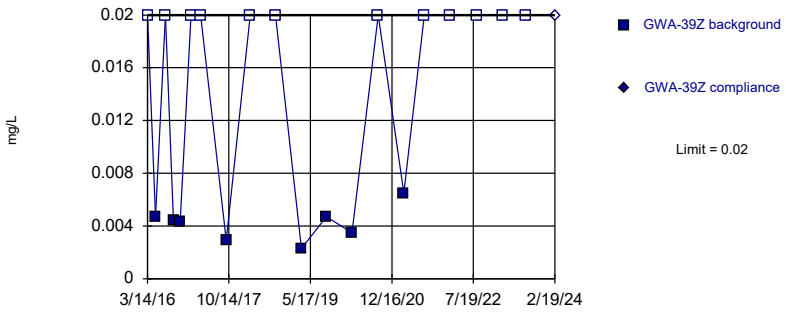

Non-parametric test used in lieu of parametric prediction limit because censored data exceeded 50%. Limit is highest of 20 background values. 60% NDs. Well-constituent pair annual alpha = 0.008564. Individual comparison alpha = 0.004291 (1 of 2).

Constituent: Zinc Analysis Run 4/8/2024 7:08 PM View: Appendix I Intrawell
Plant Bowen Data: Bowen 1, 2, 9, and 10

Sanitas™ v.10.0.16b Software licensed to . UG
Hollow symbols indicate censored values.
Within Limit

Prediction Limit

Intrawell Parametric

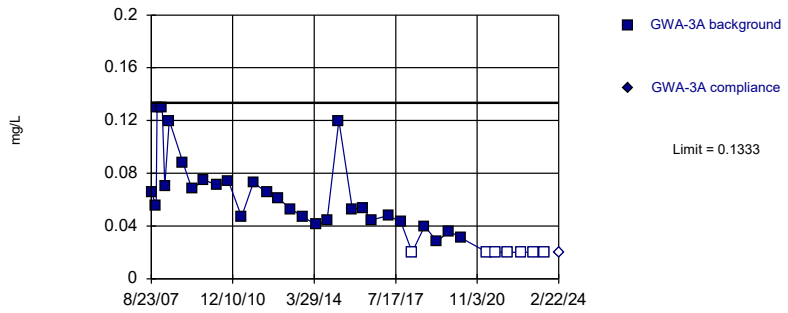

Background Data Summary (based on square root transformation) (after Kaplan-Meier Adjustment): Mean=0.2173, Std. Dev.=0.05789, n=36, 19.44% NDs. Normality test: Shapiro Wilk @alpha = 0.01, calculated = 0.9242, critical = 0.912. Kappa = 2.554 (c=16, w=26, 1 of 2, event alpha = 0.05132). Report alpha = 0.0001266.

Constituent: Zinc Analysis Run 4/8/2024 7:08 PM View: Appendix I Intrawell
Plant Bowen Data: Bowen 1, 2, 9, and 10

Sanitas™ v.10.0.16b Software licensed to . UG
Hollow symbols indicate censored values.
Within Limit

Prediction Limit

Intrawell Non-parametric

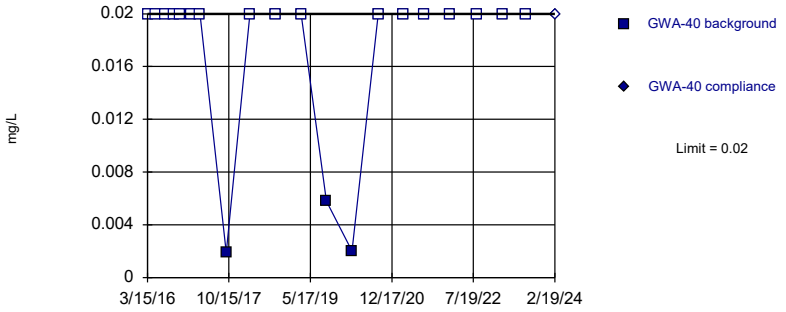

Non-parametric test used in lieu of parametric prediction limit because censored data exceeded 50%. Limit is highest of 20 background values. 85% NDs. Well-constituent pair annual alpha = 0.008564. Individual comparison alpha = 0.004291 (1 of 2).

Constituent: Zinc Analysis Run 4/8/2024 7:08 PM View: Appendix I Intrawell
Plant Bowen Data: Bowen 1, 2, 9, and 10

Sanitas™ v.10.0.16b Software licensed to . UG
Hollow symbols indicate censored values.
Within Limit

Prediction Limit

Intrawell Non-parametric

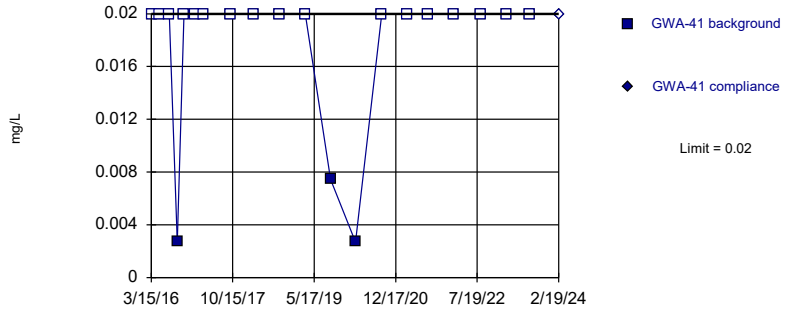

Non-parametric test used in lieu of parametric prediction limit because censored data exceeded 50%. Limit is highest of 20 background values. 85% NDs. Well-constituent pair annual alpha = 0.008564. Individual comparison alpha = 0.004291 (1 of 2).

Constituent: Zinc Analysis Run 4/8/2024 7:08 PM View: Appendix I Intrawell
Plant Bowen Data: Bowen 1, 2, 9, and 10

Sanitas™ v.10.0.16b Software licensed to . UG
Hollow symbols indicate censored values.
Within Limit

Prediction Limit

Intrawell Non-parametric

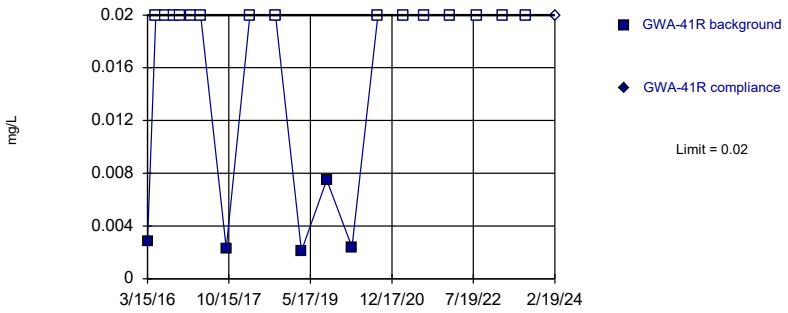

Non-parametric test used in lieu of parametric prediction limit because censored data exceeded 50%. Limit is highest of 20 background values. 75% NDs. Well-constituent pair annual alpha = 0.008564. Individual comparison alpha = 0.004291 (1 of 2).

Constituent: Zinc Analysis Run 4/8/2024 7:08 PM View: Appendix I Intrawell
Plant Bowen Data: Bowen 1, 2, 9, and 10

Sanitas™ v.10.0.16b Software licensed to . UG
Hollow symbols indicate censored values.
Within Limit

Prediction Limit

Intrawell Non-parametric

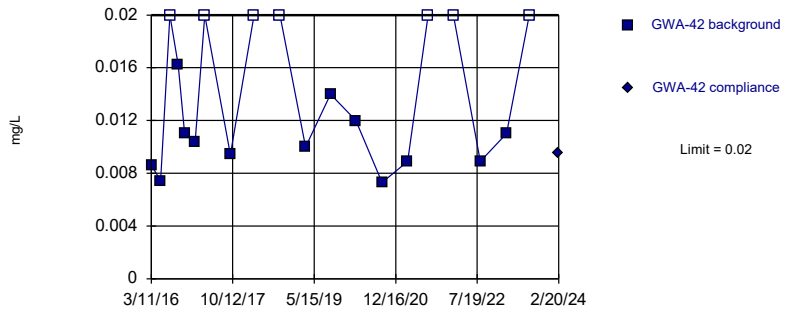

Non-parametric test used in lieu of parametric prediction limit because the Shapiro Wilk normality test showed the data to be non-normal at the 0.01 alpha level. Limit is highest of 20 background values. 35% NDs. Well-constituent pair annual alpha = 0.008564. Individual comparison alpha = 0.004291 (1 of 2).

Constituent: Zinc Analysis Run 4/8/2024 7:08 PM View: Appendix I Intrawell
Plant Bowen Data: Bowen 1, 2, 9, and 10

Sanitas™ v.10.0.16b Software licensed to . UG
Hollow symbols indicate censored values.
Within Limit

Prediction Limit

Intrawell Non-parametric

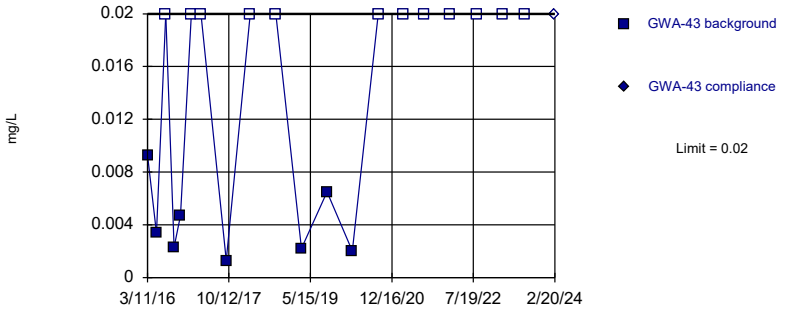

Non-parametric test used in lieu of parametric prediction limit because censored data exceeded 50%. Limit is highest of 20 background values. 60% NDs. Well-constituent pair annual alpha = 0.008564. Individual comparison alpha = 0.004291 (1 of 2).

Constituent: Zinc Analysis Run 4/8/2024 7:08 PM View: Appendix I Intrawell
Plant Bowen Data: Bowen 1, 2, 9, and 10

Sanitas™ v.10.0.16b Software licensed to . UG
Hollow symbols indicate censored values.
Within Limit

Prediction Limit

Intrawell Non-parametric

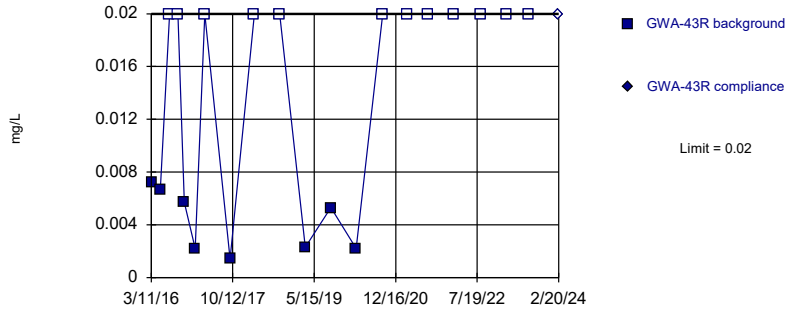

Non-parametric test used in lieu of parametric prediction limit because censored data exceeded 50%. Limit is highest of 20 background values. 60% NDs. Well-constituent pair annual alpha = 0.008564. Individual comparison alpha = 0.004291 (1 of 2).

Constituent: Zinc Analysis Run 4/8/2024 7:08 PM View: Appendix I Intrawell
Plant Bowen Data: Bowen 1, 2, 9, and 10

Sanitas™ v.10.0.16b Software licensed to . UG
Hollow symbols indicate censored values.

Within Limit

Prediction Limit

Intrawell Non-parametric

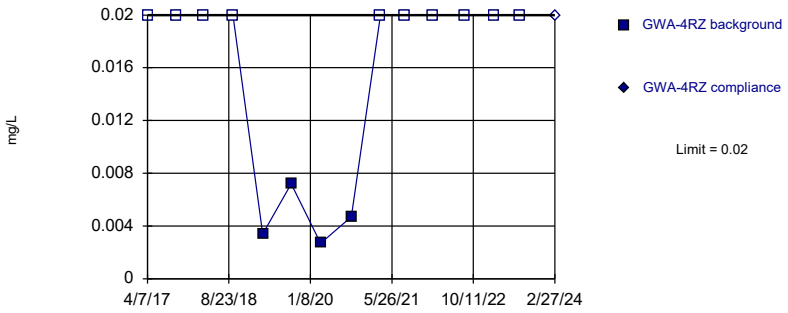

Non-parametric test used in lieu of parametric prediction limit because censored data exceeded 50%. Limit is highest of 14 background values. 71.43% NDs. Well-constituent pair annual alpha = 0.01715. Individual comparison alpha = 0.008612 (1 of 2).

Constituent: Zinc Analysis Run 4/8/2024 7:08 PM View: Appendix I Intrawell
Plant Bowen Data: Bowen 1, 2, 9, and 10

Sanitas™ v.10.0.16b Software licensed to . UG
Hollow symbols indicate censored values.

Within Limit

Prediction Limit

Intrawell Non-parametric

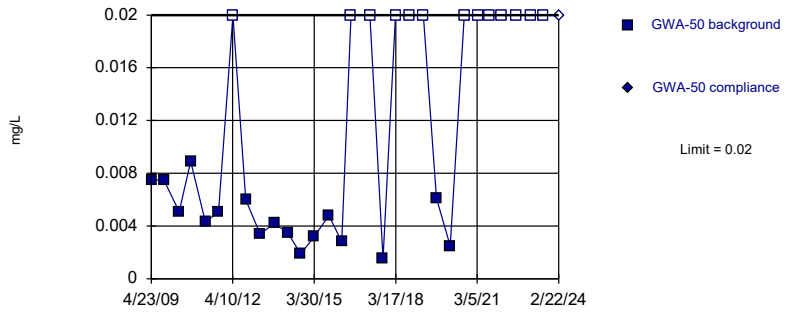

Non-parametric test used in lieu of parametric prediction limit because the Shapiro Wilk normality test showed the data to be non-normal at the 0.01 alpha level. Limit is highest of 30 background values. 43.33% NDs. Well-constituent pair annual alpha = 0.004011. Individual comparison alpha = 0.002008 (1 of 2).

Constituent: Zinc Analysis Run 4/8/2024 7:08 PM View: Appendix I Intrawell
Plant Bowen Data: Bowen 1, 2, 9, and 10

Sanitas™ v.10.0.16b Software licensed to . UG
Hollow symbols indicate censored values.

Within Limit

Prediction Limit

Intrawell Non-parametric

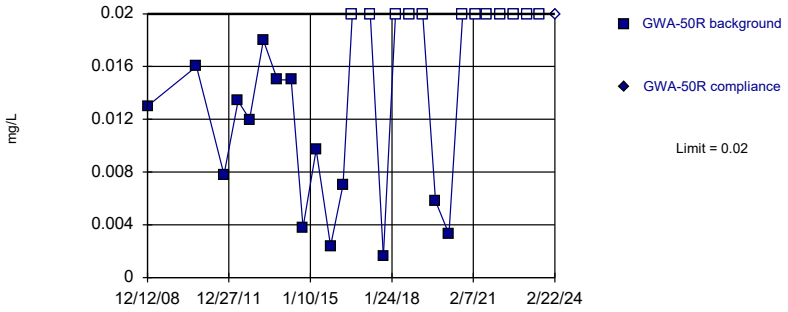

Non-parametric test used in lieu of parametric prediction limit because the Shapiro Wilk normality test showed the data to be non-normal at the 0.01 alpha level. Limit is highest of 27 background values. 44.44% NDs. Well-constituent pair annual alpha = 0.004998. Individual comparison alpha = 0.002502 (1 of 2).

Constituent: Zinc Analysis Run 4/8/2024 7:08 PM View: Appendix I Intrawell
Plant Bowen Data: Bowen 1, 2, 9, and 10

Sanitas™ v.10.0.16b Software licensed to . UG
Hollow symbols indicate censored values.

Within Limit

Prediction Limit

Intrawell Non-parametric

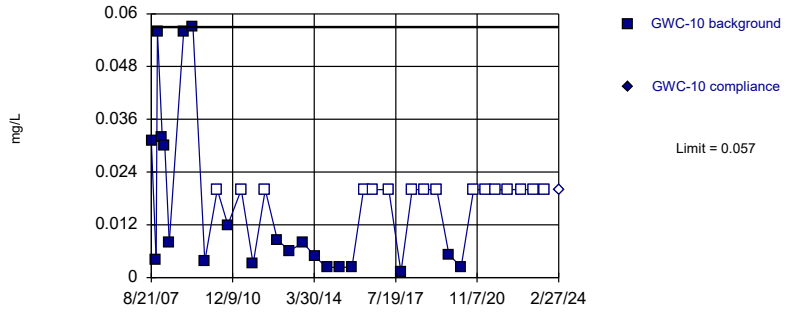

Non-parametric test used in lieu of parametric prediction limit because the Shapiro Wilk normality test showed the data to be non-normal at the 0.01 alpha level. Limit is highest of 37 background values. 43.24% NDs. Well-constituent pair annual alpha = 0.002721. Individual comparison alpha = 0.001361 (1 of 2).

Constituent: Zinc Analysis Run 4/8/2024 7:08 PM View: Appendix I Intrawell
Plant Bowen Data: Bowen 1, 2, 9, and 10

Sanitas™ v.10.0.16b Software licensed to . UG
Hollow symbols indicate censored values.
Exceeds Limit

Prediction Limit

Intrawell Non-parametric

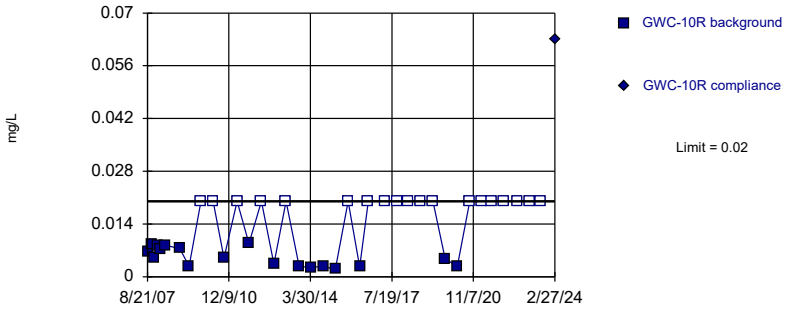

Non-parametric test used in lieu of parametric prediction limit because censored data exceeded 50%. Limit is highest of 37 background values. 51.35% NDs. Well-constituent pair annual alpha = 0.002721. Individual comparison alpha = 0.001361 (1 of 2).

Constituent: Zinc Analysis Run 4/8/2024 7:08 PM View: Appendix I Intrawell
Plant Bowen Data: Bowen 1, 2, 9, and 10

Sanitas™ v.10.0.16b Software licensed to . UG
Hollow symbols indicate censored values.
Within Limit

Prediction Limit

Intrawell Non-parametric

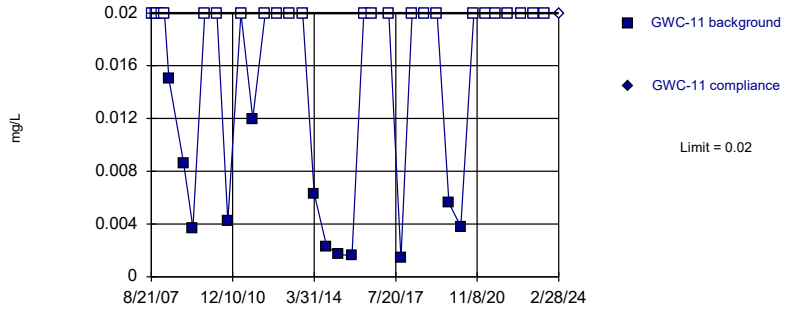

Non-parametric test used in lieu of parametric prediction limit because censored data exceeded 50%. Limit is highest of 37 background values. 67.57% NDs. Well-constituent pair annual alpha = 0.002721. Individual comparison alpha = 0.001361 (1 of 2).

Constituent: Zinc Analysis Run 4/8/2024 7:08 PM View: Appendix I Intrawell
Plant Bowen Data: Bowen 1, 2, 9, and 10

Sanitas™ v.10.0.16b Software licensed to . UG
Hollow symbols indicate censored values.
Within Limit

Prediction Limit

Intrawell Non-parametric

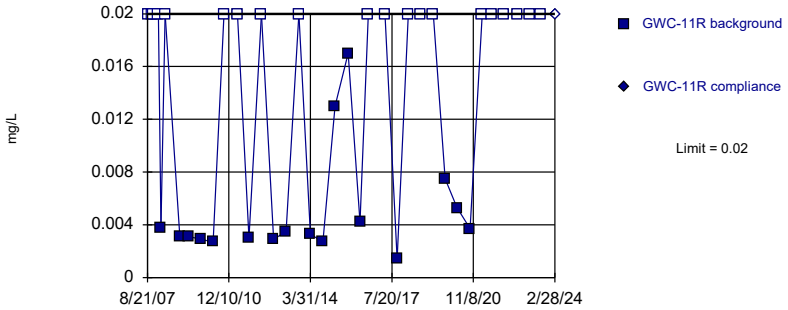

Non-parametric test used in lieu of parametric prediction limit because censored data exceeded 50%. Limit is highest of 37 background values. 54.05% NDs. Well-constituent pair annual alpha = 0.002721. Individual comparison alpha = 0.001361 (1 of 2).

Constituent: Zinc Analysis Run 4/8/2024 7:08 PM View: Appendix I Intrawell
Plant Bowen Data: Bowen 1, 2, 9, and 10

Sanitas™ v.10.0.16b Software licensed to . UG
Hollow symbols indicate censored values.
Within Limit

Prediction Limit

Intrawell Parametric

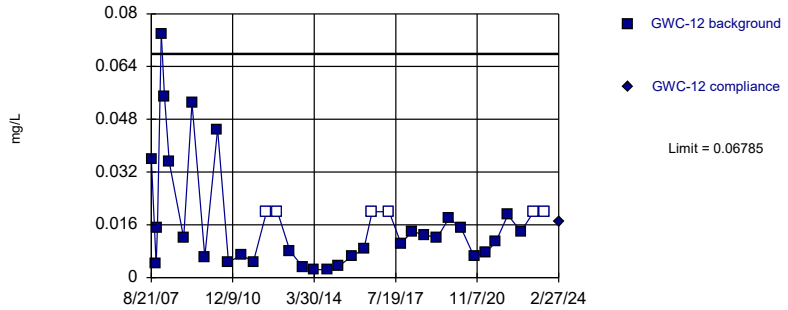

Background Data Summary (based on cube root transformation) (after Kaplan-Meier Adjustment): Mean=0.2228, Std. Dev.=0.07267, n=37, 16.22% NDs. Normality test: Shapiro Wilk @alpha = 0.01, calculated = 0.9435, critical = 0.914. Kappa = 2.546 (c=16, w=26, 1 of 2, event alpha = 0.05132). Report alpha = 0.0001266.

Constituent: Zinc Analysis Run 4/8/2024 7:08 PM View: Appendix I Intrawell
Plant Bowen Data: Bowen 1, 2, 9, and 10

Sanitas™ v.10.0.16b Software licensed to . UG
Hollow symbols indicate censored values.
Within Limit

Prediction Limit

Intrawell Non-parametric

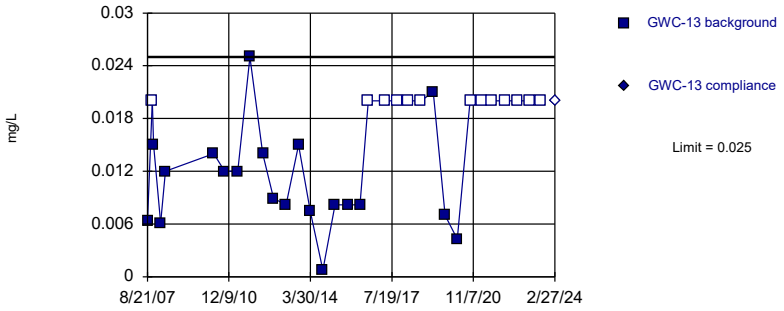

Non-parametric test used in lieu of parametric prediction limit because the Shapiro Wilk normality test showed the data to be non-normal at the 0.01 alpha level. Limit is highest of 33 background values. 39.39% NDs. Well-constituent pair annual alpha = 0.003399. Individual comparison alpha = 0.001701 (1 of 2).

Constituent: Zinc Analysis Run 4/8/2024 7:08 PM View: Appendix I Intrawell
Plant Bowen Data: Bowen 1, 2, 9, and 10

Sanitas™ v.10.0.16b Software licensed to . UG
Hollow symbols indicate censored values.
Within Limit

Prediction Limit

Intrawell Non-parametric

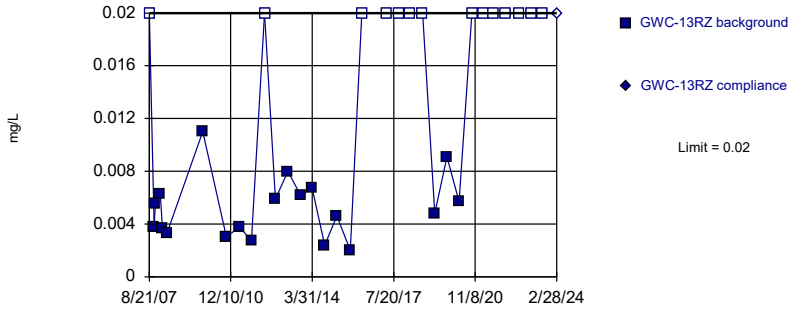

Non-parametric test used in lieu of parametric prediction limit because the Shapiro Wilk normality test showed the data to be non-normal at the 0.01 alpha level. Limit is highest of 33 background values. 42.42% NDs. Well-constituent pair annual alpha = 0.003399. Individual comparison alpha = 0.001701 (1 of 2).

Constituent: Zinc Analysis Run 4/8/2024 7:08 PM View: Appendix I Intrawell
Plant Bowen Data: Bowen 1, 2, 9, and 10

Sanitas™ v.10.0.16b Software licensed to . UG
Hollow symbols indicate censored values.
Within Limit

Prediction Limit

Intrawell Non-parametric

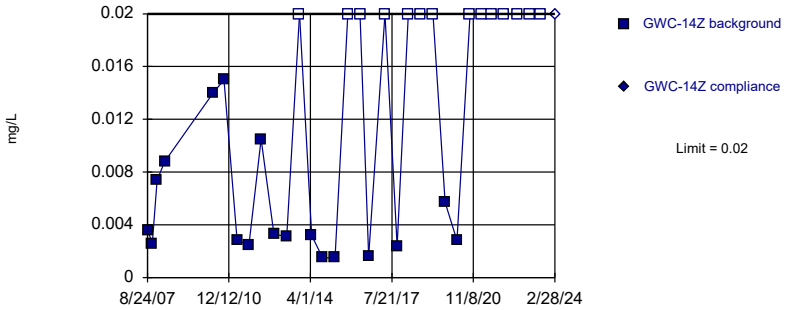

Non-parametric test used in lieu of parametric prediction limit because the Shapiro Wilk normality test showed the data to be non-normal at the 0.01 alpha level. Limit is highest of 32 background values. 43.75% NDs. Well-constituent pair annual alpha = 0.003603. Individual comparison alpha = 0.001803 (1 of 2).

Constituent: Zinc Analysis Run 4/8/2024 7:08 PM View: Appendix I Intrawell
Plant Bowen Data: Bowen 1, 2, 9, and 10

Sanitas™ v.10.0.16b Software licensed to . UG
Hollow symbols indicate censored values.
Exceeds Limit

Prediction Limit

Intrawell Non-parametric

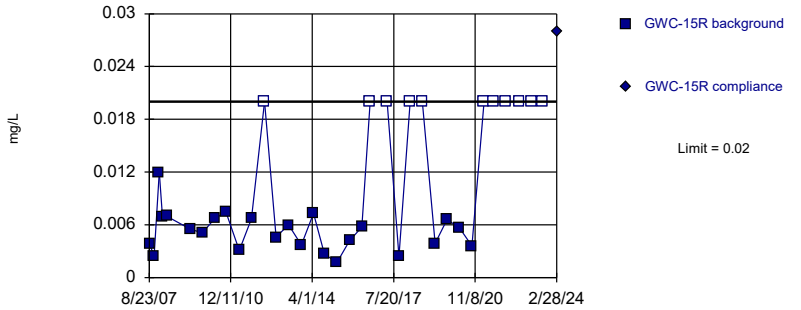

Non-parametric test used in lieu of parametric prediction limit because the Shapiro Wilk normality test showed the data to be non-normal at the 0.01 alpha level. Limit is highest of 35 background values. 31.43% NDs. Well-constituent pair annual alpha = 0.002991. Individual comparison alpha = 0.001497 (1 of 2).

Constituent: Zinc Analysis Run 4/8/2024 7:08 PM View: Appendix I Intrawell
Plant Bowen Data: Bowen 1, 2, 9, and 10

Sanitas™ v.10.0.16b Software licensed to . UG
Hollow symbols indicate censored values.

Within Limit

Prediction Limit

Intrawell Non-parametric

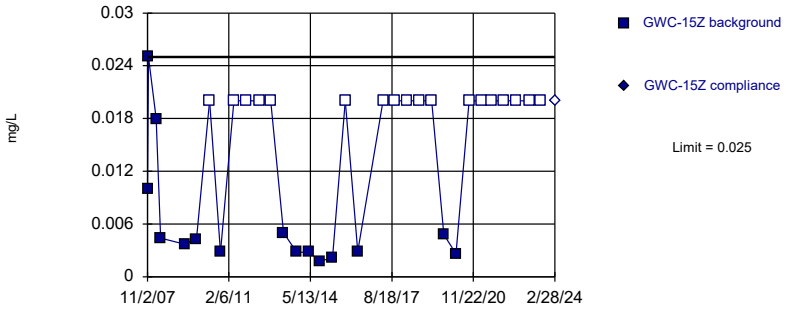

Non-parametric test used in lieu of parametric prediction limit because censored data exceeded 50%. Limit is highest of 33 background values. 54.55% NDs. Well-constituent pair annual alpha = 0.003399. Individual comparison alpha = 0.001701 (1 of 2).

Constituent: Zinc Analysis Run 4/8/2024 7:08 PM View: Appendix I Intrawell
Plant Bowen Data: Bowen 1, 2, 9, and 10

Sanitas™ v.10.0.16b Software licensed to . UG
Hollow symbols indicate censored values.

Within Limit

Prediction Limit

Intrawell Non-parametric

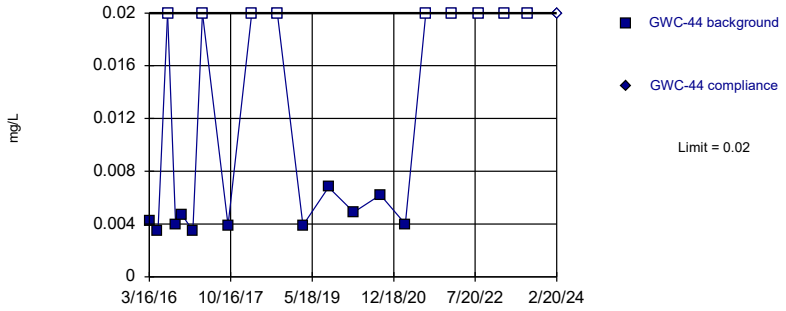

Non-parametric test used in lieu of parametric prediction limit because the Shapiro Wilk normality test showed the data to be non-normal at the 0.01 alpha level. Limit is highest of 20 background values. 45% NDs. Well-constituent pair annual alpha = 0.008564. Individual comparison alpha = 0.004291 (1 of 2).

Constituent: Zinc Analysis Run 4/8/2024 7:08 PM View: Appendix I Intrawell
Plant Bowen Data: Bowen 1, 2, 9, and 10

Sanitas™ v.10.0.16b Software licensed to . UG
Hollow symbols indicate censored values.

Within Limit

Prediction Limit

Intrawell Non-parametric

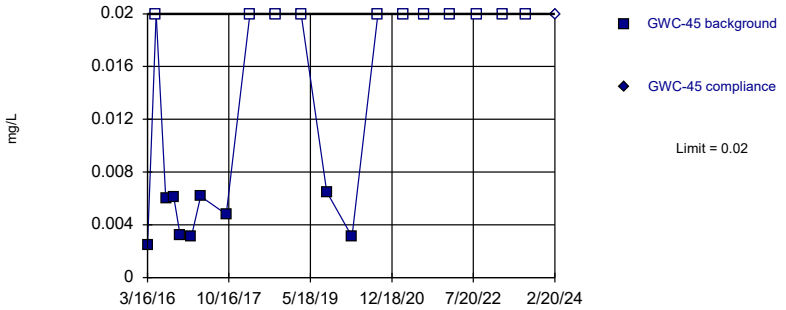

Non-parametric test used in lieu of parametric prediction limit because censored data exceeded 50%. Limit is highest of 20 background values. 55% NDs. Well-constituent pair annual alpha = 0.008564. Individual comparison alpha = 0.004291 (1 of 2).

Constituent: Zinc Analysis Run 4/8/2024 7:08 PM View: Appendix I Intrawell
Plant Bowen Data: Bowen 1, 2, 9, and 10

Sanitas™ v.10.0.16b Software licensed to . UG
Hollow symbols indicate censored values.

Within Limit

Prediction Limit

Intrawell Non-parametric

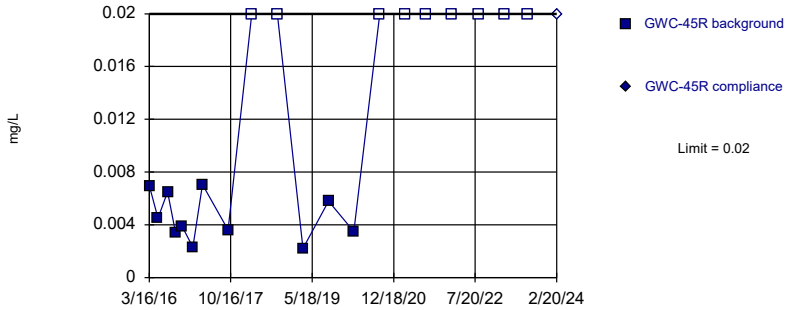

Non-parametric test used in lieu of parametric prediction limit because the Shapiro Wilk normality test showed the data to be non-normal at the 0.01 alpha level. Limit is highest of 20 background values. 45% NDs. Well-constituent pair annual alpha = 0.008564. Individual comparison alpha = 0.004291 (1 of 2).

Constituent: Zinc Analysis Run 4/8/2024 7:08 PM View: Appendix I Intrawell
Plant Bowen Data: Bowen 1, 2, 9, and 10

Sanitas™ v.10.0.16b Software licensed to . UG
Hollow symbols indicate censored values.

Within Limit

Prediction Limit

Intrawell Non-parametric

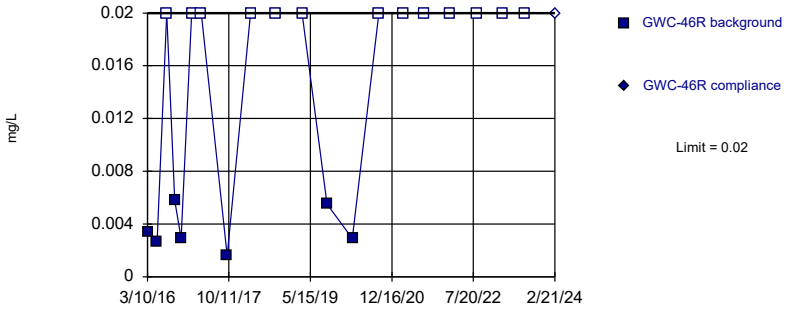

Non-parametric test used in lieu of parametric prediction limit because censored data exceeded 50%. Limit is highest of 20 background values. 65% NDs. Well-constituent pair annual alpha = 0.008564. Individual comparison alpha = 0.004291 (1 of 2).

Constituent: Zinc Analysis Run 4/8/2024 7:08 PM View: Appendix I Intrawell
Plant Bowen Data: Bowen 1, 2, 9, and 10

Sanitas™ v.10.0.16b Software licensed to . UG
Hollow symbols indicate censored values.

Within Limit

Prediction Limit

Intrawell Parametric

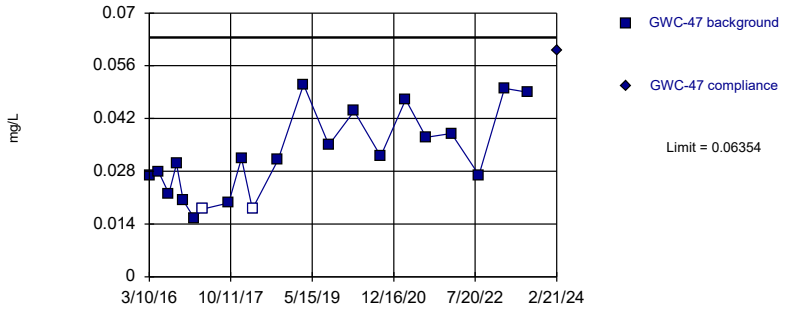

Background Data Summary: Mean=0.03194, Std. Dev.=0.01127, n=21, 9.524% NDs. Normality test: Shapiro Wilk @alpha = 0.01, calculated = 0.9375, critical = 0.873. Kappa = 2.805 (c=16, w=26, 1 of 2, event alpha = 0.05132). Report alpha = 0.0001266.

Constituent: Zinc Analysis Run 4/8/2024 7:08 PM View: Appendix I Intrawell
Plant Bowen Data: Bowen 1, 2, 9, and 10

Sanitas™ v.10.0.16b Software licensed to . UG
Hollow symbols indicate censored values.

Within Limit

Prediction Limit

Intrawell Parametric

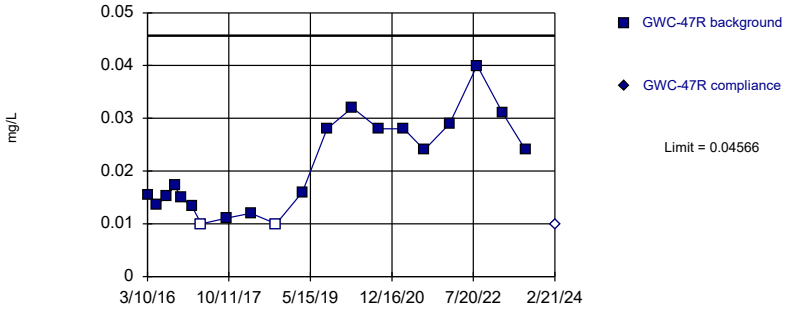

Background Data Summary: Mean=0.02065, Std. Dev.=0.008831, n=20, 10% NDs. Normality test: Shapiro Wilk @alpha = 0.01, calculated = 0.9052, critical = 0.868. Kappa = 2.832 (c=16, w=26, 1 of 2, event alpha = 0.05132). Report alpha = 0.0001266.

Constituent: Zinc Analysis Run 4/8/2024 7:08 PM View: Appendix I Intrawell
Plant Bowen Data: Bowen 1, 2, 9, and 10

Sanitas™ v.10.0.16b Software licensed to . UG
Hollow symbols indicate censored values.

Within Limit

Prediction Limit

Intrawell Non-parametric

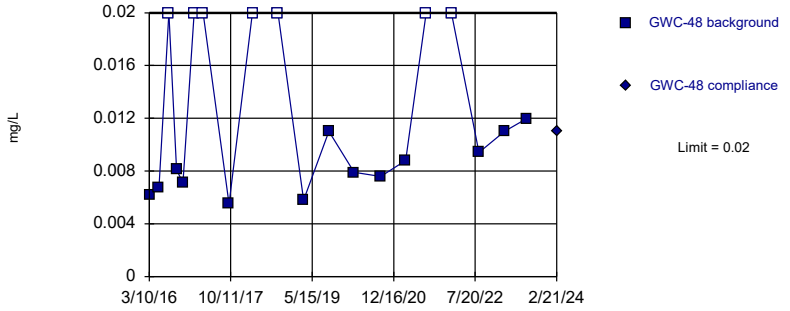

Non-parametric test used in lieu of parametric prediction limit because the Shapiro Wilk normality test showed the data to be non-normal at the 0.01 alpha level. Limit is highest of 20 background values. 35% NDs. Well-constituent pair annual alpha = 0.008564. Individual comparison alpha = 0.004291 (1 of 2).

Constituent: Zinc Analysis Run 4/8/2024 7:08 PM View: Appendix I Intrawell
Plant Bowen Data: Bowen 1, 2, 9, and 10

Sanitas™ v.10.0.16b Software licensed to . UG
Hollow symbols indicate censored values.
Within Limit

Prediction Limit

Intrawell Non-parametric

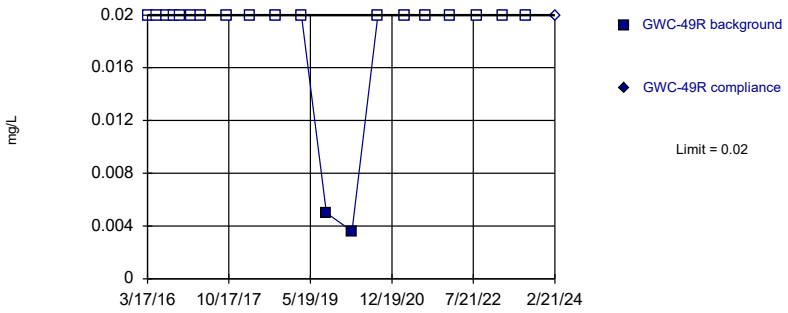

Non-parametric test used in lieu of parametric prediction limit because censored data exceeded 50%. Limit is highest of 20 background values. 90% NDs. Well-constituent pair annual alpha = 0.008564. Individual comparison alpha = 0.004291 (1 of 2).

Constituent: Zinc Analysis Run 4/8/2024 7:08 PM View: Appendix I Intrawell
Plant Bowen Data: Bowen 1, 2, 9, and 10

Sanitas™ v.10.0.16b Software licensed to . UG
Hollow symbols indicate censored values.
Within Limit

Prediction Limit

Intrawell Non-parametric

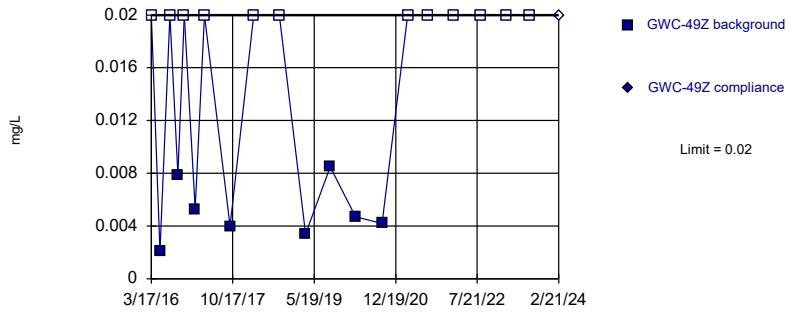

Non-parametric test used in lieu of parametric prediction limit because censored data exceeded 50%. Limit is highest of 20 background values. 60% NDs. Well-constituent pair annual alpha = 0.008564. Individual comparison alpha = 0.004291 (1 of 2).

Constituent: Zinc Analysis Run 4/8/2024 7:08 PM View: Appendix I Intrawell
Plant Bowen Data: Bowen 1, 2, 9, and 10

Sanitas™ v.10.0.16b Software licensed to . UG
Hollow symbols indicate censored values.
Within Limit

Prediction Limit

Intrawell Parametric

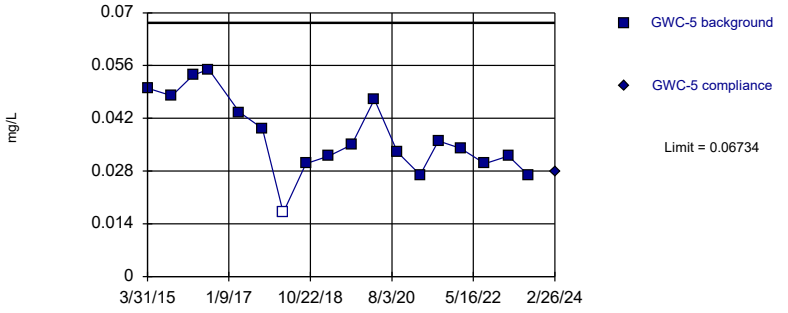

Background Data Summary: Mean=0.03718, Std. Dev.=0.01032, n=18, 5.556% NDs. Normality test: Shapiro Wilk @alpha = 0.05, calculated = 0.9537, critical = 0.897. Kappa = 2.923 (c=16, w=26, 1 of 2, event alpha = 0.05132). Report alpha = 0.0001266.

Constituent: Zinc Analysis Run 4/8/2024 7:08 PM View: Appendix I Intrawell
Plant Bowen Data: Bowen 1, 2, 9, and 10

Sanitas™ v.10.0.16b Software licensed to . UG
Hollow symbols indicate censored values.
Within Limit

Prediction Limit

Intrawell Non-parametric

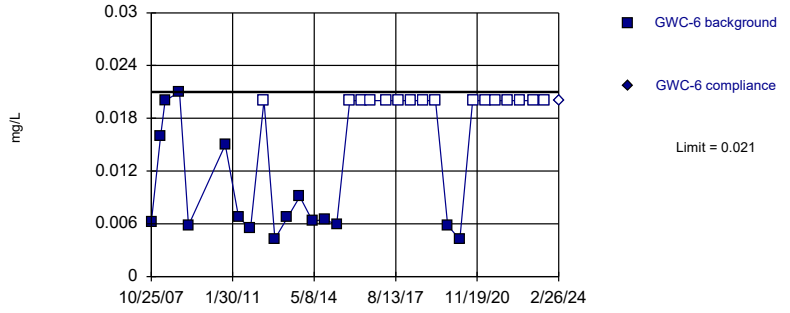

Non-parametric test used in lieu of parametric prediction limit because the Shapiro Wilk normality test showed the data to be non-normal at the 0.01 alpha level. Limit is highest of 32 background values. 50% NDs. Well-constituent pair annual alpha = 0.003603. Individual comparison alpha = 0.001803 (1 of 2).

Constituent: Zinc Analysis Run 4/8/2024 7:08 PM View: Appendix I Intrawell
Plant Bowen Data: Bowen 1, 2, 9, and 10

Sanitas™ v.10.0.16b Software licensed to . UG
Hollow symbols indicate censored values.

Within Limit

Prediction Limit

Intrawell Non-parametric

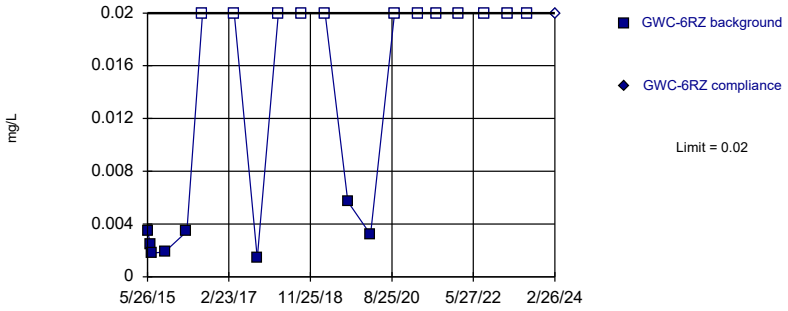

Non-parametric test used in lieu of parametric prediction limit because censored data exceeded 50%. Limit is highest of 20 background values. 60% NDs. Well-constituent pair annual alpha = 0.008564. Individual comparison alpha = 0.004291 (1 of 2).

Constituent: Zinc Analysis Run 4/8/2024 7:08 PM View: Appendix I Intrawell
Plant Bowen Data: Bowen 1, 2, 9, and 10

Sanitas™ v.10.0.16b Software licensed to . UG
Hollow symbols indicate censored values.

Exceeds Limit

Prediction Limit

Intrawell Non-parametric

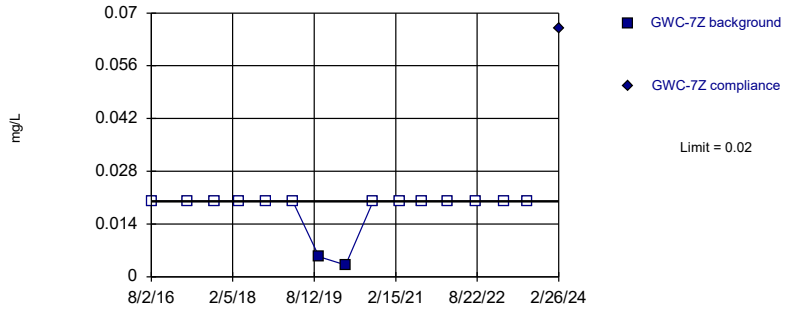

Non-parametric test used in lieu of parametric prediction limit because censored data exceeded 50%. Limit is highest of 15 background values. 86.67% NDs. Well-constituent pair annual alpha = 0.01501. Individual comparison alpha = 0.007533 (1 of 2).

Constituent: Zinc Analysis Run 4/8/2024 7:08 PM View: Appendix I Intrawell
Plant Bowen Data: Bowen 1, 2, 9, and 10

Sanitas™ v.10.0.16b Software licensed to . UG
Hollow symbols indicate censored values.

Within Limit

Prediction Limit

Intrawell Non-parametric

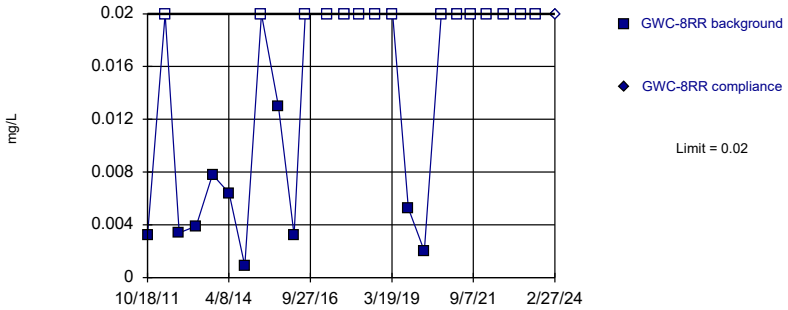

Non-parametric test used in lieu of parametric prediction limit because censored data exceeded 50%. Limit is highest of 25 background values. 60% NDs. Well-constituent pair annual alpha = 0.005656. Individual comparison alpha = 0.002832 (1 of 2).

Constituent: Zinc Analysis Run 4/8/2024 7:08 PM View: Appendix I Intrawell
Plant Bowen Data: Bowen 1, 2, 9, and 10

Sanitas™ v.10.0.16b Software licensed to . UG
Hollow symbols indicate censored values.

Exceeds Limit

Prediction Limit

Intrawell Non-parametric

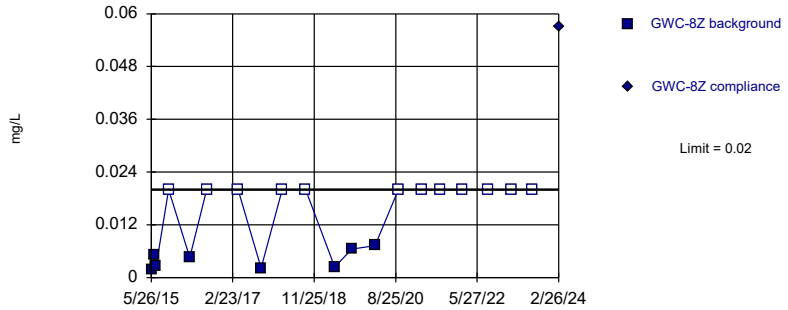

Non-parametric test used in lieu of parametric prediction limit because censored data exceeded 50%. Limit is highest of 20 background values. 60% NDs. Well-constituent pair annual alpha = 0.008564. Individual comparison alpha = 0.004291 (1 of 2).

Constituent: Zinc Analysis Run 4/8/2024 7:08 PM View: Appendix I Intrawell
Plant Bowen Data: Bowen 1, 2, 9, and 10

Sanitas™ v.10.0.16b Software licensed to . UG
Hollow symbols indicate censored values.

Within Limit

Prediction Limit

Intrawell Non-parametric

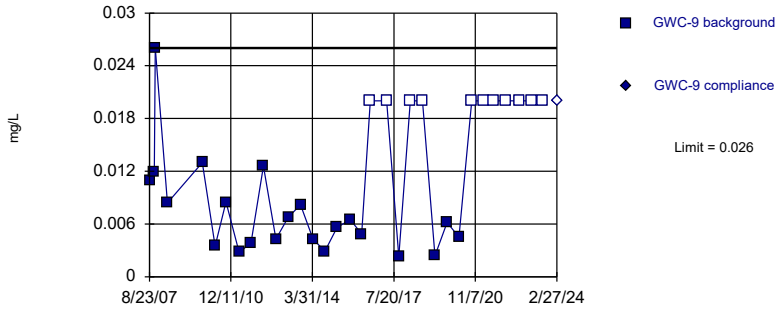

Non-parametric test used in lieu of parametric prediction limit because the Shapiro Wilk normality test showed the data to be non-normal at the 0.01 alpha level. Limit is highest of 33 background values. 33.33% NDs. Well-constituent pair annual alpha = 0.003399. Individual comparison alpha = 0.001701 (1 of 2).

Constituent: Zinc Analysis Run 4/8/2024 7:08 PM View: Appendix I Intrawell

Plant Bowen Data: Bowen 1, 2, 9, and 10

Prediction Limit

Constituent: Antimony (mg/L) Analysis Run 4/8/2024 7:11 PM View: Appendix I Intrawell

Plant Bowen Data: Bowen 1, 2, 9, and 10

	GWA-1	GWA-1
8/23/2007	<0.003	
10/23/2007	<0.003	
11/18/2007	<0.003	
1/30/2008	<0.003	
3/10/2008	<0.003	
5/13/2008	<0.003	
12/5/2008	<0.003	
4/15/2009	<0.003	
10/7/2009	<0.003	
5/3/2010	<0.003	
10/12/2010	<0.003	
4/27/2011	<0.003	
10/17/2011	0.0054	
5/2/2012	<0.003	
10/8/2012	<0.003	
4/12/2013	0.0058	
10/16/2013	0.01	
4/11/2014	0.005 (J)	
9/30/2014	0.0068	
3/30/2015	0.0074	
10/13/2015	0.017	
3/22/2016	0.00567	
5/19/2016	0.00319	
7/29/2016	0.0025 (J)	
9/23/2016	0.0051	
11/9/2016	0.0097 (J)	
1/30/2017	0.0032	
3/30/2017	0.0028 (J)	
6/9/2017	<0.003	
10/2/2017	0.0014 (J)	
3/16/2018	0.0014 (J)	
9/17/2018	0.00105 (JD)	
3/20/2019	<0.003	
9/12/2019	0.0037	
3/11/2020	0.00079 (J)	
9/15/2020	0.0061	
3/16/2021	0.0014 (J)	
8/9/2021	0.0027 (J)	
2/1/2022	0.0028 (J)	
8/16/2022	0.0084	
2/16/2023	0.016	
7/27/2023	0.011	
2/22/2024		0.0014 (J)

ND substitution: RL or RL/2 if <15% NDs.

Prediction Limit

Constituent: Antimony (mg/L) Analysis Run 4/8/2024 7:11 PM View: Appendix I Intrawell

Plant Bowen Data: Bowen 1, 2, 9, and 10

	GWA-2R	GWA-2R
8/23/2007	<0.003	
10/24/2007	<0.003	
11/18/2007	<0.003	
1/31/2008	<0.003	
3/10/2008	<0.003	
5/13/2008	<0.003	
12/4/2008	<0.003	
4/21/2009	<0.003	
10/8/2009	<0.003	
4/21/2010	<0.003	
9/28/2010	<0.003	
4/12/2011	<0.003	
10/4/2011	<0.003	
4/3/2012	0.0053	
10/9/2012	<0.003	
4/11/2013	0.0075	
10/16/2013	<0.003	
4/10/2014	0.0081	
9/30/2014	0.0022 (J)	
3/30/2015	0.011	
10/13/2015	0.0045 (J)	
3/23/2016	0.00281 (J)	
5/19/2016	0.00264 (J)	
7/29/2016	0.0069	
9/22/2016	0.0066	
11/10/2016	<0.003	
1/31/2017	0.0064	
4/3/2017	0.0049	
6/9/2017	<0.003	
10/2/2017	0.0045	
3/16/2018	0.021 (O)	
9/14/2018	0.0054	
3/19/2019	0.0019 (J)	
9/13/2019	0.0044	
3/11/2020	0.002 (J)	
9/15/2020	0.0037	
3/16/2021	0.005	
8/9/2021	0.0033	
2/1/2022	0.0029 (J)	
8/16/2022	0.002 (J)	
2/16/2023	0.0048	
7/27/2023	0.0095	
2/26/2024		0.0019 (J)

ND substitution: RL or RL/2 if <15% NDs.

Prediction Limit

Constituent: Antimony (mg/L) Analysis Run 4/8/2024 7:11 PM View: Appendix I Intrawell

Plant Bowen Data: Bowen 1, 2, 9, and 10

	GWA-39RZ	GWA-39RZ
5/16/2016	<0.003 (D)	
7/27/2016	0.0003 (JD)	
2/21/2017	0.0057	
3/27/2017	0.0013 (JD)	
6/8/2017	<0.003 (*)	
7/17/2017	0.005 (D)	
7/27/2017	0.0033	
8/9/2017	0.0012 (J)	
9/29/2017	0.0013 (JD)	
3/16/2018	0.0078	
9/14/2018	0.0056	
3/14/2019	0.014 (O)	
3/9/2020	0.0013 (J)	
9/16/2020	0.0028 (J)	
3/16/2021	0.00041 (J)	
8/6/2021	<0.003	
2/2/2022	<0.003	
8/16/2022	0.001 (J)	
2/14/2023	0.0019 (J)	
7/25/2023	<0.003	
2/19/2024		0.0016 (J)

ND substitution: RL or RL/2 if <15% NDs.

Prediction Limit

Constituent: Antimony (mg/L) Analysis Run 4/8/2024 7:11 PM View: Appendix I Intrawell

Plant Bowen Data: Bowen 1, 2, 9, and 10

	GWA-39Z	GWA-39Z
3/14/2016	<0.003	
5/11/2016	0.000839 (J)	
7/19/2016	0.0024 (J)	
9/15/2016	0.0009 (J)	
11/2/2016	0.001 (J)	
1/18/2017	0.0017 (J)	
3/28/2017	0.0006 (J)	
6/7/2017	0.0003 (J)	
9/26/2017	<0.003	
3/14/2018	<0.003	
9/12/2018	<0.003	
3/15/2019	<0.003	
9/9/2019	0.00079 (J)	
3/9/2020	0.0011 (J)	
9/10/2020	0.0003 (J)	
3/12/2021	0.0039	
8/4/2021	0.00083 (J)	
1/31/2022	<0.003	
8/10/2022	<0.003	
2/13/2023	0.00087 (J)	
7/26/2023	0.0028 (J)	
2/19/2024		0.00081 (J)

ND substitution: RL or RL/2 if <15% NDs.

Prediction Limit

Constituent: Antimony (mg/L) Analysis Run 4/8/2024 7:11 PM View: Appendix I Intrawell

Plant Bowen Data: Bowen 1, 2, 9, and 10

	GWA-3A	GWA-3A
8/23/2007	<0.003	
11/2/2007	<0.003	
11/18/2007	<0.003	
1/31/2008	<0.003	
3/11/2008	<0.003	
5/14/2008	<0.003	
12/5/2008	<0.003	
4/15/2009	<0.003	
10/8/2009	<0.003	
4/28/2010	<0.003	
10/6/2010	<0.003	
4/21/2011	<0.003	
10/13/2011	<0.003	
5/1/2012	<0.003	
10/9/2012	<0.003	
4/11/2013	<0.003	
10/16/2013	<0.003	
4/23/2014	<0.003	
10/4/2014	0.0031 (J)	
3/31/2015	0.0068	
10/12/2015	<0.003	
3/23/2016	0.0035	
5/23/2016	<0.003	
7/29/2016	0.0029 (J)	
9/22/2016	0.0041	
11/10/2016	0.0048 (J)	
1/31/2017	<0.003	
3/30/2017	0.001 (J)	
6/12/2017	<0.003	
10/4/2017	0.0009 (J)	
3/19/2018	0.0019 (J)	
9/17/2018	0.0011 (J)	
3/20/2019	0.0019 (J)	
9/13/2019	0.0013 (J)	
3/11/2020	0.0045	
3/29/2021	<0.003	
8/9/2021	<0.003	
2/2/2022	<0.003	
8/16/2022	<0.003	
2/17/2023	<0.003	
8/1/2023	<0.003	
2/22/2024		<0.003

ND substitution: RL or RL/2 if <15% NDs.

Prediction Limit

Constituent: Antimony (mg/L) Analysis Run 4/8/2024 7:11 PM View: Appendix I Intrawell

Plant Bowen Data: Bowen 1, 2, 9, and 10

	GWA-40	GWA-40
3/15/2016	<0.003	
5/11/2016	<0.003	
7/21/2016	<0.003	
9/15/2016	<0.003	
11/3/2016	0.0021 (J)	
1/17/2017	<0.003	
3/24/2017	<0.003	
5/24/2017	<0.003	
9/26/2017	<0.003	
3/14/2018	<0.003	
9/12/2018	<0.003	
3/13/2019	<0.003	
9/9/2019	<0.003	
3/9/2020	<0.003	
9/11/2020	<0.003	
3/10/2021	<0.003	
8/4/2021	<0.003	
1/31/2022	0.0014 (J)	
8/12/2022	<0.003	
2/13/2023	<0.003	
7/26/2023	<0.003	
2/19/2024		<0.003

ND substitution: RL or RL/2 if <15% NDs.

Prediction Limit

Constituent: Antimony (mg/L) Analysis Run 4/8/2024 7:11 PM View: Appendix I Intrawell

Plant Bowen Data: Bowen 1, 2, 9, and 10

	GWA-41	GWA-41
3/15/2016	<0.003	
5/12/2016	<0.003	
7/20/2016	<0.003	
9/15/2016	<0.003	
11/3/2016	<0.003	
1/18/2017	<0.003	
3/24/2017	<0.003	
6/6/2017	<0.003	
9/25/2017	<0.003	
3/14/2018	<0.003	
9/12/2018	<0.003	
3/14/2019	<0.003	
9/10/2019	<0.003 (D)	
3/6/2020	<0.003	
9/10/2020	<0.003	
3/11/2021	0.00038 (J)	
8/4/2021	<0.003	
1/31/2022	<0.003	
8/11/2022	<0.003	
2/13/2023	<0.003	
7/25/2023	0.0029 (J)	
2/19/2024		<0.003

ND substitution: RL or RL/2 if <15% NDs.

Prediction Limit

Constituent: Antimony (mg/L) Analysis Run 4/8/2024 7:11 PM View: Appendix I Intrawell

Plant Bowen Data: Bowen 1, 2, 9, and 10

	GWA-41R	GWA-41R
3/15/2016	<0.003	
5/13/2016	<0.003	
7/21/2016	<0.003 (*)	
9/21/2016	<0.003	
11/3/2016	<0.003	
1/17/2017	<0.003	
3/27/2017	0.0008 (J)	
6/6/2017	<0.003	
9/25/2017	0.0035	
3/14/2018	<0.003	
9/12/2018	0.003	
3/14/2019	<0.003	
9/10/2019	0.0029 (J)	
3/9/2020	0.0037	
9/10/2020	0.0019 (J)	
3/10/2021	0.00037 (J)	
8/4/2021	<0.003	
1/31/2022	0.0011 (J)	
8/11/2022	<0.003	
2/13/2023	0.0045	
7/25/2023	0.0021 (J)	
2/19/2024		<0.003

ND substitution: RL or RL/2 if <15% NDs.

Prediction Limit

Constituent: Antimony (mg/L) Analysis Run 4/8/2024 7:11 PM View: Appendix I Intrawell

Plant Bowen Data: Bowen 1, 2, 9, and 10

	GWA-42	GWA-42
3/11/2016	<0.003	
5/16/2016	<0.003	
7/22/2016	0.002 (J)	
9/19/2016	<0.003	
11/3/2016	<0.003	
1/17/2017	<0.003	
3/27/2017	<0.003	
6/7/2017	<0.003	
9/26/2017	<0.003	
3/14/2018	<0.003	
9/14/2018	<0.003	
3/14/2019	<0.003	
9/10/2019	<0.003	
3/6/2020	<0.003	
9/10/2020	<0.003	
3/11/2021	<0.003	
8/4/2021	<0.003	
1/31/2022	<0.003	
8/10/2022	<0.003	
2/13/2023	<0.003	
7/26/2023	<0.003	
2/20/2024		<0.003

ND substitution: RL or RL/2 if <15% NDs.

Prediction Limit

Constituent: Antimony (mg/L) Analysis Run 4/8/2024 7:11 PM View: Appendix I Intrawell

Plant Bowen Data: Bowen 1, 2, 9, and 10

	GWA-43	GWA-43
3/11/2016	<0.003	
5/13/2016	<0.003	
7/19/2016	<0.003 (*)	
9/16/2016	<0.003	
11/2/2016	<0.003	
1/18/2017	<0.003	
3/28/2017	<0.003	
6/6/2017	<0.003	
9/22/2017	<0.003	
3/14/2018	<0.003	
9/12/2018	<0.003	
3/13/2019	<0.003	
9/11/2019	<0.003	
3/9/2020	0.00062 (J)	
9/11/2020	<0.003	
3/11/2021	<0.003	
8/6/2021	<0.003	
1/31/2022	<0.003	
8/11/2022	<0.003	
2/14/2023	<0.003	
7/25/2023	<0.003	
2/20/2024		<0.003

ND substitution: RL or RL/2 if <15% NDs.

Prediction Limit

Constituent: Antimony (mg/L) Analysis Run 4/8/2024 7:11 PM View: Appendix I Intrawell

Plant Bowen Data: Bowen 1, 2, 9, and 10

	GWA-43R	GWA-43R
3/11/2016	<0.003	
5/13/2016	<0.003	
7/19/2016	<0.003	
9/16/2016	<0.003	
11/2/2016	<0.003	
1/18/2017	0.0013 (J)	
3/28/2017	<0.003	
6/6/2017	0.0007 (J)	
9/22/2017	0.0012 (J)	
3/15/2018	<0.003	
9/12/2018	<0.003	
3/13/2019	<0.003	
9/11/2019	0.00029 (J)	
3/9/2020	0.00037 (J)	
9/14/2020	<0.003	
3/11/2021	0.00074 (J)	
8/5/2021	<0.003	
1/31/2022	<0.003	
8/10/2022	<0.003	
2/13/2023	<0.003	
7/25/2023	<0.003	
2/20/2024		0.0015 (J)

ND substitution: RL or RL/2 if <15% NDs.

Prediction Limit

Constituent: Antimony (mg/L) Analysis Run 4/8/2024 7:11 PM View: Appendix I Intrawell

Plant Bowen Data: Bowen 1, 2, 9, and 10

	GWA-4RZ	GWA-4RZ
2/22/2017	0.0018 (J)	
4/7/2017	0.0008 (J)	
6/14/2017	0.00205 (JD)	
7/12/2017	0.0015 (JD)	
7/20/2017	<0.003 (D)	
7/28/2017	<0.003	
8/9/2017	<0.003	
8/24/2017	0.0007 (J)	
10/3/2017	<0.003 (D)	
3/21/2018	<0.003	
9/18/2018	<0.003	
3/21/2019	<0.003 (D)	
9/12/2019	0.00052 (JD)	
3/12/2020	0.0017 (J)	
9/17/2020	0.00087 (J)	
3/16/2021	0.00082 (J)	
8/10/2021	0.0013 (J)	
2/3/2022	<0.003	
8/17/2022	<0.003	
2/17/2023	<0.003	
7/28/2023	<0.003	
2/27/2024		<0.003

ND substitution: RL or RL/2 if <15% NDs.

Prediction Limit

Constituent: Antimony (mg/L) Analysis Run 4/8/2024 7:11 PM View: Appendix I Intrawell

Plant Bowen Data: Bowen 1, 2, 9, and 10

	GWA-50	GWA-50
12/12/2008	<0.003	
4/23/2009	<0.003	
10/6/2009	<0.003	
4/27/2010	<0.003	
9/30/2010	<0.003	
4/14/2011	<0.003	
10/5/2011	<0.003	
4/11/2012	<0.003	
10/2/2012	<0.003	
4/9/2013	<0.003	
10/15/2013	<0.003	
4/10/2014	<0.003	
10/1/2014	<0.003	
3/30/2015	<0.003	
10/11/2015	<0.003	
3/28/2016	0.00139 (J)	
5/23/2016	0.000677 (J)	
8/1/2016	<0.003	
9/26/2016	<0.003	
11/10/2016	<0.003	
1/30/2017	<0.003	
4/7/2017	<0.003	
6/12/2017	<0.003	
10/2/2017	<0.003	
3/16/2018	<0.003	
9/17/2018	<0.003	
3/19/2019	<0.003	
9/13/2019	<0.003	
3/11/2020	0.0005 (J)	
9/16/2020	<0.003	
3/17/2021	<0.003	
8/9/2021	<0.003	
2/1/2022	0.0015 (J)	
8/16/2022	<0.003	
2/16/2023	<0.003	
7/28/2023	<0.003	
2/22/2024		<0.003

ND substitution: RL or RL/2 if <15% NDs.

Prediction Limit

Constituent: Antimony (mg/L) Analysis Run 4/8/2024 7:11 PM View: Appendix I Intrawell

Plant Bowen Data: Bowen 1, 2, 9, and 10

	GWA-50R	GWA-50R
12/12/2008	<0.003	
4/23/2009	<0.003	
10/6/2009	<0.003	
5/3/2010	<0.003	
10/11/2010	<0.003	
4/27/2011	<0.003	
10/19/2011	<0.003	
5/1/2012	<0.003	
10/2/2012	<0.003	
4/10/2013	<0.003	
10/16/2013	<0.003	
4/22/2014	<0.003	
10/1/2014	<0.003	
3/30/2015	<0.003	
10/11/2015	<0.003	
3/28/2016	<0.003	
5/25/2016	<0.003	
8/1/2016	<0.003	
9/26/2016	<0.003	
11/11/2016	<0.003	
1/30/2017	<0.003	
4/3/2017	<0.003	
6/12/2017	<0.003	
10/2/2017	<0.003	
3/16/2018	<0.003	
9/18/2018	<0.003	
3/19/2019	<0.003	
9/12/2019	<0.003	
3/11/2020	<0.003	
9/15/2020	0.00048 (J)	
3/17/2021	<0.003	
8/9/2021	<0.003	
2/2/2022	<0.003	
8/17/2022	<0.003	
2/16/2023	<0.003	
7/28/2023	<0.003	
2/22/2024		<0.003

ND substitution: RL or RL/2 if <15% NDs.

Prediction Limit

Constituent: Antimony (mg/L) Analysis Run 4/8/2024 7:11 PM View: Appendix I Intrawell

Plant Bowen Data: Bowen 1, 2, 9, and 10

	GWC-10R	GWC-10R
8/21/2007	<0.003	
11/1/2007	<0.003	
11/20/2007	<0.003	
1/30/2008	<0.003	
3/6/2008	<0.003	
5/8/2008	<0.003	
12/14/2008	<0.003	
4/29/2009	<0.003	
10/21/2009	<0.003	
4/21/2010	<0.003	
9/28/2010	<0.003	
4/12/2011	<0.003	
10/4/2011	<0.003	
4/3/2012	<0.003	
10/8/2012	<0.003	
4/3/2013	<0.003	
10/15/2013	<0.003	
4/9/2014	<0.003	
10/2/2014	<0.003	
4/2/2015	<0.003	
10/12/2015	<0.003	
3/31/2016	<0.003	
5/26/2016	0.000659 (J)	
8/3/2016	<0.003	
9/28/2016	0.0037 (O)	
11/22/2016	<0.003	
2/7/2017	<0.003	
4/10/2017	<0.003	
6/14/2017	<0.003	
10/4/2017	<0.003	
3/21/2018	<0.003	
9/18/2018	<0.003	
3/22/2019	<0.003	
9/17/2019	<0.003	
3/12/2020	<0.003	
9/17/2020	<0.003	
3/18/2021	<0.003	
8/11/2021	<0.003	
2/4/2022	0.0016 (J)	
8/18/2022	<0.003	
2/20/2023	<0.003	
7/31/2023	<0.003	
2/27/2024		<0.003

ND substitution: RL or RL/2 if <15% NDs.

Prediction Limit

Constituent: Antimony (mg/L) Analysis Run 4/8/2024 7:11 PM View: Appendix I Intrawell

Plant Bowen Data: Bowen 1, 2, 9, and 10

	GWC-11	GWC-11
8/21/2007	<0.003	
11/1/2007	<0.003	
11/18/2007	<0.003	
1/30/2008	<0.003	
3/5/2008	<0.003	
5/7/2008	<0.003	
12/14/2008	<0.003	
4/29/2009	<0.003	
10/22/2009	<0.003	
4/21/2010	<0.003	
9/28/2010	<0.003	
4/12/2011	<0.003	
10/4/2011	<0.003	
4/3/2012	<0.003	
10/3/2012	<0.003	
4/3/2013	<0.003	
10/9/2013	<0.003	
4/2/2014	<0.003	
10/2/2014	<0.003	
4/1/2015	<0.003	
10/11/2015	<0.003	
4/4/2016	<0.003	
5/26/2016	0.000722 (J)	
8/3/2016	<0.003	
9/28/2016	<0.003	
11/22/2016	<0.003	
2/8/2017	<0.003	
4/10/2017	<0.003	
6/15/2017	<0.003	
10/4/2017	<0.003	
3/21/2018	<0.003	
9/18/2018	<0.003	
3/23/2019	0.00094 (J)	
9/17/2019	0.00041 (J)	
3/12/2020	0.0013 (J)	
9/21/2020	0.00091 (J)	
3/19/2021	0.00032 (J)	
8/11/2021	<0.003	
2/4/2022	<0.003	
8/18/2022	<0.003	
2/20/2023	<0.003	
8/1/2023	<0.003	
2/28/2024		<0.003

ND substitution: RL or RL/2 if <15% NDs.

Prediction Limit

Constituent: Antimony (mg/L) Analysis Run 4/8/2024 7:11 PM View: Appendix I Intrawell

Plant Bowen Data: Bowen 1, 2, 9, and 10

	GWC-11R	GWC-11R
8/21/2007	<0.003	
11/1/2007	<0.003	
11/18/2007	<0.003	
1/30/2008	<0.003	
3/6/2008	<0.003	
5/7/2008	<0.003	
12/14/2008	<0.003	
4/29/2009	<0.003	
10/22/2009	<0.003	
4/21/2010	<0.003	
9/29/2010	<0.003	
4/13/2011	<0.003	
10/4/2011	<0.003	
4/4/2012	<0.003	
10/3/2012	<0.003	
4/3/2013	<0.003	
10/9/2013	<0.003	
4/2/2014	<0.003	
10/2/2014	0.0044 (J)	
4/1/2015	0.0087	
10/11/2015	0.007	
4/4/2016	0.00252 (J)	
5/26/2016	0.00351	
8/4/2016	<0.003	
9/28/2016	0.0012 (J)	
11/22/2016	0.0042	
2/8/2017	<0.003	
4/10/2017	<0.003	
6/15/2017	<0.003	
10/4/2017	<0.003	
3/22/2018	<0.003	
9/18/2018	<0.003	
3/23/2019	<0.003	
9/17/2019	0.0013 (J)	
3/12/2020	0.001 (J)	
9/21/2020	0.0053	
3/19/2021	0.012	
5/26/2021	0.0037	
8/11/2021	<0.003	
2/4/2022	<0.003	
8/18/2022	<0.003	
2/20/2023	<0.003	
8/1/2023	<0.003	
2/28/2024		<0.003

ND substitution: RL or RL/2 if <15% NDs.

Prediction Limit

Constituent: Antimony (mg/L) Analysis Run 4/8/2024 7:11 PM View: Appendix I Intrawell

Plant Bowen Data: Bowen 1, 2, 9, and 10

	GWC-12	GWC-12
8/21/2007	<0.003	
11/1/2007	<0.003	
11/19/2007	<0.003	
1/16/2008	<0.003	
3/5/2008	<0.003	
5/13/2008	<0.003	
12/13/2008	<0.003	
4/16/2009	<0.003	
10/21/2009	<0.003	
4/27/2010	<0.003	
10/5/2010	<0.003	
4/19/2011	<0.003	
10/12/2011	<0.003	
4/24/2012	<0.003	
10/2/2012	<0.003	
4/2/2013	<0.003	
10/9/2013	<0.003	
4/1/2014	<0.003	
10/2/2014	<0.003	
4/1/2015	<0.003	
10/14/2015	<0.003	
4/4/2016	<0.003	
5/27/2016	<0.003	
8/3/2016	<0.003	
9/30/2016	<0.003	
11/22/2016	<0.003	
2/13/2017	<0.003	
4/11/2017	<0.003	
6/14/2017	<0.003	
10/4/2017	<0.003	
3/22/2018	<0.003	
9/18/2018	<0.003	
3/23/2019	<0.003	
9/17/2019	<0.003 (D)	
3/12/2020	<0.003	
9/21/2020	<0.003	
3/19/2021	<0.003	
8/11/2021	<0.003	
2/2/2022	<0.003	
8/18/2022	<0.003	
2/21/2023	0.0017 (J)	
8/1/2023	<0.003	
2/27/2024		<0.003

ND substitution: RL or RL/2 if <15% NDs.

Prediction Limit

Constituent: Antimony (mg/L) Analysis Run 4/8/2024 7:11 PM View: Appendix I Intrawell

Plant Bowen Data: Bowen 1, 2, 9, and 10

	GWC-13	GWC-13
8/21/2007	<0.003	
11/1/2007	<0.003	
11/19/2007	<0.003	
1/31/2008	<0.003	
3/5/2008	<0.003	
5/12/2008	<0.003	
12/13/2008	<0.003	
4/28/2009	<0.003	
10/21/2009	<0.003	
4/28/2010	<0.003	
10/5/2010	<0.003	
4/19/2011	<0.003	
10/18/2011	<0.003	
4/25/2012	<0.003	
10/2/2012	<0.003	
4/2/2013	<0.003	
10/8/2013	<0.003	
4/1/2014	<0.003	
10/1/2014	<0.003	
4/1/2015	<0.003	
10/15/2015	<0.003	
4/4/2016	<0.003	
5/31/2016	<0.003	
8/4/2016	<0.003	
9/29/2016	<0.003	
11/28/2016	<0.003	
2/9/2017	<0.003	
4/12/2017	<0.003	
6/16/2017	<0.003	
10/9/2017	<0.003	
3/21/2018	<0.003	
9/19/2018	<0.003	
3/23/2019	<0.003	
9/18/2019	0.0012 (J)	
3/13/2020	0.0023 (J)	
9/22/2020	<0.003	
3/18/2021	0.00078 (J)	
8/11/2021	0.0019 (J)	
2/17/2022	<0.003	
8/18/2022	<0.003	
2/22/2023	<0.003	
8/1/2023	<0.003	
2/27/2024		<0.003

ND substitution: RL or RL/2 if <15% NDs.

Prediction Limit

Constituent: Antimony (mg/L) Analysis Run 4/8/2024 7:11 PM View: Appendix I Intrawell

Plant Bowen Data: Bowen 1, 2, 9, and 10

	GWC-13RZ	GWC-13RZ
8/21/2007	<0.003	
11/1/2007	<0.003	
11/19/2007	<0.003	
1/31/2008	<0.003	
3/5/2008	<0.003	
5/7/2008	<0.003	
12/12/2008	<0.003	
4/29/2009	<0.003	
10/21/2009	<0.003	
4/28/2010	<0.003	
10/6/2010	<0.003	
4/20/2011	<0.003	
10/12/2011	<0.003	
4/25/2012	<0.003	
10/2/2012	<0.003	
4/2/2013	0.007 (O)	
10/8/2013	0.01 (O)	
4/1/2014	0.011 (O)	
10/1/2014	0.018 (O)	
3/31/2015	0.011 (O)	
10/14/2015	0.0083 (O)	
4/4/2016	0.00447	
6/1/2016	0.00377	
2/22/2017	0.0044	
4/11/2017	0.0019 (J)	
6/16/2017	<0.003	
7/12/2017	0.0018 (J)	
7/28/2017	0.0011 (J)	
8/10/2017	0.0012 (J)	
10/6/2017	0.0013 (J)	
3/23/2018	0.0015 (J)	
9/20/2018	0.0013 (J)	
3/22/2019	0.0014 (J)	
9/18/2019	0.00077 (X)	
3/17/2020	0.0009 (J)	
9/22/2020	0.00079 (J)	
3/19/2021	0.0011 (J)	
8/12/2021	<0.003	
2/4/2022	<0.003	
8/19/2022	<0.003	
2/22/2023	<0.003	
8/2/2023	<0.003	
2/28/2024		0.00057 (J)

ND substitution: RL or RL/2 if <15% NDs.

Prediction Limit

Constituent: Antimony (mg/L) Analysis Run 4/8/2024 7:11 PM View: Appendix I Intrawell

Plant Bowen Data: Bowen 1, 2, 9, and 10

	GWC-14Z	GWC-14Z
8/24/2007	0.005	
11/2/2007	<0.003	
11/17/2007	<0.003	
1/15/2008	<0.003	
3/5/2008	<0.003	
5/7/2008	<0.003	
12/2/2008	<0.003	
4/16/2009	<0.003	
10/20/2009	<0.003	
4/20/2010	<0.003	
9/29/2010	<0.003	
4/12/2011	<0.003	
10/4/2011	<0.003	
4/4/2012	<0.003	
10/10/2012	<0.003	
4/15/2013	<0.003	
10/22/2013	<0.003	
4/21/2014	<0.003	
9/30/2014	<0.003	
4/3/2015	<0.003	
10/7/2015	<0.003	
4/5/2016	<0.003	
6/1/2016	0.000895 (J)	
8/9/2016	0.0017 (JD)	
11/28/2016	<0.003	
2/9/2017	<0.003	
4/11/2017	<0.003	
6/14/2017	0.0006 (J)	
7/12/2017	<0.003	
10/5/2017	<0.003	
3/22/2018	<0.003	
9/19/2018	<0.003	
3/22/2019	<0.003	
9/17/2019	<0.003	
3/13/2020	0.00053 (J)	
9/21/2020	<0.003	
3/18/2021	<0.003	
8/11/2021	<0.003	
2/4/2022	<0.003	
8/18/2022	<0.003	
2/22/2023	<0.003	
8/1/2023	<0.003	
2/28/2024		<0.003

ND substitution: RL or RL/2 if <15% NDs.

Prediction Limit

Constituent: Antimony (mg/L) Analysis Run 4/8/2024 7:11 PM View: Appendix I Intrawell

Plant Bowen Data: Bowen 1, 2, 9, and 10

	GWC-15R	GWC-15R
8/23/2007	<0.003	
11/2/2007	<0.003	
11/17/2007	<0.003	
1/15/2008	<0.003	
3/6/2008	<0.003	
5/7/2008	<0.003	
12/2/2008	<0.003	
4/28/2009	<0.003	
10/19/2009	<0.003	
4/27/2010	<0.003	
10/4/2010	<0.003	
4/18/2011	<0.003	
10/12/2011	0.0052	
4/23/2012	<0.003	
10/10/2012	<0.003	
4/15/2013	<0.003	
10/22/2013	<0.003	
4/21/2014	0.005 (J)	
9/30/2014	0.0024 (J)	
4/3/2015	0.0072	
10/7/2015	0.0045 (J)	
4/5/2016	0.00727	
5/31/2016	0.00649	
8/4/2016	0.0038	
9/29/2016	0.0106	
11/23/2016	0.0098	
2/10/2017	0.0014 (J)	
4/12/2017	0.0026 (J)	
6/15/2017	<0.003	
10/6/2017	0.0008 (J)	
3/23/2018	0.001 (J)	
9/19/2018	0.0011 (J)	
3/25/2019	<0.003	
9/17/2019	0.0017 (J)	
3/13/2020	0.00056 (J)	
9/21/2020	0.0021 (J)	
3/18/2021	0.00045 (J)	
8/11/2021	<0.003	
2/4/2022	<0.003	
8/19/2022	0.0011 (J)	
2/22/2023	<0.003	
8/2/2023	<0.003	
2/28/2024		0.001 (J)

ND substitution: RL or RL/2 if <15% NDs.

Prediction Limit

Constituent: Antimony (mg/L) Analysis Run 4/8/2024 7:11 PM View: Appendix I Intrawell

Plant Bowen Data: Bowen 1, 2, 9, and 10

	GWC-15Z	GWC-15Z
8/24/2007	<0.003	
11/2/2007	<0.003	
11/18/2007	<0.003	
1/15/2008	<0.003	
3/10/2008	<0.003	
5/13/2008	<0.003	
12/2/2008	<0.003	
4/28/2009	<0.003	
10/20/2009	<0.003	
4/27/2010	<0.003	
10/5/2010	<0.003	
4/19/2011	<0.003	
10/12/2011	<0.003	
4/25/2012	<0.003	
10/10/2012	<0.003	
4/16/2013	0.0053	
10/22/2013	<0.003	
4/21/2014	0.005 (J)	
9/30/2014	<0.003	
4/3/2015	<0.003	
10/6/2015	0.0025 (J)	
4/5/2016	0.00105 (J)	
5/31/2016	0.00088 (J)	
11/23/2016	<0.003	
2/10/2017	<0.003	
4/11/2017	<0.003	
6/15/2017	<0.003	
7/12/2017	<0.003	
7/26/2017	<0.003	
10/6/2017	<0.003	
3/23/2018	0.00089 (J)	
9/19/2018	<0.003	
3/22/2019	<0.003	
9/17/2019	<0.003	
3/13/2020	<0.003	
9/21/2020	<0.003	
3/18/2021	<0.003	
8/11/2021	<0.003	
2/7/2022	<0.003	
8/19/2022	<0.003	
2/22/2023	<0.003	
8/1/2023	0.0028 (J)	
2/28/2024		<0.003

ND substitution: RL or RL/2 if <15% NDs.

Prediction Limit

Constituent: Antimony (mg/L) Analysis Run 4/8/2024 7:11 PM View: Appendix I Intrawell

Plant Bowen Data: Bowen 1, 2, 9, and 10

	GWC-44	GWC-44
3/16/2016	0.00108 (J)	
5/16/2016	<0.003	
7/25/2016	<0.003 (*)	
9/19/2016	<0.003	
11/3/2016	<0.003	
1/19/2017	<0.003	
3/28/2017	<0.003	
6/5/2017	<0.003	
9/26/2017	<0.003	
3/15/2018	<0.003	
9/12/2018	<0.003	
3/14/2019	<0.003	
9/11/2019	<0.003	
3/10/2020	<0.003	
9/15/2020	<0.003	
3/11/2021	<0.003	
8/4/2021	<0.003	
1/31/2022	<0.003	
8/15/2022	<0.003	
2/14/2023	<0.003	
7/26/2023	<0.003	
2/20/2024		<0.003

ND substitution: RL or RL/2 if <15% NDs.

Prediction Limit

Constituent: Antimony (mg/L) Analysis Run 4/8/2024 7:11 PM View: Appendix I Intrawell

Plant Bowen Data: Bowen 1, 2, 9, and 10

	GWC-45	GWC-45
3/16/2016	<0.003	
5/16/2016	0.00109 (J)	
7/25/2016	0.00185 (J*D)	
9/19/2016	<0.003 (D)	
11/4/2016	<0.003 (D)	
1/23/2017	<0.003 (D)	
3/29/2017	0.0018 (JD)	
6/7/2017	0.0009 (J)	
9/27/2017	0.0111	
12/29/2017	0.0012 (Y)	
3/15/2018	0.00086 (J)	
9/13/2018	0.0029 (J)	
3/14/2019	0.0015 (JD)	
9/11/2019	0.014	
3/10/2020	0.00087 (J)	
9/11/2020	0.0076	
12/15/2020	0.0014 (J)	
3/11/2021	0.00062 (J)	
8/6/2021	0.0017 (J)	
2/1/2022	0.002 (J)	
8/12/2022	0.0072	
2/14/2023	<0.003	
7/26/2023	0.013	
2/20/2024		0.00062 (J)

ND substitution: RL or RL/2 if <15% NDs.

Prediction Limit

Constituent: Antimony (mg/L) Analysis Run 4/8/2024 7:11 PM View: Appendix I Intrawell

Plant Bowen Data: Bowen 1, 2, 9, and 10

	GWC-45R	GWC-45R
3/16/2016	0.00426	
5/16/2016	0.00267 (JD)	
7/25/2016	0.0017 (JD)	
9/19/2016	<0.003 (D)	
11/3/2016	0.0017 (JD)	
1/20/2017	0.001 (JD)	
3/29/2017	0.001 (JD)	
6/7/2017	0.0009 (J)	
9/27/2017	0.0012 (J)	
3/15/2018	<0.003	
9/13/2018	<0.003	
3/14/2019	<0.003 (D)	
9/11/2019	<0.003 (D)	
3/10/2020	<0.003	
9/11/2020	0.00043 (J)	
3/11/2021	<0.003	
8/6/2021	<0.003	
2/1/2022	<0.003	
8/12/2022	<0.003	
2/14/2023	<0.003	
7/26/2023	<0.003	
2/20/2024		<0.003

ND substitution: RL or RL/2 if <15% NDs.

Prediction Limit

Constituent: Antimony (mg/L) Analysis Run 4/8/2024 7:11 PM View: Appendix I Intrawell

Plant Bowen Data: Bowen 1, 2, 9, and 10

	GWC-46R	GWC-46R
3/10/2016	<0.003	
5/17/2016	<0.003	
7/26/2016	<0.003	
9/20/2016	0.001 (J)	
11/4/2016	<0.003	
1/20/2017	<0.003	
3/28/2017	<0.003	
6/7/2017	<0.003	
9/29/2017	<0.003	
3/15/2018	<0.003	
9/13/2018	<0.003	
3/18/2019	<0.003	
9/11/2019	<0.003	
3/10/2020	<0.003	
9/14/2020	<0.003	
3/11/2021	<0.003	
8/5/2021	<0.003	
1/31/2022	<0.003	
8/15/2022	<0.003	
2/14/2023	<0.003	
7/26/2023	<0.003	
2/21/2024		<0.003

ND substitution: RL or RL/2 if <15% NDs.

Prediction Limit

Constituent: Antimony (mg/L) Analysis Run 4/8/2024 7:11 PM View: Appendix I Intrawell

Plant Bowen Data: Bowen 1, 2, 9, and 10

	GWC-47	GWC-47
3/10/2016	<0.003	
5/18/2016	<0.003	
7/27/2016	0.0006 (J)	
9/20/2016	<0.003	
11/7/2016	<0.003	
1/23/2017	<0.003	
3/29/2017	<0.003	
6/8/2017	<0.003	
9/27/2017	<0.003	
3/15/2018	<0.003	
9/13/2018	<0.003	
3/15/2019	<0.003	
9/12/2019	<0.003	
3/9/2020	0.00032 (J)	
9/14/2020	<0.003	
3/11/2021	<0.003	
8/5/2021	<0.003	
2/1/2022	<0.003	
8/15/2022	0.0022 (J)	
2/14/2023	<0.003	
7/27/2023	<0.003	
2/21/2024		0.0013 (J)

ND substitution: RL or RL/2 if <15% NDs.

Prediction Limit

Constituent: Antimony (mg/L) Analysis Run 4/8/2024 7:11 PM View: Appendix I Intrawell

Plant Bowen Data: Bowen 1, 2, 9, and 10

	GWC-47R	GWC-47R
3/10/2016	<0.003	
5/18/2016	0.000987 (J)	
7/27/2016	0.0008 (J)	
9/20/2016	0.0012 (J)	
11/4/2016	0.001 (J)	
1/20/2017	0.0013 (J)	
3/29/2017	0.0004 (J)	
6/8/2017	<0.003 (*)	
9/27/2017	<0.003	
3/16/2018	<0.003	
9/13/2018	<0.003	
3/19/2019	<0.003	
9/11/2019	0.00099 (J)	
3/9/2020	0.00056 (J)	
9/15/2020	0.00053 (J)	
3/11/2021	0.00038 (J)	
8/5/2021	0.00082 (J)	
2/1/2022	0.0024 (J)	
8/15/2022	<0.003	
2/14/2023	0.0022 (J)	
7/27/2023	0.0048	
2/21/2024		0.0013 (J)

ND substitution: RL or RL/2 if <15% NDs.

Prediction Limit

Constituent: Antimony (mg/L) Analysis Run 4/8/2024 7:11 PM View: Appendix I Intrawell

Plant Bowen Data: Bowen 1, 2, 9, and 10

	GWC-48	GWC-48
3/10/2016	<0.003	
5/17/2016	<0.003	
7/27/2016	0.0006 (J)	
9/20/2016	0.0018 (J)	
11/4/2016	<0.003	
1/23/2017	<0.003	
3/28/2017	<0.003	
6/8/2017	<0.003 (*)	
9/29/2017	<0.003	
3/15/2018	<0.003	
9/13/2018	<0.003	
3/15/2019	<0.003	
9/11/2019	<0.003 (D)	
3/9/2020	<0.003	
9/14/2020	<0.003	
3/11/2021	<0.003	
8/4/2021	<0.003	
1/31/2022	<0.003	
8/15/2022	<0.003	
2/14/2023	<0.003	
7/26/2023	<0.003	
2/21/2024		<0.003

ND substitution: RL or RL/2 if <15% NDs.

Prediction Limit

Constituent: Antimony (mg/L) Analysis Run 4/8/2024 7:11 PM View: Appendix I Intrawell

Plant Bowen Data: Bowen 1, 2, 9, and 10

	GWC-49R	GWC-49R
3/17/2016	<0.003	
5/18/2016	<0.003	
7/27/2016	0.0023 (J)	
9/21/2016	0.0013 (J)	
11/4/2016	<0.003	
1/24/2017	<0.003	
3/29/2017	<0.003	
6/8/2017	<0.003 (*)	
9/29/2017	<0.003	
3/15/2018	<0.003	
9/13/2018	<0.003	
3/18/2019	<0.003	
9/11/2019	0.0032	
3/11/2020	0.0012 (J)	
9/11/2020	0.0011 (J)	
3/15/2021	0.0019 (J)	
8/11/2021	0.0033	
2/1/2022	<0.003	
8/15/2022	0.0012 (J)	
2/14/2023	0.0037	
7/27/2023	0.0017 (J)	
2/21/2024		0.002 (J)

ND substitution: RL or RL/2 if <15% NDs.

Prediction Limit

Constituent: Antimony (mg/L) Analysis Run 4/8/2024 7:11 PM View: Appendix I Intrawell

Plant Bowen Data: Bowen 1, 2, 9, and 10

	GWC-49Z	GWC-49Z
3/17/2016	<0.003	
5/18/2016	<0.003	
7/28/2016	<0.003	
9/21/2016	<0.003	
11/7/2016	<0.003 (*)	
1/24/2017	0.0024 (J)	
3/30/2017	0.0011 (J)	
6/9/2017	<0.003 (*)	
9/29/2017	0.0009 (J)	
3/15/2018	0.0012 (J)	
9/14/2018	0.00083 (J)	
3/19/2019	0.0011 (J)	
9/11/2019	0.00065 (J)	
3/9/2020	0.0018 (J)	
9/14/2020	0.0017 (J)	
3/15/2021	0.00086 (J)	
8/5/2021	0.0024 (J)	
2/1/2022	0.00097 (J)	
8/15/2022	<0.003	
2/14/2023	<0.003	
7/27/2023	<0.003	
2/21/2024		<0.003

ND substitution: RL or RL/2 if <15% NDs.

Prediction Limit

Constituent: Antimony (mg/L) Analysis Run 4/8/2024 7:11 PM View: Appendix I Intrawell

Plant Bowen Data: Bowen 1, 2, 9, and 10

	GWC-5	GWC-5
8/23/2007	<0.003	
10/25/2007	<0.003	
11/19/2007	<0.003	
1/23/2008	<0.003	
3/11/2008	<0.003	
5/12/2008	<0.003	
12/11/2008	<0.003	
4/15/2009	<0.003	
10/9/2009	<0.003	
5/4/2010	<0.003	
10/12/2010	<0.003	
4/28/2011	<0.003	
10/19/2011	<0.003	
5/2/2012	<0.003	
10/9/2012	<0.003	
4/11/2013	<0.003	
10/16/2013	<0.003	
4/23/2014	<0.003	
10/3/2014	<0.003	
3/31/2015	<0.003	
10/12/2015	<0.003	
3/28/2016	0.00104 (J)	
5/25/2016	0.000686 (J)	
8/1/2016	<0.003	
9/27/2016	<0.003	
11/11/2016	<0.003	
1/31/2017	<0.003	
4/3/2017	<0.003	
6/12/2017	<0.003	
10/3/2017	<0.003	
3/19/2018	<0.003	
9/17/2018	<0.003	
3/20/2019	<0.003	
9/16/2019	<0.003	
3/16/2020	0.00031 (J)	
9/16/2020	<0.003	
3/17/2021	<0.003	
8/9/2021	<0.003	
2/2/2022	<0.003	
8/16/2022	<0.003	
2/20/2023	<0.003	
7/28/2023	<0.003	
2/26/2024		<0.003

ND substitution: RL or RL/2 if <15% NDs.

Prediction Limit

Constituent: Antimony (mg/L) Analysis Run 4/8/2024 7:11 PM View: Appendix I Intrawell

Plant Bowen Data: Bowen 1, 2, 9, and 10

	GWC-6	GWC-6
8/22/2007	<0.003	
10/25/2007	<0.003	
11/20/2007	<0.003	
1/23/2008	<0.003	
3/11/2008	<0.003	
5/14/2008	<0.003	
12/11/2008	<0.003	
4/23/2009	<0.003	
10/9/2009	<0.003	
5/4/2010	<0.003	
10/11/2010	<0.003	
4/26/2011	<0.003	
10/18/2011	<0.003	
5/2/2012	<0.003	
10/8/2012	<0.003	
4/10/2013	<0.003	
10/8/2013	<0.003	
4/14/2014	<0.003	
10/3/2014	<0.003	
4/1/2015	0.0035 (J)	
10/9/2015	<0.003	
3/29/2016	<0.003	
5/24/2016	<0.003	
8/1/2016	<0.003	
9/26/2016	<0.003	
11/18/2016	<0.003	
2/1/2017	<0.003	
4/6/2017	0.001 (J)	
6/13/2017	<0.003	
10/3/2017	<0.003	
3/19/2018	<0.003	
9/17/2018	<0.003	
3/21/2019	<0.003	
9/16/2019	<0.003	
3/12/2020	0.00052 (J)	
9/16/2020	<0.003	
3/17/2021	<0.003	
8/10/2021	<0.003	
2/2/2022	<0.003	
8/17/2022	<0.003	
2/17/2023	<0.003	
7/31/2023	<0.003	
2/26/2024		<0.003

ND substitution: RL or RL/2 if <15% NDs.

Prediction Limit

Constituent: Antimony (mg/L) Analysis Run 4/8/2024 7:11 PM View: Appendix I Intrawell

Plant Bowen Data: Bowen 1, 2, 9, and 10

	GWC-6RZ	GWC-6RZ
5/26/2015	<0.003	
6/18/2015	<0.003 (D)	
7/2/2015	<0.003	
10/9/2015	<0.003	
3/29/2016	0.000768 (J)	
5/24/2016	<0.003	
8/1/2016	<0.003	
9/26/2016	<0.003	
11/14/2016	<0.003	
2/1/2017	<0.003	
4/6/2017	0.0006 (J)	
6/13/2017	<0.003	
10/3/2017	<0.003	
3/20/2018	<0.003	
9/17/2018	0.0023 (J)	
3/21/2019	<0.003	
9/16/2019	<0.003	
3/12/2020	0.0011 (J)	
9/16/2020	<0.003	
3/17/2021	<0.003	
8/10/2021	0.0028 (J)	
2/2/2022	<0.003	
8/17/2022	<0.003	
2/17/2023	<0.003	
7/28/2023	<0.003	
2/26/2024		<0.003

ND substitution: RL or RL/2 if <15% NDs.

Prediction Limit

Constituent: Antimony (mg/L) Analysis Run 4/8/2024 7:11 PM View: Appendix I Intrawell

Plant Bowen Data: Bowen 1, 2, 9, and 10

	GWC-7Z	GWC-7Z
5/31/2016	<0.003	
8/2/2016	<0.003	
9/27/2016	<0.003	
11/21/2016	<0.003	
2/1/2017	<0.003	
4/6/2017	<0.003	
6/13/2017	<0.003	
7/14/2017	0.0008 (J)	
10/3/2017	<0.003	
3/20/2018	<0.003	
9/18/2018	<0.003	
3/21/2019	<0.003	
9/13/2019	0.002 (J)	
3/12/2020	0.00066 (J)	
9/16/2020	0.0012 (J)	
3/17/2021	0.00099 (J)	
8/10/2021	0.0017 (J)	
2/2/2022	0.00093 (J)	
8/17/2022	0.0011 (J)	
2/20/2023	0.0012 (J)	
7/31/2023	<0.003	
2/26/2024		0.00086 (J)

ND substitution: RL or RL/2 if <15% NDs.

Prediction Limit

Constituent: Antimony (mg/L) Analysis Run 4/8/2024 7:11 PM View: Appendix I Intrawell

Plant Bowen Data: Bowen 1, 2, 9, and 10

	GWC-8RR	GWC-8RR
10/18/2011	<0.003	
4/30/2012	<0.003	
10/3/2012	<0.003	
4/8/2013	<0.003	
10/9/2013	<0.003	
4/10/2014	<0.003	
10/2/2014	0.0025 (J)	
4/3/2015	<0.003	
10/8/2015	<0.003	
3/30/2016	<0.003	
5/24/2016	<0.003	
8/2/2016	<0.003	
9/27/2016	<0.003	
11/22/2016	<0.003	
2/6/2017	0.0015 (J)	
4/6/2017	0.0007 (J)	
6/14/2017	<0.003	
10/4/2017	<0.003	
3/21/2018	<0.003	
9/18/2018	<0.003	
3/27/2019	<0.003	
9/16/2019	<0.003 (D)	
3/12/2020	0.00043 (J)	
9/17/2020	0.00082 (J)	
3/17/2021	<0.003	
8/10/2021	0.0015 (J)	
2/2/2022	0.0015 (J)	
8/17/2022	<0.003	
2/21/2023	<0.003	
7/31/2023	<0.003	
2/27/2024		<0.003

ND substitution: RL or RL/2 if <15% NDs.

Prediction Limit

Constituent: Antimony (mg/L) Analysis Run 4/8/2024 7:11 PM View: Appendix I Intrawell

Plant Bowen Data: Bowen 1, 2, 9, and 10

	GWC-8Z	GWC-8Z
5/26/2015	<0.003	
6/18/2015	<0.003 (D)	
7/2/2015	<0.003	
10/8/2015	<0.003	
3/22/2016	<0.003	
5/25/2016	<0.003	
8/2/2016	<0.003	
9/26/2016	<0.003	
11/21/2016	<0.003	
2/3/2017	<0.003	
4/7/2017	<0.003	
6/13/2017	<0.003	
10/3/2017	<0.003	
3/20/2018	<0.003	
9/18/2018	<0.003	
5/6/2019	<0.003	
9/16/2019	<0.003	
3/16/2020	<0.003	
9/17/2020	<0.003	
3/18/2021	<0.003	
8/10/2021	<0.003	
2/2/2022	<0.003	
8/17/2022	0.001 (J)	
2/20/2023	<0.003	
7/31/2023	<0.003	
2/26/2024		<0.003

ND substitution: RL or RL/2 if <15% NDs.

Prediction Limit

Constituent: Antimony (mg/L) Analysis Run 4/8/2024 7:11 PM View: Appendix I Intrawell

Plant Bowen Data: Bowen 1, 2, 9, and 10

	GWC-9	GWC-9
8/23/2007	<0.003	
11/1/2007	<0.003	
11/19/2007	<0.003	
1/15/2008	<0.003	
3/6/2008	<0.003	
5/13/2008	<0.003	
12/12/2008	<0.003	
4/16/2009	<0.003	
10/13/2009	<0.003	
4/21/2010	<0.003	
9/29/2010	<0.003	
4/13/2011	<0.003	
10/5/2011	<0.003	
4/4/2012	<0.003	
10/8/2012	<0.003	
4/8/2013	<0.003	
10/9/2013	<0.003	
4/9/2014	<0.003	
9/30/2014	<0.003	
4/2/2015	<0.003	
10/10/2015	<0.003 (D)	
3/30/2016	<0.003	
5/26/2016	<0.003	
8/5/2016	<0.003	
9/28/2016	<0.003	
11/21/2016	<0.003	
2/6/2017	<0.003	
4/6/2017	<0.003	
6/13/2017	<0.003	
10/3/2017	<0.003	
3/20/2018	0.001 (J)	
9/18/2018	<0.003 (D)	
3/21/2019	<0.003	
9/16/2019	<0.003	
3/12/2020	<0.003	
9/17/2020	<0.003	
3/18/2021	<0.003	
8/10/2021	<0.003	
2/2/2022	<0.003	
8/17/2022	<0.003	
2/21/2023	<0.003	
7/31/2023	<0.003	
2/27/2024		<0.003

ND substitution: RL or RL/2 if <15% NDs.

Prediction Limit

Constituent: Arsenic (mg/L) Analysis Run 4/8/2024 7:11 PM View: Appendix I Intrawell

Plant Bowen Data: Bowen 1, 2, 9, and 10

	GWA-1	GWA-1
8/23/2007	<0.005	
10/23/2007	<0.005	
11/18/2007	<0.005	
1/30/2008	<0.005	
3/10/2008	<0.005	
5/13/2008	<0.005	
12/5/2008	<0.005	
4/15/2009	<0.005	
10/7/2009	<0.005	
5/3/2010	<0.005	
10/12/2010	<0.005	
4/27/2011	<0.005	
10/17/2011	<0.005	
5/2/2012	<0.005	
10/8/2012	<0.005	
4/12/2013	<0.005	
10/16/2013	<0.005	
4/11/2014	<0.005	
9/30/2014	<0.005	
3/30/2015	<0.005	
10/13/2015	<0.005	
3/22/2016	<0.005	
5/19/2016	<0.005	
7/29/2016	<0.005	
9/23/2016	<0.005	
11/9/2016	<0.005	
1/30/2017	<0.005	
3/30/2017	<0.005	
6/9/2017	0.0005 (J)	
10/2/2017	<0.005	
3/16/2018	0.00085 (J)	
9/17/2018	<0.005 (D)	
3/20/2019	<0.005	
9/12/2019	0.0004 (J)	
3/11/2020	0.00088 (J)	
9/15/2020	<0.005	
3/16/2021	<0.005	
8/9/2021	<0.005	
2/1/2022	<0.005	
8/16/2022	<0.005	
2/16/2023	<0.005	
7/27/2023	<0.005	
2/22/2024		<0.005

ND substitution: RL or RL/2 if <15% NDs.

Prediction Limit

Constituent: Arsenic (mg/L) Analysis Run 4/8/2024 7:11 PM View: Appendix I Intrawell

Plant Bowen Data: Bowen 1, 2, 9, and 10

	GWA-2	GWA-2
8/23/2007	<0.005	
10/24/2007	<0.005	
11/18/2007	<0.005	
1/31/2008	<0.005	
3/11/2008	<0.005	
5/6/2008	<0.005	
12/4/2008	0.012 (O)	
4/21/2009	<0.005	
10/7/2009	<0.005	
4/26/2010	<0.005	
10/4/2010	<0.005	
4/13/2011	<0.005	
10/5/2011	<0.005	
4/11/2012	<0.005	
10/9/2012	<0.005	
4/15/2013	<0.005	
10/15/2013	<0.005	
4/22/2014	<0.005	
9/30/2014	<0.005	
3/30/2015	<0.005	
10/13/2015	<0.005	
3/23/2016	<0.005	
5/20/2016	<0.005	
7/29/2016	<0.005	
9/23/2016	<0.005	
11/9/2016	<0.005	
1/31/2017	<0.005	
3/30/2017	<0.005	
6/12/2017	<0.005	
10/2/2017	<0.005	
3/19/2018	<0.005	
9/14/2018	<0.005	
3/20/2019	<0.005	
9/12/2019	<0.005 (D)	
3/11/2020	<0.005	
9/15/2020	<0.005	
3/17/2021	<0.005	
8/9/2021	<0.005	
2/1/2022	0.0019 (J)	
8/16/2022	<0.005	
2/16/2023	<0.005	
7/27/2023	<0.005	
2/22/2024		<0.005

ND substitution: RL or RL/2 if <15% NDs.

Prediction Limit

Constituent: Arsenic (mg/L) Analysis Run 4/8/2024 7:11 PM View: Appendix I Intrawell

Plant Bowen Data: Bowen 1, 2, 9, and 10

	GWA-2R	GWA-2R
8/23/2007	<0.005	
10/24/2007	<0.005	
11/18/2007	<0.005	
1/31/2008	0.005	
3/10/2008	<0.005	
5/13/2008	<0.005	
12/4/2008	<0.005	
4/21/2009	<0.005	
10/8/2009	<0.005	
4/21/2010	<0.005	
9/28/2010	<0.005	
4/12/2011	<0.005	
10/4/2011	<0.005	
4/3/2012	<0.005	
10/9/2012	<0.005	
4/11/2013	<0.005	
10/16/2013	0.0056	
4/10/2014	<0.005	
9/30/2014	<0.005	
3/30/2015	<0.005	
10/13/2015	<0.005	
3/23/2016	<0.005	
5/19/2016	<0.005	
7/29/2016	0.0008 (J)	
9/22/2016	<0.005	
11/10/2016	<0.005	
1/31/2017	<0.005	
4/3/2017	0.0007 (J)	
6/9/2017	0.0006 (J)	
10/2/2017	0.0005 (J)	
3/16/2018	0.001 (J)	
9/14/2018	<0.005	
3/19/2019	<0.005	
9/13/2019	0.00051 (J)	
3/11/2020	0.00044 (J)	
9/15/2020	0.00081 (J)	
3/16/2021	<0.005	
8/9/2021	0.0031 (J)	
2/1/2022	0.0053	
8/16/2022	0.0033 (J)	
2/16/2023	<0.005	
7/27/2023	<0.005	
2/26/2024		<0.005

ND substitution: RL or RL/2 if <15% NDs.

Prediction Limit

Constituent: Arsenic (mg/L) Analysis Run 4/8/2024 7:11 PM View: Appendix I Intrawell

Plant Bowen Data: Bowen 1, 2, 9, and 10

	GWA-39RZ	GWA-39RZ
5/16/2016	<0.005 (D)	
7/27/2016	0.0011 (JD)	
2/21/2017	<0.005	
3/27/2017	0.0007 (JD)	
6/8/2017	0.0007 (JD)	
7/17/2017	0.0005 (JD)	
7/27/2017	<0.005	
8/9/2017	0.0008 (J)	
9/29/2017	<0.005 (D)	
3/16/2018	<0.005	
9/14/2018	<0.005	
3/14/2019	<0.005	
3/9/2020	0.00083 (J)	
9/16/2020	<0.005	
3/16/2021	<0.005	
8/6/2021	<0.005	
2/2/2022	<0.005	
8/16/2022	<0.005	
2/14/2023	<0.005	
7/25/2023	<0.005	
2/19/2024		<0.005

ND substitution: RL or RL/2 if <15% NDs.

Prediction Limit

Constituent: Arsenic (mg/L) Analysis Run 4/8/2024 7:11 PM View: Appendix I Intrawell

Plant Bowen Data: Bowen 1, 2, 9, and 10

	GWA-39Z	GWA-39Z
3/14/2016	<0.005	
5/11/2016	<0.005	
7/19/2016	<0.005	
9/15/2016	<0.005	
11/2/2016	<0.005	
1/18/2017	<0.005	
3/28/2017	0.0007 (J)	
6/7/2017	<0.005	
9/26/2017	<0.005	
3/14/2018	<0.005	
9/12/2018	<0.005	
3/15/2019	<0.005	
9/9/2019	0.00043 (J)	
3/9/2020	<0.005	
9/10/2020	<0.005	
3/12/2021	<0.005	
8/4/2021	<0.005	
1/31/2022	0.0021 (J)	
8/10/2022	<0.005	
2/13/2023	<0.005	
7/26/2023	<0.005	
2/19/2024		<0.005

ND substitution: RL or RL/2 if <15% NDs.

Prediction Limit

Constituent: Arsenic (mg/L) Analysis Run 4/8/2024 7:11 PM View: Appendix I Intrawell

Plant Bowen Data: Bowen 1, 2, 9, and 10

	GWA-3A	GWA-3A
8/23/2007	<0.005	
11/2/2007	<0.005	
11/18/2007	<0.005	
1/31/2008	<0.005	
3/11/2008	<0.005	
5/14/2008	<0.005	
12/5/2008	<0.005	
4/15/2009	<0.005	
10/8/2009	<0.005	
4/28/2010	<0.005	
10/6/2010	<0.005	
4/21/2011	<0.005	
10/13/2011	<0.005	
5/1/2012	<0.005	
10/9/2012	<0.005	
4/11/2013	<0.005	
10/16/2013	<0.005	
4/23/2014	<0.005	
10/4/2014	<0.005	
3/31/2015	<0.005	
10/12/2015	<0.005	
3/23/2016	<0.005	
5/23/2016	<0.005	
7/29/2016	<0.005	
9/22/2016	<0.005	
11/10/2016	<0.005	
1/31/2017	<0.005	
3/30/2017	<0.005	
6/12/2017	<0.005	
10/4/2017	<0.005	
3/19/2018	<0.005	
9/17/2018	<0.005	
3/20/2019	<0.005	
9/13/2019	<0.005	
3/11/2020	<0.005	
3/29/2021	0.001 (J)	
8/9/2021	<0.005	
2/2/2022	<0.005	
8/16/2022	<0.005	
2/17/2023	<0.005	
8/1/2023	<0.005	
2/22/2024		<0.005

ND substitution: RL or RL/2 if <15% NDs.

Prediction Limit

Constituent: Arsenic (mg/L) Analysis Run 4/8/2024 7:11 PM View: Appendix I Intrawell

Plant Bowen Data: Bowen 1, 2, 9, and 10

	GWA-40	GWA-40
3/15/2016	<0.005	
5/11/2016	<0.005	
7/21/2016	<0.005	
9/15/2016	<0.005	
11/3/2016	<0.005	
1/17/2017	<0.005	
3/24/2017	<0.005	
5/24/2017	<0.005	
9/26/2017	0.0005 (J)	
3/14/2018	<0.005	
9/12/2018	<0.005	
3/13/2019	<0.005	
9/9/2019	0.00068 (J)	
3/9/2020	<0.005	
9/11/2020	<0.005	
3/10/2021	<0.005	
8/4/2021	<0.005	
1/31/2022	<0.005	
8/12/2022	<0.005	
2/13/2023	<0.005	
7/26/2023	<0.005	
2/19/2024		<0.005

ND substitution: RL or RL/2 if <15% NDs.

Prediction Limit

Constituent: Arsenic (mg/L) Analysis Run 4/8/2024 7:11 PM View: Appendix I Intrawell

Plant Bowen Data: Bowen 1, 2, 9, and 10

	GWA-41R	GWA-41R
3/15/2016	<0.005	
5/13/2016	<0.005	
7/21/2016	0.0012 (J)	
9/21/2016	<0.005	
11/3/2016	<0.005	
1/17/2017	<0.005	
3/27/2017	0.0008 (J)	
6/6/2017	<0.005 (*)	
9/25/2017	0.001 (J)	
3/14/2018	<0.005	
9/12/2018	<0.005	
3/14/2019	<0.005	
9/10/2019	<0.005	
3/9/2020	<0.005	
9/10/2020	<0.005	
3/10/2021	<0.005	
8/4/2021	<0.005	
1/31/2022	<0.005	
8/11/2022	<0.005	
2/13/2023	<0.005	
7/25/2023	<0.005	
2/19/2024		<0.005

ND substitution: RL or RL/2 if <15% NDs.

Prediction Limit

Constituent: Arsenic (mg/L) Analysis Run 4/8/2024 7:11 PM View: Appendix I Intrawell

Plant Bowen Data: Bowen 1, 2, 9, and 10

	GWA-42	GWA-42
3/11/2016	<0.005	
5/16/2016	<0.005	
7/22/2016	<0.005	
9/19/2016	<0.005	
11/3/2016	<0.005	
1/17/2017	<0.005	
3/27/2017	<0.005	
6/7/2017	<0.005 (*)	
9/26/2017	<0.005	
3/14/2018	<0.005	
9/14/2018	<0.005	
3/14/2019	<0.005	
9/10/2019	<0.005	
3/6/2020	<0.005	
9/10/2020	<0.005	
3/11/2021	<0.005	
8/4/2021	<0.005	
1/31/2022	<0.005	
8/10/2022	<0.005	
2/13/2023	<0.005	
7/26/2023	<0.005	
2/20/2024		0.001 (J)

ND substitution: RL or RL/2 if <15% NDs.

Prediction Limit

Constituent: Arsenic (mg/L) Analysis Run 4/8/2024 7:11 PM View: Appendix I Intrawell

Plant Bowen Data: Bowen 1, 2, 9, and 10

	GWA-43	GWA-43
3/11/2016	<0.005	
5/13/2016	<0.005	
7/19/2016	<0.005	
9/16/2016	<0.005	
11/2/2016	<0.005	
1/18/2017	<0.005	
3/28/2017	<0.005	
6/6/2017	<0.005 (*)	
9/22/2017	<0.005	
3/14/2018	<0.005	
9/12/2018	<0.005	
3/13/2019	<0.005	
9/11/2019	<0.005	
3/9/2020	<0.005	
9/11/2020	<0.005	
3/11/2021	<0.005	
8/6/2021	<0.005	
1/31/2022	0.0013 (J)	
8/11/2022	<0.005	
2/14/2023	<0.005	
7/25/2023	<0.005	
2/20/2024		<0.005

ND substitution: RL or RL/2 if <15% NDs.

Prediction Limit

Constituent: Arsenic (mg/L) Analysis Run 4/8/2024 7:11 PM View: Appendix I Intrawell

Plant Bowen Data: Bowen 1, 2, 9, and 10

	GWA-43R	GWA-43R
3/11/2016	<0.005	
5/13/2016	<0.005	
7/19/2016	<0.005	
9/16/2016	<0.005	
11/2/2016	<0.005	
1/18/2017	<0.005	
3/28/2017	0.0005 (J)	
6/6/2017	<0.005 (*)	
9/22/2017	<0.005	
3/15/2018	<0.005	
9/12/2018	<0.005	
3/13/2019	<0.005	
9/11/2019	<0.005	
3/9/2020	<0.005	
9/14/2020	<0.005	
3/11/2021	<0.005	
8/5/2021	<0.005	
1/31/2022	<0.005	
8/10/2022	<0.005	
2/13/2023	<0.005	
7/25/2023	<0.005	
2/20/2024		<0.005

ND substitution: RL or RL/2 if <15% NDs.

Prediction Limit

Constituent: Arsenic (mg/L) Analysis Run 4/8/2024 7:11 PM View: Appendix I Intrawell

Plant Bowen Data: Bowen 1, 2, 9, and 10

	GWA-4RZ	GWA-4RZ
2/22/2017	0.0019 (J)	
4/7/2017	0.0008 (J)	
6/14/2017	0.0006 (JD)	
7/12/2017	<0.005 (D)	
7/20/2017	0.0009 (JD)	
7/28/2017	<0.005	
8/9/2017	0.0011 (J)	
8/24/2017	0.0007 (J)	
10/3/2017	0.0005 (JD)	
3/21/2018	0.0012 (J)	
9/18/2018	<0.005	
3/21/2019	<0.005 (D)	
9/12/2019	0.0006 (JD)	
3/12/2020	0.0033 (J)	
9/17/2020	0.0011 (J)	
3/16/2021	0.00098 (J)	
8/10/2021	0.0025 (J)	
2/3/2022	0.0034 (J)	
8/17/2022	<0.005	
2/17/2023	<0.005	
7/28/2023	<0.005	
2/27/2024		<0.005

ND substitution: RL or RL/2 if <15% NDs.

Prediction Limit

Constituent: Arsenic (mg/L) Analysis Run 4/8/2024 7:11 PM View: Appendix I Intrawell

Plant Bowen Data: Bowen 1, 2, 9, and 10

	GWA-50R	GWA-50R
12/12/2008	<0.005	
4/23/2009	<0.005	
10/6/2009	<0.005	
5/3/2010	0.012 (O)	
10/11/2010	<0.005	
4/27/2011	<0.005	
10/19/2011	<0.005	
5/1/2012	<0.005	
10/2/2012	<0.005	
4/10/2013	<0.005	
10/16/2013	<0.005	
4/22/2014	<0.005	
10/1/2014	<0.005	
3/30/2015	<0.005	
10/11/2015	<0.005	
3/28/2016	<0.005	
5/25/2016	<0.005	
8/1/2016	<0.005	
9/26/2016	<0.005	
11/11/2016	<0.005	
1/30/2017	<0.005	
4/3/2017	<0.005	
6/12/2017	<0.005	
10/2/2017	<0.005	
3/16/2018	<0.005	
9/18/2018	<0.005	
3/19/2019	<0.005	
9/12/2019	<0.005	
3/11/2020	<0.005	
9/15/2020	<0.005	
3/17/2021	<0.005	
8/9/2021	<0.005	
2/2/2022	<0.005	
8/17/2022	<0.005	
2/16/2023	<0.005	
7/28/2023	<0.005	
2/22/2024		<0.005

ND substitution: RL or RL/2 if <15% NDs.

Prediction Limit

Constituent: Arsenic (mg/L) Analysis Run 4/8/2024 7:11 PM View: Appendix I Intrawell

Plant Bowen Data: Bowen 1, 2, 9, and 10

	GWC-10	GWC-10
8/21/2007	<0.005	
11/1/2007	<0.005	
11/20/2007	0.0079	
1/30/2008	<0.005	
3/6/2008	<0.005	
5/12/2008	<0.005	
12/13/2008	0.015 (O)	
4/29/2009	<0.005	
10/20/2009	<0.005	
4/26/2010	<0.005	
9/29/2010	<0.005	
4/13/2011	<0.005	
10/5/2011	<0.005	
4/4/2012	<0.005	
10/3/2012	<0.005	
4/3/2013	<0.005	
10/15/2013	<0.005	
4/9/2014	<0.005	
10/2/2014	<0.005	
4/2/2015	<0.005	
10/10/2015	<0.005	
3/31/2016	<0.005	
5/26/2016	<0.005	
8/5/2016	<0.005	
9/28/2016	<0.005	
11/22/2016	<0.005	
2/7/2017	<0.005	
4/10/2017	<0.005	
6/14/2017	<0.005	
10/4/2017	0.0006 (J)	
3/20/2018	0.00079 (J)	
9/18/2018	<0.005	
3/22/2019	<0.005	
9/17/2019	<0.005	
3/12/2020	<0.005	
9/17/2020	<0.005	
3/18/2021	<0.005	
8/10/2021	<0.005	
2/4/2022	0.0023 (J)	
8/17/2022	<0.005	
2/20/2023	<0.005	
7/31/2023	<0.005	
2/27/2024		<0.005

ND substitution: RL or RL/2 if <15% NDs.

Prediction Limit

Constituent: Arsenic (mg/L) Analysis Run 4/8/2024 7:11 PM View: Appendix I Intrawell

Plant Bowen Data: Bowen 1, 2, 9, and 10

	GWC-10R	GWC-10R
8/21/2007	<0.005	
11/1/2007	<0.005	
11/20/2007	<0.005	
1/30/2008	<0.005	
3/6/2008	<0.005	
5/8/2008	<0.005	
12/14/2008	<0.005	
4/29/2009	<0.005	
10/21/2009	<0.005	
4/21/2010	<0.005	
9/28/2010	<0.005	
4/12/2011	<0.005	
10/4/2011	<0.005	
4/3/2012	<0.005	
10/8/2012	<0.005	
4/3/2013	<0.005	
10/15/2013	<0.005	
4/9/2014	<0.005	
10/2/2014	<0.005	
4/2/2015	<0.005	
10/12/2015	<0.005	
3/31/2016	<0.005	
5/26/2016	<0.005	
8/3/2016	<0.005	
9/28/2016	<0.005	
11/22/2016	<0.005	
2/7/2017	<0.005	
4/10/2017	<0.005	
6/14/2017	<0.005	
10/4/2017	<0.005	
3/21/2018	<0.005	
9/18/2018	<0.005	
3/22/2019	<0.005	
9/17/2019	<0.005	
3/12/2020	<0.005	
9/17/2020	<0.005	
3/18/2021	<0.005	
8/11/2021	<0.005	
2/4/2022	0.0019 (J)	
8/18/2022	<0.005	
2/20/2023	<0.005	
7/31/2023	<0.005	
2/27/2024		<0.005

ND substitution: RL or RL/2 if <15% NDs.

Prediction Limit

Constituent: Arsenic (mg/L) Analysis Run 4/8/2024 7:11 PM View: Appendix I Intrawell

Plant Bowen Data: Bowen 1, 2, 9, and 10

	GWC-11	GWC-11
8/21/2007	<0.005	
11/1/2007	<0.005	
11/18/2007	<0.005	
1/30/2008	<0.005	
3/5/2008	<0.005	
5/7/2008	<0.005	
12/14/2008	<0.005	
4/29/2009	<0.005	
10/22/2009	<0.005	
4/21/2010	<0.005	
9/28/2010	<0.005	
4/12/2011	<0.005	
10/4/2011	<0.005	
4/3/2012	<0.005	
10/3/2012	<0.005	
4/3/2013	<0.005	
10/9/2013	<0.005	
4/2/2014	<0.005	
10/2/2014	<0.005	
4/1/2015	<0.005	
10/11/2015	<0.005	
4/4/2016	<0.005	
5/26/2016	<0.005	
8/3/2016	<0.005	
9/28/2016	<0.005	
11/22/2016	<0.005	
2/8/2017	<0.005	
4/10/2017	<0.005	
6/15/2017	<0.005	
10/4/2017	<0.005	
3/21/2018	0.00058 (J)	
9/18/2018	<0.005	
3/23/2019	<0.005	
9/17/2019	<0.005	
3/12/2020	<0.005	
9/21/2020	<0.005	
3/19/2021	<0.005	
8/11/2021	<0.005	
2/4/2022	0.0023 (J)	
8/18/2022	<0.005	
2/20/2023	<0.005	
8/1/2023	<0.005	
2/28/2024		<0.005

ND substitution: RL or RL/2 if <15% NDs.

Prediction Limit

Constituent: Arsenic (mg/L) Analysis Run 4/8/2024 7:11 PM View: Appendix I Intrawell

Plant Bowen Data: Bowen 1, 2, 9, and 10

	GWC-11R	GWC-11R
8/21/2007	<0.005	
11/1/2007	<0.005	
11/18/2007	<0.005	
1/30/2008	<0.005	
3/6/2008	<0.005	
5/7/2008	<0.005	
12/14/2008	<0.005	
4/29/2009	0.0057	
10/22/2009	<0.005	
4/21/2010	<0.005	
9/29/2010	<0.005	
4/13/2011	<0.005	
10/4/2011	<0.005	
4/4/2012	<0.005	
10/3/2012	<0.005	
4/3/2013	<0.005	
10/9/2013	0.006	
4/2/2014	0.005 (J)	
10/2/2014	0.0036 (J)	
4/1/2015	0.0077	
10/11/2015	0.0071	
4/4/2016	0.00315 (J)	
5/26/2016	0.00313 (J)	
8/4/2016	0.0032 (J)	
9/28/2016	0.0029 (J)	
11/22/2016	0.0048 (J)	
2/8/2017	0.0022 (J)	
4/10/2017	0.002 (J)	
6/15/2017	0.0014 (J)	
10/4/2017	0.002 (J)	
3/22/2018	0.0022 (J)	
9/18/2018	<0.005	
3/23/2019	0.0016 (J)	
9/17/2019	0.0016 (J)	
3/12/2020	0.0012 (J)	
9/21/2020	0.0012 (J)	
3/19/2021	0.0013 (J)	
8/11/2021	0.0017 (J)	
2/4/2022	0.0035 (J)	
8/18/2022	<0.005	
2/20/2023	<0.005	
8/1/2023	<0.005	
2/28/2024		<0.005

ND substitution: RL or RL/2 if <15% NDs.

Prediction Limit

Constituent: Arsenic (mg/L) Analysis Run 4/8/2024 7:11 PM View: Appendix I Intrawell

Plant Bowen Data: Bowen 1, 2, 9, and 10

	GWC-12	GWC-12
8/21/2007	<0.005	
11/1/2007	<0.005	
11/19/2007	<0.005	
1/16/2008	0.0086	
3/5/2008	<0.005	
5/13/2008	<0.005	
12/13/2008	0.012	
4/16/2009	0.008	
10/21/2009	0.0081	
10/5/2010	0.0067	
4/19/2011	<0.005	
10/12/2011	<0.005	
4/24/2012	0.0086	
10/2/2012	<0.005	
4/2/2013	<0.005	
10/9/2013	0.0094	
4/1/2014	0.0097	
10/2/2014	0.0055	
4/1/2015	0.011	
10/14/2015	0.007	
4/4/2016	0.00645	
5/27/2016	0.00692	
8/3/2016	0.0068	
9/30/2016	0.0065	
11/22/2016	0.0066	
2/13/2017	0.0092	
4/11/2017	0.0051	
6/14/2017	0.0056	
10/4/2017	0.0068	
3/22/2018	0.0055	
9/18/2018	0.0064	
3/23/2019	0.0055	
9/17/2019	0.00465 (JD)	
3/12/2020	0.0053	
9/21/2020	0.0065	
3/19/2021	0.0052	
8/11/2021	0.0042 (J)	
2/2/2022	0.0027 (J)	
8/18/2022	0.0037 (J)	
2/21/2023	0.0094 (J)	
8/1/2023	0.0065	
2/27/2024		0.0028 (J)

ND substitution: RL or RL/2 if <15% NDs.

Prediction Limit

Constituent: Arsenic (mg/L) Analysis Run 4/8/2024 7:11 PM View: Appendix I Intrawell

Plant Bowen Data: Bowen 1, 2, 9, and 10

	GWC-13	GWC-13
8/21/2007	<0.005	
11/1/2007	<0.005	
11/19/2007	<0.005	
1/31/2008	<0.005	
3/5/2008	<0.005	
5/12/2008	<0.005	
12/13/2008	0.0096	
4/28/2009	<0.005	
10/21/2009	<0.005	
4/28/2010	<0.005	
10/5/2010	<0.005	
4/19/2011	<0.005	
10/18/2011	<0.005	
4/25/2012	<0.005	
10/2/2012	<0.005	
4/2/2013	<0.005	
10/8/2013	<0.005	
4/1/2014	<0.005	
10/1/2014	0.0022 (J)	
4/1/2015	<0.005	
10/15/2015	<0.005	
4/4/2016	0.00124 (J)	
5/31/2016	<0.005	
8/4/2016	<0.005	
9/29/2016	<0.005	
11/28/2016	<0.005	
2/9/2017	<0.005	
4/12/2017	0.001 (J)	
6/16/2017	0.0007 (J)	
10/9/2017	0.0006 (J)	
3/21/2018	0.0013 (J)	
9/19/2018	<0.005	
3/23/2019	0.00067 (J)	
9/18/2019	0.00052 (J)	
3/13/2020	0.00096 (J)	
9/22/2020	0.00098 (J)	
3/18/2021	<0.005	
8/11/2021	<0.005	
2/17/2022	<0.005	
8/18/2022	<0.005	
2/22/2023	<0.005	
8/1/2023	<0.005	
2/27/2024		<0.005

ND substitution: RL or RL/2 if <15% NDs.

Prediction Limit

Constituent: Arsenic (mg/L) Analysis Run 4/8/2024 7:11 PM View: Appendix I Intrawell

Plant Bowen Data: Bowen 1, 2, 9, and 10

	GWC-13RZ	GWC-13RZ
8/21/2007	<0.005	
11/1/2007	<0.005	
11/19/2007	<0.005	
1/31/2008	<0.005	
3/5/2008	<0.005	
5/7/2008	<0.005	
12/12/2008	0.02 (O)	
4/29/2009	0.0066	
10/21/2009	<0.005	
4/28/2010	0.016 (O)	
10/6/2010	<0.005	
4/20/2011	<0.005	
10/12/2011	<0.005	
4/25/2012	<0.005	
10/2/2012	<0.005	
4/2/2013	<0.005	
10/8/2013	<0.005	
4/1/2014	<0.005	
10/1/2014	0.0021 (J)	
3/31/2015	<0.005	
10/14/2015	<0.005	
4/4/2016	0.00144 (J)	
6/1/2016	0.0011 (JD)	
2/22/2017	<0.005	
4/11/2017	0.0011 (JD)	
6/16/2017	0.0043 (JD)	
7/12/2017	0.0013 (JD)	
7/28/2017	0.0013 (J)	
8/10/2017	0.0011 (J)	
10/6/2017	0.0013 (JD)	
3/23/2018	<0.005	
9/20/2018	<0.005	
3/22/2019	0.00097 (J)	
9/18/2019	0.00045 (X)	
3/17/2020	0.00067 (J)	
9/22/2020	0.00086 (J)	
3/19/2021	0.00084 (J)	
8/12/2021	<0.005	
2/4/2022	0.0035 (J)	
8/19/2022	<0.005	
2/22/2023	0.0031 (J)	
8/2/2023	<0.005	
2/28/2024		<0.005

ND substitution: RL or RL/2 if <15% NDs.

Prediction Limit

Constituent: Arsenic (mg/L) Analysis Run 4/8/2024 7:11 PM View: Appendix I Intrawell

Plant Bowen Data: Bowen 1, 2, 9, and 10

	GWC-14Z	GWC-14Z
8/24/2007	<0.005	
11/2/2007	<0.005	
11/17/2007	<0.005	
1/15/2008	<0.005	
3/5/2008	0.0079	
5/7/2008	<0.005	
12/2/2008	0.014 (O)	
4/16/2009	0.0069	
10/20/2009	0.0054	
4/20/2010	<0.005	
9/29/2010	<0.005	
4/12/2011	<0.005	
10/4/2011	<0.005	
4/4/2012	<0.005	
10/10/2012	<0.005	
4/15/2013	<0.005	
10/22/2013	<0.005	
4/21/2014	<0.005	
9/30/2014	<0.005	
4/3/2015	<0.005	
10/7/2015	<0.005	
4/5/2016	<0.005	
6/1/2016	<0.005	
8/9/2016	<0.005	
11/28/2016	<0.005	
2/9/2017	<0.005	
4/11/2017	<0.005	
6/14/2017	<0.005	
7/12/2017	<0.005	
10/5/2017	<0.005	
3/22/2018	0.00096 (J)	
9/19/2018	<0.005	
3/22/2019	<0.005	
9/17/2019	<0.005	
3/13/2020	<0.005	
9/21/2020	<0.005	
3/18/2021	<0.005	
8/11/2021	<0.005	
2/4/2022	0.0019 (J)	
8/18/2022	<0.005	
2/22/2023	<0.005	
8/1/2023	<0.005	
2/28/2024		<0.005

ND substitution: RL or RL/2 if <15% NDs.

Prediction Limit

Constituent: Arsenic (mg/L) Analysis Run 4/8/2024 7:11 PM View: Appendix I Intrawell

Plant Bowen Data: Bowen 1, 2, 9, and 10

	GWC-15R	GWC-15R
8/23/2007	<0.005	
11/2/2007	<0.005	
11/17/2007	<0.005	
1/15/2008	<0.005	
3/6/2008	<0.005	
5/7/2008	<0.005	
12/2/2008	<0.005	
4/28/2009	<0.005	
10/19/2009	<0.005	
4/27/2010	<0.005	
10/4/2010	<0.005	
4/18/2011	<0.005	
10/12/2011	<0.005	
4/23/2012	<0.005	
10/10/2012	<0.005	
4/15/2013	<0.005	
10/22/2013	<0.005	
4/21/2014	<0.005	
9/30/2014	<0.005	
4/3/2015	<0.005	
10/7/2015	<0.005	
4/5/2016	<0.005	
5/31/2016	<0.005	
8/4/2016	<0.005	
9/29/2016	<0.005	
11/23/2016	<0.005	
2/10/2017	<0.005	
4/12/2017	0.0005 (J)	
6/15/2017	<0.005	
10/6/2017	0.0008 (J)	
3/23/2018	<0.005	
9/19/2018	<0.005	
3/25/2019	<0.005	
9/17/2019	<0.005	
3/13/2020	0.00047 (J)	
9/21/2020	<0.005	
3/18/2021	<0.005	
8/11/2021	<0.005	
2/4/2022	0.0026 (J)	
8/19/2022	<0.005	
2/22/2023	<0.005	
8/2/2023	<0.005	
2/28/2024		<0.005

ND substitution: RL or RL/2 if <15% NDs.

Prediction Limit

Constituent: Arsenic (mg/L) Analysis Run 4/8/2024 7:11 PM View: Appendix I Intrawell

Plant Bowen Data: Bowen 1, 2, 9, and 10

	GWC-15Z	GWC-15Z
8/24/2007	<0.005	
11/2/2007	<0.005	
11/18/2007	<0.005	
1/15/2008	0.0077	
3/10/2008	<0.005	
5/13/2008	<0.005	
12/2/2008	0.0061	
4/28/2009	<0.005	
10/20/2009	<0.005	
4/27/2010	<0.005	
10/5/2010	<0.005	
4/19/2011	<0.005	
10/12/2011	<0.005	
4/25/2012	<0.005	
10/10/2012	<0.005	
4/16/2013	<0.005	
10/22/2013	<0.005	
4/21/2014	0.005 (J)	
9/30/2014	0.0025 (J)	
4/3/2015	<0.005	
10/6/2015	<0.005	
4/5/2016	0.00153 (J)	
5/31/2016	0.00261 (J)	
11/23/2016	<0.005	
2/10/2017	<0.005	
4/11/2017	0.0007 (J)	
6/15/2017	<0.005	
7/12/2017	<0.005	
7/26/2017	<0.005	
10/6/2017	0.0009 (J)	
3/23/2018	<0.005	
9/19/2018	<0.005	
3/22/2019	<0.005	
9/17/2019	<0.005	
3/13/2020	0.00052 (J)	
9/21/2020	<0.005	
3/18/2021	<0.005	
8/11/2021	<0.005	
2/7/2022	0.0025 (J)	
8/19/2022	<0.005	
2/22/2023	<0.005	
8/1/2023	<0.005	
2/28/2024		<0.005

ND substitution: RL or RL/2 if <15% NDs.

Prediction Limit

Constituent: Arsenic (mg/L) Analysis Run 4/8/2024 7:11 PM View: Appendix I Intrawell

Plant Bowen Data: Bowen 1, 2, 9, and 10

	GWC-44	GWC-44
3/16/2016	0.00101 (J)	
5/16/2016	<0.005	
7/25/2016	<0.005	
9/19/2016	<0.005	
11/3/2016	<0.005	
1/19/2017	<0.005	
3/28/2017	0.0009 (J)	
6/5/2017	0.0033 (J)	
9/26/2017	0.0008 (J)	
3/15/2018	<0.005	
9/12/2018	<0.005	
3/14/2019	<0.005	
9/11/2019	<0.005	
3/10/2020	0.0013 (J)	
9/15/2020	<0.005	
3/11/2021	<0.005	
8/4/2021	<0.005	
1/31/2022	<0.005	
8/15/2022	<0.005	
2/14/2023	<0.005	
7/26/2023	0.0038 (J)	
2/20/2024		<0.005

ND substitution: RL or RL/2 if <15% NDs.

Prediction Limit

Constituent: Arsenic (mg/L) Analysis Run 4/8/2024 7:11 PM View: Appendix I Intrawell

Plant Bowen Data: Bowen 1, 2, 9, and 10

	GWC-45	GWC-45
3/16/2016	<0.005	
5/16/2016	<0.005 (D)	
7/25/2016	<0.005 (D)	
9/19/2016	<0.005 (D)	
11/4/2016	<0.005 (D)	
1/23/2017	<0.005 (D)	
3/29/2017	<0.005 (D)	
6/7/2017	<0.005	
9/27/2017	<0.005	
3/15/2018	<0.005	
9/13/2018	<0.005	
3/14/2019	<0.005 (D)	
9/11/2019	<0.005 (D)	
3/10/2020	<0.005	
9/11/2020	<0.005	
3/11/2021	<0.005	
8/6/2021	<0.005	
2/1/2022	<0.005	
8/12/2022	<0.005	
2/14/2023	<0.005	
7/26/2023	0.0038 (J)	
2/20/2024		<0.005

ND substitution: RL or RL/2 if <15% NDs.

Prediction Limit

Constituent: Arsenic (mg/L) Analysis Run 4/8/2024 7:11 PM View: Appendix I Intrawell

Plant Bowen Data: Bowen 1, 2, 9, and 10

	GWC-45R	GWC-45R
3/16/2016	<0.005	
5/16/2016	<0.005	
7/25/2016	<0.005	
9/19/2016	<0.005	
11/3/2016	<0.005	
1/20/2017	<0.005	
3/29/2017	<0.005 (D)	
6/7/2017	<0.005 (*)	
9/27/2017	0.0006 (J)	
3/15/2018	<0.005	
9/13/2018	<0.005	
3/14/2019	<0.005 (D)	
9/11/2019	<0.005 (D)	
3/10/2020	<0.005	
9/11/2020	<0.005	
3/11/2021	<0.005	
8/6/2021	<0.005	
2/1/2022	<0.005	
8/12/2022	<0.005	
2/14/2023	<0.005	
7/26/2023	<0.005	
2/20/2024		<0.005

ND substitution: RL or RL/2 if <15% NDs.

Prediction Limit

Constituent: Arsenic (mg/L) Analysis Run 4/8/2024 7:11 PM View: Appendix I Intrawell

Plant Bowen Data: Bowen 1, 2, 9, and 10

	GWC-46R	GWC-46R
3/10/2016	<0.005	
5/17/2016	<0.005	
7/26/2016	<0.005	
9/20/2016	<0.005	
11/4/2016	<0.005	
1/20/2017	<0.005	
3/28/2017	0.0004 (J)	
6/7/2017	<0.005 (*)	
9/29/2017	<0.005	
3/15/2018	<0.005	
9/13/2018	<0.005	
3/18/2019	<0.005	
9/11/2019	<0.005	
3/10/2020	<0.005	
9/14/2020	<0.005	
3/11/2021	<0.005	
8/5/2021	<0.005	
1/31/2022	<0.005	
8/15/2022	<0.005	
2/14/2023	<0.005	
7/26/2023	<0.005	
2/21/2024		<0.005

ND substitution: RL or RL/2 if <15% NDs.

Prediction Limit

Constituent: Arsenic (mg/L) Analysis Run 4/8/2024 7:11 PM View: Appendix I Intrawell

Plant Bowen Data: Bowen 1, 2, 9, and 10

	GWC-47	GWC-47
3/10/2016	<0.005	
5/18/2016	<0.005	
7/27/2016	<0.005	
9/20/2016	<0.005	
11/7/2016	<0.005	
1/23/2017	<0.005	
3/29/2017	<0.005	
6/8/2017	0.0006 (J)	
9/27/2017	<0.005	
3/15/2018	<0.005	
9/13/2018	<0.005	
3/15/2019	<0.005	
9/12/2019	<0.005	
3/9/2020	<0.005	
9/14/2020	<0.005	
3/11/2021	<0.005	
8/5/2021	<0.005	
2/1/2022	<0.005	
8/15/2022	<0.005	
2/14/2023	<0.005	
7/27/2023	<0.005	
2/21/2024		<0.005

ND substitution: RL or RL/2 if <15% NDs.

Prediction Limit

Constituent: Arsenic (mg/L) Analysis Run 4/8/2024 7:11 PM View: Appendix I Intrawell

Plant Bowen Data: Bowen 1, 2, 9, and 10

	GWC-47R	GWC-47R
3/10/2016	0.00136 (J)	
5/18/2016	0.00127 (J)	
7/27/2016	0.0012 (J)	
9/20/2016	<0.005	
11/4/2016	<0.005	
1/20/2017	<0.005	
3/29/2017	<0.005	
6/8/2017	0.001 (J)	
9/27/2017	0.0009 (J)	
3/16/2018	<0.005	
9/13/2018	0.00091 (J)	
3/19/2019	<0.005	
9/11/2019	0.00067 (J)	
3/9/2020	0.00051 (J)	
9/15/2020	<0.005	
3/11/2021	<0.005	
8/5/2021	0.0012 (J)	
2/1/2022	<0.005	
8/15/2022	<0.005	
2/14/2023	<0.005	
7/27/2023	0.0039 (J)	
2/21/2024		<0.005

ND substitution: RL or RL/2 if <15% NDs.

Prediction Limit

Constituent: Arsenic (mg/L) Analysis Run 4/8/2024 7:11 PM View: Appendix I Intrawell

Plant Bowen Data: Bowen 1, 2, 9, and 10

	GWC-49R	GWC-49R
3/17/2016	<0.005	
5/18/2016	<0.005	
7/27/2016	<0.005	
9/21/2016	<0.005	
11/4/2016	<0.005	
1/24/2017	<0.005	
3/29/2017	<0.005	
6/8/2017	<0.005	
9/29/2017	<0.005	
3/15/2018	<0.005	
9/13/2018	<0.005	
3/18/2019	<0.005	
9/11/2019	<0.005	
3/11/2020	0.00041 (J)	
9/11/2020	<0.005	
3/15/2021	<0.005	
8/11/2021	<0.005	
2/1/2022	<0.005	
8/15/2022	<0.005	
2/14/2023	<0.005	
7/27/2023	<0.005	
2/21/2024		<0.005

ND substitution: RL or RL/2 if <15% NDs.

Prediction Limit

Constituent: Arsenic (mg/L) Analysis Run 4/8/2024 7:11 PM View: Appendix I Intrawell

Plant Bowen Data: Bowen 1, 2, 9, and 10

	GWC-49Z	GWC-49Z
3/17/2016	<0.005	
5/18/2016	<0.005	
7/28/2016	<0.005	
9/21/2016	<0.005	
11/7/2016	<0.005	
1/24/2017	<0.005	
3/30/2017	<0.005	
6/9/2017	<0.005	
9/29/2017	<0.005	
3/15/2018	<0.005	
9/14/2018	<0.005	
3/19/2019	<0.005	
9/11/2019	<0.005	
3/9/2020	<0.005	
9/14/2020	<0.005	
3/15/2021	<0.005	
8/5/2021	<0.005	
2/1/2022	<0.005	
8/15/2022	<0.005	
2/14/2023	<0.005	
7/27/2023	0.0044 (J)	
2/21/2024		<0.005

ND substitution: RL or RL/2 if <15% NDs.

Prediction Limit

Constituent: Arsenic (mg/L) Analysis Run 4/8/2024 7:11 PM View: Appendix I Intrawell

Plant Bowen Data: Bowen 1, 2, 9, and 10

	GWC-5	GWC-5
8/23/2007	<0.005	
10/25/2007	<0.005	
11/19/2007	<0.005	
1/23/2008	<0.005	
3/11/2008	<0.005	
5/12/2008	<0.005	
12/11/2008	<0.005	
4/15/2009	<0.005	
10/9/2009	<0.005	
5/4/2010	<0.005	
10/12/2010	<0.005	
4/28/2011	<0.005	
10/19/2011	<0.005	
5/2/2012	<0.005	
10/9/2012	<0.005	
4/11/2013	<0.005	
10/16/2013	<0.005	
4/23/2014	<0.005	
10/3/2014	<0.005	
3/31/2015	<0.005	
10/12/2015	<0.005	
3/28/2016	<0.005	
5/25/2016	<0.005	
8/1/2016	<0.005	
9/27/2016	<0.005	
11/11/2016	<0.005	
1/31/2017	<0.005	
4/3/2017	<0.005	
6/12/2017	0.0006 (J)	
10/3/2017	<0.005	
3/19/2018	<0.005	
9/17/2018	<0.005	
3/20/2019	<0.005	
9/16/2019	<0.005	
3/16/2020	<0.005	
9/16/2020	<0.005	
3/17/2021	<0.005	
8/9/2021	<0.005	
2/2/2022	<0.005	
8/16/2022	<0.005	
2/20/2023	<0.005	
7/28/2023	<0.005	
2/26/2024		<0.005

ND substitution: RL or RL/2 if <15% NDs.

Prediction Limit

Constituent: Arsenic (mg/L) Analysis Run 4/8/2024 7:11 PM View: Appendix I Intrawell

Plant Bowen Data: Bowen 1, 2, 9, and 10

	GWC-6	GWC-6
8/22/2007	<0.005	
10/25/2007	<0.005	
11/20/2007	<0.005	
1/23/2008	<0.005	
3/11/2008	<0.005	
5/14/2008	<0.005	
12/11/2008	<0.005	
4/23/2009	<0.005	
10/9/2009	<0.005	
5/4/2010	0.014 (O)	
10/11/2010	<0.005	
4/26/2011	<0.005	
10/18/2011	<0.005	
5/2/2012	<0.005	
10/8/2012	<0.005	
4/10/2013	<0.005	
10/8/2013	<0.005	
4/14/2014	<0.005	
10/3/2014	<0.005	
4/1/2015	<0.005	
10/9/2015	<0.005	
3/29/2016	<0.005	
5/24/2016	<0.005	
8/1/2016	<0.005	
9/26/2016	<0.005	
11/18/2016	<0.005	
2/1/2017	<0.005	
4/6/2017	0.0006 (J)	
6/13/2017	<0.005	
10/3/2017	<0.005	
3/19/2018	0.00089 (J)	
9/17/2018	<0.005	
3/21/2019	<0.005	
9/16/2019	0.00071 (J)	
3/12/2020	0.00055 (J)	
9/16/2020	<0.005	
3/17/2021	0.0013 (J)	
8/10/2021	0.0016 (J)	
2/2/2022	<0.005	
8/17/2022	<0.005	
2/17/2023	<0.005	
7/31/2023	<0.005	
2/26/2024		<0.005

ND substitution: RL or RL/2 if <15% NDs.

Prediction Limit

Constituent: Arsenic (mg/L) Analysis Run 4/8/2024 7:11 PM View: Appendix I Intrawell

Plant Bowen Data: Bowen 1, 2, 9, and 10

	GWC-6RZ	GWC-6RZ
5/26/2015	<0.005	
6/18/2015	<0.005 (D)	
7/2/2015	<0.005	
10/9/2015	<0.005	
3/29/2016	<0.005	
5/24/2016	<0.005	
8/1/2016	<0.005	
9/26/2016	<0.005	
11/14/2016	<0.005	
2/1/2017	<0.005	
4/6/2017	<0.005	
6/13/2017	<0.005	
10/3/2017	<0.005	
3/20/2018	<0.005	
9/17/2018	<0.005	
3/21/2019	<0.005	
9/16/2019	0.00038 (J)	
3/12/2020	<0.005	
9/16/2020	<0.005	
3/17/2021	<0.005	
8/10/2021	<0.005	
2/2/2022	0.0012 (J)	
8/17/2022	<0.005	
2/17/2023	<0.005	
7/28/2023	<0.005	
2/26/2024		<0.005

ND substitution: RL or RL/2 if <15% NDs.

Prediction Limit

Constituent: Arsenic (mg/L) Analysis Run 4/8/2024 7:11 PM View: Appendix I Intrawell

Plant Bowen Data: Bowen 1, 2, 9, and 10

	GWC-7Z	GWC-7Z
5/31/2016	<0.005	
8/2/2016	0.0031 (J)	
9/27/2016	0.0028 (J)	
11/21/2016	0.0031 (J)	
2/1/2017	0.0031 (J)	
4/6/2017	0.003 (J)	
6/13/2017	0.0024 (J)	
7/14/2017	0.0029 (J)	
10/3/2017	0.0018 (J)	
3/20/2018	0.0024 (J)	
9/18/2018	<0.005	
3/21/2019	0.00077 (J)	
9/13/2019	0.0017 (J)	
3/12/2020	0.00044 (J)	
9/16/2020	<0.005	
3/17/2021	<0.005	
8/10/2021	0.0013 (J)	
2/2/2022	0.002 (J)	
8/17/2022	<0.005	
2/20/2023	<0.005	
7/31/2023	<0.005	
2/26/2024		<0.005

ND substitution: RL or RL/2 if <15% NDs.

Prediction Limit

Constituent: Arsenic (mg/L) Analysis Run 4/8/2024 7:11 PM View: Appendix I Intrawell

Plant Bowen Data: Bowen 1, 2, 9, and 10

	GWC-8RR	GWC-8RR
10/18/2011	<0.005	
4/30/2012	<0.005	
10/3/2012	<0.005	
4/8/2013	<0.005	
10/9/2013	<0.005	
4/10/2014	<0.005	
10/2/2014	<0.005	
4/3/2015	<0.005	
10/8/2015	0.0029 (J)	
3/30/2016	<0.005	
5/24/2016	<0.005	
8/2/2016	<0.005	
9/27/2016	<0.005	
11/22/2016	<0.005	
2/6/2017	<0.005	
4/6/2017	<0.005	
6/14/2017	<0.005	
10/4/2017	<0.005	
3/21/2018	0.00077 (J)	
9/18/2018	<0.005	
3/27/2019	<0.005	
9/16/2019	0.0004 (JD)	
3/12/2020	0.00039 (J)	
9/17/2020	<0.005	
3/17/2021	<0.005	
8/10/2021	<0.005	
2/2/2022	0.0013 (J)	
8/17/2022	<0.005	
2/21/2023	<0.005	
7/31/2023	<0.005	
2/27/2024		<0.005

ND substitution: RL or RL/2 if <15% NDs.

Prediction Limit

Constituent: Arsenic (mg/L) Analysis Run 4/8/2024 7:11 PM View: Appendix I Intrawell

Plant Bowen Data: Bowen 1, 2, 9, and 10

	GWC-8Z	GWC-8Z
5/26/2015	<0.005	
6/18/2015	<0.005 (D)	
7/2/2015	<0.005	
10/8/2015	<0.005	
3/22/2016	<0.005	
5/25/2016	<0.005	
8/2/2016	<0.005	
9/26/2016	<0.005	
11/21/2016	<0.005	
2/3/2017	<0.005	
4/7/2017	<0.005	
6/13/2017	<0.005	
10/3/2017	<0.005	
3/20/2018	0.0006 (J)	
9/18/2018	<0.005	
5/6/2019	0.00063 (J)	
9/16/2019	0.00043 (J)	
3/16/2020	<0.005	
9/17/2020	<0.005	
3/18/2021	0.00082 (J)	
8/10/2021	<0.005	
2/2/2022	0.0011 (J)	
8/17/2022	<0.005	
2/20/2023	<0.005	
7/31/2023	<0.005	
2/26/2024		<0.005

ND substitution: RL or RL/2 if <15% NDs.

Prediction Limit

Constituent: Arsenic (mg/L) Analysis Run 4/8/2024 7:11 PM View: Appendix I Intrawell

Plant Bowen Data: Bowen 1, 2, 9, and 10

	GWC-9	GWC-9
8/23/2007	<0.005	
11/1/2007	<0.005	
11/19/2007	<0.005	
1/15/2008	0.0086	
3/6/2008	<0.005	
5/13/2008	<0.005	
12/12/2008	0.0065	
4/16/2009	<0.005	
10/13/2009	<0.005	
4/21/2010	<0.005	
9/29/2010	<0.005	
4/13/2011	<0.005	
10/5/2011	<0.005	
4/4/2012	<0.005	
10/8/2012	<0.005	
4/8/2013	<0.005	
10/9/2013	<0.005	
4/9/2014	<0.005	
9/30/2014	<0.005	
4/2/2015	<0.005	
10/10/2015	<0.005 (D)	
3/30/2016	0.00116 (J)	
5/26/2016	<0.005	
8/5/2016	<0.005	
9/28/2016	<0.005	
11/21/2016	<0.005	
2/6/2017	<0.005	
4/6/2017	<0.005	
6/13/2017	<0.005	
10/3/2017	<0.005	
3/20/2018	<0.005	
9/18/2018	<0.005 (D)	
3/21/2019	<0.005	
9/16/2019	0.00044 (J)	
3/12/2020	<0.005	
9/17/2020	<0.005	
3/18/2021	<0.005	
8/10/2021	<0.005	
2/2/2022	0.0013 (J)	
8/17/2022	<0.005	
2/21/2023	0.0028 (J)	
7/31/2023	<0.005	
2/27/2024		<0.005

ND substitution: RL or RL/2 if <15% NDs.

Prediction Limit

Constituent: Barium (mg/L) Analysis Run 4/8/2024 7:11 PM View: Appendix I Intrawell

Plant Bowen Data: Bowen 1, 2, 9, and 10

	GWA-1	GWA-1
8/23/2007	0.02	
10/23/2007	0.039	
11/18/2007	0.04 (J)	
1/30/2008	0.04	
3/10/2008	0.033	
5/13/2008	0.03	
12/5/2008	0.0087	
4/15/2009	0.023	
10/7/2009	0.15 (O)	
5/3/2010	0.025	
10/12/2010	0.029	
4/27/2011	0.026	
10/17/2011	0.021	
5/2/2012	0.0212	
10/8/2012	0.019	
4/12/2013	0.022	
10/16/2013	0.02	
4/11/2014	0.018	
9/30/2014	0.013	
3/30/2015	0.021	
10/13/2015	0.012	
3/22/2016	0.0182	
5/19/2016	0.0193	
7/29/2016	0.0174	
9/23/2016	0.0168	
11/9/2016	0.0171	
1/30/2017	0.019	
3/30/2017	0.0184	
6/9/2017	0.0174	
10/2/2017	0.0167	
3/16/2018	0.016	
9/17/2018	0.015 (D)	
3/20/2019	0.019	
9/12/2019	0.018	
3/11/2020	0.016	
9/15/2020	0.019	
3/16/2021	0.018	
8/9/2021	0.019	
2/1/2022	0.015	
8/16/2022	0.017	
2/16/2023	0.018	
7/27/2023	0.018	
2/22/2024		0.018

Prediction Limit

Constituent: Barium (mg/L) Analysis Run 4/8/2024 7:11 PM View: Appendix I Intrawell

Plant Bowen Data: Bowen 1, 2, 9, and 10

	GWA-2	GWA-2
8/23/2007	0.0073	
10/24/2007	0.027	
11/18/2007	0.13 (O)	
1/31/2008	0.0077	
3/11/2008	0.015	
5/6/2008	0.017	
12/4/2008	0.14 (O)	
4/21/2009	0.018	
10/7/2009	0.014	
4/26/2010	0.017	
10/4/2010	0.011	
4/13/2011	0.026	
10/5/2011	0.021	
4/11/2012	0.0311	
10/9/2012	0.018	
4/15/2013	0.056	
10/15/2013	0.018	
4/22/2014	0.035	
9/30/2014	0.0041	
3/30/2015	0.036	
10/13/2015	0.0048	
3/23/2016	0.0271	
5/20/2016	0.0206	
7/29/2016	0.0275	
9/23/2016	0.0384	
11/9/2016	0.0266	
1/31/2017	0.0094 (J)	
3/30/2017	0.0262	
6/12/2017	0.0288	
10/2/2017	0.0048 (J)	
3/19/2018	0.037	
9/14/2018	0.0059 (J)	
3/20/2019	0.0072 (J)	
9/12/2019	0.0058 (JD)	
3/11/2020	0.035	
9/15/2020	0.019	
3/17/2021	0.025	
8/9/2021	0.024	
2/1/2022	0.026	
8/16/2022	0.021	
2/16/2023	0.029	
7/27/2023	0.02	
2/22/2024		0.021

Prediction Limit

Constituent: Barium (mg/L) Analysis Run 4/8/2024 7:11 PM View: Appendix I Intrawell

Plant Bowen Data: Bowen 1, 2, 9, and 10

	GWA-2R	GWA-2R
8/23/2007	0.0098	
10/24/2007	0.015	
11/18/2007	0.011	
1/31/2008	0.13 (O)	
3/10/2008	0.0078	
5/13/2008	0.0077	
12/4/2008	0.0089	
4/21/2009	0.013	
10/8/2009	0.008	
4/21/2010	0.01	
9/28/2010	0.0036	
4/12/2011	0.0084	
10/4/2011	0.0066	
4/3/2012	0.0625 (O)	
10/9/2012	0.01	
4/11/2013	0.021	
10/16/2013	0.033	
4/10/2014	0.021	
9/30/2014	0.0062	
3/30/2015	0.011	
10/13/2015	0.0065	
3/23/2016	0.0206	
5/19/2016	0.0109	
7/29/2016	0.007 (J)	
9/22/2016	0.0071 (J)	
11/10/2016	0.0052 (J)	
1/31/2017	0.0076 (J)	
4/3/2017	0.007 (J)	
6/9/2017	0.0074 (J)	
10/2/2017	0.0085 (J)	
3/16/2018	0.015	
9/14/2018	0.0095 (J)	
3/19/2019	0.024	
9/13/2019	0.012	
3/11/2020	0.027	
9/15/2020	0.013	
3/16/2021	0.013	
8/9/2021	0.029	
2/1/2022	0.024	
8/16/2022	0.027	
2/16/2023	0.028	
7/27/2023	0.024	
2/26/2024		0.021

Prediction Limit

Constituent: Barium (mg/L) Analysis Run 4/8/2024 7:11 PM View: Appendix I Intrawell

Plant Bowen Data: Bowen 1, 2, 9, and 10

	GWA-39RZ	GWA-39RZ
5/16/2016	0.0113 (D)	
7/27/2016	0.0114 (D)	
2/21/2017	0.0178	
3/27/2017	0.0162 (D)	
6/8/2017	0.0156 (D)	
7/17/2017	0.016 (D)	
7/27/2017	0.0184	
8/9/2017	0.0162	
9/29/2017	0.0159 (D)	
3/16/2018	0.016	
9/14/2018	0.015	
3/14/2019	0.018	
3/9/2020	0.017	
9/16/2020	0.027	
3/16/2021	0.014	
8/6/2021	0.014	
2/2/2022	0.013	
8/16/2022	0.013	
2/14/2023	0.014	
7/25/2023	0.014	
2/19/2024		0.015

Prediction Limit

Constituent: Barium (mg/L) Analysis Run 4/8/2024 7:11 PM View: Appendix I Intrawell

Plant Bowen Data: Bowen 1, 2, 9, and 10

	GWA-39Z	GWA-39Z
3/14/2016	0.0234	
5/11/2016	0.00793 (J)	
7/19/2016	0.0045 (J)	
9/15/2016	0.0057 (J)	
11/2/2016	0.0043 (J)	
1/18/2017	<0.01 (*)	
3/28/2017	0.0188	
6/7/2017	0.0273	
9/26/2017	0.0236	
3/14/2018	0.027	
9/12/2018	0.022	
3/15/2019	0.019	
9/9/2019	0.015	
3/9/2020	0.0072 (J)	
9/10/2020	0.0042 (J)	
3/12/2021	0.014	
8/4/2021	0.011	
1/31/2022	0.013	
8/10/2022	0.01	
2/13/2023	0.018	
7/26/2023	0.016	
2/19/2024		0.013

ND substitution: RL or RL/2 if <15% NDs.

Prediction Limit

Constituent: Barium (mg/L) Analysis Run 4/8/2024 7:11 PM View: Appendix I Intrawell

Plant Bowen Data: Bowen 1, 2, 9, and 10

	GWA-3A	GWA-3A
8/23/2007	0.015 (O)	
11/2/2007	0.017 (O)	
11/18/2007	0.019 (O)	
1/31/2008	0.011 (O)	
3/11/2008	0.016 (O)	
5/14/2008	0.013 (O)	
12/5/2008	0.021 (O)	
4/15/2009	0.012 (O)	
10/8/2009	0.011 (O)	
4/28/2010	0.0081	
10/6/2010	0.0083	
4/21/2011	0.0053	
10/13/2011	0.0071	
5/1/2012	0.0067	
10/9/2012	0.0055	
4/11/2013	0.0061	
10/16/2013	0.0062	
4/23/2014	0.0047	
10/4/2014	0.0055	
3/31/2015	0.0076	
10/12/2015	0.0049	
3/23/2016	0.00742 (J)	
5/23/2016	0.00532 (J)	
7/29/2016	0.0053 (J)	
9/22/2016	0.0058 (J)	
11/10/2016	0.0051 (J)	
1/31/2017	0.0054 (J)	
3/30/2017	0.0049 (J)	
6/12/2017	<0.01	
10/4/2017	0.0047 (J)	
3/19/2018	0.0047 (J)	
9/17/2018	0.0041 (J)	
3/20/2019	0.0042 (J)	
9/13/2019	0.0042 (J)	
3/11/2020	0.0041 (J)	
3/29/2021	0.0073	
8/9/2021	0.0073	
2/2/2022	0.0064	
8/16/2022	0.0067	
2/17/2023	0.0065	
8/1/2023	0.0074	
2/22/2024		0.0074

ND substitution: RL or RL/2 if <15% NDs.

Prediction Limit

Constituent: Barium (mg/L) Analysis Run 4/8/2024 7:11 PM View: Appendix I Intrawell

Plant Bowen Data: Bowen 1, 2, 9, and 10

	GWA-40	GWA-40
3/15/2016	0.0101	
5/11/2016	0.00992 (J)	
7/21/2016	0.009 (J)	
9/15/2016	0.0109	
11/3/2016	0.0115	
1/17/2017	0.0101	
3/24/2017	0.0086 (J)	
5/24/2017	0.0087 (J)	
9/26/2017	0.0075 (J)	
3/14/2018	0.0064 (J)	
9/12/2018	0.0075 (J)	
3/13/2019	0.0076 (J)	
9/9/2019	0.0078 (J)	
3/9/2020	0.0088 (J)	
9/11/2020	0.0079 (J)	
3/10/2021	0.0083	
8/4/2021	0.008	
1/31/2022	0.0081	
8/12/2022	0.0076	
2/13/2023	0.0075	
7/26/2023	0.0081	
2/19/2024		0.0083

Prediction Limit

Constituent: Barium (mg/L) Analysis Run 4/8/2024 7:11 PM View: Appendix I Intrawell

Plant Bowen Data: Bowen 1, 2, 9, and 10

	GWA-41	GWA-41
3/15/2016	0.0291	
5/12/2016	0.0322	
7/20/2016	0.0313	
9/15/2016	0.0217	
11/3/2016	0.0272	
1/18/2017	0.0286 (J)	
3/24/2017	0.0307	
6/6/2017	0.0242	
9/25/2017	0.0252	
3/14/2018	0.021	
9/12/2018	0.025	
3/14/2019	0.028	
9/10/2019	0.0195 (D)	
3/6/2020	0.022	
9/10/2020	0.024	
3/11/2021	0.024	
8/4/2021	0.021	
1/31/2022	0.022	
8/11/2022	0.022	
2/13/2023	0.029	
7/25/2023	0.018	
2/19/2024		0.017

Prediction Limit

Constituent: Barium (mg/L) Analysis Run 4/8/2024 7:11 PM View: Appendix I Intrawell

Plant Bowen Data: Bowen 1, 2, 9, and 10

	GWA-41R	GWA-41R
3/15/2016	0.0462	
5/13/2016	0.0265	
7/21/2016	0.0243	
9/21/2016	0.0145	
11/3/2016	0.0082 (J)	
1/17/2017	0.007 (J)	
3/27/2017	0.016	
6/6/2017	0.0301	
9/25/2017	0.0169	
3/14/2018	0.036	
9/12/2018	0.021	
3/14/2019	0.04	
9/10/2019	0.031	
3/9/2020	0.031	
9/10/2020	0.031	
3/10/2021	0.023	
8/4/2021	0.021	
1/31/2022	0.031	
8/11/2022	0.019	
2/13/2023	0.028	
7/25/2023	0.023	
2/19/2024		0.027

Prediction Limit

Constituent: Barium (mg/L) Analysis Run 4/8/2024 7:11 PM View: Appendix I Intrawell

Plant Bowen Data: Bowen 1, 2, 9, and 10

	GWA-42	GWA-42
3/11/2016	0.00639 (J)	
5/16/2016	0.00622 (J)	
7/22/2016	0.0062 (J)	
9/19/2016	0.0064 (J)	
11/3/2016	0.0058 (J)	
1/17/2017	0.0061 (J)	
3/27/2017	0.0063 (J)	
6/7/2017	0.0064 (J)	
9/26/2017	0.006 (J)	
3/14/2018	0.0065 (J)	
9/14/2018	0.0065 (J)	
3/14/2019	0.0066 (J)	
9/10/2019	0.0068 (J)	
3/6/2020	0.0066 (J)	
9/10/2020	0.0059 (J)	
3/11/2021	0.0061	
8/4/2021	0.0061	
1/31/2022	0.0063	
8/10/2022	0.0063	
2/13/2023	0.0061	
7/26/2023	0.0064	
2/20/2024		0.007

Prediction Limit

Constituent: Barium (mg/L) Analysis Run 4/8/2024 7:11 PM View: Appendix I Intrawell

Plant Bowen Data: Bowen 1, 2, 9, and 10

	GWA-43	GWA-43
3/11/2016	0.0116	
5/13/2016	0.0361	
7/19/2016	0.036	
9/16/2016	0.0259	
11/2/2016	0.037	
1/18/2017	0.0248	
3/28/2017	0.0222	
6/6/2017	0.02	
9/22/2017	0.0179	
3/14/2018	0.016	
9/12/2018	0.017	
3/13/2019	0.014	
9/11/2019	0.015	
3/9/2020	0.012	
9/11/2020	0.024	
3/11/2021	0.0096	
8/6/2021	0.015	
1/31/2022	0.014	
8/11/2022	0.016	
2/14/2023	0.011	
7/25/2023	0.012	
2/20/2024		0.011

Prediction Limit

Constituent: Barium (mg/L) Analysis Run 4/8/2024 7:11 PM View: Appendix I Intrawell

Plant Bowen Data: Bowen 1, 2, 9, and 10

	GWA-43R	GWA-43R
3/11/2016	0.00819 (J)	
5/13/2016	0.00756 (J)	
7/19/2016	0.0079 (J)	
9/16/2016	0.0078 (J)	
11/2/2016	0.0082 (J)	
1/18/2017	0.0085 (J)	
3/28/2017	0.0084 (J)	
6/6/2017	0.0078 (J)	
9/22/2017	0.0076 (J)	
3/15/2018	0.0092 (J)	
9/12/2018	0.008 (J)	
3/13/2019	0.0077 (J)	
9/11/2019	0.0079 (J)	
3/9/2020	0.0069 (J)	
9/14/2020	0.0075 (J)	
3/11/2021	0.0069	
8/5/2021	0.0069	
1/31/2022	0.0076	
8/10/2022	0.0066	
2/13/2023	0.0064	
7/25/2023	0.0073	
2/20/2024		0.0074

Prediction Limit

Constituent: Barium (mg/L) Analysis Run 4/8/2024 7:11 PM View: Appendix I Intrawell

Plant Bowen Data: Bowen 1, 2, 9, and 10

	GWA-4RZ	GWA-4RZ
2/22/2017	0.0273	
4/7/2017	0.024	
6/14/2017	0.027 (D)	
7/12/2017	0.027 (D)	
7/20/2017	0.0304 (D)	
7/28/2017	0.0269	
8/9/2017	0.0254	
8/24/2017	0.0285	
10/3/2017	0.0294 (D)	
3/21/2018	0.03	
9/18/2018	0.032	
3/21/2019	0.04 (D)	
9/12/2019	0.034 (D)	
3/12/2020	0.053	
9/17/2020	0.036	
3/16/2021	0.042	
8/10/2021	0.045	
2/3/2022	0.063	
8/17/2022	0.034	
2/17/2023	0.043	
7/28/2023	0.043	
2/27/2024		0.046

Prediction Limit

Constituent: Barium (mg/L) Analysis Run 4/8/2024 7:11 PM View: Appendix I Intrawell

Plant Bowen Data: Bowen 1, 2, 9, and 10

	GWA-50	GWA-50
12/12/2008	0.098 (O)	
4/23/2009	0.013	
10/6/2009	0.011	
4/27/2010	0.016	
9/30/2010	0.013	
4/14/2011	0.011	
10/5/2011	0.015	
4/11/2012	0.0102	
10/2/2012	0.0091	
4/9/2013	0.01	
10/15/2013	0.0098	
4/10/2014	0.011	
10/1/2014	0.0033	
3/30/2015	0.0043	
10/11/2015	0.0038	
3/28/2016	0.0133	
5/23/2016	0.0109	
8/1/2016	0.0058 (J)	
9/26/2016	0.0092 (J)	
11/10/2016	0.0083 (J)	
1/30/2017	0.0117	
4/7/2017	0.0109	
6/12/2017	<0.01	
10/2/2017	0.0122	
3/16/2018	0.0084 (J)	
9/17/2018	0.01	
3/19/2019	0.012	
9/13/2019	0.0088 (J)	
3/11/2020	0.0077 (J)	
9/16/2020	0.0081 (J)	
3/17/2021	0.0074	
8/9/2021	0.0071	
2/1/2022	0.0065	
8/16/2022	0.0072	
2/16/2023	0.0067	
7/28/2023	0.0075	
2/22/2024		0.0073

ND substitution: RL or RL/2 if <15% NDs.

Prediction Limit

Constituent: Barium (mg/L) Analysis Run 4/8/2024 7:11 PM View: Appendix I Intrawell

Plant Bowen Data: Bowen 1, 2, 9, and 10

	GWA-50R	GWA-50R
12/12/2008	0.016	
4/23/2009	0.14 (O)	
10/6/2009	0.12 (O)	
5/3/2010	0.12 (O)	
10/11/2010	0.019	
4/27/2011	0.02	
10/19/2011	0.014	
5/1/2012	0.0199	
10/2/2012	0.015	
4/10/2013	0.016	
10/16/2013	0.017	
4/22/2014	0.017	
10/1/2014	0.013	
3/30/2015	0.014	
10/11/2015	0.0093	
3/28/2016	0.0155	
5/25/2016	0.0143	
8/1/2016	0.0129	
9/26/2016	0.0177	
11/11/2016	0.0117	
1/30/2017	0.0113	
4/3/2017	0.0166	
6/12/2017	0.017	
10/2/2017	0.0157	
3/16/2018	0.012	
9/18/2018	0.0099 (J)	
3/19/2019	0.013	
9/12/2019	0.011	
3/11/2020	0.0095 (J)	
9/15/2020	0.0089 (J)	
3/17/2021	0.012	
8/9/2021	0.0089	
2/2/2022	0.009	
8/17/2022	0.0091	
2/16/2023	0.0081	
7/28/2023	0.0079	
2/22/2024		0.008

Prediction Limit

Constituent: Barium (mg/L) Analysis Run 4/8/2024 7:11 PM View: Appendix I Intrawell

Plant Bowen Data: Bowen 1, 2, 9, and 10

	GWC-10	GWC-10
8/21/2007	0.021	
11/1/2007	0.017	
11/20/2007	0.1 (O)	
1/30/2008	0.035	
3/6/2008	0.042	
5/12/2008	0.0087	
12/13/2008	0.12 (O)	
4/29/2009	0.11 (O)	
10/20/2009	0.016	
4/26/2010	0.016	
9/29/2010	0.016	
4/13/2011	0.012	
10/5/2011	0.014	
4/4/2012	0.017	
10/3/2012	0.015	
4/3/2013	0.018	
10/15/2013	0.018	
4/9/2014	0.019	
10/2/2014	0.016	
4/2/2015	0.017	
10/10/2015	0.014	
3/31/2016	0.0179	
5/26/2016	0.0186	
8/5/2016	0.0138	
9/28/2016	0.0153	
11/22/2016	0.0184 (J)	
2/7/2017	0.0215	
4/10/2017	0.0247	
6/14/2017	0.0227	
10/4/2017	0.0172	
3/20/2018	0.021	
9/18/2018	0.02	
3/22/2019	0.024	
9/17/2019	0.016	
3/12/2020	0.026	
9/17/2020	0.013	
3/18/2021	0.025	
8/10/2021	0.023	
2/4/2022	0.022	
8/17/2022	0.016	
2/20/2023	0.02	
7/31/2023	0.015	
2/27/2024		0.024

Prediction Limit

Constituent: Barium (mg/L) Analysis Run 4/8/2024 7:11 PM View: Appendix I Intrawell

Plant Bowen Data: Bowen 1, 2, 9, and 10

	GWC-10R	GWC-10R
8/21/2007	0.027	
11/1/2007	0.024	
11/20/2007	0.022	
1/30/2008	0.033 (J)	
3/6/2008	0.019	
5/8/2008	0.017	
12/14/2008	0.02	
4/29/2009	0.017	
10/21/2009	0.021	
4/21/2010	0.019	
9/28/2010	0.018	
4/12/2011	0.017	
10/4/2011	0.022	
4/3/2012	0.0212	
10/8/2012	0.019	
4/3/2013	0.021	
10/15/2013	0.022	
4/9/2014	0.02	
10/2/2014	0.023	
4/2/2015	0.022	
10/12/2015	0.028	
3/31/2016	0.0273	
5/26/2016	0.0305	
8/3/2016	0.0284	
9/28/2016	0.036	
11/22/2016	0.0341 (J)	
2/7/2017	0.0309	
4/10/2017	0.0235	
6/14/2017	0.0258	
10/4/2017	0.0234	
3/21/2018	0.022	
9/18/2018	0.03	
3/22/2019	0.022	
9/17/2019	0.03	
3/12/2020	0.028	
9/17/2020	0.022	
3/18/2021	0.027	
8/11/2021	0.027	
2/4/2022	0.028	
8/18/2022	0.025	
2/20/2023	0.024	
7/31/2023	0.024	
2/27/2024		0.028

Prediction Limit

Constituent: Barium (mg/L) Analysis Run 4/8/2024 7:11 PM View: Appendix I Intrawell

Plant Bowen Data: Bowen 1, 2, 9, and 10

	GWC-11	GWC-11
8/21/2007	0.034	
11/1/2007	0.036	
11/18/2007	0.036	
1/30/2008	0.031 (J)	
3/5/2008	0.018	
5/7/2008	0.015	
12/14/2008	0.12 (O)	
4/29/2009	0.0079	
10/22/2009	0.007	
4/21/2010	0.0074	
9/28/2010	0.0068	
4/12/2011	0.0089	
10/4/2011	0.012	
4/3/2012	0.0169	
10/3/2012	0.03	
4/3/2013	0.008	
10/9/2013	0.0093	
4/2/2014	0.031	
10/2/2014	0.035	
4/1/2015	0.013	
10/11/2015	0.0079	
4/4/2016	0.0119	
5/26/2016	0.0127	
8/3/2016	0.0121	
9/28/2016	0.0112	
11/22/2016	0.0155 (J)	
2/8/2017	0.0115	
4/10/2017	<0.0117	
6/15/2017	0.0112	
10/4/2017	0.0093 (J)	
3/21/2018	0.012	
9/18/2018	0.011	
3/23/2019	0.0081 (J)	
9/17/2019	0.011	
3/12/2020	0.0086 (J)	
9/21/2020	0.0093 (J)	
3/19/2021	0.011	
8/11/2021	0.0086	
2/4/2022	0.01	
8/18/2022	0.0078	
2/20/2023	0.0071	
8/1/2023	0.0096	
2/28/2024		0.01

ND substitution: RL or RL/2 if <15% NDs.

Prediction Limit

Constituent: Barium (mg/L) Analysis Run 4/8/2024 7:11 PM View: Appendix I Intrawell

Plant Bowen Data: Bowen 1, 2, 9, and 10

	GWC-11R	GWC-11R
8/21/2007	0.01	
11/1/2007	0.012	
11/18/2007	0.011	
1/30/2008	0.013	
3/6/2008	0.017	
5/7/2008	0.0066	
12/14/2008	0.013	
4/29/2009	0.0098	
10/22/2009	0.013	
4/21/2010	0.0069	
9/29/2010	0.0049	
4/13/2011	0.0074	
10/4/2011	0.0062	
4/4/2012	0.0091	
10/3/2012	0.0089	
4/3/2013	0.012	
10/9/2013	0.0079	
4/2/2014	0.0086	
10/2/2014	0.01	
4/1/2015	0.019	
10/11/2015	0.014	
4/4/2016	0.0176	
5/26/2016	0.0195	
8/4/2016	0.0151	
9/28/2016	0.0132	
11/22/2016	0.0186 (J)	
2/8/2017	0.015	
4/10/2017	0.0172	
6/15/2017	0.0167	
10/4/2017	0.0156	
3/22/2018	0.017	
9/18/2018	0.017	
3/23/2019	0.019	
9/17/2019	0.018	
3/12/2020	0.021	
9/21/2020	0.016	
3/19/2021	0.021	
8/11/2021	0.021	
2/4/2022	0.021	
8/18/2022	0.019	
2/20/2023	0.02	
8/1/2023	0.018	
2/28/2024		0.02

Prediction Limit

Constituent: Barium (mg/L) Analysis Run 4/8/2024 7:11 PM View: Appendix I Intrawell

Plant Bowen Data: Bowen 1, 2, 9, and 10

	GWC-12	GWC-12
8/21/2007	0.023	
11/1/2007	0.034	
11/19/2007	0.043	
1/16/2008	0.13 (O)	
3/5/2008	0.07 (o)	
5/13/2008	0.039	
12/13/2008	0.13 (O)	
4/16/2009	0.13 (O)	
10/21/2009	0.033	
4/27/2010	0.11 (O)	
10/5/2010	0.027	
4/19/2011	0.025	
10/12/2011	0.025	
4/24/2012	0.027	
10/2/2012	0.013	
4/2/2013	0.031	
10/9/2013	0.025	
4/1/2014	0.023	
10/2/2014	0.025	
4/1/2015	0.025	
10/14/2015	0.027	
4/4/2016	0.0285	
5/27/2016	0.0257	
8/3/2016	0.0237	
9/30/2016	0.0279	
11/22/2016	0.0286 (J)	
2/13/2017	0.0313	
4/11/2017	0.0254	
6/14/2017	0.0241	
10/4/2017	0.0256	
3/22/2018	0.024	
9/18/2018	0.025	
3/23/2019	0.024	
9/17/2019	0.0245 (D)	
3/12/2020	0.023	
9/21/2020	0.023	
3/19/2021	0.024	
8/11/2021	0.025	
2/2/2022	0.023	
8/18/2022	0.022	
2/21/2023	0.023	
8/1/2023	0.022	
2/27/2024		0.023

Prediction Limit

Constituent: Barium (mg/L) Analysis Run 4/8/2024 7:11 PM View: Appendix I Intrawell

Plant Bowen Data: Bowen 1, 2, 9, and 10

	GWC-13	GWC-13
8/21/2007	0.065	
11/1/2007	0.019	
11/19/2007	0.015	
1/31/2008	0.022	
3/5/2008	0.012	
5/12/2008	0.014	
12/13/2008	0.11 (O)	
4/28/2009	0.12 (O)	
10/21/2009	0.023	
4/28/2010	0.019	
10/5/2010	0.018	
4/19/2011	0.019	
10/18/2011	0.025	
4/25/2012	0.024	
10/2/2012	0.019	
4/2/2013	0.021	
10/8/2013	0.027	
4/1/2014	0.023	
10/1/2014	0.014	
4/1/2015	0.027	
10/15/2015	0.033	
4/4/2016	0.027	
5/31/2016	0.0283	
8/4/2016	0.0358	
9/29/2016	0.0437	
11/28/2016	0.0419 (J)	
2/9/2017	0.0472	
4/12/2017	0.0383	
6/16/2017	0.0457	
10/9/2017	0.0406	
3/21/2018	0.032	
9/19/2018	0.034	
3/23/2019	0.023	
9/18/2019	0.033	
3/13/2020	0.023	
9/22/2020	0.027	
3/18/2021	0.023	
8/11/2021	0.025	
2/17/2022	0.02	
8/18/2022	0.021	
2/22/2023	0.022	
8/1/2023	0.026	
2/27/2024		0.025

Prediction Limit

Constituent: Barium (mg/L) Analysis Run 4/8/2024 7:11 PM View: Appendix I Intrawell

Plant Bowen Data: Bowen 1, 2, 9, and 10

	GWC-13RZ	GWC-13RZ
8/21/2007	0.0095	
11/1/2007	0.02	
11/19/2007	0.023	
1/31/2008	0.028	
3/5/2008	0.022	
5/7/2008	0.019	
12/12/2008	0.19 (O)	
4/29/2009	0.14 (O)	
10/21/2009	0.034	
4/28/2010	0.11 (O)	
10/6/2010	0.018	
4/20/2011	0.015	
10/12/2011	0.019	
4/25/2012	0.0158	
10/2/2012	0.036	
4/2/2013	0.039	
10/8/2013	0.016	
4/1/2014	0.017	
10/1/2014	0.018	
3/31/2015	0.021	
10/14/2015	0.013	
4/4/2016	0.0222	
6/1/2016	0.0283	
2/22/2017	0.0561	
4/11/2017	0.0748	
6/16/2017	0.0661	
7/12/2017	0.0932	
7/28/2017	0.0808	
8/10/2017	0.0743	
10/6/2017	0.0699	
12/28/2017	0.082 (Y)	
3/23/2018	0.086	
9/20/2018	0.093	
3/22/2019	0.086	
9/18/2019	0.097	
3/17/2020	0.097	
9/22/2020	0.095	
3/19/2021	0.086	
8/12/2021	0.094	
2/4/2022	0.11	
8/19/2022	0.1	
2/22/2023	0.099	
8/2/2023	0.092	
2/28/2024		0.097

Prediction Limit

Constituent: Barium (mg/L) Analysis Run 4/8/2024 7:11 PM View: Appendix I Intrawell

Plant Bowen Data: Bowen 1, 2, 9, and 10

	GWC-14Z	GWC-14Z
8/24/2007	0.0089	
11/2/2007	0.0091	
11/17/2007	0.021	
1/15/2008	0.013	
3/5/2008	0.11 (O)	
5/7/2008	0.01	
12/2/2008	0.12 (O)	
4/16/2009	0.13 (O)	
10/20/2009	0.05	
4/20/2010	0.019	
9/29/2010	0.017	
4/12/2011	0.014	
10/4/2011	0.017	
4/4/2012	0.0182	
10/10/2012	0.048	
4/15/2013	0.03	
10/22/2013	0.033	
4/21/2014	0.033	
9/30/2014	0.027	
4/3/2015	0.13 (O)	
10/7/2015	0.047	
4/5/2016	0.0279	
6/1/2016	0.0249	
8/9/2016	0.0268	
11/28/2016	<0.01	
2/9/2017	0.0119	
4/11/2017	0.0112 (D)	
6/14/2017	<0.01	
7/12/2017	0.0105	
10/5/2017	0.0099 (J)	
3/22/2018	0.011	
9/19/2018	0.013	
3/22/2019	0.014	
9/17/2019	0.015	
3/13/2020	0.017	
9/21/2020	0.013	
3/18/2021	0.014	
8/11/2021	0.016	
2/4/2022	0.014	
8/18/2022	0.014	
2/22/2023	0.014	
8/1/2023	0.013	
2/28/2024		0.012

ND substitution: RL or RL/2 if <15% NDs.

Prediction Limit

Constituent: Barium (mg/L) Analysis Run 4/8/2024 7:11 PM View: Appendix I Intrawell

Plant Bowen Data: Bowen 1, 2, 9, and 10

	GWC-15R	GWC-15R
8/23/2007	0.015	
11/2/2007	0.024	
11/17/2007	0.027	
1/15/2008	0.022	
3/6/2008	0.021	
5/7/2008	0.023	
12/2/2008	0.024	
4/28/2009	0.031	
10/19/2009	0.027	
4/27/2010	0.051 (O)	
10/4/2010	0.028	
4/18/2011	0.026	
10/12/2011	0.026	
4/23/2012	0.0224	
10/10/2012	0.024	
4/15/2013	0.029	
10/22/2013	0.022	
4/21/2014	0.025	
9/30/2014	0.022	
4/3/2015	0.022	
10/7/2015	0.023	
4/5/2016	0.0308	
5/31/2016	0.0255	
8/4/2016	0.0227	
9/29/2016	0.0258	
11/23/2016	0.0263 (J)	
2/10/2017	0.025	
4/12/2017	0.026	
6/15/2017	0.0244	
10/6/2017	0.0254	
3/23/2018	0.021	
9/19/2018	0.02	
3/25/2019	0.021	
9/17/2019	0.023	
3/13/2020	0.02	
9/21/2020	0.021	
3/18/2021	0.02	
8/11/2021	0.019	
2/4/2022	0.017	
8/19/2022	0.016	
2/22/2023	0.016	
8/2/2023	0.015	
2/28/2024		0.014

Prediction Limit

Constituent: Barium (mg/L) Analysis Run 4/8/2024 7:11 PM View: Appendix I Intrawell

Plant Bowen Data: Bowen 1, 2, 9, and 10

	GWC-15Z	GWC-15Z
8/24/2007	0.017	
11/2/2007	0.011	
11/18/2007	0.012 (J)	
1/15/2008	0.088 (O)	
3/10/2008	0.0077	
5/13/2008	0.0055	
12/2/2008	0.0097	
4/28/2009	0.0042	
10/20/2009	0.0056	
4/27/2010	0.0039	
10/5/2010	0.0047	
4/19/2011	0.0071	
10/12/2011	0.0098	
4/25/2012	0.0088	
10/10/2012	0.0093	
4/16/2013	0.0098	
10/22/2013	0.0097	
4/21/2014	0.008	
9/30/2014	0.0074	
4/3/2015	0.0076	
10/6/2015	0.0088	
4/5/2016	0.00971 (J)	
5/31/2016	0.00589 (J)	
11/23/2016	<0.05	
2/10/2017	0.0233	
4/11/2017	0.0162	
6/15/2017	0.0148	
7/12/2017	0.0166	
7/26/2017	0.0146	
10/6/2017	0.015	
3/23/2018	0.013	
9/19/2018	0.015	
3/22/2019	0.014	
9/17/2019	0.014	
3/13/2020	0.014	
9/21/2020	0.013	
3/18/2021	0.012	
8/11/2021	0.013	
2/7/2022	0.012	
8/19/2022	0.011	
2/22/2023	0.01	
8/1/2023	0.011	
2/28/2024		0.01

ND substitution: RL or RL/2 if <15% NDs.

Prediction Limit

Constituent: Barium (mg/L) Analysis Run 4/8/2024 7:11 PM View: Appendix I Intrawell

Plant Bowen Data: Bowen 1, 2, 9, and 10

	GWC-44	GWC-44
3/16/2016	0.0545	
5/16/2016	0.0418	
7/25/2016	0.0179	
9/19/2016	0.0152	
11/3/2016	0.0127	
1/19/2017	0.0172	
3/28/2017	0.0437	
6/5/2017	0.0747	
9/26/2017	0.0338	
3/15/2018	0.059	
9/12/2018	0.032	
3/14/2019	0.077	
9/11/2019	0.036	
3/10/2020	0.059	
9/15/2020	0.035	
3/11/2021	0.046	
8/4/2021	0.047	
1/31/2022	0.047	
8/15/2022	0.04	
2/14/2023	0.042	
7/26/2023	0.02	
2/20/2024		0.033

Prediction Limit

Constituent: Barium (mg/L) Analysis Run 4/8/2024 7:11 PM View: Appendix I Intrawell

Plant Bowen Data: Bowen 1, 2, 9, and 10

	GWC-45	GWC-45
3/16/2016	0.00599 (J)	
5/16/2016	0.006 (J)	
7/25/2016	0.0056 (J)	
9/19/2016	0.0059 (J)	
11/4/2016	0.0054 (J)	
1/23/2017	0.006 (J)	
3/29/2017	0.0058 (J)	
6/7/2017	0.0062 (J)	
9/27/2017	0.0056 (J)	
3/15/2018	0.0057 (J)	
9/13/2018	0.0057 (J)	
3/14/2019	0.0066 (J)	
9/11/2019	0.0061 (J)	
3/10/2020	0.0061 (J)	
9/11/2020	0.006 (J)	
3/11/2021	0.0059	
8/6/2021	0.0061	
2/1/2022	0.0072	
8/12/2022	0.0064	
2/14/2023	0.0067	
7/26/2023	0.007	
2/20/2024		0.0078

Prediction Limit

Constituent: Barium (mg/L) Analysis Run 4/8/2024 7:11 PM View: Appendix I Intrawell

Plant Bowen Data: Bowen 1, 2, 9, and 10

	GWC-45R	GWC-45R
3/16/2016	0.0244	
5/16/2016	0.0222	
7/25/2016	0.02	
9/19/2016	0.019	
11/3/2016	0.0177	
1/20/2017	0.0173	
3/29/2017	0.0184	
6/7/2017	0.019	
9/27/2017	0.0197	
3/15/2018	0.021	
9/13/2018	0.022	
3/14/2019	0.024	
9/11/2019	0.021	
3/10/2020	0.024	
9/11/2020	0.021	
3/11/2021	0.022	
8/6/2021	0.023	
2/1/2022	0.026	
8/12/2022	0.022	
2/14/2023	0.025	
7/26/2023	0.022	
2/20/2024		0.02

Prediction Limit

Constituent: Barium (mg/L) Analysis Run 4/8/2024 7:11 PM View: Appendix I Intrawell

Plant Bowen Data: Bowen 1, 2, 9, and 10

	GWC-46R	GWC-46R
3/10/2016	0.0209	
5/17/2016	0.0202	
7/26/2016	0.0165	
9/20/2016	0.0132	
11/4/2016	0.012	
1/20/2017	0.0133	
3/28/2017	0.0161	
6/7/2017	0.0141	
9/29/2017	0.0151	
3/15/2018	0.015	
9/13/2018	0.014	
3/18/2019	0.014	
9/11/2019	0.013	
3/10/2020	0.013	
9/14/2020	0.013	
3/11/2021	0.012	
8/5/2021	0.013	
1/31/2022	0.011	
8/15/2022	0.0098	
2/14/2023	0.011	
7/26/2023	0.011	
2/21/2024		0.011

Prediction Limit

Constituent: Barium (mg/L) Analysis Run 4/8/2024 7:11 PM View: Appendix I Intrawell

Plant Bowen Data: Bowen 1, 2, 9, and 10

	GWC-47	GWC-47
3/10/2016	0.0144	
5/18/2016	0.0136	
7/27/2016	0.013	
9/20/2016	0.0146	
11/7/2016	0.0124	
1/23/2017	0.0158	
3/29/2017	0.017	
6/8/2017	0.0149	
9/27/2017	0.012	
3/15/2018	0.011	
9/13/2018	0.011	
3/15/2019	0.01	
9/12/2019	0.0085 (J)	
3/9/2020	0.0089 (J)	
9/14/2020	0.0082 (J)	
3/11/2021	0.0083	
8/5/2021	0.0077	
2/1/2022	0.0081	
8/15/2022	0.0074	
2/14/2023	0.0075	
7/27/2023	0.0083	
2/21/2024		0.0087

Prediction Limit

Constituent: Barium (mg/L) Analysis Run 4/8/2024 7:11 PM View: Appendix I Intrawell

Plant Bowen Data: Bowen 1, 2, 9, and 10

	GWC-47R	GWC-47R
3/10/2016	0.0344	
5/18/2016	0.0184	
7/27/2016	0.0146	
9/20/2016	0.0122	
11/4/2016	0.0119	
1/20/2017	0.0114	
3/29/2017	0.0116	
6/8/2017	<0.011 (*)	
9/27/2017	0.0098 (J)	
3/16/2018	0.01	
9/13/2018	0.0092 (J)	
3/19/2019	0.0088 (J)	
9/11/2019	0.0097 (J)	
3/9/2020	0.0082 (J)	
9/15/2020	0.0084 (J)	
3/11/2021	0.0073	
8/5/2021	0.0069	
2/1/2022	0.0077	
8/15/2022	0.0077	
2/14/2023	0.0072	
7/27/2023	0.0076	
2/21/2024		0.0075

ND substitution: RL or RL/2 if <15% NDs.

Prediction Limit

Constituent: Barium (mg/L) Analysis Run 4/8/2024 7:11 PM View: Appendix I Intrawell

Plant Bowen Data: Bowen 1, 2, 9, and 10

	GWC-48	GWC-48
3/10/2016	0.0361	
5/17/2016	0.0277	
7/27/2016	0.0276	
9/20/2016	0.0266	
11/4/2016	0.0239	
1/23/2017	<0.01	
3/28/2017	0.024	
6/8/2017	0.0317	
9/29/2017	0.0265	
3/15/2018	0.029	
9/13/2018	0.026	
3/15/2019	0.026	
9/11/2019	0.0295 (D)	
3/9/2020	0.029	
9/14/2020	0.035	
3/11/2021	0.038	
5/26/2021	0.039	
8/4/2021	0.034	
1/31/2022	0.038	
8/15/2022	0.045	
2/14/2023	0.04	
7/26/2023	0.048	
2/21/2024		0.049

ND substitution: RL or RL/2 if <15% NDs.

Prediction Limit

Constituent: Barium (mg/L) Analysis Run 4/8/2024 7:11 PM View: Appendix I Intrawell

Plant Bowen Data: Bowen 1, 2, 9, and 10

	GWC-49R	GWC-49R
3/17/2016	0.0112	
5/18/2016	0.0107	
7/27/2016	0.0104	
9/21/2016	0.0106	
11/4/2016	0.0098 (J)	
1/24/2017	0.0101	
3/29/2017	0.0103	
6/8/2017	<0.0106 (*)	
9/29/2017	0.0097 (J)	
3/15/2018	0.0093 (J)	
9/13/2018	0.01	
3/18/2019	0.015	
9/11/2019	0.017	
3/11/2020	0.026	
9/11/2020	0.012	
3/15/2021	0.012	
8/11/2021	0.025	
2/1/2022	0.011	
8/15/2022	0.0098	
2/14/2023	0.013	
7/27/2023	0.011	
2/21/2024		0.011

ND substitution: RL or RL/2 if <15% NDs.

Prediction Limit

Constituent: Barium (mg/L) Analysis Run 4/8/2024 7:11 PM View: Appendix I Intrawell

Plant Bowen Data: Bowen 1, 2, 9, and 10

	GWC-49Z	GWC-49Z
3/17/2016	0.0121	
5/18/2016	0.0117	
7/28/2016	0.0081 (J)	
9/21/2016	0.0106	
11/7/2016	0.0047 (J)	
1/24/2017	0.0071 (J)	
3/30/2017	0.0043 (J)	
6/9/2017	<0.01 (*)	
9/29/2017	0.004 (J)	
3/15/2018	0.0032 (J)	
9/14/2018	0.004 (J)	
3/19/2019	0.0033 (J)	
9/11/2019	0.0038 (J)	
3/9/2020	0.0045 (J)	
9/14/2020	0.0027 (J)	
3/15/2021	0.0028 (J)	
8/5/2021	0.0036 (J)	
2/1/2022	0.003 (J)	
8/15/2022	0.0041 (J)	
2/14/2023	0.0041 (J)	
7/27/2023	0.0036 (J)	
2/21/2024		0.004 (J)

ND substitution: RL or RL/2 if <15% NDs.

Prediction Limit

Constituent: Barium (mg/L) Analysis Run 4/8/2024 7:11 PM View: Appendix I Intrawell

Plant Bowen Data: Bowen 1, 2, 9, and 10

	GWC-5	GWC-5
8/23/2007	0.017	
10/25/2007	0.023	
11/19/2007	0.024	
1/23/2008	0.028	
3/11/2008	0.022	
5/12/2008	0.021	
12/11/2008	0.022	
4/15/2009	0.13 (O)	
10/9/2009	0.026	
5/4/2010	0.018	
10/12/2010	0.019	
4/28/2011	0.015	
10/19/2011	0.016	
5/2/2012	0.0191	
10/9/2012	0.019	
4/11/2013	0.013	
10/16/2013	0.017	
4/23/2014	0.015	
10/3/2014	0.02	
3/31/2015	0.014	
10/12/2015	0.017	
3/28/2016	0.0173	
5/25/2016	0.0175	
8/1/2016	0.0145	
9/27/2016	0.0139	
11/11/2016	0.0135	
1/31/2017	0.0153	
4/3/2017	0.0135	
6/12/2017	0.0154	
10/3/2017	0.0138	
3/19/2018	0.013	
9/17/2018	0.014	
3/20/2019	0.018	
9/16/2019	0.022	
3/16/2020	0.024	
9/16/2020	0.013	
3/17/2021	0.014	
8/9/2021	0.012	
2/2/2022	0.012	
8/16/2022	0.013	
2/20/2023	0.012	
7/28/2023	0.012	
2/26/2024		0.012

Prediction Limit

Constituent: Barium (mg/L) Analysis Run 4/8/2024 7:11 PM View: Appendix I Intrawell

Plant Bowen Data: Bowen 1, 2, 9, and 10

	GWC-6	GWC-6
8/22/2007	0.023	
10/25/2007	0.018	
11/20/2007	0.1 (O)	
1/23/2008	0.031	
3/11/2008	0.016	
5/14/2008	0.024	
12/11/2008	0.022	
4/23/2009	0.012	
10/9/2009	0.11 (O)	
5/4/2010	0.096 (O)	
10/11/2010	0.018	
4/26/2011	0.01	
10/18/2011	0.012	
5/2/2012	0.0119	
10/8/2012	0.01	
4/10/2013	0.013	
10/8/2013	0.014	
4/14/2014	0.01	
10/3/2014	0.014	
4/1/2015	0.013	
10/9/2015	0.008	
3/29/2016	0.00738 (J)	
5/24/2016	0.00902 (J)	
8/1/2016	0.0091 (J)	
9/26/2016	0.0124	
11/18/2016	0.0117	
2/1/2017	0.0086 (J)	
4/6/2017	0.0083 (J)	
6/13/2017	<0.01	
10/3/2017	0.0084 (J)	
3/19/2018	0.0079 (J)	
9/17/2018	0.0065 (J)	
3/21/2019	0.0074 (J)	
9/16/2019	0.0075 (J)	
3/12/2020	0.0075 (J)	
9/16/2020	0.0074 (J)	
3/17/2021	0.0075	
8/10/2021	0.0074	
2/2/2022	0.0064	
8/17/2022	0.0065	
2/17/2023	0.0067	
7/31/2023	0.0067	
2/26/2024		0.006

ND substitution: RL or RL/2 if <15% NDs.

Prediction Limit

Constituent: Barium (mg/L) Analysis Run 4/8/2024 7:11 PM View: Appendix I Intrawell

Plant Bowen Data: Bowen 1, 2, 9, and 10

	GWC-6RZ	GWC-6RZ
5/26/2015	0.016	
6/18/2015	0.015 (D)	
7/2/2015	0.014	
10/9/2015	0.012	
3/29/2016	0.00786 (J)	
5/24/2016	0.00847 (J)	
8/1/2016	0.0086 (J)	
9/26/2016	0.0086 (J)	
11/14/2016	0.0083 (J)	
2/1/2017	0.0096 (J)	
4/6/2017	0.0087 (J)	
6/13/2017	<0.01	
10/3/2017	0.0098 (J)	
3/20/2018	0.0088 (J)	
9/17/2018	0.0082 (J)	
3/21/2019	0.0075 (J)	
9/16/2019	0.0072 (J)	
3/12/2020	0.0072 (J)	
9/16/2020	0.0066 (J)	
3/17/2021	0.0072	
8/10/2021	0.0072	
2/2/2022	0.0066	
8/17/2022	0.0068	
2/17/2023	0.0067	
7/28/2023	0.0062	
2/26/2024		0.0067

ND substitution: RL or RL/2 if <15% NDs.

Prediction Limit

Constituent: Barium (mg/L) Analysis Run 4/8/2024 7:11 PM View: Appendix I Intrawell

Plant Bowen Data: Bowen 1, 2, 9, and 10

	GWC-7Z	GWC-7Z
5/31/2016	0.0178	
8/2/2016	0.0394	
9/27/2016	0.032	
11/21/2016	0.0316 (J)	
2/1/2017	0.0264	
4/6/2017	0.0245	
6/13/2017	0.0247	
7/14/2017	0.0245	
10/3/2017	0.0218	
3/20/2018	0.024	
9/18/2018	0.027	
3/21/2019	0.03	
9/13/2019	0.031	
3/12/2020	0.022	
9/16/2020	0.02	
3/17/2021	0.022	
8/10/2021	0.02	
2/2/2022	0.015	
8/17/2022	0.014	
2/20/2023	0.015	
7/31/2023	0.014	
2/26/2024		0.013

Prediction Limit

Constituent: Barium (mg/L) Analysis Run 4/8/2024 7:11 PM View: Appendix I Intrawell

Plant Bowen Data: Bowen 1, 2, 9, and 10

	GWC-8RR	GWC-8RR
10/18/2011	0.015	
4/30/2012	0.0192	
10/3/2012	0.017	
4/8/2013	0.018	
10/9/2013	0.021	
4/10/2014	0.019	
10/2/2014	0.014	
4/3/2015	0.014	
10/8/2015	0.024	
3/30/2016	0.0163	
5/24/2016	0.0137	
8/2/2016	0.0152	
9/27/2016	0.0147	
11/22/2016	0.0174 (J)	
2/6/2017	0.0144	
4/6/2017	0.0149	
6/14/2017	0.0139	
10/4/2017	0.015	
3/21/2018	0.015	
9/18/2018	0.014	
3/27/2019	0.014	
9/16/2019	0.015 (D)	
3/12/2020	0.014	
9/17/2020	0.014	
3/17/2021	0.014	
8/10/2021	0.014	
2/2/2022	0.013	
8/17/2022	0.013	
2/21/2023	0.011	
7/31/2023	0.012	
2/27/2024		0.013

Prediction Limit

Constituent: Barium (mg/L) Analysis Run 4/8/2024 7:11 PM View: Appendix I Intrawell

Plant Bowen Data: Bowen 1, 2, 9, and 10

	GWC-8Z	GWC-8Z
5/26/2015	0.06	
6/18/2015	0.047 (D)	
7/2/2015	0.04	
10/8/2015	0.032	
3/22/2016	0.0263	
5/25/2016	0.0178	
8/2/2016	0.0265	
9/26/2016	0.0267	
11/21/2016	0.0309 (J)	
2/3/2017	0.0289	
4/7/2017	0.029	
6/13/2017	0.027	
10/3/2017	0.0292	
3/20/2018	0.029	
9/18/2018	0.025	
5/6/2019	0.017	
9/16/2019	0.026	
3/16/2020	0.027	
9/17/2020	0.025	
3/18/2021	0.018	
8/10/2021	0.029	
2/2/2022	0.024	
8/17/2022	0.017	
2/20/2023	0.024	
7/31/2023	0.024	
2/26/2024		0.025

Prediction Limit

Constituent: Barium (mg/L) Analysis Run 4/8/2024 7:11 PM View: Appendix I Intrawell

Plant Bowen Data: Bowen 1, 2, 9, and 10

	GWC-9	GWC-9
8/23/2007	0.043	
11/1/2007	0.032	
11/19/2007	0.049 (J)	
1/15/2008	0.12 (O)	
3/6/2008	0.075 (O)	
5/13/2008	0.055	
12/12/2008	0.16 (O)	
4/16/2009	0.15 (O)	
10/13/2009	0.05	
4/21/2010	0.039	
9/29/2010	0.033	
4/13/2011	0.033	
10/5/2011	0.035	
4/4/2012	0.0422	
10/8/2012	0.029	
4/8/2013	0.042	
10/9/2013	0.04	
4/9/2014	0.038	
9/30/2014	0.038	
4/2/2015	0.039	
10/10/2015	0.038 (D)	
3/30/2016	0.0412	
5/26/2016	0.0357	
8/5/2016	0.03	
9/28/2016	0.0308	
11/21/2016	0.0356 (J)	
2/6/2017	0.0391	
4/6/2017	0.0402	
6/13/2017	0.0394	
10/3/2017	0.0381	
3/20/2018	0.039	
9/18/2018	0.037	
3/21/2019	0.042	
9/16/2019	0.035	
3/12/2020	0.044	
9/17/2020	0.031	
3/18/2021	0.041	
8/10/2021	0.043	
2/2/2022	0.044	
8/17/2022	0.047	
2/21/2023	0.042	
7/31/2023	0.046	
2/27/2024		0.043

Prediction Limit

Constituent: Cadmium (mg/L) Analysis Run 4/8/2024 7:11 PM View: Appendix I Intrawell

Plant Bowen Data: Bowen 1, 2, 9, and 10

	GWA-1	GWA-1
8/23/2007	<0.0005	
10/23/2007	<0.0005	
11/18/2007	<0.0005	
1/30/2008	<0.0005	
3/10/2008	<0.0005	
5/13/2008	<0.0005	
12/5/2008	<0.0005	
4/15/2009	<0.0005	
10/7/2009	<0.0005	
5/3/2010	<0.0005	
10/12/2010	<0.0005	
4/27/2011	<0.0005	
10/17/2011	<0.0005	
5/2/2012	<0.0005	
10/8/2012	<0.0005	
4/12/2013	<0.0005	
10/16/2013	<0.0005	
4/11/2014	<0.0005	
9/30/2014	<0.0005	
3/30/2015	<0.0005	
10/13/2015	0.0003 (J)	
3/22/2016	<0.0005	
5/19/2016	<0.0005	
7/29/2016	<0.0005	
9/23/2016	<0.0005	
11/9/2016	<0.0005	
1/30/2017	<0.0005	
3/30/2017	<0.0005	
6/9/2017	<0.0005	
10/2/2017	<0.0005	
3/16/2018	<0.0005	
9/17/2018	0.00076 (JD)	
3/20/2019	<0.0005	
9/12/2019	<0.0005	
3/11/2020	<0.0005	
9/15/2020	<0.0005	
3/16/2021	<0.0005	
8/9/2021	<0.0005	
2/1/2022	<0.0005	
8/16/2022	<0.0005	
2/16/2023	<0.0005	
7/27/2023	<0.0005	
2/22/2024		<0.0005

ND substitution: RL or RL/2 if <15% NDs.

Prediction Limit

Constituent: Cadmium (mg/L) Analysis Run 4/8/2024 7:11 PM View: Appendix I Intrawell

Plant Bowen Data: Bowen 1, 2, 9, and 10

	GWA-39RZ	GWA-39RZ
5/16/2016	<0.0005 (D)	
7/27/2016	0.0001 (JD)	
2/21/2017	<0.0005	
3/27/2017	<0.0005 (D)	
6/8/2017	<0.0005 (D)	
7/17/2017	<0.0005 (D)	
7/27/2017	<0.0005	
8/9/2017	<0.0005	
9/29/2017	<0.0005 (D)	
3/16/2018	<0.0005	
9/14/2018	<0.0005	
3/14/2019	<0.0005	
3/9/2020	<0.0005	
9/16/2020	<0.0005	
3/16/2021	<0.0005	
8/6/2021	<0.0005	
2/2/2022	<0.0005	
8/16/2022	<0.0005	
2/14/2023	<0.0005	
7/25/2023	<0.0005	
2/19/2024		<0.0005

ND substitution: RL or RL/2 if <15% NDs.

Prediction Limit

Constituent: Cadmium (mg/L) Analysis Run 4/8/2024 7:11 PM View: Appendix I Intrawell

Plant Bowen Data: Bowen 1, 2, 9, and 10

	GWA-39Z	GWA-39Z
3/14/2016	0.000188 (J)	
5/11/2016	0.000177 (J)	
7/19/2016	0.0001 (J)	
9/15/2016	8E-05 (J)	
11/2/2016	<0.0005	
1/18/2017	<0.0005	
3/28/2017	<0.0005	
6/7/2017	<0.0005	
9/26/2017	<0.0005	
3/14/2018	<0.0005	
9/12/2018	<0.0005	
3/15/2019	<0.0005	
9/9/2019	<0.0005	
3/9/2020	<0.0005	
9/10/2020	<0.0005	
3/12/2021	<0.0005	
8/4/2021	<0.0005	
1/31/2022	<0.0005	
8/10/2022	<0.0005	
2/13/2023	<0.0005	
7/26/2023	<0.0005	
2/19/2024		<0.0005

ND substitution: RL or RL/2 if <15% NDs.

Prediction Limit

Constituent: Cadmium (mg/L) Analysis Run 4/8/2024 7:11 PM View: Appendix I Intrawell

Plant Bowen Data: Bowen 1, 2, 9, and 10

	GWA-42	GWA-42
3/11/2016	0.000121 (J)	
5/16/2016	0.000145 (J)	
7/22/2016	<0.0005	
9/19/2016	0.0001 (J)	
11/3/2016	8E-05 (J)	
1/17/2017	0.0001 (J)	
3/27/2017	0.0002 (J)	
6/7/2017	0.0001 (J)	
9/26/2017	<0.0005	
3/14/2018	0.00011 (J)	
9/14/2018	0.00013 (J)	
3/14/2019	0.00013 (J)	
9/10/2019	0.00014 (J)	
3/6/2020	0.00014 (J)	
9/10/2020	0.00015 (J)	
3/11/2021	0.00017 (J)	
8/4/2021	0.00014 (J)	
1/31/2022	0.00018 (J)	
8/10/2022	0.00034 (J)	
2/13/2023	<0.0005	
7/26/2023	0.00013 (J)	
2/20/2024		0.00016 (J)

ND substitution: RL or RL/2 if <15% NDs.

Prediction Limit

Constituent: Cadmium (mg/L) Analysis Run 4/8/2024 7:11 PM View: Appendix I Intrawell

Plant Bowen Data: Bowen 1, 2, 9, and 10

	GWA-43	GWA-43
3/11/2016	<0.0005	
5/13/2016	<0.0005	
7/19/2016	<0.0005	
9/16/2016	<0.0005	
11/2/2016	<0.0005	
1/18/2017	<0.0005	
3/28/2017	<0.0005	
6/6/2017	8E-05 (J)	
9/22/2017	<0.0005	
3/14/2018	<0.0005	
9/12/2018	<0.0005	
3/13/2019	<0.0005	
9/11/2019	<0.0005	
3/9/2020	<0.0005	
9/11/2020	<0.0005	
3/11/2021	<0.0005	
8/6/2021	<0.0005	
1/31/2022	<0.0005	
8/11/2022	<0.0005	
2/14/2023	<0.0005	
7/25/2023	<0.0005	
2/20/2024		<0.0005

ND substitution: RL or RL/2 if <15% NDs.

Prediction Limit

Constituent: Cadmium (mg/L) Analysis Run 4/8/2024 7:11 PM View: Appendix I Intrawell

Plant Bowen Data: Bowen 1, 2, 9, and 10

	GWA-50	GWA-50
12/12/2008	<0.0005	
4/23/2009	<0.0005	
10/6/2009	<0.0005	
4/27/2010	<0.0005	
9/30/2010	<0.0005	
4/14/2011	<0.0005	
10/5/2011	<0.0005	
4/11/2012	<0.0005	
10/2/2012	<0.0005	
4/9/2013	<0.0005	
10/15/2013	<0.0005	
4/10/2014	<0.0005	
10/1/2014	<0.0005	
3/30/2015	<0.0005	
10/11/2015	0.00026 (J)	
3/28/2016	<0.0005	
5/23/2016	<0.0005	
8/1/2016	<0.0005	
9/26/2016	<0.0005	
11/10/2016	<0.0005	
1/30/2017	<0.0005	
4/7/2017	<0.0005	
6/12/2017	<0.0005	
10/2/2017	<0.0005	
3/16/2018	<0.0005	
9/17/2018	<0.0005	
3/19/2019	<0.0005	
9/13/2019	<0.0005	
3/11/2020	<0.0005	
9/16/2020	<0.0005	
3/17/2021	0.00012 (J)	
8/9/2021	<0.0005	
2/1/2022	<0.0005	
8/16/2022	<0.0005	
2/16/2023	<0.0005	
7/28/2023	<0.0005	
2/22/2024		<0.0005

ND substitution: RL or RL/2 if <15% NDs.

Prediction Limit

Constituent: Cadmium (mg/L) Analysis Run 4/8/2024 7:11 PM View: Appendix I Intrawell

Plant Bowen Data: Bowen 1, 2, 9, and 10

	GWC-10	GWC-10
8/21/2007	<0.0005	
11/1/2007	<0.0005	
11/20/2007	<0.0005	
1/30/2008	<0.0005	
3/6/2008	<0.0005	
5/12/2008	<0.0005	
12/13/2008	<0.0005	
4/29/2009	<0.0005	
10/20/2009	<0.0005	
4/26/2010	<0.0005	
9/29/2010	<0.0005	
4/13/2011	<0.0005	
10/5/2011	<0.0005	
4/4/2012	<0.0005	
10/3/2012	<0.0005	
4/3/2013	<0.0005	
10/15/2013	<0.0005	
4/9/2014	<0.0005	
10/2/2014	<0.0005	
4/2/2015	<0.0005	
10/10/2015	<0.0005	
3/31/2016	<0.0005	
5/26/2016	<0.0005	
8/5/2016	<0.0005	
9/28/2016	<0.0005	
11/22/2016	<0.0005	
2/7/2017	<0.0005	
4/10/2017	<0.0005	
6/14/2017	<0.0005	
10/4/2017	<0.0005	
3/20/2018	<0.0005	
9/18/2018	<0.0005	
3/22/2019	<0.0005	
9/17/2019	<0.0005	
3/12/2020	<0.0005	
9/17/2020	<0.0005	
3/18/2021	<0.0005	
8/10/2021	<0.0005	
2/4/2022	<0.0005	
8/17/2022	0.00018 (J)	
2/20/2023	<0.0005	
7/31/2023	<0.0005	
2/27/2024		<0.0005

ND substitution: RL or RL/2 if <15% NDs.

Prediction Limit

Constituent: Cadmium (mg/L) Analysis Run 4/8/2024 7:11 PM View: Appendix I Intrawell

Plant Bowen Data: Bowen 1, 2, 9, and 10

	GWC-10R	GWC-10R
8/21/2007	<0.0005	
11/1/2007	<0.0005	
11/20/2007	<0.0005	
1/30/2008	<0.0005	
3/6/2008	<0.0005	
5/8/2008	<0.0005	
12/14/2008	<0.0005	
4/29/2009	<0.0005	
10/21/2009	<0.0005	
4/21/2010	<0.0005	
9/28/2010	<0.0005	
4/12/2011	<0.0005	
10/4/2011	<0.0005	
4/3/2012	<0.0005	
10/8/2012	<0.0005	
4/3/2013	<0.0005	
10/15/2013	<0.0005	
4/9/2014	<0.0005	
10/2/2014	<0.0005	
4/2/2015	<0.0005	
10/12/2015	<0.0005	
3/31/2016	<0.0005	
5/26/2016	<0.0005	
8/3/2016	<0.0005	
9/28/2016	0.0002 (J)	
11/22/2016	<0.0005	
2/7/2017	<0.0005	
4/10/2017	<0.0005	
6/14/2017	<0.0005	
10/4/2017	<0.0005	
3/21/2018	<0.0005	
9/18/2018	<0.0005	
3/22/2019	<0.0005	
9/17/2019	<0.0005	
3/12/2020	<0.0005	
9/17/2020	<0.0005	
3/18/2021	<0.0005	
8/11/2021	<0.0005	
2/4/2022	<0.0005	
8/18/2022	<0.0005	
2/20/2023	<0.0005	
7/31/2023	<0.0005	
2/27/2024		<0.0005

ND substitution: RL or RL/2 if <15% NDs.

Prediction Limit

Constituent: Cadmium (mg/L) Analysis Run 4/8/2024 7:11 PM View: Appendix I Intrawell

Plant Bowen Data: Bowen 1, 2, 9, and 10

	GWC-11R	GWC-11R
8/21/2007	<0.0005	
11/1/2007	<0.0005	
11/18/2007	<0.0005	
1/30/2008	<0.0005	
3/6/2008	<0.0005	
5/7/2008	<0.0005	
12/14/2008	<0.0005	
4/29/2009	<0.0005	
10/22/2009	<0.0005	
4/21/2010	<0.0005	
9/29/2010	<0.0005	
4/13/2011	<0.0005	
10/4/2011	<0.0005	
4/4/2012	<0.0005	
10/3/2012	<0.0005	
4/3/2013	<0.0005	
10/9/2013	<0.0005	
4/2/2014	<0.0005	
10/2/2014	<0.0005	
4/1/2015	0.00033 (J)	
10/11/2015	0.00056 (J)	
4/4/2016	<0.0005	
5/26/2016	<0.0005	
8/4/2016	<0.0005	
9/28/2016	<0.0005	
11/22/2016	<0.0005	
2/8/2017	<0.0005	
4/10/2017	<0.0005	
6/15/2017	<0.0005	
10/4/2017	<0.0005	
3/22/2018	<0.0005	
9/18/2018	<0.0005	
3/23/2019	<0.0005	
9/17/2019	<0.0005	
3/12/2020	<0.0005	
9/21/2020	<0.0005	
3/19/2021	<0.0005	
8/11/2021	<0.0005	
2/4/2022	<0.0005	
8/18/2022	<0.0005	
2/20/2023	<0.0005	
8/1/2023	<0.0005	
2/28/2024		<0.0005

ND substitution: RL or RL/2 if <15% NDs.

Prediction Limit

Constituent: Cadmium (mg/L) Analysis Run 4/8/2024 7:11 PM View: Appendix I Intrawell

Plant Bowen Data: Bowen 1, 2, 9, and 10

	GWC-12	GWC-12
8/21/2007	<0.001	
11/1/2007	<0.001	
11/19/2007	<0.001	
1/16/2008	<0.001	
3/5/2008	<0.001	
5/13/2008	<0.001	
12/13/2008	<0.001	
4/16/2009	<0.001	
10/21/2009	<0.001	
4/27/2010	<0.001	
10/5/2010	<0.001	
4/19/2011	<0.001	
10/12/2011	<0.001	
4/24/2012	<0.001	
10/2/2012	<0.001	
4/2/2013	<0.001	
10/9/2013	<0.001	
4/1/2014	<0.001	
10/2/2014	<0.001	
4/1/2015	<0.001	
10/14/2015	0.00025 (J)	
4/4/2016	0.000136 (J)	
5/27/2016	0.000131 (J)	
8/3/2016	<0.001	
9/30/2016	9E-05 (J)	
11/22/2016	<0.001	
2/13/2017	0.0001 (J)	
4/11/2017	0.0003 (J)	
6/14/2017	0.0003 (J)	
10/4/2017	0.0002 (J)	
3/22/2018	0.00032 (J)	
9/18/2018	0.00057 (J)	
3/23/2019	0.00035 (J)	
9/17/2019	0.000575 (JD)	
3/12/2020	0.00089 (J)	
9/21/2020	0.00025 (J)	
3/19/2021	0.00027 (J)	
8/11/2021	0.00048 (J)	
2/2/2022	0.0012	
4/28/2022	0.00067	
8/18/2022	0.00052	
2/21/2023	0.0004 (J)	
8/1/2023	0.00035 (J)	
2/27/2024		0.00071

ND substitution: RL or RL/2 if <15% NDs.

Prediction Limit

Constituent: Cadmium (mg/L) Analysis Run 4/8/2024 7:11 PM View: Appendix I Intrawell

Plant Bowen Data: Bowen 1, 2, 9, and 10

	GWC-14Z	GWC-14Z
8/24/2007	<0.0005	
11/2/2007	<0.0005	
11/17/2007	<0.0005	
1/15/2008	<0.0005	
3/5/2008	<0.0005	
5/7/2008	<0.0005	
12/2/2008	<0.0005	
4/16/2009	<0.0005	
10/20/2009	<0.0005	
4/20/2010	<0.0005	
9/29/2010	<0.0005	
4/12/2011	<0.0005	
10/4/2011	<0.0005	
4/4/2012	<0.0005	
10/10/2012	<0.0005	
4/15/2013	<0.0005	
10/22/2013	<0.0005	
4/21/2014	<0.0005	
9/30/2014	<0.0005	
4/3/2015	<0.0005	
10/7/2015	<0.0005	
4/5/2016	<0.0005	
6/1/2016	<0.0005	
8/9/2016	<0.0005	
11/28/2016	<0.0005	
2/9/2017	0.0001 (J)	
4/11/2017	<0.0005	
6/14/2017	<0.0005	
7/12/2017	<0.0005	
10/5/2017	<0.0005	
3/22/2018	<0.0005	
9/19/2018	<0.0005	
3/22/2019	<0.0005	
9/17/2019	<0.0005	
3/13/2020	<0.0005	
9/21/2020	<0.0005	
3/18/2021	<0.0005	
8/11/2021	<0.0005	
2/4/2022	<0.0005	
8/18/2022	<0.0005	
2/22/2023	<0.0005	
8/1/2023	<0.0005	
2/28/2024		<0.0005

ND substitution: RL or RL/2 if <15% NDs.

Prediction Limit

Constituent: Cadmium (mg/L) Analysis Run 4/8/2024 7:11 PM View: Appendix I Intrawell

Plant Bowen Data: Bowen 1, 2, 9, and 10

	GWC-15R	GWC-15R
8/23/2007	<0.0005	
11/2/2007	<0.0005	
11/17/2007	<0.0005	
1/15/2008	<0.0005	
3/6/2008	<0.0005	
5/7/2008	<0.0005	
12/2/2008	<0.0005	
4/28/2009	<0.0005	
10/19/2009	<0.0005	
4/27/2010	<0.0005	
10/4/2010	<0.0005	
4/18/2011	<0.0005	
10/12/2011	<0.0005	
4/23/2012	<0.0005	
10/10/2012	<0.0005	
4/15/2013	<0.0005	
10/22/2013	<0.0005	
4/21/2014	<0.0005	
9/30/2014	<0.0005	
4/3/2015	<0.0005	
10/7/2015	0.00028 (J)	
4/5/2016	0.000194 (J)	
5/31/2016	0.000206 (J)	
8/4/2016	<0.0005	
9/29/2016	0.0002 (J)	
11/23/2016	0.0001 (J)	
2/10/2017	<0.0005	
4/12/2017	<0.0005	
6/15/2017	<0.0005	
10/6/2017	<0.0005	
3/23/2018	<0.0005	
9/19/2018	<0.0005	
3/25/2019	<0.0005	
9/17/2019	<0.0005	
3/13/2020	<0.0005	
9/21/2020	<0.0005	
3/18/2021	<0.0005	
8/11/2021	<0.0005	
2/4/2022	<0.0005	
8/19/2022	<0.0005	
2/22/2023	<0.0005	
8/2/2023	<0.0005	
2/28/2024		<0.0005

ND substitution: RL or RL/2 if <15% NDs.

Prediction Limit

Constituent: Cadmium (mg/L) Analysis Run 4/8/2024 7:11 PM View: Appendix I Intrawell

Plant Bowen Data: Bowen 1, 2, 9, and 10

	GWC-44	GWC-44
3/16/2016	<0.0005	
5/16/2016	<0.0005	
7/25/2016	<0.0005	
9/19/2016	<0.0005	
11/3/2016	<0.0005	
1/19/2017	<0.0005	
3/28/2017	<0.0005	
6/5/2017	8E-05 (J)	
9/26/2017	<0.0005	
3/15/2018	<0.0005	
9/12/2018	<0.0005	
3/14/2019	<0.0005	
9/11/2019	<0.0005	
3/10/2020	<0.0005	
9/15/2020	<0.0005	
3/11/2021	<0.0005	
8/4/2021	<0.0005	
1/31/2022	<0.0005	
8/15/2022	<0.0005	
2/14/2023	<0.0005	
7/26/2023	<0.0005	
2/20/2024		<0.0005

ND substitution: RL or RL/2 if <15% NDs.

Prediction Limit

Constituent: Cadmium (mg/L) Analysis Run 4/8/2024 7:11 PM View: Appendix I Intrawell

Plant Bowen Data: Bowen 1, 2, 9, and 10

	GWC-45R	GWC-45R
3/16/2016	0.000113 (J)	
5/16/2016	<0.0005 (D)	
7/25/2016	<0.0005 (D)	
9/19/2016	<0.0005 (D)	
11/3/2016	<0.0005 (D)	
1/20/2017	<0.0005 (D)	
3/29/2017	<0.0005 (D)	
6/7/2017	<0.0005	
9/27/2017	<0.0005	
3/15/2018	<0.0005	
9/13/2018	<0.0005	
3/14/2019	<0.0005 (D)	
9/11/2019	<0.0005 (D)	
3/10/2020	<0.0005	
9/11/2020	<0.0005	
3/11/2021	<0.0005	
8/6/2021	<0.0005	
2/1/2022	<0.0005	
8/12/2022	<0.0005	
2/14/2023	<0.0005	
7/26/2023	<0.0005	
2/20/2024		<0.0005

ND substitution: RL or RL/2 if <15% NDs.

Prediction Limit

Constituent: Cadmium (mg/L) Analysis Run 4/8/2024 7:11 PM View: Appendix I Intrawell

Plant Bowen Data: Bowen 1, 2, 9, and 10

	GWC-47	GWC-47
3/10/2016	<0.0005	
5/18/2016	<0.0005	
7/27/2016	<0.0005	
9/20/2016	8E-05 (J)	
11/7/2016	<0.0005	
1/23/2017	<0.0005	
3/29/2017	<0.0005	
6/8/2017	<0.0005	
9/27/2017	<0.0005	
3/15/2018	9.3E-05 (J)	
9/13/2018	<0.0005	
3/15/2019	0.00015 (J)	
9/12/2019	<0.0005	
3/9/2020	0.00015 (J)	
9/14/2020	0.00014 (J)	
3/11/2021	0.00018 (J)	
8/5/2021	<0.0005	
2/1/2022	0.00014 (J)	
8/15/2022	<0.0005	
2/14/2023	<0.0005	
7/27/2023	0.00017 (J)	
2/21/2024		0.0002 (J)

ND substitution: RL or RL/2 if <15% NDs.

Prediction Limit

Constituent: Cadmium (mg/L) Analysis Run 4/8/2024 7:11 PM View: Appendix I Intrawell

Plant Bowen Data: Bowen 1, 2, 9, and 10

	GWC-47R	GWC-47R
3/10/2016	<0.0005	
5/18/2016	<0.0005	
7/27/2016	<0.0005	
9/20/2016	<0.0005	
11/4/2016	<0.0005	
1/20/2017	<0.0005	
3/29/2017	<0.0005	
6/8/2017	<0.0005	
9/27/2017	<0.0005	
3/16/2018	<0.0005	
9/13/2018	<0.0005	
3/19/2019	<0.0005	
9/11/2019	<0.0005	
3/9/2020	<0.0005	
9/15/2020	<0.0005	
3/11/2021	<0.0005	
8/5/2021	<0.0005	
2/1/2022	<0.0005	
8/15/2022	0.00016 (J)	
2/14/2023	<0.0005	
7/27/2023	<0.0005	
2/21/2024		<0.0005

ND substitution: RL or RL/2 if <15% NDs.

Prediction Limit

Constituent: Cadmium (mg/L) Analysis Run 4/8/2024 7:11 PM View: Appendix I Intrawell

Plant Bowen Data: Bowen 1, 2, 9, and 10

	GWC-48	GWC-48
3/10/2016	0.000148 (J)	
5/17/2016	0.000251 (J)	
7/27/2016	0.0002 (J)	
9/20/2016	0.0002 (J)	
11/4/2016	0.0001 (J)	
1/23/2017	<0.001	
3/28/2017	0.0001 (J)	
6/8/2017	0.0002 (J)	
9/29/2017	0.0002 (J)	
3/15/2018	0.00018 (J)	
9/13/2018	0.00012 (J)	
3/15/2019	0.00018 (J)	
9/11/2019	0.00021 (JD)	
3/9/2020	0.00016 (J)	
9/14/2020	0.00019 (J)	
3/11/2021	0.00021 (J)	
8/4/2021	0.0002 (J)	
1/31/2022	0.0002 (J)	
8/15/2022	0.00022 (J)	
2/14/2023	0.00015 (J)	
7/26/2023	0.00033 (J)	
2/21/2024		0.00027 (J)

ND substitution: RL or RL/2 if <15% NDs.

Prediction Limit

Constituent: Cadmium (mg/L) Analysis Run 4/8/2024 7:11 PM View: Appendix I Intrawell

Plant Bowen Data: Bowen 1, 2, 9, and 10

	GWC-49Z	GWC-49Z
3/17/2016	<0.0005	
5/18/2016	<0.0005	
7/28/2016	<0.0005	
9/21/2016	9E-05 (J)	
11/7/2016	0.0001 (J)	
1/24/2017	0.0002 (J)	
3/30/2017	0.0002 (J)	
6/9/2017	0.0002 (J)	
9/29/2017	0.0002 (J)	
3/15/2018	0.0001 (J)	
9/14/2018	<0.0005	
3/19/2019	<0.0005	
9/11/2019	<0.0005	
3/9/2020	<0.0005	
9/14/2020	<0.0005	
3/15/2021	<0.0005	
8/5/2021	<0.0005	
2/1/2022	<0.0005	
8/15/2022	<0.0005	
2/14/2023	<0.0005	
7/27/2023	<0.0005	
2/21/2024		<0.0005

ND substitution: RL or RL/2 if <15% NDs.

Prediction Limit

Constituent: Cadmium (mg/L) Analysis Run 4/8/2024 7:11 PM View: Appendix I Intrawell

Plant Bowen Data: Bowen 1, 2, 9, and 10

	GWC-5	GWC-5
8/23/2007	<0.0005	
10/25/2007	<0.0005	
11/19/2007	<0.0005	
1/23/2008	<0.0005	
3/11/2008	<0.0005	
5/12/2008	<0.0005	
12/11/2008	<0.0005	
4/15/2009	<0.0005	
10/9/2009	<0.0005	
5/4/2010	<0.0005	
10/12/2010	<0.0005	
4/28/2011	<0.0005	
10/19/2011	<0.0005	
5/2/2012	<0.0005	
10/9/2012	<0.0005	
4/11/2013	<0.0005	
10/16/2013	<0.0005	
4/23/2014	<0.0005	
10/3/2014	0.00033 (J)	
3/31/2015	<0.0005	
10/12/2015	<0.0005	
3/28/2016	0.000102 (J)	
5/25/2016	0.000148 (J)	
8/1/2016	0.0001 (J)	
9/27/2016	0.0001 (J)	
11/11/2016	9E-05 (J)	
1/31/2017	<0.0005	
4/3/2017	0.0001 (J)	
6/12/2017	<0.0005	
10/3/2017	<0.0005	
3/19/2018	<0.0005	
9/17/2018	<0.0005	
3/20/2019	<0.0005	
9/16/2019	<0.0005	
3/16/2020	<0.0005	
9/16/2020	<0.0005	
3/17/2021	0.00013 (J)	
8/9/2021	<0.0005	
2/2/2022	<0.0005	
8/16/2022	<0.0005	
2/20/2023	<0.0005	
7/28/2023	<0.0005	
2/26/2024		<0.0005

ND substitution: RL or RL/2 if <15% NDs.

Prediction Limit

Constituent: Cadmium (mg/L) Analysis Run 4/8/2024 7:11 PM View: Appendix I Intrawell

Plant Bowen Data: Bowen 1, 2, 9, and 10

	GWC-6	GWC-6
8/22/2007	<0.0005	
10/25/2007	<0.0005	
11/20/2007	<0.0005	
1/23/2008	<0.0005	
3/11/2008	<0.0005	
5/14/2008	<0.0005	
12/11/2008	<0.0005	
4/23/2009	<0.0005	
10/9/2009	<0.0005	
5/4/2010	<0.0005	
10/11/2010	<0.0005	
4/26/2011	<0.0005	
10/18/2011	<0.0005	
5/2/2012	<0.0005	
10/8/2012	<0.0005	
4/10/2013	<0.0005	
10/8/2013	<0.0005	
4/14/2014	<0.0005	
10/3/2014	<0.0005	
4/1/2015	<0.0005	
10/9/2015	<0.0005	
3/29/2016	<0.0005	
5/24/2016	<0.0005	
8/1/2016	<0.0005	
9/26/2016	8E-05 (J)	
11/18/2016	8E-05 (J)	
2/1/2017	<0.0005	
4/6/2017	<0.0005	
6/13/2017	<0.0005	
10/3/2017	<0.0005	
3/19/2018	<0.0005	
9/17/2018	<0.0005	
3/21/2019	<0.0005	
9/16/2019	<0.0005	
3/12/2020	<0.0005	
9/16/2020	<0.0005	
3/17/2021	<0.0005	
8/10/2021	<0.0005	
2/2/2022	<0.0005	
8/17/2022	<0.0005	
2/17/2023	<0.0005	
7/31/2023	<0.0005	
2/26/2024		<0.0005

ND substitution: RL or RL/2 if <15% NDs.

Prediction Limit

Constituent: Cadmium (mg/L) Analysis Run 4/8/2024 7:11 PM View: Appendix I Intrawell

Plant Bowen Data: Bowen 1, 2, 9, and 10

	GWC-7Z	GWC-7Z
5/31/2016	<0.0005	
8/2/2016	<0.0005	
9/27/2016	<0.0005	
11/21/2016	<0.0005	
2/1/2017	9E-05 (J)	
4/6/2017	<0.0005	
6/13/2017	<0.0005	
7/14/2017	<0.0005	
10/3/2017	<0.0005	
3/20/2018	<0.0005	
9/18/2018	<0.0005	
3/21/2019	<0.0005	
9/13/2019	<0.0005	
3/12/2020	<0.0005	
9/16/2020	<0.0005	
3/17/2021	<0.0005	
8/10/2021	<0.0005	
2/2/2022	<0.0005	
8/17/2022	<0.0005	
2/20/2023	<0.0005	
7/31/2023	<0.0005	
2/26/2024		<0.0005

ND substitution: RL or RL/2 if <15% NDs.

Prediction Limit

Constituent: Cadmium (mg/L) Analysis Run 4/8/2024 7:11 PM View: Appendix I Intrawell

Plant Bowen Data: Bowen 1, 2, 9, and 10

	GWC-8Z	GWC-8Z
5/26/2015	<0.0005	
6/18/2015	<0.0005 (D)	
7/2/2015	<0.0005	
10/8/2015	<0.0005	
3/22/2016	<0.0005	
5/25/2016	<0.0005	
8/2/2016	<0.0005	
9/26/2016	<0.0005	
11/21/2016	<0.0005	
2/3/2017	0.0001 (J)	
4/7/2017	<0.0005	
6/13/2017	0.0002 (J)	
10/3/2017	<0.0005	
3/20/2018	<0.0005	
9/18/2018	<0.0005	
5/6/2019	<0.0005	
9/16/2019	<0.0005	
3/16/2020	<0.0005	
9/17/2020	<0.0005	
3/18/2021	<0.0005	
8/10/2021	<0.0005	
2/2/2022	<0.0005	
8/17/2022	<0.0005	
2/20/2023	<0.0005	
7/31/2023	<0.0005	
2/26/2024		<0.0005

ND substitution: RL or RL/2 if <15% NDs.

Prediction Limit

Constituent: Chromium (mg/L) Analysis Run 4/8/2024 7:11 PM View: Appendix I Intrawell

Plant Bowen Data: Bowen 1, 2, 9, and 10

	GWA-1	GWA-1
8/23/2007	<0.005	
10/23/2007	0.011	
11/18/2007	0.038 (O)	
1/30/2008	0.11 (O)	
3/10/2008	0.038 (O)	
5/13/2008	0.012	
12/5/2008	<0.005	
4/15/2009	<0.005	
10/7/2009	0.0065	
5/3/2010	<0.005	
10/12/2010	<0.005	
4/27/2011	<0.005	
10/17/2011	<0.005	
5/2/2012	<0.005	
10/8/2012	<0.005	
4/12/2013	0.0019	
10/16/2013	0.0024	
4/11/2014	0.0013 (J)	
9/30/2014	<0.005	
3/30/2015	0.0047	
10/13/2015	<0.005	
3/22/2016	<0.005	
5/19/2016	<0.005	
7/29/2016	<0.005	
9/23/2016	<0.005	
11/9/2016	0.0011 (J)	
1/30/2017	<0.005	
3/30/2017	<0.005	
6/9/2017	<0.005	
10/2/2017	<0.005	
3/16/2018	<0.005	
9/17/2018	<0.005 (D)	
3/20/2019	<0.005	
9/12/2019	<0.005	
3/11/2020	0.0012 (J)	
9/15/2020	<0.005	
3/16/2021	<0.005	
8/9/2021	<0.005	
2/1/2022	<0.005	
8/16/2022	<0.005	
2/16/2023	<0.005	
7/27/2023	<0.005	
2/22/2024		<0.005

ND substitution: RL or RL/2 if <15% NDs.

Prediction Limit

Constituent: Chromium (mg/L) Analysis Run 4/8/2024 7:11 PM View: Appendix I Intrawell

Plant Bowen Data: Bowen 1, 2, 9, and 10

	GWA-2	GWA-2
8/23/2007	0.0045	
10/24/2007	0.039 (O)	
11/18/2007	0.059 (O)	
1/31/2008	0.0067	
3/11/2008	0.03 (O)	
5/6/2008	0.0062	
12/4/2008	0.009	
4/21/2009	0.0022	
10/7/2009	<0.005	
4/26/2010	<0.005	
10/4/2010	<0.005	
4/13/2011	<0.005	
10/5/2011	<0.005	
4/11/2012	<0.005	
10/9/2012	<0.005	
4/15/2013	0.0013	
10/15/2013	0.0023	
4/22/2014	<0.005	
9/30/2014	<0.005	
3/30/2015	0.0011 (J)	
10/13/2015	<0.005	
3/23/2016	<0.005	
5/20/2016	<0.005	
7/29/2016	<0.005	
9/23/2016	<0.005	
11/9/2016	<0.005	
1/31/2017	<0.005	
3/30/2017	<0.005	
6/12/2017	0.0008 (J)	
10/2/2017	<0.005	
3/19/2018	0.0031 (J)	
9/14/2018	<0.005	
3/20/2019	<0.005	
9/12/2019	<0.005 (D)	
3/11/2020	0.0025 (J)	
9/15/2020	0.00086 (J)	
3/17/2021	<0.005	
8/9/2021	<0.005	
2/1/2022	<0.005	
8/16/2022	<0.005	
2/16/2023	<0.005	
7/27/2023	<0.005	
2/22/2024		<0.005

ND substitution: RL or RL/2 if <15% NDs.

Prediction Limit

Constituent: Chromium (mg/L) Analysis Run 4/8/2024 7:12 PM View: Appendix I Intrawell

Plant Bowen Data: Bowen 1, 2, 9, and 10

	GWA-2R	GWA-2R
8/23/2007	<0.005	
10/24/2007	0.0033	
11/18/2007	0.012	
1/31/2008	0.052 (O)	
3/10/2008	0.01	
5/13/2008	0.0068	
12/4/2008	0.0017	
4/21/2009	<0.005	
10/8/2009	<0.005	
4/21/2010	<0.005	
9/28/2010	<0.005	
4/12/2011	<0.005	
10/4/2011	<0.005	
4/3/2012	<0.005	
10/9/2012	<0.005	
4/11/2013	<0.005	
10/16/2013	<0.005	
4/10/2014	<0.005	
9/30/2014	<0.005	
3/30/2015	<0.005	
10/13/2015	<0.005	
3/23/2016	<0.005	
5/19/2016	<0.005	
7/29/2016	<0.005	
9/22/2016	<0.005	
11/10/2016	<0.005	
1/31/2017	<0.005	
4/3/2017	<0.005	
6/9/2017	<0.005	
10/2/2017	<0.005	
3/16/2018	<0.005	
9/14/2018	<0.005	
3/19/2019	<0.005	
9/13/2019	<0.005	
3/11/2020	0.0042 (J)	
9/15/2020	<0.005	
3/16/2021	<0.005	
8/9/2021	<0.005	
2/1/2022	<0.005	
8/16/2022	<0.005	
2/16/2023	<0.005	
7/27/2023	<0.005	
2/26/2024		<0.005

ND substitution: RL or RL/2 if <15% NDs.

Prediction Limit

Constituent: Chromium (mg/L) Analysis Run 4/8/2024 7:12 PM View: Appendix I Intrawell

Plant Bowen Data: Bowen 1, 2, 9, and 10

	GWA-39RZ	GWA-39RZ
5/16/2016	<0.005 (D)	
7/27/2016	0.0017 (JD)	
2/21/2017	0.001 (J)	
3/27/2017	<0.005 (D)	
6/8/2017	<0.005 (D)	
7/17/2017	<0.005 (D)	
7/27/2017	0.0005 (J)	
8/9/2017	0.0005 (J)	
9/29/2017	0.0006 (JD)	
3/16/2018	<0.005	
9/14/2018	<0.005	
3/14/2019	0.004 (J)	
3/9/2020	0.0016 (J)	
9/16/2020	0.00058 (J)	
3/16/2021	0.0008 (J)	
8/6/2021	<0.005	
2/2/2022	0.0012 (J)	
8/16/2022	<0.005	
2/14/2023	<0.005	
7/25/2023	<0.005	
2/19/2024		<0.005

ND substitution: RL or RL/2 if <15% NDs.

Prediction Limit

Constituent: Chromium (mg/L) Analysis Run 4/8/2024 7:12 PM View: Appendix I Intrawell

Plant Bowen Data: Bowen 1, 2, 9, and 10

	GWA-39Z	GWA-39Z
3/14/2016	<0.005	
5/11/2016	<0.005	
7/19/2016	<0.005	
9/15/2016	<0.005	
11/2/2016	<0.005	
1/18/2017	<0.005	
3/28/2017	<0.005 (*)	
6/7/2017	<0.005	
9/26/2017	<0.005	
3/14/2018	<0.005	
9/12/2018	<0.005	
3/15/2019	<0.005	
9/9/2019	<0.005	
3/9/2020	0.069 (o)	
9/10/2020	<0.005	
3/12/2021	0.00064 (J)	
8/4/2021	<0.005	
1/31/2022	<0.005	
8/10/2022	<0.005	
2/13/2023	<0.005	
7/26/2023	<0.005	
2/19/2024		<0.005

ND substitution: RL or RL/2 if <15% NDs.

Prediction Limit

Constituent: Chromium (mg/L) Analysis Run 4/8/2024 7:12 PM View: Appendix I Intrawell

Plant Bowen Data: Bowen 1, 2, 9, and 10

	GWA-3A	GWA-3A
8/23/2007	<0.005	
11/2/2007	0.027 (O)	
11/18/2007	0.17 (O)	
1/31/2008	0.012	
3/11/2008	0.063 (O)	
5/14/2008	0.057 (O)	
12/5/2008	<0.005	
4/15/2009	<0.005	
10/8/2009	<0.005	
4/28/2010	<0.005	
10/6/2010	<0.005	
4/21/2011	<0.005	
10/13/2011	<0.005	
5/1/2012	<0.005	
10/9/2012	<0.005	
4/11/2013	<0.005	
10/16/2013	0.0013	
4/23/2014	<0.005	
10/4/2014	<0.005	
3/31/2015	<0.005	
10/12/2015	<0.005	
3/23/2016	<0.005	
5/23/2016	<0.005	
7/29/2016	<0.005	
9/22/2016	0.0013 (J)	
11/10/2016	<0.005	
1/31/2017	<0.005	
3/30/2017	<0.005	
6/12/2017	<0.005	
10/4/2017	<0.005	
3/19/2018	<0.005	
9/17/2018	<0.005	
3/20/2019	<0.005	
9/13/2019	0.00073 (J)	
3/11/2020	0.00095 (J)	
3/29/2021	0.00062 (J)	
8/9/2021	<0.005	
2/2/2022	0.0069	
8/16/2022	<0.005	
2/17/2023	<0.005	
8/1/2023	<0.005	
2/22/2024		<0.005

ND substitution: RL or RL/2 if <15% NDs.

Prediction Limit

Constituent: Chromium (mg/L) Analysis Run 4/8/2024 7:12 PM View: Appendix I Intrawell

Plant Bowen Data: Bowen 1, 2, 9, and 10

	GWA-40	GWA-40
3/15/2016	<0.005	
5/11/2016	<0.005	
7/21/2016	<0.005	
9/15/2016	<0.005	
11/3/2016	<0.005	
1/17/2017	<0.005	
3/24/2017	<0.005 (*)	
5/24/2017	0.0008 (J)	
9/26/2017	0.0005 (J)	
3/14/2018	<0.005	
9/12/2018	<0.005	
3/13/2019	<0.005	
9/9/2019	<0.005	
3/9/2020	0.0009 (J)	
9/11/2020	<0.005	
3/10/2021	0.00075 (J)	
8/4/2021	<0.005	
1/31/2022	<0.005	
8/12/2022	<0.005	
2/13/2023	<0.005	
7/26/2023	<0.005	
2/19/2024		<0.005

ND substitution: RL or RL/2 if <15% NDs.

Prediction Limit

Constituent: Chromium (mg/L) Analysis Run 4/8/2024 7:12 PM View: Appendix I Intrawell

Plant Bowen Data: Bowen 1, 2, 9, and 10

	GWA-41	GWA-41
3/15/2016	<0.005	
5/12/2016	<0.005	
7/20/2016	<0.005	
9/15/2016	<0.005	
11/3/2016	<0.005	
1/18/2017	<0.005	
3/24/2017	<0.005 (*)	
6/6/2017	<0.005	
9/25/2017	<0.005	
3/14/2018	<0.005	
9/12/2018	<0.005	
3/14/2019	<0.005	
9/10/2019	<0.005 (D)	
3/6/2020	0.015	
9/10/2020	<0.005	
3/11/2021	0.0015 (J)	
8/4/2021	<0.005	
1/31/2022	<0.005	
8/11/2022	<0.005	
2/13/2023	<0.005	
7/25/2023	<0.005	
2/19/2024		<0.005

ND substitution: RL or RL/2 if <15% NDs.

Prediction Limit

Constituent: Chromium (mg/L) Analysis Run 4/8/2024 7:12 PM View: Appendix I Intrawell

Plant Bowen Data: Bowen 1, 2, 9, and 10

	GWA-41R	GWA-41R
3/15/2016	<0.005	
5/13/2016	<0.005	
7/21/2016	<0.005	
9/21/2016	<0.005	
11/3/2016	<0.005	
1/17/2017	<0.005	
3/27/2017	<0.005	
6/6/2017	0.0004 (J)	
9/25/2017	<0.005	
3/14/2018	<0.005	
9/12/2018	<0.005	
3/14/2019	<0.005	
9/10/2019	<0.005	
3/9/2020	0.0004 (J)	
9/10/2020	<0.005	
3/10/2021	<0.005	
8/4/2021	<0.005	
1/31/2022	<0.005	
8/11/2022	<0.005	
2/13/2023	<0.005	
7/25/2023	<0.005	
2/19/2024		<0.005

ND substitution: RL or RL/2 if <15% NDs.

Prediction Limit

Constituent: Chromium (mg/L) Analysis Run 4/8/2024 7:12 PM View: Appendix I Intrawell

Plant Bowen Data: Bowen 1, 2, 9, and 10

	GWA-42	GWA-42
3/11/2016	<0.005	
5/16/2016	<0.005	
7/22/2016	<0.005	
9/19/2016	<0.005	
11/3/2016	<0.005	
1/17/2017	<0.005	
3/27/2017	<0.005	
6/7/2017	<0.005	
9/26/2017	<0.005	
3/14/2018	<0.005	
9/14/2018	<0.005	
3/14/2019	<0.005	
9/10/2019	<0.005	
3/6/2020	0.00045 (J)	
9/10/2020	<0.005	
3/11/2021	<0.005	
8/4/2021	<0.005	
1/31/2022	<0.005	
8/10/2022	<0.005	
2/13/2023	<0.005	
7/26/2023	<0.005	
2/20/2024		<0.005

ND substitution: RL or RL/2 if <15% NDs.

Prediction Limit

Constituent: Chromium (mg/L) Analysis Run 4/8/2024 7:12 PM View: Appendix I Intrawell

Plant Bowen Data: Bowen 1, 2, 9, and 10

	GWA-43	GWA-43
3/11/2016	<0.005	
5/13/2016	<0.005	
7/19/2016	<0.005	
9/16/2016	<0.005	
11/2/2016	<0.005	
1/18/2017	<0.005	
3/28/2017	<0.005 (*)	
6/6/2017	0.0004 (J)	
9/22/2017	0.0008 (J)	
3/14/2018	<0.005	
9/12/2018	<0.005	
3/13/2019	<0.005	
9/11/2019	0.00051 (J)	
3/9/2020	0.0033 (J)	
9/11/2020	<0.005	
3/11/2021	<0.005	
8/6/2021	<0.005	
1/31/2022	<0.005	
8/11/2022	<0.005	
2/14/2023	0.0016 (J)	
7/25/2023	<0.005	
2/20/2024		<0.005

ND substitution: RL or RL/2 if <15% NDs.

Prediction Limit

Constituent: Chromium (mg/L) Analysis Run 4/8/2024 7:12 PM View: Appendix I Intrawell

Plant Bowen Data: Bowen 1, 2, 9, and 10

	GWA-43R	GWA-43R
3/11/2016	0.00212 (J)	
5/13/2016	<0.005	
7/19/2016	0.0006 (J)	
9/16/2016	<0.005	
11/2/2016	<0.005	
1/18/2017	0.0014 (J)	
3/28/2017	<0.005 (*)	
6/6/2017	0.0009 (J)	
9/22/2017	0.0006 (J)	
3/15/2018	0.0017 (J)	
9/12/2018	<0.005	
3/13/2019	<0.005	
9/11/2019	0.00066 (J)	
3/9/2020	0.0014 (J)	
9/14/2020	0.0011 (J)	
3/11/2021	0.0011 (J)	
8/5/2021	<0.005	
1/31/2022	0.0011 (J)	
8/10/2022	<0.005	
2/13/2023	<0.005	
7/25/2023	<0.005	
2/20/2024		<0.005

ND substitution: RL or RL/2 if <15% NDs.

Prediction Limit

Constituent: Chromium (mg/L) Analysis Run 4/8/2024 7:12 PM View: Appendix I Intrawell

Plant Bowen Data: Bowen 1, 2, 9, and 10

	GWA-50	GWA-50
12/12/2008	<0.005	
4/23/2009	<0.005	
10/6/2009	<0.005	
4/27/2010	<0.005	
9/30/2010	0.0014	
4/14/2011	0.0014	
10/5/2011	<0.005	
4/11/2012	<0.005	
10/2/2012	<0.005	
4/9/2013	<0.005	
10/15/2013	<0.005	
4/10/2014	0.0013 (J)	
10/1/2014	<0.005	
3/30/2015	<0.005	
10/11/2015	<0.005	
3/28/2016	<0.005	
5/23/2016	<0.005	
8/1/2016	<0.005	
9/26/2016	<0.005	
11/10/2016	<0.005	
1/30/2017	<0.005	
4/7/2017	<0.005	
6/12/2017	<0.005	
10/2/2017	<0.005	
3/16/2018	<0.005	
9/17/2018	<0.005	
3/19/2019	<0.005	
9/13/2019	<0.005	
3/11/2020	0.0011 (J)	
9/16/2020	<0.005	
3/17/2021	<0.005	
8/9/2021	<0.005	
2/1/2022	<0.005	
8/16/2022	<0.005	
2/16/2023	<0.005	
7/28/2023	<0.005	
2/22/2024		<0.005

ND substitution: RL or RL/2 if <15% NDs.

Prediction Limit

Constituent: Chromium (mg/L) Analysis Run 4/8/2024 7:12 PM View: Appendix I Intrawell

Plant Bowen Data: Bowen 1, 2, 9, and 10

	GWA-50R	GWA-50R
12/12/2008	<0.005	
4/23/2009	0.0031	
10/6/2009	0.0024	
5/3/2010	<0.005	
10/11/2010	0.0028	
4/27/2011	0.0041	
10/19/2011	<0.005	
5/1/2012	<0.005	
10/2/2012	0.0019	
4/10/2013	0.0027	
10/16/2013	0.0029	
4/22/2014	0.0024	
10/1/2014	<0.005	
3/30/2015	0.0022	
10/11/2015	<0.005	
3/28/2016	<0.005	
5/25/2016	<0.005	
8/1/2016	<0.005	
9/26/2016	<0.005	
11/11/2016	<0.005	
1/30/2017	<0.005	
4/3/2017	<0.005	
6/12/2017	0.0005 (J)	
10/2/2017	<0.005	
3/16/2018	<0.005	
9/18/2018	<0.005	
3/19/2019	<0.005	
9/12/2019	<0.005	
3/11/2020	<0.005	
9/15/2020	<0.005	
3/17/2021	<0.005	
8/9/2021	<0.005	
2/2/2022	<0.005	
8/17/2022	<0.005	
2/16/2023	<0.005	
7/28/2023	<0.005	
2/22/2024		<0.005

ND substitution: RL or RL/2 if <15% NDs.

Prediction Limit

Constituent: Chromium (mg/L) Analysis Run 4/8/2024 7:12 PM View: Appendix I Intrawell

Plant Bowen Data: Bowen 1, 2, 9, and 10

	GWC-10	GWC-10
8/21/2007	0.0015	
11/1/2007	0.011	
11/20/2007	0.042 (o)	
1/30/2008	0.034	
3/6/2008	0.027	
5/12/2008	0.015	
12/13/2008	0.0036	
4/29/2009	<0.005	
10/20/2009	<0.005	
4/26/2010	<0.005	
9/29/2010	0.0034	
4/13/2011	<0.005	
10/5/2011	0.0032	
4/4/2012	<0.005	
10/3/2012	0.0047	
4/3/2013	0.0014	
10/15/2013	0.002	
4/9/2014	<0.005	
10/2/2014	<0.005	
4/2/2015	<0.005	
10/10/2015	0.0013	
3/31/2016	<0.005	
5/26/2016	<0.005	
8/5/2016	<0.005	
9/28/2016	<0.005	
11/22/2016	0.0024 (J)	
2/7/2017	0.0015 (J)	
4/10/2017	<0.005	
6/14/2017	0.0006 (J)	
10/4/2017	0.0027 (J)	
3/20/2018	<0.005	
9/18/2018	<0.005	
3/22/2019	<0.005	
9/17/2019	0.0009 (J)	
3/12/2020	0.00047 (J)	
9/17/2020	0.0011 (J)	
3/18/2021	0.00068 (J)	
8/10/2021	<0.005	
2/4/2022	<0.005	
8/17/2022	0.0013 (J)	
2/20/2023	<0.005	
7/31/2023	0.0019 (J)	
2/27/2024		<0.005

ND substitution: RL or RL/2 if <15% NDs.

Prediction Limit

Constituent: Chromium (mg/L) Analysis Run 4/8/2024 7:12 PM View: Appendix I Intrawell

Plant Bowen Data: Bowen 1, 2, 9, and 10

	GWC-10R	GWC-10R
8/21/2007	0.036 (O)	
11/1/2007	0.01	
11/20/2007	0.0039	
1/30/2008	0.019 (O)	
3/6/2008	<0.005	
5/8/2008	0.01	
12/14/2008	0.0038	
4/29/2009	<0.005	
10/21/2009	<0.005	
4/21/2010	<0.005	
9/28/2010	<0.005	
4/12/2011	<0.005	
10/4/2011	0.0019	
4/3/2012	<0.005	
10/8/2012	<0.005	
4/3/2013	<0.005	
10/15/2013	<0.005	
4/9/2014	<0.005	
10/2/2014	<0.005	
4/2/2015	<0.005	
10/12/2015	<0.005	
3/31/2016	<0.005	
5/26/2016	<0.005	
8/3/2016	<0.005	
9/28/2016	<0.005	
11/22/2016	<0.005	
2/7/2017	0.0019 (J)	
4/10/2017	<0.005	
6/14/2017	<0.005	
10/4/2017	<0.005	
3/21/2018	<0.005	
9/18/2018	<0.005	
3/22/2019	<0.005	
9/17/2019	0.00067 (J)	
3/12/2020	<0.005	
9/17/2020	<0.005	
3/18/2021	0.002 (J)	
8/11/2021	<0.005	
2/4/2022	<0.005	
8/18/2022	<0.005	
2/20/2023	<0.005	
7/31/2023	<0.005	
2/27/2024		<0.005

ND substitution: RL or RL/2 if <15% NDs.

Prediction Limit

Constituent: Chromium (mg/L) Analysis Run 4/8/2024 7:12 PM View: Appendix I Intrawell

Plant Bowen Data: Bowen 1, 2, 9, and 10

	GWC-11	GWC-11
8/21/2007	<0.005	
11/1/2007	<0.005	
11/18/2007	<0.005	
1/30/2008	<0.005	
3/5/2008	<0.005	
5/7/2008	0.025 (o)	
12/14/2008	0.0021	
4/29/2009	0.011	
10/22/2009	0.01	
4/21/2010	0.0053	
9/28/2010	0.0076	
4/12/2011	0.0095	
10/4/2011	0.0091	
4/3/2012	0.0076	
10/3/2012	0.0039	
4/3/2013	<0.005	
10/9/2013	0.0089	
4/2/2014	<0.005	
10/2/2014	<0.005	
4/1/2015	0.0062	
10/11/2015	<0.005	
4/4/2016	0.00656 (J)	
5/26/2016	0.00752 (J)	
8/3/2016	0.0067 (J)	
9/28/2016	0.0082 (J)	
11/22/2016	0.0045 (J)	
2/8/2017	0.0101	
4/10/2017	0.0094 (J)	
6/15/2017	0.009 (J)	
10/4/2017	0.0008 (J)	
3/21/2018	0.0079 (J)	
9/18/2018	0.0081 (J)	
3/23/2019	<0.005	
9/17/2019	0.0079 (J)	
3/12/2020	0.00084 (J)	
9/21/2020	0.0081 (J)	
3/19/2021	0.0073	
8/11/2021	<0.005	
2/4/2022	0.0071	
8/18/2022	<0.005	
2/20/2023	0.0015 (J)	
8/1/2023	0.0074	
2/28/2024		0.0074

ND substitution: RL or RL/2 if <15% NDs.

Prediction Limit

Constituent: Chromium (mg/L) Analysis Run 4/8/2024 7:12 PM View: Appendix I Intrawell

Plant Bowen Data: Bowen 1, 2, 9, and 10

	GWC-11R	GWC-11R
8/21/2007	0.037	
11/1/2007	0.04	
11/18/2007	0.045	
1/30/2008	0.041	
3/6/2008	0.042	
5/7/2008	0.029	
12/14/2008	0.032	
4/29/2009	0.017	
10/22/2009	0.022	
4/21/2010	0.021	
9/29/2010	0.024	
4/13/2011	0.014	
10/4/2011	0.017	
4/4/2012	0.014	
10/3/2012	0.0033	
4/3/2013	0.017	
10/9/2013	0.015	
4/2/2014	0.014	
10/2/2014	0.0048	
4/1/2015	0.0084	
10/11/2015	0.019	
4/4/2016	0.00728 (J)	
5/26/2016	0.00553 (J)	
8/4/2016	0.0071 (J)	
9/28/2016	0.0093 (J)	
11/22/2016	0.0058 (J)	
2/8/2017	0.0072 (J)	
4/10/2017	<0.01	
6/15/2017	0.0066 (J)	
10/4/2017	0.0079 (J)	
3/22/2018	0.0062 (J)	
9/18/2018	0.0062 (J)	
3/23/2019	0.0048 (J)	
9/17/2019	0.0042 (J)	
3/12/2020	0.0042 (J)	
9/21/2020	0.0056 (J)	
3/19/2021	0.0079	
8/11/2021	0.0042 (J)	
2/4/2022	0.0042 (J)	
8/18/2022	0.0046 (J)	
2/20/2023	0.0037 (J)	
8/1/2023	0.005 (J)	
2/28/2024		0.0037 (J)

ND substitution: RL or RL/2 if <15% NDs.

Prediction Limit

Constituent: Chromium (mg/L) Analysis Run 4/8/2024 7:12 PM View: Appendix I Intrawell

Plant Bowen Data: Bowen 1, 2, 9, and 10

	GWC-12	GWC-12
8/21/2007	0.0013	
11/1/2007	<0.005	
11/19/2007	0.0056	
1/16/2008	0.039 (o)	
3/5/2008	0.03 (o)	
5/13/2008	0.0057	
12/13/2008	<0.005	
4/16/2009	<0.005	
10/21/2009	0.0015	
4/27/2010	0.0036	
10/5/2010	<0.005	
4/19/2011	0.003	
10/12/2011	<0.005	
4/24/2012	<0.005	
10/2/2012	<0.005	
4/2/2013	0.0018	
10/9/2013	<0.005	
4/1/2014	<0.005	
10/2/2014	<0.005	
4/1/2015	<0.005	
10/14/2015	<0.005	
4/4/2016	<0.005	
5/27/2016	<0.005	
8/3/2016	<0.005	
9/30/2016	<0.005	
11/22/2016	<0.005	
2/13/2017	<0.005	
4/11/2017	<0.005	
6/14/2017	<0.005	
10/4/2017	<0.005	
3/22/2018	<0.005	
9/18/2018	<0.005	
3/23/2019	<0.005	
9/17/2019	0.0058 (JD)	
3/12/2020	<0.005	
9/21/2020	<0.005	
3/19/2021	<0.005	
8/11/2021	<0.005	
2/2/2022	<0.005	
8/18/2022	<0.005	
2/21/2023	<0.005	
8/1/2023	0.0016 (J)	
2/27/2024		<0.005

ND substitution: RL or RL/2 if <15% NDs.

Prediction Limit

Constituent: Chromium (mg/L) Analysis Run 4/8/2024 7:12 PM View: Appendix I Intrawell

Plant Bowen Data: Bowen 1, 2, 9, and 10

	GWC-13	GWC-13
8/21/2007	0.0019	
11/1/2007	0.01	
11/19/2007	0.021	
1/31/2008	0.035	
3/5/2008	0.012	
5/12/2008	0.02	
12/13/2008	0.014	
4/28/2009	0.0079	
10/21/2009	0.0092	
4/28/2010	0.0086	
10/5/2010	0.0085	
4/19/2011	0.0089	
10/18/2011	0.0093	
4/25/2012	0.0075	
10/2/2012	0.017	
4/2/2013	0.0097	
10/8/2013	0.011	
4/1/2014	0.0074	
10/1/2014	0.0049	
4/1/2015	0.0072	
10/15/2015	0.0077	
4/4/2016	0.00615 (J)	
5/31/2016	0.00588 (J)	
8/4/2016	0.0056 (J)	
9/29/2016	0.0065 (J)	
11/28/2016	0.0064 (J)	
2/9/2017	0.0078 (J)	
4/12/2017	0.0077 (J)	
6/16/2017	0.0072 (J)	
10/9/2017	0.0079 (J)	
3/21/2018	0.0055 (J)	
9/19/2018	0.0059 (J)	
3/23/2019	0.0058 (J)	
9/18/2019	0.0063 (J)	
3/13/2020	0.0054 (J)	
9/22/2020	0.0062 (J)	
3/18/2021	0.0058	
8/11/2021	0.0074	
2/17/2022	0.0053	
8/18/2022	0.0044 (J)	
2/22/2023	0.0038 (J)	
8/1/2023	0.0047 (J)	
2/27/2024		0.0038 (J)

Prediction Limit

Constituent: Chromium (mg/L) Analysis Run 4/8/2024 7:12 PM View: Appendix I Intrawell

Plant Bowen Data: Bowen 1, 2, 9, and 10

	GWC-13RZ	GWC-13RZ
8/21/2007	<0.005	
11/1/2007	0.0042	
11/19/2007	0.0049	
1/31/2008	<0.005	
3/5/2008	<0.005	
5/7/2008	<0.005	
12/12/2008	0.019 (O)	
4/29/2009	0.002	
10/21/2009	0.002	
4/28/2010	0.0049	
10/6/2010	<0.005	
4/20/2011	<0.005	
10/12/2011	<0.005	
4/25/2012	<0.005	
10/2/2012	0.0015	
4/2/2013	0.0017	
10/8/2013	<0.005	
4/1/2014	<0.005	
10/1/2014	<0.005	
3/31/2015	<0.005	
10/14/2015	<0.005	
4/4/2016	<0.005	
6/1/2016	<0.005 (D)	
2/22/2017	0.0012 (J)	
4/11/2017	<0.005	
6/16/2017	<0.005	
7/12/2017	<0.005	
7/28/2017	<0.005	
8/10/2017	<0.005	
10/6/2017	<0.005	
3/23/2018	<0.005	
9/20/2018	<0.005	
3/22/2019	<0.005	
9/18/2019	<0.005	
3/17/2020	0.002 (J)	
9/22/2020	<0.005	
3/19/2021	<0.005	
8/12/2021	<0.005	
2/4/2022	<0.005	
8/19/2022	<0.005	
2/22/2023	0.0024 (J)	
8/2/2023	<0.005	
2/28/2024		<0.005

ND substitution: RL or RL/2 if <15% NDs.

Prediction Limit

Constituent: Chromium (mg/L) Analysis Run 4/8/2024 7:12 PM View: Appendix I Intrawell

Plant Bowen Data: Bowen 1, 2, 9, and 10

	GWC-14Z	GWC-14Z
8/24/2007	0.083 (O)	
11/2/2007	0.0071	
11/17/2007	0.012	
1/15/2008	0.043 (o)	
3/5/2008	0.0044	
5/7/2008	0.0084	
12/2/2008	0.0056	
4/16/2009	0.0042	
10/20/2009	0.0037	
4/20/2010	<0.005	
9/29/2010	0.0028	
4/12/2011	<0.005	
10/4/2011	0.0015	
4/4/2012	<0.005	
10/10/2012	0.0029	
4/15/2013	0.0036	
10/22/2013	0.0048	
4/21/2014	0.0043	
9/30/2014	0.0037	
4/3/2015	0.016	
10/7/2015	0.0092	
4/5/2016	0.00605 (J)	
6/1/2016	0.006 (J)	
8/9/2016	0.0086 (JD)	
11/28/2016	<0.005	
2/9/2017	<0.005	
4/11/2017	<0.005	
6/14/2017	0.0006 (J)	
7/12/2017	0.0005 (J)	
10/5/2017	0.0006 (J)	
3/22/2018	<0.005	
9/19/2018	<0.005	
3/22/2019	<0.005	
9/17/2019	0.00046 (X)	
3/13/2020	0.00093 (J)	
9/21/2020	<0.005	
3/18/2021	0.0023 (J)	
8/11/2021	<0.005	
2/4/2022	<0.005	
8/18/2022	<0.005	
2/22/2023	<0.005	
8/1/2023	<0.005	
2/28/2024		<0.005

ND substitution: RL or RL/2 if <15% NDs.

Prediction Limit

Constituent: Chromium (mg/L) Analysis Run 4/8/2024 7:12 PM View: Appendix I Intrawell

Plant Bowen Data: Bowen 1, 2, 9, and 10

	GWC-15R	GWC-15R
8/23/2007	0.014	
11/2/2007	0.0036	
11/17/2007	0.031 (O)	
1/15/2008	0.011	
3/6/2008	0.0027	
5/7/2008	0.008	
12/2/2008	0.0059	
4/28/2009	<0.005	
10/19/2009	<0.005	
4/27/2010	<0.005	
10/4/2010	0.0013	
4/18/2011	<0.005	
10/12/2011	0.0014	
4/23/2012	<0.005	
10/10/2012	<0.005	
4/15/2013	0.0021	
10/22/2013	<0.005	
4/21/2014	0.0013 (J)	
9/30/2014	<0.005	
4/3/2015	<0.005	
10/7/2015	<0.005	
4/5/2016	<0.005	
5/31/2016	<0.005	
8/4/2016	<0.005	
9/29/2016	<0.005	
11/23/2016	<0.005	
2/10/2017	<0.005	
4/12/2017	<0.005	
6/15/2017	0.0005 (J)	
10/6/2017	<0.005	
3/23/2018	<0.005	
9/19/2018	<0.005	
3/25/2019	<0.005	
9/17/2019	0.00044 (J)	
3/13/2020	0.0011 (J)	
9/21/2020	0.0016 (J)	
3/18/2021	0.00089 (J)	
8/11/2021	<0.005	
2/4/2022	<0.005	
8/19/2022	<0.005	
2/22/2023	<0.005	
8/2/2023	<0.005	
2/28/2024		<0.005

ND substitution: RL or RL/2 if <15% NDs.

Prediction Limit

Constituent: Chromium (mg/L) Analysis Run 4/8/2024 7:12 PM View: Appendix I Intrawell

Plant Bowen Data: Bowen 1, 2, 9, and 10

	GWC-15Z	GWC-15Z
8/24/2007	0.061 (O)	
11/2/2007	0.078 (O)	
11/18/2007	0.085 (O)	
1/15/2008	0.079 (O)	
3/10/2008	0.062 (O)	
5/13/2008	0.044 (O)	
12/2/2008	0.027	
4/28/2009	0.016	
10/20/2009	0.018	
4/27/2010	0.012	
10/5/2010	0.0067	
4/19/2011	0.0081	
10/12/2011	<0.005	
4/25/2012	<0.005	
10/10/2012	<0.005	
4/16/2013	0.0029	
10/22/2013	<0.005	
4/21/2014	<0.005	
9/30/2014	<0.005	
4/3/2015	<0.005	
10/6/2015	<0.005	
4/5/2016	<0.005	
5/31/2016	<0.005	
11/23/2016	<0.005	
2/10/2017	<0.005	
4/11/2017	<0.005	
6/15/2017	0.0005 (J)	
7/12/2017	0.0008 (J)	
7/26/2017	0.0006 (J)	
10/6/2017	0.0008 (J)	
3/23/2018	<0.005	
9/19/2018	<0.005	
3/22/2019	<0.005	
9/17/2019	0.00064 (X)	
3/13/2020	0.0012 (J)	
9/21/2020	0.00089 (J)	
3/18/2021	0.00078 (J)	
8/11/2021	<0.005	
2/7/2022	0.0011 (J)	
8/19/2022	<0.005	
2/22/2023	0.0014 (J)	
8/1/2023	<0.005	
2/28/2024		<0.005

ND substitution: RL or RL/2 if <15% NDs.

Prediction Limit

Constituent: Chromium (mg/L) Analysis Run 4/8/2024 7:12 PM View: Appendix I Intrawell

Plant Bowen Data: Bowen 1, 2, 9, and 10

	GWC-44	GWC-44
3/16/2016	<0.005	
5/16/2016	<0.005	
7/25/2016	<0.005	
9/19/2016	<0.005	
11/3/2016	<0.005	
1/19/2017	<0.005	
3/28/2017	<0.005	
6/5/2017	<0.005	
9/26/2017	<0.005	
3/15/2018	<0.005	
9/12/2018	<0.005	
3/14/2019	<0.005	
9/11/2019	<0.005	
3/10/2020	0.00074 (J)	
9/15/2020	<0.005	
3/11/2021	<0.005	
8/4/2021	<0.005	
1/31/2022	<0.005	
8/15/2022	<0.005	
2/14/2023	0.0015 (J)	
7/26/2023	<0.005	
2/20/2024		<0.005

ND substitution: RL or RL/2 if <15% NDs.

Prediction Limit

Constituent: Chromium (mg/L) Analysis Run 4/8/2024 7:12 PM View: Appendix I Intrawell

Plant Bowen Data: Bowen 1, 2, 9, and 10

	GWC-45	GWC-45
3/16/2016	<0.005	
5/16/2016	<0.005 (D)	
7/25/2016	<0.005 (D)	
9/19/2016	<0.005 (D)	
11/4/2016	<0.005 (D)	
1/23/2017	<0.005 (D)	
3/29/2017	<0.005 (D)	
6/7/2017	<0.005	
9/27/2017	<0.005	
3/15/2018	<0.005	
9/13/2018	<0.005	
3/14/2019	<0.005 (D)	
9/11/2019	<0.005 (D)	
3/10/2020	0.0007 (J)	
9/11/2020	<0.005	
3/11/2021	<0.005	
8/6/2021	<0.005	
2/1/2022	<0.005	
8/12/2022	<0.005	
2/14/2023	<0.005	
7/26/2023	<0.005	
2/20/2024		<0.005

ND substitution: RL or RL/2 if <15% NDs.

Prediction Limit

Constituent: Chromium (mg/L) Analysis Run 4/8/2024 7:12 PM View: Appendix I Intrawell

Plant Bowen Data: Bowen 1, 2, 9, and 10

	GWC-45R	GWC-45R
3/16/2016	<0.005	
5/16/2016	<0.005 (D)	
7/25/2016	<0.005 (D)	
9/19/2016	<0.005 (D)	
11/3/2016	<0.005 (D)	
1/20/2017	<0.005 (D)	
3/29/2017	<0.005 (D)	
6/7/2017	0.0004 (J)	
9/27/2017	<0.005	
3/15/2018	<0.005	
9/13/2018	<0.005	
3/14/2019	<0.005 (D)	
9/11/2019	<0.005 (D)	
3/10/2020	0.00092 (J)	
9/11/2020	0.00067 (J)	
3/11/2021	<0.005	
8/6/2021	<0.005	
2/1/2022	<0.005	
8/12/2022	<0.005	
2/14/2023	0.0058	
7/26/2023	<0.005	
2/20/2024		<0.005

ND substitution: RL or RL/2 if <15% NDs.

Prediction Limit

Constituent: Chromium (mg/L) Analysis Run 4/8/2024 7:12 PM View: Appendix I Intrawell

Plant Bowen Data: Bowen 1, 2, 9, and 10

	GWC-46R	GWC-46R
3/10/2016	<0.01	
5/17/2016	<0.01	
7/26/2016	0.0017 (J)	
9/20/2016	0.0015 (J)	
11/4/2016	0.0016 (J)	
1/20/2017	0.0018 (J)	
3/28/2017	<0.01 (*)	
6/7/2017	0.0018 (J)	
9/29/2017	0.0033 (J)	
3/15/2018	0.0021 (J)	
9/13/2018	0.0041 (J)	
3/18/2019	0.0022 (J)	
9/11/2019	0.0038 (J)	
3/10/2020	0.0035 (J)	
9/14/2020	0.006 (J)	
3/11/2021	0.0059	
5/26/2021	0.0052	
8/5/2021	0.0057	
1/31/2022	0.0051	
8/15/2022	0.006	
2/14/2023	0.005 (J)	
7/26/2023	0.0073	
2/21/2024		0.0066

ND substitution: RL or RL/2 if <15% NDs.

Prediction Limit

Constituent: Chromium (mg/L) Analysis Run 4/8/2024 7:12 PM View: Appendix I Intrawell

Plant Bowen Data: Bowen 1, 2, 9, and 10

	GWC-47	GWC-47
3/10/2016	0.00202 (J)	
5/18/2016	0.00248 (J)	
7/27/2016	0.0021 (J)	
9/20/2016	0.002 (J)	
11/7/2016	0.0023 (J)	
1/23/2017	0.0011 (J)	
3/29/2017	0.0012 (J)	
6/8/2017	0.0015 (J)	
9/27/2017	0.0021 (J)	
3/15/2018	0.0023 (J)	
9/13/2018	<0.01	
3/15/2019	<0.01	
9/12/2019	0.0014 (J)	
3/9/2020	0.0012 (J)	
9/14/2020	0.0022 (J)	
3/11/2021	0.0013 (J)	
8/5/2021	0.0014 (J)	
2/1/2022	0.0015 (J)	
8/15/2022	0.0015 (J)	
2/14/2023	0.0018 (J)	
7/27/2023	0.0014 (J)	
2/21/2024		0.0021 (J)

ND substitution: RL or RL/2 if <15% NDs.

Prediction Limit

Constituent: Chromium (mg/L) Analysis Run 4/8/2024 7:12 PM View: Appendix I Intrawell

Plant Bowen Data: Bowen 1, 2, 9, and 10

	GWC-47R	GWC-47R
3/10/2016	0.00668 (J)	
5/18/2016	0.00606 (JO)	
7/27/2016	0.0023 (J)	
9/20/2016	0.0021 (J)	
11/4/2016	0.0016 (J)	
1/20/2017	0.0016 (J)	
3/29/2017	0.001 (J)	
6/8/2017	0.0024 (J)	
9/27/2017	0.0021 (J)	
3/16/2018	0.003 (J)	
9/13/2018	0.0017 (J)	
3/19/2019	0.018	
9/11/2019	0.0015 (J)	
3/9/2020	0.0023 (J)	
9/15/2020	0.0017 (J)	
3/11/2021	0.0019 (J)	
8/5/2021	0.0022 (J)	
2/1/2022	0.0022 (J)	
8/15/2022	0.0013 (J)	
2/14/2023	0.0027 (J)	
7/27/2023	0.0028 (J)	
2/21/2024		0.0046 (J)

Prediction Limit

Constituent: Chromium (mg/L) Analysis Run 4/8/2024 7:12 PM View: Appendix I Intrawell

Plant Bowen Data: Bowen 1, 2, 9, and 10

	GWC-48	GWC-48
3/10/2016	0.00207 (J)	
5/17/2016	<0.005	
7/27/2016	0.0017 (J)	
9/20/2016	0.0024 (J)	
11/4/2016	0.0013 (J)	
1/23/2017	<0.005	
3/28/2017	<0.005 (*)	
6/8/2017	0.0016 (J)	
9/29/2017	0.002 (J)	
3/15/2018	<0.005	
9/13/2018	<0.005	
3/15/2019	0.0023 (J)	
9/11/2019	0.00165 (JD)	
3/9/2020	0.0023 (J)	
9/14/2020	0.0024 (J)	
3/11/2021	0.0021 (J)	
8/4/2021	0.0018 (J)	
1/31/2022	0.002 (J)	
8/15/2022	0.0019 (J)	
2/14/2023	0.0019 (J)	
7/26/2023	0.002 (J)	
2/21/2024		<0.005

ND substitution: RL or RL/2 if <15% NDs.

Prediction Limit

Constituent: Chromium (mg/L) Analysis Run 4/8/2024 7:12 PM View: Appendix I Intrawell

Plant Bowen Data: Bowen 1, 2, 9, and 10

	GWC-49R	GWC-49R
3/17/2016	<0.005	
5/18/2016	<0.005	
7/27/2016	0.0006 (J)	
9/21/2016	0.0011 (J)	
11/4/2016	<0.005	
1/24/2017	<0.005	
3/29/2017	0.0004 (J)	
6/8/2017	0.0005 (J)	
9/29/2017	0.0005 (J)	
3/15/2018	<0.005	
9/13/2018	<0.005	
3/18/2019	<0.005	
9/11/2019	0.00063 (J)	
3/11/2020	0.0012 (J)	
9/11/2020	<0.005	
3/15/2021	0.00076 (J)	
8/11/2021	<0.005	
2/1/2022	<0.005	
8/15/2022	<0.005	
2/14/2023	<0.005	
7/27/2023	<0.005	
2/21/2024		<0.005

ND substitution: RL or RL/2 if <15% NDs.

Prediction Limit

Constituent: Chromium (mg/L) Analysis Run 4/8/2024 7:12 PM View: Appendix I Intrawell

Plant Bowen Data: Bowen 1, 2, 9, and 10

	GWC-49Z	GWC-49Z
3/17/2016	0.00778 (J)	
5/18/2016	<0.005	
7/28/2016	0.0014 (J)	
9/21/2016	0.0009 (J)	
11/7/2016	<0.005	
1/24/2017	<0.005	
3/30/2017	<0.005	
6/9/2017	<0.005	
9/29/2017	<0.005	
3/15/2018	<0.005	
9/14/2018	<0.005	
3/19/2019	0.0017 (J)	
9/11/2019	0.002 (J)	
3/9/2020	0.00096 (J)	
9/14/2020	<0.005	
3/15/2021	<0.005	
8/5/2021	<0.005	
2/1/2022	<0.005	
8/15/2022	<0.005	
2/14/2023	<0.005	
7/27/2023	<0.005	
2/21/2024		<0.005

ND substitution: RL or RL/2 if <15% NDs.

Prediction Limit

Constituent: Chromium (mg/L) Analysis Run 4/8/2024 7:12 PM View: Appendix I Intrawell

Plant Bowen Data: Bowen 1, 2, 9, and 10

	GWC-5	GWC-5
8/23/2007	0.0076	
10/25/2007	0.015	
11/19/2007	0.013	
1/23/2008	0.032	
3/11/2008	0.024	
5/12/2008	0.016	
12/11/2008	0.013	
4/15/2009	0.0073	
10/9/2009	0.0037	
5/4/2010	<0.005	
10/12/2010	0.0023	
4/28/2011	0.002	
10/19/2011	0.0015	
5/2/2012	<0.005	
10/9/2012	<0.005	
4/11/2013	0.0015	
10/16/2013	<0.005	
4/23/2014	0.0013 (J)	
10/3/2014	<0.005	
3/31/2015	<0.005	
10/12/2015	<0.005	
3/28/2016	<0.005	
5/25/2016	<0.005	
8/1/2016	<0.005	
9/27/2016	<0.005	
11/11/2016	<0.005	
1/31/2017	<0.005	
4/3/2017	<0.005	
6/12/2017	0.0005 (J)	
10/3/2017	<0.005	
3/19/2018	<0.005	
9/17/2018	<0.005	
3/20/2019	<0.005	
9/16/2019	<0.005	
3/16/2020	0.00078 (J)	
9/16/2020	<0.005	
3/17/2021	0.00069 (J)	
8/9/2021	<0.005	
2/2/2022	<0.005	
8/16/2022	<0.005	
2/20/2023	<0.005	
7/28/2023	<0.005	
2/26/2024		<0.005

ND substitution: RL or RL/2 if <15% NDs.

Prediction Limit

Constituent: Chromium (mg/L) Analysis Run 4/8/2024 7:12 PM View: Appendix I Intrawell

Plant Bowen Data: Bowen 1, 2, 9, and 10

	GWC-6	GWC-6
8/22/2007	<0.01	
10/25/2007	0.002	
11/20/2007	0.017	
1/23/2008	0.064 (O)	
3/11/2008	0.013	
5/14/2008	0.027	
12/11/2008	<0.01	
4/23/2009	<0.01	
10/9/2009	0.0014	
5/4/2010	<0.01	
10/11/2010	0.0027	
4/26/2011	0.0015	
10/18/2011	<0.01	
5/2/2012	<0.01	
10/8/2012	<0.01	
4/10/2013	0.0013	
10/8/2013	0.0017	
4/14/2014	0.004	
10/3/2014	0.0017	
4/1/2015	0.0027	
10/9/2015	0.0016	
3/29/2016	0.00363 (J)	
5/24/2016	0.00263 (J)	
8/1/2016	<0.01	
9/26/2016	0.0014 (J)	
11/18/2016	<0.01	
2/1/2017	0.0024 (J)	
4/6/2017	<0.01	
6/13/2017	0.0031 (J)	
10/3/2017	0.0025 (J)	
3/19/2018	0.0035 (J)	
9/17/2018	0.0024 (J)	
3/21/2019	0.0029 (J)	
9/16/2019	0.002 (J)	
3/12/2020	0.0034 (J)	
9/16/2020	0.0022 (J)	
3/17/2021	0.0027 (J)	
8/10/2021	0.0027 (J)	
2/2/2022	0.0026 (J)	
8/17/2022	0.0025 (J)	
2/17/2023	0.0031 (J)	
7/31/2023	0.0024 (J)	
2/26/2024		0.0024 (J)

ND substitution: RL or RL/2 if <15% NDs.

Prediction Limit

Constituent: Chromium (mg/L) Analysis Run 4/8/2024 7:12 PM View: Appendix I Intrawell

Plant Bowen Data: Bowen 1, 2, 9, and 10

	GWC-6RZ	GWC-6RZ
5/26/2015	0.0015	
6/18/2015	0.0013 (D)	
7/2/2015	0.0014	
10/9/2015	0.0015	
3/29/2016	<0.01	
5/24/2016	<0.01	
8/1/2016	<0.01	
9/26/2016	0.002 (J)	
11/14/2016	<0.01	
2/1/2017	0.0017 (J)	
4/6/2017	<0.01	
6/13/2017	0.0015 (J)	
10/3/2017	0.0018 (J)	
3/20/2018	0.0017 (J)	
9/17/2018	0.002 (J)	
3/21/2019	0.0025 (J)	
9/16/2019	0.002 (J)	
3/12/2020	0.0028 (J)	
9/16/2020	0.0023 (J)	
3/17/2021	0.0021 (J)	
8/10/2021	0.0021 (J)	
2/2/2022	0.0024 (J)	
8/17/2022	0.0024 (J)	
2/17/2023	0.0022 (J)	
7/28/2023	0.0023 (J)	
2/26/2024		0.002 (J)

ND substitution: RL or RL/2 if <15% NDs.

Prediction Limit

Constituent: Chromium (mg/L) Analysis Run 4/8/2024 7:12 PM View: Appendix I Intrawell

Plant Bowen Data: Bowen 1, 2, 9, and 10

	GWC-7Z	GWC-7Z
5/31/2016	<0.005	
8/2/2016	<0.005	
9/27/2016	<0.005	
11/21/2016	<0.005	
2/1/2017	<0.005	
4/6/2017	<0.005	
6/13/2017	<0.005	
7/14/2017	<0.005	
10/3/2017	<0.005	
3/20/2018	<0.005	
9/18/2018	<0.005	
3/21/2019	<0.005	
9/13/2019	<0.005	
3/12/2020	0.0014 (J)	
9/16/2020	<0.005	
3/17/2021	<0.005	
8/10/2021	<0.005	
2/2/2022	<0.005	
8/17/2022	<0.005	
2/20/2023	0.0012 (J)	
7/31/2023	<0.005	
2/26/2024		<0.005

ND substitution: RL or RL/2 if <15% NDs.

Prediction Limit

Constituent: Chromium (mg/L) Analysis Run 4/8/2024 7:12 PM View: Appendix I Intrawell

Plant Bowen Data: Bowen 1, 2, 9, and 10

	GWC-8RR	GWC-8RR
10/18/2011	<0.005	
4/30/2012	<0.005	
10/3/2012	<0.005	
4/8/2013	<0.005	
10/9/2013	0.0019	
4/10/2014	0.0034	
10/2/2014	0.0056	
4/3/2015	0.0022	
10/8/2015	0.0033	
3/30/2016	0.00308 (J)	
5/24/2016	<0.005	
8/2/2016	<0.005	
9/27/2016	<0.005	
11/22/2016	<0.005	
2/6/2017	<0.005	
4/6/2017	<0.005	
6/14/2017	0.0009 (J)	
10/4/2017	<0.005	
3/21/2018	<0.005	
9/18/2018	<0.005	
3/27/2019	0.0021 (J)	
9/16/2019	0.000465 (JD)	
3/12/2020	0.0031 (J)	
9/17/2020	0.00086 (J)	
3/17/2021	0.00079 (J)	
8/10/2021	0.0014 (J)	
2/2/2022	0.0015 (J)	
8/17/2022	0.0011 (J)	
2/21/2023	0.0053	
7/31/2023	<0.005	
2/27/2024		<0.005

ND substitution: RL or RL/2 if <15% NDs.

Prediction Limit

Constituent: Chromium (mg/L) Analysis Run 4/8/2024 7:12 PM View: Appendix I Intrawell

Plant Bowen Data: Bowen 1, 2, 9, and 10

	GWC-8Z	GWC-8Z
5/26/2015	<0.005	
6/18/2015	0.0024 (D)	
7/2/2015	<0.005	
10/8/2015	<0.005	
3/22/2016	0.00302 (J)	
5/25/2016	0.00441 (J)	
8/2/2016	<0.005	
9/26/2016	0.002 (J)	
11/21/2016	0.0017 (J)	
2/3/2017	0.0018 (J)	
4/7/2017	<0.005	
6/13/2017	0.0019 (J)	
10/3/2017	0.0022 (J)	
3/20/2018	0.0017 (J)	
9/18/2018	<0.005	
5/6/2019	0.0048 (J)	
9/16/2019	0.002 (J)	
3/16/2020	0.0015 (J)	
9/17/2020	0.0017 (J)	
3/18/2021	0.0015 (J)	
8/10/2021	0.0019 (J)	
2/2/2022	0.0021 (J)	
8/17/2022	0.0014 (J)	
2/20/2023	<0.005	
7/31/2023	0.0016 (J)	
2/26/2024		<0.005

ND substitution: RL or RL/2 if <15% NDs.

Prediction Limit

Constituent: Chromium (mg/L) Analysis Run 4/8/2024 7:12 PM View: Appendix I Intrawell

Plant Bowen Data: Bowen 1, 2, 9, and 10

	GWC-9	GWC-9
8/23/2007	<0.005	
11/1/2007	0.0061	
11/19/2007	0.018 (J)	
1/15/2008	0.078 (O)	
3/6/2008	0.054 (O)	
5/13/2008	0.0085	
12/12/2008	0.0023	
4/16/2009	<0.005	
10/13/2009	<0.005	
4/21/2010	<0.005	
9/29/2010	<0.005	
4/13/2011	<0.005	
10/5/2011	<0.005	
4/4/2012	<0.005	
10/8/2012	<0.005	
4/8/2013	<0.005	
10/9/2013	0.0013	
4/9/2014	<0.005	
9/30/2014	<0.005	
4/2/2015	<0.005	
10/10/2015	0.00115 (JD)	
3/30/2016	<0.005	
5/26/2016	<0.005	
8/5/2016	<0.005	
9/28/2016	<0.005	
11/21/2016	<0.005	
2/6/2017	<0.005	
4/6/2017	<0.005	
6/13/2017	<0.005	
10/3/2017	<0.005	
3/20/2018	<0.005	
9/18/2018	<0.005 (D)	
3/21/2019	<0.005	
9/16/2019	<0.005	
3/12/2020	0.00045 (J)	
9/17/2020	<0.005	
3/18/2021	<0.005	
8/10/2021	<0.005	
2/2/2022	<0.005	
8/17/2022	<0.005	
2/21/2023	<0.005	
7/31/2023	<0.005	
2/27/2024		<0.005

ND substitution: RL or RL/2 if <15% NDs.

Prediction Limit

Constituent: Cobalt (mg/L) Analysis Run 4/8/2024 7:12 PM View: Appendix I Intrawell

Plant Bowen Data: Bowen 1, 2, 9, and 10

	GWA-1	GWA-1
8/23/2007	<0.005	
10/23/2007	<0.005	
11/18/2007	<0.005	
1/30/2008	0.0045	
3/10/2008	<0.005	
5/13/2008	<0.005	
12/5/2008	<0.005	
4/15/2009	<0.005	
10/7/2009	0.0041	
5/3/2010	<0.005	
10/12/2010	<0.005	
4/27/2011	<0.005	
10/17/2011	<0.005	
5/2/2012	<0.005	
10/8/2012	<0.005	
4/12/2013	<0.005	
10/16/2013	<0.005	
4/11/2014	<0.005	
9/30/2014	<0.005	
3/30/2015	0.0012 (J)	
10/13/2015	<0.005	
3/22/2016	<0.005	
5/19/2016	<0.005	
7/29/2016	0.0004 (J)	
9/23/2016	<0.005	
11/9/2016	<0.005	
1/30/2017	<0.005	
3/30/2017	<0.005	
6/9/2017	<0.005	
10/2/2017	<0.005	
3/16/2018	<0.005	
9/17/2018	<0.005 (D)	
3/20/2019	0.00078 (J)	
9/12/2019	0.00047 (J)	
3/11/2020	0.00037 (J)	
9/15/2020	0.00048 (J)	
3/16/2021	<0.005	
8/9/2021	<0.005	
2/1/2022	<0.005	
8/16/2022	<0.005	
2/16/2023	<0.005	
7/27/2023	<0.005	
2/22/2024		<0.005

ND substitution: RL or RL/2 if <15% NDs.

Prediction Limit

Constituent: Cobalt (mg/L) Analysis Run 4/8/2024 7:12 PM View: Appendix I Intrawell

Plant Bowen Data: Bowen 1, 2, 9, and 10

	GWA-2	GWA-2
8/23/2007	<0.005	
10/24/2007	0.013	
11/18/2007	0.0041	
1/31/2008	<0.005	
3/11/2008	<0.005	
5/6/2008	<0.005	
12/4/2008	0.012	
4/21/2009	<0.005	
10/7/2009	<0.005	
4/26/2010	<0.005	
10/4/2010	<0.005	
4/13/2011	<0.005	
10/5/2011	<0.005	
4/11/2012	<0.005	
10/9/2012	<0.005	
4/15/2013	<0.005	
10/15/2013	<0.005	
4/22/2014	<0.005	
9/30/2014	<0.005	
3/30/2015	<0.005	
10/13/2015	<0.005	
3/23/2016	<0.005	
5/20/2016	<0.005	
7/29/2016	<0.005	
9/23/2016	<0.005	
11/9/2016	<0.005	
1/31/2017	<0.005	
3/30/2017	<0.005	
6/12/2017	<0.005	
10/2/2017	<0.005	
3/19/2018	<0.005	
9/14/2018	<0.005	
3/20/2019	<0.005	
9/12/2019	<0.005 (D)	
3/11/2020	<0.005	
9/15/2020	<0.005	
3/17/2021	<0.005	
8/9/2021	<0.005	
2/1/2022	<0.005	
8/16/2022	<0.005	
2/16/2023	<0.005	
7/27/2023	<0.005	
2/22/2024		<0.005

ND substitution: RL or RL/2 if <15% NDs.

Prediction Limit

Constituent: Cobalt (mg/L) Analysis Run 4/8/2024 7:12 PM View: Appendix I Intrawell

Plant Bowen Data: Bowen 1, 2, 9, and 10

	GWA-2R	GWA-2R
8/23/2007	<0.005	
10/24/2007	<0.005	
11/18/2007	<0.005	
1/31/2008	0.0083 (O)	
3/10/2008	<0.005	
5/13/2008	<0.005	
12/4/2008	<0.005	
4/21/2009	<0.005	
10/8/2009	<0.005	
4/21/2010	<0.005	
9/28/2010	<0.005	
4/12/2011	<0.005	
10/4/2011	<0.005	
4/3/2012	<0.005	
10/9/2012	<0.005	
4/11/2013	<0.005	
10/16/2013	<0.005	
4/10/2014	<0.005	
9/30/2014	<0.005	
3/30/2015	<0.005	
10/13/2015	<0.005	
3/23/2016	<0.005	
5/19/2016	<0.005	
7/29/2016	<0.005	
9/22/2016	<0.005	
11/10/2016	<0.005	
1/31/2017	<0.005	
4/3/2017	<0.005	
6/9/2017	<0.005	
10/2/2017	<0.005	
3/16/2018	<0.005	
9/14/2018	<0.005	
3/19/2019	<0.005	
9/13/2019	<0.005	
3/11/2020	<0.005	
9/15/2020	0.001 (J)	
3/16/2021	<0.005	
8/9/2021	0.0016 (J)	
2/1/2022	0.00093 (J)	
8/16/2022	0.0004 (J)	
2/16/2023	0.00065 (J)	
7/27/2023	<0.005	
2/26/2024		<0.005

ND substitution: RL or RL/2 if <15% NDs.

Prediction Limit

Constituent: Cobalt (mg/L) Analysis Run 4/8/2024 7:12 PM View: Appendix I Intrawell

Plant Bowen Data: Bowen 1, 2, 9, and 10

	GWA-39RZ	GWA-39RZ
5/16/2016	0.00313 (JD)	
7/27/2016	0.0057 (JD)	
2/21/2017	<0.005	
3/27/2017	<0.005 (D)	
6/8/2017	<0.005 (D)	
7/17/2017	<0.005 (D)	
7/27/2017	<0.005	
8/9/2017	<0.005	
9/29/2017	<0.005 (D)	
3/16/2018	<0.005	
9/14/2018	<0.005	
3/14/2019	<0.005	
3/9/2020	<0.005	
9/16/2020	<0.005	
3/16/2021	<0.005	
8/6/2021	<0.005	
2/2/2022	<0.005	
8/16/2022	<0.005	
2/14/2023	<0.005	
7/25/2023	<0.005	
2/19/2024		<0.005

ND substitution: RL or RL/2 if <15% NDs.

Prediction Limit

Constituent: Cobalt (mg/L) Analysis Run 4/8/2024 7:12 PM View: Appendix I Intrawell

Plant Bowen Data: Bowen 1, 2, 9, and 10

	GWA-39Z	GWA-39Z
3/14/2016	0.00503 (J)	
5/11/2016	0.0114	
7/19/2016	0.0013 (J)	
9/15/2016	0.002 (J)	
11/2/2016	0.0005 (J)	
1/18/2017	0.0015 (J)	
3/28/2017	0.0025 (J)	
6/7/2017	0.0023 (J)	
9/26/2017	0.0011 (J)	
3/14/2018	0.00058 (J)	
9/12/2018	<0.005	
3/15/2019	<0.005	
9/9/2019	<0.005	
3/9/2020	0.00075 (J)	
9/10/2020	<0.005	
3/12/2021	0.00079 (J)	
8/4/2021	<0.005	
1/31/2022	<0.005	
8/10/2022	<0.005	
2/13/2023	<0.005	
7/26/2023	<0.005	
2/19/2024		<0.005

ND substitution: RL or RL/2 if <15% NDs.

Prediction Limit

Constituent: Cobalt (mg/L) Analysis Run 4/8/2024 7:12 PM View: Appendix I Intrawell

Plant Bowen Data: Bowen 1, 2, 9, and 10

	GWA-3A	GWA-3A
8/23/2007	0.0033	
11/2/2007	0.0046	
11/18/2007	0.0057	
1/31/2008	0.0055	
3/11/2008	0.0033	
5/14/2008	0.0044	
12/5/2008	0.0035	
4/15/2009	<0.005	
10/8/2009	<0.005	
4/28/2010	<0.005	
10/6/2010	<0.005	
4/21/2011	<0.005	
10/13/2011	<0.005	
5/1/2012	<0.005	
10/9/2012	<0.005	
4/11/2013	<0.005	
10/16/2013	<0.005	
4/23/2014	0.0013 (J)	
10/4/2014	0.00081 (J)	
3/31/2015	0.0021	
10/12/2015	0.00078 (J)	
3/23/2016	<0.005	
5/23/2016	<0.005	
7/29/2016	0.0007 (J)	
9/22/2016	0.0007 (J)	
11/10/2016	0.0007 (J)	
1/31/2017	0.0007 (J)	
3/30/2017	0.0007 (J)	
6/12/2017	0.0007 (J)	
10/4/2017	0.0006 (J)	
3/19/2018	0.00059 (J)	
9/17/2018	0.00057 (J)	
3/20/2019	<0.005	
9/13/2019	0.00046 (J)	
3/11/2020	0.00041 (J)	
3/29/2021	<0.005	
8/9/2021	<0.005	
2/2/2022	<0.005	
8/16/2022	<0.005	
2/17/2023	<0.005	
8/1/2023	<0.005	
2/22/2024		<0.005

ND substitution: RL or RL/2 if <15% NDs.

Prediction Limit

Constituent: Cobalt (mg/L) Analysis Run 4/8/2024 7:12 PM View: Appendix I Intrawell

Plant Bowen Data: Bowen 1, 2, 9, and 10

	GWA-41R	GWA-41R
3/15/2016	<0.005	
5/13/2016	<0.005	
7/21/2016	0.0006 (J)	
9/21/2016	<0.005	
11/3/2016	<0.005	
1/17/2017	<0.005	
3/27/2017	0.0005 (J)	
6/6/2017	<0.005	
9/25/2017	0.0006 (J)	
3/14/2018	<0.005	
9/12/2018	0.0011 (J)	
3/14/2019	<0.005	
9/10/2019	<0.005	
3/9/2020	<0.005	
9/10/2020	<0.005	
3/10/2021	<0.005	
8/4/2021	<0.005	
1/31/2022	<0.005	
8/11/2022	<0.005	
2/13/2023	<0.005	
7/25/2023	0.00053 (J)	
2/19/2024		<0.005

ND substitution: RL or RL/2 if <15% NDs.

Prediction Limit

Constituent: Cobalt (mg/L) Analysis Run 4/8/2024 7:12 PM View: Appendix I Intrawell

Plant Bowen Data: Bowen 1, 2, 9, and 10

	GWA-42	GWA-42
3/11/2016	<0.005	
5/16/2016	<0.005	
7/22/2016	0.0004 (J)	
9/19/2016	<0.005	
11/3/2016	<0.005	
1/17/2017	<0.005	
3/27/2017	<0.005	
6/7/2017	<0.005	
9/26/2017	<0.005	
3/14/2018	<0.005	
9/14/2018	<0.005	
3/14/2019	<0.005	
9/10/2019	<0.005	
3/6/2020	0.00039 (J)	
9/10/2020	<0.005	
3/11/2021	<0.005	
8/4/2021	<0.005	
1/31/2022	<0.005	
8/10/2022	<0.005	
2/13/2023	0.00039 (J)	
7/26/2023	<0.005	
2/20/2024		<0.005

ND substitution: RL or RL/2 if <15% NDs.

Prediction Limit

Constituent: Cobalt (mg/L) Analysis Run 4/8/2024 7:12 PM View: Appendix I Intrawell

Plant Bowen Data: Bowen 1, 2, 9, and 10

	GWA-43	GWA-43
3/11/2016	<0.005	
5/13/2016	<0.005	
7/19/2016	<0.005	
9/16/2016	<0.005	
11/2/2016	<0.005	
1/18/2017	<0.005	
3/28/2017	<0.005	
6/6/2017	<0.005	
9/22/2017	<0.005	
3/14/2018	<0.005	
9/12/2018	<0.005	
3/13/2019	<0.005	
9/11/2019	<0.005	
3/9/2020	0.00039 (J)	
9/11/2020	<0.005	
3/11/2021	<0.005	
8/6/2021	<0.005	
1/31/2022	<0.005	
8/11/2022	<0.005	
2/14/2023	<0.005	
7/25/2023	<0.005	
2/20/2024		<0.005

ND substitution: RL or RL/2 if <15% NDs.

Prediction Limit

Constituent: Cobalt (mg/L) Analysis Run 4/8/2024 7:12 PM View: Appendix I Intrawell

Plant Bowen Data: Bowen 1, 2, 9, and 10

	GWA-4RZ	GWA-4RZ
2/22/2017	<0.01	
4/7/2017	0.0018 (J)	
6/14/2017	0.0045 (JD)	
7/12/2017	0.0046 (JD)	
7/20/2017	0.0109 (D)	
7/28/2017	0.0104	
8/9/2017	0.0022 (J)	
8/24/2017	0.0076 (J)	
10/3/2017	0.0028 (JD)	
3/21/2018	0.014	
9/18/2018	0.017	
3/21/2019	0.022 (D)	
9/12/2019	0.02 (D)	
3/12/2020	0.013	
9/17/2020	0.019	
3/16/2021	0.015	
8/10/2021	0.011	
2/3/2022	0.0059	
8/17/2022	0.015	
2/17/2023	0.017	
7/28/2023	0.02	
2/27/2024		0.017

ND substitution: RL or RL/2 if <15% NDs.

Prediction Limit

Constituent: Cobalt (mg/L) Analysis Run 4/8/2024 7:12 PM View: Appendix I Intrawell

Plant Bowen Data: Bowen 1, 2, 9, and 10

	GWA-50R	GWA-50R
12/12/2008	<0.005	
4/23/2009	0.0029	
10/6/2009	<0.005	
5/3/2010	<0.005	
10/11/2010	<0.005	
4/27/2011	0.0028	
10/19/2011	<0.005	
5/1/2012	<0.005	
10/2/2012	<0.005	
4/10/2013	0.0014	
10/16/2013	0.0014	
4/22/2014	0.0013	
10/1/2014	<0.005	
3/30/2015	0.00079 (J)	
10/11/2015	<0.005	
3/28/2016	<0.005	
5/25/2016	<0.005	
8/1/2016	<0.005	
9/26/2016	<0.005	
11/11/2016	<0.005	
1/30/2017	<0.005	
4/3/2017	<0.005	
6/12/2017	<0.005	
10/2/2017	<0.005	
3/16/2018	<0.005	
9/18/2018	<0.005	
3/19/2019	<0.005	
9/12/2019	<0.005	
3/11/2020	<0.005	
9/15/2020	<0.005	
3/17/2021	<0.005	
8/9/2021	<0.005	
2/2/2022	<0.005	
8/17/2022	<0.005	
2/16/2023	<0.005	
7/28/2023	<0.005	
2/22/2024		<0.005

ND substitution: RL or RL/2 if <15% NDs.

Prediction Limit

Constituent: Cobalt (mg/L) Analysis Run 4/8/2024 7:12 PM View: Appendix I Intrawell

Plant Bowen Data: Bowen 1, 2, 9, and 10

	GWC-10	GWC-10
8/21/2007	<0.005	
11/1/2007	<0.005	
11/20/2007	0.0046	
1/30/2008	0.0079	
3/6/2008	0.0037	
5/12/2008	<0.005	
12/13/2008	0.013	
4/29/2009	<0.005	
10/20/2009	<0.005	
4/26/2010	<0.005	
9/29/2010	<0.005	
4/13/2011	<0.005	
10/5/2011	<0.005	
4/4/2012	<0.005	
10/3/2012	0.0018	
4/3/2013	0.0014	
10/15/2013	0.0018	
4/9/2014	0.0013 (J)	
10/2/2014	<0.005	
4/2/2015	<0.005	
10/10/2015	<0.005	
3/31/2016	<0.005	
5/26/2016	<0.005	
8/5/2016	<0.005	
9/28/2016	<0.005	
11/22/2016	0.0006 (J)	
2/7/2017	0.0017 (J)	
4/10/2017	<0.005	
6/14/2017	<0.005	
10/4/2017	<0.005	
3/20/2018	0.0021 (J)	
9/18/2018	<0.005	
3/22/2019	0.0011 (J)	
9/17/2019	<0.005	
3/12/2020	0.0017 (J)	
9/17/2020	<0.005	
3/18/2021	0.001 (J)	
8/10/2021	0.00075 (J)	
2/4/2022	0.0018 (J)	
8/17/2022	0.00051 (J)	
2/20/2023	0.0026 (J)	
7/31/2023	0.0007 (J)	
2/27/2024		0.0015 (J)

ND substitution: RL or RL/2 if <15% NDs.

Prediction Limit

Constituent: Cobalt (mg/L) Analysis Run 4/8/2024 7:12 PM View: Appendix I Intrawell

Plant Bowen Data: Bowen 1, 2, 9, and 10

	GWC-11	GWC-11
8/21/2007	0.0031	
11/1/2007	0.0034	
11/18/2007	0.0045	
1/30/2008	0.0027	
3/5/2008	<0.005	
5/7/2008	<0.005	
12/14/2008	<0.005	
4/29/2009	<0.005	
10/22/2009	<0.005	
4/21/2010	<0.005	
9/28/2010	<0.005	
4/12/2011	<0.005	
10/4/2011	<0.005	
4/3/2012	<0.005	
10/3/2012	0.0037	
4/3/2013	<0.005	
10/9/2013	<0.005	
4/2/2014	0.0036	
10/2/2014	0.016	
4/1/2015	<0.005	
10/11/2015	<0.005	
4/4/2016	<0.005	
5/26/2016	<0.005	
8/3/2016	<0.005	
9/28/2016	<0.005	
11/22/2016	<0.005	
2/8/2017	<0.005	
4/10/2017	<0.005	
6/15/2017	<0.005	
10/4/2017	<0.005	
3/21/2018	<0.005	
9/18/2018	<0.005	
3/23/2019	<0.005	
9/17/2019	<0.005	
3/12/2020	<0.005	
9/21/2020	<0.005	
3/19/2021	<0.005	
8/11/2021	<0.005	
2/4/2022	<0.005	
8/18/2022	<0.005	
2/20/2023	<0.005	
8/1/2023	<0.005	
2/28/2024		<0.005

ND substitution: RL or RL/2 if <15% NDs.

Prediction Limit

Constituent: Cobalt (mg/L) Analysis Run 4/8/2024 7:12 PM View: Appendix I Intrawell

Plant Bowen Data: Bowen 1, 2, 9, and 10

	GWC-11R	GWC-11R
8/21/2007	<0.005	
11/1/2007	<0.005	
11/18/2007	<0.005	
1/30/2008	<0.005	
3/6/2008	0.11 (O)	
5/7/2008	<0.005	
12/14/2008	<0.005	
4/29/2009	<0.005	
10/22/2009	<0.005	
4/21/2010	<0.005	
9/29/2010	<0.005	
4/13/2011	<0.005	
10/4/2011	<0.005	
4/4/2012	<0.005	
10/3/2012	<0.005	
4/3/2013	<0.005	
10/9/2013	<0.005	
4/2/2014	<0.005	
10/2/2014	<0.005	
4/1/2015	0.0026	
10/11/2015	0.00065 (J)	
4/4/2016	<0.005	
5/26/2016	<0.005	
8/4/2016	<0.005	
9/28/2016	<0.005	
11/22/2016	<0.005	
2/8/2017	<0.005	
4/10/2017	<0.005	
6/15/2017	<0.005	
10/4/2017	<0.005	
3/22/2018	<0.005	
9/18/2018	<0.005	
3/23/2019	<0.005	
9/17/2019	<0.005	
3/12/2020	<0.005	
9/21/2020	<0.005	
3/19/2021	<0.005	
8/11/2021	<0.005	
2/4/2022	<0.005	
8/18/2022	<0.005	
2/20/2023	<0.005	
8/1/2023	<0.005	
2/28/2024		<0.005

ND substitution: RL or RL/2 if <15% NDs.

Prediction Limit

Constituent: Cobalt (mg/L) Analysis Run 4/8/2024 7:12 PM View: Appendix I Intrawell

Plant Bowen Data: Bowen 1, 2, 9, and 10

	GWC-12	GWC-12
8/21/2007	<0.0013	
11/1/2007	0.0041	
11/19/2007	0.0055	
1/16/2008	0.008	
3/5/2008	0.98 (O)	
5/13/2008	0.01	
12/13/2008	0.0073	
4/16/2009	0.0033	
10/21/2009	0.0039	
4/27/2010	0.0044	
10/5/2010	0.005	
4/19/2011	0.0039	
10/12/2011	0.0032	
4/24/2012	<0.0013	
10/2/2012	<0.0013	
4/2/2013	0.0038	
10/9/2013	0.003	
4/1/2014	0.0027	
10/2/2014	0.0027	
4/1/2015	0.0028	
10/14/2015	0.003	
4/4/2016	0.00351 (J)	
5/27/2016	0.00332 (J)	
8/3/2016	0.003 (J)	
9/30/2016	0.0035 (J)	
11/22/2016	0.0027 (J)	
2/13/2017	0.003 (J)	
4/11/2017	0.0031 (J)	
6/14/2017	0.0031 (J)	
10/4/2017	0.0032 (J)	
3/22/2018	0.0033 (J)	
9/18/2018	0.0031 (J)	
3/23/2019	0.0032 (J)	
9/17/2019	0.00305 (D)	
3/12/2020	0.0031 (J)	
9/21/2020	0.0029 (J)	
3/19/2021	0.0029 (J)	
8/11/2021	0.0026 (J)	
2/2/2022	0.0034 (J)	
8/18/2022	0.0028 (J)	
2/21/2023	0.0029 (J)	
8/1/2023	0.0032 (J)	
2/27/2024		0.0029 (J)

ND substitution: RL or RL/2 if <15% NDs.

Prediction Limit

Constituent: Cobalt (mg/L) Analysis Run 4/8/2024 7:12 PM View: Appendix I Intrawell

Plant Bowen Data: Bowen 1, 2, 9, and 10

	GWC-13	GWC-13
8/21/2007	0.01	
11/1/2007	<0.005	
11/19/2007	<0.005	
1/31/2008	0.0037	
3/5/2008	<0.005	
5/12/2008	<0.005	
12/13/2008	0.011	
4/28/2009	<0.005	
10/21/2009	<0.005	
4/28/2010	<0.005	
10/5/2010	<0.005	
4/19/2011	<0.005	
10/18/2011	<0.005	
4/25/2012	<0.005	
10/2/2012	<0.005	
4/2/2013	<0.005	
10/8/2013	<0.005	
4/1/2014	<0.005	
10/1/2014	<0.005	
4/1/2015	<0.005	
10/15/2015	0.00051 (J)	
4/4/2016	<0.005	
5/31/2016	<0.005	
8/4/2016	<0.005	
9/29/2016	<0.005	
11/28/2016	<0.005	
2/9/2017	<0.005	
4/12/2017	<0.005	
6/16/2017	<0.005	
10/9/2017	<0.005	
3/21/2018	<0.005	
9/19/2018	<0.005	
3/23/2019	<0.005	
9/18/2019	0.0005 (J)	
3/13/2020	<0.005	
9/22/2020	<0.005	
3/18/2021	<0.005	
8/11/2021	<0.005	
2/17/2022	<0.005	
8/18/2022	<0.005	
2/22/2023	<0.005	
8/1/2023	<0.005	
2/27/2024		<0.005

ND substitution: RL or RL/2 if <15% NDs.

Prediction Limit

Constituent: Cobalt (mg/L) Analysis Run 4/8/2024 7:12 PM View: Appendix I Intrawell

Plant Bowen Data: Bowen 1, 2, 9, and 10

	GWC-13RZ	GWC-13RZ
8/21/2007	<0.005	
11/1/2007	<0.005	
11/19/2007	<0.005	
1/31/2008	<0.005	
3/5/2008	<0.005	
5/7/2008	<0.005	
12/12/2008	0.0079	
4/29/2009	<0.005	
10/21/2009	<0.005	
4/28/2010	<0.005	
10/6/2010	<0.005	
4/20/2011	<0.005	
10/12/2011	<0.005	
4/25/2012	<0.005	
10/2/2012	<0.005	
4/2/2013	<0.005	
10/8/2013	<0.005	
4/1/2014	<0.005	
10/1/2014	<0.005	
3/31/2015	<0.005	
10/14/2015	<0.005	
4/4/2016	<0.005	
6/1/2016	<0.005	
2/22/2017	<0.005	
4/11/2017	<0.005	
6/16/2017	<0.005	
7/12/2017	<0.005	
7/28/2017	<0.005	
8/10/2017	<0.005	
10/6/2017	<0.005	
3/23/2018	<0.005	
9/20/2018	<0.005	
3/22/2019	<0.005	
9/18/2019	<0.005	
3/17/2020	<0.005	
9/22/2020	<0.005	
3/19/2021	<0.005	
8/12/2021	<0.005	
2/4/2022	<0.005	
8/19/2022	<0.005	
2/22/2023	<0.005	
8/2/2023	<0.005	
2/28/2024		<0.005

ND substitution: RL or RL/2 if <15% NDs.

Prediction Limit

Constituent: Cobalt (mg/L) Analysis Run 4/8/2024 7:12 PM View: Appendix I Intrawell

Plant Bowen Data: Bowen 1, 2, 9, and 10

	GWC-14Z	GWC-14Z
8/24/2007	<0.005	
11/2/2007	<0.005	
11/17/2007	0.0039	
1/15/2008	<0.005	
3/5/2008	0.005	
5/7/2008	<0.005	
12/2/2008	0.011	
4/16/2009	0.005	
10/20/2009	0.0074	
4/20/2010	<0.005	
9/29/2010	<0.005	
4/12/2011	<0.005	
10/4/2011	<0.005	
4/4/2012	<0.005	
10/10/2012	<0.005	
4/15/2013	<0.005	
10/22/2013	<0.005	
4/21/2014	<0.005	
9/30/2014	<0.005	
4/3/2015	<0.005	
10/7/2015	<0.005	
4/5/2016	<0.005	
6/1/2016	<0.005	
8/9/2016	0.0003 (J)	
11/28/2016	<0.005	
2/9/2017	<0.005	
4/11/2017	<0.005	
6/14/2017	<0.005	
7/12/2017	<0.005	
10/5/2017	<0.005	
3/22/2018	<0.005	
9/19/2018	0.00058 (J)	
3/22/2019	<0.005	
9/17/2019	<0.005	
3/13/2020	<0.005	
9/21/2020	<0.005	
3/18/2021	<0.005	
8/11/2021	<0.005	
2/4/2022	<0.005	
8/18/2022	<0.005	
2/22/2023	<0.005	
8/1/2023	<0.005	
2/28/2024		<0.005

ND substitution: RL or RL/2 if <15% NDs.

Prediction Limit

Constituent: Cobalt (mg/L) Analysis Run 4/8/2024 7:12 PM View: Appendix I Intrawell

Plant Bowen Data: Bowen 1, 2, 9, and 10

	GWC-15R	GWC-15R
8/23/2007	<0.005	
11/2/2007	<0.005	
11/17/2007	<0.005	
1/15/2008	<0.005	
3/6/2008	<0.005	
5/7/2008	<0.005	
12/2/2008	<0.005	
4/28/2009	<0.005	
10/19/2009	<0.005	
4/27/2010	<0.005	
10/4/2010	<0.005	
4/18/2011	<0.005	
10/12/2011	<0.005	
4/23/2012	<0.005	
10/10/2012	<0.005	
4/15/2013	<0.005	
10/22/2013	<0.005	
4/21/2014	<0.005	
9/30/2014	<0.005	
4/3/2015	<0.005	
10/7/2015	<0.005	
4/5/2016	<0.005	
5/31/2016	<0.005	
8/4/2016	<0.005	
9/29/2016	<0.005	
11/23/2016	<0.005	
2/10/2017	<0.005	
4/12/2017	0.0006 (J)	
6/15/2017	0.0004 (J)	
10/6/2017	<0.005	
3/23/2018	<0.005	
9/19/2018	<0.005	
3/25/2019	<0.005	
9/17/2019	<0.005	
3/13/2020	<0.005	
9/21/2020	<0.005	
3/18/2021	<0.005	
8/11/2021	<0.005	
2/4/2022	<0.005	
8/19/2022	<0.005	
2/22/2023	<0.005	
8/2/2023	<0.005	
2/28/2024		<0.005

ND substitution: RL or RL/2 if <15% NDs.

Prediction Limit

Constituent: Cobalt (mg/L) Analysis Run 4/8/2024 7:12 PM View: Appendix I Intrawell

Plant Bowen Data: Bowen 1, 2, 9, and 10

	GWC-15Z	GWC-15Z
8/24/2007	<0.005	
11/2/2007	<0.005	
11/18/2007	<0.005	
1/15/2008	0.0029	
3/10/2008	0.069 (O)	
5/13/2008	<0.005	
12/2/2008	0.0027	
4/28/2009	<0.005	
10/20/2009	<0.005	
4/27/2010	<0.005	
10/5/2010	<0.005	
4/19/2011	<0.005	
10/12/2011	<0.005	
4/25/2012	<0.005	
10/10/2012	<0.005	
4/16/2013	<0.005	
10/22/2013	<0.005	
4/21/2014	<0.005	
9/30/2014	<0.005	
4/3/2015	<0.005	
10/6/2015	<0.005	
4/5/2016	<0.005	
5/31/2016	<0.005	
11/23/2016	<0.005	
2/10/2017	<0.005	
4/11/2017	<0.005	
6/15/2017	<0.005	
7/12/2017	<0.005	
7/26/2017	<0.005	
10/6/2017	<0.005	
3/23/2018	<0.005	
9/19/2018	<0.005	
3/22/2019	<0.005	
9/17/2019	<0.005	
3/13/2020	<0.005	
9/21/2020	<0.005	
3/18/2021	<0.005	
8/11/2021	<0.005	
2/7/2022	<0.005	
8/19/2022	<0.005	
2/22/2023	<0.005	
8/1/2023	<0.005	
2/28/2024		<0.005

ND substitution: RL or RL/2 if <15% NDs.

Prediction Limit

Constituent: Cobalt (mg/L) Analysis Run 4/8/2024 7:12 PM View: Appendix I Intrawell

Plant Bowen Data: Bowen 1, 2, 9, and 10

	GWC-44	GWC-44
3/16/2016	0.002 (J)	
5/16/2016	<0.01	
7/25/2016	0.0015 (J)	
9/19/2016	0.0014 (J)	
11/3/2016	0.0013 (J)	
1/19/2017	0.0013 (J)	
3/28/2017	0.0019 (J)	
6/5/2017	0.0022 (J)	
9/26/2017	0.0018 (J)	
3/15/2018	0.0018 (J)	
9/12/2018	0.0016 (J)	
3/14/2019	0.0022 (J)	
9/11/2019	0.0018 (J)	
3/10/2020	0.0021 (J)	
9/15/2020	0.0015 (J)	
3/11/2021	0.0016 (J)	
8/4/2021	0.0016 (J)	
1/31/2022	0.0017 (J)	
8/15/2022	0.0014 (J)	
2/14/2023	0.0014 (J)	
7/26/2023	0.0015 (J)	
2/20/2024		0.0016 (J)

ND substitution: RL or RL/2 if <15% NDs.

Prediction Limit

Constituent: Cobalt (mg/L) Analysis Run 4/8/2024 7:12 PM View: Appendix I Intrawell

Plant Bowen Data: Bowen 1, 2, 9, and 10

	GWC-45	GWC-45
3/16/2016	<0.01	
5/16/2016	<0.01 (D)	
7/25/2016	0.0017 (JD)	
9/19/2016	0.0017 (JD)	
11/4/2016	0.0013 (JD)	
1/23/2017	0.0013 (JD)	
3/29/2017	0.0013 (JD)	
6/7/2017	0.0011 (J)	
9/27/2017	0.0013 (J)	
3/15/2018	0.0012 (J)	
9/13/2018	0.001 (J)	
3/14/2019	0.0015 (JD)	
9/11/2019	0.0014 (JD)	
3/10/2020	0.0012 (J)	
9/11/2020	0.0012 (J)	
3/11/2021	0.0011 (J)	
8/6/2021	0.0011 (J)	
2/1/2022	0.0013 (J)	
8/12/2022	0.0011 (J)	
2/14/2023	0.0012 (J)	
7/26/2023	0.0013 (J)	
2/20/2024		0.0014 (J)

ND substitution: RL or RL/2 if <15% NDs.

Prediction Limit

Constituent: Cobalt (mg/L) Analysis Run 4/8/2024 7:12 PM View: Appendix I Intrawell

Plant Bowen Data: Bowen 1, 2, 9, and 10

	GWC-46R	GWC-46R
3/10/2016	<0.005	
5/17/2016	<0.005	
7/26/2016	0.0006 (J)	
9/20/2016	<0.005	
11/4/2016	<0.005	
1/20/2017	<0.005	
3/28/2017	<0.005	
6/7/2017	<0.005	
9/29/2017	<0.005	
3/15/2018	<0.005	
9/13/2018	<0.005	
3/18/2019	<0.005	
9/11/2019	<0.005	
3/10/2020	<0.005	
9/14/2020	<0.005	
3/11/2021	<0.005	
8/5/2021	<0.005	
1/31/2022	<0.005	
8/15/2022	<0.005	
2/14/2023	<0.005	
7/26/2023	<0.005	
2/21/2024		<0.005

ND substitution: RL or RL/2 if <15% NDs.

Prediction Limit

Constituent: Cobalt (mg/L) Analysis Run 4/8/2024 7:12 PM View: Appendix I Intrawell

Plant Bowen Data: Bowen 1, 2, 9, and 10

	GWC-48	GWC-48
3/10/2016	0.00235 (J)	
5/17/2016	0.0025 (J)	
7/27/2016	0.0014 (J)	
9/20/2016	0.0015 (J)	
11/4/2016	0.0014 (J)	
1/23/2017	<0.01	
3/28/2017	0.0015 (J)	
6/8/2017	0.0016 (J)	
9/29/2017	0.0015 (J)	
3/15/2018	0.0013 (J)	
9/13/2018	0.0013 (J)	
3/15/2019	0.0012 (J)	
9/11/2019	0.00135 (JD)	
3/9/2020	0.0016 (J)	
9/14/2020	0.0017 (J)	
3/11/2021	0.0025 (J)	
8/4/2021	0.0017 (J)	
1/31/2022	0.0021 (J)	
8/15/2022	0.0027 (J)	
2/14/2023	0.0025 (J)	
7/26/2023	0.0029 (J)	
2/21/2024		0.0025 (J)

ND substitution: RL or RL/2 if <15% NDs.

Prediction Limit

Constituent: Cobalt (mg/L) Analysis Run 4/8/2024 7:12 PM View: Appendix I Intrawell

Plant Bowen Data: Bowen 1, 2, 9, and 10

	GWC-49Z	GWC-49Z
3/17/2016	<0.01	
5/18/2016	<0.01	
7/28/2016	0.0026 (J)	
9/21/2016	0.0044 (J)	
11/7/2016	0.0044 (J)	
1/24/2017	0.0049 (J)	
3/30/2017	0.0041 (J)	
6/9/2017	0.0054 (J)	
9/29/2017	0.0038 (J)	
3/15/2018	0.0026 (J)	
9/14/2018	0.0017 (J)	
3/19/2019	0.00069 (J)	
9/11/2019	0.00075 (J)	
3/9/2020	0.0028 (J)	
9/14/2020	0.0014 (J)	
3/15/2021	0.00056 (J)	
8/5/2021	0.0025 (J)	
2/1/2022	0.00066 (J)	
8/15/2022	0.0015 (J)	
2/14/2023	0.00096 (J)	
7/27/2023	0.00044 (J)	
2/21/2024		0.00037 (J)

ND substitution: RL or RL/2 if <15% NDs.

Prediction Limit

Constituent: Cobalt (mg/L) Analysis Run 4/8/2024 7:12 PM View: Appendix I Intrawell

Plant Bowen Data: Bowen 1, 2, 9, and 10

	GWC-5	GWC-5
8/23/2007	<0.005	
10/25/2007	<0.005	
11/19/2007	<0.005	
1/23/2008	0.0073	
3/11/2008	0.0025	
5/12/2008	<0.005	
12/11/2008	<0.005	
4/15/2009	<0.005	
10/9/2009	<0.005	
5/4/2010	<0.005	
10/12/2010	<0.005	
4/28/2011	<0.005	
10/19/2011	<0.005	
5/2/2012	<0.005	
10/9/2012	0.0024	
4/11/2013	0.002	
10/16/2013	0.0023	
4/23/2014	0.003	
10/3/2014	0.0034	
3/31/2015	0.00079 (J)	
10/12/2015	0.00063 (J)	
3/28/2016	<0.005	
5/25/2016	<0.005	
8/1/2016	0.0005 (J)	
9/27/2016	<0.005	
11/11/2016	0.0006 (J)	
1/31/2017	0.0007 (J)	
4/3/2017	0.0005 (J)	
6/12/2017	0.0004 (J)	
10/3/2017	0.0003 (J)	
3/19/2018	<0.005	
9/17/2018	<0.005	
3/20/2019	<0.005	
9/16/2019	<0.005	
3/16/2020	0.00031 (J)	
9/16/2020	<0.005	
3/17/2021	<0.005	
8/9/2021	<0.005	
2/2/2022	<0.005	
8/16/2022	<0.005	
2/20/2023	<0.005	
7/28/2023	<0.005	
2/26/2024		<0.005

ND substitution: RL or RL/2 if <15% NDs.

Prediction Limit

Constituent: Cobalt (mg/L) Analysis Run 4/8/2024 7:12 PM View: Appendix I Intrawell

Plant Bowen Data: Bowen 1, 2, 9, and 10

	GWC-6	GWC-6
8/22/2007	<0.005	
10/25/2007	0.0038	
11/20/2007	<0.005	
1/23/2008	0.0047	
3/11/2008	<0.005	
5/14/2008	<0.005	
12/11/2008	<0.005	
4/23/2009	<0.005	
10/9/2009	<0.005	
5/4/2010	<0.005	
10/11/2010	<0.005	
4/26/2011	<0.005	
10/18/2011	<0.005	
5/2/2012	<0.005	
10/8/2012	<0.005	
4/10/2013	<0.005	
10/8/2013	<0.005	
4/14/2014	0.0013 (J)	
10/3/2014	0.00071 (J)	
4/1/2015	<0.005	
10/9/2015	<0.005	
3/29/2016	<0.005	
5/24/2016	<0.005	
8/1/2016	<0.005	
9/26/2016	<0.005	
11/18/2016	<0.005	
2/1/2017	<0.005	
4/6/2017	<0.005	
6/13/2017	<0.005	
10/3/2017	<0.005	
3/19/2018	<0.005	
9/17/2018	<0.005	
3/21/2019	<0.005	
9/16/2019	<0.005	
3/12/2020	<0.005	
9/16/2020	<0.005	
3/17/2021	<0.005	
8/10/2021	<0.005	
2/2/2022	<0.005	
8/17/2022	<0.005	
2/17/2023	<0.005	
7/31/2023	<0.005	
2/26/2024		<0.005

ND substitution: RL or RL/2 if <15% NDs.

Prediction Limit

Constituent: Cobalt (mg/L) Analysis Run 4/8/2024 7:12 PM View: Appendix I Intrawell

Plant Bowen Data: Bowen 1, 2, 9, and 10

	GWC-7Z	GWC-7Z
5/31/2016	<0.005	
8/2/2016	0.0018 (J)	
9/27/2016	0.0011 (J)	
11/21/2016	0.0008 (J)	
2/1/2017	0.0008 (J)	
4/6/2017	0.0008 (J)	
6/13/2017	0.0007 (J)	
7/14/2017	0.0005 (J)	
10/3/2017	0.0007 (J)	
3/20/2018	0.00076 (J)	
9/18/2018	0.00055 (J)	
3/21/2019	0.00059 (J)	
9/13/2019	0.00099 (J)	
3/12/2020	0.00031 (J)	
9/16/2020	0.00072 (J)	
3/17/2021	0.00045 (J)	
8/10/2021	0.00087 (J)	
2/2/2022	0.00042 (J)	
8/17/2022	<0.005	
2/20/2023	<0.005	
7/31/2023	<0.005	
2/26/2024		<0.005

ND substitution: RL or RL/2 if <15% NDs.

Prediction Limit

Constituent: Cobalt (mg/L) Analysis Run 4/8/2024 7:12 PM View: Appendix I Intrawell

Plant Bowen Data: Bowen 1, 2, 9, and 10

	GWC-8RR	GWC-8RR
10/18/2011	<0.005	
4/30/2012	<0.005	
10/3/2012	<0.005	
4/8/2013	<0.005	
10/9/2013	<0.005	
4/10/2014	0.0013 (J)	
10/2/2014	<0.005	
4/3/2015	<0.005	
10/8/2015	0.0014	
3/30/2016	<0.005	
5/24/2016	<0.005	
8/2/2016	<0.005	
9/27/2016	<0.005	
11/22/2016	<0.005	
2/6/2017	<0.005	
4/6/2017	<0.005	
6/14/2017	<0.005	
10/4/2017	<0.005	
3/21/2018	<0.005	
9/18/2018	<0.005	
3/27/2019	<0.005	
9/16/2019	<0.005 (D)	
3/12/2020	<0.005	
9/17/2020	<0.005	
3/17/2021	<0.005	
8/10/2021	<0.005	
2/2/2022	<0.005	
8/17/2022	<0.005	
2/21/2023	<0.005	
7/31/2023	<0.005	
2/27/2024		<0.005

ND substitution: RL or RL/2 if <15% NDs.

Prediction Limit

Constituent: Cobalt (mg/L) Analysis Run 4/8/2024 7:12 PM View: Appendix I Intrawell

Plant Bowen Data: Bowen 1, 2, 9, and 10

	GWC-8Z	GWC-8Z
5/26/2015	0.0018	
6/18/2015	0.0018 (D)	
7/2/2015	0.0013	
10/8/2015	<0.005	
3/22/2016	<0.005	
5/25/2016	<0.005	
8/2/2016	<0.005	
9/26/2016	<0.005	
11/21/2016	<0.005	
2/3/2017	<0.005	
4/7/2017	<0.005	
6/13/2017	<0.005	
10/3/2017	<0.005	
3/20/2018	<0.005	
9/18/2018	<0.005	
5/6/2019	<0.005	
9/16/2019	<0.005	
3/16/2020	<0.005	
9/17/2020	<0.005	
3/18/2021	<0.005	
8/10/2021	<0.005	
2/2/2022	<0.005	
8/17/2022	<0.005	
2/20/2023	<0.005	
7/31/2023	<0.005	
2/26/2024		<0.005

ND substitution: RL or RL/2 if <15% NDs.

Prediction Limit

Constituent: Cobalt (mg/L) Analysis Run 4/8/2024 7:12 PM View: Appendix I Intrawell

Plant Bowen Data: Bowen 1, 2, 9, and 10

	GWC-9	GWC-9
8/23/2007	<0.005	
11/1/2007	<0.005	
11/19/2007	0.0034	
1/15/2008	0.0067	
3/6/2008	0.13 (O)	
5/13/2008	<0.005	
12/12/2008	0.0042	
4/16/2009	0.0047	
10/13/2009	0.0037	
4/21/2010	<0.005	
9/29/2010	<0.005	
4/13/2011	<0.005	
10/5/2011	<0.005	
4/4/2012	<0.005	
10/8/2012	<0.005	
4/8/2013	<0.005	
10/9/2013	0.0013	
4/9/2014	0.0013 (J)	
9/30/2014	<0.005	
4/2/2015	0.00064 (J)	
10/10/2015	0.0015 (D)	
3/30/2016	<0.005	
5/26/2016	<0.005	
8/5/2016	<0.005	
9/28/2016	<0.005	
11/21/2016	<0.005	
2/6/2017	<0.005	
4/6/2017	<0.005	
6/13/2017	<0.005	
10/3/2017	<0.005	
3/20/2018	<0.005	
9/18/2018	<0.005 (D)	
3/21/2019	<0.005	
9/16/2019	<0.005	
3/12/2020	0.00044 (J)	
9/17/2020	<0.005	
3/18/2021	<0.005	
8/10/2021	<0.005	
2/2/2022	0.00043 (J)	
8/17/2022	0.00043 (J)	
2/21/2023	0.00043 (J)	
7/31/2023	<0.005	
2/27/2024		0.0004 (J)

ND substitution: RL or RL/2 if <15% NDs.

Prediction Limit

Constituent: Copper (mg/L) Analysis Run 4/8/2024 7:12 PM View: Appendix I Intrawell

Plant Bowen Data: Bowen 1, 2, 9, and 10

	GWA-1	GWA-1
8/23/2007	0.0066	
10/23/2007	0.0076	
11/18/2007	0.0055 (J)	
1/30/2008	0.0094	
3/10/2008	0.0056	
5/13/2008	0.0027	
12/5/2008	<0.005	
4/15/2009	<0.005	
10/7/2009	0.0076	
5/3/2010	<0.005	
10/12/2010	<0.005	
4/27/2011	<0.005	
10/17/2011	<0.005	
5/2/2012	<0.005	
10/8/2012	<0.005	
4/12/2013	<0.005	
10/16/2013	<0.005	
4/11/2014	0.005 (J)	
9/30/2014	<0.005	
3/30/2015	0.0033 (J)	
10/13/2015	0.0013 (J)	
3/22/2016	<0.005	
7/29/2016	<0.005	
3/30/2017	0.0004 (J)	
10/2/2017	0.0003 (J)	
3/16/2018	<0.005	
9/17/2018	<0.005 (D)	
3/20/2019	<0.005	
9/12/2019	<0.005	
3/11/2020	<0.005	
9/15/2020	<0.005	
3/16/2021	<0.005	
8/9/2021	<0.005	
2/1/2022	<0.005	
8/16/2022	<0.005	
2/16/2023	<0.005	
7/27/2023	0.0012 (J)	
2/22/2024		<0.005

ND substitution: RL or RL/2 if <15% NDs.

Prediction Limit

Constituent: Copper (mg/L) Analysis Run 4/8/2024 7:12 PM View: Appendix I Intrawell

Plant Bowen Data: Bowen 1, 2, 9, and 10

	GWA-2	GWA-2
8/23/2007	<0.005	
10/24/2007	0.0088	
11/18/2007	0.0075	
1/31/2008	<0.005	
3/11/2008	0.0068	
5/6/2008	<0.005	
12/4/2008	0.013	
4/21/2009	<0.005	
10/7/2009	<0.005	
4/26/2010	<0.005	
10/4/2010	0.0027	
4/13/2011	0.0029	
10/5/2011	<0.005	
4/11/2012	<0.005	
10/9/2012	<0.005	
4/15/2013	<0.005	
10/15/2013	<0.005	
4/22/2014	<0.005	
9/30/2014	<0.005	
3/30/2015	<0.005	
10/13/2015	<0.005	
3/23/2016	<0.005	
7/29/2016	0.0032 (J)	
3/30/2017	<0.005	
10/2/2017	<0.005	
3/19/2018	0.0025 (J)	
9/14/2018	<0.005	
3/20/2019	<0.005	
9/12/2019	0.01273 (JD)	
3/11/2020	0.0002 (J)	
9/15/2020	<0.005	
3/17/2021	<0.005	
8/9/2021	<0.005	
2/1/2022	<0.005	
8/16/2022	<0.005	
2/16/2023	<0.005	
7/27/2023	<0.005	
2/22/2024		<0.005

ND substitution: RL or RL/2 if <15% NDs.

Prediction Limit

Constituent: Copper (mg/L) Analysis Run 4/8/2024 7:12 PM View: Appendix I Intrawell

Plant Bowen Data: Bowen 1, 2, 9, and 10

	GWA-2R	GWA-2R
8/23/2007	0.0036	
10/24/2007	<0.005	
11/18/2007	0.013	
1/31/2008	0.0069	
3/10/2008	0.0044	
5/13/2008	0.0033	
12/4/2008	<0.005	
4/21/2009	<0.005	
10/8/2009	<0.005	
4/21/2010	<0.005	
9/28/2010	<0.005	
4/12/2011	<0.005	
10/4/2011	<0.005	
4/3/2012	<0.005	
10/9/2012	<0.005	
4/11/2013	<0.005	
10/16/2013	<0.005	
4/10/2014	0.005 (J)	
9/30/2014	<0.005	
3/30/2015	<0.005	
10/13/2015	<0.005	
3/23/2016	<0.005	
7/29/2016	0.0006 (J)	
4/3/2017	0.0004 (J)	
10/2/2017	0.0003 (J)	
3/16/2018	<0.005	
9/14/2018	<0.005	
3/19/2019	<0.005	
9/13/2019	0.00055 (J)	
3/11/2020	0.0011 (J)	
9/15/2020	<0.005	
3/16/2021	<0.005	
8/9/2021	0.0013 (J)	
2/1/2022	0.00096 (J)	
8/16/2022	<0.005	
2/16/2023	0.0011 (J)	
7/27/2023	0.0017 (J)	
2/26/2024		<0.005

ND substitution: RL or RL/2 if <15% NDs.

Prediction Limit

Constituent: Copper (mg/L) Analysis Run 4/8/2024 7:12 PM View: Appendix I Intrawell

Plant Bowen Data: Bowen 1, 2, 9, and 10

	GWA-39RZ	GWA-39RZ
5/16/2016	<0.005	
7/27/2016	0.0271 (o)	
2/21/2017	<0.005	
3/27/2017	<0.005	
9/29/2017	<0.005	
3/16/2018	<0.005	
9/14/2018	0.002 (J)	
3/14/2019	<0.005	
3/9/2020	0.011 (J)	
9/16/2020	<0.005	
3/16/2021	<0.005	
8/6/2021	<0.005	
2/2/2022	<0.005	
8/16/2022	<0.005	
2/14/2023	<0.005	
7/25/2023	<0.005	
2/19/2024		<0.005

ND substitution: RL or RL/2 if <15% NDs.

Prediction Limit

Constituent: Copper (mg/L) Analysis Run 4/8/2024 7:12 PM View: Appendix I Intrawell

Plant Bowen Data: Bowen 1, 2, 9, and 10

	GWA-39Z	GWA-39Z
3/14/2016	<0.005	
5/11/2016	<0.005	
7/19/2016	0.0005 (J)	
9/15/2016	<0.005	
11/2/2016	<0.005	
1/18/2017	<0.005	
3/28/2017	<0.005 (*)	
9/26/2017	0.0005 (J)	
3/14/2018	<0.005	
9/12/2018	<0.005	
3/15/2019	<0.005	
9/9/2019	<0.005	
3/9/2020	0.0007 (J)	
9/10/2020	<0.005	
3/12/2021	<0.005	
8/4/2021	<0.005	
1/31/2022	<0.005	
8/10/2022	<0.005	
2/13/2023	<0.005	
7/26/2023	<0.005	
2/19/2024		<0.005

ND substitution: RL or RL/2 if <15% NDs.

Prediction Limit

Constituent: Copper (mg/L) Analysis Run 4/8/2024 7:12 PM View: Appendix I Intrawell

Plant Bowen Data: Bowen 1, 2, 9, and 10

	GWA-3A	GWA-3A
8/23/2007	0.017	
11/2/2007	0.016	
11/18/2007	0.048	
1/31/2008	0.039	
3/11/2008	0.037	
5/14/2008	0.051	
12/5/2008	0.038	
4/15/2009	0.033	
10/8/2009	0.037	
4/28/2010	0.037	
10/6/2010	0.041	
4/21/2011	0.034	
10/13/2011	0.048	
5/1/2012	0.0427	
10/9/2012	0.038	
4/11/2013	0.038	
10/16/2013	0.036	
4/23/2014	0.03	
10/4/2014	0.029	
3/31/2015	0.026	
10/12/2015	0.05	
3/23/2016	0.0297	
7/29/2016	0.0419	
3/30/2017	0.0392	
10/4/2017	0.0343	
3/19/2018	0.033	
9/17/2018	0.033	
3/20/2019	0.026	
9/13/2019	0.026	
3/11/2020	0.027	
3/29/2021	<0.005	
8/9/2021	<0.005	
2/2/2022	<0.005	
8/16/2022	<0.005	
2/17/2023	<0.005	
8/1/2023	<0.005	
2/22/2024		<0.005

ND substitution: RL or RL/2 if <15% NDs.

Prediction Limit

Constituent: Copper (mg/L) Analysis Run 4/8/2024 7:12 PM View: Appendix I Intrawell

Plant Bowen Data: Bowen 1, 2, 9, and 10

	GWA-40	GWA-40
3/15/2016	<0.005	
5/11/2016	<0.005	
7/21/2016	<0.005	
9/15/2016	<0.005	
11/3/2016	<0.005	
1/17/2017	<0.005	
3/24/2017	<0.005	
9/26/2017	<0.005	
3/14/2018	<0.005	
9/12/2018	<0.005	
3/13/2019	<0.005	
9/9/2019	0.0022 (J)	
3/9/2020	<0.005	
9/11/2020	<0.005	
3/10/2021	<0.005	
8/4/2021	<0.005	
1/31/2022	<0.005	
8/12/2022	<0.005	
2/13/2023	<0.005	
7/26/2023	<0.005	
2/19/2024		<0.005

ND substitution: RL or RL/2 if <15% NDs.

Prediction Limit

Constituent: Copper (mg/L) Analysis Run 4/8/2024 7:12 PM View: Appendix I Intrawell

Plant Bowen Data: Bowen 1, 2, 9, and 10

	GWA-41	GWA-41
3/15/2016	<0.005	
5/12/2016	<0.005	
7/20/2016	<0.005	
9/15/2016	0.0007 (J)	
11/3/2016	<0.005	
1/18/2017	<0.005	
3/24/2017	<0.005	
9/25/2017	0.0003 (J)	
3/14/2018	<0.005	
9/12/2018	<0.005	
3/14/2019	<0.005	
9/10/2019	0.00038 (JD)	
3/6/2020	0.00093 (J)	
9/10/2020	<0.005	
3/11/2021	<0.005	
8/4/2021	<0.005	
1/31/2022	<0.005	
8/11/2022	<0.005	
2/13/2023	<0.005	
7/25/2023	<0.005	
2/19/2024		<0.005

ND substitution: RL or RL/2 if <15% NDs.

Prediction Limit

Constituent: Copper (mg/L) Analysis Run 4/8/2024 7:12 PM View: Appendix I Intrawell

Plant Bowen Data: Bowen 1, 2, 9, and 10

	GWA-41R	GWA-41R
3/15/2016	<0.005	
5/13/2016	<0.005	
7/21/2016	0.0005 (J)	
9/21/2016	<0.005	
11/3/2016	<0.005	
1/17/2017	<0.005	
3/27/2017	<0.005	
9/25/2017	0.0007 (J)	
3/14/2018	0.0021 (J)	
9/12/2018	<0.005	
3/14/2019	0.0022 (J)	
9/10/2019	0.0022 (J)	
3/9/2020	0.0014 (J)	
9/10/2020	<0.005	
3/10/2021	<0.005	
8/4/2021	0.0008 (J)	
1/31/2022	0.0028 (J)	
8/11/2022	<0.005	
2/13/2023	0.0012 (J)	
7/25/2023	<0.005	
2/19/2024		0.0011 (J)

ND substitution: RL or RL/2 if <15% NDs.

Prediction Limit

Constituent: Copper (mg/L) Analysis Run 4/8/2024 7:12 PM View: Appendix I Intrawell

Plant Bowen Data: Bowen 1, 2, 9, and 10

	GWA-42	GWA-42
3/11/2016	<0.005	
5/16/2016	<0.005	
7/22/2016	<0.005	
9/19/2016	0.003 (J)	
11/3/2016	<0.005	
1/17/2017	<0.005	
3/27/2017	<0.005	
9/26/2017	<0.005	
3/14/2018	<0.005	
9/14/2018	<0.005	
3/14/2019	<0.005	
9/10/2019	<0.005	
3/6/2020	0.00019 (J)	
9/10/2020	<0.005	
3/11/2021	<0.005	
8/4/2021	<0.005	
1/31/2022	<0.005	
8/10/2022	<0.005	
2/13/2023	<0.005	
7/26/2023	<0.005	
2/20/2024		<0.005

ND substitution: RL or RL/2 if <15% NDs.

Prediction Limit

Constituent: Copper (mg/L) Analysis Run 4/8/2024 7:12 PM View: Appendix I Intrawell

Plant Bowen Data: Bowen 1, 2, 9, and 10

	GWA-43	GWA-43
3/11/2016	<0.005	
5/13/2016	<0.005	
7/19/2016	<0.005	
9/16/2016	<0.005	
11/2/2016	<0.005	
1/18/2017	<0.005	
3/28/2017	<0.005 (*)	
9/22/2017	0.0004 (J)	
3/14/2018	<0.005	
9/12/2018	<0.005	
3/13/2019	<0.005	
9/11/2019	0.00036 (J)	
3/9/2020	0.00035 (J)	
9/11/2020	<0.005	
3/11/2021	<0.005	
8/6/2021	<0.005	
1/31/2022	0.0014 (J)	
8/11/2022	<0.005	
2/14/2023	<0.005	
7/25/2023	<0.005	
2/20/2024		0.00068 (J)

ND substitution: RL or RL/2 if <15% NDs.

Prediction Limit

Constituent: Copper (mg/L) Analysis Run 4/8/2024 7:12 PM View: Appendix I Intrawell

Plant Bowen Data: Bowen 1, 2, 9, and 10

	GWA-43R	GWA-43R
3/11/2016	<0.005	
5/13/2016	<0.005	
7/19/2016	<0.005	
9/16/2016	<0.005	
11/2/2016	<0.005	
1/18/2017	<0.005	
3/28/2017	<0.005 (*)	
9/22/2017	0.0006 (J)	
3/15/2018	<0.005	
9/12/2018	<0.005	
3/13/2019	0.0015 (J)	
9/11/2019	0.00026 (J)	
3/9/2020	0.00035 (J)	
9/14/2020	<0.005	
3/11/2021	<0.005	
8/5/2021	<0.005	
1/31/2022	<0.005	
8/10/2022	<0.005	
2/13/2023	<0.005	
7/25/2023	<0.005	
2/20/2024		<0.005

ND substitution: RL or RL/2 if <15% NDs.

Prediction Limit

Constituent: Copper (mg/L) Analysis Run 4/8/2024 7:12 PM View: Appendix I Intrawell

Plant Bowen Data: Bowen 1, 2, 9, and 10

	GWA-4RZ	GWA-4RZ
4/7/2017	0.0004 (J)	
10/3/2017	<0.005 (D)	
3/21/2018	<0.005	
9/18/2018	<0.005	
3/21/2019	<0.005 (D)	
9/12/2019	0.00045 (JD)	
3/12/2020	0.0002 (J)	
9/17/2020	<0.005	
3/16/2021	<0.005	
8/10/2021	<0.005	
2/3/2022	<0.005	
8/17/2022	<0.005	
2/17/2023	<0.005	
7/28/2023	<0.005	
2/27/2024		<0.005

ND substitution: RL or RL/2 if <15% NDs.

Prediction Limit

Constituent: Copper (mg/L) Analysis Run 4/8/2024 7:12 PM View: Appendix I Intrawell

Plant Bowen Data: Bowen 1, 2, 9, and 10

	GWA-50	GWA-50
12/12/2008	0.018	
4/23/2009	0.013	
10/6/2009	0.012	
4/27/2010	0.0095	
9/30/2010	0.0087	
4/14/2011	0.0061	
10/5/2011	<0.025	
4/11/2012	<0.025	
10/2/2012	<0.025	
4/9/2013	0.0053	
10/15/2013	0.0076	
4/10/2014	0.005	
10/1/2014	0.0047 (J)	
3/30/2015	0.0048 (J)	
10/11/2015	0.0055	
3/28/2016	<0.025	
8/1/2016	0.0025 (J)	
4/7/2017	0.003 (J)	
10/2/2017	0.0031 (J)	
3/16/2018	0.0037 (J)	
9/17/2018	0.0028 (J)	
3/19/2019	0.0023 (J)	
9/13/2019	0.0023 (J)	
3/11/2020	0.0026 (J)	
9/16/2020	0.0018 (J)	
3/17/2021	0.0019 (J)	
8/9/2021	0.0017 (J)	
2/1/2022	0.0017 (J)	
8/16/2022	0.0014 (J)	
2/16/2023	0.0015 (J)	
7/28/2023	0.0023 (J)	
2/22/2024		0.0015 (J)

ND substitution: RL or RL/2 if <15% NDs.

Prediction Limit

Constituent: Copper (mg/L) Analysis Run 4/8/2024 7:12 PM View: Appendix I Intrawell

Plant Bowen Data: Bowen 1, 2, 9, and 10

	GWA-50R	GWA-50R
12/12/2008	0.064 (O)	
4/23/2009	0.034	
10/6/2009	0.026	
5/3/2010	0.014	
10/11/2010	0.014	
4/27/2011	0.028	
10/19/2011	<0.013	
5/1/2012	0.0198	
10/2/2012	0.011	
4/10/2013	0.018	
10/16/2013	0.016	
4/22/2014	0.014	
10/1/2014	0.0041 (J)	
3/30/2015	0.012	
10/11/2015	0.0049 (J)	
3/28/2016	0.00734 (J)	
8/1/2016	0.0049 (J)	
4/3/2017	0.0023 (J)	
10/2/2017	0.0023 (J)	
3/16/2018	0.0035 (J)	
9/18/2018	0.0041 (J)	
3/19/2019	0.0029 (J)	
9/12/2019	0.0028 (J)	
3/11/2020	0.0035 (J)	
9/15/2020	0.0031 (J)	
3/17/2021	0.0024 (J)	
8/9/2021	0.0028 (J)	
2/2/2022	0.0033 (J)	
8/17/2022	0.0098	
2/16/2023	0.0028 (J)	
7/28/2023	0.0034 (J)	
2/22/2024		0.003 (J)

Prediction Limit

Constituent: Copper (mg/L) Analysis Run 4/8/2024 7:12 PM View: Appendix I Intrawell

Plant Bowen Data: Bowen 1, 2, 9, and 10

	GWC-10	GWC-10
8/21/2007	0.0058	
11/1/2007	<0.005	
11/20/2007	0.006	
1/30/2008	0.0037	
3/6/2008	0.004	
5/12/2008	<0.005	
12/13/2008	0.0051	
4/29/2009	0.003	
10/20/2009	<0.005	
4/26/2010	<0.005	
9/29/2010	<0.005	
4/13/2011	<0.005	
10/5/2011	<0.005	
4/4/2012	<0.005	
10/3/2012	<0.005	
4/3/2013	<0.005	
10/15/2013	<0.005	
4/9/2014	<0.005	
10/2/2014	<0.005	
4/2/2015	<0.005	
10/10/2015	0.0027 (J)	
3/31/2016	<0.005	
8/5/2016	<0.005	
4/10/2017	<0.005	
10/4/2017	<0.005	
3/20/2018	<0.005	
9/18/2018	<0.005	
3/22/2019	<0.005	
9/17/2019	<0.005	
3/12/2020	<0.005	
9/17/2020	<0.005	
3/18/2021	<0.005	
8/10/2021	<0.005	
2/4/2022	<0.005	
8/17/2022	<0.005	
2/20/2023	<0.005	
7/31/2023	<0.005	
2/27/2024		<0.005

ND substitution: RL or RL/2 if <15% NDs.

Prediction Limit

Constituent: Copper (mg/L) Analysis Run 4/8/2024 7:12 PM View: Appendix I Intrawell

Plant Bowen Data: Bowen 1, 2, 9, and 10

	GWC-10R	GWC-10R
8/21/2007	0.007	
11/1/2007	<0.005	
11/20/2007	0.0032	
1/30/2008	0.0039	
3/6/2008	<0.005	
5/8/2008	0.0039	
12/14/2008	0.0046	
4/29/2009	<0.005	
10/21/2009	<0.005	
4/21/2010	<0.005	
9/28/2010	<0.005	
4/12/2011	<0.005	
10/4/2011	<0.005	
4/3/2012	<0.005	
10/8/2012	<0.005	
4/3/2013	<0.005	
10/15/2013	<0.005	
4/9/2014	<0.005	
10/2/2014	<0.005	
4/2/2015	<0.005	
10/12/2015	<0.005	
3/31/2016	<0.005	
8/3/2016	<0.005	
4/10/2017	<0.005	
10/4/2017	<0.005	
3/21/2018	<0.005	
9/18/2018	<0.005	
3/22/2019	<0.005	
9/17/2019	0.00029 (J)	
3/12/2020	<0.005	
9/17/2020	<0.005	
3/18/2021	<0.005	
8/11/2021	<0.005	
2/4/2022	<0.005	
8/18/2022	<0.005	
2/20/2023	<0.005	
7/31/2023	<0.005	
2/27/2024		<0.005

ND substitution: RL or RL/2 if <15% NDs.

Prediction Limit

Constituent: Copper (mg/L) Analysis Run 4/8/2024 7:12 PM View: Appendix I Intrawell

Plant Bowen Data: Bowen 1, 2, 9, and 10

	GWC-11	GWC-11
8/21/2007	<0.005	
11/1/2007	<0.005	
11/18/2007	<0.005	
1/30/2008	<0.005	
3/5/2008	<0.005	
5/7/2008	0.0037	
12/14/2008	<0.005	
4/29/2009	<0.005	
10/22/2009	<0.005	
4/21/2010	<0.005	
9/28/2010	0.0028	
4/12/2011	<0.005	
10/4/2011	0.013	
4/3/2012	<0.005	
10/3/2012	<0.005	
4/3/2013	<0.005	
10/9/2013	<0.005	
4/2/2014	<0.005	
10/2/2014	0.00084 (J)	
4/1/2015	<0.005	
10/11/2015	<0.005	
4/4/2016	<0.005	
8/3/2016	<0.005	
4/10/2017	<0.005	
10/4/2017	<0.005	
3/21/2018	<0.005	
9/18/2018	<0.005	
3/23/2019	<0.005	
9/17/2019	<0.005	
3/12/2020	0.00023 (J)	
9/21/2020	<0.005	
3/19/2021	<0.005	
8/11/2021	<0.005	
2/4/2022	<0.005	
8/18/2022	<0.005	
2/20/2023	<0.005	
8/1/2023	<0.005	
2/28/2024		<0.005

ND substitution: RL or RL/2 if <15% NDs.

Prediction Limit

Constituent: Copper (mg/L) Analysis Run 4/8/2024 7:12 PM View: Appendix I Intrawell

Plant Bowen Data: Bowen 1, 2, 9, and 10

	GWC-11R	GWC-11R
8/21/2007	0.0032	
11/1/2007	0.0031	
11/18/2007	<0.005	
1/30/2008	<0.005	
3/6/2008	<0.005	
5/7/2008	0.0029	
12/14/2008	<0.005	
4/29/2009	<0.005	
10/22/2009	<0.005	
4/21/2010	<0.005	
9/29/2010	<0.005	
4/13/2011	<0.005	
10/4/2011	<0.005	
4/4/2012	<0.005	
10/3/2012	<0.005	
4/3/2013	<0.005	
10/9/2013	<0.005	
4/2/2014	0.005 (J)	
10/2/2014	0.0022 (J)	
4/1/2015	0.019	
10/11/2015	0.013	
4/4/2016	<0.005	
8/4/2016	<0.005	
4/10/2017	<0.005	
10/4/2017	<0.005	
3/22/2018	<0.005	
9/18/2018	<0.005	
3/23/2019	<0.005	
9/17/2019	0.00031 (J)	
3/12/2020	0.00032 (J)	
9/21/2020	<0.005	
3/19/2021	0.0018 (J)	
8/11/2021	<0.005	
2/4/2022	<0.005	
8/18/2022	<0.005	
2/20/2023	<0.005	
8/1/2023	<0.005	
2/28/2024		<0.005

ND substitution: RL or RL/2 if <15% NDs.

Prediction Limit

Constituent: Copper (mg/L) Analysis Run 4/8/2024 7:12 PM View: Appendix I Intrawell

Plant Bowen Data: Bowen 1, 2, 9, and 10

	GWC-12	GWC-12
8/21/2007	<0.005	
11/1/2007	<0.005	
11/19/2007	0.0029	
1/16/2008	0.0067	
3/5/2008	0.0058	
5/13/2008	<0.005	
12/13/2008	<0.005	
4/16/2009	0.0032	
10/21/2009	<0.005	
4/27/2010	0.0034	
10/5/2010	<0.005	
4/19/2011	<0.005	
10/12/2011	<0.005	
4/24/2012	<0.005	
10/2/2012	<0.005	
4/2/2013	0.0063	
10/9/2013	<0.005	
4/1/2014	<0.005	
10/2/2014	<0.005	
4/1/2015	<0.005	
10/14/2015	0.0017 (J)	
4/4/2016	<0.005	
8/3/2016	<0.005	
4/11/2017	0.0003 (J)	
10/4/2017	<0.005	
3/22/2018	<0.005	
9/18/2018	<0.005	
3/23/2019	<0.005	
9/17/2019	<0.005 (D)	
3/12/2020	<0.005	
9/21/2020	<0.005	
3/19/2021	<0.005	
8/11/2021	<0.005	
2/2/2022	<0.005	
8/18/2022	<0.005	
2/21/2023	<0.005	
8/1/2023	0.0039 (J)	
2/27/2024		<0.005

ND substitution: RL or RL/2 if <15% NDs.

Prediction Limit

Constituent: Copper (mg/L) Analysis Run 4/8/2024 7:12 PM View: Appendix I Intrawell

Plant Bowen Data: Bowen 1, 2, 9, and 10

	GWC-13	GWC-13
8/21/2007	<0.005	
11/1/2007	<0.005	
11/19/2007	0.0035	
1/31/2008	<0.005	
3/5/2008	<0.005	
5/12/2008	<0.005	
12/13/2008	0.0028	
4/28/2009	<0.005	
10/21/2009	<0.005	
4/28/2010	<0.005	
10/5/2010	<0.005	
4/19/2011	<0.005	
10/18/2011	<0.005	
4/25/2012	<0.005	
10/2/2012	<0.005	
4/2/2013	<0.005	
10/8/2013	<0.005	
4/1/2014	<0.005	
10/1/2014	<0.005	
4/1/2015	<0.005	
10/15/2015	<0.005	
4/4/2016	<0.005	
8/4/2016	<0.005	
4/12/2017	0.0003 (J)	
10/9/2017	0.0005 (J)	
3/21/2018	<0.005	
9/19/2018	<0.005	
3/23/2019	<0.005	
9/18/2019	0.00057 (J)	
3/13/2020	0.00033 (J)	
9/22/2020	<0.005	
3/18/2021	<0.005	
8/11/2021	<0.005	
2/17/2022	<0.005	
8/18/2022	<0.005	
2/22/2023	<0.005	
8/1/2023	<0.005	
2/27/2024		<0.005

ND substitution: RL or RL/2 if <15% NDs.

Prediction Limit

Constituent: Copper (mg/L) Analysis Run 4/8/2024 7:12 PM View: Appendix I Intrawell

Plant Bowen Data: Bowen 1, 2, 9, and 10

	GWC-13RZ	GWC-13RZ
8/21/2007	<0.005	
11/1/2007	<0.005	
11/19/2007	0.0043	
1/31/2008	<0.005	
3/5/2008	<0.005	
5/7/2008	<0.005	
12/12/2008	0.013	
4/29/2009	0.0029	
10/21/2009	<0.005	
4/28/2010	0.0032	
10/6/2010	<0.005	
4/20/2011	<0.005	
10/12/2011	<0.005	
4/25/2012	<0.005	
10/2/2012	<0.005	
4/2/2013	<0.005	
10/8/2013	<0.005	
4/1/2014	0.005 (J)	
10/1/2014	<0.005	
3/31/2015	<0.005	
10/14/2015	<0.005	
4/4/2016	<0.005	
4/11/2017	<0.005	
10/6/2017	<0.005	
3/23/2018	<0.005	
9/20/2018	<0.005	
3/22/2019	<0.005	
9/18/2019	0.00021 (X)	
3/17/2020	0.00045 (J)	
9/22/2020	<0.005	
3/19/2021	<0.005	
8/12/2021	<0.005	
2/4/2022	<0.005	
8/19/2022	<0.005	
2/22/2023	0.0014 (J)	
8/2/2023	0.0011 (J)	
2/28/2024		<0.005

ND substitution: RL or RL/2 if <15% NDs.

Prediction Limit

Constituent: Copper (mg/L) Analysis Run 4/8/2024 7:12 PM View: Appendix I Intrawell

Plant Bowen Data: Bowen 1, 2, 9, and 10

	GWC-14Z	GWC-14Z
8/24/2007	0.0048 (J)	
11/2/2007	<0.005	
11/17/2007	0.0031	
1/15/2008	0.0033	
3/5/2008	0.0026	
5/7/2008	0.0028	
12/2/2008	0.0029	
4/16/2009	0.0035	
10/20/2009	0.0056	
4/20/2010	<0.005	
9/29/2010	<0.005	
4/12/2011	<0.005	
10/4/2011	<0.005	
4/4/2012	<0.005	
10/10/2012	<0.005	
4/15/2013	<0.005	
10/22/2013	<0.005	
4/21/2014	<0.005	
9/30/2014	<0.005	
4/3/2015	<0.005	
10/7/2015	0.0012 (J)	
4/5/2016	<0.005	
8/9/2016	<0.005	
4/11/2017	<0.005	
10/5/2017	<0.005	
3/22/2018	<0.005	
9/19/2018	<0.005	
3/22/2019	<0.005	
9/17/2019	<0.005	
3/13/2020	<0.005	
9/21/2020	<0.005	
3/18/2021	<0.005	
8/11/2021	<0.005	
2/4/2022	<0.005	
8/18/2022	<0.005	
2/22/2023	<0.005	
8/1/2023	<0.005	
2/28/2024		<0.005

ND substitution: RL or RL/2 if <15% NDs.

Prediction Limit

Constituent: Copper (mg/L) Analysis Run 4/8/2024 7:12 PM View: Appendix I Intrawell

Plant Bowen Data: Bowen 1, 2, 9, and 10

	GWC-15R	GWC-15R
8/23/2007	<0.005	
11/2/2007	<0.005	
11/17/2007	0.02	
1/15/2008	0.0043	
3/6/2008	<0.005	
5/7/2008	0.0026	
12/2/2008	<0.005	
4/28/2009	0.003	
10/19/2009	<0.005	
4/27/2010	<0.005	
10/4/2010	0.0025	
4/18/2011	<0.005	
10/12/2011	<0.005	
4/23/2012	<0.005	
10/10/2012	<0.005	
4/15/2013	<0.005	
10/22/2013	<0.005	
4/21/2014	<0.005	
9/30/2014	<0.005	
4/3/2015	<0.005	
10/7/2015	0.00093 (J)	
4/5/2016	<0.005	
8/4/2016	0.0007 (J)	
4/12/2017	<0.005	
10/6/2017	0.0003 (J)	
3/23/2018	<0.005	
9/19/2018	<0.005	
3/25/2019	<0.005	
9/17/2019	<0.005	
3/13/2020	0.00029 (J)	
9/21/2020	<0.005	
3/18/2021	<0.005	
8/11/2021	<0.005	
2/4/2022	<0.005	
8/19/2022	<0.005	
2/22/2023	<0.005	
8/2/2023	<0.005	
2/28/2024		<0.005

ND substitution: RL or RL/2 if <15% NDs.

Prediction Limit

Constituent: Copper (mg/L) Analysis Run 4/8/2024 7:12 PM View: Appendix I Intrawell

Plant Bowen Data: Bowen 1, 2, 9, and 10

	GWC-15Z	GWC-15Z
8/24/2007	0.021	
11/2/2007	0.0037	
11/18/2007	0.007 (J)	
1/15/2008	0.0055	
3/10/2008	0.0042	
5/13/2008	<0.005	
12/2/2008	0.0039	
4/28/2009	<0.005	
10/20/2009	<0.005	
4/27/2010	<0.005	
10/5/2010	<0.005	
4/19/2011	<0.005	
10/12/2011	<0.005	
4/25/2012	<0.005	
10/10/2012	<0.005	
4/16/2013	<0.005	
10/22/2013	<0.005	
4/21/2014	0.005 (J)	
9/30/2014	<0.005	
4/3/2015	<0.005	
10/6/2015	<0.005	
4/5/2016	<0.005	
4/11/2017	0.0003 (J)	
10/6/2017	<0.005	
3/23/2018	<0.005	
9/19/2018	<0.005	
3/22/2019	<0.005	
9/17/2019	<0.005	
3/13/2020	0.0002 (J)	
9/21/2020	<0.005	
3/18/2021	<0.005	
8/11/2021	<0.005	
2/7/2022	<0.005	
8/19/2022	<0.005	
2/22/2023	<0.005	
8/1/2023	<0.005	
2/28/2024		<0.005

ND substitution: RL or RL/2 if <15% NDs.

Prediction Limit

Constituent: Copper (mg/L) Analysis Run 4/8/2024 7:12 PM View: Appendix I Intrawell

Plant Bowen Data: Bowen 1, 2, 9, and 10

	GWC-44	GWC-44
3/16/2016	<0.005	
5/16/2016	<0.005	
7/25/2016	0.0005 (J)	
9/19/2016	<0.005	
11/3/2016	<0.005	
1/19/2017	<0.005	
3/28/2017	<0.005 (*)	
9/26/2017	0.0006 (J)	
3/15/2018	<0.005	
9/12/2018	<0.005	
3/14/2019	<0.005	
9/11/2019	0.00043 (J)	
3/10/2020	0.00067 (J)	
9/15/2020	<0.005	
3/11/2021	<0.005	
8/4/2021	0.0006 (J)	
1/31/2022	0.00053 (J)	
8/15/2022	<0.005	
2/14/2023	0.0054	
7/26/2023	<0.005	
2/20/2024		0.0005 (J)

ND substitution: RL or RL/2 if <15% NDs.

Prediction Limit

Constituent: Copper (mg/L) Analysis Run 4/8/2024 7:12 PM View: Appendix I Intrawell

Plant Bowen Data: Bowen 1, 2, 9, and 10

	GWC-45	GWC-45
3/16/2016	<0.005	
5/16/2016	<0.005 (D)	
7/25/2016	<0.005 (D)	
9/19/2016	0.0032 (JD)	
11/4/2016	0.0006 (JD)	
1/23/2017	0.0008 (JD)	
3/29/2017	0.0005 (JD)	
9/27/2017	0.0014 (J)	
3/15/2018	<0.005	
9/13/2018	<0.005	
3/14/2019	<0.005 (D)	
9/11/2019	0.012 (JD)	
3/10/2020	0.00031 (J)	
9/11/2020	<0.005	
3/11/2021	<0.005	
8/6/2021	<0.005	
2/1/2022	<0.005	
8/12/2022	<0.005	
2/14/2023	<0.005	
7/26/2023	<0.005	
2/20/2024		0.00067 (J)

ND substitution: RL or RL/2 if <15% NDs.

Prediction Limit

Constituent: Copper (mg/L) Analysis Run 4/8/2024 7:12 PM View: Appendix I Intrawell

Plant Bowen Data: Bowen 1, 2, 9, and 10

	GWC-45R	GWC-45R
3/16/2016	<0.005	
5/16/2016	<0.005 (D)	
7/25/2016	<0.005 (D)	
9/19/2016	<0.005 (D)	
11/3/2016	<0.005 (D)	
1/20/2017	<0.005 (D)	
3/29/2017	0.0022 (JD)	
9/27/2017	<0.005	
3/15/2018	<0.005	
9/13/2018	<0.005	
3/14/2019	<0.005 (D)	
9/11/2019	<0.005 (D)	
3/10/2020	<0.005	
9/11/2020	<0.005	
3/11/2021	<0.005	
8/6/2021	<0.005	
2/1/2022	<0.005	
8/12/2022	<0.005	
2/14/2023	<0.005	
7/26/2023	<0.005	
2/20/2024		<0.005

ND substitution: RL or RL/2 if <15% NDs.

Prediction Limit

Constituent: Copper (mg/L) Analysis Run 4/8/2024 7:12 PM View: Appendix I Intrawell

Plant Bowen Data: Bowen 1, 2, 9, and 10

	GWC-46R	GWC-46R
3/10/2016	<0.005	
5/17/2016	<0.005	
7/26/2016	<0.005	
9/20/2016	0.0008 (J)	
11/4/2016	<0.005	
1/20/2017	<0.005	
3/28/2017	<0.005	
9/29/2017	<0.005	
3/15/2018	<0.005	
9/13/2018	<0.005	
3/18/2019	<0.005	
9/11/2019	<0.005	
3/10/2020	<0.005	
9/14/2020	<0.005	
3/11/2021	<0.005	
8/5/2021	<0.005	
1/31/2022	<0.005	
8/15/2022	<0.005	
2/14/2023	<0.005	
7/26/2023	<0.005	
2/21/2024		<0.005

ND substitution: RL or RL/2 if <15% NDs.

Prediction Limit

Constituent: Copper (mg/L) Analysis Run 4/8/2024 7:12 PM View: Appendix I Intrawell

Plant Bowen Data: Bowen 1, 2, 9, and 10

	GWC-47	GWC-47
3/10/2016	<0.005	
5/18/2016	<0.005	
7/27/2016	<0.005	
9/20/2016	0.0011 (J)	
11/7/2016	<0.005	
1/23/2017	<0.005	
3/29/2017	0.0003 (J)	
9/27/2017	<0.005	
3/15/2018	<0.005	
9/13/2018	<0.005	
3/15/2019	<0.005	
9/12/2019	<0.005	
3/9/2020	<0.005	
9/14/2020	<0.005	
3/11/2021	<0.005	
8/5/2021	<0.005	
2/1/2022	<0.005	
8/15/2022	<0.005	
2/14/2023	0.0016 (J)	
7/27/2023	<0.005	
2/21/2024		<0.005

ND substitution: RL or RL/2 if <15% NDs.

Prediction Limit

Constituent: Copper (mg/L) Analysis Run 4/8/2024 7:12 PM View: Appendix I Intrawell

Plant Bowen Data: Bowen 1, 2, 9, and 10

	GWC-47R	GWC-47R
3/10/2016	<0.005	
5/18/2016	<0.005	
7/27/2016	<0.005	
9/20/2016	0.001 (J)	
11/4/2016	<0.005	
1/20/2017	<0.005	
3/29/2017	0.0003 (J)	
9/27/2017	0.0011 (J)	
3/16/2018	<0.005	
9/13/2018	<0.005	
3/19/2019	<0.005	
9/11/2019	0.0008 (J)	
3/9/2020	0.00032 (J)	
9/15/2020	<0.005	
3/11/2021	<0.005	
8/5/2021	<0.005	
2/1/2022	<0.005	
8/15/2022	<0.005	
2/14/2023	<0.005	
7/27/2023	<0.005	
2/21/2024		<0.005

ND substitution: RL or RL/2 if <15% NDs.

Prediction Limit

Constituent: Copper (mg/L) Analysis Run 4/8/2024 7:12 PM View: Appendix I Intrawell

Plant Bowen Data: Bowen 1, 2, 9, and 10

	GWC-48	GWC-48
3/10/2016	<0.005	
5/17/2016	<0.005	
7/27/2016	<0.005	
9/20/2016	0.0018 (J)	
11/4/2016	<0.005	
1/23/2017	<0.005	
3/28/2017	<0.005 (*)	
9/29/2017	0.0003 (J)	
3/15/2018	<0.005	
9/13/2018	<0.005	
3/15/2019	<0.005	
9/11/2019	0.000535 (JD)	
3/9/2020	0.00035 (J)	
9/14/2020	<0.005	
3/11/2021	<0.005	
8/4/2021	<0.005	
1/31/2022	<0.005	
8/15/2022	<0.005	
2/14/2023	<0.005	
7/26/2023	<0.005	
2/21/2024		0.00045 (J)

ND substitution: RL or RL/2 if <15% NDs.

Prediction Limit

Constituent: Copper (mg/L) Analysis Run 4/8/2024 7:12 PM View: Appendix I Intrawell

Plant Bowen Data: Bowen 1, 2, 9, and 10

	GWC-49Z	GWC-49Z
3/17/2016	<0.005	
5/18/2016	<0.005	
7/28/2016	0.0007 (J)	
9/21/2016	0.0018 (J)	
11/7/2016	<0.005	
1/24/2017	<0.005	
3/30/2017	0.0003 (J)	
9/29/2017	<0.005	
3/15/2018	<0.005	
9/14/2018	<0.005	
3/19/2019	<0.005	
9/11/2019	0.00021 (J)	
3/9/2020	0.00035 (J)	
9/14/2020	<0.005	
3/15/2021	<0.005	
8/5/2021	0.00061 (J)	
2/1/2022	<0.005	
8/15/2022	<0.005	
2/14/2023	<0.005	
7/27/2023	<0.005	
2/21/2024		<0.005

ND substitution: RL or RL/2 if <15% NDs.

Prediction Limit

Constituent: Copper (mg/L) Analysis Run 4/8/2024 7:12 PM View: Appendix I Intrawell

Plant Bowen Data: Bowen 1, 2, 9, and 10

	GWC-5	GWC-5
8/23/2007	0.0064	
10/25/2007	0.0081	
11/19/2007	0.0059	
1/23/2008	0.018	
3/11/2008	0.027	
5/12/2008	0.016	
12/11/2008	0.016	
4/15/2009	0.017	
10/9/2009	0.045	
5/4/2010	0.031	
10/12/2010	0.024	
4/28/2011	0.0044	
10/19/2011	0.038	
5/2/2012	0.0865 (O)	
10/9/2012	0.053	
4/11/2013	0.04	
10/16/2013	0.054	
4/23/2014	0.054	
10/3/2014	0.066	
3/31/2015	0.025	
10/12/2015	0.018	
3/28/2016	0.0256	
8/1/2016	0.0178 (J)	
4/3/2017	0.0272	
10/3/2017	0.0239 (J)	
3/19/2018	0.021 (J)	
9/17/2018	0.018 (J)	
3/20/2019	0.023 (J)	
9/16/2019	0.016 (J)	
3/16/2020	0.012 (J)	
9/16/2020	0.017 (J)	
3/17/2021	0.019	
8/9/2021	0.026	
2/2/2022	0.024	
8/16/2022	0.021	
2/20/2023	0.023	
7/28/2023	0.024	
2/26/2024		0.019

Prediction Limit

Constituent: Copper (mg/L) Analysis Run 4/8/2024 7:12 PM View: Appendix I Intrawell

Plant Bowen Data: Bowen 1, 2, 9, and 10

	GWC-6	GWC-6
8/22/2007	0.0033	
10/25/2007	<0.005	
11/20/2007	0.0052	
1/23/2008	0.0069	
3/11/2008	0.0029	
5/14/2008	0.0035	
12/11/2008	<0.005	
4/23/2009	0.0038	
10/9/2009	0.0032	
5/4/2010	<0.005	
10/11/2010	0.0029	
4/26/2011	<0.005	
10/18/2011	<0.005	
5/2/2012	<0.005	
10/8/2012	<0.005	
4/10/2013	<0.005	
10/8/2013	<0.005	
4/14/2014	0.005 (J)	
10/3/2014	0.00091 (J)	
4/1/2015	0.0011 (J)	
10/9/2015	<0.005	
3/29/2016	<0.005	
8/1/2016	<0.005	
4/6/2017	<0.005	
10/3/2017	<0.005	
3/19/2018	<0.005	
9/17/2018	<0.005	
3/21/2019	0.0018 (J)	
9/16/2019	<0.005	
3/12/2020	<0.005	
9/16/2020	<0.005	
3/17/2021	<0.005	
8/10/2021	<0.005	
2/2/2022	<0.005	
8/17/2022	<0.005	
2/17/2023	<0.005	
7/31/2023	<0.005	
2/26/2024		<0.005

ND substitution: RL or RL/2 if <15% NDs.

Prediction Limit

Constituent: Copper (mg/L) Analysis Run 4/8/2024 7:12 PM View: Appendix I Intrawell

Plant Bowen Data: Bowen 1, 2, 9, and 10

	GWC-6RZ	GWC-6RZ
5/26/2015	<0.005	
6/18/2015	<0.005 (D)	
7/2/2015	<0.005	
10/9/2015	<0.005	
3/29/2016	<0.005	
8/1/2016	<0.005	
4/6/2017	<0.005	
10/3/2017	<0.005	
3/20/2018	<0.005	
9/17/2018	<0.005	
3/21/2019	<0.005	
9/16/2019	<0.005	
3/12/2020	0.00028 (J)	
9/16/2020	<0.005	
3/17/2021	<0.005	
8/10/2021	<0.005	
2/2/2022	<0.005	
8/17/2022	<0.005	
2/17/2023	<0.005	
7/28/2023	<0.005	
2/26/2024		<0.005

ND substitution: RL or RL/2 if <15% NDs.

Prediction Limit

Constituent: Copper (mg/L) Analysis Run 4/8/2024 7:12 PM View: Appendix I Intrawell

Plant Bowen Data: Bowen 1, 2, 9, and 10

	GWC-7Z	GWC-7Z
8/2/2016	<0.005	
4/6/2017	0.0004 (J)	
10/3/2017	0.0006 (J)	
3/20/2018	<0.005	
9/18/2018	<0.005	
3/21/2019	<0.005	
9/13/2019	0.00025 (J)	
3/12/2020	0.00021 (J)	
9/16/2020	<0.005	
3/17/2021	<0.005	
8/10/2021	<0.005	
2/2/2022	<0.005	
8/17/2022	<0.005	
2/20/2023	<0.005	
7/31/2023	<0.005	
2/26/2024		<0.005

ND substitution: RL or RL/2 if <15% NDs.

Prediction Limit

Constituent: Copper (mg/L) Analysis Run 4/8/2024 7:12 PM View: Appendix I Intrawell

Plant Bowen Data: Bowen 1, 2, 9, and 10

	GWC-8RR	GWC-8RR
10/18/2011	<0.005	
4/30/2012	<0.005	
10/3/2012	<0.005	
4/8/2013	<0.005	
10/9/2013	<0.005	
4/10/2014	<0.005	
10/2/2014	<0.005	
4/3/2015	<0.005	
10/8/2015	0.002 (J)	
3/30/2016	<0.005	
8/2/2016	<0.005	
4/6/2017	<0.005	
10/4/2017	<0.005	
3/21/2018	<0.005	
9/18/2018	<0.005	
3/27/2019	<0.005	
9/16/2019	<0.005 (D)	
3/12/2020	<0.005	
9/17/2020	<0.005	
3/17/2021	<0.005	
8/10/2021	<0.005	
2/2/2022	<0.005	
8/17/2022	<0.005	
2/21/2023	<0.005	
7/31/2023	<0.005	
2/27/2024		<0.005

ND substitution: RL or RL/2 if <15% NDs.

Prediction Limit

Constituent: Copper (mg/L) Analysis Run 4/8/2024 7:12 PM View: Appendix I Intrawell

Plant Bowen Data: Bowen 1, 2, 9, and 10

	GWC-8Z	GWC-8Z
5/26/2015	<0.005	
6/18/2015	0.005 (D)	
7/2/2015	<0.005	
10/8/2015	0.00091 (J)	
3/22/2016	<0.005	
8/2/2016	<0.005	
4/7/2017	<0.005	
10/3/2017	0.0003 (J)	
3/20/2018	<0.005	
9/18/2018	<0.005	
5/6/2019	<0.005	
9/16/2019	<0.005	
3/16/2020	0.00024 (J)	
9/17/2020	<0.005	
3/18/2021	<0.005	
8/10/2021	<0.005	
2/2/2022	<0.005	
8/17/2022	<0.005	
2/20/2023	<0.005	
7/31/2023	<0.005	
2/26/2024		<0.005

ND substitution: RL or RL/2 if <15% NDs.

Prediction Limit

Constituent: Copper (mg/L) Analysis Run 4/8/2024 7:12 PM View: Appendix I Intrawell

Plant Bowen Data: Bowen 1, 2, 9, and 10

	GWC-9	GWC-9
8/23/2007	<0.005	
11/1/2007	0.0047	
11/19/2007	0.0067 (J)	
1/15/2008	0.01	
3/6/2008	0.007	
5/13/2008	<0.005	
12/12/2008	0.0048	
4/16/2009	0.0042	
10/13/2009	0.0034	
4/21/2010	<0.005	
9/29/2010	<0.005	
4/13/2011	<0.005	
10/5/2011	<0.005	
4/4/2012	<0.005	
10/8/2012	<0.005	
4/8/2013	<0.005	
10/9/2013	<0.005	
4/9/2014	<0.005	
9/30/2014	<0.005	
4/2/2015	<0.005	
10/10/2015	0.00345 (JD)	
3/30/2016	<0.005	
8/5/2016	<0.005	
4/6/2017	0.0003 (J)	
10/3/2017	<0.005	
3/20/2018	<0.005	
9/18/2018	<0.005 (D)	
3/21/2019	<0.005	
9/16/2019	0.00021 (J)	
3/12/2020	0.00031 (J)	
9/17/2020	<0.005	
3/18/2021	<0.005	
8/10/2021	<0.005	
2/2/2022	<0.005	
8/17/2022	<0.005	
2/21/2023	<0.005	
7/31/2023	<0.005	
2/27/2024		<0.005

ND substitution: RL or RL/2 if <15% NDs.

Prediction Limit

Constituent: Lead (mg/L) Analysis Run 4/8/2024 7:12 PM View: Appendix I Intrawell

Plant Bowen Data: Bowen 1, 2, 9, and 10

	GWA-1	GWA-1
8/23/2007	<0.001	
10/23/2007	<0.001	
11/18/2007	<0.001	
1/30/2008	<0.001	
3/10/2008	<0.001	
5/13/2008	<0.001	
12/5/2008	<0.001	
4/15/2009	<0.001	
10/7/2009	<0.001	
5/3/2010	<0.001	
10/12/2010	<0.001	
4/27/2011	<0.001	
10/17/2011	<0.001	
5/2/2012	<0.001	
10/8/2012	<0.001	
4/12/2013	<0.001	
10/16/2013	<0.001	
4/11/2014	<0.001	
9/30/2014	<0.001	
3/30/2015	0.0028 (J)	
10/13/2015	<0.001	
3/22/2016	<0.001	
5/19/2016	<0.001	
7/29/2016	0.0002 (J)	
9/23/2016	<0.001	
11/9/2016	0.0004 (J)	
1/30/2017	<0.001	
3/30/2017	8E-05 (J)	
6/9/2017	0.0001 (J)	
10/2/2017	0.0002 (J)	
3/16/2018	<0.001	
9/17/2018	<0.001 (D)	
3/20/2019	<0.001	
9/12/2019	<0.001	
3/11/2020	<0.001	
9/15/2020	9.3E-05 (J)	
3/16/2021	5.2E-05 (J)	
8/9/2021	<0.001	
2/1/2022	<0.001	
8/16/2022	<0.001	
2/16/2023	<0.001	
7/27/2023	<0.001	
2/22/2024		<0.001

ND substitution: RL or RL/2 if <15% NDs.

Prediction Limit

Constituent: Lead (mg/L) Analysis Run 4/8/2024 7:12 PM View: Appendix I Intrawell

Plant Bowen Data: Bowen 1, 2, 9, and 10

	GWA-2	GWA-2
8/23/2007	<0.001	
10/24/2007	<0.001	
11/18/2007	<0.001	
1/31/2008	<0.001	
3/11/2008	<0.001	
5/6/2008	<0.001	
12/4/2008	<0.001	
4/21/2009	<0.001	
10/7/2009	<0.001	
4/26/2010	<0.001	
10/4/2010	<0.001	
4/13/2011	<0.001	
10/5/2011	<0.001	
4/11/2012	<0.001	
10/9/2012	<0.001	
4/15/2013	<0.001	
10/15/2013	<0.001	
4/22/2014	<0.001	
9/30/2014	<0.001	
3/30/2015	<0.001	
10/13/2015	<0.001	
3/23/2016	<0.001	
5/20/2016	<0.001	
7/29/2016	0.0001 (J)	
9/23/2016	<0.001	
11/9/2016	<0.001	
1/31/2017	<0.001	
3/30/2017	<0.001	
6/12/2017	<0.001	
10/2/2017	<0.001	
3/19/2018	<0.001	
9/14/2018	<0.001	
3/20/2019	<0.001	
9/12/2019	0.002536 (JD)	
3/11/2020	<0.001	
9/15/2020	<0.001	
3/17/2021	<0.001	
8/9/2021	<0.001	
2/1/2022	<0.001	
8/16/2022	<0.001	
2/16/2023	<0.001	
7/27/2023	<0.001	
2/22/2024		<0.001

ND substitution: RL or RL/2 if <15% NDs.

Prediction Limit

Constituent: Lead (mg/L) Analysis Run 4/8/2024 7:12 PM View: Appendix I Intrawell

Plant Bowen Data: Bowen 1, 2, 9, and 10

	GWA-2R	GWA-2R
8/23/2007	<0.001	
10/24/2007	<0.001	
11/18/2007	<0.001	
1/31/2008	<0.001	
3/10/2008	<0.001	
5/13/2008	<0.001	
12/4/2008	<0.001	
4/21/2009	<0.001	
10/8/2009	<0.001	
4/21/2010	<0.001	
9/28/2010	<0.001	
4/12/2011	<0.001	
10/4/2011	<0.001	
4/3/2012	<0.001	
10/9/2012	<0.001	
4/11/2013	<0.001	
10/16/2013	<0.001	
4/10/2014	<0.001	
9/30/2014	<0.001	
3/30/2015	<0.001	
10/13/2015	<0.001	
3/23/2016	<0.001	
5/19/2016	<0.001	
7/29/2016	<0.001	
9/22/2016	<0.001	
11/10/2016	<0.001	
1/31/2017	<0.001	
4/3/2017	<0.001	
6/9/2017	<0.001	
10/2/2017	<0.001	
3/16/2018	<0.001	
9/14/2018	<0.001	
3/19/2019	<0.001	
9/13/2019	<0.001	
3/11/2020	5.8E-05 (J)	
9/15/2020	5E-05 (J)	
3/16/2021	7E-05 (J)	
8/9/2021	<0.001	
2/1/2022	<0.001	
8/16/2022	<0.001	
2/16/2023	<0.001	
7/27/2023	<0.001	
2/26/2024		<0.001

ND substitution: RL or RL/2 if <15% NDs.

Prediction Limit

Constituent: Lead (mg/L) Analysis Run 4/8/2024 7:12 PM View: Appendix I Intrawell

Plant Bowen Data: Bowen 1, 2, 9, and 10

	GWA-39RZ	GWA-39RZ
5/16/2016	<0.001 (D)	
7/27/2016	0.0011 (JD)	
2/21/2017	<0.001	
3/27/2017	<0.001 (D)	
6/8/2017	<0.001 (D)	
7/17/2017	<0.001 (D)	
7/27/2017	0.0001 (J)	
8/9/2017	<0.001	
9/29/2017	<0.001 (D)	
3/16/2018	<0.001	
9/14/2018	<0.001	
3/14/2019	<0.001	
3/9/2020	0.00027 (J)	
9/16/2020	0.0005 (J)	
3/16/2021	0.0002 (J)	
8/6/2021	<0.001	
2/2/2022	<0.001	
8/16/2022	<0.001	
2/14/2023	<0.001	
7/25/2023	0.00014 (J)	
2/19/2024		<0.001

ND substitution: RL or RL/2 if <15% NDs.

Prediction Limit

Constituent: Lead (mg/L) Analysis Run 4/8/2024 7:12 PM View: Appendix I Intrawell

Plant Bowen Data: Bowen 1, 2, 9, and 10

	GWA-39Z	GWA-39Z
3/14/2016	<0.001	
5/11/2016	<0.001	
7/19/2016	<0.001	
9/15/2016	<0.001	
11/2/2016	<0.001	
1/18/2017	<0.001	
3/28/2017	<0.001 (*)	
6/7/2017	8E-05 (J)	
9/26/2017	0.0002 (J)	
3/14/2018	<0.001	
9/12/2018	<0.001	
3/15/2019	<0.001	
9/9/2019	<0.001	
3/9/2020	5.5E-05 (J)	
9/10/2020	<0.001	
3/12/2021	0.0002 (J)	
8/4/2021	<0.001	
1/31/2022	<0.001	
8/10/2022	<0.001	
2/13/2023	<0.001	
7/26/2023	<0.001	
2/19/2024		<0.001

ND substitution: RL or RL/2 if <15% NDs.

Prediction Limit

Constituent: Lead (mg/L) Analysis Run 4/8/2024 7:12 PM View: Appendix I Intrawell

Plant Bowen Data: Bowen 1, 2, 9, and 10

	GWA-40	GWA-40
3/15/2016	<0.001	
5/11/2016	<0.001	
7/21/2016	<0.001	
9/15/2016	<0.001	
11/3/2016	<0.001	
1/17/2017	<0.001	
3/24/2017	<0.001 (*)	
5/24/2017	0.0001 (J)	
9/26/2017	0.0001 (J)	
3/14/2018	0.00046 (J)	
9/12/2018	<0.001	
3/13/2019	<0.001	
9/9/2019	<0.001	
3/9/2020	9.5E-05 (J)	
9/11/2020	<0.001	
3/10/2021	<0.001	
8/4/2021	<0.001	
1/31/2022	<0.001	
8/12/2022	<0.001	
2/13/2023	<0.001	
7/26/2023	<0.001	
2/19/2024		<0.001

ND substitution: RL or RL/2 if <15% NDs.

Prediction Limit

Constituent: Lead (mg/L) Analysis Run 4/8/2024 7:12 PM View: Appendix I Intrawell

Plant Bowen Data: Bowen 1, 2, 9, and 10

	GWA-41	GWA-41
3/15/2016	<0.001	
5/12/2016	<0.001	
7/20/2016	<0.001	
9/15/2016	<0.001	
11/3/2016	<0.001	
1/18/2017	<0.001	
3/24/2017	<0.001	
6/6/2017	<0.001	
9/25/2017	<0.001	
3/14/2018	<0.001	
9/12/2018	<0.001	
3/14/2019	<0.001	
9/10/2019	<0.001 (D)	
3/6/2020	9.1E-05 (J)	
9/10/2020	<0.001	
3/11/2021	<0.001	
8/4/2021	<0.001	
1/31/2022	<0.001	
8/11/2022	<0.001	
2/13/2023	<0.001	
7/25/2023	<0.001	
2/19/2024		<0.001

ND substitution: RL or RL/2 if <15% NDs.

Prediction Limit

Constituent: Lead (mg/L) Analysis Run 4/8/2024 7:12 PM View: Appendix I Intrawell

Plant Bowen Data: Bowen 1, 2, 9, and 10

	GWA-41R	GWA-41R
3/15/2016	<0.001	
5/13/2016	<0.001	
7/21/2016	0.0001 (J)	
9/21/2016	<0.001	
11/3/2016	<0.001	
1/17/2017	<0.001	
3/27/2017	<0.001	
6/6/2017	<0.001	
9/25/2017	0.0001 (J)	
3/14/2018	0.00031 (J)	
9/12/2018	<0.001	
3/14/2019	0.00031 (J)	
9/10/2019	<0.001	
3/9/2020	4.9E-05 (J)	
9/10/2020	<0.001	
3/10/2021	0.00012 (J)	
8/4/2021	<0.001	
1/31/2022	<0.001	
8/11/2022	<0.001	
2/13/2023	<0.001	
7/25/2023	<0.001	
2/19/2024		<0.001

ND substitution: RL or RL/2 if <15% NDs.

Prediction Limit

Constituent: Lead (mg/L) Analysis Run 4/8/2024 7:12 PM View: Appendix I Intrawell

Plant Bowen Data: Bowen 1, 2, 9, and 10

	GWA-42	GWA-42
3/11/2016	<0.001	
5/16/2016	<0.001	
7/22/2016	0.0001 (J)	
9/19/2016	0.0002 (J)	
11/3/2016	<0.001	
1/17/2017	<0.001	
3/27/2017	<0.001	
6/7/2017	<0.001	
9/26/2017	<0.001	
3/14/2018	<0.001	
9/14/2018	<0.001	
3/14/2019	<0.001	
9/10/2019	<0.001	
3/6/2020	0.00011 (J)	
9/10/2020	<0.001	
3/11/2021	<0.001	
8/4/2021	<0.001	
1/31/2022	<0.001	
8/10/2022	<0.001	
2/13/2023	<0.001	
7/26/2023	<0.001	
2/20/2024		<0.001

ND substitution: RL or RL/2 if <15% NDs.

Prediction Limit

Constituent: Lead (mg/L) Analysis Run 4/8/2024 7:12 PM View: Appendix I Intrawell

Plant Bowen Data: Bowen 1, 2, 9, and 10

	GWA-43	GWA-43
3/11/2016	<0.001	
5/13/2016	<0.001	
7/19/2016	<0.001	
9/16/2016	<0.001	
11/2/2016	<0.001	
1/18/2017	<0.001	
3/28/2017	<0.001	
6/6/2017	7E-05 (J)	
9/22/2017	8E-05 (J)	
3/14/2018	<0.001	
9/12/2018	<0.001	
3/13/2019	<0.001	
9/11/2019	0.0001 (J)	
3/9/2020	9.1E-05 (J)	
9/11/2020	4.6E-05 (J)	
3/11/2021	6.3E-05 (J)	
8/6/2021	<0.001	
1/31/2022	<0.001	
8/11/2022	<0.001	
2/14/2023	<0.001	
7/25/2023	0.00018 (J)	
2/20/2024		<0.001

ND substitution: RL or RL/2 if <15% NDs.

Prediction Limit

Constituent: Lead (mg/L) Analysis Run 4/8/2024 7:12 PM View: Appendix I Intrawell

Plant Bowen Data: Bowen 1, 2, 9, and 10

	GWA-43R	GWA-43R
3/11/2016	<0.001	
5/13/2016	<0.001	
7/19/2016	<0.001	
9/16/2016	<0.001	
11/2/2016	<0.001	
1/18/2017	<0.001	
3/28/2017	<0.001	
6/6/2017	0.0001 (J)	
9/22/2017	7E-05 (J)	
3/15/2018	0.0038 (J)	
9/12/2018	<0.001	
3/13/2019	<0.001	
9/11/2019	9.2E-05 (J)	
3/9/2020	9.6E-05 (J)	
9/14/2020	6.6E-05 (J)	
3/11/2021	0.00013 (J)	
8/5/2021	<0.001	
1/31/2022	<0.001	
8/10/2022	<0.001	
2/13/2023	<0.001	
7/25/2023	<0.001	
2/20/2024		<0.001

ND substitution: RL or RL/2 if <15% NDs.

Prediction Limit

Constituent: Lead (mg/L) Analysis Run 4/8/2024 7:12 PM View: Appendix I Intrawell

Plant Bowen Data: Bowen 1, 2, 9, and 10

	GWA-4RZ	GWA-4RZ
2/22/2017	0.0002 (J)	
4/7/2017	<0.001	
6/14/2017	<0.001 (D)	
7/12/2017	<0.001 (D)	
7/20/2017	<0.001 (D)	
7/28/2017	<0.001	
8/9/2017	<0.001	
8/24/2017	<0.001	
10/3/2017	<0.001 (D)	
3/21/2018	<0.001	
9/18/2018	<0.001	
3/21/2019	<0.001 (D)	
9/12/2019	6.5E-05 (JD)	
3/12/2020	<0.001	
9/17/2020	<0.001	
3/16/2021	<0.001	
8/10/2021	<0.001	
2/3/2022	<0.001	
8/17/2022	<0.001	
2/17/2023	<0.001	
7/28/2023	<0.001	
2/27/2024		<0.001

ND substitution: RL or RL/2 if <15% NDs.

Prediction Limit

Constituent: Lead (mg/L) Analysis Run 4/8/2024 7:12 PM View: Appendix I Intrawell

Plant Bowen Data: Bowen 1, 2, 9, and 10

	GWA-50	GWA-50
12/12/2008	<0.001	
4/23/2009	<0.001	
10/6/2009	<0.001	
4/27/2010	<0.001	
9/30/2010	<0.001	
4/14/2011	<0.001	
10/5/2011	<0.001	
4/11/2012	<0.001	
10/2/2012	<0.001	
4/9/2013	<0.001	
10/15/2013	<0.001	
4/10/2014	<0.001	
10/1/2014	<0.001	
3/30/2015	<0.001	
10/11/2015	<0.001	
3/28/2016	<0.001	
5/23/2016	<0.001	
8/1/2016	<0.001	
9/26/2016	0.0001 (J)	
11/10/2016	<0.001	
1/30/2017	<0.001	
4/7/2017	<0.001	
6/12/2017	<0.001	
10/2/2017	0.0003 (J)	
3/16/2018	<0.001	
9/17/2018	<0.001	
3/19/2019	<0.001	
9/13/2019	<0.001	
3/11/2020	<0.001	
9/16/2020	9.3E-05 (J)	
3/17/2021	<0.001	
8/9/2021	<0.001	
2/1/2022	<0.001	
8/16/2022	<0.001	
2/16/2023	<0.001	
7/28/2023	<0.001	
2/22/2024		<0.001

ND substitution: RL or RL/2 if <15% NDs.

Prediction Limit

Constituent: Lead (mg/L) Analysis Run 4/8/2024 7:12 PM View: Appendix I Intrawell

Plant Bowen Data: Bowen 1, 2, 9, and 10

	GWA-50R	GWA-50R
12/12/2008	<0.001	
4/23/2009	<0.001	
10/6/2009	<0.001	
5/3/2010	<0.001	
10/11/2010	<0.001	
4/27/2011	<0.001	
10/19/2011	<0.001	
5/1/2012	0.0012	
10/2/2012	<0.001	
4/10/2013	<0.001	
10/16/2013	<0.001	
4/22/2014	<0.001	
10/1/2014	<0.001	
3/30/2015	<0.001	
10/11/2015	<0.001	
3/28/2016	<0.001	
5/25/2016	<0.001	
8/1/2016	<0.001	
9/26/2016	<0.001	
11/11/2016	<0.001	
1/30/2017	<0.001	
4/3/2017	<0.001	
6/12/2017	<0.001	
10/2/2017	<0.001	
3/16/2018	<0.001	
9/18/2018	<0.001	
3/19/2019	<0.001	
9/12/2019	<0.001	
3/11/2020	<0.001	
9/15/2020	<0.001	
3/17/2021	<0.001	
8/9/2021	<0.001	
2/2/2022	<0.001	
8/17/2022	<0.001	
2/16/2023	<0.001	
7/28/2023	<0.001	
2/22/2024		<0.001

ND substitution: RL or RL/2 if <15% NDs.

Prediction Limit

Constituent: Lead (mg/L) Analysis Run 4/8/2024 7:12 PM View: Appendix I Intrawell

Plant Bowen Data: Bowen 1, 2, 9, and 10

	GWC-10	GWC-10
8/21/2007	<0.001	
11/1/2007	<0.001	
11/20/2007	<0.001	
1/30/2008	<0.001	
3/6/2008	<0.001	
5/12/2008	<0.001	
12/13/2008	<0.001	
4/29/2009	<0.001	
10/20/2009	<0.001	
4/26/2010	<0.001	
9/29/2010	<0.001	
4/13/2011	<0.001	
10/5/2011	<0.001	
4/4/2012	<0.001	
10/3/2012	<0.001	
4/3/2013	<0.001	
10/15/2013	<0.001	
4/9/2014	<0.001	
10/2/2014	<0.001	
4/2/2015	<0.001	
10/10/2015	<0.001	
3/31/2016	<0.001	
5/26/2016	<0.001	
8/5/2016	<0.001	
9/28/2016	<0.001	
11/22/2016	<0.001	
2/7/2017	<0.001	
4/10/2017	<0.001	
6/14/2017	<0.001	
10/4/2017	<0.001	
3/20/2018	<0.001	
9/18/2018	<0.001	
3/22/2019	<0.001	
9/17/2019	4.7E-05 (J)	
3/12/2020	<0.001	
9/17/2020	<0.001	
3/18/2021	<0.001	
8/10/2021	<0.001	
2/4/2022	<0.001	
8/17/2022	<0.001	
2/20/2023	<0.001	
7/31/2023	<0.001	
2/27/2024		<0.001

ND substitution: RL or RL/2 if <15% NDs.

Prediction Limit

Constituent: Lead (mg/L) Analysis Run 4/8/2024 7:12 PM View: Appendix I Intrawell

Plant Bowen Data: Bowen 1, 2, 9, and 10

	GWC-10R	GWC-10R
8/21/2007	<0.001	
11/1/2007	<0.001	
11/20/2007	<0.001	
1/30/2008	<0.001	
3/6/2008	<0.001	
5/8/2008	<0.001	
12/14/2008	<0.001	
4/29/2009	<0.001	
10/21/2009	<0.001	
4/21/2010	<0.001	
9/28/2010	<0.001	
4/12/2011	<0.001	
10/4/2011	<0.001	
4/3/2012	<0.001	
10/8/2012	<0.001	
4/3/2013	<0.001	
10/15/2013	<0.001	
4/9/2014	<0.001	
10/2/2014	<0.001	
4/2/2015	<0.001	
10/12/2015	<0.001	
3/31/2016	<0.001	
5/26/2016	<0.001	
8/3/2016	<0.001	
9/28/2016	<0.001	
11/22/2016	<0.001	
2/7/2017	<0.001	
4/10/2017	<0.001	
6/14/2017	<0.001	
10/4/2017	<0.001	
3/21/2018	<0.001	
9/18/2018	<0.001	
3/22/2019	<0.001	
9/17/2019	0.00017 (J)	
3/12/2020	<0.001	
9/17/2020	<0.001	
3/18/2021	<0.001	
8/11/2021	<0.001	
2/4/2022	<0.001	
8/18/2022	<0.001	
2/20/2023	<0.001	
7/31/2023	<0.001	
2/27/2024		<0.001

ND substitution: RL or RL/2 if <15% NDs.

Prediction Limit

Constituent: Lead (mg/L) Analysis Run 4/8/2024 7:12 PM View: Appendix I Intrawell

Plant Bowen Data: Bowen 1, 2, 9, and 10

	GWC-11	GWC-11
8/21/2007	<0.001	
11/1/2007	<0.001	
11/18/2007	<0.001	
1/30/2008	<0.001	
3/5/2008	<0.001	
5/7/2008	<0.001	
12/14/2008	<0.001	
4/29/2009	<0.001	
10/22/2009	<0.001	
4/21/2010	<0.001	
9/28/2010	<0.001	
4/12/2011	<0.001	
10/4/2011	<0.001	
4/3/2012	<0.001	
10/3/2012	<0.001	
4/3/2013	<0.001	
10/9/2013	<0.001	
4/2/2014	<0.001	
10/2/2014	<0.001	
4/1/2015	<0.001	
10/11/2015	<0.001	
4/4/2016	<0.001	
5/26/2016	<0.001	
8/3/2016	<0.001	
9/28/2016	<0.001	
11/22/2016	<0.001	
2/8/2017	<0.001	
4/10/2017	<0.001	
6/15/2017	9E-05 (J)	
10/4/2017	<0.001	
3/21/2018	<0.001	
9/18/2018	<0.001	
3/23/2019	<0.001	
9/17/2019	4.6E-05 (J)	
3/12/2020	5.2E-05 (J)	
9/21/2020	<0.001	
3/19/2021	<0.001	
8/11/2021	<0.001	
2/4/2022	<0.001	
8/18/2022	<0.001	
2/20/2023	<0.001	
8/1/2023	<0.001	
2/28/2024		<0.001

ND substitution: RL or RL/2 if <15% NDs.

Prediction Limit

Constituent: Lead (mg/L) Analysis Run 4/8/2024 7:12 PM View: Appendix I Intrawell

Plant Bowen Data: Bowen 1, 2, 9, and 10

	GWC-11R	GWC-11R
8/21/2007	<0.001	
11/1/2007	<0.001	
11/18/2007	<0.001	
1/30/2008	<0.001	
3/6/2008	<0.001	
5/7/2008	<0.001	
12/14/2008	<0.001	
4/29/2009	<0.001	
10/22/2009	<0.001	
4/21/2010	<0.001	
9/29/2010	<0.001	
4/13/2011	<0.001	
10/4/2011	<0.001	
4/4/2012	<0.001	
10/3/2012	<0.001	
4/3/2013	<0.001	
10/9/2013	<0.001	
4/2/2014	<0.001	
10/2/2014	<0.001	
4/1/2015	<0.001	
10/11/2015	<0.001	
4/4/2016	<0.001	
5/26/2016	<0.001	
8/4/2016	<0.001	
9/28/2016	<0.001	
11/22/2016	<0.001	
2/8/2017	<0.001	
4/10/2017	<0.001	
6/15/2017	<0.001	
10/4/2017	<0.001	
3/22/2018	<0.001	
9/18/2018	<0.001	
3/23/2019	<0.001	
9/17/2019	8.2E-05 (J)	
3/12/2020	4.6E-05 (J)	
9/21/2020	<0.001	
3/19/2021	0.00018 (J)	
8/11/2021	<0.001	
2/4/2022	<0.001	
8/18/2022	<0.001	
2/20/2023	<0.001	
8/1/2023	<0.001	
2/28/2024		<0.001

ND substitution: RL or RL/2 if <15% NDs.

Prediction Limit

Constituent: Lead (mg/L) Analysis Run 4/8/2024 7:12 PM View: Appendix I Intrawell

Plant Bowen Data: Bowen 1, 2, 9, and 10

	GWC-13	GWC-13
8/21/2007	<0.001	
11/1/2007	<0.001	
11/19/2007	<0.001	
1/31/2008	<0.001	
3/5/2008	<0.001	
5/12/2008	<0.001	
12/13/2008	<0.001	
4/28/2009	<0.001	
10/21/2009	<0.001	
4/28/2010	<0.001	
10/5/2010	<0.001	
4/19/2011	<0.001	
10/18/2011	<0.001	
4/25/2012	<0.001	
10/2/2012	<0.001	
4/2/2013	<0.001	
10/8/2013	<0.001	
4/1/2014	<0.001	
10/1/2014	<0.001	
4/1/2015	<0.001	
10/15/2015	<0.001	
4/4/2016	<0.001	
5/31/2016	<0.001	
8/4/2016	0.0001 (J)	
9/29/2016	0.0001 (J)	
11/28/2016	<0.001	
2/9/2017	0.0001 (J)	
4/12/2017	<0.001	
6/16/2017	0.0002 (J)	
10/9/2017	0.0001 (J)	
3/21/2018	<0.001	
9/19/2018	<0.001	
3/23/2019	<0.001	
9/18/2019	0.0002 (J)	
3/13/2020	0.00013 (J)	
9/22/2020	0.00015 (J)	
3/18/2021	0.00024 (J)	
8/11/2021	<0.001	
2/17/2022	<0.001	
8/18/2022	<0.001	
2/22/2023	<0.001	
8/1/2023	<0.001	
2/27/2024		<0.001

ND substitution: RL or RL/2 if <15% NDs.

Prediction Limit

Constituent: Lead (mg/L) Analysis Run 4/8/2024 7:12 PM View: Appendix I Intrawell

Plant Bowen Data: Bowen 1, 2, 9, and 10

	GWC-13RZ	GWC-13RZ
8/21/2007	<0.001	
11/1/2007	<0.001	
11/19/2007	<0.001	
1/31/2008	<0.001	
3/5/2008	<0.001	
5/7/2008	<0.001	
12/12/2008	<0.001	
4/29/2009	<0.001	
10/21/2009	<0.001	
4/28/2010	<0.001	
10/6/2010	<0.001	
4/20/2011	<0.001	
10/12/2011	<0.001	
4/25/2012	<0.001	
10/2/2012	<0.001	
4/2/2013	<0.001	
10/8/2013	<0.001	
4/1/2014	<0.001	
10/1/2014	<0.001	
3/31/2015	<0.001	
10/14/2015	<0.001	
4/4/2016	<0.001	
6/1/2016	<0.001	
2/22/2017	0.0003 (J)	
4/11/2017	<0.001	
6/16/2017	<0.001	
7/12/2017	<0.001	
7/28/2017	<0.001	
8/10/2017	<0.001	
10/6/2017	<0.001	
3/23/2018	<0.001	
9/20/2018	<0.001	
3/22/2019	<0.001	
9/18/2019	4.8E-05 (X)	
3/17/2020	<0.001	
9/22/2020	7.1E-05 (J)	
3/19/2021	7.4E-05 (J)	
8/12/2021	<0.001	
2/4/2022	<0.001	
8/19/2022	<0.001	
2/22/2023	<0.001	
8/2/2023	<0.001	
2/28/2024		<0.001

ND substitution: RL or RL/2 if <15% NDs.

Prediction Limit

Constituent: Lead (mg/L) Analysis Run 4/8/2024 7:12 PM View: Appendix I Intrawell

Plant Bowen Data: Bowen 1, 2, 9, and 10

	GWC-14Z	GWC-14Z
8/24/2007	<0.001	
11/2/2007	<0.001	
11/17/2007	<0.001	
1/15/2008	<0.001	
3/5/2008	<0.001	
5/7/2008	<0.001	
12/2/2008	<0.001	
4/16/2009	<0.001	
10/20/2009	<0.001	
4/20/2010	<0.001	
9/29/2010	<0.001	
4/12/2011	<0.001	
10/4/2011	<0.001	
4/4/2012	<0.001	
10/10/2012	<0.001	
4/15/2013	<0.001	
10/22/2013	<0.001	
4/21/2014	<0.001	
9/30/2014	<0.001	
4/3/2015	<0.001	
10/7/2015	<0.001	
4/5/2016	<0.001	
6/1/2016	<0.001	
8/9/2016	<0.001	
11/28/2016	<0.001	
2/9/2017	0.0002 (J)	
4/11/2017	<0.001	
6/14/2017	<0.001	
7/12/2017	<0.001	
10/5/2017	<0.001	
3/22/2018	<0.001	
9/19/2018	<0.001	
3/22/2019	<0.001	
9/17/2019	<0.001	
3/13/2020	<0.001	
9/21/2020	0.00023 (J)	
3/18/2021	<0.001	
8/11/2021	<0.001	
2/4/2022	<0.001	
8/18/2022	<0.001	
2/22/2023	<0.001	
8/1/2023	<0.001	
2/28/2024		<0.001

ND substitution: RL or RL/2 if <15% NDs.

Prediction Limit

Constituent: Lead (mg/L) Analysis Run 4/8/2024 7:12 PM View: Appendix I Intrawell

Plant Bowen Data: Bowen 1, 2, 9, and 10

	GWC-15R	GWC-15R
8/23/2007	<0.001	
11/2/2007	<0.001	
11/17/2007	<0.001	
1/15/2008	<0.001	
3/6/2008	<0.001	
5/7/2008	<0.001	
12/2/2008	<0.001	
4/28/2009	<0.001	
10/19/2009	<0.001	
4/27/2010	<0.001	
10/4/2010	<0.001	
4/18/2011	<0.001	
10/12/2011	<0.001	
4/23/2012	<0.001	
10/10/2012	<0.001	
4/15/2013	<0.001	
10/22/2013	<0.001	
4/21/2014	<0.001	
9/30/2014	<0.001	
4/3/2015	<0.001	
10/7/2015	<0.001	
4/5/2016	<0.001	
5/31/2016	<0.001	
8/4/2016	<0.001	
9/29/2016	0.0008 (J)	
11/23/2016	0.0011 (J)	
2/10/2017	<0.001	
4/12/2017	<0.001	
6/15/2017	0.0005 (J)	
10/6/2017	0.0004 (J)	
3/23/2018	0.00028 (J)	
9/19/2018	0.00029 (J)	
3/25/2019	0.00047 (J)	
9/17/2019	0.00016 (J)	
3/13/2020	0.00037 (J)	
9/21/2020	0.00093 (J)	
3/18/2021	0.00036 (J)	
8/11/2021	<0.001	
2/4/2022	<0.001	
8/19/2022	<0.001	
2/22/2023	<0.001	
8/2/2023	0.00024 (J)	
2/28/2024		0.00023 (J)

ND substitution: RL or RL/2 if <15% NDs.

Prediction Limit

Constituent: Lead (mg/L) Analysis Run 4/8/2024 7:12 PM View: Appendix I Intrawell

Plant Bowen Data: Bowen 1, 2, 9, and 10

	GWC-15Z	GWC-15Z
8/24/2007	<0.001	
11/2/2007	<0.001	
11/18/2007	<0.001	
1/15/2008	<0.001	
3/10/2008	<0.001	
5/13/2008	<0.001	
12/2/2008	<0.001	
4/28/2009	<0.001	
10/20/2009	<0.001	
4/27/2010	<0.001	
10/5/2010	<0.001	
4/19/2011	<0.001	
10/12/2011	<0.001	
4/25/2012	<0.001	
10/10/2012	<0.001	
4/16/2013	<0.001	
10/22/2013	<0.001	
4/21/2014	<0.001	
9/30/2014	<0.001	
4/3/2015	<0.001	
10/6/2015	<0.001	
4/5/2016	<0.001	
5/31/2016	<0.001	
11/23/2016	<0.001	
2/10/2017	<0.001	
4/11/2017	<0.001	
6/15/2017	<0.001	
7/12/2017	<0.001	
7/26/2017	<0.001	
10/6/2017	<0.001	
3/23/2018	<0.001	
9/19/2018	<0.001	
3/22/2019	<0.001	
9/17/2019	<0.001	
3/13/2020	4.8E-05 (J)	
9/21/2020	7.5E-05 (J)	
3/18/2021	4E-05 (J)	
8/11/2021	<0.001	
2/7/2022	<0.001	
8/19/2022	<0.001	
2/22/2023	<0.001	
8/1/2023	<0.001	
2/28/2024		<0.001

ND substitution: RL or RL/2 if <15% NDs.

Prediction Limit

Constituent: Lead (mg/L) Analysis Run 4/8/2024 7:12 PM View: Appendix I Intrawell

Plant Bowen Data: Bowen 1, 2, 9, and 10

	GWC-44	GWC-44
3/16/2016	<0.001	
5/16/2016	<0.001	
7/25/2016	0.0003 (J)	
9/19/2016	0.0002 (J)	
11/3/2016	0.0002 (J)	
1/19/2017	0.0003 (J)	
3/28/2017	<0.001 (*)	
6/5/2017	0.0007 (J)	
9/26/2017	0.0004 (J)	
3/15/2018	0.00064 (J)	
9/12/2018	0.00037 (J)	
3/14/2019	0.00077 (J)	
9/11/2019	0.00047 (J)	
3/10/2020	0.00066 (J)	
9/15/2020	0.00045 (J)	
3/11/2021	0.00053 (J)	
8/4/2021	<0.001	
1/31/2022	<0.001	
8/15/2022	<0.001	
2/14/2023	<0.001	
7/26/2023	0.0002 (J)	
2/20/2024		0.00041 (J)

ND substitution: RL or RL/2 if <15% NDs.

Prediction Limit

Constituent: Lead (mg/L) Analysis Run 4/8/2024 7:12 PM View: Appendix I Intrawell

Plant Bowen Data: Bowen 1, 2, 9, and 10

	GWC-45	GWC-45
3/16/2016	<0.001	
5/16/2016	<0.001 (D)	
7/25/2016	0.0002 (JD)	
9/19/2016	0.0004 (JD)	
11/4/2016	0.0002 (JD)	
1/23/2017	0.0001 (JD)	
3/29/2017	0.0001 (JD)	
6/7/2017	0.0001 (J)	
9/27/2017	0.0003 (J)	
3/15/2018	<0.001	
9/13/2018	<0.001	
3/14/2019	<0.001 (D)	
9/11/2019	0.00016 (JD)	
3/10/2020	0.00014 (J)	
9/11/2020	0.00012 (J)	
3/11/2021	0.00012 (J)	
8/6/2021	<0.001	
2/1/2022	<0.001	
8/12/2022	<0.001	
2/14/2023	<0.001	
7/26/2023	<0.001	
2/20/2024		0.00021 (J)

ND substitution: RL or RL/2 if <15% NDs.

Prediction Limit

Constituent: Lead (mg/L) Analysis Run 4/8/2024 7:12 PM View: Appendix I Intrawell

Plant Bowen Data: Bowen 1, 2, 9, and 10

	GWC-45R	GWC-45R
3/16/2016	<0.001	
5/16/2016	<0.001 (D)	
7/25/2016	0.0001 (JD)	
9/19/2016	<0.001 (D)	
11/3/2016	<0.001 (D)	
1/20/2017	<0.001 (D)	
3/29/2017	0.0001 (JD)	
6/7/2017	8E-05 (J)	
9/27/2017	9E-05 (J)	
3/15/2018	<0.001	
9/13/2018	<0.001	
3/14/2019	<0.001 (D)	
9/11/2019	<0.001 (D)	
3/10/2020	<0.001	
9/11/2020	<0.001	
3/11/2021	4.5E-05 (J)	
8/6/2021	<0.001	
2/1/2022	<0.001	
8/12/2022	<0.001	
2/14/2023	<0.001	
7/26/2023	<0.001	
2/20/2024		<0.001

ND substitution: RL or RL/2 if <15% NDs.

Prediction Limit

Constituent: Lead (mg/L) Analysis Run 4/8/2024 7:12 PM View: Appendix I Intrawell

Plant Bowen Data: Bowen 1, 2, 9, and 10

	GWC-47	GWC-47
3/10/2016	<0.001	
5/18/2016	<0.001	
7/27/2016	9E-05 (J)	
9/20/2016	0.0003 (J)	
11/7/2016	<0.001	
1/23/2017	<0.001	
3/29/2017	<0.001	
6/8/2017	0.0001 (J)	
9/27/2017	<0.001	
3/15/2018	<0.001	
9/13/2018	<0.001	
3/15/2019	<0.001	
9/12/2019	<0.001	
3/9/2020	5.8E-05 (J)	
9/14/2020	<0.001	
3/11/2021	4.8E-05 (J)	
8/5/2021	<0.001	
2/1/2022	<0.001	
8/15/2022	<0.001	
2/14/2023	<0.001	
7/27/2023	<0.001	
2/21/2024		<0.001

ND substitution: RL or RL/2 if <15% NDs.

Prediction Limit

Constituent: Lead (mg/L) Analysis Run 4/8/2024 7:12 PM View: Appendix I Intrawell

Plant Bowen Data: Bowen 1, 2, 9, and 10

	GWC-47R	GWC-47R
3/10/2016	<0.001	
5/18/2016	<0.001	
7/27/2016	9E-05 (J)	
9/20/2016	0.0001 (J)	
11/4/2016	<0.001	
1/20/2017	<0.001	
3/29/2017	<0.001	
6/8/2017	<0.001	
9/27/2017	<0.001	
3/16/2018	<0.001	
9/13/2018	<0.001	
3/19/2019	<0.001	
9/11/2019	8.5E-05 (J)	
3/9/2020	8E-05 (J)	
9/15/2020	<0.001	
3/11/2021	<0.001	
8/5/2021	<0.001	
2/1/2022	<0.001	
8/15/2022	<0.001	
2/14/2023	<0.001	
7/27/2023	<0.001	
2/21/2024		<0.001

ND substitution: RL or RL/2 if <15% NDs.

Prediction Limit

Constituent: Lead (mg/L) Analysis Run 4/8/2024 7:12 PM View: Appendix I Intrawell

Plant Bowen Data: Bowen 1, 2, 9, and 10

	GWC-48	GWC-48
3/10/2016	<0.001	
5/17/2016	<0.001	
7/27/2016	<0.001	
9/20/2016	0.0002 (J)	
11/4/2016	<0.001	
1/23/2017	<0.001	
3/28/2017	<0.001 (*)	
6/8/2017	<0.001	
9/29/2017	<0.001	
3/15/2018	<0.001	
9/13/2018	<0.001	
3/15/2019	<0.001	
9/11/2019	0.002529 (JD)	
3/9/2020	<0.001	
9/14/2020	<0.001	
3/11/2021	<0.001	
8/4/2021	<0.001	
1/31/2022	<0.001	
8/15/2022	<0.001	
2/14/2023	<0.001	
7/26/2023	<0.001	
2/21/2024		<0.001

ND substitution: RL or RL/2 if <15% NDs.

Prediction Limit

Constituent: Lead (mg/L) Analysis Run 4/8/2024 7:12 PM View: Appendix I Intrawell

Plant Bowen Data: Bowen 1, 2, 9, and 10

	GWC-49Z	GWC-49Z
3/17/2016	<0.001	
5/18/2016	<0.001	
7/28/2016	0.0002 (J)	
9/21/2016	<0.001 (*)	
11/7/2016	<0.001	
1/24/2017	0.0002 (J)	
3/30/2017	<0.001	
6/9/2017	<0.001	
9/29/2017	<0.001	
3/15/2018	<0.001	
9/14/2018	<0.001	
3/19/2019	<0.001	
9/11/2019	8.2E-05 (J)	
3/9/2020	0.00017 (J)	
9/14/2020	7.8E-05 (J)	
3/15/2021	4.6E-05 (J)	
8/5/2021	<0.001	
2/1/2022	<0.001	
8/15/2022	<0.001	
2/14/2023	<0.001	
7/27/2023	<0.001	
2/21/2024		<0.001

ND substitution: RL or RL/2 if <15% NDs.

Prediction Limit

Constituent: Lead (mg/L) Analysis Run 4/8/2024 7:12 PM View: Appendix I Intrawell

Plant Bowen Data: Bowen 1, 2, 9, and 10

	GWC-5	GWC-5
8/23/2007	<0.001	
10/25/2007	<0.001	
11/19/2007	<0.001	
1/23/2008	<0.001	
3/11/2008	<0.001	
5/12/2008	<0.001	
12/11/2008	<0.001	
4/15/2009	<0.001	
10/9/2009	<0.001	
5/4/2010	<0.001	
10/12/2010	<0.001	
4/28/2011	<0.001	
10/19/2011	<0.001	
5/2/2012	<0.001	
10/9/2012	<0.001	
4/11/2013	<0.001	
10/16/2013	<0.001	
4/23/2014	<0.001	
10/3/2014	<0.001	
3/31/2015	<0.001	
10/12/2015	<0.001	
3/28/2016	<0.001	
5/25/2016	<0.001	
8/1/2016	<0.001	
9/27/2016	<0.001	
11/11/2016	<0.001	
1/31/2017	<0.001	
4/3/2017	<0.001	
6/12/2017	<0.001	
10/3/2017	<0.001	
3/19/2018	<0.001	
9/17/2018	<0.001	
3/20/2019	<0.001	
9/16/2019	<0.001	
3/16/2020	5.1E-05 (J)	
9/16/2020	<0.001	
3/17/2021	<0.001	
8/9/2021	<0.001	
2/2/2022	<0.001	
8/16/2022	<0.001	
2/20/2023	<0.001	
7/28/2023	<0.001	
2/26/2024		<0.001

ND substitution: RL or RL/2 if <15% NDs.

Prediction Limit

Constituent: Lead (mg/L) Analysis Run 4/8/2024 7:12 PM View: Appendix I Intrawell

Plant Bowen Data: Bowen 1, 2, 9, and 10

	GWC-6	GWC-6
8/22/2007	<0.001	
10/25/2007	<0.001	
11/20/2007	<0.001	
1/23/2008	<0.001	
3/11/2008	<0.001	
5/14/2008	<0.001	
12/11/2008	<0.001	
4/23/2009	<0.001	
10/9/2009	<0.001	
5/4/2010	<0.001	
10/11/2010	<0.001	
4/26/2011	<0.001	
10/18/2011	<0.001	
5/2/2012	<0.001	
10/8/2012	<0.001	
4/10/2013	<0.001	
10/8/2013	<0.001	
4/14/2014	<0.001	
10/3/2014	<0.001	
4/1/2015	<0.001	
10/9/2015	<0.001	
3/29/2016	<0.001	
5/24/2016	<0.001	
8/1/2016	<0.001	
9/26/2016	0.0003 (J)	
11/18/2016	<0.001	
2/1/2017	<0.001	
4/6/2017	7E-05 (J)	
6/13/2017	<0.001	
10/3/2017	<0.001	
3/19/2018	<0.001	
9/17/2018	<0.001	
3/21/2019	<0.001	
9/16/2019	0.0001 (J)	
3/12/2020	0.0001 (J)	
9/16/2020	0.00012 (J)	
3/17/2021	7.4E-05 (J)	
8/10/2021	<0.001	
2/2/2022	<0.001	
8/17/2022	<0.001	
2/17/2023	<0.001	
7/31/2023	<0.001	
2/26/2024		<0.001

ND substitution: RL or RL/2 if <15% NDs.

Prediction Limit

Constituent: Lead (mg/L) Analysis Run 4/8/2024 7:12 PM View: Appendix I Intrawell

Plant Bowen Data: Bowen 1, 2, 9, and 10

	GWC-6RZ	GWC-6RZ
5/26/2015	<0.001	
6/18/2015	<0.001 (D)	
7/2/2015	<0.001	
10/9/2015	<0.001	
3/29/2016	<0.001	
5/24/2016	<0.001	
8/1/2016	<0.001	
9/26/2016	<0.001	
11/14/2016	<0.001	
2/1/2017	<0.001	
4/6/2017	7E-05 (J)	
6/13/2017	8E-05 (J)	
10/3/2017	<0.001	
3/20/2018	<0.001	
9/17/2018	<0.001	
3/21/2019	<0.001	
9/16/2019	<0.001	
3/12/2020	7E-05 (J)	
9/16/2020	<0.001	
3/17/2021	<0.001	
8/10/2021	<0.001	
2/2/2022	<0.001	
8/17/2022	<0.001	
2/17/2023	<0.001	
7/28/2023	<0.001	
2/26/2024		<0.001

ND substitution: RL or RL/2 if <15% NDs.

Prediction Limit

Constituent: Lead (mg/L) Analysis Run 4/8/2024 7:12 PM View: Appendix I Intrawell

Plant Bowen Data: Bowen 1, 2, 9, and 10

	GWC-7Z	GWC-7Z
5/31/2016	<0.001	
8/2/2016	0.0001 (J)	
9/27/2016	0.0001 (J)	
11/21/2016	0.0001 (J)	
2/1/2017	0.0001 (J)	
4/6/2017	0.0002 (J)	
6/13/2017	<0.001	
7/14/2017	<0.001	
10/3/2017	9E-05 (J)	
3/20/2018	<0.001	
9/18/2018	<0.001	
3/21/2019	<0.001	
9/13/2019	<0.001	
3/12/2020	8.2E-05 (J)	
9/16/2020	0.00011 (J)	
3/17/2021	4.9E-05 (J)	
8/10/2021	<0.001	
2/2/2022	<0.001	
8/17/2022	<0.001	
2/20/2023	<0.001	
7/31/2023	<0.001	
2/26/2024		<0.001

ND substitution: RL or RL/2 if <15% NDs.

Prediction Limit

Constituent: Lead (mg/L) Analysis Run 4/8/2024 7:12 PM View: Appendix I Intrawell

Plant Bowen Data: Bowen 1, 2, 9, and 10

	GWC-8RR	GWC-8RR
10/18/2011	<0.001	
4/30/2012	<0.001	
10/3/2012	<0.001	
4/8/2013	<0.001	
10/9/2013	<0.001	
4/10/2014	<0.001	
10/2/2014	<0.001	
4/3/2015	<0.001	
10/8/2015	<0.001	
3/30/2016	<0.001	
5/24/2016	<0.001	
8/2/2016	<0.001	
9/27/2016	<0.001	
11/22/2016	<0.001	
2/6/2017	<0.001	
4/6/2017	0.0001 (J)	
6/14/2017	<0.001	
10/4/2017	<0.001	
3/21/2018	<0.001	
9/18/2018	<0.001	
3/27/2019	<0.001	
9/16/2019	<0.001 (D)	
3/12/2020	5.6E-05 (J)	
9/17/2020	8E-05 (J)	
3/17/2021	<0.001	
8/10/2021	<0.001	
2/2/2022	<0.001	
8/17/2022	<0.001	
2/21/2023	<0.001	
7/31/2023	<0.001	
2/27/2024		<0.001

ND substitution: RL or RL/2 if <15% NDs.

Prediction Limit

Constituent: Lead (mg/L) Analysis Run 4/8/2024 7:12 PM View: Appendix I Intrawell

Plant Bowen Data: Bowen 1, 2, 9, and 10

	GWC-8Z	GWC-8Z
5/26/2015	<0.001	
6/18/2015	<0.001 (D)	
7/2/2015	<0.001	
10/8/2015	<0.001	
3/22/2016	<0.001	
5/25/2016	<0.001	
8/2/2016	0.0002 (J)	
9/26/2016	0.0001 (J)	
11/21/2016	0.0001 (J)	
2/3/2017	0.0002 (J)	
4/7/2017	0.0002 (J)	
6/13/2017	0.0002 (J)	
10/3/2017	0.0002 (J)	
3/20/2018	0.00042 (J)	
9/18/2018	<0.001	
5/6/2019	0.00032 (J)	
9/16/2019	5.4E-05 (J)	
3/16/2020	0.00016 (J)	
9/17/2020	6.5E-05 (J)	
3/18/2021	0.00011 (J)	
8/10/2021	<0.001	
2/2/2022	<0.001	
8/17/2022	<0.001	
2/20/2023	<0.001	
7/31/2023	<0.001	
2/26/2024		<0.001

ND substitution: RL or RL/2 if <15% NDs.

Prediction Limit

Constituent: Lead (mg/L) Analysis Run 4/8/2024 7:12 PM View: Appendix I Intrawell

Plant Bowen Data: Bowen 1, 2, 9, and 10

	GWC-9	GWC-9
8/23/2007	<0.001	
11/1/2007	<0.001	
11/19/2007	<0.001	
1/15/2008	<0.001	
3/6/2008	<0.001	
5/13/2008	<0.001	
12/12/2008	<0.001	
4/16/2009	<0.001	
10/13/2009	<0.001	
4/21/2010	<0.001	
9/29/2010	<0.001	
4/13/2011	<0.001	
10/5/2011	<0.001	
4/4/2012	0.0012	
10/8/2012	<0.001	
4/8/2013	<0.001	
10/9/2013	<0.001	
4/9/2014	<0.001	
9/30/2014	<0.001	
4/2/2015	<0.001	
10/10/2015	<0.001 (D)	
3/30/2016	<0.001	
5/26/2016	<0.001	
8/5/2016	0.0001 (J)	
9/28/2016	0.0002 (J)	
11/21/2016	0.0002 (J)	
2/6/2017	0.0001 (J)	
4/6/2017	0.0001 (J)	
6/13/2017	8E-05 (J)	
10/3/2017	<0.001	
3/20/2018	<0.001	
9/18/2018	<0.001 (D)	
3/21/2019	<0.001	
9/16/2019	6.1E-05 (J)	
3/12/2020	0.00016 (J)	
9/17/2020	7.9E-05 (J)	
3/18/2021	0.0001 (J)	
8/10/2021	<0.001	
2/2/2022	<0.001	
8/17/2022	<0.001	
2/21/2023	<0.001	
7/31/2023	<0.001	
2/27/2024		<0.001

ND substitution: RL or RL/2 if <15% NDs.

Prediction Limit

Constituent: Nickel (mg/L) Analysis Run 4/8/2024 7:12 PM View: Appendix I Intrawell

Plant Bowen Data: Bowen 1, 2, 9, and 10

	GWA-1	GWA-1
8/23/2007	<0.005	
10/23/2007	0.0096	
11/18/2007	0.023	
1/30/2008	0.11 (O)	
3/10/2008	0.024	
5/13/2008	0.006	
12/5/2008	<0.005	
4/15/2009	<0.005	
10/7/2009	0.0096	
5/3/2010	<0.005	
10/12/2010	<0.005	
4/27/2011	<0.005	
10/17/2011	<0.005	
5/2/2012	<0.005	
10/8/2012	<0.005	
4/12/2013	<0.005	
10/16/2013	<0.005	
4/11/2014	<0.005	
9/30/2014	<0.005	
3/30/2015	0.004	
10/13/2015	<0.005	
3/22/2016	<0.005	
7/29/2016	<0.005	
3/30/2017	0.0004 (J)	
10/2/2017	<0.005	
3/16/2018	<0.005	
9/17/2018	<0.005 (D)	
3/20/2019	<0.005	
9/12/2019	0.00038 (J)	
3/11/2020	0.00068 (J)	
9/15/2020	<0.005	
3/16/2021	<0.005	
8/9/2021	<0.005	
2/1/2022	<0.005	
8/16/2022	<0.005	
2/16/2023	<0.005	
7/27/2023	<0.005	
2/22/2024		<0.005

ND substitution: RL or RL/2 if <15% NDs.

Prediction Limit

Constituent: Nickel (mg/L) Analysis Run 4/8/2024 7:12 PM View: Appendix I Intrawell

Plant Bowen Data: Bowen 1, 2, 9, and 10

	GWA-2	GWA-2
8/23/2007	<0.005	
10/24/2007	0.026 (O)	
11/18/2007	0.043 (O)	
1/31/2008	0.0075	
3/11/2008	0.019	
5/6/2008	0.004	
12/4/2008	0.02	
4/21/2009	<0.005	
10/7/2009	<0.005	
4/26/2010	<0.005	
10/4/2010	0.0025	
4/13/2011	<0.005	
10/5/2011	<0.005	
4/11/2012	<0.005	
10/9/2012	<0.005	
4/15/2013	<0.005	
10/15/2013	0.0028	
4/22/2014	<0.005	
9/30/2014	<0.005	
3/30/2015	0.0018 (J)	
10/13/2015	<0.005	
3/23/2016	<0.005	
7/29/2016	<0.005	
3/30/2017	0.0006 (J)	
10/2/2017	<0.005	
3/19/2018	<0.005	
9/14/2018	<0.005	
3/20/2019	<0.005	
9/12/2019	0.00518 (JD)	
3/11/2020	0.0014 (J)	
9/15/2020	<0.005	
3/17/2021	<0.005	
8/9/2021	<0.005	
2/1/2022	<0.005	
8/16/2022	<0.005	
2/16/2023	<0.005	
7/27/2023	<0.005	
2/22/2024		<0.005

ND substitution: RL or RL/2 if <15% NDs.

Prediction Limit

Constituent: Nickel (mg/L) Analysis Run 4/8/2024 7:12 PM View: Appendix I Intrawell

Plant Bowen Data: Bowen 1, 2, 9, and 10

	GWA-2R	GWA-2R
8/23/2007	<0.005	
10/24/2007	0.0025	
11/18/2007	0.0093	
1/31/2008	0.054 (O)	
3/10/2008	0.0054	
5/13/2008	0.0043	
12/4/2008	<0.005	
4/21/2009	<0.005	
10/8/2009	<0.005	
4/21/2010	<0.005	
9/28/2010	<0.005	
4/12/2011	<0.005	
10/4/2011	<0.005	
4/3/2012	<0.005	
10/9/2012	<0.005	
4/11/2013	<0.005	
10/16/2013	<0.005	
4/10/2014	<0.005	
9/30/2014	<0.005	
3/30/2015	<0.005	
10/13/2015	<0.005	
3/23/2016	<0.005	
7/29/2016	<0.005	
4/3/2017	<0.005	
10/2/2017	<0.005	
3/16/2018	<0.005	
9/14/2018	<0.005	
3/19/2019	<0.005	
9/13/2019	<0.005	
3/11/2020	0.002 (J)	
9/15/2020	0.0013 (J)	
3/16/2021	<0.005	
8/9/2021	0.00081 (J)	
2/1/2022	<0.005	
8/16/2022	<0.005	
2/16/2023	<0.005	
7/27/2023	<0.005	
2/26/2024		<0.005

ND substitution: RL or RL/2 if <15% NDs.

Prediction Limit

Constituent: Nickel (mg/L) Analysis Run 4/8/2024 7:12 PM View: Appendix I Intrawell

Plant Bowen Data: Bowen 1, 2, 9, and 10

	GWA-39RZ	GWA-39RZ
5/16/2016	0.0136 (D)	
7/27/2016	0.0224 (D)	
2/21/2017	0.0007 (J)	
3/27/2017	<0.005 (D)	
9/29/2017	<0.005 (D)	
3/16/2018	<0.005	
9/14/2018	<0.005	
3/14/2019	0.0017 (J)	
3/9/2020	0.00083 (J)	
9/16/2020	<0.005	
3/16/2021	<0.005	
8/6/2021	<0.005	
2/2/2022	<0.005	
8/16/2022	<0.005	
2/14/2023	<0.005	
7/25/2023	<0.005	
2/19/2024		<0.005

ND substitution: RL or RL/2 if <15% NDs.

Prediction Limit

Constituent: Nickel (mg/L) Analysis Run 4/8/2024 7:12 PM View: Appendix I Intrawell

Plant Bowen Data: Bowen 1, 2, 9, and 10

	GWA-39Z	GWA-39Z
3/14/2016	0.00544 (J)	
5/11/2016	0.0149	
7/19/2016	0.0044 (J)	
9/15/2016	0.0047 (J)	
11/2/2016	0.0025 (J)	
1/18/2017	0.004 (J)	
3/28/2017	0.0034 (J)	
9/26/2017	0.0016 (J)	
3/14/2018	<0.005	
9/12/2018	<0.005	
3/15/2019	<0.005	
9/9/2019	0.0014 (J)	
3/9/2020	0.04 (o)	
9/10/2020	<0.005	
3/12/2021	0.0015 (J)	
8/4/2021	<0.005	
1/31/2022	<0.005	
8/10/2022	<0.005	
2/13/2023	0.00095 (J)	
7/26/2023	0.0013 (J)	
2/19/2024		<0.005

ND substitution: RL or RL/2 if <15% NDs.

Prediction Limit

Constituent: Nickel (mg/L) Analysis Run 4/8/2024 7:12 PM View: Appendix I Intrawell

Plant Bowen Data: Bowen 1, 2, 9, and 10

	GWA-3A	GWA-3A
8/23/2007	0.028	
11/2/2007	0.041	
11/18/2007	0.14 (O)	
1/31/2008	0.053	
3/11/2008	0.076 (o)	
5/14/2008	0.074 (o)	
12/5/2008	0.032	
4/15/2009	0.028	
10/8/2009	0.032	
4/28/2010	0.029	
10/6/2010	0.031	
4/21/2011	0.019	
10/13/2011	0.028	
5/1/2012	0.0253	
10/9/2012	0.023	
4/11/2013	0.021	
10/16/2013	0.018	
4/23/2014	0.015	
10/4/2014	0.017	
3/31/2015	0.045	
10/12/2015	0.019	
3/23/2016	0.019	
7/29/2016	0.0161	
3/30/2017	0.018	
10/4/2017	0.0158	
3/19/2018	0.015	
9/17/2018	0.014	
3/20/2019	0.01	
9/13/2019	0.012	
3/11/2020	0.012	
3/29/2021	<0.005	
8/9/2021	<0.005	
2/2/2022	<0.005	
8/16/2022	<0.005	
2/17/2023	<0.005	
8/1/2023	<0.005	
2/22/2024		<0.005

ND substitution: RL or RL/2 if <15% NDs.

Prediction Limit

Constituent: Nickel (mg/L) Analysis Run 4/8/2024 7:12 PM View: Appendix I Intrawell

Plant Bowen Data: Bowen 1, 2, 9, and 10

	GWA-41	GWA-41
3/15/2016	<0.005	
5/12/2016	<0.005	
7/20/2016	0.0006 (J)	
9/15/2016	0.0009 (J)	
11/3/2016	0.0011 (J)	
1/18/2017	0.0007 (J)	
3/24/2017	<0.005 (*)	
9/25/2017	<0.005	
3/14/2018	<0.005	
9/12/2018	<0.005	
3/14/2019	<0.005	
9/10/2019	0.0004 (JD)	
3/6/2020	0.0089 (J)	
9/10/2020	<0.005	
3/11/2021	<0.005	
8/4/2021	<0.005	
1/31/2022	<0.005	
8/11/2022	0.00083 (J)	
2/13/2023	<0.005	
7/25/2023	0.00073 (J)	
2/19/2024		<0.005

ND substitution: RL or RL/2 if <15% NDs.

Prediction Limit

Constituent: Nickel (mg/L) Analysis Run 4/8/2024 7:12 PM View: Appendix I Intrawell

Plant Bowen Data: Bowen 1, 2, 9, and 10

	GWA-41R	GWA-41R
3/15/2016	<0.005	
5/13/2016	<0.005	
7/21/2016	0.0009 (J)	
9/21/2016	<0.005	
11/3/2016	<0.005	
1/17/2017	<0.005	
3/27/2017	<0.005 (*)	
9/25/2017	0.0012 (J)	
3/14/2018	0.0014 (J)	
9/12/2018	0.0011 (J)	
3/14/2019	0.001 (J)	
9/10/2019	0.00084 (J)	
3/9/2020	0.00036 (J)	
9/10/2020	<0.005	
3/10/2021	<0.005	
8/4/2021	<0.005	
1/31/2022	0.00091 (J)	
8/11/2022	<0.005	
2/13/2023	<0.005	
7/25/2023	<0.005	
2/19/2024		<0.005

ND substitution: RL or RL/2 if <15% NDs.

Prediction Limit

Constituent: Nickel (mg/L) Analysis Run 4/8/2024 7:12 PM View: Appendix I Intrawell

Plant Bowen Data: Bowen 1, 2, 9, and 10

	GWA-42	GWA-42
3/11/2016	<0.005	
5/16/2016	0.00233 (J)	
7/22/2016	0.0014 (J)	
9/19/2016	0.0014 (J)	
11/3/2016	0.0013 (J)	
1/17/2017	0.0011 (J)	
3/27/2017	<0.005 (*)	
9/26/2017	0.0011 (J)	
3/14/2018	0.0012 (J)	
9/14/2018	0.0012 (J)	
3/14/2019	0.0015 (J)	
9/10/2019	0.0012 (J)	
3/6/2020	0.0015 (J)	
9/10/2020	0.0011 (J)	
3/11/2021	0.0011 (J)	
8/4/2021	0.0011 (J)	
1/31/2022	0.0011 (J)	
8/10/2022	0.0016 (J)	
2/13/2023	0.0013 (J)	
7/26/2023	0.0015 (J)	
2/20/2024		<0.005

ND substitution: RL or RL/2 if <15% NDs.

Prediction Limit

Constituent: Nickel (mg/L) Analysis Run 4/8/2024 7:12 PM View: Appendix I Intrawell

Plant Bowen Data: Bowen 1, 2, 9, and 10

	GWA-43	GWA-43
3/11/2016	0.00288 (J)	
5/13/2016	<0.005	
7/19/2016	0.0006 (J)	
9/16/2016	0.0008 (J)	
11/2/2016	0.0007 (J)	
1/18/2017	0.0006 (J)	
3/28/2017	<0.005 (*)	
9/22/2017	0.0007 (J)	
3/14/2018	<0.005	
9/12/2018	<0.005	
3/13/2019	<0.005	
9/11/2019	0.00082 (J)	
3/9/2020	0.00082 (J)	
9/11/2020	0.00089 (J)	
3/11/2021	<0.005	
8/6/2021	0.00084 (J)	
1/31/2022	0.00077 (J)	
8/11/2022	<0.005	
2/14/2023	<0.005	
7/25/2023	<0.005	
2/20/2024		<0.005

ND substitution: RL or RL/2 if <15% NDs.

Prediction Limit

Constituent: Nickel (mg/L) Analysis Run 4/8/2024 7:12 PM View: Appendix I Intrawell

Plant Bowen Data: Bowen 1, 2, 9, and 10

	GWA-43R	GWA-43R
3/11/2016	<0.005	
5/13/2016	<0.005	
7/19/2016	<0.005	
9/16/2016	<0.005	
11/2/2016	<0.005	
1/18/2017	0.0006 (J)	
3/28/2017	<0.005 (*)	
9/22/2017	<0.005	
3/15/2018	<0.005	
9/12/2018	<0.005	
3/13/2019	<0.005	
9/11/2019	<0.005	
3/9/2020	<0.005	
9/14/2020	<0.005	
3/11/2021	<0.005	
8/5/2021	<0.005	
1/31/2022	<0.005	
8/10/2022	<0.005	
2/13/2023	<0.005	
7/25/2023	<0.005	
2/20/2024		<0.005

ND substitution: RL or RL/2 if <15% NDs.

Prediction Limit

Constituent: Nickel (mg/L) Analysis Run 4/8/2024 7:12 PM View: Appendix I Intrawell

Plant Bowen Data: Bowen 1, 2, 9, and 10

	GWA-4RZ	GWA-4RZ
4/7/2017	<0.005	
10/3/2017	<0.005 (D)	
3/21/2018	<0.005	
9/18/2018	<0.005	
3/21/2019	<0.005 (D)	
9/12/2019	0.00032 (JD)	
3/12/2020	0.00034 (J)	
9/17/2020	<0.005	
3/16/2021	<0.005	
8/10/2021	<0.005	
2/3/2022	<0.005	
8/17/2022	<0.005	
2/17/2023	<0.005	
7/28/2023	<0.005	
2/27/2024		<0.005

ND substitution: RL or RL/2 if <15% NDs.

Prediction Limit

Constituent: Nickel (mg/L) Analysis Run 4/8/2024 7:12 PM View: Appendix I Intrawell

Plant Bowen Data: Bowen 1, 2, 9, and 10

	GWA-50	GWA-50
12/12/2008	0.0035	
4/23/2009	0.0032	
10/6/2009	<0.005	
4/27/2010	<0.005	
9/30/2010	<0.005	
4/14/2011	0.0028	
10/5/2011	0.0028	
4/11/2012	<0.005	
10/2/2012	0.0026	
4/9/2013	<0.005	
10/15/2013	<0.005	
4/10/2014	0.0025 (J)	
10/1/2014	<0.005	
3/30/2015	0.0015 (J)	
10/11/2015	0.0013 (J)	
3/28/2016	<0.005	
8/1/2016	<0.005	
4/7/2017	0.0011 (J)	
10/2/2017	0.0013 (J)	
3/16/2018	<0.005	
9/17/2018	0.00096 (J)	
3/19/2019	<0.005	
9/13/2019	0.00063 (J)	
3/11/2020	0.00084 (J)	
9/16/2020	<0.005	
3/17/2021	<0.005	
8/9/2021	0.00077 (J)	
2/1/2022	0.0008 (J)	
8/16/2022	0.00071 (J)	
2/16/2023	0.00082 (J)	
7/28/2023	0.00094 (J)	
2/22/2024		<0.005

ND substitution: RL or RL/2 if <15% NDs.

Prediction Limit

Constituent: Nickel (mg/L) Analysis Run 4/8/2024 7:12 PM View: Appendix I Intrawell

Plant Bowen Data: Bowen 1, 2, 9, and 10

	GWA-50R	GWA-50R
12/12/2008	0.0096	
4/23/2009	0.015	
10/6/2009	0.008	
5/3/2010	0.0053	
10/11/2010	0.0061	
4/27/2011	0.0087	
10/19/2011	0.0039	
5/1/2012	0.0054	
10/2/2012	0.0044	
4/10/2013	0.0053	
10/16/2013	0.0047	
4/22/2014	0.0045	
10/1/2014	0.0018 (J)	
3/30/2015	0.0037	
10/11/2015	0.0018 (J)	
3/28/2016	0.0028 (J)	
8/1/2016	<0.005	
4/3/2017	0.0022 (J)	
10/2/2017	0.0021 (J)	
3/16/2018	0.0014 (J)	
9/18/2018	0.0012 (J)	
3/19/2019	0.0016 (J)	
9/12/2019	0.0015 (J)	
3/11/2020	0.001 (J)	
9/15/2020	0.0012 (J)	
3/17/2021	0.0012 (J)	
8/9/2021	0.00097 (J)	
2/2/2022	0.00089 (J)	
8/17/2022	0.0011 (J)	
2/16/2023	0.00081 (J)	
7/28/2023	0.00092 (J)	
2/22/2024		<0.005

ND substitution: RL or RL/2 if <15% NDs.

Prediction Limit

Constituent: Nickel (mg/L) Analysis Run 4/8/2024 7:12 PM View: Appendix I Intrawell

Plant Bowen Data: Bowen 1, 2, 9, and 10

	GWC-10	GWC-10
8/21/2007	<0.005	
11/1/2007	0.0042	
11/20/2007	0.026	
1/30/2008	0.032	
3/6/2008	0.019	
5/12/2008	0.0072	
12/13/2008	0.024	
4/29/2009	0.0026	
10/20/2009	<0.005	
4/26/2010	<0.005	
9/29/2010	0.0042	
4/13/2011	<0.005	
10/5/2011	<0.005	
4/4/2012	<0.005	
10/3/2012	0.004	
4/3/2013	0.0028	
10/15/2013	0.0036	
4/9/2014	0.0025 (J)	
10/2/2014	<0.005	
4/2/2015	<0.005	
10/10/2015	<0.005	
3/31/2016	<0.005	
8/5/2016	<0.005	
4/10/2017	<0.005	
10/4/2017	<0.005	
3/20/2018	0.0016 (J)	
9/18/2018	<0.005	
3/22/2019	0.0022 (J)	
9/17/2019	<0.005	
3/12/2020	0.0015 (J)	
9/17/2020	<0.005	
3/18/2021	0.00094 (J)	
8/10/2021	0.00081 (J)	
2/4/2022	0.0014 (J)	
8/17/2022	<0.005	
2/20/2023	0.0019 (J)	
7/31/2023	<0.005	
2/27/2024		<0.005

ND substitution: RL or RL/2 if <15% NDs.

Prediction Limit

Constituent: Nickel (mg/L) Analysis Run 4/8/2024 7:12 PM View: Appendix I Intrawell

Plant Bowen Data: Bowen 1, 2, 9, and 10

	GWC-10R	GWC-10R
8/21/2007	<0.005	
11/1/2007	0.006	
11/20/2007	<0.005	
1/30/2008	0.029 (O)	
3/6/2008	<0.005	
5/8/2008	0.0057	
12/14/2008	<0.005	
4/29/2009	<0.005	
10/21/2009	<0.005	
4/21/2010	<0.005	
9/28/2010	<0.005	
4/12/2011	<0.005	
10/4/2011	<0.005	
4/3/2012	<0.005	
10/8/2012	<0.005	
4/3/2013	<0.005	
10/15/2013	<0.005	
4/9/2014	<0.005	
10/2/2014	<0.005	
4/2/2015	<0.005	
10/12/2015	<0.005	
3/31/2016	<0.005	
8/3/2016	<0.005	
4/10/2017	<0.005	
10/4/2017	0.0006 (J)	
3/21/2018	<0.005	
9/18/2018	<0.005	
3/22/2019	<0.005	
9/17/2019	<0.005	
3/12/2020	0.00043 (J)	
9/17/2020	<0.005	
3/18/2021	0.0011 (J)	
8/11/2021	<0.005	
2/4/2022	<0.005	
8/18/2022	<0.005	
2/20/2023	<0.005	
7/31/2023	<0.005	
2/27/2024		<0.005

ND substitution: RL or RL/2 if <15% NDs.

Prediction Limit

Constituent: Nickel (mg/L) Analysis Run 4/8/2024 7:12 PM View: Appendix I Intrawell

Plant Bowen Data: Bowen 1, 2, 9, and 10

	GWC-11	GWC-11
8/21/2007	<0.005	
11/1/2007	<0.005	
11/18/2007	<0.005	
1/30/2008	<0.005	
3/5/2008	<0.005	
5/7/2008	0.0087	
12/14/2008	<0.005	
4/29/2009	<0.005	
10/22/2009	<0.005	
4/21/2010	<0.005	
9/28/2010	<0.005	
4/12/2011	<0.005	
10/4/2011	<0.005	
4/3/2012	<0.005	
10/3/2012	0.0042	
4/3/2013	<0.005	
10/9/2013	<0.005	
4/2/2014	0.0025 (J)	
10/2/2014	0.0016 (J)	
4/1/2015	<0.005	
10/11/2015	<0.005	
4/4/2016	<0.005	
8/3/2016	<0.005	
4/10/2017	<0.005	
10/4/2017	<0.005	
3/21/2018	<0.005	
9/18/2018	<0.005	
3/23/2019	<0.005	
9/17/2019	<0.005	
3/12/2020	<0.005	
9/21/2020	<0.005	
3/19/2021	<0.005	
8/11/2021	<0.005	
2/4/2022	<0.005	
8/18/2022	<0.005	
2/20/2023	<0.005	
8/1/2023	<0.005	
2/28/2024		<0.005

ND substitution: RL or RL/2 if <15% NDs.

Prediction Limit

Constituent: Nickel (mg/L) Analysis Run 4/8/2024 7:12 PM View: Appendix I Intrawell

Plant Bowen Data: Bowen 1, 2, 9, and 10

	GWC-11R	GWC-11R
8/21/2007	<0.005	
11/1/2007	<0.005	
11/18/2007	<0.005	
1/30/2008	<0.005	
3/6/2008	0.0046	
5/7/2008	<0.005	
12/14/2008	<0.005	
4/29/2009	<0.005	
10/22/2009	<0.005	
4/21/2010	<0.005	
9/29/2010	<0.005	
4/13/2011	<0.005	
10/4/2011	<0.005	
4/4/2012	<0.005	
10/3/2012	<0.005	
4/3/2013	<0.005	
10/9/2013	<0.005	
4/2/2014	<0.005	
10/2/2014	<0.005	
4/1/2015	0.0041	
10/11/2015	<0.005	
4/4/2016	<0.005	
8/4/2016	<0.005	
4/10/2017	<0.005	
10/4/2017	<0.005	
3/22/2018	<0.005	
9/18/2018	<0.005	
3/23/2019	<0.005	
9/17/2019	<0.005	
3/12/2020	<0.005	
9/21/2020	<0.005	
3/19/2021	<0.005	
8/11/2021	<0.005	
2/4/2022	<0.005	
8/18/2022	<0.005	
2/20/2023	<0.005	
8/1/2023	<0.005	
2/28/2024		<0.005

ND substitution: RL or RL/2 if <15% NDs.

Prediction Limit

Constituent: Nickel (mg/L) Analysis Run 4/8/2024 7:12 PM View: Appendix I Intrawell

Plant Bowen Data: Bowen 1, 2, 9, and 10

	GWC-12	GWC-12
8/21/2007	<0.01	
11/1/2007	<0.01	
11/19/2007	0.0047	
1/16/2008	0.029	
3/5/2008	0.023	
5/13/2008	0.0032	
12/13/2008	<0.01	
4/16/2009	<0.01	
10/21/2009	<0.01	
4/27/2010	<0.01	
10/5/2010	<0.01	
4/19/2011	0.0025	
10/12/2011	<0.01	
4/24/2012	<0.01	
10/2/2012	<0.01	
4/2/2013	0.003	
10/9/2013	<0.01	
4/1/2014	0.0025 (J)	
10/2/2014	<0.01	
4/1/2015	0.0014 (J)	
10/14/2015	0.0021 (J)	
4/4/2016	0.00264 (J)	
8/3/2016	<0.01	
4/11/2017	0.0027 (J)	
10/4/2017	0.0022 (J)	
3/22/2018	0.0025 (J)	
9/18/2018	0.0024 (J)	
3/23/2019	0.0026 (J)	
9/17/2019	0.0033 (JD)	
3/12/2020	0.0022 (J)	
9/21/2020	0.0019 (J)	
3/19/2021	0.0022 (J)	
8/11/2021	0.0019 (J)	
2/2/2022	0.0025 (J)	
8/18/2022	0.0023 (J)	
2/21/2023	0.0022 (J)	
8/1/2023	0.0034 (J)	
2/27/2024		0.0023 (J)

ND substitution: RL or RL/2 if <15% NDs.

Prediction Limit

Constituent: Nickel (mg/L) Analysis Run 4/8/2024 7:12 PM View: Appendix I Intrawell

Plant Bowen Data: Bowen 1, 2, 9, and 10

	GWC-13	GWC-13
8/21/2007	0.0076	
11/1/2007	0.0043	
11/19/2007	0.0061	
1/31/2008	0.015	
3/5/2008	<0.005	
5/12/2008	0.0035	
12/13/2008	0.0079	
4/28/2009	<0.005	
10/21/2009	<0.005	
4/28/2010	<0.005	
10/5/2010	<0.005	
4/19/2011	<0.005	
10/18/2011	0.0031	
4/25/2012	<0.005	
10/2/2012	<0.005	
4/2/2013	<0.005	
10/8/2013	<0.005	
4/1/2014	<0.005	
10/1/2014	<0.005	
4/1/2015	<0.005	
10/15/2015	<0.005	
4/4/2016	<0.005	
8/4/2016	<0.005	
4/12/2017	<0.005	
10/9/2017	<0.005	
3/21/2018	<0.005	
9/19/2018	<0.005	
3/23/2019	<0.005	
9/18/2019	0.00046 (J)	
3/13/2020	<0.005	
9/22/2020	<0.005	
3/18/2021	<0.005	
8/11/2021	<0.005	
2/17/2022	<0.005	
8/18/2022	<0.005	
2/22/2023	<0.005	
8/1/2023	<0.005	
2/27/2024		<0.005

ND substitution: RL or RL/2 if <15% NDs.

Prediction Limit

Constituent: Nickel (mg/L) Analysis Run 4/8/2024 7:12 PM View: Appendix I Intrawell

Plant Bowen Data: Bowen 1, 2, 9, and 10

	GWC-13RZ	GWC-13RZ
8/21/2007	<0.005	
11/1/2007	0.0033	
11/19/2007	0.0029	
1/31/2008	0.0039	
3/5/2008	<0.005	
5/7/2008	<0.005	
12/12/2008	0.022 (O)	
4/29/2009	0.0034	
10/21/2009	<0.005	
4/28/2010	0.0026	
10/6/2010	<0.005	
4/20/2011	<0.005	
10/12/2011	<0.005	
4/25/2012	<0.005	
10/2/2012	<0.005	
4/2/2013	<0.005	
10/8/2013	<0.005	
4/1/2014	<0.005	
10/1/2014	<0.005	
3/31/2015	<0.005	
10/14/2015	<0.005	
4/4/2016	<0.005	
4/11/2017	<0.005	
10/6/2017	<0.005	
3/23/2018	<0.005	
9/20/2018	<0.005	
3/22/2019	<0.005	
9/18/2019	<0.005	
3/17/2020	0.00082 (J)	
9/22/2020	<0.005	
3/19/2021	<0.005	
8/12/2021	<0.005	
2/4/2022	<0.005	
8/19/2022	<0.005	
2/22/2023	<0.005	
8/2/2023	<0.005	
2/28/2024		<0.005

ND substitution: RL or RL/2 if <15% NDs.

Prediction Limit

Constituent: Nickel (mg/L) Analysis Run 4/8/2024 7:12 PM View: Appendix I Intrawell

Plant Bowen Data: Bowen 1, 2, 9, and 10

	GWC-14Z	GWC-14Z
8/24/2007	<0.005	
11/2/2007	0.0029	
11/17/2007	0.0086	
1/15/2008	0.011	
3/5/2008	0.0072	
5/7/2008	0.0045	
12/2/2008	0.011	
4/16/2009	0.0061	
10/20/2009	0.01	
4/20/2010	<0.005	
9/29/2010	<0.005	
4/12/2011	<0.005	
10/4/2011	<0.005	
4/4/2012	<0.005	
10/10/2012	<0.005	
4/15/2013	<0.005	
10/22/2013	<0.005	
4/21/2014	<0.005	
9/30/2014	<0.005	
4/3/2015	<0.005	
10/7/2015	<0.005	
4/5/2016	<0.005	
8/9/2016	0.0021 (J)	
4/11/2017	<0.005	
10/5/2017	<0.005	
3/22/2018	<0.005	
9/19/2018	0.00096 (J)	
3/22/2019	<0.005	
9/17/2019	0.0007 (X)	
3/13/2020	0.00078 (J)	
9/21/2020	<0.005	
3/18/2021	<0.005	
8/11/2021	<0.005	
2/4/2022	<0.005	
8/18/2022	<0.005	
2/22/2023	<0.005	
8/1/2023	<0.005	
2/28/2024		<0.005

ND substitution: RL or RL/2 if <15% NDs.

Prediction Limit

Constituent: Nickel (mg/L) Analysis Run 4/8/2024 7:12 PM View: Appendix I Intrawell

Plant Bowen Data: Bowen 1, 2, 9, and 10

	GWC-15R	GWC-15R
8/23/2007	0.0089	
11/2/2007	0.0036	
11/17/2007	0.014 (O)	
1/15/2008	0.0096	
3/6/2008	0.0038	
5/7/2008	0.0056	
12/2/2008	0.003	
4/28/2009	<0.005	
10/19/2009	<0.005	
4/27/2010	0.004	
10/4/2010	<0.005	
4/18/2011	<0.005	
10/12/2011	<0.005	
4/23/2012	<0.005	
10/10/2012	<0.005	
4/15/2013	<0.005	
10/22/2013	<0.005	
4/21/2014	<0.005	
9/30/2014	<0.005	
4/3/2015	<0.005	
10/7/2015	<0.005	
4/5/2016	<0.005	
8/4/2016	<0.005	
4/12/2017	<0.005	
10/6/2017	0.001 (J)	
3/23/2018	<0.005	
9/19/2018	<0.005	
3/25/2019	0.0011 (J)	
9/17/2019	0.00057 (J)	
3/13/2020	0.00072 (J)	
9/21/2020	0.0015 (J)	
3/18/2021	0.00079 (J)	
8/11/2021	<0.005	
2/4/2022	0.00093 (J)	
8/19/2022	<0.005	
2/22/2023	<0.005	
8/2/2023	<0.005	
2/28/2024		<0.005

ND substitution: RL or RL/2 if <15% NDs.

Prediction Limit

Constituent: Nickel (mg/L) Analysis Run 4/8/2024 7:12 PM View: Appendix I Intrawell

Plant Bowen Data: Bowen 1, 2, 9, and 10

	GWC-15Z	GWC-15Z
8/24/2007	<0.005	
11/2/2007	<0.005	
11/18/2007	0.0088 (J)	
1/15/2008	0.019	
3/10/2008	0.017	
5/13/2008	0.0058	
12/2/2008	0.0043	
4/28/2009	<0.005	
10/20/2009	<0.005	
4/27/2010	<0.005	
10/5/2010	<0.005	
4/19/2011	<0.005	
10/12/2011	<0.005	
4/25/2012	<0.005	
10/10/2012	<0.005	
4/16/2013	<0.005	
10/22/2013	<0.005	
4/21/2014	<0.005	
9/30/2014	<0.005	
4/3/2015	<0.005	
10/6/2015	<0.005	
4/5/2016	<0.005	
4/11/2017	<0.005	
10/6/2017	<0.005	
3/23/2018	<0.005	
9/19/2018	<0.005	
3/22/2019	<0.005	
9/17/2019	<0.005	
3/13/2020	<0.005	
9/21/2020	<0.005	
3/18/2021	<0.005	
8/11/2021	<0.005	
2/7/2022	<0.005	
8/19/2022	<0.005	
2/22/2023	<0.005	
8/1/2023	<0.005	
2/28/2024		<0.005

ND substitution: RL or RL/2 if <15% NDs.

Prediction Limit

Constituent: Nickel (mg/L) Analysis Run 4/8/2024 7:12 PM View: Appendix I Intrawell

Plant Bowen Data: Bowen 1, 2, 9, and 10

	GWC-44	GWC-44
3/16/2016	<0.005	
5/16/2016	<0.005	
7/25/2016	0.0006 (J)	
9/19/2016	0.0008 (J)	
11/3/2016	0.0007 (J)	
1/19/2017	0.0009 (J)	
3/28/2017	<0.005 (*)	
9/26/2017	0.0007 (J)	
3/15/2018	<0.005	
9/12/2018	<0.005	
3/14/2019	<0.005	
9/11/2019	0.00058 (J)	
3/10/2020	0.00086 (J)	
9/15/2020	<0.005	
3/11/2021	<0.005	
8/4/2021	<0.005	
1/31/2022	<0.005	
8/15/2022	<0.005	
2/14/2023	0.00073 (J)	
7/26/2023	<0.005	
2/20/2024		<0.005

ND substitution: RL or RL/2 if <15% NDs.

Prediction Limit

Constituent: Nickel (mg/L) Analysis Run 4/8/2024 7:12 PM View: Appendix I Intrawell

Plant Bowen Data: Bowen 1, 2, 9, and 10

	GWC-45	GWC-45
3/16/2016	<0.005	
5/16/2016	0.00316 (JD)	
7/25/2016	0.0013 (JD)	
9/19/2016	0.0013 (JD)	
11/4/2016	0.0015 (JD)	
1/23/2017	0.0015 (JD)	
3/29/2017	0.0012 (JD)	
9/27/2017	0.0014 (J)	
3/15/2018	0.0011 (J)	
9/13/2018	0.001 (J)	
3/14/2019	0.001 (JD)	
9/11/2019	0.0012 (JD)	
3/10/2020	0.0012 (J)	
9/11/2020	0.00099 (J)	
3/11/2021	0.00092 (J)	
8/6/2021	0.00098 (J)	
2/1/2022	0.0011 (J)	
8/12/2022	0.00086 (J)	
2/14/2023	0.00092 (J)	
7/26/2023	0.0012 (J)	
2/20/2024		<0.005

ND substitution: RL or RL/2 if <15% NDs.

Prediction Limit

Constituent: Nickel (mg/L) Analysis Run 4/8/2024 7:12 PM View: Appendix I Intrawell

Plant Bowen Data: Bowen 1, 2, 9, and 10

	GWC-45R	GWC-45R
3/16/2016	<0.005	
5/16/2016	<0.005 (D)	
7/25/2016	<0.005 (D)	
9/19/2016	<0.005 (D)	
11/3/2016	<0.005 (D)	
1/20/2017	<0.005 (D)	
3/29/2017	<0.005 (D)	
9/27/2017	<0.005	
3/15/2018	<0.005	
9/13/2018	<0.005	
3/14/2019	<0.005 (D)	
9/11/2019	<0.005 (D)	
3/10/2020	<0.005	
9/11/2020	<0.005	
3/11/2021	<0.005	
8/6/2021	0.00095 (J)	
2/1/2022	<0.005	
8/12/2022	<0.005	
2/14/2023	0.004 (J)	
7/26/2023	<0.005	
2/20/2024		<0.005

ND substitution: RL or RL/2 if <15% NDs.

Prediction Limit

Constituent: Nickel (mg/L) Analysis Run 4/8/2024 7:12 PM View: Appendix I Intrawell

Plant Bowen Data: Bowen 1, 2, 9, and 10

	GWC-46R	GWC-46R
3/10/2016	<0.005	
5/17/2016	<0.005	
7/26/2016	<0.005	
9/20/2016	0.0013 (J)	
11/4/2016	<0.005	
1/20/2017	<0.005	
3/28/2017	<0.005	
9/29/2017	<0.005	
3/15/2018	<0.005	
9/13/2018	<0.005	
3/18/2019	<0.005	
9/11/2019	<0.005	
3/10/2020	<0.005	
9/14/2020	<0.005	
3/11/2021	<0.005	
8/5/2021	<0.005	
1/31/2022	<0.005	
8/15/2022	<0.005	
2/14/2023	<0.005	
7/26/2023	<0.005	
2/21/2024		<0.005

ND substitution: RL or RL/2 if <15% NDs.

Prediction Limit

Constituent: Nickel (mg/L) Analysis Run 4/8/2024 7:12 PM View: Appendix I Intrawell

Plant Bowen Data: Bowen 1, 2, 9, and 10

	GWC-47	GWC-47
3/10/2016	<0.005	
5/18/2016	<0.005	
7/27/2016	<0.005	
9/20/2016	<0.005	
11/7/2016	<0.005	
1/23/2017	<0.005	
3/29/2017	0.0004 (J)	
9/27/2017	<0.005	
3/15/2018	<0.005	
9/13/2018	<0.005	
3/15/2019	<0.005	
9/12/2019	<0.005	
3/9/2020	<0.005	
9/14/2020	<0.005	
3/11/2021	<0.005	
8/5/2021	<0.005	
2/1/2022	<0.005	
8/15/2022	<0.005	
2/14/2023	<0.005	
7/27/2023	<0.005	
2/21/2024		<0.005

ND substitution: RL or RL/2 if <15% NDs.

Prediction Limit

Constituent: Nickel (mg/L) Analysis Run 4/8/2024 7:12 PM View: Appendix I Intrawell

Plant Bowen Data: Bowen 1, 2, 9, and 10

	GWC-47R	GWC-47R
3/10/2016	<0.005	
5/18/2016	<0.005	
7/27/2016	0.0007 (J)	
9/20/2016	0.0007 (J)	
11/4/2016	0.0006 (J)	
1/20/2017	<0.005	
3/29/2017	0.0003 (J)	
9/27/2017	<0.005	
3/16/2018	<0.005	
9/13/2018	<0.005	
3/19/2019	0.0042 (J)	
9/11/2019	0.0014 (J)	
3/9/2020	<0.005	
9/15/2020	<0.005	
3/11/2021	<0.005	
8/5/2021	<0.005	
2/1/2022	<0.005	
8/15/2022	<0.005	
2/14/2023	<0.005	
7/27/2023	<0.005	
2/21/2024		<0.005

ND substitution: RL or RL/2 if <15% NDs.

Prediction Limit

Constituent: Nickel (mg/L) Analysis Run 4/8/2024 7:12 PM View: Appendix I Intrawell

Plant Bowen Data: Bowen 1, 2, 9, and 10

	GWC-48	GWC-48
3/10/2016	0.00432 (J)	
5/17/2016	0.00489 (J)	
7/27/2016	0.0036 (J)	
9/20/2016	0.0035 (J)	
11/4/2016	0.0035 (J)	
1/23/2017	<0.01	
3/28/2017	0.0033 (J)	
9/29/2017	0.0036 (J)	
3/15/2018	0.0033 (J)	
9/13/2018	0.0038 (J)	
3/15/2019	0.0033 (J)	
9/11/2019	0.00405 (JD)	
3/9/2020	0.0039 (J)	
9/14/2020	0.0046 (J)	
3/11/2021	0.0047 (J)	
8/4/2021	0.0045 (J)	
1/31/2022	0.0052	
8/15/2022	0.0056	
2/14/2023	0.0058	
7/26/2023	0.0075	
2/21/2024		0.0076

ND substitution: RL or RL/2 if <15% NDs.

Prediction Limit

Constituent: Nickel (mg/L) Analysis Run 4/8/2024 7:12 PM View: Appendix I Intrawell

Plant Bowen Data: Bowen 1, 2, 9, and 10

	GWC-49R	GWC-49R
3/17/2016	<0.005	
5/18/2016	<0.005	
7/27/2016	<0.005	
9/21/2016	<0.005	
11/4/2016	<0.005	
1/24/2017	<0.005	
3/29/2017	<0.005	
9/29/2017	<0.005	
3/15/2018	<0.005	
9/13/2018	<0.005	
3/18/2019	<0.005	
9/11/2019	<0.005	
3/11/2020	0.0004 (J)	
9/11/2020	<0.005	
3/15/2021	<0.005	
8/11/2021	<0.005	
2/1/2022	<0.005	
8/15/2022	<0.005	
2/14/2023	<0.005	
7/27/2023	<0.005	
2/21/2024		<0.005

ND substitution: RL or RL/2 if <15% NDs.

Prediction Limit

Constituent: Nickel (mg/L) Analysis Run 4/8/2024 7:12 PM View: Appendix I Intrawell

Plant Bowen Data: Bowen 1, 2, 9, and 10

	GWC-49Z	GWC-49Z
3/17/2016	0.00421 (J)	
5/18/2016	<0.005	
7/28/2016	0.0024 (J)	
9/21/2016	0.0044 (J)	
11/7/2016	0.0035 (J)	
1/24/2017	0.005 (J)	
3/30/2017	0.0046 (J)	
9/29/2017	0.004 (J)	
3/15/2018	0.0028 (J)	
9/14/2018	0.0024 (J)	
3/19/2019	0.0047 (J)	
9/11/2019	0.0012 (J)	
3/9/2020	0.003 (J)	
9/14/2020	0.0014 (J)	
3/15/2021	0.0013 (J)	
8/5/2021	0.0023 (J)	
2/1/2022	0.0014 (J)	
8/15/2022	0.0022 (J)	
2/14/2023	0.0018 (J)	
7/27/2023	0.0017 (J)	
2/21/2024		<0.005

ND substitution: RL or RL/2 if <15% NDs.

Prediction Limit

Constituent: Nickel (mg/L) Analysis Run 4/8/2024 7:12 PM View: Appendix I Intrawell

Plant Bowen Data: Bowen 1, 2, 9, and 10

	GWC-5	GWC-5
8/23/2007	0.0069	
10/25/2007	0.038	
11/19/2007	0.025	
1/23/2008	0.047	
3/11/2008	0.042	
5/12/2008	0.031	
12/11/2008	0.027	
4/15/2009	0.025	
10/9/2009	0.051	
5/4/2010	0.025	
10/12/2010	0.024	
4/28/2011	0.01	
10/19/2011	0.03	
5/2/2012	0.0429	
10/9/2012	0.033	
4/11/2013	0.02	
10/16/2013	0.028	
4/23/2014	0.024	
10/3/2014	0.032	
3/31/2015	0.012	
10/12/2015	0.012	
3/28/2016	0.0172	
8/1/2016	0.0113	
4/3/2017	0.0114	
10/3/2017	0.0098 (J)	
3/19/2018	0.0092 (J)	
9/17/2018	0.0085 (J)	
3/20/2019	0.008 (J)	
9/16/2019	0.008 (J)	
3/16/2020	0.015	
9/16/2020	0.0075 (J)	
3/17/2021	0.0077	
8/9/2021	0.0089	
2/2/2022	0.0088	
8/16/2022	0.0087	
2/20/2023	0.0087	
7/28/2023	0.009	
2/26/2024		0.0085

Prediction Limit

Constituent: Nickel (mg/L) Analysis Run 4/8/2024 7:12 PM View: Appendix I Intrawell

Plant Bowen Data: Bowen 1, 2, 9, and 10

	GWC-6	GWC-6
8/22/2007	<0.005	
10/25/2007	0.0028	
11/20/2007	0.012	
1/23/2008	0.046 (O)	
3/11/2008	0.0091	
5/14/2008	0.022	
12/11/2008	0.005	
4/23/2009	0.0031	
10/9/2009	0.0053	
5/4/2010	<0.005	
10/11/2010	0.0042	
4/26/2011	0.0051	
10/18/2011	<0.005	
5/2/2012	<0.005	
10/8/2012	<0.005	
4/10/2013	<0.005	
10/8/2013	0.0025	
4/14/2014	0.0025 (J)	
10/3/2014	0.0021 (J)	
4/1/2015	0.0026	
10/9/2015	<0.005	
3/29/2016	<0.005	
8/1/2016	<0.005	
4/6/2017	0.0005 (J)	
10/3/2017	<0.005	
3/19/2018	<0.005	
9/17/2018	<0.005	
3/21/2019	<0.005	
9/16/2019	<0.005	
3/12/2020	<0.005	
9/16/2020	<0.005	
3/17/2021	<0.005	
8/10/2021	<0.005	
2/2/2022	<0.005	
8/17/2022	<0.005	
2/17/2023	<0.005	
7/31/2023	<0.005	
2/26/2024		<0.005

ND substitution: RL or RL/2 if <15% NDs.

Prediction Limit

Constituent: Nickel (mg/L) Analysis Run 4/8/2024 7:12 PM View: Appendix I Intrawell

Plant Bowen Data: Bowen 1, 2, 9, and 10

	GWC-7Z	GWC-7Z
8/2/2016	0.0011 (J)	
4/6/2017	0.0011 (J)	
10/3/2017	0.0012 (J)	
3/20/2018	<0.005	
9/18/2018	<0.005	
3/21/2019	0.00099 (J)	
9/13/2019	0.00061 (J)	
3/12/2020	0.00078 (J)	
9/16/2020	<0.005	
3/17/2021	<0.005	
8/10/2021	0.0009 (J)	
2/2/2022	<0.005	
8/17/2022	<0.005	
2/20/2023	<0.005	
7/31/2023	<0.005	
2/26/2024		<0.005

ND substitution: RL or RL/2 if <15% NDs.

Prediction Limit

Constituent: Nickel (mg/L) Analysis Run 4/8/2024 7:12 PM View: Appendix I Intrawell

Plant Bowen Data: Bowen 1, 2, 9, and 10

	GWC-8RR	GWC-8RR
10/18/2011	<0.005	
4/30/2012	<0.005	
10/3/2012	<0.005	
4/8/2013	<0.005	
10/9/2013	<0.005	
4/10/2014	<0.005	
10/2/2014	<0.005	
4/3/2015	<0.005	
10/8/2015	0.003	
3/30/2016	<0.005	
8/2/2016	<0.005	
4/6/2017	0.0003 (J)	
10/4/2017	<0.005	
3/21/2018	<0.005	
9/18/2018	<0.005	
3/27/2019	<0.005	
9/16/2019	<0.005 (D)	
3/12/2020	<0.005	
9/17/2020	<0.005	
3/17/2021	<0.005	
8/10/2021	<0.005	
2/2/2022	<0.005	
8/17/2022	<0.005	
2/21/2023	<0.005	
7/31/2023	<0.005	
2/27/2024		<0.005

ND substitution: RL or RL/2 if <15% NDs.

Prediction Limit

Constituent: Nickel (mg/L) Analysis Run 4/8/2024 7:12 PM View: Appendix I Intrawell

Plant Bowen Data: Bowen 1, 2, 9, and 10

	GWC-8Z	GWC-8Z
5/26/2015	0.002 (J)	
6/18/2015	0.0025 (D)	
7/2/2015	<0.005	
10/8/2015	<0.005	
3/22/2016	<0.005	
8/2/2016	<0.005	
4/7/2017	0.0007 (J)	
10/3/2017	0.0006 (J)	
3/20/2018	<0.005	
9/18/2018	<0.005	
5/6/2019	<0.005	
9/16/2019	<0.005	
3/16/2020	0.0006 (J)	
9/17/2020	<0.005	
3/18/2021	<0.005	
8/10/2021	<0.005	
2/2/2022	<0.005	
8/17/2022	<0.005	
2/20/2023	<0.005	
7/31/2023	<0.005	
2/26/2024		<0.005

ND substitution: RL or RL/2 if <15% NDs.

Prediction Limit

Constituent: Nickel (mg/L) Analysis Run 4/8/2024 7:12 PM View: Appendix I Intrawell

Plant Bowen Data: Bowen 1, 2, 9, and 10

	GWC-9	GWC-9
8/23/2007	0.0046	
11/1/2007	0.0057	
11/19/2007	0.014 (J)	
1/15/2008	0.057 (O)	
3/6/2008	0.046 (O)	
5/13/2008	0.0069	
12/12/2008	0.0061	
4/16/2009	0.0067 (J)	
10/13/2009	0.0054	
4/21/2010	<0.005	
9/29/2010	<0.005	
4/13/2011	<0.005	
10/5/2011	<0.005	
4/4/2012	<0.005	
10/8/2012	<0.005	
4/8/2013	<0.005	
10/9/2013	0.0029	
4/9/2014	0.0025 (J)	
9/30/2014	<0.005	
4/2/2015	0.0016 (J)	
10/10/2015	0.00295 (D)	
3/30/2016	0.00202 (J)	
8/5/2016	<0.005	
4/6/2017	0.001 (J)	
10/3/2017	0.0007 (J)	
3/20/2018	0.00097 (J)	
9/18/2018	<0.005 (D)	
3/21/2019	0.001 (J)	
9/16/2019	0.00062 (J)	
3/12/2020	0.0011 (J)	
9/17/2020	<0.005	
3/18/2021	0.001 (J)	
8/10/2021	0.001 (J)	
2/2/2022	0.0011 (J)	
8/17/2022	0.0011 (J)	
2/21/2023	0.001 (J)	
7/31/2023	0.00071 (J)	
2/27/2024		<0.005

ND substitution: RL or RL/2 if <15% NDs.

Prediction Limit

Constituent: Selenium (mg/L) Analysis Run 4/8/2024 7:12 PM View: Appendix I Intrawell

Plant Bowen Data: Bowen 1, 2, 9, and 10

	GWA-2	GWA-2
8/23/2007	<0.005	
10/24/2007	<0.005	
11/18/2007	<0.005	
1/31/2008	<0.005	
3/11/2008	<0.005	
5/6/2008	<0.005	
12/4/2008	<0.005	
4/21/2009	<0.005	
10/7/2009	<0.005	
4/26/2010	<0.005	
10/4/2010	<0.005	
4/13/2011	<0.005	
10/5/2011	<0.005	
4/11/2012	<0.005	
10/9/2012	<0.005	
4/15/2013	<0.005	
10/15/2013	<0.005	
4/22/2014	<0.005	
9/30/2014	<0.005	
3/30/2015	<0.005	
10/13/2015	<0.005	
3/23/2016	<0.005	
5/20/2016	0.00216 (J)	
7/29/2016	0.001 (J)	
9/23/2016	<0.005	
11/9/2016	<0.005	
1/31/2017	<0.005	
3/30/2017	<0.005	
6/12/2017	<0.005	
10/2/2017	<0.005	
3/19/2018	0.0016 (J)	
9/14/2018	<0.005	
3/20/2019	<0.005	
9/12/2019	<0.005 (D)	
3/11/2020	0.0021 (J)	
9/15/2020	<0.005	
3/17/2021	0.0045 (J)	
8/9/2021	<0.005	
2/1/2022	<0.005	
8/16/2022	<0.005	
2/16/2023	0.0014 (J)	
7/27/2023	<0.005	
2/22/2024		<0.005

ND substitution: RL or RL/2 if <15% NDs.

Prediction Limit

Constituent: Selenium (mg/L) Analysis Run 4/8/2024 7:12 PM View: Appendix I Intrawell

Plant Bowen Data: Bowen 1, 2, 9, and 10

	GWA-2R	GWA-2R
8/23/2007	<0.005	
10/24/2007	<0.005	
11/18/2007	<0.005	
1/31/2008	<0.005	
3/10/2008	<0.005	
5/13/2008	<0.005	
12/4/2008	<0.005	
4/21/2009	<0.005	
10/8/2009	<0.005	
4/21/2010	<0.005	
9/28/2010	<0.005	
4/12/2011	<0.005	
10/4/2011	<0.005	
4/3/2012	<0.005	
10/9/2012	<0.005	
4/11/2013	<0.005	
10/16/2013	<0.005	
4/10/2014	<0.005	
9/30/2014	<0.005	
3/30/2015	<0.005	
10/13/2015	<0.005	
3/23/2016	<0.005	
5/19/2016	<0.005	
7/29/2016	<0.005	
9/22/2016	<0.005	
11/10/2016	<0.005	
1/31/2017	<0.005	
4/3/2017	<0.005	
6/9/2017	<0.005	
10/2/2017	<0.005	
3/16/2018	<0.005	
9/14/2018	<0.005	
3/19/2019	<0.005	
9/13/2019	<0.005	
3/11/2020	<0.005	
9/15/2020	<0.005	
3/16/2021	0.0021 (J)	
8/9/2021	<0.005	
2/1/2022	<0.005	
8/16/2022	<0.005	
2/16/2023	<0.005	
7/27/2023	<0.005	
2/26/2024		<0.005

ND substitution: RL or RL/2 if <15% NDs.

Prediction Limit

Constituent: Selenium (mg/L) Analysis Run 4/8/2024 7:12 PM View: Appendix I Intrawell

Plant Bowen Data: Bowen 1, 2, 9, and 10

	GWA-43	GWA-43
3/11/2016	0.00236 (J)	
5/13/2016	<0.005	
7/19/2016	<0.005	
9/16/2016	<0.005	
11/2/2016	<0.005	
1/18/2017	<0.005	
3/28/2017	<0.005	
6/6/2017	<0.005	
9/22/2017	<0.005	
3/14/2018	<0.005	
9/12/2018	<0.005	
3/13/2019	<0.005	
9/11/2019	<0.005	
3/9/2020	<0.005	
9/11/2020	<0.005	
3/11/2021	<0.005	
8/6/2021	<0.005	
1/31/2022	<0.005	
8/11/2022	<0.005	
2/14/2023	<0.005	
7/25/2023	<0.005	
2/20/2024		<0.005

ND substitution: RL or RL/2 if <15% NDs.

Prediction Limit

Constituent: Selenium (mg/L) Analysis Run 4/8/2024 7:12 PM View: Appendix I Intrawell

Plant Bowen Data: Bowen 1, 2, 9, and 10

	GWC-13	GWC-13
8/21/2007	<0.005	
11/1/2007	<0.005	
11/19/2007	<0.005	
1/31/2008	<0.005	
3/5/2008	<0.005	
5/12/2008	<0.005	
12/13/2008	<0.005	
4/28/2009	<0.005	
10/21/2009	<0.005	
4/28/2010	<0.005	
10/5/2010	<0.005	
4/19/2011	<0.005	
10/18/2011	<0.005	
4/25/2012	<0.005	
10/2/2012	<0.005	
4/2/2013	<0.005	
10/8/2013	<0.005	
4/1/2014	<0.005	
10/1/2014	<0.005	
4/1/2015	<0.005	
10/15/2015	0.0055	
4/4/2016	0.00286 (J)	
5/31/2016	0.00303 (J)	
8/4/2016	0.005 (J)	
9/29/2016	0.0074 (J)	
11/28/2016	0.0073 (J)	
2/9/2017	0.0067 (J)	
4/12/2017	0.0048 (J)	
6/16/2017	0.007 (J)	
10/9/2017	0.0048 (J)	
3/21/2018	0.0021 (J)	
9/19/2018	0.0019 (J)	
3/23/2019	<0.005	
9/18/2019	0.0018 (J)	
3/13/2020	0.0019 (J)	
9/22/2020	<0.005	
3/18/2021	0.0021 (J)	
8/11/2021	<0.005	
2/17/2022	<0.005	
8/18/2022	<0.005	
2/22/2023	<0.005	
8/1/2023	<0.005	
2/27/2024		<0.005

ND substitution: RL or RL/2 if <15% NDs.

Prediction Limit

Constituent: Selenium (mg/L) Analysis Run 4/8/2024 7:12 PM View: Appendix I Intrawell

Plant Bowen Data: Bowen 1, 2, 9, and 10

	GWC-13RZ	GWC-13RZ
8/21/2007	<0.005	
11/1/2007	<0.005	
11/19/2007	<0.005	
1/31/2008	<0.005	
3/5/2008	<0.005	
5/7/2008	<0.005	
12/12/2008	<0.005	
4/29/2009	<0.005	
10/21/2009	<0.005	
4/28/2010	<0.005	
10/6/2010	<0.005	
4/20/2011	<0.005	
10/12/2011	<0.005	
4/25/2012	<0.005	
10/2/2012	<0.005	
4/2/2013	<0.005	
10/8/2013	<0.005	
4/1/2014	<0.005	
10/1/2014	<0.005	
3/31/2015	<0.005	
10/14/2015	<0.005	
4/4/2016	<0.005	
6/1/2016	<0.005	
2/22/2017	0.0014 (J)	
4/11/2017	0.0024 (J)	
6/16/2017	<0.005	
7/12/2017	0.0019 (J)	
7/28/2017	<0.005	
8/10/2017	0.0019 (J)	
10/6/2017	<0.005	
3/23/2018	<0.005	
9/20/2018	<0.005	
3/22/2019	<0.005	
9/18/2019	<0.005	
3/17/2020	<0.005	
9/22/2020	<0.005	
3/19/2021	<0.005	
8/12/2021	<0.005	
2/4/2022	<0.005	
8/19/2022	<0.005	
2/22/2023	<0.005	
8/2/2023	<0.005	
2/28/2024		<0.005

ND substitution: RL or RL/2 if <15% NDs.

Prediction Limit

Constituent: Selenium (mg/L) Analysis Run 4/8/2024 7:12 PM View: Appendix I Intrawell

Plant Bowen Data: Bowen 1, 2, 9, and 10

	GWC-14Z	GWC-14Z
8/24/2007	<0.005	
11/2/2007	<0.005	
11/17/2007	<0.005	
1/15/2008	<0.005	
3/5/2008	<0.005	
5/7/2008	<0.005	
12/2/2008	<0.005	
4/16/2009	<0.005	
10/20/2009	<0.005	
4/20/2010	<0.005	
9/29/2010	<0.005	
4/12/2011	<0.005	
10/4/2011	<0.005	
4/4/2012	<0.005	
10/10/2012	<0.005	
4/15/2013	<0.005	
10/22/2013	<0.005	
4/21/2014	<0.005	
9/30/2014	<0.005	
4/3/2015	<0.005	
10/7/2015	<0.005	
4/5/2016	<0.005	
6/1/2016	<0.005	
8/9/2016	<0.005	
11/28/2016	<0.005	
2/9/2017	<0.005	
4/11/2017	<0.005	
6/14/2017	<0.005	
7/12/2017	<0.005	
10/5/2017	<0.005	
3/22/2018	<0.005	
9/19/2018	<0.005	
3/22/2019	<0.005	
9/17/2019	<0.005	
3/13/2020	0.0016 (J)	
9/21/2020	<0.005	
3/18/2021	0.0016 (J)	
8/11/2021	<0.005	
2/4/2022	<0.005	
8/18/2022	<0.005	
2/22/2023	<0.005	
8/1/2023	<0.005	
2/28/2024		<0.005

ND substitution: RL or RL/2 if <15% NDs.

Prediction Limit

Constituent: Selenium (mg/L) Analysis Run 4/8/2024 7:12 PM View: Appendix I Intrawell

Plant Bowen Data: Bowen 1, 2, 9, and 10

	GWC-15R	GWC-15R
8/23/2007	<0.005	
11/2/2007	<0.005	
11/17/2007	<0.005	
1/15/2008	<0.005	
3/6/2008	<0.005	
5/7/2008	<0.005	
12/2/2008	<0.005	
4/28/2009	<0.005	
10/19/2009	<0.005	
4/27/2010	<0.005	
10/4/2010	<0.005	
4/18/2011	<0.005	
10/12/2011	<0.005	
4/23/2012	<0.005	
10/10/2012	<0.005	
4/15/2013	<0.005	
10/22/2013	<0.005	
4/21/2014	<0.005	
9/30/2014	<0.005	
4/3/2015	<0.005	
10/7/2015	<0.005	
4/5/2016	<0.005	
5/31/2016	<0.005	
8/4/2016	<0.005	
9/29/2016	<0.005	
11/23/2016	0.0016 (J)	
2/10/2017	<0.005	
4/12/2017	<0.005	
6/15/2017	<0.005	
10/6/2017	<0.005	
3/23/2018	<0.005	
9/19/2018	<0.005	
3/25/2019	<0.005	
9/17/2019	<0.005	
3/13/2020	<0.005	
9/21/2020	<0.005	
3/18/2021	<0.005	
8/11/2021	<0.005	
2/4/2022	<0.005	
8/19/2022	<0.005	
2/22/2023	<0.005	
8/2/2023	<0.005	
2/28/2024		<0.005

ND substitution: RL or RL/2 if <15% NDs.

Prediction Limit

Constituent: Selenium (mg/L) Analysis Run 4/8/2024 7:12 PM View: Appendix I Intrawell

Plant Bowen Data: Bowen 1, 2, 9, and 10

	GWC-44	GWC-44
3/16/2016	0.00622 (J)	
5/16/2016	0.0021 (J)	
7/25/2016	<0.005	
9/19/2016	<0.005	
11/3/2016	<0.005	
1/19/2017	<0.005	
3/28/2017	0.0033 (J)	
6/5/2017	0.0068 (J)	
9/26/2017	0.0037 (J)	
3/15/2018	0.0031 (J)	
9/12/2018	<0.005	
3/14/2019	0.0042 (J)	
9/11/2019	0.0021 (J)	
3/10/2020	0.0063 (J)	
9/15/2020	<0.005	
3/11/2021	<0.005	
8/4/2021	0.0036 (J)	
1/31/2022	0.0018 (J)	
8/15/2022	<0.005	
2/14/2023	<0.005	
7/26/2023	<0.005	
2/20/2024		<0.005

ND substitution: RL or RL/2 if <15% NDs.

Prediction Limit

Constituent: Selenium (mg/L) Analysis Run 4/8/2024 7:12 PM View: Appendix I Intrawell

Plant Bowen Data: Bowen 1, 2, 9, and 10

	GWC-46R	GWC-46R
3/10/2016	<0.005	
5/17/2016	<0.005	
7/26/2016	0.0009 (J)	
9/20/2016	<0.005	
11/4/2016	<0.005	
1/20/2017	<0.005	
3/28/2017	<0.005	
6/7/2017	<0.005	
9/29/2017	<0.005	
3/15/2018	<0.005	
9/13/2018	<0.005	
3/18/2019	<0.005	
9/11/2019	<0.005	
3/10/2020	<0.005	
9/14/2020	<0.005	
3/11/2021	<0.005	
8/5/2021	<0.005	
1/31/2022	<0.005	
8/15/2022	<0.005	
2/14/2023	<0.005	
7/26/2023	<0.005	
2/21/2024		<0.005

ND substitution: RL or RL/2 if <15% NDs.

Prediction Limit

Constituent: Selenium (mg/L) Analysis Run 4/8/2024 7:12 PM View: Appendix I Intrawell

Plant Bowen Data: Bowen 1, 2, 9, and 10

	GWC-48	GWC-48
3/10/2016	<0.005	
5/17/2016	<0.005	
7/27/2016	0.0009 (J)	
9/20/2016	<0.005	
11/4/2016	<0.005	
1/23/2017	<0.005	
3/28/2017	<0.005	
6/8/2017	<0.005	
9/29/2017	<0.005	
3/15/2018	<0.005	
9/13/2018	<0.005	
3/15/2019	<0.005	
9/11/2019	<0.005 (D)	
3/9/2020	<0.005	
9/14/2020	<0.005	
3/11/2021	<0.005	
8/4/2021	<0.005	
1/31/2022	<0.005	
8/15/2022	<0.005	
2/14/2023	<0.005	
7/26/2023	0.0016 (J)	
2/21/2024		0.0011 (J)

ND substitution: RL or RL/2 if <15% NDs.

Prediction Limit

Constituent: Selenium (mg/L) Analysis Run 4/8/2024 7:12 PM View: Appendix I Intrawell

Plant Bowen Data: Bowen 1, 2, 9, and 10

	GWC-5	GWC-5
8/23/2007	<0.005	
10/25/2007	<0.005	
11/19/2007	<0.005	
1/23/2008	<0.005	
3/11/2008	<0.005	
5/12/2008	<0.005	
12/11/2008	<0.005	
4/15/2009	<0.005	
10/9/2009	0.015 (O)	
5/4/2010	<0.005	
10/12/2010	<0.005	
4/28/2011	<0.005	
10/19/2011	<0.005	
5/2/2012	<0.005	
10/9/2012	0.0054	
4/11/2013	0.0072	
10/16/2013	<0.005	
4/23/2014	0.0067	
10/3/2014	<0.005	
3/31/2015	<0.005	
10/12/2015	<0.005	
3/28/2016	<0.005	
5/25/2016	<0.005	
8/1/2016	<0.005	
9/27/2016	<0.005	
11/11/2016	<0.005	
1/31/2017	<0.005	
4/3/2017	<0.005	
6/12/2017	<0.005	
10/3/2017	<0.005	
3/19/2018	<0.005	
9/17/2018	<0.005	
3/20/2019	<0.005	
9/16/2019	<0.005	
3/16/2020	<0.005	
9/16/2020	<0.005	
3/17/2021	0.0019 (J)	
8/9/2021	<0.005	
2/2/2022	<0.005	
8/16/2022	<0.005	
2/20/2023	<0.005	
7/28/2023	<0.005	
2/26/2024		<0.005

ND substitution: RL or RL/2 if <15% NDs.

Prediction Limit

Constituent: Selenium (mg/L) Analysis Run 4/8/2024 7:12 PM View: Appendix I Intrawell

Plant Bowen Data: Bowen 1, 2, 9, and 10

	GWC-6RZ	GWC-6RZ
5/26/2015	<0.005	
6/18/2015	<0.005 (D)	
7/2/2015	<0.005	
10/9/2015	<0.005	
3/29/2016	<0.005	
5/24/2016	<0.005	
8/1/2016	<0.005	
9/26/2016	<0.005	
11/14/2016	<0.005	
2/1/2017	<0.005	
4/6/2017	<0.005	
6/13/2017	<0.005	
10/3/2017	<0.005	
3/20/2018	<0.005	
9/17/2018	<0.005	
3/21/2019	<0.005	
9/16/2019	<0.005	
3/12/2020	<0.005	
9/16/2020	<0.005	
3/17/2021	0.0038 (J)	
8/10/2021	<0.005	
2/2/2022	<0.005	
8/17/2022	<0.005	
2/17/2023	<0.005	
7/28/2023	<0.005	
2/26/2024		<0.005

ND substitution: RL or RL/2 if <15% NDs.

Prediction Limit

Constituent: Selenium (mg/L) Analysis Run 4/8/2024 7:12 PM View: Appendix I Intrawell

Plant Bowen Data: Bowen 1, 2, 9, and 10

	GWC-8Z	GWC-8Z
5/26/2015	<0.005	
6/18/2015	<0.005 (D)	
7/2/2015	<0.005	
10/8/2015	<0.005	
3/22/2016	<0.005	
5/25/2016	<0.005	
8/2/2016	<0.005	
9/26/2016	<0.005	
11/21/2016	<0.005	
2/3/2017	<0.005	
4/7/2017	<0.005	
6/13/2017	<0.005	
10/3/2017	<0.005	
3/20/2018	<0.005	
9/18/2018	<0.005	
5/6/2019	<0.005	
9/16/2019	<0.005	
3/16/2020	<0.005	
9/17/2020	<0.005	
3/18/2021	0.0089	
8/10/2021	<0.005	
2/2/2022	<0.005	
8/17/2022	<0.005	
2/20/2023	<0.005	
7/31/2023	<0.005	
2/26/2024		<0.005

ND substitution: RL or RL/2 if <15% NDs.

Prediction Limit

Constituent: Selenium (mg/L) Analysis Run 4/8/2024 7:12 PM View: Appendix I Intrawell

Plant Bowen Data: Bowen 1, 2, 9, and 10

	GWC-9	GWC-9
8/23/2007	<0.005	
11/1/2007	<0.005	
11/19/2007	<0.005	
1/15/2008	<0.005	
3/6/2008	<0.005	
5/13/2008	<0.005	
12/12/2008	<0.005	
4/16/2009	<0.005	
10/13/2009	<0.005	
4/21/2010	<0.005	
9/29/2010	<0.005	
4/13/2011	<0.005	
10/5/2011	<0.005	
4/4/2012	<0.005	
10/8/2012	<0.005	
4/8/2013	<0.005	
10/9/2013	<0.005	
4/9/2014	<0.005	
9/30/2014	<0.005	
4/2/2015	<0.005	
10/10/2015	<0.005 (D)	
3/30/2016	0.00388 (J)	
5/26/2016	<0.005	
8/5/2016	<0.005	
9/28/2016	<0.005	
11/21/2016	<0.005	
2/6/2017	<0.005	
4/6/2017	<0.005	
6/13/2017	<0.005	
10/3/2017	<0.005	
3/20/2018	<0.005	
9/18/2018	<0.005 (D)	
3/21/2019	<0.005	
9/16/2019	<0.005	
3/12/2020	<0.005	
9/17/2020	<0.005	
3/18/2021	<0.005	
8/10/2021	<0.005	
2/2/2022	<0.005	
8/17/2022	<0.005	
2/21/2023	<0.005	
7/31/2023	<0.005	
2/27/2024		<0.005

ND substitution: RL or RL/2 if <15% NDs.

Prediction Limit

Constituent: Silver (mg/L) Analysis Run 4/8/2024 7:12 PM View: Appendix I Intrawell

Plant Bowen Data: Bowen 1, 2, 9, and 10

	GWA-39RZ	GWA-39RZ
5/16/2016	<0.005 (D)	
7/27/2016	0.0012 (JD)	
2/21/2017	<0.005	
3/27/2017	<0.005 (D)	
9/29/2017	<0.005 (D)	
3/16/2018	<0.005	
9/14/2018	<0.005	
3/14/2019	<0.005	
3/9/2020	<0.005	
9/16/2020	<0.005	
3/16/2021	<0.005	
8/6/2021	<0.005	
2/2/2022	<0.005	
8/16/2022	<0.005	
2/14/2023	<0.005	
7/25/2023	<0.005	
2/19/2024		<0.005

ND substitution: RL or RL/2 if <15% NDs.

Prediction Limit

Constituent: Silver (mg/L) Analysis Run 4/8/2024 7:12 PM View: Appendix I Intrawell

Plant Bowen Data: Bowen 1, 2, 9, and 10

	GWA-50	GWA-50
12/12/2008	<0.005	
4/23/2009	<0.005	
10/6/2009	<0.005	
4/27/2010	<0.005	
9/30/2010	<0.005	
4/14/2011	<0.005	
10/5/2011	<0.005	
4/11/2012	<0.005	
10/2/2012	<0.005	
4/9/2013	<0.005	
10/15/2013	<0.005	
4/10/2014	0.0025 (J)	
10/1/2014	<0.005	
3/30/2015	<0.005	
10/11/2015	<0.005	
3/28/2016	<0.005	
8/1/2016	0.0004 (J)	
4/7/2017	0.0005 (J)	
10/2/2017	0.0006 (J)	
3/16/2018	<0.005	
9/17/2018	<0.005	
3/19/2019	<0.005	
9/13/2019	0.00045 (J)	
3/11/2020	0.00039 (J)	
9/16/2020	0.00042 (J)	
3/17/2021	0.00044 (J)	
8/9/2021	<0.005	
2/1/2022	<0.005	
8/16/2022	<0.005	
2/16/2023	<0.005	
7/28/2023	0.00044 (J)	
2/22/2024		0.00052 (J)

ND substitution: RL or RL/2 if <15% NDs.

Prediction Limit

Constituent: Silver (mg/L) Analysis Run 4/8/2024 7:12 PM View: Appendix I Intrawell

Plant Bowen Data: Bowen 1, 2, 9, and 10

	GWA-50R	GWA-50R
12/12/2008	<0.0025	
4/23/2009	<0.0025	
10/6/2009	0.0048	
5/3/2010	<0.0025	
10/11/2010	<0.0025	
4/27/2011	0.004	
10/19/2011	<0.0025	
5/1/2012	<0.0025	
10/2/2012	<0.0025	
4/10/2013	<0.0025	
10/16/2013	0.0034	
4/22/2014	0.0034	
10/1/2014	0.0012 (J)	
3/30/2015	0.003	
10/11/2015	0.0018 (J)	
3/28/2016	0.0022 (J)	
8/1/2016	0.0016 (J)	
4/3/2017	0.0022 (J)	
10/2/2017	0.0021 (J)	
3/16/2018	0.0023 (J)	
9/18/2018	0.0017 (J)	
3/19/2019	0.0017 (J)	
9/12/2019	0.0028 (J)	
3/11/2020	0.0013 (J)	
9/15/2020	0.0012 (J)	
3/17/2021	0.0026 (J)	
8/9/2021	0.0015 (J)	
2/2/2022	0.0012 (J)	
8/17/2022	0.0021 (J)	
2/16/2023	0.0011 (J)	
7/28/2023	0.00091 (J)	
2/22/2024		0.0013 (J)

ND substitution: RL or RL/2 if <15% NDs.

Prediction Limit

Constituent: Silver (mg/L) Analysis Run 4/8/2024 7:12 PM View: Appendix I Intrawell

Plant Bowen Data: Bowen 1, 2, 9, and 10

	GWC-12	GWC-12
8/21/2007	<0.005	
11/1/2007	<0.005	
11/19/2007	<0.005	
1/16/2008	<0.005	
3/5/2008	0.0046	
5/13/2008	<0.005	
12/13/2008	<0.005	
4/16/2009	<0.005	
10/21/2009	<0.005	
4/27/2010	<0.005	
10/5/2010	<0.005	
4/19/2011	<0.005	
10/12/2011	<0.005	
4/24/2012	<0.005	
10/2/2012	<0.005	
4/2/2013	<0.005	
10/9/2013	<0.005	
4/1/2014	<0.005	
10/2/2014	<0.005	
4/1/2015	<0.005	
10/14/2015	<0.005	
4/4/2016	<0.005	
8/3/2016	<0.005	
4/11/2017	<0.005	
10/4/2017	<0.005	
3/22/2018	<0.005	
9/18/2018	<0.005	
3/23/2019	<0.005	
9/17/2019	<0.005 (D)	
3/12/2020	<0.005	
9/21/2020	<0.005	
3/19/2021	<0.005	
8/11/2021	<0.005	
2/2/2022	<0.005	
8/18/2022	<0.005	
2/21/2023	<0.005	
8/1/2023	<0.005	
2/27/2024		<0.005

ND substitution: RL or RL/2 if <15% NDs.

Prediction Limit

Constituent: Silver (mg/L) Analysis Run 4/8/2024 7:12 PM View: Appendix I Intrawell

Plant Bowen Data: Bowen 1, 2, 9, and 10

	GWC-13RZ	GWC-13RZ
8/21/2007	<0.005	
11/1/2007	<0.005	
11/19/2007	<0.005	
1/31/2008	<0.005	
3/5/2008	<0.005	
5/7/2008	<0.005	
12/12/2008	<0.005	
4/29/2009	0.0026	
10/21/2009	<0.005	
4/28/2010	<0.005	
10/6/2010	<0.005	
4/20/2011	<0.005	
10/12/2011	<0.005	
4/25/2012	<0.005	
10/2/2012	<0.005	
4/2/2013	<0.005	
10/8/2013	<0.005	
4/1/2014	<0.005	
10/1/2014	<0.005	
3/31/2015	<0.005	
10/14/2015	<0.005	
4/4/2016	<0.005	
4/11/2017	<0.005	
10/6/2017	<0.005	
3/23/2018	<0.005	
9/20/2018	<0.005	
3/22/2019	<0.005	
9/18/2019	<0.005	
3/17/2020	<0.005	
9/22/2020	<0.005	
3/19/2021	<0.005	
8/12/2021	<0.005	
2/4/2022	<0.005	
8/19/2022	<0.005	
2/22/2023	<0.005	
8/2/2023	<0.005	
2/28/2024		<0.005

ND substitution: RL or RL/2 if <15% NDs.

Prediction Limit

Constituent: Vanadium (mg/L) Analysis Run 4/8/2024 7:12 PM View: Appendix I Intrawell

Plant Bowen Data: Bowen 1, 2, 9, and 10

	GWA-1	GWA-1
8/23/2007	<0.01	
10/23/2007	<0.01	
11/18/2007	<0.01	
1/30/2008	<0.01	
3/10/2008	<0.01	
5/13/2008	<0.01	
12/5/2008	<0.01	
4/15/2009	<0.01	
10/7/2009	0.0099	
5/3/2010	<0.01	
10/12/2010	<0.01	
4/27/2011	<0.01	
10/17/2011	<0.01	
5/2/2012	<0.01	
10/8/2012	<0.01	
4/12/2013	<0.01	
10/16/2013	<0.01	
4/11/2014	<0.01	
9/30/2014	<0.01	
3/30/2015	0.0067	
10/13/2015	<0.01	
3/22/2016	0.00214 (J)	
7/29/2016	<0.01	
3/30/2017	<0.01	
10/2/2017	<0.01	
3/16/2018	<0.01	
9/17/2018	<0.01 (D)	
3/20/2019	<0.01	
9/12/2019	<0.01	
3/11/2020	<0.01	
9/15/2020	<0.01	
3/16/2021	<0.01	
8/9/2021	<0.01	
2/1/2022	<0.01	
8/16/2022	<0.01	
2/16/2023	<0.01	
7/27/2023	<0.01	
2/22/2024		<0.01

ND substitution: RL or RL/2 if <15% NDs.

Prediction Limit

Constituent: Vanadium (mg/L) Analysis Run 4/8/2024 7:12 PM View: Appendix I Intrawell

Plant Bowen Data: Bowen 1, 2, 9, and 10

	GWA-2	GWA-2
8/23/2007	<0.01	
10/24/2007	<0.01	
11/18/2007	0.0051	
1/31/2008	<0.01	
3/11/2008	0.0032	
5/6/2008	<0.01	
12/4/2008	0.016 (O)	
4/21/2009	0.005	
10/7/2009	<0.01	
4/26/2010	<0.01	
10/4/2010	0.0025	
4/13/2011	<0.01	
10/5/2011	<0.01	
4/11/2012	<0.01	
10/9/2012	<0.01	
4/15/2013	<0.01	
10/15/2013	<0.01	
4/22/2014	<0.01	
9/30/2014	<0.01	
3/30/2015	0.0016 (J)	
10/13/2015	<0.01	
3/23/2016	<0.01	
7/29/2016	<0.01	
3/30/2017	<0.01	
10/2/2017	<0.01	
3/19/2018	<0.01	
9/14/2018	<0.01	
3/20/2019	<0.01	
9/12/2019	<0.01 (D)	
3/11/2020	<0.01	
9/15/2020	<0.01	
3/17/2021	<0.01	
8/9/2021	<0.01	
2/1/2022	<0.01	
8/16/2022	<0.01	
2/16/2023	<0.01	
7/27/2023	<0.01	
2/22/2024		<0.01

ND substitution: RL or RL/2 if <15% NDs.

Prediction Limit

Constituent: Vanadium (mg/L) Analysis Run 4/8/2024 7:12 PM View: Appendix I Intrawell

Plant Bowen Data: Bowen 1, 2, 9, and 10

	GWA-2R	GWA-2R
8/23/2007	<0.01	
10/24/2007	<0.01	
11/18/2007	<0.01	
1/31/2008	0.0078	
3/10/2008	<0.01	
5/13/2008	<0.01	
12/4/2008	<0.01	
4/21/2009	0.0036	
10/8/2009	<0.01	
4/21/2010	<0.01	
9/28/2010	<0.01	
4/12/2011	<0.01	
10/4/2011	<0.01	
4/3/2012	<0.01	
10/9/2012	<0.01	
4/11/2013	<0.01	
10/16/2013	<0.01	
4/10/2014	0.005 (J)	
9/30/2014	<0.01	
3/30/2015	<0.01	
10/13/2015	<0.01	
3/23/2016	<0.01	
7/29/2016	<0.01	
4/3/2017	<0.01	
10/2/2017	<0.01	
3/16/2018	<0.01	
9/14/2018	<0.01	
3/19/2019	<0.01	
9/13/2019	0.001 (J)	
3/11/2020	0.00084 (J)	
9/15/2020	<0.01	
3/16/2021	<0.01	
8/9/2021	<0.01	
2/1/2022	<0.01	
8/16/2022	<0.01	
2/16/2023	<0.01	
7/27/2023	<0.01	
2/26/2024		<0.01

ND substitution: RL or RL/2 if <15% NDs.

Prediction Limit

Constituent: Vanadium (mg/L) Analysis Run 4/8/2024 7:12 PM View: Appendix I Intrawell

Plant Bowen Data: Bowen 1, 2, 9, and 10

	GWA-39RZ	GWA-39RZ
5/16/2016	<0.01 (D)	
7/27/2016	0.002 (JD)	
2/21/2017	<0.01	
3/27/2017	<0.01 (D)	
9/29/2017	<0.01 (D)	
3/16/2018	<0.01	
9/14/2018	<0.01	
3/14/2019	<0.01	
3/9/2020	<0.01	
9/16/2020	<0.01	
3/16/2021	<0.01	
8/6/2021	<0.01	
2/2/2022	<0.01	
8/16/2022	<0.01	
2/14/2023	<0.01	
7/25/2023	<0.01	
2/19/2024		0.001 (J)

ND substitution: RL or RL/2 if <15% NDs.

Prediction Limit

Constituent: Vanadium (mg/L) Analysis Run 4/8/2024 7:12 PM View: Appendix I Intrawell

Plant Bowen Data: Bowen 1, 2, 9, and 10

	GWA-3A	GWA-3A
8/23/2007	<0.01	
11/2/2007	<0.01	
11/18/2007	0.0046	
1/31/2008	<0.01	
3/11/2008	<0.01	
5/14/2008	<0.01	
12/5/2008	<0.01	
4/15/2009	<0.01	
10/8/2009	<0.01	
4/28/2010	<0.01	
10/6/2010	<0.01	
4/21/2011	<0.01	
10/13/2011	<0.01	
5/1/2012	<0.01	
10/9/2012	<0.01	
4/11/2013	<0.01	
10/16/2013	<0.01	
4/23/2014	<0.01	
10/4/2014	<0.01	
3/31/2015	0.0023 (J)	
10/12/2015	<0.01	
3/23/2016	<0.01	
7/29/2016	<0.01	
3/30/2017	<0.01	
10/4/2017	<0.01	
3/19/2018	<0.01	
9/17/2018	<0.01	
3/20/2019	<0.01	
9/13/2019	<0.01	
3/11/2020	<0.01	
3/29/2021	<0.01	
8/9/2021	<0.01	
2/2/2022	<0.01	
8/16/2022	<0.01	
2/17/2023	<0.01	
8/1/2023	<0.01	
2/22/2024		<0.01

ND substitution: RL or RL/2 if <15% NDs.

Prediction Limit

Constituent: Vanadium (mg/L) Analysis Run 4/8/2024 7:12 PM View: Appendix I Intrawell

Plant Bowen Data: Bowen 1, 2, 9, and 10

	GWA-41R	GWA-41R
3/15/2016	<0.01	
5/13/2016	<0.01	
7/21/2016	<0.01	
9/21/2016	<0.01	
11/3/2016	<0.01	
1/17/2017	<0.01	
3/27/2017	<0.01	
9/25/2017	<0.01	
3/14/2018	<0.01	
9/12/2018	<0.01	
3/14/2019	<0.01	
9/10/2019	<0.01	
3/9/2020	<0.01	
9/10/2020	<0.01	
3/10/2021	<0.01	
8/4/2021	<0.01	
1/31/2022	<0.01	
8/11/2022	<0.01	
2/13/2023	<0.01	
7/25/2023	<0.01	
2/19/2024		0.001 (J)

ND substitution: RL or RL/2 if <15% NDs.

Prediction Limit

Constituent: Vanadium (mg/L) Analysis Run 4/8/2024 7:12 PM View: Appendix I Intrawell

Plant Bowen Data: Bowen 1, 2, 9, and 10

	GWA-42	GWA-42
3/11/2016	<0.01	
5/16/2016	<0.01	
7/22/2016	<0.01	
9/19/2016	<0.01	
11/3/2016	<0.01	
1/17/2017	<0.01	
3/27/2017	<0.01	
9/26/2017	<0.01	
3/14/2018	<0.01	
9/14/2018	<0.01	
3/14/2019	<0.01	
9/10/2019	<0.01	
3/6/2020	<0.01	
9/10/2020	<0.01	
3/11/2021	<0.01	
8/4/2021	<0.01	
1/31/2022	<0.01	
8/10/2022	<0.01	
2/13/2023	<0.01	
7/26/2023	<0.01	
2/20/2024		0.0015 (J)

ND substitution: RL or RL/2 if <15% NDs.

Prediction Limit

Constituent: Vanadium (mg/L) Analysis Run 4/8/2024 7:12 PM View: Appendix I Intrawell

Plant Bowen Data: Bowen 1, 2, 9, and 10

	GWA-43	GWA-43
3/11/2016	0.00204 (J)	
5/13/2016	<0.01	
7/19/2016	<0.01	
9/16/2016	<0.01	
11/2/2016	<0.01	
1/18/2017	<0.01	
3/28/2017	<0.01	
9/22/2017	<0.01	
3/14/2018	<0.01	
9/12/2018	<0.01	
3/13/2019	<0.01	
9/11/2019	<0.01	
3/9/2020	<0.01	
9/11/2020	<0.01	
3/11/2021	<0.01	
8/6/2021	<0.01	
1/31/2022	<0.01	
8/11/2022	<0.01	
2/14/2023	<0.01	
7/25/2023	<0.01	
2/20/2024		0.0017 (J)

ND substitution: RL or RL/2 if <15% NDs.

Prediction Limit

Constituent: Vanadium (mg/L) Analysis Run 4/8/2024 7:12 PM View: Appendix I Intrawell

Plant Bowen Data: Bowen 1, 2, 9, and 10

	GWA-43R	GWA-43R
3/11/2016	0.00202 (J)	
5/13/2016	<0.01	
7/19/2016	<0.01	
9/16/2016	<0.01	
11/2/2016	<0.01	
1/18/2017	<0.01	
3/28/2017	<0.01	
9/22/2017	<0.01	
3/15/2018	<0.01	
9/12/2018	<0.01	
3/13/2019	<0.01	
9/11/2019	<0.01	
3/9/2020	0.00074 (J)	
9/14/2020	<0.01	
3/11/2021	<0.01	
8/5/2021	<0.01	
1/31/2022	<0.01	
8/10/2022	<0.01	
2/13/2023	<0.01	
7/25/2023	<0.01	
2/20/2024		0.0016 (J)

ND substitution: RL or RL/2 if <15% NDs.

Prediction Limit

Constituent: Vanadium (mg/L) Analysis Run 4/8/2024 7:12 PM View: Appendix I Intrawell

Plant Bowen Data: Bowen 1, 2, 9, and 10

	GWA-4RZ	GWA-4RZ
4/7/2017	<0.01	
10/3/2017	<0.01 (D)	
3/21/2018	<0.01	
9/18/2018	<0.01	
3/21/2019	<0.01 (D)	
9/12/2019	0.00084 (JD)	
3/12/2020	<0.01	
9/17/2020	<0.01	
3/16/2021	<0.01	
8/10/2021	<0.01	
2/3/2022	<0.01	
8/17/2022	<0.01	
2/17/2023	<0.01	
7/28/2023	<0.01	
2/27/2024		<0.01

ND substitution: RL or RL/2 if <15% NDs.

Prediction Limit

Constituent: Vanadium (mg/L) Analysis Run 4/8/2024 7:12 PM View: Appendix I Intrawell

Plant Bowen Data: Bowen 1, 2, 9, and 10

	GWA-50R	GWA-50R
12/12/2008	<0.01	
4/23/2009	0.0065	
10/6/2009	0.0026	
5/3/2010	0.0028	
10/11/2010	0.0035	
4/27/2011	0.0047	
10/19/2011	<0.01	
5/1/2012	<0.01	
10/2/2012	<0.01	
4/10/2013	<0.01	
10/16/2013	<0.01	
4/22/2014	0.005 (J)	
10/1/2014	<0.01	
3/30/2015	0.0032 (J)	
10/11/2015	<0.01	
3/28/2016	<0.01	
8/1/2016	<0.01	
4/3/2017	<0.01	
10/2/2017	<0.01	
3/16/2018	<0.01	
9/18/2018	<0.01	
3/19/2019	<0.01	
9/12/2019	<0.01	
3/11/2020	<0.01	
9/15/2020	<0.01	
3/17/2021	<0.01	
8/9/2021	<0.01	
2/2/2022	<0.01	
8/17/2022	<0.01	
2/16/2023	<0.01	
7/28/2023	<0.01	
2/22/2024		<0.01

ND substitution: RL or RL/2 if <15% NDs.

Prediction Limit

Constituent: Vanadium (mg/L) Analysis Run 4/8/2024 7:12 PM View: Appendix I Intrawell

Plant Bowen Data: Bowen 1, 2, 9, and 10

	GWC-10	GWC-10
8/21/2007	<0.01	
11/1/2007	<0.01	
11/20/2007	0.0034	
1/30/2008	0.005	
3/6/2008	0.0032	
5/12/2008	<0.01	
12/13/2008	0.0082	
4/29/2009	<0.01	
10/20/2009	<0.01	
4/26/2010	<0.01	
9/29/2010	<0.01	
4/13/2011	<0.01	
10/5/2011	<0.01	
4/4/2012	<0.01	
10/3/2012	<0.01	
4/3/2013	<0.01	
10/15/2013	<0.01	
4/9/2014	<0.01	
10/2/2014	<0.01	
4/2/2015	<0.01	
10/10/2015	<0.01	
3/31/2016	<0.01	
8/5/2016	<0.01	
4/10/2017	<0.01	
10/4/2017	<0.01	
3/20/2018	<0.01	
9/18/2018	<0.01	
3/22/2019	<0.01	
9/17/2019	<0.01	
3/12/2020	<0.01	
9/17/2020	<0.01	
3/18/2021	<0.01	
8/10/2021	<0.01	
2/4/2022	<0.01	
8/17/2022	<0.01	
2/20/2023	<0.01	
7/31/2023	<0.01	
2/27/2024		<0.01

ND substitution: RL or RL/2 if <15% NDs.

Prediction Limit

Constituent: Vanadium (mg/L) Analysis Run 4/8/2024 7:12 PM View: Appendix I Intrawell

Plant Bowen Data: Bowen 1, 2, 9, and 10

	GWC-11	GWC-11
8/21/2007	<0.01	
11/1/2007	<0.01	
11/18/2007	<0.01	
1/30/2008	<0.01	
3/5/2008	<0.01	
5/7/2008	0.0029	
12/14/2008	0.0026	
4/29/2009	<0.01	
10/22/2009	0.0026	
4/21/2010	<0.01	
9/28/2010	<0.01	
4/12/2011	<0.01	
10/4/2011	<0.01	
4/3/2012	<0.01	
10/3/2012	<0.01	
4/3/2013	<0.01	
10/9/2013	<0.01	
4/2/2014	<0.01	
10/2/2014	<0.01	
4/1/2015	<0.01	
10/11/2015	<0.01	
4/4/2016	<0.01	
8/3/2016	<0.01	
4/10/2017	<0.01	
10/4/2017	<0.01	
3/21/2018	<0.01	
9/18/2018	<0.01	
3/23/2019	<0.01	
9/17/2019	<0.01	
3/12/2020	<0.01	
9/21/2020	<0.01	
3/19/2021	<0.01	
8/11/2021	<0.01	
2/4/2022	<0.01	
8/18/2022	<0.01	
2/20/2023	<0.01	
8/1/2023	<0.01	
2/28/2024		<0.01

ND substitution: RL or RL/2 if <15% NDs.

Prediction Limit

Constituent: Vanadium (mg/L) Analysis Run 4/8/2024 7:12 PM View: Appendix I Intrawell

Plant Bowen Data: Bowen 1, 2, 9, and 10

	GWC-11R	GWC-11R
8/21/2007	<0.01	
11/1/2007	<0.01	
11/18/2007	<0.01	
1/30/2008	<0.01	
3/6/2008	0.0047	
5/7/2008	0.003	
12/14/2008	0.0056	
4/29/2009	0.018 (O)	
10/22/2009	0.0079	
4/21/2010	0.0075	
9/29/2010	0.0065	
4/13/2011	0.004	
10/4/2011	0.0054	
4/4/2012	<0.01	
10/3/2012	<0.01	
4/3/2013	<0.01	
10/9/2013	<0.01	
4/2/2014	0.005 (J)	
10/2/2014	<0.01	
4/1/2015	0.0067	
10/11/2015	0.0049 (J)	
4/4/2016	0.00251 (J)	
8/4/2016	<0.01	
4/10/2017	<0.01	
10/4/2017	0.0015 (J)	
3/22/2018	<0.01	
9/18/2018	0.0022 (J)	
3/23/2019	<0.01	
9/17/2019	<0.01	
3/12/2020	<0.01	
9/21/2020	<0.01	
3/19/2021	<0.01	
8/11/2021	<0.01	
2/4/2022	<0.01	
8/18/2022	<0.01	
2/20/2023	<0.01	
8/1/2023	<0.01	
2/28/2024		<0.01

ND substitution: RL or RL/2 if <15% NDs.

Prediction Limit

Constituent: Vanadium (mg/L) Analysis Run 4/8/2024 7:12 PM View: Appendix I Intrawell

Plant Bowen Data: Bowen 1, 2, 9, and 10

	GWC-12	GWC-12
8/21/2007	<0.01	
11/1/2007	<0.01	
11/19/2007	<0.01	
1/16/2008	0.0071	
3/5/2008	0.0031	
5/13/2008	<0.01	
12/13/2008	<0.01	
4/16/2009	0.0037	
10/21/2009	0.0047	
4/27/2010	0.0082	
10/5/2010	<0.01	
4/19/2011	0.0036	
10/12/2011	<0.01	
4/24/2012	<0.01	
10/2/2012	<0.01	
4/2/2013	<0.01	
10/9/2013	<0.01	
4/1/2014	<0.01	
10/2/2014	<0.01	
4/1/2015	<0.01	
10/14/2015	0.0022 (J)	
4/4/2016	<0.01	
8/3/2016	<0.01	
4/11/2017	<0.01	
10/4/2017	<0.01	
3/22/2018	<0.01	
9/18/2018	<0.01	
3/23/2019	<0.01	
9/17/2019	<0.01 (D)	
3/12/2020	<0.01	
9/21/2020	<0.01	
3/19/2021	<0.01	
8/11/2021	<0.01	
2/2/2022	<0.01	
8/18/2022	<0.01	
2/21/2023	0.0034 (J)	
8/1/2023	<0.01	
2/27/2024		<0.01

ND substitution: RL or RL/2 if <15% NDs.

Prediction Limit

Constituent: Vanadium (mg/L) Analysis Run 4/8/2024 7:12 PM View: Appendix I Intrawell

Plant Bowen Data: Bowen 1, 2, 9, and 10

	GWC-13	GWC-13
8/21/2007	<0.01	
11/1/2007	<0.01	
11/19/2007	0.0035	
1/31/2008	0.0039	
3/5/2008	<0.01	
5/12/2008	0.0064	
12/13/2008	0.02 (O)	
4/28/2009	0.0039	
10/21/2009	0.0037	
4/28/2010	<0.01	
10/5/2010	<0.01	
4/19/2011	0.0025	
10/18/2011	0.0037	
4/25/2012	<0.01	
10/2/2012	<0.01	
4/2/2013	<0.01	
10/8/2013	<0.01	
4/1/2014	0.005 (J)	
10/1/2014	<0.01	
4/1/2015	0.0019 (J)	
10/15/2015	<0.01	
4/4/2016	0.00211 (J)	
8/4/2016	<0.01	
4/12/2017	0.0016 (J)	
10/9/2017	<0.01	
3/21/2018	<0.01	
9/19/2018	0.0022 (J)	
3/23/2019	<0.01	
9/18/2019	<0.01	
3/13/2020	0.002 (J)	
9/22/2020	<0.01	
3/18/2021	<0.01	
8/11/2021	0.0021 (J)	
2/17/2022	<0.01	
8/18/2022	<0.01	
2/22/2023	0.0019 (J)	
8/1/2023	<0.01	
2/27/2024		0.0013 (J)

ND substitution: RL or RL/2 if <15% NDs.

Prediction Limit

Constituent: Vanadium (mg/L) Analysis Run 4/8/2024 7:12 PM View: Appendix I Intrawell

Plant Bowen Data: Bowen 1, 2, 9, and 10

	GWC-13RZ	GWC-13RZ
8/21/2007	<0.01	
11/1/2007	0.0048	
11/19/2007	0.0054	
1/31/2008	0.003	
3/5/2008	<0.01	
5/7/2008	0.0041	
12/12/2008	0.023 (O)	
4/29/2009	0.006	
10/21/2009	0.022 (O)	
4/28/2010	0.011	
10/6/2010	0.0064	
4/20/2011	0.0046	
10/12/2011	<0.01	
4/25/2012	<0.01	
10/2/2012	<0.01	
4/2/2013	<0.01	
10/8/2013	<0.01	
4/1/2014	0.005 (J)	
10/1/2014	<0.01	
3/31/2015	<0.01	
10/14/2015	<0.01	
4/4/2016	<0.01	
4/11/2017	<0.01	
10/6/2017	<0.01	
3/23/2018	<0.01	
9/20/2018	<0.01	
3/22/2019	<0.01	
9/18/2019	<0.01	
3/17/2020	<0.01	
9/22/2020	<0.01	
3/19/2021	<0.01	
8/12/2021	<0.01	
2/4/2022	<0.01	
8/19/2022	<0.01	
2/22/2023	<0.01	
8/2/2023	<0.01	
2/28/2024		<0.01

ND substitution: RL or RL/2 if <15% NDs.

Prediction Limit

Constituent: Vanadium (mg/L) Analysis Run 4/8/2024 7:12 PM View: Appendix I Intrawell

Plant Bowen Data: Bowen 1, 2, 9, and 10

	GWC-14Z	GWC-14Z
8/24/2007	0.012	
11/2/2007	<0.01	
11/17/2007	0.0043	
1/15/2008	0.0037	
3/5/2008	0.0049	
5/7/2008	<0.01	
12/2/2008	0.0097	
4/16/2009	0.0061	
10/20/2009	0.0092	
4/20/2010	<0.01	
9/29/2010	<0.01	
4/12/2011	<0.01	
10/4/2011	<0.01	
4/4/2012	<0.01	
10/10/2012	<0.01	
4/15/2013	<0.01	
10/22/2013	<0.01	
4/21/2014	0.005 (J)	
9/30/2014	<0.01	
4/3/2015	0.001 (J)	
10/7/2015	<0.01	
4/5/2016	<0.01	
8/9/2016	<0.01	
4/11/2017	<0.01	
10/5/2017	<0.01	
3/22/2018	<0.01	
9/19/2018	<0.01	
3/22/2019	<0.01	
9/17/2019	<0.01	
3/13/2020	<0.01	
9/21/2020	<0.01	
3/18/2021	<0.01	
8/11/2021	<0.01	
2/4/2022	<0.01	
8/18/2022	<0.01	
2/22/2023	<0.01	
8/1/2023	<0.01	
2/28/2024		<0.01

ND substitution: RL or RL/2 if <15% NDs.

Prediction Limit

Constituent: Vanadium (mg/L) Analysis Run 4/8/2024 7:12 PM View: Appendix I Intrawell

Plant Bowen Data: Bowen 1, 2, 9, and 10

	GWC-15R	GWC-15R
8/23/2007	<0.01	
11/2/2007	<0.01	
11/17/2007	<0.01	
1/15/2008	<0.01	
3/6/2008	<0.01	
5/7/2008	<0.01	
12/2/2008	<0.01	
4/28/2009	<0.01	
10/19/2009	<0.01	
4/27/2010	<0.01	
10/4/2010	<0.01	
4/18/2011	<0.01	
10/12/2011	<0.01	
4/23/2012	<0.01	
10/10/2012	<0.01	
4/15/2013	<0.01	
10/22/2013	<0.01	
4/21/2014	<0.01	
9/30/2014	<0.01	
4/3/2015	<0.01	
10/7/2015	<0.01	
4/5/2016	<0.01	
8/4/2016	<0.01	
4/12/2017	<0.01	
10/6/2017	<0.01	
3/23/2018	<0.01	
9/19/2018	<0.01	
3/25/2019	<0.01	
9/17/2019	<0.01	
3/13/2020	0.00077 (J)	
9/21/2020	<0.01	
3/18/2021	<0.01	
8/11/2021	<0.01	
2/4/2022	<0.01	
8/19/2022	<0.01	
2/22/2023	<0.01	
8/2/2023	<0.01	
2/28/2024		<0.01

ND substitution: RL or RL/2 if <15% NDs.

Prediction Limit

Constituent: Vanadium (mg/L) Analysis Run 4/8/2024 7:12 PM View: Appendix I Intrawell

Plant Bowen Data: Bowen 1, 2, 9, and 10

	GWC-15Z	GWC-15Z
8/24/2007	0.0027	
11/2/2007	0.012	
11/18/2007	0.016 (J)	
1/15/2008	0.018	
3/10/2008	0.014	
5/13/2008	0.013	
12/2/2008	0.016	
4/28/2009	0.016	
10/20/2009	0.021	
4/27/2010	0.012	
10/5/2010	0.011	
4/19/2011	0.012	
10/12/2011	0.0031	
4/25/2012	<0.01	
10/10/2012	<0.01	
4/16/2013	<0.01	
10/22/2013	<0.01	
4/21/2014	0.005 (J)	
9/30/2014	<0.01	
4/3/2015	0.0016 (J)	
10/6/2015	0.002 (J)	
4/5/2016	0.00233 (J)	
4/11/2017	<0.01	
10/6/2017	<0.01	
3/23/2018	<0.01	
9/19/2018	<0.01	
3/22/2019	<0.01	
9/17/2019	<0.01	
3/13/2020	0.00095 (J)	
9/21/2020	<0.01	
3/18/2021	<0.01	
8/11/2021	<0.01	
2/7/2022	<0.01	
8/19/2022	<0.01	
2/22/2023	<0.01	
8/1/2023	<0.01	
2/28/2024		<0.01

ND substitution: RL or RL/2 if <15% NDs.

Prediction Limit

Constituent: Vanadium (mg/L) Analysis Run 4/8/2024 7:12 PM View: Appendix I Intrawell

Plant Bowen Data: Bowen 1, 2, 9, and 10

	GWC-44	GWC-44
3/16/2016	<0.01	
5/16/2016	<0.01	
7/25/2016	<0.01	
9/19/2016	<0.01	
11/3/2016	<0.01	
1/19/2017	<0.01	
3/28/2017	<0.01	
9/26/2017	<0.01	
3/15/2018	<0.01	
9/12/2018	<0.01	
3/14/2019	<0.01	
9/11/2019	<0.01	
3/10/2020	<0.01	
9/15/2020	<0.01	
3/11/2021	<0.01	
8/4/2021	<0.01	
1/31/2022	<0.01	
8/15/2022	<0.01	
2/14/2023	<0.01	
7/26/2023	0.0026 (J)	
2/20/2024		0.00096 (J)

ND substitution: RL or RL/2 if <15% NDs.

Prediction Limit

Constituent: Vanadium (mg/L) Analysis Run 4/8/2024 7:12 PM View: Appendix I Intrawell

Plant Bowen Data: Bowen 1, 2, 9, and 10

	GWC-45	GWC-45
3/16/2016	<0.01	
5/16/2016	<0.01 (D)	
7/25/2016	0.0022 (JD)	
9/19/2016	<0.01 (D)	
11/4/2016	<0.01 (D)	
1/23/2017	<0.01 (D)	
3/29/2017	<0.01 (D)	
9/27/2017	<0.01	
3/15/2018	<0.01	
9/13/2018	<0.01	
3/14/2019	<0.01 (D)	
9/11/2019	<0.01 (D)	
3/10/2020	<0.01	
9/11/2020	<0.01	
3/11/2021	<0.01	
8/6/2021	<0.01	
2/1/2022	<0.01	
8/12/2022	<0.01	
2/14/2023	<0.01	
7/26/2023	0.0026 (J)	
2/20/2024		0.00097 (J)

ND substitution: RL or RL/2 if <15% NDs.

Prediction Limit

Constituent: Vanadium (mg/L) Analysis Run 4/8/2024 7:12 PM View: Appendix I Intrawell

Plant Bowen Data: Bowen 1, 2, 9, and 10

	GWC-45R	GWC-45R
3/16/2016	<0.01	
5/16/2016	<0.01 (D)	
7/25/2016	<0.01 (D)	
9/19/2016	<0.01 (D)	
11/3/2016	<0.01 (D)	
1/20/2017	<0.01 (D)	
3/29/2017	<0.01 (D)	
9/27/2017	<0.01	
3/15/2018	<0.01	
9/13/2018	<0.01	
3/14/2019	<0.01 (D)	
9/11/2019	<0.01 (D)	
3/10/2020	<0.01	
9/11/2020	<0.01	
3/11/2021	<0.01	
8/6/2021	<0.01	
2/1/2022	<0.01	
8/12/2022	<0.01	
2/14/2023	<0.01	
7/26/2023	<0.01	
2/20/2024		0.0009 (J)

ND substitution: RL or RL/2 if <15% NDs.

Prediction Limit

Constituent: Vanadium (mg/L) Analysis Run 4/8/2024 7:12 PM View: Appendix I Intrawell

Plant Bowen Data: Bowen 1, 2, 9, and 10

	GWC-47R	GWC-47R
3/10/2016	<0.01	
5/18/2016	<0.01	
7/27/2016	<0.01	
9/20/2016	<0.01	
11/4/2016	<0.01	
1/20/2017	<0.01	
3/29/2017	<0.01	
9/27/2017	<0.01	
3/16/2018	<0.01	
9/13/2018	<0.01	
3/19/2019	<0.01	
9/11/2019	<0.01	
3/9/2020	0.00075 (J)	
9/15/2020	<0.01	
3/11/2021	<0.01	
8/5/2021	<0.01	
2/1/2022	<0.01	
8/15/2022	<0.01	
2/14/2023	<0.01	
7/27/2023	<0.01	
2/21/2024		<0.01

ND substitution: RL or RL/2 if <15% NDs.

Prediction Limit

Constituent: Vanadium (mg/L) Analysis Run 4/8/2024 7:12 PM View: Appendix I Intrawell

Plant Bowen Data: Bowen 1, 2, 9, and 10

	GWC-48	GWC-48
3/10/2016	<0.01	
5/17/2016	<0.01	
7/27/2016	<0.01	
9/20/2016	<0.01	
11/4/2016	<0.01	
1/23/2017	<0.01	
3/28/2017	<0.01	
9/29/2017	<0.01	
3/15/2018	<0.01	
9/13/2018	<0.01	
3/15/2019	<0.01	
9/11/2019	<0.01 (D)	
3/9/2020	<0.01	
9/14/2020	<0.01	
3/11/2021	<0.01	
8/4/2021	<0.01	
1/31/2022	<0.01	
8/15/2022	<0.01	
2/14/2023	<0.01	
7/26/2023	0.0028 (J)	
2/21/2024		<0.01

ND substitution: RL or RL/2 if <15% NDs.

Prediction Limit

Constituent: Vanadium (mg/L) Analysis Run 4/8/2024 7:12 PM View: Appendix I Intrawell

Plant Bowen Data: Bowen 1, 2, 9, and 10

	GWC-5	GWC-5
8/23/2007	0.0032	
10/25/2007	<0.01	
11/19/2007	<0.01	
1/23/2008	<0.01	
3/11/2008	<0.01	
5/12/2008	<0.01	
12/11/2008	<0.01	
4/15/2009	<0.01	
10/9/2009	<0.01	
5/4/2010	<0.01	
10/12/2010	<0.01	
4/28/2011	<0.01	
10/19/2011	<0.01	
5/2/2012	<0.01	
10/9/2012	<0.01	
4/11/2013	<0.01	
10/16/2013	<0.01	
4/23/2014	<0.01	
10/3/2014	0.00097 (J)	
3/31/2015	0.00096 (J)	
10/12/2015	<0.01	
3/28/2016	<0.01	
8/1/2016	<0.01	
4/3/2017	<0.01	
10/3/2017	<0.01	
3/19/2018	<0.01	
9/17/2018	<0.01	
3/20/2019	<0.01	
9/16/2019	<0.01	
3/16/2020	<0.01	
9/16/2020	<0.01	
3/17/2021	<0.01	
8/9/2021	<0.01	
2/2/2022	<0.01	
8/16/2022	<0.01	
2/20/2023	<0.01	
7/28/2023	<0.01	
2/26/2024		<0.01

ND substitution: RL or RL/2 if <15% NDs.

Prediction Limit

Constituent: Vanadium (mg/L) Analysis Run 4/8/2024 7:12 PM View: Appendix I Intrawell

Plant Bowen Data: Bowen 1, 2, 9, and 10

	GWC-6	GWC-6
8/22/2007	<0.01	
10/25/2007	<0.01	
11/20/2007	<0.01	
1/23/2008	0.007	
3/11/2008	0.0033	
5/14/2008	0.0043	
12/11/2008	<0.01	
4/23/2009	<0.01	
10/9/2009	0.0043	
5/4/2010	0.0027	
10/11/2010	0.0034	
4/26/2011	<0.01	
10/18/2011	<0.01	
5/2/2012	<0.01	
10/8/2012	<0.01	
4/10/2013	<0.01	
10/8/2013	<0.01	
4/14/2014	0.005 (J)	
10/3/2014	0.0016 (J)	
4/1/2015	0.0021 (J)	
10/9/2015	<0.01	
3/29/2016	<0.01	
8/1/2016	<0.01	
4/6/2017	<0.01	
10/3/2017	<0.01	
3/19/2018	<0.01	
9/17/2018	<0.01	
3/21/2019	<0.01	
9/16/2019	<0.01	
3/12/2020	<0.01	
9/16/2020	<0.01	
3/17/2021	<0.01	
8/10/2021	<0.01	
2/2/2022	<0.01	
8/17/2022	<0.01	
2/17/2023	<0.01	
7/31/2023	<0.01	
2/26/2024		<0.01

ND substitution: RL or RL/2 if <15% NDs.

Prediction Limit

Constituent: Vanadium (mg/L) Analysis Run 4/8/2024 7:12 PM View: Appendix I Intrawell

Plant Bowen Data: Bowen 1, 2, 9, and 10

	GWC-8RR	GWC-8RR
10/18/2011	<0.01	
4/30/2012	<0.01	
10/3/2012	<0.01	
4/8/2013	<0.01	
10/9/2013	<0.01	
4/10/2014	0.005 (J)	
10/2/2014	<0.01	
4/3/2015	<0.01	
10/8/2015	0.0056	
3/30/2016	<0.01	
8/2/2016	<0.01	
4/6/2017	<0.01	
10/4/2017	<0.01	
3/21/2018	<0.01	
9/18/2018	<0.01	
3/27/2019	<0.01	
9/16/2019	<0.01 (D)	
3/12/2020	<0.01	
9/17/2020	<0.01	
3/17/2021	<0.01	
8/10/2021	<0.01	
2/2/2022	<0.01	
8/17/2022	<0.01	
2/21/2023	<0.01	
7/31/2023	<0.01	
2/27/2024		<0.01

ND substitution: RL or RL/2 if <15% NDs.

Prediction Limit

Constituent: Vanadium (mg/L) Analysis Run 4/8/2024 7:12 PM View: Appendix I Intrawell

Plant Bowen Data: Bowen 1, 2, 9, and 10

	GWC-8Z	GWC-8Z
5/26/2015	<0.01	
6/18/2015	0.005 (D)	
7/2/2015	<0.01	
10/8/2015	<0.01	
3/22/2016	<0.01	
8/2/2016	<0.01	
4/7/2017	<0.01	
10/3/2017	<0.01	
3/20/2018	<0.01	
9/18/2018	<0.01	
5/6/2019	<0.01	
9/16/2019	<0.01	
3/16/2020	<0.01	
9/17/2020	<0.01	
3/18/2021	<0.01	
8/10/2021	<0.01	
2/2/2022	<0.01	
8/17/2022	<0.01	
2/20/2023	<0.01	
7/31/2023	<0.01	
2/26/2024		<0.01

ND substitution: RL or RL/2 if <15% NDs.

Prediction Limit

Constituent: Vanadium (mg/L) Analysis Run 4/8/2024 7:12 PM View: Appendix I Intrawell

Plant Bowen Data: Bowen 1, 2, 9, and 10

	GWC-9	GWC-9
8/23/2007	<0.01	
11/1/2007	<0.01	
11/19/2007	0.0052	
1/15/2008	0.0065	
3/6/2008	0.0028	
5/13/2008	<0.01	
12/12/2008	<0.01	
4/16/2009	0.0033	
10/13/2009	<0.01	
4/21/2010	<0.01	
9/29/2010	<0.01	
4/13/2011	<0.01	
10/5/2011	<0.01	
4/4/2012	<0.01	
10/8/2012	<0.01	
4/8/2013	<0.01	
10/9/2013	<0.01	
4/9/2014	<0.01	
9/30/2014	<0.01	
4/2/2015	<0.01	
10/10/2015	0.0032 (JD)	
3/30/2016	<0.01	
8/5/2016	<0.01	
4/6/2017	<0.01	
10/3/2017	<0.01	
3/20/2018	<0.01	
9/18/2018	<0.01 (D)	
3/21/2019	<0.01	
9/16/2019	<0.01	
3/12/2020	<0.01	
9/17/2020	<0.01	
3/18/2021	<0.01	
8/10/2021	<0.01	
2/2/2022	<0.01	
8/17/2022	<0.01	
2/21/2023	0.003 (J)	
7/31/2023	<0.01	
2/27/2024		<0.01

ND substitution: RL or RL/2 if <15% NDs.

Prediction Limit

Constituent: Zinc (mg/L) Analysis Run 4/8/2024 7:12 PM View: Appendix I Intrawell

Plant Bowen Data: Bowen 1, 2, 9, and 10

	GWA-1	GWA-1
8/23/2007	0.032 (O)	
10/23/2007	0.0099	
11/18/2007	0.0095 (J)	
1/30/2008	0.022 (O)	
3/10/2008	0.014	
5/13/2008	0.0075	
12/5/2008	0.0056 (J)	
4/15/2009	0.0033	
10/7/2009	0.061 (O)	
5/3/2010	0.0033	
10/12/2010	0.0041	
4/27/2011	<0.02	
10/17/2011	0.0046	
5/2/2012	<0.02	
10/8/2012	0.0053	
4/12/2013	0.006	
10/16/2013	0.0048	
4/11/2014	0.0033	
9/30/2014	0.002 (J)	
3/30/2015	0.012	
10/13/2015	0.011	
3/22/2016	0.00346 (J)	
7/29/2016	<0.02	
3/30/2017	<0.02	
10/2/2017	<0.02	
3/16/2018	<0.02	
9/17/2018	<0.02 (D)	
3/20/2019	<0.02	
9/12/2019	0.0047 (J)	
3/11/2020	0.0035 (J)	
9/15/2020	<0.02	
3/16/2021	0.0091 (J)	
8/9/2021	<0.02	
2/1/2022	<0.02	
8/16/2022	<0.02	
2/16/2023	<0.02	
7/27/2023	<0.02	
2/22/2024		<0.02

ND substitution: RL or RL/2 if <15% NDs.

Prediction Limit

Constituent: Zinc (mg/L) Analysis Run 4/8/2024 7:12 PM View: Appendix I Intrawell

Plant Bowen Data: Bowen 1, 2, 9, and 10

	GWA-2	GWA-2
8/23/2007	0.0033	
10/24/2007	0.043 (O)	
11/18/2007	0.024	
1/31/2008	0.015	
3/11/2008	0.027	
5/6/2008	0.0032	
12/4/2008	0.081 (O)	
4/21/2009	0.0057	
10/7/2009	<0.02	
4/26/2010	<0.02	
10/4/2010	0.0057	
4/13/2011	<0.02	
10/5/2011	<0.02	
4/11/2012	<0.02	
10/9/2012	<0.02	
4/15/2013	0.0038	
10/15/2013	0.0044	
4/22/2014	0.0025 (J)	
9/30/2014	0.00076 (J)	
3/30/2015	0.0024 (J)	
10/13/2015	0.0017 (J)	
3/23/2016	<0.02	
7/29/2016	<0.02	
3/30/2017	<0.02	
10/2/2017	<0.02	
3/19/2018	<0.02	
9/14/2018	<0.02	
3/20/2019	<0.02	
9/12/2019	0.00505 (JD)	
3/11/2020	0.0028 (J)	
9/15/2020	<0.02	
3/17/2021	<0.02	
8/9/2021	<0.02	
2/1/2022	<0.02	
8/16/2022	<0.02	
2/16/2023	<0.02	
7/27/2023	0.011 (J)	
2/22/2024		<0.02

ND substitution: RL or RL/2 if <15% NDs.

Prediction Limit

Constituent: Zinc (mg/L) Analysis Run 4/8/2024 7:12 PM View: Appendix I Intrawell

Plant Bowen Data: Bowen 1, 2, 9, and 10

	GWA-2R	GWA-2R
8/23/2007	0.0079	
10/24/2007	<0.02	
11/18/2007	0.015	
1/31/2008	0.063 (O)	
3/10/2008	0.013 (J)	
5/13/2008	0.0072	
12/4/2008	0.011 (J)	
4/21/2009	0.0041	
10/8/2009	<0.02	
4/21/2010	<0.02	
9/28/2010	0.0081	
4/12/2011	0.0025	
10/4/2011	0.0027	
4/3/2012	<0.02	
10/9/2012	0.0064	
4/11/2013	<0.02	
10/16/2013	<0.02	
4/10/2014	0.0026	
9/30/2014	0.0012 (J)	
3/30/2015	0.013	
10/13/2015	0.0043	
3/23/2016	<0.02	
7/29/2016	<0.02	
4/3/2017	<0.02	
10/2/2017	<0.02	
3/16/2018	<0.02	
9/14/2018	<0.02	
3/19/2019	<0.02	
9/13/2019	0.0078 (J)	
3/11/2020	0.0038 (J)	
9/15/2020	<0.02	
3/16/2021	<0.02	
8/9/2021	<0.02	
2/1/2022	<0.02	
8/16/2022	<0.02	
2/16/2023	<0.02	
7/27/2023	<0.02	
2/26/2024		0.055

ND substitution: RL or RL/2 if <15% NDs.

Prediction Limit

Constituent: Zinc (mg/L) Analysis Run 4/8/2024 7:12 PM View: Appendix I Intrawell

Plant Bowen Data: Bowen 1, 2, 9, and 10

	GWA-39RZ	GWA-39RZ
5/16/2016	<0.02 (D)	
7/27/2016	<0.02 (*)	
2/21/2017	0.0049 (J)	
3/27/2017	<0.02 (*)	
9/29/2017	0.0012 (JD)	
3/16/2018	0.0042 (J)	
9/14/2018	<0.02	
3/14/2019	0.0035 (J)	
3/9/2020	0.009 (J)	
9/16/2020	<0.02	
3/16/2021	<0.02	
8/6/2021	<0.02	
2/2/2022	<0.02	
8/16/2022	<0.02	
2/14/2023	<0.02	
7/25/2023	<0.02	
2/19/2024		<0.02

ND substitution: RL or RL/2 if <15% NDs.

Prediction Limit

Constituent: Zinc (mg/L) Analysis Run 4/8/2024 7:12 PM View: Appendix I Intrawell

Plant Bowen Data: Bowen 1, 2, 9, and 10

	GWA-39Z	GWA-39Z
3/14/2016	<0.02	
5/11/2016	0.00467 (J)	
7/19/2016	<0.02 (*)	
9/15/2016	0.0044 (J)	
11/2/2016	0.0043 (J)	
1/18/2017	<0.02 (*)	
3/28/2017	<0.02 (*)	
9/26/2017	0.0029 (J)	
3/14/2018	<0.02	
9/12/2018	<0.02	
3/15/2019	0.0023 (J)	
9/9/2019	0.0047 (J)	
3/9/2020	0.0035 (J)	
9/10/2020	<0.02	
3/12/2021	0.0065 (J)	
8/4/2021	<0.02	
1/31/2022	<0.02	
8/10/2022	<0.02	
2/13/2023	<0.02	
7/26/2023	<0.02	
2/19/2024		<0.02

ND substitution: RL or RL/2 if <15% NDs.

Prediction Limit

Constituent: Zinc (mg/L) Analysis Run 4/8/2024 7:12 PM View: Appendix I Intrawell

Plant Bowen Data: Bowen 1, 2, 9, and 10

	GWA-3A	GWA-3A
8/23/2007	0.066	
11/2/2007	0.055	
11/18/2007	0.13	
1/31/2008	0.13	
3/11/2008	0.07	
5/14/2008	0.12	
12/5/2008	0.088	
4/15/2009	0.068	
10/8/2009	0.075	
4/28/2010	0.071	
10/6/2010	0.074	
4/21/2011	0.047	
10/13/2011	0.073	
5/1/2012	0.0652	
10/9/2012	0.061	
4/11/2013	0.053	
10/16/2013	0.047	
4/23/2014	0.041	
10/4/2014	0.044 (V)	
3/31/2015	0.12	
10/12/2015	0.053	
3/23/2016	0.0532	
7/29/2016	0.0446	
3/30/2017	0.0479	
10/4/2017	0.0429	
3/19/2018	<0.02	
9/17/2018	0.04	
3/20/2019	0.028	
9/13/2019	0.036	
3/11/2020	0.031	
3/29/2021	<0.02	
8/9/2021	<0.02	
2/2/2022	<0.02	
8/16/2022	<0.02	
2/17/2023	<0.02	
8/1/2023	<0.02	
2/22/2024		<0.02

ND substitution: RL or RL/2 if <15% NDs.

Prediction Limit

Constituent: Zinc (mg/L) Analysis Run 4/8/2024 7:12 PM View: Appendix I Intrawell

Plant Bowen Data: Bowen 1, 2, 9, and 10

	GWA-40	GWA-40
3/15/2016	<0.02	
5/11/2016	<0.02	
7/21/2016	<0.02 (*)	
9/15/2016	<0.02	
11/3/2016	<0.02	
1/17/2017	<0.02	
3/24/2017	<0.02 (*)	
9/26/2017	0.0019 (J)	
3/14/2018	<0.02	
9/12/2018	<0.02	
3/13/2019	<0.02	
9/9/2019	0.0058 (J)	
3/9/2020	0.002 (J)	
9/11/2020	<0.02	
3/10/2021	<0.02	
8/4/2021	<0.02	
1/31/2022	<0.02	
8/12/2022	<0.02	
2/13/2023	<0.02	
7/26/2023	<0.02	
2/19/2024		<0.02

ND substitution: RL or RL/2 if <15% NDs.

Prediction Limit

Constituent: Zinc (mg/L) Analysis Run 4/8/2024 7:12 PM View: Appendix I Intrawell

Plant Bowen Data: Bowen 1, 2, 9, and 10

	GWA-41	GWA-41
3/15/2016	<0.02	
5/12/2016	<0.02	
7/20/2016	<0.02	
9/15/2016	0.0027 (J)	
11/3/2016	<0.02	
1/18/2017	<0.02 (*)	
3/24/2017	<0.02 (*)	
9/25/2017	<0.02	
3/14/2018	<0.02	
9/12/2018	<0.02	
3/14/2019	<0.02	
9/10/2019	0.00745 (JD)	
3/6/2020	0.0027 (J)	
9/10/2020	<0.02	
3/11/2021	<0.02	
8/4/2021	<0.02	
1/31/2022	<0.02	
8/11/2022	<0.02	
2/13/2023	<0.02	
7/25/2023	<0.02	
2/19/2024		<0.02

ND substitution: RL or RL/2 if <15% NDs.

Prediction Limit

Constituent: Zinc (mg/L) Analysis Run 4/8/2024 7:12 PM View: Appendix I Intrawell

Plant Bowen Data: Bowen 1, 2, 9, and 10

	GWA-41R	GWA-41R
3/15/2016	0.00286 (J)	
5/13/2016	<0.02	
7/21/2016	<0.02 (*)	
9/21/2016	<0.02	
11/3/2016	<0.02	
1/17/2017	<0.02	
3/27/2017	<0.02 (*)	
9/25/2017	0.0023 (J)	
3/14/2018	<0.02	
9/12/2018	<0.02	
3/14/2019	0.0021 (J)	
9/10/2019	0.0075 (J)	
3/9/2020	0.0024 (J)	
9/10/2020	<0.02	
3/10/2021	<0.02	
8/4/2021	<0.02	
1/31/2022	<0.02	
8/11/2022	<0.02	
2/13/2023	<0.02	
7/25/2023	<0.02	
2/19/2024		<0.02

ND substitution: RL or RL/2 if <15% NDs.

Prediction Limit

Constituent: Zinc (mg/L) Analysis Run 4/8/2024 7:12 PM View: Appendix I Intrawell

Plant Bowen Data: Bowen 1, 2, 9, and 10

	GWA-42	GWA-42
3/11/2016	0.00862 (J)	
5/16/2016	0.00744 (J)	
7/22/2016	<0.02 (*)	
9/19/2016	0.0162	
11/3/2016	0.011	
1/17/2017	0.0104	
3/27/2017	<0.02 (*)	
9/26/2017	0.0094 (J)	
3/14/2018	<0.02	
9/14/2018	<0.02	
3/14/2019	0.01	
9/10/2019	0.014	
3/6/2020	0.012	
9/10/2020	0.0073 (J)	
3/11/2021	0.0089 (J)	
8/4/2021	<0.02	
1/31/2022	<0.02	
8/10/2022	0.0089 (J)	
2/13/2023	0.011 (J)	
7/26/2023	<0.02	
2/20/2024		0.0095 (J)

ND substitution: RL or RL/2 if <15% NDs.

Prediction Limit

Constituent: Zinc (mg/L) Analysis Run 4/8/2024 7:12 PM View: Appendix I Intrawell

Plant Bowen Data: Bowen 1, 2, 9, and 10

	GWA-43	GWA-43
3/11/2016	0.0093 (J)	
5/13/2016	0.00336 (J)	
7/19/2016	<0.02 (*)	
9/16/2016	0.0023 (J)	
11/2/2016	0.0047 (J)	
1/18/2017	<0.02	
3/28/2017	<0.02 (*)	
9/22/2017	0.0013 (J)	
3/14/2018	<0.02	
9/12/2018	<0.02	
3/13/2019	0.0022 (J)	
9/11/2019	0.0065 (J)	
3/9/2020	0.002 (J)	
9/11/2020	<0.02	
3/11/2021	<0.02	
8/6/2021	<0.02	
1/31/2022	<0.02	
8/11/2022	<0.02	
2/14/2023	<0.02	
7/25/2023	<0.02	
2/20/2024		<0.02

ND substitution: RL or RL/2 if <15% NDs.

Prediction Limit

Constituent: Zinc (mg/L) Analysis Run 4/8/2024 7:12 PM View: Appendix I Intrawell

Plant Bowen Data: Bowen 1, 2, 9, and 10

	GWA-43R	GWA-43R
3/11/2016	0.00722 (J)	
5/13/2016	0.00666 (J)	
7/19/2016	<0.02 (*)	
9/16/2016	<0.02	
11/2/2016	0.0057 (J)	
1/18/2017	0.0022 (J)	
3/28/2017	<0.02	
9/22/2017	0.0014 (J)	
3/15/2018	<0.02	
9/12/2018	<0.02	
3/13/2019	0.0023 (J)	
9/11/2019	0.0053 (J)	
3/9/2020	0.0022 (J)	
9/14/2020	<0.02	
3/11/2021	<0.02	
8/5/2021	<0.02	
1/31/2022	<0.02	
8/10/2022	<0.02	
2/13/2023	<0.02	
7/25/2023	<0.02	
2/20/2024		<0.02

ND substitution: RL or RL/2 if <15% NDs.

Prediction Limit

Constituent: Zinc (mg/L) Analysis Run 4/8/2024 7:12 PM View: Appendix I Intrawell

Plant Bowen Data: Bowen 1, 2, 9, and 10

	GWA-4RZ	GWA-4RZ
4/7/2017	<0.02	
10/3/2017	<0.02 (D)	
3/21/2018	<0.02	
9/18/2018	<0.02	
3/21/2019	0.0034 (JD)	
9/12/2019	0.0072 (JD)	
3/12/2020	0.0027 (J)	
9/17/2020	0.0047 (J)	
3/16/2021	<0.02	
8/10/2021	<0.02	
2/3/2022	<0.02	
8/17/2022	<0.02	
2/17/2023	<0.02	
7/28/2023	<0.02	
2/27/2024		<0.02

ND substitution: RL or RL/2 if <15% NDs.

Prediction Limit

Constituent: Zinc (mg/L) Analysis Run 4/8/2024 7:12 PM View: Appendix I Intrawell

Plant Bowen Data: Bowen 1, 2, 9, and 10

	GWA-50	GWA-50
12/12/2008	0.048 (O)	
4/23/2009	0.0075	
10/6/2009	0.0075	
4/27/2010	0.0051	
9/30/2010	0.0089	
4/14/2011	0.0043	
10/5/2011	0.0051	
4/11/2012	<0.02	
10/2/2012	0.006	
4/9/2013	0.0034	
10/15/2013	0.0042	
4/10/2014	0.0035	
10/1/2014	0.0019 (J)	
3/30/2015	0.0032	
10/11/2015	0.0048	
3/28/2016	0.00282 (J)	
8/1/2016	<0.02	
4/7/2017	<0.02	
10/2/2017	0.0015 (J)	
3/16/2018	<0.02	
9/17/2018	<0.02	
3/19/2019	<0.02	
9/13/2019	0.0061 (J)	
3/11/2020	0.0025 (J)	
9/16/2020	<0.02	
3/17/2021	<0.02	
8/9/2021	<0.02	
2/1/2022	<0.02	
8/16/2022	<0.02	
2/16/2023	<0.02	
7/28/2023	<0.02	
2/22/2024		<0.02

ND substitution: RL or RL/2 if <15% NDs.

Prediction Limit

Constituent: Zinc (mg/L) Analysis Run 4/8/2024 7:12 PM View: Appendix I Intrawell

Plant Bowen Data: Bowen 1, 2, 9, and 10

	GWA-50R	GWA-50R
12/12/2008	0.013 (J)	
4/23/2009	0.075 (O)	
10/6/2009	0.056 (O)	
5/3/2010	0.051 (O)	
10/11/2010	0.016	
4/27/2011	0.025 (O)	
10/19/2011	0.0078	
5/1/2012	0.0134	
10/2/2012	0.012	
4/10/2013	0.018	
10/16/2013	0.015	
4/22/2014	0.015	
10/1/2014	0.0038	
3/30/2015	0.0097	
10/11/2015	0.0024 (J)	
3/28/2016	0.00703 (J)	
8/1/2016	<0.02	
4/3/2017	<0.02	
10/2/2017	0.0016 (J)	
3/16/2018	<0.02	
9/18/2018	<0.02	
3/19/2019	<0.02	
9/12/2019	0.0058 (J)	
3/11/2020	0.0033 (J)	
9/15/2020	<0.02	
3/17/2021	<0.02	
8/9/2021	<0.02	
2/2/2022	<0.02	
8/17/2022	<0.02	
2/16/2023	<0.02	
7/28/2023	<0.02	
2/22/2024		<0.02

ND substitution: RL or RL/2 if <15% NDs.

Prediction Limit

Constituent: Zinc (mg/L) Analysis Run 4/8/2024 7:12 PM View: Appendix I Intrawell

Plant Bowen Data: Bowen 1, 2, 9, and 10

	GWC-10	GWC-10
8/21/2007	0.031	
11/1/2007	0.0041	
11/20/2007	0.056	
1/30/2008	0.032	
3/6/2008	0.03	
5/12/2008	0.008	
12/13/2008	0.056	
4/29/2009	0.057	
10/20/2009	0.0037	
4/26/2010	<0.02	
9/29/2010	0.012	
4/13/2011	<0.02	
10/5/2011	0.0031	
4/4/2012	<0.02	
10/3/2012	0.0085	
4/3/2013	0.0061	
10/15/2013	0.008	
4/9/2014	0.0048	
10/2/2014	0.0023 (JV)	
4/2/2015	0.0023 (J)	
10/10/2015	0.0024 (J)	
3/31/2016	<0.02	
8/5/2016	<0.02	
4/10/2017	<0.02	
10/4/2017	0.0012 (J)	
3/20/2018	<0.02	
9/18/2018	<0.02	
3/22/2019	<0.02	
9/17/2019	0.0052 (J)	
3/12/2020	0.0024 (J)	
9/17/2020	<0.02	
3/18/2021	<0.02	
8/10/2021	<0.02	
2/4/2022	<0.02	
8/17/2022	<0.02	
2/20/2023	<0.02	
7/31/2023	<0.02	
2/27/2024		<0.02

ND substitution: RL or RL/2 if <15% NDs.

Prediction Limit

Constituent: Zinc (mg/L) Analysis Run 4/8/2024 7:12 PM View: Appendix I Intrawell

Plant Bowen Data: Bowen 1, 2, 9, and 10

	GWC-10R	GWC-10R
8/21/2007	0.0066	
11/1/2007	0.0086	
11/20/2007	0.005	
1/30/2008	0.0084	
3/6/2008	0.0073	
5/8/2008	0.0084	
12/14/2008	0.0075 (J)	
4/29/2009	0.0028	
10/21/2009	<0.02	
4/21/2010	<0.02	
9/28/2010	0.005	
4/12/2011	<0.02	
10/4/2011	0.0088	
4/3/2012	<0.02	
10/8/2012	0.0034	
4/3/2013	<0.02	
10/15/2013	0.0027	
4/9/2014	0.0025 (J)	
10/2/2014	0.0027 (V)	
4/2/2015	0.002 (J)	
10/12/2015	<0.02	
3/31/2016	0.00266 (J)	
8/3/2016	<0.02	
4/10/2017	<0.02	
10/4/2017	<0.02	
3/21/2018	<0.02	
9/18/2018	<0.02	
3/22/2019	<0.02	
9/17/2019	0.0048 (J)	
3/12/2020	0.0027 (J)	
9/17/2020	<0.02	
3/18/2021	<0.02	
8/11/2021	<0.02	
2/4/2022	<0.02	
8/18/2022	<0.02	
2/20/2023	<0.02	
7/31/2023	<0.02	
2/27/2024		0.063

ND substitution: RL or RL/2 if <15% NDs.

Prediction Limit

Constituent: Zinc (mg/L) Analysis Run 4/8/2024 7:12 PM View: Appendix I Intrawell

Plant Bowen Data: Bowen 1, 2, 9, and 10

	GWC-11	GWC-11
8/21/2007	<0.02	
11/1/2007	<0.02	
11/18/2007	<0.02	
1/30/2008	<0.02	
3/5/2008	<0.02	
5/7/2008	0.015	
12/14/2008	0.0086 (J)	
4/29/2009	0.0037	
10/22/2009	<0.02	
4/21/2010	<0.02	
9/28/2010	0.0042	
4/12/2011	<0.02	
10/4/2011	0.012	
4/3/2012	<0.02	
10/3/2012	<0.02	
4/3/2013	<0.02	
10/9/2013	<0.02	
4/2/2014	0.0063	
10/2/2014	0.0023 (J)	
4/1/2015	0.0017 (J)	
10/11/2015	0.0016 (J)	
4/4/2016	<0.02	
8/3/2016	<0.02	
4/10/2017	<0.02	
10/4/2017	0.0014 (J)	
3/21/2018	<0.02	
9/18/2018	<0.02	
3/23/2019	<0.02	
9/17/2019	0.0056 (J)	
3/12/2020	0.0038 (J)	
9/21/2020	<0.02	
3/19/2021	<0.02	
8/11/2021	<0.02	
2/4/2022	<0.02	
8/18/2022	<0.02	
2/20/2023	<0.02	
8/1/2023	<0.02	
2/28/2024		<0.02

ND substitution: RL or RL/2 if <15% NDs.

Prediction Limit

Constituent: Zinc (mg/L) Analysis Run 4/8/2024 7:12 PM View: Appendix I Intrawell

Plant Bowen Data: Bowen 1, 2, 9, and 10

	GWC-11R	GWC-11R
8/21/2007	<0.02	
11/1/2007	<0.02	
11/18/2007	<0.02	
1/30/2008	<0.02	
3/6/2008	0.0038	
5/7/2008	<0.02	
12/14/2008	0.0031 (J)	
4/29/2009	0.0031	
10/22/2009	0.0029	
4/21/2010	0.0027	
9/29/2010	<0.02	
4/13/2011	<0.02	
10/4/2011	0.003	
4/4/2012	<0.02	
10/3/2012	0.0029	
4/3/2013	0.0035	
10/9/2013	<0.02	
4/2/2014	0.0033	
10/2/2014	0.0027	
4/1/2015	0.013	
10/11/2015	0.017	
4/4/2016	0.00419 (J)	
8/4/2016	<0.02	
4/10/2017	<0.02	
10/4/2017	0.0014 (J)	
3/22/2018	<0.02	
9/18/2018	<0.02	
3/23/2019	<0.02	
9/17/2019	0.0075 (J)	
3/12/2020	0.0053 (J)	
9/21/2020	0.0037 (J)	
3/19/2021	<0.02	
8/11/2021	<0.02	
2/4/2022	<0.02	
8/18/2022	<0.02	
2/20/2023	<0.02	
8/1/2023	<0.02	
2/28/2024		<0.02

ND substitution: RL or RL/2 if <15% NDs.

Prediction Limit

Constituent: Zinc (mg/L) Analysis Run 4/8/2024 7:12 PM View: Appendix I Intrawell

Plant Bowen Data: Bowen 1, 2, 9, and 10

	GWC-12	GWC-12
8/21/2007	0.036	
11/1/2007	0.0041	
11/19/2007	0.015	
1/16/2008	0.074	
3/5/2008	0.055	
5/13/2008	0.035	
12/13/2008	0.012 (J)	
4/16/2009	0.053	
10/21/2009	0.0063	
4/27/2010	0.045	
10/5/2010	0.0047	
4/19/2011	0.0068	
10/12/2011	0.0048	
4/24/2012	<0.02	
10/2/2012	<0.02	
4/2/2013	0.0081	
10/9/2013	0.0032	
4/1/2014	0.0025 (J)	
10/2/2014	0.0023 (J)	
4/1/2015	0.0035	
10/14/2015	0.0066	
4/4/2016	0.00858 (J)	
8/3/2016	<0.02	
4/11/2017	<0.02	
10/4/2017	0.0104	
3/22/2018	0.014	
9/18/2018	0.013	
3/23/2019	0.012	
9/17/2019	0.018 (D)	
3/12/2020	0.015	
9/21/2020	0.0065 (J)	
3/19/2021	0.0076 (J)	
8/11/2021	0.011 (J)	
2/2/2022	0.019 (J)	
8/18/2022	0.014 (J)	
2/21/2023	<0.02	
8/1/2023	<0.02	
2/27/2024		0.017 (J)

ND substitution: RL or RL/2 if <15% NDs.

Prediction Limit

Constituent: Zinc (mg/L) Analysis Run 4/8/2024 7:12 PM View: Appendix I Intrawell

Plant Bowen Data: Bowen 1, 2, 9, and 10

	GWC-13	GWC-13
8/21/2007	0.0064	
11/1/2007	<0.02	
11/19/2007	0.015	
1/31/2008	0.032 (O)	
3/5/2008	0.0061	
5/12/2008	0.012	
12/13/2008	0.087 (O)	
4/28/2009	0.067 (O)	
10/21/2009	0.025 (O)	
4/28/2010	0.014	
10/5/2010	0.012	
4/19/2011	0.012	
10/18/2011	0.025	
4/25/2012	0.014	
10/2/2012	0.0089	
4/2/2013	0.0082	
10/8/2013	0.015	
4/1/2014	0.0074	
10/1/2014	0.00077 (J)	
4/1/2015	0.0082	
10/15/2015	0.0082	
4/4/2016	0.00818 (J)	
8/4/2016	<0.02	
4/12/2017	<0.02	
10/9/2017	<0.02	
3/21/2018	<0.02	
9/19/2018	<0.02	
3/23/2019	0.021	
9/18/2019	0.007 (J)	
3/13/2020	0.0043 (J)	
9/22/2020	<0.02	
3/18/2021	<0.02	
8/11/2021	<0.02	
2/17/2022	<0.02	
8/18/2022	<0.02	
2/22/2023	<0.02	
8/1/2023	<0.02	
2/27/2024		<0.02

ND substitution: RL or RL/2 if <15% NDs.

Prediction Limit

Constituent: Zinc (mg/L) Analysis Run 4/8/2024 7:12 PM View: Appendix I Intrawell

Plant Bowen Data: Bowen 1, 2, 9, and 10

	GWC-13RZ	GWC-13RZ
8/21/2007	<0.02	
11/1/2007	0.0038	
11/19/2007	0.0055	
1/31/2008	0.0063	
3/5/2008	0.0037	
5/7/2008	0.0033	
12/12/2008	0.097 (O)	
4/29/2009	0.068 (O)	
10/21/2009	0.011	
4/28/2010	0.048 (O)	
10/6/2010	0.003	
4/20/2011	0.0038	
10/12/2011	0.0027	
4/25/2012	<0.02	
10/2/2012	0.0059	
4/2/2013	0.008	
10/8/2013	0.0062	
4/1/2014	0.0067	
10/1/2014	0.0024 (J)	
3/31/2015	0.0046	
10/14/2015	0.002 (J)	
4/4/2016	<0.02	
4/11/2017	<0.02	
10/6/2017	<0.02	
3/23/2018	<0.02	
9/20/2018	<0.02	
3/22/2019	0.0048 (J)	
9/18/2019	0.0091 (X)	
3/17/2020	0.0057 (J)	
9/22/2020	<0.02	
3/19/2021	<0.02	
8/12/2021	<0.02	
2/4/2022	<0.02	
8/19/2022	<0.02	
2/22/2023	<0.02	
8/2/2023	<0.02	
2/28/2024		<0.02

ND substitution: RL or RL/2 if <15% NDs.

Prediction Limit

Constituent: Zinc (mg/L) Analysis Run 4/8/2024 7:12 PM View: Appendix I Intrawell

Plant Bowen Data: Bowen 1, 2, 9, and 10

	GWC-14Z	GWC-14Z
8/24/2007	0.0036 (J)	
11/2/2007	0.0026 (J)	
11/17/2007	0.024 (O)	
1/15/2008	0.0074	
3/5/2008	0.075 (O)	
5/7/2008	0.0088	
12/2/2008	0.11 (O)	
4/16/2009	0.091 (O)	
10/20/2009	0.056 (O)	
4/20/2010	0.014	
9/29/2010	0.015	
4/12/2011	0.0028	
10/4/2011	0.0025	
4/4/2012	0.0105	
10/10/2012	0.0033	
4/15/2013	0.0031	
10/22/2013	<0.02	
4/21/2014	0.0032	
9/30/2014	0.0015 (J)	
4/3/2015	0.0015 (J)	
10/7/2015	<0.02	
4/5/2016	<0.02	
8/9/2016	0.0016 (J)	
4/11/2017	<0.02	
10/5/2017	0.0024 (J)	
3/22/2018	<0.02	
9/19/2018	<0.02	
3/22/2019	<0.02	
9/17/2019	0.0057 (X)	
3/13/2020	0.0028 (J)	
9/21/2020	<0.02	
3/18/2021	<0.02	
8/11/2021	<0.02	
2/4/2022	<0.02	
8/18/2022	<0.02	
2/22/2023	<0.02	
8/1/2023	<0.02	
2/28/2024		<0.02

ND substitution: RL or RL/2 if <15% NDs.

Prediction Limit

Constituent: Zinc (mg/L) Analysis Run 4/8/2024 7:12 PM View: Appendix I Intrawell

Plant Bowen Data: Bowen 1, 2, 9, and 10

	GWC-15R	GWC-15R
8/23/2007	0.0038	
11/2/2007	0.0025	
11/17/2007	0.023 (O)	
1/15/2008	0.012	
3/6/2008	0.0069	
5/7/2008	0.007	
12/2/2008	0.021 (O)	
4/28/2009	0.0055	
10/19/2009	0.0051	
4/27/2010	0.0068	
10/4/2010	0.0074	
4/18/2011	0.0031	
10/12/2011	0.0067	
4/23/2012	<0.02	
10/10/2012	0.0046	
4/15/2013	0.006	
10/22/2013	0.0037	
4/21/2014	0.0073	
9/30/2014	0.0027	
4/3/2015	0.0017 (J)	
10/7/2015	0.0042	
4/5/2016	0.00573 (J)	
8/4/2016	<0.02	
4/12/2017	<0.02	
10/6/2017	0.0024 (J)	
3/23/2018	<0.02	
9/19/2018	<0.02	
3/25/2019	0.0039 (J)	
9/17/2019	0.0066 (J)	
3/13/2020	0.0057 (J)	
9/21/2020	0.0036 (J)	
3/18/2021	<0.02	
8/11/2021	<0.02	
2/4/2022	<0.02	
8/19/2022	<0.02	
2/22/2023	<0.02	
8/2/2023	<0.02	
2/28/2024		0.028

ND substitution: RL or RL/2 if <15% NDs.

Prediction Limit

Constituent: Zinc (mg/L) Analysis Run 4/8/2024 7:12 PM View: Appendix I Intrawell

Plant Bowen Data: Bowen 1, 2, 9, and 10

	GWC-15Z	GWC-15Z
8/24/2007	0.052 (O)	
11/2/2007	0.01 (J)	
11/18/2007	0.025 (J)	
1/15/2008	0.055 (O)	
3/10/2008	0.018	
5/13/2008	0.0044	
12/2/2008	0.065 (O)	
4/28/2009	0.0037 (J)	
10/20/2009	0.0043	
4/27/2010	<0.02	
10/5/2010	0.0028	
4/19/2011	<0.02	
10/12/2011	<0.02	
4/25/2012	<0.02	
10/10/2012	<0.02	
4/16/2013	0.005	
10/22/2013	0.0028	
4/21/2014	0.0028	
9/30/2014	0.0018 (J)	
4/3/2015	0.0021 (J)	
10/6/2015	<0.02	
4/5/2016	0.00288 (J)	
4/11/2017	<0.02	
10/6/2017	<0.02	
3/23/2018	<0.02	
9/19/2018	<0.02	
3/22/2019	<0.02	
9/17/2019	0.0048 (X)	
3/13/2020	0.0026 (J)	
9/21/2020	<0.02	
3/18/2021	<0.02	
8/11/2021	<0.02	
2/7/2022	<0.02	
8/19/2022	<0.02	
2/22/2023	<0.02	
8/1/2023	<0.02	
2/28/2024		<0.02

ND substitution: RL or RL/2 if <15% NDs.

Prediction Limit

Constituent: Zinc (mg/L) Analysis Run 4/8/2024 7:12 PM View: Appendix I Intrawell

Plant Bowen Data: Bowen 1, 2, 9, and 10

	GWC-44	GWC-44
3/16/2016	0.00424 (J)	
5/16/2016	0.00345 (J)	
7/25/2016	<0.02 (*)	
9/19/2016	0.004 (J)	
11/3/2016	0.0047 (J)	
1/19/2017	0.0035 (J)	
3/28/2017	<0.02 (*)	
9/26/2017	0.0039 (J)	
3/15/2018	<0.02	
9/12/2018	<0.02	
3/14/2019	0.0039 (J)	
9/11/2019	0.0068 (J)	
3/10/2020	0.0049 (J)	
9/15/2020	0.0062 (J)	
3/11/2021	0.004 (J)	
8/4/2021	<0.02	
1/31/2022	<0.02	
8/15/2022	<0.02	
2/14/2023	<0.02	
7/26/2023	<0.02	
2/20/2024		<0.02

ND substitution: RL or RL/2 if <15% NDs.

Prediction Limit

Constituent: Zinc (mg/L) Analysis Run 4/8/2024 7:12 PM View: Appendix I Intrawell

Plant Bowen Data: Bowen 1, 2, 9, and 10

	GWC-45	GWC-45
3/16/2016	0.00244 (J)	
5/16/2016	<0.02 (D)	
7/25/2016	0.006 (J*D)	
9/19/2016	0.0061 (JD)	
11/4/2016	0.0032 (JD)	
1/23/2017	0.0031 (JD)	
3/29/2017	0.00615 (*JD)	
9/27/2017	0.0048 (J)	
3/15/2018	<0.02	
9/13/2018	<0.02	
3/14/2019	<0.02 (D)	
9/11/2019	0.0065 (JD)	
3/10/2020	0.0031 (J)	
9/11/2020	<0.02	
3/11/2021	<0.02	
8/6/2021	<0.02	
2/1/2022	<0.02	
8/12/2022	<0.02	
2/14/2023	<0.02	
7/26/2023	<0.02	
2/20/2024		<0.02

ND substitution: RL or RL/2 if <15% NDs.

Prediction Limit

Constituent: Zinc (mg/L) Analysis Run 4/8/2024 7:12 PM View: Appendix I Intrawell

Plant Bowen Data: Bowen 1, 2, 9, and 10

	GWC-45R	GWC-45R
3/16/2016	0.00697 (J)	
5/16/2016	0.00452 (JD)	
7/25/2016	0.0065 (*JD)	
9/19/2016	0.0034 (JD)	
11/3/2016	0.0039 (JD)	
1/20/2017	0.0023 (JD)	
3/29/2017	0.00705 (J*D)	
9/27/2017	0.0036 (J)	
3/15/2018	<0.02	
9/13/2018	<0.02	
3/14/2019	0.0022 (JD)	
9/11/2019	0.0058 (JD)	
3/10/2020	0.0035 (J)	
9/11/2020	<0.02	
3/11/2021	<0.02	
8/6/2021	<0.02	
2/1/2022	<0.02	
8/12/2022	<0.02	
2/14/2023	<0.02	
7/26/2023	<0.02	
2/20/2024		<0.02

ND substitution: RL or RL/2 if <15% NDs.

Prediction Limit

Constituent: Zinc (mg/L) Analysis Run 4/8/2024 7:12 PM View: Appendix I Intrawell

Plant Bowen Data: Bowen 1, 2, 9, and 10

	GWC-46R	GWC-46R
3/10/2016	0.00337 (J)	
5/17/2016	0.00268 (J)	
7/26/2016	<0.02 (*)	
9/20/2016	0.0058 (J)	
11/4/2016	0.0029 (J)	
1/20/2017	<0.02	
3/28/2017	<0.02 (*)	
9/29/2017	0.0016 (J)	
3/15/2018	<0.02	
9/13/2018	<0.02	
3/18/2019	<0.02	
9/11/2019	0.0055 (J)	
3/10/2020	0.0029 (J)	
9/14/2020	<0.02	
3/11/2021	<0.02	
8/5/2021	<0.02	
1/31/2022	<0.02	
8/15/2022	<0.02	
2/14/2023	<0.02	
7/26/2023	<0.02	
2/21/2024		<0.02

ND substitution: RL or RL/2 if <15% NDs.

Prediction Limit

Constituent: Zinc (mg/L) Analysis Run 4/8/2024 7:12 PM View: Appendix I Intrawell

Plant Bowen Data: Bowen 1, 2, 9, and 10

	GWC-47	GWC-47
3/10/2016	0.027	
5/18/2016	0.0277	
7/27/2016	0.0221	
9/20/2016	0.03	
11/7/2016	0.0202	
1/23/2017	0.0156	
3/29/2017	<0.036 (*)	
9/27/2017	0.0196	
12/28/2017	0.0315 (Y)	
3/15/2018	<0.036	
9/13/2018	0.031	
3/15/2019	0.051	
9/12/2019	0.035	
3/9/2020	0.044	
9/14/2020	0.032	
3/11/2021	0.047	
8/5/2021	0.037	
2/1/2022	0.038	
8/15/2022	0.027 (J)	
2/14/2023	0.05	
7/27/2023	0.049	
2/21/2024		0.06

ND substitution: RL or RL/2 if <15% NDs.

Prediction Limit

Constituent: Zinc (mg/L) Analysis Run 4/8/2024 7:12 PM View: Appendix I Intrawell

Plant Bowen Data: Bowen 1, 2, 9, and 10

	GWC-47R	GWC-47R
3/10/2016	0.0154	
5/18/2016	0.0136	
7/27/2016	0.0153	
9/20/2016	0.0173	
11/4/2016	0.0149	
1/20/2017	0.0134	
3/29/2017	<0.02 (*)	
9/27/2017	0.0111	
3/16/2018	0.012	
9/13/2018	<0.02	
3/19/2019	0.016	
9/11/2019	0.028	
3/9/2020	0.032	
9/15/2020	0.028	
3/11/2021	0.028	
8/5/2021	0.024	
2/1/2022	0.029	
8/15/2022	0.04	
2/14/2023	0.031	
7/27/2023	0.024	
2/21/2024		<0.02

ND substitution: RL or RL/2 if <15% NDs.

Prediction Limit

Constituent: Zinc (mg/L) Analysis Run 4/8/2024 7:12 PM View: Appendix I Intrawell

Plant Bowen Data: Bowen 1, 2, 9, and 10

	GWC-48	GWC-48
3/10/2016	0.00618 (J)	
5/17/2016	0.00672 (J)	
7/27/2016	<0.02 (*)	
9/20/2016	0.0081 (J)	
11/4/2016	0.0071 (J)	
1/23/2017	<0.02	
3/28/2017	<0.02 (*)	
9/29/2017	0.0055 (J)	
3/15/2018	<0.02	
9/13/2018	<0.02	
3/15/2019	0.0058 (J)	
9/11/2019	0.011 (D)	
3/9/2020	0.0079 (J)	
9/14/2020	0.0076 (J)	
3/11/2021	0.0088 (J)	
8/4/2021	<0.02	
1/31/2022	<0.02	
8/15/2022	0.0094 (J)	
2/14/2023	0.011 (J)	
7/26/2023	0.012 (J)	
2/21/2024		0.011 (J)

ND substitution: RL or RL/2 if <15% NDs.

Prediction Limit

Constituent: Zinc (mg/L) Analysis Run 4/8/2024 7:12 PM View: Appendix I Intrawell

Plant Bowen Data: Bowen 1, 2, 9, and 10

	GWC-49R	GWC-49R
3/17/2016	<0.02	
5/18/2016	<0.02	
7/27/2016	<0.02 (*)	
9/21/2016	<0.02	
11/4/2016	<0.02	
1/24/2017	<0.02	
3/29/2017	<0.02 (*)	
9/29/2017	<0.02	
3/15/2018	<0.02	
9/13/2018	<0.02	
3/18/2019	<0.02	
9/11/2019	0.005 (J)	
3/11/2020	0.0036 (J)	
9/11/2020	<0.02	
3/15/2021	<0.02	
8/11/2021	<0.02	
2/1/2022	<0.02	
8/15/2022	<0.02	
2/14/2023	<0.02	
7/27/2023	<0.02	
2/21/2024		<0.02

ND substitution: RL or RL/2 if <15% NDs.

Prediction Limit

Constituent: Zinc (mg/L) Analysis Run 4/8/2024 7:12 PM View: Appendix I Intrawell

Plant Bowen Data: Bowen 1, 2, 9, and 10

	GWC-49Z	GWC-49Z
3/17/2016	<0.02	
5/18/2016	0.00208 (J)	
7/28/2016	<0.02 (*)	
9/21/2016	0.0079 (J)	
11/7/2016	<0.02 (*)	
1/24/2017	0.0053 (J)	
3/30/2017	<0.02 (*)	
9/29/2017	0.004 (J)	
3/15/2018	<0.02	
9/14/2018	<0.02	
3/19/2019	0.0034 (J)	
9/11/2019	0.0085 (J)	
3/9/2020	0.0047 (J)	
9/14/2020	0.0042 (J)	
3/15/2021	<0.02	
8/5/2021	<0.02	
2/1/2022	<0.02	
8/15/2022	<0.02	
2/14/2023	<0.02	
7/27/2023	<0.02	
2/21/2024		<0.02

ND substitution: RL or RL/2 if <15% NDs.

Prediction Limit

Constituent: Zinc (mg/L) Analysis Run 4/8/2024 7:12 PM View: Appendix I Intrawell

Plant Bowen Data: Bowen 1, 2, 9, and 10

	GWC-5	GWC-5
8/23/2007	0.016	
10/25/2007	0.061	
11/19/2007	0.053	
1/23/2008	0.14	
3/11/2008	0.13	
5/12/2008	0.11	
12/11/2008	0.04 (J)	
4/15/2009	0.11	
10/9/2009	0.15	
5/4/2010	0.077	
10/12/2010	0.077	
4/28/2011	0.032	
10/19/2011	0.11	
5/2/2012	0.138	
10/9/2012	0.097	
4/11/2013	0.047	
10/16/2013	0.098	
4/23/2014	0.066	
10/3/2014	0.13 (V)	
3/31/2015	0.05	
10/12/2015	0.048	
3/28/2016	0.0534	
8/1/2016	0.055	
4/3/2017	0.0436	
10/3/2017	0.0393	
3/19/2018	<0.034	
9/17/2018	0.03	
3/20/2019	0.032	
9/16/2019	0.035	
3/16/2020	0.047	
9/16/2020	0.033	
3/17/2021	0.027	
8/9/2021	0.036	
2/2/2022	0.034	
8/16/2022	0.03	
2/20/2023	0.032	
7/28/2023	0.027	
2/26/2024		0.028

ND substitution: RL or RL/2 if <15% NDs.

Prediction Limit

Constituent: Zinc (mg/L) Analysis Run 4/8/2024 7:12 PM View: Appendix I Intrawell

Plant Bowen Data: Bowen 1, 2, 9, and 10

	GWC-6	GWC-6
8/22/2007	0.04 (O)	
10/25/2007	0.0062	
11/20/2007	0.03 (O)	
1/23/2008	0.048 (O)	
3/11/2008	0.016	
5/14/2008	0.02	
12/11/2008	0.021	
4/23/2009	0.0058 (J)	
10/9/2009	0.055 (O)	
5/4/2010	0.045 (O)	
10/11/2010	0.015	
4/26/2011	0.0067	
10/18/2011	0.0055	
5/2/2012	<0.02	
10/8/2012	0.0043	
4/10/2013	0.0067	
10/8/2013	0.0091	
4/14/2014	0.0063	
10/3/2014	0.0065 (V)	
4/1/2015	0.0059	
10/9/2015	<0.02	
3/29/2016	<0.02	
8/1/2016	<0.02	
4/6/2017	<0.02	
10/3/2017	<0.02	
3/19/2018	<0.02	
9/17/2018	<0.02	
3/21/2019	<0.02	
9/16/2019	0.0058 (J)	
3/12/2020	0.0042 (J)	
9/16/2020	<0.02	
3/17/2021	<0.02	
8/10/2021	<0.02	
2/2/2022	<0.02	
8/17/2022	<0.02	
2/17/2023	<0.02	
7/31/2023	<0.02	
2/26/2024		<0.02

ND substitution: RL or RL/2 if <15% NDs.

Prediction Limit

Constituent: Zinc (mg/L) Analysis Run 4/8/2024 7:12 PM View: Appendix I Intrawell

Plant Bowen Data: Bowen 1, 2, 9, and 10

	GWC-6RZ	GWC-6RZ
5/26/2015	0.0035	
6/18/2015	0.0025 (D)	
7/2/2015	0.0018 (J)	
10/9/2015	0.0019 (J)	
3/29/2016	0.00345 (J)	
8/1/2016	<0.02	
4/6/2017	<0.02	
10/3/2017	0.0014 (J)	
3/20/2018	<0.02	
9/17/2018	<0.02	
3/21/2019	<0.02	
9/16/2019	0.0057 (J)	
3/12/2020	0.0032 (J)	
9/16/2020	<0.02	
3/17/2021	<0.02	
8/10/2021	<0.02	
2/2/2022	<0.02	
8/17/2022	<0.02	
2/17/2023	<0.02	
7/28/2023	<0.02	
2/26/2024		<0.02

ND substitution: RL or RL/2 if <15% NDs.

Prediction Limit

Constituent: Zinc (mg/L) Analysis Run 4/8/2024 7:12 PM View: Appendix I Intrawell

Plant Bowen Data: Bowen 1, 2, 9, and 10

	GWC-7Z	GWC-7Z
8/2/2016	<0.02	
4/6/2017	<0.02	
10/3/2017	<0.02	
3/20/2018	<0.02	
9/18/2018	<0.02	
3/21/2019	<0.02	
9/13/2019	0.0053 (J)	
3/12/2020	0.0031 (J)	
9/16/2020	<0.02	
3/17/2021	<0.02	
8/10/2021	<0.02	
2/2/2022	<0.02	
8/17/2022	<0.02	
2/20/2023	<0.02	
7/31/2023	<0.02	
2/26/2024		0.066

ND substitution: RL or RL/2 if <15% NDs.

Prediction Limit

Constituent: Zinc (mg/L) Analysis Run 4/8/2024 7:12 PM View: Appendix I Intrawell

Plant Bowen Data: Bowen 1, 2, 9, and 10

	GWC-8RR	GWC-8RR
10/18/2011	0.0032	
4/30/2012	<0.02	
10/3/2012	0.0034	
4/8/2013	0.0039	
10/9/2013	0.0078	
4/10/2014	0.0064	
10/2/2014	0.0009 (JV)	
4/3/2015	<0.02	
10/8/2015	0.013	
3/30/2016	0.00323 (J)	
8/2/2016	<0.02	
4/6/2017	<0.02	
10/4/2017	<0.02	
3/21/2018	<0.02	
9/18/2018	<0.02	
3/27/2019	<0.02	
9/16/2019	0.00525 (JD)	
3/12/2020	0.002 (J)	
9/17/2020	<0.02	
3/17/2021	<0.02	
8/10/2021	<0.02	
2/2/2022	<0.02	
8/17/2022	<0.02	
2/21/2023	<0.02	
7/31/2023	<0.02	
2/27/2024		<0.02

ND substitution: RL or RL/2 if <15% NDs.

Prediction Limit

Constituent: Zinc (mg/L) Analysis Run 4/8/2024 7:12 PM View: Appendix I Intrawell

Plant Bowen Data: Bowen 1, 2, 9, and 10

	GWC-8Z	GWC-8Z
5/26/2015	0.0017 (J)	
6/18/2015	0.0052 (D)	
7/2/2015	0.0027	
10/8/2015	<0.02	
3/22/2016	0.00459 (J)	
8/2/2016	<0.02	
4/7/2017	<0.02	
10/3/2017	0.0022 (J)	
3/20/2018	<0.02	
9/18/2018	<0.02	
5/6/2019	0.0024 (J)	
9/16/2019	0.0065 (J)	
3/16/2020	0.0073 (J)	
9/17/2020	<0.02	
3/18/2021	<0.02	
8/10/2021	<0.02	
2/2/2022	<0.02	
8/17/2022	<0.02	
2/20/2023	<0.02	
7/31/2023	<0.02	
2/26/2024		0.057

ND substitution: RL or RL/2 if <15% NDs.

Prediction Limit

Constituent: Zinc (mg/L) Analysis Run 4/8/2024 7:12 PM View: Appendix I Intrawell

Plant Bowen Data: Bowen 1, 2, 9, and 10

	GWC-9	GWC-9
8/23/2007	0.011	
11/1/2007	0.012	
11/19/2007	0.026 (J)	
1/15/2008	0.075 (O)	
3/6/2008	0.051 (O)	
5/13/2008	0.0084	
12/12/2008	0.077 (O)	
4/16/2009	0.064 (O)	
10/13/2009	0.013	
4/21/2010	0.0035	
9/29/2010	0.0085	
4/13/2011	0.0028	
10/5/2011	0.0038	
4/4/2012	0.0126	
10/8/2012	0.0043	
4/8/2013	0.0068	
10/9/2013	0.0082	
4/9/2014	0.0043	
9/30/2014	0.0029	
4/2/2015	0.0056	
10/10/2015	0.0065 (D)	
3/30/2016	0.00487 (J)	
8/5/2016	<0.02	
4/6/2017	<0.02	
10/3/2017	0.0023 (J)	
3/20/2018	<0.02	
9/18/2018	<0.02 (D)	
3/21/2019	0.0024 (J)	
9/16/2019	0.0062 (J)	
3/12/2020	0.0045 (J)	
9/17/2020	<0.02	
3/18/2021	<0.02	
8/10/2021	<0.02	
2/2/2022	<0.02	
8/17/2022	<0.02	
2/21/2023	<0.02	
7/31/2023	<0.02	
2/27/2024		<0.02

ND substitution: RL or RL/2 if <15% NDs.

FIGURE H.

Appendix I Interwell Prediction Limits - Two-Step - All Results (No Significant)

Plant Bowen Data: Bowen 1, 2, 9, and 10 Printed 4/8/2024, 7:21 PM

Constituent	Well	Upper Lim.	Lower Lim.	Date	Observ.	Sig.	Bg N	Bg Mean	Std. Dev.	%NDs	ND Adj.	Transform	Alpha	Method
Barium (mg/L)	GWC-45	0.063	n/a	2/20/2024	0.0078	No	424	n/a	n/a	0.7075	n/a	n/a	0.00004896	NP Inter (normality) 1 of 2
Nickel (mg/L)	GWC-48	0.053	n/a	2/21/2024	0.0076	No	386	n/a	n/a	56.99	n/a	n/a	0.00004896	NP Inter (NDs) 1 of 2
Zinc (mg/L)	GWC-10R	0.13	n/a	2/27/2024	0.063	No	383	n/a	n/a	55.09	n/a	n/a	0.00004896	NP Inter (NDs) 1 of 2
Zinc (mg/L)	GWC-15R	0.13	n/a	2/28/2024	0.028	No	383	n/a	n/a	55.09	n/a	n/a	0.00004896	NP Inter (NDs) 1 of 2
Zinc (mg/L)	GWC-7Z	0.13	n/a	2/26/2024	0.066	No	383	n/a	n/a	55.09	n/a	n/a	0.00004896	NP Inter (NDs) 1 of 2
Zinc (mg/L)	GWC-8Z	0.13	n/a	2/26/2024	0.057	No	383	n/a	n/a	55.09	n/a	n/a	0.00004896	NP Inter (NDs) 1 of 2

Sanitas™ v.10.0.16b Software licensed to . UG

Within Limit

Prediction Limit

Interwell Non-parametric

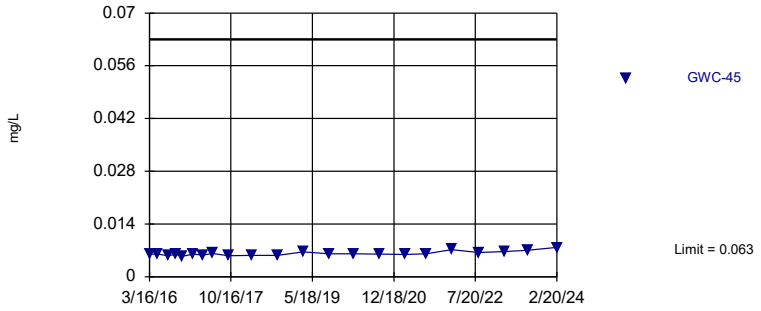

Non-parametric test used in lieu of parametric prediction limit because the Chi Squared normality test showed the data to be non-normal at the 0.01 alpha level. Limit is highest of 424 background values. 0.7075% NDs. Annual per-constituent alpha = 0.002543. Individual comparison alpha = 0.00004896 (1 of 2). Assumes 25 future values.

Constituent: Barium Analysis Run 4/8/2024 7:20 PM View: Appendix I Two-Step

Plant Bowen Data: Bowen 1, 2, 9, and 10

Sanitas™ v.10.0.16b Software licensed to . UG

Hollow symbols indicate censored values.

Within Limit

Prediction Limit

Interwell Non-parametric

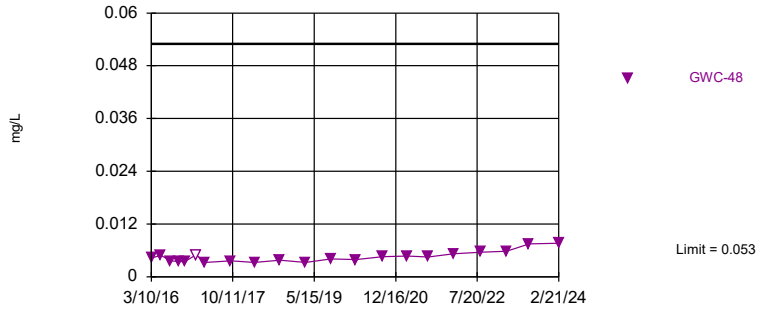

Non-parametric test used in lieu of parametric prediction limit because censored data exceeded 50%. Limit is highest of 386 background values. 56.99% NDs. Annual per-constituent alpha = 0.002543. Individual comparison alpha = 0.00004896 (1 of 2). Assumes 25 future values.

Constituent: Nickel Analysis Run 4/8/2024 7:20 PM View: Appendix I Two-Step

Plant Bowen Data: Bowen 1, 2, 9, and 10

Sanitas™ v.10.0.16b Software licensed to . UG

Hollow symbols indicate censored values.

Within Limit

Prediction Limit

Interwell Non-parametric

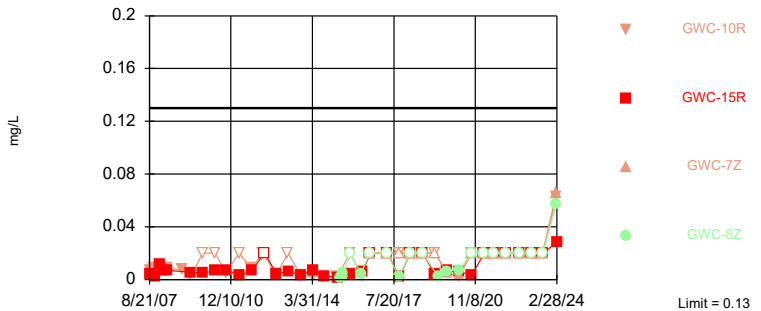

Non-parametric test used in lieu of parametric prediction limit because censored data exceeded 50%. Limit is highest of 383 background values. 55.09% NDs. Annual per-constituent alpha = 0.002543. Individual comparison alpha = 0.00004896 (1 of 2). Comparing 4 points to limit. Assumes 22 future values.

Constituent: Zinc Analysis Run 4/8/2024 7:20 PM View: Appendix I Two-Step

Plant Bowen Data: Bowen 1, 2, 9, and 10

Prediction Limit

Constituent: Barium (mg/L) Analysis Run 4/8/2024 7:21 PM View: Appendix I Two-Step

Plant Bowen Data: Bowen 1, 2, 9, and 10

	GWA-1 (bg)	GWA-2R (bg)	GWA-2 (bg)	GWA-50R (bg)	GWA-50 (bg)	GWA-3A (bg)	GWA-43 (bg)	GWA-43R (bg)	GWA-42 (bg)
8/23/2007	0.02	0.0098	0.0073			0.015 (O)			
10/23/2007	0.039								
10/24/2007		0.015	0.027						
11/2/2007						0.017 (O)			
11/18/2007	0.04 (J)	0.011	0.13 (O)			0.019 (O)			
1/30/2008	0.04								
1/31/2008		0.13 (O)	0.0077			0.011 (O)			
3/10/2008	0.033	0.0078							
3/11/2008			0.015			0.016 (O)			
5/6/2008			0.017						
5/13/2008	0.03	0.0077							
5/14/2008						0.013 (O)			
12/4/2008		0.0089	0.14 (O)						
12/5/2008	0.0087					0.021 (O)			
12/12/2008				0.016	0.098 (O)				
4/15/2009	0.023					0.012 (O)			
4/21/2009		0.013	0.018						
4/23/2009				0.14 (O)	0.013				
10/6/2009				0.12 (O)	0.011				
10/7/2009	0.15 (O)		0.014						
10/8/2009		0.008				0.011 (O)			
4/21/2010		0.01							
4/26/2010			0.017						
4/27/2010					0.016				
4/28/2010						0.0081			
5/3/2010	0.025			0.12 (O)					
9/28/2010		0.0036							
9/30/2010					0.013				
10/4/2010			0.011						
10/6/2010						0.0083			
10/11/2010				0.019					
10/12/2010	0.029								
4/12/2011		0.0084							
4/13/2011			0.026						
4/14/2011					0.011				
4/21/2011						0.0053			
4/27/2011	0.026			0.02					
10/4/2011		0.0066							
10/5/2011			0.021		0.015				
10/13/2011						0.0071			
10/17/2011	0.021								
10/19/2011				0.014					
4/3/2012		0.0625 (O)							
4/11/2012			0.0311		0.0102				
5/1/2012				0.0199		0.0067			
5/2/2012	0.0212								
10/2/2012				0.015	0.0091				
10/8/2012	0.019								
10/9/2012		0.01	0.018			0.0055			
4/9/2013					0.01				
4/10/2013				0.016					
4/11/2013		0.021				0.0061			

Prediction Limit

Constituent: Barium (mg/L) Analysis Run 4/8/2024 7:21 PM View: Appendix I Two-Step

Plant Bowen Data: Bowen 1, 2, 9, and 10

	GWA-1 (bg)	GWA-2R (bg)	GWA-2 (bg)	GWA-50R (bg)	GWA-50 (bg)	GWA-3A (bg)	GWA-43 (bg)	GWA-43R (bg)	GWA-42 (bg)
4/12/2013	0.022								
4/15/2013			0.056						
10/15/2013			0.018		0.0098				
10/16/2013	0.02	0.033		0.017		0.0062			
4/10/2014		0.021			0.011				
4/11/2014	0.018								
4/22/2014			0.035	0.017					
4/23/2014						0.0047			
9/30/2014	0.013	0.0062	0.0041						
10/1/2014				0.013	0.0033				
10/4/2014						0.0055			
3/30/2015	0.021	0.011	0.036	0.014	0.0043				
3/31/2015						0.0076			
10/11/2015				0.0093	0.0038				
10/12/2015						0.0049			
10/13/2015	0.012	0.0065	0.0048						
3/11/2016							0.0116	0.00819 (J)	0.00639 (J)
3/14/2016									
3/15/2016									
3/16/2016									
3/22/2016	0.0182								
3/23/2016		0.0206	0.0271			0.00742 (J)			
3/28/2016				0.0155	0.0133				
5/11/2016									
5/12/2016									
5/13/2016							0.0361	0.00756 (J)	
5/16/2016									0.00622 (J)
5/19/2016	0.0193	0.0109							
5/20/2016			0.0206						
5/23/2016					0.0109	0.00532 (J)			
5/25/2016				0.0143					
7/19/2016							0.036	0.0079 (J)	
7/20/2016									
7/21/2016									
7/22/2016									0.0062 (J)
7/25/2016									
7/27/2016									
7/29/2016	0.0174	0.007 (J)	0.0275			0.0053 (J)			
8/1/2016				0.0129	0.0058 (J)				
9/15/2016									
9/16/2016							0.0259	0.0078 (J)	
9/19/2016									0.0064 (J)
9/21/2016									
9/22/2016		0.0071 (J)				0.0058 (J)			
9/23/2016	0.0168		0.0384						
9/26/2016				0.0177	0.0092 (J)				
11/2/2016							0.037	0.0082 (J)	
11/3/2016									0.0058 (J)
11/4/2016									
11/9/2016	0.0171		0.0266						
11/10/2016		0.0052 (J)			0.0083 (J)	0.0051 (J)			
11/11/2016				0.0117					

Prediction Limit

Constituent: Barium (mg/L) Analysis Run 4/8/2024 7:21 PM View: Appendix I Two-Step

Plant Bowen Data: Bowen 1, 2, 9, and 10

	GWA-1 (bg)	GWA-2R (bg)	GWA-2 (bg)	GWA-50R (bg)	GWA-50 (bg)	GWA-3A (bg)	GWA-43 (bg)	GWA-43R (bg)	GWA-42 (bg)
1/17/2017									0.0061 (J)
1/18/2017							0.0248	0.0085 (J)	
1/23/2017									
1/30/2017	0.019			0.0113	0.0117				
1/31/2017		0.0076 (J)	0.0094 (J)			0.0054 (J)			
2/21/2017									
2/22/2017									
3/24/2017									
3/27/2017									0.0063 (J)
3/28/2017							0.0222	0.0084 (J)	
3/29/2017									
3/30/2017	0.0184		0.0262			0.0049 (J)			
4/3/2017		0.007 (J)		0.0166					
4/7/2017					0.0109				
5/24/2017									
6/6/2017							0.02	0.0078 (J)	
6/7/2017									0.0064 (J)
6/8/2017									
6/9/2017	0.0174	0.0074 (J)							
6/12/2017			0.0288	0.017	<0.01	<0.01			
6/14/2017									
7/12/2017									
7/17/2017									
7/20/2017									
7/27/2017									
7/28/2017									
8/9/2017									
8/24/2017									
9/22/2017							0.0179	0.0076 (J)	
9/25/2017									
9/26/2017									0.006 (J)
9/27/2017									
9/29/2017									
10/2/2017	0.0167	0.0085 (J)	0.0048 (J)	0.0157	0.0122				
10/3/2017									
10/4/2017						0.0047 (J)			
3/14/2018							0.016		0.0065 (J)
3/15/2018								0.0092 (J)	
3/16/2018	0.016	0.015		0.012	0.0084 (J)				
3/19/2018			0.037			0.0047 (J)			
3/21/2018									
9/12/2018							0.017	0.008 (J)	
9/13/2018									
9/14/2018		0.0095 (J)	0.0059 (J)						0.0065 (J)
9/17/2018	0.015 (D)				0.01	0.0041 (J)			
9/18/2018				0.0099 (J)					
3/13/2019							0.014	0.0077 (J)	
3/14/2019									0.0066 (J)
3/15/2019									
3/19/2019		0.024		0.013	0.012				
3/20/2019	0.019		0.0072 (J)			0.0042 (J)			
3/21/2019									

ND substitution: RL or RL/2 if <15% NDs.

Prediction Limit

Constituent: Barium (mg/L) Analysis Run 4/8/2024 7:21 PM View: Appendix I Two-Step

Plant Bowen Data: Bowen 1, 2, 9, and 10

	GWA-1 (bg)	GWA-2R (bg)	GWA-2 (bg)	GWA-50R (bg)	GWA-50 (bg)	GWA-3A (bg)	GWA-43 (bg)	GWA-43R (bg)	GWA-42 (bg)
9/9/2019									
9/10/2019									0.0068 (J)
9/11/2019							0.015	0.0079 (J)	
9/12/2019	0.018		0.0058 (JD)	0.011					
9/13/2019		0.012			0.0088 (J)	0.0042 (J)			
3/6/2020									0.0066 (J)
3/9/2020							0.012	0.0069 (J)	
3/10/2020									
3/11/2020	0.016	0.027	0.035	0.0095 (J)	0.0077 (J)	0.0041 (J)			
3/12/2020									
9/10/2020									0.0059 (J)
9/11/2020							0.024		
9/14/2020								0.0075 (J)	
9/15/2020	0.019	0.013	0.019	0.0089 (J)					
9/16/2020					0.0081 (J)				
9/17/2020									
3/10/2021									
3/11/2021							0.0096	0.0069	0.0061
3/12/2021									
3/16/2021	0.018	0.013							
3/17/2021			0.025	0.012	0.0074				
3/29/2021						0.0073			
8/4/2021									0.0061
8/5/2021								0.0069	
8/6/2021							0.015		
8/9/2021	0.019	0.029	0.024	0.0089	0.0071	0.0073			
8/10/2021									
1/31/2022							0.014	0.0076	0.0063
2/1/2022	0.015	0.024	0.026		0.0065				
2/2/2022				0.009		0.0064			
2/3/2022									
8/10/2022								0.0066	0.0063
8/11/2022							0.016		
8/12/2022									
8/16/2022	0.017	0.027	0.021		0.0072	0.0067			
8/17/2022				0.0091					
2/13/2023								0.0064	0.0061
2/14/2023							0.011		
2/16/2023	0.018	0.028	0.029	0.0081	0.0067				
2/17/2023						0.0065			
7/25/2023							0.012	0.0073	
7/26/2023									0.0064
7/27/2023	0.018	0.024	0.02						
7/28/2023				0.0079	0.0075				
8/1/2023						0.0074			
2/19/2024									
2/20/2024							0.011	0.0074	0.007
2/22/2024	0.018		0.021	0.008	0.0073	0.0074			
2/26/2024		0.021							
2/27/2024									

Prediction Limit

Constituent: Barium (mg/L) Analysis Run 4/8/2024 7:21 PM View: Appendix I Two-Step

Plant Bowen Data: Bowen 1, 2, 9, and 10

	GWA-39Z (bg)	GWA-40 (bg)	GWA-41R (bg)	GWA-41 (bg)	GWC-45	GWA-39RZ (bg)	GWA-4RZ (bg)
8/23/2007							
10/23/2007							
10/24/2007							
11/2/2007							
11/18/2007							
1/30/2008							
1/31/2008							
3/10/2008							
3/11/2008							
5/6/2008							
5/13/2008							
5/14/2008							
12/4/2008							
12/5/2008							
12/12/2008							
4/15/2009							
4/21/2009							
4/23/2009							
10/6/2009							
10/7/2009							
10/8/2009							
4/21/2010							
4/26/2010							
4/27/2010							
4/28/2010							
5/3/2010							
9/28/2010							
9/30/2010							
10/4/2010							
10/6/2010							
10/11/2010							
10/12/2010							
4/12/2011							
4/13/2011							
4/14/2011							
4/21/2011							
4/27/2011							
10/4/2011							
10/5/2011							
10/13/2011							
10/17/2011							
10/19/2011							
4/3/2012							
4/11/2012							
5/1/2012							
5/2/2012							
10/2/2012							
10/8/2012							
10/9/2012							
4/9/2013							
4/10/2013							
4/11/2013							

Prediction Limit

Constituent: Barium (mg/L) Analysis Run 4/8/2024 7:21 PM View: Appendix I Two-Step

Plant Bowen Data: Bowen 1, 2, 9, and 10

	GWA-39Z (bg)	GWA-40 (bg)	GWA-41R (bg)	GWA-41 (bg)	GWC-45	GWA-39RZ (bg)	GWA-4RZ (bg)
4/12/2013							
4/15/2013							
10/15/2013							
10/16/2013							
4/10/2014							
4/11/2014							
4/22/2014							
4/23/2014							
9/30/2014							
10/1/2014							
10/4/2014							
3/30/2015							
3/31/2015							
10/11/2015							
10/12/2015							
10/13/2015							
3/11/2016							
3/14/2016	0.0234						
3/15/2016		0.0101	0.0462	0.0291			
3/16/2016					0.00599 (J)		
3/22/2016							
3/23/2016							
3/28/2016							
5/11/2016	0.00793 (J)	0.00992 (J)					
5/12/2016				0.0322			
5/13/2016			0.0265				
5/16/2016					0.006 (J)	0.0113 (D)	
5/19/2016							
5/20/2016							
5/23/2016							
5/25/2016							
7/19/2016	0.0045 (J)						
7/20/2016				0.0313			
7/21/2016		0.009 (J)	0.0243				
7/22/2016							
7/25/2016					0.0056 (J)		
7/27/2016						0.0114 (D)	
7/29/2016							
8/1/2016							
9/15/2016	0.0057 (J)	0.0109		0.0217			
9/16/2016							
9/19/2016					0.0059 (J)		
9/21/2016			0.0145				
9/22/2016							
9/23/2016							
9/26/2016							
11/2/2016	0.0043 (J)						
11/3/2016		0.0115	0.0082 (J)	0.0272			
11/4/2016					0.0054 (J)		
11/9/2016							
11/10/2016							
11/11/2016							

Prediction Limit

Constituent: Barium (mg/L) Analysis Run 4/8/2024 7:21 PM View: Appendix I Two-Step

Plant Bowen Data: Bowen 1, 2, 9, and 10

	GWA-39Z (bg)	GWA-40 (bg)	GWA-41R (bg)	GWA-41 (bg)	GWC-45	GWA-39RZ (bg)	GWA-4RZ (bg)
1/17/2017		0.0101	0.007 (J)				
1/18/2017	<0.01 (*)			0.0286 (J)			
1/23/2017					0.006 (J)		
1/30/2017							
1/31/2017							
2/21/2017						0.0178	
2/22/2017							0.0273
3/24/2017		0.0086 (J)		0.0307			
3/27/2017			0.016			0.0162 (D)	
3/28/2017	0.0188						
3/29/2017					0.0058 (J)		
3/30/2017							
4/3/2017							
4/7/2017							0.024
5/24/2017		0.0087 (J)					
6/6/2017			0.0301	0.0242			
6/7/2017	0.0273				0.0062 (J)		
6/8/2017						0.0156 (D)	
6/9/2017							
6/12/2017							
6/14/2017							0.027 (D)
7/12/2017							0.027 (D)
7/17/2017						0.016 (D)	
7/20/2017							0.0304 (D)
7/27/2017						0.0184	
7/28/2017							0.0269
8/9/2017						0.0162	0.0254
8/24/2017							0.0285
9/22/2017							
9/25/2017			0.0169	0.0252			
9/26/2017	0.0236	0.0075 (J)					
9/27/2017					0.0056 (J)		
9/29/2017						0.0159 (D)	
10/2/2017							
10/3/2017							0.0294 (D)
10/4/2017							
3/14/2018	0.027	0.0064 (J)	0.036	0.021			
3/15/2018					0.0057 (J)		
3/16/2018						0.016	
3/19/2018							
3/21/2018							0.03
9/12/2018	0.022	0.0075 (J)	0.021	0.025			
9/13/2018					0.0057 (J)		
9/14/2018						0.015	
9/17/2018							
9/18/2018							0.032
3/13/2019		0.0076 (J)					
3/14/2019			0.04	0.028	0.0066 (J)	0.018	
3/15/2019	0.019						
3/19/2019							
3/20/2019							
3/21/2019							0.04 (D)

ND substitution: RL or RL/2 if <15% NDs.

Prediction Limit

Constituent: Barium (mg/L) Analysis Run 4/8/2024 7:21 PM View: Appendix I Two-Step

Plant Bowen Data: Bowen 1, 2, 9, and 10

	GWA-39Z (bg)	GWA-40 (bg)	GWA-41R (bg)	GWA-41 (bg)	GWC-45	GWA-39RZ (bg)	GWA-4RZ (bg)
9/9/2019	0.015	0.0078 (J)					
9/10/2019			0.031	0.0195 (D)			
9/11/2019					0.0061 (J)		
9/12/2019							0.034 (D)
9/13/2019							
3/6/2020				0.022			
3/9/2020	0.0072 (J)	0.0088 (J)	0.031			0.017	
3/10/2020					0.0061 (J)		
3/11/2020							
3/12/2020							0.053
9/10/2020	0.0042 (J)		0.031	0.024			
9/11/2020		0.0079 (J)			0.006 (J)		
9/14/2020							
9/15/2020							
9/16/2020						0.027	
9/17/2020							0.036
3/10/2021		0.0083	0.023				
3/11/2021				0.024	0.0059		
3/12/2021	0.014						
3/16/2021						0.014	0.042
3/17/2021							
3/29/2021							
8/4/2021	0.011	0.008	0.021	0.021			
8/5/2021							
8/6/2021					0.0061	0.014	
8/9/2021							
8/10/2021							0.045
1/31/2022	0.013	0.0081	0.031	0.022			
2/1/2022					0.0072		
2/2/2022						0.013	
2/3/2022							0.063
8/10/2022	0.01						
8/11/2022			0.019	0.022			
8/12/2022		0.0076			0.0064		
8/16/2022						0.013	
8/17/2022							0.034
2/13/2023	0.018	0.0075	0.028	0.029			
2/14/2023					0.0067	0.014	
2/16/2023							
2/17/2023							0.043
7/25/2023			0.023	0.018		0.014	
7/26/2023	0.016	0.0081			0.007		
7/27/2023							
7/28/2023							0.043
8/1/2023							
2/19/2024	0.013	0.0083	0.027	0.017		0.015	
2/20/2024					0.0078		
2/22/2024							
2/26/2024							
2/27/2024							0.046

Prediction Limit

Constituent: Nickel (mg/L) Analysis Run 4/8/2024 7:21 PM View: Appendix I Two-Step

Plant Bowen Data: Bowen 1, 2, 9, and 10

	GWA-1 (bg)	GWA-3A (bg)	GWA-2 (bg)	GWA-2R (bg)	GWA-50R (bg)	GWA-50 (bg)	GWC-48	GWA-42 (bg)	GWA-43 (bg)
8/23/2007	<0.005	0.028	<0.005	<0.005					
10/23/2007	0.0096								
10/24/2007			0.026 (O)	0.0025					
11/2/2007		0.041							
11/18/2007	0.023	0.14 (O)	0.043 (O)	0.0093					
1/30/2008	0.11 (O)								
1/31/2008		0.053	0.0075	0.054 (O)					
3/10/2008	0.024			0.0054					
3/11/2008		0.076 (o)	0.019						
5/6/2008			0.004						
5/13/2008	0.006			0.0043					
5/14/2008		0.074 (o)							
12/4/2008			0.02	<0.005					
12/5/2008	<0.005	0.032							
12/12/2008					0.0096	0.0035			
4/15/2009	<0.005	0.028							
4/21/2009			<0.005	<0.005					
4/23/2009					0.015	0.0032			
10/6/2009					0.008	<0.005			
10/7/2009	0.0096		<0.005						
10/8/2009		0.032		<0.005					
4/21/2010				<0.005					
4/26/2010			<0.005						
4/27/2010						<0.005			
4/28/2010		0.029							
5/3/2010	<0.005				0.0053				
9/28/2010				<0.005					
9/30/2010						<0.005			
10/4/2010			0.0025						
10/6/2010		0.031							
10/11/2010					0.0061				
10/12/2010	<0.005								
4/12/2011				<0.005					
4/13/2011			<0.005						
4/14/2011						0.0028			
4/21/2011		0.019							
4/27/2011	<0.005				0.0087				
10/4/2011				<0.005					
10/5/2011			<0.005			0.0028			
10/13/2011		0.028							
10/17/2011	<0.005								
10/19/2011					0.0039				
4/3/2012				<0.005					
4/11/2012			<0.005			<0.005			
5/1/2012		0.0253			0.0054				
5/2/2012	<0.005								
10/2/2012					0.0044	0.0026			
10/8/2012	<0.005								
10/9/2012		0.023	<0.005	<0.005					
4/9/2013						<0.005			
4/10/2013					0.0053				
4/11/2013		0.021		<0.005					

ND substitution: RL or RL/2 if <15% NDs.

Prediction Limit

Constituent: Nickel (mg/L) Analysis Run 4/8/2024 7:21 PM View: Appendix I Two-Step

Plant Bowen Data: Bowen 1, 2, 9, and 10

	GWA-1 (bg)	GWA-3A (bg)	GWA-2 (bg)	GWA-2R (bg)	GWA-50R (bg)	GWA-50 (bg)	GWC-48	GWA-42 (bg)	GWA-43 (bg)
4/12/2013	<0.005								
4/15/2013			<0.005						
10/15/2013			0.0028			<0.005			
10/16/2013	<0.005	0.018		<0.005	0.0047				
4/10/2014				<0.005		0.0025 (J)			
4/11/2014	<0.005								
4/22/2014			<0.005		0.0045				
4/23/2014		0.015							
9/30/2014	<0.005		<0.005	<0.005					
10/1/2014					0.0018 (J)	<0.005			
10/4/2014		0.017							
3/30/2015	0.004		0.0018 (J)	<0.005	0.0037	0.0015 (J)			
3/31/2015		0.045							
10/11/2015					0.0018 (J)	0.0013 (J)			
10/12/2015		0.019							
10/13/2015	<0.005		<0.005	<0.005					
3/10/2016							0.00432 (J)		
3/11/2016								<0.005	0.00288 (J)
3/14/2016									
3/15/2016									
3/22/2016	<0.005								
3/23/2016		0.019	<0.005	<0.005					
3/28/2016					0.0028 (J)	<0.005			
5/11/2016									
5/12/2016									
5/13/2016									<0.005
5/16/2016								0.00233 (J)	
5/17/2016							0.00489 (J)		
7/19/2016									0.0006 (J)
7/20/2016									
7/21/2016									
7/22/2016								0.0014 (J)	
7/27/2016							0.0036 (J)		
7/29/2016	<0.005	0.0161	<0.005	<0.005					
8/1/2016					<0.005	<0.005			
9/15/2016									
9/16/2016									0.0008 (J)
9/19/2016								0.0014 (J)	
9/20/2016							0.0035 (J)		
9/21/2016									
11/2/2016									0.0007 (J)
11/3/2016								0.0013 (J)	
11/4/2016							0.0035 (J)		
1/17/2017								0.0011 (J)	
1/18/2017									0.0006 (J)
1/23/2017							<0.005		
2/21/2017									
3/24/2017									
3/27/2017								<0.005 (*)	
3/28/2017							0.0033 (J)		<0.005 (*)
3/30/2017	0.0004 (J)	0.018	0.0006 (J)						
4/3/2017				<0.005	0.0022 (J)				

ND substitution: RL or RL/2 if <15% NDs.

Prediction Limit

Constituent: Nickel (mg/L) Analysis Run 4/8/2024 7:21 PM View: Appendix I Two-Step

Plant Bowen Data: Bowen 1, 2, 9, and 10

	GWA-1 (bg)	GWA-3A (bg)	GWA-2 (bg)	GWA-2R (bg)	GWA-50R (bg)	GWA-50 (bg)	GWC-48	GWA-42 (bg)	GWA-43 (bg)
4/7/2017						0.0011 (J)			
9/22/2017									0.0007 (J)
9/25/2017									
9/26/2017								0.0011 (J)	
9/29/2017							0.0036 (J)		
10/2/2017	<0.005		<0.005	<0.005	0.0021 (J)	0.0013 (J)			
10/3/2017									
10/4/2017		0.0158							
3/14/2018								0.0012 (J)	<0.005
3/15/2018							0.0033 (J)		
3/16/2018	<0.005			<0.005	0.0014 (J)	<0.005			
3/19/2018		0.015	<0.005						
3/21/2018									
9/12/2018									<0.005
9/13/2018							0.0038 (J)		
9/14/2018			<0.005	<0.005				0.0012 (J)	
9/17/2018	<0.005 (D)	0.014				0.00096 (J)			
9/18/2018					0.0012 (J)				
3/13/2019									<0.005
3/14/2019								0.0015 (J)	
3/15/2019							0.0033 (J)		
3/19/2019				<0.005	0.0016 (J)	<0.005			
3/20/2019	<0.005	0.01	<0.005						
3/21/2019									
9/9/2019									
9/10/2019								0.0012 (J)	
9/11/2019							0.00405 (JD)		0.00082 (J)
9/12/2019	0.00038 (J)		0.00518 (JD)		0.0015 (J)				
9/13/2019		0.012		<0.005		0.00063 (J)			
3/6/2020								0.0015 (J)	
3/9/2020							0.0039 (J)		0.00082 (J)
3/11/2020	0.00068 (J)	0.012	0.0014 (J)	0.002 (J)	0.001 (J)	0.00084 (J)			
3/12/2020									
9/10/2020								0.0011 (J)	
9/11/2020									0.00089 (J)
9/14/2020							0.0046 (J)		
9/15/2020	<0.005		<0.005	0.0013 (J)	0.0012 (J)				
9/16/2020						<0.005			
9/17/2020									
3/10/2021									
3/11/2021							0.0047 (J)	0.0011 (J)	<0.005
3/12/2021									
3/16/2021	<0.005			<0.005					
3/17/2021			<0.005		0.0012 (J)	<0.005			
3/29/2021		<0.005							
8/4/2021							0.0045 (J)	0.0011 (J)	
8/5/2021									
8/6/2021									0.00084 (J)
8/9/2021	<0.005	<0.005	<0.005	0.00081 (J)	0.00097 (J)	0.00077 (J)			
8/10/2021									
1/31/2022							0.0052	0.0011 (J)	0.00077 (J)
2/1/2022	<0.005		<0.005	<0.005		0.0008 (J)			

ND substitution: RL or RL/2 if <15% NDs.

Prediction Limit

Constituent: Nickel (mg/L) Analysis Run 4/8/2024 7:21 PM View: Appendix I Two-Step

Plant Bowen Data: Bowen 1, 2, 9, and 10

	GWA-1 (bg)	GWA-3A (bg)	GWA-2 (bg)	GWA-2R (bg)	GWA-50R (bg)	GWA-50 (bg)	GWC-48	GWA-42 (bg)	GWA-43 (bg)
2/2/2022		<0.005			0.00089 (J)				
2/3/2022									
8/10/2022								0.0016 (J)	
8/11/2022									<0.005
8/12/2022									
8/15/2022							0.0056		
8/16/2022	<0.005	<0.005	<0.005	<0.005		0.00071 (J)			
8/17/2022					0.0011 (J)				
2/13/2023								0.0013 (J)	
2/14/2023							0.0058		<0.005
2/16/2023	<0.005		<0.005	<0.005	0.00081 (J)	0.00082 (J)			
2/17/2023		<0.005							
7/25/2023									<0.005
7/26/2023							0.0075	0.0015 (J)	
7/27/2023	<0.005		<0.005	<0.005					
7/28/2023					0.00092 (J)	0.00094 (J)			
8/1/2023		<0.005							
2/19/2024									
2/20/2024								<0.005	<0.005
2/21/2024							0.0076		
2/22/2024	<0.005	<0.005	<0.005		<0.005	<0.005			
2/26/2024				<0.005					
2/27/2024									

ND substitution: RL or RL/2 if <15% NDs.

Prediction Limit

Constituent: Nickel (mg/L) Analysis Run 4/8/2024 7:21 PM View: Appendix I Two-Step

Plant Bowen Data: Bowen 1, 2, 9, and 10

	GWA-43R (bg)	GWA-39Z (bg)	GWA-40 (bg)	GWA-41 (bg)	GWA-41R (bg)	GWA-39RZ (bg)	GWA-4RZ (bg)
8/23/2007							
10/23/2007							
10/24/2007							
11/2/2007							
11/18/2007							
1/30/2008							
1/31/2008							
3/10/2008							
3/11/2008							
5/6/2008							
5/13/2008							
5/14/2008							
12/4/2008							
12/5/2008							
12/12/2008							
4/15/2009							
4/21/2009							
4/23/2009							
10/6/2009							
10/7/2009							
10/8/2009							
4/21/2010							
4/26/2010							
4/27/2010							
4/28/2010							
5/3/2010							
9/28/2010							
9/30/2010							
10/4/2010							
10/6/2010							
10/11/2010							
10/12/2010							
4/12/2011							
4/13/2011							
4/14/2011							
4/21/2011							
4/27/2011							
10/4/2011							
10/5/2011							
10/13/2011							
10/17/2011							
10/19/2011							
4/3/2012							
4/11/2012							
5/1/2012							
5/2/2012							
10/2/2012							
10/8/2012							
10/9/2012							
4/9/2013							
4/10/2013							
4/11/2013							

Prediction Limit

Constituent: Nickel (mg/L) Analysis Run 4/8/2024 7:21 PM View: Appendix I Two-Step

Plant Bowen Data: Bowen 1, 2, 9, and 10

	GWA-43R (bg)	GWA-39Z (bg)	GWA-40 (bg)	GWA-41 (bg)	GWA-41R (bg)	GWA-39RZ (bg)	GWA-4RZ (bg)
4/12/2013							
4/15/2013							
10/15/2013							
10/16/2013							
4/10/2014							
4/11/2014							
4/22/2014							
4/23/2014							
9/30/2014							
10/1/2014							
10/4/2014							
3/30/2015							
3/31/2015							
10/11/2015							
10/12/2015							
10/13/2015							
3/10/2016							
3/11/2016	<0.005						
3/14/2016		0.00544 (J)					
3/15/2016			<0.005	<0.005	<0.005		
3/22/2016							
3/23/2016							
3/28/2016							
5/11/2016		0.0149	<0.005				
5/12/2016				<0.005			
5/13/2016	<0.005				<0.005		
5/16/2016						0.0136 (D)	
5/17/2016							
7/19/2016	<0.005	0.0044 (J)					
7/20/2016				0.0006 (J)			
7/21/2016			<0.005		0.0009 (J)		
7/22/2016							
7/27/2016						0.0224 (D)	
7/29/2016							
8/1/2016							
9/15/2016		0.0047 (J)	<0.005	0.0009 (J)			
9/16/2016	<0.005						
9/19/2016							
9/20/2016							
9/21/2016					<0.005		
11/2/2016	<0.005	0.0025 (J)					
11/3/2016			<0.005	0.0011 (J)	<0.005		
11/4/2016							
1/17/2017			<0.005		<0.005		
1/18/2017	0.0006 (J)	0.004 (J)		0.0007 (J)			
1/23/2017							
2/21/2017						0.0007 (J)	
3/24/2017			<0.005 (*)	<0.005 (*)			
3/27/2017					<0.005 (*)	<0.005 (D)	
3/28/2017	<0.005 (*)	0.0034 (J)					
3/30/2017							
4/3/2017							

ND substitution: RL or RL/2 if <15% NDs.

Prediction Limit

Constituent: Nickel (mg/L) Analysis Run 4/8/2024 7:21 PM View: Appendix I Two-Step

Plant Bowen Data: Bowen 1, 2, 9, and 10

	GWA-43R (bg)	GWA-39Z (bg)	GWA-40 (bg)	GWA-41 (bg)	GWA-41R (bg)	GWA-39RZ (bg)	GWA-4RZ (bg)
4/7/2017							<0.005
9/22/2017	<0.005						
9/25/2017				<0.005	0.0012 (J)		
9/26/2017		0.0016 (J)	<0.005				
9/29/2017						<0.005 (D)	
10/2/2017							
10/3/2017							<0.005 (D)
10/4/2017							
3/14/2018		<0.005	<0.005	<0.005	0.0014 (J)		
3/15/2018	<0.005						
3/16/2018						<0.005	
3/19/2018							
3/21/2018							<0.005
9/12/2018	<0.005	<0.005	<0.005	<0.005	0.0011 (J)		
9/13/2018							
9/14/2018						<0.005	
9/17/2018							
9/18/2018							<0.005
3/13/2019	<0.005		<0.005				
3/14/2019				<0.005	0.001 (J)	0.0017 (J)	
3/15/2019		<0.005					
3/19/2019							
3/20/2019							
3/21/2019							<0.005 (D)
9/9/2019		0.0014 (J)	<0.005				
9/10/2019				0.0004 (JD)	0.00084 (J)		
9/11/2019	<0.005						
9/12/2019							0.00032 (JD)
9/13/2019							
3/6/2020				0.0089 (J)			
3/9/2020	<0.005	0.04 (o)	<0.005		0.00036 (J)	0.00083 (J)	
3/11/2020							
3/12/2020							0.00034 (J)
9/10/2020		<0.005		<0.005	<0.005		
9/11/2020			<0.005				
9/14/2020	<0.005						
9/15/2020							
9/16/2020						<0.005	
9/17/2020							<0.005
3/10/2021			<0.005		<0.005		
3/11/2021	<0.005			<0.005			
3/12/2021		0.0015 (J)					
3/16/2021						<0.005	<0.005
3/17/2021							
3/29/2021							
8/4/2021		<0.005	<0.005	<0.005	<0.005		
8/5/2021	<0.005						
8/6/2021						<0.005	
8/9/2021							
8/10/2021							<0.005
1/31/2022	<0.005	<0.005	<0.005	<0.005	0.00091 (J)		
2/1/2022							

ND substitution: RL or RL/2 if <15% NDs.

Prediction Limit

Constituent: Nickel (mg/L) Analysis Run 4/8/2024 7:21 PM View: Appendix I Two-Step

Plant Bowen Data: Bowen 1, 2, 9, and 10

	GWA-43R (bg)	GWA-39Z (bg)	GWA-40 (bg)	GWA-41 (bg)	GWA-41R (bg)	GWA-39RZ (bg)	GWA-4RZ (bg)
2/2/2022						<0.005	
2/3/2022							<0.005
8/10/2022	<0.005	<0.005					
8/11/2022				0.00083 (J)	<0.005		
8/12/2022			<0.005				
8/15/2022							
8/16/2022						<0.005	
8/17/2022							<0.005
2/13/2023	<0.005	0.00095 (J)	<0.005	<0.005	<0.005		
2/14/2023						<0.005	
2/16/2023							
2/17/2023							<0.005
7/25/2023	<0.005			0.00073 (J)	<0.005	<0.005	
7/26/2023		0.0013 (J)	<0.005				
7/27/2023							
7/28/2023							<0.005
8/1/2023							
2/19/2024		<0.005	<0.005	<0.005	<0.005	<0.005	
2/20/2024	<0.005						
2/21/2024							
2/22/2024							
2/26/2024							
2/27/2024							<0.005

ND substitution: RL or RL/2 if <15% NDs.

Prediction Limit

Constituent: Zinc (mg/L) Analysis Run 4/8/2024 7:21 PM View: Appendix I Two-Step

Plant Bowen Data: Bowen 1, 2, 9, and 10

	GWC-10R	GWA-3A (bg)	GWA-2R (bg)	GWC-15R	GWA-2 (bg)	GWA-1 (bg)	GWA-50R (bg)	GWA-50 (bg)	GWC-8Z
8/21/2007	0.0066								
8/23/2007		0.066	0.0079	0.0038	0.0033	0.032 (O)			
10/23/2007						0.0099			
10/24/2007			<0.02		0.043 (O)				
11/1/2007	0.0086								
11/2/2007		0.055		0.0025					
11/17/2007				0.023 (O)					
11/18/2007		0.13	0.015		0.024	0.0095 (J)			
11/20/2007	0.005								
1/15/2008				0.012					
1/30/2008	0.0084					0.022 (O)			
1/31/2008		0.13	0.063 (O)		0.015				
3/6/2008	0.0073			0.0069					
3/10/2008			0.013 (J)			0.014			
3/11/2008		0.07			0.027				
5/6/2008					0.0032				
5/7/2008				0.007					
5/8/2008	0.0084								
5/13/2008			0.0072			0.0075			
5/14/2008		0.12							
12/2/2008				0.021 (O)					
12/4/2008			0.011 (J)		0.081 (O)				
12/5/2008		0.088				0.0056 (J)			
12/12/2008							0.013 (J)	0.048 (O)	
12/14/2008	0.0075 (J)								
4/15/2009		0.068				0.0033			
4/21/2009			0.0041		0.0057				
4/23/2009							0.075 (O)	0.0075	
4/28/2009				0.0055					
4/29/2009	0.0028								
10/6/2009							0.056 (O)	0.0075	
10/7/2009					<0.02	0.061 (O)			
10/8/2009		0.075	<0.02						
10/19/2009				0.0051					
10/21/2009	<0.02								
4/21/2010	<0.02		<0.02						
4/26/2010					<0.02				
4/27/2010				0.0068				0.0051	
4/28/2010		0.071							
5/3/2010						0.0033	0.051 (O)		
9/28/2010	0.005		0.0081						
9/30/2010								0.0089	
10/4/2010				0.0074	0.0057				
10/6/2010		0.074							
10/11/2010							0.016		
10/12/2010						0.0041			
4/12/2011	<0.02		0.0025						
4/13/2011					<0.02				
4/14/2011								0.0043	
4/18/2011				0.0031					
4/21/2011		0.047							
4/27/2011						<0.02	0.025 (O)		

ND substitution: RL or RL/2 if <15% NDs.

Prediction Limit

Constituent: Zinc (mg/L) Analysis Run 4/8/2024 7:21 PM View: Appendix I Two-Step

Plant Bowen Data: Bowen 1, 2, 9, and 10

	GWC-10R	GWA-3A (bg)	GWA-2R (bg)	GWC-15R	GWA-2 (bg)	GWA-1 (bg)	GWA-50R (bg)	GWA-50 (bg)	GWC-8Z
10/4/2011	0.0088		0.0027						
10/5/2011					<0.02			0.0051	
10/12/2011				0.0067					
10/13/2011		0.073							
10/17/2011						0.0046			
10/19/2011							0.0078		
4/3/2012	<0.02		<0.02						
4/11/2012					<0.02			<0.02	
4/23/2012				<0.02					
5/1/2012		0.0652					0.0134		
5/2/2012						<0.02			
10/2/2012							0.012	0.006	
10/8/2012	0.0034					0.0053			
10/9/2012		0.061	0.0064		<0.02				
10/10/2012				0.0046					
4/3/2013	<0.02								
4/9/2013								0.0034	
4/10/2013							0.018		
4/11/2013		0.053	<0.02						
4/12/2013						0.006			
4/15/2013				0.006	0.0038				
10/15/2013	0.0027				0.0044			0.0042	
10/16/2013		0.047	<0.02			0.0048	0.015		
10/22/2013				0.0037					
4/9/2014	0.0025 (J)								
4/10/2014			0.0026					0.0035	
4/11/2014						0.0033			
4/21/2014				0.0073					
4/22/2014					0.0025 (J)		0.015		
4/23/2014		0.041							
9/30/2014			0.0012 (J)	0.0027	0.00076 (J)	0.002 (J)			
10/1/2014							0.0038	0.0019 (J)	
10/2/2014	0.0027 (V)								
10/4/2014		0.044 (V)							
3/30/2015			0.013		0.0024 (J)	0.012	0.0097	0.0032	
3/31/2015		0.12							
4/2/2015	0.002 (J)								
4/3/2015				0.0017 (J)					
5/26/2015									0.0017 (J)
6/18/2015									0.0052 (D)
7/2/2015									0.0027
10/7/2015				0.0042					
10/8/2015									<0.02
10/11/2015							0.0024 (J)	0.0048	
10/12/2015	<0.02	0.053							
10/13/2015			0.0043		0.0017 (J)	0.011			
3/11/2016									
3/14/2016									
3/15/2016									
3/22/2016						0.00346 (J)			0.00459 (J)
3/23/2016		0.0532	<0.02		<0.02				
3/28/2016							0.00703 (J)	0.00282 (J)	

ND substitution: RL or RL/2 if <15% NDs.

Prediction Limit

Constituent: Zinc (mg/L) Analysis Run 4/8/2024 7:21 PM View: Appendix I Two-Step

Plant Bowen Data: Bowen 1, 2, 9, and 10

	GWC-10R	GWA-3A (bg)	GWA-2R (bg)	GWC-15R	GWA-2 (bg)	GWA-1 (bg)	GWA-50R (bg)	GWA-50 (bg)	GWC-8Z
3/31/2016	0.00266 (J)								
4/5/2016				0.00573 (J)					
5/11/2016									
5/12/2016									
5/13/2016									
5/16/2016									
7/19/2016									
7/20/2016									
7/21/2016									
7/22/2016									
7/27/2016									
7/29/2016		0.0446	<0.02		<0.02	<0.02			
8/1/2016							<0.02	<0.02	
8/2/2016									<0.02
8/3/2016	<0.02								
8/4/2016				<0.02					
9/15/2016									
9/16/2016									
9/19/2016									
9/21/2016									
11/2/2016									
11/3/2016									
1/17/2017									
1/18/2017									
2/21/2017									
3/24/2017									
3/27/2017									
3/28/2017									
3/30/2017		0.0479			<0.02	<0.02			
4/3/2017			<0.02				<0.02		
4/6/2017									
4/7/2017								<0.02	<0.02
4/10/2017	<0.02								
4/12/2017				<0.02					
9/22/2017									
9/25/2017									
9/26/2017									
9/29/2017									
10/2/2017			<0.02		<0.02	<0.02	0.0016 (J)	0.0015 (J)	
10/3/2017									0.0022 (J)
10/4/2017	<0.02	0.0429							
10/6/2017				0.0024 (J)					
3/14/2018									
3/15/2018									
3/16/2018			<0.02			<0.02	<0.02	<0.02	
3/19/2018		<0.02			<0.02				
3/20/2018									<0.02
3/21/2018	<0.02								
3/23/2018				<0.02					
9/12/2018									
9/14/2018			<0.02		<0.02				
9/17/2018		0.04				<0.02 (D)		<0.02	

ND substitution: RL or RL/2 if <15% NDs.

Prediction Limit

Constituent: Zinc (mg/L) Analysis Run 4/8/2024 7:21 PM View: Appendix I Two-Step

Plant Bowen Data: Bowen 1, 2, 9, and 10

	GWC-10R	GWA-3A (bg)	GWA-2R (bg)	GWC-15R	GWA-2 (bg)	GWA-1 (bg)	GWA-50R (bg)	GWA-50 (bg)	GWC-8Z
9/18/2018	<0.02						<0.02		<0.02
9/19/2018				<0.02					
3/13/2019									
3/14/2019									
3/15/2019									
3/19/2019			<0.02				<0.02	<0.02	
3/20/2019		0.028			<0.02	<0.02			
3/21/2019									
3/22/2019	<0.02								
3/25/2019				0.0039 (J)					
5/6/2019									0.0024 (J)
9/9/2019									
9/10/2019									
9/11/2019									
9/12/2019					0.00505 (JD)	0.0047 (J)	0.0058 (J)		
9/13/2019		0.036	0.0078 (J)					0.0061 (J)	
9/16/2019									0.0065 (J)
9/17/2019	0.0048 (J)			0.0066 (J)					
3/6/2020									
3/9/2020									
3/11/2020		0.031	0.0038 (J)		0.0028 (J)	0.0035 (J)	0.0033 (J)	0.0025 (J)	
3/12/2020	0.0027 (J)								
3/13/2020				0.0057 (J)					
3/16/2020									0.0073 (J)
9/10/2020									
9/11/2020									
9/14/2020									
9/15/2020			<0.02		<0.02	<0.02	<0.02		
9/16/2020								<0.02	
9/17/2020	<0.02								<0.02
9/21/2020				0.0036 (J)					
3/10/2021									
3/11/2021									
3/12/2021									
3/16/2021			<0.02			0.0091 (J)			
3/17/2021					<0.02		<0.02	<0.02	
3/18/2021	<0.02			<0.02					<0.02
3/29/2021		<0.02							
8/4/2021									
8/5/2021									
8/6/2021									
8/9/2021		<0.02	<0.02		<0.02	<0.02	<0.02	<0.02	
8/10/2021									<0.02
8/11/2021	<0.02			<0.02					
1/31/2022									
2/1/2022			<0.02		<0.02	<0.02		<0.02	
2/2/2022		<0.02					<0.02		<0.02
2/3/2022									
2/4/2022	<0.02			<0.02					
8/10/2022									
8/11/2022									
8/12/2022									

ND substitution: RL or RL/2 if <15% NDs.

Prediction Limit

Constituent: Zinc (mg/L) Analysis Run 4/8/2024 7:21 PM View: Appendix I Two-Step

Plant Bowen Data: Bowen 1, 2, 9, and 10

	GWC-10R	GWA-3A (bg)	GWA-2R (bg)	GWC-15R	GWA-2 (bg)	GWA-1 (bg)	GWA-50R (bg)	GWA-50 (bg)	GWC-8Z
8/16/2022		<0.02	<0.02		<0.02	<0.02		<0.02	
8/17/2022							<0.02		<0.02
8/18/2022	<0.02								
8/19/2022				<0.02					
2/13/2023									
2/14/2023									
2/16/2023			<0.02		<0.02	<0.02	<0.02	<0.02	
2/17/2023		<0.02							
2/20/2023	<0.02								<0.02
2/22/2023				<0.02					
7/25/2023									
7/26/2023									
7/27/2023			<0.02		0.011 (J)	<0.02			
7/28/2023							<0.02	<0.02	
7/31/2023	<0.02								<0.02
8/1/2023		<0.02							
8/2/2023				<0.02					
2/19/2024									
2/20/2024									
2/22/2024		<0.02			<0.02	<0.02	<0.02	<0.02	
2/26/2024			0.055						0.057
2/27/2024	0.063								
2/28/2024				0.028					

ND substitution: RL or RL/2 if <15% NDs.

Prediction Limit

Constituent: Zinc (mg/L) Analysis Run 4/8/2024 7:21 PM View: Appendix I Two-Step

Plant Bowen Data: Bowen 1, 2, 9, and 10

	GWA-43 (bg)	GWA-43R (bg)	GWA-42 (bg)	GWA-39Z (bg)	GWA-40 (bg)	GWA-41 (bg)	GWA-41R (bg)	GWA-39RZ (bg)	GWC-7Z
8/21/2007									
8/23/2007									
10/23/2007									
10/24/2007									
11/1/2007									
11/2/2007									
11/17/2007									
11/18/2007									
11/20/2007									
1/15/2008									
1/30/2008									
1/31/2008									
3/6/2008									
3/10/2008									
3/11/2008									
5/6/2008									
5/7/2008									
5/8/2008									
5/13/2008									
5/14/2008									
12/2/2008									
12/4/2008									
12/5/2008									
12/12/2008									
12/14/2008									
4/15/2009									
4/21/2009									
4/23/2009									
4/28/2009									
4/29/2009									
10/6/2009									
10/7/2009									
10/8/2009									
10/19/2009									
10/21/2009									
4/21/2010									
4/26/2010									
4/27/2010									
4/28/2010									
5/3/2010									
9/28/2010									
9/30/2010									
10/4/2010									
10/6/2010									
10/11/2010									
10/12/2010									
4/12/2011									
4/13/2011									
4/14/2011									
4/18/2011									
4/21/2011									
4/27/2011									

Prediction Limit

Constituent: Zinc (mg/L) Analysis Run 4/8/2024 7:21 PM View: Appendix I Two-Step

Plant Bowen Data: Bowen 1, 2, 9, and 10

	GWA-43 (bg)	GWA-43R (bg)	GWA-42 (bg)	GWA-39Z (bg)	GWA-40 (bg)	GWA-41 (bg)	GWA-41R (bg)	GWA-39RZ (bg)	GWC-7Z
10/4/2011									
10/5/2011									
10/12/2011									
10/13/2011									
10/17/2011									
10/19/2011									
4/3/2012									
4/11/2012									
4/23/2012									
5/1/2012									
5/2/2012									
10/2/2012									
10/8/2012									
10/9/2012									
10/10/2012									
4/3/2013									
4/9/2013									
4/10/2013									
4/11/2013									
4/12/2013									
4/15/2013									
10/15/2013									
10/16/2013									
10/22/2013									
4/9/2014									
4/10/2014									
4/11/2014									
4/21/2014									
4/22/2014									
4/23/2014									
9/30/2014									
10/1/2014									
10/2/2014									
10/4/2014									
3/30/2015									
3/31/2015									
4/2/2015									
4/3/2015									
5/26/2015									
6/18/2015									
7/2/2015									
10/7/2015									
10/8/2015									
10/11/2015									
10/12/2015									
10/13/2015									
3/11/2016	0.0093 (J)	0.00722 (J)	0.00862 (J)						
3/14/2016				<0.02					
3/15/2016					<0.02	<0.02	0.00286 (J)		
3/22/2016									
3/23/2016									
3/28/2016									

ND substitution: RL or RL/2 if <15% NDs.

Prediction Limit

Constituent: Zinc (mg/L) Analysis Run 4/8/2024 7:21 PM View: Appendix I Two-Step

Plant Bowen Data: Bowen 1, 2, 9, and 10

	GWA-43 (bg)	GWA-43R (bg)	GWA-42 (bg)	GWA-39Z (bg)	GWA-40 (bg)	GWA-41 (bg)	GWA-41R (bg)	GWA-39RZ (bg)	GWC-7Z
3/31/2016									
4/5/2016									
5/11/2016				0.00467 (J)	<0.02				
5/12/2016						<0.02			
5/13/2016	0.00336 (J)	0.00666 (J)					<0.02		
5/16/2016			0.00744 (J)					<0.02 (D)	
7/19/2016	<0.02 (*)	<0.02 (*)		<0.02 (*)					
7/20/2016						<0.02			
7/21/2016					<0.02 (*)		<0.02 (*)		
7/22/2016			<0.02 (*)						
7/27/2016								<0.02 (*)	
7/29/2016									
8/1/2016									
8/2/2016									<0.02
8/3/2016									
8/4/2016									
9/15/2016				0.0044 (J)	<0.02	0.0027 (J)			
9/16/2016	0.0023 (J)	<0.02							
9/19/2016			0.0162						
9/21/2016							<0.02		
11/2/2016	0.0047 (J)	0.0057 (J)		0.0043 (J)					
11/3/2016			0.011		<0.02	<0.02	<0.02		
1/17/2017			0.0104		<0.02		<0.02		
1/18/2017	<0.02	0.0022 (J)		<0.02 (*)		<0.02 (*)			
2/21/2017								0.0049 (J)	
3/24/2017					<0.02 (*)	<0.02 (*)			
3/27/2017			<0.02 (*)				<0.02 (*)	<0.02 (*)	
3/28/2017	<0.02 (*)	<0.02		<0.02 (*)					
3/30/2017									
4/3/2017									
4/6/2017									<0.02
4/7/2017									
4/10/2017									
4/12/2017									
9/22/2017	0.0013 (J)	0.0014 (J)							
9/25/2017						<0.02	0.0023 (J)		
9/26/2017			0.0094 (J)	0.0029 (J)	0.0019 (J)				
9/29/2017								0.0012 (JD)	
10/2/2017									
10/3/2017									<0.02
10/4/2017									
10/6/2017									
3/14/2018	<0.02		<0.02	<0.02	<0.02	<0.02	<0.02		
3/15/2018		<0.02							
3/16/2018								0.0042 (J)	
3/19/2018									
3/20/2018									<0.02
3/21/2018									
3/23/2018									
9/12/2018	<0.02	<0.02		<0.02	<0.02	<0.02	<0.02		
9/14/2018			<0.02					<0.02	
9/17/2018									

Prediction Limit

Constituent: Zinc (mg/L) Analysis Run 4/8/2024 7:21 PM View: Appendix I Two-Step

Plant Bowen Data: Bowen 1, 2, 9, and 10

	GWA-43 (bg)	GWA-43R (bg)	GWA-42 (bg)	GWA-39Z (bg)	GWA-40 (bg)	GWA-41 (bg)	GWA-41R (bg)	GWA-39RZ (bg)	GWC-7Z
9/18/2018									<0.02
9/19/2018									
3/13/2019	0.0022 (J)	0.0023 (J)			<0.02				
3/14/2019			0.01			<0.02	0.0021 (J)	0.0035 (J)	
3/15/2019				0.0023 (J)					
3/19/2019									
3/20/2019									
3/21/2019									<0.02
3/22/2019									
3/25/2019									
5/6/2019									
9/9/2019				0.0047 (J)	0.0058 (J)				
9/10/2019			0.014			0.00745 (JD)	0.0075 (J)		
9/11/2019	0.0065 (J)	0.0053 (J)							
9/12/2019									
9/13/2019									0.0053 (J)
9/16/2019									
9/17/2019									
3/6/2020			0.012			0.0027 (J)			
3/9/2020	0.002 (J)	0.0022 (J)		0.0035 (J)	0.002 (J)		0.0024 (J)	0.009 (J)	
3/11/2020									
3/12/2020									0.0031 (J)
3/13/2020									
3/16/2020									
9/10/2020			0.0073 (J)	<0.02		<0.02	<0.02		
9/11/2020	<0.02				<0.02				
9/14/2020		<0.02							
9/15/2020									
9/16/2020								<0.02	<0.02
9/17/2020									
9/21/2020									
3/10/2021					<0.02		<0.02		
3/11/2021	<0.02	<0.02	0.0089 (J)			<0.02			
3/12/2021				0.0065 (J)					
3/16/2021								<0.02	
3/17/2021									<0.02
3/18/2021									
3/29/2021									
8/4/2021			<0.02	<0.02	<0.02	<0.02	<0.02		
8/5/2021		<0.02							
8/6/2021	<0.02							<0.02	
8/9/2021									
8/10/2021									<0.02
8/11/2021									
1/31/2022	<0.02	<0.02	<0.02	<0.02	<0.02	<0.02	<0.02		
2/1/2022									
2/2/2022								<0.02	<0.02
2/3/2022									
2/4/2022									
8/10/2022		<0.02	0.0089 (J)	<0.02					
8/11/2022	<0.02					<0.02	<0.02		
8/12/2022					<0.02				

Prediction Limit

Constituent: Zinc (mg/L) Analysis Run 4/8/2024 7:21 PM View: Appendix I Two-Step

Plant Bowen Data: Bowen 1, 2, 9, and 10

	GWA-43 (bg)	GWA-43R (bg)	GWA-42 (bg)	GWA-39Z (bg)	GWA-40 (bg)	GWA-41 (bg)	GWA-41R (bg)	GWA-39RZ (bg)	GWC-7Z
8/16/2022								<0.02	
8/17/2022									<0.02
8/18/2022									
8/19/2022									
2/13/2023		<0.02	0.011 (J)	<0.02	<0.02	<0.02	<0.02		
2/14/2023	<0.02							<0.02	
2/16/2023									
2/17/2023									
2/20/2023									<0.02
2/22/2023									
7/25/2023	<0.02	<0.02				<0.02	<0.02	<0.02	
7/26/2023			<0.02	<0.02	<0.02				
7/27/2023									
7/28/2023									
7/31/2023									<0.02
8/1/2023									
8/2/2023									
2/19/2024				<0.02	<0.02	<0.02	<0.02	<0.02	
2/20/2024	<0.02	<0.02	0.0095 (J)						
2/22/2024									
2/26/2024									0.066
2/27/2024									
2/28/2024									

ND substitution: RL or RL/2 if <15% NDs.

Prediction Limit

Constituent: Zinc (mg/L) Analysis Run 4/8/2024 7:21 PM View: Appendix I Two-Step

Plant Bowen Data: Bowen 1, 2, 9, and 10

	GWA-4RZ (bg)
8/21/2007	
8/23/2007	
10/23/2007	
10/24/2007	
11/1/2007	
11/2/2007	
11/17/2007	
11/18/2007	
11/20/2007	
1/15/2008	
1/30/2008	
1/31/2008	
3/6/2008	
3/10/2008	
3/11/2008	
5/6/2008	
5/7/2008	
5/8/2008	
5/13/2008	
5/14/2008	
12/2/2008	
12/4/2008	
12/5/2008	
12/12/2008	
12/14/2008	
4/15/2009	
4/21/2009	
4/23/2009	
4/28/2009	
4/29/2009	
10/6/2009	
10/7/2009	
10/8/2009	
10/19/2009	
10/21/2009	
4/21/2010	
4/26/2010	
4/27/2010	
4/28/2010	
5/3/2010	
9/28/2010	
9/30/2010	
10/4/2010	
10/6/2010	
10/11/2010	
10/12/2010	
4/12/2011	
4/13/2011	
4/14/2011	
4/18/2011	
4/21/2011	
4/27/2011	

Prediction Limit

Constituent: Zinc (mg/L) Analysis Run 4/8/2024 7:21 PM View: Appendix I Two-Step

Plant Bowen Data: Bowen 1, 2, 9, and 10

	GWA-4RZ (bg)
10/4/2011	
10/5/2011	
10/12/2011	
10/13/2011	
10/17/2011	
10/19/2011	
4/3/2012	
4/11/2012	
4/23/2012	
5/1/2012	
5/2/2012	
10/2/2012	
10/8/2012	
10/9/2012	
10/10/2012	
4/3/2013	
4/9/2013	
4/10/2013	
4/11/2013	
4/12/2013	
4/15/2013	
10/15/2013	
10/16/2013	
10/22/2013	
4/9/2014	
4/10/2014	
4/11/2014	
4/21/2014	
4/22/2014	
4/23/2014	
9/30/2014	
10/1/2014	
10/2/2014	
10/4/2014	
3/30/2015	
3/31/2015	
4/2/2015	
4/3/2015	
5/26/2015	
6/18/2015	
7/2/2015	
10/7/2015	
10/8/2015	
10/11/2015	
10/12/2015	
10/13/2015	
3/11/2016	
3/14/2016	
3/15/2016	
3/22/2016	
3/23/2016	
3/28/2016	

Prediction Limit

Constituent: Zinc (mg/L) Analysis Run 4/8/2024 7:21 PM View: Appendix I Two-Step

Plant Bowen Data: Bowen 1, 2, 9, and 10

	GWA-4RZ (bg)
3/31/2016	
4/5/2016	
5/11/2016	
5/12/2016	
5/13/2016	
5/16/2016	
7/19/2016	
7/20/2016	
7/21/2016	
7/22/2016	
7/27/2016	
7/29/2016	
8/1/2016	
8/2/2016	
8/3/2016	
8/4/2016	
9/15/2016	
9/16/2016	
9/19/2016	
9/21/2016	
11/2/2016	
11/3/2016	
1/17/2017	
1/18/2017	
2/21/2017	
3/24/2017	
3/27/2017	
3/28/2017	
3/30/2017	
4/3/2017	
4/6/2017	
4/7/2017	<0.02
4/10/2017	
4/12/2017	
9/22/2017	
9/25/2017	
9/26/2017	
9/29/2017	
10/2/2017	
10/3/2017	<0.02 (D)
10/4/2017	
10/6/2017	
3/14/2018	
3/15/2018	
3/16/2018	
3/19/2018	
3/20/2018	
3/21/2018	<0.02
3/23/2018	
9/12/2018	
9/14/2018	
9/17/2018	

Prediction Limit

Constituent: Zinc (mg/L) Analysis Run 4/8/2024 7:21 PM View: Appendix I Two-Step

Plant Bowen Data: Bowen 1, 2, 9, and 10

	GWA-4RZ (bg)
9/18/2018	<0.02
9/19/2018	
3/13/2019	
3/14/2019	
3/15/2019	
3/19/2019	
3/20/2019	
3/21/2019	0.0034 (JD)
3/22/2019	
3/25/2019	
5/6/2019	
9/9/2019	
9/10/2019	
9/11/2019	
9/12/2019	0.0072 (JD)
9/13/2019	
9/16/2019	
9/17/2019	
3/6/2020	
3/9/2020	
3/11/2020	
3/12/2020	0.0027 (J)
3/13/2020	
3/16/2020	
9/10/2020	
9/11/2020	
9/14/2020	
9/15/2020	
9/16/2020	
9/17/2020	0.0047 (J)
9/21/2020	
3/10/2021	
3/11/2021	
3/12/2021	
3/16/2021	<0.02
3/17/2021	
3/18/2021	
3/29/2021	
8/4/2021	
8/5/2021	
8/6/2021	
8/9/2021	
8/10/2021	<0.02
8/11/2021	
1/31/2022	
2/1/2022	
2/2/2022	
2/3/2022	<0.02
2/4/2022	
8/10/2022	
8/11/2022	
8/12/2022	

Prediction Limit

Constituent: Zinc (mg/L) Analysis Run 4/8/2024 7:21 PM View: Appendix I Two-Step

Plant Bowen Data: Bowen 1, 2, 9, and 10

	GWA-4RZ (bg)
8/16/2022	
8/17/2022	<0.02
8/18/2022	
8/19/2022	
2/13/2023	
2/14/2023	
2/16/2023	
2/17/2023	<0.02
2/20/2023	
2/22/2023	
7/25/2023	
7/26/2023	
7/27/2023	
7/28/2023	<0.02
7/31/2023	
8/1/2023	
8/2/2023	
2/19/2024	
2/20/2024	
2/22/2024	
2/26/2024	
2/27/2024	<0.02
2/28/2024	

FIGURE I.

Appendix I Interwell Prediction Limits - Significant Results

Plant Bowen Client: Southern Company Data: Bowen 1, 2, 9, and 10 Printed 5/17/2024, 12:32 PM

Constituent	Well	Upper Lim.	Lower Lim.	Date	Observ.	Sig.	Bg N	Bg Mean	Std. Dev.	%NDs	ND Adj.	Transform	Alpha	Method
Mercury (mg/L)	**GWC-48**	**0.0005**	**n/a**	**2/21/2024**	**0.00071**	**Yes**	**442**	**n/a**	**n/a**	**95.7**	**n/a**	**n/a**	**0.00004896**	**NP Inter (NDs) 1 of 2**

Appendix I Interwell Prediction Limits - All Results

Plant Bowen Client: Southern Company Data: Bowen 1, 2, 9, and 10 Printed 5/17/2024, 12:32 PM

Constituent	Well	Upper Lim.	Lower Lim.	Date	Observ.	Sig.	Bg N	Bg Mean	Std. Dev.	%NDs	ND Adj.	Transform	Alpha	Method
Beryllium (mg/L)	GWC-10	0.003	n/a	2/27/2024	0.00014J	No	346	n/a	n/a	91.62	n/a	n/a	0.00004896	NP Inter (NDs) 1 of 2
Beryllium (mg/L)	GWC-10R	0.003	n/a	2/27/2024	0.003ND	No	346	n/a	n/a	91.62	n/a	n/a	0.00004896	NP Inter (NDs) 1 of 2
Beryllium (mg/L)	GWC-11	0.003	n/a	2/28/2024	0.003ND	No	346	n/a	n/a	91.62	n/a	n/a	0.00004896	NP Inter (NDs) 1 of 2
Beryllium (mg/L)	GWC-11R	0.003	n/a	2/28/2024	0.003ND	No	346	n/a	n/a	91.62	n/a	n/a	0.00004896	NP Inter (NDs) 1 of 2
Beryllium (mg/L)	GWC-12	0.003	n/a	2/27/2024	0.003ND	No	346	n/a	n/a	91.62	n/a	n/a	0.00004896	NP Inter (NDs) 1 of 2
Beryllium (mg/L)	GWC-13	0.003	n/a	2/27/2024	0.003ND	No	346	n/a	n/a	91.62	n/a	n/a	0.00004896	NP Inter (NDs) 1 of 2
Beryllium (mg/L)	GWC-13RZ	0.003	n/a	2/28/2024	0.003ND	No	346	n/a	n/a	91.62	n/a	n/a	0.00004896	NP Inter (NDs) 1 of 2
Beryllium (mg/L)	GWC-14Z	0.003	n/a	2/28/2024	0.000099J	No	346	n/a	n/a	91.62	n/a	n/a	0.00004896	NP Inter (NDs) 1 of 2
Beryllium (mg/L)	GWC-15R	0.003	n/a	2/28/2024	0.003ND	No	346	n/a	n/a	91.62	n/a	n/a	0.00004896	NP Inter (NDs) 1 of 2
Beryllium (mg/L)	GWC-15Z	0.003	n/a	2/28/2024	0.003ND	No	346	n/a	n/a	91.62	n/a	n/a	0.00004896	NP Inter (NDs) 1 of 2
Beryllium (mg/L)	GWC-44	0.003	n/a	2/20/2024	0.003ND	No	346	n/a	n/a	91.62	n/a	n/a	0.00004896	NP Inter (NDs) 1 of 2
Beryllium (mg/L)	GWC-45	0.003	n/a	2/20/2024	0.003ND	No	346	n/a	n/a	91.62	n/a	n/a	0.00004896	NP Inter (NDs) 1 of 2
Beryllium (mg/L)	GWC-45R	0.003	n/a	2/20/2024	0.003ND	No	346	n/a	n/a	91.62	n/a	n/a	0.00004896	NP Inter (NDs) 1 of 2
Beryllium (mg/L)	GWC-46R	0.003	n/a	2/21/2024	0.003ND	No	346	n/a	n/a	91.62	n/a	n/a	0.00004896	NP Inter (NDs) 1 of 2
Beryllium (mg/L)	GWC-47	0.003	n/a	2/21/2024	0.003ND	No	346	n/a	n/a	91.62	n/a	n/a	0.00004896	NP Inter (NDs) 1 of 2
Beryllium (mg/L)	GWC-47R	0.003	n/a	2/21/2024	0.003ND	No	346	n/a	n/a	91.62	n/a	n/a	0.00004896	NP Inter (NDs) 1 of 2
Beryllium (mg/L)	GWC-48	0.003	n/a	2/21/2024	0.0005J	No	346	n/a	n/a	91.62	n/a	n/a	0.00004896	NP Inter (NDs) 1 of 2
Beryllium (mg/L)	GWC-49R	0.003	n/a	2/21/2024	0.003ND	No	346	n/a	n/a	91.62	n/a	n/a	0.00004896	NP Inter (NDs) 1 of 2
Beryllium (mg/L)	GWC-49Z	0.003	n/a	2/21/2024	0.003ND	No	346	n/a	n/a	91.62	n/a	n/a	0.00004896	NP Inter (NDs) 1 of 2
Beryllium (mg/L)	GWC-5	0.003	n/a	2/26/2024	0.00057	No	346	n/a	n/a	91.62	n/a	n/a	0.00004896	NP Inter (NDs) 1 of 2
Beryllium (mg/L)	GWC-6	0.003	n/a	2/26/2024	0.003ND	No	346	n/a	n/a	91.62	n/a	n/a	0.00004896	NP Inter (NDs) 1 of 2
Beryllium (mg/L)	GWC-6RZ	0.003	n/a	2/26/2024	0.003ND	No	346	n/a	n/a	91.62	n/a	n/a	0.00004896	NP Inter (NDs) 1 of 2
Beryllium (mg/L)	GWC-7Z	0.003	n/a	2/26/2024	0.003ND	No	346	n/a	n/a	91.62	n/a	n/a	0.00004896	NP Inter (NDs) 1 of 2
Beryllium (mg/L)	GWC-8RR	0.003	n/a	2/27/2024	0.003ND	No	346	n/a	n/a	91.62	n/a	n/a	0.00004896	NP Inter (NDs) 1 of 2
Beryllium (mg/L)	GWC-8Z	0.003	n/a	2/26/2024	0.003ND	No	346	n/a	n/a	91.62	n/a	n/a	0.00004896	NP Inter (NDs) 1 of 2
Beryllium (mg/L)	GWC-9	0.003	n/a	2/27/2024	0.00017J	No	346	n/a	n/a	91.62	n/a	n/a	0.00004896	NP Inter (NDs) 1 of 2
Mercury (mg/L)	GWC-10	0.0005	n/a	2/27/2024	0.0005ND	No	442	n/a	n/a	95.7	n/a	n/a	0.00004896	NP Inter (NDs) 1 of 2
Mercury (mg/L)	GWC-10R	0.0005	n/a	2/27/2024	0.0005ND	No	442	n/a	n/a	95.7	n/a	n/a	0.00004896	NP Inter (NDs) 1 of 2
Mercury (mg/L)	GWC-11	0.0005	n/a	2/28/2024	0.0005ND	No	442	n/a	n/a	95.7	n/a	n/a	0.00004896	NP Inter (NDs) 1 of 2
Mercury (mg/L)	GWC-11R	0.0005	n/a	2/28/2024	0.0005ND	No	442	n/a	n/a	95.7	n/a	n/a	0.00004896	NP Inter (NDs) 1 of 2
Mercury (mg/L)	GWC-12	0.0005	n/a	2/27/2024	0.0005ND	No	442	n/a	n/a	95.7	n/a	n/a	0.00004896	NP Inter (NDs) 1 of 2
Mercury (mg/L)	GWC-13	0.0005	n/a	2/27/2024	0.0005ND	No	442	n/a	n/a	95.7	n/a	n/a	0.00004896	NP Inter (NDs) 1 of 2
Mercury (mg/L)	GWC-13RZ	0.0005	n/a	2/28/2024	0.0005ND	No	442	n/a	n/a	95.7	n/a	n/a	0.00004896	NP Inter (NDs) 1 of 2
Mercury (mg/L)	GWC-14Z	0.0005	n/a	2/28/2024	0.0005ND	No	442	n/a	n/a	95.7	n/a	n/a	0.00004896	NP Inter (NDs) 1 of 2
Mercury (mg/L)	GWC-15R	0.0005	n/a	2/28/2024	0.0005ND	No	442	n/a	n/a	95.7	n/a	n/a	0.00004896	NP Inter (NDs) 1 of 2
Mercury (mg/L)	GWC-15Z	0.0005	n/a	2/28/2024	0.0005ND	No	442	n/a	n/a	95.7	n/a	n/a	0.00004896	NP Inter (NDs) 1 of 2
Mercury (mg/L)	GWC-44	0.0005	n/a	2/20/2024	0.0005ND	No	442	n/a	n/a	95.7	n/a	n/a	0.00004896	NP Inter (NDs) 1 of 2
Mercury (mg/L)	GWC-45	0.0005	n/a	2/20/2024	0.0005ND	No	442	n/a	n/a	95.7	n/a	n/a	0.00004896	NP Inter (NDs) 1 of 2
Mercury (mg/L)	GWC-45R	0.0005	n/a	2/20/2024	0.0005ND	No	442	n/a	n/a	95.7	n/a	n/a	0.00004896	NP Inter (NDs) 1 of 2
Mercury (mg/L)	GWC-46R	0.0005	n/a	2/21/2024	0.0005ND	No	442	n/a	n/a	95.7	n/a	n/a	0.00004896	NP Inter (NDs) 1 of 2
Mercury (mg/L)	GWC-47	0.0005	n/a	2/21/2024	0.0005ND	No	442	n/a	n/a	95.7	n/a	n/a	0.00004896	NP Inter (NDs) 1 of 2
Mercury (mg/L)	GWC-47R	0.0005	n/a	2/21/2024	0.0005ND	No	442	n/a	n/a	95.7	n/a	n/a	0.00004896	NP Inter (NDs) 1 of 2
Mercury (mg/L)	**GWC-48**	**0.0005**	**n/a**	**2/21/2024**	**0.00071**	**Yes**	**442**	**n/a**	**n/a**	**95.7**	**n/a**	**n/a**	**0.00004896**	**NP Inter (NDs) 1 of 2**
Mercury (mg/L)	GWC-49R	0.0005	n/a	2/21/2024	0.0005ND	No	442	n/a	n/a	95.7	n/a	n/a	0.00004896	NP Inter (NDs) 1 of 2
Mercury (mg/L)	GWC-49Z	0.0005	n/a	2/21/2024	0.0005ND	No	442	n/a	n/a	95.7	n/a	n/a	0.00004896	NP Inter (NDs) 1 of 2
Mercury (mg/L)	GWC-5	0.0005	n/a	2/26/2024	0.0005ND	No	442	n/a	n/a	95.7	n/a	n/a	0.00004896	NP Inter (NDs) 1 of 2
Mercury (mg/L)	GWC-6	0.0005	n/a	2/26/2024	0.0005ND	No	442	n/a	n/a	95.7	n/a	n/a	0.00004896	NP Inter (NDs) 1 of 2
Mercury (mg/L)	GWC-6RZ	0.0005	n/a	2/26/2024	0.0005ND	No	442	n/a	n/a	95.7	n/a	n/a	0.00004896	NP Inter (NDs) 1 of 2
Mercury (mg/L)	GWC-7Z	0.0005	n/a	2/26/2024	0.0005ND	No	442	n/a	n/a	95.7	n/a	n/a	0.00004896	NP Inter (NDs) 1 of 2
Mercury (mg/L)	GWC-8RR	0.0005	n/a	2/27/2024	0.0005ND	No	442	n/a	n/a	95.7	n/a	n/a	0.00004896	NP Inter (NDs) 1 of 2
Mercury (mg/L)	GWC-8Z	0.0005	n/a	2/26/2024	0.0005ND	No	442	n/a	n/a	95.7	n/a	n/a	0.00004896	NP Inter (NDs) 1 of 2
Mercury (mg/L)	GWC-9	0.0005	n/a	2/27/2024	0.0005ND	No	442	n/a	n/a	95.7	n/a	n/a	0.00004896	NP Inter (NDs) 1 of 2
Thallium (mg/L)	GWC-10	0.001	n/a	2/27/2024	0.001ND	No	335	n/a	n/a	96.12	n/a	n/a	0.00004896	NP Inter (NDs) 1 of 2
Thallium (mg/L)	GWC-10R	0.001	n/a	2/27/2024	0.001ND	No	335	n/a	n/a	96.12	n/a	n/a	0.00004896	NP Inter (NDs) 1 of 2
Thallium (mg/L)	GWC-11	0.001	n/a	2/28/2024	0.001ND	No	335	n/a	n/a	96.12	n/a	n/a	0.00004896	NP Inter (NDs) 1 of 2

Appendix I Interwell Prediction Limits - All Results

Plant Bowen Client: Southern Company Data: Bowen 1, 2, 9, and 10 Printed 5/17/2024, 12:32 PM

Constituent	Well	Upper Lim.	Lower Lim.	Date	Observ.	Sig.	Bg N	Bg Mean	Std. Dev.	%NDs	ND Adj.	Transform	Alpha	Method
Thallium (mg/L)	GWC-11R	0.001	n/a	2/28/2024	0.001ND	No	335	n/a	n/a	96.12	n/a	n/a	0.00004896	NP Inter (NDs) 1 of 2
Thallium (mg/L)	GWC-12	0.001	n/a	2/27/2024	0.001ND	No	335	n/a	n/a	96.12	n/a	n/a	0.00004896	NP Inter (NDs) 1 of 2
Thallium (mg/L)	GWC-13	0.001	n/a	2/27/2024	0.001ND	No	335	n/a	n/a	96.12	n/a	n/a	0.00004896	NP Inter (NDs) 1 of 2
Thallium (mg/L)	GWC-13RZ	0.001	n/a	2/28/2024	0.001ND	No	335	n/a	n/a	96.12	n/a	n/a	0.00004896	NP Inter (NDs) 1 of 2
Thallium (mg/L)	GWC-14Z	0.001	n/a	2/28/2024	0.001ND	No	335	n/a	n/a	96.12	n/a	n/a	0.00004896	NP Inter (NDs) 1 of 2
Thallium (mg/L)	GWC-15R	0.001	n/a	2/28/2024	0.001ND	No	335	n/a	n/a	96.12	n/a	n/a	0.00004896	NP Inter (NDs) 1 of 2
Thallium (mg/L)	GWC-15Z	0.001	n/a	2/28/2024	0.001ND	No	335	n/a	n/a	96.12	n/a	n/a	0.00004896	NP Inter (NDs) 1 of 2
Thallium (mg/L)	GWC-44	0.001	n/a	2/20/2024	0.001ND	No	335	n/a	n/a	96.12	n/a	n/a	0.00004896	NP Inter (NDs) 1 of 2
Thallium (mg/L)	GWC-45	0.001	n/a	2/20/2024	0.001ND	No	335	n/a	n/a	96.12	n/a	n/a	0.00004896	NP Inter (NDs) 1 of 2
Thallium (mg/L)	GWC-45R	0.001	n/a	2/20/2024	0.001ND	No	335	n/a	n/a	96.12	n/a	n/a	0.00004896	NP Inter (NDs) 1 of 2
Thallium (mg/L)	GWC-46R	0.001	n/a	2/21/2024	0.001ND	No	335	n/a	n/a	96.12	n/a	n/a	0.00004896	NP Inter (NDs) 1 of 2
Thallium (mg/L)	GWC-47	0.001	n/a	2/21/2024	0.001ND	No	335	n/a	n/a	96.12	n/a	n/a	0.00004896	NP Inter (NDs) 1 of 2
Thallium (mg/L)	GWC-47R	0.001	n/a	2/21/2024	0.001ND	No	335	n/a	n/a	96.12	n/a	n/a	0.00004896	NP Inter (NDs) 1 of 2
Thallium (mg/L)	GWC-48	0.001	n/a	2/21/2024	0.001ND	No	335	n/a	n/a	96.12	n/a	n/a	0.00004896	NP Inter (NDs) 1 of 2
Thallium (mg/L)	GWC-49R	0.001	n/a	2/21/2024	0.001ND	No	335	n/a	n/a	96.12	n/a	n/a	0.00004896	NP Inter (NDs) 1 of 2
Thallium (mg/L)	GWC-49Z	0.001	n/a	2/21/2024	0.001ND	No	335	n/a	n/a	96.12	n/a	n/a	0.00004896	NP Inter (NDs) 1 of 2
Thallium (mg/L)	GWC-5	0.001	n/a	2/26/2024	0.001ND	No	335	n/a	n/a	96.12	n/a	n/a	0.00004896	NP Inter (NDs) 1 of 2
Thallium (mg/L)	GWC-6	0.001	n/a	2/26/2024	0.001ND	No	335	n/a	n/a	96.12	n/a	n/a	0.00004896	NP Inter (NDs) 1 of 2
Thallium (mg/L)	GWC-6RZ	0.001	n/a	2/26/2024	0.001ND	No	335	n/a	n/a	96.12	n/a	n/a	0.00004896	NP Inter (NDs) 1 of 2
Thallium (mg/L)	GWC-7Z	0.001	n/a	2/26/2024	0.001ND	No	335	n/a	n/a	96.12	n/a	n/a	0.00004896	NP Inter (NDs) 1 of 2
Thallium (mg/L)	GWC-8RR	0.001	n/a	2/27/2024	0.001ND	No	335	n/a	n/a	96.12	n/a	n/a	0.00004896	NP Inter (NDs) 1 of 2
Thallium (mg/L)	GWC-8Z	0.001	n/a	2/26/2024	0.001ND	No	335	n/a	n/a	96.12	n/a	n/a	0.00004896	NP Inter (NDs) 1 of 2
Thallium (mg/L)	GWC-9	0.001	n/a	2/27/2024	0.001ND	No	335	n/a	n/a	96.12	n/a	n/a	0.00004896	NP Inter (NDs) 1 of 2

Sanitas™ v.10.0.16e Software licensed to . UG
Hollow symbols indicate censored values.
Within Limit

Prediction Limit

Interwell Non-parametric

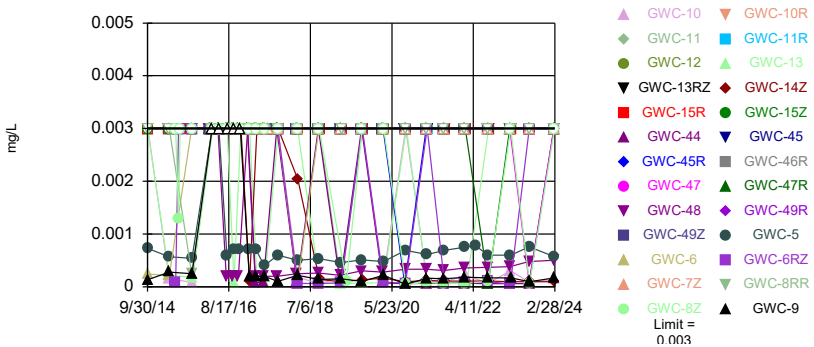

Non-parametric test used in lieu of parametric prediction limit because censored data exceeded 50%. Limit is highest of 346 background values. 91.62% NDs. Annual per-constituent alpha = 0.002543. Individual comparison alpha = 0.00004896 (1 of 2). Comparing 26 points to limit.

Constituent: Beryllium Analysis Run 5/17/2024 12:30 PM View: Appendix I Interwell
Plant Bowen Client: Southern Company Data: Bowen 1, 2, 9, and 10

Sanitas™ v.10.0.16e Software licensed to . UG
Hollow symbols indicate censored values.
Exceeds Limit: GWC-48

Prediction Limit

Interwell Non-parametric

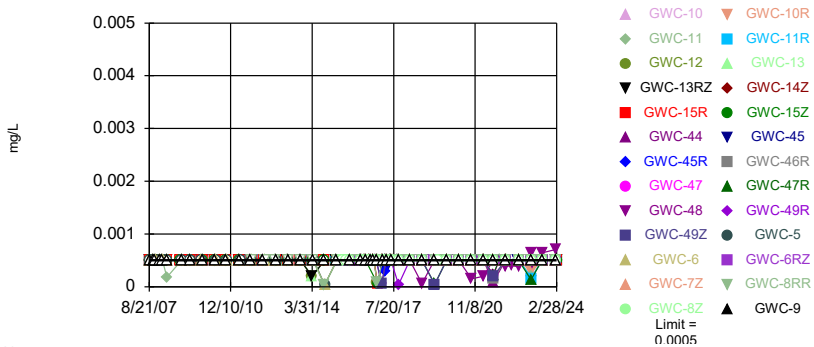

Non-parametric test used in lieu of parametric prediction limit because censored data exceeded 50%. Limit is highest of 442 background values. 95.7% NDs. Annual per-constituent alpha = 0.002543. Individual comparison alpha = 0.00004896 (1 of 2). Comparing 26 points to limit.

Constituent: Mercury Analysis Run 5/17/2024 12:30 PM View: Appendix I Interwell
Plant Bowen Client: Southern Company Data: Bowen 1, 2, 9, and 10

Sanitas™ v.10.0.16e Software licensed to . UG
Hollow symbols indicate censored values.
Within Limit

Prediction Limit

Interwell Non-parametric

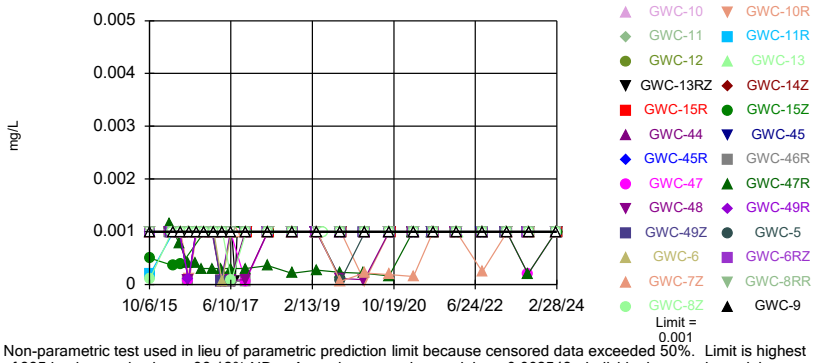

Non-parametric test used in lieu of parametric prediction limit because censored data exceeded 50%. Limit is highest of 335 background values. 96.12% NDs. Annual per-constituent alpha = 0.002543. Individual comparison alpha = 0.00004896 (1 of 2). Comparing 26 points to limit.

Constituent: Thallium Analysis Run 5/17/2024 12:30 PM View: Appendix I Interwell
Plant Bowen Client: Southern Company Data: Bowen 1, 2, 9, and 10

Prediction Limit

Constituent: Beryllium (mg/L) Analysis Run 5/17/2024 12:32 PM View: Appendix I Interwell

Plant Bowen Client: Southern Company Data: Bowen 1, 2, 9, and 10

	GWA-1 (bg)	GWC-15R	GWC-15Z	GWA-2R (bg)	GWC-9	GWA-2 (bg)	GWC-14Z	GWA-50 (bg)	GWA-50R (bg)
9/30/2014	<0.003	<0.003	<0.003	<0.003	0.00013 (J)	<0.003	<0.003		
10/1/2014								<0.003	<0.003
10/2/2014									
10/3/2014									
10/4/2014									
3/30/2015	0.00029 (J)			<0.003		<0.003		<0.003	0.0002 (J)
3/31/2015									
4/1/2015									
4/2/2015					0.00028 (J)				
4/3/2015		<0.003	<0.003				<0.003		
5/26/2015									
6/18/2015									
7/2/2015									
10/6/2015			<0.003						
10/7/2015		<0.003					<0.003		
10/8/2015									
10/9/2015									
10/10/2015					0.000245 (JD)				
10/11/2015								<0.003	<0.003
10/12/2015									
10/13/2015	<0.003			<0.003		<0.003			
10/14/2015									
10/15/2015									
3/10/2016									
3/11/2016									
3/14/2016									
3/15/2016									
3/16/2016									
3/17/2016									
3/22/2016	<0.003								
3/23/2016				<0.003		<0.003			
3/28/2016								<0.003	<0.003
3/29/2016									
3/30/2016					<0.003				
3/31/2016									
4/4/2016									
4/5/2016		<0.003	<0.003				<0.003		
5/11/2016									
5/12/2016									
5/13/2016									
5/16/2016									
5/17/2016									
5/18/2016									
5/19/2016	<0.003			<0.003					
5/20/2016						<0.003			
5/23/2016								<0.003	
5/24/2016									
5/25/2016									<0.003
5/26/2016					<0.003				
5/27/2016									
5/31/2016		<0.003	<0.003						
6/1/2016							<0.003		

ND substitution: RL or RL/2 if <15% NDs.

Prediction Limit

Constituent: Beryllium (mg/L) Analysis Run 5/17/2024 12:32 PM View: Appendix I Interwell

Plant Bowen Client: Southern Company Data: Bowen 1, 2, 9, and 10

	GWA-1 (bg)	GWC-15R	GWC-15Z	GWA-2R (bg)	GWC-9	GWA-2 (bg)	GWC-14Z	GWA-50 (bg)	GWA-50R (bg)
7/19/2016									
7/20/2016									
7/21/2016									
7/22/2016									
7/25/2016									
7/26/2016									
7/27/2016									
7/28/2016									
7/29/2016	<0.003			<0.003		<0.003			
8/1/2016								<0.003	<0.003
8/2/2016									
8/3/2016									
8/4/2016		<0.003							
8/5/2016					<0.003				
8/9/2016							<0.003		
9/15/2016									
9/16/2016									
9/19/2016									
9/20/2016									
9/21/2016									
9/22/2016				<0.003					
9/23/2016	<0.003					<0.003			
9/26/2016								<0.003	<0.003
9/27/2016									
9/28/2016					<0.003				
9/29/2016		<0.003							
9/30/2016									
11/2/2016									
11/3/2016									
11/4/2016									
11/7/2016									
11/9/2016	<0.003					<0.003			
11/10/2016				<0.003				<0.003	
11/11/2016									<0.003
11/14/2016									
11/18/2016									
11/21/2016					<0.003				
11/22/2016									
11/23/2016		<0.003	<0.003						
11/28/2016							<0.003		
1/17/2017									
1/18/2017									
1/19/2017									
1/20/2017									
1/23/2017									
1/24/2017									
1/30/2017	<0.003							<0.003	<0.003
1/31/2017				<0.003		<0.003			
2/1/2017									
2/3/2017									
2/6/2017					0.0002 (J)				
2/7/2017									

ND substitution: RL or RL/2 if <15% NDs.

Prediction Limit

Constituent: Beryllium (mg/L) Analysis Run 5/17/2024 12:32 PM View: Appendix I Interwell

Plant Bowen Client: Southern Company Data: Bowen 1, 2, 9, and 10

	GWA-1 (bg)	GWC-15R	GWC-15Z	GWA-2R (bg)	GWC-9	GWA-2 (bg)	GWC-14Z	GWA-50 (bg)	GWA-50R (bg)
2/8/2017									
2/9/2017							0.0001 (J)		
2/10/2017		<0.003	<0.003						
2/13/2017									
2/21/2017									
2/22/2017									
3/24/2017									
3/27/2017									
3/28/2017									
3/29/2017									
3/30/2017	<0.003					<0.003			
4/3/2017				<0.003					<0.003
4/6/2017					0.0002 (J)				
4/7/2017								<0.003	
4/10/2017									
4/11/2017			<0.003				<0.003		
4/12/2017		<0.003							
5/24/2017									
6/5/2017									
6/6/2017									
6/7/2017									
6/8/2017									
6/9/2017	<0.003			<0.003					
6/12/2017						<0.003		<0.003	<0.003
6/13/2017					0.0002 (J)				
6/14/2017							<0.003		
6/15/2017		<0.003	<0.003						
6/16/2017									
7/12/2017			<0.003				<0.003		
7/14/2017									
7/17/2017									
7/20/2017									
7/26/2017			<0.003						
7/27/2017									
7/28/2017									
8/9/2017									
8/10/2017									
8/24/2017									
9/22/2017									
9/25/2017									
9/26/2017									
9/27/2017									
9/29/2017									
10/2/2017	<0.003			<0.003		<0.003		<0.003	<0.003
10/3/2017					0.0001 (J)				
10/4/2017									
10/5/2017							<0.003		
10/6/2017		<0.003	<0.003						
10/9/2017									
3/14/2018									
3/15/2018									
3/16/2018	<0.003			<0.003				<0.003	<0.003

ND substitution: RL or RL/2 if <15% NDs.

Prediction Limit

Constituent: Beryllium (mg/L) Analysis Run 5/17/2024 12:32 PM View: Appendix I Interwell

Plant Bowen Client: Southern Company Data: Bowen 1, 2, 9, and 10

	GWA-1 (bg)	GWC-15R	GWC-15Z	GWA-2R (bg)	GWC-9	GWA-2 (bg)	GWC-14Z	GWA-50 (bg)	GWA-50R (bg)
3/19/2018						<0.003			
3/20/2018					0.00022 (J)				
3/21/2018									
3/22/2018							0.00203 (JD)		
3/23/2018		<0.003	<0.003						
9/12/2018									
9/13/2018									
9/14/2018				<0.003		<0.003			
9/17/2018	<0.003 (D)							<0.003	
9/18/2018					0.00014 (JD)				<0.003
9/19/2018		<0.003	<0.003				0.00014 (J)		
9/20/2018									
3/13/2019									
3/14/2019									
3/15/2019									
3/18/2019									
3/19/2019				<0.003				<0.003	<0.003
3/20/2019	<0.003					<0.003			
3/21/2019					0.00015 (J)				
3/22/2019			<0.003				9.4E-05 (J)		
3/23/2019									
3/25/2019		<0.003							
3/27/2019									
5/6/2019									
9/9/2019									
9/10/2019									
9/11/2019									
9/12/2019	<0.003					<0.003 (D)			<0.003
9/13/2019				<0.003				<0.003	
9/16/2019					0.0001 (J)				
9/17/2019		<0.003	<0.003				0.00013 (X)		
9/18/2019									
3/6/2020									
3/9/2020									
3/10/2020									
3/11/2020	<0.003			<0.003		<0.003		<0.003	<0.003
3/12/2020					0.00022 (J)				
3/13/2020		<0.003	<0.003				0.00016 (J)		
3/16/2020									
3/17/2020									
9/10/2020									
9/11/2020									
9/14/2020									
9/15/2020	<0.003			<0.003		<0.003			8.5E-05 (J)
9/16/2020								<0.003	
9/17/2020					4.8E-05 (J)				
9/21/2020		<0.003	<0.003				9.5E-05 (J)		
9/22/2020									
3/10/2021									
3/11/2021									
3/12/2021									
3/15/2021									

ND substitution: RL or RL/2 if <15% NDs.

Prediction Limit

Constituent: Beryllium (mg/L) Analysis Run 5/17/2024 12:32 PM View: Appendix I Interwell

Plant Bowen Client: Southern Company Data: Bowen 1, 2, 9, and 10

	GWA-1 (bg)	GWC-15R	GWC-15Z	GWA-2R (bg)	GWC-9	GWA-2 (bg)	GWC-14Z	GWA-50 (bg)	GWA-50R (bg)
3/16/2021	<0.003			<0.003					
3/17/2021						<0.003		<0.003	<0.003
3/18/2021		<0.003	<0.003		0.00016 (J)		0.00012 (J)		
3/19/2021									
3/29/2021									
8/4/2021									
8/5/2021									
8/6/2021									
8/9/2021	<0.003			<0.003		<0.003		<0.003	<0.003
8/10/2021					0.00015 (J)				
8/11/2021		<0.003	<0.003				0.00011 (J)		
8/12/2021									
1/31/2022									
2/1/2022	<0.003			<0.003		<0.003		<0.003	
2/2/2022					0.00018 (J)				5.5E-05 (J)
2/3/2022									
2/4/2022		<0.003					0.00011 (J)		
2/7/2022			<0.003						
2/17/2022									
4/28/2022									
8/10/2022									
8/11/2022									
8/12/2022									
8/15/2022									
8/16/2022	<0.003			<0.003		<0.003		<0.003	
8/17/2022					0.00017 (J)				<0.003
8/18/2022							0.00011 (J)		
8/19/2022		<0.003	<0.003						
2/13/2023									
2/14/2023									
2/16/2023	<0.003			<0.003		<0.003		<0.003	<0.003
2/17/2023									
2/20/2023									
2/21/2023					0.00017 (J)				
2/22/2023		<0.003	<0.003				9.4E-05 (J)		
7/25/2023									
7/26/2023									
7/27/2023	<0.003			<0.003		<0.003			
7/28/2023								<0.003	<0.003
7/31/2023					9.7E-05 (J)				
8/1/2023			<0.003				9.4E-05 (J)		
8/2/2023		<0.003							
2/19/2024									
2/20/2024									
2/21/2024									
2/22/2024	<0.003					<0.003		<0.003	<0.003
2/26/2024				<0.003					
2/27/2024					0.00017 (J)				
2/28/2024		<0.003	<0.003				9.9E-05 (J)		

ND substitution: RL or RL/2 if <15% NDs.

Prediction Limit

Constituent: Beryllium (mg/L) Analysis Run 5/17/2024 12:32 PM View: Appendix I Interwell

Plant Bowen Client: Southern Company Data: Bowen 1, 2, 9, and 10

	GWC-13	GWC-13RZ	GWC-10	GWC-11	GWC-10R	GWC-11R	GWC-8RR	GWC-12	GWC-5
9/30/2014									
10/1/2014	<0.003	<0.003							
10/2/2014			<0.003	<0.003	<0.003	<0.003	<0.003	<0.003	
10/3/2014									0.00073 (J)
10/4/2014									
3/30/2015									
3/31/2015		<0.003							0.00057 (J)
4/1/2015	0.00022 (J)			<0.003		<0.003		<0.003	
4/2/2015			0.00015 (J)		<0.003				
4/3/2015							<0.003		
5/26/2015									
6/18/2015									
7/2/2015									
10/6/2015									
10/7/2015									
10/8/2015							0.00025 (J)		
10/9/2015									
10/10/2015			8.5E-05 (J)						
10/11/2015				<0.003		<0.003			
10/12/2015					<0.003				0.00054 (J)
10/13/2015									
10/14/2015		<0.003						<0.003	
10/15/2015	0.00018 (J)								
3/10/2016									
3/11/2016									
3/14/2016									
3/15/2016									
3/16/2016									
3/17/2016									
3/22/2016									
3/23/2016									
3/28/2016									<0.003
3/29/2016									
3/30/2016							<0.003		
3/31/2016			<0.003		<0.003				
4/4/2016	<0.003	<0.003		<0.003		<0.003		<0.003	
4/5/2016									
5/11/2016									
5/12/2016									
5/13/2016									
5/16/2016									
5/17/2016									
5/18/2016									
5/19/2016									
5/20/2016									
5/23/2016									
5/24/2016							<0.003		
5/25/2016									<0.003
5/26/2016			<0.003	<0.003	<0.003	<0.003			
5/27/2016								<0.003	
5/31/2016	<0.003								
6/1/2016		<0.003 (D)							

ND substitution: RL or RL/2 if <15% NDs.

Prediction Limit

Constituent: Beryllium (mg/L) Analysis Run 5/17/2024 12:32 PM View: Appendix I Interwell

Plant Bowen Client: Southern Company Data: Bowen 1, 2, 9, and 10

	GWC-13	GWC-13RZ	GWC-10	GWC-11	GWC-10R	GWC-11R	GWC-8RR	GWC-12	GWC-5
7/19/2016									
7/20/2016									
7/21/2016									
7/22/2016									
7/25/2016									
7/26/2016									
7/27/2016									
7/28/2016									
7/29/2016									
8/1/2016									0.0006 (J)
8/2/2016							<0.003		
8/3/2016				<0.003	<0.003			<0.003	
8/4/2016	<0.003					<0.003			
8/5/2016			<0.003						
8/9/2016									
9/15/2016									
9/16/2016									
9/19/2016									
9/20/2016									
9/21/2016									
9/22/2016									
9/23/2016									
9/26/2016									
9/27/2016							<0.003		0.0007 (J)
9/28/2016			<0.003	<0.003	<0.003	<0.003			
9/29/2016	9E-05 (J)								
9/30/2016								<0.003	
11/2/2016									
11/3/2016									
11/4/2016									
11/7/2016									
11/9/2016									
11/10/2016									
11/11/2016									0.0007 (J)
11/14/2016									
11/18/2016									
11/21/2016									
11/22/2016			<0.003	<0.003	<0.003	<0.003	<0.003	<0.003	
11/23/2016									
11/28/2016	<0.003								
1/17/2017									
1/18/2017									
1/19/2017									
1/20/2017									
1/23/2017									
1/24/2017									
1/30/2017									
1/31/2017									0.0007 (J)
2/1/2017									
2/3/2017									
2/6/2017							<0.003		
2/7/2017			<0.003		<0.003				

ND substitution: RL or RL/2 if <15% NDs.

Prediction Limit

Constituent: Beryllium (mg/L) Analysis Run 5/17/2024 12:32 PM View: Appendix I Interwell

Plant Bowen Client: Southern Company Data: Bowen 1, 2, 9, and 10

	GWC-13	GWC-13RZ	GWC-10	GWC-11	GWC-10R	GWC-11R	GWC-8RR	GWC-12	GWC-5
2/8/2017				<0.003		<0.003			
2/9/2017	<0.003								
2/10/2017									
2/13/2017								<0.003	
2/21/2017									
2/22/2017		<0.003							
3/24/2017									
3/27/2017									
3/28/2017									
3/29/2017									
3/30/2017									
4/3/2017									0.0007 (J)
4/6/2017							<0.003		
4/7/2017									
4/10/2017			<0.003	<0.003	<0.003	<0.003			
4/11/2017		<0.003						<0.003	
4/12/2017	0.0001 (J)								
5/24/2017									
6/5/2017									
6/6/2017									
6/7/2017									
6/8/2017									
6/9/2017									
6/12/2017									0.0004 (J)
6/13/2017									
6/14/2017			<0.003		<0.003		<0.003	<0.003	
6/15/2017				<0.003		<0.003			
6/16/2017	9E-05 (J)	<0.003							
7/12/2017		<0.003							
7/14/2017									
7/17/2017									
7/20/2017									
7/26/2017									
7/27/2017									
7/28/2017		<0.003							
8/9/2017									
8/10/2017		<0.003							
8/24/2017									
9/22/2017									
9/25/2017									
9/26/2017									
9/27/2017									
9/29/2017									
10/2/2017									
10/3/2017									0.0006 (J)
10/4/2017			<0.003	<0.003	<0.003	<0.003	<0.003	<0.003	
10/5/2017									
10/6/2017		<0.003							
10/9/2017	<0.003								
3/14/2018									
3/15/2018									
3/16/2018									

ND substitution: RL or RL/2 if <15% NDs.

Prediction Limit

Constituent: Beryllium (mg/L) Analysis Run 5/17/2024 12:32 PM View: Appendix I Interwell

Plant Bowen Client: Southern Company Data: Bowen 1, 2, 9, and 10

	GWC-13	GWC-13RZ	GWC-10	GWC-11	GWC-10R	GWC-11R	GWC-8RR	GWC-12	GWC-5
3/19/2018									0.0005 (J)
3/20/2018			0.00019 (J)						
3/21/2018	<0.003			<0.003	<0.003		<0.003		
3/22/2018						<0.003		<0.003	
3/23/2018		<0.003							
9/12/2018									
9/13/2018									
9/14/2018									
9/17/2018									0.00053 (J)
9/18/2018			5.4E-05 (J)	<0.003	<0.003	<0.003	<0.003	<0.003	
9/19/2018	7E-05 (J)								
9/20/2018		<0.003							
3/13/2019									
3/14/2019									
3/15/2019									
3/18/2019									
3/19/2019									
3/20/2019									0.00046 (J)
3/21/2019									
3/22/2019		<0.003	0.00018 (J)		<0.003				
3/23/2019	6.1E-05 (J)			5.7E-05 (J)		<0.003		<0.003	
3/25/2019									
3/27/2019							<0.003		
5/6/2019									
9/9/2019									
9/10/2019									
9/11/2019									
9/12/2019									
9/13/2019									
9/16/2019							<0.003 (D)		0.00051 (J)
9/17/2019			<0.003	<0.003	<0.003	<0.003		<0.003 (D)	
9/18/2019	7.4E-05 (J)	<0.003							
3/6/2020									
3/9/2020									
3/10/2020									
3/11/2020									
3/12/2020			0.00017 (J)	<0.003	<0.003	<0.003	<0.003	<0.003	
3/13/2020	8E-05 (J)								
3/16/2020									0.00048 (J)
3/17/2020		<0.003							
9/10/2020									
9/11/2020									
9/14/2020									
9/15/2020									
9/16/2020									0.00069 (J)
9/17/2020			<0.003		<0.003		<0.003		
9/21/2020				<0.003		<0.003		<0.003	
9/22/2020	<0.003	<0.003							
3/10/2021									
3/11/2021									
3/12/2021									
3/15/2021									

Prediction Limit

Constituent: Beryllium (mg/L) Analysis Run 5/17/2024 12:32 PM View: Appendix I Interwell

Plant Bowen Client: Southern Company Data: Bowen 1, 2, 9, and 10

	GWC-13	GWC-13RZ	GWC-10	GWC-11	GWC-10R	GWC-11R	GWC-8RR	GWC-12	GWC-5
3/16/2021									
3/17/2021							<0.003		0.00061
3/18/2021	7E-05 (J)		0.0001 (J)		<0.003				
3/19/2021		<0.003		<0.003		<0.003		<0.003	
3/29/2021									
8/4/2021									
8/5/2021									
8/6/2021									
8/9/2021									0.00069
8/10/2021			9.4E-05 (J)				<0.003		
8/11/2021	7.4E-05 (J)			<0.003	<0.003	<0.003		<0.003	
8/12/2021		<0.003							
1/31/2022									
2/1/2022									
2/2/2022							<0.003	<0.003	0.00075
2/3/2022									
2/4/2022		<0.003	0.00021 (J)	<0.003	<0.003	<0.003			
2/7/2022									
2/17/2022	8.9E-05 (J)								
4/28/2022									0.00078
8/10/2022									
8/11/2022									
8/12/2022									
8/15/2022									
8/16/2022									0.0006
8/17/2022			7E-05 (J)				<0.003		
8/18/2022	<0.003			<0.003	<0.003	<0.003		<0.003	
8/19/2022		<0.003							
2/13/2023									
2/14/2023									
2/16/2023									
2/17/2023									
2/20/2023			0.0003 (J)	<0.003	<0.003	<0.003			0.0006
2/21/2023							<0.003	<0.003	
2/22/2023	<0.003	<0.003							
7/25/2023									
7/26/2023									
7/27/2023									
7/28/2023									0.00076
7/31/2023			8.3E-05 (J)		<0.003		<0.003		
8/1/2023	<0.003			<0.003		<0.003		<0.003	
8/2/2023		<0.003							
2/19/2024									
2/20/2024									
2/21/2024									
2/22/2024									
2/26/2024									0.00057
2/27/2024	<0.003		0.00014 (J)		<0.003		<0.003	<0.003	
2/28/2024		<0.003		<0.003		<0.003			

ND substitution: RL or RL/2 if <15% NDs.

Prediction Limit

Constituent: Beryllium (mg/L) Analysis Run 5/17/2024 12:32 PM View: Appendix I Interwell

Plant Bowen Client: Southern Company Data: Bowen 1, 2, 9, and 10

	GWC-6	GWA-3A (bg)	GWC-8Z	GWC-6RZ	GWC-47	GWC-48	GWC-46R	GWC-47R	GWA-43R (bg)
9/30/2014									
10/1/2014									
10/2/2014									
10/3/2014	0.00024 (J)								
10/4/2014		<0.003							
3/30/2015									
3/31/2015		<0.003							
4/1/2015	0.00021 (J)								
4/2/2015									
4/3/2015									
5/26/2015			<0.003	8.8E-05 (J)					
6/18/2015			0.0013 (D)	<0.003 (D)					
7/2/2015			<0.003	<0.003					
10/6/2015									
10/7/2015									
10/8/2015			<0.003						
10/9/2015	<0.003			<0.003					
10/10/2015									
10/11/2015									
10/12/2015		<0.003							
10/13/2015									
10/14/2015									
10/15/2015									
3/10/2016					<0.003	<0.003	<0.003	<0.003	
3/11/2016									<0.003
3/14/2016									
3/15/2016									
3/16/2016									
3/17/2016									
3/22/2016			<0.003						
3/23/2016		<0.003							
3/28/2016									
3/29/2016	<0.003			<0.003					
3/30/2016									
3/31/2016									
4/4/2016									
4/5/2016									
5/11/2016									
5/12/2016									
5/13/2016									<0.003
5/16/2016									
5/17/2016						<0.003	<0.003		
5/18/2016					<0.003			<0.003	
5/19/2016									
5/20/2016									
5/23/2016		<0.003							
5/24/2016	<0.003			<0.003					
5/25/2016			<0.003						
5/26/2016									
5/27/2016									
5/31/2016									
6/1/2016									

ND substitution: RL or RL/2 if <15% NDs.

Prediction Limit

Constituent: Beryllium (mg/L) Analysis Run 5/17/2024 12:32 PM View: Appendix I Interwell

Plant Bowen Client: Southern Company Data: Bowen 1, 2, 9, and 10

	GWC-6	GWA-3A (bg)	GWC-8Z	GWC-6RZ	GWC-47	GWC-48	GWC-46R	GWC-47R	GWA-43R (bg)
7/19/2016									<0.003
7/20/2016									
7/21/2016									
7/22/2016									
7/25/2016									
7/26/2016							<0.003		
7/27/2016					<0.003	0.0002 (J)		<0.003	
7/28/2016									
7/29/2016		<0.003							
8/1/2016	<0.003			<0.003					
8/2/2016			<0.003						
8/3/2016									
8/4/2016									
8/5/2016									
8/9/2016									
9/15/2016									
9/16/2016									<0.003
9/19/2016									
9/20/2016					<0.003	0.0002 (J)	<0.003	<0.003	
9/21/2016									
9/22/2016		<0.003							
9/23/2016									
9/26/2016	<0.003		<0.003	<0.003					
9/27/2016									
9/28/2016									
9/29/2016									
9/30/2016									
11/2/2016									<0.003
11/3/2016									
11/4/2016						0.0002 (J)	<0.003	<0.003	
11/7/2016					<0.003				
11/9/2016									
11/10/2016		<0.003							
11/11/2016									
11/14/2016				<0.003					
11/18/2016	<0.003								
11/21/2016			<0.003						
11/22/2016									
11/23/2016									
11/28/2016									
1/17/2017									
1/18/2017									<0.003
1/19/2017									
1/20/2017							<0.003	<0.003	
1/23/2017					<0.003	<0.003			
1/24/2017									
1/30/2017									
1/31/2017		<0.003							
2/1/2017	<0.003			<0.003					
2/3/2017			<0.003						
2/6/2017									
2/7/2017									

ND substitution: RL or RL/2 if <15% NDs.

Prediction Limit

Constituent: Beryllium (mg/L) Analysis Run 5/17/2024 12:32 PM View: Appendix I Interwell

Plant Bowen Client: Southern Company Data: Bowen 1, 2, 9, and 10

	GWC-6	GWA-3A (bg)	GWC-8Z	GWC-6RZ	GWC-47	GWC-48	GWC-46R	GWC-47R	GWA-43R (bg)
2/8/2017									
2/9/2017									
2/10/2017									
2/13/2017									
2/21/2017									
2/22/2017									
3/24/2017									
3/27/2017									
3/28/2017						0.0002 (J)	<0.003		<0.003
3/29/2017					<0.003			<0.003	
3/30/2017		<0.003							
4/3/2017									
4/6/2017	<0.003			<0.003					
4/7/2017			<0.003						
4/10/2017									
4/11/2017									
4/12/2017									
5/24/2017									
6/5/2017									
6/6/2017									<0.003
6/7/2017							<0.003		
6/8/2017					<0.003	0.0002 (J)		<0.003	
6/9/2017									
6/12/2017		<0.003							
6/13/2017	<0.003		<0.003	<0.003					
6/14/2017									
6/15/2017									
6/16/2017									
7/12/2017									
7/14/2017									
7/17/2017									
7/20/2017									
7/26/2017									
7/27/2017									
7/28/2017									
8/9/2017									
8/10/2017									
8/24/2017									
9/22/2017									<0.003
9/25/2017									
9/26/2017									
9/27/2017					<0.003			<0.003	
9/29/2017						0.0002 (J)	<0.003		
10/2/2017									
10/3/2017	<0.003		<0.003	<0.003					
10/4/2017		<0.003							
10/5/2017									
10/6/2017									
10/9/2017									
3/14/2018									
3/15/2018					<0.003	0.00025 (J)	<0.003		5.1E-05 (J)
3/16/2018								<0.003	

ND substitution: RL or RL/2 if <15% NDs.

Prediction Limit

Constituent: Beryllium (mg/L) Analysis Run 5/17/2024 12:32 PM View: Appendix I Interwell

Plant Bowen Client: Southern Company Data: Bowen 1, 2, 9, and 10

	GWC-6	GWA-3A (bg)	GWC-8Z	GWC-6RZ	GWC-47	GWC-48	GWC-46R	GWC-47R	GWA-43R (bg)
3/19/2018	6.6E-05 (J)	<0.003							
3/20/2018			<0.003	6.8E-05 (J)					
3/21/2018									
3/22/2018									
3/23/2018									
9/12/2018									<0.003
9/13/2018					<0.003	0.00026 (J)	<0.003	<0.003	
9/14/2018									
9/17/2018	<0.003	<0.003		5.8E-05 (J)					
9/18/2018			<0.003						
9/19/2018									
9/20/2018									
3/13/2019									<0.003
3/14/2019									
3/15/2019					<0.003	0.00022 (J)			
3/18/2019							<0.003		
3/19/2019								<0.003	
3/20/2019		<0.003							
3/21/2019	<0.003			7.6E-05 (J)					
3/22/2019									
3/23/2019									
3/25/2019									
3/27/2019									
5/6/2019			0.0001 (J)						
9/9/2019									
9/10/2019									
9/11/2019						0.0003 (JD)	<0.003	<0.003	<0.003
9/12/2019					<0.003				
9/13/2019		<0.003							
9/16/2019	<0.003		<0.003	<0.003					
9/17/2019									
9/18/2019									
3/6/2020									
3/9/2020					<0.003	0.00028 (J)		<0.003	<0.003
3/10/2020							<0.003		
3/11/2020		<0.003							
3/12/2020	<0.003			9.3E-05 (J)					
3/13/2020									
3/16/2020			<0.003						
3/17/2020									
9/10/2020									
9/11/2020									
9/14/2020					<0.003	0.00033 (J)	<0.003		<0.003
9/15/2020								<0.003	
9/16/2020	<0.003			6.7E-05 (J)					
9/17/2020			4.9E-05 (J)						
9/21/2020									
9/22/2020									
3/10/2021									
3/11/2021					<0.003	0.00033 (J)	<0.003	<0.003	<0.003
3/12/2021									
3/15/2021									

ND substitution: RL or RL/2 if <15% NDs.

Prediction Limit

Constituent: Beryllium (mg/L) Analysis Run 5/17/2024 12:32 PM View: Appendix I Interwell

Plant Bowen Client: Southern Company Data: Bowen 1, 2, 9, and 10

	GWC-6	GWA-3A (bg)	GWC-8Z	GWC-6RZ	GWC-47	GWC-48	GWC-46R	GWC-47R	GWA-43R (bg)
3/16/2021									
3/17/2021	<0.003			<0.003					
3/18/2021			8.5E-05 (J)						
3/19/2021									
3/29/2021		<0.003							
8/4/2021						0.00031 (J)			
8/5/2021					<0.003		<0.003	<0.003	<0.003
8/6/2021									
8/9/2021		<0.003							
8/10/2021	<0.003		6.2E-05 (J)	6.1E-05 (J)					
8/11/2021									
8/12/2021									
1/31/2022						0.00036 (J)	<0.003		<0.003
2/1/2022					<0.003			<0.003	
2/2/2022	<0.003	<0.003	6.4E-05 (J)	7E-05 (J)					
2/3/2022									
2/4/2022									
2/7/2022									
2/17/2022									
4/28/2022									
8/10/2022									<0.003
8/11/2022									
8/12/2022									
8/15/2022					<0.003	0.00037 (J)	<0.003	6.5E-05 (J)	
8/16/2022		<0.003							
8/17/2022	<0.003		0.0001 (J)	9.8E-05 (J)					
8/18/2022									
8/19/2022									
2/13/2023									<0.003
2/14/2023					<0.003	0.00038 (J)	<0.003	<0.003	
2/16/2023									
2/17/2023	<0.003	<0.003		5.4E-05 (J)					
2/20/2023			<0.003						
2/21/2023									
2/22/2023									
7/25/2023									<0.003
7/26/2023						0.00048 (J)	<0.003		
7/27/2023					5.9E-05 (J)			<0.003	
7/28/2023				<0.003					
7/31/2023	<0.003		5.6E-05 (J)						
8/1/2023		<0.003							
8/2/2023									
2/19/2024									
2/20/2024									<0.003
2/21/2024					<0.003	0.0005 (J)	<0.003	<0.003	
2/22/2024		<0.003							
2/26/2024	<0.003		<0.003	<0.003					
2/27/2024									
2/28/2024									

ND substitution: RL or RL/2 if <15% NDs.

Prediction Limit

Constituent: Beryllium (mg/L) Analysis Run 5/17/2024 12:32 PM View: Appendix I Interwell

Plant Bowen Client: Southern Company Data: Bowen 1, 2, 9, and 10

	GWA-42 (bg)	GWA-43 (bg)	GWA-39Z (bg)	GWA-41R (bg)	GWA-40 (bg)	GWA-41 (bg)	GWC-45	GWC-44	GWC-45R
9/30/2014									
10/1/2014									
10/2/2014									
10/3/2014									
10/4/2014									
3/30/2015									
3/31/2015									
4/1/2015									
4/2/2015									
4/3/2015									
5/26/2015									
6/18/2015									
7/2/2015									
10/6/2015									
10/7/2015									
10/8/2015									
10/9/2015									
10/10/2015									
10/11/2015									
10/12/2015									
10/13/2015									
10/14/2015									
10/15/2015									
3/10/2016									
3/11/2016	<0.003	<0.003							
3/14/2016			<0.003						
3/15/2016				<0.003	<0.003	<0.003			
3/16/2016							<0.003	<0.003	<0.003
3/17/2016									
3/22/2016									
3/23/2016									
3/28/2016									
3/29/2016									
3/30/2016									
3/31/2016									
4/4/2016									
4/5/2016									
5/11/2016			<0.003		<0.003				
5/12/2016						<0.003			
5/13/2016		<0.003		<0.003					
5/16/2016	<0.003						<0.003 (D)	<0.003	<0.003 (D)
5/17/2016									
5/18/2016									
5/19/2016									
5/20/2016									
5/23/2016									
5/24/2016									
5/25/2016									
5/26/2016									
5/27/2016									
5/31/2016									
6/1/2016									

ND substitution: RL or RL/2 if <15% NDs.

Prediction Limit

Constituent: Beryllium (mg/L) Analysis Run 5/17/2024 12:32 PM View: Appendix I Interwell

Plant Bowen Client: Southern Company Data: Bowen 1, 2, 9, and 10

	GWA-42 (bg)	GWA-43 (bg)	GWA-39Z (bg)	GWA-41R (bg)	GWA-40 (bg)	GWA-41 (bg)	GWC-45	GWC-44	GWC-45R
7/19/2016		<0.003	<0.003						
7/20/2016						<0.003			
7/21/2016				<0.003	<0.003				
7/22/2016	0.0002 (J)								
7/25/2016							<0.003 (D)	<0.003	<0.003 (D)
7/26/2016									
7/27/2016									
7/28/2016									
7/29/2016									
8/1/2016									
8/2/2016									
8/3/2016									
8/4/2016									
8/5/2016									
8/9/2016									
9/15/2016			<0.003		<0.003	<0.003			
9/16/2016		<0.003							
9/19/2016	0.0001 (J)						<0.003 (D)	<0.003	<0.003 (D)
9/20/2016									
9/21/2016				<0.003					
9/22/2016									
9/23/2016									
9/26/2016									
9/27/2016									
9/28/2016									
9/29/2016									
9/30/2016									
11/2/2016		<0.003	<0.003						
11/3/2016	0.0002 (J)			<0.003	<0.003	<0.003		<0.003	<0.003 (D)
11/4/2016							<0.003 (D)		
11/7/2016									
11/9/2016									
11/10/2016									
11/11/2016									
11/14/2016									
11/18/2016									
11/21/2016									
11/22/2016									
11/23/2016									
11/28/2016									
1/17/2017	0.0001 (J)			<0.003	<0.003				
1/18/2017		<0.003	<0.003			<0.003			
1/19/2017								<0.003	
1/20/2017									<0.003 (D)
1/23/2017							<0.003 (D)		
1/24/2017									
1/30/2017									
1/31/2017									
2/1/2017									
2/3/2017									
2/6/2017									
2/7/2017									

ND substitution: RL or RL/2 if <15% NDs.

Prediction Limit

Constituent: Beryllium (mg/L) Analysis Run 5/17/2024 12:32 PM View: Appendix I Interwell

Plant Bowen Client: Southern Company Data: Bowen 1, 2, 9, and 10

	GWA-42 (bg)	GWA-43 (bg)	GWA-39Z (bg)	GWA-41R (bg)	GWA-40 (bg)	GWA-41 (bg)	GWC-45	GWC-44	GWC-45R
2/8/2017									
2/9/2017									
2/10/2017									
2/13/2017									
2/21/2017									
2/22/2017									
3/24/2017					<0.003	<0.003			
3/27/2017	0.0001 (J)			<0.003					
3/28/2017		<0.003	<0.003					8E-05 (J)	
3/29/2017							<0.003 (D)		<0.003 (D)
3/30/2017									
4/3/2017									
4/6/2017									
4/7/2017									
4/10/2017									
4/11/2017									
4/12/2017									
5/24/2017					<0.003				
6/5/2017								9E-05 (J)	
6/6/2017		<0.003		<0.003		<0.003			
6/7/2017	0.0001 (J)		<0.003				<0.003		<0.003
6/8/2017									
6/9/2017									
6/12/2017									
6/13/2017									
6/14/2017									
6/15/2017									
6/16/2017									
7/12/2017									
7/14/2017									
7/17/2017									
7/20/2017									
7/26/2017									
7/27/2017									
7/28/2017									
8/9/2017									
8/10/2017									
8/24/2017									
9/22/2017		<0.003							
9/25/2017				<0.003		<0.003			
9/26/2017	0.0001 (J)		<0.003		<0.003			<0.003	
9/27/2017							<0.003		<0.003
9/29/2017									
10/2/2017									
10/3/2017									
10/4/2017									
10/5/2017									
10/6/2017									
10/9/2017									
3/14/2018	0.00014 (J)	<0.003	<0.003	<0.003	<0.003	<0.003			
3/15/2018							<0.003	7.7E-05 (J)	<0.003
3/16/2018									

Prediction Limit

Constituent: Beryllium (mg/L) Analysis Run 5/17/2024 12:32 PM View: Appendix I Interwell

Plant Bowen Client: Southern Company Data: Bowen 1, 2, 9, and 10

	GWA-42 (bg)	GWA-43 (bg)	GWA-39Z (bg)	GWA-41R (bg)	GWA-40 (bg)	GWA-41 (bg)	GWC-45	GWC-44	GWC-45R
3/19/2018									
3/20/2018									
3/21/2018									
3/22/2018									
3/23/2018									
9/12/2018		<0.003	<0.003	<0.003	<0.003	<0.003		<0.003	
9/13/2018							<0.003		<0.003
9/14/2018	0.00012 (J)								
9/17/2018									
9/18/2018									
9/19/2018									
9/20/2018									
3/13/2019		<0.003			<0.003				
3/14/2019	0.00017 (J)			5.2E-05 (J)		<0.003	<0.003 (D)	7.8E-05 (J)	<0.003 (D)
3/15/2019			<0.003						
3/18/2019									
3/19/2019									
3/20/2019									
3/21/2019									
3/22/2019									
3/23/2019									
3/25/2019									
3/27/2019									
5/6/2019									
9/9/2019			<0.003		<0.003				
9/10/2019	0.00015 (J)			<0.003		<0.003 (D)			
9/11/2019		<0.003					<0.003 (D)	<0.003	<0.003 (D)
9/12/2019									
9/13/2019									
9/16/2019									
9/17/2019									
9/18/2019									
3/6/2020	0.00017 (J)					<0.003			
3/9/2020		<0.003	<0.003	<0.003	<0.003				
3/10/2020							<0.003	7.4E-05 (J)	<0.003
3/11/2020									
3/12/2020									
3/13/2020									
3/16/2020									
3/17/2020									
9/10/2020	0.00014 (J)		<0.003	<0.003		<0.003			
9/11/2020		6.9E-05 (J)			<0.003		<0.003		5.6E-05 (J)
9/14/2020									
9/15/2020								5.7E-05 (J)	
9/16/2020									
9/17/2020									
9/21/2020									
9/22/2020									
3/10/2021				<0.003	<0.003				
3/11/2021	0.00015 (J)	<0.003				<0.003	<0.003	6.4E-05 (J)	<0.003
3/12/2021			<0.003						
3/15/2021									

ND substitution: RL or RL/2 if <15% NDs.

Prediction Limit

Constituent: Beryllium (mg/L) Analysis Run 5/17/2024 12:32 PM View: Appendix I Interwell

Plant Bowen Client: Southern Company Data: Bowen 1, 2, 9, and 10

	GWA-42 (bg)	GWA-43 (bg)	GWA-39Z (bg)	GWA-41R (bg)	GWA-40 (bg)	GWA-41 (bg)	GWC-45	GWC-44	GWC-45R
3/16/2021									
3/17/2021									
3/18/2021									
3/19/2021									
3/29/2021									
8/4/2021	0.00012 (J)		<0.003	<0.003	<0.003	<0.003		6.7E-05 (J)	
8/5/2021									
8/6/2021		<0.003					<0.003		<0.003
8/9/2021									
8/10/2021									
8/11/2021									
8/12/2021									
1/31/2022	0.00014 (J)	<0.003	<0.003	<0.003	<0.003	<0.003		6.5E-05 (J)	
2/1/2022							<0.003		<0.003
2/2/2022									
2/3/2022									
2/4/2022									
2/7/2022									
2/17/2022									
4/28/2022									
8/10/2022	0.00016 (J)		<0.003						
8/11/2022		7.6E-05 (J)		<0.003		<0.003			
8/12/2022					<0.003		<0.003		<0.003
8/15/2022								5.7E-05 (J)	
8/16/2022									
8/17/2022									
8/18/2022									
8/19/2022									
2/13/2023	0.00015 (J)		<0.003	<0.003	<0.003	<0.003			
2/14/2023		<0.003					<0.003	6.2E-05 (J)	<0.003
2/16/2023									
2/17/2023									
2/20/2023									
2/21/2023									
2/22/2023									
7/25/2023		<0.003		<0.003		<0.003			
7/26/2023	0.00019 (J)		<0.003		<0.003		<0.003	5.7E-05 (J)	<0.003
7/27/2023									
7/28/2023									
7/31/2023									
8/1/2023									
8/2/2023									
2/19/2024			<0.003	<0.003	<0.003	<0.003			
2/20/2024	0.00014 (J)	<0.003					<0.003	<0.003	<0.003
2/21/2024									
2/22/2024									
2/26/2024									
2/27/2024									
2/28/2024									

ND substitution: RL or RL/2 if <15% NDs.

Prediction Limit

Constituent: Beryllium (mg/L) Analysis Run 5/17/2024 12:32 PM View: Appendix I Interwell

Plant Bowen Client: Southern Company Data: Bowen 1, 2, 9, and 10

	GWC-49R	GWC-49Z	GWA-39RZ (bg)	GWC-7Z	GWA-4RZ (bg)
9/30/2014					
10/1/2014					
10/2/2014					
10/3/2014					
10/4/2014					
3/30/2015					
3/31/2015					
4/1/2015					
4/2/2015					
4/3/2015					
5/26/2015					
6/18/2015					
7/2/2015					
10/6/2015					
10/7/2015					
10/8/2015					
10/9/2015					
10/10/2015					
10/11/2015					
10/12/2015					
10/13/2015					
10/14/2015					
10/15/2015					
3/10/2016					
3/11/2016					
3/14/2016					
3/15/2016					
3/16/2016					
3/17/2016	<0.003	<0.003			
3/22/2016					
3/23/2016					
3/28/2016					
3/29/2016					
3/30/2016					
3/31/2016					
4/4/2016					
4/5/2016					
5/11/2016					
5/12/2016					
5/13/2016					
5/16/2016			<0.003 (D)		
5/17/2016					
5/18/2016	<0.003	<0.003			
5/19/2016					
5/20/2016					
5/23/2016					
5/24/2016					
5/25/2016					
5/26/2016					
5/27/2016					
5/31/2016				<0.003	
6/1/2016					

ND substitution: RL or RL/2 if <15% NDs.

Prediction Limit

Constituent: Beryllium (mg/L) Analysis Run 5/17/2024 12:32 PM View: Appendix I Interwell

Plant Bowen Client: Southern Company Data: Bowen 1, 2, 9, and 10

	GWC-49R	GWC-49Z	GWA-39RZ (bg)	GWC-7Z	GWA-4RZ (bg)
7/19/2016					
7/20/2016					
7/21/2016					
7/22/2016					
7/25/2016					
7/26/2016					
7/27/2016	<0.003		0.0004 (JD)		
7/28/2016		<0.003			
7/29/2016					
8/1/2016					
8/2/2016				<0.003	
8/3/2016					
8/4/2016					
8/5/2016					
8/9/2016					
9/15/2016					
9/16/2016					
9/19/2016					
9/20/2016					
9/21/2016	<0.003	<0.003			
9/22/2016					
9/23/2016					
9/26/2016					
9/27/2016				<0.003	
9/28/2016					
9/29/2016					
9/30/2016					
11/2/2016					
11/3/2016					
11/4/2016	<0.003				
11/7/2016		<0.003			
11/9/2016					
11/10/2016					
11/11/2016					
11/14/2016					
11/18/2016					
11/21/2016				<0.003	
11/22/2016					
11/23/2016					
11/28/2016					
1/17/2017					
1/18/2017					
1/19/2017					
1/20/2017					
1/23/2017					
1/24/2017	<0.003	<0.003			
1/30/2017					
1/31/2017					
2/1/2017				<0.003	
2/3/2017					
2/6/2017					
2/7/2017					

Prediction Limit

Constituent: Beryllium (mg/L) Analysis Run 5/17/2024 12:32 PM View: Appendix I Interwell

Plant Bowen Client: Southern Company Data: Bowen 1, 2, 9, and 10

	GWC-49R	GWC-49Z	GWA-39RZ (bg)	GWC-7Z	GWA-4RZ (bg)
2/8/2017					
2/9/2017					
2/10/2017					
2/13/2017					
2/21/2017			<0.003		
2/22/2017					<0.003
3/24/2017					
3/27/2017			<0.003 (D)		
3/28/2017					
3/29/2017	<0.003				
3/30/2017		<0.003			
4/3/2017					
4/6/2017				<0.003	
4/7/2017					<0.003
4/10/2017					
4/11/2017					
4/12/2017					
5/24/2017					
6/5/2017					
6/6/2017					
6/7/2017					
6/8/2017	<0.003		<0.003 (D)		
6/9/2017		<0.003			
6/12/2017					
6/13/2017				<0.003	
6/14/2017					<0.003 (D)
6/15/2017					
6/16/2017					
7/12/2017					<0.003 (D)
7/14/2017				<0.003	
7/17/2017			<0.003 (D)		
7/20/2017					<0.003 (D)
7/26/2017					
7/27/2017			<0.003		
7/28/2017					<0.003
8/9/2017			<0.003		<0.003
8/10/2017					
8/24/2017					<0.003
9/22/2017					
9/25/2017					
9/26/2017					
9/27/2017					
9/29/2017	<0.003	<0.003	<0.003 (D)		
10/2/2017					
10/3/2017				<0.003	<0.003 (D)
10/4/2017					
10/5/2017					
10/6/2017					
10/9/2017					
3/14/2018					
3/15/2018	<0.003	<0.003			
3/16/2018			<0.003		

ND substitution: RL or RL/2 if <15% NDs.

Prediction Limit

Constituent: Beryllium (mg/L) Analysis Run 5/17/2024 12:32 PM View: Appendix I Interwell

Plant Bowen Client: Southern Company Data: Bowen 1, 2, 9, and 10

	GWC-49R	GWC-49Z	GWA-39RZ (bg)	GWC-7Z	GWA-4RZ (bg)
3/19/2018					
3/20/2018				<0.003	
3/21/2018					<0.003
3/22/2018					
3/23/2018					
9/12/2018					
9/13/2018	<0.003				
9/14/2018		<0.003	<0.003		
9/17/2018					
9/18/2018				<0.003	<0.003
9/19/2018					
9/20/2018					
3/13/2019					
3/14/2019			<0.003		
3/15/2019					
3/18/2019	<0.003				
3/19/2019		<0.003			
3/20/2019					
3/21/2019				<0.003	<0.003 (D)
3/22/2019					
3/23/2019					
3/25/2019					
3/27/2019					
5/6/2019					
9/9/2019					
9/10/2019					
9/11/2019	<0.003	<0.003			
9/12/2019					<0.003 (D)
9/13/2019				<0.003	
9/16/2019					
9/17/2019					
9/18/2019					
3/6/2020					
3/9/2020		<0.003	<0.003		
3/10/2020					
3/11/2020	<0.003				
3/12/2020				<0.003	<0.003
3/13/2020					
3/16/2020					
3/17/2020					
9/10/2020					
9/11/2020	<0.003				
9/14/2020		<0.003			
9/15/2020					
9/16/2020			<0.003	<0.003	
9/17/2020					<0.003
9/21/2020					
9/22/2020					
3/10/2021					
3/11/2021					
3/12/2021					
3/15/2021	<0.003	<0.003			

ND substitution: RL or RL/2 if <15% NDs.

Prediction Limit

Constituent: Beryllium (mg/L) Analysis Run 5/17/2024 12:32 PM View: Appendix I Interwell

Plant Bowen Client: Southern Company Data: Bowen 1, 2, 9, and 10

	GWC-49R	GWC-49Z	GWA-39RZ (bg)	GWC-7Z	GWA-4RZ (bg)
3/16/2021			<0.003		<0.003
3/17/2021				<0.003	
3/18/2021					
3/19/2021					
3/29/2021					
8/4/2021					
8/5/2021		<0.003			
8/6/2021			<0.003		
8/9/2021					
8/10/2021				<0.003	<0.003
8/11/2021	<0.003				
8/12/2021					
1/31/2022					
2/1/2022	<0.003	<0.003			
2/2/2022			<0.003	<0.003	
2/3/2022					<0.003
2/4/2022					
2/7/2022					
2/17/2022					
4/28/2022					
8/10/2022					
8/11/2022					
8/12/2022					
8/15/2022	<0.003	<0.003			
8/16/2022			<0.003		
8/17/2022				<0.003	<0.003
8/18/2022					
8/19/2022					
2/13/2023					
2/14/2023	<0.003	<0.003	<0.003		
2/16/2023					
2/17/2023					<0.003
2/20/2023				<0.003	
2/21/2023					
2/22/2023					
7/25/2023			<0.003		
7/26/2023					
7/27/2023	<0.003	<0.003			
7/28/2023					<0.003
7/31/2023				<0.003	
8/1/2023					
8/2/2023					
2/19/2024			<0.003		
2/20/2024					
2/21/2024	<0.003	<0.003			
2/22/2024					
2/26/2024				<0.003	
2/27/2024					<0.003
2/28/2024					

Prediction Limit

Constituent: Mercury (mg/L) Analysis Run 5/17/2024 12:32 PM View: Appendix I Interwell

Plant Bowen Client: Southern Company Data: Bowen 1, 2, 9, and 10

	GWC-11	GWC-10R	GWC-10	GWC-11R	GWC-12	GWC-13	GWC-13RZ	GWC-6	GWA-1 (bg)
8/21/2007	<0.0005	<0.0005	<0.0005	<0.0005	<0.0005	<0.0005	<0.0005		
8/22/2007								<0.0005	
8/23/2007									<0.0005
8/24/2007									
10/23/2007									<0.0005
10/24/2007									
10/25/2007								<0.0005	
11/1/2007	<0.0005	<0.0005	<0.0005	<0.0005	<0.0005	<0.0005	<0.0005		
11/2/2007									
11/17/2007									
11/18/2007	<0.0005			<0.0005					<0.0005
11/19/2007					<0.0005	<0.0005	<0.0005		
11/20/2007		<0.0005	<0.0005					<0.0005	
1/15/2008									
1/16/2008					<0.0005				
1/23/2008								<0.0005	
1/30/2008	<0.0005	<0.0005	<0.0005	<0.0005					<0.0005
1/31/2008						<0.0005	<0.0005		
3/5/2008	<0.0005				<0.0005	<0.0005	<0.0005		
3/6/2008		<0.0005	<0.0005	<0.0005					
3/10/2008									<0.0005
3/11/2008								<0.0005	
5/6/2008									
5/7/2008	0.000181			<0.0005			<0.0005		
5/8/2008		<0.0005							
5/12/2008			<0.0005			<0.0005			
5/13/2008					<0.0005				<0.0005
5/14/2008								<0.0005	
12/2/2008									
12/4/2008									
12/5/2008									<0.0005
12/11/2008								<0.0005	
12/12/2008							<0.0005		
12/13/2008			<0.0005		<0.0005	<0.0005			
12/14/2008	<0.0005	<0.0005		<0.0005					
4/15/2009									<0.0005
4/16/2009					<0.0005				
4/21/2009									
4/23/2009								<0.0005	
4/28/2009						<0.0005			
4/29/2009	<0.0005	<0.0005	<0.0005	<0.0005			<0.0005		
10/6/2009									
10/7/2009									<0.0005
10/8/2009									
10/9/2009								<0.0005	
10/13/2009									
10/19/2009									
10/20/2009			<0.0005						
10/21/2009		<0.0005			<0.0005	<0.0005	<0.0005		
10/22/2009	<0.0005			<0.0005					
4/20/2010									
4/21/2010	<0.0005	<0.0005		<0.0005					

ND substitution: RL or RL/2 if <15% NDs.

Prediction Limit

Constituent: Mercury (mg/L) Analysis Run 5/17/2024 12:32 PM View: Appendix I Interwell

Plant Bowen Client: Southern Company Data: Bowen 1, 2, 9, and 10

	GWC-11	GWC-10R	GWC-10	GWC-11R	GWC-12	GWC-13	GWC-13RZ	GWC-6	GWA-1 (bg)
4/26/2010			<0.0005						
4/27/2010					<0.0005				
4/28/2010						<0.0005	<0.0005		
5/3/2010									<0.0005
5/4/2010								<0.0005	
9/28/2010	<0.0005	<0.0005							
9/29/2010			<0.0005	<0.0005					
9/30/2010									
10/4/2010									
10/5/2010					<0.0005	<0.0005			
10/6/2010							<0.0005		
10/11/2010								<0.0005	
10/12/2010									<0.0005
4/12/2011	<0.0005	<0.0005							
4/13/2011			<0.0005	<0.0005					
4/14/2011									
4/18/2011									
4/19/2011					<0.0005	<0.0005			
4/20/2011							<0.0005		
4/21/2011									
4/26/2011								<0.0005	
4/27/2011									<0.0005
4/28/2011									
10/4/2011	<0.0005	<0.0005		<0.0005					
10/5/2011			<0.0005						
10/12/2011					<0.0005		<0.0005		
10/13/2011									
10/17/2011									<0.0005
10/18/2011						<0.0005		<0.0005	
10/19/2011									
4/3/2012	<0.0005	<0.0005							
4/4/2012			<0.0005	<0.0005					
4/11/2012									
4/23/2012									
4/24/2012					<0.0005				
4/25/2012						<0.0005	<0.0005		
4/30/2012									
5/1/2012									
5/2/2012								<0.0005	<0.0005
10/2/2012					<0.0005	<0.0005	<0.0005		
10/3/2012	<0.0005		<0.0005	<0.0005					
10/8/2012		<0.0005						<0.0005	<0.0005
10/9/2012									
10/10/2012									
4/2/2013					<0.0005	<0.0005	<0.0005		
4/3/2013	<0.0005	<0.0005	<0.0005	<0.0005					
4/8/2013									
4/9/2013									
4/10/2013								<0.0005	
4/11/2013									
4/12/2013									<0.0005
4/15/2013									

ND substitution: RL or RL/2 if <15% NDs.

Prediction Limit

Constituent: Mercury (mg/L) Analysis Run 5/17/2024 12:32 PM View: Appendix I Interwell

Plant Bowen Client: Southern Company Data: Bowen 1, 2, 9, and 10

	GWC-11	GWC-10R	GWC-10	GWC-11R	GWC-12	GWC-13	GWC-13RZ	GWC-6	GWA-1 (bg)
4/16/2013									
10/8/2013						<0.0005	<0.0005	<0.0005	
10/9/2013	<0.0005			<0.0005	<0.0005				
10/15/2013		<0.0005	<0.0005						
10/16/2013									<0.0005
10/22/2013									
4/1/2014					0.0002 (J)	0.0002 (J)	0.0002 (J)		
4/2/2014	0.0002 (J)			<0.0005					
4/9/2014		<0.0005	<0.0005						
4/10/2014									
4/11/2014									<0.0005
4/14/2014								<0.0005	
4/21/2014									
4/22/2014									
4/23/2014									
9/30/2014									<0.0005
10/1/2014						<0.0005	<0.0005		
10/2/2014	<0.0005	<0.0005	<0.0005	<0.0005	<0.0005				
10/3/2014								3.29E-05 (J)	
10/4/2014									
3/30/2015									<0.0005
3/31/2015							<0.0005		
4/1/2015	<0.0005			<0.0005	<0.0005	<0.0005		<0.0005	
4/2/2015		<0.0005	<0.0005						
4/3/2015									
5/26/2015									
6/18/2015									
7/2/2015									
8/13/2015									
8/14/2015									
10/6/2015									
10/7/2015									
10/8/2015									
10/9/2015								<0.0005	
10/10/2015			<0.0005						
10/11/2015	<0.0005			<0.0005					
10/12/2015		<0.0005							
10/13/2015									<0.0005
10/14/2015					<0.0005		<0.0005		
10/15/2015						<0.0005			
3/10/2016									
3/11/2016									
3/14/2016									
3/15/2016									
3/16/2016									
3/17/2016									
3/22/2016									<0.0005
3/23/2016									
3/28/2016									
3/29/2016								<0.0005	
3/30/2016									
3/31/2016		<0.0005	<0.0005						

ND substitution: RL or RL/2 if <15% NDs.

Prediction Limit

Constituent: Mercury (mg/L) Analysis Run 5/17/2024 12:32 PM View: Appendix I Interwell

Plant Bowen Client: Southern Company Data: Bowen 1, 2, 9, and 10

	GWC-11	GWC-10R	GWC-10	GWC-11R	GWC-12	GWC-13	GWC-13RZ	GWC-6	GWA-1 (bg)
4/4/2016	<0.0005			<0.0005	<0.0005	<0.0005	<0.0005		
4/5/2016									
5/11/2016									
5/12/2016									
5/13/2016									
5/16/2016									
5/17/2016									
5/18/2016									
5/19/2016									<0.0005
5/20/2016									
5/23/2016									
5/24/2016								<0.0005	
5/25/2016									
5/26/2016	<0.0005	<0.0005	<0.0005	<0.0005					
5/27/2016					<0.0005				
5/31/2016						<0.0005			
6/1/2016							<0.0005		
7/19/2016									
7/20/2016									
7/21/2016									
7/22/2016									
7/25/2016									
7/26/2016									
7/27/2016									
7/28/2016									
7/29/2016									<0.0005
8/1/2016								<0.0005	
8/2/2016									
8/3/2016	<0.0005	<0.0005			<0.0005				
8/4/2016				<0.0005		<0.0005			
8/5/2016			<0.0005						
8/9/2016									
9/15/2016									
9/16/2016									
9/19/2016									
9/20/2016									
9/21/2016									
9/22/2016									
9/23/2016									<0.0005
9/26/2016								<0.0005	
9/27/2016									
9/28/2016	<0.0005	<0.0005	<0.0005	<0.0005					
9/29/2016						<0.0005			
9/30/2016					<0.0005				
11/2/2016									
11/3/2016									
11/4/2016									
11/7/2016									
11/9/2016									<0.0005
11/10/2016									
11/11/2016									
11/14/2016									

ND substitution: RL or RL/2 if <15% NDs.

Prediction Limit

Constituent: Mercury (mg/L) Analysis Run 5/17/2024 12:32 PM View: Appendix I Interwell

Plant Bowen Client: Southern Company Data: Bowen 1, 2, 9, and 10

	GWC-11	GWC-10R	GWC-10	GWC-11R	GWC-12	GWC-13	GWC-13RZ	GWC-6	GWA-1 (bg)
11/18/2016								<0.0005	
11/21/2016									
11/22/2016	<0.0005	<0.0005	<0.0005	<0.0005	8E-05 (J)				
11/23/2016									
11/28/2016						<0.0005			
1/17/2017									
1/18/2017									
1/19/2017									
1/20/2017									
1/23/2017									
1/24/2017									
1/30/2017									<0.0005
1/31/2017									
2/1/2017								<0.0005	
2/3/2017									
2/6/2017									
2/7/2017		<0.0005	<0.0005						
2/8/2017	<0.0005			<0.0005					
2/9/2017						<0.0005			
2/10/2017									
2/13/2017					<0.0005				
2/21/2017									
2/22/2017							<0.0005		
3/24/2017									
3/27/2017									
3/28/2017									
3/29/2017									
3/30/2017									<0.0005
4/3/2017									
4/6/2017								<0.0005	
4/7/2017									
4/10/2017	<0.0005	<0.0005	<0.0005	<0.0005					
4/11/2017					<0.0005		<0.0005		
4/12/2017						<0.0005			
5/24/2017									
6/5/2017									
6/6/2017									
6/7/2017									
6/8/2017									
6/9/2017									<0.0005
6/12/2017									
6/13/2017								<0.0005	
6/14/2017		<0.0005	<0.0005		<0.0005				
6/15/2017	<0.0005			<0.0005					
6/16/2017						<0.0005	<0.0005		
7/12/2017							<0.0005		
7/14/2017									
7/17/2017									
7/20/2017									
7/26/2017									
7/27/2017									
7/28/2017							<0.0005		

ND substitution: RL or RL/2 if <15% NDs.

Prediction Limit

Constituent: Mercury (mg/L) Analysis Run 5/17/2024 12:32 PM View: Appendix I Interwell

Plant Bowen Client: Southern Company Data: Bowen 1, 2, 9, and 10

	GWC-11	GWC-10R	GWC-10	GWC-11R	GWC-12	GWC-13	GWC-13RZ	GWC-6	GWA-1 (bg)
8/9/2017									
8/10/2017							<0.0005		
8/24/2017									
9/22/2017									
9/25/2017									
9/26/2017									
9/27/2017									
9/29/2017									
10/2/2017									<0.0005
10/3/2017								<0.0005	
10/4/2017	<0.0005	<0.0005	<0.0005	<0.0005	<0.0005				
10/5/2017									
10/6/2017							<0.0005		
10/9/2017						<0.0005			
3/14/2018									
3/15/2018									
3/16/2018									<0.0005
3/19/2018								<0.0005	
3/20/2018			<0.0005						
3/21/2018	<0.0005	<0.0005				<0.0005			
3/22/2018				<0.0005	<0.0005				
3/23/2018							<0.0005		
9/12/2018									
9/13/2018									
9/14/2018									
9/17/2018								<0.0005	<0.0005 (D)
9/18/2018	<0.0005	<0.0005	<0.0005	<0.0005	<0.0005				
9/19/2018						<0.0005			
9/20/2018							<0.0005		
3/13/2019									
3/14/2019									
3/15/2019									
3/18/2019									
3/19/2019									
3/20/2019									<0.0005
3/21/2019								<0.0005	
3/22/2019		<0.0005	<0.0005				<0.0005		
3/23/2019	<0.0005			<0.0005	<0.0005	<0.0005			
3/25/2019									
3/27/2019									
5/6/2019									
9/9/2019									
9/10/2019									
9/11/2019									
9/12/2019									<0.0005
9/13/2019									
9/16/2019								<0.0005	
9/17/2019	<0.0005	<0.0005	<0.0005	<0.0005	<0.0005 (D)				
9/18/2019						<0.0005	<0.0005		
3/6/2020									
3/9/2020									
3/10/2020									

ND substitution: RL or RL/2 if <15% NDs.

Prediction Limit

Constituent: Mercury (mg/L) Analysis Run 5/17/2024 12:32 PM View: Appendix I Interwell

Plant Bowen Client: Southern Company Data: Bowen 1, 2, 9, and 10

	GWC-11	GWC-10R	GWC-10	GWC-11R	GWC-12	GWC-13	GWC-13RZ	GWC-6	GWA-1 (bg)
3/11/2020									<0.0005
3/12/2020	<0.0005	<0.0005	<0.0005	<0.0005	<0.0005			<0.0005	
3/13/2020						<0.0005			
3/16/2020									
3/17/2020							<0.0005		
9/10/2020									
9/11/2020									
9/14/2020									
9/15/2020									<0.0005
9/16/2020								<0.0005	
9/17/2020		<0.0005	<0.0005						
9/21/2020	<0.0005			<0.0005	<0.0005				
9/22/2020						<0.0005	<0.0005		
3/10/2021									
3/11/2021									
3/12/2021									
3/15/2021									
3/16/2021									<0.0005
3/17/2021								<0.0005	
3/18/2021		<0.0005	<0.0005			<0.0005			
3/19/2021	<0.0005			<0.0005	<0.0005		<0.0005		
3/29/2021									
8/4/2021									
8/5/2021									
8/6/2021									
8/9/2021									<0.0005
8/10/2021			<0.0005					<0.0005	
8/11/2021	<0.0005	<0.0005		<0.0005	<0.0005	<0.0005			
8/12/2021							<0.0005		
10/28/2021									
1/31/2022									
2/1/2022									<0.0005
2/2/2022					<0.0005			<0.0005	
2/3/2022									
2/4/2022	<0.0005	<0.0005	<0.0005	<0.0005			<0.0005		
2/7/2022									
2/17/2022						<0.0005			
4/28/2022									
8/10/2022									
8/11/2022									
8/12/2022									
8/15/2022									
8/16/2022									<0.0005
8/17/2022			<0.0005					<0.0005	
8/18/2022	<0.0005	<0.0005		<0.0005	<0.0005	<0.0005			
8/19/2022							<0.0005		
2/13/2023									
2/14/2023									
2/16/2023									0.00017 (J)
2/17/2023								<0.0005	
2/20/2023	0.00019 (J)	0.0003 (J)	0.00028 (J)	0.00016 (J)					
2/21/2023					<0.0005				

ND substitution: RL or RL/2 if <15% NDs.

Prediction Limit

Constituent: Mercury (mg/L) Analysis Run 5/17/2024 12:32 PM View: Appendix I Interwell

Plant Bowen Client: Southern Company Data: Bowen 1, 2, 9, and 10

	GWC-11	GWC-10R	GWC-10	GWC-11R	GWC-12	GWC-13	GWC-13RZ	GWC-6	GWA-1 (bg)
2/22/2023						<0.0005	<0.0005		
3/16/2023									
7/25/2023									
7/26/2023									
7/27/2023									<0.0005
7/28/2023									
7/31/2023		<0.0005	<0.0005					<0.0005	
8/1/2023	<0.0005			<0.0005	<0.0005	<0.0005			
8/2/2023							<0.0005		
2/19/2024									
2/20/2024									
2/21/2024									
2/22/2024									<0.0005
2/26/2024								<0.0005	
2/27/2024		<0.0005	<0.0005		<0.0005	<0.0005			
2/28/2024	<0.0005			<0.0005			<0.0005		

ND substitution: RL or RL/2 if <15% NDs.

Prediction Limit

Constituent: Mercury (mg/L) Analysis Run 5/17/2024 12:32 PM View: Appendix I Interwell

Plant Bowen Client: Southern Company Data: Bowen 1, 2, 9, and 10

	GWC-9	GWA-3A (bg)	GWC-5	GWA-2R (bg)	GWA-2 (bg)	GWC-15R	GWC-15Z	GWC-14Z	GWA-50R (bg)
8/21/2007									
8/22/2007									
8/23/2007	<0.0005	<0.0005	<0.0005	<0.0005	<0.0005	<0.0005			
8/24/2007							<0.0005	<0.0005	
10/23/2007									
10/24/2007				<0.0005	<0.0005				
10/25/2007			<0.0005						
11/1/2007	<0.0005								
11/2/2007		<0.0005				<0.0005	<0.0005	<0.0005	
11/17/2007						<0.0005		<0.0005	
11/18/2007		<0.0005		<0.0005	<0.0005		<0.0005		
11/19/2007	<0.0005		<0.0005						
11/20/2007									
1/15/2008	<0.0005					<0.0005	<0.0005	<0.0005	
1/16/2008									
1/23/2008			<0.0005						
1/30/2008									
1/31/2008		<0.0005		<0.0005	<0.0005				
3/5/2008								<0.0005	
3/6/2008	<0.0005					<0.0005			
3/10/2008				<0.0005			<0.0005		
3/11/2008		<0.0005	<0.0005		<0.0005				
5/6/2008					0.000175				
5/7/2008						<0.0005		<0.0005	
5/8/2008									
5/12/2008			<0.0005						
5/13/2008	<0.0005			<0.0005			<0.0005		
5/14/2008		<0.0005							
12/2/2008						<0.0005	<0.0005	<0.0005	
12/4/2008				<0.0005	<0.0005				
12/5/2008		<0.0005							
12/11/2008			<0.0005						
12/12/2008	<0.0005								<0.0005
12/13/2008									
12/14/2008									
4/15/2009		<0.0005	<0.0005						
4/16/2009	<0.0005							<0.0005	
4/21/2009				<0.0005	<0.0005				
4/23/2009									<0.0005
4/28/2009						<0.0005	<0.0005		
4/29/2009									
10/6/2009									<0.0005
10/7/2009					<0.0005				
10/8/2009		<0.0005		<0.0005					
10/9/2009			<0.0005						
10/13/2009	<0.0005								
10/19/2009						<0.0005			
10/20/2009							<0.0005	<0.0005	
10/21/2009									
10/22/2009									
4/20/2010								<0.0005	
4/21/2010	<0.0005			<0.0005					

ND substitution: RL or RL/2 if <15% NDs.

Prediction Limit

Constituent: Mercury (mg/L) Analysis Run 5/17/2024 12:32 PM View: Appendix I Interwell

Plant Bowen Client: Southern Company Data: Bowen 1, 2, 9, and 10

	GWC-9	GWA-3A (bg)	GWC-5	GWA-2R (bg)	GWA-2 (bg)	GWC-15R	GWC-15Z	GWC-14Z	GWA-50R (bg)
4/26/2010					<0.0005				
4/27/2010						<0.0005	<0.0005		
4/28/2010		<0.0005							
5/3/2010									<0.0005
5/4/2010			<0.0005						
9/28/2010				<0.0005					
9/29/2010	<0.0005							<0.0005	
9/30/2010									
10/4/2010					<0.0005	<0.0005			
10/5/2010							<0.0005		
10/6/2010		<0.0005							
10/11/2010									<0.0005
10/12/2010			<0.0005						
4/12/2011				<0.0005				<0.0005	
4/13/2011	<0.0005				<0.0005				
4/14/2011									
4/18/2011						<0.0005			
4/19/2011							<0.0005		
4/20/2011									
4/21/2011		<0.0005							
4/26/2011									
4/27/2011									<0.0005
4/28/2011			<0.0005						
10/4/2011				<0.0005				<0.0005	
10/5/2011	<0.0005				<0.0005				
10/12/2011						<0.0005	<0.0005		
10/13/2011		<0.0005							
10/17/2011									
10/18/2011									
10/19/2011			<0.0005						<0.0005
4/3/2012				<0.0005					
4/4/2012	<0.0005							<0.0005	
4/11/2012					<0.0005				
4/23/2012						<0.0005			
4/24/2012									
4/25/2012							<0.0005		
4/30/2012									
5/1/2012		<0.0005							<0.0005
5/2/2012			<0.0005						
10/2/2012									<0.0005
10/3/2012									
10/8/2012	<0.0005								
10/9/2012		<0.0005	<0.0005	<0.0005	<0.0005				
10/10/2012						<0.0005	<0.0005	<0.0005	
4/2/2013									
4/3/2013									
4/8/2013	<0.0005								
4/9/2013									
4/10/2013									<0.0005
4/11/2013		<0.0005	<0.0005	<0.0005					
4/12/2013									
4/15/2013					<0.0005	<0.0005		<0.0005	

ND substitution: RL or RL/2 if <15% NDs.

Prediction Limit

Constituent: Mercury (mg/L) Analysis Run 5/17/2024 12:32 PM View: Appendix I Interwell

Plant Bowen Client: Southern Company Data: Bowen 1, 2, 9, and 10

	GWC-9	GWA-3A (bg)	GWC-5	GWA-2R (bg)	GWA-2 (bg)	GWC-15R	GWC-15Z	GWC-14Z	GWA-50R (bg)
4/16/2013							<0.0005		
10/8/2013									
10/9/2013	<0.0005								
10/15/2013					<0.0005				
10/16/2013		<0.0005	<0.0005	<0.0005					<0.0005
10/22/2013						<0.0005	<0.0005	<0.0005	
4/1/2014									
4/2/2014									
4/9/2014	<0.0005								
4/10/2014				<0.0005					
4/11/2014									
4/14/2014									
4/21/2014						<0.0005	<0.0005	<0.0005	
4/22/2014					<0.0005				<0.0005
4/23/2014		<0.0005	<0.0005						
9/30/2014	<0.0005			<0.0005	<0.0005	<0.0005	<0.0005	<0.0005	
10/1/2014									<0.0005
10/2/2014									
10/3/2014			3.71E-05 (J)						
10/4/2014		<0.0005							
3/30/2015				<0.0005	<0.0005				<0.0005
3/31/2015		<0.0005	<0.0005						
4/1/2015									
4/2/2015	<0.0005								
4/3/2015						<0.0005	<0.0005	<0.0005	
5/26/2015									
6/18/2015									
7/2/2015									
8/13/2015									
8/14/2015									
10/6/2015							<0.0005		
10/7/2015						<0.0005		<0.0005	
10/8/2015									
10/9/2015									
10/10/2015	<0.0005 (D)								
10/11/2015									<0.0005
10/12/2015		<0.0005	<0.0005						
10/13/2015				<0.0005	<0.0005				
10/14/2015									
10/15/2015									
3/10/2016									
3/11/2016									
3/14/2016									
3/15/2016									
3/16/2016									
3/17/2016									
3/22/2016									
3/23/2016		<0.0005		<0.0005	<0.0005				
3/28/2016			<0.0005						<0.0005
3/29/2016									
3/30/2016	<0.0005								
3/31/2016									

ND substitution: RL or RL/2 if <15% NDs.

Prediction Limit

Constituent: Mercury (mg/L) Analysis Run 5/17/2024 12:32 PM View: Appendix I Interwell

Plant Bowen Client: Southern Company Data: Bowen 1, 2, 9, and 10

	GWC-9	GWA-3A (bg)	GWC-5	GWA-2R (bg)	GWA-2 (bg)	GWC-15R	GWC-15Z	GWC-14Z	GWA-50R (bg)
4/4/2016									
4/5/2016						<0.0005	<0.0005	<0.0005	
5/11/2016									
5/12/2016									
5/13/2016									
5/16/2016									
5/17/2016									
5/18/2016									
5/19/2016				<0.0005					
5/20/2016					<0.0005				
5/23/2016		<0.0005							
5/24/2016									
5/25/2016			<0.0005						<0.0005
5/26/2016	<0.0005								
5/27/2016									
5/31/2016						<0.0005	<0.0005		
6/1/2016								<0.0005	
7/19/2016									
7/20/2016									
7/21/2016									
7/22/2016									
7/25/2016									
7/26/2016									
7/27/2016									
7/28/2016									
7/29/2016		<0.0005		<0.0005	<0.0005				
8/1/2016			<0.0005						<0.0005
8/2/2016									
8/3/2016									
8/4/2016						<0.0005			
8/5/2016	<0.0005								
8/9/2016								<0.0005	
9/15/2016									
9/16/2016									
9/19/2016									
9/20/2016									
9/21/2016									
9/22/2016		<0.0005		<0.0005					
9/23/2016					<0.0005				
9/26/2016									<0.0005
9/27/2016			<0.0005						
9/28/2016	<0.0005								
9/29/2016						<0.0005			
9/30/2016									
11/2/2016									
11/3/2016									
11/4/2016									
11/7/2016									
11/9/2016					<0.0005				
11/10/2016		<0.0005		<0.0005					
11/11/2016			<0.0005						<0.0005
11/14/2016									

ND substitution: RL or RL/2 if <15% NDs.

Prediction Limit

Constituent: Mercury (mg/L) Analysis Run 5/17/2024 12:32 PM View: Appendix I Interwell

Plant Bowen Client: Southern Company Data: Bowen 1, 2, 9, and 10

	GWC-9	GWA-3A (bg)	GWC-5	GWA-2R (bg)	GWA-2 (bg)	GWC-15R	GWC-15Z	GWC-14Z	GWA-50R (bg)
11/18/2016									
11/21/2016	<0.0005								
11/22/2016									
11/23/2016						5E-05 (J)	6E-05 (J)		
11/28/2016								<0.0005	
1/17/2017									
1/18/2017									
1/19/2017									
1/20/2017									
1/23/2017									
1/24/2017									
1/30/2017									<0.0005
1/31/2017		<0.0005	<0.0005	<0.0005	<0.0005				
2/1/2017									
2/3/2017									
2/6/2017	<0.0005								
2/7/2017									
2/8/2017									
2/9/2017								<0.0005	
2/10/2017						<0.0005	<0.0005		
2/13/2017									
2/21/2017									
2/22/2017									
3/24/2017									
3/27/2017									
3/28/2017									
3/29/2017									
3/30/2017		<0.0005			<0.0005				
4/3/2017			<0.0005	<0.0005					<0.0005
4/6/2017	<0.0005								
4/7/2017									
4/10/2017									
4/11/2017							<0.0005	<0.0005	
4/12/2017						<0.0005			
5/24/2017									
6/5/2017									
6/6/2017									
6/7/2017									
6/8/2017									
6/9/2017				<0.0005					
6/12/2017		<0.0005	<0.0005		<0.0005				<0.0005
6/13/2017	<0.0005								
6/14/2017								<0.0005	
6/15/2017						<0.0005	<0.0005		
6/16/2017									
7/12/2017							<0.0005	<0.0005	
7/14/2017									
7/17/2017									
7/20/2017									
7/26/2017							<0.0005		
7/27/2017									
7/28/2017									

ND substitution: RL or RL/2 if <15% NDs.

Prediction Limit

Constituent: Mercury (mg/L) Analysis Run 5/17/2024 12:32 PM View: Appendix I Interwell

Plant Bowen Client: Southern Company Data: Bowen 1, 2, 9, and 10

	GWC-9	GWA-3A (bg)	GWC-5	GWA-2R (bg)	GWA-2 (bg)	GWC-15R	GWC-15Z	GWC-14Z	GWA-50R (bg)
8/9/2017									
8/10/2017									
8/24/2017									
9/22/2017									
9/25/2017									
9/26/2017									
9/27/2017									
9/29/2017									
10/2/2017				<0.0005	<0.0005				<0.0005
10/3/2017	<0.0005		<0.0005						
10/4/2017		<0.0005							
10/5/2017								<0.0005	
10/6/2017						<0.0005	<0.0005		
10/9/2017									
3/14/2018									
3/15/2018									
3/16/2018				<0.0005					<0.0005
3/19/2018		<0.0005	<0.0005		<0.0005				
3/20/2018	<0.0005								
3/21/2018									
3/22/2018								<0.0005	
3/23/2018						<0.0005	<0.0005		
9/12/2018									
9/13/2018									
9/14/2018				<0.0005	<0.0005				
9/17/2018		<0.0005	<0.0005						
9/18/2018	<0.0005 (D)								<0.0005
9/19/2018						<0.0005	<0.0005	<0.0005	
9/20/2018									
3/13/2019									
3/14/2019									
3/15/2019									
3/18/2019									
3/19/2019				<0.0005					<0.0005
3/20/2019		<0.0005	<0.0005		<0.0005				
3/21/2019	<0.0005								
3/22/2019							<0.0005	<0.0005	
3/23/2019									
3/25/2019						<0.0005			
3/27/2019									
5/6/2019									
9/9/2019									
9/10/2019									
9/11/2019									
9/12/2019					<0.0005 (D)				<0.0005
9/13/2019		<0.0005		<0.0005					
9/16/2019	<0.0005		<0.0005						
9/17/2019						<0.0005	<0.0005	<0.0005	
9/18/2019									
3/6/2020									
3/9/2020									
3/10/2020									

Prediction Limit

Constituent: Mercury (mg/L) Analysis Run 5/17/2024 12:32 PM View: Appendix I Interwell

Plant Bowen Client: Southern Company Data: Bowen 1, 2, 9, and 10

	GWC-9	GWA-3A (bg)	GWC-5	GWA-2R (bg)	GWA-2 (bg)	GWC-15R	GWC-15Z	GWC-14Z	GWA-50R (bg)
3/11/2020		<0.0005		<0.0005	<0.0005				<0.0005
3/12/2020	<0.0005								
3/13/2020						<0.0005	<0.0005	<0.0005	
3/16/2020			<0.0005						
3/17/2020									
9/10/2020									
9/11/2020									
9/14/2020									
9/15/2020				<0.0005	<0.0005				<0.0005
9/16/2020			<0.0005						
9/17/2020	<0.0005								
9/21/2020						<0.0005	<0.0005	<0.0005	
9/22/2020									
3/10/2021									
3/11/2021									
3/12/2021									
3/15/2021									
3/16/2021				<0.0005					
3/17/2021			<0.0005		<0.0005				<0.0005
3/18/2021	<0.0005					<0.0005	<0.0005	<0.0005	
3/19/2021									
3/29/2021		<0.0005							
8/4/2021									
8/5/2021									
8/6/2021									
8/9/2021		<0.0005	<0.0005	<0.0005	<0.0005				<0.0005
8/10/2021	<0.0005								
8/11/2021						<0.0005	<0.0005	<0.0005	
8/12/2021									
10/28/2021									
1/31/2022									
2/1/2022				<0.0005	<0.0005				
2/2/2022	<0.0005	<0.0005	<0.0005						<0.0005
2/3/2022									
2/4/2022						<0.0005		<0.0005	
2/7/2022							<0.0005		
2/17/2022									
4/28/2022									
8/10/2022									
8/11/2022									
8/12/2022									
8/15/2022									
8/16/2022		<0.0005	<0.0005	<0.0005	<0.0005				
8/17/2022	<0.0005								<0.0005
8/18/2022								<0.0005	
8/19/2022						<0.0005	<0.0005		
2/13/2023									
2/14/2023									
2/16/2023				<0.0005	0.00013 (J)				<0.0005
2/17/2023		0.00013 (J)							
2/20/2023			<0.0005						
2/21/2023	<0.0005								

ND substitution: RL or RL/2 if <15% NDs.

Prediction Limit

Constituent: Mercury (mg/L) Analysis Run 5/17/2024 12:32 PM View: Appendix I Interwell

Plant Bowen Client: Southern Company Data: Bowen 1, 2, 9, and 10

	GWC-9	GWA-3A (bg)	GWC-5	GWA-2R (bg)	GWA-2 (bg)	GWC-15R	GWC-15Z	GWC-14Z	GWA-50R (bg)
2/22/2023						<0.0005	<0.0005	<0.0005	
3/16/2023									
7/25/2023									
7/26/2023									
7/27/2023				<0.0005	<0.0005				
7/28/2023			<0.0005						<0.0005
7/31/2023	<0.0005								
8/1/2023		<0.0005					<0.0005	<0.0005	
8/2/2023						<0.0005			
2/19/2024									
2/20/2024									
2/21/2024									
2/22/2024		<0.0005			<0.0005				<0.0005
2/26/2024			<0.0005	<0.0005					
2/27/2024	<0.0005								
2/28/2024						<0.0005	<0.0005	<0.0005	

Prediction Limit

Constituent: Mercury (mg/L) Analysis Run 5/17/2024 12:32 PM View: Appendix I Interwell

Plant Bowen Client: Southern Company Data: Bowen 1, 2, 9, and 10

	GWA-50 (bg)	GWC-8RR	GWC-8Z	GWC-6RZ	GWC-47	GWC-48	GWC-47R	GWC-46R	GWA-43R (bg)
8/21/2007									
8/22/2007									
8/23/2007									
8/24/2007									
10/23/2007									
10/24/2007									
10/25/2007									
11/1/2007									
11/2/2007									
11/17/2007									
11/18/2007									
11/19/2007									
11/20/2007									
1/15/2008									
1/16/2008									
1/23/2008									
1/30/2008									
1/31/2008									
3/5/2008									
3/6/2008									
3/10/2008									
3/11/2008									
5/6/2008									
5/7/2008									
5/8/2008									
5/12/2008									
5/13/2008									
5/14/2008									
12/2/2008									
12/4/2008									
12/5/2008									
12/11/2008									
12/12/2008	<0.0005								
12/13/2008									
12/14/2008									
4/15/2009									
4/16/2009									
4/21/2009									
4/23/2009	<0.0005								
4/28/2009									
4/29/2009									
10/6/2009	<0.0005								
10/7/2009									
10/8/2009									
10/9/2009									
10/13/2009									
10/19/2009									
10/20/2009									
10/21/2009									
10/22/2009									
4/20/2010									
4/21/2010									

ND substitution: RL or RL/2 if <15% NDs.

Prediction Limit

Constituent: Mercury (mg/L) Analysis Run 5/17/2024 12:32 PM View: Appendix I Interwell

Plant Bowen Client: Southern Company Data: Bowen 1, 2, 9, and 10

	GWA-50 (bg)	GWC-8RR	GWC-8Z	GWC-6RZ	GWC-47	GWC-48	GWC-47R	GWC-46R	GWA-43R (bg)
4/26/2010									
4/27/2010	<0.0005								
4/28/2010									
5/3/2010									
5/4/2010									
9/28/2010									
9/29/2010									
9/30/2010	<0.0005								
10/4/2010									
10/5/2010									
10/6/2010									
10/11/2010									
10/12/2010									
4/12/2011									
4/13/2011									
4/14/2011	<0.0005								
4/18/2011									
4/19/2011									
4/20/2011									
4/21/2011									
4/26/2011									
4/27/2011									
4/28/2011									
10/4/2011									
10/5/2011	<0.0005								
10/12/2011									
10/13/2011									
10/17/2011									
10/18/2011		<0.0005							
10/19/2011									
4/3/2012									
4/4/2012									
4/11/2012	<0.0005								
4/23/2012									
4/24/2012									
4/25/2012									
4/30/2012		<0.0005							
5/1/2012									
5/2/2012									
10/2/2012	<0.0005								
10/3/2012		<0.0005							
10/8/2012									
10/9/2012									
10/10/2012									
4/2/2013									
4/3/2013									
4/8/2013		<0.0005							
4/9/2013	<0.0005								
4/10/2013									
4/11/2013									
4/12/2013									
4/15/2013									

ND substitution: RL or RL/2 if <15% NDs.

Prediction Limit

Constituent: Mercury (mg/L) Analysis Run 5/17/2024 12:32 PM View: Appendix I Interwell

Plant Bowen Client: Southern Company Data: Bowen 1, 2, 9, and 10

	GWA-50 (bg)	GWC-8RR	GWC-8Z	GWC-6RZ	GWC-47	GWC-48	GWC-47R	GWC-46R	GWA-43R (bg)
4/16/2013									
10/8/2013									
10/9/2013		<0.0005							
10/15/2013	<0.0005								
10/16/2013									
10/22/2013									
4/1/2014									
4/2/2014									
4/9/2014									
4/10/2014	<0.0005	<0.0005							
4/11/2014									
4/14/2014									
4/21/2014									
4/22/2014									
4/23/2014									
9/30/2014									
10/1/2014	<0.0005								
10/2/2014		3.83E-05 (J)							
10/3/2014									
10/4/2014									
3/30/2015	2.02E-05 (J)								
3/31/2015									
4/1/2015									
4/2/2015									
4/3/2015		<0.0005							
5/26/2015			<0.0005	<0.0005					
6/18/2015			<0.0005 (D)	<0.0005 (D)					
7/2/2015			<0.0005	<0.0005					
8/13/2015				<0.0005 (D)					
8/14/2015			<0.0005 (D)						
10/6/2015									
10/7/2015									
10/8/2015		<0.0005	<0.0005						
10/9/2015				<0.0005					
10/10/2015									
10/11/2015	<0.0005								
10/12/2015									
10/13/2015									
10/14/2015									
10/15/2015									
3/10/2016					<0.0005	<0.0005	<0.0005	<0.0005	
3/11/2016									<0.0005
3/14/2016									
3/15/2016									
3/16/2016									
3/17/2016									
3/22/2016			<0.0005						
3/23/2016									
3/28/2016	<0.0005								
3/29/2016				<0.0005					
3/30/2016		<0.0005							
3/31/2016									

Prediction Limit

Constituent: Mercury (mg/L) Analysis Run 5/17/2024 12:32 PM View: Appendix I Interwell

Plant Bowen Client: Southern Company Data: Bowen 1, 2, 9, and 10

	GWA-50 (bg)	GWC-8RR	GWC-8Z	GWC-6RZ	GWC-47	GWC-48	GWC-47R	GWC-46R	GWA-43R (bg)
4/4/2016									
4/5/2016									
5/11/2016									
5/12/2016									
5/13/2016									<0.0005
5/16/2016									
5/17/2016						<0.0005		<0.0005	
5/18/2016					<0.0005		<0.0005		
5/19/2016									
5/20/2016									
5/23/2016	<0.0005								
5/24/2016		<0.0005		<0.0005					
5/25/2016			<0.0005						
5/26/2016									
5/27/2016									
5/31/2016									
6/1/2016									
7/19/2016									<0.0005
7/20/2016									
7/21/2016									
7/22/2016									
7/25/2016									
7/26/2016								<0.0005	
7/27/2016					<0.0005	<0.0005	<0.0005		
7/28/2016									
7/29/2016									
8/1/2016	<0.0005			<0.0005					
8/2/2016		<0.0005	<0.0005						
8/3/2016									
8/4/2016									
8/5/2016									
8/9/2016									
9/15/2016									
9/16/2016									<0.0005
9/19/2016									
9/20/2016					<0.0005	<0.0005	<0.0005	<0.0005	
9/21/2016									
9/22/2016									
9/23/2016									
9/26/2016	<0.0005		<0.0005	<0.0005					
9/27/2016		<0.0005							
9/28/2016									
9/29/2016									
9/30/2016									
11/2/2016									<0.0005
11/3/2016									
11/4/2016						<0.0005	<0.0005	<0.0005	
11/7/2016					<0.0005				
11/9/2016									
11/10/2016	<0.0005								
11/11/2016									
11/14/2016				<0.0005					

ND substitution: RL or RL/2 if <15% NDs.

Prediction Limit

Constituent: Mercury (mg/L) Analysis Run 5/17/2024 12:32 PM View: Appendix I Interwell

Plant Bowen Client: Southern Company Data: Bowen 1, 2, 9, and 10

	GWA-50 (bg)	GWC-8RR	GWC-8Z	GWC-6RZ	GWC-47	GWC-48	GWC-47R	GWC-46R	GWA-43R (bg)
11/18/2016									
11/21/2016			<0.0005						
11/22/2016		8E-05 (J)							
11/23/2016									
11/28/2016									
1/17/2017									
1/18/2017									<0.0005
1/19/2017									
1/20/2017							<0.0005	<0.0005	
1/23/2017					<0.0005	<0.0005			
1/24/2017									
1/30/2017	<0.0005								
1/31/2017									
2/1/2017				<0.0005					
2/3/2017			<0.0005						
2/6/2017		<0.0005							
2/7/2017									
2/8/2017									
2/9/2017									
2/10/2017									
2/13/2017									
2/21/2017									
2/22/2017									
3/24/2017									
3/27/2017									
3/28/2017						<0.0005		<0.0005	<0.0005
3/29/2017					<0.0005 (*)		<0.0005 (*)		
3/30/2017									
4/3/2017									
4/6/2017		<0.0005		<0.0005					
4/7/2017	<0.0005		<0.0005						
4/10/2017									
4/11/2017									
4/12/2017									
5/24/2017									
6/5/2017									
6/6/2017									<0.0005
6/7/2017								<0.0005	
6/8/2017					<0.0005	<0.0005	<0.0005		
6/9/2017									
6/12/2017	<0.0005								
6/13/2017			<0.0005	<0.0005					
6/14/2017		<0.0005							
6/15/2017									
6/16/2017									
7/12/2017									
7/14/2017									
7/17/2017									
7/20/2017									
7/26/2017									
7/27/2017									
7/28/2017									

Prediction Limit

Constituent: Mercury (mg/L) Analysis Run 5/17/2024 12:32 PM View: Appendix I Interwell

Plant Bowen Client: Southern Company Data: Bowen 1, 2, 9, and 10

	GWA-50 (bg)	GWC-8RR	GWC-8Z	GWC-6RZ	GWC-47	GWC-48	GWC-47R	GWC-46R	GWA-43R (bg)
8/9/2017									
8/10/2017									
8/24/2017									
9/22/2017									<0.0005
9/25/2017									
9/26/2017									
9/27/2017					<0.0005		<0.0005		
9/29/2017						<0.0005		<0.0005	
10/2/2017	<0.0005								
10/3/2017			<0.0005	<0.0005					
10/4/2017		<0.0005							
10/5/2017									
10/6/2017									
10/9/2017									
3/14/2018									
3/15/2018					<0.0005	<0.0005		<0.0005	<0.0005
3/16/2018	<0.0005						<0.0005		
3/19/2018									
3/20/2018			<0.0005	<0.0005					
3/21/2018		<0.0005							
3/22/2018									
3/23/2018									
9/12/2018									3.9E-05 (J)
9/13/2018					<0.0005	6.2E-05 (J)	<0.0005	<0.0005	
9/14/2018									
9/17/2018	<0.0005			<0.0005					
9/18/2018		<0.0005	<0.0005						
9/19/2018									
9/20/2018									
3/13/2019									<0.0005
3/14/2019									
3/15/2019					<0.0005	<0.0005			
3/18/2019								<0.0005	
3/19/2019	<0.0005						5E-05 (J)		
3/20/2019									
3/21/2019				<0.0005					
3/22/2019									
3/23/2019									
3/25/2019									
3/27/2019		<0.0005							
5/6/2019			<0.0005						
9/9/2019									
9/10/2019									
9/11/2019						<0.0005 (D)	<0.0005	<0.0005	<0.0005
9/12/2019					<0.0005				
9/13/2019	<0.0005								
9/16/2019		<0.0005 (D)	<0.0005	<0.0005					
9/17/2019									
9/18/2019									
3/6/2020									
3/9/2020					<0.0005	<0.0005	<0.0005		<0.0005
3/10/2020								<0.0005	

Prediction Limit

Constituent: Mercury (mg/L) Analysis Run 5/17/2024 12:32 PM View: Appendix I Interwell

Plant Bowen Client: Southern Company Data: Bowen 1, 2, 9, and 10

	GWA-50 (bg)	GWC-8RR	GWC-8Z	GWC-6RZ	GWC-47	GWC-48	GWC-47R	GWC-46R	GWA-43R (bg)
3/11/2020	<0.0005								
3/12/2020		<0.0005		<0.0005					
3/13/2020									
3/16/2020			<0.0005						
3/17/2020									
9/10/2020									
9/11/2020									
9/14/2020					<0.0005	0.00015 (J)		<0.0005	<0.0005
9/15/2020							<0.0005		
9/16/2020	<0.0005			<0.0005					
9/17/2020		<0.0005	<0.0005						
9/21/2020									
9/22/2020									
3/10/2021									
3/11/2021					<0.0005	0.0002 (J)	<0.0005	<0.0005	<0.0005
3/12/2021									
3/15/2021									
3/16/2021									
3/17/2021	<0.0005	<0.0005		<0.0005					
3/18/2021			<0.0005						
3/19/2021									
3/29/2021									
8/4/2021						0.0005			
8/5/2021					0.00021		0.00023	0.00015 (J)	9.6E-05 (J)
8/6/2021									
8/9/2021	<0.0005								
8/10/2021		<0.0005	<0.0005	<0.0005					
8/11/2021									
8/12/2021									
10/28/2021					<0.0005		<0.0005		
1/31/2022						0.00039		<0.0005	<0.0005
2/1/2022	<0.0005				<0.0005		<0.0005		
2/2/2022		<0.0005	<0.0005	<0.0005					
2/3/2022									
2/4/2022									
2/7/2022									
2/17/2022									
4/28/2022						0.0004			
8/10/2022									<0.0005
8/11/2022									
8/12/2022									
8/15/2022					<0.0005	0.00038	<0.0005	<0.0005	
8/16/2022	<0.0005								
8/17/2022		<0.0005	<0.0005	<0.0005					
8/18/2022									
8/19/2022									
2/13/2023									<0.0005
2/14/2023					<0.0005	0.00064	0.00013 (J)	<0.0005	
2/16/2023	<0.0005								
2/17/2023				<0.0005					
2/20/2023			<0.0005						
2/21/2023		<0.0005							

Prediction Limit

Constituent: Mercury (mg/L) Analysis Run 5/17/2024 12:32 PM View: Appendix I Interwell

Plant Bowen Client: Southern Company Data: Bowen 1, 2, 9, and 10

	GWA-50 (bg)	GWC-8RR	GWC-8Z	GWC-6RZ	GWC-47	GWC-48	GWC-47R	GWC-46R	GWA-43R (bg)
2/22/2023									
3/16/2023						0.00045			
7/25/2023									<0.0005
7/26/2023						0.00064		<0.0005	
7/27/2023					<0.0005		<0.0005		
7/28/2023	<0.0005			<0.0005					
7/31/2023		<0.0005	<0.0005						
8/1/2023									
8/2/2023									
2/19/2024									
2/20/2024									<0.0005
2/21/2024					<0.0005	0.00071	<0.0005	<0.0005	
2/22/2024	<0.0005								
2/26/2024			<0.0005	<0.0005					
2/27/2024		<0.0005							
2/28/2024									

Prediction Limit

Constituent: Mercury (mg/L) Analysis Run 5/17/2024 12:32 PM View: Appendix I Interwell

Plant Bowen Client: Southern Company Data: Bowen 1, 2, 9, and 10

	GWA-42 (bg)	GWA-43 (bg)	GWA-39Z (bg)	GWA-41R (bg)	GWA-40 (bg)	GWA-41 (bg)	GWC-44	GWC-45	GWC-45R
8/21/2007									
8/22/2007									
8/23/2007									
8/24/2007									
10/23/2007									
10/24/2007									
10/25/2007									
11/1/2007									
11/2/2007									
11/17/2007									
11/18/2007									
11/19/2007									
11/20/2007									
1/15/2008									
1/16/2008									
1/23/2008									
1/30/2008									
1/31/2008									
3/5/2008									
3/6/2008									
3/10/2008									
3/11/2008									
5/6/2008									
5/7/2008									
5/8/2008									
5/12/2008									
5/13/2008									
5/14/2008									
12/2/2008									
12/4/2008									
12/5/2008									
12/11/2008									
12/12/2008									
12/13/2008									
12/14/2008									
4/15/2009									
4/16/2009									
4/21/2009									
4/23/2009									
4/28/2009									
4/29/2009									
10/6/2009									
10/7/2009									
10/8/2009									
10/9/2009									
10/13/2009									
10/19/2009									
10/20/2009									
10/21/2009									
10/22/2009									
4/20/2010									
4/21/2010									

Prediction Limit

Constituent: Mercury (mg/L) Analysis Run 5/17/2024 12:32 PM View: Appendix I Interwell

Plant Bowen Client: Southern Company Data: Bowen 1, 2, 9, and 10

	GWA-42 (bg)	GWA-43 (bg)	GWA-39Z (bg)	GWA-41R (bg)	GWA-40 (bg)	GWA-41 (bg)	GWC-44	GWC-45	GWC-45R
4/26/2010									
4/27/2010									
4/28/2010									
5/3/2010									
5/4/2010									
9/28/2010									
9/29/2010									
9/30/2010									
10/4/2010									
10/5/2010									
10/6/2010									
10/11/2010									
10/12/2010									
4/12/2011									
4/13/2011									
4/14/2011									
4/18/2011									
4/19/2011									
4/20/2011									
4/21/2011									
4/26/2011									
4/27/2011									
4/28/2011									
10/4/2011									
10/5/2011									
10/12/2011									
10/13/2011									
10/17/2011									
10/18/2011									
10/19/2011									
4/3/2012									
4/4/2012									
4/11/2012									
4/23/2012									
4/24/2012									
4/25/2012									
4/30/2012									
5/1/2012									
5/2/2012									
10/2/2012									
10/3/2012									
10/8/2012									
10/9/2012									
10/10/2012									
4/2/2013									
4/3/2013									
4/8/2013									
4/9/2013									
4/10/2013									
4/11/2013									
4/12/2013									
4/15/2013									

Prediction Limit

Constituent: Mercury (mg/L) Analysis Run 5/17/2024 12:32 PM View: Appendix I Interwell

Plant Bowen Client: Southern Company Data: Bowen 1, 2, 9, and 10

	GWA-42 (bg)	GWA-43 (bg)	GWA-39Z (bg)	GWA-41R (bg)	GWA-40 (bg)	GWA-41 (bg)	GWC-44	GWC-45	GWC-45R
4/16/2013									
10/8/2013									
10/9/2013									
10/15/2013									
10/16/2013									
10/22/2013									
4/1/2014									
4/2/2014									
4/9/2014									
4/10/2014									
4/11/2014									
4/14/2014									
4/21/2014									
4/22/2014									
4/23/2014									
9/30/2014									
10/1/2014									
10/2/2014									
10/3/2014									
10/4/2014									
3/30/2015									
3/31/2015									
4/1/2015									
4/2/2015									
4/3/2015									
5/26/2015									
6/18/2015									
7/2/2015									
8/13/2015									
8/14/2015									
10/6/2015									
10/7/2015									
10/8/2015									
10/9/2015									
10/10/2015									
10/11/2015									
10/12/2015									
10/13/2015									
10/14/2015									
10/15/2015									
3/10/2016									
3/11/2016	<0.0005	<0.0005							
3/14/2016			<0.0005						
3/15/2016				<0.0005	<0.0005	<0.0005			
3/16/2016							<0.0005	<0.0005	<0.0005
3/17/2016									
3/22/2016									
3/23/2016									
3/28/2016									
3/29/2016									
3/30/2016									
3/31/2016									

Prediction Limit

Constituent: Mercury (mg/L) Analysis Run 5/17/2024 12:32 PM View: Appendix I Interwell

Plant Bowen Client: Southern Company Data: Bowen 1, 2, 9, and 10

	GWA-42 (bg)	GWA-43 (bg)	GWA-39Z (bg)	GWA-41R (bg)	GWA-40 (bg)	GWA-41 (bg)	GWC-44	GWC-45	GWC-45R
4/4/2016									
4/5/2016									
5/11/2016			<0.0005		<0.0005				
5/12/2016						<0.0005			
5/13/2016		<0.0005		<0.0005					
5/16/2016	<0.0005						<0.0005	<0.0005 (D)	<0.0005 (D)
5/17/2016									
5/18/2016									
5/19/2016									
5/20/2016									
5/23/2016									
5/24/2016									
5/25/2016									
5/26/2016									
5/27/2016									
5/31/2016									
6/1/2016									
7/19/2016		<0.0005	<0.0005						
7/20/2016						<0.0005			
7/21/2016				<0.0005	<0.0005				
7/22/2016	<0.0005								
7/25/2016							<0.0005	<0.0005 (D)	<0.0005 (D)
7/26/2016									
7/27/2016									
7/28/2016									
7/29/2016									
8/1/2016									
8/2/2016									
8/3/2016									
8/4/2016									
8/5/2016									
8/9/2016									
9/15/2016			<0.0005		<0.0005	<0.0005			
9/16/2016		<0.0005							
9/19/2016	<0.0005						<0.0005	<0.0005 (D)	<0.0005 (D)
9/20/2016									
9/21/2016				<0.0005					
9/22/2016									
9/23/2016									
9/26/2016									
9/27/2016									
9/28/2016									
9/29/2016									
9/30/2016									
11/2/2016		<0.0005	<0.0005						
11/3/2016	<0.0005			<0.0005	<0.0005	<0.0005	<0.0005		<0.0005 (D)
11/4/2016								<0.0005 (D)	
11/7/2016									
11/9/2016									
11/10/2016									
11/11/2016									
11/14/2016									

ND substitution: RL or RL/2 if <15% NDs.

Prediction Limit

Constituent: Mercury (mg/L) Analysis Run 5/17/2024 12:32 PM View: Appendix I Interwell

Plant Bowen Client: Southern Company Data: Bowen 1, 2, 9, and 10

	GWA-42 (bg)	GWA-43 (bg)	GWA-39Z (bg)	GWA-41R (bg)	GWA-40 (bg)	GWA-41 (bg)	GWC-44	GWC-45	GWC-45R
11/18/2016									
11/21/2016									
11/22/2016									
11/23/2016									
11/28/2016									
1/17/2017	<0.0005			<0.0005	<0.0005				
1/18/2017		<0.0005	<0.0005			<0.0005			
1/19/2017							<0.0005		
1/20/2017									<0.0005 (D)
1/23/2017								<0.0005 (D)	
1/24/2017									
1/30/2017									
1/31/2017									
2/1/2017									
2/3/2017									
2/6/2017									
2/7/2017									
2/8/2017									
2/9/2017									
2/10/2017									
2/13/2017									
2/21/2017									
2/22/2017									
3/24/2017					<0.0005	<0.0005			
3/27/2017	<0.0005			<0.0005					
3/28/2017		<0.0005	<0.0005				<0.0005		
3/29/2017								0.000285 (J*D)	0.000285 (*JD)
3/30/2017									
4/3/2017									
4/6/2017									
4/7/2017									
4/10/2017									
4/11/2017									
4/12/2017									
5/24/2017					<0.0005				
6/5/2017							<0.0005		
6/6/2017		<0.0005		<0.0005		<0.0005			
6/7/2017	<0.0005		<0.0005					<0.0005	<0.0005
6/8/2017									
6/9/2017									
6/12/2017									
6/13/2017									
6/14/2017									
6/15/2017									
6/16/2017									
7/12/2017									
7/14/2017									
7/17/2017									
7/20/2017									
7/26/2017									
7/27/2017									
7/28/2017									

Prediction Limit

Constituent: Mercury (mg/L) Analysis Run 5/17/2024 12:32 PM View: Appendix I Interwell

Plant Bowen Client: Southern Company Data: Bowen 1, 2, 9, and 10

	GWA-42 (bg)	GWA-43 (bg)	GWA-39Z (bg)	GWA-41R (bg)	GWA-40 (bg)	GWA-41 (bg)	GWC-44	GWC-45	GWC-45R
8/9/2017									
8/10/2017									
8/24/2017									
9/22/2017		<0.0005							
9/25/2017				<0.0005		<0.0005			
9/26/2017	<0.0005		<0.0005		<0.0005		<0.0005		
9/27/2017								<0.0005	<0.0005
9/29/2017									
10/2/2017									
10/3/2017									
10/4/2017									
10/5/2017									
10/6/2017									
10/9/2017									
3/14/2018	<0.0005	<0.0005	<0.0005	<0.0005	<0.0005	<0.0005			
3/15/2018							<0.0005	<0.0005	<0.0005
3/16/2018									
3/19/2018									
3/20/2018									
3/21/2018									
3/22/2018									
3/23/2018									
9/12/2018		<0.0005	<0.0005	<0.0005	3.8E-05 (J)	<0.0005	<0.0005		
9/13/2018								<0.0005	<0.0005
9/14/2018	3.8E-05 (J)								
9/17/2018									
9/18/2018									
9/19/2018									
9/20/2018									
3/13/2019		<0.0005			<0.0005				
3/14/2019	<0.0005			<0.0005		<0.0005	<0.0005	<0.0005 (D)	<0.0005 (D)
3/15/2019			<0.0005						
3/18/2019									
3/19/2019									
3/20/2019									
3/21/2019									
3/22/2019									
3/23/2019									
3/25/2019									
3/27/2019									
5/6/2019									
9/9/2019			<0.0005		<0.0005				
9/10/2019	<0.0005			<0.0005		<0.0005 (D)			
9/11/2019		<0.0005					<0.0005	<0.0005 (D)	<0.0005 (D)
9/12/2019									
9/13/2019									
9/16/2019									
9/17/2019									
9/18/2019									
3/6/2020	<0.0005					<0.0005			
3/9/2020		<0.0005	<0.0005	<0.0005	<0.0005				
3/10/2020							<0.0005	<0.0005	<0.0005

Prediction Limit

Constituent: Mercury (mg/L) Analysis Run 5/17/2024 12:32 PM View: Appendix I Interwell

Plant Bowen Client: Southern Company Data: Bowen 1, 2, 9, and 10

	GWA-42 (bg)	GWA-43 (bg)	GWA-39Z (bg)	GWA-41R (bg)	GWA-40 (bg)	GWA-41 (bg)	GWC-44	GWC-45	GWC-45R
3/11/2020									
3/12/2020									
3/13/2020									
3/16/2020									
3/17/2020									
9/10/2020	<0.0005		<0.0005	<0.0005		<0.0005			
9/11/2020		<0.0005			<0.0005			<0.0005	<0.0005
9/14/2020									
9/15/2020							<0.0005		
9/16/2020									
9/17/2020									
9/21/2020									
9/22/2020									
3/10/2021				<0.0005	<0.0005				
3/11/2021	<0.0005	<0.0005				<0.0005	<0.0005	<0.0005	<0.0005
3/12/2021			<0.0005						
3/15/2021									
3/16/2021									
3/17/2021									
3/18/2021									
3/19/2021									
3/29/2021									
8/4/2021	8E-05 (J)		0.00012 (J)	9.4E-05 (J)	9.4E-05 (J)	9E-05 (J)	8.7E-05 (J)		
8/5/2021									
8/6/2021		<0.0005						<0.0005	<0.0005
8/9/2021									
8/10/2021									
8/11/2021									
8/12/2021									
10/28/2021									
1/31/2022	<0.0005	<0.0005	<0.0005	<0.0005	<0.0005	<0.0005	<0.0005		
2/1/2022								<0.0005	<0.0005
2/2/2022									
2/3/2022									
2/4/2022									
2/7/2022									
2/17/2022									
4/28/2022									
8/10/2022	<0.0005		<0.0005						
8/11/2022		<0.0005		<0.0005		<0.0005			
8/12/2022					<0.0005			<0.0005	<0.0005
8/15/2022							<0.0005		
8/16/2022									
8/17/2022									
8/18/2022									
8/19/2022									
2/13/2023	0.00014 (J)		<0.0005	0.00013 (J)	<0.0005	0.00017 (J)			
2/14/2023		<0.0005					<0.0005	<0.0005	<0.0005
2/16/2023									
2/17/2023									
2/20/2023									
2/21/2023									

ND substitution: RL or RL/2 if <15% NDs.

Prediction Limit

Constituent: Mercury (mg/L) Analysis Run 5/17/2024 12:32 PM View: Appendix I Interwell

Plant Bowen Client: Southern Company Data: Bowen 1, 2, 9, and 10

	GWA-42 (bg)	GWA-43 (bg)	GWA-39Z (bg)	GWA-41R (bg)	GWA-40 (bg)	GWA-41 (bg)	GWC-44	GWC-45	GWC-45R
2/22/2023									
3/16/2023									
7/25/2023		<0.0005		<0.0005		<0.0005			
7/26/2023	<0.0005		<0.0005		<0.0005		<0.0005	<0.0005	<0.0005
7/27/2023									
7/28/2023									
7/31/2023									
8/1/2023									
8/2/2023									
2/19/2024			<0.0005	<0.0005	<0.0005	<0.0005			
2/20/2024	<0.0005	<0.0005					<0.0005	<0.0005	<0.0005
2/21/2024									
2/22/2024									
2/26/2024									
2/27/2024									
2/28/2024									

ND substitution: RL or RL/2 if <15% NDs.

Prediction Limit

Constituent: Mercury (mg/L) Analysis Run 5/17/2024 12:32 PM View: Appendix I Interwell

Plant Bowen Client: Southern Company Data: Bowen 1, 2, 9, and 10

	GWC-49R	GWC-49Z	GWA-39RZ (bg)	GWC-7Z	GWA-4RZ (bg)
8/21/2007					
8/22/2007					
8/23/2007					
8/24/2007					
10/23/2007					
10/24/2007					
10/25/2007					
11/1/2007					
11/2/2007					
11/17/2007					
11/18/2007					
11/19/2007					
11/20/2007					
1/15/2008					
1/16/2008					
1/23/2008					
1/30/2008					
1/31/2008					
3/5/2008					
3/6/2008					
3/10/2008					
3/11/2008					
5/6/2008					
5/7/2008					
5/8/2008					
5/12/2008					
5/13/2008					
5/14/2008					
12/2/2008					
12/4/2008					
12/5/2008					
12/11/2008					
12/12/2008					
12/13/2008					
12/14/2008					
4/15/2009					
4/16/2009					
4/21/2009					
4/23/2009					
4/28/2009					
4/29/2009					
10/6/2009					
10/7/2009					
10/8/2009					
10/9/2009					
10/13/2009					
10/19/2009					
10/20/2009					
10/21/2009					
10/22/2009					
4/20/2010					
4/21/2010					

Prediction Limit

Constituent: Mercury (mg/L) Analysis Run 5/17/2024 12:32 PM View: Appendix I Interwell

Plant Bowen Client: Southern Company Data: Bowen 1, 2, 9, and 10

	GWC-49R	GWC-49Z	GWA-39RZ (bg)	GWC-7Z	GWA-4RZ (bg)
4/26/2010					
4/27/2010					
4/28/2010					
5/3/2010					
5/4/2010					
9/28/2010					
9/29/2010					
9/30/2010					
10/4/2010					
10/5/2010					
10/6/2010					
10/11/2010					
10/12/2010					
4/12/2011					
4/13/2011					
4/14/2011					
4/18/2011					
4/19/2011					
4/20/2011					
4/21/2011					
4/26/2011					
4/27/2011					
4/28/2011					
10/4/2011					
10/5/2011					
10/12/2011					
10/13/2011					
10/17/2011					
10/18/2011					
10/19/2011					
4/3/2012					
4/4/2012					
4/11/2012					
4/23/2012					
4/24/2012					
4/25/2012					
4/30/2012					
5/1/2012					
5/2/2012					
10/2/2012					
10/3/2012					
10/8/2012					
10/9/2012					
10/10/2012					
4/2/2013					
4/3/2013					
4/8/2013					
4/9/2013					
4/10/2013					
4/11/2013					
4/12/2013					
4/15/2013					

Prediction Limit

Constituent: Mercury (mg/L) Analysis Run 5/17/2024 12:32 PM View: Appendix I Interwell

Plant Bowen Client: Southern Company Data: Bowen 1, 2, 9, and 10

	GWC-49R	GWC-49Z	GWA-39RZ (bg)	GWC-7Z	GWA-4RZ (bg)
4/16/2013					
10/8/2013					
10/9/2013					
10/15/2013					
10/16/2013					
10/22/2013					
4/1/2014					
4/2/2014					
4/9/2014					
4/10/2014					
4/11/2014					
4/14/2014					
4/21/2014					
4/22/2014					
4/23/2014					
9/30/2014					
10/1/2014					
10/2/2014					
10/3/2014					
10/4/2014					
3/30/2015					
3/31/2015					
4/1/2015					
4/2/2015					
4/3/2015					
5/26/2015					
6/18/2015					
7/2/2015					
8/13/2015					
8/14/2015					
10/6/2015					
10/7/2015					
10/8/2015					
10/9/2015					
10/10/2015					
10/11/2015					
10/12/2015					
10/13/2015					
10/14/2015					
10/15/2015					
3/10/2016					
3/11/2016					
3/14/2016					
3/15/2016					
3/16/2016					
3/17/2016	<0.0005	<0.0005			
3/22/2016					
3/23/2016					
3/28/2016					
3/29/2016					
3/30/2016					
3/31/2016					

Prediction Limit

Constituent: Mercury (mg/L) Analysis Run 5/17/2024 12:32 PM View: Appendix I Interwell

Plant Bowen Client: Southern Company Data: Bowen 1, 2, 9, and 10

	GWC-49R	GWC-49Z	GWA-39RZ (bg)	GWC-7Z	GWA-4RZ (bg)
4/4/2016					
4/5/2016					
5/11/2016					
5/12/2016					
5/13/2016					
5/16/2016			<0.0005 (D)		
5/17/2016					
5/18/2016	<0.0005	<0.0005			
5/19/2016					
5/20/2016					
5/23/2016					
5/24/2016					
5/25/2016					
5/26/2016					
5/27/2016					
5/31/2016				<0.0005	
6/1/2016					
7/19/2016					
7/20/2016					
7/21/2016					
7/22/2016					
7/25/2016					
7/26/2016					
7/27/2016	<0.0005		<0.0005 (D)		
7/28/2016		<0.0005			
7/29/2016					
8/1/2016					
8/2/2016				<0.0005	
8/3/2016					
8/4/2016					
8/5/2016					
8/9/2016					
9/15/2016					
9/16/2016					
9/19/2016					
9/20/2016					
9/21/2016	<0.0005	<0.0005			
9/22/2016					
9/23/2016					
9/26/2016					
9/27/2016				<0.0005	
9/28/2016					
9/29/2016					
9/30/2016					
11/2/2016					
11/3/2016					
11/4/2016	<0.0005				
11/7/2016		<0.0005			
11/9/2016					
11/10/2016					
11/11/2016					
11/14/2016					

ND substitution: RL or RL/2 if <15% NDs.

Prediction Limit

Constituent: Mercury (mg/L) Analysis Run 5/17/2024 12:32 PM View: Appendix I Interwell

Plant Bowen Client: Southern Company Data: Bowen 1, 2, 9, and 10

	GWC-49R	GWC-49Z	GWA-39RZ (bg)	GWC-7Z	GWA-4RZ (bg)
11/18/2016					
11/21/2016				<0.0005	
11/22/2016					
11/23/2016					
11/28/2016					
1/17/2017					
1/18/2017					
1/19/2017					
1/20/2017					
1/23/2017					
1/24/2017	5E-05 (J)	5E-05 (J)			
1/30/2017					
1/31/2017					
2/1/2017				<0.0005	
2/3/2017					
2/6/2017					
2/7/2017					
2/8/2017					
2/9/2017					
2/10/2017					
2/13/2017					
2/21/2017			<0.0005		
2/22/2017					<0.0005
3/24/2017					
3/27/2017			<0.0005 (D)		
3/28/2017					
3/29/2017	<0.0005 (*)				
3/30/2017		<0.0005 (*)			
4/3/2017					
4/6/2017				<0.0005	
4/7/2017					<0.0005
4/10/2017					
4/11/2017					
4/12/2017					
5/24/2017					
6/5/2017					
6/6/2017					
6/7/2017					
6/8/2017	<0.0005		<0.0005 (D)		
6/9/2017		<0.0005			
6/12/2017					
6/13/2017				<0.0005	
6/14/2017					0.000286 (JD)
6/15/2017					
6/16/2017					
7/12/2017					<0.0005 (D)
7/14/2017				<0.0005	
7/17/2017			<0.0005 (D)		
7/20/2017					<0.0005 (D)
7/26/2017					
7/27/2017			<0.0005		
7/28/2017					<0.0005

Prediction Limit

Constituent: Mercury (mg/L) Analysis Run 5/17/2024 12:32 PM View: Appendix I Interwell

Plant Bowen Client: Southern Company Data: Bowen 1, 2, 9, and 10

	GWC-49R	GWC-49Z	GWA-39RZ (bg)	GWC-7Z	GWA-4RZ (bg)
8/9/2017			<0.0005		<0.0005
8/10/2017					
8/24/2017					<0.0005
9/22/2017					
9/25/2017					
9/26/2017					
9/27/2017					
9/29/2017	4E-05 (J)	<0.0005	<0.0005 (D)		
10/2/2017					
10/3/2017				<0.0005	<0.0005 (D)
10/4/2017					
10/5/2017					
10/6/2017					
10/9/2017					
3/14/2018					
3/15/2018	<0.0005	<0.0005			
3/16/2018			<0.0005		
3/19/2018					
3/20/2018				<0.0005	
3/21/2018					<0.0005
3/22/2018					
3/23/2018					
9/12/2018					
9/13/2018	<0.0005				
9/14/2018		<0.0005	4.1E-05 (J)		
9/17/2018					
9/18/2018				<0.0005	<0.0005
9/19/2018					
9/20/2018					
3/13/2019					
3/14/2019			<0.0005		
3/15/2019					
3/18/2019	<0.0005				
3/19/2019		4.5E-05 (J)			
3/20/2019					
3/21/2019				<0.0005	<0.0005 (D)
3/22/2019					
3/23/2019					
3/25/2019					
3/27/2019					
5/6/2019					
9/9/2019					
9/10/2019					
9/11/2019	<0.0005	<0.0005			
9/12/2019					<0.0005 (D)
9/13/2019				<0.0005	
9/16/2019					
9/17/2019					
9/18/2019					
3/6/2020					
3/9/2020		<0.0005	<0.0005		
3/10/2020					

ND substitution: RL or RL/2 if <15% NDs.

Prediction Limit

Constituent: Mercury (mg/L) Analysis Run 5/17/2024 12:32 PM View: Appendix I Interwell

Plant Bowen Client: Southern Company Data: Bowen 1, 2, 9, and 10

	GWC-49R	GWC-49Z	GWA-39RZ (bg)	GWC-7Z	GWA-4RZ (bg)
3/11/2020	<0.0005				
3/12/2020				<0.0005	<0.0005
3/13/2020					
3/16/2020					
3/17/2020					
9/10/2020					
9/11/2020	<0.0005				
9/14/2020		<0.0005			
9/15/2020					
9/16/2020			<0.0005	<0.0005	
9/17/2020					<0.0005
9/21/2020					
9/22/2020					
3/10/2021					
3/11/2021					
3/12/2021					
3/15/2021	<0.0005	<0.0005			
3/16/2021			<0.0005		<0.0005
3/17/2021				<0.0005	
3/18/2021					
3/19/2021					
3/29/2021					
8/4/2021					
8/5/2021		0.0002			
8/6/2021			<0.0005		
8/9/2021					
8/10/2021				<0.0005	<0.0005
8/11/2021	<0.0005				
8/12/2021					
10/28/2021					
1/31/2022					
2/1/2022	<0.0005	<0.0005			
2/2/2022			<0.0005	<0.0005	
2/3/2022					<0.0005
2/4/2022					
2/7/2022					
2/17/2022					
4/28/2022					
8/10/2022					
8/11/2022					
8/12/2022					
8/15/2022	<0.0005	<0.0005			
8/16/2022			<0.0005		
8/17/2022				<0.0005	<0.0005
8/18/2022					
8/19/2022					
2/13/2023					
2/14/2023	<0.0005	<0.0005	<0.0005		
2/16/2023					
2/17/2023					<0.0005
2/20/2023				<0.0005	
2/21/2023					

ND substitution: RL or RL/2 if <15% NDs.

Prediction Limit

Constituent: Mercury (mg/L) Analysis Run 5/17/2024 12:32 PM View: Appendix I Interwell

Plant Bowen Client: Southern Company Data: Bowen 1, 2, 9, and 10

	GWC-49R	GWC-49Z	GWA-39RZ (bg)	GWC-7Z	GWA-4RZ (bg)
2/22/2023					
3/16/2023					
7/25/2023			<0.0005		
7/26/2023					
7/27/2023	<0.0005	<0.0005			
7/28/2023					<0.0005
7/31/2023				<0.0005	
8/1/2023					
8/2/2023					
2/19/2024			<0.0005		
2/20/2024					
2/21/2024	<0.0005	<0.0005			
2/22/2024					
2/26/2024				<0.0005	
2/27/2024					<0.0005
2/28/2024					

ND substitution: RL or RL/2 if <15% NDs.

Prediction Limit

Constituent: Thallium (mg/L) Analysis Run 5/17/2024 12:32 PM View: Appendix I Interwell

Plant Bowen Client: Southern Company Data: Bowen 1, 2, 9, and 10

	GWA-2R (bg)	GWC-15Z	GWC-14Z	GWC-15R	GWC-8Z	GWC-8RR	GWC-6RZ	GWC-6	GWC-9
3/30/2015	7E-05								
10/6/2015		0.0005 (D)							
10/7/2015			<0.001 (D)	<0.001 (D)					
10/8/2015					0.0001 (D)	<0.001 (D)			
10/9/2015							<0.001	<0.001	
10/10/2015									<0.001
10/11/2015									
10/12/2015									
10/13/2015	<0.001								
10/14/2015									
10/15/2015									
3/10/2016									
3/11/2016									
3/14/2016									
3/15/2016									
3/16/2016									
3/17/2016									
3/22/2016					<0.001				
3/23/2016	<0.001								
3/28/2016									
3/29/2016							<0.001	<0.001	
3/30/2016						<0.001			<0.001
3/31/2016									
4/4/2016									
4/5/2016		0.00036 (J)	<0.001	<0.001					
5/11/2016									
5/12/2016									
5/13/2016									
5/16/2016									
5/17/2016									
5/18/2016									
5/19/2016	<0.001								
5/20/2016									
5/23/2016									
5/24/2016						<0.001	<0.001	<0.001	
5/25/2016					<0.001				
5/26/2016									<0.001
5/27/2016									
5/31/2016		0.000373 (J)		<0.001					
6/1/2016			<0.001						
7/19/2016									
7/20/2016									
7/21/2016									
7/22/2016									
7/25/2016									
7/26/2016									
7/27/2016									
7/28/2016									
7/29/2016	<0.001								
8/1/2016							<0.001	<0.001	
8/2/2016					<0.001	<0.001			
8/3/2016									

ND substitution: RL or RL/2 if <15% NDs.

Prediction Limit

Constituent: Thallium (mg/L) Analysis Run 5/17/2024 12:32 PM View: Appendix I Interwell

Plant Bowen Client: Southern Company Data: Bowen 1, 2, 9, and 10

	GWA-2R (bg)	GWC-15Z	GWC-14Z	GWC-15R	GWC-8Z	GWC-8RR	GWC-6RZ	GWC-6	GWC-9
8/4/2016				<0.001					
8/5/2016									<0.001
8/9/2016			<0.001						
9/15/2016									
9/16/2016									
9/19/2016									
9/20/2016									
9/21/2016									
9/22/2016	<0.001								
9/23/2016									
9/26/2016					<0.001		<0.001	<0.001	
9/27/2016						<0.001			
9/28/2016									<0.001
9/29/2016				<0.001					
9/30/2016									
11/2/2016									
11/3/2016									
11/4/2016									
11/7/2016									
11/9/2016									
11/10/2016	<0.001								
11/11/2016									
11/14/2016							<0.001		
11/18/2016								<0.001	
11/21/2016					<0.001				<0.001
11/22/2016						<0.001			
11/23/2016		<0.001		<0.001					
11/28/2016			<0.001						
1/17/2017									
1/18/2017									
1/19/2017									
1/20/2017									
1/23/2017									
1/24/2017									
1/30/2017									
1/31/2017	<0.001								
2/1/2017							<0.001	<0.001	
2/3/2017					<0.001				
2/6/2017						<0.001			<0.001
2/7/2017									
2/8/2017									
2/9/2017			<0.001						
2/10/2017		<0.001		<0.001					
2/13/2017									
2/21/2017									
2/22/2017									
3/24/2017									
3/27/2017									
3/28/2017									
3/29/2017									
3/30/2017									
4/3/2017	<0.001								

ND substitution: RL or RL/2 if <15% NDs.

Prediction Limit

Constituent: Thallium (mg/L) Analysis Run 5/17/2024 12:32 PM View: Appendix I Interwell

Plant Bowen Client: Southern Company Data: Bowen 1, 2, 9, and 10

	GWA-2R (bg)	GWC-15Z	GWC-14Z	GWC-15R	GWC-8Z	GWC-8RR	GWC-6RZ	GWC-6	GWC-9
4/6/2017						<0.001	<0.001	5E-05 (J)	<0.001
4/7/2017					<0.001				
4/10/2017									
4/11/2017		<0.001	<0.001						
4/12/2017				<0.001					
5/24/2017									
6/5/2017									
6/6/2017									
6/7/2017									
6/8/2017									
6/9/2017	<0.001								
6/12/2017									
6/13/2017					7E-05 (J)		<0.001	<0.001	<0.001
6/14/2017			<0.001			<0.001			
6/15/2017		<0.001		<0.001					
6/16/2017									
7/12/2017		<0.001	<0.001						
7/14/2017									
7/17/2017									
7/20/2017									
7/26/2017		<0.001							
7/27/2017									
7/28/2017									
8/9/2017									
8/10/2017									
8/24/2017									
9/22/2017									
9/25/2017									
9/26/2017									
9/27/2017									
9/29/2017									
10/2/2017	<0.001								
10/3/2017					<0.001		<0.001	<0.001	<0.001
10/4/2017						<0.001			
10/5/2017			<0.001						
10/6/2017		<0.001		<0.001					
10/9/2017									
3/14/2018									
3/15/2018									
3/16/2018	<0.001								
3/19/2018								<0.001	
3/20/2018					<0.001		<0.001		<0.001
3/21/2018						<0.001			
3/22/2018			<0.001						
3/23/2018		<0.001		<0.001					
9/12/2018									
9/13/2018									
9/14/2018	<0.001								
9/17/2018							<0.001	<0.001	
9/18/2018					<0.001	<0.001			<0.001 (D)
9/19/2018		<0.001	<0.001	<0.001					
9/20/2018									

Prediction Limit

Constituent: Thallium (mg/L) Analysis Run 5/17/2024 12:32 PM View: Appendix I Interwell

Plant Bowen Client: Southern Company Data: Bowen 1, 2, 9, and 10

	GWA-2R (bg)	GWC-15Z	GWC-14Z	GWC-15R	GWC-8Z	GWC-8RR	GWC-6RZ	GWC-6	GWC-9
3/13/2019									
3/14/2019									
3/15/2019									
3/18/2019									
3/19/2019	<0.001								
3/20/2019									
3/21/2019							<0.001	<0.001	<0.001
3/22/2019		<0.001	<0.001						
3/23/2019									
3/25/2019				<0.001					
3/27/2019						<0.001			
5/6/2019					<0.001				
9/9/2019									
9/10/2019									
9/11/2019									
9/12/2019									
9/13/2019	6.2E-05 (J)								
9/16/2019					<0.001	<0.001 (D)	<0.001	<0.001	<0.001
9/17/2019		<0.001	<0.001	<0.001					
9/18/2019									
3/6/2020									
3/9/2020									
3/10/2020									
3/11/2020	<0.001								
3/12/2020						<0.001	<0.001	<0.001	<0.001
3/13/2020		<0.001	<0.001	<0.001					
3/16/2020					<0.001				
3/17/2020									
9/10/2020									
9/11/2020									
9/14/2020									
9/15/2020	<0.001								
9/16/2020							<0.001	<0.001	
9/17/2020					<0.001	<0.001			<0.001
9/21/2020		<0.001	<0.001	<0.001					
9/22/2020									
3/10/2021									
3/11/2021									
3/12/2021									
3/15/2021									
3/16/2021	<0.001								
3/17/2021						<0.001	<0.001	<0.001	
3/18/2021		<0.001	<0.001	<0.001	<0.001				<0.001
3/19/2021									
3/29/2021									
8/4/2021									
8/5/2021									
8/6/2021									
8/9/2021	<0.001								
8/10/2021					<0.001	<0.001	<0.001	<0.001	<0.001
8/11/2021		<0.001	<0.001	<0.001					
8/12/2021									

ND substitution: RL or RL/2 if <15% NDs.

Prediction Limit

Constituent: Thallium (mg/L) Analysis Run 5/17/2024 12:32 PM View: Appendix I Interwell

Plant Bowen Client: Southern Company Data: Bowen 1, 2, 9, and 10

	GWA-2R (bg)	GWC-15Z	GWC-14Z	GWC-15R	GWC-8Z	GWC-8RR	GWC-6RZ	GWC-6	GWC-9
1/31/2022									
2/1/2022	<0.001								
2/2/2022					<0.001	<0.001	<0.001	<0.001	<0.001
2/3/2022									
2/4/2022			<0.001	<0.001					
2/7/2022		<0.001							
2/17/2022									
8/10/2022									
8/11/2022									
8/12/2022									
8/15/2022									
8/16/2022	<0.001								
8/17/2022					<0.001	<0.001	<0.001	<0.001	<0.001
8/18/2022			<0.001						
8/19/2022		<0.001		<0.001					
2/13/2023									
2/14/2023									
2/16/2023	<0.001								
2/17/2023							<0.001	<0.001	
2/20/2023					<0.001				
2/21/2023						<0.001			<0.001
2/22/2023		<0.001	<0.001	<0.001					
7/25/2023									
7/26/2023									
7/27/2023	<0.001								
7/28/2023							<0.001		
7/31/2023					<0.001	<0.001		<0.001	<0.001
8/1/2023		<0.001	<0.001						
8/2/2023				<0.001					
2/19/2024									
2/20/2024									
2/21/2024									
2/22/2024									
2/26/2024	<0.001				<0.001		<0.001	<0.001	
2/27/2024						<0.001			<0.001
2/28/2024		<0.001	<0.001	<0.001					

ND substitution: RL or RL/2 if <15% NDs.

Prediction Limit

Constituent: Thallium (mg/L) Analysis Run 5/17/2024 12:32 PM View: Appendix I Interwell

Plant Bowen Client: Southern Company Data: Bowen 1, 2, 9, and 10

	GWC-10	GWC-11	GWC-11R	GWA-50R (bg)	GWA-50 (bg)	GWC-10R	GWC-5	GWA-3A (bg)	GWA-1 (bg)
3/30/2015									
10/6/2015									
10/7/2015									
10/8/2015									
10/9/2015									
10/10/2015	<0.001								
10/11/2015		<0.001	0.0002	<0.001	<0.001				
10/12/2015						<0.001	<0.001	<0.001	
10/13/2015									<0.001
10/14/2015									
10/15/2015									
3/10/2016									
3/11/2016									
3/14/2016									
3/15/2016									
3/16/2016									
3/17/2016									
3/22/2016									<0.001
3/23/2016								<0.001	
3/28/2016				<0.001	<0.001		<0.001		
3/29/2016									
3/30/2016									
3/31/2016	<0.001					<0.001			
4/4/2016		<0.001	<0.001						
4/5/2016									
5/11/2016									
5/12/2016									
5/13/2016									
5/16/2016									
5/17/2016									
5/18/2016									
5/19/2016									<0.001
5/20/2016									
5/23/2016					<0.001			<0.001	
5/24/2016									
5/25/2016				<0.001			<0.001		
5/26/2016	<0.001	<0.001	<0.001			<0.001			
5/27/2016									
5/31/2016									
6/1/2016									
7/19/2016									
7/20/2016									
7/21/2016									
7/22/2016									
7/25/2016									
7/26/2016									
7/27/2016									
7/28/2016									
7/29/2016								<0.001	<0.001
8/1/2016				<0.001	<0.001		<0.001		
8/2/2016									
8/3/2016		<0.001				0.0001 (J)			

ND substitution: RL or RL/2 if <15% NDs.

Prediction Limit

Constituent: Thallium (mg/L) Analysis Run 5/17/2024 12:32 PM View: Appendix I Interwell

Plant Bowen Client: Southern Company Data: Bowen 1, 2, 9, and 10

	GWC-10	GWC-11	GWC-11R	GWA-50R (bg)	GWA-50 (bg)	GWC-10R	GWC-5	GWA-3A (bg)	GWA-1 (bg)
8/4/2016			<0.001						
8/5/2016	<0.001								
8/9/2016									
9/15/2016									
9/16/2016									
9/19/2016									
9/20/2016									
9/21/2016									
9/22/2016								<0.001	
9/23/2016									<0.001
9/26/2016				<0.001	<0.001				
9/27/2016							<0.001		
9/28/2016	<0.001	<0.001	<0.001			<0.001			
9/29/2016									
9/30/2016									
11/2/2016									
11/3/2016									
11/4/2016									
11/7/2016									
11/9/2016									<0.001
11/10/2016					<0.001			<0.001	
11/11/2016				<0.001			<0.001		
11/14/2016									
11/18/2016									
11/21/2016									
11/22/2016	<0.001	<0.001	<0.001			<0.001			
11/23/2016									
11/28/2016									
1/17/2017									
1/18/2017									
1/19/2017									
1/20/2017									
1/23/2017									
1/24/2017									
1/30/2017				<0.001	<0.001				<0.001
1/31/2017							<0.001	<0.001	
2/1/2017									
2/3/2017									
2/6/2017									
2/7/2017	<0.001					<0.001			
2/8/2017		<0.001	<0.001						
2/9/2017									
2/10/2017									
2/13/2017									
2/21/2017									
2/22/2017									
3/24/2017									
3/27/2017									
3/28/2017									
3/29/2017									
3/30/2017								<0.001	<0.001
4/3/2017				<0.001			<0.001		

ND substitution: RL or RL/2 if <15% NDs.

Prediction Limit

Constituent: Thallium (mg/L) Analysis Run 5/17/2024 12:32 PM View: Appendix I Interwell

Plant Bowen Client: Southern Company Data: Bowen 1, 2, 9, and 10

	GWC-10	GWC-11	GWC-11R	GWA-50R (bg)	GWA-50 (bg)	GWC-10R	GWC-5	GWA-3A (bg)	GWA-1 (bg)
4/6/2017									
4/7/2017					<0.001				
4/10/2017	<0.001	<0.001	<0.001			<0.001			
4/11/2017									
4/12/2017									
5/24/2017									
6/5/2017									
6/6/2017									
6/7/2017									
6/8/2017									
6/9/2017									<0.001
6/12/2017				<0.001	<0.001		<0.001	<0.001	
6/13/2017									
6/14/2017	<0.001					<0.001			
6/15/2017		<0.001	<0.001						
6/16/2017									
7/12/2017									
7/14/2017									
7/17/2017									
7/20/2017									
7/26/2017									
7/27/2017									
7/28/2017									
8/9/2017									
8/10/2017									
8/24/2017									
9/22/2017									
9/25/2017									
9/26/2017									
9/27/2017									
9/29/2017									
10/2/2017				<0.001	<0.001				<0.001
10/3/2017							<0.001		
10/4/2017	<0.001	<0.001	<0.001			<0.001		<0.001	
10/5/2017									
10/6/2017									
10/9/2017									
3/14/2018									
3/15/2018									
3/16/2018				<0.001	<0.001				<0.001
3/19/2018							<0.001	<0.001	
3/20/2018	<0.001								
3/21/2018		<0.001				<0.001			
3/22/2018			<0.001						
3/23/2018									
9/12/2018									
9/13/2018									
9/14/2018									
9/17/2018					<0.001		<0.001	<0.001	<0.001 (D)
9/18/2018	<0.001	<0.001	<0.001	<0.001		<0.001			
9/19/2018									
9/20/2018									

ND substitution: RL or RL/2 if <15% NDs.

Prediction Limit

Constituent: Thallium (mg/L) Analysis Run 5/17/2024 12:32 PM View: Appendix I Interwell

Plant Bowen Client: Southern Company Data: Bowen 1, 2, 9, and 10

	GWC-10	GWC-11	GWC-11R	GWA-50R (bg)	GWA-50 (bg)	GWC-10R	GWC-5	GWA-3A (bg)	GWA-1 (bg)
3/13/2019									
3/14/2019									
3/15/2019									
3/18/2019									
3/19/2019				<0.001	<0.001				
3/20/2019							<0.001	<0.001	<0.001
3/21/2019									
3/22/2019	<0.001					<0.001			
3/23/2019		<0.001	<0.001						
3/25/2019									
3/27/2019									
5/6/2019									
9/9/2019									
9/10/2019									
9/11/2019									
9/12/2019				<0.001					<0.001
9/13/2019					<0.001			<0.001	
9/16/2019							8.4E-05 (J)		
9/17/2019	<0.001	<0.001	<0.001			<0.001			
9/18/2019									
3/6/2020									
3/9/2020									
3/10/2020									
3/11/2020				5.9E-05 (J)	<0.001			<0.001	<0.001
3/12/2020	<0.001	<0.001	<0.001			5.4E-05 (J)			
3/13/2020									
3/16/2020							<0.001		
3/17/2020									
9/10/2020									
9/11/2020									
9/14/2020									
9/15/2020				<0.001					<0.001
9/16/2020					<0.001		<0.001		
9/17/2020	<0.001					<0.001			
9/21/2020		<0.001	<0.001						
9/22/2020									
3/10/2021									
3/11/2021									
3/12/2021									
3/15/2021									
3/16/2021									<0.001
3/17/2021				<0.001	<0.001		<0.001		
3/18/2021	<0.001					<0.001			
3/19/2021		<0.001	<0.001						
3/29/2021								<0.001	
8/4/2021									
8/5/2021									
8/6/2021									
8/9/2021				<0.001	<0.001		<0.001	<0.001	<0.001
8/10/2021	<0.001								
8/11/2021		<0.001	<0.001			<0.001			
8/12/2021									

ND substitution: RL or RL/2 if <15% NDs.

Prediction Limit

Constituent: Thallium (mg/L) Analysis Run 5/17/2024 12:32 PM View: Appendix I Interwell

Plant Bowen Client: Southern Company Data: Bowen 1, 2, 9, and 10

	GWC-10	GWC-11	GWC-11R	GWA-50R (bg)	GWA-50 (bg)	GWC-10R	GWC-5	GWA-3A (bg)	GWA-1 (bg)
1/31/2022									
2/1/2022					<0.001				<0.001
2/2/2022				<0.001			<0.001	<0.001	
2/3/2022									
2/4/2022	<0.001	<0.001	<0.001			<0.001			
2/7/2022									
2/17/2022									
8/10/2022									
8/11/2022									
8/12/2022									
8/15/2022									
8/16/2022					<0.001		<0.001	<0.001	<0.001
8/17/2022	<0.001			<0.001					
8/18/2022		<0.001	<0.001			<0.001			
8/19/2022									
2/13/2023									
2/14/2023									
2/16/2023				<0.001	<0.001				<0.001
2/17/2023								<0.001	
2/20/2023	<0.001	<0.001	<0.001			<0.001	<0.001		
2/21/2023									
2/22/2023									
7/25/2023									
7/26/2023									
7/27/2023									<0.001
7/28/2023				<0.001	<0.001		<0.001		
7/31/2023	<0.001					<0.001			
8/1/2023		<0.001	<0.001					<0.001	
8/2/2023									
2/19/2024									
2/20/2024									
2/21/2024									
2/22/2024				<0.001	<0.001			<0.001	<0.001
2/26/2024							<0.001		
2/27/2024	<0.001					<0.001			
2/28/2024		<0.001	<0.001						

ND substitution: RL or RL/2 if <15% NDs.

Prediction Limit

Constituent: Thallium (mg/L) Analysis Run 5/17/2024 12:32 PM View: Appendix I Interwell

Plant Bowen Client: Southern Company Data: Bowen 1, 2, 9, and 10

	GWA-2 (bg)	GWC-12	GWC-13RZ	GWC-13	GWC-48	GWC-47R	GWC-47	GWC-46R	GWA-43R (bg)
3/30/2015									
10/6/2015									
10/7/2015									
10/8/2015									
10/9/2015									
10/10/2015									
10/11/2015									
10/12/2015									
10/13/2015	<0.001								
10/14/2015		<0.001	<0.001						
10/15/2015				<0.001					
3/10/2016					<0.001	0.00116	<0.001	<0.001	
3/11/2016									<0.001
3/14/2016									
3/15/2016									
3/16/2016									
3/17/2016									
3/22/2016									
3/23/2016	<0.001								
3/28/2016									
3/29/2016									
3/30/2016									
3/31/2016									
4/4/2016		<0.001	<0.001	<0.001					
4/5/2016									
5/11/2016									
5/12/2016									
5/13/2016									<0.001
5/16/2016									
5/17/2016					<0.001			<0.001	
5/18/2016						0.000768 (J)	<0.001		
5/19/2016									
5/20/2016	<0.001								
5/23/2016									
5/24/2016									
5/25/2016									
5/26/2016									
5/27/2016		<0.001							
5/31/2016				<0.001					
6/1/2016			<0.001						
7/19/2016									<0.001
7/20/2016									
7/21/2016									
7/22/2016									
7/25/2016									
7/26/2016								7E-05 (J)	
7/27/2016					9E-05 (J)	0.0004 (J)	9E-05 (J)		
7/28/2016									
7/29/2016	<0.001								
8/1/2016									
8/2/2016									
8/3/2016		<0.001							

ND substitution: RL or RL/2 if <15% NDs.

Prediction Limit

Constituent: Thallium (mg/L) Analysis Run 5/17/2024 12:32 PM View: Appendix I Interwell

Plant Bowen Client: Southern Company Data: Bowen 1, 2, 9, and 10

	GWA-2 (bg)	GWC-12	GWC-13RZ	GWC-13	GWC-48	GWC-47R	GWC-47	GWC-46R	GWA-43R (bg)
8/4/2016				<0.001					
8/5/2016									
8/9/2016									
9/15/2016									
9/16/2016									<0.001
9/19/2016									
9/20/2016					<0.001	0.0004 (J)	<0.001	<0.001	
9/21/2016									
9/22/2016									
9/23/2016	<0.001								
9/26/2016									
9/27/2016									
9/28/2016									
9/29/2016				<0.001					
9/30/2016		<0.001							
11/2/2016									<0.001
11/3/2016									
11/4/2016					<0.001	0.0003 (J)		<0.001	
11/7/2016							<0.001		
11/9/2016	<0.001								
11/10/2016									
11/11/2016									
11/14/2016									
11/18/2016									
11/21/2016									
11/22/2016		<0.001							
11/23/2016									
11/28/2016				<0.001					
1/17/2017									
1/18/2017									<0.001
1/19/2017									
1/20/2017						0.0003 (J)		<0.001	
1/23/2017					<0.001		<0.001		
1/24/2017									
1/30/2017									
1/31/2017	<0.001								
2/1/2017									
2/3/2017									
2/6/2017									
2/7/2017									
2/8/2017									
2/9/2017				<0.001					
2/10/2017									
2/13/2017		<0.001							
2/21/2017									
2/22/2017			<0.001						
3/24/2017									
3/27/2017									
3/28/2017					6E-05 (J)			7E-05 (J)	<0.001
3/29/2017						0.0003 (J)	7E-05 (J)		
3/30/2017	<0.001								
4/3/2017									

ND substitution: RL or RL/2 if <15% NDs.

Prediction Limit

Constituent: Thallium (mg/L) Analysis Run 5/17/2024 12:32 PM View: Appendix I Interwell

Plant Bowen Client: Southern Company Data: Bowen 1, 2, 9, and 10

	GWA-2 (bg)	GWC-12	GWC-13RZ	GWC-13	GWC-48	GWC-47R	GWC-47	GWC-46R	GWA-43R (bg)
4/6/2017									
4/7/2017									
4/10/2017									
4/11/2017		<0.001	<0.001						
4/12/2017				<0.001					
5/24/2017									
6/5/2017									
6/6/2017									<0.001
6/7/2017								6E-05 (J)	
6/8/2017					8E-05 (J)	0.0003 (J)	<0.001		
6/9/2017									
6/12/2017	<0.001								
6/13/2017									
6/14/2017		<0.001							
6/15/2017									
6/16/2017			<0.001	<0.001					
7/12/2017			6E-05 (J)						
7/14/2017									
7/17/2017									
7/20/2017									
7/26/2017									
7/27/2017									
7/28/2017			<0.001						
8/9/2017									
8/10/2017			<0.001						
8/24/2017									
9/22/2017									<0.001
9/25/2017									
9/26/2017									
9/27/2017						0.0003 (J)	6E-05 (J)		
9/29/2017					9E-05 (J)			6E-05 (J)	
10/2/2017	<0.001								
10/3/2017									
10/4/2017		<0.001							
10/5/2017									
10/6/2017			<0.001						
10/9/2017				<0.001					
3/14/2018									
3/15/2018					<0.001		<0.001	<0.001	<0.001
3/16/2018						0.00036 (J)			
3/19/2018	<0.001								
3/20/2018									
3/21/2018				<0.001					
3/22/2018		<0.001							
3/23/2018			<0.001						
9/12/2018									<0.001
9/13/2018					<0.001	0.00021 (J)	<0.001	<0.001	
9/14/2018	<0.001								
9/17/2018									
9/18/2018		<0.001							
9/19/2018				<0.001					
9/20/2018			<0.001						

ND substitution: RL or RL/2 if <15% NDs.

Prediction Limit

Constituent: Thallium (mg/L) Analysis Run 5/17/2024 12:32 PM View: Appendix I Interwell

Plant Bowen Client: Southern Company Data: Bowen 1, 2, 9, and 10

	GWA-2 (bg)	GWC-12	GWC-13RZ	GWC-13	GWC-48	GWC-47R	GWC-47	GWC-46R	GWA-43R (bg)
3/13/2019									<0.001
3/14/2019									
3/15/2019					<0.001		<0.001		
3/18/2019								<0.001	
3/19/2019						0.00027 (J)			
3/20/2019	<0.001								
3/21/2019									
3/22/2019			<0.001						
3/23/2019		<0.001		<0.001					
3/25/2019									
3/27/2019									
5/6/2019									
9/9/2019									
9/10/2019									
9/11/2019					0.000115 (JD)	0.00023 (J)		<0.001	<0.001
9/12/2019	<0.001 (D)						<0.001		
9/13/2019									
9/16/2019									
9/17/2019		<0.001 (D)							
9/18/2019			<0.001	<0.001					
3/6/2020									
3/9/2020					9E-05 (J)	0.00021 (J)	<0.001		<0.001
3/10/2020								<0.001	
3/11/2020	<0.001								
3/12/2020		<0.001							
3/13/2020				<0.001					
3/16/2020									
3/17/2020			<0.001						
9/10/2020									
9/11/2020									
9/14/2020					<0.001		<0.001	<0.001	<0.001
9/15/2020	<0.001					0.00016 (J)			
9/16/2020									
9/17/2020									
9/21/2020		<0.001							
9/22/2020			<0.001	<0.001					
3/10/2021									
3/11/2021					<0.001	<0.001	<0.001	<0.001	<0.001
3/12/2021									
3/15/2021									
3/16/2021									
3/17/2021	<0.001								
3/18/2021				<0.001					
3/19/2021		<0.001	<0.001						
3/29/2021									
8/4/2021					<0.001				
8/5/2021						<0.001	<0.001	<0.001	<0.001
8/6/2021									
8/9/2021	<0.001								
8/10/2021									
8/11/2021		<0.001		<0.001					
8/12/2021			<0.001						

ND substitution: RL or RL/2 if <15% NDs.

Prediction Limit

Constituent: Thallium (mg/L) Analysis Run 5/17/2024 12:32 PM View: Appendix I Interwell

Plant Bowen Client: Southern Company Data: Bowen 1, 2, 9, and 10

	GWA-2 (bg)	GWC-12	GWC-13RZ	GWC-13	GWC-48	GWC-47R	GWC-47	GWC-46R	GWA-43R (bg)
1/31/2022					<0.001			<0.001	<0.001
2/1/2022	<0.001					<0.001	<0.001		
2/2/2022		<0.001							
2/3/2022									
2/4/2022			<0.001						
2/7/2022									
2/17/2022				<0.001					
8/10/2022									<0.001
8/11/2022									
8/12/2022									
8/15/2022					<0.001	<0.001	<0.001	<0.001	
8/16/2022	<0.001								
8/17/2022									
8/18/2022		<0.001		<0.001					
8/19/2022			<0.001						
2/13/2023									<0.001
2/14/2023					<0.001	<0.001	<0.001	<0.001	
2/16/2023	<0.001								
2/17/2023									
2/20/2023									
2/21/2023		<0.001							
2/22/2023			<0.001	<0.001					
7/25/2023									<0.001
7/26/2023					<0.001			<0.001	
7/27/2023	<0.001					0.0002 (J)	0.0002 (J)		
7/28/2023									
7/31/2023									
8/1/2023		<0.001		<0.001					
8/2/2023			<0.001						
2/19/2024									
2/20/2024									<0.001
2/21/2024					<0.001	<0.001	<0.001	<0.001	
2/22/2024	<0.001								
2/26/2024									
2/27/2024		<0.001		<0.001					
2/28/2024			<0.001						

ND substitution: RL or RL/2 if <15% NDs.

Prediction Limit

Constituent: Thallium (mg/L) Analysis Run 5/17/2024 12:32 PM View: Appendix I Interwell

Plant Bowen Client: Southern Company Data: Bowen 1, 2, 9, and 10

	GWA-42 (bg)	GWA-43 (bg)	GWA-39Z (bg)	GWA-40 (bg)	GWA-41 (bg)	GWA-41R (bg)	GWC-45R	GWC-45	GWC-44
3/30/2015									
10/6/2015									
10/7/2015									
10/8/2015									
10/9/2015									
10/10/2015									
10/11/2015									
10/12/2015									
10/13/2015									
10/14/2015									
10/15/2015									
3/10/2016									
3/11/2016	<0.001	<0.001							
3/14/2016			<0.001						
3/15/2016				<0.001	<0.001	<0.001			
3/16/2016							<0.001	<0.001	<0.001
3/17/2016									
3/22/2016									
3/23/2016									
3/28/2016									
3/29/2016									
3/30/2016									
3/31/2016									
4/4/2016									
4/5/2016									
5/11/2016			<0.001	<0.001					
5/12/2016					<0.001				
5/13/2016		<0.001				<0.001			
5/16/2016	<0.001						<0.001 (D)	<0.001 (D)	<0.001
5/17/2016									
5/18/2016									
5/19/2016									
5/20/2016									
5/23/2016									
5/24/2016									
5/25/2016									
5/26/2016									
5/27/2016									
5/31/2016									
6/1/2016									
7/19/2016		<0.001 (*)	<0.001 (*)						
7/20/2016					<0.001				
7/21/2016				<0.001		<0.001			
7/22/2016	0.0002 (J)								
7/25/2016							<0.001 (D)	<0.001 (D)	<0.001
7/26/2016									
7/27/2016									
7/28/2016									
7/29/2016									
8/1/2016									
8/2/2016									
8/3/2016									

ND substitution: RL or RL/2 if <15% NDs.

Prediction Limit

Constituent: Thallium (mg/L) Analysis Run 5/17/2024 12:32 PM View: Appendix I Interwell

Plant Bowen Client: Southern Company Data: Bowen 1, 2, 9, and 10

	GWA-42 (bg)	GWA-43 (bg)	GWA-39Z (bg)	GWA-40 (bg)	GWA-41 (bg)	GWA-41R (bg)	GWC-45R	GWC-45	GWC-44
8/4/2016									
8/5/2016									
8/9/2016									
9/15/2016			<0.001	<0.001	<0.001				
9/16/2016		<0.001							
9/19/2016	<0.001						<0.001 (D)	<0.001 (D)	<0.001
9/20/2016									
9/21/2016						<0.001			
9/22/2016									
9/23/2016									
9/26/2016									
9/27/2016									
9/28/2016									
9/29/2016									
9/30/2016									
11/2/2016		<0.001	<0.001						
11/3/2016	<0.001			<0.001	<0.001	<0.001	<0.001 (D)		<0.001
11/4/2016								<0.001 (D)	
11/7/2016									
11/9/2016									
11/10/2016									
11/11/2016									
11/14/2016									
11/18/2016									
11/21/2016									
11/22/2016									
11/23/2016									
11/28/2016									
1/17/2017	<0.001			<0.001		<0.001			
1/18/2017		<0.001	<0.001		<0.001				
1/19/2017									<0.001
1/20/2017							<0.001 (D)		
1/23/2017								<0.001 (D)	
1/24/2017									
1/30/2017									
1/31/2017									
2/1/2017									
2/3/2017									
2/6/2017									
2/7/2017									
2/8/2017									
2/9/2017									
2/10/2017									
2/13/2017									
2/21/2017									
2/22/2017									
3/24/2017				<0.001	<0.001				
3/27/2017	<0.001					<0.001			
3/28/2017		5E-05 (J)	5E-05 (J)						5E-05 (J)
3/29/2017							<0.001 (D)	<0.001 (D)	
3/30/2017									
4/3/2017									

ND substitution: RL or RL/2 if <15% NDs.

Prediction Limit

Constituent: Thallium (mg/L) Analysis Run 5/17/2024 12:32 PM View: Appendix I Interwell

Plant Bowen Client: Southern Company Data: Bowen 1, 2, 9, and 10

	GWA-42 (bg)	GWA-43 (bg)	GWA-39Z (bg)	GWA-40 (bg)	GWA-41 (bg)	GWA-41R (bg)	GWC-45R	GWC-45	GWC-44
4/6/2017									
4/7/2017									
4/10/2017									
4/11/2017									
4/12/2017									
5/24/2017				<0.001					
6/5/2017									5E-05 (J)
6/6/2017		<0.001			<0.001	0.0002 (J)			
6/7/2017	<0.001		<0.001				<0.001	<0.001	
6/8/2017									
6/9/2017									
6/12/2017									
6/13/2017									
6/14/2017									
6/15/2017									
6/16/2017									
7/12/2017									
7/14/2017									
7/17/2017									
7/20/2017									
7/26/2017									
7/27/2017									
7/28/2017									
8/9/2017									
8/10/2017									
8/24/2017									
9/22/2017		<0.001							
9/25/2017					<0.001	<0.001			
9/26/2017	<0.001		7E-05 (J)	<0.001					<0.001
9/27/2017							<0.001	<0.001	
9/29/2017									
10/2/2017									
10/3/2017									
10/4/2017									
10/5/2017									
10/6/2017									
10/9/2017									
3/14/2018	<0.001	<0.001	<0.001	<0.001	<0.001	<0.001			
3/15/2018							<0.001	<0.001	<0.001
3/16/2018									
3/19/2018									
3/20/2018									
3/21/2018									
3/22/2018									
3/23/2018									
9/12/2018		<0.001	<0.001	<0.001	<0.001	<0.001			<0.001
9/13/2018							<0.001	<0.001	
9/14/2018	<0.001								
9/17/2018									
9/18/2018									
9/19/2018									
9/20/2018									

Prediction Limit

Constituent: Thallium (mg/L) Analysis Run 5/17/2024 12:32 PM View: Appendix I Interwell

Plant Bowen Client: Southern Company Data: Bowen 1, 2, 9, and 10

	GWA-42 (bg)	GWA-43 (bg)	GWA-39Z (bg)	GWA-40 (bg)	GWA-41 (bg)	GWA-41R (bg)	GWC-45R	GWC-45	GWC-44
3/13/2019		<0.001		<0.001					
3/14/2019	<0.001				<0.001	<0.001	<0.001 (D)	<0.001 (D)	<0.001
3/15/2019			<0.001						
3/18/2019									
3/19/2019									
3/20/2019									
3/21/2019									
3/22/2019									
3/23/2019									
3/25/2019									
3/27/2019									
5/6/2019									
9/9/2019			<0.001	<0.001					
9/10/2019	<0.001				<0.001 (D)	<0.001			
9/11/2019		6.2E-05 (J)					<0.001 (D)	<0.001 (D)	<0.001
9/12/2019									
9/13/2019									
9/16/2019									
9/17/2019									
9/18/2019									
3/6/2020	8.6E-05 (J)				<0.001				
3/9/2020		<0.001	<0.001	7.8E-05 (J)		6.1E-05 (J)			
3/10/2020							<0.001	<0.001	<0.001
3/11/2020									
3/12/2020									
3/13/2020									
3/16/2020									
3/17/2020									
9/10/2020	<0.001		<0.001		<0.001	<0.001			
9/11/2020		<0.001		<0.001			<0.001	<0.001	
9/14/2020									
9/15/2020									<0.001
9/16/2020									
9/17/2020									
9/21/2020									
9/22/2020									
3/10/2021				<0.001		<0.001			
3/11/2021	<0.001	<0.001			<0.001		<0.001	<0.001	<0.001
3/12/2021			<0.001						
3/15/2021									
3/16/2021									
3/17/2021									
3/18/2021									
3/19/2021									
3/29/2021									
8/4/2021	<0.001		<0.001	<0.001	<0.001	<0.001			<0.001
8/5/2021									
8/6/2021		<0.001					<0.001	<0.001	
8/9/2021									
8/10/2021									
8/11/2021									
8/12/2021									

ND substitution: RL or RL/2 if <15% NDs.

Prediction Limit

Constituent: Thallium (mg/L) Analysis Run 5/17/2024 12:32 PM View: Appendix I Interwell

Plant Bowen Client: Southern Company Data: Bowen 1, 2, 9, and 10

	GWA-42 (bg)	GWA-43 (bg)	GWA-39Z (bg)	GWA-40 (bg)	GWA-41 (bg)	GWA-41R (bg)	GWC-45R	GWC-45	GWC-44
1/31/2022	<0.001	<0.001	<0.001	<0.001	<0.001	<0.001			<0.001
2/1/2022							<0.001	<0.001	
2/2/2022									
2/3/2022									
2/4/2022									
2/7/2022									
2/17/2022									
8/10/2022	<0.001		<0.001						
8/11/2022		<0.001			<0.001	<0.001			
8/12/2022				<0.001			<0.001	<0.001	
8/15/2022									<0.001
8/16/2022									
8/17/2022									
8/18/2022									
8/19/2022									
2/13/2023	<0.001		<0.001	<0.001	<0.001	<0.001			
2/14/2023		<0.001					<0.001	<0.001	<0.001
2/16/2023									
2/17/2023									
2/20/2023									
2/21/2023									
2/22/2023									
7/25/2023		<0.001			<0.001	<0.001			
7/26/2023	<0.001		<0.001	<0.001			<0.001	<0.001	<0.001
7/27/2023									
7/28/2023									
7/31/2023									
8/1/2023									
8/2/2023									
2/19/2024			<0.001	<0.001	<0.001	<0.001			
2/20/2024	<0.001	<0.001					<0.001	<0.001	<0.001
2/21/2024									
2/22/2024									
2/26/2024									
2/27/2024									
2/28/2024									

ND substitution: RL or RL/2 if <15% NDs.

Prediction Limit

Constituent: Thallium (mg/L) Analysis Run 5/17/2024 12:32 PM View: Appendix I Interwell

Plant Bowen Client: Southern Company Data: Bowen 1, 2, 9, and 10

	GWC-49Z	GWC-49R	GWA-39RZ (bg)	GWC-7Z	GWA-4RZ (bg)
3/30/2015					
10/6/2015					
10/7/2015					
10/8/2015					
10/9/2015					
10/10/2015					
10/11/2015					
10/12/2015					
10/13/2015					
10/14/2015					
10/15/2015					
3/10/2016					
3/11/2016					
3/14/2016					
3/15/2016					
3/16/2016					
3/17/2016	<0.001	<0.001			
3/22/2016					
3/23/2016					
3/28/2016					
3/29/2016					
3/30/2016					
3/31/2016					
4/4/2016					
4/5/2016					
5/11/2016					
5/12/2016					
5/13/2016					
5/16/2016			<0.001 (D)		
5/17/2016					
5/18/2016	<0.001	<0.001			
5/19/2016					
5/20/2016					
5/23/2016					
5/24/2016					
5/25/2016					
5/26/2016					
5/27/2016					
5/31/2016				<0.001	
6/1/2016					
7/19/2016					
7/20/2016					
7/21/2016					
7/22/2016					
7/25/2016					
7/26/2016					
7/27/2016		0.0001 (J)	0.0002 (JD)		
7/28/2016	<0.001				
7/29/2016					
8/1/2016					
8/2/2016				<0.001	
8/3/2016					

ND substitution: RL or RL/2 if <15% NDs.

Prediction Limit

Constituent: Thallium (mg/L) Analysis Run 5/17/2024 12:32 PM View: Appendix I Interwell

Plant Bowen Client: Southern Company Data: Bowen 1, 2, 9, and 10

	GWC-49Z	GWC-49R	GWA-39RZ (bg)	GWC-7Z	GWA-4RZ (bg)
8/4/2016					
8/5/2016					
8/9/2016					
9/15/2016					
9/16/2016					
9/19/2016					
9/20/2016					
9/21/2016	<0.001	<0.001			
9/22/2016					
9/23/2016					
9/26/2016					
9/27/2016				<0.001	
9/28/2016					
9/29/2016					
9/30/2016					
11/2/2016					
11/3/2016					
11/4/2016		<0.001			
11/7/2016	<0.001				
11/9/2016					
11/10/2016					
11/11/2016					
11/14/2016					
11/18/2016					
11/21/2016				<0.001	
11/22/2016					
11/23/2016					
11/28/2016					
1/17/2017					
1/18/2017					
1/19/2017					
1/20/2017					
1/23/2017					
1/24/2017	<0.001	<0.001			
1/30/2017					
1/31/2017					
2/1/2017				<0.001	
2/3/2017					
2/6/2017					
2/7/2017					
2/8/2017					
2/9/2017					
2/10/2017					
2/13/2017					
2/21/2017			<0.001		
2/22/2017					<0.001
3/24/2017					
3/27/2017			<0.001 (D)		
3/28/2017					
3/29/2017		<0.001			
3/30/2017	5E-05 (J)				
4/3/2017					

ND substitution: RL or RL/2 if <15% NDs.

Prediction Limit

Constituent: Thallium (mg/L) Analysis Run 5/17/2024 12:32 PM View: Appendix I Interwell

Plant Bowen Client: Southern Company Data: Bowen 1, 2, 9, and 10

	GWC-49Z	GWC-49R	GWA-39RZ (bg)	GWC-7Z	GWA-4RZ (bg)
4/6/2017				<0.001	
4/7/2017					<0.001
4/10/2017					
4/11/2017					
4/12/2017					
5/24/2017					
6/5/2017					
6/6/2017					
6/7/2017					
6/8/2017		<0.001	<0.001 (D)		
6/9/2017	<0.001				
6/12/2017					
6/13/2017				<0.001	
6/14/2017					<0.001 (D)
6/15/2017					
6/16/2017					
7/12/2017					<0.001 (D)
7/14/2017				<0.001	
7/17/2017			<0.001 (D)		
7/20/2017					<0.001 (D)
7/26/2017					
7/27/2017			<0.001		
7/28/2017					<0.001
8/9/2017			<0.001		<0.001
8/10/2017					
8/24/2017					<0.001
9/22/2017					
9/25/2017					
9/26/2017					
9/27/2017					
9/29/2017	<0.001	<0.001	<0.001 (D)		
10/2/2017					
10/3/2017				<0.001	<0.001 (D)
10/4/2017					
10/5/2017					
10/6/2017					
10/9/2017					
3/14/2018					
3/15/2018	<0.001	<0.001			
3/16/2018			<0.001		
3/19/2018					
3/20/2018				<0.001	
3/21/2018					<0.001
3/22/2018					
3/23/2018					
9/12/2018					
9/13/2018		<0.001			
9/14/2018	<0.001		<0.001		
9/17/2018					
9/18/2018				<0.001	<0.001
9/19/2018					
9/20/2018					

Prediction Limit

Constituent: Thallium (mg/L) Analysis Run 5/17/2024 12:32 PM View: Appendix I Interwell

Plant Bowen Client: Southern Company Data: Bowen 1, 2, 9, and 10

	GWC-49Z	GWC-49R	GWA-39RZ (bg)	GWC-7Z	GWA-4RZ (bg)
3/13/2019					
3/14/2019			<0.001		
3/15/2019					
3/18/2019		<0.001			
3/19/2019	<0.001				
3/20/2019					
3/21/2019				<0.001	<0.001 (D)
3/22/2019					
3/23/2019					
3/25/2019					
3/27/2019					
5/6/2019					
9/9/2019					
9/10/2019					
9/11/2019	<0.001	<0.001			
9/12/2019					<0.001 (D)
9/13/2019				5.7E-05 (J)	
9/16/2019					
9/17/2019					
9/18/2019					
3/6/2020					
3/9/2020	<0.001		<0.001		
3/10/2020					
3/11/2020		<0.001			
3/12/2020				0.00022 (J)	<0.001
3/13/2020					
3/16/2020					
3/17/2020					
9/10/2020					
9/11/2020		<0.001			
9/14/2020	<0.001				
9/15/2020					
9/16/2020			<0.001	0.00019 (J)	
9/17/2020					<0.001
9/21/2020					
9/22/2020					
3/10/2021					
3/11/2021					
3/12/2021					
3/15/2021	<0.001	<0.001			
3/16/2021			<0.001		<0.001
3/17/2021				0.00015 (J)	
3/18/2021					
3/19/2021					
3/29/2021					
8/4/2021					
8/5/2021	<0.001				
8/6/2021			<0.001		
8/9/2021					
8/10/2021				<0.001	<0.001
8/11/2021		<0.001			
8/12/2021					

ND substitution: RL or RL/2 if <15% NDs.

Prediction Limit

Constituent: Thallium (mg/L) Analysis Run 5/17/2024 12:32 PM View: Appendix I Interwell

Plant Bowen Client: Southern Company Data: Bowen 1, 2, 9, and 10

	GWC-49Z	GWC-49R	GWA-39RZ (bg)	GWC-7Z	GWA-4RZ (bg)
1/31/2022					
2/1/2022	<0.001	<0.001			
2/2/2022			<0.001	<0.001	
2/3/2022					<0.001
2/4/2022					
2/7/2022					
2/17/2022					
8/10/2022					
8/11/2022					
8/12/2022					
8/15/2022	<0.001	<0.001			
8/16/2022			<0.001		
8/17/2022				0.00024 (J)	<0.001
8/18/2022					
8/19/2022					
2/13/2023					
2/14/2023	<0.001	<0.001	<0.001		
2/16/2023					
2/17/2023					<0.001
2/20/2023				<0.001	
2/21/2023					
2/22/2023					
7/25/2023			<0.001		
7/26/2023					
7/27/2023	<0.001	<0.001			
7/28/2023					<0.001
7/31/2023				<0.001	
8/1/2023					
8/2/2023					
2/19/2024			<0.001		
2/20/2024					
2/21/2024	<0.001	<0.001			
2/22/2024					
2/26/2024				<0.001	
2/27/2024					<0.001
2/28/2024					

ND substitution: RL or RL/2 if <15% NDs.

FIGURE J.

Appendix I Trend Tests Summary - Significant Results

Plant Bowen Data: Bowen 1, 2, 9, and 10 Printed 4/8/2024, 7:24 PM

Constituent	Well	Slope	Calc.	Critical	Sig.	N	%NDs	Normality	Alpha	Method
Barium (mg/L)	GWA-1 (bg)	-0.0006023	-4.402	-2.58	Yes	42	0	n/a	0.01	NP
Barium (mg/L)	GWA-2R (bg)	0.0006451	2.687	2.58	Yes	41	0	n/a	0.01	NP
Barium (mg/L)	GWA-41 (bg)	-0.00128	-114	-92	Yes	22	0	n/a	0.01	NP
Barium (mg/L)	GWA-43 (bg)	-0.002144	-134	-92	Yes	22	0	n/a	0.01	NP
Barium (mg/L)	GWA-43R (bg)	-0.000163	-113	-92	Yes	22	0	n/a	0.01	NP
Barium (mg/L)	GWA-4RZ (bg)	0.003011	160	92	Yes	22	0	n/a	0.01	NP
Barium (mg/L)	GWA-50 (bg)	-0.0003465	-244	-191	Yes	36	2.778	n/a	0.01	NP
Barium (mg/L)	GWA-50R (bg)	-0.0007331	-347	-176	Yes	34	0	n/a	0.01	NP
Barium (mg/L)	GWC-45	0.0001378	118	92	Yes	22	0	n/a	0.01	NP
Nickel (mg/L)	GWA-3A (bg)	-0.001879	-442	-176	Yes	34	20.59	n/a	0.01	NP
Nickel (mg/L)	GWA-50R (bg)	-0.0004483	-390	-161	Yes	32	6.25	n/a	0.01	NP
Nickel (mg/L)	GWC-48	0.0003215	105	87	Yes	21	4.762	n/a	0.01	NP
Zinc (mg/L)	GWA-3A (bg)	-0.004071	-476	-199	Yes	37	21.62	n/a	0.01	NP
Zinc (mg/L)	GWC-8Z	0.001713	90	87	Yes	21	57.14	n/a	0.01	NP

Appendix I Trend Tests Summary - All Results

Plant Bowen Data: Bowen 1, 2, 9, and 10 Printed 4/8/2024, 7:24 PM

Constituent	Well	Slope	Calc.	Critical	Sig.	N	%NDs	Normality	Alpha	Method
Barium (mg/L)	**GWA-1 (bg)**	**-0.0006023**	**-4.402**	**-2.58**	**Yes**	**42**	**0**	**n/a**	**0.01**	**NP**
Barium (mg/L)	GWA-2 (bg)	0.0003462	1.135	2.58	No	41	0	n/a	0.01	NP
Barium (mg/L)	**GWA-2R (bg)**	**0.0006451**	**2.687**	**2.58**	**Yes**	**41**	**0**	**n/a**	**0.01**	**NP**
Barium (mg/L)	GWA-39RZ (bg)	-0.0002532	-30	-87	No	21	0	n/a	0.01	NP
Barium (mg/L)	GWA-39Z (bg)	-0.00007232	-4	-92	No	22	4.545	n/a	0.01	NP
Barium (mg/L)	GWA-3A (bg)	-0.0001019	-87	-167	No	33	3.03	n/a	0.01	NP
Barium (mg/L)	GWA-40 (bg)	-0.0002421	-78	-92	No	22	0	n/a	0.01	NP
Barium (mg/L)	**GWA-41 (bg)**	**-0.00128**	**-114**	**-92**	**Yes**	**22**	**0**	**n/a**	**0.01**	**NP**
Barium (mg/L)	GWA-41R (bg)	0.0003559	19	92	No	22	0	n/a	0.01	NP
Barium (mg/L)	GWA-42 (bg)	0.00002594	37	92	No	22	0	n/a	0.01	NP
Barium (mg/L)	**GWA-43 (bg)**	**-0.002144**	**-134**	**-92**	**Yes**	**22**	**0**	**n/a**	**0.01**	**NP**
Barium (mg/L)	**GWA-43R (bg)**	**-0.000163**	**-113**	**-92**	**Yes**	**22**	**0**	**n/a**	**0.01**	**NP**
Barium (mg/L)	**GWA-4RZ (bg)**	**0.003011**	**160**	**92**	**Yes**	**22**	**0**	**n/a**	**0.01**	**NP**
Barium (mg/L)	**GWA-50 (bg)**	**-0.0003465**	**-244**	**-191**	**Yes**	**36**	**2.778**	**n/a**	**0.01**	**NP**
Barium (mg/L)	**GWA-50R (bg)**	**-0.0007331**	**-347**	**-176**	**Yes**	**34**	**0**	**n/a**	**0.01**	**NP**
Barium (mg/L)	**GWC-45**	**0.0001378**	**118**	**92**	**Yes**	**22**	**0**	**n/a**	**0.01**	**NP**
Mercury (mg/L)	GWA-1 (bg)	0	-1.491	-2.58	No	43	97.67	n/a	0.01	NP
Mercury (mg/L)	GWA-2 (bg)	0	-0.173	-2.58	No	43	95.35	n/a	0.01	NP
Mercury (mg/L)	GWA-2R (bg)	0	0	2.58	No	43	100	n/a	0.01	NP
Mercury (mg/L)	GWA-39RZ (bg)	0	0	87	No	21	95.24	n/a	0.01	NP
Mercury (mg/L)	GWA-39Z (bg)	0	-11	-92	No	22	95.45	n/a	0.01	NP
Mercury (mg/L)	GWA-3A (bg)	0	-1.486	-2.58	No	42	97.62	n/a	0.01	NP
Mercury (mg/L)	GWA-40 (bg)	0	-9	-92	No	22	90.91	n/a	0.01	NP
Mercury (mg/L)	GWA-41 (bg)	0	-27	-92	No	22	90.91	n/a	0.01	NP
Mercury (mg/L)	GWA-41R (bg)	0	-27	-92	No	22	90.91	n/a	0.01	NP
Mercury (mg/L)	GWA-42 (bg)	0	-24	-92	No	22	86.36	n/a	0.01	NP
Mercury (mg/L)	GWA-43 (bg)	0	0	92	No	22	100	n/a	0.01	NP
Mercury (mg/L)	GWA-43R (bg)	0	-9	-92	No	22	90.91	n/a	0.01	NP
Mercury (mg/L)	GWA-4RZ (bg)	0	17	92	No	22	95.45	n/a	0.01	NP
Mercury (mg/L)	GWA-50 (bg)	0	10	199	No	37	97.3	n/a	0.01	NP
Mercury (mg/L)	GWA-50R (bg)	0	0	199	No	37	100	n/a	0.01	NP
Mercury (mg/L)	GWC-48	0	-6	-105	No	24	54.17	n/a	0.01	NP
Nickel (mg/L)	GWA-1 (bg)	0	-175	-199	No	37	75.68	n/a	0.01	NP
Nickel (mg/L)	GWA-2 (bg)	0	-43	-191	No	36	72.22	n/a	0.01	NP
Nickel (mg/L)	GWA-2R (bg)	0	-71	-199	No	37	81.08	n/a	0.01	NP
Nickel (mg/L)	GWA-39RZ (bg)	0	-8	-63	No	17	70.59	n/a	0.01	NP
Nickel (mg/L)	GWA-39Z (bg)	-0.00004017	-32	-81	No	20	40	n/a	0.01	NP
Nickel (mg/L)	**GWA-3A (bg)**	**-0.001879**	**-442**	**-176**	**Yes**	**34**	**20.59**	**n/a**	**0.01**	**NP**
Nickel (mg/L)	GWA-40 (bg)	0	0	87	No	21	100	n/a	0.01	NP
Nickel (mg/L)	GWA-41 (bg)	0	18	87	No	21	61.9	n/a	0.01	NP
Nickel (mg/L)	GWA-41R (bg)	0	-2	-87	No	21	61.9	n/a	0.01	NP
Nickel (mg/L)	GWA-42 (bg)	0	-24	-87	No	21	14.29	n/a	0.01	NP
Nickel (mg/L)	GWA-43 (bg)	0.00001192	56	87	No	21	47.62	n/a	0.01	NP
Nickel (mg/L)	GWA-43R (bg)	0	10	87	No	21	95.24	n/a	0.01	NP
Nickel (mg/L)	GWA-4RZ (bg)	0	7	53	No	15	86.67	n/a	0.01	NP
Nickel (mg/L)	GWA-50 (bg)	-0.0001055	-157	-161	No	32	43.75	n/a	0.01	NP
Nickel (mg/L)	**GWA-50R (bg)**	**-0.0004483**	**-390**	**-161**	**Yes**	**32**	**6.25**	**n/a**	**0.01**	**NP**
Nickel (mg/L)	**GWC-48**	**0.0003215**	**105**	**87**	**Yes**	**21**	**4.762**	**n/a**	**0.01**	**NP**
Zinc (mg/L)	GWA-1 (bg)	0.0004863	183	184	No	35	42.86	n/a	0.01	NP
Zinc (mg/L)	GWA-2 (bg)	0	35	191	No	36	55.56	n/a	0.01	NP
Zinc (mg/L)	GWA-2R (bg)	0	179	199	No	37	54.05	n/a	0.01	NP
Zinc (mg/L)	GWA-39RZ (bg)	0	30	63	No	17	70.59	n/a	0.01	NP
Zinc (mg/L)	GWA-39Z (bg)	0	36	87	No	21	61.9	n/a	0.01	NP
Zinc (mg/L)	**GWA-3A (bg)**	**-0.004071**	**-476**	**-199**	**Yes**	**37**	**21.62**	**n/a**	**0.01**	**NP**
Zinc (mg/L)	GWA-40 (bg)	0	1	87	No	21	85.71	n/a	0.01	NP

Appendix I Trend Tests Summary - All Results

Plant Bowen Data: Bowen 1, 2, 9, and 10 Printed 4/8/2024, 7:24 PM

Constituent	Well	Slope	Calc.	Critical	Sig.	N	%NDs	Normality	Alpha	Method
Zinc (mg/L)	GWA-41 (bg)	0	8	87	No	21	85.71	n/a	0.01	NP
Zinc (mg/L)	GWA-41R (bg)	0	20	87	No	21	76.19	n/a	0.01	NP
Zinc (mg/L)	GWA-42 (bg)	0	7	87	No	21	33.33	n/a	0.01	NP
Zinc (mg/L)	GWA-43 (bg)	0	54	87	No	21	61.9	n/a	0.01	NP
Zinc (mg/L)	GWA-43R (bg)	0	45	87	No	21	61.9	n/a	0.01	NP
Zinc (mg/L)	GWA-4RZ (bg)	0	12	53	No	15	73.33	n/a	0.01	NP
Zinc (mg/L)	GWA-50 (bg)	0.0004788	120	152	No	31	45.16	n/a	0.01	NP
Zinc (mg/L)	GWA-50R (bg)	0.0003929	119	131	No	28	46.43	n/a	0.01	NP
Zinc (mg/L)	GWC-10R	0.00008089	183	206	No	38	50	n/a	0.01	NP
Zinc (mg/L)	GWC-15R	0.0005489	175	191	No	36	30.56	n/a	0.01	NP
Zinc (mg/L)	GWC-7Z	0	16	58	No	16	81.25	n/a	0.01	NP
Zinc (mg/L)	**GWC-8Z**	**0.001713**	**90**	**87**	**Yes**	**21**	**57.14**	**n/a**	**0.01**	**NP**

Sanitas™ v.10.0.16b Software licensed to . UG

Sen's Slope Estimator

GWA-1 (bg)

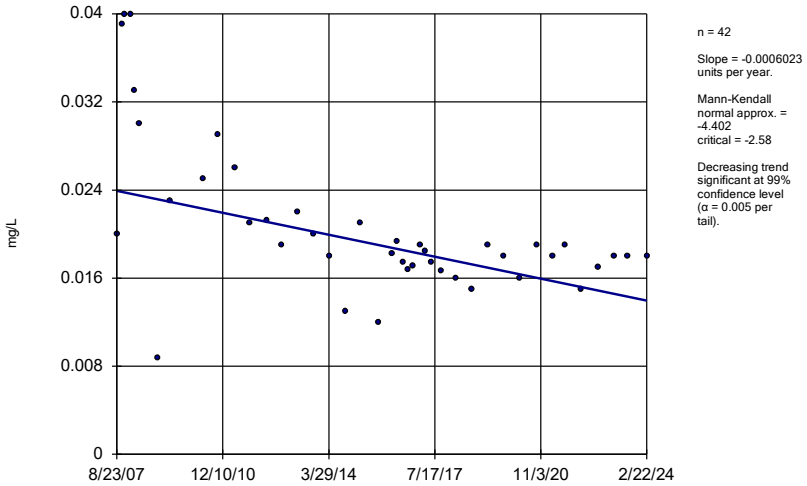

n = 42

Slope = -0.0006023 units per year.

Mann-Kendall normal approx. = -4.402
critical = -2.58

Decreasing trend significant at 99% confidence level (α = 0.005 per tail).

Constituent: Barium Analysis Run 4/8/2024 7:23 PM View: Appendix I Trend Tests
Plant Bowen Data: Bowen 1, 2, 9, and 10

Sanitas™ v.10.0.16b Software licensed to . UG

Sen's Slope Estimator

GWA-2 (bg)

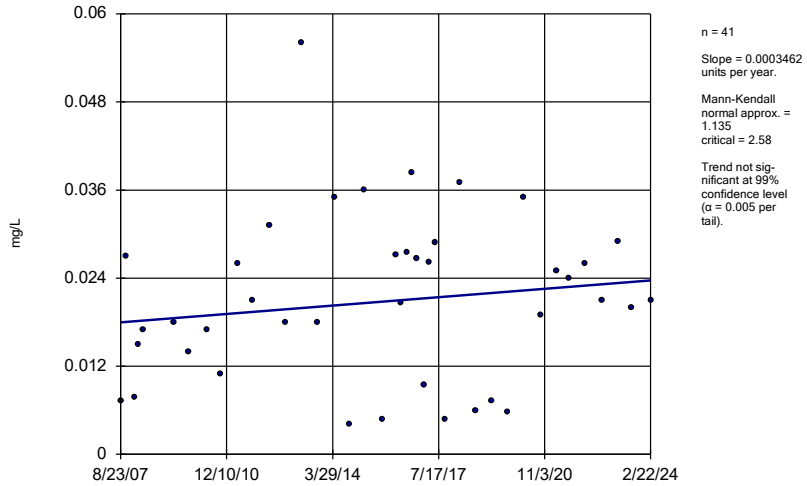

n = 41

Slope = 0.0003462 units per year.

Mann-Kendall normal approx. = 1.135
critical = 2.58

Trend not significant at 99% confidence level (α = 0.005 per tail).

Constituent: Barium Analysis Run 4/8/2024 7:23 PM View: Appendix I Trend Tests
Plant Bowen Data: Bowen 1, 2, 9, and 10

Sanitas™ v.10.0.16b Software licensed to . UG

Sen's Slope Estimator

GWA-2R (bg)

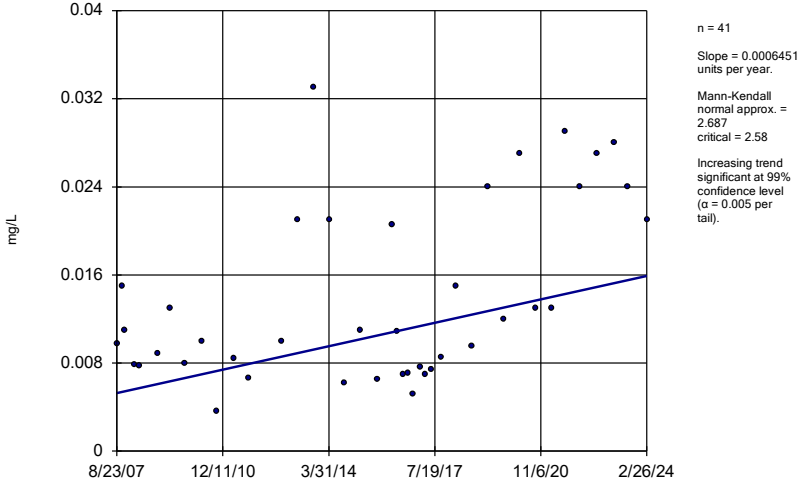

n = 41

Slope = 0.0006451 units per year.

Mann-Kendall normal approx. = 2.687
critical = 2.58

Increasing trend significant at 99% confidence level (α = 0.005 per tail).

Constituent: Barium Analysis Run 4/8/2024 7:23 PM View: Appendix I Trend Tests
Plant Bowen Data: Bowen 1, 2, 9, and 10

Sanitas™ v.10.0.16b Software licensed to . UG

Sen's Slope Estimator

GWA-39RZ (bg)

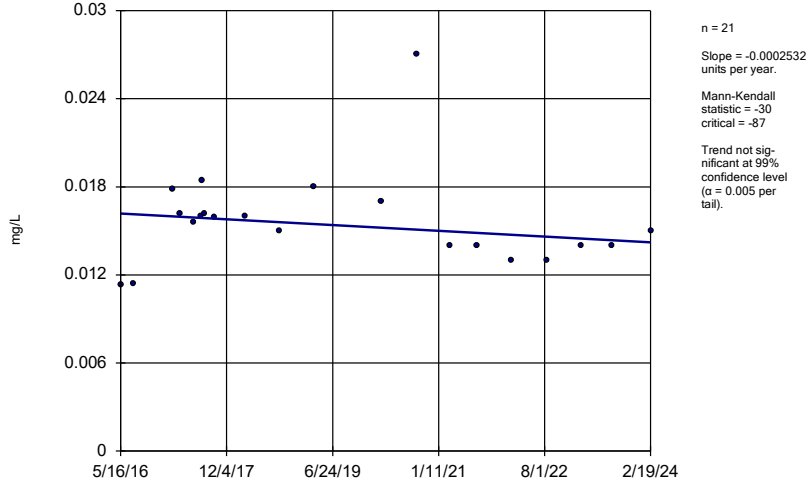

n = 21

Slope = -0.0002532 units per year.

Mann-Kendall statistic = -30
critical = -87

Trend not significant at 99% confidence level (α = 0.005 per tail).

Constituent: Barium Analysis Run 4/8/2024 7:23 PM View: Appendix I Trend Tests
Plant Bowen Data: Bowen 1, 2, 9, and 10

Sanitas™ v.10.0.16b Software licensed to . UG
Hollow symbols indicate censored values.

Sen's Slope Estimator

GWA-39Z (bg)

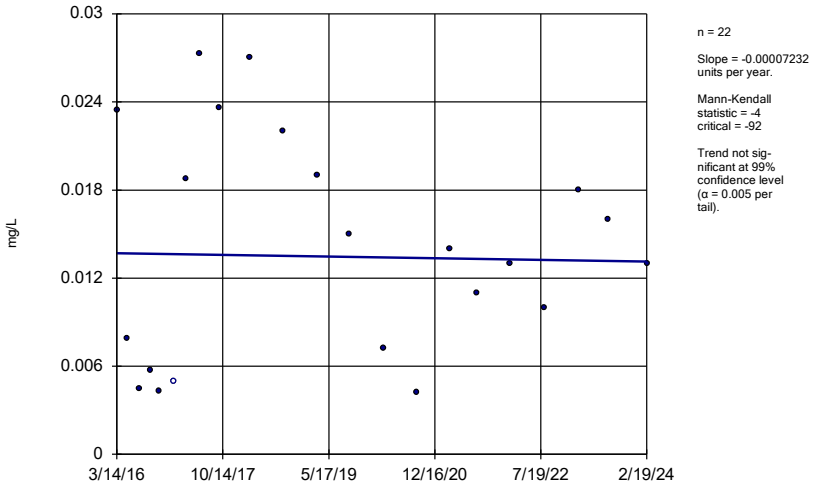

n = 22

Slope = -0.00007232 units per year.

Mann-Kendall statistic = -4
critical = -92

Trend not significant at 99% confidence level (α = 0.005 per tail).

Constituent: Barium Analysis Run 4/8/2024 7:23 PM View: Appendix I Trend Tests
Plant Bowen Data: Bowen 1, 2, 9, and 10

Sanitas™ v.10.0.16b Software licensed to . UG
Hollow symbols indicate censored values.

Sen's Slope Estimator

GWA-3A (bg)

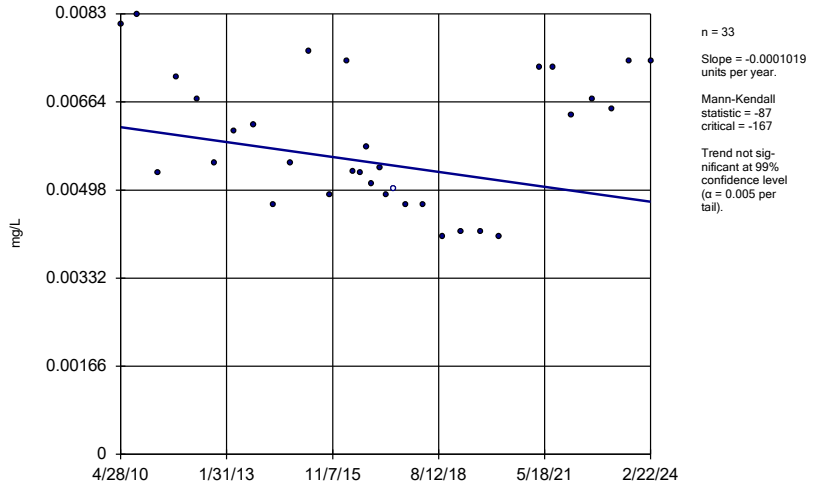

n = 33

Slope = -0.0001019 units per year.

Mann-Kendall statistic = -87
critical = -167

Trend not significant at 99% confidence level (α = 0.005 per tail).

Constituent: Barium Analysis Run 4/8/2024 7:23 PM View: Appendix I Trend Tests
Plant Bowen Data: Bowen 1, 2, 9, and 10

Sanitas™ v.10.0.16b Software licensed to . UG

Sen's Slope Estimator

GWA-40 (bg)

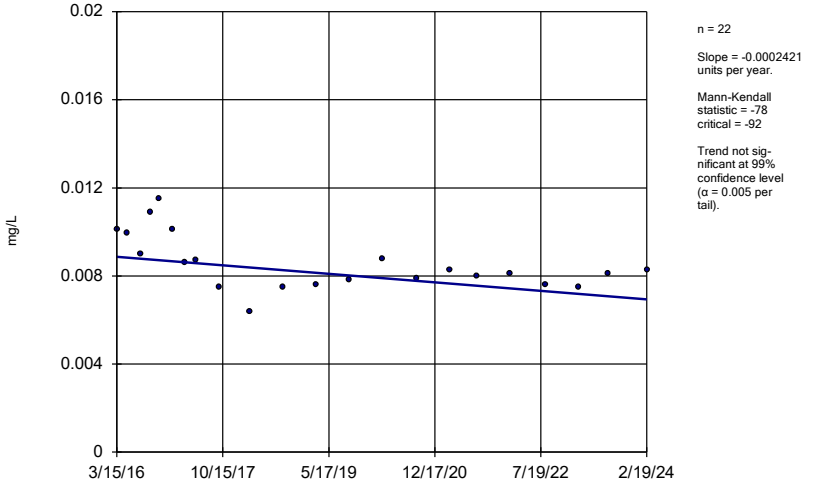

n = 22

Slope = -0.0002421 units per year.

Mann-Kendall statistic = -78
critical = -92

Trend not significant at 99% confidence level (α = 0.005 per tail).

Constituent: Barium Analysis Run 4/8/2024 7:23 PM View: Appendix I Trend Tests
Plant Bowen Data: Bowen 1, 2, 9, and 10

Sanitas™ v.10.0.16b Software licensed to . UG

Sen's Slope Estimator

GWA-41 (bg)

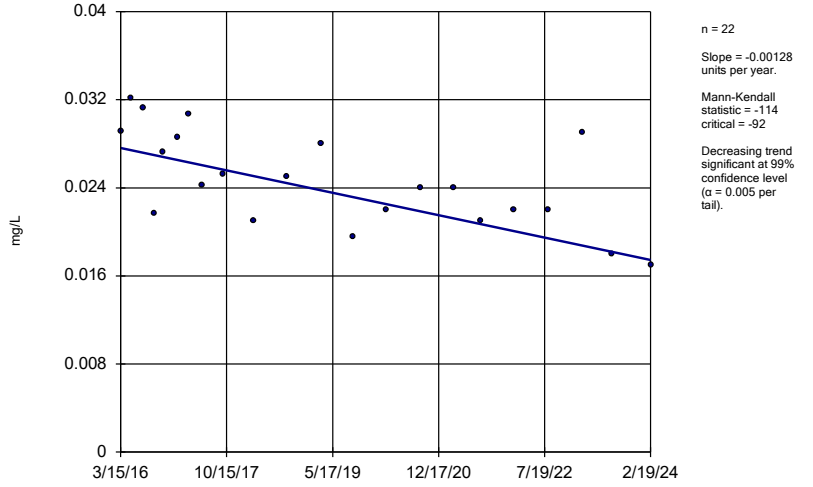

n = 22

Slope = -0.00128 units per year.

Mann-Kendall statistic = -114
critical = -92

Decreasing trend significant at 99% confidence level (α = 0.005 per tail).

Constituent: Barium Analysis Run 4/8/2024 7:23 PM View: Appendix I Trend Tests
Plant Bowen Data: Bowen 1, 2, 9, and 10

Sanitas™ v.10.0.16b Software licensed to . UG

Sen's Slope Estimator

GWA-41R (bg)

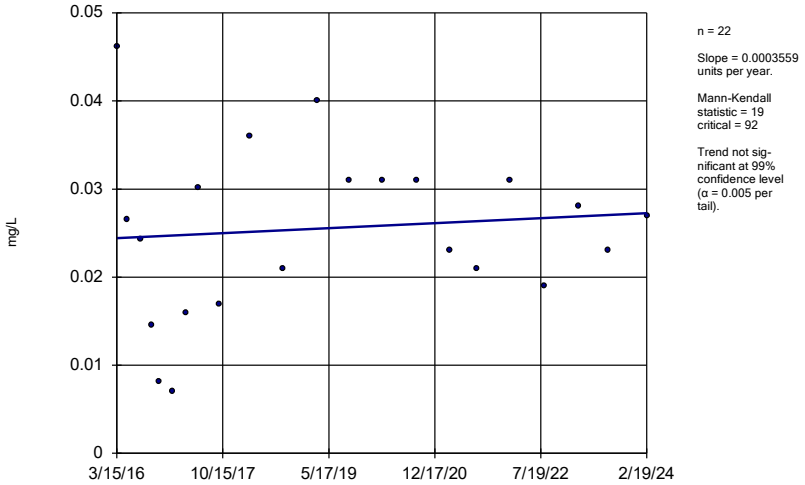

n = 22

Slope = 0.0003559 units per year.

Mann-Kendall statistic = 19
critical = 92

Trend not significant at 99% confidence level (α = 0.005 per tail).

Constituent: Barium Analysis Run 4/8/2024 7:23 PM View: Appendix I Trend Tests
Plant Bowen Data: Bowen 1, 2, 9, and 10

Sanitas™ v.10.0.16b Software licensed to . UG

Sen's Slope Estimator

GWA-42 (bg)

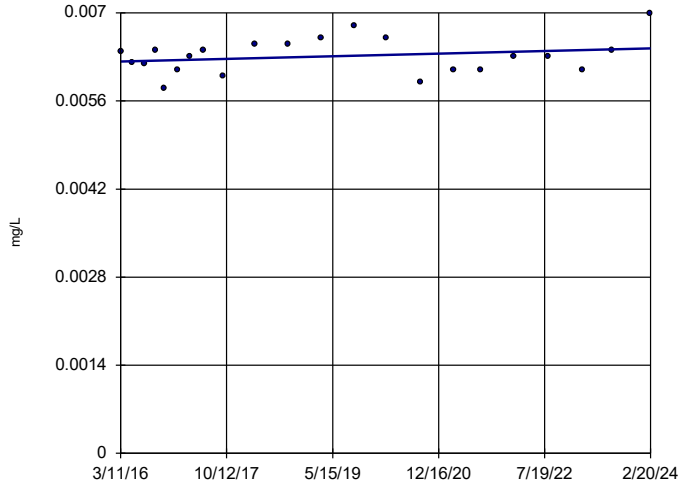

n = 22

Slope = 0.00002594 units per year.

Mann-Kendall statistic = 37
critical = 92

Trend not significant at 99% confidence level (α = 0.005 per tail).

Constituent: Barium Analysis Run 4/8/2024 7:23 PM View: Appendix I Trend Tests
Plant Bowen Data: Bowen 1, 2, 9, and 10

Sanitas™ v.10.0.16b Software licensed to . UG

Sen's Slope Estimator

GWA-43 (bg)

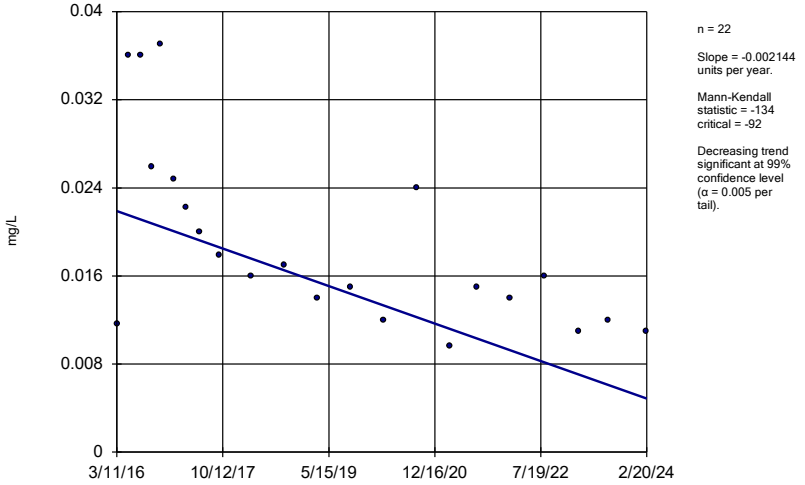

n = 22

Slope = -0.002144 units per year.

Mann-Kendall statistic = -134
critical = -92

Decreasing trend significant at 99% confidence level (α = 0.005 per tail).

Constituent: Barium Analysis Run 4/8/2024 7:23 PM View: Appendix I Trend Tests
Plant Bowen Data: Bowen 1, 2, 9, and 10

Sanitas™ v.10.0.16b Software licensed to . UG

Sen's Slope Estimator

GWA-43R (bg)

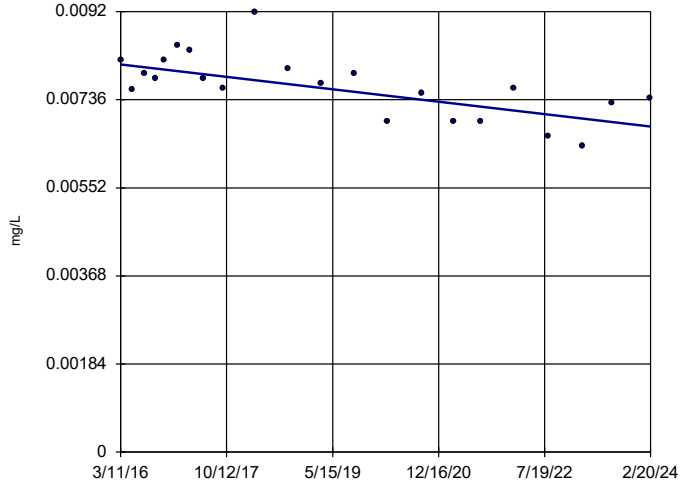

n = 22

Slope = -0.000163 units per year.

Mann-Kendall statistic = -113
critical = -92

Decreasing trend significant at 99% confidence level (α = 0.005 per tail).

Constituent: Barium Analysis Run 4/8/2024 7:23 PM View: Appendix I Trend Tests
Plant Bowen Data: Bowen 1, 2, 9, and 10

Sanitas™ v.10.0.16b Software licensed to . UG

Sen's Slope Estimator

GWA-4RZ (bg)

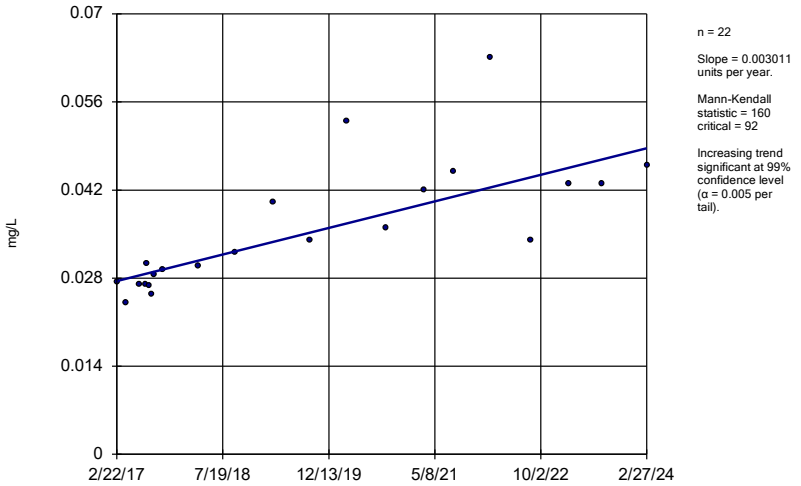

n = 22

Slope = 0.003011 units per year.

Mann-Kendall statistic = 160
critical = 92

Increasing trend significant at 99% confidence level (α = 0.005 per tail).

Constituent: Barium Analysis Run 4/8/2024 7:23 PM View: Appendix I Trend Tests
Plant Bowen Data: Bowen 1, 2, 9, and 10

Sanitas™ v.10.0.16b Software licensed to . UG
Hollow symbols indicate censored values.

Sen's Slope Estimator

GWA-50 (bg)

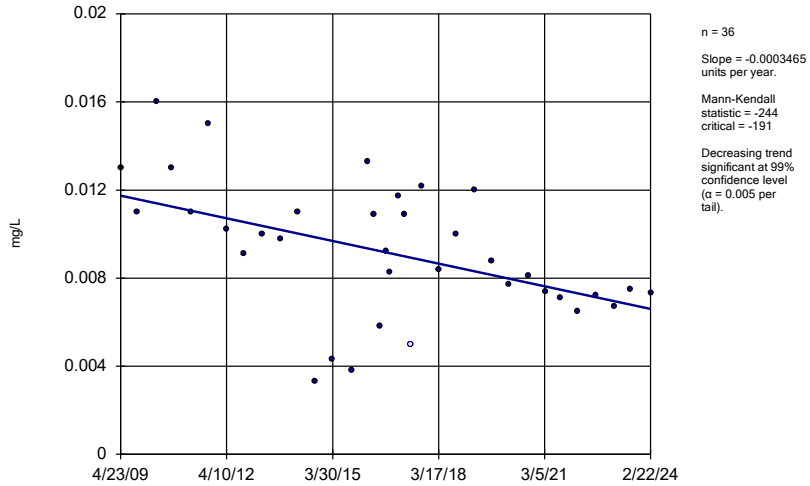

n = 36

Slope = -0.0003465 units per year.

Mann-Kendall statistic = -244
critical = -191

Decreasing trend significant at 99% confidence level (α = 0.005 per tail).

Constituent: Barium Analysis Run 4/8/2024 7:23 PM View: Appendix I Trend Tests
Plant Bowen Data: Bowen 1, 2, 9, and 10

Sanitas™ v.10.0.16b Software licensed to . UG

Sen's Slope Estimator

GWA-50R (bg)

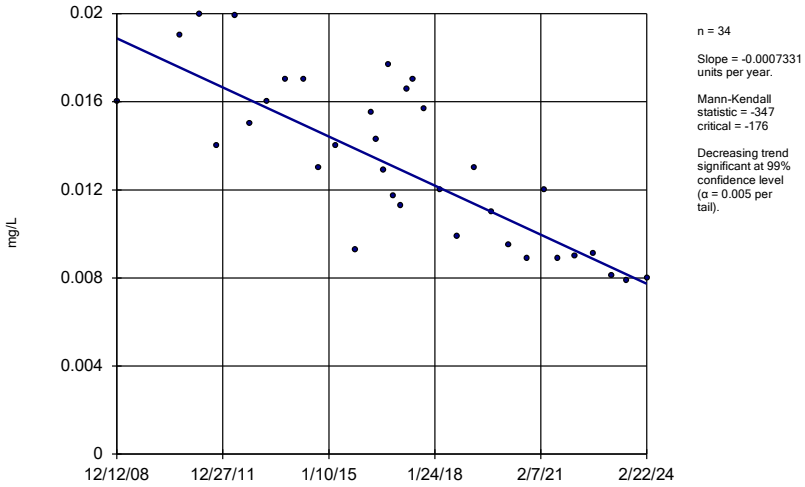

n = 34

Slope = -0.0007331 units per year.

Mann-Kendall statistic = -347
critical = -176

Decreasing trend significant at 99% confidence level (α = 0.005 per tail).

Constituent: Barium Analysis Run 4/8/2024 7:23 PM View: Appendix I Trend Tests
Plant Bowen Data: Bowen 1, 2, 9, and 10

Sanitas™ v.10.0.16b Software licensed to . UG

Sen's Slope Estimator

GWC-45

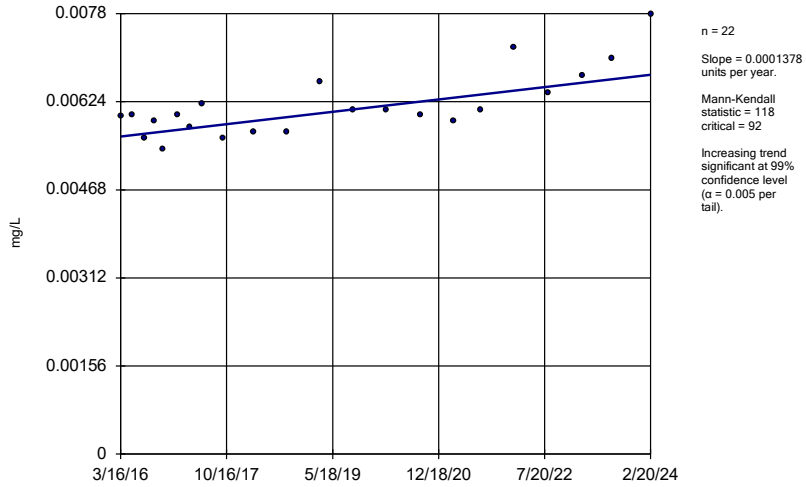

n = 22

Slope = 0.0001378 units per year.

Mann-Kendall statistic = 118
critical = 92

Increasing trend significant at 99% confidence level (α = 0.005 per tail).

Constituent: Barium Analysis Run 4/8/2024 7:23 PM View: Appendix I Trend Tests
Plant Bowen Data: Bowen 1, 2, 9, and 10

Sanitas™ v.10.0.16b Software licensed to . UG
Hollow symbols indicate censored values.

Sen's Slope Estimator

GWA-1 (bg)

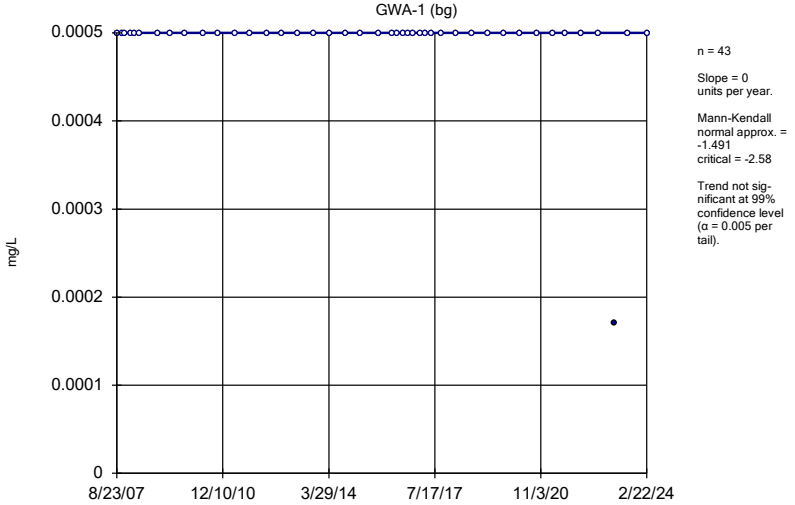

n = 43

Slope = 0
units per year.

Mann-Kendall
normal approx. =
-1.491
critical = -2.58

Trend not sig-
nificant at 99%
confidence level
(α = 0.005 per
tail).

Constituent: Mercury Analysis Run 4/8/2024 7:23 PM View: Appendix I Trend Tests
Plant Bowen Data: Bowen 1, 2, 9, and 10

Sanitas™ v.10.0.16b Software licensed to . UG
Hollow symbols indicate censored values.

Sen's Slope Estimator

GWA-2 (bg)

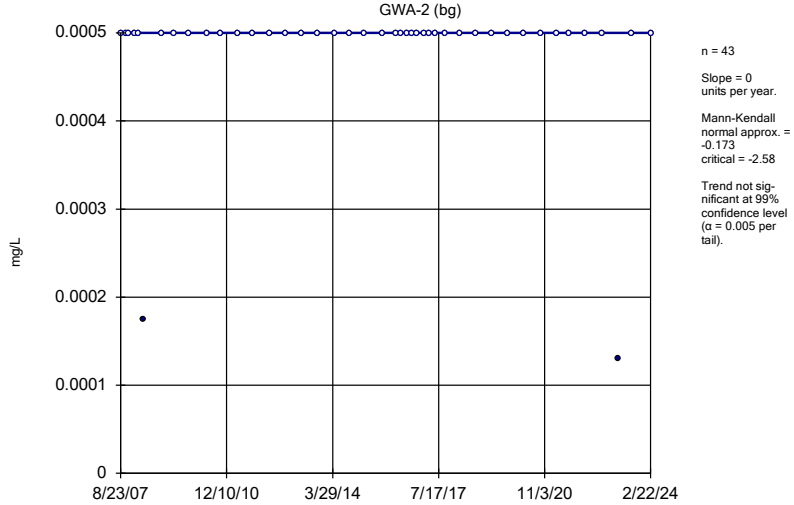

n = 43

Slope = 0
units per year.

Mann-Kendall
normal approx. =
-0.173
critical = -2.58

Trend not sig-
nificant at 99%
confidence level
(α = 0.005 per
tail).

Constituent: Mercury Analysis Run 4/8/2024 7:23 PM View: Appendix I Trend Tests
Plant Bowen Data: Bowen 1, 2, 9, and 10

Sanitas™ v.10.0.16b Software licensed to . UG
Hollow symbols indicate censored values.

Sen's Slope Estimator

GWA-2R (bg)

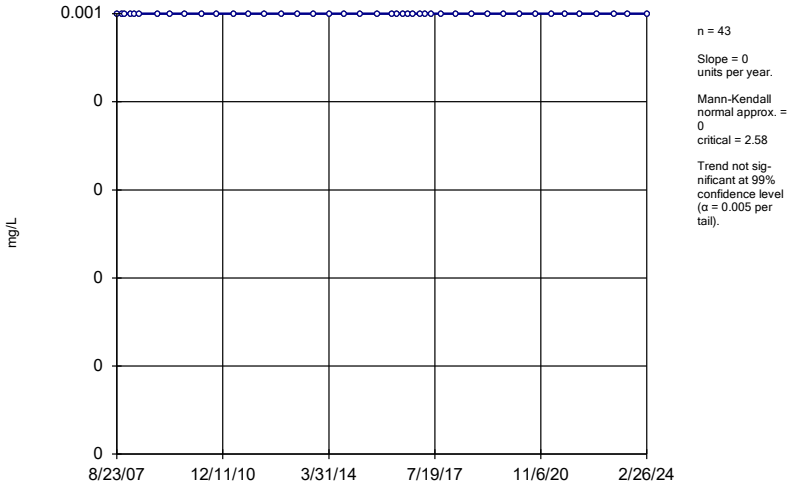

n = 43

Slope = 0
units per year.

Mann-Kendall
normal approx. =
0
critical = 2.58

Trend not sig-
nificant at 99%
confidence level
(α = 0.005 per
tail).

Constituent: Mercury Analysis Run 4/8/2024 7:23 PM View: Appendix I Trend Tests
Plant Bowen Data: Bowen 1, 2, 9, and 10

Sanitas™ v.10.0.16b Software licensed to . UG
Hollow symbols indicate censored values.

Sen's Slope Estimator

GWA-39RZ (bg)

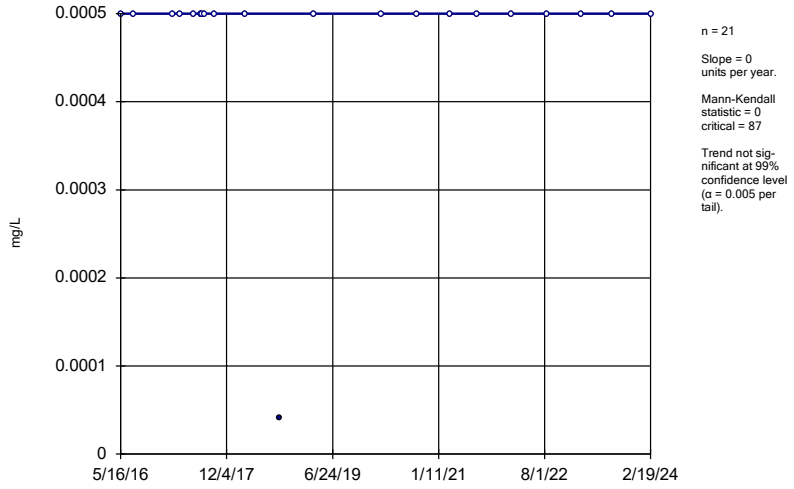

n = 21

Slope = 0
units per year.

Mann-Kendall
statistic = 0
critical = 87

Trend not sig-
nificant at 99%
confidence level
(α = 0.005 per
tail).

Constituent: Mercury Analysis Run 4/8/2024 7:23 PM View: Appendix I Trend Tests
Plant Bowen Data: Bowen 1, 2, 9, and 10

Sanitas™ v.10.0.16b Software licensed to . UG
Hollow symbols indicate censored values.

Sen's Slope Estimator

GWA-39Z (bg)

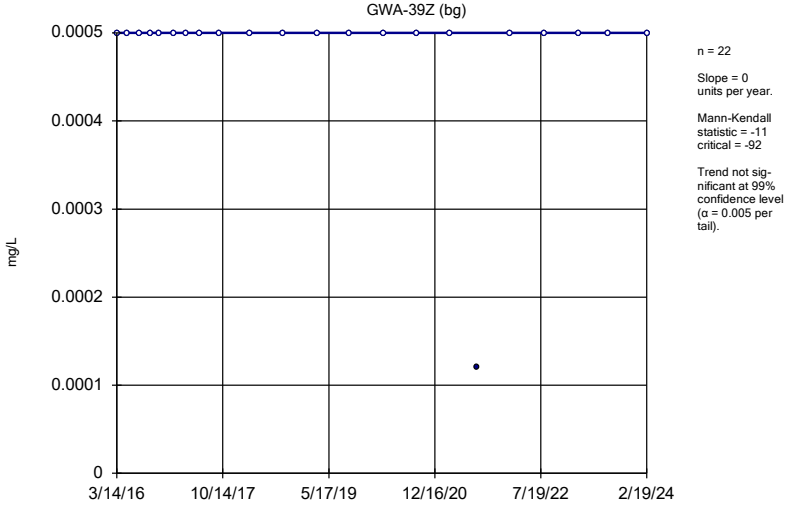

n = 22

Slope = 0
units per year.

Mann-Kendall
statistic = -11
critical = -92

Trend not sig-
nificant at 99%
confidence level
(α = 0.005 per
tail).

Constituent: Mercury Analysis Run 4/8/2024 7:23 PM View: Appendix I Trend Tests
Plant Bowen Data: Bowen 1, 2, 9, and 10

Sanitas™ v.10.0.16b Software licensed to . UG
Hollow symbols indicate censored values.

Sen's Slope Estimator

GWA-3A (bg)

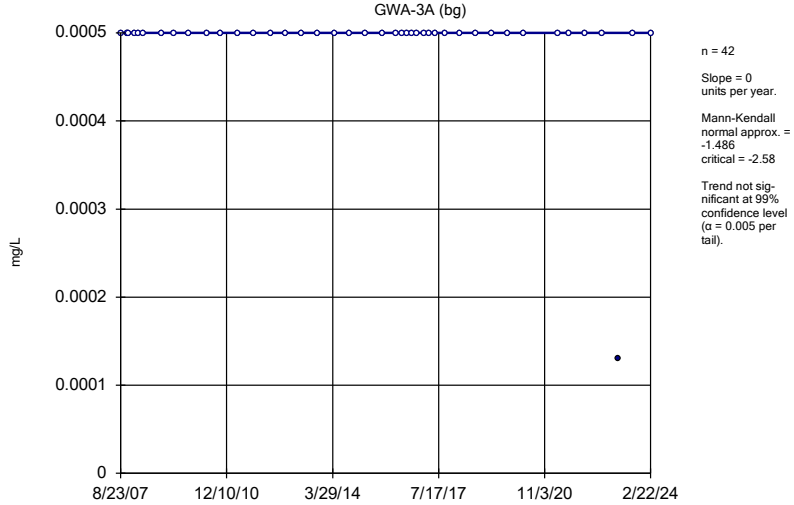

n = 42

Slope = 0
units per year.

Mann-Kendall
normal approx. =
-1.486
critical = -2.58

Trend not sig-
nificant at 99%
confidence level
(α = 0.005 per
tail).

Constituent: Mercury Analysis Run 4/8/2024 7:23 PM View: Appendix I Trend Tests
Plant Bowen Data: Bowen 1, 2, 9, and 10

Sanitas™ v.10.0.16b Software licensed to . UG
Hollow symbols indicate censored values.

Sen's Slope Estimator

GWA-40 (bg)

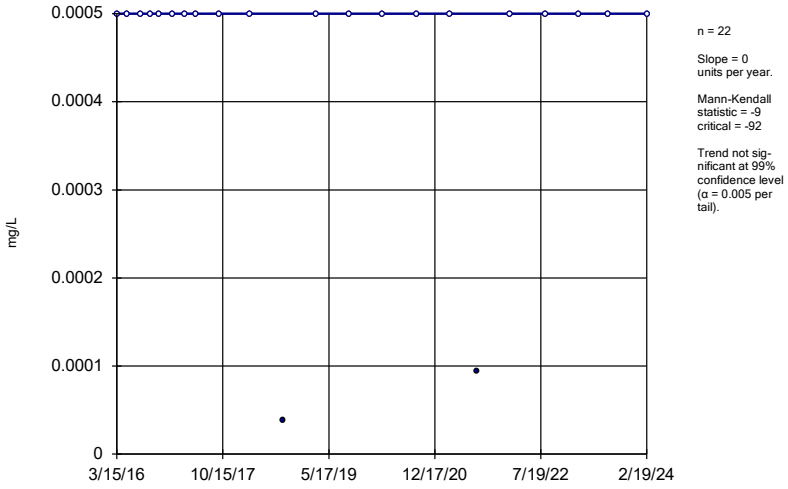

n = 22

Slope = 0
units per year.

Mann-Kendall
statistic = -9
critical = -92

Trend not sig-
nificant at 99%
confidence level
(α = 0.005 per
tail).

Constituent: Mercury Analysis Run 4/8/2024 7:23 PM View: Appendix I Trend Tests
Plant Bowen Data: Bowen 1, 2, 9, and 10

Sanitas™ v.10.0.16b Software licensed to . UG
Hollow symbols indicate censored values.

Sen's Slope Estimator

GWA-41 (bg)

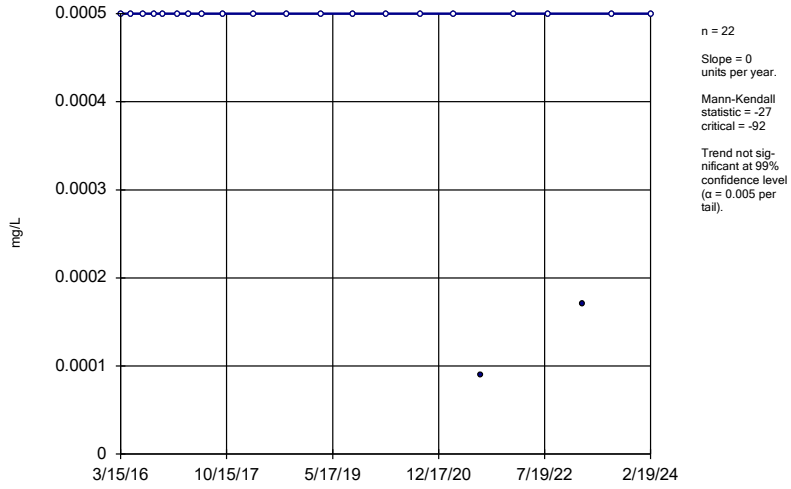

n = 22

Slope = 0
units per year.

Mann-Kendall
statistic = -27
critical = -92

Trend not sig-
nificant at 99%
confidence level
(α = 0.005 per
tail).

Constituent: Mercury Analysis Run 4/8/2024 7:23 PM View: Appendix I Trend Tests
Plant Bowen Data: Bowen 1, 2, 9, and 10

Sanitas™ v.10.0.16b Software licensed to . UG
Hollow symbols indicate censored values.

Sen's Slope Estimator

GWA-41R (bg)

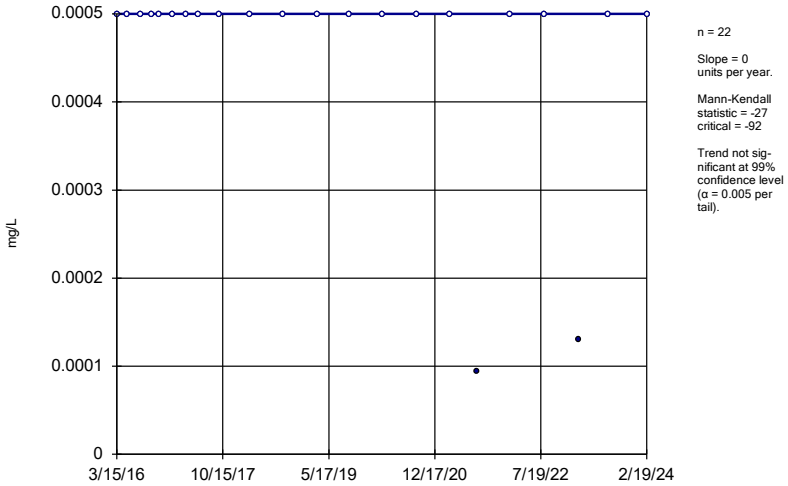

n = 22

Slope = 0 units per year.

Mann-Kendall statistic = -27
critical = -92

Trend not significant at 99% confidence level (α = 0.005 per tail).

Constituent: Mercury Analysis Run 4/8/2024 7:23 PM View: Appendix I Trend Tests
Plant Bowen Data: Bowen 1, 2, 9, and 10

Sanitas™ v.10.0.16b Software licensed to . UG
Hollow symbols indicate censored values.

Sen's Slope Estimator

GWA-42 (bg)

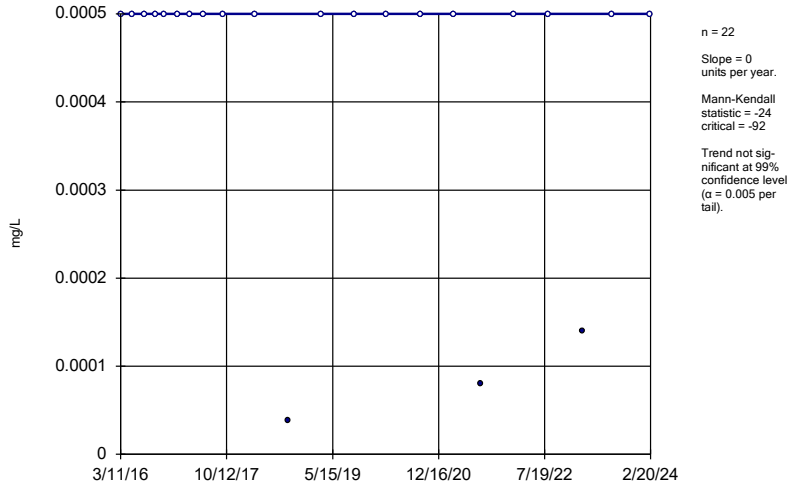

n = 22

Slope = 0 units per year.

Mann-Kendall statistic = -24
critical = -92

Trend not significant at 99% confidence level (α = 0.005 per tail).

Constituent: Mercury Analysis Run 4/8/2024 7:23 PM View: Appendix I Trend Tests
Plant Bowen Data: Bowen 1, 2, 9, and 10

Sanitas™ v.10.0.16b Software licensed to . UG
Hollow symbols indicate censored values.

Sen's Slope Estimator

GWA-43 (bg)

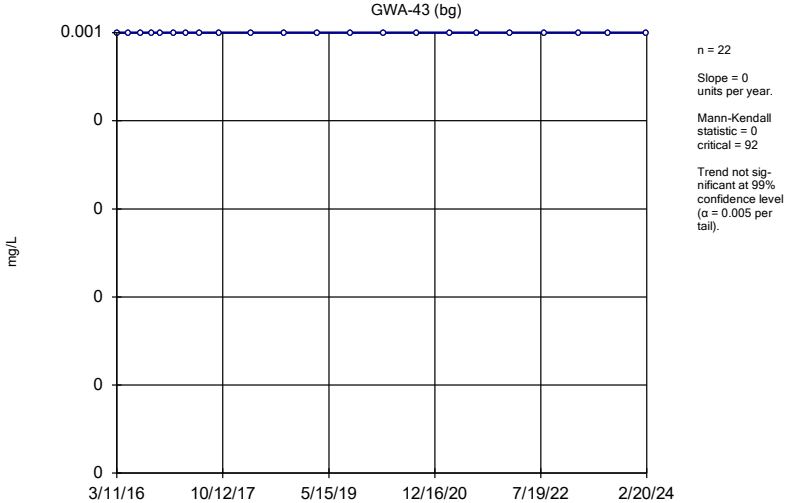

n = 22

Slope = 0 units per year.

Mann-Kendall statistic = 0
critical = 92

Trend not significant at 99% confidence level (α = 0.005 per tail).

Constituent: Mercury Analysis Run 4/8/2024 7:23 PM View: Appendix I Trend Tests
Plant Bowen Data: Bowen 1, 2, 9, and 10

Sanitas™ v.10.0.16b Software licensed to . UG
Hollow symbols indicate censored values.

Sen's Slope Estimator

GWA-43R (bg)

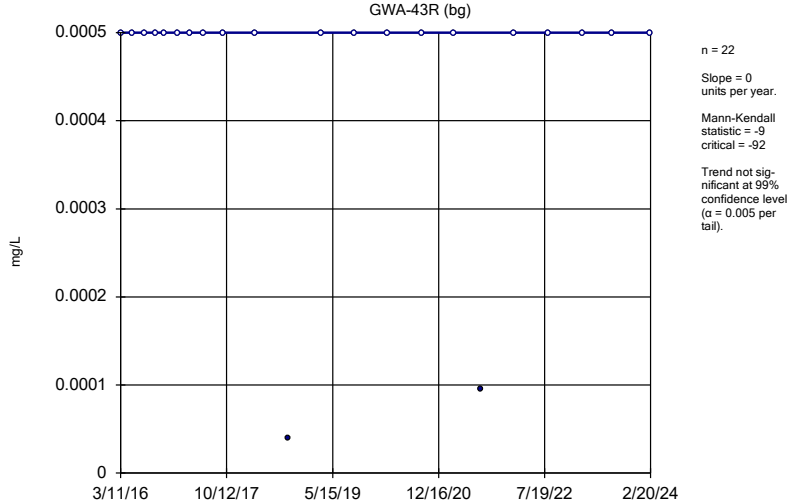

n = 22

Slope = 0 units per year.

Mann-Kendall statistic = -9
critical = -92

Trend not significant at 99% confidence level (α = 0.005 per tail).

Constituent: Mercury Analysis Run 4/8/2024 7:23 PM View: Appendix I Trend Tests
Plant Bowen Data: Bowen 1, 2, 9, and 10

Sanitas™ v.10.0.16b Software licensed to . UG
Hollow symbols indicate censored values.

Sen's Slope Estimator

GWA-4RZ (bg)

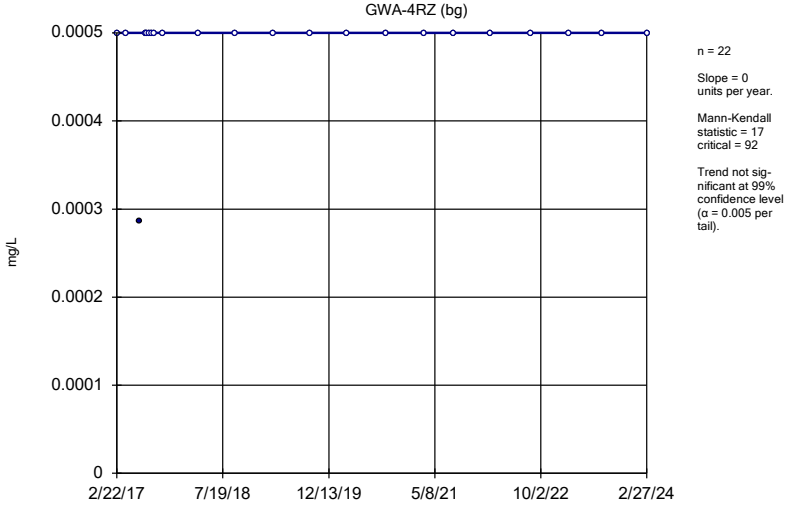

n = 22

Slope = 0 units per year.

Mann-Kendall statistic = 17
critical = 92

Trend not significant at 99% confidence level (α = 0.005 per tail).

Constituent: Mercury Analysis Run 4/8/2024 7:23 PM View: Appendix I Trend Tests
Plant Bowen Data: Bowen 1, 2, 9, and 10

Sanitas™ v.10.0.16b Software licensed to . UG
Hollow symbols indicate censored values.

Sen's Slope Estimator

GWA-50 (bg)

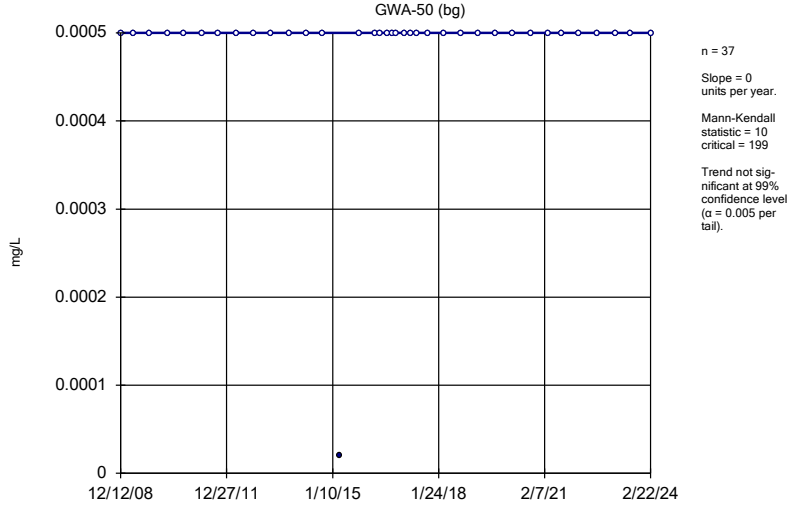

n = 37

Slope = 0 units per year.

Mann-Kendall statistic = 10
critical = 199

Trend not significant at 99% confidence level (α = 0.005 per tail).

Constituent: Mercury Analysis Run 4/8/2024 7:23 PM View: Appendix I Trend Tests
Plant Bowen Data: Bowen 1, 2, 9, and 10

Sanitas™ v.10.0.16b Software licensed to . UG
Hollow symbols indicate censored values.

Sen's Slope Estimator

GWA-50R (bg)

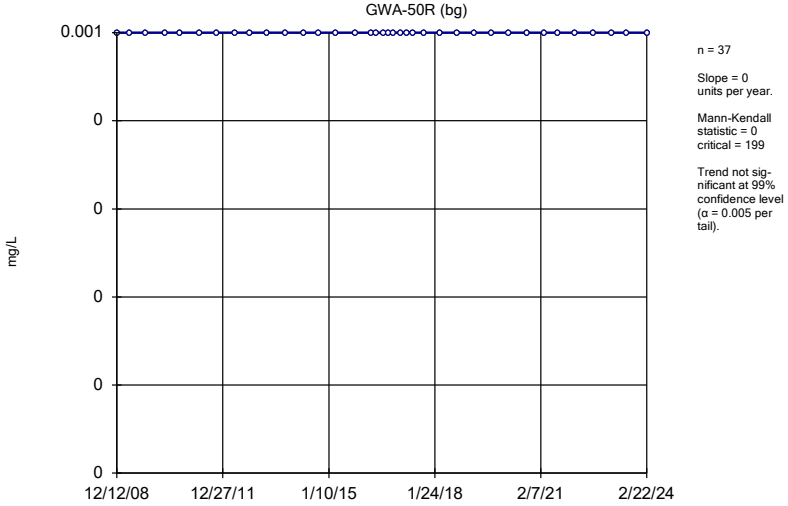

n = 37

Slope = 0 units per year.

Mann-Kendall statistic = 0
critical = 199

Trend not significant at 99% confidence level (α = 0.005 per tail).

Constituent: Mercury Analysis Run 4/8/2024 7:23 PM View: Appendix I Trend Tests
Plant Bowen Data: Bowen 1, 2, 9, and 10

Sanitas™ v.10.0.16b Software licensed to . UG
Hollow symbols indicate censored values.

Sen's Slope Estimator

GWC-48

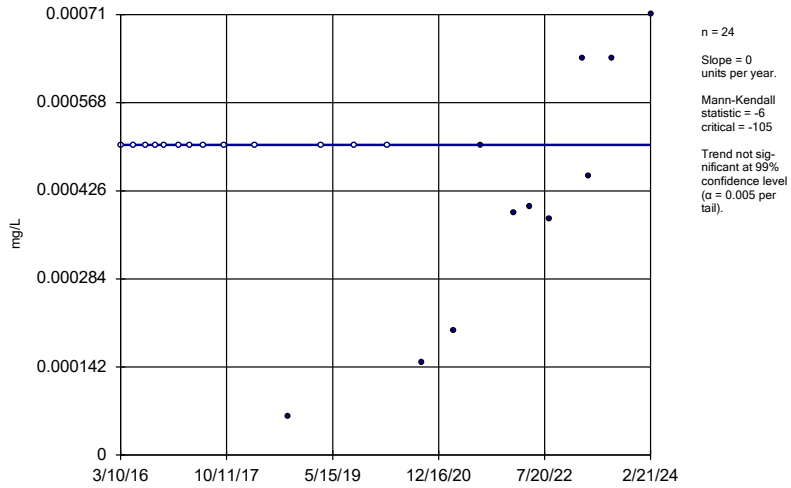

n = 24

Slope = 0 units per year.

Mann-Kendall statistic = -6
critical = -105

Trend not significant at 99% confidence level (α = 0.005 per tail).

Constituent: Mercury Analysis Run 4/8/2024 7:23 PM View: Appendix I Trend Tests
Plant Bowen Data: Bowen 1, 2, 9, and 10

Sanitas™ v.10.0.16b Software licensed to . UG
Hollow symbols indicate censored values.

Sen's Slope Estimator

GWA-1 (bg)

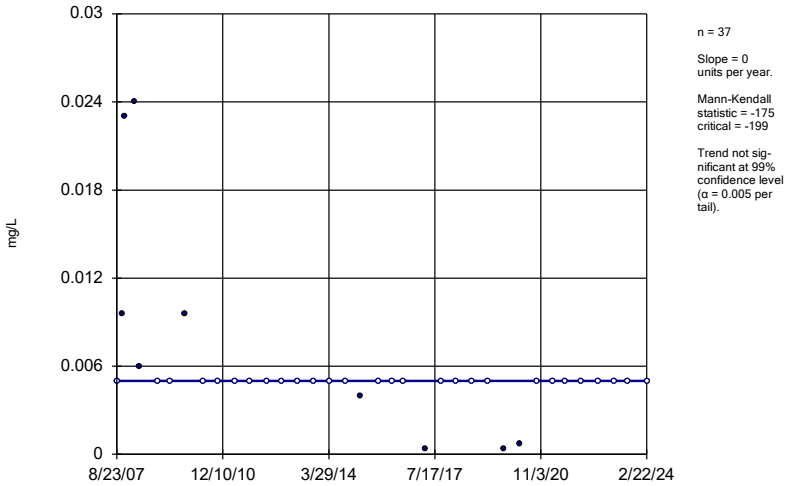

n = 37

Slope = 0 units per year.

Mann-Kendall statistic = -175 critical = -199

Trend not significant at 99% confidence level (α = 0.005 per tail).

Constituent: Nickel Analysis Run 4/8/2024 7:23 PM View: Appendix I Trend Tests
Plant Bowen Data: Bowen 1, 2, 9, and 10

Sanitas™ v.10.0.16b Software licensed to . UG
Hollow symbols indicate censored values.

Sen's Slope Estimator

GWA-2 (bg)

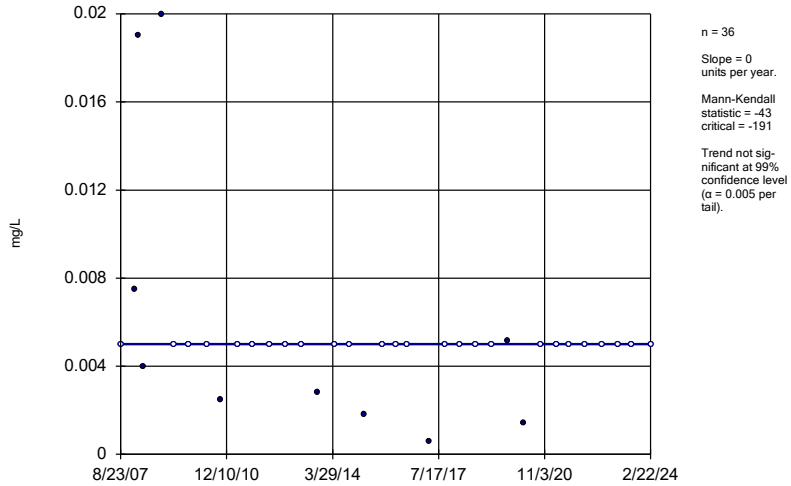

n = 36

Slope = 0 units per year.

Mann-Kendall statistic = -43 critical = -191

Trend not significant at 99% confidence level (α = 0.005 per tail).

Constituent: Nickel Analysis Run 4/8/2024 7:23 PM View: Appendix I Trend Tests
Plant Bowen Data: Bowen 1, 2, 9, and 10

Sanitas™ v.10.0.16b Software licensed to . UG
Hollow symbols indicate censored values.

Sen's Slope Estimator

GWA-2R (bg)

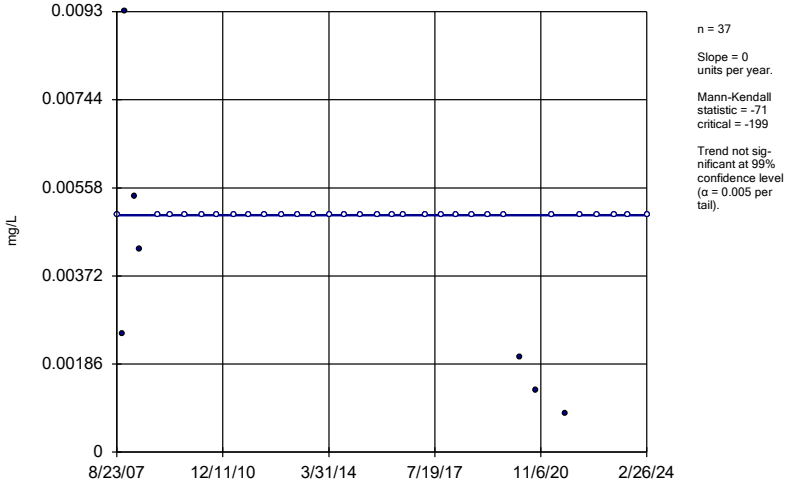

n = 37

Slope = 0 units per year.

Mann-Kendall statistic = -71 critical = -199

Trend not significant at 99% confidence level (α = 0.005 per tail).

Constituent: Nickel Analysis Run 4/8/2024 7:23 PM View: Appendix I Trend Tests
Plant Bowen Data: Bowen 1, 2, 9, and 10

Sanitas™ v.10.0.16b Software licensed to . UG
Hollow symbols indicate censored values.

Sen's Slope Estimator

GWA-39RZ (bg)

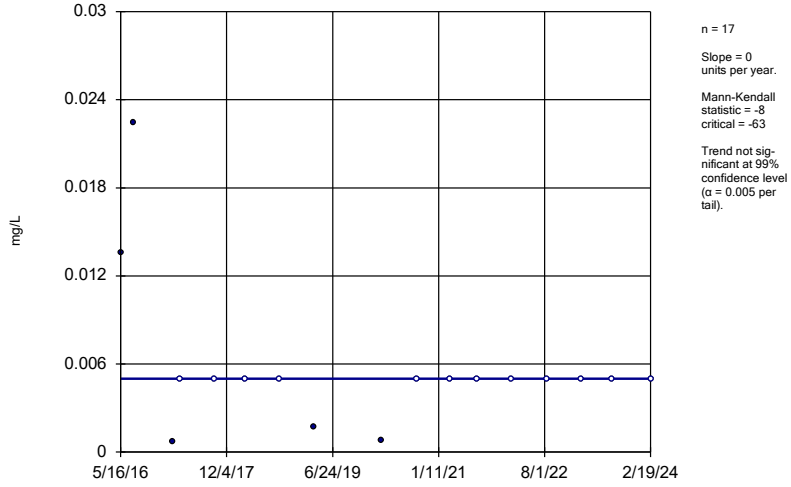

n = 17

Slope = 0 units per year.

Mann-Kendall statistic = -8 critical = -63

Trend not significant at 99% confidence level (α = 0.005 per tail).

Constituent: Nickel Analysis Run 4/8/2024 7:23 PM View: Appendix I Trend Tests
Plant Bowen Data: Bowen 1, 2, 9, and 10

Sanitas™ v.10.0.16b Software licensed to . UG
Hollow symbols indicate censored values.

Sen's Slope Estimator

GWA-39Z (bg)

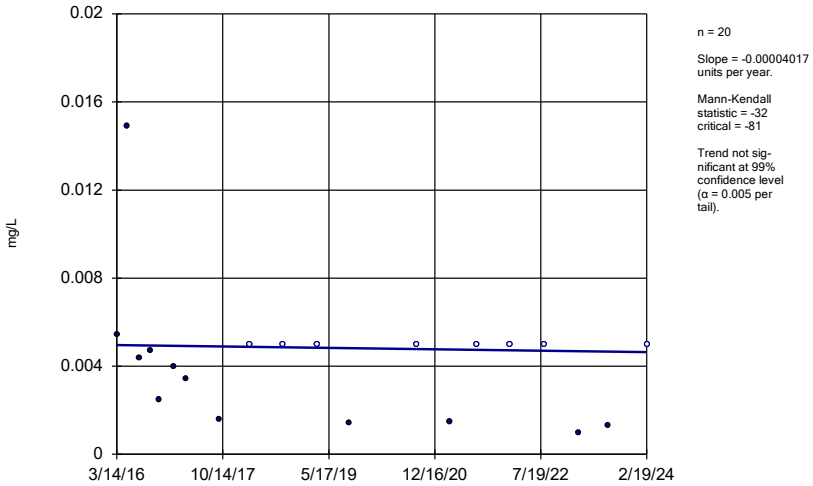

n = 20

Slope = -0.00004017 units per year.

Mann-Kendall statistic = -32
critical = -81

Trend not significant at 99% confidence level (α = 0.005 per tail).

Constituent: Nickel Analysis Run 4/8/2024 7:23 PM View: Appendix I Trend Tests
Plant Bowen Data: Bowen 1, 2, 9, and 10

Sanitas™ v.10.0.16b Software licensed to . UG
Hollow symbols indicate censored values.

Sen's Slope Estimator

GWA-3A (bg)

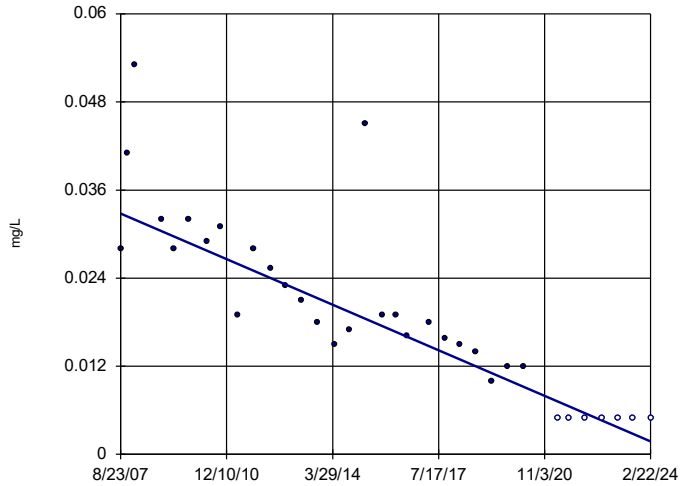

n = 34

Slope = -0.001879 units per year.

Mann-Kendall statistic = -442
critical = -176

Decreasing trend significant at 99% confidence level (α = 0.005 per tail).

Constituent: Nickel Analysis Run 4/8/2024 7:23 PM View: Appendix I Trend Tests
Plant Bowen Data: Bowen 1, 2, 9, and 10

Sanitas™ v.10.0.16b Software licensed to . UG
Hollow symbols indicate censored values.

Sen's Slope Estimator

GWA-40 (bg)

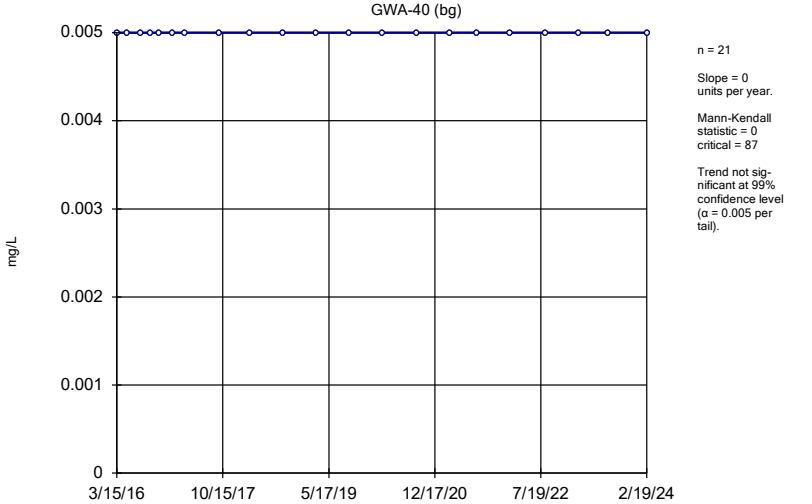

n = 21

Slope = 0 units per year.

Mann-Kendall statistic = 0
critical = 87

Trend not significant at 99% confidence level (α = 0.005 per tail).

Constituent: Nickel Analysis Run 4/8/2024 7:23 PM View: Appendix I Trend Tests
Plant Bowen Data: Bowen 1, 2, 9, and 10

Sanitas™ v.10.0.16b Software licensed to . UG
Hollow symbols indicate censored values.

Sen's Slope Estimator

GWA-41 (bg)

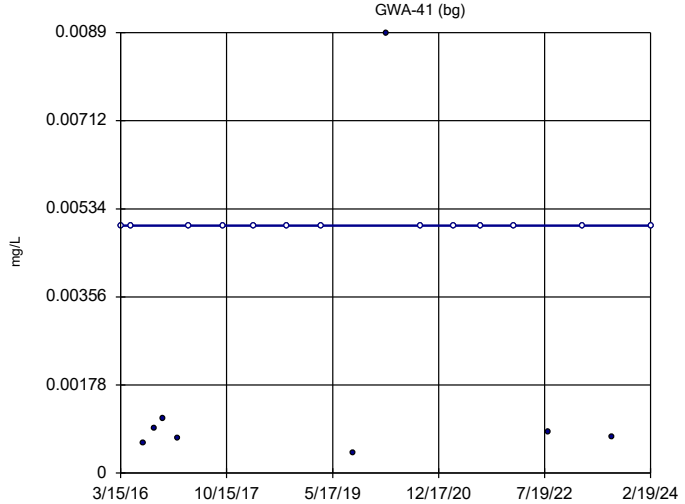

n = 21

Slope = 0 units per year.

Mann-Kendall statistic = 18
critical = 87

Trend not significant at 99% confidence level (α = 0.005 per tail).

Constituent: Nickel Analysis Run 4/8/2024 7:23 PM View: Appendix I Trend Tests
Plant Bowen Data: Bowen 1, 2, 9, and 10

Sanitas™ v.10.0.16b Software licensed to . UG
Hollow symbols indicate censored values.

Sen's Slope Estimator

GWA-41R (bg)

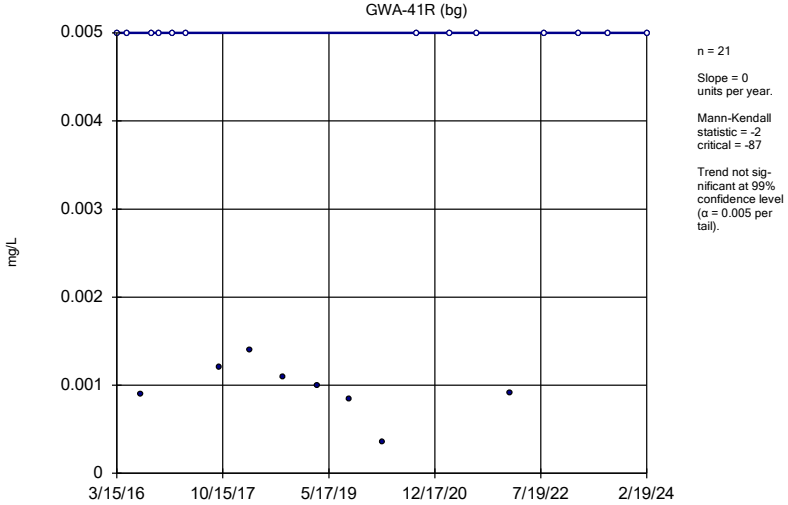

n = 21

Slope = 0 units per year.

Mann-Kendall statistic = -2
critical = -87

Trend not significant at 99% confidence level (α = 0.005 per tail).

Constituent: Nickel Analysis Run 4/8/2024 7:23 PM View: Appendix I Trend Tests
Plant Bowen Data: Bowen 1, 2, 9, and 10

Sanitas™ v.10.0.16b Software licensed to . UG
Hollow symbols indicate censored values.

Sen's Slope Estimator

GWA-42 (bg)

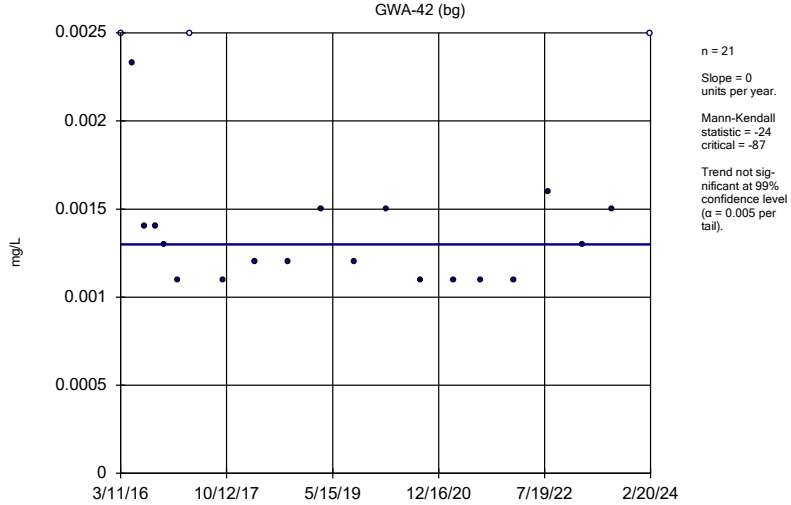

n = 21

Slope = 0 units per year.

Mann-Kendall statistic = -24
critical = -87

Trend not significant at 99% confidence level (α = 0.005 per tail).

Constituent: Nickel Analysis Run 4/8/2024 7:23 PM View: Appendix I Trend Tests
Plant Bowen Data: Bowen 1, 2, 9, and 10

Sanitas™ v.10.0.16b Software licensed to . UG
Hollow symbols indicate censored values.

Sen's Slope Estimator

GWA-43 (bg)

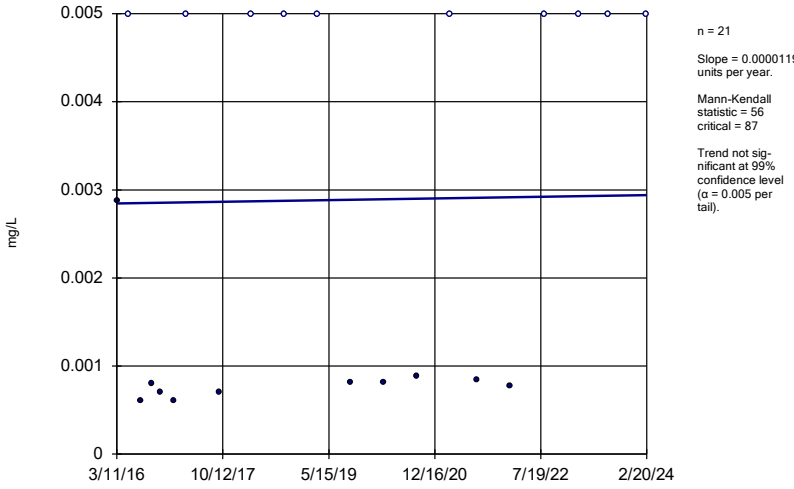

n = 21

Slope = 0.00001192 units per year.

Mann-Kendall statistic = 56
critical = 87

Trend not significant at 99% confidence level (α = 0.005 per tail).

Constituent: Nickel Analysis Run 4/8/2024 7:23 PM View: Appendix I Trend Tests
Plant Bowen Data: Bowen 1, 2, 9, and 10

Sanitas™ v.10.0.16b Software licensed to . UG
Hollow symbols indicate censored values.

Sen's Slope Estimator

GWA-43R (bg)

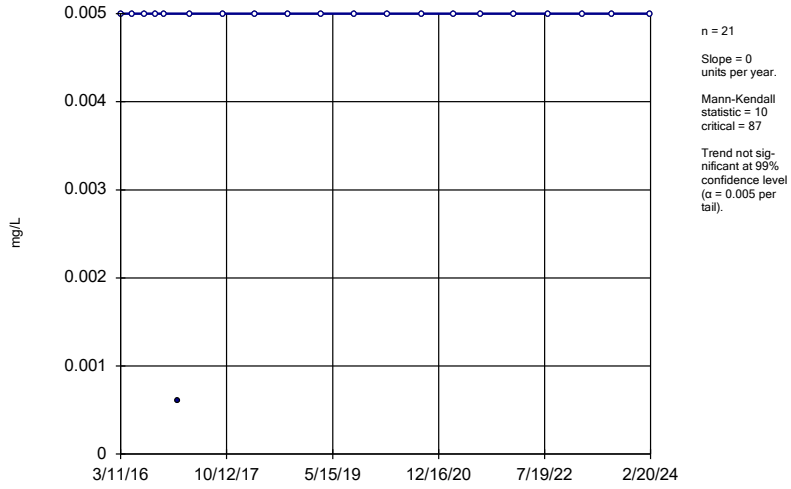

n = 21

Slope = 0 units per year.

Mann-Kendall statistic = 10
critical = 87

Trend not significant at 99% confidence level (α = 0.005 per tail).

Constituent: Nickel Analysis Run 4/8/2024 7:23 PM View: Appendix I Trend Tests
Plant Bowen Data: Bowen 1, 2, 9, and 10

Sanitas™ v.10.0.16b Software licensed to . UG
Hollow symbols indicate censored values.

Sen's Slope Estimator

GWA-4RZ (bg)

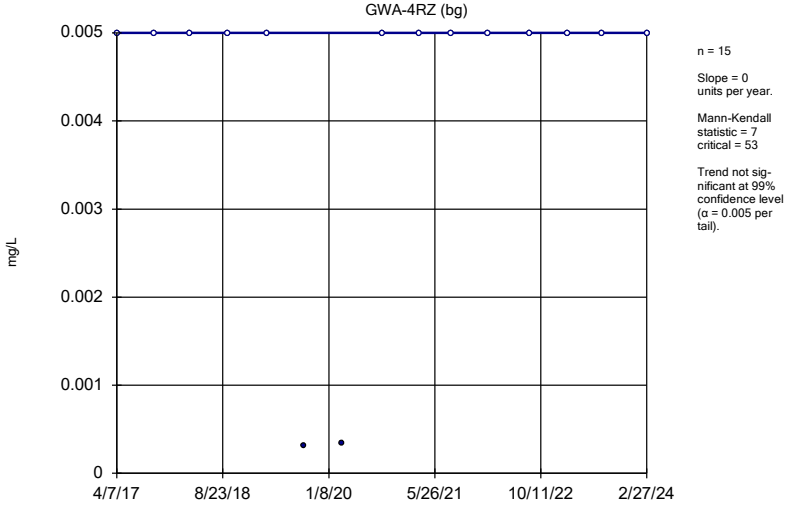

n = 15

Slope = 0
units per year.

Mann-Kendall
statistic = 7
critical = 53

Trend not sig-
nificant at 99%
confidence level
(α = 0.005 per
tail).

Constituent: Nickel Analysis Run 4/8/2024 7:23 PM View: Appendix I Trend Tests
Plant Bowen Data: Bowen 1, 2, 9, and 10

Sanitas™ v.10.0.16b Software licensed to . UG
Hollow symbols indicate censored values.

Sen's Slope Estimator

GWA-50 (bg)

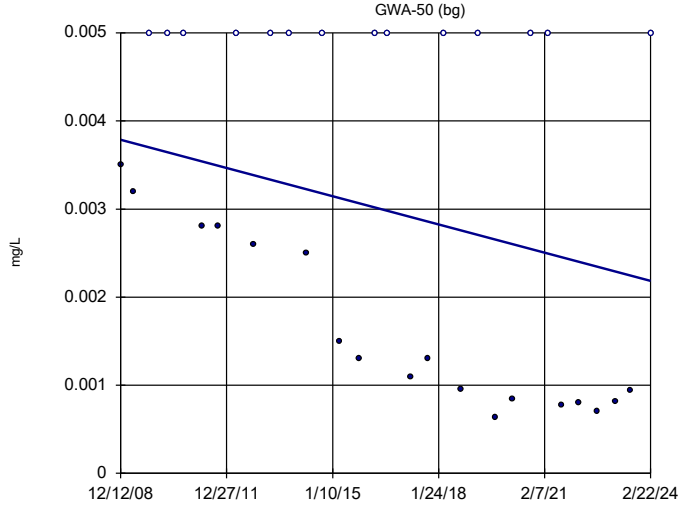

n = 32

Slope = -0.0001055
units per year.

Mann-Kendall
statistic = -157
critical = -161

Trend not sig-
nificant at 99%
confidence level
(α = 0.005 per
tail).

Constituent: Nickel Analysis Run 4/8/2024 7:23 PM View: Appendix I Trend Tests
Plant Bowen Data: Bowen 1, 2, 9, and 10

Sanitas™ v.10.0.16b Software licensed to . UG
Hollow symbols indicate censored values.

Sen's Slope Estimator

GWA-50R (bg)

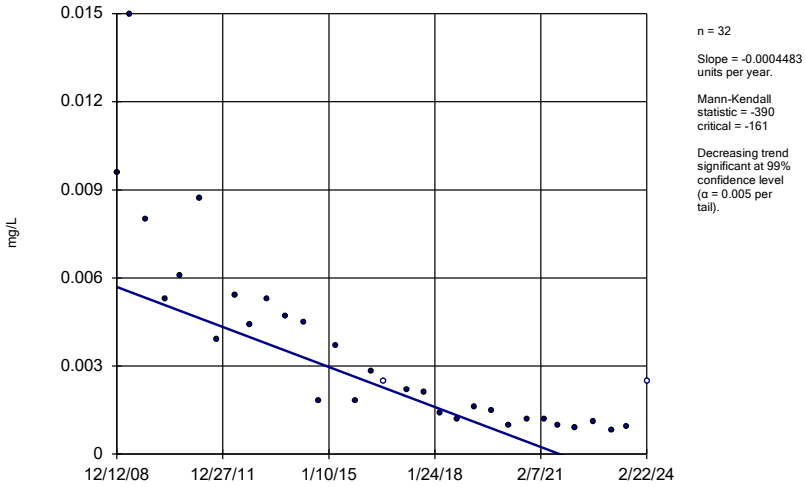

n = 32

Slope = -0.0004483
units per year.

Mann-Kendall
statistic = -390
critical = -161

Decreasing trend
significant at 99%
confidence level
(α = 0.005 per
tail).

Constituent: Nickel Analysis Run 4/8/2024 7:23 PM View: Appendix I Trend Tests
Plant Bowen Data: Bowen 1, 2, 9, and 10

Sanitas™ v.10.0.16b Software licensed to . UG
Hollow symbols indicate censored values.

Sen's Slope Estimator

GWC-48

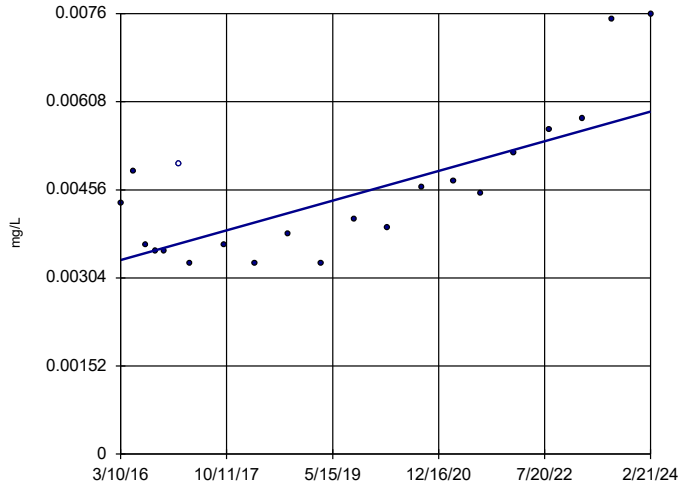

n = 21

Slope = 0.0003215
units per year.

Mann-Kendall
statistic = 105
critical = 87

Increasing trend
significant at 99%
confidence level
(α = 0.005 per
tail).

Constituent: Nickel Analysis Run 4/8/2024 7:23 PM View: Appendix I Trend Tests
Plant Bowen Data: Bowen 1, 2, 9, and 10

Sanitas™ v.10.0.16b Software licensed to . UG
Hollow symbols indicate censored values.

Sen's Slope Estimator

GWA-1 (bg)

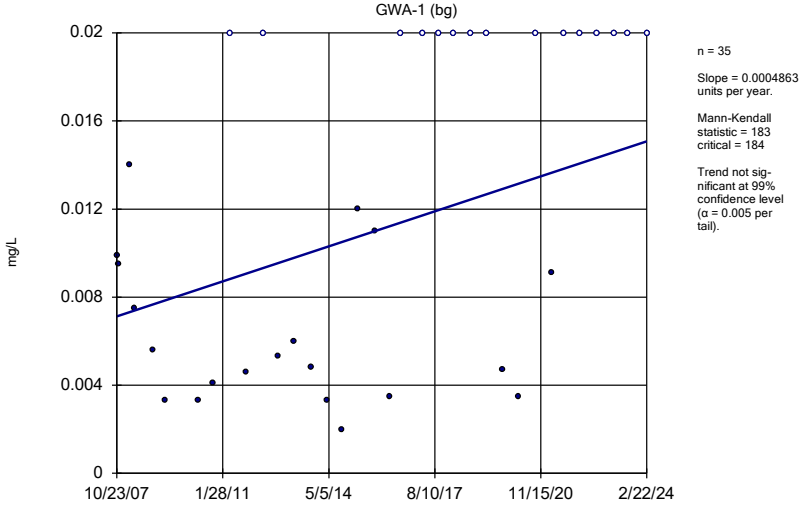

n = 35

Slope = 0.0004863 units per year.

Mann-Kendall statistic = 183
critical = 184

Trend not significant at 99% confidence level (α = 0.005 per tail).

Constituent: Zinc Analysis Run 4/8/2024 7:23 PM View: Appendix I Trend Tests
Plant Bowen Data: Bowen 1, 2, 9, and 10

Sanitas™ v.10.0.16b Software licensed to . UG
Hollow symbols indicate censored values.

Sen's Slope Estimator

GWA-2 (bg)

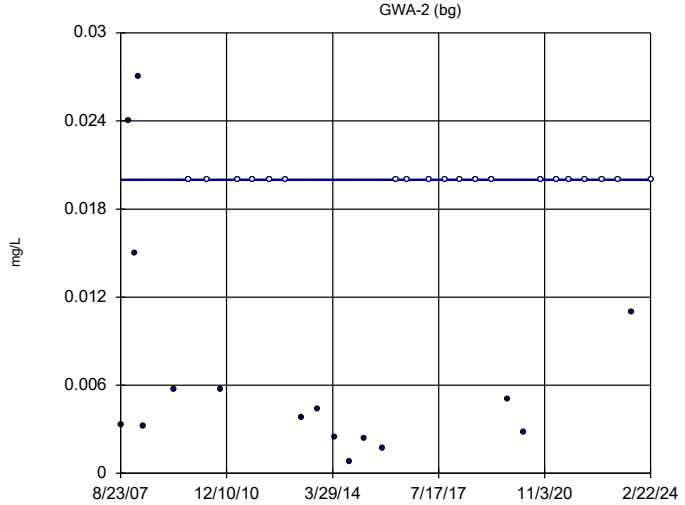

n = 36

Slope = 0 units per year.

Mann-Kendall statistic = 35
critical = 191

Trend not significant at 99% confidence level (α = 0.005 per tail).

Constituent: Zinc Analysis Run 4/8/2024 7:23 PM View: Appendix I Trend Tests
Plant Bowen Data: Bowen 1, 2, 9, and 10

Sanitas™ v.10.0.16b Software licensed to . UG
Hollow symbols indicate censored values.

Sen's Slope Estimator

GWA-2R (bg)

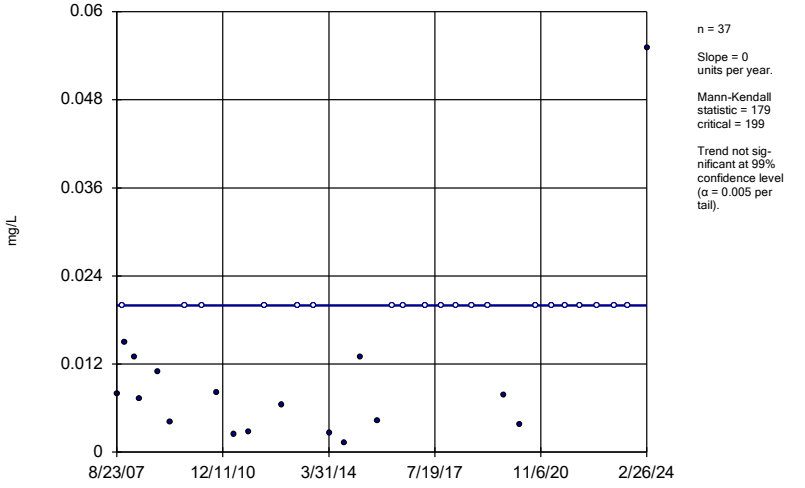

n = 37

Slope = 0 units per year.

Mann-Kendall statistic = 179
critical = 199

Trend not significant at 99% confidence level (α = 0.005 per tail).

Constituent: Zinc Analysis Run 4/8/2024 7:23 PM View: Appendix I Trend Tests
Plant Bowen Data: Bowen 1, 2, 9, and 10

Sanitas™ v.10.0.16b Software licensed to . UG
Hollow symbols indicate censored values.

Sen's Slope Estimator

GWA-39RZ (bg)

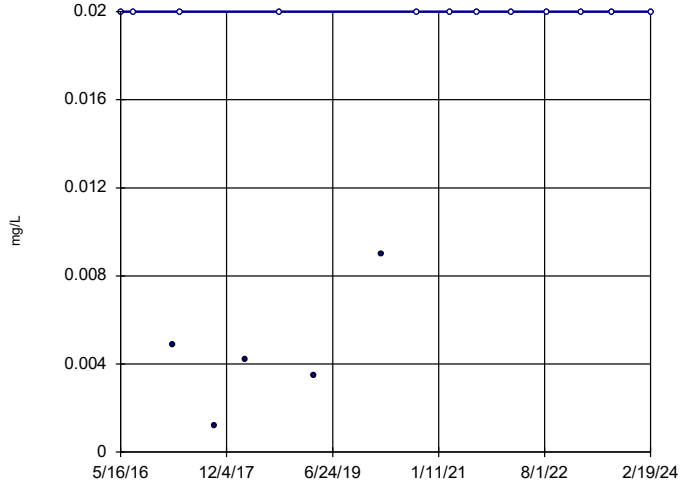

n = 17

Slope = 0 units per year.

Mann-Kendall statistic = 30
critical = 63

Trend not significant at 99% confidence level (α = 0.005 per tail).

Constituent: Zinc Analysis Run 4/8/2024 7:23 PM View: Appendix I Trend Tests
Plant Bowen Data: Bowen 1, 2, 9, and 10

Sanitas™ v.10.0.16b Software licensed to . UG
Hollow symbols indicate censored values.

Sen's Slope Estimator

GWA-39Z (bg)

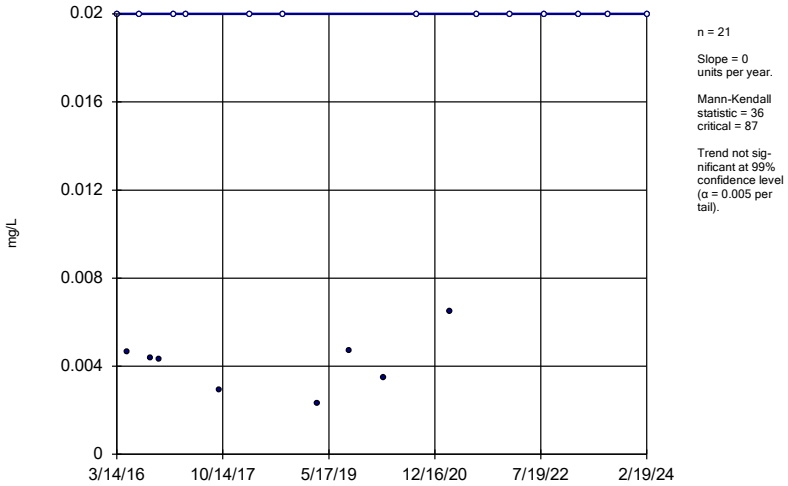

n = 21

Slope = 0 units per year.

Mann-Kendall statistic = 36
critical = 87

Trend not significant at 99% confidence level (α = 0.005 per tail).

Constituent: Zinc Analysis Run 4/8/2024 7:23 PM View: Appendix I Trend Tests
Plant Bowen Data: Bowen 1, 2, 9, and 10

Sanitas™ v.10.0.16b Software licensed to . UG
Hollow symbols indicate censored values.

Sen's Slope Estimator

GWA-3A (bg)

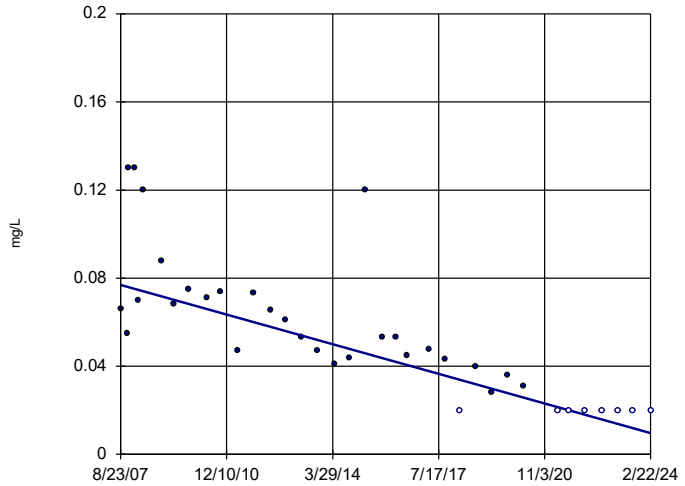

n = 37

Slope = -0.004071 units per year.

Mann-Kendall statistic = -476
critical = -199

Decreasing trend significant at 99% confidence level (α = 0.005 per tail).

Constituent: Zinc Analysis Run 4/8/2024 7:23 PM View: Appendix I Trend Tests
Plant Bowen Data: Bowen 1, 2, 9, and 10

Sanitas™ v.10.0.16b Software licensed to . UG
Hollow symbols indicate censored values.

Sen's Slope Estimator

GWA-40 (bg)

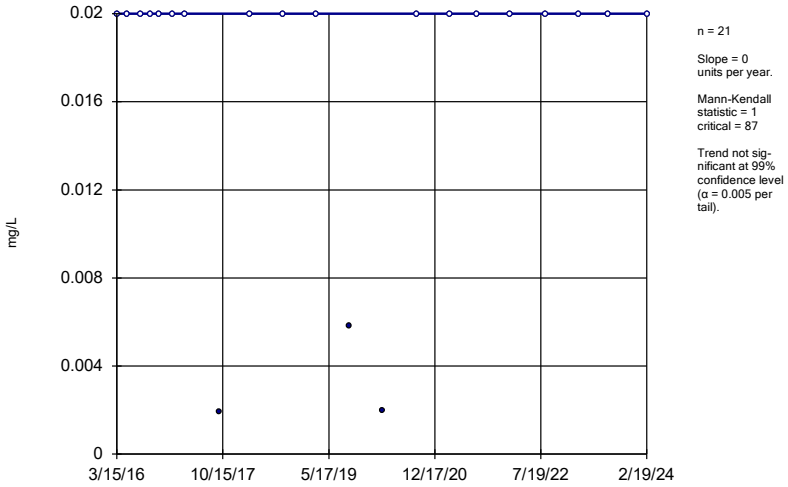

n = 21

Slope = 0 units per year.

Mann-Kendall statistic = 1
critical = 87

Trend not significant at 99% confidence level (α = 0.005 per tail).

Constituent: Zinc Analysis Run 4/8/2024 7:23 PM View: Appendix I Trend Tests
Plant Bowen Data: Bowen 1, 2, 9, and 10

Sanitas™ v.10.0.16b Software licensed to . UG
Hollow symbols indicate censored values.

Sen's Slope Estimator

GWA-41 (bg)

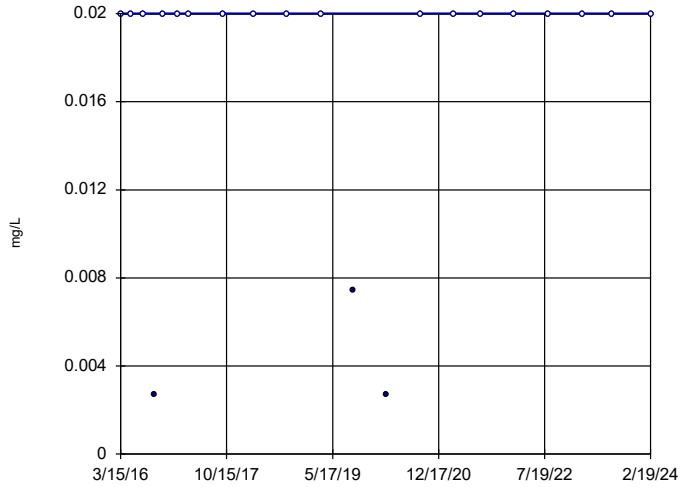

n = 21

Slope = 0 units per year.

Mann-Kendall statistic = 8
critical = 87

Trend not significant at 99% confidence level (α = 0.005 per tail).

Constituent: Zinc Analysis Run 4/8/2024 7:23 PM View: Appendix I Trend Tests
Plant Bowen Data: Bowen 1, 2, 9, and 10

Sanitas™ v.10.0.16b Software licensed to . UG
Hollow symbols indicate censored values.

Sen's Slope Estimator

GWA-41R (bg)

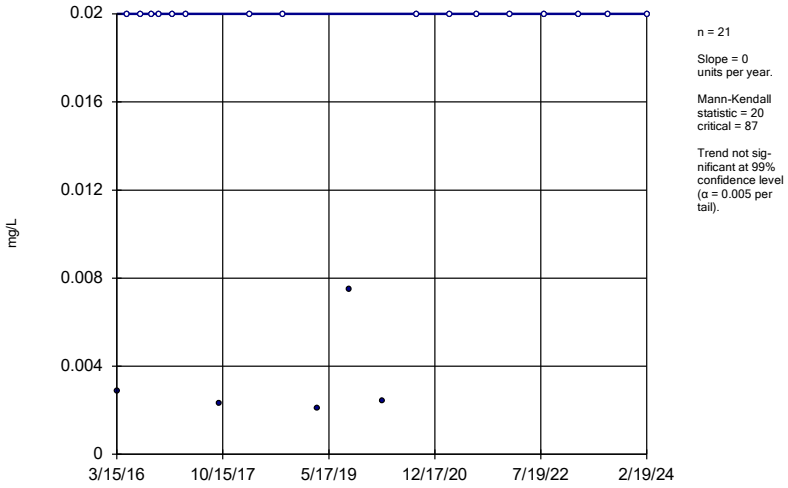

n = 21

Slope = 0 units per year.

Mann-Kendall statistic = 20 critical = 87

Trend not significant at 99% confidence level (α = 0.005 per tail).

Constituent: Zinc Analysis Run 4/8/2024 7:23 PM View: Appendix I Trend Tests
Plant Bowen Data: Bowen 1, 2, 9, and 10

Sanitas™ v.10.0.16b Software licensed to . UG
Hollow symbols indicate censored values.

Sen's Slope Estimator

GWA-42 (bg)

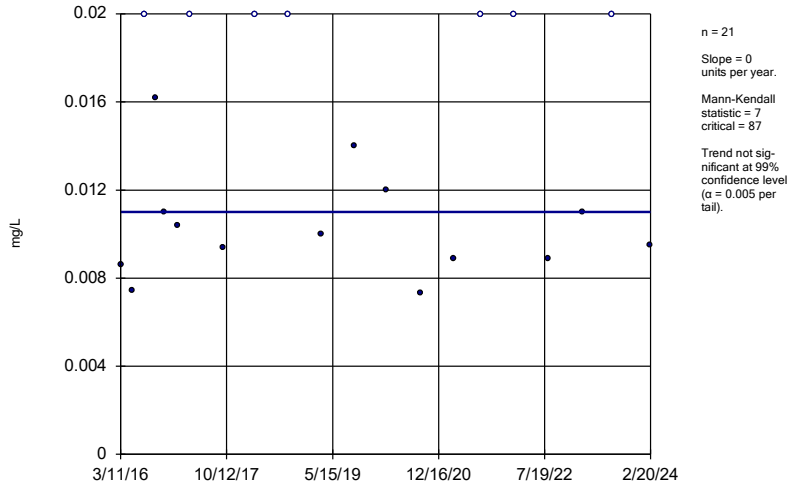

n = 21

Slope = 0 units per year.

Mann-Kendall statistic = 7 critical = 87

Trend not significant at 99% confidence level (α = 0.005 per tail).

Constituent: Zinc Analysis Run 4/8/2024 7:23 PM View: Appendix I Trend Tests
Plant Bowen Data: Bowen 1, 2, 9, and 10

Sanitas™ v.10.0.16b Software licensed to . UG
Hollow symbols indicate censored values.

Sen's Slope Estimator

GWA-43 (bg)

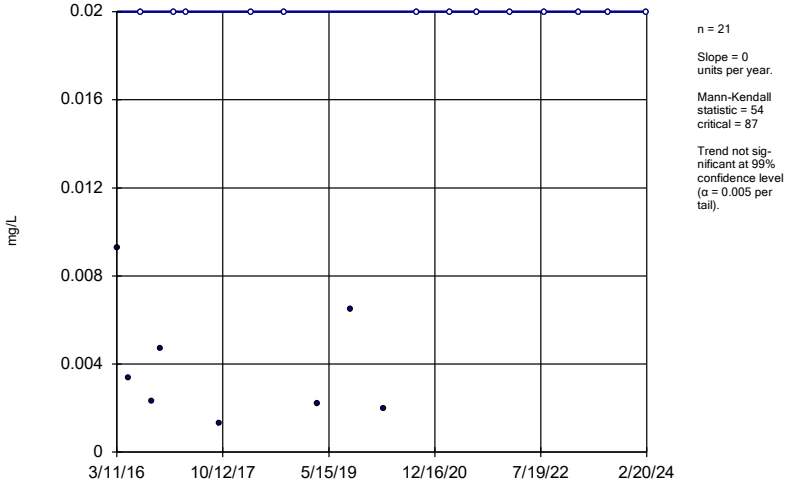

n = 21

Slope = 0 units per year.

Mann-Kendall statistic = 54 critical = 87

Trend not significant at 99% confidence level (α = 0.005 per tail).

Constituent: Zinc Analysis Run 4/8/2024 7:23 PM View: Appendix I Trend Tests
Plant Bowen Data: Bowen 1, 2, 9, and 10

Sanitas™ v.10.0.16b Software licensed to . UG
Hollow symbols indicate censored values.

Sen's Slope Estimator

GWA-43R (bg)

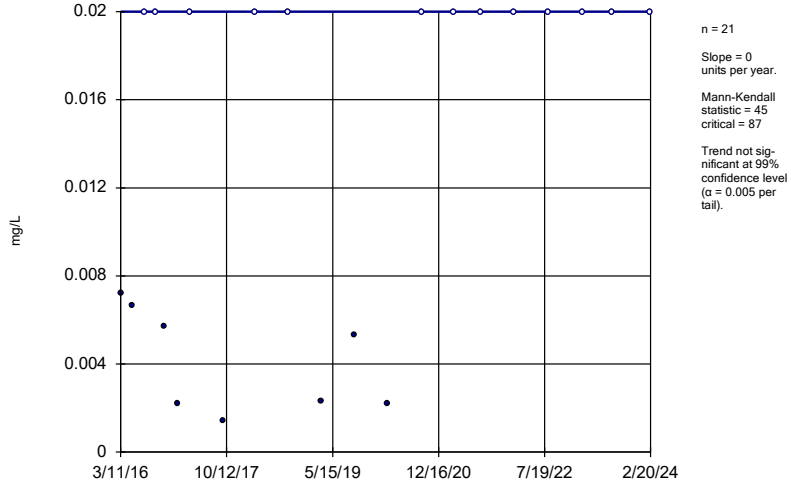

n = 21

Slope = 0 units per year.

Mann-Kendall statistic = 45 critical = 87

Trend not significant at 99% confidence level (α = 0.005 per tail).

Constituent: Zinc Analysis Run 4/8/2024 7:23 PM View: Appendix I Trend Tests
Plant Bowen Data: Bowen 1, 2, 9, and 10

Sanitas™ v.10.0.16b Software licensed to . UG
Hollow symbols indicate censored values.

Sen's Slope Estimator

GWA-4RZ (bg)

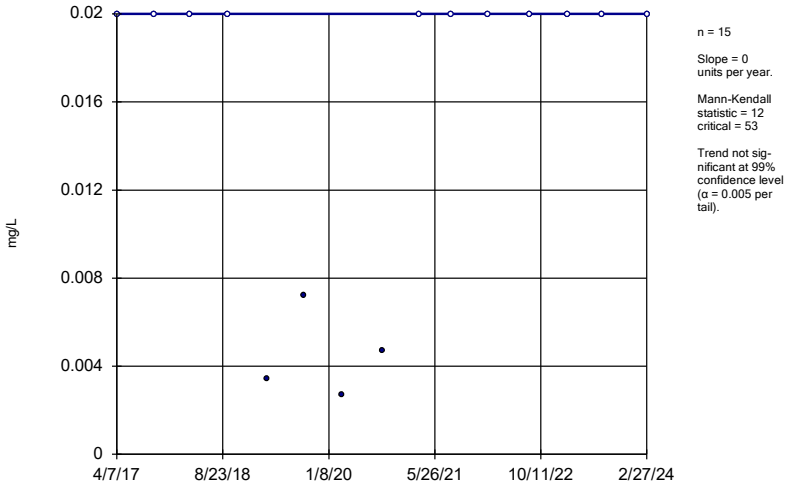

n = 15

Slope = 0 units per year.

Mann-Kendall statistic = 12
critical = 53

Trend not significant at 99% confidence level (α = 0.005 per tail).

Constituent: Zinc Analysis Run 4/8/2024 7:23 PM View: Appendix I Trend Tests
Plant Bowen Data: Bowen 1, 2, 9, and 10

Sanitas™ v.10.0.16b Software licensed to . UG
Hollow symbols indicate censored values.

Sen's Slope Estimator

GWA-50 (bg)

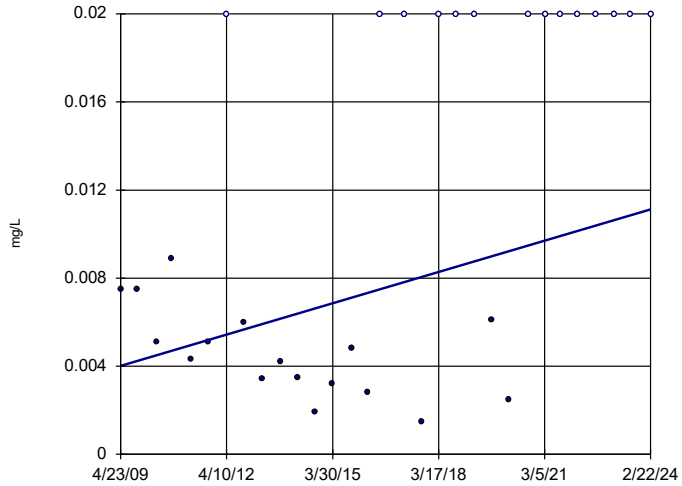

n = 31

Slope = 0.0004788 units per year.

Mann-Kendall statistic = 120
critical = 152

Trend not significant at 99% confidence level (α = 0.005 per tail).

Constituent: Zinc Analysis Run 4/8/2024 7:23 PM View: Appendix I Trend Tests
Plant Bowen Data: Bowen 1, 2, 9, and 10

Sanitas™ v.10.0.16b Software licensed to . UG
Hollow symbols indicate censored values.

Sen's Slope Estimator

GWA-50R (bg)

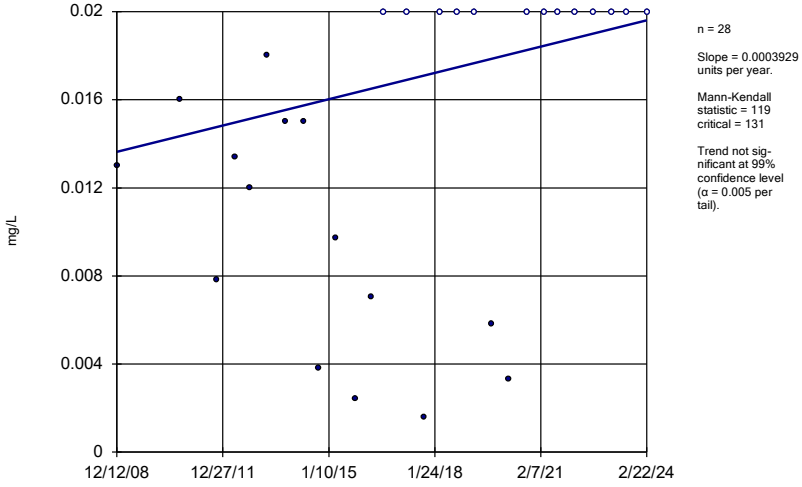

n = 28

Slope = 0.0003929 units per year.

Mann-Kendall statistic = 119
critical = 131

Trend not significant at 99% confidence level (α = 0.005 per tail).

Constituent: Zinc Analysis Run 4/8/2024 7:23 PM View: Appendix I Trend Tests
Plant Bowen Data: Bowen 1, 2, 9, and 10

Sanitas™ v.10.0.16b Software licensed to . UG
Hollow symbols indicate censored values.

Sen's Slope Estimator

GWC-10R

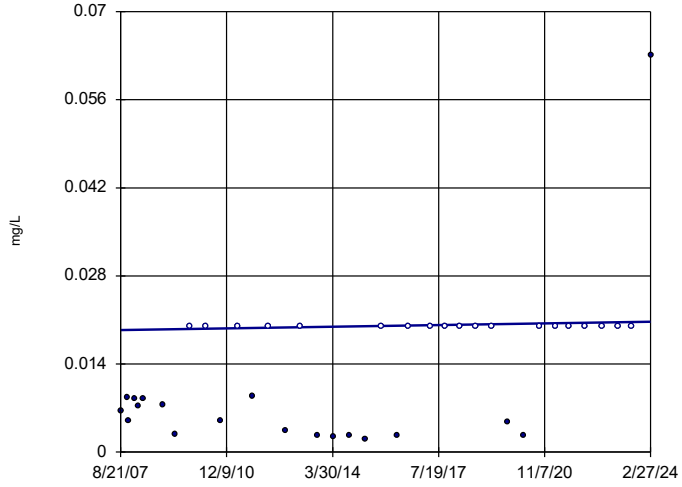

n = 38

Slope = 0.00008089 units per year.

Mann-Kendall statistic = 183
critical = 206

Trend not significant at 99% confidence level (α = 0.005 per tail).

Constituent: Zinc Analysis Run 4/8/2024 7:23 PM View: Appendix I Trend Tests
Plant Bowen Data: Bowen 1, 2, 9, and 10

Sanitas™ v.10.0.16b Software licensed to . UG
Hollow symbols indicate censored values.

Sen's Slope Estimator

GWC-15R

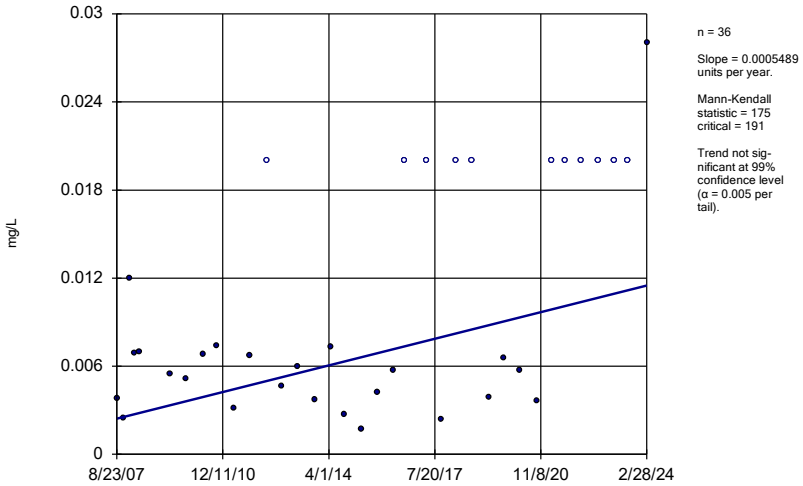

n = 36

Slope = 0.0005489 units per year.

Mann-Kendall statistic = 175
critical = 191

Trend not significant at 99% confidence level (α = 0.005 per tail).

Constituent: Zinc Analysis Run 4/8/2024 7:23 PM View: Appendix I Trend Tests
Plant Bowen Data: Bowen 1, 2, 9, and 10

Sanitas™ v.10.0.16b Software licensed to . UG
Hollow symbols indicate censored values.

Sen's Slope Estimator

GWC-7Z

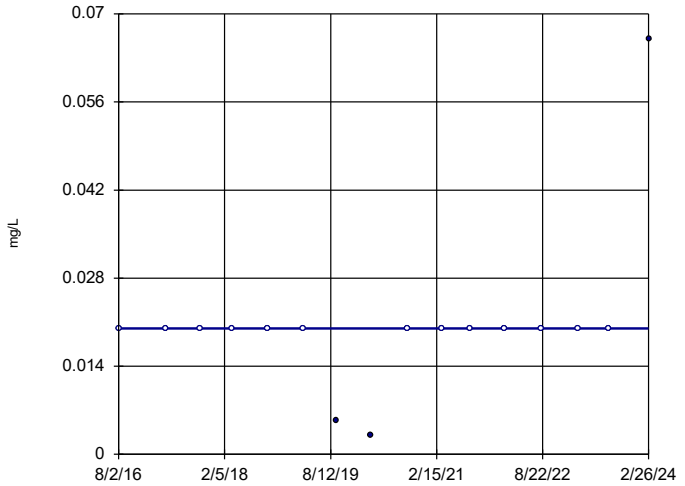

n = 16

Slope = 0 units per year.

Mann-Kendall statistic = 16
critical = 58

Trend not significant at 99% confidence level (α = 0.005 per tail).

Constituent: Zinc Analysis Run 4/8/2024 7:23 PM View: Appendix I Trend Tests
Plant Bowen Data: Bowen 1, 2, 9, and 10

Sanitas™ v.10.0.16b Software licensed to . UG
Hollow symbols indicate censored values.

Sen's Slope Estimator

GWC-8Z

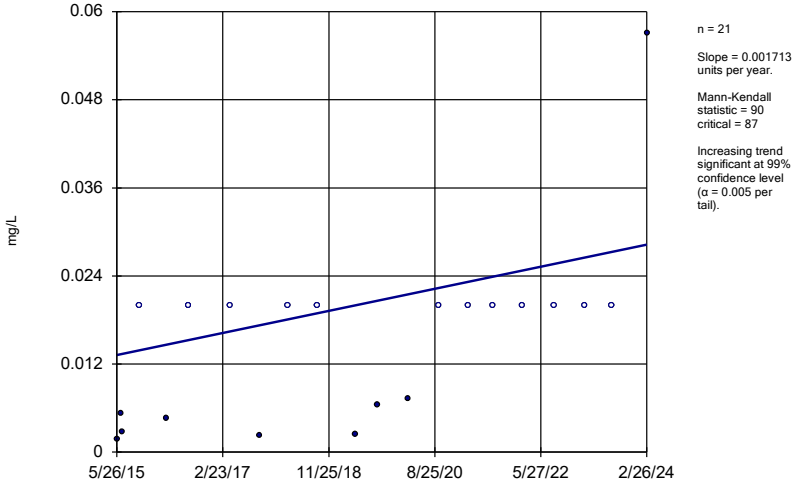

n = 21

Slope = 0.001713 units per year.

Mann-Kendall statistic = 90
critical = 87

Increasing trend significant at 99% confidence level (α = 0.005 per tail).

Constituent: Zinc Analysis Run 4/8/2024 7:23 PM View: Appendix I Trend Tests
Plant Bowen Data: Bowen 1, 2, 9, and 10

FIGURE K.

Appendix III Intrawell Prediction Limits - Significant Results

Plant Bowen Client: Southern Company Data: Bowen 1, 2, 9, and 10 Printed 4/14/2024, 7:12 PM

Constituent	Well	Upper Lim.	Lower Lim.	Date	Observ.	Sig.	Bg N	Bg Mean	Std. Dev.	%NDs	ND Adj.	Transform	Alpha	Method
Calcium, total (mg/L)	**GWA-3A**	**22.6**	**n/a**	**2/22/2024**	**22.9**	**Yes**	**20**	**n/a**	**n/a**	**0**	**n/a**	**n/a**	**0.004291**	**NP Intra (normality) 1 of 2**
Calcium, total (mg/L)	**GWA-4RZ**	**62.56**	**n/a**	**2/27/2024**	**63.1**	**Yes**	**21**	**50.35**	**4.783**	**0**	**None**	**No**	**0.0002894**	**Param Intra 1 of 2**

Appendix III Intrawell Prediction Limits - All Results

Plant Bowen Client: Southern Company Data: Bowen 1, 2, 9, and 10 Printed 4/14/2024, 7:12 PM

Constituent	Well	Upper Lim.	Lower Lim.	Date	Observ.	Sig.	Bg N	Bg Mean	Std. Dev.	%NDs	ND Adj.	Transform	Alpha	Method
Boron, total (mg/L)	GWA-1	0.04	n/a	2/22/2024	0.04ND	No	21	n/a	n/a	76.19	n/a	n/a	0.003999	NP Intra (NDs) 1 of 2
Boron, total (mg/L)	GWA-2	0.04	n/a	2/22/2024	0.04ND	No	21	n/a	n/a	85.71	n/a	n/a	0.003999	NP Intra (NDs) 1 of 2
Boron, total (mg/L)	GWA-2R	0.04	n/a	2/26/2024	0.018J	No	21	n/a	n/a	57.14	n/a	n/a	0.003999	NP Intra (NDs) 1 of 2
Boron, total (mg/L)	GWA-39RZ	0.04	n/a	2/19/2024	0.04ND	No	21	n/a	n/a	38.1	n/a	n/a	0.003999	NP Intra (normality) 1 of 2
Boron, total (mg/L)	GWA-39Z	0.04	n/a	2/19/2024	0.04ND	No	21	n/a	n/a	80.95	n/a	n/a	0.003999	NP Intra (NDs) 1 of 2
Boron, total (mg/L)	GWA-3A	0.04	n/a	2/22/2024	0.04ND	No	20	n/a	n/a	90	n/a	n/a	0.004291	NP Intra (NDs) 1 of 2
Boron, total (mg/L)	GWA-40	0.04	n/a	2/19/2024	0.04ND	No	21	n/a	n/a	80.95	n/a	n/a	0.003999	NP Intra (NDs) 1 of 2
Boron, total (mg/L)	GWA-41	0.04	n/a	2/19/2024	0.04ND	No	21	n/a	n/a	71.43	n/a	n/a	0.003999	NP Intra (NDs) 1 of 2
Boron, total (mg/L)	GWA-41R	0.04	n/a	2/19/2024	0.012J	No	21	n/a	n/a	38.1	n/a	n/a	0.003999	NP Intra (normality) 1 of 2
Boron, total (mg/L)	GWA-42	0.04	n/a	2/20/2024	0.031J	No	21	n/a	n/a	85.71	n/a	n/a	0.003999	NP Intra (NDs) 1 of 2
Boron, total (mg/L)	GWA-43	0.04	n/a	2/20/2024	0.02J	No	21	n/a	n/a	95.24	n/a	n/a	0.003999	NP Intra (NDs) 1 of 2
Boron, total (mg/L)	GWA-43R	0.03952	n/a	2/20/2024	0.04ND	No	21	0.0181	0.008397	23.81	Kaplan-Meier	No	0.0002894	Param Intra 1 of 2
Boron, total (mg/L)	GWA-4RZ	0.04	n/a	2/27/2024	0.04ND	No	21	n/a	n/a	23.81	n/a	n/a	0.003999	NP Intra (normality) 1 of 2
Boron, total (mg/L)	GWA-50	0.04	n/a	2/22/2024	0.04ND	No	21	n/a	n/a	90.48	n/a	n/a	0.003999	NP Intra (NDs) 1 of 2
Boron, total (mg/L)	GWA-50R	0.04	n/a	2/22/2024	0.04ND	No	21	n/a	n/a	90.48	n/a	n/a	0.003999	NP Intra (NDs) 1 of 2
Boron, total (mg/L)	GWC-10	0.04	n/a	2/27/2024	0.04ND	No	21	n/a	n/a	95.24	n/a	n/a	0.003999	NP Intra (NDs) 1 of 2
Boron, total (mg/L)	GWC-10R	0.04	n/a	2/27/2024	0.04ND	No	21	n/a	n/a	85.71	n/a	n/a	0.003999	NP Intra (NDs) 1 of 2
Boron, total (mg/L)	GWC-11	0.04	n/a	2/28/2024	0.04ND	No	21	n/a	n/a	95.24	n/a	n/a	0.003999	NP Intra (NDs) 1 of 2
Boron, total (mg/L)	GWC-11R	0.04	n/a	2/28/2024	0.04ND	No	21	n/a	n/a	80.95	n/a	n/a	0.003999	NP Intra (NDs) 1 of 2
Boron, total (mg/L)	GWC-12	0.04	n/a	2/27/2024	0.04ND	No	21	n/a	n/a	100	n/a	n/a	0.003999	NP Intra (NDs) 1 of 2
Boron, total (mg/L)	GWC-13	0.04158	n/a	2/27/2024	0.04ND	No	21	0.2545	0.03604	28.57	Kaplan-Meier	x^(1/3)	0.0002894	Param Intra 1 of 2
Boron, total (mg/L)	GWC-13RZ	0.0241	n/a	2/28/2024	0.015J	No	21	0.01482	0.003639	14.29	None	No	0.0002894	Param Intra 1 of 2
Boron, total (mg/L)	GWC-14Z	0.04	n/a	2/28/2024	0.04ND	No	20	n/a	n/a	85	n/a	n/a	0.004291	NP Intra (NDs) 1 of 2
Boron, total (mg/L)	GWC-15R	0.04	n/a	2/28/2024	0.04ND	No	21	n/a	n/a	66.67	n/a	n/a	0.003999	NP Intra (NDs) 1 of 2
Boron, total (mg/L)	GWC-15Z	0.04	n/a	2/28/2024	0.04ND	No	21	n/a	n/a	76.19	n/a	n/a	0.003999	NP Intra (NDs) 1 of 2
Boron, total (mg/L)	GWC-44	0.04	n/a	2/20/2024	0.04ND	No	21	n/a	n/a	38.1	n/a	n/a	0.003999	NP Intra (normality) 1 of 2
Boron, total (mg/L)	GWC-45	0.04	n/a	2/20/2024	0.04ND	No	21	n/a	n/a	85.71	n/a	n/a	0.003999	NP Intra (NDs) 1 of 2
Boron, total (mg/L)	GWC-45R	0.04	n/a	2/20/2024	0.04ND	No	21	n/a	n/a	57.14	n/a	n/a	0.003999	NP Intra (NDs) 1 of 2
Boron, total (mg/L)	GWC-46R	0.04	n/a	2/21/2024	0.04ND	No	21	n/a	n/a	80.95	n/a	n/a	0.003999	NP Intra (NDs) 1 of 2
Boron, total (mg/L)	GWC-47	0.04	n/a	2/21/2024	0.04ND	No	21	n/a	n/a	80.95	n/a	n/a	0.003999	NP Intra (NDs) 1 of 2
Boron, total (mg/L)	GWC-47R	0.04	n/a	2/21/2024	0.04ND	No	21	n/a	n/a	76.19	n/a	n/a	0.003999	NP Intra (NDs) 1 of 2
Boron, total (mg/L)	GWC-48	0.04	n/a	2/21/2024	0.04ND	No	21	n/a	n/a	95.24	n/a	n/a	0.003999	NP Intra (NDs) 1 of 2
Boron, total (mg/L)	GWC-49R	0.04	n/a	2/21/2024	0.04ND	No	21	n/a	n/a	85.71	n/a	n/a	0.003999	NP Intra (NDs) 1 of 2
Boron, total (mg/L)	GWC-49Z	0.04	n/a	2/21/2024	0.04ND	No	21	n/a	n/a	66.67	n/a	n/a	0.003999	NP Intra (NDs) 1 of 2
Boron, total (mg/L)	GWC-5	0.04	n/a	2/26/2024	0.04ND	No	21	n/a	n/a	85.71	n/a	n/a	0.003999	NP Intra (NDs) 1 of 2
Boron, total (mg/L)	GWC-6	0.04	n/a	2/26/2024	0.04ND	No	21	n/a	n/a	95.24	n/a	n/a	0.003999	NP Intra (NDs) 1 of 2
Boron, total (mg/L)	GWC-6RZ	0.04	n/a	2/26/2024	0.04ND	No	21	n/a	n/a	85.71	n/a	n/a	0.003999	NP Intra (NDs) 1 of 2
Boron, total (mg/L)	GWC-7Z	0.04	n/a	2/26/2024	0.04ND	No	21	n/a	n/a	57.14	n/a	n/a	0.003999	NP Intra (NDs) 1 of 2
Boron, total (mg/L)	GWC-8RR	0.04	n/a	2/27/2024	0.04ND	No	21	n/a	n/a	90.48	n/a	n/a	0.003999	NP Intra (NDs) 1 of 2
Boron, total (mg/L)	GWC-8Z	0.04	n/a	2/26/2024	0.04ND	No	21	n/a	n/a	90.48	n/a	n/a	0.003999	NP Intra (NDs) 1 of 2
Boron, total (mg/L)	GWC-9	0.04	n/a	2/27/2024	0.04ND	No	21	n/a	n/a	85.71	n/a	n/a	0.003999	NP Intra (NDs) 1 of 2
Calcium, total (mg/L)	GWA-1	36.79	n/a	2/22/2024	31.8	No	21	31.01	2.262	0	None	No	0.0002894	Param Intra 1 of 2
Calcium, total (mg/L)	GWA-2	82.76	n/a	2/22/2024	45.6	No	21	29.62	20.83	0	None	No	0.0002894	Param Intra 1 of 2
Calcium, total (mg/L)	GWA-2R	62.42	n/a	2/26/2024	30.6	No	21	28.81	13.17	0	None	No	0.0002894	Param Intra 1 of 2
Calcium, total (mg/L)	GWA-39RZ	38.57	n/a	2/19/2024	34.8	No	21	35146	8709	0	None	x^3	0.0002894	Param Intra 1 of 2
Calcium, total (mg/L)	GWA-39Z	31.73	n/a	2/19/2024	10.8	No	22	12.45	7.622	0	None	No	0.0002894	Param Intra 1 of 2
Calcium, total (mg/L)	**GWA-3A**	**22.6**	**n/a**	**2/22/2024**	**22.9**	**Yes**	**20**	**n/a**	**n/a**	**0**	**n/a**	**n/a**	**0.004291**	**NP Intra (normality) 1 of 2**
Calcium, total (mg/L)	GWA-40	29.63	n/a	2/19/2024	22.1	No	21	20.77	3.47	0	None	No	0.0002894	Param Intra 1 of 2
Calcium, total (mg/L)	GWA-41	39.48	n/a	2/19/2024	24.9	No	21	18.48	8.23	0	None	No	0.0002894	Param Intra 1 of 2
Calcium, total (mg/L)	GWA-41R	48.25	n/a	2/19/2024	44.9	No	21	34.14	5.53	0	None	No	0.0002894	Param Intra 1 of 2
Calcium, total (mg/L)	GWA-42	41.56	n/a	2/20/2024	39.4	No	21	32.51	3.547	0	None	No	0.0002894	Param Intra 1 of 2
Calcium, total (mg/L)	GWA-43	16.32	n/a	2/20/2024	2	No	20	2.232	0.7025	0	None	sqrt(x)	0.0002894	Param Intra 1 of 2
Calcium, total (mg/L)	GWA-43R	35.02	n/a	2/20/2024	31.4	No	22	29.44	2.207	0	None	No	0.0002894	Param Intra 1 of 2
Calcium, total (mg/L)	**GWA-4RZ**	**62.56**	**n/a**	**2/27/2024**	**63.1**	**Yes**	**21**	**50.35**	**4.783**	**0**	**None**	**No**	**0.0002894**	**Param Intra 1 of 2**
Calcium, total (mg/L)	GWA-50	4.427	n/a	2/22/2024	1.7	No	21	0.6597	0.3245	0	None	ln(x)	0.0002894	Param Intra 1 of 2

Appendix III Intrawell Prediction Limits - All Results

Plant Bowen Client: Southern Company Data: Bowen 1, 2, 9, and 10 Printed 4/14/2024, 7:12 PM

Constituent	Well	Upper Lim.	Lower Lim.	Date	Observ.	Sig.	Bg N	Bg Mean	Std. Dev.	%NDs	ND Adj.	Transform	Alpha	Method
Calcium, total (mg/L)	GWA-50R	14.18	n/a	2/22/2024	0.78J	No	21	1.814	0.765	0	None	sqrt(x)	0.0002894	Param Intra 1 of 2
Calcium, total (mg/L)	GWC-10	44.58	n/a	2/27/2024	23.3	No	21	891	429.8	0	None	x^2	0.0002894	Param Intra 1 of 2
Calcium, total (mg/L)	GWC-10R	50.76	n/a	2/27/2024	44.4	No	21	41.74	3.534	0	None	No	0.0002894	Param Intra 1 of 2
Calcium, total (mg/L)	GWC-11	30.33	n/a	2/28/2024	20.2	No	21	16.41	5.456	0	None	No	0.0002894	Param Intra 1 of 2
Calcium, total (mg/L)	GWC-11R	40.72	n/a	2/28/2024	33.7	No	21	27.91	5.017	0	None	No	0.0002894	Param Intra 1 of 2
Calcium, total (mg/L)	GWC-12	9.551	n/a	2/27/2024	8.4	No	21	8.102	0.5677	0	None	No	0.0002894	Param Intra 1 of 2
Calcium, total (mg/L)	GWC-13	72.66	n/a	2/27/2024	33.2	No	21	42.37	11.87	0	None	No	0.0002894	Param Intra 1 of 2
Calcium, total (mg/L)	GWC-13RZ	57.21	n/a	2/28/2024	43.6	No	21	1930	526.5	0	None	x^2	0.0002894	Param Intra 1 of 2
Calcium, total (mg/L)	GWC-14Z	23.57	n/a	2/28/2024	13	No	14	15.55	2.805	0	None	No	0.0002894	Param Intra 1 of 2
Calcium, total (mg/L)	GWC-15R	45.85	n/a	2/28/2024	34	No	20	36.52	3.624	0	None	No	0.0002894	Param Intra 1 of 2
Calcium, total (mg/L)	GWC-15Z	30.25	n/a	2/28/2024	25.6	No	21	14090	5331	0	None	x^3	0.0002894	Param Intra 1 of 2
Calcium, total (mg/L)	GWC-44	20.38	n/a	2/20/2024	7.6	No	21	7.518	5.04	0	None	No	0.0002894	Param Intra 1 of 2
Calcium, total (mg/L)	GWC-45	1.155	n/a	2/20/2024	1	No	21	0.9322	0.05595	0	None	sqrt(x)	0.0002894	Param Intra 1 of 2
Calcium, total (mg/L)	GWC-45R	51.45	n/a	2/20/2024	41.5	No	21	37.22	5.573	0	None	No	0.0002894	Param Intra 1 of 2
Calcium, total (mg/L)	GWC-46R	54.41	n/a	2/21/2024	39.6	No	21	43.65	4.217	0	None	No	0.0002894	Param Intra 1 of 2
Calcium, total (mg/L)	GWC-47	32.59	n/a	2/21/2024	22.1	No	21	23.25	3.662	0	None	No	0.0002894	Param Intra 1 of 2
Calcium, total (mg/L)	GWC-47R	38.61	n/a	2/21/2024	28.7	No	21	30	3.372	0	None	No	0.0002894	Param Intra 1 of 2
Calcium, total (mg/L)	GWC-48	12	n/a	2/21/2024	4.2	No	21	n/a	n/a	4.762	n/a	n/a	0.003999	NP Intra (normality) 1 of 2
Calcium, total (mg/L)	GWC-49R	30.86	n/a	2/21/2024	26.4	No	21	25.18	2.227	0	None	No	0.0002894	Param Intra 1 of 2
Calcium, total (mg/L)	GWC-49Z	2.25	n/a	2/21/2024	0.67J	No	19	n/a	n/a	0	n/a	n/a	0.004832	NP Intra (normality) 1 of 2
Calcium, total (mg/L)	GWC-5	12.1	n/a	2/26/2024	3.9	No	21	n/a	n/a	0	n/a	n/a	0.003999	NP Intra (normality) 1 of 2
Calcium, total (mg/L)	GWC-6	16.91	n/a	2/26/2024	15.5	No	20	14.26	1.03	0	None	No	0.0002894	Param Intra 1 of 2
Calcium, total (mg/L)	GWC-6RZ	14.88	n/a	2/26/2024	9.7	No	20	10.55	1.68	0	None	No	0.0002894	Param Intra 1 of 2
Calcium, total (mg/L)	GWC-7Z	28.94	n/a	2/26/2024	25.9	No	21	24.14	1.881	0	None	No	0.0002894	Param Intra 1 of 2
Calcium, total (mg/L)	GWC-8RR	26.1	n/a	2/27/2024	24.2	No	21	22.2	1.527	0	None	No	0.0002894	Param Intra 1 of 2
Calcium, total (mg/L)	GWC-8Z	27.04	n/a	2/26/2024	20	No	20	395.6	130.3	0	None	x^2	0.0002894	Param Intra 1 of 2
Calcium, total (mg/L)	GWC-9	71.03	n/a	2/27/2024	2.6	No	21	1.635	1.03	0	None	ln(x)	0.0002894	Param Intra 1 of 2
Fluoride, total (mg/L)	GWA-1	0.1225	n/a	2/22/2024	0.061J	No	21	0.05634	0.02593	28.57	Kaplan-Meier	No	0.0002894	Param Intra 1 of 2
Fluoride, total (mg/L)	GWA-2	0.17	n/a	2/22/2024	0.062J	No	20	n/a	n/a	50	n/a	n/a	0.004291	NP Intra (normality) 1 of 2
Fluoride, total (mg/L)	GWA-2R	0.1	n/a	2/26/2024	0.05J	No	21	n/a	n/a	42.86	n/a	n/a	0.003999	NP Intra (normality) 1 of 2
Fluoride, total (mg/L)	GWA-39RZ	0.2392	n/a	2/19/2024	0.1ND	No	21	0.3989	0.08694	38.1	Kaplan-Meier	x^(1/3)	0.0002894	Param Intra 1 of 2
Fluoride, total (mg/L)	GWA-39Z	0.1147	n/a	2/19/2024	0.057J	No	21	0.05489	0.02343	38.1	Kaplan-Meier	No	0.0002894	Param Intra 1 of 2
Fluoride, total (mg/L)	GWA-3A	0.1	n/a	2/22/2024	0.1ND	No	20	n/a	n/a	80	n/a	n/a	0.004291	NP Intra (NDs) 1 of 2
Fluoride, total (mg/L)	GWA-40	0.11	n/a	2/19/2024	0.1ND	No	21	n/a	n/a	61.9	n/a	n/a	0.003999	NP Intra (NDs) 1 of 2
Fluoride, total (mg/L)	GWA-41	0.1	n/a	2/19/2024	0.1ND	No	21	n/a	n/a	71.43	n/a	n/a	0.003999	NP Intra (NDs) 1 of 2
Fluoride, total (mg/L)	GWA-41R	0.12	n/a	2/19/2024	0.1ND	No	21	n/a	n/a	76.19	n/a	n/a	0.003999	NP Intra (NDs) 1 of 2
Fluoride, total (mg/L)	GWA-42	0.1	n/a	2/20/2024	0.1ND	No	21	n/a	n/a	57.14	n/a	n/a	0.003999	NP Intra (NDs) 1 of 2
Fluoride, total (mg/L)	GWA-43	0.1	n/a	2/20/2024	0.1ND	No	21	n/a	n/a	80.95	n/a	n/a	0.003999	NP Intra (NDs) 1 of 2
Fluoride, total (mg/L)	GWA-43R	0.1	n/a	2/20/2024	0.1ND	No	21	n/a	n/a	71.43	n/a	n/a	0.003999	NP Intra (NDs) 1 of 2
Fluoride, total (mg/L)	GWA-4RZ	0.3039	n/a	2/27/2024	0.087J	No	21	0.1595	0.05658	4.762	None	No	0.0002894	Param Intra 1 of 2
Fluoride, total (mg/L)	GWA-50	0.1	n/a	2/22/2024	0.1ND	No	21	n/a	n/a	76.19	n/a	n/a	0.003999	NP Intra (NDs) 1 of 2
Fluoride, total (mg/L)	GWA-50R	0.1	n/a	2/22/2024	0.1ND	No	21	n/a	n/a	76.19	n/a	n/a	0.003999	NP Intra (NDs) 1 of 2
Fluoride, total (mg/L)	GWC-10	0.1	n/a	2/27/2024	0.05J	No	21	n/a	n/a	61.9	n/a	n/a	0.003999	NP Intra (NDs) 1 of 2
Fluoride, total (mg/L)	GWC-10R	0.1	n/a	2/27/2024	0.1ND	No	21	n/a	n/a	76.19	n/a	n/a	0.003999	NP Intra (NDs) 1 of 2
Fluoride, total (mg/L)	GWC-11	0.1	n/a	2/28/2024	0.06J	No	21	n/a	n/a	66.67	n/a	n/a	0.003999	NP Intra (NDs) 1 of 2
Fluoride, total (mg/L)	GWC-11R	0.1	n/a	2/28/2024	0.1ND	No	21	n/a	n/a	80.95	n/a	n/a	0.003999	NP Intra (NDs) 1 of 2
Fluoride, total (mg/L)	GWC-12	0.1	n/a	2/27/2024	0.1ND	No	21	n/a	n/a	71.43	n/a	n/a	0.003999	NP Intra (NDs) 1 of 2
Fluoride, total (mg/L)	GWC-13	0.24	n/a	2/27/2024	0.1ND	No	21	n/a	n/a	61.9	n/a	n/a	0.003999	NP Intra (NDs) 1 of 2
Fluoride, total (mg/L)	GWC-13RZ	0.2726	n/a	2/28/2024	0.14	No	21	0.1432	0.05068	9.524	None	No	0.0002894	Param Intra 1 of 2
Fluoride, total (mg/L)	GWC-14Z	0.1	n/a	2/28/2024	0.1ND	No	21	n/a	n/a	66.67	n/a	n/a	0.003999	NP Intra (NDs) 1 of 2
Fluoride, total (mg/L)	GWC-15R	0.1	n/a	2/28/2024	0.1ND	No	21	n/a	n/a	71.43	n/a	n/a	0.003999	NP Intra (NDs) 1 of 2
Fluoride, total (mg/L)	GWC-15Z	0.1	n/a	2/28/2024	0.1ND	No	21	n/a	n/a	66.67	n/a	n/a	0.003999	NP Intra (NDs) 1 of 2
Fluoride, total (mg/L)	GWC-44	0.1814	n/a	2/20/2024	0.1ND	No	22	0.06786	0.04489	31.82	Kaplan-Meier	No	0.0002894	Param Intra 1 of 2
Fluoride, total (mg/L)	GWC-45	0.1	n/a	2/20/2024	0.1ND	No	21	n/a	n/a	85.71	n/a	n/a	0.003999	NP Intra (NDs) 1 of 2
Fluoride, total (mg/L)	GWC-45R	0.14	n/a	2/20/2024	0.1ND	No	21	n/a	n/a	66.67	n/a	n/a	0.003999	NP Intra (NDs) 1 of 2

Appendix III Intrawell Prediction Limits - All Results

Plant Bowen Client: Southern Company Data: Bowen 1, 2, 9, and 10 Printed 4/14/2024, 7:12 PM

Constituent	Well	Upper Lim.	Lower Lim.	Date	Observ.	Sig.	Bg N	Bg Mean	Std. Dev.	%NDs	ND Adj.	Transform	Alpha	Method
Fluoride, total (mg/L)	GWC-46R	0.1	n/a	2/21/2024	0.1ND	No	21	n/a	n/a	71.43	n/a	n/a	0.003999	NP Intra (NDs) 1 of 2
Fluoride, total (mg/L)	GWC-47	0.13	n/a	2/21/2024	0.059J	No	21	n/a	n/a	42.86	n/a	n/a	0.003999	NP Intra (normality) 1 of 2
Fluoride, total (mg/L)	GWC-47R	0.13	n/a	2/21/2024	0.095J	No	21	n/a	n/a	61.9	n/a	n/a	0.003999	NP Intra (NDs) 1 of 2
Fluoride, total (mg/L)	GWC-48	0.1	n/a	2/21/2024	0.065J	No	21	n/a	n/a	57.14	n/a	n/a	0.003999	NP Intra (NDs) 1 of 2
Fluoride, total (mg/L)	GWC-49R	0.1	n/a	2/21/2024	0.1ND	No	21	n/a	n/a	80.95	n/a	n/a	0.003999	NP Intra (NDs) 1 of 2
Fluoride, total (mg/L)	GWC-49Z	0.1	n/a	2/21/2024	0.1ND	No	21	n/a	n/a	85.71	n/a	n/a	0.003999	NP Intra (NDs) 1 of 2
Fluoride, total (mg/L)	GWC-5	0.1	n/a	2/26/2024	0.1ND	No	21	n/a	n/a	76.19	n/a	n/a	0.003999	NP Intra (NDs) 1 of 2
Fluoride, total (mg/L)	GWC-6	0.1	n/a	2/26/2024	0.1ND	No	21	n/a	n/a	76.19	n/a	n/a	0.003999	NP Intra (NDs) 1 of 2
Fluoride, total (mg/L)	GWC-6RZ	0.1	n/a	2/26/2024	0.1ND	No	21	n/a	n/a	66.67	n/a	n/a	0.003999	NP Intra (NDs) 1 of 2
Fluoride, total (mg/L)	GWC-7Z	0.22	n/a	2/26/2024	0.1ND	No	21	n/a	n/a	61.9	n/a	n/a	0.003999	NP Intra (NDs) 1 of 2
Fluoride, total (mg/L)	GWC-8RR	0.1	n/a	2/27/2024	0.1ND	No	21	n/a	n/a	76.19	n/a	n/a	0.003999	NP Intra (NDs) 1 of 2
Fluoride, total (mg/L)	GWC-8Z	0.1	n/a	2/26/2024	0.1ND	No	21	n/a	n/a	47.62	n/a	n/a	0.003999	NP Intra (normality) 1 of 2
Fluoride, total (mg/L)	GWC-9	0.1	n/a	2/27/2024	0.1ND	No	21	n/a	n/a	80.95	n/a	n/a	0.003999	NP Intra (NDs) 1 of 2
Sulfate, total (mg/L)	GWA-1	2.598	n/a	2/22/2024	1	No	21	1.457	0.4474	0	None	No	0.0002894	Param Intra 1 of 2
Sulfate, total (mg/L)	GWA-2	171.3	n/a	2/22/2024	82	No	21	58.87	44.05	0	None	No	0.0002894	Param Intra 1 of 2
Sulfate, total (mg/L)	GWA-2R	38.9	n/a	2/26/2024	20.9	No	21	n/a	n/a	0	n/a	n/a	0.003999	NP Intra (normality) 1 of 2
Sulfate, total (mg/L)	GWA-39RZ	26.59	n/a	2/19/2024	4	No	21	9.752	6.6	0	None	No	0.0002894	Param Intra 1 of 2
Sulfate, total (mg/L)	GWA-39Z	9.063	n/a	2/19/2024	1.1	No	21	3.31	2.255	0	None	No	0.0002894	Param Intra 1 of 2
Sulfate, total (mg/L)	GWA-3A	10.48	n/a	2/22/2024	1.9	No	20	0.08903	0.8782	10	None	ln(x)	0.0002894	Param Intra 1 of 2
Sulfate, total (mg/L)	GWA-40	7.4	n/a	2/19/2024	1.2	No	22	n/a	n/a	4.545	n/a	n/a	0.003707	NP Intra (normality) 1 of 2
Sulfate, total (mg/L)	GWA-41	11.5	n/a	2/19/2024	4.2	No	21	n/a	n/a	0	n/a	n/a	0.003999	NP Intra (normality) 1 of 2
Sulfate, total (mg/L)	GWA-41R	13.3	n/a	2/19/2024	9.6	No	21	5.842	2.922	4.762	None	No	0.0002894	Param Intra 1 of 2
Sulfate, total (mg/L)	GWA-42	2.522	n/a	2/20/2024	1.2	No	21	1.514	0.3952	4.762	None	No	0.0002894	Param Intra 1 of 2
Sulfate, total (mg/L)	GWA-43	1.762	n/a	2/20/2024	1ND	No	21	0.7235	0.4069	42.86	Kaplan-Meier	No	0.0002894	Param Intra 1 of 2
Sulfate, total (mg/L)	GWA-43R	10.42	n/a	2/20/2024	2.8	No	21	5.066	2.097	0	None	No	0.0002894	Param Intra 1 of 2
Sulfate, total (mg/L)	GWA-4RZ	27.57	n/a	2/27/2024	23.2	No	22	20.91	2.63	0	None	No	0.0002894	Param Intra 1 of 2
Sulfate, total (mg/L)	GWA-50	1	n/a	2/22/2024	1ND	No	21	n/a	n/a	38.1	n/a	n/a	0.003999	NP Intra (normality) 1 of 2
Sulfate, total (mg/L)	GWA-50R	1.627	n/a	2/22/2024	0.5ND	No	21	0.8976	0.2859	4.762	None	No	0.0002894	Param Intra 1 of 2
Sulfate, total (mg/L)	GWC-10	2.121	n/a	2/27/2024	0.65J	No	21	1.355	0.3002	0	None	No	0.0002894	Param Intra 1 of 2
Sulfate, total (mg/L)	GWC-10R	2.158	n/a	2/27/2024	0.8J	No	21	1.396	0.2988	0	None	No	0.0002894	Param Intra 1 of 2
Sulfate, total (mg/L)	GWC-11	3.787	n/a	2/28/2024	1.8	No	21	2.327	0.5722	0	None	No	0.0002894	Param Intra 1 of 2
Sulfate, total (mg/L)	GWC-11R	4.419	n/a	2/28/2024	1.3	No	21	2.37	0.803	0	None	No	0.0002894	Param Intra 1 of 2
Sulfate, total (mg/L)	GWC-12	1	n/a	2/27/2024	1ND	No	21	n/a	n/a	52.38	n/a	n/a	0.003999	NP Intra (NDs) 1 of 2
Sulfate, total (mg/L)	GWC-13	89.34	n/a	2/27/2024	20.2	No	12	27.98	20.45	0	None	No	0.0002894	Param Intra 1 of 2
Sulfate, total (mg/L)	GWC-13RZ	86.13	n/a	2/28/2024	58.7	No	16	65.43	7.612	0	None	No	0.0002894	Param Intra 1 of 2
Sulfate, total (mg/L)	GWC-14Z	12.93	n/a	2/28/2024	6.8	No	20	5.125	3.031	0	None	No	0.0002894	Param Intra 1 of 2
Sulfate, total (mg/L)	GWC-15R	13.7	n/a	2/28/2024	5.3	No	21	8.74	1.943	0	None	No	0.0002894	Param Intra 1 of 2
Sulfate, total (mg/L)	GWC-15Z	12.17	n/a	2/28/2024	0.5ND	No	19	0.4985	0.7664	0	None	ln(x)	0.0002894	Param Intra 1 of 2
Sulfate, total (mg/L)	GWC-44	58.87	n/a	2/20/2024	18.6	No	21	22.48	14.26	0	None	No	0.0002894	Param Intra 1 of 2
Sulfate, total (mg/L)	GWC-45	1.444	n/a	2/20/2024	1ND	No	21	0.787	0.2573	33.33	Kaplan-Meier	No	0.0002894	Param Intra 1 of 2
Sulfate, total (mg/L)	GWC-45R	10.1	n/a	2/20/2024	3.7	No	21	n/a	n/a	0	n/a	n/a	0.003999	NP Intra (normality) 1 of 2
Sulfate, total (mg/L)	GWC-46R	9.353	n/a	2/21/2024	3.9	No	21	6.287	1.202	0	None	No	0.0002894	Param Intra 1 of 2
Sulfate, total (mg/L)	GWC-47	8.4	n/a	2/21/2024	5.9	No	21	n/a	n/a	0	n/a	n/a	0.003999	NP Intra (normality) 1 of 2
Sulfate, total (mg/L)	GWC-47R	16.01	n/a	2/21/2024	6.8	No	21	9.387	2.597	0	None	No	0.0002894	Param Intra 1 of 2
Sulfate, total (mg/L)	GWC-48	22.48	n/a	2/21/2024	8.5	No	23	0.9129	0.8771	4.348	None	ln(x)	0.0002894	Param Intra 1 of 2
Sulfate, total (mg/L)	GWC-49R	5.925	n/a	2/21/2024	1.8	No	22	1.762	0.2657	0	None	sqrt(x)	0.0002894	Param Intra 1 of 2
Sulfate, total (mg/L)	GWC-49Z	3.047	n/a	2/21/2024	0.57J	No	18	1.612	0.5421	0	None	No	0.0002894	Param Intra 1 of 2
Sulfate, total (mg/L)	GWC-5	2.094	n/a	2/26/2024	1	No	21	1.375	0.2818	0	None	No	0.0002894	Param Intra 1 of 2
Sulfate, total (mg/L)	GWC-6	3.598	n/a	2/26/2024	1.7	No	21	2.187	0.5532	4.762	None	No	0.0002894	Param Intra 1 of 2
Sulfate, total (mg/L)	GWC-6RZ	3.224	n/a	2/26/2024	1.5	No	21	1.884	0.5252	4.762	None	No	0.0002894	Param Intra 1 of 2
Sulfate, total (mg/L)	GWC-7Z	2.294	n/a	2/26/2024	0.98J	No	21	1.027	0.4965	4.762	None	No	0.0002894	Param Intra 1 of 2
Sulfate, total (mg/L)	GWC-8RR	2.06	n/a	2/27/2024	0.66J	No	21	1.006	0.4131	4.762	None	No	0.0002894	Param Intra 1 of 2
Sulfate, total (mg/L)	GWC-8Z	4.192	n/a	2/26/2024	0.63J	No	21	1.745	0.9592	0	None	No	0.0002894	Param Intra 1 of 2
Sulfate, total (mg/L)	GWC-9	4.773	n/a	2/27/2024	3.1	No	21	2.444	0.9127	4.762	None	No	0.0002894	Param Intra 1 of 2
Total Dissolved Solids [TDS] (mg/l)	GWA-1	186.9	n/a	2/22/2024	148	No	21	153.6	13.03	0	None	No	0.0002894	Param Intra 1 of 2

Appendix III Intrawell Prediction Limits - All Results

Plant Bowen Client: Southern Company Data: Bowen 1, 2, 9, and 10 Printed 4/14/2024, 7:12 PM

Constituent	Well	Upper Lim.	Lower Lim.	Date	Observ.	Sig.	Bg N	Bg Mean	Std. Dev.	%NDs	ND Adj.	Transform	Alpha	Method
Total Dissolved Solids [TDS] (mg/l)	GWA-2	387.3	n/a	2/22/2024	210	No	21	151.4	92.48	4.762	None	No	0.0002894	Param Intra 1 of 2
Total Dissolved Solids [TDS] (mg/l)	GWA-2R	235.4	n/a	2/26/2024	126	No	21	125.6	43.03	0	None	No	0.0002894	Param Intra 1 of 2
Total Dissolved Solids [TDS] (mg/l)	GWA-39RZ	244.7	n/a	2/19/2024	177	No	21	161.6	32.58	0	None	No	0.0002894	Param Intra 1 of 2
Total Dissolved Solids [TDS] (mg/l)	GWA-39Z	157.4	n/a	2/19/2024	63	No	20	69.3	34.24	0	None	No	0.0002894	Param Intra 1 of 2
Total Dissolved Solids [TDS] (mg/l)	GWA-3A	117	n/a	2/22/2024	117	No	20	n/a	n/a	25	n/a	n/a	0.004291	NP Intra (normality) 1 of 2
Total Dissolved Solids [TDS] (mg/l)	GWA-40	222.6	n/a	2/19/2024	108	No	21	4.697	0.5343	0	None	x^(1/3)	0.0002894	Param Intra 1 of 2
Total Dissolved Solids [TDS] (mg/l)	GWA-41	188.2	n/a	2/19/2024	130	No	21	83.38	41.08	0	None	No	0.0002894	Param Intra 1 of 2
Total Dissolved Solids [TDS] (mg/l)	GWA-41R	256.3	n/a	2/19/2024	199	No	21	161.5	37.15	0	None	No	0.0002894	Param Intra 1 of 2
Total Dissolved Solids [TDS] (mg/l)	GWA-42	209.5	n/a	2/20/2024	146	No	21	5.155	0.3076	0	None	x^(1/3)	0.0002894	Param Intra 1 of 2
Total Dissolved Solids [TDS] (mg/l)	GWA-43	86.03	n/a	2/20/2024	25ND	No	21	36.31	19.49	19.05	Kaplan-Meier	No	0.0002894	Param Intra 1 of 2
Total Dissolved Solids [TDS] (mg/l)	GWA-43R	188	n/a	2/20/2024	136	No	21	140.1	18.76	0	None	No	0.0002894	Param Intra 1 of 2
Total Dissolved Solids [TDS] (mg/l)	GWA-4RZ	400	n/a	2/27/2024	268	No	21	n/a	n/a	0	n/a	n/a	0.003999	NP Intra (normality) 1 of 2
Total Dissolved Solids [TDS] (mg/l)	GWA-50	42.78	n/a	2/22/2024	25ND	No	21	21.19	8.46	38.1	Kaplan-Meier	No	0.0002894	Param Intra 1 of 2
Total Dissolved Solids [TDS] (mg/l)	GWA-50R	95.79	n/a	2/22/2024	25ND	No	21	5.18	1.805	28.57	Kaplan-Meier	sqrt(x)	0.0002894	Param Intra 1 of 2
Total Dissolved Solids [TDS] (mg/l)	GWC-10	206.1	n/a	2/27/2024	103	No	21	121.4	33.17	0	None	No	0.0002894	Param Intra 1 of 2
Total Dissolved Solids [TDS] (mg/l)	GWC-10R	230.5	n/a	2/27/2024	157	No	21	147	32.72	0	None	No	0.0002894	Param Intra 1 of 2
Total Dissolved Solids [TDS] (mg/l)	GWC-11	152	n/a	2/28/2024	102	No	21	93.1	23.08	0	None	No	0.0002894	Param Intra 1 of 2
Total Dissolved Solids [TDS] (mg/l)	GWC-11R	178.5	n/a	2/28/2024	158	No	21	134.1	17.4	0	None	No	0.0002894	Param Intra 1 of 2
Total Dissolved Solids [TDS] (mg/l)	GWC-12	102.1	n/a	2/27/2024	67	No	21	7.949	0.844	0	None	sqrt(x)	0.0002894	Param Intra 1 of 2
Total Dissolved Solids [TDS] (mg/l)	GWC-13	393.5	n/a	2/27/2024	143	No	21	200.7	75.55	0	None	No	0.0002894	Param Intra 1 of 2
Total Dissolved Solids [TDS] (mg/l)	GWC-13RZ	334.2	n/a	2/28/2024	248	No	21	1.8e7	7518546	0	None	x^3	0.0002894	Param Intra 1 of 2
Total Dissolved Solids [TDS] (mg/l)	GWC-14Z	252.2	n/a	2/28/2024	79	No	21	10.03	2.293	0	None	sqrt(x)	0.0002894	Param Intra 1 of 2
Total Dissolved Solids [TDS] (mg/l)	GWC-15R	229.1	n/a	2/28/2024	149	No	21	165.4	24.96	0	None	No	0.0002894	Param Intra 1 of 2
Total Dissolved Solids [TDS] (mg/l)	GWC-15Z	207.5	n/a	2/28/2024	121	No	21	117.3	35.36	0	None	No	0.0002894	Param Intra 1 of 2
Total Dissolved Solids [TDS] (mg/l)	GWC-44	183.4	n/a	2/20/2024	48	No	22	6.949	2.607	13.64	None	sqrt(x)	0.0002894	Param Intra 1 of 2
Total Dissolved Solids [TDS] (mg/l)	GWC-45	65.69	n/a	2/20/2024	25ND	No	21	2.654	0.5411	38.1	Kaplan-Meier	x^(1/3)	0.0002894	Param Intra 1 of 2
Total Dissolved Solids [TDS] (mg/l)	GWC-45R	249.3	n/a	2/20/2024	181	No	21	169.5	31.3	0	None	No	0.0002894	Param Intra 1 of 2
Total Dissolved Solids [TDS] (mg/l)	GWC-46R	294.2	n/a	2/21/2024	215	No	21	226.9	26.36	0	None	No	0.0002894	Param Intra 1 of 2
Total Dissolved Solids [TDS] (mg/l)	GWC-47	171.3	n/a	2/21/2024	105	No	21	123.7	18.65	0	None	No	0.0002894	Param Intra 1 of 2
Total Dissolved Solids [TDS] (mg/l)	GWC-47R	196	n/a	2/21/2024	114	No	21	21370	6687	0	None	x^2	0.0002894	Param Intra 1 of 2
Total Dissolved Solids [TDS] (mg/l)	GWC-48	87.8	n/a	2/21/2024	52	No	21	5.423	1.547	19.05	Kaplan-Meier	sqrt(x)	0.0002894	Param Intra 1 of 2
Total Dissolved Solids [TDS] (mg/l)	GWC-49R	180.8	n/a	2/21/2024	126	No	21	122.9	22.71	0	None	No	0.0002894	Param Intra 1 of 2
Total Dissolved Solids [TDS] (mg/l)	GWC-49Z	63	n/a	2/21/2024	25ND	No	21	n/a	n/a	33.33	n/a	n/a	0.003999	NP Intra (normality) 1 of 2
Total Dissolved Solids [TDS] (mg/l)	GWC-5	116.4	n/a	2/26/2024	38	No	21	3.143	0.682	23.81	Kaplan-Meier	x^(1/3)	0.0002894	Param Intra 1 of 2
Total Dissolved Solids [TDS] (mg/l)	GWC-6	150	n/a	2/26/2024	78	No	21	8.702	1.39	0	None	sqrt(x)	0.0002894	Param Intra 1 of 2
Total Dissolved Solids [TDS] (mg/l)	GWC-6RZ	150	n/a	2/26/2024	48	No	21	65.14	33.27	4.762	None	No	0.0002894	Param Intra 1 of 2
Total Dissolved Solids [TDS] (mg/l)	GWC-7Z	167	n/a	2/26/2024	114	No	21	118.6	18.97	0	None	No	0.0002894	Param Intra 1 of 2
Total Dissolved Solids [TDS] (mg/l)	GWC-8RR	134.6	n/a	2/27/2024	101	No	21	104.6	11.76	0	None	No	0.0002894	Param Intra 1 of 2
Total Dissolved Solids [TDS] (mg/l)	GWC-8Z	181.5	n/a	2/26/2024	92	No	21	105	29.96	0	None	No	0.0002894	Param Intra 1 of 2
Total Dissolved Solids [TDS] (mg/l)	GWC-9	186.5	n/a	2/27/2024	26	No	21	6.753	2.706	9.524	None	sqrt(x)	0.0002894	Param Intra 1 of 2

Sanitas™ v.10.0.16b Software licensed to . UG
Hollow symbols indicate censored values.
Within Limit

Prediction Limit

Intrawell Non-parametric

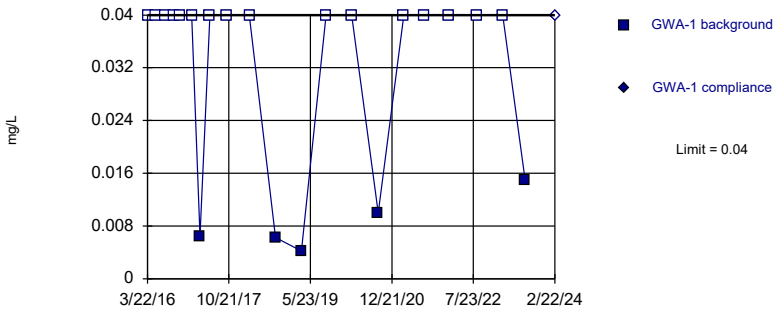

Non-parametric test used in lieu of parametric prediction limit because censored data exceeded 50%. Limit is highest of 21 background values. 76.19% NDs. Well-constituent pair annual alpha = 0.007982. Individual comparison alpha = 0.003999 (1 of 2).

Constituent: Boron, total Analysis Run 4/14/2024 7:05 PM View: Appendix III Intrawell
Plant Bowen Client: Southern Company Data: Bowen 1, 2, 9, and 10

Sanitas™ v.10.0.16b Software licensed to . UG
Hollow symbols indicate censored values.
Within Limit

Prediction Limit

Intrawell Non-parametric

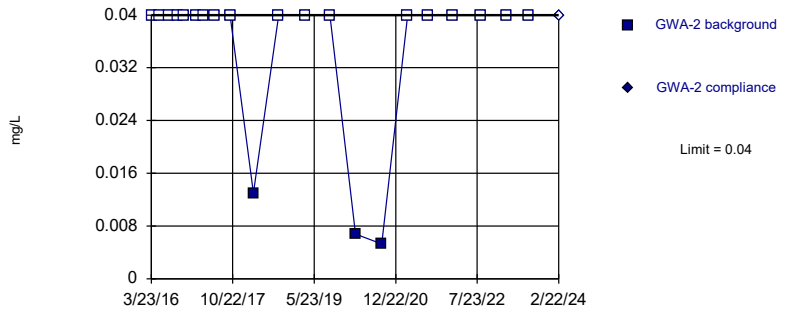

Non-parametric test used in lieu of parametric prediction limit because censored data exceeded 50%. Limit is highest of 21 background values. 85.71% NDs. Well-constituent pair annual alpha = 0.007982. Individual comparison alpha = 0.003999 (1 of 2).

Constituent: Boron, total Analysis Run 4/14/2024 7:05 PM View: Appendix III Intrawell
Plant Bowen Client: Southern Company Data: Bowen 1, 2, 9, and 10

Sanitas™ v.10.0.16b Software licensed to . UG
Hollow symbols indicate censored values.
Within Limit

Prediction Limit

Intrawell Non-parametric

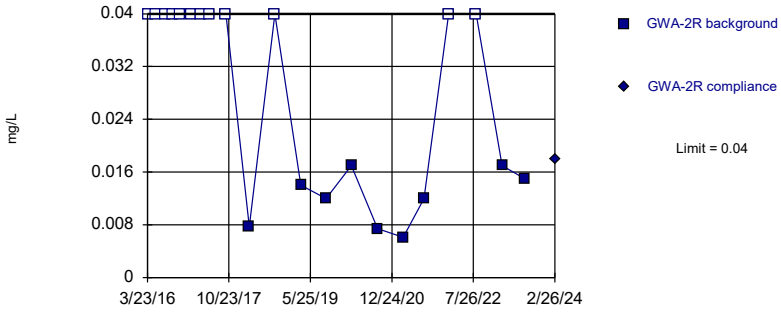

Non-parametric test used in lieu of parametric prediction limit because censored data exceeded 50%. Limit is highest of 21 background values. 57.14% NDs. Well-constituent pair annual alpha = 0.007982. Individual comparison alpha = 0.003999 (1 of 2).

Constituent: Boron, total Analysis Run 4/14/2024 7:05 PM View: Appendix III Intrawell
Plant Bowen Client: Southern Company Data: Bowen 1, 2, 9, and 10

Sanitas™ v.10.0.16b Software licensed to . UG
Hollow symbols indicate censored values.
Within Limit

Prediction Limit

Intrawell Non-parametric

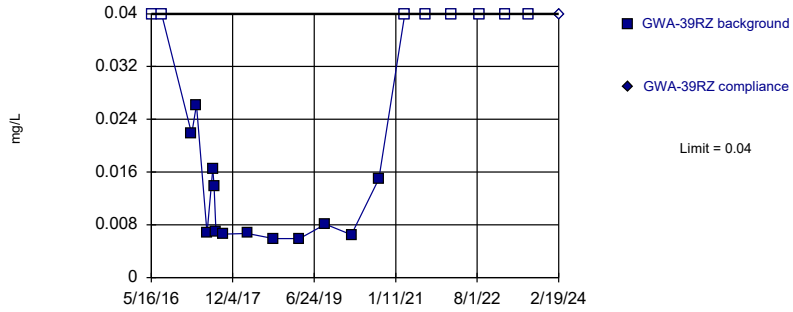

Non-parametric test used in lieu of parametric prediction limit because the Shapiro Wilk normality test showed the data to be non-normal at the 0.01 alpha level. Limit is highest of 21 background values. 38.1% NDs. Well-constituent pair annual alpha = 0.007982. Individual comparison alpha = 0.003999 (1 of 2).

Constituent: Boron, total Analysis Run 4/14/2024 7:05 PM View: Appendix III Intrawell
Plant Bowen Client: Southern Company Data: Bowen 1, 2, 9, and 10

Sanitas™ v.10.0.16b Software licensed to . UG
Hollow symbols indicate censored values.
Within Limit

Prediction Limit

Intrawell Non-parametric

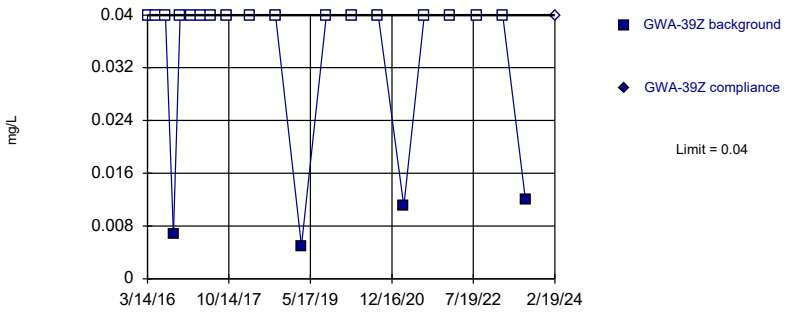

Non-parametric test used in lieu of parametric prediction limit because censored data exceeded 50%. Limit is highest of 21 background values. 80.95% NDs. Well-constituent pair annual alpha = 0.007982. Individual comparison alpha = 0.003999 (1 of 2).

Constituent: Boron, total Analysis Run 4/14/2024 7:05 PM View: Appendix III Intrawell
Plant Bowen Client: Southern Company Data: Bowen 1, 2, 9, and 10

Sanitas™ v.10.0.16b Software licensed to . UG
Hollow symbols indicate censored values.
Within Limit

Prediction Limit

Intrawell Non-parametric

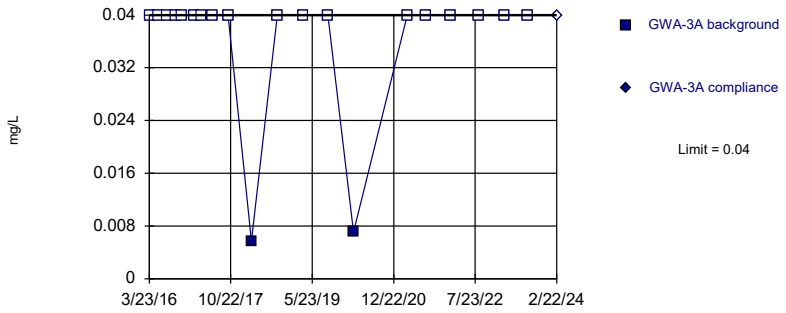

Non-parametric test used in lieu of parametric prediction limit because censored data exceeded 50%. Limit is highest of 20 background values. 90% NDs. Well-constituent pair annual alpha = 0.008564. Individual comparison alpha = 0.004291 (1 of 2).

Constituent: Boron, total Analysis Run 4/14/2024 7:05 PM View: Appendix III Intrawell
Plant Bowen Client: Southern Company Data: Bowen 1, 2, 9, and 10

Sanitas™ v.10.0.16b Software licensed to . UG
Hollow symbols indicate censored values.
Within Limit

Prediction Limit

Intrawell Non-parametric

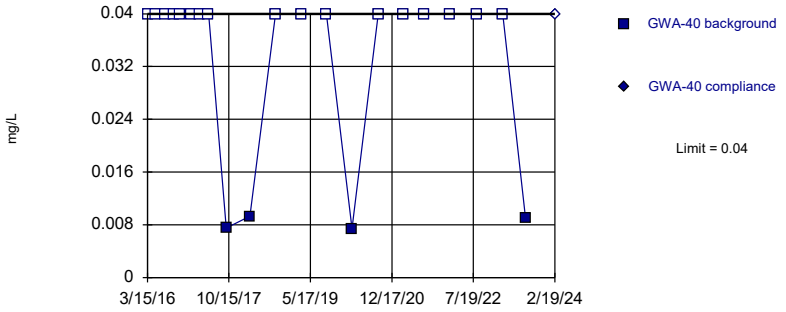

Non-parametric test used in lieu of parametric prediction limit because censored data exceeded 50%. Limit is highest of 21 background values. 80.95% NDs. Well-constituent pair annual alpha = 0.007982. Individual comparison alpha = 0.003999 (1 of 2).

Constituent: Boron, total Analysis Run 4/14/2024 7:05 PM View: Appendix III Intrawell
Plant Bowen Client: Southern Company Data: Bowen 1, 2, 9, and 10

Sanitas™ v.10.0.16b Software licensed to . UG
Hollow symbols indicate censored values.
Within Limit

Prediction Limit

Intrawell Non-parametric

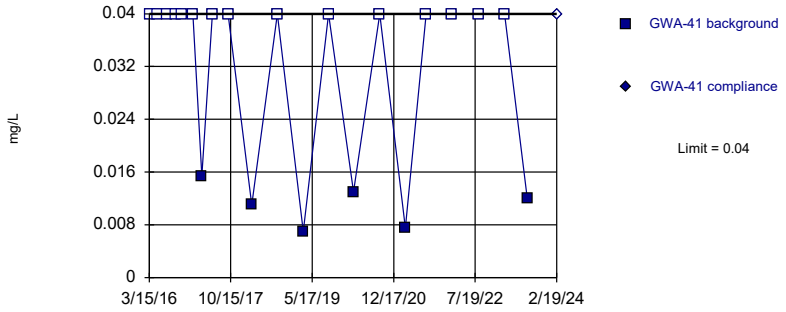

Non-parametric test used in lieu of parametric prediction limit because censored data exceeded 50%. Limit is highest of 21 background values. 71.43% NDs. Well-constituent pair annual alpha = 0.007982. Individual comparison alpha = 0.003999 (1 of 2).

Constituent: Boron, total Analysis Run 4/14/2024 7:05 PM View: Appendix III Intrawell
Plant Bowen Client: Southern Company Data: Bowen 1, 2, 9, and 10

Sanitas™ v.10.0.16b Software licensed to . UG
Hollow symbols indicate censored values.
Within Limit

Prediction Limit

Intrawell Non-parametric

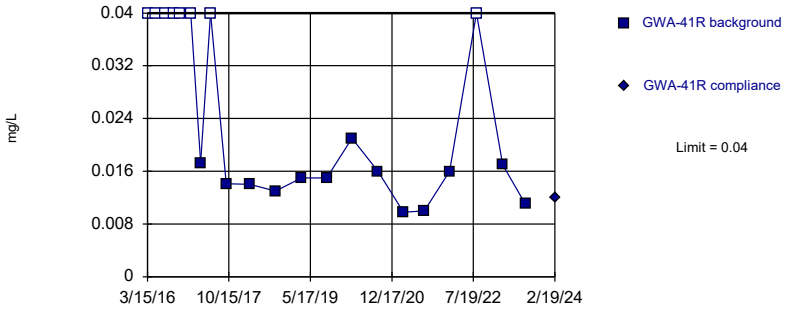

Non-parametric test used in lieu of parametric prediction limit because the Shapiro Wilk normality test showed the data to be non-normal at the 0.01 alpha level. Limit is highest of 21 background values. 38.1% NDs. Well-constituent pair annual alpha = 0.007982. Individual comparison alpha = 0.003999 (1 of 2).

Constituent: Boron, total Analysis Run 4/14/2024 7:05 PM View: Appendix III Intrawell
Plant Bowen Client: Southern Company Data: Bowen 1, 2, 9, and 10

Sanitas™ v.10.0.16b Software licensed to . UG
Hollow symbols indicate censored values.
Within Limit

Prediction Limit

Intrawell Non-parametric

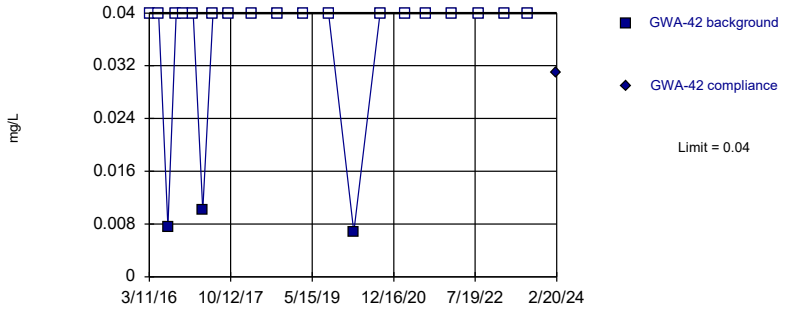

Non-parametric test used in lieu of parametric prediction limit because censored data exceeded 50%. Limit is highest of 21 background values. 85.71% NDs. Well-constituent pair annual alpha = 0.007982. Individual comparison alpha = 0.003999 (1 of 2).

Constituent: Boron, total Analysis Run 4/14/2024 7:05 PM View: Appendix III Intrawell
Plant Bowen Client: Southern Company Data: Bowen 1, 2, 9, and 10

Sanitas™ v.10.0.16b Software licensed to . UG
Hollow symbols indicate censored values.
Within Limit

Prediction Limit

Intrawell Non-parametric

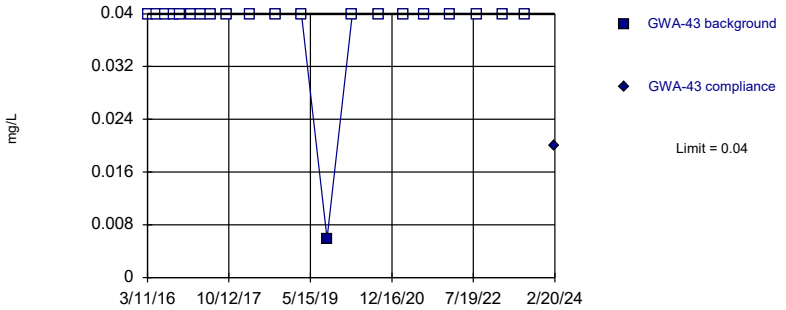

Non-parametric test used in lieu of parametric prediction limit because censored data exceeded 50%. Limit is highest of 21 background values. 95.24% NDs. Well-constituent pair annual alpha = 0.007982. Individual comparison alpha = 0.003999 (1 of 2).

Constituent: Boron, total Analysis Run 4/14/2024 7:05 PM View: Appendix III Intrawell
Plant Bowen Client: Southern Company Data: Bowen 1, 2, 9, and 10

Sanitas™ v.10.0.16b Software licensed to . UG
Hollow symbols indicate censored values.
Within Limit

Prediction Limit

Intrawell Parametric

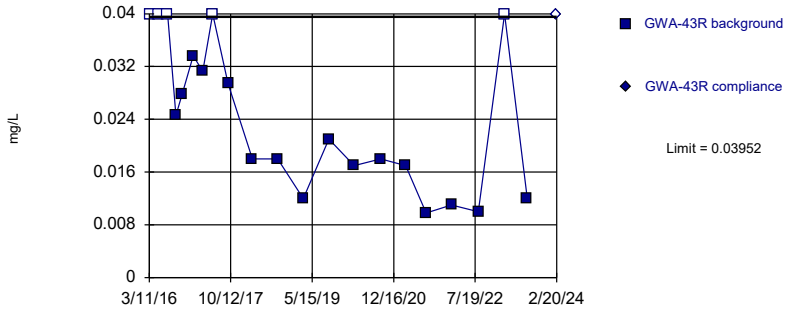

Background Data Summary (after Kaplan-Meier Adjustment): Mean=0.0181, Std. Dev.=0.008397, n=21, 23.81% NDs. Normality test: Shapiro Wilk @alpha = 0.01, calculated = 0.8833, critical = 0.873. Kappa = 2.552 (c=7, w=26, 1 of 2, event alpha = 0.05132). Report alpha = 0.0002894.

Constituent: Boron, total Analysis Run 4/14/2024 7:05 PM View: Appendix III Intrawell
Plant Bowen Client: Southern Company Data: Bowen 1, 2, 9, and 10

Sanitas™ v.10.0.16b Software licensed to . UG
Hollow symbols indicate censored values.
Within Limit

Prediction Limit

Intrawell Non-parametric

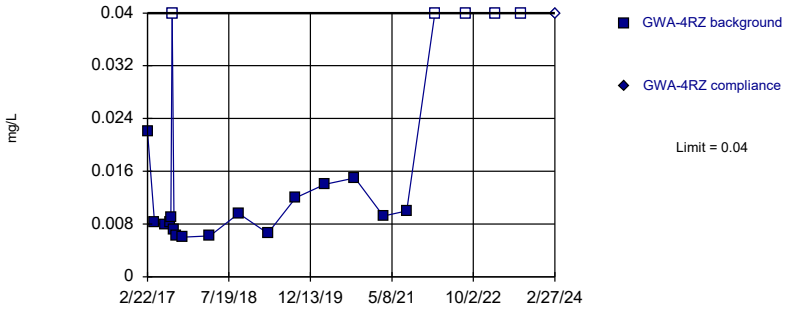

Non-parametric test used in lieu of parametric prediction limit because the Shapiro Wilk normality test showed the data to be non-normal at the 0.01 alpha level. Limit is highest of 21 background values. 23.81% NDs. Well-constituent pair annual alpha = 0.007982. Individual comparison alpha = 0.003999 (1 of 2).

Constituent: Boron, total Analysis Run 4/14/2024 7:05 PM View: Appendix III Intrawell
Plant Bowen Client: Southern Company Data: Bowen 1, 2, 9, and 10

Sanitas™ v.10.0.16b Software licensed to . UG
Hollow symbols indicate censored values.
Within Limit

Prediction Limit

Intrawell Non-parametric

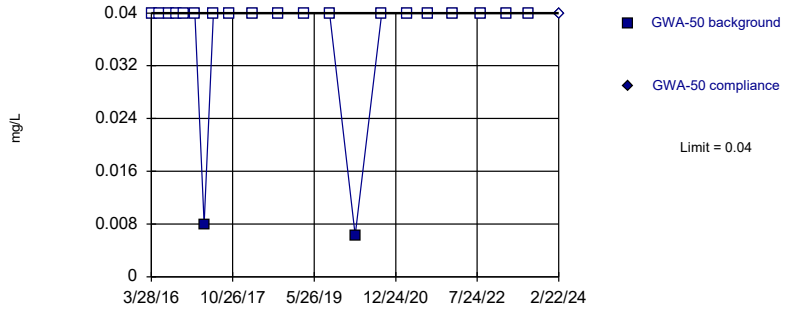

Non-parametric test used in lieu of parametric prediction limit because censored data exceeded 50%. Limit is highest of 21 background values. 90.48% NDs. Well-constituent pair annual alpha = 0.007982. Individual comparison alpha = 0.003999 (1 of 2).

Constituent: Boron, total Analysis Run 4/14/2024 7:05 PM View: Appendix III Intrawell
Plant Bowen Client: Southern Company Data: Bowen 1, 2, 9, and 10

Sanitas™ v.10.0.16b Software licensed to . UG
Hollow symbols indicate censored values.
Within Limit

Prediction Limit

Intrawell Non-parametric

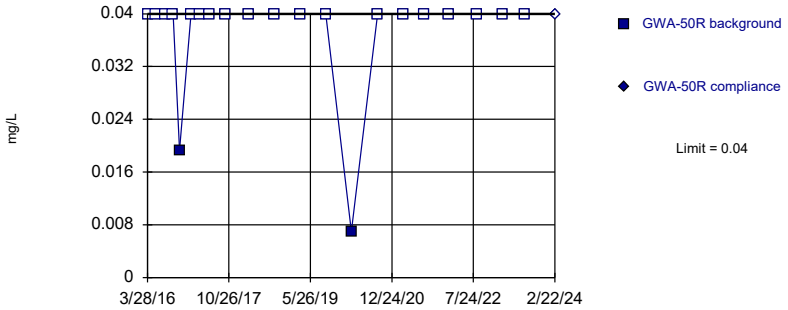

Non-parametric test used in lieu of parametric prediction limit because censored data exceeded 50%. Limit is highest of 21 background values. 90.48% NDs. Well-constituent pair annual alpha = 0.007982. Individual comparison alpha = 0.003999 (1 of 2).

Constituent: Boron, total Analysis Run 4/14/2024 7:05 PM View: Appendix III Intrawell
Plant Bowen Client: Southern Company Data: Bowen 1, 2, 9, and 10

Sanitas™ v.10.0.16b Software licensed to . UG
Hollow symbols indicate censored values.
Within Limit

Prediction Limit

Intrawell Non-parametric

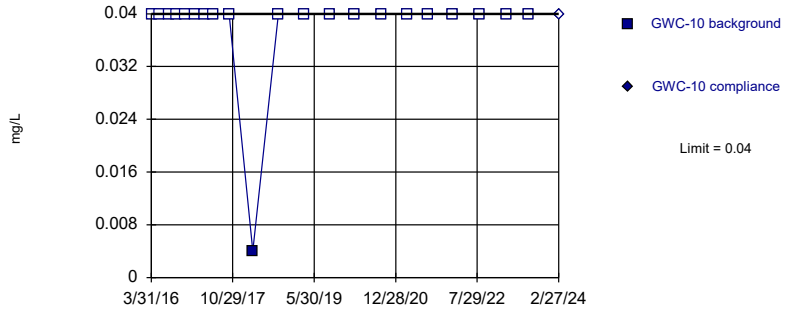

Non-parametric test used in lieu of parametric prediction limit because censored data exceeded 50%. Limit is highest of 21 background values. 95.24% NDs. Well-constituent pair annual alpha = 0.007982. Individual comparison alpha = 0.003999 (1 of 2).

Constituent: Boron, total Analysis Run 4/14/2024 7:05 PM View: Appendix III Intrawell
Plant Bowen Client: Southern Company Data: Bowen 1, 2, 9, and 10

Sanitas™ v.10.0.16b Software licensed to . UG
Hollow symbols indicate censored values.

Within Limit

Prediction Limit

Intrawell Non-parametric

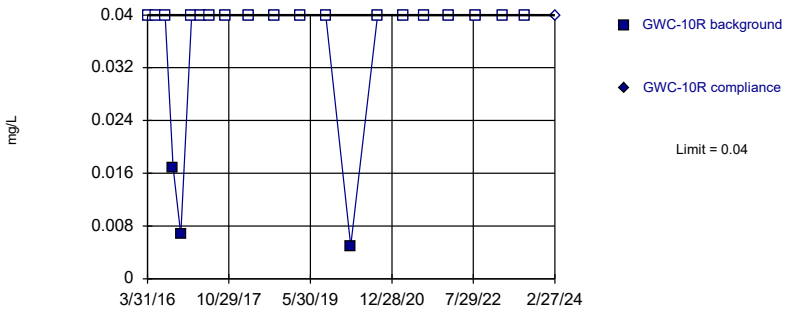

Non-parametric test used in lieu of parametric prediction limit because censored data exceeded 50%. Limit is highest of 21 background values. 85.71% NDs. Well-constituent pair annual alpha = 0.007982. Individual comparison alpha = 0.003999 (1 of 2).

Constituent: Boron, total Analysis Run 4/14/2024 7:05 PM View: Appendix III Intrawell
Plant Bowen Client: Southern Company Data: Bowen 1, 2, 9, and 10

Sanitas™ v.10.0.16b Software licensed to . UG
Hollow symbols indicate censored values.

Within Limit

Prediction Limit

Intrawell Non-parametric

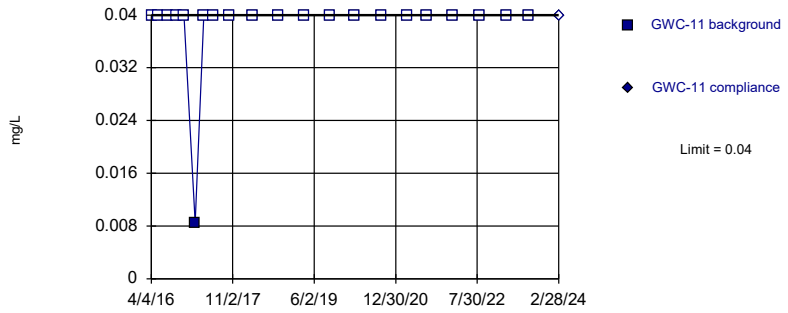

Non-parametric test used in lieu of parametric prediction limit because censored data exceeded 50%. Limit is highest of 21 background values. 95.24% NDs. Well-constituent pair annual alpha = 0.007982. Individual comparison alpha = 0.003999 (1 of 2).

Constituent: Boron, total Analysis Run 4/14/2024 7:05 PM View: Appendix III Intrawell
Plant Bowen Client: Southern Company Data: Bowen 1, 2, 9, and 10

Sanitas™ v.10.0.16b Software licensed to . UG
Hollow symbols indicate censored values.

Within Limit

Prediction Limit

Intrawell Non-parametric

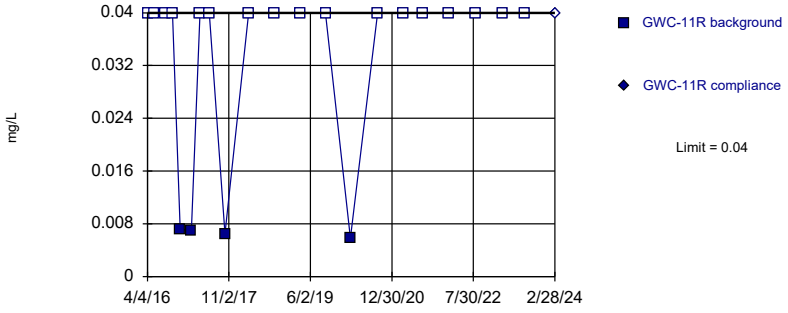

Non-parametric test used in lieu of parametric prediction limit because censored data exceeded 50%. Limit is highest of 21 background values. 80.95% NDs. Well-constituent pair annual alpha = 0.007982. Individual comparison alpha = 0.003999 (1 of 2).

Constituent: Boron, total Analysis Run 4/14/2024 7:05 PM View: Appendix III Intrawell
Plant Bowen Client: Southern Company Data: Bowen 1, 2, 9, and 10

Sanitas™ v.10.0.16b Software licensed to . UG
Hollow symbols indicate censored values.

Within Limit

Prediction Limit

Intrawell Non-parametric

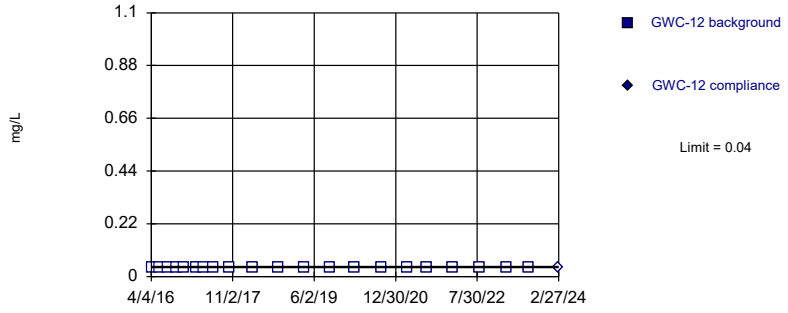

Non-parametric test used in lieu of parametric prediction limit because censored data exceeded 50%. All background values (n = 21) were censored; limit is most recent reporting limit. Well-constituent pair annual alpha = 0.007982. Individual comparison alpha = 0.003999 (1 of 2).

Constituent: Boron, total Analysis Run 4/14/2024 7:05 PM View: Appendix III Intrawell
Plant Bowen Client: Southern Company Data: Bowen 1, 2, 9, and 10

Sanitas™ v.10.0.16b Software licensed to . UG
Hollow symbols indicate censored values.

Within Limit

Prediction Limit

Intrawell Parametric

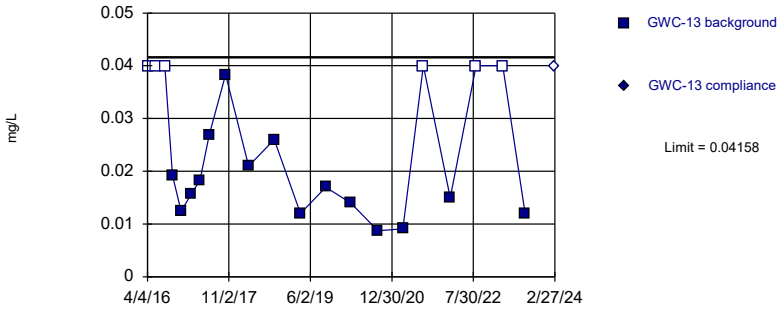

Background Data Summary (based on cube root transformation) (after Kaplan-Meier Adjustment): Mean=0.2545, Std. Dev.=0.03604, n=21, 28.57% NDs. Normality test: Shapiro Wilk @alpha = 0.01, calculated = 0.8754, critical = 0.873. Kappa = 2.552 (c=7, w=26, 1 of 2, event alpha = 0.05132). Report alpha = 0.0002894.

Constituent: Boron, total Analysis Run 4/14/2024 7:05 PM View: Appendix III Intrawell
Plant Bowen Client: Southern Company Data: Bowen 1, 2, 9, and 10

Sanitas™ v.10.0.16b Software licensed to . UG
Hollow symbols indicate censored values.

Within Limit

Prediction Limit

Intrawell Parametric

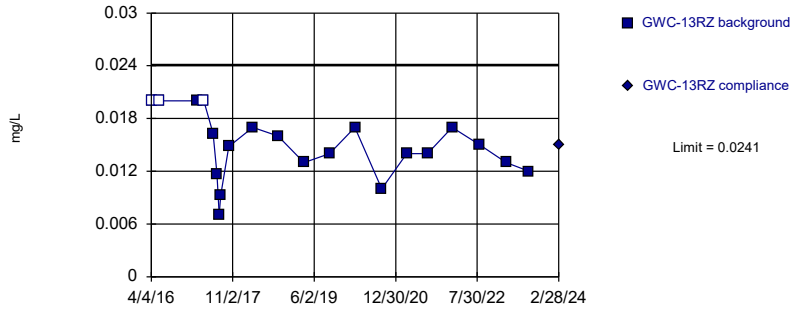

Background Data Summary: Mean=0.01482, Std. Dev.=0.003639, n=21, 14.29% NDs. Normality test: Shapiro Wilk @alpha = 0.01, calculated = 0.9565, critical = 0.873. Kappa = 2.552 (c=7, w=26, 1 of 2, event alpha = 0.05132). Report alpha = 0.0002894.

Constituent: Boron, total Analysis Run 4/14/2024 7:05 PM View: Appendix III Intrawell
Plant Bowen Client: Southern Company Data: Bowen 1, 2, 9, and 10

Sanitas™ v.10.0.16b Software licensed to . UG
Hollow symbols indicate censored values.

Within Limit

Prediction Limit

Intrawell Non-parametric

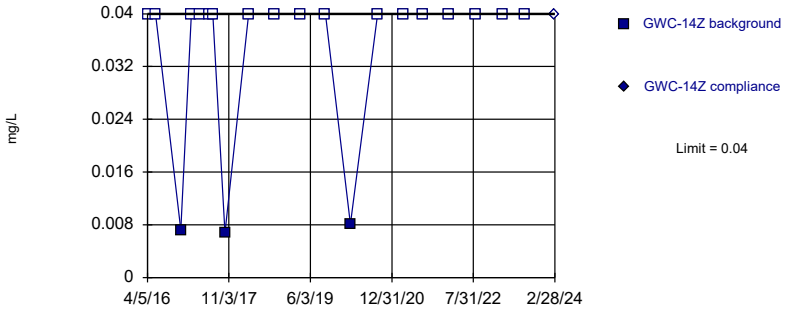

Non-parametric test used in lieu of parametric prediction limit because censored data exceeded 50%. Limit is highest of 20 background values. 85% NDs. Well-constituent pair annual alpha = 0.008564. Individual comparison alpha = 0.004291 (1 of 2).

Constituent: Boron, total Analysis Run 4/14/2024 7:05 PM View: Appendix III Intrawell
Plant Bowen Client: Southern Company Data: Bowen 1, 2, 9, and 10

Sanitas™ v.10.0.16b Software licensed to . UG
Hollow symbols indicate censored values.

Within Limit

Prediction Limit

Intrawell Non-parametric

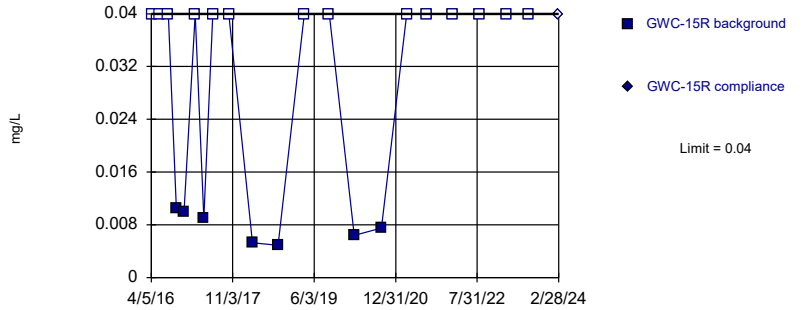

Non-parametric test used in lieu of parametric prediction limit because censored data exceeded 50%. Limit is highest of 21 background values. 66.67% NDs. Well-constituent pair annual alpha = 0.007982. Individual comparison alpha = 0.003999 (1 of 2).

Constituent: Boron, total Analysis Run 4/14/2024 7:05 PM View: Appendix III Intrawell
Plant Bowen Client: Southern Company Data: Bowen 1, 2, 9, and 10

Sanitas™ v.10.0.16b Software licensed to . UG
Hollow symbols indicate censored values.

Within Limit

Prediction Limit

Intrawell Non-parametric

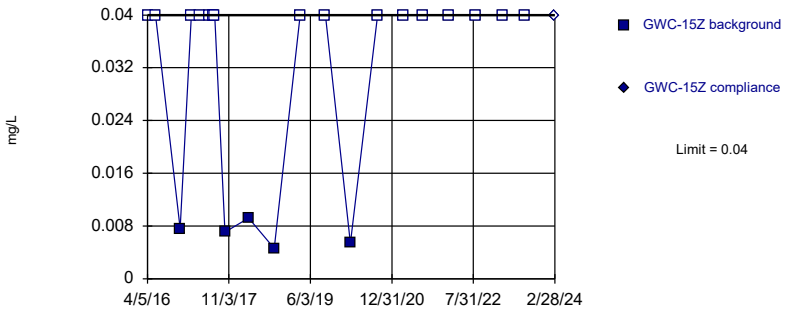

Non-parametric test used in lieu of parametric prediction limit because censored data exceeded 50%. Limit is highest of 21 background values. 76.19% NDs. Well-constituent pair annual alpha = 0.007982. Individual comparison alpha = 0.003999 (1 of 2).

Constituent: Boron, total Analysis Run 4/14/2024 7:05 PM View: Appendix III Intrawell
Plant Bowen Client: Southern Company Data: Bowen 1, 2, 9, and 10

Sanitas™ v.10.0.16b Software licensed to . UG
Hollow symbols indicate censored values.

Within Limit

Prediction Limit

Intrawell Non-parametric

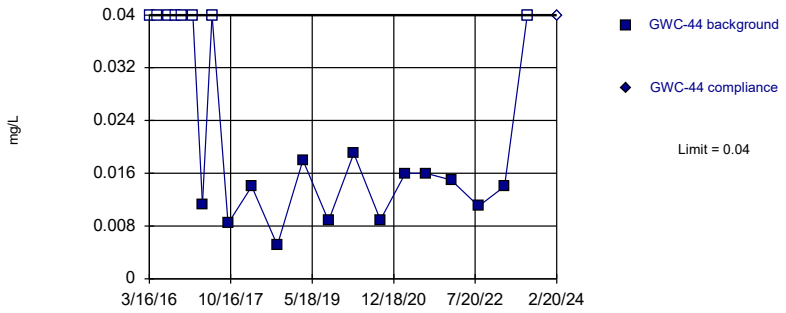

Non-parametric test used in lieu of parametric prediction limit because the Shapiro Wilk normality test showed the data to be non-normal at the 0.01 alpha level. Limit is highest of 21 background values. 38.1% NDs. Well-constituent pair annual alpha = 0.007982. Individual comparison alpha = 0.003999 (1 of 2).

Constituent: Boron, total Analysis Run 4/14/2024 7:05 PM View: Appendix III Intrawell
Plant Bowen Client: Southern Company Data: Bowen 1, 2, 9, and 10

Sanitas™ v.10.0.16b Software licensed to . UG
Hollow symbols indicate censored values.

Within Limit

Prediction Limit

Intrawell Non-parametric

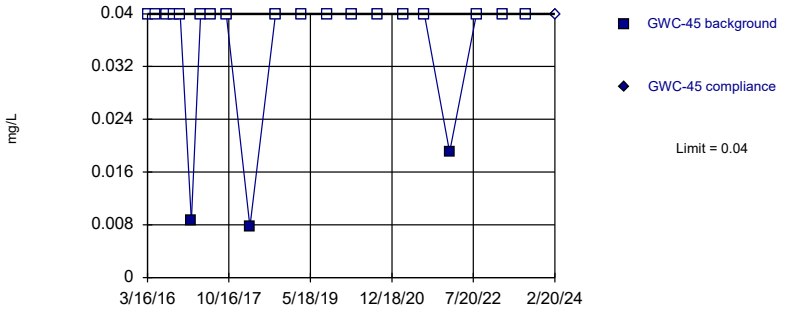

Non-parametric test used in lieu of parametric prediction limit because censored data exceeded 50%. Limit is highest of 21 background values. 85.71% NDs. Well-constituent pair annual alpha = 0.007982. Individual comparison alpha = 0.003999 (1 of 2).

Constituent: Boron, total Analysis Run 4/14/2024 7:05 PM View: Appendix III Intrawell
Plant Bowen Client: Southern Company Data: Bowen 1, 2, 9, and 10

Sanitas™ v.10.0.16b Software licensed to . UG
Hollow symbols indicate censored values.

Within Limit

Prediction Limit

Intrawell Non-parametric

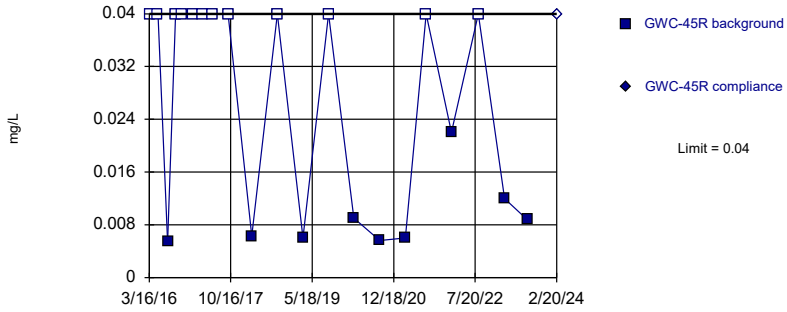

Non-parametric test used in lieu of parametric prediction limit because censored data exceeded 50%. Limit is highest of 21 background values. 57.14% NDs. Well-constituent pair annual alpha = 0.007982. Individual comparison alpha = 0.003999 (1 of 2).

Constituent: Boron, total Analysis Run 4/14/2024 7:05 PM View: Appendix III Intrawell
Plant Bowen Client: Southern Company Data: Bowen 1, 2, 9, and 10

Sanitas™ v.10.0.16b Software licensed to . UG
Hollow symbols indicate censored values.
Within Limit

Prediction Limit

Intrawell Non-parametric

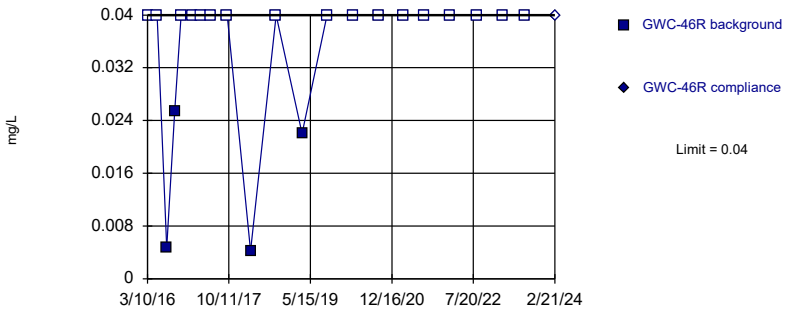

Non-parametric test used in lieu of parametric prediction limit because censored data exceeded 50%. Limit is highest of 21 background values. 80.95% NDs. Well-constituent pair annual alpha = 0.007982. Individual comparison alpha = 0.003999 (1 of 2).

Constituent: Boron, total Analysis Run 4/14/2024 7:05 PM View: Appendix III Intrawell
Plant Bowen Client: Southern Company Data: Bowen 1, 2, 9, and 10

Sanitas™ v.10.0.16b Software licensed to . UG
Hollow symbols indicate censored values.
Within Limit

Prediction Limit

Intrawell Non-parametric

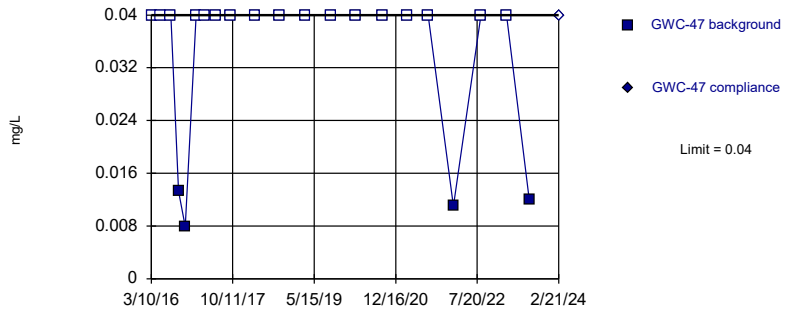

Non-parametric test used in lieu of parametric prediction limit because censored data exceeded 50%. Limit is highest of 21 background values. 80.95% NDs. Well-constituent pair annual alpha = 0.007982. Individual comparison alpha = 0.003999 (1 of 2).

Constituent: Boron, total Analysis Run 4/14/2024 7:05 PM View: Appendix III Intrawell
Plant Bowen Client: Southern Company Data: Bowen 1, 2, 9, and 10

Sanitas™ v.10.0.16b Software licensed to . UG
Hollow symbols indicate censored values.
Within Limit

Prediction Limit

Intrawell Non-parametric

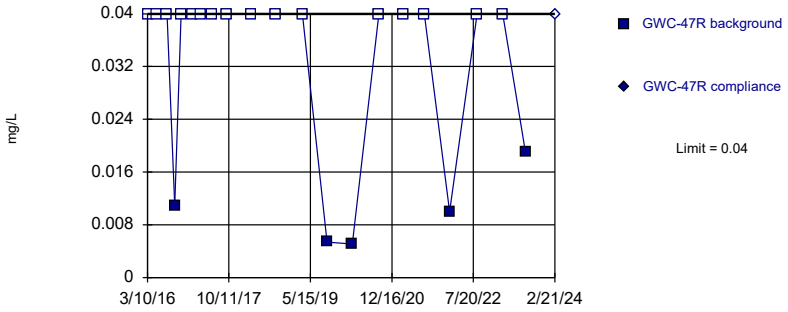

Non-parametric test used in lieu of parametric prediction limit because censored data exceeded 50%. Limit is highest of 21 background values. 76.19% NDs. Well-constituent pair annual alpha = 0.007982. Individual comparison alpha = 0.003999 (1 of 2).

Constituent: Boron, total Analysis Run 4/14/2024 7:05 PM View: Appendix III Intrawell
Plant Bowen Client: Southern Company Data: Bowen 1, 2, 9, and 10

Sanitas™ v.10.0.16b Software licensed to . UG
Hollow symbols indicate censored values.
Within Limit

Prediction Limit

Intrawell Non-parametric

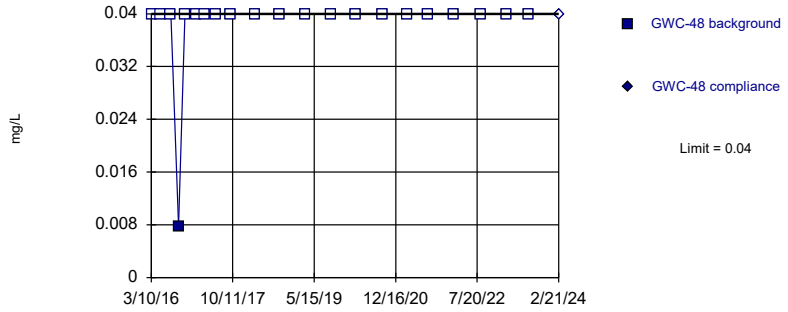

Non-parametric test used in lieu of parametric prediction limit because censored data exceeded 50%. Limit is highest of 21 background values. 95.24% NDs. Well-constituent pair annual alpha = 0.007982. Individual comparison alpha = 0.003999 (1 of 2).

Constituent: Boron, total Analysis Run 4/14/2024 7:05 PM View: Appendix III Intrawell
Plant Bowen Client: Southern Company Data: Bowen 1, 2, 9, and 10

Sanitas™ v.10.0.16b Software licensed to . UG
Hollow symbols indicate censored values.

Within Limit

Prediction Limit

Intrawell Non-parametric

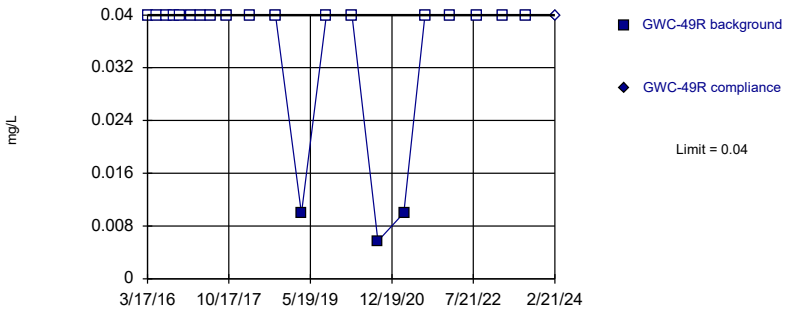

Non-parametric test used in lieu of parametric prediction limit because censored data exceeded 50%. Limit is highest of 21 background values. 85.71% NDs. Well-constituent pair annual alpha = 0.007982. Individual comparison alpha = 0.003999 (1 of 2).

Constituent: Boron, total Analysis Run 4/14/2024 7:05 PM View: Appendix III Intrawell
Plant Bowen Client: Southern Company Data: Bowen 1, 2, 9, and 10

Sanitas™ v.10.0.16b Software licensed to . UG
Hollow symbols indicate censored values.

Within Limit

Prediction Limit

Intrawell Non-parametric

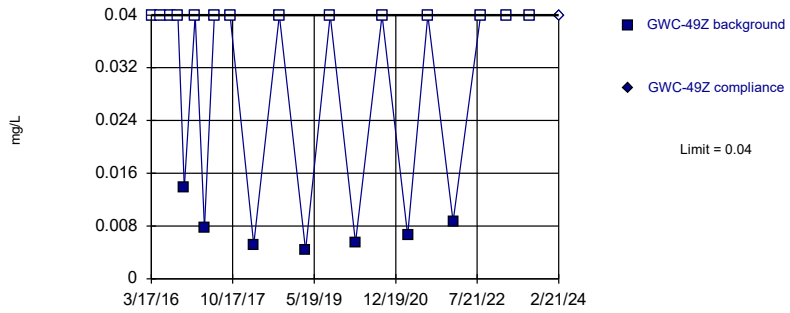

Non-parametric test used in lieu of parametric prediction limit because censored data exceeded 50%. Limit is highest of 21 background values. 66.67% NDs. Well-constituent pair annual alpha = 0.007982. Individual comparison alpha = 0.003999 (1 of 2).

Constituent: Boron, total Analysis Run 4/14/2024 7:05 PM View: Appendix III Intrawell
Plant Bowen Client: Southern Company Data: Bowen 1, 2, 9, and 10

Sanitas™ v.10.0.16b Software licensed to . UG
Hollow symbols indicate censored values.

Within Limit

Prediction Limit

Intrawell Non-parametric

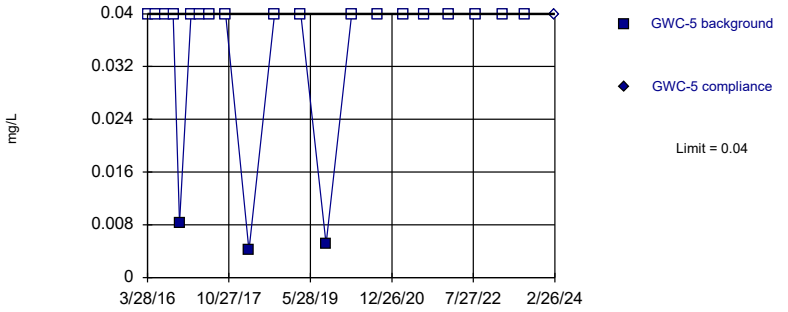

Non-parametric test used in lieu of parametric prediction limit because censored data exceeded 50%. Limit is highest of 21 background values. 85.71% NDs. Well-constituent pair annual alpha = 0.007982. Individual comparison alpha = 0.003999 (1 of 2).

Constituent: Boron, total Analysis Run 4/14/2024 7:05 PM View: Appendix III Intrawell
Plant Bowen Client: Southern Company Data: Bowen 1, 2, 9, and 10

Sanitas™ v.10.0.16b Software licensed to . UG
Hollow symbols indicate censored values.

Within Limit

Prediction Limit

Intrawell Non-parametric

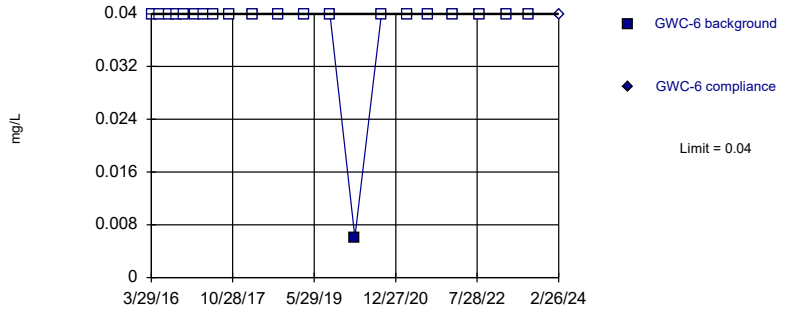

Non-parametric test used in lieu of parametric prediction limit because censored data exceeded 50%. Limit is highest of 21 background values. 95.24% NDs. Well-constituent pair annual alpha = 0.007982. Individual comparison alpha = 0.003999 (1 of 2).

Constituent: Boron, total Analysis Run 4/14/2024 7:05 PM View: Appendix III Intrawell
Plant Bowen Client: Southern Company Data: Bowen 1, 2, 9, and 10

Sanitas™ v.10.0.16b Software licensed to . UG
Hollow symbols indicate censored values.
Within Limit

Prediction Limit

Intrawell Non-parametric

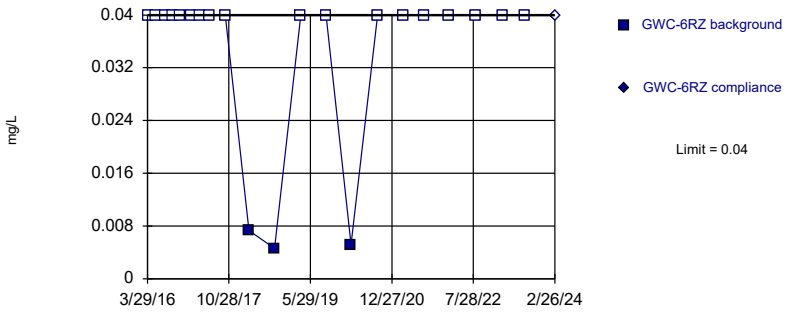

Non-parametric test used in lieu of parametric prediction limit because censored data exceeded 50%. Limit is highest of 21 background values. 85.71% NDs. Well-constituent pair annual alpha = 0.007982. Individual comparison alpha = 0.003999 (1 of 2).

Constituent: Boron, total Analysis Run 4/14/2024 7:05 PM View: Appendix III Intrawell
Plant Bowen Client: Southern Company Data: Bowen 1, 2, 9, and 10

Sanitas™ v.10.0.16b Software licensed to . UG
Hollow symbols indicate censored values.
Within Limit

Prediction Limit

Intrawell Non-parametric

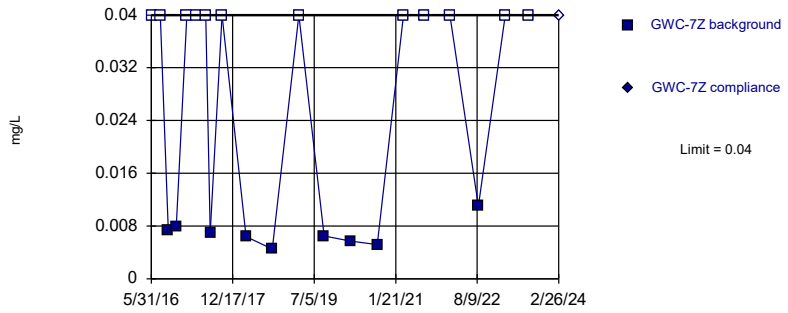

Non-parametric test used in lieu of parametric prediction limit because censored data exceeded 50%. Limit is highest of 21 background values. 57.14% NDs. Well-constituent pair annual alpha = 0.007982. Individual comparison alpha = 0.003999 (1 of 2).

Constituent: Boron, total Analysis Run 4/14/2024 7:05 PM View: Appendix III Intrawell
Plant Bowen Client: Southern Company Data: Bowen 1, 2, 9, and 10

Sanitas™ v.10.0.16b Software licensed to . UG
Hollow symbols indicate censored values.
Within Limit

Prediction Limit

Intrawell Non-parametric

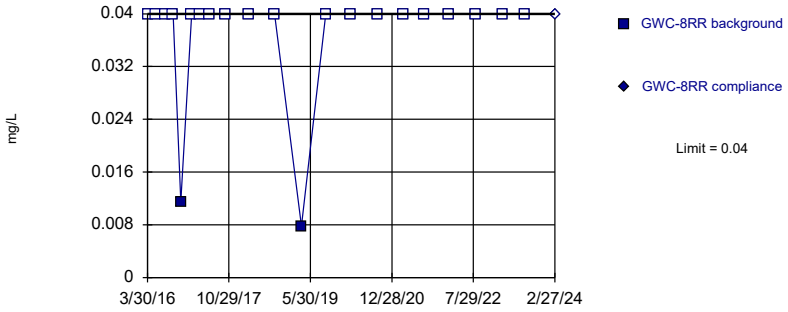

Non-parametric test used in lieu of parametric prediction limit because censored data exceeded 50%. Limit is highest of 21 background values. 90.48% NDs. Well-constituent pair annual alpha = 0.007982. Individual comparison alpha = 0.003999 (1 of 2).

Constituent: Boron, total Analysis Run 4/14/2024 7:05 PM View: Appendix III Intrawell
Plant Bowen Client: Southern Company Data: Bowen 1, 2, 9, and 10

Sanitas™ v.10.0.16b Software licensed to . UG
Hollow symbols indicate censored values.
Within Limit

Prediction Limit

Intrawell Non-parametric

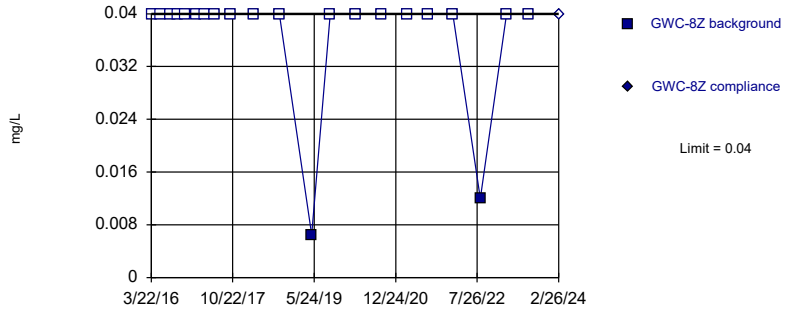

Non-parametric test used in lieu of parametric prediction limit because censored data exceeded 50%. Limit is highest of 21 background values. 90.48% NDs. Well-constituent pair annual alpha = 0.007982. Individual comparison alpha = 0.003999 (1 of 2).

Constituent: Boron, total Analysis Run 4/14/2024 7:05 PM View: Appendix III Intrawell
Plant Bowen Client: Southern Company Data: Bowen 1, 2, 9, and 10

Sanitas™ v.10.0.16b Software licensed to . UG

Hollow symbols indicate censored values.

Within Limit

Prediction Limit

Intrawell Non-parametric

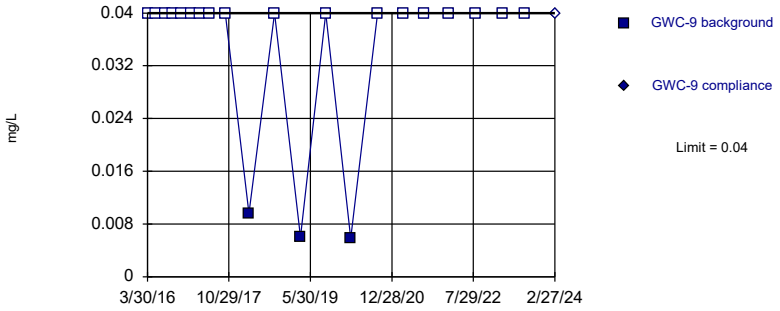

Non-parametric test used in lieu of parametric prediction limit because censored data exceeded 50%. Limit is highest of 21 background values. 85.71% NDs. Well-constituent pair annual alpha = 0.007982. Individual comparison alpha = 0.003999 (1 of 2).

Constituent: Boron, total Analysis Run 4/14/2024 7:05 PM View: Appendix III Intrawell

Plant Bowen Client: Southern Company Data: Bowen 1, 2, 9, and 10

Sanitas™ v.10.0.16b Software licensed to . UG

Within Limit

Prediction Limit

Intrawell Parametric

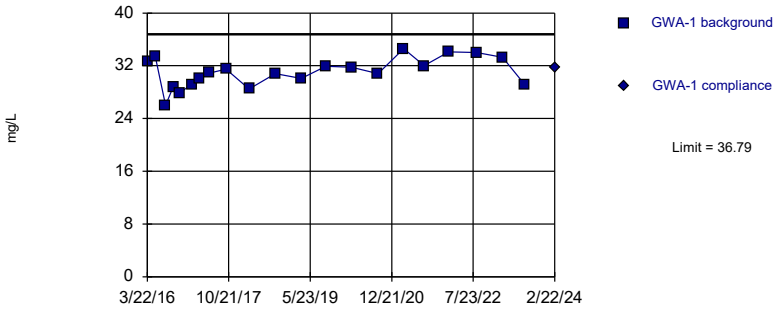

Background Data Summary: Mean=31.01, Std. Dev.=2.262, n=21. Normality test: Shapiro Wilk @alpha = 0.01, calculated = 0.9772, critical = 0.873. Kappa = 2.552 (c=7, w=26, 1 of 2, event alpha = 0.05132). Report alpha = 0.0002894.

Constituent: Calcium, total Analysis Run 4/14/2024 7:05 PM View: Appendix III Intrawell

Plant Bowen Client: Southern Company Data: Bowen 1, 2, 9, and 10

Sanitas™ v.10.0.16b Software licensed to . UG

Within Limit

Prediction Limit

Intrawell Parametric

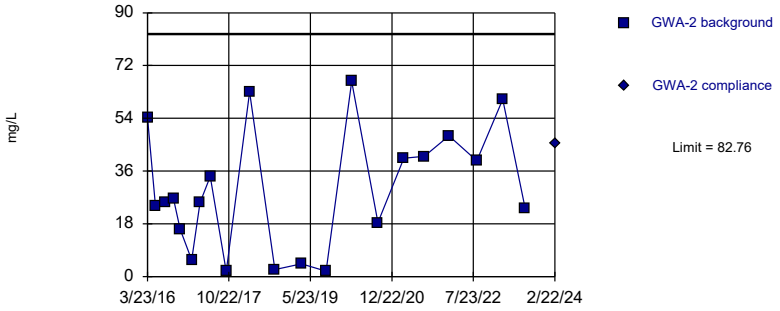

Background Data Summary: Mean=29.62, Std. Dev.=20.83, n=21. Normality test: Shapiro Wilk @alpha = 0.01, calculated = 0.9396, critical = 0.873. Kappa = 2.552 (c=7, w=26, 1 of 2, event alpha = 0.05132). Report alpha = 0.0002894.

Constituent: Calcium, total Analysis Run 4/14/2024 7:05 PM View: Appendix III Intrawell

Plant Bowen Client: Southern Company Data: Bowen 1, 2, 9, and 10

Sanitas™ v.10.0.16b Software licensed to . UG

Within Limit

Prediction Limit

Intrawell Parametric

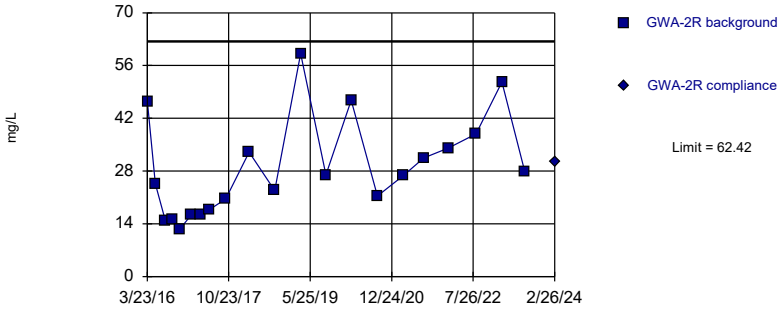

Background Data Summary: Mean=28.81, Std. Dev.=13.17, n=21. Normality test: Shapiro Wilk @alpha = 0.01, calculated = 0.916, critical = 0.873. Kappa = 2.552 (c=7, w=26, 1 of 2, event alpha = 0.05132). Report alpha = 0.0002894.

Constituent: Calcium, total Analysis Run 4/14/2024 7:06 PM View: Appendix III Intrawell

Plant Bowen Client: Southern Company Data: Bowen 1, 2, 9, and 10

Sanitas™ v.10.0.16b Software licensed to . UG

Within Limit

Prediction Limit

Intrawell Parametric

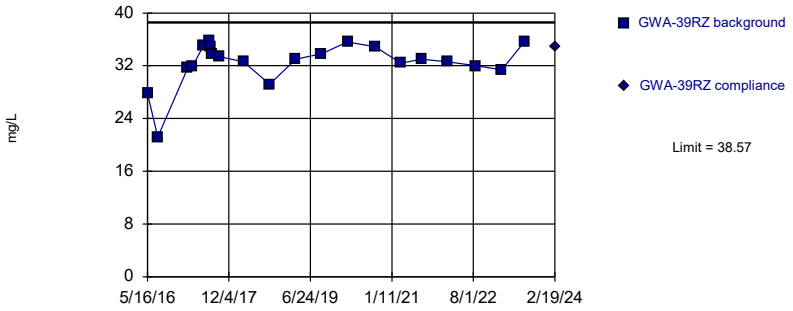

Background Data Summary (based on cube transformation): Mean=35146, Std. Dev.=8709, n=21. Normality test: Shapiro Wilk @alpha = 0.01, calculated = 0.8953, critical = 0.873. Kappa = 2.552 (c=7, w=26, 1 of 2, event alpha = 0.05132). Report alpha = 0.0002894.

Constituent: Calcium, total Analysis Run 4/14/2024 7:06 PM View: Appendix III Intrawell

Plant Bowen Client: Southern Company Data: Bowen 1, 2, 9, and 10

Sanitas™ v.10.0.16b Software licensed to . UG

Within Limit

Prediction Limit

Intrawell Parametric

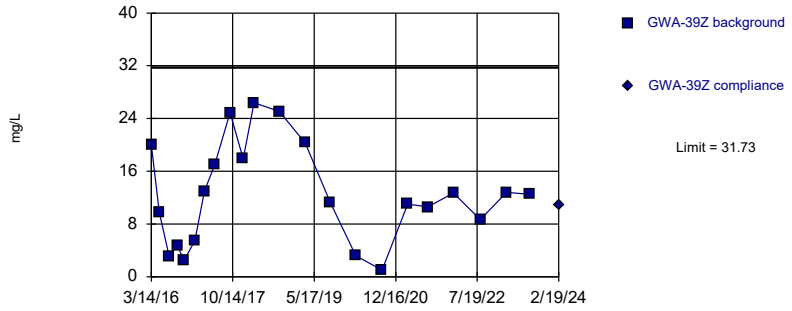

Background Data Summary: Mean=12.45, Std. Dev.=7.622, n=22. Normality test: Shapiro Wilk @alpha = 0.01, calculated = 0.9475, critical = 0.878. Kappa = 2.53 (c=7, w=26, 1 of 2, event alpha = 0.05132). Report alpha = 0.0002894.

Constituent: Calcium, total Analysis Run 4/14/2024 7:06 PM View: Appendix III Intrawell

Plant Bowen Client: Southern Company Data: Bowen 1, 2, 9, and 10

Sanitas™ v.10.0.16b Software licensed to . UG

Exceeds Limit

Prediction Limit

Intrawell Non-parametric

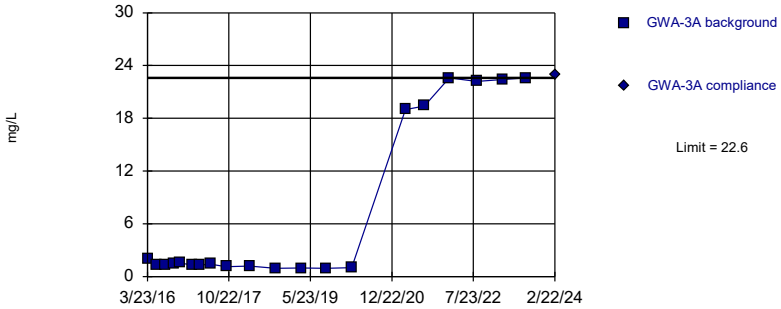

Non-parametric test used in lieu of parametric prediction limit because the Shapiro Wilk normality test showed the data to be non-normal at the 0.01 alpha level. Limit is highest of 20 background values. Well-constituent pair annual alpha = 0.008564. Individual comparison alpha = 0.004291 (1 of 2).

Constituent: Calcium, total Analysis Run 4/14/2024 7:06 PM View: Appendix III Intrawell

Plant Bowen Client: Southern Company Data: Bowen 1, 2, 9, and 10

Sanitas™ v.10.0.16b Software licensed to . UG

Within Limit

Prediction Limit

Intrawell Parametric

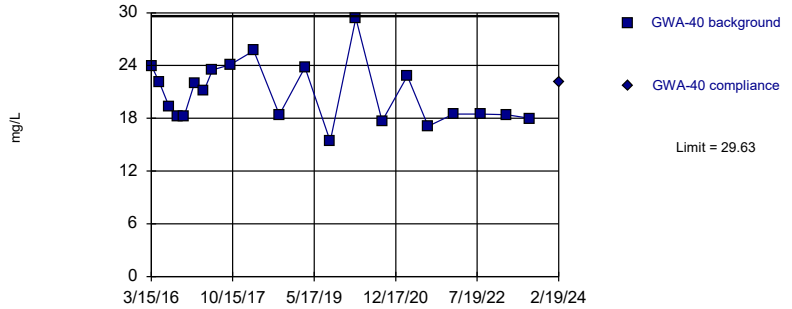

Background Data Summary: Mean=20.77, Std. Dev.=3.47, n=21. Normality test: Shapiro Wilk @alpha = 0.01, calculated = 0.9229, critical = 0.873. Kappa = 2.552 (c=7, w=26, 1 of 2, event alpha = 0.05132). Report alpha = 0.0002894.

Constituent: Calcium, total Analysis Run 4/14/2024 7:06 PM View: Appendix III Intrawell

Plant Bowen Client: Southern Company Data: Bowen 1, 2, 9, and 10

Sanitas™ v.10.0.16b Software licensed to . UG

Within Limit

Prediction Limit

Intrawell Parametric

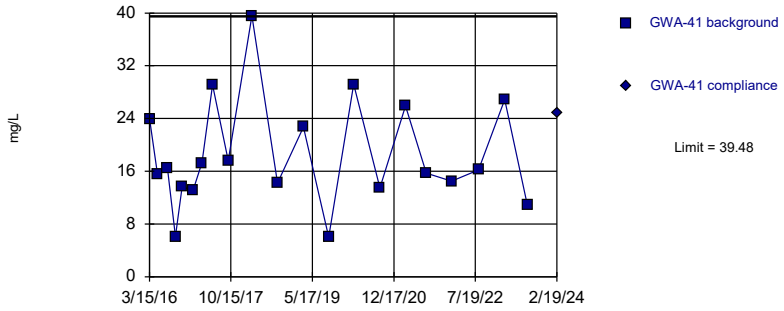

Background Data Summary: Mean=18.48, Std. Dev.=8.23, n=21. Normality test: Shapiro Wilk @alpha = 0.01, calculated = 0.9297, critical = 0.873. Kappa = 2.552 (c=7, w=26, 1 of 2, event alpha = 0.05132). Report alpha = 0.0002894.

Constituent: Calcium, total Analysis Run 4/14/2024 7:06 PM View: Appendix III Intrawell

Plant Bowen Client: Southern Company Data: Bowen 1, 2, 9, and 10

Sanitas™ v.10.0.16b Software licensed to . UG

Within Limit

Prediction Limit

Intrawell Parametric

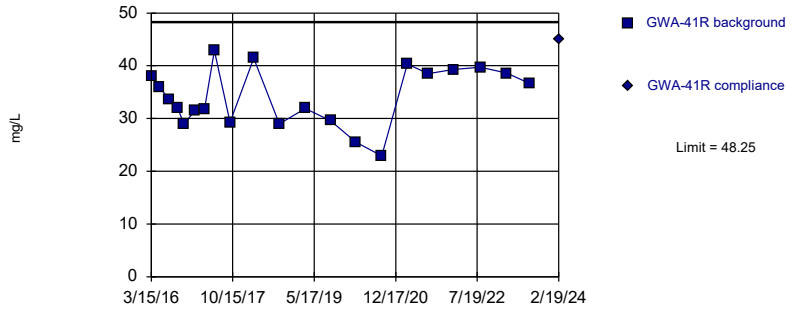

Background Data Summary: Mean=34.14, Std. Dev.=5.53, n=21. Normality test: Shapiro Wilk @alpha = 0.01, calculated = 0.9573, critical = 0.873. Kappa = 2.552 (c=7, w=26, 1 of 2, event alpha = 0.05132). Report alpha = 0.0002894.

Constituent: Calcium, total Analysis Run 4/14/2024 7:06 PM View: Appendix III Intrawell

Plant Bowen Client: Southern Company Data: Bowen 1, 2, 9, and 10

Sanitas™ v.10.0.16b Software licensed to . UG

Within Limit

Prediction Limit

Intrawell Parametric

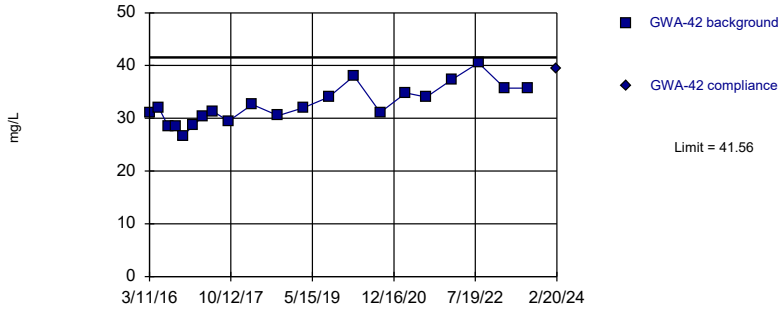

Background Data Summary: Mean=32.51, Std. Dev.=3.547, n=21. Normality test: Shapiro Wilk @alpha = 0.01, calculated = 0.9696, critical = 0.873. Kappa = 2.552 (c=7, w=26, 1 of 2, event alpha = 0.05132). Report alpha = 0.0002894.

Constituent: Calcium, total Analysis Run 4/14/2024 7:06 PM View: Appendix III Intrawell

Plant Bowen Client: Southern Company Data: Bowen 1, 2, 9, and 10

Sanitas™ v.10.0.16b Software licensed to . UG

Within Limit

Prediction Limit

Intrawell Parametric

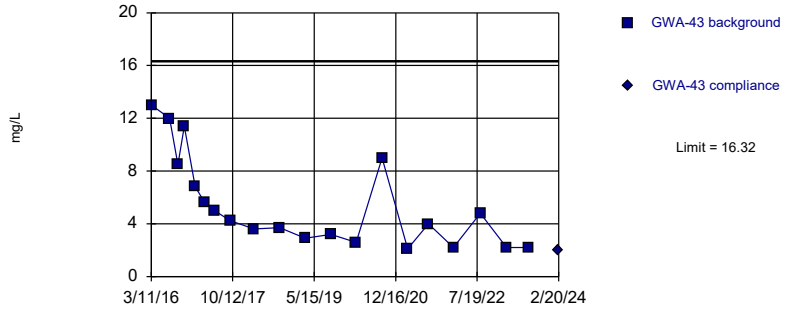

Background Data Summary (based on square root transformation): Mean=2.232, Std. Dev.=0.7025, n=20. Normality test: Shapiro Wilk @alpha = 0.01, calculated = 0.8931, critical = 0.868. Kappa = 2.574 (c=7, w=26, 1 of 2, event alpha = 0.05132). Report alpha = 0.0002894.

Constituent: Calcium, total Analysis Run 4/14/2024 7:06 PM View: Appendix III Intrawell

Plant Bowen Client: Southern Company Data: Bowen 1, 2, 9, and 10

Sanitas™ v.10.0.16b Software licensed to . UG

Within Limit

Prediction Limit

Intrawell Parametric

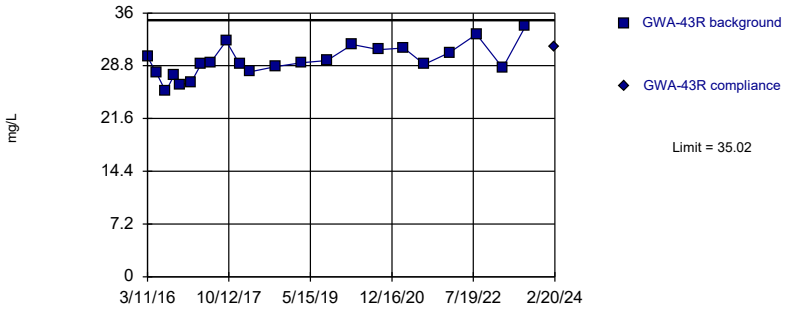

Background Data Summary: Mean=29.44, Std. Dev.=2.207, n=22. Normality test: Shapiro Wilk @alpha = 0.01, calculated = 0.9835, critical = 0.878. Kappa = 2.53 (c=7, w=26, 1 of 2, event alpha = 0.05132). Report alpha = 0.0002894.

Constituent: Calcium, total Analysis Run 4/14/2024 7:06 PM View: Appendix III Intrawell

Plant Bowen Client: Southern Company Data: Bowen 1, 2, 9, and 10

Sanitas™ v.10.0.16b Software licensed to . UG

Exceeds Limit

Prediction Limit

Intrawell Parametric

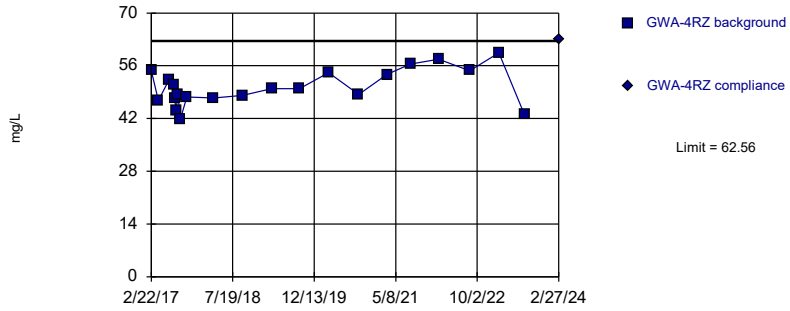

Background Data Summary: Mean=50.35, Std. Dev.=4.783, n=21. Normality test: Shapiro Wilk @alpha = 0.01, calculated = 0.9713, critical = 0.873. Kappa = 2.552 (c=7, w=26, 1 of 2, event alpha = 0.05132). Report alpha = 0.0002894.

Constituent: Calcium, total Analysis Run 4/14/2024 7:06 PM View: Appendix III Intrawell

Plant Bowen Client: Southern Company Data: Bowen 1, 2, 9, and 10

Sanitas™ v.10.0.16b Software licensed to . UG

Within Limit

Prediction Limit

Intrawell Parametric

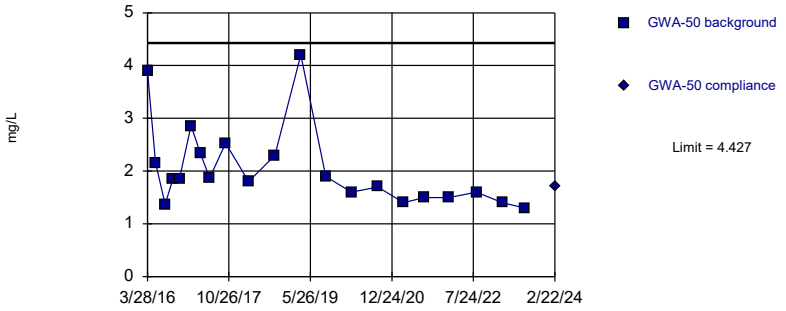

Background Data Summary (based on natural log transformation): Mean=0.6597, Std. Dev.=0.3245, n=21. Normality test: Shapiro Wilk @alpha = 0.01, calculated = 0.8988, critical = 0.873. Kappa = 2.552 (c=7, w=26, 1 of 2, event alpha = 0.05132). Report alpha = 0.0002894.

Constituent: Calcium, total Analysis Run 4/14/2024 7:06 PM View: Appendix III Intrawell

Plant Bowen Client: Southern Company Data: Bowen 1, 2, 9, and 10

Sanitas™ v.10.0.16b Software licensed to . UG

Within Limit

Prediction Limit

Intrawell Parametric

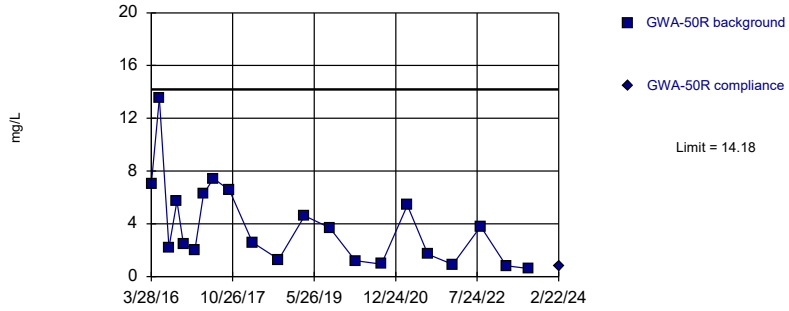

Background Data Summary (based on square root transformation): Mean=1.814, Std. Dev.=0.765, n=21. Normality test: Shapiro Wilk @alpha = 0.01, calculated = 0.9437, critical = 0.873. Kappa = 2.552 (c=7, w=26, 1 of 2, event alpha = 0.05132). Report alpha = 0.0002894.

Constituent: Calcium, total Analysis Run 4/14/2024 7:06 PM View: Appendix III Intrawell

Plant Bowen Client: Southern Company Data: Bowen 1, 2, 9, and 10

Sanitas™ v.10.0.16b Software licensed to . UG

Within Limit

Prediction Limit

Intrawell Parametric

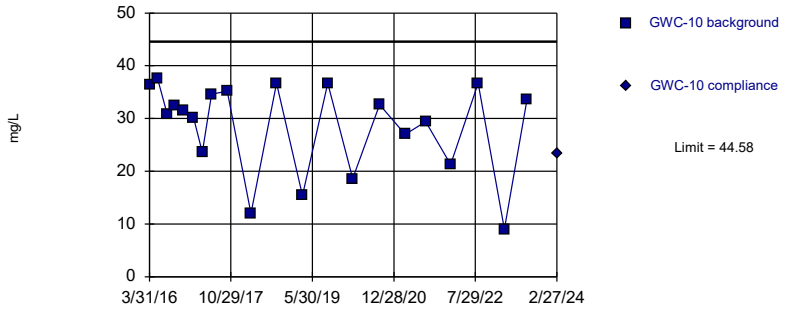

Background Data Summary (based on square transformation): Mean=891, Std. Dev.=429.8, n=21. Normality test: Shapiro Wilk @alpha = 0.01, calculated = 0.9072, critical = 0.873. Kappa = 2.552 (c=7, w=26, 1 of 2, event alpha = 0.05132). Report alpha = 0.0002894.

Constituent: Calcium, total Analysis Run 4/14/2024 7:06 PM View: Appendix III Intrawell

Plant Bowen Client: Southern Company Data: Bowen 1, 2, 9, and 10

Sanitas™ v.10.0.16b Software licensed to . UG

Within Limit

Prediction Limit

Intrawell Parametric

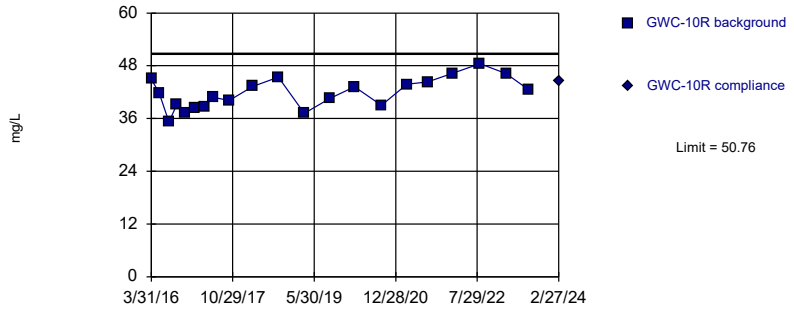

Background Data Summary: Mean=41.74, Std. Dev.=3.534, n=21. Normality test: Shapiro Wilk @alpha = 0.01, calculated = 0.9816, critical = 0.873. Kappa = 2.552 (c=7, w=26, 1 of 2, event alpha = 0.05132). Report alpha = 0.0002894.

Constituent: Calcium, total Analysis Run 4/14/2024 7:06 PM View: Appendix III Intrawell

Plant Bowen Client: Southern Company Data: Bowen 1, 2, 9, and 10

Sanitas™ v.10.0.16b Software licensed to . UG

Within Limit

Prediction Limit

Intrawell Parametric

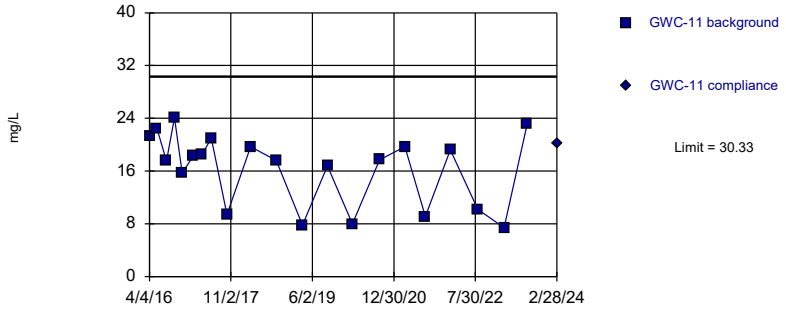

Background Data Summary: Mean=16.41, Std. Dev.=5.456, n=21. Normality test: Shapiro Wilk @alpha = 0.01, calculated = 0.888, critical = 0.873. Kappa = 2.552 (c=7, w=26, 1 of 2, event alpha = 0.05132). Report alpha = 0.0002894.

Constituent: Calcium, total Analysis Run 4/14/2024 7:06 PM View: Appendix III Intrawell

Plant Bowen Client: Southern Company Data: Bowen 1, 2, 9, and 10

Sanitas™ v.10.0.16b Software licensed to . UG

Within Limit

Prediction Limit

Intrawell Parametric

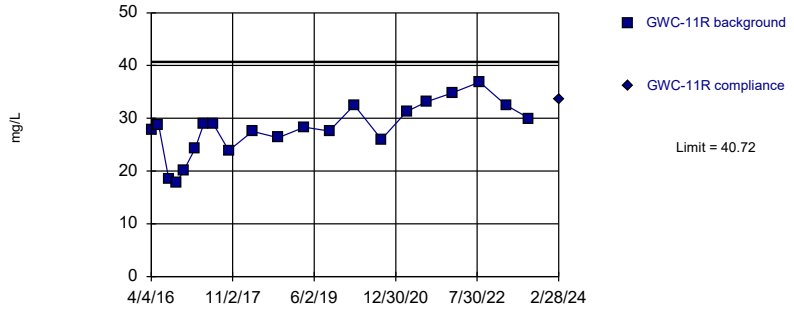

Background Data Summary: Mean=27.91, Std. Dev.=5.017, n=21. Normality test: Shapiro Wilk @alpha = 0.01, calculated = 0.9643, critical = 0.873. Kappa = 2.552 (c=7, w=26, 1 of 2, event alpha = 0.05132). Report alpha = 0.0002894.

Constituent: Calcium, total Analysis Run 4/14/2024 7:06 PM View: Appendix III Intrawell

Plant Bowen Client: Southern Company Data: Bowen 1, 2, 9, and 10

Sanitas™ v.10.0.16b Software licensed to . UG

Within Limit

Prediction Limit

Intrawell Parametric

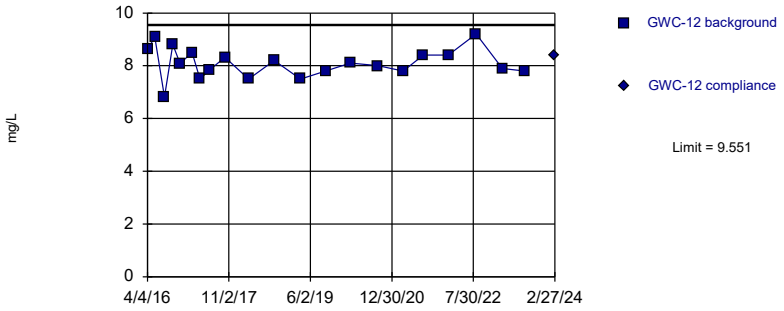

Background Data Summary: Mean=8.102, Std. Dev.=0.5677, n=21. Normality test: Shapiro Wilk @alpha = 0.01, calculated = 0.9783, critical = 0.873. Kappa = 2.552 (c=7, w=26, 1 of 2, event alpha = 0.05132). Report alpha = 0.0002894.

Constituent: Calcium, total Analysis Run 4/14/2024 7:06 PM View: Appendix III Intrawell

Plant Bowen Client: Southern Company Data: Bowen 1, 2, 9, and 10

Sanitas™ v.10.0.16b Software licensed to . UG

Within Limit

Prediction Limit

Intrawell Parametric

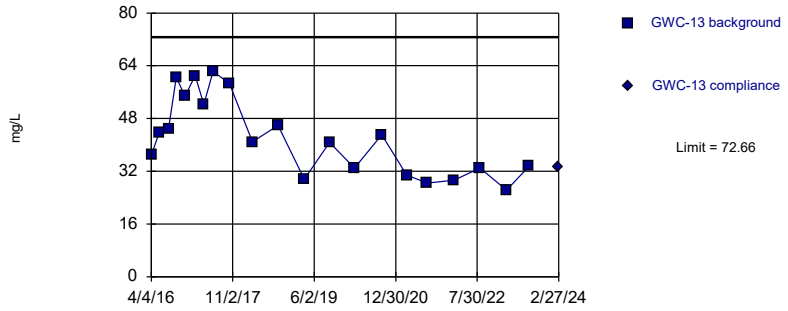

Background Data Summary: Mean=42.37, Std. Dev.=11.87, n=21. Normality test: Shapiro Wilk @alpha = 0.01, calculated = 0.919, critical = 0.873. Kappa = 2.552 (c=7, w=26, 1 of 2, event alpha = 0.05132). Report alpha = 0.0002894.

Constituent: Calcium, total Analysis Run 4/14/2024 7:06 PM View: Appendix III Intrawell

Plant Bowen Client: Southern Company Data: Bowen 1, 2, 9, and 10

Sanitas™ v.10.0.16b Software licensed to . UG

Within Limit

Prediction Limit

Intrawell Parametric

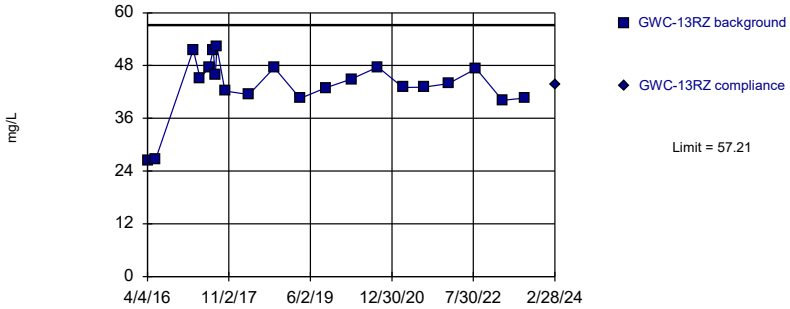

Background Data Summary (based on square transformation): Mean=1930, Std. Dev.=526.5, n=21. Normality test: Shapiro Wilk @alpha = 0.01, calculated = 0.9019, critical = 0.873. Kappa = 2.552 (c=7, w=26, 1 of 2, event alpha = 0.05132). Report alpha = 0.0002894.

Constituent: Calcium, total Analysis Run 4/14/2024 7:06 PM View: Appendix III Intrawell

Plant Bowen Client: Southern Company Data: Bowen 1, 2, 9, and 10

Sanitas™ v.10.0.16b Software licensed to . UG

Within Limit

Prediction Limit

Intrawell Parametric

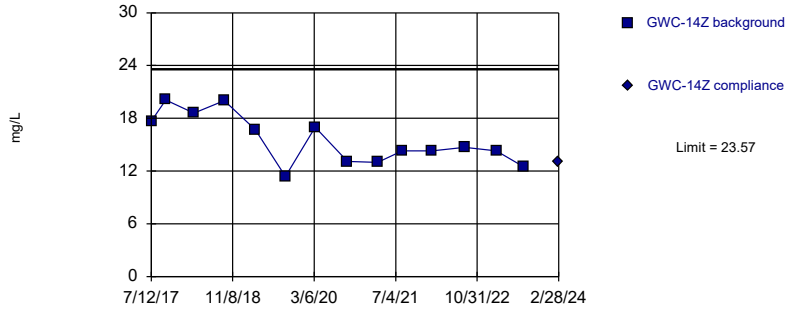

Background Data Summary: Mean=15.55, Std. Dev.=2.805, n=14. Normality test: Shapiro Wilk @alpha = 0.05, calculated = 0.9355, critical = 0.874. Kappa = 2.86 (c=7, w=26, 1 of 2, event alpha = 0.05132). Report alpha = 0.0002894.

Constituent: Calcium, total Analysis Run 4/14/2024 7:06 PM View: Appendix III Intrawell

Plant Bowen Client: Southern Company Data: Bowen 1, 2, 9, and 10

Sanitas™ v.10.0.16b Software licensed to . UG

Within Limit

Prediction Limit

Intrawell Parametric

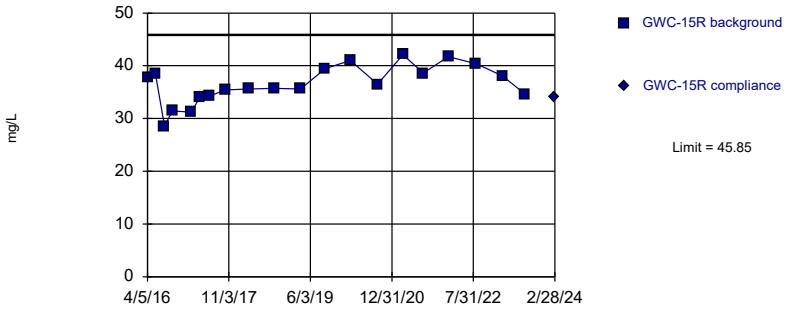

Background Data Summary: Mean=36.52, Std. Dev.=3.624, n=20. Normality test: Shapiro Wilk @alpha = 0.01, calculated = 0.9687, critical = 0.868. Kappa = 2.574 (c=7, w=26, 1 of 2, event alpha = 0.05132). Report alpha = 0.0002894.

Constituent: Calcium, total Analysis Run 4/14/2024 7:06 PM View: Appendix III Intrawell

Plant Bowen Client: Southern Company Data: Bowen 1, 2, 9, and 10

Sanitas™ v.10.0.16b Software licensed to . UG

Within Limit

Prediction Limit

Intrawell Parametric

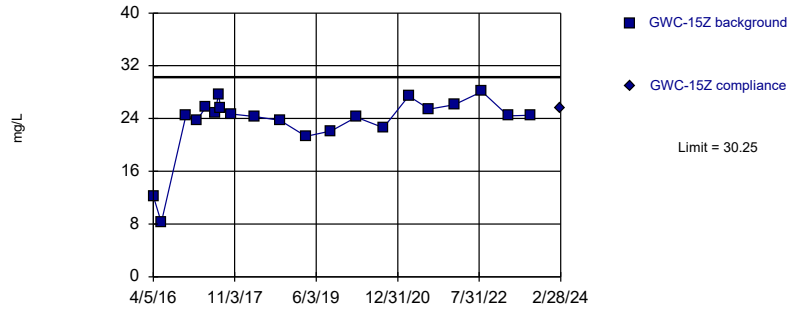

Background Data Summary (based on cube transformation): Mean=14090, Std. Dev.=5331, n=21. Normality test: Shapiro Wilk @alpha = 0.01, calculated = 0.8829, critical = 0.873. Kappa = 2.552 (c=7, w=26, 1 of 2, event alpha = 0.05132). Report alpha = 0.0002894.

Constituent: Calcium, total Analysis Run 4/14/2024 7:06 PM View: Appendix III Intrawell

Plant Bowen Client: Southern Company Data: Bowen 1, 2, 9, and 10

Sanitas™ v.10.0.16b Software licensed to . UG

Within Limit

Prediction Limit

Intrawell Parametric

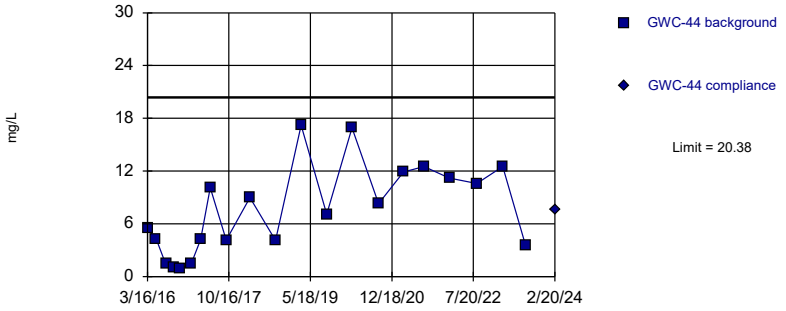

Background Data Summary: Mean=7.518, Std. Dev.=5.04, n=21. Normality test: Shapiro Wilk @alpha = 0.01, calculated = 0.9338, critical = 0.873. Kappa = 2.552 (c=7, w=26, 1 of 2, event alpha = 0.05132). Report alpha = 0.0002894.

Constituent: Calcium, total Analysis Run 4/14/2024 7:06 PM View: Appendix III Intrawell

Plant Bowen Client: Southern Company Data: Bowen 1, 2, 9, and 10

Sanitas™ v.10.0.16b Software licensed to . UG

Within Limit

Prediction Limit

Intrawell Parametric

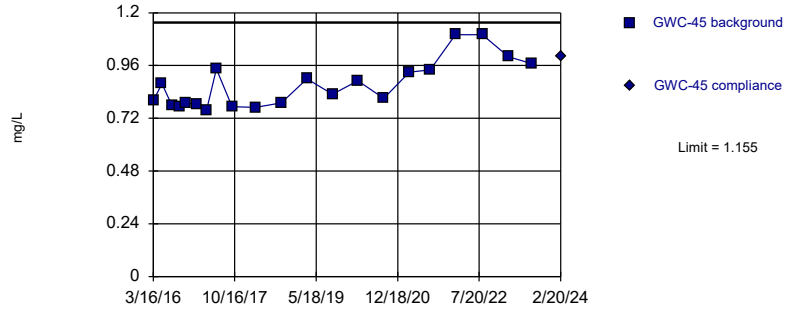

Background Data Summary (based on square root transformation): Mean=0.9322, Std. Dev.=0.05595, n=21. Normality test: Shapiro Wilk @alpha = 0.01, calculated = 0.8807, critical = 0.873. Kappa = 2.552 (c=7, w=26, 1 of 2, event alpha = 0.05132). Report alpha = 0.0002894.

Constituent: Calcium, total Analysis Run 4/14/2024 7:06 PM View: Appendix III Intrawell

Plant Bowen Client: Southern Company Data: Bowen 1, 2, 9, and 10

Sanitas™ v.10.0.16b Software licensed to . UG

Within Limit

Prediction Limit

Intrawell Parametric

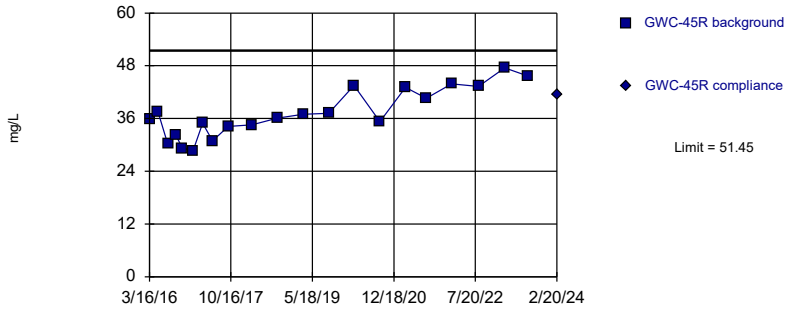

Background Data Summary: Mean=37.22, Std. Dev.=5.573, n=21. Normality test: Shapiro Wilk @alpha = 0.01, calculated = 0.9499, critical = 0.873. Kappa = 2.552 (c=7, w=26, 1 of 2, event alpha = 0.05132). Report alpha = 0.0002894.

Constituent: Calcium, total Analysis Run 4/14/2024 7:06 PM View: Appendix III Intrawell

Plant Bowen Client: Southern Company Data: Bowen 1, 2, 9, and 10

Sanitas™ v.10.0.16b Software licensed to . UG

Within Limit

Prediction Limit

Intrawell Parametric

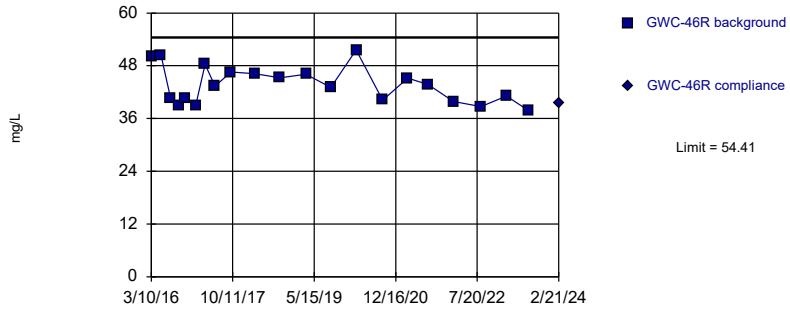

Background Data Summary: Mean=43.65, Std. Dev.=4.217, n=21. Normality test: Shapiro Wilk @alpha = 0.01, calculated = 0.9426, critical = 0.873. Kappa = 2.552 (c=7, w=26, 1 of 2, event alpha = 0.05132). Report alpha = 0.0002894.

Constituent: Calcium, total Analysis Run 4/14/2024 7:06 PM View: Appendix III Intrawell

Plant Bowen Client: Southern Company Data: Bowen 1, 2, 9, and 10

Sanitas™ v.10.0.16b Software licensed to . UG

Within Limit

Prediction Limit

Intrawell Parametric

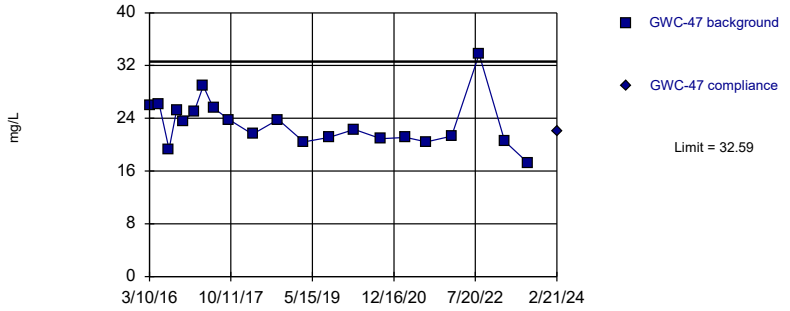

Background Data Summary: Mean=23.25, Std. Dev.=3.662, n=21. Normality test: Shapiro Wilk @alpha = 0.01, calculated = 0.9181, critical = 0.873. Kappa = 2.552 (c=7, w=26, 1 of 2, event alpha = 0.05132). Report alpha = 0.0002894.

Constituent: Calcium, total Analysis Run 4/14/2024 7:06 PM View: Appendix III Intrawell

Plant Bowen Client: Southern Company Data: Bowen 1, 2, 9, and 10

Sanitas™ v.10.0.16b Software licensed to . UG

Within Limit

Prediction Limit

Intrawell Parametric

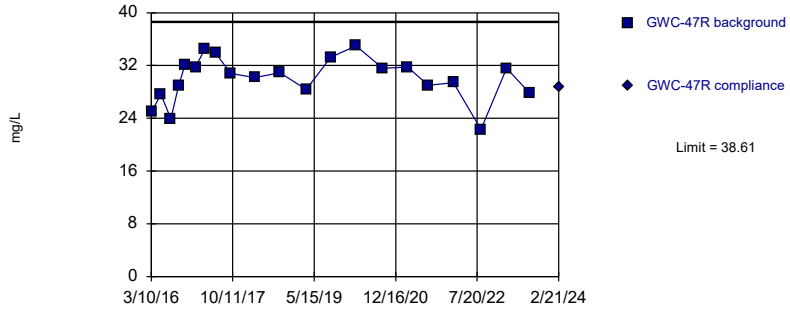

Background Data Summary: Mean=30, Std. Dev.=3.372, n=21. Normality test: Shapiro Wilk @alpha = 0.01, calculated = 0.9502, critical = 0.873. Kappa = 2.552 (c=7, w=26, 1 of 2, event alpha = 0.05132). Report alpha = 0.0002894.

Constituent: Calcium, total Analysis Run 4/14/2024 7:06 PM View: Appendix III Intrawell

Plant Bowen Client: Southern Company Data: Bowen 1, 2, 9, and 10

Sanitas™ v.10.0.16b Software licensed to . UG
Hollow symbols indicate censored values.

Within Limit

Prediction Limit

Intrawell Non-parametric

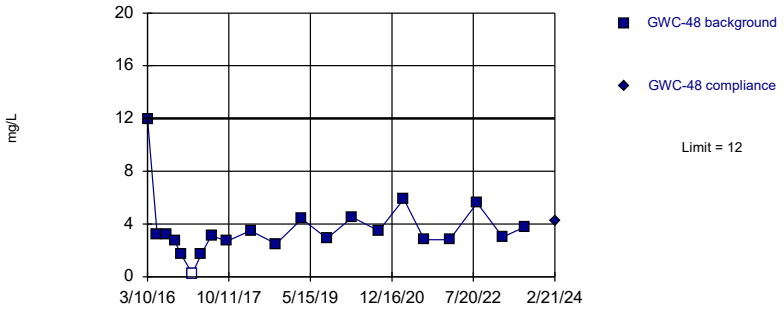

Non-parametric test used in lieu of parametric prediction limit because the Shapiro Wilk normality test showed the data to be non-normal at the 0.01 alpha level. Limit is highest of 21 background values. 4.762% NDs. Well-constituent pair annual alpha = 0.007982. Individual comparison alpha = 0.003999 (1 of 2).

Constituent: Calcium, total Analysis Run 4/14/2024 7:06 PM View: Appendix III Intrawell

Plant Bowen Client: Southern Company Data: Bowen 1, 2, 9, and 10

Sanitas™ v.10.0.16b Software licensed to . UG

Within Limit

Prediction Limit

Intrawell Parametric

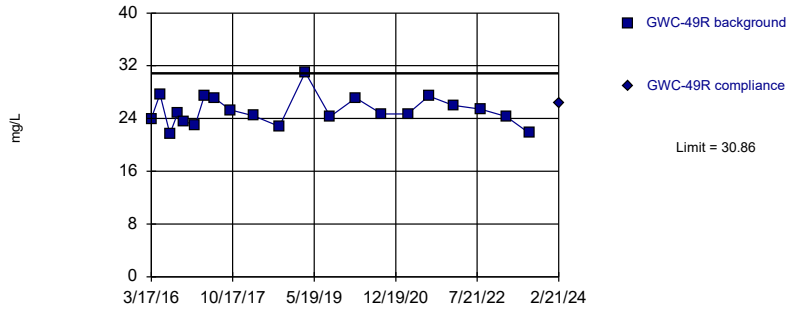

Background Data Summary: Mean=25.18, Std. Dev.=2.227, n=21. Normality test: Shapiro Wilk @alpha = 0.01, calculated = 0.9506, critical = 0.873. Kappa = 2.552 (c=7, w=26, 1 of 2, event alpha = 0.05132). Report alpha = 0.0002894.

Constituent: Calcium, total Analysis Run 4/14/2024 7:06 PM View: Appendix III Intrawell

Plant Bowen Client: Southern Company Data: Bowen 1, 2, 9, and 10

Sanitas™ v.10.0.16b Software licensed to . UG

Within Limit

Prediction Limit

Intrawell Non-parametric

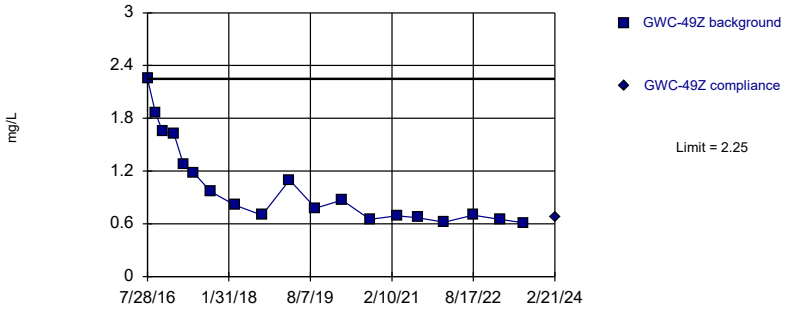

Non-parametric test used in lieu of parametric prediction limit because the Shapiro Wilk normality test showed the data to be non-normal at the 0.05 alpha level. Limit is highest of 19 background values. Well-constituent pair annual alpha = 0.009641. Individual comparison alpha = 0.004832 (1 of 2).

Constituent: Calcium, total Analysis Run 4/14/2024 7:06 PM View: Appendix III Intrawell

Plant Bowen Client: Southern Company Data: Bowen 1, 2, 9, and 10

Sanitas™ v.10.0.16b Software licensed to . UG

Within Limit

Prediction Limit

Intrawell Non-parametric

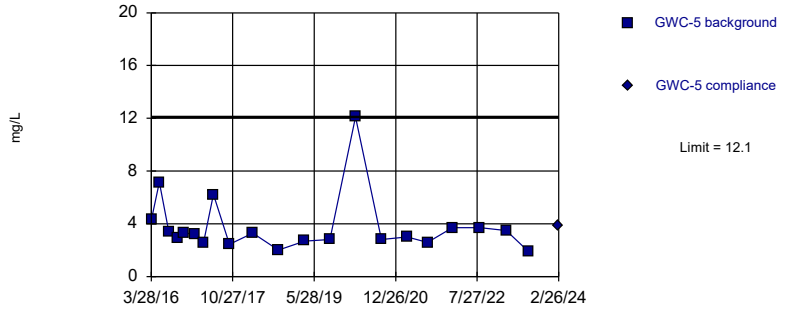

Non-parametric test used in lieu of parametric prediction limit because the Shapiro Wilk normality test showed the data to be non-normal at the 0.01 alpha level. Limit is highest of 21 background values. Well-constituent pair annual alpha = 0.007982. Individual comparison alpha = 0.003999 (1 of 2).

Constituent: Calcium, total Analysis Run 4/14/2024 7:06 PM View: Appendix III Intrawell

Plant Bowen Client: Southern Company Data: Bowen 1, 2, 9, and 10

Sanitas™ v.10.0.16b Software licensed to . UG

Within Limit

Prediction Limit

Intrawell Parametric

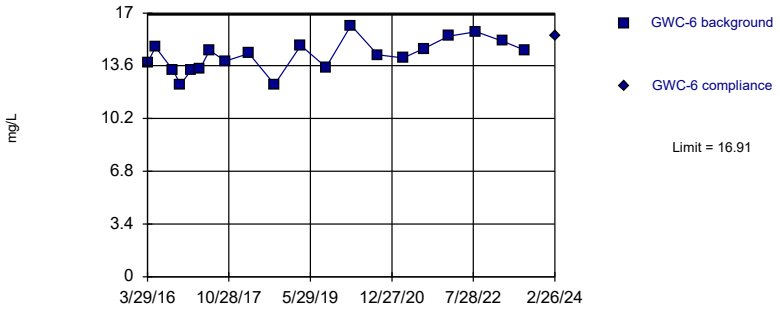

Background Data Summary: Mean=14.26, Std. Dev.=1.03, n=20. Normality test: Shapiro Wilk @alpha = 0.01, calculated = 0.9788, critical = 0.868. Kappa = 2.574 (c=7, w=26, 1 of 2, event alpha = 0.05132). Report alpha = 0.0002894.

Constituent: Calcium, total Analysis Run 4/14/2024 7:06 PM View: Appendix III Intrawell

Plant Bowen Client: Southern Company Data: Bowen 1, 2, 9, and 10

Sanitas™ v.10.0.16b Software licensed to . UG

Within Limit

Prediction Limit

Intrawell Parametric

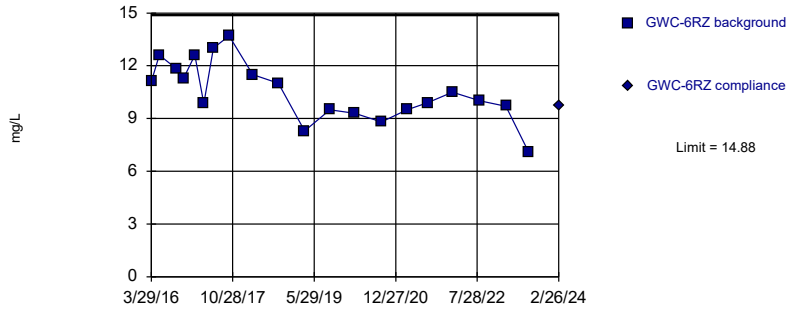

Background Data Summary: Mean=10.55, Std. Dev.=1.68, n=20. Normality test: Shapiro Wilk @alpha = 0.01, calculated = 0.9821, critical = 0.868. Kappa = 2.574 (c=7, w=26, 1 of 2, event alpha = 0.05132). Report alpha = 0.0002894.

Constituent: Calcium, total Analysis Run 4/14/2024 7:06 PM View: Appendix III Intrawell

Plant Bowen Client: Southern Company Data: Bowen 1, 2, 9, and 10

Sanitas™ v.10.0.16b Software licensed to . UG

Within Limit

Prediction Limit

Intrawell Parametric

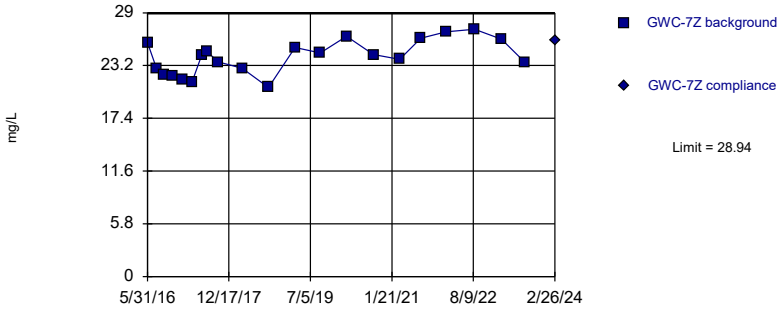

Background Data Summary: Mean=24.14, Std. Dev.=1.881, n=21. Normality test: Shapiro Wilk @alpha = 0.01, calculated = 0.9702, critical = 0.873. Kappa = 2.552 (c=7, w=26, 1 of 2, event alpha = 0.05132). Report alpha = 0.0002894.

Constituent: Calcium, total Analysis Run 4/14/2024 7:06 PM View: Appendix III Intrawell

Plant Bowen Client: Southern Company Data: Bowen 1, 2, 9, and 10

Sanitas™ v.10.0.16b Software licensed to . UG

Within Limit

Prediction Limit

Intrawell Parametric

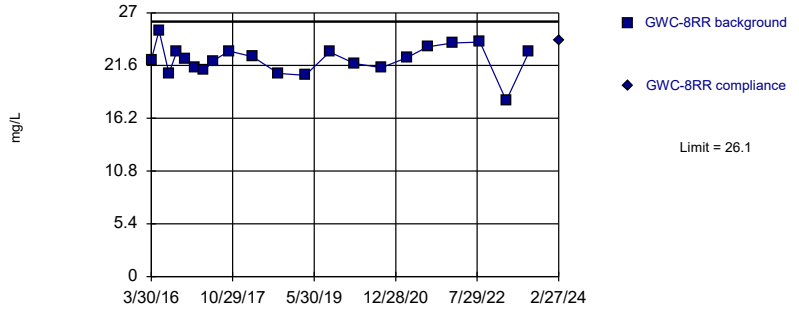

Background Data Summary: Mean=22.2, Std. Dev.=1.527, n=21. Normality test: Shapiro Wilk @alpha = 0.01, calculated = 0.9567, critical = 0.873. Kappa = 2.552 (c=7, w=26, 1 of 2, event alpha = 0.05132). Report alpha = 0.0002894.

Constituent: Calcium, total Analysis Run 4/14/2024 7:06 PM View: Appendix III Intrawell

Plant Bowen Client: Southern Company Data: Bowen 1, 2, 9, and 10

Sanitas™ v.10.0.16b Software licensed to . UG

Within Limit

Prediction Limit

Intrawell Parametric

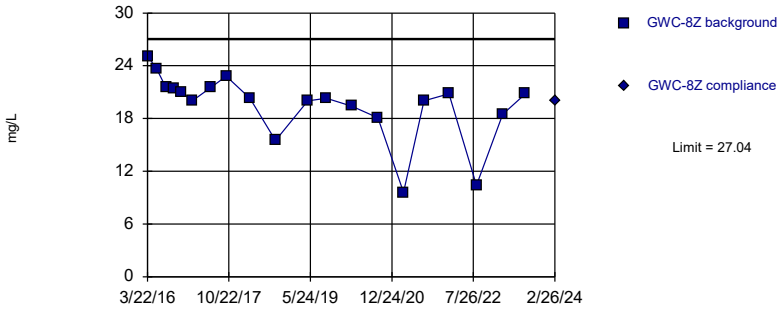

Background Data Summary (based on square transformation): Mean=395.6, Std. Dev.=130.3, n=20. Normality test: Shapiro Wilk @alpha = 0.01, calculated = 0.9, critical = 0.868. Kappa = 2.574 (c=7, w=26, 1 of 2, event alpha = 0.05132). Report alpha = 0.0002894.

Constituent: Calcium, total Analysis Run 4/14/2024 7:06 PM View: Appendix III Intrawell

Plant Bowen Client: Southern Company Data: Bowen 1, 2, 9, and 10

Sanitas™ v.10.0.16b Software licensed to . UG

Within Limit

Prediction Limit

Intrawell Parametric

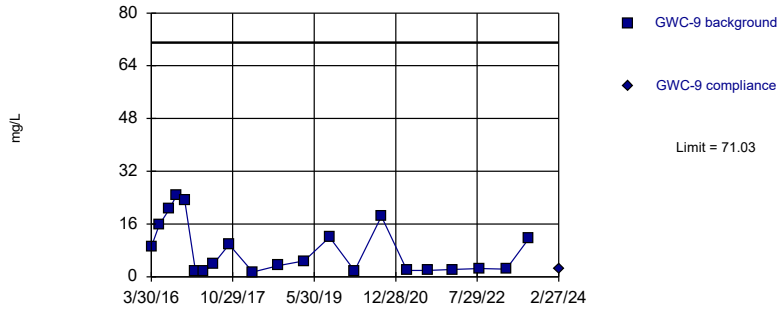

Background Data Summary (based on natural log transformation): Mean=1.635, Std. Dev.=1.03, n=21. Normality test: Shapiro Wilk @alpha = 0.01, calculated = 0.882, critical = 0.873. Kappa = 2.552 (c=7, w=26, 1 of 2, event alpha = 0.05132). Report alpha = 0.0002894.

Constituent: Calcium, total Analysis Run 4/14/2024 7:06 PM View: Appendix III Intrawell

Plant Bowen Client: Southern Company Data: Bowen 1, 2, 9, and 10

Sanitas™ v.10.0.16b Software licensed to . UG

Hollow symbols indicate censored values.

Within Limit

Prediction Limit

Intrawell Parametric

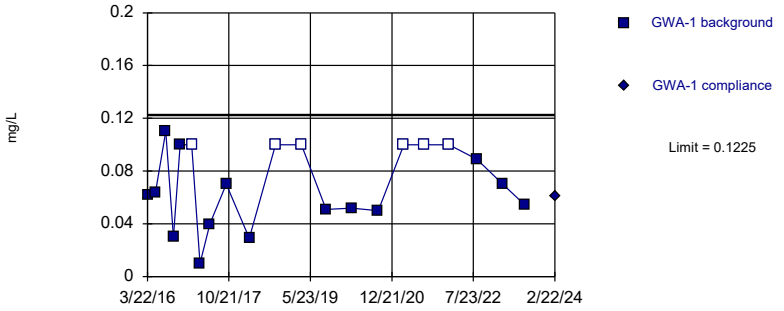

Background Data Summary (after Kaplan-Meier Adjustment): Mean=0.05634, Std. Dev.=0.02593, n=21, 28.57% NDs. Normality test: Shapiro Wilk @alpha = 0.01, calculated = 0.9064, critical = 0.873. Kappa = 2.552 (c=7, w=26, 1 of 2, event alpha = 0.05132). Report alpha = 0.0002894.

Constituent: Fluoride, total Analysis Run 4/14/2024 7:06 PM View: Appendix III Intrawell

Plant Bowen Client: Southern Company Data: Bowen 1, 2, 9, and 10

Sanitas™ v.10.0.16b Software licensed to . UG

Hollow symbols indicate censored values.

Within Limit

Prediction Limit

Intrawell Non-parametric

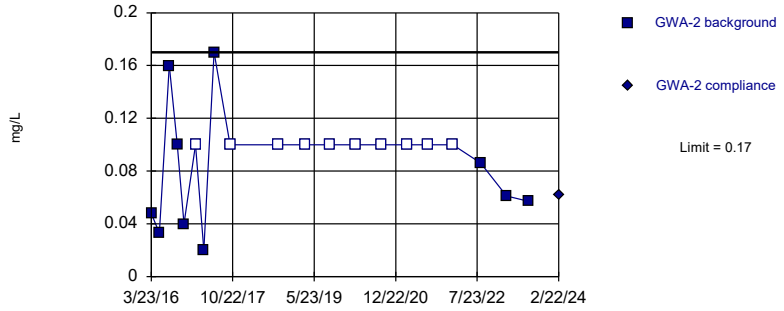

Non-parametric test used in lieu of parametric prediction limit because the Shapiro Wilk normality test showed the data to be non-normal at the 0.01 alpha level. Limit is highest of 20 background values. 50% NDs. Well-constituent pair annual alpha = 0.008564. Individual comparison alpha = 0.004291 (1 of 2).

Constituent: Fluoride, total Analysis Run 4/14/2024 7:06 PM View: Appendix III Intrawell

Plant Bowen Client: Southern Company Data: Bowen 1, 2, 9, and 10

Sanitas™ v.10.0.16b Software licensed to . UG
Hollow symbols indicate censored values.

Within Limit

Prediction Limit

Intrawell Non-parametric

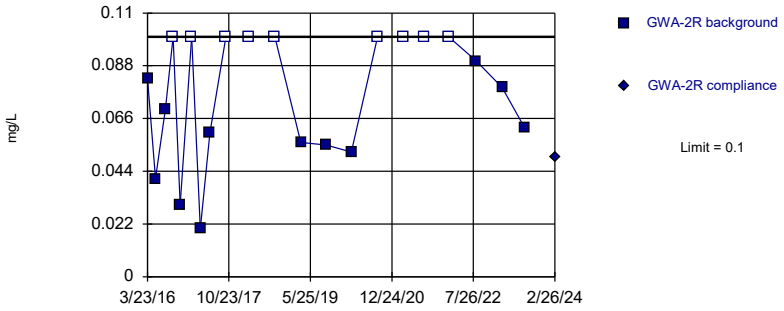

Non-parametric test used in lieu of parametric prediction limit because the Shapiro Wilk normality test showed the data to be non-normal at the 0.01 alpha level. Limit is highest of 21 background values. 42.86% NDs. Well-constituent pair annual alpha = 0.007982. Individual comparison alpha = 0.003999 (1 of 2).

Constituent: Fluoride, total Analysis Run 4/14/2024 7:06 PM View: Appendix III Intrawell
Plant Bowen Client: Southern Company Data: Bowen 1, 2, 9, and 10

Sanitas™ v.10.0.16b Software licensed to . UG
Hollow symbols indicate censored values.

Within Limit

Prediction Limit

Intrawell Parametric

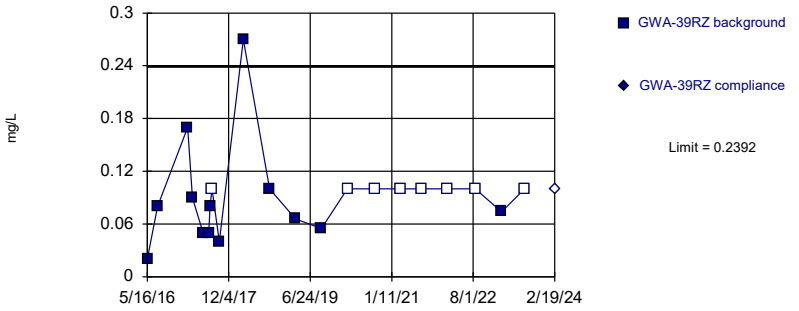

Background Data Summary (based on cube root transformation) (after Kaplan-Meier Adjustment): Mean=0.3989, Std. Dev.=0.08694, n=21, 38.1% NDs. Normality test: Shapiro Wilk @alpha = 0.01, calculated = 0.8894, critical = 0.873. Kappa = 2.552 (c=7, w=26, 1 of 2, event alpha = 0.05132). Report alpha = 0.0002894.

Constituent: Fluoride, total Analysis Run 4/14/2024 7:06 PM View: Appendix III Intrawell
Plant Bowen Client: Southern Company Data: Bowen 1, 2, 9, and 10

Sanitas™ v.10.0.16b Software licensed to . UG
Hollow symbols indicate censored values.

Within Limit

Prediction Limit

Intrawell Parametric

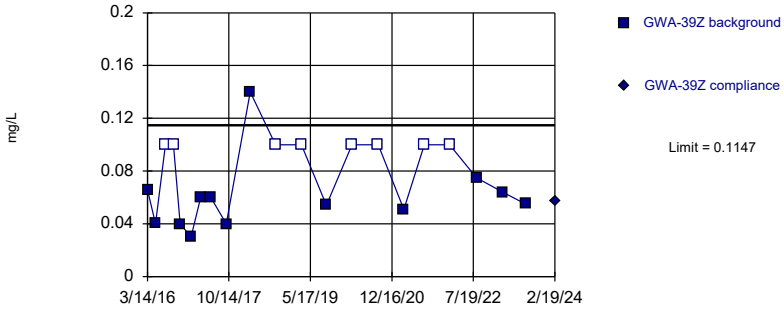

Background Data Summary (after Kaplan-Meier Adjustment): Mean=0.05489, Std. Dev.=0.02343, n=21, 38.1% NDs. Normality test: Shapiro Wilk @alpha = 0.01, calculated = 0.9023, critical = 0.873. Kappa = 2.552 (c=7, w=26, 1 of 2, event alpha = 0.05132). Report alpha = 0.0002894.

Constituent: Fluoride, total Analysis Run 4/14/2024 7:06 PM View: Appendix III Intrawell
Plant Bowen Client: Southern Company Data: Bowen 1, 2, 9, and 10

Sanitas™ v.10.0.16b Software licensed to . UG
Hollow symbols indicate censored values.

Within Limit

Prediction Limit

Intrawell Non-parametric

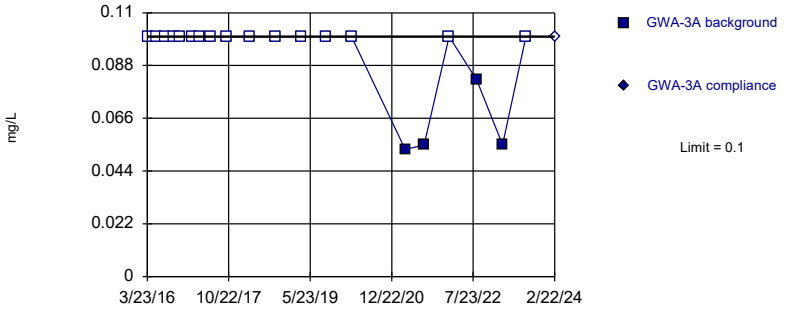

Non-parametric test used in lieu of parametric prediction limit because censored data exceeded 50%. Limit is highest of 20 background values. 80% NDs. Well-constituent pair annual alpha = 0.008564. Individual comparison alpha = 0.004291 (1 of 2).

Constituent: Fluoride, total Analysis Run 4/14/2024 7:06 PM View: Appendix III Intrawell
Plant Bowen Client: Southern Company Data: Bowen 1, 2, 9, and 10

Sanitas™ v.10.0.16b Software licensed to . UG
Hollow symbols indicate censored values.

Within Limit

Prediction Limit

Intrawell Non-parametric

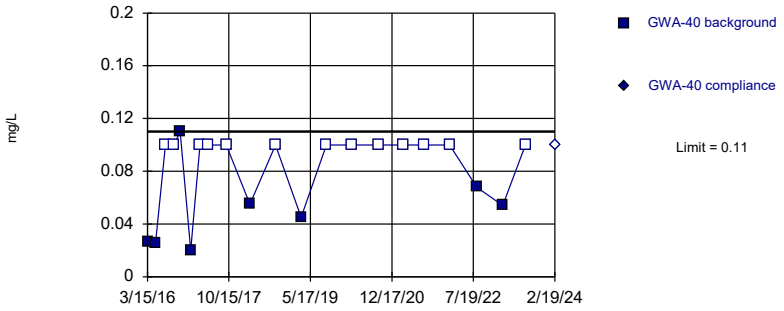

Non-parametric test used in lieu of parametric prediction limit because censored data exceeded 50%. Limit is highest of 21 background values. 61.9% NDs. Well-constituent pair annual alpha = 0.007982. Individual comparison alpha = 0.003999 (1 of 2).

Constituent: Fluoride, total Analysis Run 4/14/2024 7:06 PM View: Appendix III Intrawell
Plant Bowen Client: Southern Company Data: Bowen 1, 2, 9, and 10

Sanitas™ v.10.0.16b Software licensed to . UG
Hollow symbols indicate censored values.

Within Limit

Prediction Limit

Intrawell Non-parametric

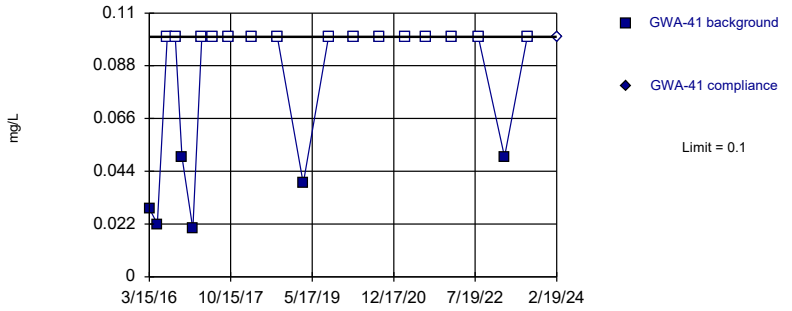

Non-parametric test used in lieu of parametric prediction limit because censored data exceeded 50%. Limit is highest of 21 background values. 71.43% NDs. Well-constituent pair annual alpha = 0.007982. Individual comparison alpha = 0.003999 (1 of 2).

Constituent: Fluoride, total Analysis Run 4/14/2024 7:06 PM View: Appendix III Intrawell
Plant Bowen Client: Southern Company Data: Bowen 1, 2, 9, and 10

Sanitas™ v.10.0.16b Software licensed to . UG
Hollow symbols indicate censored values.

Within Limit

Prediction Limit

Intrawell Non-parametric

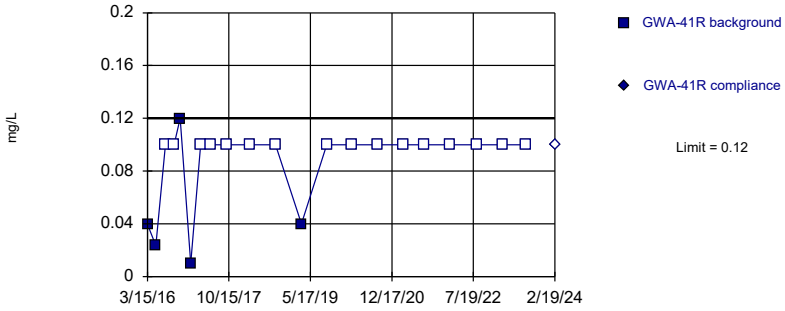

Non-parametric test used in lieu of parametric prediction limit because censored data exceeded 50%. Limit is highest of 21 background values. 76.19% NDs. Well-constituent pair annual alpha = 0.007982. Individual comparison alpha = 0.003999 (1 of 2).

Constituent: Fluoride, total Analysis Run 4/14/2024 7:06 PM View: Appendix III Intrawell
Plant Bowen Client: Southern Company Data: Bowen 1, 2, 9, and 10

Sanitas™ v.10.0.16b Software licensed to . UG
Hollow symbols indicate censored values.

Within Limit

Prediction Limit

Intrawell Non-parametric

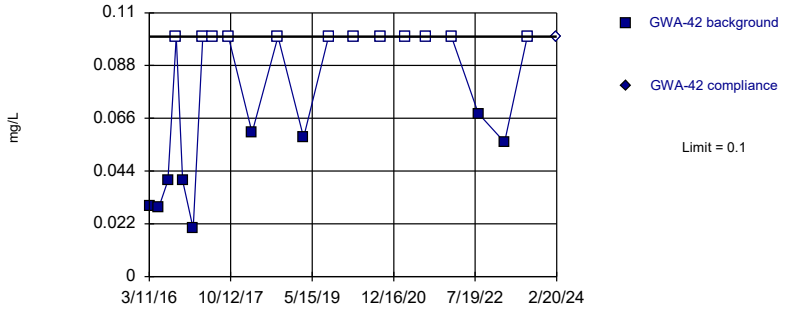

Non-parametric test used in lieu of parametric prediction limit because censored data exceeded 50%. Limit is highest of 21 background values. 57.14% NDs. Well-constituent pair annual alpha = 0.007982. Individual comparison alpha = 0.003999 (1 of 2).

Constituent: Fluoride, total Analysis Run 4/14/2024 7:06 PM View: Appendix III Intrawell
Plant Bowen Client: Southern Company Data: Bowen 1, 2, 9, and 10

Sanitas™ v.10.0.16b Software licensed to . UG
Hollow symbols indicate censored values.

Within Limit

Prediction Limit

Intrawell Non-parametric

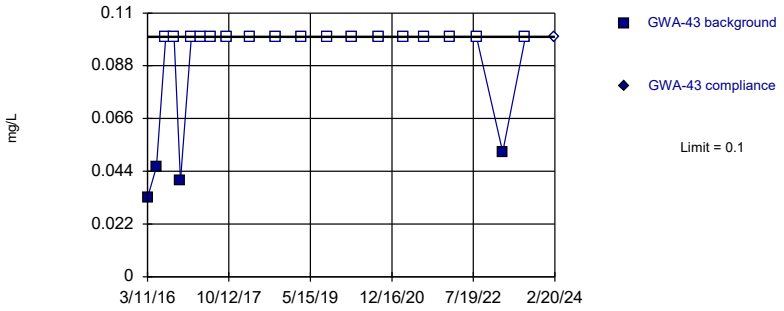

Non-parametric test used in lieu of parametric prediction limit because censored data exceeded 50%. Limit is highest of 21 background values. 80.95% NDs. Well-constituent pair annual alpha = 0.007982. Individual comparison alpha = 0.003999 (1 of 2).

Constituent: Fluoride, total Analysis Run 4/14/2024 7:06 PM View: Appendix III Intrawell
Plant Bowen Client: Southern Company Data: Bowen 1, 2, 9, and 10

Sanitas™ v.10.0.16b Software licensed to . UG
Hollow symbols indicate censored values.

Within Limit

Prediction Limit

Intrawell Non-parametric

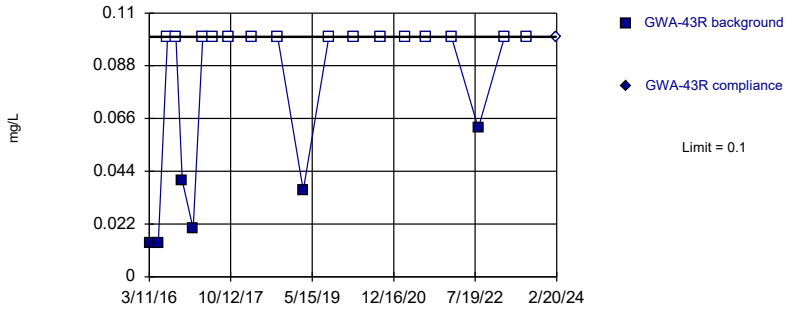

Non-parametric test used in lieu of parametric prediction limit because censored data exceeded 50%. Limit is highest of 21 background values. 71.43% NDs. Well-constituent pair annual alpha = 0.007982. Individual comparison alpha = 0.003999 (1 of 2).

Constituent: Fluoride, total Analysis Run 4/14/2024 7:06 PM View: Appendix III Intrawell
Plant Bowen Client: Southern Company Data: Bowen 1, 2, 9, and 10

Sanitas™ v.10.0.16b Software licensed to . UG
Hollow symbols indicate censored values.

Within Limit

Prediction Limit

Intrawell Parametric

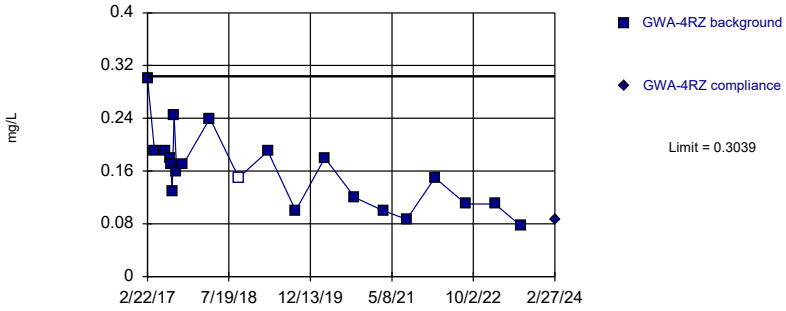

Background Data Summary: Mean=0.1595, Std. Dev.=0.05658, n=21, 4.762% NDs. Normality test: Shapiro Wilk @alpha = 0.01, calculated = 0.947, critical = 0.873. Kappa = 2.552 (c=7, w=26, 1 of 2, event alpha = 0.05132). Report alpha = 0.0002894.

Constituent: Fluoride, total Analysis Run 4/14/2024 7:06 PM View: Appendix III Intrawell
Plant Bowen Client: Southern Company Data: Bowen 1, 2, 9, and 10

Sanitas™ v.10.0.16b Software licensed to . UG
Hollow symbols indicate censored values.

Within Limit

Prediction Limit

Intrawell Non-parametric

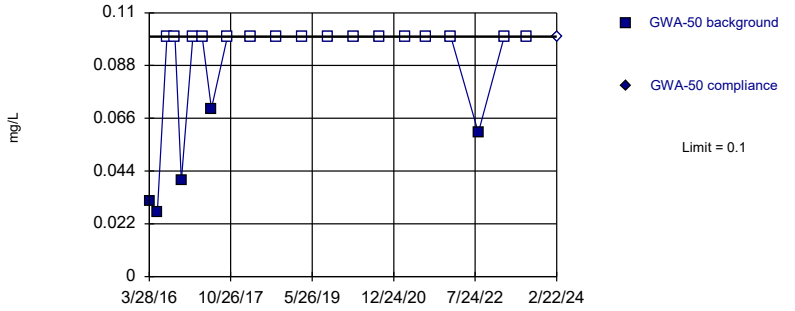

Non-parametric test used in lieu of parametric prediction limit because censored data exceeded 50%. Limit is highest of 21 background values. 76.19% NDs. Well-constituent pair annual alpha = 0.007982. Individual comparison alpha = 0.003999 (1 of 2).

Constituent: Fluoride, total Analysis Run 4/14/2024 7:06 PM View: Appendix III Intrawell
Plant Bowen Client: Southern Company Data: Bowen 1, 2, 9, and 10

Sanitas™ v.10.0.16b Software licensed to . UG
Hollow symbols indicate censored values.

Within Limit

Prediction Limit

Intrawell Non-parametric

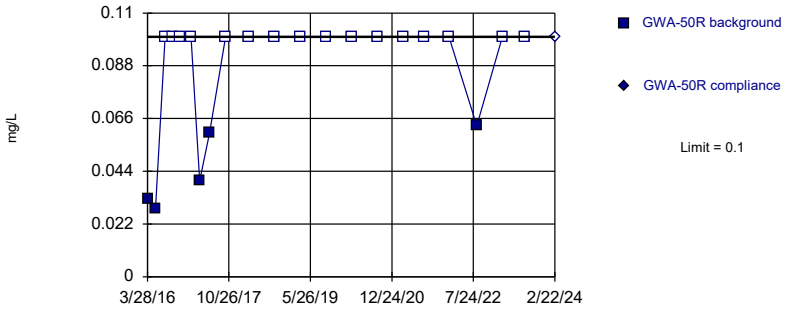

Non-parametric test used in lieu of parametric prediction limit because censored data exceeded 50%. Limit is highest of 21 background values. 76.19% NDs. Well-constituent pair annual alpha = 0.007982. Individual comparison alpha = 0.003999 (1 of 2).

Constituent: Fluoride, total Analysis Run 4/14/2024 7:06 PM View: Appendix III Intrawell
Plant Bowen Client: Southern Company Data: Bowen 1, 2, 9, and 10

Sanitas™ v.10.0.16b Software licensed to . UG
Hollow symbols indicate censored values.

Within Limit

Prediction Limit

Intrawell Non-parametric

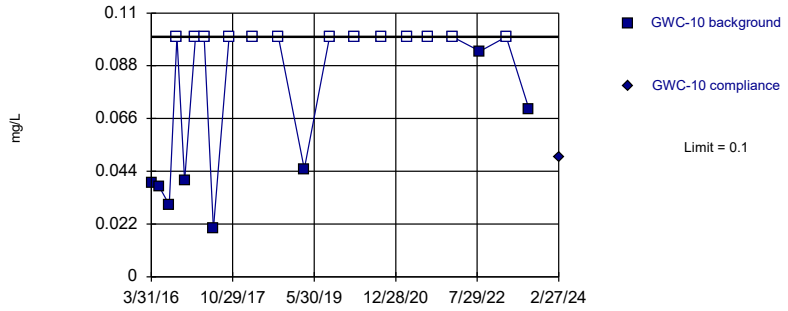

Non-parametric test used in lieu of parametric prediction limit because censored data exceeded 50%. Limit is highest of 21 background values. 61.9% NDs. Well-constituent pair annual alpha = 0.007982. Individual comparison alpha = 0.003999 (1 of 2).

Constituent: Fluoride, total Analysis Run 4/14/2024 7:06 PM View: Appendix III Intrawell
Plant Bowen Client: Southern Company Data: Bowen 1, 2, 9, and 10

Sanitas™ v.10.0.16b Software licensed to . UG
Hollow symbols indicate censored values.

Within Limit

Prediction Limit

Intrawell Non-parametric

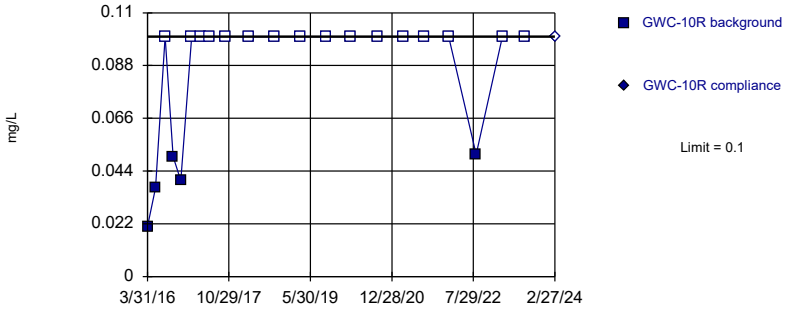

Non-parametric test used in lieu of parametric prediction limit because censored data exceeded 50%. Limit is highest of 21 background values. 76.19% NDs. Well-constituent pair annual alpha = 0.007982. Individual comparison alpha = 0.003999 (1 of 2).

Constituent: Fluoride, total Analysis Run 4/14/2024 7:06 PM View: Appendix III Intrawell
Plant Bowen Client: Southern Company Data: Bowen 1, 2, 9, and 10

Sanitas™ v.10.0.16b Software licensed to . UG
Hollow symbols indicate censored values.

Within Limit

Prediction Limit

Intrawell Non-parametric

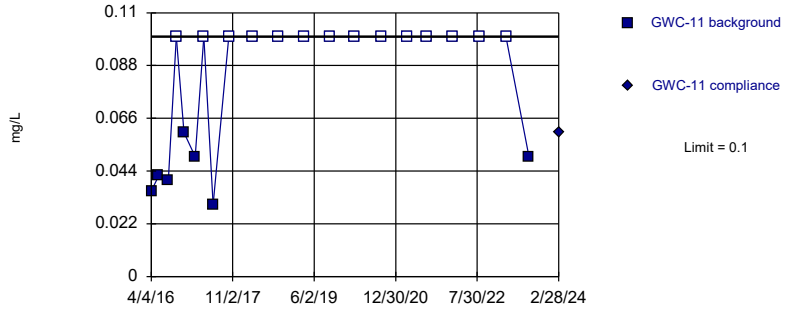

Non-parametric test used in lieu of parametric prediction limit because censored data exceeded 50%. Limit is highest of 21 background values. 66.67% NDs. Well-constituent pair annual alpha = 0.007982. Individual comparison alpha = 0.003999 (1 of 2).

Constituent: Fluoride, total Analysis Run 4/14/2024 7:06 PM View: Appendix III Intrawell
Plant Bowen Client: Southern Company Data: Bowen 1, 2, 9, and 10

Sanitas™ v.10.0.16b Software licensed to . UG
Hollow symbols indicate censored values.
Within Limit

Prediction Limit

Intrawell Non-parametric

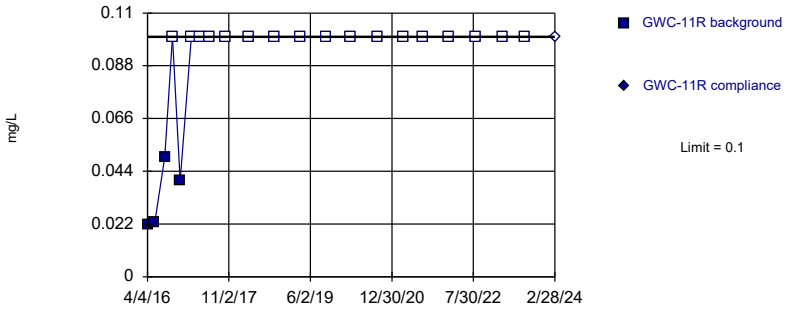

Non-parametric test used in lieu of parametric prediction limit because censored data exceeded 50%. Limit is highest of 21 background values. 80.95% NDs. Well-constituent pair annual alpha = 0.007982. Individual comparison alpha = 0.003999 (1 of 2).

Constituent: Fluoride, total Analysis Run 4/14/2024 7:06 PM View: Appendix III Intrawell
Plant Bowen Client: Southern Company Data: Bowen 1, 2, 9, and 10

Sanitas™ v.10.0.16b Software licensed to . UG
Hollow symbols indicate censored values.
Within Limit

Prediction Limit

Intrawell Non-parametric

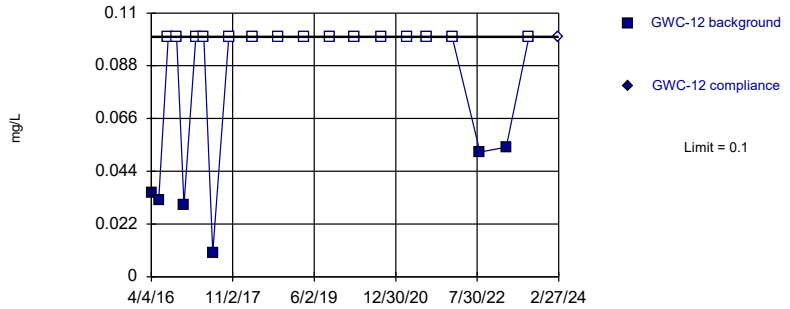

Non-parametric test used in lieu of parametric prediction limit because censored data exceeded 50%. Limit is highest of 21 background values. 71.43% NDs. Well-constituent pair annual alpha = 0.007982. Individual comparison alpha = 0.003999 (1 of 2).

Constituent: Fluoride, total Analysis Run 4/14/2024 7:07 PM View: Appendix III Intrawell
Plant Bowen Client: Southern Company Data: Bowen 1, 2, 9, and 10

Sanitas™ v.10.0.16b Software licensed to . UG
Hollow symbols indicate censored values.
Within Limit

Prediction Limit

Intrawell Non-parametric

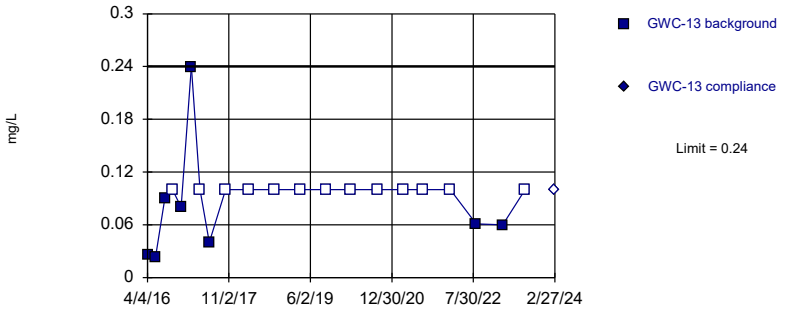

Non-parametric test used in lieu of parametric prediction limit because censored data exceeded 50%. Limit is highest of 21 background values. 61.9% NDs. Well-constituent pair annual alpha = 0.007982. Individual comparison alpha = 0.003999 (1 of 2).

Constituent: Fluoride, total Analysis Run 4/14/2024 7:07 PM View: Appendix III Intrawell
Plant Bowen Client: Southern Company Data: Bowen 1, 2, 9, and 10

Sanitas™ v.10.0.16b Software licensed to . UG
Hollow symbols indicate censored values.
Within Limit

Prediction Limit

Intrawell Parametric

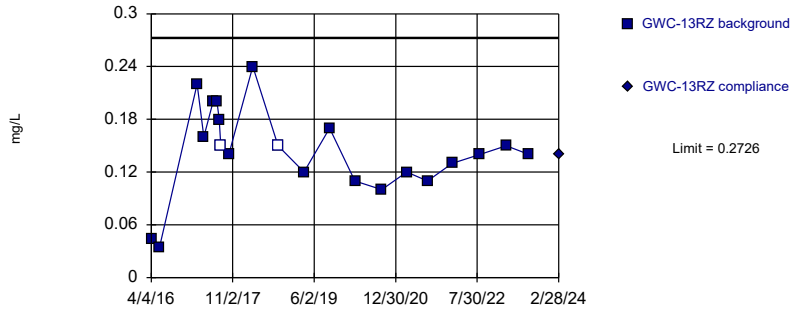

Background Data Summary: Mean=0.1432, Std. Dev.=0.05068, n=21, 9.524% NDs. Normality test: Shapiro Wilk @alpha = 0.01, calculated = 0.9641, critical = 0.873. Kappa = 2.552 (c=7, w=26, 1 of 2, event alpha = 0.05132). Report alpha = 0.0002894.

Constituent: Fluoride, total Analysis Run 4/14/2024 7:07 PM View: Appendix III Intrawell
Plant Bowen Client: Southern Company Data: Bowen 1, 2, 9, and 10

Sanitas™ v.10.0.16b Software licensed to . UG
Hollow symbols indicate censored values.
Within Limit

Prediction Limit

Intrawell Non-parametric

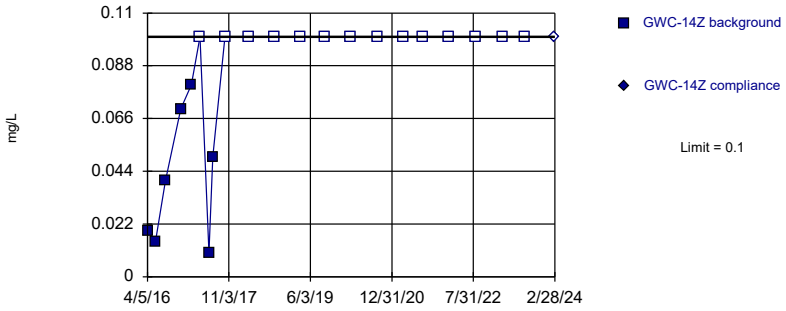

Non-parametric test used in lieu of parametric prediction limit because censored data exceeded 50%. Limit is highest of 21 background values. 66.67% NDs. Well-constituent pair annual alpha = 0.007982. Individual comparison alpha = 0.003999 (1 of 2).

Constituent: Fluoride, total Analysis Run 4/14/2024 7:07 PM View: Appendix III Intrawell
Plant Bowen Client: Southern Company Data: Bowen 1, 2, 9, and 10

Sanitas™ v.10.0.16b Software licensed to . UG
Hollow symbols indicate censored values.
Within Limit

Prediction Limit

Intrawell Non-parametric

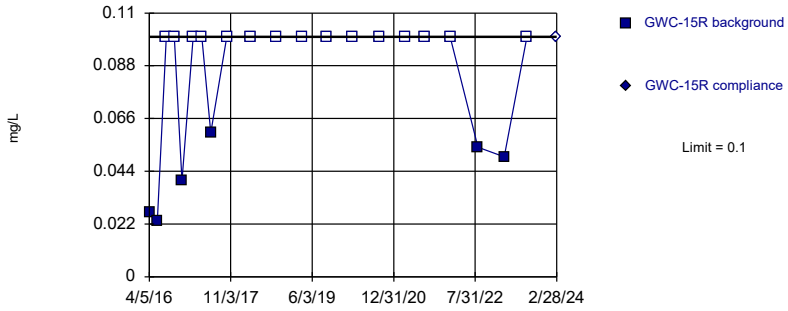

Non-parametric test used in lieu of parametric prediction limit because censored data exceeded 50%. Limit is highest of 21 background values. 71.43% NDs. Well-constituent pair annual alpha = 0.007982. Individual comparison alpha = 0.003999 (1 of 2).

Constituent: Fluoride, total Analysis Run 4/14/2024 7:07 PM View: Appendix III Intrawell
Plant Bowen Client: Southern Company Data: Bowen 1, 2, 9, and 10

Sanitas™ v.10.0.16b Software licensed to . UG
Hollow symbols indicate censored values.
Within Limit

Prediction Limit

Intrawell Non-parametric

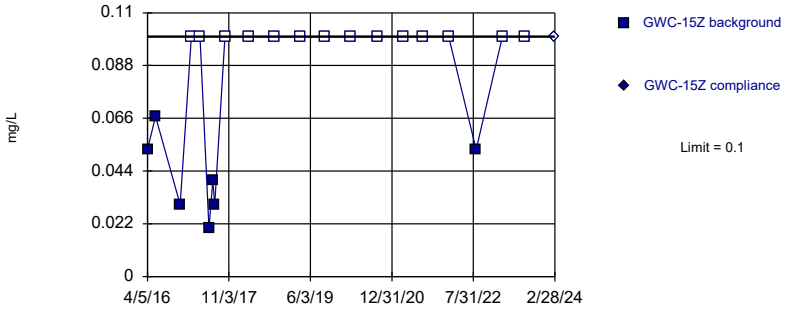

Non-parametric test used in lieu of parametric prediction limit because censored data exceeded 50%. Limit is highest of 21 background values. 66.67% NDs. Well-constituent pair annual alpha = 0.007982. Individual comparison alpha = 0.003999 (1 of 2).

Constituent: Fluoride, total Analysis Run 4/14/2024 7:07 PM View: Appendix III Intrawell
Plant Bowen Client: Southern Company Data: Bowen 1, 2, 9, and 10

Sanitas™ v.10.0.16b Software licensed to . UG
Hollow symbols indicate censored values.
Within Limit

Prediction Limit

Intrawell Parametric

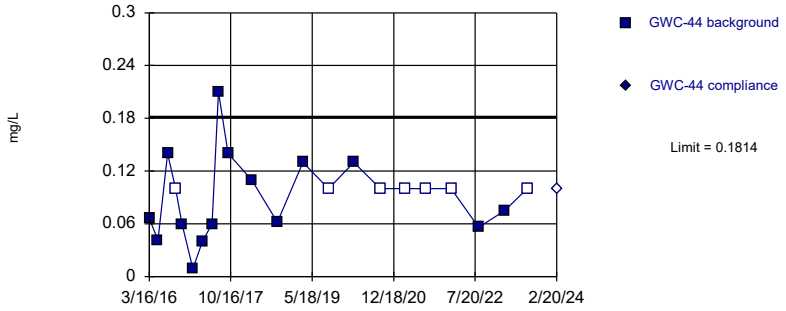

Background Data Summary (after Kaplan-Meier Adjustment): Mean=0.06786, Std. Dev.=0.04489, n=22, 31.82% NDs. Normality test: Shapiro Wilk @alpha = 0.01, calculated = 0.9455, critical = 0.878. Kappa = 2.53 (c=7, w=26, 1 of 2, event alpha = 0.05132). Report alpha = 0.0002894.

Constituent: Fluoride, total Analysis Run 4/14/2024 7:07 PM View: Appendix III Intrawell
Plant Bowen Client: Southern Company Data: Bowen 1, 2, 9, and 10

Sanitas™ v.10.0.16b Software licensed to . UG
Hollow symbols indicate censored values.
Within Limit

Prediction Limit

Intrawell Non-parametric

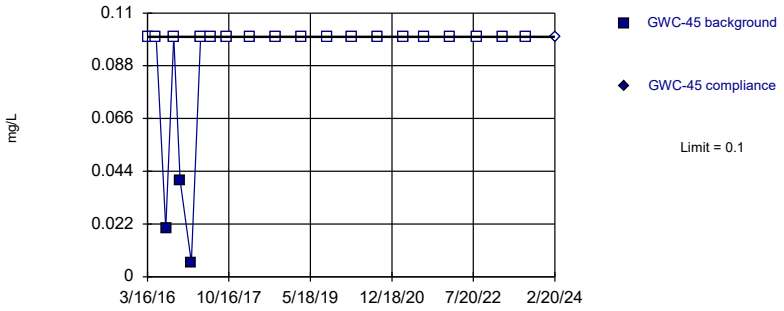

Non-parametric test used in lieu of parametric prediction limit because censored data exceeded 50%. Limit is highest of 21 background values. 85.71% NDs. Well-constituent pair annual alpha = 0.007982. Individual comparison alpha = 0.003999 (1 of 2).

Constituent: Fluoride, total Analysis Run 4/14/2024 7:07 PM View: Appendix III Intrawell
Plant Bowen Client: Southern Company Data: Bowen 1, 2, 9, and 10

Sanitas™ v.10.0.16b Software licensed to . UG
Hollow symbols indicate censored values.
Within Limit

Prediction Limit

Intrawell Non-parametric

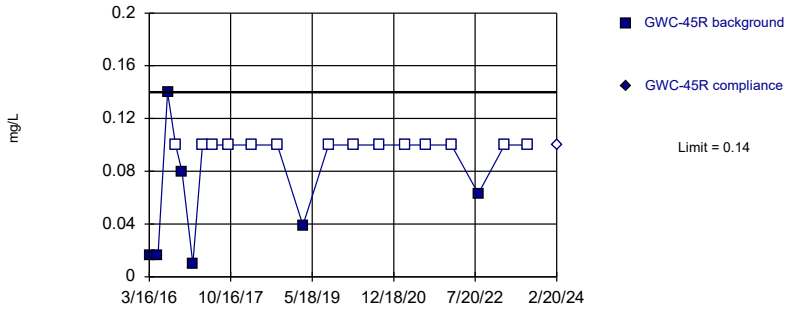

Non-parametric test used in lieu of parametric prediction limit because censored data exceeded 50%. Limit is highest of 21 background values. 66.67% NDs. Well-constituent pair annual alpha = 0.007982. Individual comparison alpha = 0.003999 (1 of 2).

Constituent: Fluoride, total Analysis Run 4/14/2024 7:07 PM View: Appendix III Intrawell
Plant Bowen Client: Southern Company Data: Bowen 1, 2, 9, and 10

Sanitas™ v.10.0.16b Software licensed to . UG
Hollow symbols indicate censored values.
Within Limit

Prediction Limit

Intrawell Non-parametric

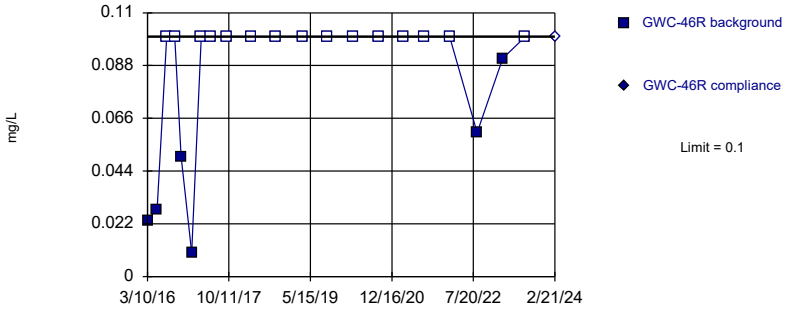

Non-parametric test used in lieu of parametric prediction limit because censored data exceeded 50%. Limit is highest of 21 background values. 71.43% NDs. Well-constituent pair annual alpha = 0.007982. Individual comparison alpha = 0.003999 (1 of 2).

Constituent: Fluoride, total Analysis Run 4/14/2024 7:07 PM View: Appendix III Intrawell
Plant Bowen Client: Southern Company Data: Bowen 1, 2, 9, and 10

Sanitas™ v.10.0.16b Software licensed to . UG
Hollow symbols indicate censored values.
Within Limit

Prediction Limit

Intrawell Non-parametric

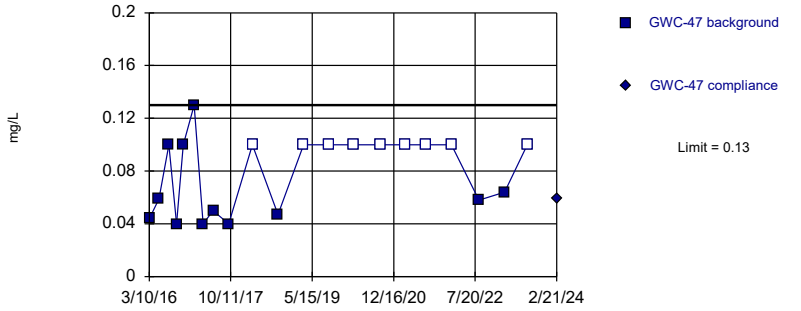

Non-parametric test used in lieu of parametric prediction limit because the Shapiro Wilk normality test showed the data to be non-normal at the 0.01 alpha level. Limit is highest of 21 background values. 42.86% NDs. Well-constituent pair annual alpha = 0.007982. Individual comparison alpha = 0.003999 (1 of 2).

Constituent: Fluoride, total Analysis Run 4/14/2024 7:07 PM View: Appendix III Intrawell
Plant Bowen Client: Southern Company Data: Bowen 1, 2, 9, and 10

Sanitas™ v.10.0.16b Software licensed to . UG
Hollow symbols indicate censored values.
Within Limit

Prediction Limit

Intrawell Non-parametric

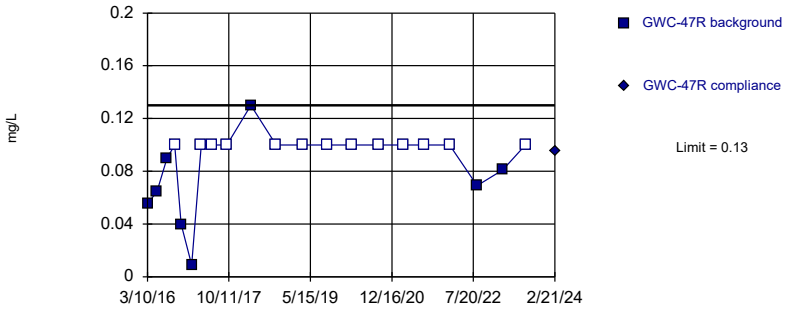

Non-parametric test used in lieu of parametric prediction limit because censored data exceeded 50%. Limit is highest of 21 background values. 61.9% NDs. Well-constituent pair annual alpha = 0.007982. Individual comparison alpha = 0.003999 (1 of 2).

Constituent: Fluoride, total Analysis Run 4/14/2024 7:07 PM View: Appendix III Intrawell
Plant Bowen Client: Southern Company Data: Bowen 1, 2, 9, and 10

Sanitas™ v.10.0.16b Software licensed to . UG
Hollow symbols indicate censored values.
Within Limit

Prediction Limit

Intrawell Non-parametric

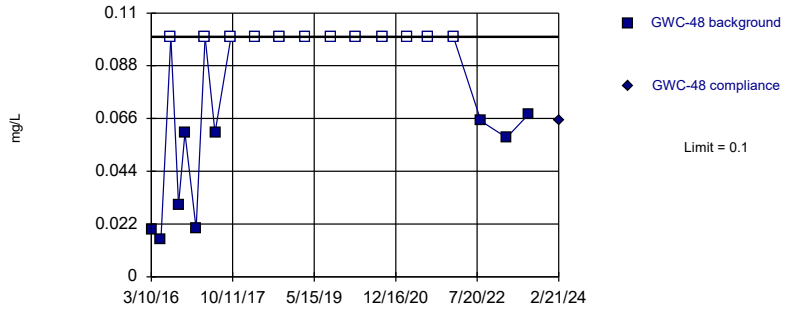

Non-parametric test used in lieu of parametric prediction limit because censored data exceeded 50%. Limit is highest of 21 background values. 57.14% NDs. Well-constituent pair annual alpha = 0.007982. Individual comparison alpha = 0.003999 (1 of 2).

Constituent: Fluoride, total Analysis Run 4/14/2024 7:07 PM View: Appendix III Intrawell
Plant Bowen Client: Southern Company Data: Bowen 1, 2, 9, and 10

Sanitas™ v.10.0.16b Software licensed to . UG
Hollow symbols indicate censored values.
Within Limit

Prediction Limit

Intrawell Non-parametric

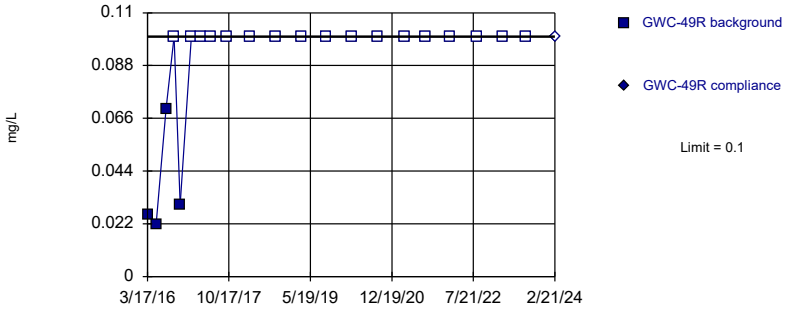

Non-parametric test used in lieu of parametric prediction limit because censored data exceeded 50%. Limit is highest of 21 background values. 80.95% NDs. Well-constituent pair annual alpha = 0.007982. Individual comparison alpha = 0.003999 (1 of 2).

Constituent: Fluoride, total Analysis Run 4/14/2024 7:07 PM View: Appendix III Intrawell
Plant Bowen Client: Southern Company Data: Bowen 1, 2, 9, and 10

Sanitas™ v.10.0.16b Software licensed to . UG
Hollow symbols indicate censored values.
Within Limit

Prediction Limit

Intrawell Non-parametric

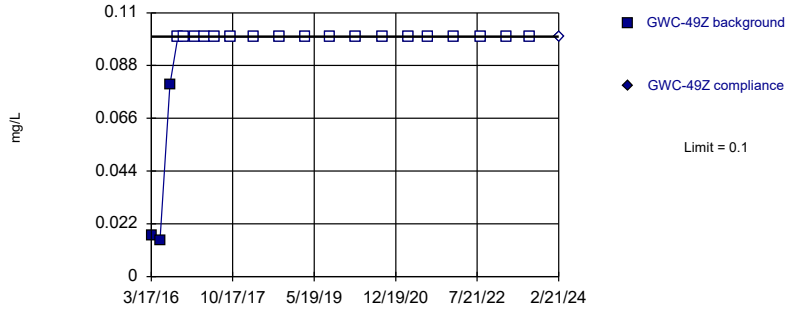

Non-parametric test used in lieu of parametric prediction limit because censored data exceeded 50%. Limit is highest of 21 background values. 85.71% NDs. Well-constituent pair annual alpha = 0.007982. Individual comparison alpha = 0.003999 (1 of 2).

Constituent: Fluoride, total Analysis Run 4/14/2024 7:07 PM View: Appendix III Intrawell
Plant Bowen Client: Southern Company Data: Bowen 1, 2, 9, and 10

Sanitas™ v.10.0.16b Software licensed to . UG
Hollow symbols indicate censored values.

Within Limit

Prediction Limit

Intrawell Non-parametric

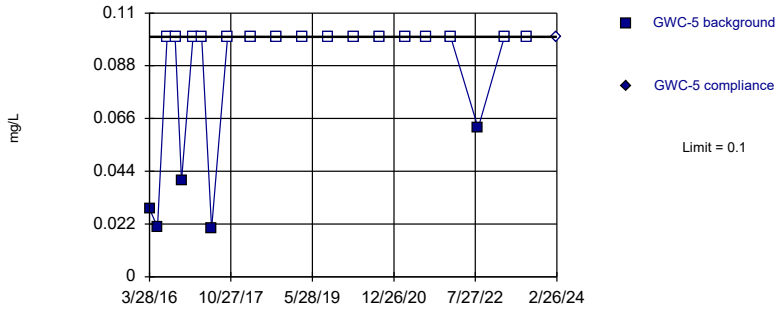

Non-parametric test used in lieu of parametric prediction limit because censored data exceeded 50%. Limit is highest of 21 background values. 76.19% NDs. Well-constituent pair annual alpha = 0.007982. Individual comparison alpha = 0.003999 (1 of 2).

Constituent: Fluoride, total Analysis Run 4/14/2024 7:07 PM View: Appendix III Intrawell
Plant Bowen Client: Southern Company Data: Bowen 1, 2, 9, and 10

Sanitas™ v.10.0.16b Software licensed to . UG
Hollow symbols indicate censored values.

Within Limit

Prediction Limit

Intrawell Non-parametric

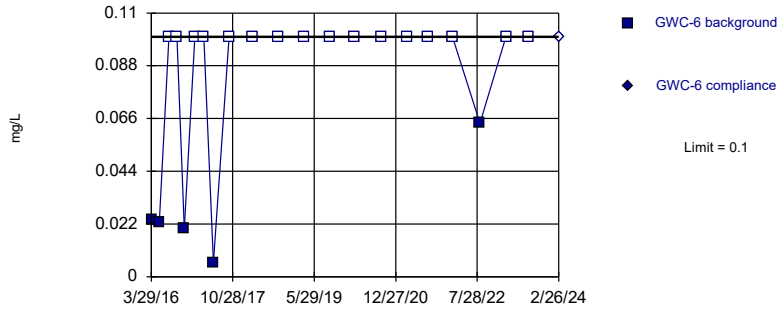

Non-parametric test used in lieu of parametric prediction limit because censored data exceeded 50%. Limit is highest of 21 background values. 76.19% NDs. Well-constituent pair annual alpha = 0.007982. Individual comparison alpha = 0.003999 (1 of 2).

Constituent: Fluoride, total Analysis Run 4/14/2024 7:07 PM View: Appendix III Intrawell
Plant Bowen Client: Southern Company Data: Bowen 1, 2, 9, and 10

Sanitas™ v.10.0.16b Software licensed to . UG
Hollow symbols indicate censored values.

Within Limit

Prediction Limit

Intrawell Non-parametric

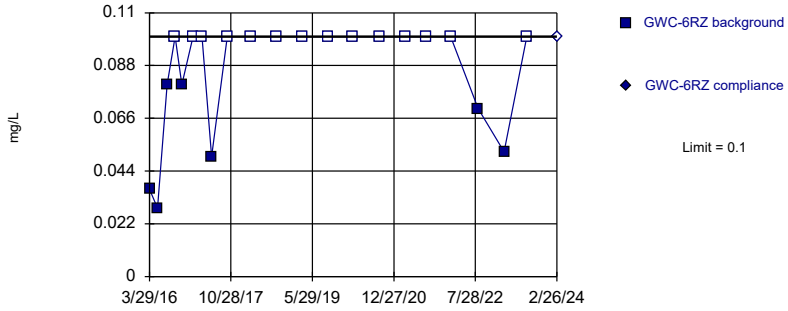

Non-parametric test used in lieu of parametric prediction limit because censored data exceeded 50%. Limit is highest of 21 background values. 66.67% NDs. Well-constituent pair annual alpha = 0.007982. Individual comparison alpha = 0.003999 (1 of 2).

Constituent: Fluoride, total Analysis Run 4/14/2024 7:07 PM View: Appendix III Intrawell
Plant Bowen Client: Southern Company Data: Bowen 1, 2, 9, and 10

Sanitas™ v.10.0.16b Software licensed to . UG
Hollow symbols indicate censored values.

Within Limit

Prediction Limit

Intrawell Non-parametric

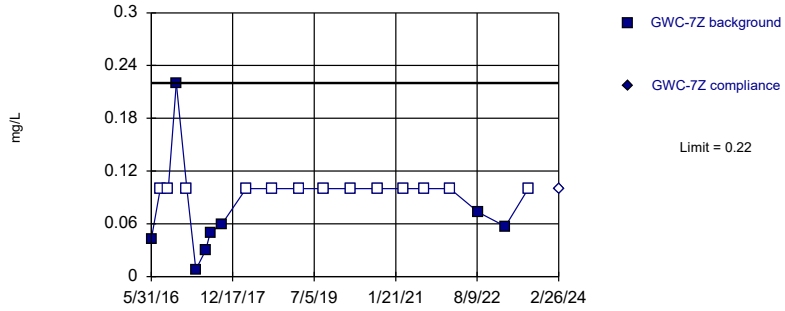

Non-parametric test used in lieu of parametric prediction limit because censored data exceeded 50%. Limit is highest of 21 background values. 61.9% NDs. Well-constituent pair annual alpha = 0.007982. Individual comparison alpha = 0.003999 (1 of 2).

Constituent: Fluoride, total Analysis Run 4/14/2024 7:07 PM View: Appendix III Intrawell
Plant Bowen Client: Southern Company Data: Bowen 1, 2, 9, and 10

Sanitas™ v.10.0.16b Software licensed to . UG
Hollow symbols indicate censored values.
Within Limit

Prediction Limit

Intrawell Non-parametric

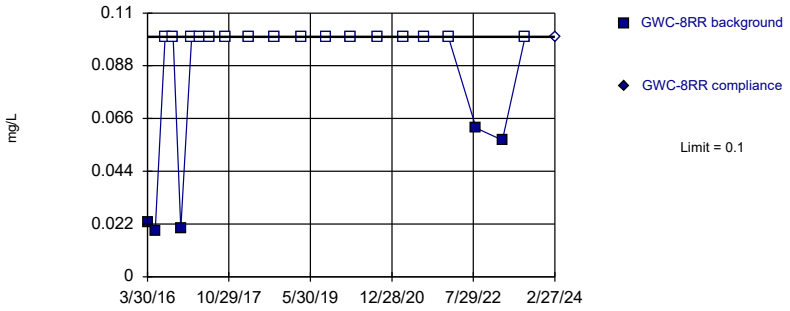

Non-parametric test used in lieu of parametric prediction limit because censored data exceeded 50%. Limit is highest of 21 background values. 76.19% NDs. Well-constituent pair annual alpha = 0.007982. Individual comparison alpha = 0.003999 (1 of 2).

Constituent: Fluoride, total Analysis Run 4/14/2024 7:07 PM View: Appendix III Intrawell
Plant Bowen Client: Southern Company Data: Bowen 1, 2, 9, and 10

Sanitas™ v.10.0.16b Software licensed to . UG
Hollow symbols indicate censored values.
Within Limit

Prediction Limit

Intrawell Non-parametric

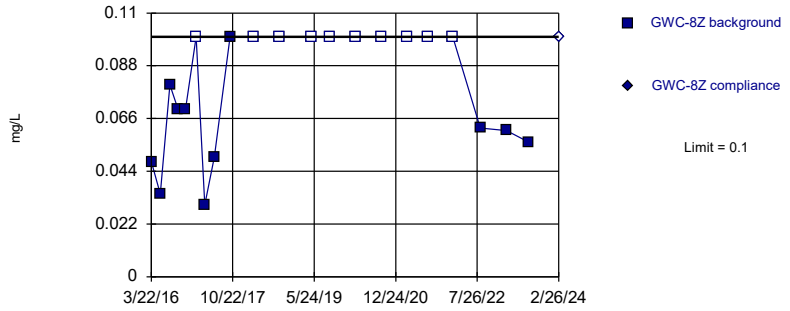

Non-parametric test used in lieu of parametric prediction limit because the Shapiro Wilk normality test showed the data to be non-normal at the 0.01 alpha level. Limit is highest of 21 background values. 47.62% NDs. Well-constituent pair annual alpha = 0.007982. Individual comparison alpha = 0.003999 (1 of 2).

Constituent: Fluoride, total Analysis Run 4/14/2024 7:07 PM View: Appendix III Intrawell
Plant Bowen Client: Southern Company Data: Bowen 1, 2, 9, and 10

Sanitas™ v.10.0.16b Software licensed to . UG
Hollow symbols indicate censored values.
Within Limit

Prediction Limit

Intrawell Non-parametric

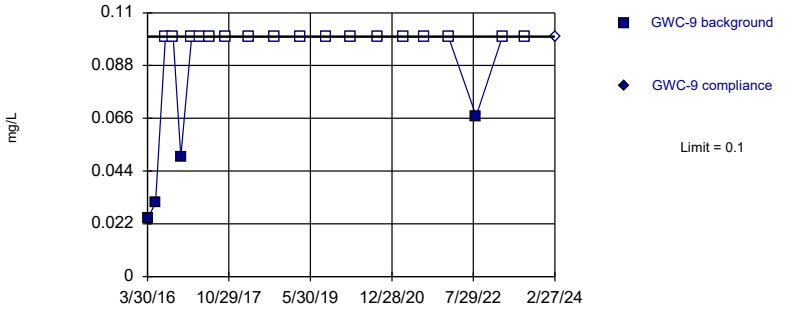

Non-parametric test used in lieu of parametric prediction limit because censored data exceeded 50%. Limit is highest of 21 background values. 80.95% NDs. Well-constituent pair annual alpha = 0.007982. Individual comparison alpha = 0.003999 (1 of 2).

Constituent: Fluoride, total Analysis Run 4/14/2024 7:07 PM View: Appendix III Intrawell
Plant Bowen Client: Southern Company Data: Bowen 1, 2, 9, and 10

Sanitas™ v.10.0.16b Software licensed to . UG
Within Limit

Prediction Limit

Intrawell Parametric

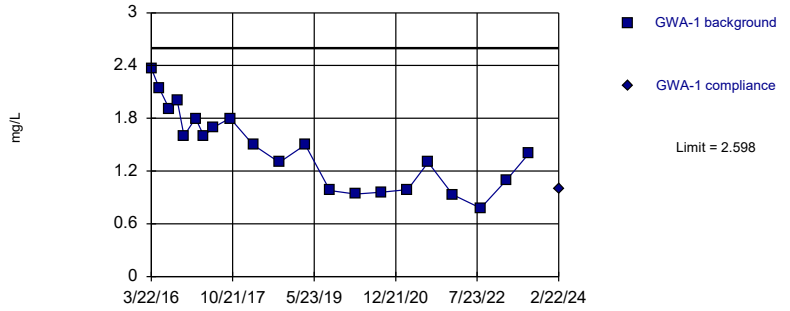

Background Data Summary: Mean=1.457, Std. Dev.=0.4474, n=21. Normality test: Shapiro Wilk @alpha = 0.01, calculated = 0.9588, critical = 0.873. Kappa = 2.552 (c=7, w=26, 1 of 2, event alpha = 0.05132). Report alpha = 0.0002894.

Constituent: Sulfate, total Analysis Run 4/14/2024 7:07 PM View: Appendix III Intrawell
Plant Bowen Client: Southern Company Data: Bowen 1, 2, 9, and 10

Sanitas™ v.10.0.16b Software licensed to . UG

Within Limit

Prediction Limit

Intrawell Parametric

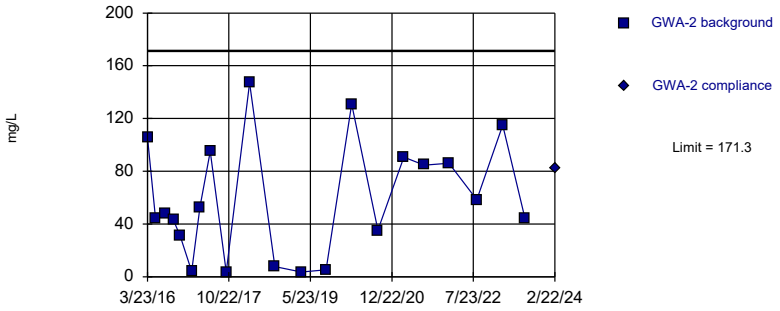

Background Data Summary: Mean=58.87, Std. Dev.=44.05, n=21. Normality test: Shapiro Wilk @alpha = 0.01, calculated = 0.9346, critical = 0.873. Kappa = 2.552 (c=7, w=26, 1 of 2, event alpha = 0.05132). Report alpha = 0.0002894.

Constituent: Sulfate, total Analysis Run 4/14/2024 7:07 PM View: Appendix III Intrawell

Plant Bowen Client: Southern Company Data: Bowen 1, 2, 9, and 10

Sanitas™ v.10.0.16b Software licensed to . UG

Within Limit

Prediction Limit

Intrawell Non-parametric

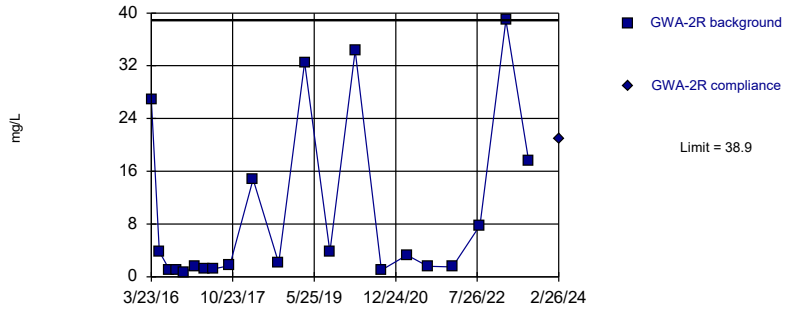

Non-parametric test used in lieu of parametric prediction limit because the Shapiro Wilk normality test showed the data to be non-normal at the 0.01 alpha level. Limit is highest of 21 background values. Well-constituent pair annual alpha = 0.007982. Individual comparison alpha = 0.003999 (1 of 2).

Constituent: Sulfate, total Analysis Run 4/14/2024 7:07 PM View: Appendix III Intrawell

Plant Bowen Client: Southern Company Data: Bowen 1, 2, 9, and 10

Sanitas™ v.10.0.16b Software licensed to . UG

Within Limit

Prediction Limit

Intrawell Parametric

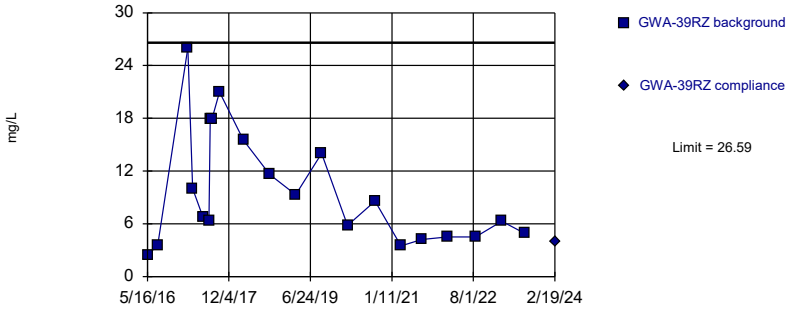

Background Data Summary: Mean=9.752, Std. Dev.=6.6, n=21. Normality test: Shapiro Wilk @alpha = 0.01, calculated = 0.8802, critical = 0.873. Kappa = 2.552 (c=7, w=26, 1 of 2, event alpha = 0.05132). Report alpha = 0.0002894.

Constituent: Sulfate, total Analysis Run 4/14/2024 7:07 PM View: Appendix III Intrawell

Plant Bowen Client: Southern Company Data: Bowen 1, 2, 9, and 10

Sanitas™ v.10.0.16b Software licensed to . UG

Within Limit

Prediction Limit

Intrawell Parametric

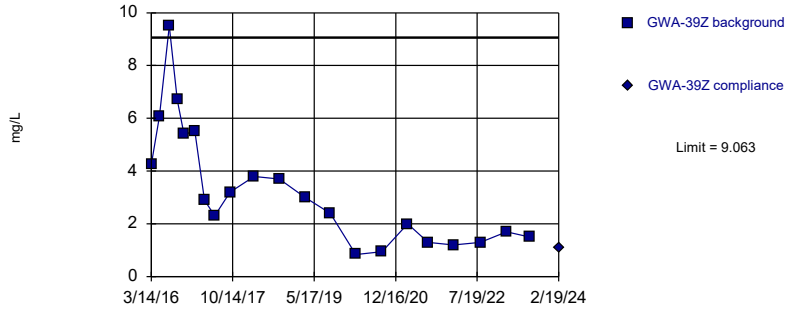

Background Data Summary: Mean=3.31, Std. Dev.=2.255, n=21. Normality test: Shapiro Wilk @alpha = 0.01, calculated = 0.8913, critical = 0.873. Kappa = 2.552 (c=7, w=26, 1 of 2, event alpha = 0.05132). Report alpha = 0.0002894.

Constituent: Sulfate, total Analysis Run 4/14/2024 7:07 PM View: Appendix III Intrawell

Plant Bowen Client: Southern Company Data: Bowen 1, 2, 9, and 10

Sanitas™ v.10.0.16b Software licensed to . UG
Hollow symbols indicate censored values.

Within Limit

Prediction Limit

Intrawell Parametric

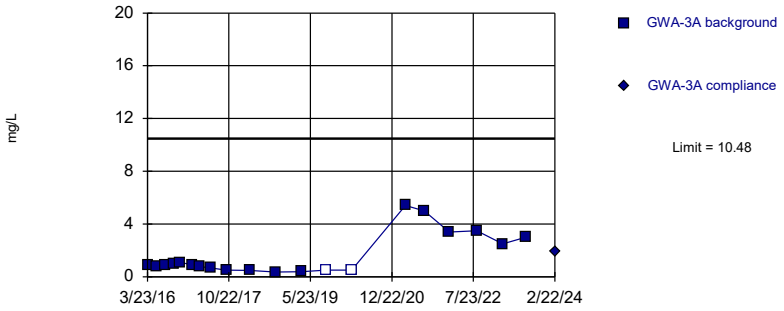

Background Data Summary (based on natural log transformation): Mean=0.08903, Std. Dev.=0.8782, n=20, 10% NDs. Normality test: Shapiro Wilk @alpha = 0.01, calculated = 0.8842, critical = 0.868. Kappa = 2.574 (c=7, w=26, 1 of 2, event alpha = 0.05132). Report alpha = 0.0002894.

Constituent: Sulfate, total Analysis Run 4/14/2024 7:07 PM View: Appendix III Intrawell
Plant Bowen Client: Southern Company Data: Bowen 1, 2, 9, and 10

Sanitas™ v.10.0.16b Software licensed to . UG
Hollow symbols indicate censored values.

Within Limit

Prediction Limit

Intrawell Non-parametric

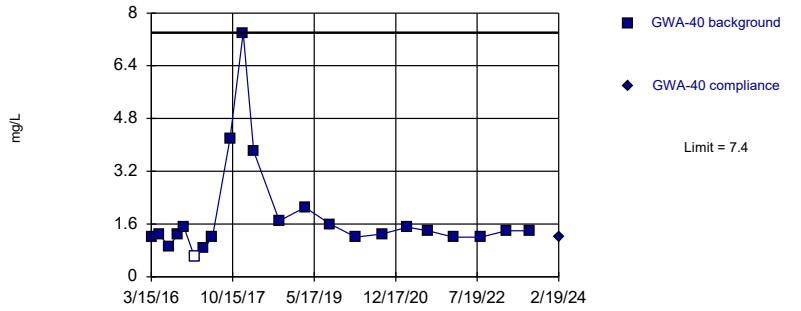

Non-parametric test used in lieu of parametric prediction limit because the Shapiro Wilk normality test showed the data to be non-normal at the 0.01 alpha level. Limit is highest of 22 background values. 4.545% NDs. Well-constituent pair annual alpha = 0.007401. Individual comparison alpha = 0.003707 (1 of 2).

Constituent: Sulfate, total Analysis Run 4/14/2024 7:07 PM View: Appendix III Intrawell
Plant Bowen Client: Southern Company Data: Bowen 1, 2, 9, and 10

Sanitas™ v.10.0.16b Software licensed to . UG

Within Limit

Prediction Limit

Intrawell Non-parametric

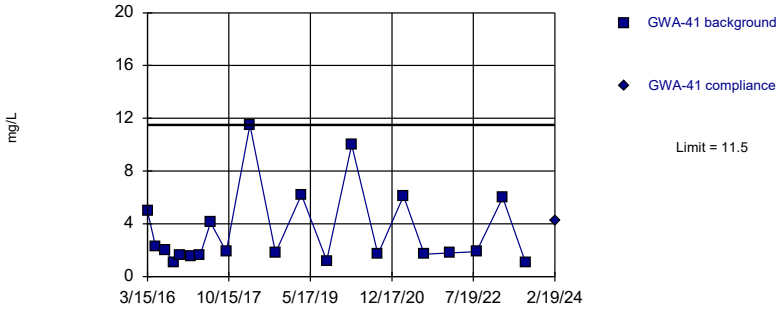

Non-parametric test used in lieu of parametric prediction limit because the Shapiro Wilk normality test showed the data to be non-normal at the 0.01 alpha level. Limit is highest of 21 background values. Well-constituent pair annual alpha = 0.007982. Individual comparison alpha = 0.003999 (1 of 2).

Constituent: Sulfate, total Analysis Run 4/14/2024 7:07 PM View: Appendix III Intrawell
Plant Bowen Client: Southern Company Data: Bowen 1, 2, 9, and 10

Sanitas™ v.10.0.16b Software licensed to . UG
Hollow symbols indicate censored values.

Within Limit

Prediction Limit

Intrawell Parametric

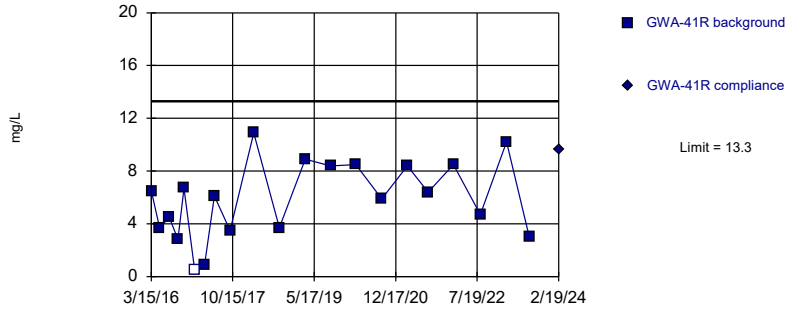

Background Data Summary: Mean=5.842, Std. Dev.=2.922, n=21, 4.762% NDs. Normality test: Shapiro Wilk @alpha = 0.01, calculated = 0.9665, critical = 0.873. Kappa = 2.552 (c=7, w=26, 1 of 2, event alpha = 0.05132). Report alpha = 0.0002894.

Constituent: Sulfate, total Analysis Run 4/14/2024 7:07 PM View: Appendix III Intrawell
Plant Bowen Client: Southern Company Data: Bowen 1, 2, 9, and 10

Sanitas™ v.10.0.16b Software licensed to . UG
Hollow symbols indicate censored values.

Within Limit

Prediction Limit

Intrawell Parametric

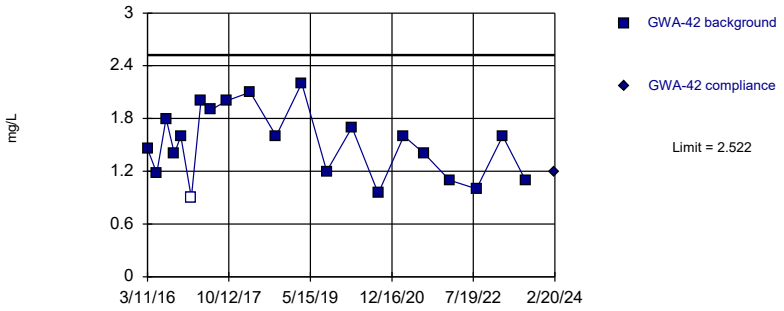

Background Data Summary: Mean=1.514, Std. Dev.=0.3952, n=21, 4.762% NDs. Normality test: Shapiro Wilk @alpha = 0.01, calculated = 0.9573, critical = 0.873. Kappa = 2.552 (c=7, w=26, 1 of 2, event alpha = 0.05132). Report alpha = 0.0002894.

Constituent: Sulfate, total Analysis Run 4/14/2024 7:07 PM View: Appendix III Intrawell
Plant Bowen Client: Southern Company Data: Bowen 1, 2, 9, and 10

Sanitas™ v.10.0.16b Software licensed to . UG
Hollow symbols indicate censored values.

Within Limit

Prediction Limit

Intrawell Parametric

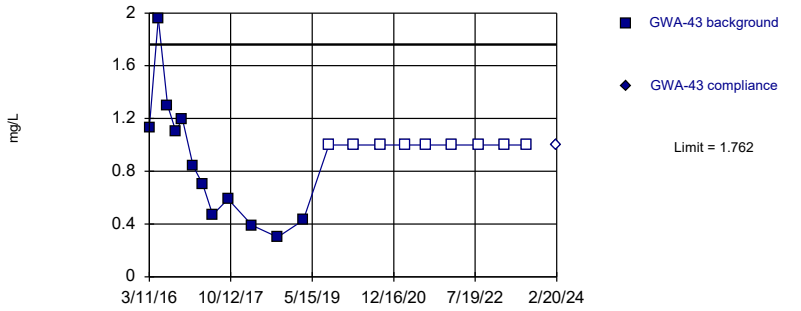

Background Data Summary (after Kaplan-Meier Adjustment): Mean=0.7235, Std. Dev.=0.4069, n=21, 42.86% NDs. Normality test: Shapiro Wilk @alpha = 0.01, calculated = 0.8832, critical = 0.873. Kappa = 2.552 (c=7, w=26, 1 of 2, event alpha = 0.05132). Report alpha = 0.0002894.

Constituent: Sulfate, total Analysis Run 4/14/2024 7:07 PM View: Appendix III Intrawell
Plant Bowen Client: Southern Company Data: Bowen 1, 2, 9, and 10

Sanitas™ v.10.0.16b Software licensed to . UG

Within Limit

Prediction Limit

Intrawell Parametric

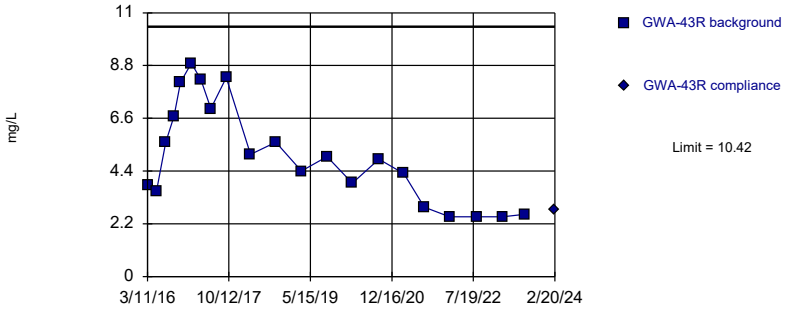

Background Data Summary: Mean=5.066, Std. Dev.=2.097, n=21. Normality test: Shapiro Wilk @alpha = 0.01, calculated = 0.9199, critical = 0.873. Kappa = 2.552 (c=7, w=26, 1 of 2, event alpha = 0.05132). Report alpha = 0.0002894.

Constituent: Sulfate, total Analysis Run 4/14/2024 7:07 PM View: Appendix III Intrawell
Plant Bowen Client: Southern Company Data: Bowen 1, 2, 9, and 10

Sanitas™ v.10.0.16b Software licensed to . UG

Within Limit

Prediction Limit

Intrawell Parametric

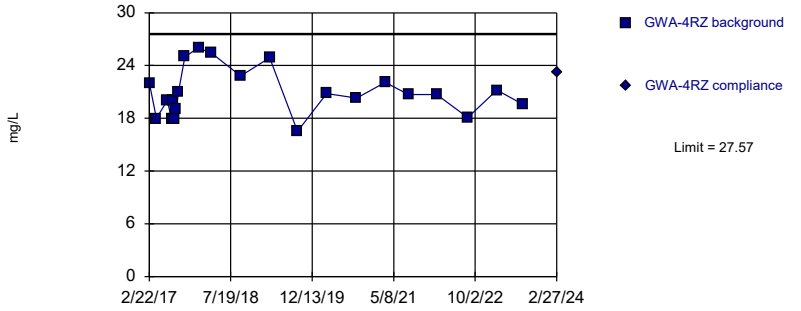

Background Data Summary: Mean=20.91, Std. Dev.=2.63, n=22. Normality test: Shapiro Wilk @alpha = 0.01, calculated = 0.9432, critical = 0.878. Kappa = 2.53 (c=7, w=26, 1 of 2, event alpha = 0.05132). Report alpha = 0.0002894.

Constituent: Sulfate, total Analysis Run 4/14/2024 7:07 PM View: Appendix III Intrawell
Plant Bowen Client: Southern Company Data: Bowen 1, 2, 9, and 10

Sanitas™ v.10.0.16b Software licensed to . UG
Hollow symbols indicate censored values.

Within Limit

Prediction Limit

Intrawell Non-parametric

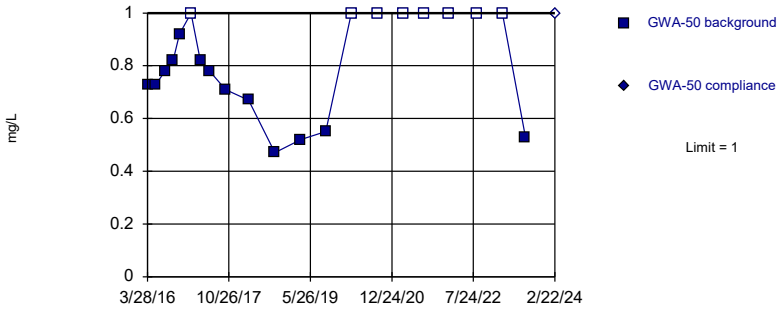

Non-parametric test used in lieu of parametric prediction limit because the Shapiro Wilk normality test showed the data to be non-normal at the 0.01 alpha level. Limit is highest of 21 background values. 38.1% NDs. Well-constituent pair annual alpha = 0.007982. Individual comparison alpha = 0.003999 (1 of 2).

Constituent: Sulfate, total Analysis Run 4/14/2024 7:07 PM View: Appendix III Intrawell
Plant Bowen Client: Southern Company Data: Bowen 1, 2, 9, and 10

Sanitas™ v.10.0.16b Software licensed to . UG
Hollow symbols indicate censored values.

Within Limit

Prediction Limit

Intrawell Parametric

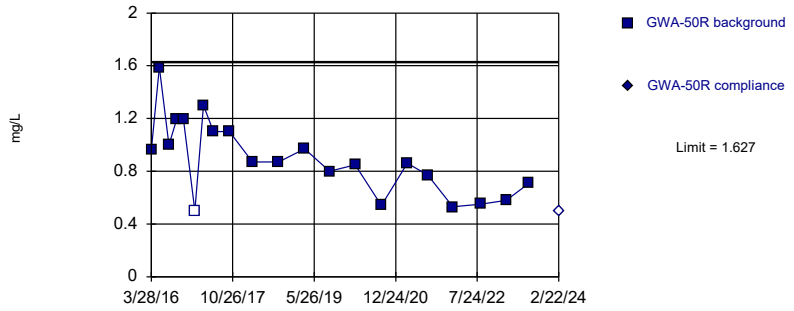

Background Data Summary: Mean=0.8976, Std. Dev.=0.2859, n=21, 4.762% NDs. Normality test: Shapiro Wilk @alpha = 0.01, calculated = 0.9541, critical = 0.873. Kappa = 2.552 (c=7, w=26, 1 of 2, event alpha = 0.05132). Report alpha = 0.0002894.

Constituent: Sulfate, total Analysis Run 4/14/2024 7:07 PM View: Appendix III Intrawell
Plant Bowen Client: Southern Company Data: Bowen 1, 2, 9, and 10

Sanitas™ v.10.0.16b Software licensed to . UG

Within Limit

Prediction Limit

Intrawell Parametric

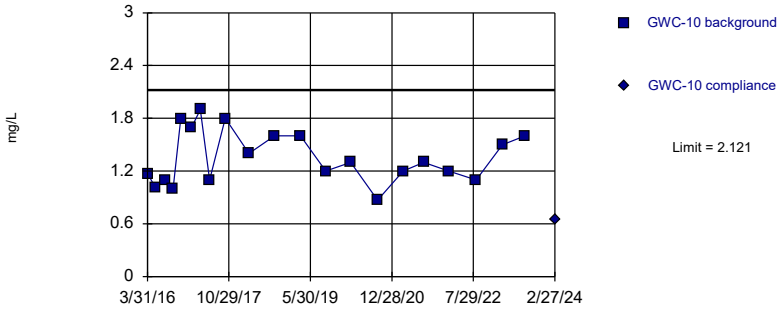

Background Data Summary: Mean=1.355, Std. Dev.=0.3002, n=21. Normality test: Shapiro Wilk @alpha = 0.01, calculated = 0.9444, critical = 0.873. Kappa = 2.552 (c=7, w=26, 1 of 2, event alpha = 0.05132). Report alpha = 0.0002894.

Constituent: Sulfate, total Analysis Run 4/14/2024 7:07 PM View: Appendix III Intrawell
Plant Bowen Client: Southern Company Data: Bowen 1, 2, 9, and 10

Sanitas™ v.10.0.16b Software licensed to . UG

Within Limit

Prediction Limit

Intrawell Parametric

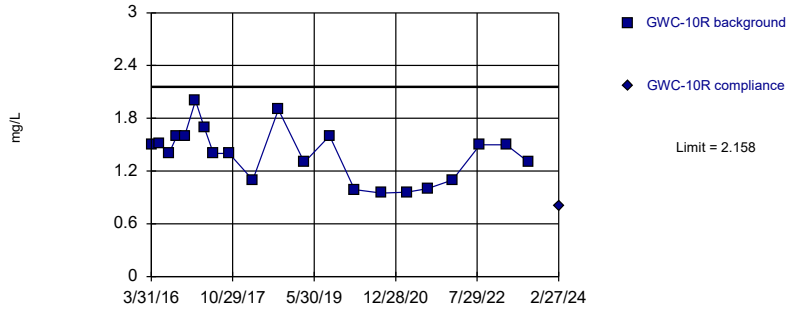

Background Data Summary: Mean=1.396, Std. Dev.=0.2988, n=21. Normality test: Shapiro Wilk @alpha = 0.01, calculated = 0.9474, critical = 0.873. Kappa = 2.552 (c=7, w=26, 1 of 2, event alpha = 0.05132). Report alpha = 0.0002894.

Constituent: Sulfate, total Analysis Run 4/14/2024 7:07 PM View: Appendix III Intrawell
Plant Bowen Client: Southern Company Data: Bowen 1, 2, 9, and 10

Sanitas™ v.10.0.16b Software licensed to . UG

Within Limit

Prediction Limit

Intrawell Parametric

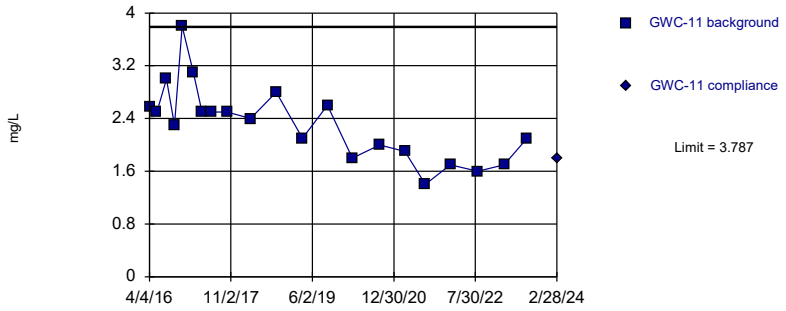

Background Data Summary: Mean=2.327, Std. Dev.=0.5722, n=21. Normality test: Shapiro Wilk @alpha = 0.01, calculated = 0.9593, critical = 0.873. Kappa = 2.552 (c=7, w=26, 1 of 2, event alpha = 0.05132). Report alpha = 0.0002894.

Constituent: Sulfate, total Analysis Run 4/14/2024 7:07 PM View: Appendix III Intrawell
Plant Bowen Client: Southern Company Data: Bowen 1, 2, 9, and 10

Sanitas™ v.10.0.16b Software licensed to . UG

Within Limit

Prediction Limit

Intrawell Parametric

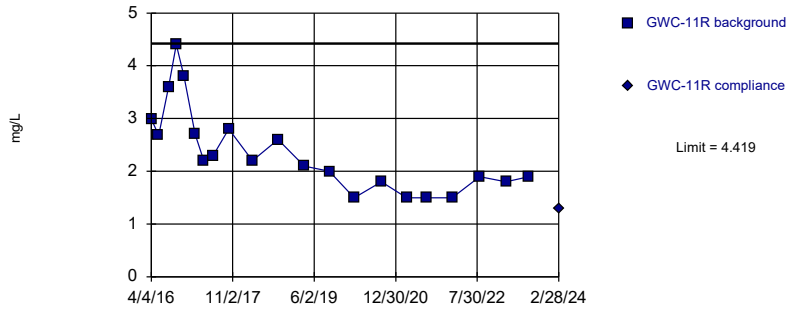

Background Data Summary: Mean=2.37, Std. Dev.=0.803, n=21. Normality test: Shapiro Wilk @alpha = 0.01, calculated = 0.894, critical = 0.873. Kappa = 2.552 (c=7, w=26, 1 of 2, event alpha = 0.05132). Report alpha = 0.0002894.

Constituent: Sulfate, total Analysis Run 4/14/2024 7:07 PM View: Appendix III Intrawell
Plant Bowen Client: Southern Company Data: Bowen 1, 2, 9, and 10

Sanitas™ v.10.0.16b Software licensed to . UG
Hollow symbols indicate censored values.

Within Limit

Prediction Limit

Intrawell Non-parametric

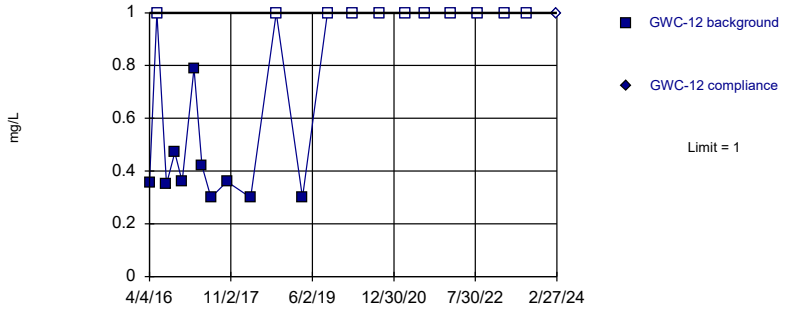

Non-parametric test used in lieu of parametric prediction limit because censored data exceeded 50%. Limit is highest of 21 background values. 52.38% NDs. Well-constituent pair annual alpha = 0.007982. Individual comparison alpha = 0.003999 (1 of 2).

Constituent: Sulfate, total Analysis Run 4/14/2024 7:07 PM View: Appendix III Intrawell
Plant Bowen Client: Southern Company Data: Bowen 1, 2, 9, and 10

Sanitas™ v.10.0.16b Software licensed to . UG

Within Limit

Prediction Limit

Intrawell Parametric

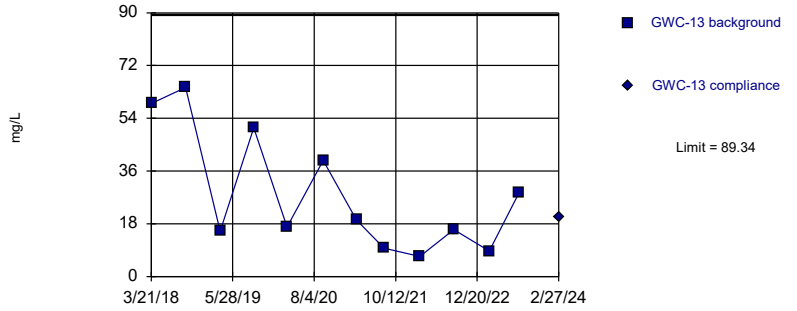

Background Data Summary: Mean=27.98, Std. Dev.=20.45, n=12. Normality test: Shapiro Wilk @alpha = 0.05, calculated = 0.8623, critical = 0.859. Kappa = 3 (c=7, w=26, 1 of 2, event alpha = 0.05132). Report alpha = 0.0002894.

Constituent: Sulfate, total Analysis Run 4/14/2024 7:07 PM View: Appendix III Intrawell
Plant Bowen Client: Southern Company Data: Bowen 1, 2, 9, and 10

Sanitas™ v.10.0.16b Software licensed to . UG

Within Limit

Prediction Limit

Intrawell Parametric

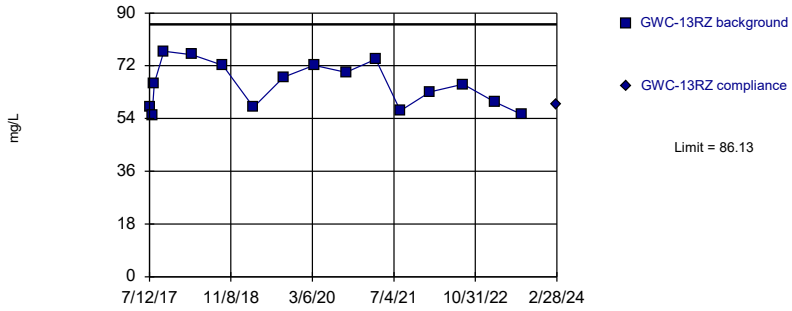

Background Data Summary: Mean=65.43, Std. Dev.=7.612, n=16. Normality test: Shapiro Wilk @alpha = 0.05, calculated = 0.9245, critical = 0.887. Kappa = 2.72 (c=7, w=26, 1 of 2, event alpha = 0.05132). Report alpha = 0.0002894.

Constituent: Sulfate, total Analysis Run 4/14/2024 7:07 PM View: Appendix III Intrawell

Plant Bowen Client: Southern Company Data: Bowen 1, 2, 9, and 10

Sanitas™ v.10.0.16b Software licensed to . UG

Within Limit

Prediction Limit

Intrawell Parametric

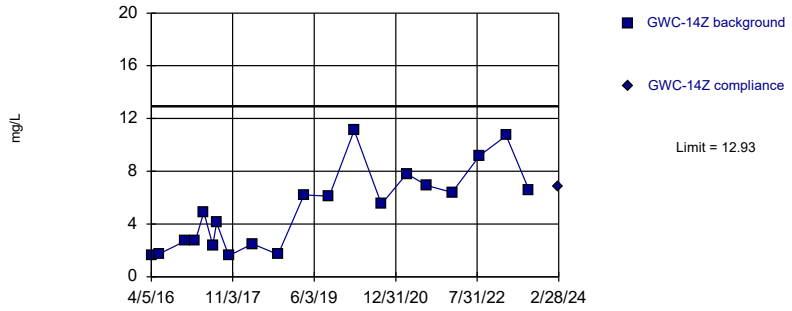

Background Data Summary: Mean=5.125, Std. Dev.=3.031, n=20. Normality test: Shapiro Wilk @alpha = 0.01, calculated = 0.9111, critical = 0.868. Kappa = 2.574 (c=7, w=26, 1 of 2, event alpha = 0.05132). Report alpha = 0.0002894.

Constituent: Sulfate, total Analysis Run 4/14/2024 7:07 PM View: Appendix III Intrawell

Plant Bowen Client: Southern Company Data: Bowen 1, 2, 9, and 10

Sanitas™ v.10.0.16b Software licensed to . UG

Within Limit

Prediction Limit

Intrawell Parametric

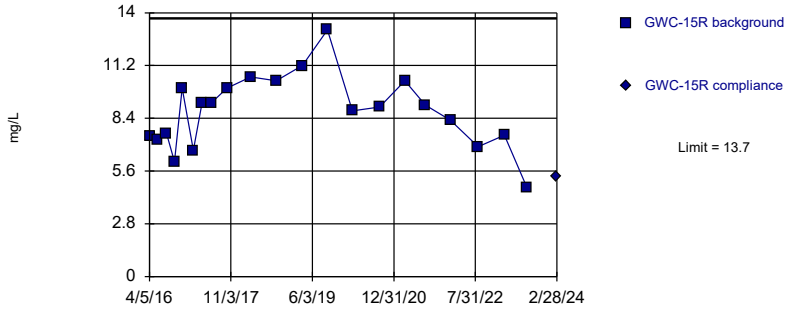

Background Data Summary: Mean=8.74, Std. Dev.=1.943, n=21. Normality test: Shapiro Wilk @alpha = 0.01, calculated = 0.9858, critical = 0.873. Kappa = 2.552 (c=7, w=26, 1 of 2, event alpha = 0.05132). Report alpha = 0.0002894.

Constituent: Sulfate, total Analysis Run 4/14/2024 7:07 PM View: Appendix III Intrawell

Plant Bowen Client: Southern Company Data: Bowen 1, 2, 9, and 10

Sanitas™ v.10.0.16b Software licensed to . UG

Hollow symbols indicate censored values.

Within Limit

Prediction Limit

Intrawell Parametric

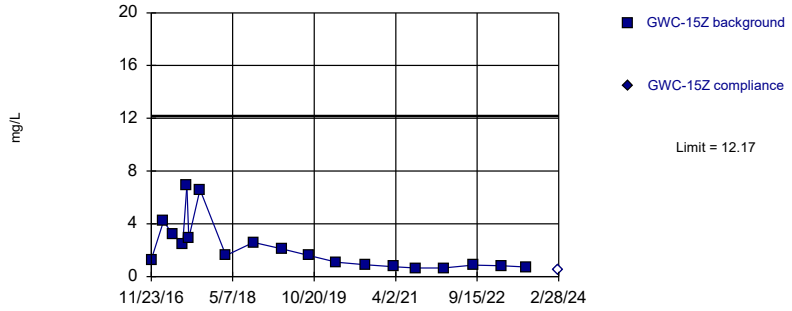

Background Data Summary (based on natural log transformation): Mean=0.4985, Std. Dev.=0.7664, n=19. Normality test: Shapiro Wilk @alpha = 0.05, calculated = 0.9242, critical = 0.901. Kappa = 2.61 (c=7, w=26, 1 of 2, event alpha = 0.05132). Report alpha = 0.0002894.

Constituent: Sulfate, total Analysis Run 4/14/2024 7:07 PM View: Appendix III Intrawell

Plant Bowen Client: Southern Company Data: Bowen 1, 2, 9, and 10

Sanitas™ v.10.0.16b Software licensed to . UG

Within Limit

Prediction Limit

Intrawell Parametric

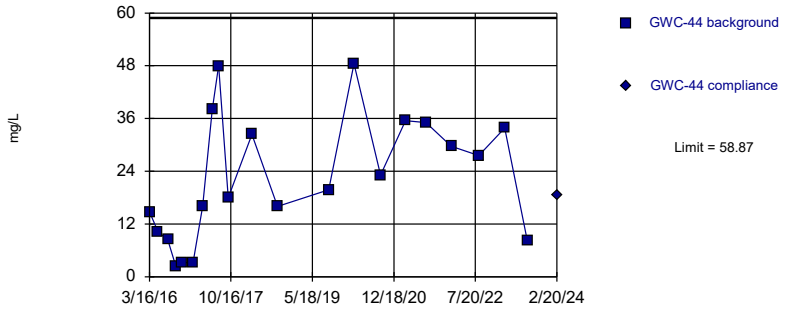

Background Data Summary: Mean=22.48, Std. Dev.=14.26, n=21. Normality test: Shapiro Wilk @alpha = 0.01, calculated = 0.9476, critical = 0.873. Kappa = 2.552 (c=7, w=26, 1 of 2, event alpha = 0.05132). Report alpha = 0.0002894.

Constituent: Sulfate, total Analysis Run 4/14/2024 7:07 PM View: Appendix III Intrawell

Plant Bowen Client: Southern Company Data: Bowen 1, 2, 9, and 10

Sanitas™ v.10.0.16b Software licensed to . UG

Hollow symbols indicate censored values.

Within Limit

Prediction Limit

Intrawell Parametric

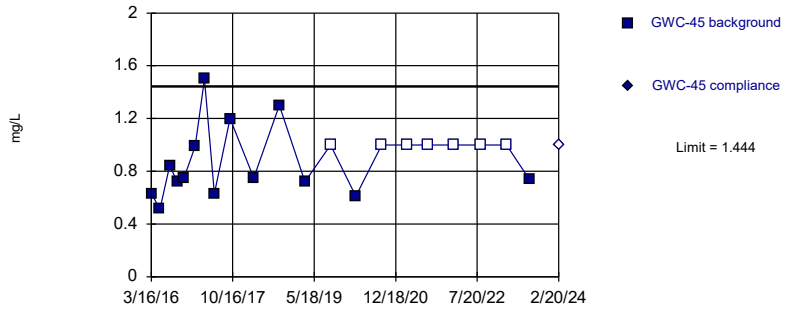

Background Data Summary (after Kaplan-Meier Adjustment): Mean=0.787, Std. Dev.=0.2573, n=21, 33.33% NDs. Normality test: Shapiro Wilk @alpha = 0.01, calculated = 0.9256, critical = 0.873. Kappa = 2.552 (c=7, w=26, 1 of 2, event alpha = 0.05132). Report alpha = 0.0002894.

Constituent: Sulfate, total Analysis Run 4/14/2024 7:07 PM View: Appendix III Intrawell

Plant Bowen Client: Southern Company Data: Bowen 1, 2, 9, and 10

Sanitas™ v.10.0.16b Software licensed to . UG

Within Limit

Prediction Limit

Intrawell Non-parametric

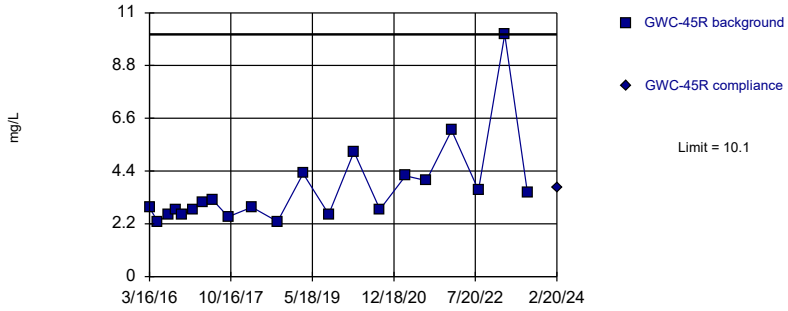

Non-parametric test used in lieu of parametric prediction limit because the Shapiro Wilk normality test showed the data to be non-normal at the 0.01 alpha level. Limit is highest of 21 background values. Well-constituent pair annual alpha = 0.007982. Individual comparison alpha = 0.003999 (1 of 2).

Constituent: Sulfate, total Analysis Run 4/14/2024 7:07 PM View: Appendix III Intrawell

Plant Bowen Client: Southern Company Data: Bowen 1, 2, 9, and 10

Sanitas™ v.10.0.16b Software licensed to . UG

Within Limit

Prediction Limit

Intrawell Parametric

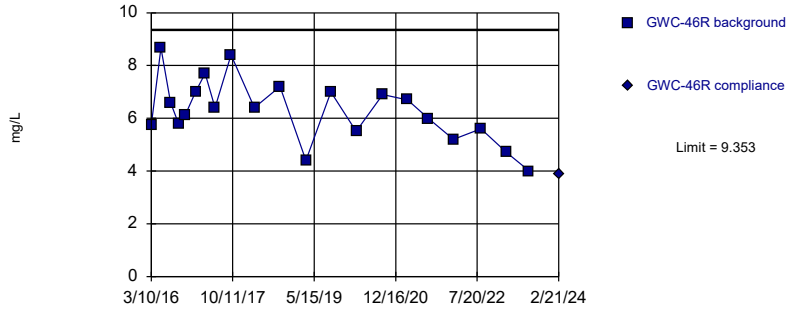

Background Data Summary: Mean=6.287, Std. Dev.=1.202, n=21. Normality test: Shapiro Wilk @alpha = 0.01, calculated = 0.9847, critical = 0.873. Kappa = 2.552 (c=7, w=26, 1 of 2, event alpha = 0.05132). Report alpha = 0.0002894.

Constituent: Sulfate, total Analysis Run 4/14/2024 7:07 PM View: Appendix III Intrawell

Plant Bowen Client: Southern Company Data: Bowen 1, 2, 9, and 10

Sanitas™ v.10.0.16b Software licensed to . UG

Within Limit

Prediction Limit

Intrawell Non-parametric

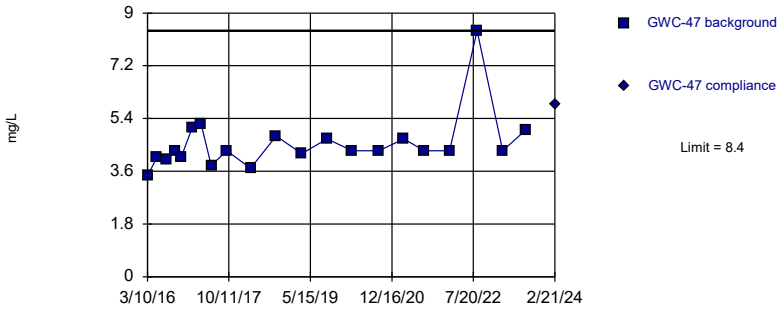

Non-parametric test used in lieu of parametric prediction limit because the Shapiro Wilk normality test showed the data to be non-normal at the 0.01 alpha level. Limit is highest of 21 background values. Well-constituent pair annual alpha = 0.007982. Individual comparison alpha = 0.003999 (1 of 2).

Constituent: Sulfate, total Analysis Run 4/14/2024 7:07 PM View: Appendix III Intrawell

Plant Bowen Client: Southern Company Data: Bowen 1, 2, 9, and 10

Sanitas™ v.10.0.16b Software licensed to . UG

Within Limit

Prediction Limit

Intrawell Parametric

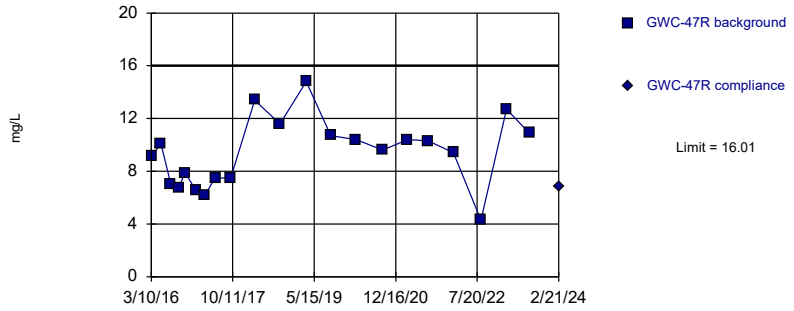

Background Data Summary: Mean=9.387, Std. Dev.=2.597, n=21. Normality test: Shapiro Wilk @alpha = 0.01, calculated = 0.9811, critical = 0.873. Kappa = 2.552 (c=7, w=26, 1 of 2, event alpha = 0.05132). Report alpha = 0.0002894.

Constituent: Sulfate, total Analysis Run 4/14/2024 7:07 PM View: Appendix III Intrawell

Plant Bowen Client: Southern Company Data: Bowen 1, 2, 9, and 10

Sanitas™ v.10.0.16b Software licensed to . UG

Hollow symbols indicate censored values.

Within Limit

Prediction Limit

Intrawell Parametric

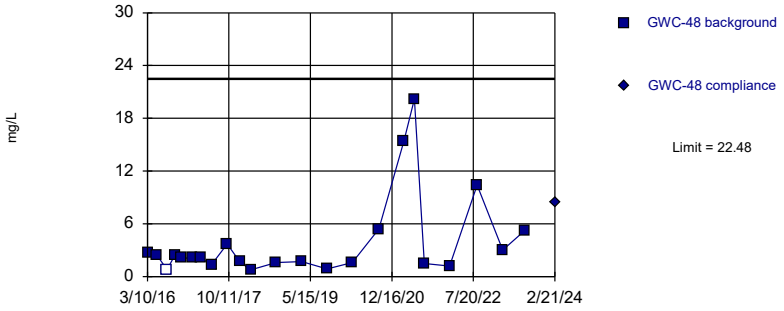

Background Data Summary (based on natural log transformation): Mean=0.9129, Std. Dev.=0.8771, n=23, 4.348% NDs. Normality test: Shapiro Wilk @alpha = 0.01, calculated = 0.9091, critical = 0.881. Kappa = 2.508 (c=7, w=26, 1 of 2, event alpha = 0.05132). Report alpha = 0.0002894.

Constituent: Sulfate, total Analysis Run 4/14/2024 7:07 PM View: Appendix III Intrawell

Plant Bowen Client: Southern Company Data: Bowen 1, 2, 9, and 10

Sanitas™ v.10.0.16b Software licensed to . UG

Within Limit

Prediction Limit

Intrawell Parametric

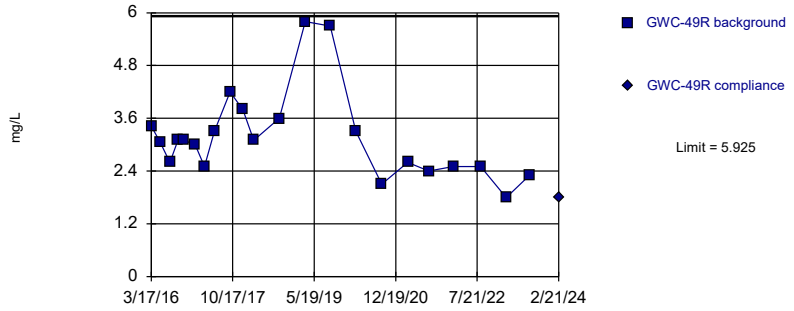

Background Data Summary (based on square root transformation): Mean=1.762, Std. Dev.=0.2657, n=22. Normality test: Shapiro Wilk @alpha = 0.01, calculated = 0.9042, critical = 0.878. Kappa = 2.53 (c=7, w=26, 1 of 2, event alpha = 0.05132). Report alpha = 0.0002894.

Constituent: Sulfate, total Analysis Run 4/14/2024 7:07 PM View: Appendix III Intrawell

Plant Bowen Client: Southern Company Data: Bowen 1, 2, 9, and 10

Sanitas™ v.10.0.16b Software licensed to . UG

Within Limit

Prediction Limit

Intrawell Parametric

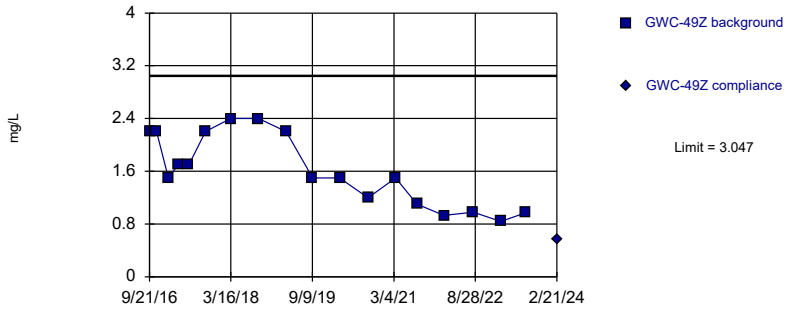

Background Data Summary: Mean=1.612, Std. Dev.=0.5421, n=18. Normality test: Shapiro Wilk @alpha = 0.05, calculated = 0.902, critical = 0.897. Kappa = 2.647 (c=7, w=26, 1 of 2, event alpha = 0.05132). Report alpha = 0.0002894.

Constituent: Sulfate, total Analysis Run 4/14/2024 7:07 PM View: Appendix III Intrawell

Plant Bowen Client: Southern Company Data: Bowen 1, 2, 9, and 10

Sanitas™ v.10.0.16b Software licensed to . UG

Within Limit

Prediction Limit

Intrawell Parametric

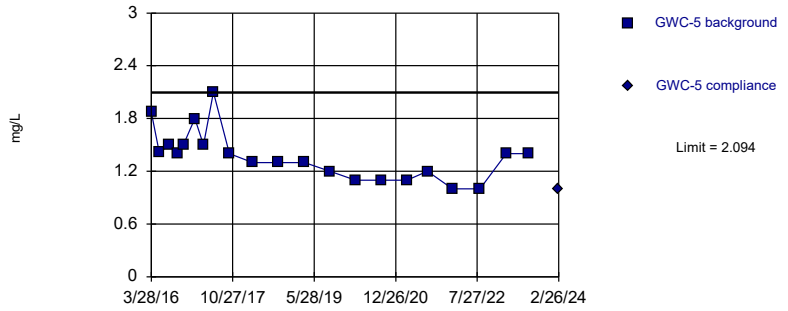

Background Data Summary: Mean=1.375, Std. Dev.=0.2818, n=21. Normality test: Shapiro Wilk @alpha = 0.01, calculated = 0.9118, critical = 0.873. Kappa = 2.552 (c=7, w=26, 1 of 2, event alpha = 0.05132). Report alpha = 0.0002894.

Constituent: Sulfate, total Analysis Run 4/14/2024 7:07 PM View: Appendix III Intrawell

Plant Bowen Client: Southern Company Data: Bowen 1, 2, 9, and 10

Sanitas™ v.10.0.16b Software licensed to . UG

Hollow symbols indicate censored values.

Within Limit

Prediction Limit

Intrawell Parametric

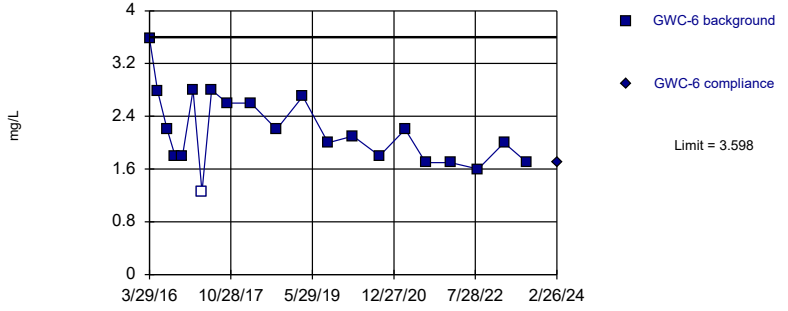

Background Data Summary: Mean=2.187, Std. Dev.=0.5532, n=21, 4.762% NDs. Normality test: Shapiro Wilk @alpha = 0.01, calculated = 0.9406, critical = 0.873. Kappa = 2.552 (c=7, w=26, 1 of 2, event alpha = 0.05132). Report alpha = 0.0002894.

Constituent: Sulfate, total Analysis Run 4/14/2024 7:07 PM View: Appendix III Intrawell

Plant Bowen Client: Southern Company Data: Bowen 1, 2, 9, and 10

Sanitas™ v.10.0.16b Software licensed to . UG

Hollow symbols indicate censored values.

Within Limit

Prediction Limit

Intrawell Parametric

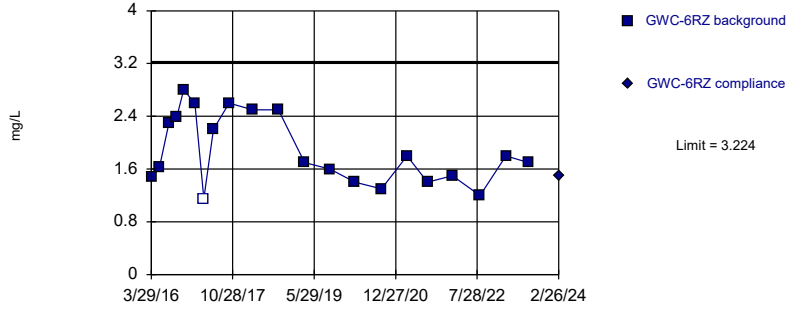

Background Data Summary: Mean=1.884, Std. Dev.=0.5252, n=21, 4.762% NDs. Normality test: Shapiro Wilk @alpha = 0.01, calculated = 0.9151, critical = 0.873. Kappa = 2.552 (c=7, w=26, 1 of 2, event alpha = 0.05132). Report alpha = 0.0002894.

Constituent: Sulfate, total Analysis Run 4/14/2024 7:08 PM View: Appendix III Intrawell

Plant Bowen Client: Southern Company Data: Bowen 1, 2, 9, and 10

Sanitas™ v.10.0.16b Software licensed to . UG
Hollow symbols indicate censored values.

Within Limit

Prediction Limit

Intrawell Parametric

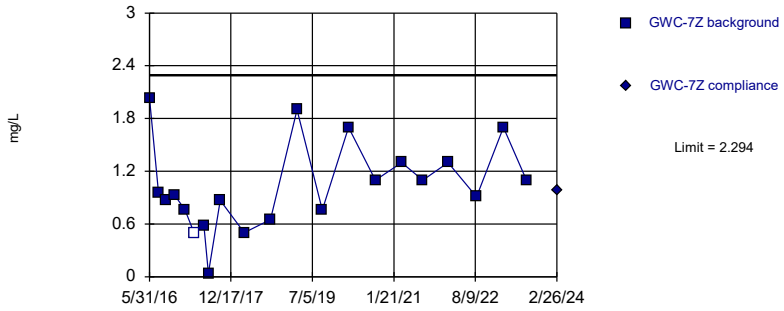

Background Data Summary: Mean=1.027, Std. Dev.=0.4965, n=21, 4.762% NDs. Normality test: Shapiro Wilk @alpha = 0.01, calculated = 0.9587, critical = 0.873. Kappa = 2.552 (c=7, w=26, 1 of 2, event alpha = 0.05132). Report alpha = 0.0002894.

Constituent: Sulfate, total Analysis Run 4/14/2024 7:08 PM View: Appendix III Intrawell
Plant Bowen Client: Southern Company Data: Bowen 1, 2, 9, and 10

Sanitas™ v.10.0.16b Software licensed to . UG
Hollow symbols indicate censored values.

Within Limit

Prediction Limit

Intrawell Parametric

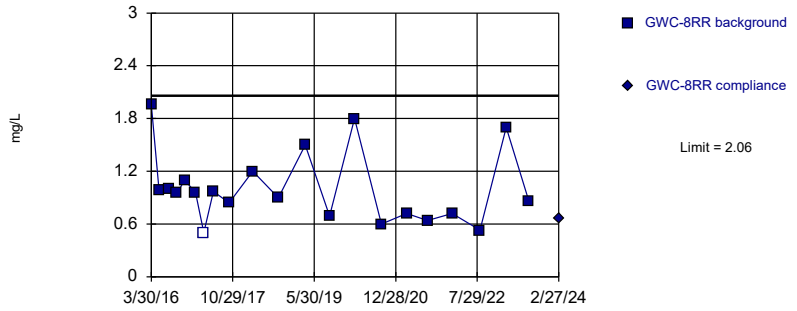

Background Data Summary: Mean=1.006, Std. Dev.=0.4131, n=21, 4.762% NDs. Normality test: Shapiro Wilk @alpha = 0.01, calculated = 0.8841, critical = 0.873. Kappa = 2.552 (c=7, w=26, 1 of 2, event alpha = 0.05132). Report alpha = 0.0002894.

Constituent: Sulfate, total Analysis Run 4/14/2024 7:08 PM View: Appendix III Intrawell
Plant Bowen Client: Southern Company Data: Bowen 1, 2, 9, and 10

Sanitas™ v.10.0.16b Software licensed to . UG

Within Limit

Prediction Limit

Intrawell Parametric

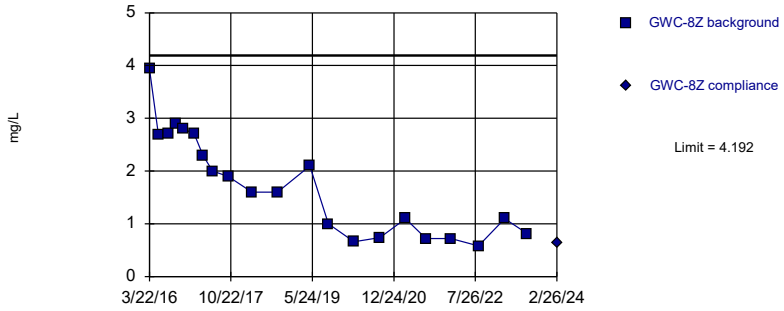

Background Data Summary: Mean=1.745, Std. Dev.=0.9592, n=21. Normality test: Shapiro Wilk @alpha = 0.01, calculated = 0.916, critical = 0.873. Kappa = 2.552 (c=7, w=26, 1 of 2, event alpha = 0.05132). Report alpha = 0.0002894.

Constituent: Sulfate, total Analysis Run 4/14/2024 7:08 PM View: Appendix III Intrawell
Plant Bowen Client: Southern Company Data: Bowen 1, 2, 9, and 10

Sanitas™ v.10.0.16b Software licensed to . UG
Hollow symbols indicate censored values.

Within Limit

Prediction Limit

Intrawell Parametric

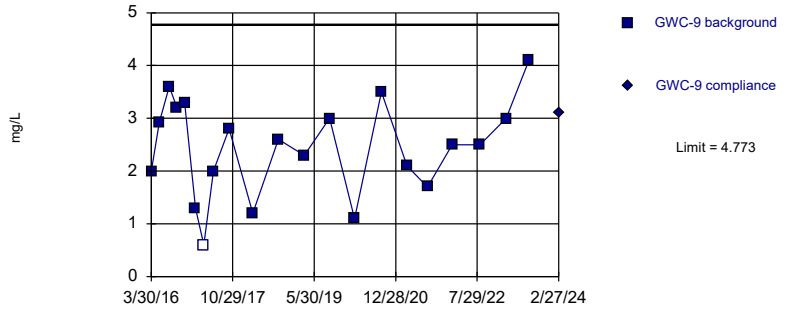

Background Data Summary: Mean=2.444, Std. Dev.=0.9127, n=21, 4.762% NDs. Normality test: Shapiro Wilk @alpha = 0.01, calculated = 0.9814, critical = 0.873. Kappa = 2.552 (c=7, w=26, 1 of 2, event alpha = 0.05132). Report alpha = 0.0002894.

Constituent: Sulfate, total Analysis Run 4/14/2024 7:08 PM View: Appendix III Intrawell
Plant Bowen Client: Southern Company Data: Bowen 1, 2, 9, and 10

Sanitas™ v.10.0.16b Software licensed to . UG

Within Limit

Prediction Limit

Intrawell Parametric

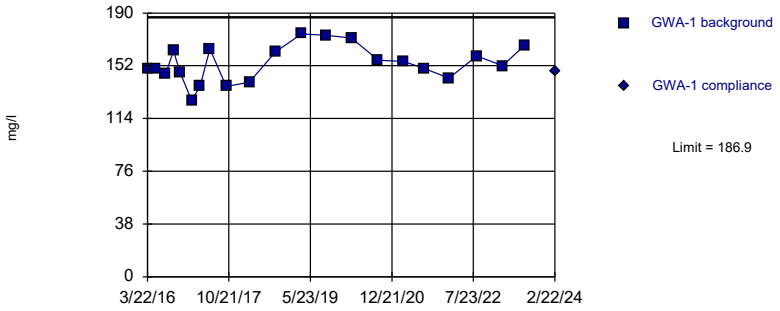

Background Data Summary: Mean=153.6, Std. Dev.=13.03, n=21. Normality test: Shapiro Wilk @alpha = 0.01, calculated = 0.979, critical = 0.873. Kappa = 2.552 (c=7, w=26, 1 of 2, event alpha = 0.05132). Report alpha = 0.0002894.

Constituent: Total Dissolved Solids [TDS] Analysis Run 4/14/2024 7:08 PM View: Appendix III Intrawell

Plant Bowen Client: Southern Company Data: Bowen 1, 2, 9, and 10

Sanitas™ v.10.0.16b Software licensed to . UG

Hollow symbols indicate censored values.

Within Limit

Prediction Limit

Intrawell Parametric

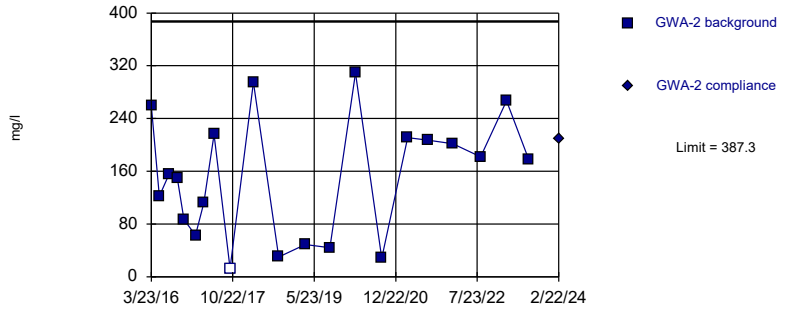

Background Data Summary: Mean=151.4, Std. Dev.=92.48, n=21, 4.762% NDs. Normality test: Shapiro Wilk @alpha = 0.01, calculated = 0.9508, critical = 0.873. Kappa = 2.552 (c=7, w=26, 1 of 2, event alpha = 0.05132). Report alpha = 0.0002894.

Constituent: Total Dissolved Solids [TDS] Analysis Run 4/14/2024 7:08 PM View: Appendix III Intrawell

Plant Bowen Client: Southern Company Data: Bowen 1, 2, 9, and 10

Sanitas™ v.10.0.16b Software licensed to . UG

Within Limit

Prediction Limit

Intrawell Parametric

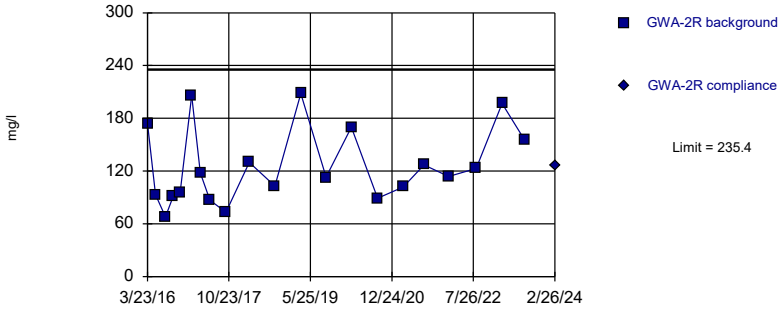

Background Data Summary: Mean=125.6, Std. Dev.=43.03, n=21. Normality test: Shapiro Wilk @alpha = 0.01, calculated = 0.9048, critical = 0.873. Kappa = 2.552 (c=7, w=26, 1 of 2, event alpha = 0.05132). Report alpha = 0.0002894.

Constituent: Total Dissolved Solids [TDS] Analysis Run 4/14/2024 7:08 PM View: Appendix III Intrawell

Plant Bowen Client: Southern Company Data: Bowen 1, 2, 9, and 10

Sanitas™ v.10.0.16b Software licensed to . UG

Within Limit

Prediction Limit

Intrawell Parametric

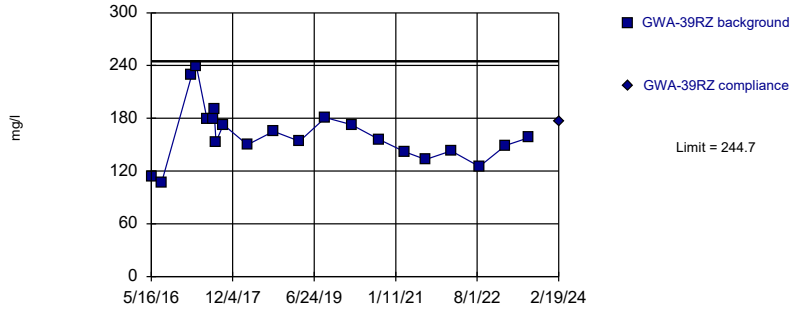

Background Data Summary: Mean=161.6, Std. Dev.=32.58, n=21. Normality test: Shapiro Wilk @alpha = 0.01, calculated = 0.9455, critical = 0.873. Kappa = 2.552 (c=7, w=26, 1 of 2, event alpha = 0.05132). Report alpha = 0.0002894.

Constituent: Total Dissolved Solids [TDS] Analysis Run 4/14/2024 7:08 PM View: Appendix III Intrawell

Plant Bowen Client: Southern Company Data: Bowen 1, 2, 9, and 10

Sanitas™ v.10.0.16b Software licensed to . UG

Within Limit

Prediction Limit

Intrawell Parametric

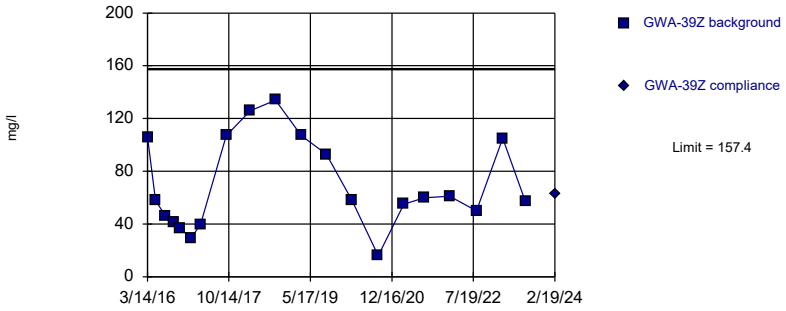

Background Data Summary: Mean=69.3, Std. Dev.=34.24, n=20. Normality test: Shapiro Wilk @alpha = 0.01, calculated = 0.9138, critical = 0.868. Kappa = 2.574 (c=7, w=26, 1 of 2, event alpha = 0.05132). Report alpha = 0.0002894.

Constituent: Total Dissolved Solids [TDS] Analysis Run 4/14/2024 7:08 PM View: Appendix III Intrawell

Plant Bowen Client: Southern Company Data: Bowen 1, 2, 9, and 10

Sanitas™ v.10.0.16b Software licensed to . UG

Hollow symbols indicate censored values.

Within Limit

Prediction Limit

Intrawell Non-parametric

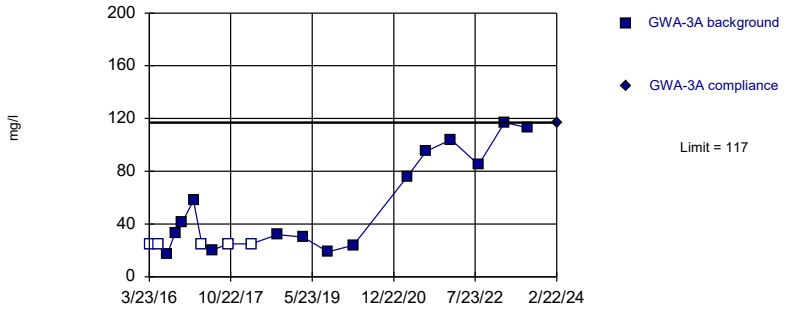

Non-parametric test used in lieu of parametric prediction limit because the Shapiro Wilk normality test showed the data to be non-normal at the 0.01 alpha level. Limit is highest of 20 background values. 25% NDs. Well-constituent pair annual alpha = 0.008564. Individual comparison alpha = 0.004291 (1 of 2).

Constituent: Total Dissolved Solids [TDS] Analysis Run 4/14/2024 7:08 PM View: Appendix III Intrawell

Plant Bowen Client: Southern Company Data: Bowen 1, 2, 9, and 10

Sanitas™ v.10.0.16b Software licensed to . UG

Within Limit

Prediction Limit

Intrawell Parametric

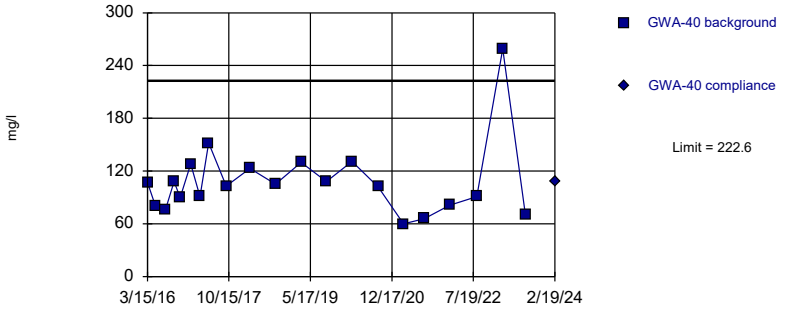

Background Data Summary (based on cube root transformation): Mean=4.697, Std. Dev.=0.5343, n=21. Normality test: Shapiro Wilk @alpha = 0.01, calculated = 0.8953, critical = 0.873. Kappa = 2.552 (c=7, w=26, 1 of 2, event alpha = 0.05132). Report alpha = 0.0002894.

Constituent: Total Dissolved Solids [TDS] Analysis Run 4/14/2024 7:08 PM View: Appendix III Intrawell

Plant Bowen Client: Southern Company Data: Bowen 1, 2, 9, and 10

Sanitas™ v.10.0.16b Software licensed to . UG

Within Limit

Prediction Limit

Intrawell Parametric

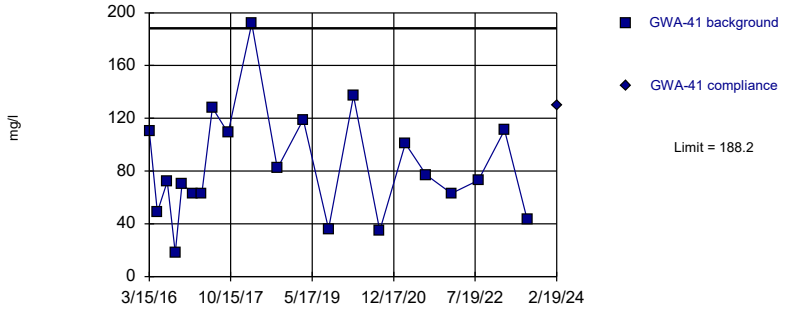

Background Data Summary: Mean=83.38, Std. Dev.=41.08, n=21. Normality test: Shapiro Wilk @alpha = 0.01, calculated = 0.9524, critical = 0.873. Kappa = 2.552 (c=7, w=26, 1 of 2, event alpha = 0.05132). Report alpha = 0.0002894.

Constituent: Total Dissolved Solids [TDS] Analysis Run 4/14/2024 7:08 PM View: Appendix III Intrawell

Plant Bowen Client: Southern Company Data: Bowen 1, 2, 9, and 10

Sanitas™ v.10.0.16b Software licensed to . UG

Within Limit

Prediction Limit

Intrawell Parametric

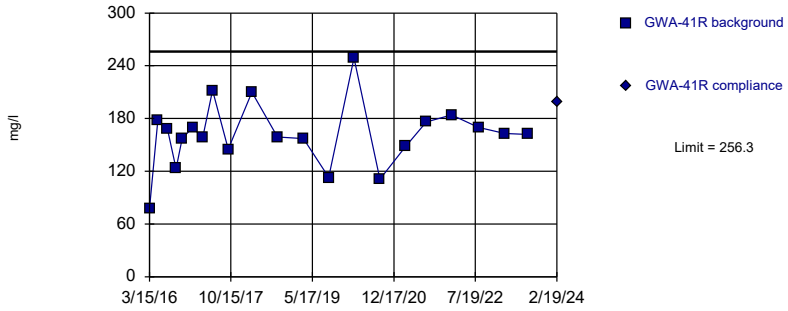

Background Data Summary: Mean=161.5, Std. Dev.=37.15, n=21. Normality test: Shapiro Wilk @alpha = 0.01, calculated = 0.9535, critical = 0.873. Kappa = 2.552 (c=7, w=26, 1 of 2, event alpha = 0.05132). Report alpha = 0.0002894.

Constituent: Total Dissolved Solids [TDS] Analysis Run 4/14/2024 7:08 PM View: Appendix III Intrawell

Plant Bowen Client: Southern Company Data: Bowen 1, 2, 9, and 10

Sanitas™ v.10.0.16b Software licensed to . UG

Within Limit

Prediction Limit

Intrawell Parametric

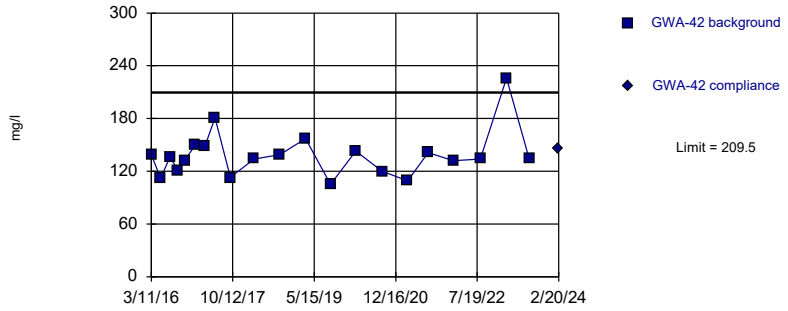

Background Data Summary (based on cube root transformation): Mean=5.155, Std. Dev.=0.3076, n=21. Normality test: Shapiro Wilk @alpha = 0.01, calculated = 0.8828, critical = 0.873. Kappa = 2.552 (c=7, w=26, 1 of 2, event alpha = 0.05132). Report alpha = 0.0002894.

Constituent: Total Dissolved Solids [TDS] Analysis Run 4/14/2024 7:08 PM View: Appendix III Intrawell

Plant Bowen Client: Southern Company Data: Bowen 1, 2, 9, and 10

Sanitas™ v.10.0.16b Software licensed to . UG

Hollow symbols indicate censored values.

Within Limit

Prediction Limit

Intrawell Parametric

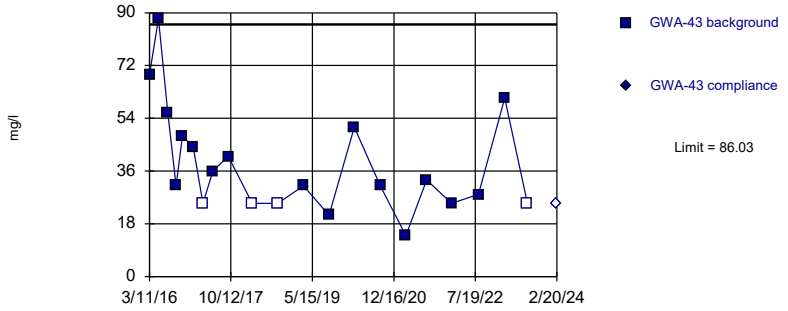

Background Data Summary (after Kaplan-Meier Adjustment): Mean=36.31, Std. Dev.=19.49, n=21, 19.05% NDs. Normality test: Shapiro Wilk @alpha = 0.01, calculated = 0.8893, critical = 0.873. Kappa = 2.552 (c=7, w=26, 1 of 2, event alpha = 0.05132). Report alpha = 0.0002894.

Constituent: Total Dissolved Solids [TDS] Analysis Run 4/14/2024 7:08 PM View: Appendix III Intrawell

Plant Bowen Client: Southern Company Data: Bowen 1, 2, 9, and 10

Sanitas™ v.10.0.16b Software licensed to . UG

Within Limit

Prediction Limit

Intrawell Parametric

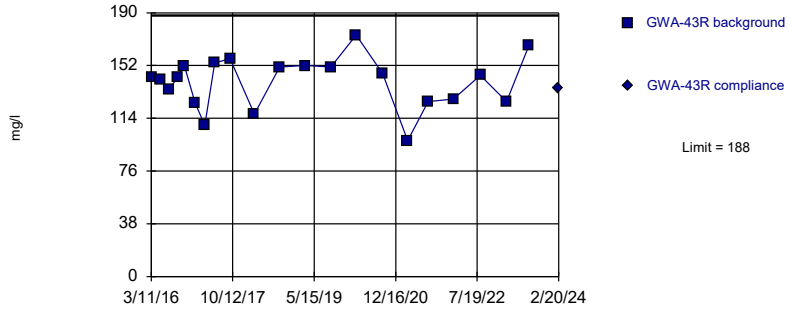

Background Data Summary: Mean=140.1, Std. Dev.=18.76, n=21. Normality test: Shapiro Wilk @alpha = 0.01, calculated = 0.965, critical = 0.873. Kappa = 2.552 (c=7, w=26, 1 of 2, event alpha = 0.05132). Report alpha = 0.0002894.

Constituent: Total Dissolved Solids [TDS] Analysis Run 4/14/2024 7:08 PM View: Appendix III Intrawell

Plant Bowen Client: Southern Company Data: Bowen 1, 2, 9, and 10

Sanitas™ v.10.0.16b Software licensed to . UG

Within Limit

Prediction Limit

Intrawell Non-parametric

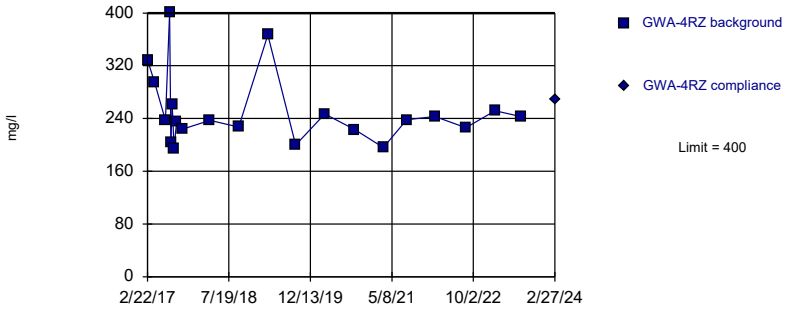

Non-parametric test used in lieu of parametric prediction limit because the Shapiro Wilk normality test showed the data to be non-normal at the 0.01 alpha level. Limit is highest of 21 background values. Well-constituent pair annual alpha = 0.007982. Individual comparison alpha = 0.003999 (1 of 2).

Constituent: Total Dissolved Solids [TDS] Analysis Run 4/14/2024 7:08 PM View: Appendix III Intrawell

Plant Bowen Client: Southern Company Data: Bowen 1, 2, 9, and 10

Sanitas™ v.10.0.16b Software licensed to . UG

Hollow symbols indicate censored values.

Within Limit

Prediction Limit

Intrawell Parametric

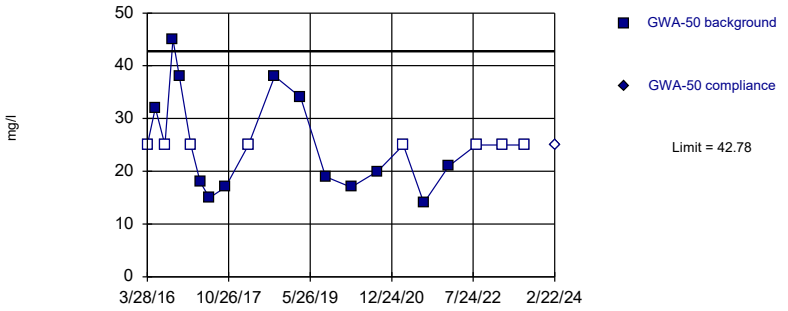

Background Data Summary (after Kaplan-Meier Adjustment): Mean=21.19, Std. Dev.=8.46, n=21, 38.1% NDs. Normality test: Shapiro Wilk @alpha = 0.01, calculated = 0.9058, critical = 0.873. Kappa = 2.552 (c=7, w=26, 1 of 2, event alpha = 0.05132). Report alpha = 0.0002894.

Constituent: Total Dissolved Solids [TDS] Analysis Run 4/14/2024 7:08 PM View: Appendix III Intrawell

Plant Bowen Client: Southern Company Data: Bowen 1, 2, 9, and 10

Sanitas™ v.10.0.16b Software licensed to . UG

Hollow symbols indicate censored values.

Within Limit

Prediction Limit

Intrawell Parametric

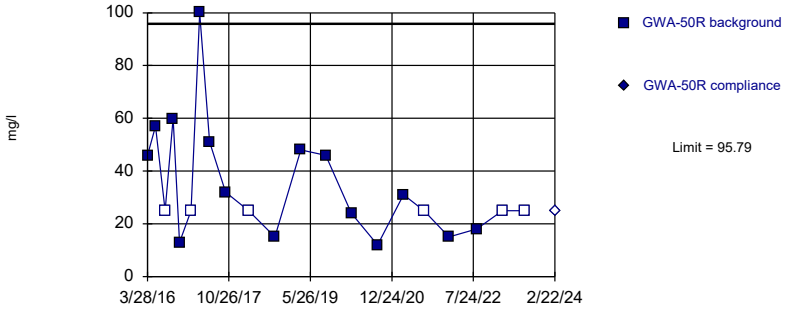

Background Data Summary (based on square root transformation) (after Kaplan-Meier Adjustment): Mean=5.18, Std. Dev.=1.805, n=21, 28.57% NDs. Normality test: Shapiro Wilk @alpha = 0.01, calculated = 0.9129, critical = 0.873. Kappa = 2.552 (c=7, w=26, 1 of 2, event alpha = 0.05132). Report alpha = 0.0002894.

Constituent: Total Dissolved Solids [TDS] Analysis Run 4/14/2024 7:08 PM View: Appendix III Intrawell

Plant Bowen Client: Southern Company Data: Bowen 1, 2, 9, and 10

Sanitas™ v.10.0.16b Software licensed to . UG

Within Limit

Prediction Limit

Intrawell Parametric

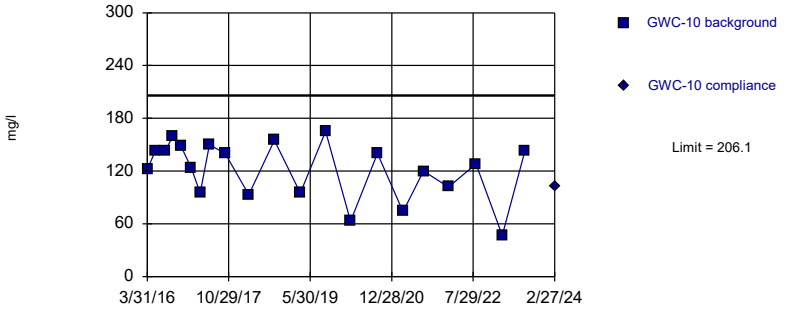

Background Data Summary: Mean=121.4, Std. Dev.=33.17, n=21. Normality test: Shapiro Wilk @alpha = 0.01, calculated = 0.9221, critical = 0.873. Kappa = 2.552 (c=7, w=26, 1 of 2, event alpha = 0.05132). Report alpha = 0.0002894.

Constituent: Total Dissolved Solids [TDS] Analysis Run 4/14/2024 7:08 PM View: Appendix III Intrawell

Plant Bowen Client: Southern Company Data: Bowen 1, 2, 9, and 10

Sanitas™ v.10.0.16b Software licensed to . UG

Within Limit

Prediction Limit

Intrawell Parametric

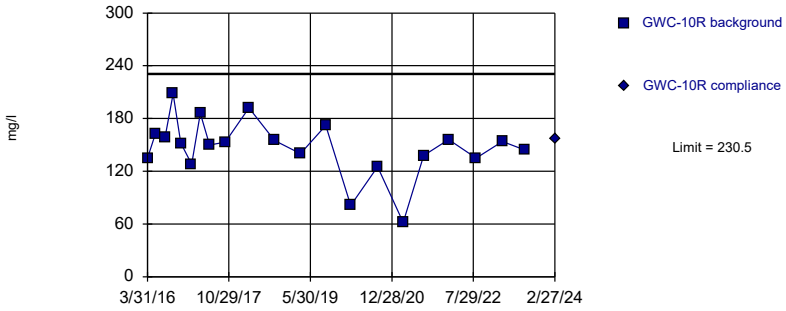

Background Data Summary: Mean=147, Std. Dev.=32.72, n=21. Normality test: Shapiro Wilk @alpha = 0.01, calculated = 0.918, critical = 0.873. Kappa = 2.552 (c=7, w=26, 1 of 2, event alpha = 0.05132). Report alpha = 0.0002894.

Constituent: Total Dissolved Solids [TDS] Analysis Run 4/14/2024 7:08 PM View: Appendix III Intrawell

Plant Bowen Client: Southern Company Data: Bowen 1, 2, 9, and 10

Sanitas™ v.10.0.16b Software licensed to . UG

Within Limit

Prediction Limit

Intrawell Parametric

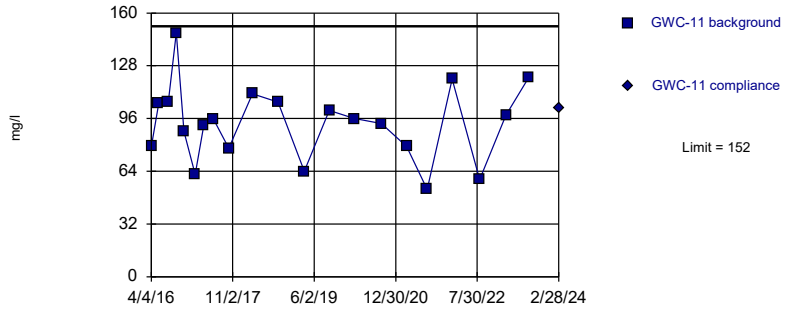

Background Data Summary: Mean=93.1, Std. Dev.=23.08, n=21. Normality test: Shapiro Wilk @alpha = 0.01, calculated = 0.9707, critical = 0.873. Kappa = 2.552 (c=7, w=26, 1 of 2, event alpha = 0.05132). Report alpha = 0.0002894.

Constituent: Total Dissolved Solids [TDS] Analysis Run 4/14/2024 7:08 PM View: Appendix III Intrawell

Plant Bowen Client: Southern Company Data: Bowen 1, 2, 9, and 10

Sanitas™ v.10.0.16b Software licensed to . UG

Within Limit

Prediction Limit

Intrawell Parametric

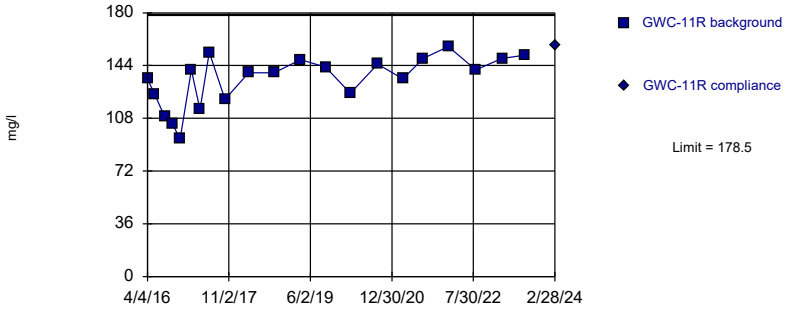

Background Data Summary: Mean=134.1, Std. Dev.=17.4, n=21. Normality test: Shapiro Wilk @alpha = 0.01, calculated = 0.9176, critical = 0.873. Kappa = 2.552 (c=7, w=26, 1 of 2, event alpha = 0.05132). Report alpha = 0.0002894.

Constituent: Total Dissolved Solids [TDS] Analysis Run 4/14/2024 7:08 PM View: Appendix III Intrawell

Plant Bowen Client: Southern Company Data: Bowen 1, 2, 9, and 10

Sanitas™ v.10.0.16b Software licensed to . UG

Within Limit

Prediction Limit

Intrawell Parametric

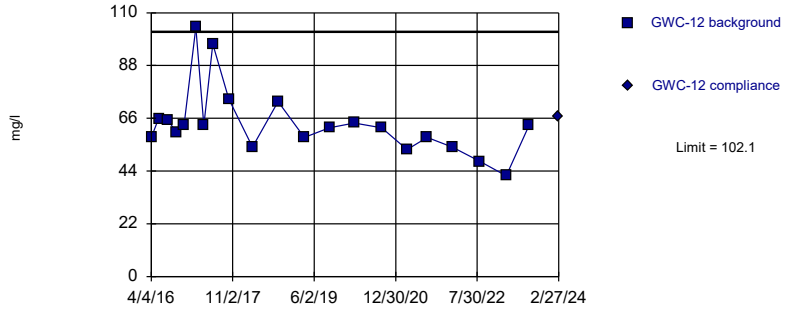

Background Data Summary (based on square root transformation): Mean=7.949, Std. Dev.=0.844, n=21. Normality test: Shapiro Wilk @alpha = 0.01, calculated = 0.8732, critical = 0.873. Kappa = 2.552 (c=7, w=26, 1 of 2, event alpha = 0.05132). Report alpha = 0.0002894.

Constituent: Total Dissolved Solids [TDS] Analysis Run 4/14/2024 7:08 PM View: Appendix III Intrawell

Plant Bowen Client: Southern Company Data: Bowen 1, 2, 9, and 10

Sanitas™ v.10.0.16b Software licensed to . UG

Within Limit

Prediction Limit

Intrawell Parametric

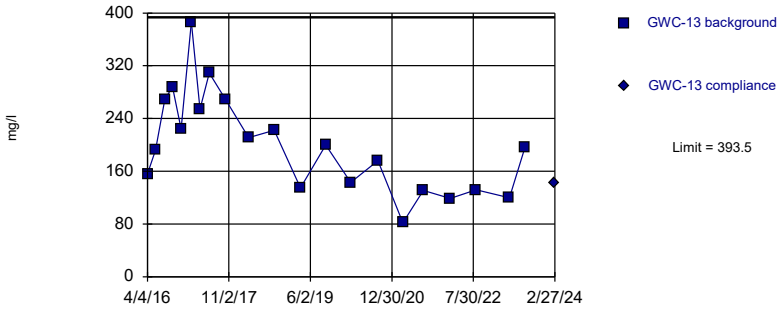

Background Data Summary: Mean=200.7, Std. Dev.=75.55, n=21. Normality test: Shapiro Wilk @alpha = 0.01, calculated = 0.9589, critical = 0.873. Kappa = 2.552 (c=7, w=26, 1 of 2, event alpha = 0.05132). Report alpha = 0.0002894.

Constituent: Total Dissolved Solids [TDS] Analysis Run 4/14/2024 7:08 PM View: Appendix III Intrawell

Plant Bowen Client: Southern Company Data: Bowen 1, 2, 9, and 10

Sanitas™ v.10.0.16b Software licensed to . UG

Within Limit

Prediction Limit

Intrawell Parametric

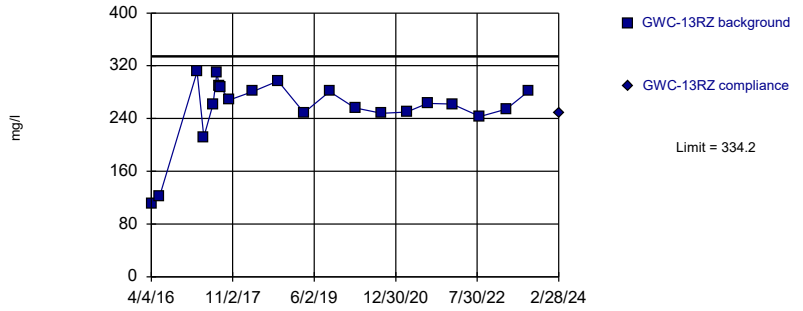

Background Data Summary (based on cube transformation): Mean=1.8e7, Std. Dev.=7518546, n=21. Normality test: Shapiro Wilk @alpha = 0.01, calculated = 0.9308, critical = 0.873. Kappa = 2.552 (c=7, w=26, 1 of 2, event alpha = 0.05132). Report alpha = 0.0002894.

Constituent: Total Dissolved Solids [TDS] Analysis Run 4/14/2024 7:08 PM View: Appendix III Intrawell

Plant Bowen Client: Southern Company Data: Bowen 1, 2, 9, and 10

Sanitas™ v.10.0.16b Software licensed to . UG

Within Limit

Prediction Limit

Intrawell Parametric

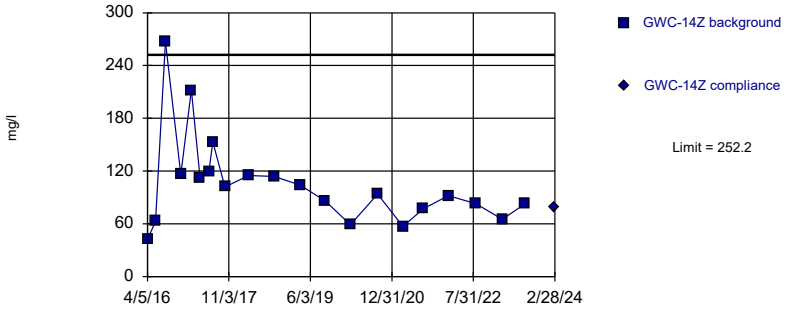

Background Data Summary (based on square root transformation): Mean=10.03, Std. Dev.=2.293, n=21. Normality test: Shapiro Wilk @alpha = 0.01, calculated = 0.9052, critical = 0.873. Kappa = 2.552 (c=7, w=26, 1 of 2, event alpha = 0.05132). Report alpha = 0.0002894.

Constituent: Total Dissolved Solids [TDS] Analysis Run 4/14/2024 7:08 PM View: Appendix III Intrawell

Plant Bowen Client: Southern Company Data: Bowen 1, 2, 9, and 10

Sanitas™ v.10.0.16b Software licensed to . UG

Within Limit

Prediction Limit

Intrawell Parametric

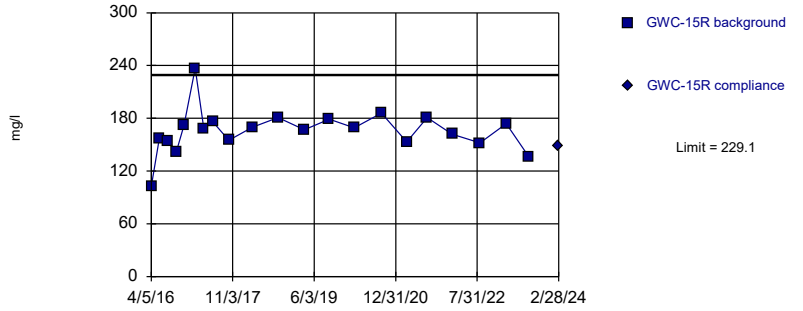

Background Data Summary: Mean=165.4, Std. Dev.=24.96, n=21. Normality test: Shapiro Wilk @alpha = 0.01, calculated = 0.8968, critical = 0.873. Kappa = 2.552 (c=7, w=26, 1 of 2, event alpha = 0.05132). Report alpha = 0.0002894.

Constituent: Total Dissolved Solids [TDS] Analysis Run 4/14/2024 7:08 PM View: Appendix III Intrawell

Plant Bowen Client: Southern Company Data: Bowen 1, 2, 9, and 10

Sanitas™ v.10.0.16b Software licensed to . UG

Within Limit

Prediction Limit

Intrawell Parametric

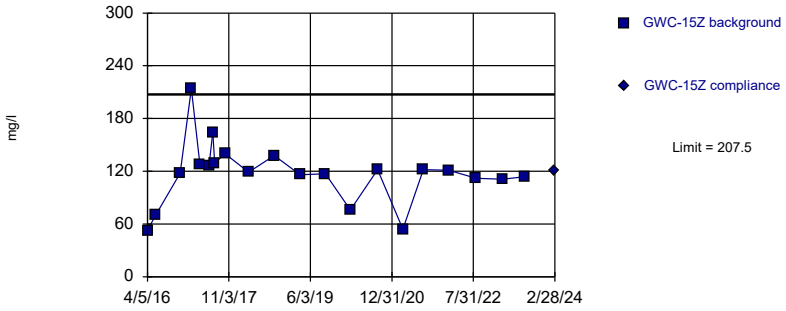

Background Data Summary: Mean=117.3, Std. Dev.=35.36, n=21. Normality test: Shapiro Wilk @alpha = 0.01, calculated = 0.8798, critical = 0.873. Kappa = 2.552 (c=7, w=26, 1 of 2, event alpha = 0.05132). Report alpha = 0.0002894.

Constituent: Total Dissolved Solids [TDS] Analysis Run 4/14/2024 7:08 PM View: Appendix III Intrawell

Plant Bowen Client: Southern Company Data: Bowen 1, 2, 9, and 10

Sanitas™ v.10.0.16b Software licensed to . UG

Hollow symbols indicate censored values.

Within Limit

Prediction Limit

Intrawell Parametric

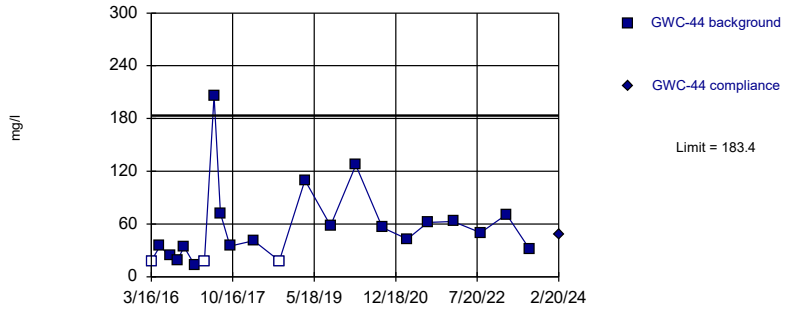

Background Data Summary (based on square root transformation): Mean=6.949, Std. Dev.=2.607, n=22, 13.64% NDs. Normality test: Shapiro Wilk @alpha = 0.01, calculated = 0.9058, critical = 0.878. Kappa = 2.53 (c=7, w=26, 1 of 2, event alpha = 0.05132). Report alpha = 0.0002894.

Constituent: Total Dissolved Solids [TDS] Analysis Run 4/14/2024 7:08 PM View: Appendix III Intrawell

Plant Bowen Client: Southern Company Data: Bowen 1, 2, 9, and 10

Sanitas™ v.10.0.16b Software licensed to . UG

Hollow symbols indicate censored values.

Within Limit

Prediction Limit

Intrawell Parametric

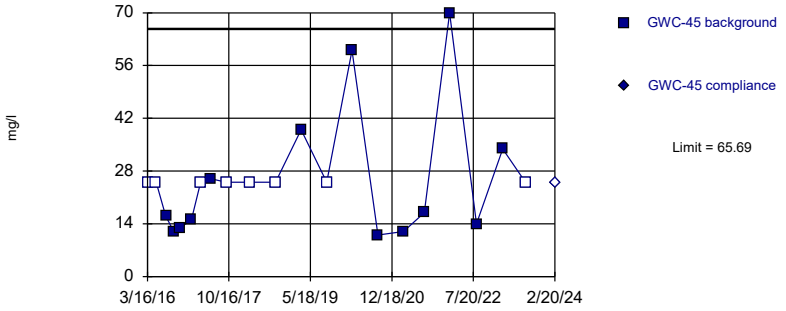

Background Data Summary (based on cube root transformation) (after Kaplan-Meier Adjustment): Mean=2.654, Std. Dev.=0.5411, n=21, 38.1% NDs. Normality test: Shapiro Wilk @alpha = 0.01, calculated = 0.877, critical = 0.873. Kappa = 2.552 (c=7, w=26, 1 of 2, event alpha = 0.05132). Report alpha = 0.0002894.

Constituent: Total Dissolved Solids [TDS] Analysis Run 4/14/2024 7:08 PM View: Appendix III Intrawell

Plant Bowen Client: Southern Company Data: Bowen 1, 2, 9, and 10

Sanitas™ v.10.0.16b Software licensed to . UG

Within Limit

Prediction Limit

Intrawell Parametric

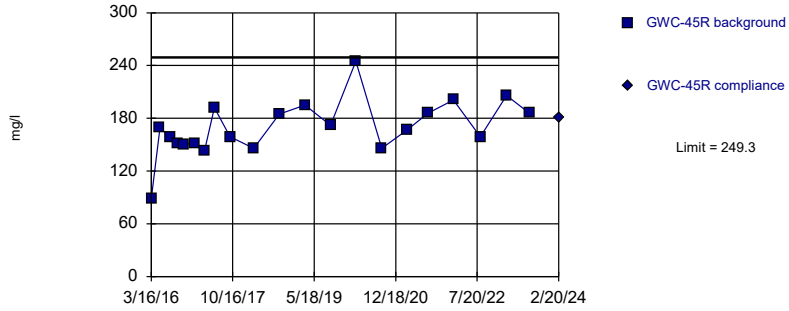

Background Data Summary: Mean=169.5, Std. Dev.=31.3, n=21. Normality test: Shapiro Wilk @alpha = 0.01, calculated = 0.9423, critical = 0.873. Kappa = 2.552 (c=7, w=26, 1 of 2, event alpha = 0.05132). Report alpha = 0.0002894.

Constituent: Total Dissolved Solids [TDS] Analysis Run 4/14/2024 7:08 PM View: Appendix III Intrawell

Plant Bowen Client: Southern Company Data: Bowen 1, 2, 9, and 10

Sanitas™ v.10.0.16b Software licensed to . UG

Within Limit

Prediction Limit

Intrawell Parametric

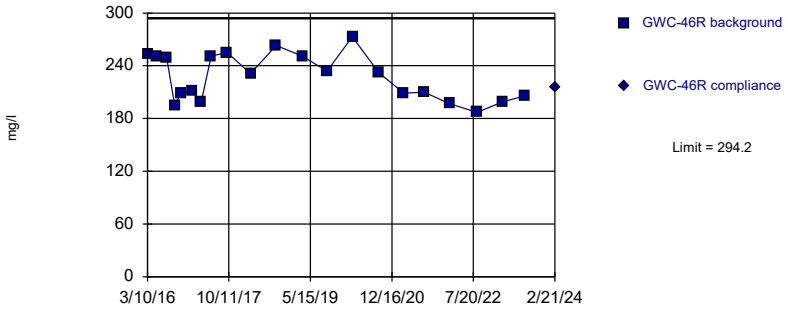

Background Data Summary: Mean=226.9, Std. Dev.=26.36, n=21. Normality test: Shapiro Wilk @alpha = 0.01, calculated = 0.9175, critical = 0.873. Kappa = 2.552 (c=7, w=26, 1 of 2, event alpha = 0.05132). Report alpha = 0.0002894.

Constituent: Total Dissolved Solids [TDS] Analysis Run 4/14/2024 7:08 PM View: Appendix III Intrawell

Plant Bowen Client: Southern Company Data: Bowen 1, 2, 9, and 10

Sanitas™ v.10.0.16b Software licensed to . UG

Within Limit

Prediction Limit

Intrawell Parametric

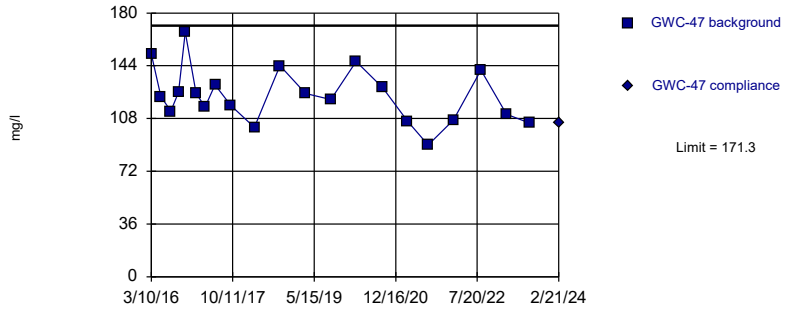

Background Data Summary: Mean=123.7, Std. Dev.=18.65, n=21. Normality test: Shapiro Wilk @alpha = 0.01, calculated = 0.9746, critical = 0.873. Kappa = 2.552 (c=7, w=26, 1 of 2, event alpha = 0.05132). Report alpha = 0.0002894.

Constituent: Total Dissolved Solids [TDS] Analysis Run 4/14/2024 7:08 PM View: Appendix III Intrawell

Plant Bowen Client: Southern Company Data: Bowen 1, 2, 9, and 10

Sanitas™ v.10.0.16b Software licensed to . UG

Within Limit

Prediction Limit

Intrawell Parametric

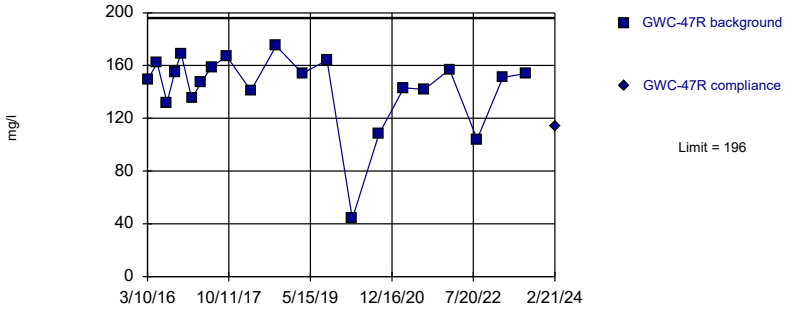

Background Data Summary (based on square transformation): Mean=21370, Std. Dev.=6687, n=21. Normality test: Shapiro Wilk @alpha = 0.01, calculated = 0.8916, critical = 0.873. Kappa = 2.552 (c=7, w=26, 1 of 2, event alpha = 0.05132). Report alpha = 0.0002894.

Constituent: Total Dissolved Solids [TDS] Analysis Run 4/14/2024 7:08 PM View: Appendix III Intrawell

Plant Bowen Client: Southern Company Data: Bowen 1, 2, 9, and 10

Sanitas™ v.10.0.16b Software licensed to . UG

Hollow symbols indicate censored values.

Within Limit

Prediction Limit

Intrawell Parametric

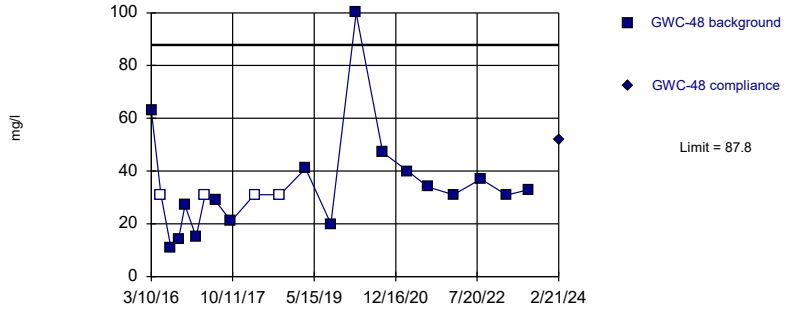

Background Data Summary (based on square root transformation) (after Kaplan-Meier Adjustment): Mean=5.423, Std. Dev.=1.547, n=21, 19.05% NDs. Normality test: Shapiro Wilk @alpha = 0.01, calculated = 0.8895, critical = 0.873. Kappa = 2.552 (c=7, w=26, 1 of 2, event alpha = 0.05132). Report alpha = 0.0002894.

Constituent: Total Dissolved Solids [TDS] Analysis Run 4/14/2024 7:08 PM View: Appendix III Intrawell

Plant Bowen Client: Southern Company Data: Bowen 1, 2, 9, and 10

Sanitas™ v.10.0.16b Software licensed to . UG

Within Limit

Prediction Limit

Intrawell Parametric

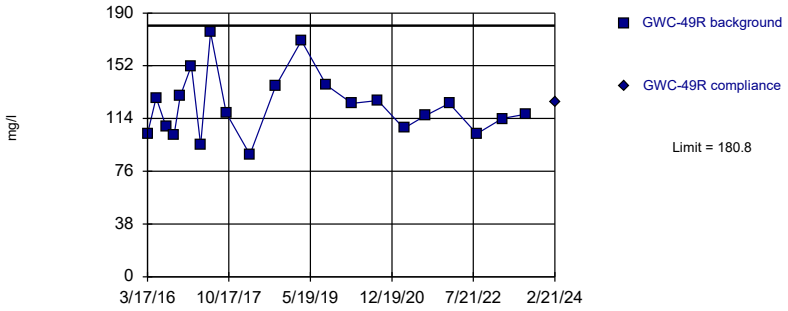

Background Data Summary: Mean=122.9, Std. Dev.=22.71, n=21. Normality test: Shapiro Wilk @alpha = 0.01, calculated = 0.9352, critical = 0.873. Kappa = 2.552 (c=7, w=26, 1 of 2, event alpha = 0.05132). Report alpha = 0.0002894.

Constituent: Total Dissolved Solids [TDS] Analysis Run 4/14/2024 7:08 PM View: Appendix III Intrawell

Plant Bowen Client: Southern Company Data: Bowen 1, 2, 9, and 10

Sanitas™ v.10.0.16b Software licensed to . UG

Hollow symbols indicate censored values.

Within Limit

Prediction Limit

Intrawell Non-parametric

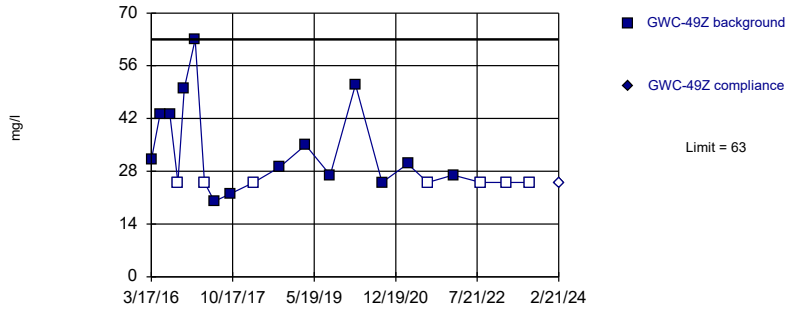

Non-parametric test used in lieu of parametric prediction limit because the Shapiro Wilk normality test showed the data to be non-normal at the 0.01 alpha level. Limit is highest of 21 background values. 33.33% NDs. Well-constituent pair annual alpha = 0.007982. Individual comparison alpha = 0.003999 (1 of 2).

Constituent: Total Dissolved Solids [TDS] Analysis Run 4/14/2024 7:08 PM View: Appendix III Intrawell

Plant Bowen Client: Southern Company Data: Bowen 1, 2, 9, and 10

Sanitas™ v.10.0.16b Software licensed to . UG

Hollow symbols indicate censored values.

Within Limit

Prediction Limit

Intrawell Parametric

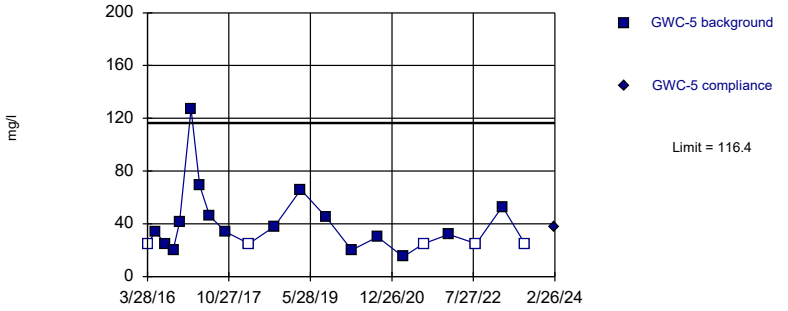

Background Data Summary (based on cube root transformation) (after Kaplan-Meier Adjustment): Mean=3.143, Std. Dev.=0.682, n=21, 23.81% NDs. Normality test: Shapiro Wilk @alpha = 0.01, calculated = 0.8881, critical = 0.873. Kappa = 2.552 (c=7, w=26, 1 of 2, event alpha = 0.05132). Report alpha = 0.0002894.

Constituent: Total Dissolved Solids [TDS] Analysis Run 4/14/2024 7:08 PM View: Appendix III Intrawell

Plant Bowen Client: Southern Company Data: Bowen 1, 2, 9, and 10

Sanitas™ v.10.0.16b Software licensed to . UG

Within Limit

Prediction Limit

Intrawell Parametric

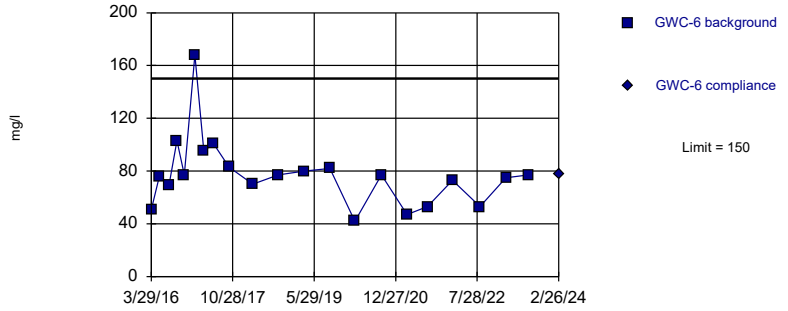

Background Data Summary (based on square root transformation): Mean=8.702, Std. Dev.=1.39, n=21. Normality test: Shapiro Wilk @alpha = 0.01, calculated = 0.8834, critical = 0.873. Kappa = 2.552 (c=7, w=26, 1 of 2, event alpha = 0.05132). Report alpha = 0.0002894.

Constituent: Total Dissolved Solids [TDS] Analysis Run 4/14/2024 7:08 PM View: Appendix III Intrawell

Plant Bowen Client: Southern Company Data: Bowen 1, 2, 9, and 10

Sanitas™ v.10.0.16b Software licensed to . UG

Hollow symbols indicate censored values.

Within Limit

Prediction Limit

Intrawell Parametric

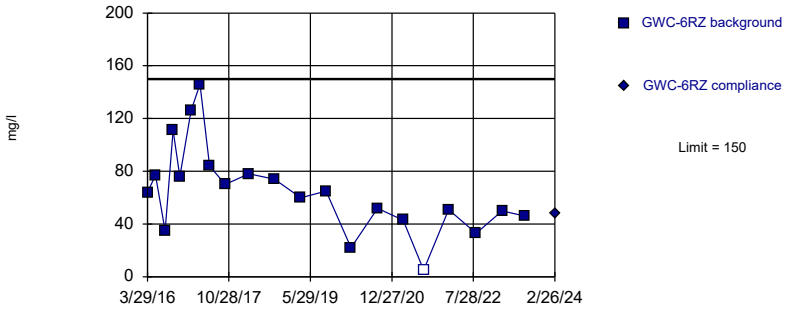

Background Data Summary: Mean=65.14, Std. Dev.=33.27, n=21, 4.762% NDs. Normality test: Shapiro Wilk @alpha = 0.01, calculated = 0.9535, critical = 0.873. Kappa = 2.552 (c=7, w=26, 1 of 2, event alpha = 0.05132). Report alpha = 0.0002894.

Constituent: Total Dissolved Solids [TDS] Analysis Run 4/14/2024 7:08 PM View: Appendix III Intrawell

Plant Bowen Client: Southern Company Data: Bowen 1, 2, 9, and 10

Sanitas™ v.10.0.16b Software licensed to . UG

Within Limit

Prediction Limit

Intrawell Parametric

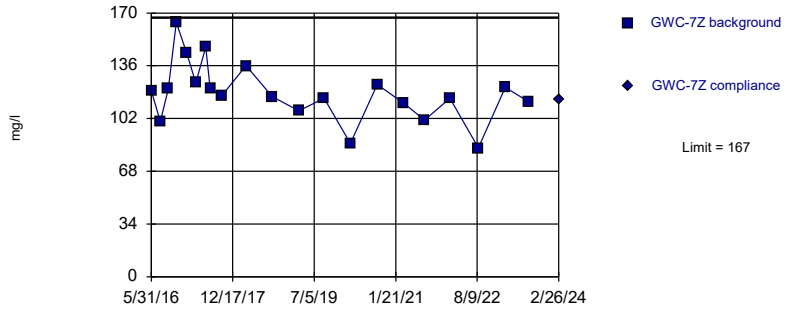

Background Data Summary: Mean=118.6, Std. Dev.=18.97, n=21. Normality test: Shapiro Wilk @alpha = 0.01, calculated = 0.9525, critical = 0.873. Kappa = 2.552 (c=7, w=26, 1 of 2, event alpha = 0.05132). Report alpha = 0.0002894.

Constituent: Total Dissolved Solids [TDS] Analysis Run 4/14/2024 7:08 PM View: Appendix III Intrawell

Plant Bowen Client: Southern Company Data: Bowen 1, 2, 9, and 10

Sanitas™ v.10.0.16b Software licensed to . UG

Within Limit

Prediction Limit

Intrawell Parametric

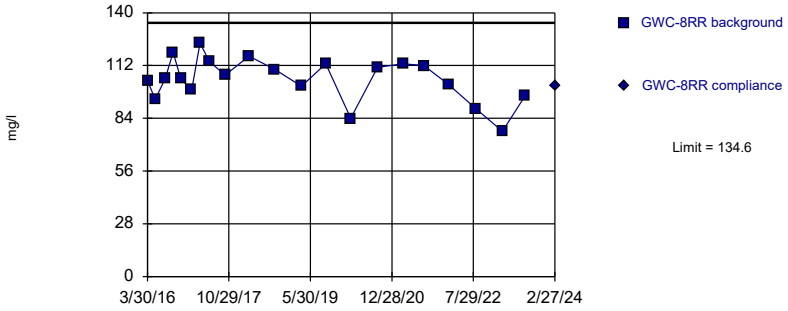

Background Data Summary: Mean=104.6, Std. Dev.=11.76, n=21. Normality test: Shapiro Wilk @alpha = 0.01, calculated = 0.9641, critical = 0.873. Kappa = 2.552 (c=7, w=26, 1 of 2, event alpha = 0.05132). Report alpha = 0.0002894.

Constituent: Total Dissolved Solids [TDS] Analysis Run 4/14/2024 7:08 PM View: Appendix III Intrawell

Plant Bowen Client: Southern Company Data: Bowen 1, 2, 9, and 10

Sanitas™ v.10.0.16b Software licensed to . UG

Within Limit

Prediction Limit

Intrawell Parametric

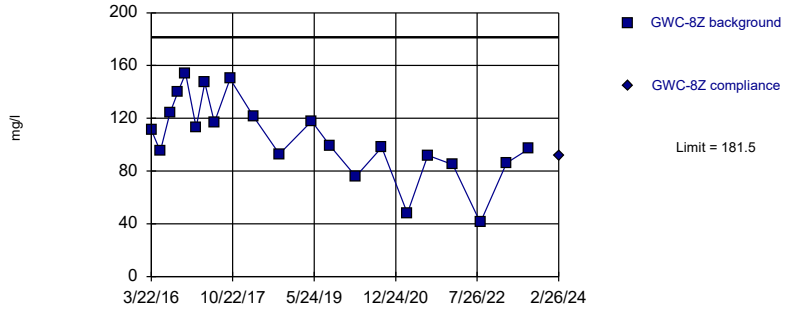

Background Data Summary: Mean=105, Std. Dev.=29.96, n=21. Normality test: Shapiro Wilk @alpha = 0.01, calculated = 0.9595, critical = 0.873. Kappa = 2.552 (c=7, w=26, 1 of 2, event alpha = 0.05132). Report alpha = 0.0002894.

Constituent: Total Dissolved Solids [TDS] Analysis Run 4/14/2024 7:08 PM View: Appendix III Intrawell

Plant Bowen Client: Southern Company Data: Bowen 1, 2, 9, and 10

Sanitas™ v.10.0.16b Software licensed to . UG
Hollow symbols indicate censored values.

Within Limit

Prediction Limit

Intrawell Parametric

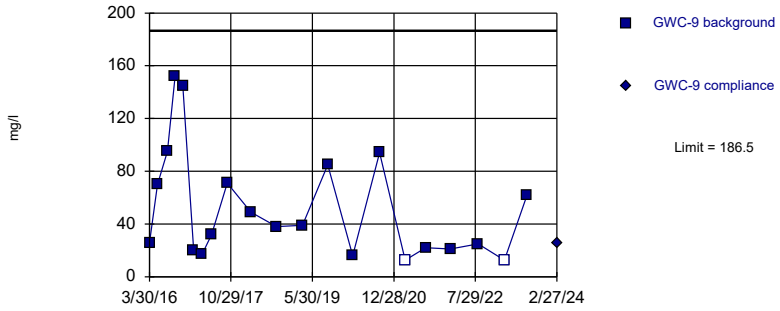

Background Data Summary (based on square root transformation): Mean=6.753, Std. Dev.=2.706, n=21, 9.524% NDs. Normality test: Shapiro Wilk @alpha = 0.01, calculated = 0.9131, critical = 0.873. Kappa = 2.552 (c=7, w=26, 1 of 2, event alpha = 0.05132). Report alpha = 0.0002894.

Constituent: Total Dissolved Solids [TDS] Analysis Run 4/14/2024 7:08 PM View: Appendix III Intrawell

Plant Bowen Client: Southern Company Data: Bowen 1, 2, 9, and 10

Prediction Limit

Constituent: Boron, total (mg/L) Analysis Run 4/14/2024 7:12 PM View: Appendix III Intrawell

Plant Bowen Client: Southern Company Data: Bowen 1, 2, 9, and 10

	GWA-1	GWA-1
3/22/2016	<0.04	
5/19/2016	<0.04	
7/29/2016	<0.04	
9/23/2016	<0.04	
11/9/2016	<0.04	
1/30/2017	<0.04	
3/30/2017	0.0065 (J)	
6/9/2017	<0.04	
10/2/2017	<0.04	
3/16/2018	<0.04	
9/17/2018	0.00625 (JD)	
3/20/2019	0.0042 (J)	
9/12/2019	<0.04	
3/11/2020	<0.04	
9/15/2020	0.01 (J)	
3/16/2021	<0.04	
8/9/2021	<0.04	
2/1/2022	<0.04	
8/16/2022	<0.04	
2/16/2023	<0.04	
7/27/2023	0.015 (J)	
2/22/2024		<0.04

ND substitution: RL or RL/2 if <15% NDs.

Prediction Limit

Constituent: Boron, total (mg/L) Analysis Run 4/14/2024 7:12 PM View: Appendix III Intrawell

Plant Bowen Client: Southern Company Data: Bowen 1, 2, 9, and 10

	GWA-2	GWA-2
3/23/2016	<0.04	
5/20/2016	<0.04	
7/29/2016	<0.04	
9/23/2016	<0.04	
11/9/2016	<0.04	
1/31/2017	<0.04	
3/30/2017	<0.04	
6/12/2017	<0.04	
10/2/2017	<0.04	
3/19/2018	0.013 (J)	
9/14/2018	<0.04	
3/20/2019	<0.04	
9/12/2019	<0.04 (D)	
3/11/2020	0.0068 (J)	
9/15/2020	0.0053 (J)	
3/17/2021	<0.04	
8/9/2021	<0.04	
2/1/2022	<0.04	
8/16/2022	<0.04	
2/16/2023	<0.04	
7/27/2023	<0.04	
2/22/2024		<0.04

ND substitution: RL or RL/2 if <15% NDs.

Prediction Limit

Constituent: Boron, total (mg/L) Analysis Run 4/14/2024 7:12 PM View: Appendix III Intrawell

Plant Bowen Client: Southern Company Data: Bowen 1, 2, 9, and 10

	GWA-2R	GWA-2R
3/23/2016	<0.04	
5/19/2016	<0.04	
7/29/2016	<0.04	
9/22/2016	<0.04	
11/10/2016	<0.04	
1/31/2017	<0.04	
4/3/2017	<0.04	
6/9/2017	<0.04	
10/2/2017	<0.04	
3/16/2018	0.0077 (J)	
9/14/2018	<0.04	
3/19/2019	0.014 (J)	
9/13/2019	0.012 (J)	
3/11/2020	0.017 (J)	
9/15/2020	0.0074 (J)	
3/16/2021	0.0061 (J)	
8/9/2021	0.012 (J)	
2/1/2022	<0.04	
8/16/2022	<0.04	
2/16/2023	0.017 (J)	
7/27/2023	0.015 (J)	
2/26/2024		0.018 (J)

ND substitution: RL or RL/2 if <15% NDs.

Prediction Limit

Constituent: Boron, total (mg/L) Analysis Run 4/14/2024 7:12 PM View: Appendix III Intrawell

Plant Bowen Client: Southern Company Data: Bowen 1, 2, 9, and 10

	GWA-39RZ	GWA-39RZ
5/16/2016	<0.04 (D)	
7/27/2016	<0.04 (*)	
2/21/2017	0.0218 (JD)	
3/27/2017	0.0262 (JD)	
6/8/2017	0.0067 (JD)	
7/17/2017	0.0165 (JD)	
7/27/2017	0.0138 (JD)	
8/9/2017	0.0069 (JD)	
9/29/2017	0.0066 (JD)	
3/16/2018	0.0067 (J)	
9/14/2018	0.0059 (J)	
3/14/2019	0.0059 (X)	
9/10/2019	0.0081 (X)	
3/9/2020	0.0065 (J)	
9/16/2020	0.015 (J)	
3/16/2021	<0.04	
8/6/2021	<0.04	
2/2/2022	<0.04	
8/16/2022	<0.04	
2/14/2023	<0.04	
7/25/2023	<0.04	
2/19/2024		<0.04

ND substitution: RL or RL/2 if <15% NDs.

Prediction Limit

Constituent: Boron, total (mg/L) Analysis Run 4/14/2024 7:12 PM View: Appendix III Intrawell

Plant Bowen Client: Southern Company Data: Bowen 1, 2, 9, and 10

	GWA-39Z	GWA-39Z
3/14/2016	<0.04	
5/11/2016	<0.04	
7/19/2016	<0.04 (*)	
9/15/2016	0.0067 (J)	
11/2/2016	<0.04	
1/18/2017	<0.04	
3/28/2017	<0.04	
6/7/2017	<0.04 (*)	
9/26/2017	<0.04	
3/14/2018	<0.04	
9/12/2018	<0.04	
3/15/2019	0.005 (X)	
9/9/2019	<0.04	
3/9/2020	<0.04	
9/10/2020	<0.04	
3/12/2021	0.011 (J)	
8/4/2021	<0.04	
1/31/2022	<0.04	
8/10/2022	<0.04	
2/13/2023	<0.04	
7/26/2023	0.012 (J)	
2/19/2024		<0.04

ND substitution: RL or RL/2 if <15% NDs.

Prediction Limit

Constituent: Boron, total (mg/L) Analysis Run 4/14/2024 7:12 PM View: Appendix III Intrawell

Plant Bowen Client: Southern Company Data: Bowen 1, 2, 9, and 10

	GWA-3A	GWA-3A
3/23/2016	<0.04	
5/23/2016	<0.04	
7/29/2016	<0.04	
9/22/2016	<0.04	
11/10/2016	<0.04	
1/31/2017	<0.04	
3/30/2017	<0.04	
6/12/2017	<0.04	
10/4/2017	<0.04	
3/19/2018	0.0057 (J)	
9/17/2018	<0.04	
3/20/2019	<0.04	
9/13/2019	<0.04	
3/11/2020	0.0071 (J)	
3/29/2021	<0.04	
8/9/2021	<0.04	
2/2/2022	<0.04	
8/16/2022	<0.04	
2/17/2023	<0.04	
8/1/2023	<0.04	
2/22/2024		<0.04

ND substitution: RL or RL/2 if <15% NDs.

Prediction Limit

Constituent: Boron, total (mg/L) Analysis Run 4/14/2024 7:12 PM View: Appendix III Intrawell

Plant Bowen Client: Southern Company Data: Bowen 1, 2, 9, and 10

	GWA-40	GWA-40
3/15/2016	<0.04	
5/11/2016	<0.04	
7/21/2016	<0.04	
9/15/2016	<0.04	
11/3/2016	<0.04 (*)	
1/17/2017	<0.04	
3/24/2017	<0.04	
5/24/2017	<0.04	
9/26/2017	0.0075 (J)	
3/14/2018	0.0093 (J)	
9/12/2018	<0.04	
3/13/2019	<0.04	
9/9/2019	<0.04	
3/9/2020	0.0074 (J)	
9/11/2020	<0.04	
3/10/2021	<0.04	
8/4/2021	<0.04	
1/31/2022	<0.04	
8/12/2022	<0.04	
2/13/2023	<0.04	
7/26/2023	0.0091 (J)	
2/19/2024		<0.04

ND substitution: RL or RL/2 if <15% NDs.

Prediction Limit

Constituent: Boron, total (mg/L) Analysis Run 4/14/2024 7:12 PM View: Appendix III Intrawell

Plant Bowen Client: Southern Company Data: Bowen 1, 2, 9, and 10

	GWA-41	GWA-41
3/15/2016	<0.04	
5/12/2016	<0.04	
7/20/2016	<0.04	
9/15/2016	<0.04	
11/3/2016	<0.04	
1/18/2017	<0.04	
3/24/2017	0.0154 (J)	
6/6/2017	<0.04	
9/25/2017	<0.04	
3/14/2018	0.011 (J)	
9/12/2018	<0.04	
3/14/2019	0.007 (X)	
9/10/2019	<0.04	
3/6/2020	0.013 (J)	
9/10/2020	<0.04	
3/11/2021	0.0075 (J)	
8/4/2021	<0.04	
1/31/2022	<0.04	
8/11/2022	<0.04	
2/13/2023	<0.04	
7/25/2023	0.012 (J)	
2/19/2024		<0.04

ND substitution: RL or RL/2 if <15% NDs.

Prediction Limit

Constituent: Boron, total (mg/L) Analysis Run 4/14/2024 7:12 PM View: Appendix III Intrawell

Plant Bowen Client: Southern Company Data: Bowen 1, 2, 9, and 10

	GWA-41R	GWA-41R
3/15/2016	<0.04	
5/13/2016	<0.04	
7/21/2016	<0.04 (*)	
9/21/2016	<0.04 (*)	
11/3/2016	<0.04	
1/17/2017	<0.04	
3/27/2017	0.0173 (J)	
6/6/2017	<0.04 (*)	
9/25/2017	0.0141 (J)	
3/14/2018	0.014 (J)	
9/12/2018	0.013 (J)	
3/14/2019	0.015 (X)	
9/10/2019	0.015 (X)	
3/9/2020	0.021 (J)	
9/10/2020	0.016 (J)	
3/10/2021	0.0098 (J)	
8/4/2021	0.01 (J)	
1/31/2022	0.016 (J)	
8/11/2022	<0.04	
2/13/2023	0.017 (J)	
7/25/2023	0.011 (J)	
2/19/2024		0.012 (J)

ND substitution: RL or RL/2 if <15% NDs.

Prediction Limit

Constituent: Boron, total (mg/L) Analysis Run 4/14/2024 7:12 PM View: Appendix III Intrawell

Plant Bowen Client: Southern Company Data: Bowen 1, 2, 9, and 10

	GWA-42	GWA-42
3/11/2016	<0.04	
5/16/2016	<0.04	
7/22/2016	0.0076 (J)	
9/19/2016	<0.04	
11/3/2016	<0.04	
1/17/2017	<0.04	
3/27/2017	0.0101 (J)	
6/7/2017	<0.04 (*)	
9/26/2017	<0.04	
3/14/2018	<0.04	
9/14/2018	<0.04	
3/14/2019	<0.04	
9/10/2019	<0.04	
3/6/2020	0.0068 (J)	
9/10/2020	<0.04	
3/11/2021	<0.04	
8/4/2021	<0.04	
1/31/2022	<0.04	
8/10/2022	<0.04	
2/13/2023	<0.04	
7/26/2023	<0.04	
2/20/2024		0.031 (J)

ND substitution: RL or RL/2 if <15% NDs.

Prediction Limit

Constituent: Boron, total (mg/L) Analysis Run 4/14/2024 7:12 PM View: Appendix III Intrawell

Plant Bowen Client: Southern Company Data: Bowen 1, 2, 9, and 10

	GWA-43	GWA-43
3/11/2016	<0.04	
5/13/2016	<0.04	
7/19/2016	<0.04 (*)	
9/16/2016	<0.04	
11/2/2016	<0.04	
1/18/2017	<0.04	
3/28/2017	<0.04	
6/6/2017	<0.04 (*)	
9/22/2017	<0.04	
3/14/2018	<0.04	
9/12/2018	<0.04	
3/13/2019	<0.04	
9/11/2019	0.0059 (X)	
3/9/2020	<0.04	
9/11/2020	<0.04	
3/11/2021	<0.04	
8/6/2021	<0.04	
1/31/2022	<0.04	
8/11/2022	<0.04	
2/14/2023	<0.04	
7/25/2023	<0.04	
2/20/2024		0.02 (J)

ND substitution: RL or RL/2 if <15% NDs.

Prediction Limit

Constituent: Boron, total (mg/L) Analysis Run 4/14/2024 7:12 PM View: Appendix III Intrawell

Plant Bowen Client: Southern Company Data: Bowen 1, 2, 9, and 10

	GWA-43R	GWA-43R
3/11/2016	<0.04	
5/13/2016	<0.04	
7/19/2016	<0.04 (*)	
9/16/2016	0.0246 (J)	
11/2/2016	0.0279 (J)	
1/18/2017	0.0336 (J)	
3/28/2017	0.0313 (J)	
6/6/2017	<0.04 (*)	
9/22/2017	0.0294 (J)	
3/15/2018	0.018 (J)	
9/12/2018	0.018 (J)	
3/13/2019	0.012 (X)	
9/11/2019	0.021 (X)	
3/9/2020	0.017 (J)	
9/14/2020	0.018 (J)	
3/11/2021	0.017 (J)	
8/5/2021	0.0098 (J)	
1/31/2022	0.011 (J)	
8/10/2022	0.01 (J)	
2/13/2023	<0.04	
7/25/2023	0.012 (J)	
2/20/2024		<0.04

ND substitution: RL or RL/2 if <15% NDs.

Prediction Limit

Constituent: Boron, total (mg/L) Analysis Run 4/14/2024 7:12 PM View: Appendix III Intrawell

Plant Bowen Client: Southern Company Data: Bowen 1, 2, 9, and 10

	GWA-4RZ	GWA-4RZ
2/22/2017	0.022 (JD)	
4/7/2017	0.0082 (JD)	
6/14/2017	0.008 (JD)	
7/12/2017	0.0082 (JD)	
7/20/2017	0.0091 (JD)	
7/28/2017	<0.04 (D)	
8/9/2017	0.0071 (JD)	
8/24/2017	0.0062 (JD)	
10/3/2017	0.006 (JD)	
3/21/2018	0.0062 (J)	
9/18/2018	0.0096 (J)	
3/21/2019	0.0066 (JD)	
9/12/2019	0.012 (JD)	
3/12/2020	0.014 (J)	
9/17/2020	0.015 (J)	
3/16/2021	0.0092 (J)	
8/10/2021	0.01 (J)	
2/3/2022	<0.04	
8/17/2022	<0.04	
2/17/2023	<0.04	
7/28/2023	<0.04	
2/27/2024		<0.04

ND substitution: RL or RL/2 if <15% NDs.

Prediction Limit

Constituent: Boron, total (mg/L) Analysis Run 4/14/2024 7:12 PM View: Appendix III Intrawell

Plant Bowen Client: Southern Company Data: Bowen 1, 2, 9, and 10

	GWA-50	GWA-50
3/28/2016	<0.04	
5/23/2016	<0.04	
8/1/2016	<0.04	
9/26/2016	<0.04	
11/10/2016	<0.04	
1/30/2017	<0.04	
4/7/2017	0.008 (J)	
6/12/2017	<0.04	
10/2/2017	<0.04	
3/16/2018	<0.04	
9/17/2018	<0.04	
3/19/2019	<0.04	
9/13/2019	<0.04	
3/11/2020	0.0063 (J)	
9/16/2020	<0.04	
3/17/2021	<0.04	
8/9/2021	<0.04	
2/1/2022	<0.04	
8/16/2022	<0.04	
2/16/2023	<0.04	
7/28/2023	<0.04	
2/22/2024		<0.04

ND substitution: RL or RL/2 if <15% NDs.

Prediction Limit

Constituent: Boron, total (mg/L) Analysis Run 4/14/2024 7:12 PM View: Appendix III Intrawell

Plant Bowen Client: Southern Company Data: Bowen 1, 2, 9, and 10

	GWA-50R	GWA-50R
3/28/2016	<0.04	
5/25/2016	<0.04	
8/1/2016	<0.04	
9/26/2016	<0.04	
11/11/2016	0.0193 (J)	
1/30/2017	<0.04	
4/3/2017	<0.04	
6/12/2017	<0.04	
10/2/2017	<0.04	
3/16/2018	<0.04	
9/18/2018	<0.04	
3/19/2019	<0.04	
9/12/2019	<0.04	
3/11/2020	0.007 (J)	
9/15/2020	<0.04	
3/17/2021	<0.04	
8/9/2021	<0.04	
2/2/2022	<0.04	
8/17/2022	<0.04	
2/16/2023	<0.04	
7/28/2023	<0.04	
2/22/2024		<0.04

ND substitution: RL or RL/2 if <15% NDs.

Prediction Limit

Constituent: Boron, total (mg/L) Analysis Run 4/14/2024 7:12 PM View: Appendix III Intrawell

Plant Bowen Client: Southern Company Data: Bowen 1, 2, 9, and 10

	GWC-10	GWC-10
3/31/2016	<0.04	
5/26/2016	<0.04	
8/5/2016	<0.04	
9/28/2016	<0.04	
11/22/2016	<0.04	
2/7/2017	<0.04	
4/10/2017	<0.04	
6/14/2017	<0.04	
10/4/2017	<0.04	
3/20/2018	0.004 (J)	
9/18/2018	<0.04	
3/22/2019	<0.04	
9/17/2019	<0.04	
3/12/2020	<0.04	
9/17/2020	<0.04	
3/18/2021	<0.04	
8/10/2021	<0.04	
2/4/2022	<0.04	
8/17/2022	<0.04	
2/20/2023	<0.04	
7/31/2023	<0.04	
2/27/2024		<0.04

ND substitution: RL or RL/2 if <15% NDs.

Prediction Limit

Constituent: Boron, total (mg/L) Analysis Run 4/14/2024 7:12 PM View: Appendix III Intrawell

Plant Bowen Client: Southern Company Data: Bowen 1, 2, 9, and 10

	GWC-10R	GWC-10R
3/31/2016	<0.04	
5/26/2016	<0.04	
8/3/2016	<0.04	
9/28/2016	0.0169 (J)	
11/22/2016	0.0067 (J)	
2/7/2017	<0.04	
4/10/2017	<0.04	
6/14/2017	<0.04	
10/4/2017	<0.04	
3/21/2018	<0.04	
9/18/2018	<0.04	
3/22/2019	<0.04	
9/17/2019	<0.04	
3/12/2020	0.005 (J)	
9/17/2020	<0.04	
3/18/2021	<0.04	
8/11/2021	<0.04	
2/4/2022	<0.04	
8/18/2022	<0.04	
2/20/2023	<0.04	
7/31/2023	<0.04	
2/27/2024		<0.04

ND substitution: RL or RL/2 if <15% NDs.

Prediction Limit

Constituent: Boron, total (mg/L) Analysis Run 4/14/2024 7:12 PM View: Appendix III Intrawell

Plant Bowen Client: Southern Company Data: Bowen 1, 2, 9, and 10

	GWC-11	GWC-11
4/4/2016	<0.04	
5/26/2016	<0.04	
8/3/2016	<0.04	
9/28/2016	<0.04	
11/22/2016	<0.04	
2/8/2017	0.0085 (J)	
4/10/2017	<0.04	
6/15/2017	<0.04	
10/4/2017	<0.04	
3/21/2018	<0.04	
9/18/2018	<0.04	
3/23/2019	<0.04	
9/17/2019	<0.04	
3/12/2020	<0.04	
9/21/2020	<0.04	
3/19/2021	<0.04	
8/11/2021	<0.04	
2/4/2022	<0.04	
8/18/2022	<0.04	
2/20/2023	<0.04	
8/1/2023	<0.04	
2/28/2024		<0.04

ND substitution: RL or RL/2 if <15% NDs.

Prediction Limit

Constituent: Boron, total (mg/L) Analysis Run 4/14/2024 7:12 PM View: Appendix III Intrawell

Plant Bowen Client: Southern Company Data: Bowen 1, 2, 9, and 10

	GWC-11R	GWC-11R
4/4/2016	<0.04	
5/26/2016	<0.04	
8/4/2016	<0.04	
9/28/2016	<0.04	
11/22/2016	0.0072 (J)	
2/8/2017	0.0069 (J)	
4/10/2017	<0.04	
6/15/2017	<0.04	
10/4/2017	0.0065 (J)	
3/22/2018	<0.04	
9/18/2018	<0.04	
3/23/2019	<0.04	
9/17/2019	<0.04	
3/12/2020	0.0058 (J)	
9/21/2020	<0.04	
3/19/2021	<0.04	
8/11/2021	<0.04	
2/4/2022	<0.04	
8/18/2022	<0.04	
2/20/2023	<0.04	
8/1/2023	<0.04	
2/28/2024		<0.04

ND substitution: RL or RL/2 if <15% NDs.

Prediction Limit

Constituent: Boron, total (mg/L) Analysis Run 4/14/2024 7:12 PM View: Appendix III Intrawell

Plant Bowen Client: Southern Company Data: Bowen 1, 2, 9, and 10

	GWC-12	GWC-12
4/4/2016	<0.04	
5/27/2016	<0.04	
8/3/2016	<0.04	
9/30/2016	<0.04	
11/22/2016	<0.04	
2/13/2017	<0.04	
4/11/2017	<0.04	
6/14/2017	<0.04	
10/4/2017	<0.04	
3/22/2018	<0.04	
9/18/2018	<0.04	
3/23/2019	<0.04	
9/17/2019	<0.04 (D)	
3/12/2020	<0.04	
9/21/2020	<0.04	
3/19/2021	<0.04	
8/11/2021	<0.04	
2/2/2022	<0.04	
8/18/2022	<0.04	
2/21/2023	<0.04	
8/1/2023	<0.04	
2/27/2024		<0.04

ND substitution: RL or RL/2 if <15% NDs.

Prediction Limit

Constituent: Boron, total (mg/L) Analysis Run 4/14/2024 7:12 PM View: Appendix III Intrawell

Plant Bowen Client: Southern Company Data: Bowen 1, 2, 9, and 10

	GWC-13	GWC-13
4/4/2016	<0.04	
5/31/2016	<0.04	
8/4/2016	<0.04	
9/29/2016	0.0192 (J)	
11/28/2016	0.0124 (J)	
2/9/2017	0.0157 (J)	
4/12/2017	0.0183 (J)	
6/16/2017	0.0269 (J)	
10/9/2017	0.0383 (J)	
3/21/2018	0.021 (J)	
9/19/2018	0.026 (J)	
3/23/2019	0.012 (J)	
9/18/2019	0.017 (J)	
3/13/2020	0.014 (J)	
9/22/2020	0.0087 (J)	
3/18/2021	0.0091 (J)	
8/11/2021	<0.04	
2/17/2022	0.015 (J)	
8/18/2022	<0.04	
2/22/2023	<0.04	
8/1/2023	0.012 (J)	
2/27/2024		<0.04

ND substitution: RL or RL/2 if <15% NDs.

Prediction Limit

Constituent: Boron, total (mg/L) Analysis Run 4/14/2024 7:12 PM View: Appendix III Intrawell

Plant Bowen Client: Southern Company Data: Bowen 1, 2, 9, and 10

	GWC-13RZ	GWC-13RZ
4/4/2016	<0.04	
6/1/2016	<0.04	
2/22/2017	0.02 (J)	
4/11/2017	<0.04	
6/16/2017	0.0163 (J)	
7/12/2017	0.0117 (J)	
7/28/2017	0.0071 (J)	
8/10/2017	0.0093 (J)	
10/6/2017	0.0148 (J)	
3/23/2018	0.017 (J)	
9/20/2018	0.016 (J)	
3/22/2019	0.013 (J)	
9/18/2019	0.014 (X)	
3/17/2020	0.017 (J)	
9/22/2020	0.01 (J)	
3/19/2021	0.014 (J)	
8/12/2021	0.014 (J)	
2/4/2022	0.017 (J)	
8/19/2022	0.015 (J)	
2/22/2023	0.013 (J)	
8/2/2023	0.012 (J)	
2/28/2024		0.015 (J)

ND substitution: RL or RL/2 if <15% NDs.

Prediction Limit

Constituent: Boron, total (mg/L) Analysis Run 4/14/2024 7:12 PM View: Appendix III Intrawell

Plant Bowen Client: Southern Company Data: Bowen 1, 2, 9, and 10

	GWC-14Z	GWC-14Z
4/5/2016	<0.04	
6/1/2016	<0.04	
8/9/2016	0.0996 (O)	
11/28/2016	0.0072 (J)	
2/9/2017	<0.04	
4/11/2017	<0.04	
6/14/2017	<0.04	
7/12/2017	<0.04	
10/5/2017	0.0068 (J)	
3/22/2018	<0.04	
9/19/2018	<0.04	
3/22/2019	<0.04	
9/17/2019	<0.04	
3/13/2020	0.0081 (J)	
9/21/2020	<0.04	
3/18/2021	<0.04	
8/11/2021	<0.04	
2/4/2022	<0.04	
8/18/2022	<0.04	
2/22/2023	<0.04	
8/1/2023	<0.04	
2/28/2024		<0.04

ND substitution: RL or RL/2 if <15% NDs.

Prediction Limit

Constituent: Boron, total (mg/L) Analysis Run 4/14/2024 7:12 PM View: Appendix III Intrawell

Plant Bowen Client: Southern Company Data: Bowen 1, 2, 9, and 10

	GWC-15R	GWC-15R
4/5/2016	<0.04	
5/31/2016	<0.04	
8/4/2016	<0.04	
9/29/2016	0.0106 (J)	
11/23/2016	0.0099 (J)	
2/10/2017	<0.04	
4/12/2017	0.009 (J)	
6/15/2017	<0.04	
10/6/2017	<0.04	
3/23/2018	0.0053 (J)	
9/19/2018	0.0049 (J)	
3/25/2019	<0.04	
9/17/2019	<0.04	
3/13/2020	0.0064 (J)	
9/21/2020	0.0075 (J)	
3/18/2021	<0.04	
8/11/2021	<0.04	
2/4/2022	<0.04	
8/19/2022	<0.04	
2/22/2023	<0.04	
8/2/2023	<0.04	
2/28/2024		<0.04

ND substitution: RL or RL/2 if <15% NDs.

Prediction Limit

Constituent: Boron, total (mg/L) Analysis Run 4/14/2024 7:12 PM View: Appendix III Intrawell

Plant Bowen Client: Southern Company Data: Bowen 1, 2, 9, and 10

	GWC-15Z	GWC-15Z
4/5/2016	<0.04	
5/31/2016	<0.04	
11/23/2016	0.0076 (J)	
2/10/2017	<0.04	
4/11/2017	<0.04	
6/15/2017	<0.04	
7/12/2017	<0.04	
7/26/2017	<0.04	
10/6/2017	0.0071 (J)	
3/23/2018	0.0092 (J)	
9/19/2018	0.0046 (J)	
3/22/2019	<0.04	
9/17/2019	<0.04	
3/13/2020	0.0054 (J)	
9/21/2020	<0.04	
3/18/2021	<0.04	
8/11/2021	<0.04	
2/7/2022	<0.04	
8/19/2022	<0.04	
2/22/2023	<0.04	
8/1/2023	<0.04	
2/28/2024		<0.04

ND substitution: RL or RL/2 if <15% NDs.

Prediction Limit

Constituent: Boron, total (mg/L) Analysis Run 4/14/2024 7:12 PM View: Appendix III Intrawell

Plant Bowen Client: Southern Company Data: Bowen 1, 2, 9, and 10

	GWC-44	GWC-44
3/16/2016	<0.04	
5/16/2016	<0.04	
7/25/2016	<0.04	
9/19/2016	<0.04	
11/3/2016	<0.04	
1/19/2017	<0.04	
3/28/2017	0.0113 (J)	
6/5/2017	<0.04 (*)	
9/26/2017	0.0084 (J)	
3/15/2018	0.014 (J)	
9/12/2018	0.0051 (J)	
3/14/2019	0.018 (X)	
9/11/2019	0.0088 (X)	
3/10/2020	0.019 (J)	
9/15/2020	0.0089 (J)	
3/11/2021	0.016 (J)	
8/4/2021	0.016 (J)	
1/31/2022	0.015 (J)	
8/15/2022	0.011 (J)	
2/14/2023	0.014 (J)	
7/26/2023	<0.04	
2/20/2024		<0.04

ND substitution: RL or RL/2 if <15% NDs.

Prediction Limit

Constituent: Boron, total (mg/L) Analysis Run 4/14/2024 7:12 PM View: Appendix III Intrawell

Plant Bowen Client: Southern Company Data: Bowen 1, 2, 9, and 10

	GWC-45	GWC-45
3/16/2016	<0.04	
5/16/2016	<0.04 (D)	
7/25/2016	<0.04 (D)	
9/19/2016	<0.04 (D)	
11/4/2016	<0.04 (D)	
1/23/2017	0.0086 (JD)	
3/29/2017	<0.04 (D)	
6/7/2017	<0.04 (*)	
9/27/2017	<0.04	
3/15/2018	0.0077 (J)	
9/13/2018	<0.04	
3/14/2019	<0.04 (D)	
9/11/2019	<0.04 (D)	
3/10/2020	<0.04	
9/11/2020	<0.04	
3/11/2021	<0.04	
8/6/2021	<0.04	
2/1/2022	0.019 (J)	
8/12/2022	<0.04	
2/14/2023	<0.04	
7/26/2023	<0.04	
2/20/2024		<0.04

ND substitution: RL or RL/2 if <15% NDs.

Prediction Limit

Constituent: Boron, total (mg/L) Analysis Run 4/14/2024 7:12 PM View: Appendix III Intrawell

Plant Bowen Client: Southern Company Data: Bowen 1, 2, 9, and 10

	GWC-45R	GWC-45R
3/16/2016	<0.04	
5/16/2016	<0.04 (D)	
7/25/2016	0.0054 (JD)	
9/19/2016	<0.04 (D)	
11/3/2016	<0.04 (D)	
1/20/2017	<0.04 (D)	
3/29/2017	<0.04 (D)	
6/7/2017	<0.04 (*)	
9/27/2017	<0.04	
3/15/2018	0.0063 (J)	
9/13/2018	<0.04	
3/14/2019	0.006 (XJD)	
9/11/2019	<0.04 (D)	
3/10/2020	0.009 (J)	
9/11/2020	0.0056 (J)	
3/11/2021	0.006 (J)	
8/6/2021	<0.04	
2/1/2022	0.022 (J)	
8/12/2022	<0.04	
2/14/2023	0.012 (J)	
7/26/2023	0.0088 (J)	
2/20/2024		<0.04

ND substitution: RL or RL/2 if <15% NDs.

Prediction Limit

Constituent: Boron, total (mg/L) Analysis Run 4/14/2024 7:12 PM View: Appendix III Intrawell

Plant Bowen Client: Southern Company Data: Bowen 1, 2, 9, and 10

	GWC-46R	GWC-46R
3/10/2016	<0.04	
5/17/2016	<0.04	
7/26/2016	0.0047 (J)	
9/20/2016	0.0254 (J)	
11/4/2016	<0.04	
1/20/2017	<0.04	
3/28/2017	<0.04	
6/7/2017	<0.04 (*)	
9/29/2017	<0.04	
3/15/2018	0.0042 (J)	
9/13/2018	<0.04	
3/18/2019	0.022 (X)	
9/11/2019	<0.04	
3/10/2020	<0.04	
9/14/2020	<0.04	
3/11/2021	<0.04	
8/5/2021	<0.04	
1/31/2022	<0.04	
8/15/2022	<0.04	
2/14/2023	<0.04	
7/26/2023	<0.04	
2/21/2024		<0.04

ND substitution: RL or RL/2 if <15% NDs.

Prediction Limit

Constituent: Boron, total (mg/L) Analysis Run 4/14/2024 7:12 PM View: Appendix III Intrawell

Plant Bowen Client: Southern Company Data: Bowen 1, 2, 9, and 10

	GWC-47	GWC-47
3/10/2016	<0.04	
5/18/2016	<0.04	
7/27/2016	<0.04 (*)	
9/20/2016	0.0133 (J)	
11/7/2016	0.0079 (J)	
1/23/2017	<0.04	
3/29/2017	<0.04	
6/8/2017	<0.04	
9/27/2017	<0.04	
3/15/2018	<0.04	
9/13/2018	<0.04	
3/15/2019	<0.04	
9/12/2019	<0.04	
3/9/2020	<0.04	
9/14/2020	<0.04	
3/11/2021	<0.04	
8/5/2021	<0.04	
2/1/2022	0.011 (J)	
8/15/2022	<0.04	
2/14/2023	<0.04	
7/27/2023	0.012 (J)	
2/21/2024		<0.04

ND substitution: RL or RL/2 if <15% NDs.

Prediction Limit

Constituent: Boron, total (mg/L) Analysis Run 4/14/2024 7:12 PM View: Appendix III Intrawell

Plant Bowen Client: Southern Company Data: Bowen 1, 2, 9, and 10

	GWC-47R	GWC-47R
3/10/2016	<0.04	
5/18/2016	<0.04	
7/27/2016	<0.04	
9/20/2016	0.0109 (J)	
11/4/2016	<0.04	
1/20/2017	<0.04	
3/29/2017	<0.04	
6/8/2017	<0.04	
9/27/2017	<0.04	
3/16/2018	<0.04	
9/13/2018	<0.04	
3/19/2019	<0.04	
9/11/2019	0.0054 (X)	
3/9/2020	0.0051 (J)	
9/15/2020	<0.04	
3/11/2021	<0.04	
8/5/2021	<0.04	
2/1/2022	0.01 (J)	
8/15/2022	<0.04	
2/14/2023	<0.04	
7/27/2023	0.019 (J)	
2/21/2024		<0.04

ND substitution: RL or RL/2 if <15% NDs.

Prediction Limit

Constituent: Boron, total (mg/L) Analysis Run 4/14/2024 7:12 PM View: Appendix III Intrawell

Plant Bowen Client: Southern Company Data: Bowen 1, 2, 9, and 10

	GWC-48	GWC-48
3/10/2016	<0.04	
5/17/2016	<0.04	
7/27/2016	<0.04 (*)	
9/20/2016	0.0078 (J)	
11/4/2016	<0.04	
1/23/2017	<0.04	
3/28/2017	<0.04	
6/8/2017	<0.04	
9/29/2017	<0.04	
3/15/2018	<0.04	
9/13/2018	<0.04	
3/15/2019	<0.04	
9/11/2019	<0.04	
3/9/2020	<0.04	
9/14/2020	<0.04	
3/11/2021	<0.04	
8/4/2021	<0.04	
1/31/2022	<0.04	
8/15/2022	<0.04	
2/14/2023	<0.04	
7/26/2023	<0.04	
2/21/2024		<0.04

ND substitution: RL or RL/2 if <15% NDs.

Prediction Limit

Constituent: Boron, total (mg/L) Analysis Run 4/14/2024 7:12 PM View: Appendix III Intrawell

Plant Bowen Client: Southern Company Data: Bowen 1, 2, 9, and 10

	GWC-49R	GWC-49R
3/17/2016	<0.04	
5/18/2016	<0.04	
7/27/2016	<0.04 (*)	
9/21/2016	<0.04 (*)	
11/4/2016	<0.04	
1/24/2017	<0.04	
3/29/2017	<0.04	
6/8/2017	<0.04	
9/29/2017	<0.04	
3/15/2018	<0.04	
9/13/2018	<0.04	
3/18/2019	0.0099 (X)	
9/11/2019	<0.04	
3/11/2020	<0.04	
9/11/2020	0.0057 (J)	
3/15/2021	0.01 (J)	
8/11/2021	<0.04	
2/1/2022	<0.04	
8/15/2022	<0.04	
2/14/2023	<0.04	
7/27/2023	<0.04	
2/21/2024		<0.04

ND substitution: RL or RL/2 if <15% NDs.

Prediction Limit

Constituent: Boron, total (mg/L) Analysis Run 4/14/2024 7:12 PM View: Appendix III Intrawell

Plant Bowen Client: Southern Company Data: Bowen 1, 2, 9, and 10

	GWC-49Z	GWC-49Z
3/17/2016	<0.04	
5/18/2016	<0.04	
7/28/2016	<0.04 (*)	
9/21/2016	<0.04 (*)	
11/7/2016	0.0138 (J)	
1/24/2017	<0.04	
3/30/2017	0.0077 (J)	
6/9/2017	<0.04	
9/29/2017	<0.04	
3/15/2018	0.0052 (J)	
9/14/2018	<0.04	
3/19/2019	0.0043 (X)	
9/11/2019	<0.04	
3/9/2020	0.0055 (J)	
9/14/2020	<0.04	
3/15/2021	0.0066 (J)	
8/5/2021	<0.04	
2/1/2022	0.0087 (J)	
8/15/2022	<0.04	
2/14/2023	<0.04	
7/27/2023	<0.04	
2/21/2024		<0.04

ND substitution: RL or RL/2 if <15% NDs.

Prediction Limit

Constituent: Boron, total (mg/L) Analysis Run 4/14/2024 7:12 PM View: Appendix III Intrawell

Plant Bowen Client: Southern Company Data: Bowen 1, 2, 9, and 10

	GWC-5	GWC-5
3/28/2016	<0.04	
5/25/2016	<0.04	
8/1/2016	<0.04	
9/27/2016	<0.04	
11/11/2016	0.0083 (J)	
1/31/2017	<0.04	
4/3/2017	<0.04	
6/12/2017	<0.04	
10/3/2017	<0.04	
3/19/2018	0.0041 (J)	
9/17/2018	<0.04	
3/20/2019	<0.04	
9/16/2019	0.0051 (J)	
3/16/2020	<0.04	
9/16/2020	<0.04	
3/17/2021	<0.04	
8/9/2021	<0.04	
2/2/2022	<0.04	
8/16/2022	<0.04	
2/20/2023	<0.04	
7/28/2023	<0.04	
2/26/2024		<0.04

ND substitution: RL or RL/2 if <15% NDs.

Prediction Limit

Constituent: Boron, total (mg/L) Analysis Run 4/14/2024 7:12 PM View: Appendix III Intrawell

Plant Bowen Client: Southern Company Data: Bowen 1, 2, 9, and 10

	GWC-6	GWC-6
3/29/2016	<0.04	
5/24/2016	<0.04	
8/1/2016	<0.04	
9/26/2016	<0.04	
11/18/2016	<0.04	
2/1/2017	<0.04	
4/6/2017	<0.04	
6/13/2017	<0.04	
10/3/2017	<0.04	
3/19/2018	<0.04	
9/17/2018	<0.04	
3/21/2019	<0.04	
9/16/2019	<0.04	
3/12/2020	0.0061 (J)	
9/16/2020	<0.04	
3/17/2021	<0.04	
8/10/2021	<0.04	
2/2/2022	<0.04	
8/17/2022	<0.04	
2/17/2023	<0.04	
7/31/2023	<0.04	
2/26/2024		<0.04

ND substitution: RL or RL/2 if <15% NDs.

Prediction Limit

Constituent: Boron, total (mg/L) Analysis Run 4/14/2024 7:12 PM View: Appendix III Intrawell

Plant Bowen Client: Southern Company Data: Bowen 1, 2, 9, and 10

	GWC-6RZ	GWC-6RZ
3/29/2016	<0.04	
5/24/2016	<0.04	
8/1/2016	<0.04	
9/26/2016	<0.04	
11/14/2016	<0.04	
2/1/2017	<0.04	
4/6/2017	<0.04	
6/13/2017	<0.04	
10/3/2017	<0.04	
3/20/2018	0.0073 (J)	
9/17/2018	0.0046 (J)	
3/21/2019	<0.04	
9/16/2019	<0.04	
3/12/2020	0.0052 (J)	
9/16/2020	<0.04	
3/17/2021	<0.04	
8/10/2021	<0.04	
2/2/2022	<0.04	
8/17/2022	<0.04	
2/17/2023	<0.04	
7/28/2023	<0.04	
2/26/2024		<0.04

ND substitution: RL or RL/2 if <15% NDs.

Prediction Limit

Constituent: Boron, total (mg/L) Analysis Run 4/14/2024 7:12 PM View: Appendix III Intrawell

Plant Bowen Client: Southern Company Data: Bowen 1, 2, 9, and 10

	GWC-7Z	GWC-7Z
5/31/2016	<0.04	
8/2/2016	<0.04	
9/27/2016	0.0073 (J)	
11/21/2016	0.008 (J)	
2/1/2017	<0.04	
4/6/2017	<0.04	
6/13/2017	<0.04	
7/14/2017	0.007 (J)	
10/3/2017	<0.04	
3/20/2018	0.0064 (J)	
9/18/2018	0.0045 (J)	
3/21/2019	<0.04	
9/13/2019	0.0065 (J)	
3/12/2020	0.0057 (J)	
9/16/2020	0.0052 (J)	
3/17/2021	<0.04	
8/10/2021	<0.04	
2/2/2022	<0.04	
8/17/2022	0.011 (J)	
2/20/2023	<0.04	
7/31/2023	<0.04	
2/26/2024		<0.04

ND substitution: RL or RL/2 if <15% NDs.

Prediction Limit

Constituent: Boron, total (mg/L) Analysis Run 4/14/2024 7:12 PM View: Appendix III Intrawell

Plant Bowen Client: Southern Company Data: Bowen 1, 2, 9, and 10

	GWC-8RR	GWC-8RR
3/30/2016	<0.04	
5/24/2016	<0.04	
8/2/2016	<0.04	
9/27/2016	<0.04	
11/22/2016	0.0115 (J)	
2/6/2017	<0.04	
4/6/2017	<0.04	
6/14/2017	<0.04	
10/4/2017	<0.04	
3/21/2018	<0.04	
9/18/2018	<0.04	
3/27/2019	0.0078 (J)	
9/16/2019	<0.04 (D)	
3/12/2020	<0.04	
9/17/2020	<0.04	
3/17/2021	<0.04	
8/10/2021	<0.04	
2/2/2022	<0.04	
8/17/2022	<0.04	
2/21/2023	<0.04	
7/31/2023	<0.04	
2/27/2024		<0.04

ND substitution: RL or RL/2 if <15% NDs.

Prediction Limit

Constituent: Boron, total (mg/L) Analysis Run 4/14/2024 7:12 PM View: Appendix III Intrawell

Plant Bowen Client: Southern Company Data: Bowen 1, 2, 9, and 10

	GWC-8Z	GWC-8Z
3/22/2016	<0.04	
5/25/2016	<0.04	
8/2/2016	<0.04	
9/26/2016	<0.04	
11/21/2016	<0.04	
2/3/2017	<0.04	
4/7/2017	<0.04	
6/13/2017	<0.04	
10/3/2017	<0.04	
3/20/2018	<0.04	
9/18/2018	<0.04	
5/6/2019	0.0065 (J)	
9/16/2019	<0.04	
3/16/2020	<0.04	
9/17/2020	<0.04	
3/18/2021	<0.04	
8/10/2021	<0.04	
2/2/2022	<0.04	
8/17/2022	0.012 (J)	
2/20/2023	<0.04	
7/31/2023	<0.04	
2/26/2024		<0.04

ND substitution: RL or RL/2 if <15% NDs.

Prediction Limit

Constituent: Boron, total (mg/L) Analysis Run 4/14/2024 7:12 PM View: Appendix III Intrawell

Plant Bowen Client: Southern Company Data: Bowen 1, 2, 9, and 10

	GWC-9	GWC-9
3/30/2016	<0.04	
5/26/2016	<0.04	
8/5/2016	<0.04	
9/28/2016	<0.04	
11/21/2016	<0.04	
2/6/2017	<0.04	
4/6/2017	<0.04	
6/13/2017	<0.04	
10/3/2017	<0.04	
3/20/2018	0.0096 (J)	
9/18/2018	<0.04 (D)	
3/21/2019	0.006 (J)	
9/16/2019	<0.04	
3/12/2020	0.0058 (J)	
9/17/2020	<0.04	
3/18/2021	<0.04	
8/10/2021	<0.04	
2/2/2022	<0.04	
8/17/2022	<0.04	
2/21/2023	<0.04	
7/31/2023	<0.04	
2/27/2024		<0.04

ND substitution: RL or RL/2 if <15% NDs.

Prediction Limit

Constituent: Calcium, total (mg/L) Analysis Run 4/14/2024 7:12 PM View: Appendix III Intrawell

Plant Bowen Client: Southern Company Data: Bowen 1, 2, 9, and 10

	GWA-1	GWA-1
3/22/2016	32.6	
5/19/2016	33.4	
7/29/2016	26	
9/23/2016	28.8	
11/9/2016	27.9	
1/30/2017	29.2	
3/30/2017	30	
6/9/2017	30.9	
10/2/2017	31.5	
3/16/2018	28.5	
9/17/2018	30.8	
3/20/2019	30.1	
9/12/2019	31.9	
3/11/2020	31.8	
9/15/2020	30.8	
3/16/2021	34.6	
8/9/2021	32	
2/1/2022	34.1	
8/16/2022	34	
2/16/2023	33.3	
7/27/2023	29.1	
2/22/2024		31.8

Prediction Limit

Constituent: Calcium, total (mg/L) Analysis Run 4/14/2024 7:12 PM View: Appendix III Intrawell

Plant Bowen Client: Southern Company Data: Bowen 1, 2, 9, and 10

	GWA-2	GWA-2
3/23/2016	54.1	
5/20/2016	23.9	
7/29/2016	25.3	
9/23/2016	26.6	
11/9/2016	16.1	
1/31/2017	5.68	
3/30/2017	25.2	
6/12/2017	34.2	
10/2/2017	1.69	
3/19/2018	63	
9/14/2018	2.4	
3/20/2019	4.3	
9/12/2019	1.8	
3/11/2020	66.6	
9/15/2020	18.4	
3/17/2021	40.4	
8/9/2021	41	
2/1/2022	48	
8/16/2022	39.5	
2/16/2023	60.5	
7/27/2023	23.3	
2/22/2024		45.6

Prediction Limit

Constituent: Calcium, total (mg/L) Analysis Run 4/14/2024 7:12 PM View: Appendix III Intrawell

Plant Bowen Client: Southern Company Data: Bowen 1, 2, 9, and 10

	GWA-2R	GWA-2R
3/23/2016	46.5	
5/19/2016	24.6	
7/29/2016	14.9	
9/22/2016	15	
11/10/2016	12.6	
1/31/2017	16.5	
4/3/2017	16.6	
6/9/2017	17.8	
10/2/2017	20.6	
3/16/2018	33	
9/14/2018	22.8 (J)	
3/19/2019	59.2	
9/13/2019	27	
3/11/2020	46.8	
9/15/2020	21.4	
3/16/2021	26.7	
8/9/2021	31.5	
2/1/2022	34.1	
8/16/2022	37.9	
2/16/2023	51.6	
7/27/2023	28	
2/26/2024		30.6

Prediction Limit

Constituent: Calcium, total (mg/L) Analysis Run 4/14/2024 7:12 PM View: Appendix III Intrawell

Plant Bowen Client: Southern Company Data: Bowen 1, 2, 9, and 10

	GWA-39RZ	GWA-39RZ
5/16/2016	27.8 (D)	
7/27/2016	21.2 (D)	
2/21/2017	31.7 (D)	
3/27/2017	31.9 (D)	
6/8/2017	35 (D)	
7/17/2017	35.9 (D)	
7/27/2017	34.9 (D)	
8/9/2017	33.7 (D)	
9/29/2017	33.4 (D)	
3/16/2018	32.6	
9/14/2018	29.2	
3/14/2019	33	
9/10/2019	33.8	
3/9/2020	35.6	
9/16/2020	34.9	
3/16/2021	32.4	
8/6/2021	33	
2/2/2022	32.6	
8/16/2022	32	
2/14/2023	31.4	
7/25/2023	35.7	
2/19/2024		34.8

Prediction Limit

Constituent: Calcium, total (mg/L) Analysis Run 4/14/2024 7:12 PM View: Appendix III Intrawell

Plant Bowen Client: Southern Company Data: Bowen 1, 2, 9, and 10

	GWA-39Z	GWA-39Z
3/14/2016	20	
5/11/2016	9.76	
7/19/2016	3.04	
9/15/2016	4.78	
11/2/2016	2.46	
1/18/2017	5.46	
3/28/2017	13	
6/7/2017	17	
9/26/2017	24.9	
12/28/2017	17.9 (Y)	
3/14/2018	26.4	
9/12/2018	25.1	
3/15/2019	20.3 (X)	
9/9/2019	11.3	
3/9/2020	3.2	
9/10/2020	1	
3/12/2021	11	
8/4/2021	10.6	
1/31/2022	12.7	
8/10/2022	8.7	
2/13/2023	12.8	
7/26/2023	12.5	
2/19/2024		10.8

Prediction Limit

Constituent: Calcium, total (mg/L) Analysis Run 4/14/2024 7:12 PM View: Appendix III Intrawell

Plant Bowen Client: Southern Company Data: Bowen 1, 2, 9, and 10

	GWA-3A	GWA-3A
3/23/2016	2.05	
5/23/2016	1.29	
7/29/2016	1.29	
9/22/2016	1.51	
11/10/2016	1.54	
1/31/2017	1.34	
3/30/2017	1.31	
6/12/2017	1.4	
10/4/2017	1.13	
3/19/2018	1.2	
9/17/2018	0.95	
3/20/2019	0.96	
9/13/2019	0.94	
3/11/2020	1	
3/29/2021	19	
8/9/2021	19.4	
2/2/2022	22.6	
8/16/2022	22.2	
2/17/2023	22.4	
8/1/2023	22.6	
2/22/2024		22.9

Prediction Limit

Constituent: Calcium, total (mg/L) Analysis Run 4/14/2024 7:12 PM View: Appendix III Intrawell

Plant Bowen Client: Southern Company Data: Bowen 1, 2, 9, and 10

	GWA-40	GWA-40
3/15/2016	24	
5/11/2016	22.1	
7/21/2016	19.3	
9/15/2016	18.2	
11/3/2016	18.2	
1/17/2017	22	
3/24/2017	21.1	
5/24/2017	23.5	
9/26/2017	24.1	
3/14/2018	25.7	
9/12/2018	18.4 (J)	
3/13/2019	23.8 (X)	
9/9/2019	15.4	
3/9/2020	29.4	
9/11/2020	17.7	
3/10/2021	22.8	
8/4/2021	17.1	
1/31/2022	18.5	
8/12/2022	18.5	
2/13/2023	18.4	
7/26/2023	18	
2/19/2024		22.1

Prediction Limit

Constituent: Calcium, total (mg/L) Analysis Run 4/14/2024 7:12 PM View: Appendix III Intrawell

Plant Bowen Client: Southern Company Data: Bowen 1, 2, 9, and 10

	GWA-41	GWA-41
3/15/2016	24	
5/12/2016	15.5	
7/20/2016	16.5	
9/15/2016	6.1	
11/3/2016	13.7	
1/18/2017	13.1	
3/24/2017	17.3	
6/6/2017	29.1	
9/25/2017	17.6	
3/14/2018	39.6	
9/12/2018	14.2 (J)	
3/14/2019	22.7 (X)	
9/10/2019	6	
3/6/2020	29.2	
9/10/2020	13.5	
3/11/2021	25.9	
8/4/2021	15.7	
1/31/2022	14.5	
8/11/2022	16.2	
2/13/2023	26.9	
7/25/2023	10.8	
2/19/2024		24.9

Prediction Limit

Constituent: Calcium, total (mg/L) Analysis Run 4/14/2024 7:12 PM View: Appendix III Intrawell

Plant Bowen Client: Southern Company Data: Bowen 1, 2, 9, and 10

	GWA-41R	GWA-41R
3/15/2016	38	
5/13/2016	36	
7/21/2016	33.5	
9/21/2016	31.9	
11/3/2016	28.9	
1/17/2017	31.4	
3/27/2017	31.7	
6/6/2017	42.9	
9/25/2017	29.3	
3/14/2018	41.4	
9/12/2018	29	
3/14/2019	31.9	
9/10/2019	29.6	
3/9/2020	25.5	
9/10/2020	22.9	
3/10/2021	40.3	
8/4/2021	38.5	
1/31/2022	39.3	
8/11/2022	39.7	
2/13/2023	38.6	
7/25/2023	36.7	
2/19/2024		44.9

Prediction Limit

Constituent: Calcium, total (mg/L) Analysis Run 4/14/2024 7:12 PM View: Appendix III Intrawell

Plant Bowen Client: Southern Company Data: Bowen 1, 2, 9, and 10

	GWA-42	GWA-42
3/11/2016	31	
5/16/2016	32	
7/22/2016	28.5	
9/19/2016	28.6	
11/3/2016	26.6	
1/17/2017	28.7	
3/27/2017	30.4	
6/7/2017	31.3	
9/26/2017	29.5	
3/14/2018	32.6	
9/14/2018	30.5	
3/14/2019	32	
9/10/2019	34	
3/6/2020	38	
9/10/2020	31.1	
3/11/2021	34.8	
8/4/2021	34	
1/31/2022	37.3	
8/10/2022	40.5	
2/13/2023	35.7	
7/26/2023	35.7	
2/20/2024		39.4

Prediction Limit

Constituent: Calcium, total (mg/L) Analysis Run 4/14/2024 7:12 PM View: Appendix III Intrawell

Plant Bowen Client: Southern Company Data: Bowen 1, 2, 9, and 10

	GWA-43	GWA-43
3/11/2016	13	
5/13/2016	18.7 (o)	
7/19/2016	12	
9/16/2016	8.48	
11/2/2016	11.4	
1/18/2017	6.81	
3/28/2017	5.61	
6/6/2017	4.99	
9/22/2017	4.24	
3/14/2018	3.6	
9/12/2018	3.7	
3/13/2019	2.9	
9/11/2019	3.2	
3/9/2020	2.6	
9/11/2020	9	
3/11/2021	2.1	
8/6/2021	4	
1/31/2022	2.2	
8/11/2022	4.8	
2/14/2023	2.2	
7/25/2023	2.2	
2/20/2024		2

Prediction Limit

Constituent: Calcium, total (mg/L) Analysis Run 4/14/2024 7:12 PM View: Appendix III Intrawell

Plant Bowen Client: Southern Company Data: Bowen 1, 2, 9, and 10

	GWA-43R	GWA-43R
3/11/2016	30	
5/13/2016	27.8	
7/19/2016	25.3	
9/16/2016	27.5	
11/2/2016	26.2	
1/18/2017	26.6	
3/28/2017	29	
6/6/2017	29.3	
9/22/2017	32.2	
12/28/2017	29 (Y)	
3/15/2018	28	
9/12/2018	28.7	
3/13/2019	29.2	
9/11/2019	29.5	
3/9/2020	31.7	
9/14/2020	31	
3/11/2021	31.2	
8/5/2021	29	
1/31/2022	30.6	
8/10/2022	33.1	
2/13/2023	28.5	
7/25/2023	34.2	
2/20/2024		31.4

Prediction Limit

Constituent: Calcium, total (mg/L) Analysis Run 4/14/2024 7:12 PM View: Appendix III Intrawell

Plant Bowen Client: Southern Company Data: Bowen 1, 2, 9, and 10

	GWA-4RZ	GWA-4RZ
2/22/2017	54.7 (D)	
4/7/2017	46.8 (D)	
6/14/2017	52.4 (D)	
7/12/2017	51.1 (D)	
7/20/2017	47.5 (D)	
7/28/2017	44 (D)	
8/9/2017	48.3 (D)	
8/24/2017	41.9 (D)	
10/3/2017	47.7 (D)	
3/21/2018	47.5	
9/18/2018	48.1	
3/21/2019	49.9 (D)	
9/12/2019	49.9 (D)	
3/12/2020	54.2	
9/17/2020	48.4	
3/16/2021	53.7	
8/10/2021	56.5	
2/3/2022	57.7	
8/17/2022	54.7	
2/17/2023	59.4	
7/28/2023	43	
2/27/2024		63.1

Prediction Limit

Constituent: Calcium, total (mg/L) Analysis Run 4/14/2024 7:12 PM View: Appendix III Intrawell

Plant Bowen Client: Southern Company Data: Bowen 1, 2, 9, and 10

	GWA-50	GWA-50
3/28/2016	3.89	
5/23/2016	2.16	
8/1/2016	1.37	
9/26/2016	1.86	
11/10/2016	1.86	
1/30/2017	2.86	
4/7/2017	2.34	
6/12/2017	1.87	
10/2/2017	2.53	
3/16/2018	1.8	
9/17/2018	2.3	
3/19/2019	4.2	
9/13/2019	1.9	
3/11/2020	1.6	
9/16/2020	1.7	
3/17/2021	1.4	
8/9/2021	1.5	
2/1/2022	1.5	
8/16/2022	1.6	
2/16/2023	1.4	
7/28/2023	1.3	
2/22/2024		1.7

Prediction Limit

Constituent: Calcium, total (mg/L) Analysis Run 4/14/2024 7:12 PM View: Appendix III Intrawell

Plant Bowen Client: Southern Company Data: Bowen 1, 2, 9, and 10

	GWA-50R	GWA-50R
3/28/2016	7.04	
5/25/2016	13.5	
8/1/2016	2.2	
9/26/2016	5.72	
11/11/2016	2.5	
1/30/2017	2.01	
4/3/2017	6.26	
6/12/2017	7.44	
10/2/2017	6.55	
3/16/2018	2.6	
9/18/2018	1.3	
3/19/2019	4.6	
9/12/2019	3.7	
3/11/2020	1.2	
9/15/2020	0.94 (J)	
3/17/2021	5.4	
8/9/2021	1.7	
2/2/2022	0.93 (J)	
8/17/2022	3.8	
2/16/2023	0.81 (J)	
7/28/2023	0.6 (J)	
2/22/2024		0.78 (J)

Prediction Limit

Constituent: Calcium, total (mg/L) Analysis Run 4/14/2024 7:12 PM View: Appendix III Intrawell

Plant Bowen Client: Southern Company Data: Bowen 1, 2, 9, and 10

	GWC-10	GWC-10
3/31/2016	36.4	
5/26/2016	37.6	
8/5/2016	30.7	
9/28/2016	32.4	
11/22/2016	31.4	
2/7/2017	30.1	
4/10/2017	23.6	
6/14/2017	34.6	
10/4/2017	35.2	
3/20/2018	12 (J)	
9/18/2018	36.7	
3/22/2019	15.4 (J)	
9/17/2019	36.7	
3/12/2020	18.6	
9/17/2020	32.6	
3/18/2021	27	
8/10/2021	29.4	
2/4/2022	21.3	
8/17/2022	36.7	
2/20/2023	9	
7/31/2023	33.7	
2/27/2024		23.3

Prediction Limit

Constituent: Calcium, total (mg/L) Analysis Run 4/14/2024 7:12 PM View: Appendix III Intrawell

Plant Bowen Client: Southern Company Data: Bowen 1, 2, 9, and 10

	GWC-10R	GWC-10R
3/31/2016	45	
5/26/2016	41.7	
8/3/2016	35.2	
9/28/2016	39.2	
11/22/2016	37.2	
2/7/2017	38.4	
4/10/2017	38.7	
6/14/2017	40.8	
10/4/2017	40.1	
3/21/2018	43.3	
9/18/2018	45.4	
3/22/2019	37.2	
9/17/2019	40.5	
3/12/2020	43.2	
9/17/2020	39	
3/18/2021	43.8	
8/11/2021	44.3	
2/4/2022	46.3	
8/18/2022	48.5	
2/20/2023	46.2	
7/31/2023	42.5	
2/27/2024		44.4

Prediction Limit

Constituent: Calcium, total (mg/L) Analysis Run 4/14/2024 7:12 PM View: Appendix III Intrawell

Plant Bowen Client: Southern Company Data: Bowen 1, 2, 9, and 10

	GWC-11	GWC-11
4/4/2016	21.3	
5/26/2016	22.5	
8/3/2016	17.5	
9/28/2016	24.1	
11/22/2016	15.7	
2/8/2017	18.3	
4/10/2017	18.5	
6/15/2017	21	
10/4/2017	9.4	
3/21/2018	19.7 (J)	
9/18/2018	17.6 (J)	
3/23/2019	7.8	
9/17/2019	16.8	
3/12/2020	8	
9/21/2020	17.7	
3/19/2021	19.7	
8/11/2021	9.1	
2/4/2022	19.2	
8/18/2022	10.2	
2/20/2023	7.4	
8/1/2023	23.1	
2/28/2024		20.2

Prediction Limit

Constituent: Calcium, total (mg/L) Analysis Run 4/14/2024 7:12 PM View: Appendix III Intrawell

Plant Bowen Client: Southern Company Data: Bowen 1, 2, 9, and 10

	GWC-11R	GWC-11R
4/4/2016	27.9	
5/26/2016	28.7	
8/4/2016	18.6	
9/28/2016	17.7	
11/22/2016	20.2	
2/8/2017	24.3	
4/10/2017	29	
6/15/2017	29	
10/4/2017	23.9	
3/22/2018	27.5	
9/18/2018	26.3	
3/23/2019	28.3	
9/17/2019	27.6	
3/12/2020	32.5	
9/21/2020	26	
3/19/2021	31.3	
8/11/2021	33.2	
2/4/2022	34.8	
8/18/2022	36.9	
2/20/2023	32.5	
8/1/2023	30	
2/28/2024		33.7

Prediction Limit

Constituent: Calcium, total (mg/L) Analysis Run 4/14/2024 7:12 PM View: Appendix III Intrawell

Plant Bowen Client: Southern Company Data: Bowen 1, 2, 9, and 10

	GWC-12	GWC-12
4/4/2016	8.63	
5/27/2016	9.07	
8/3/2016	6.82	
9/30/2016	8.8	
11/22/2016	8.08	
2/13/2017	8.51	
4/11/2017	7.5	
6/14/2017	7.82	
10/4/2017	8.32	
3/22/2018	7.5	
9/18/2018	8.2	
3/23/2019	7.5	
9/17/2019	7.8	
3/12/2020	8.1	
9/21/2020	8	
3/19/2021	7.8	
8/11/2021	8.4	
2/2/2022	8.4	
8/18/2022	9.2	
2/21/2023	7.9	
8/1/2023	7.8	
2/27/2024		8.4

Prediction Limit

Constituent: Calcium, total (mg/L) Analysis Run 4/14/2024 7:12 PM View: Appendix III Intrawell

Plant Bowen Client: Southern Company Data: Bowen 1, 2, 9, and 10

	GWC-13	GWC-13
4/4/2016	36.9	
5/31/2016	43.9	
8/4/2016	45	
9/29/2016	60.5	
11/28/2016	54.7	
2/9/2017	61	
4/12/2017	52.3	
6/16/2017	62.3	
10/9/2017	58.6	
3/21/2018	40.9	
9/19/2018	45.9	
3/23/2019	29.6	
9/18/2019	40.7	
3/13/2020	33	
9/22/2020	43.1	
3/18/2021	30.8	
8/11/2021	28.4	
2/17/2022	29.3	
8/18/2022	33	
2/22/2023	26.3	
8/1/2023	33.5	
2/27/2024		33.2

Prediction Limit

Constituent: Calcium, total (mg/L) Analysis Run 4/14/2024 7:12 PM View: Appendix III Intrawell

Plant Bowen Client: Southern Company Data: Bowen 1, 2, 9, and 10

	GWC-13RZ	GWC-13RZ
4/4/2016	26.5	
6/1/2016	26.6	
2/22/2017	51.6	
4/11/2017	45.2	
6/16/2017	47.5	
7/12/2017	51.6	
7/28/2017	46	
8/10/2017	52.2	
10/6/2017	42.2	
3/23/2018	41.4	
9/20/2018	47.5	
3/22/2019	40.5	
9/18/2019	42.9	
3/17/2020	44.9	
9/22/2020	47.7	
3/19/2021	43	
8/12/2021	43.1	
2/4/2022	43.9	
8/19/2022	47.3	
2/22/2023	40.1	
8/2/2023	40.6	
2/28/2024		43.6

Prediction Limit

Constituent: Calcium, total (mg/L) Analysis Run 4/14/2024 7:12 PM View: Appendix III Intrawell

Plant Bowen Client: Southern Company Data: Bowen 1, 2, 9, and 10

	GWC-14Z	GWC-14Z
4/5/2016	35.7	
6/1/2016	28.2	
8/9/2016	43	
11/28/2016	24.8	
2/9/2017	21.2	
4/11/2017	21.1	
6/14/2017	20.6	
7/12/2017	17.7	
10/5/2017	20.1	
3/22/2018	18.6 (J)	
9/19/2018	20 (J)	
3/22/2019	16.7 (J)	
9/17/2019	11.4	
3/13/2020	17	
9/21/2020	13.1	
3/18/2021	13	
8/11/2021	14.3	
2/4/2022	14.3	
8/18/2022	14.7	
2/22/2023	14.3	
8/1/2023	12.5	
2/28/2024		13

Prediction Limit

Constituent: Calcium, total (mg/L) Analysis Run 4/14/2024 7:12 PM View: Appendix III Intrawell

Plant Bowen Client: Southern Company Data: Bowen 1, 2, 9, and 10

	GWC-15R	GWC-15R
4/5/2016	37.7	
5/31/2016	38.4	
8/4/2016	28.6	
9/29/2016	31.4	
11/23/2016	62.5 (o)	
2/10/2017	31.2	
4/12/2017	34.1	
6/15/2017	34.2	
10/6/2017	35.4	
3/23/2018	35.6	
9/19/2018	35.7	
3/25/2019	35.6	
9/17/2019	39.5	
3/13/2020	41	
9/21/2020	36.5	
3/18/2021	42.1	
8/11/2021	38.6	
2/4/2022	41.7	
8/19/2022	40.4	
2/22/2023	38.1	
8/2/2023	34.6	
2/28/2024		34

Prediction Limit

Constituent: Calcium, total (mg/L) Analysis Run 4/14/2024 7:12 PM View: Appendix III Intrawell

Plant Bowen Client: Southern Company Data: Bowen 1, 2, 9, and 10

	GWC-15Z	GWC-15Z
4/5/2016	12.2	
5/31/2016	8.24	
11/23/2016	24.5	
2/10/2017	23.8	
4/11/2017	25.7	
6/15/2017	24.8	
7/12/2017	27.7	
7/26/2017	25.6	
10/6/2017	24.7	
3/23/2018	24.3 (J)	
9/19/2018	23.7 (J)	
3/22/2019	21.3 (J)	
9/17/2019	22.1	
3/13/2020	24.2	
9/21/2020	22.6	
3/18/2021	27.4	
8/11/2021	25.4	
2/7/2022	26.1	
8/19/2022	28.1	
2/22/2023	24.4	
8/1/2023	24.5	
2/28/2024		25.6

Prediction Limit

Constituent: Calcium, total (mg/L) Analysis Run 4/14/2024 7:12 PM View: Appendix III Intrawell

Plant Bowen Client: Southern Company Data: Bowen 1, 2, 9, and 10

	GWC-44	GWC-44
3/16/2016	5.5	
5/16/2016	4.3	
7/25/2016	1.41	
9/19/2016	1.01	
11/3/2016	0.884	
1/19/2017	1.41	
3/28/2017	4.23	
6/5/2017	10.1	
9/26/2017	4.14	
3/15/2018	9	
9/12/2018	4.1	
3/14/2019	17.2 (X)	
9/11/2019	7.1	
3/10/2020	16.9	
9/15/2020	8.3	
3/11/2021	11.9	
8/4/2021	12.5	
1/31/2022	11.2	
8/15/2022	10.6	
2/14/2023	12.5	
7/26/2023	3.6	
2/20/2024		7.6

Prediction Limit

Constituent: Calcium, total (mg/L) Analysis Run 4/14/2024 7:12 PM View: Appendix III Intrawell

Plant Bowen Client: Southern Company Data: Bowen 1, 2, 9, and 10

	GWC-45	GWC-45
3/16/2016	0.8	
5/16/2016	0.877 (D)	
7/25/2016	0.781 (D)	
9/19/2016	0.775 (D)	
11/4/2016	0.792 (D)	
1/23/2017	0.782 (D)	
3/29/2017	0.756 (D)	
6/7/2017	0.944	
9/27/2017	0.773	
3/15/2018	0.77	
9/13/2018	0.79	
3/14/2019	0.9 (D)	
9/11/2019	0.83 (D)	
3/10/2020	0.89 (J)	
9/11/2020	0.81 (J)	
3/11/2021	0.93 (J)	
8/6/2021	0.94 (J)	
2/1/2022	1.1	
8/12/2022	1.1	
2/14/2023	1	
7/26/2023	0.97 (J)	
2/20/2024		1

Prediction Limit

Constituent: Calcium, total (mg/L) Analysis Run 4/14/2024 7:12 PM View: Appendix III Intrawell

Plant Bowen Client: Southern Company Data: Bowen 1, 2, 9, and 10

	GWC-45R	GWC-45R
3/16/2016	36	
5/16/2016	37.4 (D)	
7/25/2016	30.2 (D)	
9/19/2016	32.3 (D)	
11/3/2016	29.3 (D)	
1/20/2017	28.7 (D)	
3/29/2017	34.9 (D)	
6/7/2017	30.9	
9/27/2017	34.2	
3/15/2018	34.6	
9/13/2018	36.1	
3/14/2019	37 (D)	
9/11/2019	37.2 (D)	
3/10/2020	43.5	
9/11/2020	35.3	
3/11/2021	43.1	
8/6/2021	40.6	
2/1/2022	43.9	
8/12/2022	43.3	
2/14/2023	47.5	
7/26/2023	45.7	
2/20/2024		41.5

Prediction Limit

Constituent: Calcium, total (mg/L) Analysis Run 4/14/2024 7:12 PM View: Appendix III Intrawell

Plant Bowen Client: Southern Company Data: Bowen 1, 2, 9, and 10

	GWC-46R	GWC-46R
3/10/2016	50	
5/17/2016	50.5	
7/26/2016	40.7	
9/20/2016	38.8	
11/4/2016	40.7	
1/20/2017	38.8	
3/28/2017	48.3	
6/7/2017	43.4	
9/29/2017	46.6	
3/15/2018	46.2	
9/13/2018	45.3	
3/18/2019	46.1	
9/11/2019	43.1	
3/10/2020	51.6	
9/14/2020	40.2	
3/11/2021	45.2	
8/5/2021	43.7	
1/31/2022	39.9	
8/15/2022	38.7	
2/14/2023	41.1	
7/26/2023	37.7	
2/21/2024		39.6

Prediction Limit

Constituent: Calcium, total (mg/L) Analysis Run 4/14/2024 7:12 PM View: Appendix III Intrawell

Plant Bowen Client: Southern Company Data: Bowen 1, 2, 9, and 10

	GWC-47	GWC-47
3/10/2016	26	
5/18/2016	26.2	
7/27/2016	19.3	
9/20/2016	25.3	
11/7/2016	23.6	
1/23/2017	25.1	
3/29/2017	28.9	
6/8/2017	25.6	
9/27/2017	23.8	
3/15/2018	21.6 (J)	
9/13/2018	23.8 (J)	
3/15/2019	20.4 (X)	
9/12/2019	21.1	
3/9/2020	22.3	
9/14/2020	20.9	
3/11/2021	21.1	
8/5/2021	20.4	
2/1/2022	21.3	
8/15/2022	33.7 (J)	
2/14/2023	20.5	
7/27/2023	17.3	
2/21/2024		22.1

Prediction Limit

Constituent: Calcium, total (mg/L) Analysis Run 4/14/2024 7:12 PM View: Appendix III Intrawell

Plant Bowen Client: Southern Company Data: Bowen 1, 2, 9, and 10

	GWC-47R	GWC-47R
3/10/2016	25	
5/18/2016	27.6	
7/27/2016	23.9	
9/20/2016	28.9	
11/4/2016	32.1	
1/20/2017	31.8	
3/29/2017	34.6	
6/8/2017	34	
9/27/2017	30.8	
3/16/2018	30.2	
9/13/2018	30.9	
3/19/2019	28.4	
9/11/2019	33.3	
3/9/2020	35	
9/15/2020	31.6	
3/11/2021	31.8	
8/5/2021	29	
2/1/2022	29.4	
8/15/2022	22.3	
2/14/2023	31.6	
7/27/2023	27.9	
2/21/2024		28.7

Prediction Limit

Constituent: Calcium, total (mg/L) Analysis Run 4/14/2024 7:12 PM View: Appendix III Intrawell

Plant Bowen Client: Southern Company Data: Bowen 1, 2, 9, and 10

	GWC-48	GWC-48
3/10/2016	12	
5/17/2016	3.25	
7/27/2016	3.2	
9/20/2016	2.72	
11/4/2016	1.69	
1/23/2017	<0.5	
3/28/2017	1.72	
6/8/2017	3.11	
9/29/2017	2.71	
3/15/2018	3.5	
9/13/2018	2.5	
3/15/2019	4.4	
9/11/2019	2.9	
3/9/2020	4.5	
9/14/2020	3.5	
3/11/2021	5.9	
8/4/2021	2.8	
1/31/2022	2.8	
8/15/2022	5.6	
2/14/2023	3	
7/26/2023	3.8	
2/21/2024		4.2

ND substitution: RL or RL/2 if <15% NDs.

Prediction Limit

Constituent: Calcium, total (mg/L) Analysis Run 4/14/2024 7:12 PM View: Appendix III Intrawell

Plant Bowen Client: Southern Company Data: Bowen 1, 2, 9, and 10

	GWC-49R	GWC-49R
3/17/2016	24	
5/18/2016	27.7	
7/27/2016	21.7	
9/21/2016	24.9	
11/4/2016	23.6	
1/24/2017	23	
3/29/2017	27.5	
6/8/2017	27.1	
9/29/2017	25.3	
3/15/2018	24.4 (J)	
9/13/2018	22.8 (J)	
3/18/2019	31	
9/11/2019	24.3	
3/11/2020	27.1	
9/11/2020	24.7	
3/15/2021	24.7	
8/11/2021	27.4	
2/1/2022	26	
8/15/2022	25.4	
2/14/2023	24.3	
7/27/2023	21.8	
2/21/2024		26.4

Prediction Limit

Constituent: Calcium, total (mg/L) Analysis Run 4/14/2024 7:12 PM View: Appendix III Intrawell

Plant Bowen Client: Southern Company Data: Bowen 1, 2, 9, and 10

	GWC-49Z	GWC-49Z
3/17/2016	6.4	
5/18/2016	4.63	
7/28/2016	2.25	
9/21/2016	1.86	
11/7/2016	1.65	
1/24/2017	1.62	
3/30/2017	1.27	
6/9/2017	1.18	
9/29/2017	0.967	
3/15/2018	0.81	
9/14/2018	0.7	
3/19/2019	1.1	
9/11/2019	0.78	
3/9/2020	0.87 (J)	
9/14/2020	0.65 (J)	
3/15/2021	0.69 (J)	
8/5/2021	0.67 (J)	
2/1/2022	0.62 (J)	
8/15/2022	0.7 (J)	
2/14/2023	0.65 (J)	
7/27/2023	0.61 (J)	
2/21/2024		0.67 (J)

Prediction Limit

Constituent: Calcium, total (mg/L) Analysis Run 4/14/2024 7:12 PM View: Appendix III Intrawell

Plant Bowen Client: Southern Company Data: Bowen 1, 2, 9, and 10

	GWC-5	GWC-5
3/28/2016	4.29	
5/25/2016	7.15	
8/1/2016	3.35	
9/27/2016	2.89	
11/11/2016	3.33	
1/31/2017	3.21	
4/3/2017	2.57	
6/12/2017	6.22	
10/3/2017	2.45	
3/19/2018	3.3	
9/17/2018	2	
3/20/2019	2.7	
9/16/2019	2.8	
3/16/2020	12.1	
9/16/2020	2.8	
3/17/2021	3	
8/9/2021	2.6	
2/2/2022	3.7	
8/16/2022	3.7	
2/20/2023	3.5	
7/28/2023	1.9	
2/26/2024		3.9

Prediction Limit

Constituent: Calcium, total (mg/L) Analysis Run 4/14/2024 7:12 PM View: Appendix III Intrawell

Plant Bowen Client: Southern Company Data: Bowen 1, 2, 9, and 10

	GWC-6	GWC-6
3/29/2016	13.8	
5/24/2016	14.8	
9/26/2016	13.3	
11/18/2016	12.4	
2/1/2017	13.3	
4/6/2017	13.4	
6/13/2017	14.6	
10/3/2017	13.9	
3/19/2018	14.4 (J)	
9/17/2018	12.4 (J)	
3/21/2019	14.9 (J)	
9/16/2019	13.5	
3/12/2020	16.2	
9/16/2020	14.3	
3/17/2021	14.1	
8/10/2021	14.7	
2/2/2022	15.5	
8/17/2022	15.8	
2/17/2023	15.2	
7/31/2023	14.6	
2/26/2024		15.5

Prediction Limit

Constituent: Calcium, total (mg/L) Analysis Run 4/14/2024 7:12 PM View: Appendix III Intrawell

Plant Bowen Client: Southern Company Data: Bowen 1, 2, 9, and 10

	GWC-6RZ	GWC-6RZ
3/29/2016	11.1	
5/24/2016	12.6	
9/26/2016	11.8	
11/14/2016	11.3	
2/1/2017	12.6	
4/6/2017	9.84	
6/13/2017	13	
10/3/2017	13.7	
3/20/2018	11.5 (J)	
9/17/2018	11 (J)	
3/21/2019	8.3	
9/16/2019	9.5	
3/12/2020	9.3	
9/16/2020	8.8	
3/17/2021	9.5	
8/10/2021	9.9	
2/2/2022	10.5	
8/17/2022	10	
2/17/2023	9.7	
7/28/2023	7.1	
2/26/2024		9.7

Prediction Limit

Constituent: Calcium, total (mg/L) Analysis Run 4/14/2024 7:12 PM View: Appendix III Intrawell

Plant Bowen Client: Southern Company Data: Bowen 1, 2, 9, and 10

	GWC-7Z	GWC-7Z
5/31/2016	25.7	
8/2/2016	22.9	
9/27/2016	22.2	
11/21/2016	22.1	
2/1/2017	21.7	
4/6/2017	21.4	
6/13/2017	24.4	
7/14/2017	24.8	
10/3/2017	23.6	
3/20/2018	22.9 (J)	
9/18/2018	20.8 (J)	
3/21/2019	25.2	
9/13/2019	24.6	
3/12/2020	26.4	
9/16/2020	24.4	
3/17/2021	23.9	
8/10/2021	26.2	
2/2/2022	26.9	
8/17/2022	27.2	
2/20/2023	26.1	
7/31/2023	23.6	
2/26/2024		25.9

Prediction Limit

Constituent: Calcium, total (mg/L) Analysis Run 4/14/2024 7:12 PM View: Appendix III Intrawell

Plant Bowen Client: Southern Company Data: Bowen 1, 2, 9, and 10

	GWC-8RR	GWC-8RR
3/30/2016	22.2	
5/24/2016	25.2	
8/2/2016	20.8	
9/27/2016	23.1	
11/22/2016	22.3	
2/6/2017	21.4	
4/6/2017	21.1	
6/14/2017	22.1	
10/4/2017	23.1	
3/21/2018	22.5 (J)	
9/18/2018	20.8 (J)	
3/27/2019	20.6 (J)	
9/16/2019	23	
3/12/2020	21.8	
9/17/2020	21.4	
3/17/2021	22.4	
8/10/2021	23.5	
2/2/2022	23.9	
8/17/2022	24	
2/21/2023	18	
7/31/2023	23	
2/27/2024		24.2

Prediction Limit

Constituent: Calcium, total (mg/L) Analysis Run 4/14/2024 7:12 PM View: Appendix III Intrawell

Plant Bowen Client: Southern Company Data: Bowen 1, 2, 9, and 10

	GWC-8Z	GWC-8Z
3/22/2016	25.1	
5/25/2016	23.7	
8/2/2016	21.5	
9/26/2016	21.4	
11/21/2016	21	
2/3/2017	20	
6/13/2017	21.5	
10/3/2017	22.8	
3/20/2018	20.3 (J)	
9/18/2018	15.5 (J)	
5/6/2019	20 (J)	
9/16/2019	20.3	
3/16/2020	19.4	
9/17/2020	18.1	
3/18/2021	9.6	
8/10/2021	20	
2/2/2022	20.8	
8/17/2022	10.4	
2/20/2023	18.5	
7/31/2023	20.8	
2/26/2024		20

Prediction Limit

Constituent: Calcium, total (mg/L) Analysis Run 4/14/2024 7:12 PM View: Appendix III Intrawell

Plant Bowen Client: Southern Company Data: Bowen 1, 2, 9, and 10

	GWC-9	GWC-9
3/30/2016	9.07	
5/26/2016	15.8	
8/5/2016	20.5	
9/28/2016	24.9	
11/21/2016	23.4	
2/6/2017	1.7	
4/6/2017	1.6	
6/13/2017	3.82	
10/3/2017	9.77	
3/20/2018	1.4	
9/18/2018	3.35 (D)	
3/21/2019	4.8	
9/16/2019	12	
3/12/2020	1.8	
9/17/2020	18.3	
3/18/2021	1.9	
8/10/2021	1.9	
2/2/2022	2.2	
8/17/2022	2.5	
2/21/2023	2.3	
7/31/2023	11.6	
2/27/2024		2.6

Prediction Limit

Constituent: Fluoride, total (mg/L) Analysis Run 4/14/2024 7:12 PM View: Appendix III Intrawell

Plant Bowen Client: Southern Company Data: Bowen 1, 2, 9, and 10

	GWA-1	GWA-1
3/22/2016	0.0614 (J)	
5/19/2016	0.064 (J)	
7/29/2016	0.11 (J)	
9/23/2016	0.03 (J)	
11/9/2016	0.1 (J)	
1/30/2017	<0.1	
3/30/2017	0.01 (J)	
6/9/2017	0.04 (J)	
10/2/2017	0.07 (J)	
3/16/2018	0.029 (J)	
9/17/2018	<0.1 (D)	
3/20/2019	<0.1	
9/12/2019	0.051 (J)	
3/11/2020	0.052 (J)	
9/15/2020	0.05 (J)	
3/16/2021	<0.1	
8/9/2021	<0.1	
2/1/2022	<0.1	
8/16/2022	0.089 (J)	
2/16/2023	0.07 (J)	
7/27/2023	0.054 (J)	
2/22/2024		0.061 (J)

ND substitution: RL or RL/2 if <15% NDs.

Prediction Limit

Constituent: Fluoride, total (mg/L) Analysis Run 4/14/2024 7:12 PM View: Appendix III Intrawell

Plant Bowen Client: Southern Company Data: Bowen 1, 2, 9, and 10

	GWA-2	GWA-2
3/23/2016	0.0477 (J)	
5/20/2016	0.033 (J)	
7/29/2016	0.16 (J)	
9/23/2016	0.1 (J)	
11/9/2016	0.04 (J)	
1/31/2017	<0.1	
3/30/2017	0.02 (J)	
6/12/2017	0.17 (J)	
10/2/2017	<0.1	
3/19/2018	1.1 (O)	
9/14/2018	<0.1	
3/20/2019	<0.1	
9/12/2019	<0.1 (D)	
3/11/2020	<0.1	
9/15/2020	<0.1	
3/17/2021	<0.1	
8/9/2021	<0.1	
2/1/2022	<0.1	
8/16/2022	0.086 (J)	
2/16/2023	0.061 (J)	
7/27/2023	0.057 (J)	
2/22/2024		0.062 (J)

ND substitution: RL or RL/2 if <15% NDs.

Prediction Limit

Constituent: Fluoride, total (mg/L) Analysis Run 4/14/2024 7:12 PM View: Appendix III Intrawell

Plant Bowen Client: Southern Company Data: Bowen 1, 2, 9, and 10

	GWA-2R	GWA-2R
3/23/2016	0.0826 (J)	
5/19/2016	0.0409 (J)	
7/29/2016	0.07 (J)	
9/22/2016	<0.1	
11/10/2016	0.03 (J)	
1/31/2017	<0.1	
4/3/2017	0.02 (J)	
6/9/2017	0.06 (J)	
10/2/2017	<0.1	
3/16/2018	<0.1	
9/14/2018	<0.1	
3/19/2019	0.056 (J)	
9/13/2019	0.055 (J)	
3/11/2020	0.052 (J)	
9/15/2020	<0.1	
3/16/2021	<0.1	
8/9/2021	<0.1	
2/1/2022	<0.1	
8/16/2022	0.09 (J)	
2/16/2023	0.079 (J)	
7/27/2023	0.062 (J)	
2/26/2024		0.05 (J)

ND substitution: RL or RL/2 if <15% NDs.

Prediction Limit

Constituent: Fluoride, total (mg/L) Analysis Run 4/14/2024 7:12 PM View: Appendix III Intrawell

Plant Bowen Client: Southern Company Data: Bowen 1, 2, 9, and 10

	GWA-39RZ	GWA-39RZ
5/16/2016	0.0202 (JD)	
7/27/2016	0.08 (JD)	
2/21/2017	0.17 (JD)	
3/27/2017	0.09 (JD)	
6/8/2017	0.05 (JD)	
7/17/2017	0.05 (JD)	
7/27/2017	0.08 (JD)	
8/9/2017	<0.1 (*)	
9/29/2017	0.04 (JD)	
3/16/2018	0.27 (J)	
9/14/2018	0.1 (J)	
3/14/2019	0.066 (X)	
9/10/2019	0.055 (X)	
3/9/2020	<0.1	
9/16/2020	<0.1	
3/16/2021	<0.1	
8/6/2021	<0.1	
2/2/2022	<0.1	
8/16/2022	<0.1	
2/14/2023	0.074 (J)	
7/25/2023	<0.1	
2/19/2024		<0.1

ND substitution: RL or RL/2 if <15% NDs.

Prediction Limit

Constituent: Fluoride, total (mg/L) Analysis Run 4/14/2024 7:12 PM View: Appendix III Intrawell

Plant Bowen Client: Southern Company Data: Bowen 1, 2, 9, and 10

	GWA-39Z	GWA-39Z
3/14/2016	0.0657 (J)	
5/11/2016	0.0401 (J)	
7/19/2016	<0.1	
9/15/2016	<0.1	
11/2/2016	0.04 (J)	
1/18/2017	0.03 (J)	
3/28/2017	0.06 (J)	
6/7/2017	0.06 (J)	
9/26/2017	0.04 (J)	
3/14/2018	0.14 (J)	
9/12/2018	<0.1	
3/15/2019	<0.1	
9/9/2019	0.054 (X)	
3/9/2020	<0.1	
9/10/2020	<0.1	
3/12/2021	0.051 (J)	
8/4/2021	<0.1	
1/31/2022	<0.1	
8/10/2022	0.075 (J)	
2/13/2023	0.064 (J)	
7/26/2023	0.055 (J)	
2/19/2024		0.057 (J)

ND substitution: RL or RL/2 if <15% NDs.

Prediction Limit

Constituent: Fluoride, total (mg/L) Analysis Run 4/14/2024 7:12 PM View: Appendix III Intrawell

Plant Bowen Client: Southern Company Data: Bowen 1, 2, 9, and 10

	GWA-3A	GWA-3A
3/23/2016	<0.1	
5/23/2016	<0.1	
7/29/2016	<0.1	
9/22/2016	<0.1	
11/10/2016	<0.1	
1/31/2017	<0.1	
3/30/2017	<0.1	
6/12/2017	<0.1	
10/4/2017	<0.1	
3/19/2018	<0.1	
9/17/2018	<0.1	
3/20/2019	<0.1	
9/13/2019	<0.1	
3/11/2020	<0.1	
3/29/2021	0.053 (J)	
8/9/2021	0.055 (J)	
2/2/2022	<0.1	
8/16/2022	0.082 (J)	
2/17/2023	0.055 (J)	
8/1/2023	<0.1	
2/22/2024		<0.1

ND substitution: RL or RL/2 if <15% NDs.

Prediction Limit

Constituent: Fluoride, total (mg/L) Analysis Run 4/14/2024 7:12 PM View: Appendix III Intrawell

Plant Bowen Client: Southern Company Data: Bowen 1, 2, 9, and 10

	GWA-40	GWA-40
3/15/2016	0.0267 (J)	
5/11/2016	0.0255 (J)	
7/21/2016	<0.1	
9/19/2016	<0.1	
11/3/2016	0.11 (J)	
1/17/2017	0.02 (J)	
3/24/2017	<0.1	
5/24/2017	<0.1	
9/26/2017	<0.1	
3/14/2018	0.055 (J)	
9/12/2018	<0.1	
3/13/2019	0.045 (X)	
9/9/2019	<0.1	
3/9/2020	<0.1	
9/11/2020	<0.1	
3/10/2021	<0.1	
8/4/2021	<0.1	
1/31/2022	<0.1	
8/12/2022	0.068 (J)	
2/13/2023	0.054 (J)	
7/26/2023	<0.1	
2/19/2024		<0.1

ND substitution: RL or RL/2 if <15% NDs.

Prediction Limit

Constituent: Fluoride, total (mg/L) Analysis Run 4/14/2024 7:12 PM View: Appendix III Intrawell

Plant Bowen Client: Southern Company Data: Bowen 1, 2, 9, and 10

	GWA-41	GWA-41
3/15/2016	0.0285 (J)	
5/12/2016	0.022 (J)	
7/20/2016	<0.1	
9/15/2016	<0.1	
11/3/2016	0.05 (J)	
1/18/2017	0.02 (J)	
3/24/2017	<0.1	
6/6/2017	<0.1	
9/25/2017	<0.1	
3/14/2018	<0.1	
9/12/2018	<0.1	
3/14/2019	0.039 (X)	
9/10/2019	<0.1	
3/6/2020	<0.1	
9/10/2020	<0.1	
3/11/2021	<0.1	
8/4/2021	<0.1	
1/31/2022	<0.1	
8/11/2022	<0.1	
2/13/2023	0.05 (J)	
7/25/2023	<0.1	
2/19/2024		<0.1

ND substitution: RL or RL/2 if <15% NDs.

Prediction Limit

Constituent: Fluoride, total (mg/L) Analysis Run 4/14/2024 7:12 PM View: Appendix III Intrawell

Plant Bowen Client: Southern Company Data: Bowen 1, 2, 9, and 10

	GWA-41R	GWA-41R
3/15/2016	0.0394 (J)	
5/13/2016	0.0234 (J)	
7/21/2016	<0.1	
9/21/2016	<0.1	
11/3/2016	0.12 (J)	
1/17/2017	0.01 (J)	
3/27/2017	<0.1	
6/6/2017	<0.1	
9/25/2017	<0.1	
3/14/2018	<0.1	
9/12/2018	<0.1	
3/14/2019	0.04 (X)	
9/10/2019	<0.1	
3/9/2020	<0.1	
9/10/2020	<0.1	
3/10/2021	<0.1	
8/4/2021	<0.1	
1/31/2022	<0.1	
8/11/2022	<0.1	
2/13/2023	<0.1	
7/25/2023	<0.1	
2/19/2024		<0.1

ND substitution: RL or RL/2 if <15% NDs.

Prediction Limit

Constituent: Fluoride, total (mg/L) Analysis Run 4/14/2024 7:12 PM View: Appendix III Intrawell

Plant Bowen Client: Southern Company Data: Bowen 1, 2, 9, and 10

	GWA-42	GWA-42
3/11/2016	0.0296 (J)	
5/16/2016	0.0287 (J)	
7/22/2016	0.04 (J)	
9/19/2016	<0.1	
11/3/2016	0.04 (J)	
1/17/2017	0.02 (J)	
3/27/2017	<0.1	
6/7/2017	<0.1	
9/26/2017	<0.1	
3/14/2018	0.06 (J)	
9/14/2018	<0.1	
3/14/2019	0.058 (X)	
9/10/2019	<0.1	
3/6/2020	<0.1	
9/10/2020	<0.1	
3/11/2021	<0.1	
8/4/2021	<0.1	
1/31/2022	<0.1	
8/10/2022	0.068 (J)	
2/13/2023	0.056 (J)	
7/26/2023	<0.1	
2/20/2024		<0.1

ND substitution: RL or RL/2 if <15% NDs.

Prediction Limit

Constituent: Fluoride, total (mg/L) Analysis Run 4/14/2024 7:12 PM View: Appendix III Intrawell

Plant Bowen Client: Southern Company Data: Bowen 1, 2, 9, and 10

	GWA-43	GWA-43
3/11/2016	0.0329 (J)	
5/13/2016	0.0459 (J)	
7/19/2016	<0.1	
9/16/2016	<0.1	
11/2/2016	0.04 (J)	
1/18/2017	<0.1	
3/28/2017	<0.1	
6/6/2017	<0.1	
9/22/2017	<0.1	
3/14/2018	<0.1	
9/12/2018	<0.1	
3/13/2019	<0.1	
9/11/2019	<0.1	
3/9/2020	<0.1	
9/11/2020	<0.1	
3/11/2021	<0.1	
8/6/2021	<0.1	
1/31/2022	<0.1	
8/11/2022	<0.1	
2/14/2023	0.052 (J)	
7/25/2023	<0.1	
2/20/2024		<0.1

ND substitution: RL or RL/2 if <15% NDs.

Prediction Limit

Constituent: Fluoride, total (mg/L) Analysis Run 4/14/2024 7:12 PM View: Appendix III Intrawell

Plant Bowen Client: Southern Company Data: Bowen 1, 2, 9, and 10

	GWA-43R	GWA-43R
3/11/2016	0.0141 (J)	
5/13/2016	0.0141 (J)	
7/19/2016	<0.1	
9/16/2016	<0.1	
11/2/2016	0.04 (J)	
1/18/2017	0.02 (J)	
3/28/2017	<0.1	
6/6/2017	<0.1	
9/22/2017	<0.1	
3/15/2018	<0.1	
9/12/2018	<0.1	
3/13/2019	0.036 (X)	
9/11/2019	<0.1	
3/9/2020	<0.1	
9/14/2020	<0.1	
3/11/2021	<0.1	
8/5/2021	<0.1	
1/31/2022	<0.1	
8/10/2022	0.062 (J)	
2/13/2023	<0.1	
7/25/2023	<0.1	
2/20/2024		<0.1

ND substitution: RL or RL/2 if <15% NDs.

Prediction Limit

Constituent: Fluoride, total (mg/L) Analysis Run 4/14/2024 7:12 PM View: Appendix III Intrawell

Plant Bowen Client: Southern Company Data: Bowen 1, 2, 9, and 10

	GWA-4RZ	GWA-4RZ
2/22/2017	0.3 (D)	
4/7/2017	0.19 (JD)	
6/14/2017	0.19 (JD)	
7/12/2017	0.18 (JD)	
7/20/2017	0.17 (JD)	
7/28/2017	0.13 (JD)	
8/9/2017	0.245 (JD)	
8/24/2017	0.16 (JD)	
10/3/2017	0.17 (JD)	
3/21/2018	0.24 (J)	
9/18/2018	<0.3	
3/21/2019	0.19 (JD)	
9/12/2019	0.1 (JD)	
3/12/2020	0.18 (J)	
9/17/2020	0.12 (J)	
3/16/2021	0.1	
8/10/2021	0.087 (J)	
2/3/2022	0.15	
8/17/2022	0.11	
2/17/2023	0.11	
7/28/2023	0.077 (J)	
2/27/2024		0.087 (J)

ND substitution: RL or RL/2 if <15% NDs.

Prediction Limit

Constituent: Fluoride, total (mg/L) Analysis Run 4/14/2024 7:12 PM View: Appendix III Intrawell

Plant Bowen Client: Southern Company Data: Bowen 1, 2, 9, and 10

	GWA-50	GWA-50
3/28/2016	0.0314 (J)	
5/23/2016	0.027 (J)	
8/1/2016	<0.1	
9/26/2016	<0.1	
11/10/2016	0.04 (J)	
1/30/2017	<0.1	
4/7/2017	<0.1	
6/12/2017	0.07 (J)	
10/2/2017	<0.1	
3/16/2018	<0.1	
9/17/2018	<0.1	
3/19/2019	<0.1	
9/13/2019	<0.1	
3/11/2020	<0.1	
9/16/2020	<0.1	
3/17/2021	<0.1	
8/9/2021	<0.1	
2/1/2022	<0.1	
8/16/2022	0.06 (J)	
2/16/2023	<0.1	
7/28/2023	<0.1	
2/22/2024		<0.1

ND substitution: RL or RL/2 if <15% NDs.

Prediction Limit

Constituent: Fluoride, total (mg/L) Analysis Run 4/14/2024 7:12 PM View: Appendix III Intrawell

Plant Bowen Client: Southern Company Data: Bowen 1, 2, 9, and 10

	GWA-50R	GWA-50R
3/28/2016	0.0326 (J)	
5/25/2016	0.0285 (J)	
8/1/2016	<0.1	
9/26/2016	<0.1	
11/11/2016	<0.1	
1/30/2017	<0.1	
4/3/2017	0.04 (J)	
6/12/2017	0.06 (J)	
10/2/2017	<0.1	
3/16/2018	<0.1	
9/18/2018	<0.1	
3/19/2019	<0.1	
9/12/2019	<0.1	
3/11/2020	<0.1	
9/15/2020	<0.1	
3/17/2021	<0.1	
8/9/2021	<0.1	
2/2/2022	<0.1	
8/17/2022	0.063 (J)	
2/16/2023	<0.1	
7/28/2023	<0.1	
2/22/2024		<0.1

ND substitution: RL or RL/2 if <15% NDs.

Prediction Limit

Constituent: Fluoride, total (mg/L) Analysis Run 4/14/2024 7:12 PM View: Appendix III Intrawell

Plant Bowen Client: Southern Company Data: Bowen 1, 2, 9, and 10

	GWC-10	GWC-10
3/31/2016	0.0389 (J)	
5/26/2016	0.0375 (J)	
8/5/2016	0.03 (J)	
9/28/2016	<0.1	
11/22/2016	0.04 (J)	
2/7/2017	<0.1	
4/10/2017	<0.1	
6/14/2017	0.02 (J)	
10/4/2017	<0.1	
3/20/2018	<0.1	
9/18/2018	<0.1	
3/22/2019	0.045 (J)	
9/17/2019	<0.1	
3/12/2020	<0.1	
9/17/2020	<0.1	
3/18/2021	<0.1	
8/10/2021	<0.1	
2/4/2022	<0.1	
8/17/2022	0.094 (J)	
2/20/2023	<0.1	
7/31/2023	0.07 (J)	
2/27/2024		0.05 (J)

ND substitution: RL or RL/2 if <15% NDs.

Prediction Limit

Constituent: Fluoride, total (mg/L) Analysis Run 4/14/2024 7:12 PM View: Appendix III Intrawell

Plant Bowen Client: Southern Company Data: Bowen 1, 2, 9, and 10

	GWC-10R	GWC-10R
3/31/2016	0.0209 (J)	
5/26/2016	0.037 (J)	
8/3/2016	<0.1	
9/28/2016	0.05 (J)	
11/22/2016	0.04 (J)	
2/7/2017	<0.1	
4/10/2017	<0.1	
6/14/2017	<0.1	
10/4/2017	<0.1	
3/21/2018	<0.1	
9/18/2018	<0.1	
3/22/2019	<0.1	
9/17/2019	<0.1	
3/12/2020	<0.1	
9/17/2020	<0.1	
3/18/2021	<0.1	
8/11/2021	<0.1	
2/4/2022	<0.1	
8/18/2022	0.051 (J)	
2/20/2023	<0.1	
7/31/2023	<0.1	
2/27/2024		<0.1

ND substitution: RL or RL/2 if <15% NDs.

Prediction Limit

Constituent: Fluoride, total (mg/L) Analysis Run 4/14/2024 7:12 PM View: Appendix III Intrawell

Plant Bowen Client: Southern Company Data: Bowen 1, 2, 9, and 10

	GWC-11	GWC-11
4/4/2016	0.0357 (J)	
5/26/2016	0.042 (J)	
8/3/2016	0.04 (J)	
9/28/2016	<0.1	
11/22/2016	0.06 (J)	
2/8/2017	0.05 (J)	
4/10/2017	<0.1	
6/15/2017	0.03 (J)	
10/4/2017	<0.1	
3/21/2018	<0.1	
9/18/2018	<0.1	
3/23/2019	<0.1	
9/17/2019	<0.1	
3/12/2020	<0.1	
9/21/2020	<0.1	
3/19/2021	<0.1	
8/11/2021	<0.1	
2/4/2022	<0.1	
8/18/2022	<0.1	
2/20/2023	<0.1	
8/1/2023	0.05 (J)	
2/28/2024		0.06 (J)

ND substitution: RL or RL/2 if <15% NDs.

Prediction Limit

Constituent: Fluoride, total (mg/L) Analysis Run 4/14/2024 7:12 PM View: Appendix III Intrawell

Plant Bowen Client: Southern Company Data: Bowen 1, 2, 9, and 10

	GWC-11R	GWC-11R
4/4/2016	0.022 (J)	
5/26/2016	0.023 (J)	
8/4/2016	0.05 (J)	
9/28/2016	<0.1	
11/22/2016	0.04 (J)	
2/8/2017	<0.1	
4/10/2017	<0.1	
6/15/2017	<0.1	
10/4/2017	<0.1	
3/22/2018	<0.1	
9/18/2018	<0.1	
3/23/2019	<0.1	
9/17/2019	<0.1	
3/12/2020	<0.1	
9/21/2020	<0.1	
3/19/2021	<0.1	
8/11/2021	<0.1	
2/4/2022	<0.1	
8/18/2022	<0.1	
2/20/2023	<0.1	
8/1/2023	<0.1	
2/28/2024		<0.1

ND substitution: RL or RL/2 if <15% NDs.

Prediction Limit

Constituent: Fluoride, total (mg/L) Analysis Run 4/14/2024 7:12 PM View: Appendix III Intrawell

Plant Bowen Client: Southern Company Data: Bowen 1, 2, 9, and 10

	GWC-12	GWC-12
4/4/2016	0.035 (J)	
5/27/2016	0.032 (J)	
8/3/2016	<0.1	
9/30/2016	<0.1	
11/22/2016	0.03 (J)	
2/13/2017	<0.1	
4/11/2017	<0.1	
6/14/2017	0.01 (J)	
10/4/2017	<0.1	
3/22/2018	<0.1	
9/18/2018	<0.1	
3/23/2019	<0.1	
9/17/2019	<0.1 (D)	
3/12/2020	<0.1	
9/21/2020	<0.1	
3/19/2021	<0.1	
8/11/2021	<0.1	
2/2/2022	<0.1	
8/18/2022	0.052 (J)	
2/21/2023	0.054 (J)	
8/1/2023	<0.1	
2/27/2024		<0.1

ND substitution: RL or RL/2 if <15% NDs.

Prediction Limit

Constituent: Fluoride, total (mg/L) Analysis Run 4/14/2024 7:12 PM View: Appendix III Intrawell

Plant Bowen Client: Southern Company Data: Bowen 1, 2, 9, and 10

	GWC-13	GWC-13
4/4/2016	0.026 (J)	
5/31/2016	0.0234 (J)	
8/4/2016	0.09 (J)	
9/29/2016	<0.1	
11/28/2016	0.08 (J)	
2/9/2017	0.24 (J)	
4/12/2017	<0.1	
6/16/2017	0.04 (J)	
10/9/2017	<0.1	
3/21/2018	<0.1	
9/19/2018	<0.1	
3/23/2019	<0.1	
9/18/2019	<0.1	
3/13/2020	<0.1	
9/22/2020	<0.1	
3/18/2021	<0.1	
8/11/2021	<0.1	
2/17/2022	<0.1	
8/18/2022	0.061 (J)	
2/22/2023	0.06 (J)	
8/1/2023	<0.1	
2/27/2024		<0.1

ND substitution: RL or RL/2 if <15% NDs.

Prediction Limit

Constituent: Fluoride, total (mg/L) Analysis Run 4/14/2024 7:12 PM View: Appendix III Intrawell

Plant Bowen Client: Southern Company Data: Bowen 1, 2, 9, and 10

	GWC-13RZ	GWC-13RZ
4/4/2016	0.044 (J)	
6/1/2016	0.0338 (J)	
2/22/2017	0.22 (J)	
4/11/2017	0.16 (J)	
6/16/2017	0.2 (J)	
7/12/2017	0.2 (J)	
7/28/2017	0.18 (J)	
8/10/2017	<0.3	
10/6/2017	0.14 (J)	
3/23/2018	0.24 (J)	
9/20/2018	<0.3	
3/22/2019	0.12 (J)	
9/18/2019	0.17 (X)	
3/17/2020	0.11 (J)	
9/22/2020	0.1 (J)	
3/19/2021	0.12	
8/12/2021	0.11	
2/4/2022	0.13	
8/19/2022	0.14	
2/22/2023	0.15	
8/2/2023	0.14	
2/28/2024		0.14

ND substitution: RL or RL/2 if <15% NDs.

Prediction Limit

Constituent: Fluoride, total (mg/L) Analysis Run 4/14/2024 7:12 PM View: Appendix III Intrawell

Plant Bowen Client: Southern Company Data: Bowen 1, 2, 9, and 10

	GWC-14Z	GWC-14Z
4/5/2016	0.019 (J)	
6/1/2016	0.0148 (J)	
8/9/2016	0.04 (J)	
11/28/2016	0.07 (J)	
2/9/2017	0.08 (J)	
4/11/2017	<0.1	
6/14/2017	0.01 (J)	
7/12/2017	0.05 (J)	
10/5/2017	<0.1	
3/22/2018	<0.1	
9/19/2018	<0.1	
3/22/2019	<0.1	
9/17/2019	<0.1	
3/13/2020	<0.1	
9/21/2020	<0.1	
3/18/2021	<0.1	
8/11/2021	<0.1	
2/4/2022	<0.1	
8/18/2022	<0.1	
2/22/2023	<0.1	
8/1/2023	<0.1	
2/28/2024		<0.1

ND substitution: RL or RL/2 if <15% NDs.

Prediction Limit

Constituent: Fluoride, total (mg/L) Analysis Run 4/14/2024 7:12 PM View: Appendix III Intrawell

Plant Bowen Client: Southern Company Data: Bowen 1, 2, 9, and 10

	GWC-15R	GWC-15R
4/5/2016	0.027 (J)	
5/31/2016	0.0233 (J)	
8/4/2016	<0.1	
9/29/2016	<0.1	
11/23/2016	0.04 (J)	
2/10/2017	<0.1	
4/12/2017	<0.1	
6/15/2017	0.06 (J)	
10/6/2017	<0.1	
3/23/2018	<0.1	
9/19/2018	<0.1	
3/25/2019	<0.1	
9/17/2019	<0.1	
3/13/2020	<0.1	
9/21/2020	<0.1	
3/18/2021	<0.1	
8/11/2021	<0.1	
2/4/2022	<0.1	
8/19/2022	0.054 (J)	
2/22/2023	0.05 (J)	
8/2/2023	<0.1	
2/28/2024		<0.1

ND substitution: RL or RL/2 if <15% NDs.

Prediction Limit

Constituent: Fluoride, total (mg/L) Analysis Run 4/14/2024 7:12 PM View: Appendix III Intrawell

Plant Bowen Client: Southern Company Data: Bowen 1, 2, 9, and 10

	GWC-15Z	GWC-15Z
4/5/2016	0.053 (J)	
5/31/2016	0.0669 (J)	
11/23/2016	0.03 (J)	
2/10/2017	<0.1	
4/11/2017	<0.1	
6/15/2017	0.02 (J)	
7/12/2017	0.04 (J)	
7/26/2017	0.03 (J)	
10/6/2017	<0.1	
3/23/2018	<0.1	
9/19/2018	<0.1	
3/22/2019	<0.1	
9/17/2019	<0.1	
3/13/2020	<0.1	
9/21/2020	<0.1	
3/18/2021	<0.1	
8/11/2021	<0.1	
2/7/2022	<0.1	
8/19/2022	0.053 (J)	
2/22/2023	<0.1	
8/1/2023	<0.1	
2/28/2024		<0.1

ND substitution: RL or RL/2 if <15% NDs.

Prediction Limit

Constituent: Fluoride, total (mg/L) Analysis Run 4/14/2024 7:12 PM View: Appendix III Intrawell

Plant Bowen Client: Southern Company Data: Bowen 1, 2, 9, and 10

	GWC-44	GWC-44
3/16/2016	0.0657 (J)	
5/16/2016	0.0415 (J)	
7/25/2016	0.14 (J)	
9/19/2016	<0.1	
11/3/2016	0.06 (J)	
1/19/2017	0.009 (J)	
3/28/2017	0.04 (J)	
6/5/2017	0.06 (J)	
7/20/2017	0.21 (J)	
9/26/2017	0.14 (J)	
3/15/2018	0.11 (J)	
9/12/2018	0.062 (J)	
3/14/2019	0.13 (X)	
9/11/2019	<0.1	
3/10/2020	0.13 (J)	
9/15/2020	<0.1	
3/11/2021	<0.1	
8/4/2021	<0.1	
1/31/2022	<0.1	
8/15/2022	0.056 (J)	
2/14/2023	0.075 (J)	
7/26/2023	<0.1	
2/20/2024		<0.1

ND substitution: RL or RL/2 if <15% NDs.

Prediction Limit

Constituent: Fluoride, total (mg/L) Analysis Run 4/14/2024 7:12 PM View: Appendix III Intrawell

Plant Bowen Client: Southern Company Data: Bowen 1, 2, 9, and 10

	GWC-45	GWC-45
3/16/2016	<0.1	
5/16/2016	<0.1 (D)	
7/25/2016	0.02 (JD)	
9/19/2016	<0.1 (D)	
11/4/2016	0.04 (JD)	
1/23/2017	0.006 (JD)	
3/29/2017	<0.1 (D)	
6/7/2017	<0.1	
9/27/2017	<0.1	
3/15/2018	<0.1	
9/13/2018	<0.1	
3/14/2019	<0.1 (D)	
9/11/2019	<0.1 (D)	
3/10/2020	<0.1	
9/11/2020	<0.1	
3/11/2021	<0.1	
8/6/2021	<0.1	
2/1/2022	<0.1	
8/12/2022	<0.1	
2/14/2023	<0.1	
7/26/2023	<0.1	
2/20/2024		<0.1

ND substitution: RL or RL/2 if <15% NDs.

Prediction Limit

Constituent: Fluoride, total (mg/L) Analysis Run 4/14/2024 7:12 PM View: Appendix III Intrawell

Plant Bowen Client: Southern Company Data: Bowen 1, 2, 9, and 10

	GWC-45R	GWC-45R
3/16/2016	0.0167 (J)	
5/16/2016	0.0161 (JD)	
7/25/2016	0.14 (JD)	
9/19/2016	<0.1 (D)	
11/3/2016	0.08 (JD)	
1/20/2017	0.01 (JD)	
3/29/2017	<0.1 (D)	
6/7/2017	<0.1	
9/27/2017	<0.1	
3/15/2018	<0.1	
9/13/2018	<0.1	
3/14/2019	0.039 (XJD)	
9/11/2019	<0.1 (D)	
3/10/2020	<0.1	
9/11/2020	<0.1	
3/11/2021	<0.1	
8/6/2021	<0.1	
2/1/2022	<0.1	
8/12/2022	0.063 (J)	
2/14/2023	<0.1	
7/26/2023	<0.1	
2/20/2024		<0.1

ND substitution: RL or RL/2 if <15% NDs.

Prediction Limit

Constituent: Fluoride, total (mg/L) Analysis Run 4/14/2024 7:12 PM View: Appendix III Intrawell

Plant Bowen Client: Southern Company Data: Bowen 1, 2, 9, and 10

	GWC-46R	GWC-46R
3/10/2016	0.0235 (J)	
5/17/2016	0.0281 (J)	
7/26/2016	<0.1	
9/20/2016	<0.1	
11/4/2016	0.05 (J)	
1/20/2017	0.01 (J)	
3/28/2017	<0.1	
6/7/2017	<0.1	
9/29/2017	<0.1	
3/15/2018	<0.1	
9/13/2018	<0.1	
3/18/2019	<0.1	
9/11/2019	<0.1	
3/10/2020	<0.1	
9/14/2020	<0.1	
3/11/2021	<0.1	
8/5/2021	<0.1	
1/31/2022	<0.1	
8/15/2022	0.06 (J)	
2/14/2023	0.091 (J)	
7/26/2023	<0.1	
2/21/2024		<0.1

ND substitution: RL or RL/2 if <15% NDs.

Prediction Limit

Constituent: Fluoride, total (mg/L) Analysis Run 4/14/2024 7:12 PM View: Appendix III Intrawell

Plant Bowen Client: Southern Company Data: Bowen 1, 2, 9, and 10

	GWC-47	GWC-47
3/10/2016	0.0439 (J)	
5/18/2016	0.059 (J)	
7/27/2016	0.1 (J)	
9/20/2016	0.04 (J)	
11/7/2016	0.1 (J)	
1/23/2017	0.13 (J)	
3/29/2017	0.04 (J)	
6/8/2017	0.05 (J)	
9/27/2017	0.04 (J)	
3/15/2018	<0.1	
9/13/2018	0.047 (J)	
3/15/2019	<0.1	
9/12/2019	<0.1	
3/9/2020	<0.1	
9/14/2020	<0.1	
3/11/2021	<0.1	
8/5/2021	<0.1	
2/1/2022	<0.1	
8/15/2022	0.058 (J)	
2/14/2023	0.064 (J)	
7/27/2023	<0.1	
2/21/2024		0.059 (J)

ND substitution: RL or RL/2 if <15% NDs.

Prediction Limit

Constituent: Fluoride, total (mg/L) Analysis Run 4/14/2024 7:12 PM View: Appendix III Intrawell

Plant Bowen Client: Southern Company Data: Bowen 1, 2, 9, and 10

	GWC-47R	GWC-47R
3/10/2016	0.0551 (J)	
5/18/2016	0.065 (J)	
7/27/2016	0.09 (J)	
9/20/2016	<0.1	
11/4/2016	0.04 (J)	
1/20/2017	0.009 (J)	
3/29/2017	<0.1	
6/8/2017	<0.1 (*)	
9/27/2017	<0.1	
3/16/2018	0.13 (J)	
9/13/2018	<0.1	
3/19/2019	<0.1	
9/11/2019	<0.1	
3/9/2020	<0.1	
9/15/2020	<0.1	
3/11/2021	<0.1	
8/5/2021	<0.1	
2/1/2022	<0.1	
8/15/2022	0.069 (J)	
2/14/2023	0.081 (J)	
7/27/2023	<0.1	
2/21/2024		0.095 (J)

ND substitution: RL or RL/2 if <15% NDs.

Prediction Limit

Constituent: Fluoride, total (mg/L) Analysis Run 4/14/2024 7:12 PM View: Appendix III Intrawell

Plant Bowen Client: Southern Company Data: Bowen 1, 2, 9, and 10

	GWC-48	GWC-48
3/10/2016	0.0195 (J)	
5/17/2016	0.0156 (J)	
7/27/2016	<0.1	
9/20/2016	0.03 (J)	
11/4/2016	0.06 (J)	
1/23/2017	0.02 (J)	
3/28/2017	<0.1	
6/8/2017	0.06 (J)	
9/29/2017	<0.1	
3/15/2018	<0.1	
9/13/2018	<0.1	
3/15/2019	<0.1	
9/11/2019	<0.1	
3/9/2020	<0.1	
9/14/2020	<0.1	
3/11/2021	<0.1	
8/4/2021	<0.1	
1/31/2022	<0.1	
8/15/2022	0.065 (J)	
2/14/2023	0.058 (J)	
7/26/2023	0.068 (J)	
2/21/2024		0.065 (J)

ND substitution: RL or RL/2 if <15% NDs.

Prediction Limit

Constituent: Fluoride, total (mg/L) Analysis Run 4/14/2024 7:12 PM View: Appendix III Intrawell

Plant Bowen Client: Southern Company Data: Bowen 1, 2, 9, and 10

	GWC-49R	GWC-49R
3/17/2016	0.0257 (J)	
5/18/2016	0.022 (J)	
7/27/2016	0.07 (J)	
9/21/2016	<0.1	
11/4/2016	0.03 (J)	
1/24/2017	<0.1	
3/29/2017	<0.1	
6/8/2017	<0.1 (*)	
9/29/2017	<0.1	
3/15/2018	<0.1	
9/13/2018	<0.1	
3/18/2019	<0.1	
9/11/2019	<0.1	
3/11/2020	<0.1	
9/11/2020	<0.1	
3/15/2021	<0.1	
8/11/2021	<0.1	
2/1/2022	<0.1	
8/15/2022	<0.1	
2/14/2023	<0.1	
7/27/2023	<0.1	
2/21/2024		<0.1

ND substitution: RL or RL/2 if <15% NDs.

Prediction Limit

Constituent: Fluoride, total (mg/L) Analysis Run 4/14/2024 7:12 PM View: Appendix III Intrawell

Plant Bowen Client: Southern Company Data: Bowen 1, 2, 9, and 10

	GWC-49Z	GWC-49Z
3/17/2016	0.017 (J)	
5/18/2016	0.015 (J)	
7/28/2016	0.08 (J)	
9/21/2016	<0.1	
11/7/2016	<0.1	
1/24/2017	<0.1	
3/30/2017	<0.1	
6/9/2017	<0.1	
9/29/2017	<0.1	
3/15/2018	<0.1	
9/14/2018	<0.1	
3/19/2019	<0.1	
9/11/2019	<0.1	
3/9/2020	<0.1	
9/14/2020	<0.1	
3/15/2021	<0.1	
8/5/2021	<0.1	
2/1/2022	<0.1	
8/15/2022	<0.1	
2/14/2023	<0.1	
7/27/2023	<0.1	
2/21/2024		<0.1

ND substitution: RL or RL/2 if <15% NDs.

Prediction Limit

Constituent: Fluoride, total (mg/L) Analysis Run 4/14/2024 7:12 PM View: Appendix III Intrawell

Plant Bowen Client: Southern Company Data: Bowen 1, 2, 9, and 10

	GWC-5	GWC-5
3/28/2016	0.0284 (J)	
5/25/2016	0.0207 (J)	
8/1/2016	<0.1	
9/27/2016	<0.1	
11/11/2016	0.04 (J)	
1/31/2017	<0.1	
4/3/2017	<0.1	
6/12/2017	0.02 (J)	
10/3/2017	<0.1	
3/19/2018	<0.1	
9/17/2018	<0.1	
3/20/2019	<0.1	
9/16/2019	<0.1	
3/16/2020	<0.1	
9/16/2020	<0.1	
3/17/2021	<0.1	
8/9/2021	<0.1	
2/2/2022	<0.1	
8/16/2022	0.062 (J)	
2/20/2023	<0.1	
7/28/2023	<0.1	
2/26/2024		<0.1

ND substitution: RL or RL/2 if <15% NDs.

Prediction Limit

Constituent: Fluoride, total (mg/L) Analysis Run 4/14/2024 7:12 PM View: Appendix III Intrawell

Plant Bowen Client: Southern Company Data: Bowen 1, 2, 9, and 10

	GWC-6	GWC-6
3/29/2016	0.0239 (J)	
5/24/2016	0.023 (J)	
8/1/2016	<0.1	
9/26/2016	<0.1	
11/18/2016	0.02 (J)	
2/1/2017	<0.1	
4/6/2017	<0.1	
6/13/2017	0.006 (J)	
10/3/2017	<0.1	
3/19/2018	<0.1	
9/17/2018	<0.1	
3/21/2019	<0.1	
9/16/2019	<0.1	
3/12/2020	<0.1	
9/16/2020	<0.1	
3/17/2021	<0.1	
8/10/2021	<0.1	
2/2/2022	<0.1	
8/17/2022	0.064 (J)	
2/17/2023	<0.1	
7/31/2023	<0.1	
2/26/2024		<0.1

ND substitution: RL or RL/2 if <15% NDs.

Prediction Limit

Constituent: Fluoride, total (mg/L) Analysis Run 4/14/2024 7:12 PM View: Appendix III Intrawell

Plant Bowen Client: Southern Company Data: Bowen 1, 2, 9, and 10

	GWC-6RZ	GWC-6RZ
3/29/2016	0.0364 (J)	
5/24/2016	0.0286 (J)	
8/1/2016	0.08 (J)	
9/26/2016	<0.1	
11/14/2016	0.08 (J)	
2/1/2017	<0.1	
4/6/2017	<0.1	
6/13/2017	0.05 (J)	
10/3/2017	<0.1	
3/20/2018	<0.1	
9/17/2018	<0.1	
3/21/2019	<0.1	
9/16/2019	<0.1	
3/12/2020	<0.1	
9/16/2020	<0.1	
3/17/2021	<0.1	
8/10/2021	<0.1	
2/2/2022	<0.1	
8/17/2022	0.07 (J)	
2/17/2023	0.052 (J)	
7/28/2023	<0.1	
2/26/2024		<0.1

ND substitution: RL or RL/2 if <15% NDs.

Prediction Limit

Constituent: Fluoride, total (mg/L) Analysis Run 4/14/2024 7:12 PM View: Appendix III Intrawell

Plant Bowen Client: Southern Company Data: Bowen 1, 2, 9, and 10

	GWC-7Z	GWC-7Z
5/31/2016	0.043 (J)	
8/2/2016	<0.1	
9/27/2016	<0.1	
11/21/2016	0.22 (J)	
2/1/2017	<0.1	
4/6/2017	0.008 (J)	
6/13/2017	0.03 (J)	
7/14/2017	0.05 (J)	
10/3/2017	0.06 (J)	
3/20/2018	<0.1	
9/18/2018	<0.1	
3/21/2019	<0.1	
9/13/2019	<0.1	
3/12/2020	<0.1	
9/16/2020	<0.1	
3/17/2021	<0.1	
8/10/2021	<0.1	
2/2/2022	<0.1	
8/17/2022	0.073 (J)	
2/20/2023	0.057 (J)	
7/31/2023	<0.1	
2/26/2024		<0.1

ND substitution: RL or RL/2 if <15% NDs.

Prediction Limit

Constituent: Fluoride, total (mg/L) Analysis Run 4/14/2024 7:12 PM View: Appendix III Intrawell

Plant Bowen Client: Southern Company Data: Bowen 1, 2, 9, and 10

	GWC-8RR	GWC-8RR
3/30/2016	0.0228 (J)	
5/24/2016	0.019 (J)	
8/2/2016	<0.1	
9/27/2016	<0.1	
11/22/2016	0.02 (J)	
2/6/2017	<0.1	
4/6/2017	<0.1	
6/14/2017	<0.1	
10/4/2017	<0.1	
3/21/2018	<0.1	
9/18/2018	<0.1	
3/27/2019	<0.1	
9/16/2019	<0.1 (D)	
3/12/2020	<0.1	
9/17/2020	<0.1	
3/17/2021	<0.1	
8/10/2021	<0.1	
2/2/2022	<0.1	
8/17/2022	0.062 (J)	
2/21/2023	0.057 (J)	
7/31/2023	<0.1	
2/27/2024		<0.1

ND substitution: RL or RL/2 if <15% NDs.

Prediction Limit

Constituent: Fluoride, total (mg/L) Analysis Run 4/14/2024 7:12 PM View: Appendix III Intrawell

Plant Bowen Client: Southern Company Data: Bowen 1, 2, 9, and 10

	GWC-8Z	GWC-8Z
3/22/2016	0.048 (J)	
5/25/2016	0.0345 (J)	
8/2/2016	0.08 (J)	
9/26/2016	0.07 (J)	
11/21/2016	0.07 (J)	
2/3/2017	<0.1	
4/7/2017	0.03 (J)	
6/13/2017	0.05 (J)	
10/3/2017	0.1 (J)	
3/20/2018	<0.1	
9/18/2018	<0.1	
5/6/2019	<0.1	
9/16/2019	<0.1	
3/16/2020	<0.1	
9/17/2020	<0.1	
3/18/2021	<0.1	
8/10/2021	<0.1	
2/2/2022	<0.1	
8/17/2022	0.062 (J)	
2/20/2023	0.061 (J)	
7/31/2023	0.056 (J)	
2/26/2024		<0.1

ND substitution: RL or RL/2 if <15% NDs.

Prediction Limit

Constituent: Fluoride, total (mg/L) Analysis Run 4/14/2024 7:12 PM View: Appendix III Intrawell

Plant Bowen Client: Southern Company Data: Bowen 1, 2, 9, and 10

	GWC-9	GWC-9
3/30/2016	0.0241 (J)	
5/26/2016	0.0307 (J)	
8/5/2016	<0.1	
9/28/2016	<0.1	
11/21/2016	0.05 (J)	
2/6/2017	<0.1	
4/6/2017	<0.1	
6/13/2017	<0.1	
10/3/2017	<0.1	
3/20/2018	<0.1	
9/18/2018	<0.1 (D)	
3/21/2019	<0.1	
9/16/2019	<0.1	
3/12/2020	<0.1	
9/17/2020	<0.1	
3/18/2021	<0.1	
8/10/2021	<0.1	
2/2/2022	<0.1	
8/17/2022	0.067 (J)	
2/21/2023	<0.1	
7/31/2023	<0.1	
2/27/2024		<0.1

ND substitution: RL or RL/2 if <15% NDs.

Prediction Limit

Constituent: Sulfate, total (mg/L) Analysis Run 4/14/2024 7:12 PM View: Appendix III Intrawell

Plant Bowen Client: Southern Company Data: Bowen 1, 2, 9, and 10

	GWA-1	GWA-1
3/22/2016	2.3685	
5/19/2016	2.14	
7/29/2016	1.9	
9/23/2016	2	
11/9/2016	1.6	
1/30/2017	1.8	
3/30/2017	1.6	
6/9/2017	1.7	
10/2/2017	1.8	
3/16/2018	1.5	
9/17/2018	1.3 (D)	
3/20/2019	1.5	
9/12/2019	0.98 (J)	
3/11/2020	0.94 (J)	
9/15/2020	0.96 (J)	
3/16/2021	0.99 (J)	
8/9/2021	1.3	
2/1/2022	0.93 (J)	
8/16/2022	0.78 (J)	
2/16/2023	1.1	
7/27/2023	1.4	
2/22/2024		1

Prediction Limit

Constituent: Sulfate, total (mg/L) Analysis Run 4/14/2024 7:12 PM View: Appendix III Intrawell

Plant Bowen Client: Southern Company Data: Bowen 1, 2, 9, and 10

	GWA-2	GWA-2
3/23/2016	105.552	
5/20/2016	44.3	
7/29/2016	48	
9/23/2016	43	
11/9/2016	31	
1/31/2017	4.2	
3/30/2017	53	
6/12/2017	95	
10/2/2017	3.5	
3/19/2018	147	
9/14/2018	7.7	
3/20/2019	3.6	
9/12/2019	5.2	
3/11/2020	131	
9/15/2020	35.3	
3/17/2021	90.7	
8/9/2021	84.7	
2/1/2022	86.1	
8/16/2022	58.5	
2/16/2023	115	
7/27/2023	44	
2/22/2024		82

Prediction Limit

Constituent: Sulfate, total (mg/L) Analysis Run 4/14/2024 7:12 PM View: Appendix III Intrawell

Plant Bowen Client: Southern Company Data: Bowen 1, 2, 9, and 10

	GWA-2R	GWA-2R
3/23/2016	26.8249	
5/19/2016	3.81	
7/29/2016	1.1	
9/22/2016	0.96 (J)	
11/10/2016	0.72 (J)	
1/31/2017	1.5	
4/3/2017	1.3	
6/9/2017	1.2	
10/2/2017	1.7	
3/16/2018	14.8 (J)	
9/14/2018	2.1	
3/19/2019	32.5 (J)	
9/13/2019	3.8	
3/11/2020	34.3	
9/15/2020	1	
3/16/2021	3.3	
8/9/2021	1.6	
2/1/2022	1.5	
8/16/2022	7.8	
2/16/2023	38.9	
7/27/2023	17.6	
2/26/2024		20.9

Prediction Limit

Constituent: Sulfate, total (mg/L) Analysis Run 4/14/2024 7:12 PM View: Appendix III Intrawell

Plant Bowen Client: Southern Company Data: Bowen 1, 2, 9, and 10

	GWA-39RZ	GWA-39RZ
5/16/2016	2.4 (D)	
7/27/2016	3.6 (D)	
2/21/2017	26 (D)	
3/27/2017	10 (D)	
6/8/2017	6.7 (D)	
7/17/2017	6.4 (D)	
7/27/2017	18 (D)	
8/9/2017	18 (D)	
9/29/2017	21 (D)	
3/16/2018	15.5	
9/14/2018	11.6	
3/14/2019	9.3	
9/10/2019	14	
3/9/2020	5.8	
9/16/2020	8.6	
3/16/2021	3.5	
8/6/2021	4.2	
2/2/2022	4.5	
8/16/2022	4.5	
2/14/2023	6.3	
7/25/2023	4.9	
2/19/2024		4

Prediction Limit

Constituent: Sulfate, total (mg/L) Analysis Run 4/14/2024 7:12 PM View: Appendix III Intrawell

Plant Bowen Client: Southern Company Data: Bowen 1, 2, 9, and 10

	GWA-39Z	GWA-39Z
3/14/2016	4.2598	
5/11/2016	6.05	
7/19/2016	9.5	
9/15/2016	6.7	
11/2/2016	5.4	
1/18/2017	5.5	
3/28/2017	2.9	
6/7/2017	2.3	
9/26/2017	3.2	
3/14/2018	3.8	
9/12/2018	3.7	
3/15/2019	3	
9/9/2019	2.4	
3/9/2020	0.84 (J)	
9/10/2020	0.95 (J)	
3/12/2021	2	
8/4/2021	1.3	
1/31/2022	1.2	
8/10/2022	1.3	
2/13/2023	1.7	
7/26/2023	1.5	
2/19/2024		1.1

Prediction Limit

Constituent: Sulfate, total (mg/L) Analysis Run 4/14/2024 7:12 PM View: Appendix III Intrawell

Plant Bowen Client: Southern Company Data: Bowen 1, 2, 9, and 10

	GWA-3A	GWA-3A
3/23/2016	0.8724 (J)	
5/23/2016	0.805 (J)	
7/29/2016	0.84 (J)	
9/22/2016	0.94 (J)	
11/10/2016	1.1	
1/31/2017	0.92 (J)	
3/30/2017	0.77 (J)	
6/12/2017	0.68 (J)	
10/4/2017	0.5 (J)	
3/19/2018	0.49 (J)	
9/17/2018	0.36 (J)	
3/20/2019	0.38 (J)	
9/13/2019	<1	
3/11/2020	<1	
3/29/2021	5.4	
8/9/2021	5	
2/2/2022	3.4	
8/16/2022	3.5	
2/17/2023	2.5	
8/1/2023	3	
2/22/2024		1.9

ND substitution: RL or RL/2 if <15% NDs.

Prediction Limit

Constituent: Sulfate, total (mg/L) Analysis Run 4/14/2024 7:12 PM View: Appendix III Intrawell

Plant Bowen Client: Southern Company Data: Bowen 1, 2, 9, and 10

	GWA-40	GWA-40
3/15/2016	1.2104	
5/11/2016	1.28	
7/21/2016	0.91 (J)	
9/19/2016	1.3	
11/3/2016	1.5	
1/17/2017	<1.2 (*)	
3/24/2017	0.86 (J)	
5/24/2017	1.2	
9/26/2017	4.2	
12/28/2017	7.4 (Y)	
3/14/2018	3.8	
9/12/2018	1.7	
3/13/2019	2.1	
9/9/2019	1.6	
3/9/2020	1.2	
9/11/2020	1.3	
3/10/2021	1.5	
8/4/2021	1.4	
1/31/2022	1.2	
8/12/2022	1.2	
2/13/2023	1.4	
7/26/2023	1.4	
2/19/2024		1.2

ND substitution: RL or RL/2 if <15% NDs.

Prediction Limit

Constituent: Sulfate, total (mg/L) Analysis Run 4/14/2024 7:12 PM View: Appendix III Intrawell

Plant Bowen Client: Southern Company Data: Bowen 1, 2, 9, and 10

	GWA-41	GWA-41
3/15/2016	4.9347	
5/12/2016	2.3	
7/20/2016	2	
9/15/2016	1.1	
11/3/2016	1.6	
1/18/2017	1.5	
3/24/2017	1.6	
6/6/2017	4.1	
9/25/2017	1.9	
3/14/2018	11.5	
9/12/2018	1.8	
3/14/2019	6.2	
9/10/2019	1.2	
3/6/2020	10	
9/10/2020	1.7	
3/11/2021	6.1	
8/4/2021	1.7	
1/31/2022	1.8	
8/11/2022	1.9	
2/13/2023	6	
7/25/2023	1.1	
2/19/2024		4.2

Prediction Limit

Constituent: Sulfate, total (mg/L) Analysis Run 4/14/2024 7:12 PM View: Appendix III Intrawell

Plant Bowen Client: Southern Company Data: Bowen 1, 2, 9, and 10

	GWA-41R	GWA-41R
3/15/2016	6.4987	
5/13/2016	3.68	
7/21/2016	4.5	
9/21/2016	2.8	
11/3/2016	6.7	
1/17/2017	<1.1 (*)	
3/27/2017	0.85 (J)	
6/6/2017	6.1	
9/25/2017	3.5	
3/14/2018	10.9 (J)	
9/12/2018	3.7	
3/14/2019	8.9	
9/10/2019	8.4	
3/9/2020	8.5	
9/10/2020	5.9	
3/10/2021	8.4	
8/4/2021	6.4	
1/31/2022	8.5	
8/11/2022	4.7	
2/13/2023	10.2	
7/25/2023	3	
2/19/2024		9.6

ND substitution: RL or RL/2 if <15% NDs.

Prediction Limit

Constituent: Sulfate, total (mg/L) Analysis Run 4/14/2024 7:12 PM View: Appendix III Intrawell

Plant Bowen Client: Southern Company Data: Bowen 1, 2, 9, and 10

	GWA-42	GWA-42
3/11/2016	1.4538	
5/16/2016	1.18	
7/22/2016	1.8	
9/19/2016	1.4	
11/3/2016	1.6	
1/17/2017	<1.8 (*)	
3/27/2017	2	
6/7/2017	1.9	
9/26/2017	2	
3/14/2018	2.1	
9/14/2018	1.6	
3/14/2019	2.2	
9/10/2019	1.2	
3/6/2020	1.7	
9/10/2020	0.95 (J)	
3/11/2021	1.6	
8/4/2021	1.4	
1/31/2022	1.1	
8/10/2022	1	
2/13/2023	1.6	
7/26/2023	1.1	
2/20/2024		1.2

ND substitution: RL or RL/2 if <15% NDs.

Prediction Limit

Constituent: Sulfate, total (mg/L) Analysis Run 4/14/2024 7:12 PM View: Appendix III Intrawell

Plant Bowen Client: Southern Company Data: Bowen 1, 2, 9, and 10

	GWA-43	GWA-43
3/11/2016	1.1313	
5/13/2016	1.96	
7/19/2016	1.3	
9/16/2016	1.1	
11/2/2016	1.2	
1/18/2017	0.84 (J)	
3/28/2017	0.7 (J)	
6/6/2017	0.47 (J)	
9/22/2017	0.59 (J)	
3/14/2018	0.39 (J)	
9/12/2018	0.3 (J)	
3/13/2019	0.43 (X)	
9/11/2019	<1	
3/9/2020	<1	
9/11/2020	<1	
3/11/2021	<1	
8/6/2021	<1	
1/31/2022	<1	
8/11/2022	<1	
2/14/2023	<1	
7/25/2023	<1	
2/20/2024		<1

ND substitution: RL or RL/2 if <15% NDs.

Prediction Limit

Constituent: Sulfate, total (mg/L) Analysis Run 4/14/2024 7:12 PM View: Appendix III Intrawell

Plant Bowen Client: Southern Company Data: Bowen 1, 2, 9, and 10

	GWA-43R	GWA-43R
3/11/2016	3.8282	
5/13/2016	3.56	
7/19/2016	5.6	
9/16/2016	6.7	
11/2/2016	8.1	
1/18/2017	8.9	
3/28/2017	8.2	
6/6/2017	7	
9/22/2017	8.3	
3/15/2018	5.1	
9/12/2018	5.6	
3/13/2019	4.4	
9/11/2019	5	
3/9/2020	3.9	
9/14/2020	4.9	
3/11/2021	4.3	
8/5/2021	2.9	
1/31/2022	2.5	
8/10/2022	2.5	
2/13/2023	2.5	
7/25/2023	2.6	
2/20/2024		2.8

Prediction Limit

Constituent: Sulfate, total (mg/L) Analysis Run 4/14/2024 7:12 PM View: Appendix III Intrawell

Plant Bowen Client: Southern Company Data: Bowen 1, 2, 9, and 10

	GWA-4RZ	GWA-4RZ
2/22/2017	22 (D)	
4/7/2017	18 (D)	
6/14/2017	20 (D)	
7/12/2017	18 (D)	
7/20/2017	20 (D)	
7/28/2017	18 (D)	
8/9/2017	19 (D)	
8/24/2017	21 (D)	
10/3/2017	25 (D)	
12/28/2017	26 (Y)	
3/21/2018	25.4	
9/18/2018	22.8	
3/21/2019	24.9 (D)	
9/12/2019	16.5 (D)	
3/12/2020	20.8	
9/17/2020	20.3	
3/16/2021	22.1	
8/10/2021	20.7	
2/3/2022	20.7	
8/17/2022	18.1	
2/17/2023	21.2	
7/28/2023	19.6	
2/27/2024		23.2

Prediction Limit

Constituent: Sulfate, total (mg/L) Analysis Run 4/14/2024 7:12 PM View: Appendix III Intrawell

Plant Bowen Client: Southern Company Data: Bowen 1, 2, 9, and 10

	GWA-50	GWA-50
3/28/2016	0.7283 (J)	
5/23/2016	0.728 (J)	
8/1/2016	0.78 (J)	
9/26/2016	0.82 (J)	
11/10/2016	0.92 (J)	
1/30/2017	<1	
4/7/2017	0.82 (J)	
6/12/2017	0.78 (J)	
10/2/2017	0.71 (J)	
3/16/2018	0.67 (J)	
9/17/2018	0.47 (J)	
3/19/2019	0.52 (J)	
9/13/2019	0.55 (J)	
3/11/2020	<1	
9/16/2020	<1	
3/17/2021	<1	
8/9/2021	<1	
2/1/2022	<1	
8/16/2022	<1	
2/16/2023	<1	
7/28/2023	0.53 (J)	
2/22/2024		<1

ND substitution: RL or RL/2 if <15% NDs.

Prediction Limit

Constituent: Sulfate, total (mg/L) Analysis Run 4/14/2024 7:12 PM View: Appendix III Intrawell

Plant Bowen Client: Southern Company Data: Bowen 1, 2, 9, and 10

	GWA-50R	GWA-50R
3/28/2016	0.9594 (J)	
5/25/2016	1.59	
8/1/2016	1	
9/26/2016	1.2	
11/11/2016	1.2	
1/30/2017	<1	
4/3/2017	1.3	
6/12/2017	1.1	
10/2/2017	1.1	
3/16/2018	0.87 (J)	
9/18/2018	0.87 (J)	
3/19/2019	0.97 (J)	
9/12/2019	0.8 (J)	
3/11/2020	0.85 (J)	
9/15/2020	0.54 (J)	
3/17/2021	0.86 (J)	
8/9/2021	0.77 (J)	
2/2/2022	0.53 (J)	
8/17/2022	0.55 (J)	
2/16/2023	0.58 (J)	
7/28/2023	0.71 (J)	
2/22/2024		<1

ND substitution: RL or RL/2 if <15% NDs.

Prediction Limit

Constituent: Sulfate, total (mg/L) Analysis Run 4/14/2024 7:12 PM View: Appendix III Intrawell

Plant Bowen Client: Southern Company Data: Bowen 1, 2, 9, and 10

	GWC-10	GWC-10
3/31/2016	1.17	
5/26/2016	1.01	
8/5/2016	1.1	
9/28/2016	1	
11/22/2016	1.8	
2/7/2017	1.7	
4/10/2017	1.9	
6/14/2017	1.1	
10/4/2017	1.8	
3/20/2018	1.4	
9/18/2018	1.6	
3/22/2019	1.6	
9/17/2019	1.2	
3/12/2020	1.3	
9/17/2020	0.87 (J)	
3/18/2021	1.2	
8/10/2021	1.3	
2/4/2022	1.2	
8/17/2022	1.1	
2/20/2023	1.5	
7/31/2023	1.6	
2/27/2024		0.65 (J)

Prediction Limit

Constituent: Sulfate, total (mg/L) Analysis Run 4/14/2024 7:12 PM View: Appendix III Intrawell

Plant Bowen Client: Southern Company Data: Bowen 1, 2, 9, and 10

	GWC-10R	GWC-10R
3/31/2016	1.5	
5/26/2016	1.51	
8/3/2016	1.4	
9/28/2016	1.6	
11/22/2016	1.6	
2/7/2017	2	
4/10/2017	1.7	
6/14/2017	1.4	
10/4/2017	1.4	
3/21/2018	1.1	
9/18/2018	1.9	
3/22/2019	1.3	
9/17/2019	1.6	
3/12/2020	0.99 (J)	
9/17/2020	0.95 (J)	
3/18/2021	0.96 (J)	
8/11/2021	1	
2/4/2022	1.1	
8/18/2022	1.5 (J)	
2/20/2023	1.5	
7/31/2023	1.3	
2/27/2024		0.8 (J)

Prediction Limit

Constituent: Sulfate, total (mg/L) Analysis Run 4/14/2024 7:12 PM View: Appendix III Intrawell

Plant Bowen Client: Southern Company Data: Bowen 1, 2, 9, and 10

	GWC-11	GWC-11
4/4/2016	2.57	
5/26/2016	2.5	
8/3/2016	3	
9/28/2016	2.3	
11/22/2016	3.8	
2/8/2017	3.1	
4/10/2017	2.5	
6/15/2017	2.5	
10/4/2017	2.5	
3/21/2018	2.4	
9/18/2018	2.8	
3/23/2019	2.1	
9/17/2019	2.6	
3/12/2020	1.8	
9/21/2020	2	
3/19/2021	1.9	
8/11/2021	1.4	
2/4/2022	1.7	
8/18/2022	1.6	
2/20/2023	1.7	
8/1/2023	2.1	
2/28/2024		1.8

Prediction Limit

Constituent: Sulfate, total (mg/L) Analysis Run 4/14/2024 7:12 PM View: Appendix III Intrawell

Plant Bowen Client: Southern Company Data: Bowen 1, 2, 9, and 10

	GWC-11R	GWC-11R
4/4/2016	2.99	
5/26/2016	2.68	
8/4/2016	3.6	
9/28/2016	4.4	
11/22/2016	3.8	
2/8/2017	2.7	
4/10/2017	2.2	
6/15/2017	2.3	
10/4/2017	2.8	
3/22/2018	2.2	
9/18/2018	2.6	
3/23/2019	2.1	
9/17/2019	2	
3/12/2020	1.5	
9/21/2020	1.8	
3/19/2021	1.5	
8/11/2021	1.5	
2/4/2022	1.5	
8/18/2022	1.9	
2/20/2023	1.8	
8/1/2023	1.9	
2/28/2024		1.3

Prediction Limit

Constituent: Sulfate, total (mg/L) Analysis Run 4/14/2024 7:12 PM View: Appendix III Intrawell

Plant Bowen Client: Southern Company Data: Bowen 1, 2, 9, and 10

	GWC-12	GWC-12
4/4/2016	0.3574 (J)	
5/27/2016	<1	
8/3/2016	0.35 (J)	
9/30/2016	0.47 (J)	
11/22/2016	0.36 (J)	
2/13/2017	0.79 (J)	
4/11/2017	0.42 (J)	
6/14/2017	0.3 (J)	
10/4/2017	0.36 (J)	
3/22/2018	0.3 (J)	
9/18/2018	<1	
3/23/2019	0.3 (J)	
9/17/2019	<1 (D)	
3/12/2020	<1	
9/21/2020	<1	
3/19/2021	<1	
8/11/2021	<1	
2/2/2022	<1	
8/18/2022	<1	
2/21/2023	<1	
8/1/2023	<1	
2/27/2024		<1

ND substitution: RL or RL/2 if <15% NDs.

Prediction Limit

Constituent: Sulfate, total (mg/L) Analysis Run 4/14/2024 7:12 PM View: Appendix III Intrawell

Plant Bowen Client: Southern Company Data: Bowen 1, 2, 9, and 10

	GWC-13	GWC-13
4/4/2016	24.8	
5/31/2016	42.5	
8/4/2016	91	
9/29/2016	110	
11/28/2016	120	
2/9/2017	150	
4/12/2017	120	
6/16/2017	120	
10/9/2017	130	
3/21/2018	59.1	
9/19/2018	64.5	
3/23/2019	15.5 (J)	
9/18/2019	50.7	
3/13/2020	16.9	
9/22/2020	39.6	
3/18/2021	19.3	
8/11/2021	9.7	
2/17/2022	6.9	
8/18/2022	16	
2/22/2023	8.7	
8/1/2023	28.8	
2/27/2024		20.2

Prediction Limit

Constituent: Sulfate, total (mg/L) Analysis Run 4/14/2024 7:12 PM View: Appendix III Intrawell

Plant Bowen Client: Southern Company Data: Bowen 1, 2, 9, and 10

	GWC-13RZ	GWC-13RZ
4/4/2016	17.5 (o)	
6/1/2016	20.9 (o)	
2/22/2017	48	
4/11/2017	41	
6/16/2017	33	
7/12/2017	58	
7/28/2017	55	
8/10/2017	66	
10/6/2017	77	
3/23/2018	75.8	
9/20/2018	72.2	
3/22/2019	57.9	
9/18/2019	68.1	
3/17/2020	72.1	
9/22/2020	69.8	
3/19/2021	74.2	
8/12/2021	56.7	
2/4/2022	63.1	
8/19/2022	65.7	
2/22/2023	59.7	
8/2/2023	55.5	
2/28/2024		58.7

Prediction Limit

Constituent: Sulfate, total (mg/L) Analysis Run 4/14/2024 7:12 PM View: Appendix III Intrawell

Plant Bowen Client: Southern Company Data: Bowen 1, 2, 9, and 10

	GWC-14Z	GWC-14Z
4/5/2016	1.65	
6/1/2016	1.75	
11/28/2016	2.7	
2/9/2017	2.7	
4/11/2017	4.9	
6/14/2017	2.4	
7/12/2017	4.1	
10/5/2017	1.6	
3/22/2018	2.5	
9/19/2018	1.7	
3/22/2019	6.2	
9/17/2019	6.1	
3/13/2020	11.1	
9/21/2020	5.5	
3/18/2021	7.8	
8/11/2021	6.9	
2/4/2022	6.4	
8/18/2022	9.2	
2/22/2023	10.7	
8/1/2023	6.6	
2/28/2024		6.8

Prediction Limit

Constituent: Sulfate, total (mg/L) Analysis Run 4/14/2024 7:12 PM View: Appendix III Intrawell

Plant Bowen Client: Southern Company Data: Bowen 1, 2, 9, and 10

	GWC-15R	GWC-15R
4/5/2016	7.45	
5/31/2016	7.29	
8/4/2016	7.6	
9/29/2016	6.1	
11/23/2016	10	
2/10/2017	6.7	
4/12/2017	9.2	
6/15/2017	9.2	
10/6/2017	10	
3/23/2018	10.6	
9/19/2018	10.4	
3/25/2019	11.2	
9/17/2019	13.1	
3/13/2020	8.8	
9/21/2020	9	
3/18/2021	10.4	
8/11/2021	9.1	
2/4/2022	8.3	
8/19/2022	6.9	
2/22/2023	7.5	
8/2/2023	4.7	
2/28/2024		5.3

Prediction Limit

Constituent: Sulfate, total (mg/L) Analysis Run 4/14/2024 7:12 PM View: Appendix III Intrawell

Plant Bowen Client: Southern Company Data: Bowen 1, 2, 9, and 10

	GWC-15Z	GWC-15Z
4/5/2016	10.1	
5/31/2016	12.1	
11/23/2016	1.3	
2/10/2017	4.2	
4/11/2017	3.2	
6/15/2017	2.5	
7/12/2017	6.9	
7/26/2017	2.9	
10/6/2017	6.6	
3/23/2018	1.6	
9/19/2018	2.6	
3/22/2019	2.1	
9/17/2019	1.6	
3/13/2020	1.1	
9/21/2020	0.9 (J)	
3/18/2021	0.76 (J)	
8/11/2021	0.65 (J)	
2/7/2022	0.64 (J)	
8/19/2022	0.87 (J)	
2/22/2023	0.81 (J)	
8/1/2023	0.73 (J)	
2/28/2024		<1

ND substitution: RL or RL/2 if <15% NDs.

Prediction Limit

Constituent: Sulfate, total (mg/L) Analysis Run 4/14/2024 7:12 PM View: Appendix III Intrawell

Plant Bowen Client: Southern Company Data: Bowen 1, 2, 9, and 10

	GWC-44	GWC-44
3/16/2016	14.7828	
5/16/2016	10.2	
7/25/2016	8.4	
9/19/2016	2.5	
11/3/2016	3.3	
1/19/2017	3.2	
3/28/2017	16 (J)	
6/5/2017	38	
7/20/2017	48	
9/26/2017	18	
3/15/2018	32.4	
9/12/2018	16	
3/14/2019	79.7 (O)	
9/11/2019	19.8	
3/10/2020	48.5	
9/15/2020	23.1	
3/11/2021	35.5	
8/4/2021	35.1	
1/31/2022	29.7	
8/15/2022	27.6	
2/14/2023	33.8	
7/26/2023	8.1	
2/20/2024		18.6

Prediction Limit

Constituent: Sulfate, total (mg/L) Analysis Run 4/14/2024 7:12 PM View: Appendix III Intrawell

Plant Bowen Client: Southern Company Data: Bowen 1, 2, 9, and 10

	GWC-45	GWC-45
3/16/2016	0.6294 (J)	
5/16/2016	0.5151 (JD)	
7/25/2016	0.84 (J*D)	
9/19/2016	0.72 (JD)	
11/4/2016	0.75 (JD)	
1/23/2017	0.99 (JD)	
3/29/2017	1.5 (D)	
6/7/2017	0.63 (J)	
9/27/2017	1.2	
3/15/2018	0.75 (J)	
9/13/2018	1.3	
3/14/2019	0.72 (JXD)	
9/11/2019	<1 (D)	
3/10/2020	0.61 (J)	
9/11/2020	<1	
3/11/2021	<1	
8/6/2021	<1	
2/1/2022	<1	
8/12/2022	<1	
2/14/2023	<1	
7/26/2023	0.74 (J)	
2/20/2024		<1

ND substitution: RL or RL/2 if <15% NDs.

Prediction Limit

Constituent: Sulfate, total (mg/L) Analysis Run 4/14/2024 7:12 PM View: Appendix III Intrawell

Plant Bowen Client: Southern Company Data: Bowen 1, 2, 9, and 10

	GWC-45R	GWC-45R
3/16/2016	2.8721	
5/16/2016	2.27 (D)	
7/25/2016	2.6 (D)	
9/19/2016	2.8 (D)	
11/3/2016	2.6 (D)	
1/20/2017	2.8 (D)	
3/29/2017	3.1 (D)	
6/7/2017	3.2	
9/27/2017	2.5	
3/15/2018	2.9	
9/13/2018	2.3	
3/14/2019	4.3 (D)	
9/11/2019	2.6 (D)	
3/10/2020	5.2	
9/11/2020	2.8	
3/11/2021	4.2	
8/6/2021	4	
2/1/2022	6.1	
8/12/2022	3.6	
2/14/2023	10.1	
7/26/2023	3.5	
2/20/2024		3.7

Prediction Limit

Constituent: Sulfate, total (mg/L) Analysis Run 4/14/2024 7:12 PM View: Appendix III Intrawell

Plant Bowen Client: Southern Company Data: Bowen 1, 2, 9, and 10

	GWC-46R	GWC-46R
3/10/2016	5.7554	
5/17/2016	8.67	
7/26/2016	6.6	
9/20/2016	5.8	
11/4/2016	6.1	
1/20/2017	7	
3/28/2017	7.7	
6/7/2017	6.4	
9/29/2017	8.4	
3/15/2018	6.4	
9/13/2018	7.2	
3/18/2019	4.4	
9/11/2019	7	
3/10/2020	5.5	
9/14/2020	6.9	
3/11/2021	6.7	
8/5/2021	6	
1/31/2022	5.2	
8/15/2022	5.6	
2/14/2023	4.7	
7/26/2023	4	
2/21/2024		3.9

Prediction Limit

Constituent: Sulfate, total (mg/L) Analysis Run 4/14/2024 7:12 PM View: Appendix III Intrawell

Plant Bowen Client: Southern Company Data: Bowen 1, 2, 9, and 10

	GWC-47	GWC-47
3/10/2016	3.4409	
5/18/2016	4.09	
7/27/2016	4	
9/20/2016	4.3	
11/7/2016	4.1	
1/23/2017	5.1	
3/29/2017	5.2	
6/8/2017	3.8	
9/27/2017	4.3	
3/15/2018	3.7	
9/13/2018	4.8	
3/15/2019	4.2	
9/12/2019	4.7	
3/9/2020	4.3	
9/14/2020	4.3	
3/11/2021	4.7	
8/5/2021	4.3	
2/1/2022	4.3	
8/15/2022	8.4 (J)	
2/14/2023	4.3	
7/27/2023	5	
2/21/2024		5.9

Prediction Limit

Constituent: Sulfate, total (mg/L) Analysis Run 4/14/2024 7:12 PM View: Appendix III Intrawell

Plant Bowen Client: Southern Company Data: Bowen 1, 2, 9, and 10

	GWC-47R	GWC-47R
3/10/2016	9.1279	
5/18/2016	10.1	
7/27/2016	7	
9/20/2016	6.7	
11/4/2016	7.9	
1/20/2017	6.6	
3/29/2017	6.2	
6/8/2017	7.5	
9/27/2017	7.5	
3/16/2018	13.4	
9/13/2018	11.6	
3/19/2019	14.8	
9/11/2019	10.7	
3/9/2020	10.4	
9/15/2020	9.6	
3/11/2021	10.4	
8/5/2021	10.3	
2/1/2022	9.4	
8/15/2022	4.3	
2/14/2023	12.7	
7/27/2023	10.9	
2/21/2024		6.8

Prediction Limit

Constituent: Sulfate, total (mg/L) Analysis Run 4/14/2024 7:12 PM View: Appendix III Intrawell

Plant Bowen Client: Southern Company Data: Bowen 1, 2, 9, and 10

	GWC-48	GWC-48
3/10/2016	2.6569	
5/17/2016	2.39	
7/27/2016	<1.6 (*)	
9/20/2016	2.4	
11/4/2016	2.1	
1/23/2017	2.1	
3/28/2017	2.1	
6/8/2017	1.3	
9/29/2017	3.7	
12/28/2017	1.7 (Y)	
3/15/2018	0.76 (J)	
9/13/2018	1.6	
3/15/2019	1.7	
9/11/2019	0.86 (X)	
3/9/2020	1.6	
9/14/2020	5.4	
3/11/2021	15.4	
5/26/2021	20.2	
8/4/2021	1.5	
1/31/2022	1.2	
8/15/2022	10.4	
2/14/2023	3	
7/26/2023	5.3	
2/21/2024		8.5

ND substitution: RL or RL/2 if <15% NDs.

Prediction Limit

Constituent: Sulfate, total (mg/L) Analysis Run 4/14/2024 7:12 PM View: Appendix III Intrawell

Plant Bowen Client: Southern Company Data: Bowen 1, 2, 9, and 10

	GWC-49R	GWC-49R
3/17/2016	3.4197	
5/18/2016	3.06	
7/27/2016	2.6	
9/21/2016	3.1	
11/4/2016	3.1	
1/24/2017	3	
3/29/2017	2.5	
6/8/2017	3.3	
9/29/2017	4.2	
12/28/2017	3.8 (Y)	
3/15/2018	3.1	
9/13/2018	3.6	
3/18/2019	5.8	
9/11/2019	5.7	
3/11/2020	3.3	
9/11/2020	2.1	
3/15/2021	2.6	
8/11/2021	2.4	
2/1/2022	2.5	
8/15/2022	2.5	
2/14/2023	1.8	
7/27/2023	2.3	
2/21/2024		1.8

Prediction Limit

Constituent: Sulfate, total (mg/L) Analysis Run 4/14/2024 7:12 PM View: Appendix III Intrawell

Plant Bowen Client: Southern Company Data: Bowen 1, 2, 9, and 10

	GWC-49Z	GWC-49Z
3/17/2016	5.3658	
5/18/2016	4.44	
7/28/2016	9.9	
9/21/2016	2.2	
11/7/2016	2.2	
1/24/2017	1.5	
3/30/2017	1.7	
6/9/2017	1.7	
9/29/2017	2.2	
3/15/2018	2.4	
9/14/2018	2.4	
3/19/2019	2.2	
9/11/2019	1.5	
3/9/2020	1.5	
9/14/2020	1.2	
3/15/2021	1.5	
8/5/2021	1.1	
2/1/2022	0.93 (J)	
8/15/2022	0.98 (J)	
2/14/2023	0.84 (J)	
7/27/2023	0.97 (J)	
2/21/2024		0.57 (J)

Prediction Limit

Constituent: Sulfate, total (mg/L) Analysis Run 4/14/2024 7:12 PM View: Appendix III Intrawell

Plant Bowen Client: Southern Company Data: Bowen 1, 2, 9, and 10

	GWC-5	GWC-5
3/28/2016	1.87	
5/25/2016	1.41	
8/1/2016	1.5	
9/27/2016	1.4	
11/11/2016	1.5	
1/31/2017	1.8	
4/3/2017	1.5	
6/12/2017	2.1	
10/3/2017	1.4	
3/19/2018	1.3	
9/17/2018	1.3	
3/20/2019	1.3	
9/16/2019	1.2	
3/16/2020	1.1	
9/16/2020	1.1	
3/17/2021	1.1	
8/9/2021	1.2	
2/2/2022	1	
8/16/2022	1	
2/20/2023	1.4	
7/28/2023	1.4	
2/26/2024		1

Prediction Limit

Constituent: Sulfate, total (mg/L) Analysis Run 4/14/2024 7:12 PM View: Appendix III Intrawell

Plant Bowen Client: Southern Company Data: Bowen 1, 2, 9, and 10

	GWC-6	GWC-6
3/29/2016	3.5801	
5/24/2016	2.79	
8/1/2016	2.2	
9/26/2016	1.8	
11/18/2016	1.8	
2/1/2017	2.8	
4/6/2017	<2.5	
6/13/2017	2.8	
10/3/2017	2.6	
3/19/2018	2.6	
9/17/2018	2.2	
3/21/2019	2.7	
9/16/2019	2	
3/12/2020	2.1	
9/16/2020	1.8	
3/17/2021	2.2	
8/10/2021	1.7	
2/2/2022	1.7	
8/17/2022	1.6	
2/17/2023	2	
7/31/2023	1.7	
2/26/2024		1.7

ND substitution: RL or RL/2 if <15% NDs.

Prediction Limit

Constituent: Sulfate, total (mg/L) Analysis Run 4/14/2024 7:12 PM View: Appendix III Intrawell

Plant Bowen Client: Southern Company Data: Bowen 1, 2, 9, and 10

	GWC-6RZ	GWC-6RZ
3/29/2016	1.4863	
5/24/2016	1.62	
8/1/2016	2.3	
9/26/2016	2.4	
11/14/2016	2.8	
2/1/2017	2.6	
4/6/2017	<2.3	
6/13/2017	2.2	
10/3/2017	2.6	
3/20/2018	2.5	
9/17/2018	2.5	
3/21/2019	1.7	
9/16/2019	1.6	
3/12/2020	1.4	
9/16/2020	1.3	
3/17/2021	1.8	
8/10/2021	1.4	
2/2/2022	1.5	
8/17/2022	1.2	
2/17/2023	1.8	
7/28/2023	1.7	
2/26/2024		1.5

ND substitution: RL or RL/2 if <15% NDs.

Prediction Limit

Constituent: Sulfate, total (mg/L) Analysis Run 4/14/2024 7:12 PM View: Appendix III Intrawell

Plant Bowen Client: Southern Company Data: Bowen 1, 2, 9, and 10

	GWC-7Z	GWC-7Z
5/31/2016	2.03	
8/2/2016	0.96 (J)	
9/27/2016	0.87 (J)	
11/21/2016	0.93 (J)	
2/1/2017	0.76 (J)	
4/6/2017	<1	
6/13/2017	0.58 (J)	
7/14/2017	0.04 (J)	
10/3/2017	0.87 (J)	
3/20/2018	0.5 (J)	
9/18/2018	0.65 (J)	
3/21/2019	1.9	
9/13/2019	0.76 (J)	
3/12/2020	1.7	
9/16/2020	1.1	
3/17/2021	1.3	
8/10/2021	1.1	
2/2/2022	1.3	
8/17/2022	0.91 (J)	
2/20/2023	1.7	
7/31/2023	1.1	
2/26/2024		0.98 (J)

ND substitution: RL or RL/2 if <15% NDs.

Prediction Limit

Constituent: Sulfate, total (mg/L) Analysis Run 4/14/2024 7:12 PM View: Appendix III Intrawell

Plant Bowen Client: Southern Company Data: Bowen 1, 2, 9, and 10

	GWC-8RR	GWC-8RR
3/30/2016	1.9542	
5/24/2016	0.989 (J)	
8/2/2016	1	
9/27/2016	0.95 (J)	
11/22/2016	1.1	
2/6/2017	0.96 (J)	
4/6/2017	<1	
6/14/2017	0.97 (J)	
10/4/2017	0.84 (J)	
3/21/2018	1.2	
9/18/2018	0.9 (J)	
3/27/2019	1.5	
9/16/2019	0.69 (JD)	
3/12/2020	1.8	
9/17/2020	0.6 (J)	
3/17/2021	0.72 (J)	
8/10/2021	0.64 (J)	
2/2/2022	0.72 (J)	
8/17/2022	0.53 (J)	
2/21/2023	1.7	
7/31/2023	0.86 (J)	
2/27/2024		0.66 (J)

ND substitution: RL or RL/2 if <15% NDs.

Prediction Limit

Constituent: Sulfate, total (mg/L) Analysis Run 4/14/2024 7:12 PM View: Appendix III Intrawell

Plant Bowen Client: Southern Company Data: Bowen 1, 2, 9, and 10

	GWC-8Z	GWC-8Z
3/22/2016	3.9321	
5/25/2016	2.68	
8/2/2016	2.7	
9/26/2016	2.9	
11/21/2016	2.8	
2/3/2017	2.7	
4/7/2017	2.3	
6/13/2017	2	
10/3/2017	1.9	
3/20/2018	1.6	
9/18/2018	1.6	
5/6/2019	2.1	
9/16/2019	1	
3/16/2020	0.66 (J)	
9/17/2020	0.74 (J)	
3/18/2021	1.1	
8/10/2021	0.72 (J)	
2/2/2022	0.72 (J)	
8/17/2022	0.58 (J)	
2/20/2023	1.1	
7/31/2023	0.81 (J)	
2/26/2024		0.63 (J)

Prediction Limit

Constituent: Sulfate, total (mg/L) Analysis Run 4/14/2024 7:12 PM View: Appendix III Intrawell

Plant Bowen Client: Southern Company Data: Bowen 1, 2, 9, and 10

	GWC-9	GWC-9
3/30/2016	2	
5/26/2016	2.93	
8/5/2016	3.6	
9/28/2016	3.2	
11/21/2016	3.3	
2/6/2017	1.3	
4/6/2017	<1.2	
6/13/2017	2	
10/3/2017	2.8	
3/20/2018	1.2	
9/18/2018	2.6	
3/21/2019	2.3	
9/16/2019	3	
3/12/2020	1.1	
9/17/2020	3.5	
3/18/2021	2.1	
8/10/2021	1.7	
2/2/2022	2.5	
8/17/2022	2.5	
2/21/2023	3	
7/31/2023	4.1	
2/27/2024		3.1

ND substitution: RL or RL/2 if <15% NDs.

Prediction Limit

Constituent: Total Dissolved Solids [TDS] (mg/l) Analysis Run 4/14/2024 7:12 PM View: Appendix III Intrawell

Plant Bowen Client: Southern Company Data: Bowen 1, 2, 9, and 10

	GWA-1	GWA-1
3/22/2016	150	
5/19/2016	150	
7/29/2016	146	
9/23/2016	163	
11/9/2016	147	
1/30/2017	127	
3/30/2017	137	
6/9/2017	164	
10/2/2017	137	
3/16/2018	140	
9/17/2018	162	
3/20/2019	175	
9/12/2019	174	
3/11/2020	172	
9/15/2020	156	
3/16/2021	155	
8/9/2021	150	
2/1/2022	143	
8/16/2022	159	
2/16/2023	152 (J)	
7/27/2023	167	
2/22/2024		148

Prediction Limit

Constituent: Total Dissolved Solids [TDS] (mg/l) Analysis Run 4/14/2024 7:12 PM View: Appendix III Intrawell

Plant Bowen Client: Southern Company Data: Bowen 1, 2, 9, and 10

	GWA-2	GWA-2
3/23/2016	259	
5/20/2016	122	
7/29/2016	156	
9/23/2016	150	
11/9/2016	87	
1/31/2017	63	
3/30/2017	112	
6/12/2017	216	
10/2/2017	<25	
3/19/2018	295	
9/14/2018	30	
3/20/2019	49	
9/12/2019	44	
3/11/2020	309	
9/15/2020	28	
3/17/2021	211	
8/9/2021	207	
2/1/2022	202	
8/16/2022	182	
2/16/2023	267 (J)	
7/27/2023	177	
2/22/2024		210

ND substitution: RL or RL/2 if <15% NDs.

Prediction Limit

Constituent: Total Dissolved Solids [TDS] (mg/l) Analysis Run 4/14/2024 7:12 PM View: Appendix III Intrawell

Plant Bowen Client: Southern Company Data: Bowen 1, 2, 9, and 10

	GWA-2R	GWA-2R
3/23/2016	174	
5/19/2016	93	
7/29/2016	68	
9/22/2016	91	
11/10/2016	96	
1/31/2017	206	
4/3/2017	118	
6/9/2017	87	
10/2/2017	73	
3/16/2018	130	
9/14/2018	103	
3/19/2019	208	
9/13/2019	113	
3/11/2020	170	
9/15/2020	89	
3/16/2021	102	
8/9/2021	127	
2/1/2022	114	
8/16/2022	123	
2/16/2023	197 (J)	
7/27/2023	155	
2/26/2024		126

Prediction Limit

Constituent: Total Dissolved Solids [TDS] (mg/l) Analysis Run 4/14/2024 7:12 PM View: Appendix III Intrawell

Plant Bowen Client: Southern Company Data: Bowen 1, 2, 9, and 10

	GWA-39RZ	GWA-39RZ
5/16/2016	114 (D)	
7/27/2016	107 (D)	
2/21/2017	229 (D)	
3/27/2017	239 (D)	
6/8/2017	179 (D)	
7/17/2017	180 (D)	
7/27/2017	190 (D)	
8/9/2017	153 (D)	
9/29/2017	173 (D)	
3/16/2018	150	
9/14/2018	165	
3/14/2019	154	
9/10/2019	181	
3/9/2020	173	
9/16/2020	156	
3/16/2021	142	
8/6/2021	133	
2/2/2022	143	
8/16/2022	125	
2/14/2023	149 (J)	
7/25/2023	158	
2/19/2024		177

Prediction Limit

Constituent: Total Dissolved Solids [TDS] (mg/l) Analysis Run 4/14/2024 7:12 PM View: Appendix III Intrawell

Plant Bowen Client: Southern Company Data: Bowen 1, 2, 9, and 10

	GWA-39Z	GWA-39Z
3/14/2016	106	
5/11/2016	58	
7/19/2016	46	
9/15/2016	41	
11/2/2016	37	
1/18/2017	29	
3/28/2017	40	
9/26/2017	107	
3/14/2018	126	
9/12/2018	134	
3/15/2019	107	
9/9/2019	93	
3/9/2020	58	
9/10/2020	16	
3/12/2021	55	
8/4/2021	60	
1/31/2022	61	
8/10/2022	50	
2/13/2023	105 (J)	
7/26/2023	57	
2/19/2024		63

Prediction Limit

Constituent: Total Dissolved Solids [TDS] (mg/l) Analysis Run 4/14/2024 7:12 PM View: Appendix III Intrawell

Plant Bowen Client: Southern Company Data: Bowen 1, 2, 9, and 10

	GWA-3A	GWA-3A
3/23/2016	<25	
5/23/2016	<25	
7/29/2016	17 (J)	
9/22/2016	33	
11/10/2016	41	
1/31/2017	58	
3/30/2017	<25	
6/12/2017	20 (J)	
10/4/2017	<25	
3/19/2018	<25	
9/17/2018	32	
3/20/2019	30	
9/13/2019	19	
3/11/2020	24	
3/29/2021	76	
8/9/2021	95	
2/2/2022	104	
8/16/2022	85	
2/17/2023	117 (J)	
8/1/2023	113	
2/22/2024		117

ND substitution: RL or RL/2 if <15% NDs.

Prediction Limit

Constituent: Total Dissolved Solids [TDS] (mg/l) Analysis Run 4/14/2024 7:12 PM View: Appendix III Intrawell

Plant Bowen Client: Southern Company Data: Bowen 1, 2, 9, and 10

	GWA-40	GWA-40
3/15/2016	107	
5/11/2016	80	
7/21/2016	76	
9/19/2016	108	
11/3/2016	90	
1/17/2017	128	
3/24/2017	91	
5/24/2017	152	
9/26/2017	103	
3/14/2018	123	
9/12/2018	105	
3/13/2019	130	
9/9/2019	108	
3/9/2020	131	
9/11/2020	102	
3/10/2021	60	
8/4/2021	66	
1/31/2022	81	
8/12/2022	91	
2/13/2023	259 (J)	
7/26/2023	70	
2/19/2024		108

Prediction Limit

Constituent: Total Dissolved Solids [TDS] (mg/l) Analysis Run 4/14/2024 7:12 PM View: Appendix III Intrawell

Plant Bowen Client: Southern Company Data: Bowen 1, 2, 9, and 10

	GWA-41	GWA-41
3/15/2016	110	
5/12/2016	49	
7/20/2016	72	
9/15/2016	18 (J)	
11/3/2016	70	
1/18/2017	63	
3/24/2017	63	
6/6/2017	128	
9/25/2017	109	
3/14/2018	192	
9/12/2018	82	
3/14/2019	119	
9/10/2019	36	
3/6/2020	137	
9/10/2020	35	
3/11/2021	101	
8/4/2021	77	
1/31/2022	63	
8/11/2022	73	
2/13/2023	111 (J)	
7/25/2023	43	
2/19/2024		130

Prediction Limit

Constituent: Total Dissolved Solids [TDS] (mg/l) Analysis Run 4/14/2024 7:12 PM View: Appendix III Intrawell

Plant Bowen Client: Southern Company Data: Bowen 1, 2, 9, and 10

	GWA-41R	GWA-41R
3/15/2016	78	
5/13/2016	178	
7/21/2016	168	
9/21/2016	123	
11/3/2016	157	
1/17/2017	170	
3/27/2017	158	
6/6/2017	212	
9/25/2017	145	
3/14/2018	210	
9/12/2018	159	
3/14/2019	157	
9/10/2019	113	
3/9/2020	249	
9/10/2020	111	
3/10/2021	148	
8/4/2021	176	
1/31/2022	184	
8/11/2022	170	
2/13/2023	163 (J)	
7/25/2023	162	
2/19/2024		199

Prediction Limit

Constituent: Total Dissolved Solids [TDS] (mg/l) Analysis Run 4/14/2024 7:12 PM View: Appendix III Intrawell

Plant Bowen Client: Southern Company Data: Bowen 1, 2, 9, and 10

	GWA-42	GWA-42
3/11/2016	139	
5/16/2016	112	
7/22/2016	136	
9/19/2016	121	
11/3/2016	132	
1/17/2017	150	
3/27/2017	148	
6/7/2017	181	
9/26/2017	113	
3/14/2018	134	
9/14/2018	139	
3/14/2019	157	
9/10/2019	105	
3/6/2020	143	
9/10/2020	120	
3/11/2021	109	
8/4/2021	141	
1/31/2022	132	
8/10/2022	134	
2/13/2023	226	
7/26/2023	134	
2/20/2024		146

Prediction Limit

Constituent: Total Dissolved Solids [TDS] (mg/l) Analysis Run 4/14/2024 7:12 PM View: Appendix III Intrawell

Plant Bowen Client: Southern Company Data: Bowen 1, 2, 9, and 10

	GWA-43	GWA-43
3/11/2016	69	
5/13/2016	88	
7/19/2016	56	
9/16/2016	31	
11/2/2016	48	
1/18/2017	44	
3/28/2017	<25	
6/6/2017	36	
9/22/2017	41	
3/14/2018	<25	
9/12/2018	<25	
3/13/2019	31	
9/11/2019	21	
3/9/2020	51	
9/11/2020	31	
3/11/2021	14	
8/6/2021	33	
1/31/2022	25	
8/11/2022	28	
2/14/2023	60.9	
7/25/2023	<25	
2/20/2024		<25

ND substitution: RL or RL/2 if <15% NDs.

Prediction Limit

Constituent: Total Dissolved Solids [TDS] (mg/l) Analysis Run 4/14/2024 7:12 PM View: Appendix III Intrawell

Plant Bowen Client: Southern Company Data: Bowen 1, 2, 9, and 10

	GWA-43R	GWA-43R
3/11/2016	144	
5/13/2016	142	
7/19/2016	135	
9/16/2016	144	
11/2/2016	152	
1/18/2017	125	
3/28/2017	109	
6/6/2017	154	
9/22/2017	157	
3/15/2018	117	
9/12/2018	151	
3/13/2019	152	
9/11/2019	151	
3/9/2020	174	
9/14/2020	146	
3/11/2021	98	
8/5/2021	126	
1/31/2022	128	
8/10/2022	145	
2/13/2023	126	
7/25/2023	167	
2/20/2024		136

Prediction Limit

Constituent: Total Dissolved Solids [TDS] (mg/l) Analysis Run 4/14/2024 7:12 PM View: Appendix III Intrawell

Plant Bowen Client: Southern Company Data: Bowen 1, 2, 9, and 10

	GWA-4RZ	GWA-4RZ
2/22/2017	329 (D)	
4/7/2017	295 (D)	
6/14/2017	237 (D)	
7/12/2017	400 (D)	
7/20/2017	203 (D)	
7/28/2017	262 (D)	
8/9/2017	195 (D)	
8/24/2017	236 (D)	
10/3/2017	224 (D)	
3/21/2018	237	
9/18/2018	227	
3/21/2019	367 (D)	
9/12/2019	200 (D)	
3/12/2020	247	
9/17/2020	223	
3/16/2021	196	
8/10/2021	238	
2/3/2022	243	
8/17/2022	226	
2/17/2023	252 (J)	
7/28/2023	243	
2/27/2024		268

Prediction Limit

Constituent: Total Dissolved Solids [TDS] (mg/l) Analysis Run 4/14/2024 7:12 PM View: Appendix III Intrawell

Plant Bowen Client: Southern Company Data: Bowen 1, 2, 9, and 10

	GWA-50	GWA-50
3/28/2016	<25	
5/23/2016	32	
8/1/2016	<25	
9/26/2016	45	
11/10/2016	38	
1/30/2017	<25	
4/7/2017	18 (J)	
6/12/2017	15 (J)	
10/2/2017	17 (J)	
3/16/2018	<25	
9/17/2018	38	
3/19/2019	34	
9/13/2019	19	
3/11/2020	17	
9/16/2020	20	
3/17/2021	<25	
8/9/2021	14	
2/1/2022	21	
8/16/2022	<25	
2/16/2023	<25	
7/28/2023	<25	
2/22/2024		<25

ND substitution: RL or RL/2 if <15% NDs.

Prediction Limit

Constituent: Total Dissolved Solids [TDS] (mg/l) Analysis Run 4/14/2024 7:12 PM View: Appendix III Intrawell

Plant Bowen Client: Southern Company Data: Bowen 1, 2, 9, and 10

	GWA-50R	GWA-50R
3/28/2016	46	
5/25/2016	57	
8/1/2016	<25	
9/26/2016	60	
11/11/2016	13 (J)	
1/30/2017	<25	
4/3/2017	100	
6/12/2017	51	
10/2/2017	32	
3/16/2018	<25	
9/18/2018	15 (J)	
3/19/2019	48	
9/12/2019	46	
3/11/2020	24	
9/15/2020	12	
3/17/2021	31	
8/9/2021	<25	
2/2/2022	15	
8/17/2022	18 (J)	
2/16/2023	<25	
7/28/2023	<25	
2/22/2024		<25

ND substitution: RL or RL/2 if <15% NDs.

Prediction Limit

Constituent: Total Dissolved Solids [TDS] (mg/l) Analysis Run 4/14/2024 7:12 PM View: Appendix III Intrawell

Plant Bowen Client: Southern Company Data: Bowen 1, 2, 9, and 10

	GWC-10	GWC-10
3/31/2016	122	
5/26/2016	143	
8/5/2016	143	
9/28/2016	160	
11/22/2016	149	
2/7/2017	123	
4/10/2017	95	
6/14/2017	150	
10/4/2017	140	
3/20/2018	93	
9/18/2018	155	
3/22/2019	95	
9/17/2019	165	
3/12/2020	63	
9/17/2020	140	
3/18/2021	74	
8/10/2021	120	
2/4/2022	102	
8/17/2022	128	
2/20/2023	47	
7/31/2023	143	
2/27/2024		103

Prediction Limit

Constituent: Total Dissolved Solids [TDS] (mg/l) Analysis Run 4/14/2024 7:12 PM View: Appendix III Intrawell

Plant Bowen Client: Southern Company Data: Bowen 1, 2, 9, and 10

	GWC-10R	GWC-10R
3/31/2016	135	
5/26/2016	163	
8/3/2016	159	
9/28/2016	208	
11/22/2016	152	
2/7/2017	128	
4/10/2017	186	
6/14/2017	150	
10/4/2017	153	
3/21/2018	192	
9/18/2018	155	
3/22/2019	140	
9/17/2019	172	
3/12/2020	81	
9/17/2020	125	
3/18/2021	62	
8/11/2021	138	
2/4/2022	156	
8/18/2022	135	
2/20/2023	154	
7/31/2023	144	
2/27/2024		157

Prediction Limit

Constituent: Total Dissolved Solids [TDS] (mg/l) Analysis Run 4/14/2024 7:12 PM View: Appendix III Intrawell

Plant Bowen Client: Southern Company Data: Bowen 1, 2, 9, and 10

	GWC-11	GWC-11
4/4/2016	79	
5/26/2016	105	
8/3/2016	106	
9/28/2016	148	
11/22/2016	88	
2/8/2017	62	
4/10/2017	92	
6/15/2017	96	
10/4/2017	78	
3/21/2018	111	
9/18/2018	106	
3/23/2019	64	
9/17/2019	101	
3/12/2020	96	
9/21/2020	93	
3/19/2021	79	
8/11/2021	53	
2/4/2022	120	
8/18/2022	59	
2/20/2023	98	
8/1/2023	121	
2/28/2024		102

Prediction Limit

Constituent: Total Dissolved Solids [TDS] (mg/l) Analysis Run 4/14/2024 7:12 PM View: Appendix III Intrawell

Plant Bowen Client: Southern Company Data: Bowen 1, 2, 9, and 10

	GWC-11R	GWC-11R
4/4/2016	135	
5/26/2016	124	
8/4/2016	109	
9/28/2016	104	
11/22/2016	94	
2/8/2017	141 (J)	
4/10/2017	114	
6/15/2017	153	
10/4/2017	121	
3/22/2018	139	
9/18/2018	139	
3/23/2019	148	
9/17/2019	143	
3/12/2020	125	
9/21/2020	145	
3/19/2021	135	
8/11/2021	149	
2/4/2022	157	
8/18/2022	141	
2/20/2023	149	
8/1/2023	151	
2/28/2024		158

Prediction Limit

Constituent: Total Dissolved Solids [TDS] (mg/l) Analysis Run 4/14/2024 7:12 PM View: Appendix III Intrawell

Plant Bowen Client: Southern Company Data: Bowen 1, 2, 9, and 10

	GWC-12	GWC-12
4/4/2016	58	
5/27/2016	66	
8/3/2016	65	
9/30/2016	60	
11/22/2016	63	
2/13/2017	104 (J)	
4/11/2017	63	
6/14/2017	97	
10/4/2017	74	
3/22/2018	54	
9/18/2018	73	
3/23/2019	58	
9/17/2019	62	
3/12/2020	64	
9/21/2020	62	
3/19/2021	53	
8/11/2021	58	
2/2/2022	54	
8/18/2022	48	
2/21/2023	42	
8/1/2023	63	
2/27/2024		67

Prediction Limit

Constituent: Total Dissolved Solids [TDS] (mg/l) Analysis Run 4/14/2024 7:12 PM View: Appendix III Intrawell

Plant Bowen Client: Southern Company Data: Bowen 1, 2, 9, and 10

	GWC-13	GWC-13
4/4/2016	156	
5/31/2016	192	
8/4/2016	269	
9/29/2016	288	
11/28/2016	224	
2/9/2017	386	
4/12/2017	254	
6/16/2017	309	
10/9/2017	269	
3/21/2018	211	
9/19/2018	222	
3/23/2019	135	
9/18/2019	200	
3/13/2020	143	
9/22/2020	176	
3/18/2021	82	
8/11/2021	131	
2/17/2022	119	
8/18/2022	132	
2/22/2023	1020 (o)	
4/11/2023	120	
8/1/2023	197	
2/27/2024		143

Prediction Limit

Constituent: Total Dissolved Solids [TDS] (mg/l) Analysis Run 4/14/2024 7:12 PM View: Appendix III Intrawell

Plant Bowen Client: Southern Company Data: Bowen 1, 2, 9, and 10

	GWC-13RZ	GWC-13RZ
4/4/2016	110	
6/1/2016	121	
2/22/2017	311	
4/11/2017	212	
6/16/2017	262	
7/12/2017	310	
7/28/2017	289	
8/10/2017	288	
10/6/2017	268	
3/23/2018	281	
9/20/2018	297	
3/22/2019	249	
9/18/2019	281	
3/17/2020	256	
9/22/2020	248	
3/19/2021	250	
8/12/2021	263	
2/4/2022	262	
8/19/2022	243	
2/22/2023	254	
8/2/2023	282	
2/28/2024		248

Prediction Limit

Constituent: Total Dissolved Solids [TDS] (mg/l) Analysis Run 4/14/2024 7:12 PM View: Appendix III Intrawell

Plant Bowen Client: Southern Company Data: Bowen 1, 2, 9, and 10

	GWC-14Z	GWC-14Z
4/5/2016	42	
6/1/2016	63	
8/9/2016	267	
11/28/2016	116	
2/9/2017	212 (J)	
4/11/2017	113	
6/14/2017	120	
7/12/2017	153	
10/5/2017	102	
3/22/2018	115	
9/19/2018	114	
3/22/2019	104	
9/17/2019	86	
3/13/2020	59	
9/21/2020	94	
3/18/2021	57	
8/11/2021	77	
2/4/2022	92	
8/18/2022	83	
2/22/2023	65	
8/1/2023	83	
2/28/2024		79

Prediction Limit

Constituent: Total Dissolved Solids [TDS] (mg/l) Analysis Run 4/14/2024 7:12 PM View: Appendix III Intrawell

Plant Bowen Client: Southern Company Data: Bowen 1, 2, 9, and 10

	GWC-15R	GWC-15R
4/5/2016	103	
5/31/2016	157	
8/4/2016	154	
9/29/2016	142	
11/23/2016	172	
2/10/2017	237	
4/12/2017	168	
6/15/2017	176	
10/6/2017	155	
3/23/2018	170	
9/19/2018	181	
3/25/2019	167	
9/17/2019	179	
3/13/2020	169	
9/21/2020	186	
3/18/2021	153	
8/11/2021	181	
2/4/2022	162	
8/19/2022	152	
2/22/2023	174	
8/2/2023	136	
2/28/2024		149

Prediction Limit

Constituent: Total Dissolved Solids [TDS] (mg/l) Analysis Run 4/14/2024 7:12 PM View: Appendix III Intrawell

Plant Bowen Client: Southern Company Data: Bowen 1, 2, 9, and 10

	GWC-15Z	GWC-15Z
4/5/2016	53	
5/31/2016	70	
11/23/2016	118	
2/10/2017	214	
4/11/2017	127	
6/15/2017	126	
7/12/2017	164	
7/26/2017	129	
10/6/2017	140	
3/23/2018	119	
9/19/2018	138	
3/22/2019	116	
9/17/2019	117	
3/13/2020	76	
9/21/2020	122	
3/18/2021	54	
8/11/2021	122	
2/7/2022	121	
8/19/2022	112	
2/22/2023	111	
8/1/2023	114	
2/28/2024		121

Prediction Limit

Constituent: Total Dissolved Solids [TDS] (mg/l) Analysis Run 4/14/2024 7:12 PM View: Appendix III Intrawell

Plant Bowen Client: Southern Company Data: Bowen 1, 2, 9, and 10

	GWC-44	GWC-44
3/16/2016	<36	
5/16/2016	35	
7/25/2016	24 (J)	
9/19/2016	19 (J)	
11/3/2016	34	
1/19/2017	13 (J)	
3/28/2017	<36	
6/5/2017	206	
7/20/2017	72	
9/26/2017	35	
3/15/2018	41	
9/12/2018	<36	
3/14/2019	110	
9/11/2019	58	
3/10/2020	127	
9/15/2020	56	
3/11/2021	43	
8/4/2021	62	
1/31/2022	63	
8/15/2022	50	
2/14/2023	70.9	
7/26/2023	32	
2/20/2024		48

ND substitution: RL or RL/2 if <15% NDs.

Prediction Limit

Constituent: Total Dissolved Solids [TDS] (mg/l) Analysis Run 4/14/2024 7:12 PM View: Appendix III Intrawell

Plant Bowen Client: Southern Company Data: Bowen 1, 2, 9, and 10

	GWC-45	GWC-45
3/16/2016	<25	
5/16/2016	<25 (D)	
7/25/2016	16 (JD)	
9/19/2016	12 (JD)	
11/4/2016	13 (JD)	
1/23/2017	15 (JD)	
3/29/2017	<25 (D)	
6/7/2017	26	
9/27/2017	<25	
3/15/2018	<25	
9/13/2018	<25	
3/14/2019	39 (JXD)	
9/11/2019	<25 (D)	
3/10/2020	60	
9/11/2020	11	
3/11/2021	12	
8/6/2021	17	
2/1/2022	70	
8/12/2022	14	
2/14/2023	33.9	
7/26/2023	<25	
2/20/2024		<25

ND substitution: RL or RL/2 if <15% NDs.

Prediction Limit

Constituent: Total Dissolved Solids [TDS] (mg/l) Analysis Run 4/14/2024 7:12 PM View: Appendix III Intrawell

Plant Bowen Client: Southern Company Data: Bowen 1, 2, 9, and 10

	GWC-45R	GWC-45R
3/16/2016	89	
5/16/2016	169 (D)	
7/25/2016	159 (D)	
9/19/2016	152 (D)	
11/3/2016	150 (D)	
1/20/2017	152 (D)	
3/29/2017	143 (D)	
6/7/2017	192	
9/27/2017	159	
3/15/2018	146	
9/13/2018	185	
3/14/2019	195 (D)	
9/11/2019	172 (D)	
3/10/2020	245	
9/11/2020	146	
3/11/2021	167	
8/6/2021	186	
2/1/2022	201	
8/12/2022	159	
2/14/2023	206	
7/26/2023	186	
2/20/2024		181

Prediction Limit

Constituent: Total Dissolved Solids [TDS] (mg/l) Analysis Run 4/14/2024 7:12 PM View: Appendix III Intrawell

Plant Bowen Client: Southern Company Data: Bowen 1, 2, 9, and 10

	GWC-46R	GWC-46R
3/10/2016	253	
5/17/2016	251	
7/26/2016	249	
9/20/2016	195	
11/4/2016	209	
1/20/2017	211	
3/28/2017	199	
6/7/2017	251	
9/29/2017	255	
3/15/2018	231	
9/13/2018	263	
3/18/2019	251	
9/11/2019	234	
3/10/2020	273	
9/14/2020	232	
3/11/2021	209	
8/5/2021	210	
1/31/2022	197	
8/15/2022	187	
2/14/2023	199	
7/26/2023	206	
2/21/2024		215

Prediction Limit

Constituent: Total Dissolved Solids [TDS] (mg/l) Analysis Run 4/14/2024 7:12 PM View: Appendix III Intrawell

Plant Bowen Client: Southern Company Data: Bowen 1, 2, 9, and 10

	GWC-47	GWC-47
3/10/2016	152	
5/18/2016	123	
7/27/2016	113	
9/20/2016	126	
11/7/2016	167	
1/23/2017	125	
3/29/2017	116	
6/8/2017	131	
9/27/2017	117	
3/15/2018	102	
9/13/2018	144	
3/15/2019	125	
9/12/2019	121	
3/9/2020	147	
9/14/2020	129	
3/11/2021	106	
8/5/2021	90	
2/1/2022	107	
8/15/2022	141 (J)	
2/14/2023	111 (J)	
7/27/2023	105	
2/21/2024		105

Prediction Limit

Constituent: Total Dissolved Solids [TDS] (mg/l) Analysis Run 4/14/2024 7:12 PM View: Appendix III Intrawell

Plant Bowen Client: Southern Company Data: Bowen 1, 2, 9, and 10

	GWC-47R	GWC-47R
3/10/2016	149	
5/18/2016	162	
7/27/2016	132	
9/20/2016	155	
11/4/2016	169	
1/20/2017	135	
3/29/2017	147	
6/8/2017	159	
9/27/2017	167	
3/16/2018	141	
9/13/2018	175	
3/19/2019	154	
9/11/2019	164	
3/9/2020	44	
9/15/2020	108	
3/11/2021	143	
8/5/2021	142	
2/1/2022	157	
8/15/2022	104	
2/14/2023	151	
7/27/2023	154	
2/21/2024		114

Prediction Limit

Constituent: Total Dissolved Solids [TDS] (mg/l) Analysis Run 4/14/2024 7:12 PM View: Appendix III Intrawell

Plant Bowen Client: Southern Company Data: Bowen 1, 2, 9, and 10

	GWC-48	GWC-48
3/10/2016	63	
5/17/2016	<31	
7/27/2016	11 (J)	
9/20/2016	14 (J)	
11/4/2016	27	
1/23/2017	15 (J)	
3/28/2017	<31	
6/8/2017	29	
9/29/2017	21 (J)	
3/15/2018	<31	
9/13/2018	<31	
3/15/2019	41	
9/11/2019	20	
3/9/2020	100	
9/14/2020	47	
3/11/2021	40	
8/4/2021	34	
1/31/2022	31	
8/15/2022	37	
2/14/2023	30.9	
7/26/2023	33	
2/21/2024		52

ND substitution: RL or RL/2 if <15% NDs.

Prediction Limit

Constituent: Total Dissolved Solids [TDS] (mg/l) Analysis Run 4/14/2024 7:12 PM View: Appendix III Intrawell

Plant Bowen Client: Southern Company Data: Bowen 1, 2, 9, and 10

	GWC-49R	GWC-49R
3/17/2016	103	
5/18/2016	129	
7/27/2016	108	
9/21/2016	102	
11/4/2016	130	
1/24/2017	152	
3/29/2017	95	
6/8/2017	176	
9/29/2017	118	
3/15/2018	88	
9/13/2018	137	
3/18/2019	170	
9/11/2019	138	
3/11/2020	125	
9/11/2020	127	
3/15/2021	107	
8/11/2021	116	
2/1/2022	125	
8/15/2022	103	
2/14/2023	114	
7/27/2023	117	
2/21/2024		126

Prediction Limit

Constituent: Total Dissolved Solids [TDS] (mg/l) Analysis Run 4/14/2024 7:12 PM View: Appendix III Intrawell

Plant Bowen Client: Southern Company Data: Bowen 1, 2, 9, and 10

	GWC-49Z	GWC-49Z
3/17/2016	31	
5/18/2016	43	
7/28/2016	43	
9/21/2016	<25	
11/7/2016	50	
1/24/2017	63	
3/30/2017	<25	
6/9/2017	20 (J)	
9/29/2017	22 (J)	
3/15/2018	<25	
9/14/2018	29	
3/19/2019	35	
9/11/2019	27	
3/9/2020	51	
9/14/2020	25	
3/15/2021	30	
8/5/2021	<25	
2/1/2022	27	
8/15/2022	<25	
2/14/2023	<25	
7/27/2023	<25	
2/21/2024		<25

ND substitution: RL or RL/2 if <15% NDs.

Prediction Limit

Constituent: Total Dissolved Solids [TDS] (mg/l) Analysis Run 4/14/2024 7:12 PM View: Appendix III Intrawell

Plant Bowen Client: Southern Company Data: Bowen 1, 2, 9, and 10

	GWC-5	GWC-5
3/28/2016	<25	
5/25/2016	34	
8/1/2016	25	
9/27/2016	20 (J)	
11/11/2016	41	
1/31/2017	127	
4/3/2017	69	
6/12/2017	46	
10/3/2017	34	
3/19/2018	<25	
9/17/2018	38	
3/20/2019	66	
9/16/2019	45	
3/16/2020	20	
9/16/2020	30	
3/17/2021	15	
8/9/2021	<25	
2/2/2022	32	
8/16/2022	<25	
2/20/2023	53	
7/28/2023	<25	
2/26/2024		38

ND substitution: RL or RL/2 if <15% NDs.

Prediction Limit

Constituent: Total Dissolved Solids [TDS] (mg/l) Analysis Run 4/14/2024 7:12 PM View: Appendix III Intrawell

Plant Bowen Client: Southern Company Data: Bowen 1, 2, 9, and 10

	GWC-6	GWC-6
3/29/2016	51	
5/24/2016	76	
8/1/2016	69	
9/26/2016	103	
11/18/2016	77	
2/1/2017	168	
4/6/2017	95	
6/13/2017	101	
10/3/2017	83	
3/19/2018	70	
9/17/2018	77	
3/21/2019	80	
9/16/2019	82	
3/12/2020	42	
9/16/2020	77	
3/17/2021	47	
8/10/2021	53	
2/2/2022	73	
8/17/2022	53	
2/17/2023	75 (J)	
7/31/2023	77	
2/26/2024		78

Prediction Limit

Constituent: Total Dissolved Solids [TDS] (mg/l) Analysis Run 4/14/2024 7:12 PM View: Appendix III Intrawell

Plant Bowen Client: Southern Company Data: Bowen 1, 2, 9, and 10

	GWC-6RZ	GWC-6RZ
3/29/2016	64	
5/24/2016	77	
8/1/2016	35	
9/26/2016	111	
11/14/2016	76	
2/1/2017	126	
4/6/2017	146	
6/13/2017	84	
10/3/2017	70	
3/20/2018	78	
9/17/2018	74	
3/21/2019	60	
9/16/2019	65	
3/12/2020	22	
9/16/2020	52	
3/17/2021	43	
8/10/2021	<10	
2/2/2022	51	
8/17/2022	33	
2/17/2023	50 (J)	
7/28/2023	46	
2/26/2024		48

ND substitution: RL or RL/2 if <15% NDs.

Prediction Limit

Constituent: Total Dissolved Solids [TDS] (mg/l) Analysis Run 4/14/2024 7:12 PM View: Appendix III Intrawell

Plant Bowen Client: Southern Company Data: Bowen 1, 2, 9, and 10

	GWC-7Z	GWC-7Z
5/31/2016	120	
8/2/2016	100	
9/27/2016	121	
11/21/2016	164	
2/1/2017	144	
4/6/2017	125	
6/13/2017	148	
7/14/2017	121	
10/3/2017	117	
3/20/2018	136	
9/18/2018	116	
3/21/2019	107	
9/13/2019	115	
3/12/2020	86	
9/16/2020	124	
3/17/2021	112	
8/10/2021	101	
2/2/2022	115	
8/17/2022	83	
2/20/2023	122	
7/31/2023	113	
2/26/2024		114

Prediction Limit

Constituent: Total Dissolved Solids [TDS] (mg/l) Analysis Run 4/14/2024 7:12 PM View: Appendix III Intrawell

Plant Bowen Client: Southern Company Data: Bowen 1, 2, 9, and 10

	GWC-8RR	GWC-8RR
3/30/2016	104	
5/24/2016	94	
8/2/2016	105	
9/27/2016	119	
11/22/2016	105	
2/6/2017	99	
4/6/2017	124	
6/14/2017	114	
10/4/2017	107	
3/21/2018	117	
9/18/2018	110	
3/27/2019	101	
9/16/2019	113	
3/12/2020	84	
9/17/2020	111	
3/17/2021	113	
8/10/2021	112	
2/2/2022	102	
8/17/2022	89	
2/21/2023	77	
7/31/2023	96	
2/27/2024		101

Prediction Limit

Constituent: Total Dissolved Solids [TDS] (mg/l) Analysis Run 4/14/2024 7:12 PM View: Appendix III Intrawell

Plant Bowen Client: Southern Company Data: Bowen 1, 2, 9, and 10

	GWC-8Z	GWC-8Z
3/22/2016	111	
5/25/2016	95	
8/2/2016	124	
9/26/2016	140	
11/21/2016	154	
2/3/2017	113	
4/7/2017	147	
6/13/2017	117	
10/3/2017	150	
3/20/2018	121	
9/18/2018	93	
5/6/2019	118	
9/16/2019	99	
3/16/2020	76	
9/17/2020	98	
3/18/2021	48	
8/10/2021	92	
2/2/2022	85	
8/17/2022	41	
2/20/2023	86	
7/31/2023	97	
2/26/2024		92

Prediction Limit

Constituent: Total Dissolved Solids [TDS] (mg/l) Analysis Run 4/14/2024 7:12 PM View: Appendix III Intrawell

Plant Bowen Client: Southern Company Data: Bowen 1, 2, 9, and 10

	GWC-9	GWC-9
3/30/2016	26	
5/26/2016	70	
8/5/2016	95	
9/28/2016	152	
11/21/2016	145	
2/6/2017	20 (J)	
4/6/2017	17 (J)	
6/13/2017	32	
10/3/2017	71	
3/20/2018	49	
9/18/2018	38	
3/21/2019	39	
9/16/2019	85	
3/12/2020	16	
9/17/2020	94	
3/18/2021	<25	
8/10/2021	22	
2/2/2022	21	
8/17/2022	25	
2/21/2023	<25	
7/31/2023	62	
2/27/2024		26

ND substitution: RL or RL/2 if <15% NDs.

FIGURE L.

Appendix III Interwell Prediction Limits - Significant Results

Plant Bowen Data: Bowen 1, 2, 9, and 10 Printed 4/8/2024, 7:52 PM

Constituent	Well	Upper Lim.	Lower Lim.	Date	Observ.	Sig.	Bg N	Bg Mean	Std. Dev.	%NDs	ND Adj.	Transform	Alpha	Method
pH (pH_units)	**GWC-44**	**8.04**	**4.24**	**2/20/2024**	**3.87**	**Yes**	**340**	**n/a**	**n/a**	**0**	**n/a**	**n/a**	**0.00009793**	**NP Inter (normality) 1 of 2**
pH (pH_units)	**GWC-45**	**8.04**	**4.24**	**2/20/2024**	**3.95**	**Yes**	**340**	**n/a**	**n/a**	**0**	**n/a**	**n/a**	**0.00009793**	**NP Inter (normality) 1 of 2**
pH (pH_units)	**GWC-9**	**8.04**	**4.24**	**2/27/2024**	**3.88**	**Yes**	**340**	**n/a**	**n/a**	**0**	**n/a**	**n/a**	**0.00009793**	**NP Inter (normality) 1 of 2**

Appendix III Interwell Prediction Limits - All Results

Plant Bowen Data: Bowen 1, 2, 9, and 10 Printed 4/8/2024, 7:52 PM

Constituent	Well	Upper Lim.	Lower Lim.	Date	Observ.	Sig.	Bg N	Bg Mean	Std. Dev.	%NDs	ND Adj.	Transform	Alpha	Method
Chloride, Total (mg/L)	GWC-10	7.1	n/a	2/27/2024	1.7	No	330	n/a	n/a	2.424	n/a	n/a	0.00004896	NP Inter (normality) 1 of 2
Chloride, Total (mg/L)	GWC-10R	7.1	n/a	2/27/2024	2.1	No	330	n/a	n/a	2.424	n/a	n/a	0.00004896	NP Inter (normality) 1 of 2
Chloride, Total (mg/L)	GWC-11	7.1	n/a	2/28/2024	1	No	330	n/a	n/a	2.424	n/a	n/a	0.00004896	NP Inter (normality) 1 of 2
Chloride, Total (mg/L)	GWC-11R	7.1	n/a	2/28/2024	1.3	No	330	n/a	n/a	2.424	n/a	n/a	0.00004896	NP Inter (normality) 1 of 2
Chloride, Total (mg/L)	GWC-12	7.1	n/a	2/27/2024	0.74J	No	330	n/a	n/a	2.424	n/a	n/a	0.00004896	NP Inter (normality) 1 of 2
Chloride, Total (mg/L)	GWC-13	7.1	n/a	2/27/2024	3	No	330	n/a	n/a	2.424	n/a	n/a	0.00004896	NP Inter (normality) 1 of 2
Chloride, Total (mg/L)	GWC-13RZ	7.1	n/a	2/28/2024	5.3	No	330	n/a	n/a	2.424	n/a	n/a	0.00004896	NP Inter (normality) 1 of 2
Chloride, Total (mg/L)	GWC-14Z	7.1	n/a	2/28/2024	3.7	No	330	n/a	n/a	2.424	n/a	n/a	0.00004896	NP Inter (normality) 1 of 2
Chloride, Total (mg/L)	GWC-15R	7.1	n/a	2/28/2024	0.8J	No	330	n/a	n/a	2.424	n/a	n/a	0.00004896	NP Inter (normality) 1 of 2
Chloride, Total (mg/L)	GWC-15Z	7.1	n/a	2/28/2024	0.5ND	No	330	n/a	n/a	2.424	n/a	n/a	0.00004896	NP Inter (normality) 1 of 2
Chloride, Total (mg/L)	GWC-44	7.1	n/a	2/20/2024	4.8	No	330	n/a	n/a	2.424	n/a	n/a	0.00004896	NP Inter (normality) 1 of 2
Chloride, Total (mg/L)	GWC-45	7.1	n/a	2/20/2024	0.76J	No	330	n/a	n/a	2.424	n/a	n/a	0.00004896	NP Inter (normality) 1 of 2
Chloride, Total (mg/L)	GWC-45R	7.1	n/a	2/20/2024	3.2	No	330	n/a	n/a	2.424	n/a	n/a	0.00004896	NP Inter (normality) 1 of 2
Chloride, Total (mg/L)	GWC-46R	7.1	n/a	2/21/2024	4.2	No	330	n/a	n/a	2.424	n/a	n/a	0.00004896	NP Inter (normality) 1 of 2
Chloride, Total (mg/L)	GWC-47	7.1	n/a	2/21/2024	1.9	No	330	n/a	n/a	2.424	n/a	n/a	0.00004896	NP Inter (normality) 1 of 2
Chloride, Total (mg/L)	GWC-47R	7.1	n/a	2/21/2024	1.5	No	330	n/a	n/a	2.424	n/a	n/a	0.00004896	NP Inter (normality) 1 of 2
Chloride, Total (mg/L)	GWC-48	7.1	n/a	2/21/2024	7.1	No	330	n/a	n/a	2.424	n/a	n/a	0.00004896	NP Inter (normality) 1 of 2
Chloride, Total (mg/L)	GWC-49R	7.1	n/a	2/21/2024	1	No	330	n/a	n/a	2.424	n/a	n/a	0.00004896	NP Inter (normality) 1 of 2
Chloride, Total (mg/L)	GWC-49Z	7.1	n/a	2/21/2024	0.97J	No	330	n/a	n/a	2.424	n/a	n/a	0.00004896	NP Inter (normality) 1 of 2
Chloride, Total (mg/L)	GWC-5	7.1	n/a	2/26/2024	0.63J	No	330	n/a	n/a	2.424	n/a	n/a	0.00004896	NP Inter (normality) 1 of 2
Chloride, Total (mg/L)	GWC-6	7.1	n/a	2/26/2024	1.1	No	330	n/a	n/a	2.424	n/a	n/a	0.00004896	NP Inter (normality) 1 of 2
Chloride, Total (mg/L)	GWC-6RZ	7.1	n/a	2/26/2024	1.4	No	330	n/a	n/a	2.424	n/a	n/a	0.00004896	NP Inter (normality) 1 of 2
Chloride, Total (mg/L)	GWC-7Z	7.1	n/a	2/26/2024	0.74J	No	330	n/a	n/a	2.424	n/a	n/a	0.00004896	NP Inter (normality) 1 of 2
Chloride, Total (mg/L)	GWC-8RR	7.1	n/a	2/27/2024	0.71J	No	330	n/a	n/a	2.424	n/a	n/a	0.00004896	NP Inter (normality) 1 of 2
Chloride, Total (mg/L)	GWC-8Z	7.1	n/a	2/26/2024	1.4	No	330	n/a	n/a	2.424	n/a	n/a	0.00004896	NP Inter (normality) 1 of 2
Chloride, Total (mg/L)	GWC-9	7.1	n/a	2/27/2024	1.9	No	330	n/a	n/a	2.424	n/a	n/a	0.00004896	NP Inter (normality) 1 of 2
pH (pH_units)	GWC-10	8.04	4.24	2/27/2024	6.54	No	340	n/a	n/a	0	n/a	n/a	0.00009793	NP Inter (normality) 1 of 2
pH (pH_units)	GWC-10R	8.04	4.24	2/27/2024	7.4	No	340	n/a	n/a	0	n/a	n/a	0.00009793	NP Inter (normality) 1 of 2
pH (pH_units)	GWC-11	8.04	4.24	2/28/2024	6.87	No	340	n/a	n/a	0	n/a	n/a	0.00009793	NP Inter (normality) 1 of 2
pH (pH_units)	GWC-11R	8.04	4.24	2/28/2024	7.52	No	340	n/a	n/a	0	n/a	n/a	0.00009793	NP Inter (normality) 1 of 2
pH (pH_units)	GWC-12	8.04	4.24	2/27/2024	5.38	No	340	n/a	n/a	0	n/a	n/a	0.00009793	NP Inter (normality) 1 of 2
pH (pH_units)	GWC-13	8.04	4.24	2/27/2024	6.9	No	340	n/a	n/a	0	n/a	n/a	0.00009793	NP Inter (normality) 1 of 2
pH (pH_units)	GWC-13RZ	8.04	4.24	2/28/2024	7.35	No	340	n/a	n/a	0	n/a	n/a	0.00009793	NP Inter (normality) 1 of 2
pH (pH_units)	GWC-14Z	8.04	4.24	2/28/2024	5.6	No	340	n/a	n/a	0	n/a	n/a	0.00009793	NP Inter (normality) 1 of 2
pH (pH_units)	GWC-15R	8.04	4.24	2/28/2024	7.3	No	340	n/a	n/a	0	n/a	n/a	0.00009793	NP Inter (normality) 1 of 2
pH (pH_units)	GWC-15Z	8.04	4.24	2/28/2024	7.86	No	340	n/a	n/a	0	n/a	n/a	0.00009793	NP Inter (normality) 1 of 2
pH (pH_units)	**GWC-44**	**8.04**	**4.24**	**2/20/2024**	**3.87**	**Yes**	**340**	**n/a**	**n/a**	**0**	**n/a**	**n/a**	**0.00009793**	**NP Inter (normality) 1 of 2**
pH (pH_units)	**GWC-45**	**8.04**	**4.24**	**2/20/2024**	**3.95**	**Yes**	**340**	**n/a**	**n/a**	**0**	**n/a**	**n/a**	**0.00009793**	**NP Inter (normality) 1 of 2**
pH (pH_units)	GWC-45R	8.04	4.24	2/20/2024	6.46	No	340	n/a	n/a	0	n/a	n/a	0.00009793	NP Inter (normality) 1 of 2
pH (pH_units)	GWC-46R	8.04	4.24	2/21/2024	7.11	No	340	n/a	n/a	0	n/a	n/a	0.00009793	NP Inter (normality) 1 of 2
pH (pH_units)	GWC-47	8.04	4.24	2/21/2024	6.91	No	340	n/a	n/a	0	n/a	n/a	0.00009793	NP Inter (normality) 1 of 2
pH (pH_units)	GWC-47R	8.04	4.24	2/21/2024	7.32	No	340	n/a	n/a	0	n/a	n/a	0.00009793	NP Inter (normality) 1 of 2
pH (pH_units)	GWC-48	8.04	4.24	2/21/2024	4.71	No	340	n/a	n/a	0	n/a	n/a	0.00009793	NP Inter (normality) 1 of 2
pH (pH_units)	GWC-49R	8.04	4.24	2/21/2024	7.82	No	340	n/a	n/a	0	n/a	n/a	0.00009793	NP Inter (normality) 1 of 2
pH (pH_units)	GWC-49Z	8.04	4.24	2/21/2024	5.11	No	340	n/a	n/a	0	n/a	n/a	0.00009793	NP Inter (normality) 1 of 2
pH (pH_units)	GWC-5	8.04	4.24	2/26/2024	5.29	No	340	n/a	n/a	0	n/a	n/a	0.00009793	NP Inter (normality) 1 of 2
pH (pH_units)	GWC-6	8.04	4.24	2/26/2024	7.16	No	340	n/a	n/a	0	n/a	n/a	0.00009793	NP Inter (normality) 1 of 2
pH (pH_units)	GWC-6RZ	8.04	4.24	2/26/2024	6.5	No	340	n/a	n/a	0	n/a	n/a	0.00009793	NP Inter (normality) 1 of 2
pH (pH_units)	GWC-7Z	8.04	4.24	2/26/2024	7.63	No	340	n/a	n/a	0	n/a	n/a	0.00009793	NP Inter (normality) 1 of 2
pH (pH_units)	GWC-8RR	8.04	4.24	2/27/2024	7.48	No	340	n/a	n/a	0	n/a	n/a	0.00009793	NP Inter (normality) 1 of 2
pH (pH_units)	GWC-8Z	8.04	4.24	2/26/2024	6.35	No	340	n/a	n/a	0	n/a	n/a	0.00009793	NP Inter (normality) 1 of 2
pH (pH_units)	**GWC-9**	**8.04**	**4.24**	**2/27/2024**	**3.88**	**Yes**	**340**	**n/a**	**n/a**	**0**	**n/a**	**n/a**	**0.00009793**	**NP Inter (normality) 1 of 2**

Sanitas™ v.10.0.16b Software licensed to . UG

Hollow symbols indicate censored values.

Within Limit

Prediction Limit

Interwell Non-parametric

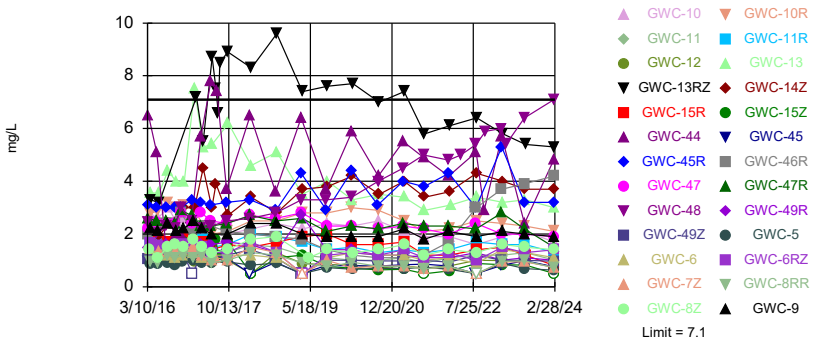

Non-parametric test used in lieu of parametric prediction limit because the Chi Squared normality test showed the data to be non-normal at the 0.01 alpha level. Limit is highest of 330 background values. 2.424% NDs. Annual per-constituent alpha = 0.002543. Individual comparison alpha = 0.00004896 (1 of 2). Comparing 26 points to limit.

Constituent: Chloride, Total Analysis Run 4/8/2024 7:51 PM View: Appendix III Interwell

Plant Bowen Data: Bowen 1, 2, 9, and 10

Sanitas™ v.10.0.16b Software licensed to . UG

Exceeds Limits: GWC-44, GWC-45, GWC-9

Prediction Limit

Interwell Non-parametric

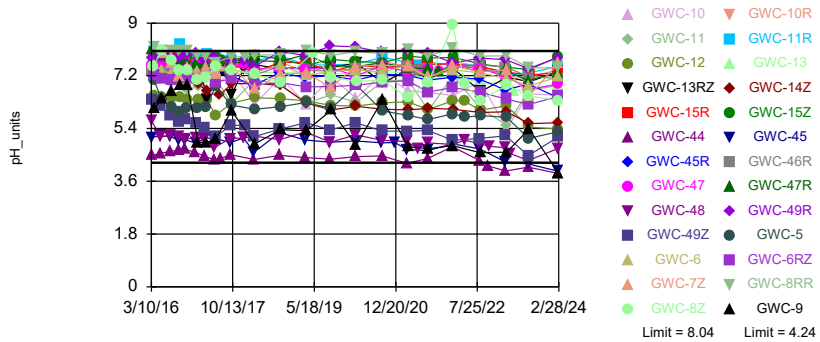

Non-parametric test used in lieu of parametric prediction limit because the Chi Squared normality test showed the data to be non-normal at the 0.01 alpha level. Limits are highest and lowest of 340 background values. Annual per-constituent alpha = 0.005086. Individual comparison alpha = 0.00009793 (1 of 2). Comparing 26 points to limit.

Constituent: pH Analysis Run 4/8/2024 7:51 PM View: Appendix III Interwell

Plant Bowen Data: Bowen 1, 2, 9, and 10

Prediction Limit

Constituent: Chloride, Total (mg/L) Analysis Run 4/8/2024 7:52 PM View: Appendix III Interwell

Plant Bowen Data: Bowen 1, 2, 9, and 10

	GWC-46R	GWC-47	GWC-47R	GWC-48	GWA-43R (bg)	GWA-43 (bg)	GWA-42 (bg)	GWA-39Z (bg)	GWA-40 (bg)
3/10/2016	1.9859	2.2206	2.5934	2.4266					
3/11/2016					1.9467	1.2562	2.4984		
3/14/2016								1.795	
3/15/2016									1.1671
3/16/2016									
3/17/2016									
3/22/2016									
3/23/2016									
3/28/2016									
3/29/2016									
3/30/2016									
3/31/2016									
4/4/2016									
4/5/2016									
5/11/2016								2.04	0.8763
5/12/2016									
5/13/2016					2.14	1.32			
5/16/2016							2.22		
5/17/2016	2.37			2.01					
5/18/2016		2.42	2.51						
5/19/2016									
5/20/2016									
5/23/2016									
5/24/2016									
5/25/2016									
5/26/2016									
5/27/2016									
5/31/2016									
6/1/2016									
7/19/2016					3.1	1.3		2.1	
7/20/2016									
7/21/2016									1.4
7/22/2016							2.6		
7/25/2016									
7/26/2016	2.4								
7/27/2016		2.4	2.5	2.3					
7/28/2016									
7/29/2016									
8/1/2016									
8/2/2016									
8/3/2016									
8/4/2016									
8/5/2016									
8/9/2016									
9/15/2016								1.7	
9/16/2016					3.5	1.2			
9/19/2016							2.5		1.1
9/20/2016	2.4	2.4	2.4	2.2					
9/21/2016									
9/22/2016									
9/23/2016									
9/26/2016									

Prediction Limit

Constituent: Chloride, Total (mg/L) Analysis Run 4/8/2024 7:52 PM View: Appendix III Interwell

Plant Bowen Data: Bowen 1, 2, 9, and 10

	GWC-46R	GWC-47	GWC-47R	GWC-48	GWA-43R (bg)	GWA-43 (bg)	GWA-42 (bg)	GWA-39Z (bg)	GWA-40 (bg)
9/27/2016									
9/28/2016									
9/29/2016									
9/30/2016									
11/2/2016					4.7	1.4		1.8	
11/3/2016							3		1.2
11/4/2016	2.8		2.9	3					
11/7/2016		2.8							
11/9/2016									
11/10/2016									
11/11/2016									
11/14/2016									
11/18/2016									
11/21/2016									
11/22/2016									
11/23/2016									
11/28/2016									
1/17/2017							2.9		1
1/18/2017					4.9	1.2		1.7	
1/19/2017									
1/20/2017	2.2		2.7						
1/23/2017		2.4		2.5					
1/24/2017									
1/30/2017									
1/31/2017									
2/1/2017									
2/3/2017									
2/6/2017									
2/7/2017									
2/8/2017									
2/9/2017									
2/10/2017									
2/13/2017									
2/21/2017									
2/22/2017									
3/24/2017									1.2
3/27/2017							3		
3/28/2017	2.3			2.2	4.1	1.4		1.3	
3/29/2017		2.8	2.3						
3/30/2017									
4/3/2017									
4/6/2017									
4/7/2017									
4/10/2017									
4/11/2017									
4/12/2017									
5/24/2017									1.5
6/5/2017									
6/6/2017					3.6	1.4			
6/7/2017	2.3						3	1.2	
6/8/2017		2.5	2.3	2.3					
6/9/2017									

Prediction Limit

Constituent: Chloride, Total (mg/L) Analysis Run 4/8/2024 7:52 PM View: Appendix III Interwell

Plant Bowen Data: Bowen 1, 2, 9, and 10

	GWC-46R	GWC-47	GWC-47R	GWC-48	GWA-43R (bg)	GWA-43 (bg)	GWA-42 (bg)	GWA-39Z (bg)	GWA-40 (bg)
6/12/2017									
6/13/2017									
6/14/2017									
6/15/2017									
6/16/2017									
7/12/2017									
7/14/2017									
7/17/2017									
7/20/2017									
7/26/2017									
7/27/2017									
7/28/2017									
8/9/2017									
8/10/2017									
8/24/2017									
9/22/2017					3.9	1.3			
9/25/2017									
9/26/2017							3.1	1.7	2.4
9/27/2017		2.4	2.4						
9/29/2017	2.1			2.5					
10/2/2017									
10/3/2017									
10/4/2017									
10/5/2017									
10/6/2017									
10/9/2017									
12/28/2017									3.9 (Y)
3/14/2018						1.3	3.2	1.4	2.4
3/15/2018	2	2.7		2.6	2.8				
3/16/2018			2.7						
3/19/2018									
3/20/2018									
3/21/2018									
3/22/2018									
3/23/2018									
9/12/2018					3.1	1.3		1.6	1
9/13/2018	1.9	2.6	2.5	2.8					
9/14/2018							2.3		
9/17/2018									
9/18/2018									
9/19/2018									
9/20/2018									
3/13/2019					2.9	1.6			2.2
3/14/2019							3.6		
3/15/2019		2.8		3.3				1.7	
3/18/2019	1.8								
3/19/2019			2.6						
3/20/2019									
3/21/2019									
3/22/2019									
3/23/2019									
3/25/2019									

Prediction Limit

Constituent: Chloride, Total (mg/L) Analysis Run 4/8/2024 7:52 PM View: Appendix III Interwell

Plant Bowen Data: Bowen 1, 2, 9, and 10

	GWC-46R	GWC-47	GWC-47R	GWC-48	GWA-43R (bg)	GWA-43 (bg)	GWA-42 (bg)	GWA-39Z (bg)	GWA-40 (bg)
3/27/2019									
5/6/2019									
9/9/2019								1.2	0.83 (X)
9/10/2019							2		
9/11/2019	1.4		2.1	3.3	3.1	1.3			
9/12/2019		2.3							
9/13/2019									
9/16/2019									
9/17/2019									
9/18/2019									
3/6/2020							2.7		
3/9/2020		2.3	2.3	3.4	2.2	1.2		1.2	1.5
3/10/2020	1.2								
3/11/2020									
3/12/2020									
3/13/2020									
3/16/2020									
3/17/2020									
9/10/2020							2	1.2	
9/11/2020						1.3			0.77 (J)
9/14/2020	1.1	2.2		4	3.3				
9/15/2020			2.2						
9/16/2020									
9/17/2020									
9/21/2020									
9/22/2020									
3/10/2021									0.97 (J)
3/11/2021	1.1	2.3	2.4	4.5	2.7	1.3	2.5		
3/12/2021								1.2	
3/15/2021									
3/16/2021									
3/17/2021									
3/18/2021									
3/19/2021									
3/29/2021									
8/4/2021				5			2.3	1.1	0.82 (J)
8/5/2021	1.2	2.2	2.3		1.9				
8/6/2021						1.3			
8/9/2021									
8/10/2021									
8/11/2021									
8/12/2021									
1/31/2022	1.7			4.8	1.7	1.1	2	1	0.71 (J)
2/1/2022		2	2.3						
2/2/2022									
2/3/2022									
2/4/2022									
2/7/2022									
2/17/2022									
4/28/2022				5					
8/10/2022					1.7		1.8	0.93 (J)	
8/11/2022						1.4			

Prediction Limit

Constituent: Chloride, Total (mg/L) Analysis Run 4/8/2024 7:52 PM View: Appendix III Interwell

Plant Bowen Data: Bowen 1, 2, 9, and 10

	GWC-46R	GWC-47	GWC-47R	GWC-48	GWA-43R (bg)	GWA-43 (bg)	GWA-42 (bg)	GWA-39Z (bg)	GWA-40 (bg)
8/12/2022									<1
8/15/2022	3	2.4	2.2	5.4					
8/16/2022									
8/17/2022									
8/18/2022									
8/19/2022									
10/11/2022									
10/21/2022				5.9					
2/13/2023					1.8		2.4	1.3	1.1
2/14/2023	3.7	2	2.8	6		1.3			
2/16/2023									
2/17/2023									
2/20/2023									
2/21/2023									
2/22/2023									
3/16/2023				5.4					
7/25/2023					2	1.4			
7/26/2023	3.9			6.4			1.9	1.3	0.92 (J)
7/27/2023		2	2.2						
7/28/2023									
7/31/2023									
8/1/2023									
8/2/2023									
2/19/2024								1	0.75 (J)
2/20/2024					2	1.2	2.4		
2/21/2024	4.2	1.9	1.5	7.1					
2/22/2024									
2/26/2024									
2/27/2024									
2/28/2024									

ND substitution: RL or RL/2 if <15% NDs.

Prediction Limit

Constituent: Chloride, Total (mg/L) Analysis Run 4/8/2024 7:52 PM View: Appendix III Interwell

Plant Bowen Data: Bowen 1, 2, 9, and 10

	GWA-41R (bg)	GWA-41 (bg)	GWC-45	GWC-44	GWC-45R	GWC-49Z	GWC-49R	GWC-8Z	GWA-1 (bg)
3/10/2016									
3/11/2016									
3/14/2016									
3/15/2016	6.1465	4.1666							
3/16/2016			0.9445	6.505	3.0774				
3/17/2016						1.0624	1.4476		
3/22/2016								1.4231	1.5101
3/23/2016									
3/28/2016									
3/29/2016									
3/30/2016									
3/31/2016									
4/4/2016									
4/5/2016									
5/11/2016									
5/12/2016		1.78							
5/13/2016	3.08								
5/16/2016			0.9104 (D)	5.08	3 (D)				
5/17/2016									
5/18/2016						1.41	1.43		
5/19/2016									1.5
5/20/2016									
5/23/2016									
5/24/2016									
5/25/2016								1.11	
5/26/2016									
5/27/2016									
5/31/2016									
6/1/2016									
7/19/2016									
7/20/2016		1.8							
7/21/2016	3.7								
7/22/2016									
7/25/2016			1.2 (D)	1.2	3 (D)				
7/26/2016									
7/27/2016							1.6		
7/28/2016						1.4			
7/29/2016									1.7
8/1/2016									
8/2/2016								1.5	
8/3/2016									
8/4/2016									
8/5/2016									
8/9/2016									
9/15/2016		1.4							
9/16/2016									
9/19/2016			1.1 (D)	1.9	3 (D)				
9/20/2016									
9/21/2016	2.4					1.2	1.6		
9/22/2016									
9/23/2016									1.8
9/26/2016								1.6	

Prediction Limit

Constituent: Chloride, Total (mg/L) Analysis Run 4/8/2024 7:52 PM View: Appendix III Interwell

Plant Bowen Data: Bowen 1, 2, 9, and 10

	GWA-41R (bg)	GWA-41 (bg)	GWC-45	GWC-44	GWC-45R	GWC-49Z	GWC-49R	GWC-8Z	GWA-1 (bg)
9/27/2016									
9/28/2016									
9/29/2016									
9/30/2016									
11/2/2016									
11/3/2016	3.4	1.6		2	3 (D)				
11/4/2016			1 (D)				1.6		
11/7/2016						1.4			
11/9/2016									2
11/10/2016									
11/11/2016									
11/14/2016									
11/18/2016									
11/21/2016								1.5	
11/22/2016									
11/23/2016									
11/28/2016									
1/17/2017	1.9								
1/18/2017		1.5							
1/19/2017				2.6					
1/20/2017					3.3 (D)				
1/23/2017			1.2 (D)						
1/24/2017						<1 (*)	1.7		
1/30/2017									1.5
1/31/2017									
2/1/2017									
2/3/2017								1.8	
2/6/2017									
2/7/2017									
2/8/2017									
2/9/2017									
2/10/2017									
2/13/2017									
2/21/2017									
2/22/2017									
3/24/2017		1.4							
3/27/2017	2.4								
3/28/2017				5.7					
3/29/2017			1.1 (D)		3.2 (D)		1.6		
3/30/2017						1.2			1.8
4/3/2017									
4/6/2017									
4/7/2017								1.5	
4/10/2017									
4/11/2017									
4/12/2017									
5/24/2017									
6/5/2017				7.8					
6/6/2017	4.5	2.8							
6/7/2017			1		3.1				
6/8/2017							1.6		
6/9/2017						1.1			1.6

ND substitution: RL or RL/2 if <15% NDs.

Prediction Limit

Constituent: Chloride, Total (mg/L) Analysis Run 4/8/2024 7:52 PM View: Appendix III Interwell

Plant Bowen Data: Bowen 1, 2, 9, and 10

	GWA-41R (bg)	GWA-41 (bg)	GWC-45	GWC-44	GWC-45R	GWC-49Z	GWC-49R	GWC-8Z	GWA-1 (bg)
6/12/2017									
6/13/2017								1.3	
6/14/2017									
6/15/2017									
6/16/2017									
7/12/2017									
7/14/2017									
7/17/2017									
7/20/2017				7.4					
7/26/2017									
7/27/2017									
7/28/2017									
8/9/2017									
8/10/2017									
8/24/2017									
9/22/2017									
9/25/2017	2.5	1.8							
9/26/2017				3.7					
9/27/2017			1.1		3.2				
9/29/2017						1.2	1.7		
10/2/2017									1.6
10/3/2017								1.4	
10/4/2017									
10/5/2017									
10/6/2017									
10/9/2017									
12/28/2017									
3/14/2018	4 (J)	3							
3/15/2018			<1	6.5	3.3	1.4	1.6		
3/16/2018									1.7
3/19/2018									
3/20/2018								1.8	
3/21/2018									
3/22/2018									
3/23/2018									
9/12/2018	2.1	1.4		3.6					
9/13/2018			0.93		2.9		1.3		
9/14/2018						1.1			
9/17/2018									1.55 (D)
9/18/2018								1.9	
9/19/2018									
9/20/2018									
3/13/2019									
3/14/2019	2.9	2.6	<1 (D)	6.4	4.3 (D)				
3/15/2019									
3/18/2019							2.7		
3/19/2019						<1			
3/20/2019									<1
3/21/2019									
3/22/2019									
3/23/2019									
3/25/2019									

ND substitution: RL or RL/2 if <15% NDs.

Prediction Limit

Constituent: Chloride, Total (mg/L) Analysis Run 4/8/2024 7:52 PM View: Appendix III Interwell

Plant Bowen Data: Bowen 1, 2, 9, and 10

	GWA-41R (bg)	GWA-41 (bg)	GWC-45	GWC-44	GWC-45R	GWC-49Z	GWC-49R	GWC-8Z	GWA-1 (bg)
3/27/2019									
5/6/2019								1.1	
9/9/2019									
9/10/2019	1.7	1.1							
9/11/2019			0.81 (JXD)	3.7	2.9 (D)	1	1.4		
9/12/2019									1.3
9/13/2019									
9/16/2019								1.4	
9/17/2019									
9/18/2019									
3/6/2020		1.3							
3/9/2020	1.3					1			
3/10/2020			0.8 (J)	5.9	4.4				
3/11/2020							1.4		1.4
3/12/2020									
3/13/2020									
3/16/2020								1.3	
3/17/2020									
9/10/2020	1.4	1.2							
9/11/2020			0.79 (J)		3.1		1.2		
9/14/2020						0.98 (J)			
9/15/2020				4.2					1.3
9/16/2020									
9/17/2020								1.4	
9/21/2020									
9/22/2020									
3/10/2021	1.6								
3/11/2021		1.5	0.83 (J)	5.5	4				
3/12/2021									
3/15/2021						0.98 (J)	1.2		
3/16/2021									1.3
3/17/2021									
3/18/2021								1.6	
3/19/2021									
3/29/2021									
8/4/2021	1.3	1.2		4.9					
8/5/2021						1			
8/6/2021			0.86 (J)		3.8				
8/9/2021									1.3
8/10/2021								1.2	
8/11/2021							1.1		
8/12/2021									
1/31/2022	1	1		4.2					
2/1/2022			0.79 (J)		4.3	0.93 (J)	1.1		1.2
2/2/2022								1.4	
2/3/2022									
2/4/2022									
2/7/2022									
2/17/2022									
4/28/2022									
8/10/2022									
8/11/2022	1.4	1.3							

Prediction Limit

Constituent: Chloride, Total (mg/L) Analysis Run 4/8/2024 7:52 PM View: Appendix III Interwell

Plant Bowen Data: Bowen 1, 2, 9, and 10

	GWA-41R (bg)	GWA-41 (bg)	GWC-45	GWC-44	GWC-45R	GWC-49Z	GWC-49R	GWC-8Z	GWA-1 (bg)
8/12/2022			<1		3				
8/15/2022				5.1		1.2	1.3		
8/16/2022									0.99 (J)
8/17/2022								1.3	
8/18/2022									
8/19/2022									
10/11/2022				2.9					
10/21/2022									
2/13/2023	1.5	1.6							
2/14/2023			0.81 (J)	5.7	5.3	1	1		
2/16/2023									1.2
2/17/2023									
2/20/2023								1.6	
2/21/2023									
2/22/2023									
3/16/2023									
7/25/2023	1.3	0.97 (J)							
7/26/2023			0.99 (J)	2.4	3.2				
7/27/2023						1	1.1		1.2
7/28/2023									
7/31/2023								1.5	
8/1/2023									
8/2/2023									
2/19/2024	1.3	1.2							
2/20/2024			0.76 (J)	4.8	3.2				
2/21/2024						0.97 (J)	1		
2/22/2024									1.1
2/26/2024								1.4	
2/27/2024									
2/28/2024									

ND substitution: RL or RL/2 if <15% NDs.

Prediction Limit

Constituent: Chloride, Total (mg/L) Analysis Run 4/8/2024 7:52 PM View: Appendix III Interwell

Plant Bowen Data: Bowen 1, 2, 9, and 10

	GWA-2R (bg)	GWA-3A (bg)	GWA-2 (bg)	GWA-50 (bg)	GWA-50R (bg)	GWC-5	GWC-6	GWC-6RZ	GWC-8RR
3/10/2016									
3/11/2016									
3/14/2016									
3/15/2016									
3/16/2016									
3/17/2016									
3/22/2016									
3/23/2016	0.9079	1.6092	2.4904						
3/28/2016				1.14	0.9204	0.8659			
3/29/2016							1.3977	1.6645	
3/30/2016									0.9409
3/31/2016									
4/4/2016									
4/5/2016									
5/11/2016									
5/12/2016									
5/13/2016									
5/16/2016									
5/17/2016									
5/18/2016									
5/19/2016	0.9136								
5/20/2016			1.71						
5/23/2016		1.52		1.19					
5/24/2016							1.33	1.58	0.92
5/25/2016					1.04	0.8639			
5/26/2016									
5/27/2016									
5/31/2016									
6/1/2016									
7/19/2016									
7/20/2016									
7/21/2016									
7/22/2016									
7/25/2016									
7/26/2016									
7/27/2016									
7/28/2016									
7/29/2016	1.1	1.5	2						
8/1/2016				1.2	0.85	0.93	1.2	1.4	
8/2/2016									1.2
8/3/2016									
8/4/2016									
8/5/2016									
8/9/2016									
9/15/2016									
9/16/2016									
9/19/2016									
9/20/2016									
9/21/2016									
9/22/2016	1	1.4							
9/23/2016			1.8						
9/26/2016				1.1	0.87		1.1	1.4	

Prediction Limit

Constituent: Chloride, Total (mg/L) Analysis Run 4/8/2024 7:52 PM View: Appendix III Interwell

Plant Bowen Data: Bowen 1, 2, 9, and 10

	GWA-2R (bg)	GWA-3A (bg)	GWA-2 (bg)	GWA-50 (bg)	GWA-50R (bg)	GWC-5	GWC-6	GWC-6RZ	GWC-8RR
9/27/2016						0.8			1.1
9/28/2016									
9/29/2016									
9/30/2016									
11/2/2016									
11/3/2016									
11/4/2016									
11/7/2016									
11/9/2016			1.6						
11/10/2016	1.2	1.6		1.3					
11/11/2016					0.99	0.95			
11/14/2016								1.6	
11/18/2016							1.2		
11/21/2016									
11/22/2016									1.2
11/23/2016									
11/28/2016									
1/17/2017									
1/18/2017									
1/19/2017									
1/20/2017									
1/23/2017									
1/24/2017									
1/30/2017				1.2	0.95				
1/31/2017	1.2	1.6	1.3			0.99			
2/1/2017							1.3	1.4	
2/3/2017									
2/6/2017									1.1
2/7/2017									
2/8/2017									
2/9/2017									
2/10/2017									
2/13/2017									
2/21/2017									
2/22/2017									
3/24/2017									
3/27/2017									
3/28/2017									
3/29/2017									
3/30/2017		1.4	1.6						
4/3/2017	0.99				0.88	0.93			
4/6/2017							1.1	1.5	1.2
4/7/2017				1.2					
4/10/2017									
4/11/2017									
4/12/2017									
5/24/2017									
6/5/2017									
6/6/2017									
6/7/2017									
6/8/2017									
6/9/2017	0.87								

Prediction Limit

Constituent: Chloride, Total (mg/L) Analysis Run 4/8/2024 7:52 PM View: Appendix III Interwell

Plant Bowen Data: Bowen 1, 2, 9, and 10

	GWA-2R (bg)	GWA-3A (bg)	GWA-2 (bg)	GWA-50 (bg)	GWA-50R (bg)	GWC-5	GWC-6	GWC-6RZ	GWC-8RR
6/12/2017		1.4	1.6	1.1	0.83	0.91			
6/13/2017							1.2	1.3	
6/14/2017									0.92
6/15/2017									
6/16/2017									
7/12/2017									
7/14/2017									
7/17/2017									
7/20/2017									
7/26/2017									
7/27/2017									
7/28/2017									
8/9/2017									
8/10/2017									
8/24/2017									
9/22/2017									
9/25/2017									
9/26/2017									
9/27/2017									
9/29/2017									
10/2/2017	1		0.94	1.2	0.94				
10/3/2017						0.95	1.2	1.3	
10/4/2017		1.5							1
10/5/2017									
10/6/2017									
10/9/2017									
12/28/2017									
3/14/2018									
3/15/2018									
3/16/2018	1.6			1.4	<1				
3/19/2018		1.5	1.9			0.82	1.2		
3/20/2018								1.7	
3/21/2018									1.3
3/22/2018									
3/23/2018									
9/12/2018									
9/13/2018									
9/14/2018	0.92		0.98						
9/17/2018		1.5		1.1		0.9	1.1	1.3	
9/18/2018					1				1.2
9/19/2018									
9/20/2018									
3/13/2019									
3/14/2019									
3/15/2019									
3/18/2019									
3/19/2019	2			<1	<1				
3/20/2019		<1	<1			<1			
3/21/2019							<1	<1	
3/22/2019									
3/23/2019									
3/25/2019									

ND substitution: RL or RL/2 if <15% NDs.

Prediction Limit

Constituent: Chloride, Total (mg/L) Analysis Run 4/8/2024 7:52 PM View: Appendix III Interwell

Plant Bowen Data: Bowen 1, 2, 9, and 10

	GWA-2R (bg)	GWA-3A (bg)	GWA-2 (bg)	GWA-50 (bg)	GWA-50R (bg)	GWC-5	GWC-6	GWC-6RZ	GWC-8RR
3/27/2019									0.9
5/6/2019									
9/9/2019									
9/10/2019									
9/11/2019									
9/12/2019			0.815 (JD)		0.74 (J)				
9/13/2019	0.94 (J)	1.5		1					
9/16/2019						0.73 (J)	1.1	1.2	0.75 (JD)
9/17/2019									
9/18/2019									
3/6/2020									
3/9/2020									
3/10/2020									
3/11/2020	0.6 (J)	1.4	2	0.91 (J)	0.73 (J)				
3/12/2020							1.3	1.3	0.93 (J)
3/13/2020									
3/16/2020						0.67 (J)			
3/17/2020									
9/10/2020									
9/11/2020									
9/14/2020									
9/15/2020	0.75 (J)		1.2		0.7 (J)				
9/16/2020				0.97 (J)		0.7 (J)	1.2	1.2	
9/17/2020									0.77 (J)
9/21/2020									
9/22/2020									
3/10/2021									
3/11/2021									
3/12/2021									
3/15/2021									
3/16/2021	0.73 (J)								
3/17/2021			1.4	1 (J)	0.81 (J)	0.69 (J)	1.2	1.4	0.78 (J)
3/18/2021									
3/19/2021									
3/29/2021		1.5							
8/4/2021									
8/5/2021									
8/6/2021									
8/9/2021	1.1	1.4	1.5	1 (J)	0.78 (J)	0.74 (J)			
8/10/2021							1	1.1	0.68 (J)
8/11/2021									
8/12/2021									
1/31/2022									
2/1/2022	0.77 (J)		1.4	0.91 (J)					
2/2/2022		1.9			0.7 (J)	0.66 (J)	1.1	1.3	0.77 (J)
2/3/2022									
2/4/2022									
2/7/2022									
2/17/2022									
4/28/2022									
8/10/2022									
8/11/2022									

Prediction Limit

Constituent: Chloride, Total (mg/L) Analysis Run 4/8/2024 7:52 PM View: Appendix III Interwell

Plant Bowen Data: Bowen 1, 2, 9, and 10

	GWA-2R (bg)	GWA-3A (bg)	GWA-2 (bg)	GWA-50 (bg)	GWA-50R (bg)	GWC-5	GWC-6	GWC-6RZ	GWC-8RR
8/12/2022									
8/15/2022									
8/16/2022	0.82 (J)	2.5	1.1	0.69 (J)		<1			
8/17/2022					<1		0.89 (J)	0.99 (J)	<1
8/18/2022									
8/19/2022									
10/11/2022									
10/21/2022									
2/13/2023									
2/14/2023									
2/16/2023	1.9		1.6	0.91 (J)	0.71 (J)				
2/17/2023		6.3					1.4	1.5	
2/20/2023						0.88 (J)			
2/21/2023									0.97 (J)
2/22/2023									
3/16/2023									
7/25/2023									
7/26/2023									
7/27/2023	0.92 (J)		1.3						
7/28/2023				0.95 (J)	0.72 (J)	0.69 (J)		1.3	
7/31/2023							1.3		0.98 (J)
8/1/2023		5.7							
8/2/2023									
2/19/2024									
2/20/2024									
2/21/2024									
2/22/2024		7.1	1.3	0.88 (J)	0.64 (J)				
2/26/2024	2					0.63 (J)	1.1	1.4	
2/27/2024									0.71 (J)
2/28/2024									

Prediction Limit

Constituent: Chloride, Total (mg/L) Analysis Run 4/8/2024 7:52 PM View: Appendix III Interwell

Plant Bowen Data: Bowen 1, 2, 9, and 10

	GWC-9	GWC-10	GWC-10R	GWC-13RZ	GWC-11R	GWC-12	GWC-11	GWC-13	GWC-15Z
3/10/2016									
3/11/2016									
3/14/2016									
3/15/2016									
3/16/2016									
3/17/2016									
3/22/2016									
3/23/2016									
3/28/2016									
3/29/2016									
3/30/2016	2.21								
3/31/2016		2.72	2.79						
4/4/2016				3.3	1.67	1.03	1.42	3.55	
4/5/2016									0.9439
5/11/2016									
5/12/2016									
5/13/2016									
5/16/2016									
5/17/2016									
5/18/2016									
5/19/2016									
5/20/2016									
5/23/2016									
5/24/2016									
5/25/2016									
5/26/2016	2.1	2.63	2.87		1.64		1.37		
5/27/2016						0.9684			
5/31/2016								3.55	1
6/1/2016				3.18					
7/19/2016									
7/20/2016									
7/21/2016									
7/22/2016									
7/25/2016									
7/26/2016									
7/27/2016									
7/28/2016									
7/29/2016									
8/1/2016									
8/2/2016									
8/3/2016			3.2			1.3	1.4		
8/4/2016					1.7			4.4	
8/5/2016	2.4	3							
8/9/2016									
9/15/2016									
9/16/2016									
9/19/2016									
9/20/2016									
9/21/2016									
9/22/2016									
9/23/2016									
9/26/2016									

Prediction Limit

Constituent: Chloride, Total (mg/L) Analysis Run 4/8/2024 7:52 PM View: Appendix III Interwell

Plant Bowen Data: Bowen 1, 2, 9, and 10

	GWC-9	GWC-10	GWC-10R	GWC-13RZ	GWC-11R	GWC-12	GWC-11	GWC-13	GWC-15Z
9/27/2016									
9/28/2016	2.1	2.5	3		1.4		1.2		
9/29/2016								4	
9/30/2016						1.2			
11/2/2016									
11/3/2016									
11/4/2016									
11/7/2016									
11/9/2016									
11/10/2016									
11/11/2016									
11/14/2016									
11/18/2016									
11/21/2016	2.2								
11/22/2016		2.6	3.1		1.9	1.2	1.6		
11/23/2016									1.7
11/28/2016								4	
1/17/2017									
1/18/2017									
1/19/2017									
1/20/2017									
1/23/2017									
1/24/2017									
1/30/2017									
1/31/2017									
2/1/2017									
2/3/2017									
2/6/2017	2.5								
2/7/2017		2.3	3						
2/8/2017					1.7		1.4		
2/9/2017								7.5	
2/10/2017									1.6
2/13/2017						0.96			
2/21/2017									
2/22/2017				7.2					
3/24/2017									
3/27/2017									
3/28/2017									
3/29/2017									
3/30/2017									
4/3/2017									
4/6/2017	2.2								
4/7/2017									
4/10/2017		1.9	2.3		1.8		1.3		
4/11/2017				5.5		1.2			1.5
4/12/2017								5.3	
5/24/2017									
6/5/2017									
6/6/2017									
6/7/2017									
6/8/2017									
6/9/2017									

Prediction Limit

Constituent: Chloride, Total (mg/L) Analysis Run 4/8/2024 7:52 PM View: Appendix III Interwell

Plant Bowen Data: Bowen 1, 2, 9, and 10

	GWC-9	GWC-10	GWC-10R	GWC-13RZ	GWC-11R	GWC-12	GWC-11	GWC-13	GWC-15Z
6/12/2017									
6/13/2017	2								
6/14/2017		1.9	2			0.89			
6/15/2017					1.5		1.2		1
6/16/2017				8.7				5.4	
7/12/2017				7.5					1.8
7/14/2017									
7/17/2017									
7/20/2017									
7/26/2017									1.2
7/27/2017									
7/28/2017				6.6					
8/9/2017									
8/10/2017				8.5					
8/24/2017									
9/22/2017									
9/25/2017									
9/26/2017									
9/27/2017									
9/29/2017									
10/2/2017									
10/3/2017	2								
10/4/2017		2	2.1		1.6	1	1.3		
10/5/2017									
10/6/2017				8.9					1.7
10/9/2017								6.2	
12/28/2017									
3/14/2018									
3/15/2018									
3/16/2018									
3/19/2018									
3/20/2018	2.4	2.2							
3/21/2018			2.5				1.6	4.6	
3/22/2018					2	<1			
3/23/2018				8.3					<1
9/12/2018									
9/13/2018									
9/14/2018									
9/17/2018									
9/18/2018	2.4 (D)	2.4	2.5		1.9	1.3	1.5		
9/19/2018								5.1	1.1
9/20/2018				9.6					
3/13/2019									
3/14/2019									
3/15/2019									
3/18/2019									
3/19/2019									
3/20/2019									
3/21/2019	2								
3/22/2019		2.2	2.8	7.4					1.2
3/23/2019					1.7	0.88	1.2	3.5	
3/25/2019									

ND substitution: RL or RL/2 if <15% NDs.

Prediction Limit

Constituent: Chloride, Total (mg/L) Analysis Run 4/8/2024 7:52 PM View: Appendix III Interwell

Plant Bowen Data: Bowen 1, 2, 9, and 10

	GWC-9	GWC-10	GWC-10R	GWC-13RZ	GWC-11R	GWC-12	GWC-11	GWC-13	GWC-15Z
3/27/2019									
5/6/2019									
9/9/2019									
9/10/2019									
9/11/2019									
9/12/2019									
9/13/2019									
9/16/2019	1.9								
9/17/2019		2.4	2.8		1.4	0.835 (JD)	1.1		0.78 (X)
9/18/2019				7.6				4	
3/6/2020									
3/9/2020									
3/10/2020									
3/11/2020									
3/12/2020	1.9	2.3	3		1.5	0.84 (J)	1		
3/13/2020								3.3	0.7 (J)
3/16/2020									
3/17/2020				7.7					
9/10/2020									
9/11/2020									
9/14/2020									
9/15/2020									
9/16/2020									
9/17/2020	1.9	2.5	2.9						
9/21/2020					1.3	0.71 (J)	1		0.64 (J)
9/22/2020				7				3.5	
3/10/2021									
3/11/2021									
3/12/2021									
3/15/2021									
3/16/2021									
3/17/2021									
3/18/2021	2.2	2.1	2.5					3.4	0.67 (J)
3/19/2021				7.4	1.4	0.79 (J)	1.1		
3/29/2021									
8/4/2021									
8/5/2021									
8/6/2021									
8/9/2021									
8/10/2021	1.8	1.9							
8/11/2021			2.1		1.3	0.72 (J)	0.9 (J)	2.9	<1
8/12/2021				5.8					
1/31/2022									
2/1/2022									
2/2/2022	2.1					0.79 (J)			
2/3/2022									
2/4/2022		1.9	2.2	6.1	1.4		1.1		
2/7/2022									0.6 (J)
2/17/2022								3.1	
4/28/2022									
8/10/2022									
8/11/2022									

ND substitution: RL or RL/2 if <15% NDs.

Prediction Limit

Constituent: Chloride, Total (mg/L) Analysis Run 4/8/2024 7:52 PM View: Appendix III Interwell

Plant Bowen Data: Bowen 1, 2, 9, and 10

	GWC-9	GWC-10	GWC-10R	GWC-13RZ	GWC-11R	GWC-12	GWC-11	GWC-13	GWC-15Z
8/12/2022									
8/15/2022									
8/16/2022									
8/17/2022	1.9	1.6							
8/18/2022			2.5 (J)		1.7	1	1.2	3.4	
8/19/2022				6.4					0.88 (J)
10/11/2022									
10/21/2022									
2/13/2023									
2/14/2023									
2/16/2023									
2/17/2023									
2/20/2023		1.9	2.4		1.6		1.2		
2/21/2023	2.1					0.99 (J)			
2/22/2023				5.8				3.2	0.83 (J)
3/16/2023									
7/25/2023									
7/26/2023									
7/27/2023									
7/28/2023									
7/31/2023	2	2.1	2.3						
8/1/2023					1.6	0.96 (J)	1.3	3.3	0.82 (J)
8/2/2023				5.4					
2/19/2024									
2/20/2024									
2/21/2024									
2/22/2024									
2/26/2024									
2/27/2024	1.9	1.7	2.1			0.74 (J)		3	
2/28/2024				5.3	1.3		1		<1

ND substitution: RL or RL/2 if <15% NDs.

Prediction Limit

Constituent: Chloride, Total (mg/L) Analysis Run 4/8/2024 7:52 PM View: Appendix III Interwell

Plant Bowen Data: Bowen 1, 2, 9, and 10

	GWC-14Z	GWC-15R	GWA-39RZ (bg)	GWC-7Z	GWA-4RZ (bg)
3/10/2016					
3/11/2016					
3/14/2016					
3/15/2016					
3/16/2016					
3/17/2016					
3/22/2016					
3/23/2016					
3/28/2016					
3/29/2016					
3/30/2016					
3/31/2016					
4/4/2016					
4/5/2016	1.93	2.08			
5/11/2016					
5/12/2016					
5/13/2016					
5/16/2016			1.74 (D)		
5/17/2016					
5/18/2016					
5/19/2016					
5/20/2016					
5/23/2016					
5/24/2016					
5/25/2016					
5/26/2016					
5/27/2016					
5/31/2016		1.51		1.33	
6/1/2016	1.93				
7/19/2016					
7/20/2016					
7/21/2016					
7/22/2016					
7/25/2016					
7/26/2016					
7/27/2016			2.1 (D)		
7/28/2016					
7/29/2016					
8/1/2016					
8/2/2016				1.5	
8/3/2016					
8/4/2016		1.7			
8/5/2016					
8/9/2016	2.4				
9/15/2016					
9/16/2016					
9/19/2016					
9/20/2016					
9/21/2016					
9/22/2016					
9/23/2016					
9/26/2016					

Prediction Limit

Constituent: Chloride, Total (mg/L) Analysis Run 4/8/2024 7:52 PM View: Appendix III Interwell

Plant Bowen Data: Bowen 1, 2, 9, and 10

	GWC-14Z	GWC-15R	GWA-39RZ (bg)	GWC-7Z	GWA-4RZ (bg)
9/27/2016				1.4	
9/28/2016					
9/29/2016		1.5			
9/30/2016					
11/2/2016					
11/3/2016					
11/4/2016					
11/7/2016					
11/9/2016					
11/10/2016					
11/11/2016					
11/14/2016					
11/18/2016					
11/21/2016				1.5	
11/22/2016					
11/23/2016		1.9			
11/28/2016	3				
1/17/2017					
1/18/2017					
1/19/2017					
1/20/2017					
1/23/2017					
1/24/2017					
1/30/2017					
1/31/2017					
2/1/2017				1.5	
2/3/2017					
2/6/2017					
2/7/2017					
2/8/2017					
2/9/2017	3				
2/10/2017		1.5			
2/13/2017					
2/21/2017			4 (D)		
2/22/2017					3.7 (D)
3/24/2017					
3/27/2017			2.6 (D)		
3/28/2017					
3/29/2017					
3/30/2017					
4/3/2017					
4/6/2017				1.2	
4/7/2017					2.5 (D)
4/10/2017					
4/11/2017	4.5				
4/12/2017		1.7			
5/24/2017					
6/5/2017					
6/6/2017					
6/7/2017					
6/8/2017			2.1 (D)		
6/9/2017					

Prediction Limit

Constituent: Chloride, Total (mg/L) Analysis Run 4/8/2024 7:52 PM View: Appendix III Interwell

Plant Bowen Data: Bowen 1, 2, 9, and 10

	GWC-14Z	GWC-15R	GWA-39RZ (bg)	GWC-7Z	GWA-4RZ (bg)
6/12/2017					
6/13/2017				0.98	
6/14/2017	3				2.6 (D)
6/15/2017		1.4			
6/16/2017					
7/12/2017	3.9				2.8 (D)
7/14/2017				1.1	
7/17/2017			1.9 (D)		
7/20/2017					2.3 (D)
7/26/2017					
7/27/2017			3 (D)		
7/28/2017					2 (D)
8/9/2017			2.5 (D)		1.8 (D)
8/10/2017					
8/24/2017					2.9 (D)
9/22/2017					
9/25/2017					
9/26/2017					
9/27/2017					
9/29/2017			2.7 (D)		
10/2/2017					
10/3/2017				1	2.8 (D)
10/4/2017					
10/5/2017	2.7				
10/6/2017		1.6			
10/9/2017					
12/28/2017					
3/14/2018					
3/15/2018					
3/16/2018			2.6		
3/19/2018					
3/20/2018				1.5	
3/21/2018					2.9
3/22/2018	3.4				
3/23/2018		1.5			
9/12/2018					
9/13/2018					
9/14/2018			1.9		
9/17/2018					
9/18/2018				1.3	3.1
9/19/2018	2.8	1.7			
9/20/2018					
3/13/2019					
3/14/2019			2.8		
3/15/2019					
3/18/2019					
3/19/2019					
3/20/2019					
3/21/2019				<1	3.6 (D)
3/22/2019	3.7				
3/23/2019					
3/25/2019		1.9			

ND substitution: RL or RL/2 if <15% NDs.

Prediction Limit

Constituent: Chloride, Total (mg/L) Analysis Run 4/8/2024 7:52 PM View: Appendix III Interwell

Plant Bowen Data: Bowen 1, 2, 9, and 10

	GWC-14Z	GWC-15R	GWA-39RZ (bg)	GWC-7Z	GWA-4RZ (bg)
3/27/2019					
5/6/2019					
9/9/2019					
9/10/2019			2.3		
9/11/2019					
9/12/2019					2.1 (D)
9/13/2019				1	
9/16/2019					
9/17/2019	3.8	2			
9/18/2019					
3/6/2020					
3/9/2020			1.5		
3/10/2020					
3/11/2020					
3/12/2020				0.72 (J)	2.3
3/13/2020	4.2	1.6			
3/16/2020					
3/17/2020					
9/10/2020					
9/11/2020					
9/14/2020					
9/15/2020					
9/16/2020			1.7	0.79 (J)	
9/17/2020					2.4
9/21/2020	3.5	1.6			
9/22/2020					
3/10/2021					
3/11/2021					
3/12/2021					
3/15/2021					
3/16/2021			1.3		2.7
3/17/2021				0.79 (J)	
3/18/2021	4	1.7			
3/19/2021					
3/29/2021					
8/4/2021					
8/5/2021					
8/6/2021			1.3		
8/9/2021					
8/10/2021				0.68 (J)	2.8
8/11/2021	3.4	1.2			
8/12/2021					
1/31/2022					
2/1/2022					
2/2/2022			1.5	0.76 (J)	
2/3/2022					2.6
2/4/2022	3.6	1.2			
2/7/2022					
2/17/2022					
4/28/2022					
8/10/2022					
8/11/2022					

Prediction Limit

Constituent: Chloride, Total (mg/L) Analysis Run 4/8/2024 7:52 PM View: Appendix III Interwell

Plant Bowen Data: Bowen 1, 2, 9, and 10

	GWC-14Z	GWC-15R	GWA-39RZ (bg)	GWC-7Z	GWA-4RZ (bg)
8/12/2022					
8/15/2022					
8/16/2022			1.6		
8/17/2022				<1	2.6
8/18/2022	4.3				
8/19/2022		1.4			
10/11/2022					
10/21/2022					
2/13/2023					
2/14/2023			1.6		
2/16/2023					
2/17/2023					3
2/20/2023				0.94 (J)	
2/21/2023					
2/22/2023	4	1.5			
3/16/2023					
7/25/2023			1.7		
7/26/2023					
7/27/2023					
7/28/2023					3
7/31/2023				0.94 (J)	
8/1/2023	3.7				
8/2/2023		1.2			
2/19/2024			1.4		
2/20/2024					
2/21/2024					
2/22/2024					
2/26/2024				0.74 (J)	
2/27/2024					3.2
2/28/2024	3.7	0.8 (J)			

ND substitution: RL or RL/2 if <15% NDs.

Prediction Limit

Constituent: pH (pH_units) Analysis Run 4/8/2024 7:52 PM View: Appendix III Interwell

Plant Bowen Data: Bowen 1, 2, 9, and 10

	GWC-47R	GWC-47	GWC-46R	GWC-48	GWA-43 (bg)	GWA-42 (bg)	GWA-43R (bg)	GWA-39Z (bg)	GWA-41 (bg)
3/10/2016	8.08	7.56	7.39	5.66					
3/11/2016					6.43	7.37	7.89		
3/14/2016								6.91	
3/15/2016									6.74
3/16/2016									
3/17/2016									
3/22/2016									
3/23/2016									
3/28/2016									
3/29/2016									
3/30/2016									
3/31/2016									
4/4/2016									
4/5/2016									
5/11/2016								6.51	
5/12/2016									6.41
5/13/2016					6.8		7.86		
5/16/2016						7.55			
5/17/2016			7.32	5.11					
5/18/2016	7.91	7.58							
5/19/2016									
5/20/2016									
5/23/2016									
5/24/2016									
5/25/2016									
5/26/2016									
5/27/2016									
5/31/2016									
6/1/2016									
7/19/2016					6.42		7.83	6.12	
7/20/2016									6.59
7/21/2016									
7/22/2016						7.51			
7/25/2016									
7/26/2016			7.32						
7/27/2016	7.83	7.58		5.17					
7/28/2016									
7/29/2016									
8/1/2016									
8/2/2016									
8/3/2016									
8/4/2016									
8/5/2016									
8/9/2016									
9/15/2016								5.96	
9/16/2016					6.19		7.75		
9/19/2016						7.52			
9/20/2016	7.69	7.68	7.3	5.12					
9/21/2016									
9/22/2016									
9/23/2016									
9/26/2016									

Prediction Limit

Constituent: pH (pH_units) Analysis Run 4/8/2024 7:52 PM View: Appendix III Interwell

Plant Bowen Data: Bowen 1, 2, 9, and 10

	GWC-47R	GWC-47	GWC-46R	GWC-48	GWA-43 (bg)	GWA-42 (bg)	GWA-43R (bg)	GWA-39Z (bg)	GWA-41 (bg)
9/27/2016									
9/28/2016									
9/29/2016									
9/30/2016									
11/2/2016					6.36		7.77	5.78	
11/3/2016						7.56			6.45
11/4/2016	7.75		7.38	5.03					
11/7/2016		7.7							
11/9/2016									
11/10/2016									
11/11/2016									
11/14/2016									
11/18/2016									
11/21/2016									
11/22/2016									
11/23/2016									
11/28/2016									
1/17/2017						7.59			
1/18/2017					6.16		7.65	6.13	6.34
1/19/2017									
1/20/2017	7.6		7.29						
1/23/2017		7.61		5.1					
1/24/2017									
1/30/2017									
1/31/2017									
2/1/2017									
2/3/2017									
2/6/2017									
2/7/2017									
2/8/2017									
2/9/2017									
2/10/2017									
2/13/2017									
2/21/2017									
2/22/2017									
3/24/2017									6.42
3/27/2017						7.63			
3/28/2017			7.21	5.03	5.8		7.79	6.59	
3/29/2017	7.63	7.57							
3/30/2017									
4/3/2017									
4/6/2017									
4/7/2017									
4/10/2017									
4/11/2017									
4/12/2017									
5/24/2017									
6/5/2017									
6/6/2017					5.97		7.89		6.82
6/7/2017			7.47			7.55		6.72	
6/8/2017	7.64	7.48		4.77					
6/9/2017									

Prediction Limit

Constituent: pH (pH_units) Analysis Run 4/8/2024 7:52 PM View: Appendix III Interwell

Plant Bowen Data: Bowen 1, 2, 9, and 10

	GWC-47R	GWC-47	GWC-46R	GWC-48	GWA-43 (bg)	GWA-42 (bg)	GWA-43R (bg)	GWA-39Z (bg)	GWA-41 (bg)
6/12/2017									
6/13/2017									
6/14/2017									
6/15/2017									
6/16/2017									
7/11/2017									
7/12/2017									
7/14/2017									
7/17/2017									
7/19/2017									
7/20/2017									
7/26/2017									
7/27/2017									
7/28/2017									
8/8/2017									
8/9/2017									
8/10/2017									
8/23/2017									
8/24/2017									
9/22/2017					5.77		7.8		
9/25/2017									6.63
9/26/2017						7.59		7.05	
9/27/2017	7.62	7.55							
9/29/2017			7.42	5.06					
10/2/2017									
10/3/2017									
10/4/2017									
10/5/2017									
10/6/2017									
10/9/2017									
12/28/2017		7.59 (Y)		5.07 (Y)			7.78 (Y)	6.79 (Y)	
12/29/2017									
1/9/2018									
1/10/2018									
3/14/2018					5.85	7.6		7.42	7.08
3/15/2018		7.42	7.22	5.14			7.66		
3/16/2018	7.72								
3/19/2018									
3/20/2018									
3/21/2018									
3/22/2018									
3/23/2018									
9/12/2018					5.65		7.75	6.86	6.54
9/13/2018	7.68	7.49	7.52	5.02					
9/14/2018						7.37			
9/17/2018									
9/18/2018									
9/19/2018									
9/20/2018									
3/13/2019					5.63		7.84		
3/14/2019						7.57			6.58
3/15/2019		7.45		5.28				6.78	

Prediction Limit

Constituent: pH (pH_units) Analysis Run 4/8/2024 7:52 PM View: Appendix III Interwell

Plant Bowen Data: Bowen 1, 2, 9, and 10

	GWC-47R	GWC-47	GWC-46R	GWC-48	GWA-43 (bg)	GWA-42 (bg)	GWA-43R (bg)	GWA-39Z (bg)	GWA-41 (bg)
3/18/2019			7.39						
3/19/2019	7.93								
3/20/2019									
3/21/2019									
3/22/2019									
3/23/2019									
3/25/2019									
3/27/2019									
5/6/2019									
9/9/2019								6.49	
9/10/2019						7.53			5.66
9/11/2019	7.55		7.36	4.93	5.53		7.75		
9/12/2019		7.48							
9/13/2019									
9/16/2019									
9/17/2019									
9/18/2019									
3/6/2020						7.42			6.82
3/9/2020	7.51	7.19		5.18	5.5		7.73	5.9	
3/10/2020			7.44						
3/11/2020									
3/12/2020									
3/13/2020									
3/16/2020									
3/17/2020									
9/10/2020						7.48		5.53	6.4
9/11/2020					6.25				
9/14/2020		7.54	7.43	5			7.76		
9/15/2020	7.64								
9/16/2020									
9/17/2020									
9/21/2020									
9/22/2020									
12/15/2020									
3/10/2021									
3/11/2021	7.48	7.34	7.53	4.95	5.55	7.53	7.81		6.8
3/12/2021								6.39	
3/15/2021									
3/16/2021									
3/17/2021									
3/18/2021									
3/19/2021									
3/29/2021									
5/26/2021			7.39	4.72					
8/4/2021				4.91		7.35		6.21	6.34
8/5/2021	7.45	7.41	7.44				7.75		
8/6/2021					5.52				
8/9/2021									
8/10/2021									
8/11/2021									
8/12/2021									
10/28/2021	7.36	7.34							

Prediction Limit

Constituent: pH (pH_units) Analysis Run 4/8/2024 7:52 PM View: Appendix III Interwell

Plant Bowen Data: Bowen 1, 2, 9, and 10

	GWC-47R	GWC-47	GWC-46R	GWC-48	GWA-43 (bg)	GWA-42 (bg)	GWA-43R (bg)	GWA-39Z (bg)	GWA-41 (bg)
1/31/2022			7.48	4.86	5.71	7.17	8.04	6.41	6.02
2/1/2022	7.54	7.55							
2/2/2022									
2/3/2022									
2/4/2022									
2/7/2022									
2/17/2022									
4/28/2022				5					
8/10/2022						7.26	7.72	6.07	
8/11/2022					5.64				6.29
8/12/2022									
8/15/2022	7.35	7.43	7.58	4.89					
8/16/2022									
8/17/2022									
8/18/2022									
8/19/2022									
10/11/2022									
10/21/2022				4.79					
2/13/2023						6.83	7.82	6.35	6.25
2/14/2023	7.38	7.2	7.49	4.75	5.24				
2/16/2023									
2/17/2023									
2/20/2023									
2/21/2023									
2/22/2023									
3/16/2023				4.55					
4/11/2023									
7/25/2023					4.64		7.31		5.58
7/26/2023			7.18	4.31		6.92		5.77	
7/27/2023	7.03	6.73							
7/28/2023									
7/31/2023									
8/1/2023									
8/2/2023									
2/19/2024								6.34	6.17
2/20/2024					5.31	7.39	7.82		
2/21/2024	7.32	6.91	7.11	4.71					
2/22/2024									
2/26/2024									
2/27/2024									
2/28/2024									

Prediction Limit

Constituent: pH (pH_units) Analysis Run 4/8/2024 7:52 PM View: Appendix III Interwell

Plant Bowen Data: Bowen 1, 2, 9, and 10

	GWA-41R (bg)	GWA-40 (bg)	GWC-45R	GWC-44	GWC-45	GWC-49R	GWC-49Z	GWC-8Z	GWA-1 (bg)
3/10/2016									
3/11/2016									
3/14/2016									
3/15/2016	7.15	7.58							
3/16/2016			7.22	4.49	5.1				
3/17/2016						7.82	6.4		
3/22/2016								7.53	7.65
3/23/2016									
3/28/2016									
3/29/2016									
3/30/2016									
3/31/2016									
4/4/2016									
4/5/2016									
5/11/2016		7.24							
5/12/2016									
5/13/2016	7.29								
5/16/2016			7.34	4.55	5.15				
5/17/2016									
5/18/2016						7.85	6.17		
5/19/2016									7.6
5/20/2016									
5/23/2016									
5/24/2016									
5/25/2016								8.04	
5/26/2016									
5/27/2016									
5/31/2016									
6/1/2016									
7/19/2016									
7/20/2016									
7/21/2016	7.43	7.53							
7/22/2016									
7/25/2016			7.38	4.63	5.13				
7/26/2016									
7/27/2016						7.87			
7/28/2016							5.85		
7/29/2016									7.58
8/1/2016									
8/2/2016								7.74	
8/3/2016									
8/4/2016									
8/5/2016									
8/9/2016									
9/15/2016		7							
9/16/2016									
9/19/2016		7.19	7.37	4.65	5				
9/20/2016									
9/21/2016	7.05					7.8	5.61		
9/22/2016									
9/23/2016									7.57
9/26/2016								7.4	

Prediction Limit

Constituent: pH (pH_units) Analysis Run 4/8/2024 7:52 PM View: Appendix III Interwell

Plant Bowen Data: Bowen 1, 2, 9, and 10

	GWA-41R (bg)	GWA-40 (bg)	GWC-45R	GWC-44	GWC-45	GWC-49R	GWC-49Z	GWC-8Z	GWA-1 (bg)
9/27/2016									
9/28/2016									
9/29/2016									
9/30/2016									
11/2/2016									
11/3/2016	7.4	7.13	7.52	4.69					
11/4/2016					5.02	7.89			
11/7/2016							5.71		
11/9/2016									7.45
11/10/2016									
11/11/2016									
11/14/2016									
11/18/2016									
11/21/2016								7.4	
11/22/2016									
11/23/2016									
11/28/2016									
1/17/2017	7.06	7.51							
1/18/2017									
1/19/2017				4.58					
1/20/2017			7.3						
1/23/2017					4.9				
1/24/2017						7.97	5.58		
1/30/2017									7.64
1/31/2017									
2/1/2017									
2/3/2017								7.05	
2/6/2017									
2/7/2017									
2/8/2017									
2/9/2017									
2/10/2017									
2/13/2017									
2/21/2017									
2/22/2017									
3/24/2017		7.55							
3/27/2017	7.13								
3/28/2017				4.45					
3/29/2017			7.29		5.08	7.71			
3/30/2017							5.44		7.51
4/3/2017									
4/6/2017									
4/7/2017								7.14	
4/10/2017									
4/11/2017									
4/12/2017									
5/24/2017		7.6							
6/5/2017				4.33					
6/6/2017	7.18								
6/7/2017			7.43		5.06				
6/8/2017						7.86			
6/9/2017							5.11		7.6

Prediction Limit

Constituent: pH (pH_units) Analysis Run 4/8/2024 7:52 PM View: Appendix III Interwell

Plant Bowen Data: Bowen 1, 2, 9, and 10

	GWA-41R (bg)	GWA-40 (bg)	GWC-45R	GWC-44	GWC-45	GWC-49R	GWC-49Z	GWC-8Z	GWA-1 (bg)
6/12/2017									
6/13/2017								7.52	
6/14/2017									
6/15/2017									
6/16/2017									
7/11/2017									
7/12/2017									
7/14/2017									
7/17/2017									
7/19/2017									
7/20/2017				4.38					
7/26/2017									
7/27/2017									
7/28/2017									
8/8/2017									
8/9/2017									
8/10/2017									
8/23/2017									
8/24/2017									
9/22/2017									
9/25/2017	6.88								
9/26/2017		7.66		4.51					
9/27/2017			7.2		4.92				
9/29/2017						7.72	5.51		
10/2/2017									7.55
10/3/2017								7.38	
10/4/2017									
10/5/2017									
10/6/2017									
10/9/2017									
12/28/2017		7.34 (Y)				7.71 (Y)			
12/29/2017					5.08 (Y)				
1/9/2018									
1/10/2018							5.51 (Y)		
3/14/2018	7.04	7.56							
3/15/2018			6.87	4.34	4.6	7.51	5.12		
3/16/2018									7.58
3/19/2018									
3/20/2018								7.27	
3/21/2018									
3/22/2018									
3/23/2018									
9/12/2018	7.02	7.12		4.49					
9/13/2018			7.31		5.26	8.02			
9/14/2018							5.38		
9/17/2018									7.53 (D)
9/18/2018								6.95	
9/19/2018									
9/20/2018									
3/13/2019		7.12							
3/14/2019	6.93		7.14 (D)	4.41	5.01 (D)				
3/15/2019									

Prediction Limit

Constituent: pH (pH_units) Analysis Run 4/8/2024 7:52 PM View: Appendix III Interwell

Plant Bowen Data: Bowen 1, 2, 9, and 10

	GWA-41R (bg)	GWA-40 (bg)	GWC-45R	GWC-44	GWC-45	GWC-49R	GWC-49Z	GWC-8Z	GWA-1 (bg)
3/18/2019						7.89			
3/19/2019							5.6		
3/20/2019									7.64
3/21/2019									
3/22/2019									
3/23/2019									
3/25/2019									
3/27/2019									
5/6/2019								7.98	
9/9/2019		7.07							
9/10/2019	6.72								
9/11/2019			7.2 (D)	4.36	4.93 (D)	8.22	5.35		
9/12/2019									7.36
9/13/2019									
9/16/2019								7.15	
9/17/2019									
9/18/2019									
3/6/2020									
3/9/2020	6.7	7.5					5.6		
3/10/2020			7.05	4.44	4.98				
3/11/2020						8.19			7.51
3/12/2020									
3/13/2020									
3/16/2020								7.01	
3/17/2020									
9/10/2020	6.67								
9/11/2020		6.98	7.26		4.91	8			
9/14/2020							5.32		
9/15/2020				4.46					7.43
9/16/2020									
9/17/2020								7.05	
9/21/2020									
9/22/2020									
12/15/2020					4.92				
3/10/2021	7.3	7.3							
3/11/2021			7.21	4.21	4.68				
3/12/2021									
3/15/2021						8.05	5.31		
3/16/2021									7.57
3/17/2021									
3/18/2021								6.45	
3/19/2021									
3/29/2021									
5/26/2021									
8/4/2021	7.15	6.79		4.38					
8/5/2021							5.34		
8/6/2021			7.05		4.65				
8/9/2021									7.44
8/10/2021								6.99	
8/11/2021						7.98			
8/12/2021									
10/28/2021									

Prediction Limit

Constituent: pH (pH_units) Analysis Run 4/8/2024 7:52 PM View: Appendix III Interwell

Plant Bowen Data: Bowen 1, 2, 9, and 10

	GWA-41R (bg)	GWA-40 (bg)	GWC-45R	GWC-44	GWC-45	GWC-49R	GWC-49Z	GWC-8Z	GWA-1 (bg)
1/31/2022	6.63	6.85		4.78					
2/1/2022			7.15		4.88	7.63	5		7.52
2/2/2022								8.92	
2/3/2022									
2/4/2022									
2/7/2022									
2/17/2022									
4/28/2022								6.91	
8/10/2022									
8/11/2022	7.12								
8/12/2022		6.83	7.08		4.7				
8/15/2022				4.3		7.81	5.06		
8/16/2022									7.36
8/17/2022								6.36	
8/18/2022									
8/19/2022									
10/11/2022				4.13					
10/21/2022									
2/13/2023	6.45	6.94							
2/14/2023			6.71	3.95	4.26	7.75	5.15		
2/16/2023									7.39
2/17/2023									
2/20/2023								6.87	
2/21/2023									
2/22/2023									
3/16/2023									
4/11/2023									
7/25/2023	6.19								
7/26/2023		6.46	6.92	4.08	4.19				
7/27/2023						7.45	4.47		7.08
7/28/2023									
7/31/2023								6.52	
8/1/2023									
8/2/2023									
2/19/2024	6.79	6.75							
2/20/2024			6.46	3.87	3.95				
2/21/2024						7.82	5.11		
2/22/2024									6.97
2/26/2024								6.35	
2/27/2024									
2/28/2024									

Prediction Limit

Constituent: pH (pH_units) Analysis Run 4/8/2024 7:52 PM View: Appendix III Interwell

Plant Bowen Data: Bowen 1, 2, 9, and 10

	GWA-2R (bg)	GWA-2 (bg)	GWA-3A (bg)	GWC-5	GWA-50 (bg)	GWA-50R (bg)	GWC-6RZ	GWC-6	GWC-8RR
3/10/2016									
3/11/2016									
3/14/2016									
3/15/2016									
3/16/2016									
3/17/2016									
3/22/2016									
3/23/2016	7.45	6.7	5.96						
3/28/2016				7.04	6.22	6.45			
3/29/2016							7.24	7.54	
3/30/2016									8.2
3/31/2016									
4/4/2016									
4/5/2016									
5/11/2016									
5/12/2016									
5/13/2016									
5/16/2016									
5/17/2016									
5/18/2016									
5/19/2016	7.5								
5/20/2016		6.36							
5/23/2016			5.73		5.86				
5/24/2016							7.1	7.39	8.07
5/25/2016				6.39		6.96			
5/26/2016									
5/27/2016									
5/31/2016									
6/1/2016									
7/19/2016									
7/20/2016									
7/21/2016									
7/22/2016									
7/25/2016									
7/26/2016									
7/27/2016									
7/28/2016									
7/29/2016	7.59	6.75	5.51						
8/1/2016				6.13	6.39	5.64	7.07	7.26	
8/2/2016									8.07
8/3/2016									
8/4/2016									
8/5/2016									
8/9/2016									
9/15/2016									
9/16/2016									
9/19/2016									
9/20/2016									
9/21/2016									
9/22/2016	7.44		5.45						
9/23/2016		6.62							
9/26/2016					5.74	6.26	7.15	7.19	

Prediction Limit

Constituent: pH (pH_units) Analysis Run 4/8/2024 7:52 PM View: Appendix III Interwell

Plant Bowen Data: Bowen 1, 2, 9, and 10

	GWA-2R (bg)	GWA-2 (bg)	GWA-3A (bg)	GWC-5	GWA-50 (bg)	GWA-50R (bg)	GWC-6RZ	GWC-6	GWC-8RR
9/27/2016				5.98					8.06
9/28/2016									
9/29/2016									
9/30/2016									
11/2/2016									
11/3/2016									
11/4/2016									
11/7/2016									
11/9/2016		6.42							
11/10/2016	7.55		5.51		5.78				
11/11/2016				6.11		5.62			
11/14/2016							7.15		
11/18/2016								7.04	
11/21/2016									
11/22/2016									8.07
11/23/2016									
11/28/2016									
1/17/2017									
1/18/2017									
1/19/2017									
1/20/2017									
1/23/2017									
1/24/2017									
1/30/2017					5.88	5.49			
1/31/2017	7.56	5.66	5.42	6.08					
2/1/2017							7.09	7.34	
2/3/2017									
2/6/2017									7.88
2/7/2017									
2/8/2017									
2/9/2017									
2/10/2017									
2/13/2017									
2/21/2017									
2/22/2017									
3/24/2017									
3/27/2017									
3/28/2017									
3/29/2017									
3/30/2017		6.33	5.43						
4/3/2017	7.46			6.13		6.32			
4/6/2017							7.23	7.49	7.86
4/7/2017					5.94				
4/10/2017									
4/11/2017									
4/12/2017									
5/24/2017									
6/5/2017									
6/6/2017									
6/7/2017									
6/8/2017									
6/9/2017	7.24								

Prediction Limit

Constituent: pH (pH_units) Analysis Run 4/8/2024 7:52 PM View: Appendix III Interwell

Plant Bowen Data: Bowen 1, 2, 9, and 10

	GWA-2R (bg)	GWA-2 (bg)	GWA-3A (bg)	GWC-5	GWA-50 (bg)	GWA-50R (bg)	GWC-6RZ	GWC-6	GWC-8RR
6/12/2017		6.6	5.47	6.83	5.81	6.48			
6/13/2017							6.99	7.38	
6/14/2017									7.66
6/15/2017									
6/16/2017									
7/11/2017									
7/12/2017									
7/14/2017									
7/17/2017									
7/19/2017									
7/20/2017									
7/26/2017									
7/27/2017									
7/28/2017									
8/8/2017									
8/9/2017									
8/10/2017									
8/23/2017									
8/24/2017									
9/22/2017									
9/25/2017									
9/26/2017									
9/27/2017									
9/29/2017									
10/2/2017	7.35	5.61			5.93	6.41			
10/3/2017				6.2			7.09	7.39	
10/4/2017			5.23						7.84
10/5/2017									
10/6/2017									
10/9/2017									
12/28/2017									
12/29/2017									
1/9/2018									7.86 (Y)
1/10/2018									
3/14/2018									
3/15/2018									
3/16/2018	7.31				5.64	5.46			
3/19/2018		6.55	5.4	6.06				7.32	
3/20/2018							6.9		
3/21/2018									7.9
3/22/2018									
3/23/2018									
9/12/2018									
9/13/2018									
9/14/2018	7.55	5.81							
9/17/2018			5.22	6.14	5.82		6.96	7.57	
9/18/2018						5.35			7.92
9/19/2018									
9/20/2018									
3/13/2019									
3/14/2019									
3/15/2019									

Prediction Limit

Constituent: pH (pH_units) Analysis Run 4/8/2024 7:52 PM View: Appendix III Interwell

Plant Bowen Data: Bowen 1, 2, 9, and 10

	GWA-2R (bg)	GWA-2 (bg)	GWA-3A (bg)	GWC-5	GWA-50 (bg)	GWA-50R (bg)	GWC-6RZ	GWC-6	GWC-8RR
3/18/2019									
3/19/2019	7.2				5.93	6.01			
3/20/2019		5.71	5.22	6.29					
3/21/2019							6.82	7.21	
3/22/2019									
3/23/2019									
3/25/2019									
3/27/2019									8.07
5/6/2019									
9/9/2019									
9/10/2019									
9/11/2019									
9/12/2019		5.45 (D)				5.89			
9/13/2019	7.29		5.07		5.61				
9/16/2019				6.09			6.83	7.35	7.9 (D)
9/17/2019									
9/18/2019									
3/6/2020									
3/9/2020									
3/10/2020									
3/11/2020	7.09	6.56	5.31		5.57	5.4			
3/12/2020							6.88	7.4	8.02
3/13/2020									
3/16/2020				6.88					
3/17/2020									
9/10/2020									
9/11/2020									
9/14/2020									
9/15/2020	7.45	6.38				5.26			
9/16/2020				6	5.62		6.99	7.33	
9/17/2020									7.96
9/21/2020									
9/22/2020									
12/15/2020									
3/10/2021									
3/11/2021									
3/12/2021									
3/15/2021									
3/16/2021	7.51								
3/17/2021		6.58		5.85	5.64	6.31	7.03	7.57	8.08
3/18/2021									
3/19/2021									
3/29/2021			8.04						
5/26/2021									
8/4/2021									
8/5/2021									
8/6/2021									
8/9/2021	6.63	6.47	7.85	5.71	5.34	5.16			
8/10/2021							6.65	7.16	7.89
8/11/2021									
8/12/2021									
10/28/2021									

Prediction Limit

Constituent: pH (pH_units) Analysis Run 4/8/2024 7:52 PM View: Appendix III Interwell

Plant Bowen Data: Bowen 1, 2, 9, and 10

	GWA-2R (bg)	GWA-2 (bg)	GWA-3A (bg)	GWC-5	GWA-50 (bg)	GWA-50R (bg)	GWC-6RZ	GWC-6	GWC-8RR
1/31/2022									
2/1/2022	6.62	6.3			5.61				
2/2/2022			7.94	5.9		5.17	6.8	7.4	8.13
2/3/2022									
2/4/2022									
2/7/2022									
2/17/2022									
4/28/2022				5.78					
8/10/2022									
8/11/2022									
8/12/2022									
8/15/2022									
8/16/2022	7.11	6.63	7.74	5.84	5.29				
8/17/2022						5.7	6.64	7.3	7.87
8/18/2022									
8/19/2022									
10/11/2022									
10/21/2022									
2/13/2023									
2/14/2023									
2/16/2023	7.02	6.56			4.95	4.73			
2/17/2023			7.71				6.41	7.11	
2/20/2023				5.78					
2/21/2023									7.88
2/22/2023									
3/16/2023									
4/11/2023									
7/25/2023									
7/26/2023									
7/27/2023	6.49	6.06							
7/28/2023				5.06	4.66	4.24	6.22		
7/31/2023								6.86	7.47
8/1/2023			7.66						
8/2/2023									
2/19/2024									
2/20/2024									
2/21/2024									
2/22/2024		6.03	7.89		5.6	5.09			
2/26/2024	6.85			5.29			6.5	7.16	
2/27/2024									7.48
2/28/2024									

Prediction Limit

Constituent: pH (pH_units) Analysis Run 4/8/2024 7:52 PM View: Appendix III Interwell

Plant Bowen Data: Bowen 1, 2, 9, and 10

	GWC-9	GWC-10	GWC-10R	GWC-11	GWC-13	GWC-11R	GWC-12	GWC-15R	GWC-15Z
3/10/2016									
3/11/2016									
3/14/2016									
3/15/2016									
3/16/2016									
3/17/2016									
3/22/2016									
3/23/2016									
3/28/2016									
3/29/2016									
3/30/2016	6.07								
3/31/2016		7.21	7.54						
4/4/2016				7.16	7.44	8.01	6.53		
4/5/2016								7.71	7.71
5/11/2016									
5/12/2016									
5/13/2016									
5/16/2016									
5/17/2016									
5/18/2016									
5/19/2016									
5/20/2016									
5/23/2016									
5/24/2016									
5/25/2016									
5/26/2016	6.44	7.3	7.43	7.23		7.91			
5/27/2016							6.45		
5/31/2016					7.37			7.66	9.52 (o)
6/1/2016									
7/19/2016									
7/20/2016									
7/21/2016									
7/22/2016									
7/25/2016									
7/26/2016									
7/27/2016									
7/28/2016									
7/29/2016									
8/1/2016									
8/2/2016									
8/3/2016			7.41	6.96			6.41		
8/4/2016					7.32	7.85		7.8	
8/5/2016	6.67	7.54							
8/9/2016									
9/15/2016									
9/16/2016									
9/19/2016									
9/20/2016									
9/21/2016									
9/22/2016									
9/23/2016									
9/26/2016									

Prediction Limit

Constituent: pH (pH_units) Analysis Run 4/8/2024 7:52 PM View: Appendix III Interwell

Plant Bowen Data: Bowen 1, 2, 9, and 10

	GWC-9	GWC-10	GWC-10R	GWC-11	GWC-13	GWC-11R	GWC-12	GWC-15R	GWC-15Z
9/27/2016									
9/28/2016	6.89	7.48	7.26	7.6		8.26			
9/29/2016					7.38			7.46	
9/30/2016							6.46		
11/2/2016									
11/3/2016									
11/4/2016									
11/7/2016									
11/9/2016									
11/10/2016									
11/11/2016									
11/14/2016									
11/18/2016									
11/21/2016	6.89								
11/22/2016		7.54	7.38	6.71		7.79	6.39		
11/23/2016								7.62	7.88
11/28/2016					7.43				
1/17/2017									
1/18/2017									
1/19/2017									
1/20/2017									
1/23/2017									
1/24/2017									
1/30/2017									
1/31/2017									
2/1/2017									
2/3/2017									
2/6/2017	4.93								
2/7/2017		7.17	7.46						
2/8/2017				6.84		7.77			
2/9/2017					7.36				
2/10/2017								7.51	7.72
2/13/2017							6.4		
2/21/2017									
2/22/2017									
3/24/2017									
3/27/2017									
3/28/2017									
3/29/2017									
3/30/2017									
4/3/2017									
4/6/2017	4.92								
4/7/2017									
4/10/2017		6.72	7.51	7.13		7.95			
4/11/2017							6.37		7.83
4/12/2017					7.46			7.54	
5/24/2017									
6/5/2017									
6/6/2017									
6/7/2017									
6/8/2017									
6/9/2017									

Prediction Limit

Constituent: pH (pH_units) Analysis Run 4/8/2024 7:52 PM View: Appendix III Interwell

Plant Bowen Data: Bowen 1, 2, 9, and 10

	GWC-9	GWC-10	GWC-10R	GWC-11	GWC-13	GWC-11R	GWC-12	GWC-15R	GWC-15Z
6/12/2017									
6/13/2017	5.03								
6/14/2017		6.83	7.34				5.85		
6/15/2017				7.1		7.79		7.71	7.86
6/16/2017					7.36				
7/11/2017									
7/12/2017									7.73
7/14/2017									
7/17/2017									
7/19/2017									
7/20/2017									
7/26/2017									7.71
7/27/2017									
7/28/2017									
8/8/2017									
8/9/2017									
8/10/2017									
8/23/2017									
8/24/2017									
9/22/2017									
9/25/2017									
9/26/2017									
9/27/2017									
9/29/2017									
10/2/2017									
10/3/2017	6.01								
10/4/2017		7.38	7.54	6.25		7.74	6.27		
10/5/2017									
10/6/2017								7.58	7.74
10/9/2017					7.38				
12/28/2017									
12/29/2017									
1/9/2018									
1/10/2018									
3/14/2018									
3/15/2018									
3/16/2018									
3/19/2018									
3/20/2018	4.88	6.23							
3/21/2018			7.33	7.07	7.33				
3/22/2018						7.72	6.45		
3/23/2018								7.34	7.89
9/12/2018									
9/13/2018									
9/14/2018									
9/17/2018									
9/18/2018	5.36 (D)	7.14	7.66	6.9		7.88	6.42		
9/19/2018					7.31			7.66	7.77
9/20/2018									
3/13/2019									
3/14/2019									
3/15/2019									

Prediction Limit

Constituent: pH (pH_units) Analysis Run 4/8/2024 7:52 PM View: Appendix III Interwell

Plant Bowen Data: Bowen 1, 2, 9, and 10

	GWC-9	GWC-10	GWC-10R	GWC-11	GWC-13	GWC-11R	GWC-12	GWC-15R	GWC-15Z
3/18/2019									
3/19/2019									
3/20/2019									
3/21/2019	5.33								
3/22/2019		6.23	7.34						7.55
3/23/2019				6.27	7.27	7.56	6.34		
3/25/2019								7.64	
3/27/2019									
5/6/2019									
9/9/2019									
9/10/2019									
9/11/2019									
9/12/2019									
9/13/2019									
9/16/2019	6.03								
9/17/2019		7.16	7.51	6.55		7.58	6.19 (D)	7.35	7.76
9/18/2019					7.28				
3/6/2020									
3/9/2020									
3/10/2020									
3/11/2020									
3/12/2020	4.82	6.43	7.49	6.3		7.6	6.17		
3/13/2020					7.25			7.56	7.68
3/16/2020									
3/17/2020									
9/10/2020									
9/11/2020									
9/14/2020									
9/15/2020									
9/16/2020									
9/17/2020	6.39	7.28	7.7						
9/21/2020				7.02		7.84	6.28	7.48	7.65
9/22/2020					7.34				
12/15/2020									
3/10/2021									
3/11/2021									
3/12/2021									
3/15/2021									
3/16/2021									
3/17/2021									
3/18/2021	4.78	6.69	7.52		7.3			7.58	7.87
3/19/2021				7.05		7.64	6.31		
3/29/2021									
5/26/2021						7.55			
8/4/2021									
8/5/2021									
8/6/2021									
8/9/2021									
8/10/2021	4.71	6.63							
8/11/2021			7.46	6.02	7.07	7.65	6.05	7.59	7.81
8/12/2021									
10/28/2021									

Prediction Limit

Constituent: pH (pH_units) Analysis Run 4/8/2024 7:52 PM View: Appendix III Interwell

Plant Bowen Data: Bowen 1, 2, 9, and 10

	GWC-9	GWC-10	GWC-10R	GWC-11	GWC-13	GWC-11R	GWC-12	GWC-15R	GWC-15Z
1/31/2022									
2/1/2022									
2/2/2022	4.81						6.35		
2/3/2022									
2/4/2022		6.53	7.69	7.2		7.58		7.61	
2/7/2022									7.83
2/17/2022					7.24				
4/28/2022							6.33		
8/10/2022									
8/11/2022									
8/12/2022									
8/15/2022									
8/16/2022									
8/17/2022	4.57	7.01							
8/18/2022			7.52	6.08	6.95	7.57	6.03		
8/19/2022								7.5	7.6
10/11/2022									
10/21/2022									
2/13/2023									
2/14/2023									
2/16/2023									
2/17/2023									
2/20/2023		5.39	7.08	5.52		7.2			
2/21/2023	4.59						6.18		
2/22/2023					6.96			7.32	7.49
3/16/2023									
4/11/2023					6.69				
7/25/2023									
7/26/2023									
7/27/2023									
7/28/2023									
7/31/2023	5.38	6.58	7.16						
8/1/2023				6.71	6.77	7.3	5.45		7.41
8/2/2023								7.23	
2/19/2024									
2/20/2024									
2/21/2024									
2/22/2024									
2/26/2024									
2/27/2024	3.88	6.54	7.4		6.9		5.38		
2/28/2024				6.87		7.52		7.3	7.86

Prediction Limit

Constituent: pH (pH_units) Analysis Run 4/8/2024 7:52 PM View: Appendix III Interwell

Plant Bowen Data: Bowen 1, 2, 9, and 10

	GWA-39RZ (bg)	GWC-7Z	GWC-14Z	GWA-4RZ (bg)	GWC-13RZ
3/10/2016					
3/11/2016					
3/14/2016					
3/15/2016					
3/16/2016					
3/17/2016					
3/22/2016					
3/23/2016					
3/28/2016					
3/29/2016					
3/30/2016					
3/31/2016					
4/4/2016					8.56 (o)
4/5/2016			10.61 (o)		
5/11/2016					
5/12/2016					
5/13/2016					
5/16/2016	7.61 (D)				
5/17/2016					
5/18/2016					
5/19/2016					
5/20/2016					
5/23/2016					
5/24/2016					
5/25/2016					
5/26/2016					
5/27/2016					
5/31/2016		7.98			
6/1/2016			10.32 (o)		9.83 (o)
7/19/2016					
7/20/2016					
7/21/2016					
7/22/2016					
7/25/2016					
7/26/2016					
7/27/2016	7.51 (D)				
7/28/2016					
7/29/2016					
8/1/2016					
8/2/2016		7.64			
8/3/2016					
8/4/2016					
8/5/2016					
8/9/2016			8.23 (o)		
9/15/2016					
9/16/2016					
9/19/2016					
9/20/2016					
9/21/2016					
9/22/2016					
9/23/2016					
9/26/2016					

Prediction Limit

Constituent: pH (pH_units) Analysis Run 4/8/2024 7:52 PM View: Appendix III Interwell

Plant Bowen Data: Bowen 1, 2, 9, and 10

	GWA-39RZ (bg)	GWC-7Z	GWC-14Z	GWA-4RZ (bg)	GWC-13RZ
9/27/2016		7.18			
9/28/2016					
9/29/2016					
9/30/2016					
11/2/2016					
11/3/2016					
11/4/2016					
11/7/2016					
11/9/2016					
11/10/2016					
11/11/2016					
11/14/2016					
11/18/2016					
11/21/2016		7.49			
11/22/2016					
11/23/2016					
11/28/2016			7.29		
1/17/2017					
1/18/2017					
1/19/2017					
1/20/2017					
1/23/2017					
1/24/2017					
1/30/2017					
1/31/2017					
2/1/2017		7.2			
2/3/2017					
2/6/2017					
2/7/2017					
2/8/2017					
2/9/2017			6.91		
2/10/2017					
2/13/2017					
2/21/2017	7.76 (D)				
2/22/2017				7.38 (D)	7.45
3/24/2017					
3/27/2017	7.7 (D)				
3/28/2017					
3/29/2017					
3/30/2017					
4/3/2017					
4/6/2017		7.42			
4/7/2017				7.35 (D)	
4/10/2017					
4/11/2017			6.68		6.37
4/12/2017					
5/24/2017					
6/5/2017					
6/6/2017					
6/7/2017					
6/8/2017	7.69 (D)				
6/9/2017					

Prediction Limit

Constituent: pH (pH_units) Analysis Run 4/8/2024 7:52 PM View: Appendix III Interwell

Plant Bowen Data: Bowen 1, 2, 9, and 10

	GWA-39RZ (bg)	GWC-7Z	GWC-14Z	GWA-4RZ (bg)	GWC-13RZ
6/12/2017					
6/13/2017		7.25			
6/14/2017			6.84	7.3 (D)	
6/15/2017					
6/16/2017					7.33
7/11/2017				7.39	
7/12/2017			6.54	7.39 (D)	7.46
7/14/2017		7.5			
7/17/2017	7.57 (D)				
7/19/2017				7.44	
7/20/2017				7.44 (D)	
7/26/2017	7.63				
7/27/2017	7.63			7.5	7.37
7/28/2017				7.5	7.37
8/8/2017	7.73			7.52	
8/9/2017	7.73			7.52	7.38
8/10/2017					7.38
8/23/2017				7.5	
8/24/2017				7.5	
9/22/2017					
9/25/2017					
9/26/2017					
9/27/2017					
9/29/2017	7.7 (D)				
10/2/2017					
10/3/2017		7.5		7.51 (D)	
10/4/2017					
10/5/2017			6.93		
10/6/2017					6.55
10/9/2017					
12/28/2017				7.32 (Y)	7.43 (Y)
12/29/2017					
1/9/2018					
1/10/2018					
3/14/2018					
3/15/2018					
3/16/2018	7.49				
3/19/2018					
3/20/2018		6.76			
3/21/2018				7.3	
3/22/2018			6.93		
3/23/2018					7.58
9/12/2018					
9/13/2018					
9/14/2018	7.32				
9/17/2018					
9/18/2018		7.26		7.26	
9/19/2018			6.88		
9/20/2018					7.43
3/13/2019					
3/14/2019	7.46				
3/15/2019					

Prediction Limit

Constituent: pH (pH_units) Analysis Run 4/8/2024 7:52 PM View: Appendix III Interwell

Plant Bowen Data: Bowen 1, 2, 9, and 10

	GWA-39RZ (bg)	GWC-7Z	GWC-14Z	GWA-4RZ (bg)	GWC-13RZ
3/18/2019					
3/19/2019					
3/20/2019					
3/21/2019		7.3		7.28 (D)	
3/22/2019			6.27		7.49
3/23/2019					
3/25/2019					
3/27/2019					
5/6/2019					
9/9/2019					
9/10/2019	7.48				
9/11/2019					
9/12/2019				7.2 (D)	
9/13/2019		6.8			
9/16/2019					
9/17/2019			6.04		
9/18/2019					7.5
3/6/2020					
3/9/2020	7.68				
3/10/2020					
3/11/2020					
3/12/2020		7.53		7.55	
3/13/2020			6.16		
3/16/2020					
3/17/2020					7.62
9/10/2020					
9/11/2020					
9/14/2020					
9/15/2020					
9/16/2020	7.68	7.56			
9/17/2020				7.42	
9/21/2020			6.06		
9/22/2020					6.95
12/15/2020					
3/10/2021					
3/11/2021					
3/12/2021					
3/15/2021					
3/16/2021	7.85			7.4	
3/17/2021		7.52			
3/18/2021			6.04		
3/19/2021					7.42
3/29/2021					
5/26/2021					
8/4/2021					
8/5/2021					
8/6/2021	7.09				
8/9/2021					
8/10/2021		7.13		7.2	
8/11/2021			6.09		
8/12/2021					7.11
10/28/2021					

Prediction Limit

Constituent: pH (pH_units) Analysis Run 4/8/2024 7:52 PM View: Appendix III Interwell

Plant Bowen Data: Bowen 1, 2, 9, and 10

	GWA-39RZ (bg)	GWC-7Z	GWC-14Z	GWA-4RZ (bg)	GWC-13RZ
1/31/2022					
2/1/2022					
2/2/2022	6.89	7.54			
2/3/2022				7.2	
2/4/2022			6.06		7.46
2/7/2022					
2/17/2022					
4/28/2022					
8/10/2022					
8/11/2022					
8/12/2022					
8/15/2022					
8/16/2022	7.45				
8/17/2022		7.34		6.49	
8/18/2022			5.95		
8/19/2022					6.66
10/11/2022					
10/21/2022					
2/13/2023					
2/14/2023	7.48				
2/16/2023					
2/17/2023				6.98	
2/20/2023		7.4			
2/21/2023					
2/22/2023			5.97		7.15
3/16/2023					
4/11/2023					
7/25/2023	7.19				
7/26/2023					
7/27/2023					
7/28/2023				6.815 (D)	
7/31/2023		6.52			
8/1/2023			5.57		
8/2/2023					6.995 (D)
2/19/2024	7.7				
2/20/2024					
2/21/2024					
2/22/2024					
2/26/2024		7.63			
2/27/2024				7.11	
2/28/2024			5.6		7.35

FIGURE M.

Appendix III Trend Tests Summary - Significant Results

Plant Bowen Data: Bowen 1, 2, 9, and 10 Printed 4/8/2024, 8:00 PM

Constituent	Well	Slope	Calc.	Critical	Sig.	N	%NDs	Normality	Alpha	Method
pH (pH_units)	GWA-1 (bg)	-0.03763	-133	-92	Yes	22	0	n/a	0.01	NP
pH (pH_units)	GWA-2R (bg)	-0.08848	-131	-92	Yes	22	0	n/a	0.01	NP
pH (pH_units)	GWA-40 (bg)	-0.08389	-141	-105	Yes	24	0	n/a	0.01	NP
pH (pH_units)	GWA-41R (bg)	-0.1011	-120	-92	Yes	22	0	n/a	0.01	NP
pH (pH_units)	GWA-42 (bg)	-0.03475	-93	-92	Yes	22	0	n/a	0.01	NP
pH (pH_units)	GWA-43 (bg)	-0.1559	-169	-92	Yes	22	0	n/a	0.01	NP
pH (pH_units)	GWA-50 (bg)	-0.1031	-148	-92	Yes	22	0	n/a	0.01	NP
pH (pH_units)	GWA-50R (bg)	-0.176	-131	-92	Yes	22	0	n/a	0.01	NP
pH (pH_units)	GWC-44	-0.06542	-148	-105	Yes	24	0	n/a	0.01	NP
pH (pH_units)	GWC-45	-0.07825	-174	-105	Yes	24	0	n/a	0.01	NP
pH (pH_units)	GWC-9	-0.2055	-122	-92	Yes	22	0	n/a	0.01	NP

Appendix III Trend Tests Summary - All Results

Plant Bowen Data: Bowen 1, 2, 9, and 10 Printed 4/8/2024, 8:00 PM

Constituent	Well	Slope	Calc.	Critical	Sig.	N	%NDs	Normality	Alpha	Method
pH (pH_units)	**GWA-1 (bg)**	**-0.03763**	**-133**	**-92**	**Yes**	**22**	**0**	**n/a**	**0.01**	**NP**
pH (pH_units)	GWA-2 (bg)	-0.02898	-36	-92	No	22	0	n/a	0.01	NP
pH (pH_units)	**GWA-2R (bg)**	**-0.08848**	**-131**	**-92**	**Yes**	**22**	**0**	**n/a**	**0.01**	**NP**
pH (pH_units)	GWA-39RZ (bg)	-0.03218	-73	-105	No	24	0	n/a	0.01	NP
pH (pH_units)	GWA-39Z (bg)	-0.04984	-51	-98	No	23	0	n/a	0.01	NP
pH (pH_units)	GWA-3A (bg)	0.1579	18	87	No	21	0	n/a	0.01	NP
pH (pH_units)	**GWA-40 (bg)**	**-0.08389**	**-141**	**-105**	**Yes**	**24**	**0**	**n/a**	**0.01**	**NP**
pH (pH_units)	GWA-41 (bg)	-0.06679	-80	-87	No	21	0	n/a	0.01	NP
pH (pH_units)	**GWA-41R (bg)**	**-0.1011**	**-120**	**-92**	**Yes**	**22**	**0**	**n/a**	**0.01**	**NP**
pH (pH_units)	**GWA-42 (bg)**	**-0.03475**	**-93**	**-92**	**Yes**	**22**	**0**	**n/a**	**0.01**	**NP**
pH (pH_units)	**GWA-43 (bg)**	**-0.1559**	**-169**	**-92**	**Yes**	**22**	**0**	**n/a**	**0.01**	**NP**
pH (pH_units)	GWA-43R (bg)	-0.008321	-41	-98	No	23	0	n/a	0.01	NP
pH (pH_units)	GWA-4RZ (bg)	-0.04906	-127	-131	No	28	0	n/a	0.01	NP
pH (pH_units)	**GWA-50 (bg)**	**-0.1031**	**-148**	**-92**	**Yes**	**22**	**0**	**n/a**	**0.01**	**NP**
pH (pH_units)	**GWA-50R (bg)**	**-0.176**	**-131**	**-92**	**Yes**	**22**	**0**	**n/a**	**0.01**	**NP**
pH (pH_units)	**GWC-44**	**-0.06542**	**-148**	**-105**	**Yes**	**24**	**0**	**n/a**	**0.01**	**NP**
pH (pH_units)	**GWC-45**	**-0.07825**	**-174**	**-105**	**Yes**	**24**	**0**	**n/a**	**0.01**	**NP**
pH (pH_units)	**GWC-9**	**-0.2055**	**-122**	**-92**	**Yes**	**22**	**0**	**n/a**	**0.01**	**NP**

Sanitas™ v.10.0.16b Software licensed to . UG

Sen's Slope Estimator

GWA-1 (bg)

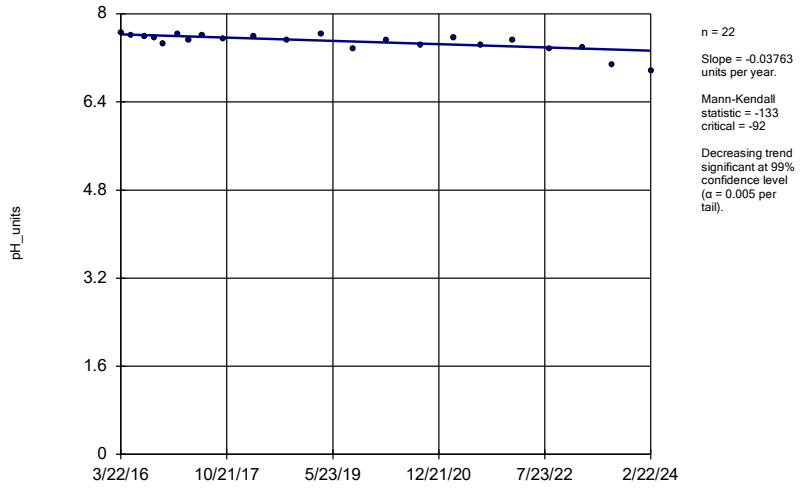

n = 22

Slope = -0.03763 units per year.

Mann-Kendall statistic = -133
critical = -92

Decreasing trend significant at 99% confidence level (α = 0.005 per tail).

Constituent: pH Analysis Run 4/8/2024 7:57 PM View: Appendix III Trend Tests
Plant Bowen Data: Bowen 1, 2, 9, and 10

Sanitas™ v.10.0.16b Software licensed to . UG

Sen's Slope Estimator

GWA-2 (bg)

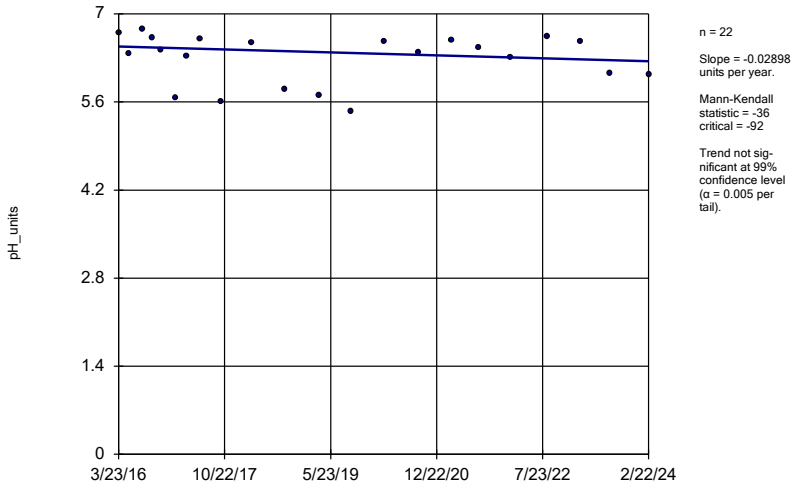

n = 22

Slope = -0.02898 units per year.

Mann-Kendall statistic = -36
critical = -92

Trend not significant at 99% confidence level (α = 0.005 per tail).

Constituent: pH Analysis Run 4/8/2024 7:57 PM View: Appendix III Trend Tests
Plant Bowen Data: Bowen 1, 2, 9, and 10

Sanitas™ v.10.0.16b Software licensed to . UG

Sen's Slope Estimator

GWA-2R (bg)

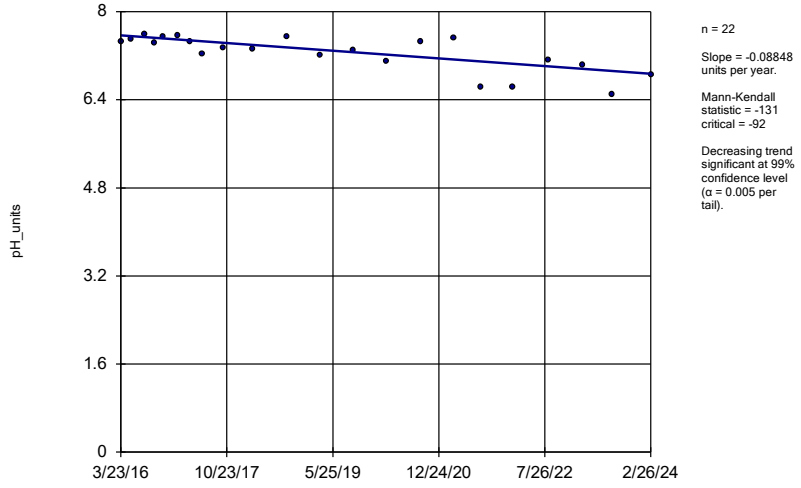

n = 22

Slope = -0.08848 units per year.

Mann-Kendall statistic = -131
critical = -92

Decreasing trend significant at 99% confidence level (α = 0.005 per tail).

Constituent: pH Analysis Run 4/8/2024 7:57 PM View: Appendix III Trend Tests
Plant Bowen Data: Bowen 1, 2, 9, and 10

Sanitas™ v.10.0.16b Software licensed to . UG

Sen's Slope Estimator

GWA-39RZ (bg)

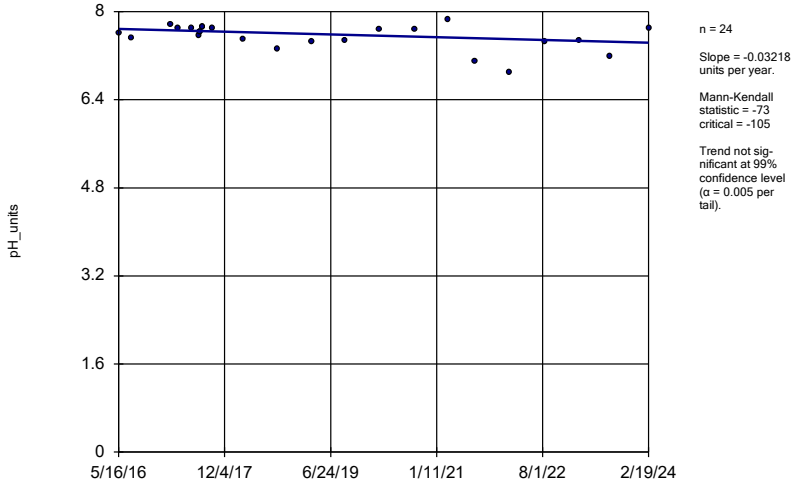

n = 24

Slope = -0.03218 units per year.

Mann-Kendall statistic = -73
critical = -105

Trend not significant at 99% confidence level (α = 0.005 per tail).

Constituent: pH Analysis Run 4/8/2024 7:57 PM View: Appendix III Trend Tests
Plant Bowen Data: Bowen 1, 2, 9, and 10

Sanitas™ v.10.0.16b Software licensed to . UG

Sen's Slope Estimator

GWA-39Z (bg)

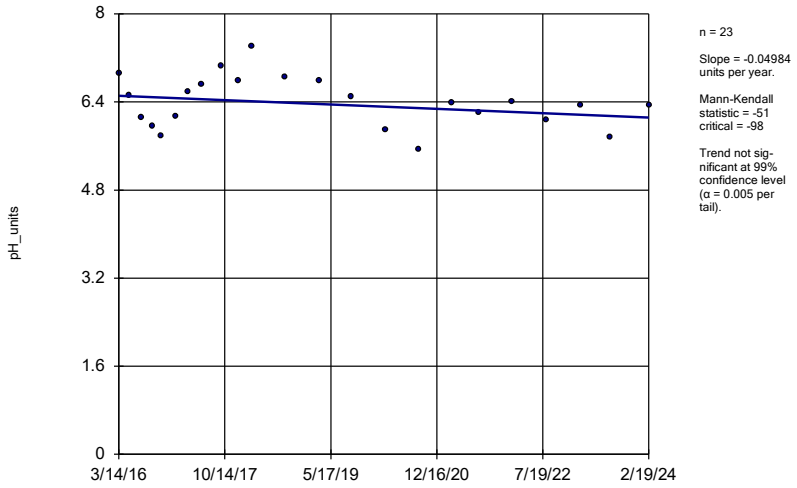

n = 23

Slope = -0.04984 units per year.

Mann-Kendall statistic = -51
critical = -98

Trend not significant at 99% confidence level (α = 0.005 per tail).

Constituent: pH Analysis Run 4/8/2024 7:57 PM View: Appendix III Trend Tests
Plant Bowen Data: Bowen 1, 2, 9, and 10

Sanitas™ v.10.0.16b Software licensed to . UG

Sen's Slope Estimator

GWA-3A (bg)

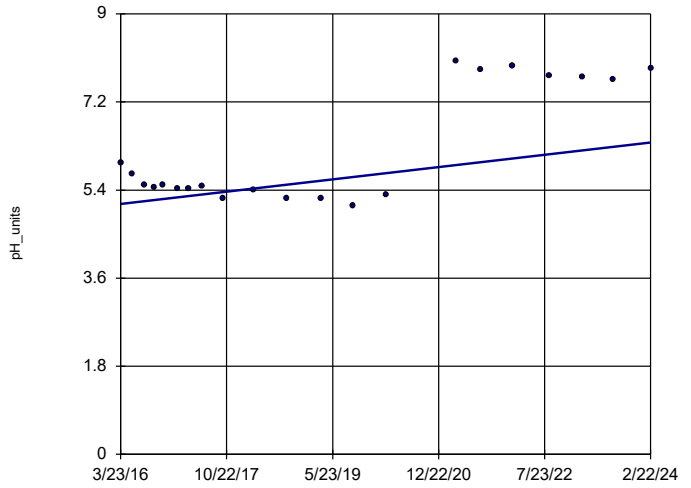

n = 21

Slope = 0.1579 units per year.

Mann-Kendall statistic = 18
critical = 87

Trend not significant at 99% confidence level (α = 0.005 per tail).

Constituent: pH Analysis Run 4/8/2024 7:57 PM View: Appendix III Trend Tests
Plant Bowen Data: Bowen 1, 2, 9, and 10

Sanitas™ v.10.0.16b Software licensed to . UG

Sen's Slope Estimator

GWA-40 (bg)

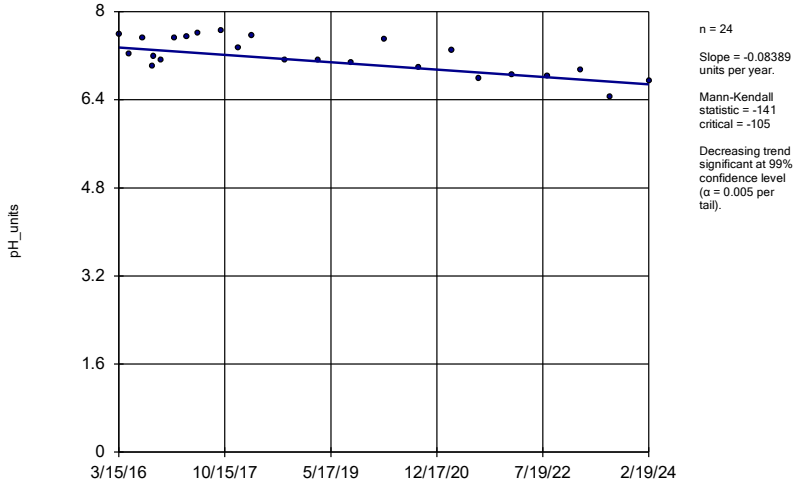

n = 24

Slope = -0.08389 units per year.

Mann-Kendall statistic = -141
critical = -105

Decreasing trend significant at 99% confidence level (α = 0.005 per tail).

Constituent: pH Analysis Run 4/8/2024 7:57 PM View: Appendix III Trend Tests
Plant Bowen Data: Bowen 1, 2, 9, and 10

Sanitas™ v.10.0.16b Software licensed to . UG

Sen's Slope Estimator

GWA-41 (bg)

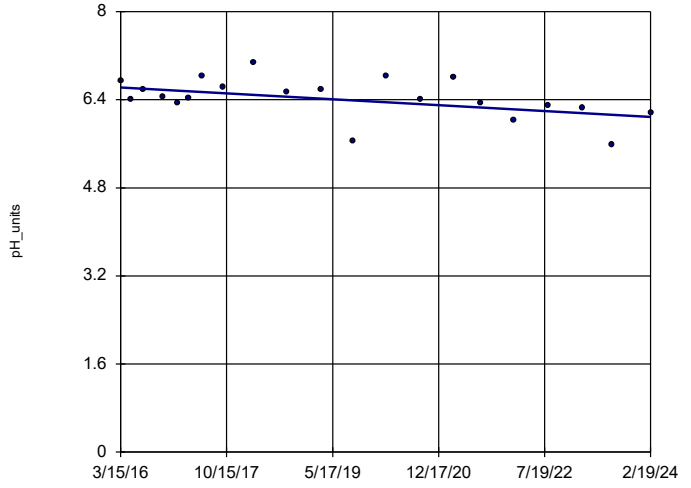

n = 21

Slope = -0.06679 units per year.

Mann-Kendall statistic = -80
critical = -87

Trend not significant at 99% confidence level (α = 0.005 per tail).

Constituent: pH Analysis Run 4/8/2024 7:57 PM View: Appendix III Trend Tests
Plant Bowen Data: Bowen 1, 2, 9, and 10

Sanitas™ v.10.0.16b Software licensed to . UG

Sen's Slope Estimator

GWA-41R (bg)

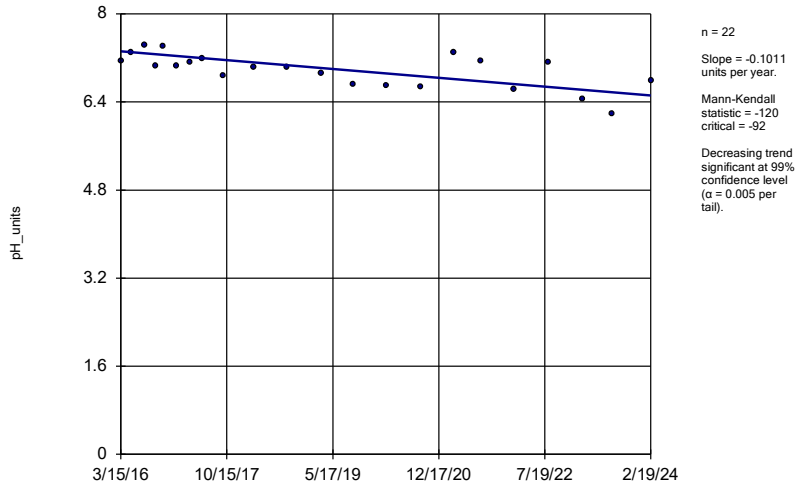

n = 22

Slope = -0.1011 units per year.

Mann-Kendall statistic = -120
critical = -92

Decreasing trend significant at 99% confidence level (α = 0.005 per tail).

Constituent: pH Analysis Run 4/8/2024 7:57 PM View: Appendix III Trend Tests
Plant Bowen Data: Bowen 1, 2, 9, and 10

Sanitas™ v.10.0.16b Software licensed to . UG

Sen's Slope Estimator

GWA-42 (bg)

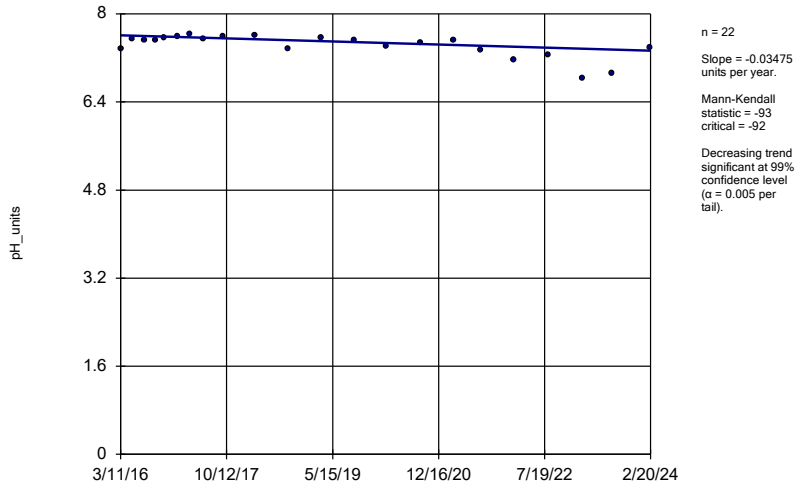

n = 22

Slope = -0.03475 units per year.

Mann-Kendall statistic = -93
critical = -92

Decreasing trend significant at 99% confidence level (α = 0.005 per tail).

Constituent: pH Analysis Run 4/8/2024 7:57 PM View: Appendix III Trend Tests
Plant Bowen Data: Bowen 1, 2, 9, and 10

Sanitas™ v.10.0.16b Software licensed to . UG

Sen's Slope Estimator

GWA-43 (bg)

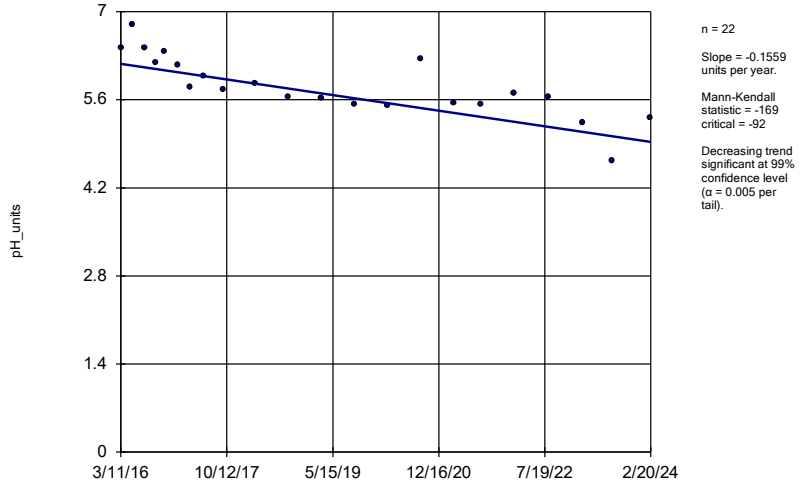

n = 22

Slope = -0.1559 units per year.

Mann-Kendall statistic = -169
critical = -92

Decreasing trend significant at 99% confidence level (α = 0.005 per tail).

Constituent: pH Analysis Run 4/8/2024 7:57 PM View: Appendix III Trend Tests
Plant Bowen Data: Bowen 1, 2, 9, and 10

Sanitas™ v.10.0.16b Software licensed to . UG

Sen's Slope Estimator

GWA-43R (bg)

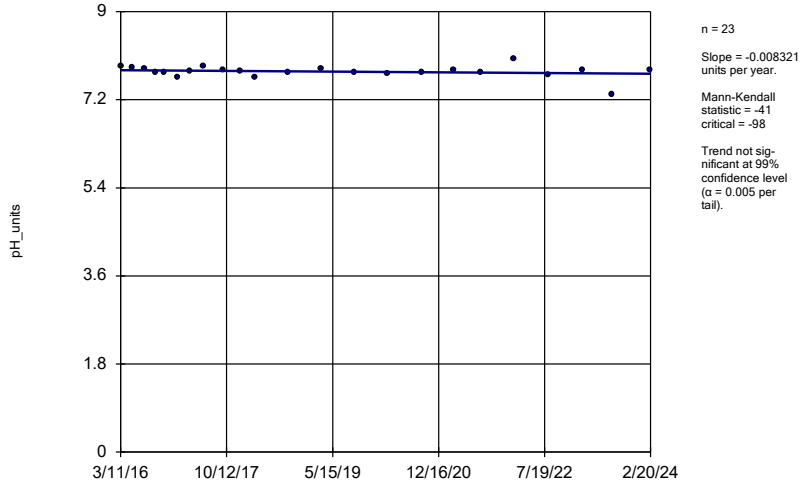

n = 23

Slope = -0.008321 units per year.

Mann-Kendall statistic = -41
critical = -98

Trend not significant at 99% confidence level (α = 0.005 per tail).

Constituent: pH Analysis Run 4/8/2024 7:57 PM View: Appendix III Trend Tests
Plant Bowen Data: Bowen 1, 2, 9, and 10

Sanitas™ v.10.0.16b Software licensed to . UG

Sen's Slope Estimator

GWA-4RZ (bg)

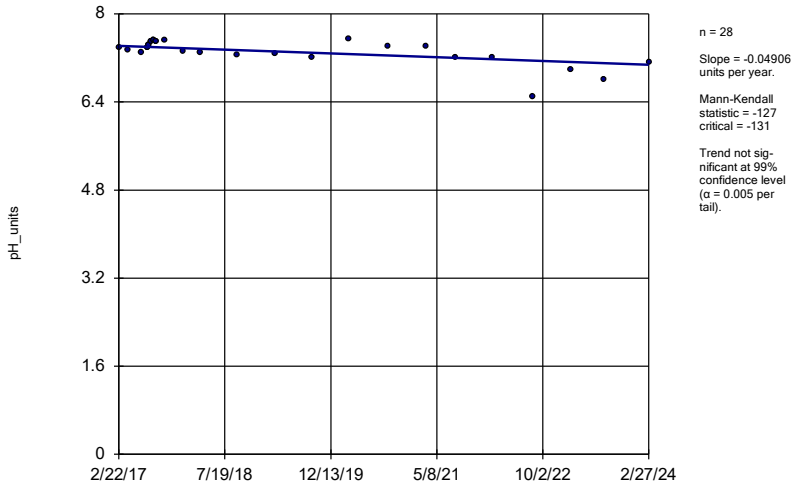

n = 28

Slope = -0.04906 units per year.

Mann-Kendall statistic = -127
critical = -131

Trend not significant at 99% confidence level (α = 0.005 per tail).

Constituent: pH Analysis Run 4/8/2024 7:57 PM View: Appendix III Trend Tests
Plant Bowen Data: Bowen 1, 2, 9, and 10

Sanitas™ v.10.0.16b Software licensed to . UG

Sen's Slope Estimator

GWA-50 (bg)

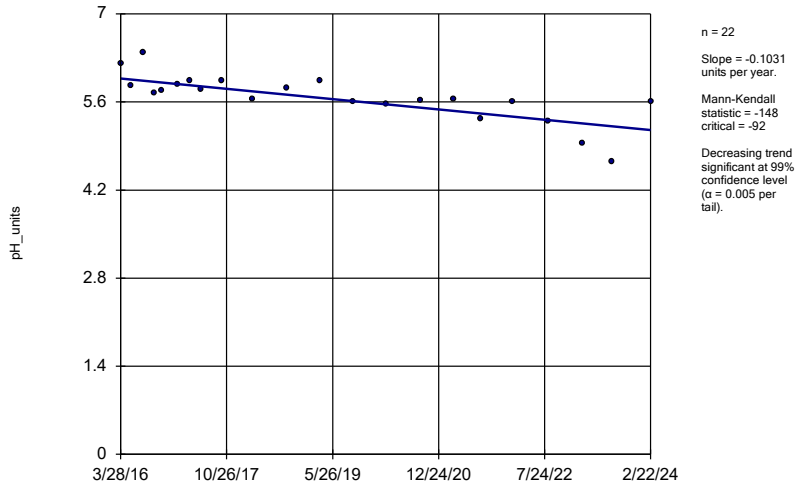

n = 22

Slope = -0.1031 units per year.

Mann-Kendall statistic = -148
critical = -92

Decreasing trend significant at 99% confidence level (α = 0.005 per tail).

Constituent: pH Analysis Run 4/8/2024 7:57 PM View: Appendix III Trend Tests
Plant Bowen Data: Bowen 1, 2, 9, and 10

Sanitas™ v.10.0.16b Software licensed to . UG

Sen's Slope Estimator

GWA-50R (bg)

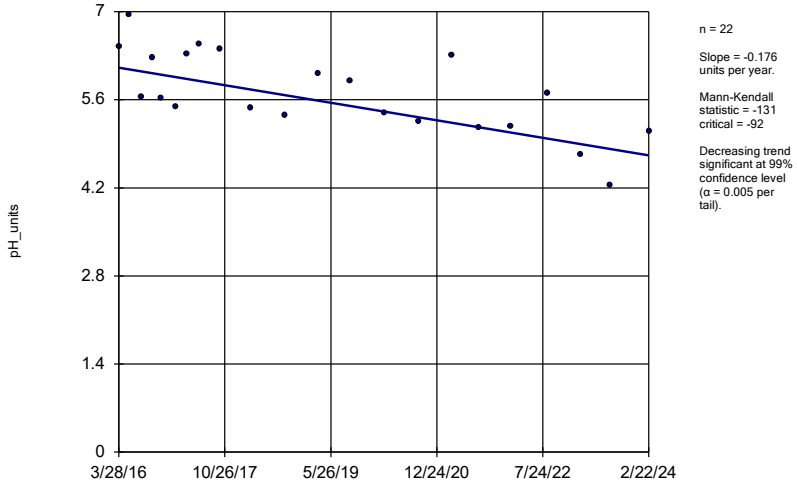

n = 22

Slope = -0.176 units per year.

Mann-Kendall statistic = -131
critical = -92

Decreasing trend significant at 99% confidence level (α = 0.005 per tail).

Constituent: pH Analysis Run 4/8/2024 7:57 PM View: Appendix III Trend Tests
Plant Bowen Data: Bowen 1, 2, 9, and 10

Sanitas™ v.10.0.16b Software licensed to . UG

Sen's Slope Estimator

GWC-44

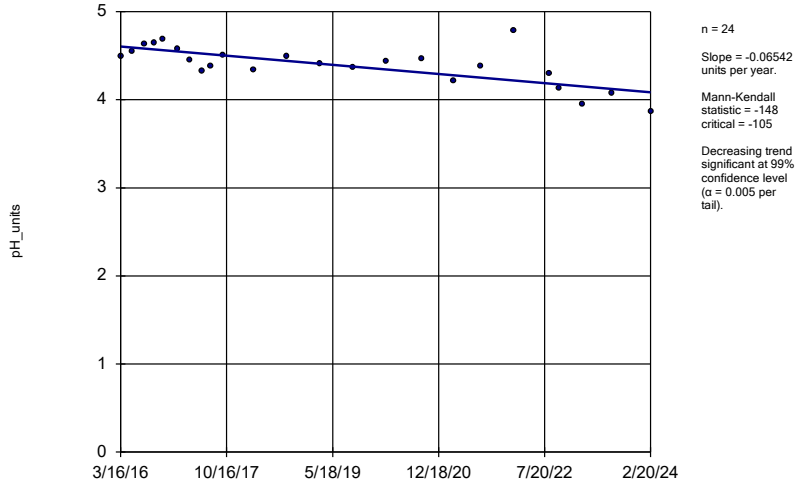

n = 24

Slope = -0.06542 units per year.

Mann-Kendall statistic = -148
critical = -105

Decreasing trend significant at 99% confidence level (α = 0.005 per tail).

Constituent: pH Analysis Run 4/8/2024 7:57 PM View: Appendix III Trend Tests
Plant Bowen Data: Bowen 1, 2, 9, and 10

Sen's Slope Estimator

GWC-45

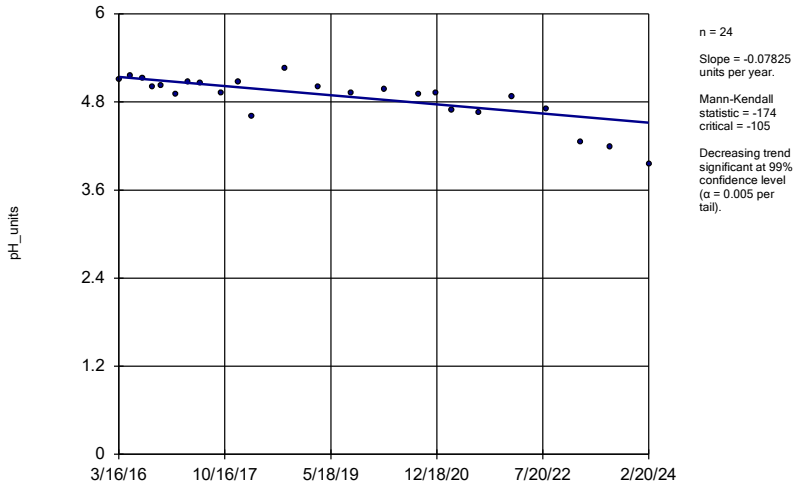

n = 24

Slope = -0.07825 units per year.

Mann-Kendall statistic = -174 critical = -105

Decreasing trend significant at 99% confidence level (α = 0.005 per tail).

Constituent: pH Analysis Run 4/8/2024 7:57 PM View: Appendix III Trend Tests

Plant Bowen Data: Bowen 1, 2, 9, and 10

Sanitas™ v.10.0.16b Software licensed to . UG

Sen's Slope Estimator

GWC-9

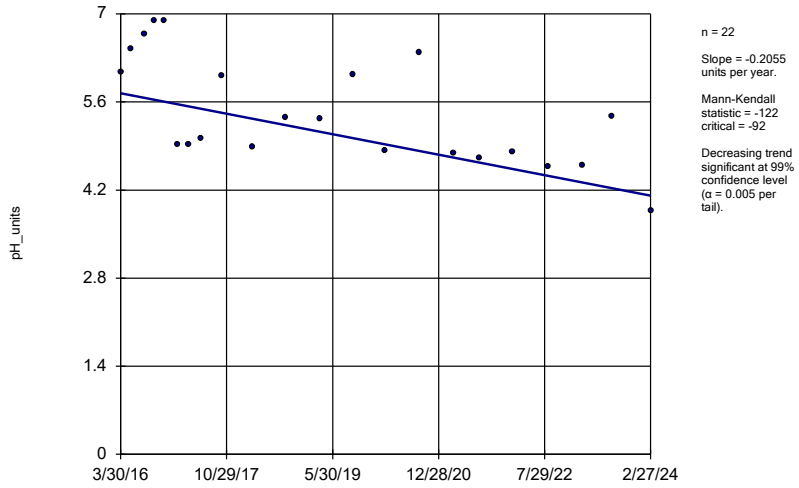

n = 22

Slope = -0.2055 units per year.

Mann-Kendall statistic = -122 critical = -92

Decreasing trend significant at 99% confidence level (α = 0.005 per tail).

Constituent: pH Analysis Run 4/8/2024 7:57 PM View: Appendix III Trend Tests

Plant Bowen Data: Bowen 1, 2, 9, and 10

GROUNDWATER STATS CONSULTING

January 31, 2025

Southern Company Services
Attn: Ms. Kristen Jurinko
241 Ralph McGill Blvd. NE, Bin 10160
Atlanta, Georgia 30308-3374

Re: Plant Bowen Landfill Cells 1, 2, 9, and 10
Statistical Analysis – August 2024 Sample Event

Dear Ms. Jurinko,

Groundwater Stats Consulting, formerly the statistical consulting division of Sanitas Technologies, is pleased to provide the statistical analysis of groundwater quality for the August 2024 sample event for Georgia Power Company's Plant Bowen Landfill Cells 1, 2, 9, and 10. The analysis complies with the United States Environmental Protection Agency (USEPA) Coal Combustion Residuals (CCR) Rule 40 Code of Federal Regulations (CFR) 257 Subpart D, the Georgia Environmental Protection Division (EPD) Rules for Solid Waste Management Chapter 391-3-4-.10 and follows the USEPA Unified Guidance (2009).

Semi-annual sampling is conducted for USEPA's CCR Appendix III parameters, in addition to 16 parameters in accordance with the Georgia EPD's Solid Waste Permit. The monitoring well network, as provided by Southern Company Services, consists of the following:

- **Upgradient wells:** GWA-1, GWA-2, GWA-2R, GWA-3A, GWA-4RZ, GWA-39RZ, GWA-39Z, GWA-40, GWA-41, GWA-41R, GWA-42, GWA-43, GWA-43R, GWA-50, and GWA-50R
- **Downgradient wells:** GWC-5, GWC-6, GWC-6RZ, GWC-7Z, GWC-8RR, GWC-8Z, GWC-9, GWC-10, GWC-10R, GWC-11, GWC-11R, GWC-12, GWC-13, GWC-13RZ, GWC-14Z, GWC-15R, GWC-15Z, GWC-44, GWC-45, GWC-45R, GWC-46R, GWC-47, GWC-47R, GWC-48, GWC-49R, and GWC-49Z

Note that upgradient well GWA-3 was replaced with GWA-3A, which was first sampled in March 2021. As requested, data from well GWA-3 have been combined with data from

replacement well GWA-3A. When a minimum of 8 samples has been collected from new well GWA-3A to be used as background for constructing statistical limits, the Mann-Whitney test of medians will be used to compare newer observations to historical observations for Appendix I and III constituents evaluated with intrawell prediction limits and determine whether the medians of data are statistically significantly different. In cases where statistically significant differences are identified at the 99% confidence level, the historical record is truncated so that only data from the new well is evaluated for the Appendix I and III constituents with intrawell prediction limits. For Appendix I and III constituents evaluated with interwell prediction limits, since these limits are constructed using pooled upgradient well data, trend tests will be used on the full record for GWA-3A to determine if statistically significant increasing or decreasing trends in groundwater quality are present.

Data were sent electronically to Groundwater Stats Consulting, and the statistical analysis was reviewed by Andrew Collins, Project Manager for Groundwater Stats Consulting. The analysis was prepared according to the recommended statistical methodology provided in the Fall 2017 by Dr. Kirk Cameron, PhD Statistician with MacStat Consulting and primary author of the USEPA Unified Guidance.

The following constituents are evaluated:

- **CCR Appendix III:** boron, calcium, chloride, fluoride, pH, sulfate, and TDS
- **Georgia EPD Appendix I:** antimony, arsenic, barium, beryllium, cadmium, chromium, cobalt, copper, lead, mercury, nickel, selenium, silver, thallium, vanadium, and zinc

Note that the terms "parameters" and "constituents" are interchangeable throughout this report. When there are no detections present in downgradient wells for a given constituent, statistical analyses are not required. A summary of well/constituent pairs with 100% non-detects follows this letter.

Time series plots for all well/constituent pairs are provided and are particularly useful for screening parameters detected in downgradient wells which require statistical analyses (Figure A). Additionally, a separate section of box plots is included for all constituents at upgradient and downgradient wells (Figure B). The time series plots are used to initially screen for suspected outliers and trends, while the box plots provide visual representation of variation within individual wells and between all wells. Values in background which have been flagged as outliers may be seen in a lighter font and as a disconnected symbol on the graphs.

Due to varying detection limits in background data sets, a substitution of the most recent reporting limit is used for all non-detects. Note that for calculation of intrawell prediction limits, substitution of the most recent reporting limit is performed separately for each well/parameter pair. In some cases, the reporting limit provided by the laboratory contains varying limits for a given parameter; therefore, the substitution may differ from well to well. This generally gives the most conservative limit in each case.

Reporting limit changes may occur depending on laboratory capabilities. In the case of beryllium and mercury, a change in laboratories resulted in a decrease in the respective reporting limits. The historic reporting limit of 0.003 mg/L for beryllium and 0.0005 mg/L for mercury were substituted in place of the most recent reporting limits of 0.0005 mg/L for beryllium and 0.0002 mg/L for mercury, as requested by Stantec, to be consistent with previous statistical limits.

In earlier analyses, data at all wells for constituents detected in downgradient wells were evaluated for the following: 1) outliers; 2) trends; 3) most appropriate statistical method based on site characteristics of groundwater data upgradient of the facility; and 4) eligibility of downgradient wells when intrawell statistical methods are recommended. Power curves were provided with the screening to demonstrate that the selected statistical methods for the parameters listed above comply with the USEPA Unified Guidance and the Georgia Environmental Protection Division Rules for Solid Waste Management Chapter 391-3-4-.10. A few well/constituent pairs have a limited background data set due either to sampling or truncation of background date ranges. As more samples are collected, these well/constituent pairs will meet the minimum power requirements. The EPA suggests the selected statistical method should provide at least 55% power at 3 standard deviations or at least 80% power at 4 standard deviations. Power curves were based on the following statistical methods:

Georgia EPD Appendix I Constituents:

- Semi-Annual Sampling
- Intrawell Prediction Limits with 1-of-2 resample plan (antimony, arsenic, barium, cadmium, chromium, cobalt, copper, lead, nickel, selenium, silver, vanadium, and zinc)
- Interwell Prediction Limits with 1-of-2 resample plan (beryllium, mercury, and thallium)
- # Constituents: 16
- # Downgradient wells: 26

CCR Appendix III Constituents:

- Semi-Annual Sampling
- Intrawell Prediction Limits with 1-of-2 resample plan – (boron, calcium, fluoride, sulfate, TDS)
- Interwell Prediction Limits with 1-of-2 resample plan – (chloride and pH)
- # Constituents: 7
- # Downgradient wells: 26

Parametric prediction limits are utilized when the screened historical data follow a normal or transformed-normal distribution. When data cannot be normalized or the majority of data are non-detects, a nonparametric test is utilized. While the false positive rate associated with the parametric limits is based on an annual 10% (5% per semi-annual event) as recommended by the EPA Unified Guidance (2009), the false positive rate associated with the nonparametric limits is dependent upon the available background sample size, number of future comparisons, and verification resample plan. The distribution of data is tested using the Shapiro-Wilk/Shapiro-Francia test for normality. After testing for normality and performing any adjustments as discussed below (US EPA, 2009), data are analyzed using either parametric or non-parametric prediction limits. Non-detects are handled as follows:

- No statistical analyses are required on wells and analytes containing 100% non-detects.
- When data contain <15% non-detects, simple substitution of one-half the reporting limit is utilized in the statistical analysis. The reporting limit utilized for non-detects is the most recent practical quantification limit (PQL) as reported by the laboratory.
- When data contain between 15-50% non-detects, the Kaplan-Meier non-detect adjustment is applied to the background data for parametric prediction limits. This technique adjusts the mean and standard deviation of the historical concentrations to account for concentrations below the reporting limit.
- Nonparametric prediction limits are used on data containing greater than 50% non-detects.

Natural systems continuously evolve due to physical changes made to the environment. Examples include capping a landfill, paving areas near a well, or lining a drainage channel to prevent erosion. Periodic updating of background statistical limits is necessary to accommodate these types of changes. In the interwell case, prediction limits are updated with upgradient well data during each event after careful screening for any new outliers. In the intrawell case, data for all wells and constituents may be re-evaluated when a minimum of 4 new data points is available to determine whether earlier concentrations

are representative of present-day groundwater quality. In some cases, the earlier portion of data are deselected prior to construction of limits to provide sensitive limits that will rapidly detect changes in groundwater quality. Even though the data are excluded from the calculation, the values will continue to be reported and shown in tables and graphs.

Two-Step Statistical Analysis

Intrawell statistical methods, combined with 1-of-2 resample plan, may be used as a conservative first step for identifying potential facility impacts in downgradient wells. Intrawell methods use background data for individual wells and may be overly sensitive to spatial variation. In particular for nonparametric limits with small background sample sizes, the probability of a false positive is higher than the desired annual sitewide rate of 10%. Therefore, a large number of exceedances may occur as a result of spatial variation rather than facility impacts. A second step can be used to further evaluate those exceedances and reduce the overall number of statistically significant increases (SSIs) that result from spatial variation. In instances where intrawell statistical methods identify an apparent SSI, a second step of interwell statistical evaluation may be used to determine whether the measurement exceeds the sitewide background limit based on pooled upgradient well data. This is similar in concept to the procedure used in compliance monitoring programs where an interwell statistical limit is used to determine "background" (USEPA Unified Guidance (2009), Chapter 7, Section 7.5). For the detection monitoring program, if the result does not exceed sitewide (interwell) background, an SSI is not declared.

When the result exceeds the sitewide (interwell) background, the 1-of-2 resample plan allows for collection of an independent resample to confirm or disconfirm the initial finding. A statistically significant increase is not declared unless the resample exceeds the intrawell prediction limit (United State Environmental Protection Agency (USEPA) Unified Guidance, March 2009, Chapter 19). When the resample confirms the initial exceedance, further research would be required to identify the cause of the exceedance (i.e., impact from the site, natural variation, or an off-site source). When any resample falls within the statistical limit, the initial exceedance is considered to be a false positive result, and no further action is necessary. In cases where intrawell and interwell exceedances are noted and no resamples are collected, the initial exceedance will be considered a confirmed statistically significant increase (SSI).

Trend tests, in addition to interwell prediction limits, are recommended for well/constituent pairs found to have an apparent intrawell SSI. Trend analysis will provide for detection of long-term changes and potential facility impacts at a given well in cases where the concentrations at that well remain below the sitewide upgradient limits. Thus,

the two-step approach has additional capability to detect long-term changes at downgradient wells compared to interwell methods alone. While a trend may be identified by visual inspection, a quantification of the trend and its significance is needed to identify whether concentrations are statistically significantly increasing, decreasing, or remaining stable over time. The absence of a statistically significant increasing trend indicates that an initial intrawell exceedance is short-term and may be the result of spatial variation rather than facility impact to groundwater. If a facility impact has occurred, it will likely result in additional exceedances in future sampling events. When a statistically significant increasing trend is noted, additional data may be needed to demonstrate that there is reasonable evidence that the initial intrawell statistical exceedance is a result of spatial variation rather than a result of impact to groundwater quality downgradient of the facility.

Historical Summary of Appendix I & Appendix III Background Screening & Update – Conducted in April 2022

Outlier Analysis

Prior to updating prediction limits, Tukey's outlier test and visual screening were used to evaluate data at all wells through February 2022. Tukey's test identified several potential outliers and confirmed previously flagged values. Some identified values were not flagged because they appeared to be representative of spatial variation. High values that were not identified by Tukey's test, but flagged as outliers, reduced variation among background datasets and resulted in statistical limits that are conservative (in most cases, lower) from a regulatory perspective. Note that previously flagged values for antimony at upgradient wells GWA-1 and GWA-2 along with downgradient well GWC-11R were unflagged during the background update as more recent values were of similar concentration. As mentioned above, any flagged data are displayed in a lighter font and as a disconnected symbol on the time series reports, as well as in a lighter font on the accompanying data pages. Summary tables of all flagged values follow this report (Figure C).

Seasonality

No obvious seasonal patterns were observed on the time series plots for any of the detected data; therefore, no deseasonalizing adjustments were made. When seasonal patterns are observed, data may be deseasonalized so that the resulting limits will correctly account for the seasonality as a predictable pattern rather than random variation or a release.

Determination of Spatial Variation

The Analysis of Variance (ANOVA) was used to statistically evaluate differences in average concentrations among upgradient wells for constituents detected in downgradient wells. The ANOVA assists in identifying the most appropriate statistical approach. Interwell tests, which compare downgradient well data to statistical limits constructed from pooled upgradient well data, are appropriate when average concentrations are similar across upgradient wells. Intrawell tests, which compare compliance data from a single well to screened historical data within the same well, are appropriate when upgradient wells exhibit spatial variation; when statistical limits constructed from upgradient wells are not representative of the current background data population; and when downgradient water quality is unimpacted compared to upgradient water quality for the same parameter. The ANOVA identified variation for all Appendix I & III parameters except for mercury and thallium; therefore, mercury and thallium will be tested with interwell statistical methods. All parameters were further evaluated as described for the appropriateness of intrawell testing to accommodate the groundwater quality. A summary table of the ANOVA results is included with the reports.

Eligibility of Intrawell Methods

Intrawell limits constructed from carefully screened background data from within each well serve to provide statistical limits that are conservative (i.e., lower) from a regulatory perspective, and that will rapidly identify a change in more recent compliance data from within a given well. This statistical method removes the element of variation from across wells and eliminates the chance of mistaking spatial variation for a release from the facility. Prior to performing intrawell prediction limits, several steps are required to reasonably demonstrate downgradient water quality does not have existing impacts from the practices of the facility.

Exploratory data analysis was used as a general comparison of concentrations in downgradient wells for all Appendix I and III parameters recommended for intrawell analyses to concentrations reported in upgradient wells. Upper tolerance limits are used in conjunction with confidence intervals to determine whether the estimated averages in downgradient wells are higher than observed levels upgradient of the facility. Upper tolerance limits estimate an upper percentile (in this case the 99th percentile) with known confidence level and thus represent the upper range of likely background values. Tolerance limits are similar to prediction limits that are used for detection monitoring, but tolerance limits are constructed to contain a given fraction of the background population whereas prediction limits are constructed to contain a given number of future observations with known confidence level.

In cases where downgradient average concentrations are higher than observed concentrations upgradient for a given constituent, an independent study and hydrogeological investigation would be required to identify local geochemical conditions and expected groundwater quality for the region to justify an intrawell approach. Such an assessment is beyond the scope of services provided by Groundwater Stats Consulting. When there is not an obvious explanation for observed concentration differences in downgradient wells relative to reported concentrations in upgradient wells, interwell prediction limits will initially be selected for the statistical method until further evidence shows that concentrations are due to spatial variation rather than a result of the facility.

Upper Tolerance Limits

Parametric tolerance limits were constructed with a target of 99% confidence and 95% coverage using pooled upgradient well data for each of the Appendix III parameters. The confidence and coverage levels for nonparametric tolerance limits are dependent upon the number of background samples. As more data are collected, the background population is better represented and the confidence and coverage levels for nonparametric tolerance limits increase.

Confidence Intervals

Confidence intervals were constructed on downgradient wells for each of the Appendix I & III parameters, using the tolerance limits discussed above, to determine intrawell eligibility. When the entire confidence interval is above a background standard for a given parameter, interwell methods are initially recommended as the statistical method. Therefore, only parameters with confidence intervals which did not exceed background standards are eligible for intrawell prediction limits. Note that well/constituent pairs with 100% non-detects were deselected prior to construction of confidence intervals.

Confidence intervals for Appendix I & III parameters exceeded their respective background limits for beryllium, chloride, and pH. Therefore, for Appendix I parameters, interwell methods are recommended for: beryllium, mercury, and thallium. Intrawell methods are recommended for antimony, arsenic, barium, cadmium, chromium, cobalt, copper, lead, nickel, selenium, silver, vanadium, and zinc. For Appendix III parameters, interwell methods are recommended for chloride and pH. Intrawell methods are recommended for boron, calcium, fluoride, sulfate, and TDS.

Mann-Whitney - Intrawell

For constituents requiring intrawell prediction limits, the Mann-Whitney (Wilcoxon Rank Sum) test was used to compare the medians of historical data through September 2018 for Appendix I constituents and through September 2019 for Appendix III constituents to the medians of the new compliance samples at each well through August 2021. Previously truncated data sets discussed above were also compared to the most recent set of measurements through August 2021. If the medians of the two groups are not significantly different at the 99% confidence level, background data are typically updated to include the newer compliance data. Note that no reports were produced for several well/constituent pairs as there was no variation in the data. Additionally, no Mann-Whitney test was run for barium at downgradient well GWC-13RZ since this well/constituent pair has been historically evaluated with a trend test in lieu of prediction limits due to due to steadily increasing data since early 2016.

Several statistically significant differences were found between the two groups for the Appendix I and III constituents. Typically, when the test concludes that the medians of the two groups are significantly different, particularly in the downgradient wells, the background data are not updated to include the newer data unless updating results in the similar or more conservative limits, or it can be reasonably justified that the change in concentrations are unrelated to practices at the site. In studies in which at least one of the segments being compared is of short duration, the comparison is complicated by the fact that normal short-term variation may be mistaken for long-term change in medians.

Statistically significant increasing medians were found for the following well/constituent pairs:

Appendix I:

- Barium: GWA-2R, GWA-4RZ (both upgradient), GWC-11R, and GWC-49R
- Cobalt: GWA-4RZ (upgradient)
- Zinc: GWC-47 and GWC-47R

Appendix III:

- Sulfate: GWC-14Z

These well/constituent pairs each had their respective records updated with compliance data and are discussed below.

For upgradient well/constituent pairs with significant increases in medians (barium in GWA-2R and GWA-4RZ and cobalt in GWA-4RZ), the increases in concentrations are,

reportedly, not related to the facility and represent background conditions. For barium in downgradient well GWC-11R and sulfate in downgradient well GWC-14Z, the concentrations are relatively low, and updating does not result in a high limit compared to upgradient wells. For barium in downgradient well GWC-49R, the compliance samples remain within range of concentrations upgradient of the facility and the pattern is very similar to that of upgradient well GWA-4RZ which has higher reported concentrations; therefore, this well/constituent pair was updated. Regarding zinc in downgradient wells GWC-47 and GWC-47R, the most recent concentrations in these wells are, reportedly, due to variation in groundwater quality, are somewhat similar to historical concentrations detected in these wells, are marginally higher than the current reporting limit, and remain within the range of upgradient concentrations. Therefore, these well/constituent pairs were updated.

A large number of well/constituent pairs for Appendix I and Appendix III constituents had statistically significant decreasing medians in more recent data. The significant cases are listed in the summary tables for Appendix I and Appendix III Mann-Whitney results. In most cases with significant results, the differences were relatively small, the most recent measurements were similar to measurements in the early part of the record, or the update resulted in similar or more conservative limits. Therefore, the majority of these records were updated. With the exception of pH, which has both an upper and lower prediction limit, decreasing differences will generally result in more conservative limits. For parametric limits, however, a decreasing difference can result in higher variance, which tends to increase the limit. For the following cases, earlier portions of the records were truncated to reduce variability among background data, utilize concentrations that appear to have stabilized, and remove elevated historical concentrations:

Appendix I:

- Vanadium: GWC-15Z
- Zinc: GWC-5

Appendix III:

- Calcium: GWC-49Z
- Sulfate: GWC-49Z

Any adjustments are shown in the Date Range Table in addition to adjustments listed for chromium, copper, and nickel from previous analysis.

Upgradient Well Trend Tests – Interwell

The Sen's Slope/Mann Kendall trend test was used to evaluate data at upgradient wells for each of the parameters tested using interwell prediction limits--beryllium, mercury, and thallium (Appendix I), and chloride and pH (Appendix III) to identify statistically significant increasing or decreasing trends in background. The results of the trend analyses showed no statistically significant increasing or decreasing trends for Appendix I constituents. For the Appendix III constituents, no statistically significant increasing trends were identified. The following statistically significant decreasing trends were noted:

- Chloride: GWA-1, GWA-39Z, GWA-41, and GWA-41R
- pH: GWA-2R, GWA-41R, GWA-43, GWA-50, and GWA-50R

Truncation of upgradient well records to remove decreasing trends should be done with caution since the higher concentrations could appear in future years at downgradient wells in the absence of facility impacts. Therefore, no adjustments were made at this time. While no statistically significant trend was identified for pH in upgradient well GWA-3A, it was noted that the more recent reported measurements are higher than those reported historically. Concentrations of pH in this well will continue to be monitored and further studies may be required to determine the cause of the increasing concentrations.

Summary of Appendix I & Appendix III Background Update – Conducted in April 2024

Outlier Analysis

Prior to updating prediction limits during the Spring 2024 statistical analysis, Tukey's outlier test and visual screening were used to evaluate data at all wells through August 2023. Tukey's test identified several potential outliers and confirmed previously flagged values. A high value for barium at downgradient well GWC-12 was additionally flagged during the update. Some identified values were not flagged because the measurements appeared to be representative of spatial variation. High values that were not identified by Tukey's test (such as the highest value for calcium at upgradient well GWA-43, the highest value for TDS at downgradient well GWC-13, the second highest value for chromium at downgradient well GWC-12, and the two lowest values for sulfate at downgradient well GWC-13RZ) were flagged as outliers to reduce variation among background datasets which results in statistical limits that are conservative (in most cases, lower) from a regulatory perspective.

Previously flagged outliers for antimony at upgradient well GWA-1 and downgradient well GWC-45 were unflagged as the measurements were similar to more recent concentrations. Additionally, a previously flagged reporting limit for beryllium at GWA-42 was unflagged since it is equal to the most recent reporting limit. As mentioned above, any flagged data are displayed in a lighter font and as a disconnected symbol on the time series reports, as well as in a lighter font on the accompanying data pages.

Mann-Whitney - Intrawell

For constituents requiring intrawell prediction limits, the Mann-Whitney (Wilcoxon Rank Sum) test was used to compare the medians of historical data through August 2021 for Appendix I & III constituents to the medians of the new compliance samples at each well through August 2023. Previously truncated data sets discussed above were also compared to the most recent set of measurements through August 2023. If the medians of the two groups are not significantly different at the 99% confidence level, background data are typically updated to include the newer compliance data. Note that no reports were produced for several well/constituent pairs as there was no variation in the data. Additionally, the Mann-Whitney test was not included for barium at downgradient well GWC-13RZ since this well/constituent pair has been historically evaluated with a trend test in lieu of prediction limits. Further discussion is provided below for this well/constituent pair.

Several statistically significant differences were found between the two groups for the Appendix I and III constituents. Typically, when the test concludes that the medians of the two groups are significantly different, particularly in the downgradient wells, the background data are not updated to include the newer data unless updating results in the similar or more conservative limits, or it can be reasonably justified that the change in concentrations are unrelated to practices at the site. In studies where at least one of the segments being compared is of short duration, the comparison is complicated by the fact that normal short-term variation may be mistaken for long-term change in medians.

For well/constituent pairs with significant increases in medians among upgradient wells, the increases in concentrations are, reportedly, not related to the facility and represent background conditions. Records for downgradient well/constituent pairs with statistically significant increases in median concentrations were updated through July/August 2023 since the compliance measurements were similar to or within the range of historic concentrations. Compliance observations for barium and nickel in downgradient well GWC-48 were above historic concentrations within each record, but the increases to resulting statistical limits were marginal and recorded observations for these

well/constituent pairs were similar to or lower than concentrations found upgradient of the facility. Therefore, records for these well/constituent pairs were updated.

In previous analyses, barium at downgradient well GWC-13RZ was evaluated using trend tests in lieu of prediction limits due to the increase in concentrations from 2016 – 2017. Since late 2017, reported measurements at this well/constituent pair have stabilized at levels an order of magnitude lower than the MCL of 2.0 mg/L; therefore, a prediction limit was constructed for this well/constituent pair by truncating the earlier portion of the record to use the more recent and stable data that is representative of present-day groundwater quality conditions.

Several statistically significant decreasing medians were identified in more recent data for Appendix I and Appendix III constituents. The significant cases are listed in the summary tables for Appendix I and Appendix III Mann-Whitney results. In most cases, the differences were relatively small, the more recent measurements were similar to measurements in the early part of the record, or updating the records resulted in similar or more conservative limits. Therefore, all records were updated.

Among well/constituent pairs with statistically significant decreases in medians, the following well/constituent pairs had earlier portions of their records truncated in order to reduce variability among background data, remove the influence of any possible trends, utilize concentrations that appear to have stabilized, and remove elevated historic concentrations:

- Barium: GWC-6
- Calcium: GWC-49Z
- Chromium: GWC-13

Although not identified with statistically significantly decreasing medians by the Mann-Whitney test at the 99% confidence level, elevated concentrations early in the record for calcium at downgradient well GWC-14Z, chromium at downgradient well GWC-11R, copper at downgradient well GWC-5, and sulfate at downgradient well GWC-13 were similarly truncated. Lower concentrations early in the record for sulfate at downgradient well GWC-13RZ were truncated from the record to reduce variation. This step results in conservative (i.e., lower) statistical limits capable of identifying future changes in groundwater quality for these well/constituent pairs.

Any adjustments are shown in the Date Range Table in addition to adjustments listed from previous updates.

Upgradient Well Trend Tests – Interwell

The Sen's Slope/Mann Kendall trend test was used to evaluate data through February 2024 at upgradient wells for each of the parameters tested using interwell prediction limits--beryllium, mercury, and thallium (Appendix I), and chloride and pH (Appendix III) to identify statistically significant increasing or decreasing trends in background at the 99% confidence level. The results of the trend analyses showed no statistically significant increasing or decreasing trends for Appendix I constituents. For the Appendix III constituents, no statistically significant increasing trends were identified. The following statistically significant decreasing trends were noted:

- Chloride: GWA-1, GWA-39RZ, GWA-39Z, GWA-41, GWA-41R, GWA-43R, GWA-50, and GWA-50R
- pH: GWA-1, GWA-2R, GWA-40, GWA-41R, GWA-42, GWA-43, GWA-50, and GWA-50R

Truncation of upgradient well records to remove decreasing trends should be done with caution since the higher concentrations could appear in future years at downgradient wells in the absence of facility impacts. Additionally, resulting statistical limits are representative of current groundwater quality conditions. Therefore, no adjustments were made at this time. While no statistically significant trend was identified for pH in upgradient well GWA-3A, it was noted that the more recent reported measurements are higher than those reported historically. Concentrations of pH in this well will continue to be monitored and further studies may be required to determine the cause of the increasing concentrations.

Evaluation of Georgia EPD Appendix I Constituents – August 2024

Intrawell Prediction Limits

Intrawell prediction limits, combined with a 1-of-2 resample plan, for antimony, arsenic, barium, cadmium, chromium, cobalt, copper, lead, nickel, selenium, silver, vanadium, and zinc were constructed using all available historical data through August 2023, except for the cases mentioned above and listed in the Date Range Table. Compliance data from the August 2024 sample event were compared to these limits (Figure D). No statistical analyses were included for well/constituent pairs with 100% non-detects. A list of those well/constituent pairs follows this letter.

As discussed earlier, the most recent reporting limit is substituted on a well-by-well basis for computing intrawell prediction limits. Therefore, individual wells can have different

substitutions for a given parameter depending on what the laboratory has reported for each well. Note that the resulting prediction limit for chromium at GWC-47 and GWC-6RZ decreased respectively from 0.005 mg/L to 0.003142 mg/L and from 0.01 mg/L to 0.005 mg/L as a result of the most recent reporting limit for each well/constituent pair

In the event of an initial exceedance of compliance well data, the 1-of-2 resample plan allows for collection of one additional sample to determine whether the initial exceedance is confirmed. When a resample confirms the initial exceedance, a statistically significant increase (SSI) is identified, and further research would be required to identify the cause of the exceedance (i.e., impact from the site, natural variation, or an off-site source). If any resample falls within the statistical limit, the initial exceedance is considered to be a false positive result, and no further action is necessary. Summaries of the Georgia EPD Appendix I prediction limits follow this report. No exceedances were identified for any of the well/constituent pairs.

Two-Step Approach

Interwell prediction limits were not required for the Two-Step approach as no intrawell prediction limit exceedances were identified.

Interwell Prediction Limits

For beryllium, mercury, and thallium interwell prediction limits, combined with a 1-of-2 resample plan, were constructed using all historical upgradient well data through August 2024 (Figure E). Regarding beryllium and mercury, prediction limits were set at the reporting limits of 0.003 mg/L and 0.0005 mg/L, respectively. As mentioned above, upgradient well data were reassessed for potential outliers during this analysis. When values in background are flagged as outliers, the measurements may be seen in a lighter font and as a disconnected symbol on the graphs. Previously flagged values were confirmed and no additional values were flagged as outliers at any of the upgradient wells.

Interwell prediction limits pool upgradient well data to establish a background limit for an individual constituent. The August 2024 sample from each downgradient well was compared to the background limit to determine whether exceedances over background are present. No exceedances were identified.

Trend Tests

When an exceedance occurs in a downgradient well, the exceedance is further evaluated using the Sen's Slope/Mann Kendall trend test at the 99% confidence level--whether or not the exceedance is confirmed as an SSI--in addition to interwell prediction limits in accordance with the two-step analysis. Upgradient wells are included in the trend analyses to identify whether similar patterns exist upgradient of the site. Since no Appendix I constituents were identified with exceedances in downgradient wells, no trend tests were required.

Evaluation of CCR Appendix III Parameters – August 2024

Intrawell Prediction Limits

For boron, calcium, fluoride, sulfate, and TDS, intrawell prediction limits, combined with a 1-of-2 resample plan, were constructed using all historical data through July/August 2023 (Figure F). Results and a summary table follow this report. The August 2024 sample from each downgradient well was compared its respective background limit to determine whether exceedances over background are present. Apparent exceedances were identified for the following well/constituent pairs:

- Calcium: GWA-3A (upgradient)
- Sulfate: GWC-9 and GWC-10
- TDS: GWA-3A and GWA-50 (both upgradient), GWC-5, GWC-45, and GWC-49Z

Two-Step Approach

When interwell prediction limits were constructed using pooled upgradient well data through August 2024 for the apparent intrawell prediction limit exceedances in downgradient wells, no exceedances were identified (Figure G). Values that exceed intrawell background limits are further evaluated using trend tests as discussed below.

Interwell Prediction Limits

For chloride and pH, interwell prediction limits, combined with a 1-of-2 resample plan, were constructed using all historical upgradient well data through August 2024 (Figure H). Results and a summary table follow this report. Interwell prediction limits pool upgradient well data to establish a background limit for an individual constituent.

Upgradient well data were reassessed for potential outliers during this analysis. When values in background are flagged as outliers, the measurements may be seen in a lighter font and as a disconnected symbol on the graphs. No values were flagged as outliers at any of the upgradient wells for Appendix III constituents.

Interwell prediction limits were constructed using pooled upgradient well data for chloride and pH, and the August 2024 sample from each downgradient well was compared to the background limit to determine whether exceedances over background are present. No exceedances were identified for any of the well/constituent pairs.

Trend Tests

Data from downgradient well/constituent pairs found to exceed their respective prediction limits were further evaluated using the Sen's Slope/Mann Kendall trend test at the 99% confidence level along with upgradient wells for the same constituents. A summary of the trend test results follows this letter (Figure I). Statistically significant trends were identified for the following well/constituent pairs:

Increasing
- TDS: GWA-3A (upgradient)

Decreasing
- Sulfate: GWA-1, GWA-39Z, GWA-43R, and GWA-50R (all upgradient)

Summary

Georgia EPD Appendix I

Based on the results of the Appendix I prediction limits and the two-step approach, no statistical exceedances were identified.

CCR Appendix III

Based on the results of the Appendix III constituents requiring either intrawell or interwell prediction limits and after testing the apparent intrawell exceedances among downgradient wells using the two-step approach, no statistical exceedances were identified.

Trend tests were performed for all apparent intrawell exceedances and corresponding upgradient wells. Results are presented in the corresponding tables.

Thank you for the opportunity to assist you in the statistical analysis of groundwater quality for Plant Bowen Landfill Cells 1, 2, 9 and 10. If you have any questions or comments, please feel free to contact us.

For Groundwater Stats Consulting,



Kristina L. Rayner
Senior Statistician



Andrew T. Collins
Project Manager

Sanitas™ v.10.0.20 Software licensed to Groundwater Stats Consulting. UG

Date Ranges

Date: 9/8/2024 11:47 AM

Plant Bowen Client: Southern Company Data: Bowen 1, 2, 9, and 10

Barium (mg/L)
- GWC-13RZ background:12/28/2017-8/2/2023
- GWC-6 background:2/1/2017-7/31/2023

Calcium, total (mg/L)
- GWC-14Z background:7/12/2017-8/1/2023
- GWC-49Z background:7/28/2016-7/27/2023

Chromium (mg/L)
- GWC-11R background:5/26/2016-8/1/2023
- GWC-13 background:4/1/2014-8/1/2023

Copper (mg/L)
- GWA-50R background:4/14/2014-7/28/2023
- GWC-5 background:3/31/2015-7/28/2023

Nickel (mg/L)
- GWA-50R background:4/14/2014-7/28/2023

Sulfate, total (mg/L)
- GWC-13 background:3/21/2018-8/1/2023
- GWC-13RZ background:7/12/2017-8/2/2023
- GWC-15Z background:11/23/2016-8/1/2023
- GWC-49Z background:9/21/2016-7/27/2023

Vanadium (mg/L)
- GWC-15Z background:4/27/2010-8/1/2023

Zinc (mg/L)
- GWC-5 background:3/31/2015-7/28/2023

Sanitas™ v.10.0.20 Software licensed to Groundwater Stats Consulting. UG

100% Non-Detects

Analysis Run 9/11/2024 11:45 AM View: 100% NDs
Plant Bowen Client: Southern Company Data: Bowen 1, 2, 9, and 10

Antimony (mg/L)
GWA-2, GWC-10

Arsenic (mg/L)
GWA-50, GWA-50R, GWC-48

Beryllium (mg/L)
GWC-10R, GWC-11R, GWC-12, GWC-13RZ, GWC-15R, GWC-15Z, GWC-45, GWC-46R, GWC-49R, GWC-49Z, GWC-7Z

Cadmium (mg/L)
GWA-2, GWA-2R, GWA-3A, GWA-40, GWA-41, GWA-41R, GWA-43R, GWA-4RZ, GWA-50R, GWC-11, GWC-13, GWC-13RZ, GWC-15Z, GWC-45, GWC-46R, GWC-49R, GWC-6RZ, GWC-8RR, GWC-9

Chromium (mg/L)
GWA-4RZ

Cobalt (mg/L)
GWA-40, GWA-41, GWA-43R, GWA-50, GWC-10R, GWC-45R, GWC-47, GWC-47R, GWC-49R, GWC-6RZ

Copper (mg/L)
GWC-49R

Lead (mg/L)
GWA-3A, GWC-12, GWC-46R, GWC-49R

Mercury (mg/L)
GWC-14Z, GWC-6RZ, GWC-7Z, GWC-8Z, GWC-9

Nickel (mg/L)
GWA-40, GWC-6RZ

Selenium (mg/L)
GWA-1, GWA-39RZ, GWA-39Z, GWA-3A, GWA-40, GWA-41, GWA-41R, GWA-42, GWA-43R, GWA-4RZ, GWA-50, GWA-50R, GWC-10, GWC-10R, GWC-11, GWC-11R, GWC-12, GWC-15Z, GWC-45, GWC-45R, GWC-47, GWC-47R, GWC-49R, GWC-49Z, GWC-6, GWC-7Z, GWC-8RR

Silver (mg/L)
GWA-1, GWA-2, GWA-2R, GWA-39Z, GWA-3A, GWA-40, GWA-41, GWA-41R, GWA-42, GWA-43, GWA-43R, GWA-4RZ, GWC-10, GWC-10R, GWC-11, GWC-11R, GWC-13, GWC-14Z, GWC-15R, GWC-15Z, GWC-44, GWC-45, GWC-45R, GWC-46R, GWC-47, GWC-47R, GWC-48, GWC-49R, GWC-49Z, GWC-5, GWC-6, GWC-6RZ, GWC-7Z, GWC-8RR, GWC-8Z, GWC-9

Thallium (mg/L)
GWC-10, GWC-11, GWC-12, GWC-13, GWC-14Z, GWC-15R, GWC-45, GWC-45R, GWC-6RZ, GWC-8RR, GWC-9

Vanadium (mg/L)
GWA-39Z, GWA-40, GWA-41, GWA-50, GWC-10R, GWC-46R, GWC-47, GWC-49R, GWC-49Z, GWC-6RZ, GWC-7Z

Appendix I Intrawell Prediction Limits - All Results (No Significant)

Plant Bowen Client: Southern Company Data: Bowen 1, 2, 9, and 10 Printed 9/11/2024, 11:00 AM

Constituent	Well	Upper Lim.	Lower Lim.	Date	Observ.	Sig.	Bg N	Bg Mean	Std. Dev.	%NDs	ND Adj.	Transform	Alpha	Method
Antimony (mg/L)	GWA-1	0.017	n/a	8/7/2024	0.0028J	No	42	n/a	n/a	38.1	n/a	n/a	0.001077	NP Intra (normality) 1 of 2
Antimony (mg/L)	GWA-2R	0.011	n/a	8/6/2024	0.0021J	No	41	n/a	n/a	41.46	n/a	n/a	0.001118	NP Intra (normality) 1 of 2
Antimony (mg/L)	GWA-39RZ	0.008469	n/a	8/1/2024	0.00097J	No	19	0.002291	0.002147	26.32	Kaplan-Meier	No	0.0001266	Param Intra 1 of 2
Antimony (mg/L)	GWA-39Z	0.0039	n/a	8/1/2024	0.003ND	No	21	n/a	n/a	33.33	n/a	n/a	0.003999	NP Intra (normality) 1 of 2
Antimony (mg/L)	GWA-3A	0.0068	n/a	8/8/2024	0.003ND	No	41	n/a	n/a	68.29	n/a	n/a	0.001118	NP Intra (NDs) 1 of 2
Antimony (mg/L)	GWA-40	0.003	n/a	8/1/2024	0.003ND	No	21	n/a	n/a	90.48	n/a	n/a	0.003999	NP Intra (NDs) 1 of 2
Antimony (mg/L)	GWA-41	0.003	n/a	8/1/2024	0.003ND	No	21	n/a	n/a	90.48	n/a	n/a	0.003999	NP Intra (NDs) 1 of 2
Antimony (mg/L)	GWA-41R	0.0045	n/a	8/1/2024	0.00085J	No	21	n/a	n/a	52.38	n/a	n/a	0.003999	NP Intra (NDs) 1 of 2
Antimony (mg/L)	GWA-42	0.003	n/a	8/1/2024	0.003ND	No	21	n/a	n/a	95.24	n/a	n/a	0.003999	NP Intra (NDs) 1 of 2
Antimony (mg/L)	GWA-43	0.003	n/a	8/2/2024	0.003ND	No	21	n/a	n/a	95.24	n/a	n/a	0.003999	NP Intra (NDs) 1 of 2
Antimony (mg/L)	GWA-43R	0.003	n/a	8/2/2024	0.00086J	No	21	n/a	n/a	71.43	n/a	n/a	0.003999	NP Intra (NDs) 1 of 2
Antimony (mg/L)	GWA-4RZ	0.003	n/a	8/8/2024	0.003ND	No	21	n/a	n/a	52.38	n/a	n/a	0.003999	NP Intra (NDs) 1 of 2
Antimony (mg/L)	GWA-50	0.003	n/a	8/8/2024	0.003ND	No	36	n/a	n/a	88.89	n/a	n/a	0.001429	NP Intra (NDs) 1 of 2
Antimony (mg/L)	GWA-50R	0.003	n/a	8/8/2024	0.003ND	No	36	n/a	n/a	97.22	n/a	n/a	0.001429	NP Intra (NDs) 1 of 2
Antimony (mg/L)	GWC-10R	0.003	n/a	8/12/2024	0.003ND	No	41	n/a	n/a	95.12	n/a	n/a	0.001118	NP Intra (NDs) 1 of 2
Antimony (mg/L)	GWC-11	0.003	n/a	8/13/2024	0.003ND	No	42	n/a	n/a	85.71	n/a	n/a	0.001077	NP Intra (NDs) 1 of 2
Antimony (mg/L)	GWC-11R	0.012	n/a	8/12/2024	0.00086J	No	43	n/a	n/a	72.09	n/a	n/a	0.001037	NP Intra (NDs) 1 of 2
Antimony (mg/L)	GWC-12	0.003	n/a	8/12/2024	0.003ND	No	42	n/a	n/a	97.62	n/a	n/a	0.001077	NP Intra (NDs) 1 of 2
Antimony (mg/L)	GWC-13	0.003	n/a	8/12/2024	0.0021J	No	42	n/a	n/a	90.48	n/a	n/a	0.001077	NP Intra (NDs) 1 of 2
Antimony (mg/L)	GWC-13RZ	0.00447	n/a	8/13/2024	0.003ND	No	36	n/a	n/a	58.33	n/a	n/a	0.001429	NP Intra (NDs) 1 of 2
Antimony (mg/L)	GWC-14Z	0.005	n/a	8/13/2024	0.003ND	No	42	n/a	n/a	88.1	n/a	n/a	0.001077	NP Intra (NDs) 1 of 2
Antimony (mg/L)	GWC-15R	0.0106	n/a	8/13/2024	0.0013J	No	42	n/a	n/a	52.38	n/a	n/a	0.001077	NP Intra (NDs) 1 of 2
Antimony (mg/L)	GWC-15Z	0.0053	n/a	8/13/2024	0.003ND	No	42	n/a	n/a	83.33	n/a	n/a	0.001077	NP Intra (NDs) 1 of 2
Antimony (mg/L)	GWC-44	0.003	n/a	8/6/2024	0.003ND	No	21	n/a	n/a	95.24	n/a	n/a	0.003999	NP Intra (NDs) 1 of 2
Antimony (mg/L)	GWC-45	0.02643	n/a	8/5/2024	0.0041	No	23	-6.184	0.9271	21.74	Kaplan-Meier	ln(x)	0.0001266	Param Intra 1 of 2
Antimony (mg/L)	GWC-45R	0.00426	n/a	8/5/2024	0.003ND	No	21	n/a	n/a	57.14	n/a	n/a	0.003999	NP Intra (NDs) 1 of 2
Antimony (mg/L)	GWC-46R	0.003	n/a	8/5/2024	0.003ND	No	21	n/a	n/a	95.24	n/a	n/a	0.003999	NP Intra (NDs) 1 of 2
Antimony (mg/L)	GWC-47	0.003	n/a	8/5/2024	0.003ND	No	21	n/a	n/a	85.71	n/a	n/a	0.003999	NP Intra (NDs) 1 of 2
Antimony (mg/L)	GWC-47R	0.00436	n/a	8/5/2024	0.00069J	No	21	0.03291	0.01181	33.33	Kaplan-Meier	sqrt(x)	0.0001266	Param Intra 1 of 2
Antimony (mg/L)	GWC-48	0.003	n/a	8/5/2024	0.003ND	No	21	n/a	n/a	90.48	n/a	n/a	0.003999	NP Intra (NDs) 1 of 2
Antimony (mg/L)	GWC-49R	0.0037	n/a	8/6/2024	0.00082J	No	21	n/a	n/a	52.38	n/a	n/a	0.003999	NP Intra (NDs) 1 of 2
Antimony (mg/L)	GWC-49Z	0.003	n/a	8/6/2024	0.0013J	No	21	n/a	n/a	42.86	n/a	n/a	0.003999	NP Intra (normality) 1 of 2
Antimony (mg/L)	GWC-5	0.003	n/a	8/8/2024	0.003ND	No	42	n/a	n/a	92.86	n/a	n/a	0.001077	NP Intra (NDs) 1 of 2
Antimony (mg/L)	GWC-6	0.0035	n/a	8/8/2024	0.003ND	No	42	n/a	n/a	92.86	n/a	n/a	0.001077	NP Intra (NDs) 1 of 2
Antimony (mg/L)	GWC-6RZ	0.003	n/a	8/8/2024	0.003ND	No	25	n/a	n/a	80	n/a	n/a	0.002832	NP Intra (NDs) 1 of 2
Antimony (mg/L)	GWC-7Z	0.003	n/a	8/8/2024	0.0012J	No	21	n/a	n/a	57.14	n/a	n/a	0.003999	NP Intra (NDs) 1 of 2
Antimony (mg/L)	GWC-8RR	0.003	n/a	8/12/2024	0.003ND	No	30	n/a	n/a	76.67	n/a	n/a	0.002008	NP Intra (NDs) 1 of 2
Antimony (mg/L)	GWC-8Z	0.003	n/a	8/12/2024	0.003ND	No	25	n/a	n/a	96	n/a	n/a	0.002832	NP Intra (NDs) 1 of 2
Antimony (mg/L)	GWC-9	0.003	n/a	8/12/2024	0.003ND	No	42	n/a	n/a	97.62	n/a	n/a	0.001077	NP Intra (NDs) 1 of 2
Arsenic (mg/L)	GWA-1	0.005	n/a	8/7/2024	0.005ND	No	42	n/a	n/a	90.48	n/a	n/a	0.001077	NP Intra (NDs) 1 of 2
Arsenic (mg/L)	GWA-2	0.005	n/a	8/7/2024	0.005ND	No	41	n/a	n/a	97.56	n/a	n/a	0.001118	NP Intra (NDs) 1 of 2
Arsenic (mg/L)	GWA-2R	0.0056	n/a	8/6/2024	0.005ND	No	42	n/a	n/a	69.05	n/a	n/a	0.001077	NP Intra (NDs) 1 of 2
Arsenic (mg/L)	GWA-39RZ	0.005	n/a	8/1/2024	0.0018J	No	20	n/a	n/a	70	n/a	n/a	0.004291	NP Intra (NDs) 1 of 2
Arsenic (mg/L)	GWA-39Z	0.005	n/a	8/1/2024	0.0011J	No	21	n/a	n/a	85.71	n/a	n/a	0.003999	NP Intra (NDs) 1 of 2
Arsenic (mg/L)	GWA-3A	0.005	n/a	8/8/2024	0.005ND	No	41	n/a	n/a	97.56	n/a	n/a	0.001118	NP Intra (NDs) 1 of 2
Arsenic (mg/L)	GWA-40	0.005	n/a	8/1/2024	0.0011J	No	21	n/a	n/a	90.48	n/a	n/a	0.003999	NP Intra (NDs) 1 of 2
Arsenic (mg/L)	GWA-41	0.005	n/a	8/1/2024	0.00092J	No	21	n/a	n/a	100	n/a	n/a	0.003999	NP Intra (NDs) 1 of 2
Arsenic (mg/L)	GWA-41R	0.005	n/a	8/1/2024	0.0015J	No	21	n/a	n/a	85.71	n/a	n/a	0.003999	NP Intra (NDs) 1 of 2
Arsenic (mg/L)	GWA-42	0.005	n/a	8/1/2024	0.005ND	No	21	n/a	n/a	100	n/a	n/a	0.003999	NP Intra (NDs) 1 of 2
Arsenic (mg/L)	GWA-43	0.005	n/a	8/2/2024	0.005ND	No	21	n/a	n/a	95.24	n/a	n/a	0.003999	NP Intra (NDs) 1 of 2
Arsenic (mg/L)	GWA-43R	0.005	n/a	8/2/2024	0.005ND	No	21	n/a	n/a	95.24	n/a	n/a	0.003999	NP Intra (NDs) 1 of 2
Arsenic (mg/L)	GWA-4RZ	0.005	n/a	8/8/2024	0.0016J	No	21	n/a	n/a	33.33	n/a	n/a	0.003999	NP Intra (normality) 1 of 2
Arsenic (mg/L)	GWC-10	0.0079	n/a	8/12/2024	0.005ND	No	41	n/a	n/a	90.24	n/a	n/a	0.001118	NP Intra (NDs) 1 of 2
Arsenic (mg/L)	GWC-10R	0.005	n/a	8/12/2024	0.005ND	No	42	n/a	n/a	97.62	n/a	n/a	0.001077	NP Intra (NDs) 1 of 2
Arsenic (mg/L)	GWC-11	0.005	n/a	8/13/2024	0.005ND	No	42	n/a	n/a	95.24	n/a	n/a	0.001077	NP Intra (NDs) 1 of 2

Appendix I Intrawell Prediction Limits - All Results (No Significant)

Plant Bowen Client: Southern Company Data: Bowen 1, 2, 9, and 10 Printed 9/11/2024, 11:00 AM

Constituent	Well	Upper Lim.	Lower Lim.	Date	Observ.	Sig.	Bg N	Bg Mean	Std. Dev.	%NDs	ND Adj.	Transform	Alpha	Method
Arsenic (mg/L)	GWC-11R	0.0077	n/a	8/12/2024	0.0017J	No	42	n/a	n/a	45.24	n/a	n/a	0.001077	NP Intra (normality) 1 of 2
Arsenic (mg/L)	GWC-12	0.01151	n/a	8/12/2024	0.0039J	No	41	0.005796	0.00227	21.95	Kaplan-Meier	No	0.0001266	Param Intra 1 of 2
Arsenic (mg/L)	GWC-13	0.0096	n/a	8/12/2024	0.005ND	No	42	n/a	n/a	73.81	n/a	n/a	0.001077	NP Intra (NDs) 1 of 2
Arsenic (mg/L)	GWC-13RZ	0.0066	n/a	8/13/2024	0.0013J	No	40	n/a	n/a	57.5	n/a	n/a	0.001159	NP Intra (NDs) 1 of 2
Arsenic (mg/L)	GWC-14Z	0.0079	n/a	8/13/2024	0.005ND	No	41	n/a	n/a	87.8	n/a	n/a	0.001118	NP Intra (NDs) 1 of 2
Arsenic (mg/L)	GWC-15R	0.005	n/a	8/13/2024	0.005ND	No	42	n/a	n/a	90.48	n/a	n/a	0.001077	NP Intra (NDs) 1 of 2
Arsenic (mg/L)	GWC-15Z	0.0077	n/a	8/13/2024	0.005ND	No	42	n/a	n/a	76.19	n/a	n/a	0.001077	NP Intra (NDs) 1 of 2
Arsenic (mg/L)	GWC-44	0.005	n/a	8/6/2024	0.005ND	No	21	n/a	n/a	71.43	n/a	n/a	0.003999	NP Intra (NDs) 1 of 2
Arsenic (mg/L)	GWC-45	0.005	n/a	8/5/2024	0.005ND	No	21	n/a	n/a	95.24	n/a	n/a	0.003999	NP Intra (NDs) 1 of 2
Arsenic (mg/L)	GWC-45R	0.005	n/a	8/5/2024	0.005ND	No	21	n/a	n/a	95.24	n/a	n/a	0.003999	NP Intra (NDs) 1 of 2
Arsenic (mg/L)	GWC-46R	0.005	n/a	8/5/2024	0.005ND	No	21	n/a	n/a	95.24	n/a	n/a	0.003999	NP Intra (NDs) 1 of 2
Arsenic (mg/L)	GWC-47	0.005	n/a	8/5/2024	0.005ND	No	21	n/a	n/a	95.24	n/a	n/a	0.003999	NP Intra (NDs) 1 of 2
Arsenic (mg/L)	GWC-47R	0.005	n/a	8/5/2024	0.005ND	No	21	n/a	n/a	52.38	n/a	n/a	0.003999	NP Intra (NDs) 1 of 2
Arsenic (mg/L)	GWC-49R	0.005	n/a	8/6/2024	0.005ND	No	21	n/a	n/a	95.24	n/a	n/a	0.003999	NP Intra (NDs) 1 of 2
Arsenic (mg/L)	GWC-49Z	0.005	n/a	8/6/2024	0.005ND	No	21	n/a	n/a	95.24	n/a	n/a	0.003999	NP Intra (NDs) 1 of 2
Arsenic (mg/L)	GWC-5	0.005	n/a	8/8/2024	0.005ND	No	42	n/a	n/a	97.62	n/a	n/a	0.001077	NP Intra (NDs) 1 of 2
Arsenic (mg/L)	GWC-6	0.005	n/a	8/8/2024	0.005ND	No	41	n/a	n/a	85.37	n/a	n/a	0.001118	NP Intra (NDs) 1 of 2
Arsenic (mg/L)	GWC-6RZ	0.005	n/a	8/8/2024	0.005ND	No	25	n/a	n/a	92	n/a	n/a	0.002832	NP Intra (NDs) 1 of 2
Arsenic (mg/L)	GWC-7Z	0.004382	n/a	8/8/2024	0.005ND	No	21	0.001947	0.000868	33.33	Kaplan-Meier	No	0.0001266	Param Intra 1 of 2
Arsenic (mg/L)	GWC-8RR	0.005	n/a	8/12/2024	0.005ND	No	30	n/a	n/a	83.33	n/a	n/a	0.002008	NP Intra (NDs) 1 of 2
Arsenic (mg/L)	GWC-8Z	0.005	n/a	8/12/2024	0.005ND	No	25	n/a	n/a	80	n/a	n/a	0.002832	NP Intra (NDs) 1 of 2
Arsenic (mg/L)	GWC-9	0.0086	n/a	8/12/2024	0.005ND	No	42	n/a	n/a	85.71	n/a	n/a	0.001077	NP Intra (NDs) 1 of 2
Barium (mg/L)	GWA-1	0.04	n/a	8/7/2024	0.015	No	41	n/a	n/a	0	n/a	n/a	0.001118	NP Intra (normality) 1 of 2
Barium (mg/L)	GWA-2	0.05	n/a	8/7/2024	0.017	No	40	0.02121	0.01142	0	None	No	0.0001266	Param Intra 1 of 2
Barium (mg/L)	GWA-2R	0.04732	n/a	8/6/2024	0.015	No	40	-4.448	0.5541	0	None	ln(x)	0.0001266	Param Intra 1 of 2
Barium (mg/L)	GWA-39RZ	0.02561	n/a	8/1/2024	0.014	No	20	0.1247	0.01249	0	None	sqrt(x)	0.0001266	Param Intra 1 of 2
Barium (mg/L)	GWA-39Z	0.03585	n/a	8/1/2024	0.011	No	21	0.01414	0.007741	4.762	None	No	0.0001266	Param Intra 1 of 2
Barium (mg/L)	GWA-3A	0.009067	n/a	8/8/2024	0.0068	No	32	0.00587	0.001232	3.125	None	No	0.0001266	Param Intra 1 of 2
Barium (mg/L)	GWA-40	0.01215	n/a	8/1/2024	0.0073	No	21	0.008568	0.001278	0	None	No	0.0001266	Param Intra 1 of 2
Barium (mg/L)	GWA-41	0.03652	n/a	8/1/2024	0.014	No	21	0.02503	0.004095	0	None	No	0.0001266	Param Intra 1 of 2
Barium (mg/L)	GWA-41R	0.05244	n/a	8/1/2024	0.044	No	21	0.02499	0.009788	0	None	No	0.0001266	Param Intra 1 of 2
Barium (mg/L)	GWA-42	0.006979	n/a	8/1/2024	0.0063	No	21	0.006286	0.000247	0	None	No	0.0001266	Param Intra 1 of 2
Barium (mg/L)	GWA-43	0.04701	n/a	8/2/2024	0.0099	No	21	0.1364	0.02867	0	None	sqrt(x)	0.0001266	Param Intra 1 of 2
Barium (mg/L)	GWA-43R	0.00955	n/a	8/2/2024	0.0072	No	21	0.00766	0.000674	0	None	No	0.0001266	Param Intra 1 of 2
Barium (mg/L)	GWA-4RZ	0.06337	n/a	8/8/2024	0.053	No	21	0.03528	0.01002	0	None	No	0.0001266	Param Intra 1 of 2
Barium (mg/L)	GWA-50	0.01711	n/a	8/8/2024	0.0073	No	35	0.009291	0.003053	2.857	None	No	0.0001266	Param Intra 1 of 2
Barium (mg/L)	GWA-50R	0.02266	n/a	8/8/2024	0.0079	No	33	0.0134	0.003582	0	None	No	0.0001266	Param Intra 1 of 2
Barium (mg/L)	GWC-10	0.03515	n/a	8/12/2024	0.014	No	39	0.1366	0.02013	0	None	sqrt(x)	0.0001266	Param Intra 1 of 2
Barium (mg/L)	GWC-10R	0.03633	n/a	8/12/2024	0.029	No	42	0.02431	0.004787	0	None	No	0.0001266	Param Intra 1 of 2
Barium (mg/L)	GWC-11	0.036	n/a	8/13/2024	0.0068	No	41	n/a	n/a	2.439	n/a	n/a	0.001118	NP Intra (normality) 1 of 2
Barium (mg/L)	GWC-11R	0.02619	n/a	8/12/2024	0.019	No	42	0.01421	0.004773	0	None	No	0.0001266	Param Intra 1 of 2
Barium (mg/L)	GWC-12	0.043	n/a	8/12/2024	0.024	No	37	n/a	n/a	0	n/a	n/a	0.001361	NP Intra (normality) 1 of 2
Barium (mg/L)	GWC-13	0.05766	n/a	8/12/2024	0.026	No	40	0.1628	0.03067	0	None	sqrt(x)	0.0001266	Param Intra 1 of 2
Barium (mg/L)	GWC-13RZ	0.1182	n/a	8/13/2024	0.087	No	13	0.09362	0.0075	0	None	No	0.0001266	Param Intra 1 of 2
Barium (mg/L)	GWC-14Z	0.05427	n/a	8/13/2024	0.013	No	38	0.2575	0.04773	5.263	None	x^(1/3)	0.0001266	Param Intra 1 of 2
Barium (mg/L)	GWC-15R	0.03289	n/a	8/13/2024	0.012	No	41	0.02303	0.003918	0	None	No	0.0001266	Param Intra 1 of 2
Barium (mg/L)	GWC-15Z	0.02279	n/a	8/13/2024	0.01	No	41	0.01124	0.004593	2.439	None	No	0.0001266	Param Intra 1 of 2
Barium (mg/L)	GWC-44	0.09137	n/a	8/6/2024	0.013	No	21	0.04055	0.01812	0	None	No	0.0001266	Param Intra 1 of 2
Barium (mg/L)	GWC-45	0.007388	n/a	8/5/2024	0.0064	No	21	0.006095	0.0004611	0	None	No	0.0001266	Param Intra 1 of 2
Barium (mg/L)	GWC-45R	0.02826	n/a	8/5/2024	0.02	No	21	0.02146	0.002424	0	None	No	0.0001266	Param Intra 1 of 2
Barium (mg/L)	GWC-46R	0.02171	n/a	8/5/2024	0.01	No	21	0.01387	0.002796	0	None	No	0.0001266	Param Intra 1 of 2
Barium (mg/L)	GWC-47	0.01974	n/a	8/5/2024	0.0083	No	21	0.01108	0.00309	0	None	No	0.0001266	Param Intra 1 of 2
Barium (mg/L)	GWC-47R	0.0344	n/a	8/5/2024	0.0076	No	21	n/a	n/a	4.762	n/a	n/a	0.003999	NP Intra (normality) 1 of 2
Barium (mg/L)	GWC-48	0.05599	n/a	8/5/2024	0.045	No	22	0.03116	0.008935	4.545	None	No	0.0001266	Param Intra 1 of 2
Barium (mg/L)	GWC-49R	0.026	n/a	8/6/2024	0.01	No	21	n/a	n/a	4.762	n/a	n/a	0.003999	NP Intra (normality) 1 of 2

Appendix I Intrawell Prediction Limits - All Results (No Significant)

Plant Bowen Client: Southern Company Data: Bowen 1, 2, 9, and 10 Printed 9/11/2024, 11:00 AM

Constituent	Well	Upper Lim.	Lower Lim.	Date	Observ.	Sig.	Bg N	Bg Mean	Std. Dev.	%NDs	ND Adj.	Transform	Alpha	Method
Barium (mg/L)	GWC-49Z	0.0121	n/a	8/6/2024	0.0044J	No	21	n/a	n/a	4.762	n/a	n/a	0.003999	NP Intra (normality) 1 of 2
Barium (mg/L)	GWC-5	0.02853	n/a	8/8/2024	0.012	No	41	0.1296	0.01561	0	None	sqrt(x)	0.0001266	Param Intra 1 of 2
Barium (mg/L)	GWC-6	0.009975	n/a	8/8/2024	0.0064	No	16	0.007231	0.0009105	6.25	None	No	0.0001266	Param Intra 1 of 2
Barium (mg/L)	GWC-6RZ	0.01781	n/a	8/8/2024	0.0058	No	25	-4.782	0.2793	4	None	ln(x)	0.0001266	Param Intra 1 of 2
Barium (mg/L)	GWC-7Z	0.04249	n/a	8/8/2024	0.011	No	21	0.02365	0.006717	0	None	No	0.0001266	Param Intra 1 of 2
Barium (mg/L)	GWC-8RR	0.02314	n/a	8/12/2024	0.013	No	30	-4.192	0.1628	0	None	ln(x)	0.0001266	Param Intra 1 of 2
Barium (mg/L)	GWC-8Z	0.05892	n/a	8/12/2024	0.026	No	25	-3.609	0.2883	0	None	ln(x)	0.0001266	Param Intra 1 of 2
Barium (mg/L)	GWC-9	0.0539	n/a	8/12/2024	0.039	No	38	0.03938	0.005721	0	None	No	0.0001266	Param Intra 1 of 2
Cadmium (mg/L)	GWA-1	0.00076	n/a	8/7/2024	0.0005ND	No	42	n/a	n/a	95.24	n/a	n/a	0.001077	NP Intra (NDs) 1 of 2
Cadmium (mg/L)	GWA-39RZ	0.0005	n/a	8/1/2024	0.0005ND	No	20	n/a	n/a	95	n/a	n/a	0.004291	NP Intra (NDs) 1 of 2
Cadmium (mg/L)	GWA-39Z	0.0005	n/a	8/1/2024	0.0005ND	No	21	n/a	n/a	80.95	n/a	n/a	0.003999	NP Intra (NDs) 1 of 2
Cadmium (mg/L)	GWA-42	0.0003665	n/a	8/1/2024	0.00016J	No	21	0.01242	0.002396	14.29	None	sqrt(x)	0.0001266	Param Intra 1 of 2
Cadmium (mg/L)	GWA-43	0.0005	n/a	8/2/2024	0.0005ND	No	21	n/a	n/a	95.24	n/a	n/a	0.003999	NP Intra (NDs) 1 of 2
Cadmium (mg/L)	GWA-50	0.0005	n/a	8/8/2024	0.0005ND	No	36	n/a	n/a	94.44	n/a	n/a	0.001429	NP Intra (NDs) 1 of 2
Cadmium (mg/L)	GWC-10	0.0005	n/a	8/12/2024	0.0005ND	No	42	n/a	n/a	97.62	n/a	n/a	0.001077	NP Intra (NDs) 1 of 2
Cadmium (mg/L)	GWC-10R	0.0005	n/a	8/12/2024	0.0005ND	No	42	n/a	n/a	97.62	n/a	n/a	0.001077	NP Intra (NDs) 1 of 2
Cadmium (mg/L)	GWC-11R	0.00056	n/a	8/12/2024	0.0005ND	No	42	n/a	n/a	95.24	n/a	n/a	0.001077	NP Intra (NDs) 1 of 2
Cadmium (mg/L)	GWC-12	0.0012	n/a	8/12/2024	0.00063	No	43	n/a	n/a	51.16	n/a	n/a	0.001037	NP Intra (NDs) 1 of 2
Cadmium (mg/L)	GWC-14Z	0.0005	n/a	8/13/2024	0.0005ND	No	42	n/a	n/a	97.62	n/a	n/a	0.001077	NP Intra (NDs) 1 of 2
Cadmium (mg/L)	GWC-15R	0.0005	n/a	8/13/2024	0.0005ND	No	42	n/a	n/a	88.1	n/a	n/a	0.001077	NP Intra (NDs) 1 of 2
Cadmium (mg/L)	GWC-44	0.0005	n/a	8/6/2024	0.0005ND	No	21	n/a	n/a	95.24	n/a	n/a	0.003999	NP Intra (NDs) 1 of 2
Cadmium (mg/L)	GWC-45R	0.0005	n/a	8/5/2024	0.0005ND	No	21	n/a	n/a	95.24	n/a	n/a	0.003999	NP Intra (NDs) 1 of 2
Cadmium (mg/L)	GWC-47	0.0005	n/a	8/5/2024	0.00019J	No	21	n/a	n/a	61.9	n/a	n/a	0.003999	NP Intra (NDs) 1 of 2
Cadmium (mg/L)	GWC-47R	0.0005	n/a	8/5/2024	0.0005ND	No	21	n/a	n/a	95.24	n/a	n/a	0.003999	NP Intra (NDs) 1 of 2
Cadmium (mg/L)	GWC-48	0.0005174	n/a	8/5/2024	0.00021J	No	21	-8.571	0.3581	4.762	None	ln(x)	0.0001266	Param Intra 1 of 2
Cadmium (mg/L)	GWC-49Z	0.0005	n/a	8/6/2024	0.0005ND	No	21	n/a	n/a	66.67	n/a	n/a	0.003999	NP Intra (NDs) 1 of 2
Cadmium (mg/L)	GWC-5	0.0005	n/a	8/8/2024	0.0005ND	No	42	n/a	n/a	80.95	n/a	n/a	0.001077	NP Intra (NDs) 1 of 2
Cadmium (mg/L)	GWC-6	0.0005	n/a	8/8/2024	0.0005ND	No	42	n/a	n/a	95.24	n/a	n/a	0.001077	NP Intra (NDs) 1 of 2
Cadmium (mg/L)	GWC-7Z	0.0005	n/a	8/8/2024	0.0005ND	No	21	n/a	n/a	95.24	n/a	n/a	0.003999	NP Intra (NDs) 1 of 2
Cadmium (mg/L)	GWC-8Z	0.0005	n/a	8/12/2024	0.0005ND	No	25	n/a	n/a	92	n/a	n/a	0.002832	NP Intra (NDs) 1 of 2
Chromium (mg/L)	GWA-1	0.012	n/a	8/7/2024	0.005ND	No	39	n/a	n/a	76.92	n/a	n/a	0.001226	NP Intra (NDs) 1 of 2
Chromium (mg/L)	GWA-2	0.009	n/a	8/7/2024	0.005ND	No	39	n/a	n/a	69.23	n/a	n/a	0.001226	NP Intra (NDs) 1 of 2
Chromium (mg/L)	GWA-2R	0.012	n/a	8/6/2024	0.005ND	No	41	n/a	n/a	85.37	n/a	n/a	0.001118	NP Intra (NDs) 1 of 2
Chromium (mg/L)	GWA-39RZ	0.005	n/a	8/1/2024	0.005ND	No	20	n/a	n/a	50	n/a	n/a	0.004291	NP Intra (normality) 1 of 2
Chromium (mg/L)	GWA-39Z	0.005	n/a	8/1/2024	0.005ND	No	20	n/a	n/a	95	n/a	n/a	0.004291	NP Intra (NDs) 1 of 2
Chromium (mg/L)	GWA-3A	0.012	n/a	8/8/2024	0.005ND	No	37	n/a	n/a	81.08	n/a	n/a	0.001361	NP Intra (NDs) 1 of 2
Chromium (mg/L)	GWA-40	0.005	n/a	8/1/2024	0.005ND	No	21	n/a	n/a	80.95	n/a	n/a	0.003999	NP Intra (NDs) 1 of 2
Chromium (mg/L)	GWA-41	0.015	n/a	8/1/2024	0.005ND	No	21	n/a	n/a	90.48	n/a	n/a	0.003999	NP Intra (NDs) 1 of 2
Chromium (mg/L)	GWA-41R	0.005	n/a	8/1/2024	0.005ND	No	21	n/a	n/a	90.48	n/a	n/a	0.003999	NP Intra (NDs) 1 of 2
Chromium (mg/L)	GWA-42	0.005	n/a	8/1/2024	0.005ND	No	21	n/a	n/a	95.24	n/a	n/a	0.003999	NP Intra (NDs) 1 of 2
Chromium (mg/L)	GWA-43	0.005	n/a	8/2/2024	0.005ND	No	21	n/a	n/a	76.19	n/a	n/a	0.003999	NP Intra (NDs) 1 of 2
Chromium (mg/L)	GWA-43R	0.005	n/a	8/2/2024	0.005ND	No	21	n/a	n/a	47.62	n/a	n/a	0.003999	NP Intra (normality) 1 of 2
Chromium (mg/L)	GWA-50	0.005	n/a	8/8/2024	0.005ND	No	36	n/a	n/a	88.89	n/a	n/a	0.001429	NP Intra (NDs) 1 of 2
Chromium (mg/L)	GWA-50R	0.005	n/a	8/8/2024	0.005ND	No	36	n/a	n/a	72.22	n/a	n/a	0.001429	NP Intra (NDs) 1 of 2
Chromium (mg/L)	GWC-10	0.034	n/a	8/12/2024	0.005ND	No	41	n/a	n/a	46.34	n/a	n/a	0.001118	NP Intra (normality) 1 of 2
Chromium (mg/L)	GWC-10R	0.01	n/a	8/12/2024	0.005ND	No	40	n/a	n/a	80	n/a	n/a	0.001159	NP Intra (NDs) 1 of 2
Chromium (mg/L)	GWC-11	0.0134	n/a	8/13/2024	0.005ND	No	41	0.005248	0.003239	29.27	Kaplan-Meier	No	0.0001266	Param Intra 1 of 2
Chromium (mg/L)	GWC-11R	0.01008	n/a	8/12/2024	0.004J	No	20	0.005761	0.001524	5	None	No	0.0001266	Param Intra 1 of 2
Chromium (mg/L)	GWC-12	0.0058	n/a	8/12/2024	0.005ND	No	40	n/a	n/a	77.5	n/a	n/a	0.001159	NP Intra (NDs) 1 of 2
Chromium (mg/L)	GWC-13	0.009246	n/a	8/12/2024	0.003J	No	25	0.006193	0.001131	0	None	No	0.0001266	Param Intra 1 of 2
Chromium (mg/L)	GWC-13RZ	0.005	n/a	8/13/2024	0.005ND	No	41	n/a	n/a	75.61	n/a	n/a	0.001118	NP Intra (NDs) 1 of 2
Chromium (mg/L)	GWC-14Z	0.016	n/a	8/13/2024	0.005ND	No	40	n/a	n/a	37.5	n/a	n/a	0.001159	NP Intra (normality) 1 of 2
Chromium (mg/L)	GWC-15R	0.014	n/a	8/13/2024	0.005ND	No	41	n/a	n/a	63.41	n/a	n/a	0.001118	NP Intra (NDs) 1 of 2
Chromium (mg/L)	GWC-15Z	0.027	n/a	8/13/2024	0.005ND	No	36	n/a	n/a	52.78	n/a	n/a	0.001429	NP Intra (NDs) 1 of 2
Chromium (mg/L)	GWC-44	0.005	n/a	8/6/2024	0.005ND	No	21	n/a	n/a	90.48	n/a	n/a	0.003999	NP Intra (NDs) 1 of 2

Appendix I Intrawell Prediction Limits - All Results (No Significant)

Plant Bowen Client: Southern Company Data: Bowen 1, 2, 9, and 10 Printed 9/11/2024, 11:00 AM

Constituent	Well	Upper Lim.	Lower Lim.	Date	Observ.	Sig.	Bg N	Bg Mean	Std. Dev.	%NDs	ND Adj.	Transform	Alpha	Method
Chromium (mg/L)	GWC-45	0.005	n/a	8/5/2024	0.005ND	No	21	n/a	n/a	95.24	n/a	n/a	0.003999	NP Intra (NDs) 1 of 2
Chromium (mg/L)	GWC-45R	0.0058	n/a	8/5/2024	0.005ND	No	21	n/a	n/a	80.95	n/a	n/a	0.003999	NP Intra (NDs) 1 of 2
Chromium (mg/L)	GWC-46R	0.008977	n/a	8/5/2024	0.005J	No	22	0.004027	0.001781	13.64	None	No	0.0001266	Param Intra 1 of 2
Chromium (mg/L)	GWC-47	0.003142	n/a	8/5/2024	0.0025ND	No	21	0.0018	0.0004786	9.524	None	No	0.0001266	Param Intra 1 of 2
Chromium (mg/L)	GWC-47R	0.018	n/a	8/5/2024	0.0025ND	No	20	n/a	n/a	0	n/a	n/a	0.004291	NP Intra (normality) 1 of 2
Chromium (mg/L)	GWC-48	0.005	n/a	8/5/2024	0.005ND	No	21	n/a	n/a	23.81	n/a	n/a	0.003999	NP Intra (normality) 1 of 2
Chromium (mg/L)	GWC-49R	0.005	n/a	8/6/2024	0.005ND	No	21	n/a	n/a	61.9	n/a	n/a	0.003999	NP Intra (NDs) 1 of 2
Chromium (mg/L)	GWC-49Z	0.00778	n/a	8/6/2024	0.005ND	No	21	n/a	n/a	71.43	n/a	n/a	0.003999	NP Intra (NDs) 1 of 2
Chromium (mg/L)	GWC-5	0.032	n/a	8/8/2024	0.005ND	No	42	n/a	n/a	59.52	n/a	n/a	0.001077	NP Intra (NDs) 1 of 2
Chromium (mg/L)	GWC-6	0.027	n/a	8/8/2024	0.005ND	No	41	n/a	n/a	24.39	n/a	n/a	0.001118	NP Intra (normality) 1 of 2
Chromium (mg/L)	GWC-6RZ	0.005	n/a	8/8/2024	0.005ND	No	25	n/a	n/a	20	n/a	n/a	0.002832	NP Intra (normality) 1 of 2
Chromium (mg/L)	GWC-7Z	0.005	n/a	8/8/2024	0.005ND	No	21	n/a	n/a	90.48	n/a	n/a	0.003999	NP Intra (NDs) 1 of 2
Chromium (mg/L)	GWC-8RR	0.0056	n/a	8/12/2024	0.005ND	No	30	n/a	n/a	46.67	n/a	n/a	0.002008	NP Intra (normality) 1 of 2
Chromium (mg/L)	GWC-8Z	0.005	n/a	8/12/2024	0.005ND	No	25	n/a	n/a	28	n/a	n/a	0.002832	NP Intra (normality) 1 of 2
Chromium (mg/L)	GWC-9	0.018	n/a	8/12/2024	0.005ND	No	40	n/a	n/a	82.5	n/a	n/a	0.001159	NP Intra (NDs) 1 of 2
Cobalt (mg/L)	GWA-1	0.005	n/a	8/7/2024	0.005ND	No	42	n/a	n/a	80.95	n/a	n/a	0.001077	NP Intra (NDs) 1 of 2
Cobalt (mg/L)	GWA-2	0.013	n/a	8/7/2024	0.005ND	No	42	n/a	n/a	92.86	n/a	n/a	0.001077	NP Intra (NDs) 1 of 2
Cobalt (mg/L)	GWA-2R	0.005	n/a	8/6/2024	0.005ND	No	41	n/a	n/a	87.8	n/a	n/a	0.001118	NP Intra (NDs) 1 of 2
Cobalt (mg/L)	GWA-39RZ	0.0057	n/a	8/1/2024	0.005ND	No	20	n/a	n/a	90	n/a	n/a	0.004291	NP Intra (NDs) 1 of 2
Cobalt (mg/L)	GWA-39Z	0.009181	n/a	8/1/2024	0.005ND	No	21	0.1154	0.03352	42.86	Kaplan-Meier	x^(1/3)	0.0001266	Param Intra 1 of 2
Cobalt (mg/L)	GWA-3A	0.0057	n/a	8/8/2024	0.005ND	No	41	n/a	n/a	46.34	n/a	n/a	0.001118	NP Intra (normality) 1 of 2
Cobalt (mg/L)	GWA-41R	0.005	n/a	8/1/2024	0.0011J	No	21	n/a	n/a	76.19	n/a	n/a	0.003999	NP Intra (NDs) 1 of 2
Cobalt (mg/L)	GWA-42	0.005	n/a	8/1/2024	0.005ND	No	21	n/a	n/a	85.71	n/a	n/a	0.003999	NP Intra (NDs) 1 of 2
Cobalt (mg/L)	GWA-43	0.005	n/a	8/2/2024	0.005ND	No	21	n/a	n/a	95.24	n/a	n/a	0.003999	NP Intra (NDs) 1 of 2
Cobalt (mg/L)	GWA-4RZ	0.02963	n/a	8/8/2024	0.0056	No	21	0.01137	0.00651	4.762	None	No	0.0001266	Param Intra 1 of 2
Cobalt (mg/L)	GWA-50R	0.005	n/a	8/8/2024	0.005ND	No	36	n/a	n/a	83.33	n/a	n/a	0.001429	NP Intra (NDs) 1 of 2
Cobalt (mg/L)	GWC-10	0.013	n/a	8/12/2024	0.00067J	No	42	n/a	n/a	54.76	n/a	n/a	0.001077	NP Intra (NDs) 1 of 2
Cobalt (mg/L)	GWC-11	0.016	n/a	8/13/2024	0.005ND	No	42	n/a	n/a	83.33	n/a	n/a	0.001077	NP Intra (NDs) 1 of 2
Cobalt (mg/L)	GWC-11R	0.005	n/a	8/12/2024	0.005ND	No	41	n/a	n/a	95.12	n/a	n/a	0.001118	NP Intra (NDs) 1 of 2
Cobalt (mg/L)	GWC-12	0.01	n/a	8/12/2024	0.0027J	No	41	n/a	n/a	7.317	n/a	n/a	0.001118	NP Intra (normality) 1 of 2
Cobalt (mg/L)	GWC-13	0.011	n/a	8/12/2024	0.005ND	No	42	n/a	n/a	88.1	n/a	n/a	0.001077	NP Intra (NDs) 1 of 2
Cobalt (mg/L)	GWC-13RZ	0.0079	n/a	8/13/2024	0.005ND	No	42	n/a	n/a	97.62	n/a	n/a	0.001077	NP Intra (NDs) 1 of 2
Cobalt (mg/L)	GWC-14Z	0.011	n/a	8/13/2024	0.005ND	No	42	n/a	n/a	83.33	n/a	n/a	0.001077	NP Intra (NDs) 1 of 2
Cobalt (mg/L)	GWC-15R	0.005	n/a	8/13/2024	0.005ND	No	42	n/a	n/a	95.24	n/a	n/a	0.001077	NP Intra (NDs) 1 of 2
Cobalt (mg/L)	GWC-15Z	0.005	n/a	8/13/2024	0.005ND	No	41	n/a	n/a	95.12	n/a	n/a	0.001118	NP Intra (NDs) 1 of 2
Cobalt (mg/L)	GWC-44	0.005	n/a	8/6/2024	0.0011J	No	21	n/a	n/a	4.762	n/a	n/a	0.003999	NP Intra (normality) 1 of 2
Cobalt (mg/L)	GWC-45	0.005	n/a	8/5/2024	0.0011J	No	21	n/a	n/a	9.524	n/a	n/a	0.003999	NP Intra (normality) 1 of 2
Cobalt (mg/L)	GWC-46R	0.005	n/a	8/5/2024	0.005ND	No	21	n/a	n/a	95.24	n/a	n/a	0.003999	NP Intra (NDs) 1 of 2
Cobalt (mg/L)	GWC-48	0.005043	n/a	8/5/2024	0.0026J	No	21	-6.293	0.3576	4.762	None	ln(x)	0.0001266	Param Intra 1 of 2
Cobalt (mg/L)	GWC-49Z	0.007555	n/a	8/6/2024	0.0021J	No	21	0.002674	0.00174	9.524	None	No	0.0001266	Param Intra 1 of 2
Cobalt (mg/L)	GWC-5	0.0073	n/a	8/8/2024	0.005ND	No	42	n/a	n/a	61.9	n/a	n/a	0.001077	NP Intra (NDs) 1 of 2
Cobalt (mg/L)	GWC-6	0.005	n/a	8/8/2024	0.005ND	No	42	n/a	n/a	90.48	n/a	n/a	0.001077	NP Intra (NDs) 1 of 2
Cobalt (mg/L)	GWC-7Z	0.005	n/a	8/8/2024	0.005ND	No	21	n/a	n/a	19.05	n/a	n/a	0.003999	NP Intra (normality) 1 of 2
Cobalt (mg/L)	GWC-8RR	0.005	n/a	8/12/2024	0.005ND	No	30	n/a	n/a	93.33	n/a	n/a	0.002008	NP Intra (NDs) 1 of 2
Cobalt (mg/L)	GWC-8Z	0.005	n/a	8/12/2024	0.005ND	No	25	n/a	n/a	88	n/a	n/a	0.002832	NP Intra (NDs) 1 of 2
Cobalt (mg/L)	GWC-9	0.0067	n/a	8/12/2024	0.005ND	No	41	n/a	n/a	68.29	n/a	n/a	0.001118	NP Intra (NDs) 1 of 2
Copper (mg/L)	GWA-1	0.0094	n/a	8/7/2024	0.005ND	No	37	n/a	n/a	64.86	n/a	n/a	0.001361	NP Intra (NDs) 1 of 2
Copper (mg/L)	GWA-2	0.013	n/a	8/7/2024	0.00082J	No	37	n/a	n/a	72.97	n/a	n/a	0.001361	NP Intra (NDs) 1 of 2
Copper (mg/L)	GWA-2R	0.013	n/a	8/6/2024	0.005ND	No	37	n/a	n/a	59.46	n/a	n/a	0.001361	NP Intra (NDs) 1 of 2
Copper (mg/L)	GWA-39RZ	0.011	n/a	8/1/2024	0.005ND	No	15	n/a	n/a	86.67	n/a	n/a	0.007533	NP Intra (NDs) 1 of 2
Copper (mg/L)	GWA-39Z	0.005	n/a	8/1/2024	0.005ND	No	20	n/a	n/a	85	n/a	n/a	0.004291	NP Intra (NDs) 1 of 2
Copper (mg/L)	GWA-3A	0.05312	n/a	8/8/2024	0.005ND	No	36	0.0008768	0.0007617	16.67	Kaplan-Meier	x^2	0.0001266	Param Intra 1 of 2
Copper (mg/L)	GWA-40	0.005	n/a	8/1/2024	0.005ND	No	20	n/a	n/a	95	n/a	n/a	0.004291	NP Intra (NDs) 1 of 2
Copper (mg/L)	GWA-41	0.005	n/a	8/1/2024	0.005ND	No	20	n/a	n/a	80	n/a	n/a	0.004291	NP Intra (NDs) 1 of 2
Copper (mg/L)	GWA-41R	0.005	n/a	8/1/2024	0.00053J	No	20	n/a	n/a	55	n/a	n/a	0.004291	NP Intra (NDs) 1 of 2

Appendix I Intrawell Prediction Limits - All Results (No Significant)

Plant Bowen Client: Southern Company Data: Bowen 1, 2, 9, and 10 Printed 9/11/2024, 11:00 AM

Constituent	Well	Upper Lim.	Lower Lim.	Date	Observ.	Sig.	Bg N	Bg Mean	Std. Dev.	%NDs	ND Adj.	Transform	Alpha	Method
Copper (mg/L)	GWA-42	0.005	n/a	8/1/2024	0.005ND	No	20	n/a	n/a	90	n/a	n/a	0.004291	NP Intra (NDs) 1 of 2
Copper (mg/L)	GWA-43	0.005	n/a	8/2/2024	0.005ND	No	20	n/a	n/a	80	n/a	n/a	0.004291	NP Intra (NDs) 1 of 2
Copper (mg/L)	GWA-43R	0.005	n/a	8/2/2024	0.005ND	No	20	n/a	n/a	80	n/a	n/a	0.004291	NP Intra (NDs) 1 of 2
Copper (mg/L)	GWA-4RZ	0.005	n/a	8/8/2024	0.005ND	No	14	n/a	n/a	78.57	n/a	n/a	0.008612	NP Intra (NDs) 1 of 2
Copper (mg/L)	GWA-50	0.02368	n/a	8/8/2024	0.0018J	No	31	0.1702	0.04492	12.9	None	x^(1/3)	0.0001266	Param Intra 1 of 2
Copper (mg/L)	GWA-50R	0.014	n/a	8/8/2024	0.0027J	No	20	n/a	n/a	0	n/a	n/a	0.004291	NP Intra (normality) 1 of 2
Copper (mg/L)	GWC-10	0.006	n/a	8/12/2024	0.005ND	No	37	n/a	n/a	81.08	n/a	n/a	0.001361	NP Intra (NDs) 1 of 2
Copper (mg/L)	GWC-10R	0.007	n/a	8/12/2024	0.005ND	No	37	n/a	n/a	83.78	n/a	n/a	0.001361	NP Intra (NDs) 1 of 2
Copper (mg/L)	GWC-11	0.013	n/a	8/13/2024	0.005ND	No	37	n/a	n/a	86.49	n/a	n/a	0.001361	NP Intra (NDs) 1 of 2
Copper (mg/L)	GWC-11R	0.019	n/a	8/12/2024	0.005ND	No	37	n/a	n/a	72.97	n/a	n/a	0.001361	NP Intra (NDs) 1 of 2
Copper (mg/L)	GWC-12	0.0067	n/a	8/12/2024	0.00048J	No	37	n/a	n/a	75.68	n/a	n/a	0.001361	NP Intra (NDs) 1 of 2
Copper (mg/L)	GWC-13	0.005	n/a	8/12/2024	0.005ND	No	37	n/a	n/a	83.78	n/a	n/a	0.001361	NP Intra (NDs) 1 of 2
Copper (mg/L)	GWC-13RZ	0.013	n/a	8/13/2024	0.005ND	No	36	n/a	n/a	75	n/a	n/a	0.001429	NP Intra (NDs) 1 of 2
Copper (mg/L)	GWC-14Z	0.0056	n/a	8/13/2024	0.005ND	No	37	n/a	n/a	75.68	n/a	n/a	0.001361	NP Intra (NDs) 1 of 2
Copper (mg/L)	GWC-15R	0.02	n/a	8/13/2024	0.005ND	No	37	n/a	n/a	75.68	n/a	n/a	0.001361	NP Intra (NDs) 1 of 2
Copper (mg/L)	GWC-15Z	0.021	n/a	8/13/2024	0.005ND	No	36	n/a	n/a	75	n/a	n/a	0.001429	NP Intra (NDs) 1 of 2
Copper (mg/L)	GWC-44	0.0054	n/a	8/6/2024	0.005ND	No	20	n/a	n/a	65	n/a	n/a	0.004291	NP Intra (NDs) 1 of 2
Copper (mg/L)	GWC-45	0.012	n/a	8/5/2024	0.005ND	No	20	n/a	n/a	65	n/a	n/a	0.004291	NP Intra (NDs) 1 of 2
Copper (mg/L)	GWC-45R	0.005	n/a	8/5/2024	0.005ND	No	20	n/a	n/a	95	n/a	n/a	0.004291	NP Intra (NDs) 1 of 2
Copper (mg/L)	GWC-46R	0.005	n/a	8/5/2024	0.005ND	No	20	n/a	n/a	95	n/a	n/a	0.004291	NP Intra (NDs) 1 of 2
Copper (mg/L)	GWC-47	0.005	n/a	8/5/2024	0.005ND	No	20	n/a	n/a	85	n/a	n/a	0.004291	NP Intra (NDs) 1 of 2
Copper (mg/L)	GWC-47R	0.005	n/a	8/5/2024	0.005ND	No	20	n/a	n/a	75	n/a	n/a	0.004291	NP Intra (NDs) 1 of 2
Copper (mg/L)	GWC-48	0.005	n/a	8/5/2024	0.005ND	No	20	n/a	n/a	80	n/a	n/a	0.004291	NP Intra (NDs) 1 of 2
Copper (mg/L)	GWC-49Z	0.005	n/a	8/6/2024	0.005ND	No	20	n/a	n/a	70	n/a	n/a	0.004291	NP Intra (NDs) 1 of 2
Copper (mg/L)	GWC-5	0.03324	n/a	8/8/2024	0.018	No	18	0.02119	0.00412	0	None	No	0.0001266	Param Intra 1 of 2
Copper (mg/L)	GWC-6	0.0069	n/a	8/8/2024	0.005ND	No	37	n/a	n/a	67.57	n/a	n/a	0.001361	NP Intra (NDs) 1 of 2
Copper (mg/L)	GWC-6RZ	0.005	n/a	8/8/2024	0.005ND	No	20	n/a	n/a	95	n/a	n/a	0.004291	NP Intra (NDs) 1 of 2
Copper (mg/L)	GWC-7Z	0.005	n/a	8/8/2024	0.005ND	No	15	n/a	n/a	73.33	n/a	n/a	0.007533	NP Intra (NDs) 1 of 2
Copper (mg/L)	GWC-8RR	0.005	n/a	8/12/2024	0.005ND	No	25	n/a	n/a	96	n/a	n/a	0.002832	NP Intra (NDs) 1 of 2
Copper (mg/L)	GWC-8Z	0.005	n/a	8/12/2024	0.005ND	No	20	n/a	n/a	80	n/a	n/a	0.004291	NP Intra (NDs) 1 of 2
Copper (mg/L)	GWC-9	0.01	n/a	8/12/2024	0.005ND	No	37	n/a	n/a	70.27	n/a	n/a	0.001361	NP Intra (NDs) 1 of 2
Lead (mg/L)	GWA-1	0.0028	n/a	8/7/2024	0.001ND	No	42	n/a	n/a	80.95	n/a	n/a	0.001077	NP Intra (NDs) 1 of 2
Lead (mg/L)	GWA-2	0.002536	n/a	8/7/2024	0.001ND	No	42	n/a	n/a	95.24	n/a	n/a	0.001077	NP Intra (NDs) 1 of 2
Lead (mg/L)	GWA-2R	0.001	n/a	8/6/2024	0.001ND	No	42	n/a	n/a	92.86	n/a	n/a	0.001077	NP Intra (NDs) 1 of 2
Lead (mg/L)	GWA-39RZ	0.0011	n/a	8/1/2024	0.001ND	No	20	n/a	n/a	70	n/a	n/a	0.004291	NP Intra (NDs) 1 of 2
Lead (mg/L)	GWA-39Z	0.001	n/a	8/1/2024	0.001ND	No	21	n/a	n/a	80.95	n/a	n/a	0.003999	NP Intra (NDs) 1 of 2
Lead (mg/L)	GWA-40	0.001	n/a	8/1/2024	0.001ND	No	21	n/a	n/a	80.95	n/a	n/a	0.003999	NP Intra (NDs) 1 of 2
Lead (mg/L)	GWA-41	0.001	n/a	8/1/2024	0.001ND	No	21	n/a	n/a	95.24	n/a	n/a	0.003999	NP Intra (NDs) 1 of 2
Lead (mg/L)	GWA-41R	0.001	n/a	8/1/2024	0.001ND	No	21	n/a	n/a	71.43	n/a	n/a	0.003999	NP Intra (NDs) 1 of 2
Lead (mg/L)	GWA-42	0.001	n/a	8/1/2024	0.001ND	No	21	n/a	n/a	85.71	n/a	n/a	0.003999	NP Intra (NDs) 1 of 2
Lead (mg/L)	GWA-43	0.001	n/a	8/2/2024	0.001ND	No	21	n/a	n/a	66.67	n/a	n/a	0.003999	NP Intra (NDs) 1 of 2
Lead (mg/L)	GWA-43R	0.0038	n/a	8/2/2024	0.001ND	No	21	n/a	n/a	66.67	n/a	n/a	0.003999	NP Intra (NDs) 1 of 2
Lead (mg/L)	GWA-4RZ	0.001	n/a	8/8/2024	0.001ND	No	21	n/a	n/a	90.48	n/a	n/a	0.003999	NP Intra (NDs) 1 of 2
Lead (mg/L)	GWA-50	0.001	n/a	8/8/2024	0.001ND	No	36	n/a	n/a	91.67	n/a	n/a	0.001429	NP Intra (NDs) 1 of 2
Lead (mg/L)	GWA-50R	0.0012	n/a	8/8/2024	0.001ND	No	36	n/a	n/a	97.22	n/a	n/a	0.001429	NP Intra (NDs) 1 of 2
Lead (mg/L)	GWC-10	0.001	n/a	8/12/2024	0.001ND	No	42	n/a	n/a	97.62	n/a	n/a	0.001077	NP Intra (NDs) 1 of 2
Lead (mg/L)	GWC-10R	0.001	n/a	8/12/2024	0.001ND	No	42	n/a	n/a	97.62	n/a	n/a	0.001077	NP Intra (NDs) 1 of 2
Lead (mg/L)	GWC-11	0.001	n/a	8/13/2024	0.001ND	No	42	n/a	n/a	92.86	n/a	n/a	0.001077	NP Intra (NDs) 1 of 2
Lead (mg/L)	GWC-11R	0.001	n/a	8/12/2024	0.001ND	No	42	n/a	n/a	92.86	n/a	n/a	0.001077	NP Intra (NDs) 1 of 2
Lead (mg/L)	GWC-13	0.001	n/a	8/12/2024	0.001ND	No	42	n/a	n/a	78.57	n/a	n/a	0.001077	NP Intra (NDs) 1 of 2
Lead (mg/L)	GWC-13RZ	0.001	n/a	8/13/2024	0.001ND	No	42	n/a	n/a	90.48	n/a	n/a	0.001077	NP Intra (NDs) 1 of 2
Lead (mg/L)	GWC-14Z	0.001	n/a	8/13/2024	0.001ND	No	42	n/a	n/a	95.24	n/a	n/a	0.001077	NP Intra (NDs) 1 of 2
Lead (mg/L)	GWC-15R	0.0011	n/a	8/13/2024	0.00023J	No	42	n/a	n/a	71.43	n/a	n/a	0.001077	NP Intra (NDs) 1 of 2
Lead (mg/L)	GWC-15Z	0.001	n/a	8/13/2024	0.001ND	No	42	n/a	n/a	92.86	n/a	n/a	0.001077	NP Intra (NDs) 1 of 2
Lead (mg/L)	GWC-44	0.001136	n/a	8/6/2024	0.00022J	No	21	0.0203	0.004776	33.33	Kaplan-Meier	sqrt(x)	0.0001266	Param Intra 1 of 2

Appendix I Intrawell Prediction Limits - All Results (No Significant)

Plant Bowen Client: Southern Company Data: Bowen 1, 2, 9, and 10 Printed 9/11/2024, 11:00 AM

Constituent	Well	Upper Lim.	Lower Lim.	Date	Observ.	Sig.	Bg N	Bg Mean	Std. Dev.	%NDs	ND Adj.	Transform	Alpha	Method
Lead (mg/L)	GWC-45	0.001	n/a	8/5/2024	0.001ND	No	21	n/a	n/a	47.62	n/a	n/a	0.003999	NP Intra (normality) 1 of 2
Lead (mg/L)	GWC-45R	0.001	n/a	8/5/2024	0.001ND	No	21	n/a	n/a	76.19	n/a	n/a	0.003999	NP Intra (NDs) 1 of 2
Lead (mg/L)	GWC-47	0.001	n/a	8/5/2024	0.001ND	No	21	n/a	n/a	76.19	n/a	n/a	0.003999	NP Intra (NDs) 1 of 2
Lead (mg/L)	GWC-47R	0.001	n/a	8/5/2024	0.001ND	No	21	n/a	n/a	80.95	n/a	n/a	0.003999	NP Intra (NDs) 1 of 2
Lead (mg/L)	GWC-48	0.002529	n/a	8/5/2024	0.001ND	No	21	n/a	n/a	90.48	n/a	n/a	0.003999	NP Intra (NDs) 1 of 2
Lead (mg/L)	GWC-49Z	0.001	n/a	8/6/2024	0.001ND	No	21	n/a	n/a	71.43	n/a	n/a	0.003999	NP Intra (NDs) 1 of 2
Lead (mg/L)	GWC-5	0.001	n/a	8/8/2024	0.001ND	No	42	n/a	n/a	97.62	n/a	n/a	0.001077	NP Intra (NDs) 1 of 2
Lead (mg/L)	GWC-6	0.001	n/a	8/8/2024	0.001ND	No	42	n/a	n/a	85.71	n/a	n/a	0.001077	NP Intra (NDs) 1 of 2
Lead (mg/L)	GWC-6RZ	0.001	n/a	8/8/2024	0.001ND	No	25	n/a	n/a	88	n/a	n/a	0.002832	NP Intra (NDs) 1 of 2
Lead (mg/L)	GWC-7Z	0.001	n/a	8/8/2024	0.001ND	No	21	n/a	n/a	57.14	n/a	n/a	0.003999	NP Intra (NDs) 1 of 2
Lead (mg/L)	GWC-8RR	0.001	n/a	8/12/2024	0.001ND	No	30	n/a	n/a	90	n/a	n/a	0.002008	NP Intra (NDs) 1 of 2
Lead (mg/L)	GWC-8Z	0.001	n/a	8/12/2024	0.001ND	No	25	n/a	n/a	48	n/a	n/a	0.002832	NP Intra (normality) 1 of 2
Lead (mg/L)	GWC-9	0.0012	n/a	8/12/2024	0.001ND	No	42	n/a	n/a	73.81	n/a	n/a	0.001077	NP Intra (NDs) 1 of 2
Nickel (mg/L)	GWA-1	0.024	n/a	8/7/2024	0.005ND	No	36	n/a	n/a	75	n/a	n/a	0.001429	NP Intra (NDs) 1 of 2
Nickel (mg/L)	GWA-2	0.02	n/a	8/7/2024	0.005ND	No	35	n/a	n/a	71.43	n/a	n/a	0.001497	NP Intra (NDs) 1 of 2
Nickel (mg/L)	GWA-2R	0.0093	n/a	8/6/2024	0.005ND	No	36	n/a	n/a	80.56	n/a	n/a	0.001429	NP Intra (NDs) 1 of 2
Nickel (mg/L)	GWA-39RZ	0.0224	n/a	8/1/2024	0.005ND	No	16	n/a	n/a	68.75	n/a	n/a	0.006456	NP Intra (NDs) 1 of 2
Nickel (mg/L)	GWA-39Z	0.0149	n/a	8/1/2024	0.005ND	No	19	n/a	n/a	36.84	n/a	n/a	0.004832	NP Intra (normality) 1 of 2
Nickel (mg/L)	GWA-3A	0.04955	n/a	8/8/2024	0.005ND	No	33	0.01745	0.01242	18.18	Kaplan-Meier	No	0.0001266	Param Intra 1 of 2
Nickel (mg/L)	GWA-41	0.0089	n/a	8/1/2024	0.005ND	No	20	n/a	n/a	60	n/a	n/a	0.004291	NP Intra (NDs) 1 of 2
Nickel (mg/L)	GWA-41R	0.005	n/a	8/1/2024	0.005ND	No	20	n/a	n/a	60	n/a	n/a	0.004291	NP Intra (NDs) 1 of 2
Nickel (mg/L)	GWA-42	0.0025	n/a	8/1/2024	0.0025ND	No	20	n/a	n/a	10	n/a	n/a	0.004291	NP Intra (normality) 1 of 2
Nickel (mg/L)	GWA-43	0.005	n/a	8/2/2024	0.005ND	No	20	n/a	n/a	45	n/a	n/a	0.004291	NP Intra (normality) 1 of 2
Nickel (mg/L)	GWA-43R	0.005	n/a	8/2/2024	0.005ND	No	20	n/a	n/a	95	n/a	n/a	0.004291	NP Intra (NDs) 1 of 2
Nickel (mg/L)	GWA-4RZ	0.005	n/a	8/8/2024	0.005ND	No	14	n/a	n/a	85.71	n/a	n/a	0.008612	NP Intra (NDs) 1 of 2
Nickel (mg/L)	GWA-50	0.005	n/a	8/8/2024	0.005ND	No	31	n/a	n/a	41.94	n/a	n/a	0.001905	NP Intra (normality) 1 of 2
Nickel (mg/L)	GWA-50R	0.004998	n/a	8/8/2024	0.0025ND	No	20	0.04065	0.01061	5	None	sqrt(x)	0.0001266	Param Intra 1 of 2
Nickel (mg/L)	GWC-10	0.032	n/a	8/12/2024	0.005ND	No	37	n/a	n/a	48.65	n/a	n/a	0.001361	NP Intra (normality) 1 of 2
Nickel (mg/L)	GWC-10R	0.006	n/a	8/12/2024	0.005ND	No	36	n/a	n/a	86.11	n/a	n/a	0.001429	NP Intra (NDs) 1 of 2
Nickel (mg/L)	GWC-11	0.0087	n/a	8/13/2024	0.005ND	No	37	n/a	n/a	89.19	n/a	n/a	0.001361	NP Intra (NDs) 1 of 2
Nickel (mg/L)	GWC-11R	0.005	n/a	8/12/2024	0.005ND	No	37	n/a	n/a	94.59	n/a	n/a	0.001361	NP Intra (NDs) 1 of 2
Nickel (mg/L)	GWC-12	0.029	n/a	8/12/2024	0.005ND	No	37	n/a	n/a	35.14	n/a	n/a	0.001361	NP Intra (normality) 1 of 2
Nickel (mg/L)	GWC-13	0.015	n/a	8/12/2024	0.005ND	No	37	n/a	n/a	78.38	n/a	n/a	0.001361	NP Intra (NDs) 1 of 2
Nickel (mg/L)	GWC-13RZ	0.005	n/a	8/13/2024	0.005ND	No	35	n/a	n/a	82.86	n/a	n/a	0.001497	NP Intra (NDs) 1 of 2
Nickel (mg/L)	GWC-14Z	0.011	n/a	8/13/2024	0.005ND	No	37	n/a	n/a	67.57	n/a	n/a	0.001361	NP Intra (NDs) 1 of 2
Nickel (mg/L)	GWC-15R	0.0096	n/a	8/13/2024	0.005ND	No	36	n/a	n/a	61.11	n/a	n/a	0.001429	NP Intra (NDs) 1 of 2
Nickel (mg/L)	GWC-15Z	0.019	n/a	8/13/2024	0.005ND	No	36	n/a	n/a	86.11	n/a	n/a	0.001429	NP Intra (NDs) 1 of 2
Nickel (mg/L)	GWC-44	0.005	n/a	8/6/2024	0.005ND	No	20	n/a	n/a	60	n/a	n/a	0.004291	NP Intra (NDs) 1 of 2
Nickel (mg/L)	GWC-45	0.00316	n/a	8/5/2024	0.0025ND	No	20	n/a	n/a	5	n/a	n/a	0.004291	NP Intra (normality) 1 of 2
Nickel (mg/L)	GWC-45R	0.005	n/a	8/5/2024	0.005ND	No	20	n/a	n/a	90	n/a	n/a	0.004291	NP Intra (NDs) 1 of 2
Nickel (mg/L)	GWC-46R	0.005	n/a	8/5/2024	0.005ND	No	20	n/a	n/a	95	n/a	n/a	0.004291	NP Intra (NDs) 1 of 2
Nickel (mg/L)	GWC-47	0.005	n/a	8/5/2024	0.005ND	No	20	n/a	n/a	95	n/a	n/a	0.004291	NP Intra (NDs) 1 of 2
Nickel (mg/L)	GWC-47R	0.005	n/a	8/5/2024	0.005ND	No	20	n/a	n/a	70	n/a	n/a	0.004291	NP Intra (NDs) 1 of 2
Nickel (mg/L)	GWC-48	0.007421	n/a	8/5/2024	0.0061	No	20	0.004398	0.001068	5	None	No	0.0001266	Param Intra 1 of 2
Nickel (mg/L)	GWC-49R	0.005	n/a	8/6/2024	0.005ND	No	20	n/a	n/a	95	n/a	n/a	0.004291	NP Intra (NDs) 1 of 2
Nickel (mg/L)	GWC-49Z	0.006407	n/a	8/6/2024	0.0022J	No	20	0.00284	0.001259	5	None	No	0.0001266	Param Intra 1 of 2
Nickel (mg/L)	GWC-5	0.051	n/a	8/8/2024	0.0078	No	37	n/a	n/a	0	n/a	n/a	0.001361	NP Intra (normality) 1 of 2
Nickel (mg/L)	GWC-6	0.022	n/a	8/8/2024	0.005ND	No	36	n/a	n/a	61.11	n/a	n/a	0.001429	NP Intra (NDs) 1 of 2
Nickel (mg/L)	GWC-7Z	0.005	n/a	8/8/2024	0.005ND	No	15	n/a	n/a	53.33	n/a	n/a	0.007533	NP Intra (NDs) 1 of 2
Nickel (mg/L)	GWC-8RR	0.005	n/a	8/12/2024	0.005ND	No	25	n/a	n/a	92	n/a	n/a	0.002832	NP Intra (NDs) 1 of 2
Nickel (mg/L)	GWC-8Z	0.005	n/a	8/12/2024	0.005ND	No	20	n/a	n/a	75	n/a	n/a	0.004291	NP Intra (NDs) 1 of 2
Nickel (mg/L)	GWC-9	0.014	n/a	8/12/2024	0.005ND	No	35	n/a	n/a	31.43	n/a	n/a	0.001497	NP Intra (normality) 1 of 2
Selenium (mg/L)	GWA-2	0.005	n/a	8/7/2024	0.005ND	No	42	n/a	n/a	85.71	n/a	n/a	0.001077	NP Intra (NDs) 1 of 2
Selenium (mg/L)	GWA-2R	0.005	n/a	8/6/2024	0.005ND	No	42	n/a	n/a	97.62	n/a	n/a	0.001077	NP Intra (NDs) 1 of 2
Selenium (mg/L)	GWA-43	0.005	n/a	8/2/2024	0.005ND	No	21	n/a	n/a	95.24	n/a	n/a	0.003999	NP Intra (NDs) 1 of 2

Appendix I Intrawell Prediction Limits - All Results (No Significant)

Plant Bowen Client: Southern Company Data: Bowen 1, 2, 9, and 10 Printed 9/11/2024, 11:00 AM

Constituent	Well	Upper Lim.	Lower Lim.	Date	Observ.	Sig.	Bg N	Bg Mean	Std. Dev.	%NDs	ND Adj.	Transform	Alpha	Method
Selenium (mg/L)	GWC-13	0.0074	n/a	8/12/2024	0.0014J	No	42	n/a	n/a	64.29	n/a	n/a	0.001077	NP Intra (NDs) 1 of 2
Selenium (mg/L)	GWC-13RZ	0.005	n/a	8/13/2024	0.001J	No	42	n/a	n/a	90.48	n/a	n/a	0.001077	NP Intra (NDs) 1 of 2
Selenium (mg/L)	GWC-14Z	0.005	n/a	8/13/2024	0.005ND	No	42	n/a	n/a	95.24	n/a	n/a	0.001077	NP Intra (NDs) 1 of 2
Selenium (mg/L)	GWC-15R	0.005	n/a	8/13/2024	0.005ND	No	42	n/a	n/a	97.62	n/a	n/a	0.001077	NP Intra (NDs) 1 of 2
Selenium (mg/L)	GWC-44	0.007562	n/a	8/6/2024	0.005ND	No	21	0.003449	0.001466	47.62	Kaplan-Meier	No	0.0001266	Param Intra 1 of 2
Selenium (mg/L)	GWC-46R	0.005	n/a	8/5/2024	0.005ND	No	21	n/a	n/a	95.24	n/a	n/a	0.003999	NP Intra (NDs) 1 of 2
Selenium (mg/L)	GWC-48	0.005	n/a	8/5/2024	0.0013J	No	21	n/a	n/a	90.48	n/a	n/a	0.003999	NP Intra (NDs) 1 of 2
Selenium (mg/L)	GWC-5	0.0072	n/a	8/8/2024	0.005ND	No	41	n/a	n/a	90.24	n/a	n/a	0.001118	NP Intra (NDs) 1 of 2
Selenium (mg/L)	GWC-6RZ	0.005	n/a	8/8/2024	0.005ND	No	25	n/a	n/a	96	n/a	n/a	0.002832	NP Intra (NDs) 1 of 2
Selenium (mg/L)	GWC-8Z	0.0089	n/a	8/12/2024	0.005ND	No	25	n/a	n/a	96	n/a	n/a	0.002832	NP Intra (NDs) 1 of 2
Selenium (mg/L)	GWC-9	0.005	n/a	8/12/2024	0.005ND	No	42	n/a	n/a	97.62	n/a	n/a	0.001077	NP Intra (NDs) 1 of 2
Silver (mg/L)	GWA-39RZ	0.005	n/a	8/1/2024	0.005ND	No	16	n/a	n/a	93.75	n/a	n/a	0.006456	NP Intra (NDs) 1 of 2
Silver (mg/L)	GWA-50	0.005	n/a	8/8/2024	0.00056J	No	31	n/a	n/a	70.97	n/a	n/a	0.001905	NP Intra (NDs) 1 of 2
Silver (mg/L)	GWA-50R	0.004294	n/a	8/8/2024	0.0011J	No	31	0.001858	0.000934	25.81	Kaplan-Meier	No	0.0001266	Param Intra 1 of 2
Silver (mg/L)	GWC-12	0.005	n/a	8/12/2024	0.005ND	No	37	n/a	n/a	97.3	n/a	n/a	0.001361	NP Intra (NDs) 1 of 2
Silver (mg/L)	GWC-13RZ	0.005	n/a	8/13/2024	0.005ND	No	36	n/a	n/a	97.22	n/a	n/a	0.001429	NP Intra (NDs) 1 of 2
Vanadium (mg/L)	GWA-1	0.01	n/a	8/7/2024	0.01ND	No	37	n/a	n/a	91.89	n/a	n/a	0.001361	NP Intra (NDs) 1 of 2
Vanadium (mg/L)	GWA-2	0.01	n/a	8/7/2024	0.01ND	No	36	n/a	n/a	86.11	n/a	n/a	0.001429	NP Intra (NDs) 1 of 2
Vanadium (mg/L)	GWA-2R	0.01	n/a	8/6/2024	0.0015J	No	37	n/a	n/a	86.49	n/a	n/a	0.001361	NP Intra (NDs) 1 of 2
Vanadium (mg/L)	GWA-39RZ	0.01	n/a	8/1/2024	0.01ND	No	16	n/a	n/a	93.75	n/a	n/a	0.006456	NP Intra (NDs) 1 of 2
Vanadium (mg/L)	GWA-3A	0.01	n/a	8/8/2024	0.01ND	No	36	n/a	n/a	94.44	n/a	n/a	0.001429	NP Intra (NDs) 1 of 2
Vanadium (mg/L)	GWA-41R	0.01	n/a	8/1/2024	0.01ND	No	20	n/a	n/a	100	n/a	n/a	0.004291	NP Intra (NDs) 1 of 2
Vanadium (mg/L)	GWA-42	0.01	n/a	8/1/2024	0.01ND	No	20	n/a	n/a	100	n/a	n/a	0.004291	NP Intra (NDs) 1 of 2
Vanadium (mg/L)	GWA-43	0.01	n/a	8/2/2024	0.01ND	No	20	n/a	n/a	95	n/a	n/a	0.004291	NP Intra (NDs) 1 of 2
Vanadium (mg/L)	GWA-43R	0.01	n/a	8/2/2024	0.01ND	No	20	n/a	n/a	90	n/a	n/a	0.004291	NP Intra (NDs) 1 of 2
Vanadium (mg/L)	GWA-4RZ	0.01	n/a	8/8/2024	0.01ND	No	14	n/a	n/a	92.86	n/a	n/a	0.008612	NP Intra (NDs) 1 of 2
Vanadium (mg/L)	GWA-50R	0.01	n/a	8/8/2024	0.01ND	No	31	n/a	n/a	77.42	n/a	n/a	0.001905	NP Intra (NDs) 1 of 2
Vanadium (mg/L)	GWC-10	0.01	n/a	8/12/2024	0.01ND	No	37	n/a	n/a	89.19	n/a	n/a	0.001361	NP Intra (NDs) 1 of 2
Vanadium (mg/L)	GWC-11	0.01	n/a	8/13/2024	0.01ND	No	37	n/a	n/a	91.89	n/a	n/a	0.001361	NP Intra (NDs) 1 of 2
Vanadium (mg/L)	GWC-11R	0.01	n/a	8/12/2024	0.01ND	No	36	n/a	n/a	61.11	n/a	n/a	0.001429	NP Intra (NDs) 1 of 2
Vanadium (mg/L)	GWC-12	0.01	n/a	8/12/2024	0.01ND	No	37	n/a	n/a	78.38	n/a	n/a	0.001361	NP Intra (NDs) 1 of 2
Vanadium (mg/L)	GWC-13	0.01	n/a	8/12/2024	0.0014J	No	36	n/a	n/a	58.33	n/a	n/a	0.001429	NP Intra (NDs) 1 of 2
Vanadium (mg/L)	GWC-13RZ	0.011	n/a	8/13/2024	0.00085J	No	34	n/a	n/a	73.53	n/a	n/a	0.001599	NP Intra (NDs) 1 of 2
Vanadium (mg/L)	GWC-14Z	0.012	n/a	8/13/2024	0.01ND	No	37	n/a	n/a	75.68	n/a	n/a	0.001361	NP Intra (NDs) 1 of 2
Vanadium (mg/L)	GWC-15R	0.01	n/a	8/13/2024	0.01ND	No	37	n/a	n/a	97.3	n/a	n/a	0.001361	NP Intra (NDs) 1 of 2
Vanadium (mg/L)	GWC-15Z	0.012	n/a	8/13/2024	0.0013J	No	27	n/a	n/a	66.67	n/a	n/a	0.002502	NP Intra (NDs) 1 of 2
Vanadium (mg/L)	GWC-44	0.01	n/a	8/6/2024	0.01ND	No	20	n/a	n/a	95	n/a	n/a	0.004291	NP Intra (NDs) 1 of 2
Vanadium (mg/L)	GWC-45	0.01	n/a	8/5/2024	0.01ND	No	20	n/a	n/a	90	n/a	n/a	0.004291	NP Intra (NDs) 1 of 2
Vanadium (mg/L)	GWC-45R	0.01	n/a	8/5/2024	0.01ND	No	20	n/a	n/a	100	n/a	n/a	0.004291	NP Intra (NDs) 1 of 2
Vanadium (mg/L)	GWC-47R	0.01	n/a	8/5/2024	0.01ND	No	20	n/a	n/a	95	n/a	n/a	0.004291	NP Intra (NDs) 1 of 2
Vanadium (mg/L)	GWC-48	0.01	n/a	8/5/2024	0.01ND	No	20	n/a	n/a	95	n/a	n/a	0.004291	NP Intra (NDs) 1 of 2
Vanadium (mg/L)	GWC-5	0.01	n/a	8/8/2024	0.01ND	No	37	n/a	n/a	91.89	n/a	n/a	0.001361	NP Intra (NDs) 1 of 2
Vanadium (mg/L)	GWC-6	0.01	n/a	8/8/2024	0.01ND	No	37	n/a	n/a	75.68	n/a	n/a	0.001361	NP Intra (NDs) 1 of 2
Vanadium (mg/L)	GWC-8RR	0.01	n/a	8/12/2024	0.01ND	No	25	n/a	n/a	92	n/a	n/a	0.002832	NP Intra (NDs) 1 of 2
Vanadium (mg/L)	GWC-8Z	0.01	n/a	8/12/2024	0.01ND	No	20	n/a	n/a	95	n/a	n/a	0.004291	NP Intra (NDs) 1 of 2
Vanadium (mg/L)	GWC-9	0.01	n/a	8/12/2024	0.01ND	No	37	n/a	n/a	83.78	n/a	n/a	0.001361	NP Intra (NDs) 1 of 2
Zinc (mg/L)	GWA-1	0.02	n/a	8/7/2024	0.02ND	No	34	n/a	n/a	41.18	n/a	n/a	0.001599	NP Intra (normality) 1 of 2
Zinc (mg/L)	GWA-2	0.027	n/a	8/7/2024	0.02ND	No	35	n/a	n/a	54.29	n/a	n/a	0.001497	NP Intra (NDs) 1 of 2
Zinc (mg/L)	GWA-2R	0.02	n/a	8/6/2024	0.02ND	No	36	n/a	n/a	55.56	n/a	n/a	0.001429	NP Intra (NDs) 1 of 2
Zinc (mg/L)	GWA-39RZ	0.02	n/a	8/1/2024	0.02ND	No	16	n/a	n/a	68.75	n/a	n/a	0.006456	NP Intra (NDs) 1 of 2
Zinc (mg/L)	GWA-39Z	0.02	n/a	8/1/2024	0.02ND	No	20	n/a	n/a	60	n/a	n/a	0.004291	NP Intra (NDs) 1 of 2
Zinc (mg/L)	GWA-3A	0.1333	n/a	8/8/2024	0.02ND	No	36	0.2173	0.05789	19.44	Kaplan-Meier	sqrt(x)	0.0001266	Param Intra 1 of 2
Zinc (mg/L)	GWA-40	0.02	n/a	8/1/2024	0.02ND	No	20	n/a	n/a	85	n/a	n/a	0.004291	NP Intra (NDs) 1 of 2
Zinc (mg/L)	GWA-41	0.02	n/a	8/1/2024	0.02ND	No	20	n/a	n/a	85	n/a	n/a	0.004291	NP Intra (NDs) 1 of 2
Zinc (mg/L)	GWA-41R	0.02	n/a	8/1/2024	0.02ND	No	20	n/a	n/a	75	n/a	n/a	0.004291	NP Intra (NDs) 1 of 2

Appendix I Intrawell Prediction Limits - All Results (No Significant)

Plant Bowen Client: Southern Company Data: Bowen 1, 2, 9, and 10 Printed 9/11/2024, 11:00 AM

Constituent	Well	Upper Lim.	Lower Lim.	Date	Observ.	Sig.	Bg N	Bg Mean	Std. Dev.	%NDs	ND Adj.	Transform	Alpha	Method
Zinc (mg/L)	GWA-42	0.02	n/a	8/1/2024	0.01J	No	20	n/a	n/a	35	n/a	n/a	0.004291	NP Intra (normality) 1 of 2
Zinc (mg/L)	GWA-43	0.02	n/a	8/2/2024	0.02ND	No	20	n/a	n/a	60	n/a	n/a	0.004291	NP Intra (NDs) 1 of 2
Zinc (mg/L)	GWA-43R	0.02	n/a	8/2/2024	0.02ND	No	20	n/a	n/a	60	n/a	n/a	0.004291	NP Intra (NDs) 1 of 2
Zinc (mg/L)	GWA-4RZ	0.02	n/a	8/8/2024	0.02ND	No	14	n/a	n/a	71.43	n/a	n/a	0.008612	NP Intra (NDs) 1 of 2
Zinc (mg/L)	GWA-50	0.02	n/a	8/8/2024	0.02ND	No	30	n/a	n/a	43.33	n/a	n/a	0.002008	NP Intra (normality) 1 of 2
Zinc (mg/L)	GWA-50R	0.02	n/a	8/8/2024	0.02ND	No	27	n/a	n/a	44.44	n/a	n/a	0.002502	NP Intra (normality) 1 of 2
Zinc (mg/L)	GWC-10	0.057	n/a	8/12/2024	0.02ND	No	37	n/a	n/a	43.24	n/a	n/a	0.001361	NP Intra (normality) 1 of 2
Zinc (mg/L)	GWC-10R	0.02	n/a	8/12/2024	0.02ND	No	37	n/a	n/a	51.35	n/a	n/a	0.001361	NP Intra (NDs) 1 of 2
Zinc (mg/L)	GWC-11	0.02	n/a	8/13/2024	0.02ND	No	37	n/a	n/a	67.57	n/a	n/a	0.001361	NP Intra (NDs) 1 of 2
Zinc (mg/L)	GWC-11R	0.02	n/a	8/12/2024	0.02ND	No	37	n/a	n/a	54.05	n/a	n/a	0.001361	NP Intra (NDs) 1 of 2
Zinc (mg/L)	GWC-12	0.06785	n/a	8/12/2024	0.015J	No	37	0.2228	0.07267	16.22	Kaplan-Meier	x^(1/3)	0.0001266	Param Intra 1 of 2
Zinc (mg/L)	GWC-13	0.025	n/a	8/12/2024	0.02ND	No	33	n/a	n/a	39.39	n/a	n/a	0.001701	NP Intra (normality) 1 of 2
Zinc (mg/L)	GWC-13RZ	0.02	n/a	8/13/2024	0.02ND	No	33	n/a	n/a	42.42	n/a	n/a	0.001701	NP Intra (normality) 1 of 2
Zinc (mg/L)	GWC-14Z	0.02	n/a	8/13/2024	0.02ND	No	32	n/a	n/a	43.75	n/a	n/a	0.001803	NP Intra (normality) 1 of 2
Zinc (mg/L)	GWC-15R	0.02	n/a	8/13/2024	0.02ND	No	35	n/a	n/a	31.43	n/a	n/a	0.001497	NP Intra (normality) 1 of 2
Zinc (mg/L)	GWC-15Z	0.025	n/a	8/13/2024	0.02ND	No	33	n/a	n/a	54.55	n/a	n/a	0.001701	NP Intra (NDs) 1 of 2
Zinc (mg/L)	GWC-44	0.02	n/a	8/6/2024	0.02ND	No	20	n/a	n/a	45	n/a	n/a	0.004291	NP Intra (normality) 1 of 2
Zinc (mg/L)	GWC-45	0.02	n/a	8/5/2024	0.02ND	No	20	n/a	n/a	55	n/a	n/a	0.004291	NP Intra (NDs) 1 of 2
Zinc (mg/L)	GWC-45R	0.02	n/a	8/5/2024	0.02ND	No	20	n/a	n/a	45	n/a	n/a	0.004291	NP Intra (normality) 1 of 2
Zinc (mg/L)	GWC-46R	0.02	n/a	8/5/2024	0.02ND	No	20	n/a	n/a	65	n/a	n/a	0.004291	NP Intra (NDs) 1 of 2
Zinc (mg/L)	GWC-47	0.06354	n/a	8/5/2024	0.063	No	21	0.03194	0.01127	9.524	None	No	0.0001266	Param Intra 1 of 2
Zinc (mg/L)	GWC-47R	0.04566	n/a	8/5/2024	0.017J	No	20	0.02065	0.008831	10	None	No	0.0001266	Param Intra 1 of 2
Zinc (mg/L)	GWC-48	0.02	n/a	8/5/2024	0.0099J	No	20	n/a	n/a	35	n/a	n/a	0.004291	NP Intra (normality) 1 of 2
Zinc (mg/L)	GWC-49R	0.02	n/a	8/6/2024	0.02ND	No	20	n/a	n/a	90	n/a	n/a	0.004291	NP Intra (NDs) 1 of 2
Zinc (mg/L)	GWC-49Z	0.02	n/a	8/6/2024	0.02ND	No	20	n/a	n/a	60	n/a	n/a	0.004291	NP Intra (NDs) 1 of 2
Zinc (mg/L)	GWC-5	0.06734	n/a	8/8/2024	0.026	No	18	0.03718	0.01032	5.556	None	No	0.0001266	Param Intra 1 of 2
Zinc (mg/L)	GWC-6	0.021	n/a	8/8/2024	0.02ND	No	32	n/a	n/a	50	n/a	n/a	0.001803	NP Intra (normality) 1 of 2
Zinc (mg/L)	GWC-6RZ	0.02	n/a	8/8/2024	0.02ND	No	20	n/a	n/a	60	n/a	n/a	0.004291	NP Intra (NDs) 1 of 2
Zinc (mg/L)	GWC-7Z	0.02	n/a	8/8/2024	0.02ND	No	15	n/a	n/a	86.67	n/a	n/a	0.007533	NP Intra (NDs) 1 of 2
Zinc (mg/L)	GWC-8RR	0.02	n/a	8/12/2024	0.02ND	No	25	n/a	n/a	60	n/a	n/a	0.002832	NP Intra (NDs) 1 of 2
Zinc (mg/L)	GWC-8Z	0.02	n/a	8/12/2024	0.02ND	No	20	n/a	n/a	60	n/a	n/a	0.004291	NP Intra (NDs) 1 of 2
Zinc (mg/L)	GWC-9	0.026	n/a	8/12/2024	0.02ND	No	33	n/a	n/a	33.33	n/a	n/a	0.001701	NP Intra (normality) 1 of 2

Appendix I Interwell Prediction Limits - All Results (No Significant)

Plant Bowen Client: Southern Company Data: Bowen 1, 2, 9, and 10 Printed 9/11/2024, 11:49 AM

Constituent	Well	Upper Lim.	Lower Lim.	Date	Observ.	Sig.	Bg N	Bg Mean	Std. Dev.	%NDs	ND Adj.	Transform	Alpha	Method
Beryllium (mg/L)	GWC-10	0.003	n/a	8/12/2024	0.003ND	No	361	n/a	n/a	91.69	n/a	n/a	0.00004896	NP (NDs) 1 of 2
Beryllium (mg/L)	GWC-11	0.003	n/a	8/13/2024	0.003ND	No	361	n/a	n/a	91.69	n/a	n/a	0.00004896	NP (NDs) 1 of 2
Beryllium (mg/L)	GWC-13	0.003	n/a	8/12/2024	0.003ND	No	361	n/a	n/a	91.69	n/a	n/a	0.00004896	NP (NDs) 1 of 2
Beryllium (mg/L)	GWC-14Z	0.003	n/a	8/13/2024	0.00011J	No	361	n/a	n/a	91.69	n/a	n/a	0.00004896	NP (NDs) 1 of 2
Beryllium (mg/L)	GWC-44	0.003	n/a	8/6/2024	0.003ND	No	361	n/a	n/a	91.69	n/a	n/a	0.00004896	NP (NDs) 1 of 2
Beryllium (mg/L)	GWC-45R	0.003	n/a	8/5/2024	0.003ND	No	361	n/a	n/a	91.69	n/a	n/a	0.00004896	NP (NDs) 1 of 2
Beryllium (mg/L)	GWC-47	0.003	n/a	8/5/2024	0.003ND	No	361	n/a	n/a	91.69	n/a	n/a	0.00004896	NP (NDs) 1 of 2
Beryllium (mg/L)	GWC-47R	0.003	n/a	8/5/2024	0.003ND	No	361	n/a	n/a	91.69	n/a	n/a	0.00004896	NP (NDs) 1 of 2
Beryllium (mg/L)	GWC-48	0.003	n/a	8/5/2024	0.00042J	No	361	n/a	n/a	91.69	n/a	n/a	0.00004896	NP (NDs) 1 of 2
Beryllium (mg/L)	GWC-5	0.003	n/a	8/8/2024	0.00068	No	361	n/a	n/a	91.69	n/a	n/a	0.00004896	NP (NDs) 1 of 2
Beryllium (mg/L)	GWC-6	0.003	n/a	8/8/2024	0.003ND	No	361	n/a	n/a	91.69	n/a	n/a	0.00004896	NP (NDs) 1 of 2
Beryllium (mg/L)	GWC-6RZ	0.003	n/a	8/8/2024	0.003ND	No	361	n/a	n/a	91.69	n/a	n/a	0.00004896	NP (NDs) 1 of 2
Beryllium (mg/L)	GWC-8RR	0.003	n/a	8/12/2024	0.003ND	No	361	n/a	n/a	91.69	n/a	n/a	0.00004896	NP (NDs) 1 of 2
Beryllium (mg/L)	GWC-8Z	0.003	n/a	8/12/2024	0.003ND	No	361	n/a	n/a	91.69	n/a	n/a	0.00004896	NP (NDs) 1 of 2
Beryllium (mg/L)	GWC-9	0.003	n/a	8/12/2024	0.003ND	No	361	n/a	n/a	91.69	n/a	n/a	0.00004896	NP (NDs) 1 of 2
Mercury (mg/L)	GWC-10	0.0005	n/a	8/12/2024	0.0005ND	No	457	n/a	n/a	95.84	n/a	n/a	0.00004896	NP (NDs) 1 of 2
Mercury (mg/L)	GWC-10R	0.0005	n/a	8/12/2024	0.0005ND	No	457	n/a	n/a	95.84	n/a	n/a	0.00004896	NP (NDs) 1 of 2
Mercury (mg/L)	GWC-11	0.0005	n/a	8/13/2024	0.0005ND	No	457	n/a	n/a	95.84	n/a	n/a	0.00004896	NP (NDs) 1 of 2
Mercury (mg/L)	GWC-11R	0.0005	n/a	8/12/2024	0.0005ND	No	457	n/a	n/a	95.84	n/a	n/a	0.00004896	NP (NDs) 1 of 2
Mercury (mg/L)	GWC-12	0.0005	n/a	8/12/2024	0.0005ND	No	457	n/a	n/a	95.84	n/a	n/a	0.00004896	NP (NDs) 1 of 2
Mercury (mg/L)	GWC-13	0.0005	n/a	8/12/2024	0.0005ND	No	457	n/a	n/a	95.84	n/a	n/a	0.00004896	NP (NDs) 1 of 2
Mercury (mg/L)	GWC-13RZ	0.0005	n/a	8/13/2024	0.0005ND	No	457	n/a	n/a	95.84	n/a	n/a	0.00004896	NP (NDs) 1 of 2
Mercury (mg/L)	GWC-15R	0.0005	n/a	8/13/2024	0.0005ND	No	457	n/a	n/a	95.84	n/a	n/a	0.00004896	NP (NDs) 1 of 2
Mercury (mg/L)	GWC-15Z	0.0005	n/a	8/13/2024	0.0005ND	No	457	n/a	n/a	95.84	n/a	n/a	0.00004896	NP (NDs) 1 of 2
Mercury (mg/L)	GWC-44	0.0005	n/a	8/6/2024	0.0005ND	No	457	n/a	n/a	95.84	n/a	n/a	0.00004896	NP (NDs) 1 of 2
Mercury (mg/L)	GWC-45	0.0005	n/a	8/5/2024	0.0005ND	No	457	n/a	n/a	95.84	n/a	n/a	0.00004896	NP (NDs) 1 of 2
Mercury (mg/L)	GWC-45R	0.0005	n/a	8/5/2024	0.0005ND	No	457	n/a	n/a	95.84	n/a	n/a	0.00004896	NP (NDs) 1 of 2
Mercury (mg/L)	GWC-46R	0.0005	n/a	8/5/2024	0.0005ND	No	457	n/a	n/a	95.84	n/a	n/a	0.00004896	NP (NDs) 1 of 2
Mercury (mg/L)	GWC-47	0.0005	n/a	8/5/2024	0.0005ND	No	457	n/a	n/a	95.84	n/a	n/a	0.00004896	NP (NDs) 1 of 2
Mercury (mg/L)	GWC-47R	0.0005	n/a	8/5/2024	0.0005ND	No	457	n/a	n/a	95.84	n/a	n/a	0.00004896	NP (NDs) 1 of 2
Mercury (mg/L)	GWC-48	0.0005	n/a	8/5/2024	0.00046	No	457	n/a	n/a	95.84	n/a	n/a	0.00004896	NP (NDs) 1 of 2
Mercury (mg/L)	GWC-49R	0.0005	n/a	8/6/2024	0.0005ND	No	457	n/a	n/a	95.84	n/a	n/a	0.00004896	NP (NDs) 1 of 2
Mercury (mg/L)	GWC-49Z	0.0005	n/a	8/6/2024	0.0005ND	No	457	n/a	n/a	95.84	n/a	n/a	0.00004896	NP (NDs) 1 of 2
Mercury (mg/L)	GWC-5	0.0005	n/a	8/8/2024	0.0005ND	No	457	n/a	n/a	95.84	n/a	n/a	0.00004896	NP (NDs) 1 of 2
Mercury (mg/L)	GWC-6	0.0005	n/a	8/8/2024	0.0005ND	No	457	n/a	n/a	95.84	n/a	n/a	0.00004896	NP (NDs) 1 of 2
Mercury (mg/L)	GWC-8RR	0.0005	n/a	8/12/2024	0.0005ND	No	457	n/a	n/a	95.84	n/a	n/a	0.00004896	NP (NDs) 1 of 2
Thallium (mg/L)	GWC-10R	0.001	n/a	8/12/2024	0.001ND	No	350	n/a	n/a	96.29	n/a	n/a	0.00004896	NP (NDs) 1 of 2
Thallium (mg/L)	GWC-11R	0.001	n/a	8/12/2024	0.001ND	No	350	n/a	n/a	96.29	n/a	n/a	0.00004896	NP (NDs) 1 of 2
Thallium (mg/L)	GWC-13RZ	0.001	n/a	8/13/2024	0.001ND	No	350	n/a	n/a	96.29	n/a	n/a	0.00004896	NP (NDs) 1 of 2
Thallium (mg/L)	GWC-15Z	0.001	n/a	8/13/2024	0.001ND	No	350	n/a	n/a	96.29	n/a	n/a	0.00004896	NP (NDs) 1 of 2
Thallium (mg/L)	GWC-44	0.001	n/a	8/6/2024	0.001ND	No	350	n/a	n/a	96.29	n/a	n/a	0.00004896	NP (NDs) 1 of 2
Thallium (mg/L)	GWC-46R	0.001	n/a	8/5/2024	0.001ND	No	350	n/a	n/a	96.29	n/a	n/a	0.00004896	NP (NDs) 1 of 2
Thallium (mg/L)	GWC-47	0.001	n/a	8/5/2024	0.001ND	No	350	n/a	n/a	96.29	n/a	n/a	0.00004896	NP (NDs) 1 of 2
Thallium (mg/L)	GWC-47R	0.001	n/a	8/5/2024	0.001ND	No	350	n/a	n/a	96.29	n/a	n/a	0.00004896	NP (NDs) 1 of 2
Thallium (mg/L)	GWC-48	0.001	n/a	8/5/2024	0.001ND	No	350	n/a	n/a	96.29	n/a	n/a	0.00004896	NP (NDs) 1 of 2
Thallium (mg/L)	GWC-49R	0.001	n/a	8/6/2024	0.001ND	No	350	n/a	n/a	96.29	n/a	n/a	0.00004896	NP (NDs) 1 of 2
Thallium (mg/L)	GWC-49Z	0.001	n/a	8/6/2024	0.001ND	No	350	n/a	n/a	96.29	n/a	n/a	0.00004896	NP (NDs) 1 of 2
Thallium (mg/L)	GWC-5	0.001	n/a	8/8/2024	0.001ND	No	350	n/a	n/a	96.29	n/a	n/a	0.00004896	NP (NDs) 1 of 2
Thallium (mg/L)	GWC-6	0.001	n/a	8/8/2024	0.001ND	No	350	n/a	n/a	96.29	n/a	n/a	0.00004896	NP (NDs) 1 of 2
Thallium (mg/L)	GWC-7Z	0.001	n/a	8/8/2024	0.001ND	No	350	n/a	n/a	96.29	n/a	n/a	0.00004896	NP (NDs) 1 of 2
Thallium (mg/L)	GWC-8Z	0.001	n/a	8/12/2024	0.001ND	No	350	n/a	n/a	96.29	n/a	n/a	0.00004896	NP (NDs) 1 of 2

Appendix III Intrawell Prediction Limits - Significant Results

Plant Bowen Client: Southern Company Data: Bowen 1, 2, 9, and 10 Printed 9/8/2024, 12:16 PM

Constituent	Well	Upper Lim.	Lower Lim.	Date	Observ.	Sig.	Bg N	Bg Mean	Std. Dev.	%NDs	ND Adj.	Transform	Alpha	Method
Calcium, total (mg/L)	**GWA-3A**	**22.6**	**n/a**	**8/8/2024**	**23**	**Yes**	**20**	**n/a**	**n/a**	**0**	**n/a**	**n/a**	**0.004291**	**NP Intra (normality) 1 of 2**
Sulfate, total (mg/L)	**GWC-10**	**2.121**	**n/a**	**8/12/2024**	**2.3**	**Yes**	**21**	**1.355**	**0.3002**	**0**	**None**	**No**	**0.0002894**	**Param Intra 1 of 2**
Sulfate, total (mg/L)	**GWC-9**	**4.773**	**n/a**	**8/12/2024**	**5.4**	**Yes**	**21**	**2.444**	**0.9127**	**4.762**	**None**	**No**	**0.0002894**	**Param Intra 1 of 2**
Total Dissolved Solids [TDS] (mg/l)	**GWA-3A**	**117**	**n/a**	**8/8/2024**	**150**	**Yes**	**20**	**n/a**	**n/a**	**25**	**n/a**	**n/a**	**0.004291**	**NP Intra (normality) 1 of 2**
Total Dissolved Solids [TDS] (mg/l)	**GWA-50**	**42.78**	**n/a**	**8/8/2024**	**147**	**Yes**	**21**	**21.19**	**8.46**	**38.1**	**Kaplan-Meier**	**No**	**0.0002894**	**Param Intra 1 of 2**
Total Dissolved Solids [TDS] (mg/l)	**GWC-45**	**65.69**	**n/a**	**8/5/2024**	**78**	**Yes**	**21**	**2.654**	**0.5411**	**38.1**	**Kaplan-Meier**	**x^(1/3)**	**0.0002894**	**Param Intra 1 of 2**
Total Dissolved Solids [TDS] (mg/l)	**GWC-49Z**	**63**	**n/a**	**8/6/2024**	**73**	**Yes**	**21**	**n/a**	**n/a**	**33.33**	**n/a**	**n/a**	**0.003999**	**NP Intra (normality) 1 of 2**
Total Dissolved Solids [TDS] (mg/l)	**GWC-5**	**116.4**	**n/a**	**8/8/2024**	**143**	**Yes**	**21**	**3.143**	**0.682**	**23.81**	**Kaplan-Meier**	**x^(1/3)**	**0.0002894**	**Param Intra 1 of 2**

Appendix III Intrawell Prediction Limits - All Results

Plant Bowen Client: Southern Company Data: Bowen 1, 2, 9, and 10 Printed 9/8/2024, 12:16 PM

Constituent	Well	Upper Lim.	Lower Lim.	Date	Observ.	Sig.	Bg N	Bg Mean	Std. Dev.	%NDs	ND Adj.	Transform	Alpha	Method
Boron, total (mg/L)	GWA-1	0.04	n/a	8/7/2024	0.04ND	No	21	n/a	n/a	76.19	n/a	n/a	0.003999	NP Intra (NDs) 1 of 2
Boron, total (mg/L)	GWA-2	0.04	n/a	8/7/2024	0.04ND	No	21	n/a	n/a	85.71	n/a	n/a	0.003999	NP Intra (NDs) 1 of 2
Boron, total (mg/L)	GWA-2R	0.04	n/a	8/6/2024	0.04ND	No	21	n/a	n/a	57.14	n/a	n/a	0.003999	NP Intra (NDs) 1 of 2
Boron, total (mg/L)	GWA-39RZ	0.04	n/a	8/1/2024	0.04ND	No	21	n/a	n/a	38.1	n/a	n/a	0.003999	NP Intra (normality) 1 of 2
Boron, total (mg/L)	GWA-39Z	0.04	n/a	8/1/2024	0.04ND	No	21	n/a	n/a	80.95	n/a	n/a	0.003999	NP Intra (NDs) 1 of 2
Boron, total (mg/L)	GWA-3A	0.04	n/a	8/8/2024	0.04ND	No	20	n/a	n/a	90	n/a	n/a	0.004291	NP Intra (NDs) 1 of 2
Boron, total (mg/L)	GWA-40	0.04	n/a	8/1/2024	0.04ND	No	21	n/a	n/a	80.95	n/a	n/a	0.003999	NP Intra (NDs) 1 of 2
Boron, total (mg/L)	GWA-41	0.04	n/a	8/1/2024	0.04ND	No	21	n/a	n/a	71.43	n/a	n/a	0.003999	NP Intra (NDs) 1 of 2
Boron, total (mg/L)	GWA-41R	0.04	n/a	8/1/2024	0.04ND	No	21	n/a	n/a	38.1	n/a	n/a	0.003999	NP Intra (normality) 1 of 2
Boron, total (mg/L)	GWA-42	0.04	n/a	8/1/2024	0.04ND	No	21	n/a	n/a	85.71	n/a	n/a	0.003999	NP Intra (NDs) 1 of 2
Boron, total (mg/L)	GWA-43	0.04	n/a	8/2/2024	0.04ND	No	21	n/a	n/a	95.24	n/a	n/a	0.003999	NP Intra (NDs) 1 of 2
Boron, total (mg/L)	GWA-43R	0.03952	n/a	8/2/2024	0.015J	No	21	0.0181	0.008397	23.81	Kaplan-Meier	No	0.0002894	Param Intra 1 of 2
Boron, total (mg/L)	GWA-4RZ	0.04	n/a	8/8/2024	0.04ND	No	21	n/a	n/a	23.81	n/a	n/a	0.003999	NP Intra (normality) 1 of 2
Boron, total (mg/L)	GWA-50	0.04	n/a	8/8/2024	0.04ND	No	21	n/a	n/a	90.48	n/a	n/a	0.003999	NP Intra (NDs) 1 of 2
Boron, total (mg/L)	GWA-50R	0.04	n/a	8/8/2024	0.04ND	No	21	n/a	n/a	90.48	n/a	n/a	0.003999	NP Intra (NDs) 1 of 2
Boron, total (mg/L)	GWC-10	0.04	n/a	8/12/2024	0.04ND	No	21	n/a	n/a	95.24	n/a	n/a	0.003999	NP Intra (NDs) 1 of 2
Boron, total (mg/L)	GWC-10R	0.04	n/a	8/12/2024	0.04ND	No	21	n/a	n/a	85.71	n/a	n/a	0.003999	NP Intra (NDs) 1 of 2
Boron, total (mg/L)	GWC-11	0.04	n/a	8/13/2024	0.04ND	No	21	n/a	n/a	95.24	n/a	n/a	0.003999	NP Intra (NDs) 1 of 2
Boron, total (mg/L)	GWC-11R	0.04	n/a	8/12/2024	0.04ND	No	21	n/a	n/a	80.95	n/a	n/a	0.003999	NP Intra (NDs) 1 of 2
Boron, total (mg/L)	GWC-12	0.04	n/a	8/12/2024	0.04ND	No	21	n/a	n/a	100	n/a	n/a	0.003999	NP Intra (NDs) 1 of 2
Boron, total (mg/L)	GWC-13	0.04158	n/a	8/12/2024	0.024J	No	21	0.2545	0.03604	28.57	Kaplan-Meier	x^(1/3)	0.0002894	Param Intra 1 of 2
Boron, total (mg/L)	GWC-13RZ	0.0241	n/a	8/13/2024	0.02ND	No	21	0.01482	0.003639	14.29	None	No	0.0002894	Param Intra 1 of 2
Boron, total (mg/L)	GWC-14Z	0.04	n/a	8/13/2024	0.04ND	No	20	n/a	n/a	85	n/a	n/a	0.004291	NP Intra (NDs) 1 of 2
Boron, total (mg/L)	GWC-15R	0.04	n/a	8/13/2024	0.04ND	No	21	n/a	n/a	66.67	n/a	n/a	0.003999	NP Intra (NDs) 1 of 2
Boron, total (mg/L)	GWC-15Z	0.04	n/a	8/13/2024	0.04ND	No	21	n/a	n/a	76.19	n/a	n/a	0.003999	NP Intra (NDs) 1 of 2
Boron, total (mg/L)	GWC-44	0.04	n/a	8/6/2024	0.04ND	No	21	n/a	n/a	38.1	n/a	n/a	0.003999	NP Intra (normality) 1 of 2
Boron, total (mg/L)	GWC-45	0.04	n/a	8/5/2024	0.04ND	No	21	n/a	n/a	85.71	n/a	n/a	0.003999	NP Intra (NDs) 1 of 2
Boron, total (mg/L)	GWC-45R	0.04	n/a	8/5/2024	0.04ND	No	21	n/a	n/a	57.14	n/a	n/a	0.003999	NP Intra (NDs) 1 of 2
Boron, total (mg/L)	GWC-46R	0.04	n/a	8/5/2024	0.04ND	No	21	n/a	n/a	80.95	n/a	n/a	0.003999	NP Intra (NDs) 1 of 2
Boron, total (mg/L)	GWC-47	0.04	n/a	8/5/2024	0.04ND	No	21	n/a	n/a	80.95	n/a	n/a	0.003999	NP Intra (NDs) 1 of 2
Boron, total (mg/L)	GWC-47R	0.04	n/a	8/5/2024	0.04ND	No	21	n/a	n/a	76.19	n/a	n/a	0.003999	NP Intra (NDs) 1 of 2
Boron, total (mg/L)	GWC-48	0.04	n/a	8/5/2024	0.04ND	No	21	n/a	n/a	95.24	n/a	n/a	0.003999	NP Intra (NDs) 1 of 2
Boron, total (mg/L)	GWC-49R	0.04	n/a	8/6/2024	0.04ND	No	21	n/a	n/a	85.71	n/a	n/a	0.003999	NP Intra (NDs) 1 of 2
Boron, total (mg/L)	GWC-49Z	0.04	n/a	8/6/2024	0.04ND	No	21	n/a	n/a	66.67	n/a	n/a	0.003999	NP Intra (NDs) 1 of 2
Boron, total (mg/L)	GWC-5	0.04	n/a	8/8/2024	0.04ND	No	21	n/a	n/a	85.71	n/a	n/a	0.003999	NP Intra (NDs) 1 of 2
Boron, total (mg/L)	GWC-6	0.04	n/a	8/8/2024	0.04ND	No	21	n/a	n/a	95.24	n/a	n/a	0.003999	NP Intra (NDs) 1 of 2
Boron, total (mg/L)	GWC-6RZ	0.04	n/a	8/8/2024	0.04ND	No	21	n/a	n/a	85.71	n/a	n/a	0.003999	NP Intra (NDs) 1 of 2
Boron, total (mg/L)	GWC-7Z	0.04	n/a	8/8/2024	0.04ND	No	21	n/a	n/a	57.14	n/a	n/a	0.003999	NP Intra (NDs) 1 of 2
Boron, total (mg/L)	GWC-8RR	0.04	n/a	8/12/2024	0.04ND	No	21	n/a	n/a	90.48	n/a	n/a	0.003999	NP Intra (NDs) 1 of 2
Boron, total (mg/L)	GWC-8Z	0.04	n/a	8/12/2024	0.04ND	No	21	n/a	n/a	90.48	n/a	n/a	0.003999	NP Intra (NDs) 1 of 2
Boron, total (mg/L)	GWC-9	0.04	n/a	8/12/2024	0.04ND	No	21	n/a	n/a	85.71	n/a	n/a	0.003999	NP Intra (NDs) 1 of 2
Calcium, total (mg/L)	GWA-1	36.79	n/a	8/7/2024	31.6	No	21	31.01	2.262	0	None	No	0.0002894	Param Intra 1 of 2
Calcium, total (mg/L)	GWA-2	82.76	n/a	8/7/2024	32.3	No	21	29.62	20.83	0	None	No	0.0002894	Param Intra 1 of 2
Calcium, total (mg/L)	GWA-2R	62.42	n/a	8/6/2024	25.5	No	21	28.81	13.17	0	None	No	0.0002894	Param Intra 1 of 2
Calcium, total (mg/L)	GWA-39RZ	38.57	n/a	8/1/2024	33.9	No	21	35146	8709	0	None	x^3	0.0002894	Param Intra 1 of 2
Calcium, total (mg/L)	GWA-39Z	31.73	n/a	8/1/2024	11.5	No	22	12.45	7.622	0	None	No	0.0002894	Param Intra 1 of 2
Calcium, total (mg/L)	**GWA-3A**	**22.6**	**n/a**	**8/8/2024**	**23**	**Yes**	**20**	**n/a**	**n/a**	**0**	**n/a**	**n/a**	**0.004291**	**NP Intra (normality) 1 of 2**
Calcium, total (mg/L)	GWA-40	29.63	n/a	8/1/2024	19	No	21	20.77	3.47	0	None	No	0.0002894	Param Intra 1 of 2
Calcium, total (mg/L)	GWA-41	39.48	n/a	8/1/2024	8.5	No	21	18.48	8.23	0	None	No	0.0002894	Param Intra 1 of 2
Calcium, total (mg/L)	GWA-41R	48.25	n/a	8/1/2024	40	No	21	34.14	5.53	0	None	No	0.0002894	Param Intra 1 of 2
Calcium, total (mg/L)	GWA-42	41.56	n/a	8/1/2024	36.9	No	21	32.51	3.547	0	None	No	0.0002894	Param Intra 1 of 2
Calcium, total (mg/L)	GWA-43	16.32	n/a	8/2/2024	2	No	20	2.232	0.7025	0	None	sqrt(x)	0.0002894	Param Intra 1 of 2
Calcium, total (mg/L)	GWA-43R	35.02	n/a	8/2/2024	32.8	No	22	29.44	2.207	0	None	No	0.0002894	Param Intra 1 of 2
Calcium, total (mg/L)	GWA-4RZ	62.56	n/a	8/8/2024	56.4	No	21	50.35	4.783	0	None	No	0.0002894	Param Intra 1 of 2
Calcium, total (mg/L)	GWA-50	4.427	n/a	8/8/2024	1.7	No	21	0.6597	0.3245	0	None	ln(x)	0.0002894	Param Intra 1 of 2

Appendix III Intrawell Prediction Limits - All Results

Plant Bowen Client: Southern Company Data: Bowen 1, 2, 9, and 10 Printed 9/8/2024, 12:16 PM

Constituent	Well	Upper Lim.	Lower Lim.	Date	Observ.	Sig.	Bg N	Bg Mean	Std. Dev.	%NDs	ND Adj.	Transform	Alpha	Method
Calcium, total (mg/L)	GWA-50R	14.18	n/a	8/8/2024	0.72J	No	21	1.814	0.765	0	None	sqrt(x)	0.0002894	Param Intra 1 of 2
Calcium, total (mg/L)	GWC-10	44.58	n/a	8/12/2024	37	No	21	891	429.8	0	None	x^2	0.0002894	Param Intra 1 of 2
Calcium, total (mg/L)	GWC-10R	50.76	n/a	8/12/2024	46.6	No	21	41.74	3.534	0	None	No	0.0002894	Param Intra 1 of 2
Calcium, total (mg/L)	GWC-11	30.33	n/a	8/13/2024	9.2	No	21	16.41	5.456	0	None	No	0.0002894	Param Intra 1 of 2
Calcium, total (mg/L)	GWC-11R	40.72	n/a	8/12/2024	32	No	21	27.91	5.017	0	None	No	0.0002894	Param Intra 1 of 2
Calcium, total (mg/L)	GWC-12	9.551	n/a	8/12/2024	8.2	No	21	8.102	0.5677	0	None	No	0.0002894	Param Intra 1 of 2
Calcium, total (mg/L)	GWC-13	72.66	n/a	8/12/2024	35.6	No	21	42.37	11.87	0	None	No	0.0002894	Param Intra 1 of 2
Calcium, total (mg/L)	GWC-13RZ	57.21	n/a	8/13/2024	40.8	No	21	1930	526.5	0	None	x^2	0.0002894	Param Intra 1 of 2
Calcium, total (mg/L)	GWC-14Z	23.57	n/a	8/13/2024	12.1	No	14	15.55	2.805	0	None	No	0.0002894	Param Intra 1 of 2
Calcium, total (mg/L)	GWC-15R	45.85	n/a	8/13/2024	30.3	No	20	36.52	3.624	0	None	No	0.0002894	Param Intra 1 of 2
Calcium, total (mg/L)	GWC-15Z	30.25	n/a	8/13/2024	25	No	21	14090	5331	0	None	x^3	0.0002894	Param Intra 1 of 2
Calcium, total (mg/L)	GWC-44	20.38	n/a	8/6/2024	2.1	No	21	7.518	5.04	0	None	No	0.0002894	Param Intra 1 of 2
Calcium, total (mg/L)	GWC-45	1.155	n/a	8/5/2024	0.98J	No	21	0.9322	0.05595	0	None	sqrt(x)	0.0002894	Param Intra 1 of 2
Calcium, total (mg/L)	GWC-45R	51.45	n/a	8/5/2024	41.3	No	21	37.22	5.573	0	None	No	0.0002894	Param Intra 1 of 2
Calcium, total (mg/L)	GWC-46R	54.41	n/a	8/5/2024	40.4	No	21	43.65	4.217	0	None	No	0.0002894	Param Intra 1 of 2
Calcium, total (mg/L)	GWC-47	32.59	n/a	8/5/2024	24.9	No	21	23.25	3.662	0	None	No	0.0002894	Param Intra 1 of 2
Calcium, total (mg/L)	GWC-47R	38.61	n/a	8/5/2024	35.3	No	21	30	3.372	0	None	No	0.0002894	Param Intra 1 of 2
Calcium, total (mg/L)	GWC-48	12	n/a	8/5/2024	5.1	No	21	n/a	n/a	4.762	n/a	n/a	0.003999	NP Intra (normality) 1 of 2
Calcium, total (mg/L)	GWC-49R	30.86	n/a	8/6/2024	26.5	No	21	25.18	2.227	0	None	No	0.0002894	Param Intra 1 of 2
Calcium, total (mg/L)	GWC-49Z	2.25	n/a	8/6/2024	0.63J	No	19	n/a	n/a	0	n/a	n/a	0.004832	NP Intra (normality) 1 of 2
Calcium, total (mg/L)	GWC-5	12.1	n/a	8/8/2024	1.8	No	21	n/a	n/a	0	n/a	n/a	0.003999	NP Intra (normality) 1 of 2
Calcium, total (mg/L)	GWC-6	16.91	n/a	8/8/2024	15.9	No	20	14.26	1.03	0	None	No	0.0002894	Param Intra 1 of 2
Calcium, total (mg/L)	GWC-6RZ	14.88	n/a	8/8/2024	9.1	No	20	10.55	1.68	0	None	No	0.0002894	Param Intra 1 of 2
Calcium, total (mg/L)	GWC-7Z	28.94	n/a	8/8/2024	23.8	No	21	24.14	1.881	0	None	No	0.0002894	Param Intra 1 of 2
Calcium, total (mg/L)	GWC-8RR	26.1	n/a	8/12/2024	23.8	No	21	22.2	1.527	0	None	No	0.0002894	Param Intra 1 of 2
Calcium, total (mg/L)	GWC-8Z	27.04	n/a	8/12/2024	20.9	No	20	395.6	130.3	0	None	x^2	0.0002894	Param Intra 1 of 2
Calcium, total (mg/L)	GWC-9	71.03	n/a	8/12/2024	11.6	No	21	1.635	1.03	0	None	ln(x)	0.0002894	Param Intra 1 of 2
Fluoride, total (mg/L)	GWA-1	0.1225	n/a	8/7/2024	0.08J	No	21	0.05634	0.02593	28.57	Kaplan-Meier	No	0.0002894	Param Intra 1 of 2
Fluoride, total (mg/L)	GWA-2	0.17	n/a	8/7/2024	0.083J	No	20	n/a	n/a	50	n/a	n/a	0.004291	NP Intra (normality) 1 of 2
Fluoride, total (mg/L)	GWA-2R	0.1	n/a	8/6/2024	0.076J	No	21	n/a	n/a	42.86	n/a	n/a	0.003999	NP Intra (normality) 1 of 2
Fluoride, total (mg/L)	GWA-39RZ	0.2392	n/a	8/1/2024	0.1ND	No	21	0.3989	0.08694	38.1	Kaplan-Meier	x^(1/3)	0.0002894	Param Intra 1 of 2
Fluoride, total (mg/L)	GWA-39Z	0.1147	n/a	8/1/2024	0.1ND	No	21	0.05489	0.02343	38.1	Kaplan-Meier	No	0.0002894	Param Intra 1 of 2
Fluoride, total (mg/L)	GWA-3A	0.1	n/a	8/8/2024	0.063J	No	20	n/a	n/a	80	n/a	n/a	0.004291	NP Intra (NDs) 1 of 2
Fluoride, total (mg/L)	GWA-40	0.11	n/a	8/1/2024	0.1ND	No	21	n/a	n/a	61.9	n/a	n/a	0.003999	NP Intra (NDs) 1 of 2
Fluoride, total (mg/L)	GWA-41	0.1	n/a	8/1/2024	0.1ND	No	21	n/a	n/a	71.43	n/a	n/a	0.003999	NP Intra (NDs) 1 of 2
Fluoride, total (mg/L)	GWA-41R	0.12	n/a	8/1/2024	0.1ND	No	21	n/a	n/a	76.19	n/a	n/a	0.003999	NP Intra (NDs) 1 of 2
Fluoride, total (mg/L)	GWA-42	0.1	n/a	8/1/2024	0.1ND	No	21	n/a	n/a	57.14	n/a	n/a	0.003999	NP Intra (NDs) 1 of 2
Fluoride, total (mg/L)	GWA-43	0.1	n/a	8/2/2024	0.1ND	No	21	n/a	n/a	80.95	n/a	n/a	0.003999	NP Intra (NDs) 1 of 2
Fluoride, total (mg/L)	GWA-43R	0.1	n/a	8/2/2024	0.1ND	No	21	n/a	n/a	71.43	n/a	n/a	0.003999	NP Intra (NDs) 1 of 2
Fluoride, total (mg/L)	GWA-4RZ	0.3039	n/a	8/8/2024	0.16	No	21	0.1595	0.05658	4.762	None	No	0.0002894	Param Intra 1 of 2
Fluoride, total (mg/L)	GWA-50	0.1	n/a	8/8/2024	0.1ND	No	21	n/a	n/a	76.19	n/a	n/a	0.003999	NP Intra (NDs) 1 of 2
Fluoride, total (mg/L)	GWA-50R	0.1	n/a	8/8/2024	0.1ND	No	21	n/a	n/a	76.19	n/a	n/a	0.003999	NP Intra (NDs) 1 of 2
Fluoride, total (mg/L)	GWC-10	0.1	n/a	8/12/2024	0.1ND	No	21	n/a	n/a	61.9	n/a	n/a	0.003999	NP Intra (NDs) 1 of 2
Fluoride, total (mg/L)	GWC-10R	0.1	n/a	8/12/2024	0.1ND	No	21	n/a	n/a	76.19	n/a	n/a	0.003999	NP Intra (NDs) 1 of 2
Fluoride, total (mg/L)	GWC-11	0.1	n/a	8/13/2024	0.1ND	No	21	n/a	n/a	66.67	n/a	n/a	0.003999	NP Intra (NDs) 1 of 2
Fluoride, total (mg/L)	GWC-11R	0.1	n/a	8/12/2024	0.1ND	No	21	n/a	n/a	80.95	n/a	n/a	0.003999	NP Intra (NDs) 1 of 2
Fluoride, total (mg/L)	GWC-12	0.1	n/a	8/12/2024	0.1ND	No	21	n/a	n/a	71.43	n/a	n/a	0.003999	NP Intra (NDs) 1 of 2
Fluoride, total (mg/L)	GWC-13	0.24	n/a	8/12/2024	0.1ND	No	21	n/a	n/a	61.9	n/a	n/a	0.003999	NP Intra (NDs) 1 of 2
Fluoride, total (mg/L)	GWC-13RZ	0.2726	n/a	8/13/2024	0.12	No	21	0.1432	0.05068	9.524	None	No	0.0002894	Param Intra 1 of 2
Fluoride, total (mg/L)	GWC-14Z	0.1	n/a	8/13/2024	0.1ND	No	21	n/a	n/a	66.67	n/a	n/a	0.003999	NP Intra (NDs) 1 of 2
Fluoride, total (mg/L)	GWC-15R	0.1	n/a	8/13/2024	0.1ND	No	21	n/a	n/a	71.43	n/a	n/a	0.003999	NP Intra (NDs) 1 of 2
Fluoride, total (mg/L)	GWC-15Z	0.1	n/a	8/13/2024	0.1ND	No	21	n/a	n/a	66.67	n/a	n/a	0.003999	NP Intra (NDs) 1 of 2
Fluoride, total (mg/L)	GWC-44	0.1814	n/a	8/6/2024	0.1ND	No	22	0.06786	0.04489	31.82	Kaplan-Meier	No	0.0002894	Param Intra 1 of 2
Fluoride, total (mg/L)	GWC-45	0.1	n/a	8/5/2024	0.1ND	No	21	n/a	n/a	85.71	n/a	n/a	0.003999	NP Intra (NDs) 1 of 2
Fluoride, total (mg/L)	GWC-45R	0.14	n/a	8/5/2024	0.1ND	No	21	n/a	n/a	66.67	n/a	n/a	0.003999	NP Intra (NDs) 1 of 2

Appendix III Intrawell Prediction Limits - All Results

Plant Bowen Client: Southern Company Data: Bowen 1, 2, 9, and 10 Printed 9/8/2024, 12:16 PM

Constituent	Well	Upper Lim.	Lower Lim.	Date	Observ.	Sig.	Bg N	Bg Mean	Std. Dev.	%NDs	ND Adj.	Transform	Alpha	Method
Fluoride, total (mg/L)	GWC-46R	0.1	n/a	8/5/2024	0.1ND	No	21	n/a	n/a	71.43	n/a	n/a	0.003999	NP Intra (NDs) 1 of 2
Fluoride, total (mg/L)	GWC-47	0.13	n/a	8/5/2024	0.1ND	No	21	n/a	n/a	42.86	n/a	n/a	0.003999	NP Intra (normality) 1 of 2
Fluoride, total (mg/L)	GWC-47R	0.13	n/a	8/5/2024	0.1ND	No	21	n/a	n/a	61.9	n/a	n/a	0.003999	NP Intra (NDs) 1 of 2
Fluoride, total (mg/L)	GWC-48	0.1	n/a	8/5/2024	0.1ND	No	21	n/a	n/a	57.14	n/a	n/a	0.003999	NP Intra (NDs) 1 of 2
Fluoride, total (mg/L)	GWC-49R	0.1	n/a	8/6/2024	0.05J	No	21	n/a	n/a	80.95	n/a	n/a	0.003999	NP Intra (NDs) 1 of 2
Fluoride, total (mg/L)	GWC-49Z	0.1	n/a	8/6/2024	0.1ND	No	21	n/a	n/a	85.71	n/a	n/a	0.003999	NP Intra (NDs) 1 of 2
Fluoride, total (mg/L)	GWC-5	0.1	n/a	8/8/2024	0.1ND	No	21	n/a	n/a	76.19	n/a	n/a	0.003999	NP Intra (NDs) 1 of 2
Fluoride, total (mg/L)	GWC-6	0.1	n/a	8/8/2024	0.052J	No	21	n/a	n/a	76.19	n/a	n/a	0.003999	NP Intra (NDs) 1 of 2
Fluoride, total (mg/L)	GWC-6RZ	0.1	n/a	8/8/2024	0.055J	No	21	n/a	n/a	66.67	n/a	n/a	0.003999	NP Intra (NDs) 1 of 2
Fluoride, total (mg/L)	GWC-7Z	0.22	n/a	8/8/2024	0.063J	No	21	n/a	n/a	61.9	n/a	n/a	0.003999	NP Intra (NDs) 1 of 2
Fluoride, total (mg/L)	GWC-8RR	0.1	n/a	8/12/2024	0.1ND	No	21	n/a	n/a	76.19	n/a	n/a	0.003999	NP Intra (NDs) 1 of 2
Fluoride, total (mg/L)	GWC-8Z	0.1	n/a	8/12/2024	0.1ND	No	21	n/a	n/a	47.62	n/a	n/a	0.003999	NP Intra (normality) 1 of 2
Fluoride, total (mg/L)	GWC-9	0.1	n/a	8/12/2024	0.1ND	No	21	n/a	n/a	80.95	n/a	n/a	0.003999	NP Intra (NDs) 1 of 2
Sulfate, total (mg/L)	GWA-1	2.598	n/a	8/7/2024	1.1	No	21	1.457	0.4474	0	None	No	0.0002894	Param Intra 1 of 2
Sulfate, total (mg/L)	GWA-2	171.3	n/a	8/7/2024	47.5	No	21	58.87	44.05	0	None	No	0.0002894	Param Intra 1 of 2
Sulfate, total (mg/L)	GWA-2R	38.9	n/a	8/6/2024	5.8	No	21	n/a	n/a	0	n/a	n/a	0.003999	NP Intra (normality) 1 of 2
Sulfate, total (mg/L)	GWA-39RZ	26.59	n/a	8/1/2024	3.3	No	21	9.752	6.6	0	None	No	0.0002894	Param Intra 1 of 2
Sulfate, total (mg/L)	GWA-39Z	9.063	n/a	8/1/2024	1.2	No	21	3.31	2.255	0	None	No	0.0002894	Param Intra 1 of 2
Sulfate, total (mg/L)	GWA-3A	10.48	n/a	8/8/2024	3.9	No	20	0.08903	0.8782	10	None	ln(x)	0.0002894	Param Intra 1 of 2
Sulfate, total (mg/L)	GWA-40	7.4	n/a	8/1/2024	1.5	No	22	n/a	n/a	4.545	n/a	n/a	0.003707	NP Intra (normality) 1 of 2
Sulfate, total (mg/L)	GWA-41	11.5	n/a	8/1/2024	0.75J	No	21	n/a	n/a	0	n/a	n/a	0.003999	NP Intra (normality) 1 of 2
Sulfate, total (mg/L)	GWA-41R	13.3	n/a	8/1/2024	2.7	No	21	5.842	2.922	4.762	None	No	0.0002894	Param Intra 1 of 2
Sulfate, total (mg/L)	GWA-42	2.522	n/a	8/1/2024	1.1	No	21	1.514	0.3952	4.762	None	No	0.0002894	Param Intra 1 of 2
Sulfate, total (mg/L)	GWA-43	1.762	n/a	8/2/2024	1ND	No	21	0.7235	0.4069	42.86	Kaplan-Meier	No	0.0002894	Param Intra 1 of 2
Sulfate, total (mg/L)	GWA-43R	10.42	n/a	8/2/2024	3.2	No	21	5.066	2.097	0	None	No	0.0002894	Param Intra 1 of 2
Sulfate, total (mg/L)	GWA-4RZ	27.57	n/a	8/8/2024	12.2	No	22	20.91	2.63	0	None	No	0.0002894	Param Intra 1 of 2
Sulfate, total (mg/L)	GWA-50	1	n/a	8/8/2024	0.53J	No	21	n/a	n/a	38.1	n/a	n/a	0.003999	NP Intra (normality) 1 of 2
Sulfate, total (mg/L)	GWA-50R	1.627	n/a	8/8/2024	0.69J	No	21	0.8976	0.2859	4.762	None	No	0.0002894	Param Intra 1 of 2
Sulfate, total (mg/L)	**GWC-10**	**2.121**	**n/a**	**8/12/2024**	**2.3**	**Yes**	**21**	**1.355**	**0.3002**	**0**	**None**	**No**	**0.0002894**	**Param Intra 1 of 2**
Sulfate, total (mg/L)	GWC-10R	2.158	n/a	8/12/2024	1.3	No	21	1.396	0.2988	0	None	No	0.0002894	Param Intra 1 of 2
Sulfate, total (mg/L)	GWC-11	3.787	n/a	8/13/2024	1J	No	21	2.327	0.5722	0	None	No	0.0002894	Param Intra 1 of 2
Sulfate, total (mg/L)	GWC-11R	4.419	n/a	8/12/2024	1.8	No	21	2.37	0.803	0	None	No	0.0002894	Param Intra 1 of 2
Sulfate, total (mg/L)	GWC-12	1	n/a	8/12/2024	1ND	No	21	n/a	n/a	52.38	n/a	n/a	0.003999	NP Intra (NDs) 1 of 2
Sulfate, total (mg/L)	GWC-13	89.34	n/a	8/12/2024	32.8	No	12	27.98	20.45	0	None	No	0.0002894	Param Intra 1 of 2
Sulfate, total (mg/L)	GWC-13RZ	86.13	n/a	8/13/2024	55.6	No	16	65.43	7.612	0	None	No	0.0002894	Param Intra 1 of 2
Sulfate, total (mg/L)	GWC-14Z	12.93	n/a	8/13/2024	7	No	20	5.125	3.031	0	None	No	0.0002894	Param Intra 1 of 2
Sulfate, total (mg/L)	GWC-15R	13.7	n/a	8/13/2024	1.9	No	21	8.74	1.943	0	None	No	0.0002894	Param Intra 1 of 2
Sulfate, total (mg/L)	GWC-15Z	12.17	n/a	8/13/2024	0.5ND	No	19	0.4985	0.7664	0	None	ln(x)	0.0002894	Param Intra 1 of 2
Sulfate, total (mg/L)	GWC-44	58.87	n/a	8/6/2024	3.8	No	21	22.48	14.26	0	None	No	0.0002894	Param Intra 1 of 2
Sulfate, total (mg/L)	GWC-45	1.444	n/a	8/5/2024	0.7J	No	21	0.787	0.2573	33.33	Kaplan-Meier	No	0.0002894	Param Intra 1 of 2
Sulfate, total (mg/L)	GWC-45R	10.1	n/a	8/5/2024	3.3	No	21	n/a	n/a	0	n/a	n/a	0.003999	NP Intra (normality) 1 of 2
Sulfate, total (mg/L)	GWC-46R	9.353	n/a	8/5/2024	4.8	No	21	6.287	1.202	0	None	No	0.0002894	Param Intra 1 of 2
Sulfate, total (mg/L)	GWC-47	8.4	n/a	8/5/2024	7	No	21	n/a	n/a	0	n/a	n/a	0.003999	NP Intra (normality) 1 of 2
Sulfate, total (mg/L)	GWC-47R	16.01	n/a	8/5/2024	7.9	No	21	9.387	2.597	0	None	No	0.0002894	Param Intra 1 of 2
Sulfate, total (mg/L)	GWC-48	22.48	n/a	8/5/2024	11.4	No	23	0.9129	0.8771	4.348	None	ln(x)	0.0002894	Param Intra 1 of 2
Sulfate, total (mg/L)	GWC-49R	5.925	n/a	8/6/2024	1.9	No	22	1.762	0.2657	0	None	sqrt(x)	0.0002894	Param Intra 1 of 2
Sulfate, total (mg/L)	GWC-49Z	3.047	n/a	8/6/2024	0.82J	No	18	1.612	0.5421	0	None	No	0.0002894	Param Intra 1 of 2
Sulfate, total (mg/L)	GWC-5	2.094	n/a	8/8/2024	1.1	No	21	1.375	0.2818	0	None	No	0.0002894	Param Intra 1 of 2
Sulfate, total (mg/L)	GWC-6	3.598	n/a	8/8/2024	1.6	No	21	2.187	0.5532	4.762	None	No	0.0002894	Param Intra 1 of 2
Sulfate, total (mg/L)	GWC-6RZ	3.224	n/a	8/8/2024	1.4	No	21	1.884	0.5252	4.762	None	No	0.0002894	Param Intra 1 of 2
Sulfate, total (mg/L)	GWC-7Z	2.294	n/a	8/8/2024	0.97J	No	21	1.027	0.4965	4.762	None	No	0.0002894	Param Intra 1 of 2
Sulfate, total (mg/L)	GWC-8RR	2.06	n/a	8/12/2024	0.88J	No	21	1.006	0.4131	4.762	None	No	0.0002894	Param Intra 1 of 2
Sulfate, total (mg/L)	GWC-8Z	4.192	n/a	8/12/2024	0.54J	No	21	1.745	0.9592	0	None	No	0.0002894	Param Intra 1 of 2
Sulfate, total (mg/L)	**GWC-9**	**4.773**	**n/a**	**8/12/2024**	**5.4**	**Yes**	**21**	**2.444**	**0.9127**	**4.762**	**None**	**No**	**0.0002894**	**Param Intra 1 of 2**
Total Dissolved Solids [TDS] (mg/l)	GWA-1	186.9	n/a	8/7/2024	179	No	21	153.6	13.03	0	None	No	0.0002894	Param Intra 1 of 2

Appendix III Intrawell Prediction Limits - All Results

Plant Bowen Client: Southern Company Data: Bowen 1, 2, 9, and 10 Printed 9/8/2024, 12:16 PM

Constituent	Well	Upper Lim.	Lower Lim.	Date	Observ.	Sig.	Bg N	Bg Mean	Std. Dev.	%NDs	ND Adj.	Transform	Alpha	Method
Total Dissolved Solids [TDS] (mg/l)	GWA-2	387.3	n/a	8/7/2024	183	No	21	151.4	92.48	4.762	None	No	0.0002894	Param Intra 1 of 2
Total Dissolved Solids [TDS] (mg/l)	GWA-2R	235.4	n/a	8/6/2024	105	No	21	125.6	43.03	0	None	No	0.0002894	Param Intra 1 of 2
Total Dissolved Solids [TDS] (mg/l)	GWA-39RZ	244.7	n/a	8/1/2024	161	No	21	161.6	32.58	0	None	No	0.0002894	Param Intra 1 of 2
Total Dissolved Solids [TDS] (mg/l)	GWA-39Z	157.4	n/a	8/1/2024	68	No	20	69.3	34.24	0	None	No	0.0002894	Param Intra 1 of 2
Total Dissolved Solids [TDS] (mg/l)	**GWA-3A**	**117**	**n/a**	**8/8/2024**	**150**	**Yes**	**20**	**n/a**	**n/a**	**25**	**n/a**	**n/a**	**0.004291**	**NP Intra (normality) 1 of 2**
Total Dissolved Solids [TDS] (mg/l)	GWA-40	222.6	n/a	8/1/2024	96	No	21	4.697	0.5343	0	None	x^(1/3)	0.0002894	Param Intra 1 of 2
Total Dissolved Solids [TDS] (mg/l)	GWA-41	188.2	n/a	8/1/2024	49	No	21	83.38	41.08	0	None	No	0.0002894	Param Intra 1 of 2
Total Dissolved Solids [TDS] (mg/l)	GWA-41R	256.3	n/a	8/1/2024	197	No	21	161.5	37.15	0	None	No	0.0002894	Param Intra 1 of 2
Total Dissolved Solids [TDS] (mg/l)	GWA-42	209.5	n/a	8/1/2024	158	No	21	5.155	0.3076	0	None	x^(1/3)	0.0002894	Param Intra 1 of 2
Total Dissolved Solids [TDS] (mg/l)	GWA-43	86.03	n/a	8/2/2024	33	No	21	36.31	19.49	19.05	Kaplan-Meier	No	0.0002894	Param Intra 1 of 2
Total Dissolved Solids [TDS] (mg/l)	GWA-43R	188	n/a	8/2/2024	188	No	21	140.1	18.76	0	None	No	0.0002894	Param Intra 1 of 2
Total Dissolved Solids [TDS] (mg/l)	GWA-4RZ	400	n/a	8/8/2024	258	No	21	n/a	n/a	0	n/a	n/a	0.003999	NP Intra (normality) 1 of 2
Total Dissolved Solids [TDS] (mg/l)	**GWA-50**	**42.78**	**n/a**	**8/8/2024**	**147**	**Yes**	**21**	**21.19**	**8.46**	**38.1**	**Kaplan-Meier**	**No**	**0.0002894**	**Param Intra 1 of 2**
Total Dissolved Solids [TDS] (mg/l)	GWA-50R	95.79	n/a	8/8/2024	64	No	21	5.18	1.805	28.57	Kaplan-Meier	sqrt(x)	0.0002894	Param Intra 1 of 2
Total Dissolved Solids [TDS] (mg/l)	GWC-10	206.1	n/a	8/12/2024	162	No	21	121.4	33.17	0	None	No	0.0002894	Param Intra 1 of 2
Total Dissolved Solids [TDS] (mg/l)	GWC-10R	230.5	n/a	8/12/2024	156	No	21	147	32.72	0	None	No	0.0002894	Param Intra 1 of 2
Total Dissolved Solids [TDS] (mg/l)	GWC-11	152	n/a	8/13/2024	62	No	21	93.1	23.08	0	None	No	0.0002894	Param Intra 1 of 2
Total Dissolved Solids [TDS] (mg/l)	GWC-11R	178.5	n/a	8/12/2024	149	No	21	134.1	17.4	0	None	No	0.0002894	Param Intra 1 of 2
Total Dissolved Solids [TDS] (mg/l)	GWC-12	102.1	n/a	8/12/2024	74	No	21	7.949	0.844	0	None	sqrt(x)	0.0002894	Param Intra 1 of 2
Total Dissolved Solids [TDS] (mg/l)	GWC-13	393.5	n/a	8/12/2024	189	No	21	200.7	75.55	0	None	No	0.0002894	Param Intra 1 of 2
Total Dissolved Solids [TDS] (mg/l)	GWC-13RZ	334.2	n/a	8/13/2024	237	No	21	1.8e7	7518546	0	None	x^3	0.0002894	Param Intra 1 of 2
Total Dissolved Solids [TDS] (mg/l)	GWC-14Z	252.2	n/a	8/13/2024	89	No	21	10.03	2.293	0	None	sqrt(x)	0.0002894	Param Intra 1 of 2
Total Dissolved Solids [TDS] (mg/l)	GWC-15R	229.1	n/a	8/13/2024	133	No	21	165.4	24.96	0	None	No	0.0002894	Param Intra 1 of 2
Total Dissolved Solids [TDS] (mg/l)	GWC-15Z	207.5	n/a	8/13/2024	124	No	21	117.3	35.36	0	None	No	0.0002894	Param Intra 1 of 2
Total Dissolved Solids [TDS] (mg/l)	GWC-44	183.4	n/a	8/6/2024	27	No	22	6.949	2.607	13.64	None	sqrt(x)	0.0002894	Param Intra 1 of 2
Total Dissolved Solids [TDS] (mg/l)	**GWC-45**	**65.69**	**n/a**	**8/5/2024**	**78**	**Yes**	**21**	**2.654**	**0.5411**	**38.1**	**Kaplan-Meier**	**x^(1/3)**	**0.0002894**	**Param Intra 1 of 2**
Total Dissolved Solids [TDS] (mg/l)	GWC-45R	249.3	n/a	8/5/2024	197	No	21	169.5	31.3	0	None	No	0.0002894	Param Intra 1 of 2
Total Dissolved Solids [TDS] (mg/l)	GWC-46R	294.2	n/a	8/5/2024	226	No	21	226.9	26.36	0	None	No	0.0002894	Param Intra 1 of 2
Total Dissolved Solids [TDS] (mg/l)	GWC-47	171.3	n/a	8/5/2024	115	No	21	123.7	18.65	0	None	No	0.0002894	Param Intra 1 of 2
Total Dissolved Solids [TDS] (mg/l)	GWC-47R	196	n/a	8/5/2024	160	No	21	21370	6687	0	None	x^2	0.0002894	Param Intra 1 of 2
Total Dissolved Solids [TDS] (mg/l)	GWC-48	87.8	n/a	8/5/2024	47	No	21	5.423	1.547	19.05	Kaplan-Meier	sqrt(x)	0.0002894	Param Intra 1 of 2
Total Dissolved Solids [TDS] (mg/l)	GWC-49R	180.8	n/a	8/6/2024	132	No	21	122.9	22.71	0	None	No	0.0002894	Param Intra 1 of 2
Total Dissolved Solids [TDS] (mg/l)	**GWC-49Z**	**63**	**n/a**	**8/6/2024**	**73**	**Yes**	**21**	**n/a**	**n/a**	**33.33**	**n/a**	**n/a**	**0.003999**	**NP Intra (normality) 1 of 2**
Total Dissolved Solids [TDS] (mg/l)	**GWC-5**	**116.4**	**n/a**	**8/8/2024**	**143**	**Yes**	**21**	**3.143**	**0.682**	**23.81**	**Kaplan-Meier**	**x^(1/3)**	**0.0002894**	**Param Intra 1 of 2**
Total Dissolved Solids [TDS] (mg/l)	GWC-6	150	n/a	8/8/2024	84	No	21	8.702	1.39	0	None	sqrt(x)	0.0002894	Param Intra 1 of 2
Total Dissolved Solids [TDS] (mg/l)	GWC-6RZ	150	n/a	8/8/2024	60	No	21	65.14	33.27	4.762	None	No	0.0002894	Param Intra 1 of 2
Total Dissolved Solids [TDS] (mg/l)	GWC-7Z	167	n/a	8/8/2024	164	No	21	118.6	18.97	0	None	No	0.0002894	Param Intra 1 of 2
Total Dissolved Solids [TDS] (mg/l)	GWC-8RR	134.6	n/a	8/12/2024	115	No	21	104.6	11.76	0	None	No	0.0002894	Param Intra 1 of 2
Total Dissolved Solids [TDS] (mg/l)	GWC-8Z	181.5	n/a	8/12/2024	106	No	21	105	29.96	0	None	No	0.0002894	Param Intra 1 of 2
Total Dissolved Solids [TDS] (mg/l)	GWC-9	186.5	n/a	8/12/2024	77	No	21	6.753	2.706	9.524	None	sqrt(x)	0.0002894	Param Intra 1 of 2

Appendix III Interwell Prediction Limits - Two-Step - All Results (No Significant)

Plant Bowen Client: Southern Company Data: Bowen 1, 2, 9, and 10 Printed 9/8/2024, 12:26 PM

Constituent	Well	Upper Lim.	Lower Lim.	Date	Observ.	Sig.	Bg N	Bg Mean	Std. Dev.	%NDs	ND Adj.	Transform	Alpha	Method
Sulfate, total (mg/L)	GWC-10	147	n/a	8/12/2024	2.3	No	346	n/a	n/a	7.803	n/a	n/a	0.00004896	NP Inter (normality) 1 of 2
Sulfate, total (mg/L)	GWC-9	147	n/a	8/12/2024	5.4	No	346	n/a	n/a	7.803	n/a	n/a	0.00004896	NP Inter (normality) 1 of 2
Total Dissolved Solids [TDS] (mg/l)	GWC-45	400	n/a	8/5/2024	78	No	343	n/a	n/a	7.872	n/a	n/a	0.00004896	NP Inter (normality) 1 of 2
Total Dissolved Solids [TDS] (mg/l)	GWC-49Z	400	n/a	8/6/2024	73	No	343	n/a	n/a	7.872	n/a	n/a	0.00004896	NP Inter (normality) 1 of 2
Total Dissolved Solids [TDS] (mg/l)	GWC-5	400	n/a	8/8/2024	143	No	343	n/a	n/a	7.872	n/a	n/a	0.00004896	NP Inter (normality) 1 of 2

Appendix III Interwell Prediction Limits - All Results (No Significant)

Plant Bowen Client: Southern Company Data: Bowen 1, 2, 9, and 10 Printed 9/8/2024, 12:34 PM

Constituent	Well	Upper Lim.	Lower Lim.	Date	Observ.	Sig.	Bg N	Bg Mean	Std. Dev.	%NDs	ND Adj.	Transform	Alpha	Method
Chloride, Total (mg/L)	GWC-10	7.3	n/a	8/12/2024	2	No	345	n/a	n/a	2.319	n/a	n/a	0.00004896	NP Inter (normality) 1 of 2
Chloride, Total (mg/L)	GWC-10R	7.3	n/a	8/12/2024	2.2	No	345	n/a	n/a	2.319	n/a	n/a	0.00004896	NP Inter (normality) 1 of 2
Chloride, Total (mg/L)	GWC-11	7.3	n/a	8/13/2024	0.9J	No	345	n/a	n/a	2.319	n/a	n/a	0.00004896	NP Inter (normality) 1 of 2
Chloride, Total (mg/L)	GWC-11R	7.3	n/a	8/12/2024	1.4	No	345	n/a	n/a	2.319	n/a	n/a	0.00004896	NP Inter (normality) 1 of 2
Chloride, Total (mg/L)	GWC-12	7.3	n/a	8/12/2024	0.74J	No	345	n/a	n/a	2.319	n/a	n/a	0.00004896	NP Inter (normality) 1 of 2
Chloride, Total (mg/L)	GWC-13	7.3	n/a	8/12/2024	3.2	No	345	n/a	n/a	2.319	n/a	n/a	0.00004896	NP Inter (normality) 1 of 2
Chloride, Total (mg/L)	GWC-13RZ	7.3	n/a	8/13/2024	4.9	No	345	n/a	n/a	2.319	n/a	n/a	0.00004896	NP Inter (normality) 1 of 2
Chloride, Total (mg/L)	GWC-14Z	7.3	n/a	8/13/2024	3.6	No	345	n/a	n/a	2.319	n/a	n/a	0.00004896	NP Inter (normality) 1 of 2
Chloride, Total (mg/L)	GWC-15R	7.3	n/a	8/13/2024	0.65J	No	345	n/a	n/a	2.319	n/a	n/a	0.00004896	NP Inter (normality) 1 of 2
Chloride, Total (mg/L)	GWC-15Z	7.3	n/a	8/13/2024	0.5ND	No	345	n/a	n/a	2.319	n/a	n/a	0.00004896	NP Inter (normality) 1 of 2
Chloride, Total (mg/L)	GWC-44	7.3	n/a	8/6/2024	2	No	345	n/a	n/a	2.319	n/a	n/a	0.00004896	NP Inter (normality) 1 of 2
Chloride, Total (mg/L)	GWC-45	7.3	n/a	8/5/2024	0.78J	No	345	n/a	n/a	2.319	n/a	n/a	0.00004896	NP Inter (normality) 1 of 2
Chloride, Total (mg/L)	GWC-45R	7.3	n/a	8/5/2024	3.1	No	345	n/a	n/a	2.319	n/a	n/a	0.00004896	NP Inter (normality) 1 of 2
Chloride, Total (mg/L)	GWC-46R	7.3	n/a	8/5/2024	4.4	No	345	n/a	n/a	2.319	n/a	n/a	0.00004896	NP Inter (normality) 1 of 2
Chloride, Total (mg/L)	GWC-47	7.3	n/a	8/5/2024	2.3	No	345	n/a	n/a	2.319	n/a	n/a	0.00004896	NP Inter (normality) 1 of 2
Chloride, Total (mg/L)	GWC-47R	7.3	n/a	8/5/2024	1.9	No	345	n/a	n/a	2.319	n/a	n/a	0.00004896	NP Inter (normality) 1 of 2
Chloride, Total (mg/L)	GWC-48	7.3	n/a	8/5/2024	6.2	No	345	n/a	n/a	2.319	n/a	n/a	0.00004896	NP Inter (normality) 1 of 2
Chloride, Total (mg/L)	GWC-49R	7.3	n/a	8/6/2024	1.2	No	345	n/a	n/a	2.319	n/a	n/a	0.00004896	NP Inter (normality) 1 of 2
Chloride, Total (mg/L)	GWC-49Z	7.3	n/a	8/6/2024	1.2	No	345	n/a	n/a	2.319	n/a	n/a	0.00004896	NP Inter (normality) 1 of 2
Chloride, Total (mg/L)	GWC-5	7.3	n/a	8/8/2024	0.81J	No	345	n/a	n/a	2.319	n/a	n/a	0.00004896	NP Inter (normality) 1 of 2
Chloride, Total (mg/L)	GWC-6	7.3	n/a	8/8/2024	1.2	No	345	n/a	n/a	2.319	n/a	n/a	0.00004896	NP Inter (normality) 1 of 2
Chloride, Total (mg/L)	GWC-6RZ	7.3	n/a	8/8/2024	1.3	No	345	n/a	n/a	2.319	n/a	n/a	0.00004896	NP Inter (normality) 1 of 2
Chloride, Total (mg/L)	GWC-7Z	7.3	n/a	8/8/2024	0.91J	No	345	n/a	n/a	2.319	n/a	n/a	0.00004896	NP Inter (normality) 1 of 2
Chloride, Total (mg/L)	GWC-8RR	7.3	n/a	8/12/2024	0.74J	No	345	n/a	n/a	2.319	n/a	n/a	0.00004896	NP Inter (normality) 1 of 2
Chloride, Total (mg/L)	GWC-8Z	7.3	n/a	8/12/2024	1.4	No	345	n/a	n/a	2.319	n/a	n/a	0.00004896	NP Inter (normality) 1 of 2
Chloride, Total (mg/L)	GWC-9	7.3	n/a	8/12/2024	1.8	No	345	n/a	n/a	2.319	n/a	n/a	0.00004896	NP Inter (normality) 1 of 2
pH (pH_units)	GWC-10	8.04	4.24	8/12/2024	7.17	No	355	n/a	n/a	0	n/a	n/a	0.00009793	NP Inter (normality) 1 of 2
pH (pH_units)	GWC-10R	8.04	4.24	8/12/2024	7.65	No	355	n/a	n/a	0	n/a	n/a	0.00009793	NP Inter (normality) 1 of 2
pH (pH_units)	GWC-11	8.04	4.24	8/13/2024	5.67	No	355	n/a	n/a	0	n/a	n/a	0.00009793	NP Inter (normality) 1 of 2
pH (pH_units)	GWC-11R	8.04	4.24	8/12/2024	7.8	No	355	n/a	n/a	0	n/a	n/a	0.00009793	NP Inter (normality) 1 of 2
pH (pH_units)	GWC-12	8.04	4.24	8/12/2024	5.49	No	355	n/a	n/a	0	n/a	n/a	0.00009793	NP Inter (normality) 1 of 2
pH (pH_units)	GWC-13	8.04	4.24	8/12/2024	6.73	No	355	n/a	n/a	0	n/a	n/a	0.00009793	NP Inter (normality) 1 of 2
pH (pH_units)	GWC-13RZ	8.04	4.24	8/13/2024	7.25	No	355	n/a	n/a	0	n/a	n/a	0.00009793	NP Inter (normality) 1 of 2
pH (pH_units)	GWC-14Z	8.04	4.24	8/13/2024	6.04	No	355	n/a	n/a	0	n/a	n/a	0.00009793	NP Inter (normality) 1 of 2
pH (pH_units)	GWC-15R	8.04	4.24	8/13/2024	7.75	No	355	n/a	n/a	0	n/a	n/a	0.00009793	NP Inter (normality) 1 of 2
pH (pH_units)	GWC-15Z	8.04	4.24	8/13/2024	7.86	No	355	n/a	n/a	0	n/a	n/a	0.00009793	NP Inter (normality) 1 of 2
pH (pH_units)	GWC-44	8.04	4.24	8/6/2024	4.57	No	355	n/a	n/a	0	n/a	n/a	0.00009793	NP Inter (normality) 1 of 2
pH (pH_units)	GWC-45	8.04	4.24	8/5/2024	4.85	No	355	n/a	n/a	0	n/a	n/a	0.00009793	NP Inter (normality) 1 of 2
pH (pH_units)	GWC-45R	8.04	4.24	8/5/2024	7.27	No	355	n/a	n/a	0	n/a	n/a	0.00009793	NP Inter (normality) 1 of 2
pH (pH_units)	GWC-46R	8.04	4.24	8/5/2024	7.54	No	355	n/a	n/a	0	n/a	n/a	0.00009793	NP Inter (normality) 1 of 2
pH (pH_units)	GWC-47	8.04	4.24	8/5/2024	7.32	No	355	n/a	n/a	0	n/a	n/a	0.00009793	NP Inter (normality) 1 of 2
pH (pH_units)	GWC-47R	8.04	4.24	8/5/2024	7.62	No	355	n/a	n/a	0	n/a	n/a	0.00009793	NP Inter (normality) 1 of 2
pH (pH_units)	GWC-48	8.04	4.24	8/5/2024	4.98	No	355	n/a	n/a	0	n/a	n/a	0.00009793	NP Inter (normality) 1 of 2
pH (pH_units)	GWC-49R	8.04	4.24	8/6/2024	7.86	No	355	n/a	n/a	0	n/a	n/a	0.00009793	NP Inter (normality) 1 of 2
pH (pH_units)	GWC-49Z	8.04	4.24	8/6/2024	5.22	No	355	n/a	n/a	0	n/a	n/a	0.00009793	NP Inter (normality) 1 of 2
pH (pH_units)	GWC-5	8.04	4.24	8/8/2024	5.69	No	355	n/a	n/a	0	n/a	n/a	0.00009793	NP Inter (normality) 1 of 2
pH (pH_units)	GWC-6	8.04	4.24	8/8/2024	7.66	No	355	n/a	n/a	0	n/a	n/a	0.00009793	NP Inter (normality) 1 of 2
pH (pH_units)	GWC-6RZ	8.04	4.24	8/8/2024	7.05	No	355	n/a	n/a	0	n/a	n/a	0.00009793	NP Inter (normality) 1 of 2
pH (pH_units)	GWC-7Z	8.04	4.24	8/8/2024	7.6	No	355	n/a	n/a	0	n/a	n/a	0.00009793	NP Inter (normality) 1 of 2
pH (pH_units)	GWC-8RR	8.04	4.24	8/12/2024	8.02	No	355	n/a	n/a	0	n/a	n/a	0.00009793	NP Inter (normality) 1 of 2
pH (pH_units)	GWC-8Z	8.04	4.24	8/12/2024	6.99	No	355	n/a	n/a	0	n/a	n/a	0.00009793	NP Inter (normality) 1 of 2
pH (pH_units)	GWC-9	8.04	4.24	8/12/2024	5.89	No	355	n/a	n/a	0	n/a	n/a	0.00009793	NP Inter (normality) 1 of 2

Appendix III Trend Tests - Prediction Limit Exceedances - Significant Results

Plant Bowen Client: Southern Company Data: Bowen 1, 2, 9, and 10 Printed 9/11/2024, 11:39 AM

Constituent	Well	Slope	Calc.	Critical	Sig.	N	%NDs	Normality	Xform	Alpha	Method
Sulfate, total (mg/L)	**GWA-1 (bg)**	**-0.1435**	**-160**	**-98**	**Yes**	**23**	**0**	**n/a**	**n/a**	**0.01**	**NP**
Sulfate, total (mg/L)	**GWA-39Z (bg)**	**-0.5703**	**-163**	**-98**	**Yes**	**23**	**0**	**n/a**	**n/a**	**0.01**	**NP**
Sulfate, total (mg/L)	**GWA-43R (bg)**	**-0.5306**	**-125**	**-98**	**Yes**	**23**	**0**	**n/a**	**n/a**	**0.01**	**NP**
Sulfate, total (mg/L)	**GWA-50R (bg)**	**-0.07442**	**-145**	**-98**	**Yes**	**23**	**8.696**	**n/a**	**n/a**	**0.01**	**NP**
Total Dissolved Solids [TDS] (mg/l)	**GWA-3A (bg)**	**12.23**	**124**	**92**	**Yes**	**22**	**22.73**	**n/a**	**n/a**	**0.01**	**NP**

Appendix III Trend Tests - Prediction Limit Exceedances - All Results

Plant Bowen Client: Southern Company Data: Bowen 1, 2, 9, and 10 Printed 9/11/2024, 11:39 AM

Constituent	Well	Slope	Calc.	Critical	Sig.	N	%NDs	Normality	Xform	Alpha	Method
Sulfate, total (mg/L)	**GWA-1 (bg)**	**-0.1435**	**-160**	**-98**	**Yes**	**23**	**0**	**n/a**	**n/a**	**0.01**	**NP**
Sulfate, total (mg/L)	GWA-2 (bg)	2.13	23	98	No	23	0	n/a	n/a	0.01	NP
Sulfate, total (mg/L)	GWA-2R (bg)	0.6145	80	98	No	23	0	n/a	n/a	0.01	NP
Sulfate, total (mg/L)	GWA-39RZ (bg)	-1.008	-85	-98	No	23	0	n/a	n/a	0.01	NP
Sulfate, total (mg/L)	**GWA-39Z (bg)**	**-0.5703**	**-163**	**-98**	**Yes**	**23**	**0**	**n/a**	**n/a**	**0.01**	**NP**
Sulfate, total (mg/L)	GWA-3A (bg)	0.2019	46	92	No	22	9.091	n/a	n/a	0.01	NP
Sulfate, total (mg/L)	GWA-40 (bg)	0	13	105	No	24	4.167	n/a	n/a	0.01	NP
Sulfate, total (mg/L)	GWA-41 (bg)	-0.03453	-12	-98	No	23	0	n/a	n/a	0.01	NP
Sulfate, total (mg/L)	GWA-41R (bg)	0.3431	47	98	No	23	4.348	n/a	n/a	0.01	NP
Sulfate, total (mg/L)	GWA-42 (bg)	-0.0532	-53	-98	No	23	4.348	n/a	n/a	0.01	NP
Sulfate, total (mg/L)	GWA-43 (bg)	0	-30	-98	No	23	47.83	n/a	n/a	0.01	NP
Sulfate, total (mg/L)	**GWA-43R (bg)**	**-0.5306**	**-125**	**-98**	**Yes**	**23**	**0**	**n/a**	**n/a**	**0.01**	**NP**
Sulfate, total (mg/L)	GWA-4RZ (bg)	0	3	105	No	24	0	n/a	n/a	0.01	NP
Sulfate, total (mg/L)	GWA-50 (bg)	0	32	98	No	23	39.13	n/a	n/a	0.01	NP
Sulfate, total (mg/L)	**GWA-50R (bg)**	**-0.07442**	**-145**	**-98**	**Yes**	**23**	**8.696**	**n/a**	**n/a**	**0.01**	**NP**
Sulfate, total (mg/L)	GWC-10	0	4	98	No	23	0	n/a	n/a	0.01	NP
Sulfate, total (mg/L)	GWC-9	0.1024	46	98	No	23	4.348	n/a	n/a	0.01	NP
Total Dissolved Solids [TDS] (mg/l)	GWA-1 (bg)	1.441	53	98	No	23	0	n/a	n/a	0.01	NP
Total Dissolved Solids [TDS] (mg/l)	GWA-2 (bg)	5.809	23	98	No	23	4.348	n/a	n/a	0.01	NP
Total Dissolved Solids [TDS] (mg/l)	GWA-2R (bg)	4.216	53	98	No	23	0	n/a	n/a	0.01	NP
Total Dissolved Solids [TDS] (mg/l)	GWA-39RZ (bg)	-3.618	-46	-98	No	23	0	n/a	n/a	0.01	NP
Total Dissolved Solids [TDS] (mg/l)	GWA-39Z (bg)	0.9746	17	92	No	22	0	n/a	n/a	0.01	NP
Total Dissolved Solids [TDS] (mg/l)	**GWA-3A (bg)**	**12.23**	**124**	**92**	**Yes**	**22**	**22.73**	**n/a**	**n/a**	**0.01**	**NP**
Total Dissolved Solids [TDS] (mg/l)	GWA-40 (bg)	0	-3	-98	No	23	0	n/a	n/a	0.01	NP
Total Dissolved Solids [TDS] (mg/l)	GWA-41 (bg)	0.2981	9	98	No	23	0	n/a	n/a	0.01	NP
Total Dissolved Solids [TDS] (mg/l)	GWA-41R (bg)	2.915	49	98	No	23	0	n/a	n/a	0.01	NP
Total Dissolved Solids [TDS] (mg/l)	GWA-42 (bg)	1.472	38	98	No	23	0	n/a	n/a	0.01	NP
Total Dissolved Solids [TDS] (mg/l)	GWA-43 (bg)	-2.829	-86	-98	No	23	21.74	n/a	n/a	0.01	NP
Total Dissolved Solids [TDS] (mg/l)	GWA-43R (bg)	0.9211	23	98	No	23	0	n/a	n/a	0.01	NP
Total Dissolved Solids [TDS] (mg/l)	GWA-4RZ (bg)	0	-1	-98	No	23	0	n/a	n/a	0.01	NP
Total Dissolved Solids [TDS] (mg/l)	GWA-50 (bg)	0	-9	-98	No	23	39.13	n/a	n/a	0.01	NP
Total Dissolved Solids [TDS] (mg/l)	GWA-50R (bg)	-1.698	-48	-98	No	23	30.43	n/a	n/a	0.01	NP
Total Dissolved Solids [TDS] (mg/l)	GWC-45	1.285	56	98	No	23	39.13	n/a	n/a	0.01	NP
Total Dissolved Solids [TDS] (mg/l)	GWC-49Z	0	-31	-98	No	23	34.78	n/a	n/a	0.01	NP
Total Dissolved Solids [TDS] (mg/l)	GWC-5	0	5	98	No	23	21.74	n/a	n/a	0.01	NP

Table of Contents

Figure A. Time Series	40
Figure B. Box Plots	412
Figure C. Outlier Summary	448
Figure D. Appendix I Intrawell Prediction Limits	458
Figure E. Appendix I Interwell Prediction Limits	989
Figure F. Appendix III Intrawell Prediction Limits	1064
Figure G. Apppendix III Interwell Prediction Limits - Two-Step	1327
Figure H. Appendix III Interwell Prediction Limits	1344
Figure I. Appendix III Trend Tests	1397

FIGURE A.

Sanitas™ v.10.0.20 Software licensed to Groundwater Stats Consulting. UG
Hollow symbols indicate censored values.

Time Series

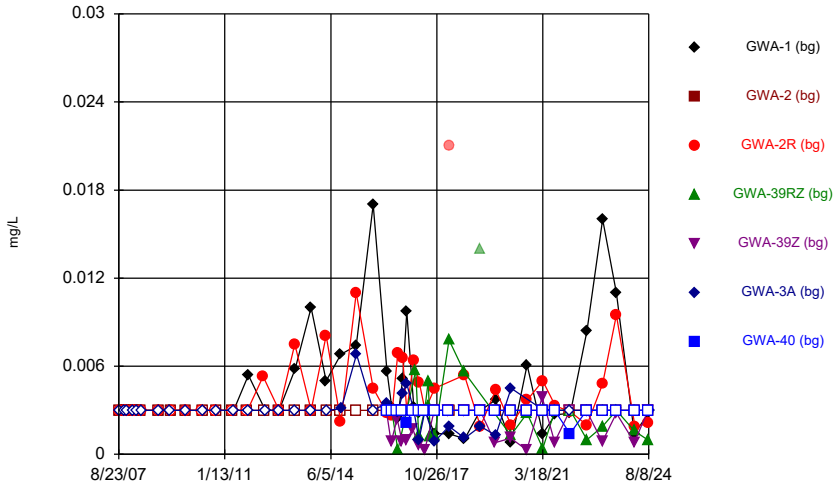

Constituent: Antimony Analysis Run 9/8/2024 1:22 PM View: Descriptive
Plant Bowen Client: Southern Company Data: Bowen 1, 2, 9, and 10

Sanitas™ v.10.0.20 Software licensed to Groundwater Stats Consulting. UG
Hollow symbols indicate censored values.

Time Series

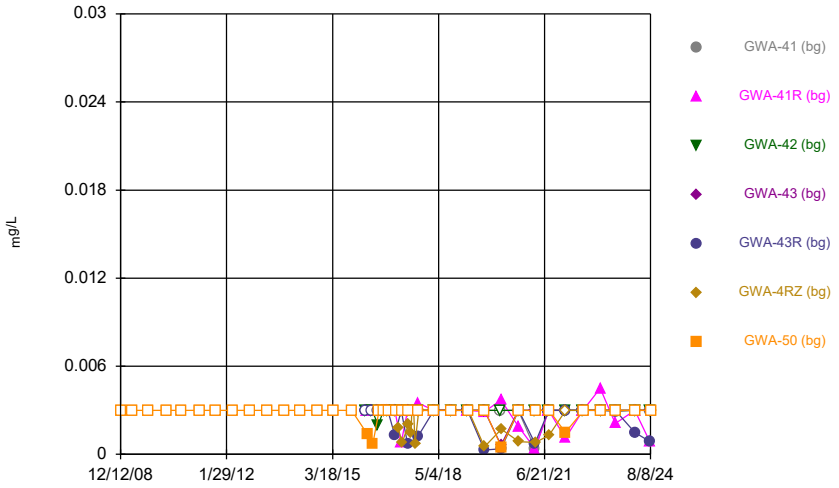

Constituent: Antimony Analysis Run 9/8/2024 1:22 PM View: Descriptive
Plant Bowen Client: Southern Company Data: Bowen 1, 2, 9, and 10

Sanitas™ v.10.0.20 Software licensed to Groundwater Stats Consulting. UG
Hollow symbols indicate censored values.

Time Series

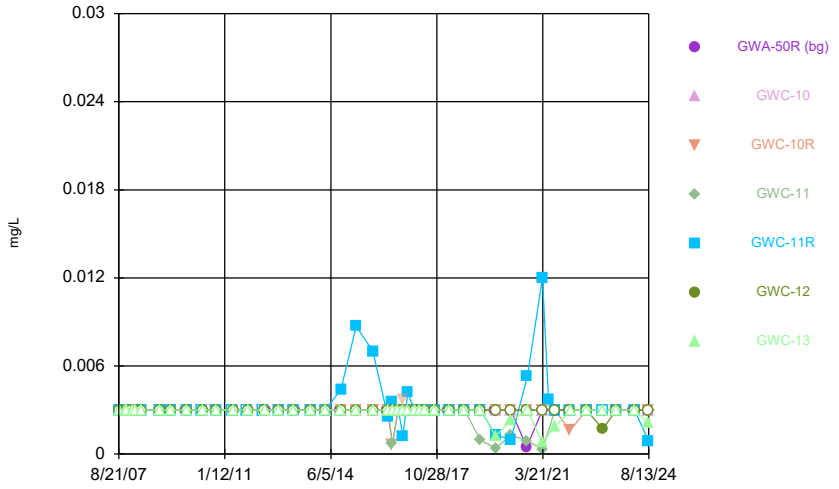

Constituent: Antimony Analysis Run 9/8/2024 1:22 PM View: Descriptive
Plant Bowen Client: Southern Company Data: Bowen 1, 2, 9, and 10

Sanitas™ v.10.0.20 Software licensed to Groundwater Stats Consulting. UG
Hollow symbols indicate censored values.

Time Series

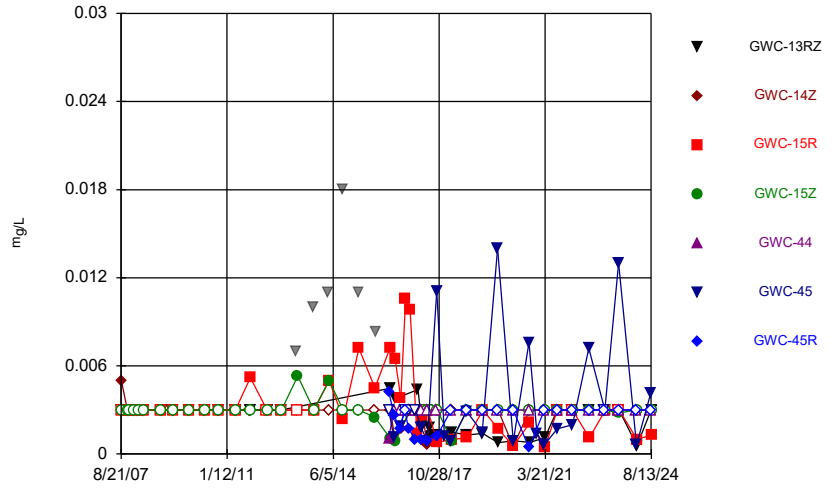

Constituent: Antimony Analysis Run 9/8/2024 1:22 PM View: Descriptive
Plant Bowen Client: Southern Company Data: Bowen 1, 2, 9, and 10

Sanitas™ v.10.0.20 Software licensed to Groundwater Stats Consulting. UG
Hollow symbols indicate censored values.

Time Series

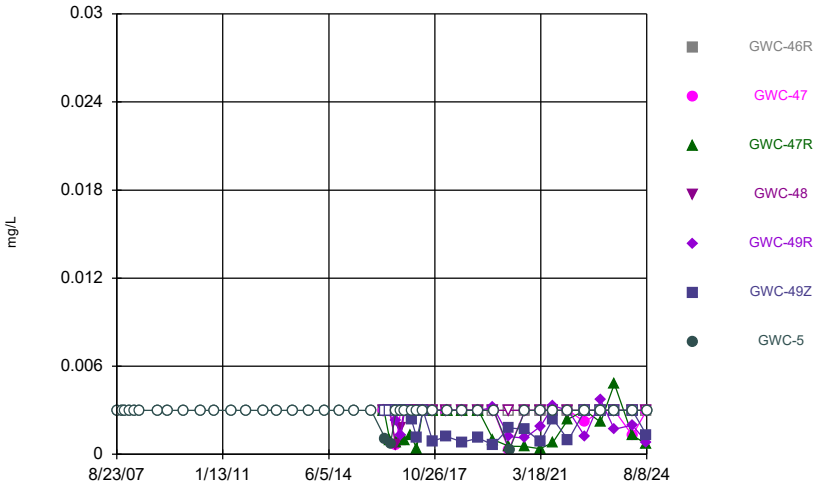

Constituent: Antimony Analysis Run 9/8/2024 1:22 PM View: Descriptive
Plant Bowen Client: Southern Company Data: Bowen 1, 2, 9, and 10

Sanitas™ v.10.0.20 Software licensed to Groundwater Stats Consulting. UG
Hollow symbols indicate censored values.

Time Series

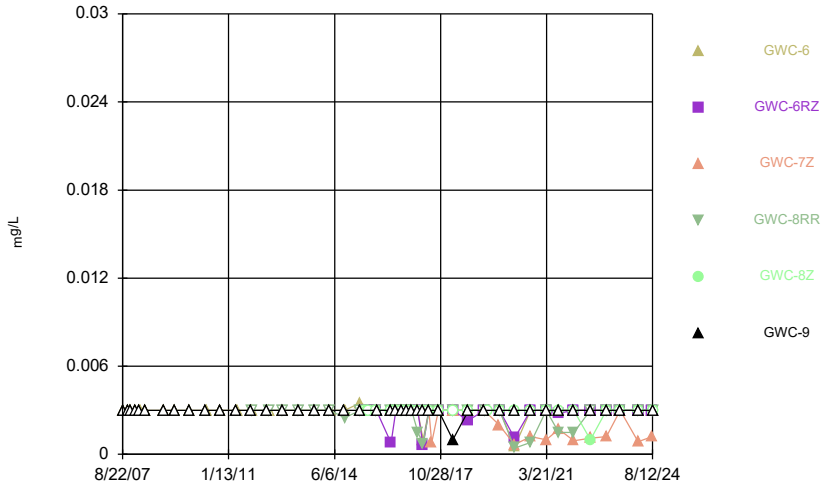

Constituent: Antimony Analysis Run 9/8/2024 1:22 PM View: Descriptive
Plant Bowen Client: Southern Company Data: Bowen 1, 2, 9, and 10

Sanitas™ v.10.0.20 Software licensed to Groundwater Stats Consulting. UG
Hollow symbols indicate censored values.

Time Series

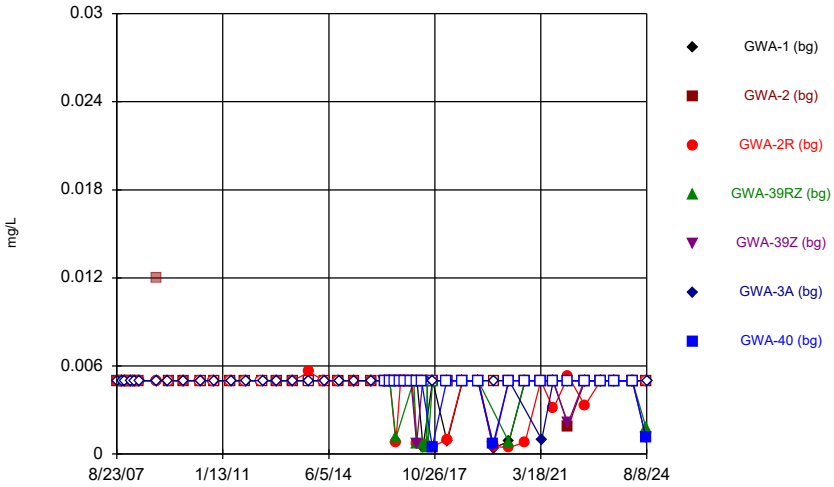

Constituent: Arsenic Analysis Run 9/8/2024 1:22 PM View: Descriptive
Plant Bowen Client: Southern Company Data: Bowen 1, 2, 9, and 10

Sanitas™ v.10.0.20 Software licensed to Groundwater Stats Consulting. UG
Hollow symbols indicate censored values.

Time Series

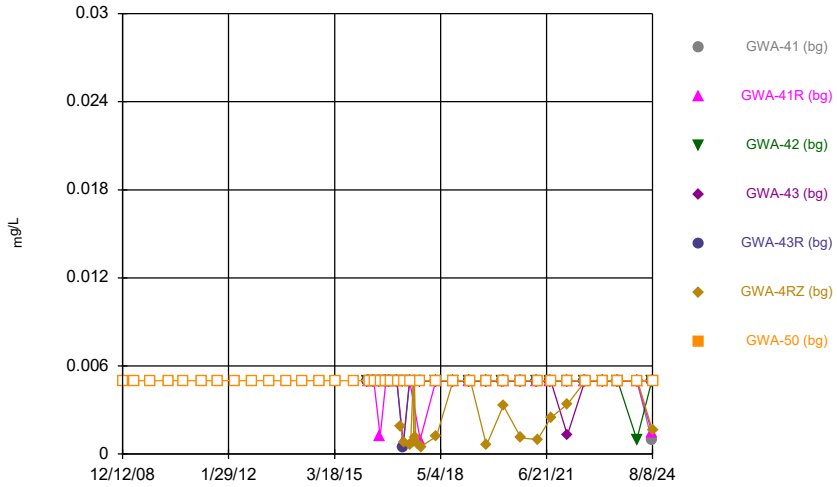

Constituent: Arsenic Analysis Run 9/8/2024 1:22 PM View: Descriptive
Plant Bowen Client: Southern Company Data: Bowen 1, 2, 9, and 10

Sanitas™ v.10.0.20 Software licensed to Groundwater Stats Consulting. UG
Hollow symbols indicate censored values.

Time Series

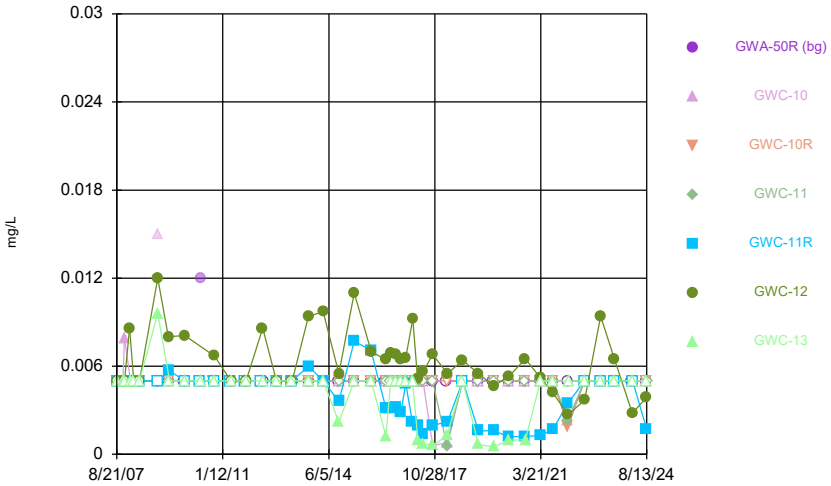

Constituent: Arsenic Analysis Run 9/8/2024 1:22 PM View: Descriptive
Plant Bowen Client: Southern Company Data: Bowen 1, 2, 9, and 10

Sanitas™ v.10.0.20 Software licensed to Groundwater Stats Consulting. UG
Hollow symbols indicate censored values.

Time Series

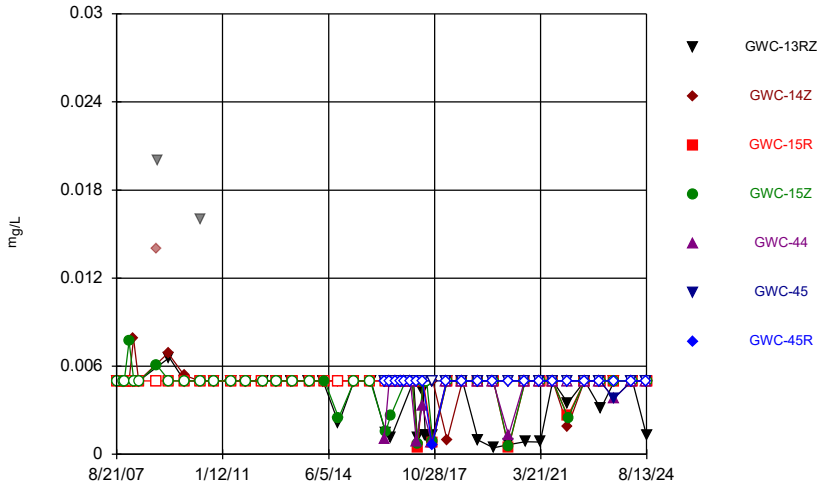

Constituent: Arsenic Analysis Run 9/8/2024 1:22 PM View: Descriptive
Plant Bowen Client: Southern Company Data: Bowen 1, 2, 9, and 10

Sanitas™ v.10.0.20 Software licensed to Groundwater Stats Consulting. UG
Hollow symbols indicate censored values.

Time Series

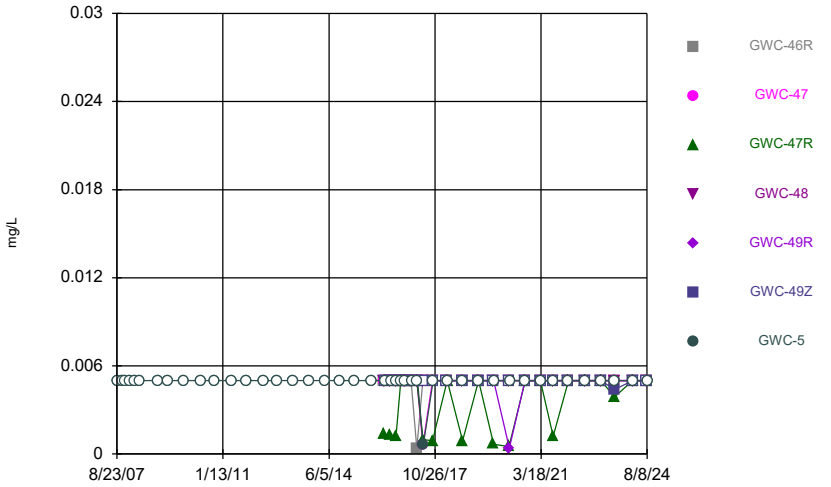

Constituent: Arsenic Analysis Run 9/8/2024 1:23 PM View: Descriptive
Plant Bowen Client: Southern Company Data: Bowen 1, 2, 9, and 10

Sanitas™ v.10.0.20 Software licensed to Groundwater Stats Consulting. UG
Hollow symbols indicate censored values.

Time Series

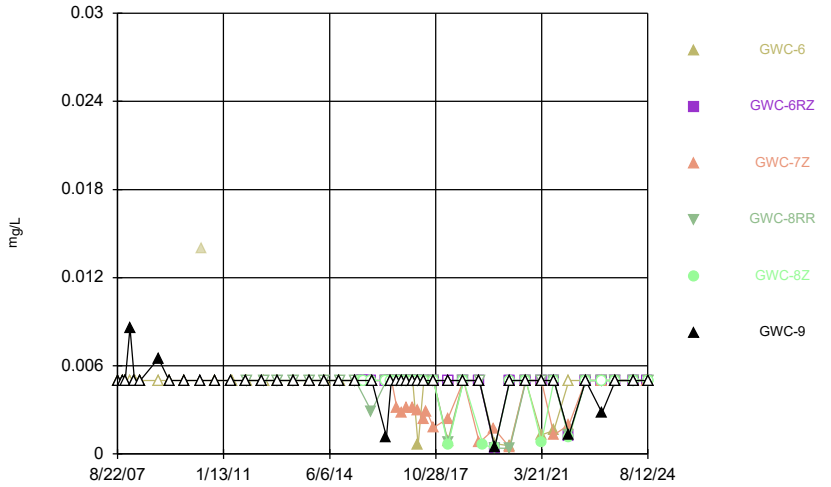

Constituent: Arsenic Analysis Run 9/8/2024 1:23 PM View: Descriptive
Plant Bowen Client: Southern Company Data: Bowen 1, 2, 9, and 10

Sanitas™ v.10.0.20 Software licensed to Groundwater Stats Consulting. UG
Hollow symbols indicate censored values.

Time Series

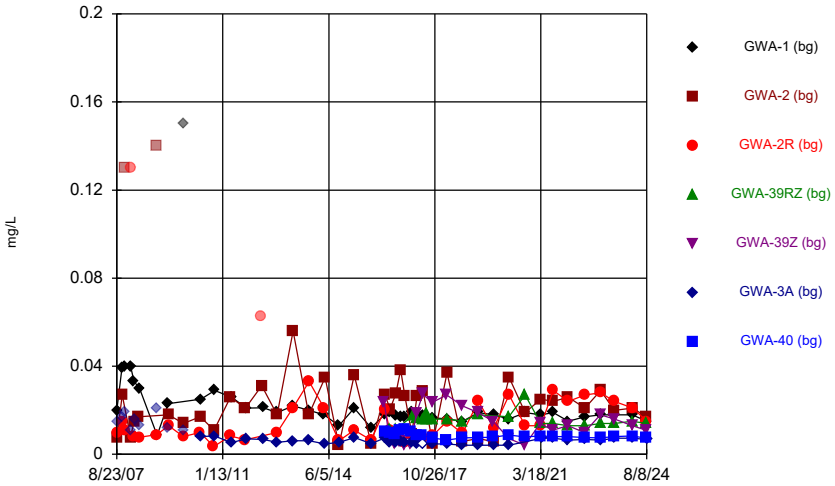

Constituent: Barium Analysis Run 9/8/2024 1:23 PM View: Descriptive
Plant Bowen Client: Southern Company Data: Bowen 1, 2, 9, and 10

Sanitas™ v.10.0.20 Software licensed to Groundwater Stats Consulting. UG
Hollow symbols indicate censored values.

Time Series

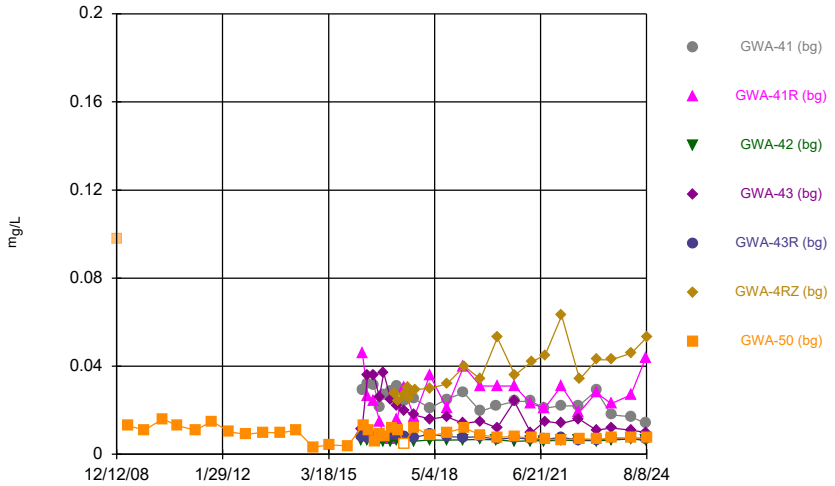

Constituent: Barium Analysis Run 9/8/2024 1:23 PM View: Descriptive
Plant Bowen Client: Southern Company Data: Bowen 1, 2, 9, and 10

Sanitas™ v.10.0.20 Software licensed to Groundwater Stats Consulting. UG
Hollow symbols indicate censored values.

Time Series

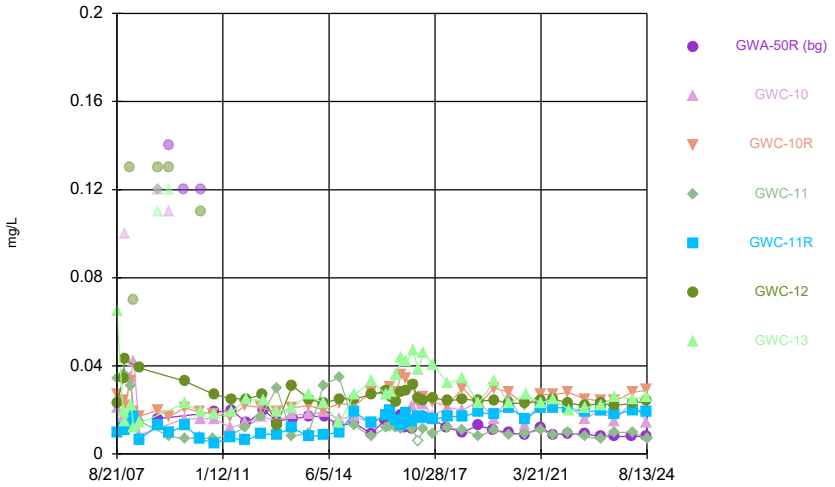

Constituent: Barium Analysis Run 9/8/2024 1:23 PM View: Descriptive
Plant Bowen Client: Southern Company Data: Bowen 1, 2, 9, and 10

Sanitas™ v.10.0.20 Software licensed to Groundwater Stats Consulting. UG
Hollow symbols indicate censored values.

Time Series

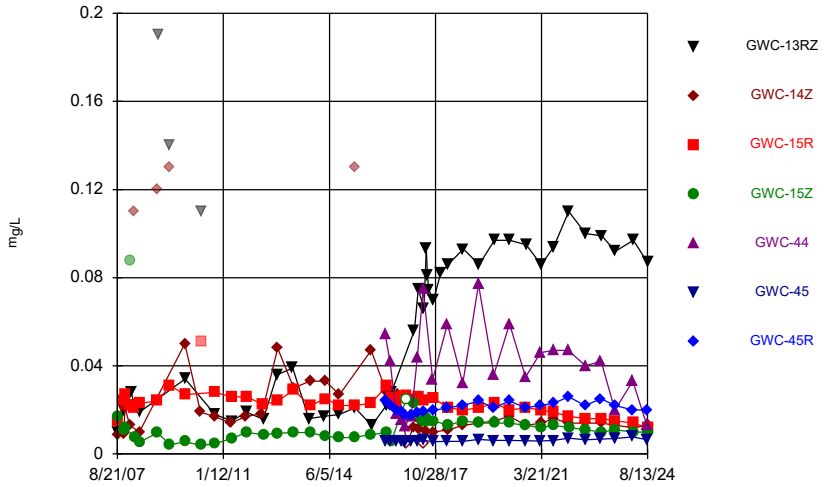

Constituent: Barium Analysis Run 9/8/2024 1:23 PM View: Descriptive
Plant Bowen Client: Southern Company Data: Bowen 1, 2, 9, and 10

Sanitas™ v.10.0.20 Software licensed to Groundwater Stats Consulting. UG
Hollow symbols indicate censored values.

Time Series

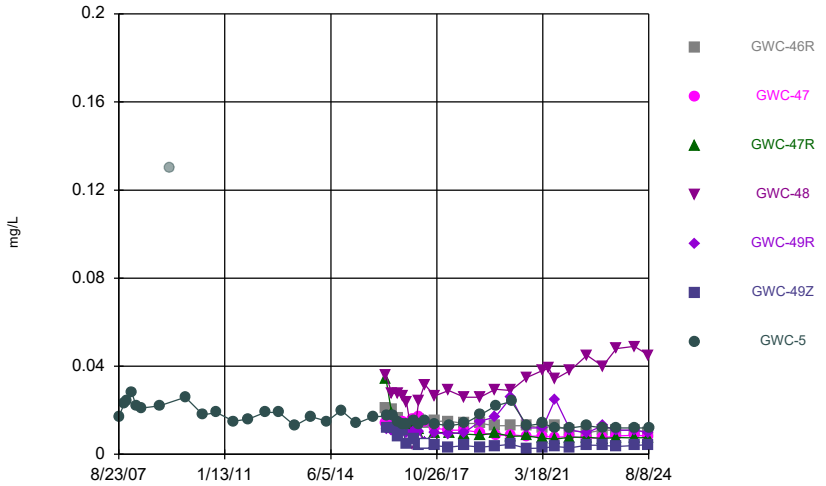

Constituent: Barium Analysis Run 9/8/2024 1:23 PM View: Descriptive
Plant Bowen Client: Southern Company Data: Bowen 1, 2, 9, and 10

Sanitas™ v.10.0.20 Software licensed to Groundwater Stats Consulting. UG
Hollow symbols indicate censored values.

Time Series

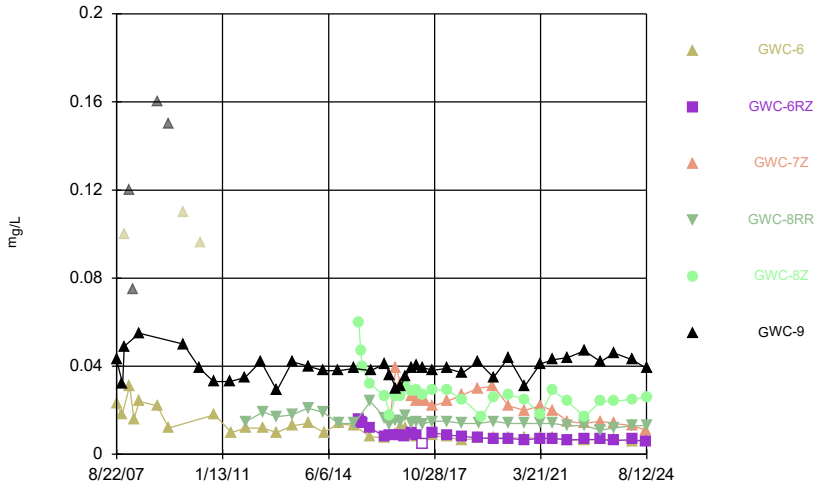

Constituent: Barium Analysis Run 9/8/2024 1:23 PM View: Descriptive
Plant Bowen Client: Southern Company Data: Bowen 1, 2, 9, and 10

Sanitas™ v.10.0.20 Software licensed to Groundwater Stats Consulting. UG
Hollow symbols indicate censored values.

Time Series

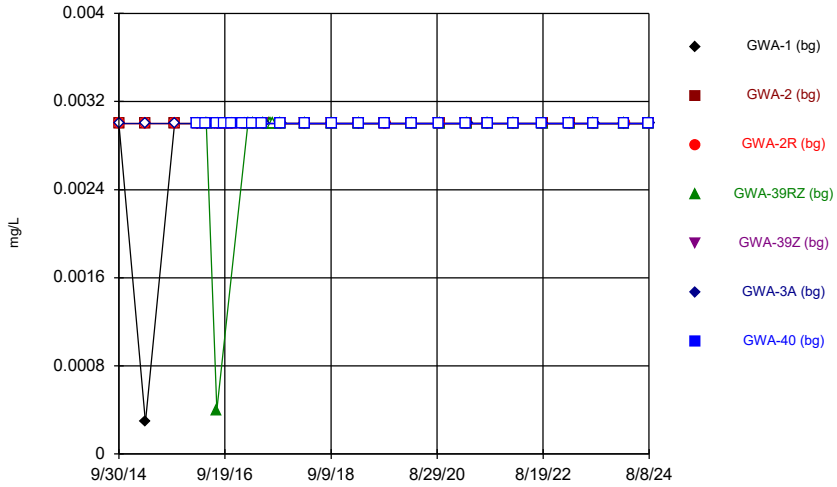

Constituent: Beryllium Analysis Run 9/8/2024 1:23 PM View: Descriptive
Plant Bowen Client: Southern Company Data: Bowen 1, 2, 9, and 10

Sanitas™ v.10.0.20 Software licensed to Groundwater Stats Consulting. UG
Hollow symbols indicate censored values.

Time Series

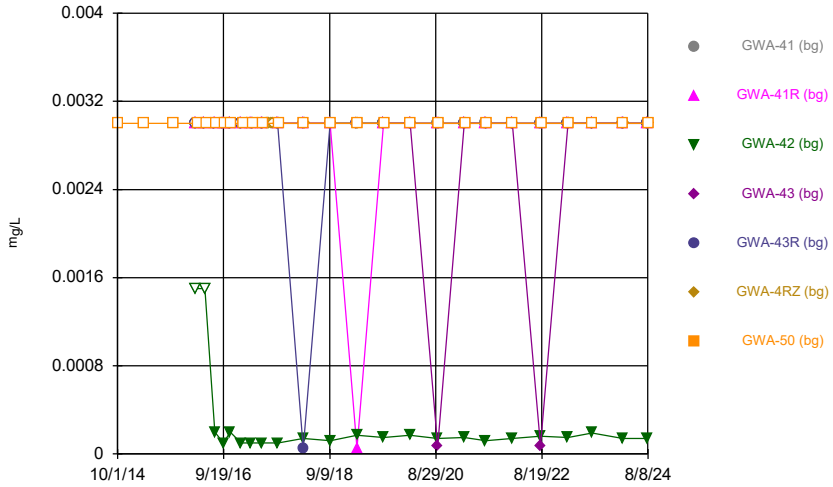

Constituent: Beryllium Analysis Run 9/8/2024 1:23 PM View: Descriptive
Plant Bowen Client: Southern Company Data: Bowen 1, 2, 9, and 10

Sanitas™ v.10.0.20 Software licensed to Groundwater Stats Consulting. UG
Hollow symbols indicate censored values.

Time Series

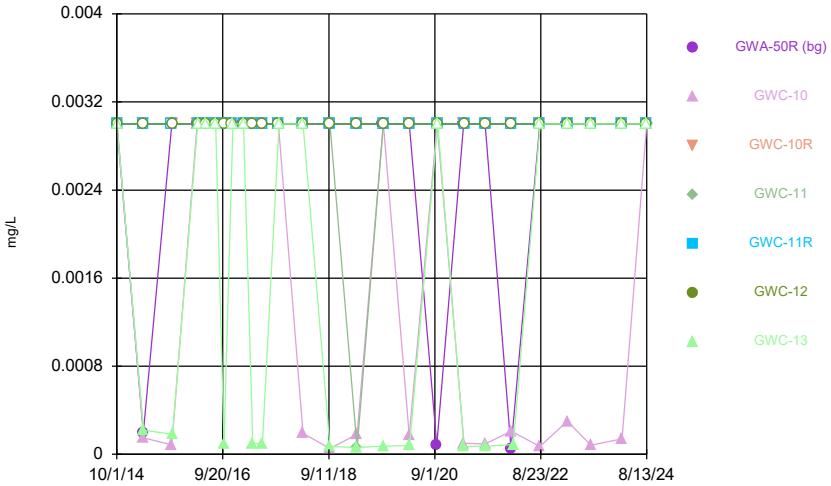

Constituent: Beryllium Analysis Run 9/8/2024 1:23 PM View: Descriptive
Plant Bowen Client: Southern Company Data: Bowen 1, 2, 9, and 10

Sanitas™ v.10.0.20 Software licensed to Groundwater Stats Consulting. UG
Hollow symbols indicate censored values.

Time Series

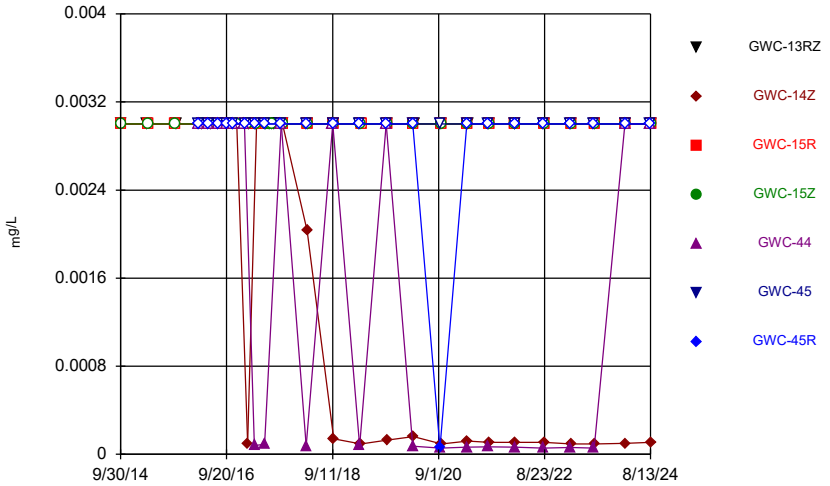

Constituent: Beryllium Analysis Run 9/8/2024 1:23 PM View: Descriptive
Plant Bowen Client: Southern Company Data: Bowen 1, 2, 9, and 10

Sanitas™ v.10.0.20 Software licensed to Groundwater Stats Consulting. UG
Hollow symbols indicate censored values.

Time Series

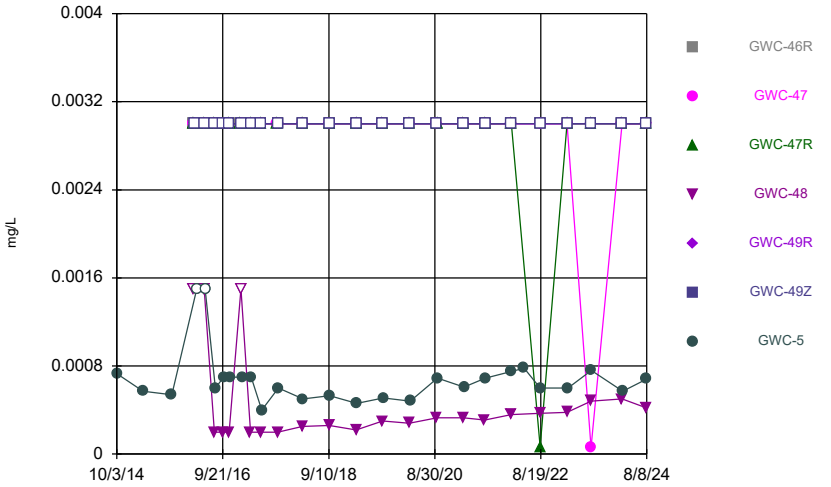

Constituent: Beryllium Analysis Run 9/8/2024 1:23 PM View: Descriptive
Plant Bowen Client: Southern Company Data: Bowen 1, 2, 9, and 10

Sanitas™ v.10.0.20 Software licensed to Groundwater Stats Consulting. UG
Hollow symbols indicate censored values.

Time Series

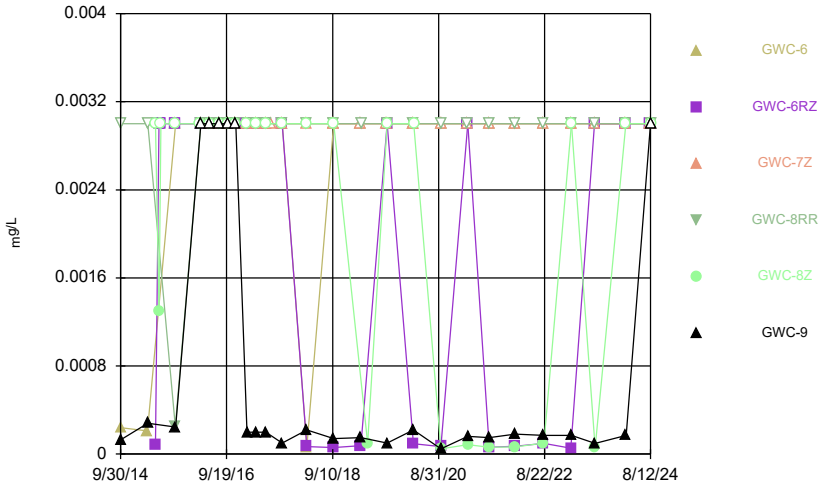

Constituent: Beryllium Analysis Run 9/8/2024 1:23 PM View: Descriptive
Plant Bowen Client: Southern Company Data: Bowen 1, 2, 9, and 10

Sanitas™ v.10.0.20 Software licensed to Groundwater Stats Consulting. UG
Hollow symbols indicate censored values.

Time Series

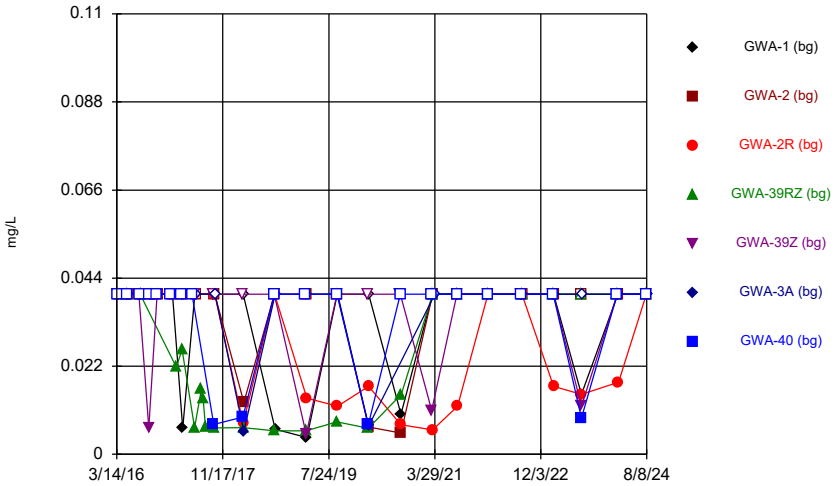

Constituent: Boron, total Analysis Run 9/8/2024 1:23 PM View: Descriptive
Plant Bowen Client: Southern Company Data: Bowen 1, 2, 9, and 10

Sanitas™ v.10.0.20 Software licensed to Groundwater Stats Consulting. UG
Hollow symbols indicate censored values.

Time Series

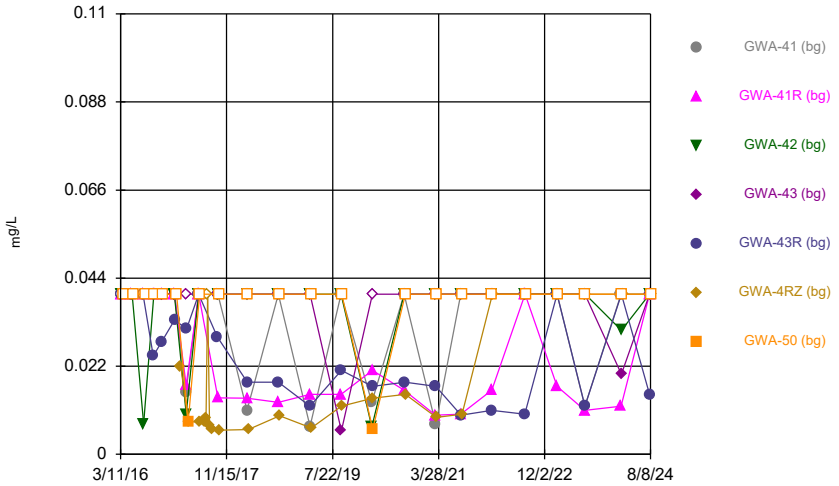

Constituent: Boron, total Analysis Run 9/8/2024 1:23 PM View: Descriptive
Plant Bowen Client: Southern Company Data: Bowen 1, 2, 9, and 10

Sanitas™ v.10.0.20 Software licensed to Groundwater Stats Consulting. UG
Hollow symbols indicate censored values.

Time Series

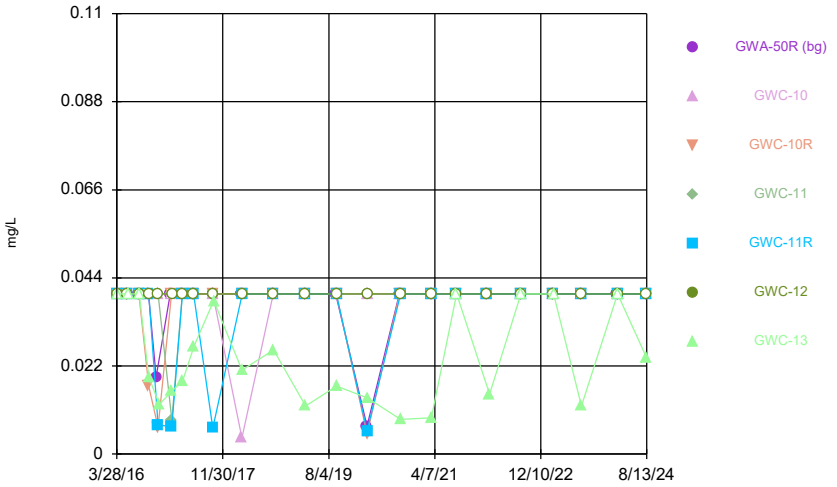

Constituent: Boron, total Analysis Run 9/8/2024 1:23 PM View: Descriptive
Plant Bowen Client: Southern Company Data: Bowen 1, 2, 9, and 10

Sanitas™ v.10.0.20 Software licensed to Groundwater Stats Consulting. UG
Hollow symbols indicate censored values.

Time Series

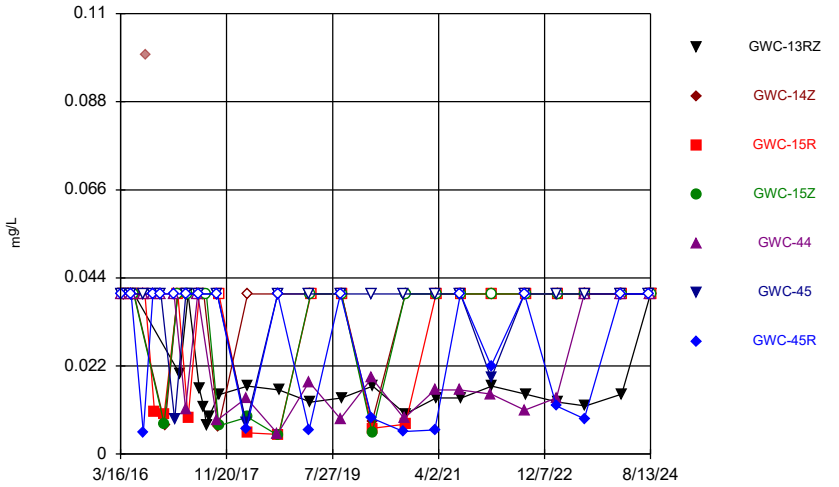

Constituent: Boron, total Analysis Run 9/8/2024 1:23 PM View: Descriptive
Plant Bowen Client: Southern Company Data: Bowen 1, 2, 9, and 10

Sanitas™ v.10.0.20 Software licensed to Groundwater Stats Consulting. UG
Hollow symbols indicate censored values.

Time Series

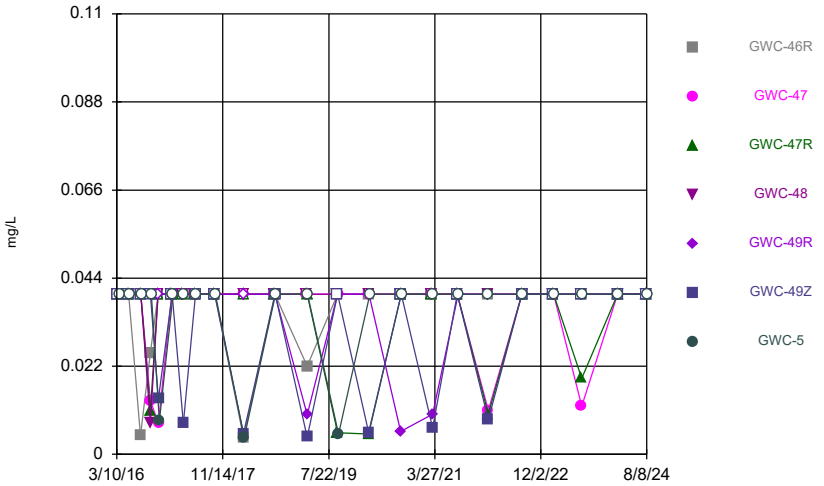

Constituent: Boron, total Analysis Run 9/8/2024 1:23 PM View: Descriptive
Plant Bowen Client: Southern Company Data: Bowen 1, 2, 9, and 10

Sanitas™ v.10.0.20 Software licensed to Groundwater Stats Consulting. UG
Hollow symbols indicate censored values.

Time Series

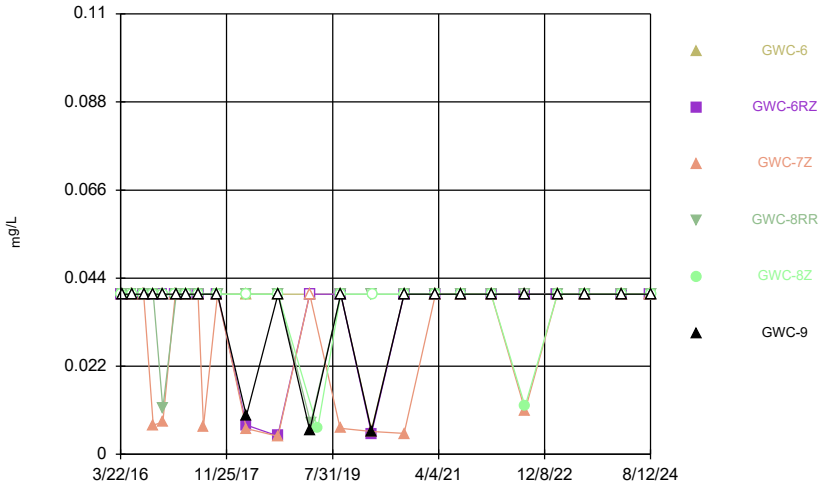

Constituent: Boron, total Analysis Run 9/8/2024 1:23 PM View: Descriptive
Plant Bowen Client: Southern Company Data: Bowen 1, 2, 9, and 10

Sanitas™ v.10.0.20 Software licensed to Groundwater Stats Consulting. UG
Hollow symbols indicate censored values.

Time Series

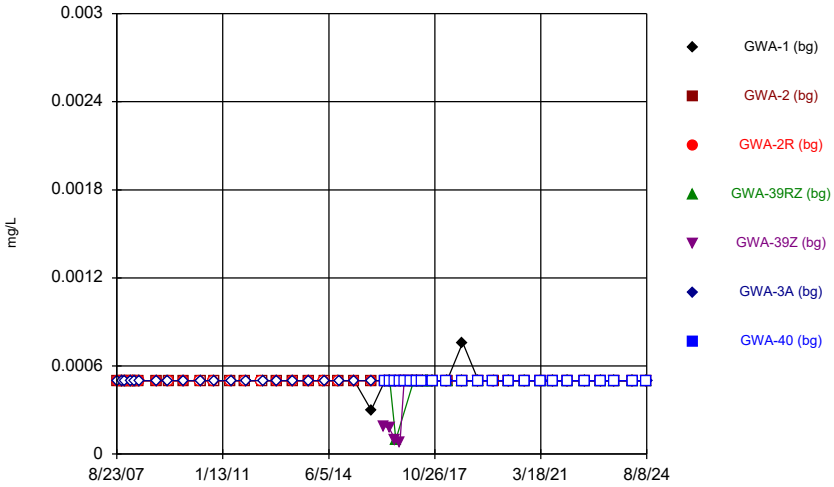

Constituent: Cadmium Analysis Run 9/8/2024 1:23 PM View: Descriptive
Plant Bowen Client: Southern Company Data: Bowen 1, 2, 9, and 10

Sanitas™ v.10.0.20 Software licensed to Groundwater Stats Consulting. UG
Hollow symbols indicate censored values.

Time Series

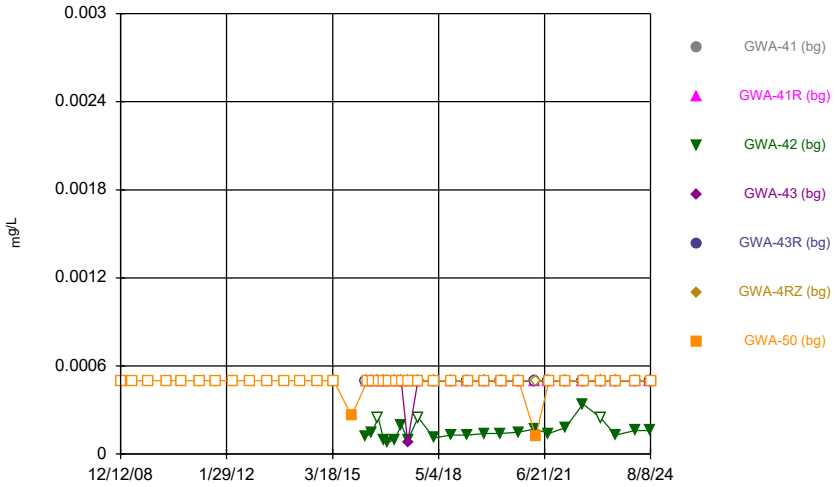

Constituent: Cadmium Analysis Run 9/8/2024 1:23 PM View: Descriptive
Plant Bowen Client: Southern Company Data: Bowen 1, 2, 9, and 10

Sanitas™ v.10.0.20 Software licensed to Groundwater Stats Consulting. UG
Hollow symbols indicate censored values.

Time Series

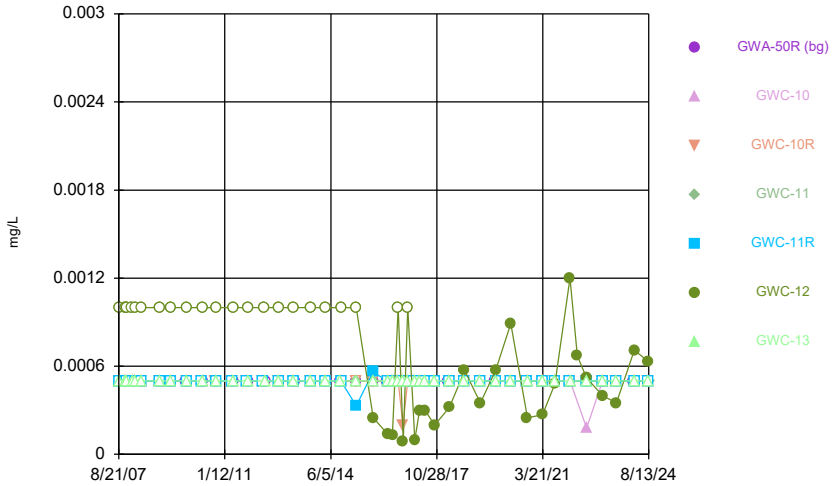

Constituent: Cadmium Analysis Run 9/8/2024 1:23 PM View: Descriptive
Plant Bowen Client: Southern Company Data: Bowen 1, 2, 9, and 10

Sanitas™ v.10.0.20 Software licensed to Groundwater Stats Consulting. UG
Hollow symbols indicate censored values.

Time Series

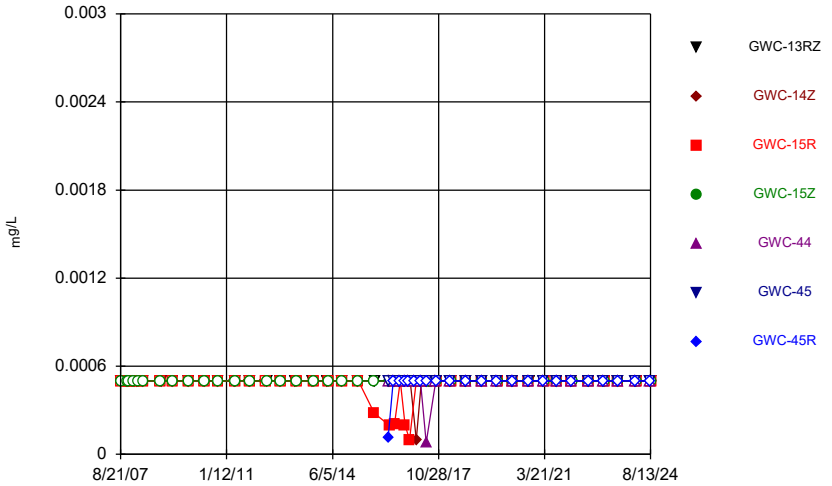

Constituent: Cadmium Analysis Run 9/8/2024 1:23 PM View: Descriptive
Plant Bowen Client: Southern Company Data: Bowen 1, 2, 9, and 10

Sanitas™ v.10.0.20 Software licensed to Groundwater Stats Consulting. UG
Hollow symbols indicate censored values.

Time Series

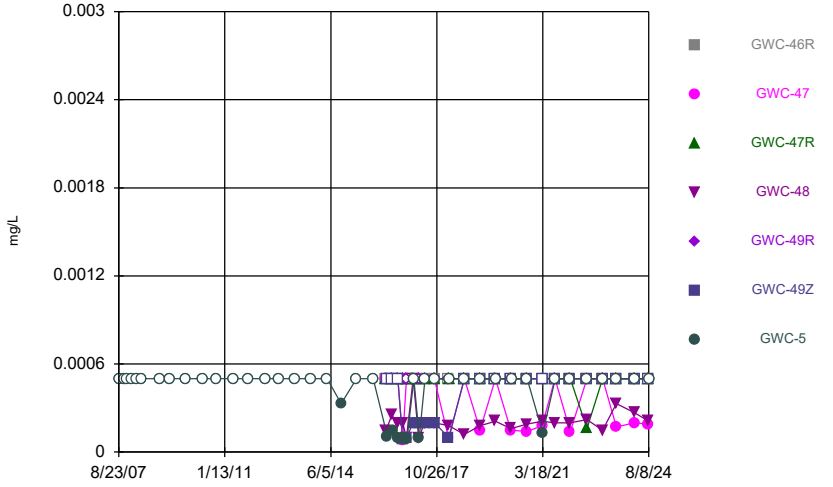

Constituent: Cadmium Analysis Run 9/8/2024 1:23 PM View: Descriptive
Plant Bowen Client: Southern Company Data: Bowen 1, 2, 9, and 10

Sanitas™ v.10.0.20 Software licensed to Groundwater Stats Consulting. UG
Hollow symbols indicate censored values.

Time Series

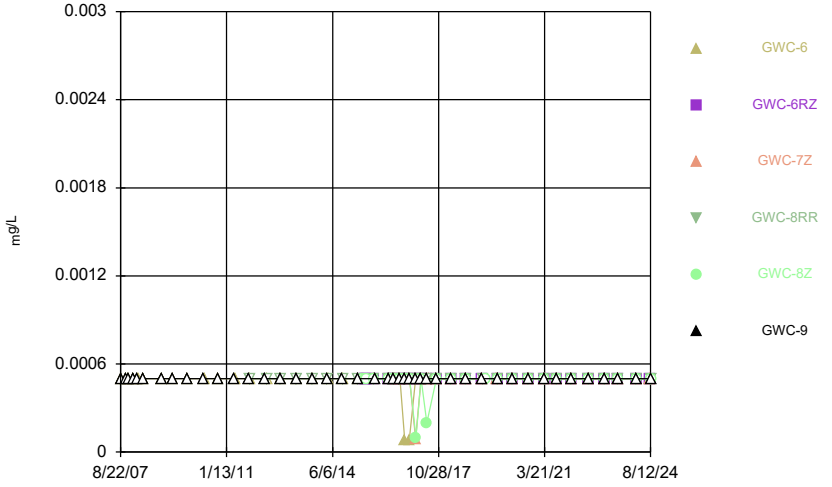

Constituent: Cadmium Analysis Run 9/8/2024 1:23 PM View: Descriptive
Plant Bowen Client: Southern Company Data: Bowen 1, 2, 9, and 10

Sanitas™ v.10.0.20 Software licensed to Groundwater Stats Consulting. UG

Time Series

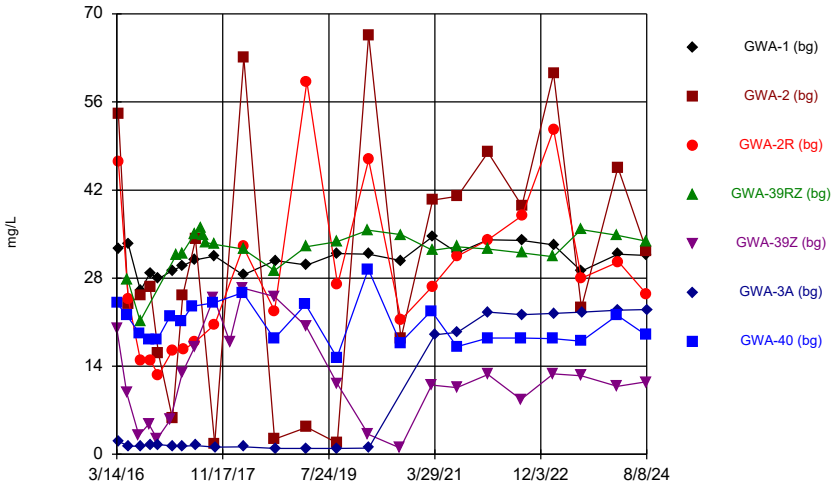

Constituent: Calcium, total Analysis Run 9/8/2024 1:23 PM View: Descriptive
Plant Bowen Client: Southern Company Data: Bowen 1, 2, 9, and 10

Sanitas™ v.10.0.20 Software licensed to Groundwater Stats Consulting. UG

Time Series

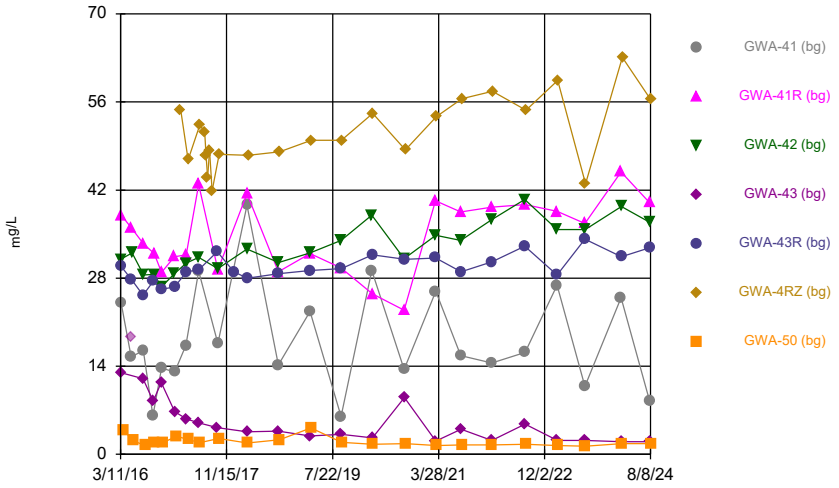

Constituent: Calcium, total Analysis Run 9/8/2024 1:23 PM View: Descriptive
Plant Bowen Client: Southern Company Data: Bowen 1, 2, 9, and 10

Sanitas™ v.10.0.20 Software licensed to Groundwater Stats Consulting. UG

Time Series

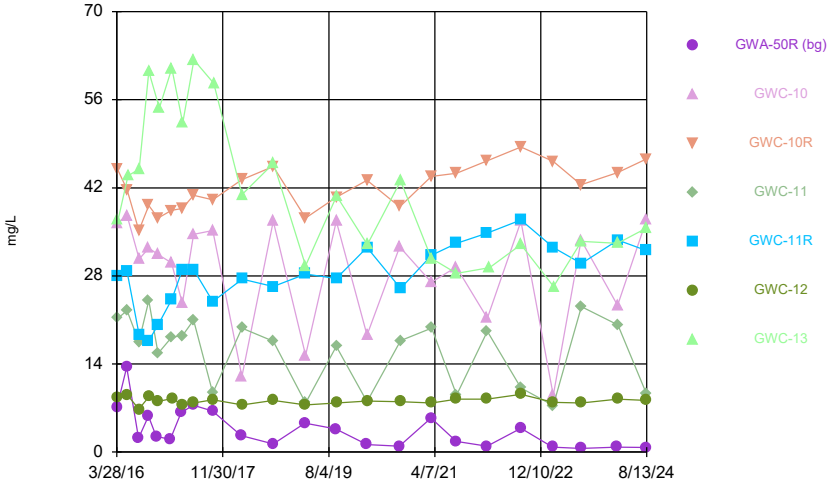

Constituent: Calcium, total Analysis Run 9/8/2024 1:23 PM View: Descriptive
Plant Bowen Client: Southern Company Data: Bowen 1, 2, 9, and 10

Sanitas™ v.10.0.20 Software licensed to Groundwater Stats Consulting. UG

Time Series

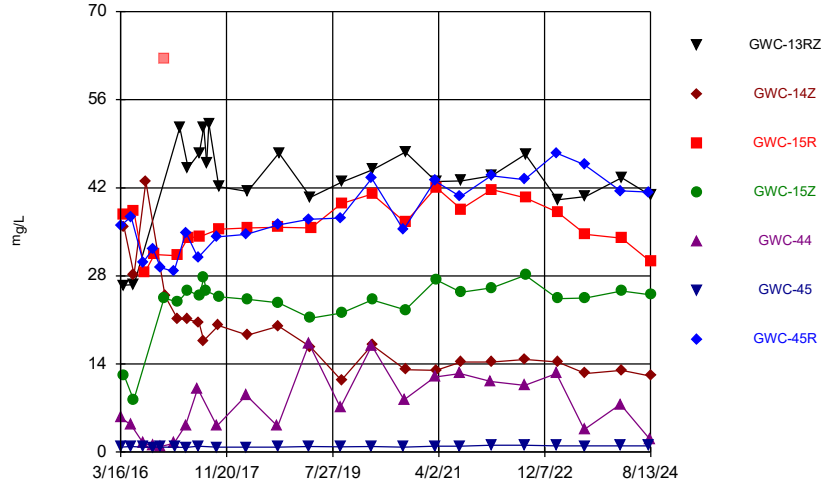

Constituent: Calcium, total Analysis Run 9/8/2024 1:23 PM View: Descriptive
Plant Bowen Client: Southern Company Data: Bowen 1, 2, 9, and 10

Sanitas™ v.10.0.20 Software licensed to Groundwater Stats Consulting. UG
Hollow symbols indicate censored values.

Time Series

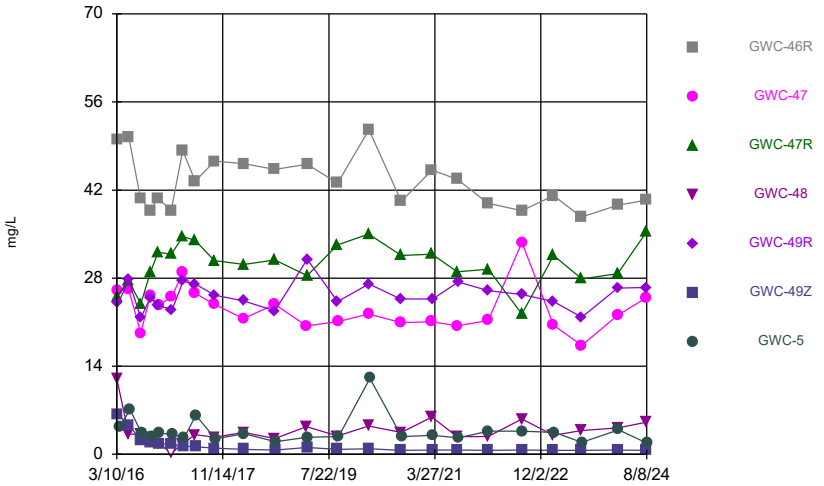

Constituent: Calcium, total Analysis Run 9/8/2024 1:24 PM View: Descriptive
Plant Bowen Client: Southern Company Data: Bowen 1, 2, 9, and 10

Sanitas™ v.10.0.20 Software licensed to Groundwater Stats Consulting. UG

Time Series

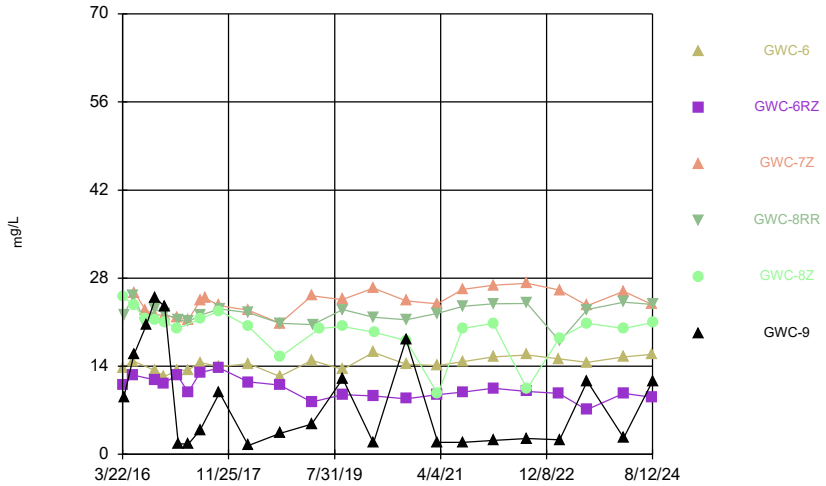

Constituent: Calcium, total Analysis Run 9/8/2024 1:24 PM View: Descriptive
Plant Bowen Client: Southern Company Data: Bowen 1, 2, 9, and 10

Sanitas™ v.10.0.20 Software licensed to Groundwater Stats Consulting. UG
Hollow symbols indicate censored values.

Time Series

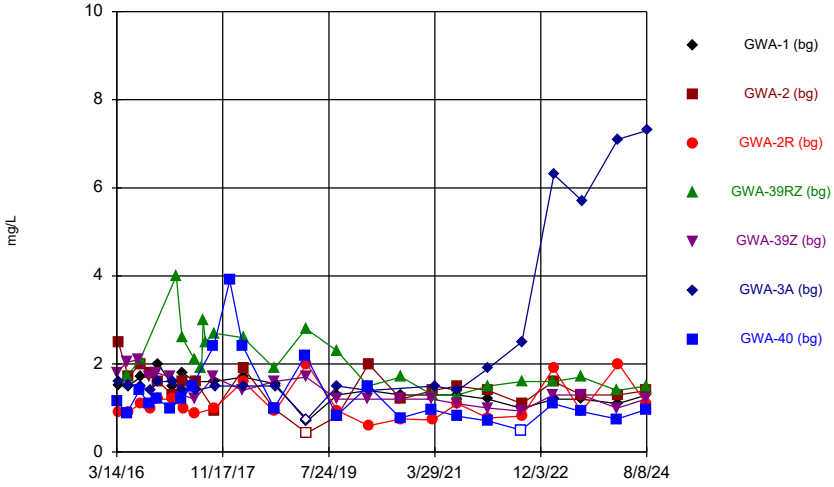

Constituent: Chloride, Total Analysis Run 9/8/2024 1:24 PM View: Descriptive
Plant Bowen Client: Southern Company Data: Bowen 1, 2, 9, and 10

Sanitas™ v.10.0.20 Software licensed to Groundwater Stats Consulting. UG
Hollow symbols indicate censored values.

Time Series

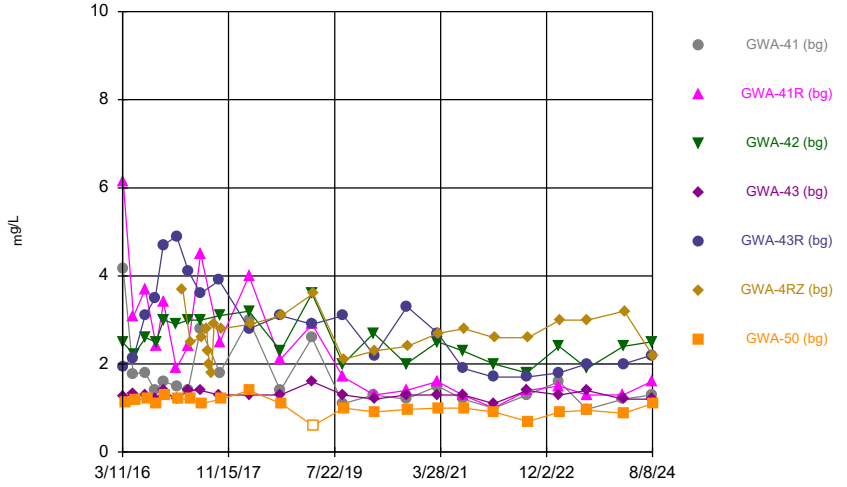

Constituent: Chloride, Total Analysis Run 9/8/2024 1:24 PM View: Descriptive
Plant Bowen Client: Southern Company Data: Bowen 1, 2, 9, and 10

Sanitas™ v.10.0.20 Software licensed to Groundwater Stats Consulting. UG
Hollow symbols indicate censored values.

Time Series

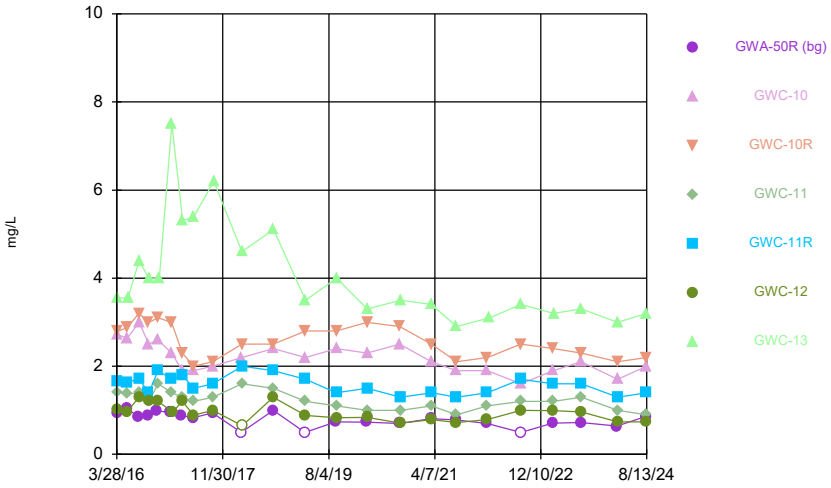

Constituent: Chloride, Total Analysis Run 9/8/2024 1:24 PM View: Descriptive
Plant Bowen Client: Southern Company Data: Bowen 1, 2, 9, and 10

Sanitas™ v.10.0.20 Software licensed to Groundwater Stats Consulting. UG
Hollow symbols indicate censored values.

Time Series

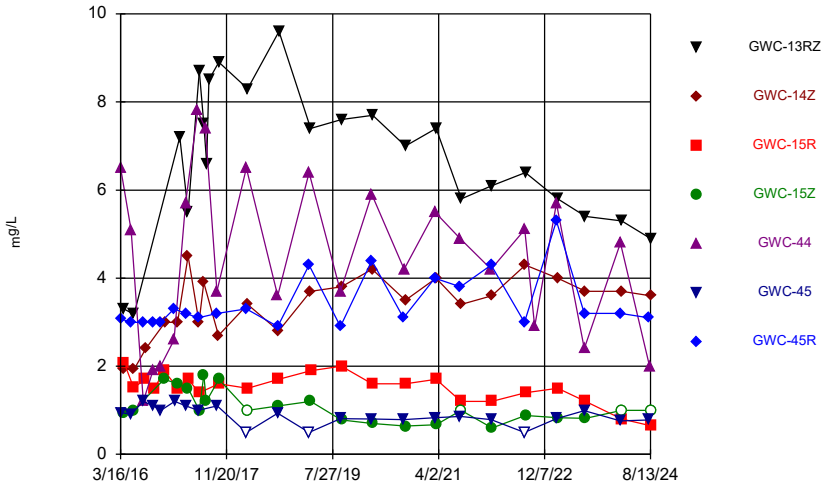

Constituent: Chloride, Total Analysis Run 9/8/2024 1:24 PM View: Descriptive
Plant Bowen Client: Southern Company Data: Bowen 1, 2, 9, and 10

Sanitas™ v.10.0.20 Software licensed to Groundwater Stats Consulting. UG
Hollow symbols indicate censored values.

Time Series

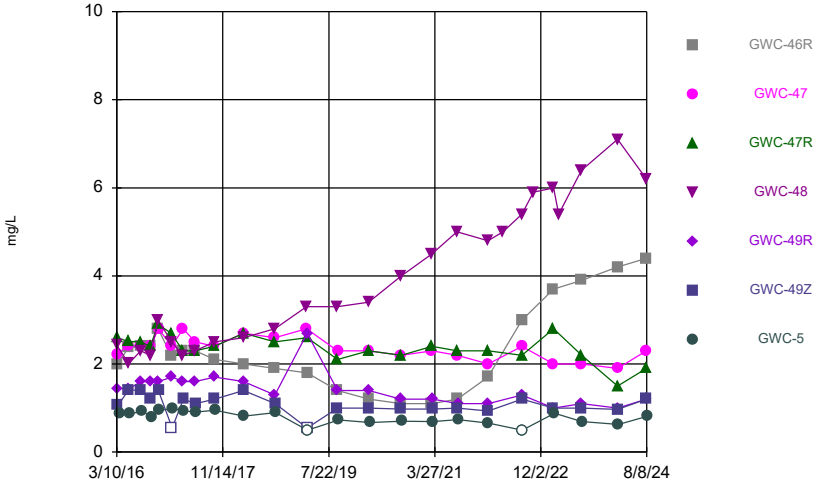

Constituent: Chloride, Total Analysis Run 9/8/2024 1:24 PM View: Descriptive
Plant Bowen Client: Southern Company Data: Bowen 1, 2, 9, and 10

Sanitas™ v.10.0.20 Software licensed to Groundwater Stats Consulting. UG
Hollow symbols indicate censored values.

Time Series

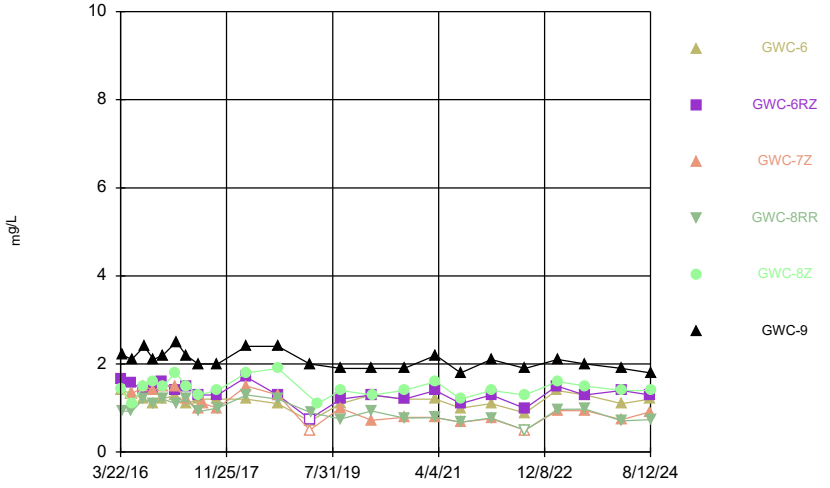

Constituent: Chloride, Total Analysis Run 9/8/2024 1:24 PM View: Descriptive
Plant Bowen Client: Southern Company Data: Bowen 1, 2, 9, and 10

Sanitas™ v.10.0.20 Software licensed to Groundwater Stats Consulting. UG
Hollow symbols indicate censored values.

Time Series

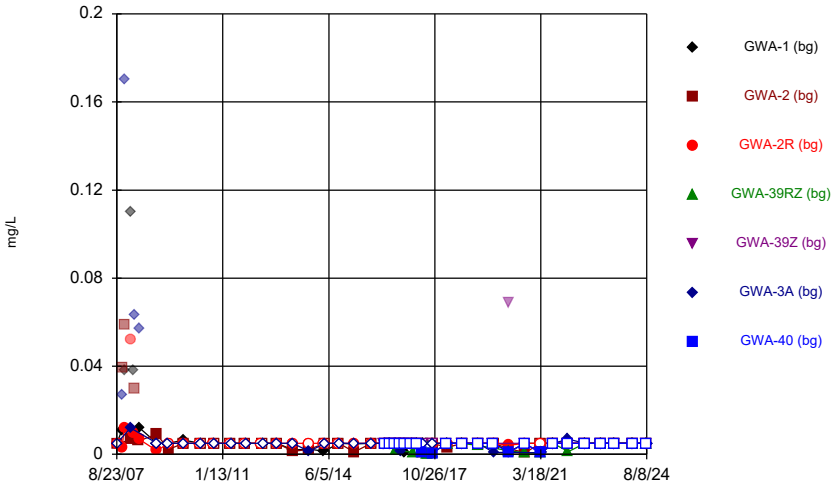

Constituent: Chromium Analysis Run 9/8/2024 1:24 PM View: Descriptive
Plant Bowen Client: Southern Company Data: Bowen 1, 2, 9, and 10

Sanitas™ v.10.0.20 Software licensed to Groundwater Stats Consulting. UG
Hollow symbols indicate censored values.

Time Series

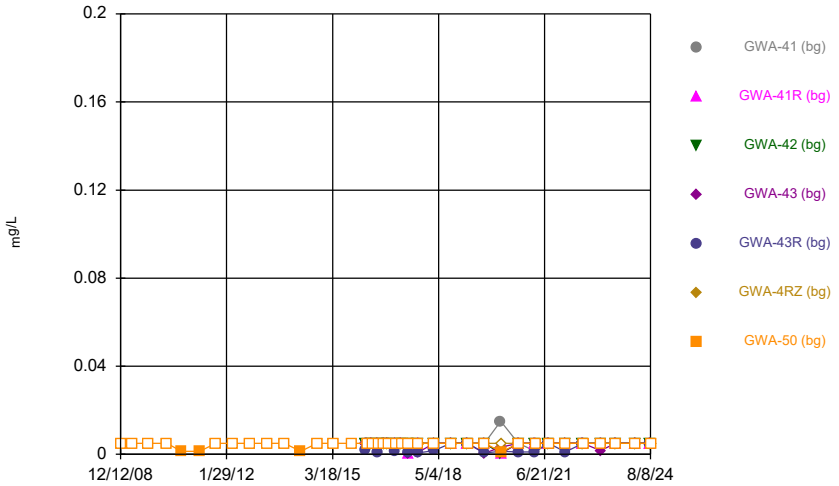

Constituent: Chromium Analysis Run 9/8/2024 1:24 PM View: Descriptive
Plant Bowen Client: Southern Company Data: Bowen 1, 2, 9, and 10

Sanitas™ v.10.0.20 Software licensed to Groundwater Stats Consulting. UG
Hollow symbols indicate censored values.

Time Series

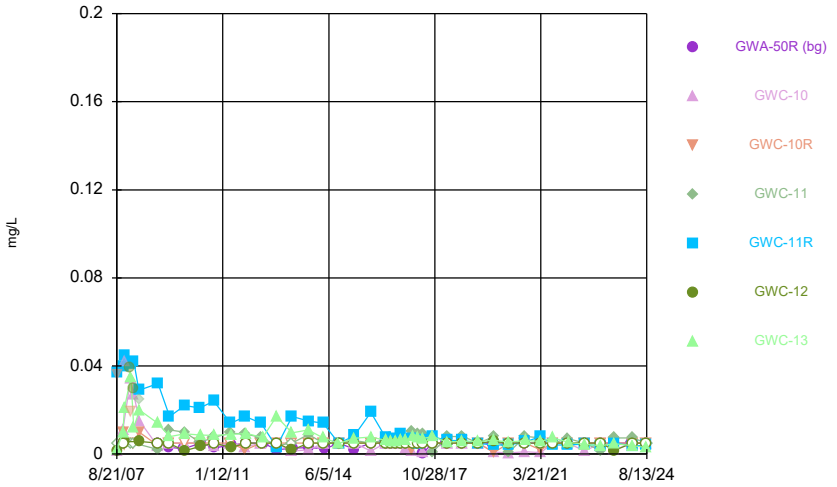

Constituent: Chromium Analysis Run 9/8/2024 1:24 PM View: Descriptive
Plant Bowen Client: Southern Company Data: Bowen 1, 2, 9, and 10

Sanitas™ v.10.0.20 Software licensed to Groundwater Stats Consulting. UG
Hollow symbols indicate censored values.

Time Series

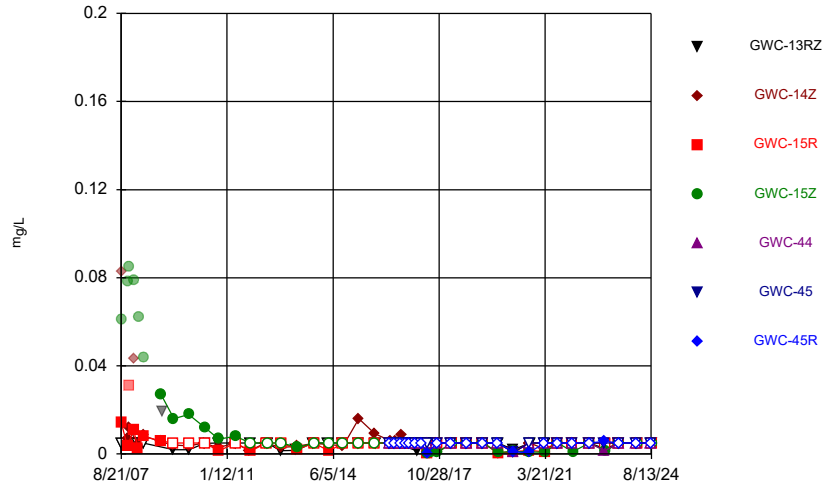

Constituent: Chromium Analysis Run 9/8/2024 1:24 PM View: Descriptive
Plant Bowen Client: Southern Company Data: Bowen 1, 2, 9, and 10

Sanitas™ v.10.0.20 Software licensed to Groundwater Stats Consulting. UG
Hollow symbols indicate censored values.

Time Series

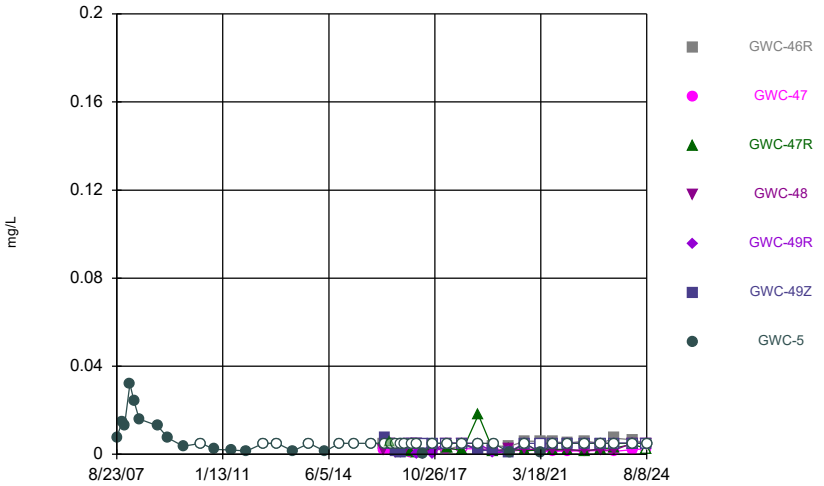

Constituent: Chromium Analysis Run 9/8/2024 1:24 PM View: Descriptive
Plant Bowen Client: Southern Company Data: Bowen 1, 2, 9, and 10

Sanitas™ v.10.0.20 Software licensed to Groundwater Stats Consulting. UG
Hollow symbols indicate censored values.

Time Series

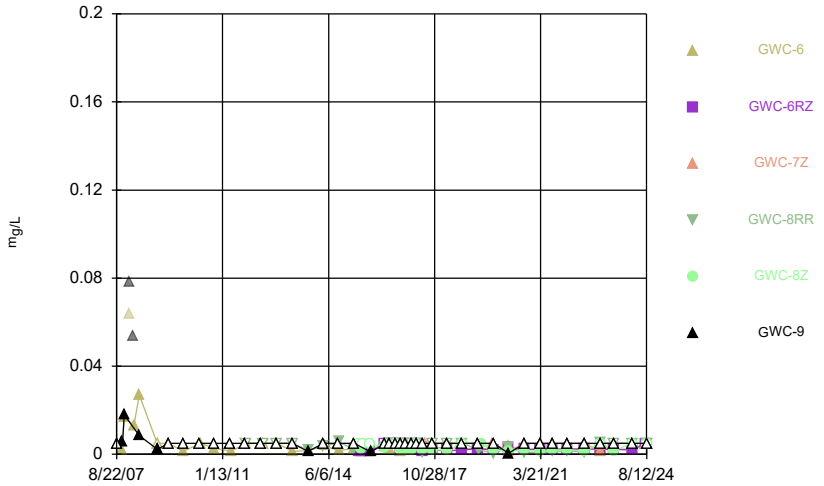

Constituent: Chromium Analysis Run 9/8/2024 1:24 PM View: Descriptive
Plant Bowen Client: Southern Company Data: Bowen 1, 2, 9, and 10

Sanitas™ v.10.0.20 Software licensed to Groundwater Stats Consulting. UG
Hollow symbols indicate censored values.

Time Series

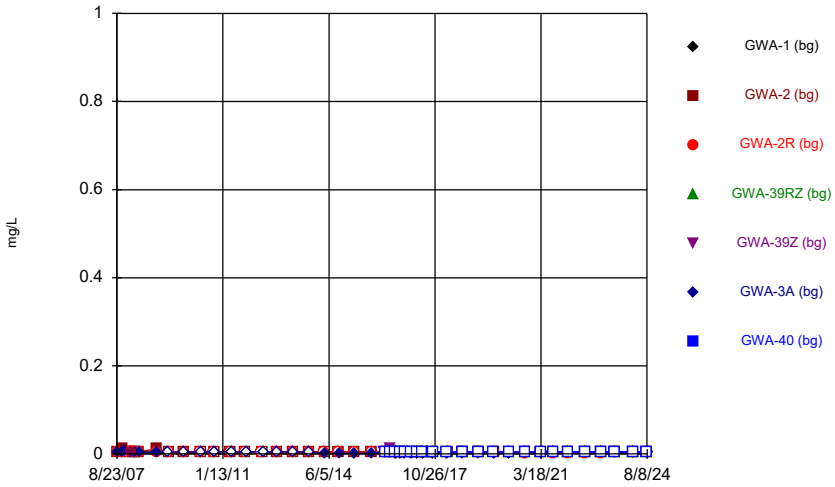

Constituent: Cobalt Analysis Run 9/8/2024 1:24 PM View: Descriptive
Plant Bowen Client: Southern Company Data: Bowen 1, 2, 9, and 10

Sanitas™ v.10.0.20 Software licensed to Groundwater Stats Consulting. UG
Hollow symbols indicate censored values.

Time Series

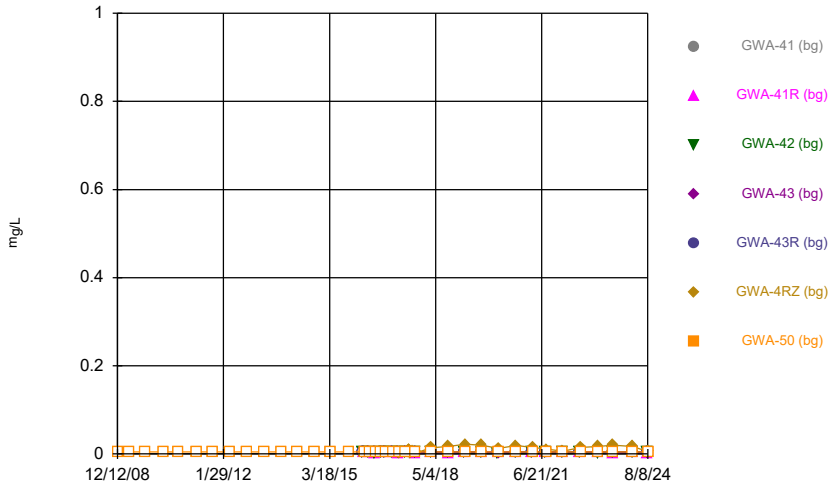

Constituent: Cobalt Analysis Run 9/8/2024 1:24 PM View: Descriptive
Plant Bowen Client: Southern Company Data: Bowen 1, 2, 9, and 10

Sanitas™ v.10.0.20 Software licensed to Groundwater Stats Consulting. UG
Hollow symbols indicate censored values.

Time Series

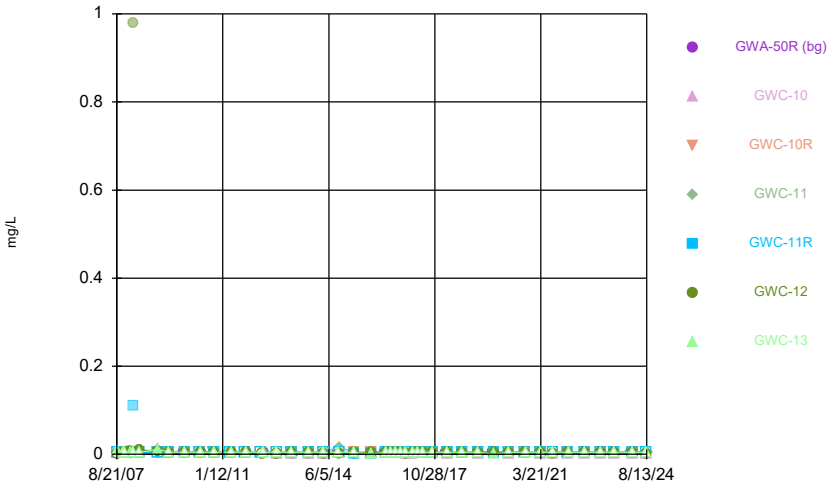

Constituent: Cobalt Analysis Run 9/8/2024 1:24 PM View: Descriptive
Plant Bowen Client: Southern Company Data: Bowen 1, 2, 9, and 10

Sanitas™ v.10.0.20 Software licensed to Groundwater Stats Consulting. UG
Hollow symbols indicate censored values.

Time Series

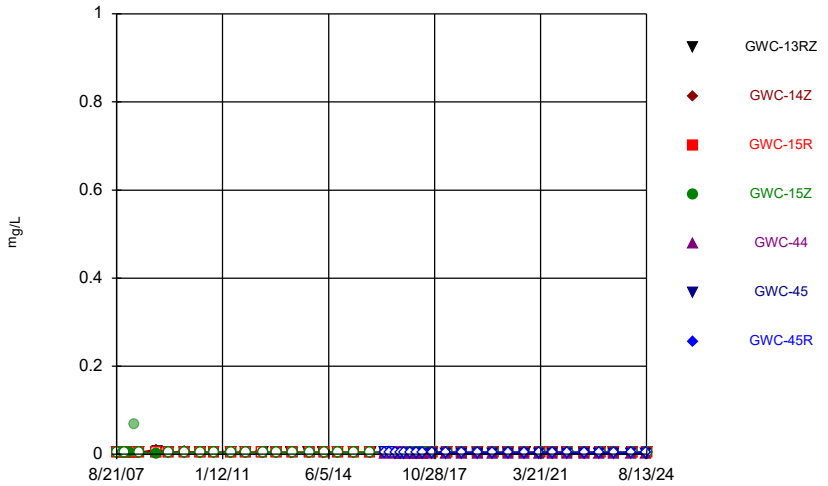

Constituent: Cobalt Analysis Run 9/8/2024 1:24 PM View: Descriptive
Plant Bowen Client: Southern Company Data: Bowen 1, 2, 9, and 10

Sanitas™ v.10.0.20 Software licensed to Groundwater Stats Consulting. UG
Hollow symbols indicate censored values.

Time Series

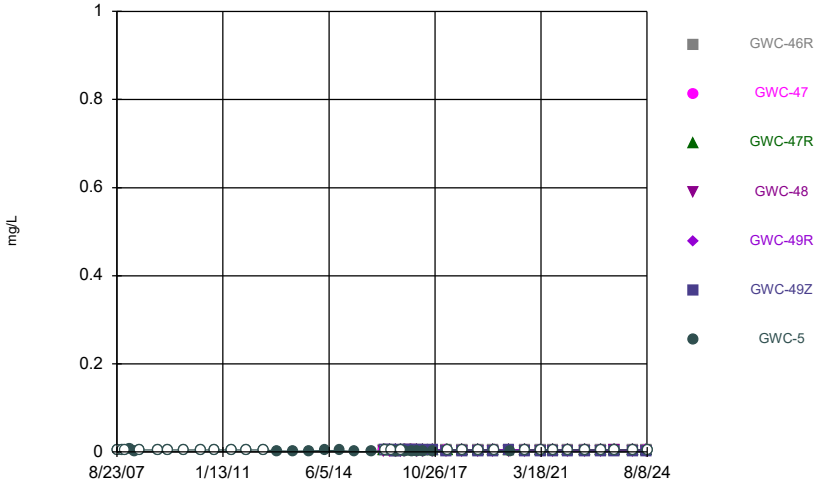

Constituent: Cobalt Analysis Run 9/8/2024 1:24 PM View: Descriptive
Plant Bowen Client: Southern Company Data: Bowen 1, 2, 9, and 10

Sanitas™ v.10.0.20 Software licensed to Groundwater Stats Consulting. UG
Hollow symbols indicate censored values.

Time Series

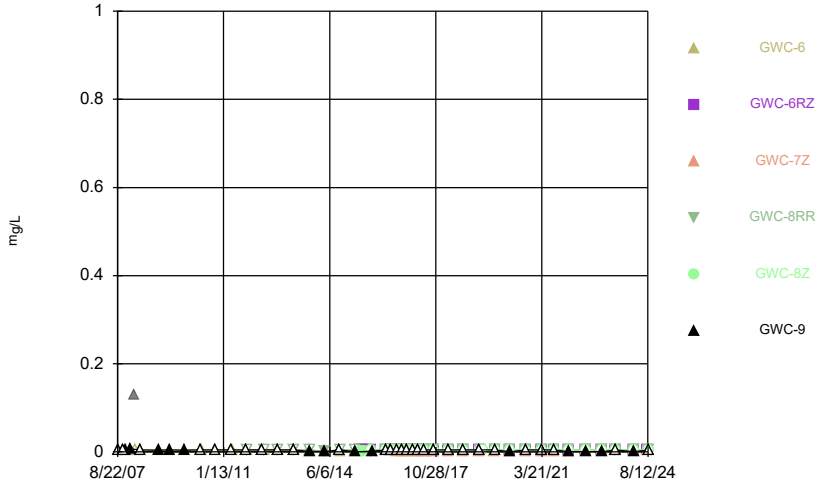

Constituent: Cobalt Analysis Run 9/8/2024 1:24 PM View: Descriptive
Plant Bowen Client: Southern Company Data: Bowen 1, 2, 9, and 10

Sanitas™ v.10.0.20 Software licensed to Groundwater Stats Consulting. UG
Hollow symbols indicate censored values.

Time Series

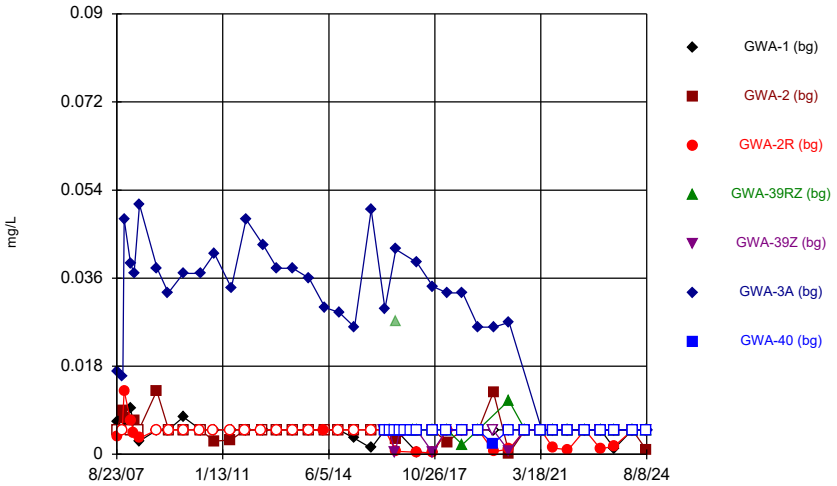

Constituent: Copper Analysis Run 9/8/2024 1:24 PM View: Descriptive
Plant Bowen Client: Southern Company Data: Bowen 1, 2, 9, and 10

Sanitas™ v.10.0.20 Software licensed to Groundwater Stats Consulting. UG
Hollow symbols indicate censored values.

Time Series

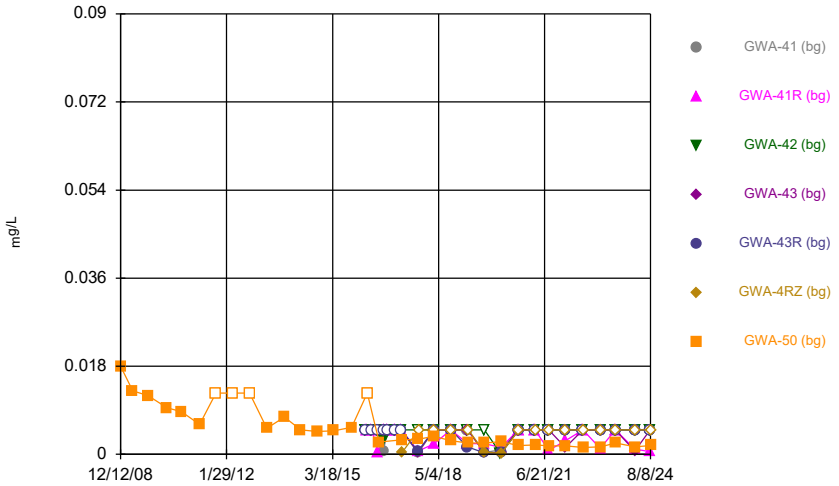

Constituent: Copper Analysis Run 9/8/2024 1:24 PM View: Descriptive
Plant Bowen Client: Southern Company Data: Bowen 1, 2, 9, and 10

Sanitas™ v.10.0.20 Software licensed to Groundwater Stats Consulting. UG
Hollow symbols indicate censored values.

Time Series

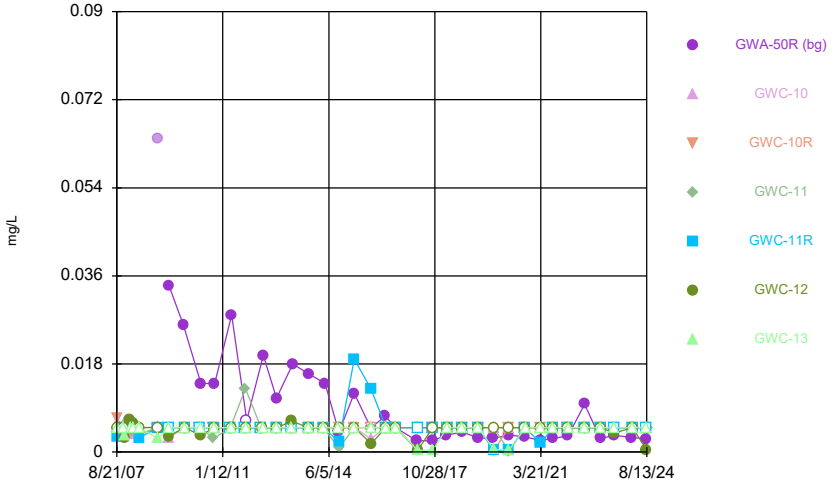

Constituent: Copper Analysis Run 9/8/2024 1:24 PM View: Descriptive
Plant Bowen Client: Southern Company Data: Bowen 1, 2, 9, and 10

Sanitas™ v.10.0.20 Software licensed to Groundwater Stats Consulting. UG
Hollow symbols indicate censored values.

Time Series

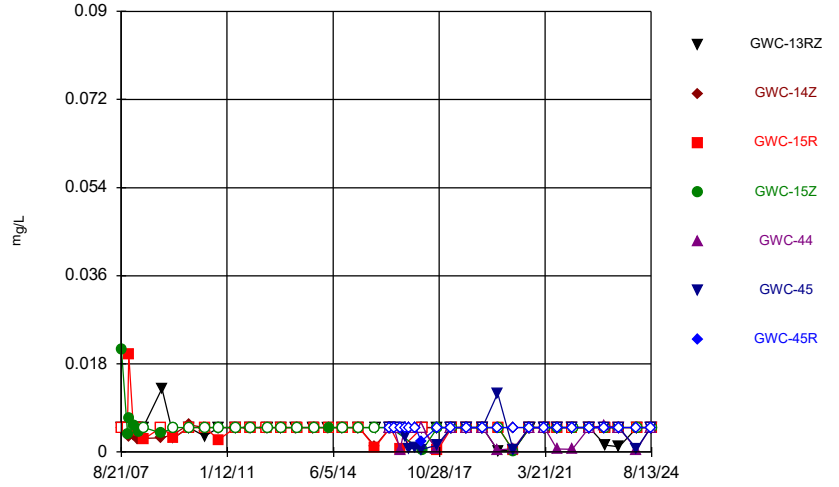

Constituent: Copper Analysis Run 9/8/2024 1:24 PM View: Descriptive
Plant Bowen Client: Southern Company Data: Bowen 1, 2, 9, and 10

Sanitas™ v.10.0.20 Software licensed to Groundwater Stats Consulting. UG
Hollow symbols indicate censored values.

Time Series

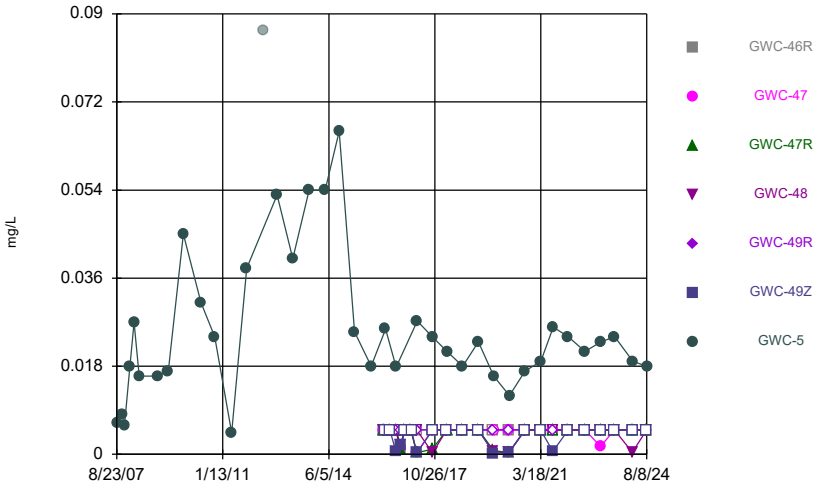

Constituent: Copper Analysis Run 9/8/2024 1:24 PM View: Descriptive
Plant Bowen Client: Southern Company Data: Bowen 1, 2, 9, and 10

Sanitas™ v.10.0.20 Software licensed to Groundwater Stats Consulting. UG
Hollow symbols indicate censored values.

Time Series

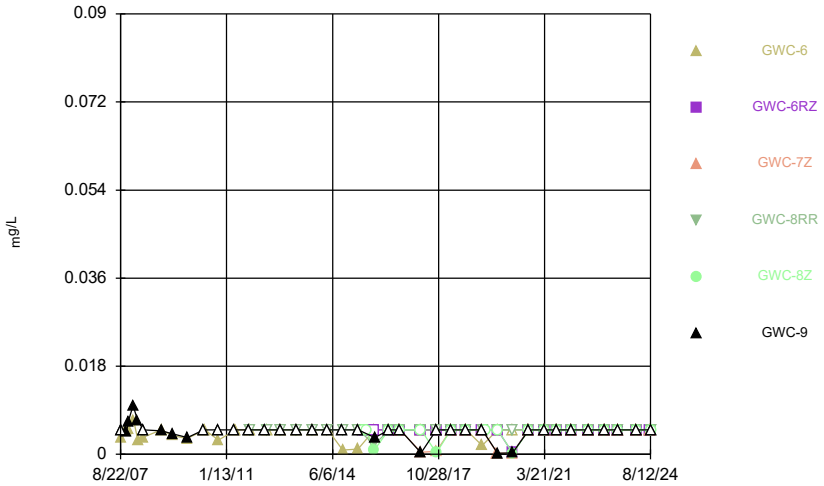

Constituent: Copper Analysis Run 9/8/2024 1:24 PM View: Descriptive
Plant Bowen Client: Southern Company Data: Bowen 1, 2, 9, and 10

Sanitas™ v.10.0.20 Software licensed to Groundwater Stats Consulting. UG
Hollow symbols indicate censored values.

Time Series

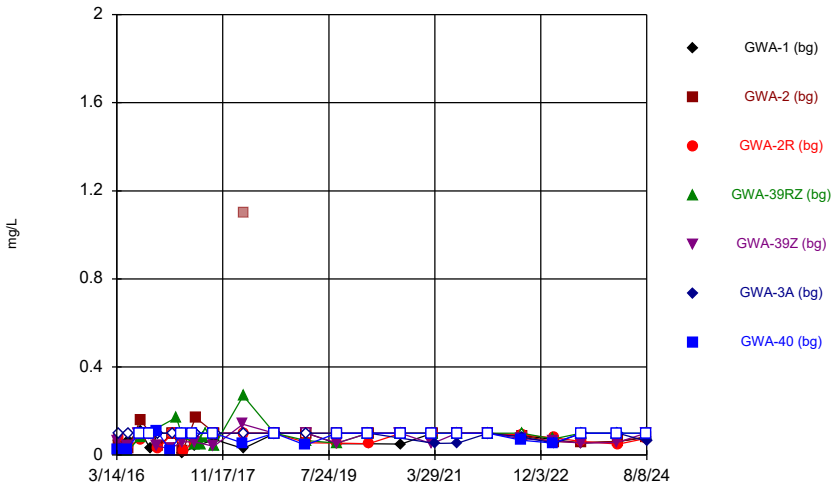

Constituent: Fluoride, total Analysis Run 9/8/2024 1:24 PM View: Descriptive
Plant Bowen Client: Southern Company Data: Bowen 1, 2, 9, and 10

Sanitas™ v.10.0.20 Software licensed to Groundwater Stats Consulting. UG
Hollow symbols indicate censored values.

Time Series

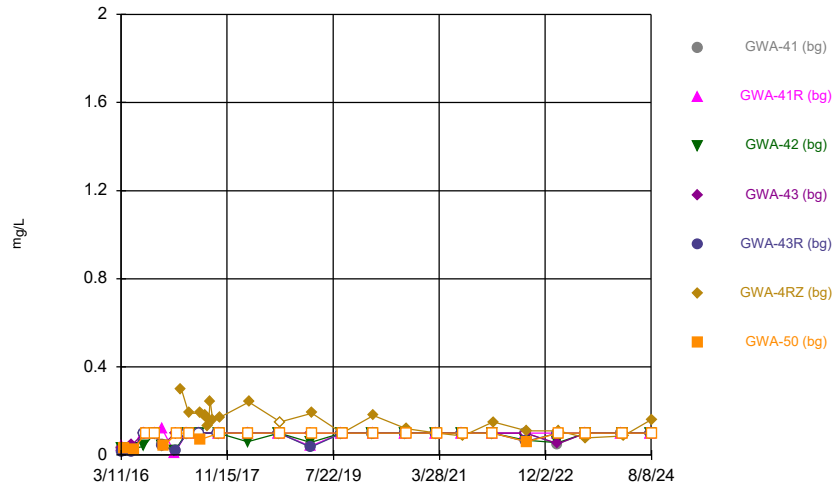

Constituent: Fluoride, total Analysis Run 9/8/2024 1:24 PM View: Descriptive
Plant Bowen Client: Southern Company Data: Bowen 1, 2, 9, and 10

Sanitas™ v.10.0.20 Software licensed to Groundwater Stats Consulting. UG
Hollow symbols indicate censored values.

Time Series

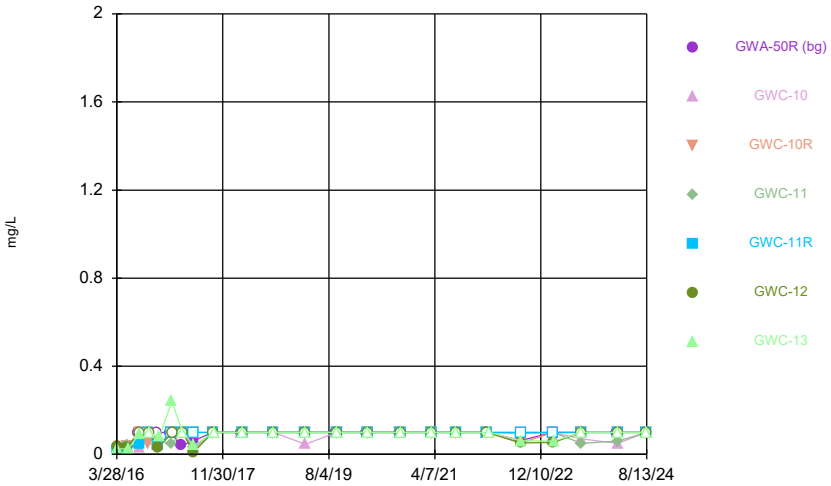

Constituent: Fluoride, total Analysis Run 9/8/2024 1:24 PM View: Descriptive
Plant Bowen Client: Southern Company Data: Bowen 1, 2, 9, and 10

Sanitas™ v.10.0.20 Software licensed to Groundwater Stats Consulting. UG
Hollow symbols indicate censored values.

Time Series

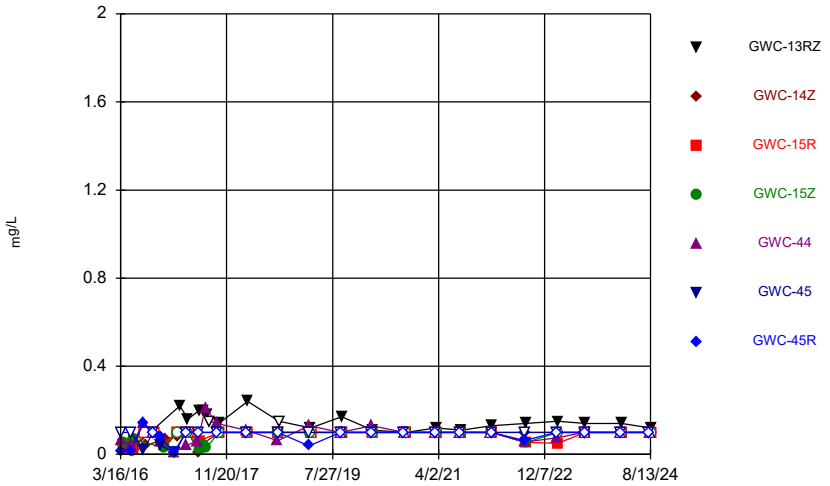

Constituent: Fluoride, total Analysis Run 9/8/2024 1:25 PM View: Descriptive
Plant Bowen Client: Southern Company Data: Bowen 1, 2, 9, and 10

Sanitas™ v.10.0.20 Software licensed to Groundwater Stats Consulting. UG
Hollow symbols indicate censored values.

Time Series

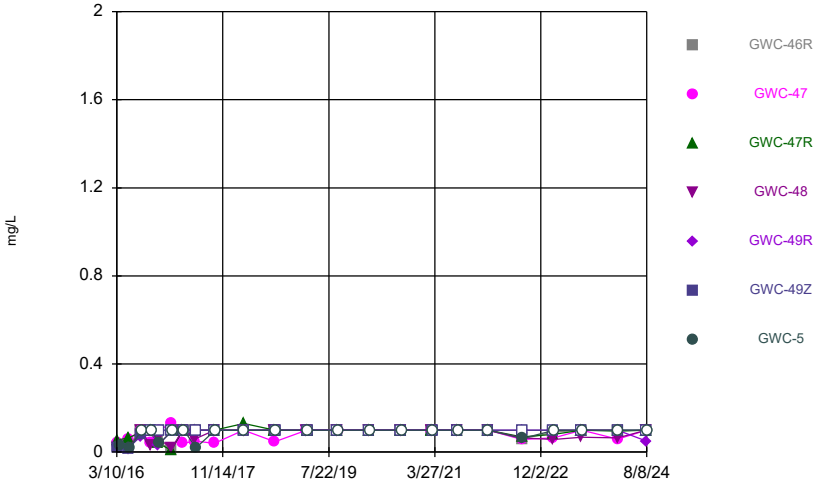

Constituent: Fluoride, total Analysis Run 9/8/2024 1:25 PM View: Descriptive
Plant Bowen Client: Southern Company Data: Bowen 1, 2, 9, and 10

Sanitas™ v.10.0.20 Software licensed to Groundwater Stats Consulting. UG
Hollow symbols indicate censored values.

Time Series

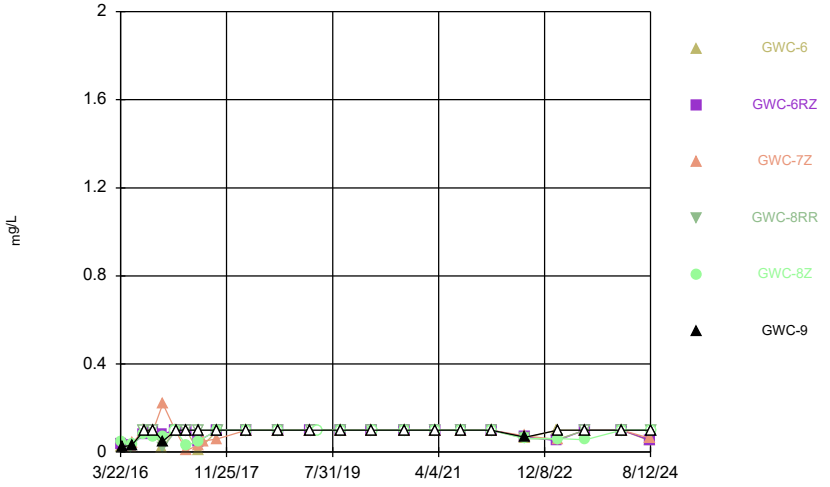

Constituent: Fluoride, total Analysis Run 9/8/2024 1:25 PM View: Descriptive
Plant Bowen Client: Southern Company Data: Bowen 1, 2, 9, and 10

Sanitas™ v.10.0.20 Software licensed to Groundwater Stats Consulting. UG
Hollow symbols indicate censored values.

Time Series

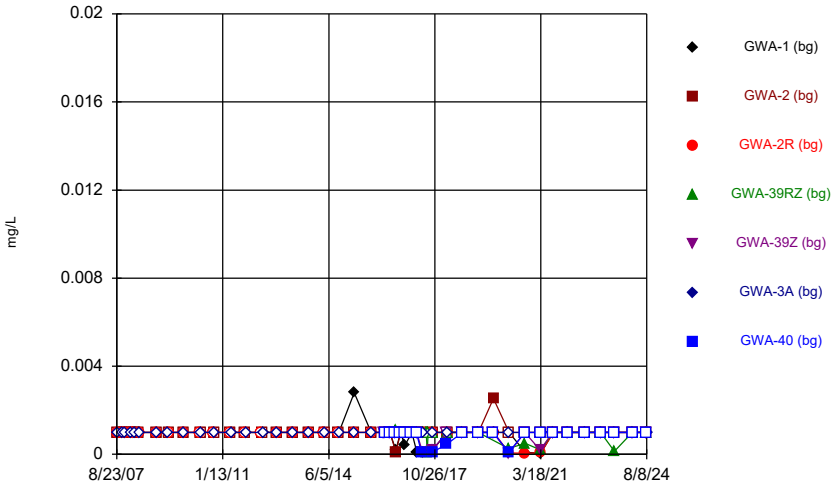

Constituent: Lead Analysis Run 9/8/2024 1:25 PM View: Descriptive
Plant Bowen Client: Southern Company Data: Bowen 1, 2, 9, and 10

Sanitas™ v.10.0.20 Software licensed to Groundwater Stats Consulting. UG
Hollow symbols indicate censored values.

Time Series

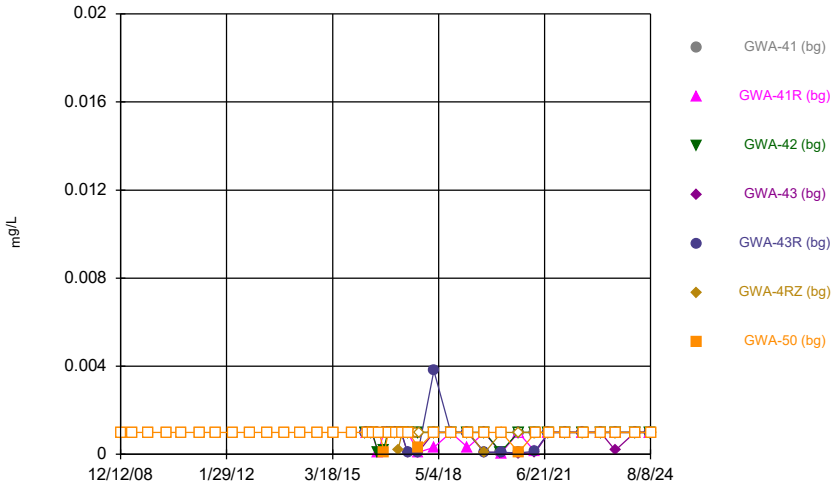

Constituent: Lead Analysis Run 9/8/2024 1:25 PM View: Descriptive
Plant Bowen Client: Southern Company Data: Bowen 1, 2, 9, and 10

Sanitas™ v.10.0.20 Software licensed to Groundwater Stats Consulting. UG
Hollow symbols indicate censored values.

Time Series

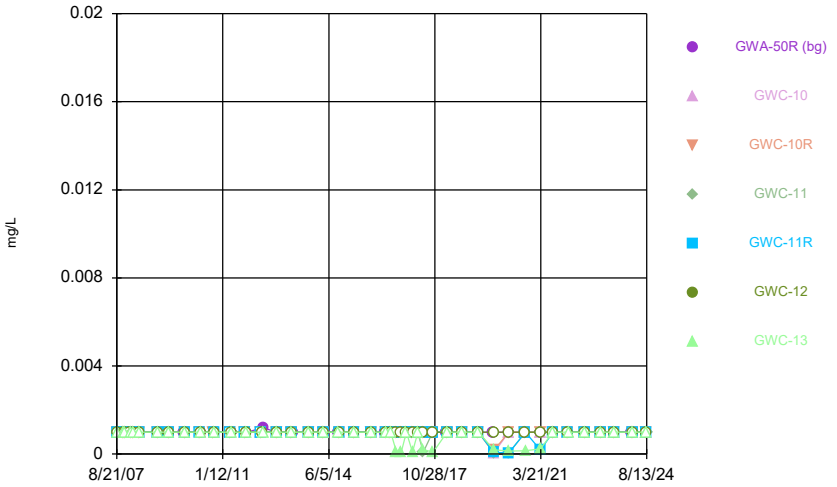

Constituent: Lead Analysis Run 9/8/2024 1:25 PM View: Descriptive
Plant Bowen Client: Southern Company Data: Bowen 1, 2, 9, and 10

Sanitas™ v.10.0.20 Software licensed to Groundwater Stats Consulting. UG
Hollow symbols indicate censored values.

Time Series

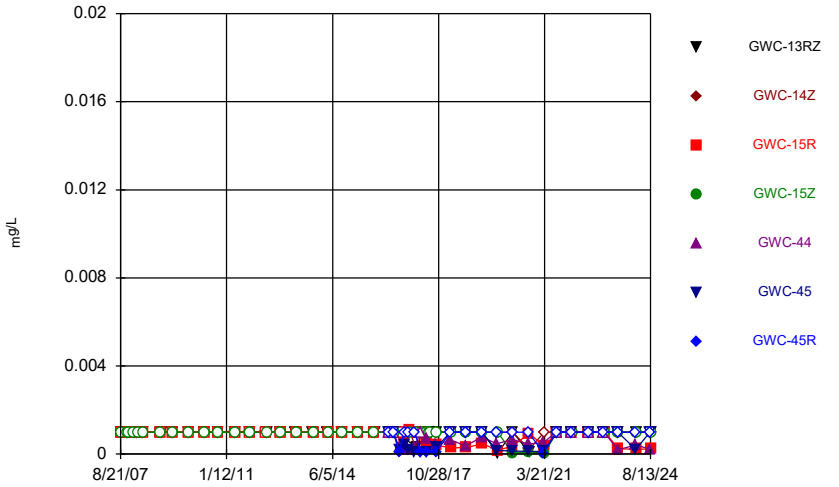

Constituent: Lead Analysis Run 9/8/2024 1:25 PM View: Descriptive
Plant Bowen Client: Southern Company Data: Bowen 1, 2, 9, and 10

Sanitas™ v.10.0.20 Software licensed to Groundwater Stats Consulting. UG
Hollow symbols indicate censored values.

Time Series

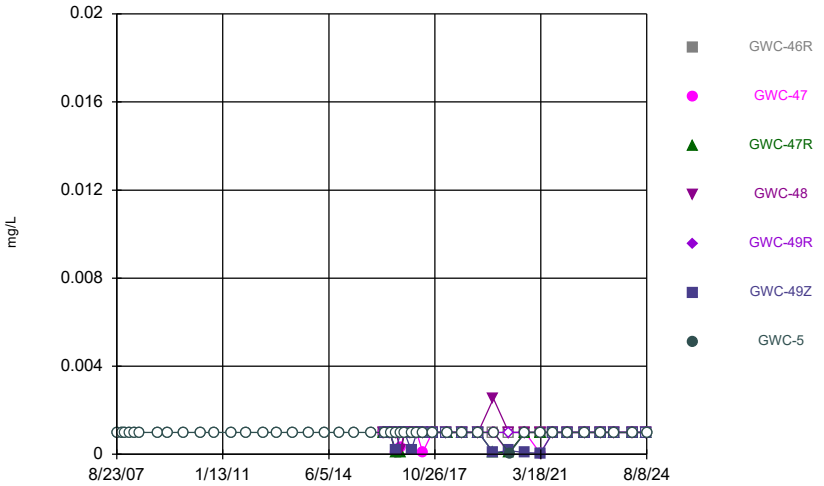

Constituent: Lead Analysis Run 9/8/2024 1:25 PM View: Descriptive
Plant Bowen Client: Southern Company Data: Bowen 1, 2, 9, and 10

Sanitas™ v.10.0.20 Software licensed to Groundwater Stats Consulting. UG
Hollow symbols indicate censored values.

Time Series

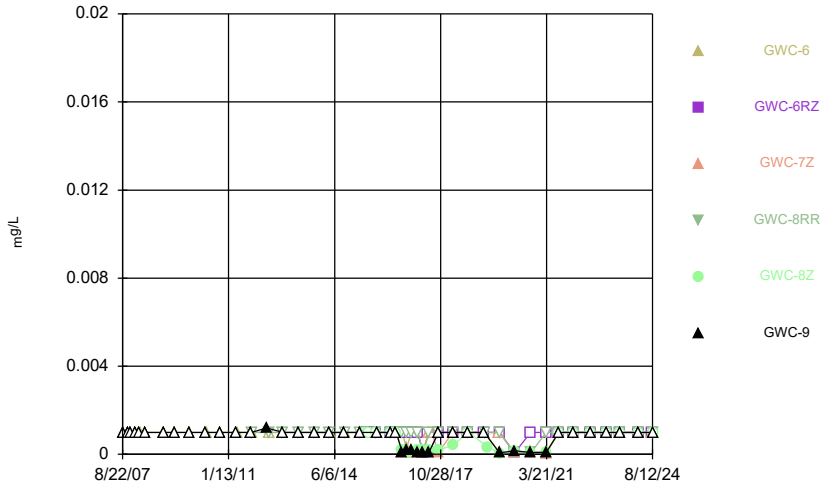

Constituent: Lead Analysis Run 9/8/2024 1:25 PM View: Descriptive
Plant Bowen Client: Southern Company Data: Bowen 1, 2, 9, and 10

Sanitas™ v.10.0.20 Software licensed to Groundwater Stats Consulting. UG
Hollow symbols indicate censored values.

Time Series

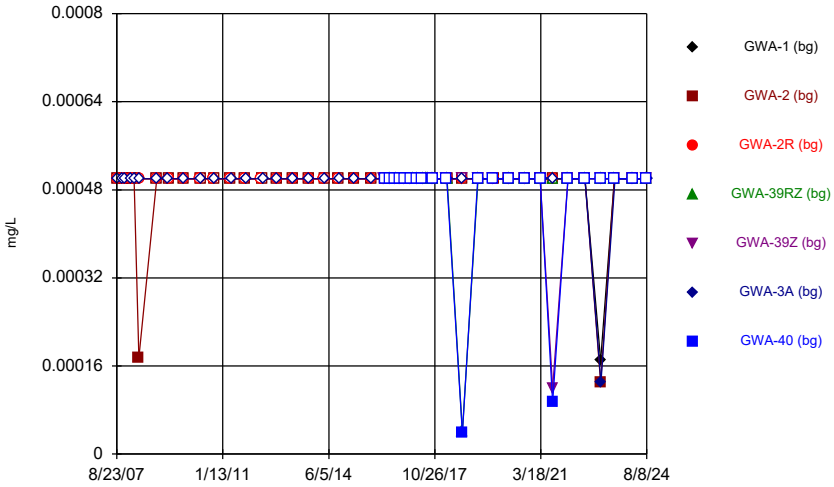

Constituent: Mercury Analysis Run 9/8/2024 1:25 PM View: Descriptive
Plant Bowen Client: Southern Company Data: Bowen 1, 2, 9, and 10

Sanitas™ v.10.0.20 Software licensed to Groundwater Stats Consulting. UG
Hollow symbols indicate censored values.

Time Series

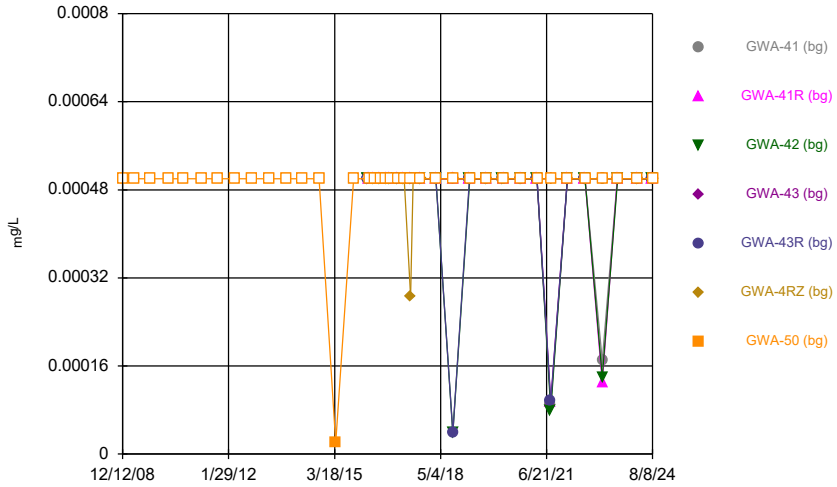

Constituent: Mercury Analysis Run 9/8/2024 1:25 PM View: Descriptive
Plant Bowen Client: Southern Company Data: Bowen 1, 2, 9, and 10

Sanitas™ v.10.0.20 Software licensed to Groundwater Stats Consulting. UG
Hollow symbols indicate censored values.

Time Series

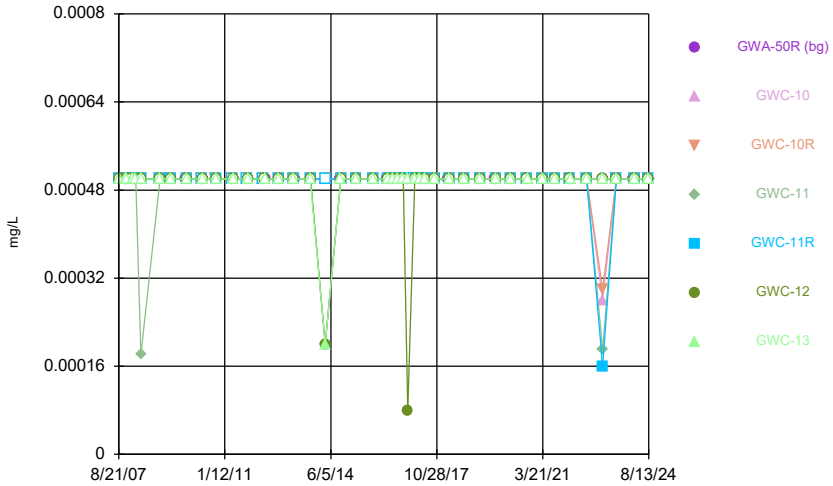

Constituent: Mercury Analysis Run 9/8/2024 1:25 PM View: Descriptive
Plant Bowen Client: Southern Company Data: Bowen 1, 2, 9, and 10

Sanitas™ v.10.0.20 Software licensed to Groundwater Stats Consulting. UG
Hollow symbols indicate censored values.

Time Series

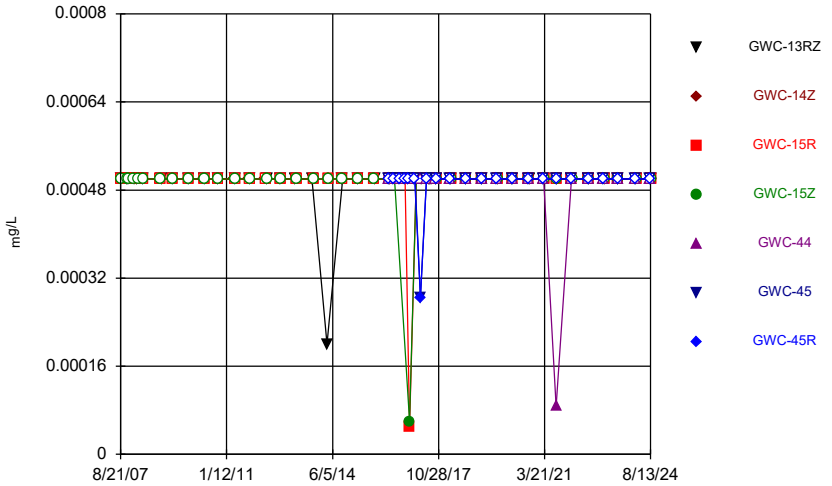

Constituent: Mercury Analysis Run 9/8/2024 1:25 PM View: Descriptive
Plant Bowen Client: Southern Company Data: Bowen 1, 2, 9, and 10

Sanitas™ v.10.0.20 Software licensed to Groundwater Stats Consulting. UG
Hollow symbols indicate censored values.

Time Series

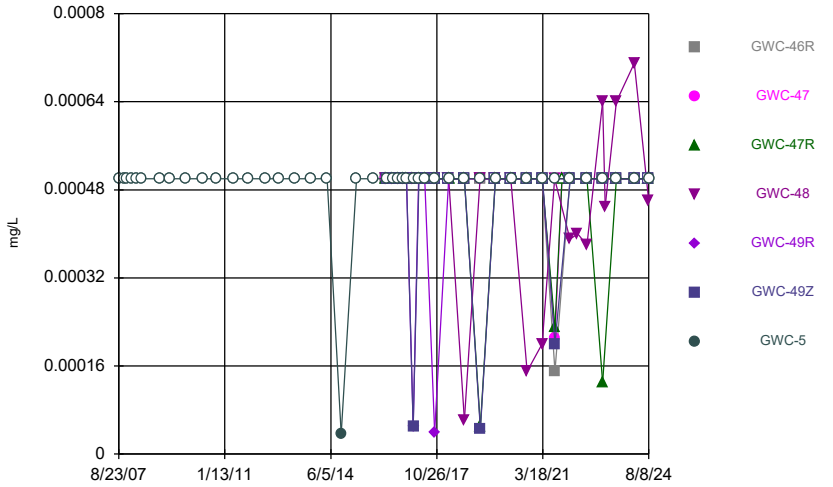

Constituent: Mercury Analysis Run 9/8/2024 1:25 PM View: Descriptive
Plant Bowen Client: Southern Company Data: Bowen 1, 2, 9, and 10

Sanitas™ v.10.0.20 Software licensed to Groundwater Stats Consulting. UG
Hollow symbols indicate censored values.

Time Series

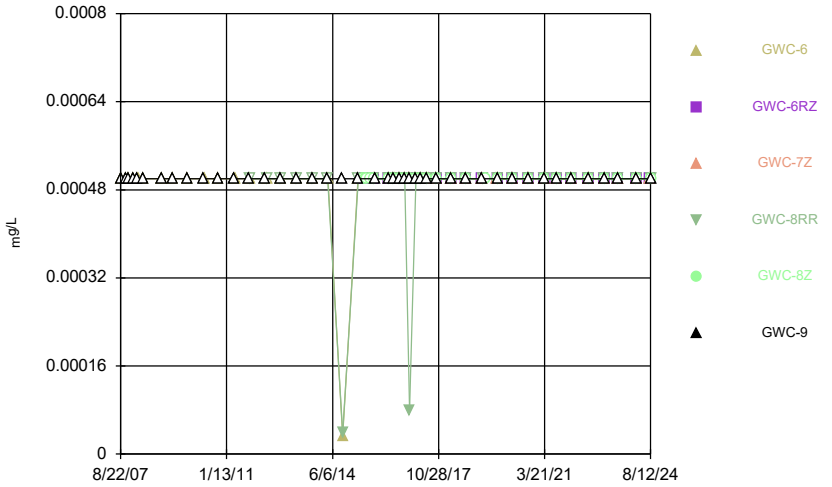

Constituent: Mercury Analysis Run 9/8/2024 1:25 PM View: Descriptive
Plant Bowen Client: Southern Company Data: Bowen 1, 2, 9, and 10

Sanitas™ v.10.0.20 Software licensed to Groundwater Stats Consulting. UG
Hollow symbols indicate censored values.

Time Series

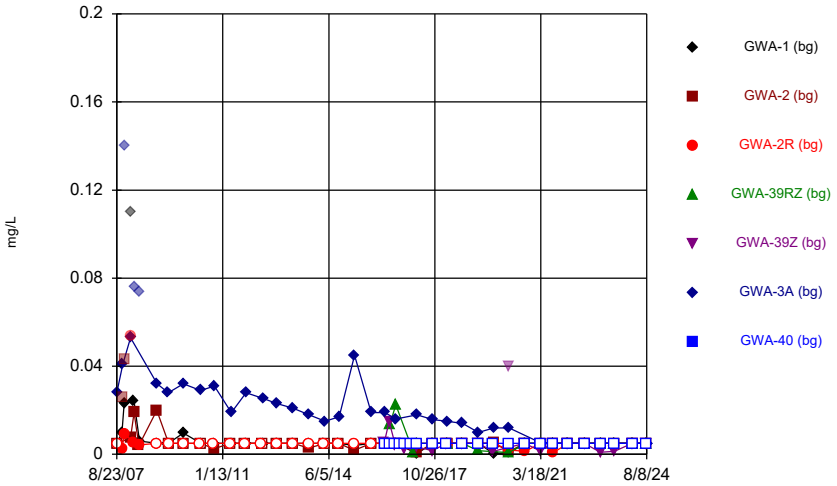

Constituent: Nickel Analysis Run 9/8/2024 1:25 PM View: Descriptive
Plant Bowen Client: Southern Company Data: Bowen 1, 2, 9, and 10

Sanitas™ v.10.0.20 Software licensed to Groundwater Stats Consulting. UG
Hollow symbols indicate censored values.

Time Series

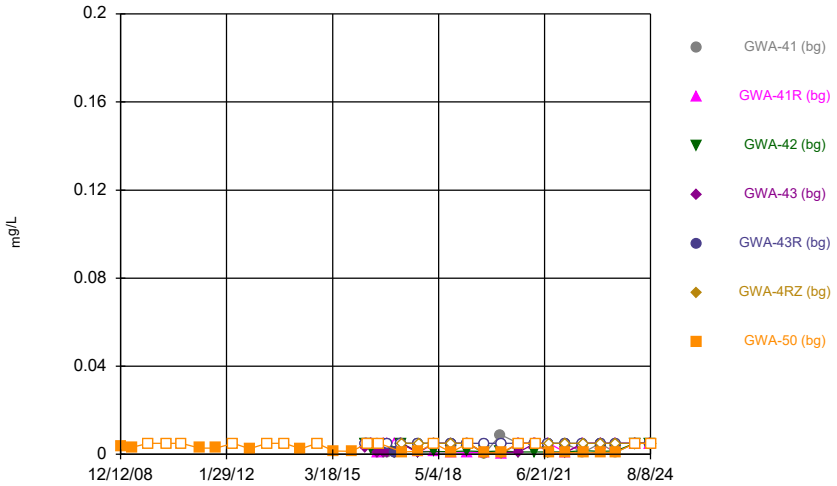

Constituent: Nickel Analysis Run 9/8/2024 1:25 PM View: Descriptive
Plant Bowen Client: Southern Company Data: Bowen 1, 2, 9, and 10

Sanitas™ v.10.0.20 Software licensed to Groundwater Stats Consulting. UG
Hollow symbols indicate censored values.

Time Series

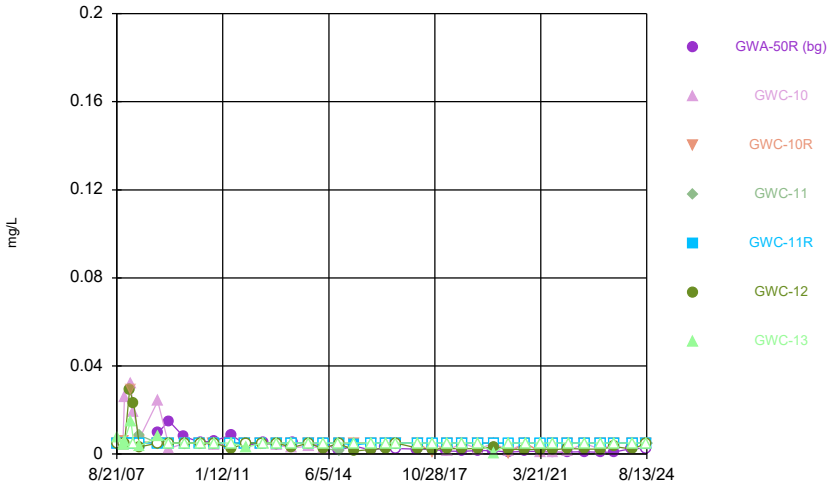

Constituent: Nickel Analysis Run 9/8/2024 1:25 PM View: Descriptive
Plant Bowen Client: Southern Company Data: Bowen 1, 2, 9, and 10

Sanitas™ v.10.0.20 Software licensed to Groundwater Stats Consulting. UG
Hollow symbols indicate censored values.

Time Series

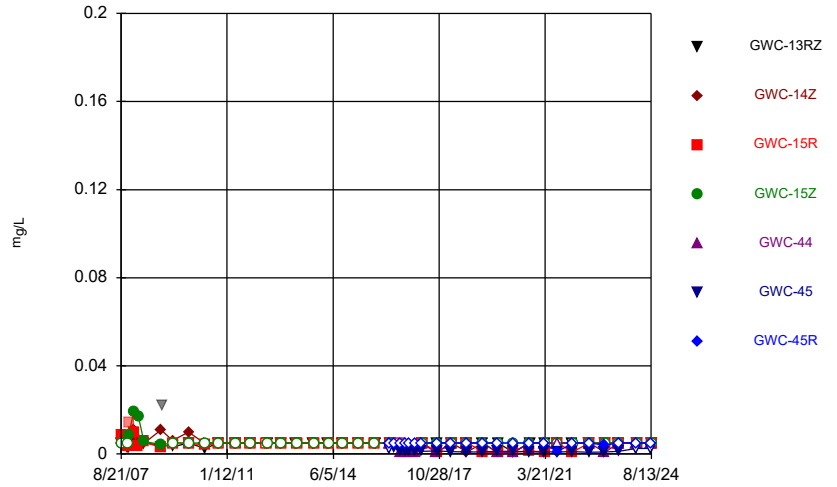

Constituent: Nickel Analysis Run 9/8/2024 1:25 PM View: Descriptive
Plant Bowen Client: Southern Company Data: Bowen 1, 2, 9, and 10

Sanitas™ v.10.0.20 Software licensed to Groundwater Stats Consulting. UG
Hollow symbols indicate censored values.

Time Series

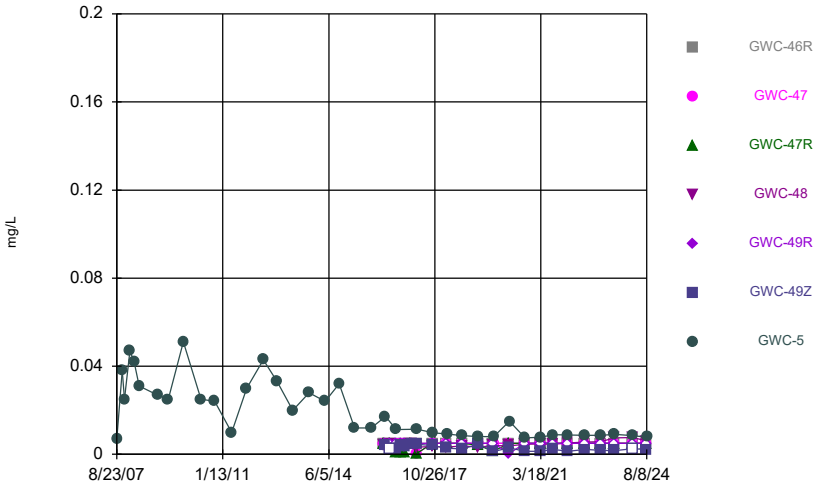

Constituent: Nickel Analysis Run 9/8/2024 1:25 PM View: Descriptive
Plant Bowen Client: Southern Company Data: Bowen 1, 2, 9, and 10

Sanitas™ v.10.0.20 Software licensed to Groundwater Stats Consulting. UG
Hollow symbols indicate censored values.

Time Series

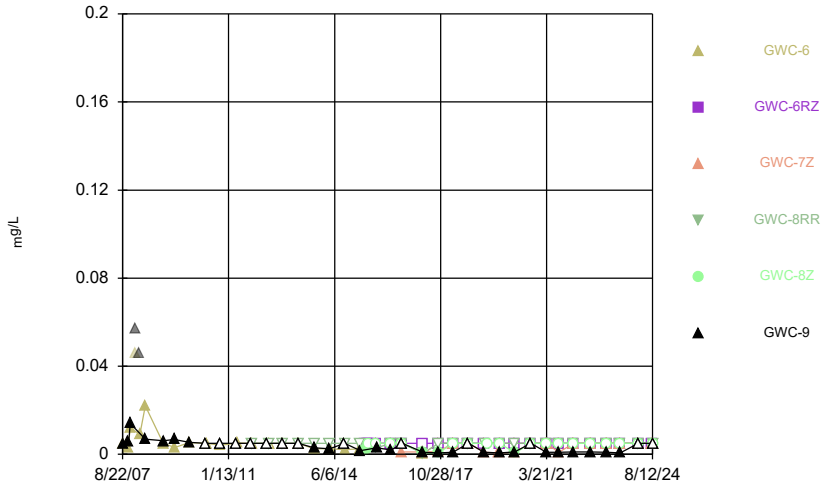

Constituent: Nickel Analysis Run 9/8/2024 1:25 PM View: Descriptive
Plant Bowen Client: Southern Company Data: Bowen 1, 2, 9, and 10

Sanitas™ v.10.0.20 Software licensed to Groundwater Stats Consulting. UG

Time Series

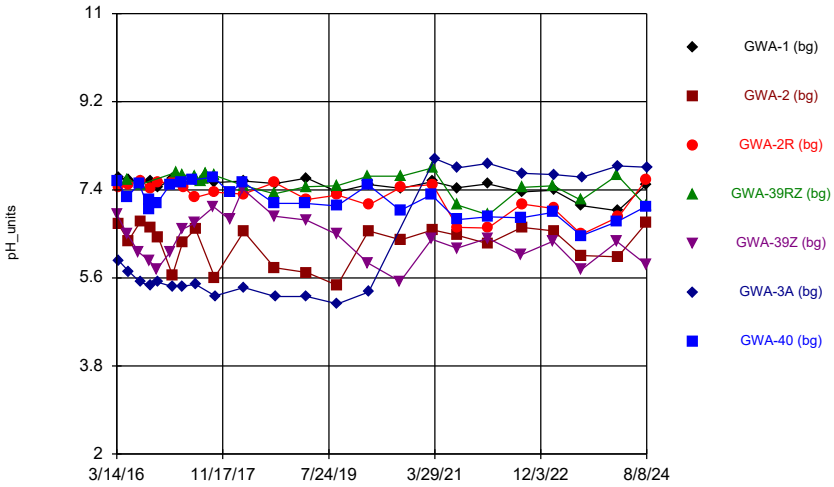

Constituent: pH Analysis Run 9/8/2024 1:25 PM View: Descriptive
Plant Bowen Client: Southern Company Data: Bowen 1, 2, 9, and 10

Sanitas™ v.10.0.20 Software licensed to Groundwater Stats Consulting. UG

Time Series

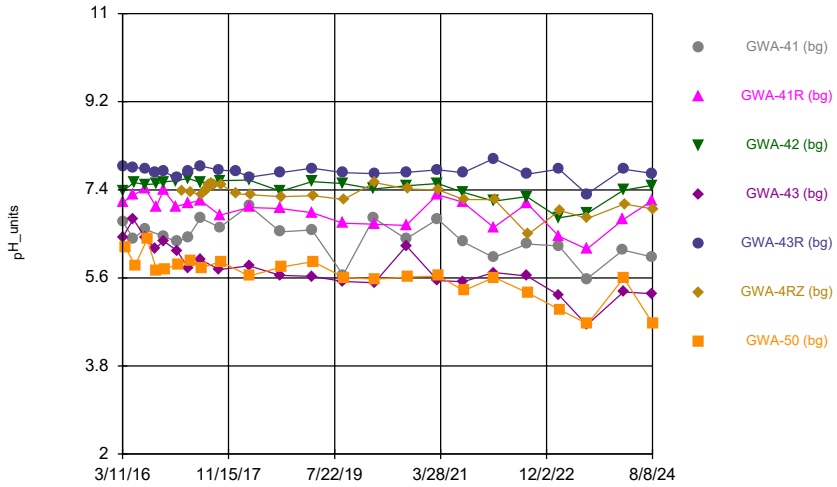

Constituent: pH Analysis Run 9/8/2024 1:25 PM View: Descriptive
Plant Bowen Client: Southern Company Data: Bowen 1, 2, 9, and 10

Sanitas™ v.10.0.20 Software licensed to Groundwater Stats Consulting. UG

Time Series

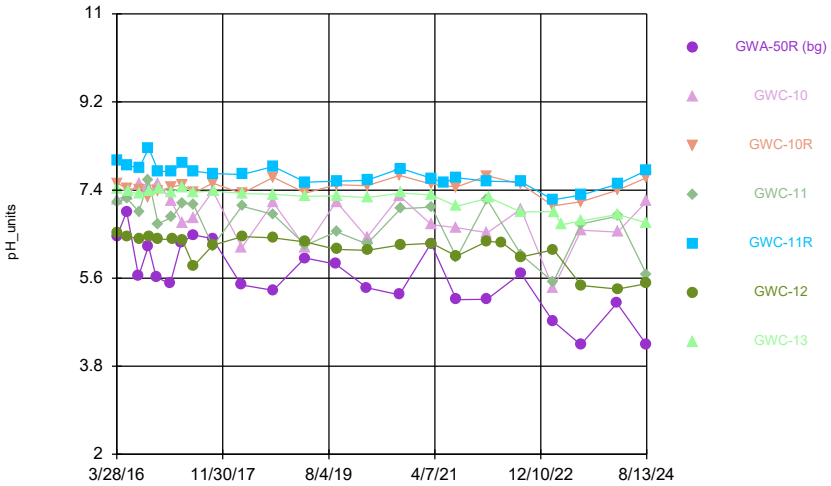

Constituent: pH Analysis Run 9/8/2024 1:25 PM View: Descriptive
Plant Bowen Client: Southern Company Data: Bowen 1, 2, 9, and 10

Sanitas™ v.10.0.20 Software licensed to Groundwater Stats Consulting. UG

Time Series

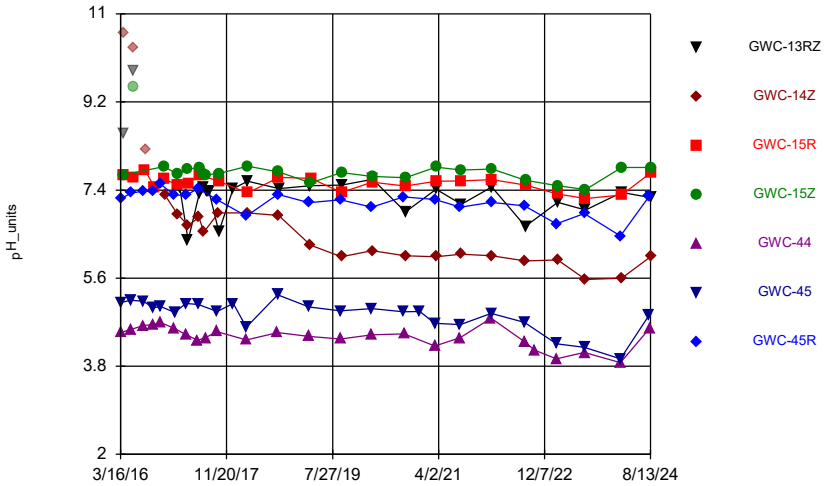

Constituent: pH Analysis Run 9/8/2024 1:25 PM View: Descriptive
Plant Bowen Client: Southern Company Data: Bowen 1, 2, 9, and 10

Sanitas™ v.10.0.20 Software licensed to Groundwater Stats Consulting. UG

Time Series

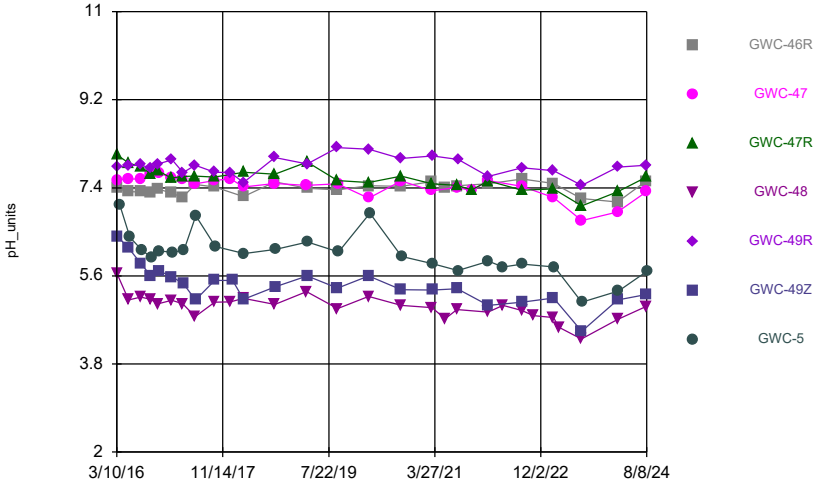

Constituent: pH Analysis Run 9/8/2024 1:25 PM View: Descriptive
Plant Bowen Client: Southern Company Data: Bowen 1, 2, 9, and 10

Sanitas™ v.10.0.20 Software licensed to Groundwater Stats Consulting. UG

Time Series

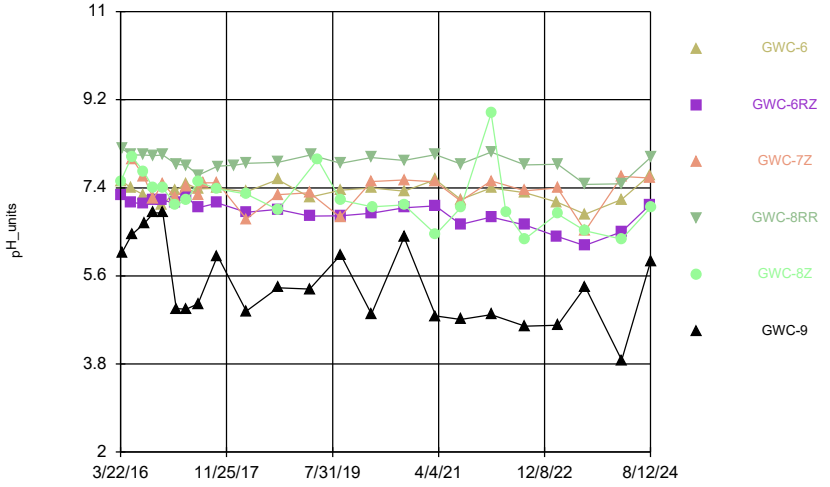

Constituent: pH Analysis Run 9/8/2024 1:25 PM View: Descriptive
Plant Bowen Client: Southern Company Data: Bowen 1, 2, 9, and 10

Sanitas™ v.10.0.20 Software licensed to Groundwater Stats Consulting. UG
Hollow symbols indicate censored values.

Time Series

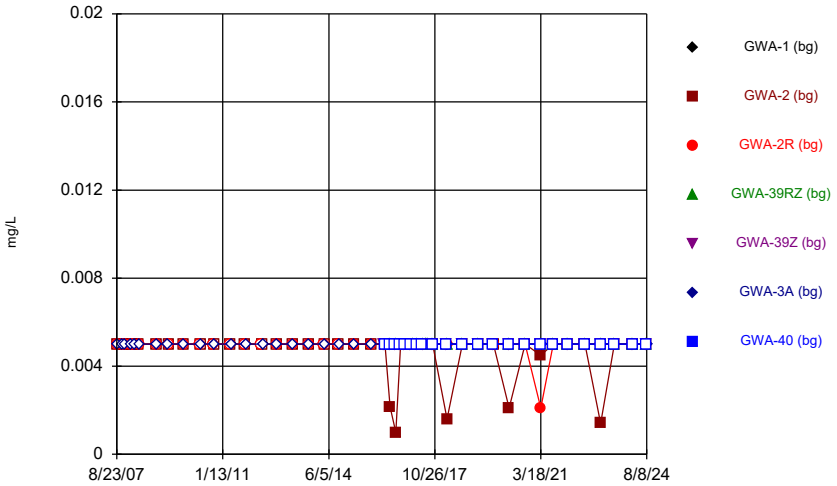

Constituent: Selenium Analysis Run 9/8/2024 1:25 PM View: Descriptive
Plant Bowen Client: Southern Company Data: Bowen 1, 2, 9, and 10

Sanitas™ v.10.0.20 Software licensed to Groundwater Stats Consulting. UG
Hollow symbols indicate censored values.

Time Series

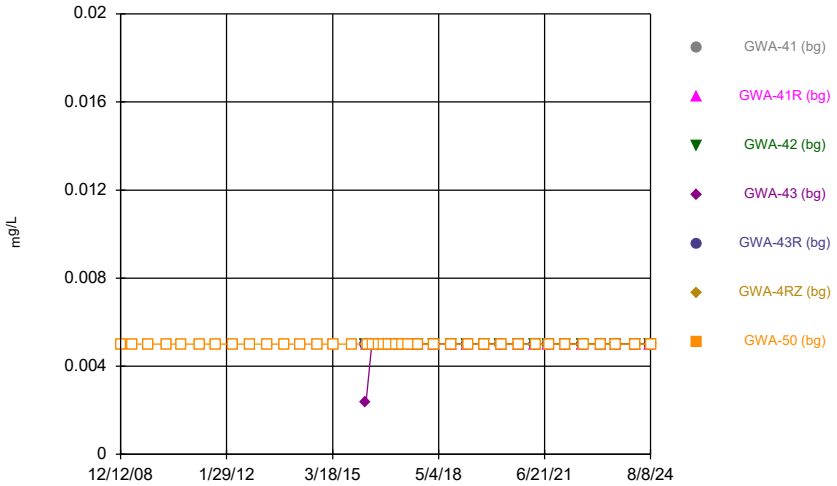

Constituent: Selenium Analysis Run 9/8/2024 1:25 PM View: Descriptive
Plant Bowen Client: Southern Company Data: Bowen 1, 2, 9, and 10

Sanitas™ v.10.0.20 Software licensed to Groundwater Stats Consulting. UG
Hollow symbols indicate censored values.

Time Series

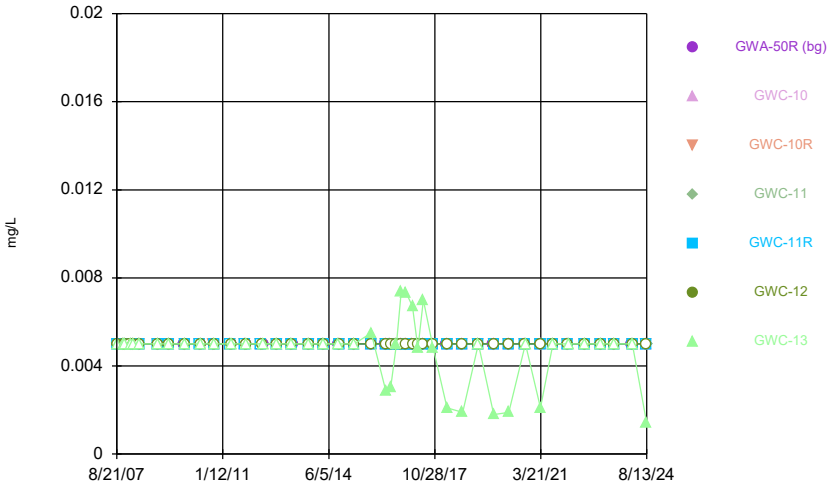

Constituent: Selenium Analysis Run 9/8/2024 1:25 PM View: Descriptive
Plant Bowen Client: Southern Company Data: Bowen 1, 2, 9, and 10

Sanitas™ v.10.0.20 Software licensed to Groundwater Stats Consulting. UG
Hollow symbols indicate censored values.

Time Series

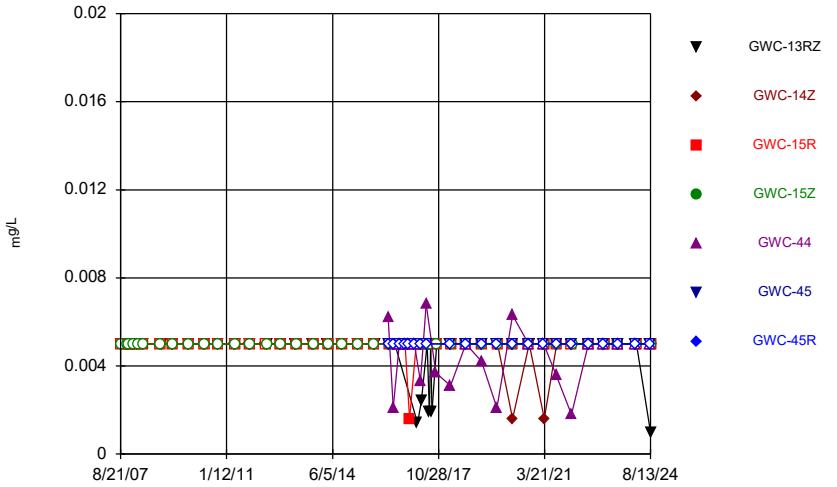

Constituent: Selenium Analysis Run 9/8/2024 1:26 PM View: Descriptive
Plant Bowen Client: Southern Company Data: Bowen 1, 2, 9, and 10

Sanitas™ v.10.0.20 Software licensed to Groundwater Stats Consulting. UG
Hollow symbols indicate censored values.

Time Series

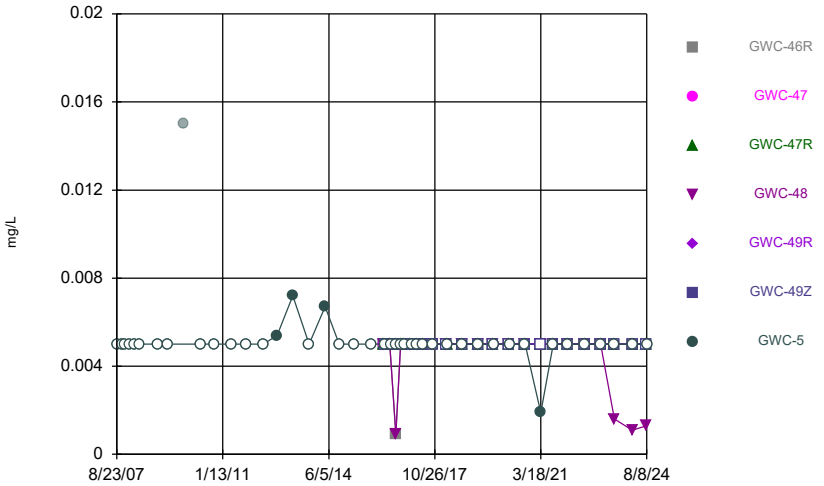

Constituent: Selenium Analysis Run 9/8/2024 1:26 PM View: Descriptive
Plant Bowen Client: Southern Company Data: Bowen 1, 2, 9, and 10

Sanitas™ v.10.0.20 Software licensed to Groundwater Stats Consulting. UG
Hollow symbols indicate censored values.

Time Series

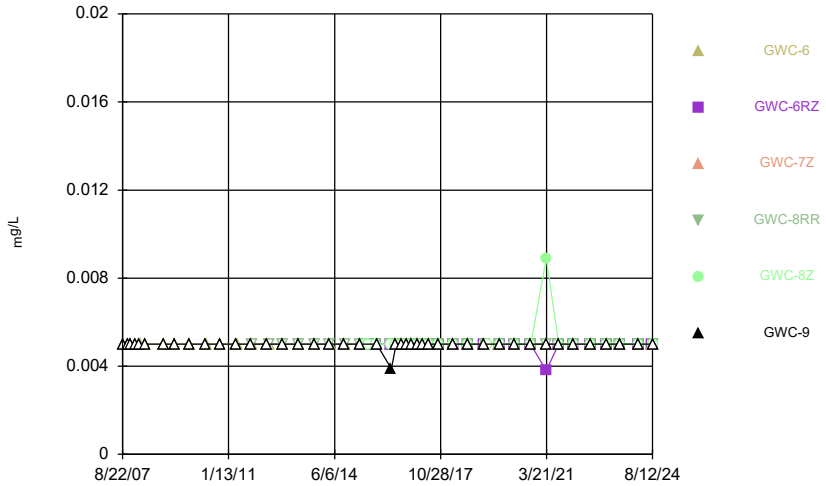

Constituent: Selenium Analysis Run 9/8/2024 1:26 PM View: Descriptive
Plant Bowen Client: Southern Company Data: Bowen 1, 2, 9, and 10

Sanitas™ v.10.0.20 Software licensed to Groundwater Stats Consulting. UG
Hollow symbols indicate censored values.

Time Series

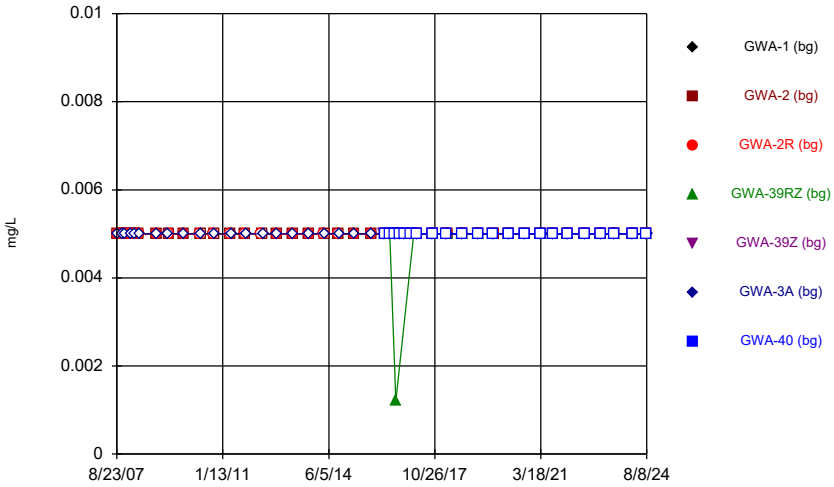

Constituent: Silver Analysis Run 9/8/2024 1:26 PM View: Descriptive
Plant Bowen Client: Southern Company Data: Bowen 1, 2, 9, and 10

Sanitas™ v.10.0.20 Software licensed to Groundwater Stats Consulting. UG
Hollow symbols indicate censored values.

Time Series

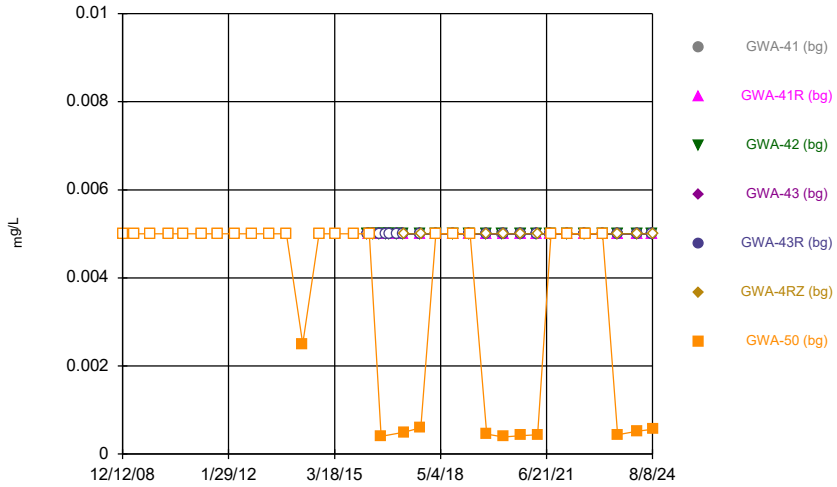

Constituent: Silver Analysis Run 9/8/2024 1:26 PM View: Descriptive
Plant Bowen Client: Southern Company Data: Bowen 1, 2, 9, and 10

Sanitas™ v.10.0.20 Software licensed to Groundwater Stats Consulting. UG
Hollow symbols indicate censored values.

Time Series

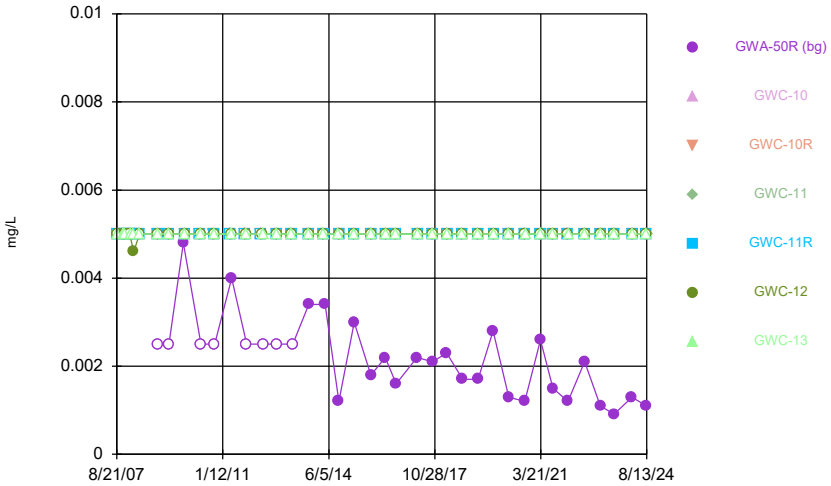

Constituent: Silver Analysis Run 9/8/2024 1:26 PM View: Descriptive
Plant Bowen Client: Southern Company Data: Bowen 1, 2, 9, and 10

Sanitas™ v.10.0.20 Software licensed to Groundwater Stats Consulting. UG
Hollow symbols indicate censored values.

Time Series

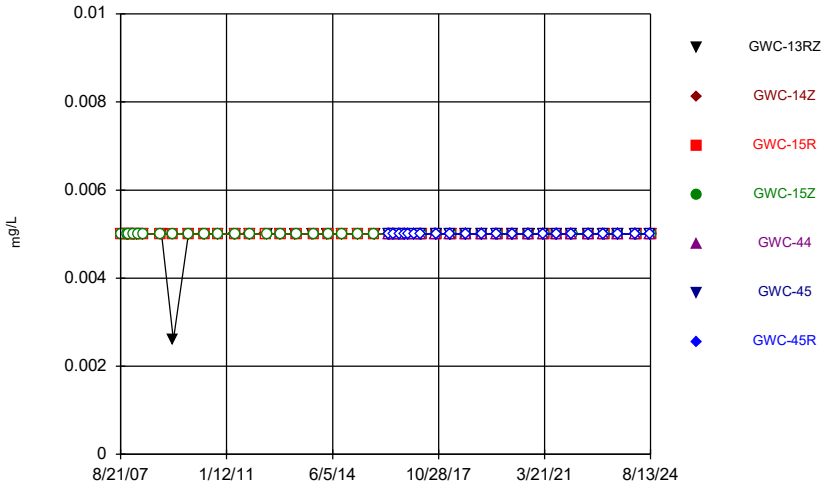

Constituent: Silver Analysis Run 9/8/2024 1:26 PM View: Descriptive
Plant Bowen Client: Southern Company Data: Bowen 1, 2, 9, and 10

Sanitas™ v.10.0.20 Software licensed to Groundwater Stats Consulting. UG
Hollow symbols indicate censored values.

Time Series

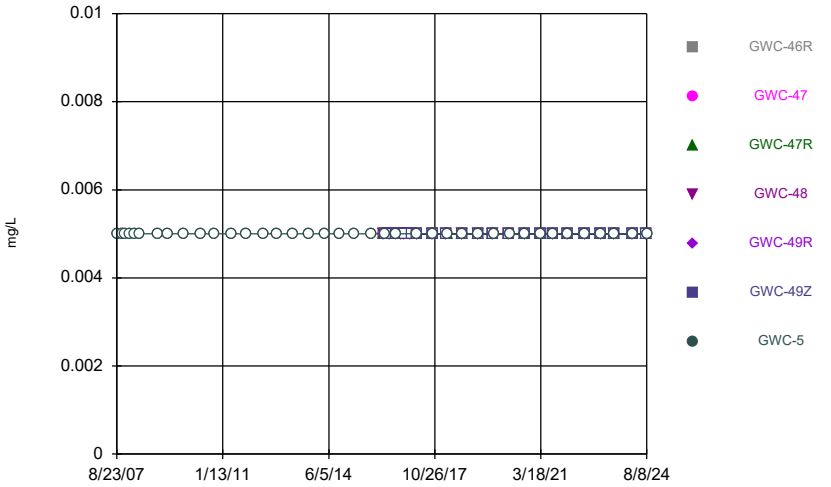

Constituent: Silver Analysis Run 9/8/2024 1:26 PM View: Descriptive
Plant Bowen Client: Southern Company Data: Bowen 1, 2, 9, and 10

Sanitas™ v.10.0.20 Software licensed to Groundwater Stats Consulting. UG
Hollow symbols indicate censored values.

Time Series

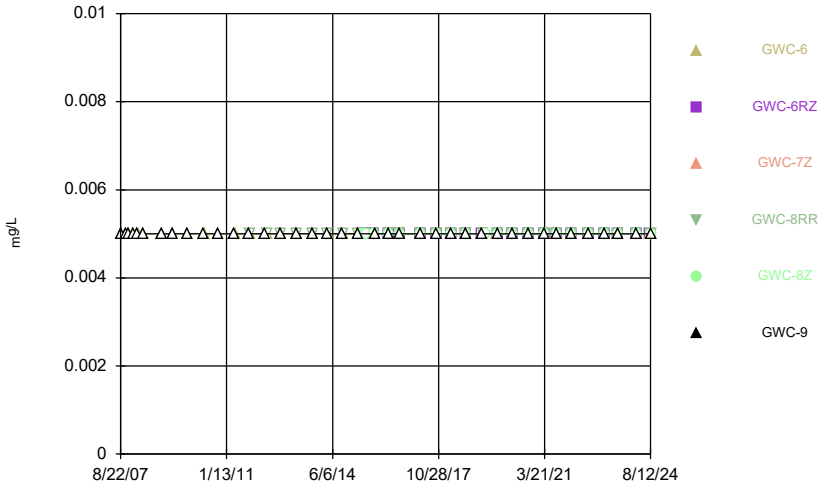

Constituent: Silver Analysis Run 9/8/2024 1:26 PM View: Descriptive
Plant Bowen Client: Southern Company Data: Bowen 1, 2, 9, and 10

Sanitas™ v.10.0.20 Software licensed to Groundwater Stats Consulting. UG
Hollow symbols indicate censored values.

Time Series

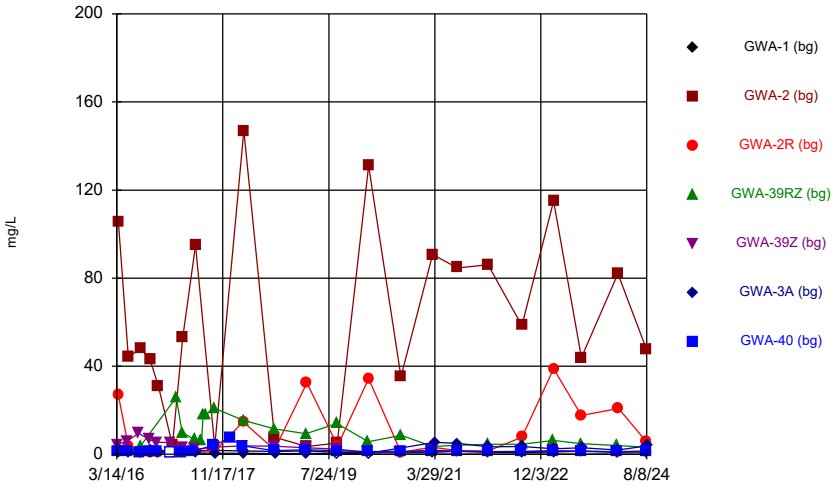

Constituent: Sulfate, total Analysis Run 9/8/2024 1:26 PM View: Descriptive
Plant Bowen Client: Southern Company Data: Bowen 1, 2, 9, and 10

Sanitas™ v.10.0.20 Software licensed to Groundwater Stats Consulting. UG
Hollow symbols indicate censored values.

Time Series

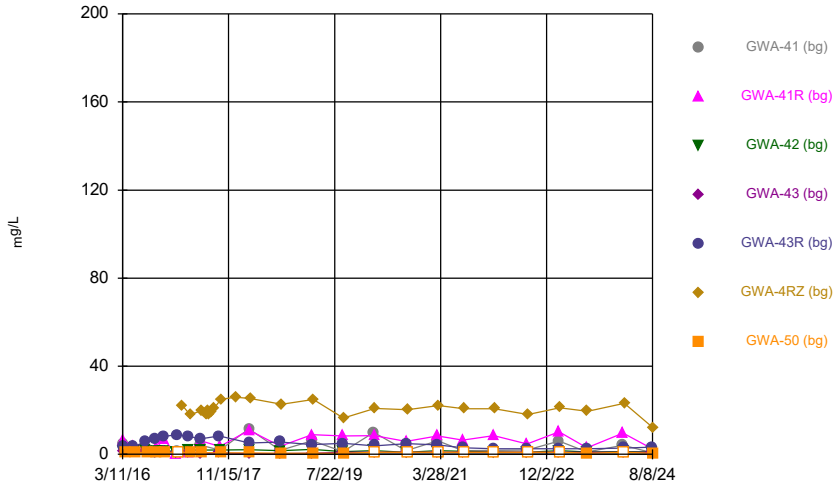

Constituent: Sulfate, total Analysis Run 9/8/2024 1:26 PM View: Descriptive
Plant Bowen Client: Southern Company Data: Bowen 1, 2, 9, and 10

Sanitas™ v.10.0.20 Software licensed to Groundwater Stats Consulting. UG
Hollow symbols indicate censored values.

Time Series

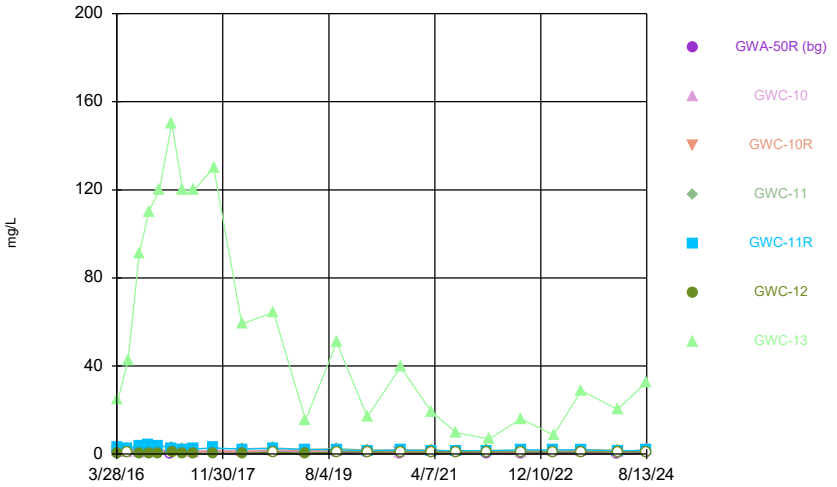

Constituent: Sulfate, total Analysis Run 9/8/2024 1:26 PM View: Descriptive
Plant Bowen Client: Southern Company Data: Bowen 1, 2, 9, and 10

Sanitas™ v.10.0.20 Software licensed to Groundwater Stats Consulting. UG
Hollow symbols indicate censored values.

Time Series

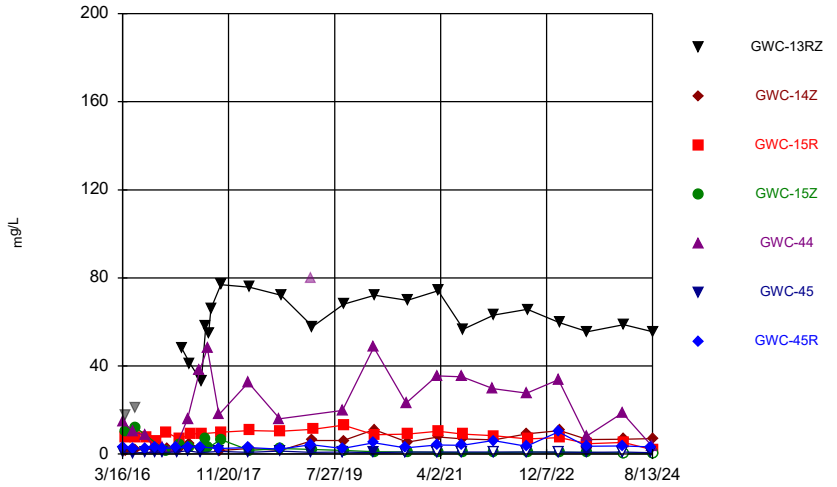

Constituent: Sulfate, total Analysis Run 9/8/2024 1:26 PM View: Descriptive
Plant Bowen Client: Southern Company Data: Bowen 1, 2, 9, and 10

Sanitas™ v.10.0.20 Software licensed to Groundwater Stats Consulting. UG
Hollow symbols indicate censored values.

Time Series

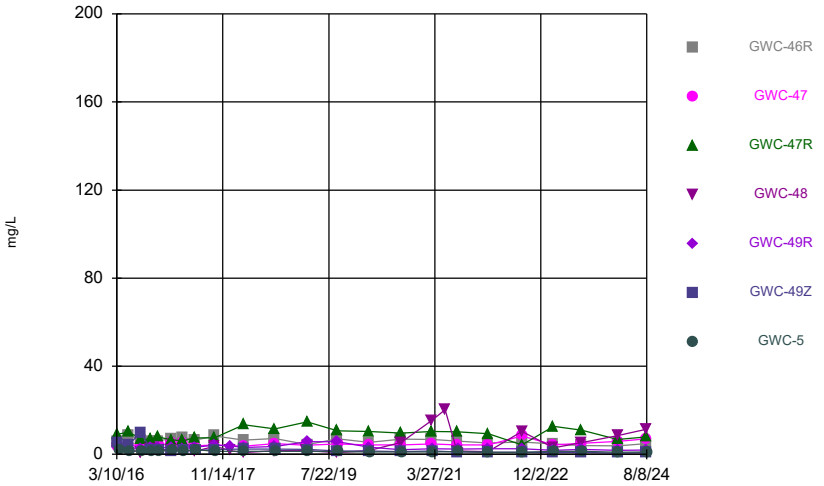

Constituent: Sulfate, total Analysis Run 9/8/2024 1:26 PM View: Descriptive
Plant Bowen Client: Southern Company Data: Bowen 1, 2, 9, and 10

Sanitas™ v.10.0.20 Software licensed to Groundwater Stats Consulting. UG
Hollow symbols indicate censored values.

Time Series

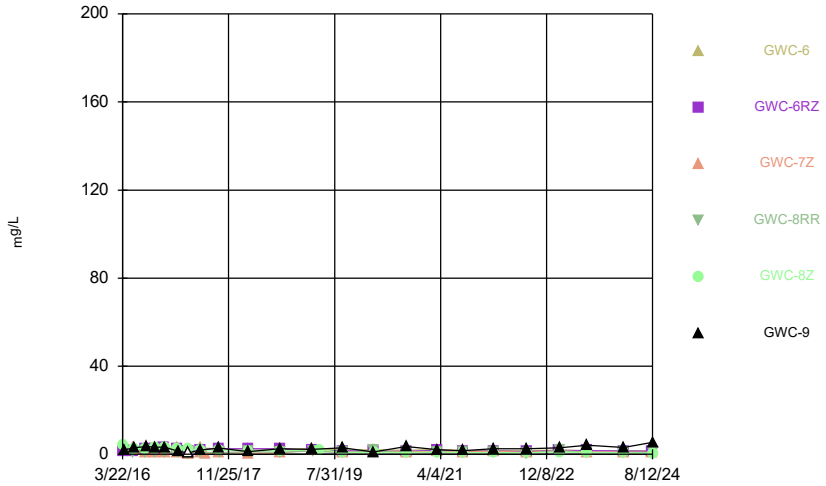

Constituent: Sulfate, total Analysis Run 9/8/2024 1:26 PM View: Descriptive
Plant Bowen Client: Southern Company Data: Bowen 1, 2, 9, and 10

Sanitas™ v.10.0.20 Software licensed to Groundwater Stats Consulting. UG
Hollow symbols indicate censored values.

Time Series

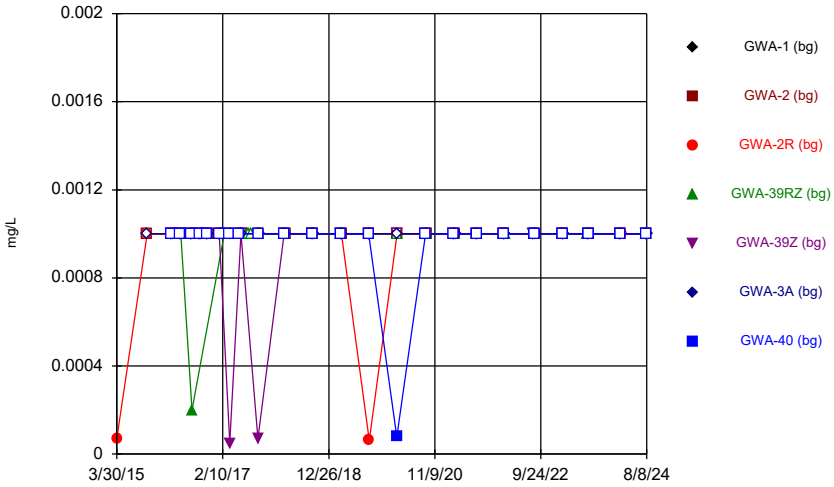

Constituent: Thallium Analysis Run 9/8/2024 1:26 PM View: Descriptive
Plant Bowen Client: Southern Company Data: Bowen 1, 2, 9, and 10

Sanitas™ v.10.0.20 Software licensed to Groundwater Stats Consulting. UG
Hollow symbols indicate censored values.

Time Series

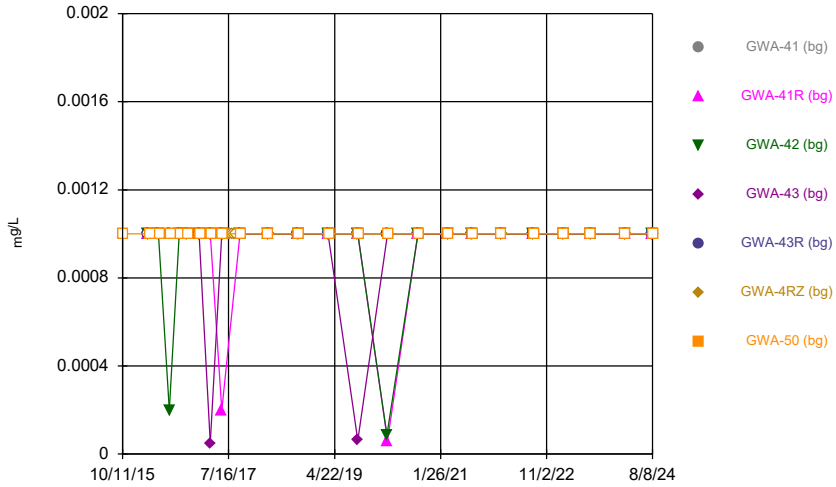

Constituent: Thallium Analysis Run 9/8/2024 1:26 PM View: Descriptive
Plant Bowen Client: Southern Company Data: Bowen 1, 2, 9, and 10

Sanitas™ v.10.0.20 Software licensed to Groundwater Stats Consulting. UG
Hollow symbols indicate censored values.

Time Series

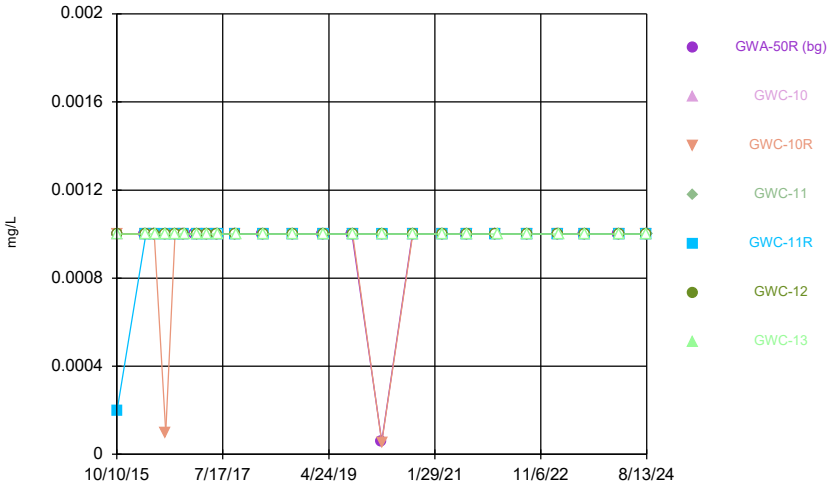

Constituent: Thallium Analysis Run 9/8/2024 1:26 PM View: Descriptive
Plant Bowen Client: Southern Company Data: Bowen 1, 2, 9, and 10

Sanitas™ v.10.0.20 Software licensed to Groundwater Stats Consulting. UG
Hollow symbols indicate censored values.

Time Series

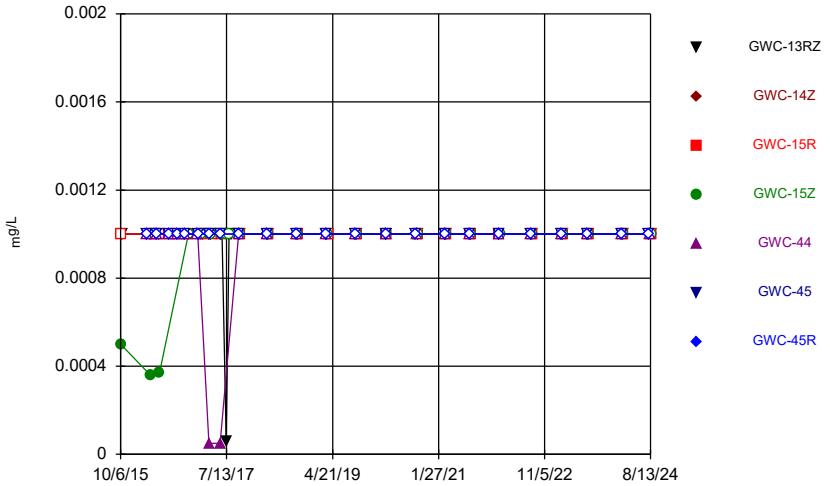

Constituent: Thallium Analysis Run 9/8/2024 1:26 PM View: Descriptive
Plant Bowen Client: Southern Company Data: Bowen 1, 2, 9, and 10

Sanitas™ v.10.0.20 Software licensed to Groundwater Stats Consulting. UG
Hollow symbols indicate censored values.

Time Series

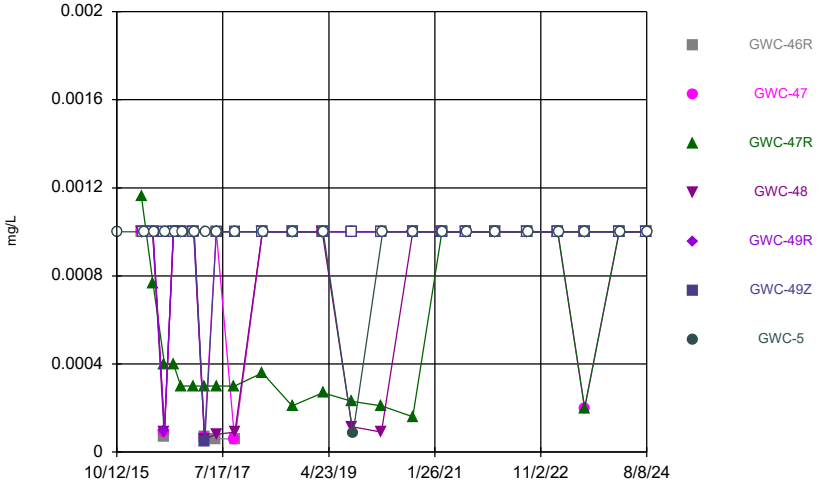

Constituent: Thallium Analysis Run 9/8/2024 1:26 PM View: Descriptive
Plant Bowen Client: Southern Company Data: Bowen 1, 2, 9, and 10

Sanitas™ v.10.0.20 Software licensed to Groundwater Stats Consulting. UG
Hollow symbols indicate censored values.

Time Series

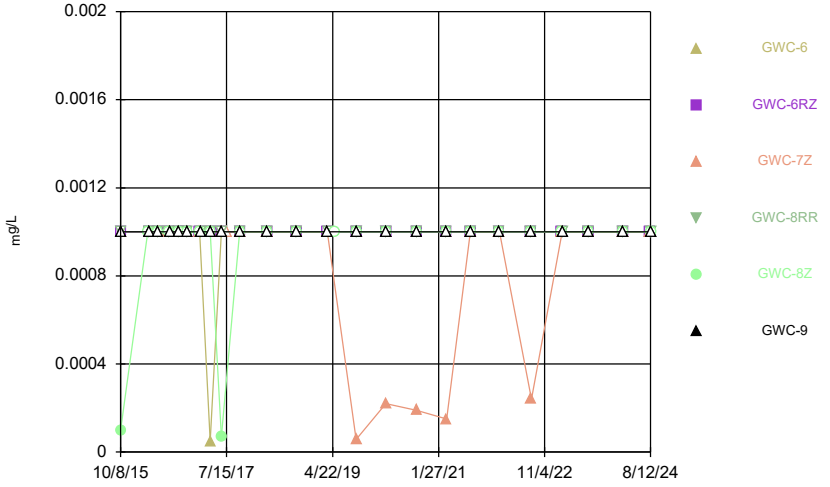

Constituent: Thallium Analysis Run 9/8/2024 1:26 PM View: Descriptive
Plant Bowen Client: Southern Company Data: Bowen 1, 2, 9, and 10

Sanitas™ v.10.0.20 Software licensed to Groundwater Stats Consulting. UG
Hollow symbols indicate censored values.

Time Series

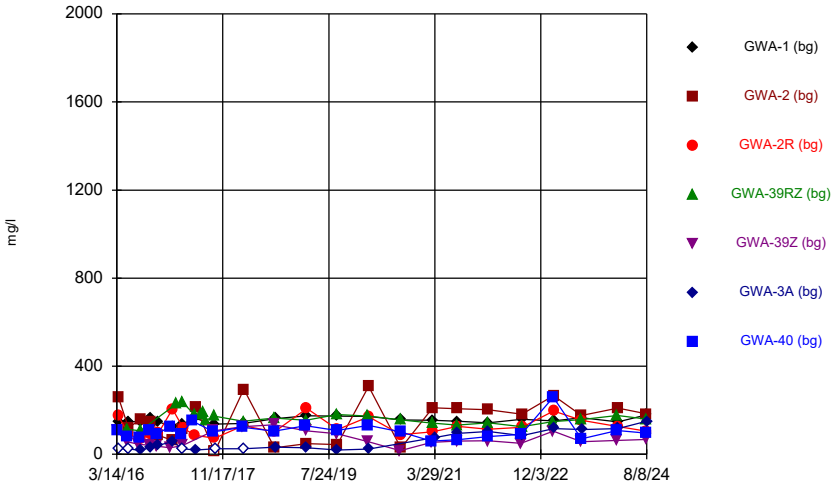

Constituent: Total Dissolved Solids [TDS] Analysis Run 9/8/2024 1:26 PM View: Descriptive
Plant Bowen Client: Southern Company Data: Bowen 1, 2, 9, and 10

Sanitas™ v.10.0.20 Software licensed to Groundwater Stats Consulting. UG
Hollow symbols indicate censored values.

Time Series

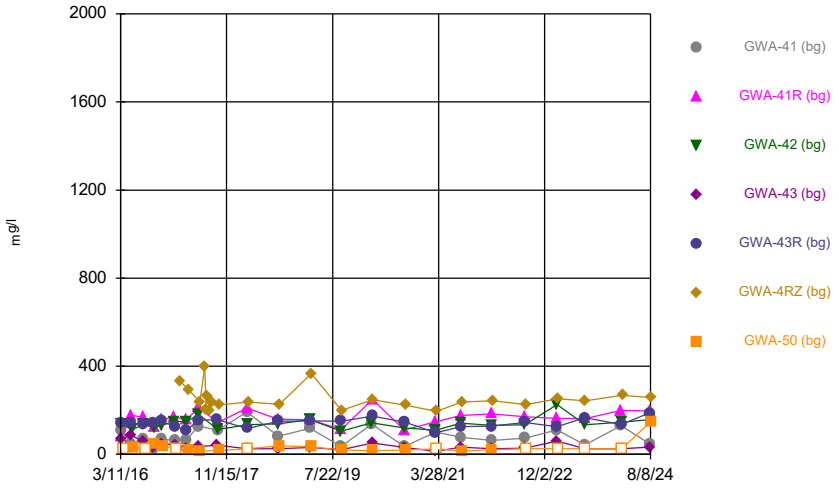

Constituent: Total Dissolved Solids [TDS] Analysis Run 9/8/2024 1:26 PM View: Descriptive
Plant Bowen Client: Southern Company Data: Bowen 1, 2, 9, and 10

Sanitas™ v.10.0.20 Software licensed to Groundwater Stats Consulting. UG
Hollow symbols indicate censored values.

Time Series

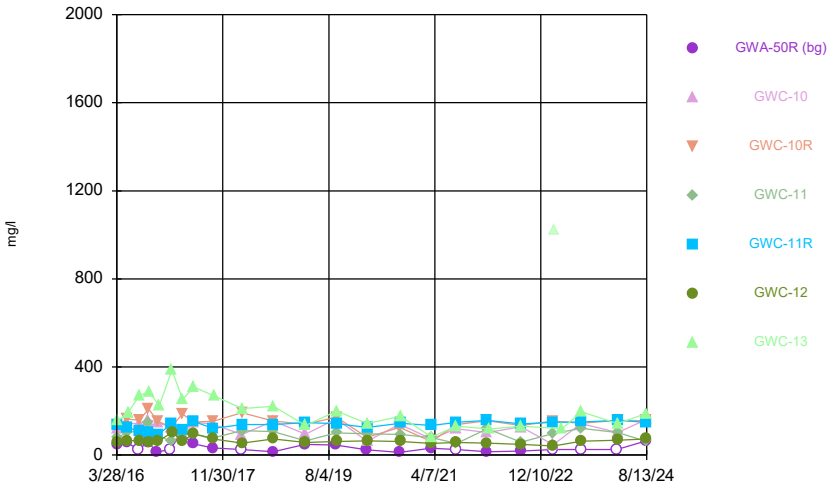

Constituent: Total Dissolved Solids [TDS] Analysis Run 9/8/2024 1:26 PM View: Descriptive
Plant Bowen Client: Southern Company Data: Bowen 1, 2, 9, and 10

Sanitas™ v.10.0.20 Software licensed to Groundwater Stats Consulting. UG
Hollow symbols indicate censored values.

Time Series

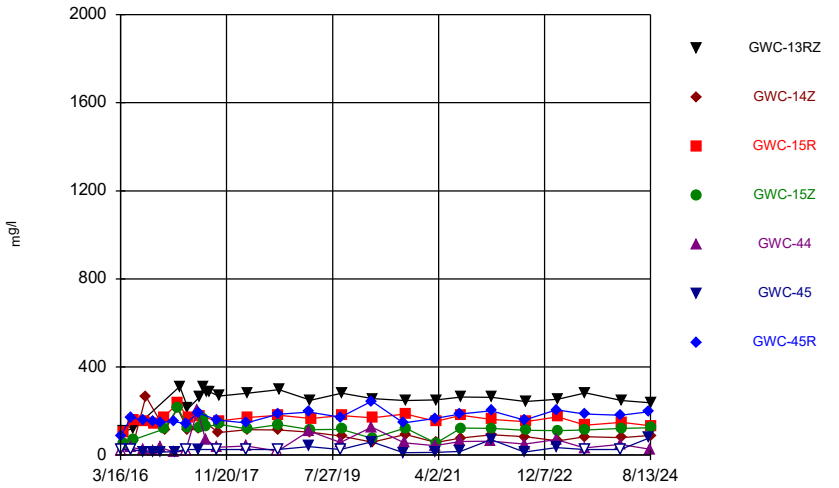

Constituent: Total Dissolved Solids [TDS] Analysis Run 9/8/2024 1:26 PM View: Descriptive
Plant Bowen Client: Southern Company Data: Bowen 1, 2, 9, and 10

Sanitas™ v.10.0.20 Software licensed to Groundwater Stats Consulting. UG
Hollow symbols indicate censored values.

Time Series

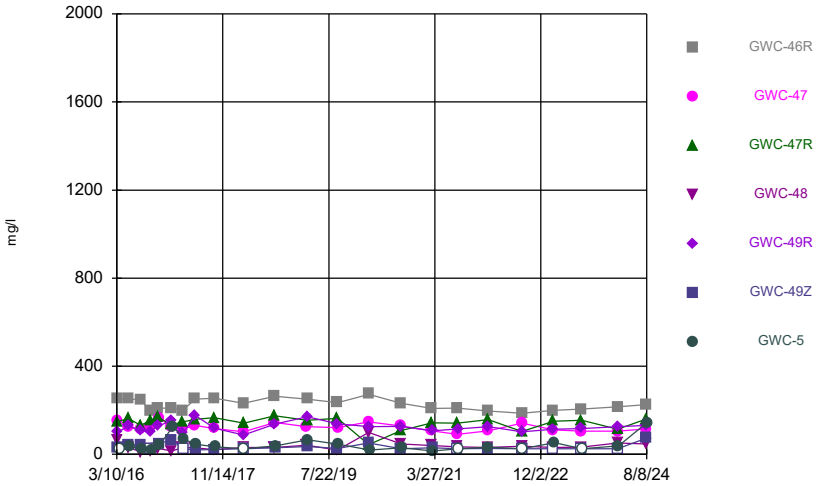

Constituent: Total Dissolved Solids [TDS] Analysis Run 9/8/2024 1:26 PM View: Descriptive
Plant Bowen Client: Southern Company Data: Bowen 1, 2, 9, and 10

Sanitas™ v.10.0.20 Software licensed to Groundwater Stats Consulting. UG
Hollow symbols indicate censored values.

Time Series

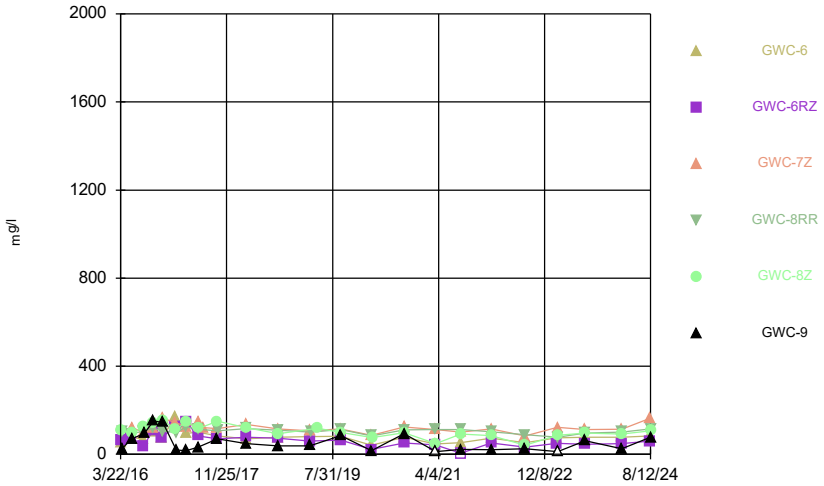

Constituent: Total Dissolved Solids [TDS] Analysis Run 9/8/2024 1:26 PM View: Descriptive
Plant Bowen Client: Southern Company Data: Bowen 1, 2, 9, and 10

Sanitas™ v.10.0.20 Software licensed to Groundwater Stats Consulting. UG
Hollow symbols indicate censored values.

Time Series

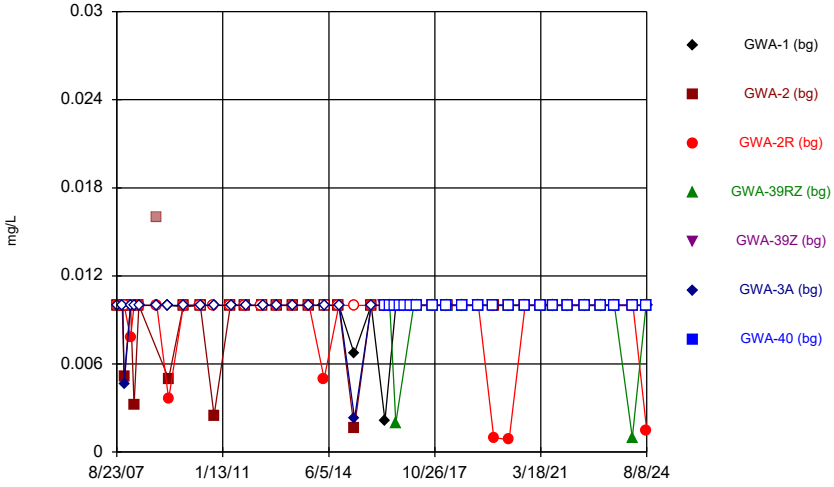

Constituent: Vanadium Analysis Run 9/8/2024 1:26 PM View: Descriptive
Plant Bowen Client: Southern Company Data: Bowen 1, 2, 9, and 10

Sanitas™ v.10.0.20 Software licensed to Groundwater Stats Consulting. UG
Hollow symbols indicate censored values.

Time Series

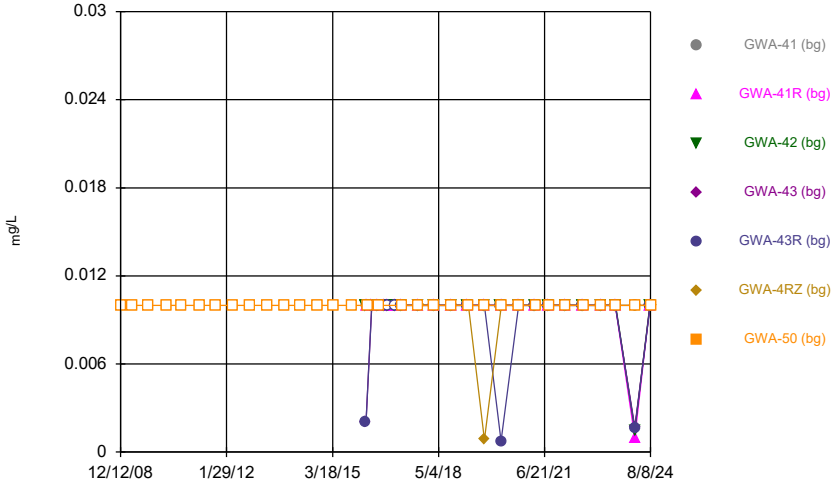

Constituent: Vanadium Analysis Run 9/8/2024 1:26 PM View: Descriptive
Plant Bowen Client: Southern Company Data: Bowen 1, 2, 9, and 10

Sanitas™ v.10.0.20 Software licensed to Groundwater Stats Consulting. UG
Hollow symbols indicate censored values.

Time Series

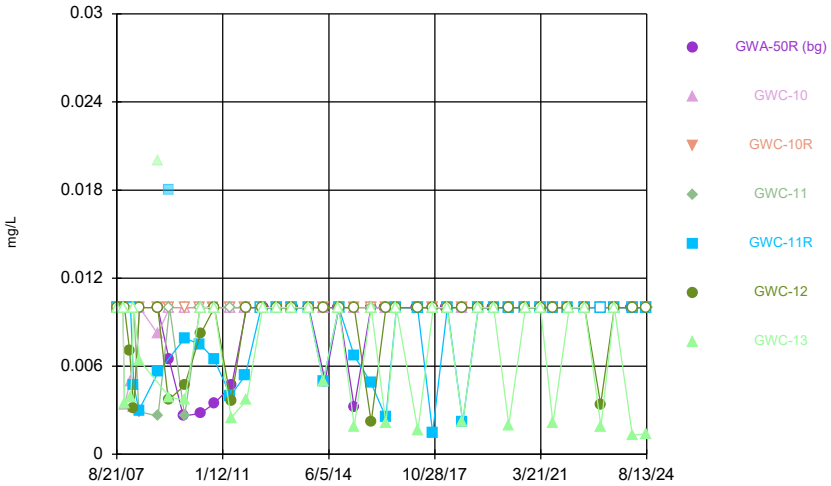

Constituent: Vanadium Analysis Run 9/8/2024 1:26 PM View: Descriptive
Plant Bowen Client: Southern Company Data: Bowen 1, 2, 9, and 10

Sanitas™ v.10.0.20 Software licensed to Groundwater Stats Consulting. UG
Hollow symbols indicate censored values.

Time Series

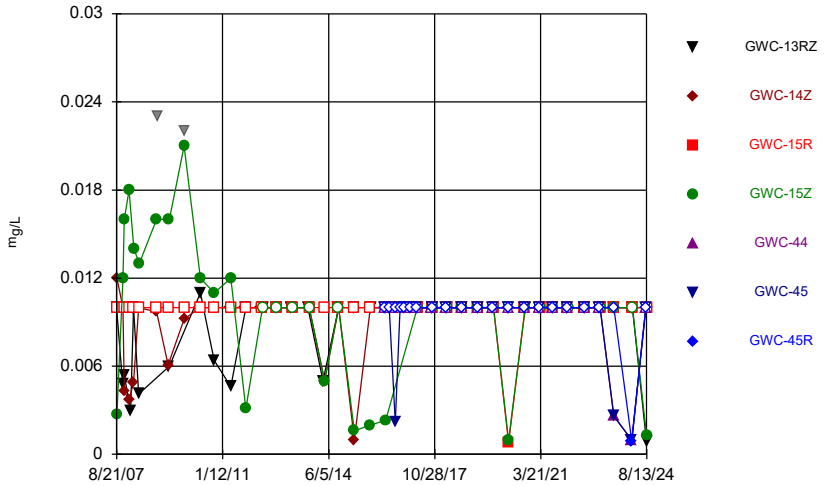

Constituent: Vanadium Analysis Run 9/8/2024 1:27 PM View: Descriptive
Plant Bowen Client: Southern Company Data: Bowen 1, 2, 9, and 10

Sanitas™ v.10.0.20 Software licensed to Groundwater Stats Consulting. UG
Hollow symbols indicate censored values.

Time Series

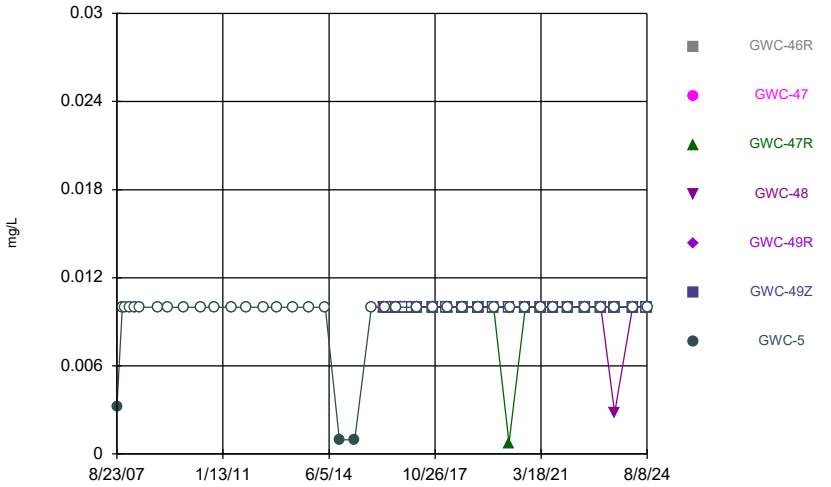

Constituent: Vanadium Analysis Run 9/8/2024 1:27 PM View: Descriptive
Plant Bowen Client: Southern Company Data: Bowen 1, 2, 9, and 10

Sanitas™ v.10.0.20 Software licensed to Groundwater Stats Consulting. UG
Hollow symbols indicate censored values.

Time Series

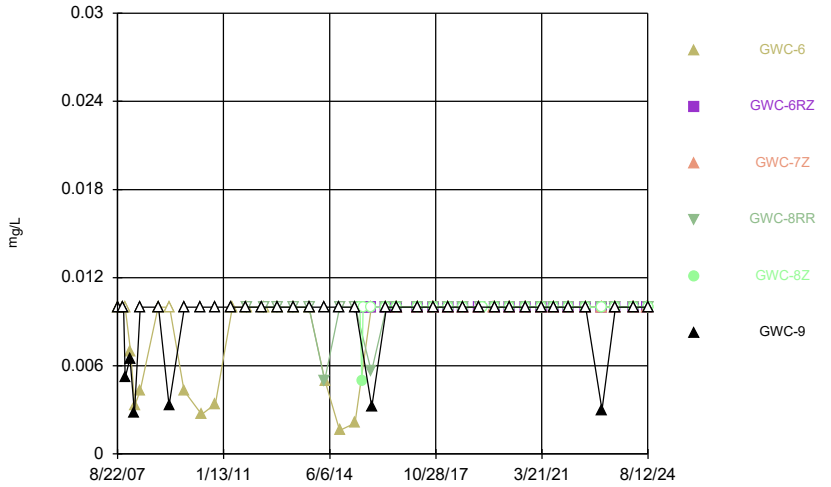

Constituent: Vanadium Analysis Run 9/8/2024 1:27 PM View: Descriptive
Plant Bowen Client: Southern Company Data: Bowen 1, 2, 9, and 10

Sanitas™ v.10.0.20 Software licensed to Groundwater Stats Consulting. UG
Hollow symbols indicate censored values.

Time Series

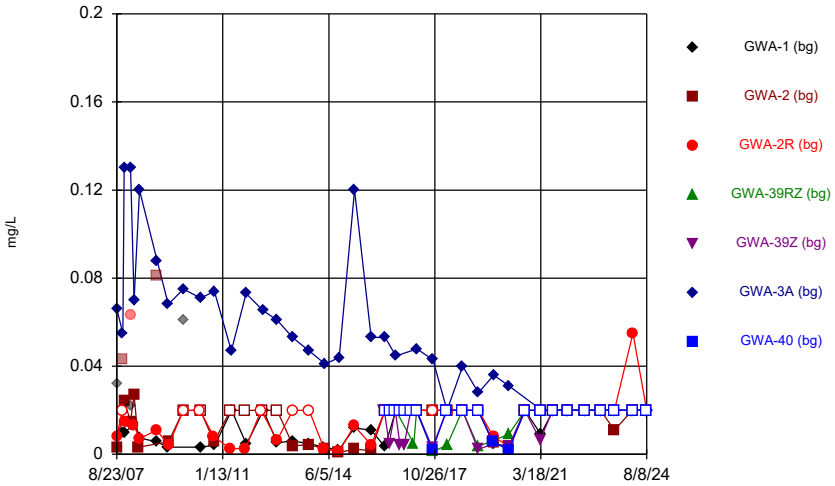

Constituent: Zinc Analysis Run 9/8/2024 1:27 PM View: Descriptive
Plant Bowen Client: Southern Company Data: Bowen 1, 2, 9, and 10

Sanitas™ v.10.0.20 Software licensed to Groundwater Stats Consulting. UG
Hollow symbols indicate censored values.

Time Series

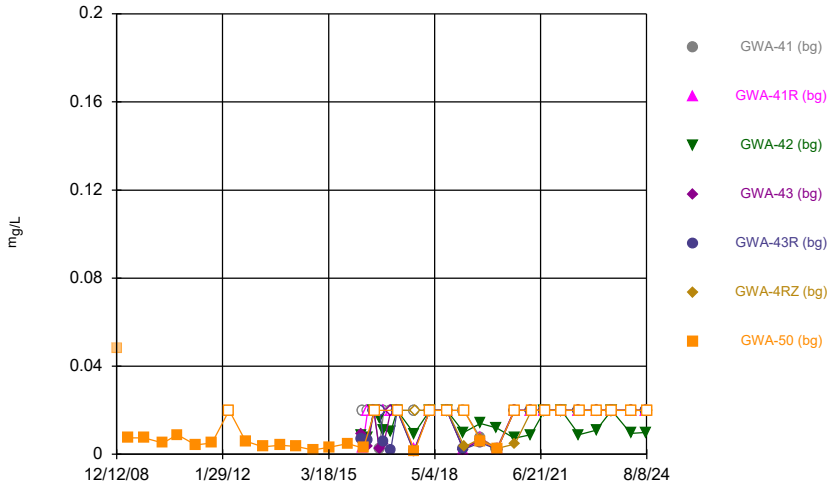

Constituent: Zinc Analysis Run 9/8/2024 1:27 PM View: Descriptive
Plant Bowen Client: Southern Company Data: Bowen 1, 2, 9, and 10

Sanitas™ v.10.0.20 Software licensed to Groundwater Stats Consulting. UG
Hollow symbols indicate censored values.

Time Series

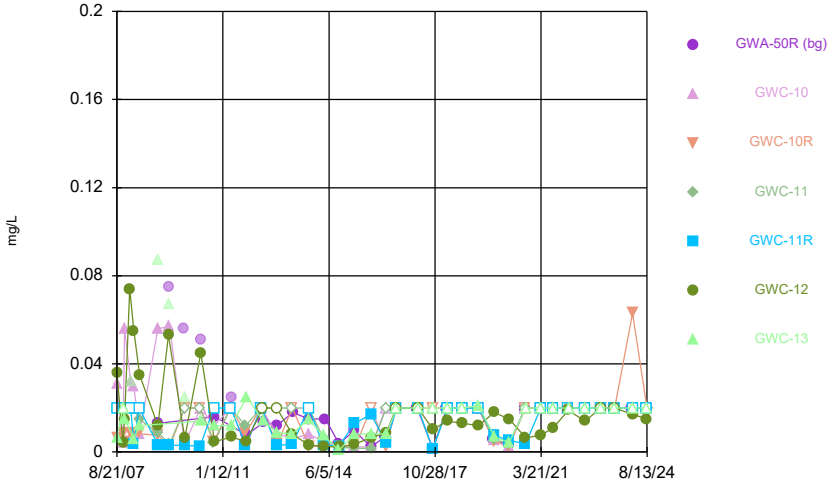

Constituent: Zinc Analysis Run 9/8/2024 1:27 PM View: Descriptive
Plant Bowen Client: Southern Company Data: Bowen 1, 2, 9, and 10

Sanitas™ v.10.0.20 Software licensed to Groundwater Stats Consulting. UG
Hollow symbols indicate censored values.

Time Series

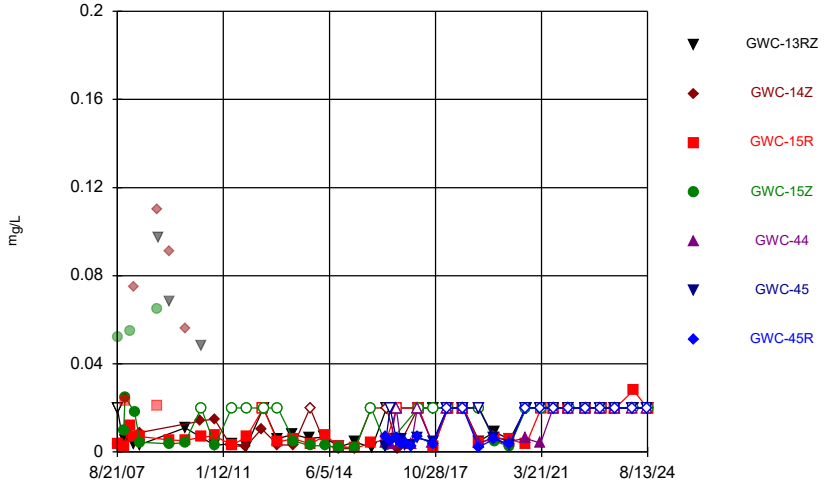

Constituent: Zinc Analysis Run 9/8/2024 1:27 PM View: Descriptive
Plant Bowen Client: Southern Company Data: Bowen 1, 2, 9, and 10

Sanitas™ v.10.0.20 Software licensed to Groundwater Stats Consulting. UG
Hollow symbols indicate censored values.

Time Series

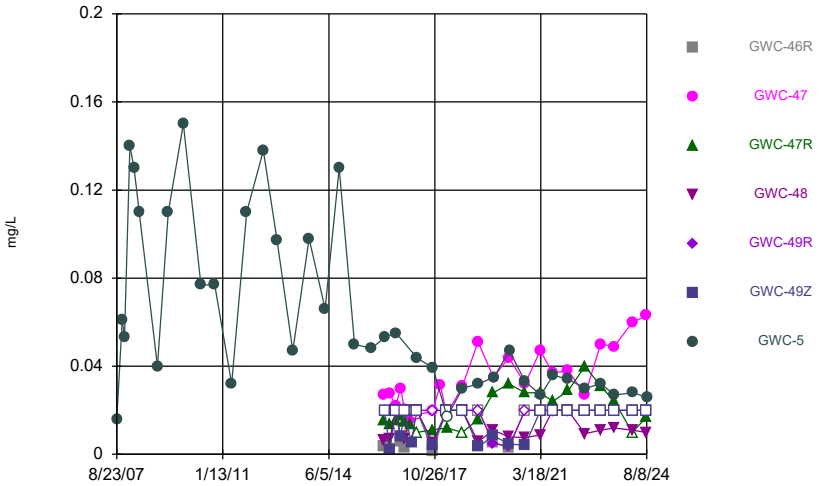

Constituent: Zinc Analysis Run 9/8/2024 1:27 PM View: Descriptive
Plant Bowen Client: Southern Company Data: Bowen 1, 2, 9, and 10

Sanitas™ v.10.0.20 Software licensed to Groundwater Stats Consulting. UG
Hollow symbols indicate censored values.

Time Series

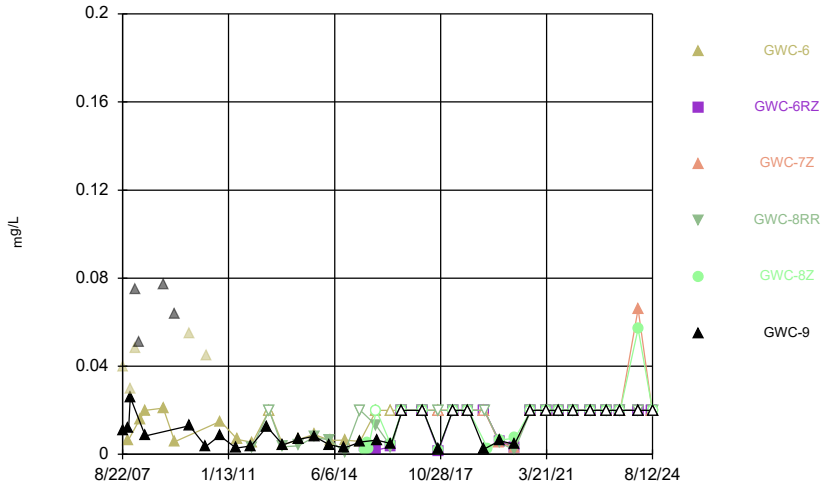

Constituent: Zinc Analysis Run 9/8/2024 1:27 PM View: Descriptive
Plant Bowen Client: Southern Company Data: Bowen 1, 2, 9, and 10

Time Series

Constituent: Antimony (mg/L) Analysis Run 9/8/2024 3:34 PM View: Descriptive

Plant Bowen Client: Southern Company Data: Bowen 1, 2, 9, and 10

	GWA-1 (bg)	GWA-2 (bg)	GWA-2R (bg)	GWA-39RZ (bg)	GWA-39Z (bg)	GWA-3A (bg)	GWA-40 (bg)
8/23/2007	<0.003	<0.003	<0.003			<0.003	
10/23/2007	<0.003						
10/24/2007		<0.003	<0.003				
11/2/2007						<0.003	
11/18/2007	<0.003	<0.003	<0.003			<0.003	
1/30/2008	<0.003						
1/31/2008		<0.003	<0.003			<0.003	
3/10/2008	<0.003		<0.003				
3/11/2008		<0.003				<0.003	
5/6/2008		<0.003					
5/13/2008	<0.003		<0.003				
5/14/2008						<0.003	
12/4/2008		<0.003	<0.003				
12/5/2008	<0.003					<0.003	
4/15/2009	<0.003					<0.003	
4/21/2009		<0.003	<0.003				
10/7/2009	<0.003	<0.003					
10/8/2009			<0.003			<0.003	
4/21/2010			<0.003				
4/26/2010		<0.003					
4/28/2010						<0.003	
5/3/2010	<0.003						
9/28/2010			<0.003				
10/4/2010		<0.003					
10/6/2010						<0.003	
10/12/2010	<0.003						
4/12/2011			<0.003				
4/13/2011		<0.003					
4/21/2011						<0.003	
4/27/2011	<0.003						
10/4/2011			<0.003				
10/5/2011		<0.003					
10/13/2011						<0.003	
10/17/2011	0.0054						
4/3/2012			0.0053				
4/11/2012		<0.003					
5/1/2012						<0.003	
5/2/2012	<0.003						
10/8/2012	<0.003						
10/9/2012		<0.003	<0.003			<0.003	
4/11/2013			0.0075			<0.003	
4/12/2013	0.0058						
4/15/2013		<0.003					
10/15/2013		<0.003					
10/16/2013	0.01		<0.003			<0.003	
4/10/2014			0.0081				
4/11/2014	0.005 (J)						
4/22/2014		<0.003					
4/23/2014						<0.003	
9/30/2014	0.0068	<0.003	0.0022 (J)				
10/4/2014						0.0031 (J)	
3/30/2015	0.0074	<0.003	0.011				

ND substitution: RL or RL/2 if <15% NDs.

Time Series

Constituent: Antimony (mg/L) Analysis Run 9/8/2024 3:34 PM View: Descriptive

Plant Bowen Client: Southern Company Data: Bowen 1, 2, 9, and 10

	GWA-1 (bg)	GWA-2 (bg)	GWA-2R (bg)	GWA-39RZ (bg)	GWA-39Z (bg)	GWA-3A (bg)	GWA-40 (bg)
3/31/2015						0.0068	
10/12/2015						<0.003	
10/13/2015	0.017	<0.003	0.0045 (J)				
3/14/2016					<0.003		
3/15/2016							<0.003
3/22/2016	0.00567						
3/23/2016		<0.003	0.00281 (J)			0.0035	
5/11/2016					0.000839 (J)		<0.003
5/16/2016				<0.003 (D)			
5/19/2016	0.00319		0.00264 (J)				
5/20/2016		<0.003					
5/23/2016						<0.003	
7/19/2016					0.0024 (J)		
7/21/2016							<0.003
7/27/2016				0.0003 (JD)			
7/29/2016	0.0025 (J)	<0.003	0.0069			0.0029 (J)	
9/15/2016					0.0009 (J)		<0.003
9/22/2016			0.0066			0.0041	
9/23/2016	0.0051	<0.003					
11/2/2016					0.001 (J)		
11/3/2016							0.0021 (J)
11/9/2016	0.0097 (J)	<0.003					
11/10/2016			<0.003			0.0048 (J)	
1/17/2017							<0.003
1/18/2017					0.0017 (J)		
1/30/2017	0.0032						
1/31/2017		<0.003	0.0064			<0.003	
2/21/2017				0.0057			
3/24/2017							<0.003
3/27/2017				0.0013 (JD)			
3/28/2017					0.0006 (J)		
3/30/2017	0.0028 (J)	<0.003				0.001 (J)	
4/3/2017			0.0049				
5/24/2017							<0.003
6/7/2017					0.0003 (J)		
6/8/2017				<0.003 (*)			
6/9/2017	<0.003		<0.003				
6/12/2017		<0.003				<0.003	
7/17/2017				0.005 (D)			
7/27/2017				0.0033			
8/9/2017				0.0012 (J)			
9/26/2017					<0.003		<0.003
9/29/2017				0.0013 (JD)			
10/2/2017	0.0014 (J)	<0.003	0.0045				
10/4/2017						0.0009 (J)	
3/14/2018					<0.003		<0.003
3/16/2018	0.0014 (J)		0.021 (O)	0.0078			
3/19/2018		<0.003				0.0019 (J)	
9/12/2018					<0.003		<0.003
9/14/2018		<0.003	0.0054	0.0056			
9/17/2018	0.00105 (JD)					0.0011 (J)	
3/13/2019							<0.003

Time Series

Constituent: Antimony (mg/L) Analysis Run 9/8/2024 3:34 PM View: Descriptive

Plant Bowen Client: Southern Company Data: Bowen 1, 2, 9, and 10

	GWA-1 (bg)	GWA-2 (bg)	GWA-2R (bg)	GWA-39RZ (bg)	GWA-39Z (bg)	GWA-3A (bg)	GWA-40 (bg)
3/14/2019				0.014 (O)			
3/15/2019					<0.003		
3/19/2019			0.0019 (J)				
3/20/2019	<0.003	<0.003				0.0019 (J)	
9/9/2019					0.00079 (J)		<0.003
9/12/2019	0.0037	<0.003 (D)					
9/13/2019			0.0044			0.0013 (J)	
3/9/2020				0.0013 (J)	0.0011 (J)		<0.003
3/11/2020	0.00079 (J)	<0.003	0.002 (J)			0.0045	
9/10/2020					0.0003 (J)		
9/11/2020							<0.003
9/15/2020	0.0061	<0.003	0.0037				
9/16/2020				0.0028 (J)			
3/10/2021							<0.003
3/12/2021					0.0039		
3/16/2021	0.0014 (J)		0.005	0.00041 (J)			
3/17/2021		<0.003					
3/29/2021						<0.003	
8/4/2021					0.00083 (J)		<0.003
8/6/2021				<0.003			
8/9/2021	0.0027 (J)	<0.003	0.0033			<0.003	
1/31/2022					<0.003		0.0014 (J)
2/1/2022	0.0028 (J)	<0.003	0.0029 (J)				
2/2/2022				<0.003		<0.003	
8/10/2022					<0.003		
8/12/2022							<0.003
8/16/2022	0.0084	<0.003	0.002 (J)	0.001 (J)		<0.003	
2/13/2023					0.00087 (J)		<0.003
2/14/2023				0.0019 (J)			
2/16/2023	0.016	<0.003	0.0048				
2/17/2023						<0.003	
7/25/2023				<0.003			
7/26/2023					0.0028 (J)		<0.003
7/27/2023	0.011	<0.003	0.0095				
8/1/2023						<0.003	
2/19/2024				0.0016 (J)	0.00081 (J)		<0.003
2/22/2024	0.0014 (J)	<0.003				<0.003	
2/26/2024			0.0019 (J)				
8/1/2024				0.00097 (J)	<0.003		<0.003
8/6/2024			0.0021 (J)				
8/7/2024	0.0028 (J)	<0.003					
8/8/2024						<0.003	

ND substitution: RL or RL/2 if <15% NDs.

Time Series

Constituent: Antimony (mg/L) Analysis Run 9/8/2024 3:34 PM View: Descriptive

Plant Bowen Client: Southern Company Data: Bowen 1, 2, 9, and 10

	GWA-41 (bg)	GWA-41R (bg)	GWA-42 (bg)	GWA-43 (bg)	GWA-43R (bg)	GWA-4RZ (bg)	GWA-50 (bg)
12/12/2008							<0.003
4/23/2009							<0.003
10/6/2009							<0.003
4/27/2010							<0.003
9/30/2010							<0.003
4/14/2011							<0.003
10/5/2011							<0.003
4/11/2012							<0.003
10/2/2012							<0.003
4/9/2013							<0.003
10/15/2013							<0.003
4/10/2014							<0.003
10/1/2014							<0.003
3/30/2015							<0.003
10/11/2015							<0.003
3/11/2016			<0.003	<0.003	<0.003		
3/15/2016	<0.003	<0.003					
3/28/2016							0.00139 (J)
5/12/2016	<0.003						
5/13/2016		<0.003		<0.003	<0.003		
5/16/2016			<0.003				
5/23/2016							0.000677 (J)
7/19/2016				<0.003 (*)	<0.003		
7/20/2016	<0.003						
7/21/2016		<0.003 (*)					
7/22/2016			0.002 (J)				
8/1/2016							<0.003
9/15/2016	<0.003						
9/16/2016				<0.003	<0.003		
9/19/2016			<0.003				
9/21/2016		<0.003					
9/26/2016							<0.003
11/2/2016				<0.003	<0.003		
11/3/2016	<0.003	<0.003	<0.003				
11/10/2016							<0.003
1/17/2017		<0.003	<0.003				
1/18/2017	<0.003			<0.003	0.0013 (J)		
1/30/2017							<0.003
2/22/2017						0.0018 (J)	
3/24/2017	<0.003						
3/27/2017		0.0008 (J)	<0.003				
3/28/2017				<0.003	<0.003		
4/7/2017						0.0008 (J)	<0.003
6/6/2017	<0.003	<0.003		<0.003	0.0007 (J)		
6/7/2017			<0.003				
6/12/2017							<0.003
6/14/2017						0.00205 (JD)	
7/12/2017						0.0015 (JD)	
7/20/2017						<0.003 (D)	
7/28/2017						<0.003	
8/9/2017						<0.003	
8/24/2017						0.0007 (J)	

ND substitution: RL or RL/2 if <15% NDs.

Time Series

Constituent: Antimony (mg/L) Analysis Run 9/8/2024 3:34 PM View: Descriptive

Plant Bowen Client: Southern Company Data: Bowen 1, 2, 9, and 10

	GWA-41 (bg)	GWA-41R (bg)	GWA-42 (bg)	GWA-43 (bg)	GWA-43R (bg)	GWA-4RZ (bg)	GWA-50 (bg)
9/22/2017				<0.003	0.0012 (J)		
9/25/2017	<0.003	0.0035					
9/26/2017			<0.003				
10/2/2017							<0.003
10/3/2017						<0.003 (D)	
3/14/2018	<0.003	<0.003	<0.003	<0.003			
3/15/2018					<0.003		
3/16/2018							<0.003
3/21/2018						<0.003	
9/12/2018	<0.003	0.003		<0.003	<0.003		
9/14/2018			<0.003				
9/17/2018							<0.003
9/18/2018						<0.003	
3/13/2019				<0.003	<0.003		
3/14/2019	<0.003	<0.003	<0.003				
3/19/2019							<0.003
3/21/2019						<0.003 (D)	
9/10/2019	<0.003 (D)	0.0029 (J)	<0.003				
9/11/2019				<0.003	0.00029 (J)		
9/12/2019						0.00052 (JD)	
9/13/2019							<0.003
3/6/2020	<0.003		<0.003				
3/9/2020		0.0037		0.00062 (J)	0.00037 (J)		
3/11/2020							0.0005 (J)
3/12/2020						0.0017 (J)	
9/10/2020	<0.003	0.0019 (J)	<0.003				
9/11/2020				<0.003			
9/14/2020					<0.003		
9/16/2020							<0.003
9/17/2020						0.00087 (J)	
3/10/2021		0.00037 (J)					
3/11/2021	0.00038 (J)		<0.003	<0.003	0.00074 (J)		
3/16/2021						0.00082 (J)	
3/17/2021							<0.003
8/4/2021	<0.003	<0.003	<0.003				
8/5/2021					<0.003		
8/6/2021				<0.003			
8/9/2021							<0.003
8/10/2021						0.0013 (J)	
1/31/2022	<0.003	0.0011 (J)	<0.003	<0.003	<0.003		
2/1/2022							0.0015 (J)
2/3/2022						<0.003	
8/10/2022			<0.003		<0.003		
8/11/2022	<0.003	<0.003		<0.003			
8/16/2022							<0.003
8/17/2022						<0.003	
2/13/2023	<0.003	0.0045	<0.003		<0.003		
2/14/2023				<0.003			
2/16/2023							<0.003
2/17/2023						<0.003	
7/25/2023	0.0029 (J)	0.0021 (J)		<0.003	<0.003		
7/26/2023			<0.003				

ND substitution: RL or RL/2 if <15% NDs.

Time Series

Constituent: Antimony (mg/L) Analysis Run 9/8/2024 3:34 PM View: Descriptive

Plant Bowen Client: Southern Company Data: Bowen 1, 2, 9, and 10

	GWA-41 (bg)	GWA-41R (bg)	GWA-42 (bg)	GWA-43 (bg)	GWA-43R (bg)	GWA-4RZ (bg)	GWA-50 (bg)
7/28/2023						<0.003	<0.003
2/19/2024	<0.003	<0.003					
2/20/2024			<0.003	<0.003	0.0015 (J)		
2/22/2024							<0.003
2/27/2024						<0.003	
8/1/2024	<0.003	0.00085 (J)	<0.003				
8/2/2024				<0.003	0.00086 (J)		
8/8/2024						<0.003	<0.003

ND substitution: RL or RL/2 if <15% NDs.

Time Series

Constituent: Antimony (mg/L) Analysis Run 9/8/2024 3:34 PM View: Descriptive

Plant Bowen Client: Southern Company Data: Bowen 1, 2, 9, and 10

	GWA-50R (bg)	GWC-10	GWC-10R	GWC-11	GWC-11R	GWC-12	GWC-13
8/21/2007		<0.003	<0.003	<0.003	<0.003	<0.003	<0.003
11/1/2007		<0.003	<0.003	<0.003	<0.003	<0.003	<0.003
11/18/2007				<0.003	<0.003		
11/19/2007						<0.003	<0.003
11/20/2007		<0.003	<0.003				
1/16/2008						<0.003	
1/30/2008		<0.003	<0.003	<0.003	<0.003		
1/31/2008							<0.003
3/5/2008				<0.003		<0.003	<0.003
3/6/2008		<0.003	<0.003		<0.003		
5/7/2008				<0.003	<0.003		
5/8/2008			<0.003				
5/12/2008		<0.003					<0.003
5/13/2008						<0.003	
12/12/2008	<0.003						
12/13/2008		<0.003				<0.003	<0.003
12/14/2008			<0.003	<0.003	<0.003		
4/16/2009						<0.003	
4/23/2009	<0.003						
4/28/2009							<0.003
4/29/2009		<0.003	<0.003	<0.003	<0.003		
10/6/2009	<0.003						
10/20/2009		<0.003					
10/21/2009			<0.003			<0.003	<0.003
10/22/2009				<0.003	<0.003		
4/21/2010			<0.003	<0.003	<0.003		
4/26/2010		<0.003					
4/27/2010						<0.003	
4/28/2010							<0.003
5/3/2010	<0.003						
9/28/2010			<0.003	<0.003			
9/29/2010		<0.003			<0.003		
10/5/2010						<0.003	<0.003
10/11/2010	<0.003						
4/12/2011			<0.003	<0.003			
4/13/2011		<0.003			<0.003		
4/19/2011						<0.003	<0.003
4/27/2011	<0.003						
10/4/2011			<0.003	<0.003	<0.003		
10/5/2011		<0.003					
10/12/2011						<0.003	
10/18/2011							<0.003
10/19/2011	<0.003						
4/3/2012			<0.003	<0.003			
4/4/2012		<0.003			<0.003		
4/24/2012						<0.003	
4/25/2012							<0.003
5/1/2012	<0.003						
10/2/2012	<0.003					<0.003	<0.003
10/3/2012		<0.003		<0.003	<0.003		
10/8/2012			<0.003				
4/2/2013						<0.003	<0.003

ND substitution: RL or RL/2 if <15% NDs.

Time Series

Constituent: Antimony (mg/L) Analysis Run 9/8/2024 3:34 PM View: Descriptive

Plant Bowen Client: Southern Company Data: Bowen 1, 2, 9, and 10

	GWA-50R (bg)	GWC-10	GWC-10R	GWC-11	GWC-11R	GWC-12	GWC-13
4/3/2013		<0.003	<0.003	<0.003	<0.003		
4/10/2013	<0.003						
10/8/2013							<0.003
10/9/2013				<0.003	<0.003	<0.003	
10/15/2013		<0.003	<0.003				
10/16/2013	<0.003						
4/1/2014						<0.003	<0.003
4/2/2014				<0.003	<0.003		
4/9/2014		<0.003	<0.003				
4/22/2014	<0.003						
10/1/2014	<0.003						<0.003
10/2/2014		<0.003	<0.003	<0.003	0.0044 (J)	<0.003	
3/30/2015	<0.003						
4/1/2015				<0.003	0.0087	<0.003	<0.003
4/2/2015		<0.003	<0.003				
10/10/2015		<0.003					
10/11/2015	<0.003			<0.003	0.007		
10/12/2015			<0.003				
10/14/2015						<0.003	
10/15/2015							<0.003
3/28/2016	<0.003						
3/31/2016		<0.003	<0.003				
4/4/2016				<0.003	0.00252 (J)	<0.003	<0.003
5/25/2016	<0.003						
5/26/2016		<0.003	0.000659 (J)	0.000722 (J)	0.00351		
5/27/2016						<0.003	
5/31/2016							<0.003
8/1/2016	<0.003						
8/3/2016			<0.003	<0.003		<0.003	
8/4/2016					<0.003		<0.003
8/5/2016		<0.003					
9/26/2016	<0.003						
9/28/2016		<0.003	0.0037 (O)	<0.003	0.0012 (J)		
9/29/2016							<0.003
9/30/2016						<0.003	
11/11/2016	<0.003						
11/22/2016		<0.003	<0.003	<0.003	0.0042	<0.003	
11/28/2016							<0.003
1/30/2017	<0.003						
2/7/2017		<0.003	<0.003				
2/8/2017				<0.003	<0.003		
2/9/2017							<0.003
2/13/2017						<0.003	
4/3/2017	<0.003						
4/10/2017		<0.003	<0.003	<0.003	<0.003		
4/11/2017						<0.003	
4/12/2017							<0.003
6/12/2017	<0.003						
6/14/2017		<0.003	<0.003			<0.003	
6/15/2017				<0.003	<0.003		
6/16/2017							<0.003
10/2/2017	<0.003						

ND substitution: RL or RL/2 if <15% NDs.

Time Series

Constituent: Antimony (mg/L) Analysis Run 9/8/2024 3:34 PM View: Descriptive

Plant Bowen Client: Southern Company Data: Bowen 1, 2, 9, and 10

	GWA-50R (bg)	GWC-10	GWC-10R	GWC-11	GWC-11R	GWC-12	GWC-13
10/4/2017		<0.003	<0.003	<0.003	<0.003	<0.003	
10/9/2017							<0.003
3/16/2018	<0.003						
3/20/2018		<0.003					
3/21/2018			<0.003	<0.003			<0.003
3/22/2018					<0.003	<0.003	
9/18/2018	<0.003	<0.003	<0.003	<0.003	<0.003	<0.003	
9/19/2018							<0.003
3/19/2019	<0.003						
3/22/2019		<0.003	<0.003				
3/23/2019				0.00094 (J)	<0.003	<0.003	<0.003
9/12/2019	<0.003						
9/17/2019		<0.003	<0.003	0.00041 (J)	0.0013 (J)	<0.003 (D)	
9/18/2019							0.0012 (J)
3/11/2020	<0.003						
3/12/2020		<0.003	<0.003	0.0013 (J)	0.001 (J)	<0.003	
3/13/2020							0.0023 (J)
9/15/2020	0.00048 (J)						
9/17/2020		<0.003	<0.003				
9/21/2020				0.00091 (J)	0.0053	<0.003	
9/22/2020							<0.003
3/17/2021	<0.003						
3/18/2021		<0.003	<0.003				0.00078 (J)
3/19/2021				0.00032 (J)	0.012	<0.003	
5/26/2021					0.0037		
8/9/2021	<0.003						
8/10/2021		<0.003					
8/11/2021			<0.003	<0.003	<0.003	<0.003	0.0019 (J)
2/2/2022	<0.003					<0.003	
2/4/2022		<0.003	0.0016 (J)	<0.003	<0.003		
2/17/2022							<0.003
8/17/2022	<0.003	<0.003					
8/18/2022			<0.003	<0.003	<0.003	<0.003	<0.003
2/16/2023	<0.003						
2/20/2023		<0.003	<0.003	<0.003	<0.003		
2/21/2023						0.0017 (J)	
2/22/2023							<0.003
7/28/2023	<0.003						
7/31/2023		<0.003	<0.003				
8/1/2023				<0.003	<0.003	<0.003	<0.003
2/22/2024	<0.003						
2/27/2024		<0.003	<0.003			<0.003	<0.003
2/28/2024				<0.003	<0.003		
8/8/2024	<0.003						
8/12/2024		<0.003	<0.003		0.00086 (J)	<0.003	0.0021 (J)
8/13/2024				<0.003			

ND substitution: RL or RL/2 if <15% NDs.

Time Series

Constituent: Antimony (mg/L) Analysis Run 9/8/2024 3:34 PM View: Descriptive

Plant Bowen Client: Southern Company Data: Bowen 1, 2, 9, and 10

	GWC-13RZ	GWC-14Z	GWC-15R	GWC-15Z	GWC-44	GWC-45	GWC-45R
8/21/2007	<0.003						
8/23/2007			<0.003				
8/24/2007		0.005		<0.003			
11/1/2007	<0.003						
11/2/2007		<0.003	<0.003	<0.003			
11/17/2007		<0.003	<0.003				
11/18/2007				<0.003			
11/19/2007	<0.003						
1/15/2008		<0.003	<0.003	<0.003			
1/31/2008	<0.003						
3/5/2008	<0.003	<0.003					
3/6/2008			<0.003				
3/10/2008				<0.003			
5/7/2008	<0.003	<0.003	<0.003				
5/13/2008				<0.003			
12/2/2008		<0.003	<0.003	<0.003			
12/12/2008	<0.003						
4/16/2009		<0.003					
4/28/2009			<0.003	<0.003			
4/29/2009	<0.003						
10/19/2009			<0.003				
10/20/2009		<0.003		<0.003			
10/21/2009	<0.003						
4/20/2010		<0.003					
4/27/2010			<0.003	<0.003			
4/28/2010	<0.003						
9/29/2010		<0.003					
10/4/2010			<0.003				
10/5/2010				<0.003			
10/6/2010	<0.003						
4/12/2011		<0.003					
4/18/2011			<0.003				
4/19/2011				<0.003			
4/20/2011	<0.003						
10/4/2011		<0.003					
10/12/2011	<0.003		0.0052	<0.003			
4/4/2012		<0.003					
4/23/2012			<0.003				
4/25/2012	<0.003			<0.003			
10/2/2012	<0.003						
10/10/2012		<0.003	<0.003	<0.003			
4/2/2013	0.007 (O)						
4/15/2013		<0.003	<0.003				
4/16/2013				0.0053			
10/8/2013	0.01 (O)						
10/22/2013		<0.003	<0.003	<0.003			
4/1/2014	0.011 (O)						
4/21/2014		<0.003	0.005 (J)	0.005 (J)			
9/30/2014		<0.003	0.0024 (J)	<0.003			
10/1/2014	0.018 (O)						
3/31/2015	0.011 (O)						
4/3/2015		<0.003	0.0072	<0.003			

ND substitution: RL or RL/2 if <15% NDs.

Time Series

Constituent: Antimony (mg/L) Analysis Run 9/8/2024 3:34 PM View: Descriptive

Plant Bowen Client: Southern Company Data: Bowen 1, 2, 9, and 10

	GWC-13RZ	GWC-14Z	GWC-15R	GWC-15Z	GWC-44	GWC-45	GWC-45R
10/6/2015				0.0025 (J)			
10/7/2015		<0.003	0.0045 (J)				
10/14/2015	0.0083 (O)						
3/16/2016					0.00108 (J)	<0.003	0.00426
4/4/2016	0.00447						
4/5/2016		<0.003	0.00727	0.00105 (J)			
5/16/2016					<0.003	0.00109 (J)	0.00267 (JD)
5/31/2016			0.00649	0.00088 (J)			
6/1/2016	0.00377	0.000895 (J)					
7/25/2016					<0.003 (*)	0.00185 (J*D)	0.0017 (JD)
8/4/2016			0.0038				
8/9/2016		0.0017 (JD)					
9/19/2016					<0.003	<0.003 (D)	<0.003 (D)
9/29/2016			0.0106				
11/3/2016					<0.003		0.0017 (JD)
11/4/2016						<0.003 (D)	
11/23/2016			0.0098	<0.003			
11/28/2016		<0.003					
1/19/2017					<0.003		
1/20/2017							0.001 (JD)
1/23/2017						<0.003 (D)	
2/9/2017		<0.003					
2/10/2017			0.0014 (J)	<0.003			
2/22/2017	0.0044						
3/28/2017					<0.003		
3/29/2017						0.0018 (JD)	0.001 (JD)
4/11/2017	0.0019 (J)	<0.003		<0.003			
4/12/2017			0.0026 (J)				
6/5/2017					<0.003		
6/7/2017						0.0009 (J)	0.0009 (J)
6/14/2017		0.0006 (J)					
6/15/2017			<0.003	<0.003			
6/16/2017	<0.003						
7/12/2017	0.0018 (J)	<0.003		<0.003			
7/26/2017				<0.003			
7/28/2017	0.0011 (J)						
8/10/2017	0.0012 (J)						
9/26/2017					<0.003		
9/27/2017						0.0111	0.0012 (J)
10/5/2017		<0.003					
10/6/2017	0.0013 (J)		0.0008 (J)	<0.003			
12/29/2017						0.0012 (Y)	
3/15/2018					<0.003	0.00086 (J)	<0.003
3/22/2018		<0.003					
3/23/2018	0.0015 (J)		0.001 (J)	0.00089 (J)			
9/12/2018					<0.003		
9/13/2018						0.0029 (J)	<0.003
9/19/2018		<0.003	0.0011 (J)	<0.003			
9/20/2018	0.0013 (J)						
3/14/2019					<0.003	0.0015 (JD)	<0.003 (D)
3/22/2019	0.0014 (J)	<0.003		<0.003			
3/25/2019			<0.003				

ND substitution: RL or RL/2 if <15% NDs.

Time Series

Constituent: Antimony (mg/L) Analysis Run 9/8/2024 3:34 PM View: Descriptive

Plant Bowen Client: Southern Company Data: Bowen 1, 2, 9, and 10

	GWC-13RZ	GWC-14Z	GWC-15R	GWC-15Z	GWC-44	GWC-45	GWC-45R
9/11/2019					<0.003	0.014	<0.003 (D)
9/17/2019		<0.003	0.0017 (J)	<0.003			
9/18/2019	0.00077 (X)						
3/10/2020					<0.003	0.00087 (J)	<0.003
3/13/2020		0.00053 (J)	0.00056 (J)	<0.003			
3/17/2020	0.0009 (J)						
9/11/2020						0.0076	0.00043 (J)
9/15/2020					<0.003		
9/21/2020		<0.003	0.0021 (J)	<0.003			
9/22/2020	0.00079 (J)						
12/15/2020						0.0014 (J)	
3/11/2021					<0.003	0.00062 (J)	<0.003
3/18/2021		<0.003	0.00045 (J)	<0.003			
3/19/2021	0.0011 (J)						
8/4/2021					<0.003		
8/6/2021						0.0017 (J)	<0.003
8/11/2021		<0.003	<0.003	<0.003			
8/12/2021	<0.003						
1/31/2022					<0.003		
2/1/2022						0.002 (J)	<0.003
2/4/2022	<0.003	<0.003	<0.003				
2/7/2022				<0.003			
8/12/2022						0.0072	<0.003
8/15/2022					<0.003		
8/18/2022		<0.003					
8/19/2022	<0.003		0.0011 (J)	<0.003			
2/14/2023					<0.003	<0.003	<0.003
2/22/2023	<0.003	<0.003	<0.003	<0.003			
7/26/2023					<0.003	0.013	<0.003
8/1/2023		<0.003		0.0028 (J)			
8/2/2023	<0.003		<0.003				
2/20/2024					<0.003	0.00062 (J)	<0.003
2/28/2024	0.00057 (J)	<0.003	0.001 (J)	<0.003			
8/5/2024						0.0041	<0.003
8/6/2024					<0.003		
8/13/2024	<0.003	<0.003	0.0013 (J)	<0.003			

Time Series

Constituent: Antimony (mg/L) Analysis Run 9/8/2024 3:34 PM View: Descriptive

Plant Bowen Client: Southern Company Data: Bowen 1, 2, 9, and 10

	GWC-46R	GWC-47	GWC-47R	GWC-48	GWC-49R	GWC-49Z	GWC-5
8/23/2007							<0.003
10/25/2007							<0.003
11/19/2007							<0.003
1/23/2008							<0.003
3/11/2008							<0.003
5/12/2008							<0.003
12/11/2008							<0.003
4/15/2009							<0.003
10/9/2009							<0.003
5/4/2010							<0.003
10/12/2010							<0.003
4/28/2011							<0.003
10/19/2011							<0.003
5/2/2012							<0.003
10/9/2012							<0.003
4/11/2013							<0.003
10/16/2013							<0.003
4/23/2014							<0.003
10/3/2014							<0.003
3/31/2015							<0.003
10/12/2015							<0.003
3/10/2016	<0.003	<0.003	<0.003	<0.003			
3/17/2016					<0.003	<0.003	
3/28/2016							0.00104 (J)
5/17/2016	<0.003			<0.003			
5/18/2016		<0.003	0.000987 (J)		<0.003	<0.003	
5/25/2016							0.000686 (J)
7/26/2016	<0.003						
7/27/2016		0.0006 (J)	0.0008 (J)	0.0006 (J)	0.0023 (J)		
7/28/2016						<0.003	
8/1/2016							<0.003
9/20/2016	0.001 (J)	<0.003	0.0012 (J)	0.0018 (J)			
9/21/2016					0.0013 (J)	<0.003	
9/27/2016							<0.003
11/4/2016	<0.003		0.001 (J)	<0.003	<0.003		
11/7/2016		<0.003				<0.003 (*)	
11/11/2016							<0.003
1/20/2017	<0.003		0.0013 (J)				
1/23/2017		<0.003		<0.003			
1/24/2017					<0.003	0.0024 (J)	
1/31/2017							<0.003
3/28/2017	<0.003			<0.003			
3/29/2017		<0.003	0.0004 (J)		<0.003		
3/30/2017						0.0011 (J)	
4/3/2017							<0.003
6/7/2017	<0.003						
6/8/2017		<0.003	<0.003 (*)	<0.003 (*)	<0.003 (*)		
6/9/2017						<0.003 (*)	
6/12/2017							<0.003
9/27/2017		<0.003	<0.003				
9/29/2017	<0.003			<0.003	<0.003	0.0009 (J)	
10/3/2017							<0.003

ND substitution: RL or RL/2 if <15% NDs.

Time Series

Constituent: Antimony (mg/L) Analysis Run 9/8/2024 3:34 PM View: Descriptive

Plant Bowen Client: Southern Company Data: Bowen 1, 2, 9, and 10

	GWC-46R	GWC-47	GWC-47R	GWC-48	GWC-49R	GWC-49Z	GWC-5
3/15/2018	<0.003	<0.003		<0.003	<0.003	0.0012 (J)	
3/16/2018			<0.003				
3/19/2018							<0.003
9/13/2018	<0.003	<0.003	<0.003	<0.003	<0.003		
9/14/2018						0.00083 (J)	
9/17/2018							<0.003
3/15/2019		<0.003		<0.003			
3/18/2019	<0.003				<0.003		
3/19/2019			<0.003			0.0011 (J)	
3/20/2019							<0.003
9/11/2019	<0.003		0.00099 (J)	<0.003 (D)	0.0032	0.00065 (J)	
9/12/2019		<0.003					
9/16/2019							<0.003
3/9/2020		0.00032 (J)	0.00056 (J)	<0.003		0.0018 (J)	
3/10/2020	<0.003						
3/11/2020					0.0012 (J)		
3/16/2020							0.00031 (J)
9/11/2020					0.0011 (J)		
9/14/2020	<0.003	<0.003		<0.003		0.0017 (J)	
9/15/2020			0.00053 (J)				
9/16/2020							<0.003
3/11/2021	<0.003	<0.003	0.00038 (J)	<0.003			
3/15/2021					0.0019 (J)	0.00086 (J)	
3/17/2021							<0.003
8/4/2021				<0.003			
8/5/2021	<0.003	<0.003	0.00082 (J)			0.0024 (J)	
8/9/2021							<0.003
8/11/2021					0.0033		
1/31/2022	<0.003			<0.003			
2/1/2022		<0.003	0.0024 (J)		<0.003	0.00097 (J)	
2/2/2022							<0.003
8/15/2022	<0.003	0.0022 (J)	<0.003	<0.003	0.0012 (J)	<0.003	
8/16/2022							<0.003
2/14/2023	<0.003	<0.003	0.0022 (J)	<0.003	0.0037	<0.003	
2/20/2023							<0.003
7/26/2023	<0.003			<0.003			
7/27/2023		<0.003	0.0048		0.0017 (J)	<0.003	
7/28/2023							<0.003
2/21/2024	<0.003	0.0013 (J)	0.0013 (J)	<0.003	0.002 (J)	<0.003	
2/26/2024							<0.003
8/5/2024	<0.003	<0.003	0.00069 (J)	<0.003			
8/6/2024					0.00082 (J)	0.0013 (J)	
8/8/2024							<0.003

Time Series

Constituent: Antimony (mg/L) Analysis Run 9/8/2024 3:34 PM View: Descriptive

Plant Bowen Client: Southern Company Data: Bowen 1, 2, 9, and 10

	GWC-6	GWC-6RZ	GWC-7Z	GWC-8RR	GWC-8Z	GWC-9
8/22/2007	<0.003					
8/23/2007						<0.003
10/25/2007	<0.003					
11/1/2007						<0.003
11/19/2007						<0.003
11/20/2007	<0.003					
1/15/2008						<0.003
1/23/2008	<0.003					
3/6/2008						<0.003
3/11/2008	<0.003					
5/13/2008						<0.003
5/14/2008	<0.003					
12/11/2008	<0.003					
12/12/2008						<0.003
4/16/2009						<0.003
4/23/2009	<0.003					
10/9/2009	<0.003					
10/13/2009						<0.003
4/21/2010						<0.003
5/4/2010	<0.003					
9/29/2010						<0.003
10/11/2010	<0.003					
4/13/2011						<0.003
4/26/2011	<0.003					
10/5/2011						<0.003
10/18/2011	<0.003			<0.003		
4/4/2012						<0.003
4/30/2012				<0.003		
5/2/2012	<0.003					
10/3/2012				<0.003		
10/8/2012	<0.003					<0.003
4/8/2013				<0.003		<0.003
4/10/2013	<0.003					
10/8/2013	<0.003					
10/9/2013				<0.003		<0.003
4/9/2014						<0.003
4/10/2014				<0.003		
4/14/2014	<0.003					
9/30/2014						<0.003
10/2/2014				0.0025 (J)		
10/3/2014	<0.003					
4/1/2015	0.0035 (J)					
4/2/2015						<0.003
4/3/2015				<0.003		
5/26/2015		<0.003			<0.003	
6/18/2015		<0.003 (D)			<0.003 (D)	
7/2/2015		<0.003			<0.003	
10/8/2015				<0.003	<0.003	
10/9/2015	<0.003	<0.003				
10/10/2015						<0.003 (D)
3/22/2016					<0.003	
3/29/2016	<0.003	0.000768 (J)				

ND substitution: RL or RL/2 if <15% NDs.

Time Series

Constituent: Antimony (mg/L) Analysis Run 9/8/2024 3:34 PM View: Descriptive

Plant Bowen Client: Southern Company Data: Bowen 1, 2, 9, and 10

	GWC-6	GWC-6RZ	GWC-7Z	GWC-8RR	GWC-8Z	GWC-9
3/30/2016				<0.003		<0.003
5/24/2016	<0.003	<0.003		<0.003		
5/25/2016					<0.003	
5/26/2016						<0.003
5/31/2016			<0.003			
8/1/2016	<0.003	<0.003				
8/2/2016			<0.003	<0.003	<0.003	
8/5/2016						<0.003
9/26/2016	<0.003	<0.003			<0.003	
9/27/2016			<0.003	<0.003		
9/28/2016						<0.003
11/14/2016		<0.003				
11/18/2016	<0.003					
11/21/2016			<0.003		<0.003	<0.003
11/22/2016				<0.003		
2/1/2017	<0.003	<0.003	<0.003			
2/3/2017					<0.003	
2/6/2017				0.0015 (J)		<0.003
4/6/2017	0.001 (J)	0.0006 (J)	<0.003	0.0007 (J)		<0.003
4/7/2017					<0.003	
6/13/2017	<0.003	<0.003	<0.003		<0.003	<0.003
6/14/2017				<0.003		
7/14/2017			0.0008 (J)			
10/3/2017	<0.003	<0.003	<0.003		<0.003	<0.003
10/4/2017				<0.003		
3/19/2018	<0.003					
3/20/2018		<0.003	<0.003		<0.003	0.001 (J)
3/21/2018				<0.003		
9/17/2018	<0.003	0.0023 (J)				
9/18/2018			<0.003	<0.003	<0.003	<0.003 (D)
3/21/2019	<0.003	<0.003	<0.003			<0.003
3/27/2019				<0.003		
5/6/2019					<0.003	
9/13/2019			0.002 (J)			
9/16/2019	<0.003	<0.003		<0.003 (D)	<0.003	<0.003
3/12/2020	0.00052 (J)	0.0011 (J)	0.00066 (J)	0.00043 (J)		<0.003
3/16/2020					<0.003	
9/16/2020	<0.003	<0.003	0.0012 (J)			
9/17/2020				0.00082 (J)	<0.003	<0.003
3/17/2021	<0.003	<0.003	0.00099 (J)	<0.003		
3/18/2021					<0.003	<0.003
8/10/2021	<0.003	0.0028 (J)	0.0017 (J)	0.0015 (J)	<0.003	<0.003
2/2/2022	<0.003	<0.003	0.00093 (J)	0.0015 (J)	<0.003	<0.003
8/17/2022	<0.003	<0.003	0.0011 (J)	<0.003	0.001 (J)	<0.003
2/17/2023	<0.003	<0.003				
2/20/2023			0.0012 (J)		<0.003	
2/21/2023				<0.003		<0.003
7/28/2023		<0.003				
7/31/2023	<0.003		<0.003	<0.003	<0.003	<0.003
2/26/2024	<0.003	<0.003	0.00086 (J)		<0.003	
2/27/2024				<0.003		<0.003
8/8/2024	<0.003	<0.003	0.0012 (J)			

ND substitution: RL or RL/2 if <15% NDs.

Time Series

Constituent: Antimony (mg/L) Analysis Run 9/8/2024 3:34 PM View: Descriptive

Plant Bowen Client: Southern Company Data: Bowen 1, 2, 9, and 10

	GWC-6	GWC-6RZ	GWC-7Z	GWC-8RR	GWC-8Z	GWC-9
8/12/2024				<0.003	<0.003	<0.003

ND substitution: RL or RL/2 if <15% NDs.

Time Series

Constituent: Arsenic (mg/L) Analysis Run 9/8/2024 3:34 PM View: Descriptive

Plant Bowen Client: Southern Company Data: Bowen 1, 2, 9, and 10

	GWA-1 (bg)	GWA-2 (bg)	GWA-2R (bg)	GWA-39RZ (bg)	GWA-39Z (bg)	GWA-3A (bg)	GWA-40 (bg)
8/23/2007	<0.005	<0.005	<0.005			<0.005	
10/23/2007	<0.005						
10/24/2007		<0.005	<0.005				
11/2/2007						<0.005	
11/18/2007	<0.005	<0.005	<0.005			<0.005	
1/30/2008	<0.005						
1/31/2008		<0.005	0.005			<0.005	
3/10/2008	<0.005		<0.005				
3/11/2008		<0.005				<0.005	
5/6/2008		<0.005					
5/13/2008	<0.005		<0.005				
5/14/2008						<0.005	
12/4/2008		0.012 (O)	<0.005				
12/5/2008	<0.005					<0.005	
4/15/2009	<0.005					<0.005	
4/21/2009		<0.005	<0.005				
10/7/2009	<0.005	<0.005					
10/8/2009			<0.005			<0.005	
4/21/2010			<0.005				
4/26/2010		<0.005					
4/28/2010						<0.005	
5/3/2010	<0.005						
9/28/2010			<0.005				
10/4/2010		<0.005					
10/6/2010						<0.005	
10/12/2010	<0.005						
4/12/2011			<0.005				
4/13/2011		<0.005					
4/21/2011						<0.005	
4/27/2011	<0.005						
10/4/2011			<0.005				
10/5/2011		<0.005					
10/13/2011						<0.005	
10/17/2011	<0.005						
4/3/2012			<0.005				
4/11/2012		<0.005					
5/1/2012						<0.005	
5/2/2012	<0.005						
10/8/2012	<0.005						
10/9/2012		<0.005	<0.005			<0.005	
4/11/2013			<0.005			<0.005	
4/12/2013	<0.005						
4/15/2013		<0.005					
10/15/2013		<0.005					
10/16/2013	<0.005		0.0056			<0.005	
4/10/2014			<0.005				
4/11/2014	<0.005						
4/22/2014		<0.005					
4/23/2014						<0.005	
9/30/2014	<0.005	<0.005	<0.005				
10/4/2014						<0.005	
3/30/2015	<0.005	<0.005	<0.005				

ND substitution: RL or RL/2 if <15% NDs.

Time Series

Constituent: Arsenic (mg/L) Analysis Run 9/8/2024 3:34 PM View: Descriptive

Plant Bowen Client: Southern Company Data: Bowen 1, 2, 9, and 10

	GWA-1 (bg)	GWA-2 (bg)	GWA-2R (bg)	GWA-39RZ (bg)	GWA-39Z (bg)	GWA-3A (bg)	GWA-40 (bg)
3/31/2015						<0.005	
10/12/2015						<0.005	
10/13/2015	<0.005	<0.005	<0.005				
3/14/2016					<0.005		
3/15/2016							<0.005
3/22/2016	<0.005						
3/23/2016		<0.005	<0.005			<0.005	
5/11/2016					<0.005		<0.005
5/16/2016				<0.005 (D)			
5/19/2016	<0.005		<0.005				
5/20/2016		<0.005					
5/23/2016						<0.005	
7/19/2016					<0.005		
7/21/2016							<0.005
7/27/2016				0.0011 (JD)			
7/29/2016	<0.005	<0.005	0.0008 (J)			<0.005	
9/15/2016					<0.005		<0.005
9/22/2016			<0.005			<0.005	
9/23/2016	<0.005	<0.005					
11/2/2016					<0.005		
11/3/2016							<0.005
11/9/2016	<0.005	<0.005					
11/10/2016			<0.005			<0.005	
1/17/2017							<0.005
1/18/2017					<0.005		
1/30/2017	<0.005						
1/31/2017		<0.005	<0.005			<0.005	
2/21/2017				<0.005			
3/24/2017							<0.005
3/27/2017				0.0007 (JD)			
3/28/2017					0.0007 (J)		
3/30/2017	<0.005	<0.005				<0.005	
4/3/2017			0.0007 (J)				
5/24/2017							<0.005
6/7/2017					<0.005		
6/8/2017				0.0007 (JD)			
6/9/2017	0.0005 (J)		0.0006 (J)				
6/12/2017		<0.005				<0.005	
7/17/2017				0.0005 (JD)			
7/27/2017				<0.005			
8/9/2017				0.0008 (J)			
9/26/2017					<0.005		0.0005 (J)
9/29/2017				<0.005 (D)			
10/2/2017	<0.005	<0.005	0.0005 (J)				
10/4/2017						<0.005	
3/14/2018					<0.005		<0.005
3/16/2018	0.00085 (J)		0.001 (J)	<0.005			
3/19/2018		<0.005				<0.005	
9/12/2018					<0.005		<0.005
9/14/2018		<0.005	<0.005	<0.005			
9/17/2018	<0.005 (D)					<0.005	
3/13/2019							<0.005

Time Series

Constituent: Arsenic (mg/L) Analysis Run 9/8/2024 3:34 PM View: Descriptive

Plant Bowen Client: Southern Company Data: Bowen 1, 2, 9, and 10

	GWA-1 (bg)	GWA-2 (bg)	GWA-2R (bg)	GWA-39RZ (bg)	GWA-39Z (bg)	GWA-3A (bg)	GWA-40 (bg)
3/14/2019				<0.005			
3/15/2019					<0.005		
3/19/2019			<0.005				
3/20/2019	<0.005	<0.005				<0.005	
9/9/2019					0.00043 (J)		0.00068 (J)
9/12/2019	0.0004 (J)	<0.005 (D)					
9/13/2019			0.00051 (J)			<0.005	
3/9/2020				0.00083 (J)	<0.005		<0.005
3/11/2020	0.00088 (J)	<0.005	0.00044 (J)			<0.005	
9/10/2020					<0.005		
9/11/2020							<0.005
9/15/2020	<0.005	<0.005	0.00081 (J)				
9/16/2020				<0.005			
3/10/2021							<0.005
3/12/2021					<0.005		
3/16/2021	<0.005		<0.005	<0.005			
3/17/2021		<0.005					
3/29/2021						0.001 (J)	
8/4/2021					<0.005		<0.005
8/6/2021				<0.005			
8/9/2021	<0.005	<0.005	0.0031 (J)			<0.005	
1/31/2022					0.0021 (J)		<0.005
2/1/2022	<0.005	0.0019 (J)	0.0053				
2/2/2022				<0.005		<0.005	
8/10/2022					<0.005		
8/12/2022							<0.005
8/16/2022	<0.005	<0.005	0.0033 (J)	<0.005		<0.005	
2/13/2023					<0.005		<0.005
2/14/2023				<0.005			
2/16/2023	<0.005	<0.005	<0.005				
2/17/2023						<0.005	
7/25/2023				<0.005			
7/26/2023					<0.005		<0.005
7/27/2023	<0.005	<0.005	<0.005				
8/1/2023						<0.005	
2/19/2024				<0.005	<0.005		<0.005
2/22/2024	<0.005	<0.005				<0.005	
2/26/2024			<0.005				
8/1/2024				0.0018 (J)	0.0011 (J)		0.0011 (J)
8/6/2024			<0.005				
8/7/2024	<0.005	<0.005					
8/8/2024						<0.005	

ND substitution: RL or RL/2 if <15% NDs.

Time Series

Constituent: Arsenic (mg/L) Analysis Run 9/8/2024 3:34 PM View: Descriptive

Plant Bowen Client: Southern Company Data: Bowen 1, 2, 9, and 10

	GWA-41 (bg)	GWA-41R (bg)	GWA-42 (bg)	GWA-43 (bg)	GWA-43R (bg)	GWA-4RZ (bg)	GWA-50 (bg)
12/12/2008							<0.005
4/23/2009							<0.005
10/6/2009							<0.005
4/27/2010							<0.005
9/30/2010							<0.005
4/14/2011							<0.005
10/5/2011							<0.005
4/11/2012							<0.005
10/2/2012							<0.005
4/9/2013							<0.005
10/15/2013							<0.005
4/10/2014							<0.005
10/1/2014							<0.005
3/30/2015							<0.005
10/11/2015							<0.005
3/11/2016			<0.005	<0.005	<0.005		
3/15/2016	<0.005	<0.005					
3/28/2016							<0.005
5/12/2016	<0.005						
5/13/2016		<0.005		<0.005	<0.005		
5/16/2016			<0.005				
5/23/2016							<0.005
7/19/2016				<0.005	<0.005		
7/20/2016	<0.005						
7/21/2016		0.0012 (J)					
7/22/2016			<0.005				
8/1/2016							<0.005
9/15/2016	<0.005						
9/16/2016				<0.005	<0.005		
9/19/2016			<0.005				
9/21/2016		<0.005					
9/26/2016							<0.005
11/2/2016				<0.005	<0.005		
11/3/2016	<0.005	<0.005	<0.005				
11/10/2016							<0.005
1/17/2017		<0.005	<0.005				
1/18/2017	<0.005			<0.005	<0.005		
1/30/2017							<0.005
2/22/2017						0.0019 (J)	
3/24/2017	<0.005						
3/27/2017		0.0008 (J)	<0.005				
3/28/2017				<0.005	0.0005 (J)		
4/7/2017						0.0008 (J)	<0.005
6/6/2017	<0.005 (*)	<0.005 (*)		<0.005 (*)	<0.005 (*)		
6/7/2017			<0.005 (*)				
6/12/2017							<0.005
6/14/2017						0.0006 (JD)	
7/12/2017						<0.005 (D)	
7/20/2017						0.0009 (JD)	
7/28/2017						<0.005	
8/9/2017						0.0011 (J)	
8/24/2017						0.0007 (J)	

ND substitution: RL or RL/2 if <15% NDs.

Time Series

Constituent: Arsenic (mg/L) Analysis Run 9/8/2024 3:34 PM View: Descriptive

Plant Bowen Client: Southern Company Data: Bowen 1, 2, 9, and 10

	GWA-41 (bg)	GWA-41R (bg)	GWA-42 (bg)	GWA-43 (bg)	GWA-43R (bg)	GWA-4RZ (bg)	GWA-50 (bg)
9/22/2017				<0.005	<0.005		
9/25/2017	<0.005	0.001 (J)					
9/26/2017			<0.005				
10/2/2017							<0.005
10/3/2017						0.0005 (JD)	
3/14/2018	<0.005	<0.005	<0.005	<0.005			
3/15/2018					<0.005		
3/16/2018							<0.005
3/21/2018						0.0012 (J)	
9/12/2018	<0.005	<0.005		<0.005	<0.005		
9/14/2018			<0.005				
9/17/2018							<0.005
9/18/2018						<0.005	
3/13/2019				<0.005	<0.005		
3/14/2019	<0.005	<0.005	<0.005				
3/19/2019							<0.005
3/21/2019						<0.005 (D)	
9/10/2019	<0.005 (D)	<0.005	<0.005				
9/11/2019				<0.005	<0.005		
9/12/2019						0.0006 (JD)	
9/13/2019							<0.005
3/6/2020	<0.005		<0.005				
3/9/2020		<0.005		<0.005	<0.005		
3/11/2020							<0.005
3/12/2020						0.0033 (J)	
9/10/2020	<0.005	<0.005	<0.005				
9/11/2020				<0.005			
9/14/2020					<0.005		
9/16/2020							<0.005
9/17/2020						0.0011 (J)	
3/10/2021		<0.005					
3/11/2021	<0.005		<0.005	<0.005	<0.005		
3/16/2021						0.00098 (J)	
3/17/2021							<0.005
8/4/2021	<0.005	<0.005	<0.005				
8/5/2021					<0.005		
8/6/2021				<0.005			
8/9/2021							<0.005
8/10/2021						0.0025 (J)	
1/31/2022	<0.005	<0.005	<0.005	0.0013 (J)	<0.005		
2/1/2022							<0.005
2/3/2022						0.0034 (J)	
8/10/2022			<0.005		<0.005		
8/11/2022	<0.005	<0.005		<0.005			
8/16/2022							<0.005
8/17/2022						<0.005	
2/13/2023	<0.005	<0.005	<0.005		<0.005		
2/14/2023				<0.005			
2/16/2023							<0.005
2/17/2023						<0.005	
7/25/2023	<0.005	<0.005		<0.005	<0.005		
7/26/2023			<0.005				

ND substitution: RL or RL/2 if <15% NDs.

Time Series

Constituent: Arsenic (mg/L) Analysis Run 9/8/2024 3:34 PM View: Descriptive

Plant Bowen Client: Southern Company Data: Bowen 1, 2, 9, and 10

	GWA-41 (bg)	GWA-41R (bg)	GWA-42 (bg)	GWA-43 (bg)	GWA-43R (bg)	GWA-4RZ (bg)	GWA-50 (bg)
7/28/2023						<0.005	<0.005
2/19/2024	<0.005	<0.005					
2/20/2024			0.001 (J)	<0.005	<0.005		
2/22/2024							<0.005
2/27/2024						<0.005	
8/1/2024	0.00092 (J)	0.0015 (J)	<0.005				
8/2/2024				<0.005	<0.005		
8/8/2024						0.0016 (J)	<0.005

ND substitution: RL or RL/2 if <15% NDs.

Time Series

Constituent: Arsenic (mg/L) Analysis Run 9/8/2024 3:34 PM View: Descriptive

Plant Bowen Client: Southern Company Data: Bowen 1, 2, 9, and 10

	GWA-50R (bg)	GWC-10	GWC-10R	GWC-11	GWC-11R	GWC-12	GWC-13
8/21/2007		<0.005	<0.005	<0.005	<0.005	<0.005	<0.005
11/1/2007		<0.005	<0.005	<0.005	<0.005	<0.005	<0.005
11/18/2007				<0.005	<0.005		
11/19/2007						<0.005	<0.005
11/20/2007		0.0079	<0.005				
1/16/2008						0.0086	
1/30/2008		<0.005	<0.005	<0.005	<0.005		
1/31/2008							<0.005
3/5/2008				<0.005		<0.005	<0.005
3/6/2008		<0.005	<0.005		<0.005		
5/7/2008				<0.005	<0.005		
5/8/2008			<0.005				
5/12/2008		<0.005					<0.005
5/13/2008						<0.005	
12/12/2008	<0.005						
12/13/2008		0.015 (O)				0.012	0.0096
12/14/2008			<0.005	<0.005	<0.005		
4/16/2009						0.008	
4/23/2009	<0.005						
4/28/2009							<0.005
4/29/2009		<0.005	<0.005	<0.005	0.0057		
10/6/2009	<0.005						
10/20/2009		<0.005					
10/21/2009			<0.005			0.0081	<0.005
10/22/2009				<0.005	<0.005		
4/21/2010			<0.005	<0.005	<0.005		
4/26/2010		<0.005					
4/28/2010							<0.005
5/3/2010	0.012 (O)						
9/28/2010			<0.005	<0.005			
9/29/2010		<0.005			<0.005		
10/5/2010						0.0067	<0.005
10/11/2010	<0.005						
4/12/2011			<0.005	<0.005			
4/13/2011		<0.005			<0.005		
4/19/2011						<0.005	<0.005
4/27/2011	<0.005						
10/4/2011			<0.005	<0.005	<0.005		
10/5/2011		<0.005					
10/12/2011						<0.005	
10/18/2011							<0.005
10/19/2011	<0.005						
4/3/2012			<0.005	<0.005			
4/4/2012		<0.005			<0.005		
4/24/2012						0.0086	
4/25/2012							<0.005
5/1/2012	<0.005						
10/2/2012	<0.005					<0.005	<0.005
10/3/2012		<0.005		<0.005	<0.005		
10/8/2012			<0.005				
4/2/2013						<0.005	<0.005
4/3/2013		<0.005	<0.005	<0.005	<0.005		

ND substitution: RL or RL/2 if <15% NDs.

Time Series

Constituent: Arsenic (mg/L) Analysis Run 9/8/2024 3:34 PM View: Descriptive

Plant Bowen Client: Southern Company Data: Bowen 1, 2, 9, and 10

	GWA-50R (bg)	GWC-10	GWC-10R	GWC-11	GWC-11R	GWC-12	GWC-13
4/10/2013	<0.005						
10/8/2013							<0.005
10/9/2013				<0.005	0.006	0.0094	
10/15/2013		<0.005	<0.005				
10/16/2013	<0.005						
4/1/2014						0.0097	<0.005
4/2/2014				<0.005	0.005 (J)		
4/9/2014		<0.005	<0.005				
4/22/2014	<0.005						
10/1/2014	<0.005						0.0022 (J)
10/2/2014		<0.005	<0.005	<0.005	0.0036 (J)	0.0055	
3/30/2015	<0.005						
4/1/2015				<0.005	0.0077	0.011	<0.005
4/2/2015		<0.005	<0.005				
10/10/2015		<0.005					
10/11/2015	<0.005			<0.005	0.0071		
10/12/2015			<0.005				
10/14/2015						0.007	
10/15/2015							<0.005
3/28/2016	<0.005						
3/31/2016		<0.005	<0.005				
4/4/2016				<0.005	0.00315 (J)	0.00645	0.00124 (J)
5/25/2016	<0.005						
5/26/2016		<0.005	<0.005	<0.005	0.00313 (J)		
5/27/2016						0.00692	
5/31/2016							<0.005
8/1/2016	<0.005						
8/3/2016			<0.005	<0.005		0.0068	
8/4/2016					0.0032 (J)		<0.005
8/5/2016		<0.005					
9/26/2016	<0.005						
9/28/2016		<0.005	<0.005	<0.005	0.0029 (J)		
9/29/2016							<0.005
9/30/2016						0.0065	
11/11/2016	<0.005						
11/22/2016		<0.005	<0.005	<0.005	0.0048 (J)	0.0066	
11/28/2016							<0.005
1/30/2017	<0.005						
2/7/2017		<0.005	<0.005				
2/8/2017				<0.005	0.0022 (J)		
2/9/2017							<0.005
2/13/2017						0.0092	
4/3/2017	<0.005						
4/10/2017		<0.005	<0.005	<0.005	0.002 (J)		
4/11/2017						0.0051	
4/12/2017							0.001 (J)
6/12/2017	<0.005						
6/14/2017		<0.005	<0.005			0.0056	
6/15/2017				<0.005	0.0014 (J)		
6/16/2017							0.0007 (J)
10/2/2017	<0.005						
10/4/2017		0.0006 (J)	<0.005	<0.005	0.002 (J)	0.0068	

ND substitution: RL or RL/2 if <15% NDs.

Time Series

Constituent: Arsenic (mg/L) Analysis Run 9/8/2024 3:34 PM View: Descriptive

Plant Bowen Client: Southern Company Data: Bowen 1, 2, 9, and 10

	GWA-50R (bg)	GWC-10	GWC-10R	GWC-11	GWC-11R	GWC-12	GWC-13
10/9/2017							0.0006 (J)
3/16/2018	<0.005						
3/20/2018		0.00079 (J)					
3/21/2018			<0.005	0.00058 (J)			0.0013 (J)
3/22/2018					0.0022 (J)	0.0055	
9/18/2018	<0.005	<0.005	<0.005	<0.005	<0.005	0.0064	
9/19/2018							<0.005
3/19/2019	<0.005						
3/22/2019		<0.005	<0.005				
3/23/2019				<0.005	0.0016 (J)	0.0055	0.00067 (J)
9/12/2019	<0.005						
9/17/2019		<0.005	<0.005	<0.005	0.0016 (J)	0.00465 (JD)	
9/18/2019							0.00052 (J)
3/11/2020	<0.005						
3/12/2020		<0.005	<0.005	<0.005	0.0012 (J)	0.0053	
3/13/2020							0.00096 (J)
9/15/2020	<0.005						
9/17/2020		<0.005	<0.005				
9/21/2020				<0.005	0.0012 (J)	0.0065	
9/22/2020							0.00098 (J)
3/17/2021	<0.005						
3/18/2021		<0.005	<0.005				<0.005
3/19/2021				<0.005	0.0013 (J)	0.0052	
8/9/2021	<0.005						
8/10/2021		<0.005					
8/11/2021			<0.005	<0.005	0.0017 (J)	0.0042 (J)	<0.005
2/2/2022	<0.005					0.0027 (J)	
2/4/2022		0.0023 (J)	0.0019 (J)	0.0023 (J)	0.0035 (J)		
2/17/2022							<0.005
8/17/2022	<0.005	<0.005					
8/18/2022			<0.005	<0.005	<0.005	0.0037 (J)	<0.005
2/16/2023	<0.005						
2/20/2023		<0.005	<0.005	<0.005	<0.005		
2/21/2023						0.0094 (J)	
2/22/2023							<0.005
7/28/2023	<0.005						
7/31/2023		<0.005	<0.005				
8/1/2023				<0.005	<0.005	0.0065	<0.005
2/22/2024	<0.005						
2/27/2024		<0.005	<0.005			0.0028 (J)	<0.005
2/28/2024				<0.005	<0.005		
8/8/2024	<0.005						
8/12/2024		<0.005	<0.005		0.0017 (J)	0.0039 (J)	<0.005
8/13/2024				<0.005			

ND substitution: RL or RL/2 if <15% NDs.

Time Series

Constituent: Arsenic (mg/L) Analysis Run 9/8/2024 3:34 PM View: Descriptive

Plant Bowen Client: Southern Company Data: Bowen 1, 2, 9, and 10

	GWC-13RZ	GWC-14Z	GWC-15R	GWC-15Z	GWC-44	GWC-45	GWC-45R
8/21/2007	<0.005						
8/23/2007			<0.005				
8/24/2007		<0.005		<0.005			
11/1/2007	<0.005						
11/2/2007		<0.005	<0.005	<0.005			
11/17/2007		<0.005	<0.005				
11/18/2007				<0.005			
11/19/2007	<0.005						
1/15/2008		<0.005	<0.005	0.0077			
1/31/2008	<0.005						
3/5/2008	<0.005	0.0079					
3/6/2008			<0.005				
3/10/2008				<0.005			
5/7/2008	<0.005	<0.005	<0.005				
5/13/2008				<0.005			
12/2/2008		0.014 (O)	<0.005	0.0061			
12/12/2008	0.02 (O)						
4/16/2009		0.0069					
4/28/2009			<0.005	<0.005			
4/29/2009	0.0066						
10/19/2009			<0.005				
10/20/2009		0.0054		<0.005			
10/21/2009	<0.005						
4/20/2010		<0.005					
4/27/2010			<0.005	<0.005			
4/28/2010	0.016 (O)						
9/29/2010		<0.005					
10/4/2010			<0.005				
10/5/2010				<0.005			
10/6/2010	<0.005						
4/12/2011		<0.005					
4/18/2011			<0.005				
4/19/2011				<0.005			
4/20/2011	<0.005						
10/4/2011		<0.005					
10/12/2011	<0.005		<0.005	<0.005			
4/4/2012		<0.005					
4/23/2012			<0.005				
4/25/2012	<0.005			<0.005			
10/2/2012	<0.005						
10/10/2012		<0.005	<0.005	<0.005			
4/2/2013	<0.005						
4/15/2013		<0.005	<0.005				
4/16/2013				<0.005			
10/8/2013	<0.005						
10/22/2013		<0.005	<0.005	<0.005			
4/1/2014	<0.005						
4/21/2014		<0.005	<0.005	0.005 (J)			
9/30/2014		<0.005	<0.005	0.0025 (J)			
10/1/2014	0.0021 (J)						
3/31/2015	<0.005						
4/3/2015		<0.005	<0.005	<0.005			

ND substitution: RL or RL/2 if <15% NDs.

Time Series

Constituent: Arsenic (mg/L) Analysis Run 9/8/2024 3:34 PM View: Descriptive

Plant Bowen Client: Southern Company Data: Bowen 1, 2, 9, and 10

	GWC-13RZ	GWC-14Z	GWC-15R	GWC-15Z	GWC-44	GWC-45	GWC-45R
10/6/2015				<0.005			
10/7/2015		<0.005	<0.005				
10/14/2015	<0.005						
3/16/2016					0.00101 (J)	<0.005	<0.005
4/4/2016	0.00144 (J)						
4/5/2016		<0.005	<0.005	0.00153 (J)			
5/16/2016					<0.005	<0.005 (D)	<0.005
5/31/2016			<0.005	0.00261 (J)			
6/1/2016	0.0011 (JD)	<0.005					
7/25/2016					<0.005	<0.005 (D)	<0.005
8/4/2016			<0.005				
8/9/2016		<0.005					
9/19/2016					<0.005	<0.005 (D)	<0.005
9/29/2016			<0.005				
11/3/2016					<0.005		<0.005
11/4/2016						<0.005 (D)	
11/23/2016			<0.005	<0.005			
11/28/2016		<0.005					
1/19/2017					<0.005		
1/20/2017							<0.005
1/23/2017						<0.005 (D)	
2/9/2017		<0.005					
2/10/2017			<0.005	<0.005			
2/22/2017	<0.005						
3/28/2017					0.0009 (J)		
3/29/2017						<0.005 (D)	<0.005 (D)
4/11/2017	0.0011 (JD)	<0.005		0.0007 (J)			
4/12/2017			0.0005 (J)				
6/5/2017					0.0033 (J)		
6/7/2017						<0.005	<0.005 (*)
6/14/2017		<0.005					
6/15/2017			<0.005	<0.005			
6/16/2017	0.0043 (JD)						
7/12/2017	0.0013 (JD)	<0.005		<0.005			
7/26/2017				<0.005			
7/28/2017	0.0013 (J)						
8/10/2017	0.0011 (J)						
9/26/2017					0.0008 (J)		
9/27/2017						<0.005	0.0006 (J)
10/5/2017		<0.005					
10/6/2017	0.0013 (JD)		0.0008 (J)	0.0009 (J)			
3/15/2018					<0.005	<0.005	<0.005
3/22/2018		0.00096 (J)					
3/23/2018	<0.005		<0.005	<0.005			
9/12/2018					<0.005		
9/13/2018						<0.005	<0.005
9/19/2018		<0.005	<0.005	<0.005			
9/20/2018	<0.005						
3/14/2019					<0.005	<0.005 (D)	<0.005 (D)
3/22/2019	0.00097 (J)	<0.005		<0.005			
3/25/2019			<0.005				
9/11/2019					<0.005	<0.005 (D)	<0.005 (D)

ND substitution: RL or RL/2 if <15% NDs.

Time Series

Constituent: Arsenic (mg/L) Analysis Run 9/8/2024 3:34 PM View: Descriptive

Plant Bowen Client: Southern Company Data: Bowen 1, 2, 9, and 10

	GWC-13RZ	GWC-14Z	GWC-15R	GWC-15Z	GWC-44	GWC-45	GWC-45R
9/17/2019		<0.005	<0.005	<0.005			
9/18/2019	0.00045 (X)						
3/10/2020					0.0013 (J)	<0.005	<0.005
3/13/2020		<0.005	0.00047 (J)	0.00052 (J)			
3/17/2020	0.00067 (J)						
9/11/2020						<0.005	<0.005
9/15/2020					<0.005		
9/21/2020		<0.005	<0.005	<0.005			
9/22/2020	0.00086 (J)						
3/11/2021					<0.005	<0.005	<0.005
3/18/2021		<0.005	<0.005	<0.005			
3/19/2021	0.00084 (J)						
8/4/2021					<0.005		
8/6/2021						<0.005	<0.005
8/11/2021		<0.005	<0.005	<0.005			
8/12/2021	<0.005						
1/31/2022					<0.005		
2/1/2022						<0.005	<0.005
2/4/2022	0.0035 (J)	0.0019 (J)	0.0026 (J)				
2/7/2022				0.0025 (J)			
8/12/2022						<0.005	<0.005
8/15/2022					<0.005		
8/18/2022		<0.005					
8/19/2022	<0.005		<0.005	<0.005			
2/14/2023					<0.005	<0.005	<0.005
2/22/2023	0.0031 (J)	<0.005	<0.005	<0.005			
7/26/2023					0.0038 (J)	0.0038 (J)	<0.005
8/1/2023		<0.005		<0.005			
8/2/2023	<0.005		<0.005				
2/20/2024					<0.005	<0.005	<0.005
2/28/2024	<0.005	<0.005	<0.005	<0.005			
8/5/2024						<0.005	<0.005
8/6/2024					<0.005		
8/13/2024	0.0013 (J)	<0.005	<0.005	<0.005			

ND substitution: RL or RL/2 if <15% NDs.

Time Series

Constituent: Arsenic (mg/L) Analysis Run 9/8/2024 3:34 PM View: Descriptive

Plant Bowen Client: Southern Company Data: Bowen 1, 2, 9, and 10

	GWC-46R	GWC-47	GWC-47R	GWC-48	GWC-49R	GWC-49Z	GWC-5
8/23/2007							<0.005
10/25/2007							<0.005
11/19/2007							<0.005
1/23/2008							<0.005
3/11/2008							<0.005
5/12/2008							<0.005
12/11/2008							<0.005
4/15/2009							<0.005
10/9/2009							<0.005
5/4/2010							<0.005
10/12/2010							<0.005
4/28/2011							<0.005
10/19/2011							<0.005
5/2/2012							<0.005
10/9/2012							<0.005
4/11/2013							<0.005
10/16/2013							<0.005
4/23/2014							<0.005
10/3/2014							<0.005
3/31/2015							<0.005
10/12/2015							<0.005
3/10/2016	<0.005	<0.005	0.00136 (J)	<0.005			
3/17/2016					<0.005	<0.005	
3/28/2016							<0.005
5/17/2016	<0.005			<0.005			
5/18/2016		<0.005	0.00127 (J)		<0.005	<0.005	
5/25/2016							<0.005
7/26/2016	<0.005						
7/27/2016		<0.005	0.0012 (J)	<0.005	<0.005		
7/28/2016						<0.005	
8/1/2016							<0.005
9/20/2016	<0.005	<0.005	<0.005	<0.005			
9/21/2016					<0.005	<0.005	
9/27/2016							<0.005
11/4/2016	<0.005		<0.005	<0.005	<0.005		
11/7/2016		<0.005				<0.005	
11/11/2016							<0.005
1/20/2017	<0.005		<0.005				
1/23/2017		<0.005		<0.005			
1/24/2017					<0.005	<0.005	
1/31/2017							<0.005
3/28/2017	0.0004 (J)			<0.005			
3/29/2017		<0.005	<0.005		<0.005		
3/30/2017						<0.005	
4/3/2017							<0.005
6/7/2017	<0.005 (*)						
6/8/2017		0.0006 (J)	0.001 (J)	<0.005	<0.005		
6/9/2017						<0.005	
6/12/2017							0.0006 (J)
9/27/2017		<0.005	0.0009 (J)				
9/29/2017	<0.005			<0.005	<0.005	<0.005	
10/3/2017							<0.005

ND substitution: RL or RL/2 if <15% NDs.

Time Series

Constituent: Arsenic (mg/L) Analysis Run 9/8/2024 3:34 PM View: Descriptive

Plant Bowen Client: Southern Company Data: Bowen 1, 2, 9, and 10

	GWC-46R	GWC-47	GWC-47R	GWC-48	GWC-49R	GWC-49Z	GWC-5
3/15/2018	<0.005	<0.005		<0.005	<0.005	<0.005	
3/16/2018			<0.005				
3/19/2018							<0.005
9/13/2018	<0.005	<0.005	0.00091 (J)	<0.005	<0.005		
9/14/2018						<0.005	
9/17/2018							<0.005
3/15/2019		<0.005		<0.005			
3/18/2019	<0.005				<0.005		
3/19/2019			<0.005			<0.005	
3/20/2019							<0.005
9/11/2019	<0.005		0.00067 (J)	<0.005 (D)	<0.005	<0.005	
9/12/2019		<0.005					
9/16/2019							<0.005
3/9/2020		<0.005	0.00051 (J)	<0.005		<0.005	
3/10/2020	<0.005						
3/11/2020					0.00041 (J)		
3/16/2020							<0.005
9/11/2020					<0.005		
9/14/2020	<0.005	<0.005		<0.005		<0.005	
9/15/2020			<0.005				
9/16/2020							<0.005
3/11/2021	<0.005	<0.005	<0.005	<0.005			
3/15/2021					<0.005	<0.005	
3/17/2021							<0.005
8/4/2021				<0.005			
8/5/2021	<0.005	<0.005	0.0012 (J)			<0.005	
8/9/2021							<0.005
8/11/2021					<0.005		
1/31/2022	<0.005			<0.005			
2/1/2022		<0.005	<0.005		<0.005	<0.005	
2/2/2022							<0.005
8/15/2022	<0.005	<0.005	<0.005	<0.005	<0.005	<0.005	
8/16/2022							<0.005
2/14/2023	<0.005	<0.005	<0.005	<0.005	<0.005	<0.005	
2/20/2023							<0.005
7/26/2023	<0.005			<0.005			
7/27/2023		<0.005	0.0039 (J)		<0.005	0.0044 (J)	
7/28/2023							<0.005
2/21/2024	<0.005	<0.005	<0.005	<0.005	<0.005	<0.005	
2/26/2024							<0.005
8/5/2024	<0.005	<0.005	<0.005	<0.005			
8/6/2024					<0.005	<0.005	
8/8/2024							<0.005

ND substitution: RL or RL/2 if <15% NDs.

Time Series

Constituent: Arsenic (mg/L) Analysis Run 9/8/2024 3:34 PM View: Descriptive

Plant Bowen Client: Southern Company Data: Bowen 1, 2, 9, and 10

	GWC-6	GWC-6RZ	GWC-7Z	GWC-8RR	GWC-8Z	GWC-9
8/22/2007	<0.005					
8/23/2007						<0.005
10/25/2007	<0.005					
11/1/2007						<0.005
11/19/2007						<0.005
11/20/2007	<0.005					
1/15/2008						0.0086
1/23/2008	<0.005					
3/6/2008						<0.005
3/11/2008	<0.005					
5/13/2008						<0.005
5/14/2008	<0.005					
12/11/2008	<0.005					
12/12/2008						0.0065
4/16/2009						<0.005
4/23/2009	<0.005					
10/9/2009	<0.005					
10/13/2009						<0.005
4/21/2010						<0.005
5/4/2010	0.014 (O)					
9/29/2010						<0.005
10/11/2010	<0.005					
4/13/2011						<0.005
4/26/2011	<0.005					
10/5/2011						<0.005
10/18/2011	<0.005			<0.005		
4/4/2012						<0.005
4/30/2012				<0.005		
5/2/2012	<0.005					
10/3/2012				<0.005		
10/8/2012	<0.005					<0.005
4/8/2013				<0.005		<0.005
4/10/2013	<0.005					
10/8/2013	<0.005					
10/9/2013				<0.005		<0.005
4/9/2014						<0.005
4/10/2014				<0.005		
4/14/2014	<0.005					
9/30/2014						<0.005
10/2/2014				<0.005		
10/3/2014	<0.005					
4/1/2015	<0.005					
4/2/2015						<0.005
4/3/2015				<0.005		
5/26/2015		<0.005			<0.005	
6/18/2015		<0.005 (D)			<0.005 (D)	
7/2/2015		<0.005			<0.005	
10/8/2015				0.0029 (J)	<0.005	
10/9/2015	<0.005	<0.005				
10/10/2015						<0.005 (D)
3/22/2016					<0.005	
3/29/2016	<0.005	<0.005				

ND substitution: RL or RL/2 if <15% NDs.

Time Series

Constituent: Arsenic (mg/L) Analysis Run 9/8/2024 3:34 PM View: Descriptive

Plant Bowen Client: Southern Company Data: Bowen 1, 2, 9, and 10

	GWC-6	GWC-6RZ	GWC-7Z	GWC-8RR	GWC-8Z	GWC-9
3/30/2016				<0.005		0.00116 (J)
5/24/2016	<0.005	<0.005		<0.005		
5/25/2016					<0.005	
5/26/2016						<0.005
5/31/2016			<0.005			
8/1/2016	<0.005	<0.005				
8/2/2016			0.0031 (J)	<0.005	<0.005	
8/5/2016						<0.005
9/26/2016	<0.005	<0.005			<0.005	
9/27/2016			0.0028 (J)	<0.005		
9/28/2016						<0.005
11/14/2016		<0.005				
11/18/2016	<0.005					
11/21/2016			0.0031 (J)		<0.005	<0.005
11/22/2016				<0.005		
2/1/2017	<0.005	<0.005	0.0031 (J)			
2/3/2017					<0.005	
2/6/2017				<0.005		<0.005
4/6/2017	0.0006 (J)	<0.005	0.003 (J)	<0.005		<0.005
4/7/2017					<0.005	
6/13/2017	<0.005	<0.005	0.0024 (J)		<0.005	<0.005
6/14/2017				<0.005		
7/14/2017			0.0029 (J)			
10/3/2017	<0.005	<0.005	0.0018 (J)		<0.005	<0.005
10/4/2017				<0.005		
3/19/2018	0.00089 (J)					
3/20/2018		<0.005	0.0024 (J)		0.0006 (J)	<0.005
3/21/2018				0.00077 (J)		
9/17/2018	<0.005	<0.005				
9/18/2018			<0.005	<0.005	<0.005	<0.005 (D)
3/21/2019	<0.005	<0.005	0.00077 (J)			<0.005
3/27/2019				<0.005		
5/6/2019					0.00063 (J)	
9/13/2019			0.0017 (J)			
9/16/2019	0.00071 (J)	0.00038 (J)		0.0004 (JD)	0.00043 (J)	0.00044 (J)
3/12/2020	0.00055 (J)	<0.005	0.00044 (J)	0.00039 (J)		<0.005
3/16/2020					<0.005	
9/16/2020	<0.005	<0.005	<0.005			
9/17/2020				<0.005	<0.005	<0.005
3/17/2021	0.0013 (J)	<0.005	<0.005	<0.005		
3/18/2021					0.00082 (J)	<0.005
8/10/2021	0.0016 (J)	<0.005	0.0013 (J)	<0.005	<0.005	<0.005
2/2/2022	<0.005	0.0012 (J)	0.002 (J)	0.0013 (J)	0.0011 (J)	0.0013 (J)
8/17/2022	<0.005	<0.005	<0.005	<0.005	<0.005	<0.005
2/17/2023	<0.005	<0.005				
2/20/2023			<0.005		<0.005	
2/21/2023				<0.005		0.0028 (J)
7/28/2023		<0.005				
7/31/2023	<0.005		<0.005	<0.005	<0.005	<0.005
2/26/2024	<0.005	<0.005	<0.005		<0.005	
2/27/2024				<0.005		<0.005
8/8/2024	<0.005	<0.005	<0.005			

ND substitution: RL or RL/2 if <15% NDs.

Time Series

Constituent: Arsenic (mg/L) Analysis Run 9/8/2024 3:34 PM View: Descriptive

Plant Bowen Client: Southern Company Data: Bowen 1, 2, 9, and 10

	GWC-6	GWC-6RZ	GWC-7Z	GWC-8RR	GWC-8Z	GWC-9
8/12/2024				<0.005	<0.005	<0.005

ND substitution: RL or RL/2 if <15% NDs.

Time Series

Constituent: Barium (mg/L) Analysis Run 9/8/2024 3:34 PM View: Descriptive

Plant Bowen Client: Southern Company Data: Bowen 1, 2, 9, and 10

	GWA-1 (bg)	GWA-2 (bg)	GWA-2R (bg)	GWA-39RZ (bg)	GWA-39Z (bg)	GWA-3A (bg)	GWA-40 (bg)
8/23/2007	0.02	0.0073	0.0098			0.015 (O)	
10/23/2007	0.039						
10/24/2007		0.027	0.015				
11/2/2007						0.017 (O)	
11/18/2007	0.04 (J)	0.13 (O)	0.011			0.019 (O)	
1/30/2008	0.04						
1/31/2008		0.0077	0.13 (O)			0.011 (O)	
3/10/2008	0.033		0.0078				
3/11/2008		0.015				0.016 (O)	
5/6/2008		0.017					
5/13/2008	0.03		0.0077				
5/14/2008						0.013 (O)	
12/4/2008		0.14 (O)	0.0089				
12/5/2008	0.0087					0.021 (O)	
4/15/2009	0.023					0.012 (O)	
4/21/2009		0.018	0.013				
10/7/2009	0.15 (O)	0.014					
10/8/2009			0.008			0.011 (O)	
4/21/2010			0.01				
4/26/2010		0.017					
4/28/2010						0.0081	
5/3/2010	0.025						
9/28/2010			0.0036				
10/4/2010		0.011					
10/6/2010						0.0083	
10/12/2010	0.029						
4/12/2011			0.0084				
4/13/2011		0.026					
4/21/2011						0.0053	
4/27/2011	0.026						
10/4/2011			0.0066				
10/5/2011		0.021					
10/13/2011						0.0071	
10/17/2011	0.021						
4/3/2012			0.0625 (O)				
4/11/2012		0.0311					
5/1/2012						0.0067	
5/2/2012	0.0212						
10/8/2012	0.019						
10/9/2012		0.018	0.01			0.0055	
4/11/2013			0.021			0.0061	
4/12/2013	0.022						
4/15/2013		0.056					
10/15/2013		0.018					
10/16/2013	0.02		0.033			0.0062	
4/10/2014			0.021				
4/11/2014	0.018						
4/22/2014		0.035					
4/23/2014						0.0047	
9/30/2014	0.013	0.0041	0.0062				
10/4/2014						0.0055	
3/30/2015	0.021	0.036	0.011				

Time Series

Constituent: Barium (mg/L) Analysis Run 9/8/2024 3:34 PM View: Descriptive

Plant Bowen Client: Southern Company Data: Bowen 1, 2, 9, and 10

	GWA-1 (bg)	GWA-2 (bg)	GWA-2R (bg)	GWA-39RZ (bg)	GWA-39Z (bg)	GWA-3A (bg)	GWA-40 (bg)
3/31/2015						0.0076	
10/12/2015						0.0049	
10/13/2015	0.012	0.0048	0.0065				
3/14/2016					0.0234		
3/15/2016							0.0101
3/22/2016	0.0182						
3/23/2016		0.0271	0.0206			0.00742 (J)	
5/11/2016					0.00793 (J)		0.00992 (J)
5/16/2016				0.0113 (D)			
5/19/2016	0.0193		0.0109				
5/20/2016		0.0206					
5/23/2016						0.00532 (J)	
7/19/2016					0.0045 (J)		
7/21/2016							0.009 (J)
7/27/2016				0.0114 (D)			
7/29/2016	0.0174	0.0275	0.007 (J)			0.0053 (J)	
9/15/2016					0.0057 (J)		0.0109
9/22/2016			0.0071 (J)			0.0058 (J)	
9/23/2016	0.0168	0.0384					
11/2/2016					0.0043 (J)		
11/3/2016							0.0115
11/9/2016	0.0171	0.0266					
11/10/2016			0.0052 (J)			0.0051 (J)	
1/17/2017							0.0101
1/18/2017					<0.01 (*)		
1/30/2017	0.019						
1/31/2017		0.0094 (J)	0.0076 (J)			0.0054 (J)	
2/21/2017				0.0178			
3/24/2017							0.0086 (J)
3/27/2017				0.0162 (D)			
3/28/2017					0.0188		
3/30/2017	0.0184	0.0262				0.0049 (J)	
4/3/2017			0.007 (J)				
5/24/2017							0.0087 (J)
6/7/2017					0.0273		
6/8/2017				0.0156 (D)			
6/9/2017	0.0174		0.0074 (J)				
6/12/2017		0.0288				<0.01	
7/17/2017				0.016 (D)			
7/27/2017				0.0184			
8/9/2017				0.0162			
9/26/2017					0.0236		0.0075 (J)
9/29/2017				0.0159 (D)			
10/2/2017	0.0167	0.0048 (J)	0.0085 (J)				
10/4/2017						0.0047 (J)	
3/14/2018					0.027		0.0064 (J)
3/16/2018	0.016		0.015	0.016			
3/19/2018		0.037				0.0047 (J)	
9/12/2018					0.022		0.0075 (J)
9/14/2018		0.0059 (J)	0.0095 (J)	0.015			
9/17/2018	0.015 (D)					0.0041 (J)	
3/13/2019							0.0076 (J)

ND substitution: RL or RL/2 if <15% NDs.

Time Series

Constituent: Barium (mg/L) Analysis Run 9/8/2024 3:34 PM View: Descriptive

Plant Bowen Client: Southern Company Data: Bowen 1, 2, 9, and 10

	GWA-1 (bg)	GWA-2 (bg)	GWA-2R (bg)	GWA-39RZ (bg)	GWA-39Z (bg)	GWA-3A (bg)	GWA-40 (bg)
3/14/2019				0.018			
3/15/2019					0.019		
3/19/2019			0.024				
3/20/2019	0.019	0.0072 (J)				0.0042 (J)	
9/9/2019					0.015		0.0078 (J)
9/12/2019	0.018	0.0058 (JD)					
9/13/2019			0.012			0.0042 (J)	
3/9/2020				0.017	0.0072 (J)		0.0088 (J)
3/11/2020	0.016	0.035	0.027			0.0041 (J)	
9/10/2020					0.0042 (J)		
9/11/2020							0.0079 (J)
9/15/2020	0.019	0.019	0.013				
9/16/2020				0.027			
3/10/2021							0.0083
3/12/2021					0.014		
3/16/2021	0.018		0.013	0.014			
3/17/2021		0.025					
3/29/2021						0.0073	
8/4/2021					0.011		0.008
8/6/2021				0.014			
8/9/2021	0.019	0.024	0.029			0.0073	
1/31/2022					0.013		0.0081
2/1/2022	0.015	0.026	0.024				
2/2/2022				0.013		0.0064	
8/10/2022					0.01		
8/12/2022							0.0076
8/16/2022	0.017	0.021	0.027	0.013		0.0067	
2/13/2023					0.018		0.0075
2/14/2023				0.014			
2/16/2023	0.018	0.029	0.028				
2/17/2023						0.0065	
7/25/2023				0.014			
7/26/2023					0.016		0.0081
7/27/2023	0.018	0.02	0.024				
8/1/2023						0.0074	
2/19/2024				0.015	0.013		0.0083
2/22/2024	0.018	0.021				0.0074	
2/26/2024			0.021				
8/1/2024				0.014	0.011		0.0073
8/6/2024			0.015				
8/7/2024	0.015	0.017					
8/8/2024						0.0068	

Time Series

Constituent: Barium (mg/L) Analysis Run 9/8/2024 3:34 PM View: Descriptive

Plant Bowen Client: Southern Company Data: Bowen 1, 2, 9, and 10

	GWA-41 (bg)	GWA-41R (bg)	GWA-42 (bg)	GWA-43 (bg)	GWA-43R (bg)	GWA-4RZ (bg)	GWA-50 (bg)
12/12/2008							0.098 (O)
4/23/2009							0.013
10/6/2009							0.011
4/27/2010							0.016
9/30/2010							0.013
4/14/2011							0.011
10/5/2011							0.015
4/11/2012							0.0102
10/2/2012							0.0091
4/9/2013							0.01
10/15/2013							0.0098
4/10/2014							0.011
10/1/2014							0.0033
3/30/2015							0.0043
10/11/2015							0.0038
3/11/2016			0.00639 (J)	0.0116	0.00819 (J)		
3/15/2016	0.0291	0.0462					
3/28/2016							0.0133
5/12/2016	0.0322						
5/13/2016		0.0265		0.0361	0.00756 (J)		
5/16/2016			0.00622 (J)				
5/23/2016							0.0109
7/19/2016				0.036	0.0079 (J)		
7/20/2016	0.0313						
7/21/2016		0.0243					
7/22/2016			0.0062 (J)				
8/1/2016							0.0058 (J)
9/15/2016	0.0217						
9/16/2016				0.0259	0.0078 (J)		
9/19/2016			0.0064 (J)				
9/21/2016		0.0145					
9/26/2016							0.0092 (J)
11/2/2016				0.037	0.0082 (J)		
11/3/2016	0.0272	0.0082 (J)	0.0058 (J)				
11/10/2016							0.0083 (J)
1/17/2017		0.007 (J)	0.0061 (J)				
1/18/2017	0.0286 (J)			0.0248	0.0085 (J)		
1/30/2017							0.0117
2/22/2017						0.0273	
3/24/2017	0.0307						
3/27/2017		0.016	0.0063 (J)				
3/28/2017				0.0222	0.0084 (J)		
4/7/2017						0.024	0.0109
6/6/2017	0.0242	0.0301		0.02	0.0078 (J)		
6/7/2017			0.0064 (J)				
6/12/2017							<0.01
6/14/2017						0.027 (D)	
7/12/2017						0.027 (D)	
7/20/2017						0.0304 (D)	
7/28/2017						0.0269	
8/9/2017						0.0254	
8/24/2017						0.0285	

ND substitution: RL or RL/2 if <15% NDs.

Time Series

Constituent: Barium (mg/L) Analysis Run 9/8/2024 3:34 PM View: Descriptive

Plant Bowen Client: Southern Company Data: Bowen 1, 2, 9, and 10

	GWA-41 (bg)	GWA-41R (bg)	GWA-42 (bg)	GWA-43 (bg)	GWA-43R (bg)	GWA-4RZ (bg)	GWA-50 (bg)
9/22/2017				0.0179	0.0076 (J)		
9/25/2017	0.0252	0.0169					
9/26/2017			0.006 (J)				
10/2/2017							0.0122
10/3/2017						0.0294 (D)	
3/14/2018	0.021	0.036	0.0065 (J)	0.016			
3/15/2018					0.0092 (J)		
3/16/2018							0.0084 (J)
3/21/2018						0.03	
9/12/2018	0.025	0.021		0.017	0.008 (J)		
9/14/2018			0.0065 (J)				
9/17/2018							0.01
9/18/2018						0.032	
3/13/2019				0.014	0.0077 (J)		
3/14/2019	0.028	0.04	0.0066 (J)				
3/19/2019							0.012
3/21/2019						0.04 (D)	
9/10/2019	0.0195 (D)	0.031	0.0068 (J)				
9/11/2019				0.015	0.0079 (J)		
9/12/2019						0.034 (D)	
9/13/2019							0.0088 (J)
3/6/2020	0.022		0.0066 (J)				
3/9/2020		0.031		0.012	0.0069 (J)		
3/11/2020							0.0077 (J)
3/12/2020						0.053	
9/10/2020	0.024	0.031	0.0059 (J)				
9/11/2020				0.024			
9/14/2020					0.0075 (J)		
9/16/2020							0.0081 (J)
9/17/2020						0.036	
3/10/2021		0.023					
3/11/2021	0.024		0.0061	0.0096	0.0069		
3/16/2021						0.042	
3/17/2021							0.0074
8/4/2021	0.021	0.021	0.0061				
8/5/2021					0.0069		
8/6/2021				0.015			
8/9/2021							0.0071
8/10/2021						0.045	
1/31/2022	0.022	0.031	0.0063	0.014	0.0076		
2/1/2022							0.0065
2/3/2022						0.063	
8/10/2022			0.0063		0.0066		
8/11/2022	0.022	0.019		0.016			
8/16/2022							0.0072
8/17/2022						0.034	
2/13/2023	0.029	0.028	0.0061		0.0064		
2/14/2023				0.011			
2/16/2023							0.0067
2/17/2023						0.043	
7/25/2023	0.018	0.023		0.012	0.0073		
7/26/2023			0.0064				

Time Series

Constituent: Barium (mg/L) Analysis Run 9/8/2024 3:34 PM View: Descriptive

Plant Bowen Client: Southern Company Data: Bowen 1, 2, 9, and 10

	GWA-41 (bg)	GWA-41R (bg)	GWA-42 (bg)	GWA-43 (bg)	GWA-43R (bg)	GWA-4RZ (bg)	GWA-50 (bg)
7/28/2023						0.043	0.0075
2/19/2024	0.017	0.027					
2/20/2024			0.007	0.011	0.0074		
2/22/2024							0.0073
2/27/2024						0.046	
8/1/2024	0.014	0.044	0.0063				
8/2/2024				0.0099	0.0072		
8/8/2024						0.053	0.0073

Time Series

Constituent: Barium (mg/L) Analysis Run 9/8/2024 3:34 PM View: Descriptive

Plant Bowen Client: Southern Company Data: Bowen 1, 2, 9, and 10

	GWA-50R (bg)	GWC-10	GWC-10R	GWC-11	GWC-11R	GWC-12	GWC-13
8/21/2007		0.021	0.027	0.034	0.01	0.023	0.065
11/1/2007		0.017	0.024	0.036	0.012	0.034	0.019
11/18/2007				0.036	0.011		
11/19/2007						0.043	0.015
11/20/2007		0.1 (O)	0.022				
1/16/2008						0.13 (O)	
1/30/2008		0.035	0.033 (J)	0.031 (J)	0.013		
1/31/2008							0.022
3/5/2008				0.018		0.07 (o)	0.012
3/6/2008		0.042	0.019		0.017		
5/7/2008				0.015	0.0066		
5/8/2008			0.017				
5/12/2008		0.0087					0.014
5/13/2008						0.039	
12/12/2008	0.016						
12/13/2008		0.12 (O)				0.13 (O)	0.11 (O)
12/14/2008			0.02	0.12 (O)	0.013		
4/16/2009						0.13 (O)	
4/23/2009	0.14 (O)						
4/28/2009							0.12 (O)
4/29/2009		0.11 (O)	0.017	0.0079	0.0098		
10/6/2009	0.12 (O)						
10/20/2009		0.016					
10/21/2009			0.021			0.033	0.023
10/22/2009				0.007	0.013		
4/21/2010			0.019	0.0074	0.0069		
4/26/2010		0.016					
4/27/2010						0.11 (O)	
4/28/2010							0.019
5/3/2010	0.12 (O)						
9/28/2010			0.018	0.0068			
9/29/2010		0.016			0.0049		
10/5/2010						0.027	0.018
10/11/2010	0.019						
4/12/2011			0.017	0.0089			
4/13/2011		0.012			0.0074		
4/19/2011						0.025	0.019
4/27/2011	0.02						
10/4/2011			0.022	0.012	0.0062		
10/5/2011		0.014					
10/12/2011						0.025	
10/18/2011							0.025
10/19/2011	0.014						
4/3/2012			0.0212	0.0169			
4/4/2012		0.017			0.0091		
4/24/2012						0.027	
4/25/2012							0.024
5/1/2012	0.0199						
10/2/2012	0.015					0.013	0.019
10/3/2012		0.015		0.03	0.0089		
10/8/2012			0.019				
4/2/2013						0.031	0.021

Time Series

Constituent: Barium (mg/L) Analysis Run 9/8/2024 3:34 PM View: Descriptive

Plant Bowen Client: Southern Company Data: Bowen 1, 2, 9, and 10

	GWA-50R (bg)	GWC-10	GWC-10R	GWC-11	GWC-11R	GWC-12	GWC-13
4/3/2013		0.018	0.021	0.008	0.012		
4/10/2013	0.016						
10/8/2013							0.027
10/9/2013				0.0093	0.0079	0.025	
10/15/2013		0.018	0.022				
10/16/2013	0.017						
4/1/2014						0.023	0.023
4/2/2014				0.031	0.0086		
4/9/2014		0.019	0.02				
4/22/2014	0.017						
10/1/2014	0.013						0.014
10/2/2014		0.016	0.023	0.035	0.01	0.025	
3/30/2015	0.014						
4/1/2015				0.013	0.019	0.025	0.027
4/2/2015		0.017	0.022				
10/10/2015		0.014					
10/11/2015	0.0093			0.0079	0.014		
10/12/2015			0.028				
10/14/2015						0.027	
10/15/2015							0.033
3/28/2016	0.0155						
3/31/2016		0.0179	0.0273				
4/4/2016				0.0119	0.0176	0.0285	0.027
5/25/2016	0.0143						
5/26/2016		0.0186	0.0305	0.0127	0.0195		
5/27/2016						0.0257	
5/31/2016							0.0283
8/1/2016	0.0129						
8/3/2016			0.0284	0.0121		0.0237	
8/4/2016					0.0151		0.0358
8/5/2016		0.0138					
9/26/2016	0.0177						
9/28/2016		0.0153	0.036	0.0112	0.0132		
9/29/2016							0.0437
9/30/2016						0.0279	
11/11/2016	0.0117						
11/22/2016		0.0184 (J)	0.0341 (J)	0.0155 (J)	0.0186 (J)	0.0286 (J)	
11/28/2016							0.0419 (J)
1/30/2017	0.0113						
2/7/2017		0.0215	0.0309				
2/8/2017				0.0115	0.015		
2/9/2017							0.0472
2/13/2017						0.0313	
4/3/2017	0.0166						
4/10/2017		0.0247	0.0235	<0.0117	0.0172		
4/11/2017						0.0254	
4/12/2017							0.0383
6/12/2017	0.017						
6/14/2017		0.0227	0.0258			0.0241	
6/15/2017				0.0112	0.0167		
6/16/2017							0.0457
10/2/2017	0.0157						

ND substitution: RL or RL/2 if <15% NDs.

Time Series

Constituent: Barium (mg/L) Analysis Run 9/8/2024 3:34 PM View: Descriptive

Plant Bowen Client: Southern Company Data: Bowen 1, 2, 9, and 10

	GWA-50R (bg)	GWC-10	GWC-10R	GWC-11	GWC-11R	GWC-12	GWC-13
10/4/2017		0.0172	0.0234	0.0093 (J)	0.0156	0.0256	
10/9/2017							0.0406
3/16/2018	0.012						
3/20/2018		0.021					
3/21/2018			0.022	0.012			0.032
3/22/2018					0.017	0.024	
9/18/2018	0.0099 (J)	0.02	0.03	0.011	0.017	0.025	
9/19/2018							0.034
3/19/2019	0.013						
3/22/2019		0.024	0.022				
3/23/2019				0.0081 (J)	0.019	0.024	0.023
9/12/2019	0.011						
9/17/2019		0.016	0.03	0.011	0.018	0.0245 (D)	
9/18/2019							0.033
3/11/2020	0.0095 (J)						
3/12/2020		0.026	0.028	0.0086 (J)	0.021	0.023	
3/13/2020							0.023
9/15/2020	0.0089 (J)						
9/17/2020		0.013	0.022				
9/21/2020				0.0093 (J)	0.016	0.023	
9/22/2020							0.027
3/17/2021	0.012						
3/18/2021		0.025	0.027				0.023
3/19/2021				0.011	0.021	0.024	
8/9/2021	0.0089						
8/10/2021		0.023					
8/11/2021			0.027	0.0086	0.021	0.025	0.025
2/2/2022	0.009					0.023	
2/4/2022		0.022	0.028	0.01	0.021		
2/17/2022							0.02
8/17/2022	0.0091	0.016					
8/18/2022			0.025	0.0078	0.019	0.022	0.021
2/16/2023	0.0081						
2/20/2023		0.02	0.024	0.0071	0.02		
2/21/2023						0.023	
2/22/2023							0.022
7/28/2023	0.0079						
7/31/2023		0.015	0.024				
8/1/2023				0.0096	0.018	0.022	0.026
2/22/2024	0.008						
2/27/2024		0.024	0.028			0.023	0.025
2/28/2024				0.01	0.02		
8/8/2024	0.0079						
8/12/2024		0.014	0.029		0.019	0.024	0.026
8/13/2024				0.0068			

Time Series

Constituent: Barium (mg/L) Analysis Run 9/8/2024 3:34 PM View: Descriptive

Plant Bowen Client: Southern Company Data: Bowen 1, 2, 9, and 10

	GWC-13RZ	GWC-14Z	GWC-15R	GWC-15Z	GWC-44	GWC-45	GWC-45R
8/21/2007	0.0095						
8/23/2007			0.015				
8/24/2007		0.0089		0.017			
11/1/2007	0.02						
11/2/2007		0.0091	0.024	0.011			
11/17/2007		0.021	0.027				
11/18/2007				0.012 (J)			
11/19/2007	0.023						
1/15/2008		0.013	0.022	0.088 (O)			
1/31/2008	0.028						
3/5/2008	0.022	0.11 (O)					
3/6/2008			0.021				
3/10/2008				0.0077			
5/7/2008	0.019	0.01	0.023				
5/13/2008				0.0055			
12/2/2008		0.12 (O)	0.024	0.0097			
12/12/2008	0.19 (O)						
4/16/2009		0.13 (O)					
4/28/2009			0.031	0.0042			
4/29/2009	0.14 (O)						
10/19/2009			0.027				
10/20/2009		0.05		0.0056			
10/21/2009	0.034						
4/20/2010		0.019					
4/27/2010			0.051 (O)	0.0039			
4/28/2010	0.11 (O)						
9/29/2010		0.017					
10/4/2010			0.028				
10/5/2010				0.0047			
10/6/2010	0.018						
4/12/2011		0.014					
4/18/2011			0.026				
4/19/2011				0.0071			
4/20/2011	0.015						
10/4/2011		0.017					
10/12/2011	0.019		0.026	0.0098			
4/4/2012		0.0182					
4/23/2012			0.0224				
4/25/2012	0.0158			0.0088			
10/2/2012	0.036						
10/10/2012		0.048	0.024	0.0093			
4/2/2013	0.039						
4/15/2013		0.03	0.029				
4/16/2013				0.0098			
10/8/2013	0.016						
10/22/2013		0.033	0.022	0.0097			
4/1/2014	0.017						
4/21/2014		0.033	0.025	0.008			
9/30/2014		0.027	0.022	0.0074			
10/1/2014	0.018						
3/31/2015	0.021						
4/3/2015		0.13 (O)	0.022	0.0076			

Time Series

Constituent: Barium (mg/L) Analysis Run 9/8/2024 3:34 PM View: Descriptive

Plant Bowen Client: Southern Company Data: Bowen 1, 2, 9, and 10

	GWC-13RZ	GWC-14Z	GWC-15R	GWC-15Z	GWC-44	GWC-45	GWC-45R
10/6/2015				0.0088			
10/7/2015		0.047	0.023				
10/14/2015	0.013						
3/16/2016					0.0545	0.00599 (J)	0.0244
4/4/2016	0.0222						
4/5/2016		0.0279	0.0308	0.00971 (J)			
5/16/2016					0.0418	0.006 (J)	0.0222
5/31/2016			0.0255	0.00589 (J)			
6/1/2016	0.0283	0.0249					
7/25/2016					0.0179	0.0056 (J)	0.02
8/4/2016			0.0227				
8/9/2016		0.0268					
9/19/2016					0.0152	0.0059 (J)	0.019
9/29/2016			0.0258				
11/3/2016					0.0127		0.0177
11/4/2016						0.0054 (J)	
11/23/2016			0.0263 (J)	<0.05			
11/28/2016		<0.01					
1/19/2017					0.0172		
1/20/2017							0.0173
1/23/2017						0.006 (J)	
2/9/2017		0.0119					
2/10/2017			0.025	0.0233			
2/22/2017	0.0561						
3/28/2017					0.0437		
3/29/2017						0.0058 (J)	0.0184
4/11/2017	0.0748	0.0112 (D)		0.0162			
4/12/2017			0.026				
6/5/2017					0.0747		
6/7/2017						0.0062 (J)	0.019
6/14/2017		<0.01					
6/15/2017			0.0244	0.0148			
6/16/2017	0.0661						
7/12/2017	0.0932	0.0105		0.0166			
7/26/2017				0.0146			
7/28/2017	0.0808						
8/10/2017	0.0743						
9/26/2017					0.0338		
9/27/2017						0.0056 (J)	0.0197
10/5/2017		0.0099 (J)					
10/6/2017	0.0699		0.0254	0.015			
12/28/2017	0.082 (Y)						
3/15/2018					0.059	0.0057 (J)	0.021
3/22/2018		0.011					
3/23/2018	0.086		0.021	0.013			
9/12/2018					0.032		
9/13/2018						0.0057 (J)	0.022
9/19/2018		0.013	0.02	0.015			
9/20/2018	0.093						
3/14/2019					0.077	0.0066 (J)	0.024
3/22/2019	0.086	0.014		0.014			
3/25/2019			0.021				

ND substitution: RL or RL/2 if <15% NDs.

Time Series

Constituent: Barium (mg/L) Analysis Run 9/8/2024 3:34 PM View: Descriptive

Plant Bowen Client: Southern Company Data: Bowen 1, 2, 9, and 10

	GWC-13RZ	GWC-14Z	GWC-15R	GWC-15Z	GWC-44	GWC-45	GWC-45R
9/11/2019					0.036	0.0061 (J)	0.021
9/17/2019		0.015	0.023	0.014			
9/18/2019	0.097						
3/10/2020					0.059	0.0061 (J)	0.024
3/13/2020		0.017	0.02	0.014			
3/17/2020	0.097						
9/11/2020						0.006 (J)	0.021
9/15/2020					0.035		
9/21/2020		0.013	0.021	0.013			
9/22/2020	0.095						
3/11/2021					0.046	0.0059	0.022
3/18/2021		0.014	0.02	0.012			
3/19/2021	0.086						
8/4/2021					0.047		
8/6/2021						0.0061	0.023
8/11/2021		0.016	0.019	0.013			
8/12/2021	0.094						
1/31/2022					0.047		
2/1/2022						0.0072	0.026
2/4/2022	0.11	0.014	0.017				
2/7/2022				0.012			
8/12/2022						0.0064	0.022
8/15/2022					0.04		
8/18/2022		0.014					
8/19/2022	0.1		0.016	0.011			
2/14/2023					0.042	0.0067	0.025
2/22/2023	0.099	0.014	0.016	0.01			
7/26/2023					0.02	0.007	0.022
8/1/2023		0.013		0.011			
8/2/2023	0.092		0.015				
2/20/2024					0.033	0.0078	0.02
2/28/2024	0.097	0.012	0.014	0.01			
8/5/2024						0.0064	0.02
8/6/2024					0.013		
8/13/2024	0.087	0.013	0.012	0.01			

Time Series

Constituent: Barium (mg/L) Analysis Run 9/8/2024 3:34 PM View: Descriptive

Plant Bowen Client: Southern Company Data: Bowen 1, 2, 9, and 10

	GWC-46R	GWC-47	GWC-47R	GWC-48	GWC-49R	GWC-49Z	GWC-5
8/23/2007							0.017
10/25/2007							0.023
11/19/2007							0.024
1/23/2008							0.028
3/11/2008							0.022
5/12/2008							0.021
12/11/2008							0.022
4/15/2009							0.13 (O)
10/9/2009							0.026
5/4/2010							0.018
10/12/2010							0.019
4/28/2011							0.015
10/19/2011							0.016
5/2/2012							0.0191
10/9/2012							0.019
4/11/2013							0.013
10/16/2013							0.017
4/23/2014							0.015
10/3/2014							0.02
3/31/2015							0.014
10/12/2015							0.017
3/10/2016	0.0209	0.0144	0.0344	0.0361			
3/17/2016					0.0112	0.0121	
3/28/2016							0.0173
5/17/2016	0.0202			0.0277			
5/18/2016		0.0136	0.0184		0.0107	0.0117	
5/25/2016							0.0175
7/26/2016	0.0165						
7/27/2016		0.013	0.0146	0.0276	0.0104		
7/28/2016						0.0081 (J)	
8/1/2016							0.0145
9/20/2016	0.0132	0.0146	0.0122	0.0266			
9/21/2016					0.0106	0.0106	
9/27/2016							0.0139
11/4/2016	0.012		0.0119	0.0239	0.0098 (J)		
11/7/2016		0.0124				0.0047 (J)	
11/11/2016							0.0135
1/20/2017	0.0133		0.0114				
1/23/2017		0.0158		<0.01			
1/24/2017					0.0101	0.0071 (J)	
1/31/2017							0.0153
3/28/2017	0.0161			0.024			
3/29/2017		0.017	0.0116		0.0103		
3/30/2017						0.0043 (J)	
4/3/2017							0.0135
6/7/2017	0.0141						
6/8/2017		0.0149	<0.011 (*)	0.0317	<0.0106 (*)		
6/9/2017						<0.01 (*)	
6/12/2017							0.0154
9/27/2017		0.012	0.0098 (J)				
9/29/2017	0.0151			0.0265	0.0097 (J)	0.004 (J)	
10/3/2017							0.0138

ND substitution: RL or RL/2 if <15% NDs.

Time Series

Constituent: Barium (mg/L) Analysis Run 9/8/2024 3:34 PM View: Descriptive

Plant Bowen Client: Southern Company Data: Bowen 1, 2, 9, and 10

	GWC-46R	GWC-47	GWC-47R	GWC-48	GWC-49R	GWC-49Z	GWC-5
3/15/2018	0.015	0.011		0.029	0.0093 (J)	0.0032 (J)	
3/16/2018			0.01				
3/19/2018							0.013
9/13/2018	0.014	0.011	0.0092 (J)	0.026	0.01		
9/14/2018						0.004 (J)	
9/17/2018							0.014
3/15/2019		0.01		0.026			
3/18/2019	0.014				0.015		
3/19/2019			0.0088 (J)			0.0033 (J)	
3/20/2019							0.018
9/11/2019	0.013		0.0097 (J)	0.0295 (D)	0.017	0.0038 (J)	
9/12/2019		0.0085 (J)					
9/16/2019							0.022
3/9/2020		0.0089 (J)	0.0082 (J)	0.029		0.0045 (J)	
3/10/2020	0.013						
3/11/2020					0.026		
3/16/2020							0.024
9/11/2020					0.012		
9/14/2020	0.013	0.0082 (J)		0.035		0.0027 (J)	
9/15/2020			0.0084 (J)				
9/16/2020							0.013
3/11/2021	0.012	0.0083	0.0073	0.038			
3/15/2021					0.012	0.0028 (J)	
3/17/2021							0.014
5/26/2021				0.039			
8/4/2021				0.034			
8/5/2021	0.013	0.0077	0.0069			0.0036 (J)	
8/9/2021							0.012
8/11/2021					0.025		
1/31/2022	0.011			0.038			
2/1/2022		0.0081	0.0077		0.011	0.003 (J)	
2/2/2022							0.012
8/15/2022	0.0098	0.0074	0.0077	0.045	0.0098	0.0041 (J)	
8/16/2022							0.013
2/14/2023	0.011	0.0075	0.0072	0.04	0.013	0.0041 (J)	
2/20/2023							0.012
7/26/2023	0.011			0.048			
7/27/2023		0.0083	0.0076		0.011	0.0036 (J)	
7/28/2023							0.012
2/21/2024	0.011	0.0087	0.0075	0.049	0.011	0.004 (J)	
2/26/2024							0.012
8/5/2024	0.01	0.0083	0.0076	0.045			
8/6/2024					0.01	0.0044 (J)	
8/8/2024							0.012

Time Series

Constituent: Barium (mg/L) Analysis Run 9/8/2024 3:34 PM View: Descriptive

Plant Bowen Client: Southern Company Data: Bowen 1, 2, 9, and 10

	GWC-6	GWC-6RZ	GWC-7Z	GWC-8RR	GWC-8Z	GWC-9
8/22/2007	0.023					
8/23/2007						0.043
10/25/2007	0.018					
11/1/2007						0.032
11/19/2007						0.049 (J)
11/20/2007	0.1 (O)					
1/15/2008						0.12 (O)
1/23/2008	0.031					
3/6/2008						0.075 (O)
3/11/2008	0.016					
5/13/2008						0.055
5/14/2008	0.024					
12/11/2008	0.022					
12/12/2008						0.16 (O)
4/16/2009						0.15 (O)
4/23/2009	0.012					
10/9/2009	0.11 (O)					
10/13/2009						0.05
4/21/2010						0.039
5/4/2010	0.096 (O)					
9/29/2010						0.033
10/11/2010	0.018					
4/13/2011						0.033
4/26/2011	0.01					
10/5/2011						0.035
10/18/2011	0.012			0.015		
4/4/2012						0.0422
4/30/2012				0.0192		
5/2/2012	0.0119					
10/3/2012				0.017		
10/8/2012	0.01					0.029
4/8/2013				0.018		0.042
4/10/2013	0.013					
10/8/2013	0.014					
10/9/2013				0.021		0.04
4/9/2014						0.038
4/10/2014				0.019		
4/14/2014	0.01					
9/30/2014						0.038
10/2/2014				0.014		
10/3/2014	0.014					
4/1/2015	0.013					
4/2/2015						0.039
4/3/2015				0.014		
5/26/2015		0.016			0.06	
6/18/2015		0.015 (D)			0.047 (D)	
7/2/2015		0.014			0.04	
10/8/2015				0.024	0.032	
10/9/2015	0.008	0.012				
10/10/2015						0.038 (D)
3/22/2016					0.0263	
3/29/2016	0.00738 (J)	0.00786 (J)				

Time Series

Constituent: Barium (mg/L) Analysis Run 9/8/2024 3:34 PM View: Descriptive

Plant Bowen Client: Southern Company Data: Bowen 1, 2, 9, and 10

	GWC-6	GWC-6RZ	GWC-7Z	GWC-8RR	GWC-8Z	GWC-9
3/30/2016				0.0163		0.0412
5/24/2016	0.00902 (J)	0.00847 (J)		0.0137		
5/25/2016					0.0178	
5/26/2016						0.0357
5/31/2016			0.0178			
8/1/2016	0.0091 (J)	0.0086 (J)				
8/2/2016			0.0394	0.0152	0.0265	
8/5/2016						0.03
9/26/2016	0.0124	0.0086 (J)			0.0267	
9/27/2016			0.032	0.0147		
9/28/2016						0.0308
11/14/2016		0.0083 (J)				
11/18/2016	0.0117					
11/21/2016			0.0316 (J)		0.0309 (J)	0.0356 (J)
11/22/2016				0.0174 (J)		
2/1/2017	0.0086 (J)	0.0096 (J)	0.0264			
2/3/2017					0.0289	
2/6/2017				0.0144		0.0391
4/6/2017	0.0083 (J)	0.0087 (J)	0.0245	0.0149		0.0402
4/7/2017					0.029	
6/13/2017	<0.01	<0.01	0.0247		0.027	0.0394
6/14/2017				0.0139		
7/14/2017			0.0245			
10/3/2017	0.0084 (J)	0.0098 (J)	0.0218		0.0292	0.0381
10/4/2017				0.015		
3/19/2018	0.0079 (J)					
3/20/2018		0.0088 (J)	0.024		0.029	0.039
3/21/2018				0.015		
9/17/2018	0.0065 (J)	0.0082 (J)				
9/18/2018			0.027	0.014	0.025	0.037
3/21/2019	0.0074 (J)	0.0075 (J)	0.03			0.042
3/27/2019				0.014		
5/6/2019					0.017	
9/13/2019			0.031			
9/16/2019	0.0075 (J)	0.0072 (J)		0.015 (D)	0.026	0.035
3/12/2020	0.0075 (J)	0.0072 (J)	0.022	0.014		0.044
3/16/2020					0.027	
9/16/2020	0.0074 (J)	0.0066 (J)	0.02			
9/17/2020				0.014	0.025	0.031
3/17/2021	0.0075	0.0072	0.022	0.014		
3/18/2021					0.018	0.041
8/10/2021	0.0074	0.0072	0.02	0.014	0.029	0.043
2/2/2022	0.0064	0.0066	0.015	0.013	0.024	0.044
8/17/2022	0.0065	0.0068	0.014	0.013	0.017	0.047
2/17/2023	0.0067	0.0067				
2/20/2023			0.015		0.024	
2/21/2023				0.011		0.042
7/28/2023		0.0062				
7/31/2023	0.0067		0.014	0.012	0.024	0.046
2/26/2024	0.006	0.0067	0.013		0.025	
2/27/2024				0.013		0.043
8/8/2024	0.0064	0.0058	0.011			

ND substitution: RL or RL/2 if <15% NDs.

Time Series

Constituent: Barium (mg/L) Analysis Run 9/8/2024 3:34 PM View: Descriptive

Plant Bowen Client: Southern Company Data: Bowen 1, 2, 9, and 10

	GWC-6	GWC-6RZ	GWC-7Z	GWC-8RR	GWC-8Z	GWC-9
8/12/2024				0.013	0.026	0.039

Time Series

Constituent: Beryllium (mg/L) Analysis Run 9/8/2024 3:34 PM View: Descriptive

Plant Bowen Client: Southern Company Data: Bowen 1, 2, 9, and 10

	GWA-1 (bg)	GWA-2 (bg)	GWA-2R (bg)	GWA-39RZ (bg)	GWA-39Z (bg)	GWA-3A (bg)	GWA-40 (bg)
9/30/2014	<0.003	<0.003	<0.003				
10/4/2014						<0.003	
3/30/2015	0.00029 (J)	<0.003	<0.003				
3/31/2015						<0.003	
10/12/2015						<0.003	
10/13/2015	<0.003	<0.003	<0.003				
3/14/2016					<0.003		
3/15/2016							<0.003
3/22/2016	<0.003						
3/23/2016		<0.003	<0.003			<0.003	
5/11/2016					<0.003		<0.003
5/16/2016				<0.003 (D)			
5/19/2016	<0.003		<0.003				
5/20/2016		<0.003					
5/23/2016						<0.003	
7/19/2016					<0.003		
7/21/2016							<0.003
7/27/2016				0.0004 (JD)			
7/29/2016	<0.003	<0.003	<0.003			<0.003	
9/15/2016					<0.003		<0.003
9/22/2016			<0.003			<0.003	
9/23/2016	<0.003	<0.003					
11/2/2016					<0.003		
11/3/2016							<0.003
11/9/2016	<0.003	<0.003					
11/10/2016			<0.003			<0.003	
1/17/2017							<0.003
1/18/2017					<0.003		
1/30/2017	<0.003						
1/31/2017		<0.003	<0.003			<0.003	
2/21/2017				<0.003			
3/24/2017							<0.003
3/27/2017				<0.003 (D)			
3/28/2017					<0.003		
3/30/2017	<0.003	<0.003				<0.003	
4/3/2017			<0.003				
5/24/2017							<0.003
6/7/2017					<0.003		
6/8/2017				<0.003 (D)			
6/9/2017	<0.003		<0.003				
6/12/2017		<0.003				<0.003	
7/17/2017				<0.003 (D)			
7/27/2017				<0.003			
8/9/2017				<0.003			
9/26/2017					<0.003		<0.003
9/29/2017				<0.003 (D)			
10/2/2017	<0.003	<0.003	<0.003				
10/4/2017						<0.003	
3/14/2018					<0.003		<0.003
3/16/2018	<0.003		<0.003	<0.003			
3/19/2018		<0.003				<0.003	
9/12/2018					<0.003		<0.003

ND substitution: RL or RL/2 if <15% NDs.

Time Series

Constituent: Beryllium (mg/L) Analysis Run 9/8/2024 3:34 PM View: Descriptive

Plant Bowen Client: Southern Company Data: Bowen 1, 2, 9, and 10

	GWA-1 (bg)	GWA-2 (bg)	GWA-2R (bg)	GWA-39RZ (bg)	GWA-39Z (bg)	GWA-3A (bg)	GWA-40 (bg)
9/14/2018		<0.003	<0.003	<0.003			
9/17/2018	<0.003 (D)					<0.003	
3/13/2019							<0.003
3/14/2019				<0.003			
3/15/2019					<0.003		
3/19/2019			<0.003				
3/20/2019	<0.003	<0.003				<0.003	
9/9/2019					<0.003		<0.003
9/12/2019	<0.003	<0.003 (D)					
9/13/2019			<0.003			<0.003	
3/9/2020				<0.003	<0.003		<0.003
3/11/2020	<0.003	<0.003	<0.003			<0.003	
9/10/2020					<0.003		
9/11/2020							<0.003
9/15/2020	<0.003	<0.003	<0.003				
9/16/2020				<0.003			
3/10/2021							<0.003
3/12/2021					<0.003		
3/16/2021	<0.003		<0.003	<0.003			
3/17/2021		<0.003					
3/29/2021						<0.003	
8/4/2021					<0.003		<0.003
8/6/2021				<0.003			
8/9/2021	<0.003	<0.003	<0.003			<0.003	
1/31/2022					<0.003		<0.003
2/1/2022	<0.003	<0.003	<0.003				
2/2/2022				<0.003		<0.003	
8/10/2022					<0.003		
8/12/2022							<0.003
8/16/2022	<0.003	<0.003	<0.003	<0.003		<0.003	
2/13/2023					<0.003		<0.003
2/14/2023				<0.003			
2/16/2023	<0.003	<0.003	<0.003				
2/17/2023						<0.003	
7/25/2023				<0.003			
7/26/2023					<0.003		<0.003
7/27/2023	<0.003	<0.003	<0.003				
8/1/2023						<0.003	
2/19/2024				<0.003	<0.003		<0.003
2/22/2024	<0.003	<0.003				<0.003	
2/26/2024			<0.003				
8/1/2024				<0.003	<0.003		<0.003
8/6/2024			<0.003				
8/7/2024	<0.003	<0.003					
8/8/2024						<0.003	

ND substitution: RL or RL/2 if <15% NDs.

Time Series

Constituent: Beryllium (mg/L) Analysis Run 9/8/2024 3:34 PM View: Descriptive

Plant Bowen Client: Southern Company Data: Bowen 1, 2, 9, and 10

	GWA-41 (bg)	GWA-41R (bg)	GWA-42 (bg)	GWA-43 (bg)	GWA-43R (bg)	GWA-4RZ (bg)	GWA-50 (bg)
10/1/2014							<0.003
3/30/2015							<0.003
10/11/2015							<0.003
3/11/2016			<0.003	<0.003	<0.003		
3/15/2016	<0.003	<0.003					
3/28/2016							<0.003
5/12/2016	<0.003						
5/13/2016		<0.003		<0.003	<0.003		
5/16/2016			<0.003				
5/23/2016							<0.003
7/19/2016				<0.003	<0.003		
7/20/2016	<0.003						
7/21/2016		<0.003					
7/22/2016			0.0002 (J)				
8/1/2016							<0.003
9/15/2016	<0.003						
9/16/2016				<0.003	<0.003		
9/19/2016			0.0001 (J)				
9/21/2016		<0.003					
9/26/2016							<0.003
11/2/2016				<0.003	<0.003		
11/3/2016	<0.003	<0.003	0.0002 (J)				
11/10/2016							<0.003
1/17/2017		<0.003	0.0001 (J)				
1/18/2017	<0.003			<0.003	<0.003		
1/30/2017							<0.003
2/22/2017						<0.003	
3/24/2017	<0.003						
3/27/2017		<0.003	0.0001 (J)				
3/28/2017				<0.003	<0.003		
4/7/2017						<0.003	<0.003
6/6/2017	<0.003	<0.003		<0.003	<0.003		
6/7/2017			0.0001 (J)				
6/12/2017							<0.003
6/14/2017						<0.003 (D)	
7/12/2017						<0.003 (D)	
7/20/2017						<0.003 (D)	
7/28/2017						<0.003	
8/9/2017						<0.003	
8/24/2017						<0.003	
9/22/2017				<0.003	<0.003		
9/25/2017	<0.003	<0.003					
9/26/2017			0.0001 (J)				
10/2/2017							<0.003
10/3/2017						<0.003 (D)	
3/14/2018	<0.003	<0.003	0.00014 (J)	<0.003			
3/15/2018					5.1E-05 (J)		
3/16/2018							<0.003
3/21/2018						<0.003	
9/12/2018	<0.003	<0.003		<0.003	<0.003		
9/14/2018			0.00012 (J)				
9/17/2018							<0.003

ND substitution: RL or RL/2 if <15% NDs.

Time Series

Constituent: Beryllium (mg/L) Analysis Run 9/8/2024 3:34 PM View: Descriptive

Plant Bowen Client: Southern Company Data: Bowen 1, 2, 9, and 10

	GWA-41 (bg)	GWA-41R (bg)	GWA-42 (bg)	GWA-43 (bg)	GWA-43R (bg)	GWA-4RZ (bg)	GWA-50 (bg)
9/18/2018						<0.003	
3/13/2019				<0.003	<0.003		
3/14/2019	<0.003	5.2E-05 (J)	0.00017 (J)				
3/19/2019							<0.003
3/21/2019						<0.003 (D)	
9/10/2019	<0.003 (D)	<0.003	0.00015 (J)				
9/11/2019				<0.003	<0.003		
9/12/2019						<0.003 (D)	
9/13/2019							<0.003
3/6/2020	<0.003		0.00017 (J)				
3/9/2020		<0.003		<0.003	<0.003		
3/11/2020							<0.003
3/12/2020						<0.003	
9/10/2020	<0.003	<0.003	0.00014 (J)				
9/11/2020				6.9E-05 (J)			
9/14/2020					<0.003		
9/16/2020							<0.003
9/17/2020						<0.003	
3/10/2021		<0.003					
3/11/2021	<0.003		0.00015 (J)	<0.003	<0.003		
3/16/2021						<0.003	
3/17/2021							<0.003
8/4/2021	<0.003	<0.003	0.00012 (J)				
8/5/2021					<0.003		
8/6/2021				<0.003			
8/9/2021							<0.003
8/10/2021						<0.003	
1/31/2022	<0.003	<0.003	0.00014 (J)	<0.003	<0.003		
2/1/2022							<0.003
2/3/2022						<0.003	
8/10/2022			0.00016 (J)		<0.003		
8/11/2022	<0.003	<0.003		7.6E-05 (J)			
8/16/2022							<0.003
8/17/2022						<0.003	
2/13/2023	<0.003	<0.003	0.00015 (J)		<0.003		
2/14/2023				<0.003			
2/16/2023							<0.003
2/17/2023						<0.003	
7/25/2023	<0.003	<0.003		<0.003	<0.003		
7/26/2023			0.00019 (J)				
7/28/2023						<0.003	<0.003
2/19/2024	<0.003	<0.003					
2/20/2024			0.00014 (J)	<0.003	<0.003		
2/22/2024							<0.003
2/27/2024						<0.003	
8/1/2024	<0.003	<0.003	0.00014 (J)				
8/2/2024				<0.003	<0.003		
8/8/2024						<0.003	<0.003

ND substitution: RL or RL/2 if <15% NDs.

Time Series

Constituent: Beryllium (mg/L) Analysis Run 9/8/2024 3:34 PM View: Descriptive

Plant Bowen Client: Southern Company Data: Bowen 1, 2, 9, and 10

	GWA-50R (bg)	GWC-10	GWC-10R	GWC-11	GWC-11R	GWC-12	GWC-13
10/1/2014	<0.003						<0.003
10/2/2014		<0.003	<0.003	<0.003	<0.003	<0.003	
3/30/2015	0.0002 (J)						
4/1/2015				<0.003	<0.003	<0.003	0.00022 (J)
4/2/2015		0.00015 (J)	<0.003				
10/10/2015		8.5E-05 (J)					
10/11/2015	<0.003			<0.003	<0.003		
10/12/2015			<0.003				
10/14/2015						<0.003	
10/15/2015							0.00018 (J)
3/28/2016	<0.003						
3/31/2016		<0.003	<0.003				
4/4/2016				<0.003	<0.003	<0.003	<0.003
5/25/2016	<0.003						
5/26/2016		<0.003	<0.003	<0.003	<0.003		
5/27/2016						<0.003	
5/31/2016							<0.003
8/1/2016	<0.003						
8/3/2016			<0.003	<0.003		<0.003	
8/4/2016					<0.003		<0.003
8/5/2016		<0.003					
9/26/2016	<0.003						
9/28/2016		<0.003	<0.003	<0.003	<0.003		
9/29/2016							9E-05 (J)
9/30/2016						<0.003	
11/11/2016	<0.003						
11/22/2016		<0.003	<0.003	<0.003	<0.003	<0.003	
11/28/2016							<0.003
1/30/2017	<0.003						
2/7/2017		<0.003	<0.003				
2/8/2017				<0.003	<0.003		
2/9/2017							<0.003
2/13/2017						<0.003	
4/3/2017	<0.003						
4/10/2017		<0.003	<0.003	<0.003	<0.003		
4/11/2017						<0.003	
4/12/2017							0.0001 (J)
6/12/2017	<0.003						
6/14/2017		<0.003	<0.003			<0.003	
6/15/2017				<0.003	<0.003		
6/16/2017							9E-05 (J)
10/2/2017	<0.003						
10/4/2017		<0.003	<0.003	<0.003	<0.003	<0.003	
10/9/2017							<0.003
3/16/2018	<0.003						
3/20/2018		0.00019 (J)					
3/21/2018			<0.003	<0.003			<0.003
3/22/2018					<0.003	<0.003	
9/18/2018	<0.003	5.4E-05 (J)	<0.003	<0.003	<0.003	<0.003	
9/19/2018							7E-05 (J)
3/19/2019	<0.003						
3/22/2019		0.00018 (J)	<0.003				

ND substitution: RL or RL/2 if <15% NDs.

Time Series

Constituent: Beryllium (mg/L) Analysis Run 9/8/2024 3:34 PM View: Descriptive

Plant Bowen Client: Southern Company Data: Bowen 1, 2, 9, and 10

	GWA-50R (bg)	GWC-10	GWC-10R	GWC-11	GWC-11R	GWC-12	GWC-13
3/23/2019				5.7E-05 (J)	<0.003	<0.003	6.1E-05 (J)
9/12/2019	<0.003						
9/17/2019		<0.003	<0.003	<0.003	<0.003	<0.003 (D)	
9/18/2019							7.4E-05 (J)
3/11/2020	<0.003						
3/12/2020		0.00017 (J)	<0.003	<0.003	<0.003	<0.003	
3/13/2020							8E-05 (J)
9/15/2020	8.5E-05 (J)						
9/17/2020		<0.003	<0.003				
9/21/2020				<0.003	<0.003	<0.003	
9/22/2020							<0.003
3/17/2021	<0.003						
3/18/2021		0.0001 (J)	<0.003				7E-05 (J)
3/19/2021				<0.003	<0.003	<0.003	
8/9/2021	<0.003						
8/10/2021		9.4E-05 (J)					
8/11/2021			<0.003	<0.003	<0.003	<0.003	7.4E-05 (J)
2/2/2022	5.5E-05 (J)					<0.003	
2/4/2022		0.00021 (J)	<0.003	<0.003	<0.003		
2/17/2022							8.9E-05 (J)
8/17/2022	<0.003	7E-05 (J)					
8/18/2022			<0.003	<0.003	<0.003	<0.003	<0.003
2/16/2023	<0.003						
2/20/2023		0.0003 (J)	<0.003	<0.003	<0.003		
2/21/2023						<0.003	
2/22/2023							<0.003
7/28/2023	<0.003						
7/31/2023		8.3E-05 (J)	<0.003				
8/1/2023				<0.003	<0.003	<0.003	<0.003
2/22/2024	<0.003						
2/27/2024		0.00014 (J)	<0.003			<0.003	<0.003
2/28/2024				<0.003	<0.003		
8/8/2024	<0.003						
8/12/2024		<0.003	<0.003		<0.003	<0.003	<0.003
8/13/2024				<0.003			

Time Series

Constituent: Beryllium (mg/L) Analysis Run 9/8/2024 3:34 PM View: Descriptive

Plant Bowen Client: Southern Company Data: Bowen 1, 2, 9, and 10

	GWC-13RZ	GWC-14Z	GWC-15R	GWC-15Z	GWC-44	GWC-45	GWC-45R
9/30/2014		<0.003	<0.003	<0.003			
10/1/2014	<0.003						
3/31/2015	<0.003						
4/3/2015		<0.003	<0.003	<0.003			
10/6/2015				<0.003			
10/7/2015		<0.003	<0.003				
10/14/2015	<0.003						
3/16/2016					<0.003	<0.003	<0.003
4/4/2016	<0.003						
4/5/2016		<0.003	<0.003	<0.003			
5/16/2016					<0.003	<0.003 (D)	<0.003 (D)
5/31/2016			<0.003	<0.003			
6/1/2016	<0.003 (D)	<0.003					
7/25/2016					<0.003	<0.003 (D)	<0.003 (D)
8/4/2016			<0.003				
8/9/2016		<0.003					
9/19/2016					<0.003	<0.003 (D)	<0.003 (D)
9/29/2016			<0.003				
11/3/2016					<0.003		<0.003 (D)
11/4/2016						<0.003 (D)	
11/23/2016			<0.003	<0.003			
11/28/2016		<0.003					
1/19/2017					<0.003		
1/20/2017							<0.003 (D)
1/23/2017						<0.003 (D)	
2/9/2017		0.0001 (J)					
2/10/2017			<0.003	<0.003			
2/22/2017	<0.003						
3/28/2017					8E-05 (J)		
3/29/2017						<0.003 (D)	<0.003 (D)
4/11/2017	<0.003	<0.003		<0.003			
4/12/2017			<0.003				
6/5/2017					9E-05 (J)		
6/7/2017						<0.003	<0.003
6/14/2017		<0.003					
6/15/2017			<0.003	<0.003			
6/16/2017	<0.003						
7/12/2017	<0.003	<0.003		<0.003			
7/26/2017				<0.003			
7/28/2017	<0.003						
8/10/2017	<0.003						
9/26/2017					<0.003		
9/27/2017						<0.003	<0.003
10/5/2017		<0.003					
10/6/2017	<0.003		<0.003	<0.003			
3/15/2018					7.7E-05 (J)	<0.003	<0.003
3/22/2018		0.00203 (JD)					
3/23/2018	<0.003		<0.003	<0.003			
9/12/2018					<0.003		
9/13/2018						<0.003	<0.003
9/19/2018		0.00014 (J)	<0.003	<0.003			
9/20/2018	<0.003						

ND substitution: RL or RL/2 if <15% NDs.

Time Series

Constituent: Beryllium (mg/L) Analysis Run 9/8/2024 3:34 PM View: Descriptive

Plant Bowen Client: Southern Company Data: Bowen 1, 2, 9, and 10

	GWC-13RZ	GWC-14Z	GWC-15R	GWC-15Z	GWC-44	GWC-45	GWC-45R
3/14/2019					7.8E-05 (J)	<0.003 (D)	<0.003 (D)
3/22/2019	<0.003	9.4E-05 (J)		<0.003			
3/25/2019			<0.003				
9/11/2019					<0.003	<0.003 (D)	<0.003 (D)
9/17/2019		0.00013 (X)	<0.003	<0.003			
9/18/2019	<0.003						
3/10/2020					7.4E-05 (J)	<0.003	<0.003
3/13/2020		0.00016 (J)	<0.003	<0.003			
3/17/2020	<0.003						
9/11/2020						<0.003	5.6E-05 (J)
9/15/2020					5.7E-05 (J)		
9/21/2020		9.5E-05 (J)	<0.003	<0.003			
9/22/2020	<0.003						
3/11/2021					6.4E-05 (J)	<0.003	<0.003
3/18/2021		0.00012 (J)	<0.003	<0.003			
3/19/2021	<0.003						
8/4/2021					6.7E-05 (J)		
8/6/2021						<0.003	<0.003
8/11/2021		0.00011 (J)	<0.003	<0.003			
8/12/2021	<0.003						
1/31/2022					6.5E-05 (J)		
2/1/2022						<0.003	<0.003
2/4/2022	<0.003	0.00011 (J)	<0.003				
2/7/2022				<0.003			
8/12/2022						<0.003	<0.003
8/15/2022					5.7E-05 (J)		
8/18/2022		0.00011 (J)					
8/19/2022	<0.003		<0.003	<0.003			
2/14/2023					6.2E-05 (J)	<0.003	<0.003
2/22/2023	<0.003	9.4E-05 (J)	<0.003	<0.003			
7/26/2023					5.7E-05 (J)	<0.003	<0.003
8/1/2023		9.4E-05 (J)		<0.003			
8/2/2023	<0.003		<0.003				
2/20/2024					<0.003	<0.003	<0.003
2/28/2024	<0.003	9.9E-05 (J)	<0.003	<0.003			
8/5/2024						<0.003	<0.003
8/6/2024					<0.003		
8/13/2024	<0.003	0.00011 (J)	<0.003	<0.003			

Time Series

Constituent: Beryllium (mg/L) Analysis Run 9/8/2024 3:35 PM View: Descriptive

Plant Bowen Client: Southern Company Data: Bowen 1, 2, 9, and 10

	GWC-46R	GWC-47	GWC-47R	GWC-48	GWC-49R	GWC-49Z	GWC-5
10/3/2014							0.00073 (J)
3/31/2015							0.00057 (J)
10/12/2015							0.00054 (J)
3/10/2016	<0.003	<0.003	<0.003	<0.003			
3/17/2016					<0.003	<0.003	
3/28/2016							<0.003
5/17/2016	<0.003			<0.003			
5/18/2016		<0.003	<0.003		<0.003	<0.003	
5/25/2016							<0.003
7/26/2016	<0.003						
7/27/2016		<0.003	<0.003	0.0002 (J)	<0.003		
7/28/2016						<0.003	
8/1/2016							0.0006 (J)
9/20/2016	<0.003	<0.003	<0.003	0.0002 (J)			
9/21/2016					<0.003	<0.003	
9/27/2016							0.0007 (J)
11/4/2016	<0.003		<0.003	0.0002 (J)	<0.003		
11/7/2016		<0.003				<0.003	
11/11/2016							0.0007 (J)
1/20/2017	<0.003		<0.003				
1/23/2017		<0.003		<0.003			
1/24/2017					<0.003	<0.003	
1/31/2017							0.0007 (J)
3/28/2017	<0.003			0.0002 (J)			
3/29/2017		<0.003	<0.003		<0.003		
3/30/2017						<0.003	
4/3/2017							0.0007 (J)
6/7/2017	<0.003						
6/8/2017		<0.003	<0.003	0.0002 (J)	<0.003		
6/9/2017						<0.003	
6/12/2017							0.0004 (J)
9/27/2017		<0.003	<0.003				
9/29/2017	<0.003			0.0002 (J)	<0.003	<0.003	
10/3/2017							0.0006 (J)
3/15/2018	<0.003	<0.003		0.00025 (J)	<0.003	<0.003	
3/16/2018			<0.003				
3/19/2018							0.0005 (J)
9/13/2018	<0.003	<0.003	<0.003	0.00026 (J)	<0.003		
9/14/2018						<0.003	
9/17/2018							0.00053 (J)
3/15/2019		<0.003		0.00022 (J)			
3/18/2019	<0.003				<0.003		
3/19/2019			<0.003			<0.003	
3/20/2019							0.00046 (J)
9/11/2019	<0.003		<0.003	0.0003 (JD)	<0.003	<0.003	
9/12/2019		<0.003					
9/16/2019							0.00051 (J)
3/9/2020		<0.003	<0.003	0.00028 (J)		<0.003	
3/10/2020	<0.003						
3/11/2020					<0.003		
3/16/2020							0.00048 (J)
9/11/2020					<0.003		

ND substitution: RL or RL/2 if <15% NDs.

Time Series

Constituent: Beryllium (mg/L) Analysis Run 9/8/2024 3:35 PM View: Descriptive

Plant Bowen Client: Southern Company Data: Bowen 1, 2, 9, and 10

	GWC-46R	GWC-47	GWC-47R	GWC-48	GWC-49R	GWC-49Z	GWC-5
9/14/2020	<0.003	<0.003		0.00033 (J)		<0.003	
9/15/2020			<0.003				
9/16/2020							0.00069 (J)
3/11/2021	<0.003	<0.003	<0.003	0.00033 (J)			
3/15/2021					<0.003	<0.003	
3/17/2021							0.00061
8/4/2021				0.00031 (J)			
8/5/2021	<0.003	<0.003	<0.003			<0.003	
8/9/2021							0.00069
8/11/2021					<0.003		
1/31/2022	<0.003			0.00036 (J)			
2/1/2022		<0.003	<0.003		<0.003	<0.003	
2/2/2022							0.00075
4/28/2022							0.00078
8/15/2022	<0.003	<0.003	6.5E-05 (J)	0.00037 (J)	<0.003	<0.003	
8/16/2022							0.0006
2/14/2023	<0.003	<0.003	<0.003	0.00038 (J)	<0.003	<0.003	
2/20/2023							0.0006
7/26/2023	<0.003			0.00048 (J)			
7/27/2023		5.9E-05 (J)	<0.003		<0.003	<0.003	
7/28/2023							0.00076
2/21/2024	<0.003	<0.003	<0.003	0.0005 (J)	<0.003	<0.003	
2/26/2024							0.00057
8/5/2024	<0.003	<0.003	<0.003	0.00042 (J)			
8/6/2024					<0.003	<0.003	
8/8/2024							0.00068

ND substitution: RL or RL/2 if <15% NDs.

Time Series

Constituent: Beryllium (mg/L) Analysis Run 9/8/2024 3:35 PM View: Descriptive

Plant Bowen Client: Southern Company Data: Bowen 1, 2, 9, and 10

	GWC-6	GWC-6RZ	GWC-7Z	GWC-8RR	GWC-8Z	GWC-9
9/30/2014						0.00013 (J)
10/2/2014				<0.003		
10/3/2014	0.00024 (J)					
4/1/2015	0.00021 (J)					
4/2/2015						0.00028 (J)
4/3/2015				<0.003		
5/26/2015		8.8E-05 (J)			<0.003	
6/18/2015		<0.003 (D)			0.0013 (D)	
7/2/2015		<0.003			<0.003	
10/8/2015				0.00025 (J)	<0.003	
10/9/2015	<0.003	<0.003				
10/10/2015						0.000245 (JD)
3/22/2016					<0.003	
3/29/2016	<0.003	<0.003				
3/30/2016				<0.003		<0.003
5/24/2016	<0.003	<0.003		<0.003		
5/25/2016					<0.003	
5/26/2016						<0.003
5/31/2016			<0.003			
8/1/2016	<0.003	<0.003				
8/2/2016			<0.003	<0.003	<0.003	
8/5/2016						<0.003
9/26/2016	<0.003	<0.003			<0.003	
9/27/2016			<0.003	<0.003		
9/28/2016						<0.003
11/14/2016		<0.003				
11/18/2016	<0.003					
11/21/2016			<0.003		<0.003	<0.003
11/22/2016				<0.003		
2/1/2017	<0.003	<0.003	<0.003			
2/3/2017					<0.003	
2/6/2017				<0.003		0.0002 (J)
4/6/2017	<0.003	<0.003	<0.003	<0.003		0.0002 (J)
4/7/2017					<0.003	
6/13/2017	<0.003	<0.003	<0.003		<0.003	0.0002 (J)
6/14/2017				<0.003		
7/14/2017			<0.003			
10/3/2017	<0.003	<0.003	<0.003		<0.003	0.0001 (J)
10/4/2017				<0.003		
3/19/2018	6.6E-05 (J)					
3/20/2018		6.8E-05 (J)	<0.003		<0.003	0.00022 (J)
3/21/2018				<0.003		
9/17/2018	<0.003	5.8E-05 (J)				
9/18/2018			<0.003	<0.003	<0.003	0.00014 (JD)
3/21/2019	<0.003	7.6E-05 (J)	<0.003			0.00015 (J)
3/27/2019				<0.003		
5/6/2019					0.0001 (J)	
9/13/2019			<0.003			
9/16/2019	<0.003	<0.003		<0.003 (D)	<0.003	0.0001 (J)
3/12/2020	<0.003	9.3E-05 (J)	<0.003	<0.003		0.00022 (J)
3/16/2020					<0.003	
9/16/2020	<0.003	6.7E-05 (J)	<0.003			

ND substitution: RL or RL/2 if <15% NDs.

Time Series

Constituent: Beryllium (mg/L) Analysis Run 9/8/2024 3:35 PM View: Descriptive

Plant Bowen Client: Southern Company Data: Bowen 1, 2, 9, and 10

	GWC-6	GWC-6RZ	GWC-7Z	GWC-8RR	GWC-8Z	GWC-9
9/17/2020				<0.003	4.9E-05 (J)	4.8E-05 (J)
3/17/2021	<0.003	<0.003	<0.003	<0.003		
3/18/2021					8.5E-05 (J)	0.00016 (J)
8/10/2021	<0.003	6.1E-05 (J)	<0.003	<0.003	6.2E-05 (J)	0.00015 (J)
2/2/2022	<0.003	7E-05 (J)	<0.003	<0.003	6.4E-05 (J)	0.00018 (J)
8/17/2022	<0.003	9.8E-05 (J)	<0.003	<0.003	0.0001 (J)	0.00017 (J)
2/17/2023	<0.003	5.4E-05 (J)				
2/20/2023			<0.003		<0.003	
2/21/2023				<0.003		0.00017 (J)
7/28/2023		<0.003				
7/31/2023	<0.003		<0.003	<0.003	5.6E-05 (J)	9.7E-05 (J)
2/26/2024	<0.003	<0.003	<0.003		<0.003	
2/27/2024				<0.003		0.00017 (J)
8/8/2024	<0.003	<0.003	<0.003			
8/12/2024				<0.003	<0.003	<0.003

ND substitution: RL or RL/2 if <15% NDs.

Time Series

Constituent: Boron, total (mg/L) Analysis Run 9/8/2024 3:35 PM View: Descriptive

Plant Bowen Client: Southern Company Data: Bowen 1, 2, 9, and 10

	GWA-1 (bg)	GWA-2 (bg)	GWA-2R (bg)	GWA-39RZ (bg)	GWA-39Z (bg)	GWA-3A (bg)	GWA-40 (bg)
3/14/2016					<0.04		
3/15/2016							<0.04
3/22/2016	<0.04						
3/23/2016		<0.04	<0.04			<0.04	
5/11/2016					<0.04		<0.04
5/16/2016				<0.04 (D)			
5/19/2016	<0.04		<0.04				
5/20/2016		<0.04					
5/23/2016						<0.04	
7/19/2016					<0.04 (*)		
7/21/2016							<0.04
7/27/2016				<0.04 (*)			
7/29/2016	<0.04	<0.04	<0.04			<0.04	
9/15/2016					0.0067 (J)		<0.04
9/22/2016			<0.04			<0.04	
9/23/2016	<0.04	<0.04					
11/2/2016					<0.04		
11/3/2016							<0.04 (*)
11/9/2016	<0.04	<0.04					
11/10/2016			<0.04			<0.04	
1/17/2017							<0.04
1/18/2017					<0.04		
1/30/2017	<0.04						
1/31/2017		<0.04	<0.04			<0.04	
2/21/2017				0.0218 (JD)			
3/24/2017							<0.04
3/27/2017				0.0262 (JD)			
3/28/2017					<0.04		
3/30/2017	0.0065 (J)	<0.04				<0.04	
4/3/2017			<0.04				
5/24/2017							<0.04
6/7/2017					<0.04 (*)		
6/8/2017				0.0067 (JD)			
6/9/2017	<0.04		<0.04				
6/12/2017		<0.04				<0.04	
7/17/2017				0.0165 (JD)			
7/27/2017				0.0138 (JD)			
8/9/2017				0.0069 (JD)			
9/26/2017					<0.04		0.0075 (J)
9/29/2017				0.0066 (JD)			
10/2/2017	<0.04	<0.04	<0.04				
10/4/2017						<0.04	
3/14/2018					<0.04		0.0093 (J)
3/16/2018	<0.04		0.0077 (J)	0.0067 (J)			
3/19/2018		0.013 (J)				0.0057 (J)	
9/12/2018					<0.04		<0.04
9/14/2018		<0.04	<0.04	0.0059 (J)			
9/17/2018	0.00625 (JD)					<0.04	
3/13/2019							<0.04
3/14/2019				0.0059 (X)			
3/15/2019					0.005 (X)		
3/19/2019			0.014 (J)				

ND substitution: RL or RL/2 if <15% NDs.

Time Series

Constituent: Boron, total (mg/L) Analysis Run 9/8/2024 3:35 PM View: Descriptive

Plant Bowen Client: Southern Company Data: Bowen 1, 2, 9, and 10

	GWA-1 (bg)	GWA-2 (bg)	GWA-2R (bg)	GWA-39RZ (bg)	GWA-39Z (bg)	GWA-3A (bg)	GWA-40 (bg)
3/20/2019	0.0042 (J)	<0.04				<0.04	
9/9/2019					<0.04		<0.04
9/10/2019				0.0081 (X)			
9/12/2019	<0.04	<0.04 (D)					
9/13/2019			0.012 (J)			<0.04	
3/9/2020				0.0065 (J)	<0.04		0.0074 (J)
3/11/2020	<0.04	0.0068 (J)	0.017 (J)			0.0071 (J)	
9/10/2020					<0.04		
9/11/2020							<0.04
9/15/2020	0.01 (J)	0.0053 (J)	0.0074 (J)				
9/16/2020				0.015 (J)			
3/10/2021							<0.04
3/12/2021					0.011 (J)		
3/16/2021	<0.04		0.0061 (J)	<0.04			
3/17/2021		<0.04					
3/29/2021						<0.04	
8/4/2021					<0.04		<0.04
8/6/2021				<0.04			
8/9/2021	<0.04	<0.04	0.012 (J)			<0.04	
1/31/2022					<0.04		<0.04
2/1/2022	<0.04	<0.04	<0.04				
2/2/2022				<0.04		<0.04	
8/10/2022					<0.04		
8/12/2022							<0.04
8/16/2022	<0.04	<0.04	<0.04	<0.04		<0.04	
2/13/2023					<0.04		<0.04
2/14/2023				<0.04			
2/16/2023	<0.04	<0.04	0.017 (J)				
2/17/2023						<0.04	
7/25/2023				<0.04			
7/26/2023					0.012 (J)		0.0091 (J)
7/27/2023	0.015 (J)	<0.04	0.015 (J)				
8/1/2023						<0.04	
2/19/2024				<0.04	<0.04		<0.04
2/22/2024	<0.04	<0.04				<0.04	
2/26/2024			0.018 (J)				
8/1/2024				<0.04	<0.04		<0.04
8/6/2024			<0.04				
8/7/2024	<0.04	<0.04					
8/8/2024						<0.04	

ND substitution: RL or RL/2 if <15% NDs.

Time Series

Constituent: Boron, total (mg/L) Analysis Run 9/8/2024 3:35 PM View: Descriptive

Plant Bowen Client: Southern Company Data: Bowen 1, 2, 9, and 10

	GWA-41 (bg)	GWA-41R (bg)	GWA-42 (bg)	GWA-43 (bg)	GWA-43R (bg)	GWA-4RZ (bg)	GWA-50 (bg)
3/11/2016			<0.04	<0.04	<0.04		
3/15/2016	<0.04	<0.04					
3/28/2016							<0.04
5/12/2016	<0.04						
5/13/2016		<0.04		<0.04	<0.04		
5/16/2016			<0.04				
5/23/2016							<0.04
7/19/2016				<0.04 (*)	<0.04 (*)		
7/20/2016	<0.04						
7/21/2016		<0.04 (*)					
7/22/2016			0.0076 (J)				
8/1/2016							<0.04
9/15/2016	<0.04						
9/16/2016				<0.04	0.0246 (J)		
9/19/2016			<0.04				
9/21/2016		<0.04 (*)					
9/26/2016							<0.04
11/2/2016				<0.04	0.0279 (J)		
11/3/2016	<0.04	<0.04	<0.04				
11/10/2016							<0.04
1/17/2017		<0.04	<0.04				
1/18/2017	<0.04			<0.04	0.0336 (J)		
1/30/2017							<0.04
2/22/2017						0.022 (JD)	
3/24/2017	0.0154 (J)						
3/27/2017		0.0173 (J)	0.0101 (J)				
3/28/2017				<0.04	0.0313 (J)		
4/7/2017						0.0082 (JD)	0.008 (J)
6/6/2017	<0.04	<0.04 (*)		<0.04 (*)	<0.04 (*)		
6/7/2017			<0.04 (*)				
6/12/2017							<0.04
6/14/2017						0.008 (JD)	
7/12/2017						0.0082 (JD)	
7/20/2017						0.0091 (JD)	
7/28/2017						<0.04 (D)	
8/9/2017						0.0071 (JD)	
8/24/2017						0.0062 (JD)	
9/22/2017				<0.04	0.0294 (J)		
9/25/2017	<0.04	0.0141 (J)					
9/26/2017			<0.04				
10/2/2017							<0.04
10/3/2017						0.006 (JD)	
3/14/2018	0.011 (J)	0.014 (J)	<0.04	<0.04			
3/15/2018					0.018 (J)		
3/16/2018							<0.04
3/21/2018						0.0062 (J)	
9/12/2018	<0.04	0.013 (J)		<0.04	0.018 (J)		
9/14/2018			<0.04				
9/17/2018							<0.04
9/18/2018						0.0096 (J)	
3/13/2019				<0.04	0.012 (X)		
3/14/2019	0.007 (X)	0.015 (X)	<0.04				

ND substitution: RL or RL/2 if <15% NDs.

Time Series

Constituent: Boron, total (mg/L) Analysis Run 9/8/2024 3:35 PM View: Descriptive

Plant Bowen Client: Southern Company Data: Bowen 1, 2, 9, and 10

	GWA-41 (bg)	GWA-41R (bg)	GWA-42 (bg)	GWA-43 (bg)	GWA-43R (bg)	GWA-4RZ (bg)	GWA-50 (bg)
3/19/2019							<0.04
3/21/2019						0.0066 (JD)	
9/10/2019	<0.04	0.015 (X)	<0.04				
9/11/2019				0.0059 (X)	0.021 (X)		
9/12/2019						0.012 (JD)	
9/13/2019							<0.04
3/6/2020	0.013 (J)		0.0068 (J)				
3/9/2020		0.021 (J)		<0.04	0.017 (J)		
3/11/2020							0.0063 (J)
3/12/2020						0.014 (J)	
9/10/2020	<0.04	0.016 (J)	<0.04				
9/11/2020				<0.04			
9/14/2020					0.018 (J)		
9/16/2020							<0.04
9/17/2020						0.015 (J)	
3/10/2021		0.0098 (J)					
3/11/2021	0.0075 (J)		<0.04	<0.04	0.017 (J)		
3/16/2021						0.0092 (J)	
3/17/2021							<0.04
8/4/2021	<0.04	0.01 (J)	<0.04				
8/5/2021					0.0098 (J)		
8/6/2021				<0.04			
8/9/2021							<0.04
8/10/2021						0.01 (J)	
1/31/2022	<0.04	0.016 (J)	<0.04	<0.04	0.011 (J)		
2/1/2022							<0.04
2/3/2022						<0.04	
8/10/2022			<0.04		0.01 (J)		
8/11/2022	<0.04	<0.04		<0.04			
8/16/2022							<0.04
8/17/2022						<0.04	
2/13/2023	<0.04	0.017 (J)	<0.04		<0.04		
2/14/2023				<0.04			
2/16/2023							<0.04
2/17/2023						<0.04	
7/25/2023	0.012 (J)	0.011 (J)		<0.04	0.012 (J)		
7/26/2023			<0.04				
7/28/2023						<0.04	<0.04
2/19/2024	<0.04	0.012 (J)					
2/20/2024			0.031 (J)	0.02 (J)	<0.04		
2/22/2024							<0.04
2/27/2024						<0.04	
8/1/2024	<0.04	<0.04	<0.04				
8/2/2024				<0.04	0.015 (J)		
8/8/2024						<0.04	<0.04

ND substitution: RL or RL/2 if <15% NDs.

Time Series

Constituent: Boron, total (mg/L) Analysis Run 9/8/2024 3:35 PM View: Descriptive

Plant Bowen Client: Southern Company Data: Bowen 1, 2, 9, and 10

	GWA-50R (bg)	GWC-10	GWC-10R	GWC-11	GWC-11R	GWC-12	GWC-13
3/28/2016	<0.04						
3/31/2016		<0.04	<0.04				
4/4/2016				<0.04	<0.04	<0.04	<0.04
5/25/2016	<0.04						
5/26/2016		<0.04	<0.04	<0.04	<0.04		
5/27/2016						<0.04	
5/31/2016							<0.04
8/1/2016	<0.04						
8/3/2016			<0.04	<0.04		<0.04	
8/4/2016					<0.04		<0.04
8/5/2016		<0.04					
9/26/2016	<0.04						
9/28/2016		<0.04	0.0169 (J)	<0.04	<0.04		
9/29/2016							0.0192 (J)
9/30/2016						<0.04	
11/11/2016	0.0193 (J)						
11/22/2016		<0.04	0.0067 (J)	<0.04	0.0072 (J)	<0.04	
11/28/2016							0.0124 (J)
1/30/2017	<0.04						
2/7/2017		<0.04	<0.04				
2/8/2017				0.0085 (J)	0.0069 (J)		
2/9/2017							0.0157 (J)
2/13/2017						<0.04	
4/3/2017	<0.04						
4/10/2017		<0.04	<0.04	<0.04	<0.04		
4/11/2017						<0.04	
4/12/2017							0.0183 (J)
6/12/2017	<0.04						
6/14/2017		<0.04	<0.04			<0.04	
6/15/2017				<0.04	<0.04		
6/16/2017							0.0269 (J)
10/2/2017	<0.04						
10/4/2017		<0.04	<0.04	<0.04	0.0065 (J)	<0.04	
10/9/2017							0.0383 (J)
3/16/2018	<0.04						
3/20/2018		0.004 (J)					
3/21/2018			<0.04	<0.04			0.021 (J)
3/22/2018					<0.04	<0.04	
9/18/2018	<0.04	<0.04	<0.04	<0.04	<0.04	<0.04	
9/19/2018							0.026 (J)
3/19/2019	<0.04						
3/22/2019		<0.04	<0.04				
3/23/2019				<0.04	<0.04	<0.04	0.012 (J)
9/12/2019	<0.04						
9/17/2019		<0.04	<0.04	<0.04	<0.04	<0.04 (D)	
9/18/2019							0.017 (J)
3/11/2020	0.007 (J)						
3/12/2020		<0.04	0.005 (J)	<0.04	0.0058 (J)	<0.04	
3/13/2020							0.014 (J)
9/15/2020	<0.04						
9/17/2020		<0.04	<0.04				
9/21/2020				<0.04	<0.04	<0.04	

ND substitution: RL or RL/2 if <15% NDs.

Time Series

Constituent: Boron, total (mg/L) Analysis Run 9/8/2024 3:35 PM View: Descriptive

Plant Bowen Client: Southern Company Data: Bowen 1, 2, 9, and 10

	GWA-50R (bg)	GWC-10	GWC-10R	GWC-11	GWC-11R	GWC-12	GWC-13
9/22/2020							0.0087 (J)
3/17/2021	<0.04						
3/18/2021		<0.04	<0.04				0.0091 (J)
3/19/2021				<0.04	<0.04	<0.04	
8/9/2021	<0.04						
8/10/2021		<0.04					
8/11/2021			<0.04	<0.04	<0.04	<0.04	<0.04
2/2/2022	<0.04					<0.04	
2/4/2022		<0.04	<0.04	<0.04	<0.04		
2/17/2022							0.015 (J)
8/17/2022	<0.04	<0.04					
8/18/2022			<0.04	<0.04	<0.04	<0.04	<0.04
2/16/2023	<0.04						
2/20/2023		<0.04	<0.04	<0.04	<0.04		
2/21/2023						<0.04	
2/22/2023							<0.04
7/28/2023	<0.04						
7/31/2023		<0.04	<0.04				
8/1/2023				<0.04	<0.04	<0.04	0.012 (J)
2/22/2024	<0.04						
2/27/2024		<0.04	<0.04			<0.04	<0.04
2/28/2024				<0.04	<0.04		
8/8/2024	<0.04						
8/12/2024		<0.04	<0.04		<0.04	<0.04	0.024 (J)
8/13/2024				<0.04			

ND substitution: RL or RL/2 if <15% NDs.

Time Series

Constituent: Boron, total (mg/L) Analysis Run 9/8/2024 3:35 PM View: Descriptive

Plant Bowen Client: Southern Company Data: Bowen 1, 2, 9, and 10

	GWC-13RZ	GWC-14Z	GWC-15R	GWC-15Z	GWC-44	GWC-45	GWC-45R
3/16/2016					<0.04	<0.04	<0.04
4/4/2016	<0.04						
4/5/2016		<0.04	<0.04	<0.04			
5/16/2016					<0.04	<0.04 (D)	<0.04 (D)
5/31/2016			<0.04	<0.04			
6/1/2016	<0.04	<0.04					
7/25/2016					<0.04	<0.04 (D)	0.0054 (JD)
8/4/2016			<0.04				
8/9/2016		0.0996 (O)					
9/19/2016					<0.04	<0.04 (D)	<0.04 (D)
9/29/2016			0.0106 (J)				
11/3/2016					<0.04		<0.04 (D)
11/4/2016						<0.04 (D)	
11/23/2016			0.0099 (J)	0.0076 (J)			
11/28/2016		0.0072 (J)					
1/19/2017					<0.04		
1/20/2017							<0.04 (D)
1/23/2017						0.0086 (JD)	
2/9/2017		<0.04					
2/10/2017			<0.04	<0.04			
2/22/2017	0.02 (J)						
3/28/2017					0.0113 (J)		
3/29/2017						<0.04 (D)	<0.04 (D)
4/11/2017	<0.04	<0.04		<0.04			
4/12/2017			0.009 (J)				
6/5/2017					<0.04 (*)		
6/7/2017						<0.04 (*)	<0.04 (*)
6/14/2017		<0.04					
6/15/2017			<0.04	<0.04			
6/16/2017	0.0163 (J)						
7/12/2017	0.0117 (J)	<0.04		<0.04			
7/26/2017				<0.04			
7/28/2017	0.0071 (J)						
8/10/2017	0.0093 (J)						
9/26/2017					0.0084 (J)		
9/27/2017						<0.04	<0.04
10/5/2017		0.0068 (J)					
10/6/2017	0.0148 (J)		<0.04	0.0071 (J)			
3/15/2018					0.014 (J)	0.0077 (J)	0.0063 (J)
3/22/2018		<0.04					
3/23/2018	0.017 (J)		0.0053 (J)	0.0092 (J)			
9/12/2018					0.0051 (J)		
9/13/2018						<0.04	<0.04
9/19/2018		<0.04	0.0049 (J)	0.0046 (J)			
9/20/2018	0.016 (J)						
3/14/2019					0.018 (X)	<0.04 (D)	0.006 (XJD)
3/22/2019	0.013 (J)	<0.04		<0.04			
3/25/2019			<0.04				
9/11/2019					0.0088 (X)	<0.04 (D)	<0.04 (D)
9/17/2019		<0.04	<0.04	<0.04			
9/18/2019	0.014 (X)						
3/10/2020					0.019 (J)	<0.04	0.009 (J)

ND substitution: RL or RL/2 if <15% NDs.

Time Series

Constituent: Boron, total (mg/L) Analysis Run 9/8/2024 3:35 PM View: Descriptive

Plant Bowen Client: Southern Company Data: Bowen 1, 2, 9, and 10

	GWC-13RZ	GWC-14Z	GWC-15R	GWC-15Z	GWC-44	GWC-45	GWC-45R
3/13/2020		0.0081 (J)	0.0064 (J)	0.0054 (J)			
3/17/2020	0.017 (J)						
9/11/2020						<0.04	0.0056 (J)
9/15/2020					0.0089 (J)		
9/21/2020		<0.04	0.0075 (J)	<0.04			
9/22/2020	0.01 (J)						
3/11/2021					0.016 (J)	<0.04	0.006 (J)
3/18/2021		<0.04	<0.04	<0.04			
3/19/2021	0.014 (J)						
8/4/2021					0.016 (J)		
8/6/2021						<0.04	<0.04
8/11/2021		<0.04	<0.04	<0.04			
8/12/2021	0.014 (J)						
1/31/2022					0.015 (J)		
2/1/2022						0.019 (J)	0.022 (J)
2/4/2022	0.017 (J)	<0.04	<0.04				
2/7/2022				<0.04			
8/12/2022						<0.04	<0.04
8/15/2022					0.011 (J)		
8/18/2022		<0.04					
8/19/2022	0.015 (J)		<0.04	<0.04			
2/14/2023					0.014 (J)	<0.04	0.012 (J)
2/22/2023	0.013 (J)	<0.04	<0.04	<0.04			
7/26/2023					<0.04	<0.04	0.0088 (J)
8/1/2023		<0.04		<0.04			
8/2/2023	0.012 (J)		<0.04				
2/20/2024					<0.04	<0.04	<0.04
2/28/2024	0.015 (J)	<0.04	<0.04	<0.04			
8/5/2024						<0.04	<0.04
8/6/2024					<0.04		
8/13/2024	<0.04	<0.04	<0.04	<0.04			

ND substitution: RL or RL/2 if <15% NDs.

Time Series

Constituent: Boron, total (mg/L) Analysis Run 9/8/2024 3:35 PM View: Descriptive

Plant Bowen Client: Southern Company Data: Bowen 1, 2, 9, and 10

	GWC-46R	GWC-47	GWC-47R	GWC-48	GWC-49R	GWC-49Z	GWC-5
3/10/2016	<0.04	<0.04	<0.04	<0.04			
3/17/2016					<0.04	<0.04	
3/28/2016							<0.04
5/17/2016	<0.04			<0.04			
5/18/2016		<0.04	<0.04		<0.04	<0.04	
5/25/2016							<0.04
7/26/2016	0.0047 (J)						
7/27/2016		<0.04 (*)	<0.04	<0.04 (*)	<0.04 (*)		
7/28/2016						<0.04 (*)	
8/1/2016							<0.04
9/20/2016	0.0254 (J)	0.0133 (J)	0.0109 (J)	0.0078 (J)			
9/21/2016					<0.04 (*)	<0.04 (*)	
9/27/2016							<0.04
11/4/2016	<0.04		<0.04	<0.04	<0.04		
11/7/2016		0.0079 (J)				0.0138 (J)	
11/11/2016							0.0083 (J)
1/20/2017	<0.04		<0.04				
1/23/2017		<0.04		<0.04			
1/24/2017					<0.04	<0.04	
1/31/2017							<0.04
3/28/2017	<0.04			<0.04			
3/29/2017		<0.04	<0.04		<0.04		
3/30/2017						0.0077 (J)	
4/3/2017							<0.04
6/7/2017	<0.04 (*)						
6/8/2017		<0.04	<0.04	<0.04	<0.04		
6/9/2017						<0.04	
6/12/2017							<0.04
9/27/2017		<0.04	<0.04				
9/29/2017	<0.04			<0.04	<0.04	<0.04	
10/3/2017							<0.04
3/15/2018	0.0042 (J)	<0.04		<0.04	<0.04	0.0052 (J)	
3/16/2018			<0.04				
3/19/2018							0.0041 (J)
9/13/2018	<0.04	<0.04	<0.04	<0.04	<0.04		
9/14/2018						<0.04	
9/17/2018							<0.04
3/15/2019		<0.04		<0.04			
3/18/2019	0.022 (X)				0.0099 (X)		
3/19/2019			<0.04			0.0043 (X)	
3/20/2019							<0.04
9/11/2019	<0.04		0.0054 (X)	<0.04	<0.04	<0.04	
9/12/2019		<0.04					
9/16/2019							0.0051 (J)
3/9/2020		<0.04	0.0051 (J)	<0.04		0.0055 (J)	
3/10/2020	<0.04						
3/11/2020					<0.04		
3/16/2020							<0.04
9/11/2020					0.0057 (J)		
9/14/2020	<0.04	<0.04		<0.04		<0.04	
9/15/2020			<0.04				
9/16/2020							<0.04

ND substitution: RL or RL/2 if <15% NDs.

Time Series

Constituent: Boron, total (mg/L) Analysis Run 9/8/2024 3:35 PM View: Descriptive

Plant Bowen Client: Southern Company Data: Bowen 1, 2, 9, and 10

	GWC-46R	GWC-47	GWC-47R	GWC-48	GWC-49R	GWC-49Z	GWC-5
3/11/2021	<0.04	<0.04	<0.04	<0.04			
3/15/2021					0.01 (J)	0.0066 (J)	
3/17/2021							<0.04
8/4/2021				<0.04			
8/5/2021	<0.04	<0.04	<0.04			<0.04	
8/9/2021							<0.04
8/11/2021					<0.04		
1/31/2022	<0.04			<0.04			
2/1/2022		0.011 (J)	0.01 (J)		<0.04	0.0087 (J)	
2/2/2022							<0.04
8/15/2022	<0.04	<0.04	<0.04	<0.04	<0.04	<0.04	
8/16/2022							<0.04
2/14/2023	<0.04	<0.04	<0.04	<0.04	<0.04	<0.04	
2/20/2023							<0.04
7/26/2023	<0.04			<0.04			
7/27/2023		0.012 (J)	0.019 (J)		<0.04	<0.04	
7/28/2023							<0.04
2/21/2024	<0.04	<0.04	<0.04	<0.04	<0.04	<0.04	
2/26/2024							<0.04
8/5/2024	<0.04	<0.04	<0.04	<0.04			
8/6/2024					<0.04	<0.04	
8/8/2024							<0.04

ND substitution: RL or RL/2 if <15% NDs.

Time Series

Constituent: Boron, total (mg/L) Analysis Run 9/8/2024 3:35 PM View: Descriptive

Plant Bowen Client: Southern Company Data: Bowen 1, 2, 9, and 10

	GWC-6	GWC-6RZ	GWC-7Z	GWC-8RR	GWC-8Z	GWC-9
3/22/2016					<0.04	
3/29/2016	<0.04	<0.04				
3/30/2016				<0.04		<0.04
5/24/2016	<0.04	<0.04		<0.04		
5/25/2016					<0.04	
5/26/2016						<0.04
5/31/2016			<0.04			
8/1/2016	<0.04	<0.04				
8/2/2016			<0.04	<0.04	<0.04	
8/5/2016						<0.04
9/26/2016	<0.04	<0.04			<0.04	
9/27/2016			0.0073 (J)	<0.04		
9/28/2016						<0.04
11/14/2016		<0.04				
11/18/2016	<0.04					
11/21/2016			0.008 (J)		<0.04	<0.04
11/22/2016				0.0115 (J)		
2/1/2017	<0.04	<0.04	<0.04			
2/3/2017					<0.04	
2/6/2017				<0.04		<0.04
4/6/2017	<0.04	<0.04	<0.04	<0.04		<0.04
4/7/2017					<0.04	
6/13/2017	<0.04	<0.04	<0.04		<0.04	<0.04
6/14/2017				<0.04		
7/14/2017			0.007 (J)			
10/3/2017	<0.04	<0.04	<0.04		<0.04	<0.04
10/4/2017				<0.04		
3/19/2018	<0.04					
3/20/2018		0.0073 (J)	0.0064 (J)		<0.04	0.0096 (J)
3/21/2018				<0.04		
9/17/2018	<0.04	0.0046 (J)				
9/18/2018			0.0045 (J)	<0.04	<0.04	<0.04 (D)
3/21/2019	<0.04	<0.04	<0.04			0.006 (J)
3/27/2019				0.0078 (J)		
5/6/2019					0.0065 (J)	
9/13/2019			0.0065 (J)			
9/16/2019	<0.04	<0.04		<0.04 (D)	<0.04	<0.04
3/12/2020	0.0061 (J)	0.0052 (J)	0.0057 (J)	<0.04		0.0058 (J)
3/16/2020					<0.04	
9/16/2020	<0.04	<0.04	0.0052 (J)			
9/17/2020				<0.04	<0.04	<0.04
3/17/2021	<0.04	<0.04	<0.04	<0.04		
3/18/2021					<0.04	<0.04
8/10/2021	<0.04	<0.04	<0.04	<0.04	<0.04	<0.04
2/2/2022	<0.04	<0.04	<0.04	<0.04	<0.04	<0.04
8/17/2022	<0.04	<0.04	0.011 (J)	<0.04	0.012 (J)	<0.04
2/17/2023	<0.04	<0.04				
2/20/2023			<0.04		<0.04	
2/21/2023				<0.04		<0.04
7/28/2023		<0.04				
7/31/2023	<0.04		<0.04	<0.04	<0.04	<0.04
2/26/2024	<0.04	<0.04	<0.04		<0.04	

ND substitution: RL or RL/2 if <15% NDs.

Time Series

Constituent: Boron, total (mg/L) Analysis Run 9/8/2024 3:35 PM View: Descriptive

Plant Bowen Client: Southern Company Data: Bowen 1, 2, 9, and 10

	GWC-6	GWC-6RZ	GWC-7Z	GWC-8RR	GWC-8Z	GWC-9
2/27/2024				<0.04		<0.04
8/8/2024	<0.04	<0.04	<0.04			
8/12/2024				<0.04	<0.04	<0.04

ND substitution: RL or RL/2 if <15% NDs.

Time Series

Constituent: Cadmium (mg/L) Analysis Run 9/8/2024 3:35 PM View: Descriptive

Plant Bowen Client: Southern Company Data: Bowen 1, 2, 9, and 10

	GWA-1 (bg)	GWA-2 (bg)	GWA-2R (bg)	GWA-39RZ (bg)	GWA-39Z (bg)	GWA-3A (bg)	GWA-40 (bg)
8/23/2007	<0.0005	<0.0005	<0.0005			<0.0005	
10/23/2007	<0.0005						
10/24/2007		<0.0005	<0.0005				
11/2/2007						<0.0005	
11/18/2007	<0.0005	<0.0005	<0.0005			<0.0005	
1/30/2008	<0.0005						
1/31/2008		<0.0005	<0.0005			<0.0005	
3/10/2008	<0.0005		<0.0005				
3/11/2008		<0.0005				<0.0005	
5/6/2008		<0.0005					
5/13/2008	<0.0005		<0.0005				
5/14/2008						<0.0005	
12/4/2008		<0.0005	<0.0005				
12/5/2008	<0.0005					<0.0005	
4/15/2009	<0.0005					<0.0005	
4/21/2009		<0.0005	<0.0005				
10/7/2009	<0.0005	<0.0005					
10/8/2009			<0.0005			<0.0005	
4/21/2010			<0.0005				
4/26/2010		<0.0005					
4/28/2010						<0.0005	
5/3/2010	<0.0005						
9/28/2010			<0.0005				
10/4/2010		<0.0005					
10/6/2010						<0.0005	
10/12/2010	<0.0005						
4/12/2011			<0.0005				
4/13/2011		<0.0005					
4/21/2011						<0.0005	
4/27/2011	<0.0005						
10/4/2011			<0.0005				
10/5/2011		<0.0005					
10/13/2011						<0.0005	
10/17/2011	<0.0005						
4/3/2012			<0.0005				
4/11/2012		<0.0005					
5/1/2012						<0.0005	
5/2/2012	<0.0005						
10/8/2012	<0.0005						
10/9/2012		<0.0005	<0.0005			<0.0005	
4/11/2013			<0.0005			<0.0005	
4/12/2013	<0.0005						
4/15/2013		<0.0005					
10/15/2013		<0.0005					
10/16/2013	<0.0005		<0.0005			<0.0005	
4/10/2014			<0.0005				
4/11/2014	<0.0005						
4/22/2014		<0.0005					
4/23/2014						<0.0005	
9/30/2014	<0.0005	<0.0005	<0.0005				
10/4/2014						<0.0005	
3/30/2015	<0.0005	<0.0005	<0.0005				

ND substitution: RL or RL/2 if <15% NDs.

Time Series

Constituent: Cadmium (mg/L) Analysis Run 9/8/2024 3:35 PM View: Descriptive

Plant Bowen Client: Southern Company Data: Bowen 1, 2, 9, and 10

	GWA-1 (bg)	GWA-2 (bg)	GWA-2R (bg)	GWA-39RZ (bg)	GWA-39Z (bg)	GWA-3A (bg)	GWA-40 (bg)
3/31/2015						<0.0005	
10/12/2015						<0.0005	
10/13/2015	0.0003 (J)	<0.0005	<0.0005				
3/14/2016					0.000188 (J)		
3/15/2016							<0.0005
3/22/2016	<0.0005						
3/23/2016		<0.0005	<0.0005			<0.0005	
5/11/2016					0.000177 (J)		<0.0005
5/16/2016				<0.0005 (D)			
5/19/2016	<0.0005		<0.0005				
5/20/2016		<0.0005					
5/23/2016						<0.0005	
7/19/2016					0.0001 (J)		
7/21/2016							<0.0005
7/27/2016				0.0001 (JD)			
7/29/2016	<0.0005	<0.0005	<0.0005			<0.0005	
9/15/2016					8E-05 (J)		<0.0005
9/22/2016			<0.0005			<0.0005	
9/23/2016	<0.0005	<0.0005					
11/2/2016					<0.0005		
11/3/2016							<0.0005
11/9/2016	<0.0005	<0.0005					
11/10/2016			<0.0005			<0.0005	
1/17/2017							<0.0005
1/18/2017					<0.0005		
1/30/2017	<0.0005						
1/31/2017		<0.0005	<0.0005			<0.0005	
2/21/2017				<0.0005			
3/24/2017							<0.0005
3/27/2017				<0.0005 (D)			
3/28/2017					<0.0005		
3/30/2017	<0.0005	<0.0005				<0.0005	
4/3/2017			<0.0005				
5/24/2017							<0.0005
6/7/2017					<0.0005		
6/8/2017				<0.0005 (D)			
6/9/2017	<0.0005		<0.0005				
6/12/2017		<0.0005				<0.0005	
7/17/2017				<0.0005 (D)			
7/27/2017				<0.0005			
8/9/2017				<0.0005			
9/26/2017					<0.0005		<0.0005
9/29/2017				<0.0005 (D)			
10/2/2017	<0.0005	<0.0005	<0.0005				
10/4/2017						<0.0005	
3/14/2018					<0.0005		<0.0005
3/16/2018	<0.0005		<0.0005	<0.0005			
3/19/2018		<0.0005				<0.0005	
9/12/2018					<0.0005		<0.0005
9/14/2018		<0.0005	<0.0005	<0.0005			
9/17/2018	0.00076 (JD)					<0.0005	
3/13/2019							<0.0005

ND substitution: RL or RL/2 if <15% NDs.

Time Series

Constituent: Cadmium (mg/L) Analysis Run 9/8/2024 3:35 PM View: Descriptive

Plant Bowen Client: Southern Company Data: Bowen 1, 2, 9, and 10

	GWA-1 (bg)	GWA-2 (bg)	GWA-2R (bg)	GWA-39RZ (bg)	GWA-39Z (bg)	GWA-3A (bg)	GWA-40 (bg)
3/14/2019				<0.0005			
3/15/2019					<0.0005		
3/19/2019			<0.0005				
3/20/2019	<0.0005	<0.0005				<0.0005	
9/9/2019					<0.0005		<0.0005
9/12/2019	<0.0005	<0.0005 (D)					
9/13/2019			<0.0005			<0.0005	
3/9/2020				<0.0005	<0.0005		<0.0005
3/11/2020	<0.0005	<0.0005	<0.0005			<0.0005	
9/10/2020					<0.0005		
9/11/2020							<0.0005
9/15/2020	<0.0005	<0.0005	<0.0005				
9/16/2020				<0.0005			
3/10/2021							<0.0005
3/12/2021					<0.0005		
3/16/2021	<0.0005		<0.0005	<0.0005			
3/17/2021		<0.0005					
3/29/2021						<0.0005	
8/4/2021					<0.0005		<0.0005
8/6/2021				<0.0005			
8/9/2021	<0.0005	<0.0005	<0.0005			<0.0005	
1/31/2022					<0.0005		<0.0005
2/1/2022	<0.0005	<0.0005	<0.0005				
2/2/2022				<0.0005		<0.0005	
8/10/2022					<0.0005		
8/12/2022							<0.0005
8/16/2022	<0.0005	<0.0005	<0.0005	<0.0005		<0.0005	
2/13/2023					<0.0005		<0.0005
2/14/2023				<0.0005			
2/16/2023	<0.0005	<0.0005	<0.0005				
2/17/2023						<0.0005	
7/25/2023				<0.0005			
7/26/2023					<0.0005		<0.0005
7/27/2023	<0.0005	<0.0005	<0.0005				
8/1/2023						<0.0005	
2/19/2024				<0.0005	<0.0005		<0.0005
2/22/2024	<0.0005	<0.0005				<0.0005	
2/26/2024			<0.0005				
8/1/2024				<0.0005	<0.0005		<0.0005
8/6/2024			<0.0005				
8/7/2024	<0.0005	<0.0005					
8/8/2024						<0.0005	

ND substitution: RL or RL/2 if <15% NDs.

Time Series

Constituent: Cadmium (mg/L) Analysis Run 9/8/2024 3:35 PM View: Descriptive

Plant Bowen Client: Southern Company Data: Bowen 1, 2, 9, and 10

	GWA-41 (bg)	GWA-41R (bg)	GWA-42 (bg)	GWA-43 (bg)	GWA-43R (bg)	GWA-4RZ (bg)	GWA-50 (bg)
12/12/2008							<0.0005
4/23/2009							<0.0005
10/6/2009							<0.0005
4/27/2010							<0.0005
9/30/2010							<0.0005
4/14/2011							<0.0005
10/5/2011							<0.0005
4/11/2012							<0.0005
10/2/2012							<0.0005
4/9/2013							<0.0005
10/15/2013							<0.0005
4/10/2014							<0.0005
10/1/2014							<0.0005
3/30/2015							<0.0005
10/11/2015							0.00026 (J)
3/11/2016			0.000121 (J)	<0.0005	<0.0005		
3/15/2016	<0.0005	<0.0005					
3/28/2016							<0.0005
5/12/2016	<0.0005						
5/13/2016		<0.0005		<0.0005	<0.0005		
5/16/2016			0.000145 (J)				
5/23/2016							<0.0005
7/19/2016				<0.0005	<0.0005		
7/20/2016	<0.0005						
7/21/2016		<0.0005					
7/22/2016			<0.0005				
8/1/2016							<0.0005
9/15/2016	<0.0005						
9/16/2016				<0.0005	<0.0005		
9/19/2016			0.0001 (J)				
9/21/2016		<0.0005					
9/26/2016							<0.0005
11/2/2016				<0.0005	<0.0005		
11/3/2016	<0.0005	<0.0005	8E-05 (J)				
11/10/2016							<0.0005
1/17/2017		<0.0005	0.0001 (J)				
1/18/2017	<0.0005			<0.0005	<0.0005		
1/30/2017							<0.0005
2/22/2017						<0.0005	
3/24/2017	<0.0005						
3/27/2017		<0.0005	0.0002 (J)				
3/28/2017				<0.0005	<0.0005		
4/7/2017						<0.0005	<0.0005
6/6/2017	<0.0005	<0.0005		8E-05 (J)	<0.0005		
6/7/2017			0.0001 (J)				
6/12/2017							<0.0005
6/14/2017						<0.0005 (D)	
7/12/2017						<0.0005 (D)	
7/20/2017						<0.0005 (D)	
7/28/2017						<0.0005	
8/9/2017						<0.0005	
8/24/2017						<0.0005	

ND substitution: RL or RL/2 if <15% NDs.

Time Series

Constituent: Cadmium (mg/L) Analysis Run 9/8/2024 3:35 PM View: Descriptive

Plant Bowen Client: Southern Company Data: Bowen 1, 2, 9, and 10

	GWA-41 (bg)	GWA-41R (bg)	GWA-42 (bg)	GWA-43 (bg)	GWA-43R (bg)	GWA-4RZ (bg)	GWA-50 (bg)
9/22/2017				<0.0005	<0.0005		
9/25/2017	<0.0005	<0.0005					
9/26/2017			<0.0005				
10/2/2017							<0.0005
10/3/2017						<0.0005 (D)	
3/14/2018	<0.0005	<0.0005	0.00011 (J)	<0.0005			
3/15/2018					<0.0005		
3/16/2018							<0.0005
3/21/2018						<0.0005	
9/12/2018	<0.0005	<0.0005		<0.0005	<0.0005		
9/14/2018			0.00013 (J)				
9/17/2018							<0.0005
9/18/2018						<0.0005	
3/13/2019				<0.0005	<0.0005		
3/14/2019	<0.0005	<0.0005	0.00013 (J)				
3/19/2019							<0.0005
3/21/2019						<0.0005 (D)	
9/10/2019	<0.0005 (D)	<0.0005	0.00014 (J)				
9/11/2019				<0.0005	<0.0005		
9/12/2019						<0.0005 (D)	
9/13/2019							<0.0005
3/6/2020	<0.0005		0.00014 (J)				
3/9/2020		<0.0005		<0.0005	<0.0005		
3/11/2020							<0.0005
3/12/2020						<0.0005	
9/10/2020	<0.0005	<0.0005	0.00015 (J)				
9/11/2020				<0.0005			
9/14/2020					<0.0005		
9/16/2020							<0.0005
9/17/2020						<0.0005	
3/10/2021		<0.0005					
3/11/2021	<0.0005		0.00017 (J)	<0.0005	<0.0005		
3/16/2021						<0.0005	
3/17/2021							0.00012 (J)
8/4/2021	<0.0005	<0.0005	0.00014 (J)				
8/5/2021					<0.0005		
8/6/2021				<0.0005			
8/9/2021							<0.0005
8/10/2021						<0.0005	
1/31/2022	<0.0005	<0.0005	0.00018 (J)	<0.0005	<0.0005		
2/1/2022							<0.0005
2/3/2022						<0.0005	
8/10/2022			0.00034 (J)		<0.0005		
8/11/2022	<0.0005	<0.0005		<0.0005			
8/16/2022							<0.0005
8/17/2022						<0.0005	
2/13/2023	<0.0005	<0.0005	<0.0005		<0.0005		
2/14/2023				<0.0005			
2/16/2023							<0.0005
2/17/2023						<0.0005	
7/25/2023	<0.0005	<0.0005		<0.0005	<0.0005		
7/26/2023			0.00013 (J)				

ND substitution: RL or RL/2 if <15% NDs.

Time Series

Constituent: Cadmium (mg/L) Analysis Run 9/8/2024 3:35 PM View: Descriptive

Plant Bowen Client: Southern Company Data: Bowen 1, 2, 9, and 10

	GWA-41 (bg)	GWA-41R (bg)	GWA-42 (bg)	GWA-43 (bg)	GWA-43R (bg)	GWA-4RZ (bg)	GWA-50 (bg)
7/28/2023						<0.0005	<0.0005
2/19/2024	<0.0005	<0.0005					
2/20/2024			0.00016 (J)	<0.0005	<0.0005		
2/22/2024							<0.0005
2/27/2024						<0.0005	
8/1/2024	<0.0005	<0.0005	0.00016 (J)				
8/2/2024				<0.0005	<0.0005		
8/8/2024						<0.0005	<0.0005

ND substitution: RL or RL/2 if <15% NDs.

Time Series

Constituent: Cadmium (mg/L) Analysis Run 9/8/2024 3:35 PM View: Descriptive

Plant Bowen Client: Southern Company Data: Bowen 1, 2, 9, and 10

	GWA-50R (bg)	GWC-10	GWC-10R	GWC-11	GWC-11R	GWC-12	GWC-13
8/21/2007		<0.0005	<0.0005	<0.0005	<0.0005	<0.001	<0.0005
11/1/2007		<0.0005	<0.0005	<0.0005	<0.0005	<0.001	<0.0005
11/18/2007				<0.0005	<0.0005		
11/19/2007						<0.001	<0.0005
11/20/2007		<0.0005	<0.0005				
1/16/2008						<0.001	
1/30/2008		<0.0005	<0.0005	<0.0005	<0.0005		
1/31/2008							<0.0005
3/5/2008				<0.0005		<0.001	<0.0005
3/6/2008		<0.0005	<0.0005		<0.0005		
5/7/2008				<0.0005	<0.0005		
5/8/2008			<0.0005				
5/12/2008		<0.0005					<0.0005
5/13/2008						<0.001	
12/12/2008	<0.0005						
12/13/2008		<0.0005				<0.001	<0.0005
12/14/2008			<0.0005	<0.0005	<0.0005		
4/16/2009						<0.001	
4/23/2009	<0.0005						
4/28/2009							<0.0005
4/29/2009		<0.0005	<0.0005	<0.0005	<0.0005		
10/6/2009	<0.0005						
10/20/2009		<0.0005					
10/21/2009			<0.0005			<0.001	<0.0005
10/22/2009				<0.0005	<0.0005		
4/21/2010			<0.0005	<0.0005	<0.0005		
4/26/2010		<0.0005					
4/27/2010						<0.001	
4/28/2010							<0.0005
5/3/2010	<0.0005						
9/28/2010			<0.0005	<0.0005			
9/29/2010		<0.0005			<0.0005		
10/5/2010						<0.001	<0.0005
10/11/2010	<0.0005						
4/12/2011			<0.0005	<0.0005			
4/13/2011		<0.0005			<0.0005		
4/19/2011						<0.001	<0.0005
4/27/2011	<0.0005						
10/4/2011			<0.0005	<0.0005	<0.0005		
10/5/2011		<0.0005					
10/12/2011						<0.001	
10/18/2011							<0.0005
10/19/2011	<0.0005						
4/3/2012			<0.0005	<0.0005			
4/4/2012		<0.0005			<0.0005		
4/24/2012						<0.001	
4/25/2012							<0.0005
5/1/2012	<0.0005						
10/2/2012	<0.0005					<0.001	<0.0005
10/3/2012		<0.0005		<0.0005	<0.0005		
10/8/2012			<0.0005				
4/2/2013						<0.001	<0.0005

ND substitution: RL or RL/2 if <15% NDs.

Time Series

Constituent: Cadmium (mg/L) Analysis Run 9/8/2024 3:35 PM View: Descriptive

Plant Bowen Client: Southern Company Data: Bowen 1, 2, 9, and 10

	GWA-50R (bg)	GWC-10	GWC-10R	GWC-11	GWC-11R	GWC-12	GWC-13
4/3/2013		<0.0005	<0.0005	<0.0005	<0.0005		
4/10/2013	<0.0005						
10/8/2013							<0.0005
10/9/2013				<0.0005	<0.0005	<0.001	
10/15/2013		<0.0005	<0.0005				
10/16/2013	<0.0005						
4/1/2014						<0.001	<0.0005
4/2/2014				<0.0005	<0.0005		
4/9/2014		<0.0005	<0.0005				
4/22/2014	<0.0005						
10/1/2014	<0.0005						<0.0005
10/2/2014		<0.0005	<0.0005	<0.0005	<0.0005	<0.001	
3/30/2015	<0.0005						
4/1/2015				<0.0005	0.00033 (J)	<0.001	<0.0005
4/2/2015		<0.0005	<0.0005				
10/10/2015		<0.0005					
10/11/2015	<0.0005			<0.0005	0.00056 (J)		
10/12/2015			<0.0005				
10/14/2015						0.00025 (J)	
10/15/2015							<0.0005
3/28/2016	<0.0005						
3/31/2016		<0.0005	<0.0005				
4/4/2016				<0.0005	<0.0005	0.000136 (J)	<0.0005
5/25/2016	<0.0005						
5/26/2016		<0.0005	<0.0005	<0.0005	<0.0005		
5/27/2016						0.000131 (J)	
5/31/2016							<0.0005
8/1/2016	<0.0005						
8/3/2016			<0.0005	<0.0005		<0.001	
8/4/2016					<0.0005		<0.0005
8/5/2016		<0.0005					
9/26/2016	<0.0005						
9/28/2016		<0.0005	0.0002 (J)	<0.0005	<0.0005		
9/29/2016							<0.0005
9/30/2016						9E-05 (J)	
11/11/2016	<0.0005						
11/22/2016		<0.0005	<0.0005	<0.0005	<0.0005	<0.001	
11/28/2016							<0.0005
1/30/2017	<0.0005						
2/7/2017		<0.0005	<0.0005				
2/8/2017				<0.0005	<0.0005		
2/9/2017							<0.0005
2/13/2017						0.0001 (J)	
4/3/2017	<0.0005						
4/10/2017		<0.0005	<0.0005	<0.0005	<0.0005		
4/11/2017						0.0003 (J)	
4/12/2017							<0.0005
6/12/2017	<0.0005						
6/14/2017		<0.0005	<0.0005			0.0003 (J)	
6/15/2017				<0.0005	<0.0005		
6/16/2017							<0.0005
10/2/2017	<0.0005						

ND substitution: RL or RL/2 if <15% NDs.

Time Series

Constituent: Cadmium (mg/L) Analysis Run 9/8/2024 3:35 PM View: Descriptive

Plant Bowen Client: Southern Company Data: Bowen 1, 2, 9, and 10

	GWA-50R (bg)	GWC-10	GWC-10R	GWC-11	GWC-11R	GWC-12	GWC-13
10/4/2017		<0.0005	<0.0005	<0.0005	<0.0005	0.0002 (J)	
10/9/2017							<0.0005
3/16/2018	<0.0005						
3/20/2018		<0.0005					
3/21/2018			<0.0005	<0.0005			<0.0005
3/22/2018					<0.0005	0.00032 (J)	
9/18/2018	<0.0005	<0.0005	<0.0005	<0.0005	<0.0005	0.00057 (J)	
9/19/2018							<0.0005
3/19/2019	<0.0005						
3/22/2019		<0.0005	<0.0005				
3/23/2019				<0.0005	<0.0005	0.00035 (J)	<0.0005
9/12/2019	<0.0005						
9/17/2019		<0.0005	<0.0005	<0.0005	<0.0005	0.000575 (JD)	
9/18/2019							<0.0005
3/11/2020	<0.0005						
3/12/2020		<0.0005	<0.0005	<0.0005	<0.0005	0.00089 (J)	
3/13/2020							<0.0005
9/15/2020	<0.0005						
9/17/2020		<0.0005	<0.0005				
9/21/2020				<0.0005	<0.0005	0.00025 (J)	
9/22/2020							<0.0005
3/17/2021	<0.0005						
3/18/2021		<0.0005	<0.0005				<0.0005
3/19/2021				<0.0005	<0.0005	0.00027 (J)	
8/9/2021	<0.0005						
8/10/2021		<0.0005					
8/11/2021			<0.0005	<0.0005	<0.0005	0.00048 (J)	<0.0005
2/2/2022	<0.0005					0.0012	
2/4/2022		<0.0005	<0.0005	<0.0005	<0.0005		
2/17/2022							<0.0005
4/28/2022						0.00067	
8/17/2022	<0.0005	0.00018 (J)					
8/18/2022			<0.0005	<0.0005	<0.0005	0.00052	<0.0005
2/16/2023	<0.0005						
2/20/2023		<0.0005	<0.0005	<0.0005	<0.0005		
2/21/2023						0.0004 (J)	
2/22/2023							<0.0005
7/28/2023	<0.0005						
7/31/2023		<0.0005	<0.0005				
8/1/2023				<0.0005	<0.0005	0.00035 (J)	<0.0005
2/22/2024	<0.0005						
2/27/2024		<0.0005	<0.0005			0.00071	<0.0005
2/28/2024				<0.0005	<0.0005		
8/8/2024	<0.0005						
8/12/2024		<0.0005	<0.0005		<0.0005	0.00063	<0.0005
8/13/2024				<0.0005			

ND substitution: RL or RL/2 if <15% NDs.

Time Series

Constituent: Cadmium (mg/L) Analysis Run 9/8/2024 3:35 PM View: Descriptive

Plant Bowen Client: Southern Company Data: Bowen 1, 2, 9, and 10

	GWC-13RZ	GWC-14Z	GWC-15R	GWC-15Z	GWC-44	GWC-45	GWC-45R
8/21/2007	<0.0005						
8/23/2007			<0.0005				
8/24/2007		<0.0005		<0.0005			
11/1/2007	<0.0005						
11/2/2007		<0.0005	<0.0005	<0.0005			
11/17/2007		<0.0005	<0.0005				
11/18/2007				<0.0005			
11/19/2007	<0.0005						
1/15/2008		<0.0005	<0.0005	<0.0005			
1/31/2008	<0.0005						
3/5/2008	<0.0005	<0.0005					
3/6/2008			<0.0005				
3/10/2008				<0.0005			
5/7/2008	<0.0005	<0.0005	<0.0005				
5/13/2008				<0.0005			
12/2/2008		<0.0005	<0.0005	<0.0005			
12/12/2008	<0.0005						
4/16/2009		<0.0005					
4/28/2009			<0.0005	<0.0005			
4/29/2009	<0.0005						
10/19/2009			<0.0005				
10/20/2009		<0.0005		<0.0005			
10/21/2009	<0.0005						
4/20/2010		<0.0005					
4/27/2010			<0.0005	<0.0005			
4/28/2010	<0.0005						
9/29/2010		<0.0005					
10/4/2010			<0.0005				
10/5/2010				<0.0005			
10/6/2010	<0.0005						
4/12/2011		<0.0005					
4/18/2011			<0.0005				
4/19/2011				<0.0005			
4/20/2011	<0.0005						
10/4/2011		<0.0005					
10/12/2011	<0.0005		<0.0005	<0.0005			
4/4/2012		<0.0005					
4/23/2012			<0.0005				
4/25/2012	<0.0005			<0.0005			
10/2/2012	<0.0005						
10/10/2012		<0.0005	<0.0005	<0.0005			
4/2/2013	<0.0005						
4/15/2013		<0.0005	<0.0005				
4/16/2013				<0.0005			
10/8/2013	<0.0005						
10/22/2013		<0.0005	<0.0005	<0.0005			
4/1/2014	<0.0005						
4/21/2014		<0.0005	<0.0005	<0.0005			
9/30/2014		<0.0005	<0.0005	<0.0005			
10/1/2014	<0.0005						
3/31/2015	<0.0005						
4/3/2015		<0.0005	<0.0005	<0.0005			

ND substitution: RL or RL/2 if <15% NDs.

Time Series

Constituent: Cadmium (mg/L) Analysis Run 9/8/2024 3:35 PM View: Descriptive

Plant Bowen Client: Southern Company Data: Bowen 1, 2, 9, and 10

	GWC-13RZ	GWC-14Z	GWC-15R	GWC-15Z	GWC-44	GWC-45	GWC-45R
10/6/2015				<0.0005			
10/7/2015		<0.0005	0.00028 (J)				
10/14/2015	<0.0005						
3/16/2016					<0.0005	<0.0005	0.000113 (J)
4/4/2016	<0.0005						
4/5/2016		<0.0005	0.000194 (J)	<0.0005			
5/16/2016					<0.0005	<0.0005 (D)	<0.0005 (D)
5/31/2016			0.000206 (J)	<0.0005			
6/1/2016	<0.0005	<0.0005					
7/25/2016					<0.0005	<0.0005 (D)	<0.0005 (D)
8/4/2016			<0.0005				
8/9/2016		<0.0005					
9/19/2016					<0.0005	<0.0005 (D)	<0.0005 (D)
9/29/2016			0.0002 (J)				
11/3/2016					<0.0005		<0.0005 (D)
11/4/2016						<0.0005 (D)	
11/23/2016			0.0001 (J)	<0.0005			
11/28/2016		<0.0005					
1/19/2017					<0.0005		
1/20/2017							<0.0005 (D)
1/23/2017						<0.0005 (D)	
2/9/2017		0.0001 (J)					
2/10/2017			<0.0005	<0.0005			
2/22/2017	<0.0005						
3/28/2017					<0.0005		
3/29/2017						<0.0005 (D)	<0.0005 (D)
4/11/2017	<0.0005	<0.0005		<0.0005			
4/12/2017			<0.0005				
6/5/2017					8E-05 (J)		
6/7/2017						<0.0005	<0.0005
6/14/2017		<0.0005					
6/15/2017			<0.0005	<0.0005			
6/16/2017	<0.0005						
7/12/2017	<0.0005	<0.0005		<0.0005			
7/26/2017				<0.0005			
7/28/2017	<0.0005						
8/10/2017	<0.0005						
9/26/2017					<0.0005		
9/27/2017						<0.0005	<0.0005
10/5/2017		<0.0005					
10/6/2017	<0.0005		<0.0005	<0.0005			
3/15/2018					<0.0005	<0.0005	<0.0005
3/22/2018		<0.0005					
3/23/2018	<0.0005		<0.0005	<0.0005			
9/12/2018					<0.0005		
9/13/2018						<0.0005	<0.0005
9/19/2018		<0.0005	<0.0005	<0.0005			
9/20/2018	<0.0005						
3/14/2019					<0.0005	<0.0005 (D)	<0.0005 (D)
3/22/2019	<0.0005	<0.0005		<0.0005			
3/25/2019			<0.0005				
9/11/2019					<0.0005	<0.0005 (D)	<0.0005 (D)

ND substitution: RL or RL/2 if <15% NDs.

Time Series

Constituent: Cadmium (mg/L) Analysis Run 9/8/2024 3:35 PM View: Descriptive

Plant Bowen Client: Southern Company Data: Bowen 1, 2, 9, and 10

	GWC-13RZ	GWC-14Z	GWC-15R	GWC-15Z	GWC-44	GWC-45	GWC-45R
9/17/2019		<0.0005	<0.0005	<0.0005			
9/18/2019	<0.0005						
3/10/2020					<0.0005	<0.0005	<0.0005
3/13/2020		<0.0005	<0.0005	<0.0005			
3/17/2020	<0.0005						
9/11/2020						<0.0005	<0.0005
9/15/2020					<0.0005		
9/21/2020		<0.0005	<0.0005	<0.0005			
9/22/2020	<0.0005						
3/11/2021					<0.0005	<0.0005	<0.0005
3/18/2021		<0.0005	<0.0005	<0.0005			
3/19/2021	<0.0005						
8/4/2021					<0.0005		
8/6/2021						<0.0005	<0.0005
8/11/2021		<0.0005	<0.0005	<0.0005			
8/12/2021	<0.0005						
1/31/2022					<0.0005		
2/1/2022						<0.0005	<0.0005
2/4/2022	<0.0005	<0.0005	<0.0005				
2/7/2022				<0.0005			
8/12/2022						<0.0005	<0.0005
8/15/2022					<0.0005		
8/18/2022		<0.0005					
8/19/2022	<0.0005		<0.0005	<0.0005			
2/14/2023					<0.0005	<0.0005	<0.0005
2/22/2023	<0.0005	<0.0005	<0.0005	<0.0005			
7/26/2023					<0.0005	<0.0005	<0.0005
8/1/2023		<0.0005		<0.0005			
8/2/2023	<0.0005		<0.0005				
2/20/2024					<0.0005	<0.0005	<0.0005
2/28/2024	<0.0005	<0.0005	<0.0005	<0.0005			
8/5/2024						<0.0005	<0.0005
8/6/2024					<0.0005		
8/13/2024	<0.0005	<0.0005	<0.0005	<0.0005			

ND substitution: RL or RL/2 if <15% NDs.

Time Series

Constituent: Cadmium (mg/L) Analysis Run 9/8/2024 3:35 PM View: Descriptive

Plant Bowen Client: Southern Company Data: Bowen 1, 2, 9, and 10

	GWC-46R	GWC-47	GWC-47R	GWC-48	GWC-49R	GWC-49Z	GWC-5
8/23/2007							<0.0005
10/25/2007							<0.0005
11/19/2007							<0.0005
1/23/2008							<0.0005
3/11/2008							<0.0005
5/12/2008							<0.0005
12/11/2008							<0.0005
4/15/2009							<0.0005
10/9/2009							<0.0005
5/4/2010							<0.0005
10/12/2010							<0.0005
4/28/2011							<0.0005
10/19/2011							<0.0005
5/2/2012							<0.0005
10/9/2012							<0.0005
4/11/2013							<0.0005
10/16/2013							<0.0005
4/23/2014							<0.0005
10/3/2014							0.00033 (J)
3/31/2015							<0.0005
10/12/2015							<0.0005
3/10/2016	<0.0005	<0.0005	<0.0005	0.000148 (J)			
3/17/2016					<0.0005	<0.0005	
3/28/2016							0.000102 (J)
5/17/2016	<0.0005			0.000251 (J)			
5/18/2016		<0.0005	<0.0005		<0.0005	<0.0005	
5/25/2016							0.000148 (J)
7/26/2016	<0.0005						
7/27/2016		<0.0005	<0.0005	0.0002 (J)	<0.0005		
7/28/2016						<0.0005	
8/1/2016							0.0001 (J)
9/20/2016	<0.0005	8E-05 (J)	<0.0005	0.0002 (J)			
9/21/2016					<0.0005	9E-05 (J)	
9/27/2016							0.0001 (J)
11/4/2016	<0.0005		<0.0005	0.0001 (J)	<0.0005		
11/7/2016		<0.0005				0.0001 (J)	
11/11/2016							9E-05 (J)
1/20/2017	<0.0005		<0.0005				
1/23/2017		<0.0005		<0.001			
1/24/2017					<0.0005	0.0002 (J)	
1/31/2017							<0.0005
3/28/2017	<0.0005			0.0001 (J)			
3/29/2017		<0.0005	<0.0005		<0.0005		
3/30/2017						0.0002 (J)	
4/3/2017							0.0001 (J)
6/7/2017	<0.0005						
6/8/2017		<0.0005	<0.0005	0.0002 (J)	<0.0005		
6/9/2017						0.0002 (J)	
6/12/2017							<0.0005
9/27/2017		<0.0005	<0.0005				
9/29/2017	<0.0005			0.0002 (J)	<0.0005	0.0002 (J)	
10/3/2017							<0.0005

ND substitution: RL or RL/2 if <15% NDs.

Time Series

Constituent: Cadmium (mg/L) Analysis Run 9/8/2024 3:35 PM View: Descriptive

Plant Bowen Client: Southern Company Data: Bowen 1, 2, 9, and 10

	GWC-46R	GWC-47	GWC-47R	GWC-48	GWC-49R	GWC-49Z	GWC-5
3/15/2018	<0.0005	9.3E-05 (J)		0.00018 (J)	<0.0005	0.0001 (J)	
3/16/2018			<0.0005				
3/19/2018							<0.0005
9/13/2018	<0.0005	<0.0005	<0.0005	0.00012 (J)	<0.0005		
9/14/2018						<0.0005	
9/17/2018							<0.0005
3/15/2019		0.00015 (J)		0.00018 (J)			
3/18/2019	<0.0005				<0.0005		
3/19/2019			<0.0005			<0.0005	
3/20/2019							<0.0005
9/11/2019	<0.0005		<0.0005	0.00021 (JD)	<0.0005	<0.0005	
9/12/2019		<0.0005					
9/16/2019							<0.0005
3/9/2020		0.00015 (J)	<0.0005	0.00016 (J)		<0.0005	
3/10/2020	<0.0005						
3/11/2020					<0.0005		
3/16/2020							<0.0005
9/11/2020					<0.0005		
9/14/2020	<0.0005	0.00014 (J)		0.00019 (J)		<0.0005	
9/15/2020			<0.0005				
9/16/2020							<0.0005
3/11/2021	<0.0005	0.00018 (J)	<0.0005	0.00021 (J)			
3/15/2021					<0.0005	<0.0005	
3/17/2021							0.00013 (J)
8/4/2021				0.0002 (J)			
8/5/2021	<0.0005	<0.0005	<0.0005			<0.0005	
8/9/2021							<0.0005
8/11/2021					<0.0005		
1/31/2022	<0.0005			0.0002 (J)			
2/1/2022		0.00014 (J)	<0.0005		<0.0005	<0.0005	
2/2/2022							<0.0005
8/15/2022	<0.0005	<0.0005	0.00016 (J)	0.00022 (J)	<0.0005	<0.0005	
8/16/2022							<0.0005
2/14/2023	<0.0005	<0.0005	<0.0005	0.00015 (J)	<0.0005	<0.0005	
2/20/2023							<0.0005
7/26/2023	<0.0005			0.00033 (J)			
7/27/2023		0.00017 (J)	<0.0005		<0.0005	<0.0005	
7/28/2023							<0.0005
2/21/2024	<0.0005	0.0002 (J)	<0.0005	0.00027 (J)	<0.0005	<0.0005	
2/26/2024							<0.0005
8/5/2024	<0.0005	0.00019 (J)	<0.0005	0.00021 (J)			
8/6/2024					<0.0005	<0.0005	
8/8/2024							<0.0005

ND substitution: RL or RL/2 if <15% NDs.

Time Series

Constituent: Cadmium (mg/L) Analysis Run 9/8/2024 3:35 PM View: Descriptive

Plant Bowen Client: Southern Company Data: Bowen 1, 2, 9, and 10

	GWC-6	GWC-6RZ	GWC-7Z	GWC-8RR	GWC-8Z	GWC-9
8/22/2007	<0.0005					
8/23/2007						<0.0005
10/25/2007	<0.0005					
11/1/2007						<0.0005
11/19/2007						<0.0005
11/20/2007	<0.0005					
1/15/2008						<0.0005
1/23/2008	<0.0005					
3/6/2008						<0.0005
3/11/2008	<0.0005					
5/13/2008						<0.0005
5/14/2008	<0.0005					
12/11/2008	<0.0005					
12/12/2008						<0.0005
4/16/2009						<0.0005
4/23/2009	<0.0005					
10/9/2009	<0.0005					
10/13/2009						<0.0005
4/21/2010						<0.0005
5/4/2010	<0.0005					
9/29/2010						<0.0005
10/11/2010	<0.0005					
4/13/2011						<0.0005
4/26/2011	<0.0005					
10/5/2011						<0.0005
10/18/2011	<0.0005			<0.0005		
4/4/2012						<0.0005
4/30/2012				<0.0005		
5/2/2012	<0.0005					
10/3/2012				<0.0005		
10/8/2012	<0.0005					<0.0005
4/8/2013				<0.0005		<0.0005
4/10/2013	<0.0005					
10/8/2013	<0.0005					
10/9/2013				<0.0005		<0.0005
4/9/2014						<0.0005
4/10/2014				<0.0005		
4/14/2014	<0.0005					
9/30/2014						<0.0005
10/2/2014				<0.0005		
10/3/2014	<0.0005					
4/1/2015	<0.0005					
4/2/2015						<0.0005
4/3/2015				<0.0005		
5/26/2015		<0.0005			<0.0005	
6/18/2015		<0.0005 (D)			<0.0005 (D)	
7/2/2015		<0.0005			<0.0005	
10/8/2015				<0.0005	<0.0005	
10/9/2015	<0.0005	<0.0005				
10/10/2015						<0.0005 (D)
3/22/2016					<0.0005	
3/29/2016	<0.0005	<0.0005				

ND substitution: RL or RL/2 if <15% NDs.

Time Series

Constituent: Cadmium (mg/L) Analysis Run 9/8/2024 3:35 PM View: Descriptive

Plant Bowen Client: Southern Company Data: Bowen 1, 2, 9, and 10

	GWC-6	GWC-6RZ	GWC-7Z	GWC-8RR	GWC-8Z	GWC-9
3/30/2016				<0.0005		<0.0005
5/24/2016	<0.0005	<0.0005		<0.0005		
5/25/2016					<0.0005	
5/26/2016						<0.0005
5/31/2016			<0.0005			
8/1/2016	<0.0005	<0.0005				
8/2/2016			<0.0005	<0.0005	<0.0005	
8/5/2016						<0.0005
9/26/2016	8E-05 (J)	<0.0005			<0.0005	
9/27/2016			<0.0005	<0.0005		
9/28/2016						<0.0005
11/14/2016		<0.0005				
11/18/2016	8E-05 (J)					
11/21/2016			<0.0005		<0.0005	<0.0005
11/22/2016				<0.0005		
2/1/2017	<0.0005	<0.0005	9E-05 (J)			
2/3/2017					0.0001 (J)	
2/6/2017				<0.0005		<0.0005
4/6/2017	<0.0005	<0.0005	<0.0005	<0.0005		<0.0005
4/7/2017					<0.0005	
6/13/2017	<0.0005	<0.0005	<0.0005		0.0002 (J)	<0.0005
6/14/2017				<0.0005		
7/14/2017			<0.0005			
10/3/2017	<0.0005	<0.0005	<0.0005		<0.0005	<0.0005
10/4/2017				<0.0005		
3/19/2018	<0.0005					
3/20/2018		<0.0005	<0.0005		<0.0005	<0.0005
3/21/2018				<0.0005		
9/17/2018	<0.0005	<0.0005				
9/18/2018			<0.0005	<0.0005	<0.0005	<0.0005 (D)
3/21/2019	<0.0005	<0.0005	<0.0005			<0.0005
3/27/2019				<0.0005		
5/6/2019					<0.0005	
9/13/2019			<0.0005			
9/16/2019	<0.0005	<0.0005		<0.0005 (D)	<0.0005	<0.0005
3/12/2020	<0.0005	<0.0005	<0.0005	<0.0005		<0.0005
3/16/2020					<0.0005	
9/16/2020	<0.0005	<0.0005	<0.0005			
9/17/2020				<0.0005	<0.0005	<0.0005
3/17/2021	<0.0005	<0.0005	<0.0005	<0.0005		
3/18/2021					<0.0005	<0.0005
8/10/2021	<0.0005	<0.0005	<0.0005	<0.0005	<0.0005	<0.0005
2/2/2022	<0.0005	<0.0005	<0.0005	<0.0005	<0.0005	<0.0005
8/17/2022	<0.0005	<0.0005	<0.0005	<0.0005	<0.0005	<0.0005
2/17/2023	<0.0005	<0.0005				
2/20/2023			<0.0005		<0.0005	
2/21/2023				<0.0005		<0.0005
7/28/2023		<0.0005				
7/31/2023	<0.0005		<0.0005	<0.0005	<0.0005	<0.0005
2/26/2024	<0.0005	<0.0005	<0.0005		<0.0005	
2/27/2024				<0.0005		<0.0005
8/8/2024	<0.0005	<0.0005	<0.0005			

ND substitution: RL or RL/2 if <15% NDs.

Time Series

Constituent: Cadmium (mg/L) Analysis Run 9/8/2024 3:35 PM View: Descriptive

Plant Bowen Client: Southern Company Data: Bowen 1, 2, 9, and 10

	GWC-6	GWC-6RZ	GWC-7Z	GWC-8RR	GWC-8Z	GWC-9
8/12/2024				<0.0005	<0.0005	<0.0005

ND substitution: RL or RL/2 if <15% NDs.

Time Series

Constituent: Calcium, total (mg/L) Analysis Run 9/8/2024 3:35 PM View: Descriptive

Plant Bowen Client: Southern Company Data: Bowen 1, 2, 9, and 10

	GWA-1 (bg)	GWA-2 (bg)	GWA-2R (bg)	GWA-39RZ (bg)	GWA-39Z (bg)	GWA-3A (bg)	GWA-40 (bg)
3/14/2016					20		
3/15/2016							24
3/22/2016	32.6						
3/23/2016		54.1	46.5			2.05	
5/11/2016					9.76		22.1
5/16/2016				27.8 (D)			
5/19/2016	33.4		24.6				
5/20/2016		23.9					
5/23/2016						1.29	
7/19/2016					3.04		
7/21/2016							19.3
7/27/2016				21.2 (D)			
7/29/2016	26	25.3	14.9			1.29	
9/15/2016					4.78		18.2
9/22/2016			15			1.51	
9/23/2016	28.8	26.6					
11/2/2016					2.46		
11/3/2016							18.2
11/9/2016	27.9	16.1					
11/10/2016			12.6			1.54	
1/17/2017							22
1/18/2017					5.46		
1/30/2017	29.2						
1/31/2017		5.68	16.5			1.34	
2/21/2017				31.7 (D)			
3/24/2017							21.1
3/27/2017				31.9 (D)			
3/28/2017					13		
3/30/2017	30	25.2				1.31	
4/3/2017			16.6				
5/24/2017							23.5
6/7/2017					17		
6/8/2017				35 (D)			
6/9/2017	30.9		17.8				
6/12/2017		34.2				1.4	
7/17/2017				35.9 (D)			
7/27/2017				34.9 (D)			
8/9/2017				33.7 (D)			
9/26/2017					24.9		24.1
9/29/2017				33.4 (D)			
10/2/2017	31.5	1.69	20.6				
10/4/2017						1.13	
12/28/2017					17.9 (Y)		
3/14/2018					26.4		25.7
3/16/2018	28.5		33	32.6			
3/19/2018		63				1.2	
9/12/2018					25.1		18.4 (J)
9/14/2018		2.4	22.8 (J)	29.2			
9/17/2018	30.8					0.95	
3/13/2019							23.8 (X)
3/14/2019				33			
3/15/2019					20.3 (X)		

Time Series

Constituent: Calcium, total (mg/L) Analysis Run 9/8/2024 3:35 PM View: Descriptive

Plant Bowen Client: Southern Company Data: Bowen 1, 2, 9, and 10

	GWA-1 (bg)	GWA-2 (bg)	GWA-2R (bg)	GWA-39RZ (bg)	GWA-39Z (bg)	GWA-3A (bg)	GWA-40 (bg)
3/19/2019			59.2				
3/20/2019	30.1	4.3				0.96	
9/9/2019					11.3		15.4
9/10/2019				33.8			
9/12/2019	31.9	1.8					
9/13/2019			27			0.94	
3/9/2020				35.6	3.2		29.4
3/11/2020	31.8	66.6	46.8			1	
9/10/2020					1		
9/11/2020							17.7
9/15/2020	30.8	18.4	21.4				
9/16/2020				34.9			
3/10/2021							22.8
3/12/2021					11		
3/16/2021	34.6		26.7	32.4			
3/17/2021		40.4					
3/29/2021						19	
8/4/2021					10.6		17.1
8/6/2021				33			
8/9/2021	32	41	31.5			19.4	
1/31/2022					12.7		18.5
2/1/2022	34.1	48	34.1				
2/2/2022				32.6		22.6	
8/10/2022					8.7		
8/12/2022							18.5
8/16/2022	34	39.5	37.9	32		22.2	
2/13/2023					12.8		18.4
2/14/2023				31.4			
2/16/2023	33.3	60.5	51.6				
2/17/2023						22.4	
7/25/2023				35.7			
7/26/2023					12.5		18
7/27/2023	29.1	23.3	28				
8/1/2023						22.6	
2/19/2024				34.8	10.8		22.1
2/22/2024	31.8	45.6				22.9	
2/26/2024			30.6				
8/1/2024				33.9	11.5		19
8/6/2024			25.5				
8/7/2024	31.6	32.3					
8/8/2024						23	

Time Series

Constituent: Calcium, total (mg/L) Analysis Run 9/8/2024 3:35 PM View: Descriptive

Plant Bowen Client: Southern Company Data: Bowen 1, 2, 9, and 10

	GWA-41 (bg)	GWA-41R (bg)	GWA-42 (bg)	GWA-43 (bg)	GWA-43R (bg)	GWA-4RZ (bg)	GWA-50 (bg)
3/11/2016			31	13	30		
3/15/2016	24	38					
3/28/2016							3.89
5/12/2016	15.5						
5/13/2016		36		18.7 (o)	27.8		
5/16/2016			32				
5/23/2016							2.16
7/19/2016				12	25.3		
7/20/2016	16.5						
7/21/2016		33.5					
7/22/2016			28.5				
8/1/2016							1.37
9/15/2016	6.1						
9/16/2016				8.48	27.5		
9/19/2016			28.6				
9/21/2016		31.9					
9/26/2016							1.86
11/2/2016				11.4	26.2		
11/3/2016	13.7	28.9	26.6				
11/10/2016							1.86
1/17/2017		31.4	28.7				
1/18/2017	13.1			6.81	26.6		
1/30/2017							2.86
2/22/2017						54.7 (D)	
3/24/2017	17.3						
3/27/2017		31.7	30.4				
3/28/2017				5.61	29		
4/7/2017						46.8 (D)	2.34
6/6/2017	29.1	42.9		4.99	29.3		
6/7/2017			31.3				
6/12/2017							1.87
6/14/2017						52.4 (D)	
7/12/2017						51.1 (D)	
7/20/2017						47.5 (D)	
7/28/2017						44 (D)	
8/9/2017						48.3 (D)	
8/24/2017						41.9 (D)	
9/22/2017				4.24	32.2		
9/25/2017	17.6	29.3					
9/26/2017			29.5				
10/2/2017							2.53
10/3/2017						47.7 (D)	
12/28/2017					29 (Y)		
3/14/2018	39.6	41.4	32.6	3.6			
3/15/2018					28		
3/16/2018							1.8
3/21/2018						47.5	
9/12/2018	14.2 (J)	29		3.7	28.7		
9/14/2018			30.5				
9/17/2018							2.3
9/18/2018						48.1	
3/13/2019				2.9	29.2		

Time Series

Constituent: Calcium, total (mg/L) Analysis Run 9/8/2024 3:35 PM View: Descriptive

Plant Bowen Client: Southern Company Data: Bowen 1, 2, 9, and 10

	GWA-41 (bg)	GWA-41R (bg)	GWA-42 (bg)	GWA-43 (bg)	GWA-43R (bg)	GWA-4RZ (bg)	GWA-50 (bg)
3/14/2019	22.7 (X)	31.9	32				
3/19/2019							4.2
3/21/2019						49.9 (D)	
9/10/2019	6	29.6	34				
9/11/2019				3.2	29.5		
9/12/2019						49.9 (D)	
9/13/2019							1.9
3/6/2020	29.2		38				
3/9/2020		25.5		2.6	31.7		
3/11/2020							1.6
3/12/2020						54.2	
9/10/2020	13.5	22.9	31.1				
9/11/2020				9			
9/14/2020					31		
9/16/2020							1.7
9/17/2020						48.4	
3/10/2021		40.3					
3/11/2021	25.9		34.8	2.1	31.2		
3/16/2021						53.7	
3/17/2021							1.4
8/4/2021	15.7	38.5	34				
8/5/2021					29		
8/6/2021				4			
8/9/2021							1.5
8/10/2021						56.5	
1/31/2022	14.5	39.3	37.3	2.2	30.6		
2/1/2022							1.5
2/3/2022						57.7	
8/10/2022			40.5		33.1		
8/11/2022	16.2	39.7		4.8			
8/16/2022							1.6
8/17/2022						54.7	
2/13/2023	26.9	38.6	35.7		28.5		
2/14/2023				2.2			
2/16/2023							1.4
2/17/2023						59.4	
7/25/2023	10.8	36.7		2.2	34.2		
7/26/2023			35.7				
7/28/2023						43	1.3
2/19/2024	24.9	44.9					
2/20/2024			39.4	2	31.4		
2/22/2024							1.7
2/27/2024						63.1	
8/1/2024	8.5	40	36.9				
8/2/2024				2	32.8		
8/8/2024						56.4	1.7

Time Series

Constituent: Calcium, total (mg/L) Analysis Run 9/8/2024 3:35 PM View: Descriptive

Plant Bowen Client: Southern Company Data: Bowen 1, 2, 9, and 10

	GWA-50R (bg)	GWC-10	GWC-10R	GWC-11	GWC-11R	GWC-12	GWC-13
3/28/2016	7.04						
3/31/2016		36.4	45				
4/4/2016				21.3	27.9	8.63	36.9
5/25/2016	13.5						
5/26/2016		37.6	41.7	22.5	28.7		
5/27/2016						9.07	
5/31/2016							43.9
8/1/2016	2.2						
8/3/2016			35.2	17.5		6.82	
8/4/2016					18.6		45
8/5/2016		30.7					
9/26/2016	5.72						
9/28/2016		32.4	39.2	24.1	17.7		
9/29/2016							60.5
9/30/2016						8.8	
11/11/2016	2.5						
11/22/2016		31.4	37.2	15.7	20.2	8.08	
11/28/2016							54.7
1/30/2017	2.01						
2/7/2017		30.1	38.4				
2/8/2017				18.3	24.3		
2/9/2017							61
2/13/2017						8.51	
4/3/2017	6.26						
4/10/2017		23.6	38.7	18.5	29		
4/11/2017						7.5	
4/12/2017							52.3
6/12/2017	7.44						
6/14/2017		34.6	40.8			7.82	
6/15/2017				21	29		
6/16/2017							62.3
10/2/2017	6.55						
10/4/2017		35.2	40.1	9.4	23.9	8.32	
10/9/2017							58.6
3/16/2018	2.6						
3/20/2018		12 (J)					
3/21/2018			43.3	19.7 (J)			40.9
3/22/2018					27.5	7.5	
9/18/2018	1.3	36.7	45.4	17.6 (J)	26.3	8.2	
9/19/2018							45.9
3/19/2019	4.6						
3/22/2019		15.4 (J)	37.2				
3/23/2019				7.8	28.3	7.5	29.6
9/12/2019	3.7						
9/17/2019		36.7	40.5	16.8	27.6	7.8	
9/18/2019							40.7
3/11/2020	1.2						
3/12/2020		18.6	43.2	8	32.5	8.1	
3/13/2020							33
9/15/2020	0.94 (J)						
9/17/2020		32.6	39				
9/21/2020				17.7	26	8	

Time Series

Constituent: Calcium, total (mg/L) Analysis Run 9/8/2024 3:35 PM View: Descriptive

Plant Bowen Client: Southern Company Data: Bowen 1, 2, 9, and 10

	GWA-50R (bg)	GWC-10	GWC-10R	GWC-11	GWC-11R	GWC-12	GWC-13
9/22/2020							43.1
3/17/2021	5.4						
3/18/2021		27	43.8				30.8
3/19/2021				19.7	31.3	7.8	
8/9/2021	1.7						
8/10/2021		29.4					
8/11/2021			44.3	9.1	33.2	8.4	28.4
2/2/2022	0.93 (J)					8.4	
2/4/2022		21.3	46.3	19.2	34.8		
2/17/2022							29.3
8/17/2022	3.8	36.7					
8/18/2022			48.5	10.2	36.9	9.2	33
2/16/2023	0.81 (J)						
2/20/2023		9	46.2	7.4	32.5		
2/21/2023						7.9	
2/22/2023							26.3
7/28/2023	0.6 (J)						
7/31/2023		33.7	42.5				
8/1/2023				23.1	30	7.8	33.5
2/22/2024	0.78 (J)						
2/27/2024		23.3	44.4			8.4	33.2
2/28/2024				20.2	33.7		
8/8/2024	0.72 (J)						
8/12/2024		37	46.6		32	8.2	35.6
8/13/2024				9.2			

Time Series

Constituent: Calcium, total (mg/L) Analysis Run 9/8/2024 3:35 PM View: Descriptive

Plant Bowen Client: Southern Company Data: Bowen 1, 2, 9, and 10

	GWC-13RZ	GWC-14Z	GWC-15R	GWC-15Z	GWC-44	GWC-45	GWC-45R
3/16/2016					5.5	0.8	36
4/4/2016	26.5						
4/5/2016		35.7	37.7	12.2			
5/16/2016					4.3	0.877 (D)	37.4 (D)
5/31/2016			38.4	8.24			
6/1/2016	26.6	28.2					
7/25/2016					1.41	0.781 (D)	30.2 (D)
8/4/2016			28.6				
8/9/2016		43					
9/19/2016					1.01	0.775 (D)	32.3 (D)
9/29/2016			31.4				
11/3/2016					0.884		29.3 (D)
11/4/2016						0.792 (D)	
11/23/2016			62.5 (o)	24.5			
11/28/2016		24.8					
1/19/2017					1.41		
1/20/2017							28.7 (D)
1/23/2017						0.782 (D)	
2/9/2017		21.2					
2/10/2017			31.2	23.8			
2/22/2017	51.6						
3/28/2017					4.23		
3/29/2017						0.756 (D)	34.9 (D)
4/11/2017	45.2	21.1		25.7			
4/12/2017			34.1				
6/5/2017					10.1		
6/7/2017						0.944	30.9
6/14/2017		20.6					
6/15/2017			34.2	24.8			
6/16/2017	47.5						
7/12/2017	51.6	17.7		27.7			
7/26/2017				25.6			
7/28/2017	46						
8/10/2017	52.2						
9/26/2017					4.14		
9/27/2017						0.773	34.2
10/5/2017		20.1					
10/6/2017	42.2		35.4	24.7			
3/15/2018					9	0.77	34.6
3/22/2018		18.6 (J)					
3/23/2018	41.4		35.6	24.3 (J)			
9/12/2018					4.1		
9/13/2018						0.79	36.1
9/19/2018		20 (J)	35.7	23.7 (J)			
9/20/2018	47.5						
3/14/2019					17.2 (X)	0.9 (D)	37 (D)
3/22/2019	40.5	16.7 (J)		21.3 (J)			
3/25/2019			35.6				
9/11/2019					7.1	0.83 (D)	37.2 (D)
9/17/2019		11.4	39.5	22.1			
9/18/2019	42.9						
3/10/2020					16.9	0.89 (J)	43.5

Time Series

Constituent: Calcium, total (mg/L) Analysis Run 9/8/2024 3:35 PM View: Descriptive

Plant Bowen Client: Southern Company Data: Bowen 1, 2, 9, and 10

	GWC-13RZ	GWC-14Z	GWC-15R	GWC-15Z	GWC-44	GWC-45	GWC-45R
3/13/2020		17	41	24.2			
3/17/2020	44.9						
9/11/2020						0.81 (J)	35.3
9/15/2020					8.3		
9/21/2020		13.1	36.5	22.6			
9/22/2020	47.7						
3/11/2021					11.9	0.93 (J)	43.1
3/18/2021		13	42.1	27.4			
3/19/2021	43						
8/4/2021					12.5		
8/6/2021						0.94 (J)	40.6
8/11/2021		14.3	38.6	25.4			
8/12/2021	43.1						
1/31/2022					11.2		
2/1/2022						1.1	43.9
2/4/2022	43.9	14.3	41.7				
2/7/2022				26.1			
8/12/2022						1.1	43.3
8/15/2022					10.6		
8/18/2022		14.7					
8/19/2022	47.3		40.4	28.1			
2/14/2023					12.5	1	47.5
2/22/2023	40.1	14.3	38.1	24.4			
7/26/2023					3.6	0.97 (J)	45.7
8/1/2023		12.5		24.5			
8/2/2023	40.6		34.6				
2/20/2024					7.6	1	41.5
2/28/2024	43.6	13	34	25.6			
8/5/2024						0.98 (J)	41.3
8/6/2024					2.1		
8/13/2024	40.8	12.1	30.3	25			

Time Series

Constituent: Calcium, total (mg/L) Analysis Run 9/8/2024 3:35 PM View: Descriptive

Plant Bowen Client: Southern Company Data: Bowen 1, 2, 9, and 10

	GWC-46R	GWC-47	GWC-47R	GWC-48	GWC-49R	GWC-49Z	GWC-5
3/10/2016	50	26	25	12			
3/17/2016					24	6.4	
3/28/2016							4.29
5/17/2016	50.5			3.25			
5/18/2016		26.2	27.6		27.7	4.63	
5/25/2016							7.15
7/26/2016	40.7						
7/27/2016		19.3	23.9	3.2	21.7		
7/28/2016						2.25	
8/1/2016							3.35
9/20/2016	38.8	25.3	28.9	2.72			
9/21/2016					24.9	1.86	
9/27/2016							2.89
11/4/2016	40.7		32.1	1.69	23.6		
11/7/2016		23.6				1.65	
11/11/2016							3.33
1/20/2017	38.8		31.8				
1/23/2017		25.1		<0.5			
1/24/2017					23	1.62	
1/31/2017							3.21
3/28/2017	48.3			1.72			
3/29/2017		28.9	34.6		27.5		
3/30/2017						1.27	
4/3/2017							2.57
6/7/2017	43.4						
6/8/2017		25.6	34	3.11	27.1		
6/9/2017						1.18	
6/12/2017							6.22
9/27/2017		23.8	30.8				
9/29/2017	46.6			2.71	25.3	0.967	
10/3/2017							2.45
3/15/2018	46.2	21.6 (J)		3.5	24.4 (J)	0.81	
3/16/2018			30.2				
3/19/2018							3.3
9/13/2018	45.3	23.8 (J)	30.9	2.5	22.8 (J)		
9/14/2018						0.7	
9/17/2018							2
3/15/2019		20.4 (X)		4.4			
3/18/2019	46.1				31		
3/19/2019			28.4			1.1	
3/20/2019							2.7
9/11/2019	43.1		33.3	2.9	24.3	0.78	
9/12/2019		21.1					
9/16/2019							2.8
3/9/2020		22.3	35	4.5		0.87 (J)	
3/10/2020	51.6						
3/11/2020					27.1		
3/16/2020							12.1
9/11/2020					24.7		
9/14/2020	40.2	20.9		3.5		0.65 (J)	
9/15/2020			31.6				
9/16/2020							2.8

ND substitution: RL or RL/2 if <15% NDs.

Time Series

Constituent: Calcium, total (mg/L) Analysis Run 9/8/2024 3:35 PM View: Descriptive

Plant Bowen Client: Southern Company Data: Bowen 1, 2, 9, and 10

	GWC-46R	GWC-47	GWC-47R	GWC-48	GWC-49R	GWC-49Z	GWC-5
3/11/2021	45.2	21.1	31.8	5.9			
3/15/2021					24.7	0.69 (J)	
3/17/2021							3
8/4/2021				2.8			
8/5/2021	43.7	20.4	29			0.67 (J)	
8/9/2021							2.6
8/11/2021					27.4		
1/31/2022	39.9			2.8			
2/1/2022		21.3	29.4		26	0.62 (J)	
2/2/2022							3.7
8/15/2022	38.7	33.7 (J)	22.3	5.6	25.4	0.7 (J)	
8/16/2022							3.7
2/14/2023	41.1	20.5	31.6	3	24.3	0.65 (J)	
2/20/2023							3.5
7/26/2023	37.7			3.8			
7/27/2023		17.3	27.9		21.8	0.61 (J)	
7/28/2023							1.9
2/21/2024	39.6	22.1	28.7	4.2	26.4	0.67 (J)	
2/26/2024							3.9
8/5/2024	40.4	24.9	35.3	5.1			
8/6/2024					26.5	0.63 (J)	
8/8/2024							1.8

Time Series

Constituent: Calcium, total (mg/L) Analysis Run 9/8/2024 3:35 PM View: Descriptive

Plant Bowen Client: Southern Company Data: Bowen 1, 2, 9, and 10

	GWC-6	GWC-6RZ	GWC-7Z	GWC-8RR	GWC-8Z	GWC-9
3/22/2016					25.1	
3/29/2016	13.8	11.1				
3/30/2016				22.2		9.07
5/24/2016	14.8	12.6		25.2		
5/25/2016					23.7	
5/26/2016						15.8
5/31/2016			25.7			
8/2/2016			22.9	20.8	21.5	
8/5/2016						20.5
9/26/2016	13.3	11.8			21.4	
9/27/2016			22.2	23.1		
9/28/2016						24.9
11/14/2016		11.3				
11/18/2016	12.4					
11/21/2016			22.1		21	23.4
11/22/2016				22.3		
2/1/2017	13.3	12.6	21.7			
2/3/2017					20	
2/6/2017				21.4		1.7
4/6/2017	13.4	9.84	21.4	21.1		1.6
6/13/2017	14.6	13	24.4		21.5	3.82
6/14/2017				22.1		
7/14/2017			24.8			
10/3/2017	13.9	13.7	23.6		22.8	9.77
10/4/2017				23.1		
3/19/2018	14.4 (J)					
3/20/2018		11.5 (J)	22.9 (J)		20.3 (J)	1.4
3/21/2018				22.5 (J)		
9/17/2018	12.4 (J)	11 (J)				
9/18/2018			20.8 (J)	20.8 (J)	15.5 (J)	3.35 (D)
3/21/2019	14.9 (J)	8.3	25.2			4.8
3/27/2019				20.6 (J)		
5/6/2019					20 (J)	
9/13/2019			24.6			
9/16/2019	13.5	9.5		23	20.3	12
3/12/2020	16.2	9.3	26.4	21.8		1.8
3/16/2020					19.4	
9/16/2020	14.3	8.8	24.4			
9/17/2020				21.4	18.1	18.3
3/17/2021	14.1	9.5	23.9	22.4		
3/18/2021					9.6	1.9
8/10/2021	14.7	9.9	26.2	23.5	20	1.9
2/2/2022	15.5	10.5	26.9	23.9	20.8	2.2
8/17/2022	15.8	10	27.2	24	10.4	2.5
2/17/2023	15.2	9.7				
2/20/2023			26.1		18.5	
2/21/2023				18		2.3
7/28/2023		7.1				
7/31/2023	14.6		23.6	23	20.8	11.6
2/26/2024	15.5	9.7	25.9		20	
2/27/2024				24.2		2.6
8/8/2024	15.9	9.1	23.8			

Time Series

Constituent: Calcium, total (mg/L) Analysis Run 9/8/2024 3:35 PM View: Descriptive

Plant Bowen Client: Southern Company Data: Bowen 1, 2, 9, and 10

	GWC-6	GWC-6RZ	GWC-7Z	GWC-8RR	GWC-8Z	GWC-9
8/12/2024				23.8	20.9	11.6

Time Series

Constituent: Chloride, Total (mg/L) Analysis Run 9/8/2024 3:35 PM View: Descriptive

Plant Bowen Client: Southern Company Data: Bowen 1, 2, 9, and 10

	GWA-1 (bg)	GWA-2 (bg)	GWA-2R (bg)	GWA-39RZ (bg)	GWA-39Z (bg)	GWA-3A (bg)	GWA-40 (bg)
3/14/2016					1.795		
3/15/2016							1.1671
3/22/2016	1.5101						
3/23/2016		2.4904	0.9079			1.6092	
5/11/2016					2.04		0.8763
5/16/2016				1.74 (D)			
5/19/2016	1.5		0.9136				
5/20/2016		1.71					
5/23/2016						1.52	
7/19/2016					2.1		
7/21/2016							1.4
7/27/2016				2.1 (D)			
7/29/2016	1.7	2	1.1			1.5	
9/15/2016					1.7		
9/19/2016							1.1
9/22/2016			1			1.4	
9/23/2016	1.8	1.8					
11/2/2016					1.8		
11/3/2016							1.2
11/9/2016	2	1.6					
11/10/2016			1.2			1.6	
1/17/2017							1
1/18/2017					1.7		
1/30/2017	1.5						
1/31/2017		1.3	1.2			1.6	
2/21/2017				4 (D)			
3/24/2017							1.2
3/27/2017				2.6 (D)			
3/28/2017					1.3		
3/30/2017	1.8	1.6				1.4	
4/3/2017			0.99				
5/24/2017							1.5
6/7/2017					1.2		
6/8/2017				2.1 (D)			
6/9/2017	1.6		0.87				
6/12/2017		1.6				1.4	
7/17/2017				1.9 (D)			
7/27/2017				3 (D)			
8/9/2017				2.5 (D)			
9/26/2017					1.7		2.4
9/29/2017				2.7 (D)			
10/2/2017	1.6	0.94	1				
10/4/2017						1.5	
12/28/2017							3.9 (Y)
3/14/2018					1.4		2.4
3/16/2018	1.7		1.6	2.6			
3/19/2018		1.9				1.5	
9/12/2018					1.6		1
9/14/2018		0.98	0.92	1.9			
9/17/2018	1.55 (D)					1.5	
3/13/2019							2.2
3/14/2019				2.8			

Time Series

Constituent: Chloride, Total (mg/L) Analysis Run 9/8/2024 3:35 PM View: Descriptive

Plant Bowen Client: Southern Company Data: Bowen 1, 2, 9, and 10

	GWA-1 (bg)	GWA-2 (bg)	GWA-2R (bg)	GWA-39RZ (bg)	GWA-39Z (bg)	GWA-3A (bg)	GWA-40 (bg)
3/15/2019					1.7		
3/19/2019			2				
3/20/2019	<1.4	<0.86				<1.5	
9/9/2019					1.2		0.83 (X)
9/10/2019				2.3			
9/12/2019	1.3	0.815 (JD)					
9/13/2019			0.94 (J)			1.5	
3/9/2020				1.5	1.2		1.5
3/11/2020	1.4	2	0.6 (J)			1.4	
9/10/2020					1.2		
9/11/2020							0.77 (J)
9/15/2020	1.3	1.2	0.75 (J)				
9/16/2020				1.7			
3/10/2021							0.97 (J)
3/12/2021					1.2		
3/16/2021	1.3		0.73 (J)	1.3			
3/17/2021		1.4					
3/29/2021						1.5	
8/4/2021					1.1		0.82 (J)
8/6/2021				1.3			
8/9/2021	1.3	1.5	1.1			1.4	
1/31/2022					1		0.71 (J)
2/1/2022	1.2	1.4	0.77 (J)				
2/2/2022				1.5		1.9	
8/10/2022					0.93 (J)		
8/12/2022							<1
8/16/2022	0.99 (J)	1.1	0.82 (J)	1.6		2.5	
2/13/2023					1.3		1.1
2/14/2023				1.6			
2/16/2023	1.2	1.6	1.9				
2/17/2023						6.3	
7/25/2023				1.7			
7/26/2023					1.3		0.92 (J)
7/27/2023	1.2	1.3	0.92 (J)				
8/1/2023						5.7	
2/19/2024				1.4	1		0.75 (J)
2/22/2024	1.1	1.3				7.1	
2/26/2024			2				
8/1/2024				1.5	1.2		0.96 (J)
8/6/2024			1.1				
8/7/2024	1.3	1.4					
8/8/2024						7.3	

ND substitution: RL or RL/2 if <15% NDs.

Time Series

Constituent: Chloride, Total (mg/L) Analysis Run 9/8/2024 3:35 PM View: Descriptive

Plant Bowen Client: Southern Company Data: Bowen 1, 2, 9, and 10

	GWA-41 (bg)	GWA-41R (bg)	GWA-42 (bg)	GWA-43 (bg)	GWA-43R (bg)	GWA-4RZ (bg)	GWA-50 (bg)
3/11/2016			2.4984	1.2562	1.9467		
3/15/2016	4.1666	6.1465					
3/28/2016							1.14
5/12/2016	1.78						
5/13/2016		3.08		1.32	2.14		
5/16/2016			2.22				
5/23/2016							1.19
7/19/2016				1.3	3.1		
7/20/2016	1.8						
7/21/2016		3.7					
7/22/2016			2.6				
8/1/2016							1.2
9/15/2016	1.4						
9/16/2016				1.2	3.5		
9/19/2016			2.5				
9/21/2016		2.4					
9/26/2016							1.1
11/2/2016				1.4	4.7		
11/3/2016	1.6	3.4	3				
11/10/2016							1.3
1/17/2017		1.9	2.9				
1/18/2017	1.5			1.2	4.9		
1/30/2017							1.2
2/22/2017						3.7 (D)	
3/24/2017	1.4						
3/27/2017		2.4	3				
3/28/2017				1.4	4.1		
4/7/2017						2.5 (D)	1.2
6/6/2017	2.8	4.5		1.4	3.6		
6/7/2017			3				
6/12/2017							1.1
6/14/2017						2.6 (D)	
7/12/2017						2.8 (D)	
7/20/2017						2.3 (D)	
7/28/2017						2 (D)	
8/9/2017						1.8 (D)	
8/24/2017						2.9 (D)	
9/22/2017				1.3	3.9		
9/25/2017	1.8	2.5					
9/26/2017			3.1				
10/2/2017							1.2
10/3/2017						2.8 (D)	
3/14/2018	3	4 (J)	3.2	1.3			
3/15/2018					2.8		
3/16/2018							1.4
3/21/2018						2.9	
9/12/2018	1.4	2.1		1.3	3.1		
9/14/2018			2.3				
9/17/2018							1.1
9/18/2018						3.1	
3/13/2019				1.6	2.9		
3/14/2019	2.6	2.9	3.6				

Time Series

Constituent: Chloride, Total (mg/L) Analysis Run 9/8/2024 3:35 PM View: Descriptive

Plant Bowen Client: Southern Company Data: Bowen 1, 2, 9, and 10

	GWA-41 (bg)	GWA-41R (bg)	GWA-42 (bg)	GWA-43 (bg)	GWA-43R (bg)	GWA-4RZ (bg)	GWA-50 (bg)
3/19/2019							<1.2
3/21/2019						3.6 (D)	
9/10/2019	1.1	1.7	2				
9/11/2019				1.3	3.1		
9/12/2019						2.1 (D)	
9/13/2019							1
3/6/2020	1.3		2.7				
3/9/2020		1.3		1.2	2.2		
3/11/2020							0.91 (J)
3/12/2020						2.3	
9/10/2020	1.2	1.4	2				
9/11/2020				1.3			
9/14/2020					3.3		
9/16/2020							0.97 (J)
9/17/2020						2.4	
3/10/2021		1.6					
3/11/2021	1.5		2.5	1.3	2.7		
3/16/2021						2.7	
3/17/2021							1 (J)
8/4/2021	1.2	1.3	2.3				
8/5/2021					1.9		
8/6/2021				1.3			
8/9/2021							1 (J)
8/10/2021						2.8	
1/31/2022	1	1	2	1.1	1.7		
2/1/2022							0.91 (J)
2/3/2022						2.6	
8/10/2022			1.8		1.7		
8/11/2022	1.3	1.4		1.4			
8/16/2022							0.69 (J)
8/17/2022						2.6	
2/13/2023	1.6	1.5	2.4		1.8		
2/14/2023				1.3			
2/16/2023							0.91 (J)
2/17/2023						3	
7/25/2023	0.97 (J)	1.3		1.4	2		
7/26/2023			1.9				
7/28/2023						3	0.95 (J)
2/19/2024	1.2	1.3					
2/20/2024			2.4	1.2	2		
2/22/2024							0.88 (J)
2/27/2024						3.2	
8/1/2024	1.3	1.6	2.5				
8/2/2024				1.2	2.2		
8/8/2024						2.2	1.1

ND substitution: RL or RL/2 if <15% NDs.

Time Series

Constituent: Chloride, Total (mg/L) Analysis Run 9/8/2024 3:35 PM View: Descriptive

Plant Bowen Client: Southern Company Data: Bowen 1, 2, 9, and 10

	GWA-50R (bg)	GWC-10	GWC-10R	GWC-11	GWC-11R	GWC-12	GWC-13
3/28/2016	0.9204						
3/31/2016		2.72	2.79				
4/4/2016				1.42	1.67	1.03	3.55
5/25/2016	1.04						
5/26/2016		2.63	2.87	1.37	1.64		
5/27/2016						0.9684	
5/31/2016							3.55
8/1/2016	0.85						
8/3/2016			3.2	1.4		1.3	
8/4/2016					1.7		4.4
8/5/2016		3					
9/26/2016	0.87						
9/28/2016		2.5	3	1.2	1.4		
9/29/2016							4
9/30/2016						1.2	
11/11/2016	0.99						
11/22/2016		2.6	3.1	1.6	1.9	1.2	
11/28/2016							4
1/30/2017	0.95						
2/7/2017		2.3	3				
2/8/2017				1.4	1.7		
2/9/2017							7.5
2/13/2017						0.96	
4/3/2017	0.88						
4/10/2017		1.9	2.3	1.3	1.8		
4/11/2017						1.2	
4/12/2017							5.3
6/12/2017	0.83						
6/14/2017		1.9	2			0.89	
6/15/2017				1.2	1.5		
6/16/2017							5.4
10/2/2017	0.94						
10/4/2017		2	2.1	1.3	1.6	1	
10/9/2017							6.2
3/16/2018	<1						
3/20/2018		2.2					
3/21/2018			2.5	1.6			4.6
3/22/2018					2	<1.3	
9/18/2018	1	2.4	2.5	1.5	1.9	1.3	
9/19/2018							5.1
3/19/2019	<1						
3/22/2019		2.2	2.8				
3/23/2019				1.2	1.7	0.88	3.5
9/12/2019	0.74 (J)						
9/17/2019		2.4	2.8	1.1	1.4	0.835 (JD)	
9/18/2019							4
3/11/2020	0.73 (J)						
3/12/2020		2.3	3	1	1.5	0.84 (J)	
3/13/2020							3.3
9/15/2020	0.7 (J)						
9/17/2020		2.5	2.9				
9/21/2020				1	1.3	0.71 (J)	

ND substitution: RL or RL/2 if <15% NDs.

Time Series

Constituent: Chloride, Total (mg/L) Analysis Run 9/8/2024 3:35 PM View: Descriptive

Plant Bowen Client: Southern Company Data: Bowen 1, 2, 9, and 10

	GWA-50R (bg)	GWC-10	GWC-10R	GWC-11	GWC-11R	GWC-12	GWC-13
9/22/2020							3.5
3/17/2021	0.81 (J)						
3/18/2021		2.1	2.5				3.4
3/19/2021				1.1	1.4	0.79 (J)	
8/9/2021	0.78 (J)						
8/10/2021		1.9					
8/11/2021			2.1	0.9 (J)	1.3	0.72 (J)	2.9
2/2/2022	0.7 (J)					0.79 (J)	
2/4/2022		1.9	2.2	1.1	1.4		
2/17/2022							3.1
8/17/2022	<1	1.6					
8/18/2022			2.5 (J)	1.2	1.7	1	3.4
2/16/2023	0.71 (J)						
2/20/2023		1.9	2.4	1.2	1.6		
2/21/2023						0.99 (J)	
2/22/2023							3.2
7/28/2023	0.72 (J)						
7/31/2023		2.1	2.3				
8/1/2023				1.3	1.6	0.96 (J)	3.3
2/22/2024	0.64 (J)						
2/27/2024		1.7	2.1			0.74 (J)	3
2/28/2024				1	1.3		
8/8/2024	0.86 (J)						
8/12/2024		2	2.2		1.4	0.74 (J)	3.2
8/13/2024				0.9 (J)			

ND substitution: RL or RL/2 if <15% NDs.

Time Series

Constituent: Chloride, Total (mg/L) Analysis Run 9/8/2024 3:35 PM View: Descriptive

Plant Bowen Client: Southern Company Data: Bowen 1, 2, 9, and 10

	GWC-13RZ	GWC-14Z	GWC-15R	GWC-15Z	GWC-44	GWC-45	GWC-45R
3/16/2016					6.505	0.9445	3.0774
4/4/2016	3.3						
4/5/2016		1.93	2.08	0.9439			
5/16/2016					5.08	0.9104 (D)	3 (D)
5/31/2016			1.51	1			
6/1/2016	3.18	1.93					
7/25/2016					1.2	1.2 (D)	3 (D)
8/4/2016			1.7				
8/9/2016		2.4					
9/19/2016					1.9	1.1 (D)	3 (D)
9/29/2016			1.5				
11/3/2016					2		3 (D)
11/4/2016						1 (D)	
11/23/2016			1.9	1.7			
11/28/2016		3					
1/19/2017					2.6		
1/20/2017							3.3 (D)
1/23/2017						1.2 (D)	
2/9/2017		3					
2/10/2017			1.5	1.6			
2/22/2017	7.2						
3/28/2017					5.7		
3/29/2017						1.1 (D)	3.2 (D)
4/11/2017	5.5	4.5		1.5			
4/12/2017			1.7				
6/5/2017					7.8		
6/7/2017						1	3.1
6/14/2017		3					
6/15/2017			1.4	1			
6/16/2017	8.7						
7/12/2017	7.5	3.9		1.8			
7/20/2017					7.4		
7/26/2017				1.2			
7/28/2017	6.6						
8/10/2017	8.5						
9/26/2017					3.7		
9/27/2017						1.1	3.2
10/5/2017		2.7					
10/6/2017	8.9		1.6	1.7			
3/15/2018					6.5	<1	3.3
3/22/2018		3.4					
3/23/2018	8.3		1.5	<1			
9/12/2018					3.6		
9/13/2018						0.93	2.9
9/19/2018		2.8	1.7	1.1			
9/20/2018	9.6						
3/14/2019					6.4	<1 (D)	4.3 (D)
3/22/2019	7.4	3.7		1.2			
3/25/2019			1.9				
9/11/2019					3.7	0.81 (XJD)	2.9 (D)
9/17/2019		3.8	2	0.78 (X)			
9/18/2019	7.6						

ND substitution: RL or RL/2 if <15% NDs.

Time Series

Constituent: Chloride, Total (mg/L) Analysis Run 9/8/2024 3:35 PM View: Descriptive

Plant Bowen Client: Southern Company Data: Bowen 1, 2, 9, and 10

	GWC-13RZ	GWC-14Z	GWC-15R	GWC-15Z	GWC-44	GWC-45	GWC-45R
3/10/2020					5.9	0.8 (J)	4.4
3/13/2020		4.2	1.6	0.7 (J)			
3/17/2020	7.7						
9/11/2020						0.79 (J)	3.1
9/15/2020					4.2		
9/21/2020		3.5	1.6	0.64 (J)			
9/22/2020	7						
3/11/2021					5.5	0.83 (J)	4
3/18/2021		4	1.7	0.67 (J)			
3/19/2021	7.4						
8/4/2021					4.9		
8/6/2021						0.86 (J)	3.8
8/11/2021		3.4	1.2	<1			
8/12/2021	5.8						
1/31/2022					4.2		
2/1/2022						0.79 (J)	4.3
2/4/2022	6.1	3.6	1.2				
2/7/2022				0.6 (J)			
8/12/2022						<1	3
8/15/2022					5.1		
8/18/2022		4.3					
8/19/2022	6.4		1.4	0.88 (J)			
10/11/2022					2.9		
2/14/2023					5.7	0.81 (J)	5.3
2/22/2023	5.8	4	1.5	0.83 (J)			
7/26/2023					2.4	0.99 (J)	3.2
8/1/2023		3.7		0.82 (J)			
8/2/2023	5.4		1.2				
2/20/2024					4.8	0.76 (J)	3.2
2/28/2024	5.3	3.7	0.8 (J)	<1			
8/5/2024						0.78 (J)	3.1
8/6/2024					2		
8/13/2024	4.9	3.6	0.65 (J)	<1			

ND substitution: RL or RL/2 if <15% NDs.

Time Series

Constituent: Chloride, Total (mg/L) Analysis Run 9/8/2024 3:35 PM View: Descriptive

Plant Bowen Client: Southern Company Data: Bowen 1, 2, 9, and 10

	GWC-46R	GWC-47	GWC-47R	GWC-48	GWC-49R	GWC-49Z	GWC-5
3/10/2016	1.9859	2.2206	2.5934	2.4266			
3/17/2016					1.4476	1.0624	
3/28/2016							0.8659
5/17/2016	2.37			2.01			
5/18/2016		2.42	2.51		1.43	1.41	
5/25/2016							0.8639
7/26/2016	2.4						
7/27/2016		2.4	2.5	2.3	1.6		
7/28/2016						1.4	
8/1/2016							0.93
9/20/2016	2.4	2.4	2.4	2.2			
9/21/2016					1.6	1.2	
9/27/2016							0.8
11/4/2016	2.8		2.9	3	1.6		
11/7/2016		2.8				1.4	
11/11/2016							0.95
1/20/2017	2.2		2.7				
1/23/2017		2.4		2.5			
1/24/2017					1.7	<1.1 (*)	
1/31/2017							0.99
3/28/2017	2.3			2.2			
3/29/2017		2.8	2.3		1.6		
3/30/2017						1.2	
4/3/2017							0.93
6/7/2017	2.3						
6/8/2017		2.5	2.3	2.3	1.6		
6/9/2017						1.1	
6/12/2017							0.91
9/27/2017		2.4	2.4				
9/29/2017	2.1			2.5	1.7	1.2	
10/3/2017							0.95
3/15/2018	2	2.7		2.6	1.6	1.4	
3/16/2018			2.7				
3/19/2018							0.82
9/13/2018	1.9	2.6	2.5	2.8	1.3		
9/14/2018						1.1	
9/17/2018							0.9
3/15/2019		2.8		3.3			
3/18/2019	1.8				2.7		
3/19/2019			2.6			<1.1	
3/20/2019							<1
9/11/2019	1.4		2.1	3.3	1.4	1	
9/12/2019		2.3					
9/16/2019							0.73 (J)
3/9/2020		2.3	2.3	3.4		1	
3/10/2020	1.2						
3/11/2020					1.4		
3/16/2020							0.67 (J)
9/11/2020					1.2		
9/14/2020	1.1	2.2		4		0.98 (J)	
9/15/2020			2.2				
9/16/2020							0.7 (J)

ND substitution: RL or RL/2 if <15% NDs.

Time Series

Constituent: Chloride, Total (mg/L) Analysis Run 9/8/2024 3:35 PM View: Descriptive

Plant Bowen Client: Southern Company Data: Bowen 1, 2, 9, and 10

	GWC-46R	GWC-47	GWC-47R	GWC-48	GWC-49R	GWC-49Z	GWC-5
3/11/2021	1.1	2.3	2.4	4.5			
3/15/2021					1.2	0.98 (J)	
3/17/2021							0.69 (J)
8/4/2021				5			
8/5/2021	1.2	2.2	2.3			1	
8/9/2021							0.74 (J)
8/11/2021					1.1		
1/31/2022	1.7			4.8			
2/1/2022		2	2.3		1.1	0.93 (J)	
2/2/2022							0.66 (J)
4/28/2022				5			
8/15/2022	3	2.4	2.2	5.4	1.3	1.2	
8/16/2022							<1
10/21/2022				5.9			
2/14/2023	3.7	2	2.8	6	1	1	
2/20/2023							0.88 (J)
3/16/2023				5.4			
7/26/2023	3.9			6.4			
7/27/2023		2	2.2		1.1	1	
7/28/2023							0.69 (J)
2/21/2024	4.2	1.9	1.5	7.1	1	0.97 (J)	
2/26/2024							0.63 (J)
8/5/2024	4.4	2.3	1.9	6.2			
8/6/2024					1.2	1.2	
8/8/2024							0.81 (J)

ND substitution: RL or RL/2 if <15% NDs.

Time Series

Constituent: Chloride, Total (mg/L) Analysis Run 9/8/2024 3:35 PM View: Descriptive

Plant Bowen Client: Southern Company Data: Bowen 1, 2, 9, and 10

	GWC-6	GWC-6RZ	GWC-7Z	GWC-8RR	GWC-8Z	GWC-9
3/22/2016					1.4231	
3/29/2016	1.3977	1.6645				
3/30/2016				0.9409		2.21
5/24/2016	1.33	1.58		0.92		
5/25/2016					1.11	
5/26/2016						2.1
5/31/2016			1.33			
8/1/2016	1.2	1.4				
8/2/2016			1.5	1.2	1.5	
8/5/2016						2.4
9/26/2016	1.1	1.4			1.6	
9/27/2016			1.4	1.1		
9/28/2016						2.1
11/14/2016		1.6				
11/18/2016	1.2					
11/21/2016			1.5		1.5	2.2
11/22/2016				1.2		
2/1/2017	1.3	1.4	1.5			
2/3/2017					1.8	
2/6/2017				1.1		2.5
4/6/2017	1.1	1.5	1.2	1.2		2.2
4/7/2017					1.5	
6/13/2017	1.2	1.3	0.98		1.3	2
6/14/2017				0.92		
7/14/2017			1.1			
10/3/2017	1.2	1.3	1		1.4	2
10/4/2017				1		
3/19/2018	1.2					
3/20/2018		1.7	1.5		1.8	2.4
3/21/2018				1.3		
9/17/2018	1.1	1.3				
9/18/2018			1.3	1.2	1.9	2.4 (D)
3/21/2019	<1.4	<1.5	<1			2
3/27/2019				0.9		
5/6/2019					1.1	
9/13/2019			1			
9/16/2019	1.1	1.2		0.75 (JD)	1.4	1.9
3/12/2020	1.3	1.3	0.72 (J)	0.93 (J)		1.9
3/16/2020					1.3	
9/16/2020	1.2	1.2	0.79 (J)			
9/17/2020				0.77 (J)	1.4	1.9
3/17/2021	1.2	1.4	0.79 (J)	0.78 (J)		
3/18/2021					1.6	2.2
8/10/2021	1	1.1	0.68 (J)	0.68 (J)	1.2	1.8
2/2/2022	1.1	1.3	0.76 (J)	0.77 (J)	1.4	2.1
8/17/2022	0.89 (J)	0.99 (J)	<1	<1	1.3	1.9
2/17/2023	1.4	1.5				
2/20/2023			0.94 (J)		1.6	
2/21/2023				0.97 (J)		2.1
7/28/2023		1.3				
7/31/2023	1.3		0.94 (J)	0.98 (J)	1.5	2
2/26/2024	1.1	1.4	0.74 (J)		1.4	

ND substitution: RL or RL/2 if <15% NDs.

Time Series

Constituent: Chloride, Total (mg/L) Analysis Run 9/8/2024 3:35 PM View: Descriptive

Plant Bowen Client: Southern Company Data: Bowen 1, 2, 9, and 10

	GWC-6	GWC-6RZ	GWC-7Z	GWC-8RR	GWC-8Z	GWC-9
2/27/2024				0.71 (J)		1.9
8/8/2024	1.2	1.3	0.91 (J)			
8/12/2024				0.74 (J)	1.4	1.8

Time Series

Constituent: Chromium (mg/L) Analysis Run 9/8/2024 3:35 PM View: Descriptive

Plant Bowen Client: Southern Company Data: Bowen 1, 2, 9, and 10

	GWA-1 (bg)	GWA-2 (bg)	GWA-2R (bg)	GWA-39RZ (bg)	GWA-39Z (bg)	GWA-3A (bg)	GWA-40 (bg)
8/23/2007	<0.005	0.0045	<0.005			<0.005	
10/23/2007	0.011						
10/24/2007		0.039 (O)	0.0033				
11/2/2007						0.027 (O)	
11/18/2007	0.038 (O)	0.059 (O)	0.012			0.17 (O)	
1/30/2008	0.11 (O)						
1/31/2008		0.0067	0.052 (O)			0.012	
3/10/2008	0.038 (O)		0.01				
3/11/2008		0.03 (O)				0.063 (O)	
5/6/2008		0.0062					
5/13/2008	0.012		0.0068				
5/14/2008						0.057 (O)	
12/4/2008		0.009	0.0017				
12/5/2008	<0.005					<0.005	
4/15/2009	<0.005					<0.005	
4/21/2009		0.0022	<0.005				
10/7/2009	0.0065	<0.005					
10/8/2009			<0.005			<0.005	
4/21/2010			<0.005				
4/26/2010		<0.005					
4/28/2010						<0.005	
5/3/2010	<0.005						
9/28/2010			<0.005				
10/4/2010		<0.005					
10/6/2010						<0.005	
10/12/2010	<0.005						
4/12/2011			<0.005				
4/13/2011		<0.005					
4/21/2011						<0.005	
4/27/2011	<0.005						
10/4/2011			<0.005				
10/5/2011		<0.005					
10/13/2011						<0.005	
10/17/2011	<0.005						
4/3/2012			<0.005				
4/11/2012		<0.005					
5/1/2012						<0.005	
5/2/2012	<0.005						
10/8/2012	<0.005						
10/9/2012		<0.005	<0.005			<0.005	
4/11/2013			<0.005			<0.005	
4/12/2013	0.0019						
4/15/2013		0.0013					
10/15/2013		0.0023					
10/16/2013	0.0024		<0.005			0.0013	
4/10/2014			<0.005				
4/11/2014	0.0013 (J)						
4/22/2014		<0.005					
4/23/2014						<0.005	
9/30/2014	<0.005	<0.005	<0.005				
10/4/2014						<0.005	
3/30/2015	0.0047	0.0011 (J)	<0.005				

ND substitution: RL or RL/2 if <15% NDs.

Time Series

Constituent: Chromium (mg/L) Analysis Run 9/8/2024 3:35 PM View: Descriptive

Plant Bowen Client: Southern Company Data: Bowen 1, 2, 9, and 10

	GWA-1 (bg)	GWA-2 (bg)	GWA-2R (bg)	GWA-39RZ (bg)	GWA-39Z (bg)	GWA-3A (bg)	GWA-40 (bg)
3/31/2015						<0.005	
10/12/2015						<0.005	
10/13/2015	<0.005	<0.005	<0.005				
3/14/2016					<0.005		
3/15/2016							<0.005
3/22/2016	<0.005						
3/23/2016		<0.005	<0.005			<0.005	
5/11/2016					<0.005		<0.005
5/16/2016				<0.005 (D)			
5/19/2016	<0.005		<0.005				
5/20/2016		<0.005					
5/23/2016						<0.005	
7/19/2016					<0.005		
7/21/2016							<0.005
7/27/2016				0.0017 (JD)			
7/29/2016	<0.005	<0.005	<0.005			<0.005	
9/15/2016					<0.005		<0.005
9/22/2016			<0.005			0.0013 (J)	
9/23/2016	<0.005	<0.005					
11/2/2016					<0.005		
11/3/2016							<0.005
11/9/2016	0.0011 (J)	<0.005					
11/10/2016			<0.005			<0.005	
1/17/2017							<0.005
1/18/2017					<0.005		
1/30/2017	<0.005						
1/31/2017		<0.005	<0.005			<0.005	
2/21/2017				0.001 (J)			
3/24/2017							<0.005 (*)
3/27/2017				<0.005 (D)			
3/28/2017					<0.005 (*)		
3/30/2017	<0.005	<0.005				<0.005	
4/3/2017			<0.005				
5/24/2017							0.0008 (J)
6/7/2017					<0.005		
6/8/2017				<0.005 (D)			
6/9/2017	<0.005		<0.005				
6/12/2017		0.0008 (J)				<0.005	
7/17/2017				<0.005 (D)			
7/27/2017				0.0005 (J)			
8/9/2017				0.0005 (J)			
9/26/2017					<0.005		0.0005 (J)
9/29/2017				0.0006 (JD)			
10/2/2017	<0.005	<0.005	<0.005				
10/4/2017						<0.005	
3/14/2018					<0.005		<0.005
3/16/2018	<0.005		<0.005	<0.005			
3/19/2018		0.0031 (J)				<0.005	
9/12/2018					<0.005		<0.005
9/14/2018		<0.005	<0.005	<0.005			
9/17/2018	<0.005 (D)					<0.005	
3/13/2019							<0.005

Time Series

Constituent: Chromium (mg/L) Analysis Run 9/8/2024 3:35 PM View: Descriptive

Plant Bowen Client: Southern Company Data: Bowen 1, 2, 9, and 10

	GWA-1 (bg)	GWA-2 (bg)	GWA-2R (bg)	GWA-39RZ (bg)	GWA-39Z (bg)	GWA-3A (bg)	GWA-40 (bg)
3/14/2019				0.004 (J)			
3/15/2019					<0.005		
3/19/2019			<0.005				
3/20/2019	<0.005	<0.005				<0.005	
9/9/2019					<0.005		<0.005
9/12/2019	<0.005	<0.005 (D)					
9/13/2019			<0.005			0.00073 (J)	
3/9/2020				0.0016 (J)	0.069 (o)		0.0009 (J)
3/11/2020	0.0012 (J)	0.0025 (J)	0.0042 (J)			0.00095 (J)	
9/10/2020					<0.005		
9/11/2020							<0.005
9/15/2020	<0.005	0.00086 (J)	<0.005				
9/16/2020				0.00058 (J)			
3/10/2021							0.00075 (J)
3/12/2021					0.00064 (J)		
3/16/2021	<0.005		<0.005	0.0008 (J)			
3/17/2021		<0.005					
3/29/2021						0.00062 (J)	
8/4/2021					<0.005		<0.005
8/6/2021				<0.005			
8/9/2021	<0.005	<0.005	<0.005			<0.005	
1/31/2022					<0.005		<0.005
2/1/2022	<0.005	<0.005	<0.005				
2/2/2022				0.0012 (J)		0.0069	
8/10/2022					<0.005		
8/12/2022							<0.005
8/16/2022	<0.005	<0.005	<0.005	<0.005		<0.005	
2/13/2023					<0.005		<0.005
2/14/2023				<0.005			
2/16/2023	<0.005	<0.005	<0.005				
2/17/2023						<0.005	
7/25/2023				<0.005			
7/26/2023					<0.005		<0.005
7/27/2023	<0.005	<0.005	<0.005				
8/1/2023						<0.005	
2/19/2024				<0.005	<0.005		<0.005
2/22/2024	<0.005	<0.005				<0.005	
2/26/2024			<0.005				
8/1/2024				<0.005	<0.005		<0.005
8/6/2024			<0.005				
8/7/2024	<0.005	<0.005					
8/8/2024						<0.005	

ND substitution: RL or RL/2 if <15% NDs.

Time Series

Constituent: Chromium (mg/L) Analysis Run 9/8/2024 3:35 PM View: Descriptive

Plant Bowen Client: Southern Company Data: Bowen 1, 2, 9, and 10

	GWA-41 (bg)	GWA-41R (bg)	GWA-42 (bg)	GWA-43 (bg)	GWA-43R (bg)	GWA-4RZ (bg)	GWA-50 (bg)
12/12/2008							<0.005
4/23/2009							<0.005
10/6/2009							<0.005
4/27/2010							<0.005
9/30/2010							0.0014
4/14/2011							0.0014
10/5/2011							<0.005
4/11/2012							<0.005
10/2/2012							<0.005
4/9/2013							<0.005
10/15/2013							<0.005
4/10/2014							0.0013 (J)
10/1/2014							<0.005
3/30/2015							<0.005
10/11/2015							<0.005
3/11/2016			<0.005	<0.005	0.00212 (J)		
3/15/2016	<0.005	<0.005					
3/28/2016							<0.005
5/12/2016	<0.005						
5/13/2016		<0.005		<0.005	<0.005		
5/16/2016			<0.005				
5/23/2016							<0.005
7/19/2016				<0.005	0.0006 (J)		
7/20/2016	<0.005						
7/21/2016		<0.005					
7/22/2016			<0.005				
8/1/2016							<0.005
9/15/2016	<0.005						
9/16/2016				<0.005	<0.005		
9/19/2016			<0.005				
9/21/2016		<0.005					
9/26/2016							<0.005
11/2/2016				<0.005	<0.005		
11/3/2016	<0.005	<0.005	<0.005				
11/10/2016							<0.005
1/17/2017		<0.005	<0.005				
1/18/2017	<0.005			<0.005	0.0014 (J)		
1/30/2017							<0.005
2/22/2017						<0.005	
3/24/2017	<0.005 (*)						
3/27/2017		<0.005	<0.005				
3/28/2017				<0.005 (*)	<0.005 (*)		
4/7/2017						<0.005	<0.005
6/6/2017	<0.005	0.0004 (J)		0.0004 (J)	0.0009 (J)		
6/7/2017			<0.005				
6/12/2017							<0.005
6/14/2017						<0.005 (D)	
7/12/2017						<0.005 (D)	
7/20/2017						<0.005 (D)	
7/28/2017						<0.005	
8/9/2017						<0.005	
8/24/2017						<0.005	

ND substitution: RL or RL/2 if <15% NDs.

Time Series

Constituent: Chromium (mg/L) Analysis Run 9/8/2024 3:35 PM View: Descriptive

Plant Bowen Client: Southern Company Data: Bowen 1, 2, 9, and 10

	GWA-41 (bg)	GWA-41R (bg)	GWA-42 (bg)	GWA-43 (bg)	GWA-43R (bg)	GWA-4RZ (bg)	GWA-50 (bg)
9/22/2017				0.0008 (J)	0.0006 (J)		
9/25/2017	<0.005	<0.005					
9/26/2017			<0.005				
10/2/2017							<0.005
10/3/2017						<0.005 (D)	
3/14/2018	<0.005	<0.005	<0.005	<0.005			
3/15/2018					0.0017 (J)		
3/16/2018							<0.005
3/21/2018						<0.005	
9/12/2018	<0.005	<0.005		<0.005	<0.005		
9/14/2018			<0.005				
9/17/2018							<0.005
9/18/2018						<0.005	
3/13/2019				<0.005	<0.005		
3/14/2019	<0.005	<0.005	<0.005				
3/19/2019							<0.005
3/21/2019						<0.005 (D)	
9/10/2019	<0.005 (D)	<0.005	<0.005				
9/11/2019				0.00051 (J)	0.00066 (J)		
9/12/2019						<0.005 (D)	
9/13/2019							<0.005
3/6/2020	0.015		0.00045 (J)				
3/9/2020		0.0004 (J)		0.0033 (J)	0.0014 (J)		
3/11/2020							0.0011 (J)
3/12/2020						<0.005	
9/10/2020	<0.005	<0.005	<0.005				
9/11/2020				<0.005			
9/14/2020					0.0011 (J)		
9/16/2020							<0.005
9/17/2020						<0.005	
3/10/2021		<0.005					
3/11/2021	0.0015 (J)		<0.005	<0.005	0.0011 (J)		
3/16/2021						<0.005	
3/17/2021							<0.005
8/4/2021	<0.005	<0.005	<0.005				
8/5/2021					<0.005		
8/6/2021				<0.005			
8/9/2021							<0.005
8/10/2021						<0.005	
1/31/2022	<0.005	<0.005	<0.005	<0.005	0.0011 (J)		
2/1/2022							<0.005
2/3/2022						<0.005	
8/10/2022			<0.005		<0.005		
8/11/2022	<0.005	<0.005		<0.005			
8/16/2022							<0.005
8/17/2022						<0.005	
2/13/2023	<0.005	<0.005	<0.005		<0.005		
2/14/2023				0.0016 (J)			
2/16/2023							<0.005
2/17/2023						<0.005	
7/25/2023	<0.005	<0.005		<0.005	<0.005		
7/26/2023			<0.005				

ND substitution: RL or RL/2 if <15% NDs.

Time Series

Constituent: Chromium (mg/L) Analysis Run 9/8/2024 3:35 PM View: Descriptive

Plant Bowen Client: Southern Company Data: Bowen 1, 2, 9, and 10

	GWA-41 (bg)	GWA-41R (bg)	GWA-42 (bg)	GWA-43 (bg)	GWA-43R (bg)	GWA-4RZ (bg)	GWA-50 (bg)
7/28/2023						<0.005	<0.005
2/19/2024	<0.005	<0.005					
2/20/2024			<0.005	<0.005	<0.005		
2/22/2024							<0.005
2/27/2024						<0.005	
8/1/2024	<0.005	<0.005	<0.005				
8/2/2024				<0.005	<0.005		
8/8/2024						<0.005	<0.005

ND substitution: RL or RL/2 if <15% NDs.

Time Series

Constituent: Chromium (mg/L) Analysis Run 9/8/2024 3:35 PM View: Descriptive

Plant Bowen Client: Southern Company Data: Bowen 1, 2, 9, and 10

	GWA-50R (bg)	GWC-10	GWC-10R	GWC-11	GWC-11R	GWC-12	GWC-13
8/21/2007		0.0015	0.036 (O)	<0.005	0.037	0.0013	0.0019
11/1/2007		0.011	0.01	<0.005	0.04	<0.005	0.01
11/18/2007				<0.005	0.045		
11/19/2007						0.0056	0.021
11/20/2007		0.042 (o)	0.0039				
1/16/2008						0.039 (o)	
1/30/2008		0.034	0.019 (O)	<0.005	0.041		
1/31/2008							0.035
3/5/2008				<0.005		0.03 (o)	0.012
3/6/2008		0.027	<0.005		0.042		
5/7/2008				0.025 (o)	0.029		
5/8/2008			0.01				
5/12/2008		0.015					0.02
5/13/2008						0.0057	
12/12/2008	<0.005						
12/13/2008		0.0036				<0.005	0.014
12/14/2008			0.0038	0.0021	0.032		
4/16/2009						<0.005	
4/23/2009	0.0031						
4/28/2009							0.0079
4/29/2009		<0.005	<0.005	0.011	0.017		
10/6/2009	0.0024						
10/20/2009		<0.005					
10/21/2009			<0.005			0.0015	0.0092
10/22/2009				0.01	0.022		
4/21/2010			<0.005	0.0053	0.021		
4/26/2010		<0.005					
4/27/2010						0.0036	
4/28/2010							0.0086
5/3/2010	<0.005						
9/28/2010			<0.005	0.0076			
9/29/2010		0.0034			0.024		
10/5/2010						<0.005	0.0085
10/11/2010	0.0028						
4/12/2011			<0.005	0.0095			
4/13/2011		<0.005			0.014		
4/19/2011						0.003	0.0089
4/27/2011	0.0041						
10/4/2011			0.0019	0.0091	0.017		
10/5/2011		0.0032					
10/12/2011						<0.005	
10/18/2011							0.0093
10/19/2011	<0.005						
4/3/2012			<0.005	0.0076			
4/4/2012		<0.005			0.014		
4/24/2012						<0.005	
4/25/2012							0.0075
5/1/2012	<0.005						
10/2/2012	0.0019					<0.005	0.017
10/3/2012		0.0047		0.0039	0.0033		
10/8/2012			<0.005				
4/2/2013						0.0018	0.0097

ND substitution: RL or RL/2 if <15% NDs.

Time Series

Constituent: Chromium (mg/L) Analysis Run 9/8/2024 3:35 PM View: Descriptive

Plant Bowen Client: Southern Company Data: Bowen 1, 2, 9, and 10

	GWA-50R (bg)	GWC-10	GWC-10R	GWC-11	GWC-11R	GWC-12	GWC-13
4/3/2013		0.0014	<0.005	<0.005	0.017		
4/10/2013	0.0027						
10/8/2013							0.011
10/9/2013				0.0089	0.015	<0.005	
10/15/2013		0.002	<0.005				
10/16/2013	0.0029						
4/1/2014						<0.005	0.0074
4/2/2014				<0.005	0.014		
4/9/2014		<0.005	<0.005				
4/22/2014	0.0024						
10/1/2014	<0.005						0.0049
10/2/2014		<0.005	<0.005	<0.005	0.0048	<0.005	
3/30/2015	0.0022						
4/1/2015				0.0062	0.0084	<0.005	0.0072
4/2/2015		<0.005	<0.005				
10/10/2015		0.0013					
10/11/2015	<0.005			<0.005	0.019		
10/12/2015			<0.005				
10/14/2015						<0.005	
10/15/2015							0.0077
3/28/2016	<0.005						
3/31/2016		<0.005	<0.005				
4/4/2016				0.00656 (J)	0.00728 (J)	<0.005	0.00615 (J)
5/25/2016	<0.005						
5/26/2016		<0.005	<0.005	0.00752 (J)	0.00553 (J)		
5/27/2016						<0.005	
5/31/2016							0.00588 (J)
8/1/2016	<0.005						
8/3/2016			<0.005	0.0067 (J)		<0.005	
8/4/2016					0.0071 (J)		0.0056 (J)
8/5/2016		<0.005					
9/26/2016	<0.005						
9/28/2016		<0.005	<0.005	0.0082 (J)	0.0093 (J)		
9/29/2016							0.0065 (J)
9/30/2016						<0.005	
11/11/2016	<0.005						
11/22/2016		0.0024 (J)	<0.005	0.0045 (J)	0.0058 (J)	<0.005	
11/28/2016							0.0064 (J)
1/30/2017	<0.005						
2/7/2017		0.0015 (J)	0.0019 (J)				
2/8/2017				0.0101	0.0072 (J)		
2/9/2017							0.0078 (J)
2/13/2017						<0.005	
4/3/2017	<0.005						
4/10/2017		<0.005	<0.005	0.0094 (J)	<0.01		
4/11/2017						<0.005	
4/12/2017							0.0077 (J)
6/12/2017	0.0005 (J)						
6/14/2017		0.0006 (J)	<0.005			<0.005	
6/15/2017				0.009 (J)	0.0066 (J)		
6/16/2017							0.0072 (J)
10/2/2017	<0.005						

ND substitution: RL or RL/2 if <15% NDs.

Time Series

Constituent: Chromium (mg/L) Analysis Run 9/8/2024 3:35 PM View: Descriptive

Plant Bowen Client: Southern Company Data: Bowen 1, 2, 9, and 10

	GWA-50R (bg)	GWC-10	GWC-10R	GWC-11	GWC-11R	GWC-12	GWC-13
10/4/2017		0.0027 (J)	<0.005	0.0008 (J)	0.0079 (J)	<0.005	
10/9/2017							0.0079 (J)
3/16/2018	<0.005						
3/20/2018		<0.005					
3/21/2018			<0.005	0.0079 (J)			0.0055 (J)
3/22/2018					0.0062 (J)	<0.005	
9/18/2018	<0.005	<0.005	<0.005	0.0081 (J)	0.0062 (J)	<0.005	
9/19/2018							0.0059 (J)
3/19/2019	<0.005						
3/22/2019		<0.005	<0.005				
3/23/2019				<0.005	0.0048 (J)	<0.005	0.0058 (J)
9/12/2019	<0.005						
9/17/2019		0.0009 (J)	0.00067 (J)	0.0079 (J)	0.0042 (J)	0.0058 (JD)	
9/18/2019							0.0063 (J)
3/11/2020	<0.005						
3/12/2020		0.00047 (J)	<0.005	0.00084 (J)	0.0042 (J)	<0.005	
3/13/2020							0.0054 (J)
9/15/2020	<0.005						
9/17/2020		0.0011 (J)	<0.005				
9/21/2020				0.0081 (J)	0.0056 (J)	<0.005	
9/22/2020							0.0062 (J)
3/17/2021	<0.005						
3/18/2021		0.00068 (J)	0.002 (J)				0.0058
3/19/2021				0.0073	0.0079	<0.005	
8/9/2021	<0.005						
8/10/2021		<0.005					
8/11/2021			<0.005	<0.005	0.0042 (J)	<0.005	0.0074
2/2/2022	<0.005					<0.005	
2/4/2022		<0.005	<0.005	0.0071	0.0042 (J)		
2/17/2022							0.0053
8/17/2022	<0.005	0.0013 (J)					
8/18/2022			<0.005	<0.005	0.0046 (J)	<0.005	0.0044 (J)
2/16/2023	<0.005						
2/20/2023		<0.005	<0.005	0.0015 (J)	0.0037 (J)		
2/21/2023						<0.005	
2/22/2023							0.0038 (J)
7/28/2023	<0.005						
7/31/2023		0.0019 (J)	<0.005				
8/1/2023				0.0074	0.005 (J)	0.0016 (J)	0.0047 (J)
2/22/2024	<0.005						
2/27/2024		<0.005	<0.005			<0.005	0.0038 (J)
2/28/2024				0.0074	0.0037 (J)		
8/8/2024	<0.005						
8/12/2024		<0.005	<0.005		0.004 (J)	<0.005	0.003 (J)
8/13/2024				<0.005			

ND substitution: RL or RL/2 if <15% NDs.

Time Series

Constituent: Chromium (mg/L) Analysis Run 9/8/2024 3:35 PM View: Descriptive

Plant Bowen Client: Southern Company Data: Bowen 1, 2, 9, and 10

	GWC-13RZ	GWC-14Z	GWC-15R	GWC-15Z	GWC-44	GWC-45	GWC-45R
8/21/2007	<0.005						
8/23/2007			0.014				
8/24/2007		0.083 (O)		0.061 (O)			
11/1/2007	0.0042						
11/2/2007		0.0071	0.0036	0.078 (O)			
11/17/2007		0.012	0.031 (O)				
11/18/2007				0.085 (O)			
11/19/2007	0.0049						
1/15/2008		0.043 (o)	0.011	0.079 (O)			
1/31/2008	<0.005						
3/5/2008	<0.005	0.0044					
3/6/2008			0.0027				
3/10/2008				0.062 (O)			
5/7/2008	<0.005	0.0084	0.008				
5/13/2008				0.044 (O)			
12/2/2008		0.0056	0.0059	0.027			
12/12/2008	0.019 (O)						
4/16/2009		0.0042					
4/28/2009			<0.005	0.016			
4/29/2009	0.002						
10/19/2009			<0.005				
10/20/2009		0.0037		0.018			
10/21/2009	0.002						
4/20/2010		<0.005					
4/27/2010			<0.005	0.012			
4/28/2010	0.0049						
9/29/2010		0.0028					
10/4/2010			0.0013				
10/5/2010				0.0067			
10/6/2010	<0.005						
4/12/2011		<0.005					
4/18/2011			<0.005				
4/19/2011				0.0081			
4/20/2011	<0.005						
10/4/2011		0.0015					
10/12/2011	<0.005		0.0014	<0.005			
4/4/2012		<0.005					
4/23/2012			<0.005				
4/25/2012	<0.005			<0.005			
10/2/2012	0.0015						
10/10/2012		0.0029	<0.005	<0.005			
4/2/2013	0.0017						
4/15/2013		0.0036	0.0021				
4/16/2013				0.0029			
10/8/2013	<0.005						
10/22/2013		0.0048	<0.005	<0.005			
4/1/2014	<0.005						
4/21/2014		0.0043	0.0013 (J)	<0.005			
9/30/2014		0.0037	<0.005	<0.005			
10/1/2014	<0.005						
3/31/2015	<0.005						
4/3/2015		0.016	<0.005	<0.005			

ND substitution: RL or RL/2 if <15% NDs.

Time Series

Constituent: Chromium (mg/L) Analysis Run 9/8/2024 3:35 PM View: Descriptive

Plant Bowen Client: Southern Company Data: Bowen 1, 2, 9, and 10

	GWC-13RZ	GWC-14Z	GWC-15R	GWC-15Z	GWC-44	GWC-45	GWC-45R
10/6/2015				<0.005			
10/7/2015		0.0092	<0.005				
10/14/2015	<0.005						
3/16/2016					<0.005	<0.005	<0.005
4/4/2016	<0.005						
4/5/2016		0.00605 (J)	<0.005	<0.005			
5/16/2016					<0.005	<0.005 (D)	<0.005 (D)
5/31/2016			<0.005	<0.005			
6/1/2016	<0.005 (D)	0.006 (J)					
7/25/2016					<0.005	<0.005 (D)	<0.005 (D)
8/4/2016			<0.005				
8/9/2016		0.0086 (JD)					
9/19/2016					<0.005	<0.005 (D)	<0.005 (D)
9/29/2016			<0.005				
11/3/2016					<0.005		<0.005 (D)
11/4/2016						<0.005 (D)	
11/23/2016			<0.005	<0.005			
11/28/2016		<0.005					
1/19/2017					<0.005		
1/20/2017							<0.005 (D)
1/23/2017						<0.005 (D)	
2/9/2017		<0.005					
2/10/2017			<0.005	<0.005			
2/22/2017	0.0012 (J)						
3/28/2017					<0.005		
3/29/2017						<0.005 (D)	<0.005 (D)
4/11/2017	<0.005	<0.005		<0.005			
4/12/2017			<0.005				
6/5/2017					<0.005		
6/7/2017						<0.005	0.0004 (J)
6/14/2017		0.0006 (J)					
6/15/2017			0.0005 (J)	0.0005 (J)			
6/16/2017	<0.005						
7/12/2017	<0.005	0.0005 (J)		0.0008 (J)			
7/26/2017				0.0006 (J)			
7/28/2017	<0.005						
8/10/2017	<0.005						
9/26/2017					<0.005		
9/27/2017						<0.005	<0.005
10/5/2017		0.0006 (J)					
10/6/2017	<0.005		<0.005	0.0008 (J)			
3/15/2018					<0.005	<0.005	<0.005
3/22/2018		<0.005					
3/23/2018	<0.005		<0.005	<0.005			
9/12/2018					<0.005		
9/13/2018						<0.005	<0.005
9/19/2018		<0.005	<0.005	<0.005			
9/20/2018	<0.005						
3/14/2019					<0.005	<0.005 (D)	<0.005 (D)
3/22/2019	<0.005	<0.005		<0.005			
3/25/2019			<0.005				
9/11/2019					<0.005	<0.005 (D)	<0.005 (D)

ND substitution: RL or RL/2 if <15% NDs.

Time Series

Constituent: Chromium (mg/L) Analysis Run 9/8/2024 3:35 PM View: Descriptive

Plant Bowen Client: Southern Company Data: Bowen 1, 2, 9, and 10

	GWC-13RZ	GWC-14Z	GWC-15R	GWC-15Z	GWC-44	GWC-45	GWC-45R
9/17/2019		0.00046 (X)	0.00044 (J)	0.00064 (X)			
9/18/2019	<0.005						
3/10/2020					0.00074 (J)	0.0007 (J)	0.00092 (J)
3/13/2020		0.00093 (J)	0.0011 (J)	0.0012 (J)			
3/17/2020	0.002 (J)						
9/11/2020						<0.005	0.00067 (J)
9/15/2020					<0.005		
9/21/2020		<0.005	0.0016 (J)	0.00089 (J)			
9/22/2020	<0.005						
3/11/2021					<0.005	<0.005	<0.005
3/18/2021		0.0023 (J)	0.00089 (J)	0.00078 (J)			
3/19/2021	<0.005						
8/4/2021					<0.005		
8/6/2021						<0.005	<0.005
8/11/2021		<0.005	<0.005	<0.005			
8/12/2021	<0.005						
1/31/2022					<0.005		
2/1/2022						<0.005	<0.005
2/4/2022	<0.005	<0.005	<0.005				
2/7/2022				0.0011 (J)			
8/12/2022						<0.005	<0.005
8/15/2022					<0.005		
8/18/2022		<0.005					
8/19/2022	<0.005		<0.005	<0.005			
2/14/2023					0.0015 (J)	<0.005	0.0058
2/22/2023	0.0024 (J)	<0.005	<0.005	0.0014 (J)			
7/26/2023					<0.005	<0.005	<0.005
8/1/2023		<0.005		<0.005			
8/2/2023	<0.005		<0.005				
2/20/2024					<0.005	<0.005	<0.005
2/28/2024	<0.005	<0.005	<0.005	<0.005			
8/5/2024						<0.005	<0.005
8/6/2024					<0.005		
8/13/2024	<0.005	<0.005	<0.005	<0.005			

ND substitution: RL or RL/2 if <15% NDs.

Time Series

Constituent: Chromium (mg/L) Analysis Run 9/8/2024 3:35 PM View: Descriptive

Plant Bowen Client: Southern Company Data: Bowen 1, 2, 9, and 10

	GWC-46R	GWC-47	GWC-47R	GWC-48	GWC-49R	GWC-49Z	GWC-5
8/23/2007							0.0076
10/25/2007							0.015
11/19/2007							0.013
1/23/2008							0.032
3/11/2008							0.024
5/12/2008							0.016
12/11/2008							0.013
4/15/2009							0.0073
10/9/2009							0.0037
5/4/2010							<0.005
10/12/2010							0.0023
4/28/2011							0.002
10/19/2011							0.0015
5/2/2012							<0.005
10/9/2012							<0.005
4/11/2013							0.0015
10/16/2013							<0.005
4/23/2014							0.0013 (J)
10/3/2014							<0.005
3/31/2015							<0.005
10/12/2015							<0.005
3/10/2016	<0.01	0.00202 (J)	0.00668 (J)	0.00207 (J)			
3/17/2016					<0.005	0.00778 (J)	
3/28/2016							<0.005
5/17/2016	<0.01			<0.005			
5/18/2016		0.00248 (J)	0.00606 (JO)		<0.005	<0.005	
5/25/2016							<0.005
7/26/2016	0.0017 (J)						
7/27/2016		0.0021 (J)	0.0023 (J)	0.0017 (J)	0.0006 (J)		
7/28/2016						0.0014 (J)	
8/1/2016							<0.005
9/20/2016	0.0015 (J)	0.002 (J)	0.0021 (J)	0.0024 (J)			
9/21/2016					0.0011 (J)	0.0009 (J)	
9/27/2016							<0.005
11/4/2016	0.0016 (J)		0.0016 (J)	0.0013 (J)	<0.005		
11/7/2016		0.0023 (J)				<0.005	
11/11/2016							<0.005
1/20/2017	0.0018 (J)		0.0016 (J)				
1/23/2017		0.0011 (J)		<0.005			
1/24/2017					<0.005	<0.005	
1/31/2017							<0.005
3/28/2017	<0.01 (*)			<0.005 (*)			
3/29/2017		0.0012 (J)	0.001 (J)		0.0004 (J)		
3/30/2017						<0.005	
4/3/2017							<0.005
6/7/2017	0.0018 (J)						
6/8/2017		0.0015 (J)	0.0024 (J)	0.0016 (J)	0.0005 (J)		
6/9/2017						<0.005	
6/12/2017							0.0005 (J)
9/27/2017		0.0021 (J)	0.0021 (J)				
9/29/2017	0.0033 (J)			0.002 (J)	0.0005 (J)	<0.005	
10/3/2017							<0.005

ND substitution: RL or RL/2 if <15% NDs.

Time Series

Constituent: Chromium (mg/L) Analysis Run 9/8/2024 3:35 PM View: Descriptive

Plant Bowen Client: Southern Company Data: Bowen 1, 2, 9, and 10

	GWC-46R	GWC-47	GWC-47R	GWC-48	GWC-49R	GWC-49Z	GWC-5
3/15/2018	0.0021 (J)	0.0023 (J)		<0.005	<0.005	<0.005	
3/16/2018			0.003 (J)				
3/19/2018							<0.005
9/13/2018	0.0041 (J)	<0.005	0.0017 (J)	<0.005	<0.005		
9/14/2018						<0.005	
9/17/2018							<0.005
3/15/2019		<0.005		0.0023 (J)			
3/18/2019	0.0022 (J)				<0.005		
3/19/2019			0.018			0.0017 (J)	
3/20/2019							<0.005
9/11/2019	0.0038 (J)		0.0015 (J)	0.00165 (JD)	0.00063 (J)	0.002 (J)	
9/12/2019		0.0014 (J)					
9/16/2019							<0.005
3/9/2020		0.0012 (J)	0.0023 (J)	0.0023 (J)		0.00096 (J)	
3/10/2020	0.0035 (J)						
3/11/2020					0.0012 (J)		
3/16/2020							0.00078 (J)
9/11/2020					<0.005		
9/14/2020	0.006 (J)	0.0022 (J)		0.0024 (J)		<0.005	
9/15/2020			0.0017 (J)				
9/16/2020							<0.005
3/11/2021	0.0059	0.0013 (J)	0.0019 (J)	0.0021 (J)			
3/15/2021					0.00076 (J)	<0.005	
3/17/2021							0.00069 (J)
5/26/2021	0.0052						
8/4/2021				0.0018 (J)			
8/5/2021	0.0057	0.0014 (J)	0.0022 (J)			<0.005	
8/9/2021							<0.005
8/11/2021					<0.005		
1/31/2022	0.0051			0.002 (J)			
2/1/2022		0.0015 (J)	0.0022 (J)		<0.005	<0.005	
2/2/2022							<0.005
8/15/2022	0.006	0.0015 (J)	0.0013 (J)	0.0019 (J)	<0.005	<0.005	
8/16/2022							<0.005
2/14/2023	0.005 (J)	0.0018 (J)	0.0027 (J)	0.0019 (J)	<0.005	<0.005	
2/20/2023							<0.005
7/26/2023	0.0073			0.002 (J)			
7/27/2023		0.0014 (J)	0.0028 (J)		<0.005	<0.005	
7/28/2023							<0.005
2/21/2024	0.0066	0.0021 (J)	0.0046 (J)	<0.005	<0.005	<0.005	
2/26/2024							<0.005
8/5/2024	0.005 (J)	<0.005	<0.005	<0.005			
8/6/2024					<0.005	<0.005	
8/8/2024							<0.005

ND substitution: RL or RL/2 if <15% NDs.

Time Series

Constituent: Chromium (mg/L) Analysis Run 9/8/2024 3:35 PM View: Descriptive

Plant Bowen Client: Southern Company Data: Bowen 1, 2, 9, and 10

	GWC-6	GWC-6RZ	GWC-7Z	GWC-8RR	GWC-8Z	GWC-9
8/22/2007	<0.005					
8/23/2007						<0.005
10/25/2007	0.002					
11/1/2007						0.0061
11/19/2007						0.018 (J)
11/20/2007	0.017					
1/15/2008						0.078 (O)
1/23/2008	0.064 (O)					
3/6/2008						0.054 (O)
3/11/2008	0.013					
5/13/2008						0.0085
5/14/2008	0.027					
12/11/2008	<0.005					
12/12/2008						0.0023
4/16/2009						<0.005
4/23/2009	<0.005					
10/9/2009	0.0014					
10/13/2009						<0.005
4/21/2010						<0.005
5/4/2010	<0.005					
9/29/2010						<0.005
10/11/2010	0.0027					
4/13/2011						<0.005
4/26/2011	0.0015					
10/5/2011						<0.005
10/18/2011	<0.005			<0.005		
4/4/2012						<0.005
4/30/2012				<0.005		
5/2/2012	<0.005					
10/3/2012				<0.005		
10/8/2012	<0.005					<0.005
4/8/2013				<0.005		<0.005
4/10/2013	0.0013					
10/8/2013	0.0017					
10/9/2013				0.0019		0.0013
4/9/2014						<0.005
4/10/2014				0.0034		
4/14/2014	0.004					
9/30/2014						<0.005
10/2/2014				0.0056		
10/3/2014	0.0017					
4/1/2015	0.0027					
4/2/2015						<0.005
4/3/2015				0.0022		
5/26/2015		0.0015			<0.005	
6/18/2015		0.0013 (D)			0.0024 (D)	
7/2/2015		0.0014			<0.005	
10/8/2015				0.0033	<0.005	
10/9/2015	0.0016	0.0015				
10/10/2015						0.00115 (JD)
3/22/2016					0.00302 (J)	
3/29/2016	0.00363 (J)	<0.005				

ND substitution: RL or RL/2 if <15% NDs.

Time Series

Constituent: Chromium (mg/L) Analysis Run 9/8/2024 3:35 PM View: Descriptive

Plant Bowen Client: Southern Company Data: Bowen 1, 2, 9, and 10

	GWC-6	GWC-6RZ	GWC-7Z	GWC-8RR	GWC-8Z	GWC-9
3/30/2016				0.00308 (J)		<0.005
5/24/2016	0.00263 (J)	<0.005		<0.005		
5/25/2016					0.00441 (J)	
5/26/2016						<0.005
5/31/2016			<0.005			
8/1/2016	<0.005	<0.005				
8/2/2016			<0.005	<0.005	<0.005	
8/5/2016						<0.005
9/26/2016	0.0014 (J)	0.002 (J)			0.002 (J)	
9/27/2016			<0.005	<0.005		
9/28/2016						<0.005
11/14/2016		<0.005				
11/18/2016	<0.005					
11/21/2016			<0.005		0.0017 (J)	<0.005
11/22/2016				<0.005		
2/1/2017	0.0024 (J)	0.0017 (J)	<0.005			
2/3/2017					0.0018 (J)	
2/6/2017				<0.005		<0.005
4/6/2017	<0.005	<0.005	<0.005	<0.005		<0.005
4/7/2017					<0.005	
6/13/2017	0.0031 (J)	0.0015 (J)	<0.005		0.0019 (J)	<0.005
6/14/2017				0.0009 (J)		
7/14/2017			<0.005			
10/3/2017	0.0025 (J)	0.0018 (J)	<0.005		0.0022 (J)	<0.005
10/4/2017				<0.005		
3/19/2018	0.0035 (J)					
3/20/2018		0.0017 (J)	<0.005		0.0017 (J)	<0.005
3/21/2018				<0.005		
9/17/2018	0.0024 (J)	0.002 (J)				
9/18/2018			<0.005	<0.005	<0.005	<0.005 (D)
3/21/2019	0.0029 (J)	0.0025 (J)	<0.005			<0.005
3/27/2019				0.0021 (J)		
5/6/2019					0.0048 (J)	
9/13/2019			<0.005			
9/16/2019	0.002 (J)	0.002 (J)		0.000465 (JD)	0.002 (J)	<0.005
3/12/2020	0.0034 (J)	0.0028 (J)	0.0014 (J)	0.0031 (J)		0.00045 (J)
3/16/2020					0.0015 (J)	
9/16/2020	0.0022 (J)	0.0023 (J)	<0.005			
9/17/2020				0.00086 (J)	0.0017 (J)	<0.005
3/17/2021	0.0027 (J)	0.0021 (J)	<0.005	0.00079 (J)		
3/18/2021					0.0015 (J)	<0.005
8/10/2021	0.0027 (J)	0.0021 (J)	<0.005	0.0014 (J)	0.0019 (J)	<0.005
2/2/2022	0.0026 (J)	0.0024 (J)	<0.005	0.0015 (J)	0.0021 (J)	<0.005
8/17/2022	0.0025 (J)	0.0024 (J)	<0.005	0.0011 (J)	0.0014 (J)	<0.005
2/17/2023	0.0031 (J)	0.0022 (J)				
2/20/2023			0.0012 (J)		<0.005	
2/21/2023				0.0053		<0.005
7/28/2023		0.0023 (J)				
7/31/2023	0.0024 (J)		<0.005	<0.005	0.0016 (J)	<0.005
2/26/2024	0.0024 (J)	0.002 (J)	<0.005		<0.005	
2/27/2024				<0.005		<0.005
8/8/2024	<0.005	<0.005	<0.005			

ND substitution: RL or RL/2 if <15% NDs.

Time Series

Constituent: Chromium (mg/L) Analysis Run 9/8/2024 3:35 PM View: Descriptive

Plant Bowen Client: Southern Company Data: Bowen 1, 2, 9, and 10

	GWC-6	GWC-6RZ	GWC-7Z	GWC-8RR	GWC-8Z	GWC-9
8/12/2024				<0.005	<0.005	<0.005

ND substitution: RL or RL/2 if <15% NDs.

Time Series

Constituent: Cobalt (mg/L) Analysis Run 9/8/2024 3:35 PM View: Descriptive

Plant Bowen Client: Southern Company Data: Bowen 1, 2, 9, and 10

	GWA-1 (bg)	GWA-2 (bg)	GWA-2R (bg)	GWA-39RZ (bg)	GWA-39Z (bg)	GWA-3A (bg)	GWA-40 (bg)
8/23/2007	<0.005	<0.005	<0.005			0.0033	
10/23/2007	<0.005						
10/24/2007		0.013	<0.005				
11/2/2007						0.0046	
11/18/2007	<0.005	0.0041	<0.005			0.0057	
1/30/2008	0.0045						
1/31/2008		<0.005	0.0083 (O)			0.0055	
3/10/2008	<0.005		<0.005				
3/11/2008		<0.005				0.0033	
5/6/2008		<0.005					
5/13/2008	<0.005		<0.005				
5/14/2008						0.0044	
12/4/2008		0.012	<0.005				
12/5/2008	<0.005					0.0035	
4/15/2009	<0.005					<0.005	
4/21/2009		<0.005	<0.005				
10/7/2009	0.0041	<0.005					
10/8/2009			<0.005			<0.005	
4/21/2010			<0.005				
4/26/2010		<0.005					
4/28/2010						<0.005	
5/3/2010	<0.005						
9/28/2010			<0.005				
10/4/2010		<0.005					
10/6/2010						<0.005	
10/12/2010	<0.005						
4/12/2011			<0.005				
4/13/2011		<0.005					
4/21/2011						<0.005	
4/27/2011	<0.005						
10/4/2011			<0.005				
10/5/2011		<0.005					
10/13/2011						<0.005	
10/17/2011	<0.005						
4/3/2012			<0.005				
4/11/2012		<0.005					
5/1/2012						<0.005	
5/2/2012	<0.005						
10/8/2012	<0.005						
10/9/2012		<0.005	<0.005			<0.005	
4/11/2013			<0.005			<0.005	
4/12/2013	<0.005						
4/15/2013		<0.005					
10/15/2013		<0.005					
10/16/2013	<0.005		<0.005			<0.005	
4/10/2014			<0.005				
4/11/2014	<0.005						
4/22/2014		<0.005					
4/23/2014						0.0013 (J)	
9/30/2014	<0.005	<0.005	<0.005				
10/4/2014						0.00081 (J)	
3/30/2015	0.0012 (J)	<0.005	<0.005				

ND substitution: RL or RL/2 if <15% NDs.

Time Series

Constituent: Cobalt (mg/L) Analysis Run 9/8/2024 3:35 PM View: Descriptive

Plant Bowen Client: Southern Company Data: Bowen 1, 2, 9, and 10

	GWA-1 (bg)	GWA-2 (bg)	GWA-2R (bg)	GWA-39RZ (bg)	GWA-39Z (bg)	GWA-3A (bg)	GWA-40 (bg)
3/31/2015						0.0021	
10/12/2015						0.00078 (J)	
10/13/2015	<0.005	<0.005	<0.005				
3/14/2016					0.00503 (J)		
3/15/2016							<0.005
3/22/2016	<0.005						
3/23/2016		<0.005	<0.005			<0.005	
5/11/2016					0.0114		<0.005
5/16/2016				0.00313 (JD)			
5/19/2016	<0.005		<0.005				
5/20/2016		<0.005					
5/23/2016						<0.005	
7/19/2016					0.0013 (J)		
7/21/2016							<0.005
7/27/2016				0.0057 (JD)			
7/29/2016	0.0004 (J)	<0.005	<0.005			0.0007 (J)	
9/15/2016					0.002 (J)		<0.005
9/22/2016			<0.005			0.0007 (J)	
9/23/2016	<0.005	<0.005					
11/2/2016					0.0005 (J)		
11/3/2016							<0.005
11/9/2016	<0.005	<0.005					
11/10/2016			<0.005			0.0007 (J)	
1/17/2017							<0.005
1/18/2017					0.0015 (J)		
1/30/2017	<0.005						
1/31/2017		<0.005	<0.005			0.0007 (J)	
2/21/2017				<0.005			
3/24/2017							<0.005
3/27/2017				<0.005 (D)			
3/28/2017					0.0025 (J)		
3/30/2017	<0.005	<0.005				0.0007 (J)	
4/3/2017			<0.005				
5/24/2017							<0.005
6/7/2017					0.0023 (J)		
6/8/2017				<0.005 (D)			
6/9/2017	<0.005		<0.005				
6/12/2017		<0.005				0.0007 (J)	
7/17/2017				<0.005 (D)			
7/27/2017				<0.005			
8/9/2017				<0.005			
9/26/2017					0.0011 (J)		<0.005
9/29/2017				<0.005 (D)			
10/2/2017	<0.005	<0.005	<0.005				
10/4/2017						0.0006 (J)	
3/14/2018					0.00058 (J)		<0.005
3/16/2018	<0.005		<0.005	<0.005			
3/19/2018		<0.005				0.00059 (J)	
9/12/2018					<0.005		<0.005
9/14/2018		<0.005	<0.005	<0.005			
9/17/2018	<0.005 (D)					0.00057 (J)	
3/13/2019							<0.005

ND substitution: RL or RL/2 if <15% NDs.

Time Series

Constituent: Cobalt (mg/L) Analysis Run 9/8/2024 3:35 PM View: Descriptive

Plant Bowen Client: Southern Company Data: Bowen 1, 2, 9, and 10

	GWA-1 (bg)	GWA-2 (bg)	GWA-2R (bg)	GWA-39RZ (bg)	GWA-39Z (bg)	GWA-3A (bg)	GWA-40 (bg)
3/14/2019				<0.005			
3/15/2019					<0.005		
3/19/2019			<0.005				
3/20/2019	0.00078 (J)	<0.005				<0.005	
9/9/2019					<0.005		<0.005
9/12/2019	0.00047 (J)	<0.005 (D)					
9/13/2019			<0.005			0.00046 (J)	
3/9/2020				<0.005	0.00075 (J)		<0.005
3/11/2020	0.00037 (J)	<0.005	<0.005			0.00041 (J)	
9/10/2020					<0.005		
9/11/2020							<0.005
9/15/2020	0.00048 (J)	<0.005	0.001 (J)				
9/16/2020				<0.005			
3/10/2021							<0.005
3/12/2021					0.00079 (J)		
3/16/2021	<0.005		<0.005	<0.005			
3/17/2021		<0.005					
3/29/2021						<0.005	
8/4/2021					<0.005		<0.005
8/6/2021				<0.005			
8/9/2021	<0.005	<0.005	0.0016 (J)			<0.005	
1/31/2022					<0.005		<0.005
2/1/2022	<0.005	<0.005	0.00093 (J)				
2/2/2022				<0.005		<0.005	
8/10/2022					<0.005		
8/12/2022							<0.005
8/16/2022	<0.005	<0.005	0.0004 (J)	<0.005		<0.005	
2/13/2023					<0.005		<0.005
2/14/2023				<0.005			
2/16/2023	<0.005	<0.005	0.00065 (J)				
2/17/2023						<0.005	
7/25/2023				<0.005			
7/26/2023					<0.005		<0.005
7/27/2023	<0.005	<0.005	<0.005				
8/1/2023						<0.005	
2/19/2024				<0.005	<0.005		<0.005
2/22/2024	<0.005	<0.005				<0.005	
2/26/2024			<0.005				
8/1/2024				<0.005	<0.005		<0.005
8/6/2024			<0.005				
8/7/2024	<0.005	<0.005					
8/8/2024						<0.005	

ND substitution: RL or RL/2 if <15% NDs.

Time Series

Constituent: Cobalt (mg/L) Analysis Run 9/8/2024 3:35 PM View: Descriptive

Plant Bowen Client: Southern Company Data: Bowen 1, 2, 9, and 10

	GWA-41 (bg)	GWA-41R (bg)	GWA-42 (bg)	GWA-43 (bg)	GWA-43R (bg)	GWA-4RZ (bg)	GWA-50 (bg)
12/12/2008							<0.005
4/23/2009							<0.005
10/6/2009							<0.005
4/27/2010							<0.005
9/30/2010							<0.005
4/14/2011							<0.005
10/5/2011							<0.005
4/11/2012							<0.005
10/2/2012							<0.005
4/9/2013							<0.005
10/15/2013							<0.005
4/10/2014							<0.005
10/1/2014							<0.005
3/30/2015							<0.005
10/11/2015							<0.005
3/11/2016			<0.005	<0.005	<0.005		
3/15/2016	<0.005	<0.005					
3/28/2016							<0.005
5/12/2016	<0.005						
5/13/2016		<0.005		<0.005	<0.005		
5/16/2016			<0.005				
5/23/2016							<0.005
7/19/2016				<0.005	<0.005		
7/20/2016	<0.005						
7/21/2016		0.0006 (J)					
7/22/2016			0.0004 (J)				
8/1/2016							<0.005
9/15/2016	<0.005						
9/16/2016				<0.005	<0.005		
9/19/2016			<0.005				
9/21/2016		<0.005					
9/26/2016							<0.005
11/2/2016				<0.005	<0.005		
11/3/2016	<0.005	<0.005	<0.005				
11/10/2016							<0.005
1/17/2017		<0.005	<0.005				
1/18/2017	<0.005			<0.005	<0.005		
1/30/2017							<0.005
2/22/2017						<0.01	
3/24/2017	<0.005						
3/27/2017		0.0005 (J)	<0.005				
3/28/2017				<0.005	<0.005		
4/7/2017						0.0018 (J)	<0.005
6/6/2017	<0.005	<0.005		<0.005	<0.005		
6/7/2017			<0.005				
6/12/2017							<0.005
6/14/2017						0.0045 (JD)	
7/12/2017						0.0046 (JD)	
7/20/2017						0.0109 (D)	
7/28/2017						0.0104	
8/9/2017						0.0022 (J)	
8/24/2017						0.0076 (J)	

ND substitution: RL or RL/2 if <15% NDs.

Time Series

Constituent: Cobalt (mg/L) Analysis Run 9/8/2024 3:35 PM View: Descriptive

Plant Bowen Client: Southern Company Data: Bowen 1, 2, 9, and 10

	GWA-41 (bg)	GWA-41R (bg)	GWA-42 (bg)	GWA-43 (bg)	GWA-43R (bg)	GWA-4RZ (bg)	GWA-50 (bg)
9/22/2017				<0.005	<0.005		
9/25/2017	<0.005	0.0006 (J)					
9/26/2017			<0.005				
10/2/2017							<0.005
10/3/2017						0.0028 (JD)	
3/14/2018	<0.005	<0.005	<0.005	<0.005			
3/15/2018					<0.005		
3/16/2018							<0.005
3/21/2018						0.014	
9/12/2018	<0.005	0.0011 (J)		<0.005	<0.005		
9/14/2018			<0.005				
9/17/2018							<0.005
9/18/2018						0.017	
3/13/2019				<0.005	<0.005		
3/14/2019	<0.005	<0.005	<0.005				
3/19/2019							<0.005
3/21/2019						0.022 (D)	
9/10/2019	<0.005 (D)	<0.005	<0.005				
9/11/2019				<0.005	<0.005		
9/12/2019						0.02 (D)	
9/13/2019							<0.005
3/6/2020	<0.005		0.00039 (J)				
3/9/2020		<0.005		0.00039 (J)	<0.005		
3/11/2020							<0.005
3/12/2020						0.013	
9/10/2020	<0.005	<0.005	<0.005				
9/11/2020				<0.005			
9/14/2020					<0.005		
9/16/2020							<0.005
9/17/2020						0.019	
3/10/2021		<0.005					
3/11/2021	<0.005		<0.005	<0.005	<0.005		
3/16/2021						0.015	
3/17/2021							<0.005
8/4/2021	<0.005	<0.005	<0.005				
8/5/2021					<0.005		
8/6/2021				<0.005			
8/9/2021							<0.005
8/10/2021						0.011	
1/31/2022	<0.005	<0.005	<0.005	<0.005	<0.005		
2/1/2022							<0.005
2/3/2022						0.0059	
8/10/2022			<0.005		<0.005		
8/11/2022	<0.005	<0.005		<0.005			
8/16/2022							<0.005
8/17/2022						0.015	
2/13/2023	<0.005	<0.005	0.00039 (J)		<0.005		
2/14/2023				<0.005			
2/16/2023							<0.005
2/17/2023						0.017	
7/25/2023	<0.005	0.00053 (J)		<0.005	<0.005		
7/26/2023			<0.005				

ND substitution: RL or RL/2 if <15% NDs.

Time Series

Constituent: Cobalt (mg/L) Analysis Run 9/8/2024 3:35 PM View: Descriptive

Plant Bowen Client: Southern Company Data: Bowen 1, 2, 9, and 10

	GWA-41 (bg)	GWA-41R (bg)	GWA-42 (bg)	GWA-43 (bg)	GWA-43R (bg)	GWA-4RZ (bg)	GWA-50 (bg)
7/28/2023						0.02	<0.005
2/19/2024	<0.005	<0.005					
2/20/2024			<0.005	<0.005	<0.005		
2/22/2024							<0.005
2/27/2024						0.017	
8/1/2024	<0.005	0.0011 (J)	<0.005				
8/2/2024				<0.005	<0.005		
8/8/2024						0.0056	<0.005

ND substitution: RL or RL/2 if <15% NDs.

Time Series

Constituent: Cobalt (mg/L) Analysis Run 9/8/2024 3:35 PM View: Descriptive

Plant Bowen Client: Southern Company Data: Bowen 1, 2, 9, and 10

	GWA-50R (bg)	GWC-10	GWC-10R	GWC-11	GWC-11R	GWC-12	GWC-13
8/21/2007		<0.005	<0.005	0.0031	<0.005	<0.0013	0.01
11/1/2007		<0.005	<0.005	0.0034	<0.005	0.0041	<0.005
11/18/2007				0.0045	<0.005		
11/19/2007						0.0055	<0.005
11/20/2007		0.0046	<0.005				
1/16/2008						0.008	
1/30/2008		0.0079	<0.005	0.0027	<0.005		
1/31/2008							0.0037
3/5/2008				<0.005		0.98 (O)	<0.005
3/6/2008		0.0037	<0.005		0.11 (O)		
5/7/2008				<0.005	<0.005		
5/8/2008			<0.005				
5/12/2008		<0.005					<0.005
5/13/2008						0.01	
12/12/2008	<0.005						
12/13/2008		0.013				0.0073	0.011
12/14/2008			<0.005	<0.005	<0.005		
4/16/2009						0.0033	
4/23/2009	0.0029						
4/28/2009							<0.005
4/29/2009		<0.005	<0.005	<0.005	<0.005		
10/6/2009	<0.005						
10/20/2009		<0.005					
10/21/2009			<0.005			0.0039	<0.005
10/22/2009				<0.005	<0.005		
4/21/2010			<0.005	<0.005	<0.005		
4/26/2010		<0.005					
4/27/2010						0.0044	
4/28/2010							<0.005
5/3/2010	<0.005						
9/28/2010			<0.005	<0.005			
9/29/2010		<0.005			<0.005		
10/5/2010						0.005	<0.005
10/11/2010	<0.005						
4/12/2011			<0.005	<0.005			
4/13/2011		<0.005			<0.005		
4/19/2011						0.0039	<0.005
4/27/2011	0.0028						
10/4/2011			<0.005	<0.005	<0.005		
10/5/2011		<0.005					
10/12/2011						0.0032	
10/18/2011							<0.005
10/19/2011	<0.005						
4/3/2012			<0.005	<0.005			
4/4/2012		<0.005			<0.005		
4/24/2012						<0.0013	
4/25/2012							<0.005
5/1/2012	<0.005						
10/2/2012	<0.005					<0.0013	<0.005
10/3/2012		0.0018		0.0037	<0.005		
10/8/2012			<0.005				
4/2/2013						0.0038	<0.005

ND substitution: RL or RL/2 if <15% NDs.

Time Series

Constituent: Cobalt (mg/L) Analysis Run 9/8/2024 3:35 PM View: Descriptive

Plant Bowen Client: Southern Company Data: Bowen 1, 2, 9, and 10

	GWA-50R (bg)	GWC-10	GWC-10R	GWC-11	GWC-11R	GWC-12	GWC-13
4/3/2013		0.0014	<0.005	<0.005	<0.005		
4/10/2013	0.0014						
10/8/2013							<0.005
10/9/2013				<0.005	<0.005	0.003	
10/15/2013		0.0018	<0.005				
10/16/2013	0.0014						
4/1/2014						0.0027	<0.005
4/2/2014				0.0036	<0.005		
4/9/2014		0.0013 (J)	<0.005				
4/22/2014	0.0013						
10/1/2014	<0.005						<0.005
10/2/2014		<0.005	<0.005	0.016	<0.005	0.0027	
3/30/2015	0.00079 (J)						
4/1/2015				<0.005	0.0026	0.0028	<0.005
4/2/2015		<0.005	<0.005				
10/10/2015		<0.005					
10/11/2015	<0.005			<0.005	0.00065 (J)		
10/12/2015			<0.005				
10/14/2015						0.003	
10/15/2015							0.00051 (J)
3/28/2016	<0.005						
3/31/2016		<0.005	<0.005				
4/4/2016				<0.005	<0.005	0.00351 (J)	<0.005
5/25/2016	<0.005						
5/26/2016		<0.005	<0.005	<0.005	<0.005		
5/27/2016						0.00332 (J)	
5/31/2016							<0.005
8/1/2016	<0.005						
8/3/2016			<0.005	<0.005		0.003 (J)	
8/4/2016					<0.005		<0.005
8/5/2016		<0.005					
9/26/2016	<0.005						
9/28/2016		<0.005	<0.005	<0.005	<0.005		
9/29/2016							<0.005
9/30/2016						0.0035 (J)	
11/11/2016	<0.005						
11/22/2016		0.0006 (J)	<0.005	<0.005	<0.005	0.0027 (J)	
11/28/2016							<0.005
1/30/2017	<0.005						
2/7/2017		0.0017 (J)	<0.005				
2/8/2017				<0.005	<0.005		
2/9/2017							<0.005
2/13/2017						0.003 (J)	
4/3/2017	<0.005						
4/10/2017		<0.005	<0.005	<0.005	<0.005		
4/11/2017						0.0031 (J)	
4/12/2017							<0.005
6/12/2017	<0.005						
6/14/2017		<0.005	<0.005			0.0031 (J)	
6/15/2017				<0.005	<0.005		
6/16/2017							<0.005
10/2/2017	<0.005						

ND substitution: RL or RL/2 if <15% NDs.

Time Series

Constituent: Cobalt (mg/L) Analysis Run 9/8/2024 3:35 PM View: Descriptive

Plant Bowen Client: Southern Company Data: Bowen 1, 2, 9, and 10

	GWA-50R (bg)	GWC-10	GWC-10R	GWC-11	GWC-11R	GWC-12	GWC-13
10/4/2017		<0.005	<0.005	<0.005	<0.005	0.0032 (J)	
10/9/2017							<0.005
3/16/2018	<0.005						
3/20/2018		0.0021 (J)					
3/21/2018			<0.005	<0.005			<0.005
3/22/2018					<0.005	0.0033 (J)	
9/18/2018	<0.005	<0.005	<0.005	<0.005	<0.005	0.0031 (J)	
9/19/2018							<0.005
3/19/2019	<0.005						
3/22/2019		0.0011 (J)	<0.005				
3/23/2019				<0.005	<0.005	0.0032 (J)	<0.005
9/12/2019	<0.005						
9/17/2019		<0.005	<0.005	<0.005	<0.005	0.00305 (D)	
9/18/2019							0.0005 (J)
3/11/2020	<0.005						
3/12/2020		0.0017 (J)	<0.005	<0.005	<0.005	0.0031 (J)	
3/13/2020							<0.005
9/15/2020	<0.005						
9/17/2020		<0.005	<0.005				
9/21/2020				<0.005	<0.005	0.0029 (J)	
9/22/2020							<0.005
3/17/2021	<0.005						
3/18/2021		0.001 (J)	<0.005				<0.005
3/19/2021				<0.005	<0.005	0.0029 (J)	
8/9/2021	<0.005						
8/10/2021		0.00075 (J)					
8/11/2021			<0.005	<0.005	<0.005	0.0026 (J)	<0.005
2/2/2022	<0.005					0.0034 (J)	
2/4/2022		0.0018 (J)	<0.005	<0.005	<0.005		
2/17/2022							<0.005
8/17/2022	<0.005	0.00051 (J)					
8/18/2022			<0.005	<0.005	<0.005	0.0028 (J)	<0.005
2/16/2023	<0.005						
2/20/2023		0.0026 (J)	<0.005	<0.005	<0.005		
2/21/2023						0.0029 (J)	
2/22/2023							<0.005
7/28/2023	<0.005						
7/31/2023		0.0007 (J)	<0.005				
8/1/2023				<0.005	<0.005	0.0032 (J)	<0.005
2/22/2024	<0.005						
2/27/2024		0.0015 (J)	<0.005			0.0029 (J)	<0.005
2/28/2024				<0.005	<0.005		
8/8/2024	<0.005						
8/12/2024		0.00067 (J)	<0.005		<0.005	0.0027 (J)	<0.005
8/13/2024				<0.005			

ND substitution: RL or RL/2 if <15% NDs.

Time Series

Constituent: Cobalt (mg/L) Analysis Run 9/8/2024 3:35 PM View: Descriptive

Plant Bowen Client: Southern Company Data: Bowen 1, 2, 9, and 10

	GWC-13RZ	GWC-14Z	GWC-15R	GWC-15Z	GWC-44	GWC-45	GWC-45R
8/21/2007	<0.005						
8/23/2007			<0.005				
8/24/2007		<0.005		<0.005			
11/1/2007	<0.005						
11/2/2007		<0.005	<0.005	<0.005			
11/17/2007		0.0039	<0.005				
11/18/2007				<0.005			
11/19/2007	<0.005						
1/15/2008		<0.005	<0.005	0.0029			
1/31/2008	<0.005						
3/5/2008	<0.005	0.005					
3/6/2008			<0.005				
3/10/2008				0.069 (O)			
5/7/2008	<0.005	<0.005	<0.005				
5/13/2008				<0.005			
12/2/2008		0.011	<0.005	0.0027			
12/12/2008	0.0079						
4/16/2009		0.005					
4/28/2009			<0.005	<0.005			
4/29/2009	<0.005						
10/19/2009			<0.005				
10/20/2009		0.0074		<0.005			
10/21/2009	<0.005						
4/20/2010		<0.005					
4/27/2010			<0.005	<0.005			
4/28/2010	<0.005						
9/29/2010		<0.005					
10/4/2010			<0.005				
10/5/2010				<0.005			
10/6/2010	<0.005						
4/12/2011		<0.005					
4/18/2011			<0.005				
4/19/2011				<0.005			
4/20/2011	<0.005						
10/4/2011		<0.005					
10/12/2011	<0.005		<0.005	<0.005			
4/4/2012		<0.005					
4/23/2012			<0.005				
4/25/2012	<0.005			<0.005			
10/2/2012	<0.005						
10/10/2012		<0.005	<0.005	<0.005			
4/2/2013	<0.005						
4/15/2013		<0.005	<0.005				
4/16/2013				<0.005			
10/8/2013	<0.005						
10/22/2013		<0.005	<0.005	<0.005			
4/1/2014	<0.005						
4/21/2014		<0.005	<0.005	<0.005			
9/30/2014		<0.005	<0.005	<0.005			
10/1/2014	<0.005						
3/31/2015	<0.005						
4/3/2015		<0.005	<0.005	<0.005			

ND substitution: RL or RL/2 if <15% NDs.

Time Series

Constituent: Cobalt (mg/L) Analysis Run 9/8/2024 3:35 PM View: Descriptive

Plant Bowen Client: Southern Company Data: Bowen 1, 2, 9, and 10

	GWC-13RZ	GWC-14Z	GWC-15R	GWC-15Z	GWC-44	GWC-45	GWC-45R
10/6/2015				<0.005			
10/7/2015		<0.005	<0.005				
10/14/2015	<0.005						
3/16/2016					0.002 (J)	<0.01	<0.005
4/4/2016	<0.005						
4/5/2016		<0.005	<0.005	<0.005			
5/16/2016					<0.01	<0.01 (D)	<0.005 (D)
5/31/2016			<0.005	<0.005			
6/1/2016	<0.005	<0.005					
7/25/2016					0.0015 (J)	0.0017 (JD)	<0.005 (D)
8/4/2016			<0.005				
8/9/2016		0.0003 (J)					
9/19/2016					0.0014 (J)	0.0017 (JD)	<0.005 (D)
9/29/2016			<0.005				
11/3/2016					0.0013 (J)		<0.005 (D)
11/4/2016						0.0013 (JD)	
11/23/2016			<0.005	<0.005			
11/28/2016		<0.005					
1/19/2017					0.0013 (J)		
1/20/2017							<0.005 (D)
1/23/2017						0.0013 (JD)	
2/9/2017		<0.005					
2/10/2017			<0.005	<0.005			
2/22/2017	<0.005						
3/28/2017					0.0019 (J)		
3/29/2017						0.0013 (JD)	<0.005 (D)
4/11/2017	<0.005	<0.005		<0.005			
4/12/2017			0.0006 (J)				
6/5/2017					0.0022 (J)		
6/7/2017						0.0011 (J)	<0.005
6/14/2017		<0.005					
6/15/2017			0.0004 (J)	<0.005			
6/16/2017	<0.005						
7/12/2017	<0.005	<0.005		<0.005			
7/26/2017				<0.005			
7/28/2017	<0.005						
8/10/2017	<0.005						
9/26/2017					0.0018 (J)		
9/27/2017						0.0013 (J)	<0.005
10/5/2017		<0.005					
10/6/2017	<0.005		<0.005	<0.005			
3/15/2018					0.0018 (J)	0.0012 (J)	<0.005
3/22/2018		<0.005					
3/23/2018	<0.005		<0.005	<0.005			
9/12/2018					0.0016 (J)		
9/13/2018						0.001 (J)	<0.005
9/19/2018		0.00058 (J)	<0.005	<0.005			
9/20/2018	<0.005						
3/14/2019					0.0022 (J)	0.0015 (JD)	<0.005 (D)
3/22/2019	<0.005	<0.005		<0.005			
3/25/2019			<0.005				
9/11/2019					0.0018 (J)	0.0014 (JD)	<0.005 (D)

ND substitution: RL or RL/2 if <15% NDs.

Time Series

Constituent: Cobalt (mg/L) Analysis Run 9/8/2024 3:35 PM View: Descriptive

Plant Bowen Client: Southern Company Data: Bowen 1, 2, 9, and 10

	GWC-13RZ	GWC-14Z	GWC-15R	GWC-15Z	GWC-44	GWC-45	GWC-45R
9/17/2019		<0.005	<0.005	<0.005			
9/18/2019	<0.005						
3/10/2020					0.0021 (J)	0.0012 (J)	<0.005
3/13/2020		<0.005	<0.005	<0.005			
3/17/2020	<0.005						
9/11/2020						0.0012 (J)	<0.005
9/15/2020					0.0015 (J)		
9/21/2020		<0.005	<0.005	<0.005			
9/22/2020	<0.005						
3/11/2021					0.0016 (J)	0.0011 (J)	<0.005
3/18/2021		<0.005	<0.005	<0.005			
3/19/2021	<0.005						
8/4/2021					0.0016 (J)		
8/6/2021						0.0011 (J)	<0.005
8/11/2021		<0.005	<0.005	<0.005			
8/12/2021	<0.005						
1/31/2022					0.0017 (J)		
2/1/2022						0.0013 (J)	<0.005
2/4/2022	<0.005	<0.005	<0.005				
2/7/2022				<0.005			
8/12/2022						0.0011 (J)	<0.005
8/15/2022					0.0014 (J)		
8/18/2022		<0.005					
8/19/2022	<0.005		<0.005	<0.005			
2/14/2023					0.0014 (J)	0.0012 (J)	<0.005
2/22/2023	<0.005	<0.005	<0.005	<0.005			
7/26/2023					0.0015 (J)	0.0013 (J)	<0.005
8/1/2023		<0.005		<0.005			
8/2/2023	<0.005		<0.005				
2/20/2024					0.0016 (J)	0.0014 (J)	<0.005
2/28/2024	<0.005	<0.005	<0.005	<0.005			
8/5/2024						0.0011 (J)	<0.005
8/6/2024					0.0011 (J)		
8/13/2024	<0.005	<0.005	<0.005	<0.005			

Time Series

Constituent: Cobalt (mg/L) Analysis Run 9/8/2024 3:35 PM View: Descriptive

Plant Bowen Client: Southern Company Data: Bowen 1, 2, 9, and 10

	GWC-46R	GWC-47	GWC-47R	GWC-48	GWC-49R	GWC-49Z	GWC-5
8/23/2007							<0.005
10/25/2007							<0.005
11/19/2007							<0.005
1/23/2008							0.0073
3/11/2008							0.0025
5/12/2008							<0.005
12/11/2008							<0.005
4/15/2009							<0.005
10/9/2009							<0.005
5/4/2010							<0.005
10/12/2010							<0.005
4/28/2011							<0.005
10/19/2011							<0.005
5/2/2012							<0.005
10/9/2012							0.0024
4/11/2013							0.002
10/16/2013							0.0023
4/23/2014							0.003
10/3/2014							0.0034
3/31/2015							0.00079 (J)
10/12/2015							0.00063 (J)
3/10/2016	<0.005	<0.005	<0.005	0.00235 (J)			
3/17/2016					<0.005	<0.01	
3/28/2016							<0.005
5/17/2016	<0.005			0.0025 (J)			
5/18/2016		<0.005	<0.005		<0.005	<0.01	
5/25/2016							<0.005
7/26/2016	0.0006 (J)						
7/27/2016		<0.005	<0.005	0.0014 (J)	<0.005		
7/28/2016						0.0026 (J)	
8/1/2016							0.0005 (J)
9/20/2016	<0.005	<0.005	<0.005	0.0015 (J)			
9/21/2016					<0.005	0.0044 (J)	
9/27/2016							<0.005
11/4/2016	<0.005		<0.005	0.0014 (J)	<0.005		
11/7/2016		<0.005				0.0044 (J)	
11/11/2016							0.0006 (J)
1/20/2017	<0.005		<0.005				
1/23/2017		<0.005		<0.01			
1/24/2017					<0.005	0.0049 (J)	
1/31/2017							0.0007 (J)
3/28/2017	<0.005			0.0015 (J)			
3/29/2017		<0.005	<0.005		<0.005		
3/30/2017						0.0041 (J)	
4/3/2017							0.0005 (J)
6/7/2017	<0.005						
6/8/2017		<0.005	<0.005	0.0016 (J)	<0.005		
6/9/2017						0.0054 (J)	
6/12/2017							0.0004 (J)
9/27/2017		<0.005	<0.005				
9/29/2017	<0.005			0.0015 (J)	<0.005	0.0038 (J)	
10/3/2017							0.0003 (J)

ND substitution: RL or RL/2 if <15% NDs.

Time Series

Constituent: Cobalt (mg/L) Analysis Run 9/8/2024 3:35 PM View: Descriptive

Plant Bowen Client: Southern Company Data: Bowen 1, 2, 9, and 10

	GWC-46R	GWC-47	GWC-47R	GWC-48	GWC-49R	GWC-49Z	GWC-5
3/15/2018	<0.005	<0.005		0.0013 (J)	<0.005	0.0026 (J)	
3/16/2018			<0.005				
3/19/2018							<0.005
9/13/2018	<0.005	<0.005	<0.005	0.0013 (J)	<0.005		
9/14/2018						0.0017 (J)	
9/17/2018							<0.005
3/15/2019		<0.005		0.0012 (J)			
3/18/2019	<0.005				<0.005		
3/19/2019			<0.005			0.00069 (J)	
3/20/2019							<0.005
9/11/2019	<0.005		<0.005	0.00135 (JD)	<0.005	0.00075 (J)	
9/12/2019		<0.005					
9/16/2019							<0.005
3/9/2020		<0.005	<0.005	0.0016 (J)		0.0028 (J)	
3/10/2020	<0.005						
3/11/2020					<0.005		
3/16/2020							0.00031 (J)
9/11/2020					<0.005		
9/14/2020	<0.005	<0.005		0.0017 (J)		0.0014 (J)	
9/15/2020			<0.005				
9/16/2020							<0.005
3/11/2021	<0.005	<0.005	<0.005	0.0025 (J)			
3/15/2021					<0.005	0.00056 (J)	
3/17/2021							<0.005
8/4/2021				0.0017 (J)			
8/5/2021	<0.005	<0.005	<0.005			0.0025 (J)	
8/9/2021							<0.005
8/11/2021					<0.005		
1/31/2022	<0.005			0.0021 (J)			
2/1/2022		<0.005	<0.005		<0.005	0.00066 (J)	
2/2/2022							<0.005
8/15/2022	<0.005	<0.005	<0.005	0.0027 (J)	<0.005	0.0015 (J)	
8/16/2022							<0.005
2/14/2023	<0.005	<0.005	<0.005	0.0025 (J)	<0.005	0.00096 (J)	
2/20/2023							<0.005
7/26/2023	<0.005			0.0029 (J)			
7/27/2023		<0.005	<0.005		<0.005	0.00044 (J)	
7/28/2023							<0.005
2/21/2024	<0.005	<0.005	<0.005	0.0025 (J)	<0.005	0.00037 (J)	
2/26/2024							<0.005
8/5/2024	<0.005	<0.005	<0.005	0.0026 (J)			
8/6/2024					<0.005	0.0021 (J)	
8/8/2024							<0.005

ND substitution: RL or RL/2 if <15% NDs.

Time Series

Constituent: Cobalt (mg/L) Analysis Run 9/8/2024 3:35 PM View: Descriptive

Plant Bowen Client: Southern Company Data: Bowen 1, 2, 9, and 10

	GWC-6	GWC-6RZ	GWC-7Z	GWC-8RR	GWC-8Z	GWC-9
8/22/2007	<0.005					
8/23/2007						<0.005
10/25/2007	0.0038					
11/1/2007						<0.005
11/19/2007						0.0034
11/20/2007	<0.005					
1/15/2008						0.0067
1/23/2008	0.0047					
3/6/2008						0.13 (O)
3/11/2008	<0.005					
5/13/2008						<0.005
5/14/2008	<0.005					
12/11/2008	<0.005					
12/12/2008						0.0042
4/16/2009						0.0047
4/23/2009	<0.005					
10/9/2009	<0.005					
10/13/2009						0.0037
4/21/2010						<0.005
5/4/2010	<0.005					
9/29/2010						<0.005
10/11/2010	<0.005					
4/13/2011						<0.005
4/26/2011	<0.005					
10/5/2011						<0.005
10/18/2011	<0.005			<0.005		
4/4/2012						<0.005
4/30/2012				<0.005		
5/2/2012	<0.005					
10/3/2012				<0.005		
10/8/2012	<0.005					<0.005
4/8/2013				<0.005		<0.005
4/10/2013	<0.005					
10/8/2013	<0.005					
10/9/2013				<0.005		0.0013
4/9/2014						0.0013 (J)
4/10/2014				0.0013 (J)		
4/14/2014	0.0013 (J)					
9/30/2014						<0.005
10/2/2014				<0.005		
10/3/2014	0.00071 (J)					
4/1/2015	<0.005					
4/2/2015						0.00064 (J)
4/3/2015				<0.005		
5/26/2015		<0.005			0.0018	
6/18/2015		<0.005 (D)			0.0018 (D)	
7/2/2015		<0.005			0.0013	
10/8/2015				0.0014	<0.005	
10/9/2015	<0.005	<0.005				
10/10/2015						0.0015 (D)
3/22/2016					<0.005	
3/29/2016	<0.005	<0.005				

ND substitution: RL or RL/2 if <15% NDs.

Time Series

Constituent: Cobalt (mg/L) Analysis Run 9/8/2024 3:35 PM View: Descriptive

Plant Bowen Client: Southern Company Data: Bowen 1, 2, 9, and 10

	GWC-6	GWC-6RZ	GWC-7Z	GWC-8RR	GWC-8Z	GWC-9
3/30/2016				<0.005		<0.005
5/24/2016	<0.005	<0.005		<0.005		
5/25/2016					<0.005	
5/26/2016						<0.005
5/31/2016			<0.005			
8/1/2016	<0.005	<0.005				
8/2/2016			0.0018 (J)	<0.005	<0.005	
8/5/2016						<0.005
9/26/2016	<0.005	<0.005			<0.005	
9/27/2016			0.0011 (J)	<0.005		
9/28/2016						<0.005
11/14/2016		<0.005				
11/18/2016	<0.005					
11/21/2016			0.0008 (J)		<0.005	<0.005
11/22/2016				<0.005		
2/1/2017	<0.005	<0.005	0.0008 (J)			
2/3/2017					<0.005	
2/6/2017				<0.005		<0.005
4/6/2017	<0.005	<0.005	0.0008 (J)	<0.005		<0.005
4/7/2017					<0.005	
6/13/2017	<0.005	<0.005	0.0007 (J)		<0.005	<0.005
6/14/2017				<0.005		
7/14/2017			0.0005 (J)			
10/3/2017	<0.005	<0.005	0.0007 (J)		<0.005	<0.005
10/4/2017				<0.005		
3/19/2018	<0.005					
3/20/2018		<0.005	0.00076 (J)		<0.005	<0.005
3/21/2018				<0.005		
9/17/2018	<0.005	<0.005				
9/18/2018			0.00055 (J)	<0.005	<0.005	<0.005 (D)
3/21/2019	<0.005	<0.005	0.00059 (J)			<0.005
3/27/2019				<0.005		
5/6/2019					<0.005	
9/13/2019			0.00099 (J)			
9/16/2019	<0.005	<0.005		<0.005 (D)	<0.005	<0.005
3/12/2020	<0.005	<0.005	0.00031 (J)	<0.005		0.00044 (J)
3/16/2020					<0.005	
9/16/2020	<0.005	<0.005	0.00072 (J)			
9/17/2020				<0.005	<0.005	<0.005
3/17/2021	<0.005	<0.005	0.00045 (J)	<0.005		
3/18/2021					<0.005	<0.005
8/10/2021	<0.005	<0.005	0.00087 (J)	<0.005	<0.005	<0.005
2/2/2022	<0.005	<0.005	0.00042 (J)	<0.005	<0.005	0.00043 (J)
8/17/2022	<0.005	<0.005	<0.005	<0.005	<0.005	0.00043 (J)
2/17/2023	<0.005	<0.005				
2/20/2023			<0.005		<0.005	
2/21/2023				<0.005		0.00043 (J)
7/28/2023		<0.005				
7/31/2023	<0.005		<0.005	<0.005	<0.005	<0.005
2/26/2024	<0.005	<0.005	<0.005		<0.005	
2/27/2024				<0.005		0.0004 (J)
8/8/2024	<0.005	<0.005	<0.005			

ND substitution: RL or RL/2 if <15% NDs.

Time Series

Constituent: Cobalt (mg/L) Analysis Run 9/8/2024 3:35 PM View: Descriptive

Plant Bowen Client: Southern Company Data: Bowen 1, 2, 9, and 10

	GWC-6	GWC-6RZ	GWC-7Z	GWC-8RR	GWC-8Z	GWC-9
8/12/2024				<0.005	<0.005	<0.005

ND substitution: RL or RL/2 if <15% NDs.

Time Series

Constituent: Copper (mg/L) Analysis Run 9/8/2024 3:35 PM View: Descriptive

Plant Bowen Client: Southern Company Data: Bowen 1, 2, 9, and 10

	GWA-1 (bg)	GWA-2 (bg)	GWA-2R (bg)	GWA-39RZ (bg)	GWA-39Z (bg)	GWA-3A (bg)	GWA-40 (bg)
8/23/2007	0.0066	<0.005	0.0036			0.017	
10/23/2007	0.0076						
10/24/2007		0.0088	<0.005				
11/2/2007						0.016	
11/18/2007	0.0055 (J)	0.0075	0.013			0.048	
1/30/2008	0.0094						
1/31/2008		<0.005	0.0069			0.039	
3/10/2008	0.0056		0.0044				
3/11/2008		0.0068				0.037	
5/6/2008		<0.005					
5/13/2008	0.0027		0.0033				
5/14/2008						0.051	
12/4/2008		0.013	<0.005				
12/5/2008	<0.005					0.038	
4/15/2009	<0.005					0.033	
4/21/2009		<0.005	<0.005				
10/7/2009	0.0076	<0.005					
10/8/2009			<0.005			0.037	
4/21/2010			<0.005				
4/26/2010		<0.005					
4/28/2010						0.037	
5/3/2010	<0.005						
9/28/2010			<0.005				
10/4/2010		0.0027					
10/6/2010						0.041	
10/12/2010	<0.005						
4/12/2011			<0.005				
4/13/2011		0.0029					
4/21/2011						0.034	
4/27/2011	<0.005						
10/4/2011			<0.005				
10/5/2011		<0.005					
10/13/2011						0.048	
10/17/2011	<0.005						
4/3/2012			<0.005				
4/11/2012		<0.005					
5/1/2012						0.0427	
5/2/2012	<0.005						
10/8/2012	<0.005						
10/9/2012		<0.005	<0.005			0.038	
4/11/2013			<0.005			0.038	
4/12/2013	<0.005						
4/15/2013		<0.005					
10/15/2013		<0.005					
10/16/2013	<0.005		<0.005			0.036	
4/10/2014			0.005 (J)				
4/11/2014	0.005 (J)						
4/22/2014		<0.005					
4/23/2014						0.03	
9/30/2014	<0.005	<0.005	<0.005				
10/4/2014						0.029	
3/30/2015	0.0033 (J)	<0.005	<0.005				

ND substitution: RL or RL/2 if <15% NDs.

Time Series

Constituent: Copper (mg/L) Analysis Run 9/8/2024 3:35 PM View: Descriptive

Plant Bowen Client: Southern Company Data: Bowen 1, 2, 9, and 10

	GWA-1 (bg)	GWA-2 (bg)	GWA-2R (bg)	GWA-39RZ (bg)	GWA-39Z (bg)	GWA-3A (bg)	GWA-40 (bg)
3/31/2015						0.026	
10/12/2015						0.05	
10/13/2015	0.0013 (J)	<0.005	<0.005				
3/14/2016					<0.005		
3/15/2016							<0.005
3/22/2016	<0.005						
3/23/2016		<0.005	<0.005			0.0297	
5/11/2016					<0.005		<0.005
5/16/2016				<0.005			
7/19/2016					0.0005 (J)		
7/21/2016							<0.005
7/27/2016				0.0271 (o)			
7/29/2016	<0.005	0.0032 (J)	0.0006 (J)			0.0419	
9/15/2016					<0.005		<0.005
11/2/2016					<0.005		
11/3/2016							<0.005
1/17/2017							<0.005
1/18/2017					<0.005		
2/21/2017				<0.005			
3/24/2017							<0.005
3/27/2017				<0.005			
3/28/2017					<0.005 (*)		
3/30/2017	0.0004 (J)	<0.005				0.0392	
4/3/2017			0.0004 (J)				
9/26/2017					0.0005 (J)		<0.005
9/29/2017				<0.005			
10/2/2017	0.0003 (J)	<0.005	0.0003 (J)				
10/4/2017						0.0343	
3/14/2018					<0.005		<0.005
3/16/2018	<0.005		<0.005	<0.005			
3/19/2018		0.0025 (J)				0.033	
9/12/2018					<0.005		<0.005
9/14/2018		<0.005	<0.005	0.002 (J)			
9/17/2018	<0.005 (D)					0.033	
3/13/2019							<0.005
3/14/2019				<0.005			
3/15/2019					<0.005		
3/19/2019			<0.005				
3/20/2019	<0.005	<0.005				0.026	
9/9/2019					<0.005		0.0022 (J)
9/12/2019	<0.005	0.01273 (JD)					
9/13/2019			0.00055 (J)			0.026	
3/9/2020				0.011 (J)	0.0007 (J)		<0.005
3/11/2020	<0.005	0.0002 (J)	0.0011 (J)			0.027	
9/10/2020					<0.005		
9/11/2020							<0.005
9/15/2020	<0.005	<0.005	<0.005				
9/16/2020				<0.005			
3/10/2021							<0.005
3/12/2021					<0.005		
3/16/2021	<0.005		<0.005	<0.005			
3/17/2021		<0.005					

ND substitution: RL or RL/2 if <15% NDs.

Time Series

Constituent: Copper (mg/L) Analysis Run 9/8/2024 3:35 PM View: Descriptive

Plant Bowen Client: Southern Company Data: Bowen 1, 2, 9, and 10

	GWA-1 (bg)	GWA-2 (bg)	GWA-2R (bg)	GWA-39RZ (bg)	GWA-39Z (bg)	GWA-3A (bg)	GWA-40 (bg)
3/29/2021						<0.005	
8/4/2021					<0.005		<0.005
8/6/2021				<0.005			
8/9/2021	<0.005	<0.005	0.0013 (J)			<0.005	
1/31/2022					<0.005		<0.005
2/1/2022	<0.005	<0.005	0.00096 (J)				
2/2/2022				<0.005		<0.005	
8/10/2022					<0.005		
8/12/2022							<0.005
8/16/2022	<0.005	<0.005	<0.005	<0.005		<0.005	
2/13/2023					<0.005		<0.005
2/14/2023				<0.005			
2/16/2023	<0.005	<0.005	0.0011 (J)				
2/17/2023						<0.005	
7/25/2023				<0.005			
7/26/2023					<0.005		<0.005
7/27/2023	0.0012 (J)	<0.005	0.0017 (J)				
8/1/2023						<0.005	
2/19/2024				<0.005	<0.005		<0.005
2/22/2024	<0.005	<0.005				<0.005	
2/26/2024			<0.005				
8/1/2024				<0.005	<0.005		<0.005
8/6/2024			<0.005				
8/7/2024	<0.005	0.00082 (J)					
8/8/2024						<0.005	

ND substitution: RL or RL/2 if <15% NDs.

Time Series

Constituent: Copper (mg/L) Analysis Run 9/8/2024 3:35 PM View: Descriptive

Plant Bowen Client: Southern Company Data: Bowen 1, 2, 9, and 10

	GWA-41 (bg)	GWA-41R (bg)	GWA-42 (bg)	GWA-43 (bg)	GWA-43R (bg)	GWA-4RZ (bg)	GWA-50 (bg)
12/12/2008							0.018
4/23/2009							0.013
10/6/2009							0.012
4/27/2010							0.0095
9/30/2010							0.0087
4/14/2011							0.0061
10/5/2011							<0.025
4/11/2012							<0.025
10/2/2012							<0.025
4/9/2013							0.0053
10/15/2013							0.0076
4/10/2014							0.005
10/1/2014							0.0047 (J)
3/30/2015							0.0048 (J)
10/11/2015							0.0055
3/11/2016			<0.005	<0.005	<0.005		
3/15/2016	<0.005	<0.005					
3/28/2016							<0.025
5/12/2016	<0.005						
5/13/2016		<0.005		<0.005	<0.005		
5/16/2016			<0.005				
7/19/2016				<0.005	<0.005		
7/20/2016	<0.005						
7/21/2016		0.0005 (J)					
7/22/2016			<0.005				
8/1/2016							0.0025 (J)
9/15/2016	0.0007 (J)						
9/16/2016				<0.005	<0.005		
9/19/2016			0.003 (J)				
9/21/2016		<0.005					
11/2/2016				<0.005	<0.005		
11/3/2016	<0.005	<0.005	<0.005				
1/17/2017		<0.005	<0.005				
1/18/2017	<0.005			<0.005	<0.005		
3/24/2017	<0.005						
3/27/2017		<0.005	<0.005				
3/28/2017				<0.005 (*)	<0.005 (*)		
4/7/2017						0.0004 (J)	0.003 (J)
9/22/2017				0.0004 (J)	0.0006 (J)		
9/25/2017	0.0003 (J)	0.0007 (J)					
9/26/2017			<0.005				
10/2/2017							0.0031 (J)
10/3/2017						<0.005 (D)	
3/14/2018	<0.005	0.0021 (J)	<0.005	<0.005			
3/15/2018					<0.005		
3/16/2018							0.0037 (J)
3/21/2018						<0.005	
9/12/2018	<0.005	<0.005		<0.005	<0.005		
9/14/2018			<0.005				
9/17/2018							0.0028 (J)
9/18/2018						<0.005	
3/13/2019				<0.005	0.0015 (J)		

ND substitution: RL or RL/2 if <15% NDs.

Time Series

Constituent: Copper (mg/L) Analysis Run 9/8/2024 3:35 PM View: Descriptive

Plant Bowen Client: Southern Company Data: Bowen 1, 2, 9, and 10

	GWA-41 (bg)	GWA-41R (bg)	GWA-42 (bg)	GWA-43 (bg)	GWA-43R (bg)	GWA-4RZ (bg)	GWA-50 (bg)
3/14/2019	<0.005	0.0022 (J)	<0.005				
3/19/2019							0.0023 (J)
3/21/2019						<0.005 (D)	
9/10/2019	0.00038 (JD)	0.0022 (J)	<0.005				
9/11/2019				0.00036 (J)	0.00026 (J)		
9/12/2019						0.00045 (JD)	
9/13/2019							0.0023 (J)
3/6/2020	0.00093 (J)		0.00019 (J)				
3/9/2020		0.0014 (J)		0.00035 (J)	0.00035 (J)		
3/11/2020							0.0026 (J)
3/12/2020						0.0002 (J)	
9/10/2020	<0.005	<0.005	<0.005				
9/11/2020				<0.005			
9/14/2020					<0.005		
9/16/2020							0.0018 (J)
9/17/2020						<0.005	
3/10/2021		<0.005					
3/11/2021	<0.005		<0.005	<0.005	<0.005		
3/16/2021						<0.005	
3/17/2021							0.0019 (J)
8/4/2021	<0.005	0.0008 (J)	<0.005				
8/5/2021					<0.005		
8/6/2021				<0.005			
8/9/2021							0.0017 (J)
8/10/2021						<0.005	
1/31/2022	<0.005	0.0028 (J)	<0.005	0.0014 (J)	<0.005		
2/1/2022							0.0017 (J)
2/3/2022						<0.005	
8/10/2022			<0.005		<0.005		
8/11/2022	<0.005	<0.005		<0.005			
8/16/2022							0.0014 (J)
8/17/2022						<0.005	
2/13/2023	<0.005	0.0012 (J)	<0.005		<0.005		
2/14/2023				<0.005			
2/16/2023							0.0015 (J)
2/17/2023						<0.005	
7/25/2023	<0.005	<0.005		<0.005	<0.005		
7/26/2023			<0.005				
7/28/2023						<0.005	0.0023 (J)
2/19/2024	<0.005	0.0011 (J)					
2/20/2024			<0.005	0.00068 (J)	<0.005		
2/22/2024							0.0015 (J)
2/27/2024						<0.005	
8/1/2024	<0.005	0.00053 (J)	<0.005				
8/2/2024				<0.005	<0.005		
8/8/2024						<0.005	0.0018 (J)

ND substitution: RL or RL/2 if <15% NDs.

Time Series

Constituent: Copper (mg/L) Analysis Run 9/8/2024 3:35 PM View: Descriptive

Plant Bowen Client: Southern Company Data: Bowen 1, 2, 9, and 10

	GWA-50R (bg)	GWC-10	GWC-10R	GWC-11	GWC-11R	GWC-12	GWC-13
8/21/2007		0.0058	0.007	<0.005	0.0032	<0.005	<0.005
11/1/2007		<0.005	<0.005	<0.005	0.0031	<0.005	<0.005
11/18/2007				<0.005	<0.005		
11/19/2007						0.0029	0.0035
11/20/2007		0.006	0.0032				
1/16/2008						0.0067	
1/30/2008		0.0037	0.0039	<0.005	<0.005		
1/31/2008							<0.005
3/5/2008				<0.005		0.0058	<0.005
3/6/2008		0.004	<0.005		<0.005		
5/7/2008				0.0037	0.0029		
5/8/2008			0.0039				
5/12/2008		<0.005					<0.005
5/13/2008						<0.005	
12/12/2008	0.064 (O)						
12/13/2008		0.0051				<0.005	0.0028
12/14/2008			0.0046	<0.005	<0.005		
4/16/2009						0.0032	
4/23/2009	0.034						
4/28/2009							<0.005
4/29/2009		0.003	<0.005	<0.005	<0.005		
10/6/2009	0.026						
10/20/2009		<0.005					
10/21/2009			<0.005			<0.005	<0.005
10/22/2009				<0.005	<0.005		
4/21/2010			<0.005	<0.005	<0.005		
4/26/2010		<0.005					
4/27/2010						0.0034	
4/28/2010							<0.005
5/3/2010	0.014						
9/28/2010			<0.005	0.0028			
9/29/2010		<0.005			<0.005		
10/5/2010						<0.005	<0.005
10/11/2010	0.014						
4/12/2011			<0.005	<0.005			
4/13/2011		<0.005			<0.005		
4/19/2011						<0.005	<0.005
4/27/2011	0.028						
10/4/2011			<0.005	0.013	<0.005		
10/5/2011		<0.005					
10/12/2011						<0.005	
10/18/2011							<0.005
10/19/2011	<0.013						
4/3/2012			<0.005	<0.005			
4/4/2012		<0.005			<0.005		
4/24/2012						<0.005	
4/25/2012							<0.005
5/1/2012	0.0198						
10/2/2012	0.011					<0.005	<0.005
10/3/2012		<0.005		<0.005	<0.005		
10/8/2012			<0.005				
4/2/2013						0.0063	<0.005

ND substitution: RL or RL/2 if <15% NDs.

Time Series

Constituent: Copper (mg/L) Analysis Run 9/8/2024 3:35 PM View: Descriptive

Plant Bowen Client: Southern Company Data: Bowen 1, 2, 9, and 10

	GWA-50R (bg)	GWC-10	GWC-10R	GWC-11	GWC-11R	GWC-12	GWC-13
4/3/2013		<0.005	<0.005	<0.005	<0.005		
4/10/2013	0.018						
10/8/2013							<0.005
10/9/2013				<0.005	<0.005	<0.005	
10/15/2013		<0.005	<0.005				
10/16/2013	0.016						
4/1/2014						<0.005	<0.005
4/2/2014				<0.005	0.005 (J)		
4/9/2014		<0.005	<0.005				
4/22/2014	0.014						
10/1/2014	0.0041 (J)						<0.005
10/2/2014		<0.005	<0.005	0.00084 (J)	0.0022 (J)	<0.005	
3/30/2015	0.012						
4/1/2015				<0.005	0.019	<0.005	<0.005
4/2/2015		<0.005	<0.005				
10/10/2015		0.0027 (J)					
10/11/2015	0.0049 (J)			<0.005	0.013		
10/12/2015			<0.005				
10/14/2015						0.0017 (J)	
10/15/2015							<0.005
3/28/2016	0.00734 (J)						
3/31/2016		<0.005	<0.005				
4/4/2016				<0.005	<0.005	<0.005	<0.005
8/1/2016	0.0049 (J)						
8/3/2016			<0.005	<0.005		<0.005	
8/4/2016					<0.005		<0.005
8/5/2016		<0.005					
4/3/2017	0.0023 (J)						
4/10/2017		<0.005	<0.005	<0.005	<0.005		
4/11/2017						0.0003 (J)	
4/12/2017							0.0003 (J)
10/2/2017	0.0023 (J)						
10/4/2017		<0.005	<0.005	<0.005	<0.005	<0.005	
10/9/2017							0.0005 (J)
3/16/2018	0.0035 (J)						
3/20/2018		<0.005					
3/21/2018			<0.005	<0.005			<0.005
3/22/2018					<0.005	<0.005	
9/18/2018	0.0041 (J)	<0.005	<0.005	<0.005	<0.005	<0.005	
9/19/2018							<0.005
3/19/2019	0.0029 (J)						
3/22/2019		<0.005	<0.005				
3/23/2019				<0.005	<0.005	<0.005	<0.005
9/12/2019	0.0028 (J)						
9/17/2019		<0.005	0.00029 (J)	<0.005	0.00031 (J)	<0.005 (D)	
9/18/2019							0.00057 (J)
3/11/2020	0.0035 (J)						
3/12/2020		<0.005	<0.005	0.00023 (J)	0.00032 (J)	<0.005	
3/13/2020							0.00033 (J)
9/15/2020	0.0031 (J)						
9/17/2020		<0.005	<0.005				
9/21/2020				<0.005	<0.005	<0.005	

ND substitution: RL or RL/2 if <15% NDs.

Time Series

Constituent: Copper (mg/L) Analysis Run 9/8/2024 3:35 PM View: Descriptive

Plant Bowen Client: Southern Company Data: Bowen 1, 2, 9, and 10

	GWA-50R (bg)	GWC-10	GWC-10R	GWC-11	GWC-11R	GWC-12	GWC-13
9/22/2020							<0.005
3/17/2021	0.0024 (J)						
3/18/2021		<0.005	<0.005				<0.005
3/19/2021				<0.005	0.0018 (J)	<0.005	
8/9/2021	0.0028 (J)						
8/10/2021		<0.005					
8/11/2021			<0.005	<0.005	<0.005	<0.005	<0.005
2/2/2022	0.0033 (J)					<0.005	
2/4/2022		<0.005	<0.005	<0.005	<0.005		
2/17/2022							<0.005
8/17/2022	0.0098	<0.005					
8/18/2022			<0.005	<0.005	<0.005	<0.005	<0.005
2/16/2023	0.0028 (J)						
2/20/2023		<0.005	<0.005	<0.005	<0.005		
2/21/2023						<0.005	
2/22/2023							<0.005
7/28/2023	0.0034 (J)						
7/31/2023		<0.005	<0.005				
8/1/2023				<0.005	<0.005	0.0039 (J)	<0.005
2/22/2024	0.003 (J)						
2/27/2024		<0.005	<0.005			<0.005	<0.005
2/28/2024				<0.005	<0.005		
8/8/2024	0.0027 (J)						
8/12/2024		<0.005	<0.005		<0.005	0.00048 (J)	<0.005
8/13/2024				<0.005			

ND substitution: RL or RL/2 if <15% NDs.

Time Series

Constituent: Copper (mg/L) Analysis Run 9/8/2024 3:35 PM View: Descriptive

Plant Bowen Client: Southern Company Data: Bowen 1, 2, 9, and 10

	GWC-13RZ	GWC-14Z	GWC-15R	GWC-15Z	GWC-44	GWC-45	GWC-45R
8/21/2007	<0.005						
8/23/2007			<0.005				
8/24/2007		0.0048 (J)		0.021			
11/1/2007	<0.005						
11/2/2007		<0.005	<0.005	0.0037			
11/17/2007		0.0031	0.02				
11/18/2007				0.007 (J)			
11/19/2007	0.0043						
1/15/2008		0.0033	0.0043	0.0055			
1/31/2008	<0.005						
3/5/2008	<0.005	0.0026					
3/6/2008			<0.005				
3/10/2008				0.0042			
5/7/2008	<0.005	0.0028	0.0026				
5/13/2008				<0.005			
12/2/2008		0.0029	<0.005	0.0039			
12/12/2008	0.013						
4/16/2009		0.0035					
4/28/2009			0.003	<0.005			
4/29/2009	0.0029						
10/19/2009			<0.005				
10/20/2009		0.0056		<0.005			
10/21/2009	<0.005						
4/20/2010		<0.005					
4/27/2010			<0.005	<0.005			
4/28/2010	0.0032						
9/29/2010		<0.005					
10/4/2010			0.0025				
10/5/2010				<0.005			
10/6/2010	<0.005						
4/12/2011		<0.005					
4/18/2011			<0.005				
4/19/2011				<0.005			
4/20/2011	<0.005						
10/4/2011		<0.005					
10/12/2011	<0.005		<0.005	<0.005			
4/4/2012		<0.005					
4/23/2012			<0.005				
4/25/2012	<0.005			<0.005			
10/2/2012	<0.005						
10/10/2012		<0.005	<0.005	<0.005			
4/2/2013	<0.005						
4/15/2013		<0.005	<0.005				
4/16/2013				<0.005			
10/8/2013	<0.005						
10/22/2013		<0.005	<0.005	<0.005			
4/1/2014	0.005 (J)						
4/21/2014		<0.005	<0.005	0.005 (J)			
9/30/2014		<0.005	<0.005	<0.005			
10/1/2014	<0.005						
3/31/2015	<0.005						
4/3/2015		<0.005	<0.005	<0.005			

ND substitution: RL or RL/2 if <15% NDs.

Time Series

Constituent: Copper (mg/L) Analysis Run 9/8/2024 3:35 PM View: Descriptive

Plant Bowen Client: Southern Company Data: Bowen 1, 2, 9, and 10

	GWC-13RZ	GWC-14Z	GWC-15R	GWC-15Z	GWC-44	GWC-45	GWC-45R
10/6/2015				<0.005			
10/7/2015		0.0012 (J)	0.00093 (J)				
10/14/2015	<0.005						
3/16/2016					<0.005	<0.005	<0.005
4/4/2016	<0.005						
4/5/2016		<0.005	<0.005	<0.005			
5/16/2016					<0.005	<0.005 (D)	<0.005 (D)
7/25/2016					0.0005 (J)	<0.005 (D)	<0.005 (D)
8/4/2016			0.0007 (J)				
8/9/2016		<0.005					
9/19/2016					<0.005	0.0032 (JD)	<0.005 (D)
11/3/2016					<0.005		<0.005 (D)
11/4/2016						0.0006 (JD)	
1/19/2017					<0.005		
1/20/2017							<0.005 (D)
1/23/2017						0.0008 (JD)	
3/28/2017					<0.005 (*)		
3/29/2017						0.0005 (JD)	0.0022 (JD)
4/11/2017	<0.005	<0.005		0.0003 (J)			
4/12/2017			<0.005				
9/26/2017					0.0006 (J)		
9/27/2017						0.0014 (J)	<0.005
10/5/2017		<0.005					
10/6/2017	<0.005		0.0003 (J)	<0.005			
3/15/2018					<0.005	<0.005	<0.005
3/22/2018		<0.005					
3/23/2018	<0.005		<0.005	<0.005			
9/12/2018					<0.005		
9/13/2018						<0.005	<0.005
9/19/2018		<0.005	<0.005	<0.005			
9/20/2018	<0.005						
3/14/2019					<0.005	<0.005 (D)	<0.005 (D)
3/22/2019	<0.005	<0.005		<0.005			
3/25/2019			<0.005				
9/11/2019					0.00043 (J)	0.012 (JD)	<0.005 (D)
9/17/2019		<0.005	<0.005	<0.005			
9/18/2019	0.00021 (X)						
3/10/2020					0.00067 (J)	0.00031 (J)	<0.005
3/13/2020		<0.005	0.00029 (J)	0.0002 (J)			
3/17/2020	0.00045 (J)						
9/11/2020						<0.005	<0.005
9/15/2020					<0.005		
9/21/2020		<0.005	<0.005	<0.005			
9/22/2020	<0.005						
3/11/2021					<0.005	<0.005	<0.005
3/18/2021		<0.005	<0.005	<0.005			
3/19/2021	<0.005						
8/4/2021					0.0006 (J)		
8/6/2021						<0.005	<0.005
8/11/2021		<0.005	<0.005	<0.005			
8/12/2021	<0.005						
1/31/2022					0.00053 (J)		

ND substitution: RL or RL/2 if <15% NDs.

Time Series

Constituent: Copper (mg/L) Analysis Run 9/8/2024 3:35 PM View: Descriptive

Plant Bowen Client: Southern Company Data: Bowen 1, 2, 9, and 10

	GWC-13RZ	GWC-14Z	GWC-15R	GWC-15Z	GWC-44	GWC-45	GWC-45R
2/1/2022						<0.005	<0.005
2/4/2022	<0.005	<0.005	<0.005				
2/7/2022				<0.005			
8/12/2022						<0.005	<0.005
8/15/2022					<0.005		
8/18/2022		<0.005					
8/19/2022	<0.005		<0.005	<0.005			
2/14/2023					0.0054	<0.005	<0.005
2/22/2023	0.0014 (J)	<0.005	<0.005	<0.005			
7/26/2023					<0.005	<0.005	<0.005
8/1/2023		<0.005		<0.005			
8/2/2023	0.0011 (J)		<0.005				
2/20/2024					0.0005 (J)	0.00067 (J)	<0.005
2/28/2024	<0.005	<0.005	<0.005	<0.005			
8/5/2024						<0.005	<0.005
8/6/2024					<0.005		
8/13/2024	<0.005	<0.005	<0.005	<0.005			

ND substitution: RL or RL/2 if <15% NDs.

Time Series

Constituent: Copper (mg/L) Analysis Run 9/8/2024 3:35 PM View: Descriptive

Plant Bowen Client: Southern Company Data: Bowen 1, 2, 9, and 10

	GWC-46R	GWC-47	GWC-47R	GWC-48	GWC-49R	GWC-49Z	GWC-5
8/23/2007							0.0064
10/25/2007							0.0081
11/19/2007							0.0059
1/23/2008							0.018
3/11/2008							0.027
5/12/2008							0.016
12/11/2008							0.016
4/15/2009							0.017
10/9/2009							0.045
5/4/2010							0.031
10/12/2010							0.024
4/28/2011							0.0044
10/19/2011							0.038
5/2/2012							0.0865 (O)
10/9/2012							0.053
4/11/2013							0.04
10/16/2013							0.054
4/23/2014							0.054
10/3/2014							0.066
3/31/2015							0.025
10/12/2015							0.018
3/10/2016	<0.005	<0.005	<0.005	<0.005			
3/17/2016					<0.005	<0.005	
3/28/2016							0.0256
5/17/2016	<0.005			<0.005			
5/18/2016		<0.005	<0.005		<0.005	<0.005	
7/26/2016	<0.005						
7/27/2016		<0.005	<0.005	<0.005	<0.005		
7/28/2016						0.0007 (J)	
8/1/2016							0.0178 (J)
9/20/2016	0.0008 (J)	0.0011 (J)	0.001 (J)	0.0018 (J)			
9/21/2016					<0.005	0.0018 (J)	
11/4/2016	<0.005		<0.005	<0.005	<0.005		
11/7/2016		<0.005				<0.005	
1/20/2017	<0.005		<0.005				
1/23/2017		<0.005		<0.005			
1/24/2017					<0.005	<0.005	
3/28/2017	<0.005			<0.005 (*)			
3/29/2017		0.0003 (J)	0.0003 (J)		<0.005		
3/30/2017						0.0003 (J)	
4/3/2017							0.0272
9/27/2017		<0.005	0.0011 (J)				
9/29/2017	<0.005			0.0003 (J)	<0.005	<0.005	
10/3/2017							0.0239 (J)
3/15/2018	<0.005	<0.005		<0.005	<0.005	<0.005	
3/16/2018			<0.005				
3/19/2018							0.021 (J)
9/13/2018	<0.005	<0.005	<0.005	<0.005	<0.005		
9/14/2018						<0.005	
9/17/2018							0.018 (J)
3/15/2019		<0.005		<0.005			
3/18/2019	<0.005				<0.005		

ND substitution: RL or RL/2 if <15% NDs.

Time Series

Constituent: Copper (mg/L) Analysis Run 9/8/2024 3:35 PM View: Descriptive

Plant Bowen Client: Southern Company Data: Bowen 1, 2, 9, and 10

	GWC-46R	GWC-47	GWC-47R	GWC-48	GWC-49R	GWC-49Z	GWC-5
3/19/2019			<0.005			<0.005	
3/20/2019							0.023 (J)
9/11/2019	<0.005		0.0008 (J)	0.000535 (JD)	<0.005	0.00021 (J)	
9/12/2019		<0.005					
9/16/2019							0.016 (J)
3/9/2020		<0.005	0.00032 (J)	0.00035 (J)		0.00035 (J)	
3/10/2020	<0.005						
3/11/2020					<0.005		
3/16/2020							0.012 (J)
9/11/2020					<0.005		
9/14/2020	<0.005	<0.005		<0.005		<0.005	
9/15/2020			<0.005				
9/16/2020							0.017 (J)
3/11/2021	<0.005	<0.005	<0.005	<0.005			
3/15/2021					<0.005	<0.005	
3/17/2021							0.019
8/4/2021				<0.005			
8/5/2021	<0.005	<0.005	<0.005			0.00061 (J)	
8/9/2021							0.026
8/11/2021					<0.005		
1/31/2022	<0.005			<0.005			
2/1/2022		<0.005	<0.005		<0.005	<0.005	
2/2/2022							0.024
8/15/2022	<0.005	<0.005	<0.005	<0.005	<0.005	<0.005	
8/16/2022							0.021
2/14/2023	<0.005	0.0016 (J)	<0.005	<0.005	<0.005	<0.005	
2/20/2023							0.023
7/26/2023	<0.005			<0.005			
7/27/2023		<0.005	<0.005		<0.005	<0.005	
7/28/2023							0.024
2/21/2024	<0.005	<0.005	<0.005	0.00045 (J)	<0.005	<0.005	
2/26/2024							0.019
8/5/2024	<0.005	<0.005	<0.005	<0.005			
8/6/2024					<0.005	<0.005	
8/8/2024							0.018

ND substitution: RL or RL/2 if <15% NDs.

Time Series

Constituent: Copper (mg/L) Analysis Run 9/8/2024 3:35 PM View: Descriptive

Plant Bowen Client: Southern Company Data: Bowen 1, 2, 9, and 10

	GWC-6	GWC-6RZ	GWC-7Z	GWC-8RR	GWC-8Z	GWC-9
8/22/2007	0.0033					
8/23/2007						<0.005
10/25/2007	<0.005					
11/1/2007						0.0047
11/19/2007						0.0067 (J)
11/20/2007	0.0052					
1/15/2008						0.01
1/23/2008	0.0069					
3/6/2008						0.007
3/11/2008	0.0029					
5/13/2008						<0.005
5/14/2008	0.0035					
12/11/2008	<0.005					
12/12/2008						0.0048
4/16/2009						0.0042
4/23/2009	0.0038					
10/9/2009	0.0032					
10/13/2009						0.0034
4/21/2010						<0.005
5/4/2010	<0.005					
9/29/2010						<0.005
10/11/2010	0.0029					
4/13/2011						<0.005
4/26/2011	<0.005					
10/5/2011						<0.005
10/18/2011	<0.005			<0.005		
4/4/2012						<0.005
4/30/2012				<0.005		
5/2/2012	<0.005					
10/3/2012				<0.005		
10/8/2012	<0.005					<0.005
4/8/2013				<0.005		<0.005
4/10/2013	<0.005					
10/8/2013	<0.005					
10/9/2013				<0.005		<0.005
4/9/2014						<0.005
4/10/2014				<0.005		
4/14/2014	0.005 (J)					
9/30/2014						<0.005
10/2/2014				<0.005		
10/3/2014	0.00091 (J)					
4/1/2015	0.0011 (J)					
4/2/2015						<0.005
4/3/2015				<0.005		
5/26/2015		<0.005			<0.005	
6/18/2015		<0.005 (D)			0.005 (D)	
7/2/2015		<0.005			<0.005	
10/8/2015				0.002 (J)	0.00091 (J)	
10/9/2015	<0.005	<0.005				
10/10/2015						0.00345 (JD)
3/22/2016					<0.005	
3/29/2016	<0.005	<0.005				

ND substitution: RL or RL/2 if <15% NDs.

Time Series

Constituent: Copper (mg/L) Analysis Run 9/8/2024 3:35 PM View: Descriptive

Plant Bowen Client: Southern Company Data: Bowen 1, 2, 9, and 10

	GWC-6	GWC-6RZ	GWC-7Z	GWC-8RR	GWC-8Z	GWC-9
3/30/2016				<0.005		<0.005
8/1/2016	<0.005	<0.005				
8/2/2016			<0.005	<0.005	<0.005	
8/5/2016						<0.005
4/6/2017	<0.005	<0.005	0.0004 (J)	<0.005		0.0003 (J)
4/7/2017					<0.005	
10/3/2017	<0.005	<0.005	0.0006 (J)		0.0003 (J)	<0.005
10/4/2017				<0.005		
3/19/2018	<0.005					
3/20/2018		<0.005	<0.005		<0.005	<0.005
3/21/2018				<0.005		
9/17/2018	<0.005	<0.005				
9/18/2018			<0.005	<0.005	<0.005	<0.005 (D)
3/21/2019	0.0018 (J)	<0.005	<0.005			<0.005
3/27/2019				<0.005		
5/6/2019					<0.005	
9/13/2019			0.00025 (J)			
9/16/2019	<0.005	<0.005		<0.005 (D)	<0.005	0.00021 (J)
3/12/2020	<0.005	0.00028 (J)	0.00021 (J)	<0.005		0.00031 (J)
3/16/2020					0.00024 (J)	
9/16/2020	<0.005	<0.005	<0.005			
9/17/2020				<0.005	<0.005	<0.005
3/17/2021	<0.005	<0.005	<0.005	<0.005		
3/18/2021					<0.005	<0.005
8/10/2021	<0.005	<0.005	<0.005	<0.005	<0.005	<0.005
2/2/2022	<0.005	<0.005	<0.005	<0.005	<0.005	<0.005
8/17/2022	<0.005	<0.005	<0.005	<0.005	<0.005	<0.005
2/17/2023	<0.005	<0.005				
2/20/2023			<0.005		<0.005	
2/21/2023				<0.005		<0.005
7/28/2023		<0.005				
7/31/2023	<0.005		<0.005	<0.005	<0.005	<0.005
2/26/2024	<0.005	<0.005	<0.005		<0.005	
2/27/2024				<0.005		<0.005
8/8/2024	<0.005	<0.005	<0.005			
8/12/2024				<0.005	<0.005	<0.005

Time Series

Constituent: Fluoride, total (mg/L) Analysis Run 9/8/2024 3:35 PM View: Descriptive

Plant Bowen Client: Southern Company Data: Bowen 1, 2, 9, and 10

	GWA-1 (bg)	GWA-2 (bg)	GWA-2R (bg)	GWA-39RZ (bg)	GWA-39Z (bg)	GWA-3A (bg)	GWA-40 (bg)
3/14/2016					0.0657 (J)		
3/15/2016							0.0267 (J)
3/22/2016	0.0614 (J)						
3/23/2016		0.0477 (J)	0.0826 (J)			<0.1	
5/11/2016					0.0401 (J)		0.0255 (J)
5/16/2016				0.0202 (JD)			
5/19/2016	0.064 (J)		0.0409 (J)				
5/20/2016		0.033 (J)					
5/23/2016						<0.1	
7/19/2016					<0.1		
7/21/2016							<0.1
7/27/2016				0.08 (JD)			
7/29/2016	0.11 (J)	0.16 (J)	0.07 (J)			<0.1	
9/15/2016					<0.1		
9/19/2016							<0.1
9/22/2016			<0.1			<0.1	
9/23/2016	0.03 (J)	0.1 (J)					
11/2/2016					0.04 (J)		
11/3/2016							0.11 (J)
11/9/2016	0.1 (J)	0.04 (J)					
11/10/2016			0.03 (J)			<0.1	
1/17/2017							0.02 (J)
1/18/2017					0.03 (J)		
1/30/2017	<0.1						
1/31/2017		<0.1	<0.1			<0.1	
2/21/2017				0.17 (JD)			
3/24/2017							<0.1
3/27/2017				0.09 (JD)			
3/28/2017					0.06 (J)		
3/30/2017	0.01 (J)	0.02 (J)				<0.1	
4/3/2017			0.02 (J)				
5/24/2017							<0.1
6/7/2017					0.06 (J)		
6/8/2017				0.05 (JD)			
6/9/2017	0.04 (J)		0.06 (J)				
6/12/2017		0.17 (J)				<0.1	
7/17/2017				0.05 (JD)			
7/27/2017				0.08 (JD)			
8/9/2017				<0.1 (*)			
9/26/2017					0.04 (J)		<0.1
9/29/2017				0.04 (JD)			
10/2/2017	0.07 (J)	<0.1	<0.1				
10/4/2017						<0.1	
3/14/2018					0.14 (J)		0.055 (J)
3/16/2018	0.029 (J)		<0.1	0.27 (J)			
3/19/2018		1.1 (O)				<0.1	
9/12/2018					<0.1		<0.1
9/14/2018		<0.1	<0.1	0.1 (J)			
9/17/2018	<0.1 (D)					<0.1	
3/13/2019							0.045 (X)
3/14/2019				0.066 (X)			
3/15/2019					<0.1		

ND substitution: RL or RL/2 if <15% NDs.

Time Series

Constituent: Fluoride, total (mg/L) Analysis Run 9/8/2024 3:35 PM View: Descriptive

Plant Bowen Client: Southern Company Data: Bowen 1, 2, 9, and 10

	GWA-1 (bg)	GWA-2 (bg)	GWA-2R (bg)	GWA-39RZ (bg)	GWA-39Z (bg)	GWA-3A (bg)	GWA-40 (bg)
3/19/2019			0.056 (J)				
3/20/2019	<0.1	<0.1				<0.1	
9/9/2019					0.054 (X)		<0.1
9/10/2019				0.055 (X)			
9/12/2019	0.051 (J)	<0.1 (D)					
9/13/2019			0.055 (J)			<0.1	
3/9/2020				<0.1	<0.1		<0.1
3/11/2020	0.052 (J)	<0.1	0.052 (J)			<0.1	
9/10/2020					<0.1		
9/11/2020							<0.1
9/15/2020	0.05 (J)	<0.1	<0.1				
9/16/2020				<0.1			
3/10/2021							<0.1
3/12/2021					0.051 (J)		
3/16/2021	<0.1		<0.1	<0.1			
3/17/2021		<0.1					
3/29/2021						0.053 (J)	
8/4/2021					<0.1		<0.1
8/6/2021				<0.1			
8/9/2021	<0.1	<0.1	<0.1			0.055 (J)	
1/31/2022					<0.1		<0.1
2/1/2022	<0.1	<0.1	<0.1				
2/2/2022				<0.1		<0.1	
8/10/2022					0.075 (J)		
8/12/2022							0.068 (J)
8/16/2022	0.089 (J)	0.086 (J)	0.09 (J)	<0.1		0.082 (J)	
2/13/2023					0.064 (J)		0.054 (J)
2/14/2023				0.074 (J)			
2/16/2023	0.07 (J)	0.061 (J)	0.079 (J)				
2/17/2023						0.055 (J)	
7/25/2023				<0.1			
7/26/2023					0.055 (J)		<0.1
7/27/2023	0.054 (J)	0.057 (J)	0.062 (J)				
8/1/2023						<0.1	
2/19/2024				<0.1	0.057 (J)		<0.1
2/22/2024	0.061 (J)	0.062 (J)				<0.1	
2/26/2024			0.05 (J)				
8/1/2024				<0.1	<0.1		<0.1
8/6/2024			0.076 (J)				
8/7/2024	0.08 (J)	0.083 (J)					
8/8/2024						0.063 (J)	

ND substitution: RL or RL/2 if <15% NDs.

Time Series

Constituent: Fluoride, total (mg/L) Analysis Run 9/8/2024 3:35 PM View: Descriptive

Plant Bowen Client: Southern Company Data: Bowen 1, 2, 9, and 10

	GWA-41 (bg)	GWA-41R (bg)	GWA-42 (bg)	GWA-43 (bg)	GWA-43R (bg)	GWA-4RZ (bg)	GWA-50 (bg)
3/11/2016			0.0296 (J)	0.0329 (J)	0.0141 (J)		
3/15/2016	0.0285 (J)	0.0394 (J)					
3/28/2016							0.0314 (J)
5/12/2016	0.022 (J)						
5/13/2016		0.0234 (J)		0.0459 (J)	0.0141 (J)		
5/16/2016			0.0287 (J)				
5/23/2016							0.027 (J)
7/19/2016				<0.1	<0.1		
7/20/2016	<0.1						
7/21/2016		<0.1					
7/22/2016			0.04 (J)				
8/1/2016							<0.1
9/15/2016	<0.1						
9/16/2016				<0.1	<0.1		
9/19/2016			<0.1				
9/21/2016		<0.1					
9/26/2016							<0.1
11/2/2016				0.04 (J)	0.04 (J)		
11/3/2016	0.05 (J)	0.12 (J)	0.04 (J)				
11/10/2016							0.04 (J)
1/17/2017		0.01 (J)	0.02 (J)				
1/18/2017	0.02 (J)			<0.1	0.02 (J)		
1/30/2017							<0.1
2/22/2017						0.3 (D)	
3/24/2017	<0.1						
3/27/2017		<0.1	<0.1				
3/28/2017				<0.1	<0.1		
4/7/2017						0.19 (JD)	<0.1
6/6/2017	<0.1	<0.1		<0.1	<0.1		
6/7/2017			<0.1				
6/12/2017							0.07 (J)
6/14/2017						0.19 (JD)	
7/12/2017						0.18 (JD)	
7/20/2017						0.17 (JD)	
7/28/2017						0.13 (JD)	
8/9/2017						0.245 (JD)	
8/24/2017						0.16 (JD)	
9/22/2017				<0.1	<0.1		
9/25/2017	<0.1	<0.1					
9/26/2017			<0.1				
10/2/2017							<0.1
10/3/2017						0.17 (JD)	
3/14/2018	<0.1	<0.1	0.06 (J)	<0.1			
3/15/2018					<0.1		
3/16/2018							<0.1
3/21/2018						0.24 (J)	
9/12/2018	<0.1	<0.1		<0.1	<0.1		
9/14/2018			<0.1				
9/17/2018							<0.1
9/18/2018						<0.3	
3/13/2019				<0.1	0.036 (X)		
3/14/2019	0.039 (X)	0.04 (X)	0.058 (X)				

ND substitution: RL or RL/2 if <15% NDs.

Time Series

Constituent: Fluoride, total (mg/L) Analysis Run 9/8/2024 3:35 PM View: Descriptive

Plant Bowen Client: Southern Company Data: Bowen 1, 2, 9, and 10

	GWA-41 (bg)	GWA-41R (bg)	GWA-42 (bg)	GWA-43 (bg)	GWA-43R (bg)	GWA-4RZ (bg)	GWA-50 (bg)
3/19/2019							<0.1
3/21/2019						0.19 (JD)	
9/10/2019	<0.1	<0.1	<0.1				
9/11/2019				<0.1	<0.1		
9/12/2019						0.1 (JD)	
9/13/2019							<0.1
3/6/2020	<0.1		<0.1				
3/9/2020		<0.1		<0.1	<0.1		
3/11/2020							<0.1
3/12/2020						0.18 (J)	
9/10/2020	<0.1	<0.1	<0.1				
9/11/2020				<0.1			
9/14/2020					<0.1		
9/16/2020							<0.1
9/17/2020						0.12 (J)	
3/10/2021		<0.1					
3/11/2021	<0.1		<0.1	<0.1	<0.1		
3/16/2021						0.1	
3/17/2021							<0.1
8/4/2021	<0.1	<0.1	<0.1				
8/5/2021					<0.1		
8/6/2021				<0.1			
8/9/2021							<0.1
8/10/2021						0.087 (J)	
1/31/2022	<0.1	<0.1	<0.1	<0.1	<0.1		
2/1/2022							<0.1
2/3/2022						0.15	
8/10/2022			0.068 (J)		0.062 (J)		
8/11/2022	<0.1	<0.1		<0.1			
8/16/2022							0.06 (J)
8/17/2022						0.11	
2/13/2023	0.05 (J)	<0.1	0.056 (J)		<0.1		
2/14/2023				0.052 (J)			
2/16/2023							<0.1
2/17/2023						0.11	
7/25/2023	<0.1	<0.1		<0.1	<0.1		
7/26/2023			<0.1				
7/28/2023						0.077 (J)	<0.1
2/19/2024	<0.1	<0.1					
2/20/2024			<0.1	<0.1	<0.1		
2/22/2024							<0.1
2/27/2024						0.087 (J)	
8/1/2024	<0.1	<0.1	<0.1				
8/2/2024				<0.1	<0.1		
8/8/2024						0.16	<0.1

ND substitution: RL or RL/2 if <15% NDs.

Time Series

Constituent: Fluoride, total (mg/L) Analysis Run 9/8/2024 3:35 PM View: Descriptive

Plant Bowen Client: Southern Company Data: Bowen 1, 2, 9, and 10

	GWA-50R (bg)	GWC-10	GWC-10R	GWC-11	GWC-11R	GWC-12	GWC-13
3/28/2016	0.0326 (J)						
3/31/2016		0.0389 (J)	0.0209 (J)				
4/4/2016				0.0357 (J)	0.022 (J)	0.035 (J)	0.026 (J)
5/25/2016	0.0285 (J)						
5/26/2016		0.0375 (J)	0.037 (J)	0.042 (J)	0.023 (J)		
5/27/2016						0.032 (J)	
5/31/2016							0.0234 (J)
8/1/2016	<0.1						
8/3/2016			<0.1	0.04 (J)		<0.1	
8/4/2016					0.05 (J)		0.09 (J)
8/5/2016		0.03 (J)					
9/26/2016	<0.1						
9/28/2016		<0.1	0.05 (J)	<0.1	<0.1		
9/29/2016							<0.1
9/30/2016						<0.1	
11/11/2016	<0.1						
11/22/2016		0.04 (J)	0.04 (J)	0.06 (J)	0.04 (J)	0.03 (J)	
11/28/2016							0.08 (J)
1/30/2017	<0.1						
2/7/2017		<0.1	<0.1				
2/8/2017				0.05 (J)	<0.1		
2/9/2017							0.24 (J)
2/13/2017						<0.1	
4/3/2017	0.04 (J)						
4/10/2017		<0.1	<0.1	<0.1	<0.1		
4/11/2017						<0.1	
4/12/2017							<0.1
6/12/2017	0.06 (J)						
6/14/2017		0.02 (J)	<0.1			0.01 (J)	
6/15/2017				0.03 (J)	<0.1		
6/16/2017							0.04 (J)
10/2/2017	<0.1						
10/4/2017		<0.1	<0.1	<0.1	<0.1	<0.1	
10/9/2017							<0.1
3/16/2018	<0.1						
3/20/2018		<0.1					
3/21/2018			<0.1	<0.1			<0.1
3/22/2018					<0.1	<0.1	
9/18/2018	<0.1	<0.1	<0.1	<0.1	<0.1	<0.1	
9/19/2018							<0.1
3/19/2019	<0.1						
3/22/2019		0.045 (J)	<0.1				
3/23/2019				<0.1	<0.1	<0.1	<0.1
9/12/2019	<0.1						
9/17/2019		<0.1	<0.1	<0.1	<0.1	<0.1 (D)	
9/18/2019							<0.1
3/11/2020	<0.1						
3/12/2020		<0.1	<0.1	<0.1	<0.1	<0.1	
3/13/2020							<0.1
9/15/2020	<0.1						
9/17/2020		<0.1	<0.1				
9/21/2020				<0.1	<0.1	<0.1	

ND substitution: RL or RL/2 if <15% NDs.

Time Series

Constituent: Fluoride, total (mg/L) Analysis Run 9/8/2024 3:35 PM View: Descriptive

Plant Bowen Client: Southern Company Data: Bowen 1, 2, 9, and 10

	GWA-50R (bg)	GWC-10	GWC-10R	GWC-11	GWC-11R	GWC-12	GWC-13
9/22/2020							<0.1
3/17/2021	<0.1						
3/18/2021		<0.1	<0.1				<0.1
3/19/2021				<0.1	<0.1	<0.1	
8/9/2021	<0.1						
8/10/2021		<0.1					
8/11/2021			<0.1	<0.1	<0.1	<0.1	<0.1
2/2/2022	<0.1					<0.1	
2/4/2022		<0.1	<0.1	<0.1	<0.1		
2/17/2022							<0.1
8/17/2022	0.063 (J)	0.094 (J)					
8/18/2022			0.051 (J)	<0.1	<0.1	0.052 (J)	0.061 (J)
2/16/2023	<0.1						
2/20/2023		<0.1	<0.1	<0.1	<0.1		
2/21/2023						0.054 (J)	
2/22/2023							0.06 (J)
7/28/2023	<0.1						
7/31/2023		0.07 (J)	<0.1				
8/1/2023				0.05 (J)	<0.1	<0.1	<0.1
2/22/2024	<0.1						
2/27/2024		0.05 (J)	<0.1			<0.1	<0.1
2/28/2024				0.06 (J)	<0.1		
8/8/2024	<0.1						
8/12/2024		<0.1	<0.1		<0.1	<0.1	<0.1
8/13/2024				<0.1			

ND substitution: RL or RL/2 if <15% NDs.

Time Series

Constituent: Fluoride, total (mg/L) Analysis Run 9/8/2024 3:35 PM View: Descriptive

Plant Bowen Client: Southern Company Data: Bowen 1, 2, 9, and 10

	GWC-13RZ	GWC-14Z	GWC-15R	GWC-15Z	GWC-44	GWC-45	GWC-45R
3/16/2016					0.0657 (J)	<0.1	0.0167 (J)
4/4/2016	0.044 (J)						
4/5/2016		0.019 (J)	0.027 (J)	0.053 (J)			
5/16/2016					0.0415 (J)	<0.1 (D)	0.0161 (JD)
5/31/2016			0.0233 (J)	0.0669 (J)			
6/1/2016	0.0338 (J)	0.0148 (J)					
7/25/2016					0.14 (J)	0.02 (JD)	0.14 (JD)
8/4/2016			<0.1				
8/9/2016		0.04 (J)					
9/19/2016					<0.1	<0.1 (D)	<0.1 (D)
9/29/2016			<0.1				
11/3/2016					0.06 (J)		0.08 (JD)
11/4/2016						0.04 (JD)	
11/23/2016			0.04 (J)	0.03 (J)			
11/28/2016		0.07 (J)					
1/19/2017					0.009 (J)		
1/20/2017							0.01 (JD)
1/23/2017						0.006 (JD)	
2/9/2017		0.08 (J)					
2/10/2017			<0.1	<0.1			
2/22/2017	0.22 (J)						
3/28/2017					0.04 (J)		
3/29/2017						<0.1 (D)	<0.1 (D)
4/11/2017	0.16 (J)	<0.1		<0.1			
4/12/2017			<0.1				
6/5/2017					0.06 (J)		
6/7/2017						<0.1	<0.1
6/14/2017		0.01 (J)					
6/15/2017			0.06 (J)	0.02 (J)			
6/16/2017	0.2 (J)						
7/12/2017	0.2 (J)	0.05 (J)		0.04 (J)			
7/20/2017					0.21 (J)		
7/26/2017				0.03 (J)			
7/28/2017	0.18 (J)						
8/10/2017	<0.3						
9/26/2017					0.14 (J)		
9/27/2017						<0.1	<0.1
10/5/2017		<0.1					
10/6/2017	0.14 (J)		<0.1	<0.1			
3/15/2018					0.11 (J)	<0.1	<0.1
3/22/2018		<0.1					
3/23/2018	0.24 (J)		<0.1	<0.1			
9/12/2018					0.062 (J)		
9/13/2018						<0.1	<0.1
9/19/2018		<0.1	<0.1	<0.1			
9/20/2018	<0.3						
3/14/2019					0.13 (X)	<0.1 (D)	0.039 (JXD)
3/22/2019	0.12 (J)	<0.1		<0.1			
3/25/2019			<0.1				
9/11/2019					<0.1	<0.1 (D)	<0.1 (D)
9/17/2019		<0.1	<0.1	<0.1			
9/18/2019	0.17 (X)						

ND substitution: RL or RL/2 if <15% NDs.

Time Series

Constituent: Fluoride, total (mg/L) Analysis Run 9/8/2024 3:35 PM View: Descriptive

Plant Bowen Client: Southern Company Data: Bowen 1, 2, 9, and 10

	GWC-13RZ	GWC-14Z	GWC-15R	GWC-15Z	GWC-44	GWC-45	GWC-45R
3/10/2020					0.13 (J)	<0.1	<0.1
3/13/2020		<0.1	<0.1	<0.1			
3/17/2020	0.11 (J)						
9/11/2020						<0.1	<0.1
9/15/2020					<0.1		
9/21/2020		<0.1	<0.1	<0.1			
9/22/2020	0.1 (J)						
3/11/2021					<0.1	<0.1	<0.1
3/18/2021		<0.1	<0.1	<0.1			
3/19/2021	0.12						
8/4/2021					<0.1		
8/6/2021						<0.1	<0.1
8/11/2021		<0.1	<0.1	<0.1			
8/12/2021	0.11						
1/31/2022					<0.1		
2/1/2022						<0.1	<0.1
2/4/2022	0.13	<0.1	<0.1				
2/7/2022				<0.1			
8/12/2022						<0.1	0.063 (J)
8/15/2022					0.056 (J)		
8/18/2022		<0.1					
8/19/2022	0.14		0.054 (J)	0.053 (J)			
2/14/2023					0.075 (J)	<0.1	<0.1
2/22/2023	0.15	<0.1	0.05 (J)	<0.1			
7/26/2023					<0.1	<0.1	<0.1
8/1/2023		<0.1		<0.1			
8/2/2023	0.14		<0.1				
2/20/2024					<0.1	<0.1	<0.1
2/28/2024	0.14	<0.1	<0.1	<0.1			
8/5/2024						<0.1	<0.1
8/6/2024					<0.1		
8/13/2024	0.12	<0.1	<0.1	<0.1			

ND substitution: RL or RL/2 if <15% NDs.

Time Series

Constituent: Fluoride, total (mg/L) Analysis Run 9/8/2024 3:35 PM View: Descriptive

Plant Bowen Client: Southern Company Data: Bowen 1, 2, 9, and 10

	GWC-46R	GWC-47	GWC-47R	GWC-48	GWC-49R	GWC-49Z	GWC-5
3/10/2016	0.0235 (J)	0.0439 (J)	0.0551 (J)	0.0195 (J)			
3/17/2016					0.0257 (J)	0.017 (J)	
3/28/2016							0.0284 (J)
5/17/2016	0.0281 (J)			0.0156 (J)			
5/18/2016		0.059 (J)	0.065 (J)		0.022 (J)	0.015 (J)	
5/25/2016							0.0207 (J)
7/26/2016	<0.1						
7/27/2016		0.1 (J)	0.09 (J)	<0.1	0.07 (J)		
7/28/2016						0.08 (J)	
8/1/2016							<0.1
9/20/2016	<0.1	0.04 (J)	<0.1	0.03 (J)			
9/21/2016					<0.1	<0.1	
9/27/2016							<0.1
11/4/2016	0.05 (J)		0.04 (J)	0.06 (J)	0.03 (J)		
11/7/2016		0.1 (J)				<0.1	
11/11/2016							0.04 (J)
1/20/2017	0.01 (J)		0.009 (J)				
1/23/2017		0.13 (J)		0.02 (J)			
1/24/2017					<0.1	<0.1	
1/31/2017							<0.1
3/28/2017	<0.1			<0.1			
3/29/2017		0.04 (J)	<0.1		<0.1		
3/30/2017						<0.1	
4/3/2017							<0.1
6/7/2017	<0.1						
6/8/2017		0.05 (J)	<0.1 (*)	0.06 (J)	<0.1 (*)		
6/9/2017						<0.1	
6/12/2017							0.02 (J)
9/27/2017		0.04 (J)	<0.1				
9/29/2017	<0.1			<0.1	<0.1	<0.1	
10/3/2017							<0.1
3/15/2018	<0.1	<0.1		<0.1	<0.1	<0.1	
3/16/2018			0.13 (J)				
3/19/2018							<0.1
9/13/2018	<0.1	0.047 (J)	<0.1	<0.1	<0.1		
9/14/2018						<0.1	
9/17/2018							<0.1
3/15/2019		<0.1		<0.1			
3/18/2019	<0.1				<0.1		
3/19/2019			<0.1			<0.1	
3/20/2019							<0.1
9/11/2019	<0.1		<0.1	<0.1	<0.1	<0.1	
9/12/2019		<0.1					
9/16/2019							<0.1
3/9/2020		<0.1	<0.1	<0.1		<0.1	
3/10/2020	<0.1						
3/11/2020					<0.1		
3/16/2020							<0.1
9/11/2020					<0.1		
9/14/2020	<0.1	<0.1		<0.1		<0.1	
9/15/2020			<0.1				
9/16/2020							<0.1

ND substitution: RL or RL/2 if <15% NDs.

Time Series

Constituent: Fluoride, total (mg/L) Analysis Run 9/8/2024 3:35 PM View: Descriptive

Plant Bowen Client: Southern Company Data: Bowen 1, 2, 9, and 10

	GWC-46R	GWC-47	GWC-47R	GWC-48	GWC-49R	GWC-49Z	GWC-5
3/11/2021	<0.1	<0.1	<0.1	<0.1			
3/15/2021					<0.1	<0.1	
3/17/2021							<0.1
8/4/2021				<0.1			
8/5/2021	<0.1	<0.1	<0.1			<0.1	
8/9/2021							<0.1
8/11/2021					<0.1		
1/31/2022	<0.1			<0.1			
2/1/2022		<0.1	<0.1		<0.1	<0.1	
2/2/2022							<0.1
8/15/2022	0.06 (J)	0.058 (J)	0.069 (J)	0.065 (J)	<0.1	<0.1	
8/16/2022							0.062 (J)
2/14/2023	0.091 (J)	0.064 (J)	0.081 (J)	0.058 (J)	<0.1	<0.1	
2/20/2023							<0.1
7/26/2023	<0.1			0.068 (J)			
7/27/2023		<0.1	<0.1		<0.1	<0.1	
7/28/2023							<0.1
2/21/2024	<0.1	0.059 (J)	0.095 (J)	0.065 (J)	<0.1	<0.1	
2/26/2024							<0.1
8/5/2024	<0.1	<0.1	<0.1	<0.1			
8/6/2024					0.05 (J)	<0.1	
8/8/2024							<0.1

ND substitution: RL or RL/2 if <15% NDs.

Time Series

Constituent: Fluoride, total (mg/L) Analysis Run 9/8/2024 3:35 PM View: Descriptive

Plant Bowen Client: Southern Company Data: Bowen 1, 2, 9, and 10

	GWC-6	GWC-6RZ	GWC-7Z	GWC-8RR	GWC-8Z	GWC-9
3/22/2016					0.048 (J)	
3/29/2016	0.0239 (J)	0.0364 (J)				
3/30/2016				0.0228 (J)		0.0241 (J)
5/24/2016	0.023 (J)	0.0286 (J)		0.019 (J)		
5/25/2016					0.0345 (J)	
5/26/2016						0.0307 (J)
5/31/2016			0.043 (J)			
8/1/2016	<0.1	0.08 (J)				
8/2/2016			<0.1	<0.1	0.08 (J)	
8/5/2016						<0.1
9/26/2016	<0.1	<0.1			0.07 (J)	
9/27/2016			<0.1	<0.1		
9/28/2016						<0.1
11/14/2016		0.08 (J)				
11/18/2016	0.02 (J)					
11/21/2016			0.22 (J)		0.07 (J)	0.05 (J)
11/22/2016				0.02 (J)		
2/1/2017	<0.1	<0.1	<0.1			
2/3/2017					<0.1	
2/6/2017				<0.1		<0.1
4/6/2017	<0.1	<0.1	0.008 (J)	<0.1		<0.1
4/7/2017					0.03 (J)	
6/13/2017	0.006 (J)	0.05 (J)	0.03 (J)		0.05 (J)	<0.1
6/14/2017				<0.1		
7/14/2017			0.05 (J)			
10/3/2017	<0.1	<0.1	0.06 (J)		0.1 (J)	<0.1
10/4/2017				<0.1		
3/19/2018	<0.1					
3/20/2018		<0.1	<0.1		<0.1	<0.1
3/21/2018				<0.1		
9/17/2018	<0.1	<0.1				
9/18/2018			<0.1	<0.1	<0.1	<0.1 (D)
3/21/2019	<0.1	<0.1	<0.1			<0.1
3/27/2019				<0.1		
5/6/2019					<0.1	
9/13/2019			<0.1			
9/16/2019	<0.1	<0.1		<0.1 (D)	<0.1	<0.1
3/12/2020	<0.1	<0.1	<0.1	<0.1		<0.1
3/16/2020					<0.1	
9/16/2020	<0.1	<0.1	<0.1			
9/17/2020				<0.1	<0.1	<0.1
3/17/2021	<0.1	<0.1	<0.1	<0.1		
3/18/2021					<0.1	<0.1
8/10/2021	<0.1	<0.1	<0.1	<0.1	<0.1	<0.1
2/2/2022	<0.1	<0.1	<0.1	<0.1	<0.1	<0.1
8/17/2022	0.064 (J)	0.07 (J)	0.073 (J)	0.062 (J)	0.062 (J)	0.067 (J)
2/17/2023	<0.1	0.052 (J)				
2/20/2023			0.057 (J)		0.061 (J)	
2/21/2023				0.057 (J)		<0.1
7/28/2023		<0.1				
7/31/2023	<0.1		<0.1	<0.1	0.056 (J)	<0.1
2/26/2024	<0.1	<0.1	<0.1		<0.1	

ND substitution: RL or RL/2 if <15% NDs.

Time Series

Constituent: Fluoride, total (mg/L) Analysis Run 9/8/2024 3:35 PM View: Descriptive

Plant Bowen Client: Southern Company Data: Bowen 1, 2, 9, and 10

	GWC-6	GWC-6RZ	GWC-7Z	GWC-8RR	GWC-8Z	GWC-9
2/27/2024				<0.1		<0.1
8/8/2024	0.052 (J)	0.055 (J)	0.063 (J)			
8/12/2024				<0.1	<0.1	<0.1

ND substitution: RL or RL/2 if <15% NDs.

Time Series

Constituent: Lead (mg/L) Analysis Run 9/8/2024 3:35 PM View: Descriptive

Plant Bowen Client: Southern Company Data: Bowen 1, 2, 9, and 10

	GWA-1 (bg)	GWA-2 (bg)	GWA-2R (bg)	GWA-39RZ (bg)	GWA-39Z (bg)	GWA-3A (bg)	GWA-40 (bg)
8/23/2007	<0.001	<0.001	<0.001			<0.001	
10/23/2007	<0.001						
10/24/2007		<0.001	<0.001				
11/2/2007						<0.001	
11/18/2007	<0.001	<0.001	<0.001			<0.001	
1/30/2008	<0.001						
1/31/2008		<0.001	<0.001			<0.001	
3/10/2008	<0.001		<0.001				
3/11/2008		<0.001				<0.001	
5/6/2008		<0.001					
5/13/2008	<0.001		<0.001				
5/14/2008						<0.001	
12/4/2008		<0.001	<0.001				
12/5/2008	<0.001					<0.001	
4/15/2009	<0.001					<0.001	
4/21/2009		<0.001	<0.001				
10/7/2009	<0.001	<0.001					
10/8/2009			<0.001			<0.001	
4/21/2010			<0.001				
4/26/2010		<0.001					
4/28/2010						<0.001	
5/3/2010	<0.001						
9/28/2010			<0.001				
10/4/2010		<0.001					
10/6/2010						<0.001	
10/12/2010	<0.001						
4/12/2011			<0.001				
4/13/2011		<0.001					
4/21/2011						<0.001	
4/27/2011	<0.001						
10/4/2011			<0.001				
10/5/2011		<0.001					
10/13/2011						<0.001	
10/17/2011	<0.001						
4/3/2012			<0.001				
4/11/2012		<0.001					
5/1/2012						<0.001	
5/2/2012	<0.001						
10/8/2012	<0.001						
10/9/2012		<0.001	<0.001			<0.001	
4/11/2013			<0.001			<0.001	
4/12/2013	<0.001						
4/15/2013		<0.001					
10/15/2013		<0.001					
10/16/2013	<0.001		<0.001			<0.001	
4/10/2014			<0.001				
4/11/2014	<0.001						
4/22/2014		<0.001					
4/23/2014						<0.001	
9/30/2014	<0.001	<0.001	<0.001				
10/4/2014						<0.001	
3/30/2015	0.0028 (J)	<0.001	<0.001				

ND substitution: RL or RL/2 if <15% NDs.

Time Series

Constituent: Lead (mg/L) Analysis Run 9/8/2024 3:35 PM View: Descriptive

Plant Bowen Client: Southern Company Data: Bowen 1, 2, 9, and 10

	GWA-1 (bg)	GWA-2 (bg)	GWA-2R (bg)	GWA-39RZ (bg)	GWA-39Z (bg)	GWA-3A (bg)	GWA-40 (bg)
3/31/2015						<0.001	
10/12/2015						<0.001	
10/13/2015	<0.001	<0.001	<0.001				
3/14/2016					<0.001		
3/15/2016							<0.001
3/22/2016	<0.001						
3/23/2016		<0.001	<0.001			<0.001	
5/11/2016					<0.001		<0.001
5/16/2016				<0.001 (D)			
5/19/2016	<0.001		<0.001				
5/20/2016		<0.001					
5/23/2016						<0.001	
7/19/2016					<0.001		
7/21/2016							<0.001
7/27/2016				0.0011 (JD)			
7/29/2016	0.0002 (J)	0.0001 (J)	<0.001			<0.001	
9/15/2016					<0.001		<0.001
9/22/2016			<0.001			<0.001	
9/23/2016	<0.001	<0.001					
11/2/2016					<0.001		
11/3/2016							<0.001
11/9/2016	0.0004 (J)	<0.001					
11/10/2016			<0.001			<0.001	
1/17/2017							<0.001
1/18/2017					<0.001		
1/30/2017	<0.001						
1/31/2017		<0.001	<0.001			<0.001	
2/21/2017				<0.001			
3/24/2017							<0.001 (*)
3/27/2017				<0.001 (D)			
3/28/2017					<0.001 (*)		
3/30/2017	8E-05 (J)	<0.001				<0.001	
4/3/2017			<0.001				
5/24/2017							0.0001 (J)
6/7/2017					8E-05 (J)		
6/8/2017				<0.001 (D)			
6/9/2017	0.0001 (J)		<0.001				
6/12/2017		<0.001				<0.001	
7/17/2017				<0.001 (D)			
7/27/2017				0.0001 (J)			
8/9/2017				<0.001			
9/26/2017					0.0002 (J)		0.0001 (J)
9/29/2017				<0.001 (D)			
10/2/2017	0.0002 (J)	<0.001	<0.001				
10/4/2017						<0.001	
3/14/2018					<0.001		0.00046 (J)
3/16/2018	<0.001		<0.001	<0.001			
3/19/2018		<0.001				<0.001	
9/12/2018					<0.001		<0.001
9/14/2018		<0.001	<0.001	<0.001			
9/17/2018	<0.001 (D)					<0.001	
3/13/2019							<0.001

Time Series

Constituent: Lead (mg/L) Analysis Run 9/8/2024 3:35 PM View: Descriptive

Plant Bowen Client: Southern Company Data: Bowen 1, 2, 9, and 10

	GWA-1 (bg)	GWA-2 (bg)	GWA-2R (bg)	GWA-39RZ (bg)	GWA-39Z (bg)	GWA-3A (bg)	GWA-40 (bg)
3/14/2019				<0.001			
3/15/2019					<0.001		
3/19/2019			<0.001				
3/20/2019	<0.001	<0.001				<0.001	
9/9/2019					<0.001		<0.001
9/12/2019	<0.001	0.002536 (JD)					
9/13/2019			<0.001			<0.001	
3/9/2020				0.00027 (J)	5.5E-05 (J)		9.5E-05 (J)
3/11/2020	<0.001	<0.001	5.8E-05 (J)			<0.001	
9/10/2020					<0.001		
9/11/2020							<0.001
9/15/2020	9.3E-05 (J)	<0.001	5E-05 (J)				
9/16/2020				0.0005 (J)			
3/10/2021							<0.001
3/12/2021					0.0002 (J)		
3/16/2021	5.2E-05 (J)		7E-05 (J)	0.0002 (J)			
3/17/2021		<0.001					
3/29/2021						<0.001	
8/4/2021					<0.001		<0.001
8/6/2021				<0.001			
8/9/2021	<0.001	<0.001	<0.001			<0.001	
1/31/2022					<0.001		<0.001
2/1/2022	<0.001	<0.001	<0.001				
2/2/2022				<0.001		<0.001	
8/10/2022					<0.001		
8/12/2022							<0.001
8/16/2022	<0.001	<0.001	<0.001	<0.001		<0.001	
2/13/2023					<0.001		<0.001
2/14/2023				<0.001			
2/16/2023	<0.001	<0.001	<0.001				
2/17/2023						<0.001	
7/25/2023				0.00014 (J)			
7/26/2023					<0.001		<0.001
7/27/2023	<0.001	<0.001	<0.001				
8/1/2023						<0.001	
2/19/2024				<0.001	<0.001		<0.001
2/22/2024	<0.001	<0.001				<0.001	
2/26/2024			<0.001				
8/1/2024				<0.001	<0.001		<0.001
8/6/2024			<0.001				
8/7/2024	<0.001	<0.001					
8/8/2024						<0.001	

ND substitution: RL or RL/2 if <15% NDs.

Time Series

Constituent: Lead (mg/L) Analysis Run 9/8/2024 3:35 PM View: Descriptive

Plant Bowen Client: Southern Company Data: Bowen 1, 2, 9, and 10

	GWA-41 (bg)	GWA-41R (bg)	GWA-42 (bg)	GWA-43 (bg)	GWA-43R (bg)	GWA-4RZ (bg)	GWA-50 (bg)
12/12/2008							<0.001
4/23/2009							<0.001
10/6/2009							<0.001
4/27/2010							<0.001
9/30/2010							<0.001
4/14/2011							<0.001
10/5/2011							<0.001
4/11/2012							<0.001
10/2/2012							<0.001
4/9/2013							<0.001
10/15/2013							<0.001
4/10/2014							<0.001
10/1/2014							<0.001
3/30/2015							<0.001
10/11/2015							<0.001
3/11/2016			<0.001	<0.001	<0.001		
3/15/2016	<0.001	<0.001					
3/28/2016							<0.001
5/12/2016	<0.001						
5/13/2016		<0.001		<0.001	<0.001		
5/16/2016			<0.001				
5/23/2016							<0.001
7/19/2016				<0.001	<0.001		
7/20/2016	<0.001						
7/21/2016		0.0001 (J)					
7/22/2016			0.0001 (J)				
8/1/2016							<0.001
9/15/2016	<0.001						
9/16/2016				<0.001	<0.001		
9/19/2016			0.0002 (J)				
9/21/2016		<0.001					
9/26/2016							0.0001 (J)
11/2/2016				<0.001	<0.001		
11/3/2016	<0.001	<0.001	<0.001				
11/10/2016							<0.001
1/17/2017		<0.001	<0.001				
1/18/2017	<0.001			<0.001	<0.001		
1/30/2017							<0.001
2/22/2017						0.0002 (J)	
3/24/2017	<0.001						
3/27/2017		<0.001	<0.001				
3/28/2017				<0.001	<0.001		
4/7/2017						<0.001	<0.001
6/6/2017	<0.001	<0.001		7E-05 (J)	0.0001 (J)		
6/7/2017			<0.001				
6/12/2017							<0.001
6/14/2017						<0.001 (D)	
7/12/2017						<0.001 (D)	
7/20/2017						<0.001 (D)	
7/28/2017						<0.001	
8/9/2017						<0.001	
8/24/2017						<0.001	

ND substitution: RL or RL/2 if <15% NDs.

Time Series

Constituent: Lead (mg/L) Analysis Run 9/8/2024 3:35 PM View: Descriptive

Plant Bowen Client: Southern Company Data: Bowen 1, 2, 9, and 10

	GWA-41 (bg)	GWA-41R (bg)	GWA-42 (bg)	GWA-43 (bg)	GWA-43R (bg)	GWA-4RZ (bg)	GWA-50 (bg)
9/22/2017				8E-05 (J)	7E-05 (J)		
9/25/2017	<0.001	0.0001 (J)					
9/26/2017			<0.001				
10/2/2017							0.0003 (J)
10/3/2017						<0.001 (D)	
3/14/2018	<0.001	0.00031 (J)	<0.001	<0.001			
3/15/2018					0.0038 (J)		
3/16/2018							<0.001
3/21/2018						<0.001	
9/12/2018	<0.001	<0.001		<0.001	<0.001		
9/14/2018			<0.001				
9/17/2018							<0.001
9/18/2018						<0.001	
3/13/2019				<0.001	<0.001		
3/14/2019	<0.001	0.00031 (J)	<0.001				
3/19/2019							<0.001
3/21/2019						<0.001 (D)	
9/10/2019	<0.001 (D)	<0.001	<0.001				
9/11/2019				0.0001 (J)	9.2E-05 (J)		
9/12/2019						6.5E-05 (JD)	
9/13/2019							<0.001
3/6/2020	9.1E-05 (J)		0.00011 (J)				
3/9/2020		4.9E-05 (J)		9.1E-05 (J)	9.6E-05 (J)		
3/11/2020							<0.001
3/12/2020						<0.001	
9/10/2020	<0.001	<0.001	<0.001				
9/11/2020				4.6E-05 (J)			
9/14/2020					6.6E-05 (J)		
9/16/2020							9.3E-05 (J)
9/17/2020						<0.001	
3/10/2021		0.00012 (J)					
3/11/2021	<0.001		<0.001	6.3E-05 (J)	0.00013 (J)		
3/16/2021						<0.001	
3/17/2021							<0.001
8/4/2021	<0.001	<0.001	<0.001				
8/5/2021					<0.001		
8/6/2021				<0.001			
8/9/2021							<0.001
8/10/2021						<0.001	
1/31/2022	<0.001	<0.001	<0.001	<0.001	<0.001		
2/1/2022							<0.001
2/3/2022						<0.001	
8/10/2022			<0.001		<0.001		
8/11/2022	<0.001	<0.001		<0.001			
8/16/2022							<0.001
8/17/2022						<0.001	
2/13/2023	<0.001	<0.001	<0.001		<0.001		
2/14/2023				<0.001			
2/16/2023							<0.001
2/17/2023						<0.001	
7/25/2023	<0.001	<0.001		0.00018 (J)	<0.001		
7/26/2023			<0.001				

ND substitution: RL or RL/2 if <15% NDs.

Time Series

Constituent: Lead (mg/L) Analysis Run 9/8/2024 3:35 PM View: Descriptive

Plant Bowen Client: Southern Company Data: Bowen 1, 2, 9, and 10

	GWA-41 (bg)	GWA-41R (bg)	GWA-42 (bg)	GWA-43 (bg)	GWA-43R (bg)	GWA-4RZ (bg)	GWA-50 (bg)
7/28/2023						<0.001	<0.001
2/19/2024	<0.001	<0.001					
2/20/2024			<0.001	<0.001	<0.001		
2/22/2024							<0.001
2/27/2024						<0.001	
8/1/2024	<0.001	<0.001	<0.001				
8/2/2024				<0.001	<0.001		
8/8/2024						<0.001	<0.001

ND substitution: RL or RL/2 if <15% NDs.

Time Series

Constituent: Lead (mg/L) Analysis Run 9/8/2024 3:35 PM View: Descriptive

Plant Bowen Client: Southern Company Data: Bowen 1, 2, 9, and 10

	GWA-50R (bg)	GWC-10	GWC-10R	GWC-11	GWC-11R	GWC-12	GWC-13
8/21/2007		<0.001	<0.001	<0.001	<0.001	<0.001	<0.001
11/1/2007		<0.001	<0.001	<0.001	<0.001	<0.001	<0.001
11/18/2007				<0.001	<0.001		
11/19/2007						<0.001	<0.001
11/20/2007		<0.001	<0.001				
1/16/2008						<0.001	
1/30/2008		<0.001	<0.001	<0.001	<0.001		
1/31/2008							<0.001
3/5/2008				<0.001		<0.001	<0.001
3/6/2008		<0.001	<0.001		<0.001		
5/7/2008				<0.001	<0.001		
5/8/2008			<0.001				
5/12/2008		<0.001					<0.001
5/13/2008						<0.001	
12/12/2008	<0.001						
12/13/2008		<0.001				<0.001	<0.001
12/14/2008			<0.001	<0.001	<0.001		
4/16/2009						<0.001	
4/23/2009	<0.001						
4/28/2009							<0.001
4/29/2009		<0.001	<0.001	<0.001	<0.001		
10/6/2009	<0.001						
10/20/2009		<0.001					
10/21/2009			<0.001			<0.001	<0.001
10/22/2009				<0.001	<0.001		
4/21/2010			<0.001	<0.001	<0.001		
4/26/2010		<0.001					
4/27/2010						<0.001	
4/28/2010							<0.001
5/3/2010	<0.001						
9/28/2010			<0.001	<0.001			
9/29/2010		<0.001			<0.001		
10/5/2010						<0.001	<0.001
10/11/2010	<0.001						
4/12/2011			<0.001	<0.001			
4/13/2011		<0.001			<0.001		
4/19/2011						<0.001	<0.001
4/27/2011	<0.001						
10/4/2011			<0.001	<0.001	<0.001		
10/5/2011		<0.001					
10/12/2011						<0.001	
10/18/2011							<0.001
10/19/2011	<0.001						
4/3/2012			<0.001	<0.001			
4/4/2012		<0.001			<0.001		
4/24/2012						<0.001	
4/25/2012							<0.001
5/1/2012	0.0012						
10/2/2012	<0.001					<0.001	<0.001
10/3/2012		<0.001		<0.001	<0.001		
10/8/2012			<0.001				
4/2/2013						<0.001	<0.001

ND substitution: RL or RL/2 if <15% NDs.

Time Series

Constituent: Lead (mg/L) Analysis Run 9/8/2024 3:35 PM View: Descriptive

Plant Bowen Client: Southern Company Data: Bowen 1, 2, 9, and 10

	GWA-50R (bg)	GWC-10	GWC-10R	GWC-11	GWC-11R	GWC-12	GWC-13
4/3/2013		<0.001	<0.001	<0.001	<0.001		
4/10/2013	<0.001						
10/8/2013							<0.001
10/9/2013				<0.001	<0.001	<0.001	
10/15/2013		<0.001	<0.001				
10/16/2013	<0.001						
4/1/2014						<0.001	<0.001
4/2/2014				<0.001	<0.001		
4/9/2014		<0.001	<0.001				
4/22/2014	<0.001						
10/1/2014	<0.001						<0.001
10/2/2014		<0.001	<0.001	<0.001	<0.001	<0.001	
3/30/2015	<0.001						
4/1/2015				<0.001	<0.001	<0.001	<0.001
4/2/2015		<0.001	<0.001				
10/10/2015		<0.001					
10/11/2015	<0.001			<0.001	<0.001		
10/12/2015			<0.001				
10/14/2015						<0.001	
10/15/2015							<0.001
3/28/2016	<0.001						
3/31/2016		<0.001	<0.001				
4/4/2016				<0.001	<0.001	<0.001	<0.001
5/25/2016	<0.001						
5/26/2016		<0.001	<0.001	<0.001	<0.001		
5/27/2016						<0.001	
5/31/2016							<0.001
8/1/2016	<0.001						
8/3/2016			<0.001	<0.001		<0.001	
8/4/2016					<0.001		0.0001 (J)
8/5/2016		<0.001					
9/26/2016	<0.001						
9/28/2016		<0.001	<0.001	<0.001	<0.001		
9/29/2016							0.0001 (J)
9/30/2016						<0.001	
11/11/2016	<0.001						
11/22/2016		<0.001	<0.001	<0.001	<0.001	<0.001	
11/28/2016							<0.001
1/30/2017	<0.001						
2/7/2017		<0.001	<0.001				
2/8/2017				<0.001	<0.001		
2/9/2017							0.0001 (J)
2/13/2017						<0.001	
4/3/2017	<0.001						
4/10/2017		<0.001	<0.001	<0.001	<0.001		
4/11/2017						<0.001	
4/12/2017							<0.001
6/12/2017	<0.001						
6/14/2017		<0.001	<0.001			<0.001	
6/15/2017				9E-05 (J)	<0.001		
6/16/2017							0.0002 (J)
10/2/2017	<0.001						

ND substitution: RL or RL/2 if <15% NDs.

Time Series

Constituent: Lead (mg/L) Analysis Run 9/8/2024 3:35 PM View: Descriptive

Plant Bowen Client: Southern Company Data: Bowen 1, 2, 9, and 10

	GWA-50R (bg)	GWC-10	GWC-10R	GWC-11	GWC-11R	GWC-12	GWC-13
10/4/2017		<0.001	<0.001	<0.001	<0.001	<0.001	
10/9/2017							0.0001 (J)
3/16/2018	<0.001						
3/20/2018		<0.001					
3/21/2018			<0.001	<0.001			<0.001
3/22/2018					<0.001	<0.001	
9/18/2018	<0.001	<0.001	<0.001	<0.001	<0.001	<0.001	
9/19/2018							<0.001
3/19/2019	<0.001						
3/22/2019		<0.001	<0.001				
3/23/2019				<0.001	<0.001	<0.001	<0.001
9/12/2019	<0.001						
9/17/2019		4.7E-05 (J)	0.00017 (J)	4.6E-05 (J)	8.2E-05 (J)	<0.001 (D)	
9/18/2019							0.0002 (J)
3/11/2020	<0.001						
3/12/2020		<0.001	<0.001	5.2E-05 (J)	4.6E-05 (J)	<0.001	
3/13/2020							0.00013 (J)
9/15/2020	<0.001						
9/17/2020		<0.001	<0.001				
9/21/2020				<0.001	<0.001	<0.001	
9/22/2020							0.00015 (J)
3/17/2021	<0.001						
3/18/2021		<0.001	<0.001				0.00024 (J)
3/19/2021				<0.001	0.00018 (J)	<0.001	
8/9/2021	<0.001						
8/10/2021		<0.001					
8/11/2021			<0.001	<0.001	<0.001	<0.001	<0.001
2/2/2022	<0.001					<0.001	
2/4/2022		<0.001	<0.001	<0.001	<0.001		
2/17/2022							<0.001
8/17/2022	<0.001	<0.001					
8/18/2022			<0.001	<0.001	<0.001	<0.001	<0.001
2/16/2023	<0.001						
2/20/2023		<0.001	<0.001	<0.001	<0.001		
2/21/2023						<0.001	
2/22/2023							<0.001
7/28/2023	<0.001						
7/31/2023		<0.001	<0.001				
8/1/2023				<0.001	<0.001	<0.001	<0.001
2/22/2024	<0.001						
2/27/2024		<0.001	<0.001			<0.001	<0.001
2/28/2024				<0.001	<0.001		
8/8/2024	<0.001						
8/12/2024		<0.001	<0.001		<0.001	<0.001	<0.001
8/13/2024				<0.001			

ND substitution: RL or RL/2 if <15% NDs.

Time Series

Constituent: Lead (mg/L) Analysis Run 9/8/2024 3:35 PM View: Descriptive

Plant Bowen Client: Southern Company Data: Bowen 1, 2, 9, and 10

	GWC-13RZ	GWC-14Z	GWC-15R	GWC-15Z	GWC-44	GWC-45	GWC-45R
8/21/2007	<0.001						
8/23/2007			<0.001				
8/24/2007		<0.001		<0.001			
11/1/2007	<0.001						
11/2/2007		<0.001	<0.001	<0.001			
11/17/2007		<0.001	<0.001				
11/18/2007				<0.001			
11/19/2007	<0.001						
1/15/2008		<0.001	<0.001	<0.001			
1/31/2008	<0.001						
3/5/2008	<0.001	<0.001					
3/6/2008			<0.001				
3/10/2008				<0.001			
5/7/2008	<0.001	<0.001	<0.001				
5/13/2008				<0.001			
12/2/2008		<0.001	<0.001	<0.001			
12/12/2008	<0.001						
4/16/2009		<0.001					
4/28/2009			<0.001	<0.001			
4/29/2009	<0.001						
10/19/2009			<0.001				
10/20/2009		<0.001		<0.001			
10/21/2009	<0.001						
4/20/2010		<0.001					
4/27/2010			<0.001	<0.001			
4/28/2010	<0.001						
9/29/2010		<0.001					
10/4/2010			<0.001				
10/5/2010				<0.001			
10/6/2010	<0.001						
4/12/2011		<0.001					
4/18/2011			<0.001				
4/19/2011				<0.001			
4/20/2011	<0.001						
10/4/2011		<0.001					
10/12/2011	<0.001		<0.001	<0.001			
4/4/2012		<0.001					
4/23/2012			<0.001				
4/25/2012	<0.001			<0.001			
10/2/2012	<0.001						
10/10/2012		<0.001	<0.001	<0.001			
4/2/2013	<0.001						
4/15/2013		<0.001	<0.001				
4/16/2013				<0.001			
10/8/2013	<0.001						
10/22/2013		<0.001	<0.001	<0.001			
4/1/2014	<0.001						
4/21/2014		<0.001	<0.001	<0.001			
9/30/2014		<0.001	<0.001	<0.001			
10/1/2014	<0.001						
3/31/2015	<0.001						
4/3/2015		<0.001	<0.001	<0.001			

ND substitution: RL or RL/2 if <15% NDs.

Time Series

Constituent: Lead (mg/L) Analysis Run 9/8/2024 3:35 PM View: Descriptive

Plant Bowen Client: Southern Company Data: Bowen 1, 2, 9, and 10

	GWC-13RZ	GWC-14Z	GWC-15R	GWC-15Z	GWC-44	GWC-45	GWC-45R
10/6/2015				<0.001			
10/7/2015		<0.001	<0.001				
10/14/2015	<0.001						
3/16/2016					<0.001	<0.001	<0.001
4/4/2016	<0.001						
4/5/2016		<0.001	<0.001	<0.001			
5/16/2016					<0.001	<0.001 (D)	<0.001 (D)
5/31/2016			<0.001	<0.001			
6/1/2016	<0.001	<0.001					
7/25/2016					0.0003 (J)	0.0002 (JD)	0.0001 (JD)
8/4/2016			<0.001				
8/9/2016		<0.001					
9/19/2016					0.0002 (J)	0.0004 (JD)	<0.001 (D)
9/29/2016			0.0008 (J)				
11/3/2016					0.0002 (J)		<0.001 (D)
11/4/2016						0.0002 (JD)	
11/23/2016			0.0011 (J)	<0.001			
11/28/2016		<0.001					
1/19/2017					0.0003 (J)		
1/20/2017							<0.001 (D)
1/23/2017						0.0001 (JD)	
2/9/2017		0.0002 (J)					
2/10/2017			<0.001	<0.001			
2/22/2017	0.0003 (J)						
3/28/2017					<0.001 (*)		
3/29/2017						0.0001 (JD)	0.0001 (JD)
4/11/2017	<0.001	<0.001		<0.001			
4/12/2017			<0.001				
6/5/2017					0.0007 (J)		
6/7/2017						0.0001 (J)	8E-05 (J)
6/14/2017		<0.001					
6/15/2017			0.0005 (J)	<0.001			
6/16/2017	<0.001						
7/12/2017	<0.001	<0.001		<0.001			
7/26/2017				<0.001			
7/28/2017	<0.001						
8/10/2017	<0.001						
9/26/2017					0.0004 (J)		
9/27/2017						0.0003 (J)	9E-05 (J)
10/5/2017		<0.001					
10/6/2017	<0.001		0.0004 (J)	<0.001			
3/15/2018					0.00064 (J)	<0.001	<0.001
3/22/2018		<0.001					
3/23/2018	<0.001		0.00028 (J)	<0.001			
9/12/2018					0.00037 (J)		
9/13/2018						<0.001	<0.001
9/19/2018		<0.001	0.00029 (J)	<0.001			
9/20/2018	<0.001						
3/14/2019					0.00077 (J)	<0.001 (D)	<0.001 (D)
3/22/2019	<0.001	<0.001		<0.001			
3/25/2019			0.00047 (J)				
9/11/2019					0.00047 (J)	0.00016 (JD)	<0.001 (D)

ND substitution: RL or RL/2 if <15% NDs.

Time Series

Constituent: Lead (mg/L) Analysis Run 9/8/2024 3:35 PM View: Descriptive

Plant Bowen Client: Southern Company Data: Bowen 1, 2, 9, and 10

	GWC-13RZ	GWC-14Z	GWC-15R	GWC-15Z	GWC-44	GWC-45	GWC-45R
9/17/2019		<0.001	0.00016 (J)	<0.001			
9/18/2019	4.8E-05 (X)						
3/10/2020					0.00066 (J)	0.00014 (J)	<0.001
3/13/2020		<0.001	0.00037 (J)	4.8E-05 (J)			
3/17/2020	<0.001						
9/11/2020						0.00012 (J)	<0.001
9/15/2020					0.00045 (J)		
9/21/2020		0.00023 (J)	0.00093 (J)	7.5E-05 (J)			
9/22/2020	7.1E-05 (J)						
3/11/2021					0.00053 (J)	0.00012 (J)	4.5E-05 (J)
3/18/2021		<0.001	0.00036 (J)	4E-05 (J)			
3/19/2021	7.4E-05 (J)						
8/4/2021					<0.001		
8/6/2021						<0.001	<0.001
8/11/2021		<0.001	<0.001	<0.001			
8/12/2021	<0.001						
1/31/2022					<0.001		
2/1/2022						<0.001	<0.001
2/4/2022	<0.001	<0.001	<0.001				
2/7/2022				<0.001			
8/12/2022						<0.001	<0.001
8/15/2022					<0.001		
8/18/2022		<0.001					
8/19/2022	<0.001		<0.001	<0.001			
2/14/2023					<0.001	<0.001	<0.001
2/22/2023	<0.001	<0.001	<0.001	<0.001			
7/26/2023					0.0002 (J)	<0.001	<0.001
8/1/2023		<0.001		<0.001			
8/2/2023	<0.001		0.00024 (J)				
2/20/2024					0.00041 (J)	0.00021 (J)	<0.001
2/28/2024	<0.001	<0.001	0.00023 (J)	<0.001			
8/5/2024						<0.001	<0.001
8/6/2024					0.00022 (J)		
8/13/2024	<0.001	<0.001	0.00023 (J)	<0.001			

ND substitution: RL or RL/2 if <15% NDs.

Time Series

Constituent: Lead (mg/L) Analysis Run 9/8/2024 3:35 PM View: Descriptive

Plant Bowen Client: Southern Company Data: Bowen 1, 2, 9, and 10

	GWC-46R	GWC-47	GWC-47R	GWC-48	GWC-49R	GWC-49Z	GWC-5
8/23/2007							<0.001
10/25/2007							<0.001
11/19/2007							<0.001
1/23/2008							<0.001
3/11/2008							<0.001
5/12/2008							<0.001
12/11/2008							<0.001
4/15/2009							<0.001
10/9/2009							<0.001
5/4/2010							<0.001
10/12/2010							<0.001
4/28/2011							<0.001
10/19/2011							<0.001
5/2/2012							<0.001
10/9/2012							<0.001
4/11/2013							<0.001
10/16/2013							<0.001
4/23/2014							<0.001
10/3/2014							<0.001
3/31/2015							<0.001
10/12/2015							<0.001
3/10/2016	<0.001	<0.001	<0.001	<0.001			
3/17/2016					<0.001	<0.001	
3/28/2016							<0.001
5/17/2016	<0.001			<0.001			
5/18/2016		<0.001	<0.001		<0.001	<0.001	
5/25/2016							<0.001
7/26/2016	<0.001						
7/27/2016		9E-05 (J)	9E-05 (J)	<0.001	<0.001		
7/28/2016						0.0002 (J)	
8/1/2016							<0.001
9/20/2016	<0.001	0.0003 (J)	0.0001 (J)	0.0002 (J)			
9/21/2016					<0.001	<0.001 (*)	
9/27/2016							<0.001
11/4/2016	<0.001		<0.001	<0.001	<0.001		
11/7/2016		<0.001				<0.001	
11/11/2016							<0.001
1/20/2017	<0.001		<0.001				
1/23/2017		<0.001		<0.001			
1/24/2017					<0.001	0.0002 (J)	
1/31/2017							<0.001
3/28/2017	<0.001			<0.001 (*)			
3/29/2017		<0.001	<0.001		<0.001		
3/30/2017						<0.001	
4/3/2017							<0.001
6/7/2017	<0.001						
6/8/2017		0.0001 (J)	<0.001	<0.001	<0.001		
6/9/2017						<0.001	
6/12/2017							<0.001
9/27/2017		<0.001	<0.001				
9/29/2017	<0.001			<0.001	<0.001	<0.001	
10/3/2017							<0.001

ND substitution: RL or RL/2 if <15% NDs.

Time Series

Constituent: Lead (mg/L) Analysis Run 9/8/2024 3:35 PM View: Descriptive

Plant Bowen Client: Southern Company Data: Bowen 1, 2, 9, and 10

	GWC-46R	GWC-47	GWC-47R	GWC-48	GWC-49R	GWC-49Z	GWC-5
3/15/2018	<0.001	<0.001		<0.001	<0.001	<0.001	
3/16/2018			<0.001				
3/19/2018							<0.001
9/13/2018	<0.001	<0.001	<0.001	<0.001	<0.001		
9/14/2018						<0.001	
9/17/2018							<0.001
3/15/2019		<0.001		<0.001			
3/18/2019	<0.001				<0.001		
3/19/2019			<0.001			<0.001	
3/20/2019							<0.001
9/11/2019	<0.001		8.5E-05 (J)	0.002529 (JD)	<0.001	8.2E-05 (J)	
9/12/2019		<0.001					
9/16/2019							<0.001
3/9/2020		5.8E-05 (J)	8E-05 (J)	<0.001		0.00017 (J)	
3/10/2020	<0.001						
3/11/2020					<0.001		
3/16/2020							5.1E-05 (J)
9/11/2020					<0.001		
9/14/2020	<0.001	<0.001		<0.001		7.8E-05 (J)	
9/15/2020			<0.001				
9/16/2020							<0.001
3/11/2021	<0.001	4.8E-05 (J)	<0.001	<0.001			
3/15/2021					<0.001	4.6E-05 (J)	
3/17/2021							<0.001
8/4/2021				<0.001			
8/5/2021	<0.001	<0.001	<0.001			<0.001	
8/9/2021							<0.001
8/11/2021					<0.001		
1/31/2022	<0.001			<0.001			
2/1/2022		<0.001	<0.001		<0.001	<0.001	
2/2/2022							<0.001
8/15/2022	<0.001	<0.001	<0.001	<0.001	<0.001	<0.001	
8/16/2022							<0.001
2/14/2023	<0.001	<0.001	<0.001	<0.001	<0.001	<0.001	
2/20/2023							<0.001
7/26/2023	<0.001			<0.001			
7/27/2023		<0.001	<0.001		<0.001	<0.001	
7/28/2023							<0.001
2/21/2024	<0.001	<0.001	<0.001	<0.001	<0.001	<0.001	
2/26/2024							<0.001
8/5/2024	<0.001	<0.001	<0.001	<0.001			
8/6/2024					<0.001	<0.001	
8/8/2024							<0.001

ND substitution: RL or RL/2 if <15% NDs.

Time Series

Constituent: Lead (mg/L) Analysis Run 9/8/2024 3:35 PM View: Descriptive

Plant Bowen Client: Southern Company Data: Bowen 1, 2, 9, and 10

	GWC-6	GWC-6RZ	GWC-7Z	GWC-8RR	GWC-8Z	GWC-9
8/22/2007	<0.001					
8/23/2007						<0.001
10/25/2007	<0.001					
11/1/2007						<0.001
11/19/2007						<0.001
11/20/2007	<0.001					
1/15/2008						<0.001
1/23/2008	<0.001					
3/6/2008						<0.001
3/11/2008	<0.001					
5/13/2008						<0.001
5/14/2008	<0.001					
12/11/2008	<0.001					
12/12/2008						<0.001
4/16/2009						<0.001
4/23/2009	<0.001					
10/9/2009	<0.001					
10/13/2009						<0.001
4/21/2010						<0.001
5/4/2010	<0.001					
9/29/2010						<0.001
10/11/2010	<0.001					
4/13/2011						<0.001
4/26/2011	<0.001					
10/5/2011						<0.001
10/18/2011	<0.001			<0.001		
4/4/2012						0.0012
4/30/2012				<0.001		
5/2/2012	<0.001					
10/3/2012				<0.001		
10/8/2012	<0.001					<0.001
4/8/2013				<0.001		<0.001
4/10/2013	<0.001					
10/8/2013	<0.001					
10/9/2013				<0.001		<0.001
4/9/2014						<0.001
4/10/2014				<0.001		
4/14/2014	<0.001					
9/30/2014						<0.001
10/2/2014				<0.001		
10/3/2014	<0.001					
4/1/2015	<0.001					
4/2/2015						<0.001
4/3/2015				<0.001		
5/26/2015		<0.001			<0.001	
6/18/2015		<0.001 (D)			<0.001 (D)	
7/2/2015		<0.001			<0.001	
10/8/2015				<0.001	<0.001	
10/9/2015	<0.001	<0.001				
10/10/2015						<0.001 (D)
3/22/2016					<0.001	
3/29/2016	<0.001	<0.001				

ND substitution: RL or RL/2 if <15% NDs.

Time Series

Constituent: Lead (mg/L) Analysis Run 9/8/2024 3:35 PM View: Descriptive

Plant Bowen Client: Southern Company Data: Bowen 1, 2, 9, and 10

	GWC-6	GWC-6RZ	GWC-7Z	GWC-8RR	GWC-8Z	GWC-9
3/30/2016				<0.001		<0.001
5/24/2016	<0.001	<0.001		<0.001		
5/25/2016					<0.001	
5/26/2016						<0.001
5/31/2016			<0.001			
8/1/2016	<0.001	<0.001				
8/2/2016			0.0001 (J)	<0.001	0.0002 (J)	
8/5/2016						0.0001 (J)
9/26/2016	0.0003 (J)	<0.001			0.0001 (J)	
9/27/2016			0.0001 (J)	<0.001		
9/28/2016						0.0002 (J)
11/14/2016		<0.001				
11/18/2016	<0.001					
11/21/2016			0.0001 (J)		0.0001 (J)	0.0002 (J)
11/22/2016				<0.001		
2/1/2017	<0.001	<0.001	0.0001 (J)			
2/3/2017					0.0002 (J)	
2/6/2017				<0.001		0.0001 (J)
4/6/2017	7E-05 (J)	7E-05 (J)	0.0002 (J)	0.0001 (J)		0.0001 (J)
4/7/2017					0.0002 (J)	
6/13/2017	<0.001	8E-05 (J)	<0.001		0.0002 (J)	8E-05 (J)
6/14/2017				<0.001		
7/14/2017			<0.001			
10/3/2017	<0.001	<0.001	9E-05 (J)		0.0002 (J)	<0.001
10/4/2017				<0.001		
3/19/2018	<0.001					
3/20/2018		<0.001	<0.001		0.00042 (J)	<0.001
3/21/2018				<0.001		
9/17/2018	<0.001	<0.001				
9/18/2018			<0.001	<0.001	<0.001	<0.001 (D)
3/21/2019	<0.001	<0.001	<0.001			<0.001
3/27/2019				<0.001		
5/6/2019					0.00032 (J)	
9/13/2019			<0.001			
9/16/2019	0.0001 (J)	<0.001		<0.001 (D)	5.4E-05 (J)	6.1E-05 (J)
3/12/2020	0.0001 (J)	7E-05 (J)	8.2E-05 (J)	5.6E-05 (J)		0.00016 (J)
3/16/2020					0.00016 (J)	
9/16/2020	0.00012 (J)	<0.001	0.00011 (J)			
9/17/2020				8E-05 (J)	6.5E-05 (J)	7.9E-05 (J)
3/17/2021	7.4E-05 (J)	<0.001	4.9E-05 (J)	<0.001		
3/18/2021					0.00011 (J)	0.0001 (J)
8/10/2021	<0.001	<0.001	<0.001	<0.001	<0.001	<0.001
2/2/2022	<0.001	<0.001	<0.001	<0.001	<0.001	<0.001
8/17/2022	<0.001	<0.001	<0.001	<0.001	<0.001	<0.001
2/17/2023	<0.001	<0.001				
2/20/2023			<0.001		<0.001	
2/21/2023				<0.001		<0.001
7/28/2023		<0.001				
7/31/2023	<0.001		<0.001	<0.001	<0.001	<0.001
2/26/2024	<0.001	<0.001	<0.001		<0.001	
2/27/2024				<0.001		<0.001
8/8/2024	<0.001	<0.001	<0.001			

ND substitution: RL or RL/2 if <15% NDs.

Time Series

Constituent: Lead (mg/L) Analysis Run 9/8/2024 3:35 PM View: Descriptive

Plant Bowen Client: Southern Company Data: Bowen 1, 2, 9, and 10

	GWC-6	GWC-6RZ	GWC-7Z	GWC-8RR	GWC-8Z	GWC-9
8/12/2024				<0.001	<0.001	<0.001

ND substitution: RL or RL/2 if <15% NDs.

Time Series

Constituent: Mercury (mg/L) Analysis Run 9/8/2024 3:35 PM View: Descriptive

Plant Bowen Client: Southern Company Data: Bowen 1, 2, 9, and 10

	GWA-1 (bg)	GWA-2 (bg)	GWA-2R (bg)	GWA-39RZ (bg)	GWA-39Z (bg)	GWA-3A (bg)	GWA-40 (bg)
8/23/2007	<0.0005	<0.0005	<0.0005			<0.0005	
10/23/2007	<0.0005						
10/24/2007		<0.0005	<0.0005				
11/2/2007						<0.0005	
11/18/2007	<0.0005	<0.0005	<0.0005			<0.0005	
1/30/2008	<0.0005						
1/31/2008		<0.0005	<0.0005			<0.0005	
3/10/2008	<0.0005		<0.0005				
3/11/2008		<0.0005				<0.0005	
5/6/2008		0.000175					
5/13/2008	<0.0005		<0.0005				
5/14/2008						<0.0005	
12/4/2008		<0.0005	<0.0005				
12/5/2008	<0.0005					<0.0005	
4/15/2009	<0.0005					<0.0005	
4/21/2009		<0.0005	<0.0005				
10/7/2009	<0.0005	<0.0005					
10/8/2009			<0.0005			<0.0005	
4/21/2010			<0.0005				
4/26/2010		<0.0005					
4/28/2010						<0.0005	
5/3/2010	<0.0005						
9/28/2010			<0.0005				
10/4/2010		<0.0005					
10/6/2010						<0.0005	
10/12/2010	<0.0005						
4/12/2011			<0.0005				
4/13/2011		<0.0005					
4/21/2011						<0.0005	
4/27/2011	<0.0005						
10/4/2011			<0.0005				
10/5/2011		<0.0005					
10/13/2011						<0.0005	
10/17/2011	<0.0005						
4/3/2012			<0.0005				
4/11/2012		<0.0005					
5/1/2012						<0.0005	
5/2/2012	<0.0005						
10/8/2012	<0.0005						
10/9/2012		<0.0005	<0.0005			<0.0005	
4/11/2013			<0.0005			<0.0005	
4/12/2013	<0.0005						
4/15/2013		<0.0005					
10/15/2013		<0.0005					
10/16/2013	<0.0005		<0.0005			<0.0005	
4/10/2014			<0.0005				
4/11/2014	<0.0005						
4/22/2014		<0.0005					
4/23/2014						<0.0005	
9/30/2014	<0.0005	<0.0005	<0.0005				
10/4/2014						<0.0005	
3/30/2015	<0.0005	<0.0005	<0.0005				

ND substitution: RL or RL/2 if <15% NDs.

Time Series

Constituent: Mercury (mg/L) Analysis Run 9/8/2024 3:35 PM View: Descriptive

Plant Bowen Client: Southern Company Data: Bowen 1, 2, 9, and 10

	GWA-1 (bg)	GWA-2 (bg)	GWA-2R (bg)	GWA-39RZ (bg)	GWA-39Z (bg)	GWA-3A (bg)	GWA-40 (bg)
3/31/2015						<0.0005	
10/12/2015						<0.0005	
10/13/2015	<0.0005	<0.0005	<0.0005				
3/14/2016					<0.0005		
3/15/2016							<0.0005
3/22/2016	<0.0005						
3/23/2016		<0.0005	<0.0005			<0.0005	
5/11/2016					<0.0005		<0.0005
5/16/2016				<0.0005 (D)			
5/19/2016	<0.0005		<0.0005				
5/20/2016		<0.0005					
5/23/2016						<0.0005	
7/19/2016					<0.0005		
7/21/2016							<0.0005
7/27/2016				<0.0005 (D)			
7/29/2016	<0.0005	<0.0005	<0.0005			<0.0005	
9/15/2016					<0.0005		<0.0005
9/22/2016			<0.0005			<0.0005	
9/23/2016	<0.0005	<0.0005					
11/2/2016					<0.0005		
11/3/2016							<0.0005
11/9/2016	<0.0005	<0.0005					
11/10/2016			<0.0005			<0.0005	
1/17/2017							<0.0005
1/18/2017					<0.0005		
1/30/2017	<0.0005						
1/31/2017		<0.0005	<0.0005			<0.0005	
2/21/2017				<0.0005			
3/24/2017							<0.0005
3/27/2017				<0.0005 (D)			
3/28/2017					<0.0005		
3/30/2017	<0.0005	<0.0005				<0.0005	
4/3/2017			<0.0005				
5/24/2017							<0.0005
6/7/2017					<0.0005		
6/8/2017				<0.0005 (D)			
6/9/2017	<0.0005		<0.0005				
6/12/2017		<0.0005				<0.0005	
7/17/2017				<0.0005 (D)			
7/27/2017				<0.0005			
8/9/2017				<0.0005			
9/26/2017					<0.0005		<0.0005
9/29/2017				<0.0005 (D)			
10/2/2017	<0.0005	<0.0005	<0.0005				
10/4/2017						<0.0005	
3/14/2018					<0.0005		<0.0005
3/16/2018	<0.0005		<0.0005	<0.0005			
3/19/2018		<0.0005				<0.0005	
9/12/2018					<0.0005		3.8E-05 (J)
9/14/2018		<0.0005	<0.0005	4.1E-05 (J)			
9/17/2018	<0.0005 (D)					<0.0005	
3/13/2019							<0.0005

Time Series

Constituent: Mercury (mg/L) Analysis Run 9/8/2024 3:35 PM View: Descriptive

Plant Bowen Client: Southern Company Data: Bowen 1, 2, 9, and 10

	GWA-1 (bg)	GWA-2 (bg)	GWA-2R (bg)	GWA-39RZ (bg)	GWA-39Z (bg)	GWA-3A (bg)	GWA-40 (bg)
3/14/2019				<0.0005			
3/15/2019					<0.0005		
3/19/2019			<0.0005				
3/20/2019	<0.0005	<0.0005				<0.0005	
9/9/2019					<0.0005		<0.0005
9/12/2019	<0.0005	<0.0005 (D)					
9/13/2019			<0.0005			<0.0005	
3/9/2020				<0.0005	<0.0005		<0.0005
3/11/2020	<0.0005	<0.0005	<0.0005			<0.0005	
9/10/2020					<0.0005		
9/11/2020							<0.0005
9/15/2020	<0.0005	<0.0005	<0.0005				
9/16/2020				<0.0005			
3/10/2021							<0.0005
3/12/2021					<0.0005		
3/16/2021	<0.0005		<0.0005	<0.0005			
3/17/2021		<0.0005					
3/29/2021						<0.0005	
8/4/2021					0.00012 (J)		9.4E-05 (J)
8/6/2021				<0.0005			
8/9/2021	<0.0005	<0.0005	<0.0005			<0.0005	
1/31/2022					<0.0005		<0.0005
2/1/2022	<0.0005	<0.0005	<0.0005				
2/2/2022				<0.0005		<0.0005	
8/10/2022					<0.0005		
8/12/2022							<0.0005
8/16/2022	<0.0005	<0.0005	<0.0005	<0.0005		<0.0005	
2/13/2023					<0.0005		<0.0005
2/14/2023				<0.0005			
2/16/2023	0.00017 (J)	0.00013 (J)	<0.0005				
2/17/2023						0.00013 (J)	
7/25/2023				<0.0005			
7/26/2023					<0.0005		<0.0005
7/27/2023	<0.0005	<0.0005	<0.0005				
8/1/2023						<0.0005	
2/19/2024				<0.0005	<0.0005		<0.0005
2/22/2024	<0.0005	<0.0005				<0.0005	
2/26/2024			<0.0005				
8/1/2024				<0.0005	<0.0005		<0.0005
8/6/2024			<0.0005				
8/7/2024	<0.0005	<0.0005					
8/8/2024						<0.0005	

ND substitution: RL or RL/2 if <15% NDs.

Time Series

Constituent: Mercury (mg/L) Analysis Run 9/8/2024 3:35 PM View: Descriptive

Plant Bowen Client: Southern Company Data: Bowen 1, 2, 9, and 10

	GWA-41 (bg)	GWA-41R (bg)	GWA-42 (bg)	GWA-43 (bg)	GWA-43R (bg)	GWA-4RZ (bg)	GWA-50 (bg)
12/12/2008							<0.0005
4/23/2009							<0.0005
10/6/2009							<0.0005
4/27/2010							<0.0005
9/30/2010							<0.0005
4/14/2011							<0.0005
10/5/2011							<0.0005
4/11/2012							<0.0005
10/2/2012							<0.0005
4/9/2013							<0.0005
10/15/2013							<0.0005
4/10/2014							<0.0005
10/1/2014							<0.0005
3/30/2015							2.02E-05 (J)
10/11/2015							<0.0005
3/11/2016			<0.0005	<0.0005	<0.0005		
3/15/2016	<0.0005	<0.0005					
3/28/2016							<0.0005
5/12/2016	<0.0005						
5/13/2016		<0.0005		<0.0005	<0.0005		
5/16/2016			<0.0005				
5/23/2016							<0.0005
7/19/2016				<0.0005	<0.0005		
7/20/2016	<0.0005						
7/21/2016		<0.0005					
7/22/2016			<0.0005				
8/1/2016							<0.0005
9/15/2016	<0.0005						
9/16/2016				<0.0005	<0.0005		
9/19/2016			<0.0005				
9/21/2016		<0.0005					
9/26/2016							<0.0005
11/2/2016				<0.0005	<0.0005		
11/3/2016	<0.0005	<0.0005	<0.0005				
11/10/2016							<0.0005
1/17/2017		<0.0005	<0.0005				
1/18/2017	<0.0005			<0.0005	<0.0005		
1/30/2017							<0.0005
2/22/2017						<0.0005	
3/24/2017	<0.0005						
3/27/2017		<0.0005	<0.0005				
3/28/2017				<0.0005	<0.0005		
4/7/2017						<0.0005	<0.0005
6/6/2017	<0.0005	<0.0005		<0.0005	<0.0005		
6/7/2017			<0.0005				
6/12/2017							<0.0005
6/14/2017						0.000286 (JD)	
7/12/2017						<0.0005 (D)	
7/20/2017						<0.0005 (D)	
7/28/2017						<0.0005	
8/9/2017						<0.0005	
8/24/2017						<0.0005	

ND substitution: RL or RL/2 if <15% NDs.

Time Series

Constituent: Mercury (mg/L) Analysis Run 9/8/2024 3:35 PM View: Descriptive

Plant Bowen Client: Southern Company Data: Bowen 1, 2, 9, and 10

	GWA-41 (bg)	GWA-41R (bg)	GWA-42 (bg)	GWA-43 (bg)	GWA-43R (bg)	GWA-4RZ (bg)	GWA-50 (bg)
9/22/2017				<0.0005	<0.0005		
9/25/2017	<0.0005	<0.0005					
9/26/2017			<0.0005				
10/2/2017							<0.0005
10/3/2017						<0.0005 (D)	
3/14/2018	<0.0005	<0.0005	<0.0005	<0.0005			
3/15/2018					<0.0005		
3/16/2018							<0.0005
3/21/2018						<0.0005	
9/12/2018	<0.0005	<0.0005		<0.0005	3.9E-05 (J)		
9/14/2018			3.8E-05 (J)				
9/17/2018							<0.0005
9/18/2018						<0.0005	
3/13/2019				<0.0005	<0.0005		
3/14/2019	<0.0005	<0.0005	<0.0005				
3/19/2019							<0.0005
3/21/2019						<0.0005 (D)	
9/10/2019	<0.0005 (D)	<0.0005	<0.0005				
9/11/2019				<0.0005	<0.0005		
9/12/2019						<0.0005 (D)	
9/13/2019							<0.0005
3/6/2020	<0.0005		<0.0005				
3/9/2020		<0.0005		<0.0005	<0.0005		
3/11/2020							<0.0005
3/12/2020						<0.0005	
9/10/2020	<0.0005	<0.0005	<0.0005				
9/11/2020				<0.0005			
9/14/2020					<0.0005		
9/16/2020							<0.0005
9/17/2020						<0.0005	
3/10/2021		<0.0005					
3/11/2021	<0.0005		<0.0005	<0.0005	<0.0005		
3/16/2021						<0.0005	
3/17/2021							<0.0005
8/4/2021	9E-05 (J)	9.4E-05 (J)	8E-05 (J)				
8/5/2021					9.6E-05 (J)		
8/6/2021				<0.0005			
8/9/2021							<0.0005
8/10/2021						<0.0005	
1/31/2022	<0.0005	<0.0005	<0.0005	<0.0005	<0.0005		
2/1/2022							<0.0005
2/3/2022						<0.0005	
8/10/2022			<0.0005		<0.0005		
8/11/2022	<0.0005	<0.0005		<0.0005			
8/16/2022							<0.0005
8/17/2022						<0.0005	
2/13/2023	0.00017 (J)	0.00013 (J)	0.00014 (J)		<0.0005		
2/14/2023				<0.0005			
2/16/2023							<0.0005
2/17/2023						<0.0005	
7/25/2023	<0.0005	<0.0005		<0.0005	<0.0005		
7/26/2023			<0.0005				

ND substitution: RL or RL/2 if <15% NDs.

Time Series

Constituent: Mercury (mg/L) Analysis Run 9/8/2024 3:35 PM View: Descriptive

Plant Bowen Client: Southern Company Data: Bowen 1, 2, 9, and 10

	GWA-41 (bg)	GWA-41R (bg)	GWA-42 (bg)	GWA-43 (bg)	GWA-43R (bg)	GWA-4RZ (bg)	GWA-50 (bg)
7/28/2023						<0.0005	<0.0005
2/19/2024	<0.0005	<0.0005					
2/20/2024			<0.0005	<0.0005	<0.0005		
2/22/2024							<0.0005
2/27/2024						<0.0005	
8/1/2024	<0.0005	<0.0005	<0.0005				
8/2/2024				<0.0005	<0.0005		
8/8/2024						<0.0005	<0.0005

ND substitution: RL or RL/2 if <15% NDs.

Time Series

Constituent: Mercury (mg/L) Analysis Run 9/8/2024 3:35 PM View: Descriptive

Plant Bowen Client: Southern Company Data: Bowen 1, 2, 9, and 10

	GWA-50R (bg)	GWC-10	GWC-10R	GWC-11	GWC-11R	GWC-12	GWC-13
8/21/2007		<0.0005	<0.0005	<0.0005	<0.0005	<0.0005	<0.0005
11/1/2007		<0.0005	<0.0005	<0.0005	<0.0005	<0.0005	<0.0005
11/18/2007				<0.0005	<0.0005		
11/19/2007						<0.0005	<0.0005
11/20/2007		<0.0005	<0.0005				
1/16/2008						<0.0005	
1/30/2008		<0.0005	<0.0005	<0.0005	<0.0005		
1/31/2008							<0.0005
3/5/2008				<0.0005		<0.0005	<0.0005
3/6/2008		<0.0005	<0.0005		<0.0005		
5/7/2008				0.000181	<0.0005		
5/8/2008			<0.0005				
5/12/2008		<0.0005					<0.0005
5/13/2008						<0.0005	
12/12/2008	<0.0005						
12/13/2008		<0.0005				<0.0005	<0.0005
12/14/2008			<0.0005	<0.0005	<0.0005		
4/16/2009						<0.0005	
4/23/2009	<0.0005						
4/28/2009							<0.0005
4/29/2009		<0.0005	<0.0005	<0.0005	<0.0005		
10/6/2009	<0.0005						
10/20/2009		<0.0005					
10/21/2009			<0.0005			<0.0005	<0.0005
10/22/2009				<0.0005	<0.0005		
4/21/2010			<0.0005	<0.0005	<0.0005		
4/26/2010		<0.0005					
4/27/2010						<0.0005	
4/28/2010							<0.0005
5/3/2010	<0.0005						
9/28/2010			<0.0005	<0.0005			
9/29/2010		<0.0005			<0.0005		
10/5/2010						<0.0005	<0.0005
10/11/2010	<0.0005						
4/12/2011			<0.0005	<0.0005			
4/13/2011		<0.0005			<0.0005		
4/19/2011						<0.0005	<0.0005
4/27/2011	<0.0005						
10/4/2011			<0.0005	<0.0005	<0.0005		
10/5/2011		<0.0005					
10/12/2011						<0.0005	
10/18/2011							<0.0005
10/19/2011	<0.0005						
4/3/2012			<0.0005	<0.0005			
4/4/2012		<0.0005			<0.0005		
4/24/2012						<0.0005	
4/25/2012							<0.0005
5/1/2012	<0.0005						
10/2/2012	<0.0005					<0.0005	<0.0005
10/3/2012		<0.0005		<0.0005	<0.0005		
10/8/2012			<0.0005				
4/2/2013						<0.0005	<0.0005

ND substitution: RL or RL/2 if <15% NDs.

Time Series

Constituent: Mercury (mg/L) Analysis Run 9/8/2024 3:35 PM View: Descriptive

Plant Bowen Client: Southern Company Data: Bowen 1, 2, 9, and 10

	GWA-50R (bg)	GWC-10	GWC-10R	GWC-11	GWC-11R	GWC-12	GWC-13
4/3/2013		<0.0005	<0.0005	<0.0005	<0.0005		
4/10/2013	<0.0005						
10/8/2013							<0.0005
10/9/2013				<0.0005	<0.0005	<0.0005	
10/15/2013		<0.0005	<0.0005				
10/16/2013	<0.0005						
4/1/2014						0.0002 (J)	0.0002 (J)
4/2/2014				0.0002 (J)	<0.0005		
4/9/2014		<0.0005	<0.0005				
4/22/2014	<0.0005						
10/1/2014	<0.0005						<0.0005
10/2/2014		<0.0005	<0.0005	<0.0005	<0.0005	<0.0005	
3/30/2015	<0.0005						
4/1/2015				<0.0005	<0.0005	<0.0005	<0.0005
4/2/2015		<0.0005	<0.0005				
10/10/2015		<0.0005					
10/11/2015	<0.0005			<0.0005	<0.0005		
10/12/2015			<0.0005				
10/14/2015						<0.0005	
10/15/2015							<0.0005
3/28/2016	<0.0005						
3/31/2016		<0.0005	<0.0005				
4/4/2016				<0.0005	<0.0005	<0.0005	<0.0005
5/25/2016	<0.0005						
5/26/2016		<0.0005	<0.0005	<0.0005	<0.0005		
5/27/2016						<0.0005	
5/31/2016							<0.0005
8/1/2016	<0.0005						
8/3/2016			<0.0005	<0.0005		<0.0005	
8/4/2016					<0.0005		<0.0005
8/5/2016		<0.0005					
9/26/2016	<0.0005						
9/28/2016		<0.0005	<0.0005	<0.0005	<0.0005		
9/29/2016							<0.0005
9/30/2016						<0.0005	
11/11/2016	<0.0005						
11/22/2016		<0.0005	<0.0005	<0.0005	<0.0005	8E-05 (J)	
11/28/2016							<0.0005
1/30/2017	<0.0005						
2/7/2017		<0.0005	<0.0005				
2/8/2017				<0.0005	<0.0005		
2/9/2017							<0.0005
2/13/2017						<0.0005	
4/3/2017	<0.0005						
4/10/2017		<0.0005	<0.0005	<0.0005	<0.0005		
4/11/2017						<0.0005	
4/12/2017							<0.0005
6/12/2017	<0.0005						
6/14/2017		<0.0005	<0.0005			<0.0005	
6/15/2017				<0.0005	<0.0005		
6/16/2017							<0.0005
10/2/2017	<0.0005						

ND substitution: RL or RL/2 if <15% NDs.

Time Series

Constituent: Mercury (mg/L) Analysis Run 9/8/2024 3:35 PM View: Descriptive

Plant Bowen Client: Southern Company Data: Bowen 1, 2, 9, and 10

	GWA-50R (bg)	GWC-10	GWC-10R	GWC-11	GWC-11R	GWC-12	GWC-13
10/4/2017		<0.0005	<0.0005	<0.0005	<0.0005	<0.0005	
10/9/2017							<0.0005
3/16/2018	<0.0005						
3/20/2018		<0.0005					
3/21/2018			<0.0005	<0.0005			<0.0005
3/22/2018					<0.0005	<0.0005	
9/18/2018	<0.0005	<0.0005	<0.0005	<0.0005	<0.0005	<0.0005	
9/19/2018							<0.0005
3/19/2019	<0.0005						
3/22/2019		<0.0005	<0.0005				
3/23/2019				<0.0005	<0.0005	<0.0005	<0.0005
9/12/2019	<0.0005						
9/17/2019		<0.0005	<0.0005	<0.0005	<0.0005	<0.0005 (D)	
9/18/2019							<0.0005
3/11/2020	<0.0005						
3/12/2020		<0.0005	<0.0005	<0.0005	<0.0005	<0.0005	
3/13/2020							<0.0005
9/15/2020	<0.0005						
9/17/2020		<0.0005	<0.0005				
9/21/2020				<0.0005	<0.0005	<0.0005	
9/22/2020							<0.0005
3/17/2021	<0.0005						
3/18/2021		<0.0005	<0.0005				<0.0005
3/19/2021				<0.0005	<0.0005	<0.0005	
8/9/2021	<0.0005						
8/10/2021		<0.0005					
8/11/2021			<0.0005	<0.0005	<0.0005	<0.0005	<0.0005
2/2/2022	<0.0005					<0.0005	
2/4/2022		<0.0005	<0.0005	<0.0005	<0.0005		
2/17/2022							<0.0005
8/17/2022	<0.0005	<0.0005					
8/18/2022			<0.0005	<0.0005	<0.0005	<0.0005	<0.0005
2/16/2023	<0.0005						
2/20/2023		0.00028 (J)	0.0003 (J)	0.00019 (J)	0.00016 (J)		
2/21/2023						<0.0005	
2/22/2023							<0.0005
7/28/2023	<0.0005						
7/31/2023		<0.0005	<0.0005				
8/1/2023				<0.0005	<0.0005	<0.0005	<0.0005
2/22/2024	<0.0005						
2/27/2024		<0.0005	<0.0005			<0.0005	<0.0005
2/28/2024				<0.0005	<0.0005		
8/8/2024	<0.0005						
8/12/2024		<0.0005	<0.0005		<0.0005	<0.0005	<0.0005
8/13/2024				<0.0005			

ND substitution: RL or RL/2 if <15% NDs.

Time Series

Constituent: Mercury (mg/L) Analysis Run 9/8/2024 3:35 PM View: Descriptive

Plant Bowen Client: Southern Company Data: Bowen 1, 2, 9, and 10

	GWC-13RZ	GWC-14Z	GWC-15R	GWC-15Z	GWC-44	GWC-45	GWC-45R
8/21/2007	<0.0005						
8/23/2007			<0.0005				
8/24/2007		<0.0005		<0.0005			
11/1/2007	<0.0005						
11/2/2007		<0.0005	<0.0005	<0.0005			
11/17/2007		<0.0005	<0.0005				
11/18/2007				<0.0005			
11/19/2007	<0.0005						
1/15/2008		<0.0005	<0.0005	<0.0005			
1/31/2008	<0.0005						
3/5/2008	<0.0005	<0.0005					
3/6/2008			<0.0005				
3/10/2008				<0.0005			
5/7/2008	<0.0005	<0.0005	<0.0005				
5/13/2008				<0.0005			
12/2/2008		<0.0005	<0.0005	<0.0005			
12/12/2008	<0.0005						
4/16/2009		<0.0005					
4/28/2009			<0.0005	<0.0005			
4/29/2009	<0.0005						
10/19/2009			<0.0005				
10/20/2009		<0.0005		<0.0005			
10/21/2009	<0.0005						
4/20/2010		<0.0005					
4/27/2010			<0.0005	<0.0005			
4/28/2010	<0.0005						
9/29/2010		<0.0005					
10/4/2010			<0.0005				
10/5/2010				<0.0005			
10/6/2010	<0.0005						
4/12/2011		<0.0005					
4/18/2011			<0.0005				
4/19/2011				<0.0005			
4/20/2011	<0.0005						
10/4/2011		<0.0005					
10/12/2011	<0.0005		<0.0005	<0.0005			
4/4/2012		<0.0005					
4/23/2012			<0.0005				
4/25/2012	<0.0005			<0.0005			
10/2/2012	<0.0005						
10/10/2012		<0.0005	<0.0005	<0.0005			
4/2/2013	<0.0005						
4/15/2013		<0.0005	<0.0005				
4/16/2013				<0.0005			
10/8/2013	<0.0005						
10/22/2013		<0.0005	<0.0005	<0.0005			
4/1/2014	0.0002 (J)						
4/21/2014		<0.0005	<0.0005	<0.0005			
9/30/2014		<0.0005	<0.0005	<0.0005			
10/1/2014	<0.0005						
3/31/2015	<0.0005						
4/3/2015		<0.0005	<0.0005	<0.0005			

ND substitution: RL or RL/2 if <15% NDs.

Time Series

Constituent: Mercury (mg/L) Analysis Run 9/8/2024 3:35 PM View: Descriptive

Plant Bowen Client: Southern Company Data: Bowen 1, 2, 9, and 10

	GWC-13RZ	GWC-14Z	GWC-15R	GWC-15Z	GWC-44	GWC-45	GWC-45R
10/6/2015				<0.0005			
10/7/2015		<0.0005	<0.0005				
10/14/2015	<0.0005						
3/16/2016					<0.0005	<0.0005	<0.0005
4/4/2016	<0.0005						
4/5/2016		<0.0005	<0.0005	<0.0005			
5/16/2016					<0.0005	<0.0005 (D)	<0.0005 (D)
5/31/2016			<0.0005	<0.0005			
6/1/2016	<0.0005	<0.0005					
7/25/2016					<0.0005	<0.0005 (D)	<0.0005 (D)
8/4/2016			<0.0005				
8/9/2016		<0.0005					
9/19/2016					<0.0005	<0.0005 (D)	<0.0005 (D)
9/29/2016			<0.0005				
11/3/2016					<0.0005		<0.0005 (D)
11/4/2016						<0.0005 (D)	
11/23/2016			5E-05 (J)	6E-05 (J)			
11/28/2016		<0.0005					
1/19/2017					<0.0005		
1/20/2017							<0.0005 (D)
1/23/2017						<0.0005 (D)	
2/9/2017		<0.0005					
2/10/2017			<0.0005	<0.0005			
2/22/2017	<0.0005						
3/28/2017					<0.0005		
3/29/2017						0.000285 (*JD)	0.000285 (*JD)
4/11/2017	<0.0005	<0.0005		<0.0005			
4/12/2017			<0.0005				
6/5/2017					<0.0005		
6/7/2017						<0.0005	<0.0005
6/14/2017		<0.0005					
6/15/2017			<0.0005	<0.0005			
6/16/2017	<0.0005						
7/12/2017	<0.0005	<0.0005		<0.0005			
7/26/2017				<0.0005			
7/28/2017	<0.0005						
8/10/2017	<0.0005						
9/26/2017					<0.0005		
9/27/2017						<0.0005	<0.0005
10/5/2017		<0.0005					
10/6/2017	<0.0005		<0.0005	<0.0005			
3/15/2018					<0.0005	<0.0005	<0.0005
3/22/2018		<0.0005					
3/23/2018	<0.0005		<0.0005	<0.0005			
9/12/2018					<0.0005		
9/13/2018						<0.0005	<0.0005
9/19/2018		<0.0005	<0.0005	<0.0005			
9/20/2018	<0.0005						
3/14/2019					<0.0005	<0.0005 (D)	<0.0005 (D)
3/22/2019	<0.0005	<0.0005		<0.0005			
3/25/2019			<0.0005				
9/11/2019					<0.0005	<0.0005 (D)	<0.0005 (D)

ND substitution: RL or RL/2 if <15% NDs.

Time Series

Constituent: Mercury (mg/L) Analysis Run 9/8/2024 3:35 PM View: Descriptive

Plant Bowen Client: Southern Company Data: Bowen 1, 2, 9, and 10

	GWC-13RZ	GWC-14Z	GWC-15R	GWC-15Z	GWC-44	GWC-45	GWC-45R
9/17/2019		<0.0005	<0.0005	<0.0005			
9/18/2019	<0.0005						
3/10/2020					<0.0005	<0.0005	<0.0005
3/13/2020		<0.0005	<0.0005	<0.0005			
3/17/2020	<0.0005						
9/11/2020						<0.0005	<0.0005
9/15/2020					<0.0005		
9/21/2020		<0.0005	<0.0005	<0.0005			
9/22/2020	<0.0005						
3/11/2021					<0.0005	<0.0005	<0.0005
3/18/2021		<0.0005	<0.0005	<0.0005			
3/19/2021	<0.0005						
8/4/2021					8.7E-05 (J)		
8/6/2021						<0.0005	<0.0005
8/11/2021		<0.0005	<0.0005	<0.0005			
8/12/2021	<0.0005						
1/31/2022					<0.0005		
2/1/2022						<0.0005	<0.0005
2/4/2022	<0.0005	<0.0005	<0.0005				
2/7/2022				<0.0005			
8/12/2022						<0.0005	<0.0005
8/15/2022					<0.0005		
8/18/2022		<0.0005					
8/19/2022	<0.0005		<0.0005	<0.0005			
2/14/2023					<0.0005	<0.0005	<0.0005
2/22/2023	<0.0005	<0.0005	<0.0005	<0.0005			
7/26/2023					<0.0005	<0.0005	<0.0005
8/1/2023		<0.0005		<0.0005			
8/2/2023	<0.0005		<0.0005				
2/20/2024					<0.0005	<0.0005	<0.0005
2/28/2024	<0.0005	<0.0005	<0.0005	<0.0005			
8/5/2024						<0.0005	<0.0005
8/6/2024					<0.0005		
8/13/2024	<0.0005	<0.0005	<0.0005	<0.0005			

ND substitution: RL or RL/2 if <15% NDs.

Time Series

Constituent: Mercury (mg/L) Analysis Run 9/8/2024 3:35 PM View: Descriptive

Plant Bowen Client: Southern Company Data: Bowen 1, 2, 9, and 10

	GWC-46R	GWC-47	GWC-47R	GWC-48	GWC-49R	GWC-49Z	GWC-5
8/23/2007							<0.0005
10/25/2007							<0.0005
11/19/2007							<0.0005
1/23/2008							<0.0005
3/11/2008							<0.0005
5/12/2008							<0.0005
12/11/2008							<0.0005
4/15/2009							<0.0005
10/9/2009							<0.0005
5/4/2010							<0.0005
10/12/2010							<0.0005
4/28/2011							<0.0005
10/19/2011							<0.0005
5/2/2012							<0.0005
10/9/2012							<0.0005
4/11/2013							<0.0005
10/16/2013							<0.0005
4/23/2014							<0.0005
10/3/2014							3.71E-05 (J)
3/31/2015							<0.0005
10/12/2015							<0.0005
3/10/2016	<0.0005	<0.0005	<0.0005	<0.0005			
3/17/2016					<0.0005	<0.0005	
3/28/2016							<0.0005
5/17/2016	<0.0005			<0.0005			
5/18/2016		<0.0005	<0.0005		<0.0005	<0.0005	
5/25/2016							<0.0005
7/26/2016	<0.0005						
7/27/2016		<0.0005	<0.0005	<0.0005	<0.0005		
7/28/2016						<0.0005	
8/1/2016							<0.0005
9/20/2016	<0.0005	<0.0005	<0.0005	<0.0005			
9/21/2016					<0.0005	<0.0005	
9/27/2016							<0.0005
11/4/2016	<0.0005		<0.0005	<0.0005	<0.0005		
11/7/2016		<0.0005				<0.0005	
11/11/2016							<0.0005
1/20/2017	<0.0005		<0.0005				
1/23/2017		<0.0005		<0.0005			
1/24/2017					5E-05 (J)	5E-05 (J)	
1/31/2017							<0.0005
3/28/2017	<0.0005			<0.0005			
3/29/2017		<0.0005 (*)	<0.0005 (*)		<0.0005 (*)		
3/30/2017						<0.0005 (*)	
4/3/2017							<0.0005
6/7/2017	<0.0005						
6/8/2017		<0.0005	<0.0005	<0.0005	<0.0005		
6/9/2017						<0.0005	
6/12/2017							<0.0005
9/27/2017		<0.0005	<0.0005				
9/29/2017	<0.0005			<0.0005	4E-05 (J)	<0.0005	
10/3/2017							<0.0005

ND substitution: RL or RL/2 if <15% NDs.

Time Series

Constituent: Mercury (mg/L) Analysis Run 9/8/2024 3:35 PM View: Descriptive

Plant Bowen Client: Southern Company Data: Bowen 1, 2, 9, and 10

	GWC-46R	GWC-47	GWC-47R	GWC-48	GWC-49R	GWC-49Z	GWC-5
3/15/2018	<0.0005	<0.0005		<0.0005	<0.0005	<0.0005	
3/16/2018			<0.0005				
3/19/2018							<0.0005
9/13/2018	<0.0005	<0.0005	<0.0005	6.2E-05 (J)	<0.0005		
9/14/2018						<0.0005	
9/17/2018							<0.0005
3/15/2019		<0.0005		<0.0005			
3/18/2019	<0.0005				<0.0005		
3/19/2019			5E-05 (J)			4.5E-05 (J)	
3/20/2019							<0.0005
9/11/2019	<0.0005		<0.0005	<0.0005 (D)	<0.0005	<0.0005	
9/12/2019		<0.0005					
9/16/2019							<0.0005
3/9/2020		<0.0005	<0.0005	<0.0005		<0.0005	
3/10/2020	<0.0005						
3/11/2020					<0.0005		
3/16/2020							<0.0005
9/11/2020					<0.0005		
9/14/2020	<0.0005	<0.0005		0.00015 (J)		<0.0005	
9/15/2020			<0.0005				
9/16/2020							<0.0005
3/11/2021	<0.0005	<0.0005	<0.0005	0.0002 (J)			
3/15/2021					<0.0005	<0.0005	
3/17/2021							<0.0005
8/4/2021				0.0005			
8/5/2021	0.00015 (J)	0.00021	0.00023			0.0002	
8/9/2021							<0.0005
8/11/2021					<0.0005		
10/28/2021		<0.0005	<0.0005				
1/31/2022	<0.0005			0.00039			
2/1/2022		<0.0005	<0.0005		<0.0005	<0.0005	
2/2/2022							<0.0005
4/28/2022				0.0004			
8/15/2022	<0.0005	<0.0005	<0.0005	0.00038	<0.0005	<0.0005	
8/16/2022							<0.0005
2/14/2023	<0.0005	<0.0005	0.00013 (J)	0.00064	<0.0005	<0.0005	
2/20/2023							<0.0005
3/16/2023				0.00045			
7/26/2023	<0.0005			0.00064			
7/27/2023		<0.0005	<0.0005		<0.0005	<0.0005	
7/28/2023							<0.0005
2/21/2024	<0.0005	<0.0005	<0.0005	0.00071	<0.0005	<0.0005	
2/26/2024							<0.0005
8/5/2024	<0.0005	<0.0005	<0.0005	0.00046			
8/6/2024					<0.0005	<0.0005	
8/8/2024							<0.0005

ND substitution: RL or RL/2 if <15% NDs.

Time Series

Constituent: Mercury (mg/L) Analysis Run 9/8/2024 3:35 PM View: Descriptive

Plant Bowen Client: Southern Company Data: Bowen 1, 2, 9, and 10

	GWC-6	GWC-6RZ	GWC-7Z	GWC-8RR	GWC-8Z	GWC-9
8/22/2007	<0.0005					
8/23/2007						<0.0005
10/25/2007	<0.0005					
11/1/2007						<0.0005
11/19/2007						<0.0005
11/20/2007	<0.0005					
1/15/2008						<0.0005
1/23/2008	<0.0005					
3/6/2008						<0.0005
3/11/2008	<0.0005					
5/13/2008						<0.0005
5/14/2008	<0.0005					
12/11/2008	<0.0005					
12/12/2008						<0.0005
4/16/2009						<0.0005
4/23/2009	<0.0005					
10/9/2009	<0.0005					
10/13/2009						<0.0005
4/21/2010						<0.0005
5/4/2010	<0.0005					
9/29/2010						<0.0005
10/11/2010	<0.0005					
4/13/2011						<0.0005
4/26/2011	<0.0005					
10/5/2011						<0.0005
10/18/2011	<0.0005			<0.0005		
4/4/2012						<0.0005
4/30/2012				<0.0005		
5/2/2012	<0.0005					
10/3/2012				<0.0005		
10/8/2012	<0.0005					<0.0005
4/8/2013				<0.0005		<0.0005
4/10/2013	<0.0005					
10/8/2013	<0.0005					
10/9/2013				<0.0005		<0.0005
4/9/2014						<0.0005
4/10/2014				<0.0005		
4/14/2014	<0.0005					
9/30/2014						<0.0005
10/2/2014				3.83E-05 (J)		
10/3/2014	3.29E-05 (J)					
4/1/2015	<0.0005					
4/2/2015						<0.0005
4/3/2015				<0.0005		
5/26/2015		<0.0005			<0.0005	
6/18/2015		<0.0005 (D)			<0.0005 (D)	
7/2/2015		<0.0005			<0.0005	
8/13/2015		<0.0005 (D)				
8/14/2015					<0.0005 (D)	
10/8/2015				<0.0005	<0.0005	
10/9/2015	<0.0005	<0.0005				
10/10/2015						<0.0005 (D)

ND substitution: RL or RL/2 if <15% NDs.

Time Series

Constituent: Mercury (mg/L) Analysis Run 9/8/2024 3:35 PM View: Descriptive

Plant Bowen Client: Southern Company Data: Bowen 1, 2, 9, and 10

	GWC-6	GWC-6RZ	GWC-7Z	GWC-8RR	GWC-8Z	GWC-9
3/22/2016					<0.0005	
3/29/2016	<0.0005	<0.0005				
3/30/2016				<0.0005		<0.0005
5/24/2016	<0.0005	<0.0005		<0.0005		
5/25/2016					<0.0005	
5/26/2016						<0.0005
5/31/2016			<0.0005			
8/1/2016	<0.0005	<0.0005				
8/2/2016			<0.0005	<0.0005	<0.0005	
8/5/2016						<0.0005
9/26/2016	<0.0005	<0.0005			<0.0005	
9/27/2016			<0.0005	<0.0005		
9/28/2016						<0.0005
11/14/2016		<0.0005				
11/18/2016	<0.0005					
11/21/2016			<0.0005		<0.0005	<0.0005
11/22/2016				8E-05 (J)		
2/1/2017	<0.0005	<0.0005	<0.0005			
2/3/2017					<0.0005	
2/6/2017				<0.0005		<0.0005
4/6/2017	<0.0005	<0.0005	<0.0005	<0.0005		<0.0005
4/7/2017					<0.0005	
6/13/2017	<0.0005	<0.0005	<0.0005		<0.0005	<0.0005
6/14/2017				<0.0005		
7/14/2017			<0.0005			
10/3/2017	<0.0005	<0.0005	<0.0005		<0.0005	<0.0005
10/4/2017				<0.0005		
3/19/2018	<0.0005					
3/20/2018		<0.0005	<0.0005		<0.0005	<0.0005
3/21/2018				<0.0005		
9/17/2018	<0.0005	<0.0005				
9/18/2018			<0.0005	<0.0005	<0.0005	<0.0005 (D)
3/21/2019	<0.0005	<0.0005	<0.0005			<0.0005
3/27/2019				<0.0005		
5/6/2019					<0.0005	
9/13/2019			<0.0005			
9/16/2019	<0.0005	<0.0005		<0.0005 (D)	<0.0005	<0.0005
3/12/2020	<0.0005	<0.0005	<0.0005	<0.0005		<0.0005
3/16/2020					<0.0005	
9/16/2020	<0.0005	<0.0005	<0.0005			
9/17/2020				<0.0005	<0.0005	<0.0005
3/17/2021	<0.0005	<0.0005	<0.0005	<0.0005		
3/18/2021					<0.0005	<0.0005
8/10/2021	<0.0005	<0.0005	<0.0005	<0.0005	<0.0005	<0.0005
2/2/2022	<0.0005	<0.0005	<0.0005	<0.0005	<0.0005	<0.0005
8/17/2022	<0.0005	<0.0005	<0.0005	<0.0005	<0.0005	<0.0005
2/17/2023	<0.0005	<0.0005				
2/20/2023			<0.0005		<0.0005	
2/21/2023				<0.0005		<0.0005
7/28/2023		<0.0005				
7/31/2023	<0.0005		<0.0005	<0.0005	<0.0005	<0.0005
2/26/2024	<0.0005	<0.0005	<0.0005		<0.0005	

ND substitution: RL or RL/2 if <15% NDs.

Time Series

Constituent: Mercury (mg/L) Analysis Run 9/8/2024 3:35 PM View: Descriptive

Plant Bowen Client: Southern Company Data: Bowen 1, 2, 9, and 10

	GWC-6	GWC-6RZ	GWC-7Z	GWC-8RR	GWC-8Z	GWC-9
2/27/2024				<0.0005		<0.0005
8/8/2024	<0.0005	<0.0005	<0.0005			
8/12/2024				<0.0005	<0.0005	<0.0005

ND substitution: RL or RL/2 if <15% NDs.

Time Series

Constituent: Nickel (mg/L) Analysis Run 9/8/2024 3:35 PM View: Descriptive

Plant Bowen Client: Southern Company Data: Bowen 1, 2, 9, and 10

	GWA-1 (bg)	GWA-2 (bg)	GWA-2R (bg)	GWA-39RZ (bg)	GWA-39Z (bg)	GWA-3A (bg)	GWA-40 (bg)
8/23/2007	<0.005	<0.005	<0.005			0.028	
10/23/2007	0.0096						
10/24/2007		0.026 (O)	0.0025				
11/2/2007						0.041	
11/18/2007	0.023	0.043 (O)	0.0093			0.14 (O)	
1/30/2008	0.11 (O)						
1/31/2008		0.0075	0.054 (O)			0.053	
3/10/2008	0.024		0.0054				
3/11/2008		0.019				0.076 (o)	
5/6/2008		0.004					
5/13/2008	0.006		0.0043				
5/14/2008						0.074 (o)	
12/4/2008		0.02	<0.005				
12/5/2008	<0.005					0.032	
4/15/2009	<0.005					0.028	
4/21/2009		<0.005	<0.005				
10/7/2009	0.0096	<0.005					
10/8/2009			<0.005			0.032	
4/21/2010			<0.005				
4/26/2010		<0.005					
4/28/2010						0.029	
5/3/2010	<0.005						
9/28/2010			<0.005				
10/4/2010		0.0025					
10/6/2010						0.031	
10/12/2010	<0.005						
4/12/2011			<0.005				
4/13/2011		<0.005					
4/21/2011						0.019	
4/27/2011	<0.005						
10/4/2011			<0.005				
10/5/2011		<0.005					
10/13/2011						0.028	
10/17/2011	<0.005						
4/3/2012			<0.005				
4/11/2012		<0.005					
5/1/2012						0.0253	
5/2/2012	<0.005						
10/8/2012	<0.005						
10/9/2012		<0.005	<0.005			0.023	
4/11/2013			<0.005			0.021	
4/12/2013	<0.005						
4/15/2013		<0.005					
10/15/2013		0.0028					
10/16/2013	<0.005		<0.005			0.018	
4/10/2014			<0.005				
4/11/2014	<0.005						
4/22/2014		<0.005					
4/23/2014						0.015	
9/30/2014	<0.005	<0.005	<0.005				
10/4/2014						0.017	
3/30/2015	0.004	0.0018 (J)	<0.005				

ND substitution: RL or RL/2 if <15% NDs.

Time Series

Constituent: Nickel (mg/L) Analysis Run 9/8/2024 3:35 PM View: Descriptive

Plant Bowen Client: Southern Company Data: Bowen 1, 2, 9, and 10

	GWA-1 (bg)	GWA-2 (bg)	GWA-2R (bg)	GWA-39RZ (bg)	GWA-39Z (bg)	GWA-3A (bg)	GWA-40 (bg)
3/31/2015						0.045	
10/12/2015						0.019	
10/13/2015	<0.005	<0.005	<0.005				
3/14/2016					0.00544 (J)		
3/15/2016							<0.005
3/22/2016	<0.005						
3/23/2016		<0.005	<0.005			0.019	
5/11/2016					0.0149		<0.005
5/16/2016				0.0136 (D)			
7/19/2016					0.0044 (J)		
7/21/2016							<0.005
7/27/2016				0.0224 (D)			
7/29/2016	<0.005	<0.005	<0.005			0.0161	
9/15/2016					0.0047 (J)		<0.005
11/2/2016					0.0025 (J)		
11/3/2016							<0.005
1/17/2017							<0.005
1/18/2017					0.004 (J)		
2/21/2017				0.0007 (J)			
3/24/2017							<0.005 (*)
3/27/2017				<0.005 (D)			
3/28/2017					0.0034 (J)		
3/30/2017	0.0004 (J)	0.0006 (J)				0.018	
4/3/2017			<0.005				
9/26/2017					0.0016 (J)		<0.005
9/29/2017				<0.005 (D)			
10/2/2017	<0.005	<0.005	<0.005				
10/4/2017						0.0158	
3/14/2018					<0.005		<0.005
3/16/2018	<0.005		<0.005	<0.005			
3/19/2018		<0.005				0.015	
9/12/2018					<0.005		<0.005
9/14/2018		<0.005	<0.005	<0.005			
9/17/2018	<0.005 (D)					0.014	
3/13/2019							<0.005
3/14/2019				0.0017 (J)			
3/15/2019					<0.005		
3/19/2019			<0.005				
3/20/2019	<0.005	<0.005				0.01	
9/9/2019					0.0014 (J)		<0.005
9/12/2019	0.00038 (J)	0.00518 (JD)					
9/13/2019			<0.005			0.012	
3/9/2020				0.00083 (J)	0.04 (o)		<0.005
3/11/2020	0.00068 (J)	0.0014 (J)	0.002 (J)			0.012	
9/10/2020					<0.005		
9/11/2020							<0.005
9/15/2020	<0.005	<0.005	0.0013 (J)				
9/16/2020				<0.005			
3/10/2021							<0.005
3/12/2021					0.0015 (J)		
3/16/2021	<0.005		<0.005	<0.005			
3/17/2021		<0.005					

ND substitution: RL or RL/2 if <15% NDs.

Time Series

Constituent: Nickel (mg/L) Analysis Run 9/8/2024 3:35 PM View: Descriptive

Plant Bowen Client: Southern Company Data: Bowen 1, 2, 9, and 10

	GWA-1 (bg)	GWA-2 (bg)	GWA-2R (bg)	GWA-39RZ (bg)	GWA-39Z (bg)	GWA-3A (bg)	GWA-40 (bg)
3/29/2021						<0.005	
8/4/2021					<0.005		<0.005
8/6/2021				<0.005			
8/9/2021	<0.005	<0.005	0.00081 (J)			<0.005	
1/31/2022					<0.005		<0.005
2/1/2022	<0.005	<0.005	<0.005				
2/2/2022				<0.005		<0.005	
8/10/2022					<0.005		
8/12/2022							<0.005
8/16/2022	<0.005	<0.005	<0.005	<0.005		<0.005	
2/13/2023					0.00095 (J)		<0.005
2/14/2023				<0.005			
2/16/2023	<0.005	<0.005	<0.005				
2/17/2023						<0.005	
7/25/2023				<0.005			
7/26/2023					0.0013 (J)		<0.005
7/27/2023	<0.005	<0.005	<0.005				
8/1/2023						<0.005	
2/19/2024				<0.005	<0.005		<0.005
2/22/2024	<0.005	<0.005				<0.005	
2/26/2024			<0.005				
8/1/2024				<0.005	<0.005		<0.005
8/6/2024			<0.005				
8/7/2024	<0.005	<0.005					
8/8/2024						<0.005	

ND substitution: RL or RL/2 if <15% NDs.

Time Series

Constituent: Nickel (mg/L) Analysis Run 9/8/2024 3:35 PM View: Descriptive

Plant Bowen Client: Southern Company Data: Bowen 1, 2, 9, and 10

	GWA-41 (bg)	GWA-41R (bg)	GWA-42 (bg)	GWA-43 (bg)	GWA-43R (bg)	GWA-4RZ (bg)	GWA-50 (bg)
12/12/2008							0.0035
4/23/2009							0.0032
10/6/2009							<0.005
4/27/2010							<0.005
9/30/2010							<0.005
4/14/2011							0.0028
10/5/2011							0.0028
4/11/2012							<0.005
10/2/2012							0.0026
4/9/2013							<0.005
10/15/2013							<0.005
4/10/2014							0.0025 (J)
10/1/2014							<0.005
3/30/2015							0.0015 (J)
10/11/2015							0.0013 (J)
3/11/2016			<0.005	0.00288 (J)	<0.005		
3/15/2016	<0.005	<0.005					
3/28/2016							<0.005
5/12/2016	<0.005						
5/13/2016		<0.005		<0.005	<0.005		
5/16/2016			0.00233 (J)				
7/19/2016				0.0006 (J)	<0.005		
7/20/2016	0.0006 (J)						
7/21/2016		0.0009 (J)					
7/22/2016			0.0014 (J)				
8/1/2016							<0.005
9/15/2016	0.0009 (J)						
9/16/2016				0.0008 (J)	<0.005		
9/19/2016			0.0014 (J)				
9/21/2016		<0.005					
11/2/2016				0.0007 (J)	<0.005		
11/3/2016	0.0011 (J)	<0.005	0.0013 (J)				
1/17/2017		<0.005	0.0011 (J)				
1/18/2017	0.0007 (J)			0.0006 (J)	0.0006 (J)		
3/24/2017	<0.005 (*)						
3/27/2017		<0.005 (*)	<0.005 (*)				
3/28/2017				<0.005 (*)	<0.005 (*)		
4/7/2017						<0.005	0.0011 (J)
9/22/2017				0.0007 (J)	<0.005		
9/25/2017	<0.005	0.0012 (J)					
9/26/2017			0.0011 (J)				
10/2/2017							0.0013 (J)
10/3/2017						<0.005 (D)	
3/14/2018	<0.005	0.0014 (J)	0.0012 (J)	<0.005			
3/15/2018					<0.005		
3/16/2018							<0.005
3/21/2018						<0.005	
9/12/2018	<0.005	0.0011 (J)		<0.005	<0.005		
9/14/2018			0.0012 (J)				
9/17/2018							0.00096 (J)
9/18/2018						<0.005	
3/13/2019				<0.005	<0.005		

ND substitution: RL or RL/2 if <15% NDs.

Time Series

Constituent: Nickel (mg/L) Analysis Run 9/8/2024 3:35 PM View: Descriptive

Plant Bowen Client: Southern Company Data: Bowen 1, 2, 9, and 10

	GWA-41 (bg)	GWA-41R (bg)	GWA-42 (bg)	GWA-43 (bg)	GWA-43R (bg)	GWA-4RZ (bg)	GWA-50 (bg)
3/14/2019	<0.005	0.001 (J)	0.0015 (J)				
3/19/2019							<0.005
3/21/2019						<0.005 (D)	
9/10/2019	0.0004 (JD)	0.00084 (J)	0.0012 (J)				
9/11/2019				0.00082 (J)	<0.005		
9/12/2019						0.00032 (JD)	
9/13/2019							0.00063 (J)
3/6/2020	0.0089 (J)		0.0015 (J)				
3/9/2020		0.00036 (J)		0.00082 (J)	<0.005		
3/11/2020							0.00084 (J)
3/12/2020						0.00034 (J)	
9/10/2020	<0.005	<0.005	0.0011 (J)				
9/11/2020				0.00089 (J)			
9/14/2020					<0.005		
9/16/2020							<0.005
9/17/2020						<0.005	
3/10/2021		<0.005					
3/11/2021	<0.005		0.0011 (J)	<0.005	<0.005		
3/16/2021						<0.005	
3/17/2021							<0.005
8/4/2021	<0.005	<0.005	0.0011 (J)				
8/5/2021					<0.005		
8/6/2021				0.00084 (J)			
8/9/2021							0.00077 (J)
8/10/2021						<0.005	
1/31/2022	<0.005	0.00091 (J)	0.0011 (J)	0.00077 (J)	<0.005		
2/1/2022							0.0008 (J)
2/3/2022						<0.005	
8/10/2022			0.0016 (J)		<0.005		
8/11/2022	0.00083 (J)	<0.005		<0.005			
8/16/2022							0.00071 (J)
8/17/2022						<0.005	
2/13/2023	<0.005	<0.005	0.0013 (J)		<0.005		
2/14/2023				<0.005			
2/16/2023							0.00082 (J)
2/17/2023						<0.005	
7/25/2023	0.00073 (J)	<0.005		<0.005	<0.005		
7/26/2023			0.0015 (J)				
7/28/2023						<0.005	0.00094 (J)
2/19/2024	<0.005	<0.005					
2/20/2024			<0.005	<0.005	<0.005		
2/22/2024							<0.005
2/27/2024						<0.005	
8/1/2024	<0.005	<0.005	<0.005				
8/2/2024				<0.005	<0.005		
8/8/2024						<0.005	<0.005

ND substitution: RL or RL/2 if <15% NDs.

Time Series

Constituent: Nickel (mg/L) Analysis Run 9/8/2024 3:35 PM View: Descriptive

Plant Bowen Client: Southern Company Data: Bowen 1, 2, 9, and 10

	GWA-50R (bg)	GWC-10	GWC-10R	GWC-11	GWC-11R	GWC-12	GWC-13
8/21/2007		<0.005	<0.005	<0.005	<0.005	<0.005	0.0076
11/1/2007		0.0042	0.006	<0.005	<0.005	<0.005	0.0043
11/18/2007				<0.005	<0.005		
11/19/2007						0.0047	0.0061
11/20/2007		0.026	<0.005				
1/16/2008						0.029	
1/30/2008		0.032	0.029 (O)	<0.005	<0.005		
1/31/2008							0.015
3/5/2008				<0.005		0.023	<0.005
3/6/2008		0.019	<0.005		0.0046		
5/7/2008				0.0087	<0.005		
5/8/2008			0.0057				
5/12/2008		0.0072					0.0035
5/13/2008						0.0032	
12/12/2008	0.0096						
12/13/2008		0.024				<0.005	0.0079
12/14/2008			<0.005	<0.005	<0.005		
4/16/2009						<0.005	
4/23/2009	0.015						
4/28/2009							<0.005
4/29/2009		0.0026	<0.005	<0.005	<0.005		
10/6/2009	0.008						
10/20/2009		<0.005					
10/21/2009			<0.005			<0.005	<0.005
10/22/2009				<0.005	<0.005		
4/21/2010			<0.005	<0.005	<0.005		
4/26/2010		<0.005					
4/27/2010						<0.005	
4/28/2010							<0.005
5/3/2010	0.0053						
9/28/2010			<0.005	<0.005			
9/29/2010		0.0042			<0.005		
10/5/2010						<0.005	<0.005
10/11/2010	0.0061						
4/12/2011			<0.005	<0.005			
4/13/2011		<0.005			<0.005		
4/19/2011						0.0025	<0.005
4/27/2011	0.0087						
10/4/2011			<0.005	<0.005	<0.005		
10/5/2011		<0.005					
10/12/2011						<0.005	
10/18/2011							0.0031
10/19/2011	0.0039						
4/3/2012			<0.005	<0.005			
4/4/2012		<0.005			<0.005		
4/24/2012						<0.005	
4/25/2012							<0.005
5/1/2012	0.0054						
10/2/2012	0.0044					<0.005	<0.005
10/3/2012		0.004		0.0042	<0.005		
10/8/2012			<0.005				
4/2/2013						0.003	<0.005

ND substitution: RL or RL/2 if <15% NDs.

Time Series

Constituent: Nickel (mg/L) Analysis Run 9/8/2024 3:35 PM View: Descriptive

Plant Bowen Client: Southern Company Data: Bowen 1, 2, 9, and 10

	GWA-50R (bg)	GWC-10	GWC-10R	GWC-11	GWC-11R	GWC-12	GWC-13
4/3/2013		0.0028	<0.005	<0.005	<0.005		
4/10/2013	0.0053						
10/8/2013							<0.005
10/9/2013				<0.005	<0.005	<0.005	
10/15/2013		0.0036	<0.005				
10/16/2013	0.0047						
4/1/2014						0.0025 (J)	<0.005
4/2/2014				0.0025 (J)	<0.005		
4/9/2014		0.0025 (J)	<0.005				
4/22/2014	0.0045						
10/1/2014	0.0018 (J)						<0.005
10/2/2014		<0.005	<0.005	0.0016 (J)	<0.005	<0.005	
3/30/2015	0.0037						
4/1/2015				<0.005	0.0041	0.0014 (J)	<0.005
4/2/2015		<0.005	<0.005				
10/10/2015		<0.005					
10/11/2015	0.0018 (J)			<0.005	<0.005		
10/12/2015			<0.005				
10/14/2015						0.0021 (J)	
10/15/2015							<0.005
3/28/2016	0.0028 (J)						
3/31/2016		<0.005	<0.005				
4/4/2016				<0.005	<0.005	0.00264 (J)	<0.005
8/1/2016	<0.005						
8/3/2016			<0.005	<0.005		<0.005	
8/4/2016					<0.005		<0.005
8/5/2016		<0.005					
4/3/2017	0.0022 (J)						
4/10/2017		<0.005	<0.005	<0.005	<0.005		
4/11/2017						0.0027 (J)	
4/12/2017							<0.005
10/2/2017	0.0021 (J)						
10/4/2017		<0.005	0.0006 (J)	<0.005	<0.005	0.0022 (J)	
10/9/2017							<0.005
3/16/2018	0.0014 (J)						
3/20/2018		0.0016 (J)					
3/21/2018			<0.005	<0.005			<0.005
3/22/2018					<0.005	0.0025 (J)	
9/18/2018	0.0012 (J)	<0.005	<0.005	<0.005	<0.005	0.0024 (J)	
9/19/2018							<0.005
3/19/2019	0.0016 (J)						
3/22/2019		0.0022 (J)	<0.005				
3/23/2019				<0.005	<0.005	0.0026 (J)	<0.005
9/12/2019	0.0015 (J)						
9/17/2019		<0.005	<0.005	<0.005	<0.005	0.0033 (JD)	
9/18/2019							0.00046 (J)
3/11/2020	0.001 (J)						
3/12/2020		0.0015 (J)	0.00043 (J)	<0.005	<0.005	0.0022 (J)	
3/13/2020							<0.005
9/15/2020	0.0012 (J)						
9/17/2020		<0.005	<0.005				
9/21/2020				<0.005	<0.005	0.0019 (J)	

ND substitution: RL or RL/2 if <15% NDs.

Time Series

Constituent: Nickel (mg/L) Analysis Run 9/8/2024 3:35 PM View: Descriptive

Plant Bowen Client: Southern Company Data: Bowen 1, 2, 9, and 10

	GWA-50R (bg)	GWC-10	GWC-10R	GWC-11	GWC-11R	GWC-12	GWC-13
9/22/2020							<0.005
3/17/2021	0.0012 (J)						
3/18/2021		0.00094 (J)	0.0011 (J)				<0.005
3/19/2021				<0.005	<0.005	0.0022 (J)	
8/9/2021	0.00097 (J)						
8/10/2021		0.00081 (J)					
8/11/2021			<0.005	<0.005	<0.005	0.0019 (J)	<0.005
2/2/2022	0.00089 (J)					0.0025 (J)	
2/4/2022		0.0014 (J)	<0.005	<0.005	<0.005		
2/17/2022							<0.005
8/17/2022	0.0011 (J)	<0.005					
8/18/2022			<0.005	<0.005	<0.005	0.0023 (J)	<0.005
2/16/2023	0.00081 (J)						
2/20/2023		0.0019 (J)	<0.005	<0.005	<0.005		
2/21/2023						0.0022 (J)	
2/22/2023							<0.005
7/28/2023	0.00092 (J)						
7/31/2023		<0.005	<0.005				
8/1/2023				<0.005	<0.005	0.0034 (J)	<0.005
2/22/2024	<0.005						
2/27/2024		<0.005	<0.005			0.0023 (J)	<0.005
2/28/2024				<0.005	<0.005		
8/8/2024	<0.005						
8/12/2024		<0.005	<0.005		<0.005	<0.005	<0.005
8/13/2024				<0.005			

ND substitution: RL or RL/2 if <15% NDs.

Time Series

Constituent: Nickel (mg/L) Analysis Run 9/8/2024 3:35 PM View: Descriptive

Plant Bowen Client: Southern Company Data: Bowen 1, 2, 9, and 10

	GWC-13RZ	GWC-14Z	GWC-15R	GWC-15Z	GWC-44	GWC-45	GWC-45R
8/21/2007	<0.005						
8/23/2007			0.0089				
8/24/2007		<0.005		<0.005			
11/1/2007	0.0033						
11/2/2007		0.0029	0.0036	<0.005			
11/17/2007		0.0086	0.014 (O)				
11/18/2007				0.0088 (J)			
11/19/2007	0.0029						
1/15/2008		0.011	0.0096	0.019			
1/31/2008	0.0039						
3/5/2008	<0.005	0.0072					
3/6/2008			0.0038				
3/10/2008				0.017			
5/7/2008	<0.005	0.0045	0.0056				
5/13/2008				0.0058			
12/2/2008		0.011	0.003	0.0043			
12/12/2008	0.022 (O)						
4/16/2009		0.0061					
4/28/2009			<0.005	<0.005			
4/29/2009	0.0034						
10/19/2009			<0.005				
10/20/2009		0.01		<0.005			
10/21/2009	<0.005						
4/20/2010		<0.005					
4/27/2010			0.004	<0.005			
4/28/2010	0.0026						
9/29/2010		<0.005					
10/4/2010			<0.005				
10/5/2010				<0.005			
10/6/2010	<0.005						
4/12/2011		<0.005					
4/18/2011			<0.005				
4/19/2011				<0.005			
4/20/2011	<0.005						
10/4/2011		<0.005					
10/12/2011	<0.005		<0.005	<0.005			
4/4/2012		<0.005					
4/23/2012			<0.005				
4/25/2012	<0.005			<0.005			
10/2/2012	<0.005						
10/10/2012		<0.005	<0.005	<0.005			
4/2/2013	<0.005						
4/15/2013		<0.005	<0.005				
4/16/2013				<0.005			
10/8/2013	<0.005						
10/22/2013		<0.005	<0.005	<0.005			
4/1/2014	<0.005						
4/21/2014		<0.005	<0.005	<0.005			
9/30/2014		<0.005	<0.005	<0.005			
10/1/2014	<0.005						
3/31/2015	<0.005						
4/3/2015		<0.005	<0.005	<0.005			

ND substitution: RL or RL/2 if <15% NDs.

Time Series

Constituent: Nickel (mg/L) Analysis Run 9/8/2024 3:35 PM View: Descriptive

Plant Bowen Client: Southern Company Data: Bowen 1, 2, 9, and 10

	GWC-13RZ	GWC-14Z	GWC-15R	GWC-15Z	GWC-44	GWC-45	GWC-45R
10/6/2015				<0.005			
10/7/2015		<0.005	<0.005				
10/14/2015	<0.005						
3/16/2016					<0.005	<0.005	<0.005
4/4/2016	<0.005						
4/5/2016		<0.005	<0.005	<0.005			
5/16/2016					<0.005	0.00316 (JD)	<0.005 (D)
7/25/2016					0.0006 (J)	0.0013 (JD)	<0.005 (D)
8/4/2016			<0.005				
8/9/2016		0.0021 (J)					
9/19/2016					0.0008 (J)	0.0013 (JD)	<0.005 (D)
11/3/2016					0.0007 (J)		<0.005 (D)
11/4/2016						0.0015 (JD)	
1/19/2017					0.0009 (J)		
1/20/2017							<0.005 (D)
1/23/2017						0.0015 (JD)	
3/28/2017					<0.005 (*)		
3/29/2017						0.0012 (JD)	<0.005 (D)
4/11/2017	<0.005	<0.005		<0.005			
4/12/2017			<0.005				
9/26/2017					0.0007 (J)		
9/27/2017						0.0014 (J)	<0.005
10/5/2017		<0.005					
10/6/2017	<0.005		0.001 (J)	<0.005			
3/15/2018					<0.005	0.0011 (J)	<0.005
3/22/2018		<0.005					
3/23/2018	<0.005		<0.005	<0.005			
9/12/2018					<0.005		
9/13/2018						0.001 (J)	<0.005
9/19/2018		0.00096 (J)	<0.005	<0.005			
9/20/2018	<0.005						
3/14/2019					<0.005	0.001 (JD)	<0.005 (D)
3/22/2019	<0.005	<0.005		<0.005			
3/25/2019			0.0011 (J)				
9/11/2019					0.00058 (J)	0.0012 (JD)	<0.005 (D)
9/17/2019		0.0007 (X)	0.00057 (J)	<0.005			
9/18/2019	<0.005						
3/10/2020					0.00086 (J)	0.0012 (J)	<0.005
3/13/2020		0.00078 (J)	0.00072 (J)	<0.005			
3/17/2020	0.00082 (J)						
9/11/2020						0.00099 (J)	<0.005
9/15/2020					<0.005		
9/21/2020		<0.005	0.0015 (J)	<0.005			
9/22/2020	<0.005						
3/11/2021					<0.005	0.00092 (J)	<0.005
3/18/2021		<0.005	0.00079 (J)	<0.005			
3/19/2021	<0.005						
8/4/2021					<0.005		
8/6/2021						0.00098 (J)	0.00095 (J)
8/11/2021		<0.005	<0.005	<0.005			
8/12/2021	<0.005						
1/31/2022					<0.005		

ND substitution: RL or RL/2 if <15% NDs.

Time Series

Constituent: Nickel (mg/L) Analysis Run 9/8/2024 3:35 PM View: Descriptive

Plant Bowen Client: Southern Company Data: Bowen 1, 2, 9, and 10

	GWC-13RZ	GWC-14Z	GWC-15R	GWC-15Z	GWC-44	GWC-45	GWC-45R
2/1/2022						0.0011 (J)	<0.005
2/4/2022	<0.005	<0.005	0.00093 (J)				
2/7/2022				<0.005			
8/12/2022						0.00086 (J)	<0.005
8/15/2022					<0.005		
8/18/2022		<0.005					
8/19/2022	<0.005		<0.005	<0.005			
2/14/2023					0.00073 (J)	0.00092 (J)	0.004 (J)
2/22/2023	<0.005	<0.005	<0.005	<0.005			
7/26/2023					<0.005	0.0012 (J)	<0.005
8/1/2023		<0.005		<0.005			
8/2/2023	<0.005		<0.005				
2/20/2024					<0.005	<0.005	<0.005
2/28/2024	<0.005	<0.005	<0.005	<0.005			
8/5/2024						<0.005	<0.005
8/6/2024					<0.005		
8/13/2024	<0.005	<0.005	<0.005	<0.005			

Time Series

Constituent: Nickel (mg/L) Analysis Run 9/8/2024 3:35 PM View: Descriptive

Plant Bowen Client: Southern Company Data: Bowen 1, 2, 9, and 10

	GWC-46R	GWC-47	GWC-47R	GWC-48	GWC-49R	GWC-49Z	GWC-5
8/23/2007							0.0069
10/25/2007							0.038
11/19/2007							0.025
1/23/2008							0.047
3/11/2008							0.042
5/12/2008							0.031
12/11/2008							0.027
4/15/2009							0.025
10/9/2009							0.051
5/4/2010							0.025
10/12/2010							0.024
4/28/2011							0.01
10/19/2011							0.03
5/2/2012							0.0429
10/9/2012							0.033
4/11/2013							0.02
10/16/2013							0.028
4/23/2014							0.024
10/3/2014							0.032
3/31/2015							0.012
10/12/2015							0.012
3/10/2016	<0.005	<0.005	<0.005	0.00432 (J)			
3/17/2016					<0.005	0.00421 (J)	
3/28/2016							0.0172
5/17/2016	<0.005			0.00489 (J)			
5/18/2016		<0.005	<0.005		<0.005	<0.005	
7/26/2016	<0.005						
7/27/2016		<0.005	0.0007 (J)	0.0036 (J)	<0.005		
7/28/2016						0.0024 (J)	
8/1/2016							0.0113
9/20/2016	0.0013 (J)	<0.005	0.0007 (J)	0.0035 (J)			
9/21/2016					<0.005	0.0044 (J)	
11/4/2016	<0.005		0.0006 (J)	0.0035 (J)	<0.005		
11/7/2016		<0.005				0.0035 (J)	
1/20/2017	<0.005		<0.005				
1/23/2017		<0.005		<0.01			
1/24/2017					<0.005	0.005 (J)	
3/28/2017	<0.005			0.0033 (J)			
3/29/2017		0.0004 (J)	0.0003 (J)		<0.005		
3/30/2017						0.0046 (J)	
4/3/2017							0.0114
9/27/2017		<0.005	<0.005				
9/29/2017	<0.005			0.0036 (J)	<0.005	0.004 (J)	
10/3/2017							0.0098 (J)
3/15/2018	<0.005	<0.005		0.0033 (J)	<0.005	0.0028 (J)	
3/16/2018			<0.005				
3/19/2018							0.0092 (J)
9/13/2018	<0.005	<0.005	<0.005	0.0038 (J)	<0.005		
9/14/2018						0.0024 (J)	
9/17/2018							0.0085 (J)
3/15/2019		<0.005		0.0033 (J)			
3/18/2019	<0.005				<0.005		

ND substitution: RL or RL/2 if <15% NDs.

Time Series

Constituent: Nickel (mg/L) Analysis Run 9/8/2024 3:35 PM View: Descriptive

Plant Bowen Client: Southern Company Data: Bowen 1, 2, 9, and 10

	GWC-46R	GWC-47	GWC-47R	GWC-48	GWC-49R	GWC-49Z	GWC-5
3/19/2019			0.0042 (J)			0.0047 (J)	
3/20/2019							0.008 (J)
9/11/2019	<0.005		0.0014 (J)	0.00405 (JD)	<0.005	0.0012 (J)	
9/12/2019		<0.005					
9/16/2019							0.008 (J)
3/9/2020		<0.005	<0.005	0.0039 (J)		0.003 (J)	
3/10/2020	<0.005						
3/11/2020					0.0004 (J)		
3/16/2020							0.015
9/11/2020					<0.005		
9/14/2020	<0.005	<0.005		0.0046 (J)		0.0014 (J)	
9/15/2020			<0.005				
9/16/2020							0.0075 (J)
3/11/2021	<0.005	<0.005	<0.005	0.0047 (J)			
3/15/2021					<0.005	0.0013 (J)	
3/17/2021							0.0077
8/4/2021				0.0045 (J)			
8/5/2021	<0.005	<0.005	<0.005			0.0023 (J)	
8/9/2021							0.0089
8/11/2021					<0.005		
1/31/2022	<0.005			0.0052			
2/1/2022		<0.005	<0.005		<0.005	0.0014 (J)	
2/2/2022							0.0088
8/15/2022	<0.005	<0.005	<0.005	0.0056	<0.005	0.0022 (J)	
8/16/2022							0.0087
2/14/2023	<0.005	<0.005	<0.005	0.0058	<0.005	0.0018 (J)	
2/20/2023							0.0087
7/26/2023	<0.005			0.0075			
7/27/2023		<0.005	<0.005		<0.005	0.0017 (J)	
7/28/2023							0.009
2/21/2024	<0.005	<0.005	<0.005	0.0076	<0.005	<0.005	
2/26/2024							0.0085
8/5/2024	<0.005	<0.005	<0.005	0.0061			
8/6/2024					<0.005	0.0022 (J)	
8/8/2024							0.0078

ND substitution: RL or RL/2 if <15% NDs.

Time Series

Constituent: Nickel (mg/L) Analysis Run 9/8/2024 3:35 PM View: Descriptive

Plant Bowen Client: Southern Company Data: Bowen 1, 2, 9, and 10

	GWC-6	GWC-6RZ	GWC-7Z	GWC-8RR	GWC-8Z	GWC-9
8/22/2007	<0.005					
8/23/2007						0.0046
10/25/2007	0.0028					
11/1/2007						0.0057
11/19/2007						0.014 (J)
11/20/2007	0.012					
1/15/2008						0.057 (O)
1/23/2008	0.046 (O)					
3/6/2008						0.046 (O)
3/11/2008	0.0091					
5/13/2008						0.0069
5/14/2008	0.022					
12/11/2008	0.005					
12/12/2008						0.0061
4/16/2009						0.0067 (J)
4/23/2009	0.0031					
10/9/2009	0.0053					
10/13/2009						0.0054
4/21/2010						<0.005
5/4/2010	<0.005					
9/29/2010						<0.005
10/11/2010	0.0042					
4/13/2011						<0.005
4/26/2011	0.0051					
10/5/2011						<0.005
10/18/2011	<0.005			<0.005		
4/4/2012						<0.005
4/30/2012				<0.005		
5/2/2012	<0.005					
10/3/2012				<0.005		
10/8/2012	<0.005					<0.005
4/8/2013				<0.005		<0.005
4/10/2013	<0.005					
10/8/2013	0.0025					
10/9/2013				<0.005		0.0029
4/9/2014						0.0025 (J)
4/10/2014				<0.005		
4/14/2014	0.0025 (J)					
9/30/2014						<0.005
10/2/2014				<0.005		
10/3/2014	0.0021 (J)					
4/1/2015	0.0026					
4/2/2015						0.0016 (J)
4/3/2015				<0.005		
5/26/2015		<0.005			0.002 (J)	
6/18/2015		<0.005 (D)			0.0025 (D)	
7/2/2015		<0.005			<0.005	
10/8/2015				0.003	<0.005	
10/9/2015	<0.005	<0.005				
10/10/2015						0.00295 (D)
3/22/2016					<0.005	
3/29/2016	<0.005	<0.005				

ND substitution: RL or RL/2 if <15% NDs.

Time Series

Constituent: Nickel (mg/L) Analysis Run 9/8/2024 3:35 PM View: Descriptive

Plant Bowen Client: Southern Company Data: Bowen 1, 2, 9, and 10

	GWC-6	GWC-6RZ	GWC-7Z	GWC-8RR	GWC-8Z	GWC-9
3/30/2016				<0.005		0.00202 (J)
8/1/2016	<0.005	<0.005				
8/2/2016			0.0011 (J)	<0.005	<0.005	
8/5/2016						<0.005
4/6/2017	0.0005 (J)	<0.005	0.0011 (J)	0.0003 (J)		0.001 (J)
4/7/2017					0.0007 (J)	
10/3/2017	<0.005	<0.005	0.0012 (J)		0.0006 (J)	0.0007 (J)
10/4/2017				<0.005		
3/19/2018	<0.005					
3/20/2018		<0.005	<0.005		<0.005	0.00097 (J)
3/21/2018				<0.005		
9/17/2018	<0.005	<0.005				
9/18/2018			<0.005	<0.005	<0.005	<0.005 (D)
3/21/2019	<0.005	<0.005	0.00099 (J)			0.001 (J)
3/27/2019				<0.005		
5/6/2019					<0.005	
9/13/2019			0.00061 (J)			
9/16/2019	<0.005	<0.005		<0.005 (D)	<0.005	0.00062 (J)
3/12/2020	<0.005	<0.005	0.00078 (J)	<0.005		0.0011 (J)
3/16/2020					0.0006 (J)	
9/16/2020	<0.005	<0.005	<0.005			
9/17/2020				<0.005	<0.005	<0.005
3/17/2021	<0.005	<0.005	<0.005	<0.005		
3/18/2021					<0.005	0.001 (J)
8/10/2021	<0.005	<0.005	0.0009 (J)	<0.005	<0.005	0.001 (J)
2/2/2022	<0.005	<0.005	<0.005	<0.005	<0.005	0.0011 (J)
8/17/2022	<0.005	<0.005	<0.005	<0.005	<0.005	0.0011 (J)
2/17/2023	<0.005	<0.005				
2/20/2023			<0.005		<0.005	
2/21/2023				<0.005		0.001 (J)
7/28/2023		<0.005				
7/31/2023	<0.005		<0.005	<0.005	<0.005	0.00071 (J)
2/26/2024	<0.005	<0.005	<0.005		<0.005	
2/27/2024				<0.005		<0.005
8/8/2024	<0.005	<0.005	<0.005			
8/12/2024				<0.005	<0.005	<0.005

ND substitution: RL or RL/2 if <15% NDs.

Time Series

Constituent: pH (pH_units) Analysis Run 9/8/2024 3:35 PM View: Descriptive

Plant Bowen Client: Southern Company Data: Bowen 1, 2, 9, and 10

	GWA-1 (bg)	GWA-2 (bg)	GWA-2R (bg)	GWA-39RZ (bg)	GWA-39Z (bg)	GWA-3A (bg)	GWA-40 (bg)
3/14/2016					6.91		
3/15/2016							7.58
3/22/2016	7.65						
3/23/2016		6.7	7.45			5.96	
5/11/2016					6.51		7.24
5/16/2016				7.61 (D)			
5/19/2016	7.6		7.5				
5/20/2016		6.36					
5/23/2016						5.73	
7/19/2016					6.12		
7/21/2016							7.53
7/27/2016				7.51 (D)			
7/29/2016	7.58	6.75	7.59			5.51	
9/15/2016					5.96		7
9/19/2016							7.19
9/22/2016			7.44			5.45	
9/23/2016	7.57	6.62					
11/2/2016					5.78		
11/3/2016							7.13
11/9/2016	7.45	6.42					
11/10/2016			7.55			5.51	
1/17/2017							7.51
1/18/2017					6.13		
1/30/2017	7.64						
1/31/2017		5.66	7.56			5.42	
2/21/2017				7.76 (D)			
3/24/2017							7.55
3/27/2017				7.7 (D)			
3/28/2017					6.59		
3/30/2017	7.51	6.33				5.43	
4/3/2017			7.46				
5/24/2017							7.6
6/7/2017					6.72		
6/8/2017				7.69 (D)			
6/9/2017	7.6		7.24				
6/12/2017		6.6				5.47	
7/17/2017				7.57 (D)			
7/26/2017				7.63			
7/27/2017				7.63			
8/8/2017				7.73			
8/9/2017				7.73			
9/26/2017					7.05		7.66
9/29/2017				7.7 (D)			
10/2/2017	7.55	5.61	7.35				
10/4/2017						5.23	
12/28/2017					6.79 (Y)		7.34 (Y)
3/14/2018					7.42		7.56
3/16/2018	7.58		7.31	7.49			
3/19/2018		6.55				5.4	
9/12/2018					6.86		7.12
9/14/2018		5.81	7.55	7.32			
9/17/2018	7.53 (D)					5.22	

Time Series

Constituent: pH (pH_units) Analysis Run 9/8/2024 3:35 PM View: Descriptive

Plant Bowen Client: Southern Company Data: Bowen 1, 2, 9, and 10

	GWA-1 (bg)	GWA-2 (bg)	GWA-2R (bg)	GWA-39RZ (bg)	GWA-39Z (bg)	GWA-3A (bg)	GWA-40 (bg)
3/13/2019							7.12
3/14/2019				7.46			
3/15/2019					6.78		
3/19/2019			7.2				
3/20/2019	7.64	5.71				5.22	
9/9/2019					6.49		7.07
9/10/2019				7.48			
9/12/2019	7.36	5.45 (D)					
9/13/2019			7.29			5.07	
3/9/2020				7.68	5.9		7.5
3/11/2020	7.51	6.56	7.09			5.31	
9/10/2020					5.53		
9/11/2020							6.98
9/15/2020	7.43	6.38	7.45				
9/16/2020				7.68			
3/10/2021							7.3
3/12/2021					6.39		
3/16/2021	7.57		7.51	7.85			
3/17/2021		6.58					
3/29/2021						8.04	
8/4/2021					6.21		6.79
8/6/2021				7.09			
8/9/2021	7.44	6.47	6.63			7.85	
1/31/2022					6.41		6.85
2/1/2022	7.52	6.3	6.62				
2/2/2022				6.89		7.94	
8/10/2022					6.07		
8/12/2022							6.83
8/16/2022	7.36	6.63	7.11	7.45		7.74	
2/13/2023					6.35		6.94
2/14/2023				7.48			
2/16/2023	7.39	6.56	7.02				
2/17/2023						7.71	
7/25/2023				7.19			
7/26/2023					5.77		6.46
7/27/2023	7.08	6.06	6.49				
8/1/2023						7.66	
2/19/2024				7.7	6.34		6.75
2/22/2024	6.97	6.03				7.89	
2/26/2024			6.85				
8/1/2024				7.08	5.88		7.06
8/6/2024			7.61				
8/7/2024	7.51	6.73					
8/8/2024						7.86	

Time Series

Constituent: pH (pH_units) Analysis Run 9/8/2024 3:35 PM View: Descriptive

Plant Bowen Client: Southern Company Data: Bowen 1, 2, 9, and 10

	GWA-41 (bg)	GWA-41R (bg)	GWA-42 (bg)	GWA-43 (bg)	GWA-43R (bg)	GWA-4RZ (bg)	GWA-50 (bg)
3/11/2016			7.37	6.43	7.89		
3/15/2016	6.74	7.15					
3/28/2016							6.22
5/12/2016	6.41						
5/13/2016		7.29		6.8	7.86		
5/16/2016			7.55				
5/23/2016							5.86
7/19/2016				6.42	7.83		
7/20/2016	6.59						
7/21/2016		7.43					
7/22/2016			7.51				
8/1/2016							6.39
9/16/2016				6.19	7.75		
9/19/2016			7.52				
9/21/2016		7.05					
9/26/2016							5.74
11/2/2016				6.36	7.77		
11/3/2016	6.45	7.4	7.56				
11/10/2016							5.78
1/17/2017		7.06	7.59				
1/18/2017	6.34			6.16	7.65		
1/30/2017							5.88
2/22/2017						7.38 (D)	
3/24/2017	6.42						
3/27/2017		7.13	7.63				
3/28/2017				5.8	7.79		
4/7/2017						7.35 (D)	5.94
6/6/2017	6.82	7.18		5.97	7.89		
6/7/2017			7.55				
6/12/2017							5.81
6/14/2017						7.3 (D)	
7/11/2017						7.39	
7/12/2017						7.39 (D)	
7/19/2017						7.44	
7/20/2017						7.44 (D)	
7/27/2017						7.5	
7/28/2017						7.5	
8/8/2017						7.52	
8/9/2017						7.52	
8/23/2017						7.5	
8/24/2017						7.5	
9/22/2017				5.77	7.8		
9/25/2017	6.63	6.88					
9/26/2017			7.59				
10/2/2017							5.93
10/3/2017						7.51 (D)	
12/28/2017					7.78 (Y)	7.32 (Y)	
3/14/2018	7.08	7.04	7.6	5.85			
3/15/2018					7.66		
3/16/2018							5.64
3/21/2018						7.3	
9/12/2018	6.54	7.02		5.65	7.75		

Time Series

Constituent: pH (pH_units) Analysis Run 9/8/2024 3:35 PM View: Descriptive

Plant Bowen Client: Southern Company Data: Bowen 1, 2, 9, and 10

	GWA-41 (bg)	GWA-41R (bg)	GWA-42 (bg)	GWA-43 (bg)	GWA-43R (bg)	GWA-4RZ (bg)	GWA-50 (bg)
9/14/2018			7.37				
9/17/2018							5.82
9/18/2018						7.26	
3/13/2019				5.63	7.84		
3/14/2019	6.58	6.93	7.57				
3/19/2019							5.93
3/21/2019						7.28 (D)	
9/10/2019	5.66	6.72	7.53				
9/11/2019				5.53	7.75		
9/12/2019						7.2 (D)	
9/13/2019							5.61
3/6/2020	6.82		7.42				
3/9/2020		6.7		5.5	7.73		
3/11/2020							5.57
3/12/2020						7.55	
9/10/2020	6.4	6.67	7.48				
9/11/2020				6.25			
9/14/2020					7.76		
9/16/2020							5.62
9/17/2020						7.42	
3/10/2021		7.3					
3/11/2021	6.8		7.53	5.55	7.81		
3/16/2021						7.4	
3/17/2021							5.64
8/4/2021	6.34	7.15	7.35				
8/5/2021					7.75		
8/6/2021				5.52			
8/9/2021							5.34
8/10/2021						7.2	
1/31/2022	6.02	6.63	7.17	5.71	8.04		
2/1/2022							5.61
2/3/2022						7.2	
8/10/2022			7.26		7.72		
8/11/2022	6.29	7.12		5.64			
8/16/2022							5.29
8/17/2022						6.49	
2/13/2023	6.25	6.45	6.83		7.82		
2/14/2023				5.24			
2/16/2023							4.95
2/17/2023						6.98	
7/25/2023	5.58	6.19		4.64	7.31		
7/26/2023			6.92				
7/28/2023						6.815 (D)	4.66
2/19/2024	6.17	6.79					
2/20/2024			7.39	5.31	7.82		
2/22/2024							5.6
2/27/2024						7.11	
8/1/2024	6.03	7.17	7.49				
8/2/2024				5.28	7.74		
8/8/2024						7.01	4.68

Time Series

Constituent: pH (pH_units) Analysis Run 9/8/2024 3:35 PM View: Descriptive

Plant Bowen Client: Southern Company Data: Bowen 1, 2, 9, and 10

	GWA-50R (bg)	GWC-10	GWC-10R	GWC-11	GWC-11R	GWC-12	GWC-13
3/28/2016	6.45						
3/31/2016		7.21	7.54				
4/4/2016				7.16	8.01	6.53	7.44
5/25/2016	6.96						
5/26/2016		7.3	7.43	7.23	7.91		
5/27/2016						6.45	
5/31/2016							7.37
8/1/2016	5.64						
8/3/2016			7.41	6.96		6.41	
8/4/2016					7.85		7.32
8/5/2016		7.54					
9/26/2016	6.26						
9/28/2016		7.48	7.26	7.6	8.26		
9/29/2016							7.38
9/30/2016						6.46	
11/11/2016	5.62						
11/22/2016		7.54	7.38	6.71	7.79	6.39	
11/28/2016							7.43
1/30/2017	5.49						
2/7/2017		7.17	7.46				
2/8/2017				6.84	7.77		
2/9/2017							7.36
2/13/2017						6.4	
4/3/2017	6.32						
4/10/2017		6.72	7.51	7.13	7.95		
4/11/2017						6.37	
4/12/2017							7.46
6/12/2017	6.48						
6/14/2017		6.83	7.34			5.85	
6/15/2017				7.1	7.79		
6/16/2017							7.36
10/2/2017	6.41						
10/4/2017		7.38	7.54	6.25	7.74	6.27	
10/9/2017							7.38
3/16/2018	5.46						
3/20/2018		6.23					
3/21/2018			7.33	7.07			7.33
3/22/2018					7.72	6.45	
9/18/2018	5.35	7.14	7.66	6.9	7.88	6.42	
9/19/2018							7.31
3/19/2019	6.01						
3/22/2019		6.23	7.34				
3/23/2019				6.27	7.56	6.34	7.27
9/12/2019	5.89						
9/17/2019		7.16	7.51	6.55	7.58	6.19 (D)	
9/18/2019							7.28
3/11/2020	5.4						
3/12/2020		6.43	7.49	6.3	7.6	6.17	
3/13/2020							7.25
9/15/2020	5.26						
9/17/2020		7.28	7.7				
9/21/2020				7.02	7.84	6.28	

Time Series

Constituent: pH (pH_units) Analysis Run 9/8/2024 3:35 PM View: Descriptive

Plant Bowen Client: Southern Company Data: Bowen 1, 2, 9, and 10

	GWA-50R (bg)	GWC-10	GWC-10R	GWC-11	GWC-11R	GWC-12	GWC-13
9/22/2020							7.34
3/17/2021	6.31						
3/18/2021		6.69	7.52				7.3
3/19/2021				7.05	7.64	6.31	
5/26/2021					7.55		
8/9/2021	5.16						
8/10/2021		6.63					
8/11/2021			7.46	6.02	7.65	6.05	7.07
2/2/2022	5.17					6.35	
2/4/2022		6.53	7.69	7.2	7.58		
2/17/2022							7.24
4/28/2022						6.33	
8/17/2022	5.7	7.01					
8/18/2022			7.52	6.08	7.57	6.03	6.95
2/16/2023	4.73						
2/20/2023		5.39	7.08	5.52	7.2		
2/21/2023						6.18	
2/22/2023							6.96
4/11/2023							6.69
7/28/2023	4.24						
7/31/2023		6.58	7.16				
8/1/2023				6.71	7.3	5.45	6.77
2/22/2024	5.09						
2/27/2024		6.54	7.4			5.38	6.9
2/28/2024				6.87	7.52		
8/8/2024	4.25						
8/12/2024		7.17	7.65		7.8	5.49	6.73
8/13/2024				5.67			

Time Series

Constituent: pH (pH_units) Analysis Run 9/8/2024 3:35 PM View: Descriptive

Plant Bowen Client: Southern Company Data: Bowen 1, 2, 9, and 10

	GWC-13RZ	GWC-14Z	GWC-15R	GWC-15Z	GWC-44	GWC-45	GWC-45R
3/16/2016					4.49	5.1	7.22
4/4/2016	8.56 (o)						
4/5/2016		10.61 (o)	7.71	7.71			
5/16/2016					4.55	5.15	7.34
5/31/2016			7.66	9.52 (o)			
6/1/2016	9.83 (o)	10.32 (o)					
7/25/2016					4.63	5.13	7.38
8/4/2016			7.8				
8/9/2016		8.23 (o)					
9/19/2016					4.65	5	7.37
9/29/2016			7.46				
11/3/2016					4.69		7.52
11/4/2016						5.02	
11/23/2016			7.62	7.88			
11/28/2016		7.29					
1/19/2017					4.58		
1/20/2017							7.3
1/23/2017						4.9	
2/9/2017		6.91					
2/10/2017			7.51	7.72			
2/22/2017	7.45						
3/28/2017					4.45		
3/29/2017						5.08	7.29
4/11/2017	6.37	6.68		7.83			
4/12/2017			7.54				
6/5/2017					4.33		
6/7/2017						5.06	7.43
6/14/2017		6.84					
6/15/2017			7.71	7.86			
6/16/2017	7.33						
7/12/2017	7.46	6.54		7.73			
7/20/2017					4.38		
7/26/2017				7.71			
7/27/2017	7.37						
7/28/2017	7.37						
8/9/2017	7.38						
8/10/2017	7.38						
9/26/2017					4.51		
9/27/2017						4.92	7.2
10/5/2017		6.93					
10/6/2017	6.55		7.58	7.74			
12/28/2017	7.43 (Y)						
12/29/2017						5.08 (Y)	
3/15/2018					4.34	4.6	6.87
3/22/2018		6.93					
3/23/2018	7.58		7.34	7.89			
9/12/2018					4.49		
9/13/2018						5.26	7.31
9/19/2018		6.88	7.66	7.77			
9/20/2018	7.43						
3/14/2019					4.41	5.01 (D)	7.14 (D)
3/22/2019	7.49	6.27		7.55			

Time Series

Constituent: pH (pH_units) Analysis Run 9/8/2024 3:36 PM View: Descriptive

Plant Bowen Client: Southern Company Data: Bowen 1, 2, 9, and 10

	GWC-13RZ	GWC-14Z	GWC-15R	GWC-15Z	GWC-44	GWC-45	GWC-45R
3/25/2019			7.64				
9/11/2019					4.36	4.93 (D)	7.2 (D)
9/17/2019		6.04	7.35	7.76			
9/18/2019	7.5						
3/10/2020					4.44	4.98	7.05
3/13/2020		6.16	7.56	7.68			
3/17/2020	7.62						
9/11/2020						4.91	7.26
9/15/2020					4.46		
9/21/2020		6.06	7.48	7.65			
9/22/2020	6.95						
12/15/2020						4.92	
3/11/2021					4.21	4.68	7.21
3/18/2021		6.04	7.58	7.87			
3/19/2021	7.42						
8/4/2021					4.38		
8/6/2021						4.65	7.05
8/11/2021		6.09	7.59	7.81			
8/12/2021	7.11						
1/31/2022					4.78		
2/1/2022						4.88	7.15
2/4/2022	7.46	6.06	7.61				
2/7/2022				7.83			
8/12/2022						4.7	7.08
8/15/2022					4.3		
8/18/2022		5.95					
8/19/2022	6.66		7.5	7.6			
10/11/2022					4.13		
2/14/2023					3.95	4.26	6.71
2/22/2023	7.15	5.97	7.32	7.49			
7/26/2023					4.08	4.19	6.92
8/1/2023		5.57		7.41			
8/2/2023	6.995 (D)		7.23				
2/20/2024					3.87	3.95	6.46
2/28/2024	7.35	5.6	7.3	7.86			
8/5/2024						4.85	7.27
8/6/2024					4.57		
8/13/2024	7.25	6.04	7.75	7.86			

Time Series

Constituent: pH (pH_units) Analysis Run 9/8/2024 3:36 PM View: Descriptive

Plant Bowen Client: Southern Company Data: Bowen 1, 2, 9, and 10

	GWC-46R	GWC-47	GWC-47R	GWC-48	GWC-49R	GWC-49Z	GWC-5
3/10/2016	7.39	7.56	8.08	5.66			
3/17/2016					7.82	6.4	
3/28/2016							7.04
5/17/2016	7.32			5.11			
5/18/2016		7.58	7.91		7.85	6.17	
5/25/2016							6.39
7/26/2016	7.32						
7/27/2016		7.58	7.83	5.17	7.87		
7/28/2016						5.85	
8/1/2016							6.13
9/20/2016	7.3	7.68	7.69	5.12			
9/21/2016					7.8	5.61	
9/27/2016							5.98
11/4/2016	7.38		7.75	5.03	7.89		
11/7/2016		7.7				5.71	
11/11/2016							6.11
1/20/2017	7.29		7.6				
1/23/2017		7.61		5.1			
1/24/2017					7.97	5.58	
1/31/2017							6.08
3/28/2017	7.21			5.03			
3/29/2017		7.57	7.63		7.71		
3/30/2017						5.44	
4/3/2017							6.13
6/7/2017	7.47						
6/8/2017		7.48	7.64	4.77	7.86		
6/9/2017						5.11	
6/12/2017							6.83
9/27/2017		7.55	7.62				
9/29/2017	7.42			5.06	7.72	5.51	
10/3/2017							6.2
12/28/2017		7.59 (Y)		5.07 (Y)	7.71 (Y)		
1/10/2018						5.51 (Y)	
3/15/2018	7.22	7.42		5.14	7.51	5.12	
3/16/2018			7.72				
3/19/2018							6.06
9/13/2018	7.52	7.49	7.68	5.02	8.02		
9/14/2018						5.38	
9/17/2018							6.14
3/15/2019		7.45		5.28			
3/18/2019	7.39				7.89		
3/19/2019			7.93			5.6	
3/20/2019							6.29
9/11/2019	7.36		7.55	4.93	8.22	5.35	
9/12/2019		7.48					
9/16/2019							6.09
3/9/2020		7.19	7.51	5.18		5.6	
3/10/2020	7.44						
3/11/2020					8.19		
3/16/2020							6.88
9/11/2020					8		
9/14/2020	7.43	7.54		5		5.32	

Time Series

Constituent: pH (pH_units) Analysis Run 9/8/2024 3:36 PM View: Descriptive

Plant Bowen Client: Southern Company Data: Bowen 1, 2, 9, and 10

	GWC-46R	GWC-47	GWC-47R	GWC-48	GWC-49R	GWC-49Z	GWC-5
9/15/2020			7.64				
9/16/2020							6
3/11/2021	7.53	7.34	7.48	4.95			
3/15/2021					8.05	5.31	
3/17/2021							5.85
5/26/2021	7.39			4.72			
8/4/2021				4.91			
8/5/2021	7.44	7.41	7.45			5.34	
8/9/2021							5.71
8/11/2021					7.98		
10/28/2021		7.34	7.36				
1/31/2022	7.48			4.86			
2/1/2022		7.55	7.54		7.63	5	
2/2/2022							5.9
4/28/2022				5			5.78
8/15/2022	7.58	7.43	7.35	4.89	7.81	5.06	
8/16/2022							5.84
10/21/2022				4.79			
2/14/2023	7.49	7.2	7.38	4.75	7.75	5.15	
2/20/2023							5.78
3/16/2023				4.55			
7/26/2023	7.18			4.31			
7/27/2023		6.73	7.03		7.45	4.47	
7/28/2023							5.06
2/21/2024	7.11	6.91	7.32	4.71	7.82	5.11	
2/26/2024							5.29
8/5/2024	7.54	7.32	7.62	4.98			
8/6/2024					7.86	5.22	
8/8/2024							5.69

Time Series

Constituent: pH (pH_units) Analysis Run 9/8/2024 3:36 PM View: Descriptive

Plant Bowen Client: Southern Company Data: Bowen 1, 2, 9, and 10

	GWC-6	GWC-6RZ	GWC-7Z	GWC-8RR	GWC-8Z	GWC-9
3/22/2016					7.53	
3/29/2016	7.54	7.24				
3/30/2016				8.2		6.07
5/24/2016	7.39	7.1		8.07		
5/25/2016					8.04	
5/26/2016						6.44
5/31/2016			7.98			
8/1/2016	7.26	7.07				
8/2/2016			7.64	8.07	7.74	
8/5/2016						6.67
9/26/2016	7.19	7.15			7.4	
9/27/2016			7.18	8.06		
9/28/2016						6.89
11/14/2016		7.15				
11/18/2016	7.04					
11/21/2016			7.49		7.4	6.89
11/22/2016				8.07		
2/1/2017	7.34	7.09	7.2			
2/3/2017					7.05	
2/6/2017				7.88		4.93
4/6/2017	7.49	7.23	7.42	7.86		4.92
4/7/2017					7.14	
6/13/2017	7.38	6.99	7.25		7.52	5.03
6/14/2017				7.66		
7/14/2017			7.5			
10/3/2017	7.39	7.09	7.5		7.38	6.01
10/4/2017				7.84		
1/9/2018				7.86 (Y)		
3/19/2018	7.32					
3/20/2018		6.9	6.76		7.27	4.88
3/21/2018				7.9		
9/17/2018	7.57	6.96				
9/18/2018			7.26	7.92	6.95	5.36 (D)
3/21/2019	7.21	6.82	7.3			5.33
3/27/2019				8.07		
5/6/2019					7.98	
9/13/2019			6.8			
9/16/2019	7.35	6.83		7.9 (D)	7.15	6.03
3/12/2020	7.4	6.88	7.53	8.02		4.82
3/16/2020					7.01	
9/16/2020	7.33	6.99	7.56			
9/17/2020				7.96	7.05	6.39
3/17/2021	7.57	7.03	7.52	8.08		
3/18/2021					6.45	4.78
8/10/2021	7.16	6.65	7.13	7.89	6.99	4.71
2/2/2022	7.4	6.8	7.54	8.13	8.92	4.81
4/28/2022					6.91	
8/17/2022	7.3	6.64	7.34	7.87	6.36	4.57
2/17/2023	7.11	6.41				
2/20/2023			7.4		6.87	
2/21/2023				7.88		4.59
7/28/2023		6.22				

Time Series

Constituent: pH (pH_units) Analysis Run 9/8/2024 3:36 PM View: Descriptive

Plant Bowen Client: Southern Company Data: Bowen 1, 2, 9, and 10

	GWC-6	GWC-6RZ	GWC-7Z	GWC-8RR	GWC-8Z	GWC-9
7/31/2023	6.86		6.52	7.47	6.52	5.38
2/26/2024	7.16	6.5	7.63		6.35	
2/27/2024				7.48		3.88
8/8/2024	7.66	7.05	7.6			
8/12/2024				8.02	6.99	5.89

Time Series

Constituent: Selenium (mg/L) Analysis Run 9/8/2024 3:36 PM View: Descriptive

Plant Bowen Client: Southern Company Data: Bowen 1, 2, 9, and 10

	GWA-1 (bg)	GWA-2 (bg)	GWA-2R (bg)	GWA-39RZ (bg)	GWA-39Z (bg)	GWA-3A (bg)	GWA-40 (bg)
8/23/2007	<0.005	<0.005	<0.005			<0.005	
10/23/2007	<0.005						
10/24/2007		<0.005	<0.005				
11/2/2007						<0.005	
11/18/2007	<0.005	<0.005	<0.005			<0.005	
1/30/2008	<0.005						
1/31/2008		<0.005	<0.005			<0.005	
3/10/2008	<0.005		<0.005				
3/11/2008		<0.005				<0.005	
5/6/2008		<0.005					
5/13/2008	<0.005		<0.005				
5/14/2008						<0.005	
12/4/2008		<0.005	<0.005				
12/5/2008	<0.005					<0.005	
4/15/2009	<0.005					<0.005	
4/21/2009		<0.005	<0.005				
10/7/2009	<0.005	<0.005					
10/8/2009			<0.005			<0.005	
4/21/2010			<0.005				
4/26/2010		<0.005					
4/28/2010						<0.005	
5/3/2010	<0.005						
9/28/2010			<0.005				
10/4/2010		<0.005					
10/6/2010						<0.005	
10/12/2010	<0.005						
4/12/2011			<0.005				
4/13/2011		<0.005					
4/21/2011						<0.005	
4/27/2011	<0.005						
10/4/2011			<0.005				
10/5/2011		<0.005					
10/13/2011						<0.005	
10/17/2011	<0.005						
4/3/2012			<0.005				
4/11/2012		<0.005					
5/1/2012						<0.005	
5/2/2012	<0.005						
10/8/2012	<0.005						
10/9/2012		<0.005	<0.005			<0.005	
4/11/2013			<0.005			<0.005	
4/12/2013	<0.005						
4/15/2013		<0.005					
10/15/2013		<0.005					
10/16/2013	<0.005		<0.005			<0.005	
4/10/2014			<0.005				
4/11/2014	<0.005						
4/22/2014		<0.005					
4/23/2014						<0.005	
9/30/2014	<0.005	<0.005	<0.005				
10/4/2014						<0.005	
3/30/2015	<0.005	<0.005	<0.005				

ND substitution: RL or RL/2 if <15% NDs.

Time Series

Constituent: Selenium (mg/L) Analysis Run 9/8/2024 3:36 PM View: Descriptive

Plant Bowen Client: Southern Company Data: Bowen 1, 2, 9, and 10

	GWA-1 (bg)	GWA-2 (bg)	GWA-2R (bg)	GWA-39RZ (bg)	GWA-39Z (bg)	GWA-3A (bg)	GWA-40 (bg)
3/31/2015						<0.005	
10/12/2015						<0.005	
10/13/2015	<0.005	<0.005	<0.005				
3/14/2016					<0.005		
3/15/2016							<0.005
3/22/2016	<0.005						
3/23/2016		<0.005	<0.005			<0.005	
5/11/2016					<0.005		<0.005
5/16/2016				<0.005 (D)			
5/19/2016	<0.005		<0.005				
5/20/2016		0.00216 (J)					
5/23/2016						<0.005	
7/19/2016					<0.005		
7/21/2016							<0.005
7/27/2016				<0.005 (D)			
7/29/2016	<0.005	0.001 (J)	<0.005			<0.005	
9/15/2016					<0.005		<0.005
9/22/2016			<0.005			<0.005	
9/23/2016	<0.005	<0.005					
11/2/2016					<0.005		
11/3/2016							<0.005
11/9/2016	<0.005	<0.005					
11/10/2016			<0.005			<0.005	
1/17/2017							<0.005
1/18/2017					<0.005		
1/30/2017	<0.005						
1/31/2017		<0.005	<0.005			<0.005	
2/21/2017				<0.005			
3/24/2017							<0.005
3/27/2017				<0.005 (D)			
3/28/2017					<0.005		
3/30/2017	<0.005	<0.005				<0.005	
4/3/2017			<0.005				
5/24/2017							<0.005
6/7/2017					<0.005		
6/8/2017				<0.005 (D)			
6/9/2017	<0.005		<0.005				
6/12/2017		<0.005				<0.005	
7/17/2017				<0.005 (D)			
7/27/2017				<0.005			
8/9/2017				<0.005			
9/26/2017					<0.005		<0.005
9/29/2017				<0.005 (D)			
10/2/2017	<0.005	<0.005	<0.005				
10/4/2017						<0.005	
3/14/2018					<0.005		<0.005
3/16/2018	<0.005		<0.005	<0.005			
3/19/2018		0.0016 (J)				<0.005	
9/12/2018					<0.005		<0.005
9/14/2018		<0.005	<0.005	<0.005			
9/17/2018	<0.005 (D)					<0.005	
3/13/2019							<0.005

ND substitution: RL or RL/2 if <15% NDs.

Time Series

Constituent: Selenium (mg/L) Analysis Run 9/8/2024 3:36 PM View: Descriptive

Plant Bowen Client: Southern Company Data: Bowen 1, 2, 9, and 10

	GWA-1 (bg)	GWA-2 (bg)	GWA-2R (bg)	GWA-39RZ (bg)	GWA-39Z (bg)	GWA-3A (bg)	GWA-40 (bg)
3/14/2019				<0.005			
3/15/2019					<0.005		
3/19/2019			<0.005				
3/20/2019	<0.005	<0.005				<0.005	
9/9/2019					<0.005		<0.005
9/12/2019	<0.005	<0.005 (D)					
9/13/2019			<0.005			<0.005	
3/9/2020				<0.005	<0.005		<0.005
3/11/2020	<0.005	0.0021 (J)	<0.005			<0.005	
9/10/2020					<0.005		
9/11/2020							<0.005
9/15/2020	<0.005	<0.005	<0.005				
9/16/2020				<0.005			
3/10/2021							<0.005
3/12/2021					<0.005		
3/16/2021	<0.005		0.0021 (J)	<0.005			
3/17/2021		0.0045 (J)					
3/29/2021						<0.005	
8/4/2021					<0.005		<0.005
8/6/2021				<0.005			
8/9/2021	<0.005	<0.005	<0.005			<0.005	
1/31/2022					<0.005		<0.005
2/1/2022	<0.005	<0.005	<0.005				
2/2/2022				<0.005		<0.005	
8/10/2022					<0.005		
8/12/2022							<0.005
8/16/2022	<0.005	<0.005	<0.005	<0.005		<0.005	
2/13/2023					<0.005		<0.005
2/14/2023				<0.005			
2/16/2023	<0.005	0.0014 (J)	<0.005				
2/17/2023						<0.005	
7/25/2023				<0.005			
7/26/2023					<0.005		<0.005
7/27/2023	<0.005	<0.005	<0.005				
8/1/2023						<0.005	
2/19/2024				<0.005	<0.005		<0.005
2/22/2024	<0.005	<0.005				<0.005	
2/26/2024			<0.005				
8/1/2024				<0.005	<0.005		<0.005
8/6/2024			<0.005				
8/7/2024	<0.005	<0.005					
8/8/2024						<0.005	

ND substitution: RL or RL/2 if <15% NDs.

Time Series

Constituent: Selenium (mg/L) Analysis Run 9/8/2024 3:36 PM View: Descriptive

Plant Bowen Client: Southern Company Data: Bowen 1, 2, 9, and 10

	GWA-41 (bg)	GWA-41R (bg)	GWA-42 (bg)	GWA-43 (bg)	GWA-43R (bg)	GWA-4RZ (bg)	GWA-50 (bg)
12/12/2008							<0.005
4/23/2009							<0.005
10/6/2009							<0.005
4/27/2010							<0.005
9/30/2010							<0.005
4/14/2011							<0.005
10/5/2011							<0.005
4/11/2012							<0.005
10/2/2012							<0.005
4/9/2013							<0.005
10/15/2013							<0.005
4/10/2014							<0.005
10/1/2014							<0.005
3/30/2015							<0.005
10/11/2015							<0.005
3/11/2016			<0.005	0.00236 (J)	<0.005		
3/15/2016	<0.005	<0.005					
3/28/2016							<0.005
5/12/2016	<0.005						
5/13/2016		<0.005		<0.005	<0.005		
5/16/2016			<0.005				
5/23/2016							<0.005
7/19/2016				<0.005	<0.005		
7/20/2016	<0.005						
7/21/2016		<0.005					
7/22/2016			<0.005				
8/1/2016							<0.005
9/15/2016	<0.005						
9/16/2016				<0.005	<0.005		
9/19/2016			<0.005				
9/21/2016		<0.005					
9/26/2016							<0.005
11/2/2016				<0.005	<0.005		
11/3/2016	<0.005	<0.005	<0.005				
11/10/2016							<0.005
1/17/2017		<0.005	<0.005				
1/18/2017	<0.005			<0.005	<0.005		
1/30/2017							<0.005
2/22/2017						<0.005	
3/24/2017	<0.005						
3/27/2017		<0.005	<0.005				
3/28/2017				<0.005	<0.005		
4/7/2017						<0.005	<0.005
6/6/2017	<0.005	<0.005		<0.005	<0.005		
6/7/2017			<0.005				
6/12/2017							<0.005
6/14/2017						<0.005 (D)	
7/12/2017						<0.005 (D)	
7/20/2017						<0.005 (D)	
7/28/2017						<0.005	
8/9/2017						<0.005	
8/24/2017						<0.005	

ND substitution: RL or RL/2 if <15% NDs.

Time Series

Constituent: Selenium (mg/L) Analysis Run 9/8/2024 3:36 PM View: Descriptive

Plant Bowen Client: Southern Company Data: Bowen 1, 2, 9, and 10

	GWA-41 (bg)	GWA-41R (bg)	GWA-42 (bg)	GWA-43 (bg)	GWA-43R (bg)	GWA-4RZ (bg)	GWA-50 (bg)
9/22/2017				<0.005	<0.005		
9/25/2017	<0.005	<0.005					
9/26/2017			<0.005				
10/2/2017							<0.005
10/3/2017						<0.005 (D)	
3/14/2018	<0.005	<0.005	<0.005	<0.005			
3/15/2018					<0.005		
3/16/2018							<0.005
3/21/2018						<0.005	
9/12/2018	<0.005	<0.005		<0.005	<0.005		
9/14/2018			<0.005				
9/17/2018							<0.005
9/18/2018						<0.005	
3/13/2019				<0.005	<0.005		
3/14/2019	<0.005	<0.005	<0.005				
3/19/2019							<0.005
3/21/2019						<0.005 (D)	
9/10/2019	<0.005 (D)	<0.005	<0.005				
9/11/2019				<0.005	<0.005		
9/12/2019						<0.005 (D)	
9/13/2019							<0.005
3/6/2020	<0.005		<0.005				
3/9/2020		<0.005		<0.005	<0.005		
3/11/2020							<0.005
3/12/2020						<0.005	
9/10/2020	<0.005	<0.005	<0.005				
9/11/2020				<0.005			
9/14/2020					<0.005		
9/16/2020							<0.005
9/17/2020						<0.005	
3/10/2021		<0.005					
3/11/2021	<0.005		<0.005	<0.005	<0.005		
3/16/2021						<0.005	
3/17/2021							<0.005
8/4/2021	<0.005	<0.005	<0.005				
8/5/2021					<0.005		
8/6/2021				<0.005			
8/9/2021							<0.005
8/10/2021						<0.005	
1/31/2022	<0.005	<0.005	<0.005	<0.005	<0.005		
2/1/2022							<0.005
2/3/2022						<0.005	
8/10/2022			<0.005		<0.005		
8/11/2022	<0.005	<0.005		<0.005			
8/16/2022							<0.005
8/17/2022						<0.005	
2/13/2023	<0.005	<0.005	<0.005		<0.005		
2/14/2023				<0.005			
2/16/2023							<0.005
2/17/2023						<0.005	
7/25/2023	<0.005	<0.005		<0.005	<0.005		
7/26/2023			<0.005				

ND substitution: RL or RL/2 if <15% NDs.

Time Series

Constituent: Selenium (mg/L) Analysis Run 9/8/2024 3:36 PM View: Descriptive

Plant Bowen Client: Southern Company Data: Bowen 1, 2, 9, and 10

	GWA-41 (bg)	GWA-41R (bg)	GWA-42 (bg)	GWA-43 (bg)	GWA-43R (bg)	GWA-4RZ (bg)	GWA-50 (bg)
7/28/2023						<0.005	<0.005
2/19/2024	<0.005	<0.005					
2/20/2024			<0.005	<0.005	<0.005		
2/22/2024							<0.005
2/27/2024						<0.005	
8/1/2024	<0.005	<0.005	<0.005				
8/2/2024				<0.005	<0.005		
8/8/2024						<0.005	<0.005

ND substitution: RL or RL/2 if <15% NDs.

Time Series

Constituent: Selenium (mg/L) Analysis Run 9/8/2024 3:36 PM View: Descriptive

Plant Bowen Client: Southern Company Data: Bowen 1, 2, 9, and 10

	GWA-50R (bg)	GWC-10	GWC-10R	GWC-11	GWC-11R	GWC-12	GWC-13
8/21/2007		<0.005	<0.005	<0.005	<0.005	<0.005	<0.005
11/1/2007		<0.005	<0.005	<0.005	<0.005	<0.005	<0.005
11/18/2007				<0.005	<0.005		
11/19/2007						<0.005	<0.005
11/20/2007		<0.005	<0.005				
1/16/2008						<0.005	
1/30/2008		<0.005	<0.005	<0.005	<0.005		
1/31/2008							<0.005
3/5/2008				<0.005		<0.005	<0.005
3/6/2008		<0.005	<0.005		<0.005		
5/7/2008				<0.005	<0.005		
5/8/2008			<0.005				
5/12/2008		<0.005					<0.005
5/13/2008						<0.005	
12/12/2008	<0.005						
12/13/2008		<0.005				<0.005	<0.005
12/14/2008			<0.005	<0.005	<0.005		
4/16/2009						<0.005	
4/23/2009	<0.005						
4/28/2009							<0.005
4/29/2009		<0.005	<0.005	<0.005	<0.005		
10/6/2009	<0.005						
10/20/2009		<0.005					
10/21/2009			<0.005			<0.005	<0.005
10/22/2009				<0.005	<0.005		
4/21/2010			<0.005	<0.005	<0.005		
4/26/2010		<0.005					
4/27/2010						<0.005	
4/28/2010							<0.005
5/3/2010	<0.005						
9/28/2010			<0.005	<0.005			
9/29/2010		<0.005			<0.005		
10/5/2010						<0.005	<0.005
10/11/2010	<0.005						
4/12/2011			<0.005	<0.005			
4/13/2011		<0.005			<0.005		
4/19/2011						<0.005	<0.005
4/27/2011	<0.005						
10/4/2011			<0.005	<0.005	<0.005		
10/5/2011		<0.005					
10/12/2011						<0.005	
10/18/2011							<0.005
10/19/2011	<0.005						
4/3/2012			<0.005	<0.005			
4/4/2012		<0.005			<0.005		
4/24/2012						<0.005	
4/25/2012							<0.005
5/1/2012	<0.005						
10/2/2012	<0.005					<0.005	<0.005
10/3/2012		<0.005		<0.005	<0.005		
10/8/2012			<0.005				
4/2/2013						<0.005	<0.005

ND substitution: RL or RL/2 if <15% NDs.

Time Series

Constituent: Selenium (mg/L) Analysis Run 9/8/2024 3:36 PM View: Descriptive

Plant Bowen Client: Southern Company Data: Bowen 1, 2, 9, and 10

	GWA-50R (bg)	GWC-10	GWC-10R	GWC-11	GWC-11R	GWC-12	GWC-13
4/3/2013		<0.005	<0.005	<0.005	<0.005		
4/10/2013	<0.005						
10/8/2013							<0.005
10/9/2013				<0.005	<0.005	<0.005	
10/15/2013		<0.005	<0.005				
10/16/2013	<0.005						
4/1/2014						<0.005	<0.005
4/2/2014				<0.005	<0.005		
4/9/2014		<0.005	<0.005				
4/22/2014	<0.005						
10/1/2014	<0.005						<0.005
10/2/2014		<0.005	<0.005	<0.005	<0.005	<0.005	
3/30/2015	<0.005						
4/1/2015				<0.005	<0.005	<0.005	<0.005
4/2/2015		<0.005	<0.005				
10/10/2015		<0.005					
10/11/2015	<0.005			<0.005	<0.005		
10/12/2015			<0.005				
10/14/2015						<0.005	
10/15/2015							0.0055
3/28/2016	<0.005						
3/31/2016		<0.005	<0.005				
4/4/2016				<0.005	<0.005	<0.005	0.00286 (J)
5/25/2016	<0.005						
5/26/2016		<0.005	<0.005	<0.005	<0.005		
5/27/2016						<0.005	
5/31/2016							0.00303 (J)
8/1/2016	<0.005						
8/3/2016			<0.005	<0.005		<0.005	
8/4/2016					<0.005		0.005 (J)
8/5/2016		<0.005					
9/26/2016	<0.005						
9/28/2016		<0.005	<0.005	<0.005	<0.005		
9/29/2016							0.0074 (J)
9/30/2016						<0.005	
11/11/2016	<0.005						
11/22/2016		<0.005	<0.005	<0.005	<0.005	<0.005	
11/28/2016							0.0073 (J)
1/30/2017	<0.005						
2/7/2017		<0.005	<0.005				
2/8/2017				<0.005	<0.005		
2/9/2017							0.0067 (J)
2/13/2017						<0.005	
4/3/2017	<0.005						
4/10/2017		<0.005	<0.005	<0.005	<0.005		
4/11/2017						<0.005	
4/12/2017							0.0048 (J)
6/12/2017	<0.005						
6/14/2017		<0.005	<0.005			<0.005	
6/15/2017				<0.005	<0.005		
6/16/2017							0.007 (J)
10/2/2017	<0.005						

ND substitution: RL or RL/2 if <15% NDs.

Time Series

Constituent: Selenium (mg/L) Analysis Run 9/8/2024 3:36 PM View: Descriptive

Plant Bowen Client: Southern Company Data: Bowen 1, 2, 9, and 10

	GWA-50R (bg)	GWC-10	GWC-10R	GWC-11	GWC-11R	GWC-12	GWC-13
10/4/2017		<0.005	<0.005	<0.005	<0.005	<0.005	
10/9/2017							0.0048 (J)
3/16/2018	<0.005						
3/20/2018		<0.005					
3/21/2018			<0.005	<0.005			0.0021 (J)
3/22/2018					<0.005	<0.005	
9/18/2018	<0.005	<0.005	<0.005	<0.005	<0.005	<0.005	
9/19/2018							0.0019 (J)
3/19/2019	<0.005						
3/22/2019		<0.005	<0.005				
3/23/2019				<0.005	<0.005	<0.005	<0.005
9/12/2019	<0.005						
9/17/2019		<0.005	<0.005	<0.005	<0.005	<0.005 (D)	
9/18/2019							0.0018 (J)
3/11/2020	<0.005						
3/12/2020		<0.005	<0.005	<0.005	<0.005	<0.005	
3/13/2020							0.0019 (J)
9/15/2020	<0.005						
9/17/2020		<0.005	<0.005				
9/21/2020				<0.005	<0.005	<0.005	
9/22/2020							<0.005
3/17/2021	<0.005						
3/18/2021		<0.005	<0.005				0.0021 (J)
3/19/2021				<0.005	<0.005	<0.005	
8/9/2021	<0.005						
8/10/2021		<0.005					
8/11/2021			<0.005	<0.005	<0.005	<0.005	<0.005
2/2/2022	<0.005					<0.005	
2/4/2022		<0.005	<0.005	<0.005	<0.005		
2/17/2022							<0.005
8/17/2022	<0.005	<0.005					
8/18/2022			<0.005	<0.005	<0.005	<0.005	<0.005
2/16/2023	<0.005						
2/20/2023		<0.005	<0.005	<0.005	<0.005		
2/21/2023						<0.005	
2/22/2023							<0.005
7/28/2023	<0.005						
7/31/2023		<0.005	<0.005				
8/1/2023				<0.005	<0.005	<0.005	<0.005
2/22/2024	<0.005						
2/27/2024		<0.005	<0.005			<0.005	<0.005
2/28/2024				<0.005	<0.005		
8/8/2024	<0.005						
8/12/2024		<0.005	<0.005		<0.005	<0.005	0.0014 (J)
8/13/2024				<0.005			

ND substitution: RL or RL/2 if <15% NDs.

Time Series

Constituent: Selenium (mg/L) Analysis Run 9/8/2024 3:36 PM View: Descriptive

Plant Bowen Client: Southern Company Data: Bowen 1, 2, 9, and 10

	GWC-13RZ	GWC-14Z	GWC-15R	GWC-15Z	GWC-44	GWC-45	GWC-45R
8/21/2007	<0.005						
8/23/2007			<0.005				
8/24/2007		<0.005		<0.005			
11/1/2007	<0.005						
11/2/2007		<0.005	<0.005	<0.005			
11/17/2007		<0.005	<0.005				
11/18/2007				<0.005			
11/19/2007	<0.005						
1/15/2008		<0.005	<0.005	<0.005			
1/31/2008	<0.005						
3/5/2008	<0.005	<0.005					
3/6/2008			<0.005				
3/10/2008				<0.005			
5/7/2008	<0.005	<0.005	<0.005				
5/13/2008				<0.005			
12/2/2008		<0.005	<0.005	<0.005			
12/12/2008	<0.005						
4/16/2009		<0.005					
4/28/2009			<0.005	<0.005			
4/29/2009	<0.005						
10/19/2009			<0.005				
10/20/2009		<0.005		<0.005			
10/21/2009	<0.005						
4/20/2010		<0.005					
4/27/2010			<0.005	<0.005			
4/28/2010	<0.005						
9/29/2010		<0.005					
10/4/2010			<0.005				
10/5/2010				<0.005			
10/6/2010	<0.005						
4/12/2011		<0.005					
4/18/2011			<0.005				
4/19/2011				<0.005			
4/20/2011	<0.005						
10/4/2011		<0.005					
10/12/2011	<0.005		<0.005	<0.005			
4/4/2012		<0.005					
4/23/2012			<0.005				
4/25/2012	<0.005			<0.005			
10/2/2012	<0.005						
10/10/2012		<0.005	<0.005	<0.005			
4/2/2013	<0.005						
4/15/2013		<0.005	<0.005				
4/16/2013				<0.005			
10/8/2013	<0.005						
10/22/2013		<0.005	<0.005	<0.005			
4/1/2014	<0.005						
4/21/2014		<0.005	<0.005	<0.005			
9/30/2014		<0.005	<0.005	<0.005			
10/1/2014	<0.005						
3/31/2015	<0.005						
4/3/2015		<0.005	<0.005	<0.005			

ND substitution: RL or RL/2 if <15% NDs.

Time Series

Constituent: Selenium (mg/L) Analysis Run 9/8/2024 3:36 PM View: Descriptive

Plant Bowen Client: Southern Company Data: Bowen 1, 2, 9, and 10

	GWC-13RZ	GWC-14Z	GWC-15R	GWC-15Z	GWC-44	GWC-45	GWC-45R
10/6/2015				<0.005			
10/7/2015		<0.005	<0.005				
10/14/2015	<0.005						
3/16/2016					0.00622 (J)	<0.005	<0.005
4/4/2016	<0.005						
4/5/2016		<0.005	<0.005	<0.005			
5/16/2016					0.0021 (J)	<0.005 (D)	<0.005 (D)
5/31/2016			<0.005	<0.005			
6/1/2016	<0.005	<0.005					
7/25/2016					<0.005	<0.005 (D)	<0.005 (D)
8/4/2016			<0.005				
8/9/2016		<0.005					
9/19/2016					<0.005	<0.005 (D)	<0.005 (D)
9/29/2016			<0.005				
11/3/2016					<0.005		<0.005 (D)
11/4/2016						<0.005 (D)	
11/23/2016			0.0016 (J)	<0.005			
11/28/2016		<0.005					
1/19/2017					<0.005		
1/20/2017							<0.005 (D)
1/23/2017						<0.005 (D)	
2/9/2017		<0.005					
2/10/2017			<0.005	<0.005			
2/22/2017	0.0014 (J)						
3/28/2017					0.0033 (J)		
3/29/2017						<0.005 (D)	<0.005 (D)
4/11/2017	0.0024 (J)	<0.005		<0.005			
4/12/2017			<0.005				
6/5/2017					0.0068 (J)		
6/7/2017						<0.005	<0.005
6/14/2017		<0.005					
6/15/2017			<0.005	<0.005			
6/16/2017	<0.005						
7/12/2017	0.0019 (J)	<0.005		<0.005			
7/26/2017				<0.005			
7/28/2017	<0.005						
8/10/2017	0.0019 (J)						
9/26/2017					0.0037 (J)		
10/5/2017		<0.005					
10/6/2017	<0.005		<0.005	<0.005			
3/15/2018					0.0031 (J)	<0.005	<0.005
3/22/2018		<0.005					
3/23/2018	<0.005		<0.005	<0.005			
9/12/2018					<0.005		
9/13/2018						<0.005	<0.005
9/19/2018		<0.005	<0.005	<0.005			
9/20/2018	<0.005						
3/14/2019					0.0042 (J)	<0.005 (D)	<0.005 (D)
3/22/2019	<0.005	<0.005		<0.005			
3/25/2019			<0.005				
9/11/2019					0.0021 (J)	<0.005 (D)	<0.005 (D)
9/17/2019		<0.005	<0.005	<0.005			

ND substitution: RL or RL/2 if <15% NDs.

Time Series

Constituent: Selenium (mg/L) Analysis Run 9/8/2024 3:36 PM View: Descriptive

Plant Bowen Client: Southern Company Data: Bowen 1, 2, 9, and 10

	GWC-13RZ	GWC-14Z	GWC-15R	GWC-15Z	GWC-44	GWC-45	GWC-45R
9/18/2019	<0.005						
3/10/2020					0.0063 (J)	<0.005	<0.005
3/13/2020		0.0016 (J)	<0.005	<0.005			
3/17/2020	<0.005						
9/11/2020						<0.005	<0.005
9/15/2020					<0.005		
9/21/2020		<0.005	<0.005	<0.005			
9/22/2020	<0.005						
3/11/2021					<0.005	<0.005	<0.005
3/18/2021		0.0016 (J)	<0.005	<0.005			
3/19/2021	<0.005						
8/4/2021					0.0036 (J)		
8/6/2021						<0.005	<0.005
8/11/2021		<0.005	<0.005	<0.005			
8/12/2021	<0.005						
1/31/2022					0.0018 (J)		
2/1/2022						<0.005	<0.005
2/4/2022	<0.005	<0.005	<0.005				
2/7/2022				<0.005			
8/12/2022						<0.005	<0.005
8/15/2022					<0.005		
8/18/2022		<0.005					
8/19/2022	<0.005		<0.005	<0.005			
2/14/2023					<0.005	<0.005	<0.005
2/22/2023	<0.005	<0.005	<0.005	<0.005			
7/26/2023					<0.005	<0.005	<0.005
8/1/2023		<0.005		<0.005			
8/2/2023	<0.005		<0.005				
2/20/2024					<0.005	<0.005	<0.005
2/28/2024	<0.005	<0.005	<0.005	<0.005			
8/5/2024						<0.005	<0.005
8/6/2024					<0.005		
8/13/2024	0.001 (J)	<0.005	<0.005	<0.005			

Time Series

Constituent: Selenium (mg/L) Analysis Run 9/8/2024 3:36 PM View: Descriptive

Plant Bowen Client: Southern Company Data: Bowen 1, 2, 9, and 10

	GWC-46R	GWC-47	GWC-47R	GWC-48	GWC-49R	GWC-49Z	GWC-5
8/23/2007							<0.005
10/25/2007							<0.005
11/19/2007							<0.005
1/23/2008							<0.005
3/11/2008							<0.005
5/12/2008							<0.005
12/11/2008							<0.005
4/15/2009							<0.005
10/9/2009							0.015 (O)
5/4/2010							<0.005
10/12/2010							<0.005
4/28/2011							<0.005
10/19/2011							<0.005
5/2/2012							<0.005
10/9/2012							0.0054
4/11/2013							0.0072
10/16/2013							<0.005
4/23/2014							0.0067
10/3/2014							<0.005
3/31/2015							<0.005
10/12/2015							<0.005
3/10/2016	<0.005	<0.005	<0.005	<0.005			
3/17/2016					<0.005	<0.005	
3/28/2016							<0.005
5/17/2016	<0.005			<0.005			
5/18/2016		<0.005	<0.005		<0.005	<0.005	
5/25/2016							<0.005
7/26/2016	0.0009 (J)						
7/27/2016		<0.005	<0.005	0.0009 (J)	<0.005		
7/28/2016						<0.005	
8/1/2016							<0.005
9/20/2016	<0.005	<0.005	<0.005	<0.005			
9/21/2016					<0.005	<0.005	
9/27/2016							<0.005
11/4/2016	<0.005		<0.005	<0.005	<0.005		
11/7/2016		<0.005				<0.005	
11/11/2016							<0.005
1/20/2017	<0.005		<0.005				
1/23/2017		<0.005		<0.005			
1/24/2017					<0.005	<0.005	
1/31/2017							<0.005
3/28/2017	<0.005			<0.005			
3/29/2017		<0.005	<0.005		<0.005		
3/30/2017						<0.005	
4/3/2017							<0.005
6/7/2017	<0.005						
6/8/2017		<0.005	<0.005	<0.005	<0.005		
6/9/2017						<0.005	
6/12/2017							<0.005
9/29/2017	<0.005			<0.005	<0.005	<0.005	
10/3/2017							<0.005
3/15/2018	<0.005	<0.005		<0.005	<0.005	<0.005	

ND substitution: RL or RL/2 if <15% NDs.

Time Series

Constituent: Selenium (mg/L) Analysis Run 9/8/2024 3:36 PM View: Descriptive

Plant Bowen Client: Southern Company Data: Bowen 1, 2, 9, and 10

	GWC-46R	GWC-47	GWC-47R	GWC-48	GWC-49R	GWC-49Z	GWC-5
3/16/2018			<0.005				
3/19/2018							<0.005
9/13/2018	<0.005	<0.005	<0.005	<0.005	<0.005		
9/14/2018						<0.005	
9/17/2018							<0.005
3/15/2019		<0.005		<0.005			
3/18/2019	<0.005				<0.005		
3/19/2019			<0.005			<0.005	
3/20/2019							<0.005
9/11/2019	<0.005		<0.005	<0.005 (D)	<0.005	<0.005	
9/12/2019		<0.005					
9/16/2019							<0.005
3/9/2020		<0.005	<0.005	<0.005		<0.005	
3/10/2020	<0.005						
3/11/2020					<0.005		
3/16/2020							<0.005
9/11/2020					<0.005		
9/14/2020	<0.005	<0.005		<0.005		<0.005	
9/15/2020			<0.005				
9/16/2020							<0.005
3/11/2021	<0.005	<0.005	<0.005	<0.005			
3/15/2021					<0.005	<0.005	
3/17/2021							0.0019 (J)
8/4/2021				<0.005			
8/5/2021	<0.005	<0.005	<0.005			<0.005	
8/9/2021							<0.005
8/11/2021					<0.005		
1/31/2022	<0.005			<0.005			
2/1/2022		<0.005	<0.005		<0.005	<0.005	
2/2/2022							<0.005
8/15/2022	<0.005	<0.005	<0.005	<0.005	<0.005	<0.005	
8/16/2022							<0.005
2/14/2023	<0.005	<0.005	<0.005	<0.005	<0.005	<0.005	
2/20/2023							<0.005
7/26/2023	<0.005			0.0016 (J)			
7/27/2023		<0.005	<0.005		<0.005	<0.005	
7/28/2023							<0.005
2/21/2024	<0.005	<0.005	<0.005	0.0011 (J)	<0.005	<0.005	
2/26/2024							<0.005
8/5/2024	<0.005	<0.005	<0.005	0.0013 (J)			
8/6/2024					<0.005	<0.005	
8/8/2024							<0.005

ND substitution: RL or RL/2 if <15% NDs.

Time Series

Constituent: Selenium (mg/L) Analysis Run 9/8/2024 3:36 PM View: Descriptive

Plant Bowen Client: Southern Company Data: Bowen 1, 2, 9, and 10

	GWC-6	GWC-6RZ	GWC-7Z	GWC-8RR	GWC-8Z	GWC-9
8/22/2007	<0.005					
8/23/2007						<0.005
10/25/2007	<0.005					
11/1/2007						<0.005
11/19/2007						<0.005
11/20/2007	<0.005					
1/15/2008						<0.005
1/23/2008	<0.005					
3/6/2008						<0.005
3/11/2008	<0.005					
5/13/2008						<0.005
5/14/2008	<0.005					
12/11/2008	<0.005					
12/12/2008						<0.005
4/16/2009						<0.005
4/23/2009	<0.005					
10/9/2009	<0.005					
10/13/2009						<0.005
4/21/2010						<0.005
5/4/2010	<0.005					
9/29/2010						<0.005
10/11/2010	<0.005					
4/13/2011						<0.005
4/26/2011	<0.005					
10/5/2011						<0.005
10/18/2011	<0.005			<0.005		
4/4/2012						<0.005
4/30/2012				<0.005		
5/2/2012	<0.005					
10/3/2012				<0.005		
10/8/2012	<0.005					<0.005
4/8/2013				<0.005		<0.005
4/10/2013	<0.005					
10/8/2013	<0.005					
10/9/2013				<0.005		<0.005
4/9/2014						<0.005
4/10/2014				<0.005		
4/14/2014	<0.005					
9/30/2014						<0.005
10/2/2014				<0.005		
10/3/2014	<0.005					
4/1/2015	<0.005					
4/2/2015						<0.005
4/3/2015				<0.005		
5/26/2015		<0.005			<0.005	
6/18/2015		<0.005 (D)			<0.005 (D)	
7/2/2015		<0.005			<0.005	
10/8/2015				<0.005	<0.005	
10/9/2015	<0.005	<0.005				
10/10/2015						<0.005 (D)
3/22/2016					<0.005	
3/29/2016	<0.005	<0.005				

ND substitution: RL or RL/2 if <15% NDs.

Time Series

Constituent: Selenium (mg/L) Analysis Run 9/8/2024 3:36 PM View: Descriptive

Plant Bowen Client: Southern Company Data: Bowen 1, 2, 9, and 10

	GWC-6	GWC-6RZ	GWC-7Z	GWC-8RR	GWC-8Z	GWC-9
3/30/2016				<0.005		0.00388 (J)
5/24/2016	<0.005	<0.005		<0.005		
5/25/2016					<0.005	
5/26/2016						<0.005
5/31/2016			<0.005			
8/1/2016	<0.005	<0.005				
8/2/2016			<0.005	<0.005	<0.005	
8/5/2016						<0.005
9/26/2016	<0.005	<0.005			<0.005	
9/27/2016			<0.005	<0.005		
9/28/2016						<0.005
11/14/2016		<0.005				
11/18/2016	<0.005					
11/21/2016			<0.005		<0.005	<0.005
11/22/2016				<0.005		
2/1/2017	<0.005	<0.005	<0.005			
2/3/2017					<0.005	
2/6/2017				<0.005		<0.005
4/6/2017	<0.005	<0.005	<0.005	<0.005		<0.005
4/7/2017					<0.005	
6/13/2017	<0.005	<0.005	<0.005		<0.005	<0.005
6/14/2017				<0.005		
7/14/2017			<0.005			
10/3/2017	<0.005	<0.005	<0.005		<0.005	<0.005
10/4/2017				<0.005		
3/19/2018	<0.005					
3/20/2018		<0.005	<0.005		<0.005	<0.005
3/21/2018				<0.005		
9/17/2018	<0.005	<0.005				
9/18/2018			<0.005	<0.005	<0.005	<0.005 (D)
3/21/2019	<0.005	<0.005	<0.005			<0.005
3/27/2019				<0.005		
5/6/2019					<0.005	
9/13/2019			<0.005			
9/16/2019	<0.005	<0.005		<0.005 (D)	<0.005	<0.005
3/12/2020	<0.005	<0.005	<0.005	<0.005		<0.005
3/16/2020					<0.005	
9/16/2020	<0.005	<0.005	<0.005			
9/17/2020				<0.005	<0.005	<0.005
3/17/2021	<0.005	0.0038 (J)	<0.005	<0.005		
3/18/2021					0.0089	<0.005
8/10/2021	<0.005	<0.005	<0.005	<0.005	<0.005	<0.005
2/2/2022	<0.005	<0.005	<0.005	<0.005	<0.005	<0.005
8/17/2022	<0.005	<0.005	<0.005	<0.005	<0.005	<0.005
2/17/2023	<0.005	<0.005				
2/20/2023			<0.005		<0.005	
2/21/2023				<0.005		<0.005
7/28/2023		<0.005				
7/31/2023	<0.005		<0.005	<0.005	<0.005	<0.005
2/26/2024	<0.005	<0.005	<0.005		<0.005	
2/27/2024				<0.005		<0.005
8/8/2024	<0.005	<0.005	<0.005			

ND substitution: RL or RL/2 if <15% NDs.

Time Series

Constituent: Selenium (mg/L) Analysis Run 9/8/2024 3:36 PM View: Descriptive

Plant Bowen Client: Southern Company Data: Bowen 1, 2, 9, and 10

	GWC-6	GWC-6RZ	GWC-7Z	GWC-8RR	GWC-8Z	GWC-9
8/12/2024				<0.005	<0.005	<0.005

ND substitution: RL or RL/2 if <15% NDs.

Time Series

Constituent: Silver (mg/L) Analysis Run 9/8/2024 3:36 PM View: Descriptive

Plant Bowen Client: Southern Company Data: Bowen 1, 2, 9, and 10

	GWA-1 (bg)	GWA-2 (bg)	GWA-2R (bg)	GWA-39RZ (bg)	GWA-39Z (bg)	GWA-3A (bg)	GWA-40 (bg)
8/23/2007	<0.005	<0.005	<0.005			<0.005	
10/23/2007	<0.005						
10/24/2007		<0.005	<0.005				
11/2/2007						<0.005	
11/18/2007	<0.005	<0.005	<0.005			<0.005	
1/30/2008	<0.005						
1/31/2008		<0.005	<0.005			<0.005	
3/10/2008	<0.005		<0.005				
3/11/2008		<0.005				<0.005	
5/6/2008		<0.005					
5/13/2008	<0.005		<0.005				
5/14/2008						<0.005	
12/4/2008		<0.005	<0.005				
12/5/2008	<0.005					<0.005	
4/15/2009	<0.005					<0.005	
4/21/2009		<0.005	<0.005				
10/7/2009	<0.005	<0.005					
10/8/2009			<0.005			<0.005	
4/21/2010			<0.005				
4/26/2010		<0.005					
4/28/2010						<0.005	
5/3/2010	<0.005						
9/28/2010			<0.005				
10/4/2010		<0.005					
10/6/2010						<0.005	
10/12/2010	<0.005						
4/12/2011			<0.005				
4/13/2011		<0.005					
4/21/2011						<0.005	
4/27/2011	<0.005						
10/4/2011			<0.005				
10/5/2011		<0.005					
10/13/2011						<0.005	
10/17/2011	<0.005						
4/3/2012			<0.005				
4/11/2012		<0.005					
5/1/2012						<0.005	
5/2/2012	<0.005						
10/8/2012	<0.005						
10/9/2012		<0.005	<0.005			<0.005	
4/11/2013			<0.005			<0.005	
4/12/2013	<0.005						
4/15/2013		<0.005					
10/15/2013		<0.005					
10/16/2013	<0.005		<0.005			<0.005	
4/10/2014			<0.005				
4/11/2014	<0.005						
4/22/2014		<0.005					
4/23/2014						<0.005	
9/30/2014	<0.005	<0.005	<0.005				
10/4/2014						<0.005	
3/30/2015	<0.005	<0.005	<0.005				

ND substitution: RL or RL/2 if <15% NDs.

Time Series

Constituent: Silver (mg/L) Analysis Run 9/8/2024 3:36 PM View: Descriptive

Plant Bowen Client: Southern Company Data: Bowen 1, 2, 9, and 10

	GWA-1 (bg)	GWA-2 (bg)	GWA-2R (bg)	GWA-39RZ (bg)	GWA-39Z (bg)	GWA-3A (bg)	GWA-40 (bg)
3/31/2015						<0.005	
10/12/2015						<0.005	
10/13/2015	<0.005	<0.005	<0.005				
3/14/2016					<0.005		
3/15/2016							<0.005
3/22/2016	<0.005						
3/23/2016		<0.005	<0.005			<0.005	
5/11/2016					<0.005		<0.005
5/16/2016				<0.005 (D)			
7/19/2016					<0.005		
7/21/2016							<0.005
7/27/2016				0.0012 (JD)			
7/29/2016	<0.005	<0.005	<0.005			<0.005	
9/15/2016					<0.005		<0.005
11/2/2016					<0.005		
11/3/2016							<0.005
1/17/2017							<0.005
1/18/2017					<0.005		
2/21/2017				<0.005			
3/24/2017							<0.005
3/27/2017				<0.005 (D)			
3/28/2017					<0.005		
3/30/2017	<0.005	<0.005				<0.005	
4/3/2017			<0.005				
9/26/2017					<0.005		<0.005
9/29/2017				<0.005 (D)			
10/2/2017	<0.005	<0.005	<0.005				
10/4/2017						<0.005	
3/14/2018					<0.005		<0.005
3/16/2018	<0.005		<0.005	<0.005			
3/19/2018		<0.005				<0.005	
9/12/2018					<0.005		<0.005
9/14/2018		<0.005	<0.005	<0.005			
9/17/2018	<0.005 (D)					<0.005	
3/13/2019							<0.005
3/14/2019				<0.005			
3/15/2019					<0.005		
3/19/2019			<0.005				
3/20/2019	<0.005	<0.005				<0.005	
9/9/2019					<0.005		<0.005
9/12/2019	<0.005	<0.005 (D)					
9/13/2019			<0.005			<0.005	
3/9/2020				<0.005	<0.005		<0.005
3/11/2020	<0.005	<0.005	<0.005			<0.005	
9/10/2020					<0.005		
9/11/2020							<0.005
9/15/2020	<0.005	<0.005	<0.005				
9/16/2020				<0.005			
3/10/2021							<0.005
3/12/2021					<0.005		
3/16/2021	<0.005		<0.005	<0.005			
3/17/2021		<0.005					

Time Series

Constituent: Silver (mg/L) Analysis Run 9/8/2024 3:36 PM View: Descriptive

Plant Bowen Client: Southern Company Data: Bowen 1, 2, 9, and 10

	GWA-1 (bg)	GWA-2 (bg)	GWA-2R (bg)	GWA-39RZ (bg)	GWA-39Z (bg)	GWA-3A (bg)	GWA-40 (bg)
3/29/2021						<0.005	
8/4/2021					<0.005		<0.005
8/6/2021				<0.005			
8/9/2021	<0.005	<0.005	<0.005			<0.005	
1/31/2022					<0.005		<0.005
2/1/2022	<0.005	<0.005	<0.005				
2/2/2022				<0.005		<0.005	
8/10/2022					<0.005		
8/12/2022							<0.005
8/16/2022	<0.005	<0.005	<0.005	<0.005		<0.005	
2/13/2023					<0.005		<0.005
2/14/2023				<0.005			
2/16/2023	<0.005	<0.005	<0.005				
2/17/2023						<0.005	
7/25/2023				<0.005			
7/26/2023					<0.005		<0.005
7/27/2023	<0.005	<0.005	<0.005				
8/1/2023						<0.005	
2/19/2024				<0.005	<0.005		<0.005
2/22/2024	<0.005	<0.005				<0.005	
2/26/2024			<0.005				
8/1/2024				<0.005	<0.005		<0.005
8/6/2024			<0.005				
8/7/2024	<0.005	<0.005					
8/8/2024						<0.005	

ND substitution: RL or RL/2 if <15% NDs.

Time Series

Constituent: Silver (mg/L) Analysis Run 9/8/2024 3:36 PM View: Descriptive

Plant Bowen Client: Southern Company Data: Bowen 1, 2, 9, and 10

	GWA-41 (bg)	GWA-41R (bg)	GWA-42 (bg)	GWA-43 (bg)	GWA-43R (bg)	GWA-4RZ (bg)	GWA-50 (bg)
12/12/2008							<0.005
4/23/2009							<0.005
10/6/2009							<0.005
4/27/2010							<0.005
9/30/2010							<0.005
4/14/2011							<0.005
10/5/2011							<0.005
4/11/2012							<0.005
10/2/2012							<0.005
4/9/2013							<0.005
10/15/2013							<0.005
4/10/2014							0.0025 (J)
10/1/2014							<0.005
3/30/2015							<0.005
10/11/2015							<0.005
3/11/2016			<0.005	<0.005	<0.005		
3/15/2016	<0.005	<0.005					
3/28/2016							<0.005
5/12/2016	<0.005						
5/13/2016		<0.005		<0.005	<0.005		
5/16/2016			<0.005				
7/19/2016				<0.005	<0.005		
7/20/2016	<0.005						
7/21/2016		<0.005					
7/22/2016			<0.005				
8/1/2016							0.0004 (J)
9/15/2016	<0.005						
9/16/2016				<0.005	<0.005		
9/19/2016			<0.005				
9/21/2016		<0.005					
11/2/2016				<0.005	<0.005		
11/3/2016	<0.005	<0.005	<0.005				
1/17/2017		<0.005	<0.005				
1/18/2017	<0.005			<0.005	<0.005		
3/24/2017	<0.005						
3/27/2017		<0.005	<0.005				
3/28/2017				<0.005	<0.005		
4/7/2017						<0.005	0.0005 (J)
9/22/2017				<0.005	<0.005		
9/25/2017	<0.005	<0.005					
9/26/2017			<0.005				
10/2/2017							0.0006 (J)
10/3/2017						<0.005 (D)	
3/14/2018	<0.005	<0.005	<0.005	<0.005			
3/15/2018					<0.005		
3/16/2018							<0.005
3/21/2018						<0.005	
9/12/2018	<0.005	<0.005		<0.005	<0.005		
9/14/2018			<0.005				
9/17/2018							<0.005
9/18/2018						<0.005	
3/13/2019				<0.005	<0.005		

ND substitution: RL or RL/2 if <15% NDs.

Time Series

Constituent: Silver (mg/L) Analysis Run 9/8/2024 3:36 PM View: Descriptive

Plant Bowen Client: Southern Company Data: Bowen 1, 2, 9, and 10

	GWA-41 (bg)	GWA-41R (bg)	GWA-42 (bg)	GWA-43 (bg)	GWA-43R (bg)	GWA-4RZ (bg)	GWA-50 (bg)
3/14/2019	<0.005	<0.005	<0.005				
3/19/2019							<0.005
3/21/2019						<0.005 (D)	
9/10/2019	<0.005 (D)	<0.005	<0.005				
9/11/2019				<0.005	<0.005		
9/12/2019						<0.005 (D)	
9/13/2019							0.00045 (J)
3/6/2020	<0.005		<0.005				
3/9/2020		<0.005		<0.005	<0.005		
3/11/2020							0.00039 (J)
3/12/2020						<0.005	
9/10/2020	<0.005	<0.005	<0.005				
9/11/2020				<0.005			
9/14/2020					<0.005		
9/16/2020							0.00042 (J)
9/17/2020						<0.005	
3/10/2021		<0.005					
3/11/2021	<0.005		<0.005	<0.005	<0.005		
3/16/2021						<0.005	
3/17/2021							0.00044 (J)
8/4/2021	<0.005	<0.005	<0.005				
8/5/2021					<0.005		
8/6/2021				<0.005			
8/9/2021							<0.005
8/10/2021						<0.005	
1/31/2022	<0.005	<0.005	<0.005	<0.005	<0.005		
2/1/2022							<0.005
2/3/2022						<0.005	
8/10/2022			<0.005		<0.005		
8/11/2022	<0.005	<0.005		<0.005			
8/16/2022							<0.005
8/17/2022						<0.005	
2/13/2023	<0.005	<0.005	<0.005		<0.005		
2/14/2023				<0.005			
2/16/2023							<0.005
2/17/2023						<0.005	
7/25/2023	<0.005	<0.005		<0.005	<0.005		
7/26/2023			<0.005				
7/28/2023						<0.005	0.00044 (J)
2/19/2024	<0.005	<0.005					
2/20/2024			<0.005	<0.005	<0.005		
2/22/2024							0.00052 (J)
2/27/2024						<0.005	
8/1/2024	<0.005	<0.005	<0.005				
8/2/2024				<0.005	<0.005		
8/8/2024						<0.005	0.00056 (J)

ND substitution: RL or RL/2 if <15% NDs.

Time Series

Constituent: Silver (mg/L) Analysis Run 9/8/2024 3:36 PM View: Descriptive

Plant Bowen Client: Southern Company Data: Bowen 1, 2, 9, and 10

	GWA-50R (bg)	GWC-10	GWC-10R	GWC-11	GWC-11R	GWC-12	GWC-13
8/21/2007		<0.005	<0.005	<0.005	<0.005	<0.005	<0.005
11/1/2007		<0.005	<0.005	<0.005	<0.005	<0.005	<0.005
11/18/2007				<0.005	<0.005		
11/19/2007						<0.005	<0.005
11/20/2007		<0.005	<0.005				
1/16/2008						<0.005	
1/30/2008		<0.005	<0.005	<0.005	<0.005		
1/31/2008							<0.005
3/5/2008				<0.005		0.0046	<0.005
3/6/2008		<0.005	<0.005		<0.005		
5/7/2008				<0.005	<0.005		
5/8/2008			<0.005				
5/12/2008		<0.005					<0.005
5/13/2008						<0.005	
12/12/2008	<0.0025						
12/13/2008		<0.005				<0.005	<0.005
12/14/2008			<0.005	<0.005	<0.005		
4/16/2009						<0.005	
4/23/2009	<0.0025						
4/28/2009							<0.005
4/29/2009		<0.005	<0.005	<0.005	<0.005		
10/6/2009	0.0048						
10/20/2009		<0.005					
10/21/2009			<0.005			<0.005	<0.005
10/22/2009				<0.005	<0.005		
4/21/2010			<0.005	<0.005	<0.005		
4/26/2010		<0.005					
4/27/2010						<0.005	
4/28/2010							<0.005
5/3/2010	<0.0025						
9/28/2010			<0.005	<0.005			
9/29/2010		<0.005			<0.005		
10/5/2010						<0.005	<0.005
10/11/2010	<0.0025						
4/12/2011			<0.005	<0.005			
4/13/2011		<0.005			<0.005		
4/19/2011						<0.005	<0.005
4/27/2011	0.004						
10/4/2011			<0.005	<0.005	<0.005		
10/5/2011		<0.005					
10/12/2011						<0.005	
10/18/2011							<0.005
10/19/2011	<0.0025						
4/3/2012			<0.005	<0.005			
4/4/2012		<0.005			<0.005		
4/24/2012						<0.005	
4/25/2012							<0.005
5/1/2012	<0.0025						
10/2/2012	<0.0025					<0.005	<0.005
10/3/2012		<0.005		<0.005	<0.005		
10/8/2012			<0.005				
4/2/2013						<0.005	<0.005

ND substitution: RL or RL/2 if <15% NDs.

Time Series

Constituent: Silver (mg/L) Analysis Run 9/8/2024 3:36 PM View: Descriptive

Plant Bowen Client: Southern Company Data: Bowen 1, 2, 9, and 10

	GWA-50R (bg)	GWC-10	GWC-10R	GWC-11	GWC-11R	GWC-12	GWC-13
4/3/2013		<0.005	<0.005	<0.005	<0.005		
4/10/2013	<0.0025						
10/8/2013							<0.005
10/9/2013				<0.005	<0.005	<0.005	
10/15/2013		<0.005	<0.005				
10/16/2013	0.0034						
4/1/2014						<0.005	<0.005
4/2/2014				<0.005	<0.005		
4/9/2014		<0.005	<0.005				
4/22/2014	0.0034						
10/1/2014	0.0012 (J)						<0.005
10/2/2014		<0.005	<0.005	<0.005	<0.005	<0.005	
3/30/2015	0.003						
4/1/2015				<0.005	<0.005	<0.005	<0.005
4/2/2015		<0.005	<0.005				
10/10/2015		<0.005					
10/11/2015	0.0018 (J)			<0.005	<0.005		
10/12/2015			<0.005				
10/14/2015						<0.005	
10/15/2015							<0.005
3/28/2016	0.0022 (J)						
3/31/2016		<0.005	<0.005				
4/4/2016				<0.005	<0.005	<0.005	<0.005
8/1/2016	0.0016 (J)						
8/3/2016			<0.005	<0.005		<0.005	
8/4/2016					<0.005		<0.005
8/5/2016		<0.005					
4/3/2017	0.0022 (J)						
4/10/2017		<0.005	<0.005	<0.005	<0.005		
4/11/2017						<0.005	
4/12/2017							<0.005
10/2/2017	0.0021 (J)						
10/4/2017		<0.005	<0.005	<0.005	<0.005	<0.005	
10/9/2017							<0.005
3/16/2018	0.0023 (J)						
3/20/2018		<0.005					
3/21/2018			<0.005	<0.005			<0.005
3/22/2018					<0.005	<0.005	
9/18/2018	0.0017 (J)	<0.005	<0.005	<0.005	<0.005	<0.005	
9/19/2018							<0.005
3/19/2019	0.0017 (J)						
3/22/2019		<0.005	<0.005				
3/23/2019				<0.005	<0.005	<0.005	<0.005
9/12/2019	0.0028 (J)						
9/17/2019		<0.005	<0.005	<0.005	<0.005	<0.005 (D)	
9/18/2019							<0.005
3/11/2020	0.0013 (J)						
3/12/2020		<0.005	<0.005	<0.005	<0.005	<0.005	
3/13/2020							<0.005
9/15/2020	0.0012 (J)						
9/17/2020		<0.005	<0.005				
9/21/2020				<0.005	<0.005	<0.005	

ND substitution: RL or RL/2 if <15% NDs.

Time Series

Constituent: Silver (mg/L) Analysis Run 9/8/2024 3:36 PM View: Descriptive

Plant Bowen Client: Southern Company Data: Bowen 1, 2, 9, and 10

	GWA-50R (bg)	GWC-10	GWC-10R	GWC-11	GWC-11R	GWC-12	GWC-13
9/22/2020							<0.005
3/17/2021	0.0026 (J)						
3/18/2021		<0.005	<0.005				<0.005
3/19/2021				<0.005	<0.005	<0.005	
8/9/2021	0.0015 (J)						
8/10/2021		<0.005					
8/11/2021			<0.005	<0.005	<0.005	<0.005	<0.005
2/2/2022	0.0012 (J)					<0.005	
2/4/2022		<0.005	<0.005	<0.005	<0.005		
2/17/2022							<0.005
8/17/2022	0.0021 (J)	<0.005					
8/18/2022			<0.005	<0.005	<0.005	<0.005	<0.005
2/16/2023	0.0011 (J)						
2/20/2023		<0.005	<0.005	<0.005	<0.005		
2/21/2023						<0.005	
2/22/2023							<0.005
7/28/2023	0.00091 (J)						
7/31/2023		<0.005	<0.005				
8/1/2023				<0.005	<0.005	<0.005	<0.005
2/22/2024	0.0013 (J)						
2/27/2024		<0.005	<0.005			<0.005	<0.005
2/28/2024				<0.005	<0.005		
8/8/2024	0.0011 (J)						
8/12/2024		<0.005	<0.005		<0.005	<0.005	<0.005
8/13/2024				<0.005			

ND substitution: RL or RL/2 if <15% NDs.

Time Series

Constituent: Silver (mg/L) Analysis Run 9/8/2024 3:36 PM View: Descriptive

Plant Bowen Client: Southern Company Data: Bowen 1, 2, 9, and 10

	GWC-13RZ	GWC-14Z	GWC-15R	GWC-15Z	GWC-44	GWC-45	GWC-45R
8/21/2007	<0.005						
8/23/2007			<0.005				
8/24/2007		<0.005		<0.005			
11/1/2007	<0.005						
11/2/2007		<0.005	<0.005	<0.005			
11/17/2007		<0.005	<0.005				
11/18/2007				<0.005			
11/19/2007	<0.005						
1/15/2008		<0.005	<0.005	<0.005			
1/31/2008	<0.005						
3/5/2008	<0.005	<0.005					
3/6/2008			<0.005				
3/10/2008				<0.005			
5/7/2008	<0.005	<0.005	<0.005				
5/13/2008				<0.005			
12/2/2008		<0.005	<0.005	<0.005			
12/12/2008	<0.005						
4/16/2009		<0.005					
4/28/2009			<0.005	<0.005			
4/29/2009	0.0026						
10/19/2009			<0.005				
10/20/2009		<0.005		<0.005			
10/21/2009	<0.005						
4/20/2010		<0.005					
4/27/2010			<0.005	<0.005			
4/28/2010	<0.005						
9/29/2010		<0.005					
10/4/2010			<0.005				
10/5/2010				<0.005			
10/6/2010	<0.005						
4/12/2011		<0.005					
4/18/2011			<0.005				
4/19/2011				<0.005			
4/20/2011	<0.005						
10/4/2011		<0.005					
10/12/2011	<0.005		<0.005	<0.005			
4/4/2012		<0.005					
4/23/2012			<0.005				
4/25/2012	<0.005			<0.005			
10/2/2012	<0.005						
10/10/2012		<0.005	<0.005	<0.005			
4/2/2013	<0.005						
4/15/2013		<0.005	<0.005				
4/16/2013				<0.005			
10/8/2013	<0.005						
10/22/2013		<0.005	<0.005	<0.005			
4/1/2014	<0.005						
4/21/2014		<0.005	<0.005	<0.005			
9/30/2014		<0.005	<0.005	<0.005			
10/1/2014	<0.005						
3/31/2015	<0.005						
4/3/2015		<0.005	<0.005	<0.005			

ND substitution: RL or RL/2 if <15% NDs.

Time Series

Constituent: Silver (mg/L) Analysis Run 9/8/2024 3:36 PM View: Descriptive

Plant Bowen Client: Southern Company Data: Bowen 1, 2, 9, and 10

	GWC-13RZ	GWC-14Z	GWC-15R	GWC-15Z	GWC-44	GWC-45	GWC-45R
10/6/2015				<0.005			
10/7/2015		<0.005	<0.005				
10/14/2015	<0.005						
3/16/2016					<0.005	<0.005	<0.005
4/4/2016	<0.005						
4/5/2016		<0.005	<0.005	<0.005			
5/16/2016					<0.005	<0.005 (D)	<0.005 (D)
7/25/2016					<0.005	<0.005 (D)	<0.005 (D)
8/4/2016			<0.005				
8/9/2016		<0.005					
9/19/2016					<0.005	<0.005 (D)	<0.005 (D)
11/3/2016					<0.005		<0.005 (D)
11/4/2016						<0.005 (D)	
1/19/2017					<0.005		
1/20/2017							<0.005 (D)
1/23/2017						<0.005 (D)	
3/28/2017					<0.005		
3/29/2017						<0.005 (D)	<0.005 (D)
4/11/2017	<0.005	<0.005		<0.005			
4/12/2017			<0.005				
9/26/2017					<0.005		
9/27/2017						<0.005	<0.005
10/5/2017		<0.005					
10/6/2017	<0.005		<0.005	<0.005			
3/15/2018					<0.005	<0.005	<0.005
3/22/2018		<0.005					
3/23/2018	<0.005		<0.005	<0.005			
9/12/2018					<0.005		
9/13/2018						<0.005	<0.005
9/19/2018		<0.005	<0.005	<0.005			
9/20/2018	<0.005						
3/14/2019					<0.005	<0.005 (D)	<0.005 (D)
3/22/2019	<0.005	<0.005		<0.005			
3/25/2019			<0.005				
9/11/2019					<0.005	<0.005 (D)	<0.005 (D)
9/17/2019		<0.005	<0.005	<0.005			
9/18/2019	<0.005						
3/10/2020					<0.005	<0.005	<0.005
3/13/2020		<0.005	<0.005	<0.005			
3/17/2020	<0.005						
9/11/2020						<0.005	<0.005
9/15/2020					<0.005		
9/21/2020		<0.005	<0.005	<0.005			
9/22/2020	<0.005						
3/11/2021					<0.005	<0.005	<0.005
3/18/2021		<0.005	<0.005	<0.005			
3/19/2021	<0.005						
8/4/2021					<0.005		
8/6/2021						<0.005	<0.005
8/11/2021		<0.005	<0.005	<0.005			
8/12/2021	<0.005						
1/31/2022					<0.005		

ND substitution: RL or RL/2 if <15% NDs.

Time Series

Constituent: Silver (mg/L) Analysis Run 9/8/2024 3:36 PM View: Descriptive

Plant Bowen Client: Southern Company Data: Bowen 1, 2, 9, and 10

	GWC-13RZ	GWC-14Z	GWC-15R	GWC-15Z	GWC-44	GWC-45	GWC-45R
2/1/2022						<0.005	<0.005
2/4/2022	<0.005	<0.005	<0.005				
2/7/2022				<0.005			
8/12/2022						<0.005	<0.005
8/15/2022					<0.005		
8/18/2022		<0.005					
8/19/2022	<0.005		<0.005	<0.005			
2/14/2023					<0.005	<0.005	<0.005
2/22/2023	<0.005	<0.005	<0.005	<0.005			
7/26/2023					<0.005	<0.005	<0.005
8/1/2023		<0.005		<0.005			
8/2/2023	<0.005		<0.005				
2/20/2024					<0.005	<0.005	<0.005
2/28/2024	<0.005	<0.005	<0.005	<0.005			
8/5/2024						<0.005	<0.005
8/6/2024					<0.005		
8/13/2024	<0.005	<0.005	<0.005	<0.005			

ND substitution: RL or RL/2 if <15% NDs.

Time Series

Constituent: Silver (mg/L) Analysis Run 9/8/2024 3:36 PM View: Descriptive

Plant Bowen Client: Southern Company Data: Bowen 1, 2, 9, and 10

	GWC-46R	GWC-47	GWC-47R	GWC-48	GWC-49R	GWC-49Z	GWC-5
8/23/2007							<0.005
10/25/2007							<0.005
11/19/2007							<0.005
1/23/2008							<0.005
3/11/2008							<0.005
5/12/2008							<0.005
12/11/2008							<0.005
4/15/2009							<0.005
10/9/2009							<0.005
5/4/2010							<0.005
10/12/2010							<0.005
4/28/2011							<0.005
10/19/2011							<0.005
5/2/2012							<0.005
10/9/2012							<0.005
4/11/2013							<0.005
10/16/2013							<0.005
4/23/2014							<0.005
10/3/2014							<0.005
3/31/2015							<0.005
10/12/2015							<0.005
3/10/2016	<0.005	<0.005	<0.005	<0.005			
3/17/2016					<0.005	<0.005	
3/28/2016							<0.005
5/17/2016	<0.005			<0.005			
5/18/2016		<0.005	<0.005		<0.005	<0.005	
7/26/2016	<0.005						
7/27/2016		<0.005	<0.005	<0.005	<0.005		
7/28/2016						<0.005	
8/1/2016							<0.005
9/20/2016	<0.005	<0.005	<0.005	<0.005			
9/21/2016					<0.005	<0.005	
11/4/2016	<0.005		<0.005	<0.005	<0.005		
11/7/2016		<0.005				<0.005	
1/20/2017	<0.005		<0.005				
1/23/2017		<0.005		<0.005			
1/24/2017					<0.005	<0.005	
3/28/2017	<0.005			<0.005			
3/29/2017		<0.005	<0.005		<0.005		
3/30/2017						<0.005	
4/3/2017							<0.005
9/27/2017		<0.005	<0.005				
9/29/2017	<0.005			<0.005	<0.005	<0.005	
10/3/2017							<0.005
3/15/2018	<0.005	<0.005		<0.005	<0.005	<0.005	
3/16/2018			<0.005				
3/19/2018							<0.005
9/13/2018	<0.005	<0.005	<0.005	<0.005	<0.005		
9/14/2018						<0.005	
9/17/2018							<0.005
3/15/2019		<0.005		<0.005			
3/18/2019	<0.005				<0.005		

ND substitution: RL or RL/2 if <15% NDs.

Time Series

Constituent: Silver (mg/L) Analysis Run 9/8/2024 3:36 PM View: Descriptive

Plant Bowen Client: Southern Company Data: Bowen 1, 2, 9, and 10

	GWC-46R	GWC-47	GWC-47R	GWC-48	GWC-49R	GWC-49Z	GWC-5
3/19/2019			<0.005			<0.005	
3/20/2019							<0.005
9/11/2019	<0.005		<0.005	<0.005 (D)	<0.005	<0.005	
9/12/2019		<0.005					
9/16/2019							<0.005
3/9/2020		<0.005	<0.005	<0.005		<0.005	
3/10/2020	<0.005						
3/11/2020					<0.005		
3/16/2020							<0.005
9/11/2020					<0.005		
9/14/2020	<0.005	<0.005		<0.005		<0.005	
9/15/2020			<0.005				
9/16/2020							<0.005
3/11/2021	<0.005	<0.005	<0.005	<0.005			
3/15/2021					<0.005	<0.005	
3/17/2021							<0.005
8/4/2021				<0.005			
8/5/2021	<0.005	<0.005	<0.005			<0.005	
8/9/2021							<0.005
8/11/2021					<0.005		
1/31/2022	<0.005			<0.005			
2/1/2022		<0.005	<0.005		<0.005	<0.005	
2/2/2022							<0.005
8/15/2022	<0.005	<0.005	<0.005	<0.005	<0.005	<0.005	
8/16/2022							<0.005
2/14/2023	<0.005	<0.005	<0.005	<0.005	<0.005	<0.005	
2/20/2023							<0.005
7/26/2023	<0.005			<0.005			
7/27/2023		<0.005	<0.005		<0.005	<0.005	
7/28/2023							<0.005
2/21/2024	<0.005	<0.005	<0.005	<0.005	<0.005	<0.005	
2/26/2024							<0.005
8/5/2024	<0.005	<0.005	<0.005	<0.005			
8/6/2024					<0.005	<0.005	
8/8/2024							<0.005

ND substitution: RL or RL/2 if <15% NDs.

Time Series

Constituent: Silver (mg/L) Analysis Run 9/8/2024 3:36 PM View: Descriptive

Plant Bowen Client: Southern Company Data: Bowen 1, 2, 9, and 10

	GWC-6	GWC-6RZ	GWC-7Z	GWC-8RR	GWC-8Z	GWC-9
8/22/2007	<0.005					
8/23/2007						<0.005
10/25/2007	<0.005					
11/1/2007						<0.005
11/19/2007						<0.005
11/20/2007	<0.005					
1/15/2008						<0.005
1/23/2008	<0.005					
3/6/2008						<0.005
3/11/2008	<0.005					
5/13/2008						<0.005
5/14/2008	<0.005					
12/11/2008	<0.005					
12/12/2008						<0.005
4/16/2009						<0.005
4/23/2009	<0.005					
10/9/2009	<0.005					
10/13/2009						<0.005
4/21/2010						<0.005
5/4/2010	<0.005					
9/29/2010						<0.005
10/11/2010	<0.005					
4/13/2011						<0.005
4/26/2011	<0.005					
10/5/2011						<0.005
10/18/2011	<0.005			<0.005		
4/4/2012						<0.005
4/30/2012				<0.005		
5/2/2012	<0.005					
10/3/2012				<0.005		
10/8/2012	<0.005					<0.005
4/8/2013				<0.005		<0.005
4/10/2013	<0.005					
10/8/2013	<0.005					
10/9/2013				<0.005		<0.005
4/9/2014						<0.005
4/10/2014				<0.005		
4/14/2014	<0.005					
9/30/2014						<0.005
10/2/2014				<0.005		
10/3/2014	<0.005					
4/1/2015	<0.005					
4/2/2015						<0.005
4/3/2015				<0.005		
5/26/2015		<0.005			<0.005	
6/18/2015		<0.005 (D)			<0.005 (D)	
7/2/2015		<0.005			<0.005	
10/8/2015				<0.005	<0.005	
10/9/2015	<0.005	<0.005				
10/10/2015						<0.005 (D)
3/22/2016					<0.005	
3/29/2016	<0.005	<0.005				

ND substitution: RL or RL/2 if <15% NDs.

Time Series

Constituent: Silver (mg/L) Analysis Run 9/8/2024 3:36 PM View: Descriptive

Plant Bowen Client: Southern Company Data: Bowen 1, 2, 9, and 10

	GWC-6	GWC-6RZ	GWC-7Z	GWC-8RR	GWC-8Z	GWC-9
3/30/2016				<0.005		<0.005
8/1/2016	<0.005	<0.005				
8/2/2016			<0.005	<0.005	<0.005	
8/5/2016						<0.005
4/6/2017	<0.005	<0.005	<0.005	<0.005		<0.005
4/7/2017					<0.005	
10/3/2017	<0.005	<0.005	<0.005		<0.005	<0.005
10/4/2017				<0.005		
3/19/2018	<0.005					
3/20/2018		<0.005	<0.005		<0.005	<0.005
3/21/2018				<0.005		
9/17/2018	<0.005	<0.005				
9/18/2018			<0.005	<0.005	<0.005	<0.005 (D)
3/21/2019	<0.005	<0.005	<0.005			<0.005
3/27/2019				<0.005		
5/6/2019					<0.005	
9/13/2019			<0.005			
9/16/2019	<0.005	<0.005		<0.005 (D)	<0.005	<0.005
3/12/2020	<0.005	<0.005	<0.005	<0.005		<0.005
3/16/2020					<0.005	
9/16/2020	<0.005	<0.005	<0.005			
9/17/2020				<0.005	<0.005	<0.005
3/17/2021	<0.005	<0.005	<0.005	<0.005		
3/18/2021					<0.005	<0.005
8/10/2021	<0.005	<0.005	<0.005	<0.005	<0.005	<0.005
2/2/2022	<0.005	<0.005	<0.005	<0.005	<0.005	<0.005
8/17/2022	<0.005	<0.005	<0.005	<0.005	<0.005	<0.005
2/17/2023	<0.005	<0.005				
2/20/2023			<0.005		<0.005	
2/21/2023				<0.005		<0.005
7/28/2023		<0.005				
7/31/2023	<0.005		<0.005	<0.005	<0.005	<0.005
2/26/2024	<0.005	<0.005	<0.005		<0.005	
2/27/2024				<0.005		<0.005
8/8/2024	<0.005	<0.005	<0.005			
8/12/2024				<0.005	<0.005	<0.005

ND substitution: RL or RL/2 if <15% NDs.

Time Series

Constituent: Sulfate, total (mg/L) Analysis Run 9/8/2024 3:36 PM View: Descriptive

Plant Bowen Client: Southern Company Data: Bowen 1, 2, 9, and 10

	GWA-1 (bg)	GWA-2 (bg)	GWA-2R (bg)	GWA-39RZ (bg)	GWA-39Z (bg)	GWA-3A (bg)	GWA-40 (bg)
3/14/2016					4.2598		
3/15/2016							1.2104
3/22/2016	2.3685						
3/23/2016		105.552	26.8249			0.8724 (J)	
5/11/2016					6.05		1.28
5/16/2016				2.4 (D)			
5/19/2016	2.14		3.81				
5/20/2016		44.3					
5/23/2016						0.805 (J)	
7/19/2016					9.5		
7/21/2016							0.91 (J)
7/27/2016				3.6 (D)			
7/29/2016	1.9	48	1.1			0.84 (J)	
9/15/2016					6.7		
9/19/2016							1.3
9/22/2016			0.96 (J)			0.94 (J)	
9/23/2016	2	43					
11/2/2016					5.4		
11/3/2016							1.5
11/9/2016	1.6	31					
11/10/2016			0.72 (J)			1.1	
1/17/2017							<1.2 (*)
1/18/2017					5.5		
1/30/2017	1.8						
1/31/2017		4.2	1.5			0.92 (J)	
2/21/2017				26 (D)			
3/24/2017							0.86 (J)
3/27/2017				10 (D)			
3/28/2017					2.9		
3/30/2017	1.6	53				0.77 (J)	
4/3/2017			1.3				
5/24/2017							1.2
6/7/2017					2.3		
6/8/2017				6.7 (D)			
6/9/2017	1.7		1.2				
6/12/2017		95				0.68 (J)	
7/17/2017				6.4 (D)			
7/27/2017				18 (D)			
8/9/2017				18 (D)			
9/26/2017					3.2		4.2
9/29/2017				21 (D)			
10/2/2017	1.8	3.5	1.7				
10/4/2017						0.5 (J)	
12/28/2017							7.4 (Y)
3/14/2018					3.8		3.8
3/16/2018	1.5		14.8 (J)	15.5			
3/19/2018		147				0.49 (J)	
9/12/2018					3.7		1.7
9/14/2018		7.7	2.1	11.6			
9/17/2018	1.3 (D)					0.36 (J)	
3/13/2019							2.1
3/14/2019				9.3			

ND substitution: RL or RL/2 if <15% NDs.

Time Series

Constituent: Sulfate, total (mg/L) Analysis Run 9/8/2024 3:36 PM View: Descriptive

Plant Bowen Client: Southern Company Data: Bowen 1, 2, 9, and 10

	GWA-1 (bg)	GWA-2 (bg)	GWA-2R (bg)	GWA-39RZ (bg)	GWA-39Z (bg)	GWA-3A (bg)	GWA-40 (bg)
3/15/2019					3		
3/19/2019			32.5 (J)				
3/20/2019	1.5	3.6				0.38 (J)	
9/9/2019					2.4		1.6
9/10/2019				14			
9/12/2019	0.98 (J)	5.2					
9/13/2019			3.8			<1	
3/9/2020				5.8	0.84 (J)		1.2
3/11/2020	0.94 (J)	131	34.3			<1	
9/10/2020					0.95 (J)		
9/11/2020							1.3
9/15/2020	0.96 (J)	35.3	1				
9/16/2020				8.6			
3/10/2021							1.5
3/12/2021					2		
3/16/2021	0.99 (J)		3.3	3.5			
3/17/2021		90.7					
3/29/2021						5.4	
8/4/2021					1.3		1.4
8/6/2021				4.2			
8/9/2021	1.3	84.7	1.6			5	
1/31/2022					1.2		1.2
2/1/2022	0.93 (J)	86.1	1.5				
2/2/2022				4.5		3.4	
8/10/2022					1.3		
8/12/2022							1.2
8/16/2022	0.78 (J)	58.5	7.8	4.5		3.5	
2/13/2023					1.7		1.4
2/14/2023				6.3			
2/16/2023	1.1	115	38.9				
2/17/2023						2.5	
7/25/2023				4.9			
7/26/2023					1.5		1.4
7/27/2023	1.4	44	17.6				
8/1/2023						3	
2/19/2024				4	1.1		1.2
2/22/2024	1	82				1.9	
2/26/2024			20.9				
8/1/2024				3.3	1.2		1.5
8/6/2024			5.8				
8/7/2024	1.1	47.5					
8/8/2024						3.9	

ND substitution: RL or RL/2 if <15% NDs.

Time Series

Constituent: Sulfate, total (mg/L) Analysis Run 9/8/2024 3:36 PM View: Descriptive

Plant Bowen Client: Southern Company Data: Bowen 1, 2, 9, and 10

	GWA-41 (bg)	GWA-41R (bg)	GWA-42 (bg)	GWA-43 (bg)	GWA-43R (bg)	GWA-4RZ (bg)	GWA-50 (bg)
3/11/2016			1.4538	1.1313	3.8282		
3/15/2016	4.9347	6.4987					
3/28/2016							0.7283 (J)
5/12/2016	2.3						
5/13/2016		3.68		1.96	3.56		
5/16/2016			1.18				
5/23/2016							0.728 (J)
7/19/2016				1.3	5.6		
7/20/2016	2						
7/21/2016		4.5					
7/22/2016			1.8				
8/1/2016							0.78 (J)
9/15/2016	1.1						
9/16/2016				1.1	6.7		
9/19/2016			1.4				
9/21/2016		2.8					
9/26/2016							0.82 (J)
11/2/2016				1.2	8.1		
11/3/2016	1.6	6.7	1.6				
11/10/2016							0.92 (J)
1/17/2017		<1.1 (*)	<1.8 (*)				
1/18/2017	1.5			0.84 (J)	8.9		
1/30/2017							<1
2/22/2017						22 (D)	
3/24/2017	1.6						
3/27/2017		0.85 (J)	2				
3/28/2017				0.7 (J)	8.2		
4/7/2017						18 (D)	0.82 (J)
6/6/2017	4.1	6.1		0.47 (J)	7		
6/7/2017			1.9				
6/12/2017							0.78 (J)
6/14/2017						20 (D)	
7/12/2017						18 (D)	
7/20/2017						20 (D)	
7/28/2017						18 (D)	
8/9/2017						19 (D)	
8/24/2017						21 (D)	
9/22/2017				0.59 (J)	8.3		
9/25/2017	1.9	3.5					
9/26/2017			2				
10/2/2017							0.71 (J)
10/3/2017						25 (D)	
12/28/2017						26 (Y)	
3/14/2018	11.5	10.9 (J)	2.1	0.39 (J)			
3/15/2018					5.1		
3/16/2018							0.67 (J)
3/21/2018						25.4	
9/12/2018	1.8	3.7		0.3 (J)	5.6		
9/14/2018			1.6				
9/17/2018							0.47 (J)
9/18/2018						22.8	
3/13/2019				0.43 (X)	4.4		

ND substitution: RL or RL/2 if <15% NDs.

Time Series

Constituent: Sulfate, total (mg/L) Analysis Run 9/8/2024 3:36 PM View: Descriptive

Plant Bowen Client: Southern Company Data: Bowen 1, 2, 9, and 10

	GWA-41 (bg)	GWA-41R (bg)	GWA-42 (bg)	GWA-43 (bg)	GWA-43R (bg)	GWA-4RZ (bg)	GWA-50 (bg)
3/14/2019	6.2	8.9	2.2				
3/19/2019							0.52 (J)
3/21/2019						24.9 (D)	
9/10/2019	1.2	8.4	1.2				
9/11/2019				<1	5		
9/12/2019						16.5 (D)	
9/13/2019							0.55 (J)
3/6/2020	10		1.7				
3/9/2020		8.5		<1	3.9		
3/11/2020							<1
3/12/2020						20.8	
9/10/2020	1.7	5.9	0.95 (J)				
9/11/2020				<1			
9/14/2020					4.9		
9/16/2020							<1
9/17/2020						20.3	
3/10/2021		8.4					
3/11/2021	6.1		1.6	<1	4.3		
3/16/2021						22.1	
3/17/2021							<1
8/4/2021	1.7	6.4	1.4				
8/5/2021					2.9		
8/6/2021				<1			
8/9/2021							<1
8/10/2021						20.7	
1/31/2022	1.8	8.5	1.1	<1	2.5		
2/1/2022							<1
2/3/2022						20.7	
8/10/2022			1		2.5		
8/11/2022	1.9	4.7		<1			
8/16/2022							<1
8/17/2022						18.1	
2/13/2023	6	10.2	1.6		2.5		
2/14/2023				<1			
2/16/2023							<1
2/17/2023						21.2	
7/25/2023	1.1	3		<1	2.6		
7/26/2023			1.1				
7/28/2023						19.6	0.53 (J)
2/19/2024	4.2	9.6					
2/20/2024			1.2	<1	2.8		
2/22/2024							<1
2/27/2024						23.2	
8/1/2024	0.75 (J)	2.7	1.1				
8/2/2024				<1	3.2		
8/8/2024						12.2	0.53 (J)

ND substitution: RL or RL/2 if <15% NDs.

Time Series

Constituent: Sulfate, total (mg/L) Analysis Run 9/8/2024 3:36 PM View: Descriptive

Plant Bowen Client: Southern Company Data: Bowen 1, 2, 9, and 10

	GWA-50R (bg)	GWC-10	GWC-10R	GWC-11	GWC-11R	GWC-12	GWC-13
3/28/2016	0.9594 (J)						
3/31/2016		1.17	1.5				
4/4/2016				2.57	2.99	0.3574 (J)	24.8
5/25/2016	1.59						
5/26/2016		1.01	1.51	2.5	2.68		
5/27/2016						<1	
5/31/2016							42.5
8/1/2016	1						
8/3/2016			1.4	3		0.35 (J)	
8/4/2016					3.6		91
8/5/2016		1.1					
9/26/2016	1.2						
9/28/2016		1	1.6	2.3	4.4		
9/29/2016							110
9/30/2016						0.47 (J)	
11/11/2016	1.2						
11/22/2016		1.8	1.6	3.8	3.8	0.36 (J)	
11/28/2016							120
1/30/2017	<1						
2/7/2017		1.7	2				
2/8/2017				3.1	2.7		
2/9/2017							150
2/13/2017						0.79 (J)	
4/3/2017	1.3						
4/10/2017		1.9	1.7	2.5	2.2		
4/11/2017						0.42 (J)	
4/12/2017							120
6/12/2017	1.1						
6/14/2017		1.1	1.4			0.3 (J)	
6/15/2017				2.5	2.3		
6/16/2017							120
10/2/2017	1.1						
10/4/2017		1.8	1.4	2.5	2.8	0.36 (J)	
10/9/2017							130
3/16/2018	0.87 (J)						
3/20/2018		1.4					
3/21/2018			1.1	2.4			59.1
3/22/2018					2.2	0.3 (J)	
9/18/2018	0.87 (J)	1.6	1.9	2.8	2.6	<1	
9/19/2018							64.5
3/19/2019	0.97 (J)						
3/22/2019		1.6	1.3				
3/23/2019				2.1	2.1	0.3 (J)	15.5 (J)
9/12/2019	0.8 (J)						
9/17/2019		1.2	1.6	2.6	2	<1 (D)	
9/18/2019							50.7
3/11/2020	0.85 (J)						
3/12/2020		1.3	0.99 (J)	1.8	1.5	<1	
3/13/2020							16.9
9/15/2020	0.54 (J)						
9/17/2020		0.87 (J)	0.95 (J)				
9/21/2020				2	1.8	<1	

ND substitution: RL or RL/2 if <15% NDs.

Time Series

Constituent: Sulfate, total (mg/L) Analysis Run 9/8/2024 3:36 PM View: Descriptive

Plant Bowen Client: Southern Company Data: Bowen 1, 2, 9, and 10

	GWA-50R (bg)	GWC-10	GWC-10R	GWC-11	GWC-11R	GWC-12	GWC-13
9/22/2020							39.6
3/17/2021	0.86 (J)						
3/18/2021		1.2	0.96 (J)				19.3
3/19/2021				1.9	1.5	<1	
8/9/2021	0.77 (J)						
8/10/2021		1.3					
8/11/2021			1	1.4	1.5	<1	9.7
2/2/2022	0.53 (J)					<1	
2/4/2022		1.2	1.1	1.7	1.5		
2/17/2022							6.9
8/17/2022	0.55 (J)	1.1					
8/18/2022			1.5 (J)	1.6	1.9	<1	16
2/16/2023	0.58 (J)						
2/20/2023		1.5	1.5	1.7	1.8		
2/21/2023						<1	
2/22/2023							8.7
7/28/2023	0.71 (J)						
7/31/2023		1.6	1.3				
8/1/2023				2.1	1.9	<1	28.8
2/22/2024	<1						
2/27/2024		0.65 (J)	0.8 (J)			<1	20.2
2/28/2024				1.8	1.3		
8/8/2024	0.69 (J)						
8/12/2024		2.3	1.3		1.8	<1	32.8
8/13/2024				1 (J)			

ND substitution: RL or RL/2 if <15% NDs.

Time Series

Constituent: Sulfate, total (mg/L) Analysis Run 9/8/2024 3:36 PM View: Descriptive

Plant Bowen Client: Southern Company Data: Bowen 1, 2, 9, and 10

	GWC-13RZ	GWC-14Z	GWC-15R	GWC-15Z	GWC-44	GWC-45	GWC-45R
3/16/2016					14.7828	0.6294 (J)	2.8721
4/4/2016	17.5 (o)						
4/5/2016		1.65	7.45	10.1			
5/16/2016					10.2	0.5151 (JD)	2.27 (D)
5/31/2016			7.29	12.1			
6/1/2016	20.9 (o)	1.75					
7/25/2016					8.4	0.84 (*JD)	2.6 (D)
8/4/2016			7.6				
9/19/2016					2.5	0.72 (JD)	2.8 (D)
9/29/2016			6.1				
11/3/2016					3.3		2.6 (D)
11/4/2016						0.75 (JD)	
11/23/2016			10	1.3			
11/28/2016		2.7					
1/19/2017					3.2		
1/20/2017							2.8 (D)
1/23/2017						0.99 (JD)	
2/9/2017		2.7					
2/10/2017			6.7	4.2			
2/22/2017	48						
3/28/2017					16 (J)		
3/29/2017						1.5 (D)	3.1 (D)
4/11/2017	41	4.9		3.2			
4/12/2017			9.2				
6/5/2017					38		
6/7/2017						0.63 (J)	3.2
6/14/2017		2.4					
6/15/2017			9.2	2.5			
6/16/2017	33						
7/12/2017	58	4.1		6.9			
7/20/2017					48		
7/26/2017				2.9			
7/28/2017	55						
8/10/2017	66						
9/26/2017					18		
9/27/2017						1.2	2.5
10/5/2017		1.6					
10/6/2017	77		10	6.6			
3/15/2018					32.4	0.75 (J)	2.9
3/22/2018		2.5					
3/23/2018	75.8		10.6	1.6			
9/12/2018					16		
9/13/2018						1.3	2.3
9/19/2018		1.7	10.4	2.6			
9/20/2018	72.2						
3/14/2019					79.7 (O)	0.72 (JXD)	4.3 (D)
3/22/2019	57.9	6.2		2.1			
3/25/2019			11.2				
9/11/2019					19.8	<1 (D)	2.6 (D)
9/17/2019		6.1	13.1	1.6			
9/18/2019	68.1						
3/10/2020					48.5	0.61 (J)	5.2

ND substitution: RL or RL/2 if <15% NDs.

Time Series

Constituent: Sulfate, total (mg/L) Analysis Run 9/8/2024 3:36 PM View: Descriptive

Plant Bowen Client: Southern Company Data: Bowen 1, 2, 9, and 10

	GWC-13RZ	GWC-14Z	GWC-15R	GWC-15Z	GWC-44	GWC-45	GWC-45R
3/13/2020		11.1	8.8	1.1			
3/17/2020	72.1						
9/11/2020						<1	2.8
9/15/2020					23.1		
9/21/2020		5.5	9	0.9 (J)			
9/22/2020	69.8						
3/11/2021					35.5	<1	4.2
3/18/2021		7.8	10.4	0.76 (J)			
3/19/2021	74.2						
8/4/2021					35.1		
8/6/2021						<1	4
8/11/2021		6.9	9.1	0.65 (J)			
8/12/2021	56.7						
1/31/2022					29.7		
2/1/2022						<1	6.1
2/4/2022	63.1	6.4	8.3				
2/7/2022				0.64 (J)			
8/12/2022						<1	3.6
8/15/2022					27.6		
8/18/2022		9.2					
8/19/2022	65.7		6.9	0.87 (J)			
2/14/2023					33.8	<1	10.1
2/22/2023	59.7	10.7	7.5	0.81 (J)			
7/26/2023					8.1	0.74 (J)	3.5
8/1/2023		6.6		0.73 (J)			
8/2/2023	55.5		4.7				
2/20/2024					18.6	<1	3.7
2/28/2024	58.7	6.8	5.3	<1			
8/5/2024						0.7 (J)	3.3
8/6/2024					3.8		
8/13/2024	55.6	7	1.9	<1			

ND substitution: RL or RL/2 if <15% NDs.

Time Series

Constituent: Sulfate, total (mg/L) Analysis Run 9/8/2024 3:36 PM View: Descriptive

Plant Bowen Client: Southern Company Data: Bowen 1, 2, 9, and 10

	GWC-46R	GWC-47	GWC-47R	GWC-48	GWC-49R	GWC-49Z	GWC-5
3/10/2016	5.7554	3.4409	9.1279	2.6569			
3/17/2016					3.4197	5.3658	
3/28/2016							1.87
5/17/2016	8.67			2.39			
5/18/2016		4.09	10.1		3.06	4.44	
5/25/2016							1.41
7/26/2016	6.6						
7/27/2016		4	7	<1.6 (*)	2.6		
7/28/2016						9.9	
8/1/2016							1.5
9/20/2016	5.8	4.3	6.7	2.4			
9/21/2016					3.1	2.2	
9/27/2016							1.4
11/4/2016	6.1		7.9	2.1	3.1		
11/7/2016		4.1				2.2	
11/11/2016							1.5
1/20/2017	7		6.6				
1/23/2017		5.1		2.1			
1/24/2017					3	1.5	
1/31/2017							1.8
3/28/2017	7.7			2.1			
3/29/2017		5.2	6.2		2.5		
3/30/2017						1.7	
4/3/2017							1.5
6/7/2017	6.4						
6/8/2017		3.8	7.5	1.3	3.3		
6/9/2017						1.7	
6/12/2017							2.1
9/27/2017		4.3	7.5				
9/29/2017	8.4			3.7	4.2	2.2	
10/3/2017							1.4
12/28/2017				1.7 (Y)	3.8 (Y)		
3/15/2018	6.4	3.7		0.76 (J)	3.1	2.4	
3/16/2018			13.4				
3/19/2018							1.3
9/13/2018	7.2	4.8	11.6	1.6	3.6		
9/14/2018						2.4	
9/17/2018							1.3
3/15/2019		4.2		1.7			
3/18/2019	4.4				5.8		
3/19/2019			14.8			2.2	
3/20/2019							1.3
9/11/2019	7		10.7	0.86 (X)	5.7	1.5	
9/12/2019		4.7					
9/16/2019							1.2
3/9/2020		4.3	10.4	1.6		1.5	
3/10/2020	5.5						
3/11/2020					3.3		
3/16/2020							1.1
9/11/2020					2.1		
9/14/2020	6.9	4.3		5.4		1.2	
9/15/2020			9.6				

ND substitution: RL or RL/2 if <15% NDs.

Time Series

Constituent: Sulfate, total (mg/L) Analysis Run 9/8/2024 3:36 PM View: Descriptive

Plant Bowen Client: Southern Company Data: Bowen 1, 2, 9, and 10

	GWC-46R	GWC-47	GWC-47R	GWC-48	GWC-49R	GWC-49Z	GWC-5
9/16/2020							1.1
3/11/2021	6.7	4.7	10.4	15.4			
3/15/2021					2.6	1.5	
3/17/2021							1.1
5/26/2021				20.2			
8/4/2021				1.5			
8/5/2021	6	4.3	10.3			1.1	
8/9/2021							1.2
8/11/2021					2.4		
1/31/2022	5.2			1.2			
2/1/2022		4.3	9.4		2.5	0.93 (J)	
2/2/2022							1
8/15/2022	5.6	8.4 (J)	4.3	10.4	2.5	0.98 (J)	
8/16/2022							1
2/14/2023	4.7	4.3	12.7	3	1.8	0.84 (J)	
2/20/2023							1.4
7/26/2023	4			5.3			
7/27/2023		5	10.9		2.3	0.97 (J)	
7/28/2023							1.4
2/21/2024	3.9	5.9	6.8	8.5	1.8	0.57 (J)	
2/26/2024							1
8/5/2024	4.8	7	7.9	11.4			
8/6/2024					1.9	0.82 (J)	
8/8/2024							1.1

Time Series

Constituent: Sulfate, total (mg/L) Analysis Run 9/8/2024 3:36 PM View: Descriptive

Plant Bowen Client: Southern Company Data: Bowen 1, 2, 9, and 10

	GWC-6	GWC-6RZ	GWC-7Z	GWC-8RR	GWC-8Z	GWC-9
3/22/2016					3.9321	
3/29/2016	3.5801	1.4863				
3/30/2016				1.9542		2
5/24/2016	2.79	1.62		0.989 (J)		
5/25/2016					2.68	
5/26/2016						2.93
5/31/2016			2.03			
8/1/2016	2.2	2.3				
8/2/2016			0.96 (J)	1	2.7	
8/5/2016						3.6
9/26/2016	1.8	2.4			2.9	
9/27/2016			0.87 (J)	0.95 (J)		
9/28/2016						3.2
11/14/2016		2.8				
11/18/2016	1.8					
11/21/2016			0.93 (J)		2.8	3.3
11/22/2016				1.1		
2/1/2017	2.8	2.6	0.76 (J)			
2/3/2017					2.7	
2/6/2017				0.96 (J)		1.3
4/6/2017	<2.5	<2.3	<1	<1		<1.2
4/7/2017					2.3	
6/13/2017	2.8	2.2	0.58 (J)		2	2
6/14/2017				0.97 (J)		
7/14/2017			0.04 (J)			
10/3/2017	2.6	2.6	0.87 (J)		1.9	2.8
10/4/2017				0.84 (J)		
3/19/2018	2.6					
3/20/2018		2.5	0.5 (J)		1.6	1.2
3/21/2018				1.2		
9/17/2018	2.2	2.5				
9/18/2018			0.65 (J)	0.9 (J)	1.6	2.6
3/21/2019	2.7	1.7	1.9			2.3
3/27/2019				1.5		
5/6/2019					2.1	
9/13/2019			0.76 (J)			
9/16/2019	2	1.6		0.69 (JD)	1	3
3/12/2020	2.1	1.4	1.7	1.8		1.1
3/16/2020					0.66 (J)	
9/16/2020	1.8	1.3	1.1			
9/17/2020				0.6 (J)	0.74 (J)	3.5
3/17/2021	2.2	1.8	1.3	0.72 (J)		
3/18/2021					1.1	2.1
8/10/2021	1.7	1.4	1.1	0.64 (J)	0.72 (J)	1.7
2/2/2022	1.7	1.5	1.3	0.72 (J)	0.72 (J)	2.5
8/17/2022	1.6	1.2	0.91 (J)	0.53 (J)	0.58 (J)	2.5
2/17/2023	2	1.8				
2/20/2023			1.7		1.1	
2/21/2023				1.7		3
7/28/2023		1.7				
7/31/2023	1.7		1.1	0.86 (J)	0.81 (J)	4.1
2/26/2024	1.7	1.5	0.98 (J)		0.63 (J)	

ND substitution: RL or RL/2 if <15% NDs.

Time Series

Constituent: Sulfate, total (mg/L) Analysis Run 9/8/2024 3:36 PM View: Descriptive

Plant Bowen Client: Southern Company Data: Bowen 1, 2, 9, and 10

	GWC-6	GWC-6RZ	GWC-7Z	GWC-8RR	GWC-8Z	GWC-9
2/27/2024				0.66 (J)		3.1
8/8/2024	1.6	1.4	0.97 (J)			
8/12/2024				0.88 (J)	0.54 (J)	5.4

Time Series

Constituent: Thallium (mg/L) Analysis Run 9/8/2024 3:36 PM View: Descriptive

Plant Bowen Client: Southern Company Data: Bowen 1, 2, 9, and 10

	GWA-1 (bg)	GWA-2 (bg)	GWA-2R (bg)	GWA-39RZ (bg)	GWA-39Z (bg)	GWA-3A (bg)	GWA-40 (bg)
3/30/2015			7E-05				
10/12/2015						<0.001	
10/13/2015	<0.001	<0.001	<0.001				
3/14/2016					<0.001		
3/15/2016							<0.001
3/22/2016	<0.001						
3/23/2016		<0.001	<0.001			<0.001	
5/11/2016					<0.001		<0.001
5/16/2016				<0.001 (D)			
5/19/2016	<0.001		<0.001				
5/20/2016		<0.001					
5/23/2016						<0.001	
7/19/2016					<0.001 (*)		
7/21/2016							<0.001
7/27/2016				0.0002 (JD)			
7/29/2016	<0.001	<0.001	<0.001			<0.001	
9/15/2016					<0.001		<0.001
9/22/2016			<0.001			<0.001	
9/23/2016	<0.001	<0.001					
11/2/2016					<0.001		
11/3/2016							<0.001
11/9/2016	<0.001	<0.001					
11/10/2016			<0.001			<0.001	
1/17/2017							<0.001
1/18/2017					<0.001		
1/30/2017	<0.001						
1/31/2017		<0.001	<0.001			<0.001	
2/21/2017				<0.001			
3/24/2017							<0.001
3/27/2017				<0.001 (D)			
3/28/2017					5E-05 (J)		
3/30/2017	<0.001	<0.001				<0.001	
4/3/2017			<0.001				
5/24/2017							<0.001
6/7/2017					<0.001		
6/8/2017				<0.001 (D)			
6/9/2017	<0.001		<0.001				
6/12/2017		<0.001				<0.001	
7/17/2017				<0.001 (D)			
7/27/2017				<0.001			
8/9/2017				<0.001			
9/26/2017					7E-05 (J)		<0.001
9/29/2017				<0.001 (D)			
10/2/2017	<0.001	<0.001	<0.001				
10/4/2017						<0.001	
3/14/2018					<0.001		<0.001
3/16/2018	<0.001		<0.001	<0.001			
3/19/2018		<0.001				<0.001	
9/12/2018					<0.001		<0.001
9/14/2018		<0.001	<0.001	<0.001			
9/17/2018	<0.001 (D)					<0.001	
3/13/2019							<0.001

ND substitution: RL or RL/2 if <15% NDs.

Time Series

Constituent: Thallium (mg/L) Analysis Run 9/8/2024 3:36 PM View: Descriptive

Plant Bowen Client: Southern Company Data: Bowen 1, 2, 9, and 10

	GWA-1 (bg)	GWA-2 (bg)	GWA-2R (bg)	GWA-39RZ (bg)	GWA-39Z (bg)	GWA-3A (bg)	GWA-40 (bg)
3/14/2019				<0.001			
3/15/2019					<0.001		
3/19/2019			<0.001				
3/20/2019	<0.001	<0.001				<0.001	
9/9/2019					<0.001		<0.001
9/12/2019	<0.001	<0.001 (D)					
9/13/2019			6.2E-05 (J)			<0.001	
3/9/2020				<0.001	<0.001		7.8E-05 (J)
3/11/2020	<0.001	<0.001	<0.001			<0.001	
9/10/2020					<0.001		
9/11/2020							<0.001
9/15/2020	<0.001	<0.001	<0.001				
9/16/2020				<0.001			
3/10/2021							<0.001
3/12/2021					<0.001		
3/16/2021	<0.001		<0.001	<0.001			
3/17/2021		<0.001					
3/29/2021						<0.001	
8/4/2021					<0.001		<0.001
8/6/2021				<0.001			
8/9/2021	<0.001	<0.001	<0.001			<0.001	
1/31/2022					<0.001		<0.001
2/1/2022	<0.001	<0.001	<0.001				
2/2/2022				<0.001		<0.001	
8/10/2022					<0.001		
8/12/2022							<0.001
8/16/2022	<0.001	<0.001	<0.001	<0.001		<0.001	
2/13/2023					<0.001		<0.001
2/14/2023				<0.001			
2/16/2023	<0.001	<0.001	<0.001				
2/17/2023						<0.001	
7/25/2023				<0.001			
7/26/2023					<0.001		<0.001
7/27/2023	<0.001	<0.001	<0.001				
8/1/2023						<0.001	
2/19/2024				<0.001	<0.001		<0.001
2/22/2024	<0.001	<0.001				<0.001	
2/26/2024			<0.001				
8/1/2024				<0.001	<0.001		<0.001
8/6/2024			<0.001				
8/7/2024	<0.001	<0.001					
8/8/2024						<0.001	

ND substitution: RL or RL/2 if <15% NDs.

Time Series

Constituent: Thallium (mg/L) Analysis Run 9/8/2024 3:36 PM View: Descriptive

Plant Bowen Client: Southern Company Data: Bowen 1, 2, 9, and 10

	GWA-41 (bg)	GWA-41R (bg)	GWA-42 (bg)	GWA-43 (bg)	GWA-43R (bg)	GWA-4RZ (bg)	GWA-50 (bg)
10/11/2015							<0.001
3/11/2016			<0.001	<0.001	<0.001		
3/15/2016	<0.001	<0.001					
3/28/2016							<0.001
5/12/2016	<0.001						
5/13/2016		<0.001		<0.001	<0.001		
5/16/2016			<0.001				
5/23/2016							<0.001
7/19/2016				<0.001 (*)	<0.001		
7/20/2016	<0.001						
7/21/2016		<0.001					
7/22/2016			0.0002 (J)				
8/1/2016							<0.001
9/15/2016	<0.001						
9/16/2016				<0.001	<0.001		
9/19/2016			<0.001				
9/21/2016		<0.001					
9/26/2016							<0.001
11/2/2016				<0.001	<0.001		
11/3/2016	<0.001	<0.001	<0.001				
11/10/2016							<0.001
1/17/2017		<0.001	<0.001				
1/18/2017	<0.001			<0.001	<0.001		
1/30/2017							<0.001
2/22/2017						<0.001	
3/24/2017	<0.001						
3/27/2017		<0.001	<0.001				
3/28/2017				5E-05 (J)	<0.001		
4/7/2017						<0.001	<0.001
6/6/2017	<0.001	0.0002 (J)		<0.001	<0.001		
6/7/2017			<0.001				
6/12/2017							<0.001
6/14/2017						<0.001 (D)	
7/12/2017						<0.001 (D)	
7/20/2017						<0.001 (D)	
7/28/2017						<0.001	
8/9/2017						<0.001	
8/24/2017						<0.001	
9/22/2017				<0.001	<0.001		
9/25/2017	<0.001	<0.001					
9/26/2017			<0.001				
10/2/2017							<0.001
10/3/2017						<0.001 (D)	
3/14/2018	<0.001	<0.001	<0.001	<0.001			
3/15/2018					<0.001		
3/16/2018							<0.001
3/21/2018						<0.001	
9/12/2018	<0.001	<0.001		<0.001	<0.001		
9/14/2018			<0.001				
9/17/2018							<0.001
9/18/2018						<0.001	
3/13/2019				<0.001	<0.001		

ND substitution: RL or RL/2 if <15% NDs.

Time Series

Constituent: Thallium (mg/L) Analysis Run 9/8/2024 3:36 PM View: Descriptive

Plant Bowen Client: Southern Company Data: Bowen 1, 2, 9, and 10

	GWA-41 (bg)	GWA-41R (bg)	GWA-42 (bg)	GWA-43 (bg)	GWA-43R (bg)	GWA-4RZ (bg)	GWA-50 (bg)
3/14/2019	<0.001	<0.001	<0.001				
3/19/2019							<0.001
3/21/2019						<0.001 (D)	
9/10/2019	<0.001 (D)	<0.001	<0.001				
9/11/2019				6.2E-05 (J)	<0.001		
9/12/2019						<0.001 (D)	
9/13/2019							<0.001
3/6/2020	<0.001		8.6E-05 (J)				
3/9/2020		6.1E-05 (J)		<0.001	<0.001		
3/11/2020							<0.001
3/12/2020						<0.001	
9/10/2020	<0.001	<0.001	<0.001				
9/11/2020				<0.001			
9/14/2020					<0.001		
9/16/2020							<0.001
9/17/2020						<0.001	
3/10/2021		<0.001					
3/11/2021	<0.001		<0.001	<0.001	<0.001		
3/16/2021						<0.001	
3/17/2021							<0.001
8/4/2021	<0.001	<0.001	<0.001				
8/5/2021					<0.001		
8/6/2021				<0.001			
8/9/2021							<0.001
8/10/2021						<0.001	
1/31/2022	<0.001	<0.001	<0.001	<0.001	<0.001		
2/1/2022							<0.001
2/3/2022						<0.001	
8/10/2022			<0.001		<0.001		
8/11/2022	<0.001	<0.001		<0.001			
8/16/2022							<0.001
8/17/2022						<0.001	
2/13/2023	<0.001	<0.001	<0.001		<0.001		
2/14/2023				<0.001			
2/16/2023							<0.001
2/17/2023						<0.001	
7/25/2023	<0.001	<0.001		<0.001	<0.001		
7/26/2023			<0.001				
7/28/2023						<0.001	<0.001
2/19/2024	<0.001	<0.001					
2/20/2024			<0.001	<0.001	<0.001		
2/22/2024							<0.001
2/27/2024						<0.001	
8/1/2024	<0.001	<0.001	<0.001				
8/2/2024				<0.001	<0.001		
8/8/2024						<0.001	<0.001

ND substitution: RL or RL/2 if <15% NDs.

Time Series

Constituent: Thallium (mg/L) Analysis Run 9/8/2024 3:36 PM View: Descriptive

Plant Bowen Client: Southern Company Data: Bowen 1, 2, 9, and 10

	GWA-50R (bg)	GWC-10	GWC-10R	GWC-11	GWC-11R	GWC-12	GWC-13
10/10/2015		<0.001					
10/11/2015	<0.001			<0.001	0.0002		
10/12/2015			<0.001				
10/14/2015						<0.001	
10/15/2015							<0.001
3/28/2016	<0.001						
3/31/2016		<0.001	<0.001				
4/4/2016				<0.001	<0.001	<0.001	<0.001
5/25/2016	<0.001						
5/26/2016		<0.001	<0.001	<0.001	<0.001		
5/27/2016						<0.001	
5/31/2016							<0.001
8/1/2016	<0.001						
8/3/2016			0.0001 (J)	<0.001		<0.001	
8/4/2016					<0.001		<0.001
8/5/2016		<0.001					
9/26/2016	<0.001						
9/28/2016		<0.001	<0.001	<0.001	<0.001		
9/29/2016							<0.001
9/30/2016						<0.001	
11/11/2016	<0.001						
11/22/2016		<0.001	<0.001	<0.001	<0.001	<0.001	
11/28/2016							<0.001
1/30/2017	<0.001						
2/7/2017		<0.001	<0.001				
2/8/2017				<0.001	<0.001		
2/9/2017							<0.001
2/13/2017						<0.001	
4/3/2017	<0.001						
4/10/2017		<0.001	<0.001	<0.001	<0.001		
4/11/2017						<0.001	
4/12/2017							<0.001
6/12/2017	<0.001						
6/14/2017		<0.001	<0.001			<0.001	
6/15/2017				<0.001	<0.001		
6/16/2017							<0.001
10/2/2017	<0.001						
10/4/2017		<0.001	<0.001	<0.001	<0.001	<0.001	
10/9/2017							<0.001
3/16/2018	<0.001						
3/20/2018		<0.001					
3/21/2018			<0.001	<0.001			<0.001
3/22/2018					<0.001	<0.001	
9/18/2018	<0.001	<0.001	<0.001	<0.001	<0.001	<0.001	
9/19/2018							<0.001
3/19/2019	<0.001						
3/22/2019		<0.001	<0.001				
3/23/2019				<0.001	<0.001	<0.001	<0.001
9/12/2019	<0.001						
9/17/2019		<0.001	<0.001	<0.001	<0.001	<0.001 (D)	
9/18/2019							<0.001
3/11/2020	5.9E-05 (J)						

ND substitution: RL or RL/2 if <15% NDs.

Time Series

Constituent: Thallium (mg/L) Analysis Run 9/8/2024 3:36 PM View: Descriptive

Plant Bowen Client: Southern Company Data: Bowen 1, 2, 9, and 10

	GWA-50R (bg)	GWC-10	GWC-10R	GWC-11	GWC-11R	GWC-12	GWC-13
3/12/2020		<0.001	5.4E-05 (J)	<0.001	<0.001	<0.001	
3/13/2020							<0.001
9/15/2020	<0.001						
9/17/2020		<0.001	<0.001				
9/21/2020				<0.001	<0.001	<0.001	
9/22/2020							<0.001
3/17/2021	<0.001						
3/18/2021		<0.001	<0.001				<0.001
3/19/2021				<0.001	<0.001	<0.001	
8/9/2021	<0.001						
8/10/2021		<0.001					
8/11/2021			<0.001	<0.001	<0.001	<0.001	<0.001
2/2/2022	<0.001					<0.001	
2/4/2022		<0.001	<0.001	<0.001	<0.001		
2/17/2022							<0.001
8/17/2022	<0.001	<0.001					
8/18/2022			<0.001	<0.001	<0.001	<0.001	<0.001
2/16/2023	<0.001						
2/20/2023		<0.001	<0.001	<0.001	<0.001		
2/21/2023						<0.001	
2/22/2023							<0.001
7/28/2023	<0.001						
7/31/2023		<0.001	<0.001				
8/1/2023				<0.001	<0.001	<0.001	<0.001
2/22/2024	<0.001						
2/27/2024		<0.001	<0.001			<0.001	<0.001
2/28/2024				<0.001	<0.001		
8/8/2024	<0.001						
8/12/2024		<0.001	<0.001		<0.001	<0.001	<0.001
8/13/2024				<0.001			

ND substitution: RL or RL/2 if <15% NDs.

Time Series

Constituent: Thallium (mg/L) Analysis Run 9/8/2024 3:36 PM View: Descriptive

Plant Bowen Client: Southern Company Data: Bowen 1, 2, 9, and 10

	GWC-13RZ	GWC-14Z	GWC-15R	GWC-15Z	GWC-44	GWC-45	GWC-45R
10/6/2015				0.0005 (D)			
10/7/2015		<0.001 (D)	<0.001 (D)				
10/14/2015	<0.001						
3/16/2016					<0.001	<0.001	<0.001
4/4/2016	<0.001						
4/5/2016		<0.001	<0.001	0.00036 (J)			
5/16/2016					<0.001	<0.001 (D)	<0.001 (D)
5/31/2016			<0.001	0.000373 (J)			
6/1/2016	<0.001	<0.001					
7/25/2016					<0.001	<0.001 (D)	<0.001 (D)
8/4/2016			<0.001				
8/9/2016		<0.001					
9/19/2016					<0.001	<0.001 (D)	<0.001 (D)
9/29/2016			<0.001				
11/3/2016					<0.001		<0.001 (D)
11/4/2016						<0.001 (D)	
11/23/2016			<0.001	<0.001			
11/28/2016		<0.001					
1/19/2017					<0.001		
1/20/2017							<0.001 (D)
1/23/2017						<0.001 (D)	
2/9/2017		<0.001					
2/10/2017			<0.001	<0.001			
2/22/2017	<0.001						
3/28/2017					5E-05 (J)		
3/29/2017						<0.001 (D)	<0.001 (D)
4/11/2017	<0.001	<0.001		<0.001			
4/12/2017			<0.001				
6/5/2017					5E-05 (J)		
6/7/2017						<0.001	<0.001
6/14/2017		<0.001					
6/15/2017			<0.001	<0.001			
6/16/2017	<0.001						
7/12/2017	6E-05 (J)	<0.001		<0.001			
7/26/2017				<0.001			
7/28/2017	<0.001						
8/10/2017	<0.001						
9/26/2017					<0.001		
9/27/2017						<0.001	<0.001
10/5/2017		<0.001					
10/6/2017	<0.001		<0.001	<0.001			
3/15/2018					<0.001	<0.001	<0.001
3/22/2018		<0.001					
3/23/2018	<0.001		<0.001	<0.001			
9/12/2018					<0.001		
9/13/2018						<0.001	<0.001
9/19/2018		<0.001	<0.001	<0.001			
9/20/2018	<0.001						
3/14/2019					<0.001	<0.001 (D)	<0.001 (D)
3/22/2019	<0.001	<0.001		<0.001			
3/25/2019			<0.001				
9/11/2019					<0.001	<0.001 (D)	<0.001 (D)

ND substitution: RL or RL/2 if <15% NDs.

Time Series

Constituent: Thallium (mg/L) Analysis Run 9/8/2024 3:36 PM View: Descriptive

Plant Bowen Client: Southern Company Data: Bowen 1, 2, 9, and 10

	GWC-13RZ	GWC-14Z	GWC-15R	GWC-15Z	GWC-44	GWC-45	GWC-45R
9/17/2019		<0.001	<0.001	<0.001			
9/18/2019	<0.001						
3/10/2020					<0.001	<0.001	<0.001
3/13/2020		<0.001	<0.001	<0.001			
3/17/2020	<0.001						
9/11/2020						<0.001	<0.001
9/15/2020					<0.001		
9/21/2020		<0.001	<0.001	<0.001			
9/22/2020	<0.001						
3/11/2021					<0.001	<0.001	<0.001
3/18/2021		<0.001	<0.001	<0.001			
3/19/2021	<0.001						
8/4/2021					<0.001		
8/6/2021						<0.001	<0.001
8/11/2021		<0.001	<0.001	<0.001			
8/12/2021	<0.001						
1/31/2022					<0.001		
2/1/2022						<0.001	<0.001
2/4/2022	<0.001	<0.001	<0.001				
2/7/2022				<0.001			
8/12/2022						<0.001	<0.001
8/15/2022					<0.001		
8/18/2022		<0.001					
8/19/2022	<0.001		<0.001	<0.001			
2/14/2023					<0.001	<0.001	<0.001
2/22/2023	<0.001	<0.001	<0.001	<0.001			
7/26/2023					<0.001	<0.001	<0.001
8/1/2023		<0.001		<0.001			
8/2/2023	<0.001		<0.001				
2/20/2024					<0.001	<0.001	<0.001
2/28/2024	<0.001	<0.001	<0.001	<0.001			
8/5/2024						<0.001	<0.001
8/6/2024					<0.001		
8/13/2024	<0.001	<0.001	<0.001	<0.001			

ND substitution: RL or RL/2 if <15% NDs.

Time Series

Constituent: Thallium (mg/L) Analysis Run 9/8/2024 3:36 PM View: Descriptive

Plant Bowen Client: Southern Company Data: Bowen 1, 2, 9, and 10

	GWC-46R	GWC-47	GWC-47R	GWC-48	GWC-49R	GWC-49Z	GWC-5
10/12/2015							<0.001
3/10/2016	<0.001	<0.001	0.00116	<0.001			
3/17/2016					<0.001	<0.001	
3/28/2016							<0.001
5/17/2016	<0.001			<0.001			
5/18/2016		<0.001	0.000768 (J)		<0.001	<0.001	
5/25/2016							<0.001
7/26/2016	7E-05 (J)						
7/27/2016		9E-05 (J)	0.0004 (J)	9E-05 (J)	0.0001 (J)		
7/28/2016						<0.001	
8/1/2016							<0.001
9/20/2016	<0.001	<0.001	0.0004 (J)	<0.001			
9/21/2016					<0.001	<0.001	
9/27/2016							<0.001
11/4/2016	<0.001		0.0003 (J)	<0.001	<0.001		
11/7/2016		<0.001				<0.001	
11/11/2016							<0.001
1/20/2017	<0.001		0.0003 (J)				
1/23/2017		<0.001		<0.001			
1/24/2017					<0.001	<0.001	
1/31/2017							<0.001
3/28/2017	7E-05 (J)			6E-05 (J)			
3/29/2017		7E-05 (J)	0.0003 (J)		<0.001		
3/30/2017						5E-05 (J)	
4/3/2017							<0.001
6/7/2017	6E-05 (J)						
6/8/2017		<0.001	0.0003 (J)	8E-05 (J)	<0.001		
6/9/2017						<0.001	
6/12/2017							<0.001
9/27/2017		6E-05 (J)	0.0003 (J)				
9/29/2017	6E-05 (J)			9E-05 (J)	<0.001	<0.001	
10/3/2017							<0.001
3/15/2018	<0.001	<0.001		<0.001	<0.001	<0.001	
3/16/2018			0.00036 (J)				
3/19/2018							<0.001
9/13/2018	<0.001	<0.001	0.00021 (J)	<0.001	<0.001		
9/14/2018						<0.001	
9/17/2018							<0.001
3/15/2019		<0.001		<0.001			
3/18/2019	<0.001				<0.001		
3/19/2019			0.00027 (J)			<0.001	
3/20/2019							<0.001
9/11/2019	<0.001		0.00023 (J)	0.000115 (JD)	<0.001	<0.001	
9/12/2019		<0.001					
9/16/2019							8.4E-05 (J)
3/9/2020		<0.001	0.00021 (J)	9E-05 (J)		<0.001	
3/10/2020	<0.001						
3/11/2020					<0.001		
3/16/2020							<0.001
9/11/2020					<0.001		
9/14/2020	<0.001	<0.001		<0.001		<0.001	
9/15/2020			0.00016 (J)				

ND substitution: RL or RL/2 if <15% NDs.

Time Series

Constituent: Thallium (mg/L) Analysis Run 9/8/2024 3:36 PM View: Descriptive

Plant Bowen Client: Southern Company Data: Bowen 1, 2, 9, and 10

	GWC-46R	GWC-47	GWC-47R	GWC-48	GWC-49R	GWC-49Z	GWC-5
9/16/2020							<0.001
3/11/2021	<0.001	<0.001	<0.001	<0.001			
3/15/2021					<0.001	<0.001	
3/17/2021							<0.001
8/4/2021				<0.001			
8/5/2021	<0.001	<0.001	<0.001			<0.001	
8/9/2021							<0.001
8/11/2021					<0.001		
1/31/2022	<0.001			<0.001			
2/1/2022		<0.001	<0.001		<0.001	<0.001	
2/2/2022							<0.001
8/15/2022	<0.001	<0.001	<0.001	<0.001	<0.001	<0.001	
8/16/2022							<0.001
2/14/2023	<0.001	<0.001	<0.001	<0.001	<0.001	<0.001	
2/20/2023							<0.001
7/26/2023	<0.001			<0.001			
7/27/2023		0.0002 (J)	0.0002 (J)		<0.001	<0.001	
7/28/2023							<0.001
2/21/2024	<0.001	<0.001	<0.001	<0.001	<0.001	<0.001	
2/26/2024							<0.001
8/5/2024	<0.001	<0.001	<0.001	<0.001			
8/6/2024					<0.001	<0.001	
8/8/2024							<0.001

ND substitution: RL or RL/2 if <15% NDs.

Time Series

Constituent: Thallium (mg/L) Analysis Run 9/8/2024 3:36 PM View: Descriptive

Plant Bowen Client: Southern Company Data: Bowen 1, 2, 9, and 10

	GWC-6	GWC-6RZ	GWC-7Z	GWC-8RR	GWC-8Z	GWC-9
10/8/2015				<0.001 (D)	0.0001 (D)	
10/9/2015	<0.001	<0.001				
10/10/2015						<0.001
3/22/2016					<0.001	
3/29/2016	<0.001	<0.001				
3/30/2016				<0.001		<0.001
5/24/2016	<0.001	<0.001		<0.001		
5/25/2016					<0.001	
5/26/2016						<0.001
5/31/2016			<0.001			
8/1/2016	<0.001	<0.001				
8/2/2016			<0.001	<0.001	<0.001	
8/5/2016						<0.001
9/26/2016	<0.001	<0.001			<0.001	
9/27/2016			<0.001	<0.001		
9/28/2016						<0.001
11/14/2016		<0.001				
11/18/2016	<0.001					
11/21/2016			<0.001		<0.001	<0.001
11/22/2016				<0.001		
2/1/2017	<0.001	<0.001	<0.001			
2/3/2017					<0.001	
2/6/2017				<0.001		<0.001
4/6/2017	5E-05 (J)	<0.001	<0.001	<0.001		<0.001
4/7/2017					<0.001	
6/13/2017	<0.001	<0.001	<0.001		7E-05 (J)	<0.001
6/14/2017				<0.001		
7/14/2017			<0.001			
10/3/2017	<0.001	<0.001	<0.001		<0.001	<0.001
10/4/2017				<0.001		
3/19/2018	<0.001					
3/20/2018		<0.001	<0.001		<0.001	<0.001
3/21/2018				<0.001		
9/17/2018	<0.001	<0.001				
9/18/2018			<0.001	<0.001	<0.001	<0.001 (D)
3/21/2019	<0.001	<0.001	<0.001			<0.001
3/27/2019				<0.001		
5/6/2019					<0.001	
9/13/2019			5.7E-05 (J)			
9/16/2019	<0.001	<0.001		<0.001 (D)	<0.001	<0.001
3/12/2020	<0.001	<0.001	0.00022 (J)	<0.001		<0.001
3/16/2020					<0.001	
9/16/2020	<0.001	<0.001	0.00019 (J)			
9/17/2020				<0.001	<0.001	<0.001
3/17/2021	<0.001	<0.001	0.00015 (J)	<0.001		
3/18/2021					<0.001	<0.001
8/10/2021	<0.001	<0.001	<0.001	<0.001	<0.001	<0.001
2/2/2022	<0.001	<0.001	<0.001	<0.001	<0.001	<0.001
8/17/2022	<0.001	<0.001	0.00024 (J)	<0.001	<0.001	<0.001
2/17/2023	<0.001	<0.001				
2/20/2023			<0.001		<0.001	
2/21/2023				<0.001		<0.001

ND substitution: RL or RL/2 if <15% NDs.

Time Series

Constituent: Thallium (mg/L) Analysis Run 9/8/2024 3:36 PM View: Descriptive

Plant Bowen Client: Southern Company Data: Bowen 1, 2, 9, and 10

	GWC-6	GWC-6RZ	GWC-7Z	GWC-8RR	GWC-8Z	GWC-9
7/28/2023		<0.001				
7/31/2023	<0.001		<0.001	<0.001	<0.001	<0.001
2/26/2024	<0.001	<0.001	<0.001		<0.001	
2/27/2024				<0.001		<0.001
8/8/2024	<0.001	<0.001	<0.001			
8/12/2024				<0.001	<0.001	<0.001

ND substitution: RL or RL/2 if <15% NDs.

Time Series

Constituent: Total Dissolved Solids [TDS] (mg/l) Analysis Run 9/8/2024 3:36 PM View: Descriptive

Plant Bowen Client: Southern Company Data: Bowen 1, 2, 9, and 10

	GWA-1 (bg)	GWA-2 (bg)	GWA-2R (bg)	GWA-39RZ (bg)	GWA-39Z (bg)	GWA-3A (bg)	GWA-40 (bg)
3/14/2016					106		
3/15/2016							107
3/22/2016	150						
3/23/2016		259	174			<25	
5/11/2016					58		80
5/16/2016				114 (D)			
5/19/2016	150		93				
5/20/2016		122					
5/23/2016						<25	
7/19/2016					46		
7/21/2016							76
7/27/2016				107 (D)			
7/29/2016	146	156	68			17 (J)	
9/15/2016					41		
9/19/2016							108
9/22/2016			91			33	
9/23/2016	163	150					
11/2/2016					37		
11/3/2016							90
11/9/2016	147	87					
11/10/2016			96			41	
1/17/2017							128
1/18/2017					29		
1/30/2017	127						
1/31/2017		63	206			58	
2/21/2017				229 (D)			
3/24/2017							91
3/27/2017				239 (D)			
3/28/2017					40		
3/30/2017	137	112				<25	
4/3/2017			118				
5/24/2017							152
6/8/2017				179 (D)			
6/9/2017	164		87				
6/12/2017		216				20 (J)	
7/17/2017				180 (D)			
7/27/2017				190 (D)			
8/9/2017				153 (D)			
9/26/2017					107		103
9/29/2017				173 (D)			
10/2/2017	137	<25	73				
10/4/2017						<25	
3/14/2018					126		123
3/16/2018	140		130	150			
3/19/2018		295				<25	
9/12/2018					134		105
9/14/2018		30	103	165			
9/17/2018	162					32	
3/13/2019							130
3/14/2019				154			
3/15/2019					107		
3/19/2019			208				

ND substitution: RL or RL/2 if <15% NDs.

Time Series

Constituent: Total Dissolved Solids [TDS] (mg/l) Analysis Run 9/8/2024 3:36 PM View: Descriptive

Plant Bowen Client: Southern Company Data: Bowen 1, 2, 9, and 10

	GWA-1 (bg)	GWA-2 (bg)	GWA-2R (bg)	GWA-39RZ (bg)	GWA-39Z (bg)	GWA-3A (bg)	GWA-40 (bg)
3/20/2019	175	49				30	
9/9/2019					93		108
9/10/2019				181			
9/12/2019	174	44					
9/13/2019			113			19	
3/9/2020				173	58		131
3/11/2020	172	309	170			24	
9/10/2020					16		
9/11/2020							102
9/15/2020	156	28	89				
9/16/2020				156			
3/10/2021							60
3/12/2021					55		
3/16/2021	155		102	142			
3/17/2021		211					
3/29/2021						76	
8/4/2021					60		66
8/6/2021				133			
8/9/2021	150	207	127			95	
1/31/2022					61		81
2/1/2022	143	202	114				
2/2/2022				143		104	
8/10/2022					50		
8/12/2022							91
8/16/2022	159	182	123	125		85	
2/13/2023					105 (J)		259 (J)
2/14/2023				149 (J)			
2/16/2023	152 (J)	267 (J)	197 (J)				
2/17/2023						117 (J)	
7/25/2023				158			
7/26/2023					57		70
7/27/2023	167	177	155				
8/1/2023						113	
2/19/2024				177	63		108
2/22/2024	148	210				117	
2/26/2024			126				
8/1/2024				161	68		96
8/6/2024			105				
8/7/2024	179	183					
8/8/2024						150	

Time Series

Constituent: Total Dissolved Solids [TDS] (mg/l) Analysis Run 9/8/2024 3:36 PM View: Descriptive

Plant Bowen Client: Southern Company Data: Bowen 1, 2, 9, and 10

	GWA-41 (bg)	GWA-41R (bg)	GWA-42 (bg)	GWA-43 (bg)	GWA-43R (bg)	GWA-4RZ (bg)	GWA-50 (bg)
3/11/2016			139	69	144		
3/15/2016	110	78					
3/28/2016							<25
5/12/2016	49						
5/13/2016		178		88	142		
5/16/2016			112				
5/23/2016							32
7/19/2016				56	135		
7/20/2016	72						
7/21/2016		168					
7/22/2016			136				
8/1/2016							<25
9/15/2016	18 (J)						
9/16/2016				31	144		
9/19/2016			121				
9/21/2016		123					
9/26/2016							45
11/2/2016				48	152		
11/3/2016	70	157	132				
11/10/2016							38
1/17/2017		170	150				
1/18/2017	63			44	125		
1/30/2017							<25
2/22/2017						329 (D)	
3/24/2017	63						
3/27/2017		158	148				
3/28/2017				<25	109		
4/7/2017						295 (D)	18 (J)
6/6/2017	128	212		36	154		
6/7/2017			181				
6/12/2017							15 (J)
6/14/2017						237 (D)	
7/12/2017						400 (D)	
7/20/2017						203 (D)	
7/28/2017						262 (D)	
8/9/2017						195 (D)	
8/24/2017						236 (D)	
9/22/2017				41	157		
9/25/2017	109	145					
9/26/2017			113				
10/2/2017							17 (J)
10/3/2017						224 (D)	
3/14/2018	192	210	134	<25			
3/15/2018					117		
3/16/2018							<25
3/21/2018						237	
9/12/2018	82	159		<25	151		
9/14/2018			139				
9/17/2018							38
9/18/2018						227	
3/13/2019				31	152		
3/14/2019	119	157	157				

ND substitution: RL or RL/2 if <15% NDs.

Time Series

Constituent: Total Dissolved Solids [TDS] (mg/l) Analysis Run 9/8/2024 3:36 PM View: Descriptive

Plant Bowen Client: Southern Company Data: Bowen 1, 2, 9, and 10

	GWA-41 (bg)	GWA-41R (bg)	GWA-42 (bg)	GWA-43 (bg)	GWA-43R (bg)	GWA-4RZ (bg)	GWA-50 (bg)
3/19/2019							34
3/21/2019						367 (D)	
9/10/2019	36	113	105				
9/11/2019				21	151		
9/12/2019						200 (D)	
9/13/2019							19
3/6/2020	137		143				
3/9/2020		249		51	174		
3/11/2020							17
3/12/2020						247	
9/10/2020	35	111	120				
9/11/2020				31			
9/14/2020					146		
9/16/2020							20
9/17/2020						223	
3/10/2021		148					
3/11/2021	101		109	14	98		
3/16/2021						196	
3/17/2021							<25
8/4/2021	77	176	141				
8/5/2021					126		
8/6/2021				33			
8/9/2021							14
8/10/2021						238	
1/31/2022	63	184	132	25	128		
2/1/2022							21
2/3/2022						243	
8/10/2022			134		145		
8/11/2022	73	170		28			
8/16/2022							<25
8/17/2022						226	
2/13/2023	111 (J)	163 (J)	226		126		
2/14/2023				60.9			
2/16/2023							<25
2/17/2023						252 (J)	
7/25/2023	43	162		<25	167		
7/26/2023			134				
7/28/2023						243	<25
2/19/2024	130	199					
2/20/2024			146	<25	136		
2/22/2024							<25
2/27/2024						268	
8/1/2024	49	197	158				
8/2/2024				33	188		
8/8/2024						258	147

ND substitution: RL or RL/2 if <15% NDs.

Time Series

Constituent: Total Dissolved Solids [TDS] (mg/l) Analysis Run 9/8/2024 3:36 PM View: Descriptive

Plant Bowen Client: Southern Company Data: Bowen 1, 2, 9, and 10

	GWA-50R (bg)	GWC-10	GWC-10R	GWC-11	GWC-11R	GWC-12	GWC-13
3/28/2016	46						
3/31/2016		122	135				
4/4/2016				79	135	58	156
5/25/2016	57						
5/26/2016		143	163	105	124		
5/27/2016						66	
5/31/2016							192
8/1/2016	<25						
8/3/2016			159	106		65	
8/4/2016					109		269
8/5/2016		143					
9/26/2016	60						
9/28/2016		160	208	148	104		
9/29/2016							288
9/30/2016						60	
11/11/2016	13 (J)						
11/22/2016		149	152	88	94	63	
11/28/2016							224
1/30/2017	<25						
2/7/2017		123	128				
2/8/2017				62	141 (J)		
2/9/2017							386
2/13/2017						104 (J)	
4/3/2017	100						
4/10/2017		95	186	92	114		
4/11/2017						63	
4/12/2017							254
6/12/2017	51						
6/14/2017		150	150			97	
6/15/2017				96	153		
6/16/2017							309
10/2/2017	32						
10/4/2017		140	153	78	121	74	
10/9/2017							269
3/16/2018	<25						
3/20/2018		93					
3/21/2018			192	111			211
3/22/2018					139	54	
9/18/2018	15 (J)	155	155	106	139	73	
9/19/2018							222
3/19/2019	48						
3/22/2019		95	140				
3/23/2019				64	148	58	135
9/12/2019	46						
9/17/2019		165	172	101	143	62	
9/18/2019							200
3/11/2020	24						
3/12/2020		63	81	96	125	64	
3/13/2020							143
9/15/2020	12						
9/17/2020		140	125				
9/21/2020				93	145	62	

ND substitution: RL or RL/2 if <15% NDs.

Time Series

Constituent: Total Dissolved Solids [TDS] (mg/l) Analysis Run 9/8/2024 3:36 PM View: Descriptive

Plant Bowen Client: Southern Company Data: Bowen 1, 2, 9, and 10

	GWA-50R (bg)	GWC-10	GWC-10R	GWC-11	GWC-11R	GWC-12	GWC-13
9/22/2020							176
3/17/2021	31						
3/18/2021		74	62				82
3/19/2021				79	135	53	
8/9/2021	<25						
8/10/2021		120					
8/11/2021			138	53	149	58	131
2/2/2022	15					54	
2/4/2022		102	156	120	157		
2/17/2022							119
8/17/2022	18 (J)	128					
8/18/2022			135	59	141	48	132
2/16/2023	<25						
2/20/2023		47	154	98	149		
2/21/2023						42	
2/22/2023							1020 (o)
4/11/2023							120
7/28/2023	<25						
7/31/2023		143	144				
8/1/2023				121	151	63	197
2/22/2024	<25						
2/27/2024		103	157			67	143
2/28/2024				102	158		
8/8/2024	64						
8/12/2024		162	156		149	74	189
8/13/2024				62			

Time Series

Constituent: Total Dissolved Solids [TDS] (mg/l) Analysis Run 9/8/2024 3:36 PM View: Descriptive

Plant Bowen Client: Southern Company Data: Bowen 1, 2, 9, and 10

	GWC-13RZ	GWC-14Z	GWC-15R	GWC-15Z	GWC-44	GWC-45	GWC-45R
3/16/2016					<36	<25	89
4/4/2016	110						
4/5/2016		42	103	53			
5/16/2016					35	<25 (D)	169 (D)
5/31/2016			157	70			
6/1/2016	121	63					
7/25/2016					24 (J)	16 (JD)	159 (D)
8/4/2016			154				
8/9/2016		267					
9/19/2016					19 (J)	12 (JD)	152 (D)
9/29/2016			142				
11/3/2016					34		150 (D)
11/4/2016						13 (JD)	
11/23/2016			172	118			
11/28/2016		116					
1/19/2017					13 (J)		
1/20/2017							152 (D)
1/23/2017						15 (JD)	
2/9/2017		212 (J)					
2/10/2017			237	214			
2/22/2017	311						
3/28/2017					<36		
3/29/2017						<25 (D)	143 (D)
4/11/2017	212	113		127			
4/12/2017			168				
6/5/2017					206		
6/7/2017						26	192
6/14/2017		120					
6/15/2017			176	126			
6/16/2017	262						
7/12/2017	310	153		164			
7/20/2017					72		
7/26/2017				129			
7/28/2017	289						
8/10/2017	288						
9/26/2017					35		
9/27/2017						<25	159
10/5/2017		102					
10/6/2017	268		155	140			
3/15/2018					41	<25	146
3/22/2018		115					
3/23/2018	281		170	119			
9/12/2018					<36		
9/13/2018						<25	185
9/19/2018		114	181	138			
9/20/2018	297						
3/14/2019					110	39 (JXD)	195 (D)
3/22/2019	249	104		116			
3/25/2019			167				
9/11/2019					58	<25 (D)	172 (D)
9/17/2019		86	179	117			
9/18/2019	281						

ND substitution: RL or RL/2 if <15% NDs.

Time Series

Constituent: Total Dissolved Solids [TDS] (mg/l) Analysis Run 9/8/2024 3:36 PM View: Descriptive

Plant Bowen Client: Southern Company Data: Bowen 1, 2, 9, and 10

	GWC-13RZ	GWC-14Z	GWC-15R	GWC-15Z	GWC-44	GWC-45	GWC-45R
3/10/2020					127	60	245
3/13/2020		59	169	76			
3/17/2020	256						
9/11/2020						11	146
9/15/2020					56		
9/21/2020		94	186	122			
9/22/2020	248						
3/11/2021					43	12	167
3/18/2021		57	153	54			
3/19/2021	250						
8/4/2021					62		
8/6/2021						17	186
8/11/2021		77	181	122			
8/12/2021	263						
1/31/2022					63		
2/1/2022						70	201
2/4/2022	262	92	162				
2/7/2022				121			
8/12/2022						14	159
8/15/2022					50		
8/18/2022		83					
8/19/2022	243		152	112			
2/14/2023					70.9	33.9	206
2/22/2023	254	65	174	111			
7/26/2023					32	<25	186
8/1/2023		83		114			
8/2/2023	282		136				
2/20/2024					48	<25	181
2/28/2024	248	79	149	121			
8/5/2024						78	197
8/6/2024					27		
8/13/2024	237	89	133	124			

ND substitution: RL or RL/2 if <15% NDs.

Time Series

Constituent: Total Dissolved Solids [TDS] (mg/l) Analysis Run 9/8/2024 3:36 PM View: Descriptive

Plant Bowen Client: Southern Company Data: Bowen 1, 2, 9, and 10

	GWC-46R	GWC-47	GWC-47R	GWC-48	GWC-49R	GWC-49Z	GWC-5
3/10/2016	253	152	149	63			
3/17/2016					103	31	
3/28/2016							<25
5/17/2016	251			<31			
5/18/2016		123	162		129	43	
5/25/2016							34
7/26/2016	249						
7/27/2016		113	132	11 (J)	108		
7/28/2016						43	
8/1/2016							25
9/20/2016	195	126	155	14 (J)			
9/21/2016					102	<25	
9/27/2016							20 (J)
11/4/2016	209		169	27	130		
11/7/2016		167				50	
11/11/2016							41
1/20/2017	211		135				
1/23/2017		125		15 (J)			
1/24/2017					152	63	
1/31/2017							127
3/28/2017	199			<31			
3/29/2017		116	147		95		
3/30/2017						<25	
4/3/2017							69
6/7/2017	251						
6/8/2017		131	159	29	176		
6/9/2017						20 (J)	
6/12/2017							46
9/27/2017		117	167				
9/29/2017	255			21 (J)	118	22 (J)	
10/3/2017							34
3/15/2018	231	102		<31	88	<25	
3/16/2018			141				
3/19/2018							<25
9/13/2018	263	144	175	<31	137		
9/14/2018						29	
9/17/2018							38
3/15/2019		125		41			
3/18/2019	251				170		
3/19/2019			154			35	
3/20/2019							66
9/11/2019	234		164	20	138	27	
9/12/2019		121					
9/16/2019							45
3/9/2020		147	44	100		51	
3/10/2020	273						
3/11/2020					125		
3/16/2020							20
9/11/2020					127		
9/14/2020	232	129		47		25	
9/15/2020			108				
9/16/2020							30

ND substitution: RL or RL/2 if <15% NDs.

Time Series

Constituent: Total Dissolved Solids [TDS] (mg/l) Analysis Run 9/8/2024 3:36 PM View: Descriptive

Plant Bowen Client: Southern Company Data: Bowen 1, 2, 9, and 10

	GWC-46R	GWC-47	GWC-47R	GWC-48	GWC-49R	GWC-49Z	GWC-5
3/11/2021	209	106	143	40			
3/15/2021					107	30	
3/17/2021							15
8/4/2021				34			
8/5/2021	210	90	142			<25	
8/9/2021							<25
8/11/2021					116		
1/31/2022	197			31			
2/1/2022		107	157		125	27	
2/2/2022							32
8/15/2022	187	141 (J)	104	37	103	<25	
8/16/2022							<25
2/14/2023	199	111 (J)	151	30.9	114	<25	
2/20/2023							53
7/26/2023	206			33			
7/27/2023		105	154		117	<25	
7/28/2023							<25
2/21/2024	215	105	114	52	126	<25	
2/26/2024							38
8/5/2024	226	115	160	47			
8/6/2024					132	73	
8/8/2024							143

ND substitution: RL or RL/2 if <15% NDs.

Time Series

Constituent: Total Dissolved Solids [TDS] (mg/l) Analysis Run 9/8/2024 3:36 PM View: Descriptive

Plant Bowen Client: Southern Company Data: Bowen 1, 2, 9, and 10

	GWC-6	GWC-6RZ	GWC-7Z	GWC-8RR	GWC-8Z	GWC-9
3/22/2016					111	
3/29/2016	51	64				
3/30/2016				104		26
5/24/2016	76	77		94		
5/25/2016					95	
5/26/2016						70
5/31/2016			120			
8/1/2016	69	35				
8/2/2016			100	105	124	
8/5/2016						95
9/26/2016	103	111			140	
9/27/2016			121	119		
9/28/2016						152
11/14/2016		76				
11/18/2016	77					
11/21/2016			164		154	145
11/22/2016				105		
2/1/2017	168	126	144			
2/3/2017					113	
2/6/2017				99		20 (J)
4/6/2017	95	146	125	124		17 (J)
4/7/2017					147	
6/13/2017	101	84	148		117	32
6/14/2017				114		
7/14/2017			121			
10/3/2017	83	70	117		150	71
10/4/2017				107		
3/19/2018	70					
3/20/2018		78	136		121	49
3/21/2018				117		
9/17/2018	77	74				
9/18/2018			116	110	93	38
3/21/2019	80	60	107			39
3/27/2019				101		
5/6/2019					118	
9/13/2019			115			
9/16/2019	82	65		113	99	85
3/12/2020	42	22	86	84		16
3/16/2020					76	
9/16/2020	77	52	124			
9/17/2020				111	98	94
3/17/2021	47	43	112	113		
3/18/2021					48	<25
8/10/2021	53	<10	101	112	92	22
2/2/2022	73	51	115	102	85	21
8/17/2022	53	33	83	89	41	25
2/17/2023	75 (J)	50 (J)				
2/20/2023			122		86	
2/21/2023				77		<25
7/28/2023		46				
7/31/2023	77		113	96	97	62
2/26/2024	78	48	114		92	

ND substitution: RL or RL/2 if <15% NDs.

Time Series

Constituent: Total Dissolved Solids [TDS] (mg/l) Analysis Run 9/8/2024 3:36 PM View: Descriptive

Plant Bowen Client: Southern Company Data: Bowen 1, 2, 9, and 10

	GWC-6	GWC-6RZ	GWC-7Z	GWC-8RR	GWC-8Z	GWC-9
2/27/2024				101		26
8/8/2024	84	60	164			
8/12/2024				115	106	77

Time Series

Constituent: Vanadium (mg/L) Analysis Run 9/8/2024 3:36 PM View: Descriptive

Plant Bowen Client: Southern Company Data: Bowen 1, 2, 9, and 10

	GWA-1 (bg)	GWA-2 (bg)	GWA-2R (bg)	GWA-39RZ (bg)	GWA-39Z (bg)	GWA-3A (bg)	GWA-40 (bg)
8/23/2007	<0.01	<0.01	<0.01			<0.01	
10/23/2007	<0.01						
10/24/2007		<0.01	<0.01				
11/2/2007						<0.01	
11/18/2007	<0.01	0.0051	<0.01			0.0046	
1/30/2008	<0.01						
1/31/2008		<0.01	0.0078			<0.01	
3/10/2008	<0.01		<0.01				
3/11/2008		0.0032				<0.01	
5/6/2008		<0.01					
5/13/2008	<0.01		<0.01				
5/14/2008						<0.01	
12/4/2008		0.016 (O)	<0.01				
12/5/2008	<0.01					<0.01	
4/15/2009	<0.01					<0.01	
4/21/2009		0.005	0.0036				
10/7/2009	0.0099	<0.01					
10/8/2009			<0.01			<0.01	
4/21/2010			<0.01				
4/26/2010		<0.01					
4/28/2010						<0.01	
5/3/2010	<0.01						
9/28/2010			<0.01				
10/4/2010		0.0025					
10/6/2010						<0.01	
10/12/2010	<0.01						
4/12/2011			<0.01				
4/13/2011		<0.01					
4/21/2011						<0.01	
4/27/2011	<0.01						
10/4/2011			<0.01				
10/5/2011		<0.01					
10/13/2011						<0.01	
10/17/2011	<0.01						
4/3/2012			<0.01				
4/11/2012		<0.01					
5/1/2012						<0.01	
5/2/2012	<0.01						
10/8/2012	<0.01						
10/9/2012		<0.01	<0.01			<0.01	
4/11/2013			<0.01			<0.01	
4/12/2013	<0.01						
4/15/2013		<0.01					
10/15/2013		<0.01					
10/16/2013	<0.01		<0.01			<0.01	
4/10/2014			0.005 (J)				
4/11/2014	<0.01						
4/22/2014		<0.01					
4/23/2014						<0.01	
9/30/2014	<0.01	<0.01	<0.01				
10/4/2014						<0.01	
3/30/2015	0.0067	0.0016 (J)	<0.01				

ND substitution: RL or RL/2 if <15% NDs.

Time Series

Constituent: Vanadium (mg/L) Analysis Run 9/8/2024 3:36 PM View: Descriptive

Plant Bowen Client: Southern Company Data: Bowen 1, 2, 9, and 10

	GWA-1 (bg)	GWA-2 (bg)	GWA-2R (bg)	GWA-39RZ (bg)	GWA-39Z (bg)	GWA-3A (bg)	GWA-40 (bg)
3/31/2015						0.0023 (J)	
10/12/2015						<0.01	
10/13/2015	<0.01	<0.01	<0.01				
3/14/2016					<0.01		
3/15/2016							<0.01
3/22/2016	0.00214 (J)						
3/23/2016		<0.01	<0.01			<0.01	
5/11/2016					<0.01		<0.01
5/16/2016				<0.01 (D)			
7/19/2016					<0.01		
7/21/2016							<0.01
7/27/2016				0.002 (JD)			
7/29/2016	<0.01	<0.01	<0.01			<0.01	
9/15/2016					<0.01		<0.01
11/2/2016					<0.01		
11/3/2016							<0.01
1/17/2017							<0.01
1/18/2017					<0.01		
2/21/2017				<0.01			
3/24/2017							<0.01
3/27/2017				<0.01 (D)			
3/28/2017					<0.01		
3/30/2017	<0.01	<0.01				<0.01	
4/3/2017			<0.01				
9/26/2017					<0.01		<0.01
9/29/2017				<0.01 (D)			
10/2/2017	<0.01	<0.01	<0.01				
10/4/2017						<0.01	
3/14/2018					<0.01		<0.01
3/16/2018	<0.01		<0.01	<0.01			
3/19/2018		<0.01				<0.01	
9/12/2018					<0.01		<0.01
9/14/2018		<0.01	<0.01	<0.01			
9/17/2018	<0.01 (D)					<0.01	
3/13/2019							<0.01
3/14/2019				<0.01			
3/15/2019					<0.01		
3/19/2019			<0.01				
3/20/2019	<0.01	<0.01				<0.01	
9/9/2019					<0.01		<0.01
9/12/2019	<0.01	<0.01 (D)					
9/13/2019			0.001 (J)			<0.01	
3/9/2020				<0.01	<0.01		<0.01
3/11/2020	<0.01	<0.01	0.00084 (J)			<0.01	
9/10/2020					<0.01		
9/11/2020							<0.01
9/15/2020	<0.01	<0.01	<0.01				
9/16/2020				<0.01			
3/10/2021							<0.01
3/12/2021					<0.01		
3/16/2021	<0.01		<0.01	<0.01			
3/17/2021		<0.01					

ND substitution: RL or RL/2 if <15% NDs.

Time Series

Constituent: Vanadium (mg/L) Analysis Run 9/8/2024 3:36 PM View: Descriptive

Plant Bowen Client: Southern Company Data: Bowen 1, 2, 9, and 10

	GWA-1 (bg)	GWA-2 (bg)	GWA-2R (bg)	GWA-39RZ (bg)	GWA-39Z (bg)	GWA-3A (bg)	GWA-40 (bg)
3/29/2021						<0.01	
8/4/2021					<0.01		<0.01
8/6/2021				<0.01			
8/9/2021	<0.01	<0.01	<0.01			<0.01	
1/31/2022					<0.01		<0.01
2/1/2022	<0.01	<0.01	<0.01				
2/2/2022				<0.01		<0.01	
8/10/2022					<0.01		
8/12/2022							<0.01
8/16/2022	<0.01	<0.01	<0.01	<0.01		<0.01	
2/13/2023					<0.01		<0.01
2/14/2023				<0.01			
2/16/2023	<0.01	<0.01	<0.01				
2/17/2023						<0.01	
7/25/2023				<0.01			
7/26/2023					<0.01		<0.01
7/27/2023	<0.01	<0.01	<0.01				
8/1/2023						<0.01	
2/19/2024				0.001 (J)	<0.01		<0.01
2/22/2024	<0.01	<0.01				<0.01	
2/26/2024			<0.01				
8/1/2024				<0.01	<0.01		<0.01
8/6/2024			0.0015 (J)				
8/7/2024	<0.01	<0.01					
8/8/2024						<0.01	

ND substitution: RL or RL/2 if <15% NDs.

Time Series

Constituent: Vanadium (mg/L) Analysis Run 9/8/2024 3:36 PM View: Descriptive

Plant Bowen Client: Southern Company Data: Bowen 1, 2, 9, and 10

	GWA-41 (bg)	GWA-41R (bg)	GWA-42 (bg)	GWA-43 (bg)	GWA-43R (bg)	GWA-4RZ (bg)	GWA-50 (bg)
12/12/2008							<0.01
4/23/2009							<0.01
10/6/2009							<0.01
4/27/2010							<0.01
9/30/2010							<0.01
4/14/2011							<0.01
10/5/2011							<0.01
4/11/2012							<0.01
10/2/2012							<0.01
4/9/2013							<0.01
10/15/2013							<0.01
4/10/2014							<0.01
10/1/2014							<0.01
3/30/2015							<0.01
10/11/2015							<0.01
3/11/2016			<0.01	0.00204 (J)	0.00202 (J)		
3/15/2016	<0.01	<0.01					
3/28/2016							<0.01
5/12/2016	<0.01						
5/13/2016		<0.01		<0.01	<0.01		
5/16/2016			<0.01				
7/19/2016				<0.01	<0.01		
7/20/2016	<0.01						
7/21/2016		<0.01					
7/22/2016			<0.01				
8/1/2016							<0.01
9/15/2016	<0.01						
9/16/2016				<0.01	<0.01		
9/19/2016			<0.01				
9/21/2016		<0.01					
11/2/2016				<0.01	<0.01		
11/3/2016	<0.01	<0.01	<0.01				
1/17/2017		<0.01	<0.01				
1/18/2017	<0.01			<0.01	<0.01		
3/24/2017	<0.01						
3/27/2017		<0.01	<0.01				
3/28/2017				<0.01	<0.01		
4/7/2017						<0.01	<0.01
9/22/2017				<0.01	<0.01		
9/25/2017	<0.01	<0.01					
9/26/2017			<0.01				
10/2/2017							<0.01
10/3/2017						<0.01 (D)	
3/14/2018	<0.01	<0.01	<0.01	<0.01			
3/15/2018					<0.01		
3/16/2018							<0.01
3/21/2018						<0.01	
9/12/2018	<0.01	<0.01		<0.01	<0.01		
9/14/2018			<0.01				
9/17/2018							<0.01
9/18/2018						<0.01	
3/13/2019				<0.01	<0.01		

ND substitution: RL or RL/2 if <15% NDs.

Time Series

Constituent: Vanadium (mg/L) Analysis Run 9/8/2024 3:36 PM View: Descriptive

Plant Bowen Client: Southern Company Data: Bowen 1, 2, 9, and 10

	GWA-41 (bg)	GWA-41R (bg)	GWA-42 (bg)	GWA-43 (bg)	GWA-43R (bg)	GWA-4RZ (bg)	GWA-50 (bg)
3/14/2019	<0.01	<0.01	<0.01				
3/19/2019							<0.01
3/21/2019						<0.01 (D)	
9/10/2019	<0.01 (D)	<0.01	<0.01				
9/11/2019				<0.01	<0.01		
9/12/2019						0.00084 (JD)	
9/13/2019							<0.01
3/6/2020	<0.01		<0.01				
3/9/2020		<0.01		<0.01	0.00074 (J)		
3/11/2020							<0.01
3/12/2020						<0.01	
9/10/2020	<0.01	<0.01	<0.01				
9/11/2020				<0.01			
9/14/2020					<0.01		
9/16/2020							<0.01
9/17/2020						<0.01	
3/10/2021		<0.01					
3/11/2021	<0.01		<0.01	<0.01	<0.01		
3/16/2021						<0.01	
3/17/2021							<0.01
8/4/2021	<0.01	<0.01	<0.01				
8/5/2021					<0.01		
8/6/2021				<0.01			
8/9/2021							<0.01
8/10/2021						<0.01	
1/31/2022	<0.01	<0.01	<0.01	<0.01	<0.01		
2/1/2022							<0.01
2/3/2022						<0.01	
8/10/2022			<0.01		<0.01		
8/11/2022	<0.01	<0.01		<0.01			
8/16/2022							<0.01
8/17/2022						<0.01	
2/13/2023	<0.01	<0.01	<0.01		<0.01		
2/14/2023				<0.01			
2/16/2023							<0.01
2/17/2023						<0.01	
7/25/2023	<0.01	<0.01		<0.01	<0.01		
7/26/2023			<0.01				
7/28/2023						<0.01	<0.01
2/19/2024	<0.01	0.001 (J)					
2/20/2024			0.0015 (J)	0.0017 (J)	0.0016 (J)		
2/22/2024							<0.01
2/27/2024						<0.01	
8/1/2024	<0.01	<0.01	<0.01				
8/2/2024				<0.01	<0.01		
8/8/2024						<0.01	<0.01

ND substitution: RL or RL/2 if <15% NDs.

Time Series

Constituent: Vanadium (mg/L) Analysis Run 9/8/2024 3:36 PM View: Descriptive

Plant Bowen Client: Southern Company Data: Bowen 1, 2, 9, and 10

	GWA-50R (bg)	GWC-10	GWC-10R	GWC-11	GWC-11R	GWC-12	GWC-13
8/21/2007		<0.01	<0.01	<0.01	<0.01	<0.01	<0.01
11/1/2007		<0.01	<0.01	<0.01	<0.01	<0.01	<0.01
11/18/2007				<0.01	<0.01		
11/19/2007						<0.01	0.0035
11/20/2007		0.0034	<0.01				
1/16/2008						0.0071	
1/30/2008		0.005	<0.01	<0.01	<0.01		
1/31/2008							0.0039
3/5/2008				<0.01		0.0031	<0.01
3/6/2008		0.0032	<0.01		0.0047		
5/7/2008				0.0029	0.003		
5/8/2008			<0.01				
5/12/2008		<0.01					0.0064
5/13/2008						<0.01	
12/12/2008	<0.01						
12/13/2008		0.0082				<0.01	0.02 (O)
12/14/2008			<0.01	0.0026	0.0056		
4/16/2009						0.0037	
4/23/2009	0.0065						
4/28/2009							0.0039
4/29/2009		<0.01	<0.01	<0.01	0.018 (O)		
10/6/2009	0.0026						
10/20/2009		<0.01					
10/21/2009			<0.01			0.0047	0.0037
10/22/2009				0.0026	0.0079		
4/21/2010			<0.01	<0.01	0.0075		
4/26/2010		<0.01					
4/27/2010						0.0082	
4/28/2010							<0.01
5/3/2010	0.0028						
9/28/2010			<0.01	<0.01			
9/29/2010		<0.01			0.0065		
10/5/2010						<0.01	<0.01
10/11/2010	0.0035						
4/12/2011			<0.01	<0.01			
4/13/2011		<0.01			0.004		
4/19/2011						0.0036	0.0025
4/27/2011	0.0047						
10/4/2011			<0.01	<0.01	0.0054		
10/5/2011		<0.01					
10/12/2011						<0.01	
10/18/2011							0.0037
10/19/2011	<0.01						
4/3/2012			<0.01	<0.01			
4/4/2012		<0.01			<0.01		
4/24/2012						<0.01	
4/25/2012							<0.01
5/1/2012	<0.01						
10/2/2012	<0.01					<0.01	<0.01
10/3/2012		<0.01		<0.01	<0.01		
10/8/2012			<0.01				
4/2/2013						<0.01	<0.01

ND substitution: RL or RL/2 if <15% NDs.

Time Series

Constituent: Vanadium (mg/L) Analysis Run 9/8/2024 3:36 PM View: Descriptive

Plant Bowen Client: Southern Company Data: Bowen 1, 2, 9, and 10

	GWA-50R (bg)	GWC-10	GWC-10R	GWC-11	GWC-11R	GWC-12	GWC-13
4/3/2013		<0.01	<0.01	<0.01	<0.01		
4/10/2013	<0.01						
10/8/2013							<0.01
10/9/2013				<0.01	<0.01	<0.01	
10/15/2013		<0.01	<0.01				
10/16/2013	<0.01						
4/1/2014						<0.01	0.005 (J)
4/2/2014				<0.01	0.005 (J)		
4/9/2014		<0.01	<0.01				
4/22/2014	0.005 (J)						
10/1/2014	<0.01						<0.01
10/2/2014		<0.01	<0.01	<0.01	<0.01	<0.01	
3/30/2015	0.0032 (J)						
4/1/2015				<0.01	0.0067	<0.01	0.0019 (J)
4/2/2015		<0.01	<0.01				
10/10/2015		<0.01					
10/11/2015	<0.01			<0.01	0.0049 (J)		
10/12/2015			<0.01				
10/14/2015						0.0022 (J)	
10/15/2015							<0.01
3/28/2016	<0.01						
3/31/2016		<0.01	<0.01				
4/4/2016				<0.01	0.00251 (J)	<0.01	0.00211 (J)
8/1/2016	<0.01						
8/3/2016			<0.01	<0.01		<0.01	
8/4/2016					<0.01		<0.01
8/5/2016		<0.01					
4/3/2017	<0.01						
4/10/2017		<0.01	<0.01	<0.01	<0.01		
4/11/2017						<0.01	
4/12/2017							0.0016 (J)
10/2/2017	<0.01						
10/4/2017		<0.01	<0.01	<0.01	0.0015 (J)	<0.01	
10/9/2017							<0.01
3/16/2018	<0.01						
3/20/2018		<0.01					
3/21/2018			<0.01	<0.01			<0.01
3/22/2018					<0.01	<0.01	
9/18/2018	<0.01	<0.01	<0.01	<0.01	0.0022 (J)	<0.01	
9/19/2018							0.0022 (J)
3/19/2019	<0.01						
3/22/2019		<0.01	<0.01				
3/23/2019				<0.01	<0.01	<0.01	<0.01
9/12/2019	<0.01						
9/17/2019		<0.01	<0.01	<0.01	<0.01	<0.01 (D)	
9/18/2019							<0.01
3/11/2020	<0.01						
3/12/2020		<0.01	<0.01	<0.01	<0.01	<0.01	
3/13/2020							0.002 (J)
9/15/2020	<0.01						
9/17/2020		<0.01	<0.01				
9/21/2020				<0.01	<0.01	<0.01	

ND substitution: RL or RL/2 if <15% NDs.

Time Series

Constituent: Vanadium (mg/L) Analysis Run 9/8/2024 3:36 PM View: Descriptive

Plant Bowen Client: Southern Company Data: Bowen 1, 2, 9, and 10

	GWA-50R (bg)	GWC-10	GWC-10R	GWC-11	GWC-11R	GWC-12	GWC-13
9/22/2020							<0.01
3/17/2021	<0.01						
3/18/2021		<0.01	<0.01				<0.01
3/19/2021				<0.01	<0.01	<0.01	
8/9/2021	<0.01						
8/10/2021		<0.01					
8/11/2021			<0.01	<0.01	<0.01	<0.01	0.0021 (J)
2/2/2022	<0.01					<0.01	
2/4/2022		<0.01	<0.01	<0.01	<0.01		
2/17/2022							<0.01
8/17/2022	<0.01	<0.01					
8/18/2022			<0.01	<0.01	<0.01	<0.01	<0.01
2/16/2023	<0.01						
2/20/2023		<0.01	<0.01	<0.01	<0.01		
2/21/2023						0.0034 (J)	
2/22/2023							0.0019 (J)
7/28/2023	<0.01						
7/31/2023		<0.01	<0.01				
8/1/2023				<0.01	<0.01	<0.01	<0.01
2/22/2024	<0.01						
2/27/2024		<0.01	<0.01			<0.01	0.0013 (J)
2/28/2024				<0.01	<0.01		
8/8/2024	<0.01						
8/12/2024		<0.01	<0.01		<0.01	<0.01	0.0014 (J)
8/13/2024				<0.01			

ND substitution: RL or RL/2 if <15% NDs.

Time Series

Constituent: Vanadium (mg/L) Analysis Run 9/8/2024 3:36 PM View: Descriptive

Plant Bowen Client: Southern Company Data: Bowen 1, 2, 9, and 10

	GWC-13RZ	GWC-14Z	GWC-15R	GWC-15Z	GWC-44	GWC-45	GWC-45R
8/21/2007	<0.01						
8/23/2007			<0.01				
8/24/2007		0.012		0.0027			
11/1/2007	0.0048						
11/2/2007		<0.01	<0.01	0.012			
11/17/2007		0.0043	<0.01				
11/18/2007				0.016 (J)			
11/19/2007	0.0054						
1/15/2008		0.0037	<0.01	0.018			
1/31/2008	0.003						
3/5/2008	<0.01	0.0049					
3/6/2008			<0.01				
3/10/2008				0.014			
5/7/2008	0.0041	<0.01	<0.01				
5/13/2008				0.013			
12/2/2008		0.0097	<0.01	0.016			
12/12/2008	0.023 (O)						
4/16/2009		0.0061					
4/28/2009			<0.01	0.016			
4/29/2009	0.006						
10/19/2009			<0.01				
10/20/2009		0.0092		0.021			
10/21/2009	0.022 (O)						
4/20/2010		<0.01					
4/27/2010			<0.01	0.012			
4/28/2010	0.011						
9/29/2010		<0.01					
10/4/2010			<0.01				
10/5/2010				0.011			
10/6/2010	0.0064						
4/12/2011		<0.01					
4/18/2011			<0.01				
4/19/2011				0.012			
4/20/2011	0.0046						
10/4/2011		<0.01					
10/12/2011	<0.01		<0.01	0.0031			
4/4/2012		<0.01					
4/23/2012			<0.01				
4/25/2012	<0.01			<0.01			
10/2/2012	<0.01						
10/10/2012		<0.01	<0.01	<0.01			
4/2/2013	<0.01						
4/15/2013		<0.01	<0.01				
4/16/2013				<0.01			
10/8/2013	<0.01						
10/22/2013		<0.01	<0.01	<0.01			
4/1/2014	0.005 (J)						
4/21/2014		0.005 (J)	<0.01	0.005 (J)			
9/30/2014		<0.01	<0.01	<0.01			
10/1/2014	<0.01						
3/31/2015	<0.01						
4/3/2015		0.001 (J)	<0.01	0.0016 (J)			

ND substitution: RL or RL/2 if <15% NDs.

Time Series

Constituent: Vanadium (mg/L) Analysis Run 9/8/2024 3:36 PM View: Descriptive

Plant Bowen Client: Southern Company Data: Bowen 1, 2, 9, and 10

	GWC-13RZ	GWC-14Z	GWC-15R	GWC-15Z	GWC-44	GWC-45	GWC-45R
10/6/2015				0.002 (J)			
10/7/2015		<0.01	<0.01				
10/14/2015	<0.01						
3/16/2016					<0.01	<0.01	<0.01
4/4/2016	<0.01						
4/5/2016		<0.01	<0.01	0.00233 (J)			
5/16/2016					<0.01	<0.01 (D)	<0.01 (D)
7/25/2016					<0.01	0.0022 (JD)	<0.01 (D)
8/4/2016			<0.01				
8/9/2016		<0.01					
9/19/2016					<0.01	<0.01 (D)	<0.01 (D)
11/3/2016					<0.01		<0.01 (D)
11/4/2016						<0.01 (D)	
1/19/2017					<0.01		
1/20/2017							<0.01 (D)
1/23/2017						<0.01 (D)	
3/28/2017					<0.01		
3/29/2017						<0.01 (D)	<0.01 (D)
4/11/2017	<0.01	<0.01		<0.01			
4/12/2017			<0.01				
9/26/2017					<0.01		
9/27/2017						<0.01	<0.01
10/5/2017		<0.01					
10/6/2017	<0.01		<0.01	<0.01			
3/15/2018					<0.01	<0.01	<0.01
3/22/2018		<0.01					
3/23/2018	<0.01		<0.01	<0.01			
9/12/2018					<0.01		
9/13/2018						<0.01	<0.01
9/19/2018		<0.01	<0.01	<0.01			
9/20/2018	<0.01						
3/14/2019					<0.01	<0.01 (D)	<0.01 (D)
3/22/2019	<0.01	<0.01		<0.01			
3/25/2019			<0.01				
9/11/2019					<0.01	<0.01 (D)	<0.01 (D)
9/17/2019		<0.01	<0.01	<0.01			
9/18/2019	<0.01						
3/10/2020					<0.01	<0.01	<0.01
3/13/2020		<0.01	0.00077 (J)	0.00095 (J)			
3/17/2020	<0.01						
9/11/2020						<0.01	<0.01
9/15/2020					<0.01		
9/21/2020		<0.01	<0.01	<0.01			
9/22/2020	<0.01						
3/11/2021					<0.01	<0.01	<0.01
3/18/2021		<0.01	<0.01	<0.01			
3/19/2021	<0.01						
8/4/2021					<0.01		
8/6/2021						<0.01	<0.01
8/11/2021		<0.01	<0.01	<0.01			
8/12/2021	<0.01						
1/31/2022					<0.01		

ND substitution: RL or RL/2 if <15% NDs.

Time Series

Constituent: Vanadium (mg/L) Analysis Run 9/8/2024 3:36 PM View: Descriptive

Plant Bowen Client: Southern Company Data: Bowen 1, 2, 9, and 10

	GWC-13RZ	GWC-14Z	GWC-15R	GWC-15Z	GWC-44	GWC-45	GWC-45R
2/1/2022						<0.01	<0.01
2/4/2022	<0.01	<0.01	<0.01				
2/7/2022				<0.01			
8/12/2022						<0.01	<0.01
8/15/2022					<0.01		
8/18/2022		<0.01					
8/19/2022	<0.01		<0.01	<0.01			
2/14/2023					<0.01	<0.01	<0.01
2/22/2023	<0.01	<0.01	<0.01	<0.01			
7/26/2023					0.0026 (J)	0.0026 (J)	<0.01
8/1/2023		<0.01		<0.01			
8/2/2023	<0.01		<0.01				
2/20/2024					0.00096 (J)	0.00097 (J)	0.0009 (J)
2/28/2024	<0.01	<0.01	<0.01	<0.01			
8/5/2024						<0.01	<0.01
8/6/2024					<0.01		
8/13/2024	0.00085 (J)	<0.01	<0.01	0.0013 (J)			

ND substitution: RL or RL/2 if <15% NDs.

Time Series

Constituent: Vanadium (mg/L) Analysis Run 9/8/2024 3:36 PM View: Descriptive

Plant Bowen Client: Southern Company Data: Bowen 1, 2, 9, and 10

	GWC-46R	GWC-47	GWC-47R	GWC-48	GWC-49R	GWC-49Z	GWC-5
8/23/2007							0.0032
10/25/2007							<0.01
11/19/2007							<0.01
1/23/2008							<0.01
3/11/2008							<0.01
5/12/2008							<0.01
12/11/2008							<0.01
4/15/2009							<0.01
10/9/2009							<0.01
5/4/2010							<0.01
10/12/2010							<0.01
4/28/2011							<0.01
10/19/2011							<0.01
5/2/2012							<0.01
10/9/2012							<0.01
4/11/2013							<0.01
10/16/2013							<0.01
4/23/2014							<0.01
10/3/2014							0.00097 (J)
3/31/2015							0.00096 (J)
10/12/2015							<0.01
3/10/2016	<0.01	<0.01	<0.01	<0.01			
3/17/2016					<0.01	<0.01	
3/28/2016							<0.01
5/17/2016	<0.01			<0.01			
5/18/2016		<0.01	<0.01		<0.01	<0.01	
7/26/2016	<0.01						
7/27/2016		<0.01	<0.01	<0.01	<0.01		
7/28/2016						<0.01	
8/1/2016							<0.01
9/20/2016	<0.01	<0.01	<0.01	<0.01			
9/21/2016					<0.01	<0.01	
11/4/2016	<0.01		<0.01	<0.01	<0.01		
11/7/2016		<0.01				<0.01	
1/20/2017	<0.01		<0.01				
1/23/2017		<0.01		<0.01			
1/24/2017					<0.01	<0.01	
3/28/2017	<0.01			<0.01			
3/29/2017		<0.01	<0.01		<0.01		
3/30/2017						<0.01	
4/3/2017							<0.01
9/27/2017		<0.01	<0.01				
9/29/2017	<0.01			<0.01	<0.01	<0.01	
10/3/2017							<0.01
3/15/2018	<0.01	<0.01		<0.01	<0.01	<0.01	
3/16/2018			<0.01				
3/19/2018							<0.01
9/13/2018	<0.01	<0.01	<0.01	<0.01	<0.01		
9/14/2018						<0.01	
9/17/2018							<0.01
3/15/2019		<0.01		<0.01			
3/18/2019	<0.01				<0.01		

ND substitution: RL or RL/2 if <15% NDs.

Time Series

Constituent: Vanadium (mg/L) Analysis Run 9/8/2024 3:36 PM View: Descriptive

Plant Bowen Client: Southern Company Data: Bowen 1, 2, 9, and 10

	GWC-46R	GWC-47	GWC-47R	GWC-48	GWC-49R	GWC-49Z	GWC-5
3/19/2019			<0.01			<0.01	
3/20/2019							<0.01
9/11/2019	<0.01		<0.01	<0.01 (D)	<0.01	<0.01	
9/12/2019		<0.01					
9/16/2019							<0.01
3/9/2020		<0.01	0.00075 (J)	<0.01		<0.01	
3/10/2020	<0.01						
3/11/2020					<0.01		
3/16/2020							<0.01
9/11/2020					<0.01		
9/14/2020	<0.01	<0.01		<0.01		<0.01	
9/15/2020			<0.01				
9/16/2020							<0.01
3/11/2021	<0.01	<0.01	<0.01	<0.01			
3/15/2021					<0.01	<0.01	
3/17/2021							<0.01
8/4/2021				<0.01			
8/5/2021	<0.01	<0.01	<0.01			<0.01	
8/9/2021							<0.01
8/11/2021					<0.01		
1/31/2022	<0.01			<0.01			
2/1/2022		<0.01	<0.01		<0.01	<0.01	
2/2/2022							<0.01
8/15/2022	<0.01	<0.01	<0.01	<0.01	<0.01	<0.01	
8/16/2022							<0.01
2/14/2023	<0.01	<0.01	<0.01	<0.01	<0.01	<0.01	
2/20/2023							<0.01
7/26/2023	<0.01			0.0028 (J)			
7/27/2023		<0.01	<0.01		<0.01	<0.01	
7/28/2023							<0.01
2/21/2024	<0.01	<0.01	<0.01	<0.01	<0.01	<0.01	
2/26/2024							<0.01
8/5/2024	<0.01	<0.01	<0.01	<0.01			
8/6/2024					<0.01	<0.01	
8/8/2024							<0.01

ND substitution: RL or RL/2 if <15% NDs.

Time Series

Constituent: Vanadium (mg/L) Analysis Run 9/8/2024 3:36 PM View: Descriptive

Plant Bowen Client: Southern Company Data: Bowen 1, 2, 9, and 10

	GWC-6	GWC-6RZ	GWC-7Z	GWC-8RR	GWC-8Z	GWC-9
8/22/2007	<0.01					
8/23/2007						<0.01
10/25/2007	<0.01					
11/1/2007						<0.01
11/19/2007						0.0052
11/20/2007	<0.01					
1/15/2008						0.0065
1/23/2008	0.007					
3/6/2008						0.0028
3/11/2008	0.0033					
5/13/2008						<0.01
5/14/2008	0.0043					
12/11/2008	<0.01					
12/12/2008						<0.01
4/16/2009						0.0033
4/23/2009	<0.01					
10/9/2009	0.0043					
10/13/2009						<0.01
4/21/2010						<0.01
5/4/2010	0.0027					
9/29/2010						<0.01
10/11/2010	0.0034					
4/13/2011						<0.01
4/26/2011	<0.01					
10/5/2011						<0.01
10/18/2011	<0.01			<0.01		
4/4/2012						<0.01
4/30/2012				<0.01		
5/2/2012	<0.01					
10/3/2012				<0.01		
10/8/2012	<0.01					<0.01
4/8/2013				<0.01		<0.01
4/10/2013	<0.01					
10/8/2013	<0.01					
10/9/2013				<0.01		<0.01
4/9/2014						<0.01
4/10/2014				0.005 (J)		
4/14/2014	0.005 (J)					
9/30/2014						<0.01
10/2/2014				<0.01		
10/3/2014	0.0016 (J)					
4/1/2015	0.0021 (J)					
4/2/2015						<0.01
4/3/2015				<0.01		
5/26/2015		<0.01			<0.01	
6/18/2015		<0.01 (D)			0.005 (D)	
7/2/2015		<0.01			<0.01	
10/8/2015				0.0056	<0.01	
10/9/2015	<0.01	<0.01				
10/10/2015						0.0032 (JD)
3/22/2016					<0.01	
3/29/2016	<0.01	<0.01				

ND substitution: RL or RL/2 if <15% NDs.

Time Series

Constituent: Vanadium (mg/L) Analysis Run 9/8/2024 3:36 PM View: Descriptive

Plant Bowen Client: Southern Company Data: Bowen 1, 2, 9, and 10

	GWC-6	GWC-6RZ	GWC-7Z	GWC-8RR	GWC-8Z	GWC-9
3/30/2016				<0.01		<0.01
8/1/2016	<0.01	<0.01				
8/2/2016			<0.01	<0.01	<0.01	
8/5/2016						<0.01
4/6/2017	<0.01	<0.01	<0.01	<0.01		<0.01
4/7/2017					<0.01	
10/3/2017	<0.01	<0.01	<0.01		<0.01	<0.01
10/4/2017				<0.01		
3/19/2018	<0.01					
3/20/2018		<0.01	<0.01		<0.01	<0.01
3/21/2018				<0.01		
9/17/2018	<0.01	<0.01				
9/18/2018			<0.01	<0.01	<0.01	<0.01 (D)
3/21/2019	<0.01	<0.01	<0.01			<0.01
3/27/2019				<0.01		
5/6/2019					<0.01	
9/13/2019			<0.01			
9/16/2019	<0.01	<0.01		<0.01 (D)	<0.01	<0.01
3/12/2020	<0.01	<0.01	<0.01	<0.01		<0.01
3/16/2020					<0.01	
9/16/2020	<0.01	<0.01	<0.01			
9/17/2020				<0.01	<0.01	<0.01
3/17/2021	<0.01	<0.01	<0.01	<0.01		
3/18/2021					<0.01	<0.01
8/10/2021	<0.01	<0.01	<0.01	<0.01	<0.01	<0.01
2/2/2022	<0.01	<0.01	<0.01	<0.01	<0.01	<0.01
8/17/2022	<0.01	<0.01	<0.01	<0.01	<0.01	<0.01
2/17/2023	<0.01	<0.01				
2/20/2023			<0.01		<0.01	
2/21/2023				<0.01		0.003 (J)
7/28/2023		<0.01				
7/31/2023	<0.01		<0.01	<0.01	<0.01	<0.01
2/26/2024	<0.01	<0.01	<0.01		<0.01	
2/27/2024				<0.01		<0.01
8/8/2024	<0.01	<0.01	<0.01			
8/12/2024				<0.01	<0.01	<0.01

ND substitution: RL or RL/2 if <15% NDs.

Time Series

Constituent: Zinc (mg/L) Analysis Run 9/8/2024 3:36 PM View: Descriptive

Plant Bowen Client: Southern Company Data: Bowen 1, 2, 9, and 10

	GWA-1 (bg)	GWA-2 (bg)	GWA-2R (bg)	GWA-39RZ (bg)	GWA-39Z (bg)	GWA-3A (bg)	GWA-40 (bg)
8/23/2007	0.032 (O)	0.0033	0.0079			0.066	
10/23/2007	0.0099						
10/24/2007		0.043 (O)	<0.02				
11/2/2007						0.055	
11/18/2007	0.0095 (J)	0.024	0.015			0.13	
1/30/2008	0.022 (O)						
1/31/2008		0.015	0.063 (O)			0.13	
3/10/2008	0.014		0.013 (J)				
3/11/2008		0.027				0.07	
5/6/2008		0.0032					
5/13/2008	0.0075		0.0072				
5/14/2008						0.12	
12/4/2008		0.081 (O)	0.011 (J)				
12/5/2008	0.0056 (J)					0.088	
4/15/2009	0.0033					0.068	
4/21/2009		0.0057	0.0041				
10/7/2009	0.061 (O)	<0.02					
10/8/2009			<0.02			0.075	
4/21/2010			<0.02				
4/26/2010		<0.02					
4/28/2010						0.071	
5/3/2010	0.0033						
9/28/2010			0.0081				
10/4/2010		0.0057					
10/6/2010						0.074	
10/12/2010	0.0041						
4/12/2011			0.0025				
4/13/2011		<0.02					
4/21/2011						0.047	
4/27/2011	<0.02						
10/4/2011			0.0027				
10/5/2011		<0.02					
10/13/2011						0.073	
10/17/2011	0.0046						
4/3/2012			<0.02				
4/11/2012		<0.02					
5/1/2012						0.0652	
5/2/2012	<0.02						
10/8/2012	0.0053						
10/9/2012		<0.02	0.0064			0.061	
4/11/2013			<0.02			0.053	
4/12/2013	0.006						
4/15/2013		0.0038					
10/15/2013		0.0044					
10/16/2013	0.0048		<0.02			0.047	
4/10/2014			0.0026				
4/11/2014	0.0033						
4/22/2014		0.0025 (J)					
4/23/2014						0.041	
9/30/2014	0.002 (J)	0.00076 (J)	0.0012 (J)				
10/4/2014						0.044 (V)	
3/30/2015	0.012	0.0024 (J)	0.013				

ND substitution: RL or RL/2 if <15% NDs.

Time Series

Constituent: Zinc (mg/L) Analysis Run 9/8/2024 3:36 PM View: Descriptive

Plant Bowen Client: Southern Company Data: Bowen 1, 2, 9, and 10

	GWA-1 (bg)	GWA-2 (bg)	GWA-2R (bg)	GWA-39RZ (bg)	GWA-39Z (bg)	GWA-3A (bg)	GWA-40 (bg)
3/31/2015						0.12	
10/12/2015						0.053	
10/13/2015	0.011	0.0017 (J)	0.0043				
3/14/2016					<0.02		
3/15/2016							<0.02
3/22/2016	0.00346 (J)						
3/23/2016		<0.02	<0.02			0.0532	
5/11/2016					0.00467 (J)		<0.02
5/16/2016				<0.02 (D)			
7/19/2016					<0.02 (*)		
7/21/2016							<0.02 (*)
7/27/2016				<0.02 (*)			
7/29/2016	<0.02	<0.02	<0.02			0.0446	
9/15/2016					0.0044 (J)		<0.02
11/2/2016					0.0043 (J)		
11/3/2016							<0.02
1/17/2017							<0.02
1/18/2017					<0.02 (*)		
2/21/2017				0.0049 (J)			
3/24/2017							<0.02 (*)
3/27/2017				<0.02 (*)			
3/28/2017					<0.02 (*)		
3/30/2017	<0.02	<0.02				0.0479	
4/3/2017			<0.02				
9/26/2017					0.0029 (J)		0.0019 (J)
9/29/2017				0.0012 (JD)			
10/2/2017	<0.02	<0.02	<0.02				
10/4/2017						0.0429	
3/14/2018					<0.02		<0.02
3/16/2018	<0.02		<0.02	0.0042 (J)			
3/19/2018		<0.02				<0.02	
9/12/2018					<0.02		<0.02
9/14/2018		<0.02	<0.02	<0.02			
9/17/2018	<0.02 (D)					0.04	
3/13/2019							<0.02
3/14/2019				0.0035 (J)			
3/15/2019					0.0023 (J)		
3/19/2019			<0.02				
3/20/2019	<0.02	<0.02				0.028	
9/9/2019					0.0047 (J)		0.0058 (J)
9/12/2019	0.0047 (J)	0.00505 (JD)					
9/13/2019			0.0078 (J)			0.036	
3/9/2020				0.009 (J)	0.0035 (J)		0.002 (J)
3/11/2020	0.0035 (J)	0.0028 (J)	0.0038 (J)			0.031	
9/10/2020					<0.02		
9/11/2020							<0.02
9/15/2020	<0.02	<0.02	<0.02				
9/16/2020				<0.02			
3/10/2021							<0.02
3/12/2021					0.0065 (J)		
3/16/2021	0.0091 (J)		<0.02	<0.02			
3/17/2021		<0.02					

ND substitution: RL or RL/2 if <15% NDs.

Time Series

Constituent: Zinc (mg/L) Analysis Run 9/8/2024 3:36 PM View: Descriptive

Plant Bowen Client: Southern Company Data: Bowen 1, 2, 9, and 10

	GWA-1 (bg)	GWA-2 (bg)	GWA-2R (bg)	GWA-39RZ (bg)	GWA-39Z (bg)	GWA-3A (bg)	GWA-40 (bg)
3/29/2021						<0.02	
8/4/2021					<0.02		<0.02
8/6/2021				<0.02			
8/9/2021	<0.02	<0.02	<0.02			<0.02	
1/31/2022					<0.02		<0.02
2/1/2022	<0.02	<0.02	<0.02				
2/2/2022				<0.02		<0.02	
8/10/2022					<0.02		
8/12/2022							<0.02
8/16/2022	<0.02	<0.02	<0.02	<0.02		<0.02	
2/13/2023					<0.02		<0.02
2/14/2023				<0.02			
2/16/2023	<0.02	<0.02	<0.02				
2/17/2023						<0.02	
7/25/2023				<0.02			
7/26/2023					<0.02		<0.02
7/27/2023	<0.02	0.011 (J)	<0.02				
8/1/2023						<0.02	
2/19/2024				<0.02	<0.02		<0.02
2/22/2024	<0.02	<0.02				<0.02	
2/26/2024			0.055				
8/1/2024				<0.02	<0.02		<0.02
8/6/2024			<0.02				
8/7/2024	<0.02	<0.02					
8/8/2024						<0.02	

ND substitution: RL or RL/2 if <15% NDs.

Time Series

Constituent: Zinc (mg/L) Analysis Run 9/8/2024 3:36 PM View: Descriptive

Plant Bowen Client: Southern Company Data: Bowen 1, 2, 9, and 10

	GWA-41 (bg)	GWA-41R (bg)	GWA-42 (bg)	GWA-43 (bg)	GWA-43R (bg)	GWA-4RZ (bg)	GWA-50 (bg)
12/12/2008							0.048 (O)
4/23/2009							0.0075
10/6/2009							0.0075
4/27/2010							0.0051
9/30/2010							0.0089
4/14/2011							0.0043
10/5/2011							0.0051
4/11/2012							<0.02
10/2/2012							0.006
4/9/2013							0.0034
10/15/2013							0.0042
4/10/2014							0.0035
10/1/2014							0.0019 (J)
3/30/2015							0.0032
10/11/2015							0.0048
3/11/2016			0.00862 (J)	0.0093 (J)	0.00722 (J)		
3/15/2016	<0.02	0.00286 (J)					
3/28/2016							0.00282 (J)
5/12/2016	<0.02						
5/13/2016		<0.02		0.00336 (J)	0.00666 (J)		
5/16/2016			0.00744 (J)				
7/19/2016				<0.02 (*)	<0.02 (*)		
7/20/2016	<0.02						
7/21/2016		<0.02 (*)					
7/22/2016			<0.02 (*)				
8/1/2016							<0.02
9/15/2016	0.0027 (J)						
9/16/2016				0.0023 (J)	<0.02		
9/19/2016			0.0162				
9/21/2016		<0.02					
11/2/2016				0.0047 (J)	0.0057 (J)		
11/3/2016	<0.02	<0.02	0.011				
1/17/2017		<0.02	0.0104				
1/18/2017	<0.02 (*)			<0.02	0.0022 (J)		
3/24/2017	<0.02 (*)						
3/27/2017		<0.02 (*)	<0.02 (*)				
3/28/2017				<0.02 (*)	<0.02		
4/7/2017						<0.02	<0.02
9/22/2017				0.0013 (J)	0.0014 (J)		
9/25/2017	<0.02	0.0023 (J)					
9/26/2017			0.0094 (J)				
10/2/2017							0.0015 (J)
10/3/2017						<0.02 (D)	
3/14/2018	<0.02	<0.02	<0.02	<0.02			
3/15/2018					<0.02		
3/16/2018							<0.02
3/21/2018						<0.02	
9/12/2018	<0.02	<0.02		<0.02	<0.02		
9/14/2018			<0.02				
9/17/2018							<0.02
9/18/2018						<0.02	
3/13/2019				0.0022 (J)	0.0023 (J)		

ND substitution: RL or RL/2 if <15% NDs.

Time Series

Constituent: Zinc (mg/L) Analysis Run 9/8/2024 3:36 PM View: Descriptive

Plant Bowen Client: Southern Company Data: Bowen 1, 2, 9, and 10

	GWA-41 (bg)	GWA-41R (bg)	GWA-42 (bg)	GWA-43 (bg)	GWA-43R (bg)	GWA-4RZ (bg)	GWA-50 (bg)
3/14/2019	<0.02	0.0021 (J)	0.01				
3/19/2019							<0.02
3/21/2019						0.0034 (JD)	
9/10/2019	0.00745 (JD)	0.0075 (J)	0.014				
9/11/2019				0.0065 (J)	0.0053 (J)		
9/12/2019						0.0072 (JD)	
9/13/2019							0.0061 (J)
3/6/2020	0.0027 (J)		0.012				
3/9/2020		0.0024 (J)		0.002 (J)	0.0022 (J)		
3/11/2020							0.0025 (J)
3/12/2020						0.0027 (J)	
9/10/2020	<0.02	<0.02	0.0073 (J)				
9/11/2020				<0.02			
9/14/2020					<0.02		
9/16/2020							<0.02
9/17/2020						0.0047 (J)	
3/10/2021		<0.02					
3/11/2021	<0.02		0.0089 (J)	<0.02	<0.02		
3/16/2021						<0.02	
3/17/2021							<0.02
8/4/2021	<0.02	<0.02	<0.02				
8/5/2021					<0.02		
8/6/2021				<0.02			
8/9/2021							<0.02
8/10/2021						<0.02	
1/31/2022	<0.02	<0.02	<0.02	<0.02	<0.02		
2/1/2022							<0.02
2/3/2022						<0.02	
8/10/2022			0.0089 (J)		<0.02		
8/11/2022	<0.02	<0.02		<0.02			
8/16/2022							<0.02
8/17/2022						<0.02	
2/13/2023	<0.02	<0.02	0.011 (J)		<0.02		
2/14/2023				<0.02			
2/16/2023							<0.02
2/17/2023						<0.02	
7/25/2023	<0.02	<0.02		<0.02	<0.02		
7/26/2023			<0.02				
7/28/2023						<0.02	<0.02
2/19/2024	<0.02	<0.02					
2/20/2024			0.0095 (J)	<0.02	<0.02		
2/22/2024							<0.02
2/27/2024						<0.02	
8/1/2024	<0.02	<0.02	0.01 (J)				
8/2/2024				<0.02	<0.02		
8/8/2024						<0.02	<0.02

ND substitution: RL or RL/2 if <15% NDs.

Time Series

Constituent: Zinc (mg/L) Analysis Run 9/8/2024 3:36 PM View: Descriptive

Plant Bowen Client: Southern Company Data: Bowen 1, 2, 9, and 10

	GWA-50R (bg)	GWC-10	GWC-10R	GWC-11	GWC-11R	GWC-12	GWC-13
8/21/2007		0.031	0.0066	<0.02	<0.02	0.036	0.0064
11/1/2007		0.0041	0.0086	<0.02	<0.02	0.0041	<0.02
11/18/2007				<0.02	<0.02		
11/19/2007						0.015	0.015
11/20/2007		0.056	0.005				
1/16/2008						0.074	
1/30/2008		0.032	0.0084	<0.02	<0.02		
1/31/2008							0.032 (O)
3/5/2008				<0.02		0.055	0.0061
3/6/2008		0.03	0.0073		0.0038		
5/7/2008				0.015	<0.02		
5/8/2008			0.0084				
5/12/2008		0.008					0.012
5/13/2008						0.035	
12/12/2008	0.013 (J)						
12/13/2008		0.056				0.012 (J)	0.087 (O)
12/14/2008			0.0075 (J)	0.0086 (J)	0.0031 (J)		
4/16/2009						0.053	
4/23/2009	0.075 (O)						
4/28/2009							0.067 (O)
4/29/2009		0.057	0.0028	0.0037	0.0031		
10/6/2009	0.056 (O)						
10/20/2009		0.0037					
10/21/2009			<0.02			0.0063	0.025 (O)
10/22/2009				<0.02	0.0029		
4/21/2010			<0.02	<0.02	0.0027		
4/26/2010		<0.02					
4/27/2010						0.045	
4/28/2010							0.014
5/3/2010	0.051 (O)						
9/28/2010			0.005	0.0042			
9/29/2010		0.012			<0.02		
10/5/2010						0.0047	0.012
10/11/2010	0.016						
4/12/2011			<0.02	<0.02			
4/13/2011		<0.02			<0.02		
4/19/2011						0.0068	0.012
4/27/2011	0.025 (O)						
10/4/2011			0.0088	0.012	0.003		
10/5/2011		0.0031					
10/12/2011						0.0048	
10/18/2011							0.025
10/19/2011	0.0078						
4/3/2012			<0.02	<0.02			
4/4/2012		<0.02			<0.02		
4/24/2012						<0.02	
4/25/2012							0.014
5/1/2012	0.0134						
10/2/2012	0.012					<0.02	0.0089
10/3/2012		0.0085		<0.02	0.0029		
10/8/2012			0.0034				
4/2/2013						0.0081	0.0082

ND substitution: RL or RL/2 if <15% NDs.

Time Series

Constituent: Zinc (mg/L) Analysis Run 9/8/2024 3:36 PM View: Descriptive

Plant Bowen Client: Southern Company Data: Bowen 1, 2, 9, and 10

	GWA-50R (bg)	GWC-10	GWC-10R	GWC-11	GWC-11R	GWC-12	GWC-13
4/3/2013		0.0061	<0.02	<0.02	0.0035		
4/10/2013	0.018						
10/8/2013							0.015
10/9/2013				<0.02	<0.02	0.0032	
10/15/2013		0.008	0.0027				
10/16/2013	0.015						
4/1/2014						0.0025 (J)	0.0074
4/2/2014				0.0063	0.0033		
4/9/2014		0.0048	0.0025 (J)				
4/22/2014	0.015						
10/1/2014	0.0038						0.00077 (J)
10/2/2014		0.0023 (JV)	0.0027 (V)	0.0023 (J)	0.0027	0.0023 (J)	
3/30/2015	0.0097						
4/1/2015				0.0017 (J)	0.013	0.0035	0.0082
4/2/2015		0.0023 (J)	0.002 (J)				
10/10/2015		0.0024 (J)					
10/11/2015	0.0024 (J)			0.0016 (J)	0.017		
10/12/2015			<0.02				
10/14/2015						0.0066	
10/15/2015							0.0082
3/28/2016	0.00703 (J)						
3/31/2016		<0.02	0.00266 (J)				
4/4/2016				<0.02	0.00419 (J)	0.00858 (J)	0.00818 (J)
8/1/2016	<0.02						
8/3/2016			<0.02	<0.02		<0.02	
8/4/2016					<0.02		<0.02
8/5/2016		<0.02					
4/3/2017	<0.02						
4/10/2017		<0.02	<0.02	<0.02	<0.02		
4/11/2017						<0.02	
4/12/2017							<0.02
10/2/2017	0.0016 (J)						
10/4/2017		0.0012 (J)	<0.02	0.0014 (J)	0.0014 (J)	0.0104	
10/9/2017							<0.02
3/16/2018	<0.02						
3/20/2018		<0.02					
3/21/2018			<0.02	<0.02			<0.02
3/22/2018					<0.02	0.014	
9/18/2018	<0.02	<0.02	<0.02	<0.02	<0.02	0.013	
9/19/2018							<0.02
3/19/2019	<0.02						
3/22/2019		<0.02	<0.02				
3/23/2019				<0.02	<0.02	0.012	0.021
9/12/2019	0.0058 (J)						
9/17/2019		0.0052 (J)	0.0048 (J)	0.0056 (J)	0.0075 (J)	0.018 (D)	
9/18/2019							0.007 (J)
3/11/2020	0.0033 (J)						
3/12/2020		0.0024 (J)	0.0027 (J)	0.0038 (J)	0.0053 (J)	0.015	
3/13/2020							0.0043 (J)
9/15/2020	<0.02						
9/17/2020		<0.02	<0.02				
9/21/2020				<0.02	0.0037 (J)	0.0065 (J)	

ND substitution: RL or RL/2 if <15% NDs.

Time Series

Constituent: Zinc (mg/L) Analysis Run 9/8/2024 3:36 PM View: Descriptive

Plant Bowen Client: Southern Company Data: Bowen 1, 2, 9, and 10

	GWA-50R (bg)	GWC-10	GWC-10R	GWC-11	GWC-11R	GWC-12	GWC-13
9/22/2020							<0.02
3/17/2021	<0.02						
3/18/2021		<0.02	<0.02				<0.02
3/19/2021				<0.02	<0.02	0.0076 (J)	
8/9/2021	<0.02						
8/10/2021		<0.02					
8/11/2021			<0.02	<0.02	<0.02	0.011 (J)	<0.02
2/2/2022	<0.02					0.019 (J)	
2/4/2022		<0.02	<0.02	<0.02	<0.02		
2/17/2022							<0.02
8/17/2022	<0.02	<0.02					
8/18/2022			<0.02	<0.02	<0.02	0.014 (J)	<0.02
2/16/2023	<0.02						
2/20/2023		<0.02	<0.02	<0.02	<0.02		
2/21/2023						<0.02	
2/22/2023							<0.02
7/28/2023	<0.02						
7/31/2023		<0.02	<0.02				
8/1/2023				<0.02	<0.02	<0.02	<0.02
2/22/2024	<0.02						
2/27/2024		<0.02	0.063			0.017 (J)	<0.02
2/28/2024				<0.02	<0.02		
8/8/2024	<0.02						
8/12/2024		<0.02	<0.02		<0.02	0.015 (J)	<0.02
8/13/2024				<0.02			

ND substitution: RL or RL/2 if <15% NDs.

Time Series

Constituent: Zinc (mg/L) Analysis Run 9/8/2024 3:36 PM View: Descriptive

Plant Bowen Client: Southern Company Data: Bowen 1, 2, 9, and 10

	GWC-13RZ	GWC-14Z	GWC-15R	GWC-15Z	GWC-44	GWC-45	GWC-45R
8/21/2007	<0.02						
8/23/2007			0.0038				
8/24/2007		0.0036 (J)		0.052 (O)			
11/1/2007	0.0038						
11/2/2007		0.0026 (J)	0.0025	0.01 (J)			
11/17/2007		0.024 (O)	0.023 (O)				
11/18/2007				0.025 (J)			
11/19/2007	0.0055						
1/15/2008		0.0074	0.012	0.055 (O)			
1/31/2008	0.0063						
3/5/2008	0.0037	0.075 (O)					
3/6/2008			0.0069				
3/10/2008				0.018			
5/7/2008	0.0033	0.0088	0.007				
5/13/2008				0.0044			
12/2/2008		0.11 (O)	0.021 (O)	0.065 (O)			
12/12/2008	0.097 (O)						
4/16/2009		0.091 (O)					
4/28/2009			0.0055	0.0037 (J)			
4/29/2009	0.068 (O)						
10/19/2009			0.0051				
10/20/2009		0.056 (O)		0.0043			
10/21/2009	0.011						
4/20/2010		0.014					
4/27/2010			0.0068	<0.02			
4/28/2010	0.048 (O)						
9/29/2010		0.015					
10/4/2010			0.0074				
10/5/2010				0.0028			
10/6/2010	0.003						
4/12/2011		0.0028					
4/18/2011			0.0031				
4/19/2011				<0.02			
4/20/2011	0.0038						
10/4/2011		0.0025					
10/12/2011	0.0027		0.0067	<0.02			
4/4/2012		0.0105					
4/23/2012			<0.02				
4/25/2012	<0.02			<0.02			
10/2/2012	0.0059						
10/10/2012		0.0033	0.0046	<0.02			
4/2/2013	0.008						
4/15/2013		0.0031	0.006				
4/16/2013				0.005			
10/8/2013	0.0062						
10/22/2013		<0.02	0.0037	0.0028			
4/1/2014	0.0067						
4/21/2014		0.0032	0.0073	0.0028			
9/30/2014		0.0015 (J)	0.0027	0.0018 (J)			
10/1/2014	0.0024 (J)						
3/31/2015	0.0046						
4/3/2015		0.0015 (J)	0.0017 (J)	0.0021 (J)			

ND substitution: RL or RL/2 if <15% NDs.

Time Series

Constituent: Zinc (mg/L) Analysis Run 9/8/2024 3:36 PM View: Descriptive

Plant Bowen Client: Southern Company Data: Bowen 1, 2, 9, and 10

	GWC-13RZ	GWC-14Z	GWC-15R	GWC-15Z	GWC-44	GWC-45	GWC-45R
10/6/2015				<0.02			
10/7/2015		<0.02	0.0042				
10/14/2015	0.002 (J)						
3/16/2016					0.00424 (J)	0.00244 (J)	0.00697 (J)
4/4/2016	<0.02						
4/5/2016		<0.02	0.00573 (J)	0.00288 (J)			
5/16/2016					0.00345 (J)	<0.02 (D)	0.00452 (JD)
7/25/2016					<0.02 (*)	0.006 (J*D)	0.0065 (J*D)
8/4/2016			<0.02				
8/9/2016		0.0016 (J)					
9/19/2016					0.004 (J)	0.0061 (JD)	0.0034 (JD)
11/3/2016					0.0047 (J)		0.0039 (JD)
11/4/2016						0.0032 (JD)	
1/19/2017					0.0035 (J)		
1/20/2017							0.0023 (JD)
1/23/2017						0.0031 (JD)	
3/28/2017					<0.02 (*)		
3/29/2017						0.00615 (J*D)	0.00705 (J*D)
4/11/2017	<0.02	<0.02		<0.02			
4/12/2017			<0.02				
9/26/2017					0.0039 (J)		
9/27/2017						0.0048 (J)	0.0036 (J)
10/5/2017		0.0024 (J)					
10/6/2017	<0.02		0.0024 (J)	<0.02			
3/15/2018					<0.02	<0.02	<0.02
3/22/2018		<0.02					
3/23/2018	<0.02		<0.02	<0.02			
9/12/2018					<0.02		
9/13/2018						<0.02	<0.02
9/19/2018		<0.02	<0.02	<0.02			
9/20/2018	<0.02						
3/14/2019					0.0039 (J)	<0.02 (D)	0.0022 (JD)
3/22/2019	0.0048 (J)	<0.02		<0.02			
3/25/2019			0.0039 (J)				
9/11/2019					0.0068 (J)	0.0065 (JD)	0.0058 (JD)
9/17/2019		0.0057 (X)	0.0066 (J)	0.0048 (X)			
9/18/2019	0.0091 (X)						
3/10/2020					0.0049 (J)	0.0031 (J)	0.0035 (J)
3/13/2020		0.0028 (J)	0.0057 (J)	0.0026 (J)			
3/17/2020	0.0057 (J)						
9/11/2020						<0.02	<0.02
9/15/2020					0.0062 (J)		
9/21/2020		<0.02	0.0036 (J)	<0.02			
9/22/2020	<0.02						
3/11/2021					0.004 (J)	<0.02	<0.02
3/18/2021		<0.02	<0.02	<0.02			
3/19/2021	<0.02						
8/4/2021					<0.02		
8/6/2021						<0.02	<0.02
8/11/2021		<0.02	<0.02	<0.02			
8/12/2021	<0.02						
1/31/2022					<0.02		

ND substitution: RL or RL/2 if <15% NDs.

Time Series

Constituent: Zinc (mg/L) Analysis Run 9/8/2024 3:36 PM View: Descriptive

Plant Bowen Client: Southern Company Data: Bowen 1, 2, 9, and 10

	GWC-13RZ	GWC-14Z	GWC-15R	GWC-15Z	GWC-44	GWC-45	GWC-45R
2/1/2022						<0.02	<0.02
2/4/2022	<0.02	<0.02	<0.02				
2/7/2022				<0.02			
8/12/2022						<0.02	<0.02
8/15/2022					<0.02		
8/18/2022		<0.02					
8/19/2022	<0.02		<0.02	<0.02			
2/14/2023					<0.02	<0.02	<0.02
2/22/2023	<0.02	<0.02	<0.02	<0.02			
7/26/2023					<0.02	<0.02	<0.02
8/1/2023		<0.02		<0.02			
8/2/2023	<0.02		<0.02				
2/20/2024					<0.02	<0.02	<0.02
2/28/2024	<0.02	<0.02	0.028	<0.02			
8/5/2024						<0.02	<0.02
8/6/2024					<0.02		
8/13/2024	<0.02	<0.02	<0.02	<0.02			

ND substitution: RL or RL/2 if <15% NDs.

Time Series

Constituent: Zinc (mg/L) Analysis Run 9/8/2024 3:36 PM View: Descriptive

Plant Bowen Client: Southern Company Data: Bowen 1, 2, 9, and 10

	GWC-46R	GWC-47	GWC-47R	GWC-48	GWC-49R	GWC-49Z	GWC-5
8/23/2007							0.016
10/25/2007							0.061
11/19/2007							0.053
1/23/2008							0.14
3/11/2008							0.13
5/12/2008							0.11
12/11/2008							0.04 (J)
4/15/2009							0.11
10/9/2009							0.15
5/4/2010							0.077
10/12/2010							0.077
4/28/2011							0.032
10/19/2011							0.11
5/2/2012							0.138
10/9/2012							0.097
4/11/2013							0.047
10/16/2013							0.098
4/23/2014							0.066
10/3/2014							0.13 (V)
3/31/2015							0.05
10/12/2015							0.048
3/10/2016	0.00337 (J)	0.027	0.0154	0.00618 (J)			
3/17/2016					<0.02	<0.02	
3/28/2016							0.0534
5/17/2016	0.00268 (J)			0.00672 (J)			
5/18/2016		0.0277	0.0136		<0.02	0.00208 (J)	
7/26/2016	<0.02 (*)						
7/27/2016		0.0221	0.0153	<0.02 (*)	<0.02 (*)		
7/28/2016						<0.02 (*)	
8/1/2016							0.055
9/20/2016	0.0058 (J)	0.03	0.0173	0.0081 (J)			
9/21/2016					<0.02	0.0079 (J)	
11/4/2016	0.0029 (J)		0.0149	0.0071 (J)	<0.02		
11/7/2016		0.0202				<0.02 (*)	
1/20/2017	<0.02		0.0134				
1/23/2017		0.0156		<0.02			
1/24/2017					<0.02	0.0053 (J)	
3/28/2017	<0.02 (*)			<0.02 (*)			
3/29/2017		<0.036 (*)	<0.02 (*)		<0.02 (*)		
3/30/2017						<0.02 (*)	
4/3/2017							0.0436
9/27/2017		0.0196	0.0111				
9/29/2017	0.0016 (J)			0.0055 (J)	<0.02	0.004 (J)	
10/3/2017							0.0393
12/28/2017		0.0315 (Y)					
3/15/2018	<0.02	<0.036		<0.02	<0.02	<0.02	
3/16/2018			0.012				
3/19/2018							<0.034
9/13/2018	<0.02	0.031	<0.02	<0.02	<0.02		
9/14/2018						<0.02	
9/17/2018							0.03
3/15/2019		0.051		0.0058 (J)			

ND substitution: RL or RL/2 if <15% NDs.

Time Series

Constituent: Zinc (mg/L) Analysis Run 9/8/2024 3:36 PM View: Descriptive

Plant Bowen Client: Southern Company Data: Bowen 1, 2, 9, and 10

	GWC-46R	GWC-47	GWC-47R	GWC-48	GWC-49R	GWC-49Z	GWC-5
3/18/2019	<0.02				<0.02		
3/19/2019			0.016			0.0034 (J)	
3/20/2019							0.032
9/11/2019	0.0055 (J)		0.028	0.011 (D)	0.005 (J)	0.0085 (J)	
9/12/2019		0.035					
9/16/2019							0.035
3/9/2020		0.044	0.032	0.0079 (J)		0.0047 (J)	
3/10/2020	0.0029 (J)						
3/11/2020					0.0036 (J)		
3/16/2020							0.047
9/11/2020					<0.02		
9/14/2020	<0.02	0.032		0.0076 (J)		0.0042 (J)	
9/15/2020			0.028				
9/16/2020							0.033
3/11/2021	<0.02	0.047	0.028	0.0088 (J)			
3/15/2021					<0.02	<0.02	
3/17/2021							0.027
8/4/2021				<0.02			
8/5/2021	<0.02	0.037	0.024			<0.02	
8/9/2021							0.036
8/11/2021					<0.02		
1/31/2022	<0.02			<0.02			
2/1/2022		0.038	0.029		<0.02	<0.02	
2/2/2022							0.034
8/15/2022	<0.02	0.027 (J)	0.04	0.0094 (J)	<0.02	<0.02	
8/16/2022							0.03
2/14/2023	<0.02	0.05	0.031	0.011 (J)	<0.02	<0.02	
2/20/2023							0.032
7/26/2023	<0.02			0.012 (J)			
7/27/2023		0.049	0.024		<0.02	<0.02	
7/28/2023							0.027
2/21/2024	<0.02	0.06	<0.02	0.011 (J)	<0.02	<0.02	
2/26/2024							0.028
8/5/2024	<0.02	0.063	0.017 (J)	0.0099 (J)			
8/6/2024					<0.02	<0.02	
8/8/2024							0.026

ND substitution: RL or RL/2 if <15% NDs.

Time Series

Constituent: Zinc (mg/L) Analysis Run 9/8/2024 3:36 PM View: Descriptive

Plant Bowen Client: Southern Company Data: Bowen 1, 2, 9, and 10

	GWC-6	GWC-6RZ	GWC-7Z	GWC-8RR	GWC-8Z	GWC-9
8/22/2007	0.04 (O)					
8/23/2007						0.011
10/25/2007	0.0062					
11/1/2007						0.012
11/19/2007						0.026 (J)
11/20/2007	0.03 (O)					
1/15/2008						0.075 (O)
1/23/2008	0.048 (O)					
3/6/2008						0.051 (O)
3/11/2008	0.016					
5/13/2008						0.0084
5/14/2008	0.02					
12/11/2008	0.021					
12/12/2008						0.077 (O)
4/16/2009						0.064 (O)
4/23/2009	0.0058 (J)					
10/9/2009	0.055 (O)					
10/13/2009						0.013
4/21/2010						0.0035
5/4/2010	0.045 (O)					
9/29/2010						0.0085
10/11/2010	0.015					
4/13/2011						0.0028
4/26/2011	0.0067					
10/5/2011						0.0038
10/18/2011	0.0055			0.0032		
4/4/2012						0.0126
4/30/2012				<0.02		
5/2/2012	<0.02					
10/3/2012				0.0034		
10/8/2012	0.0043					0.0043
4/8/2013				0.0039		0.0068
4/10/2013	0.0067					
10/8/2013	0.0091					
10/9/2013				0.0078		0.0082
4/9/2014						0.0043
4/10/2014				0.0064		
4/14/2014	0.0063					
9/30/2014						0.0029
10/2/2014				0.0009 (JV)		
10/3/2014	0.0065 (V)					
4/1/2015	0.0059					
4/2/2015						0.0056
4/3/2015				<0.02		
5/26/2015		0.0035			0.0017 (J)	
6/18/2015		0.0025 (D)			0.0052 (D)	
7/2/2015		0.0018 (J)			0.0027	
10/8/2015				0.013	<0.02	
10/9/2015	<0.02	0.0019 (J)				
10/10/2015						0.0065 (D)
3/22/2016					0.00459 (J)	
3/29/2016	<0.02	0.00345 (J)				

ND substitution: RL or RL/2 if <15% NDs.

Time Series

Constituent: Zinc (mg/L) Analysis Run 9/8/2024 3:36 PM View: Descriptive

Plant Bowen Client: Southern Company Data: Bowen 1, 2, 9, and 10

	GWC-6	GWC-6RZ	GWC-7Z	GWC-8RR	GWC-8Z	GWC-9
3/30/2016				0.00323 (J)		0.00487 (J)
8/1/2016	<0.02	<0.02				
8/2/2016			<0.02	<0.02	<0.02	
8/5/2016						<0.02
4/6/2017	<0.02	<0.02	<0.02	<0.02		<0.02
4/7/2017					<0.02	
10/3/2017	<0.02	0.0014 (J)	<0.02		0.0022 (J)	0.0023 (J)
10/4/2017				<0.02		
3/19/2018	<0.02					
3/20/2018		<0.02	<0.02		<0.02	<0.02
3/21/2018				<0.02		
9/17/2018	<0.02	<0.02				
9/18/2018			<0.02	<0.02	<0.02	<0.02 (D)
3/21/2019	<0.02	<0.02	<0.02			0.0024 (J)
3/27/2019				<0.02		
5/6/2019					0.0024 (J)	
9/13/2019			0.0053 (J)			
9/16/2019	0.0058 (J)	0.0057 (J)		0.00525 (JD)	0.0065 (J)	0.0062 (J)
3/12/2020	0.0042 (J)	0.0032 (J)	0.0031 (J)	0.002 (J)		0.0045 (J)
3/16/2020					0.0073 (J)	
9/16/2020	<0.02	<0.02	<0.02			
9/17/2020				<0.02	<0.02	<0.02
3/17/2021	<0.02	<0.02	<0.02	<0.02		
3/18/2021					<0.02	<0.02
8/10/2021	<0.02	<0.02	<0.02	<0.02	<0.02	<0.02
2/2/2022	<0.02	<0.02	<0.02	<0.02	<0.02	<0.02
8/17/2022	<0.02	<0.02	<0.02	<0.02	<0.02	<0.02
2/17/2023	<0.02	<0.02				
2/20/2023			<0.02		<0.02	
2/21/2023				<0.02		<0.02
7/28/2023		<0.02				
7/31/2023	<0.02		<0.02	<0.02	<0.02	<0.02
2/26/2024	<0.02	<0.02	0.066		0.057	
2/27/2024				<0.02		<0.02
8/8/2024	<0.02	<0.02	<0.02			
8/12/2024				<0.02	<0.02	<0.02

FIGURE B.

Sanitas™ v.10.0.20 Software licensed to Groundwater Stats Consulting. UG

Box & Whiskers Plot

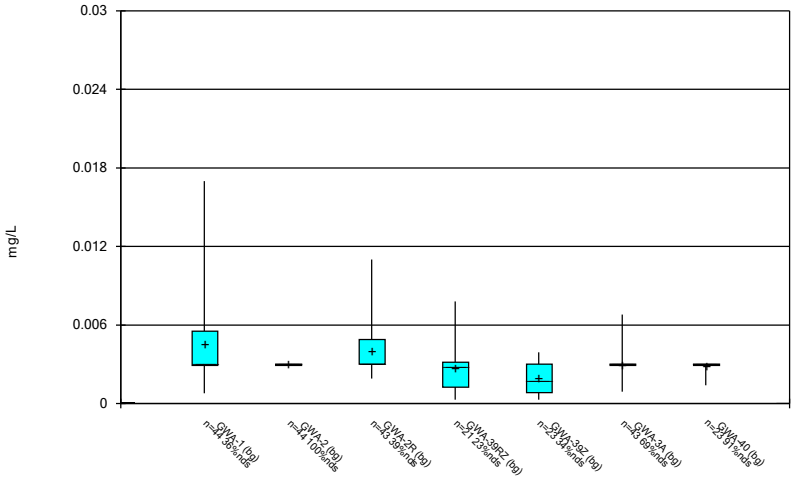

Constituent: Antimony Analysis Run 9/8/2024 3:37 PM View: Descriptive
Plant Bowen Client: Southern Company Data: Bowen 1, 2, 9, and 10

Sanitas™ v.10.0.20 Software licensed to Groundwater Stats Consulting. UG

Box & Whiskers Plot

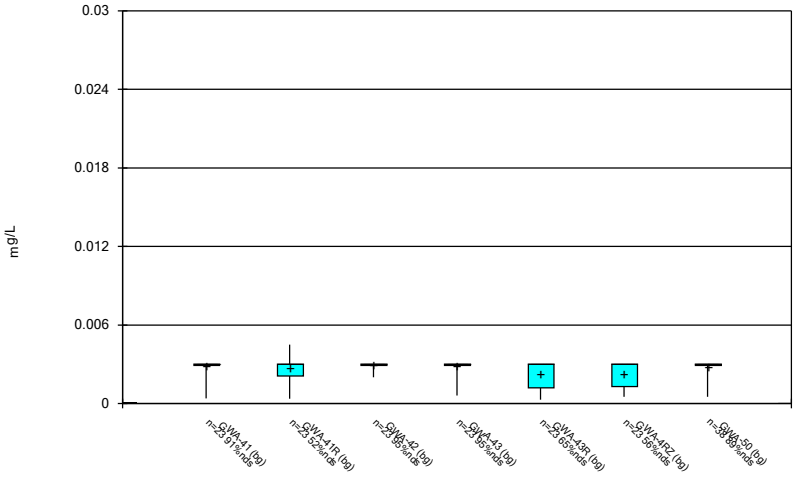

Constituent: Antimony Analysis Run 9/8/2024 3:37 PM View: Descriptive
Plant Bowen Client: Southern Company Data: Bowen 1, 2, 9, and 10

Sanitas™ v.10.0.20 Software licensed to Groundwater Stats Consulting. UG

Box & Whiskers Plot

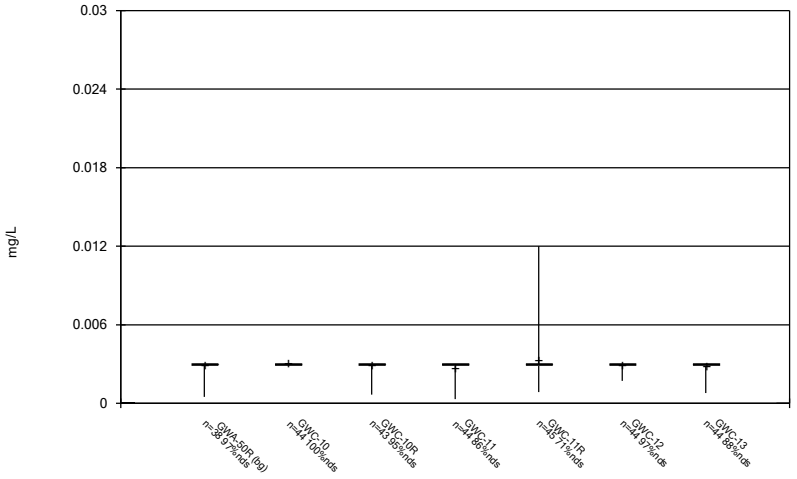

Constituent: Antimony Analysis Run 9/8/2024 3:37 PM View: Descriptive
Plant Bowen Client: Southern Company Data: Bowen 1, 2, 9, and 10

Sanitas™ v.10.0.20 Software licensed to Groundwater Stats Consulting. UG

Box & Whiskers Plot

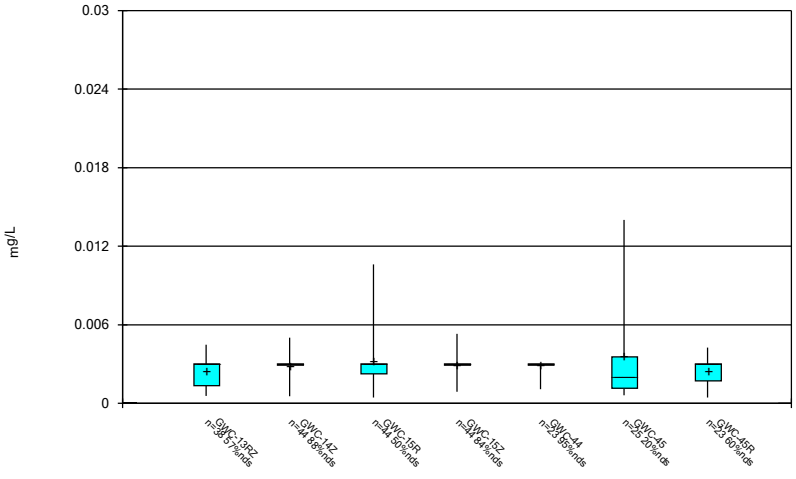

Constituent: Antimony Analysis Run 9/8/2024 3:37 PM View: Descriptive
Plant Bowen Client: Southern Company Data: Bowen 1, 2, 9, and 10

Sanitas™ v.10.0.20 Software licensed to Groundwater Stats Consulting. UG

Box & Whiskers Plot

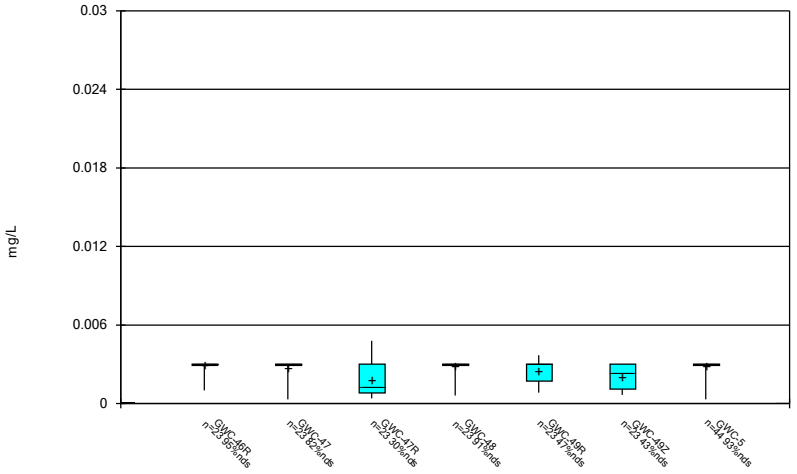

Constituent: Antimony Analysis Run 9/8/2024 3:37 PM View: Descriptive
Plant Bowen Client: Southern Company Data: Bowen 1, 2, 9, and 10

Sanitas™ v.10.0.20 Software licensed to Groundwater Stats Consulting. UG

Box & Whiskers Plot

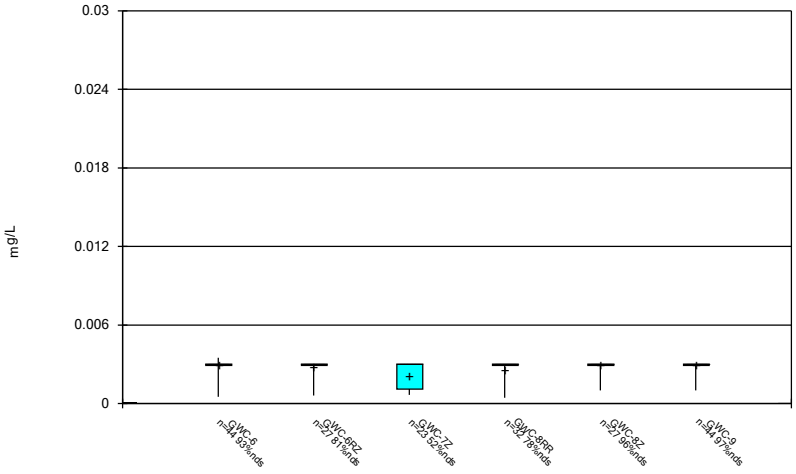

Constituent: Antimony Analysis Run 9/8/2024 3:37 PM View: Descriptive
Plant Bowen Client: Southern Company Data: Bowen 1, 2, 9, and 10

Sanitas™ v.10.0.20 Software licensed to Groundwater Stats Consulting. UG

Box & Whiskers Plot

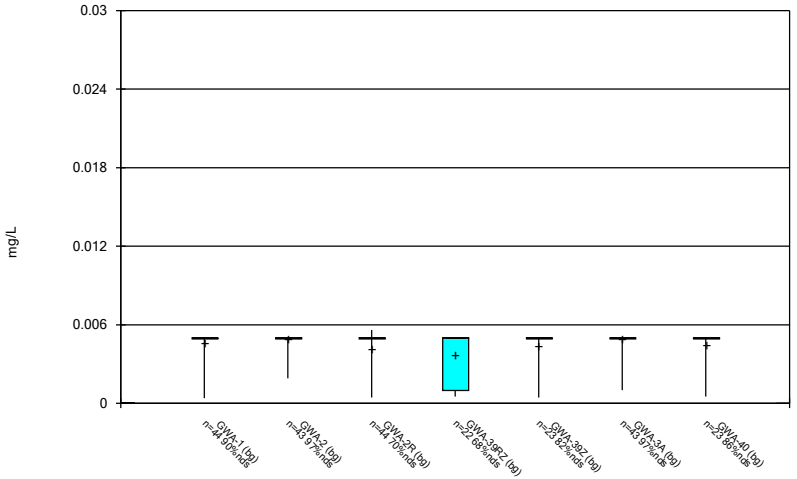

Constituent: Arsenic Analysis Run 9/8/2024 3:37 PM View: Descriptive
Plant Bowen Client: Southern Company Data: Bowen 1, 2, 9, and 10

Sanitas™ v.10.0.20 Software licensed to Groundwater Stats Consulting. UG

Box & Whiskers Plot

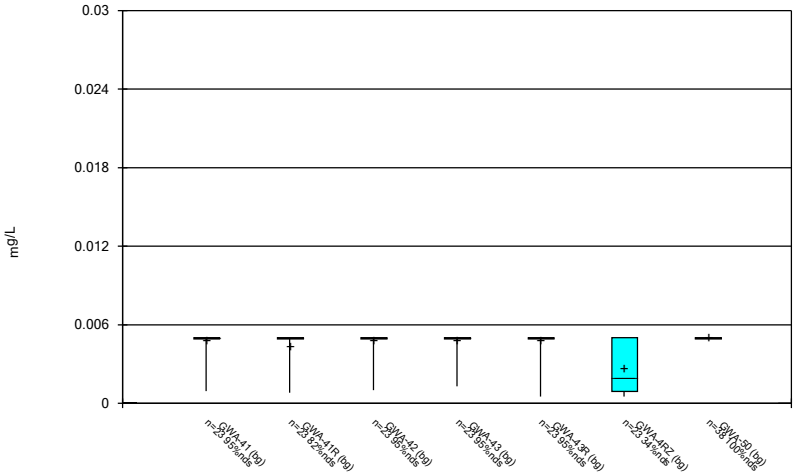

Constituent: Arsenic Analysis Run 9/8/2024 3:37 PM View: Descriptive
Plant Bowen Client: Southern Company Data: Bowen 1, 2, 9, and 10

Sanitas™ v.10.0.20 Software licensed to Groundwater Stats Consulting. UG

Box & Whiskers Plot

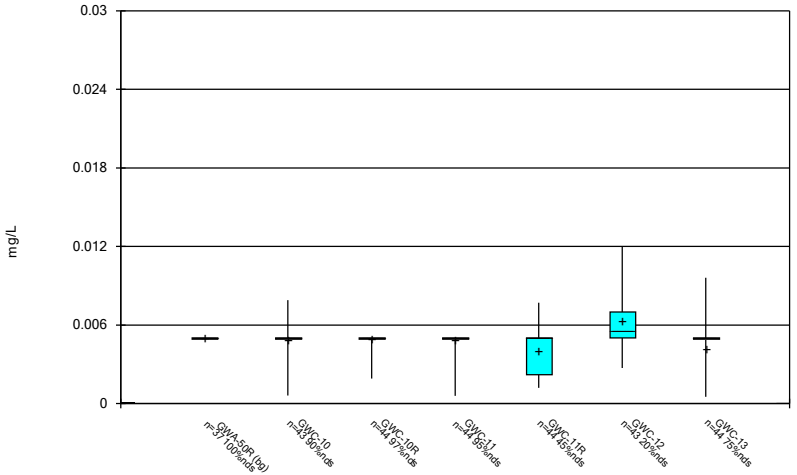

Constituent: Arsenic Analysis Run 9/8/2024 3:37 PM View: Descriptive
Plant Bowen Client: Southern Company Data: Bowen 1, 2, 9, and 10

Sanitas™ v.10.0.20 Software licensed to Groundwater Stats Consulting. UG

Box & Whiskers Plot

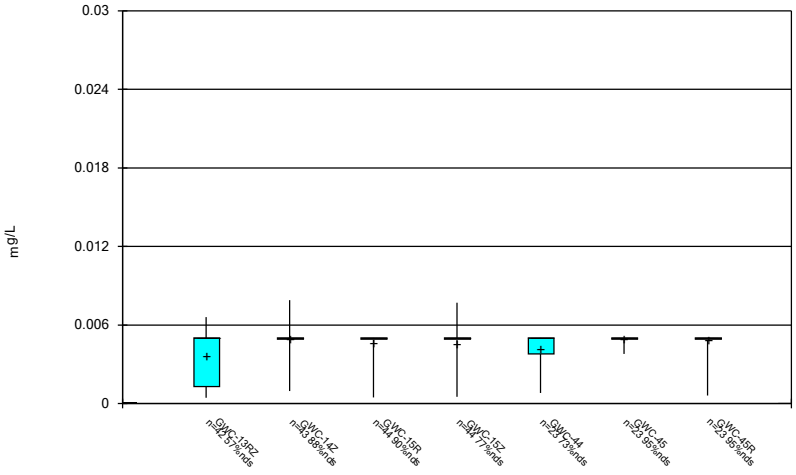

Constituent: Arsenic Analysis Run 9/8/2024 3:37 PM View: Descriptive
Plant Bowen Client: Southern Company Data: Bowen 1, 2, 9, and 10

Sanitas™ v.10.0.20 Software licensed to Groundwater Stats Consulting. UG

Box & Whiskers Plot

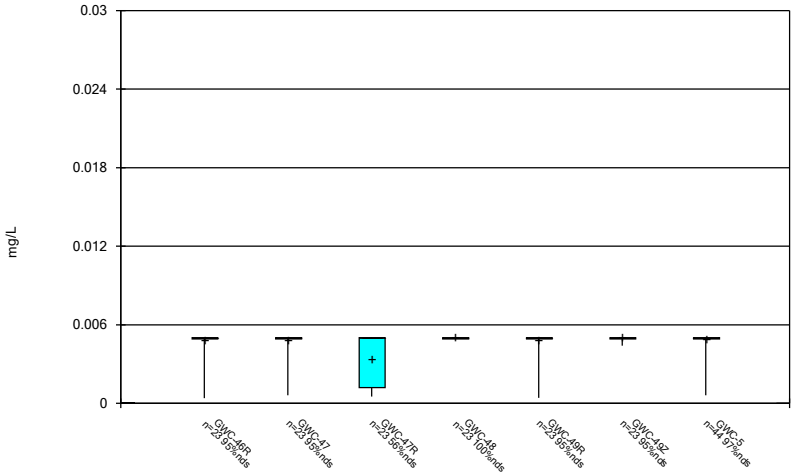

Constituent: Arsenic Analysis Run 9/8/2024 3:37 PM View: Descriptive
Plant Bowen Client: Southern Company Data: Bowen 1, 2, 9, and 10

Sanitas™ v.10.0.20 Software licensed to Groundwater Stats Consulting. UG

Box & Whiskers Plot

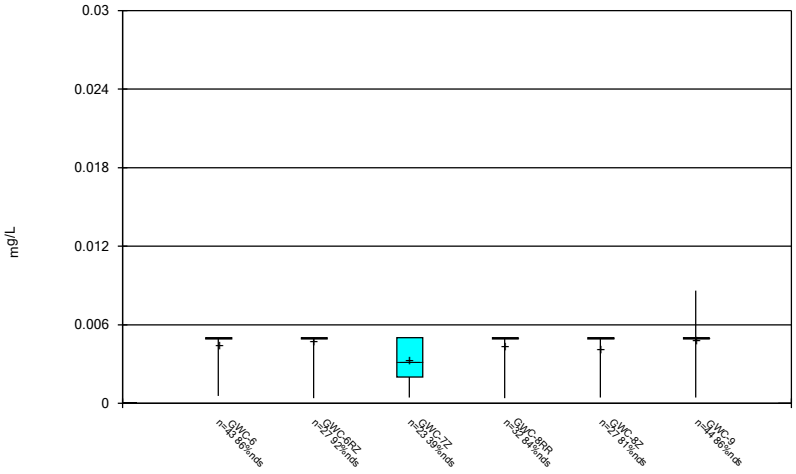

Constituent: Arsenic Analysis Run 9/8/2024 3:37 PM View: Descriptive
Plant Bowen Client: Southern Company Data: Bowen 1, 2, 9, and 10

Sanitas™ v.10.0.20 Software licensed to Groundwater Stats Consulting. UG

Box & Whiskers Plot

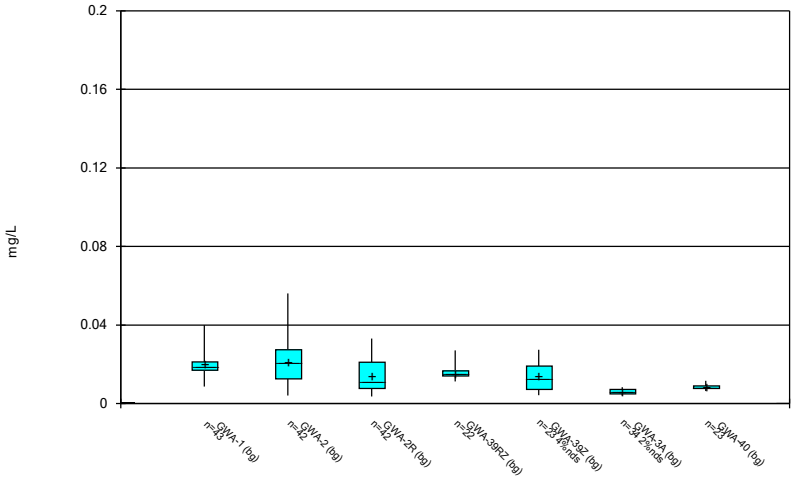

Constituent: Barium Analysis Run 9/8/2024 3:37 PM View: Descriptive
Plant Bowen Client: Southern Company Data: Bowen 1, 2, 9, and 10

Sanitas™ v.10.0.20 Software licensed to Groundwater Stats Consulting. UG

Box & Whiskers Plot

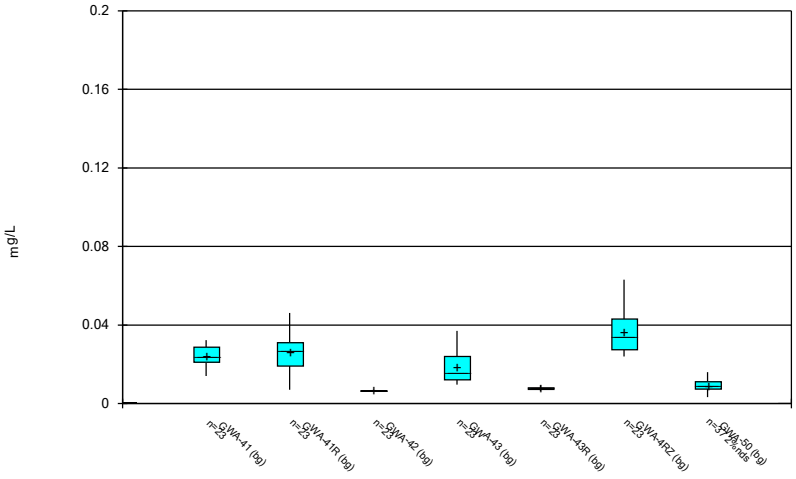

Constituent: Barium Analysis Run 9/8/2024 3:37 PM View: Descriptive
Plant Bowen Client: Southern Company Data: Bowen 1, 2, 9, and 10

Sanitas™ v.10.0.20 Software licensed to Groundwater Stats Consulting. UG

Box & Whiskers Plot

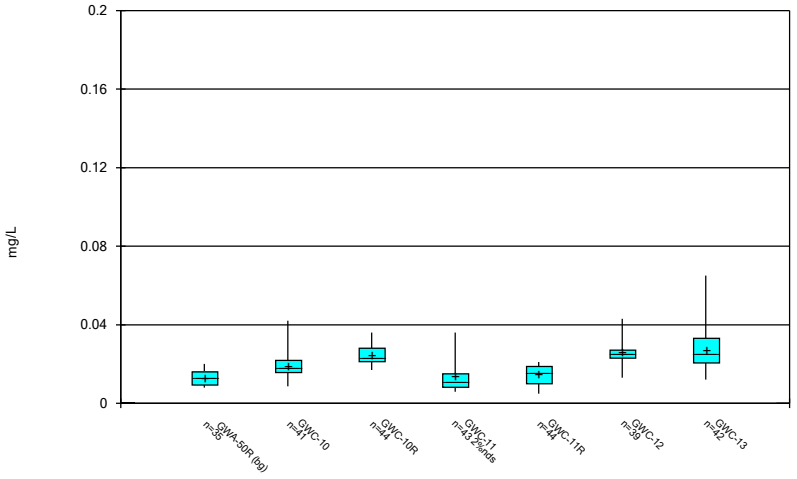

Constituent: Barium Analysis Run 9/8/2024 3:37 PM View: Descriptive
Plant Bowen Client: Southern Company Data: Bowen 1, 2, 9, and 10

Sanitas™ v.10.0.20 Software licensed to Groundwater Stats Consulting. UG

Box & Whiskers Plot

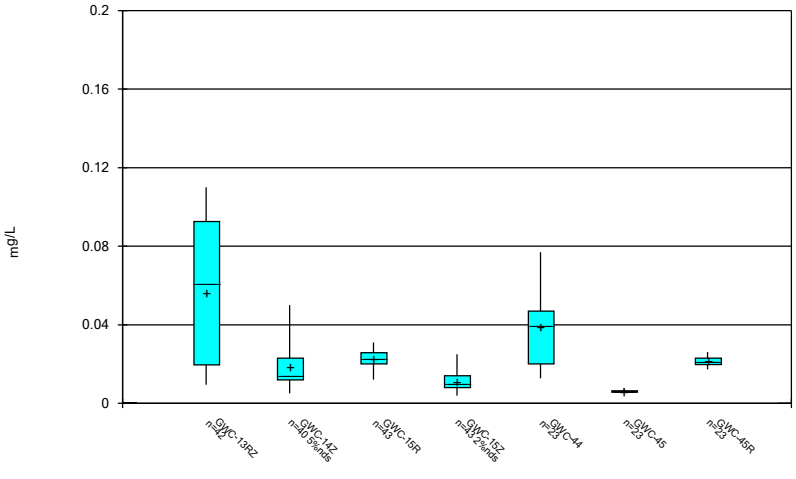

Constituent: Barium Analysis Run 9/8/2024 3:37 PM View: Descriptive
Plant Bowen Client: Southern Company Data: Bowen 1, 2, 9, and 10

Sanitas™ v.10.0.20 Software licensed to Groundwater Stats Consulting. UG

Box & Whiskers Plot

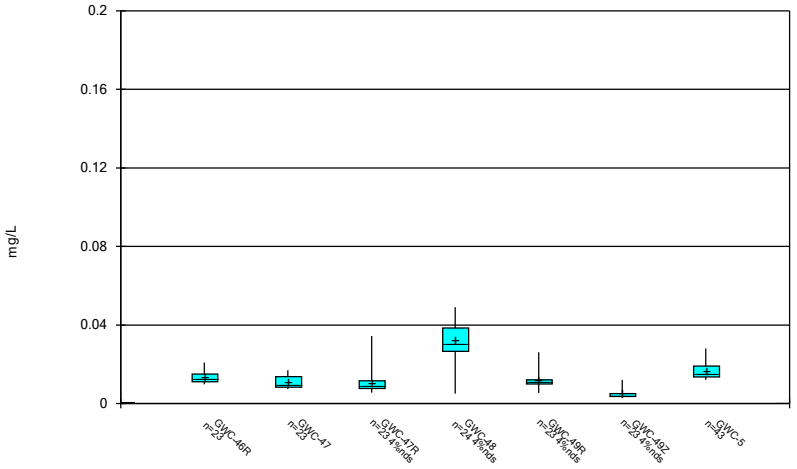

Constituent: Barium Analysis Run 9/8/2024 3:37 PM View: Descriptive
Plant Bowen Client: Southern Company Data: Bowen 1, 2, 9, and 10

Sanitas™ v.10.0.20 Software licensed to Groundwater Stats Consulting. UG

Box & Whiskers Plot

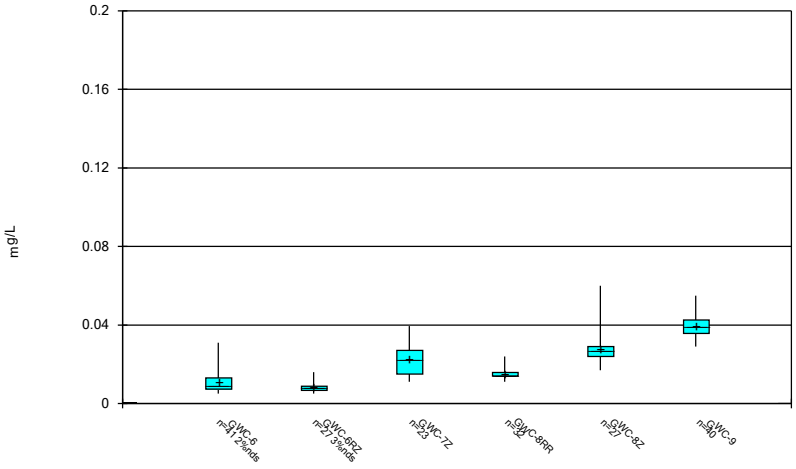

Constituent: Barium Analysis Run 9/8/2024 3:37 PM View: Descriptive
Plant Bowen Client: Southern Company Data: Bowen 1, 2, 9, and 10

Sanitas™ v.10.0.20 Software licensed to Groundwater Stats Consulting. UG

Box & Whiskers Plot

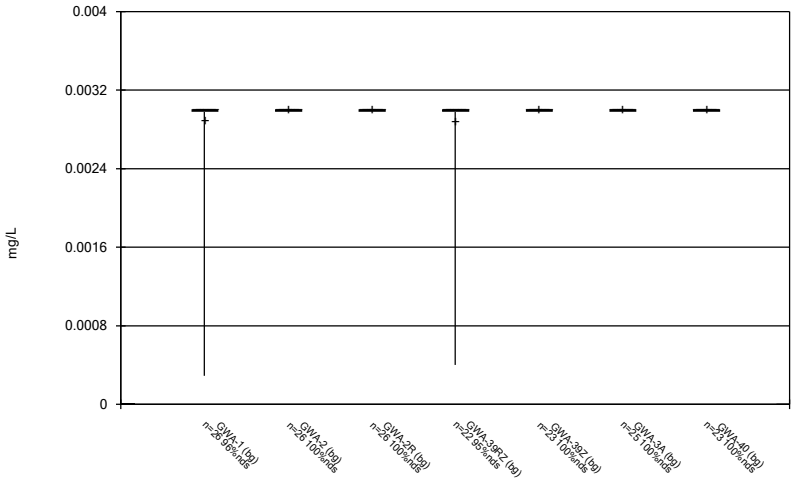

Constituent: Beryllium Analysis Run 9/8/2024 3:37 PM View: Descriptive
Plant Bowen Client: Southern Company Data: Bowen 1, 2, 9, and 10

Sanitas™ v.10.0.20 Software licensed to Groundwater Stats Consulting. UG

Box & Whiskers Plot

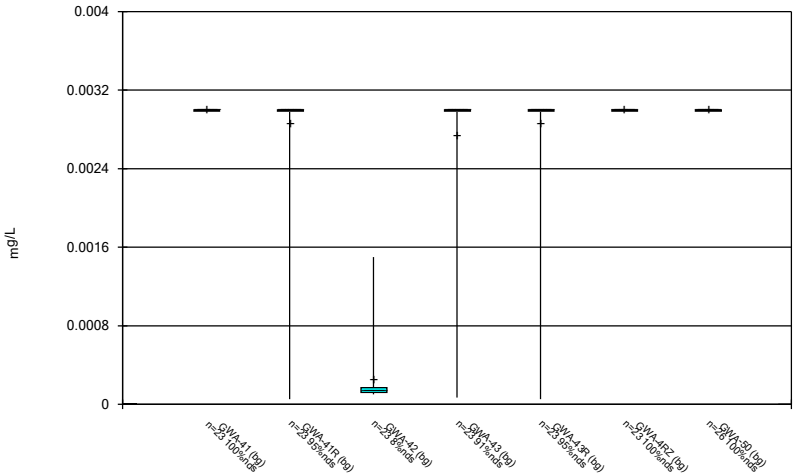

Constituent: Beryllium Analysis Run 9/8/2024 3:37 PM View: Descriptive
Plant Bowen Client: Southern Company Data: Bowen 1, 2, 9, and 10

Sanitas™ v.10.0.20 Software licensed to Groundwater Stats Consulting. UG

Box & Whiskers Plot

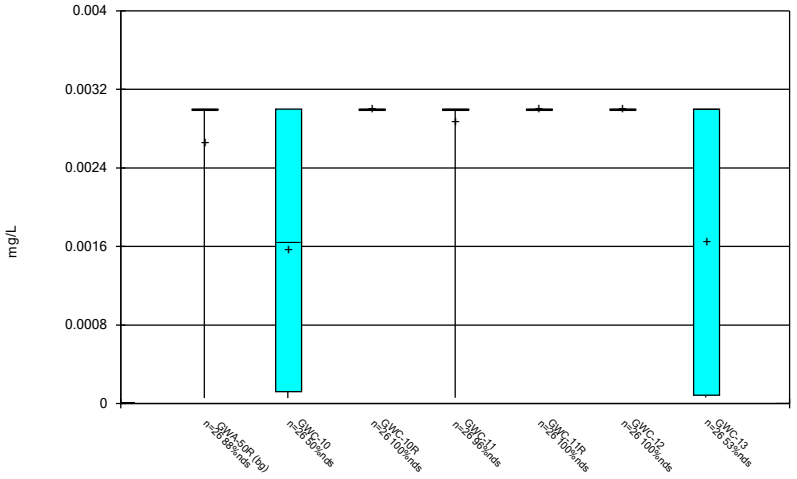

Constituent: Beryllium Analysis Run 9/8/2024 3:38 PM View: Descriptive
Plant Bowen Client: Southern Company Data: Bowen 1, 2, 9, and 10

Sanitas™ v.10.0.20 Software licensed to Groundwater Stats Consulting. UG

Box & Whiskers Plot

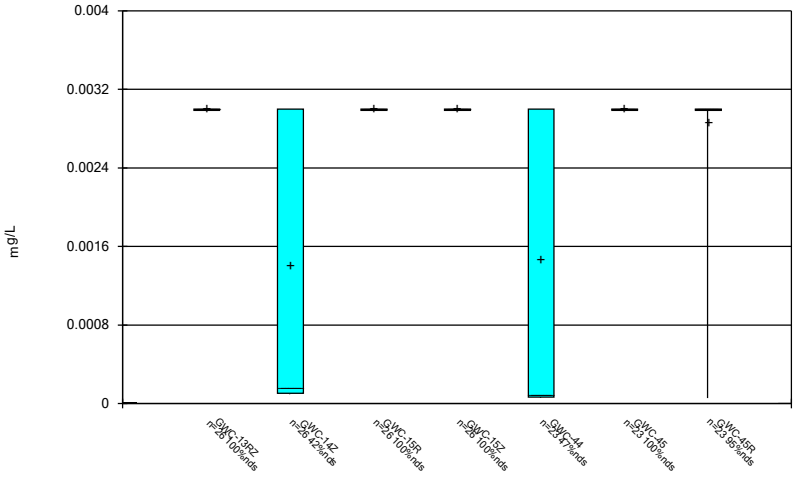

Constituent: Beryllium Analysis Run 9/8/2024 3:38 PM View: Descriptive
Plant Bowen Client: Southern Company Data: Bowen 1, 2, 9, and 10

Sanitas™ v.10.0.20 Software licensed to Groundwater Stats Consulting. UG

Box & Whiskers Plot

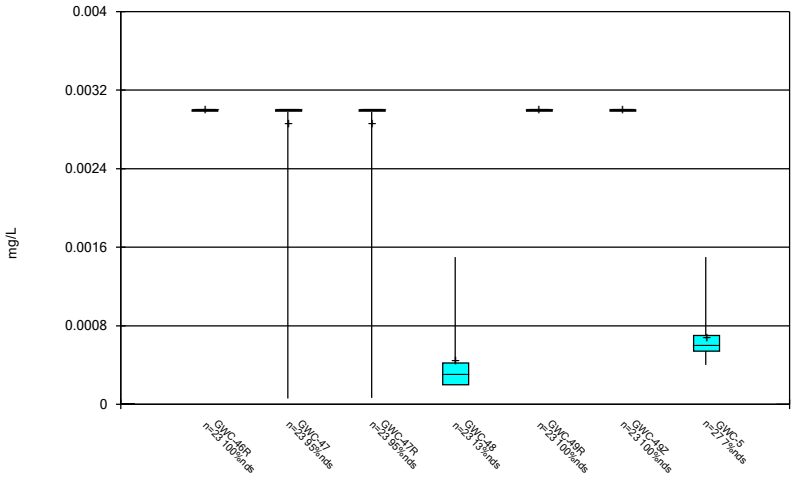

Constituent: Beryllium Analysis Run 9/8/2024 3:38 PM View: Descriptive
Plant Bowen Client: Southern Company Data: Bowen 1, 2, 9, and 10

Sanitas™ v.10.0.20 Software licensed to Groundwater Stats Consulting. UG

Box & Whiskers Plot

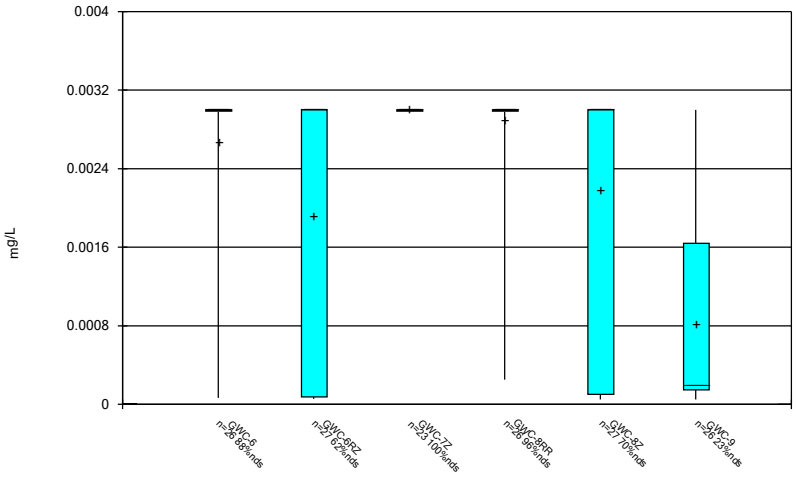

Constituent: Beryllium Analysis Run 9/8/2024 3:38 PM View: Descriptive
Plant Bowen Client: Southern Company Data: Bowen 1, 2, 9, and 10

Sanitas™ v.10.0.20 Software licensed to Groundwater Stats Consulting. UG

Box & Whiskers Plot

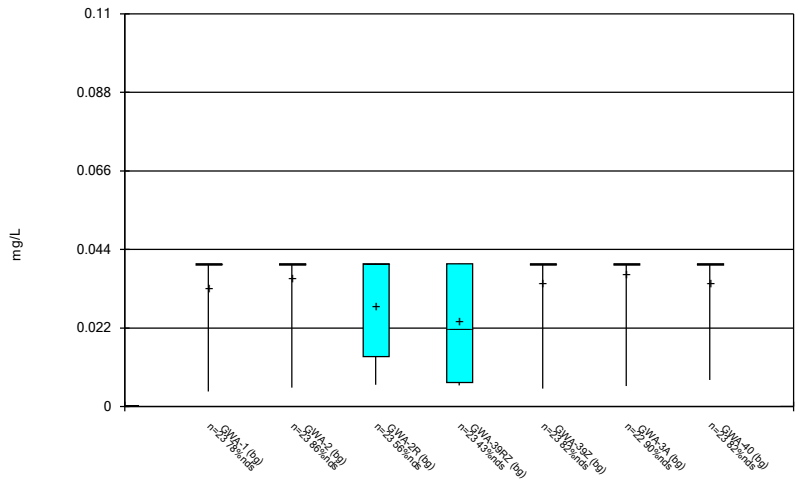

Constituent: Boron, total Analysis Run 9/8/2024 3:38 PM View: Descriptive
Plant Bowen Client: Southern Company Data: Bowen 1, 2, 9, and 10

Sanitas™ v.10.0.20 Software licensed to Groundwater Stats Consulting. UG

Box & Whiskers Plot

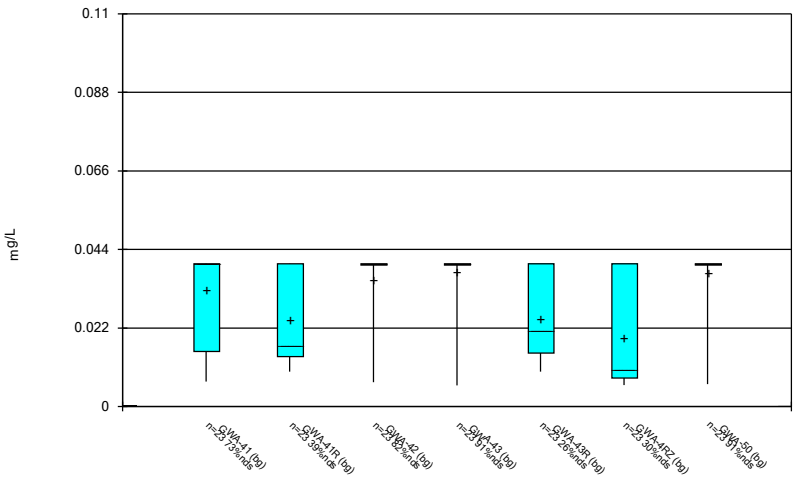

Constituent: Boron, total Analysis Run 9/8/2024 3:38 PM View: Descriptive
Plant Bowen Client: Southern Company Data: Bowen 1, 2, 9, and 10

Sanitas™ v.10.0.20 Software licensed to Groundwater Stats Consulting. UG

Box & Whiskers Plot

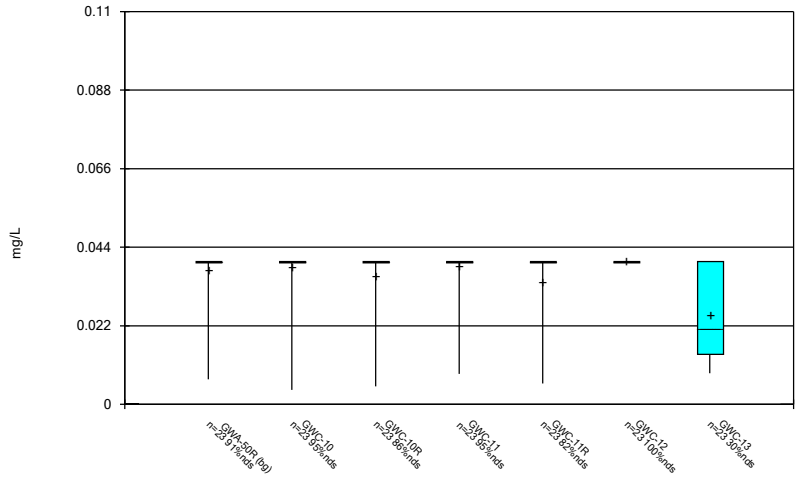

Constituent: Boron, total Analysis Run 9/8/2024 3:38 PM View: Descriptive
Plant Bowen Client: Southern Company Data: Bowen 1, 2, 9, and 10

Sanitas™ v.10.0.20 Software licensed to Groundwater Stats Consulting. UG

Box & Whiskers Plot

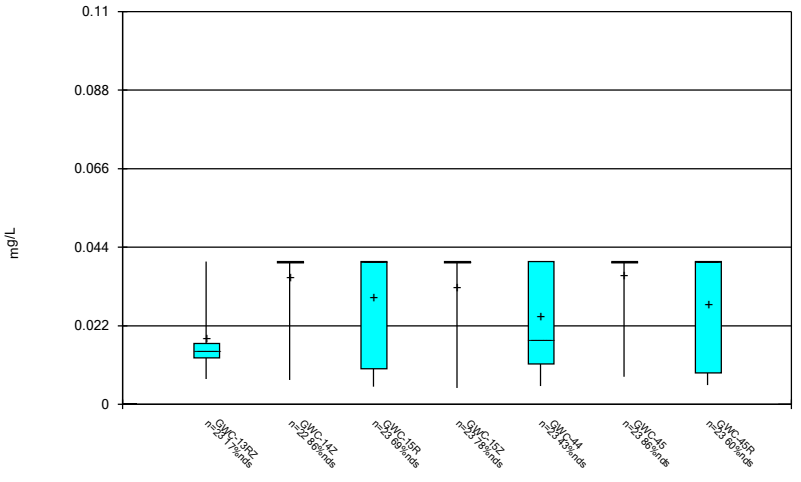

Constituent: Boron, total Analysis Run 9/8/2024 3:38 PM View: Descriptive
Plant Bowen Client: Southern Company Data: Bowen 1, 2, 9, and 10

Sanitas™ v.10.0.20 Software licensed to Groundwater Stats Consulting. UG

Box & Whiskers Plot

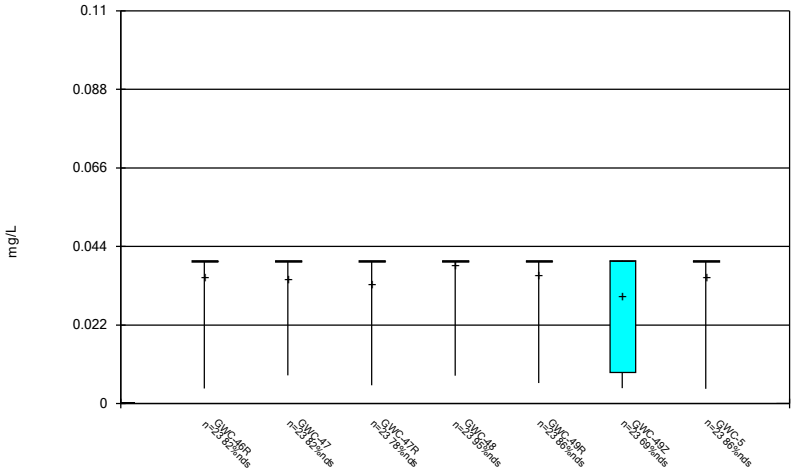

Constituent: Boron, total Analysis Run 9/8/2024 3:38 PM View: Descriptive
Plant Bowen Client: Southern Company Data: Bowen 1, 2, 9, and 10

Sanitas™ v.10.0.20 Software licensed to Groundwater Stats Consulting. UG

Box & Whiskers Plot

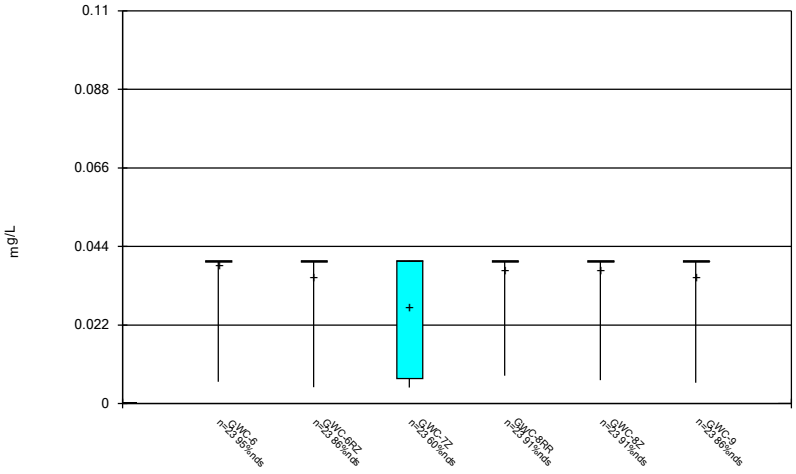

Constituent: Boron, total Analysis Run 9/8/2024 3:38 PM View: Descriptive
Plant Bowen Client: Southern Company Data: Bowen 1, 2, 9, and 10

Sanitas™ v.10.0.20 Software licensed to Groundwater Stats Consulting. UG

Box & Whiskers Plot

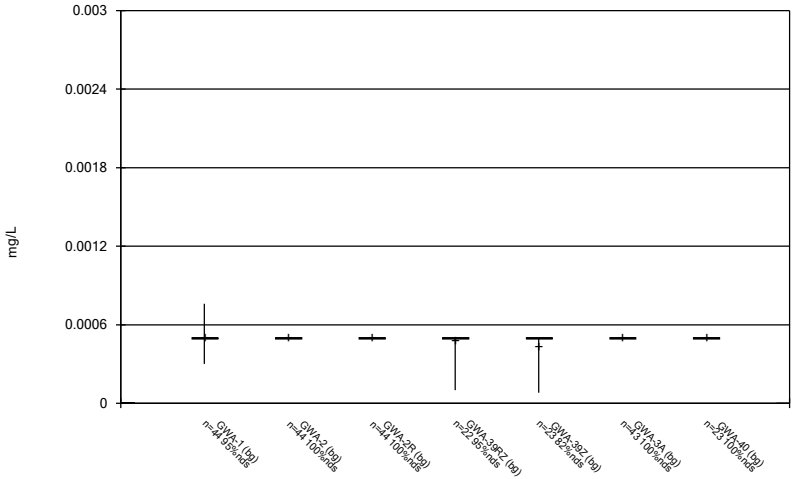

Constituent: Cadmium Analysis Run 9/8/2024 3:38 PM View: Descriptive
Plant Bowen Client: Southern Company Data: Bowen 1, 2, 9, and 10

Sanitas™ v.10.0.20 Software licensed to Groundwater Stats Consulting. UG

Box & Whiskers Plot

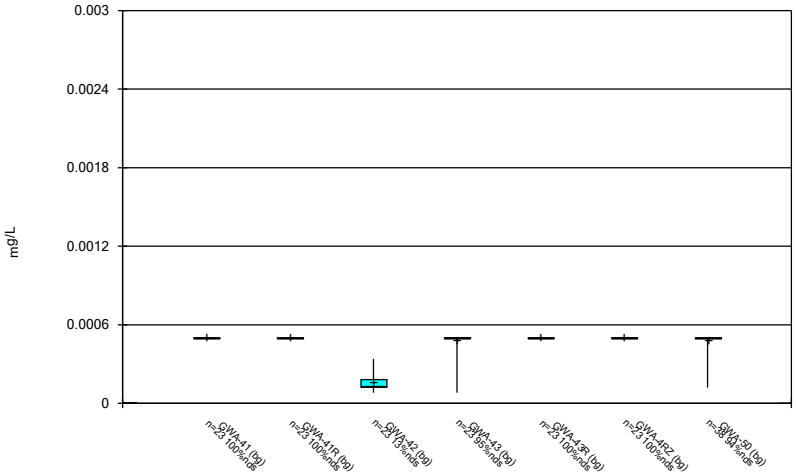

Constituent: Cadmium Analysis Run 9/8/2024 3:38 PM View: Descriptive
Plant Bowen Client: Southern Company Data: Bowen 1, 2, 9, and 10

Sanitas™ v.10.0.20 Software licensed to Groundwater Stats Consulting. UG

Box & Whiskers Plot

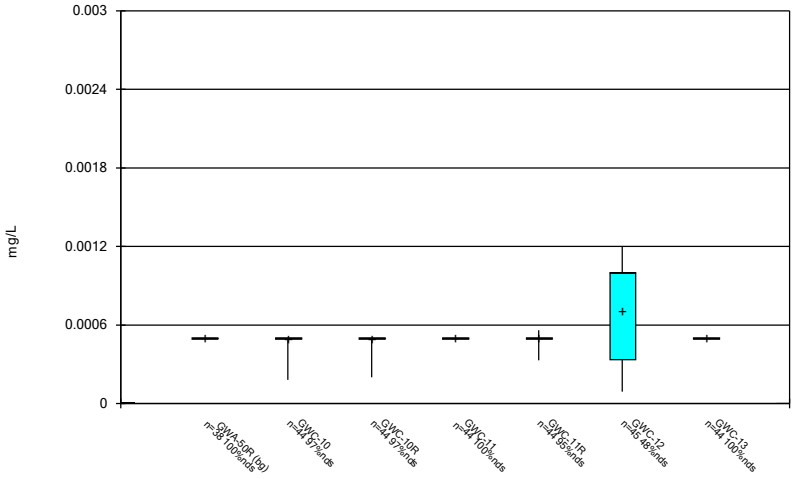

Constituent: Cadmium Analysis Run 9/8/2024 3:38 PM View: Descriptive
Plant Bowen Client: Southern Company Data: Bowen 1, 2, 9, and 10

Sanitas™ v.10.0.20 Software licensed to Groundwater Stats Consulting. UG

Box & Whiskers Plot

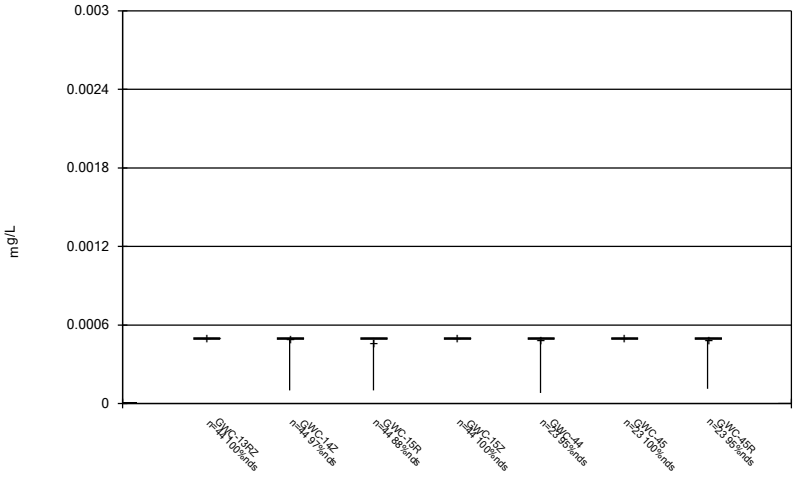

Constituent: Cadmium Analysis Run 9/8/2024 3:38 PM View: Descriptive
Plant Bowen Client: Southern Company Data: Bowen 1, 2, 9, and 10

Sanitas™ v.10.0.20 Software licensed to Groundwater Stats Consulting. UG

Box & Whiskers Plot

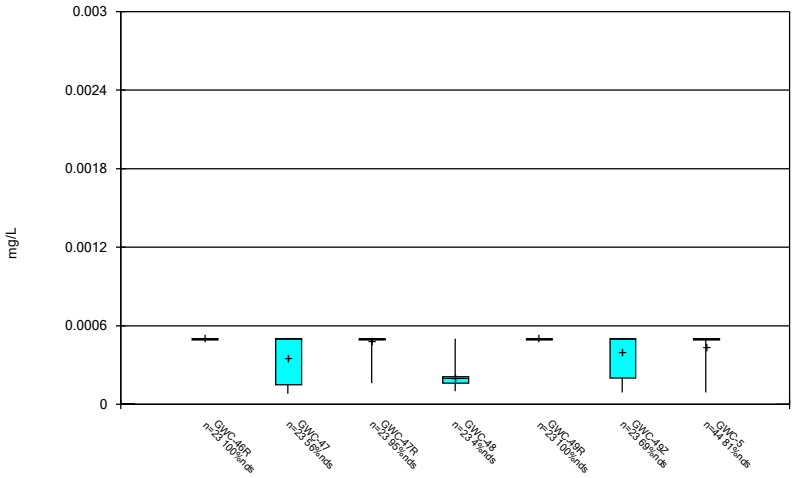

Constituent: Cadmium Analysis Run 9/8/2024 3:38 PM View: Descriptive
Plant Bowen Client: Southern Company Data: Bowen 1, 2, 9, and 10

Sanitas™ v.10.0.20 Software licensed to Groundwater Stats Consulting. UG

Box & Whiskers Plot

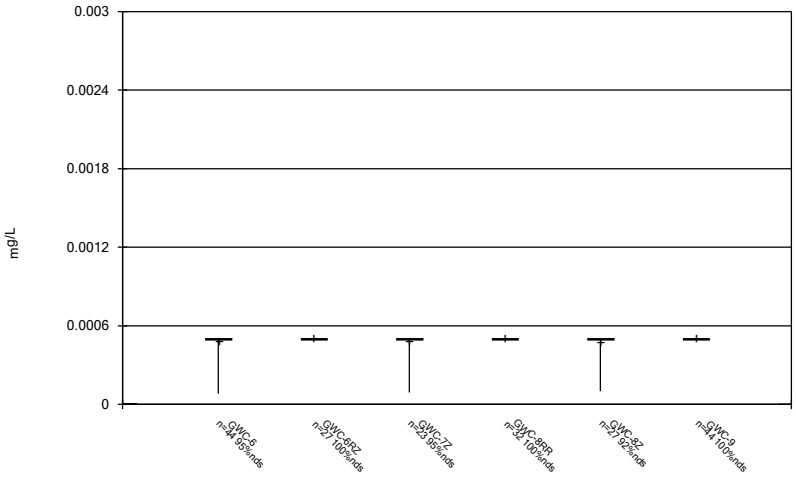

Constituent: Cadmium Analysis Run 9/8/2024 3:38 PM View: Descriptive
Plant Bowen Client: Southern Company Data: Bowen 1, 2, 9, and 10

Sanitas™ v.10.0.20 Software licensed to Groundwater Stats Consulting. UG

Box & Whiskers Plot

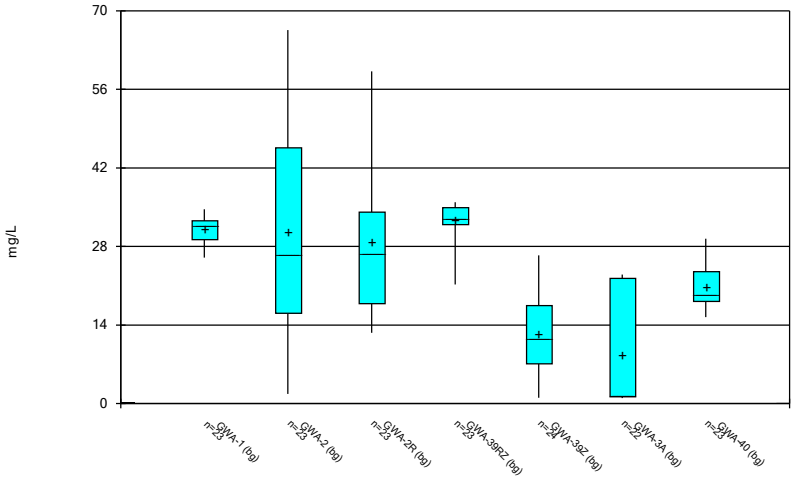

Constituent: Calcium, total Analysis Run 9/8/2024 3:38 PM View: Descriptive
Plant Bowen Client: Southern Company Data: Bowen 1, 2, 9, and 10

Sanitas™ v.10.0.20 Software licensed to Groundwater Stats Consulting. UG

Box & Whiskers Plot

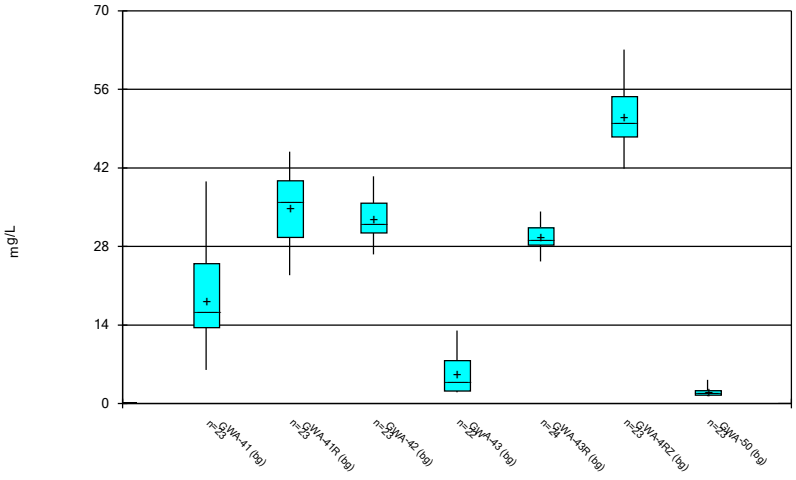

Constituent: Calcium, total Analysis Run 9/8/2024 3:38 PM View: Descriptive
Plant Bowen Client: Southern Company Data: Bowen 1, 2, 9, and 10

Sanitas™ v.10.0.20 Software licensed to Groundwater Stats Consulting. UG

Box & Whiskers Plot

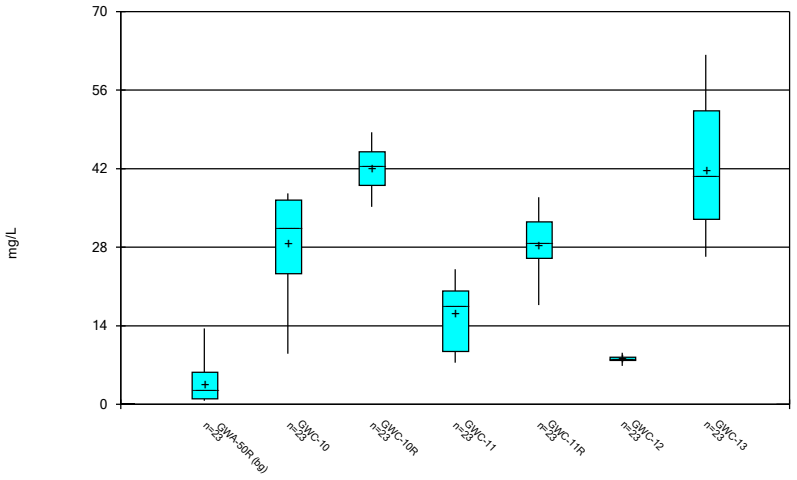

Constituent: Calcium, total Analysis Run 9/8/2024 3:38 PM View: Descriptive
Plant Bowen Client: Southern Company Data: Bowen 1, 2, 9, and 10

Sanitas™ v.10.0.20 Software licensed to Groundwater Stats Consulting. UG

Box & Whiskers Plot

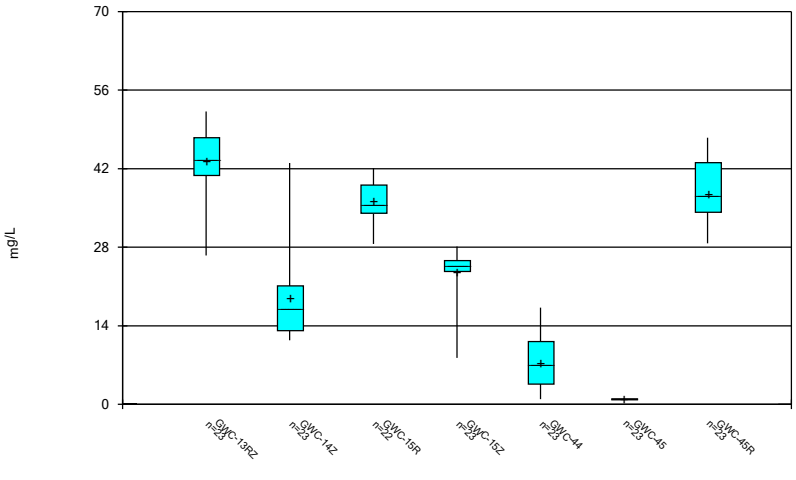

Constituent: Calcium, total Analysis Run 9/8/2024 3:38 PM View: Descriptive
Plant Bowen Client: Southern Company Data: Bowen 1, 2, 9, and 10

Sanitas™ v.10.0.20 Software licensed to Groundwater Stats Consulting. UG

Box & Whiskers Plot

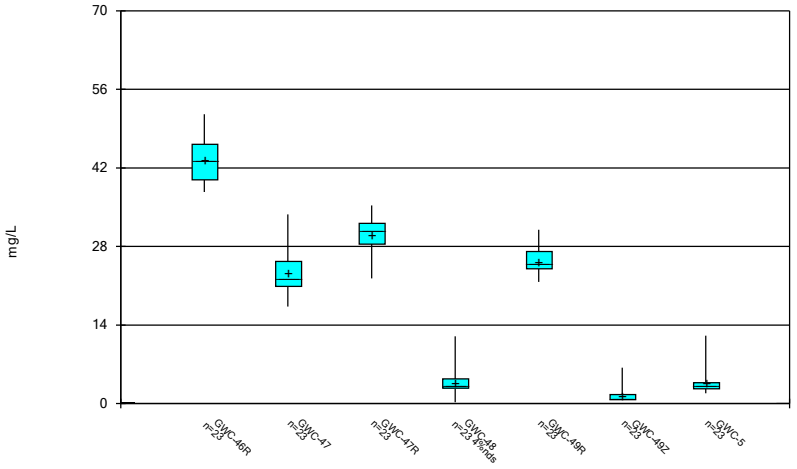

Constituent: Calcium, total Analysis Run 9/8/2024 3:38 PM View: Descriptive
Plant Bowen Client: Southern Company Data: Bowen 1, 2, 9, and 10

Sanitas™ v.10.0.20 Software licensed to Groundwater Stats Consulting. UG

Box & Whiskers Plot

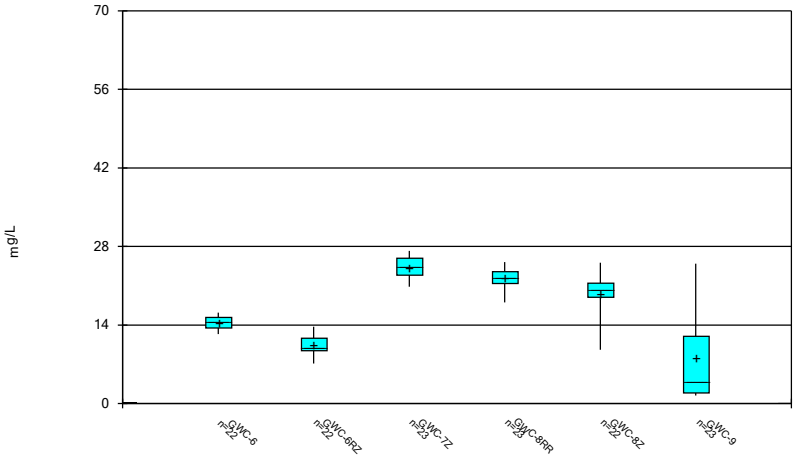

Constituent: Calcium, total Analysis Run 9/8/2024 3:38 PM View: Descriptive
Plant Bowen Client: Southern Company Data: Bowen 1, 2, 9, and 10

Sanitas™ v.10.0.20 Software licensed to Groundwater Stats Consulting. UG

Box & Whiskers Plot

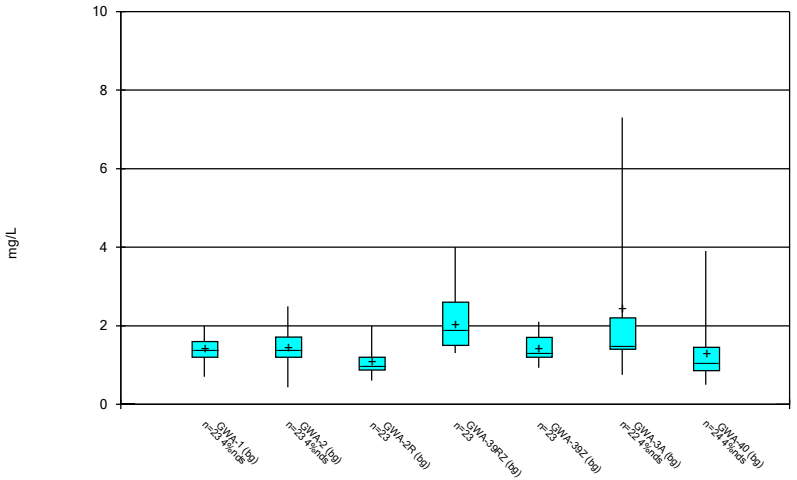

Constituent: Chloride, Total Analysis Run 9/8/2024 3:38 PM View: Descriptive
Plant Bowen Client: Southern Company Data: Bowen 1, 2, 9, and 10

Sanitas™ v.10.0.20 Software licensed to Groundwater Stats Consulting. UG

Box & Whiskers Plot

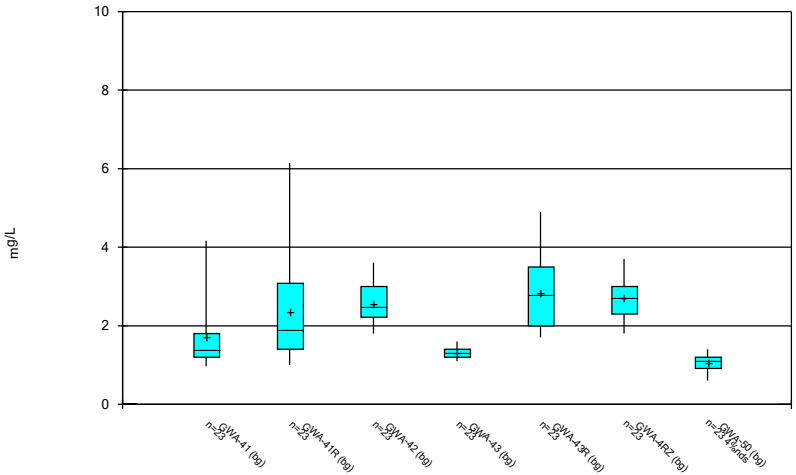

Constituent: Chloride, Total Analysis Run 9/8/2024 3:38 PM View: Descriptive
Plant Bowen Client: Southern Company Data: Bowen 1, 2, 9, and 10

Sanitas™ v.10.0.20 Software licensed to Groundwater Stats Consulting. UG

Box & Whiskers Plot

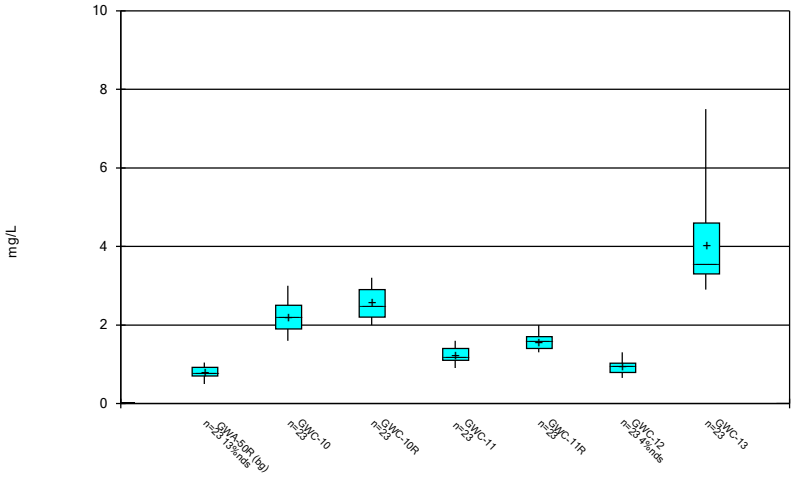

Constituent: Chloride, Total Analysis Run 9/8/2024 3:38 PM View: Descriptive
Plant Bowen Client: Southern Company Data: Bowen 1, 2, 9, and 10

Sanitas™ v.10.0.20 Software licensed to Groundwater Stats Consulting. UG

Box & Whiskers Plot

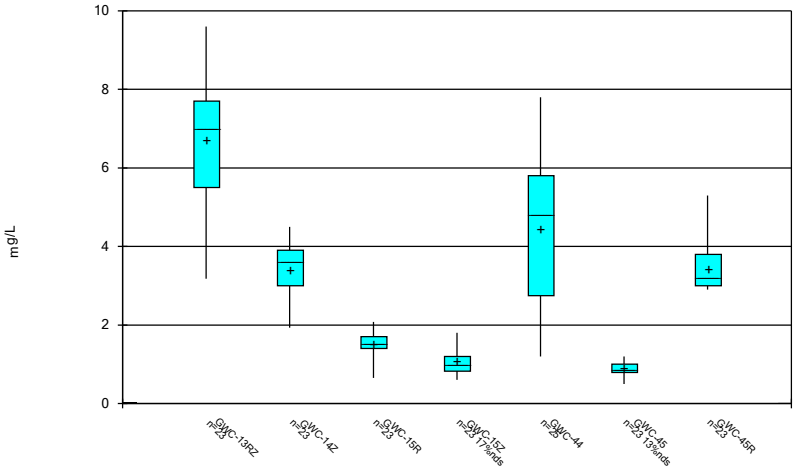

Constituent: Chloride, Total Analysis Run 9/8/2024 3:38 PM View: Descriptive
Plant Bowen Client: Southern Company Data: Bowen 1, 2, 9, and 10

Sanitas™ v.10.0.20 Software licensed to Groundwater Stats Consulting. UG

Box & Whiskers Plot

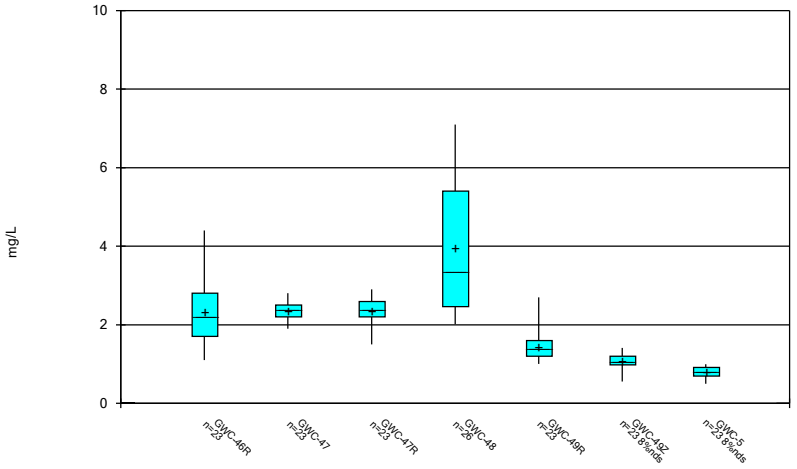

Constituent: Chloride, Total Analysis Run 9/8/2024 3:38 PM View: Descriptive
Plant Bowen Client: Southern Company Data: Bowen 1, 2, 9, and 10

Sanitas™ v.10.0.20 Software licensed to Groundwater Stats Consulting. UG

Box & Whiskers Plot

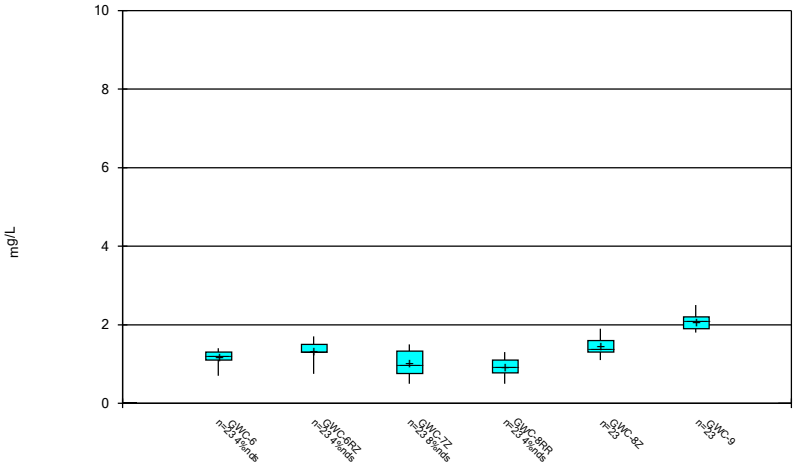

Constituent: Chloride, Total Analysis Run 9/8/2024 3:38 PM View: Descriptive
Plant Bowen Client: Southern Company Data: Bowen 1, 2, 9, and 10

Sanitas™ v.10.0.20 Software licensed to Groundwater Stats Consulting. UG

Box & Whiskers Plot

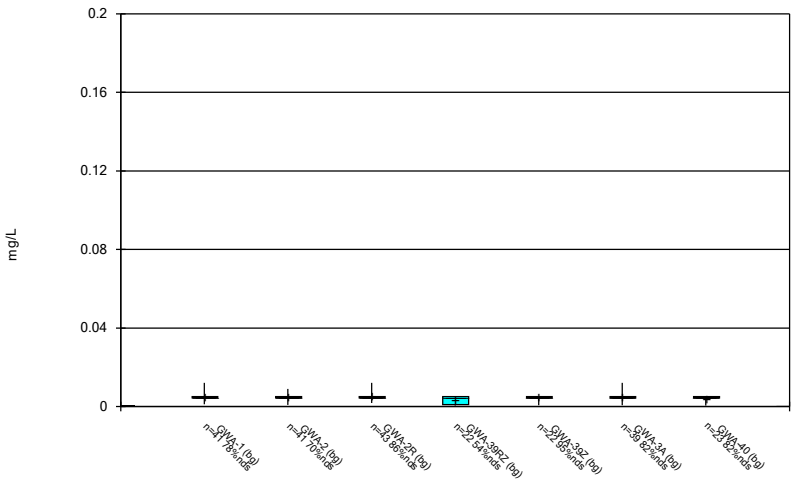

Constituent: Chromium Analysis Run 9/8/2024 3:38 PM View: Descriptive
Plant Bowen Client: Southern Company Data: Bowen 1, 2, 9, and 10

Sanitas™ v.10.0.20 Software licensed to Groundwater Stats Consulting. UG

Box & Whiskers Plot

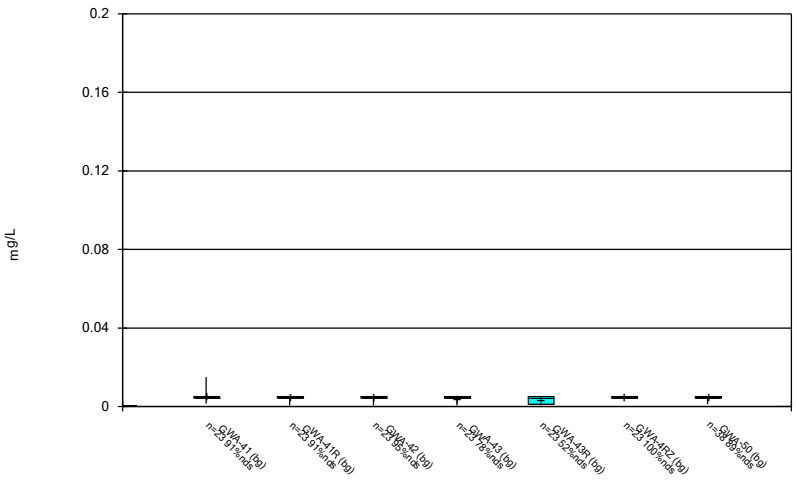

Constituent: Chromium Analysis Run 9/8/2024 3:38 PM View: Descriptive
Plant Bowen Client: Southern Company Data: Bowen 1, 2, 9, and 10

Sanitas™ v.10.0.20 Software licensed to Groundwater Stats Consulting. UG

Box & Whiskers Plot

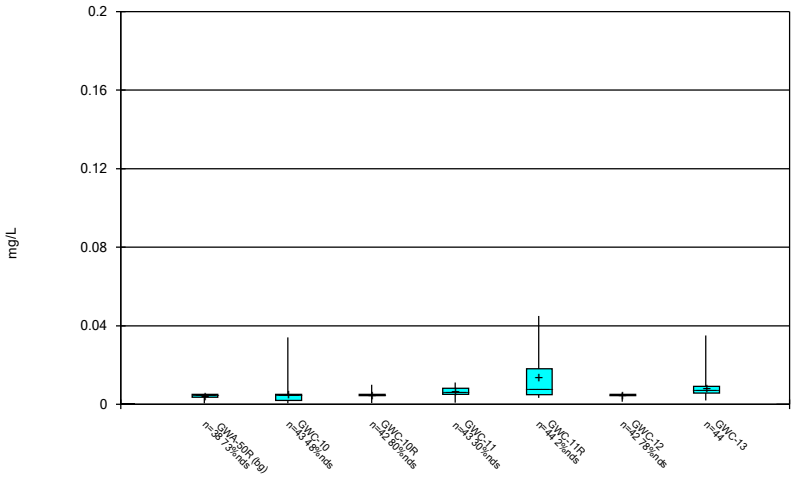

Constituent: Chromium Analysis Run 9/8/2024 3:38 PM View: Descriptive
Plant Bowen Client: Southern Company Data: Bowen 1, 2, 9, and 10

Sanitas™ v.10.0.20 Software licensed to Groundwater Stats Consulting. UG

Box & Whiskers Plot

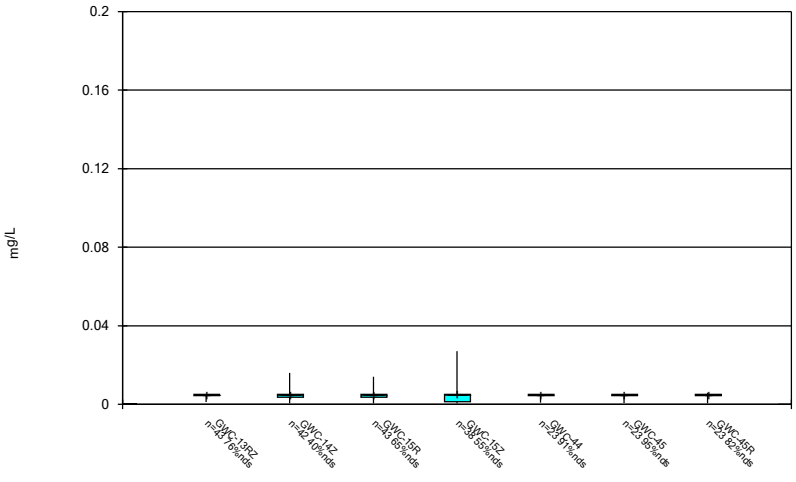

Constituent: Chromium Analysis Run 9/8/2024 3:38 PM View: Descriptive
Plant Bowen Client: Southern Company Data: Bowen 1, 2, 9, and 10

Sanitas™ v.10.0.20 Software licensed to Groundwater Stats Consulting. UG

Box & Whiskers Plot

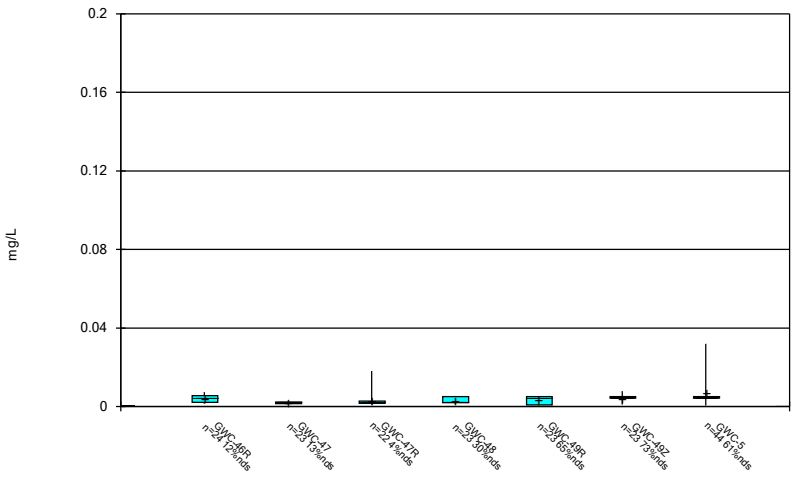

Constituent: Chromium Analysis Run 9/8/2024 3:38 PM View: Descriptive
Plant Bowen Client: Southern Company Data: Bowen 1, 2, 9, and 10

Sanitas™ v.10.0.20 Software licensed to Groundwater Stats Consulting. UG

Box & Whiskers Plot

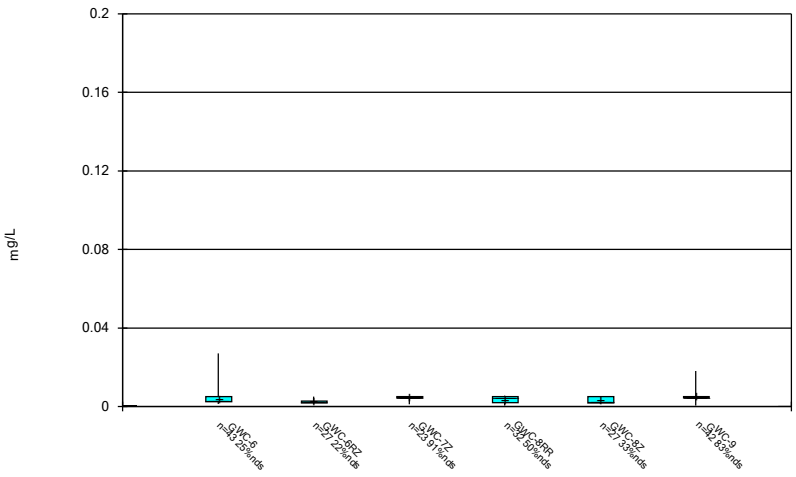

Constituent: Chromium Analysis Run 9/8/2024 3:38 PM View: Descriptive
Plant Bowen Client: Southern Company Data: Bowen 1, 2, 9, and 10

Sanitas™ v.10.0.20 Software licensed to Groundwater Stats Consulting. UG

Box & Whiskers Plot

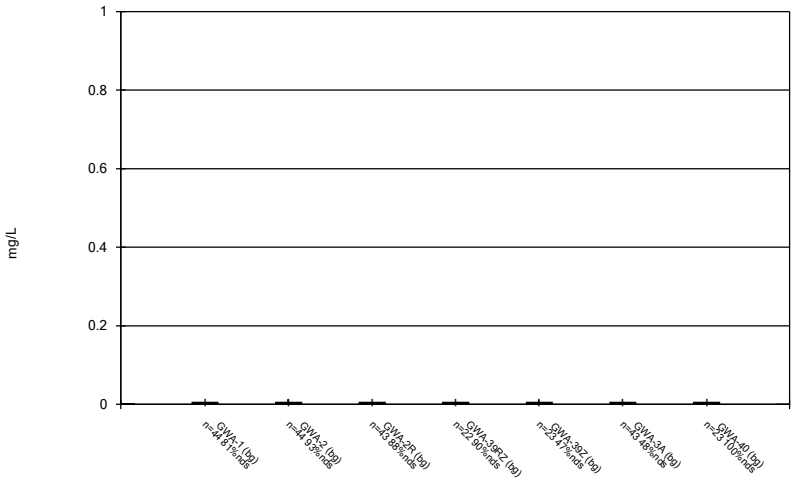

Constituent: Cobalt Analysis Run 9/8/2024 3:38 PM View: Descriptive
Plant Bowen Client: Southern Company Data: Bowen 1, 2, 9, and 10

Sanitas™ v.10.0.20 Software licensed to Groundwater Stats Consulting. UG

Box & Whiskers Plot

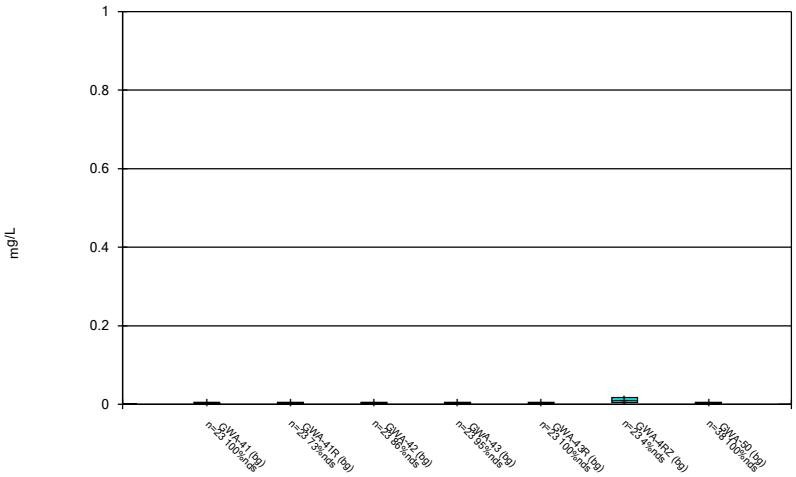

Constituent: Cobalt Analysis Run 9/8/2024 3:38 PM View: Descriptive
Plant Bowen Client: Southern Company Data: Bowen 1, 2, 9, and 10

Sanitas™ v.10.0.20 Software licensed to Groundwater Stats Consulting. UG

Box & Whiskers Plot

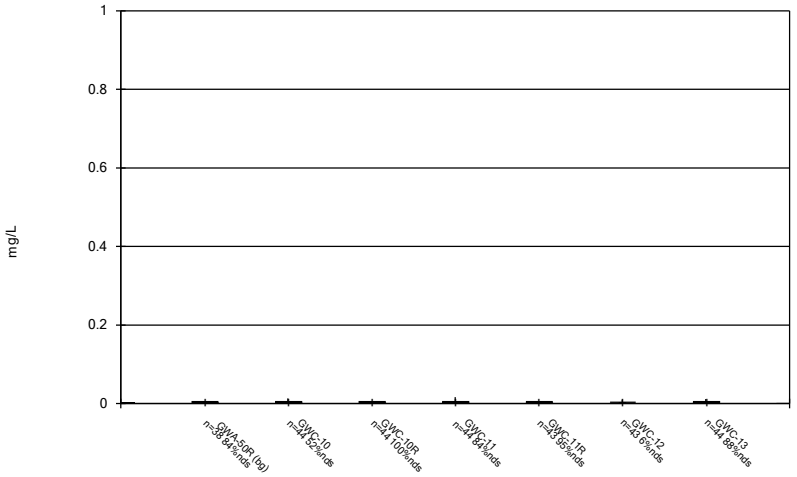

Constituent: Cobalt Analysis Run 9/8/2024 3:38 PM View: Descriptive
Plant Bowen Client: Southern Company Data: Bowen 1, 2, 9, and 10

Sanitas™ v.10.0.20 Software licensed to Groundwater Stats Consulting. UG

Box & Whiskers Plot

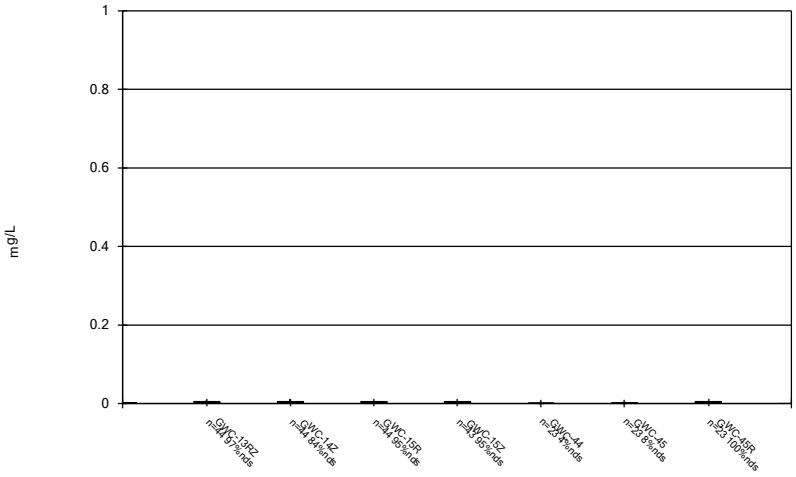

Constituent: Cobalt Analysis Run 9/8/2024 3:38 PM View: Descriptive
Plant Bowen Client: Southern Company Data: Bowen 1, 2, 9, and 10

Sanitas™ v.10.0.20 Software licensed to Groundwater Stats Consulting. UG

Box & Whiskers Plot

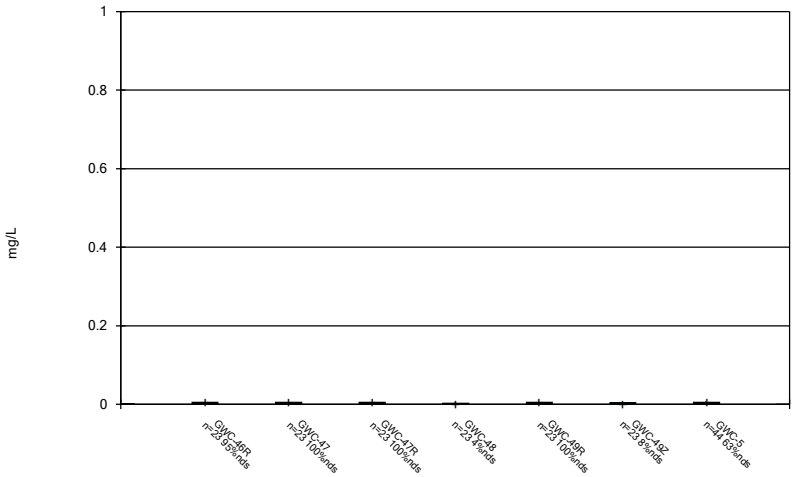

Constituent: Cobalt Analysis Run 9/8/2024 3:38 PM View: Descriptive
Plant Bowen Client: Southern Company Data: Bowen 1, 2, 9, and 10

Sanitas™ v.10.0.20 Software licensed to Groundwater Stats Consulting. UG

Box & Whiskers Plot

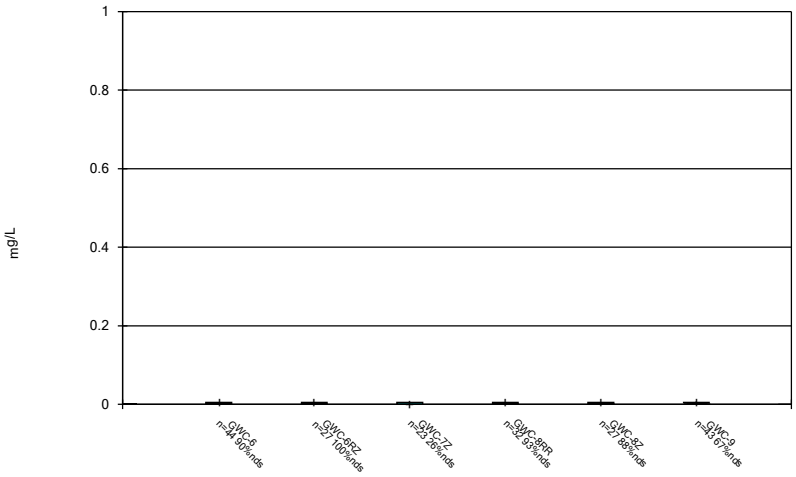

Constituent: Cobalt Analysis Run 9/8/2024 3:38 PM View: Descriptive
Plant Bowen Client: Southern Company Data: Bowen 1, 2, 9, and 10

Sanitas™ v.10.0.20 Software licensed to Groundwater Stats Consulting. UG

Box & Whiskers Plot

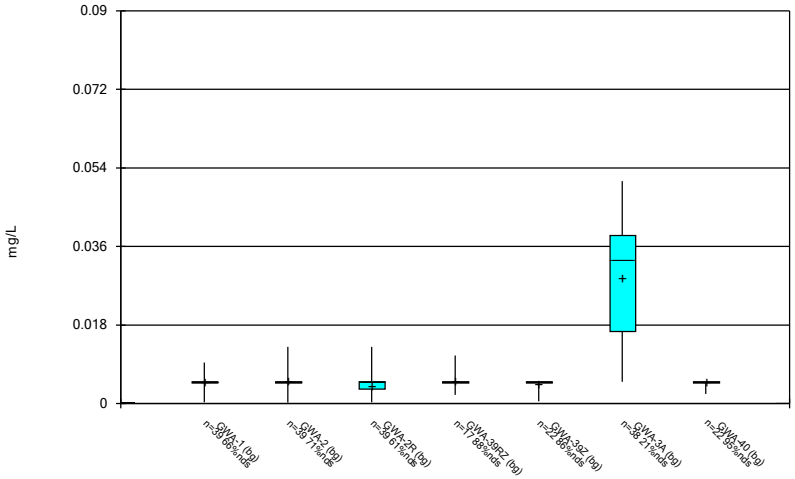

Constituent: Copper Analysis Run 9/8/2024 3:38 PM View: Descriptive
Plant Bowen Client: Southern Company Data: Bowen 1, 2, 9, and 10

Sanitas™ v.10.0.20 Software licensed to Groundwater Stats Consulting. UG

Box & Whiskers Plot

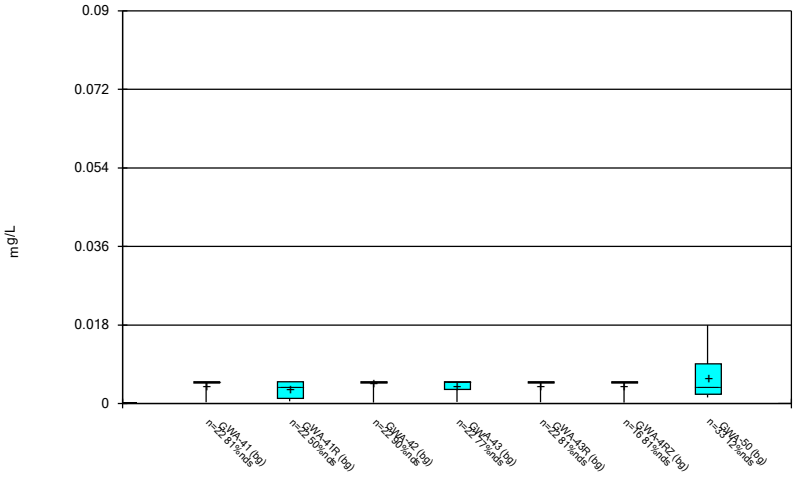

Constituent: Copper Analysis Run 9/8/2024 3:38 PM View: Descriptive
Plant Bowen Client: Southern Company Data: Bowen 1, 2, 9, and 10

Sanitas™ v.10.0.20 Software licensed to Groundwater Stats Consulting. UG

Box & Whiskers Plot

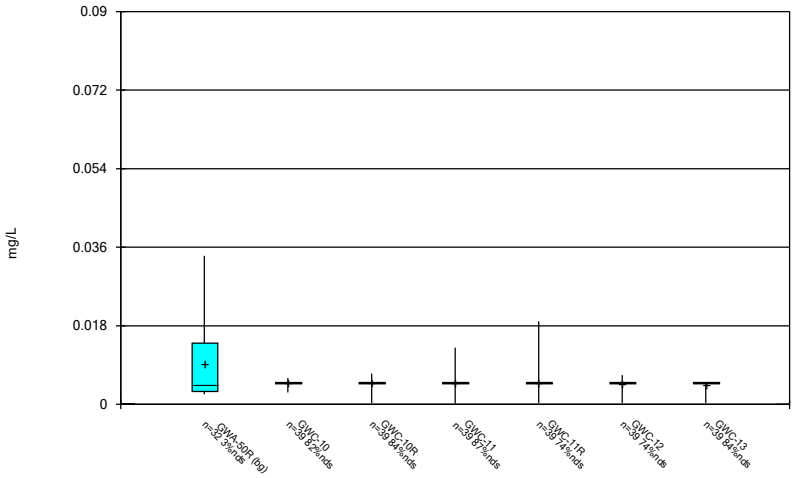

Constituent: Copper Analysis Run 9/8/2024 3:38 PM View: Descriptive
Plant Bowen Client: Southern Company Data: Bowen 1, 2, 9, and 10

Sanitas™ v.10.0.20 Software licensed to Groundwater Stats Consulting. UG

Box & Whiskers Plot

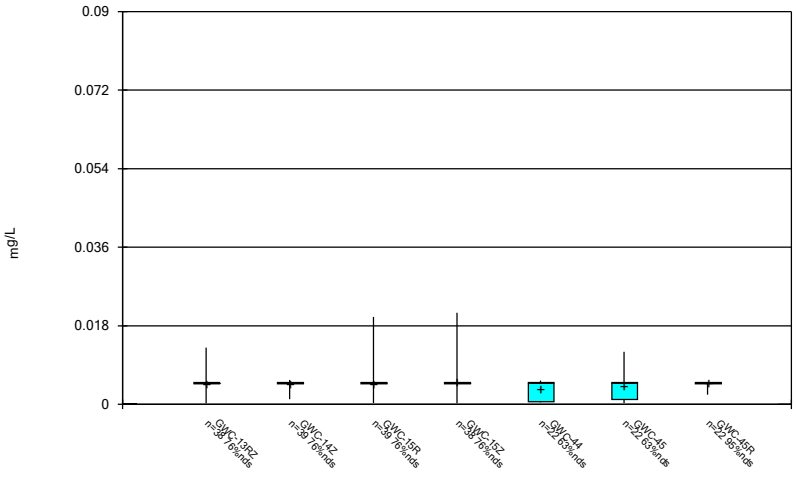

Constituent: Copper Analysis Run 9/8/2024 3:38 PM View: Descriptive
Plant Bowen Client: Southern Company Data: Bowen 1, 2, 9, and 10

Sanitas™ v.10.0.20 Software licensed to Groundwater Stats Consulting. UG

Box & Whiskers Plot

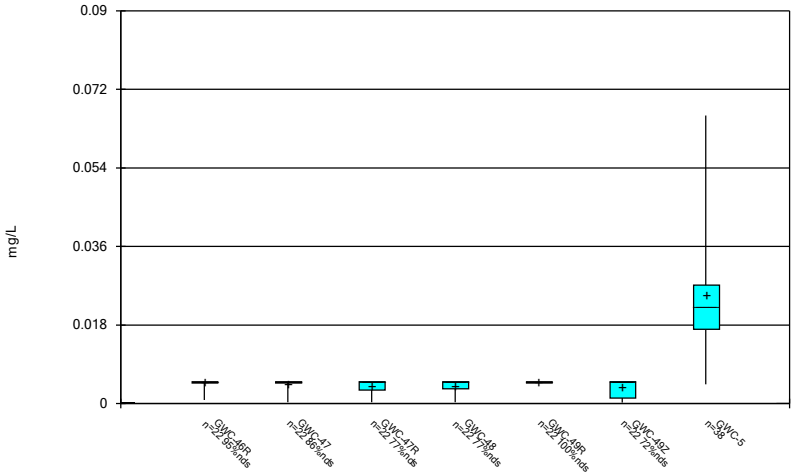

Constituent: Copper Analysis Run 9/8/2024 3:38 PM View: Descriptive
Plant Bowen Client: Southern Company Data: Bowen 1, 2, 9, and 10

Sanitas™ v.10.0.20 Software licensed to Groundwater Stats Consulting. UG

Box & Whiskers Plot

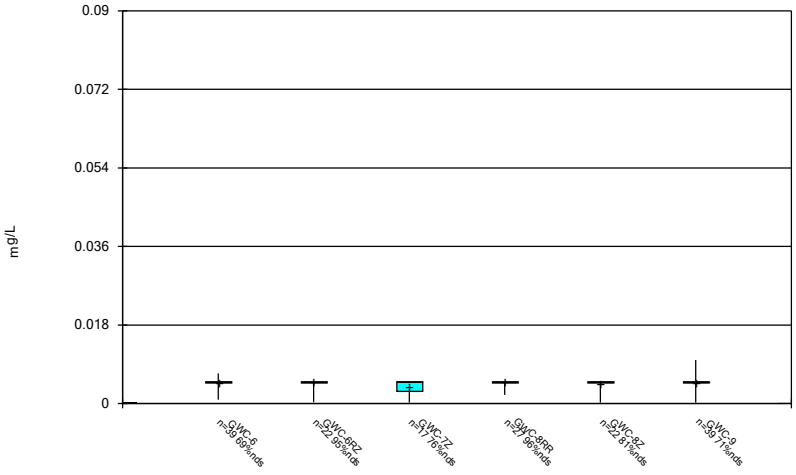

Constituent: Copper Analysis Run 9/8/2024 3:38 PM View: Descriptive
Plant Bowen Client: Southern Company Data: Bowen 1, 2, 9, and 10

Sanitas™ v.10.0.20 Software licensed to Groundwater Stats Consulting. UG

Box & Whiskers Plot

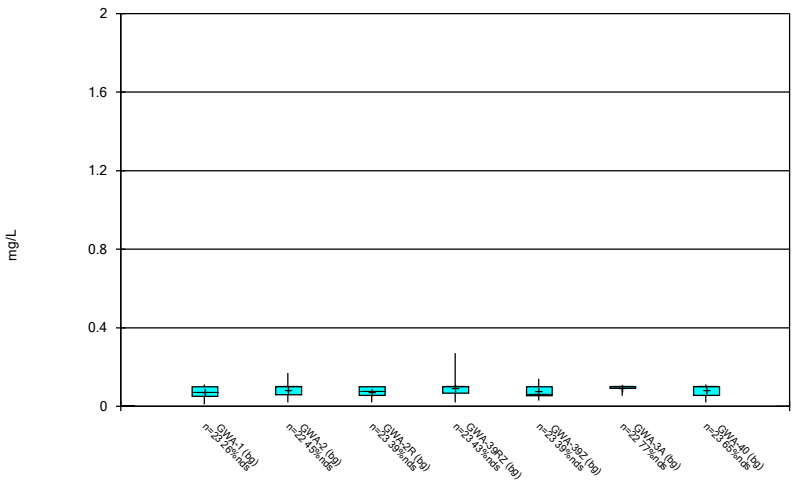

Constituent: Fluoride, total Analysis Run 9/8/2024 3:38 PM View: Descriptive
Plant Bowen Client: Southern Company Data: Bowen 1, 2, 9, and 10

Sanitas™ v.10.0.20 Software licensed to Groundwater Stats Consulting. UG

Box & Whiskers Plot

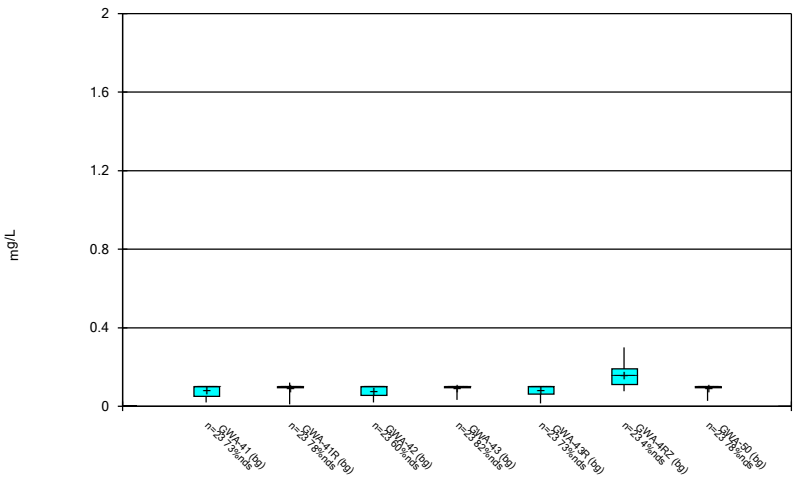

Constituent: Fluoride, total Analysis Run 9/8/2024 3:38 PM View: Descriptive
Plant Bowen Client: Southern Company Data: Bowen 1, 2, 9, and 10

Sanitas™ v.10.0.20 Software licensed to Groundwater Stats Consulting. UG

Box & Whiskers Plot

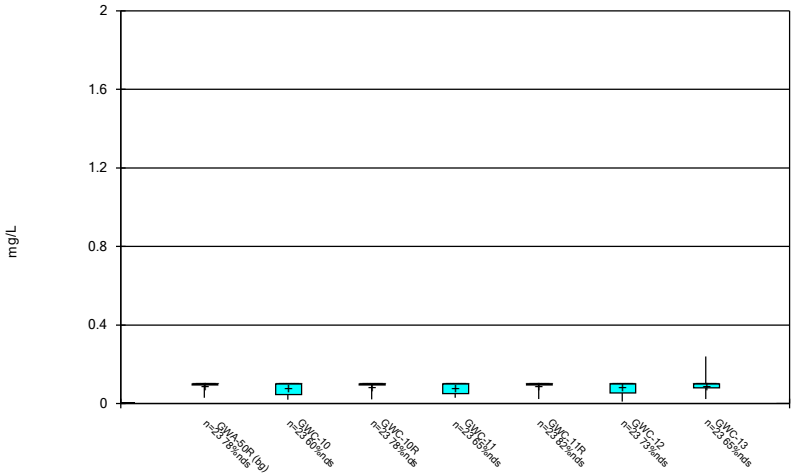

Constituent: Fluoride, total Analysis Run 9/8/2024 3:38 PM View: Descriptive
Plant Bowen Client: Southern Company Data: Bowen 1, 2, 9, and 10

Sanitas™ v.10.0.20 Software licensed to Groundwater Stats Consulting. UG

Box & Whiskers Plot

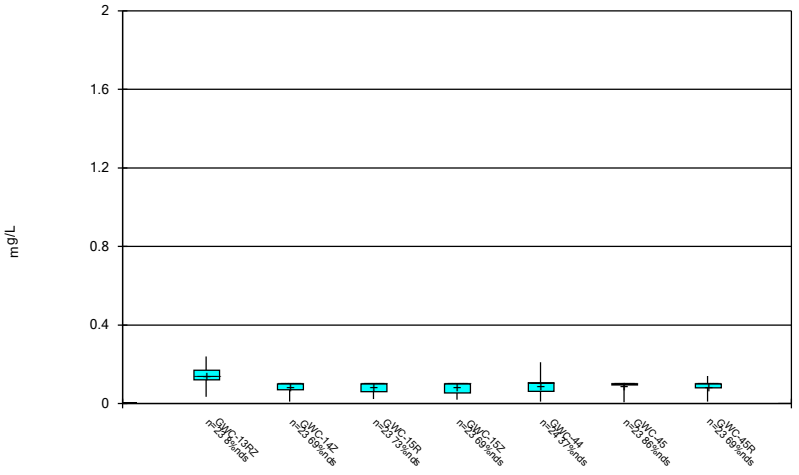

Constituent: Fluoride, total Analysis Run 9/8/2024 3:38 PM View: Descriptive
Plant Bowen Client: Southern Company Data: Bowen 1, 2, 9, and 10

Sanitas™ v.10.0.20 Software licensed to Groundwater Stats Consulting. UG

Box & Whiskers Plot

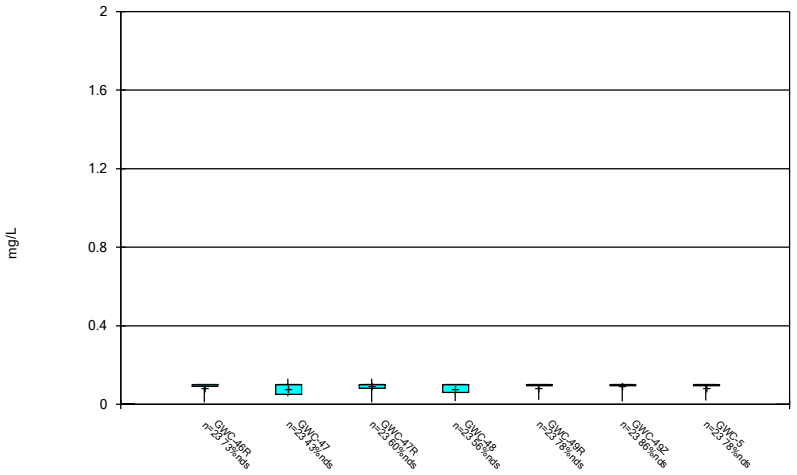

Constituent: Fluoride, total Analysis Run 9/8/2024 3:38 PM View: Descriptive
Plant Bowen Client: Southern Company Data: Bowen 1, 2, 9, and 10

Sanitas™ v.10.0.20 Software licensed to Groundwater Stats Consulting. UG

Box & Whiskers Plot

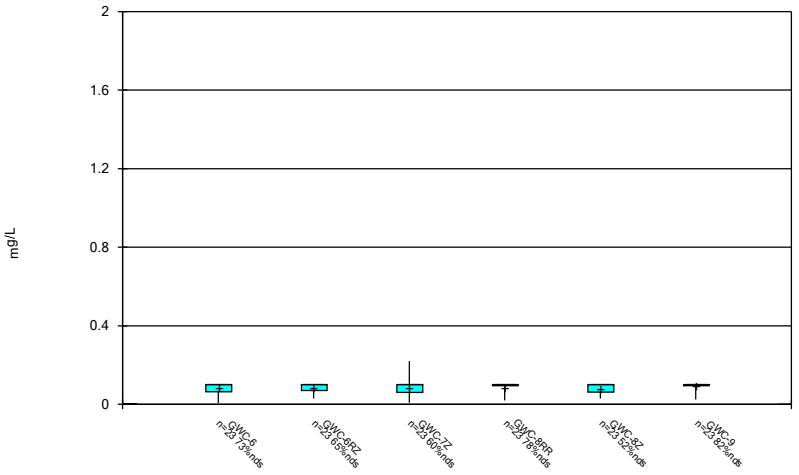

Constituent: Fluoride, total Analysis Run 9/8/2024 3:38 PM View: Descriptive
Plant Bowen Client: Southern Company Data: Bowen 1, 2, 9, and 10

Sanitas™ v.10.0.20 Software licensed to Groundwater Stats Consulting. UG

Box & Whiskers Plot

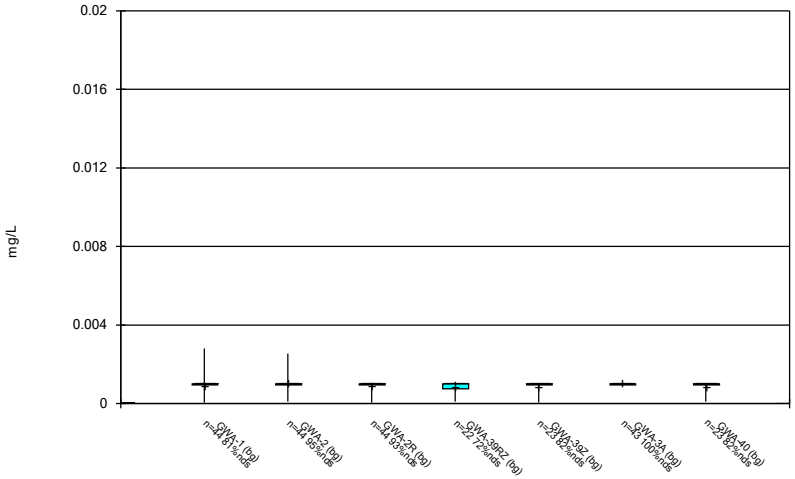

Constituent: Lead Analysis Run 9/8/2024 3:38 PM View: Descriptive
Plant Bowen Client: Southern Company Data: Bowen 1, 2, 9, and 10

Sanitas™ v.10.0.20 Software licensed to Groundwater Stats Consulting. UG

Box & Whiskers Plot

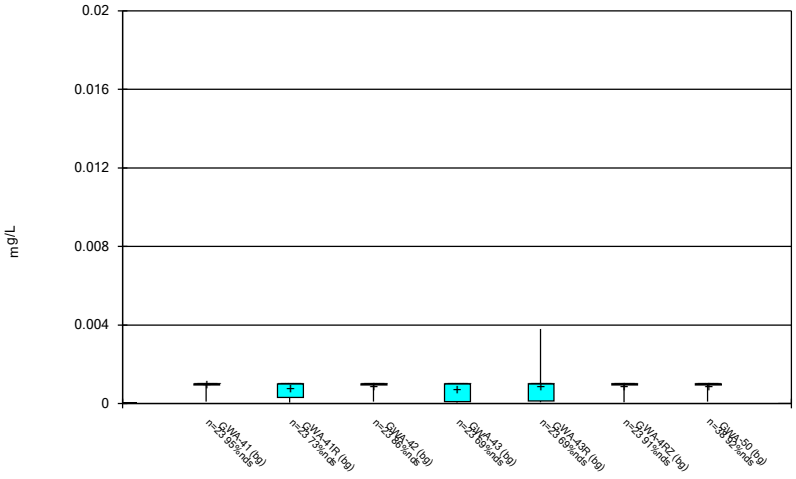

Constituent: Lead Analysis Run 9/8/2024 3:38 PM View: Descriptive
Plant Bowen Client: Southern Company Data: Bowen 1, 2, 9, and 10

Sanitas™ v.10.0.20 Software licensed to Groundwater Stats Consulting. UG

Box & Whiskers Plot

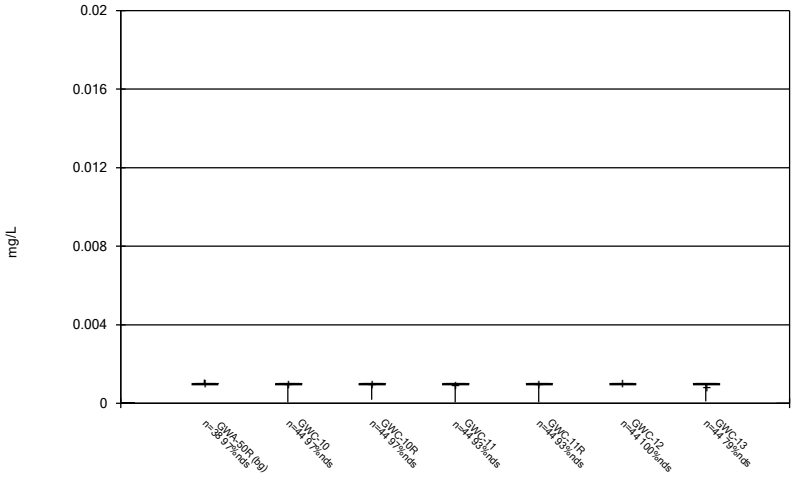

Constituent: Lead Analysis Run 9/8/2024 3:38 PM View: Descriptive
Plant Bowen Client: Southern Company Data: Bowen 1, 2, 9, and 10

Sanitas™ v.10.0.20 Software licensed to Groundwater Stats Consulting. UG

Box & Whiskers Plot

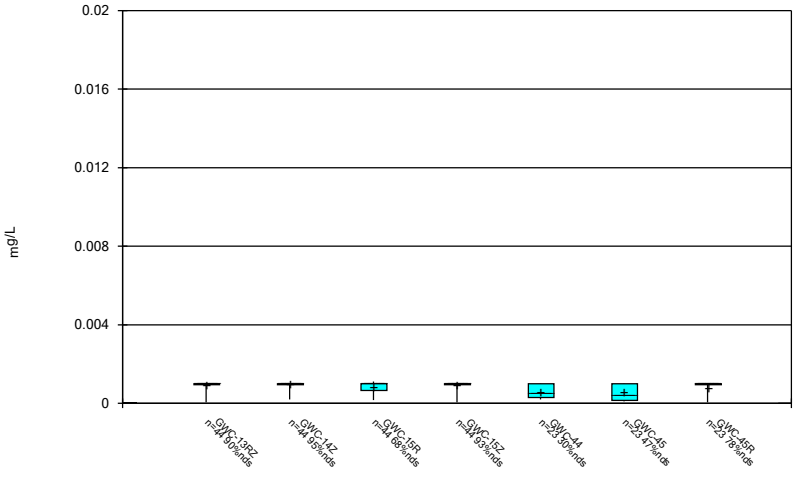

Constituent: Lead Analysis Run 9/8/2024 3:39 PM View: Descriptive
Plant Bowen Client: Southern Company Data: Bowen 1, 2, 9, and 10

Sanitas™ v.10.0.20 Software licensed to Groundwater Stats Consulting. UG

Box & Whiskers Plot

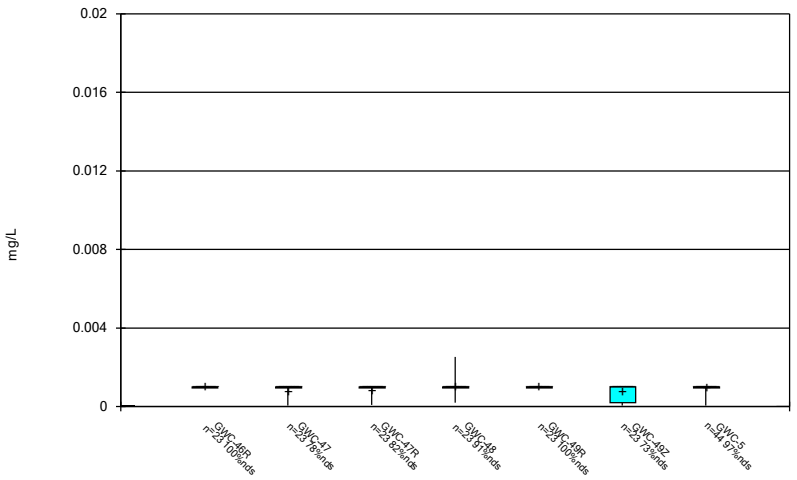

Constituent: Lead Analysis Run 9/8/2024 3:39 PM View: Descriptive
Plant Bowen Client: Southern Company Data: Bowen 1, 2, 9, and 10

Sanitas™ v.10.0.20 Software licensed to Groundwater Stats Consulting. UG

Box & Whiskers Plot

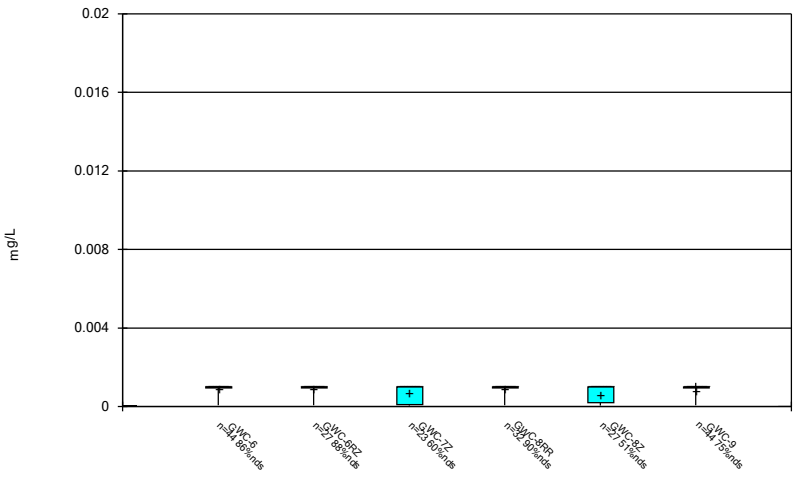

Constituent: Lead Analysis Run 9/8/2024 3:39 PM View: Descriptive
Plant Bowen Client: Southern Company Data: Bowen 1, 2, 9, and 10

Sanitas™ v.10.0.20 Software licensed to Groundwater Stats Consulting. UG

Box & Whiskers Plot

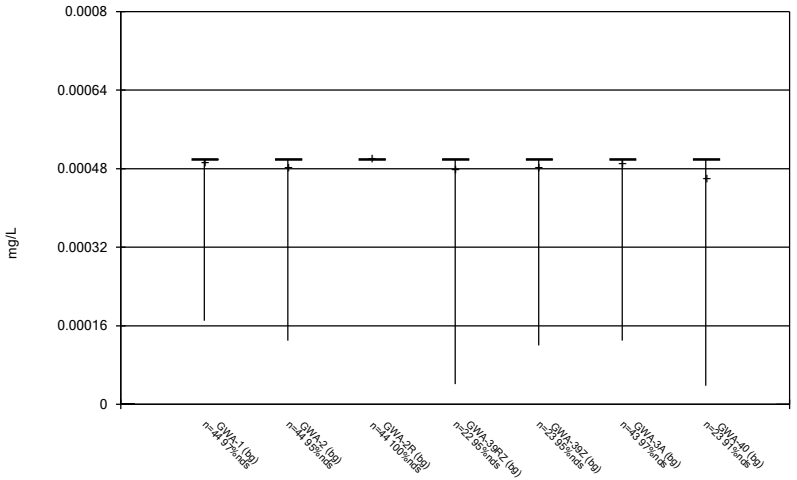

Constituent: Mercury Analysis Run 9/8/2024 3:39 PM View: Descriptive
Plant Bowen Client: Southern Company Data: Bowen 1, 2, 9, and 10

Sanitas™ v.10.0.20 Software licensed to Groundwater Stats Consulting. UG

Box & Whiskers Plot

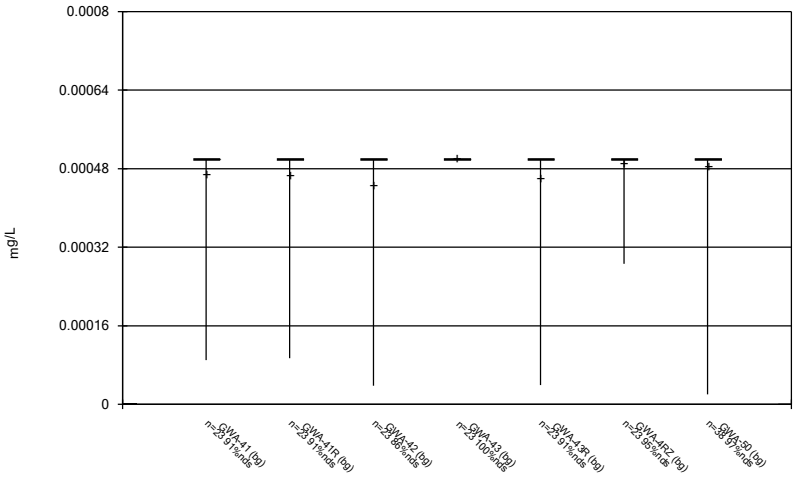

Constituent: Mercury Analysis Run 9/8/2024 3:39 PM View: Descriptive
Plant Bowen Client: Southern Company Data: Bowen 1, 2, 9, and 10

Sanitas™ v.10.0.20 Software licensed to Groundwater Stats Consulting. UG

Box & Whiskers Plot

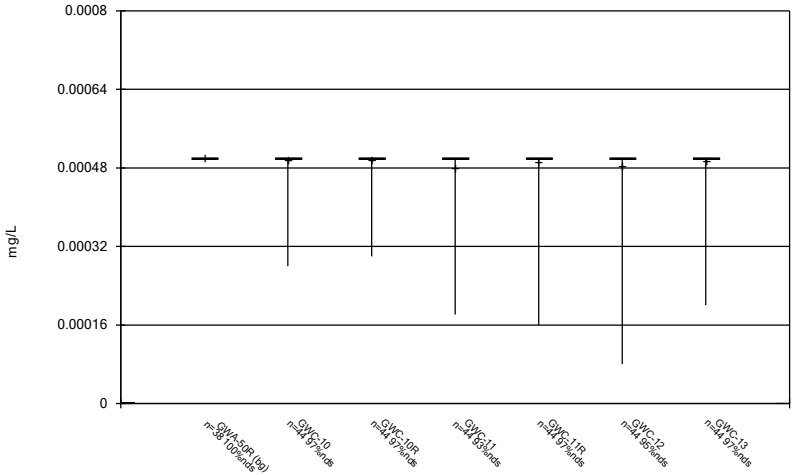

Constituent: Mercury Analysis Run 9/8/2024 3:39 PM View: Descriptive
Plant Bowen Client: Southern Company Data: Bowen 1, 2, 9, and 10

Sanitas™ v.10.0.20 Software licensed to Groundwater Stats Consulting. UG

Box & Whiskers Plot

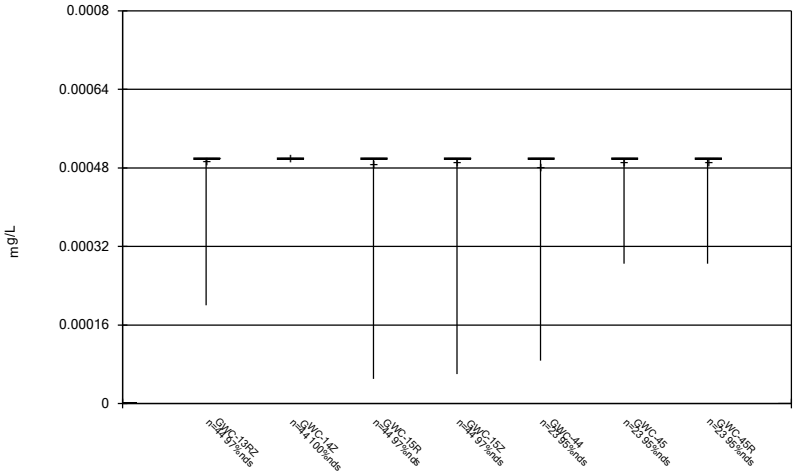

Constituent: Mercury Analysis Run 9/8/2024 3:39 PM View: Descriptive
Plant Bowen Client: Southern Company Data: Bowen 1, 2, 9, and 10

Sanitas™ v.10.0.20 Software licensed to Groundwater Stats Consulting. UG

Box & Whiskers Plot

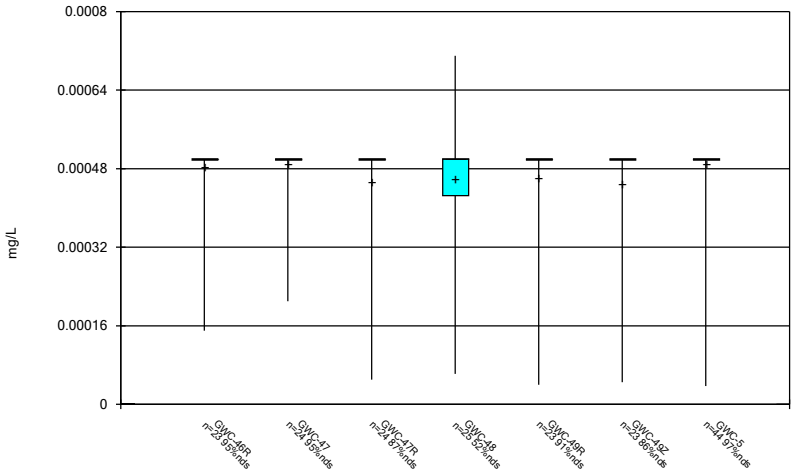

Constituent: Mercury Analysis Run 9/8/2024 3:39 PM View: Descriptive
Plant Bowen Client: Southern Company Data: Bowen 1, 2, 9, and 10

Sanitas™ v.10.0.20 Software licensed to Groundwater Stats Consulting. UG

Box & Whiskers Plot

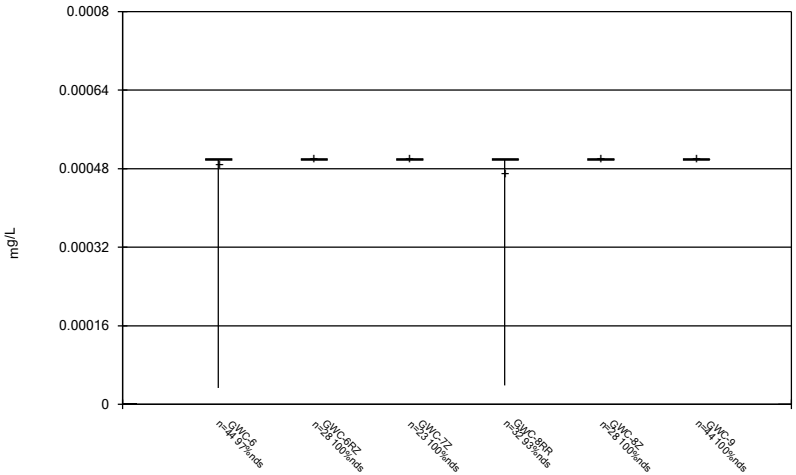

Constituent: Mercury Analysis Run 9/8/2024 3:39 PM View: Descriptive
Plant Bowen Client: Southern Company Data: Bowen 1, 2, 9, and 10

Sanitas™ v.10.0.20 Software licensed to Groundwater Stats Consulting. UG

Box & Whiskers Plot

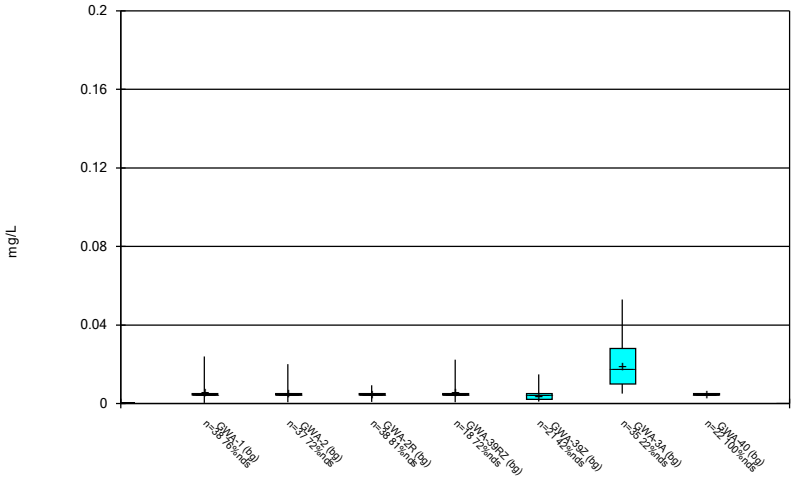

Constituent: Nickel Analysis Run 9/8/2024 3:39 PM View: Descriptive
Plant Bowen Client: Southern Company Data: Bowen 1, 2, 9, and 10

Sanitas™ v.10.0.20 Software licensed to Groundwater Stats Consulting. UG

Box & Whiskers Plot

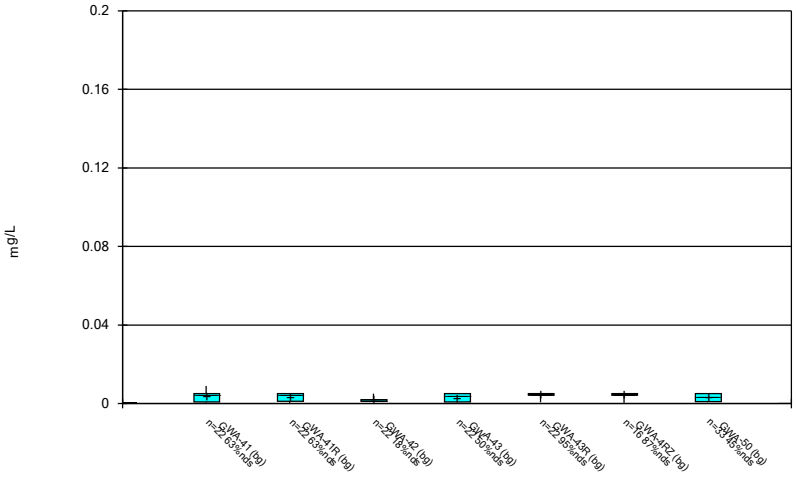

Constituent: Nickel Analysis Run 9/8/2024 3:39 PM View: Descriptive
Plant Bowen Client: Southern Company Data: Bowen 1, 2, 9, and 10

Sanitas™ v.10.0.20 Software licensed to Groundwater Stats Consulting. UG

Box & Whiskers Plot

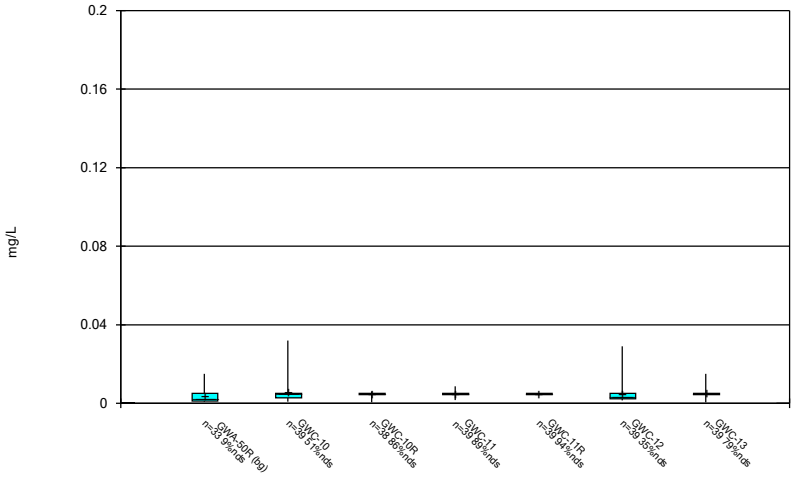

Constituent: Nickel Analysis Run 9/8/2024 3:39 PM View: Descriptive
Plant Bowen Client: Southern Company Data: Bowen 1, 2, 9, and 10

Sanitas™ v.10.0.20 Software licensed to Groundwater Stats Consulting. UG

Box & Whiskers Plot

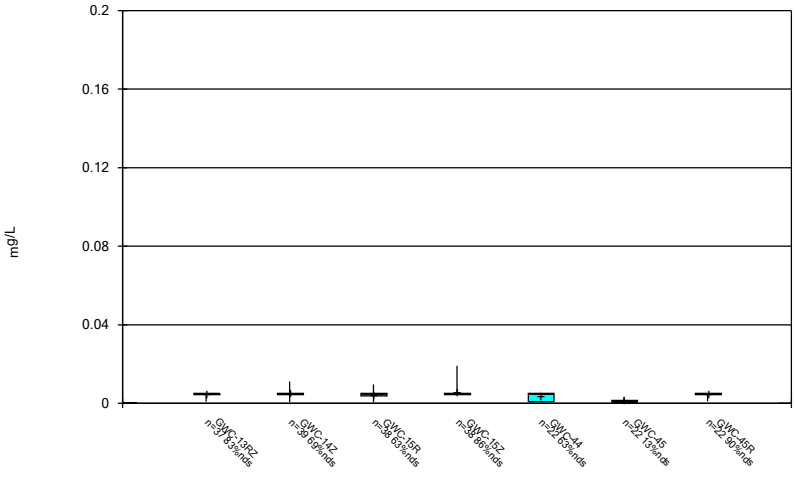

Constituent: Nickel Analysis Run 9/8/2024 3:39 PM View: Descriptive
Plant Bowen Client: Southern Company Data: Bowen 1, 2, 9, and 10

Sanitas™ v.10.0.20 Software licensed to Groundwater Stats Consulting. UG

Box & Whiskers Plot

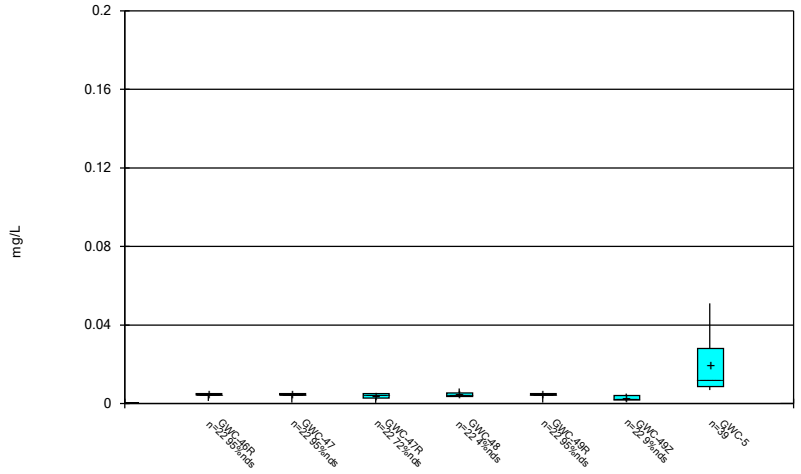

Constituent: Nickel Analysis Run 9/8/2024 3:39 PM View: Descriptive
Plant Bowen Client: Southern Company Data: Bowen 1, 2, 9, and 10

Sanitas™ v.10.0.20 Software licensed to Groundwater Stats Consulting. UG

Box & Whiskers Plot

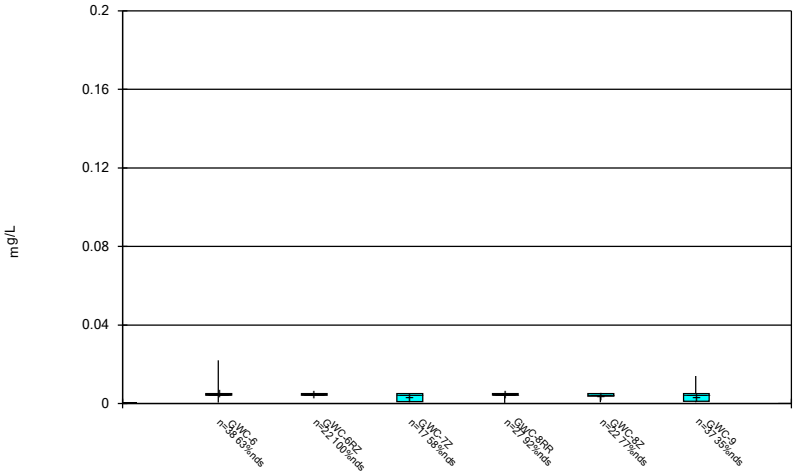

Constituent: Nickel Analysis Run 9/8/2024 3:39 PM View: Descriptive
Plant Bowen Client: Southern Company Data: Bowen 1, 2, 9, and 10

Sanitas™ v.10.0.20 Software licensed to Groundwater Stats Consulting. UG

Box & Whiskers Plot

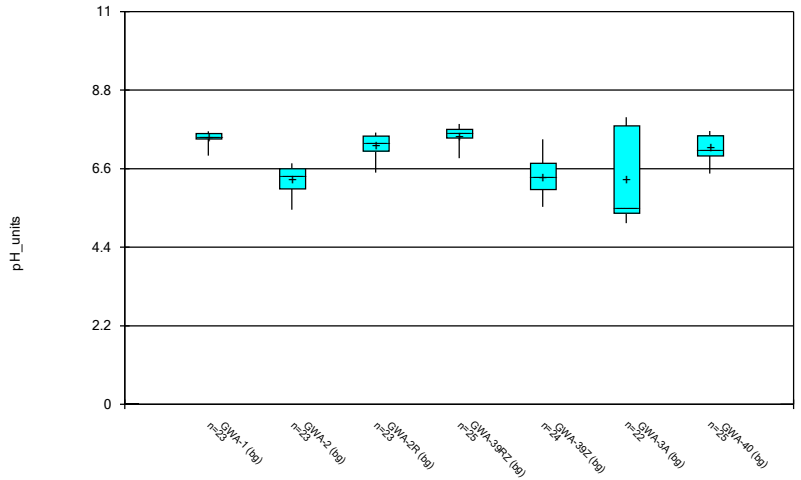

Constituent: pH Analysis Run 9/8/2024 3:39 PM View: Descriptive
Plant Bowen Client: Southern Company Data: Bowen 1, 2, 9, and 10

Sanitas™ v.10.0.20 Software licensed to Groundwater Stats Consulting. UG

Box & Whiskers Plot

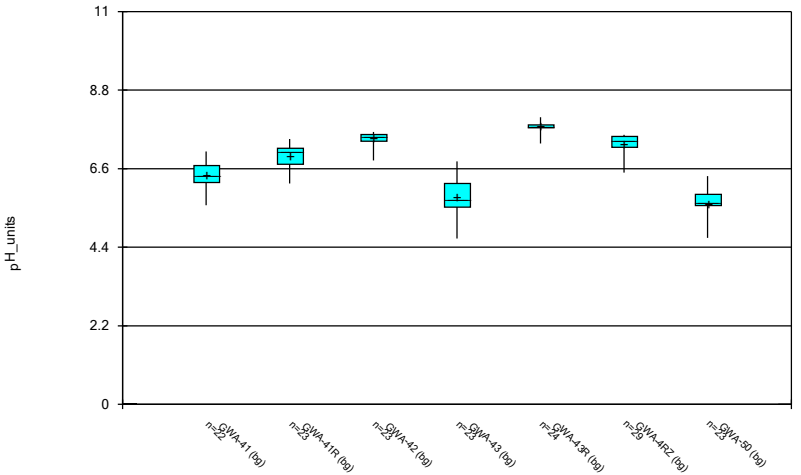

Constituent: pH Analysis Run 9/8/2024 3:39 PM View: Descriptive
Plant Bowen Client: Southern Company Data: Bowen 1, 2, 9, and 10

Sanitas™ v.10.0.20 Software licensed to Groundwater Stats Consulting. UG

Box & Whiskers Plot

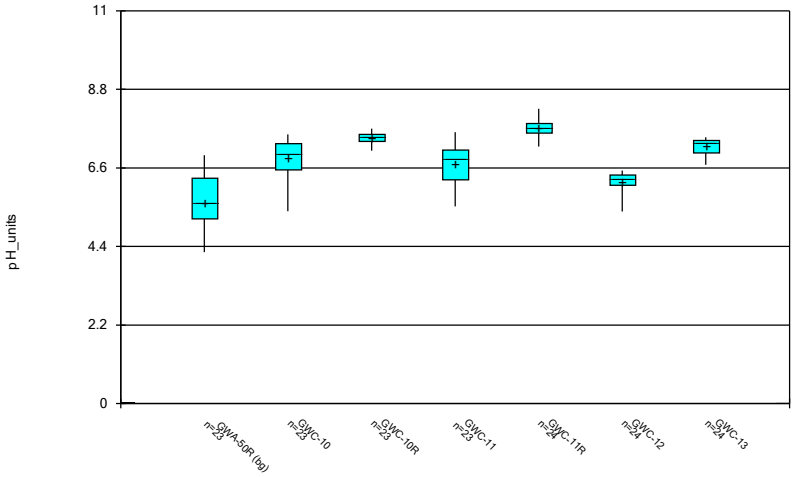

Constituent: pH Analysis Run 9/8/2024 3:39 PM View: Descriptive
Plant Bowen Client: Southern Company Data: Bowen 1, 2, 9, and 10

Sanitas™ v.10.0.20 Software licensed to Groundwater Stats Consulting. UG

Box & Whiskers Plot

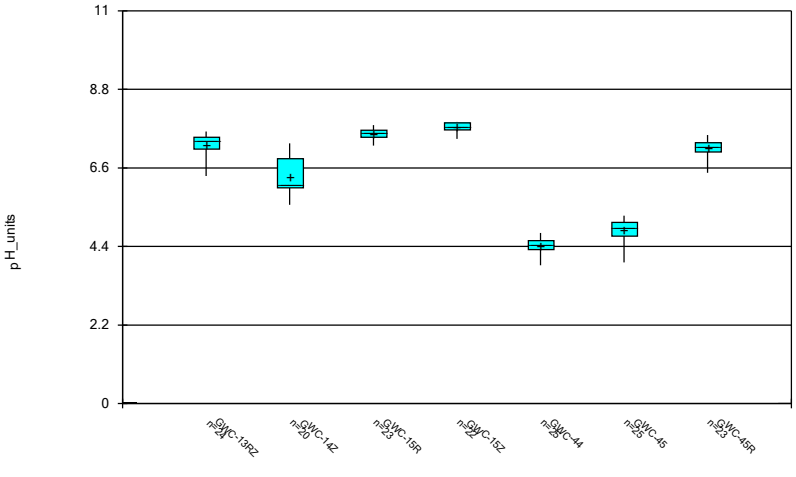

Constituent: pH Analysis Run 9/8/2024 3:39 PM View: Descriptive
Plant Bowen Client: Southern Company Data: Bowen 1, 2, 9, and 10

Sanitas™ v.10.0.20 Software licensed to Groundwater Stats Consulting. UG

Box & Whiskers Plot

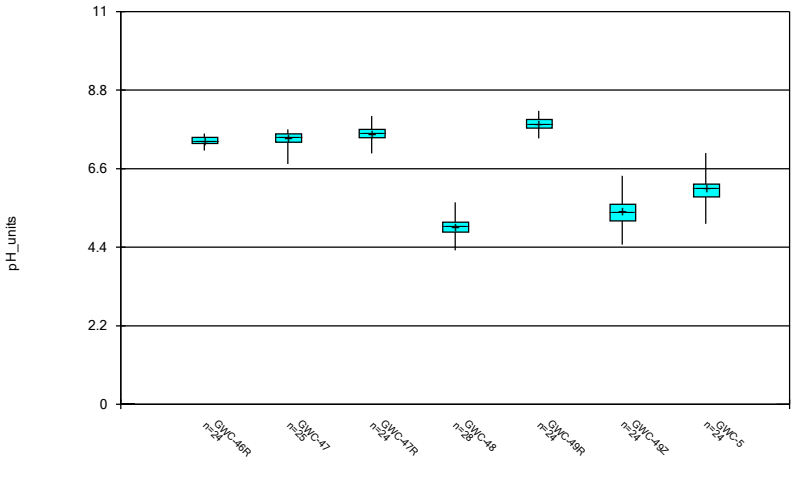

Constituent: pH Analysis Run 9/8/2024 3:39 PM View: Descriptive
Plant Bowen Client: Southern Company Data: Bowen 1, 2, 9, and 10

Sanitas™ v.10.0.20 Software licensed to Groundwater Stats Consulting. UG

Box & Whiskers Plot

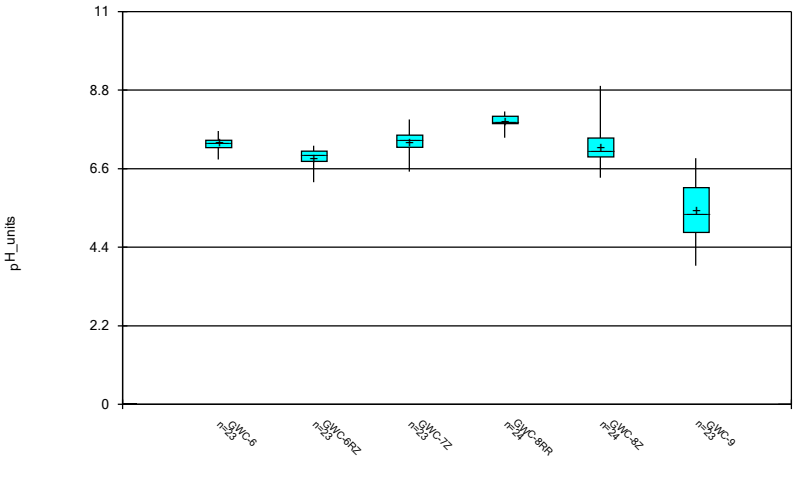

Constituent: pH Analysis Run 9/8/2024 3:39 PM View: Descriptive
Plant Bowen Client: Southern Company Data: Bowen 1, 2, 9, and 10

Sanitas™ v.10.0.20 Software licensed to Groundwater Stats Consulting. UG

Box & Whiskers Plot

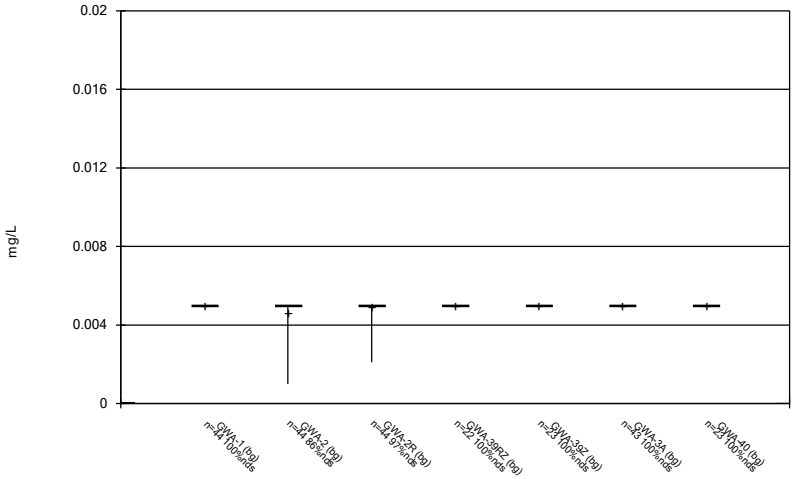

Constituent: Selenium Analysis Run 9/8/2024 3:39 PM View: Descriptive
Plant Bowen Client: Southern Company Data: Bowen 1, 2, 9, and 10

Sanitas™ v.10.0.20 Software licensed to Groundwater Stats Consulting. UG

Box & Whiskers Plot

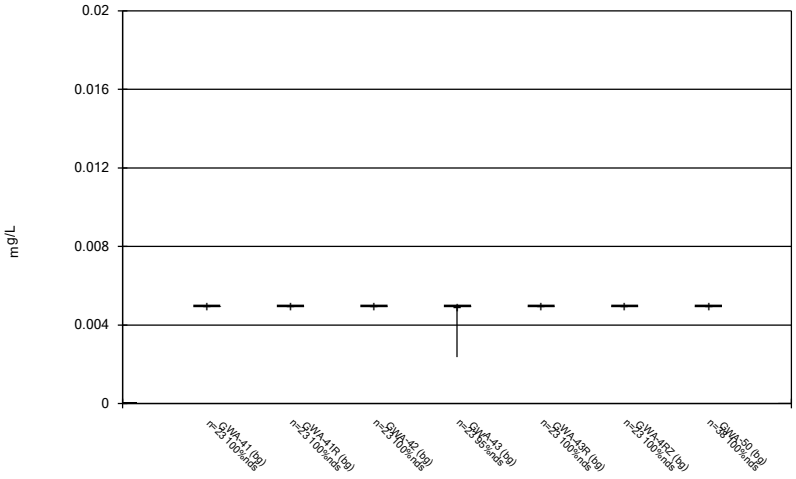

Constituent: Selenium Analysis Run 9/8/2024 3:39 PM View: Descriptive
Plant Bowen Client: Southern Company Data: Bowen 1, 2, 9, and 10

Sanitas™ v.10.0.20 Software licensed to Groundwater Stats Consulting. UG

Box & Whiskers Plot

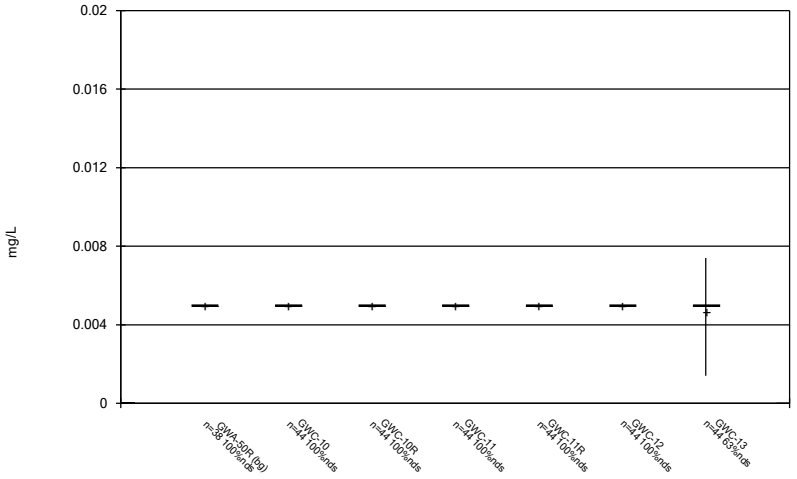

Constituent: Selenium Analysis Run 9/8/2024 3:39 PM View: Descriptive
Plant Bowen Client: Southern Company Data: Bowen 1, 2, 9, and 10

Sanitas™ v.10.0.20 Software licensed to Groundwater Stats Consulting. UG

Box & Whiskers Plot

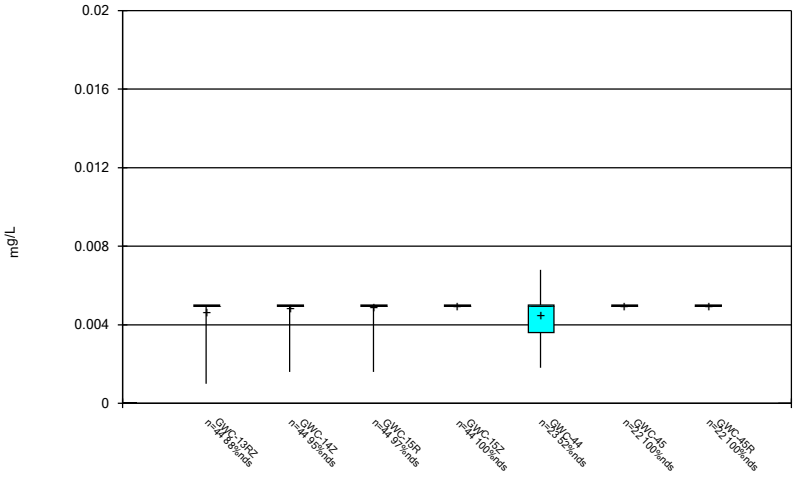

Constituent: Selenium Analysis Run 9/8/2024 3:39 PM View: Descriptive
Plant Bowen Client: Southern Company Data: Bowen 1, 2, 9, and 10

Sanitas™ v.10.0.20 Software licensed to Groundwater Stats Consulting. UG

Box & Whiskers Plot

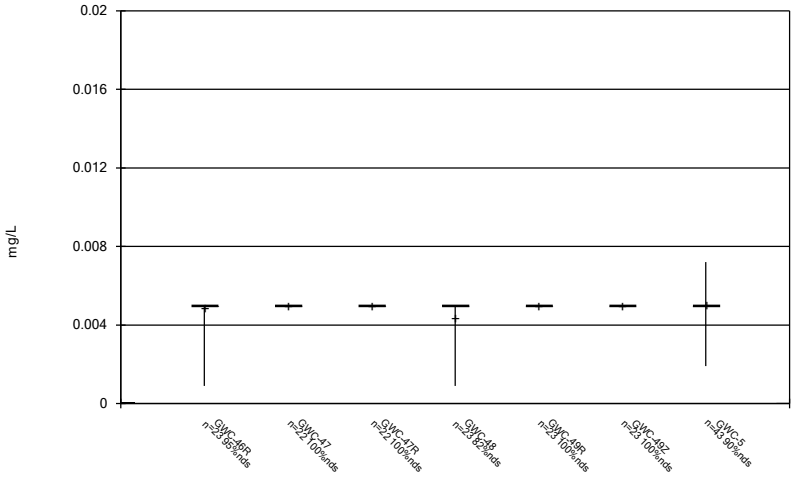

Constituent: Selenium Analysis Run 9/8/2024 3:39 PM View: Descriptive
Plant Bowen Client: Southern Company Data: Bowen 1, 2, 9, and 10

Sanitas™ v.10.0.20 Software licensed to Groundwater Stats Consulting. UG

Box & Whiskers Plot

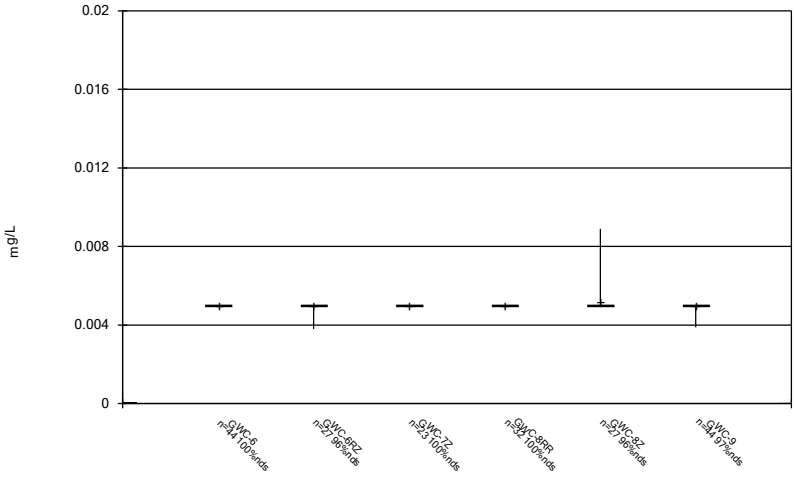

Constituent: Selenium Analysis Run 9/8/2024 3:39 PM View: Descriptive
Plant Bowen Client: Southern Company Data: Bowen 1, 2, 9, and 10

Sanitas™ v.10.0.20 Software licensed to Groundwater Stats Consulting. UG

Box & Whiskers Plot

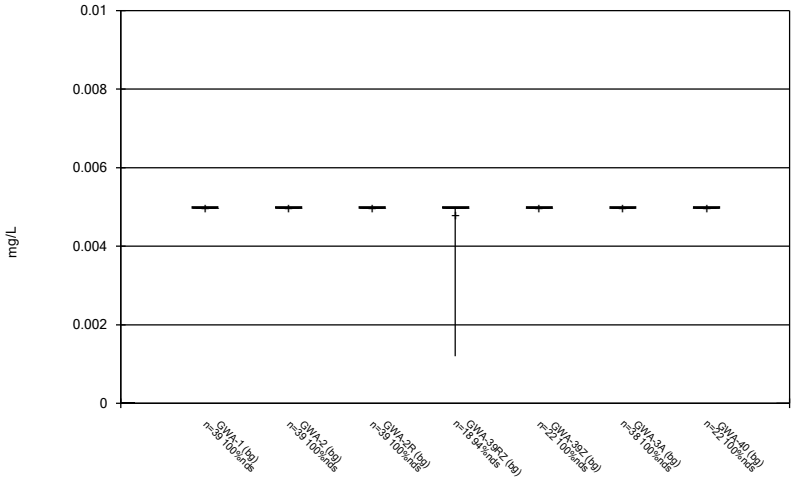

Constituent: Silver Analysis Run 9/8/2024 3:39 PM View: Descriptive
Plant Bowen Client: Southern Company Data: Bowen 1, 2, 9, and 10

Sanitas™ v.10.0.20 Software licensed to Groundwater Stats Consulting. UG

Box & Whiskers Plot

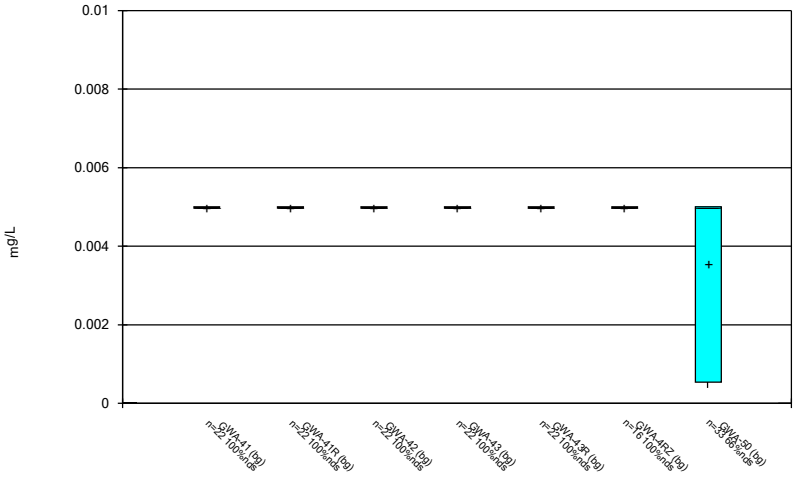

Constituent: Silver Analysis Run 9/8/2024 3:39 PM View: Descriptive
Plant Bowen Client: Southern Company Data: Bowen 1, 2, 9, and 10

Sanitas™ v.10.0.20 Software licensed to Groundwater Stats Consulting. UG

Box & Whiskers Plot

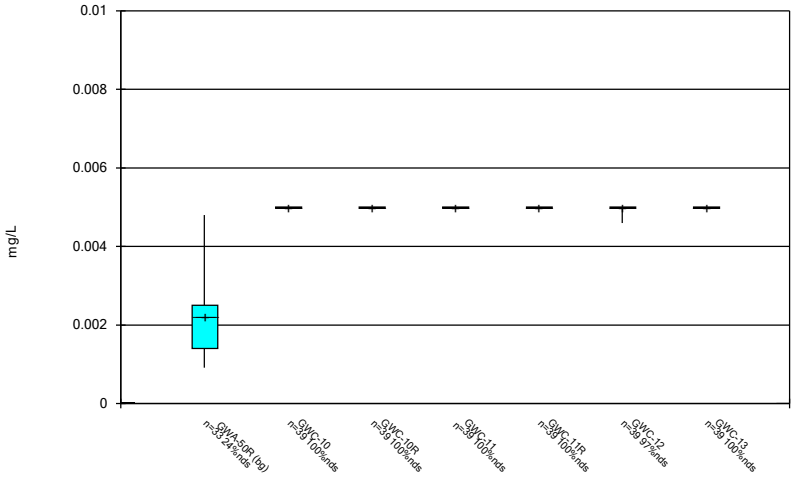

Constituent: Silver Analysis Run 9/8/2024 3:39 PM View: Descriptive
Plant Bowen Client: Southern Company Data: Bowen 1, 2, 9, and 10

Sanitas™ v.10.0.20 Software licensed to Groundwater Stats Consulting. UG

Box & Whiskers Plot

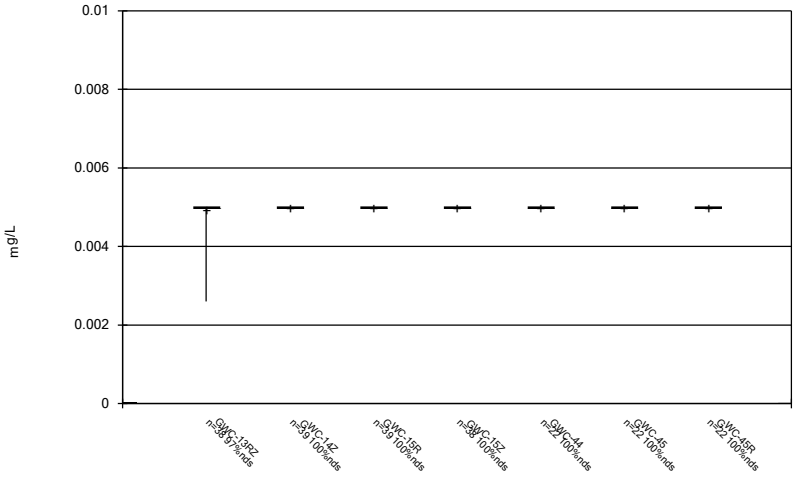

Constituent: Silver Analysis Run 9/8/2024 3:39 PM View: Descriptive
Plant Bowen Client: Southern Company Data: Bowen 1, 2, 9, and 10

Sanitas™ v.10.0.20 Software licensed to Groundwater Stats Consulting. UG

Box & Whiskers Plot

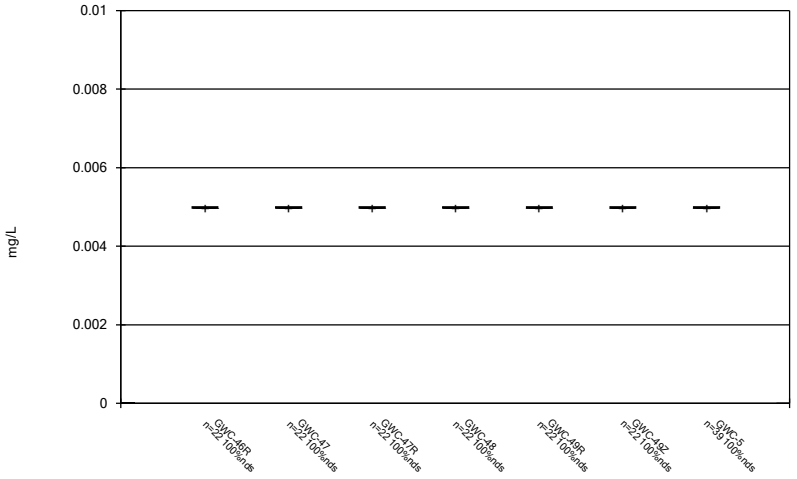

Constituent: Silver Analysis Run 9/8/2024 3:39 PM View: Descriptive
Plant Bowen Client: Southern Company Data: Bowen 1, 2, 9, and 10

Sanitas™ v.10.0.20 Software licensed to Groundwater Stats Consulting. UG

Box & Whiskers Plot

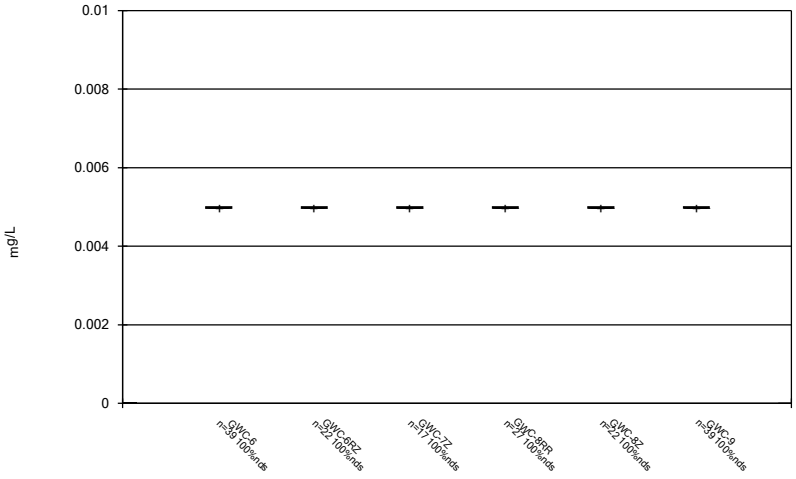

Constituent: Silver Analysis Run 9/8/2024 3:39 PM View: Descriptive
Plant Bowen Client: Southern Company Data: Bowen 1, 2, 9, and 10

Sanitas™ v.10.0.20 Software licensed to Groundwater Stats Consulting. UG

Box & Whiskers Plot

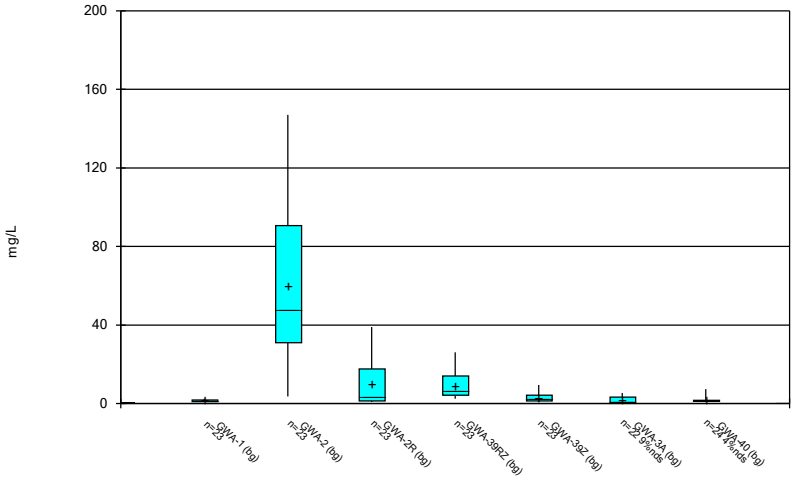

Constituent: Sulfate, total Analysis Run 9/8/2024 3:39 PM View: Descriptive
Plant Bowen Client: Southern Company Data: Bowen 1, 2, 9, and 10

Sanitas™ v.10.0.20 Software licensed to Groundwater Stats Consulting. UG

Box & Whiskers Plot

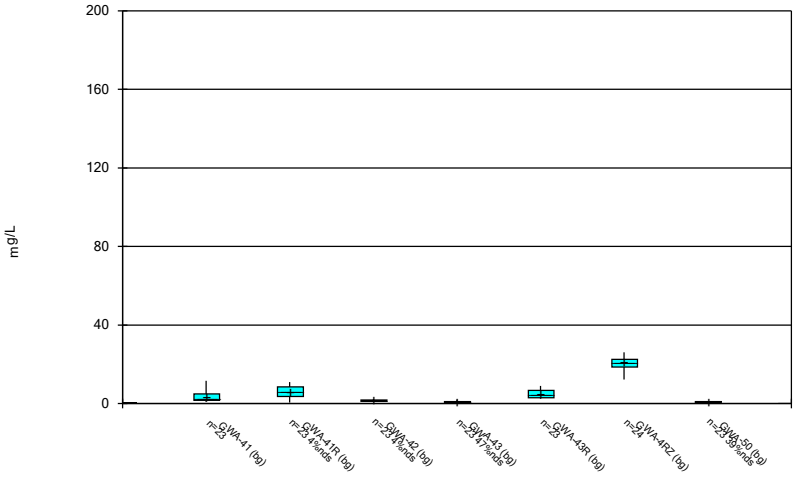

Constituent: Sulfate, total Analysis Run 9/8/2024 3:39 PM View: Descriptive
Plant Bowen Client: Southern Company Data: Bowen 1, 2, 9, and 10

Sanitas™ v.10.0.20 Software licensed to Groundwater Stats Consulting. UG

Box & Whiskers Plot

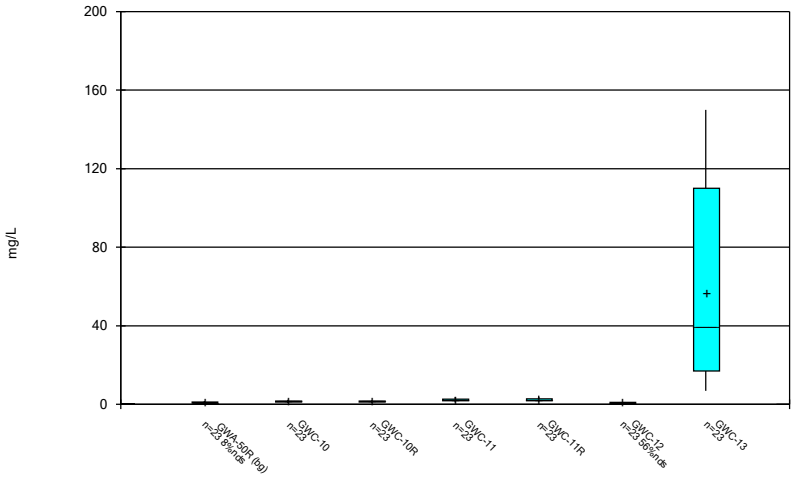

Constituent: Sulfate, total Analysis Run 9/8/2024 3:39 PM View: Descriptive
Plant Bowen Client: Southern Company Data: Bowen 1, 2, 9, and 10

Sanitas™ v.10.0.20 Software licensed to Groundwater Stats Consulting. UG

Box & Whiskers Plot

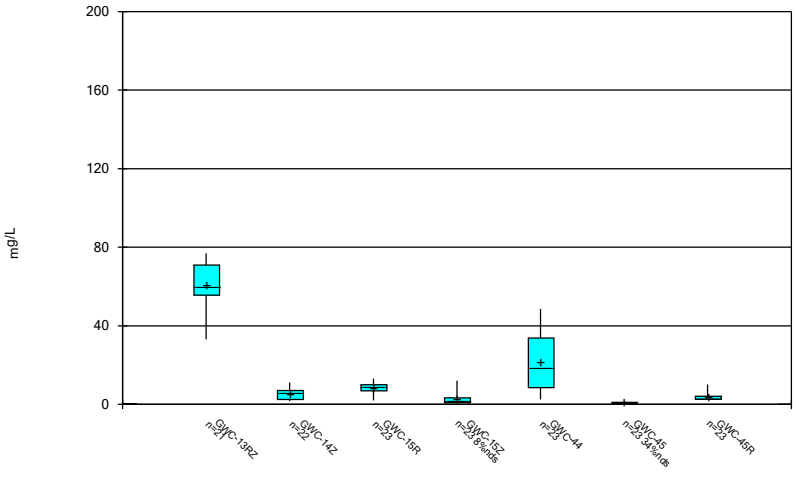

Constituent: Sulfate, total Analysis Run 9/8/2024 3:39 PM View: Descriptive
Plant Bowen Client: Southern Company Data: Bowen 1, 2, 9, and 10

Sanitas™ v.10.0.20 Software licensed to Groundwater Stats Consulting. UG

Box & Whiskers Plot

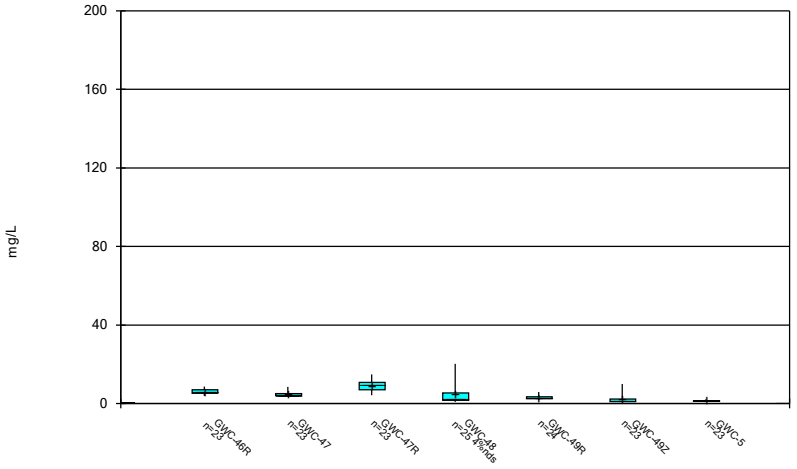

Constituent: Sulfate, total Analysis Run 9/8/2024 3:39 PM View: Descriptive
Plant Bowen Client: Southern Company Data: Bowen 1, 2, 9, and 10

Sanitas™ v.10.0.20 Software licensed to Groundwater Stats Consulting. UG

Box & Whiskers Plot

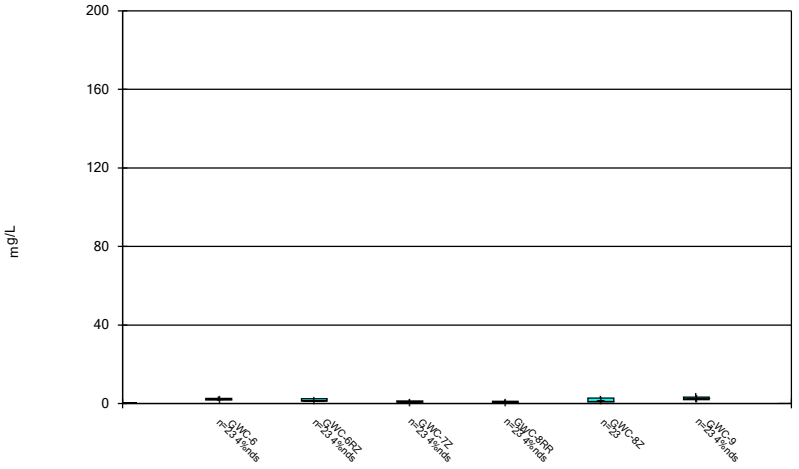

Constituent: Sulfate, total Analysis Run 9/8/2024 3:39 PM View: Descriptive
Plant Bowen Client: Southern Company Data: Bowen 1, 2, 9, and 10

Sanitas™ v.10.0.20 Software licensed to Groundwater Stats Consulting. UG

Box & Whiskers Plot

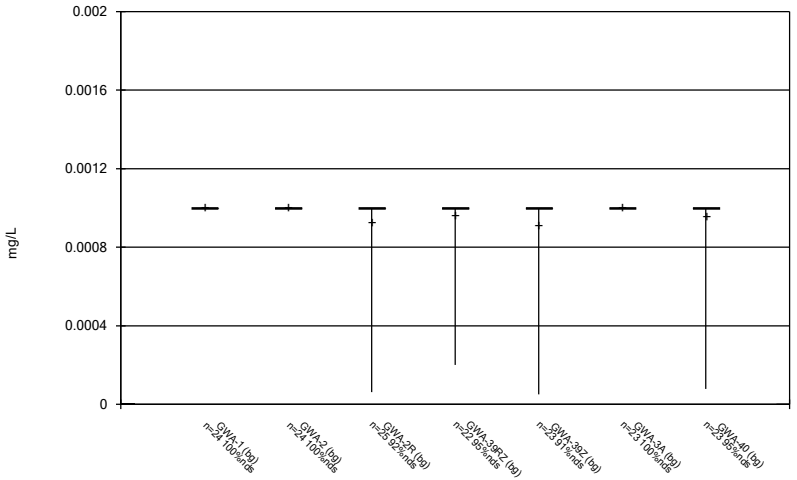

Constituent: Thallium Analysis Run 9/8/2024 3:39 PM View: Descriptive
Plant Bowen Client: Southern Company Data: Bowen 1, 2, 9, and 10

Sanitas™ v.10.0.20 Software licensed to Groundwater Stats Consulting. UG

Box & Whiskers Plot

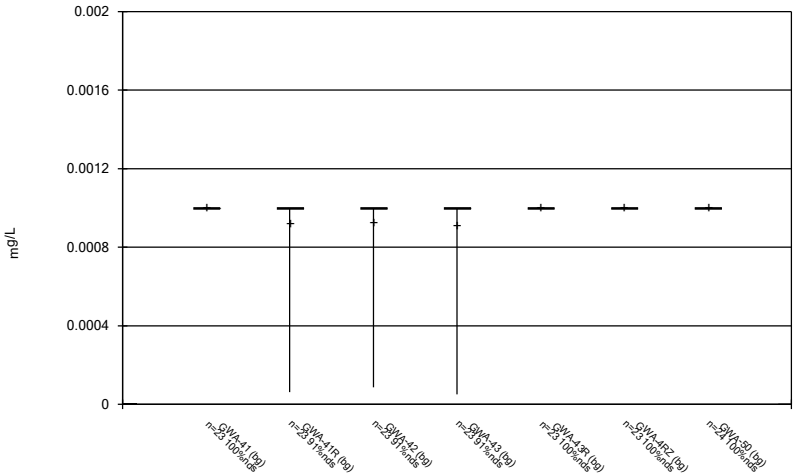

Constituent: Thallium Analysis Run 9/8/2024 3:39 PM View: Descriptive
Plant Bowen Client: Southern Company Data: Bowen 1, 2, 9, and 10

Sanitas™ v.10.0.20 Software licensed to Groundwater Stats Consulting. UG

Box & Whiskers Plot

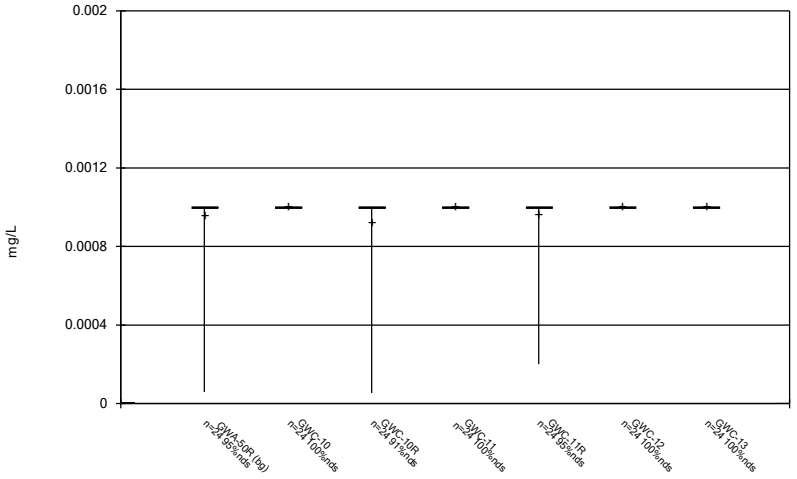

Constituent: Thallium Analysis Run 9/8/2024 3:39 PM View: Descriptive
Plant Bowen Client: Southern Company Data: Bowen 1, 2, 9, and 10

Sanitas™ v.10.0.20 Software licensed to Groundwater Stats Consulting. UG

Box & Whiskers Plot

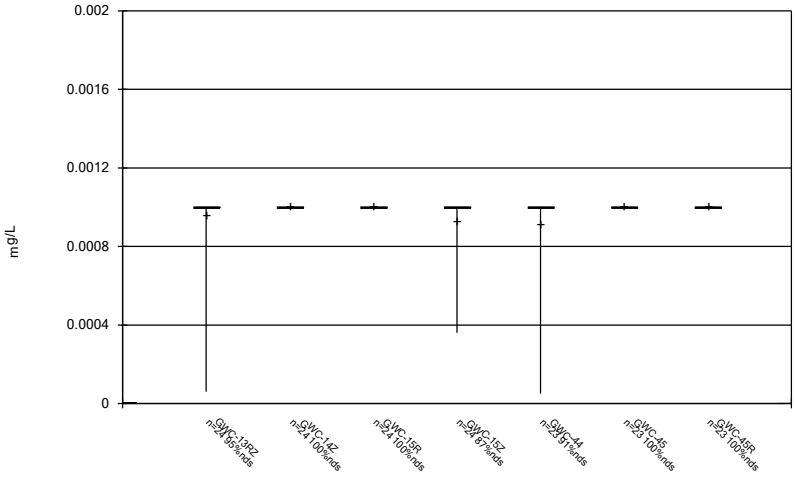

Constituent: Thallium Analysis Run 9/8/2024 3:39 PM View: Descriptive
Plant Bowen Client: Southern Company Data: Bowen 1, 2, 9, and 10

Sanitas™ v.10.0.20 Software licensed to Groundwater Stats Consulting. UG

Box & Whiskers Plot

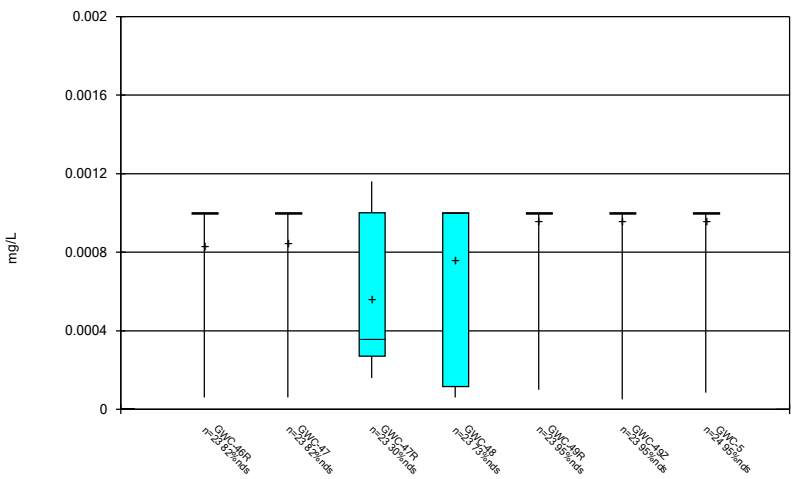

Constituent: Thallium Analysis Run 9/8/2024 3:39 PM View: Descriptive
Plant Bowen Client: Southern Company Data: Bowen 1, 2, 9, and 10

Sanitas™ v.10.0.20 Software licensed to Groundwater Stats Consulting. UG

Box & Whiskers Plot

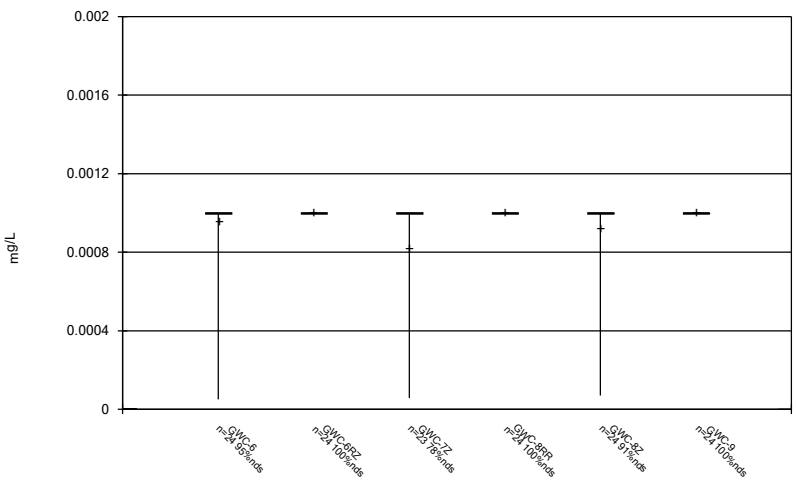

Constituent: Thallium Analysis Run 9/8/2024 3:39 PM View: Descriptive
Plant Bowen Client: Southern Company Data: Bowen 1, 2, 9, and 10

Sanitas™ v.10.0.20 Software licensed to Groundwater Stats Consulting. UG

Box & Whiskers Plot

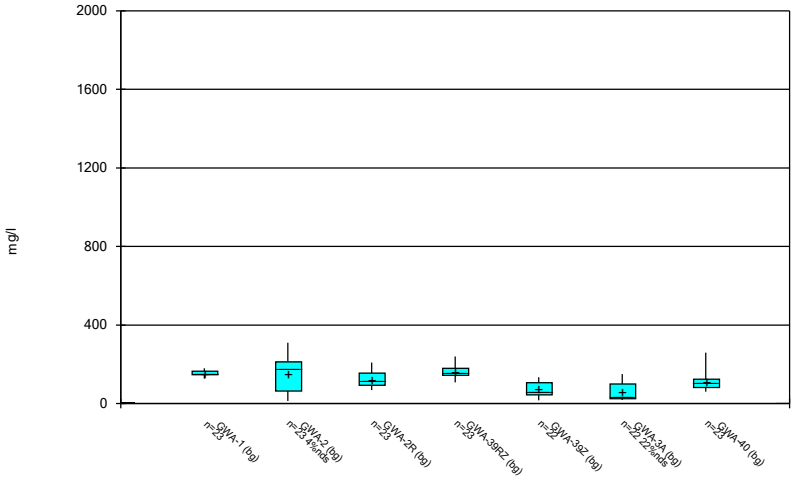

Constituent: Total Dissolved Solids [TDS] Analysis Run 9/8/2024 3:39 PM View: Descriptive
Plant Bowen Client: Southern Company Data: Bowen 1, 2, 9, and 10

Sanitas™ v.10.0.20 Software licensed to Groundwater Stats Consulting. UG

Box & Whiskers Plot

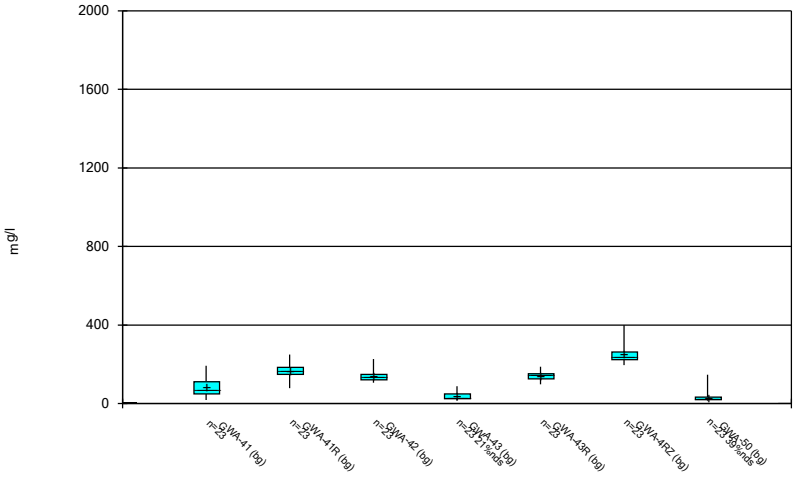

Constituent: Total Dissolved Solids [TDS] Analysis Run 9/8/2024 3:39 PM View: Descriptive
Plant Bowen Client: Southern Company Data: Bowen 1, 2, 9, and 10

Sanitas™ v.10.0.20 Software licensed to Groundwater Stats Consulting. UG

Box & Whiskers Plot

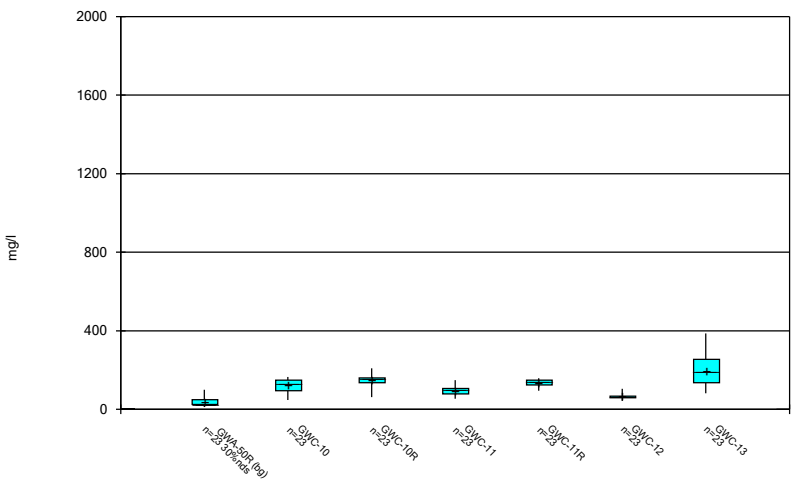

Constituent: Total Dissolved Solids [TDS] Analysis Run 9/8/2024 3:39 PM View: Descriptive
Plant Bowen Client: Southern Company Data: Bowen 1, 2, 9, and 10

Sanitas™ v.10.0.20 Software licensed to Groundwater Stats Consulting. UG

Box & Whiskers Plot

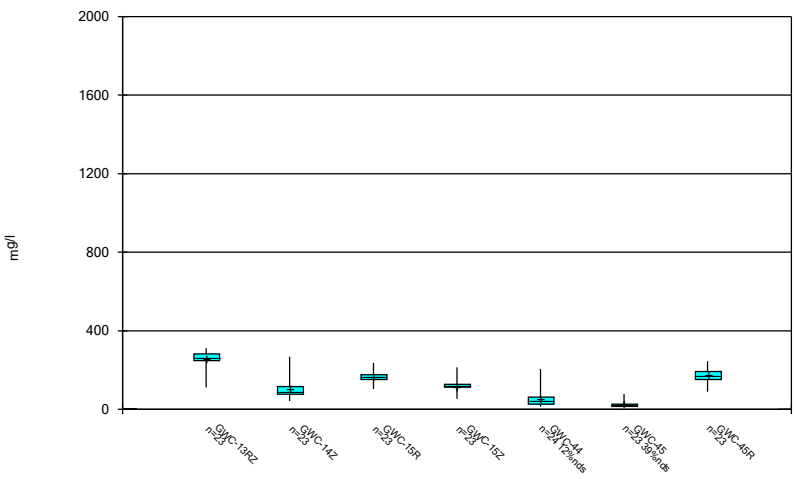

Constituent: Total Dissolved Solids [TDS] Analysis Run 9/8/2024 3:39 PM View: Descriptive
Plant Bowen Client: Southern Company Data: Bowen 1, 2, 9, and 10

Sanitas™ v.10.0.20 Software licensed to Groundwater Stats Consulting. UG

Box & Whiskers Plot

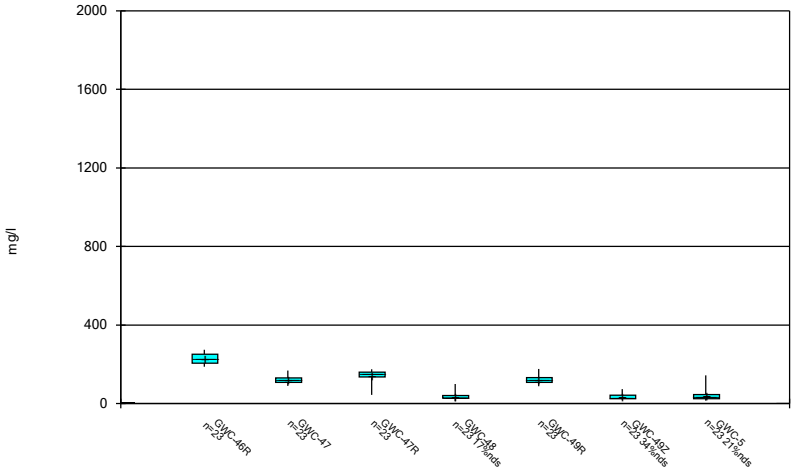

Constituent: Total Dissolved Solids [TDS] Analysis Run 9/8/2024 3:39 PM View: Descriptive
Plant Bowen Client: Southern Company Data: Bowen 1, 2, 9, and 10

Sanitas™ v.10.0.20 Software licensed to Groundwater Stats Consulting. UG

Box & Whiskers Plot

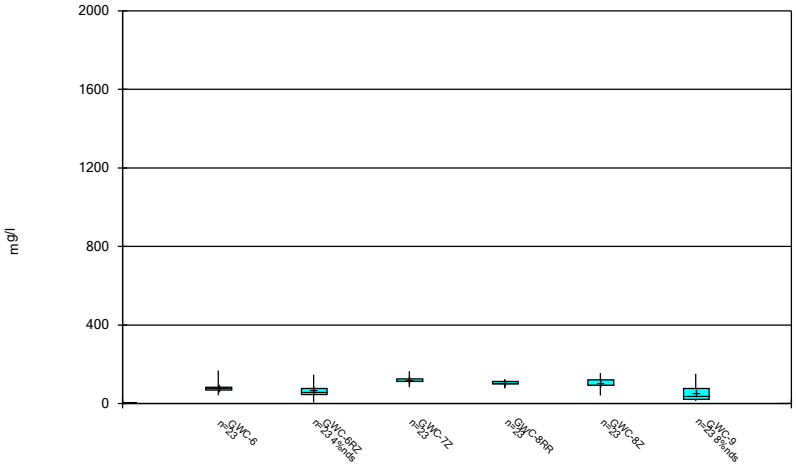

Constituent: Total Dissolved Solids [TDS] Analysis Run 9/8/2024 3:39 PM View: Descriptive
Plant Bowen Client: Southern Company Data: Bowen 1, 2, 9, and 10

Sanitas™ v.10.0.20 Software licensed to Groundwater Stats Consulting. UG

Box & Whiskers Plot

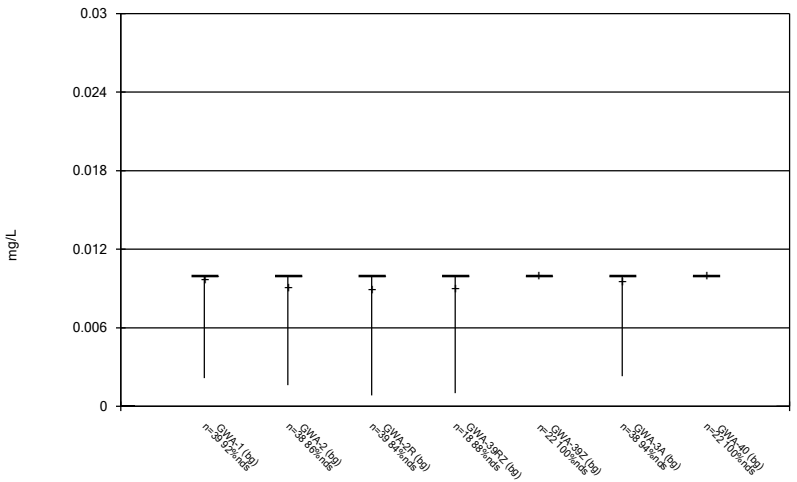

Constituent: Vanadium Analysis Run 9/8/2024 3:39 PM View: Descriptive
Plant Bowen Client: Southern Company Data: Bowen 1, 2, 9, and 10

Sanitas™ v.10.0.20 Software licensed to Groundwater Stats Consulting. UG

Box & Whiskers Plot

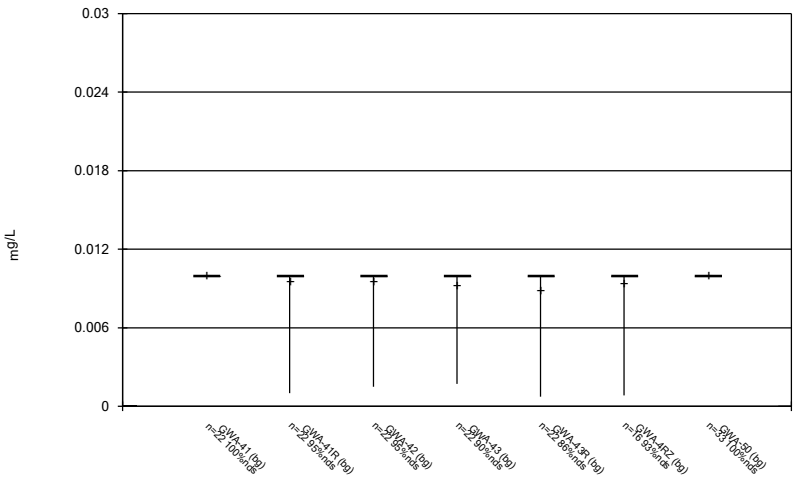

Constituent: Vanadium Analysis Run 9/8/2024 3:39 PM View: Descriptive
Plant Bowen Client: Southern Company Data: Bowen 1, 2, 9, and 10

Sanitas™ v.10.0.20 Software licensed to Groundwater Stats Consulting. UG

Box & Whiskers Plot

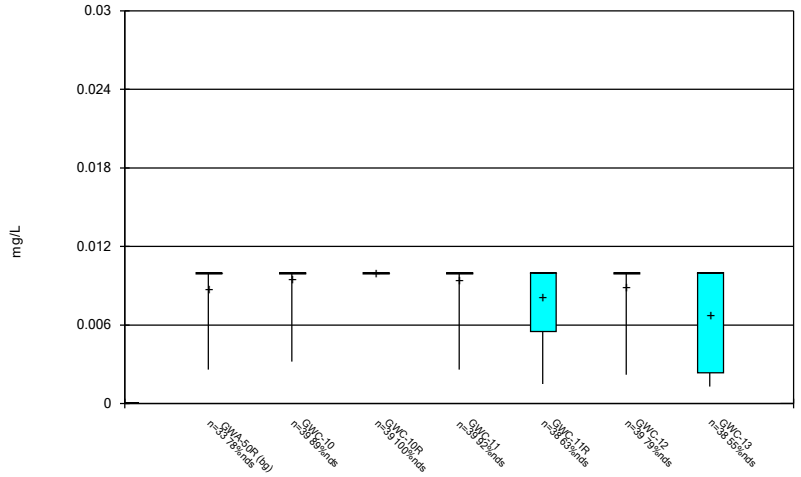

Constituent: Vanadium Analysis Run 9/8/2024 3:39 PM View: Descriptive
Plant Bowen Client: Southern Company Data: Bowen 1, 2, 9, and 10

Sanitas™ v.10.0.20 Software licensed to Groundwater Stats Consulting. UG

Box & Whiskers Plot

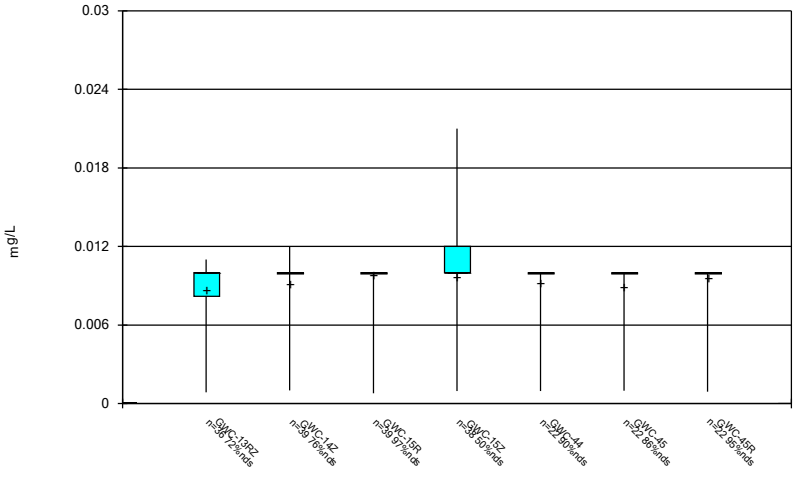

Constituent: Vanadium Analysis Run 9/8/2024 3:39 PM View: Descriptive
Plant Bowen Client: Southern Company Data: Bowen 1, 2, 9, and 10

Sanitas™ v.10.0.20 Software licensed to Groundwater Stats Consulting. UG

Box & Whiskers Plot

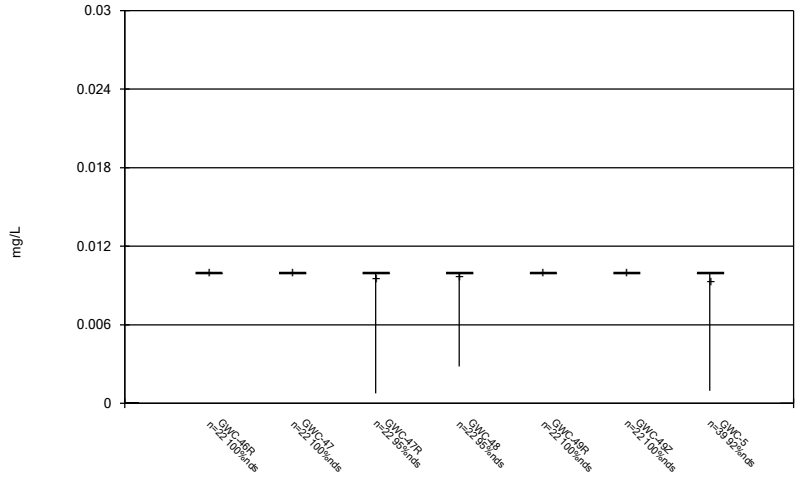

Constituent: Vanadium Analysis Run 9/8/2024 3:39 PM View: Descriptive
Plant Bowen Client: Southern Company Data: Bowen 1, 2, 9, and 10

Sanitas™ v.10.0.20 Software licensed to Groundwater Stats Consulting. UG

Box & Whiskers Plot

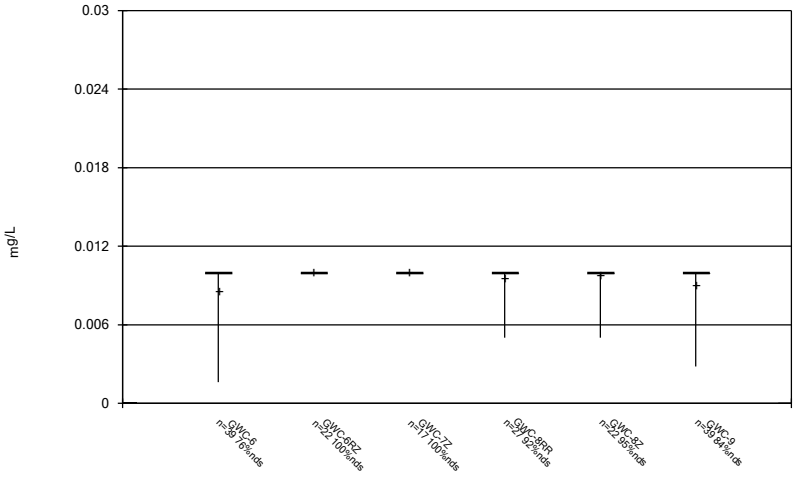

Constituent: Vanadium Analysis Run 9/8/2024 3:40 PM View: Descriptive
Plant Bowen Client: Southern Company Data: Bowen 1, 2, 9, and 10

Sanitas™ v.10.0.20 Software licensed to Groundwater Stats Consulting. UG

Box & Whiskers Plot

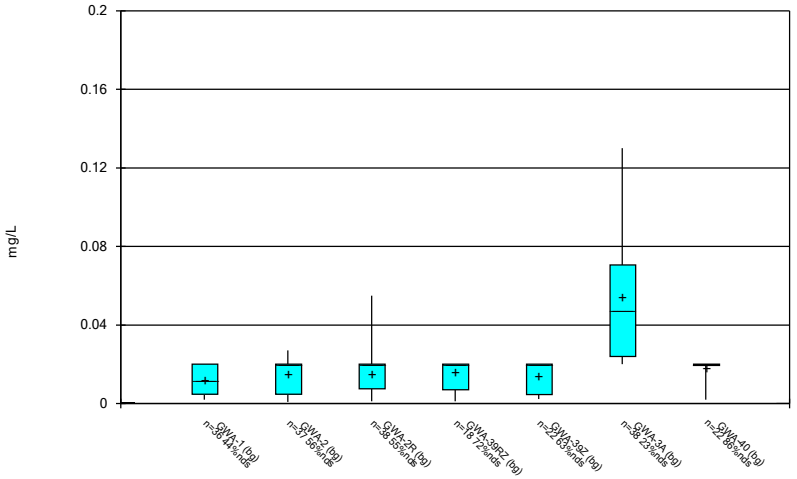

Constituent: Zinc Analysis Run 9/8/2024 3:40 PM View: Descriptive
Plant Bowen Client: Southern Company Data: Bowen 1, 2, 9, and 10

Sanitas™ v.10.0.20 Software licensed to Groundwater Stats Consulting. UG

Box & Whiskers Plot

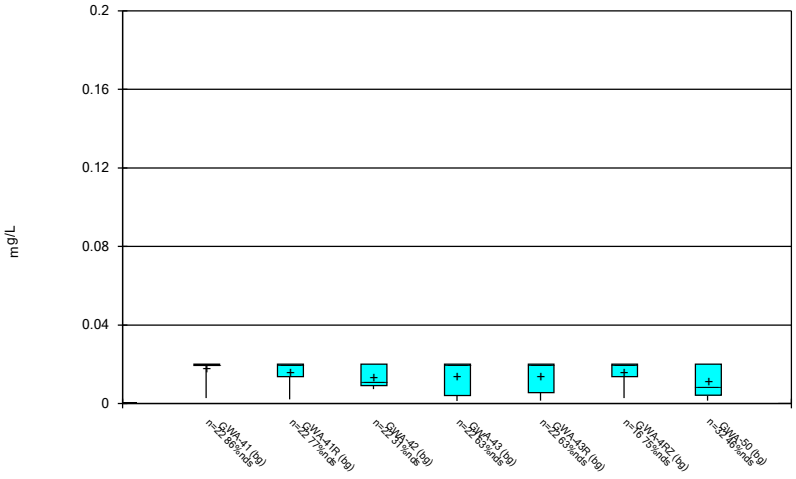

Constituent: Zinc Analysis Run 9/8/2024 3:40 PM View: Descriptive
Plant Bowen Client: Southern Company Data: Bowen 1, 2, 9, and 10

Sanitas™ v.10.0.20 Software licensed to Groundwater Stats Consulting. UG

Box & Whiskers Plot

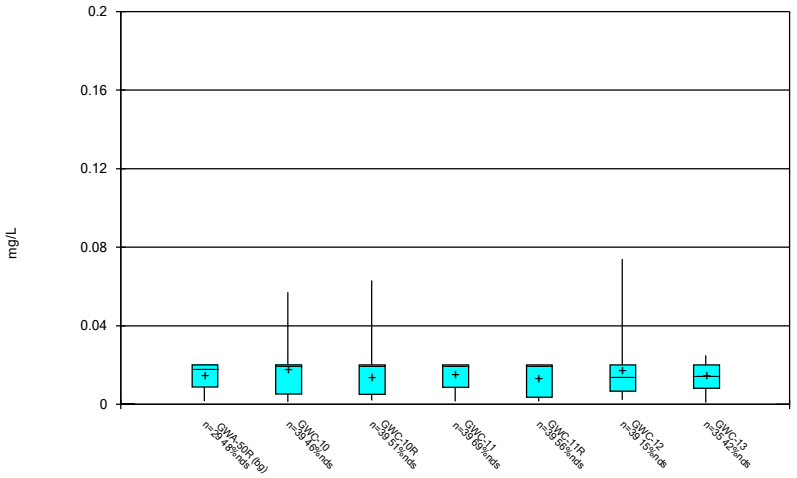

Constituent: Zinc Analysis Run 9/8/2024 3:40 PM View: Descriptive
Plant Bowen Client: Southern Company Data: Bowen 1, 2, 9, and 10

Sanitas™ v.10.0.20 Software licensed to Groundwater Stats Consulting. UG

Box & Whiskers Plot

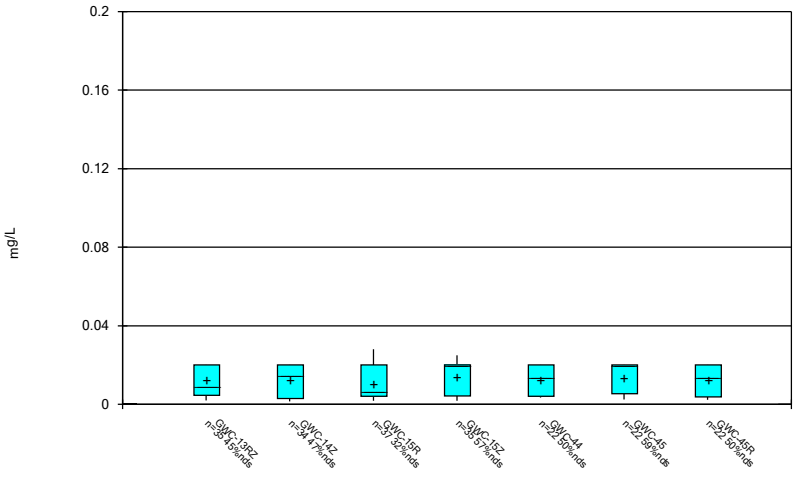

Constituent: Zinc Analysis Run 9/8/2024 3:40 PM View: Descriptive
Plant Bowen Client: Southern Company Data: Bowen 1, 2, 9, and 10

Sanitas™ v.10.0.20 Software licensed to Groundwater Stats Consulting. UG

Box & Whiskers Plot

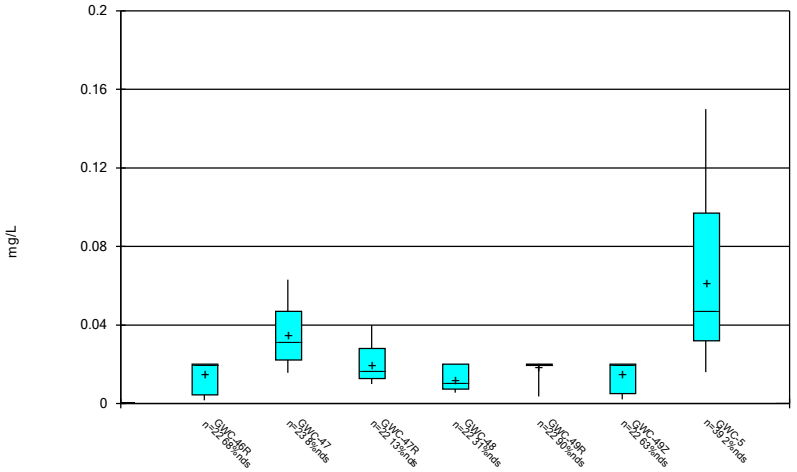

Constituent: Zinc Analysis Run 9/8/2024 3:40 PM View: Descriptive
Plant Bowen Client: Southern Company Data: Bowen 1, 2, 9, and 10

Sanitas™ v.10.0.20 Software licensed to Groundwater Stats Consulting. UG

Box & Whiskers Plot

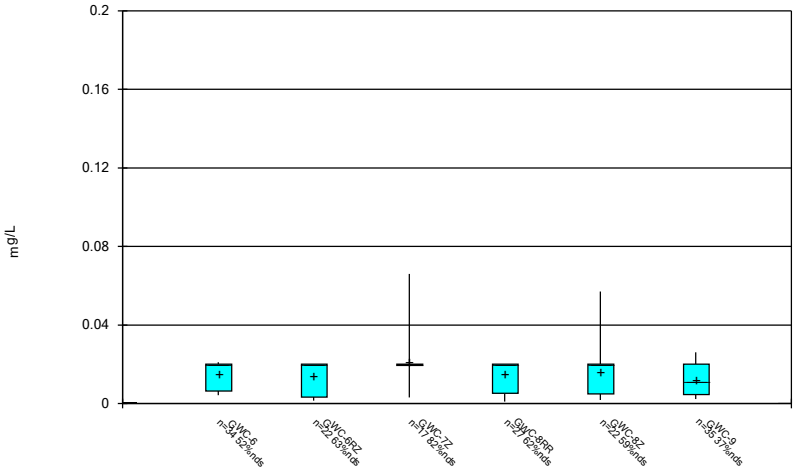

Constituent: Zinc Analysis Run 9/8/2024 3:40 PM View: Descriptive
Plant Bowen Client: Southern Company Data: Bowen 1, 2, 9, and 10

FIGURE C.

Outlier Summary

Plant Bowen Client: Southern Company Data: Bowen 1, 2, 9, and 10 Printed 9/8/2024, 3:51 PM

	GWA-2R Antimony (mg/L)	GWA-39RZ Antimony (mg/L)	GWC-10R Antimony (mg/L)	GWC-13RZ Antimony (mg/L)	GWA-2 Arsenic (mg/L)	GWA-50R Arsenic (mg/L)	GWC-10 Arsenic (mg/L)	GWC-13RZ Arsenic (mg/L)	GWC-14Z Arsenic (mg/L)	GWC-6 Arsenic (mg/L)
8/21/2007										
8/22/2007										
8/23/2007										
8/24/2007										
10/24/2007										
11/2/2007										
11/17/2007										
11/18/2007										
11/20/2007										
1/15/2008										
1/16/2008										
1/23/2008										
1/30/2008										
1/31/2008										
3/5/2008										
3/6/2008										
3/10/2008										
3/11/2008										
5/7/2008										
5/13/2008										
5/14/2008										
12/2/2008									0.014 (O)	
12/4/2008					0.012 (O)					
12/5/2008										
12/12/2008								0.02 (O)		
12/13/2008							0.015 (O)			
12/14/2008										
4/15/2009										
4/16/2009										
4/23/2009										
4/28/2009										
4/29/2009										
10/6/2009										
10/7/2009										
10/8/2009										
10/9/2009										
10/20/2009										
10/21/2009										
4/27/2010										
4/28/2010								0.016 (O)		
5/3/2010						0.012 (O)				
5/4/2010										0.014 (O)
4/27/2011										
4/3/2012										
5/2/2012										
4/2/2013				0.007 (O)						
10/8/2013				0.01 (O)						
4/1/2014				0.011 (O)						
10/1/2014				0.018 (O)						
3/31/2015				0.011 (O)						
4/3/2015										
10/14/2015				0.0083 (O)						
4/4/2016										
4/5/2016										
5/13/2016										
5/18/2016										
5/31/2016										
6/1/2016										
7/27/2016										
8/9/2016										
9/28/2016			0.0037 (O)							
11/23/2016										
3/16/2018	0.021 (O)									
3/19/2018										
3/14/2019		0.014 (O)								
3/9/2020										
2/22/2023										

Outlier Summary

Plant Bowen Client: Southern Company Data: Bowen 1, 2, 9, and 10 Printed 9/8/2024, 3:51 PM

	GWA-1 Barium (mg/L)	GWA-2 Barium (mg/L)	GWA-2R Barium (mg/L)	GWA-3A Barium (mg/L)	GWA-50 Barium (mg/L)	GWA-50R Barium (mg/L)	GWC-10 Barium (mg/L)	GWC-11 Barium (mg/L)	GWC-12 Barium (mg/L)	GWC-13 Barium (mg/L)
8/21/2007										
8/22/2007										
8/23/2007				0.015 (O)						
8/24/2007										
10/24/2007										
11/2/2007				0.017 (O)						
11/17/2007										
11/18/2007		0.13 (O)		0.019 (O)						
11/20/2007							0.1 (O)			
1/15/2008										
1/16/2008									0.13 (O)	
1/23/2008										
1/30/2008										
1/31/2008			0.13 (O)	0.011 (O)						
3/5/2008									0.07 (o)	
3/6/2008										
3/10/2008										
3/11/2008				0.016 (O)						
5/7/2008										
5/13/2008										
5/14/2008				0.013 (O)						
12/2/2008										
12/4/2008		0.14 (O)								
12/5/2008				0.021 (O)						
12/12/2008					0.098 (O)					
12/13/2008							0.12 (O)		0.13 (O)	0.11 (O)
12/14/2008								0.12 (O)		
4/15/2009				0.012 (O)						
4/16/2009									0.13 (O)	
4/23/2009						0.14 (O)				
4/28/2009										0.12 (O)
4/29/2009							0.11 (O)			
10/6/2009						0.12 (O)				
10/7/2009	0.15 (O)									
10/8/2009				0.011 (O)						
10/9/2009										
10/20/2009										
10/21/2009										
4/27/2010									0.11 (O)	
4/28/2010										
5/3/2010						0.12 (O)				
5/4/2010										
4/27/2011										
4/3/2012			0.0625 (O)							
5/2/2012										
4/2/2013										
10/8/2013										
4/1/2014										
10/1/2014										
3/31/2015										
4/3/2015										
10/14/2015										
4/4/2016										
4/5/2016										
5/13/2016										
5/18/2016										
5/31/2016										
6/1/2016										
7/27/2016										
8/9/2016										
9/28/2016										
11/23/2016										
3/16/2018										
3/19/2018										
3/14/2019										
3/9/2020										
2/22/2023										

Outlier Summary

Plant Bowen Client: Southern Company Data: Bowen 1, 2, 9, and 10 Printed 9/8/2024, 3:51 PM

	GWC-3RZ Barium (mg/L)	GWC-14Z Barium (mg/L)	GWC-15R Barium (mg/L)	GWC-15Z Barium (mg/L)	GWC-5 Barium (mg/L)	GWC-6 Barium (mg/L)	GWC-9 Barium (mg/L)	GWC-14Z Boron, total (mg/L)	GWA-43 Calcium, total (mg/L)	GWC-15R Calcium, total (mg/L)
8/21/2007										
8/22/2007										
8/23/2007										
8/24/2007										
10/24/2007										
11/2/2007										
11/17/2007										
11/18/2007										
11/20/2007						0.1 (O)				
1/15/2008				0.088 (O)			0.12 (O)			
1/16/2008										
1/23/2008										
1/30/2008										
1/31/2008										
3/5/2008		0.11 (O)								
3/6/2008							0.075 (O)			
3/10/2008										
3/11/2008										
5/7/2008										
5/13/2008										
5/14/2008										
12/2/2008		0.12 (O)								
12/4/2008										
12/5/2008										
12/12/2008	0.19 (O)						0.16 (O)			
12/13/2008										
12/14/2008										
4/15/2009					0.13 (O)					
4/16/2009		0.13 (O)					0.15 (O)			
4/23/2009										
4/28/2009										
4/29/2009	0.14 (O)									
10/6/2009										
10/7/2009										
10/8/2009										
10/9/2009						0.11 (O)				
10/20/2009										
10/21/2009										
4/27/2010			0.051 (O)							
4/28/2010	0.11 (O)									
5/3/2010										
5/4/2010						0.096 (O)				
4/27/2011										
4/3/2012										
5/2/2012										
4/2/2013										
10/8/2013										
4/1/2014										
10/1/2014										
3/31/2015										
4/3/2015		0.13 (O)								
10/14/2015										
4/4/2016										
4/5/2016										
5/13/2016									18.7 (o)	
5/18/2016										
5/31/2016										
6/1/2016										
7/27/2016										
8/9/2016								0.0996 (O)		
9/28/2016										
11/23/2016										62.5 (o)
3/16/2018										
3/19/2018										
3/14/2019										
3/9/2020										
2/22/2023										

Outlier Summary

Plant Bowen Client: Southern Company Data: Bowen 1, 2, 9, and 10 Printed 9/8/2024, 3:51 PM

	GWA-1 Chromium (mg/L)	GWA-2 Chromium (mg/L)	GWA-2R Chromium (mg/L)	GWA-39Z Chromium (mg/L)	GWA-3A Chromium (mg/L)	GWC-10 Chromium (mg/L)	GWC-10R Chromium (mg/L)	GWC-11 Chromium (mg/L)	GWC-12 Chromium (mg/L)	GWC-13RZ Chromium (mg/L)
8/21/2007							0.036 (O)			
8/22/2007										
8/23/2007										
8/24/2007										
10/24/2007		0.039 (O)								
11/2/2007					0.027 (O)					
11/17/2007										
11/18/2007	0.038 (O)	0.059 (O)			0.17 (O)					
11/20/2007						0.042 (o)				
1/15/2008										
1/16/2008									0.039 (o)	
1/23/2008										
1/30/2008	0.11 (O)						0.019 (O)			
1/31/2008			0.052 (O)							
3/5/2008									0.03 (o)	
3/6/2008										
3/10/2008	0.038 (O)									
3/11/2008		0.03 (O)			0.063 (O)					
5/7/2008								0.025 (o)		
5/13/2008										
5/14/2008					0.057 (O)					
12/2/2008										
12/4/2008										
12/5/2008										
12/12/2008										0.019 (O)
12/13/2008										
12/14/2008										
4/15/2009										
4/16/2009										
4/23/2009										
4/28/2009										
4/29/2009										
10/6/2009										
10/7/2009										
10/8/2009										
10/9/2009										
10/20/2009										
10/21/2009										
4/27/2010										
4/28/2010										
5/3/2010										
5/4/2010										
4/27/2011										
4/3/2012										
5/2/2012										
4/2/2013										
10/8/2013										
4/1/2014										
10/1/2014										
3/31/2015										
4/3/2015										
10/14/2015										
4/4/2016										
4/5/2016										
5/13/2016										
5/18/2016										
5/31/2016										
6/1/2016										
7/27/2016										
8/9/2016										
9/28/2016										
11/23/2016										
3/16/2018										
3/19/2018										
3/14/2019										
3/9/2020				0.069 (o)						
2/22/2023										

Outlier Summary

Plant Bowen Client: Southern Company Data: Bowen 1, 2, 9, and 10 Printed 9/8/2024, 3:51 PM

	GWC-14Z Chromium (mg/L)	GWC-15R Chromium (mg/L)	GWC-15Z Chromium (mg/L)	GWC-47R Chromium (mg/L)	GWC-6 Chromium (mg/L)	GWC-9 Chromium (mg/L)	GWA-2R Cobalt (mg/L)	GWC-11R Cobalt (mg/L)	GWC-12 Cobalt (mg/L)	GWC-15Z Cobalt (mg/L)
8/21/2007										
8/22/2007										
8/23/2007										
8/24/2007	0.083 (O)		0.061 (O)							
10/24/2007										
11/2/2007			0.078 (O)							
11/17/2007		0.031 (O)								
11/18/2007			0.085 (O)							
11/20/2007										
1/15/2008	0.043 (o)		0.079 (O)			0.078 (O)				
1/16/2008										
1/23/2008					0.064 (O)					
1/30/2008										
1/31/2008							0.0083 (O)			
3/5/2008									0.98 (O)	
3/6/2008						0.054 (O)		0.11 (O)		
3/10/2008			0.062 (O)							0.069 (O)
3/11/2008										
5/7/2008										
5/13/2008			0.044 (O)							
5/14/2008										
12/2/2008										
12/4/2008										
12/5/2008										
12/12/2008										
12/13/2008										
12/14/2008										
4/15/2009										
4/16/2009										
4/23/2009										
4/28/2009										
4/29/2009										
10/6/2009										
10/7/2009										
10/8/2009										
10/9/2009										
10/20/2009										
10/21/2009										
4/27/2010										
4/28/2010										
5/3/2010										
5/4/2010										
4/27/2011										
4/3/2012										
5/2/2012										
4/2/2013										
10/8/2013										
4/1/2014										
10/1/2014										
3/31/2015										
4/3/2015										
10/14/2015										
4/4/2016										
4/5/2016										
5/13/2016										
5/18/2016				0.00606 (JO)						
5/31/2016										
6/1/2016										
7/27/2016										
8/9/2016										
9/28/2016										
11/23/2016										
3/16/2018										
3/19/2018										
3/14/2019										
3/9/2020										
2/22/2023										

Outlier Summary

Plant Bowen Client: Southern Company Data: Bowen 1, 2, 9, and 10 Printed 9/8/2024, 3:51 PM

	GWC-9 Cobalt (mg/L)	GWA-39RZ Copper (mg/L)	GWA-50R Copper (mg/L)	GWC-5 Copper (mg/L)	GWA-2 Fluoride, total (mg/L)	GWA-1 Nickel (mg/L)	GWA-2 Nickel (mg/L)	GWA-2R Nickel (mg/L)	GWA-39Z Nickel (mg/L)	GWA-3A Nickel (mg/L)
8/21/2007										
8/22/2007										
8/23/2007										
8/24/2007										
10/24/2007							0.026 (O)			
11/2/2007										
11/17/2007										
11/18/2007							0.043 (O)			0.14 (O)
11/20/2007										
1/15/2008										
1/16/2008										
1/23/2008										
1/30/2008						0.11 (O)				
1/31/2008								0.054 (O)		
3/5/2008										
3/6/2008	0.13 (O)									
3/10/2008										
3/11/2008										0.076 (o)
5/7/2008										
5/13/2008										
5/14/2008										0.074 (o)
12/2/2008										
12/4/2008										
12/5/2008										
12/12/2008			0.064 (O)							
12/13/2008										
12/14/2008										
4/15/2009										
4/16/2009										
4/23/2009										
4/28/2009										
4/29/2009										
10/6/2009										
10/7/2009										
10/8/2009										
10/9/2009										
10/20/2009										
10/21/2009										
4/27/2010										
4/28/2010										
5/3/2010										
5/4/2010										
4/27/2011										
4/3/2012										
5/2/2012				0.0865 (O)						
4/2/2013										
10/8/2013										
4/1/2014										
10/1/2014										
3/31/2015										
4/3/2015										
10/14/2015										
4/4/2016										
4/5/2016										
5/13/2016										
5/18/2016										
5/31/2016										
6/1/2016										
7/27/2016		0.0271 (o)								
8/9/2016										
9/28/2016										
11/23/2016										
3/16/2018										
3/19/2018				1.1 (O)						
3/14/2019										
3/9/2020									0.04 (o)	
2/22/2023										

Outlier Summary

Plant Bowen Client: Southern Company Data: Bowen 1, 2, 9, and 10 Printed 9/8/2024, 3:51 PM

	GWC-10R Nickel (mg/L)	GWC-13RZ Nickel (mg/L)	GWC-15R Nickel (mg/L)	GWC-6 Nickel (mg/L)	GWC-9 Nickel (mg/L)	GWC-13RZ pH (pH_units)	GWC-14Z pH (pH_units)	GWC-15Z pH (pH_units)	GWC-5 Selenium (mg/L)	GWC-13RZ Sulfate, total (mg/L)
8/21/2007										
8/22/2007										
8/23/2007										
8/24/2007										
10/24/2007										
11/2/2007										
11/17/2007			0.014 (O)							
11/18/2007										
11/20/2007										
1/15/2008					0.057 (O)					
1/16/2008										
1/23/2008				0.046 (O)						
1/30/2008	0.029 (O)									
1/31/2008										
3/5/2008										
3/6/2008					0.046 (O)					
3/10/2008										
3/11/2008										
5/7/2008										
5/13/2008										
5/14/2008										
12/2/2008										
12/4/2008										
12/5/2008										
12/12/2008		0.022 (O)								
12/13/2008										
12/14/2008										
4/15/2009										
4/16/2009										
4/23/2009										
4/28/2009										
4/29/2009										
10/6/2009										
10/7/2009										
10/8/2009										
10/9/2009									0.015 (O)	
10/20/2009										
10/21/2009										
4/27/2010										
4/28/2010										
5/3/2010										
5/4/2010										
4/27/2011										
4/3/2012										
5/2/2012										
4/2/2013										
10/8/2013										
4/1/2014										
10/1/2014										
3/31/2015										
4/3/2015										
10/14/2015										
4/4/2016						8.56 (o)				17.5 (o)
4/5/2016							10.61 (o)			
5/13/2016										
5/18/2016										
5/31/2016								9.52 (o)		
6/1/2016						9.83 (o)	10.32 (o)			20.9 (o)
7/27/2016										
8/9/2016							8.23 (o)			
9/28/2016										
11/23/2016										
3/16/2018										
3/19/2018										
3/14/2019										
3/9/2020										
2/22/2023										

Outlier Summary

Plant Bowen Client: Southern Company Data: Bowen 1, 2, 9, and 10 Printed 9/8/2024, 3:51 PM

	GWC-4 Sulfate, total (mg/L)	GWC-13 Total Dissolved Solids [TDS] (mg/l)	GWA-2 Vanadium (mg/L)	GWC-11R Vanadium (mg/L)	GWC-13 Vanadium (mg/L)	GWC-13RZ Vanadium (mg/L)	GWA-1 Zinc (mg/L)	GWA-2 Zinc (mg/L)	GWA-2R Zinc (mg/L)	GWA-50 Zinc (mg/L)
8/21/2007										
8/22/2007										
8/23/2007							0.032 (O)			
8/24/2007										
10/24/2007								0.043 (O)		
11/2/2007										
11/17/2007										
11/18/2007										
11/20/2007										
1/15/2008										
1/16/2008										
1/23/2008										
1/30/2008							0.022 (O)			
1/31/2008									0.063 (O)	
3/5/2008										
3/6/2008										
3/10/2008										
3/11/2008										
5/7/2008										
5/13/2008										
5/14/2008										
12/2/2008										
12/4/2008			0.016 (O)					0.081 (O)		
12/5/2008										
12/12/2008						0.023 (O)				0.048 (O)
12/13/2008					0.02 (O)					
12/14/2008										
4/15/2009										
4/16/2009										
4/23/2009										
4/28/2009										
4/29/2009				0.018 (O)						
10/6/2009										
10/7/2009							0.061 (O)			
10/8/2009										
10/9/2009										
10/20/2009										
10/21/2009						0.022 (O)				
4/27/2010										
4/28/2010										
5/3/2010										
5/4/2010										
4/27/2011										
4/3/2012										
5/2/2012										
4/2/2013										
10/8/2013										
4/1/2014										
10/1/2014										
3/31/2015										
4/3/2015										
10/14/2015										
4/4/2016										
4/5/2016										
5/13/2016										
5/18/2016										
5/31/2016										
6/1/2016										
7/27/2016										
8/9/2016										
9/28/2016										
11/23/2016										
3/16/2018										
3/19/2018										
3/14/2019	79.7 (O)									
3/9/2020										
2/22/2023		1020 (o)								

Outlier Summary

Plant Bowen Client: Southern Company Data: Bowen 1, 2, 9, and 10 Printed 9/8/2024, 3:51 PM

	GWA-50R Zinc (mg/L)	GWC-13 Zinc (mg/L)	GWC-13RZ Zinc (mg/L)	GWC-14Z Zinc (mg/L)	GWC-15R Zinc (mg/L)	GWC-15Z Zinc (mg/L)	GWC-6 Zinc (mg/L)	GWC-9 Zinc (mg/L)
8/21/2007								
8/22/2007							0.04 (O)	
8/23/2007								
8/24/2007						0.052 (O)		
10/24/2007								
11/2/2007								
11/17/2007				0.024 (O)	0.023 (O)			
11/18/2007								
11/20/2007							0.03 (O)	
1/15/2008						0.055 (O)		0.075 (O)
1/16/2008								
1/23/2008							0.048 (O)	
1/30/2008								
1/31/2008		0.032 (O)						
3/5/2008				0.075 (O)				
3/6/2008								0.051 (O)
3/10/2008								
3/11/2008								
5/7/2008								
5/13/2008								
5/14/2008								
12/2/2008				0.11 (O)	0.021 (O)	0.065 (O)		
12/4/2008								
12/5/2008								
12/12/2008			0.097 (O)					0.077 (O)
12/13/2008		0.087 (O)						
12/14/2008								
4/15/2009								
4/16/2009				0.091 (O)				0.064 (O)
4/23/2009	0.075 (O)							
4/28/2009		0.067 (O)						
4/29/2009			0.068 (O)					
10/6/2009	0.056 (O)							
10/7/2009								
10/8/2009								
10/9/2009							0.055 (O)	
10/20/2009				0.056 (O)				
10/21/2009		0.025 (O)						
4/27/2010								
4/28/2010			0.048 (O)					
5/3/2010	0.051 (O)							
5/4/2010							0.045 (O)	
4/27/2011	0.025 (O)							
4/3/2012								
5/2/2012								
4/2/2013								
10/8/2013								
4/1/2014								
10/1/2014								
3/31/2015								
4/3/2015								
10/14/2015								
4/4/2016								
4/5/2016								
5/13/2016								
5/18/2016								
5/31/2016								
6/1/2016								
7/27/2016								
8/9/2016								
9/28/2016								
11/23/2016								
3/16/2018								
3/19/2018								
3/14/2019								
3/9/2020								
2/22/2023								

FIGURE D.

Appendix I Intrawell Prediction Limits - All Results (No Significant)

Plant Bowen Client: Southern Company Data: Bowen 1, 2, 9, and 10 Printed 9/11/2024, 11:00 AM

Constituent	Well	Upper Lim.	Lower Lim.	Date	Observ.	Sig.	Bg N	Bg Mean	Std. Dev.	%NDs	ND Adj.	Transform	Alpha	Method
Antimony (mg/L)	GWA-1	0.017	n/a	8/7/2024	0.0028J	No	42	n/a	n/a	38.1	n/a	n/a	0.001077	NP Intra (normality) 1 of 2
Antimony (mg/L)	GWA-2R	0.011	n/a	8/6/2024	0.0021J	No	41	n/a	n/a	41.46	n/a	n/a	0.001118	NP Intra (normality) 1 of 2
Antimony (mg/L)	GWA-39RZ	0.008469	n/a	8/1/2024	0.00097J	No	19	0.002291	0.002147	26.32	Kaplan-Meier	No	0.0001266	Param Intra 1 of 2
Antimony (mg/L)	GWA-39Z	0.0039	n/a	8/1/2024	0.003ND	No	21	n/a	n/a	33.33	n/a	n/a	0.003999	NP Intra (normality) 1 of 2
Antimony (mg/L)	GWA-3A	0.0068	n/a	8/8/2024	0.003ND	No	41	n/a	n/a	68.29	n/a	n/a	0.001118	NP Intra (NDs) 1 of 2
Antimony (mg/L)	GWA-40	0.003	n/a	8/1/2024	0.003ND	No	21	n/a	n/a	90.48	n/a	n/a	0.003999	NP Intra (NDs) 1 of 2
Antimony (mg/L)	GWA-41	0.003	n/a	8/1/2024	0.003ND	No	21	n/a	n/a	90.48	n/a	n/a	0.003999	NP Intra (NDs) 1 of 2
Antimony (mg/L)	GWA-41R	0.0045	n/a	8/1/2024	0.00085J	No	21	n/a	n/a	52.38	n/a	n/a	0.003999	NP Intra (NDs) 1 of 2
Antimony (mg/L)	GWA-42	0.003	n/a	8/1/2024	0.003ND	No	21	n/a	n/a	95.24	n/a	n/a	0.003999	NP Intra (NDs) 1 of 2
Antimony (mg/L)	GWA-43	0.003	n/a	8/2/2024	0.003ND	No	21	n/a	n/a	95.24	n/a	n/a	0.003999	NP Intra (NDs) 1 of 2
Antimony (mg/L)	GWA-43R	0.003	n/a	8/2/2024	0.00086J	No	21	n/a	n/a	71.43	n/a	n/a	0.003999	NP Intra (NDs) 1 of 2
Antimony (mg/L)	GWA-4RZ	0.003	n/a	8/8/2024	0.003ND	No	21	n/a	n/a	52.38	n/a	n/a	0.003999	NP Intra (NDs) 1 of 2
Antimony (mg/L)	GWA-50	0.003	n/a	8/8/2024	0.003ND	No	36	n/a	n/a	88.89	n/a	n/a	0.001429	NP Intra (NDs) 1 of 2
Antimony (mg/L)	GWA-50R	0.003	n/a	8/8/2024	0.003ND	No	36	n/a	n/a	97.22	n/a	n/a	0.001429	NP Intra (NDs) 1 of 2
Antimony (mg/L)	GWC-10R	0.003	n/a	8/12/2024	0.003ND	No	41	n/a	n/a	95.12	n/a	n/a	0.001118	NP Intra (NDs) 1 of 2
Antimony (mg/L)	GWC-11	0.003	n/a	8/13/2024	0.003ND	No	42	n/a	n/a	85.71	n/a	n/a	0.001077	NP Intra (NDs) 1 of 2
Antimony (mg/L)	GWC-11R	0.012	n/a	8/12/2024	0.00086J	No	43	n/a	n/a	72.09	n/a	n/a	0.001037	NP Intra (NDs) 1 of 2
Antimony (mg/L)	GWC-12	0.003	n/a	8/12/2024	0.003ND	No	42	n/a	n/a	97.62	n/a	n/a	0.001077	NP Intra (NDs) 1 of 2
Antimony (mg/L)	GWC-13	0.003	n/a	8/12/2024	0.0021J	No	42	n/a	n/a	90.48	n/a	n/a	0.001077	NP Intra (NDs) 1 of 2
Antimony (mg/L)	GWC-13RZ	0.00447	n/a	8/13/2024	0.003ND	No	36	n/a	n/a	58.33	n/a	n/a	0.001429	NP Intra (NDs) 1 of 2
Antimony (mg/L)	GWC-14Z	0.005	n/a	8/13/2024	0.003ND	No	42	n/a	n/a	88.1	n/a	n/a	0.001077	NP Intra (NDs) 1 of 2
Antimony (mg/L)	GWC-15R	0.0106	n/a	8/13/2024	0.0013J	No	42	n/a	n/a	52.38	n/a	n/a	0.001077	NP Intra (NDs) 1 of 2
Antimony (mg/L)	GWC-15Z	0.0053	n/a	8/13/2024	0.003ND	No	42	n/a	n/a	83.33	n/a	n/a	0.001077	NP Intra (NDs) 1 of 2
Antimony (mg/L)	GWC-44	0.003	n/a	8/6/2024	0.003ND	No	21	n/a	n/a	95.24	n/a	n/a	0.003999	NP Intra (NDs) 1 of 2
Antimony (mg/L)	GWC-45	0.02643	n/a	8/5/2024	0.0041	No	23	-6.184	0.9271	21.74	Kaplan-Meier	ln(x)	0.0001266	Param Intra 1 of 2
Antimony (mg/L)	GWC-45R	0.00426	n/a	8/5/2024	0.003ND	No	21	n/a	n/a	57.14	n/a	n/a	0.003999	NP Intra (NDs) 1 of 2
Antimony (mg/L)	GWC-46R	0.003	n/a	8/5/2024	0.003ND	No	21	n/a	n/a	95.24	n/a	n/a	0.003999	NP Intra (NDs) 1 of 2
Antimony (mg/L)	GWC-47	0.003	n/a	8/5/2024	0.003ND	No	21	n/a	n/a	85.71	n/a	n/a	0.003999	NP Intra (NDs) 1 of 2
Antimony (mg/L)	GWC-47R	0.00436	n/a	8/5/2024	0.00069J	No	21	0.03291	0.01181	33.33	Kaplan-Meier	sqrt(x)	0.0001266	Param Intra 1 of 2
Antimony (mg/L)	GWC-48	0.003	n/a	8/5/2024	0.003ND	No	21	n/a	n/a	90.48	n/a	n/a	0.003999	NP Intra (NDs) 1 of 2
Antimony (mg/L)	GWC-49R	0.0037	n/a	8/6/2024	0.00082J	No	21	n/a	n/a	52.38	n/a	n/a	0.003999	NP Intra (NDs) 1 of 2
Antimony (mg/L)	GWC-49Z	0.003	n/a	8/6/2024	0.0013J	No	21	n/a	n/a	42.86	n/a	n/a	0.003999	NP Intra (normality) 1 of 2
Antimony (mg/L)	GWC-5	0.003	n/a	8/8/2024	0.003ND	No	42	n/a	n/a	92.86	n/a	n/a	0.001077	NP Intra (NDs) 1 of 2
Antimony (mg/L)	GWC-6	0.0035	n/a	8/8/2024	0.003ND	No	42	n/a	n/a	92.86	n/a	n/a	0.001077	NP Intra (NDs) 1 of 2
Antimony (mg/L)	GWC-6RZ	0.003	n/a	8/8/2024	0.003ND	No	25	n/a	n/a	80	n/a	n/a	0.002832	NP Intra (NDs) 1 of 2
Antimony (mg/L)	GWC-7Z	0.003	n/a	8/8/2024	0.0012J	No	21	n/a	n/a	57.14	n/a	n/a	0.003999	NP Intra (NDs) 1 of 2
Antimony (mg/L)	GWC-8RR	0.003	n/a	8/12/2024	0.003ND	No	30	n/a	n/a	76.67	n/a	n/a	0.002008	NP Intra (NDs) 1 of 2
Antimony (mg/L)	GWC-8Z	0.003	n/a	8/12/2024	0.003ND	No	25	n/a	n/a	96	n/a	n/a	0.002832	NP Intra (NDs) 1 of 2
Antimony (mg/L)	GWC-9	0.003	n/a	8/12/2024	0.003ND	No	42	n/a	n/a	97.62	n/a	n/a	0.001077	NP Intra (NDs) 1 of 2
Arsenic (mg/L)	GWA-1	0.005	n/a	8/7/2024	0.005ND	No	42	n/a	n/a	90.48	n/a	n/a	0.001077	NP Intra (NDs) 1 of 2
Arsenic (mg/L)	GWA-2	0.005	n/a	8/7/2024	0.005ND	No	41	n/a	n/a	97.56	n/a	n/a	0.001118	NP Intra (NDs) 1 of 2
Arsenic (mg/L)	GWA-2R	0.0056	n/a	8/6/2024	0.005ND	No	42	n/a	n/a	69.05	n/a	n/a	0.001077	NP Intra (NDs) 1 of 2
Arsenic (mg/L)	GWA-39RZ	0.005	n/a	8/1/2024	0.0018J	No	20	n/a	n/a	70	n/a	n/a	0.004291	NP Intra (NDs) 1 of 2
Arsenic (mg/L)	GWA-39Z	0.005	n/a	8/1/2024	0.0011J	No	21	n/a	n/a	85.71	n/a	n/a	0.003999	NP Intra (NDs) 1 of 2
Arsenic (mg/L)	GWA-3A	0.005	n/a	8/8/2024	0.005ND	No	41	n/a	n/a	97.56	n/a	n/a	0.001118	NP Intra (NDs) 1 of 2
Arsenic (mg/L)	GWA-40	0.005	n/a	8/1/2024	0.0011J	No	21	n/a	n/a	90.48	n/a	n/a	0.003999	NP Intra (NDs) 1 of 2
Arsenic (mg/L)	GWA-41	0.005	n/a	8/1/2024	0.00092J	No	21	n/a	n/a	100	n/a	n/a	0.003999	NP Intra (NDs) 1 of 2
Arsenic (mg/L)	GWA-41R	0.005	n/a	8/1/2024	0.0015J	No	21	n/a	n/a	85.71	n/a	n/a	0.003999	NP Intra (NDs) 1 of 2
Arsenic (mg/L)	GWA-42	0.005	n/a	8/1/2024	0.005ND	No	21	n/a	n/a	100	n/a	n/a	0.003999	NP Intra (NDs) 1 of 2
Arsenic (mg/L)	GWA-43	0.005	n/a	8/2/2024	0.005ND	No	21	n/a	n/a	95.24	n/a	n/a	0.003999	NP Intra (NDs) 1 of 2
Arsenic (mg/L)	GWA-43R	0.005	n/a	8/2/2024	0.005ND	No	21	n/a	n/a	95.24	n/a	n/a	0.003999	NP Intra (NDs) 1 of 2
Arsenic (mg/L)	GWA-4RZ	0.005	n/a	8/8/2024	0.0016J	No	21	n/a	n/a	33.33	n/a	n/a	0.003999	NP Intra (normality) 1 of 2
Arsenic (mg/L)	GWC-10	0.0079	n/a	8/12/2024	0.005ND	No	41	n/a	n/a	90.24	n/a	n/a	0.001118	NP Intra (NDs) 1 of 2
Arsenic (mg/L)	GWC-10R	0.005	n/a	8/12/2024	0.005ND	No	42	n/a	n/a	97.62	n/a	n/a	0.001077	NP Intra (NDs) 1 of 2
Arsenic (mg/L)	GWC-11	0.005	n/a	8/13/2024	0.005ND	No	42	n/a	n/a	95.24	n/a	n/a	0.001077	NP Intra (NDs) 1 of 2

Appendix I Intrawell Prediction Limits - All Results (No Significant)

Plant Bowen Client: Southern Company Data: Bowen 1, 2, 9, and 10 Printed 9/11/2024, 11:00 AM

Constituent	Well	Upper Lim.	Lower Lim.	Date	Observ.	Sig.	Bg N	Bg Mean	Std. Dev.	%NDs	ND Adj.	Transform	Alpha	Method
Arsenic (mg/L)	GWC-11R	0.0077	n/a	8/12/2024	0.0017J	No	42	n/a	n/a	45.24	n/a	n/a	0.001077	NP Intra (normality) 1 of 2
Arsenic (mg/L)	GWC-12	0.01151	n/a	8/12/2024	0.0039J	No	41	0.005796	0.00227	21.95	Kaplan-Meier	No	0.0001266	Param Intra 1 of 2
Arsenic (mg/L)	GWC-13	0.0096	n/a	8/12/2024	0.005ND	No	42	n/a	n/a	73.81	n/a	n/a	0.001077	NP Intra (NDs) 1 of 2
Arsenic (mg/L)	GWC-13RZ	0.0066	n/a	8/13/2024	0.0013J	No	40	n/a	n/a	57.5	n/a	n/a	0.001159	NP Intra (NDs) 1 of 2
Arsenic (mg/L)	GWC-14Z	0.0079	n/a	8/13/2024	0.005ND	No	41	n/a	n/a	87.8	n/a	n/a	0.001118	NP Intra (NDs) 1 of 2
Arsenic (mg/L)	GWC-15R	0.005	n/a	8/13/2024	0.005ND	No	42	n/a	n/a	90.48	n/a	n/a	0.001077	NP Intra (NDs) 1 of 2
Arsenic (mg/L)	GWC-15Z	0.0077	n/a	8/13/2024	0.005ND	No	42	n/a	n/a	76.19	n/a	n/a	0.001077	NP Intra (NDs) 1 of 2
Arsenic (mg/L)	GWC-44	0.005	n/a	8/6/2024	0.005ND	No	21	n/a	n/a	71.43	n/a	n/a	0.003999	NP Intra (NDs) 1 of 2
Arsenic (mg/L)	GWC-45	0.005	n/a	8/5/2024	0.005ND	No	21	n/a	n/a	95.24	n/a	n/a	0.003999	NP Intra (NDs) 1 of 2
Arsenic (mg/L)	GWC-45R	0.005	n/a	8/5/2024	0.005ND	No	21	n/a	n/a	95.24	n/a	n/a	0.003999	NP Intra (NDs) 1 of 2
Arsenic (mg/L)	GWC-46R	0.005	n/a	8/5/2024	0.005ND	No	21	n/a	n/a	95.24	n/a	n/a	0.003999	NP Intra (NDs) 1 of 2
Arsenic (mg/L)	GWC-47	0.005	n/a	8/5/2024	0.005ND	No	21	n/a	n/a	95.24	n/a	n/a	0.003999	NP Intra (NDs) 1 of 2
Arsenic (mg/L)	GWC-47R	0.005	n/a	8/5/2024	0.005ND	No	21	n/a	n/a	52.38	n/a	n/a	0.003999	NP Intra (NDs) 1 of 2
Arsenic (mg/L)	GWC-49R	0.005	n/a	8/6/2024	0.005ND	No	21	n/a	n/a	95.24	n/a	n/a	0.003999	NP Intra (NDs) 1 of 2
Arsenic (mg/L)	GWC-49Z	0.005	n/a	8/6/2024	0.005ND	No	21	n/a	n/a	95.24	n/a	n/a	0.003999	NP Intra (NDs) 1 of 2
Arsenic (mg/L)	GWC-5	0.005	n/a	8/8/2024	0.005ND	No	42	n/a	n/a	97.62	n/a	n/a	0.001077	NP Intra (NDs) 1 of 2
Arsenic (mg/L)	GWC-6	0.005	n/a	8/8/2024	0.005ND	No	41	n/a	n/a	85.37	n/a	n/a	0.001118	NP Intra (NDs) 1 of 2
Arsenic (mg/L)	GWC-6RZ	0.005	n/a	8/8/2024	0.005ND	No	25	n/a	n/a	92	n/a	n/a	0.002832	NP Intra (NDs) 1 of 2
Arsenic (mg/L)	GWC-7Z	0.004382	n/a	8/8/2024	0.005ND	No	21	0.001947	0.000868	33.33	Kaplan-Meier	No	0.0001266	Param Intra 1 of 2
Arsenic (mg/L)	GWC-8RR	0.005	n/a	8/12/2024	0.005ND	No	30	n/a	n/a	83.33	n/a	n/a	0.002008	NP Intra (NDs) 1 of 2
Arsenic (mg/L)	GWC-8Z	0.005	n/a	8/12/2024	0.005ND	No	25	n/a	n/a	80	n/a	n/a	0.002832	NP Intra (NDs) 1 of 2
Arsenic (mg/L)	GWC-9	0.0086	n/a	8/12/2024	0.005ND	No	42	n/a	n/a	85.71	n/a	n/a	0.001077	NP Intra (NDs) 1 of 2
Barium (mg/L)	GWA-1	0.04	n/a	8/7/2024	0.015	No	41	n/a	n/a	0	n/a	n/a	0.001118	NP Intra (normality) 1 of 2
Barium (mg/L)	GWA-2	0.05	n/a	8/7/2024	0.017	No	40	0.02121	0.01142	0	None	No	0.0001266	Param Intra 1 of 2
Barium (mg/L)	GWA-2R	0.04732	n/a	8/6/2024	0.015	No	40	-4.448	0.5541	0	None	ln(x)	0.0001266	Param Intra 1 of 2
Barium (mg/L)	GWA-39RZ	0.02561	n/a	8/1/2024	0.014	No	20	0.1247	0.01249	0	None	sqrt(x)	0.0001266	Param Intra 1 of 2
Barium (mg/L)	GWA-39Z	0.03585	n/a	8/1/2024	0.011	No	21	0.01414	0.007741	4.762	None	No	0.0001266	Param Intra 1 of 2
Barium (mg/L)	GWA-3A	0.009067	n/a	8/8/2024	0.0068	No	32	0.00587	0.001232	3.125	None	No	0.0001266	Param Intra 1 of 2
Barium (mg/L)	GWA-40	0.01215	n/a	8/1/2024	0.0073	No	21	0.008568	0.001278	0	None	No	0.0001266	Param Intra 1 of 2
Barium (mg/L)	GWA-41	0.03652	n/a	8/1/2024	0.014	No	21	0.02503	0.004095	0	None	No	0.0001266	Param Intra 1 of 2
Barium (mg/L)	GWA-41R	0.05244	n/a	8/1/2024	0.044	No	21	0.02499	0.009788	0	None	No	0.0001266	Param Intra 1 of 2
Barium (mg/L)	GWA-42	0.006979	n/a	8/1/2024	0.0063	No	21	0.006286	0.000247	0	None	No	0.0001266	Param Intra 1 of 2
Barium (mg/L)	GWA-43	0.04701	n/a	8/2/2024	0.0099	No	21	0.1364	0.02867	0	None	sqrt(x)	0.0001266	Param Intra 1 of 2
Barium (mg/L)	GWA-43R	0.00955	n/a	8/2/2024	0.0072	No	21	0.00766	0.000674	0	None	No	0.0001266	Param Intra 1 of 2
Barium (mg/L)	GWA-4RZ	0.06337	n/a	8/8/2024	0.053	No	21	0.03528	0.01002	0	None	No	0.0001266	Param Intra 1 of 2
Barium (mg/L)	GWA-50	0.01711	n/a	8/8/2024	0.0073	No	35	0.009291	0.003053	2.857	None	No	0.0001266	Param Intra 1 of 2
Barium (mg/L)	GWA-50R	0.02266	n/a	8/8/2024	0.0079	No	33	0.0134	0.003582	0	None	No	0.0001266	Param Intra 1 of 2
Barium (mg/L)	GWC-10	0.03515	n/a	8/12/2024	0.014	No	39	0.1366	0.02013	0	None	sqrt(x)	0.0001266	Param Intra 1 of 2
Barium (mg/L)	GWC-10R	0.03633	n/a	8/12/2024	0.029	No	42	0.02431	0.004787	0	None	No	0.0001266	Param Intra 1 of 2
Barium (mg/L)	GWC-11	0.036	n/a	8/13/2024	0.0068	No	41	n/a	n/a	2.439	n/a	n/a	0.001118	NP Intra (normality) 1 of 2
Barium (mg/L)	GWC-11R	0.02619	n/a	8/12/2024	0.019	No	42	0.01421	0.004773	0	None	No	0.0001266	Param Intra 1 of 2
Barium (mg/L)	GWC-12	0.043	n/a	8/12/2024	0.024	No	37	n/a	n/a	0	n/a	n/a	0.001361	NP Intra (normality) 1 of 2
Barium (mg/L)	GWC-13	0.05766	n/a	8/12/2024	0.026	No	40	0.1628	0.03067	0	None	sqrt(x)	0.0001266	Param Intra 1 of 2
Barium (mg/L)	GWC-13RZ	0.1182	n/a	8/13/2024	0.087	No	13	0.09362	0.0075	0	None	No	0.0001266	Param Intra 1 of 2
Barium (mg/L)	GWC-14Z	0.05427	n/a	8/13/2024	0.013	No	38	0.2575	0.04773	5.263	None	x^(1/3)	0.0001266	Param Intra 1 of 2
Barium (mg/L)	GWC-15R	0.03289	n/a	8/13/2024	0.012	No	41	0.02303	0.003918	0	None	No	0.0001266	Param Intra 1 of 2
Barium (mg/L)	GWC-15Z	0.02279	n/a	8/13/2024	0.01	No	41	0.01124	0.004593	2.439	None	No	0.0001266	Param Intra 1 of 2
Barium (mg/L)	GWC-44	0.09137	n/a	8/6/2024	0.013	No	21	0.04055	0.01812	0	None	No	0.0001266	Param Intra 1 of 2
Barium (mg/L)	GWC-45	0.007388	n/a	8/5/2024	0.0064	No	21	0.006095	0.0004611	0	None	No	0.0001266	Param Intra 1 of 2
Barium (mg/L)	GWC-45R	0.02826	n/a	8/5/2024	0.02	No	21	0.02146	0.002424	0	None	No	0.0001266	Param Intra 1 of 2
Barium (mg/L)	GWC-46R	0.02171	n/a	8/5/2024	0.01	No	21	0.01387	0.002796	0	None	No	0.0001266	Param Intra 1 of 2
Barium (mg/L)	GWC-47	0.01974	n/a	8/5/2024	0.0083	No	21	0.01108	0.00309	0	None	No	0.0001266	Param Intra 1 of 2
Barium (mg/L)	GWC-47R	0.0344	n/a	8/5/2024	0.0076	No	21	n/a	n/a	4.762	n/a	n/a	0.003999	NP Intra (normality) 1 of 2
Barium (mg/L)	GWC-48	0.05599	n/a	8/5/2024	0.045	No	22	0.03116	0.008935	4.545	None	No	0.0001266	Param Intra 1 of 2
Barium (mg/L)	GWC-49R	0.026	n/a	8/6/2024	0.01	No	21	n/a	n/a	4.762	n/a	n/a	0.003999	NP Intra (normality) 1 of 2

Appendix I Intrawell Prediction Limits - All Results (No Significant)

Plant Bowen Client: Southern Company Data: Bowen 1, 2, 9, and 10 Printed 9/11/2024, 11:00 AM

Constituent	Well	Upper Lim.	Lower Lim.	Date	Observ.	Sig.	Bg N	Bg Mean	Std. Dev.	%NDs	ND Adj.	Transform	Alpha	Method
Barium (mg/L)	GWC-49Z	0.0121	n/a	8/6/2024	0.0044J	No	21	n/a	n/a	4.762	n/a	n/a	0.003999	NP Intra (normality) 1 of 2
Barium (mg/L)	GWC-5	0.02853	n/a	8/8/2024	0.012	No	41	0.1296	0.01561	0	None	sqrt(x)	0.0001266	Param Intra 1 of 2
Barium (mg/L)	GWC-6	0.009975	n/a	8/8/2024	0.0064	No	16	0.007231	0.0009105	6.25	None	No	0.0001266	Param Intra 1 of 2
Barium (mg/L)	GWC-6RZ	0.01781	n/a	8/8/2024	0.0058	No	25	-4.782	0.2793	4	None	ln(x)	0.0001266	Param Intra 1 of 2
Barium (mg/L)	GWC-7Z	0.04249	n/a	8/8/2024	0.011	No	21	0.02365	0.006717	0	None	No	0.0001266	Param Intra 1 of 2
Barium (mg/L)	GWC-8RR	0.02314	n/a	8/12/2024	0.013	No	30	-4.192	0.1628	0	None	ln(x)	0.0001266	Param Intra 1 of 2
Barium (mg/L)	GWC-8Z	0.05892	n/a	8/12/2024	0.026	No	25	-3.609	0.2883	0	None	ln(x)	0.0001266	Param Intra 1 of 2
Barium (mg/L)	GWC-9	0.0539	n/a	8/12/2024	0.039	No	38	0.03938	0.005721	0	None	No	0.0001266	Param Intra 1 of 2
Cadmium (mg/L)	GWA-1	0.00076	n/a	8/7/2024	0.0005ND	No	42	n/a	n/a	95.24	n/a	n/a	0.001077	NP Intra (NDs) 1 of 2
Cadmium (mg/L)	GWA-39RZ	0.0005	n/a	8/1/2024	0.0005ND	No	20	n/a	n/a	95	n/a	n/a	0.004291	NP Intra (NDs) 1 of 2
Cadmium (mg/L)	GWA-39Z	0.0005	n/a	8/1/2024	0.0005ND	No	21	n/a	n/a	80.95	n/a	n/a	0.003999	NP Intra (NDs) 1 of 2
Cadmium (mg/L)	GWA-42	0.0003665	n/a	8/1/2024	0.00016J	No	21	0.01242	0.002396	14.29	None	sqrt(x)	0.0001266	Param Intra 1 of 2
Cadmium (mg/L)	GWA-43	0.0005	n/a	8/2/2024	0.0005ND	No	21	n/a	n/a	95.24	n/a	n/a	0.003999	NP Intra (NDs) 1 of 2
Cadmium (mg/L)	GWA-50	0.0005	n/a	8/8/2024	0.0005ND	No	36	n/a	n/a	94.44	n/a	n/a	0.001429	NP Intra (NDs) 1 of 2
Cadmium (mg/L)	GWC-10	0.0005	n/a	8/12/2024	0.0005ND	No	42	n/a	n/a	97.62	n/a	n/a	0.001077	NP Intra (NDs) 1 of 2
Cadmium (mg/L)	GWC-10R	0.0005	n/a	8/12/2024	0.0005ND	No	42	n/a	n/a	97.62	n/a	n/a	0.001077	NP Intra (NDs) 1 of 2
Cadmium (mg/L)	GWC-11R	0.00056	n/a	8/12/2024	0.0005ND	No	42	n/a	n/a	95.24	n/a	n/a	0.001077	NP Intra (NDs) 1 of 2
Cadmium (mg/L)	GWC-12	0.0012	n/a	8/12/2024	0.00063	No	43	n/a	n/a	51.16	n/a	n/a	0.001037	NP Intra (NDs) 1 of 2
Cadmium (mg/L)	GWC-14Z	0.0005	n/a	8/13/2024	0.0005ND	No	42	n/a	n/a	97.62	n/a	n/a	0.001077	NP Intra (NDs) 1 of 2
Cadmium (mg/L)	GWC-15R	0.0005	n/a	8/13/2024	0.0005ND	No	42	n/a	n/a	88.1	n/a	n/a	0.001077	NP Intra (NDs) 1 of 2
Cadmium (mg/L)	GWC-44	0.0005	n/a	8/6/2024	0.0005ND	No	21	n/a	n/a	95.24	n/a	n/a	0.003999	NP Intra (NDs) 1 of 2
Cadmium (mg/L)	GWC-45R	0.0005	n/a	8/5/2024	0.0005ND	No	21	n/a	n/a	95.24	n/a	n/a	0.003999	NP Intra (NDs) 1 of 2
Cadmium (mg/L)	GWC-47	0.0005	n/a	8/5/2024	0.00019J	No	21	n/a	n/a	61.9	n/a	n/a	0.003999	NP Intra (NDs) 1 of 2
Cadmium (mg/L)	GWC-47R	0.0005	n/a	8/5/2024	0.0005ND	No	21	n/a	n/a	95.24	n/a	n/a	0.003999	NP Intra (NDs) 1 of 2
Cadmium (mg/L)	GWC-48	0.0005174	n/a	8/5/2024	0.00021J	No	21	-8.571	0.3581	4.762	None	ln(x)	0.0001266	Param Intra 1 of 2
Cadmium (mg/L)	GWC-49Z	0.0005	n/a	8/6/2024	0.0005ND	No	21	n/a	n/a	66.67	n/a	n/a	0.003999	NP Intra (NDs) 1 of 2
Cadmium (mg/L)	GWC-5	0.0005	n/a	8/8/2024	0.0005ND	No	42	n/a	n/a	80.95	n/a	n/a	0.001077	NP Intra (NDs) 1 of 2
Cadmium (mg/L)	GWC-6	0.0005	n/a	8/8/2024	0.0005ND	No	42	n/a	n/a	95.24	n/a	n/a	0.001077	NP Intra (NDs) 1 of 2
Cadmium (mg/L)	GWC-7Z	0.0005	n/a	8/8/2024	0.0005ND	No	21	n/a	n/a	95.24	n/a	n/a	0.003999	NP Intra (NDs) 1 of 2
Cadmium (mg/L)	GWC-8Z	0.0005	n/a	8/12/2024	0.0005ND	No	25	n/a	n/a	92	n/a	n/a	0.002832	NP Intra (NDs) 1 of 2
Chromium (mg/L)	GWA-1	0.012	n/a	8/7/2024	0.005ND	No	39	n/a	n/a	76.92	n/a	n/a	0.001226	NP Intra (NDs) 1 of 2
Chromium (mg/L)	GWA-2	0.009	n/a	8/7/2024	0.005ND	No	39	n/a	n/a	69.23	n/a	n/a	0.001226	NP Intra (NDs) 1 of 2
Chromium (mg/L)	GWA-2R	0.012	n/a	8/6/2024	0.005ND	No	41	n/a	n/a	85.37	n/a	n/a	0.001118	NP Intra (NDs) 1 of 2
Chromium (mg/L)	GWA-39RZ	0.005	n/a	8/1/2024	0.005ND	No	20	n/a	n/a	50	n/a	n/a	0.004291	NP Intra (normality) 1 of 2
Chromium (mg/L)	GWA-39Z	0.005	n/a	8/1/2024	0.005ND	No	20	n/a	n/a	95	n/a	n/a	0.004291	NP Intra (NDs) 1 of 2
Chromium (mg/L)	GWA-3A	0.012	n/a	8/8/2024	0.005ND	No	37	n/a	n/a	81.08	n/a	n/a	0.001361	NP Intra (NDs) 1 of 2
Chromium (mg/L)	GWA-40	0.005	n/a	8/1/2024	0.005ND	No	21	n/a	n/a	80.95	n/a	n/a	0.003999	NP Intra (NDs) 1 of 2
Chromium (mg/L)	GWA-41	0.015	n/a	8/1/2024	0.005ND	No	21	n/a	n/a	90.48	n/a	n/a	0.003999	NP Intra (NDs) 1 of 2
Chromium (mg/L)	GWA-41R	0.005	n/a	8/1/2024	0.005ND	No	21	n/a	n/a	90.48	n/a	n/a	0.003999	NP Intra (NDs) 1 of 2
Chromium (mg/L)	GWA-42	0.005	n/a	8/1/2024	0.005ND	No	21	n/a	n/a	95.24	n/a	n/a	0.003999	NP Intra (NDs) 1 of 2
Chromium (mg/L)	GWA-43	0.005	n/a	8/2/2024	0.005ND	No	21	n/a	n/a	76.19	n/a	n/a	0.003999	NP Intra (NDs) 1 of 2
Chromium (mg/L)	GWA-43R	0.005	n/a	8/2/2024	0.005ND	No	21	n/a	n/a	47.62	n/a	n/a	0.003999	NP Intra (normality) 1 of 2
Chromium (mg/L)	GWA-50	0.005	n/a	8/8/2024	0.005ND	No	36	n/a	n/a	88.89	n/a	n/a	0.001429	NP Intra (NDs) 1 of 2
Chromium (mg/L)	GWA-50R	0.005	n/a	8/8/2024	0.005ND	No	36	n/a	n/a	72.22	n/a	n/a	0.001429	NP Intra (NDs) 1 of 2
Chromium (mg/L)	GWC-10	0.034	n/a	8/12/2024	0.005ND	No	41	n/a	n/a	46.34	n/a	n/a	0.001118	NP Intra (normality) 1 of 2
Chromium (mg/L)	GWC-10R	0.01	n/a	8/12/2024	0.005ND	No	40	n/a	n/a	80	n/a	n/a	0.001159	NP Intra (NDs) 1 of 2
Chromium (mg/L)	GWC-11	0.0134	n/a	8/13/2024	0.005ND	No	41	0.005248	0.003239	29.27	Kaplan-Meier	No	0.0001266	Param Intra 1 of 2
Chromium (mg/L)	GWC-11R	0.01008	n/a	8/12/2024	0.004J	No	20	0.005761	0.001524	5	None	No	0.0001266	Param Intra 1 of 2
Chromium (mg/L)	GWC-12	0.0058	n/a	8/12/2024	0.005ND	No	40	n/a	n/a	77.5	n/a	n/a	0.001159	NP Intra (NDs) 1 of 2
Chromium (mg/L)	GWC-13	0.009246	n/a	8/12/2024	0.003J	No	25	0.006193	0.001131	0	None	No	0.0001266	Param Intra 1 of 2
Chromium (mg/L)	GWC-13RZ	0.005	n/a	8/13/2024	0.005ND	No	41	n/a	n/a	75.61	n/a	n/a	0.001118	NP Intra (NDs) 1 of 2
Chromium (mg/L)	GWC-14Z	0.016	n/a	8/13/2024	0.005ND	No	40	n/a	n/a	37.5	n/a	n/a	0.001159	NP Intra (normality) 1 of 2
Chromium (mg/L)	GWC-15R	0.014	n/a	8/13/2024	0.005ND	No	41	n/a	n/a	63.41	n/a	n/a	0.001118	NP Intra (NDs) 1 of 2
Chromium (mg/L)	GWC-15Z	0.027	n/a	8/13/2024	0.005ND	No	36	n/a	n/a	52.78	n/a	n/a	0.001429	NP Intra (NDs) 1 of 2
Chromium (mg/L)	GWC-44	0.005	n/a	8/6/2024	0.005ND	No	21	n/a	n/a	90.48	n/a	n/a	0.003999	NP Intra (NDs) 1 of 2

Appendix I Intrawell Prediction Limits - All Results (No Significant)

Plant Bowen Client: Southern Company Data: Bowen 1, 2, 9, and 10 Printed 9/11/2024, 11:00 AM

Constituent	Well	Upper Lim.	Lower Lim.	Date	Observ.	Sig.	Bg N	Bg Mean	Std. Dev.	%NDs	ND Adj.	Transform	Alpha	Method
Chromium (mg/L)	GWC-45	0.005	n/a	8/5/2024	0.005ND	No	21	n/a	n/a	95.24	n/a	n/a	0.003999	NP Intra (NDs) 1 of 2
Chromium (mg/L)	GWC-45R	0.0058	n/a	8/5/2024	0.005ND	No	21	n/a	n/a	80.95	n/a	n/a	0.003999	NP Intra (NDs) 1 of 2
Chromium (mg/L)	GWC-46R	0.008977	n/a	8/5/2024	0.005J	No	22	0.004027	0.001781	13.64	None	No	0.0001266	Param Intra 1 of 2
Chromium (mg/L)	GWC-47	0.003142	n/a	8/5/2024	0.0025ND	No	21	0.0018	0.0004786	9.524	None	No	0.0001266	Param Intra 1 of 2
Chromium (mg/L)	GWC-47R	0.018	n/a	8/5/2024	0.0025ND	No	20	n/a	n/a	0	n/a	n/a	0.004291	NP Intra (normality) 1 of 2
Chromium (mg/L)	GWC-48	0.005	n/a	8/5/2024	0.005ND	No	21	n/a	n/a	23.81	n/a	n/a	0.003999	NP Intra (normality) 1 of 2
Chromium (mg/L)	GWC-49R	0.005	n/a	8/6/2024	0.005ND	No	21	n/a	n/a	61.9	n/a	n/a	0.003999	NP Intra (NDs) 1 of 2
Chromium (mg/L)	GWC-49Z	0.00778	n/a	8/6/2024	0.005ND	No	21	n/a	n/a	71.43	n/a	n/a	0.003999	NP Intra (NDs) 1 of 2
Chromium (mg/L)	GWC-5	0.032	n/a	8/8/2024	0.005ND	No	42	n/a	n/a	59.52	n/a	n/a	0.001077	NP Intra (NDs) 1 of 2
Chromium (mg/L)	GWC-6	0.027	n/a	8/8/2024	0.005ND	No	41	n/a	n/a	24.39	n/a	n/a	0.001118	NP Intra (normality) 1 of 2
Chromium (mg/L)	GWC-6RZ	0.005	n/a	8/8/2024	0.005ND	No	25	n/a	n/a	20	n/a	n/a	0.002832	NP Intra (normality) 1 of 2
Chromium (mg/L)	GWC-7Z	0.005	n/a	8/8/2024	0.005ND	No	21	n/a	n/a	90.48	n/a	n/a	0.003999	NP Intra (NDs) 1 of 2
Chromium (mg/L)	GWC-8RR	0.0056	n/a	8/12/2024	0.005ND	No	30	n/a	n/a	46.67	n/a	n/a	0.002008	NP Intra (normality) 1 of 2
Chromium (mg/L)	GWC-8Z	0.005	n/a	8/12/2024	0.005ND	No	25	n/a	n/a	28	n/a	n/a	0.002832	NP Intra (normality) 1 of 2
Chromium (mg/L)	GWC-9	0.018	n/a	8/12/2024	0.005ND	No	40	n/a	n/a	82.5	n/a	n/a	0.001159	NP Intra (NDs) 1 of 2
Cobalt (mg/L)	GWA-1	0.005	n/a	8/7/2024	0.005ND	No	42	n/a	n/a	80.95	n/a	n/a	0.001077	NP Intra (NDs) 1 of 2
Cobalt (mg/L)	GWA-2	0.013	n/a	8/7/2024	0.005ND	No	42	n/a	n/a	92.86	n/a	n/a	0.001077	NP Intra (NDs) 1 of 2
Cobalt (mg/L)	GWA-2R	0.005	n/a	8/6/2024	0.005ND	No	41	n/a	n/a	87.8	n/a	n/a	0.001118	NP Intra (NDs) 1 of 2
Cobalt (mg/L)	GWA-39RZ	0.0057	n/a	8/1/2024	0.005ND	No	20	n/a	n/a	90	n/a	n/a	0.004291	NP Intra (NDs) 1 of 2
Cobalt (mg/L)	GWA-39Z	0.009181	n/a	8/1/2024	0.005ND	No	21	0.1154	0.03352	42.86	Kaplan-Meier	x^(1/3)	0.0001266	Param Intra 1 of 2
Cobalt (mg/L)	GWA-3A	0.0057	n/a	8/8/2024	0.005ND	No	41	n/a	n/a	46.34	n/a	n/a	0.001118	NP Intra (normality) 1 of 2
Cobalt (mg/L)	GWA-41R	0.005	n/a	8/1/2024	0.0011J	No	21	n/a	n/a	76.19	n/a	n/a	0.003999	NP Intra (NDs) 1 of 2
Cobalt (mg/L)	GWA-42	0.005	n/a	8/1/2024	0.005ND	No	21	n/a	n/a	85.71	n/a	n/a	0.003999	NP Intra (NDs) 1 of 2
Cobalt (mg/L)	GWA-43	0.005	n/a	8/2/2024	0.005ND	No	21	n/a	n/a	95.24	n/a	n/a	0.003999	NP Intra (NDs) 1 of 2
Cobalt (mg/L)	GWA-4RZ	0.02963	n/a	8/8/2024	0.0056	No	21	0.01137	0.00651	4.762	None	No	0.0001266	Param Intra 1 of 2
Cobalt (mg/L)	GWA-50R	0.005	n/a	8/8/2024	0.005ND	No	36	n/a	n/a	83.33	n/a	n/a	0.001429	NP Intra (NDs) 1 of 2
Cobalt (mg/L)	GWC-10	0.013	n/a	8/12/2024	0.00067J	No	42	n/a	n/a	54.76	n/a	n/a	0.001077	NP Intra (NDs) 1 of 2
Cobalt (mg/L)	GWC-11	0.016	n/a	8/13/2024	0.005ND	No	42	n/a	n/a	83.33	n/a	n/a	0.001077	NP Intra (NDs) 1 of 2
Cobalt (mg/L)	GWC-11R	0.005	n/a	8/12/2024	0.005ND	No	41	n/a	n/a	95.12	n/a	n/a	0.001118	NP Intra (NDs) 1 of 2
Cobalt (mg/L)	GWC-12	0.01	n/a	8/12/2024	0.0027J	No	41	n/a	n/a	7.317	n/a	n/a	0.001118	NP Intra (normality) 1 of 2
Cobalt (mg/L)	GWC-13	0.011	n/a	8/12/2024	0.005ND	No	42	n/a	n/a	88.1	n/a	n/a	0.001077	NP Intra (NDs) 1 of 2
Cobalt (mg/L)	GWC-13RZ	0.0079	n/a	8/13/2024	0.005ND	No	42	n/a	n/a	97.62	n/a	n/a	0.001077	NP Intra (NDs) 1 of 2
Cobalt (mg/L)	GWC-14Z	0.011	n/a	8/13/2024	0.005ND	No	42	n/a	n/a	83.33	n/a	n/a	0.001077	NP Intra (NDs) 1 of 2
Cobalt (mg/L)	GWC-15R	0.005	n/a	8/13/2024	0.005ND	No	42	n/a	n/a	95.24	n/a	n/a	0.001077	NP Intra (NDs) 1 of 2
Cobalt (mg/L)	GWC-15Z	0.005	n/a	8/13/2024	0.005ND	No	41	n/a	n/a	95.12	n/a	n/a	0.001118	NP Intra (NDs) 1 of 2
Cobalt (mg/L)	GWC-44	0.005	n/a	8/6/2024	0.0011J	No	21	n/a	n/a	4.762	n/a	n/a	0.003999	NP Intra (normality) 1 of 2
Cobalt (mg/L)	GWC-45	0.005	n/a	8/5/2024	0.0011J	No	21	n/a	n/a	9.524	n/a	n/a	0.003999	NP Intra (normality) 1 of 2
Cobalt (mg/L)	GWC-46R	0.005	n/a	8/5/2024	0.005ND	No	21	n/a	n/a	95.24	n/a	n/a	0.003999	NP Intra (NDs) 1 of 2
Cobalt (mg/L)	GWC-48	0.005043	n/a	8/5/2024	0.0026J	No	21	-6.293	0.3576	4.762	None	ln(x)	0.0001266	Param Intra 1 of 2
Cobalt (mg/L)	GWC-49Z	0.007555	n/a	8/6/2024	0.0021J	No	21	0.002674	0.00174	9.524	None	No	0.0001266	Param Intra 1 of 2
Cobalt (mg/L)	GWC-5	0.0073	n/a	8/8/2024	0.005ND	No	42	n/a	n/a	61.9	n/a	n/a	0.001077	NP Intra (NDs) 1 of 2
Cobalt (mg/L)	GWC-6	0.005	n/a	8/8/2024	0.005ND	No	42	n/a	n/a	90.48	n/a	n/a	0.001077	NP Intra (NDs) 1 of 2
Cobalt (mg/L)	GWC-7Z	0.005	n/a	8/8/2024	0.005ND	No	21	n/a	n/a	19.05	n/a	n/a	0.003999	NP Intra (normality) 1 of 2
Cobalt (mg/L)	GWC-8RR	0.005	n/a	8/12/2024	0.005ND	No	30	n/a	n/a	93.33	n/a	n/a	0.002008	NP Intra (NDs) 1 of 2
Cobalt (mg/L)	GWC-8Z	0.005	n/a	8/12/2024	0.005ND	No	25	n/a	n/a	88	n/a	n/a	0.002832	NP Intra (NDs) 1 of 2
Cobalt (mg/L)	GWC-9	0.0067	n/a	8/12/2024	0.005ND	No	41	n/a	n/a	68.29	n/a	n/a	0.001118	NP Intra (NDs) 1 of 2
Copper (mg/L)	GWA-1	0.0094	n/a	8/7/2024	0.005ND	No	37	n/a	n/a	64.86	n/a	n/a	0.001361	NP Intra (NDs) 1 of 2
Copper (mg/L)	GWA-2	0.013	n/a	8/7/2024	0.00082J	No	37	n/a	n/a	72.97	n/a	n/a	0.001361	NP Intra (NDs) 1 of 2
Copper (mg/L)	GWA-2R	0.013	n/a	8/6/2024	0.005ND	No	37	n/a	n/a	59.46	n/a	n/a	0.001361	NP Intra (NDs) 1 of 2
Copper (mg/L)	GWA-39RZ	0.011	n/a	8/1/2024	0.005ND	No	15	n/a	n/a	86.67	n/a	n/a	0.007533	NP Intra (NDs) 1 of 2
Copper (mg/L)	GWA-39Z	0.005	n/a	8/1/2024	0.005ND	No	20	n/a	n/a	85	n/a	n/a	0.004291	NP Intra (NDs) 1 of 2
Copper (mg/L)	GWA-3A	0.05312	n/a	8/8/2024	0.005ND	No	36	0.0008768	0.0007617	16.67	Kaplan-Meier	x^2	0.0001266	Param Intra 1 of 2
Copper (mg/L)	GWA-40	0.005	n/a	8/1/2024	0.005ND	No	20	n/a	n/a	95	n/a	n/a	0.004291	NP Intra (NDs) 1 of 2
Copper (mg/L)	GWA-41	0.005	n/a	8/1/2024	0.005ND	No	20	n/a	n/a	80	n/a	n/a	0.004291	NP Intra (NDs) 1 of 2
Copper (mg/L)	GWA-41R	0.005	n/a	8/1/2024	0.00053J	No	20	n/a	n/a	55	n/a	n/a	0.004291	NP Intra (NDs) 1 of 2

Appendix I Intrawell Prediction Limits - All Results (No Significant)

Plant Bowen Client: Southern Company Data: Bowen 1, 2, 9, and 10 Printed 9/11/2024, 11:00 AM

Constituent	Well	Upper Lim.	Lower Lim.	Date	Observ.	Sig.	Bg N	Bg Mean	Std. Dev.	%NDs	ND Adj.	Transform	Alpha	Method
Copper (mg/L)	GWA-42	0.005	n/a	8/1/2024	0.005ND	No	20	n/a	n/a	90	n/a	n/a	0.004291	NP Intra (NDs) 1 of 2
Copper (mg/L)	GWA-43	0.005	n/a	8/2/2024	0.005ND	No	20	n/a	n/a	80	n/a	n/a	0.004291	NP Intra (NDs) 1 of 2
Copper (mg/L)	GWA-43R	0.005	n/a	8/2/2024	0.005ND	No	20	n/a	n/a	80	n/a	n/a	0.004291	NP Intra (NDs) 1 of 2
Copper (mg/L)	GWA-4RZ	0.005	n/a	8/8/2024	0.005ND	No	14	n/a	n/a	78.57	n/a	n/a	0.008612	NP Intra (NDs) 1 of 2
Copper (mg/L)	GWA-50	0.02368	n/a	8/8/2024	0.0018J	No	31	0.1702	0.04492	12.9	None	x^(1/3)	0.0001266	Param Intra 1 of 2
Copper (mg/L)	GWA-50R	0.014	n/a	8/8/2024	0.0027J	No	20	n/a	n/a	0	n/a	n/a	0.004291	NP Intra (normality) 1 of 2
Copper (mg/L)	GWC-10	0.006	n/a	8/12/2024	0.005ND	No	37	n/a	n/a	81.08	n/a	n/a	0.001361	NP Intra (NDs) 1 of 2
Copper (mg/L)	GWC-10R	0.007	n/a	8/12/2024	0.005ND	No	37	n/a	n/a	83.78	n/a	n/a	0.001361	NP Intra (NDs) 1 of 2
Copper (mg/L)	GWC-11	0.013	n/a	8/13/2024	0.005ND	No	37	n/a	n/a	86.49	n/a	n/a	0.001361	NP Intra (NDs) 1 of 2
Copper (mg/L)	GWC-11R	0.019	n/a	8/12/2024	0.005ND	No	37	n/a	n/a	72.97	n/a	n/a	0.001361	NP Intra (NDs) 1 of 2
Copper (mg/L)	GWC-12	0.0067	n/a	8/12/2024	0.00048J	No	37	n/a	n/a	75.68	n/a	n/a	0.001361	NP Intra (NDs) 1 of 2
Copper (mg/L)	GWC-13	0.005	n/a	8/12/2024	0.005ND	No	37	n/a	n/a	83.78	n/a	n/a	0.001361	NP Intra (NDs) 1 of 2
Copper (mg/L)	GWC-13RZ	0.013	n/a	8/13/2024	0.005ND	No	36	n/a	n/a	75	n/a	n/a	0.001429	NP Intra (NDs) 1 of 2
Copper (mg/L)	GWC-14Z	0.0056	n/a	8/13/2024	0.005ND	No	37	n/a	n/a	75.68	n/a	n/a	0.001361	NP Intra (NDs) 1 of 2
Copper (mg/L)	GWC-15R	0.02	n/a	8/13/2024	0.005ND	No	37	n/a	n/a	75.68	n/a	n/a	0.001361	NP Intra (NDs) 1 of 2
Copper (mg/L)	GWC-15Z	0.021	n/a	8/13/2024	0.005ND	No	36	n/a	n/a	75	n/a	n/a	0.001429	NP Intra (NDs) 1 of 2
Copper (mg/L)	GWC-44	0.0054	n/a	8/6/2024	0.005ND	No	20	n/a	n/a	65	n/a	n/a	0.004291	NP Intra (NDs) 1 of 2
Copper (mg/L)	GWC-45	0.012	n/a	8/5/2024	0.005ND	No	20	n/a	n/a	65	n/a	n/a	0.004291	NP Intra (NDs) 1 of 2
Copper (mg/L)	GWC-45R	0.005	n/a	8/5/2024	0.005ND	No	20	n/a	n/a	95	n/a	n/a	0.004291	NP Intra (NDs) 1 of 2
Copper (mg/L)	GWC-46R	0.005	n/a	8/5/2024	0.005ND	No	20	n/a	n/a	95	n/a	n/a	0.004291	NP Intra (NDs) 1 of 2
Copper (mg/L)	GWC-47	0.005	n/a	8/5/2024	0.005ND	No	20	n/a	n/a	85	n/a	n/a	0.004291	NP Intra (NDs) 1 of 2
Copper (mg/L)	GWC-47R	0.005	n/a	8/5/2024	0.005ND	No	20	n/a	n/a	75	n/a	n/a	0.004291	NP Intra (NDs) 1 of 2
Copper (mg/L)	GWC-48	0.005	n/a	8/5/2024	0.005ND	No	20	n/a	n/a	80	n/a	n/a	0.004291	NP Intra (NDs) 1 of 2
Copper (mg/L)	GWC-49Z	0.005	n/a	8/6/2024	0.005ND	No	20	n/a	n/a	70	n/a	n/a	0.004291	NP Intra (NDs) 1 of 2
Copper (mg/L)	GWC-5	0.03324	n/a	8/8/2024	0.018	No	18	0.02119	0.00412	0	None	No	0.0001266	Param Intra 1 of 2
Copper (mg/L)	GWC-6	0.0069	n/a	8/8/2024	0.005ND	No	37	n/a	n/a	67.57	n/a	n/a	0.001361	NP Intra (NDs) 1 of 2
Copper (mg/L)	GWC-6RZ	0.005	n/a	8/8/2024	0.005ND	No	20	n/a	n/a	95	n/a	n/a	0.004291	NP Intra (NDs) 1 of 2
Copper (mg/L)	GWC-7Z	0.005	n/a	8/8/2024	0.005ND	No	15	n/a	n/a	73.33	n/a	n/a	0.007533	NP Intra (NDs) 1 of 2
Copper (mg/L)	GWC-8RR	0.005	n/a	8/12/2024	0.005ND	No	25	n/a	n/a	96	n/a	n/a	0.002832	NP Intra (NDs) 1 of 2
Copper (mg/L)	GWC-8Z	0.005	n/a	8/12/2024	0.005ND	No	20	n/a	n/a	80	n/a	n/a	0.004291	NP Intra (NDs) 1 of 2
Copper (mg/L)	GWC-9	0.01	n/a	8/12/2024	0.005ND	No	37	n/a	n/a	70.27	n/a	n/a	0.001361	NP Intra (NDs) 1 of 2
Lead (mg/L)	GWA-1	0.0028	n/a	8/7/2024	0.001ND	No	42	n/a	n/a	80.95	n/a	n/a	0.001077	NP Intra (NDs) 1 of 2
Lead (mg/L)	GWA-2	0.002536	n/a	8/7/2024	0.001ND	No	42	n/a	n/a	95.24	n/a	n/a	0.001077	NP Intra (NDs) 1 of 2
Lead (mg/L)	GWA-2R	0.001	n/a	8/6/2024	0.001ND	No	42	n/a	n/a	92.86	n/a	n/a	0.001077	NP Intra (NDs) 1 of 2
Lead (mg/L)	GWA-39RZ	0.0011	n/a	8/1/2024	0.001ND	No	20	n/a	n/a	70	n/a	n/a	0.004291	NP Intra (NDs) 1 of 2
Lead (mg/L)	GWA-39Z	0.001	n/a	8/1/2024	0.001ND	No	21	n/a	n/a	80.95	n/a	n/a	0.003999	NP Intra (NDs) 1 of 2
Lead (mg/L)	GWA-40	0.001	n/a	8/1/2024	0.001ND	No	21	n/a	n/a	80.95	n/a	n/a	0.003999	NP Intra (NDs) 1 of 2
Lead (mg/L)	GWA-41	0.001	n/a	8/1/2024	0.001ND	No	21	n/a	n/a	95.24	n/a	n/a	0.003999	NP Intra (NDs) 1 of 2
Lead (mg/L)	GWA-41R	0.001	n/a	8/1/2024	0.001ND	No	21	n/a	n/a	71.43	n/a	n/a	0.003999	NP Intra (NDs) 1 of 2
Lead (mg/L)	GWA-42	0.001	n/a	8/1/2024	0.001ND	No	21	n/a	n/a	85.71	n/a	n/a	0.003999	NP Intra (NDs) 1 of 2
Lead (mg/L)	GWA-43	0.001	n/a	8/2/2024	0.001ND	No	21	n/a	n/a	66.67	n/a	n/a	0.003999	NP Intra (NDs) 1 of 2
Lead (mg/L)	GWA-43R	0.0038	n/a	8/2/2024	0.001ND	No	21	n/a	n/a	66.67	n/a	n/a	0.003999	NP Intra (NDs) 1 of 2
Lead (mg/L)	GWA-4RZ	0.001	n/a	8/8/2024	0.001ND	No	21	n/a	n/a	90.48	n/a	n/a	0.003999	NP Intra (NDs) 1 of 2
Lead (mg/L)	GWA-50	0.001	n/a	8/8/2024	0.001ND	No	36	n/a	n/a	91.67	n/a	n/a	0.001429	NP Intra (NDs) 1 of 2
Lead (mg/L)	GWA-50R	0.0012	n/a	8/8/2024	0.001ND	No	36	n/a	n/a	97.22	n/a	n/a	0.001429	NP Intra (NDs) 1 of 2
Lead (mg/L)	GWC-10	0.001	n/a	8/12/2024	0.001ND	No	42	n/a	n/a	97.62	n/a	n/a	0.001077	NP Intra (NDs) 1 of 2
Lead (mg/L)	GWC-10R	0.001	n/a	8/12/2024	0.001ND	No	42	n/a	n/a	97.62	n/a	n/a	0.001077	NP Intra (NDs) 1 of 2
Lead (mg/L)	GWC-11	0.001	n/a	8/13/2024	0.001ND	No	42	n/a	n/a	92.86	n/a	n/a	0.001077	NP Intra (NDs) 1 of 2
Lead (mg/L)	GWC-11R	0.001	n/a	8/12/2024	0.001ND	No	42	n/a	n/a	92.86	n/a	n/a	0.001077	NP Intra (NDs) 1 of 2
Lead (mg/L)	GWC-13	0.001	n/a	8/12/2024	0.001ND	No	42	n/a	n/a	78.57	n/a	n/a	0.001077	NP Intra (NDs) 1 of 2
Lead (mg/L)	GWC-13RZ	0.001	n/a	8/13/2024	0.001ND	No	42	n/a	n/a	90.48	n/a	n/a	0.001077	NP Intra (NDs) 1 of 2
Lead (mg/L)	GWC-14Z	0.001	n/a	8/13/2024	0.001ND	No	42	n/a	n/a	95.24	n/a	n/a	0.001077	NP Intra (NDs) 1 of 2
Lead (mg/L)	GWC-15R	0.0011	n/a	8/13/2024	0.00023J	No	42	n/a	n/a	71.43	n/a	n/a	0.001077	NP Intra (NDs) 1 of 2
Lead (mg/L)	GWC-15Z	0.001	n/a	8/13/2024	0.001ND	No	42	n/a	n/a	92.86	n/a	n/a	0.001077	NP Intra (NDs) 1 of 2
Lead (mg/L)	GWC-44	0.001136	n/a	8/6/2024	0.00022J	No	21	0.0203	0.004776	33.33	Kaplan-Meier	sqrt(x)	0.0001266	Param Intra 1 of 2

Appendix I Intrawell Prediction Limits - All Results (No Significant)

Plant Bowen Client: Southern Company Data: Bowen 1, 2, 9, and 10 Printed 9/11/2024, 11:00 AM

Constituent	Well	Upper Lim.	Lower Lim.	Date	Observ.	Sig.	Bg N	Bg Mean	Std. Dev.	%NDs	ND Adj.	Transform	Alpha	Method
Lead (mg/L)	GWC-45	0.001	n/a	8/5/2024	0.001ND	No	21	n/a	n/a	47.62	n/a	n/a	0.003999	NP Intra (normality) 1 of 2
Lead (mg/L)	GWC-45R	0.001	n/a	8/5/2024	0.001ND	No	21	n/a	n/a	76.19	n/a	n/a	0.003999	NP Intra (NDs) 1 of 2
Lead (mg/L)	GWC-47	0.001	n/a	8/5/2024	0.001ND	No	21	n/a	n/a	76.19	n/a	n/a	0.003999	NP Intra (NDs) 1 of 2
Lead (mg/L)	GWC-47R	0.001	n/a	8/5/2024	0.001ND	No	21	n/a	n/a	80.95	n/a	n/a	0.003999	NP Intra (NDs) 1 of 2
Lead (mg/L)	GWC-48	0.002529	n/a	8/5/2024	0.001ND	No	21	n/a	n/a	90.48	n/a	n/a	0.003999	NP Intra (NDs) 1 of 2
Lead (mg/L)	GWC-49Z	0.001	n/a	8/6/2024	0.001ND	No	21	n/a	n/a	71.43	n/a	n/a	0.003999	NP Intra (NDs) 1 of 2
Lead (mg/L)	GWC-5	0.001	n/a	8/8/2024	0.001ND	No	42	n/a	n/a	97.62	n/a	n/a	0.001077	NP Intra (NDs) 1 of 2
Lead (mg/L)	GWC-6	0.001	n/a	8/8/2024	0.001ND	No	42	n/a	n/a	85.71	n/a	n/a	0.001077	NP Intra (NDs) 1 of 2
Lead (mg/L)	GWC-6RZ	0.001	n/a	8/8/2024	0.001ND	No	25	n/a	n/a	88	n/a	n/a	0.002832	NP Intra (NDs) 1 of 2
Lead (mg/L)	GWC-7Z	0.001	n/a	8/8/2024	0.001ND	No	21	n/a	n/a	57.14	n/a	n/a	0.003999	NP Intra (NDs) 1 of 2
Lead (mg/L)	GWC-8RR	0.001	n/a	8/12/2024	0.001ND	No	30	n/a	n/a	90	n/a	n/a	0.002008	NP Intra (NDs) 1 of 2
Lead (mg/L)	GWC-8Z	0.001	n/a	8/12/2024	0.001ND	No	25	n/a	n/a	48	n/a	n/a	0.002832	NP Intra (normality) 1 of 2
Lead (mg/L)	GWC-9	0.0012	n/a	8/12/2024	0.001ND	No	42	n/a	n/a	73.81	n/a	n/a	0.001077	NP Intra (NDs) 1 of 2
Nickel (mg/L)	GWA-1	0.024	n/a	8/7/2024	0.005ND	No	36	n/a	n/a	75	n/a	n/a	0.001429	NP Intra (NDs) 1 of 2
Nickel (mg/L)	GWA-2	0.02	n/a	8/7/2024	0.005ND	No	35	n/a	n/a	71.43	n/a	n/a	0.001497	NP Intra (NDs) 1 of 2
Nickel (mg/L)	GWA-2R	0.0093	n/a	8/6/2024	0.005ND	No	36	n/a	n/a	80.56	n/a	n/a	0.001429	NP Intra (NDs) 1 of 2
Nickel (mg/L)	GWA-39RZ	0.0224	n/a	8/1/2024	0.005ND	No	16	n/a	n/a	68.75	n/a	n/a	0.006456	NP Intra (NDs) 1 of 2
Nickel (mg/L)	GWA-39Z	0.0149	n/a	8/1/2024	0.005ND	No	19	n/a	n/a	36.84	n/a	n/a	0.004832	NP Intra (normality) 1 of 2
Nickel (mg/L)	GWA-3A	0.04955	n/a	8/8/2024	0.005ND	No	33	0.01745	0.01242	18.18	Kaplan-Meier	No	0.0001266	Param Intra 1 of 2
Nickel (mg/L)	GWA-41	0.0089	n/a	8/1/2024	0.005ND	No	20	n/a	n/a	60	n/a	n/a	0.004291	NP Intra (NDs) 1 of 2
Nickel (mg/L)	GWA-41R	0.005	n/a	8/1/2024	0.005ND	No	20	n/a	n/a	60	n/a	n/a	0.004291	NP Intra (NDs) 1 of 2
Nickel (mg/L)	GWA-42	0.0025	n/a	8/1/2024	0.0025ND	No	20	n/a	n/a	10	n/a	n/a	0.004291	NP Intra (normality) 1 of 2
Nickel (mg/L)	GWA-43	0.005	n/a	8/2/2024	0.005ND	No	20	n/a	n/a	45	n/a	n/a	0.004291	NP Intra (normality) 1 of 2
Nickel (mg/L)	GWA-43R	0.005	n/a	8/2/2024	0.005ND	No	20	n/a	n/a	95	n/a	n/a	0.004291	NP Intra (NDs) 1 of 2
Nickel (mg/L)	GWA-4RZ	0.005	n/a	8/8/2024	0.005ND	No	14	n/a	n/a	85.71	n/a	n/a	0.008612	NP Intra (NDs) 1 of 2
Nickel (mg/L)	GWA-50	0.005	n/a	8/8/2024	0.005ND	No	31	n/a	n/a	41.94	n/a	n/a	0.001905	NP Intra (normality) 1 of 2
Nickel (mg/L)	GWA-50R	0.004998	n/a	8/8/2024	0.0025ND	No	20	0.04065	0.01061	5	None	sqrt(x)	0.0001266	Param Intra 1 of 2
Nickel (mg/L)	GWC-10	0.032	n/a	8/12/2024	0.005ND	No	37	n/a	n/a	48.65	n/a	n/a	0.001361	NP Intra (normality) 1 of 2
Nickel (mg/L)	GWC-10R	0.006	n/a	8/12/2024	0.005ND	No	36	n/a	n/a	86.11	n/a	n/a	0.001429	NP Intra (NDs) 1 of 2
Nickel (mg/L)	GWC-11	0.0087	n/a	8/13/2024	0.005ND	No	37	n/a	n/a	89.19	n/a	n/a	0.001361	NP Intra (NDs) 1 of 2
Nickel (mg/L)	GWC-11R	0.005	n/a	8/12/2024	0.005ND	No	37	n/a	n/a	94.59	n/a	n/a	0.001361	NP Intra (NDs) 1 of 2
Nickel (mg/L)	GWC-12	0.029	n/a	8/12/2024	0.005ND	No	37	n/a	n/a	35.14	n/a	n/a	0.001361	NP Intra (normality) 1 of 2
Nickel (mg/L)	GWC-13	0.015	n/a	8/12/2024	0.005ND	No	37	n/a	n/a	78.38	n/a	n/a	0.001361	NP Intra (NDs) 1 of 2
Nickel (mg/L)	GWC-13RZ	0.005	n/a	8/13/2024	0.005ND	No	35	n/a	n/a	82.86	n/a	n/a	0.001497	NP Intra (NDs) 1 of 2
Nickel (mg/L)	GWC-14Z	0.011	n/a	8/13/2024	0.005ND	No	37	n/a	n/a	67.57	n/a	n/a	0.001361	NP Intra (NDs) 1 of 2
Nickel (mg/L)	GWC-15R	0.0096	n/a	8/13/2024	0.005ND	No	36	n/a	n/a	61.11	n/a	n/a	0.001429	NP Intra (NDs) 1 of 2
Nickel (mg/L)	GWC-15Z	0.019	n/a	8/13/2024	0.005ND	No	36	n/a	n/a	86.11	n/a	n/a	0.001429	NP Intra (NDs) 1 of 2
Nickel (mg/L)	GWC-44	0.005	n/a	8/6/2024	0.005ND	No	20	n/a	n/a	60	n/a	n/a	0.004291	NP Intra (NDs) 1 of 2
Nickel (mg/L)	GWC-45	0.00316	n/a	8/5/2024	0.0025ND	No	20	n/a	n/a	5	n/a	n/a	0.004291	NP Intra (normality) 1 of 2
Nickel (mg/L)	GWC-45R	0.005	n/a	8/5/2024	0.005ND	No	20	n/a	n/a	90	n/a	n/a	0.004291	NP Intra (NDs) 1 of 2
Nickel (mg/L)	GWC-46R	0.005	n/a	8/5/2024	0.005ND	No	20	n/a	n/a	95	n/a	n/a	0.004291	NP Intra (NDs) 1 of 2
Nickel (mg/L)	GWC-47	0.005	n/a	8/5/2024	0.005ND	No	20	n/a	n/a	95	n/a	n/a	0.004291	NP Intra (NDs) 1 of 2
Nickel (mg/L)	GWC-47R	0.005	n/a	8/5/2024	0.005ND	No	20	n/a	n/a	70	n/a	n/a	0.004291	NP Intra (NDs) 1 of 2
Nickel (mg/L)	GWC-48	0.007421	n/a	8/5/2024	0.0061	No	20	0.004398	0.001068	5	None	No	0.0001266	Param Intra 1 of 2
Nickel (mg/L)	GWC-49R	0.005	n/a	8/6/2024	0.005ND	No	20	n/a	n/a	95	n/a	n/a	0.004291	NP Intra (NDs) 1 of 2
Nickel (mg/L)	GWC-49Z	0.006407	n/a	8/6/2024	0.0022J	No	20	0.00284	0.001259	5	None	No	0.0001266	Param Intra 1 of 2
Nickel (mg/L)	GWC-5	0.051	n/a	8/8/2024	0.0078	No	37	n/a	n/a	0	n/a	n/a	0.001361	NP Intra (normality) 1 of 2
Nickel (mg/L)	GWC-6	0.022	n/a	8/8/2024	0.005ND	No	36	n/a	n/a	61.11	n/a	n/a	0.001429	NP Intra (NDs) 1 of 2
Nickel (mg/L)	GWC-7Z	0.005	n/a	8/8/2024	0.005ND	No	15	n/a	n/a	53.33	n/a	n/a	0.007533	NP Intra (NDs) 1 of 2
Nickel (mg/L)	GWC-8RR	0.005	n/a	8/12/2024	0.005ND	No	25	n/a	n/a	92	n/a	n/a	0.002832	NP Intra (NDs) 1 of 2
Nickel (mg/L)	GWC-8Z	0.005	n/a	8/12/2024	0.005ND	No	20	n/a	n/a	75	n/a	n/a	0.004291	NP Intra (NDs) 1 of 2
Nickel (mg/L)	GWC-9	0.014	n/a	8/12/2024	0.005ND	No	35	n/a	n/a	31.43	n/a	n/a	0.001497	NP Intra (normality) 1 of 2
Selenium (mg/L)	GWA-2	0.005	n/a	8/7/2024	0.005ND	No	42	n/a	n/a	85.71	n/a	n/a	0.001077	NP Intra (NDs) 1 of 2
Selenium (mg/L)	GWA-2R	0.005	n/a	8/6/2024	0.005ND	No	42	n/a	n/a	97.62	n/a	n/a	0.001077	NP Intra (NDs) 1 of 2
Selenium (mg/L)	GWA-43	0.005	n/a	8/2/2024	0.005ND	No	21	n/a	n/a	95.24	n/a	n/a	0.003999	NP Intra (NDs) 1 of 2

Appendix I Intrawell Prediction Limits - All Results (No Significant)

Plant Bowen Client: Southern Company Data: Bowen 1, 2, 9, and 10 Printed 9/11/2024, 11:00 AM

Constituent	Well	Upper Lim.	Lower Lim.	Date	Observ.	Sig.	Bg N	Bg Mean	Std. Dev.	%NDs	ND Adj.	Transform	Alpha	Method
Selenium (mg/L)	GWC-13	0.0074	n/a	8/12/2024	0.0014J	No	42	n/a	n/a	64.29	n/a	n/a	0.001077	NP Intra (NDs) 1 of 2
Selenium (mg/L)	GWC-13RZ	0.005	n/a	8/13/2024	0.001J	No	42	n/a	n/a	90.48	n/a	n/a	0.001077	NP Intra (NDs) 1 of 2
Selenium (mg/L)	GWC-14Z	0.005	n/a	8/13/2024	0.005ND	No	42	n/a	n/a	95.24	n/a	n/a	0.001077	NP Intra (NDs) 1 of 2
Selenium (mg/L)	GWC-15R	0.005	n/a	8/13/2024	0.005ND	No	42	n/a	n/a	97.62	n/a	n/a	0.001077	NP Intra (NDs) 1 of 2
Selenium (mg/L)	GWC-44	0.007562	n/a	8/6/2024	0.005ND	No	21	0.003449	0.001466	47.62	Kaplan-Meier	No	0.0001266	Param Intra 1 of 2
Selenium (mg/L)	GWC-46R	0.005	n/a	8/5/2024	0.005ND	No	21	n/a	n/a	95.24	n/a	n/a	0.003999	NP Intra (NDs) 1 of 2
Selenium (mg/L)	GWC-48	0.005	n/a	8/5/2024	0.0013J	No	21	n/a	n/a	90.48	n/a	n/a	0.003999	NP Intra (NDs) 1 of 2
Selenium (mg/L)	GWC-5	0.0072	n/a	8/8/2024	0.005ND	No	41	n/a	n/a	90.24	n/a	n/a	0.001118	NP Intra (NDs) 1 of 2
Selenium (mg/L)	GWC-6RZ	0.005	n/a	8/8/2024	0.005ND	No	25	n/a	n/a	96	n/a	n/a	0.002832	NP Intra (NDs) 1 of 2
Selenium (mg/L)	GWC-8Z	0.0089	n/a	8/12/2024	0.005ND	No	25	n/a	n/a	96	n/a	n/a	0.002832	NP Intra (NDs) 1 of 2
Selenium (mg/L)	GWC-9	0.005	n/a	8/12/2024	0.005ND	No	42	n/a	n/a	97.62	n/a	n/a	0.001077	NP Intra (NDs) 1 of 2
Silver (mg/L)	GWA-39RZ	0.005	n/a	8/1/2024	0.005ND	No	16	n/a	n/a	93.75	n/a	n/a	0.006456	NP Intra (NDs) 1 of 2
Silver (mg/L)	GWA-50	0.005	n/a	8/8/2024	0.00056J	No	31	n/a	n/a	70.97	n/a	n/a	0.001905	NP Intra (NDs) 1 of 2
Silver (mg/L)	GWA-50R	0.004294	n/a	8/8/2024	0.0011J	No	31	0.001858	0.000934	25.81	Kaplan-Meier	No	0.0001266	Param Intra 1 of 2
Silver (mg/L)	GWC-12	0.005	n/a	8/12/2024	0.005ND	No	37	n/a	n/a	97.3	n/a	n/a	0.001361	NP Intra (NDs) 1 of 2
Silver (mg/L)	GWC-13RZ	0.005	n/a	8/13/2024	0.005ND	No	36	n/a	n/a	97.22	n/a	n/a	0.001429	NP Intra (NDs) 1 of 2
Vanadium (mg/L)	GWA-1	0.01	n/a	8/7/2024	0.01ND	No	37	n/a	n/a	91.89	n/a	n/a	0.001361	NP Intra (NDs) 1 of 2
Vanadium (mg/L)	GWA-2	0.01	n/a	8/7/2024	0.01ND	No	36	n/a	n/a	86.11	n/a	n/a	0.001429	NP Intra (NDs) 1 of 2
Vanadium (mg/L)	GWA-2R	0.01	n/a	8/6/2024	0.0015J	No	37	n/a	n/a	86.49	n/a	n/a	0.001361	NP Intra (NDs) 1 of 2
Vanadium (mg/L)	GWA-39RZ	0.01	n/a	8/1/2024	0.01ND	No	16	n/a	n/a	93.75	n/a	n/a	0.006456	NP Intra (NDs) 1 of 2
Vanadium (mg/L)	GWA-3A	0.01	n/a	8/8/2024	0.01ND	No	36	n/a	n/a	94.44	n/a	n/a	0.001429	NP Intra (NDs) 1 of 2
Vanadium (mg/L)	GWA-41R	0.01	n/a	8/1/2024	0.01ND	No	20	n/a	n/a	100	n/a	n/a	0.004291	NP Intra (NDs) 1 of 2
Vanadium (mg/L)	GWA-42	0.01	n/a	8/1/2024	0.01ND	No	20	n/a	n/a	100	n/a	n/a	0.004291	NP Intra (NDs) 1 of 2
Vanadium (mg/L)	GWA-43	0.01	n/a	8/2/2024	0.01ND	No	20	n/a	n/a	95	n/a	n/a	0.004291	NP Intra (NDs) 1 of 2
Vanadium (mg/L)	GWA-43R	0.01	n/a	8/2/2024	0.01ND	No	20	n/a	n/a	90	n/a	n/a	0.004291	NP Intra (NDs) 1 of 2
Vanadium (mg/L)	GWA-4RZ	0.01	n/a	8/8/2024	0.01ND	No	14	n/a	n/a	92.86	n/a	n/a	0.008612	NP Intra (NDs) 1 of 2
Vanadium (mg/L)	GWA-50R	0.01	n/a	8/8/2024	0.01ND	No	31	n/a	n/a	77.42	n/a	n/a	0.001905	NP Intra (NDs) 1 of 2
Vanadium (mg/L)	GWC-10	0.01	n/a	8/12/2024	0.01ND	No	37	n/a	n/a	89.19	n/a	n/a	0.001361	NP Intra (NDs) 1 of 2
Vanadium (mg/L)	GWC-11	0.01	n/a	8/13/2024	0.01ND	No	37	n/a	n/a	91.89	n/a	n/a	0.001361	NP Intra (NDs) 1 of 2
Vanadium (mg/L)	GWC-11R	0.01	n/a	8/12/2024	0.01ND	No	36	n/a	n/a	61.11	n/a	n/a	0.001429	NP Intra (NDs) 1 of 2
Vanadium (mg/L)	GWC-12	0.01	n/a	8/12/2024	0.01ND	No	37	n/a	n/a	78.38	n/a	n/a	0.001361	NP Intra (NDs) 1 of 2
Vanadium (mg/L)	GWC-13	0.01	n/a	8/12/2024	0.0014J	No	36	n/a	n/a	58.33	n/a	n/a	0.001429	NP Intra (NDs) 1 of 2
Vanadium (mg/L)	GWC-13RZ	0.011	n/a	8/13/2024	0.00085J	No	34	n/a	n/a	73.53	n/a	n/a	0.001599	NP Intra (NDs) 1 of 2
Vanadium (mg/L)	GWC-14Z	0.012	n/a	8/13/2024	0.01ND	No	37	n/a	n/a	75.68	n/a	n/a	0.001361	NP Intra (NDs) 1 of 2
Vanadium (mg/L)	GWC-15R	0.01	n/a	8/13/2024	0.01ND	No	37	n/a	n/a	97.3	n/a	n/a	0.001361	NP Intra (NDs) 1 of 2
Vanadium (mg/L)	GWC-15Z	0.012	n/a	8/13/2024	0.0013J	No	27	n/a	n/a	66.67	n/a	n/a	0.002502	NP Intra (NDs) 1 of 2
Vanadium (mg/L)	GWC-44	0.01	n/a	8/6/2024	0.01ND	No	20	n/a	n/a	95	n/a	n/a	0.004291	NP Intra (NDs) 1 of 2
Vanadium (mg/L)	GWC-45	0.01	n/a	8/5/2024	0.01ND	No	20	n/a	n/a	90	n/a	n/a	0.004291	NP Intra (NDs) 1 of 2
Vanadium (mg/L)	GWC-45R	0.01	n/a	8/5/2024	0.01ND	No	20	n/a	n/a	100	n/a	n/a	0.004291	NP Intra (NDs) 1 of 2
Vanadium (mg/L)	GWC-47R	0.01	n/a	8/5/2024	0.01ND	No	20	n/a	n/a	95	n/a	n/a	0.004291	NP Intra (NDs) 1 of 2
Vanadium (mg/L)	GWC-48	0.01	n/a	8/5/2024	0.01ND	No	20	n/a	n/a	95	n/a	n/a	0.004291	NP Intra (NDs) 1 of 2
Vanadium (mg/L)	GWC-5	0.01	n/a	8/8/2024	0.01ND	No	37	n/a	n/a	91.89	n/a	n/a	0.001361	NP Intra (NDs) 1 of 2
Vanadium (mg/L)	GWC-6	0.01	n/a	8/8/2024	0.01ND	No	37	n/a	n/a	75.68	n/a	n/a	0.001361	NP Intra (NDs) 1 of 2
Vanadium (mg/L)	GWC-8RR	0.01	n/a	8/12/2024	0.01ND	No	25	n/a	n/a	92	n/a	n/a	0.002832	NP Intra (NDs) 1 of 2
Vanadium (mg/L)	GWC-8Z	0.01	n/a	8/12/2024	0.01ND	No	20	n/a	n/a	95	n/a	n/a	0.004291	NP Intra (NDs) 1 of 2
Vanadium (mg/L)	GWC-9	0.01	n/a	8/12/2024	0.01ND	No	37	n/a	n/a	83.78	n/a	n/a	0.001361	NP Intra (NDs) 1 of 2
Zinc (mg/L)	GWA-1	0.02	n/a	8/7/2024	0.02ND	No	34	n/a	n/a	41.18	n/a	n/a	0.001599	NP Intra (normality) 1 of 2
Zinc (mg/L)	GWA-2	0.027	n/a	8/7/2024	0.02ND	No	35	n/a	n/a	54.29	n/a	n/a	0.001497	NP Intra (NDs) 1 of 2
Zinc (mg/L)	GWA-2R	0.02	n/a	8/6/2024	0.02ND	No	36	n/a	n/a	55.56	n/a	n/a	0.001429	NP Intra (NDs) 1 of 2
Zinc (mg/L)	GWA-39RZ	0.02	n/a	8/1/2024	0.02ND	No	16	n/a	n/a	68.75	n/a	n/a	0.006456	NP Intra (NDs) 1 of 2
Zinc (mg/L)	GWA-39Z	0.02	n/a	8/1/2024	0.02ND	No	20	n/a	n/a	60	n/a	n/a	0.004291	NP Intra (NDs) 1 of 2
Zinc (mg/L)	GWA-3A	0.1333	n/a	8/8/2024	0.02ND	No	36	0.2173	0.05789	19.44	Kaplan-Meier	sqrt(x)	0.0001266	Param Intra 1 of 2
Zinc (mg/L)	GWA-40	0.02	n/a	8/1/2024	0.02ND	No	20	n/a	n/a	85	n/a	n/a	0.004291	NP Intra (NDs) 1 of 2
Zinc (mg/L)	GWA-41	0.02	n/a	8/1/2024	0.02ND	No	20	n/a	n/a	85	n/a	n/a	0.004291	NP Intra (NDs) 1 of 2
Zinc (mg/L)	GWA-41R	0.02	n/a	8/1/2024	0.02ND	No	20	n/a	n/a	75	n/a	n/a	0.004291	NP Intra (NDs) 1 of 2

Appendix I Intrawell Prediction Limits - All Results (No Significant)

Plant Bowen Client: Southern Company Data: Bowen 1, 2, 9, and 10 Printed 9/11/2024, 11:00 AM

Constituent	Well	Upper Lim.	Lower Lim.	Date	Observ.	Sig.	Bg N	Bg Mean	Std. Dev.	%NDs	ND Adj.	Transform	Alpha	Method
Zinc (mg/L)	GWA-42	0.02	n/a	8/1/2024	0.01J	No	20	n/a	n/a	35	n/a	n/a	0.004291	NP Intra (normality) 1 of 2
Zinc (mg/L)	GWA-43	0.02	n/a	8/2/2024	0.02ND	No	20	n/a	n/a	60	n/a	n/a	0.004291	NP Intra (NDs) 1 of 2
Zinc (mg/L)	GWA-43R	0.02	n/a	8/2/2024	0.02ND	No	20	n/a	n/a	60	n/a	n/a	0.004291	NP Intra (NDs) 1 of 2
Zinc (mg/L)	GWA-4RZ	0.02	n/a	8/8/2024	0.02ND	No	14	n/a	n/a	71.43	n/a	n/a	0.008612	NP Intra (NDs) 1 of 2
Zinc (mg/L)	GWA-50	0.02	n/a	8/8/2024	0.02ND	No	30	n/a	n/a	43.33	n/a	n/a	0.002008	NP Intra (normality) 1 of 2
Zinc (mg/L)	GWA-50R	0.02	n/a	8/8/2024	0.02ND	No	27	n/a	n/a	44.44	n/a	n/a	0.002502	NP Intra (normality) 1 of 2
Zinc (mg/L)	GWC-10	0.057	n/a	8/12/2024	0.02ND	No	37	n/a	n/a	43.24	n/a	n/a	0.001361	NP Intra (normality) 1 of 2
Zinc (mg/L)	GWC-10R	0.02	n/a	8/12/2024	0.02ND	No	37	n/a	n/a	51.35	n/a	n/a	0.001361	NP Intra (NDs) 1 of 2
Zinc (mg/L)	GWC-11	0.02	n/a	8/13/2024	0.02ND	No	37	n/a	n/a	67.57	n/a	n/a	0.001361	NP Intra (NDs) 1 of 2
Zinc (mg/L)	GWC-11R	0.02	n/a	8/12/2024	0.02ND	No	37	n/a	n/a	54.05	n/a	n/a	0.001361	NP Intra (NDs) 1 of 2
Zinc (mg/L)	GWC-12	0.06785	n/a	8/12/2024	0.015J	No	37	0.2228	0.07267	16.22	Kaplan-Meier	x^(1/3)	0.0001266	Param Intra 1 of 2
Zinc (mg/L)	GWC-13	0.025	n/a	8/12/2024	0.02ND	No	33	n/a	n/a	39.39	n/a	n/a	0.001701	NP Intra (normality) 1 of 2
Zinc (mg/L)	GWC-13RZ	0.02	n/a	8/13/2024	0.02ND	No	33	n/a	n/a	42.42	n/a	n/a	0.001701	NP Intra (normality) 1 of 2
Zinc (mg/L)	GWC-14Z	0.02	n/a	8/13/2024	0.02ND	No	32	n/a	n/a	43.75	n/a	n/a	0.001803	NP Intra (normality) 1 of 2
Zinc (mg/L)	GWC-15R	0.02	n/a	8/13/2024	0.02ND	No	35	n/a	n/a	31.43	n/a	n/a	0.001497	NP Intra (normality) 1 of 2
Zinc (mg/L)	GWC-15Z	0.025	n/a	8/13/2024	0.02ND	No	33	n/a	n/a	54.55	n/a	n/a	0.001701	NP Intra (NDs) 1 of 2
Zinc (mg/L)	GWC-44	0.02	n/a	8/6/2024	0.02ND	No	20	n/a	n/a	45	n/a	n/a	0.004291	NP Intra (normality) 1 of 2
Zinc (mg/L)	GWC-45	0.02	n/a	8/5/2024	0.02ND	No	20	n/a	n/a	55	n/a	n/a	0.004291	NP Intra (NDs) 1 of 2
Zinc (mg/L)	GWC-45R	0.02	n/a	8/5/2024	0.02ND	No	20	n/a	n/a	45	n/a	n/a	0.004291	NP Intra (normality) 1 of 2
Zinc (mg/L)	GWC-46R	0.02	n/a	8/5/2024	0.02ND	No	20	n/a	n/a	65	n/a	n/a	0.004291	NP Intra (NDs) 1 of 2
Zinc (mg/L)	GWC-47	0.06354	n/a	8/5/2024	0.063	No	21	0.03194	0.01127	9.524	None	No	0.0001266	Param Intra 1 of 2
Zinc (mg/L)	GWC-47R	0.04566	n/a	8/5/2024	0.017J	No	20	0.02065	0.008831	10	None	No	0.0001266	Param Intra 1 of 2
Zinc (mg/L)	GWC-48	0.02	n/a	8/5/2024	0.0099J	No	20	n/a	n/a	35	n/a	n/a	0.004291	NP Intra (normality) 1 of 2
Zinc (mg/L)	GWC-49R	0.02	n/a	8/6/2024	0.02ND	No	20	n/a	n/a	90	n/a	n/a	0.004291	NP Intra (NDs) 1 of 2
Zinc (mg/L)	GWC-49Z	0.02	n/a	8/6/2024	0.02ND	No	20	n/a	n/a	60	n/a	n/a	0.004291	NP Intra (NDs) 1 of 2
Zinc (mg/L)	GWC-5	0.06734	n/a	8/8/2024	0.026	No	18	0.03718	0.01032	5.556	None	No	0.0001266	Param Intra 1 of 2
Zinc (mg/L)	GWC-6	0.021	n/a	8/8/2024	0.02ND	No	32	n/a	n/a	50	n/a	n/a	0.001803	NP Intra (normality) 1 of 2
Zinc (mg/L)	GWC-6RZ	0.02	n/a	8/8/2024	0.02ND	No	20	n/a	n/a	60	n/a	n/a	0.004291	NP Intra (NDs) 1 of 2
Zinc (mg/L)	GWC-7Z	0.02	n/a	8/8/2024	0.02ND	No	15	n/a	n/a	86.67	n/a	n/a	0.007533	NP Intra (NDs) 1 of 2
Zinc (mg/L)	GWC-8RR	0.02	n/a	8/12/2024	0.02ND	No	25	n/a	n/a	60	n/a	n/a	0.002832	NP Intra (NDs) 1 of 2
Zinc (mg/L)	GWC-8Z	0.02	n/a	8/12/2024	0.02ND	No	20	n/a	n/a	60	n/a	n/a	0.004291	NP Intra (NDs) 1 of 2
Zinc (mg/L)	GWC-9	0.026	n/a	8/12/2024	0.02ND	No	33	n/a	n/a	33.33	n/a	n/a	0.001701	NP Intra (normality) 1 of 2

Sanitas™ v.10.0.20 Software licensed to Groundwater Stats Consulting. UG
Hollow symbols indicate censored values.

Within Limit

Prediction Limit

Intrawell Non-parametric

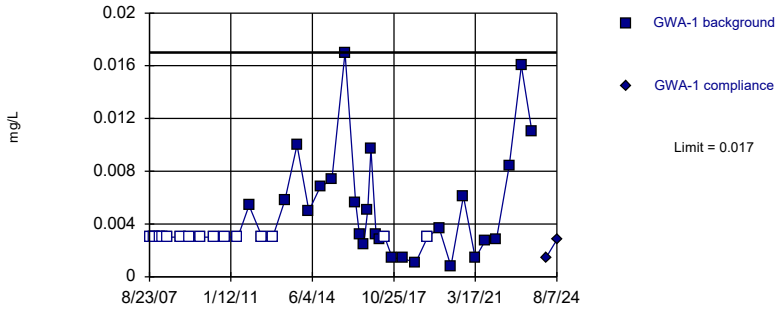

Non-parametric test used in lieu of parametric prediction limit because the Shapiro Wilk normality test showed the data to be non-normal at the 0.01 alpha level. Limit is highest of 42 background values. 38.1% NDs. Well-constituent pair annual alpha = 0.002154. Individual comparison alpha = 0.001077 (1 of 2).

Constituent: Antimony Analysis Run 9/11/2024 10:43 AM View: Appendix I Intrawell
Plant Bowen Client: Southern Company Data: Bowen 1, 2, 9, and 10

Sanitas™ v.10.0.20 Software licensed to Groundwater Stats Consulting. UG
Hollow symbols indicate censored values.

Within Limit

Prediction Limit

Intrawell Non-parametric

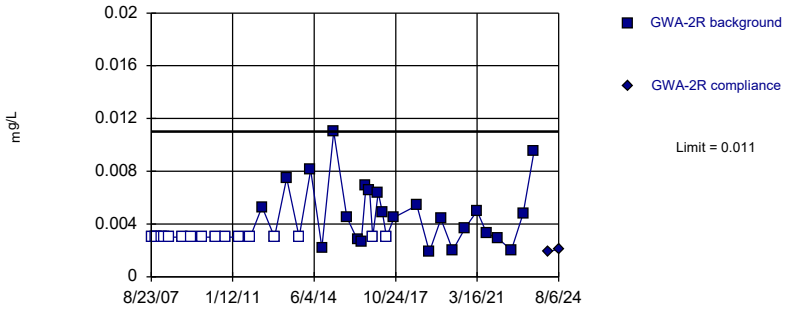

Non-parametric test used in lieu of parametric prediction limit because the Shapiro Wilk normality test showed the data to be non-normal at the 0.01 alpha level. Limit is highest of 41 background values. 41.46% NDs. Well-constituent pair annual alpha = 0.002235. Individual comparison alpha = 0.001118 (1 of 2).

Constituent: Antimony Analysis Run 9/11/2024 10:43 AM View: Appendix I Intrawell
Plant Bowen Client: Southern Company Data: Bowen 1, 2, 9, and 10

Sanitas™ v.10.0.20 Software licensed to Groundwater Stats Consulting. UG
Hollow symbols indicate censored values.

Within Limit

Prediction Limit

Intrawell Parametric

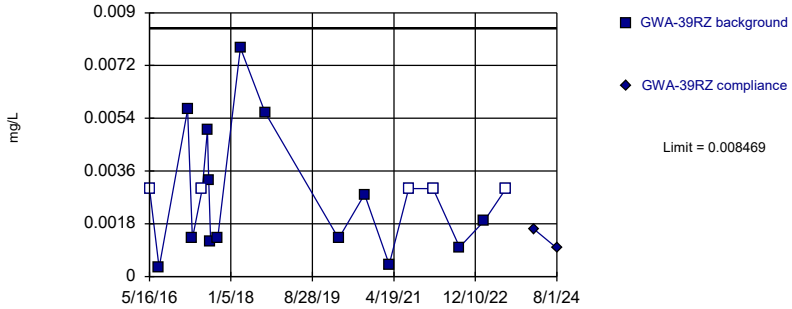

Background Data Summary (after Kaplan-Meier Adjustment): Mean=0.002291, Std. Dev.=0.002147, n=19, 26.32% NDs. Normality test: Shapiro Wilk @alpha = 0.05, calculated = 0.9026, critical = 0.901. Kappa = 2.877 (c=16, w=26, 1 of 2, event alpha = 0.05132). Report alpha = 0.0001266.

Constituent: Antimony Analysis Run 9/11/2024 10:43 AM View: Appendix I Intrawell
Plant Bowen Client: Southern Company Data: Bowen 1, 2, 9, and 10

Sanitas™ v.10.0.20 Software licensed to Groundwater Stats Consulting. UG
Hollow symbols indicate censored values.

Within Limit

Prediction Limit

Intrawell Non-parametric

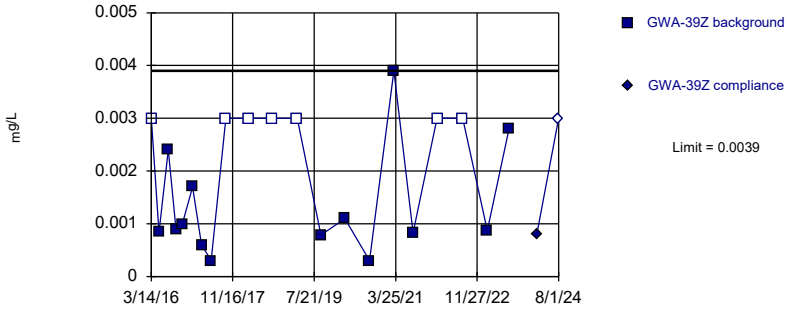

Non-parametric test used in lieu of parametric prediction limit because the Shapiro Wilk normality test showed the data to be non-normal at the 0.01 alpha level. Limit is highest of 21 background values. 33.33% NDs. Well-constituent pair annual alpha = 0.007982. Individual comparison alpha = 0.003999 (1 of 2).

Constituent: Antimony Analysis Run 9/11/2024 10:43 AM View: Appendix I Intrawell
Plant Bowen Client: Southern Company Data: Bowen 1, 2, 9, and 10

Sanitas™ v.10.0.20 Software licensed to Groundwater Stats Consulting. UG
Hollow symbols indicate censored values.
Within Limit

Prediction Limit

Intrawell Non-parametric

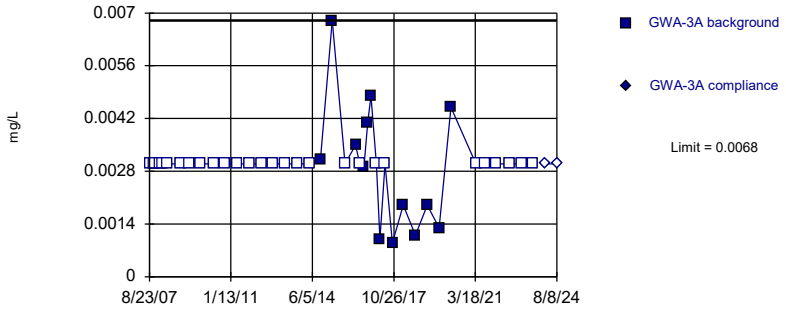

Non-parametric test used in lieu of parametric prediction limit because censored data exceeded 50%. Limit is highest of 41 background values. 68.29% NDs. Well-constituent pair annual alpha = 0.002235. Individual comparison alpha = 0.001118 (1 of 2).

Constituent: Antimony Analysis Run 9/11/2024 10:43 AM View: Appendix I Intrawell
Plant Bowen Client: Southern Company Data: Bowen 1, 2, 9, and 10

Sanitas™ v.10.0.20 Software licensed to Groundwater Stats Consulting. UG
Hollow symbols indicate censored values.
Within Limit

Prediction Limit

Intrawell Non-parametric

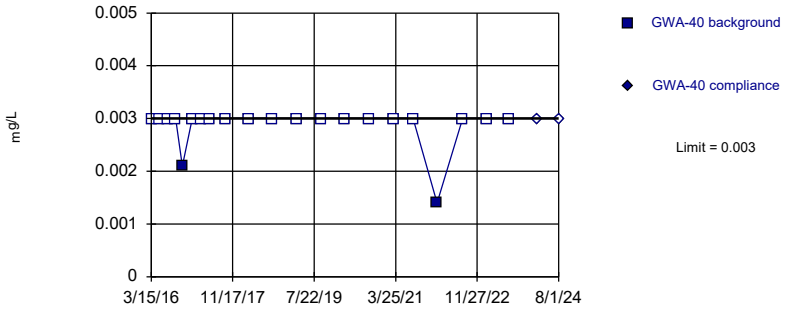

Non-parametric test used in lieu of parametric prediction limit because censored data exceeded 50%. Limit is highest of 21 background values. 90.48% NDs. Well-constituent pair annual alpha = 0.007982. Individual comparison alpha = 0.003999 (1 of 2).

Constituent: Antimony Analysis Run 9/11/2024 10:43 AM View: Appendix I Intrawell
Plant Bowen Client: Southern Company Data: Bowen 1, 2, 9, and 10

Sanitas™ v.10.0.20 Software licensed to Groundwater Stats Consulting. UG
Hollow symbols indicate censored values.
Within Limit

Prediction Limit

Intrawell Non-parametric

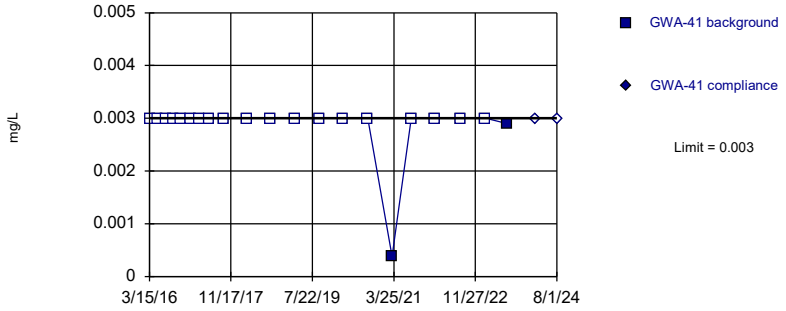

Non-parametric test used in lieu of parametric prediction limit because censored data exceeded 50%. Limit is highest of 21 background values. 90.48% NDs. Well-constituent pair annual alpha = 0.007982. Individual comparison alpha = 0.003999 (1 of 2).

Constituent: Antimony Analysis Run 9/11/2024 10:43 AM View: Appendix I Intrawell
Plant Bowen Client: Southern Company Data: Bowen 1, 2, 9, and 10

Sanitas™ v.10.0.20 Software licensed to Groundwater Stats Consulting. UG
Hollow symbols indicate censored values.
Within Limit

Prediction Limit

Intrawell Non-parametric

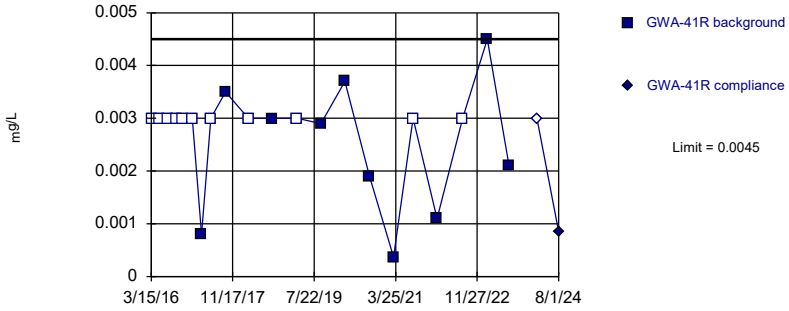

Non-parametric test used in lieu of parametric prediction limit because censored data exceeded 50%. Limit is highest of 21 background values. 52.38% NDs. Well-constituent pair annual alpha = 0.007982. Individual comparison alpha = 0.003999 (1 of 2).

Constituent: Antimony Analysis Run 9/11/2024 10:43 AM View: Appendix I Intrawell
Plant Bowen Client: Southern Company Data: Bowen 1, 2, 9, and 10

Sanitas™ v.10.0.20 Software licensed to Groundwater Stats Consulting. UG
Hollow symbols indicate censored values.

Within Limit

Prediction Limit

Intrawell Non-parametric

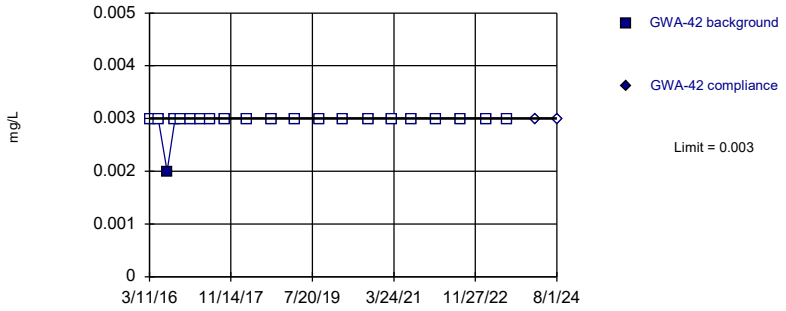

Non-parametric test used in lieu of parametric prediction limit because censored data exceeded 50%. Limit is highest of 21 background values. 95.24% NDs. Well-constituent pair annual alpha = 0.007982. Individual comparison alpha = 0.003999 (1 of 2).

Constituent: Antimony Analysis Run 9/11/2024 10:43 AM View: Appendix I Intrawell
Plant Bowen Client: Southern Company Data: Bowen 1, 2, 9, and 10

Sanitas™ v.10.0.20 Software licensed to Groundwater Stats Consulting. UG
Hollow symbols indicate censored values.

Within Limit

Prediction Limit

Intrawell Non-parametric

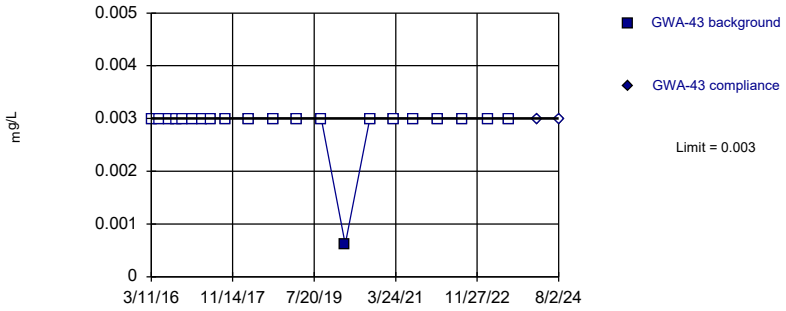

Non-parametric test used in lieu of parametric prediction limit because censored data exceeded 50%. Limit is highest of 21 background values. 95.24% NDs. Well-constituent pair annual alpha = 0.007982. Individual comparison alpha = 0.003999 (1 of 2).

Constituent: Antimony Analysis Run 9/11/2024 10:43 AM View: Appendix I Intrawell
Plant Bowen Client: Southern Company Data: Bowen 1, 2, 9, and 10

Sanitas™ v.10.0.20 Software licensed to Groundwater Stats Consulting. UG
Hollow symbols indicate censored values.

Within Limit

Prediction Limit

Intrawell Non-parametric

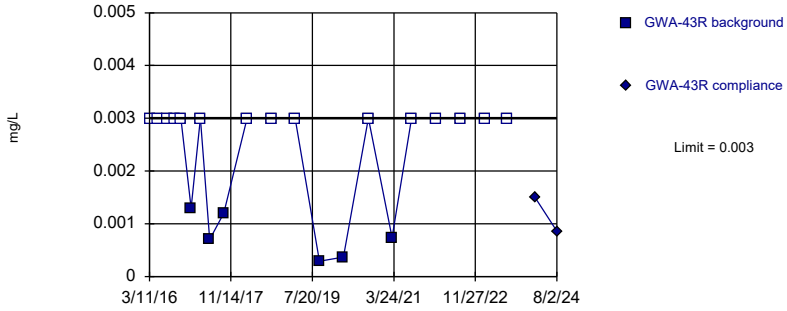

Non-parametric test used in lieu of parametric prediction limit because censored data exceeded 50%. Limit is highest of 21 background values. 71.43% NDs. Well-constituent pair annual alpha = 0.007982. Individual comparison alpha = 0.003999 (1 of 2).

Constituent: Antimony Analysis Run 9/11/2024 10:43 AM View: Appendix I Intrawell
Plant Bowen Client: Southern Company Data: Bowen 1, 2, 9, and 10

Sanitas™ v.10.0.20 Software licensed to Groundwater Stats Consulting. UG
Hollow symbols indicate censored values.

Within Limit

Prediction Limit

Intrawell Non-parametric

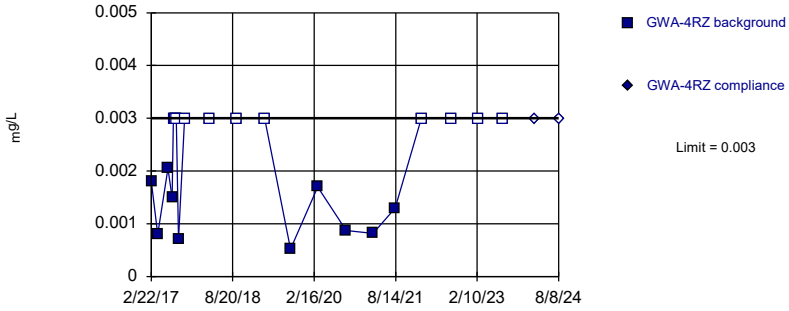

Non-parametric test used in lieu of parametric prediction limit because censored data exceeded 50%. Limit is highest of 21 background values. 52.38% NDs. Well-constituent pair annual alpha = 0.007982. Individual comparison alpha = 0.003999 (1 of 2).

Constituent: Antimony Analysis Run 9/11/2024 10:43 AM View: Appendix I Intrawell
Plant Bowen Client: Southern Company Data: Bowen 1, 2, 9, and 10

Sanitas™ v.10.0.20 Software licensed to Groundwater Stats Consulting. UG
Hollow symbols indicate censored values.
Within Limit

Prediction Limit

Intrawell Non-parametric

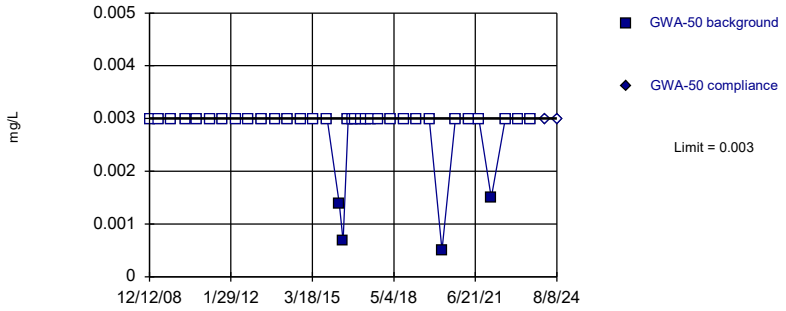

Non-parametric test used in lieu of parametric prediction limit because censored data exceeded 50%. Limit is highest of 36 background values. 88.89% NDs. Well-constituent pair annual alpha = 0.002856. Individual comparison alpha = 0.001429 (1 of 2).

Constituent: Antimony Analysis Run 9/11/2024 10:43 AM View: Appendix I Intrawell
Plant Bowen Client: Southern Company Data: Bowen 1, 2, 9, and 10

Sanitas™ v.10.0.20 Software licensed to Groundwater Stats Consulting. UG
Hollow symbols indicate censored values.
Within Limit

Prediction Limit

Intrawell Non-parametric

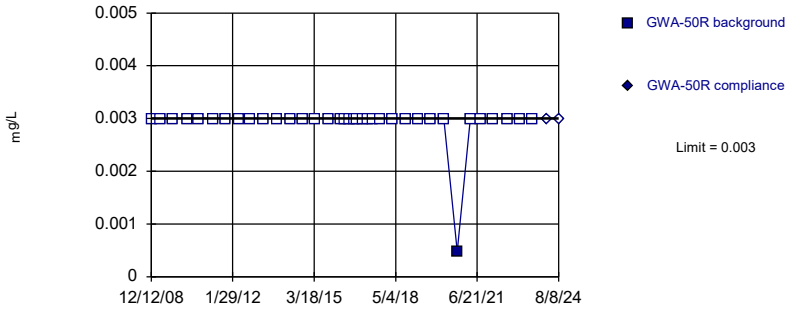

Non-parametric test used in lieu of parametric prediction limit because censored data exceeded 50%. Limit is highest of 36 background values. 97.22% NDs. Well-constituent pair annual alpha = 0.002856. Individual comparison alpha = 0.001429 (1 of 2).

Constituent: Antimony Analysis Run 9/11/2024 10:43 AM View: Appendix I Intrawell
Plant Bowen Client: Southern Company Data: Bowen 1, 2, 9, and 10

Sanitas™ v.10.0.20 Software licensed to Groundwater Stats Consulting. UG
Hollow symbols indicate censored values.
Within Limit

Prediction Limit

Intrawell Non-parametric

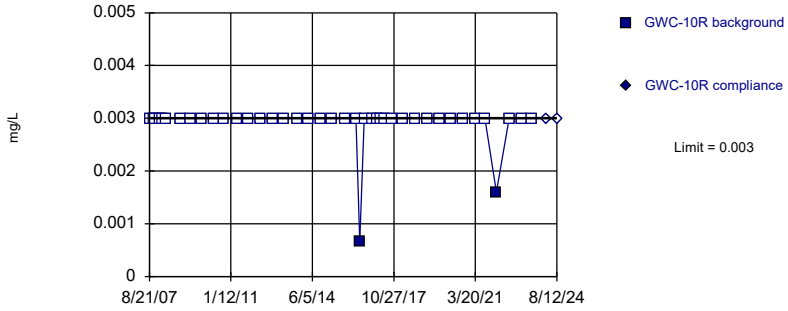

Non-parametric test used in lieu of parametric prediction limit because censored data exceeded 50%. Limit is highest of 41 background values. 95.12% NDs. Well-constituent pair annual alpha = 0.002235. Individual comparison alpha = 0.001118 (1 of 2).

Constituent: Antimony Analysis Run 9/11/2024 10:43 AM View: Appendix I Intrawell
Plant Bowen Client: Southern Company Data: Bowen 1, 2, 9, and 10

Sanitas™ v.10.0.20 Software licensed to Groundwater Stats Consulting. UG
Hollow symbols indicate censored values.
Within Limit

Prediction Limit

Intrawell Non-parametric

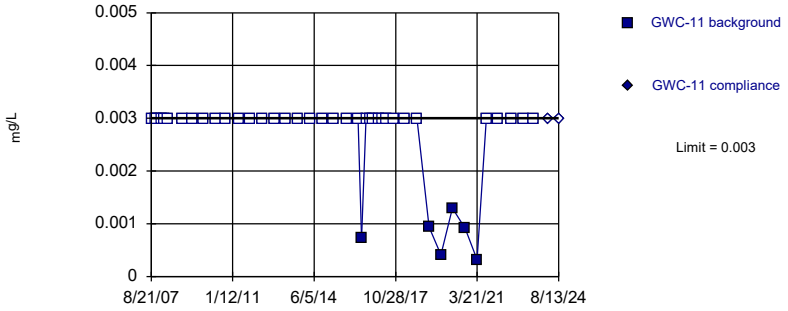

Non-parametric test used in lieu of parametric prediction limit because censored data exceeded 50%. Limit is highest of 42 background values. 85.71% NDs. Well-constituent pair annual alpha = 0.002154. Individual comparison alpha = 0.001077 (1 of 2).

Constituent: Antimony Analysis Run 9/11/2024 10:43 AM View: Appendix I Intrawell
Plant Bowen Client: Southern Company Data: Bowen 1, 2, 9, and 10

Sanitas™ v.10.0.20 Software licensed to Groundwater Stats Consulting. UG
Hollow symbols indicate censored values.

Within Limit

Prediction Limit

Intrawell Non-parametric

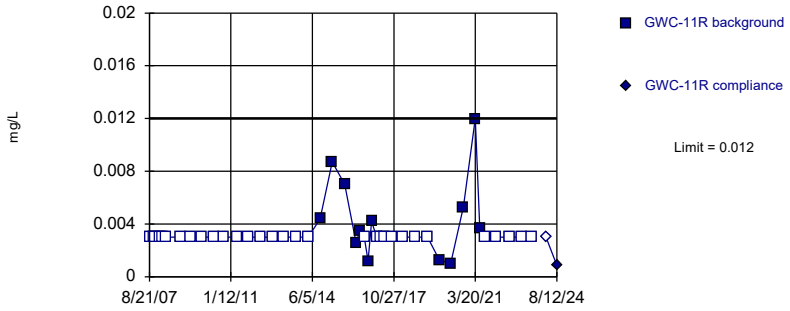

Non-parametric test used in lieu of parametric prediction limit because censored data exceeded 50%. Limit is highest of 43 background values. 72.09% NDs. Well-constituent pair annual alpha = 0.002073. Individual comparison alpha = 0.001037 (1 of 2).

Constituent: Antimony Analysis Run 9/11/2024 10:43 AM View: Appendix I Intrawell
Plant Bowen Client: Southern Company Data: Bowen 1, 2, 9, and 10

Sanitas™ v.10.0.20 Software licensed to Groundwater Stats Consulting. UG
Hollow symbols indicate censored values.

Within Limit

Prediction Limit

Intrawell Non-parametric

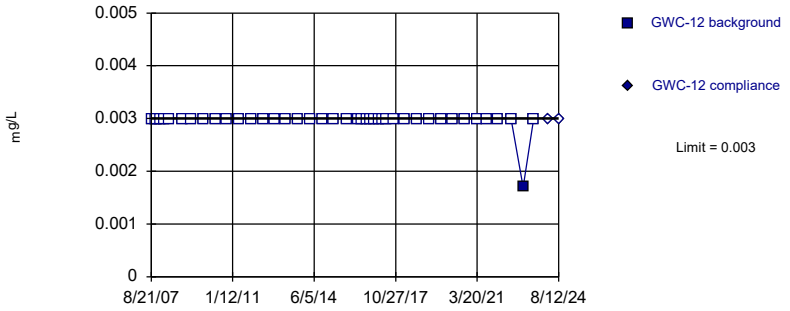

Non-parametric test used in lieu of parametric prediction limit because censored data exceeded 50%. Limit is highest of 42 background values. 97.62% NDs. Well-constituent pair annual alpha = 0.002154. Individual comparison alpha = 0.001077 (1 of 2).

Constituent: Antimony Analysis Run 9/11/2024 10:43 AM View: Appendix I Intrawell
Plant Bowen Client: Southern Company Data: Bowen 1, 2, 9, and 10

Sanitas™ v.10.0.20 Software licensed to Groundwater Stats Consulting. UG
Hollow symbols indicate censored values.

Within Limit

Prediction Limit

Intrawell Non-parametric

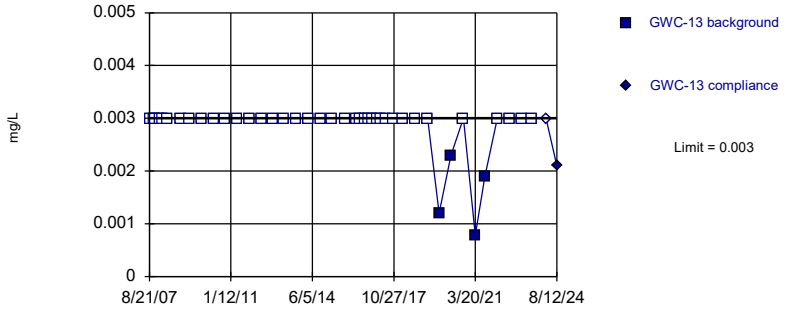

Non-parametric test used in lieu of parametric prediction limit because censored data exceeded 50%. Limit is highest of 42 background values. 90.48% NDs. Well-constituent pair annual alpha = 0.002154. Individual comparison alpha = 0.001077 (1 of 2).

Constituent: Antimony Analysis Run 9/11/2024 10:43 AM View: Appendix I Intrawell
Plant Bowen Client: Southern Company Data: Bowen 1, 2, 9, and 10

Sanitas™ v.10.0.20 Software licensed to Groundwater Stats Consulting. UG
Hollow symbols indicate censored values.

Within Limit

Prediction Limit

Intrawell Non-parametric

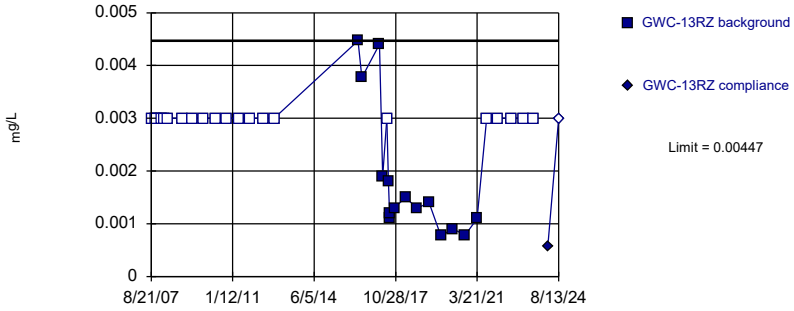

Non-parametric test used in lieu of parametric prediction limit because censored data exceeded 50%. Limit is highest of 36 background values. 58.33% NDs. Well-constituent pair annual alpha = 0.002856. Individual comparison alpha = 0.001429 (1 of 2).

Constituent: Antimony Analysis Run 9/11/2024 10:43 AM View: Appendix I Intrawell
Plant Bowen Client: Southern Company Data: Bowen 1, 2, 9, and 10

Sanitas™ v.10.0.20 Software licensed to Groundwater Stats Consulting. UG
Hollow symbols indicate censored values.

Within Limit

Prediction Limit

Intrawell Non-parametric

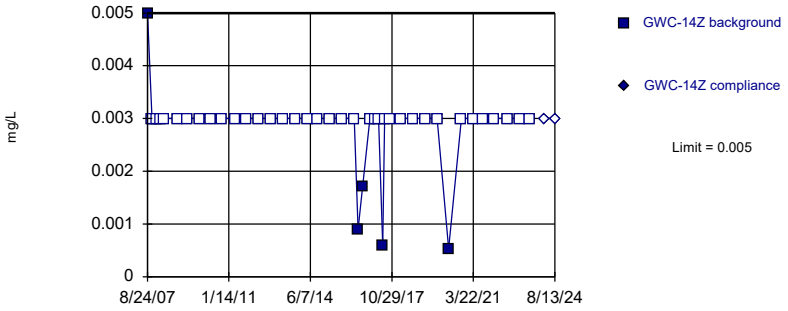

Non-parametric test used in lieu of parametric prediction limit because censored data exceeded 50%. Limit is highest of 42 background values. 88.1% NDs. Well-constituent pair annual alpha = 0.002154. Individual comparison alpha = 0.001077 (1 of 2).

Constituent: Antimony Analysis Run 9/11/2024 10:43 AM View: Appendix I Intrawell
Plant Bowen Client: Southern Company Data: Bowen 1, 2, 9, and 10

Sanitas™ v.10.0.20 Software licensed to Groundwater Stats Consulting. UG
Hollow symbols indicate censored values.

Within Limit

Prediction Limit

Intrawell Non-parametric

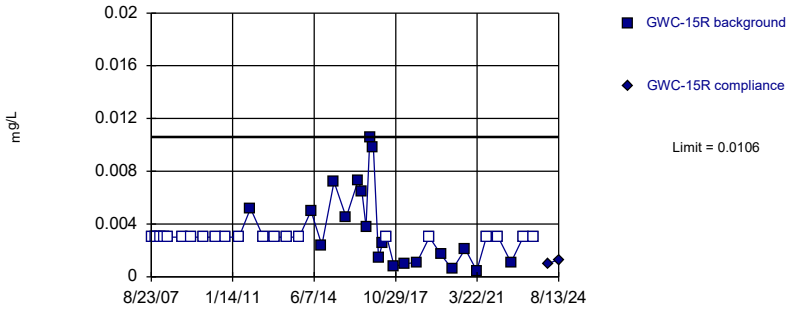

Non-parametric test used in lieu of parametric prediction limit because censored data exceeded 50%. Limit is highest of 42 background values. 52.38% NDs. Well-constituent pair annual alpha = 0.002154. Individual comparison alpha = 0.001077 (1 of 2).

Constituent: Antimony Analysis Run 9/11/2024 10:43 AM View: Appendix I Intrawell
Plant Bowen Client: Southern Company Data: Bowen 1, 2, 9, and 10

Sanitas™ v.10.0.20 Software licensed to Groundwater Stats Consulting. UG
Hollow symbols indicate censored values.

Within Limit

Prediction Limit

Intrawell Non-parametric

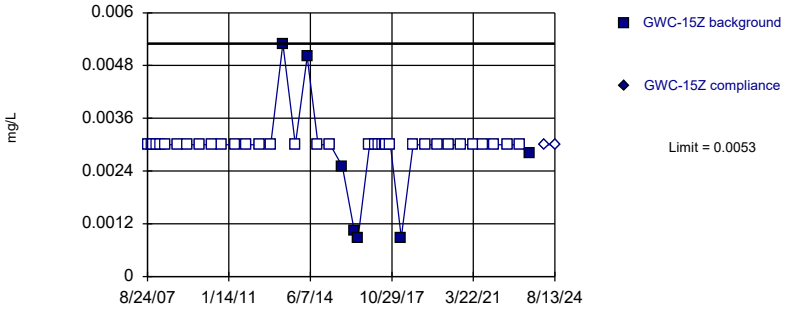

Non-parametric test used in lieu of parametric prediction limit because censored data exceeded 50%. Limit is highest of 42 background values. 83.33% NDs. Well-constituent pair annual alpha = 0.002154. Individual comparison alpha = 0.001077 (1 of 2).

Constituent: Antimony Analysis Run 9/11/2024 10:43 AM View: Appendix I Intrawell
Plant Bowen Client: Southern Company Data: Bowen 1, 2, 9, and 10

Sanitas™ v.10.0.20 Software licensed to Groundwater Stats Consulting. UG
Hollow symbols indicate censored values.

Within Limit

Prediction Limit

Intrawell Non-parametric

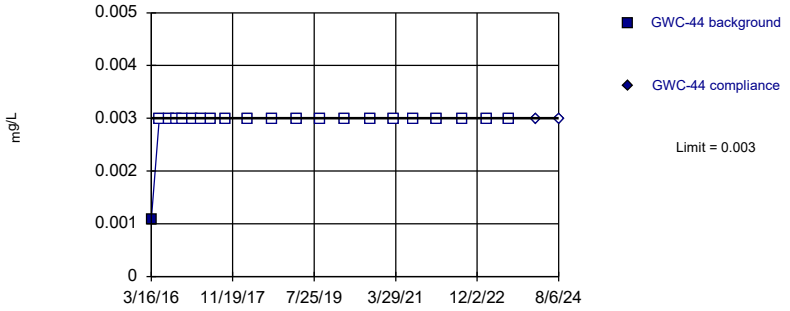

Non-parametric test used in lieu of parametric prediction limit because censored data exceeded 50%. Limit is highest of 21 background values. 95.24% NDs. Well-constituent pair annual alpha = 0.007982. Individual comparison alpha = 0.003999 (1 of 2).

Constituent: Antimony Analysis Run 9/11/2024 10:43 AM View: Appendix I Intrawell
Plant Bowen Client: Southern Company Data: Bowen 1, 2, 9, and 10

Sanitas™ v.10.0.20 Software licensed to Groundwater Stats Consulting. UG
Hollow symbols indicate censored values.

Within Limit

Prediction Limit

Intrawell Parametric

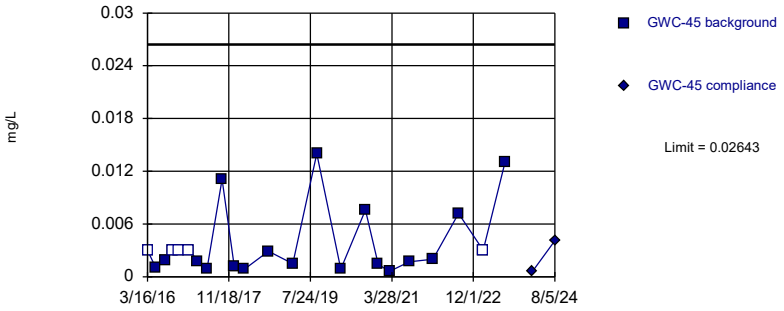

Background Data Summary (based on natural log transformation) (after Kaplan-Meier Adjustment): Mean=-6.184, Std. Dev.=0.9271, n=23, 21.74% NDs. Normality test: Shapiro Wilk @alpha = 0.01, calculated = 0.928, critical = 0.881. Kappa = 2.752 (c=16, w=26, 1 of 2, event alpha = 0.05132). Report alpha = 0.0001266.

Constituent: Antimony Analysis Run 9/11/2024 10:44 AM View: Appendix I Intrawell
Plant Bowen Client: Southern Company Data: Bowen 1, 2, 9, and 10

Sanitas™ v.10.0.20 Software licensed to Groundwater Stats Consulting. UG
Hollow symbols indicate censored values.

Within Limit

Prediction Limit

Intrawell Non-parametric

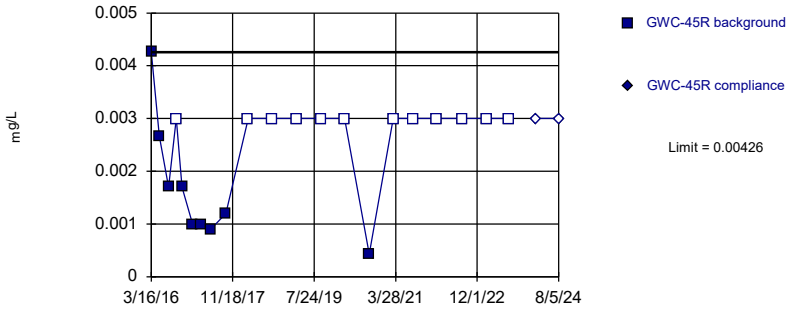

Non-parametric test used in lieu of parametric prediction limit because censored data exceeded 50%. Limit is highest of 21 background values. 57.14% NDs. Well-constituent pair annual alpha = 0.007982. Individual comparison alpha = 0.003999 (1 of 2).

Constituent: Antimony Analysis Run 9/11/2024 10:44 AM View: Appendix I Intrawell
Plant Bowen Client: Southern Company Data: Bowen 1, 2, 9, and 10

Sanitas™ v.10.0.20 Software licensed to Groundwater Stats Consulting. UG
Hollow symbols indicate censored values.

Within Limit

Prediction Limit

Intrawell Non-parametric

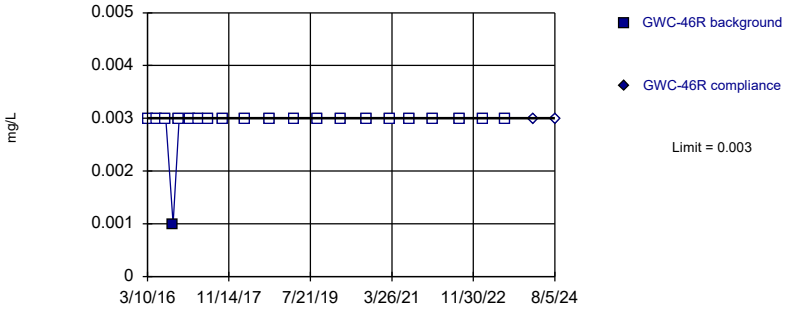

Non-parametric test used in lieu of parametric prediction limit because censored data exceeded 50%. Limit is highest of 21 background values. 95.24% NDs. Well-constituent pair annual alpha = 0.007982. Individual comparison alpha = 0.003999 (1 of 2).

Constituent: Antimony Analysis Run 9/11/2024 10:44 AM View: Appendix I Intrawell
Plant Bowen Client: Southern Company Data: Bowen 1, 2, 9, and 10

Sanitas™ v.10.0.20 Software licensed to Groundwater Stats Consulting. UG
Hollow symbols indicate censored values.

Within Limit

Prediction Limit

Intrawell Non-parametric

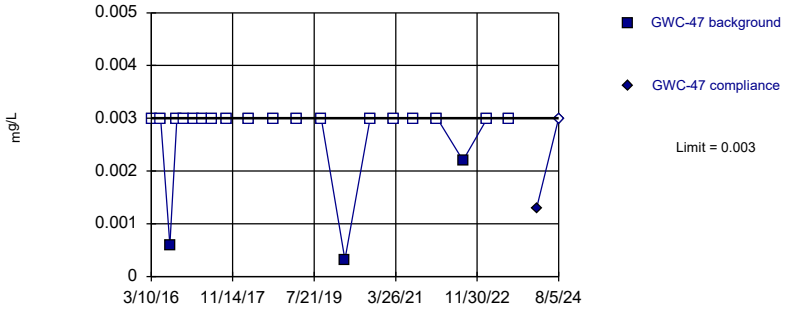

Non-parametric test used in lieu of parametric prediction limit because censored data exceeded 50%. Limit is highest of 21 background values. 85.71% NDs. Well-constituent pair annual alpha = 0.007982. Individual comparison alpha = 0.003999 (1 of 2).

Constituent: Antimony Analysis Run 9/11/2024 10:44 AM View: Appendix I Intrawell
Plant Bowen Client: Southern Company Data: Bowen 1, 2, 9, and 10

Sanitas™ v.10.0.20 Software licensed to Groundwater Stats Consulting. UG
Hollow symbols indicate censored values.

Within Limit

Prediction Limit

Intrawell Parametric

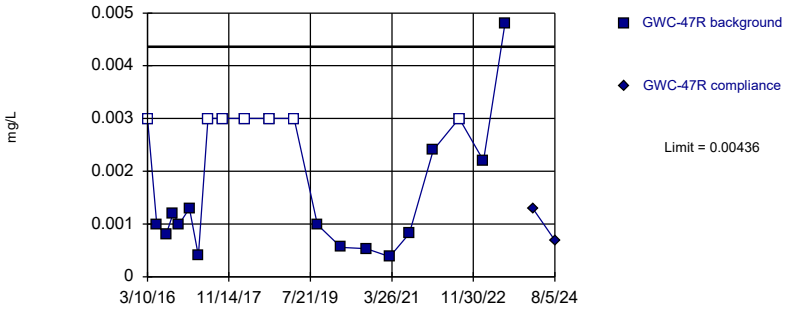

Background Data Summary (based on square root transformation) (after Kaplan-Meier Adjustment): Mean=0.03291, Std. Dev.=0.01181, n=21, 33.33% NDs. Normality test: Shapiro Wilk @alpha = 0.01, calculated = 0.8983, critical = 0.873. Kappa = 2.805 (c=16, w=26, 1 of 2, event alpha = 0.05132). Report alpha = 0.0001266.

Constituent: Antimony Analysis Run 9/11/2024 10:44 AM View: Appendix I Intrawell
Plant Bowen Client: Southern Company Data: Bowen 1, 2, 9, and 10

Sanitas™ v.10.0.20 Software licensed to Groundwater Stats Consulting. UG
Hollow symbols indicate censored values.

Within Limit

Prediction Limit

Intrawell Non-parametric

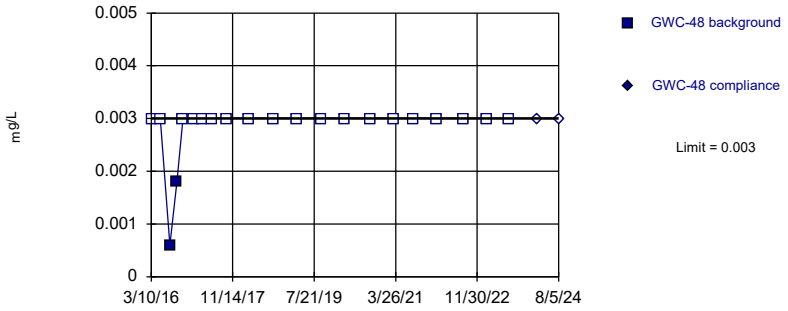

Non-parametric test used in lieu of parametric prediction limit because censored data exceeded 50%. Limit is highest of 21 background values. 90.48% NDs. Well-constituent pair annual alpha = 0.007982. Individual comparison alpha = 0.003999 (1 of 2).

Constituent: Antimony Analysis Run 9/11/2024 10:44 AM View: Appendix I Intrawell
Plant Bowen Client: Southern Company Data: Bowen 1, 2, 9, and 10

Sanitas™ v.10.0.20 Software licensed to Groundwater Stats Consulting. UG
Hollow symbols indicate censored values.

Within Limit

Prediction Limit

Intrawell Non-parametric

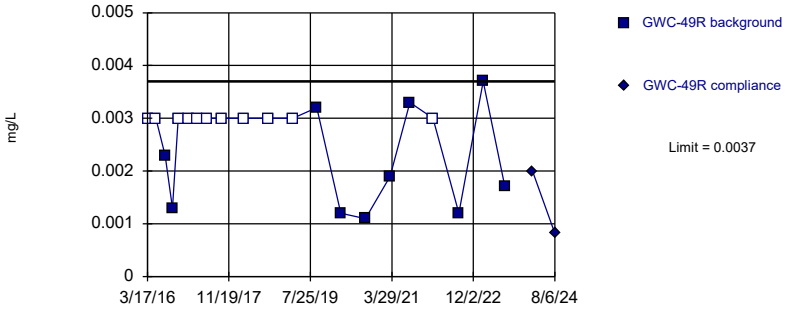

Non-parametric test used in lieu of parametric prediction limit because censored data exceeded 50%. Limit is highest of 21 background values. 52.38% NDs. Well-constituent pair annual alpha = 0.007982. Individual comparison alpha = 0.003999 (1 of 2).

Constituent: Antimony Analysis Run 9/11/2024 10:44 AM View: Appendix I Intrawell
Plant Bowen Client: Southern Company Data: Bowen 1, 2, 9, and 10

Sanitas™ v.10.0.20 Software licensed to Groundwater Stats Consulting. UG
Hollow symbols indicate censored values.

Within Limit

Prediction Limit

Intrawell Non-parametric

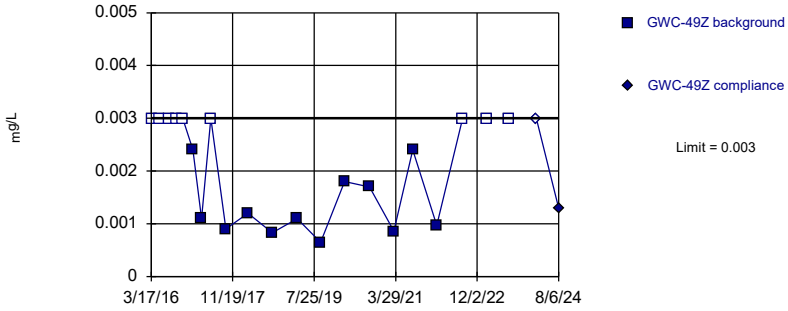

Non-parametric test used in lieu of parametric prediction limit because the Shapiro Wilk normality test showed the data to be non-normal at the 0.01 alpha level. Limit is highest of 21 background values. 42.86% NDs. Well-constituent pair annual alpha = 0.007982. Individual comparison alpha = 0.003999 (1 of 2).

Constituent: Antimony Analysis Run 9/11/2024 10:44 AM View: Appendix I Intrawell
Plant Bowen Client: Southern Company Data: Bowen 1, 2, 9, and 10

Sanitas™ v.10.0.20 Software licensed to Groundwater Stats Consulting. UG
Hollow symbols indicate censored values.

Within Limit

Prediction Limit

Intrawell Non-parametric

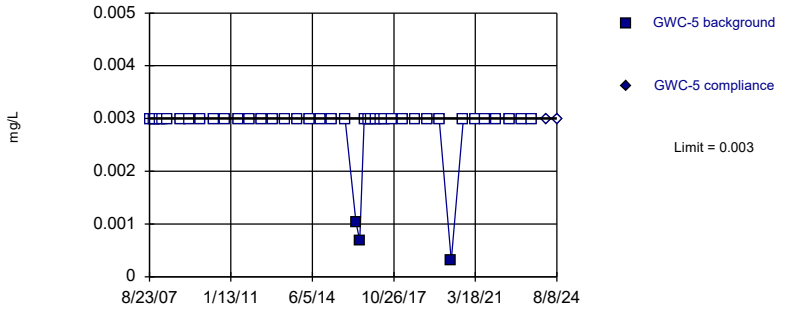

Non-parametric test used in lieu of parametric prediction limit because censored data exceeded 50%. Limit is highest of 42 background values. 92.86% NDs. Well-constituent pair annual alpha = 0.002154. Individual comparison alpha = 0.001077 (1 of 2).

Constituent: Antimony Analysis Run 9/11/2024 10:44 AM View: Appendix I Intrawell
Plant Bowen Client: Southern Company Data: Bowen 1, 2, 9, and 10

Sanitas™ v.10.0.20 Software licensed to Groundwater Stats Consulting. UG
Hollow symbols indicate censored values.

Within Limit

Prediction Limit

Intrawell Non-parametric

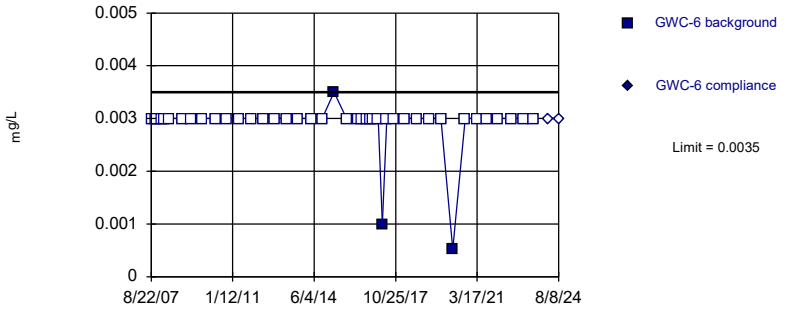

Non-parametric test used in lieu of parametric prediction limit because censored data exceeded 50%. Limit is highest of 42 background values. 92.86% NDs. Well-constituent pair annual alpha = 0.002154. Individual comparison alpha = 0.001077 (1 of 2).

Constituent: Antimony Analysis Run 9/11/2024 10:44 AM View: Appendix I Intrawell
Plant Bowen Client: Southern Company Data: Bowen 1, 2, 9, and 10

Sanitas™ v.10.0.20 Software licensed to Groundwater Stats Consulting. UG
Hollow symbols indicate censored values.

Within Limit

Prediction Limit

Intrawell Non-parametric

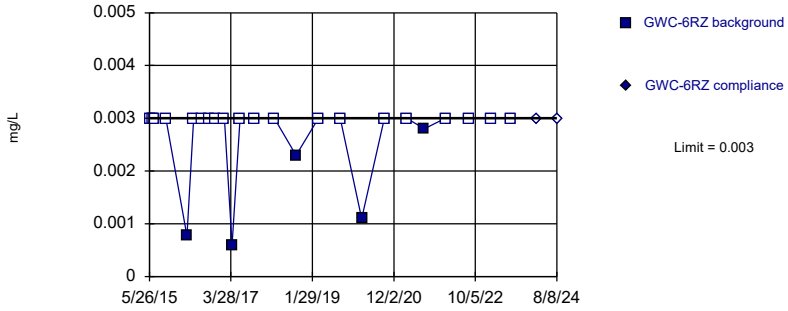

Non-parametric test used in lieu of parametric prediction limit because censored data exceeded 50%. Limit is highest of 25 background values. 80% NDs. Well-constituent pair annual alpha = 0.005656. Individual comparison alpha = 0.002832 (1 of 2).

Constituent: Antimony Analysis Run 9/11/2024 10:44 AM View: Appendix I Intrawell
Plant Bowen Client: Southern Company Data: Bowen 1, 2, 9, and 10

Sanitas™ v.10.0.20 Software licensed to Groundwater Stats Consulting. UG
Hollow symbols indicate censored values.

Within Limit

Prediction Limit

Intrawell Non-parametric

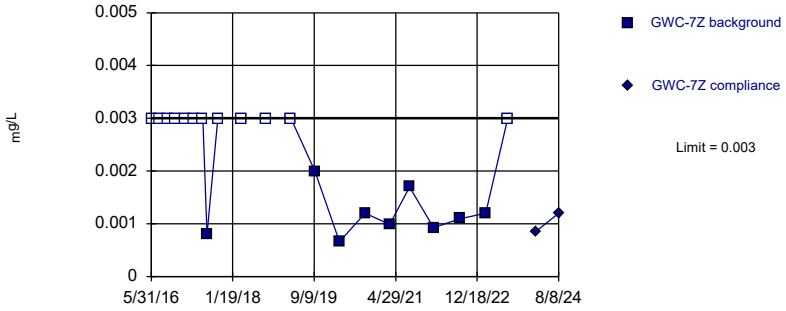

Non-parametric test used in lieu of parametric prediction limit because censored data exceeded 50%. Limit is highest of 21 background values. 57.14% NDs. Well-constituent pair annual alpha = 0.007982. Individual comparison alpha = 0.003999 (1 of 2).

Constituent: Antimony Analysis Run 9/11/2024 10:44 AM View: Appendix I Intrawell
Plant Bowen Client: Southern Company Data: Bowen 1, 2, 9, and 10

Sanitas™ v.10.0.20 Software licensed to Groundwater Stats Consulting. UG
Hollow symbols indicate censored values.

Within Limit

Prediction Limit

Intrawell Non-parametric

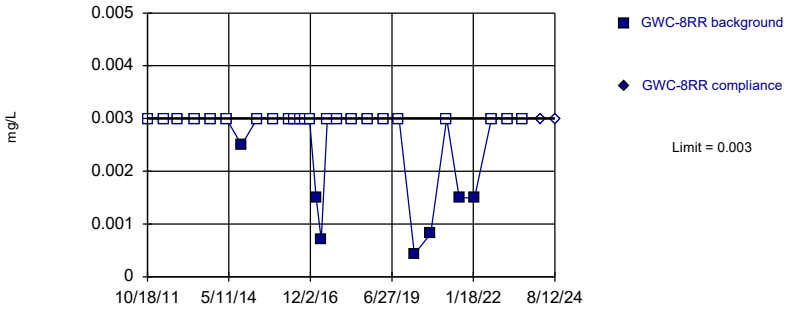

Non-parametric test used in lieu of parametric prediction limit because censored data exceeded 50%. Limit is highest of 30 background values. 76.67% NDs. Well-constituent pair annual alpha = 0.004011. Individual comparison alpha = 0.002008 (1 of 2).

Constituent: Antimony Analysis Run 9/11/2024 10:44 AM View: Appendix I Intrawell
Plant Bowen Client: Southern Company Data: Bowen 1, 2, 9, and 10

Sanitas™ v.10.0.20 Software licensed to Groundwater Stats Consulting. UG
Hollow symbols indicate censored values.

Within Limit

Prediction Limit

Intrawell Non-parametric

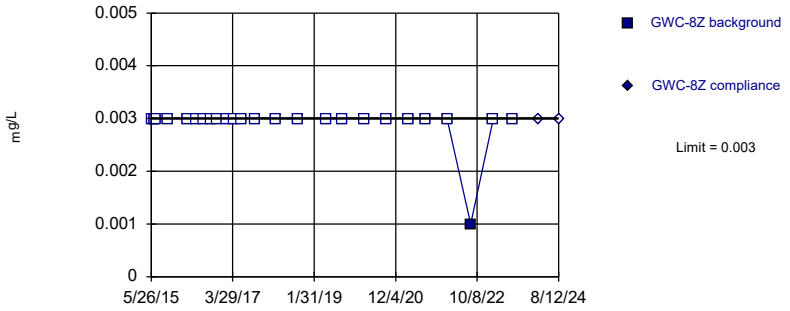

Non-parametric test used in lieu of parametric prediction limit because censored data exceeded 50%. Limit is highest of 25 background values. 96% NDs. Well-constituent pair annual alpha = 0.005656. Individual comparison alpha = 0.002832 (1 of 2).

Constituent: Antimony Analysis Run 9/11/2024 10:44 AM View: Appendix I Intrawell
Plant Bowen Client: Southern Company Data: Bowen 1, 2, 9, and 10

Sanitas™ v.10.0.20 Software licensed to Groundwater Stats Consulting. UG
Hollow symbols indicate censored values.

Within Limit

Prediction Limit

Intrawell Non-parametric

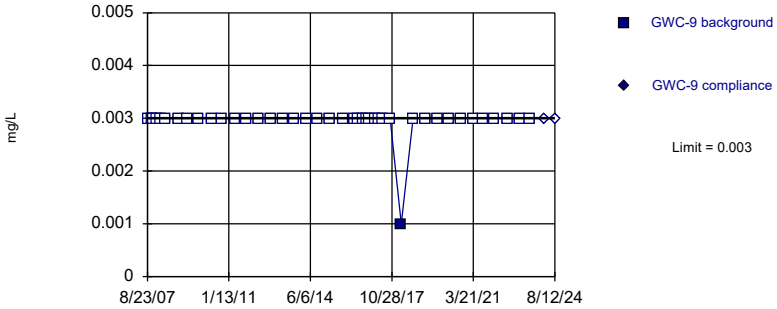

Non-parametric test used in lieu of parametric prediction limit because censored data exceeded 50%. Limit is highest of 42 background values. 97.62% NDs. Well-constituent pair annual alpha = 0.002154. Individual comparison alpha = 0.001077 (1 of 2).

Constituent: Antimony Analysis Run 9/11/2024 10:44 AM View: Appendix I Intrawell
Plant Bowen Client: Southern Company Data: Bowen 1, 2, 9, and 10

Sanitas™ v.10.0.20 Software licensed to Groundwater Stats Consulting. UG
Hollow symbols indicate censored values.

Within Limit

Prediction Limit

Intrawell Non-parametric

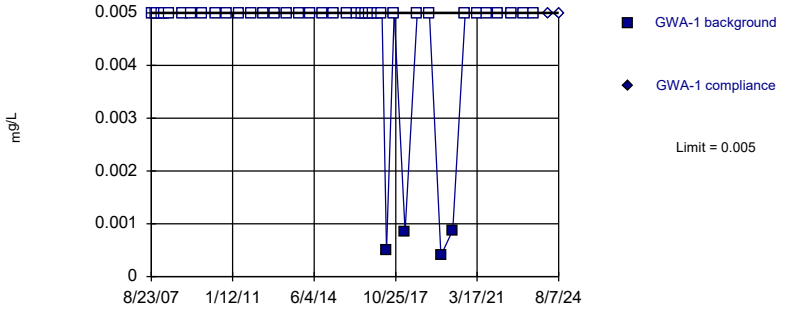

Non-parametric test used in lieu of parametric prediction limit because censored data exceeded 50%. Limit is highest of 42 background values. 90.48% NDs. Well-constituent pair annual alpha = 0.002154. Individual comparison alpha = 0.001077 (1 of 2).

Constituent: Arsenic Analysis Run 9/11/2024 10:44 AM View: Appendix I Intrawell
Plant Bowen Client: Southern Company Data: Bowen 1, 2, 9, and 10

Sanitas™ v.10.0.20 Software licensed to Groundwater Stats Consulting. UG
Hollow symbols indicate censored values.

Within Limit

Prediction Limit

Intrawell Non-parametric

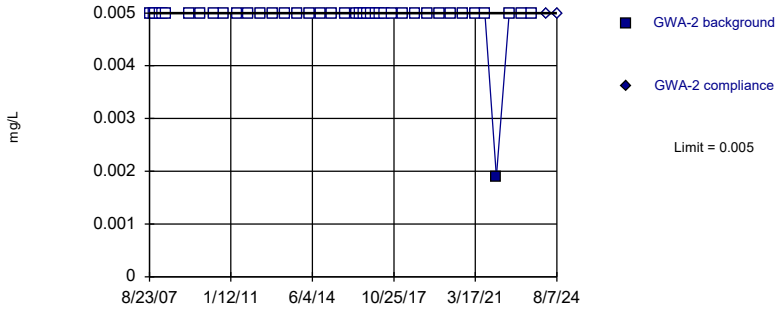

Non-parametric test used in lieu of parametric prediction limit because censored data exceeded 50%. Limit is highest of 41 background values. 97.56% NDs. Well-constituent pair annual alpha = 0.002235. Individual comparison alpha = 0.001118 (1 of 2).

Constituent: Arsenic Analysis Run 9/11/2024 10:44 AM View: Appendix I Intrawell
Plant Bowen Client: Southern Company Data: Bowen 1, 2, 9, and 10

Sanitas™ v.10.0.20 Software licensed to Groundwater Stats Consulting. UG
Hollow symbols indicate censored values.

Within Limit

Prediction Limit

Intrawell Non-parametric

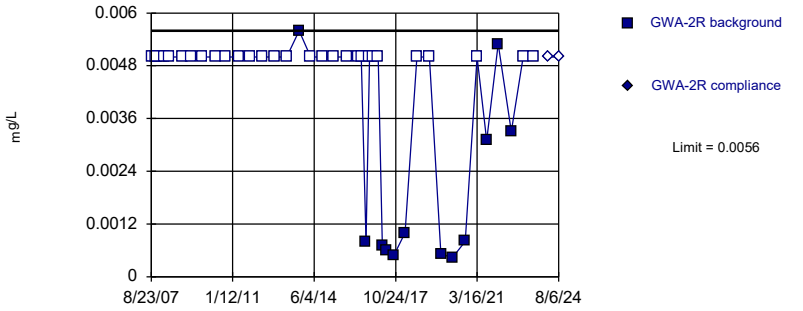

Non-parametric test used in lieu of parametric prediction limit because censored data exceeded 50%. Limit is highest of 42 background values. 69.05% NDs. Well-constituent pair annual alpha = 0.002154. Individual comparison alpha = 0.001077 (1 of 2).

Constituent: Arsenic Analysis Run 9/11/2024 10:44 AM View: Appendix I Intrawell
Plant Bowen Client: Southern Company Data: Bowen 1, 2, 9, and 10

Sanitas™ v.10.0.20 Software licensed to Groundwater Stats Consulting. UG
Hollow symbols indicate censored values.

Within Limit

Prediction Limit

Intrawell Non-parametric

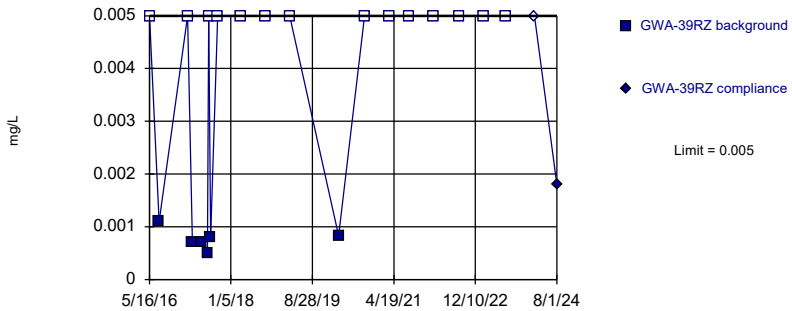

Non-parametric test used in lieu of parametric prediction limit because censored data exceeded 50%. Limit is highest of 20 background values. 70% NDs. Well-constituent pair annual alpha = 0.008564. Individual comparison alpha = 0.004291 (1 of 2).

Constituent: Arsenic Analysis Run 9/11/2024 10:44 AM View: Appendix I Intrawell
Plant Bowen Client: Southern Company Data: Bowen 1, 2, 9, and 10

Sanitas™ v.10.0.20 Software licensed to Groundwater Stats Consulting. UG
Hollow symbols indicate censored values.

Within Limit

Prediction Limit

Intrawell Non-parametric

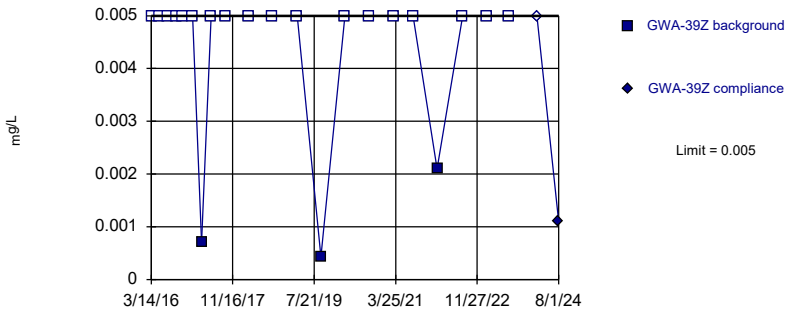

Non-parametric test used in lieu of parametric prediction limit because censored data exceeded 50%. Limit is highest of 21 background values. 85.71% NDs. Well-constituent pair annual alpha = 0.007982. Individual comparison alpha = 0.003999 (1 of 2).

Constituent: Arsenic Analysis Run 9/11/2024 10:44 AM View: Appendix I Intrawell
Plant Bowen Client: Southern Company Data: Bowen 1, 2, 9, and 10

Sanitas™ v.10.0.20 Software licensed to Groundwater Stats Consulting. UG
Hollow symbols indicate censored values.

Within Limit

Prediction Limit

Intrawell Non-parametric

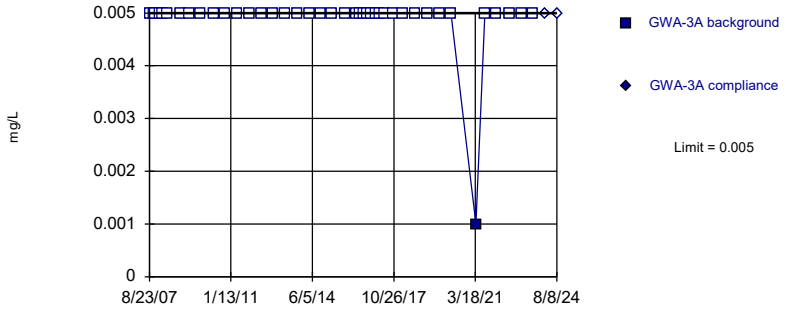

Non-parametric test used in lieu of parametric prediction limit because censored data exceeded 50%. Limit is highest of 41 background values. 97.56% NDs. Well-constituent pair annual alpha = 0.002235. Individual comparison alpha = 0.001118 (1 of 2).

Constituent: Arsenic Analysis Run 9/11/2024 10:44 AM View: Appendix I Intrawell
Plant Bowen Client: Southern Company Data: Bowen 1, 2, 9, and 10

Sanitas™ v.10.0.20 Software licensed to Groundwater Stats Consulting. UG
Hollow symbols indicate censored values.

Within Limit

Prediction Limit

Intrawell Non-parametric

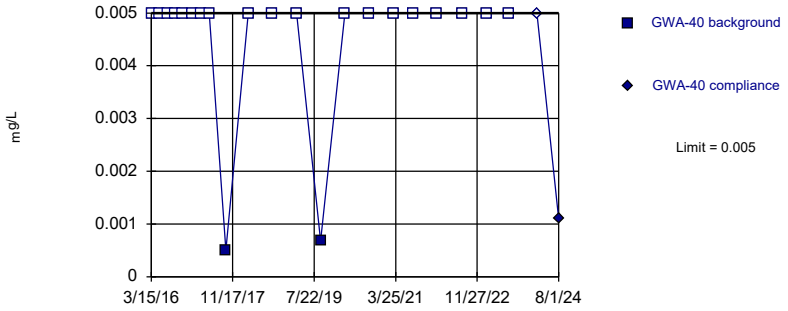

Non-parametric test used in lieu of parametric prediction limit because censored data exceeded 50%. Limit is highest of 21 background values. 90.48% NDs. Well-constituent pair annual alpha = 0.007982. Individual comparison alpha = 0.003999 (1 of 2).

Constituent: Arsenic Analysis Run 9/11/2024 10:44 AM View: Appendix I Intrawell
Plant Bowen Client: Southern Company Data: Bowen 1, 2, 9, and 10

Sanitas™ v.10.0.20 Software licensed to Groundwater Stats Consulting. UG
Hollow symbols indicate censored values.

Within Limit

Prediction Limit

Intrawell Non-parametric

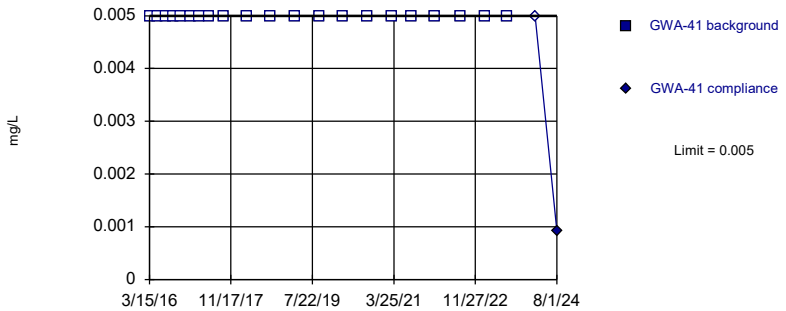

Non-parametric test used in lieu of parametric prediction limit because censored data exceeded 50%. All background values (n = 21) were censored; limit is most recent reporting limit. Well-constituent pair annual alpha = 0.007982. Individual comparison alpha = 0.003999 (1 of 2).

Constituent: Arsenic Analysis Run 9/11/2024 10:44 AM View: Appendix I Intrawell
Plant Bowen Client: Southern Company Data: Bowen 1, 2, 9, and 10

Sanitas™ v.10.0.20 Software licensed to Groundwater Stats Consulting. UG
Hollow symbols indicate censored values.

Within Limit

Prediction Limit

Intrawell Non-parametric

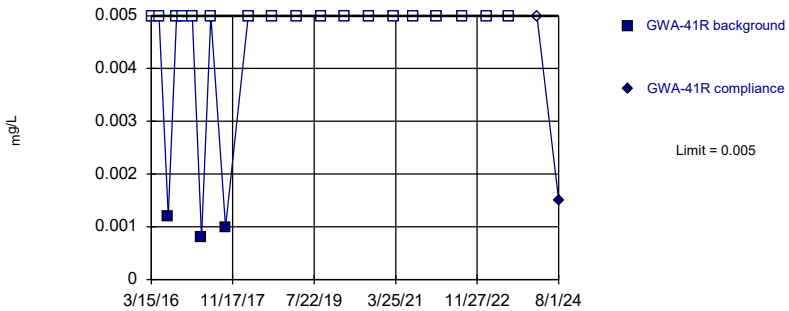

Non-parametric test used in lieu of parametric prediction limit because censored data exceeded 50%. Limit is highest of 21 background values. 85.71% NDs. Well-constituent pair annual alpha = 0.007982. Individual comparison alpha = 0.003999 (1 of 2).

Constituent: Arsenic Analysis Run 9/11/2024 10:44 AM View: Appendix I Intrawell
Plant Bowen Client: Southern Company Data: Bowen 1, 2, 9, and 10

Sanitas™ v.10.0.20 Software licensed to Groundwater Stats Consulting. UG
Hollow symbols indicate censored values.

Within Limit

Prediction Limit

Intrawell Non-parametric

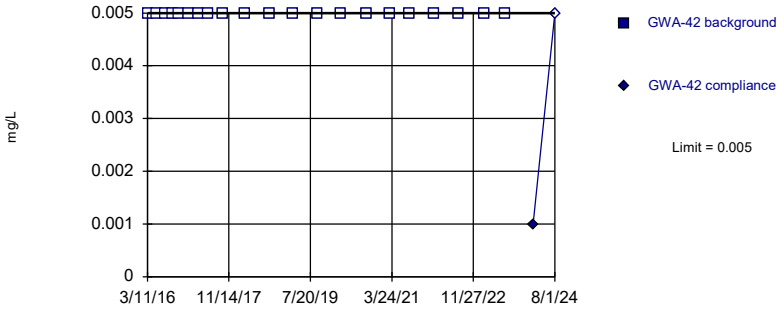

Non-parametric test used in lieu of parametric prediction limit because censored data exceeded 50%. All background values (n = 21) were censored; limit is most recent reporting limit. Well-constituent pair annual alpha = 0.007982. Individual comparison alpha = 0.003999 (1 of 2).

Constituent: Arsenic Analysis Run 9/11/2024 10:44 AM View: Appendix I Intrawell
Plant Bowen Client: Southern Company Data: Bowen 1, 2, 9, and 10

Sanitas™ v.10.0.20 Software licensed to Groundwater Stats Consulting. UG
Hollow symbols indicate censored values.

Within Limit

Prediction Limit

Intrawell Non-parametric

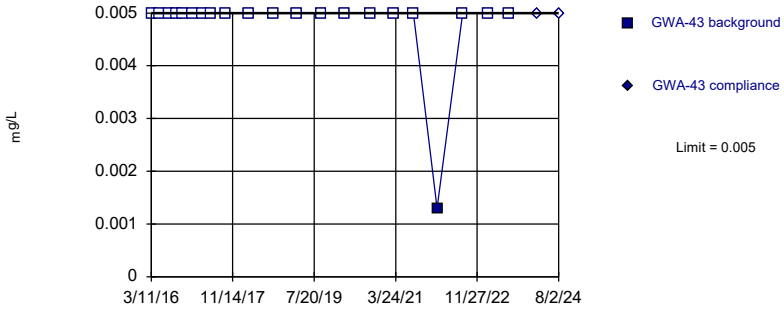

Non-parametric test used in lieu of parametric prediction limit because censored data exceeded 50%. Limit is highest of 21 background values. 95.24% NDs. Well-constituent pair annual alpha = 0.007982. Individual comparison alpha = 0.003999 (1 of 2).

Constituent: Arsenic Analysis Run 9/11/2024 10:44 AM View: Appendix I Intrawell
Plant Bowen Client: Southern Company Data: Bowen 1, 2, 9, and 10

Sanitas™ v.10.0.20 Software licensed to Groundwater Stats Consulting. UG
Hollow symbols indicate censored values.

Within Limit

Prediction Limit

Intrawell Non-parametric

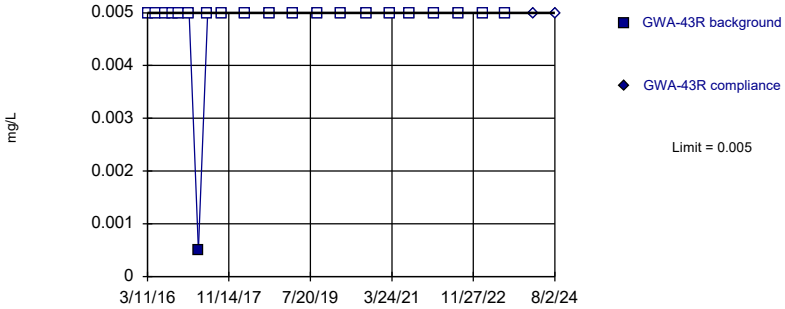

Non-parametric test used in lieu of parametric prediction limit because censored data exceeded 50%. Limit is highest of 21 background values. 95.24% NDs. Well-constituent pair annual alpha = 0.007982. Individual comparison alpha = 0.003999 (1 of 2).

Constituent: Arsenic Analysis Run 9/11/2024 10:44 AM View: Appendix I Intrawell
Plant Bowen Client: Southern Company Data: Bowen 1, 2, 9, and 10

Sanitas™ v.10.0.20 Software licensed to Groundwater Stats Consulting. UG
Hollow symbols indicate censored values.

Within Limit

Prediction Limit

Intrawell Non-parametric

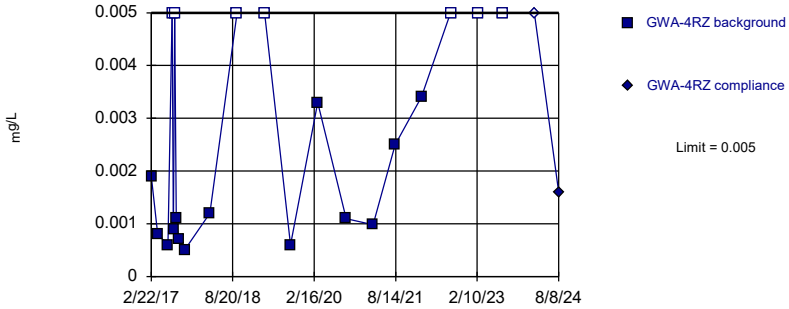

Non-parametric test used in lieu of parametric prediction limit because the Shapiro Wilk normality test showed the data to be non-normal at the 0.01 alpha level. Limit is highest of 21 background values. 33.33% NDs. Well-constituent pair annual alpha = 0.007982. Individual comparison alpha = 0.003999 (1 of 2).

Constituent: Arsenic Analysis Run 9/11/2024 10:44 AM View: Appendix I Intrawell
Plant Bowen Client: Southern Company Data: Bowen 1, 2, 9, and 10

Sanitas™ v.10.0.20 Software licensed to Groundwater Stats Consulting. UG
Hollow symbols indicate censored values.

Within Limit

Prediction Limit

Intrawell Non-parametric

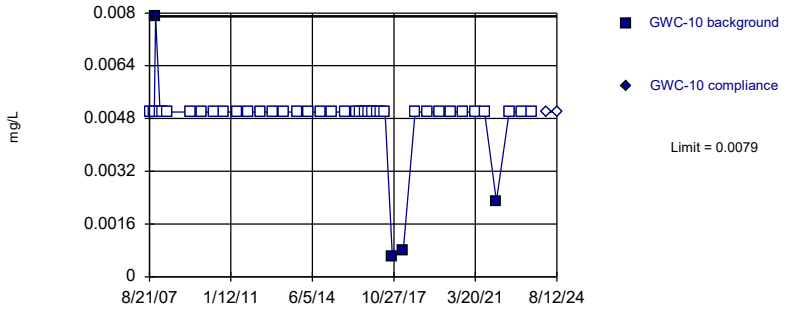

Non-parametric test used in lieu of parametric prediction limit because censored data exceeded 50%. Limit is highest of 41 background values. 90.24% NDs. Well-constituent pair annual alpha = 0.002235. Individual comparison alpha = 0.001118 (1 of 2).

Constituent: Arsenic Analysis Run 9/11/2024 10:44 AM View: Appendix I Intrawell
Plant Bowen Client: Southern Company Data: Bowen 1, 2, 9, and 10

Sanitas™ v.10.0.20 Software licensed to Groundwater Stats Consulting. UG
Hollow symbols indicate censored values.

Within Limit

Prediction Limit

Intrawell Non-parametric

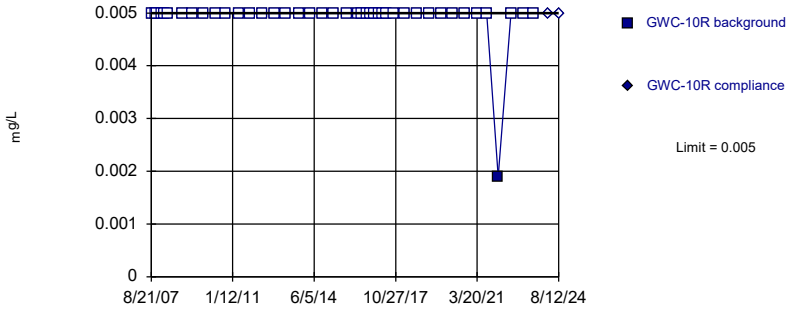

Non-parametric test used in lieu of parametric prediction limit because censored data exceeded 50%. Limit is highest of 42 background values. 97.62% NDs. Well-constituent pair annual alpha = 0.002154. Individual comparison alpha = 0.001077 (1 of 2).

Constituent: Arsenic Analysis Run 9/11/2024 10:44 AM View: Appendix I Intrawell
Plant Bowen Client: Southern Company Data: Bowen 1, 2, 9, and 10

Sanitas™ v.10.0.20 Software licensed to Groundwater Stats Consulting. UG
Hollow symbols indicate censored values.

Within Limit

Prediction Limit

Intrawell Non-parametric

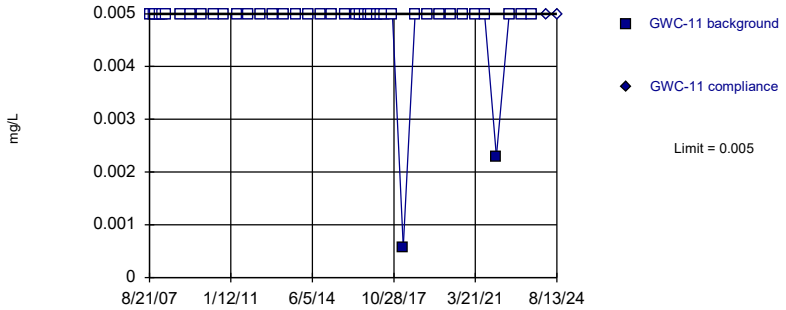

Non-parametric test used in lieu of parametric prediction limit because censored data exceeded 50%. Limit is highest of 42 background values. 95.24% NDs. Well-constituent pair annual alpha = 0.002154. Individual comparison alpha = 0.001077 (1 of 2).

Constituent: Arsenic Analysis Run 9/11/2024 10:45 AM View: Appendix I Intrawell
Plant Bowen Client: Southern Company Data: Bowen 1, 2, 9, and 10

Sanitas™ v.10.0.20 Software licensed to Groundwater Stats Consulting. UG
Hollow symbols indicate censored values.

Within Limit

Prediction Limit

Intrawell Non-parametric

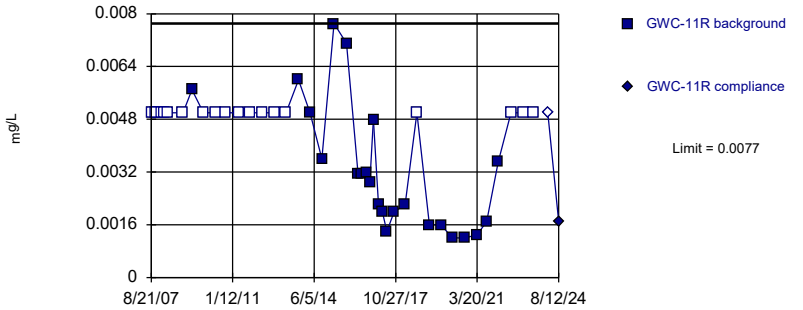

Non-parametric test used in lieu of parametric prediction limit because the Shapiro Wilk normality test showed the data to be non-normal at the 0.01 alpha level. Limit is highest of 42 background values. 45.24% NDs. Well-constituent pair annual alpha = 0.002154. Individual comparison alpha = 0.001077 (1 of 2).

Constituent: Arsenic Analysis Run 9/11/2024 10:45 AM View: Appendix I Intrawell
Plant Bowen Client: Southern Company Data: Bowen 1, 2, 9, and 10

Sanitas™ v.10.0.20 Software licensed to Groundwater Stats Consulting. UG
Hollow symbols indicate censored values.

Within Limit

Prediction Limit

Intrawell Parametric

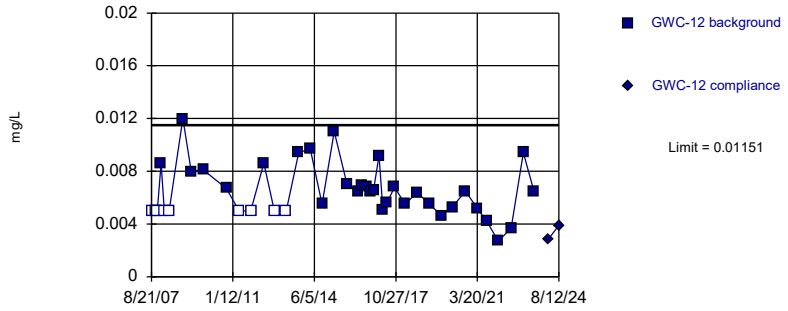

Background Data Summary (after Kaplan-Meier Adjustment): Mean=0.005796, Std. Dev.=0.00227, n=41, 21.95% NDs. Normality test: Shapiro Wilk @alpha = 0.01, calculated = 0.9221, critical = 0.92. Kappa = 2.516 (c=16, w=26, 1 of 2, event alpha = 0.05132). Report alpha = 0.0001266.

Constituent: Arsenic Analysis Run 9/11/2024 10:45 AM View: Appendix I Intrawell
Plant Bowen Client: Southern Company Data: Bowen 1, 2, 9, and 10

Sanitas™ v.10.0.20 Software licensed to Groundwater Stats Consulting. UG
Hollow symbols indicate censored values.

Within Limit

Prediction Limit

Intrawell Non-parametric

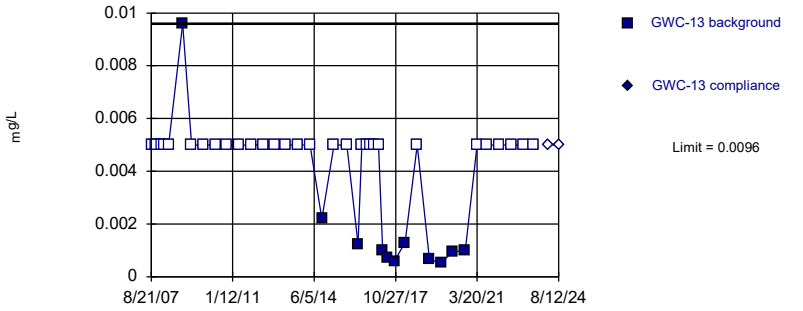

Non-parametric test used in lieu of parametric prediction limit because censored data exceeded 50%. Limit is highest of 42 background values. 73.81% NDs. Well-constituent pair annual alpha = 0.002154. Individual comparison alpha = 0.001077 (1 of 2).

Constituent: Arsenic Analysis Run 9/11/2024 10:45 AM View: Appendix I Intrawell
Plant Bowen Client: Southern Company Data: Bowen 1, 2, 9, and 10

Sanitas™ v.10.0.20 Software licensed to Groundwater Stats Consulting. UG
Hollow symbols indicate censored values.

Within Limit

Prediction Limit

Intrawell Non-parametric

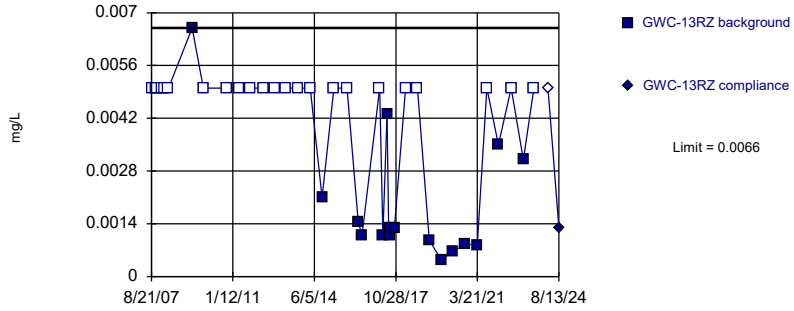

Non-parametric test used in lieu of parametric prediction limit because censored data exceeded 50%. Limit is highest of 40 background values. 57.5% NDs. Well-constituent pair annual alpha = 0.002316. Individual comparison alpha = 0.001159 (1 of 2).

Constituent: Arsenic Analysis Run 9/11/2024 10:45 AM View: Appendix I Intrawell
Plant Bowen Client: Southern Company Data: Bowen 1, 2, 9, and 10

Sanitas™ v.10.0.20 Software licensed to Groundwater Stats Consulting. UG
Hollow symbols indicate censored values.

Within Limit

Prediction Limit

Intrawell Non-parametric

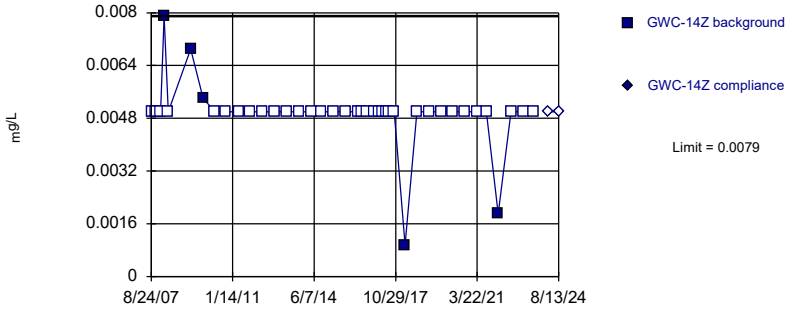

Non-parametric test used in lieu of parametric prediction limit because censored data exceeded 50%. Limit is highest of 41 background values. 87.8% NDs. Well-constituent pair annual alpha = 0.002235. Individual comparison alpha = 0.001118 (1 of 2).

Constituent: Arsenic Analysis Run 9/11/2024 10:45 AM View: Appendix I Intrawell
Plant Bowen Client: Southern Company Data: Bowen 1, 2, 9, and 10

Sanitas™ v.10.0.20 Software licensed to Groundwater Stats Consulting. UG
Hollow symbols indicate censored values.

Within Limit

Prediction Limit

Intrawell Non-parametric

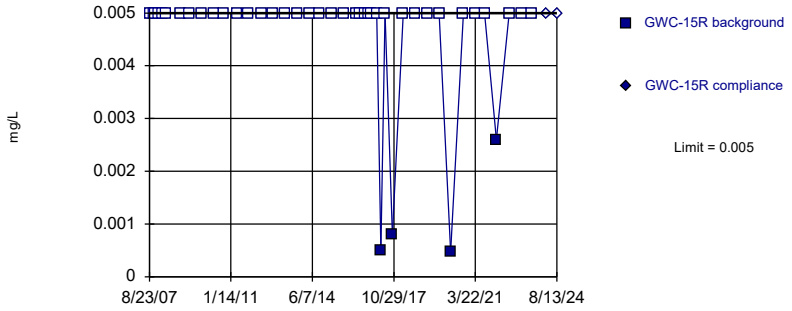

Non-parametric test used in lieu of parametric prediction limit because censored data exceeded 50%. Limit is highest of 42 background values. 90.48% NDs. Well-constituent pair annual alpha = 0.002154. Individual comparison alpha = 0.001077 (1 of 2).

Constituent: Arsenic Analysis Run 9/11/2024 10:45 AM View: Appendix I Intrawell
Plant Bowen Client: Southern Company Data: Bowen 1, 2, 9, and 10

Sanitas™ v.10.0.20 Software licensed to Groundwater Stats Consulting. UG
Hollow symbols indicate censored values.

Within Limit

Prediction Limit

Intrawell Non-parametric

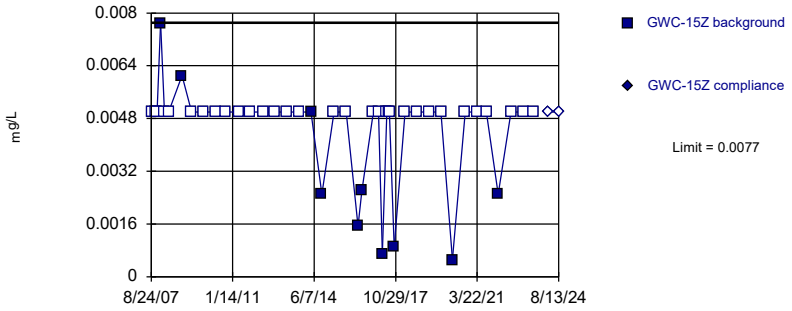

Non-parametric test used in lieu of parametric prediction limit because censored data exceeded 50%. Limit is highest of 42 background values. 76.19% NDs. Well-constituent pair annual alpha = 0.002154. Individual comparison alpha = 0.001077 (1 of 2).

Constituent: Arsenic Analysis Run 9/11/2024 10:45 AM View: Appendix I Intrawell
Plant Bowen Client: Southern Company Data: Bowen 1, 2, 9, and 10

Sanitas™ v.10.0.20 Software licensed to Groundwater Stats Consulting. UG
Hollow symbols indicate censored values.

Within Limit

Prediction Limit

Intrawell Non-parametric

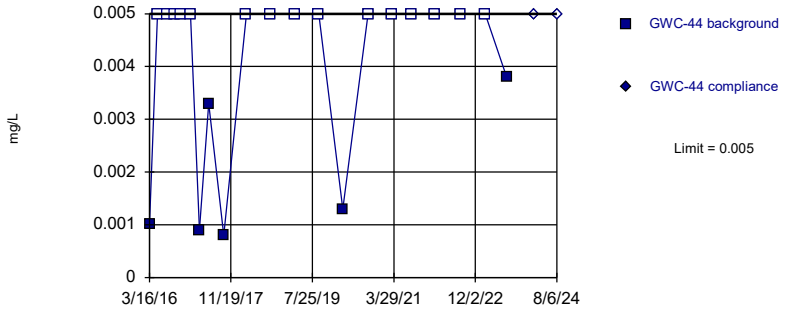

Non-parametric test used in lieu of parametric prediction limit because censored data exceeded 50%. Limit is highest of 21 background values. 71.43% NDs. Well-constituent pair annual alpha = 0.007982. Individual comparison alpha = 0.003999 (1 of 2).

Constituent: Arsenic Analysis Run 9/11/2024 10:45 AM View: Appendix I Intrawell
Plant Bowen Client: Southern Company Data: Bowen 1, 2, 9, and 10

Sanitas™ v.10.0.20 Software licensed to Groundwater Stats Consulting. UG
Hollow symbols indicate censored values.

Within Limit

Prediction Limit

Intrawell Non-parametric

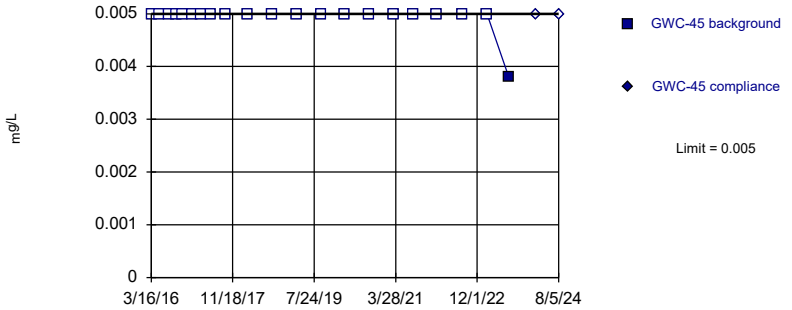

Non-parametric test used in lieu of parametric prediction limit because censored data exceeded 50%. Limit is highest of 21 background values. 95.24% NDs. Well-constituent pair annual alpha = 0.007982. Individual comparison alpha = 0.003999 (1 of 2).

Constituent: Arsenic Analysis Run 9/11/2024 10:45 AM View: Appendix I Intrawell
Plant Bowen Client: Southern Company Data: Bowen 1, 2, 9, and 10

Sanitas™ v.10.0.20 Software licensed to Groundwater Stats Consulting. UG
Hollow symbols indicate censored values.

Within Limit

Prediction Limit

Intrawell Non-parametric

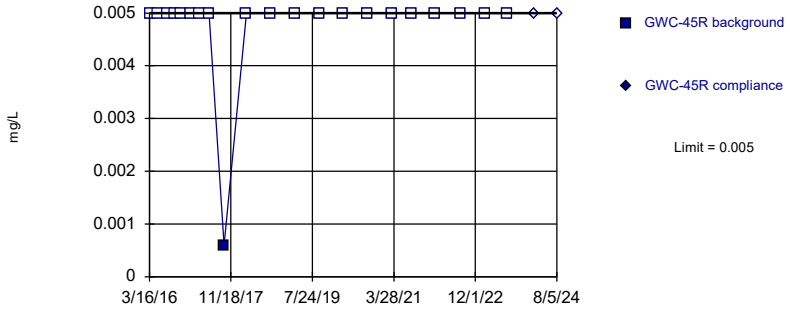

Non-parametric test used in lieu of parametric prediction limit because censored data exceeded 50%. Limit is highest of 21 background values. 95.24% NDs. Well-constituent pair annual alpha = 0.007982. Individual comparison alpha = 0.003999 (1 of 2).

Constituent: Arsenic Analysis Run 9/11/2024 10:45 AM View: Appendix I Intrawell
Plant Bowen Client: Southern Company Data: Bowen 1, 2, 9, and 10

Sanitas™ v.10.0.20 Software licensed to Groundwater Stats Consulting. UG
Hollow symbols indicate censored values.

Within Limit

Prediction Limit

Intrawell Non-parametric

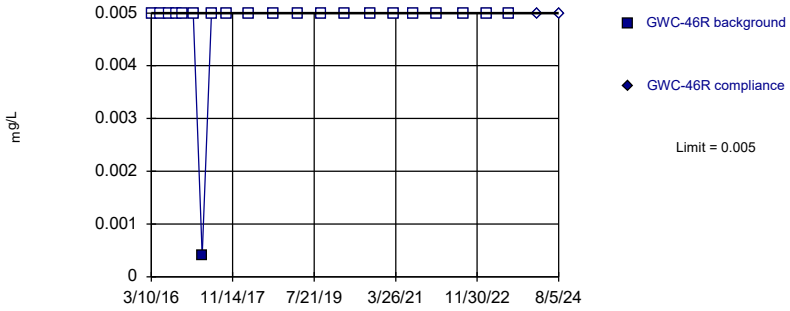

Non-parametric test used in lieu of parametric prediction limit because censored data exceeded 50%. Limit is highest of 21 background values. 95.24% NDs. Well-constituent pair annual alpha = 0.007982. Individual comparison alpha = 0.003999 (1 of 2).

Constituent: Arsenic Analysis Run 9/11/2024 10:45 AM View: Appendix I Intrawell
Plant Bowen Client: Southern Company Data: Bowen 1, 2, 9, and 10

Sanitas™ v.10.0.20 Software licensed to Groundwater Stats Consulting. UG
Hollow symbols indicate censored values.

Within Limit

Prediction Limit

Intrawell Non-parametric

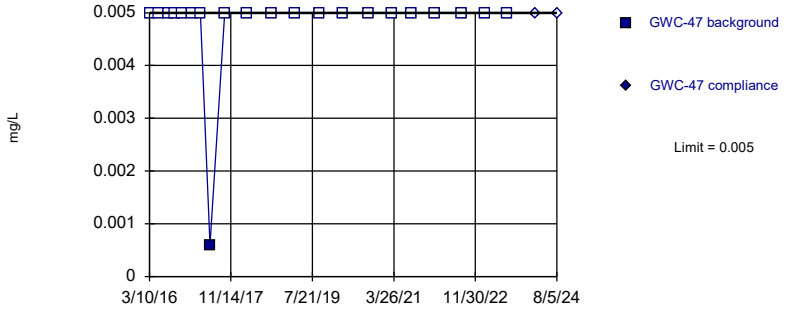

Non-parametric test used in lieu of parametric prediction limit because censored data exceeded 50%. Limit is highest of 21 background values. 95.24% NDs. Well-constituent pair annual alpha = 0.007982. Individual comparison alpha = 0.003999 (1 of 2).

Constituent: Arsenic Analysis Run 9/11/2024 10:45 AM View: Appendix I Intrawell
Plant Bowen Client: Southern Company Data: Bowen 1, 2, 9, and 10

Sanitas™ v.10.0.20 Software licensed to Groundwater Stats Consulting. UG
Hollow symbols indicate censored values.

Within Limit

Prediction Limit

Intrawell Non-parametric

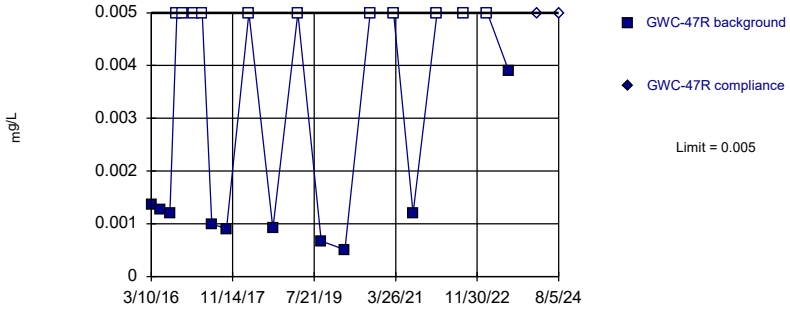

Non-parametric test used in lieu of parametric prediction limit because censored data exceeded 50%. Limit is highest of 21 background values. 52.38% NDs. Well-constituent pair annual alpha = 0.007982. Individual comparison alpha = 0.003999 (1 of 2).

Constituent: Arsenic Analysis Run 9/11/2024 10:45 AM View: Appendix I Intrawell
Plant Bowen Client: Southern Company Data: Bowen 1, 2, 9, and 10

Sanitas™ v.10.0.20 Software licensed to Groundwater Stats Consulting. UG
Hollow symbols indicate censored values.

Within Limit

Prediction Limit

Intrawell Non-parametric

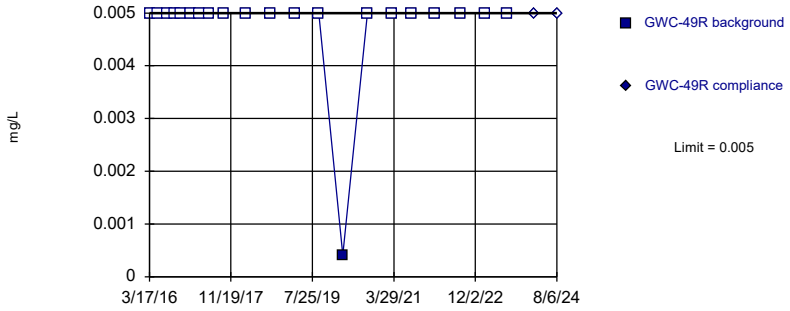

Non-parametric test used in lieu of parametric prediction limit because censored data exceeded 50%. Limit is highest of 21 background values. 95.24% NDs. Well-constituent pair annual alpha = 0.007982. Individual comparison alpha = 0.003999 (1 of 2).

Constituent: Arsenic Analysis Run 9/11/2024 10:45 AM View: Appendix I Intrawell
Plant Bowen Client: Southern Company Data: Bowen 1, 2, 9, and 10

Sanitas™ v.10.0.20 Software licensed to Groundwater Stats Consulting. UG
Hollow symbols indicate censored values.

Within Limit

Prediction Limit

Intrawell Non-parametric

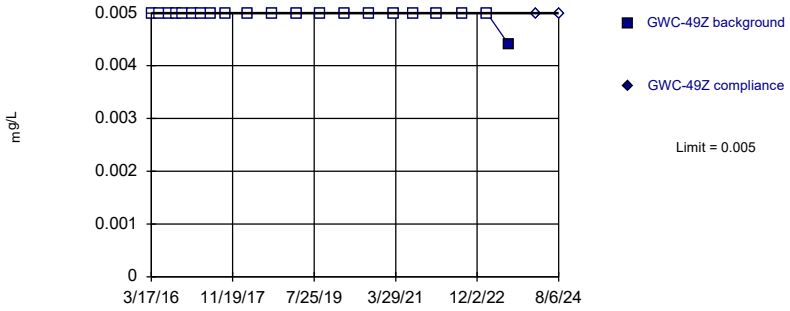

Non-parametric test used in lieu of parametric prediction limit because censored data exceeded 50%. Limit is highest of 21 background values. 95.24% NDs. Well-constituent pair annual alpha = 0.007982. Individual comparison alpha = 0.003999 (1 of 2).

Constituent: Arsenic Analysis Run 9/11/2024 10:45 AM View: Appendix I Intrawell
Plant Bowen Client: Southern Company Data: Bowen 1, 2, 9, and 10

Sanitas™ v.10.0.20 Software licensed to Groundwater Stats Consulting. UG
Hollow symbols indicate censored values.

Within Limit

Prediction Limit

Intrawell Non-parametric

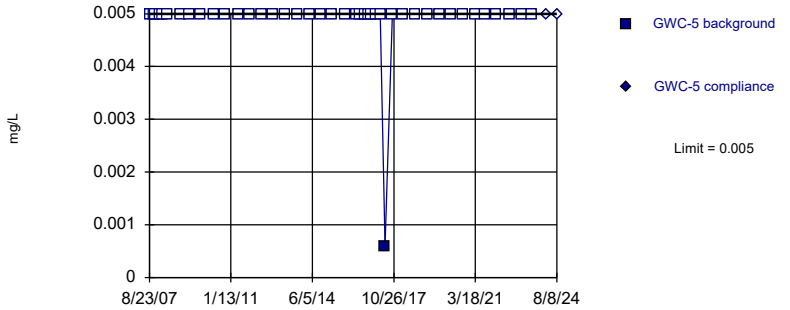

Non-parametric test used in lieu of parametric prediction limit because censored data exceeded 50%. Limit is highest of 42 background values. 97.62% NDs. Well-constituent pair annual alpha = 0.002154. Individual comparison alpha = 0.001077 (1 of 2).

Constituent: Arsenic Analysis Run 9/11/2024 10:45 AM View: Appendix I Intrawell
Plant Bowen Client: Southern Company Data: Bowen 1, 2, 9, and 10

Sanitas™ v.10.0.20 Software licensed to Groundwater Stats Consulting. UG
Hollow symbols indicate censored values.

Within Limit

Prediction Limit

Intrawell Non-parametric

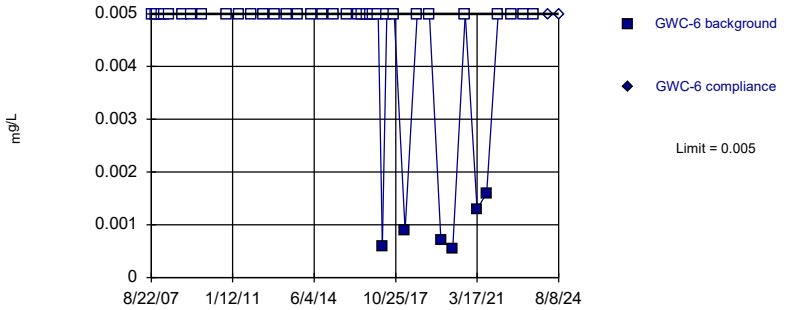

Non-parametric test used in lieu of parametric prediction limit because censored data exceeded 50%. Limit is highest of 41 background values. 85.37% NDs. Well-constituent pair annual alpha = 0.002235. Individual comparison alpha = 0.001118 (1 of 2).

Constituent: Arsenic Analysis Run 9/11/2024 10:45 AM View: Appendix I Intrawell
Plant Bowen Client: Southern Company Data: Bowen 1, 2, 9, and 10

Sanitas™ v.10.0.20 Software licensed to Groundwater Stats Consulting. UG
Hollow symbols indicate censored values.

Within Limit

Prediction Limit

Intrawell Non-parametric

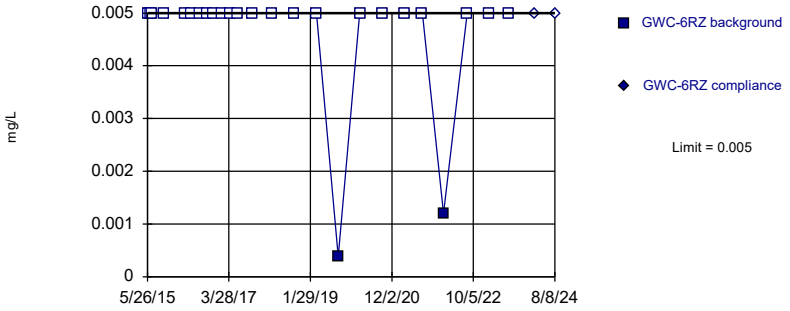

Non-parametric test used in lieu of parametric prediction limit because censored data exceeded 50%. Limit is highest of 25 background values. 92% NDs. Well-constituent pair annual alpha = 0.005656. Individual comparison alpha = 0.002832 (1 of 2).

Constituent: Arsenic Analysis Run 9/11/2024 10:45 AM View: Appendix I Intrawell
Plant Bowen Client: Southern Company Data: Bowen 1, 2, 9, and 10

Sanitas™ v.10.0.20 Software licensed to Groundwater Stats Consulting. UG
Hollow symbols indicate censored values.

Within Limit

Prediction Limit

Intrawell Parametric

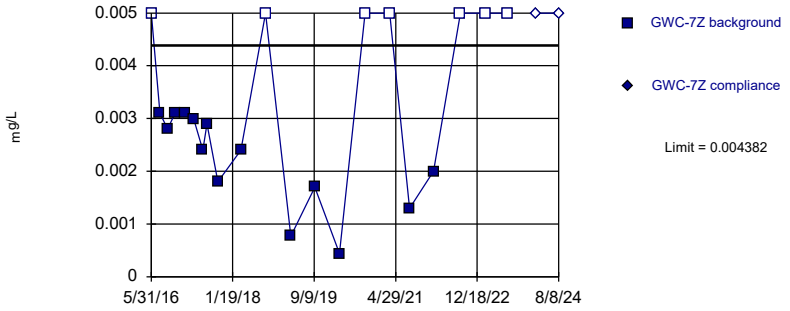

Background Data Summary (after Kaplan-Meier Adjustment): Mean=0.001947, Std. Dev.=0.0008682, n=21, 33.33% NDs. Normality test: Shapiro Wilk @alpha = 0.01, calculated = 0.8869, critical = 0.873. Kappa = 2.805 (c=16, w=26, 1 of 2, event alpha = 0.05132). Report alpha = 0.0001266.

Constituent: Arsenic Analysis Run 9/11/2024 10:45 AM View: Appendix I Intrawell
Plant Bowen Client: Southern Company Data: Bowen 1, 2, 9, and 10

Sanitas™ v.10.0.20 Software licensed to Groundwater Stats Consulting. UG
Hollow symbols indicate censored values.

Within Limit

Prediction Limit

Intrawell Non-parametric

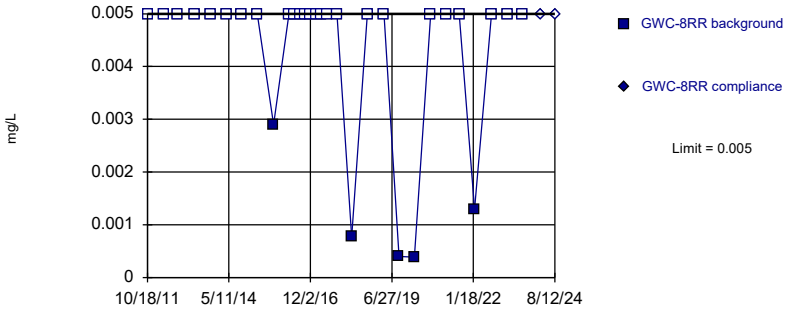

Non-parametric test used in lieu of parametric prediction limit because censored data exceeded 50%. Limit is highest of 30 background values. 83.33% NDs. Well-constituent pair annual alpha = 0.004011. Individual comparison alpha = 0.002008 (1 of 2).

Constituent: Arsenic Analysis Run 9/11/2024 10:45 AM View: Appendix I Intrawell
Plant Bowen Client: Southern Company Data: Bowen 1, 2, 9, and 10

Sanitas™ v.10.0.20 Software licensed to Groundwater Stats Consulting. UG
Hollow symbols indicate censored values.

Within Limit

Prediction Limit

Intrawell Non-parametric

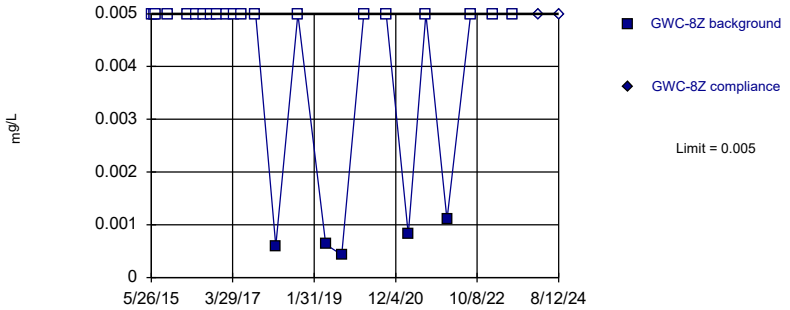

Non-parametric test used in lieu of parametric prediction limit because censored data exceeded 50%. Limit is highest of 25 background values. 80% NDs. Well-constituent pair annual alpha = 0.005656. Individual comparison alpha = 0.002832 (1 of 2).

Constituent: Arsenic Analysis Run 9/11/2024 10:45 AM View: Appendix I Intrawell
Plant Bowen Client: Southern Company Data: Bowen 1, 2, 9, and 10

Sanitas™ v.10.0.20 Software licensed to Groundwater Stats Consulting. UG
Hollow symbols indicate censored values.

Within Limit

Prediction Limit

Intrawell Non-parametric

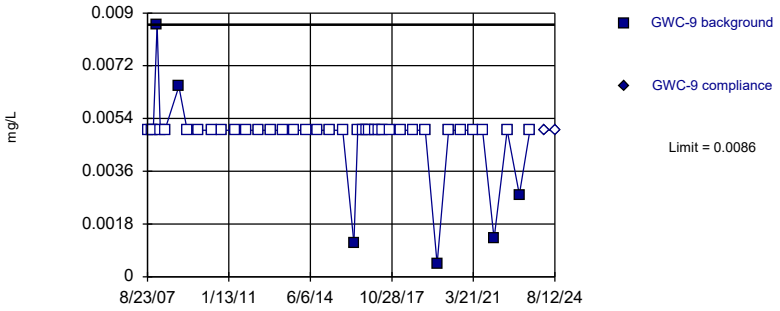

Non-parametric test used in lieu of parametric prediction limit because censored data exceeded 50%. Limit is highest of 42 background values. 85.71% NDs. Well-constituent pair annual alpha = 0.002154. Individual comparison alpha = 0.001077 (1 of 2).

Constituent: Arsenic Analysis Run 9/11/2024 10:45 AM View: Appendix I Intrawell
Plant Bowen Client: Southern Company Data: Bowen 1, 2, 9, and 10

Sanitas™ v.10.0.20 Software licensed to Groundwater Stats Consulting. UG

Within Limit

Prediction Limit

Intrawell Non-parametric

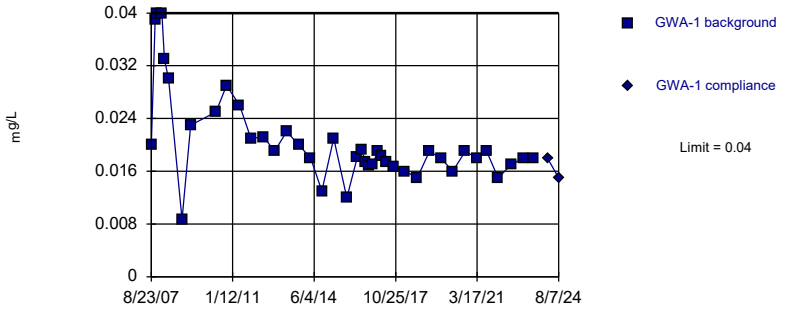

Non-parametric test used in lieu of parametric prediction limit because the Shapiro Wilk normality test showed the data to be non-normal at the 0.01 alpha level. Limit is highest of 41 background values. Well-constituent pair annual alpha = 0.002235. Individual comparison alpha = 0.001118 (1 of 2).

Constituent: Barium Analysis Run 9/11/2024 10:45 AM View: Appendix I Intrawell
Plant Bowen Client: Southern Company Data: Bowen 1, 2, 9, and 10

Sanitas™ v.10.0.20 Software licensed to Groundwater Stats Consulting. UG

Within Limit

Prediction Limit

Intrawell Parametric

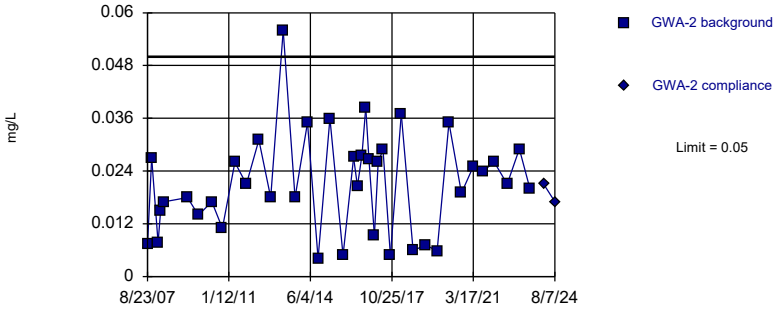

Background Data Summary: Mean=0.02121, Std. Dev.=0.01142, n=40. Normality test: Shapiro Wilk @alpha = 0.01, calculated = 0.9508, critical = 0.919. Kappa = 2.522 (c=16, w=26, 1 of 2, event alpha = 0.05132). Report alpha = 0.0001266.

Constituent: Barium Analysis Run 9/11/2024 10:45 AM View: Appendix I Intrawell
Plant Bowen Client: Southern Company Data: Bowen 1, 2, 9, and 10

Sanitas™ v.10.0.20 Software licensed to Groundwater Stats Consulting. UG

Within Limit

Prediction Limit

Intrawell Parametric

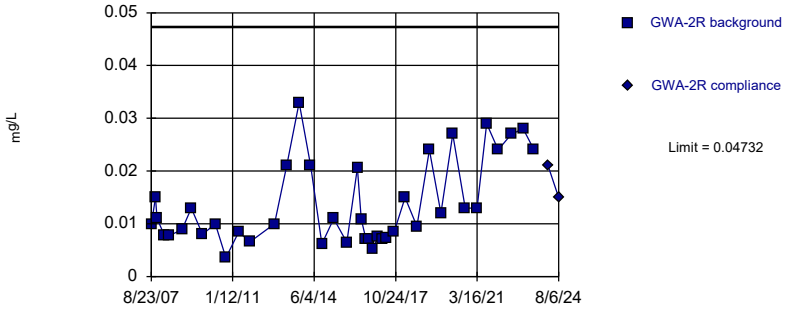

Background Data Summary (based on natural log transformation): Mean=-4.448, Std. Dev.=0.5541, n=40. Normality test: Shapiro Wilk @alpha = 0.01, calculated = 0.9414, critical = 0.919. Kappa = 2.522 (c=16, w=26, 1 of 2, event alpha = 0.05132). Report alpha = 0.0001266.

Constituent: Barium Analysis Run 9/11/2024 10:45 AM View: Appendix I Intrawell
Plant Bowen Client: Southern Company Data: Bowen 1, 2, 9, and 10

Sanitas™ v.10.0.20 Software licensed to Groundwater Stats Consulting. UG

Within Limit

Prediction Limit

Intrawell Parametric

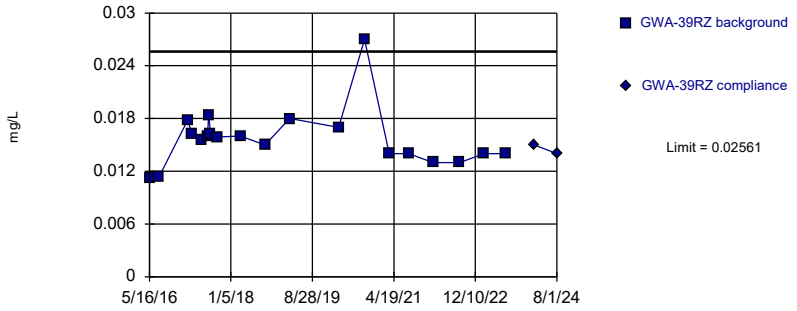

Background Data Summary (based on square root transformation): Mean=0.1247, Std. Dev.=0.01249, n=20. Normality test: Shapiro Wilk @alpha = 0.01, calculated = 0.8722, critical = 0.868. Kappa = 2.832 (c=16, w=26, 1 of 2, event alpha = 0.05132). Report alpha = 0.0001266.

Constituent: Barium Analysis Run 9/11/2024 10:45 AM View: Appendix I Intrawell
Plant Bowen Client: Southern Company Data: Bowen 1, 2, 9, and 10

Sanitas™ v.10.0.20 Software licensed to Groundwater Stats Consulting. UG
Hollow symbols indicate censored values.

Within Limit

Prediction Limit

Intrawell Parametric

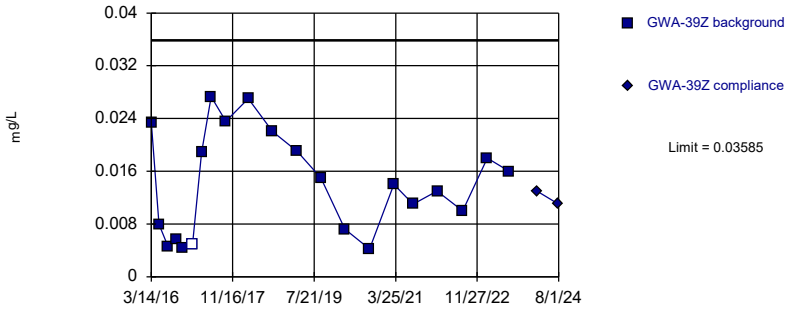

Background Data Summary: Mean=0.01414, Std. Dev.=0.007741, n=21, 4.762% NDs. Normality test: Shapiro Wilk @alpha = 0.01, calculated = 0.9312, critical = 0.873. Kappa = 2.805 (c=16, w=26, 1 of 2, event alpha = 0.05132). Report alpha = 0.0001266.

Constituent: Barium Analysis Run 9/11/2024 10:45 AM View: Appendix I Intrawell
Plant Bowen Client: Southern Company Data: Bowen 1, 2, 9, and 10

Sanitas™ v.10.0.20 Software licensed to Groundwater Stats Consulting. UG
Hollow symbols indicate censored values.

Within Limit

Prediction Limit

Intrawell Parametric

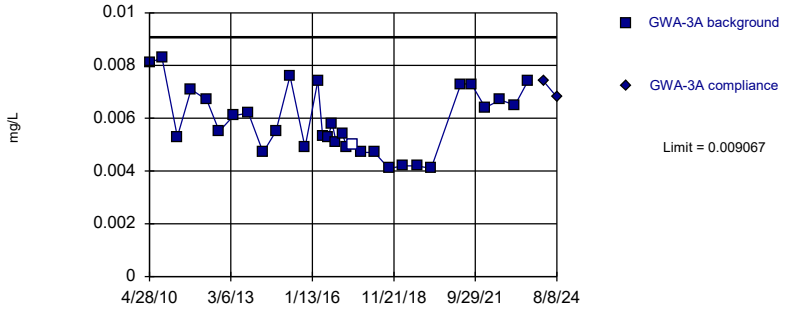

Background Data Summary: Mean=0.00587, Std. Dev.=0.001232, n=32, 3.125% NDs. Normality test: Shapiro Wilk @alpha = 0.01, calculated = 0.9389, critical = 0.904. Kappa = 2.595 (c=16, w=26, 1 of 2, event alpha = 0.05132). Report alpha = 0.0001266.

Constituent: Barium Analysis Run 9/11/2024 10:45 AM View: Appendix I Intrawell
Plant Bowen Client: Southern Company Data: Bowen 1, 2, 9, and 10

Sanitas™ v.10.0.20 Software licensed to Groundwater Stats Consulting. UG

Within Limit

Prediction Limit

Intrawell Parametric

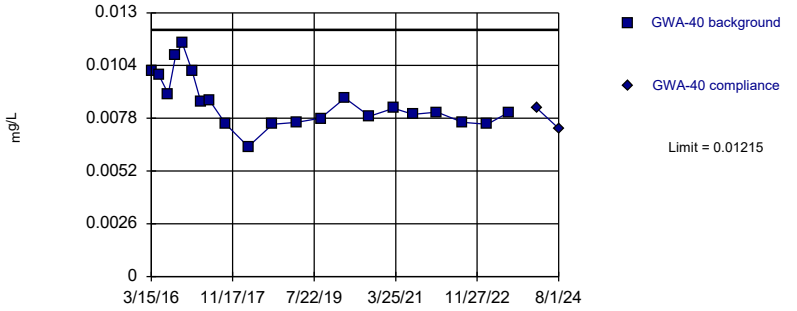

Background Data Summary: Mean=0.008568, Std. Dev.=0.001278, n=21. Normality test: Shapiro Wilk @alpha = 0.01, calculated = 0.9193, critical = 0.873. Kappa = 2.805 (c=16, w=26, 1 of 2, event alpha = 0.05132). Report alpha = 0.0001266.

Constituent: Barium Analysis Run 9/11/2024 10:46 AM View: Appendix I Intrawell
Plant Bowen Client: Southern Company Data: Bowen 1, 2, 9, and 10

Sanitas™ v.10.0.20 Software licensed to Groundwater Stats Consulting. UG

Within Limit

Prediction Limit

Intrawell Parametric

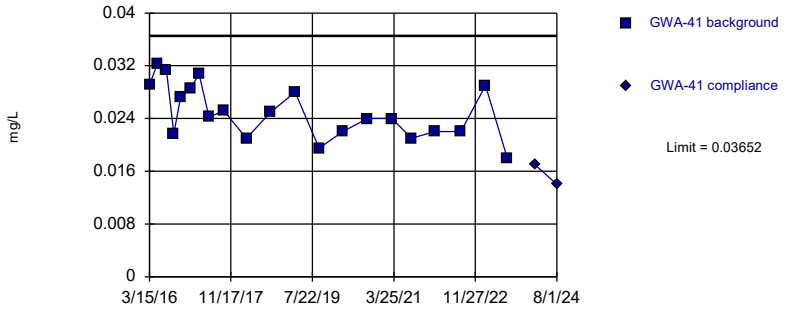

Background Data Summary: Mean=0.02503, Std. Dev.=0.004095, n=21. Normality test: Shapiro Wilk @alpha = 0.01, calculated = 0.9576, critical = 0.873. Kappa = 2.805 (c=16, w=26, 1 of 2, event alpha = 0.05132). Report alpha = 0.0001266.

Constituent: Barium Analysis Run 9/11/2024 10:46 AM View: Appendix I Intrawell
Plant Bowen Client: Southern Company Data: Bowen 1, 2, 9, and 10

Sanitas™ v.10.0.20 Software licensed to Groundwater Stats Consulting. UG

Within Limit

Prediction Limit

Intrawell Parametric

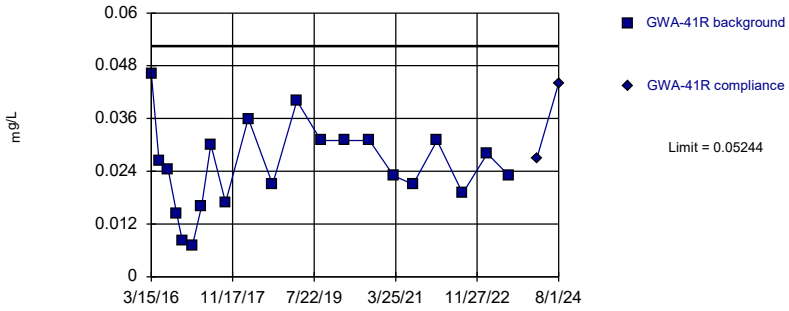

Background Data Summary: Mean=0.02499, Std. Dev.=0.009788, n=21. Normality test: Shapiro Wilk @alpha = 0.01, calculated = 0.981, critical = 0.873. Kappa = 2.805 (c=16, w=26, 1 of 2, event alpha = 0.05132). Report alpha = 0.0001266.

Constituent: Barium Analysis Run 9/11/2024 10:46 AM View: Appendix I Intrawell
Plant Bowen Client: Southern Company Data: Bowen 1, 2, 9, and 10

Sanitas™ v.10.0.20 Software licensed to Groundwater Stats Consulting. UG

Within Limit

Prediction Limit

Intrawell Parametric

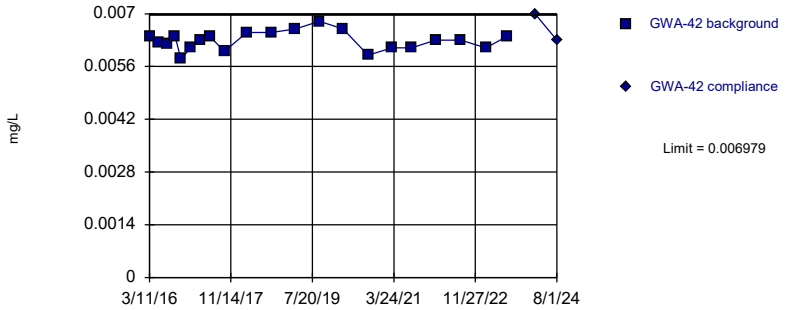

Background Data Summary: Mean=0.006286, Std. Dev.=0.000247, n=21. Normality test: Shapiro Wilk @alpha = 0.01, calculated = 0.9841, critical = 0.873. Kappa = 2.805 (c=16, w=26, 1 of 2, event alpha = 0.05132). Report alpha = 0.0001266.

Constituent: Barium Analysis Run 9/11/2024 10:46 AM View: Appendix I Intrawell
Plant Bowen Client: Southern Company Data: Bowen 1, 2, 9, and 10

Sanitas™ v.10.0.20 Software licensed to Groundwater Stats Consulting. UG

Within Limit

Prediction Limit

Intrawell Parametric

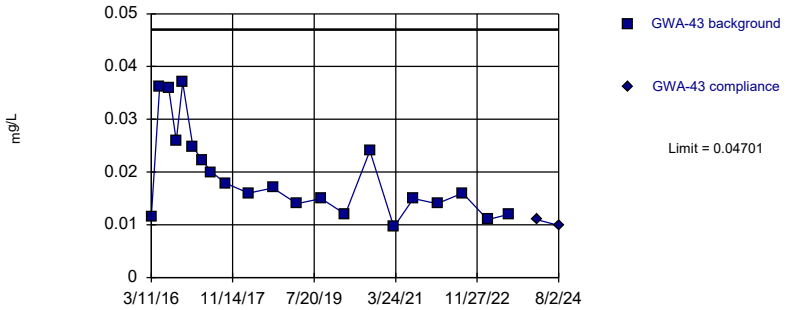

Background Data Summary (based on square root transformation): Mean=0.1364, Std. Dev.=0.02867, n=21. Normality test: Shapiro Wilk @alpha = 0.01, calculated = 0.9052, critical = 0.873. Kappa = 2.805 (c=16, w=26, 1 of 2, event alpha = 0.05132). Report alpha = 0.0001266.

Constituent: Barium Analysis Run 9/11/2024 10:46 AM View: Appendix I Intrawell
Plant Bowen Client: Southern Company Data: Bowen 1, 2, 9, and 10

Sanitas™ v.10.0.20 Software licensed to Groundwater Stats Consulting. UG

Within Limit

Prediction Limit

Intrawell Parametric

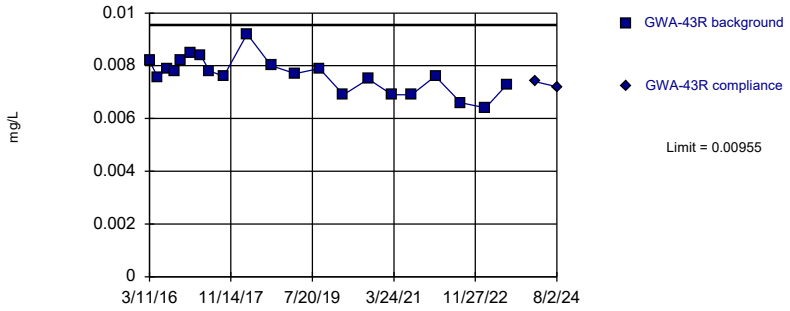

Background Data Summary: Mean=0.00766, Std. Dev.=0.000674, n=21. Normality test: Shapiro Wilk @alpha = 0.01, calculated = 0.9749, critical = 0.873. Kappa = 2.805 (c=16, w=26, 1 of 2, event alpha = 0.05132). Report alpha = 0.0001266.

Constituent: Barium Analysis Run 9/11/2024 10:46 AM View: Appendix I Intrawell
Plant Bowen Client: Southern Company Data: Bowen 1, 2, 9, and 10

Sanitas™ v.10.0.20 Software licensed to Groundwater Stats Consulting. UG

Within Limit

Prediction Limit

Intrawell Parametric

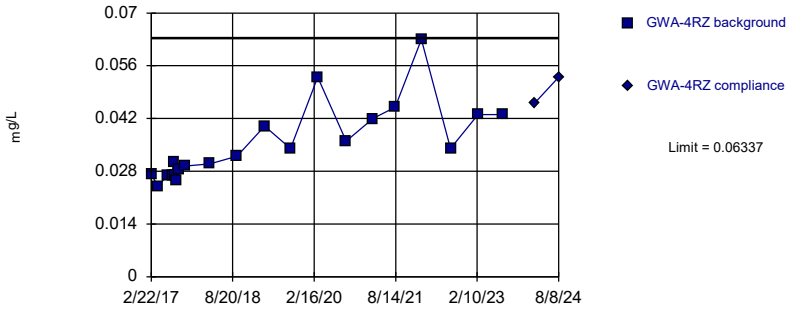

Background Data Summary: Mean=0.03528, Std. Dev.=0.01002, n=21. Normality test: Shapiro Wilk @alpha = 0.01, calculated = 0.8744, critical = 0.873. Kappa = 2.805 (c=16, w=26, 1 of 2, event alpha = 0.05132). Report alpha = 0.0001266.

Constituent: Barium Analysis Run 9/11/2024 10:46 AM View: Appendix I Intrawell
Plant Bowen Client: Southern Company Data: Bowen 1, 2, 9, and 10

Sanitas™ v.10.0.20 Software licensed to Groundwater Stats Consulting. UG
Hollow symbols indicate censored values.

Within Limit

Prediction Limit

Intrawell Parametric

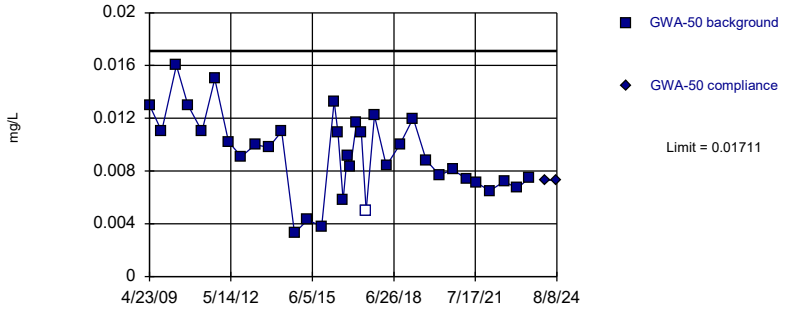

Background Data Summary: Mean=0.009291, Std. Dev.=0.003053, n=35, 2.857% NDs. Normality test: Shapiro Wilk @alpha = 0.01, calculated = 0.9855, critical = 0.91. Kappa = 2.562 (c=16, w=26, 1 of 2, event alpha = 0.05132). Report alpha = 0.0001266.

Constituent: Barium Analysis Run 9/11/2024 10:46 AM View: Appendix I Intrawell
Plant Bowen Client: Southern Company Data: Bowen 1, 2, 9, and 10

Sanitas™ v.10.0.20 Software licensed to Groundwater Stats Consulting. UG

Within Limit

Prediction Limit

Intrawell Parametric

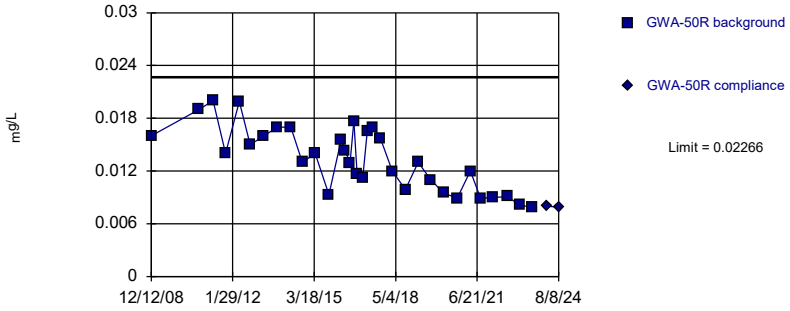

Background Data Summary: Mean=0.0134, Std. Dev.=0.003582, n=33. Normality test: Shapiro Wilk @alpha = 0.01, calculated = 0.9449, critical = 0.906. Kappa = 2.584 (c=16, w=26, 1 of 2, event alpha = 0.05132). Report alpha = 0.0001266.

Constituent: Barium Analysis Run 9/11/2024 10:46 AM View: Appendix I Intrawell
Plant Bowen Client: Southern Company Data: Bowen 1, 2, 9, and 10

Sanitas™ v.10.0.20 Software licensed to Groundwater Stats Consulting. UG

Within Limit

Prediction Limit

Intrawell Parametric

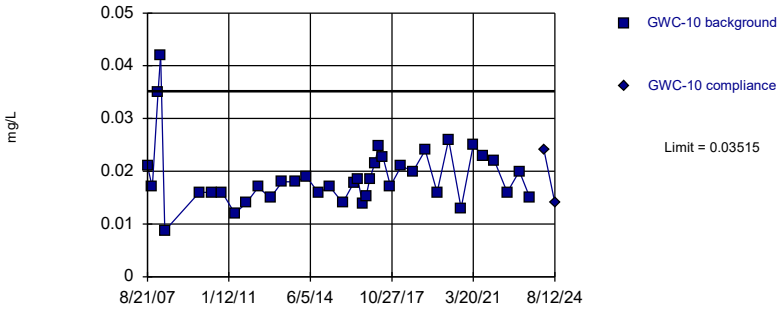

Background Data Summary (based on square root transformation): Mean=0.1366, Std. Dev.=0.02013, n=39. Normality test: Shapiro Wilk @alpha = 0.01, calculated = 0.9221, critical = 0.917. Kappa = 2.53 (c=16, w=26, 1 of 2, event alpha = 0.05132). Report alpha = 0.0001266.

Constituent: Barium Analysis Run 9/11/2024 10:46 AM View: Appendix I Intrawell
Plant Bowen Client: Southern Company Data: Bowen 1, 2, 9, and 10

Sanitas™ v.10.0.20 Software licensed to Groundwater Stats Consulting. UG

Within Limit

Prediction Limit

Intrawell Parametric

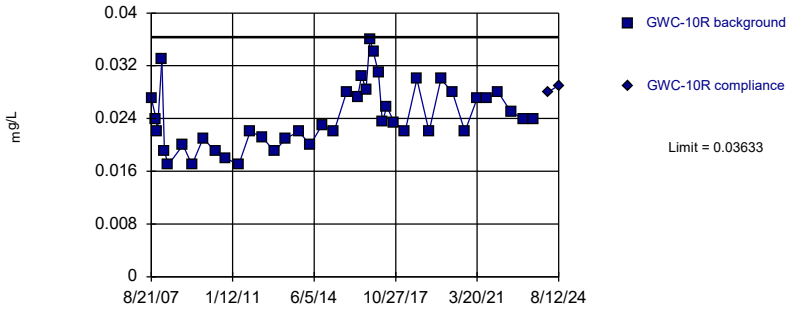

Background Data Summary: Mean=0.02431, Std. Dev.=0.004787, n=42. Normality test: Shapiro Wilk @alpha = 0.01, calculated = 0.954, critical = 0.922. Kappa = 2.51 (c=16, w=26, 1 of 2, event alpha = 0.05132). Report alpha = 0.0001266.

Constituent: Barium Analysis Run 9/11/2024 10:46 AM View: Appendix I Intrawell
Plant Bowen Client: Southern Company Data: Bowen 1, 2, 9, and 10

Sanitas™ v.10.0.20 Software licensed to Groundwater Stats Consulting. UG
Hollow symbols indicate censored values.

Within Limit

Prediction Limit

Intrawell Non-parametric

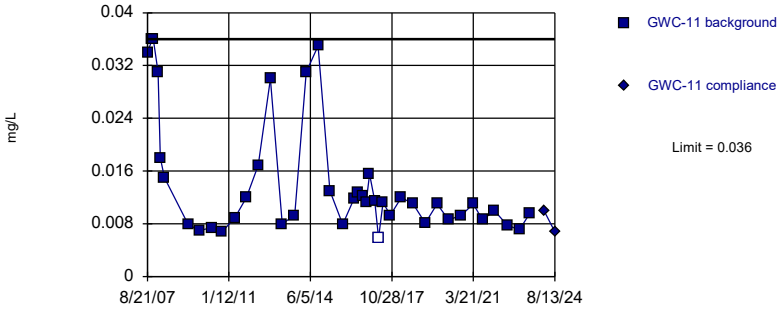

Non-parametric test used in lieu of parametric prediction limit because the Shapiro Wilk normality test showed the data to be non-normal at the 0.01 alpha level. Limit is highest of 41 background values. 2.439% NDs. Well-constituent pair annual alpha = 0.002235. Individual comparison alpha = 0.001118 (1 of 2).

Constituent: Barium Analysis Run 9/11/2024 10:46 AM View: Appendix I Intrawell
Plant Bowen Client: Southern Company Data: Bowen 1, 2, 9, and 10

Sanitas™ v.10.0.20 Software licensed to Groundwater Stats Consulting. UG

Within Limit

Prediction Limit

Intrawell Parametric

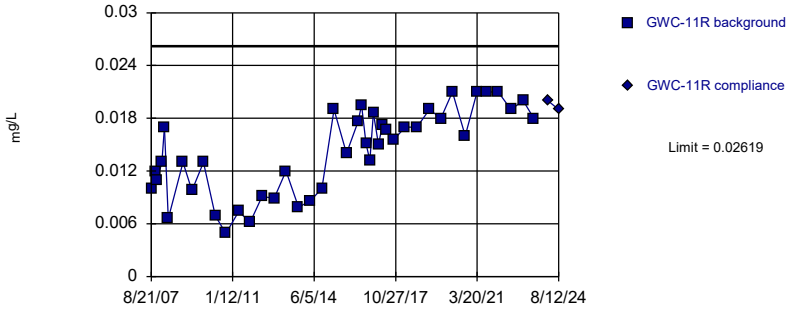

Background Data Summary: Mean=0.01421, Std. Dev.=0.004773, n=42. Normality test: Shapiro Wilk @alpha = 0.01, calculated = 0.9322, critical = 0.922. Kappa = 2.51 (c=16, w=26, 1 of 2, event alpha = 0.05132). Report alpha = 0.0001266.

Constituent: Barium Analysis Run 9/11/2024 10:46 AM View: Appendix I Intrawell
Plant Bowen Client: Southern Company Data: Bowen 1, 2, 9, and 10

Sanitas™ v.10.0.20 Software licensed to Groundwater Stats Consulting. UG

Within Limit

Prediction Limit

Intrawell Non-parametric

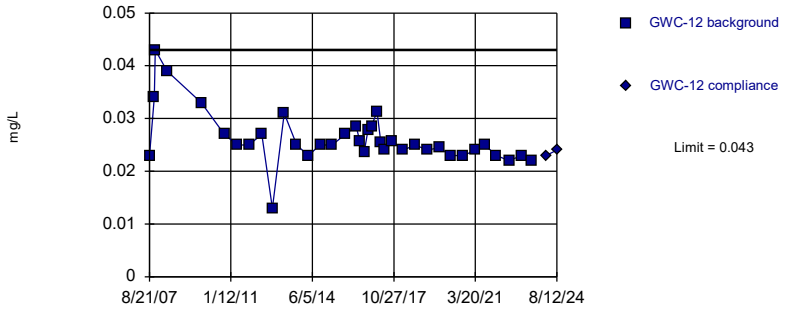

Non-parametric test used in lieu of parametric prediction limit because the Shapiro Wilk normality test showed the data to be non-normal at the 0.01 alpha level. Limit is highest of 37 background values. Well-constituent pair annual alpha = 0.002721. Individual comparison alpha = 0.001361 (1 of 2).

Constituent: Barium Analysis Run 9/11/2024 10:46 AM View: Appendix I Intrawell
Plant Bowen Client: Southern Company Data: Bowen 1, 2, 9, and 10

Sanitas™ v.10.0.20 Software licensed to Groundwater Stats Consulting. UG

Within Limit

Prediction Limit

Intrawell Parametric

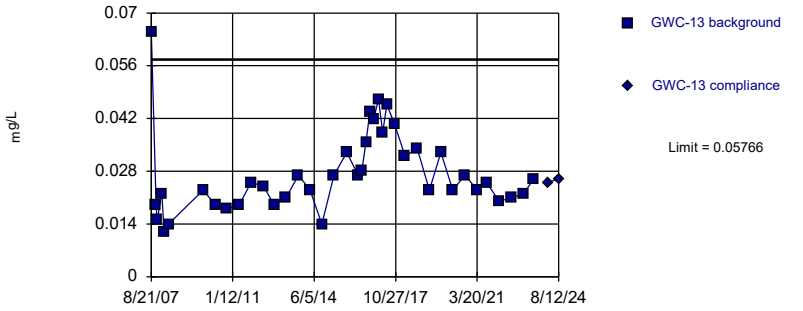

Background Data Summary (based on square root transformation): Mean=0.1628, Std. Dev.=0.03067, n=40. Normality test: Shapiro Wilk @alpha = 0.01, calculated = 0.9511, critical = 0.919. Kappa = 2.522 (c=16, w=26, 1 of 2, event alpha = 0.05132). Report alpha = 0.0001266.

Constituent: Barium Analysis Run 9/11/2024 10:46 AM View: Appendix I Intrawell
Plant Bowen Client: Southern Company Data: Bowen 1, 2, 9, and 10

Sanitas™ v.10.0.20 Software licensed to Groundwater Stats Consulting. UG

Within Limit

Prediction Limit

Intrawell Parametric

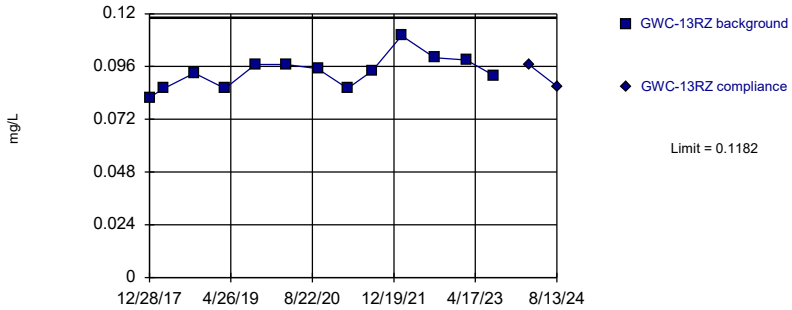

Background Data Summary: Mean=0.09362, Std. Dev.=0.0075, n=13. Normality test: Shapiro Wilk @alpha = 0.05, calculated = 0.9505, critical = 0.866. Kappa = 3.277 (c=16, w=26, 1 of 2, event alpha = 0.05132). Report alpha = 0.0001266.

Constituent: Barium Analysis Run 9/11/2024 10:46 AM View: Appendix I Intrawell
Plant Bowen Client: Southern Company Data: Bowen 1, 2, 9, and 10

Sanitas™ v.10.0.20 Software licensed to Groundwater Stats Consulting. UG
Hollow symbols indicate censored values.

Within Limit

Prediction Limit

Intrawell Parametric

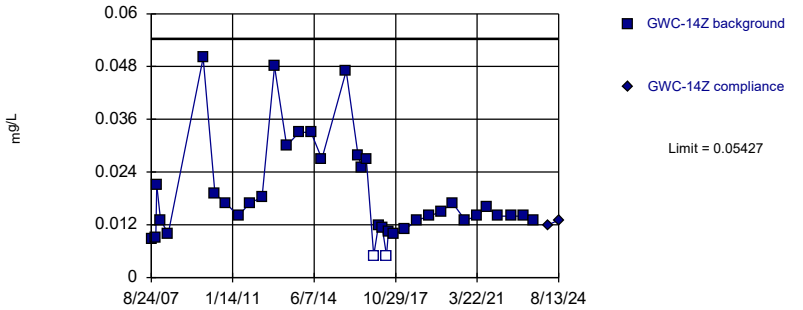

Background Data Summary (based on cube root transformation): Mean=0.2575, Std. Dev.=0.04773, n=38, 5.263% NDs. Normality test: Shapiro Wilk @alpha = 0.01, calculated = 0.9287, critical = 0.916. Kappa = 2.538 (c=16, w=26, 1 of 2, event alpha = 0.05132). Report alpha = 0.0001266.

Constituent: Barium Analysis Run 9/11/2024 10:46 AM View: Appendix I Intrawell
Plant Bowen Client: Southern Company Data: Bowen 1, 2, 9, and 10

Sanitas™ v.10.0.20 Software licensed to Groundwater Stats Consulting. UG

Within Limit

Prediction Limit

Intrawell Parametric

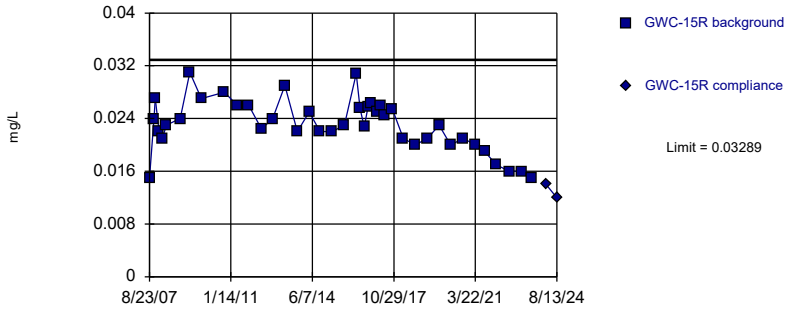

Background Data Summary: Mean=0.02303, Std. Dev.=0.003918, n=41. Normality test: Shapiro Wilk @alpha = 0.01, calculated = 0.9675, critical = 0.92. Kappa = 2.516 (c=16, w=26, 1 of 2, event alpha = 0.05132). Report alpha = 0.0001266.

Constituent: Barium Analysis Run 9/11/2024 10:46 AM View: Appendix I Intrawell
Plant Bowen Client: Southern Company Data: Bowen 1, 2, 9, and 10

Sanitas™ v.10.0.20 Software licensed to Groundwater Stats Consulting. UG
Hollow symbols indicate censored values.

Within Limit

Prediction Limit

Intrawell Parametric

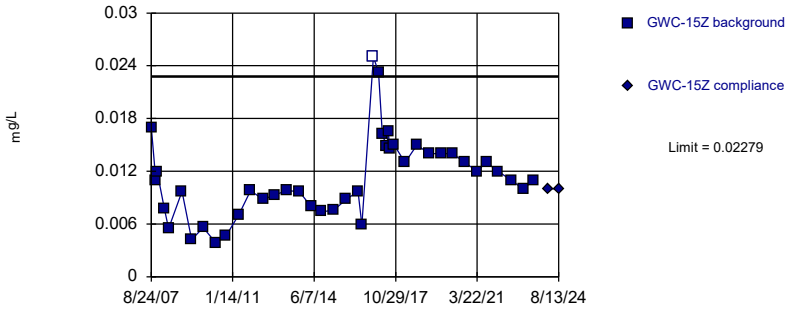

Background Data Summary: Mean=0.01124, Std. Dev.=0.004593, n=41, 2.439% NDs. Normality test: Shapiro Wilk @alpha = 0.01, calculated = 0.9424, critical = 0.92. Kappa = 2.516 (c=16, w=26, 1 of 2, event alpha = 0.05132). Report alpha = 0.0001266.

Constituent: Barium Analysis Run 9/11/2024 10:46 AM View: Appendix I Intrawell
Plant Bowen Client: Southern Company Data: Bowen 1, 2, 9, and 10

Sanitas™ v.10.0.20 Software licensed to Groundwater Stats Consulting. UG

Within Limit

Prediction Limit

Intrawell Parametric

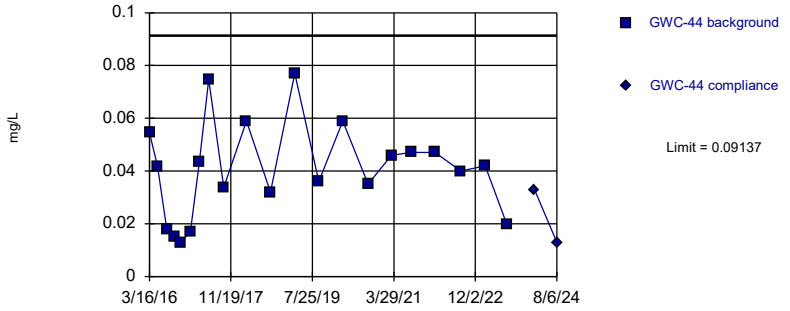

Background Data Summary: Mean=0.04055, Std. Dev.=0.01812, n=21. Normality test: Shapiro Wilk @alpha = 0.01, calculated = 0.9545, critical = 0.873. Kappa = 2.805 (c=16, w=26, 1 of 2, event alpha = 0.05132). Report alpha = 0.0001266.

Constituent: Barium Analysis Run 9/11/2024 10:46 AM View: Appendix I Intrawell
Plant Bowen Client: Southern Company Data: Bowen 1, 2, 9, and 10

Sanitas™ v.10.0.20 Software licensed to Groundwater Stats Consulting. UG

Within Limit

Prediction Limit

Intrawell Parametric

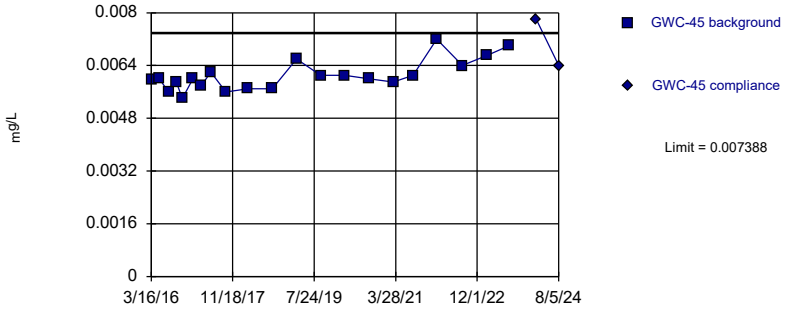

Background Data Summary: Mean=0.006095, Std. Dev.=0.0004611, n=21. Normality test: Shapiro Wilk @alpha = 0.01, calculated = 0.9195, critical = 0.873. Kappa = 2.805 (c=16, w=26, 1 of 2, event alpha = 0.05132). Report alpha = 0.0001266.

Constituent: Barium Analysis Run 9/11/2024 10:46 AM View: Appendix I Intrawell
Plant Bowen Client: Southern Company Data: Bowen 1, 2, 9, and 10

Sanitas™ v.10.0.20 Software licensed to Groundwater Stats Consulting. UG

Within Limit

Prediction Limit

Intrawell Parametric

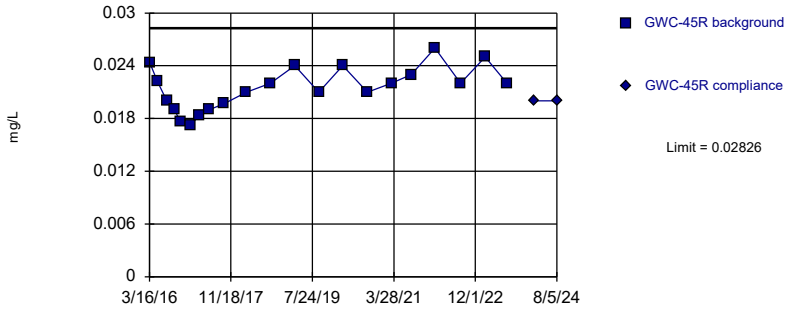

Background Data Summary: Mean=0.02146, Std. Dev.=0.002424, n=21. Normality test: Shapiro Wilk @alpha = 0.01, calculated = 0.974, critical = 0.873. Kappa = 2.805 (c=16, w=26, 1 of 2, event alpha = 0.05132). Report alpha = 0.0001266.

Constituent: Barium Analysis Run 9/11/2024 10:46 AM View: Appendix I Intrawell
Plant Bowen Client: Southern Company Data: Bowen 1, 2, 9, and 10

Sanitas™ v.10.0.20 Software licensed to Groundwater Stats Consulting. UG

Within Limit

Prediction Limit

Intrawell Parametric

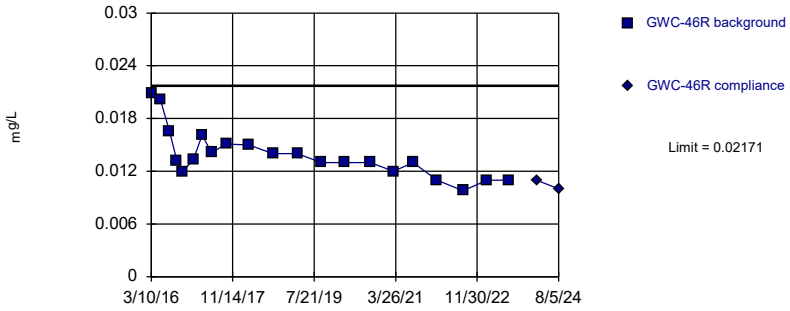

Background Data Summary: Mean=0.01387, Std. Dev.=0.002796, n=21. Normality test: Shapiro Wilk @alpha = 0.01, calculated = 0.891, critical = 0.873. Kappa = 2.805 (c=16, w=26, 1 of 2, event alpha = 0.05132). Report alpha = 0.0001266.

Constituent: Barium Analysis Run 9/11/2024 10:46 AM View: Appendix I Intrawell
Plant Bowen Client: Southern Company Data: Bowen 1, 2, 9, and 10

Sanitas™ v.10.0.20 Software licensed to Groundwater Stats Consulting. UG

Within Limit

Prediction Limit

Intrawell Parametric

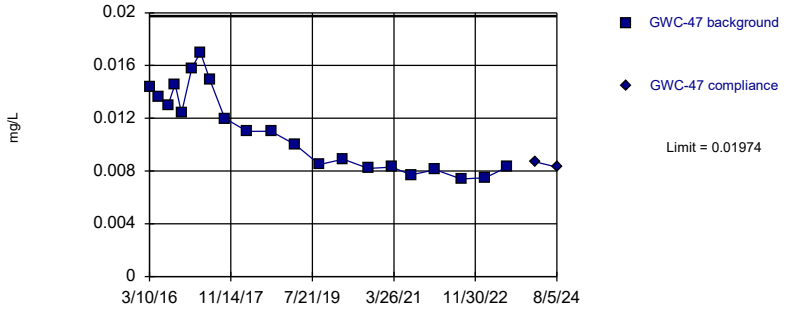

Background Data Summary: Mean=0.01108, Std. Dev.=0.00309, n=21. Normality test: Shapiro Wilk @alpha = 0.01, calculated = 0.9082, critical = 0.873. Kappa = 2.805 (c=16, w=26, 1 of 2, event alpha = 0.05132). Report alpha = 0.0001266.

Constituent: Barium Analysis Run 9/11/2024 10:46 AM View: Appendix I Intrawell
Plant Bowen Client: Southern Company Data: Bowen 1, 2, 9, and 10

Sanitas™ v.10.0.20 Software licensed to Groundwater Stats Consulting. UG
Hollow symbols indicate censored values.

Within Limit

Prediction Limit

Intrawell Non-parametric

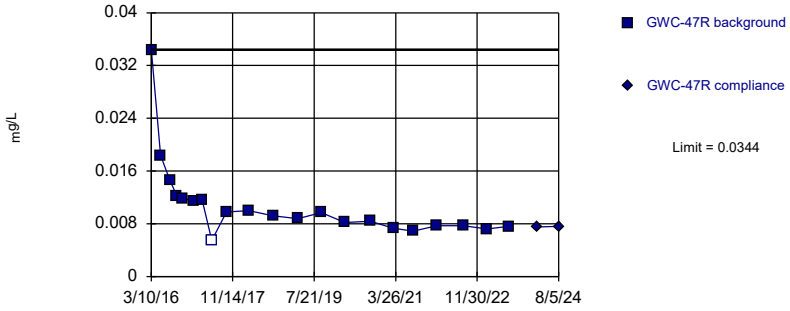

Non-parametric test used in lieu of parametric prediction limit because the Shapiro Wilk normality test showed the data to be non-normal at the 0.01 alpha level. Limit is highest of 21 background values. 4.762% NDs. Well-constituent pair annual alpha = 0.007982. Individual comparison alpha = 0.003999 (1 of 2).

Constituent: Barium Analysis Run 9/11/2024 10:46 AM View: Appendix I Intrawell
Plant Bowen Client: Southern Company Data: Bowen 1, 2, 9, and 10

Sanitas™ v.10.0.20 Software licensed to Groundwater Stats Consulting. UG
Hollow symbols indicate censored values.

Within Limit

Prediction Limit

Intrawell Parametric

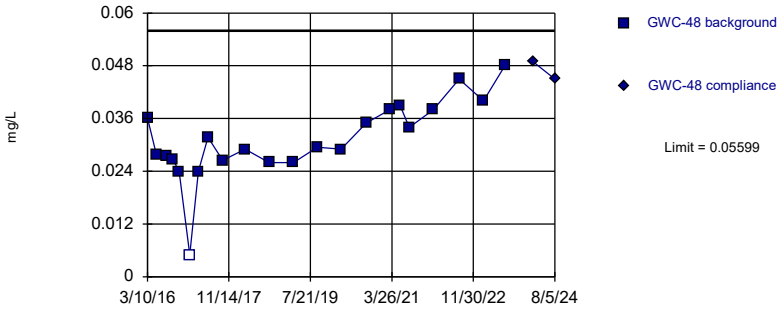

Background Data Summary: Mean=0.03116, Std. Dev.=0.008935, n=22, 4.545% NDs. Normality test: Shapiro Wilk @alpha = 0.01, calculated = 0.9209, critical = 0.878. Kappa = 2.778 (c=16, w=26, 1 of 2, event alpha = 0.05132). Report alpha = 0.0001266.

Constituent: Barium Analysis Run 9/11/2024 10:46 AM View: Appendix I Intrawell
Plant Bowen Client: Southern Company Data: Bowen 1, 2, 9, and 10

Sanitas™ v.10.0.20 Software licensed to Groundwater Stats Consulting. UG
Hollow symbols indicate censored values.

Within Limit

Prediction Limit

Intrawell Non-parametric

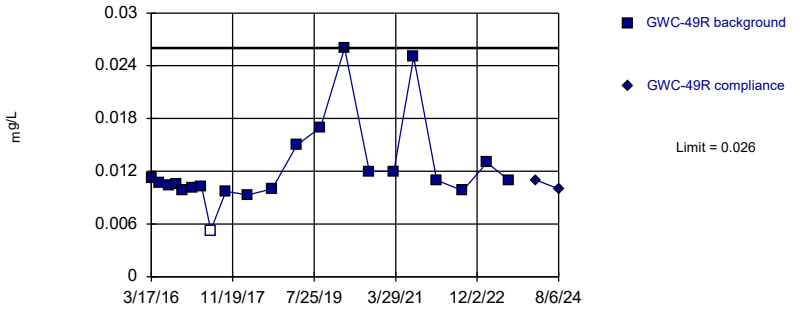

Non-parametric test used in lieu of parametric prediction limit because the Shapiro Wilk normality test showed the data to be non-normal at the 0.01 alpha level. Limit is highest of 21 background values. 4.762% NDs. Well-constituent pair annual alpha = 0.007982. Individual comparison alpha = 0.003999 (1 of 2).

Constituent: Barium Analysis Run 9/11/2024 10:46 AM View: Appendix I Intrawell
Plant Bowen Client: Southern Company Data: Bowen 1, 2, 9, and 10

Sanitas™ v.10.0.20 Software licensed to Groundwater Stats Consulting. UG
Hollow symbols indicate censored values.

Within Limit

Prediction Limit

Intrawell Non-parametric

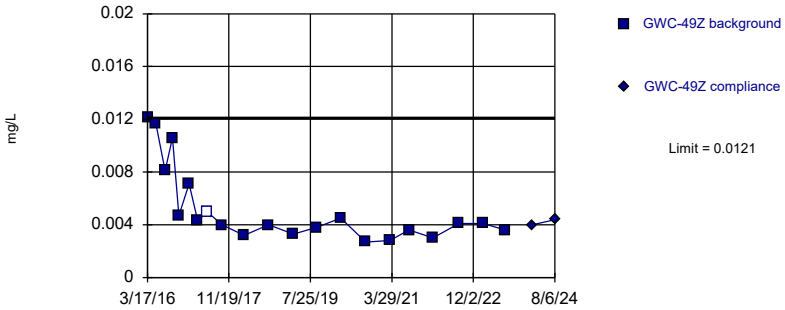

Non-parametric test used in lieu of parametric prediction limit because the Shapiro Wilk normality test showed the data to be non-normal at the 0.01 alpha level. Limit is highest of 21 background values. 4.762% NDs. Well-constituent pair annual alpha = 0.007982. Individual comparison alpha = 0.003999 (1 of 2).

Constituent: Barium Analysis Run 9/11/2024 10:46 AM View: Appendix I Intrawell
Plant Bowen Client: Southern Company Data: Bowen 1, 2, 9, and 10

Sanitas™ v.10.0.20 Software licensed to Groundwater Stats Consulting. UG

Within Limit

Prediction Limit

Intrawell Parametric

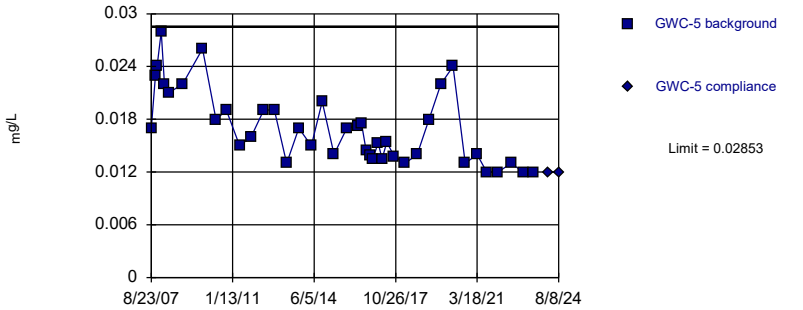

Background Data Summary (based on square root transformation): Mean=0.1296, Std. Dev.=0.01561, n=41. Normality test: Shapiro Wilk @alpha = 0.01, calculated = 0.9253, critical = 0.92. Kappa = 2.516 (c=16, w=26, 1 of 2, event alpha = 0.05132). Report alpha = 0.0001266.

Constituent: Barium Analysis Run 9/11/2024 10:46 AM View: Appendix I Intrawell
Plant Bowen Client: Southern Company Data: Bowen 1, 2, 9, and 10

Sanitas™ v.10.0.20 Software licensed to Groundwater Stats Consulting. UG
Hollow symbols indicate censored values.

Within Limit

Prediction Limit

Intrawell Parametric

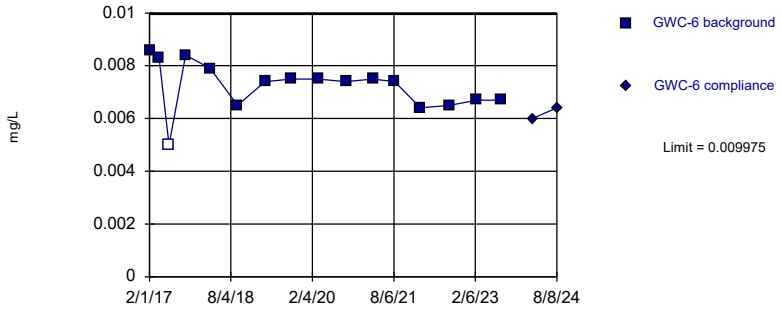

Background Data Summary: Mean=0.007231, Std. Dev.=0.0009105, n=16, 6.25% NDs. Normality test: Shapiro Wilk @alpha = 0.05, calculated = 0.9327, critical = 0.887. Kappa = 3.014 (c=16, w=26, 1 of 2, event alpha = 0.05132). Report alpha = 0.0001266.

Constituent: Barium Analysis Run 9/11/2024 10:47 AM View: Appendix I Intrawell
Plant Bowen Client: Southern Company Data: Bowen 1, 2, 9, and 10

Sanitas™ v.10.0.20 Software licensed to Groundwater Stats Consulting. UG
Hollow symbols indicate censored values.

Within Limit

Prediction Limit

Intrawell Parametric

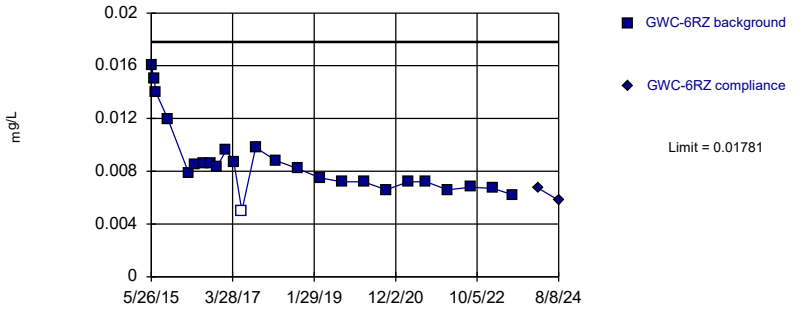

Background Data Summary (based on natural log transformation): Mean=-4.782, Std. Dev.=0.2793, n=25, 4% NDs. Normality test: Shapiro Wilk @alpha = 0.01, calculated = 0.9135, critical = 0.888. Kappa = 2.698 (c=16, w=26, 1 of 2, event alpha = 0.05132). Report alpha = 0.0001266.

Constituent: Barium Analysis Run 9/11/2024 10:47 AM View: Appendix I Intrawell
Plant Bowen Client: Southern Company Data: Bowen 1, 2, 9, and 10

Sanitas™ v.10.0.20 Software licensed to Groundwater Stats Consulting. UG

Within Limit

Prediction Limit

Intrawell Parametric

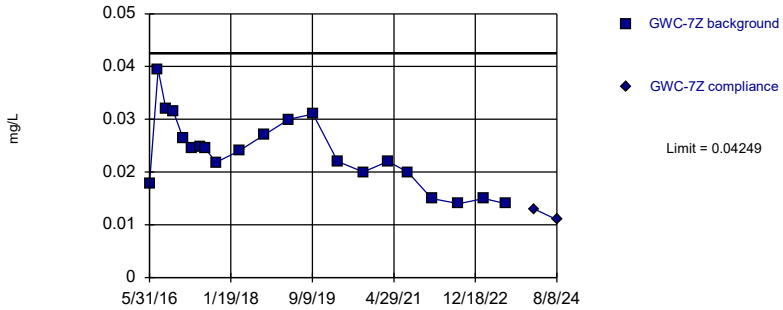

Background Data Summary: Mean=0.02365, Std. Dev.=0.006717, n=21. Normality test: Shapiro Wilk @alpha = 0.01, calculated = 0.9594, critical = 0.873. Kappa = 2.805 (c=16, w=26, 1 of 2, event alpha = 0.05132). Report alpha = 0.0001266.

Constituent: Barium Analysis Run 9/11/2024 10:47 AM View: Appendix I Intrawell
Plant Bowen Client: Southern Company Data: Bowen 1, 2, 9, and 10

Sanitas™ v.10.0.20 Software licensed to Groundwater Stats Consulting. UG

Within Limit

Prediction Limit

Intrawell Parametric

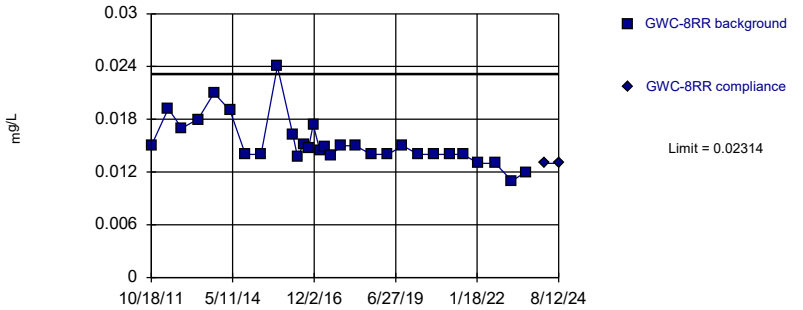

Background Data Summary (based on natural log transformation): Mean=-4.192, Std. Dev.=0.1628, n=30. Normality test: Shapiro Wilk @alpha = 0.01, calculated = 0.9097, critical = 0.9. Kappa = 2.616 (c=16, w=26, 1 of 2, event alpha = 0.05132). Report alpha = 0.0001266.

Constituent: Barium Analysis Run 9/11/2024 10:47 AM View: Appendix I Intrawell
Plant Bowen Client: Southern Company Data: Bowen 1, 2, 9, and 10

Sanitas™ v.10.0.20 Software licensed to Groundwater Stats Consulting. UG

Within Limit

Prediction Limit

Intrawell Parametric

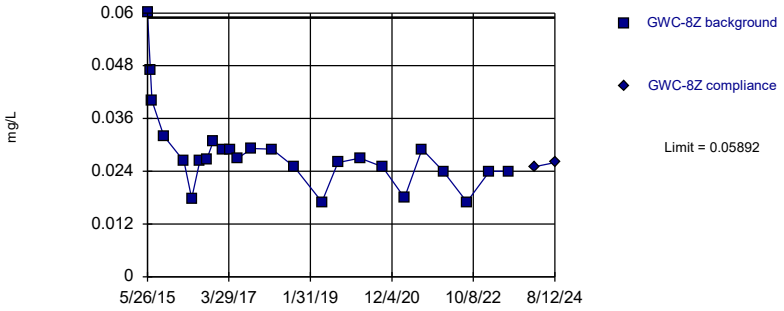

Background Data Summary (based on natural log transformation): Mean=-3.609, Std. Dev.=0.2883, n=25. Normality test: Shapiro Wilk @alpha = 0.01, calculated = 0.8989, critical = 0.888. Kappa = 2.698 (c=16, w=26, 1 of 2, event alpha = 0.05132). Report alpha = 0.0001266.

Constituent: Barium Analysis Run 9/11/2024 10:47 AM View: Appendix I Intrawell

Plant Bowen Client: Southern Company Data: Bowen 1, 2, 9, and 10

Sanitas™ v.10.0.20 Software licensed to Groundwater Stats Consulting. UG

Within Limit

Prediction Limit

Intrawell Parametric

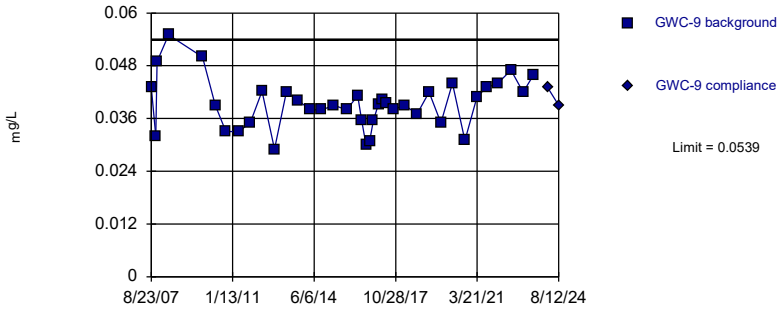

Background Data Summary: Mean=0.03938, Std. Dev.=0.005721, n=38. Normality test: Shapiro Wilk @alpha = 0.01, calculated = 0.9754, critical = 0.916. Kappa = 2.538 (c=16, w=26, 1 of 2, event alpha = 0.05132). Report alpha = 0.0001266.

Constituent: Barium Analysis Run 9/11/2024 10:47 AM View: Appendix I Intrawell

Plant Bowen Client: Southern Company Data: Bowen 1, 2, 9, and 10

Sanitas™ v.10.0.20 Software licensed to Groundwater Stats Consulting. UG

Hollow symbols indicate censored values.

Within Limit

Prediction Limit

Intrawell Non-parametric

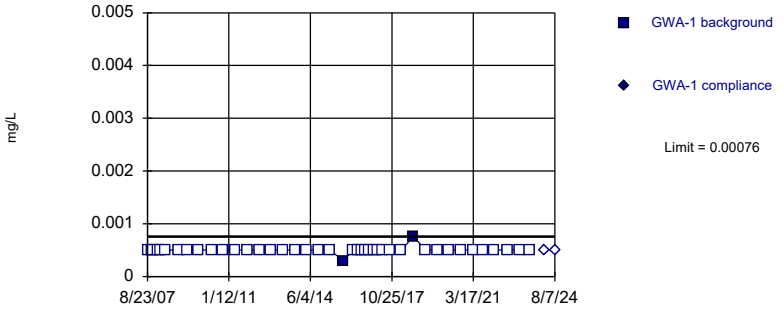

Non-parametric test used in lieu of parametric prediction limit because censored data exceeded 50%. Limit is highest of 42 background values. 95.24% NDs. Well-constituent pair annual alpha = 0.002154. Individual comparison alpha = 0.001077 (1 of 2).

Constituent: Cadmium Analysis Run 9/11/2024 10:47 AM View: Appendix I Intrawell

Plant Bowen Client: Southern Company Data: Bowen 1, 2, 9, and 10

Sanitas™ v.10.0.20 Software licensed to Groundwater Stats Consulting. UG

Hollow symbols indicate censored values.

Within Limit

Prediction Limit

Intrawell Non-parametric

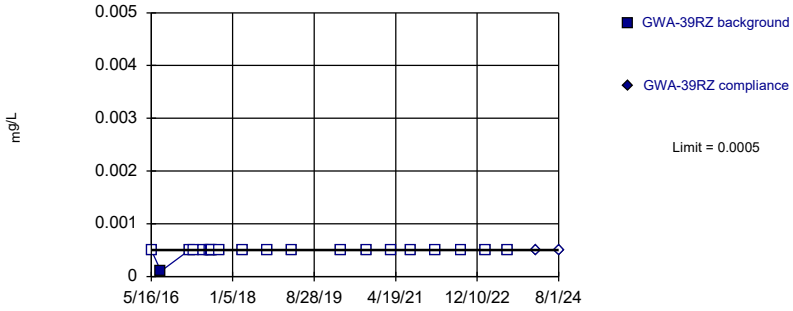

Non-parametric test used in lieu of parametric prediction limit because censored data exceeded 50%. Limit is highest of 20 background values. 95% NDs. Well-constituent pair annual alpha = 0.008564. Individual comparison alpha = 0.004291 (1 of 2).

Constituent: Cadmium Analysis Run 9/11/2024 10:47 AM View: Appendix I Intrawell

Plant Bowen Client: Southern Company Data: Bowen 1, 2, 9, and 10

Sanitas™ v.10.0.20 Software licensed to Groundwater Stats Consulting. UG
Hollow symbols indicate censored values.

Within Limit

Prediction Limit

Intrawell Non-parametric

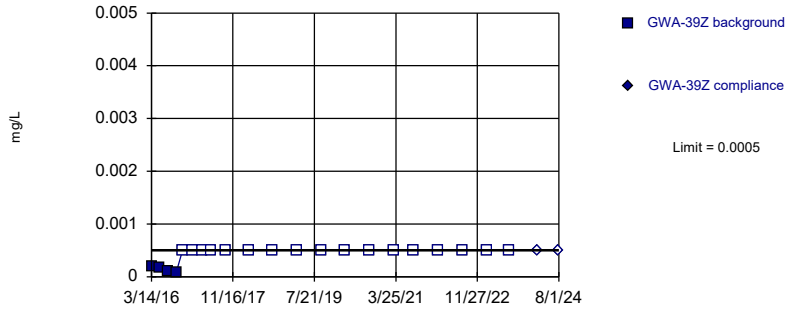

Non-parametric test used in lieu of parametric prediction limit because censored data exceeded 50%. Limit is highest of 21 background values. 80.95% NDs. Well-constituent pair annual alpha = 0.007982. Individual comparison alpha = 0.003999 (1 of 2).

Constituent: Cadmium Analysis Run 9/11/2024 10:47 AM View: Appendix I Intrawell

Plant Bowen Client: Southern Company Data: Bowen 1, 2, 9, and 10

Sanitas™ v.10.0.20 Software licensed to Groundwater Stats Consulting. UG
Hollow symbols indicate censored values.

Within Limit

Prediction Limit

Intrawell Parametric

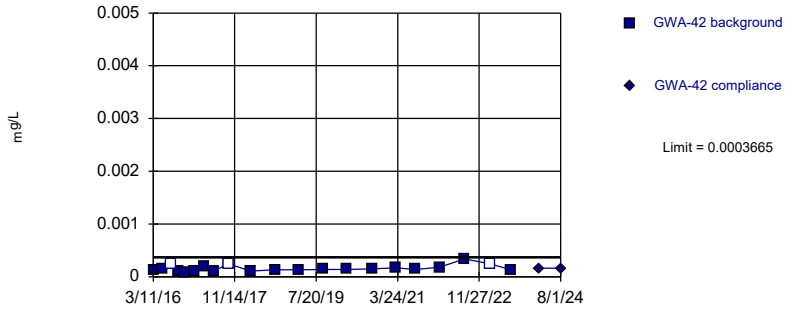

Background Data Summary (based on square root transformation): Mean=0.01242, Std. Dev.=0.002396, n=21, 14.29% NDs. Normality test: Shapiro Wilk @alpha = 0.01, calculated = 0.9138, critical = 0.873. Kappa = 2.805 (c=16, w=26, 1 of 2, event alpha = 0.05132). Report alpha = 0.0001266.

Constituent: Cadmium Analysis Run 9/11/2024 10:47 AM View: Appendix I Intrawell

Plant Bowen Client: Southern Company Data: Bowen 1, 2, 9, and 10

Sanitas™ v.10.0.20 Software licensed to Groundwater Stats Consulting. UG
Hollow symbols indicate censored values.

Within Limit

Prediction Limit

Intrawell Non-parametric

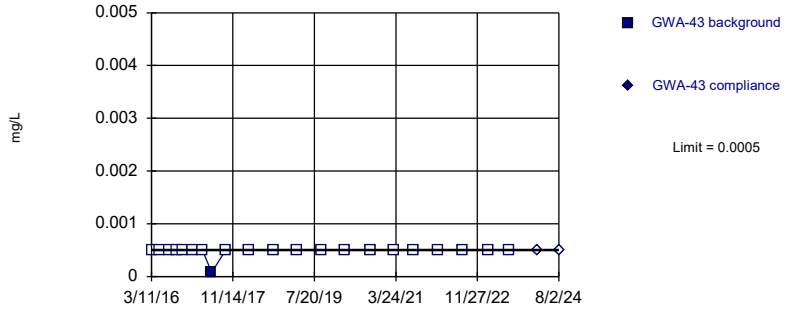

Non-parametric test used in lieu of parametric prediction limit because censored data exceeded 50%. Limit is highest of 21 background values. 95.24% NDs. Well-constituent pair annual alpha = 0.007982. Individual comparison alpha = 0.003999 (1 of 2).

Constituent: Cadmium Analysis Run 9/11/2024 10:47 AM View: Appendix I Intrawell

Plant Bowen Client: Southern Company Data: Bowen 1, 2, 9, and 10

Sanitas™ v.10.0.20 Software licensed to Groundwater Stats Consulting. UG
Hollow symbols indicate censored values.

Within Limit

Prediction Limit

Intrawell Non-parametric

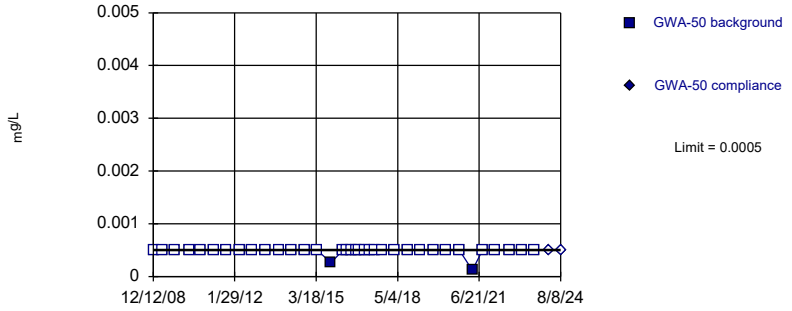

Non-parametric test used in lieu of parametric prediction limit because censored data exceeded 50%. Limit is highest of 36 background values. 94.44% NDs. Well-constituent pair annual alpha = 0.002856. Individual comparison alpha = 0.001429 (1 of 2).

Constituent: Cadmium Analysis Run 9/11/2024 10:47 AM View: Appendix I Intrawell

Plant Bowen Client: Southern Company Data: Bowen 1, 2, 9, and 10

Sanitas™ v.10.0.20 Software licensed to Groundwater Stats Consulting. UG
Hollow symbols indicate censored values.

Within Limit

Prediction Limit

Intrawell Non-parametric

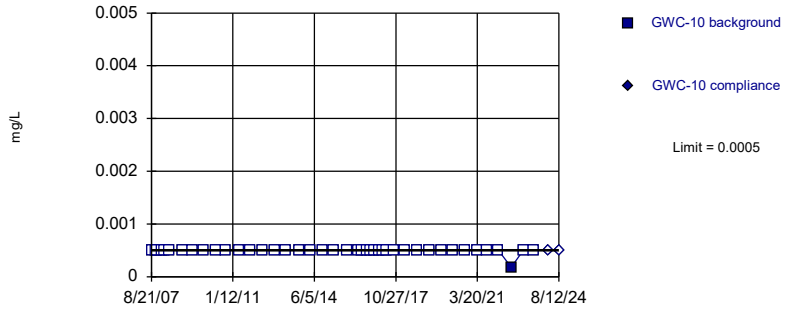

Non-parametric test used in lieu of parametric prediction limit because censored data exceeded 50%. Limit is highest of 42 background values. 97.62% NDs. Well-constituent pair annual alpha = 0.002154. Individual comparison alpha = 0.001077 (1 of 2).

Constituent: Cadmium Analysis Run 9/11/2024 10:47 AM View: Appendix I Intrawell
Plant Bowen Client: Southern Company Data: Bowen 1, 2, 9, and 10

Sanitas™ v.10.0.20 Software licensed to Groundwater Stats Consulting. UG
Hollow symbols indicate censored values.

Within Limit

Prediction Limit

Intrawell Non-parametric

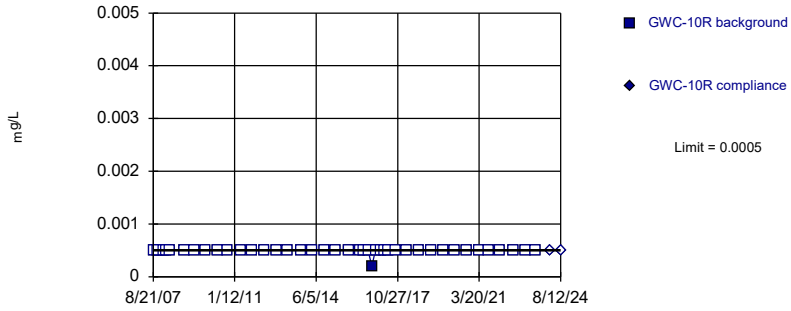

Non-parametric test used in lieu of parametric prediction limit because censored data exceeded 50%. Limit is highest of 42 background values. 97.62% NDs. Well-constituent pair annual alpha = 0.002154. Individual comparison alpha = 0.001077 (1 of 2).

Constituent: Cadmium Analysis Run 9/11/2024 10:47 AM View: Appendix I Intrawell
Plant Bowen Client: Southern Company Data: Bowen 1, 2, 9, and 10

Sanitas™ v.10.0.20 Software licensed to Groundwater Stats Consulting. UG
Hollow symbols indicate censored values.

Within Limit

Prediction Limit

Intrawell Non-parametric

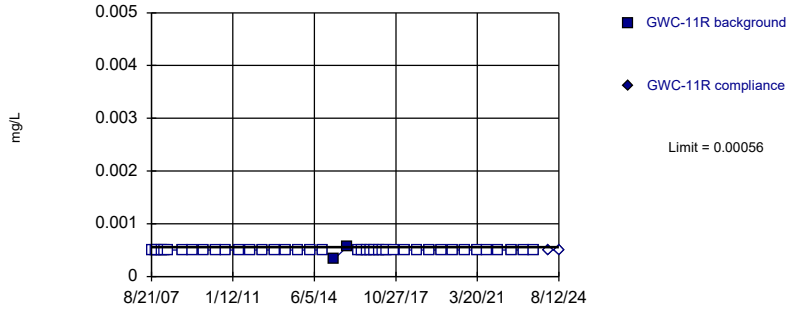

Non-parametric test used in lieu of parametric prediction limit because censored data exceeded 50%. Limit is highest of 42 background values. 95.24% NDs. Well-constituent pair annual alpha = 0.002154. Individual comparison alpha = 0.001077 (1 of 2).

Constituent: Cadmium Analysis Run 9/11/2024 10:47 AM View: Appendix I Intrawell
Plant Bowen Client: Southern Company Data: Bowen 1, 2, 9, and 10

Sanitas™ v.10.0.20 Software licensed to Groundwater Stats Consulting. UG
Hollow symbols indicate censored values.

Within Limit

Prediction Limit

Intrawell Non-parametric

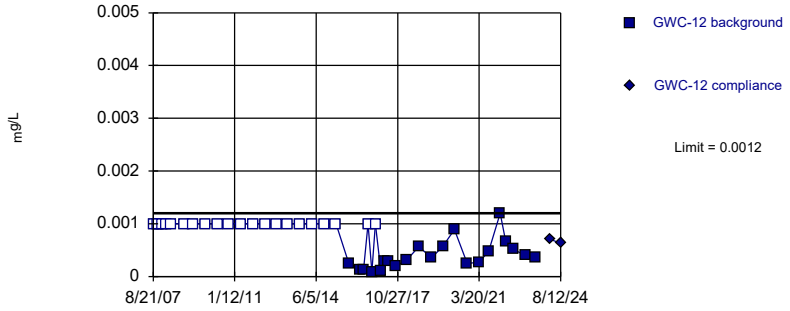

Non-parametric test used in lieu of parametric prediction limit because censored data exceeded 50%. Limit is highest of 43 background values. 51.16% NDs. Well-constituent pair annual alpha = 0.002073. Individual comparison alpha = 0.001037 (1 of 2).

Constituent: Cadmium Analysis Run 9/11/2024 10:47 AM View: Appendix I Intrawell
Plant Bowen Client: Southern Company Data: Bowen 1, 2, 9, and 10

Sanitas™ v.10.0.20 Software licensed to Groundwater Stats Consulting. UG
Hollow symbols indicate censored values.

Within Limit

Prediction Limit

Intrawell Non-parametric

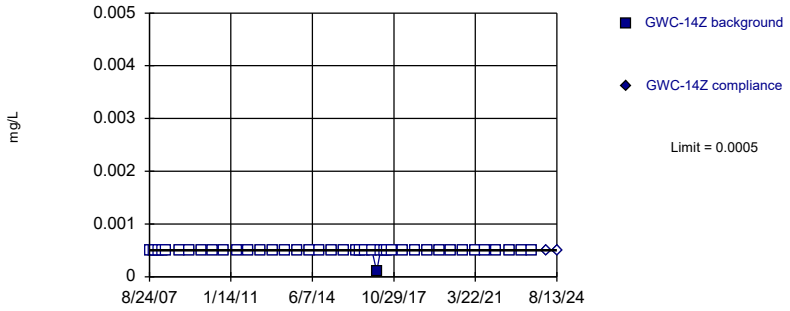

Non-parametric test used in lieu of parametric prediction limit because censored data exceeded 50%. Limit is highest of 42 background values. 97.62% NDs. Well-constituent pair annual alpha = 0.002154. Individual comparison alpha = 0.001077 (1 of 2).

Constituent: Cadmium Analysis Run 9/11/2024 10:47 AM View: Appendix I Intrawell
Plant Bowen Client: Southern Company Data: Bowen 1, 2, 9, and 10

Sanitas™ v.10.0.20 Software licensed to Groundwater Stats Consulting. UG
Hollow symbols indicate censored values.

Within Limit

Prediction Limit

Intrawell Non-parametric

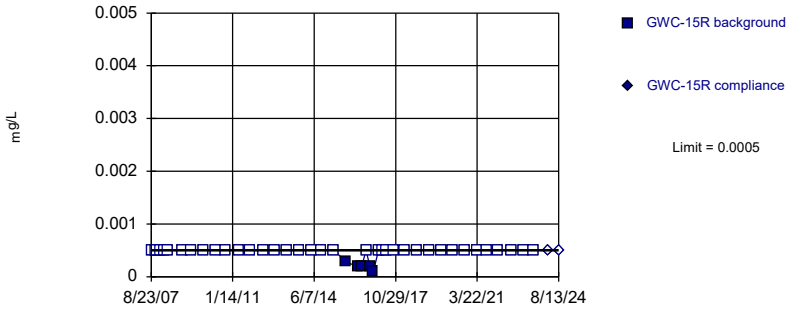

Non-parametric test used in lieu of parametric prediction limit because censored data exceeded 50%. Limit is highest of 42 background values. 88.1% NDs. Well-constituent pair annual alpha = 0.002154. Individual comparison alpha = 0.001077 (1 of 2).

Constituent: Cadmium Analysis Run 9/11/2024 10:47 AM View: Appendix I Intrawell
Plant Bowen Client: Southern Company Data: Bowen 1, 2, 9, and 10

Sanitas™ v.10.0.20 Software licensed to Groundwater Stats Consulting. UG
Hollow symbols indicate censored values.

Within Limit

Prediction Limit

Intrawell Non-parametric

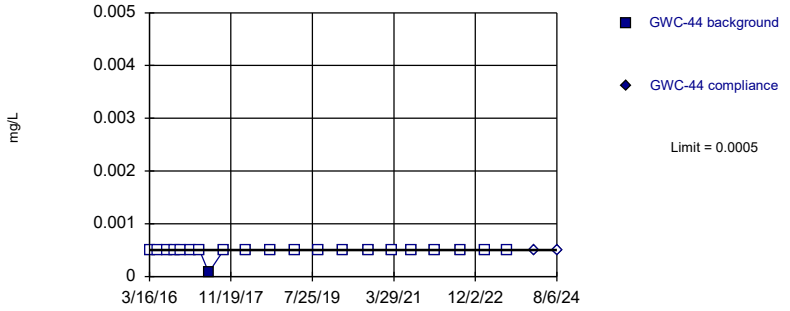

Non-parametric test used in lieu of parametric prediction limit because censored data exceeded 50%. Limit is highest of 21 background values. 95.24% NDs. Well-constituent pair annual alpha = 0.007982. Individual comparison alpha = 0.003999 (1 of 2).

Constituent: Cadmium Analysis Run 9/11/2024 10:47 AM View: Appendix I Intrawell
Plant Bowen Client: Southern Company Data: Bowen 1, 2, 9, and 10

Sanitas™ v.10.0.20 Software licensed to Groundwater Stats Consulting. UG
Hollow symbols indicate censored values.

Within Limit

Prediction Limit

Intrawell Non-parametric

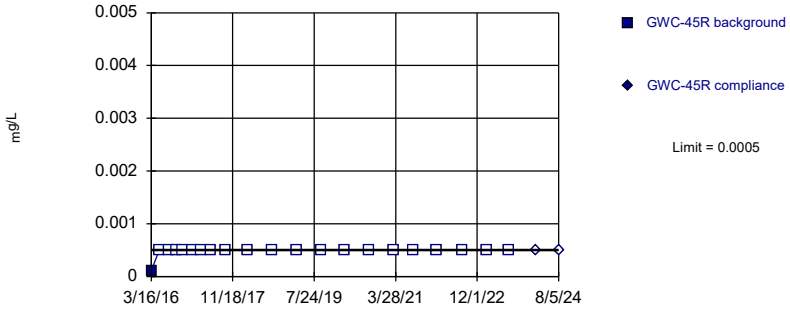

Non-parametric test used in lieu of parametric prediction limit because censored data exceeded 50%. Limit is highest of 21 background values. 95.24% NDs. Well-constituent pair annual alpha = 0.007982. Individual comparison alpha = 0.003999 (1 of 2).

Constituent: Cadmium Analysis Run 9/11/2024 10:47 AM View: Appendix I Intrawell
Plant Bowen Client: Southern Company Data: Bowen 1, 2, 9, and 10

Sanitas™ v.10.0.20 Software licensed to Groundwater Stats Consulting. UG
Hollow symbols indicate censored values.
Within Limit

Prediction Limit

Intrawell Non-parametric

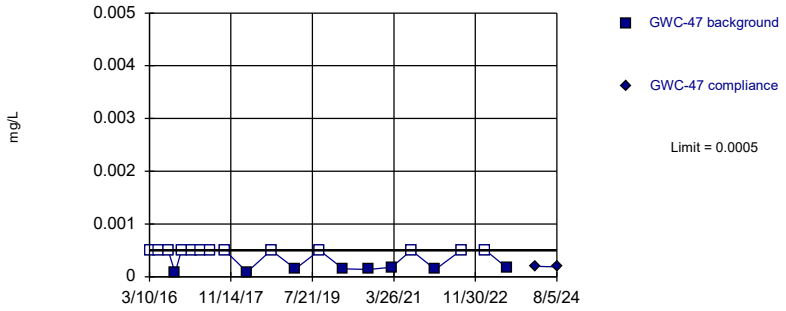

Non-parametric test used in lieu of parametric prediction limit because censored data exceeded 50%. Limit is highest of 21 background values. 61.9% NDs. Well-constituent pair annual alpha = 0.007982. Individual comparison alpha = 0.003999 (1 of 2).

Constituent: Cadmium Analysis Run 9/11/2024 10:47 AM View: Appendix I Intrawell
Plant Bowen Client: Southern Company Data: Bowen 1, 2, 9, and 10

Sanitas™ v.10.0.20 Software licensed to Groundwater Stats Consulting. UG
Hollow symbols indicate censored values.
Within Limit

Prediction Limit

Intrawell Non-parametric

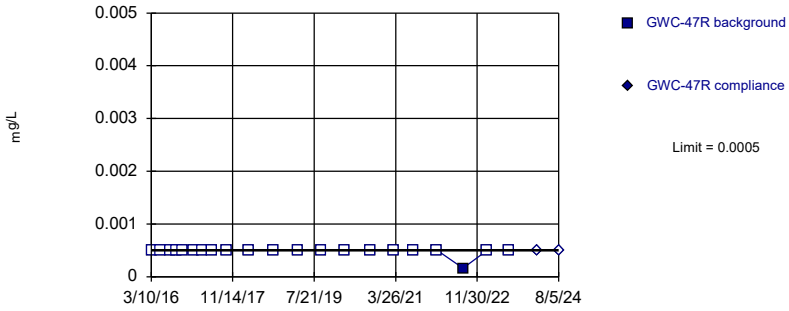

Non-parametric test used in lieu of parametric prediction limit because censored data exceeded 50%. Limit is highest of 21 background values. 95.24% NDs. Well-constituent pair annual alpha = 0.007982. Individual comparison alpha = 0.003999 (1 of 2).

Constituent: Cadmium Analysis Run 9/11/2024 10:47 AM View: Appendix I Intrawell
Plant Bowen Client: Southern Company Data: Bowen 1, 2, 9, and 10

Sanitas™ v.10.0.20 Software licensed to Groundwater Stats Consulting. UG
Hollow symbols indicate censored values.
Within Limit

Prediction Limit

Intrawell Parametric

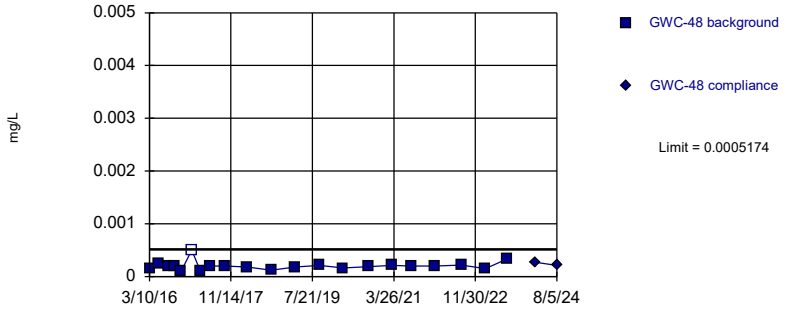

Background Data Summary (based on natural log transformation): Mean=-8.571, Std. Dev.=0.3581, n=21, 4.762% NDs. Normality test: Shapiro Wilk @alpha = 0.01, calculated = 0.902, critical = 0.873. Kappa = 2.805 (c=16, w=26, 1 of 2, event alpha = 0.05132). Report alpha = 0.0001266.

Constituent: Cadmium Analysis Run 9/11/2024 10:47 AM View: Appendix I Intrawell
Plant Bowen Client: Southern Company Data: Bowen 1, 2, 9, and 10

Sanitas™ v.10.0.20 Software licensed to Groundwater Stats Consulting. UG
Hollow symbols indicate censored values.
Within Limit

Prediction Limit

Intrawell Non-parametric

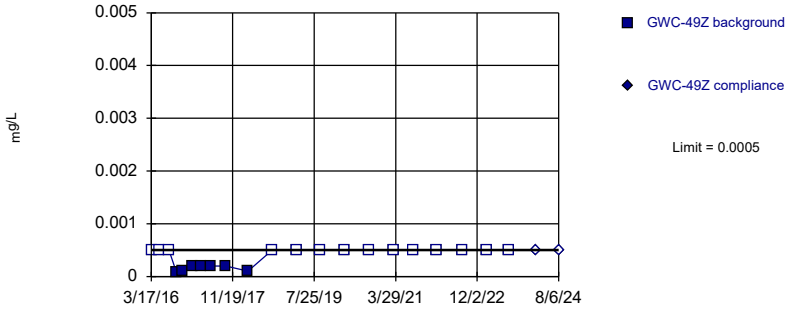

Non-parametric test used in lieu of parametric prediction limit because censored data exceeded 50%. Limit is highest of 21 background values. 66.67% NDs. Well-constituent pair annual alpha = 0.007982. Individual comparison alpha = 0.003999 (1 of 2).

Constituent: Cadmium Analysis Run 9/11/2024 10:47 AM View: Appendix I Intrawell
Plant Bowen Client: Southern Company Data: Bowen 1, 2, 9, and 10

Sanitas™ v.10.0.20 Software licensed to Groundwater Stats Consulting. UG
Hollow symbols indicate censored values.
Within Limit

Prediction Limit

Intrawell Non-parametric

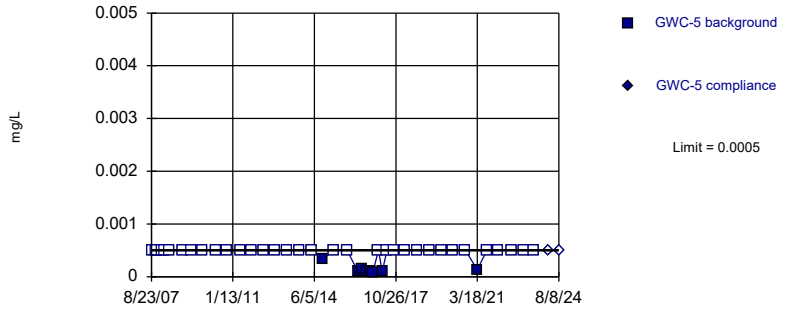

Non-parametric test used in lieu of parametric prediction limit because censored data exceeded 50%. Limit is highest of 42 background values. 80.95% NDs. Well-constituent pair annual alpha = 0.002154. Individual comparison alpha = 0.001077 (1 of 2).

Constituent: Cadmium Analysis Run 9/11/2024 10:47 AM View: Appendix I Intrawell
Plant Bowen Client: Southern Company Data: Bowen 1, 2, 9, and 10

Sanitas™ v.10.0.20 Software licensed to Groundwater Stats Consulting. UG
Hollow symbols indicate censored values.
Within Limit

Prediction Limit

Intrawell Non-parametric

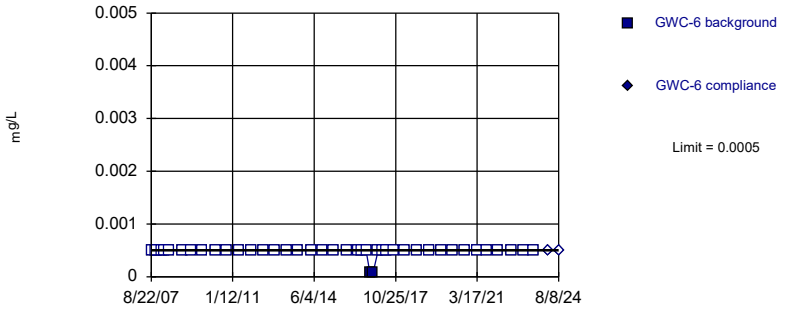

Non-parametric test used in lieu of parametric prediction limit because censored data exceeded 50%. Limit is highest of 42 background values. 95.24% NDs. Well-constituent pair annual alpha = 0.002154. Individual comparison alpha = 0.001077 (1 of 2).

Constituent: Cadmium Analysis Run 9/11/2024 10:47 AM View: Appendix I Intrawell
Plant Bowen Client: Southern Company Data: Bowen 1, 2, 9, and 10

Sanitas™ v.10.0.20 Software licensed to Groundwater Stats Consulting. UG
Hollow symbols indicate censored values.
Within Limit

Prediction Limit

Intrawell Non-parametric

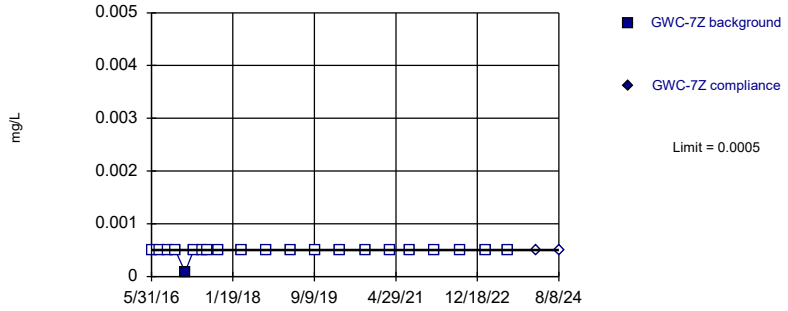

Non-parametric test used in lieu of parametric prediction limit because censored data exceeded 50%. Limit is highest of 21 background values. 95.24% NDs. Well-constituent pair annual alpha = 0.007982. Individual comparison alpha = 0.003999 (1 of 2).

Constituent: Cadmium Analysis Run 9/11/2024 10:48 AM View: Appendix I Intrawell
Plant Bowen Client: Southern Company Data: Bowen 1, 2, 9, and 10

Sanitas™ v.10.0.20 Software licensed to Groundwater Stats Consulting. UG
Hollow symbols indicate censored values.
Within Limit

Prediction Limit

Intrawell Non-parametric

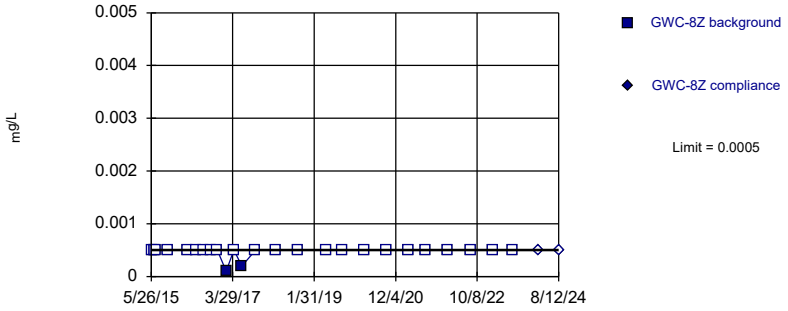

Non-parametric test used in lieu of parametric prediction limit because censored data exceeded 50%. Limit is highest of 25 background values. 92% NDs. Well-constituent pair annual alpha = 0.005656. Individual comparison alpha = 0.002832 (1 of 2).

Constituent: Cadmium Analysis Run 9/11/2024 10:48 AM View: Appendix I Intrawell
Plant Bowen Client: Southern Company Data: Bowen 1, 2, 9, and 10

Sanitas™ v.10.0.20 Software licensed to Groundwater Stats Consulting. UG
Hollow symbols indicate censored values.

Within Limit

Prediction Limit

Intrawell Non-parametric

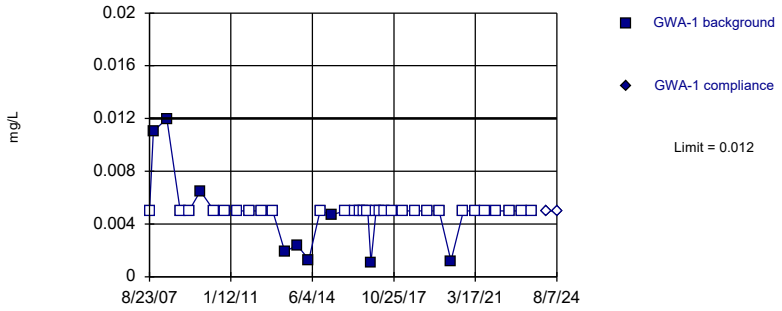

Non-parametric test used in lieu of parametric prediction limit because censored data exceeded 50%. Limit is highest of 39 background values. 76.92% NDs. Well-constituent pair annual alpha = 0.002451. Individual comparison alpha = 0.001226 (1 of 2).

Constituent: Chromium Analysis Run 9/11/2024 10:48 AM View: Appendix I Intrawell
Plant Bowen Client: Southern Company Data: Bowen 1, 2, 9, and 10

Sanitas™ v.10.0.20 Software licensed to Groundwater Stats Consulting. UG
Hollow symbols indicate censored values.

Within Limit

Prediction Limit

Intrawell Non-parametric

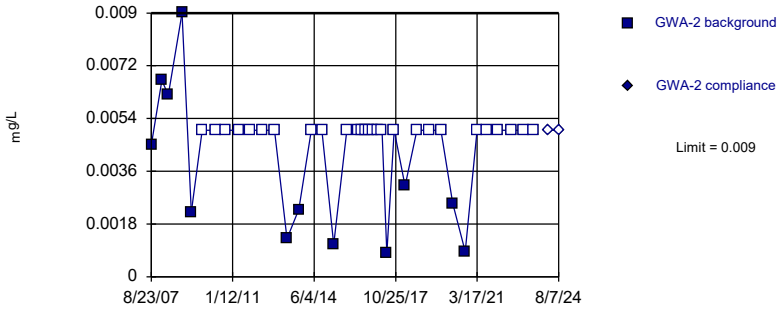

Non-parametric test used in lieu of parametric prediction limit because censored data exceeded 50%. Limit is highest of 39 background values. 69.23% NDs. Well-constituent pair annual alpha = 0.002451. Individual comparison alpha = 0.001226 (1 of 2).

Constituent: Chromium Analysis Run 9/11/2024 10:48 AM View: Appendix I Intrawell
Plant Bowen Client: Southern Company Data: Bowen 1, 2, 9, and 10

Sanitas™ v.10.0.20 Software licensed to Groundwater Stats Consulting. UG
Hollow symbols indicate censored values.

Within Limit

Prediction Limit

Intrawell Non-parametric

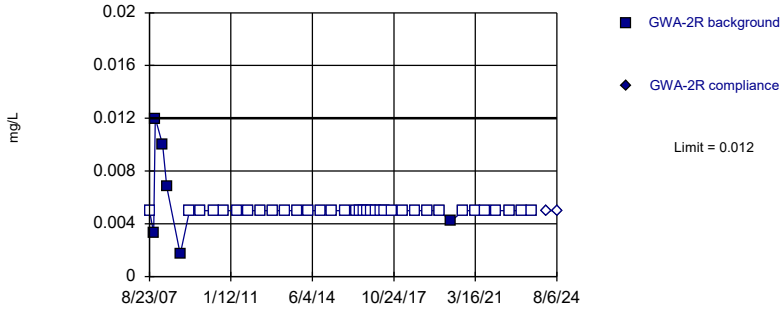

Non-parametric test used in lieu of parametric prediction limit because censored data exceeded 50%. Limit is highest of 41 background values. 85.37% NDs. Well-constituent pair annual alpha = 0.002235. Individual comparison alpha = 0.001118 (1 of 2).

Constituent: Chromium Analysis Run 9/11/2024 10:48 AM View: Appendix I Intrawell
Plant Bowen Client: Southern Company Data: Bowen 1, 2, 9, and 10

Sanitas™ v.10.0.20 Software licensed to Groundwater Stats Consulting. UG
Hollow symbols indicate censored values.

Within Limit

Prediction Limit

Intrawell Non-parametric

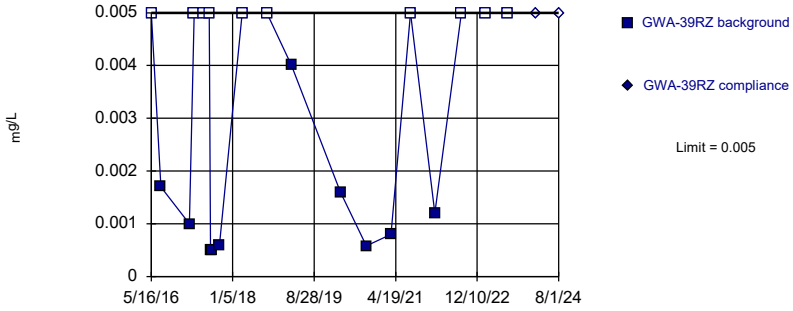

Non-parametric test used in lieu of parametric prediction limit because the Shapiro Wilk normality test showed the data to be non-normal at the 0.01 alpha level. Limit is highest of 20 background values. 50% NDs. Well-constituent pair annual alpha = 0.008564. Individual comparison alpha = 0.004291 (1 of 2).

Constituent: Chromium Analysis Run 9/11/2024 10:48 AM View: Appendix I Intrawell
Plant Bowen Client: Southern Company Data: Bowen 1, 2, 9, and 10

Sanitas™ v.10.0.20 Software licensed to Groundwater Stats Consulting. UG
Hollow symbols indicate censored values.

Within Limit

Prediction Limit

Intrawell Non-parametric

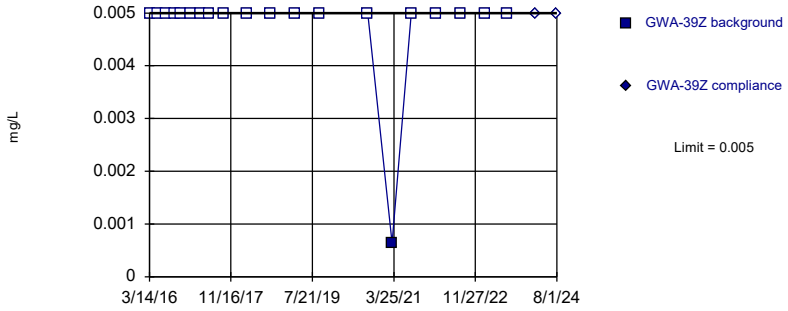

Non-parametric test used in lieu of parametric prediction limit because censored data exceeded 50%. Limit is highest of 20 background values. 95% NDs. Well-constituent pair annual alpha = 0.008564. Individual comparison alpha = 0.004291 (1 of 2).

Constituent: Chromium Analysis Run 9/11/2024 10:48 AM View: Appendix I Intrawell
Plant Bowen Client: Southern Company Data: Bowen 1, 2, 9, and 10

Sanitas™ v.10.0.20 Software licensed to Groundwater Stats Consulting. UG
Hollow symbols indicate censored values.

Within Limit

Prediction Limit

Intrawell Non-parametric

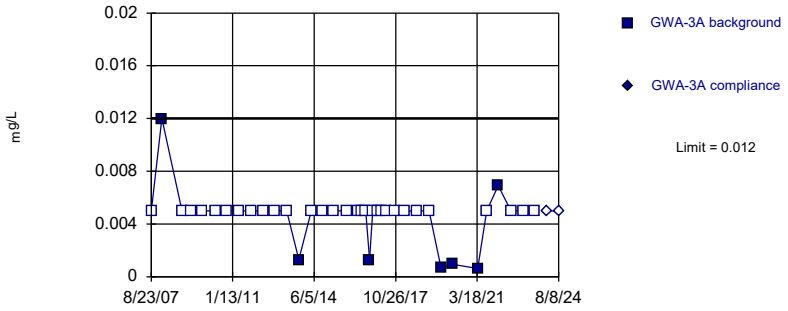

Non-parametric test used in lieu of parametric prediction limit because censored data exceeded 50%. Limit is highest of 37 background values. 81.08% NDs. Well-constituent pair annual alpha = 0.002721. Individual comparison alpha = 0.001361 (1 of 2).

Constituent: Chromium Analysis Run 9/11/2024 10:48 AM View: Appendix I Intrawell
Plant Bowen Client: Southern Company Data: Bowen 1, 2, 9, and 10

Sanitas™ v.10.0.20 Software licensed to Groundwater Stats Consulting. UG
Hollow symbols indicate censored values.

Within Limit

Prediction Limit

Intrawell Non-parametric

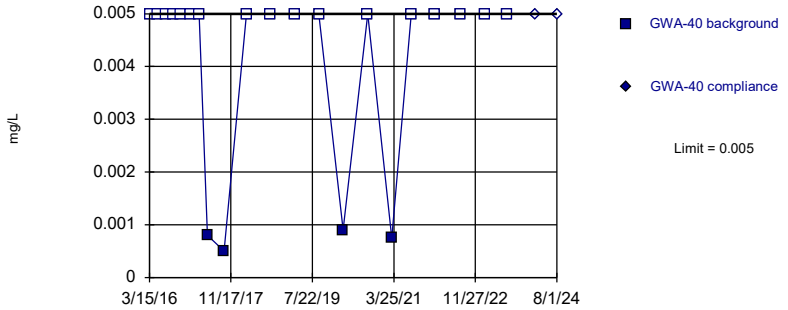

Non-parametric test used in lieu of parametric prediction limit because censored data exceeded 50%. Limit is highest of 21 background values. 80.95% NDs. Well-constituent pair annual alpha = 0.007982. Individual comparison alpha = 0.003999 (1 of 2).

Constituent: Chromium Analysis Run 9/11/2024 10:48 AM View: Appendix I Intrawell
Plant Bowen Client: Southern Company Data: Bowen 1, 2, 9, and 10

Sanitas™ v.10.0.20 Software licensed to Groundwater Stats Consulting. UG
Hollow symbols indicate censored values.

Within Limit

Prediction Limit

Intrawell Non-parametric

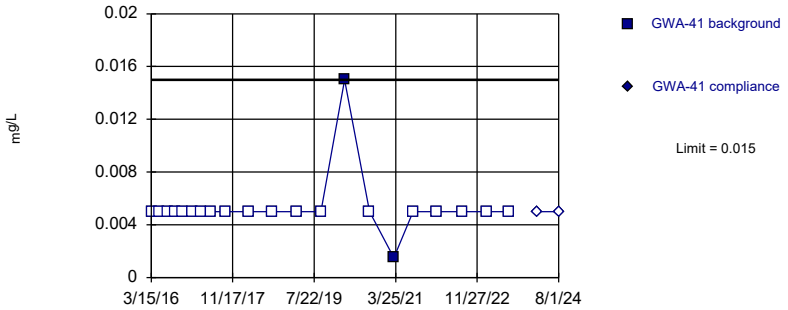

Non-parametric test used in lieu of parametric prediction limit because censored data exceeded 50%. Limit is highest of 21 background values. 90.48% NDs. Well-constituent pair annual alpha = 0.007982. Individual comparison alpha = 0.003999 (1 of 2).

Constituent: Chromium Analysis Run 9/11/2024 10:48 AM View: Appendix I Intrawell
Plant Bowen Client: Southern Company Data: Bowen 1, 2, 9, and 10

Sanitas™ v.10.0.20 Software licensed to Groundwater Stats Consulting. UG
Hollow symbols indicate censored values.

Within Limit

Prediction Limit

Intrawell Non-parametric

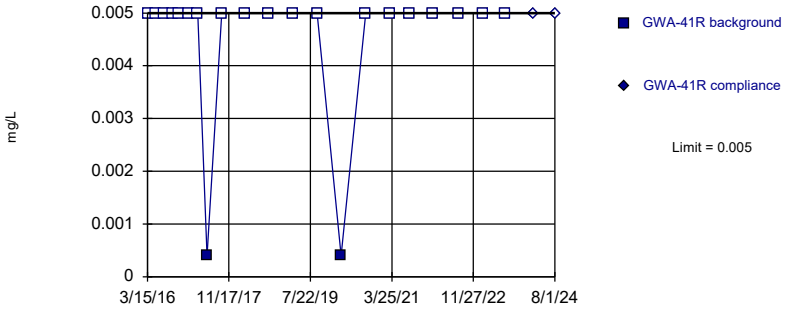

Non-parametric test used in lieu of parametric prediction limit because censored data exceeded 50%. Limit is highest of 21 background values. 90.48% NDs. Well-constituent pair annual alpha = 0.007982. Individual comparison alpha = 0.003999 (1 of 2).

Constituent: Chromium Analysis Run 9/11/2024 10:48 AM View: Appendix I Intrawell
Plant Bowen Client: Southern Company Data: Bowen 1, 2, 9, and 10

Sanitas™ v.10.0.20 Software licensed to Groundwater Stats Consulting. UG
Hollow symbols indicate censored values.

Within Limit

Prediction Limit

Intrawell Non-parametric

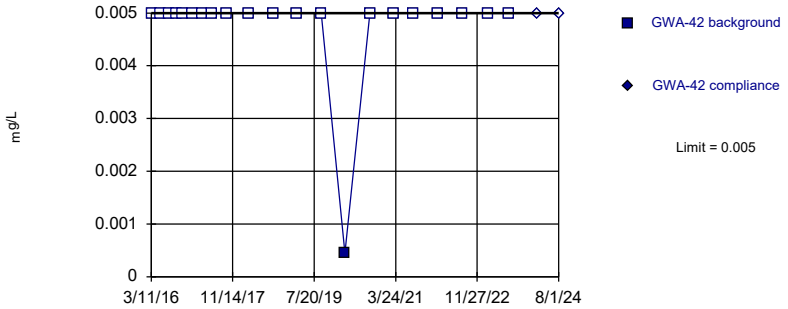

Non-parametric test used in lieu of parametric prediction limit because censored data exceeded 50%. Limit is highest of 21 background values. 95.24% NDs. Well-constituent pair annual alpha = 0.007982. Individual comparison alpha = 0.003999 (1 of 2).

Constituent: Chromium Analysis Run 9/11/2024 10:48 AM View: Appendix I Intrawell
Plant Bowen Client: Southern Company Data: Bowen 1, 2, 9, and 10

Sanitas™ v.10.0.20 Software licensed to Groundwater Stats Consulting. UG
Hollow symbols indicate censored values.

Within Limit

Prediction Limit

Intrawell Non-parametric

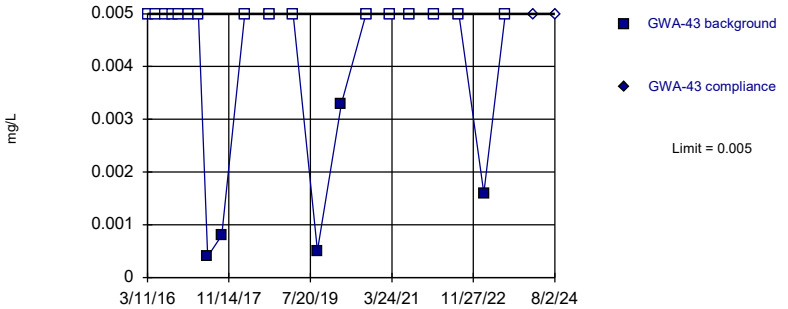

Non-parametric test used in lieu of parametric prediction limit because censored data exceeded 50%. Limit is highest of 21 background values. 76.19% NDs. Well-constituent pair annual alpha = 0.007982. Individual comparison alpha = 0.003999 (1 of 2).

Constituent: Chromium Analysis Run 9/11/2024 10:48 AM View: Appendix I Intrawell
Plant Bowen Client: Southern Company Data: Bowen 1, 2, 9, and 10

Sanitas™ v.10.0.20 Software licensed to Groundwater Stats Consulting. UG
Hollow symbols indicate censored values.

Within Limit

Prediction Limit

Intrawell Non-parametric

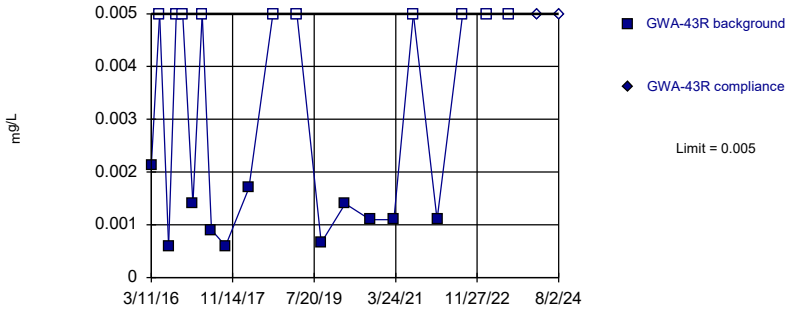

Non-parametric test used in lieu of parametric prediction limit because the Shapiro Wilk normality test showed the data to be non-normal at the 0.01 alpha level. Limit is highest of 21 background values. 47.62% NDs. Well-constituent pair annual alpha = 0.007982. Individual comparison alpha = 0.003999 (1 of 2).

Constituent: Chromium Analysis Run 9/11/2024 10:48 AM View: Appendix I Intrawell
Plant Bowen Client: Southern Company Data: Bowen 1, 2, 9, and 10

Sanitas™ v.10.0.20 Software licensed to Groundwater Stats Consulting. UG
Hollow symbols indicate censored values.

Within Limit

Prediction Limit

Intrawell Non-parametric

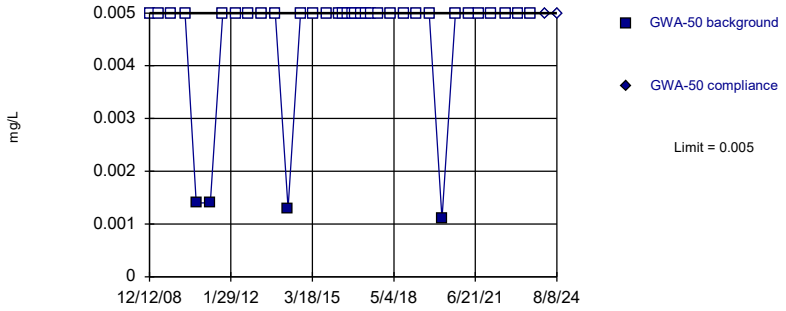

Non-parametric test used in lieu of parametric prediction limit because censored data exceeded 50%. Limit is highest of 36 background values. 88.89% NDs. Well-constituent pair annual alpha = 0.002856. Individual comparison alpha = 0.001429 (1 of 2).

Constituent: Chromium Analysis Run 9/11/2024 10:48 AM View: Appendix I Intrawell
Plant Bowen Client: Southern Company Data: Bowen 1, 2, 9, and 10

Sanitas™ v.10.0.20 Software licensed to Groundwater Stats Consulting. UG
Hollow symbols indicate censored values.

Within Limit

Prediction Limit

Intrawell Non-parametric

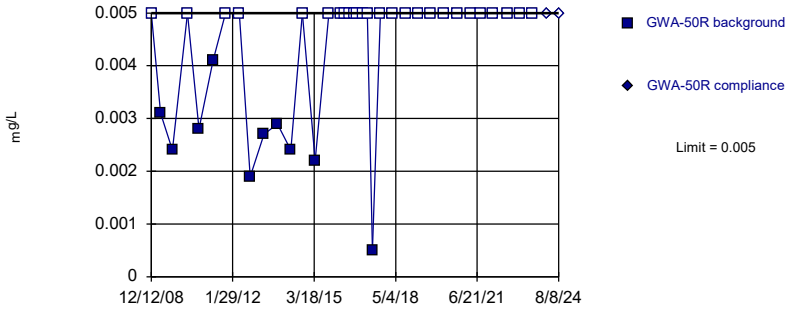

Non-parametric test used in lieu of parametric prediction limit because censored data exceeded 50%. Limit is highest of 36 background values. 72.22% NDs. Well-constituent pair annual alpha = 0.002856. Individual comparison alpha = 0.001429 (1 of 2).

Constituent: Chromium Analysis Run 9/11/2024 10:48 AM View: Appendix I Intrawell
Plant Bowen Client: Southern Company Data: Bowen 1, 2, 9, and 10

Sanitas™ v.10.0.20 Software licensed to Groundwater Stats Consulting. UG
Hollow symbols indicate censored values.

Within Limit

Prediction Limit

Intrawell Non-parametric

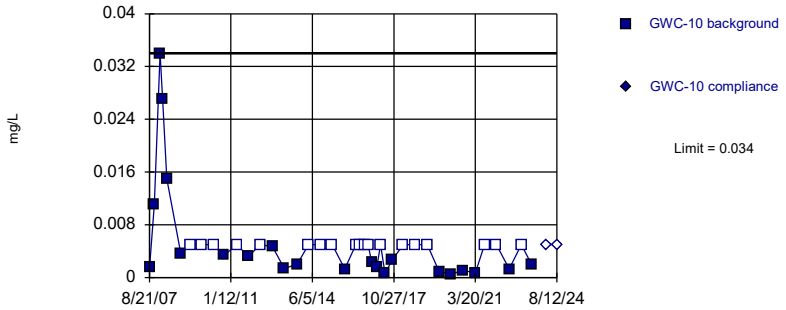

Non-parametric test used in lieu of parametric prediction limit because the Shapiro Wilk normality test showed the data to be non-normal at the 0.01 alpha level. Limit is highest of 41 background values. 46.34% NDs. Well-constituent pair annual alpha = 0.002235. Individual comparison alpha = 0.001118 (1 of 2).

Constituent: Chromium Analysis Run 9/11/2024 10:48 AM View: Appendix I Intrawell
Plant Bowen Client: Southern Company Data: Bowen 1, 2, 9, and 10

Sanitas™ v.10.0.20 Software licensed to Groundwater Stats Consulting. UG
Hollow symbols indicate censored values.

Within Limit

Prediction Limit

Intrawell Non-parametric

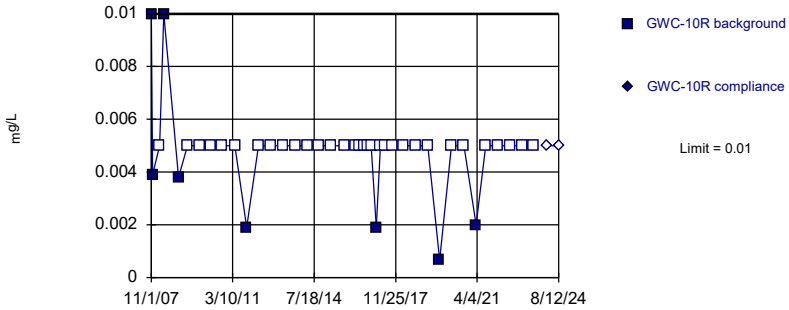

Non-parametric test used in lieu of parametric prediction limit because censored data exceeded 50%. Limit is highest of 40 background values. 80% NDs. Well-constituent pair annual alpha = 0.002316. Individual comparison alpha = 0.001159 (1 of 2).

Constituent: Chromium Analysis Run 9/11/2024 10:48 AM View: Appendix I Intrawell
Plant Bowen Client: Southern Company Data: Bowen 1, 2, 9, and 10

Sanitas™ v.10.0.20 Software licensed to Groundwater Stats Consulting. UG
Hollow symbols indicate censored values.

Within Limit

Prediction Limit

Intrawell Parametric

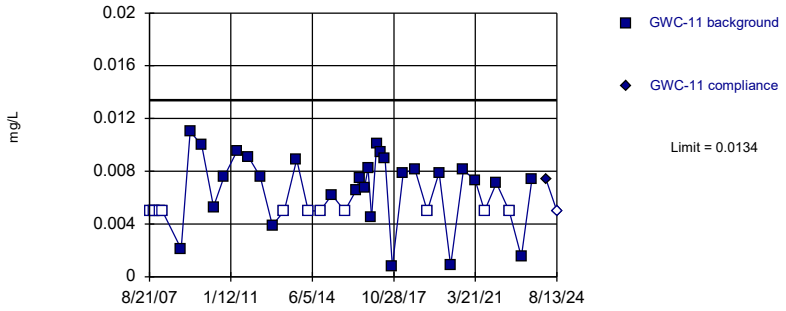

Background Data Summary (after Kaplan-Meier Adjustment): Mean=0.005248, Std. Dev.=0.003239, n=41, 29.27% NDs. Normality test: Shapiro Wilk @alpha = 0.01, calculated = 0.9432, critical = 0.92. Kappa = 2.516 (c=16, w=26, 1 of 2, event alpha = 0.05132). Report alpha = 0.0001266.

Constituent: Chromium Analysis Run 9/11/2024 10:48 AM View: Appendix I Intrawell
Plant Bowen Client: Southern Company Data: Bowen 1, 2, 9, and 10

Sanitas™ v.10.0.20 Software licensed to Groundwater Stats Consulting. UG
Hollow symbols indicate censored values.

Within Limit

Prediction Limit

Intrawell Parametric

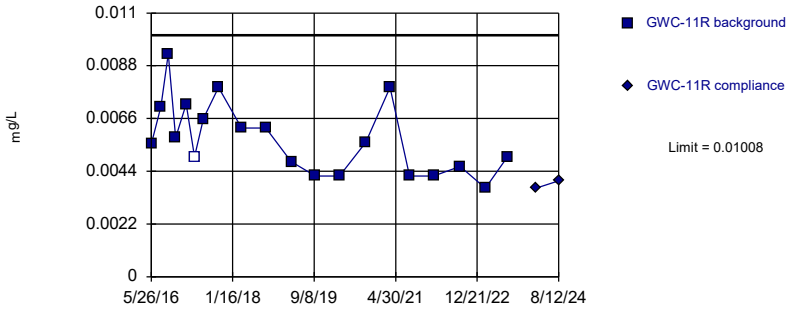

Background Data Summary: Mean=0.005761, Std. Dev.=0.001524, n=20, 5% NDs. Normality test: Shapiro Wilk @alpha = 0.01, calculated = 0.9372, critical = 0.868. Kappa = 2.832 (c=16, w=26, 1 of 2, event alpha = 0.05132). Report alpha = 0.0001266.

Constituent: Chromium Analysis Run 9/11/2024 10:48 AM View: Appendix I Intrawell
Plant Bowen Client: Southern Company Data: Bowen 1, 2, 9, and 10

Sanitas™ v.10.0.20 Software licensed to Groundwater Stats Consulting. UG
Hollow symbols indicate censored values.

Within Limit

Prediction Limit

Intrawell Non-parametric

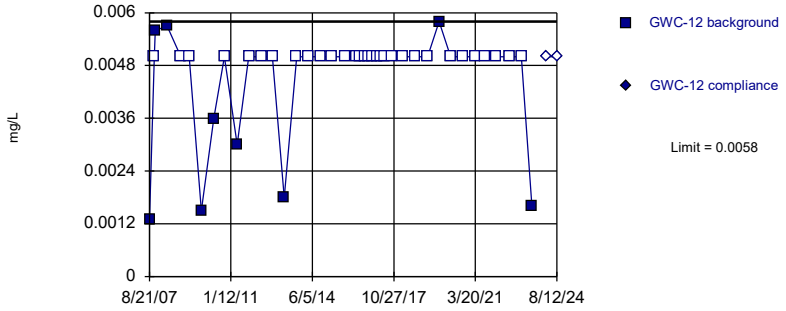

Non-parametric test used in lieu of parametric prediction limit because censored data exceeded 50%. Limit is highest of 40 background values. 77.5% NDs. Well-constituent pair annual alpha = 0.002316. Individual comparison alpha = 0.001159 (1 of 2).

Constituent: Chromium Analysis Run 9/11/2024 10:48 AM View: Appendix I Intrawell
Plant Bowen Client: Southern Company Data: Bowen 1, 2, 9, and 10

Sanitas™ v.10.0.20 Software licensed to Groundwater Stats Consulting. UG

Within Limit

Prediction Limit

Intrawell Parametric

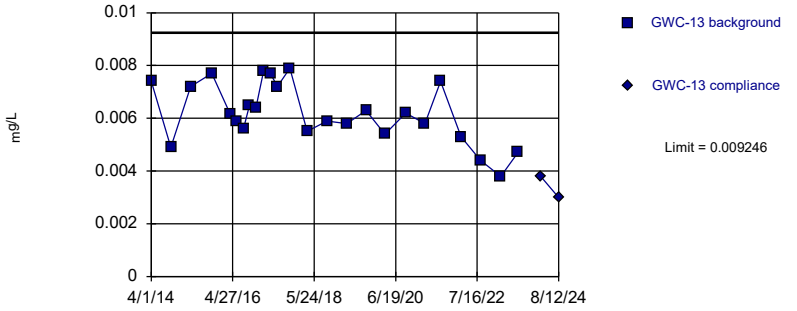

Background Data Summary: Mean=0.006193, Std. Dev.=0.001131, n=25. Normality test: Shapiro Wilk @alpha = 0.01, calculated = 0.958, critical = 0.888. Kappa = 2.698 (c=16, w=26, 1 of 2, event alpha = 0.05132). Report alpha = 0.0001266.

Constituent: Chromium Analysis Run 9/11/2024 10:48 AM View: Appendix I Intrawell
Plant Bowen Client: Southern Company Data: Bowen 1, 2, 9, and 10

Sanitas™ v.10.0.20 Software licensed to Groundwater Stats Consulting. UG
Hollow symbols indicate censored values.

Within Limit

Prediction Limit

Intrawell Non-parametric

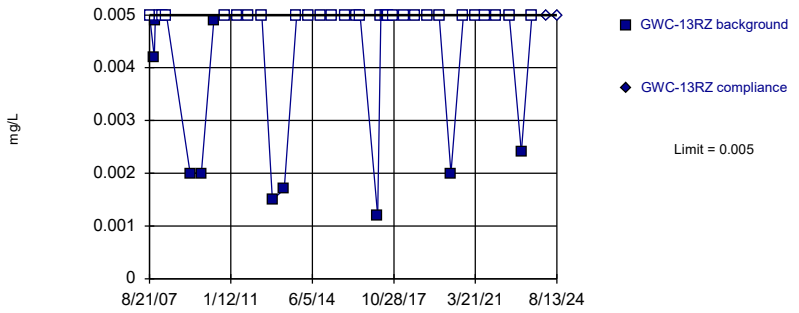

Non-parametric test used in lieu of parametric prediction limit because censored data exceeded 50%. Limit is highest of 41 background values. 75.61% NDs. Well-constituent pair annual alpha = 0.002235. Individual comparison alpha = 0.001118 (1 of 2).

Constituent: Chromium Analysis Run 9/11/2024 10:48 AM View: Appendix I Intrawell
Plant Bowen Client: Southern Company Data: Bowen 1, 2, 9, and 10

Sanitas™ v.10.0.20 Software licensed to Groundwater Stats Consulting. UG
Hollow symbols indicate censored values.

Within Limit

Prediction Limit

Intrawell Non-parametric

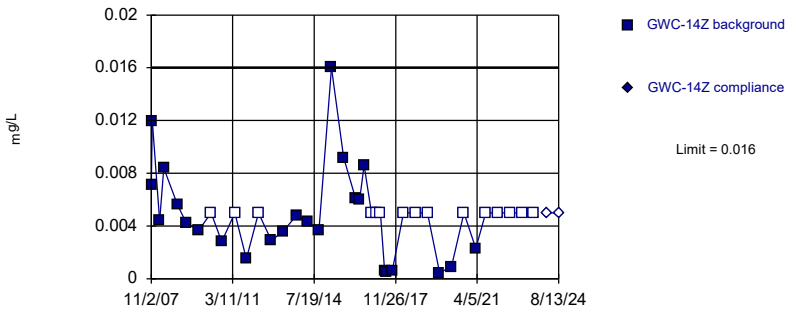

Non-parametric test used in lieu of parametric prediction limit because the Shapiro Wilk normality test showed the data to be non-normal at the 0.01 alpha level. Limit is highest of 40 background values. 37.5% NDs. Well-constituent pair annual alpha = 0.002316. Individual comparison alpha = 0.001159 (1 of 2).

Constituent: Chromium Analysis Run 9/11/2024 10:48 AM View: Appendix I Intrawell
Plant Bowen Client: Southern Company Data: Bowen 1, 2, 9, and 10

Sanitas™ v.10.0.20 Software licensed to Groundwater Stats Consulting. UG
Hollow symbols indicate censored values.

Within Limit

Prediction Limit

Intrawell Non-parametric

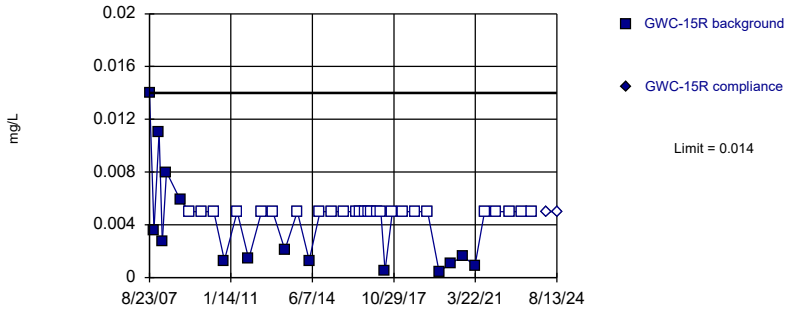

Non-parametric test used in lieu of parametric prediction limit because censored data exceeded 50%. Limit is highest of 41 background values. 63.41% NDs. Well-constituent pair annual alpha = 0.002235. Individual comparison alpha = 0.001118 (1 of 2).

Constituent: Chromium Analysis Run 9/11/2024 10:48 AM View: Appendix I Intrawell
Plant Bowen Client: Southern Company Data: Bowen 1, 2, 9, and 10

Sanitas™ v.10.0.20 Software licensed to Groundwater Stats Consulting. UG
Hollow symbols indicate censored values.

Within Limit

Prediction Limit

Intrawell Non-parametric

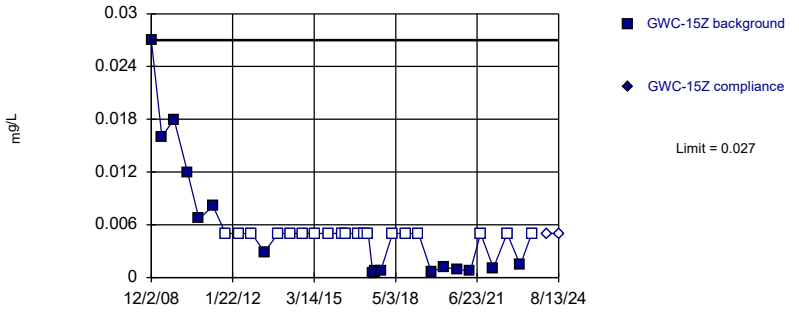

Non-parametric test used in lieu of parametric prediction limit because censored data exceeded 50%. Limit is highest of 36 background values. 52.78% NDs. Well-constituent pair annual alpha = 0.002856. Individual comparison alpha = 0.001429 (1 of 2).

Constituent: Chromium Analysis Run 9/11/2024 10:48 AM View: Appendix I Intrawell
Plant Bowen Client: Southern Company Data: Bowen 1, 2, 9, and 10

Sanitas™ v.10.0.20 Software licensed to Groundwater Stats Consulting. UG
Hollow symbols indicate censored values.

Within Limit

Prediction Limit

Intrawell Non-parametric

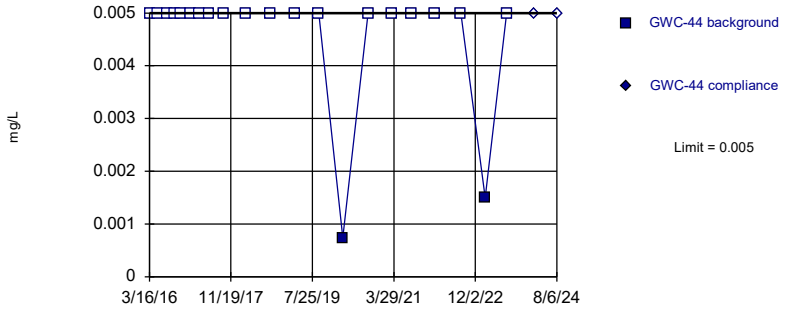

Non-parametric test used in lieu of parametric prediction limit because censored data exceeded 50%. Limit is highest of 21 background values. 90.48% NDs. Well-constituent pair annual alpha = 0.007982. Individual comparison alpha = 0.003999 (1 of 2).

Constituent: Chromium Analysis Run 9/11/2024 10:48 AM View: Appendix I Intrawell
Plant Bowen Client: Southern Company Data: Bowen 1, 2, 9, and 10

Sanitas™ v.10.0.20 Software licensed to Groundwater Stats Consulting. UG
Hollow symbols indicate censored values.

Within Limit

Prediction Limit

Intrawell Non-parametric

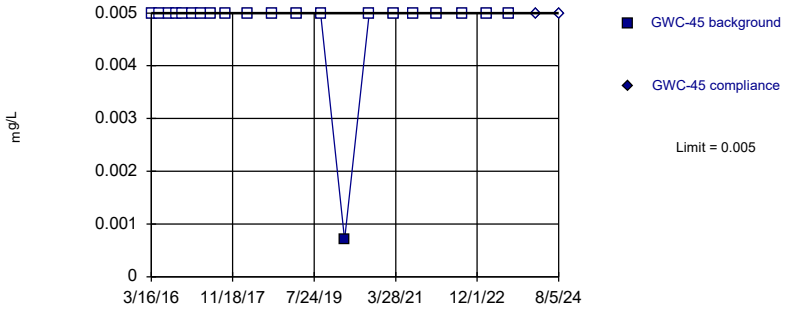

Non-parametric test used in lieu of parametric prediction limit because censored data exceeded 50%. Limit is highest of 21 background values. 95.24% NDs. Well-constituent pair annual alpha = 0.007982. Individual comparison alpha = 0.003999 (1 of 2).

Constituent: Chromium Analysis Run 9/11/2024 10:49 AM View: Appendix I Intrawell
Plant Bowen Client: Southern Company Data: Bowen 1, 2, 9, and 10

Sanitas™ v.10.0.20 Software licensed to Groundwater Stats Consulting. UG
Hollow symbols indicate censored values.

Within Limit

Prediction Limit

Intrawell Non-parametric

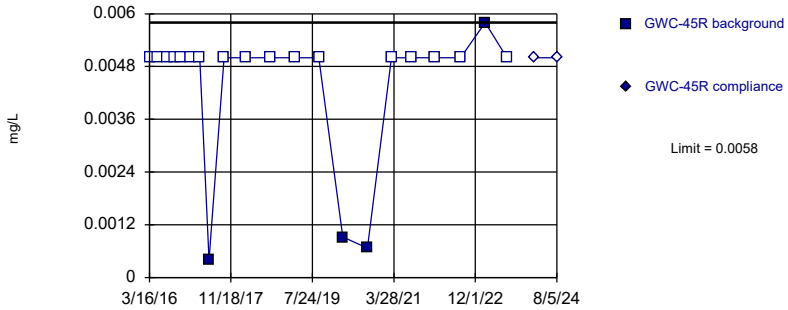

Non-parametric test used in lieu of parametric prediction limit because censored data exceeded 50%. Limit is highest of 21 background values. 80.95% NDs. Well-constituent pair annual alpha = 0.007982. Individual comparison alpha = 0.003999 (1 of 2).

Constituent: Chromium Analysis Run 9/11/2024 10:49 AM View: Appendix I Intrawell
Plant Bowen Client: Southern Company Data: Bowen 1, 2, 9, and 10

Sanitas™ v.10.0.20 Software licensed to Groundwater Stats Consulting. UG
Hollow symbols indicate censored values.

Within Limit

Prediction Limit

Intrawell Parametric

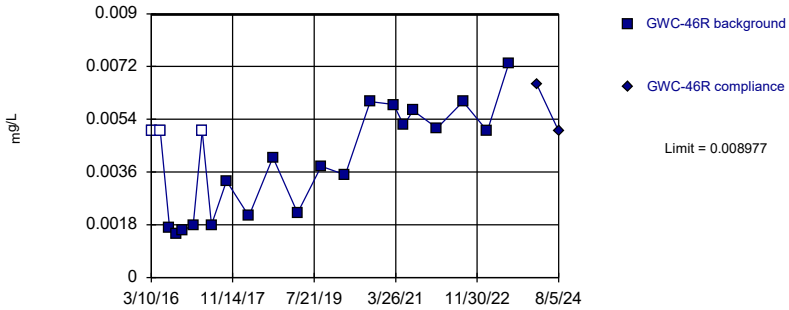

Background Data Summary: Mean=0.004027, Std. Dev.=0.001781, n=22, 13.64% NDs. Normality test: Shapiro Wilk @alpha = 0.01, calculated = 0.912, critical = 0.878. Kappa = 2.778 (c=16, w=26, 1 of 2, event alpha = 0.05132). Report alpha = 0.0001266.

Constituent: Chromium Analysis Run 9/11/2024 10:49 AM View: Appendix I Intrawell
Plant Bowen Client: Southern Company Data: Bowen 1, 2, 9, and 10

Sanitas™ v.10.0.20 Software licensed to Groundwater Stats Consulting. UG
Hollow symbols indicate censored values.

Within Limit

Prediction Limit

Intrawell Parametric

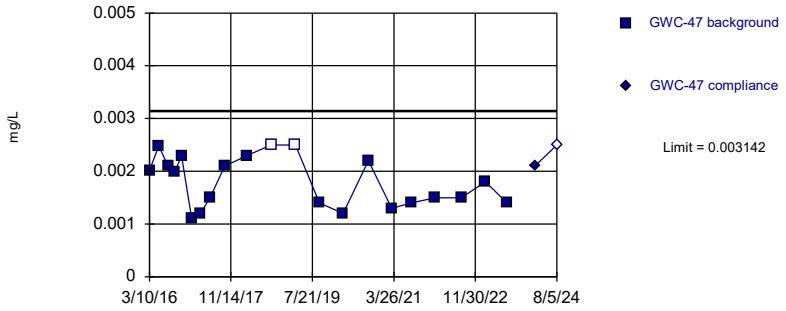

Background Data Summary: Mean=0.0018, Std. Dev.=0.0004786, n=21, 9.524% NDs. Normality test: Shapiro Wilk @alpha = 0.01, calculated = 0.908, critical = 0.873. Kappa = 2.805 (c=16, w=26, 1 of 2, event alpha = 0.05132). Report alpha = 0.0001266.

Constituent: Chromium Analysis Run 9/11/2024 10:49 AM View: Appendix I Intrawell
Plant Bowen Client: Southern Company Data: Bowen 1, 2, 9, and 10

Sanitas™ v.10.0.20 Software licensed to Groundwater Stats Consulting. UG
Hollow symbols indicate censored values.

Within Limit

Prediction Limit

Intrawell Non-parametric

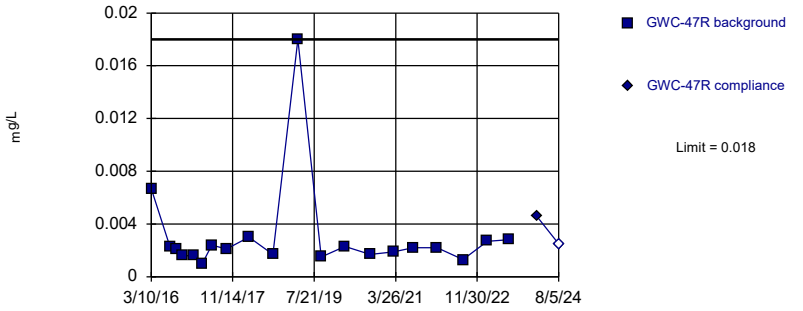

Non-parametric test used in lieu of parametric prediction limit because the Shapiro Wilk normality test showed the data to be non-normal at the 0.01 alpha level. Limit is highest of 20 background values. Well-constituent pair annual alpha = 0.008564. Individual comparison alpha = 0.004291 (1 of 2).

Constituent: Chromium Analysis Run 9/11/2024 10:49 AM View: Appendix I Intrawell
Plant Bowen Client: Southern Company Data: Bowen 1, 2, 9, and 10

Sanitas™ v.10.0.20 Software licensed to Groundwater Stats Consulting. UG
Hollow symbols indicate censored values.

Within Limit

Prediction Limit

Intrawell Non-parametric

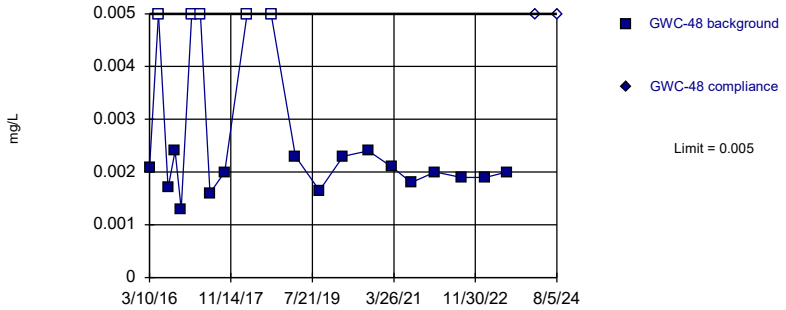

Non-parametric test used in lieu of parametric prediction limit because the Shapiro Wilk normality test showed the data to be non-normal at the 0.01 alpha level. Limit is highest of 21 background values. 23.81% NDs. Well-constituent pair annual alpha = 0.007982. Individual comparison alpha = 0.003999 (1 of 2).

Constituent: Chromium Analysis Run 9/11/2024 10:49 AM View: Appendix I Intrawell
Plant Bowen Client: Southern Company Data: Bowen 1, 2, 9, and 10

Sanitas™ v.10.0.20 Software licensed to Groundwater Stats Consulting. UG
Hollow symbols indicate censored values.

Within Limit

Prediction Limit

Intrawell Non-parametric

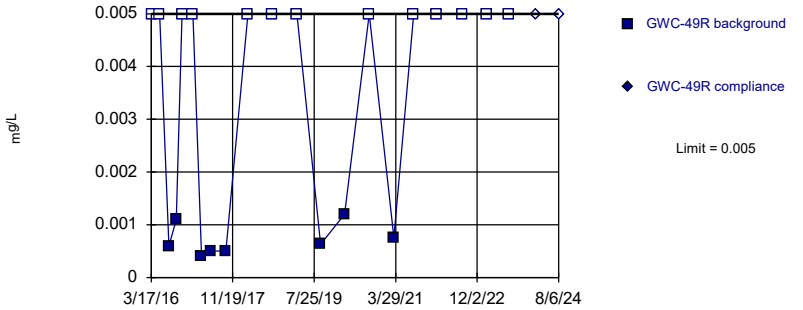

Non-parametric test used in lieu of parametric prediction limit because censored data exceeded 50%. Limit is highest of 21 background values. 61.9% NDs. Well-constituent pair annual alpha = 0.007982. Individual comparison alpha = 0.003999 (1 of 2).

Constituent: Chromium Analysis Run 9/11/2024 10:49 AM View: Appendix I Intrawell
Plant Bowen Client: Southern Company Data: Bowen 1, 2, 9, and 10

Sanitas™ v.10.0.20 Software licensed to Groundwater Stats Consulting. UG
Hollow symbols indicate censored values.

Within Limit

Prediction Limit

Intrawell Non-parametric

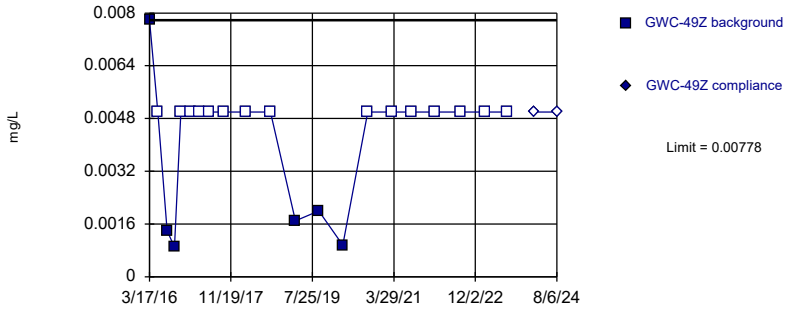

Non-parametric test used in lieu of parametric prediction limit because censored data exceeded 50%. Limit is highest of 21 background values. 71.43% NDs. Well-constituent pair annual alpha = 0.007982. Individual comparison alpha = 0.003999 (1 of 2).

Constituent: Chromium Analysis Run 9/11/2024 10:49 AM View: Appendix I Intrawell
Plant Bowen Client: Southern Company Data: Bowen 1, 2, 9, and 10

Sanitas™ v.10.0.20 Software licensed to Groundwater Stats Consulting. UG
Hollow symbols indicate censored values.

Within Limit

Prediction Limit

Intrawell Non-parametric

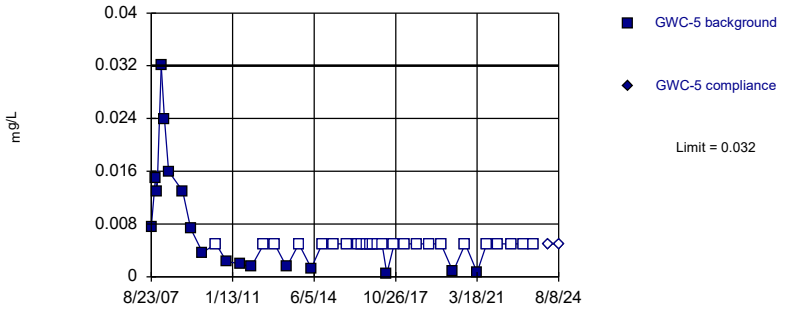

Non-parametric test used in lieu of parametric prediction limit because censored data exceeded 50%. Limit is highest of 42 background values. 59.52% NDs. Well-constituent pair annual alpha = 0.002154. Individual comparison alpha = 0.001077 (1 of 2).

Constituent: Chromium Analysis Run 9/11/2024 10:49 AM View: Appendix I Intrawell
Plant Bowen Client: Southern Company Data: Bowen 1, 2, 9, and 10

Sanitas™ v.10.0.20 Software licensed to Groundwater Stats Consulting. UG
Hollow symbols indicate censored values.

Within Limit

Prediction Limit

Intrawell Non-parametric

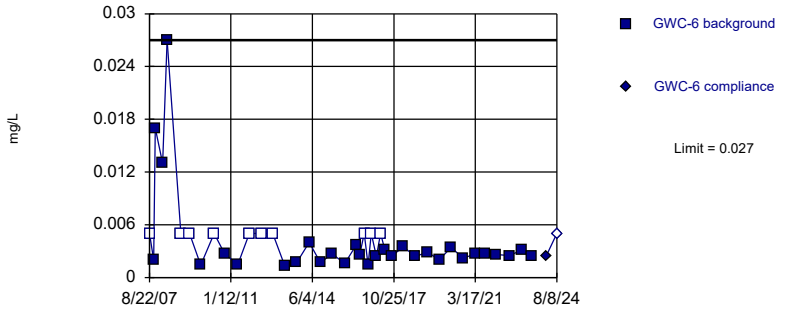

Non-parametric test used in lieu of parametric prediction limit because the Shapiro Wilk normality test showed the data to be non-normal at the 0.01 alpha level. Limit is highest of 41 background values. 24.39% NDs. Well-constituent pair annual alpha = 0.002235. Individual comparison alpha = 0.001118 (1 of 2).

Constituent: Chromium Analysis Run 9/11/2024 10:49 AM View: Appendix I Intrawell
Plant Bowen Client: Southern Company Data: Bowen 1, 2, 9, and 10

Sanitas™ v.10.0.20 Software licensed to Groundwater Stats Consulting. UG
Hollow symbols indicate censored values.

Within Limit

Prediction Limit

Intrawell Non-parametric

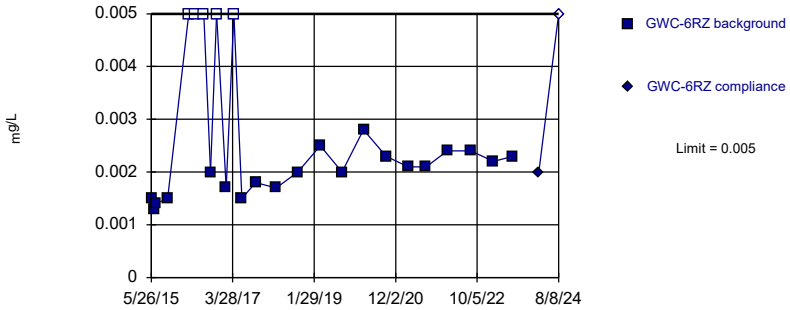

Non-parametric test used in lieu of parametric prediction limit because the Shapiro Wilk normality test showed the data to be non-normal at the 0.01 alpha level. Limit is highest of 25 background values. 20% NDs. Well-constituent pair annual alpha = 0.005656. Individual comparison alpha = 0.002832 (1 of 2).

Constituent: Chromium Analysis Run 9/11/2024 10:49 AM View: Appendix I Intrawell
Plant Bowen Client: Southern Company Data: Bowen 1, 2, 9, and 10

Sanitas™ v.10.0.20 Software licensed to Groundwater Stats Consulting. UG
Hollow symbols indicate censored values.

Within Limit

Prediction Limit

Intrawell Non-parametric

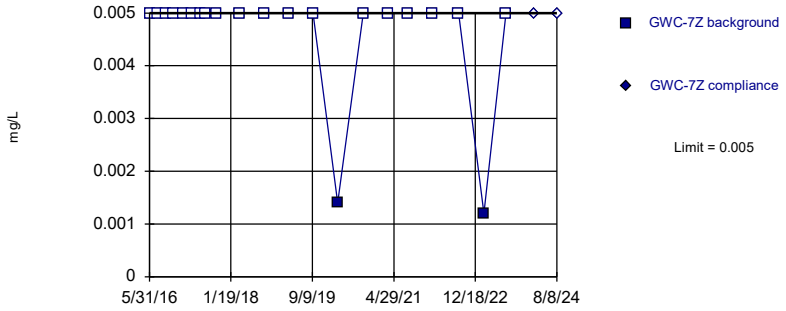

Non-parametric test used in lieu of parametric prediction limit because censored data exceeded 50%. Limit is highest of 21 background values. 90.48% NDs. Well-constituent pair annual alpha = 0.007982. Individual comparison alpha = 0.003999 (1 of 2).

Constituent: Chromium Analysis Run 9/11/2024 10:49 AM View: Appendix I Intrawell
Plant Bowen Client: Southern Company Data: Bowen 1, 2, 9, and 10

Sanitas™ v.10.0.20 Software licensed to Groundwater Stats Consulting. UG
Hollow symbols indicate censored values.

Within Limit

Prediction Limit

Intrawell Non-parametric

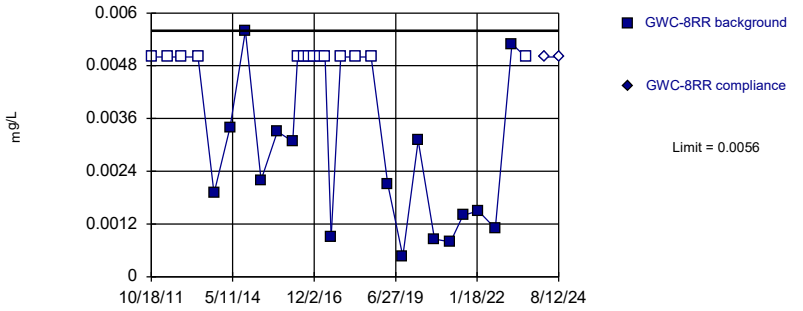

Non-parametric test used in lieu of parametric prediction limit because the Shapiro Wilk normality test showed the data to be non-normal at the 0.01 alpha level. Limit is highest of 30 background values. 46.67% NDs. Well-constituent pair annual alpha = 0.004011. Individual comparison alpha = 0.002008 (1 of 2).

Constituent: Chromium Analysis Run 9/11/2024 10:49 AM View: Appendix I Intrawell
Plant Bowen Client: Southern Company Data: Bowen 1, 2, 9, and 10

Sanitas™ v.10.0.20 Software licensed to Groundwater Stats Consulting. UG
Hollow symbols indicate censored values.

Within Limit

Prediction Limit

Intrawell Non-parametric

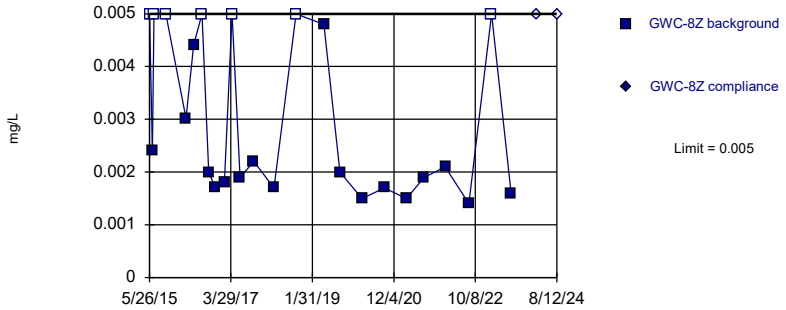

Non-parametric test used in lieu of parametric prediction limit because the Shapiro Wilk normality test showed the data to be non-normal at the 0.01 alpha level. Limit is highest of 25 background values. 28% NDs. Well-constituent pair annual alpha = 0.005656. Individual comparison alpha = 0.002832 (1 of 2).

Constituent: Chromium Analysis Run 9/11/2024 10:49 AM View: Appendix I Intrawell
Plant Bowen Client: Southern Company Data: Bowen 1, 2, 9, and 10

Sanitas™ v.10.0.20 Software licensed to Groundwater Stats Consulting. UG
Hollow symbols indicate censored values.

Within Limit

Prediction Limit

Intrawell Non-parametric

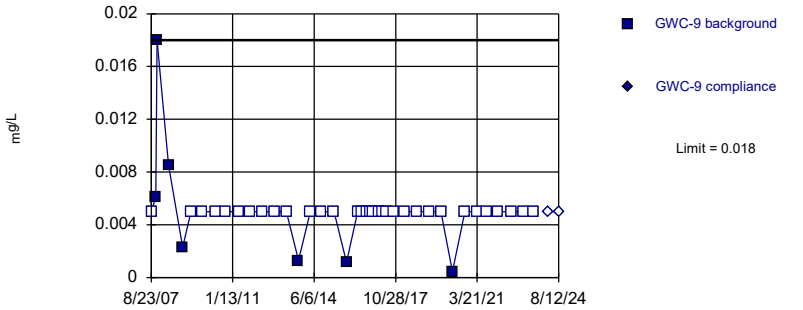

Non-parametric test used in lieu of parametric prediction limit because censored data exceeded 50%. Limit is highest of 40 background values. 82.5% NDs. Well-constituent pair annual alpha = 0.002316. Individual comparison alpha = 0.001159 (1 of 2).

Constituent: Chromium Analysis Run 9/11/2024 10:49 AM View: Appendix I Intrawell
Plant Bowen Client: Southern Company Data: Bowen 1, 2, 9, and 10

Sanitas™ v.10.0.20 Software licensed to Groundwater Stats Consulting. UG
Hollow symbols indicate censored values.

Within Limit

Prediction Limit

Intrawell Non-parametric

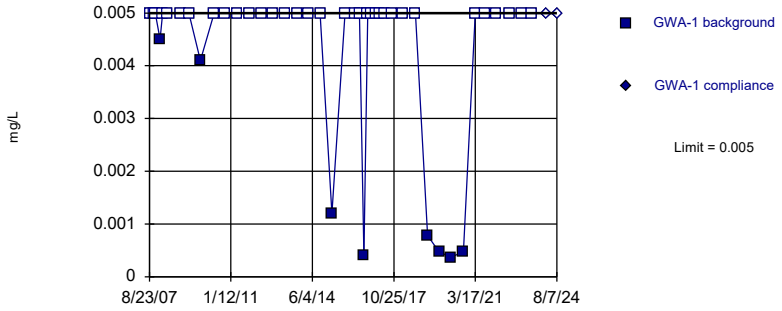

Non-parametric test used in lieu of parametric prediction limit because censored data exceeded 50%. Limit is highest of 42 background values. 80.95% NDs. Well-constituent pair annual alpha = 0.002154. Individual comparison alpha = 0.001077 (1 of 2).

Constituent: Cobalt Analysis Run 9/11/2024 10:49 AM View: Appendix I Intrawell
Plant Bowen Client: Southern Company Data: Bowen 1, 2, 9, and 10

Sanitas™ v.10.0.20 Software licensed to Groundwater Stats Consulting. UG
Hollow symbols indicate censored values.

Within Limit

Prediction Limit

Intrawell Non-parametric

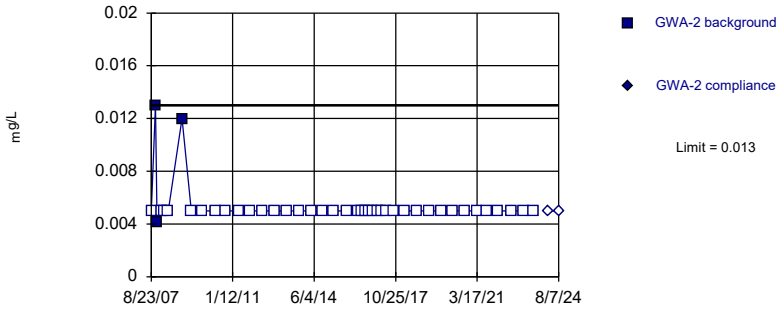

Non-parametric test used in lieu of parametric prediction limit because censored data exceeded 50%. Limit is highest of 42 background values. 92.86% NDs. Well-constituent pair annual alpha = 0.002154. Individual comparison alpha = 0.001077 (1 of 2).

Constituent: Cobalt Analysis Run 9/11/2024 10:49 AM View: Appendix I Intrawell
Plant Bowen Client: Southern Company Data: Bowen 1, 2, 9, and 10

Sanitas™ v.10.0.20 Software licensed to Groundwater Stats Consulting. UG
Hollow symbols indicate censored values.

Within Limit

Prediction Limit

Intrawell Non-parametric

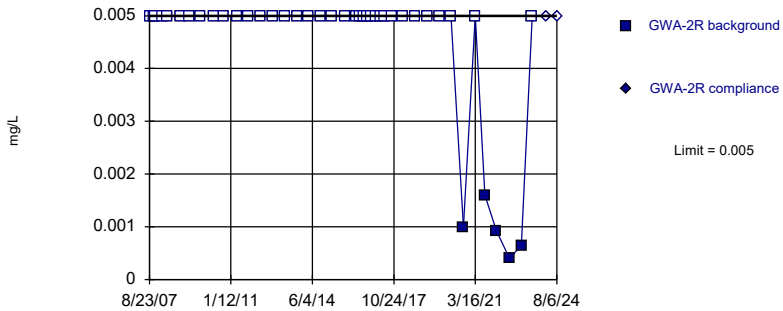

Non-parametric test used in lieu of parametric prediction limit because censored data exceeded 50%. Limit is highest of 41 background values. 87.8% NDs. Well-constituent pair annual alpha = 0.002235. Individual comparison alpha = 0.001118 (1 of 2).

Constituent: Cobalt Analysis Run 9/11/2024 10:49 AM View: Appendix I Intrawell
Plant Bowen Client: Southern Company Data: Bowen 1, 2, 9, and 10

Sanitas™ v.10.0.20 Software licensed to Groundwater Stats Consulting. UG
Hollow symbols indicate censored values.

Within Limit

Prediction Limit

Intrawell Non-parametric

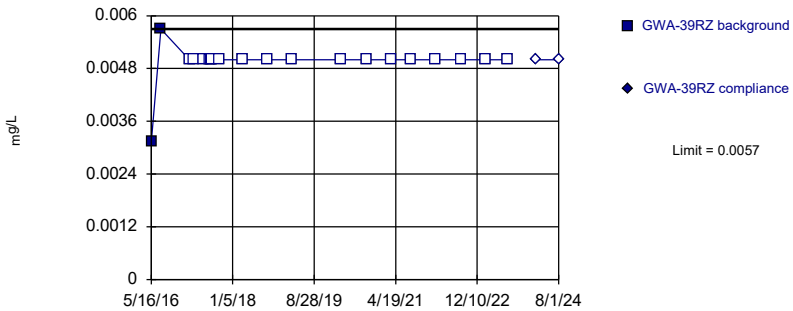

Non-parametric test used in lieu of parametric prediction limit because censored data exceeded 50%. Limit is highest of 20 background values. 90% NDs. Well-constituent pair annual alpha = 0.008564. Individual comparison alpha = 0.004291 (1 of 2).

Constituent: Cobalt Analysis Run 9/11/2024 10:49 AM View: Appendix I Intrawell
Plant Bowen Client: Southern Company Data: Bowen 1, 2, 9, and 10

Sanitas™ v.10.0.20 Software licensed to Groundwater Stats Consulting. UG
Hollow symbols indicate censored values.

Within Limit

Prediction Limit

Intrawell Parametric

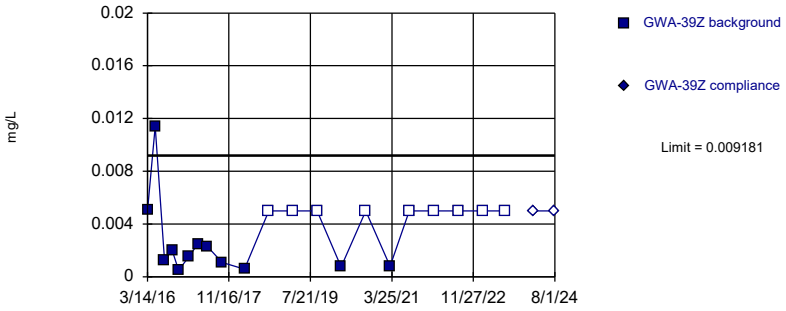

Background Data Summary (based on cube root transformation) (after Kaplan-Meier Adjustment): Mean=0.1154, Std. Dev.=0.03352, n=21, 42.86% NDs. Normality test: Shapiro Wilk @alpha = 0.01, calculated = 0.8773, critical = 0.873. Kappa = 2.805 (c=16, w=26, 1 of 2, event alpha = 0.05132). Report alpha = 0.0001266.

Constituent: Cobalt Analysis Run 9/11/2024 10:49 AM View: Appendix I Intrawell

Plant Bowen Client: Southern Company Data: Bowen 1, 2, 9, and 10

Sanitas™ v.10.0.20 Software licensed to Groundwater Stats Consulting. UG
Hollow symbols indicate censored values.

Within Limit

Prediction Limit

Intrawell Non-parametric

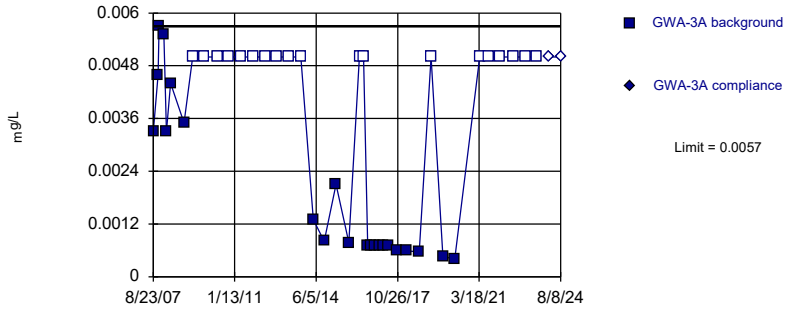

Non-parametric test used in lieu of parametric prediction limit because the Shapiro Wilk normality test showed the data to be non-normal at the 0.01 alpha level. Limit is highest of 41 background values. 46.34% NDs. Well-constituent pair annual alpha = 0.002235. Individual comparison alpha = 0.001118 (1 of 2).

Constituent: Cobalt Analysis Run 9/11/2024 10:49 AM View: Appendix I Intrawell

Plant Bowen Client: Southern Company Data: Bowen 1, 2, 9, and 10

Sanitas™ v.10.0.20 Software licensed to Groundwater Stats Consulting. UG
Hollow symbols indicate censored values.

Within Limit

Prediction Limit

Intrawell Non-parametric

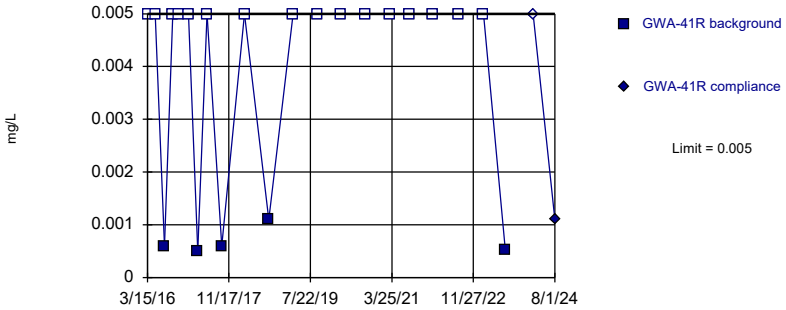

Non-parametric test used in lieu of parametric prediction limit because censored data exceeded 50%. Limit is highest of 21 background values. 76.19% NDs. Well-constituent pair annual alpha = 0.007982. Individual comparison alpha = 0.003999 (1 of 2).

Constituent: Cobalt Analysis Run 9/11/2024 10:49 AM View: Appendix I Intrawell

Plant Bowen Client: Southern Company Data: Bowen 1, 2, 9, and 10

Sanitas™ v.10.0.20 Software licensed to Groundwater Stats Consulting. UG
Hollow symbols indicate censored values.

Within Limit

Prediction Limit

Intrawell Non-parametric

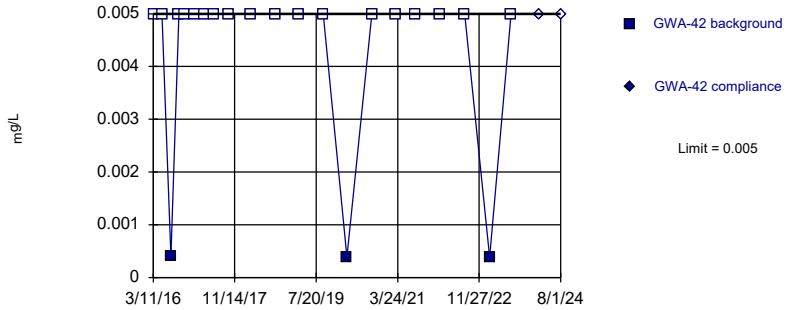

Non-parametric test used in lieu of parametric prediction limit because censored data exceeded 50%. Limit is highest of 21 background values. 85.71% NDs. Well-constituent pair annual alpha = 0.007982. Individual comparison alpha = 0.003999 (1 of 2).

Constituent: Cobalt Analysis Run 9/11/2024 10:49 AM View: Appendix I Intrawell

Plant Bowen Client: Southern Company Data: Bowen 1, 2, 9, and 10

Sanitas™ v.10.0.20 Software licensed to Groundwater Stats Consulting. UG
Hollow symbols indicate censored values.

Within Limit

Prediction Limit

Intrawell Non-parametric

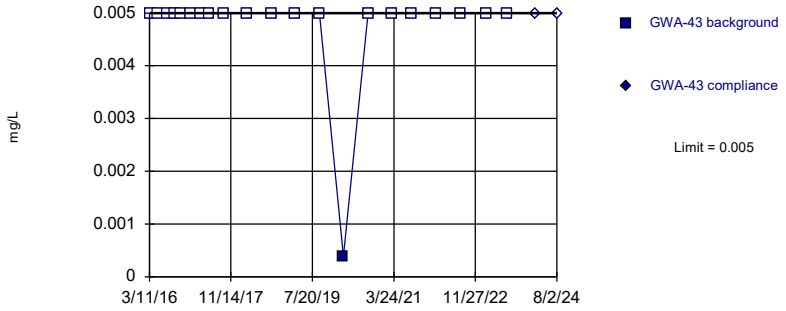

Non-parametric test used in lieu of parametric prediction limit because censored data exceeded 50%. Limit is highest of 21 background values. 95.24% NDs. Well-constituent pair annual alpha = 0.007982. Individual comparison alpha = 0.003999 (1 of 2).

Constituent: Cobalt Analysis Run 9/11/2024 10:49 AM View: Appendix I Intrawell
Plant Bowen Client: Southern Company Data: Bowen 1, 2, 9, and 10

Sanitas™ v.10.0.20 Software licensed to Groundwater Stats Consulting. UG
Hollow symbols indicate censored values.

Within Limit

Prediction Limit

Intrawell Parametric

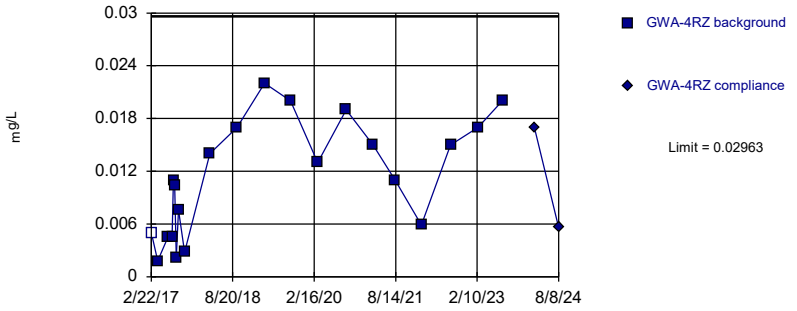

Background Data Summary: Mean=0.01137, Std. Dev.=0.00651, n=21, 4.762% NDs. Normality test: Shapiro Wilk @alpha = 0.01, calculated = 0.9396, critical = 0.873. Kappa = 2.805 (c=16, w=26, 1 of 2, event alpha = 0.05132). Report alpha = 0.0001266.

Constituent: Cobalt Analysis Run 9/11/2024 10:49 AM View: Appendix I Intrawell
Plant Bowen Client: Southern Company Data: Bowen 1, 2, 9, and 10

Sanitas™ v.10.0.20 Software licensed to Groundwater Stats Consulting. UG
Hollow symbols indicate censored values.

Within Limit

Prediction Limit

Intrawell Non-parametric

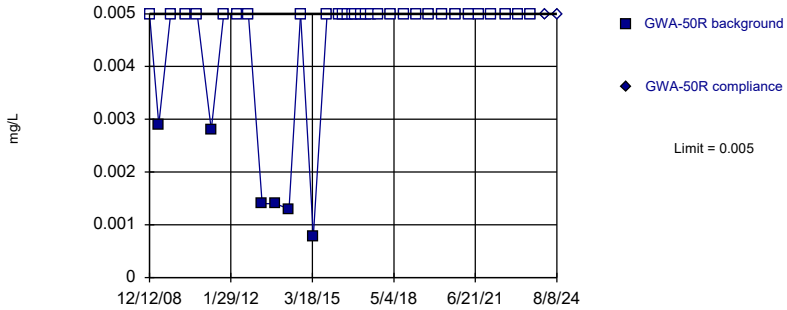

Non-parametric test used in lieu of parametric prediction limit because censored data exceeded 50%. Limit is highest of 36 background values. 83.33% NDs. Well-constituent pair annual alpha = 0.002856. Individual comparison alpha = 0.001429 (1 of 2).

Constituent: Cobalt Analysis Run 9/11/2024 10:49 AM View: Appendix I Intrawell
Plant Bowen Client: Southern Company Data: Bowen 1, 2, 9, and 10

Sanitas™ v.10.0.20 Software licensed to Groundwater Stats Consulting. UG
Hollow symbols indicate censored values.

Within Limit

Prediction Limit

Intrawell Non-parametric

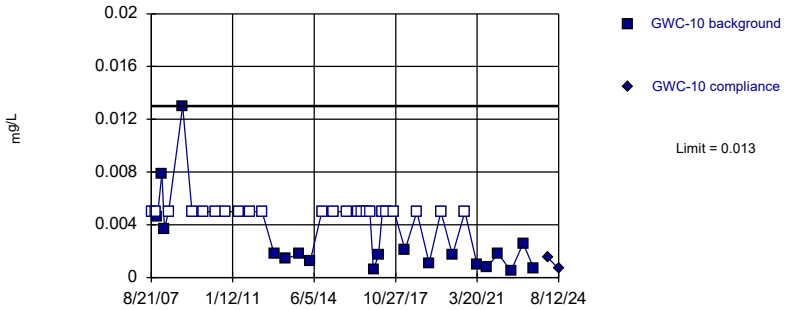

Non-parametric test used in lieu of parametric prediction limit because censored data exceeded 50%. Limit is highest of 42 background values. 54.76% NDs. Well-constituent pair annual alpha = 0.002154. Individual comparison alpha = 0.001077 (1 of 2).

Constituent: Cobalt Analysis Run 9/11/2024 10:49 AM View: Appendix I Intrawell
Plant Bowen Client: Southern Company Data: Bowen 1, 2, 9, and 10

Sanitas™ v.10.0.20 Software licensed to Groundwater Stats Consulting. UG
Hollow symbols indicate censored values.

Within Limit

Prediction Limit

Intrawell Non-parametric

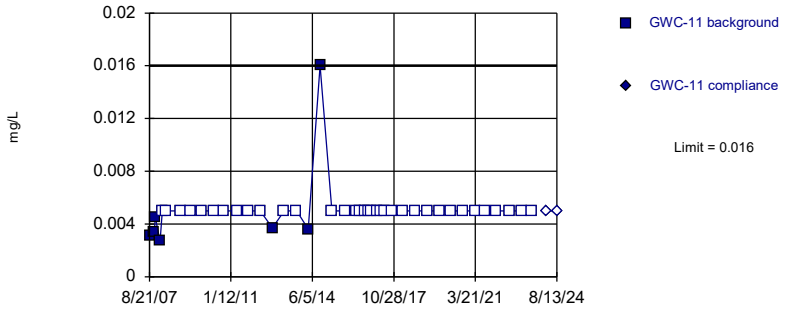

Non-parametric test used in lieu of parametric prediction limit because censored data exceeded 50%. Limit is highest of 42 background values. 83.33% NDs. Well-constituent pair annual alpha = 0.002154. Individual comparison alpha = 0.001077 (1 of 2).

Constituent: Cobalt Analysis Run 9/11/2024 10:50 AM View: Appendix I Intrawell
Plant Bowen Client: Southern Company Data: Bowen 1, 2, 9, and 10

Sanitas™ v.10.0.20 Software licensed to Groundwater Stats Consulting. UG
Hollow symbols indicate censored values.

Within Limit

Prediction Limit

Intrawell Non-parametric

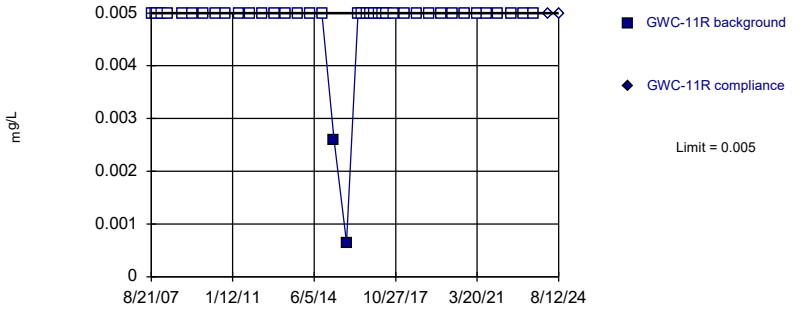

Non-parametric test used in lieu of parametric prediction limit because censored data exceeded 50%. Limit is highest of 41 background values. 95.12% NDs. Well-constituent pair annual alpha = 0.002235. Individual comparison alpha = 0.001118 (1 of 2).

Constituent: Cobalt Analysis Run 9/11/2024 10:50 AM View: Appendix I Intrawell
Plant Bowen Client: Southern Company Data: Bowen 1, 2, 9, and 10

Sanitas™ v.10.0.20 Software licensed to Groundwater Stats Consulting. UG
Hollow symbols indicate censored values.

Within Limit

Prediction Limit

Intrawell Non-parametric

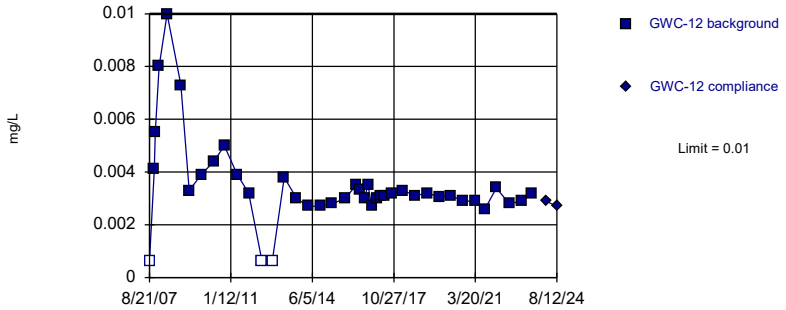

Non-parametric test used in lieu of parametric prediction limit because the Shapiro Wilk normality test showed the data to be non-normal at the 0.01 alpha level. Limit is highest of 41 background values. 7.317% NDs. Well-constituent pair annual alpha = 0.002235. Individual comparison alpha = 0.001118 (1 of 2).

Constituent: Cobalt Analysis Run 9/11/2024 10:50 AM View: Appendix I Intrawell
Plant Bowen Client: Southern Company Data: Bowen 1, 2, 9, and 10

Sanitas™ v.10.0.20 Software licensed to Groundwater Stats Consulting. UG
Hollow symbols indicate censored values.

Within Limit

Prediction Limit

Intrawell Non-parametric

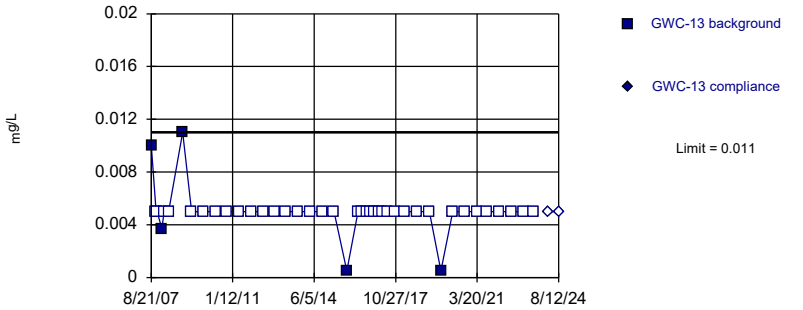

Non-parametric test used in lieu of parametric prediction limit because censored data exceeded 50%. Limit is highest of 42 background values. 88.1% NDs. Well-constituent pair annual alpha = 0.002154. Individual comparison alpha = 0.001077 (1 of 2).

Constituent: Cobalt Analysis Run 9/11/2024 10:50 AM View: Appendix I Intrawell
Plant Bowen Client: Southern Company Data: Bowen 1, 2, 9, and 10

Sanitas™ v.10.0.20 Software licensed to Groundwater Stats Consulting. UG
Hollow symbols indicate censored values.

Within Limit

Prediction Limit

Intrawell Non-parametric

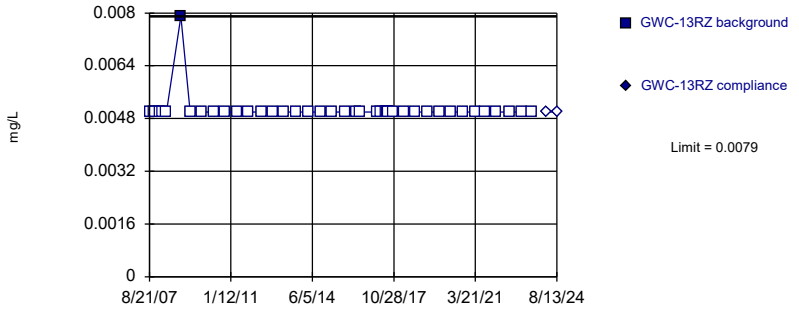

Non-parametric test used in lieu of parametric prediction limit because censored data exceeded 50%. Limit is highest of 42 background values. 97.62% NDs. Well-constituent pair annual alpha = 0.002154. Individual comparison alpha = 0.001077 (1 of 2).

Constituent: Cobalt Analysis Run 9/11/2024 10:50 AM View: Appendix I Intrawell
Plant Bowen Client: Southern Company Data: Bowen 1, 2, 9, and 10

Sanitas™ v.10.0.20 Software licensed to Groundwater Stats Consulting. UG
Hollow symbols indicate censored values.

Within Limit

Prediction Limit

Intrawell Non-parametric

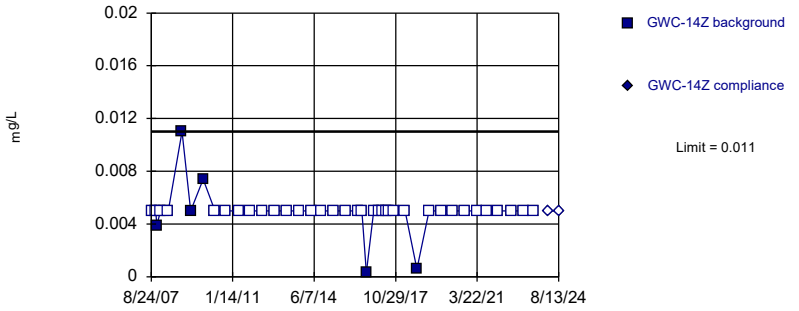

Non-parametric test used in lieu of parametric prediction limit because censored data exceeded 50%. Limit is highest of 42 background values. 83.33% NDs. Well-constituent pair annual alpha = 0.002154. Individual comparison alpha = 0.001077 (1 of 2).

Constituent: Cobalt Analysis Run 9/11/2024 10:50 AM View: Appendix I Intrawell
Plant Bowen Client: Southern Company Data: Bowen 1, 2, 9, and 10

Sanitas™ v.10.0.20 Software licensed to Groundwater Stats Consulting. UG
Hollow symbols indicate censored values.

Within Limit

Prediction Limit

Intrawell Non-parametric

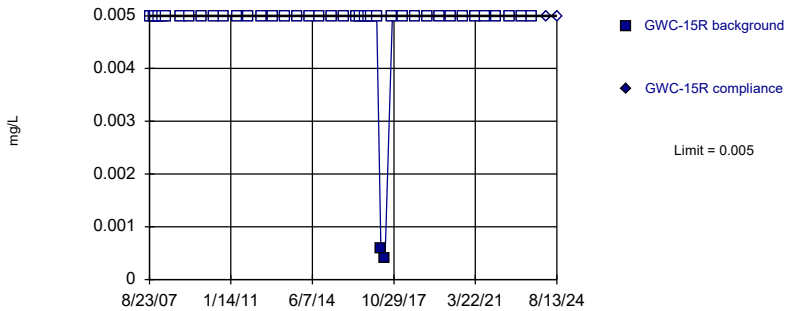

Non-parametric test used in lieu of parametric prediction limit because censored data exceeded 50%. Limit is highest of 42 background values. 95.24% NDs. Well-constituent pair annual alpha = 0.002154. Individual comparison alpha = 0.001077 (1 of 2).

Constituent: Cobalt Analysis Run 9/11/2024 10:50 AM View: Appendix I Intrawell
Plant Bowen Client: Southern Company Data: Bowen 1, 2, 9, and 10

Sanitas™ v.10.0.20 Software licensed to Groundwater Stats Consulting. UG
Hollow symbols indicate censored values.

Within Limit

Prediction Limit

Intrawell Non-parametric

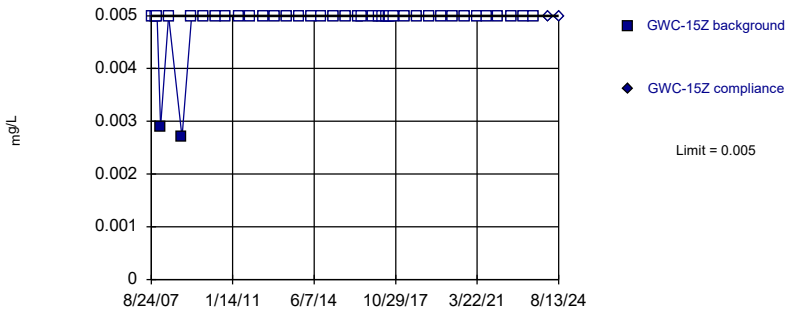

Non-parametric test used in lieu of parametric prediction limit because censored data exceeded 50%. Limit is highest of 41 background values. 95.12% NDs. Well-constituent pair annual alpha = 0.002235. Individual comparison alpha = 0.001118 (1 of 2).

Constituent: Cobalt Analysis Run 9/11/2024 10:50 AM View: Appendix I Intrawell
Plant Bowen Client: Southern Company Data: Bowen 1, 2, 9, and 10

Sanitas™ v.10.0.20 Software licensed to Groundwater Stats Consulting. UG
Hollow symbols indicate censored values.
Within Limit

Prediction Limit

Intrawell Non-parametric

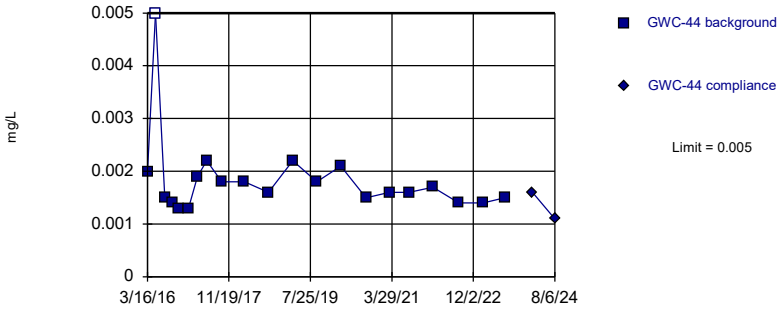

Non-parametric test used in lieu of parametric prediction limit because the Shapiro Wilk normality test showed the data to be non-normal at the 0.01 alpha level. Limit is highest of 21 background values. 4.762% NDs. Well-constituent pair annual alpha = 0.007982. Individual comparison alpha = 0.003999 (1 of 2).

Constituent: Cobalt Analysis Run 9/11/2024 10:50 AM View: Appendix I Intrawell
Plant Bowen Client: Southern Company Data: Bowen 1, 2, 9, and 10

Sanitas™ v.10.0.20 Software licensed to Groundwater Stats Consulting. UG
Hollow symbols indicate censored values.
Within Limit

Prediction Limit

Intrawell Non-parametric

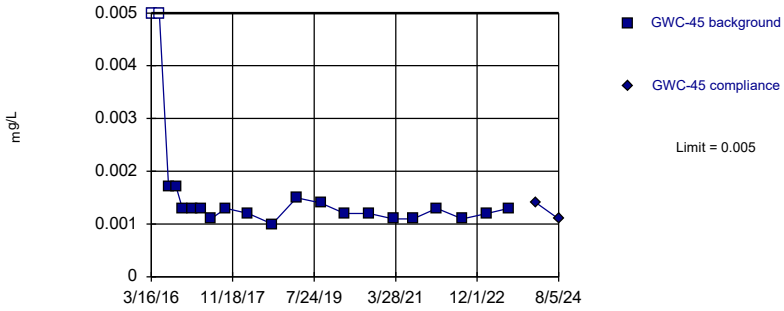

Non-parametric test used in lieu of parametric prediction limit because the Shapiro Wilk normality test showed the data to be non-normal at the 0.01 alpha level. Limit is highest of 21 background values. 9.524% NDs. Well-constituent pair annual alpha = 0.007982. Individual comparison alpha = 0.003999 (1 of 2).

Constituent: Cobalt Analysis Run 9/11/2024 10:50 AM View: Appendix I Intrawell
Plant Bowen Client: Southern Company Data: Bowen 1, 2, 9, and 10

Sanitas™ v.10.0.20 Software licensed to Groundwater Stats Consulting. UG
Hollow symbols indicate censored values.
Within Limit

Prediction Limit

Intrawell Non-parametric

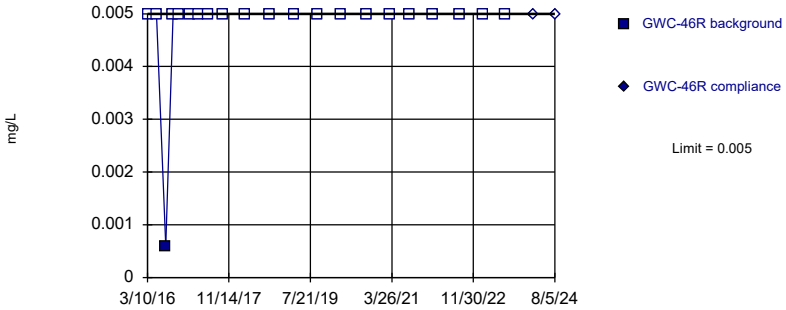

Non-parametric test used in lieu of parametric prediction limit because censored data exceeded 50%. Limit is highest of 21 background values. 95.24% NDs. Well-constituent pair annual alpha = 0.007982. Individual comparison alpha = 0.003999 (1 of 2).

Constituent: Cobalt Analysis Run 9/11/2024 10:50 AM View: Appendix I Intrawell
Plant Bowen Client: Southern Company Data: Bowen 1, 2, 9, and 10

Sanitas™ v.10.0.20 Software licensed to Groundwater Stats Consulting. UG
Hollow symbols indicate censored values.
Within Limit

Prediction Limit

Intrawell Parametric

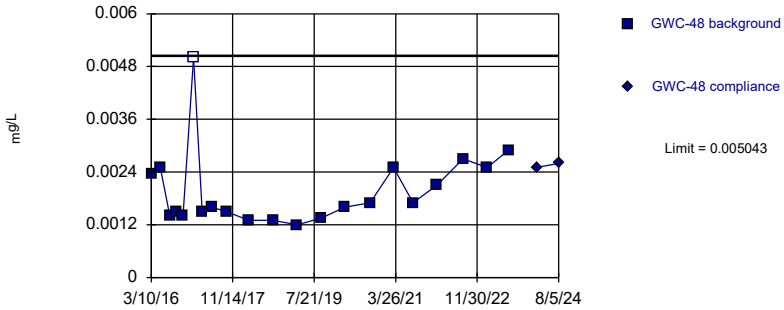

Background Data Summary (based on natural log transformation): Mean=-6.293, Std. Dev.=0.3576, n=21, 4.762% NDs. Normality test: Shapiro Wilk @alpha = 0.01, calculated = 0.8833, critical = 0.873. Kappa = 2.805 (c=16, w=26, 1 of 2, event alpha = 0.05132). Report alpha = 0.0001266.

Constituent: Cobalt Analysis Run 9/11/2024 10:50 AM View: Appendix I Intrawell
Plant Bowen Client: Southern Company Data: Bowen 1, 2, 9, and 10

Sanitas™ v.10.0.20 Software licensed to Groundwater Stats Consulting. UG
Hollow symbols indicate censored values.

Within Limit

Prediction Limit

Intrawell Parametric

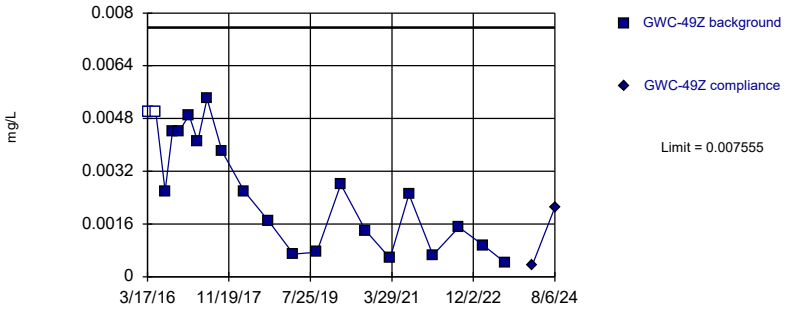

Background Data Summary: Mean=0.002674, Std. Dev.=0.00174, n=21, 9.524% NDs. Normality test: Shapiro Wilk @alpha = 0.01, calculated = 0.9001, critical = 0.873. Kappa = 2.805 (c=16, w=26, 1 of 2, event alpha = 0.05132). Report alpha = 0.0001266.

Constituent: Cobalt Analysis Run 9/11/2024 10:50 AM View: Appendix I Intrawell
Plant Bowen Client: Southern Company Data: Bowen 1, 2, 9, and 10

Sanitas™ v.10.0.20 Software licensed to Groundwater Stats Consulting. UG
Hollow symbols indicate censored values.

Within Limit

Prediction Limit

Intrawell Non-parametric

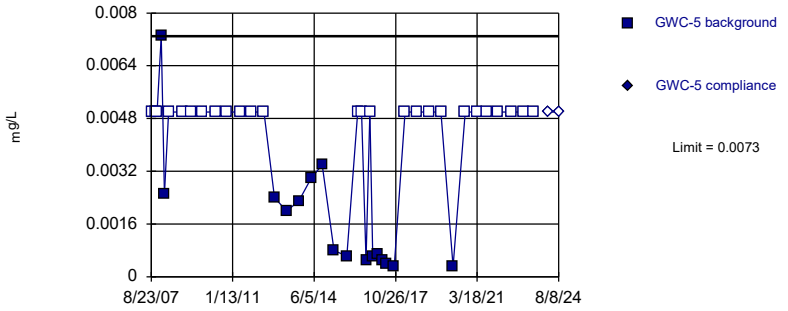

Non-parametric test used in lieu of parametric prediction limit because censored data exceeded 50%. Limit is highest of 42 background values. 61.9% NDs. Well-constituent pair annual alpha = 0.002154. Individual comparison alpha = 0.001077 (1 of 2).

Constituent: Cobalt Analysis Run 9/11/2024 10:50 AM View: Appendix I Intrawell
Plant Bowen Client: Southern Company Data: Bowen 1, 2, 9, and 10

Sanitas™ v.10.0.20 Software licensed to Groundwater Stats Consulting. UG
Hollow symbols indicate censored values.

Within Limit

Prediction Limit

Intrawell Non-parametric

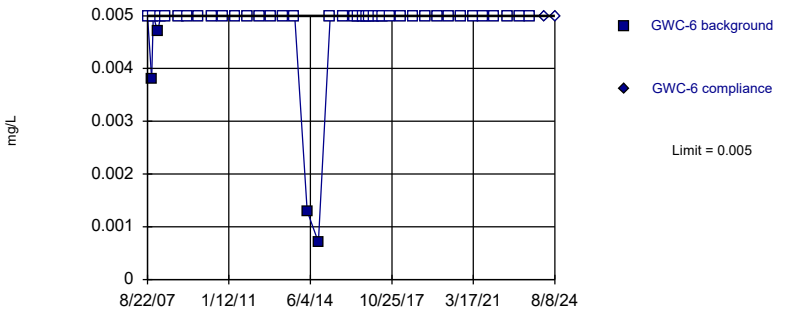

Non-parametric test used in lieu of parametric prediction limit because censored data exceeded 50%. Limit is highest of 42 background values. 90.48% NDs. Well-constituent pair annual alpha = 0.002154. Individual comparison alpha = 0.001077 (1 of 2).

Constituent: Cobalt Analysis Run 9/11/2024 10:50 AM View: Appendix I Intrawell
Plant Bowen Client: Southern Company Data: Bowen 1, 2, 9, and 10

Sanitas™ v.10.0.20 Software licensed to Groundwater Stats Consulting. UG
Hollow symbols indicate censored values.

Within Limit

Prediction Limit

Intrawell Non-parametric

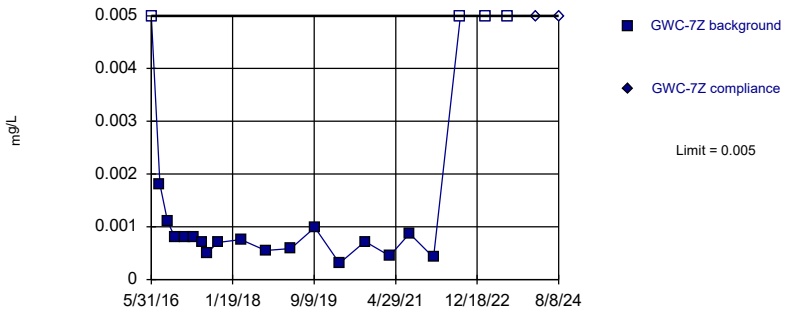

Non-parametric test used in lieu of parametric prediction limit because the Shapiro Wilk normality test showed the data to be non-normal at the 0.01 alpha level. Limit is highest of 21 background values. 19.05% NDs. Well-constituent pair annual alpha = 0.007982. Individual comparison alpha = 0.003999 (1 of 2).

Constituent: Cobalt Analysis Run 9/11/2024 10:50 AM View: Appendix I Intrawell
Plant Bowen Client: Southern Company Data: Bowen 1, 2, 9, and 10

Sanitas™ v.10.0.20 Software licensed to Groundwater Stats Consulting. UG
Hollow symbols indicate censored values.

Within Limit

Prediction Limit

Intrawell Non-parametric

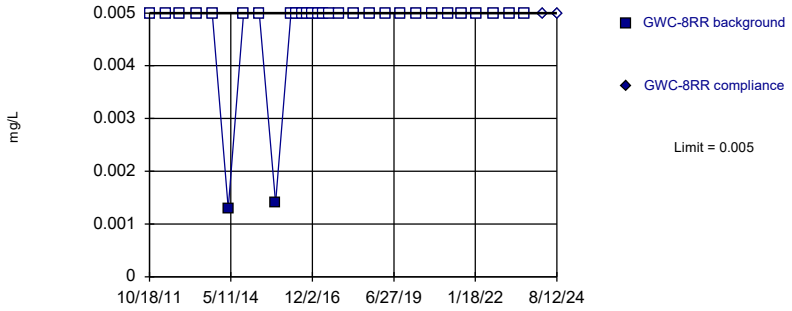

Non-parametric test used in lieu of parametric prediction limit because censored data exceeded 50%. Limit is highest of 30 background values. 93.33% NDs. Well-constituent pair annual alpha = 0.004011. Individual comparison alpha = 0.002008 (1 of 2).

Constituent: Cobalt Analysis Run 9/11/2024 10:50 AM View: Appendix I Intrawell
Plant Bowen Client: Southern Company Data: Bowen 1, 2, 9, and 10

Sanitas™ v.10.0.20 Software licensed to Groundwater Stats Consulting. UG
Hollow symbols indicate censored values.

Within Limit

Prediction Limit

Intrawell Non-parametric

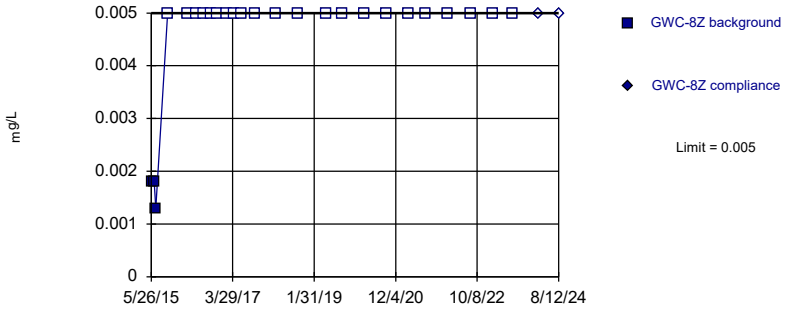

Non-parametric test used in lieu of parametric prediction limit because censored data exceeded 50%. Limit is highest of 25 background values. 88% NDs. Well-constituent pair annual alpha = 0.005656. Individual comparison alpha = 0.002832 (1 of 2).

Constituent: Cobalt Analysis Run 9/11/2024 10:50 AM View: Appendix I Intrawell
Plant Bowen Client: Southern Company Data: Bowen 1, 2, 9, and 10

Sanitas™ v.10.0.20 Software licensed to Groundwater Stats Consulting. UG
Hollow symbols indicate censored values.

Within Limit

Prediction Limit

Intrawell Non-parametric

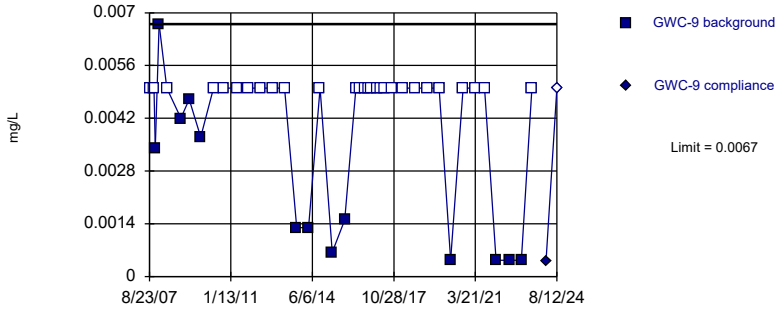

Non-parametric test used in lieu of parametric prediction limit because censored data exceeded 50%. Limit is highest of 41 background values. 68.29% NDs. Well-constituent pair annual alpha = 0.002235. Individual comparison alpha = 0.001118 (1 of 2).

Constituent: Cobalt Analysis Run 9/11/2024 10:50 AM View: Appendix I Intrawell
Plant Bowen Client: Southern Company Data: Bowen 1, 2, 9, and 10

Sanitas™ v.10.0.20 Software licensed to Groundwater Stats Consulting. UG
Hollow symbols indicate censored values.

Within Limit

Prediction Limit

Intrawell Non-parametric

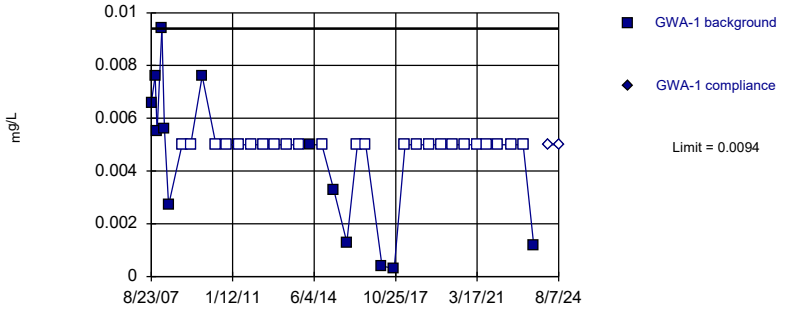

Non-parametric test used in lieu of parametric prediction limit because censored data exceeded 50%. Limit is highest of 37 background values. 64.86% NDs. Well-constituent pair annual alpha = 0.002721. Individual comparison alpha = 0.001361 (1 of 2).

Constituent: Copper Analysis Run 9/11/2024 10:50 AM View: Appendix I Intrawell
Plant Bowen Client: Southern Company Data: Bowen 1, 2, 9, and 10

Sanitas™ v.10.0.20 Software licensed to Groundwater Stats Consulting. UG
Hollow symbols indicate censored values.

Within Limit

Prediction Limit

Intrawell Non-parametric

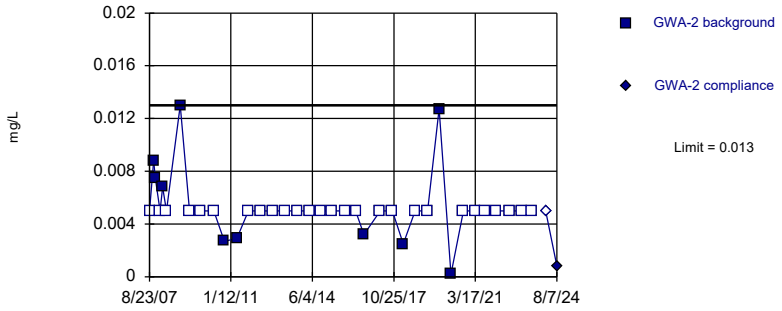

Non-parametric test used in lieu of parametric prediction limit because censored data exceeded 50%. Limit is highest of 37 background values. 72.97% NDs. Well-constituent pair annual alpha = 0.002721. Individual comparison alpha = 0.001361 (1 of 2).

Constituent: Copper Analysis Run 9/11/2024 10:50 AM View: Appendix I Intrawell
Plant Bowen Client: Southern Company Data: Bowen 1, 2, 9, and 10

Sanitas™ v.10.0.20 Software licensed to Groundwater Stats Consulting. UG
Hollow symbols indicate censored values.

Within Limit

Prediction Limit

Intrawell Non-parametric

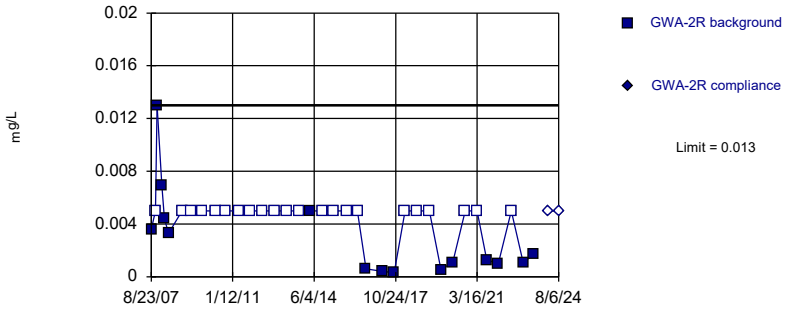

Non-parametric test used in lieu of parametric prediction limit because censored data exceeded 50%. Limit is highest of 37 background values. 59.46% NDs. Well-constituent pair annual alpha = 0.002721. Individual comparison alpha = 0.001361 (1 of 2).

Constituent: Copper Analysis Run 9/11/2024 10:50 AM View: Appendix I Intrawell
Plant Bowen Client: Southern Company Data: Bowen 1, 2, 9, and 10

Sanitas™ v.10.0.20 Software licensed to Groundwater Stats Consulting. UG
Hollow symbols indicate censored values.

Within Limit

Prediction Limit

Intrawell Non-parametric

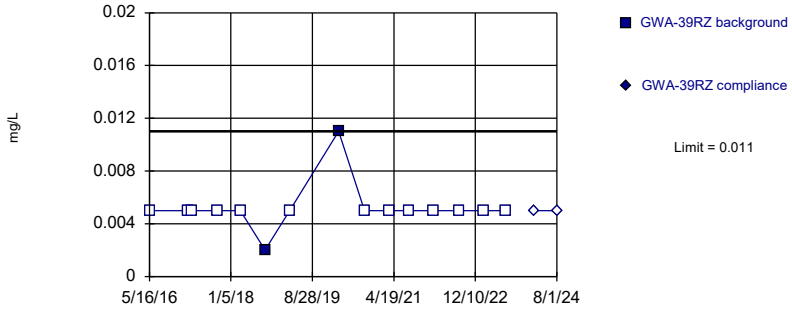

Non-parametric test used in lieu of parametric prediction limit because censored data exceeded 50%. Limit is highest of 15 background values. 86.67% NDs. Well-constituent pair annual alpha = 0.01501. Individual comparison alpha = 0.007533 (1 of 2).

Constituent: Copper Analysis Run 9/11/2024 10:50 AM View: Appendix I Intrawell
Plant Bowen Client: Southern Company Data: Bowen 1, 2, 9, and 10

Sanitas™ v.10.0.20 Software licensed to Groundwater Stats Consulting. UG
Hollow symbols indicate censored values.

Within Limit

Prediction Limit

Intrawell Non-parametric

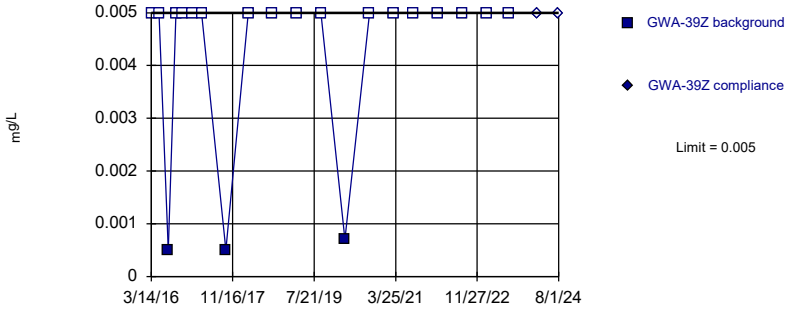

Non-parametric test used in lieu of parametric prediction limit because censored data exceeded 50%. Limit is highest of 20 background values. 85% NDs. Well-constituent pair annual alpha = 0.008564. Individual comparison alpha = 0.004291 (1 of 2).

Constituent: Copper Analysis Run 9/11/2024 10:50 AM View: Appendix I Intrawell
Plant Bowen Client: Southern Company Data: Bowen 1, 2, 9, and 10

Sanitas™ v.10.0.20 Software licensed to Groundwater Stats Consulting. UG
Hollow symbols indicate censored values.

Within Limit

Prediction Limit

Intrawell Parametric

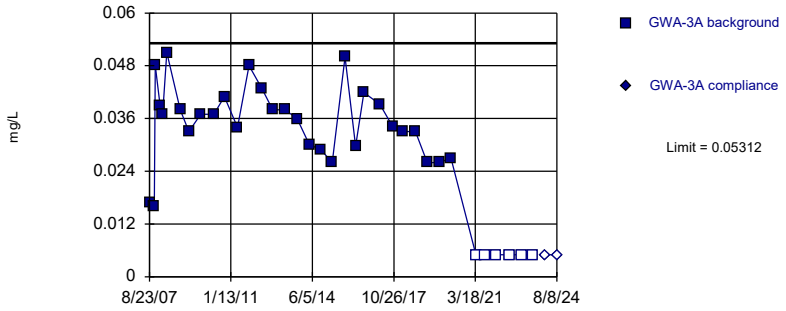

Background Data Summary (based on square transformation) (after Kaplan-Meier Adjustment): Mean=0.0008768, Std. Dev.=0.0007617, n=36, 16.67% NDs. Normality test: Shapiro Wilk @alpha = 0.01, calculated = 0.9413, critical = 0.912. Kappa = 2.554 (c=16, w=26, 1 of 2, event alpha = 0.05132). Report alpha = 0.0001266.

Constituent: Copper Analysis Run 9/11/2024 10:50 AM View: Appendix I Intrawell
Plant Bowen Client: Southern Company Data: Bowen 1, 2, 9, and 10

Sanitas™ v.10.0.20 Software licensed to Groundwater Stats Consulting. UG
Hollow symbols indicate censored values.

Within Limit

Prediction Limit

Intrawell Non-parametric

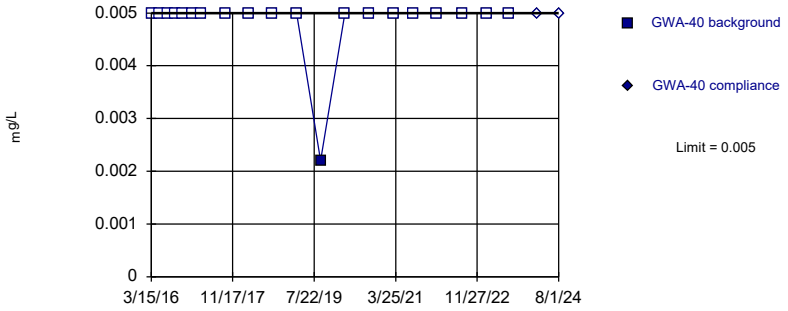

Non-parametric test used in lieu of parametric prediction limit because censored data exceeded 50%. Limit is highest of 20 background values. 95% NDs. Well-constituent pair annual alpha = 0.008564. Individual comparison alpha = 0.004291 (1 of 2).

Constituent: Copper Analysis Run 9/11/2024 10:50 AM View: Appendix I Intrawell
Plant Bowen Client: Southern Company Data: Bowen 1, 2, 9, and 10

Sanitas™ v.10.0.20 Software licensed to Groundwater Stats Consulting. UG
Hollow symbols indicate censored values.

Within Limit

Prediction Limit

Intrawell Non-parametric

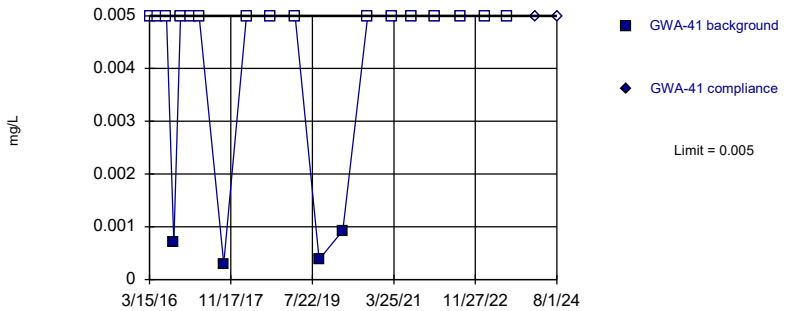

Non-parametric test used in lieu of parametric prediction limit because censored data exceeded 50%. Limit is highest of 20 background values. 80% NDs. Well-constituent pair annual alpha = 0.008564. Individual comparison alpha = 0.004291 (1 of 2).

Constituent: Copper Analysis Run 9/11/2024 10:50 AM View: Appendix I Intrawell
Plant Bowen Client: Southern Company Data: Bowen 1, 2, 9, and 10

Sanitas™ v.10.0.20 Software licensed to Groundwater Stats Consulting. UG
Hollow symbols indicate censored values.

Within Limit

Prediction Limit

Intrawell Non-parametric

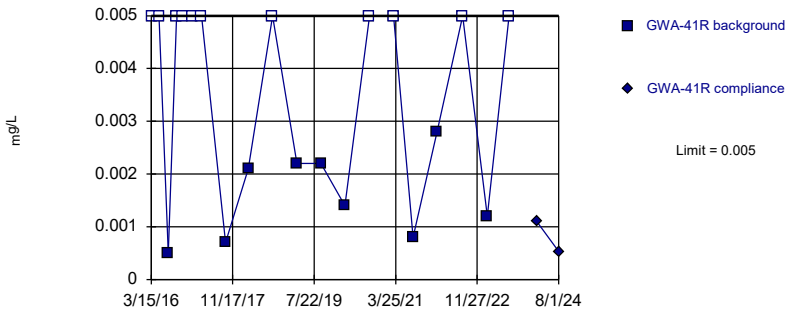

Non-parametric test used in lieu of parametric prediction limit because censored data exceeded 50%. Limit is highest of 20 background values. 55% NDs. Well-constituent pair annual alpha = 0.008564. Individual comparison alpha = 0.004291 (1 of 2).

Constituent: Copper Analysis Run 9/11/2024 10:50 AM View: Appendix I Intrawell
Plant Bowen Client: Southern Company Data: Bowen 1, 2, 9, and 10

Sanitas™ v.10.0.20 Software licensed to Groundwater Stats Consulting. UG
Hollow symbols indicate censored values.

Within Limit

Prediction Limit

Intrawell Non-parametric

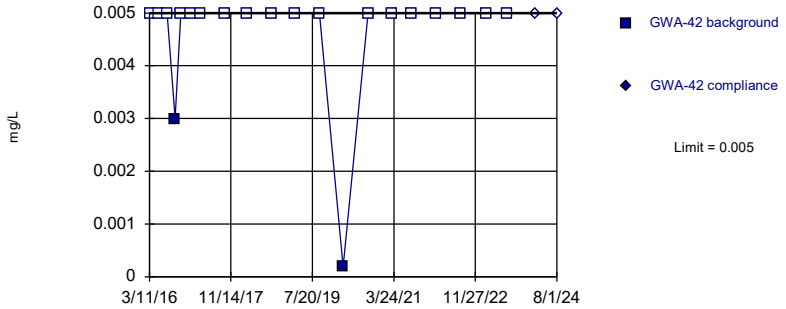

Non-parametric test used in lieu of parametric prediction limit because censored data exceeded 50%. Limit is highest of 20 background values. 90% NDs. Well-constituent pair annual alpha = 0.008564. Individual comparison alpha = 0.004291 (1 of 2).

Constituent: Copper Analysis Run 9/11/2024 10:50 AM View: Appendix I Intrawell
Plant Bowen Client: Southern Company Data: Bowen 1, 2, 9, and 10

Sanitas™ v.10.0.20 Software licensed to Groundwater Stats Consulting. UG
Hollow symbols indicate censored values.

Within Limit

Prediction Limit

Intrawell Non-parametric

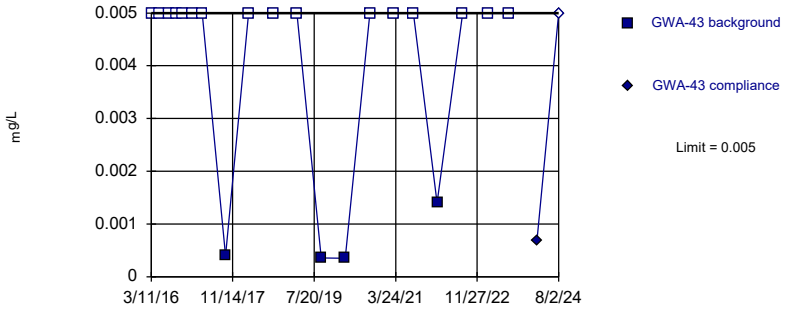

Non-parametric test used in lieu of parametric prediction limit because censored data exceeded 50%. Limit is highest of 20 background values. 80% NDs. Well-constituent pair annual alpha = 0.008564. Individual comparison alpha = 0.004291 (1 of 2).

Constituent: Copper Analysis Run 9/11/2024 10:51 AM View: Appendix I Intrawell
Plant Bowen Client: Southern Company Data: Bowen 1, 2, 9, and 10

Sanitas™ v.10.0.20 Software licensed to Groundwater Stats Consulting. UG
Hollow symbols indicate censored values.

Within Limit

Prediction Limit

Intrawell Non-parametric

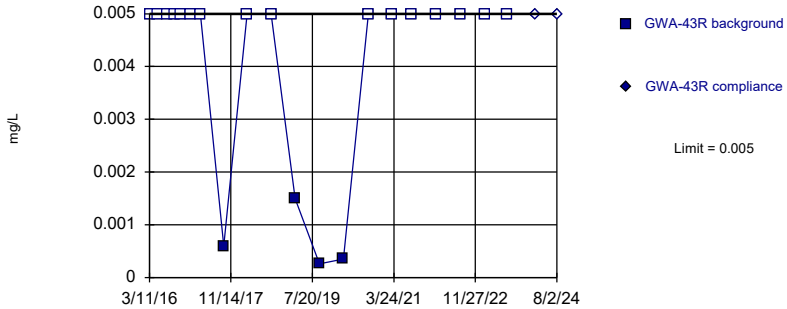

Non-parametric test used in lieu of parametric prediction limit because censored data exceeded 50%. Limit is highest of 20 background values. 80% NDs. Well-constituent pair annual alpha = 0.008564. Individual comparison alpha = 0.004291 (1 of 2).

Constituent: Copper Analysis Run 9/11/2024 10:51 AM View: Appendix I Intrawell
Plant Bowen Client: Southern Company Data: Bowen 1, 2, 9, and 10

Sanitas™ v.10.0.20 Software licensed to Groundwater Stats Consulting. UG
Hollow symbols indicate censored values.

Within Limit

Prediction Limit

Intrawell Non-parametric

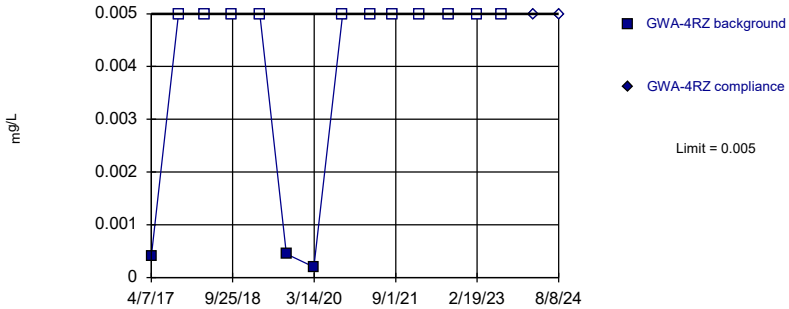

Non-parametric test used in lieu of parametric prediction limit because censored data exceeded 50%. Limit is highest of 14 background values. 78.57% NDs. Well-constituent pair annual alpha = 0.01715. Individual comparison alpha = 0.008612 (1 of 2).

Constituent: Copper Analysis Run 9/11/2024 10:51 AM View: Appendix I Intrawell
Plant Bowen Client: Southern Company Data: Bowen 1, 2, 9, and 10

Sanitas™ v.10.0.20 Software licensed to Groundwater Stats Consulting. UG
Hollow symbols indicate censored values.

Within Limit

Prediction Limit

Intrawell Parametric

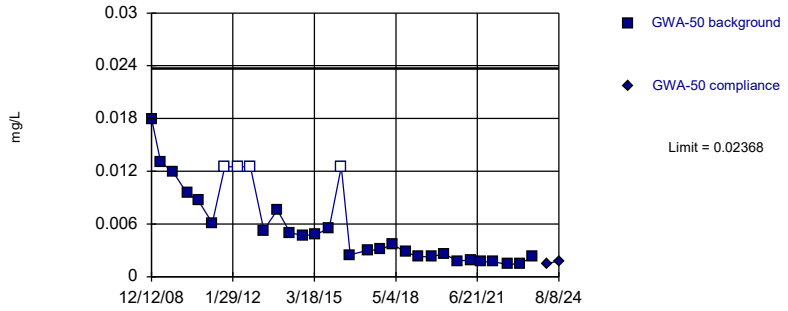

Background Data Summary (based on cube root transformation): Mean=0.1702, Std. Dev.=0.04492, n=31, 12.9% NDs. Normality test: Shapiro Wilk @alpha = 0.01, calculated = 0.9045, critical = 0.902. Kappa = 2.606 (c=16, w=26, 1 of 2, event alpha = 0.05132). Report alpha = 0.0001266.

Constituent: Copper Analysis Run 9/11/2024 10:51 AM View: Appendix I Intrawell
Plant Bowen Client: Southern Company Data: Bowen 1, 2, 9, and 10

Sanitas™ v.10.0.20 Software licensed to Groundwater Stats Consulting. UG

Within Limit

Prediction Limit

Intrawell Non-parametric

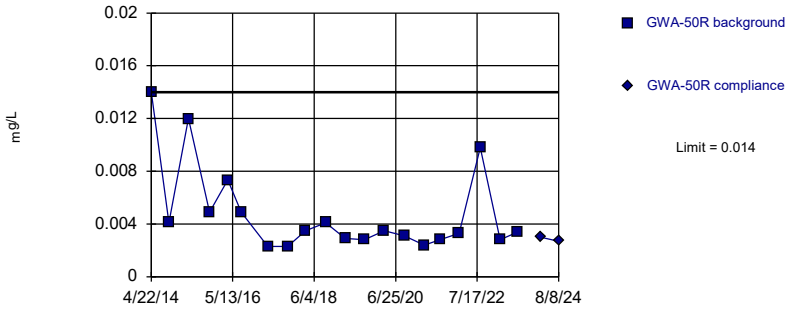

Non-parametric test used in lieu of parametric prediction limit because the Shapiro Wilk normality test showed the data to be non-normal at the 0.01 alpha level. Limit is highest of 20 background values. Well-constituent pair annual alpha = 0.008564. Individual comparison alpha = 0.004291 (1 of 2).

Constituent: Copper Analysis Run 9/11/2024 10:51 AM View: Appendix I Intrawell
Plant Bowen Client: Southern Company Data: Bowen 1, 2, 9, and 10

Sanitas™ v.10.0.20 Software licensed to Groundwater Stats Consulting. UG
Hollow symbols indicate censored values.

Within Limit

Prediction Limit

Intrawell Non-parametric

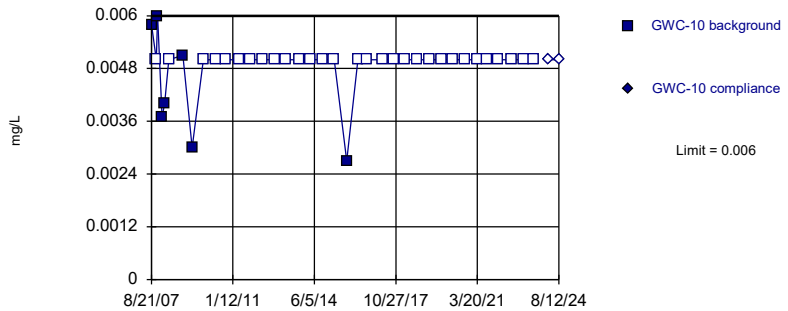

Non-parametric test used in lieu of parametric prediction limit because censored data exceeded 50%. Limit is highest of 37 background values. 81.08% NDs. Well-constituent pair annual alpha = 0.002721. Individual comparison alpha = 0.001361 (1 of 2).

Constituent: Copper Analysis Run 9/11/2024 10:51 AM View: Appendix I Intrawell
Plant Bowen Client: Southern Company Data: Bowen 1, 2, 9, and 10

Sanitas™ v.10.0.20 Software licensed to Groundwater Stats Consulting. UG
Hollow symbols indicate censored values.

Within Limit

Prediction Limit

Intrawell Non-parametric

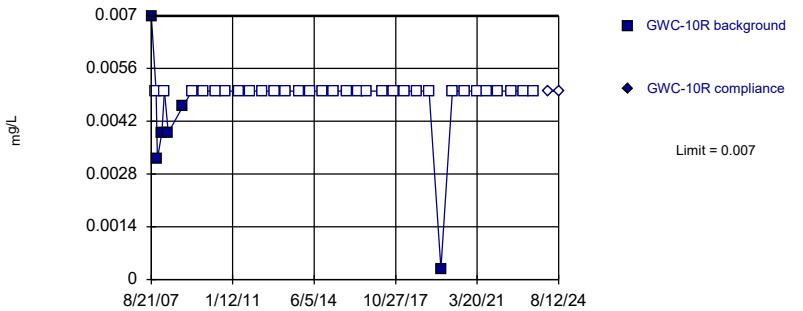

Non-parametric test used in lieu of parametric prediction limit because censored data exceeded 50%. Limit is highest of 37 background values. 83.78% NDs. Well-constituent pair annual alpha = 0.002721. Individual comparison alpha = 0.001361 (1 of 2).

Constituent: Copper Analysis Run 9/11/2024 10:51 AM View: Appendix I Intrawell
Plant Bowen Client: Southern Company Data: Bowen 1, 2, 9, and 10

Sanitas™ v.10.0.20 Software licensed to Groundwater Stats Consulting. UG
Hollow symbols indicate censored values.

Within Limit

Prediction Limit

Intrawell Non-parametric

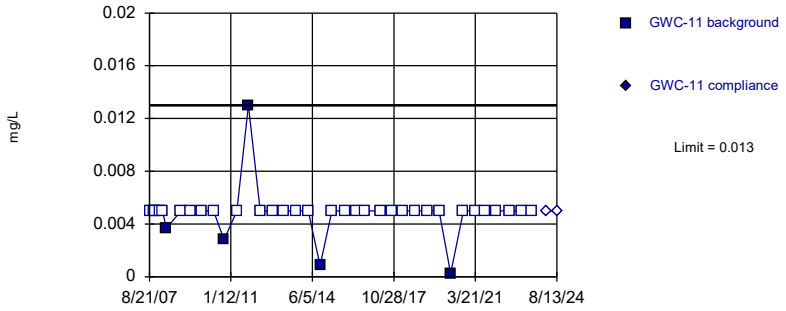

Non-parametric test used in lieu of parametric prediction limit because censored data exceeded 50%. Limit is highest of 37 background values. 86.49% NDs. Well-constituent pair annual alpha = 0.002721. Individual comparison alpha = 0.001361 (1 of 2).

Constituent: Copper Analysis Run 9/11/2024 10:51 AM View: Appendix I Intrawell
Plant Bowen Client: Southern Company Data: Bowen 1, 2, 9, and 10

Sanitas™ v.10.0.20 Software licensed to Groundwater Stats Consulting. UG
Hollow symbols indicate censored values.

Within Limit

Prediction Limit

Intrawell Non-parametric

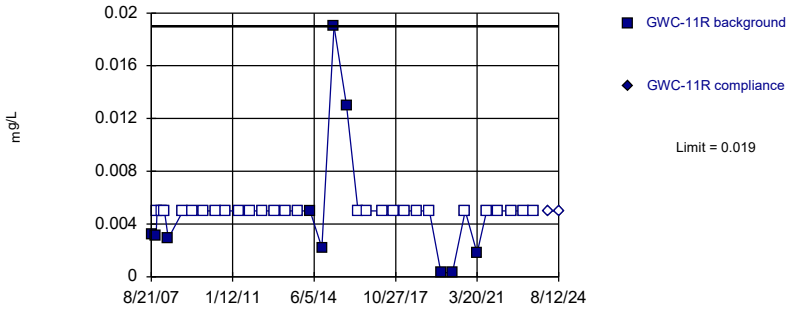

Non-parametric test used in lieu of parametric prediction limit because censored data exceeded 50%. Limit is highest of 37 background values. 72.97% NDs. Well-constituent pair annual alpha = 0.002721. Individual comparison alpha = 0.001361 (1 of 2).

Constituent: Copper Analysis Run 9/11/2024 10:51 AM View: Appendix I Intrawell
Plant Bowen Client: Southern Company Data: Bowen 1, 2, 9, and 10

Sanitas™ v.10.0.20 Software licensed to Groundwater Stats Consulting. UG
Hollow symbols indicate censored values.

Within Limit

Prediction Limit

Intrawell Non-parametric

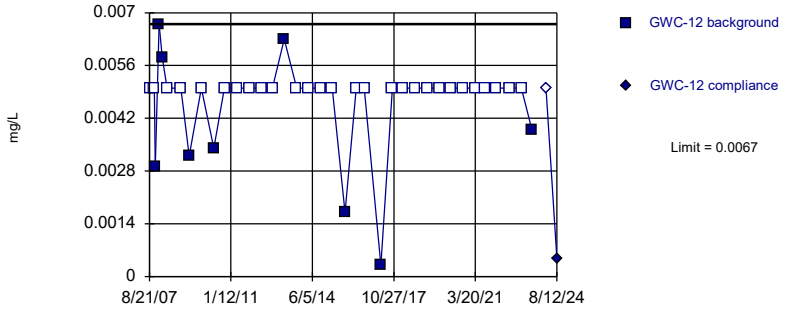

Non-parametric test used in lieu of parametric prediction limit because censored data exceeded 50%. Limit is highest of 37 background values. 75.68% NDs. Well-constituent pair annual alpha = 0.002721. Individual comparison alpha = 0.001361 (1 of 2).

Constituent: Copper Analysis Run 9/11/2024 10:51 AM View: Appendix I Intrawell
Plant Bowen Client: Southern Company Data: Bowen 1, 2, 9, and 10

Sanitas™ v.10.0.20 Software licensed to Groundwater Stats Consulting. UG
Hollow symbols indicate censored values.

Within Limit

Prediction Limit

Intrawell Non-parametric

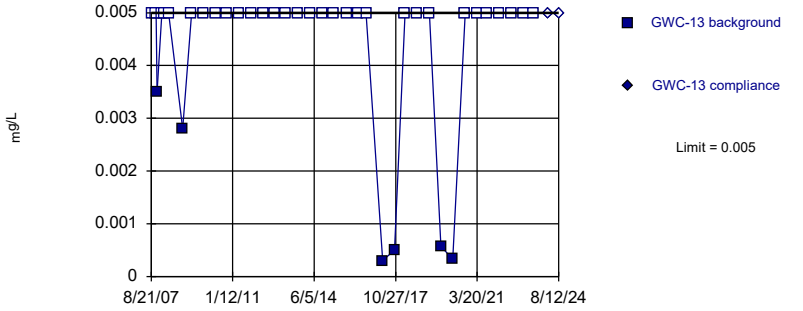

Non-parametric test used in lieu of parametric prediction limit because censored data exceeded 50%. Limit is highest of 37 background values. 83.78% NDs. Well-constituent pair annual alpha = 0.002721. Individual comparison alpha = 0.001361 (1 of 2).

Constituent: Copper Analysis Run 9/11/2024 10:51 AM View: Appendix I Intrawell
Plant Bowen Client: Southern Company Data: Bowen 1, 2, 9, and 10

Sanitas™ v.10.0.20 Software licensed to Groundwater Stats Consulting. UG
Hollow symbols indicate censored values.

Within Limit

Prediction Limit

Intrawell Non-parametric

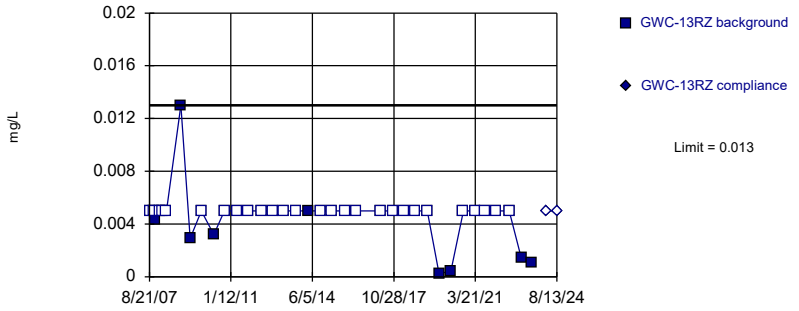

Non-parametric test used in lieu of parametric prediction limit because censored data exceeded 50%. Limit is highest of 36 background values. 75% NDs. Well-constituent pair annual alpha = 0.002856. Individual comparison alpha = 0.001429 (1 of 2).

Constituent: Copper Analysis Run 9/11/2024 10:51 AM View: Appendix I Intrawell
Plant Bowen Client: Southern Company Data: Bowen 1, 2, 9, and 10

Sanitas™ v.10.0.20 Software licensed to Groundwater Stats Consulting. UG
Hollow symbols indicate censored values.

Within Limit

Prediction Limit

Intrawell Non-parametric

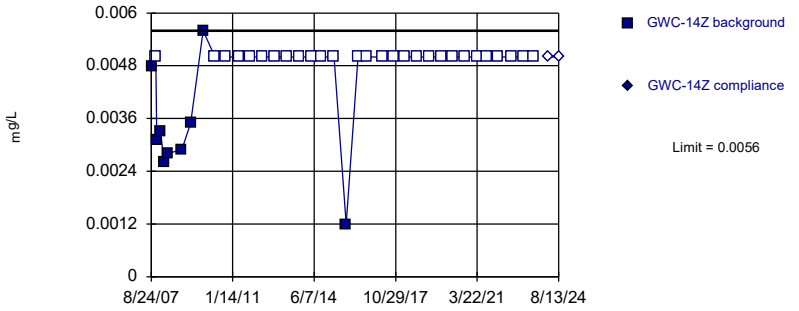

Non-parametric test used in lieu of parametric prediction limit because censored data exceeded 50%. Limit is highest of 37 background values. 75.68% NDs. Well-constituent pair annual alpha = 0.002721. Individual comparison alpha = 0.001361 (1 of 2).

Constituent: Copper Analysis Run 9/11/2024 10:51 AM View: Appendix I Intrawell
Plant Bowen Client: Southern Company Data: Bowen 1, 2, 9, and 10

Sanitas™ v.10.0.20 Software licensed to Groundwater Stats Consulting. UG
Hollow symbols indicate censored values.

Within Limit

Prediction Limit

Intrawell Non-parametric

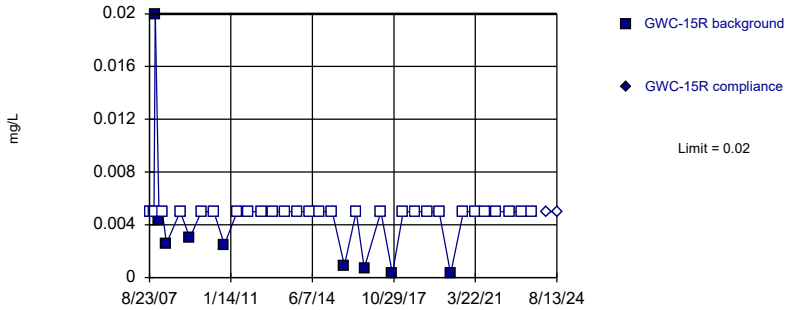

Non-parametric test used in lieu of parametric prediction limit because censored data exceeded 50%. Limit is highest of 37 background values. 75.68% NDs. Well-constituent pair annual alpha = 0.002721. Individual comparison alpha = 0.001361 (1 of 2).

Constituent: Copper Analysis Run 9/11/2024 10:51 AM View: Appendix I Intrawell
Plant Bowen Client: Southern Company Data: Bowen 1, 2, 9, and 10

Sanitas™ v.10.0.20 Software licensed to Groundwater Stats Consulting. UG
Hollow symbols indicate censored values.

Within Limit

Prediction Limit

Intrawell Non-parametric

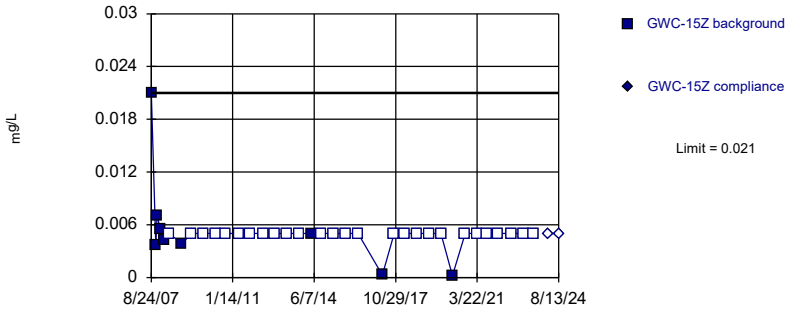

Non-parametric test used in lieu of parametric prediction limit because censored data exceeded 50%. Limit is highest of 36 background values. 75% NDs. Well-constituent pair annual alpha = 0.002856. Individual comparison alpha = 0.001429 (1 of 2).

Constituent: Copper Analysis Run 9/11/2024 10:51 AM View: Appendix I Intrawell
Plant Bowen Client: Southern Company Data: Bowen 1, 2, 9, and 10

Sanitas™ v.10.0.20 Software licensed to Groundwater Stats Consulting. UG
Hollow symbols indicate censored values.

Within Limit

Prediction Limit

Intrawell Non-parametric

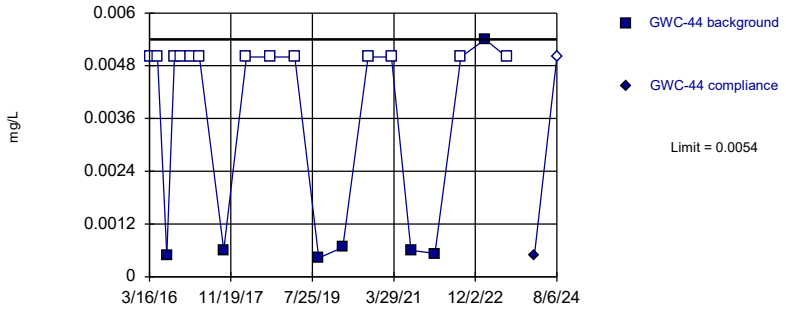

Non-parametric test used in lieu of parametric prediction limit because censored data exceeded 50%. Limit is highest of 20 background values. 65% NDs. Well-constituent pair annual alpha = 0.008564. Individual comparison alpha = 0.004291 (1 of 2).

Constituent: Copper Analysis Run 9/11/2024 10:51 AM View: Appendix I Intrawell
Plant Bowen Client: Southern Company Data: Bowen 1, 2, 9, and 10

Sanitas™ v.10.0.20 Software licensed to Groundwater Stats Consulting. UG
Hollow symbols indicate censored values.

Within Limit

Prediction Limit

Intrawell Non-parametric

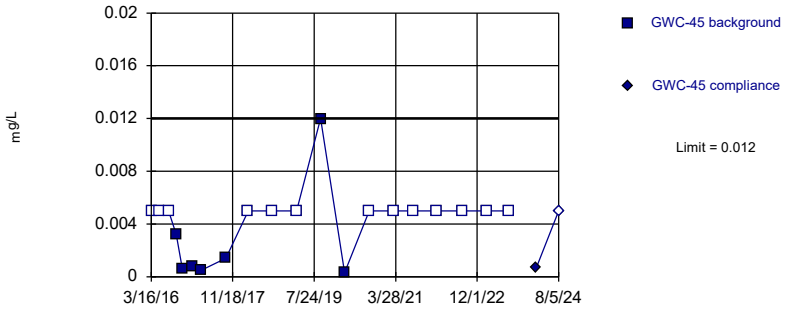

Non-parametric test used in lieu of parametric prediction limit because censored data exceeded 50%. Limit is highest of 20 background values. 65% NDs. Well-constituent pair annual alpha = 0.008564. Individual comparison alpha = 0.004291 (1 of 2).

Constituent: Copper Analysis Run 9/11/2024 10:51 AM View: Appendix I Intrawell
Plant Bowen Client: Southern Company Data: Bowen 1, 2, 9, and 10

Sanitas™ v.10.0.20 Software licensed to Groundwater Stats Consulting. UG
Hollow symbols indicate censored values.

Within Limit

Prediction Limit

Intrawell Non-parametric

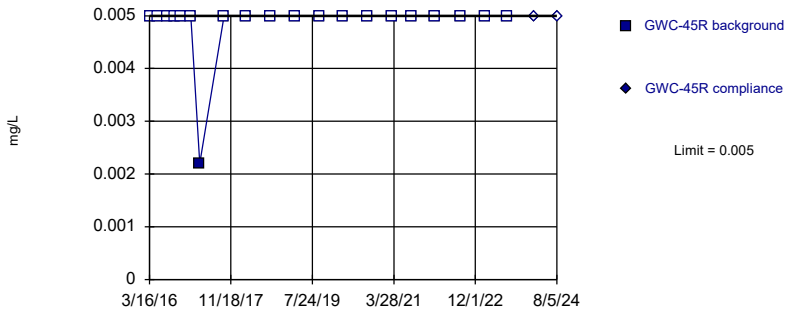

Non-parametric test used in lieu of parametric prediction limit because censored data exceeded 50%. Limit is highest of 20 background values. 95% NDs. Well-constituent pair annual alpha = 0.008564. Individual comparison alpha = 0.004291 (1 of 2).

Constituent: Copper Analysis Run 9/11/2024 10:51 AM View: Appendix I Intrawell
Plant Bowen Client: Southern Company Data: Bowen 1, 2, 9, and 10

Sanitas™ v.10.0.20 Software licensed to Groundwater Stats Consulting. UG
Hollow symbols indicate censored values.

Within Limit

Prediction Limit

Intrawell Non-parametric

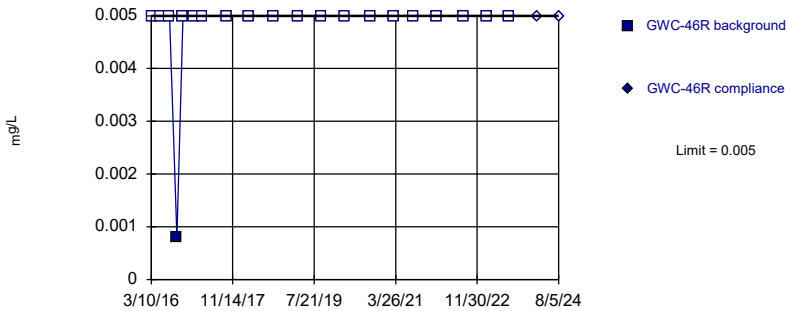

Non-parametric test used in lieu of parametric prediction limit because censored data exceeded 50%. Limit is highest of 20 background values. 95% NDs. Well-constituent pair annual alpha = 0.008564. Individual comparison alpha = 0.004291 (1 of 2).

Constituent: Copper Analysis Run 9/11/2024 10:51 AM View: Appendix I Intrawell
Plant Bowen Client: Southern Company Data: Bowen 1, 2, 9, and 10

Sanitas™ v.10.0.20 Software licensed to Groundwater Stats Consulting. UG
Hollow symbols indicate censored values.

Within Limit

Prediction Limit

Intrawell Non-parametric

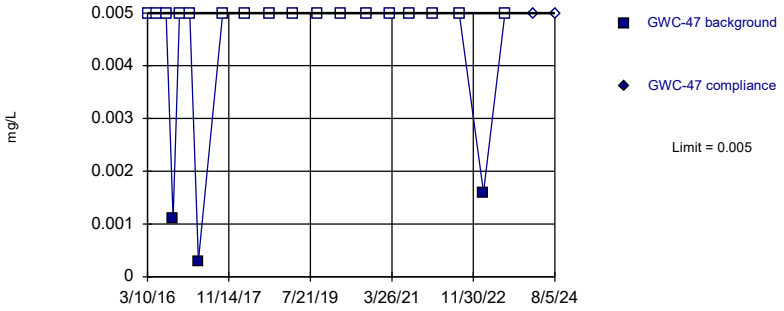

Non-parametric test used in lieu of parametric prediction limit because censored data exceeded 50%. Limit is highest of 20 background values. 85% NDs. Well-constituent pair annual alpha = 0.008564. Individual comparison alpha = 0.004291 (1 of 2).

Constituent: Copper Analysis Run 9/11/2024 10:51 AM View: Appendix I Intrawell
Plant Bowen Client: Southern Company Data: Bowen 1, 2, 9, and 10

Sanitas™ v.10.0.20 Software licensed to Groundwater Stats Consulting. UG
Hollow symbols indicate censored values.

Within Limit

Prediction Limit

Intrawell Non-parametric

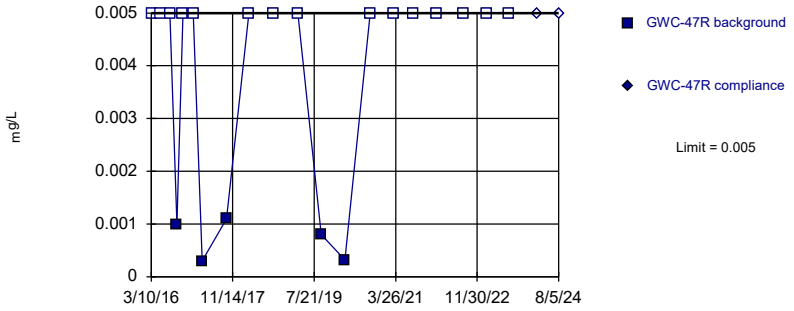

Non-parametric test used in lieu of parametric prediction limit because censored data exceeded 50%. Limit is highest of 20 background values. 75% NDs. Well-constituent pair annual alpha = 0.008564. Individual comparison alpha = 0.004291 (1 of 2).

Constituent: Copper Analysis Run 9/11/2024 10:51 AM View: Appendix I Intrawell
Plant Bowen Client: Southern Company Data: Bowen 1, 2, 9, and 10

Sanitas™ v.10.0.20 Software licensed to Groundwater Stats Consulting. UG
Hollow symbols indicate censored values.

Within Limit

Prediction Limit

Intrawell Non-parametric

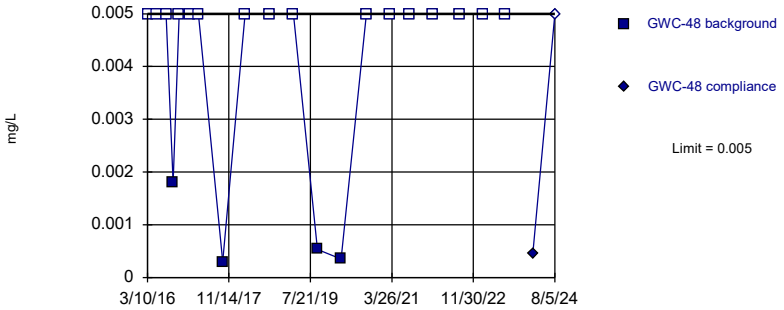

Non-parametric test used in lieu of parametric prediction limit because censored data exceeded 50%. Limit is highest of 20 background values. 80% NDs. Well-constituent pair annual alpha = 0.008564. Individual comparison alpha = 0.004291 (1 of 2).

Constituent: Copper Analysis Run 9/11/2024 10:51 AM View: Appendix I Intrawell
Plant Bowen Client: Southern Company Data: Bowen 1, 2, 9, and 10

Sanitas™ v.10.0.20 Software licensed to Groundwater Stats Consulting. UG
Hollow symbols indicate censored values.

Within Limit

Prediction Limit

Intrawell Non-parametric

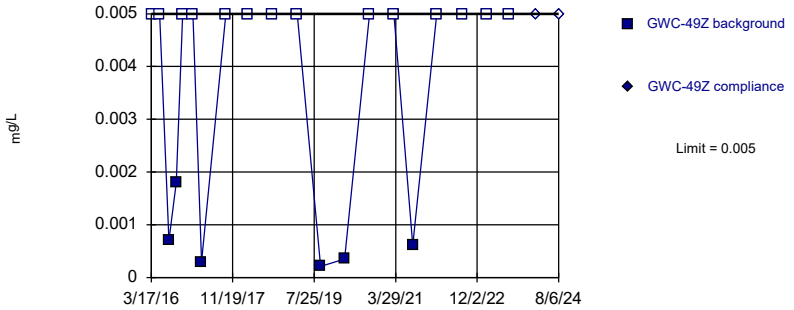

Non-parametric test used in lieu of parametric prediction limit because censored data exceeded 50%. Limit is highest of 20 background values. 70% NDs. Well-constituent pair annual alpha = 0.008564. Individual comparison alpha = 0.004291 (1 of 2).

Constituent: Copper Analysis Run 9/11/2024 10:51 AM View: Appendix I Intrawell
Plant Bowen Client: Southern Company Data: Bowen 1, 2, 9, and 10

Sanitas™ v.10.0.20 Software licensed to Groundwater Stats Consulting. UG

Within Limit

Prediction Limit

Intrawell Parametric

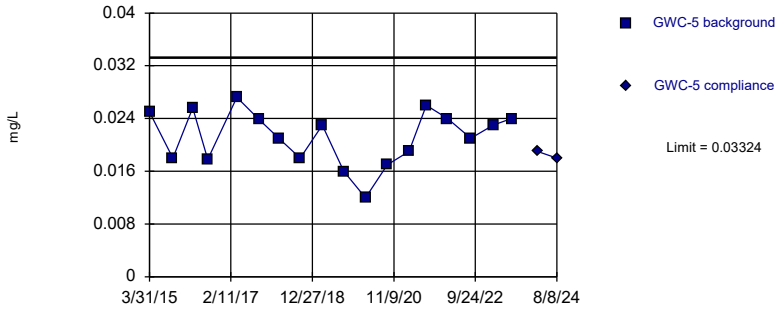

Background Data Summary: Mean=0.02119, Std. Dev.=0.00412, n=18. Normality test: Shapiro Wilk @alpha = 0.05, calculated = 0.9488, critical = 0.897. Kappa = 2.923 (c=16, w=26, 1 of 2, event alpha = 0.05132). Report alpha = 0.0001266.

Constituent: Copper Analysis Run 9/11/2024 10:51 AM View: Appendix I Intrawell
Plant Bowen Client: Southern Company Data: Bowen 1, 2, 9, and 10

Sanitas™ v.10.0.20 Software licensed to Groundwater Stats Consulting. UG
Hollow symbols indicate censored values.

Within Limit

Prediction Limit

Intrawell Non-parametric

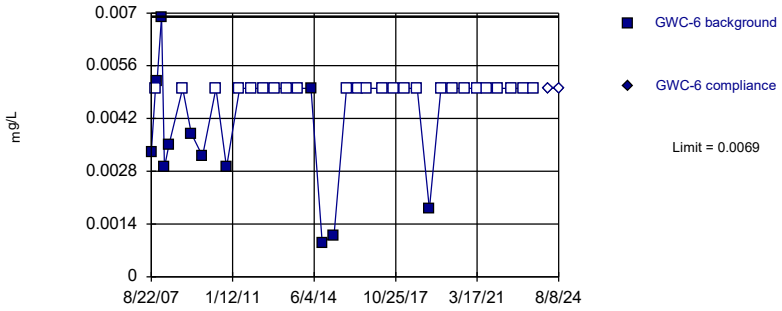

Non-parametric test used in lieu of parametric prediction limit because censored data exceeded 50%. Limit is highest of 37 background values. 67.57% NDs. Well-constituent pair annual alpha = 0.002721. Individual comparison alpha = 0.001361 (1 of 2).

Constituent: Copper Analysis Run 9/11/2024 10:51 AM View: Appendix I Intrawell
Plant Bowen Client: Southern Company Data: Bowen 1, 2, 9, and 10

Sanitas™ v.10.0.20 Software licensed to Groundwater Stats Consulting. UG
Hollow symbols indicate censored values.

Within Limit

Prediction Limit

Intrawell Non-parametric

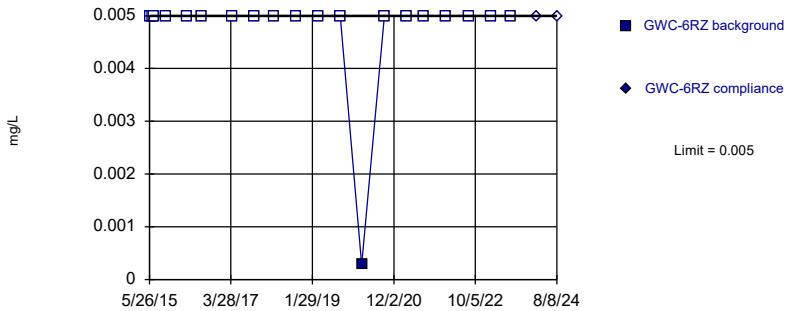

Non-parametric test used in lieu of parametric prediction limit because censored data exceeded 50%. Limit is highest of 20 background values. 95% NDs. Well-constituent pair annual alpha = 0.008564. Individual comparison alpha = 0.004291 (1 of 2).

Constituent: Copper Analysis Run 9/11/2024 10:51 AM View: Appendix I Intrawell
Plant Bowen Client: Southern Company Data: Bowen 1, 2, 9, and 10

Sanitas™ v.10.0.20 Software licensed to Groundwater Stats Consulting. UG
Hollow symbols indicate censored values.

Within Limit

Prediction Limit

Intrawell Non-parametric

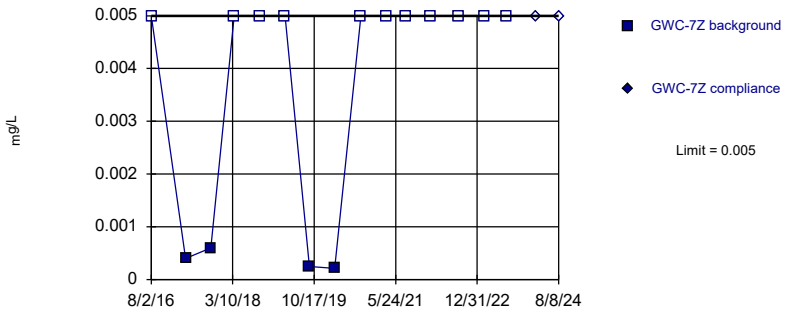

Non-parametric test used in lieu of parametric prediction limit because censored data exceeded 50%. Limit is highest of 15 background values. 73.33% NDs. Well-constituent pair annual alpha = 0.01501. Individual comparison alpha = 0.007533 (1 of 2).

Constituent: Copper Analysis Run 9/11/2024 10:51 AM View: Appendix I Intrawell
Plant Bowen Client: Southern Company Data: Bowen 1, 2, 9, and 10

Sanitas™ v.10.0.20 Software licensed to Groundwater Stats Consulting. UG
Hollow symbols indicate censored values.

Within Limit

Prediction Limit

Intrawell Non-parametric

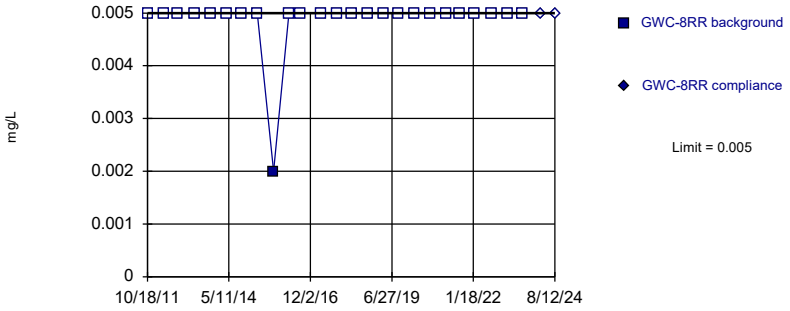

Non-parametric test used in lieu of parametric prediction limit because censored data exceeded 50%. Limit is highest of 25 background values. 96% NDs. Well-constituent pair annual alpha = 0.005656. Individual comparison alpha = 0.002832 (1 of 2).

Constituent: Copper Analysis Run 9/11/2024 10:51 AM View: Appendix I Intrawell
Plant Bowen Client: Southern Company Data: Bowen 1, 2, 9, and 10

Sanitas™ v.10.0.20 Software licensed to Groundwater Stats Consulting. UG
Hollow symbols indicate censored values.

Within Limit

Prediction Limit

Intrawell Non-parametric

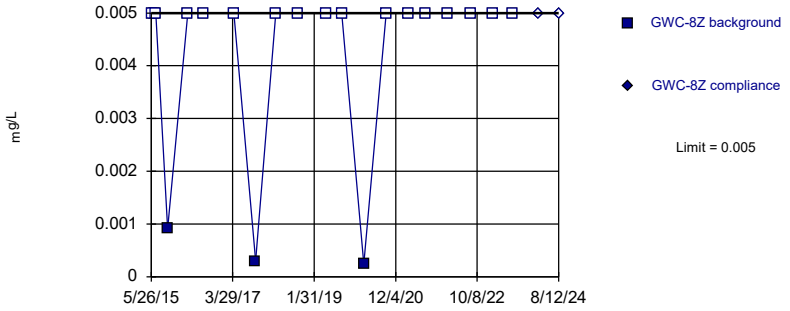

Non-parametric test used in lieu of parametric prediction limit because censored data exceeded 50%. Limit is highest of 20 background values. 80% NDs. Well-constituent pair annual alpha = 0.008564. Individual comparison alpha = 0.004291 (1 of 2).

Constituent: Copper Analysis Run 9/11/2024 10:51 AM View: Appendix I Intrawell
Plant Bowen Client: Southern Company Data: Bowen 1, 2, 9, and 10

Sanitas™ v.10.0.20 Software licensed to Groundwater Stats Consulting. UG
Hollow symbols indicate censored values.

Within Limit

Prediction Limit

Intrawell Non-parametric

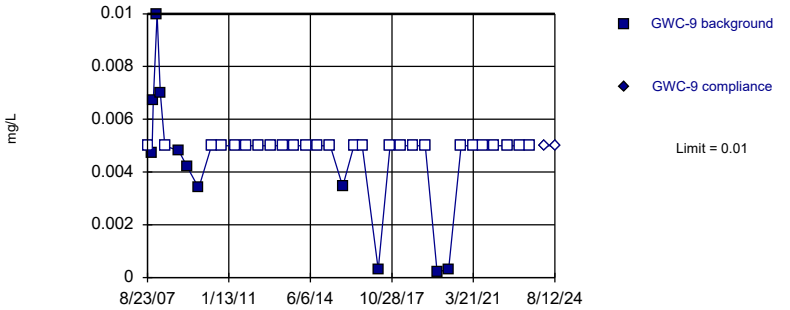

Non-parametric test used in lieu of parametric prediction limit because censored data exceeded 50%. Limit is highest of 37 background values. 70.27% NDs. Well-constituent pair annual alpha = 0.002721. Individual comparison alpha = 0.001361 (1 of 2).

Constituent: Copper Analysis Run 9/11/2024 10:52 AM View: Appendix I Intrawell
Plant Bowen Client: Southern Company Data: Bowen 1, 2, 9, and 10

Sanitas™ v.10.0.20 Software licensed to Groundwater Stats Consulting. UG
Hollow symbols indicate censored values.

Within Limit

Prediction Limit

Intrawell Non-parametric

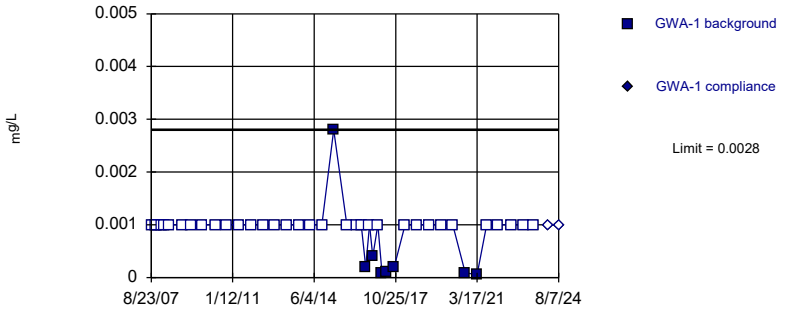

Non-parametric test used in lieu of parametric prediction limit because censored data exceeded 50%. Limit is highest of 42 background values. 80.95% NDs. Well-constituent pair annual alpha = 0.002154. Individual comparison alpha = 0.001077 (1 of 2).

Constituent: Lead Analysis Run 9/11/2024 10:52 AM View: Appendix I Intrawell
Plant Bowen Client: Southern Company Data: Bowen 1, 2, 9, and 10

Sanitas™ v.10.0.20 Software licensed to Groundwater Stats Consulting. UG
Hollow symbols indicate censored values.

Within Limit

Prediction Limit

Intrawell Non-parametric

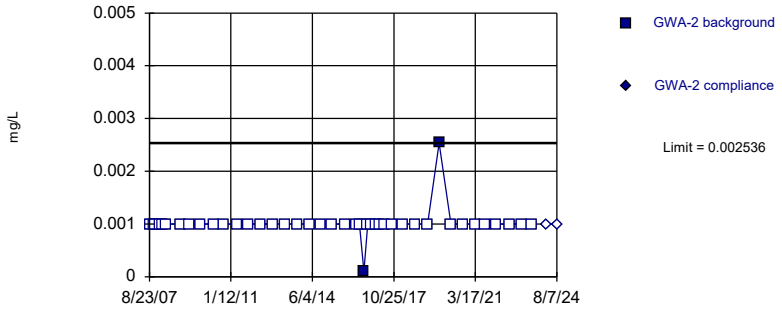

Non-parametric test used in lieu of parametric prediction limit because censored data exceeded 50%. Limit is highest of 42 background values. 95.24% NDs. Well-constituent pair annual alpha = 0.002154. Individual comparison alpha = 0.001077 (1 of 2).

Constituent: Lead Analysis Run 9/11/2024 10:52 AM View: Appendix I Intrawell
Plant Bowen Client: Southern Company Data: Bowen 1, 2, 9, and 10

Sanitas™ v.10.0.20 Software licensed to Groundwater Stats Consulting. UG
Hollow symbols indicate censored values.

Within Limit

Prediction Limit

Intrawell Non-parametric

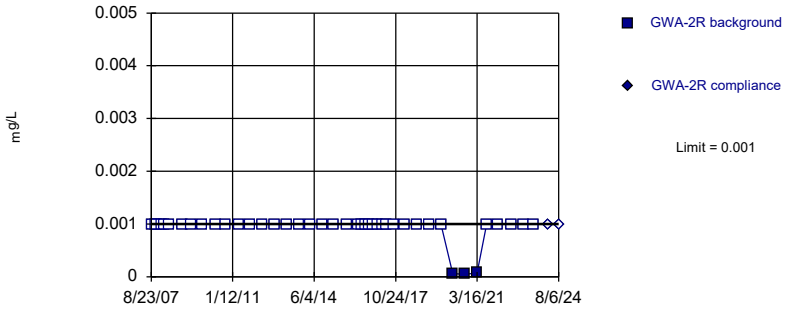

Non-parametric test used in lieu of parametric prediction limit because censored data exceeded 50%. Limit is highest of 42 background values. 92.86% NDs. Well-constituent pair annual alpha = 0.002154. Individual comparison alpha = 0.001077 (1 of 2).

Constituent: Lead Analysis Run 9/11/2024 10:52 AM View: Appendix I Intrawell
Plant Bowen Client: Southern Company Data: Bowen 1, 2, 9, and 10

Sanitas™ v.10.0.20 Software licensed to Groundwater Stats Consulting. UG
Hollow symbols indicate censored values.

Within Limit

Prediction Limit

Intrawell Non-parametric

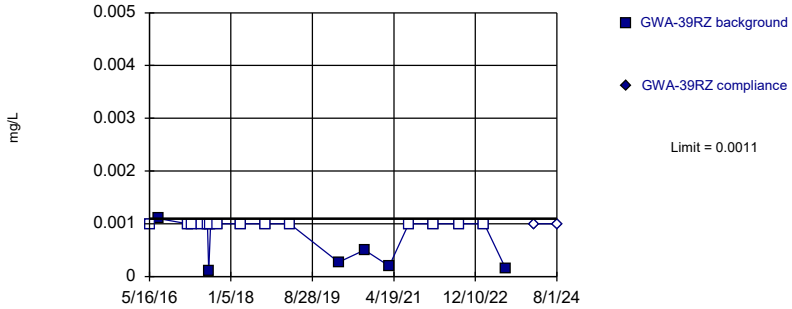

Non-parametric test used in lieu of parametric prediction limit because censored data exceeded 50%. Limit is highest of 20 background values. 70% NDs. Well-constituent pair annual alpha = 0.008564. Individual comparison alpha = 0.004291 (1 of 2).

Constituent: Lead Analysis Run 9/11/2024 10:52 AM View: Appendix I Intrawell
Plant Bowen Client: Southern Company Data: Bowen 1, 2, 9, and 10

Sanitas™ v.10.0.20 Software licensed to Groundwater Stats Consulting. UG
Hollow symbols indicate censored values.

Within Limit

Prediction Limit

Intrawell Non-parametric

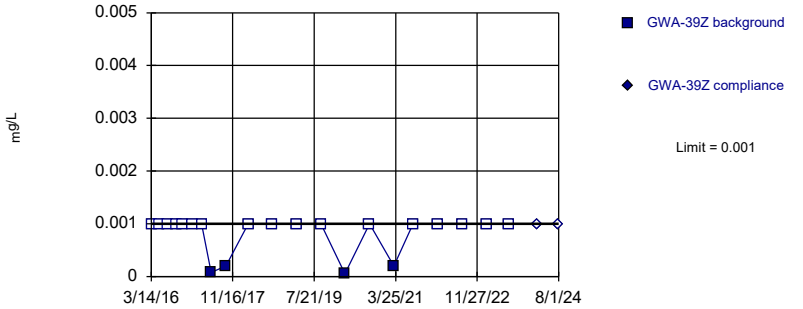

Non-parametric test used in lieu of parametric prediction limit because censored data exceeded 50%. Limit is highest of 21 background values. 80.95% NDs. Well-constituent pair annual alpha = 0.007982. Individual comparison alpha = 0.003999 (1 of 2).

Constituent: Lead Analysis Run 9/11/2024 10:52 AM View: Appendix I Intrawell
Plant Bowen Client: Southern Company Data: Bowen 1, 2, 9, and 10

Sanitas™ v.10.0.20 Software licensed to Groundwater Stats Consulting. UG
Hollow symbols indicate censored values.

Within Limit

Prediction Limit

Intrawell Non-parametric

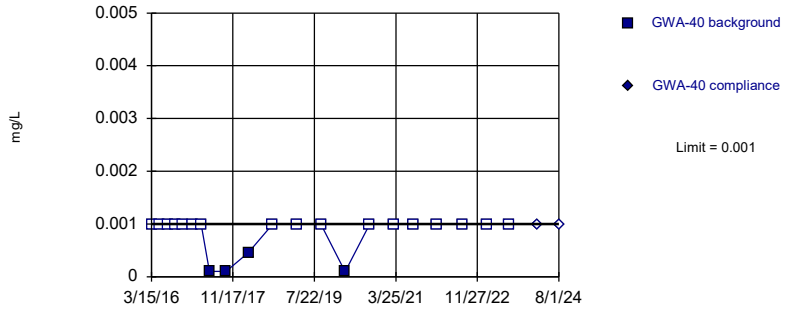

Non-parametric test used in lieu of parametric prediction limit because censored data exceeded 50%. Limit is highest of 21 background values. 80.95% NDs. Well-constituent pair annual alpha = 0.007982. Individual comparison alpha = 0.003999 (1 of 2).

Constituent: Lead Analysis Run 9/11/2024 10:52 AM View: Appendix I Intrawell
Plant Bowen Client: Southern Company Data: Bowen 1, 2, 9, and 10

Sanitas™ v.10.0.20 Software licensed to Groundwater Stats Consulting. UG
Hollow symbols indicate censored values.

Within Limit

Prediction Limit

Intrawell Non-parametric

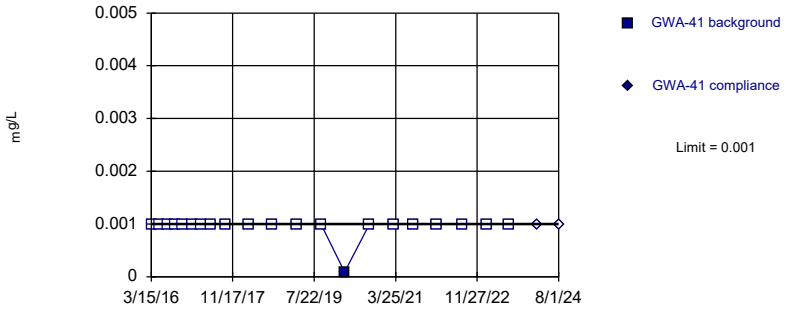

Non-parametric test used in lieu of parametric prediction limit because censored data exceeded 50%. Limit is highest of 21 background values. 95.24% NDs. Well-constituent pair annual alpha = 0.007982. Individual comparison alpha = 0.003999 (1 of 2).

Constituent: Lead Analysis Run 9/11/2024 10:52 AM View: Appendix I Intrawell
Plant Bowen Client: Southern Company Data: Bowen 1, 2, 9, and 10

Sanitas™ v.10.0.20 Software licensed to Groundwater Stats Consulting. UG
Hollow symbols indicate censored values.

Within Limit

Prediction Limit

Intrawell Non-parametric

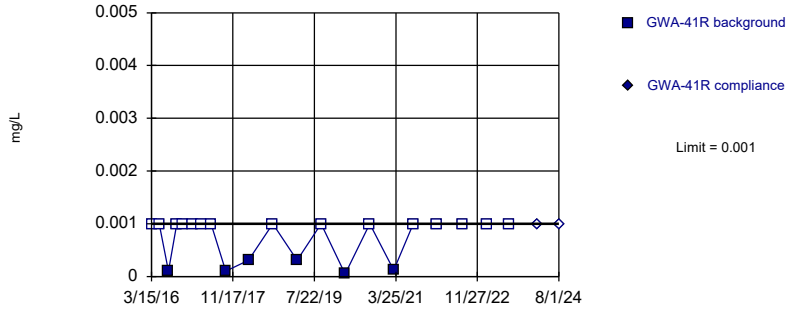

Non-parametric test used in lieu of parametric prediction limit because censored data exceeded 50%. Limit is highest of 21 background values. 71.43% NDs. Well-constituent pair annual alpha = 0.007982. Individual comparison alpha = 0.003999 (1 of 2).

Constituent: Lead Analysis Run 9/11/2024 10:52 AM View: Appendix I Intrawell
Plant Bowen Client: Southern Company Data: Bowen 1, 2, 9, and 10

Sanitas™ v.10.0.20 Software licensed to Groundwater Stats Consulting. UG
Hollow symbols indicate censored values.

Within Limit

Prediction Limit

Intrawell Non-parametric

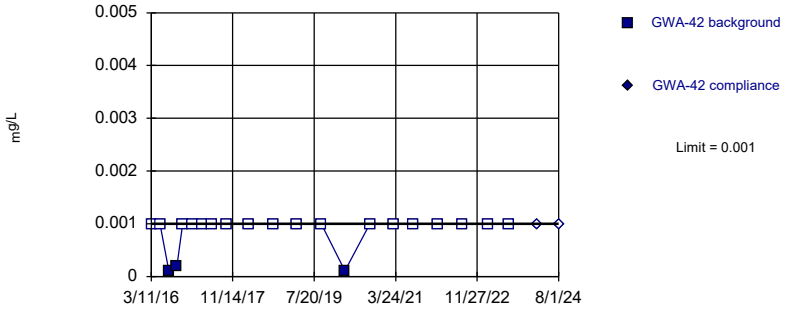

Non-parametric test used in lieu of parametric prediction limit because censored data exceeded 50%. Limit is highest of 21 background values. 85.71% NDs. Well-constituent pair annual alpha = 0.007982. Individual comparison alpha = 0.003999 (1 of 2).

Constituent: Lead Analysis Run 9/11/2024 10:52 AM View: Appendix I Intrawell
Plant Bowen Client: Southern Company Data: Bowen 1, 2, 9, and 10

Sanitas™ v.10.0.20 Software licensed to Groundwater Stats Consulting. UG
Hollow symbols indicate censored values.

Within Limit

Prediction Limit

Intrawell Non-parametric

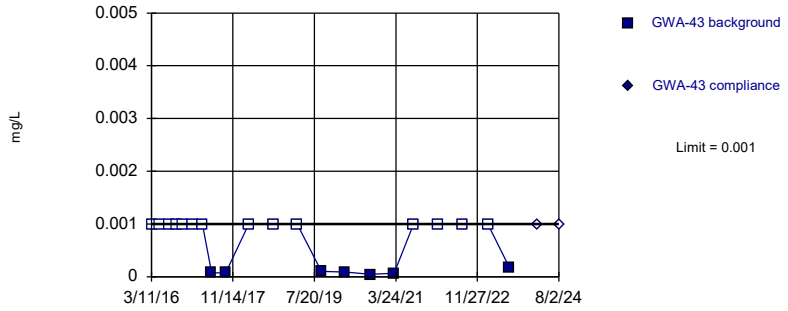

Non-parametric test used in lieu of parametric prediction limit because censored data exceeded 50%. Limit is highest of 21 background values. 66.67% NDs. Well-constituent pair annual alpha = 0.007982. Individual comparison alpha = 0.003999 (1 of 2).

Constituent: Lead Analysis Run 9/11/2024 10:52 AM View: Appendix I Intrawell
Plant Bowen Client: Southern Company Data: Bowen 1, 2, 9, and 10

Sanitas™ v.10.0.20 Software licensed to Groundwater Stats Consulting. UG
Hollow symbols indicate censored values.

Within Limit

Prediction Limit

Intrawell Non-parametric

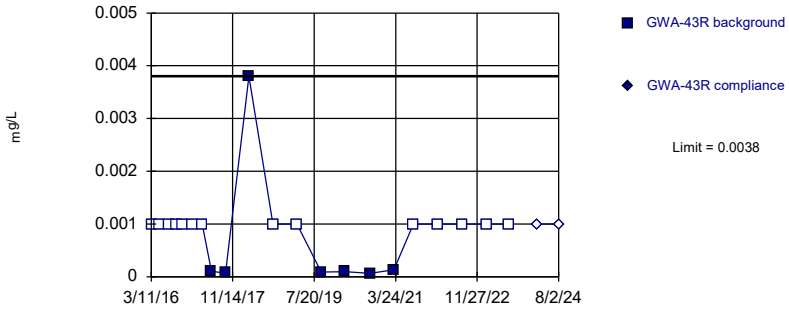

Non-parametric test used in lieu of parametric prediction limit because censored data exceeded 50%. Limit is highest of 21 background values. 66.67% NDs. Well-constituent pair annual alpha = 0.007982. Individual comparison alpha = 0.003999 (1 of 2).

Constituent: Lead Analysis Run 9/11/2024 10:52 AM View: Appendix I Intrawell
Plant Bowen Client: Southern Company Data: Bowen 1, 2, 9, and 10

Sanitas™ v.10.0.20 Software licensed to Groundwater Stats Consulting. UG
Hollow symbols indicate censored values.

Within Limit

Prediction Limit

Intrawell Non-parametric

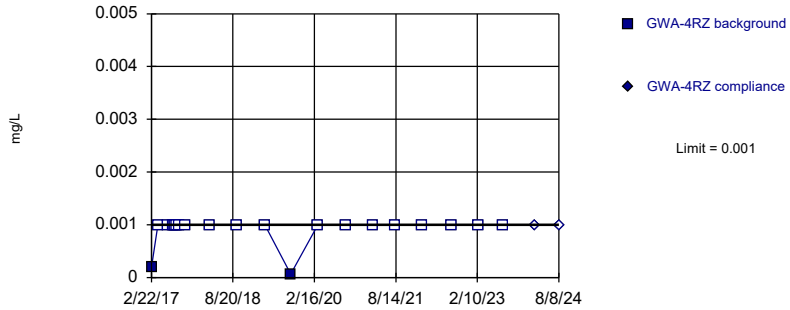

Non-parametric test used in lieu of parametric prediction limit because censored data exceeded 50%. Limit is highest of 21 background values. 90.48% NDs. Well-constituent pair annual alpha = 0.007982. Individual comparison alpha = 0.003999 (1 of 2).

Constituent: Lead Analysis Run 9/11/2024 10:52 AM View: Appendix I Intrawell
Plant Bowen Client: Southern Company Data: Bowen 1, 2, 9, and 10

Sanitas™ v.10.0.20 Software licensed to Groundwater Stats Consulting. UG
Hollow symbols indicate censored values.

Within Limit

Prediction Limit

Intrawell Non-parametric

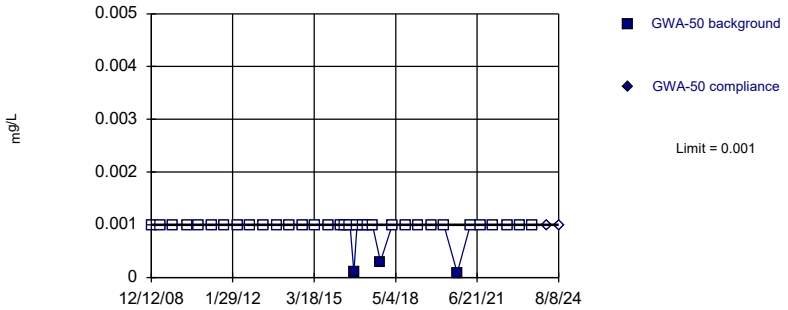

Non-parametric test used in lieu of parametric prediction limit because censored data exceeded 50%. Limit is highest of 36 background values. 91.67% NDs. Well-constituent pair annual alpha = 0.002856. Individual comparison alpha = 0.001429 (1 of 2).

Constituent: Lead Analysis Run 9/11/2024 10:52 AM View: Appendix I Intrawell
Plant Bowen Client: Southern Company Data: Bowen 1, 2, 9, and 10

Sanitas™ v.10.0.20 Software licensed to Groundwater Stats Consulting. UG
Hollow symbols indicate censored values.

Within Limit

Prediction Limit

Intrawell Non-parametric

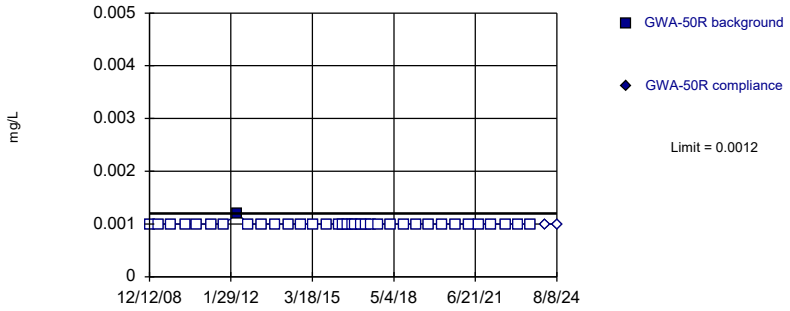

Non-parametric test used in lieu of parametric prediction limit because censored data exceeded 50%. Limit is highest of 36 background values. 97.22% NDs. Well-constituent pair annual alpha = 0.002856. Individual comparison alpha = 0.001429 (1 of 2).

Constituent: Lead Analysis Run 9/11/2024 10:52 AM View: Appendix I Intrawell
Plant Bowen Client: Southern Company Data: Bowen 1, 2, 9, and 10

Sanitas™ v.10.0.20 Software licensed to Groundwater Stats Consulting. UG
Hollow symbols indicate censored values.

Within Limit

Prediction Limit

Intrawell Non-parametric

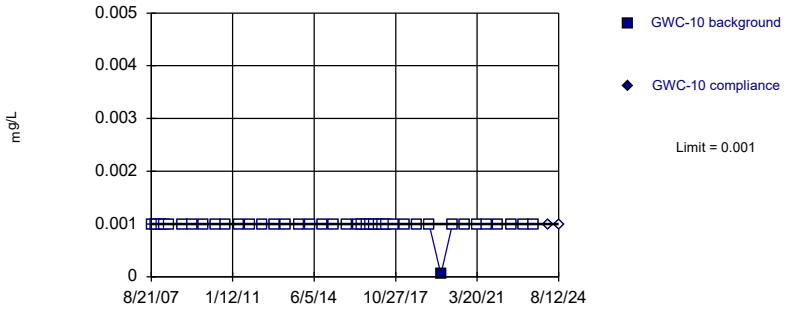

Non-parametric test used in lieu of parametric prediction limit because censored data exceeded 50%. Limit is highest of 42 background values. 97.62% NDs. Well-constituent pair annual alpha = 0.002154. Individual comparison alpha = 0.001077 (1 of 2).

Constituent: Lead Analysis Run 9/11/2024 10:52 AM View: Appendix I Intrawell
Plant Bowen Client: Southern Company Data: Bowen 1, 2, 9, and 10

Sanitas™ v.10.0.20 Software licensed to Groundwater Stats Consulting. UG
Hollow symbols indicate censored values.

Within Limit

Prediction Limit

Intrawell Non-parametric

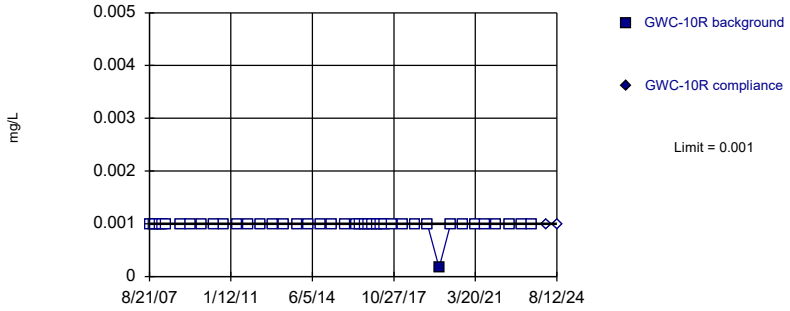

Non-parametric test used in lieu of parametric prediction limit because censored data exceeded 50%. Limit is highest of 42 background values. 97.62% NDs. Well-constituent pair annual alpha = 0.002154. Individual comparison alpha = 0.001077 (1 of 2).

Constituent: Lead Analysis Run 9/11/2024 10:52 AM View: Appendix I Intrawell
Plant Bowen Client: Southern Company Data: Bowen 1, 2, 9, and 10

Sanitas™ v.10.0.20 Software licensed to Groundwater Stats Consulting. UG
Hollow symbols indicate censored values.

Within Limit

Prediction Limit

Intrawell Non-parametric

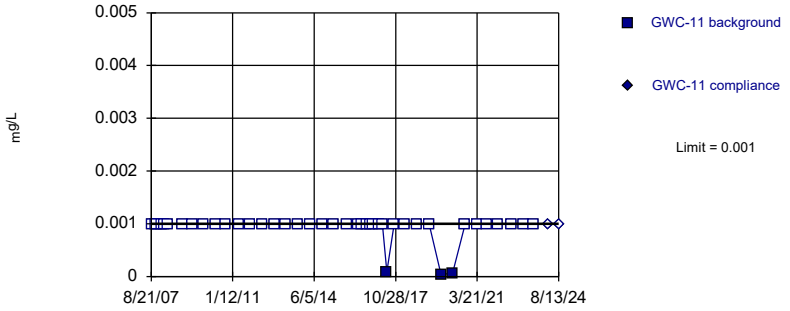

Non-parametric test used in lieu of parametric prediction limit because censored data exceeded 50%. Limit is highest of 42 background values. 92.86% NDs. Well-constituent pair annual alpha = 0.002154. Individual comparison alpha = 0.001077 (1 of 2).

Constituent: Lead Analysis Run 9/11/2024 10:52 AM View: Appendix I Intrawell
Plant Bowen Client: Southern Company Data: Bowen 1, 2, 9, and 10

Sanitas™ v.10.0.20 Software licensed to Groundwater Stats Consulting. UG
Hollow symbols indicate censored values.
Within Limit

Prediction Limit

Intrawell Non-parametric

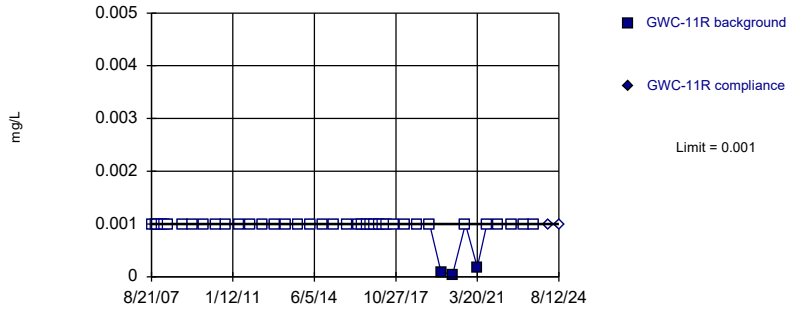

Non-parametric test used in lieu of parametric prediction limit because censored data exceeded 50%. Limit is highest of 42 background values. 92.86% NDs. Well-constituent pair annual alpha = 0.002154. Individual comparison alpha = 0.001077 (1 of 2).

Constituent: Lead Analysis Run 9/11/2024 10:52 AM View: Appendix I Intrawell
Plant Bowen Client: Southern Company Data: Bowen 1, 2, 9, and 10

Sanitas™ v.10.0.20 Software licensed to Groundwater Stats Consulting. UG
Hollow symbols indicate censored values.
Within Limit

Prediction Limit

Intrawell Non-parametric

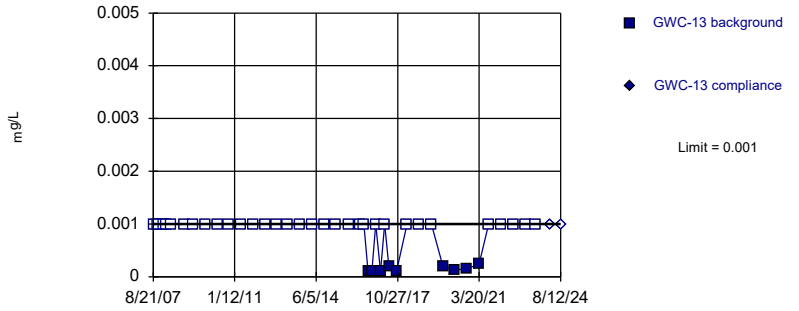

Non-parametric test used in lieu of parametric prediction limit because censored data exceeded 50%. Limit is highest of 42 background values. 78.57% NDs. Well-constituent pair annual alpha = 0.002154. Individual comparison alpha = 0.001077 (1 of 2).

Constituent: Lead Analysis Run 9/11/2024 10:52 AM View: Appendix I Intrawell
Plant Bowen Client: Southern Company Data: Bowen 1, 2, 9, and 10

Sanitas™ v.10.0.20 Software licensed to Groundwater Stats Consulting. UG
Hollow symbols indicate censored values.
Within Limit

Prediction Limit

Intrawell Non-parametric

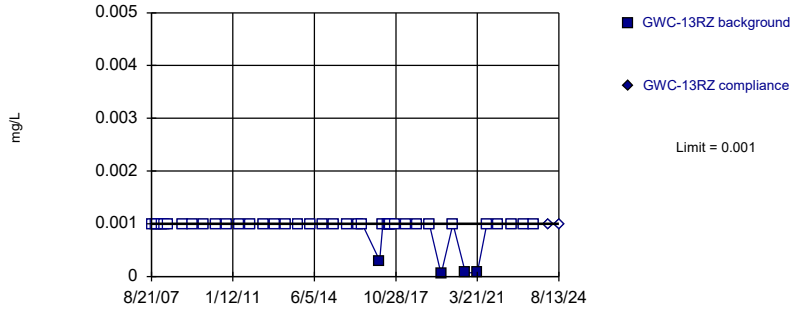

Non-parametric test used in lieu of parametric prediction limit because censored data exceeded 50%. Limit is highest of 42 background values. 90.48% NDs. Well-constituent pair annual alpha = 0.002154. Individual comparison alpha = 0.001077 (1 of 2).

Constituent: Lead Analysis Run 9/11/2024 10:52 AM View: Appendix I Intrawell
Plant Bowen Client: Southern Company Data: Bowen 1, 2, 9, and 10

Sanitas™ v.10.0.20 Software licensed to Groundwater Stats Consulting. UG
Hollow symbols indicate censored values.
Within Limit

Prediction Limit

Intrawell Non-parametric

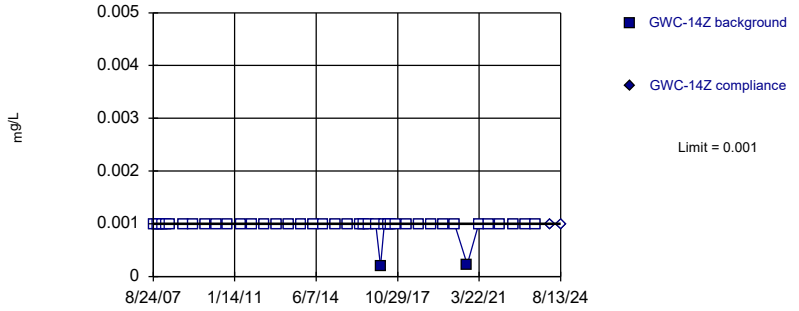

Non-parametric test used in lieu of parametric prediction limit because censored data exceeded 50%. Limit is highest of 42 background values. 95.24% NDs. Well-constituent pair annual alpha = 0.002154. Individual comparison alpha = 0.001077 (1 of 2).

Constituent: Lead Analysis Run 9/11/2024 10:52 AM View: Appendix I Intrawell
Plant Bowen Client: Southern Company Data: Bowen 1, 2, 9, and 10

Sanitas™ v.10.0.20 Software licensed to Groundwater Stats Consulting. UG
Hollow symbols indicate censored values.

Within Limit

Prediction Limit

Intrawell Non-parametric

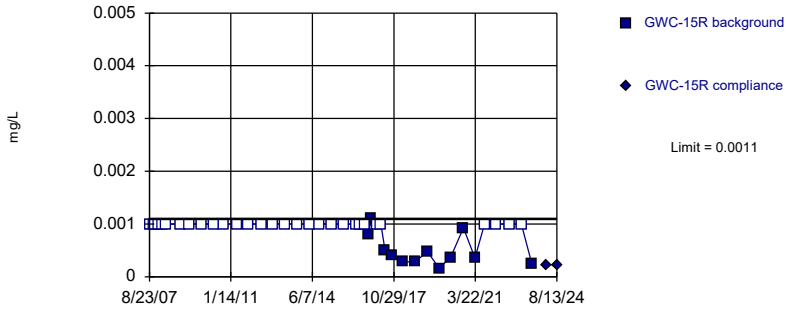

Non-parametric test used in lieu of parametric prediction limit because censored data exceeded 50%. Limit is highest of 42 background values. 71.43% NDs. Well-constituent pair annual alpha = 0.002154. Individual comparison alpha = 0.001077 (1 of 2).

Constituent: Lead Analysis Run 9/11/2024 10:52 AM View: Appendix I Intrawell
Plant Bowen Client: Southern Company Data: Bowen 1, 2, 9, and 10

Sanitas™ v.10.0.20 Software licensed to Groundwater Stats Consulting. UG
Hollow symbols indicate censored values.

Within Limit

Prediction Limit

Intrawell Non-parametric

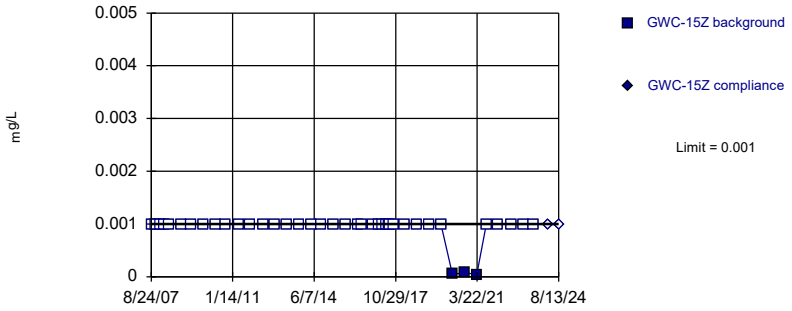

Non-parametric test used in lieu of parametric prediction limit because censored data exceeded 50%. Limit is highest of 42 background values. 92.86% NDs. Well-constituent pair annual alpha = 0.002154. Individual comparison alpha = 0.001077 (1 of 2).

Constituent: Lead Analysis Run 9/11/2024 10:52 AM View: Appendix I Intrawell
Plant Bowen Client: Southern Company Data: Bowen 1, 2, 9, and 10

Sanitas™ v.10.0.20 Software licensed to Groundwater Stats Consulting. UG
Hollow symbols indicate censored values.

Within Limit

Prediction Limit

Intrawell Parametric

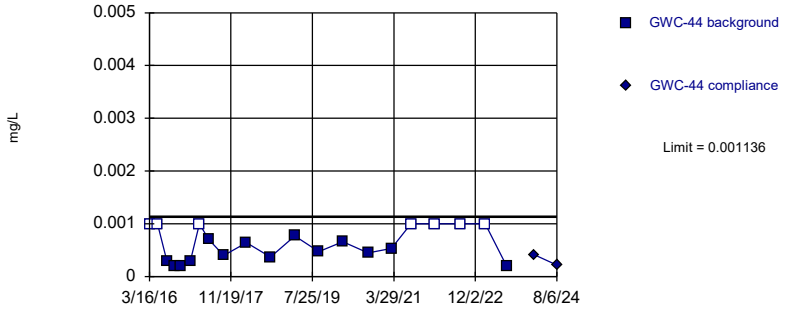

Background Data Summary (based on square root transformation) (after Kaplan-Meier Adjustment): Mean=0.0203, Std. Dev.=0.004776, n=21, 33.33% NDs. Normality test: Shapiro Wilk @alpha = 0.01, calculated = 0.8789, critical = 0.873. Kappa = 2.805 (c=16, w=26, 1 of 2, event alpha = 0.05132). Report alpha = 0.0001266.

Constituent: Lead Analysis Run 9/11/2024 10:52 AM View: Appendix I Intrawell
Plant Bowen Client: Southern Company Data: Bowen 1, 2, 9, and 10

Sanitas™ v.10.0.20 Software licensed to Groundwater Stats Consulting. UG
Hollow symbols indicate censored values.

Within Limit

Prediction Limit

Intrawell Non-parametric

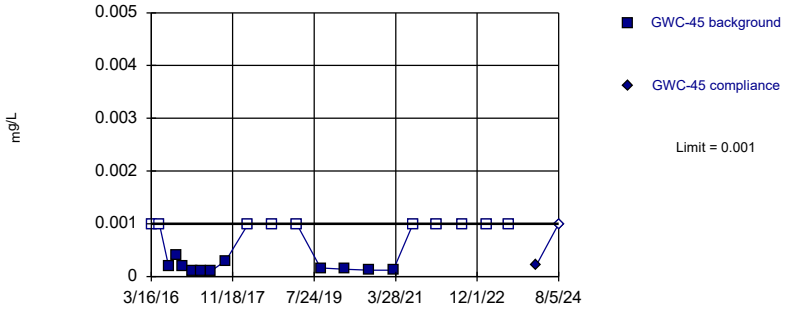

Non-parametric test used in lieu of parametric prediction limit because the Shapiro Wilk normality test showed the data to be non-normal at the 0.01 alpha level. Limit is highest of 21 background values. 47.62% NDs. Well-constituent pair annual alpha = 0.007982. Individual comparison alpha = 0.003999 (1 of 2).

Constituent: Lead Analysis Run 9/11/2024 10:52 AM View: Appendix I Intrawell
Plant Bowen Client: Southern Company Data: Bowen 1, 2, 9, and 10

Sanitas™ v.10.0.20 Software licensed to Groundwater Stats Consulting. UG
Hollow symbols indicate censored values.

Within Limit

Prediction Limit

Intrawell Non-parametric

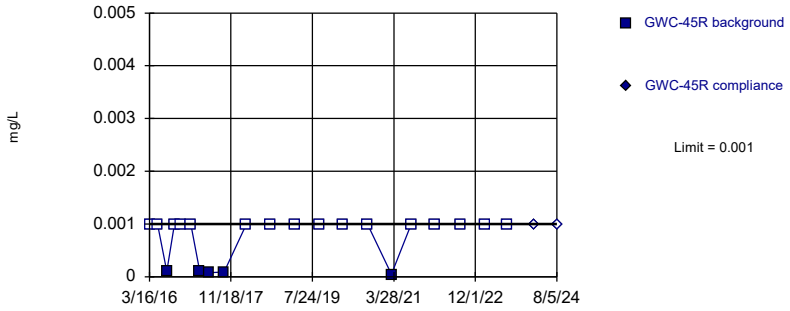

Non-parametric test used in lieu of parametric prediction limit because censored data exceeded 50%. Limit is highest of 21 background values. 76.19% NDs. Well-constituent pair annual alpha = 0.007982. Individual comparison alpha = 0.003999 (1 of 2).

Constituent: Lead Analysis Run 9/11/2024 10:52 AM View: Appendix I Intrawell
Plant Bowen Client: Southern Company Data: Bowen 1, 2, 9, and 10

Sanitas™ v.10.0.20 Software licensed to Groundwater Stats Consulting. UG
Hollow symbols indicate censored values.

Within Limit

Prediction Limit

Intrawell Non-parametric

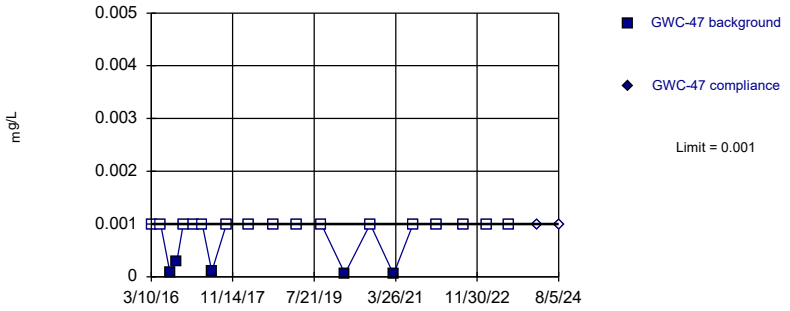

Non-parametric test used in lieu of parametric prediction limit because censored data exceeded 50%. Limit is highest of 21 background values. 76.19% NDs. Well-constituent pair annual alpha = 0.007982. Individual comparison alpha = 0.003999 (1 of 2).

Constituent: Lead Analysis Run 9/11/2024 10:52 AM View: Appendix I Intrawell
Plant Bowen Client: Southern Company Data: Bowen 1, 2, 9, and 10

Sanitas™ v.10.0.20 Software licensed to Groundwater Stats Consulting. UG
Hollow symbols indicate censored values.

Within Limit

Prediction Limit

Intrawell Non-parametric

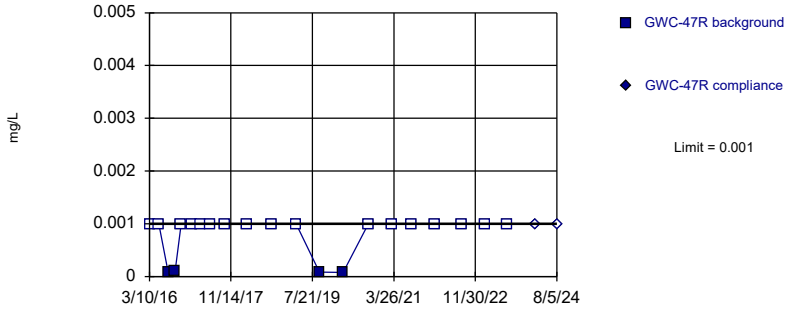

Non-parametric test used in lieu of parametric prediction limit because censored data exceeded 50%. Limit is highest of 21 background values. 80.95% NDs. Well-constituent pair annual alpha = 0.007982. Individual comparison alpha = 0.003999 (1 of 2).

Constituent: Lead Analysis Run 9/11/2024 10:52 AM View: Appendix I Intrawell
Plant Bowen Client: Southern Company Data: Bowen 1, 2, 9, and 10

Sanitas™ v.10.0.20 Software licensed to Groundwater Stats Consulting. UG
Hollow symbols indicate censored values.

Within Limit

Prediction Limit

Intrawell Non-parametric

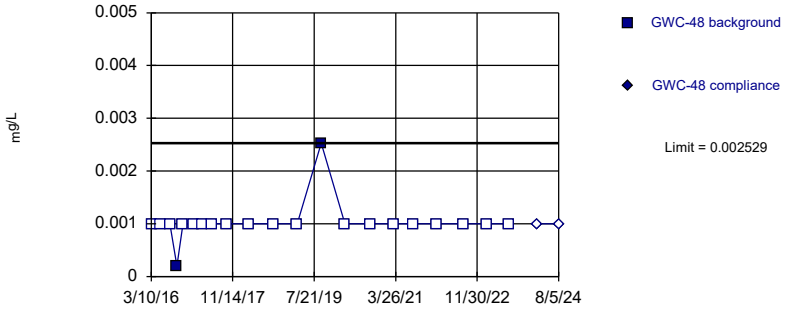

Non-parametric test used in lieu of parametric prediction limit because censored data exceeded 50%. Limit is highest of 21 background values. 90.48% NDs. Well-constituent pair annual alpha = 0.007982. Individual comparison alpha = 0.003999 (1 of 2).

Constituent: Lead Analysis Run 9/11/2024 10:53 AM View: Appendix I Intrawell
Plant Bowen Client: Southern Company Data: Bowen 1, 2, 9, and 10

Sanitas™ v.10.0.20 Software licensed to Groundwater Stats Consulting. UG
Hollow symbols indicate censored values.

Within Limit

Prediction Limit

Intrawell Non-parametric

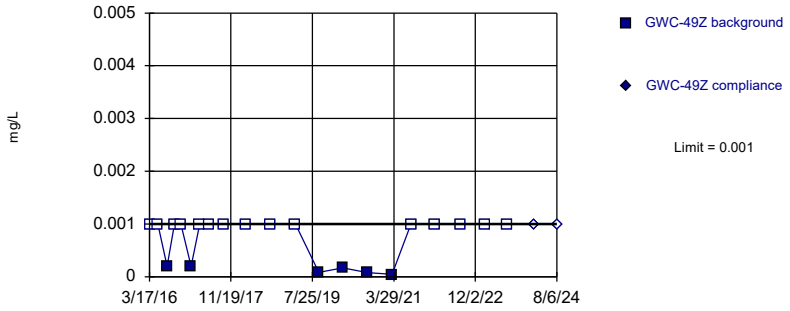

Non-parametric test used in lieu of parametric prediction limit because censored data exceeded 50%. Limit is highest of 21 background values. 71.43% NDs. Well-constituent pair annual alpha = 0.007982. Individual comparison alpha = 0.003999 (1 of 2).

Constituent: Lead Analysis Run 9/11/2024 10:53 AM View: Appendix I Intrawell
Plant Bowen Client: Southern Company Data: Bowen 1, 2, 9, and 10

Sanitas™ v.10.0.20 Software licensed to Groundwater Stats Consulting. UG
Hollow symbols indicate censored values.

Within Limit

Prediction Limit

Intrawell Non-parametric

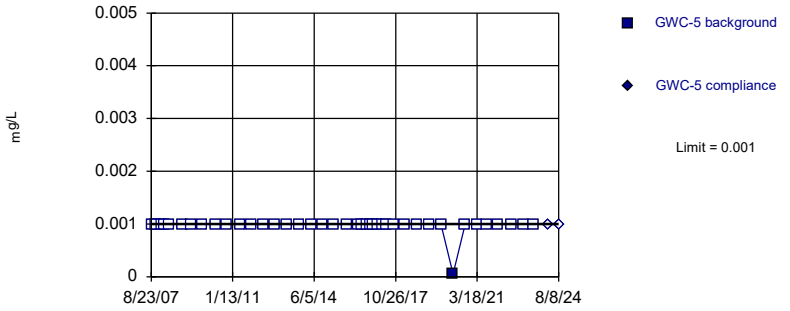

Non-parametric test used in lieu of parametric prediction limit because censored data exceeded 50%. Limit is highest of 42 background values. 97.62% NDs. Well-constituent pair annual alpha = 0.002154. Individual comparison alpha = 0.001077 (1 of 2).

Constituent: Lead Analysis Run 9/11/2024 10:53 AM View: Appendix I Intrawell
Plant Bowen Client: Southern Company Data: Bowen 1, 2, 9, and 10

Sanitas™ v.10.0.20 Software licensed to Groundwater Stats Consulting. UG
Hollow symbols indicate censored values.

Within Limit

Prediction Limit

Intrawell Non-parametric

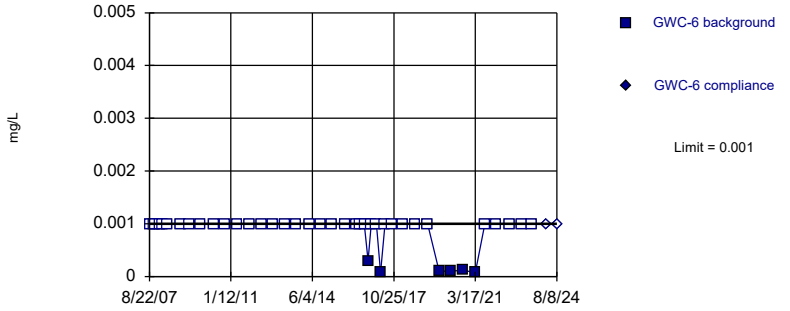

Non-parametric test used in lieu of parametric prediction limit because censored data exceeded 50%. Limit is highest of 42 background values. 85.71% NDs. Well-constituent pair annual alpha = 0.002154. Individual comparison alpha = 0.001077 (1 of 2).

Constituent: Lead Analysis Run 9/11/2024 10:53 AM View: Appendix I Intrawell
Plant Bowen Client: Southern Company Data: Bowen 1, 2, 9, and 10

Sanitas™ v.10.0.20 Software licensed to Groundwater Stats Consulting. UG
Hollow symbols indicate censored values.

Within Limit

Prediction Limit

Intrawell Non-parametric

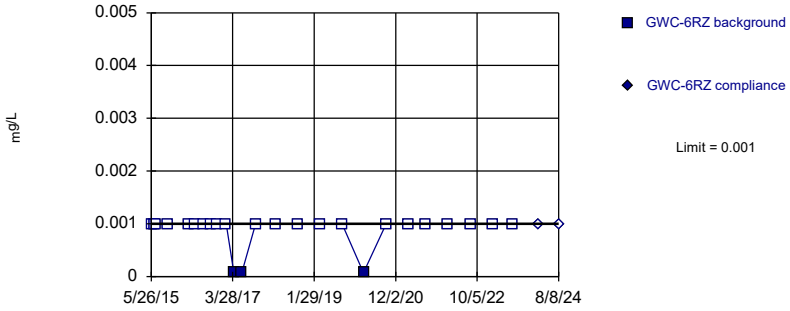

Non-parametric test used in lieu of parametric prediction limit because censored data exceeded 50%. Limit is highest of 25 background values. 88% NDs. Well-constituent pair annual alpha = 0.005656. Individual comparison alpha = 0.002832 (1 of 2).

Constituent: Lead Analysis Run 9/11/2024 10:53 AM View: Appendix I Intrawell
Plant Bowen Client: Southern Company Data: Bowen 1, 2, 9, and 10

Sanitas™ v.10.0.20 Software licensed to Groundwater Stats Consulting. UG
Hollow symbols indicate censored values.

Within Limit

Prediction Limit

Intrawell Non-parametric

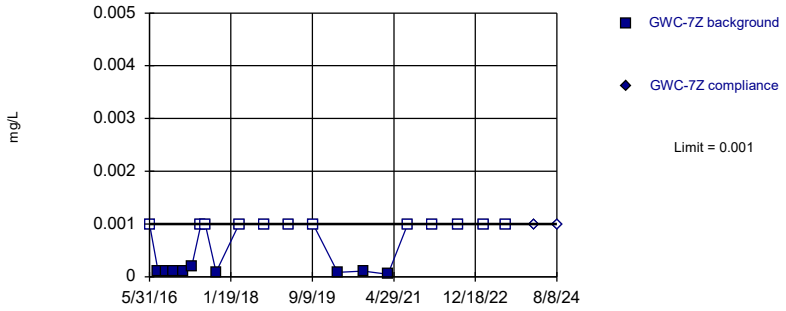

Non-parametric test used in lieu of parametric prediction limit because censored data exceeded 50%. Limit is highest of 21 background values. 57.14% NDs. Well-constituent pair annual alpha = 0.007982. Individual comparison alpha = 0.003999 (1 of 2).

Constituent: Lead Analysis Run 9/11/2024 10:53 AM View: Appendix I Intrawell
Plant Bowen Client: Southern Company Data: Bowen 1, 2, 9, and 10

Sanitas™ v.10.0.20 Software licensed to Groundwater Stats Consulting. UG
Hollow symbols indicate censored values.

Within Limit

Prediction Limit

Intrawell Non-parametric

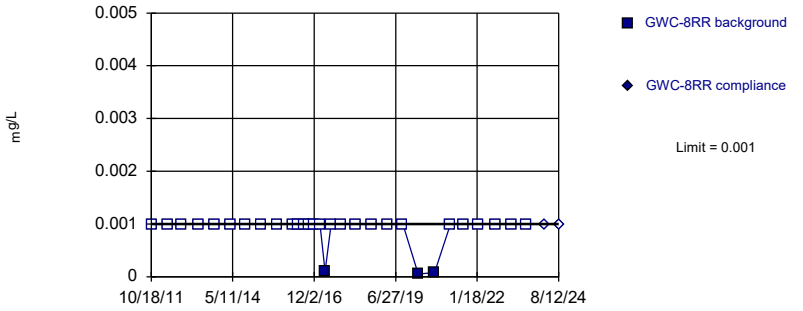

Non-parametric test used in lieu of parametric prediction limit because censored data exceeded 50%. Limit is highest of 30 background values. 90% NDs. Well-constituent pair annual alpha = 0.004011. Individual comparison alpha = 0.002008 (1 of 2).

Constituent: Lead Analysis Run 9/11/2024 10:53 AM View: Appendix I Intrawell
Plant Bowen Client: Southern Company Data: Bowen 1, 2, 9, and 10

Sanitas™ v.10.0.20 Software licensed to Groundwater Stats Consulting. UG
Hollow symbols indicate censored values.

Within Limit

Prediction Limit

Intrawell Non-parametric

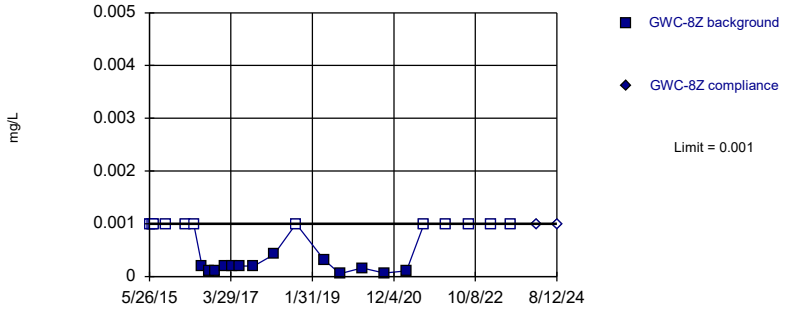

Non-parametric test used in lieu of parametric prediction limit because the Shapiro Wilk normality test showed the data to be non-normal at the 0.01 alpha level. Limit is highest of 25 background values. 48% NDs. Well-constituent pair annual alpha = 0.005656. Individual comparison alpha = 0.002832 (1 of 2).

Constituent: Lead Analysis Run 9/11/2024 10:53 AM View: Appendix I Intrawell
Plant Bowen Client: Southern Company Data: Bowen 1, 2, 9, and 10

Sanitas™ v.10.0.20 Software licensed to Groundwater Stats Consulting. UG
Hollow symbols indicate censored values.

Within Limit

Prediction Limit

Intrawell Non-parametric

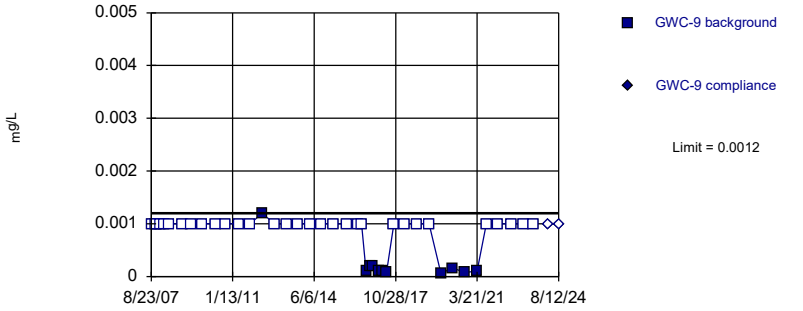

Non-parametric test used in lieu of parametric prediction limit because censored data exceeded 50%. Limit is highest of 42 background values. 73.81% NDs. Well-constituent pair annual alpha = 0.002154. Individual comparison alpha = 0.001077 (1 of 2).

Constituent: Lead Analysis Run 9/11/2024 10:53 AM View: Appendix I Intrawell
Plant Bowen Client: Southern Company Data: Bowen 1, 2, 9, and 10

Sanitas™ v.10.0.20 Software licensed to Groundwater Stats Consulting. UG
Hollow symbols indicate censored values.

Within Limit

Prediction Limit

Intrawell Non-parametric

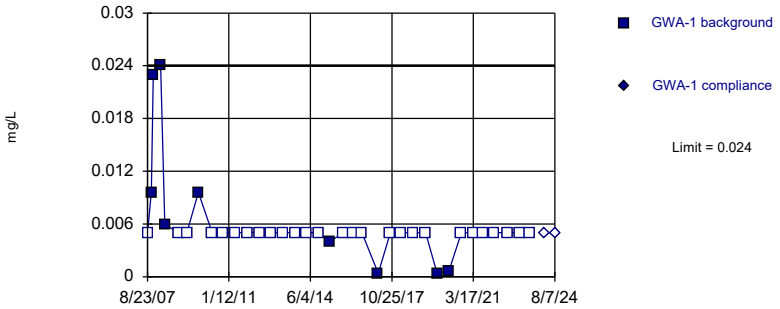

Non-parametric test used in lieu of parametric prediction limit because censored data exceeded 50%. Limit is highest of 36 background values. 75% NDs. Well-constituent pair annual alpha = 0.002856. Individual comparison alpha = 0.001429 (1 of 2).

Constituent: Nickel Analysis Run 9/11/2024 10:53 AM View: Appendix I Intrawell
Plant Bowen Client: Southern Company Data: Bowen 1, 2, 9, and 10

Sanitas™ v.10.0.20 Software licensed to Groundwater Stats Consulting. UG
Hollow symbols indicate censored values.

Within Limit

Prediction Limit

Intrawell Non-parametric

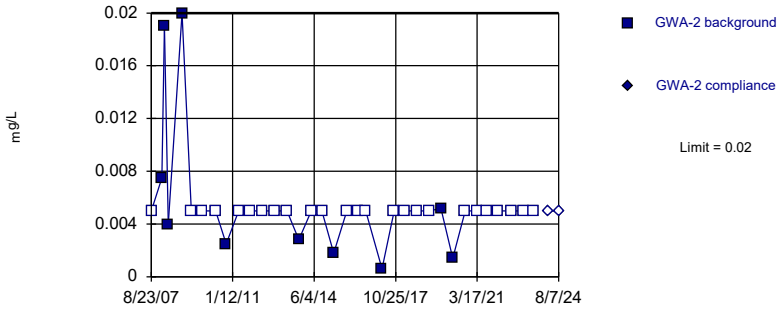

Non-parametric test used in lieu of parametric prediction limit because censored data exceeded 50%. Limit is highest of 35 background values. 71.43% NDs. Well-constituent pair annual alpha = 0.002991. Individual comparison alpha = 0.001497 (1 of 2).

Constituent: Nickel Analysis Run 9/11/2024 10:53 AM View: Appendix I Intrawell
Plant Bowen Client: Southern Company Data: Bowen 1, 2, 9, and 10

Sanitas™ v.10.0.20 Software licensed to Groundwater Stats Consulting. UG
Hollow symbols indicate censored values.

Within Limit

Prediction Limit

Intrawell Non-parametric

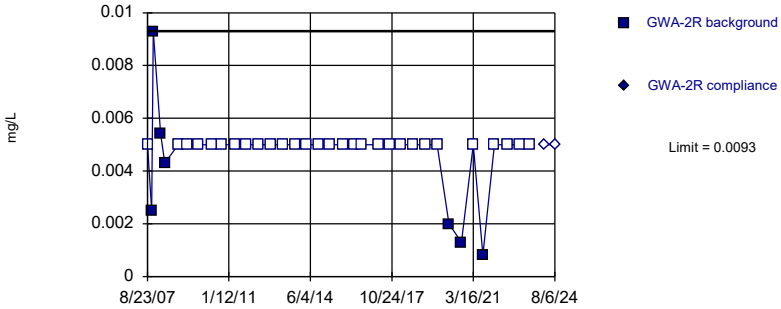

Non-parametric test used in lieu of parametric prediction limit because censored data exceeded 50%. Limit is highest of 36 background values. 80.56% NDs. Well-constituent pair annual alpha = 0.002856. Individual comparison alpha = 0.001429 (1 of 2).

Constituent: Nickel Analysis Run 9/11/2024 10:53 AM View: Appendix I Intrawell
Plant Bowen Client: Southern Company Data: Bowen 1, 2, 9, and 10

Sanitas™ v.10.0.20 Software licensed to Groundwater Stats Consulting. UG
Hollow symbols indicate censored values.

Within Limit

Prediction Limit

Intrawell Non-parametric

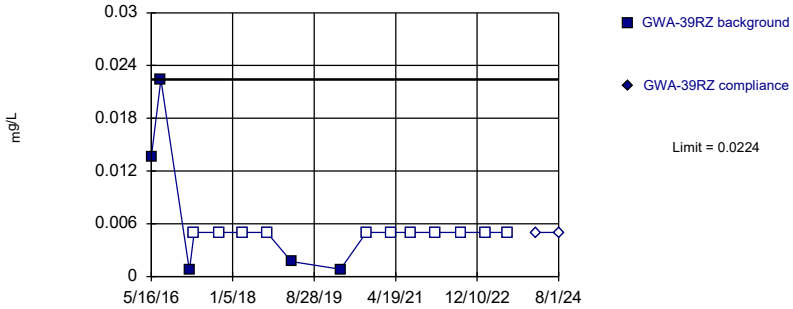

Non-parametric test used in lieu of parametric prediction limit because censored data exceeded 50%. Limit is highest of 16 background values. 68.75% NDs. Well-constituent pair annual alpha = 0.01287. Individual comparison alpha = 0.006456 (1 of 2).

Constituent: Nickel Analysis Run 9/11/2024 10:53 AM View: Appendix I Intrawell
Plant Bowen Client: Southern Company Data: Bowen 1, 2, 9, and 10

Sanitas™ v.10.0.20 Software licensed to Groundwater Stats Consulting. UG
Hollow symbols indicate censored values.

Within Limit

Prediction Limit

Intrawell Non-parametric

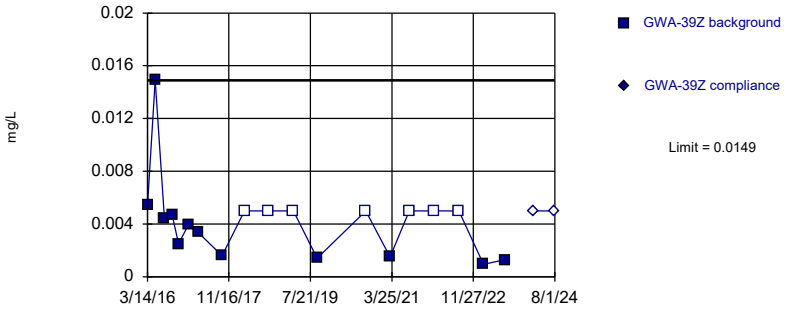

Non-parametric test used in lieu of parametric prediction limit because the Shapiro Wilk normality test showed the data to be non-normal at the 0.05 alpha level. Limit is highest of 19 background values. 36.84% NDs. Well-constituent pair annual alpha = 0.009641. Individual comparison alpha = 0.004832 (1 of 2).

Constituent: Nickel Analysis Run 9/11/2024 10:53 AM View: Appendix I Intrawell
Plant Bowen Client: Southern Company Data: Bowen 1, 2, 9, and 10

Sanitas™ v.10.0.20 Software licensed to Groundwater Stats Consulting. UG
Hollow symbols indicate censored values.

Within Limit

Prediction Limit

Intrawell Parametric

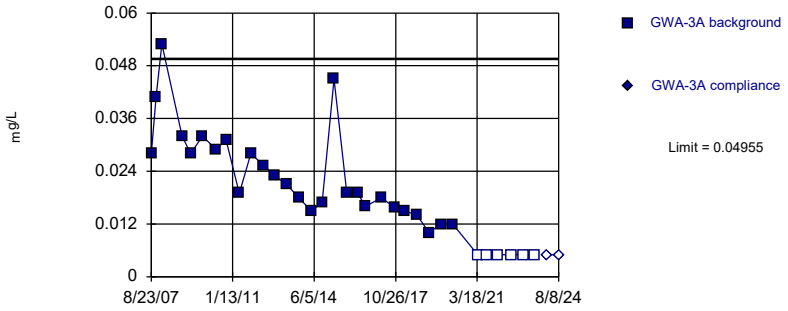

Background Data Summary (after Kaplan-Meier Adjustment): Mean=0.01745, Std. Dev.=0.01242, n=33, 18.18% NDs. Normality test: Shapiro Wilk @alpha = 0.01, calculated = 0.9269, critical = 0.906. Kappa = 2.584 (c=16, w=26, 1 of 2, event alpha = 0.05132). Report alpha = 0.0001266.

Constituent: Nickel Analysis Run 9/11/2024 10:53 AM View: Appendix I Intrawell
Plant Bowen Client: Southern Company Data: Bowen 1, 2, 9, and 10

Sanitas™ v.10.0.20 Software licensed to Groundwater Stats Consulting. UG
Hollow symbols indicate censored values.

Within Limit

Prediction Limit

Intrawell Non-parametric

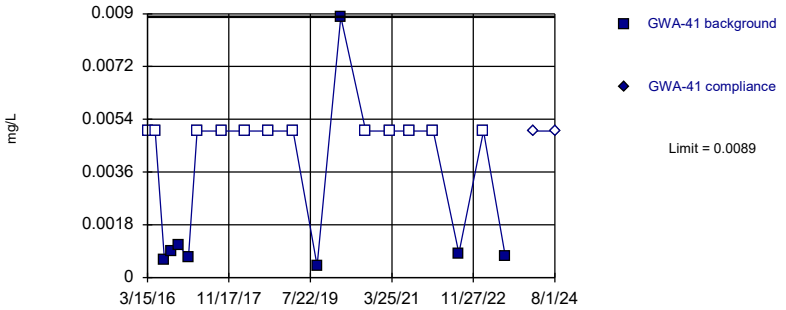

Non-parametric test used in lieu of parametric prediction limit because censored data exceeded 50%. Limit is highest of 20 background values. 60% NDs. Well-constituent pair annual alpha = 0.008564. Individual comparison alpha = 0.004291 (1 of 2).

Constituent: Nickel Analysis Run 9/11/2024 10:53 AM View: Appendix I Intrawell
Plant Bowen Client: Southern Company Data: Bowen 1, 2, 9, and 10

Sanitas™ v.10.0.20 Software licensed to Groundwater Stats Consulting. UG
Hollow symbols indicate censored values.

Within Limit

Prediction Limit

Intrawell Non-parametric

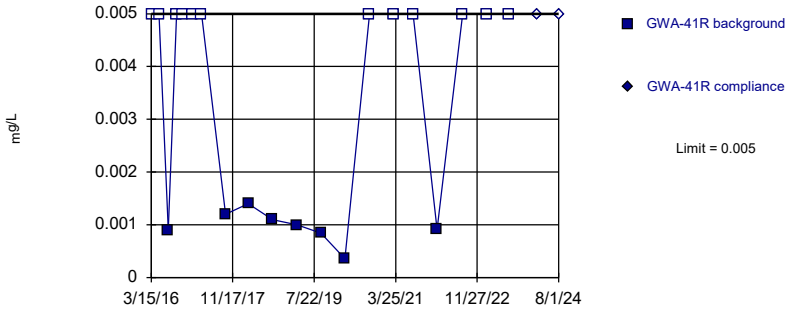

Non-parametric test used in lieu of parametric prediction limit because censored data exceeded 50%. Limit is highest of 20 background values. 60% NDs. Well-constituent pair annual alpha = 0.008564. Individual comparison alpha = 0.004291 (1 of 2).

Constituent: Nickel Analysis Run 9/11/2024 10:53 AM View: Appendix I Intrawell
Plant Bowen Client: Southern Company Data: Bowen 1, 2, 9, and 10

Sanitas™ v.10.0.20 Software licensed to Groundwater Stats Consulting. UG
Hollow symbols indicate censored values.

Within Limit

Prediction Limit

Intrawell Non-parametric

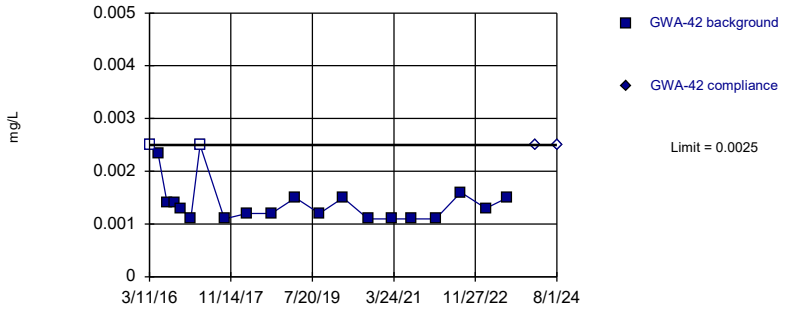

Non-parametric test used in lieu of parametric prediction limit because the Shapiro Wilk normality test showed the data to be non-normal at the 0.01 alpha level. Limit is highest of 20 background values. 10% NDs. Well-constituent pair annual alpha = 0.008564. Individual comparison alpha = 0.004291 (1 of 2).

Constituent: Nickel Analysis Run 9/11/2024 10:53 AM View: Appendix I Intrawell
Plant Bowen Client: Southern Company Data: Bowen 1, 2, 9, and 10

Sanitas™ v.10.0.20 Software licensed to Groundwater Stats Consulting. UG
Hollow symbols indicate censored values.

Within Limit

Prediction Limit

Intrawell Non-parametric

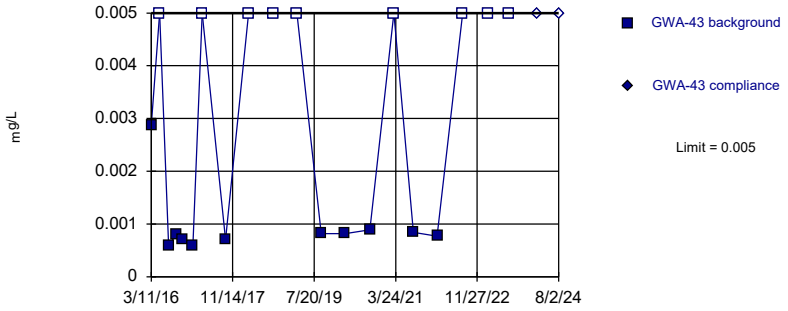

Non-parametric test used in lieu of parametric prediction limit because the Shapiro Wilk normality test showed the data to be non-normal at the 0.01 alpha level. Limit is highest of 20 background values. 45% NDs. Well-constituent pair annual alpha = 0.008564. Individual comparison alpha = 0.004291 (1 of 2).

Constituent: Nickel Analysis Run 9/11/2024 10:53 AM View: Appendix I Intrawell
Plant Bowen Client: Southern Company Data: Bowen 1, 2, 9, and 10

Sanitas™ v.10.0.20 Software licensed to Groundwater Stats Consulting. UG
Hollow symbols indicate censored values.

Within Limit

Prediction Limit

Intrawell Non-parametric

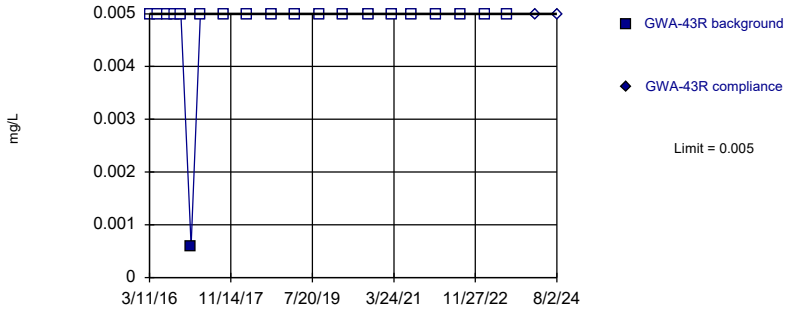

Non-parametric test used in lieu of parametric prediction limit because censored data exceeded 50%. Limit is highest of 20 background values. 95% NDs. Well-constituent pair annual alpha = 0.008564. Individual comparison alpha = 0.004291 (1 of 2).

Constituent: Nickel Analysis Run 9/11/2024 10:53 AM View: Appendix I Intrawell
Plant Bowen Client: Southern Company Data: Bowen 1, 2, 9, and 10

Sanitas™ v.10.0.20 Software licensed to Groundwater Stats Consulting. UG
Hollow symbols indicate censored values.

Within Limit

Prediction Limit

Intrawell Non-parametric

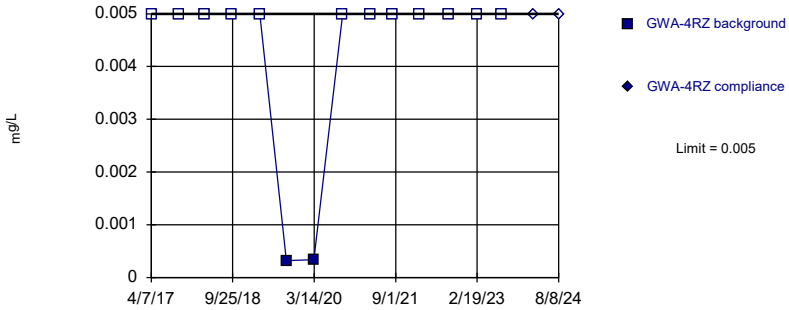

Non-parametric test used in lieu of parametric prediction limit because censored data exceeded 50%. Limit is highest of 14 background values. 85.71% NDs. Well-constituent pair annual alpha = 0.01715. Individual comparison alpha = 0.008612 (1 of 2).

Constituent: Nickel Analysis Run 9/11/2024 10:53 AM View: Appendix I Intrawell
Plant Bowen Client: Southern Company Data: Bowen 1, 2, 9, and 10

Sanitas™ v.10.0.20 Software licensed to Groundwater Stats Consulting. UG
Hollow symbols indicate censored values.

Within Limit

Prediction Limit

Intrawell Non-parametric

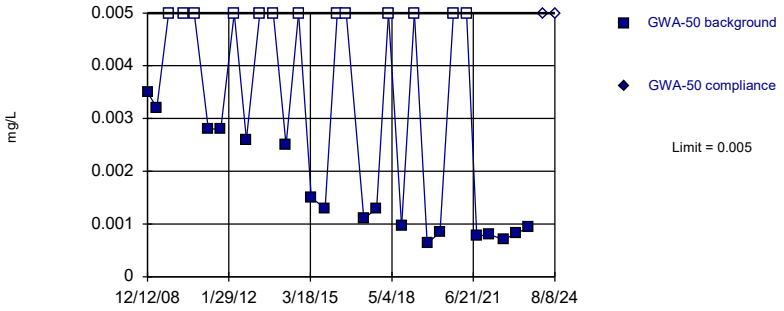

Non-parametric test used in lieu of parametric prediction limit because the Shapiro Wilk normality test showed the data to be non-normal at the 0.01 alpha level. Limit is highest of 31 background values. 41.94% NDs. Well-constituent pair annual alpha = 0.003807. Individual comparison alpha = 0.001905 (1 of 2).

Constituent: Nickel Analysis Run 9/11/2024 10:53 AM View: Appendix I Intrawell
Plant Bowen Client: Southern Company Data: Bowen 1, 2, 9, and 10

Sanitas™ v.10.0.20 Software licensed to Groundwater Stats Consulting. UG
Hollow symbols indicate censored values.

Within Limit

Prediction Limit

Intrawell Parametric

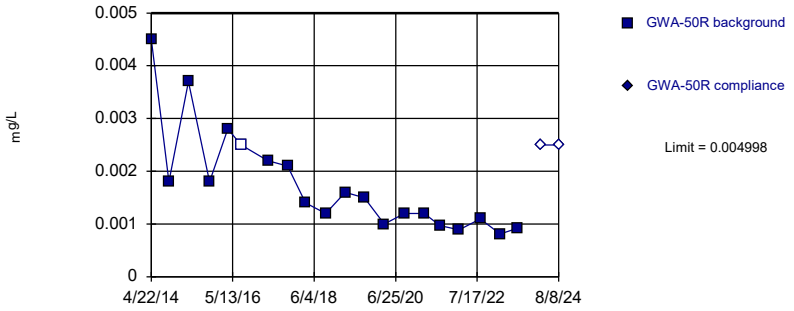

Background Data Summary (based on square root transformation): Mean=0.04065, Std. Dev.=0.01061, n=20, 5% NDs. Normality test: Shapiro Wilk @alpha = 0.01, calculated = 0.8975, critical = 0.868. Kappa = 2.832 (c=16, w=26, 1 of 2, event alpha = 0.05132). Report alpha = 0.0001266.

Constituent: Nickel Analysis Run 9/11/2024 10:53 AM View: Appendix I Intrawell
Plant Bowen Client: Southern Company Data: Bowen 1, 2, 9, and 10

Sanitas™ v.10.0.20 Software licensed to Groundwater Stats Consulting. UG
Hollow symbols indicate censored values.

Within Limit

Prediction Limit

Intrawell Non-parametric

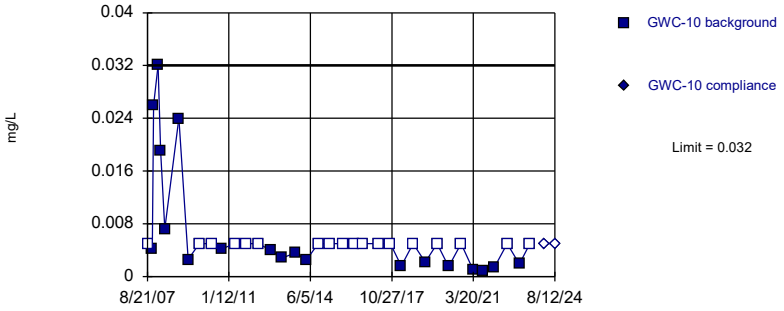

Non-parametric test used in lieu of parametric prediction limit because the Shapiro Wilk normality test showed the data to be non-normal at the 0.01 alpha level. Limit is highest of 37 background values. 48.65% NDs. Well-constituent pair annual alpha = 0.002721. Individual comparison alpha = 0.001361 (1 of 2).

Constituent: Nickel Analysis Run 9/11/2024 10:53 AM View: Appendix I Intrawell
Plant Bowen Client: Southern Company Data: Bowen 1, 2, 9, and 10

Sanitas™ v.10.0.20 Software licensed to Groundwater Stats Consulting. UG
Hollow symbols indicate censored values.

Within Limit

Prediction Limit

Intrawell Non-parametric

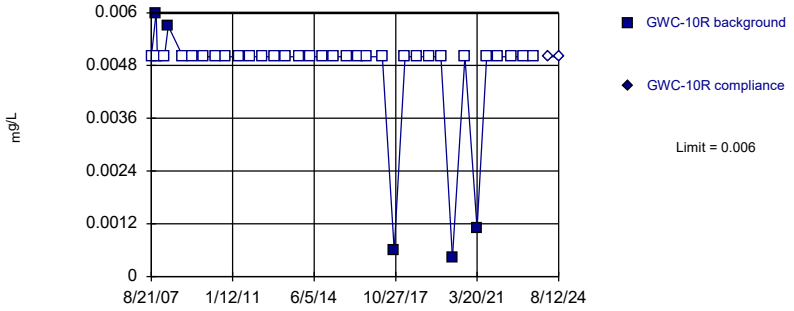

Non-parametric test used in lieu of parametric prediction limit because censored data exceeded 50%. Limit is highest of 36 background values. 86.11% NDs. Well-constituent pair annual alpha = 0.002856. Individual comparison alpha = 0.001429 (1 of 2).

Constituent: Nickel Analysis Run 9/11/2024 10:53 AM View: Appendix I Intrawell
Plant Bowen Client: Southern Company Data: Bowen 1, 2, 9, and 10

Sanitas™ v.10.0.20 Software licensed to Groundwater Stats Consulting. UG
Hollow symbols indicate censored values.

Within Limit

Prediction Limit

Intrawell Non-parametric

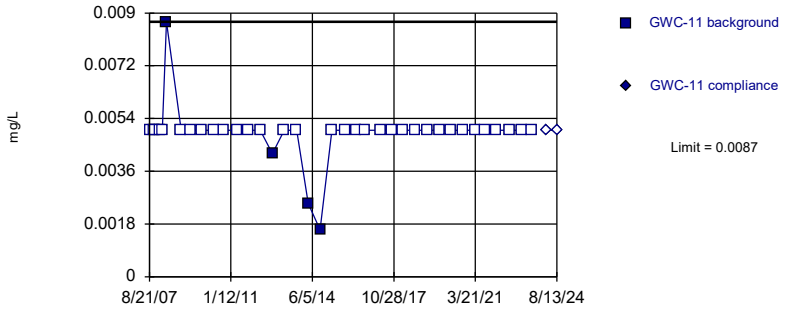

Non-parametric test used in lieu of parametric prediction limit because censored data exceeded 50%. Limit is highest of 37 background values. 89.19% NDs. Well-constituent pair annual alpha = 0.002721. Individual comparison alpha = 0.001361 (1 of 2).

Constituent: Nickel Analysis Run 9/11/2024 10:53 AM View: Appendix I Intrawell
Plant Bowen Client: Southern Company Data: Bowen 1, 2, 9, and 10

Sanitas™ v.10.0.20 Software licensed to Groundwater Stats Consulting. UG
Hollow symbols indicate censored values.

Within Limit

Prediction Limit

Intrawell Non-parametric

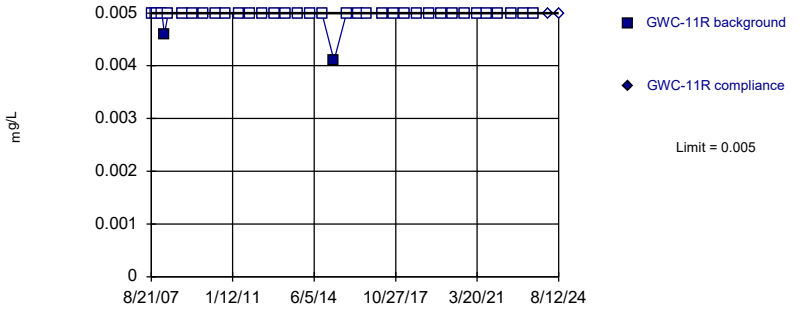

Non-parametric test used in lieu of parametric prediction limit because censored data exceeded 50%. Limit is highest of 37 background values. 94.59% NDs. Well-constituent pair annual alpha = 0.002721. Individual comparison alpha = 0.001361 (1 of 2).

Constituent: Nickel Analysis Run 9/11/2024 10:53 AM View: Appendix I Intrawell
Plant Bowen Client: Southern Company Data: Bowen 1, 2, 9, and 10

Sanitas™ v.10.0.20 Software licensed to Groundwater Stats Consulting. UG
Hollow symbols indicate censored values.

Within Limit

Prediction Limit

Intrawell Non-parametric

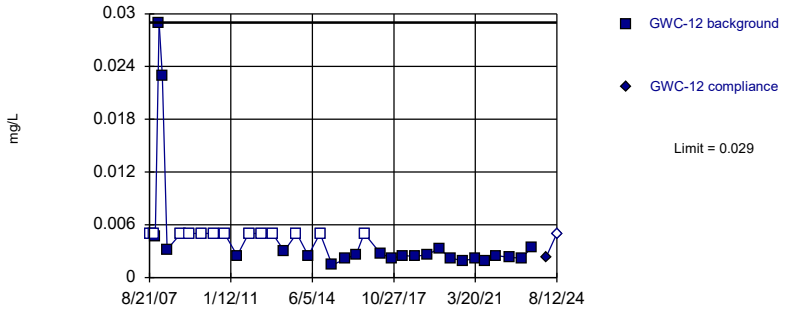

Non-parametric test used in lieu of parametric prediction limit because the Shapiro Wilk normality test showed the data to be non-normal at the 0.01 alpha level. Limit is highest of 37 background values. 35.14% NDs. Well-constituent pair annual alpha = 0.002721. Individual comparison alpha = 0.001361 (1 of 2).

Constituent: Nickel Analysis Run 9/11/2024 10:53 AM View: Appendix I Intrawell
Plant Bowen Client: Southern Company Data: Bowen 1, 2, 9, and 10

Sanitas™ v.10.0.20 Software licensed to Groundwater Stats Consulting. UG
Hollow symbols indicate censored values.

Within Limit

Prediction Limit

Intrawell Non-parametric

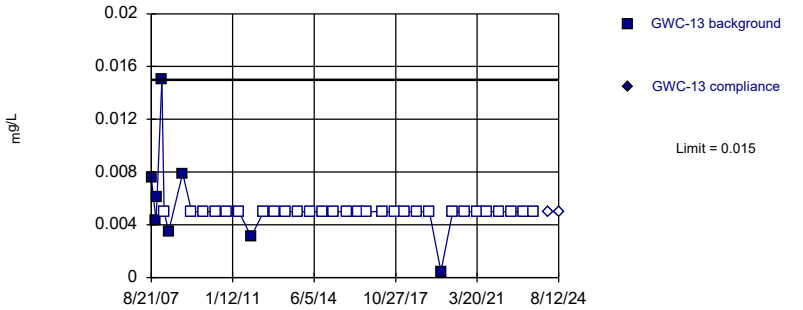

Non-parametric test used in lieu of parametric prediction limit because censored data exceeded 50%. Limit is highest of 37 background values. 78.38% NDs. Well-constituent pair annual alpha = 0.002721. Individual comparison alpha = 0.001361 (1 of 2).

Constituent: Nickel Analysis Run 9/11/2024 10:54 AM View: Appendix I Intrawell
Plant Bowen Client: Southern Company Data: Bowen 1, 2, 9, and 10

Sanitas™ v.10.0.20 Software licensed to Groundwater Stats Consulting. UG
Hollow symbols indicate censored values.

Within Limit

Prediction Limit

Intrawell Non-parametric

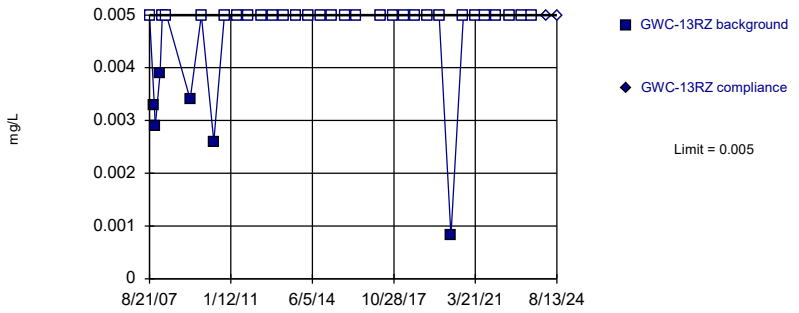

Non-parametric test used in lieu of parametric prediction limit because censored data exceeded 50%. Limit is highest of 35 background values. 82.86% NDs. Well-constituent pair annual alpha = 0.002991. Individual comparison alpha = 0.001497 (1 of 2).

Constituent: Nickel Analysis Run 9/11/2024 10:54 AM View: Appendix I Intrawell
Plant Bowen Client: Southern Company Data: Bowen 1, 2, 9, and 10

Sanitas™ v.10.0.20 Software licensed to Groundwater Stats Consulting. UG
Hollow symbols indicate censored values.

Within Limit

Prediction Limit

Intrawell Non-parametric

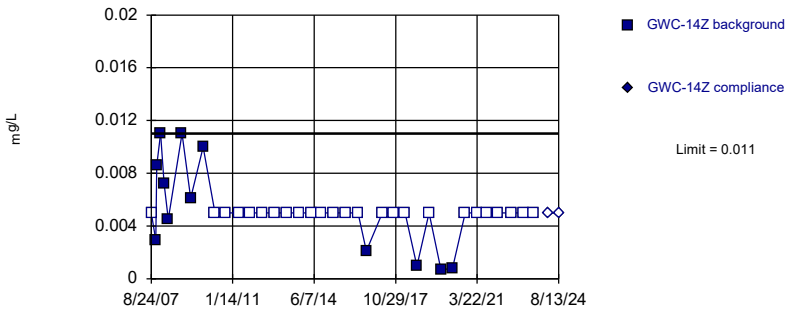

Non-parametric test used in lieu of parametric prediction limit because censored data exceeded 50%. Limit is highest of 37 background values. 67.57% NDs. Well-constituent pair annual alpha = 0.002721. Individual comparison alpha = 0.001361 (1 of 2).

Constituent: Nickel Analysis Run 9/11/2024 10:54 AM View: Appendix I Intrawell
Plant Bowen Client: Southern Company Data: Bowen 1, 2, 9, and 10

Sanitas™ v.10.0.20 Software licensed to Groundwater Stats Consulting. UG
Hollow symbols indicate censored values.

Within Limit

Prediction Limit

Intrawell Non-parametric

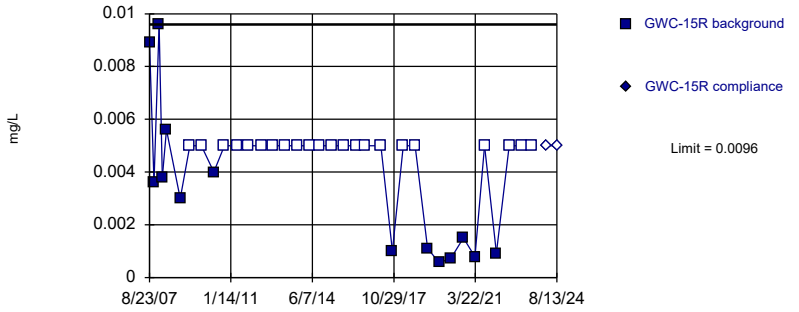

Non-parametric test used in lieu of parametric prediction limit because censored data exceeded 50%. Limit is highest of 36 background values. 61.11% NDs. Well-constituent pair annual alpha = 0.002856. Individual comparison alpha = 0.001429 (1 of 2).

Constituent: Nickel Analysis Run 9/11/2024 10:54 AM View: Appendix I Intrawell
Plant Bowen Client: Southern Company Data: Bowen 1, 2, 9, and 10

Sanitas™ v.10.0.20 Software licensed to Groundwater Stats Consulting. UG
Hollow symbols indicate censored values.

Within Limit

Prediction Limit

Intrawell Non-parametric

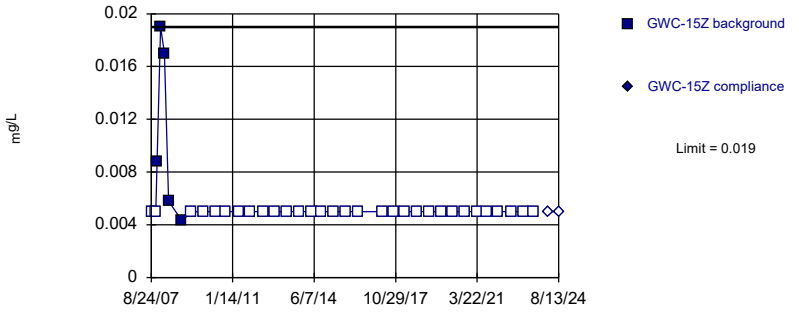

Non-parametric test used in lieu of parametric prediction limit because censored data exceeded 50%. Limit is highest of 36 background values. 86.11% NDs. Well-constituent pair annual alpha = 0.002856. Individual comparison alpha = 0.001429 (1 of 2).

Constituent: Nickel Analysis Run 9/11/2024 10:54 AM View: Appendix I Intrawell
Plant Bowen Client: Southern Company Data: Bowen 1, 2, 9, and 10

Sanitas™ v.10.0.20 Software licensed to Groundwater Stats Consulting. UG
Hollow symbols indicate censored values.

Within Limit

Prediction Limit

Intrawell Non-parametric

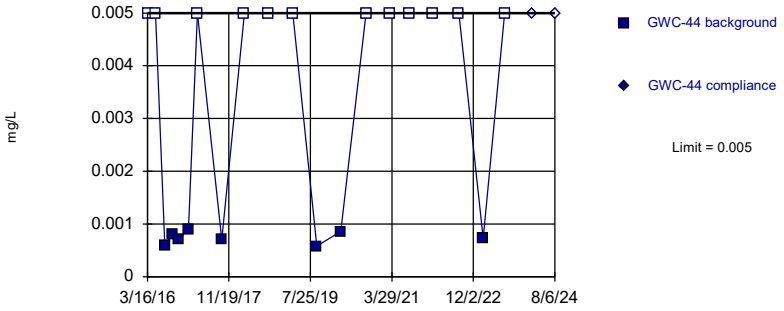

Non-parametric test used in lieu of parametric prediction limit because censored data exceeded 50%. Limit is highest of 20 background values. 60% NDs. Well-constituent pair annual alpha = 0.008564. Individual comparison alpha = 0.004291 (1 of 2).

Constituent: Nickel Analysis Run 9/11/2024 10:54 AM View: Appendix I Intrawell
Plant Bowen Client: Southern Company Data: Bowen 1, 2, 9, and 10

Sanitas™ v.10.0.20 Software licensed to Groundwater Stats Consulting. UG
Hollow symbols indicate censored values.

Within Limit

Prediction Limit

Intrawell Non-parametric

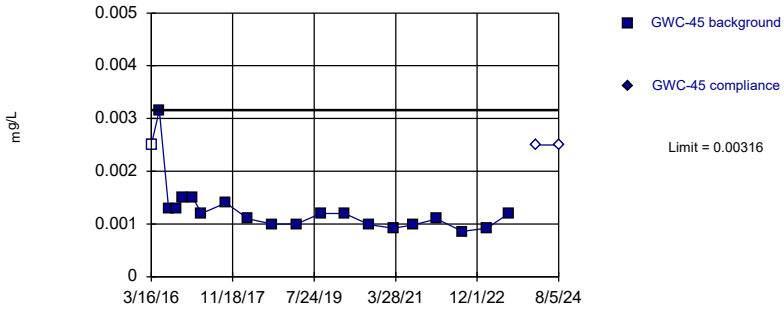

Non-parametric test used in lieu of parametric prediction limit because the Shapiro Wilk normality test showed the data to be non-normal at the 0.01 alpha level. Limit is highest of 20 background values. 5% NDs. Well-constituent pair annual alpha = 0.008564. Individual comparison alpha = 0.004291 (1 of 2).

Constituent: Nickel Analysis Run 9/11/2024 10:54 AM View: Appendix I Intrawell
Plant Bowen Client: Southern Company Data: Bowen 1, 2, 9, and 10

Sanitas™ v.10.0.20 Software licensed to Groundwater Stats Consulting. UG
Hollow symbols indicate censored values.

Within Limit

Prediction Limit

Intrawell Non-parametric

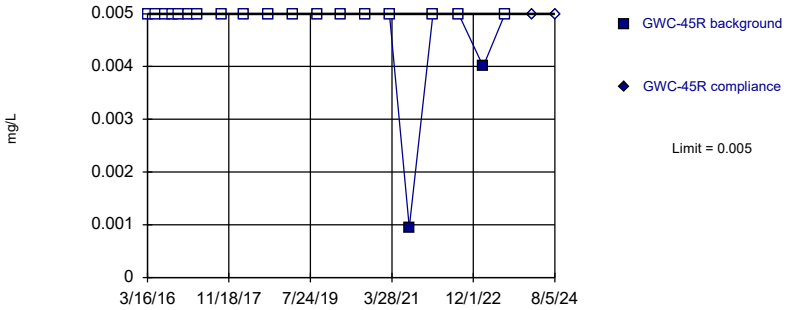

Non-parametric test used in lieu of parametric prediction limit because censored data exceeded 50%. Limit is highest of 20 background values. 90% NDs. Well-constituent pair annual alpha = 0.008564. Individual comparison alpha = 0.004291 (1 of 2).

Constituent: Nickel Analysis Run 9/11/2024 10:54 AM View: Appendix I Intrawell
Plant Bowen Client: Southern Company Data: Bowen 1, 2, 9, and 10

Sanitas™ v.10.0.20 Software licensed to Groundwater Stats Consulting. UG
Hollow symbols indicate censored values.

Within Limit

Prediction Limit

Intrawell Non-parametric

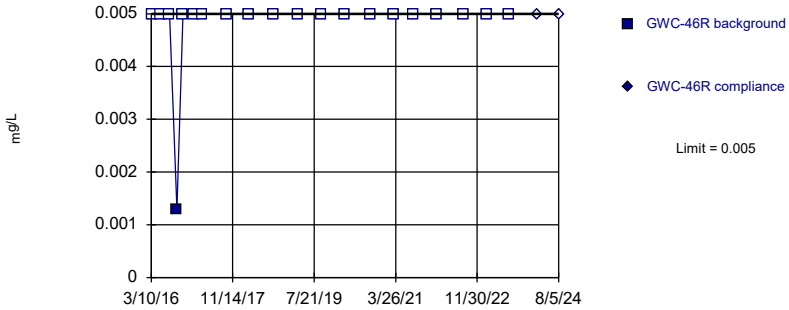

Non-parametric test used in lieu of parametric prediction limit because censored data exceeded 50%. Limit is highest of 20 background values. 95% NDs. Well-constituent pair annual alpha = 0.008564. Individual comparison alpha = 0.004291 (1 of 2).

Constituent: Nickel Analysis Run 9/11/2024 10:54 AM View: Appendix I Intrawell
Plant Bowen Client: Southern Company Data: Bowen 1, 2, 9, and 10

Sanitas™ v.10.0.20 Software licensed to Groundwater Stats Consulting. UG
Hollow symbols indicate censored values.

Within Limit

Prediction Limit

Intrawell Non-parametric

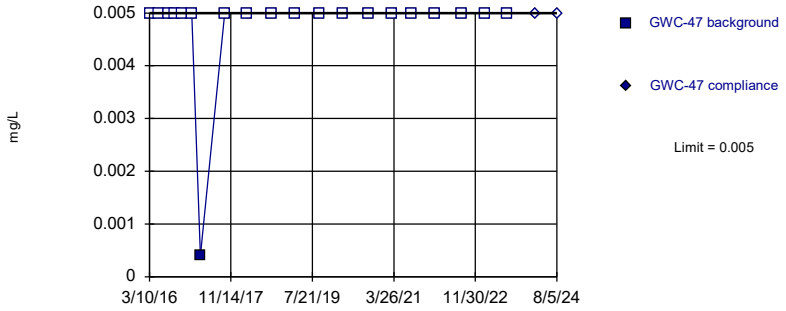

Non-parametric test used in lieu of parametric prediction limit because censored data exceeded 50%. Limit is highest of 20 background values. 95% NDs. Well-constituent pair annual alpha = 0.008564. Individual comparison alpha = 0.004291 (1 of 2).

Constituent: Nickel Analysis Run 9/11/2024 10:54 AM View: Appendix I Intrawell
Plant Bowen Client: Southern Company Data: Bowen 1, 2, 9, and 10

Sanitas™ v.10.0.20 Software licensed to Groundwater Stats Consulting. UG
Hollow symbols indicate censored values.

Within Limit

Prediction Limit

Intrawell Non-parametric

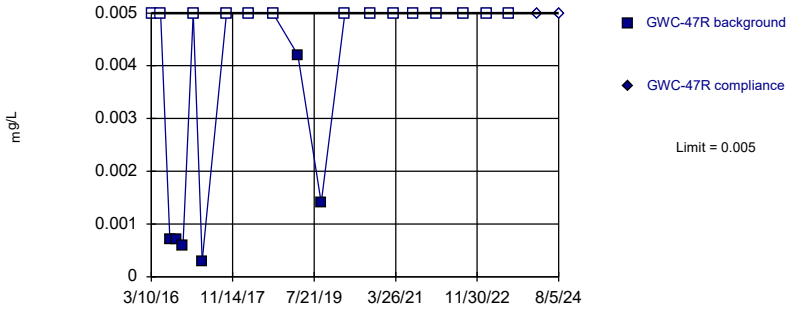

Non-parametric test used in lieu of parametric prediction limit because censored data exceeded 50%. Limit is highest of 20 background values. 70% NDs. Well-constituent pair annual alpha = 0.008564. Individual comparison alpha = 0.004291 (1 of 2).

Constituent: Nickel Analysis Run 9/11/2024 10:54 AM View: Appendix I Intrawell
Plant Bowen Client: Southern Company Data: Bowen 1, 2, 9, and 10

Sanitas™ v.10.0.20 Software licensed to Groundwater Stats Consulting. UG
Hollow symbols indicate censored values.

Within Limit

Prediction Limit

Intrawell Parametric

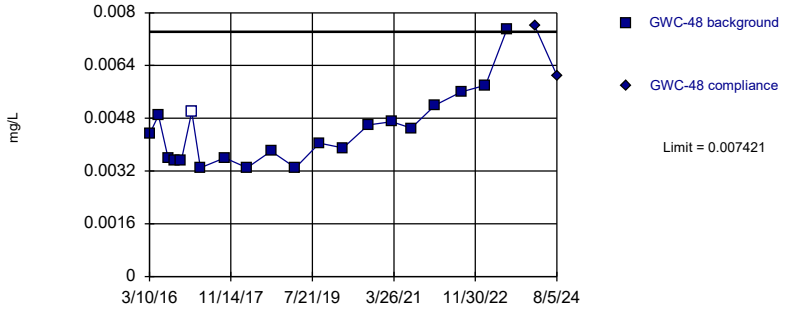

Background Data Summary: Mean=0.004398, Std. Dev.=0.001068, n=20, 5% NDs. Normality test: Shapiro Wilk @alpha = 0.01, calculated = 0.8768, critical = 0.868. Kappa = 2.832 (c=16, w=26, 1 of 2, event alpha = 0.05132). Report alpha = 0.0001266.

Constituent: Nickel Analysis Run 9/11/2024 10:54 AM View: Appendix I Intrawell
Plant Bowen Client: Southern Company Data: Bowen 1, 2, 9, and 10

Sanitas™ v.10.0.20 Software licensed to Groundwater Stats Consulting. UG
Hollow symbols indicate censored values.

Within Limit

Prediction Limit

Intrawell Non-parametric

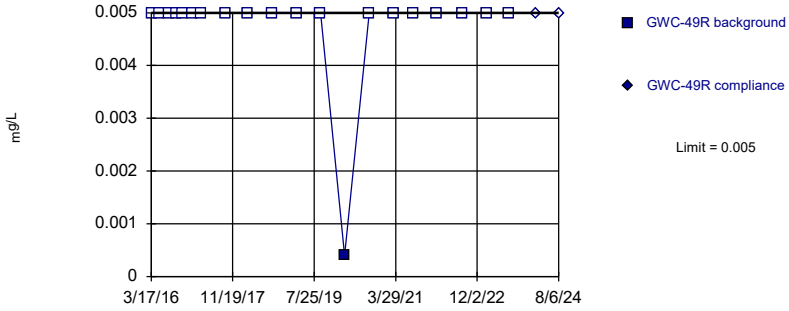

Non-parametric test used in lieu of parametric prediction limit because censored data exceeded 50%. Limit is highest of 20 background values. 95% NDs. Well-constituent pair annual alpha = 0.008564. Individual comparison alpha = 0.004291 (1 of 2).

Constituent: Nickel Analysis Run 9/11/2024 10:54 AM View: Appendix I Intrawell
Plant Bowen Client: Southern Company Data: Bowen 1, 2, 9, and 10

Sanitas™ v.10.0.20 Software licensed to Groundwater Stats Consulting. UG
Hollow symbols indicate censored values.

Within Limit

Prediction Limit

Intrawell Parametric

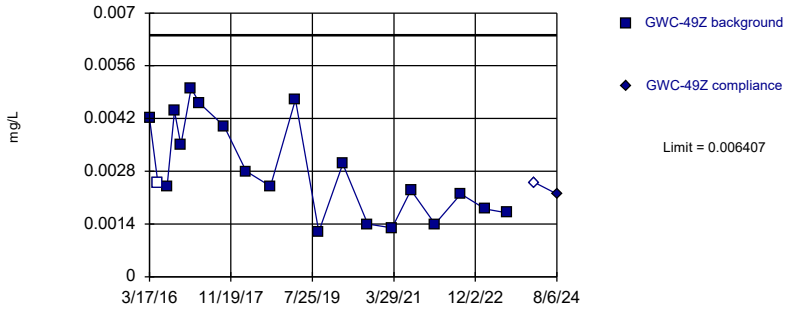

Background Data Summary: Mean=0.00284, Std. Dev.=0.001259, n=20, 5% NDs. Normality test: Shapiro Wilk @alpha = 0.01, calculated = 0.9158, critical = 0.868. Kappa = 2.832 (c=16, w=26, 1 of 2, event alpha = 0.05132). Report alpha = 0.0001266.

Constituent: Nickel Analysis Run 9/11/2024 10:54 AM View: Appendix I Intrawell
Plant Bowen Client: Southern Company Data: Bowen 1, 2, 9, and 10

Sanitas™ v.10.0.20 Software licensed to Groundwater Stats Consulting. UG

Within Limit

Prediction Limit

Intrawell Non-parametric

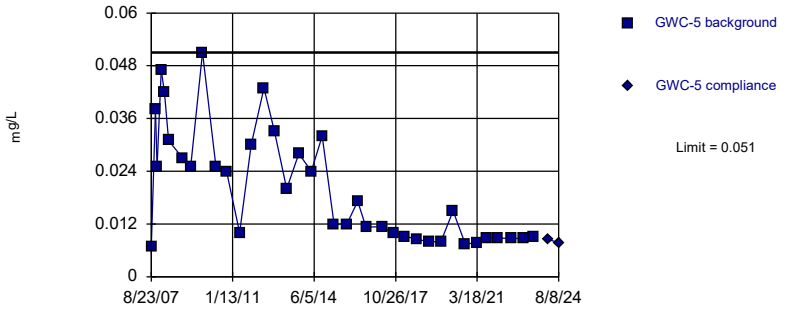

Non-parametric test used in lieu of parametric prediction limit because the Shapiro Wilk normality test showed the data to be non-normal at the 0.01 alpha level. Limit is highest of 37 background values. Well-constituent pair annual alpha = 0.002721. Individual comparison alpha = 0.001361 (1 of 2).

Constituent: Nickel Analysis Run 9/11/2024 10:54 AM View: Appendix I Intrawell
Plant Bowen Client: Southern Company Data: Bowen 1, 2, 9, and 10

Sanitas™ v.10.0.20 Software licensed to Groundwater Stats Consulting. UG
Hollow symbols indicate censored values.

Within Limit

Prediction Limit

Intrawell Non-parametric

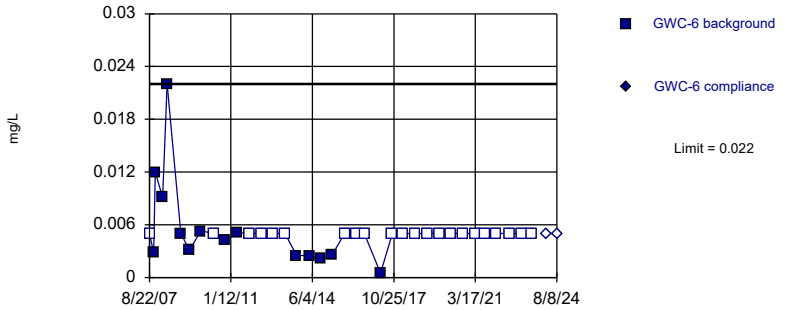

Non-parametric test used in lieu of parametric prediction limit because censored data exceeded 50%. Limit is highest of 36 background values. 61.11% NDs. Well-constituent pair annual alpha = 0.002856. Individual comparison alpha = 0.001429 (1 of 2).

Constituent: Nickel Analysis Run 9/11/2024 10:54 AM View: Appendix I Intrawell
Plant Bowen Client: Southern Company Data: Bowen 1, 2, 9, and 10

Sanitas™ v.10.0.20 Software licensed to Groundwater Stats Consulting. UG
Hollow symbols indicate censored values.

Within Limit

Prediction Limit

Intrawell Non-parametric

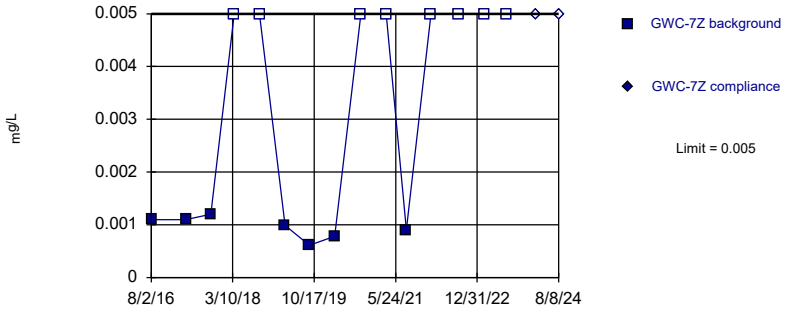

Non-parametric test used in lieu of parametric prediction limit because censored data exceeded 50%. Limit is highest of 15 background values. 53.33% NDs. Well-constituent pair annual alpha = 0.01501. Individual comparison alpha = 0.007533 (1 of 2).

Constituent: Nickel Analysis Run 9/11/2024 10:54 AM View: Appendix I Intrawell
Plant Bowen Client: Southern Company Data: Bowen 1, 2, 9, and 10

Sanitas™ v.10.0.20 Software licensed to Groundwater Stats Consulting. UG
Hollow symbols indicate censored values.

Within Limit

Prediction Limit

Intrawell Non-parametric

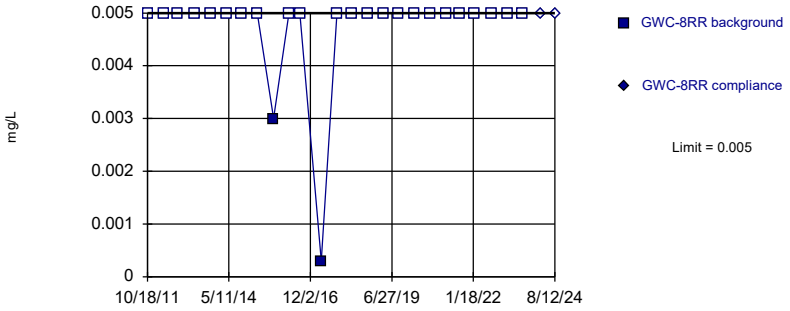

Non-parametric test used in lieu of parametric prediction limit because censored data exceeded 50%. Limit is highest of 25 background values. 92% NDs. Well-constituent pair annual alpha = 0.005656. Individual comparison alpha = 0.002832 (1 of 2).

Constituent: Nickel Analysis Run 9/11/2024 10:54 AM View: Appendix I Intrawell
Plant Bowen Client: Southern Company Data: Bowen 1, 2, 9, and 10

Sanitas™ v.10.0.20 Software licensed to Groundwater Stats Consulting. UG
Hollow symbols indicate censored values.

Within Limit

Prediction Limit

Intrawell Non-parametric

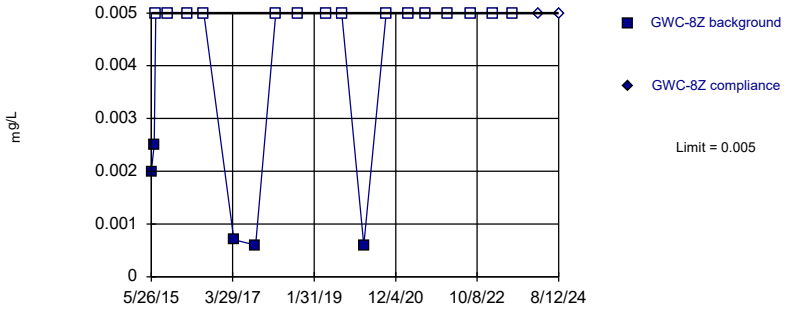

Non-parametric test used in lieu of parametric prediction limit because censored data exceeded 50%. Limit is highest of 20 background values. 75% NDs. Well-constituent pair annual alpha = 0.008564. Individual comparison alpha = 0.004291 (1 of 2).

Constituent: Nickel Analysis Run 9/11/2024 10:54 AM View: Appendix I Intrawell
Plant Bowen Client: Southern Company Data: Bowen 1, 2, 9, and 10

Sanitas™ v.10.0.20 Software licensed to Groundwater Stats Consulting. UG
Hollow symbols indicate censored values.

Within Limit

Prediction Limit

Intrawell Non-parametric

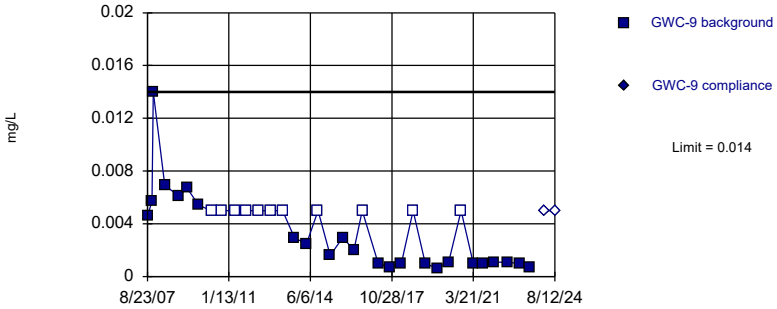

Non-parametric test used in lieu of parametric prediction limit because the Shapiro Wilk normality test showed the data to be non-normal at the 0.01 alpha level. Limit is highest of 35 background values. 31.43% NDs. Well-constituent pair annual alpha = 0.002991. Individual comparison alpha = 0.001497 (1 of 2).

Constituent: Nickel Analysis Run 9/11/2024 10:54 AM View: Appendix I Intrawell
Plant Bowen Client: Southern Company Data: Bowen 1, 2, 9, and 10

Sanitas™ v.10.0.20 Software licensed to Groundwater Stats Consulting. UG
Hollow symbols indicate censored values.

Within Limit

Prediction Limit

Intrawell Non-parametric

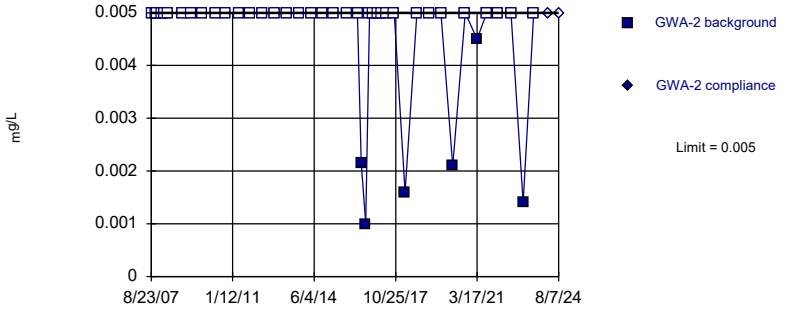

Non-parametric test used in lieu of parametric prediction limit because censored data exceeded 50%. Limit is highest of 42 background values. 85.71% NDs. Well-constituent pair annual alpha = 0.002154. Individual comparison alpha = 0.001077 (1 of 2).

Constituent: Selenium Analysis Run 9/11/2024 10:54 AM View: Appendix I Intrawell
Plant Bowen Client: Southern Company Data: Bowen 1, 2, 9, and 10

Sanitas™ v.10.0.20 Software licensed to Groundwater Stats Consulting. UG
Hollow symbols indicate censored values.

Within Limit

Prediction Limit

Intrawell Non-parametric

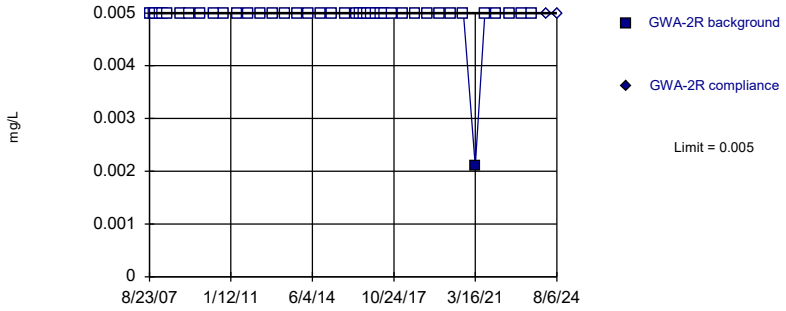

Non-parametric test used in lieu of parametric prediction limit because censored data exceeded 50%. Limit is highest of 42 background values. 97.62% NDs. Well-constituent pair annual alpha = 0.002154. Individual comparison alpha = 0.001077 (1 of 2).

Constituent: Selenium Analysis Run 9/11/2024 10:54 AM View: Appendix I Intrawell
Plant Bowen Client: Southern Company Data: Bowen 1, 2, 9, and 10

Sanitas™ v.10.0.20 Software licensed to Groundwater Stats Consulting. UG
Hollow symbols indicate censored values.

Within Limit

Prediction Limit

Intrawell Non-parametric

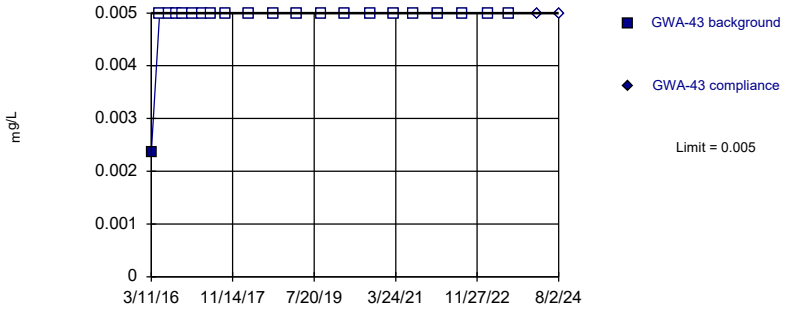

Non-parametric test used in lieu of parametric prediction limit because censored data exceeded 50%. Limit is highest of 21 background values. 95.24% NDs. Well-constituent pair annual alpha = 0.007982. Individual comparison alpha = 0.003999 (1 of 2).

Constituent: Selenium Analysis Run 9/11/2024 10:54 AM View: Appendix I Intrawell
Plant Bowen Client: Southern Company Data: Bowen 1, 2, 9, and 10

Sanitas™ v.10.0.20 Software licensed to Groundwater Stats Consulting. UG
Hollow symbols indicate censored values.

Within Limit

Prediction Limit

Intrawell Non-parametric

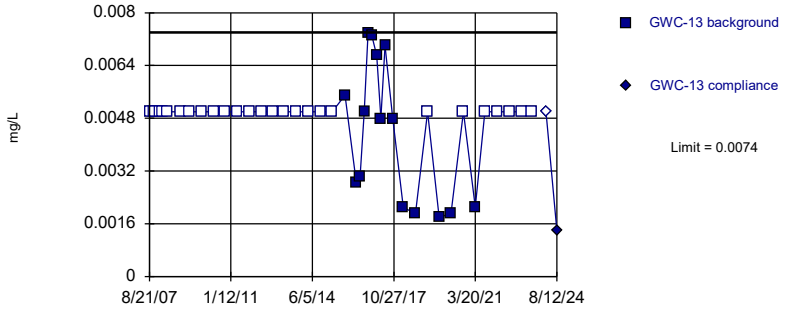

Non-parametric test used in lieu of parametric prediction limit because censored data exceeded 50%. Limit is highest of 42 background values. 64.29% NDs. Well-constituent pair annual alpha = 0.002154. Individual comparison alpha = 0.001077 (1 of 2).

Constituent: Selenium Analysis Run 9/11/2024 10:54 AM View: Appendix I Intrawell
Plant Bowen Client: Southern Company Data: Bowen 1, 2, 9, and 10

Sanitas™ v.10.0.20 Software licensed to Groundwater Stats Consulting. UG
Hollow symbols indicate censored values.

Within Limit

Prediction Limit

Intrawell Non-parametric

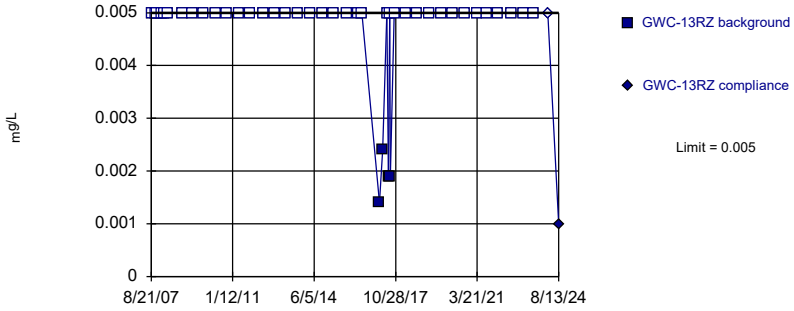

Non-parametric test used in lieu of parametric prediction limit because censored data exceeded 50%. Limit is highest of 42 background values. 90.48% NDs. Well-constituent pair annual alpha = 0.002154. Individual comparison alpha = 0.001077 (1 of 2).

Constituent: Selenium Analysis Run 9/11/2024 10:54 AM View: Appendix I Intrawell
Plant Bowen Client: Southern Company Data: Bowen 1, 2, 9, and 10

Sanitas™ v.10.0.20 Software licensed to Groundwater Stats Consulting. UG
Hollow symbols indicate censored values.
Within Limit

Prediction Limit

Intrawell Non-parametric

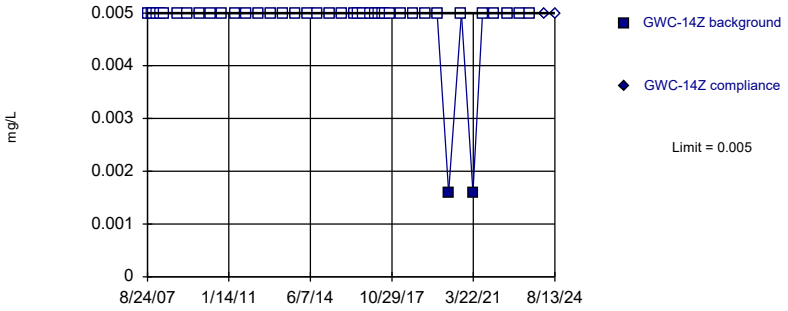

Non-parametric test used in lieu of parametric prediction limit because censored data exceeded 50%. Limit is highest of 42 background values. 95.24% NDs. Well-constituent pair annual alpha = 0.002154. Individual comparison alpha = 0.001077 (1 of 2).

Constituent: Selenium Analysis Run 9/11/2024 10:54 AM View: Appendix I Intrawell
Plant Bowen Client: Southern Company Data: Bowen 1, 2, 9, and 10

Sanitas™ v.10.0.20 Software licensed to Groundwater Stats Consulting. UG
Hollow symbols indicate censored values.
Within Limit

Prediction Limit

Intrawell Non-parametric

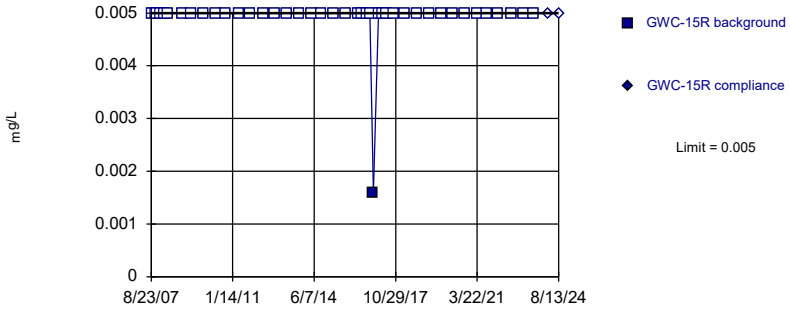

Non-parametric test used in lieu of parametric prediction limit because censored data exceeded 50%. Limit is highest of 42 background values. 97.62% NDs. Well-constituent pair annual alpha = 0.002154. Individual comparison alpha = 0.001077 (1 of 2).

Constituent: Selenium Analysis Run 9/11/2024 10:54 AM View: Appendix I Intrawell
Plant Bowen Client: Southern Company Data: Bowen 1, 2, 9, and 10

Sanitas™ v.10.0.20 Software licensed to Groundwater Stats Consulting. UG
Hollow symbols indicate censored values.
Within Limit

Prediction Limit

Intrawell Parametric

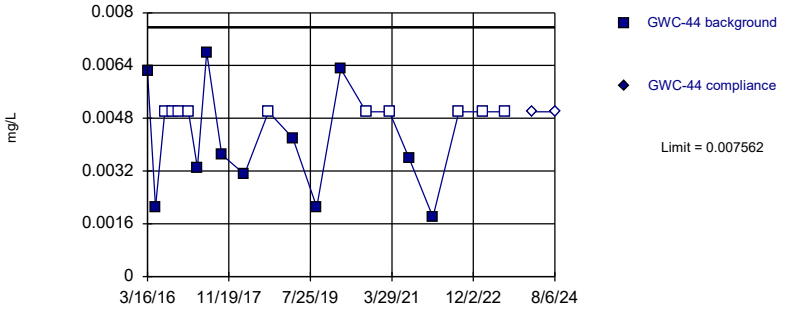

Background Data Summary (after Kaplan-Meier Adjustment): Mean=0.003449, Std. Dev.=0.001466, n=21, 47.62% NDs. Normality test: Shapiro Wilk @alpha = 0.01, calculated = 0.8998, critical = 0.873. Kappa = 2.805 (c=16, w=26, 1 of 2, event alpha = 0.05132). Report alpha = 0.0001266.

Constituent: Selenium Analysis Run 9/11/2024 10:54 AM View: Appendix I Intrawell
Plant Bowen Client: Southern Company Data: Bowen 1, 2, 9, and 10

Sanitas™ v.10.0.20 Software licensed to Groundwater Stats Consulting. UG
Hollow symbols indicate censored values.
Within Limit

Prediction Limit

Intrawell Non-parametric

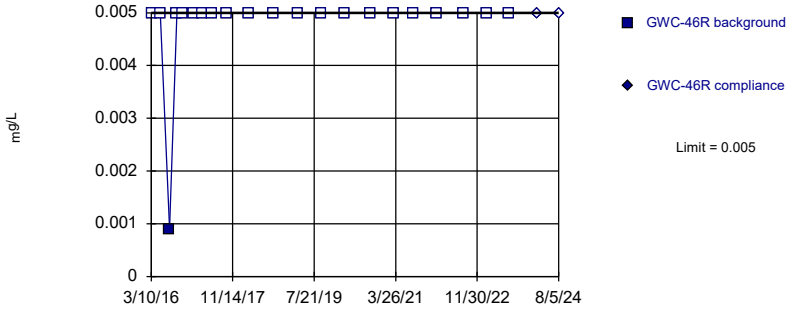

Non-parametric test used in lieu of parametric prediction limit because censored data exceeded 50%. Limit is highest of 21 background values. 95.24% NDs. Well-constituent pair annual alpha = 0.007982. Individual comparison alpha = 0.003999 (1 of 2).

Constituent: Selenium Analysis Run 9/11/2024 10:54 AM View: Appendix I Intrawell
Plant Bowen Client: Southern Company Data: Bowen 1, 2, 9, and 10

Sanitas™ v.10.0.20 Software licensed to Groundwater Stats Consulting. UG
Hollow symbols indicate censored values.

Within Limit

Prediction Limit

Intrawell Non-parametric

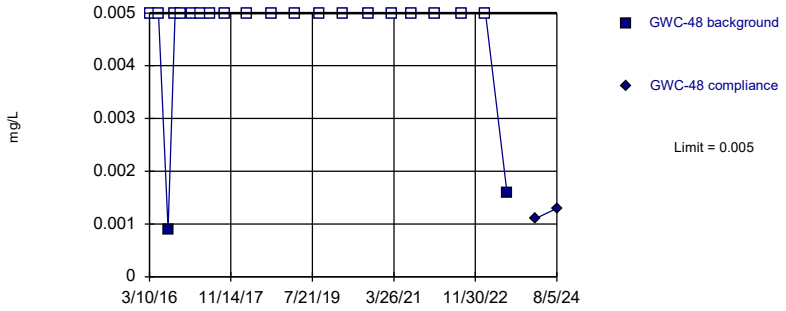

Non-parametric test used in lieu of parametric prediction limit because censored data exceeded 50%. Limit is highest of 21 background values. 90.48% NDs. Well-constituent pair annual alpha = 0.007982. Individual comparison alpha = 0.003999 (1 of 2).

Constituent: Selenium Analysis Run 9/11/2024 10:54 AM View: Appendix I Intrawell

Plant Bowen Client: Southern Company Data: Bowen 1, 2, 9, and 10

Sanitas™ v.10.0.20 Software licensed to Groundwater Stats Consulting. UG
Hollow symbols indicate censored values.

Within Limit

Prediction Limit

Intrawell Non-parametric

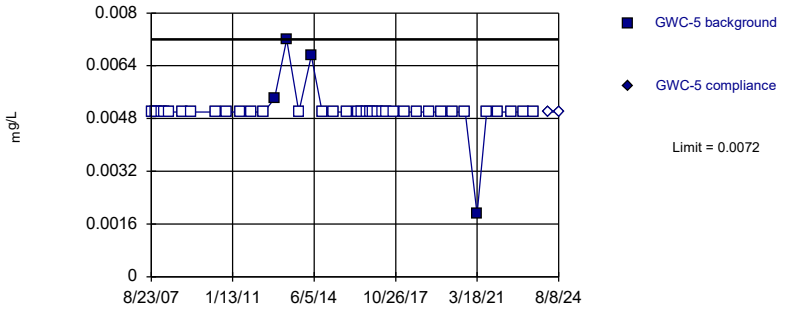

Non-parametric test used in lieu of parametric prediction limit because censored data exceeded 50%. Limit is highest of 41 background values. 90.24% NDs. Well-constituent pair annual alpha = 0.002235. Individual comparison alpha = 0.001118 (1 of 2).

Constituent: Selenium Analysis Run 9/11/2024 10:54 AM View: Appendix I Intrawell

Plant Bowen Client: Southern Company Data: Bowen 1, 2, 9, and 10

Sanitas™ v.10.0.20 Software licensed to Groundwater Stats Consulting. UG
Hollow symbols indicate censored values.

Within Limit

Prediction Limit

Intrawell Non-parametric

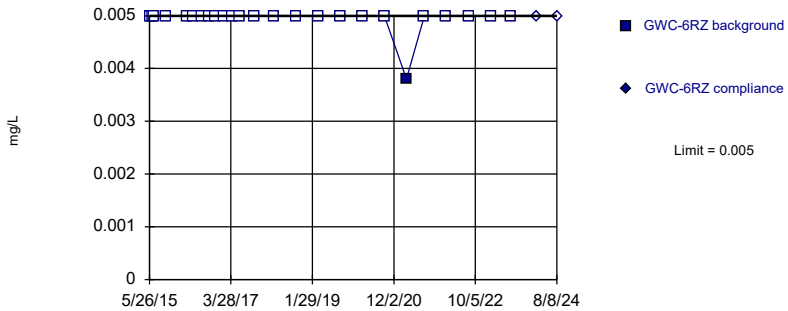

Non-parametric test used in lieu of parametric prediction limit because censored data exceeded 50%. Limit is highest of 25 background values. 96% NDs. Well-constituent pair annual alpha = 0.005656. Individual comparison alpha = 0.002832 (1 of 2).

Constituent: Selenium Analysis Run 9/11/2024 10:55 AM View: Appendix I Intrawell

Plant Bowen Client: Southern Company Data: Bowen 1, 2, 9, and 10

Sanitas™ v.10.0.20 Software licensed to Groundwater Stats Consulting. UG
Hollow symbols indicate censored values.

Within Limit

Prediction Limit

Intrawell Non-parametric

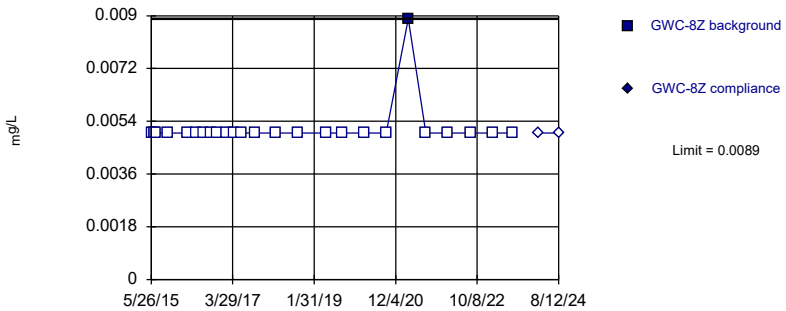

Non-parametric test used in lieu of parametric prediction limit because censored data exceeded 50%. Limit is highest of 25 background values. 96% NDs. Well-constituent pair annual alpha = 0.005656. Individual comparison alpha = 0.002832 (1 of 2).

Constituent: Selenium Analysis Run 9/11/2024 10:55 AM View: Appendix I Intrawell

Plant Bowen Client: Southern Company Data: Bowen 1, 2, 9, and 10

Sanitas™ v.10.0.20 Software licensed to Groundwater Stats Consulting. UG
Hollow symbols indicate censored values.

Within Limit

Prediction Limit

Intrawell Non-parametric

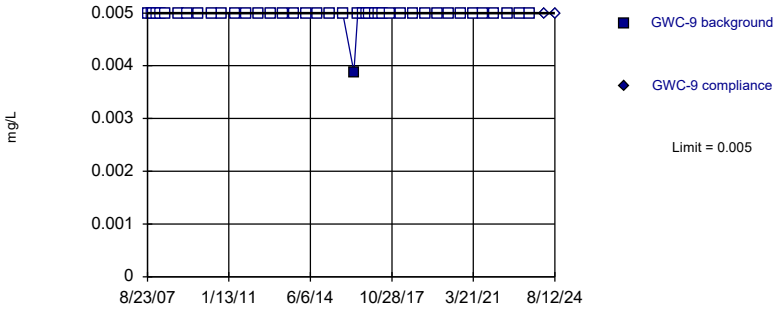

Non-parametric test used in lieu of parametric prediction limit because censored data exceeded 50%. Limit is highest of 42 background values. 97.62% NDs. Well-constituent pair annual alpha = 0.002154. Individual comparison alpha = 0.001077 (1 of 2).

Constituent: Selenium Analysis Run 9/11/2024 10:55 AM View: Appendix I Intrawell
Plant Bowen Client: Southern Company Data: Bowen 1, 2, 9, and 10

Sanitas™ v.10.0.20 Software licensed to Groundwater Stats Consulting. UG
Hollow symbols indicate censored values.

Within Limit

Prediction Limit

Intrawell Non-parametric

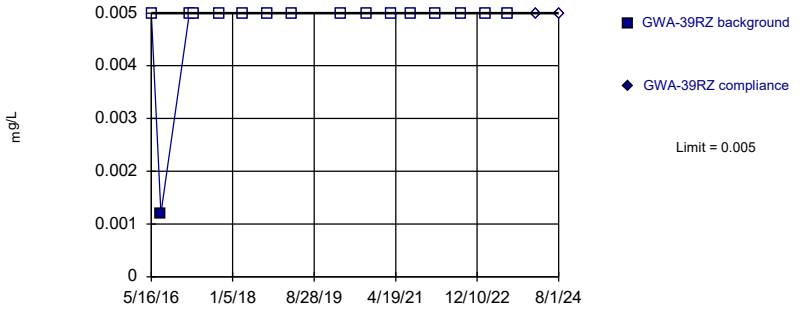

Non-parametric test used in lieu of parametric prediction limit because censored data exceeded 50%. Limit is highest of 16 background values. 93.75% NDs. Well-constituent pair annual alpha = 0.01287. Individual comparison alpha = 0.006456 (1 of 2).

Constituent: Silver Analysis Run 9/11/2024 10:55 AM View: Appendix I Intrawell
Plant Bowen Client: Southern Company Data: Bowen 1, 2, 9, and 10

Sanitas™ v.10.0.20 Software licensed to Groundwater Stats Consulting. UG
Hollow symbols indicate censored values.

Within Limit

Prediction Limit

Intrawell Non-parametric

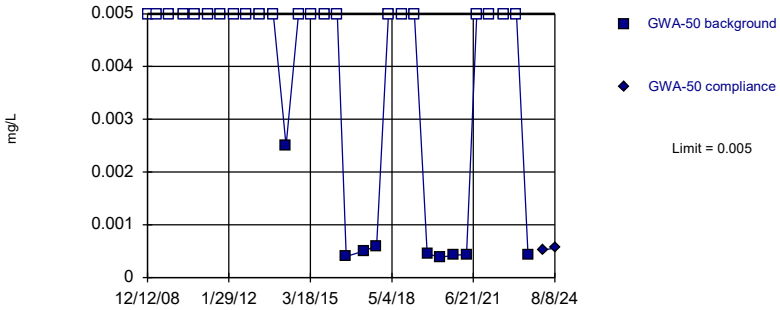

Non-parametric test used in lieu of parametric prediction limit because censored data exceeded 50%. Limit is highest of 31 background values. 70.97% NDs. Well-constituent pair annual alpha = 0.003807. Individual comparison alpha = 0.001905 (1 of 2).

Constituent: Silver Analysis Run 9/11/2024 10:55 AM View: Appendix I Intrawell
Plant Bowen Client: Southern Company Data: Bowen 1, 2, 9, and 10

Sanitas™ v.10.0.20 Software licensed to Groundwater Stats Consulting. UG
Hollow symbols indicate censored values.

Within Limit

Prediction Limit

Intrawell Parametric

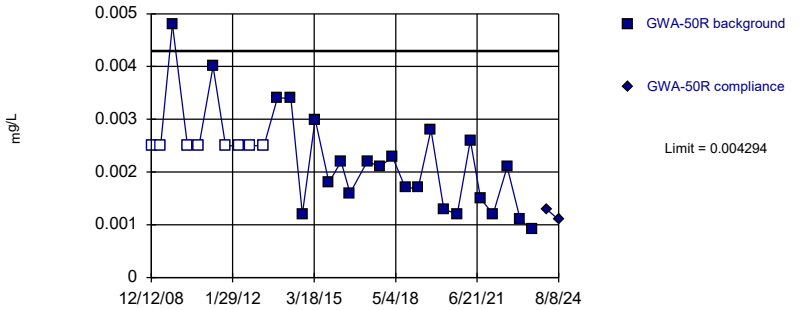

Background Data Summary (after Kaplan-Meier Adjustment): Mean=0.001858, Std. Dev.=0.0009348, n=31, 25.81% NDs. Normality test: Shapiro Wilk @alpha = 0.01, calculated = 0.9337, critical = 0.902. Kappa = 2.606 (c=16, w=26, 1 of 2, event alpha = 0.05132). Report alpha = 0.0001266.

Constituent: Silver Analysis Run 9/11/2024 10:55 AM View: Appendix I Intrawell
Plant Bowen Client: Southern Company Data: Bowen 1, 2, 9, and 10

Sanitas™ v.10.0.20 Software licensed to Groundwater Stats Consulting. UG
Hollow symbols indicate censored values.

Within Limit

Prediction Limit

Intrawell Non-parametric

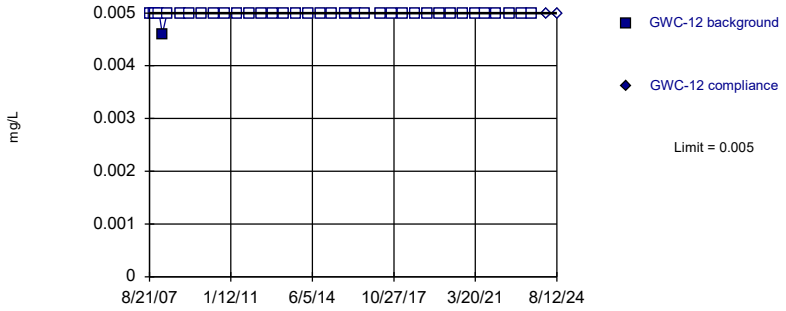

Non-parametric test used in lieu of parametric prediction limit because censored data exceeded 50%. Limit is highest of 37 background values. 97.3% NDs. Well-constituent pair annual alpha = 0.002721. Individual comparison alpha = 0.001361 (1 of 2).

Constituent: Silver Analysis Run 9/11/2024 10:55 AM View: Appendix I Intrawell
Plant Bowen Client: Southern Company Data: Bowen 1, 2, 9, and 10

Sanitas™ v.10.0.20 Software licensed to Groundwater Stats Consulting. UG
Hollow symbols indicate censored values.

Within Limit

Prediction Limit

Intrawell Non-parametric

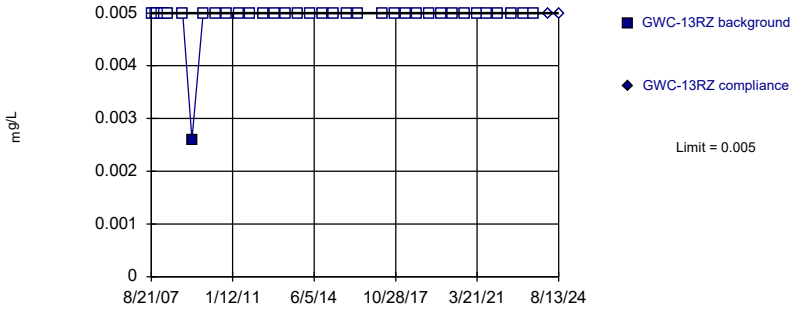

Non-parametric test used in lieu of parametric prediction limit because censored data exceeded 50%. Limit is highest of 36 background values. 97.22% NDs. Well-constituent pair annual alpha = 0.002856. Individual comparison alpha = 0.001429 (1 of 2).

Constituent: Silver Analysis Run 9/11/2024 10:55 AM View: Appendix I Intrawell
Plant Bowen Client: Southern Company Data: Bowen 1, 2, 9, and 10

Sanitas™ v.10.0.20 Software licensed to Groundwater Stats Consulting. UG
Hollow symbols indicate censored values.

Within Limit

Prediction Limit

Intrawell Non-parametric

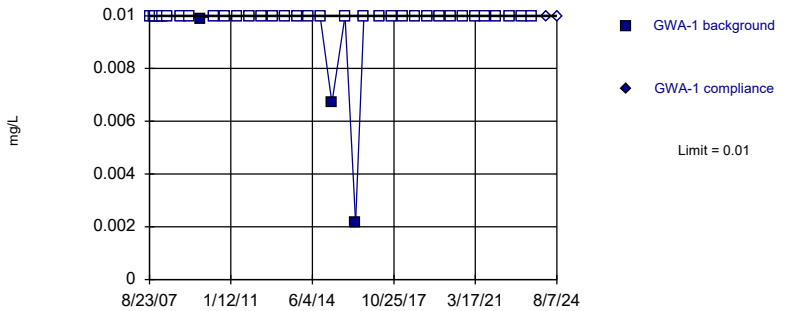

Non-parametric test used in lieu of parametric prediction limit because censored data exceeded 50%. Limit is highest of 37 background values. 91.89% NDs. Well-constituent pair annual alpha = 0.002721. Individual comparison alpha = 0.001361 (1 of 2).

Constituent: Vanadium Analysis Run 9/11/2024 10:55 AM View: Appendix I Intrawell
Plant Bowen Client: Southern Company Data: Bowen 1, 2, 9, and 10

Sanitas™ v.10.0.20 Software licensed to Groundwater Stats Consulting. UG
Hollow symbols indicate censored values.

Within Limit

Prediction Limit

Intrawell Non-parametric

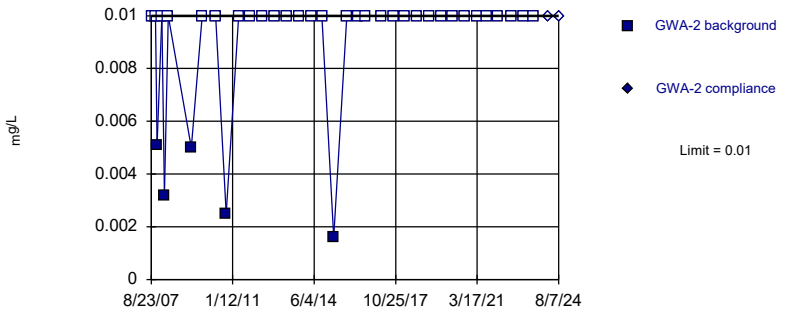

Non-parametric test used in lieu of parametric prediction limit because censored data exceeded 50%. Limit is highest of 36 background values. 86.11% NDs. Well-constituent pair annual alpha = 0.002856. Individual comparison alpha = 0.001429 (1 of 2).

Constituent: Vanadium Analysis Run 9/11/2024 10:55 AM View: Appendix I Intrawell
Plant Bowen Client: Southern Company Data: Bowen 1, 2, 9, and 10

Sanitas™ v.10.0.20 Software licensed to Groundwater Stats Consulting. UG
Hollow symbols indicate censored values.

Within Limit

Prediction Limit

Intrawell Non-parametric

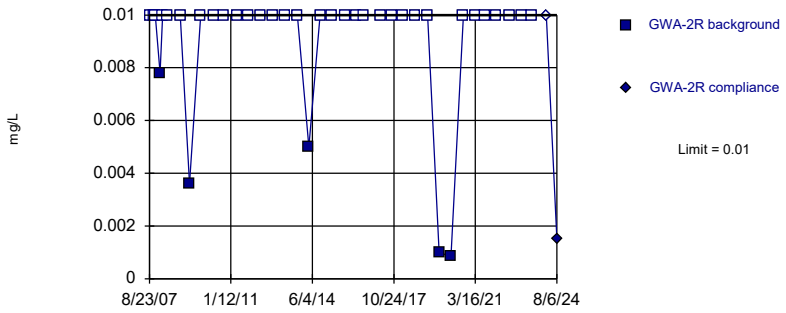

Non-parametric test used in lieu of parametric prediction limit because censored data exceeded 50%. Limit is highest of 37 background values. 86.49% NDs. Well-constituent pair annual alpha = 0.002721. Individual comparison alpha = 0.001361 (1 of 2).

Constituent: Vanadium Analysis Run 9/11/2024 10:55 AM View: Appendix I Intrawell
Plant Bowen Client: Southern Company Data: Bowen 1, 2, 9, and 10

Sanitas™ v.10.0.20 Software licensed to Groundwater Stats Consulting. UG
Hollow symbols indicate censored values.

Within Limit

Prediction Limit

Intrawell Non-parametric

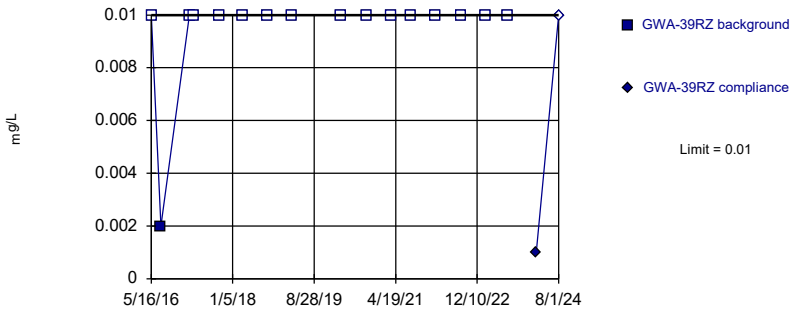

Non-parametric test used in lieu of parametric prediction limit because censored data exceeded 50%. Limit is highest of 16 background values. 93.75% NDs. Well-constituent pair annual alpha = 0.01287. Individual comparison alpha = 0.006456 (1 of 2).

Constituent: Vanadium Analysis Run 9/11/2024 10:55 AM View: Appendix I Intrawell
Plant Bowen Client: Southern Company Data: Bowen 1, 2, 9, and 10

Sanitas™ v.10.0.20 Software licensed to Groundwater Stats Consulting. UG
Hollow symbols indicate censored values.

Within Limit

Prediction Limit

Intrawell Non-parametric

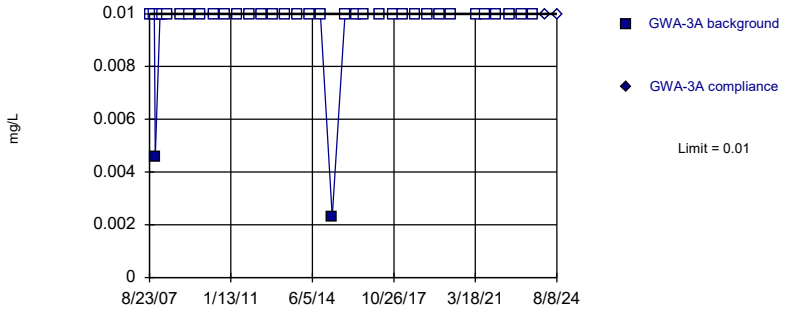

Non-parametric test used in lieu of parametric prediction limit because censored data exceeded 50%. Limit is highest of 36 background values. 94.44% NDs. Well-constituent pair annual alpha = 0.002856. Individual comparison alpha = 0.001429 (1 of 2).

Constituent: Vanadium Analysis Run 9/11/2024 10:55 AM View: Appendix I Intrawell
Plant Bowen Client: Southern Company Data: Bowen 1, 2, 9, and 10

Sanitas™ v.10.0.20 Software licensed to Groundwater Stats Consulting. UG
Hollow symbols indicate censored values.

Within Limit

Prediction Limit

Intrawell Non-parametric

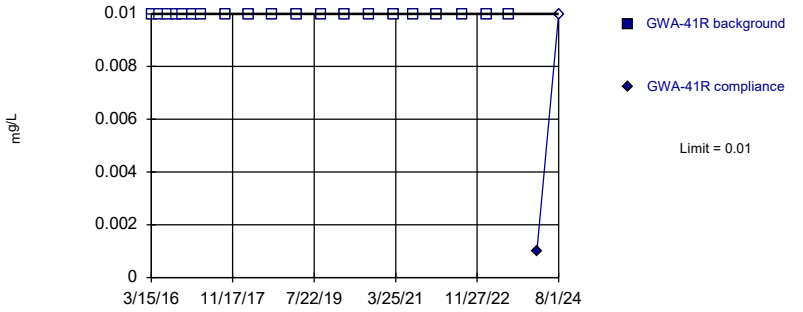

Non-parametric test used in lieu of parametric prediction limit because censored data exceeded 50%. All background values (n = 20) were censored; limit is most recent reporting limit. Well-constituent pair annual alpha = 0.008564. Individual comparison alpha = 0.004291 (1 of 2).

Constituent: Vanadium Analysis Run 9/11/2024 10:55 AM View: Appendix I Intrawell
Plant Bowen Client: Southern Company Data: Bowen 1, 2, 9, and 10

Sanitas™ v.10.0.20 Software licensed to Groundwater Stats Consulting. UG
Hollow symbols indicate censored values.

Within Limit

Prediction Limit

Intrawell Non-parametric

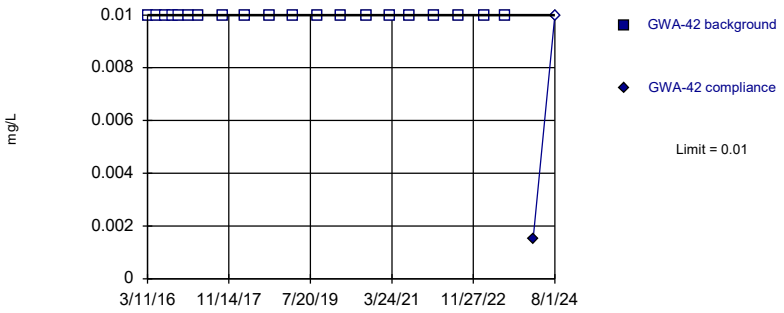

Non-parametric test used in lieu of parametric prediction limit because censored data exceeded 50%. All background values (n = 20) were censored; limit is most recent reporting limit. Well-constituent pair annual alpha = 0.008564. Individual comparison alpha = 0.004291 (1 of 2).

Constituent: Vanadium Analysis Run 9/11/2024 10:55 AM View: Appendix I Intrawell
Plant Bowen Client: Southern Company Data: Bowen 1, 2, 9, and 10

Sanitas™ v.10.0.20 Software licensed to Groundwater Stats Consulting. UG
Hollow symbols indicate censored values.

Within Limit

Prediction Limit

Intrawell Non-parametric

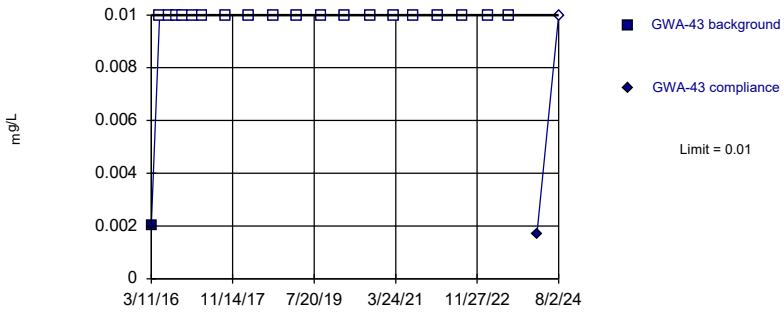

Non-parametric test used in lieu of parametric prediction limit because censored data exceeded 50%. Limit is highest of 20 background values. 95% NDs. Well-constituent pair annual alpha = 0.008564. Individual comparison alpha = 0.004291 (1 of 2).

Constituent: Vanadium Analysis Run 9/11/2024 10:55 AM View: Appendix I Intrawell
Plant Bowen Client: Southern Company Data: Bowen 1, 2, 9, and 10

Sanitas™ v.10.0.20 Software licensed to Groundwater Stats Consulting. UG
Hollow symbols indicate censored values.

Within Limit

Prediction Limit

Intrawell Non-parametric

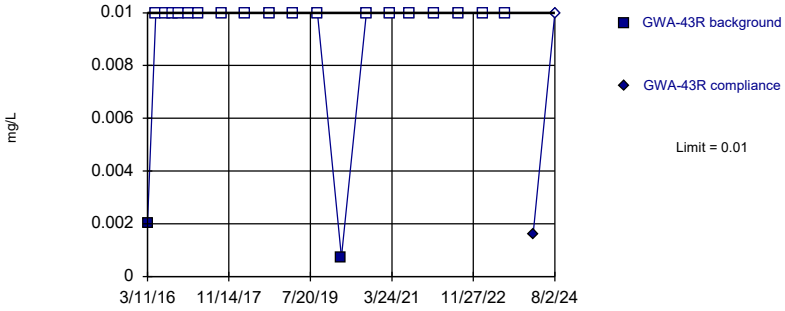

Non-parametric test used in lieu of parametric prediction limit because censored data exceeded 50%. Limit is highest of 20 background values. 90% NDs. Well-constituent pair annual alpha = 0.008564. Individual comparison alpha = 0.004291 (1 of 2).

Constituent: Vanadium Analysis Run 9/11/2024 10:55 AM View: Appendix I Intrawell
Plant Bowen Client: Southern Company Data: Bowen 1, 2, 9, and 10

Sanitas™ v.10.0.20 Software licensed to Groundwater Stats Consulting. UG
Hollow symbols indicate censored values.

Within Limit

Prediction Limit

Intrawell Non-parametric

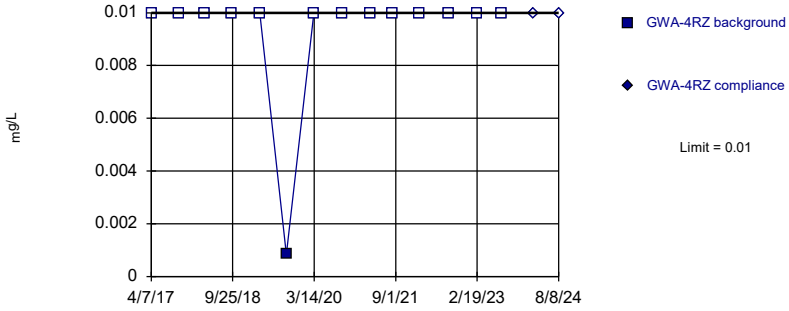

Non-parametric test used in lieu of parametric prediction limit because censored data exceeded 50%. Limit is highest of 14 background values. 92.86% NDs. Well-constituent pair annual alpha = 0.01715. Individual comparison alpha = 0.008612 (1 of 2).

Constituent: Vanadium Analysis Run 9/11/2024 10:55 AM View: Appendix I Intrawell
Plant Bowen Client: Southern Company Data: Bowen 1, 2, 9, and 10

Sanitas™ v.10.0.20 Software licensed to Groundwater Stats Consulting. UG
Hollow symbols indicate censored values.

Within Limit

Prediction Limit

Intrawell Non-parametric

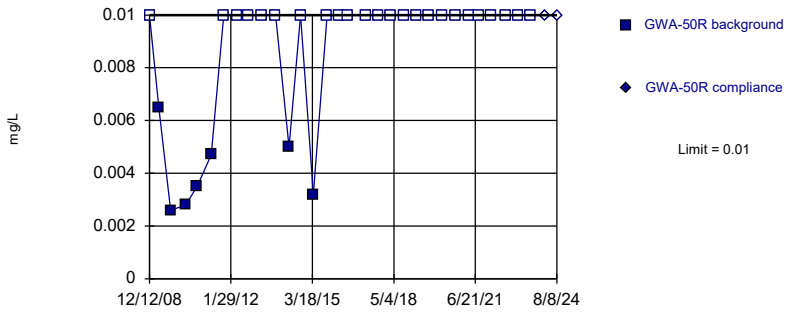

Non-parametric test used in lieu of parametric prediction limit because censored data exceeded 50%. Limit is highest of 31 background values. 77.42% NDs. Well-constituent pair annual alpha = 0.003807. Individual comparison alpha = 0.001905 (1 of 2).

Constituent: Vanadium Analysis Run 9/11/2024 10:55 AM View: Appendix I Intrawell
Plant Bowen Client: Southern Company Data: Bowen 1, 2, 9, and 10

Sanitas™ v.10.0.20 Software licensed to Groundwater Stats Consulting. UG
Hollow symbols indicate censored values.

Within Limit

Prediction Limit

Intrawell Non-parametric

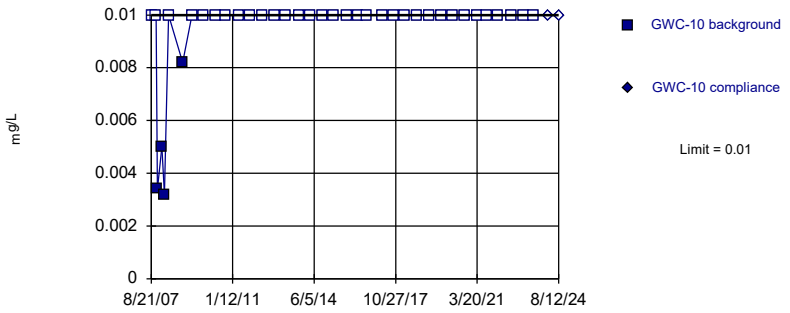

Non-parametric test used in lieu of parametric prediction limit because censored data exceeded 50%. Limit is highest of 37 background values. 89.19% NDs. Well-constituent pair annual alpha = 0.002721. Individual comparison alpha = 0.001361 (1 of 2).

Constituent: Vanadium Analysis Run 9/11/2024 10:55 AM View: Appendix I Intrawell
Plant Bowen Client: Southern Company Data: Bowen 1, 2, 9, and 10

Sanitas™ v.10.0.20 Software licensed to Groundwater Stats Consulting. UG
Hollow symbols indicate censored values.

Within Limit

Prediction Limit

Intrawell Non-parametric

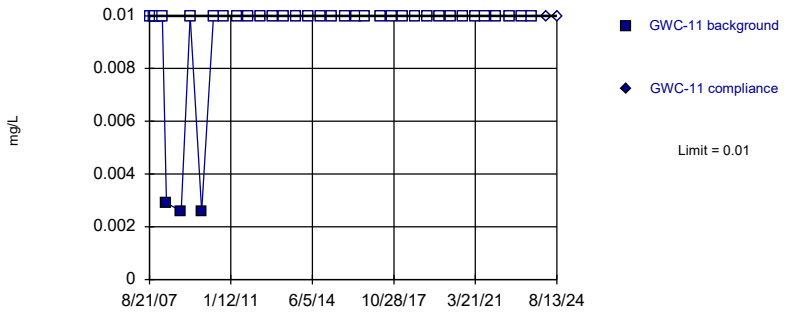

Non-parametric test used in lieu of parametric prediction limit because censored data exceeded 50%. Limit is highest of 37 background values. 91.89% NDs. Well-constituent pair annual alpha = 0.002721. Individual comparison alpha = 0.001361 (1 of 2).

Constituent: Vanadium Analysis Run 9/11/2024 10:55 AM View: Appendix I Intrawell
Plant Bowen Client: Southern Company Data: Bowen 1, 2, 9, and 10

Sanitas™ v.10.0.20 Software licensed to Groundwater Stats Consulting. UG
Hollow symbols indicate censored values.

Within Limit

Prediction Limit

Intrawell Non-parametric

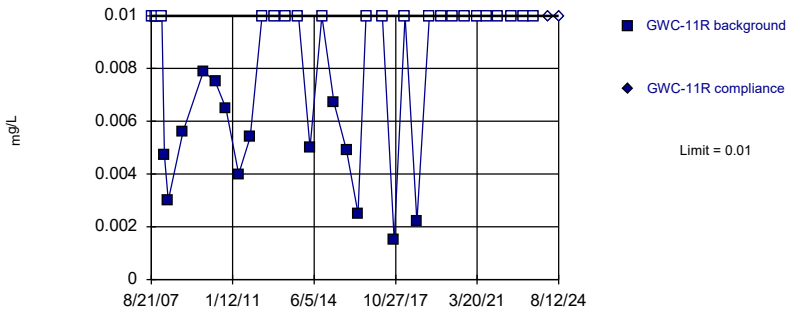

Non-parametric test used in lieu of parametric prediction limit because censored data exceeded 50%. Limit is highest of 36 background values. 61.11% NDs. Well-constituent pair annual alpha = 0.002856. Individual comparison alpha = 0.001429 (1 of 2).

Constituent: Vanadium Analysis Run 9/11/2024 10:55 AM View: Appendix I Intrawell
Plant Bowen Client: Southern Company Data: Bowen 1, 2, 9, and 10

Sanitas™ v.10.0.20 Software licensed to Groundwater Stats Consulting. UG
Hollow symbols indicate censored values.

Within Limit

Prediction Limit

Intrawell Non-parametric

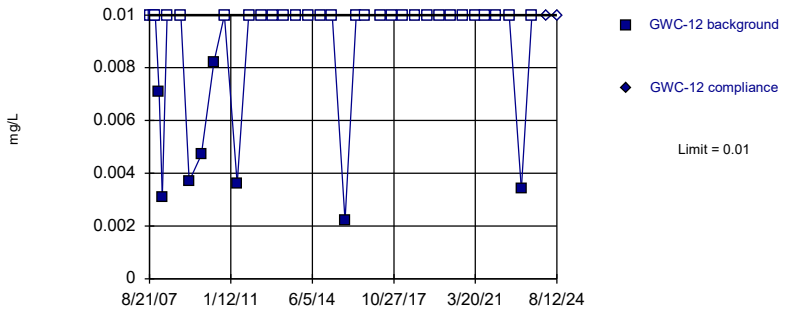

Non-parametric test used in lieu of parametric prediction limit because censored data exceeded 50%. Limit is highest of 37 background values. 78.38% NDs. Well-constituent pair annual alpha = 0.002721. Individual comparison alpha = 0.001361 (1 of 2).

Constituent: Vanadium Analysis Run 9/11/2024 10:55 AM View: Appendix I Intrawell
Plant Bowen Client: Southern Company Data: Bowen 1, 2, 9, and 10

Sanitas™ v.10.0.20 Software licensed to Groundwater Stats Consulting. UG
Hollow symbols indicate censored values.

Within Limit

Prediction Limit

Intrawell Non-parametric

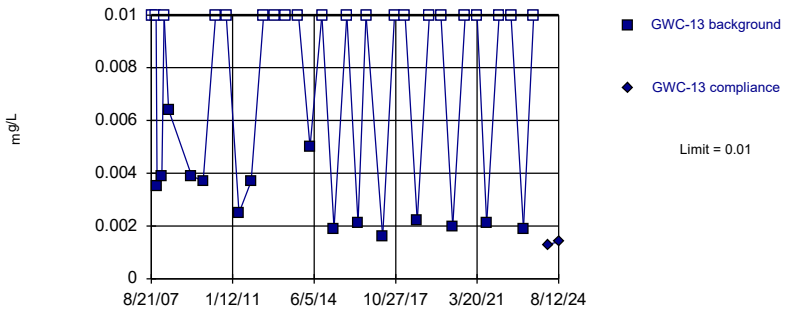

Non-parametric test used in lieu of parametric prediction limit because censored data exceeded 50%. Limit is highest of 36 background values. 58.33% NDs. Well-constituent pair annual alpha = 0.002856. Individual comparison alpha = 0.001429 (1 of 2).

Constituent: Vanadium Analysis Run 9/11/2024 10:55 AM View: Appendix I Intrawell
Plant Bowen Client: Southern Company Data: Bowen 1, 2, 9, and 10

Sanitas™ v.10.0.20 Software licensed to Groundwater Stats Consulting. UG
Hollow symbols indicate censored values.

Within Limit

Prediction Limit

Intrawell Non-parametric

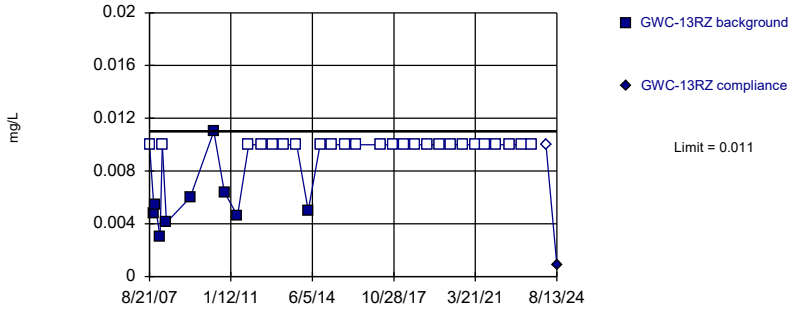

Non-parametric test used in lieu of parametric prediction limit because censored data exceeded 50%. Limit is highest of 34 background values. 73.53% NDs. Well-constituent pair annual alpha = 0.003195. Individual comparison alpha = 0.001599 (1 of 2).

Constituent: Vanadium Analysis Run 9/11/2024 10:55 AM View: Appendix I Intrawell
Plant Bowen Client: Southern Company Data: Bowen 1, 2, 9, and 10

Sanitas™ v.10.0.20 Software licensed to Groundwater Stats Consulting. UG
Hollow symbols indicate censored values.

Within Limit

Prediction Limit

Intrawell Non-parametric

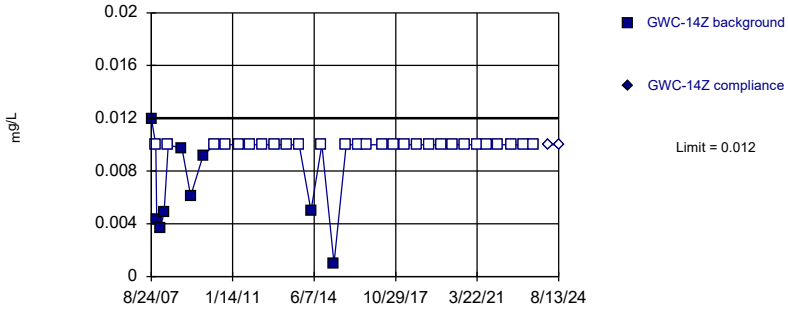

Non-parametric test used in lieu of parametric prediction limit because censored data exceeded 50%. Limit is highest of 37 background values. 75.68% NDs. Well-constituent pair annual alpha = 0.002721. Individual comparison alpha = 0.001361 (1 of 2).

Constituent: Vanadium Analysis Run 9/11/2024 10:55 AM View: Appendix I Intrawell
Plant Bowen Client: Southern Company Data: Bowen 1, 2, 9, and 10

Sanitas™ v.10.0.20 Software licensed to Groundwater Stats Consulting. UG
Hollow symbols indicate censored values.
Within Limit

Prediction Limit

Intrawell Non-parametric

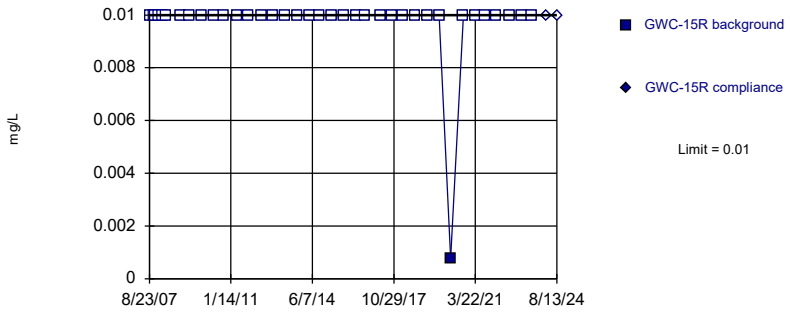

Non-parametric test used in lieu of parametric prediction limit because censored data exceeded 50%. Limit is highest of 37 background values. 97.3% NDs. Well-constituent pair annual alpha = 0.002721. Individual comparison alpha = 0.001361 (1 of 2).

Constituent: Vanadium Analysis Run 9/11/2024 10:55 AM View: Appendix I Intrawell
Plant Bowen Client: Southern Company Data: Bowen 1, 2, 9, and 10

Sanitas™ v.10.0.20 Software licensed to Groundwater Stats Consulting. UG
Hollow symbols indicate censored values.
Within Limit

Prediction Limit

Intrawell Non-parametric

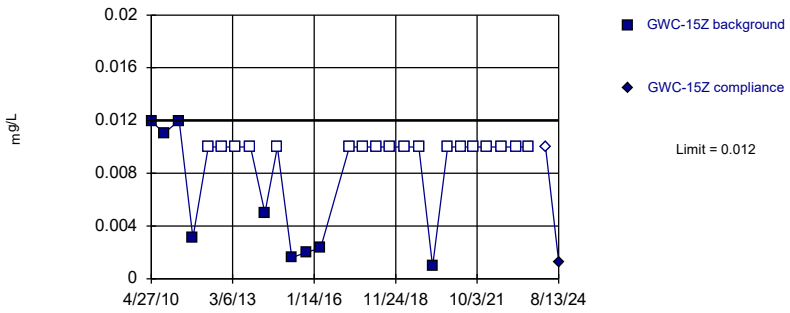

Non-parametric test used in lieu of parametric prediction limit because censored data exceeded 50%. Limit is highest of 27 background values. 66.67% NDs. Well-constituent pair annual alpha = 0.004998. Individual comparison alpha = 0.002502 (1 of 2).

Constituent: Vanadium Analysis Run 9/11/2024 10:55 AM View: Appendix I Intrawell
Plant Bowen Client: Southern Company Data: Bowen 1, 2, 9, and 10

Sanitas™ v.10.0.20 Software licensed to Groundwater Stats Consulting. UG
Hollow symbols indicate censored values.
Within Limit

Prediction Limit

Intrawell Non-parametric

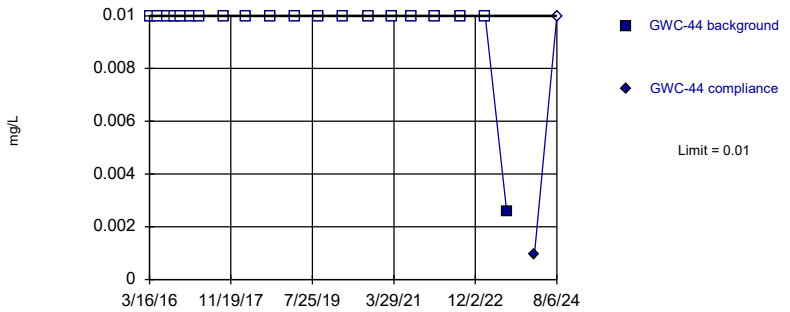

Non-parametric test used in lieu of parametric prediction limit because censored data exceeded 50%. Limit is highest of 20 background values. 95% NDs. Well-constituent pair annual alpha = 0.008564. Individual comparison alpha = 0.004291 (1 of 2).

Constituent: Vanadium Analysis Run 9/11/2024 10:55 AM View: Appendix I Intrawell
Plant Bowen Client: Southern Company Data: Bowen 1, 2, 9, and 10

Sanitas™ v.10.0.20 Software licensed to Groundwater Stats Consulting. UG
Hollow symbols indicate censored values.
Within Limit

Prediction Limit

Intrawell Non-parametric

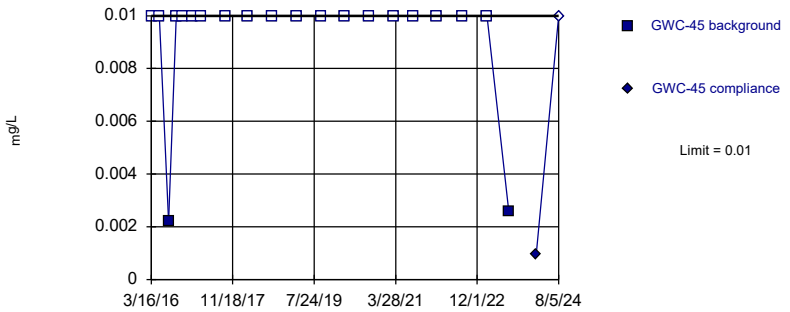

Non-parametric test used in lieu of parametric prediction limit because censored data exceeded 50%. Limit is highest of 20 background values. 90% NDs. Well-constituent pair annual alpha = 0.008564. Individual comparison alpha = 0.004291 (1 of 2).

Constituent: Vanadium Analysis Run 9/11/2024 10:55 AM View: Appendix I Intrawell
Plant Bowen Client: Southern Company Data: Bowen 1, 2, 9, and 10

Sanitas™ v.10.0.20 Software licensed to Groundwater Stats Consulting. UG
Hollow symbols indicate censored values.
Within Limit

Prediction Limit

Intrawell Non-parametric

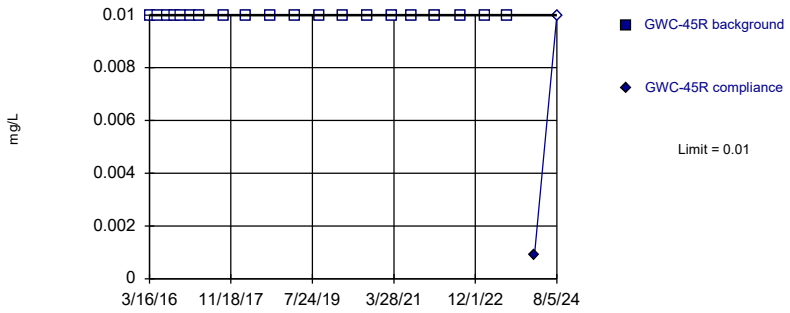

Non-parametric test used in lieu of parametric prediction limit because censored data exceeded 50%. All background values (n = 20) were censored; limit is most recent reporting limit. Well-constituent pair annual alpha = 0.008564. Individual comparison alpha = 0.004291 (1 of 2).

Constituent: Vanadium Analysis Run 9/11/2024 10:56 AM View: Appendix I Intrawell
Plant Bowen Client: Southern Company Data: Bowen 1, 2, 9, and 10

Sanitas™ v.10.0.20 Software licensed to Groundwater Stats Consulting. UG
Hollow symbols indicate censored values.
Within Limit

Prediction Limit

Intrawell Non-parametric

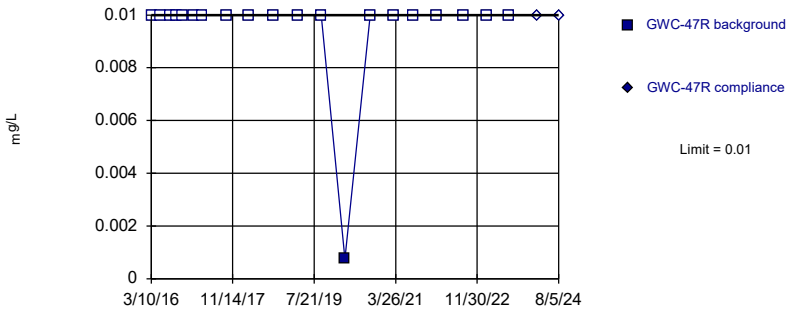

Non-parametric test used in lieu of parametric prediction limit because censored data exceeded 50%. Limit is highest of 20 background values. 95% NDs. Well-constituent pair annual alpha = 0.008564. Individual comparison alpha = 0.004291 (1 of 2).

Constituent: Vanadium Analysis Run 9/11/2024 10:56 AM View: Appendix I Intrawell
Plant Bowen Client: Southern Company Data: Bowen 1, 2, 9, and 10

Sanitas™ v.10.0.20 Software licensed to Groundwater Stats Consulting. UG
Hollow symbols indicate censored values.
Within Limit

Prediction Limit

Intrawell Non-parametric

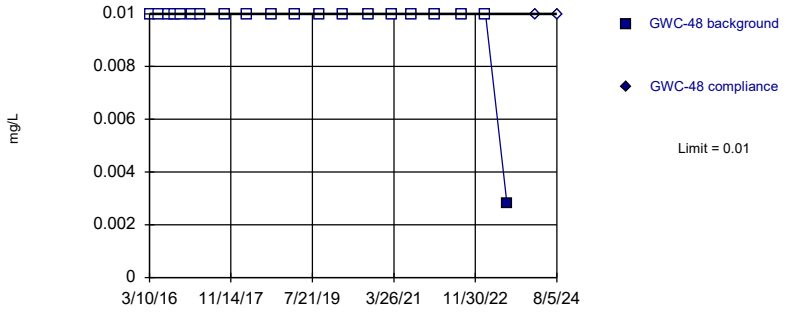

Non-parametric test used in lieu of parametric prediction limit because censored data exceeded 50%. Limit is highest of 20 background values. 95% NDs. Well-constituent pair annual alpha = 0.008564. Individual comparison alpha = 0.004291 (1 of 2).

Constituent: Vanadium Analysis Run 9/11/2024 10:56 AM View: Appendix I Intrawell
Plant Bowen Client: Southern Company Data: Bowen 1, 2, 9, and 10

Sanitas™ v.10.0.20 Software licensed to Groundwater Stats Consulting. UG
Hollow symbols indicate censored values.
Within Limit

Prediction Limit

Intrawell Non-parametric

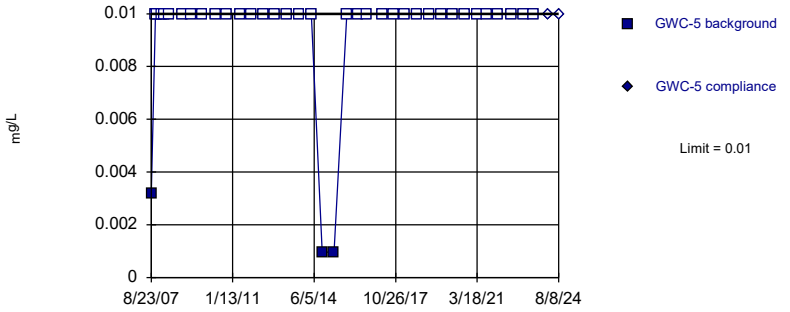

Non-parametric test used in lieu of parametric prediction limit because censored data exceeded 50%. Limit is highest of 37 background values. 91.89% NDs. Well-constituent pair annual alpha = 0.002721. Individual comparison alpha = 0.001361 (1 of 2).

Constituent: Vanadium Analysis Run 9/11/2024 10:56 AM View: Appendix I Intrawell
Plant Bowen Client: Southern Company Data: Bowen 1, 2, 9, and 10

Sanitas™ v.10.0.20 Software licensed to Groundwater Stats Consulting. UG
Hollow symbols indicate censored values.
Within Limit

Prediction Limit

Intrawell Non-parametric

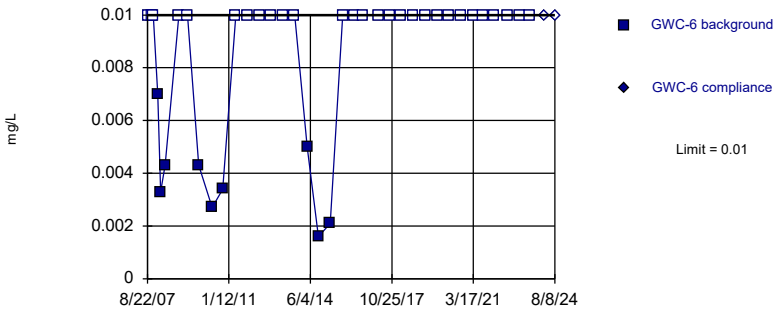

Non-parametric test used in lieu of parametric prediction limit because censored data exceeded 50%. Limit is highest of 37 background values. 75.68% NDs. Well-constituent pair annual alpha = 0.002721. Individual comparison alpha = 0.001361 (1 of 2).

Constituent: Vanadium Analysis Run 9/11/2024 10:56 AM View: Appendix I Intrawell
Plant Bowen Client: Southern Company Data: Bowen 1, 2, 9, and 10

Sanitas™ v.10.0.20 Software licensed to Groundwater Stats Consulting. UG
Hollow symbols indicate censored values.
Within Limit

Prediction Limit

Intrawell Non-parametric

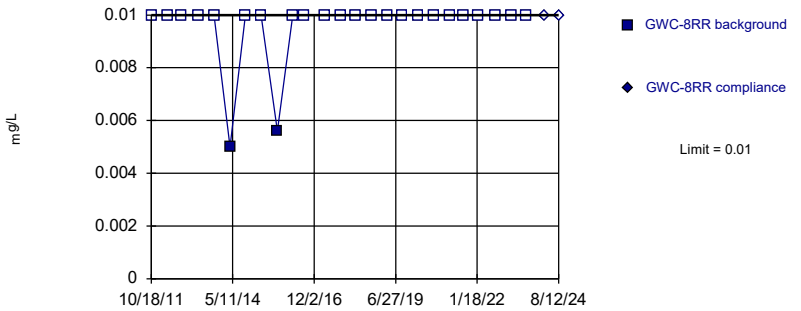

Non-parametric test used in lieu of parametric prediction limit because censored data exceeded 50%. Limit is highest of 25 background values. 92% NDs. Well-constituent pair annual alpha = 0.005656. Individual comparison alpha = 0.002832 (1 of 2).

Constituent: Vanadium Analysis Run 9/11/2024 10:56 AM View: Appendix I Intrawell
Plant Bowen Client: Southern Company Data: Bowen 1, 2, 9, and 10

Sanitas™ v.10.0.20 Software licensed to Groundwater Stats Consulting. UG
Hollow symbols indicate censored values.
Within Limit

Prediction Limit

Intrawell Non-parametric

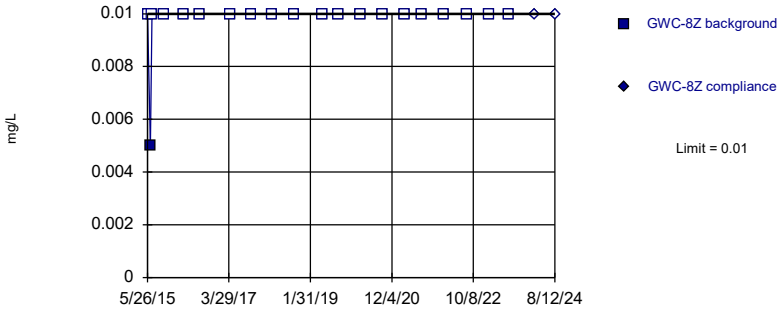

Non-parametric test used in lieu of parametric prediction limit because censored data exceeded 50%. Limit is highest of 20 background values. 95% NDs. Well-constituent pair annual alpha = 0.008564. Individual comparison alpha = 0.004291 (1 of 2).

Constituent: Vanadium Analysis Run 9/11/2024 10:56 AM View: Appendix I Intrawell
Plant Bowen Client: Southern Company Data: Bowen 1, 2, 9, and 10

Sanitas™ v.10.0.20 Software licensed to Groundwater Stats Consulting. UG
Hollow symbols indicate censored values.
Within Limit

Prediction Limit

Intrawell Non-parametric

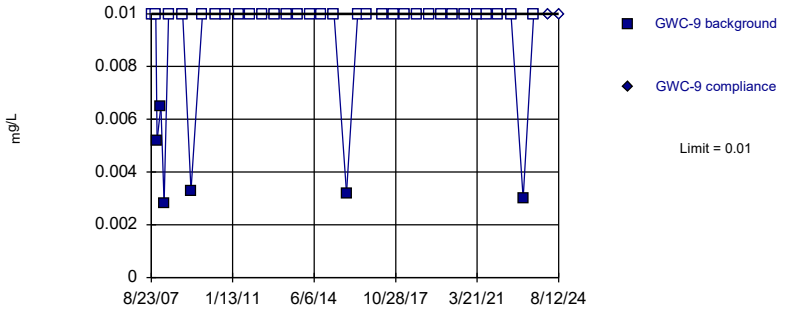

Non-parametric test used in lieu of parametric prediction limit because censored data exceeded 50%. Limit is highest of 37 background values. 83.78% NDs. Well-constituent pair annual alpha = 0.002721. Individual comparison alpha = 0.001361 (1 of 2).

Constituent: Vanadium Analysis Run 9/11/2024 10:56 AM View: Appendix I Intrawell
Plant Bowen Client: Southern Company Data: Bowen 1, 2, 9, and 10

Sanitas™ v.10.0.20 Software licensed to Groundwater Stats Consulting. UG
Hollow symbols indicate censored values.

Within Limit

Prediction Limit

Intrawell Non-parametric

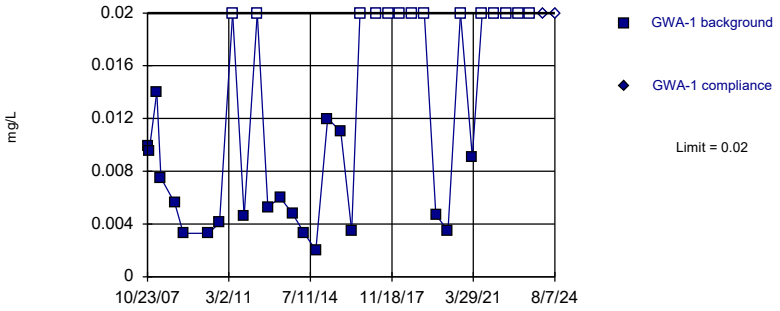

Non-parametric test used in lieu of parametric prediction limit because the Shapiro Wilk normality test showed the data to be non-normal at the 0.01 alpha level. Limit is highest of 34 background values. 41.18% NDs. Well-constituent pair annual alpha = 0.003195. Individual comparison alpha = 0.001599 (1 of 2).

Constituent: Zinc Analysis Run 9/11/2024 10:56 AM View: Appendix I Intrawell
Plant Bowen Client: Southern Company Data: Bowen 1, 2, 9, and 10

Sanitas™ v.10.0.20 Software licensed to Groundwater Stats Consulting. UG
Hollow symbols indicate censored values.

Within Limit

Prediction Limit

Intrawell Non-parametric

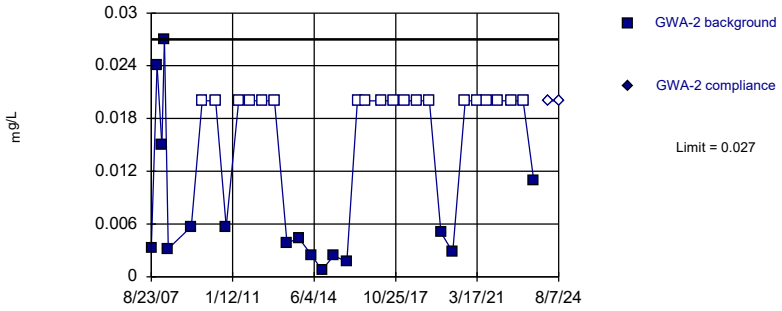

Non-parametric test used in lieu of parametric prediction limit because censored data exceeded 50%. Limit is highest of 35 background values. 54.29% NDs. Well-constituent pair annual alpha = 0.002991. Individual comparison alpha = 0.001497 (1 of 2).

Constituent: Zinc Analysis Run 9/11/2024 10:56 AM View: Appendix I Intrawell
Plant Bowen Client: Southern Company Data: Bowen 1, 2, 9, and 10

Sanitas™ v.10.0.20 Software licensed to Groundwater Stats Consulting. UG
Hollow symbols indicate censored values.

Within Limit

Prediction Limit

Intrawell Non-parametric

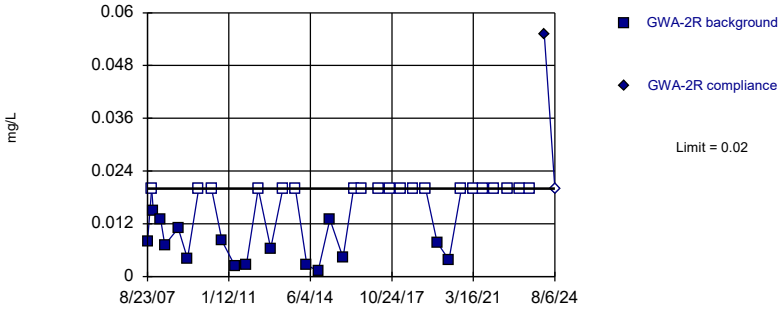

Non-parametric test used in lieu of parametric prediction limit because censored data exceeded 50%. Limit is highest of 36 background values. 55.56% NDs. Well-constituent pair annual alpha = 0.002856. Individual comparison alpha = 0.001429 (1 of 2).

Constituent: Zinc Analysis Run 9/11/2024 10:56 AM View: Appendix I Intrawell
Plant Bowen Client: Southern Company Data: Bowen 1, 2, 9, and 10

Sanitas™ v.10.0.20 Software licensed to Groundwater Stats Consulting. UG
Hollow symbols indicate censored values.

Within Limit

Prediction Limit

Intrawell Non-parametric

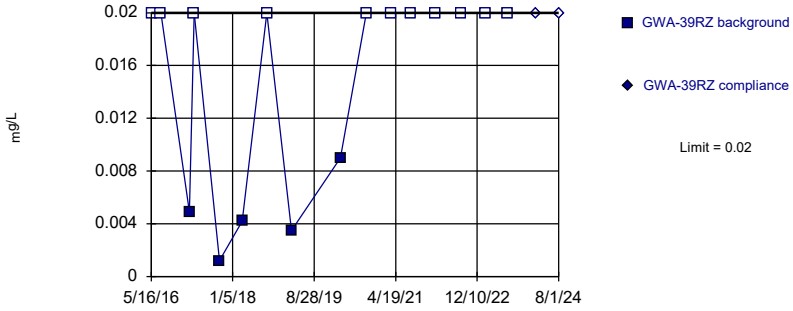

Non-parametric test used in lieu of parametric prediction limit because censored data exceeded 50%. Limit is highest of 16 background values. 68.75% NDs. Well-constituent pair annual alpha = 0.01287. Individual comparison alpha = 0.006456 (1 of 2).

Constituent: Zinc Analysis Run 9/11/2024 10:56 AM View: Appendix I Intrawell
Plant Bowen Client: Southern Company Data: Bowen 1, 2, 9, and 10

Sanitas™ v.10.0.20 Software licensed to Groundwater Stats Consulting. UG
Hollow symbols indicate censored values.

Within Limit

Prediction Limit

Intrawell Non-parametric

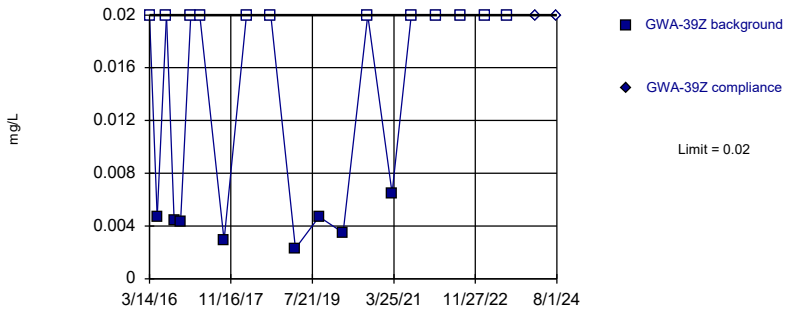

Non-parametric test used in lieu of parametric prediction limit because censored data exceeded 50%. Limit is highest of 20 background values. 60% NDs. Well-constituent pair annual alpha = 0.008564. Individual comparison alpha = 0.004291 (1 of 2).

Constituent: Zinc Analysis Run 9/11/2024 10:56 AM View: Appendix I Intrawell
Plant Bowen Client: Southern Company Data: Bowen 1, 2, 9, and 10

Sanitas™ v.10.0.20 Software licensed to Groundwater Stats Consulting. UG
Hollow symbols indicate censored values.

Within Limit

Prediction Limit

Intrawell Parametric

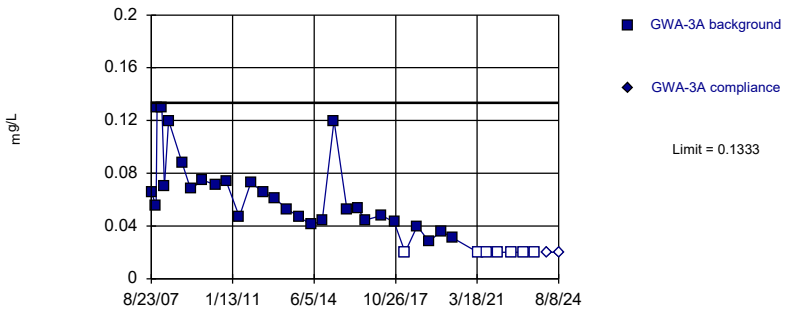

Background Data Summary (based on square root transformation) (after Kaplan-Meier Adjustment): Mean=0.2173, Std. Dev.=0.05789, n=36, 19.44% NDs. Normality test: Shapiro Wilk @alpha = 0.01, calculated = 0.9242, critical = 0.912. Kappa = 2.554 (c=16, w=26, 1 of 2, event alpha = 0.05132). Report alpha = 0.0001266.

Constituent: Zinc Analysis Run 9/11/2024 10:56 AM View: Appendix I Intrawell
Plant Bowen Client: Southern Company Data: Bowen 1, 2, 9, and 10

Sanitas™ v.10.0.20 Software licensed to Groundwater Stats Consulting. UG
Hollow symbols indicate censored values.

Within Limit

Prediction Limit

Intrawell Non-parametric

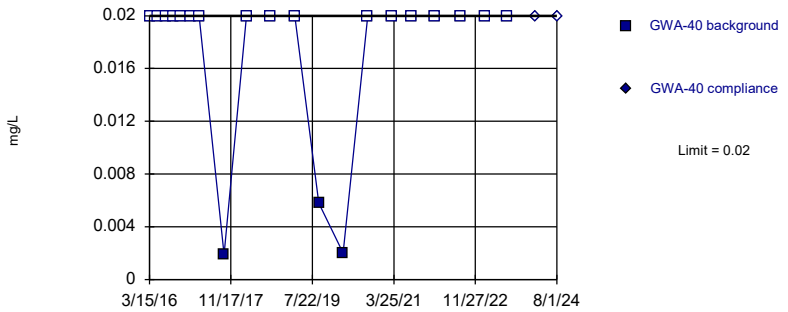

Non-parametric test used in lieu of parametric prediction limit because censored data exceeded 50%. Limit is highest of 20 background values. 85% NDs. Well-constituent pair annual alpha = 0.008564. Individual comparison alpha = 0.004291 (1 of 2).

Constituent: Zinc Analysis Run 9/11/2024 10:56 AM View: Appendix I Intrawell
Plant Bowen Client: Southern Company Data: Bowen 1, 2, 9, and 10

Sanitas™ v.10.0.20 Software licensed to Groundwater Stats Consulting. UG
Hollow symbols indicate censored values.

Within Limit

Prediction Limit

Intrawell Non-parametric

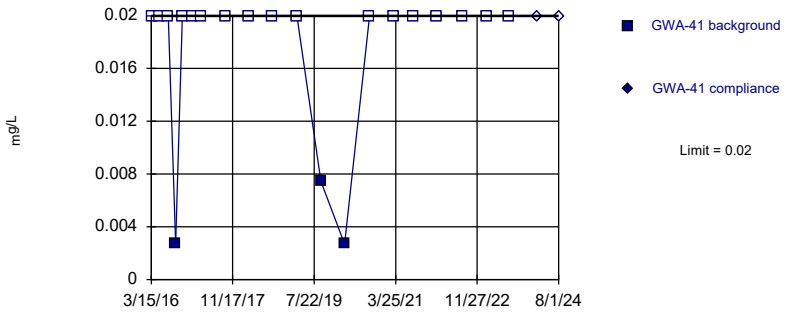

Non-parametric test used in lieu of parametric prediction limit because censored data exceeded 50%. Limit is highest of 20 background values. 85% NDs. Well-constituent pair annual alpha = 0.008564. Individual comparison alpha = 0.004291 (1 of 2).

Constituent: Zinc Analysis Run 9/11/2024 10:56 AM View: Appendix I Intrawell
Plant Bowen Client: Southern Company Data: Bowen 1, 2, 9, and 10

Sanitas™ v.10.0.20 Software licensed to Groundwater Stats Consulting. UG
Hollow symbols indicate censored values.

Within Limit

Prediction Limit

Intrawell Non-parametric

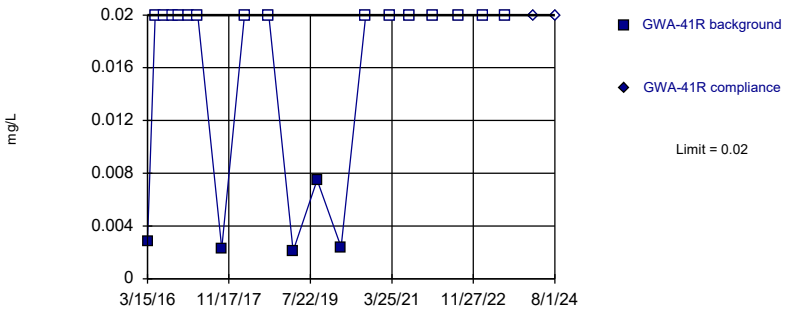

Non-parametric test used in lieu of parametric prediction limit because censored data exceeded 50%. Limit is highest of 20 background values. 75% NDs. Well-constituent pair annual alpha = 0.008564. Individual comparison alpha = 0.004291 (1 of 2).

Constituent: Zinc Analysis Run 9/11/2024 10:56 AM View: Appendix I Intrawell
Plant Bowen Client: Southern Company Data: Bowen 1, 2, 9, and 10

Sanitas™ v.10.0.20 Software licensed to Groundwater Stats Consulting. UG
Hollow symbols indicate censored values.

Within Limit

Prediction Limit

Intrawell Non-parametric

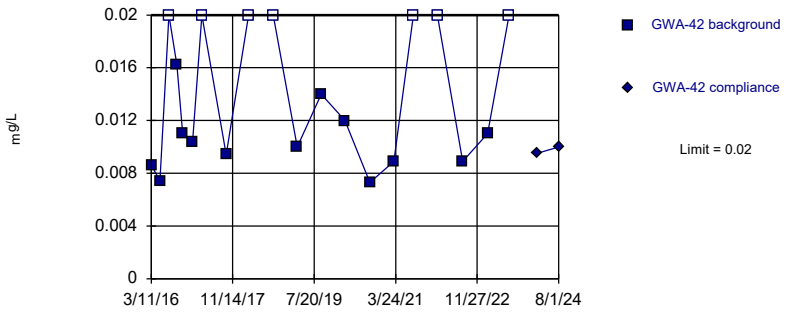

Non-parametric test used in lieu of parametric prediction limit because the Shapiro Wilk normality test showed the data to be non-normal at the 0.01 alpha level. Limit is highest of 20 background values. 35% NDs. Well-constituent pair annual alpha = 0.008564. Individual comparison alpha = 0.004291 (1 of 2).

Constituent: Zinc Analysis Run 9/11/2024 10:56 AM View: Appendix I Intrawell
Plant Bowen Client: Southern Company Data: Bowen 1, 2, 9, and 10

Sanitas™ v.10.0.20 Software licensed to Groundwater Stats Consulting. UG
Hollow symbols indicate censored values.

Within Limit

Prediction Limit

Intrawell Non-parametric

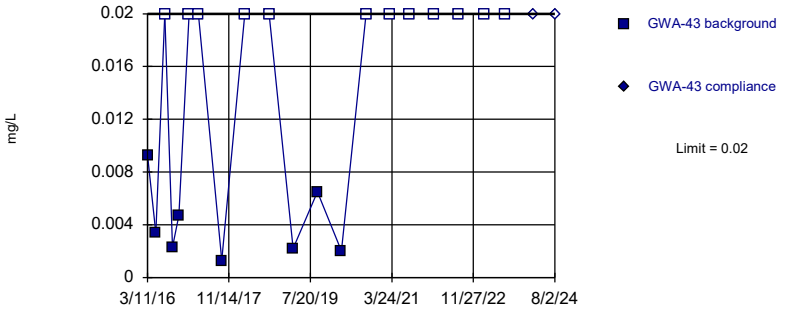

Non-parametric test used in lieu of parametric prediction limit because censored data exceeded 50%. Limit is highest of 20 background values. 60% NDs. Well-constituent pair annual alpha = 0.008564. Individual comparison alpha = 0.004291 (1 of 2).

Constituent: Zinc Analysis Run 9/11/2024 10:56 AM View: Appendix I Intrawell
Plant Bowen Client: Southern Company Data: Bowen 1, 2, 9, and 10

Sanitas™ v.10.0.20 Software licensed to Groundwater Stats Consulting. UG
Hollow symbols indicate censored values.

Within Limit

Prediction Limit

Intrawell Non-parametric

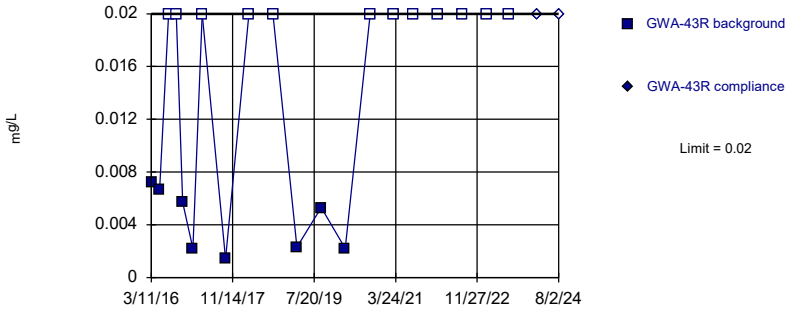

Non-parametric test used in lieu of parametric prediction limit because censored data exceeded 50%. Limit is highest of 20 background values. 60% NDs. Well-constituent pair annual alpha = 0.008564. Individual comparison alpha = 0.004291 (1 of 2).

Constituent: Zinc Analysis Run 9/11/2024 10:56 AM View: Appendix I Intrawell
Plant Bowen Client: Southern Company Data: Bowen 1, 2, 9, and 10

Sanitas™ v.10.0.20 Software licensed to Groundwater Stats Consulting. UG
Hollow symbols indicate censored values.

Within Limit

Prediction Limit

Intrawell Non-parametric

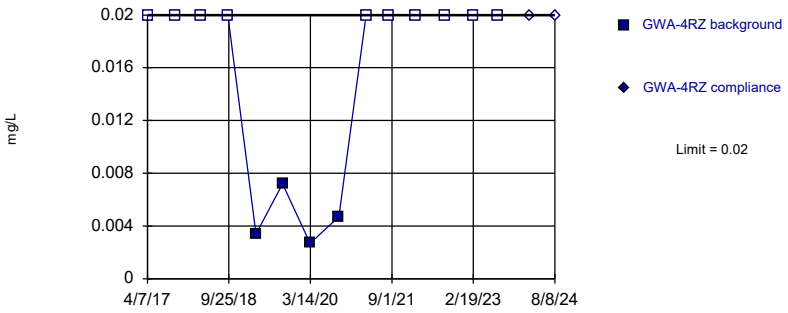

Non-parametric test used in lieu of parametric prediction limit because censored data exceeded 50%. Limit is highest of 14 background values. 71.43% NDs. Well-constituent pair annual alpha = 0.01715. Individual comparison alpha = 0.008612 (1 of 2).

Constituent: Zinc Analysis Run 9/11/2024 10:56 AM View: Appendix I Intrawell
Plant Bowen Client: Southern Company Data: Bowen 1, 2, 9, and 10

Sanitas™ v.10.0.20 Software licensed to Groundwater Stats Consulting. UG
Hollow symbols indicate censored values.

Within Limit

Prediction Limit

Intrawell Non-parametric

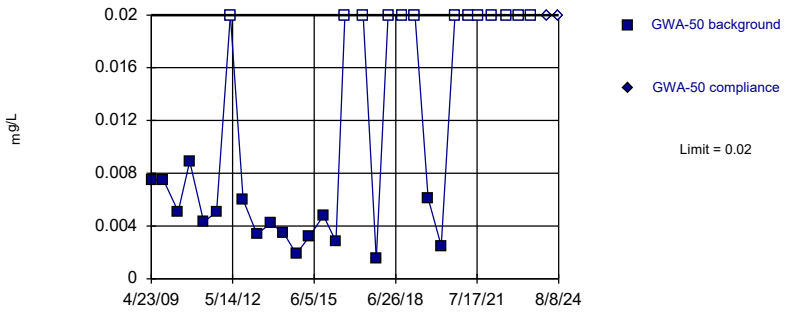

Non-parametric test used in lieu of parametric prediction limit because the Shapiro Wilk normality test showed the data to be non-normal at the 0.01 alpha level. Limit is highest of 30 background values. 43.33% NDs. Well-constituent pair annual alpha = 0.004011. Individual comparison alpha = 0.002008 (1 of 2).

Constituent: Zinc Analysis Run 9/11/2024 10:56 AM View: Appendix I Intrawell
Plant Bowen Client: Southern Company Data: Bowen 1, 2, 9, and 10

Sanitas™ v.10.0.20 Software licensed to Groundwater Stats Consulting. UG
Hollow symbols indicate censored values.

Within Limit

Prediction Limit

Intrawell Non-parametric

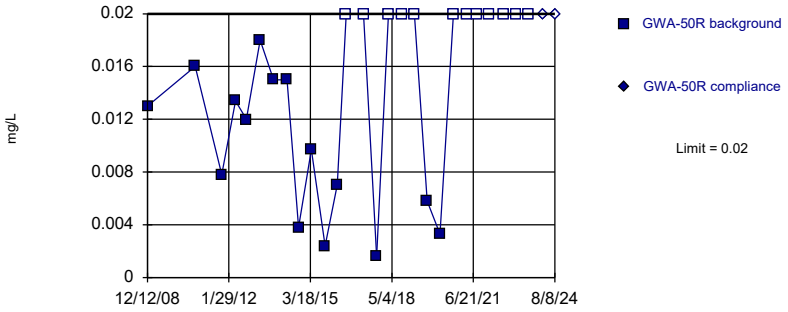

Non-parametric test used in lieu of parametric prediction limit because the Shapiro Wilk normality test showed the data to be non-normal at the 0.01 alpha level. Limit is highest of 27 background values. 44.44% NDs. Well-constituent pair annual alpha = 0.004998. Individual comparison alpha = 0.002502 (1 of 2).

Constituent: Zinc Analysis Run 9/11/2024 10:56 AM View: Appendix I Intrawell
Plant Bowen Client: Southern Company Data: Bowen 1, 2, 9, and 10

Sanitas™ v.10.0.20 Software licensed to Groundwater Stats Consulting. UG
Hollow symbols indicate censored values.

Within Limit

Prediction Limit

Intrawell Non-parametric

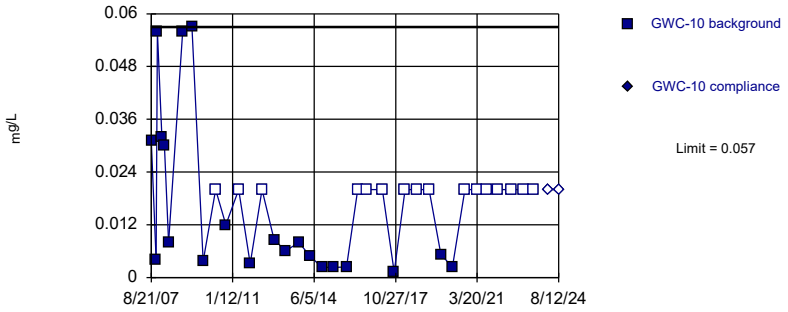

Non-parametric test used in lieu of parametric prediction limit because the Shapiro Wilk normality test showed the data to be non-normal at the 0.01 alpha level. Limit is highest of 37 background values. 43.24% NDs. Well-constituent pair annual alpha = 0.002721. Individual comparison alpha = 0.001361 (1 of 2).

Constituent: Zinc Analysis Run 9/11/2024 10:56 AM View: Appendix I Intrawell
Plant Bowen Client: Southern Company Data: Bowen 1, 2, 9, and 10

Sanitas™ v.10.0.20 Software licensed to Groundwater Stats Consulting. UG
Hollow symbols indicate censored values.

Within Limit

Prediction Limit

Intrawell Non-parametric

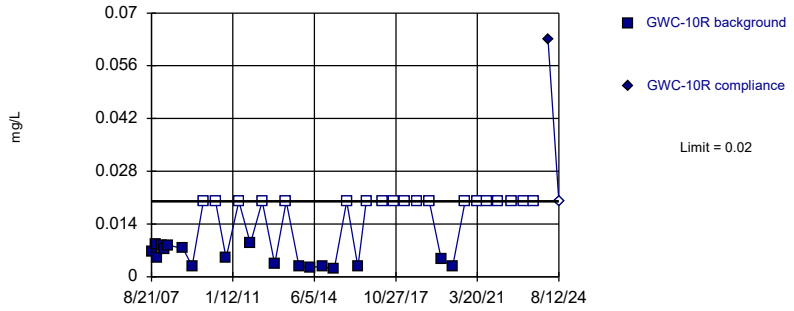

Non-parametric test used in lieu of parametric prediction limit because censored data exceeded 50%. Limit is highest of 37 background values. 51.35% NDs. Well-constituent pair annual alpha = 0.002721. Individual comparison alpha = 0.001361 (1 of 2).

Constituent: Zinc Analysis Run 9/11/2024 10:56 AM View: Appendix I Intrawell
Plant Bowen Client: Southern Company Data: Bowen 1, 2, 9, and 10

Sanitas™ v.10.0.20 Software licensed to Groundwater Stats Consulting. UG
Hollow symbols indicate censored values.

Within Limit

Prediction Limit

Intrawell Non-parametric

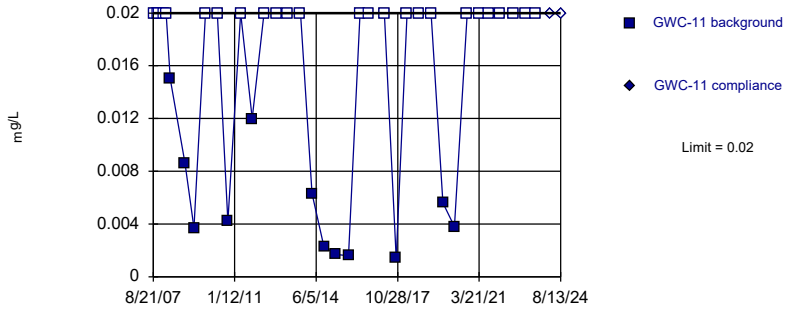

Non-parametric test used in lieu of parametric prediction limit because censored data exceeded 50%. Limit is highest of 37 background values. 67.57% NDs. Well-constituent pair annual alpha = 0.002721. Individual comparison alpha = 0.001361 (1 of 2).

Constituent: Zinc Analysis Run 9/11/2024 10:56 AM View: Appendix I Intrawell
Plant Bowen Client: Southern Company Data: Bowen 1, 2, 9, and 10

Sanitas™ v.10.0.20 Software licensed to Groundwater Stats Consulting. UG
Hollow symbols indicate censored values.

Within Limit

Prediction Limit

Intrawell Non-parametric

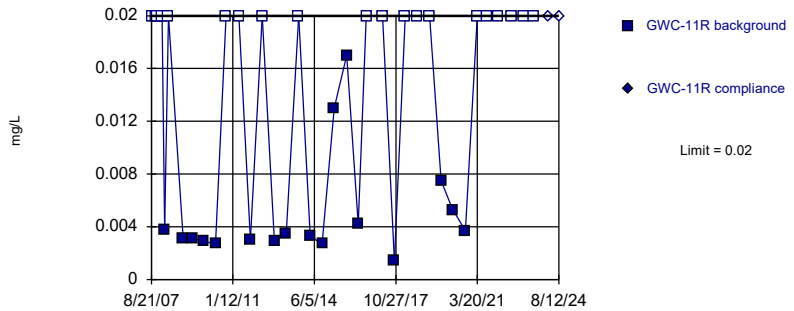

Non-parametric test used in lieu of parametric prediction limit because censored data exceeded 50%. Limit is highest of 37 background values. 54.05% NDs. Well-constituent pair annual alpha = 0.002721. Individual comparison alpha = 0.001361 (1 of 2).

Constituent: Zinc Analysis Run 9/11/2024 10:56 AM View: Appendix I Intrawell
Plant Bowen Client: Southern Company Data: Bowen 1, 2, 9, and 10

Sanitas™ v.10.0.20 Software licensed to Groundwater Stats Consulting. UG
Hollow symbols indicate censored values.

Within Limit

Prediction Limit

Intrawell Parametric

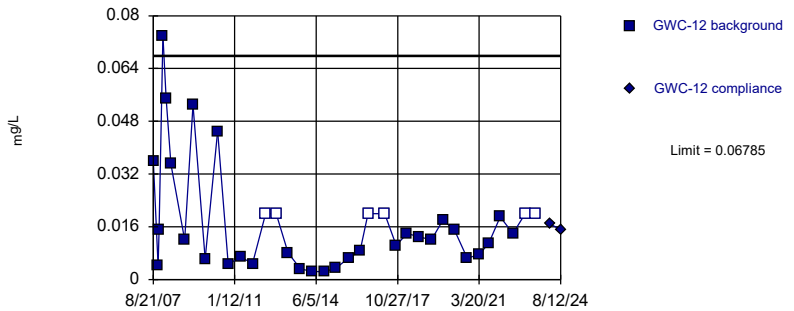

Background Data Summary (based on cube root transformation) (after Kaplan-Meier Adjustment): Mean=0.2228, Std. Dev.=0.07267, n=37, 16.22% NDs. Normality test: Shapiro Wilk @alpha = 0.01, calculated = 0.9435, critical = 0.914. Kappa = 2.546 (c=16, w=26, 1 of 2, event alpha = 0.05132). Report alpha = 0.0001266.

Constituent: Zinc Analysis Run 9/11/2024 10:56 AM View: Appendix I Intrawell
Plant Bowen Client: Southern Company Data: Bowen 1, 2, 9, and 10

Sanitas™ v.10.0.20 Software licensed to Groundwater Stats Consulting. UG
Hollow symbols indicate censored values.

Within Limit

Prediction Limit

Intrawell Non-parametric

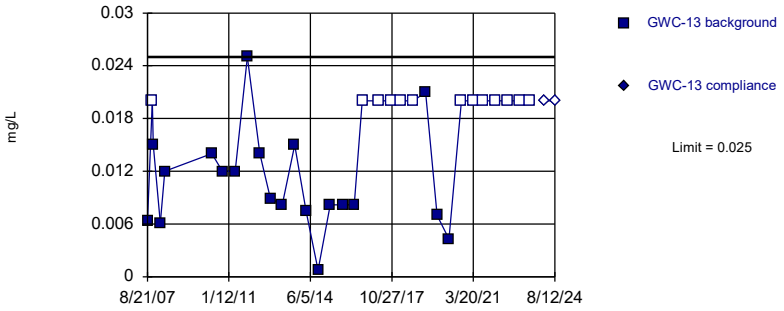

Non-parametric test used in lieu of parametric prediction limit because the Shapiro Wilk normality test showed the data to be non-normal at the 0.01 alpha level. Limit is highest of 33 background values. 39.39% NDs. Well-constituent pair annual alpha = 0.003399. Individual comparison alpha = 0.001701 (1 of 2).

Constituent: Zinc Analysis Run 9/11/2024 10:56 AM View: Appendix I Intrawell
Plant Bowen Client: Southern Company Data: Bowen 1, 2, 9, and 10

Sanitas™ v.10.0.20 Software licensed to Groundwater Stats Consulting. UG
Hollow symbols indicate censored values.

Within Limit

Prediction Limit

Intrawell Non-parametric

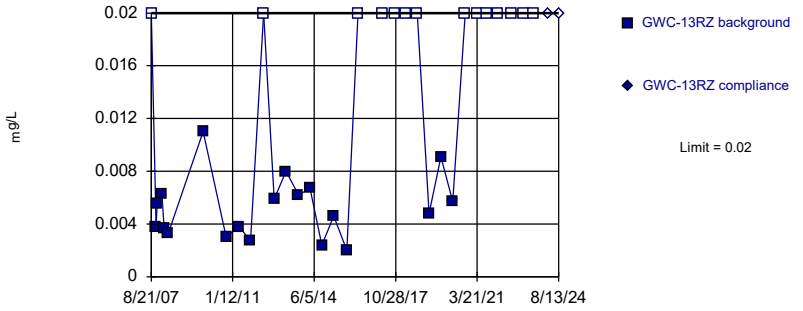

Non-parametric test used in lieu of parametric prediction limit because the Shapiro Wilk normality test showed the data to be non-normal at the 0.01 alpha level. Limit is highest of 33 background values. 42.42% NDs. Well-constituent pair annual alpha = 0.003399. Individual comparison alpha = 0.001701 (1 of 2).

Constituent: Zinc Analysis Run 9/11/2024 10:56 AM View: Appendix I Intrawell
Plant Bowen Client: Southern Company Data: Bowen 1, 2, 9, and 10

Sanitas™ v.10.0.20 Software licensed to Groundwater Stats Consulting. UG
Hollow symbols indicate censored values.

Within Limit

Prediction Limit

Intrawell Non-parametric

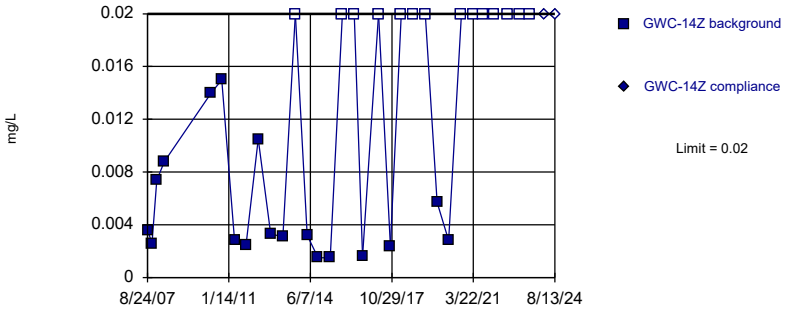

Non-parametric test used in lieu of parametric prediction limit because the Shapiro Wilk normality test showed the data to be non-normal at the 0.01 alpha level. Limit is highest of 32 background values. 43.75% NDs. Well-constituent pair annual alpha = 0.003603. Individual comparison alpha = 0.001803 (1 of 2).

Constituent: Zinc Analysis Run 9/11/2024 10:57 AM View: Appendix I Intrawell
Plant Bowen Client: Southern Company Data: Bowen 1, 2, 9, and 10

Sanitas™ v.10.0.20 Software licensed to Groundwater Stats Consulting. UG
Hollow symbols indicate censored values.

Within Limit

Prediction Limit

Intrawell Non-parametric

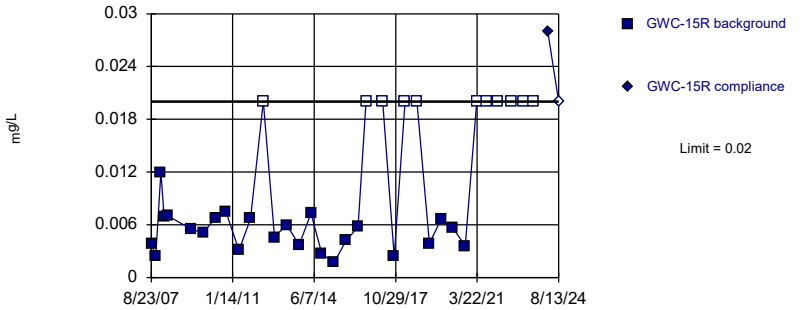

Non-parametric test used in lieu of parametric prediction limit because the Shapiro Wilk normality test showed the data to be non-normal at the 0.01 alpha level. Limit is highest of 35 background values. 31.43% NDs. Well-constituent pair annual alpha = 0.002991. Individual comparison alpha = 0.001497 (1 of 2).

Constituent: Zinc Analysis Run 9/11/2024 10:57 AM View: Appendix I Intrawell
Plant Bowen Client: Southern Company Data: Bowen 1, 2, 9, and 10

Sanitas™ v.10.0.20 Software licensed to Groundwater Stats Consulting. UG
Hollow symbols indicate censored values.

Within Limit

Prediction Limit

Intrawell Non-parametric

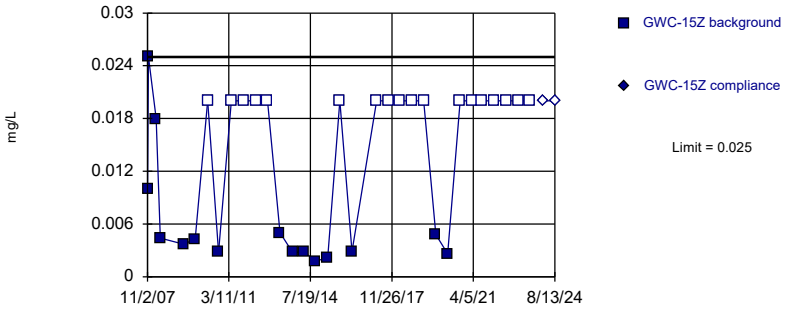

Non-parametric test used in lieu of parametric prediction limit because censored data exceeded 50%. Limit is highest of 33 background values. 54.55% NDs. Well-constituent pair annual alpha = 0.003399. Individual comparison alpha = 0.001701 (1 of 2).

Constituent: Zinc Analysis Run 9/11/2024 10:57 AM View: Appendix I Intrawell
Plant Bowen Client: Southern Company Data: Bowen 1, 2, 9, and 10

Sanitas™ v.10.0.20 Software licensed to Groundwater Stats Consulting. UG
Hollow symbols indicate censored values.

Within Limit

Prediction Limit

Intrawell Non-parametric

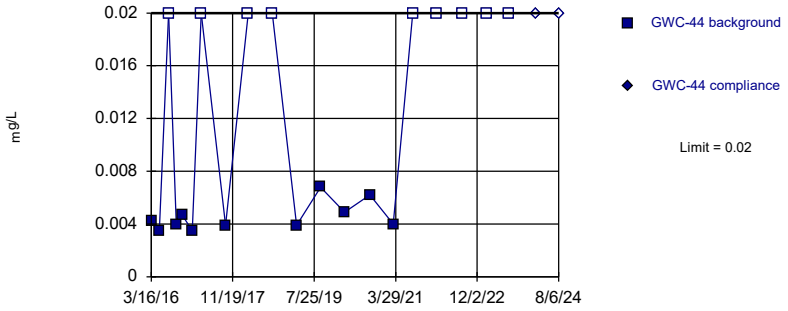

Non-parametric test used in lieu of parametric prediction limit because the Shapiro Wilk normality test showed the data to be non-normal at the 0.01 alpha level. Limit is highest of 20 background values. 45% NDs. Well-constituent pair annual alpha = 0.008564. Individual comparison alpha = 0.004291 (1 of 2).

Constituent: Zinc Analysis Run 9/11/2024 10:57 AM View: Appendix I Intrawell
Plant Bowen Client: Southern Company Data: Bowen 1, 2, 9, and 10

Sanitas™ v.10.0.20 Software licensed to Groundwater Stats Consulting. UG
Hollow symbols indicate censored values.

Within Limit

Prediction Limit

Intrawell Non-parametric

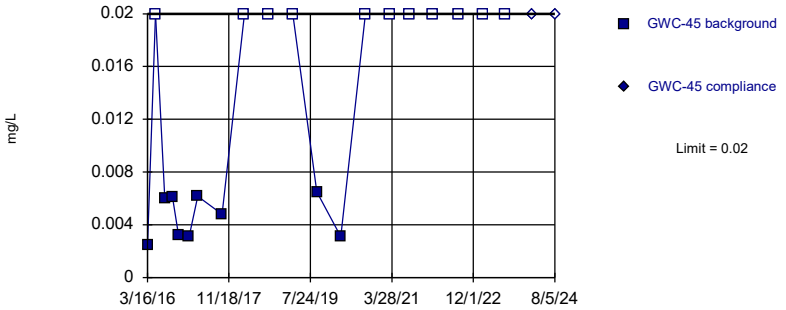

Non-parametric test used in lieu of parametric prediction limit because censored data exceeded 50%. Limit is highest of 20 background values. 55% NDs. Well-constituent pair annual alpha = 0.008564. Individual comparison alpha = 0.004291 (1 of 2).

Constituent: Zinc Analysis Run 9/11/2024 10:57 AM View: Appendix I Intrawell
Plant Bowen Client: Southern Company Data: Bowen 1, 2, 9, and 10

Sanitas™ v.10.0.20 Software licensed to Groundwater Stats Consulting. UG
Hollow symbols indicate censored values.

Within Limit

Prediction Limit

Intrawell Non-parametric

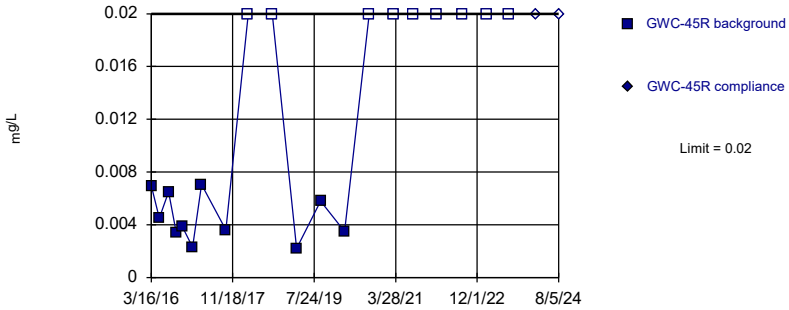

Non-parametric test used in lieu of parametric prediction limit because the Shapiro Wilk normality test showed the data to be non-normal at the 0.01 alpha level. Limit is highest of 20 background values. 45% NDs. Well-constituent pair annual alpha = 0.008564. Individual comparison alpha = 0.004291 (1 of 2).

Constituent: Zinc Analysis Run 9/11/2024 10:57 AM View: Appendix I Intrawell
Plant Bowen Client: Southern Company Data: Bowen 1, 2, 9, and 10

Sanitas™ v.10.0.20 Software licensed to Groundwater Stats Consulting. UG
Hollow symbols indicate censored values.

Within Limit

Prediction Limit

Intrawell Non-parametric

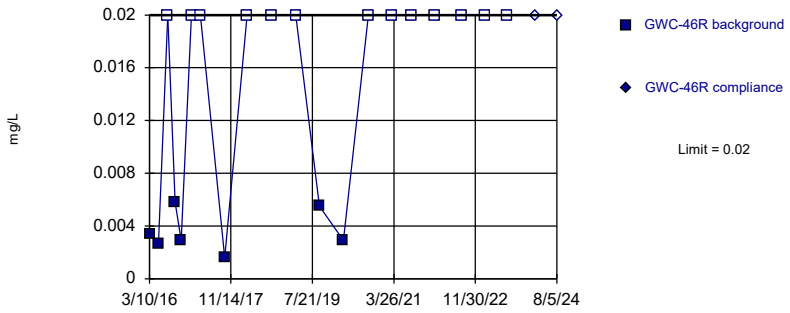

Non-parametric test used in lieu of parametric prediction limit because censored data exceeded 50%. Limit is highest of 20 background values. 65% NDs. Well-constituent pair annual alpha = 0.008564. Individual comparison alpha = 0.004291 (1 of 2).

Constituent: Zinc Analysis Run 9/11/2024 10:57 AM View: Appendix I Intrawell
Plant Bowen Client: Southern Company Data: Bowen 1, 2, 9, and 10

Sanitas™ v.10.0.20 Software licensed to Groundwater Stats Consulting. UG
Hollow symbols indicate censored values.

Within Limit

Prediction Limit

Intrawell Parametric

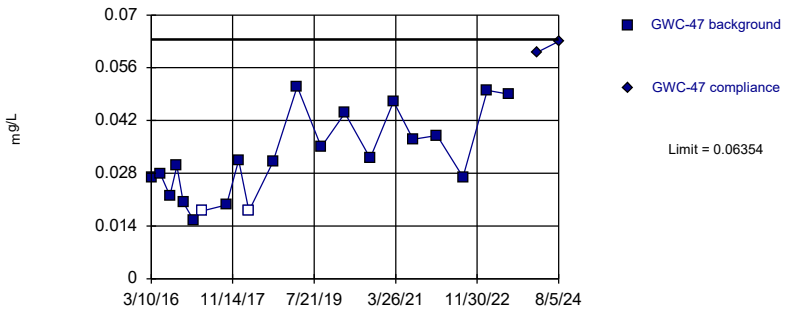

Background Data Summary: Mean=0.03194, Std. Dev.=0.01127, n=21, 9.524% NDs. Normality test: Shapiro Wilk @alpha = 0.01, calculated = 0.9375, critical = 0.873. Kappa = 2.805 (c=16, w=26, 1 of 2, event alpha = 0.05132). Report alpha = 0.0001266.

Constituent: Zinc Analysis Run 9/11/2024 10:57 AM View: Appendix I Intrawell
Plant Bowen Client: Southern Company Data: Bowen 1, 2, 9, and 10

Sanitas™ v.10.0.20 Software licensed to Groundwater Stats Consulting. UG
Hollow symbols indicate censored values.

Within Limit

Prediction Limit

Intrawell Parametric

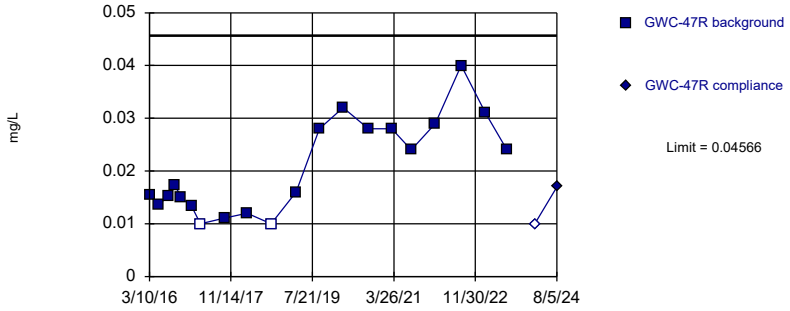

Background Data Summary: Mean=0.02065, Std. Dev.=0.008831, n=20, 10% NDs. Normality test: Shapiro Wilk @alpha = 0.01, calculated = 0.9052, critical = 0.868. Kappa = 2.832 (c=16, w=26, 1 of 2, event alpha = 0.05132). Report alpha = 0.0001266.

Constituent: Zinc Analysis Run 9/11/2024 10:57 AM View: Appendix I Intrawell
Plant Bowen Client: Southern Company Data: Bowen 1, 2, 9, and 10

Sanitas™ v.10.0.20 Software licensed to Groundwater Stats Consulting. UG
Hollow symbols indicate censored values.

Within Limit

Prediction Limit

Intrawell Non-parametric

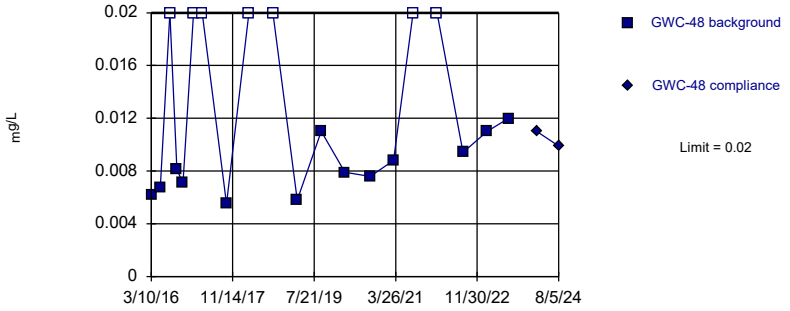

Non-parametric test used in lieu of parametric prediction limit because the Shapiro Wilk normality test showed the data to be non-normal at the 0.01 alpha level. Limit is highest of 20 background values. 35% NDs. Well-constituent pair annual alpha = 0.008564. Individual comparison alpha = 0.004291 (1 of 2).

Constituent: Zinc Analysis Run 9/11/2024 10:57 AM View: Appendix I Intrawell
Plant Bowen Client: Southern Company Data: Bowen 1, 2, 9, and 10

Sanitas™ v.10.0.20 Software licensed to Groundwater Stats Consulting. UG
Hollow symbols indicate censored values.

Within Limit

Prediction Limit

Intrawell Non-parametric

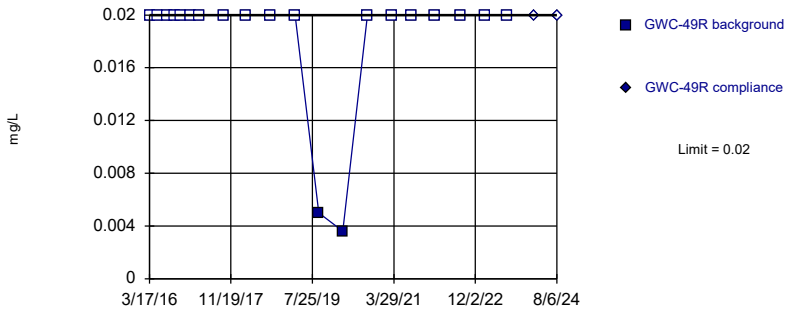

Non-parametric test used in lieu of parametric prediction limit because censored data exceeded 50%. Limit is highest of 20 background values. 90% NDs. Well-constituent pair annual alpha = 0.008564. Individual comparison alpha = 0.004291 (1 of 2).

Constituent: Zinc Analysis Run 9/11/2024 10:57 AM View: Appendix I Intrawell
Plant Bowen Client: Southern Company Data: Bowen 1, 2, 9, and 10

Sanitas™ v.10.0.20 Software licensed to Groundwater Stats Consulting. UG
Hollow symbols indicate censored values.

Within Limit

Prediction Limit

Intrawell Non-parametric

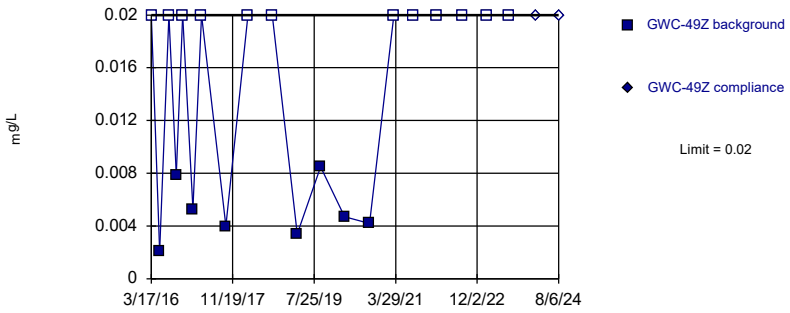

Non-parametric test used in lieu of parametric prediction limit because censored data exceeded 50%. Limit is highest of 20 background values. 60% NDs. Well-constituent pair annual alpha = 0.008564. Individual comparison alpha = 0.004291 (1 of 2).

Constituent: Zinc Analysis Run 9/11/2024 10:57 AM View: Appendix I Intrawell
Plant Bowen Client: Southern Company Data: Bowen 1, 2, 9, and 10

Sanitas™ v.10.0.20 Software licensed to Groundwater Stats Consulting. UG
Hollow symbols indicate censored values.

Within Limit

Prediction Limit

Intrawell Parametric

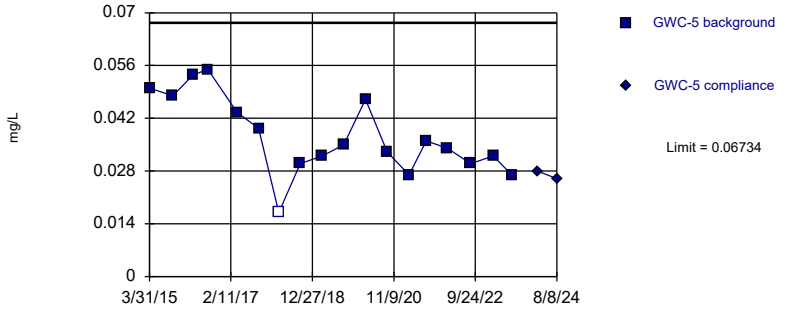

Background Data Summary: Mean=0.03718, Std. Dev.=0.01032, n=18, 5.556% NDs. Normality test: Shapiro Wilk @alpha = 0.05, calculated = 0.9537, critical = 0.897. Kappa = 2.923 (c=16, w=26, 1 of 2, event alpha = 0.05132). Report alpha = 0.0001266.

Constituent: Zinc Analysis Run 9/11/2024 10:57 AM View: Appendix I Intrawell
Plant Bowen Client: Southern Company Data: Bowen 1, 2, 9, and 10

Sanitas™ v.10.0.20 Software licensed to Groundwater Stats Consulting. UG
Hollow symbols indicate censored values.

Within Limit

Prediction Limit

Intrawell Non-parametric

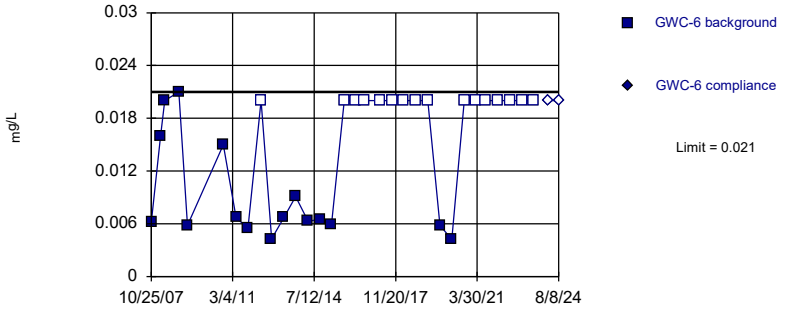

Non-parametric test used in lieu of parametric prediction limit because the Shapiro Wilk normality test showed the data to be non-normal at the 0.01 alpha level. Limit is highest of 32 background values. 50% NDs. Well-constituent pair annual alpha = 0.003603. Individual comparison alpha = 0.001803 (1 of 2).

Constituent: Zinc Analysis Run 9/11/2024 10:57 AM View: Appendix I Intrawell
Plant Bowen Client: Southern Company Data: Bowen 1, 2, 9, and 10

Sanitas™ v.10.0.20 Software licensed to Groundwater Stats Consulting. UG
Hollow symbols indicate censored values.

Within Limit

Prediction Limit

Intrawell Non-parametric

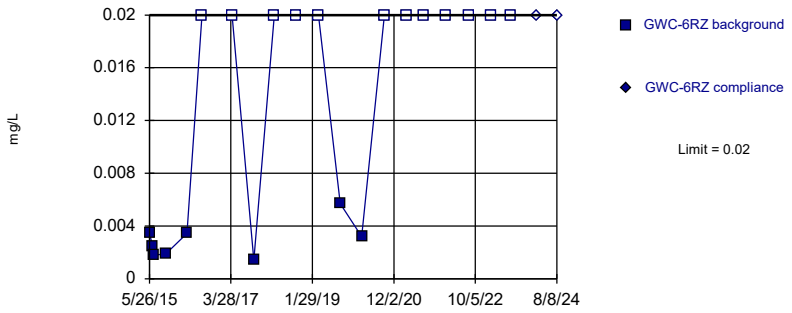

Non-parametric test used in lieu of parametric prediction limit because censored data exceeded 50%. Limit is highest of 20 background values. 60% NDs. Well-constituent pair annual alpha = 0.008564. Individual comparison alpha = 0.004291 (1 of 2).

Constituent: Zinc Analysis Run 9/11/2024 10:57 AM View: Appendix I Intrawell
Plant Bowen Client: Southern Company Data: Bowen 1, 2, 9, and 10

Sanitas™ v.10.0.20 Software licensed to Groundwater Stats Consulting. UG
Hollow symbols indicate censored values.

Within Limit

Prediction Limit

Intrawell Non-parametric

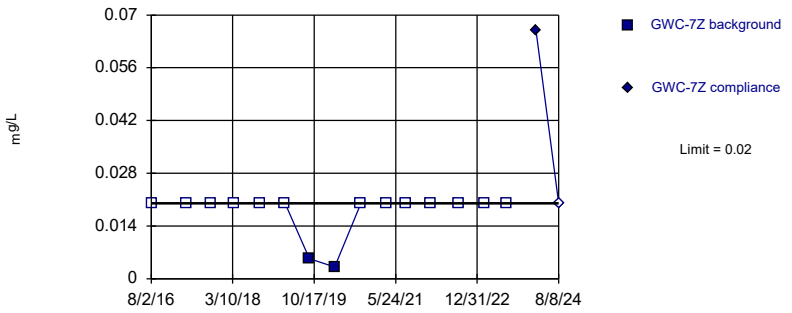

Non-parametric test used in lieu of parametric prediction limit because censored data exceeded 50%. Limit is highest of 15 background values. 86.67% NDs. Well-constituent pair annual alpha = 0.01501. Individual comparison alpha = 0.007533 (1 of 2).

Constituent: Zinc Analysis Run 9/11/2024 10:57 AM View: Appendix I Intrawell
Plant Bowen Client: Southern Company Data: Bowen 1, 2, 9, and 10

Sanitas™ v.10.0.20 Software licensed to Groundwater Stats Consulting. UG
Hollow symbols indicate censored values.

Within Limit

Prediction Limit

Intrawell Non-parametric

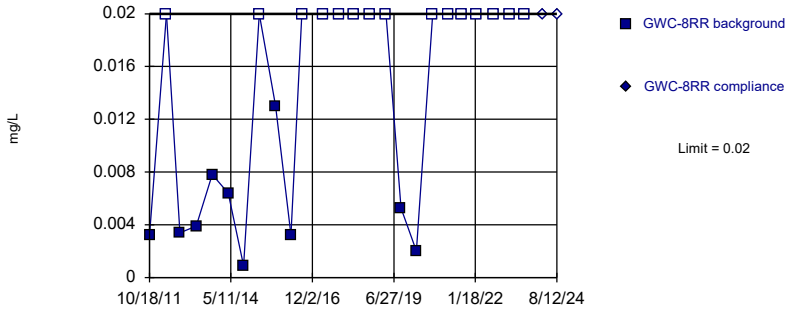

Non-parametric test used in lieu of parametric prediction limit because censored data exceeded 50%. Limit is highest of 25 background values. 60% NDs. Well-constituent pair annual alpha = 0.005656. Individual comparison alpha = 0.002832 (1 of 2).

Constituent: Zinc Analysis Run 9/11/2024 10:57 AM View: Appendix I Intrawell
Plant Bowen Client: Southern Company Data: Bowen 1, 2, 9, and 10

Sanitas™ v.10.0.20 Software licensed to Groundwater Stats Consulting. UG
Hollow symbols indicate censored values.

Within Limit

Prediction Limit

Intrawell Non-parametric

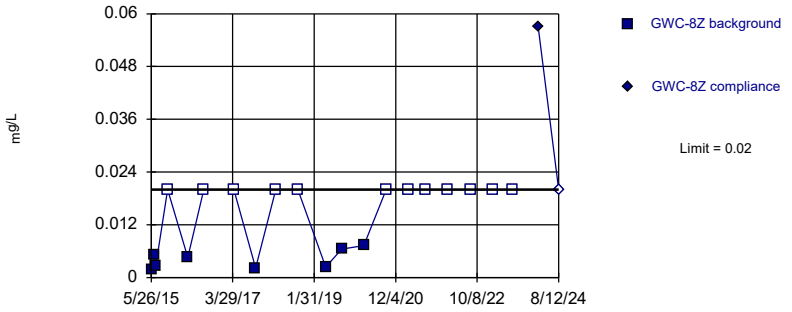

Non-parametric test used in lieu of parametric prediction limit because censored data exceeded 50%. Limit is highest of 20 background values. 60% NDs. Well-constituent pair annual alpha = 0.008564. Individual comparison alpha = 0.004291 (1 of 2).

Constituent: Zinc Analysis Run 9/11/2024 10:57 AM View: Appendix I Intrawell
Plant Bowen Client: Southern Company Data: Bowen 1, 2, 9, and 10

Sanitas™ v.10.0.20 Software licensed to Groundwater Stats Consulting. UG
Hollow symbols indicate censored values.

Within Limit

Prediction Limit

Intrawell Non-parametric

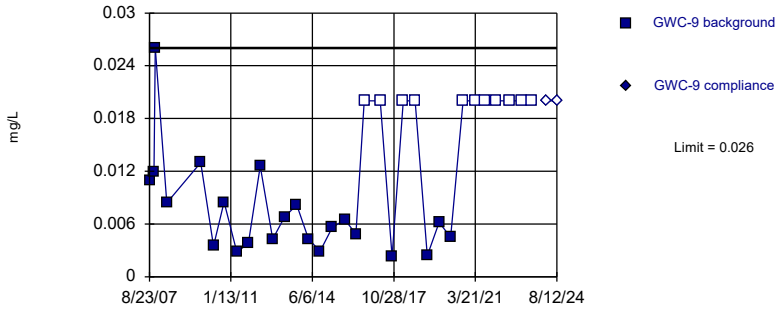

Non-parametric test used in lieu of parametric prediction limit because the Shapiro Wilk normality test showed the data to be non-normal at the 0.01 alpha level. Limit is highest of 33 background values. 33.33% NDs. Well-constituent pair annual alpha = 0.003399. Individual comparison alpha = 0.001701 (1 of 2).

Constituent: Zinc Analysis Run 9/11/2024 10:57 AM View: Appendix I Intrawell

Plant Bowen Client: Southern Company Data: Bowen 1, 2, 9, and 10

Prediction Limit

Constituent: Antimony (mg/L) Analysis Run 9/11/2024 11:01 AM View: Appendix I Intrawell

Plant Bowen Client: Southern Company Data: Bowen 1, 2, 9, and 10

	GWA-1	GWA-1
8/23/2007	<0.003	
10/23/2007	<0.003	
11/18/2007	<0.003	
1/30/2008	<0.003	
3/10/2008	<0.003	
5/13/2008	<0.003	
12/5/2008	<0.003	
4/15/2009	<0.003	
10/7/2009	<0.003	
5/3/2010	<0.003	
10/12/2010	<0.003	
4/27/2011	<0.003	
10/17/2011	0.0054	
5/2/2012	<0.003	
10/8/2012	<0.003	
4/12/2013	0.0058	
10/16/2013	0.01	
4/11/2014	0.005 (J)	
9/30/2014	0.0068	
3/30/2015	0.0074	
10/13/2015	0.017	
3/22/2016	0.00567	
5/19/2016	0.00319	
7/29/2016	0.0025 (J)	
9/23/2016	0.0051	
11/9/2016	0.0097 (J)	
1/30/2017	0.0032	
3/30/2017	0.0028 (J)	
6/9/2017	<0.003	
10/2/2017	0.0014 (J)	
3/16/2018	0.0014 (J)	
9/17/2018	0.00105 (JD)	
3/20/2019	<0.003	
9/12/2019	0.0037	
3/11/2020	0.00079 (J)	
9/15/2020	0.0061	
3/16/2021	0.0014 (J)	
8/9/2021	0.0027 (J)	
2/1/2022	0.0028 (J)	
8/16/2022	0.0084	
2/16/2023	0.016	
7/27/2023	0.011	
2/22/2024		0.0014 (J)
8/7/2024		0.0028 (J)

ND substitution: RL or RL/2 if <15% NDs.

Prediction Limit

Constituent: Antimony (mg/L) Analysis Run 9/11/2024 11:01 AM View: Appendix I Intrawell

Plant Bowen Client: Southern Company Data: Bowen 1, 2, 9, and 10

	GWA-2R	GWA-2R
8/23/2007	<0.003	
10/24/2007	<0.003	
11/18/2007	<0.003	
1/31/2008	<0.003	
3/10/2008	<0.003	
5/13/2008	<0.003	
12/4/2008	<0.003	
4/21/2009	<0.003	
10/8/2009	<0.003	
4/21/2010	<0.003	
9/28/2010	<0.003	
4/12/2011	<0.003	
10/4/2011	<0.003	
4/3/2012	0.0053	
10/9/2012	<0.003	
4/11/2013	0.0075	
10/16/2013	<0.003	
4/10/2014	0.0081	
9/30/2014	0.0022 (J)	
3/30/2015	0.011	
10/13/2015	0.0045 (J)	
3/23/2016	0.00281 (J)	
5/19/2016	0.00264 (J)	
7/29/2016	0.0069	
9/22/2016	0.0066	
11/10/2016	<0.003	
1/31/2017	0.0064	
4/3/2017	0.0049	
6/9/2017	<0.003	
10/2/2017	0.0045	
3/16/2018	0.021 (O)	
9/14/2018	0.0054	
3/19/2019	0.0019 (J)	
9/13/2019	0.0044	
3/11/2020	0.002 (J)	
9/15/2020	0.0037	
3/16/2021	0.005	
8/9/2021	0.0033	
2/1/2022	0.0029 (J)	
8/16/2022	0.002 (J)	
2/16/2023	0.0048	
7/27/2023	0.0095	
2/26/2024		0.0019 (J)
8/6/2024		0.0021 (J)

ND substitution: RL or RL/2 if <15% NDs.

Prediction Limit

Constituent: Antimony (mg/L) Analysis Run 9/11/2024 11:01 AM View: Appendix I Intrawell

Plant Bowen Client: Southern Company Data: Bowen 1, 2, 9, and 10

	GWA-39RZ	GWA-39RZ
5/16/2016	<0.003 (D)	
7/27/2016	0.0003 (JD)	
2/21/2017	0.0057	
3/27/2017	0.0013 (JD)	
6/8/2017	<0.003 (*)	
7/17/2017	0.005 (D)	
7/27/2017	0.0033	
8/9/2017	0.0012 (J)	
9/29/2017	0.0013 (JD)	
3/16/2018	0.0078	
9/14/2018	0.0056	
3/14/2019	0.014 (O)	
3/9/2020	0.0013 (J)	
9/16/2020	0.0028 (J)	
3/16/2021	0.00041 (J)	
8/6/2021	<0.003	
2/2/2022	<0.003	
8/16/2022	0.001 (J)	
2/14/2023	0.0019 (J)	
7/25/2023	<0.003	
2/19/2024		0.0016 (J)
8/1/2024		0.00097 (J)

ND substitution: RL or RL/2 if <15% NDs.

Prediction Limit

Constituent: Antimony (mg/L) Analysis Run 9/11/2024 11:01 AM View: Appendix I Intrawell

Plant Bowen Client: Southern Company Data: Bowen 1, 2, 9, and 10

	GWA-39Z	GWA-39Z
3/14/2016	<0.003	
5/11/2016	0.000839 (J)	
7/19/2016	0.0024 (J)	
9/15/2016	0.0009 (J)	
11/2/2016	0.001 (J)	
1/18/2017	0.0017 (J)	
3/28/2017	0.0006 (J)	
6/7/2017	0.0003 (J)	
9/26/2017	<0.003	
3/14/2018	<0.003	
9/12/2018	<0.003	
3/15/2019	<0.003	
9/9/2019	0.00079 (J)	
3/9/2020	0.0011 (J)	
9/10/2020	0.0003 (J)	
3/12/2021	0.0039	
8/4/2021	0.00083 (J)	
1/31/2022	<0.003	
8/10/2022	<0.003	
2/13/2023	0.00087 (J)	
7/26/2023	0.0028 (J)	
2/19/2024		0.00081 (J)
8/1/2024		<0.003

ND substitution: RL or RL/2 if <15% NDs.

Prediction Limit

Constituent: Antimony (mg/L) Analysis Run 9/11/2024 11:01 AM View: Appendix I Intrawell

Plant Bowen Client: Southern Company Data: Bowen 1, 2, 9, and 10

	GWA-3A	GWA-3A
8/23/2007	<0.003	
11/2/2007	<0.003	
11/18/2007	<0.003	
1/31/2008	<0.003	
3/11/2008	<0.003	
5/14/2008	<0.003	
12/5/2008	<0.003	
4/15/2009	<0.003	
10/8/2009	<0.003	
4/28/2010	<0.003	
10/6/2010	<0.003	
4/21/2011	<0.003	
10/13/2011	<0.003	
5/1/2012	<0.003	
10/9/2012	<0.003	
4/11/2013	<0.003	
10/16/2013	<0.003	
4/23/2014	<0.003	
10/4/2014	0.0031 (J)	
3/31/2015	0.0068	
10/12/2015	<0.003	
3/23/2016	0.0035	
5/23/2016	<0.003	
7/29/2016	0.0029 (J)	
9/22/2016	0.0041	
11/10/2016	0.0048 (J)	
1/31/2017	<0.003	
3/30/2017	0.001 (J)	
6/12/2017	<0.003	
10/4/2017	0.0009 (J)	
3/19/2018	0.0019 (J)	
9/17/2018	0.0011 (J)	
3/20/2019	0.0019 (J)	
9/13/2019	0.0013 (J)	
3/11/2020	0.0045	
3/29/2021	<0.003	
8/9/2021	<0.003	
2/2/2022	<0.003	
8/16/2022	<0.003	
2/17/2023	<0.003	
8/1/2023	<0.003	
2/22/2024		<0.003
8/8/2024		<0.003

ND substitution: RL or RL/2 if <15% NDs.

Prediction Limit

Constituent: Antimony (mg/L) Analysis Run 9/11/2024 11:01 AM View: Appendix I Intrawell

Plant Bowen Client: Southern Company Data: Bowen 1, 2, 9, and 10

	GWA-40	GWA-40
3/15/2016	<0.003	
5/11/2016	<0.003	
7/21/2016	<0.003	
9/15/2016	<0.003	
11/3/2016	0.0021 (J)	
1/17/2017	<0.003	
3/24/2017	<0.003	
5/24/2017	<0.003	
9/26/2017	<0.003	
3/14/2018	<0.003	
9/12/2018	<0.003	
3/13/2019	<0.003	
9/9/2019	<0.003	
3/9/2020	<0.003	
9/11/2020	<0.003	
3/10/2021	<0.003	
8/4/2021	<0.003	
1/31/2022	0.0014 (J)	
8/12/2022	<0.003	
2/13/2023	<0.003	
7/26/2023	<0.003	
2/19/2024		<0.003
8/1/2024		<0.003

ND substitution: RL or RL/2 if <15% NDs.

Prediction Limit

Constituent: Antimony (mg/L) Analysis Run 9/11/2024 11:01 AM View: Appendix I Intrawell

Plant Bowen Client: Southern Company Data: Bowen 1, 2, 9, and 10

	GWA-41	GWA-41
3/15/2016	<0.003	
5/12/2016	<0.003	
7/20/2016	<0.003	
9/15/2016	<0.003	
11/3/2016	<0.003	
1/18/2017	<0.003	
3/24/2017	<0.003	
6/6/2017	<0.003	
9/25/2017	<0.003	
3/14/2018	<0.003	
9/12/2018	<0.003	
3/14/2019	<0.003	
9/10/2019	<0.003 (D)	
3/6/2020	<0.003	
9/10/2020	<0.003	
3/11/2021	0.00038 (J)	
8/4/2021	<0.003	
1/31/2022	<0.003	
8/11/2022	<0.003	
2/13/2023	<0.003	
7/25/2023	0.0029 (J)	
2/19/2024		<0.003
8/1/2024		<0.003

ND substitution: RL or RL/2 if <15% NDs.

Prediction Limit

Constituent: Antimony (mg/L) Analysis Run 9/11/2024 11:01 AM View: Appendix I Intrawell

Plant Bowen Client: Southern Company Data: Bowen 1, 2, 9, and 10

	GWA-41R	GWA-41R
3/15/2016	<0.003	
5/13/2016	<0.003	
7/21/2016	<0.003 (*)	
9/21/2016	<0.003	
11/3/2016	<0.003	
1/17/2017	<0.003	
3/27/2017	0.0008 (J)	
6/6/2017	<0.003	
9/25/2017	0.0035	
3/14/2018	<0.003	
9/12/2018	0.003	
3/14/2019	<0.003	
9/10/2019	0.0029 (J)	
3/9/2020	0.0037	
9/10/2020	0.0019 (J)	
3/10/2021	0.00037 (J)	
8/4/2021	<0.003	
1/31/2022	0.0011 (J)	
8/11/2022	<0.003	
2/13/2023	0.0045	
7/25/2023	0.0021 (J)	
2/19/2024		<0.003
8/1/2024		0.00085 (J)

ND substitution: RL or RL/2 if <15% NDs.

Prediction Limit

Constituent: Antimony (mg/L) Analysis Run 9/11/2024 11:01 AM View: Appendix I Intrawell

Plant Bowen Client: Southern Company Data: Bowen 1, 2, 9, and 10

	GWA-42	GWA-42
3/11/2016	<0.003	
5/16/2016	<0.003	
7/22/2016	0.002 (J)	
9/19/2016	<0.003	
11/3/2016	<0.003	
1/17/2017	<0.003	
3/27/2017	<0.003	
6/7/2017	<0.003	
9/26/2017	<0.003	
3/14/2018	<0.003	
9/14/2018	<0.003	
3/14/2019	<0.003	
9/10/2019	<0.003	
3/6/2020	<0.003	
9/10/2020	<0.003	
3/11/2021	<0.003	
8/4/2021	<0.003	
1/31/2022	<0.003	
8/10/2022	<0.003	
2/13/2023	<0.003	
7/26/2023	<0.003	
2/20/2024		<0.003
8/1/2024		<0.003

ND substitution: RL or RL/2 if <15% NDs.

Prediction Limit

Constituent: Antimony (mg/L) Analysis Run 9/11/2024 11:01 AM View: Appendix I Intrawell

Plant Bowen Client: Southern Company Data: Bowen 1, 2, 9, and 10

	GWA-43	GWA-43
3/11/2016	<0.003	
5/13/2016	<0.003	
7/19/2016	<0.003 (*)	
9/16/2016	<0.003	
11/2/2016	<0.003	
1/18/2017	<0.003	
3/28/2017	<0.003	
6/6/2017	<0.003	
9/22/2017	<0.003	
3/14/2018	<0.003	
9/12/2018	<0.003	
3/13/2019	<0.003	
9/11/2019	<0.003	
3/9/2020	0.00062 (J)	
9/11/2020	<0.003	
3/11/2021	<0.003	
8/6/2021	<0.003	
1/31/2022	<0.003	
8/11/2022	<0.003	
2/14/2023	<0.003	
7/25/2023	<0.003	
2/20/2024		<0.003
8/2/2024		<0.003

ND substitution: RL or RL/2 if <15% NDs.

Prediction Limit

Constituent: Antimony (mg/L) Analysis Run 9/11/2024 11:01 AM View: Appendix I Intrawell

Plant Bowen Client: Southern Company Data: Bowen 1, 2, 9, and 10

	GWA-43R	GWA-43R
3/11/2016	<0.003	
5/13/2016	<0.003	
7/19/2016	<0.003	
9/16/2016	<0.003	
11/2/2016	<0.003	
1/18/2017	0.0013 (J)	
3/28/2017	<0.003	
6/6/2017	0.0007 (J)	
9/22/2017	0.0012 (J)	
3/15/2018	<0.003	
9/12/2018	<0.003	
3/13/2019	<0.003	
9/11/2019	0.00029 (J)	
3/9/2020	0.00037 (J)	
9/14/2020	<0.003	
3/11/2021	0.00074 (J)	
8/5/2021	<0.003	
1/31/2022	<0.003	
8/10/2022	<0.003	
2/13/2023	<0.003	
7/25/2023	<0.003	
2/20/2024		0.0015 (J)
8/2/2024		0.00086 (J)

ND substitution: RL or RL/2 if <15% NDs.

Prediction Limit

Constituent: Antimony (mg/L) Analysis Run 9/11/2024 11:01 AM View: Appendix I Intrawell

Plant Bowen Client: Southern Company Data: Bowen 1, 2, 9, and 10

	GWA-4RZ	GWA-4RZ
2/22/2017	0.0018 (J)	
4/7/2017	0.0008 (J)	
6/14/2017	0.00205 (JD)	
7/12/2017	0.0015 (JD)	
7/20/2017	<0.003 (D)	
7/28/2017	<0.003	
8/9/2017	<0.003	
8/24/2017	0.0007 (J)	
10/3/2017	<0.003 (D)	
3/21/2018	<0.003	
9/18/2018	<0.003	
3/21/2019	<0.003 (D)	
9/12/2019	0.00052 (JD)	
3/12/2020	0.0017 (J)	
9/17/2020	0.00087 (J)	
3/16/2021	0.00082 (J)	
8/10/2021	0.0013 (J)	
2/3/2022	<0.003	
8/17/2022	<0.003	
2/17/2023	<0.003	
7/28/2023	<0.003	
2/27/2024		<0.003
8/8/2024		<0.003

ND substitution: RL or RL/2 if <15% NDs.

Prediction Limit

Constituent: Antimony (mg/L) Analysis Run 9/11/2024 11:01 AM View: Appendix I Intrawell

Plant Bowen Client: Southern Company Data: Bowen 1, 2, 9, and 10

	GWA-50	GWA-50
12/12/2008	<0.003	
4/23/2009	<0.003	
10/6/2009	<0.003	
4/27/2010	<0.003	
9/30/2010	<0.003	
4/14/2011	<0.003	
10/5/2011	<0.003	
4/11/2012	<0.003	
10/2/2012	<0.003	
4/9/2013	<0.003	
10/15/2013	<0.003	
4/10/2014	<0.003	
10/1/2014	<0.003	
3/30/2015	<0.003	
10/11/2015	<0.003	
3/28/2016	0.00139 (J)	
5/23/2016	0.000677 (J)	
8/1/2016	<0.003	
9/26/2016	<0.003	
11/10/2016	<0.003	
1/30/2017	<0.003	
4/7/2017	<0.003	
6/12/2017	<0.003	
10/2/2017	<0.003	
3/16/2018	<0.003	
9/17/2018	<0.003	
3/19/2019	<0.003	
9/13/2019	<0.003	
3/11/2020	0.0005 (J)	
9/16/2020	<0.003	
3/17/2021	<0.003	
8/9/2021	<0.003	
2/1/2022	0.0015 (J)	
8/16/2022	<0.003	
2/16/2023	<0.003	
7/28/2023	<0.003	
2/22/2024		<0.003
8/8/2024		<0.003

ND substitution: RL or RL/2 if <15% NDs.

Prediction Limit

Constituent: Antimony (mg/L) Analysis Run 9/11/2024 11:01 AM View: Appendix I Intrawell

Plant Bowen Client: Southern Company Data: Bowen 1, 2, 9, and 10

	GWA-50R	GWA-50R
12/12/2008	<0.003	
4/23/2009	<0.003	
10/6/2009	<0.003	
5/3/2010	<0.003	
10/11/2010	<0.003	
4/27/2011	<0.003	
10/19/2011	<0.003	
5/1/2012	<0.003	
10/2/2012	<0.003	
4/10/2013	<0.003	
10/16/2013	<0.003	
4/22/2014	<0.003	
10/1/2014	<0.003	
3/30/2015	<0.003	
10/11/2015	<0.003	
3/28/2016	<0.003	
5/25/2016	<0.003	
8/1/2016	<0.003	
9/26/2016	<0.003	
11/11/2016	<0.003	
1/30/2017	<0.003	
4/3/2017	<0.003	
6/12/2017	<0.003	
10/2/2017	<0.003	
3/16/2018	<0.003	
9/18/2018	<0.003	
3/19/2019	<0.003	
9/12/2019	<0.003	
3/11/2020	<0.003	
9/15/2020	0.00048 (J)	
3/17/2021	<0.003	
8/9/2021	<0.003	
2/2/2022	<0.003	
8/17/2022	<0.003	
2/16/2023	<0.003	
7/28/2023	<0.003	
2/22/2024		<0.003
8/8/2024		<0.003

ND substitution: RL or RL/2 if <15% NDs.

Prediction Limit

Constituent: Antimony (mg/L) Analysis Run 9/11/2024 11:01 AM View: Appendix I Intrawell

Plant Bowen Client: Southern Company Data: Bowen 1, 2, 9, and 10

	GWC-10R	GWC-10R
8/21/2007	<0.003	
11/1/2007	<0.003	
11/20/2007	<0.003	
1/30/2008	<0.003	
3/6/2008	<0.003	
5/8/2008	<0.003	
12/14/2008	<0.003	
4/29/2009	<0.003	
10/21/2009	<0.003	
4/21/2010	<0.003	
9/28/2010	<0.003	
4/12/2011	<0.003	
10/4/2011	<0.003	
4/3/2012	<0.003	
10/8/2012	<0.003	
4/3/2013	<0.003	
10/15/2013	<0.003	
4/9/2014	<0.003	
10/2/2014	<0.003	
4/2/2015	<0.003	
10/12/2015	<0.003	
3/31/2016	<0.003	
5/26/2016	0.000659 (J)	
8/3/2016	<0.003	
9/28/2016	0.0037 (O)	
11/22/2016	<0.003	
2/7/2017	<0.003	
4/10/2017	<0.003	
6/14/2017	<0.003	
10/4/2017	<0.003	
3/21/2018	<0.003	
9/18/2018	<0.003	
3/22/2019	<0.003	
9/17/2019	<0.003	
3/12/2020	<0.003	
9/17/2020	<0.003	
3/18/2021	<0.003	
8/11/2021	<0.003	
2/4/2022	0.0016 (J)	
8/18/2022	<0.003	
2/20/2023	<0.003	
7/31/2023	<0.003	
2/27/2024		<0.003
8/12/2024		<0.003

ND substitution: RL or RL/2 if <15% NDs.

Prediction Limit

Constituent: Antimony (mg/L) Analysis Run 9/11/2024 11:01 AM View: Appendix I Intrawell

Plant Bowen Client: Southern Company Data: Bowen 1, 2, 9, and 10

	GWC-11	GWC-11
8/21/2007	<0.003	
11/1/2007	<0.003	
11/18/2007	<0.003	
1/30/2008	<0.003	
3/5/2008	<0.003	
5/7/2008	<0.003	
12/14/2008	<0.003	
4/29/2009	<0.003	
10/22/2009	<0.003	
4/21/2010	<0.003	
9/28/2010	<0.003	
4/12/2011	<0.003	
10/4/2011	<0.003	
4/3/2012	<0.003	
10/3/2012	<0.003	
4/3/2013	<0.003	
10/9/2013	<0.003	
4/2/2014	<0.003	
10/2/2014	<0.003	
4/1/2015	<0.003	
10/11/2015	<0.003	
4/4/2016	<0.003	
5/26/2016	0.000722 (J)	
8/3/2016	<0.003	
9/28/2016	<0.003	
11/22/2016	<0.003	
2/8/2017	<0.003	
4/10/2017	<0.003	
6/15/2017	<0.003	
10/4/2017	<0.003	
3/21/2018	<0.003	
9/18/2018	<0.003	
3/23/2019	0.00094 (J)	
9/17/2019	0.00041 (J)	
3/12/2020	0.0013 (J)	
9/21/2020	0.00091 (J)	
3/19/2021	0.00032 (J)	
8/11/2021	<0.003	
2/4/2022	<0.003	
8/18/2022	<0.003	
2/20/2023	<0.003	
8/1/2023	<0.003	
2/28/2024		<0.003
8/13/2024		<0.003

ND substitution: RL or RL/2 if <15% NDs.

Prediction Limit

Constituent: Antimony (mg/L) Analysis Run 9/11/2024 11:01 AM View: Appendix I Intrawell

Plant Bowen Client: Southern Company Data: Bowen 1, 2, 9, and 10

	GWC-11R	GWC-11R
8/21/2007	<0.003	
11/1/2007	<0.003	
11/18/2007	<0.003	
1/30/2008	<0.003	
3/6/2008	<0.003	
5/7/2008	<0.003	
12/14/2008	<0.003	
4/29/2009	<0.003	
10/22/2009	<0.003	
4/21/2010	<0.003	
9/29/2010	<0.003	
4/13/2011	<0.003	
10/4/2011	<0.003	
4/4/2012	<0.003	
10/3/2012	<0.003	
4/3/2013	<0.003	
10/9/2013	<0.003	
4/2/2014	<0.003	
10/2/2014	0.0044 (J)	
4/1/2015	0.0087	
10/11/2015	0.007	
4/4/2016	0.00252 (J)	
5/26/2016	0.00351	
8/4/2016	<0.003	
9/28/2016	0.0012 (J)	
11/22/2016	0.0042	
2/8/2017	<0.003	
4/10/2017	<0.003	
6/15/2017	<0.003	
10/4/2017	<0.003	
3/22/2018	<0.003	
9/18/2018	<0.003	
3/23/2019	<0.003	
9/17/2019	0.0013 (J)	
3/12/2020	0.001 (J)	
9/21/2020	0.0053	
3/19/2021	0.012	
5/26/2021	0.0037	
8/11/2021	<0.003	
2/4/2022	<0.003	
8/18/2022	<0.003	
2/20/2023	<0.003	
8/1/2023	<0.003	
2/28/2024		<0.003
8/12/2024		0.00086 (J)

ND substitution: RL or RL/2 if <15% NDs.

Prediction Limit

Constituent: Antimony (mg/L) Analysis Run 9/11/2024 11:01 AM View: Appendix I Intrawell

Plant Bowen Client: Southern Company Data: Bowen 1, 2, 9, and 10

	GWC-12	GWC-12
8/21/2007	<0.003	
11/1/2007	<0.003	
11/19/2007	<0.003	
1/16/2008	<0.003	
3/5/2008	<0.003	
5/13/2008	<0.003	
12/13/2008	<0.003	
4/16/2009	<0.003	
10/21/2009	<0.003	
4/27/2010	<0.003	
10/5/2010	<0.003	
4/19/2011	<0.003	
10/12/2011	<0.003	
4/24/2012	<0.003	
10/2/2012	<0.003	
4/2/2013	<0.003	
10/9/2013	<0.003	
4/1/2014	<0.003	
10/2/2014	<0.003	
4/1/2015	<0.003	
10/14/2015	<0.003	
4/4/2016	<0.003	
5/27/2016	<0.003	
8/3/2016	<0.003	
9/30/2016	<0.003	
11/22/2016	<0.003	
2/13/2017	<0.003	
4/11/2017	<0.003	
6/14/2017	<0.003	
10/4/2017	<0.003	
3/22/2018	<0.003	
9/18/2018	<0.003	
3/23/2019	<0.003	
9/17/2019	<0.003 (D)	
3/12/2020	<0.003	
9/21/2020	<0.003	
3/19/2021	<0.003	
8/11/2021	<0.003	
2/2/2022	<0.003	
8/18/2022	<0.003	
2/21/2023	0.0017 (J)	
8/1/2023	<0.003	
2/27/2024		<0.003
8/12/2024		<0.003

ND substitution: RL or RL/2 if <15% NDs.

Prediction Limit

Constituent: Antimony (mg/L) Analysis Run 9/11/2024 11:01 AM View: Appendix I Intrawell

Plant Bowen Client: Southern Company Data: Bowen 1, 2, 9, and 10

	GWC-13	GWC-13
8/21/2007	<0.003	
11/1/2007	<0.003	
11/19/2007	<0.003	
1/31/2008	<0.003	
3/5/2008	<0.003	
5/12/2008	<0.003	
12/13/2008	<0.003	
4/28/2009	<0.003	
10/21/2009	<0.003	
4/28/2010	<0.003	
10/5/2010	<0.003	
4/19/2011	<0.003	
10/18/2011	<0.003	
4/25/2012	<0.003	
10/2/2012	<0.003	
4/2/2013	<0.003	
10/8/2013	<0.003	
4/1/2014	<0.003	
10/1/2014	<0.003	
4/1/2015	<0.003	
10/15/2015	<0.003	
4/4/2016	<0.003	
5/31/2016	<0.003	
8/4/2016	<0.003	
9/29/2016	<0.003	
11/28/2016	<0.003	
2/9/2017	<0.003	
4/12/2017	<0.003	
6/16/2017	<0.003	
10/9/2017	<0.003	
3/21/2018	<0.003	
9/19/2018	<0.003	
3/23/2019	<0.003	
9/18/2019	0.0012 (J)	
3/13/2020	0.0023 (J)	
9/22/2020	<0.003	
3/18/2021	0.00078 (J)	
8/11/2021	0.0019 (J)	
2/17/2022	<0.003	
8/18/2022	<0.003	
2/22/2023	<0.003	
8/1/2023	<0.003	
2/27/2024		<0.003
8/12/2024		0.0021 (J)

ND substitution: RL or RL/2 if <15% NDs.

Prediction Limit

Constituent: Antimony (mg/L) Analysis Run 9/11/2024 11:01 AM View: Appendix I Intrawell

Plant Bowen Client: Southern Company Data: Bowen 1, 2, 9, and 10

	GWC-13RZ	GWC-13RZ
8/21/2007	<0.003	
11/1/2007	<0.003	
11/19/2007	<0.003	
1/31/2008	<0.003	
3/5/2008	<0.003	
5/7/2008	<0.003	
12/12/2008	<0.003	
4/29/2009	<0.003	
10/21/2009	<0.003	
4/28/2010	<0.003	
10/6/2010	<0.003	
4/20/2011	<0.003	
10/12/2011	<0.003	
4/25/2012	<0.003	
10/2/2012	<0.003	
4/2/2013	0.007 (O)	
10/8/2013	0.01 (O)	
4/1/2014	0.011 (O)	
10/1/2014	0.018 (O)	
3/31/2015	0.011 (O)	
10/14/2015	0.0083 (O)	
4/4/2016	0.00447	
6/1/2016	0.00377	
2/22/2017	0.0044	
4/11/2017	0.0019 (J)	
6/16/2017	<0.003	
7/12/2017	0.0018 (J)	
7/28/2017	0.0011 (J)	
8/10/2017	0.0012 (J)	
10/6/2017	0.0013 (J)	
3/23/2018	0.0015 (J)	
9/20/2018	0.0013 (J)	
3/22/2019	0.0014 (J)	
9/18/2019	0.00077 (X)	
3/17/2020	0.0009 (J)	
9/22/2020	0.00079 (J)	
3/19/2021	0.0011 (J)	
8/12/2021	<0.003	
2/4/2022	<0.003	
8/19/2022	<0.003	
2/22/2023	<0.003	
8/2/2023	<0.003	
2/28/2024		0.00057 (J)
8/13/2024		<0.003

ND substitution: RL or RL/2 if <15% NDs.

Prediction Limit

Constituent: Antimony (mg/L) Analysis Run 9/11/2024 11:01 AM View: Appendix I Intrawell

Plant Bowen Client: Southern Company Data: Bowen 1, 2, 9, and 10

	GWC-14Z	GWC-14Z
8/24/2007	0.005	
11/2/2007	<0.003	
11/17/2007	<0.003	
1/15/2008	<0.003	
3/5/2008	<0.003	
5/7/2008	<0.003	
12/2/2008	<0.003	
4/16/2009	<0.003	
10/20/2009	<0.003	
4/20/2010	<0.003	
9/29/2010	<0.003	
4/12/2011	<0.003	
10/4/2011	<0.003	
4/4/2012	<0.003	
10/10/2012	<0.003	
4/15/2013	<0.003	
10/22/2013	<0.003	
4/21/2014	<0.003	
9/30/2014	<0.003	
4/3/2015	<0.003	
10/7/2015	<0.003	
4/5/2016	<0.003	
6/1/2016	0.000895 (J)	
8/9/2016	0.0017 (JD)	
11/28/2016	<0.003	
2/9/2017	<0.003	
4/11/2017	<0.003	
6/14/2017	0.0006 (J)	
7/12/2017	<0.003	
10/5/2017	<0.003	
3/22/2018	<0.003	
9/19/2018	<0.003	
3/22/2019	<0.003	
9/17/2019	<0.003	
3/13/2020	0.00053 (J)	
9/21/2020	<0.003	
3/18/2021	<0.003	
8/11/2021	<0.003	
2/4/2022	<0.003	
8/18/2022	<0.003	
2/22/2023	<0.003	
8/1/2023	<0.003	
2/28/2024		<0.003
8/13/2024		<0.003

ND substitution: RL or RL/2 if <15% NDs.

Prediction Limit

Constituent: Antimony (mg/L) Analysis Run 9/11/2024 11:01 AM View: Appendix I Intrawell

Plant Bowen Client: Southern Company Data: Bowen 1, 2, 9, and 10

	GWC-15R	GWC-15R
8/23/2007	<0.003	
11/2/2007	<0.003	
11/17/2007	<0.003	
1/15/2008	<0.003	
3/6/2008	<0.003	
5/7/2008	<0.003	
12/2/2008	<0.003	
4/28/2009	<0.003	
10/19/2009	<0.003	
4/27/2010	<0.003	
10/4/2010	<0.003	
4/18/2011	<0.003	
10/12/2011	0.0052	
4/23/2012	<0.003	
10/10/2012	<0.003	
4/15/2013	<0.003	
10/22/2013	<0.003	
4/21/2014	0.005 (J)	
9/30/2014	0.0024 (J)	
4/3/2015	0.0072	
10/7/2015	0.0045 (J)	
4/5/2016	0.00727	
5/31/2016	0.00649	
8/4/2016	0.0038	
9/29/2016	0.0106	
11/23/2016	0.0098	
2/10/2017	0.0014 (J)	
4/12/2017	0.0026 (J)	
6/15/2017	<0.003	
10/6/2017	0.0008 (J)	
3/23/2018	0.001 (J)	
9/19/2018	0.0011 (J)	
3/25/2019	<0.003	
9/17/2019	0.0017 (J)	
3/13/2020	0.00056 (J)	
9/21/2020	0.0021 (J)	
3/18/2021	0.00045 (J)	
8/11/2021	<0.003	
2/4/2022	<0.003	
8/19/2022	0.0011 (J)	
2/22/2023	<0.003	
8/2/2023	<0.003	
2/28/2024		0.001 (J)
8/13/2024		0.0013 (J)

ND substitution: RL or RL/2 if <15% NDs.

Prediction Limit

Constituent: Antimony (mg/L) Analysis Run 9/11/2024 11:01 AM View: Appendix I Intrawell

Plant Bowen Client: Southern Company Data: Bowen 1, 2, 9, and 10

	GWC-15Z	GWC-15Z
8/24/2007	<0.003	
11/2/2007	<0.003	
11/18/2007	<0.003	
1/15/2008	<0.003	
3/10/2008	<0.003	
5/13/2008	<0.003	
12/2/2008	<0.003	
4/28/2009	<0.003	
10/20/2009	<0.003	
4/27/2010	<0.003	
10/5/2010	<0.003	
4/19/2011	<0.003	
10/12/2011	<0.003	
4/25/2012	<0.003	
10/10/2012	<0.003	
4/16/2013	0.0053	
10/22/2013	<0.003	
4/21/2014	0.005 (J)	
9/30/2014	<0.003	
4/3/2015	<0.003	
10/6/2015	0.0025 (J)	
4/5/2016	0.00105 (J)	
5/31/2016	0.00088 (J)	
11/23/2016	<0.003	
2/10/2017	<0.003	
4/11/2017	<0.003	
6/15/2017	<0.003	
7/12/2017	<0.003	
7/26/2017	<0.003	
10/6/2017	<0.003	
3/23/2018	0.00089 (J)	
9/19/2018	<0.003	
3/22/2019	<0.003	
9/17/2019	<0.003	
3/13/2020	<0.003	
9/21/2020	<0.003	
3/18/2021	<0.003	
8/11/2021	<0.003	
2/7/2022	<0.003	
8/19/2022	<0.003	
2/22/2023	<0.003	
8/1/2023	0.0028 (J)	
2/28/2024		<0.003
8/13/2024		<0.003

ND substitution: RL or RL/2 if <15% NDs.

Prediction Limit

Constituent: Antimony (mg/L) Analysis Run 9/11/2024 11:01 AM View: Appendix I Intrawell

Plant Bowen Client: Southern Company Data: Bowen 1, 2, 9, and 10

	GWC-44	GWC-44
3/16/2016	0.00108 (J)	
5/16/2016	<0.003	
7/25/2016	<0.003 (*)	
9/19/2016	<0.003	
11/3/2016	<0.003	
1/19/2017	<0.003	
3/28/2017	<0.003	
6/5/2017	<0.003	
9/26/2017	<0.003	
3/15/2018	<0.003	
9/12/2018	<0.003	
3/14/2019	<0.003	
9/11/2019	<0.003	
3/10/2020	<0.003	
9/15/2020	<0.003	
3/11/2021	<0.003	
8/4/2021	<0.003	
1/31/2022	<0.003	
8/15/2022	<0.003	
2/14/2023	<0.003	
7/26/2023	<0.003	
2/20/2024		<0.003
8/6/2024		<0.003

ND substitution: RL or RL/2 if <15% NDs.

Prediction Limit

Constituent: Antimony (mg/L) Analysis Run 9/11/2024 11:01 AM View: Appendix I Intrawell

Plant Bowen Client: Southern Company Data: Bowen 1, 2, 9, and 10

	GWC-45	GWC-45
3/16/2016	<0.003	
5/16/2016	0.00109 (J)	
7/25/2016	0.00185 (J*D)	
9/19/2016	<0.003 (D)	
11/4/2016	<0.003 (D)	
1/23/2017	<0.003 (D)	
3/29/2017	0.0018 (JD)	
6/7/2017	0.0009 (J)	
9/27/2017	0.0111	
12/29/2017	0.0012 (Y)	
3/15/2018	0.00086 (J)	
9/13/2018	0.0029 (J)	
3/14/2019	0.0015 (JD)	
9/11/2019	0.014	
3/10/2020	0.00087 (J)	
9/11/2020	0.0076	
12/15/2020	0.0014 (J)	
3/11/2021	0.00062 (J)	
8/6/2021	0.0017 (J)	
2/1/2022	0.002 (J)	
8/12/2022	0.0072	
2/14/2023	<0.003	
7/26/2023	0.013	
2/20/2024		0.00062 (J)
8/5/2024		0.0041

ND substitution: RL or RL/2 if <15% NDs.

Prediction Limit

Constituent: Antimony (mg/L) Analysis Run 9/11/2024 11:01 AM View: Appendix I Intrawell

Plant Bowen Client: Southern Company Data: Bowen 1, 2, 9, and 10

	GWC-45R	GWC-45R
3/16/2016	0.00426	
5/16/2016	0.00267 (JD)	
7/25/2016	0.0017 (JD)	
9/19/2016	<0.003 (D)	
11/3/2016	0.0017 (JD)	
1/20/2017	0.001 (JD)	
3/29/2017	0.001 (JD)	
6/7/2017	0.0009 (J)	
9/27/2017	0.0012 (J)	
3/15/2018	<0.003	
9/13/2018	<0.003	
3/14/2019	<0.003 (D)	
9/11/2019	<0.003 (D)	
3/10/2020	<0.003	
9/11/2020	0.00043 (J)	
3/11/2021	<0.003	
8/6/2021	<0.003	
2/1/2022	<0.003	
8/12/2022	<0.003	
2/14/2023	<0.003	
7/26/2023	<0.003	
2/20/2024		<0.003
8/5/2024		<0.003

ND substitution: RL or RL/2 if <15% NDs.

Prediction Limit

Constituent: Antimony (mg/L) Analysis Run 9/11/2024 11:01 AM View: Appendix I Intrawell

Plant Bowen Client: Southern Company Data: Bowen 1, 2, 9, and 10

	GWC-46R	GWC-46R
3/10/2016	<0.003	
5/17/2016	<0.003	
7/26/2016	<0.003	
9/20/2016	0.001 (J)	
11/4/2016	<0.003	
1/20/2017	<0.003	
3/28/2017	<0.003	
6/7/2017	<0.003	
9/29/2017	<0.003	
3/15/2018	<0.003	
9/13/2018	<0.003	
3/18/2019	<0.003	
9/11/2019	<0.003	
3/10/2020	<0.003	
9/14/2020	<0.003	
3/11/2021	<0.003	
8/5/2021	<0.003	
1/31/2022	<0.003	
8/15/2022	<0.003	
2/14/2023	<0.003	
7/26/2023	<0.003	
2/21/2024		<0.003
8/5/2024		<0.003

ND substitution: RL or RL/2 if <15% NDs.

Prediction Limit

Constituent: Antimony (mg/L) Analysis Run 9/11/2024 11:01 AM View: Appendix I Intrawell

Plant Bowen Client: Southern Company Data: Bowen 1, 2, 9, and 10

	GWC-47	GWC-47
3/10/2016	<0.003	
5/18/2016	<0.003	
7/27/2016	0.0006 (J)	
9/20/2016	<0.003	
11/7/2016	<0.003	
1/23/2017	<0.003	
3/29/2017	<0.003	
6/8/2017	<0.003	
9/27/2017	<0.003	
3/15/2018	<0.003	
9/13/2018	<0.003	
3/15/2019	<0.003	
9/12/2019	<0.003	
3/9/2020	0.00032 (J)	
9/14/2020	<0.003	
3/11/2021	<0.003	
8/5/2021	<0.003	
2/1/2022	<0.003	
8/15/2022	0.0022 (J)	
2/14/2023	<0.003	
7/27/2023	<0.003	
2/21/2024		0.0013 (J)
8/5/2024		<0.003

ND substitution: RL or RL/2 if <15% NDs.

Prediction Limit

Constituent: Antimony (mg/L) Analysis Run 9/11/2024 11:01 AM View: Appendix I Intrawell

Plant Bowen Client: Southern Company Data: Bowen 1, 2, 9, and 10

	GWC-47R	GWC-47R
3/10/2016	<0.003	
5/18/2016	0.000987 (J)	
7/27/2016	0.0008 (J)	
9/20/2016	0.0012 (J)	
11/4/2016	0.001 (J)	
1/20/2017	0.0013 (J)	
3/29/2017	0.0004 (J)	
6/8/2017	<0.003 (*)	
9/27/2017	<0.003	
3/16/2018	<0.003	
9/13/2018	<0.003	
3/19/2019	<0.003	
9/11/2019	0.00099 (J)	
3/9/2020	0.00056 (J)	
9/15/2020	0.00053 (J)	
3/11/2021	0.00038 (J)	
8/5/2021	0.00082 (J)	
2/1/2022	0.0024 (J)	
8/15/2022	<0.003	
2/14/2023	0.0022 (J)	
7/27/2023	0.0048	
2/21/2024		0.0013 (J)
8/5/2024		0.00069 (J)

ND substitution: RL or RL/2 if <15% NDs.

Prediction Limit

Constituent: Antimony (mg/L) Analysis Run 9/11/2024 11:01 AM View: Appendix I Intrawell

Plant Bowen Client: Southern Company Data: Bowen 1, 2, 9, and 10

	GWC-48	GWC-48
3/10/2016	<0.003	
5/17/2016	<0.003	
7/27/2016	0.0006 (J)	
9/20/2016	0.0018 (J)	
11/4/2016	<0.003	
1/23/2017	<0.003	
3/28/2017	<0.003	
6/8/2017	<0.003 (*)	
9/29/2017	<0.003	
3/15/2018	<0.003	
9/13/2018	<0.003	
3/15/2019	<0.003	
9/11/2019	<0.003 (D)	
3/9/2020	<0.003	
9/14/2020	<0.003	
3/11/2021	<0.003	
8/4/2021	<0.003	
1/31/2022	<0.003	
8/15/2022	<0.003	
2/14/2023	<0.003	
7/26/2023	<0.003	
2/21/2024		<0.003
8/5/2024		<0.003

ND substitution: RL or RL/2 if <15% NDs.

Prediction Limit

Constituent: Antimony (mg/L) Analysis Run 9/11/2024 11:01 AM View: Appendix I Intrawell

Plant Bowen Client: Southern Company Data: Bowen 1, 2, 9, and 10

	GWC-49R	GWC-49R
3/17/2016	<0.003	
5/18/2016	<0.003	
7/27/2016	0.0023 (J)	
9/21/2016	0.0013 (J)	
11/4/2016	<0.003	
1/24/2017	<0.003	
3/29/2017	<0.003	
6/8/2017	<0.003 (*)	
9/29/2017	<0.003	
3/15/2018	<0.003	
9/13/2018	<0.003	
3/18/2019	<0.003	
9/11/2019	0.0032	
3/11/2020	0.0012 (J)	
9/11/2020	0.0011 (J)	
3/15/2021	0.0019 (J)	
8/11/2021	0.0033	
2/1/2022	<0.003	
8/15/2022	0.0012 (J)	
2/14/2023	0.0037	
7/27/2023	0.0017 (J)	
2/21/2024		0.002 (J)
8/6/2024		0.00082 (J)

ND substitution: RL or RL/2 if <15% NDs.

Prediction Limit

Constituent: Antimony (mg/L) Analysis Run 9/11/2024 11:01 AM View: Appendix I Intrawell

Plant Bowen Client: Southern Company Data: Bowen 1, 2, 9, and 10

	GWC-49Z	GWC-49Z
3/17/2016	<0.003	
5/18/2016	<0.003	
7/28/2016	<0.003	
9/21/2016	<0.003	
11/7/2016	<0.003 (*)	
1/24/2017	0.0024 (J)	
3/30/2017	0.0011 (J)	
6/9/2017	<0.003 (*)	
9/29/2017	0.0009 (J)	
3/15/2018	0.0012 (J)	
9/14/2018	0.00083 (J)	
3/19/2019	0.0011 (J)	
9/11/2019	0.00065 (J)	
3/9/2020	0.0018 (J)	
9/14/2020	0.0017 (J)	
3/15/2021	0.00086 (J)	
8/5/2021	0.0024 (J)	
2/1/2022	0.00097 (J)	
8/15/2022	<0.003	
2/14/2023	<0.003	
7/27/2023	<0.003	
2/21/2024		<0.003
8/6/2024		0.0013 (J)

ND substitution: RL or RL/2 if <15% NDs.

Prediction Limit

Constituent: Antimony (mg/L) Analysis Run 9/11/2024 11:01 AM View: Appendix I Intrawell

Plant Bowen Client: Southern Company Data: Bowen 1, 2, 9, and 10

	GWC-5	GWC-5
8/23/2007	<0.003	
10/25/2007	<0.003	
11/19/2007	<0.003	
1/23/2008	<0.003	
3/11/2008	<0.003	
5/12/2008	<0.003	
12/11/2008	<0.003	
4/15/2009	<0.003	
10/9/2009	<0.003	
5/4/2010	<0.003	
10/12/2010	<0.003	
4/28/2011	<0.003	
10/19/2011	<0.003	
5/2/2012	<0.003	
10/9/2012	<0.003	
4/11/2013	<0.003	
10/16/2013	<0.003	
4/23/2014	<0.003	
10/3/2014	<0.003	
3/31/2015	<0.003	
10/12/2015	<0.003	
3/28/2016	0.00104 (J)	
5/25/2016	0.000686 (J)	
8/1/2016	<0.003	
9/27/2016	<0.003	
11/11/2016	<0.003	
1/31/2017	<0.003	
4/3/2017	<0.003	
6/12/2017	<0.003	
10/3/2017	<0.003	
3/19/2018	<0.003	
9/17/2018	<0.003	
3/20/2019	<0.003	
9/16/2019	<0.003	
3/16/2020	0.00031 (J)	
9/16/2020	<0.003	
3/17/2021	<0.003	
8/9/2021	<0.003	
2/2/2022	<0.003	
8/16/2022	<0.003	
2/20/2023	<0.003	
7/28/2023	<0.003	
2/26/2024		<0.003
8/8/2024		<0.003

ND substitution: RL or RL/2 if <15% NDs.

Prediction Limit

Constituent: Antimony (mg/L) Analysis Run 9/11/2024 11:01 AM View: Appendix I Intrawell

Plant Bowen Client: Southern Company Data: Bowen 1, 2, 9, and 10

	GWC-6	GWC-6
8/22/2007	<0.003	
10/25/2007	<0.003	
11/20/2007	<0.003	
1/23/2008	<0.003	
3/11/2008	<0.003	
5/14/2008	<0.003	
12/11/2008	<0.003	
4/23/2009	<0.003	
10/9/2009	<0.003	
5/4/2010	<0.003	
10/11/2010	<0.003	
4/26/2011	<0.003	
10/18/2011	<0.003	
5/2/2012	<0.003	
10/8/2012	<0.003	
4/10/2013	<0.003	
10/8/2013	<0.003	
4/14/2014	<0.003	
10/3/2014	<0.003	
4/1/2015	0.0035 (J)	
10/9/2015	<0.003	
3/29/2016	<0.003	
5/24/2016	<0.003	
8/1/2016	<0.003	
9/26/2016	<0.003	
11/18/2016	<0.003	
2/1/2017	<0.003	
4/6/2017	0.001 (J)	
6/13/2017	<0.003	
10/3/2017	<0.003	
3/19/2018	<0.003	
9/17/2018	<0.003	
3/21/2019	<0.003	
9/16/2019	<0.003	
3/12/2020	0.00052 (J)	
9/16/2020	<0.003	
3/17/2021	<0.003	
8/10/2021	<0.003	
2/2/2022	<0.003	
8/17/2022	<0.003	
2/17/2023	<0.003	
7/31/2023	<0.003	
2/26/2024		<0.003
8/8/2024		<0.003

ND substitution: RL or RL/2 if <15% NDs.

Prediction Limit

Constituent: Antimony (mg/L) Analysis Run 9/11/2024 11:01 AM View: Appendix I Intrawell

Plant Bowen Client: Southern Company Data: Bowen 1, 2, 9, and 10

	GWC-6RZ	GWC-6RZ
5/26/2015	<0.003	
6/18/2015	<0.003 (D)	
7/2/2015	<0.003	
10/9/2015	<0.003	
3/29/2016	0.000768 (J)	
5/24/2016	<0.003	
8/1/2016	<0.003	
9/26/2016	<0.003	
11/14/2016	<0.003	
2/1/2017	<0.003	
4/6/2017	0.0006 (J)	
6/13/2017	<0.003	
10/3/2017	<0.003	
3/20/2018	<0.003	
9/17/2018	0.0023 (J)	
3/21/2019	<0.003	
9/16/2019	<0.003	
3/12/2020	0.0011 (J)	
9/16/2020	<0.003	
3/17/2021	<0.003	
8/10/2021	0.0028 (J)	
2/2/2022	<0.003	
8/17/2022	<0.003	
2/17/2023	<0.003	
7/28/2023	<0.003	
2/26/2024		<0.003
8/8/2024		<0.003

ND substitution: RL or RL/2 if <15% NDs.

Prediction Limit

Constituent: Antimony (mg/L) Analysis Run 9/11/2024 11:01 AM View: Appendix I Intrawell

Plant Bowen Client: Southern Company Data: Bowen 1, 2, 9, and 10

	GWC-7Z	GWC-7Z
5/31/2016	<0.003	
8/2/2016	<0.003	
9/27/2016	<0.003	
11/21/2016	<0.003	
2/1/2017	<0.003	
4/6/2017	<0.003	
6/13/2017	<0.003	
7/14/2017	0.0008 (J)	
10/3/2017	<0.003	
3/20/2018	<0.003	
9/18/2018	<0.003	
3/21/2019	<0.003	
9/13/2019	0.002 (J)	
3/12/2020	0.00066 (J)	
9/16/2020	0.0012 (J)	
3/17/2021	0.00099 (J)	
8/10/2021	0.0017 (J)	
2/2/2022	0.00093 (J)	
8/17/2022	0.0011 (J)	
2/20/2023	0.0012 (J)	
7/31/2023	<0.003	
2/26/2024		0.00086 (J)
8/8/2024		0.0012 (J)

ND substitution: RL or RL/2 if <15% NDs.

Prediction Limit

Constituent: Antimony (mg/L) Analysis Run 9/11/2024 11:01 AM View: Appendix I Intrawell

Plant Bowen Client: Southern Company Data: Bowen 1, 2, 9, and 10

	GWC-8RR	GWC-8RR
10/18/2011	<0.003	
4/30/2012	<0.003	
10/3/2012	<0.003	
4/8/2013	<0.003	
10/9/2013	<0.003	
4/10/2014	<0.003	
10/2/2014	0.0025 (J)	
4/3/2015	<0.003	
10/8/2015	<0.003	
3/30/2016	<0.003	
5/24/2016	<0.003	
8/2/2016	<0.003	
9/27/2016	<0.003	
11/22/2016	<0.003	
2/6/2017	0.0015 (J)	
4/6/2017	0.0007 (J)	
6/14/2017	<0.003	
10/4/2017	<0.003	
3/21/2018	<0.003	
9/18/2018	<0.003	
3/27/2019	<0.003	
9/16/2019	<0.003 (D)	
3/12/2020	0.00043 (J)	
9/17/2020	0.00082 (J)	
3/17/2021	<0.003	
8/10/2021	0.0015 (J)	
2/2/2022	0.0015 (J)	
8/17/2022	<0.003	
2/21/2023	<0.003	
7/31/2023	<0.003	
2/27/2024		<0.003
8/12/2024		<0.003

ND substitution: RL or RL/2 if <15% NDs.

Prediction Limit

Constituent: Antimony (mg/L) Analysis Run 9/11/2024 11:01 AM View: Appendix I Intrawell

Plant Bowen Client: Southern Company Data: Bowen 1, 2, 9, and 10

	GWC-8Z	GWC-8Z
5/26/2015	<0.003	
6/18/2015	<0.003 (D)	
7/2/2015	<0.003	
10/8/2015	<0.003	
3/22/2016	<0.003	
5/25/2016	<0.003	
8/2/2016	<0.003	
9/26/2016	<0.003	
11/21/2016	<0.003	
2/3/2017	<0.003	
4/7/2017	<0.003	
6/13/2017	<0.003	
10/3/2017	<0.003	
3/20/2018	<0.003	
9/18/2018	<0.003	
5/6/2019	<0.003	
9/16/2019	<0.003	
3/16/2020	<0.003	
9/17/2020	<0.003	
3/18/2021	<0.003	
8/10/2021	<0.003	
2/2/2022	<0.003	
8/17/2022	0.001 (J)	
2/20/2023	<0.003	
7/31/2023	<0.003	
2/26/2024		<0.003
8/12/2024		<0.003

ND substitution: RL or RL/2 if <15% NDs.

Prediction Limit

Constituent: Antimony (mg/L) Analysis Run 9/11/2024 11:01 AM View: Appendix I Intrawell

Plant Bowen Client: Southern Company Data: Bowen 1, 2, 9, and 10

	GWC-9	GWC-9
8/23/2007	<0.003	
11/1/2007	<0.003	
11/19/2007	<0.003	
1/15/2008	<0.003	
3/6/2008	<0.003	
5/13/2008	<0.003	
12/12/2008	<0.003	
4/16/2009	<0.003	
10/13/2009	<0.003	
4/21/2010	<0.003	
9/29/2010	<0.003	
4/13/2011	<0.003	
10/5/2011	<0.003	
4/4/2012	<0.003	
10/8/2012	<0.003	
4/8/2013	<0.003	
10/9/2013	<0.003	
4/9/2014	<0.003	
9/30/2014	<0.003	
4/2/2015	<0.003	
10/10/2015	<0.003 (D)	
3/30/2016	<0.003	
5/26/2016	<0.003	
8/5/2016	<0.003	
9/28/2016	<0.003	
11/21/2016	<0.003	
2/6/2017	<0.003	
4/6/2017	<0.003	
6/13/2017	<0.003	
10/3/2017	<0.003	
3/20/2018	0.001 (J)	
9/18/2018	<0.003 (D)	
3/21/2019	<0.003	
9/16/2019	<0.003	
3/12/2020	<0.003	
9/17/2020	<0.003	
3/18/2021	<0.003	
8/10/2021	<0.003	
2/2/2022	<0.003	
8/17/2022	<0.003	
2/21/2023	<0.003	
7/31/2023	<0.003	
2/27/2024		<0.003
8/12/2024		<0.003

ND substitution: RL or RL/2 if <15% NDs.

Prediction Limit

Constituent: Arsenic (mg/L) Analysis Run 9/11/2024 11:01 AM View: Appendix I Intrawell

Plant Bowen Client: Southern Company Data: Bowen 1, 2, 9, and 10

	GWA-1	GWA-1
8/23/2007	<0.005	
10/23/2007	<0.005	
11/18/2007	<0.005	
1/30/2008	<0.005	
3/10/2008	<0.005	
5/13/2008	<0.005	
12/5/2008	<0.005	
4/15/2009	<0.005	
10/7/2009	<0.005	
5/3/2010	<0.005	
10/12/2010	<0.005	
4/27/2011	<0.005	
10/17/2011	<0.005	
5/2/2012	<0.005	
10/8/2012	<0.005	
4/12/2013	<0.005	
10/16/2013	<0.005	
4/11/2014	<0.005	
9/30/2014	<0.005	
3/30/2015	<0.005	
10/13/2015	<0.005	
3/22/2016	<0.005	
5/19/2016	<0.005	
7/29/2016	<0.005	
9/23/2016	<0.005	
11/9/2016	<0.005	
1/30/2017	<0.005	
3/30/2017	<0.005	
6/9/2017	0.0005 (J)	
10/2/2017	<0.005	
3/16/2018	0.00085 (J)	
9/17/2018	<0.005 (D)	
3/20/2019	<0.005	
9/12/2019	0.0004 (J)	
3/11/2020	0.00088 (J)	
9/15/2020	<0.005	
3/16/2021	<0.005	
8/9/2021	<0.005	
2/1/2022	<0.005	
8/16/2022	<0.005	
2/16/2023	<0.005	
7/27/2023	<0.005	
2/22/2024		<0.005
8/7/2024		<0.005

ND substitution: RL or RL/2 if <15% NDs.

Prediction Limit

Constituent: Arsenic (mg/L) Analysis Run 9/11/2024 11:01 AM View: Appendix I Intrawell

Plant Bowen Client: Southern Company Data: Bowen 1, 2, 9, and 10

	GWA-2	GWA-2
8/23/2007	<0.005	
10/24/2007	<0.005	
11/18/2007	<0.005	
1/31/2008	<0.005	
3/11/2008	<0.005	
5/6/2008	<0.005	
12/4/2008	0.012 (O)	
4/21/2009	<0.005	
10/7/2009	<0.005	
4/26/2010	<0.005	
10/4/2010	<0.005	
4/13/2011	<0.005	
10/5/2011	<0.005	
4/11/2012	<0.005	
10/9/2012	<0.005	
4/15/2013	<0.005	
10/15/2013	<0.005	
4/22/2014	<0.005	
9/30/2014	<0.005	
3/30/2015	<0.005	
10/13/2015	<0.005	
3/23/2016	<0.005	
5/20/2016	<0.005	
7/29/2016	<0.005	
9/23/2016	<0.005	
11/9/2016	<0.005	
1/31/2017	<0.005	
3/30/2017	<0.005	
6/12/2017	<0.005	
10/2/2017	<0.005	
3/19/2018	<0.005	
9/14/2018	<0.005	
3/20/2019	<0.005	
9/12/2019	<0.005 (D)	
3/11/2020	<0.005	
9/15/2020	<0.005	
3/17/2021	<0.005	
8/9/2021	<0.005	
2/1/2022	0.0019 (J)	
8/16/2022	<0.005	
2/16/2023	<0.005	
7/27/2023	<0.005	
2/22/2024		<0.005
8/7/2024		<0.005

ND substitution: RL or RL/2 if <15% NDs.

Prediction Limit

Constituent: Arsenic (mg/L) Analysis Run 9/11/2024 11:01 AM View: Appendix I Intrawell

Plant Bowen Client: Southern Company Data: Bowen 1, 2, 9, and 10

	GWA-2R	GWA-2R
8/23/2007	<0.005	
10/24/2007	<0.005	
11/18/2007	<0.005	
1/31/2008	0.005	
3/10/2008	<0.005	
5/13/2008	<0.005	
12/4/2008	<0.005	
4/21/2009	<0.005	
10/8/2009	<0.005	
4/21/2010	<0.005	
9/28/2010	<0.005	
4/12/2011	<0.005	
10/4/2011	<0.005	
4/3/2012	<0.005	
10/9/2012	<0.005	
4/11/2013	<0.005	
10/16/2013	0.0056	
4/10/2014	<0.005	
9/30/2014	<0.005	
3/30/2015	<0.005	
10/13/2015	<0.005	
3/23/2016	<0.005	
5/19/2016	<0.005	
7/29/2016	0.0008 (J)	
9/22/2016	<0.005	
11/10/2016	<0.005	
1/31/2017	<0.005	
4/3/2017	0.0007 (J)	
6/9/2017	0.0006 (J)	
10/2/2017	0.0005 (J)	
3/16/2018	0.001 (J)	
9/14/2018	<0.005	
3/19/2019	<0.005	
9/13/2019	0.00051 (J)	
3/11/2020	0.00044 (J)	
9/15/2020	0.00081 (J)	
3/16/2021	<0.005	
8/9/2021	0.0031 (J)	
2/1/2022	0.0053	
8/16/2022	0.0033 (J)	
2/16/2023	<0.005	
7/27/2023	<0.005	
2/26/2024		<0.005
8/6/2024		<0.005

ND substitution: RL or RL/2 if <15% NDs.

Prediction Limit

Constituent: Arsenic (mg/L) Analysis Run 9/11/2024 11:01 AM View: Appendix I Intrawell

Plant Bowen Client: Southern Company Data: Bowen 1, 2, 9, and 10

	GWA-39RZ	GWA-39RZ
5/16/2016	<0.005 (D)	
7/27/2016	0.0011 (JD)	
2/21/2017	<0.005	
3/27/2017	0.0007 (JD)	
6/8/2017	0.0007 (JD)	
7/17/2017	0.0005 (JD)	
7/27/2017	<0.005	
8/9/2017	0.0008 (J)	
9/29/2017	<0.005 (D)	
3/16/2018	<0.005	
9/14/2018	<0.005	
3/14/2019	<0.005	
3/9/2020	0.00083 (J)	
9/16/2020	<0.005	
3/16/2021	<0.005	
8/6/2021	<0.005	
2/2/2022	<0.005	
8/16/2022	<0.005	
2/14/2023	<0.005	
7/25/2023	<0.005	
2/19/2024		<0.005
8/1/2024		0.0018 (J)

ND substitution: RL or RL/2 if <15% NDs.

Prediction Limit

Constituent: Arsenic (mg/L) Analysis Run 9/11/2024 11:01 AM View: Appendix I Intrawell

Plant Bowen Client: Southern Company Data: Bowen 1, 2, 9, and 10

	GWA-39Z	GWA-39Z
3/14/2016	<0.005	
5/11/2016	<0.005	
7/19/2016	<0.005	
9/15/2016	<0.005	
11/2/2016	<0.005	
1/18/2017	<0.005	
3/28/2017	0.0007 (J)	
6/7/2017	<0.005	
9/26/2017	<0.005	
3/14/2018	<0.005	
9/12/2018	<0.005	
3/15/2019	<0.005	
9/9/2019	0.00043 (J)	
3/9/2020	<0.005	
9/10/2020	<0.005	
3/12/2021	<0.005	
8/4/2021	<0.005	
1/31/2022	0.0021 (J)	
8/10/2022	<0.005	
2/13/2023	<0.005	
7/26/2023	<0.005	
2/19/2024		<0.005
8/1/2024		0.0011 (J)

ND substitution: RL or RL/2 if <15% NDs.

Prediction Limit

Constituent: Arsenic (mg/L) Analysis Run 9/11/2024 11:01 AM View: Appendix I Intrawell

Plant Bowen Client: Southern Company Data: Bowen 1, 2, 9, and 10

	GWA-3A	GWA-3A
8/23/2007	<0.005	
11/2/2007	<0.005	
11/18/2007	<0.005	
1/31/2008	<0.005	
3/11/2008	<0.005	
5/14/2008	<0.005	
12/5/2008	<0.005	
4/15/2009	<0.005	
10/8/2009	<0.005	
4/28/2010	<0.005	
10/6/2010	<0.005	
4/21/2011	<0.005	
10/13/2011	<0.005	
5/1/2012	<0.005	
10/9/2012	<0.005	
4/11/2013	<0.005	
10/16/2013	<0.005	
4/23/2014	<0.005	
10/4/2014	<0.005	
3/31/2015	<0.005	
10/12/2015	<0.005	
3/23/2016	<0.005	
5/23/2016	<0.005	
7/29/2016	<0.005	
9/22/2016	<0.005	
11/10/2016	<0.005	
1/31/2017	<0.005	
3/30/2017	<0.005	
6/12/2017	<0.005	
10/4/2017	<0.005	
3/19/2018	<0.005	
9/17/2018	<0.005	
3/20/2019	<0.005	
9/13/2019	<0.005	
3/11/2020	<0.005	
3/29/2021	0.001 (J)	
8/9/2021	<0.005	
2/2/2022	<0.005	
8/16/2022	<0.005	
2/17/2023	<0.005	
8/1/2023	<0.005	
2/22/2024		<0.005
8/8/2024		<0.005

ND substitution: RL or RL/2 if <15% NDs.

Prediction Limit

Constituent: Arsenic (mg/L) Analysis Run 9/11/2024 11:01 AM View: Appendix I Intrawell

Plant Bowen Client: Southern Company Data: Bowen 1, 2, 9, and 10

	GWA-40	GWA-40
3/15/2016	<0.005	
5/11/2016	<0.005	
7/21/2016	<0.005	
9/15/2016	<0.005	
11/3/2016	<0.005	
1/17/2017	<0.005	
3/24/2017	<0.005	
5/24/2017	<0.005	
9/26/2017	0.0005 (J)	
3/14/2018	<0.005	
9/12/2018	<0.005	
3/13/2019	<0.005	
9/9/2019	0.00068 (J)	
3/9/2020	<0.005	
9/11/2020	<0.005	
3/10/2021	<0.005	
8/4/2021	<0.005	
1/31/2022	<0.005	
8/12/2022	<0.005	
2/13/2023	<0.005	
7/26/2023	<0.005	
2/19/2024		<0.005
8/1/2024		0.0011 (J)

ND substitution: RL or RL/2 if <15% NDs.

Prediction Limit

Constituent: Arsenic (mg/L) Analysis Run 9/11/2024 11:01 AM View: Appendix I Intrawell

Plant Bowen Client: Southern Company Data: Bowen 1, 2, 9, and 10

	GWA-41	GWA-41
3/15/2016	<0.005	
5/12/2016	<0.005	
7/20/2016	<0.005	
9/15/2016	<0.005	
11/3/2016	<0.005	
1/18/2017	<0.005	
3/24/2017	<0.005	
6/6/2017	<0.005 (*)	
9/25/2017	<0.005	
3/14/2018	<0.005	
9/12/2018	<0.005	
3/14/2019	<0.005	
9/10/2019	<0.005 (D)	
3/6/2020	<0.005	
9/10/2020	<0.005	
3/11/2021	<0.005	
8/4/2021	<0.005	
1/31/2022	<0.005	
8/11/2022	<0.005	
2/13/2023	<0.005	
7/25/2023	<0.005	
2/19/2024		<0.005
8/1/2024		0.00092 (J)

ND substitution: RL or RL/2 if <15% NDs.

Prediction Limit

Constituent: Arsenic (mg/L) Analysis Run 9/11/2024 11:01 AM View: Appendix I Intrawell

Plant Bowen Client: Southern Company Data: Bowen 1, 2, 9, and 10

	GWA-41R	GWA-41R
3/15/2016	<0.005	
5/13/2016	<0.005	
7/21/2016	0.0012 (J)	
9/21/2016	<0.005	
11/3/2016	<0.005	
1/17/2017	<0.005	
3/27/2017	0.0008 (J)	
6/6/2017	<0.005 (*)	
9/25/2017	0.001 (J)	
3/14/2018	<0.005	
9/12/2018	<0.005	
3/14/2019	<0.005	
9/10/2019	<0.005	
3/9/2020	<0.005	
9/10/2020	<0.005	
3/10/2021	<0.005	
8/4/2021	<0.005	
1/31/2022	<0.005	
8/11/2022	<0.005	
2/13/2023	<0.005	
7/25/2023	<0.005	
2/19/2024		<0.005
8/1/2024		0.0015 (J)

ND substitution: RL or RL/2 if <15% NDs.

Prediction Limit

Constituent: Arsenic (mg/L) Analysis Run 9/11/2024 11:01 AM View: Appendix I Intrawell

Plant Bowen Client: Southern Company Data: Bowen 1, 2, 9, and 10

	GWA-42	GWA-42
3/11/2016	<0.005	
5/16/2016	<0.005	
7/22/2016	<0.005	
9/19/2016	<0.005	
11/3/2016	<0.005	
1/17/2017	<0.005	
3/27/2017	<0.005	
6/7/2017	<0.005 (*)	
9/26/2017	<0.005	
3/14/2018	<0.005	
9/14/2018	<0.005	
3/14/2019	<0.005	
9/10/2019	<0.005	
3/6/2020	<0.005	
9/10/2020	<0.005	
3/11/2021	<0.005	
8/4/2021	<0.005	
1/31/2022	<0.005	
8/10/2022	<0.005	
2/13/2023	<0.005	
7/26/2023	<0.005	
2/20/2024		0.001 (J)
8/1/2024		<0.005

ND substitution: RL or RL/2 if <15% NDs.

Prediction Limit

Constituent: Arsenic (mg/L) Analysis Run 9/11/2024 11:01 AM View: Appendix I Intrawell

Plant Bowen Client: Southern Company Data: Bowen 1, 2, 9, and 10

	GWA-43	GWA-43
3/11/2016	<0.005	
5/13/2016	<0.005	
7/19/2016	<0.005	
9/16/2016	<0.005	
11/2/2016	<0.005	
1/18/2017	<0.005	
3/28/2017	<0.005	
6/6/2017	<0.005 (*)	
9/22/2017	<0.005	
3/14/2018	<0.005	
9/12/2018	<0.005	
3/13/2019	<0.005	
9/11/2019	<0.005	
3/9/2020	<0.005	
9/11/2020	<0.005	
3/11/2021	<0.005	
8/6/2021	<0.005	
1/31/2022	0.0013 (J)	
8/11/2022	<0.005	
2/14/2023	<0.005	
7/25/2023	<0.005	
2/20/2024		<0.005
8/2/2024		<0.005

ND substitution: RL or RL/2 if <15% NDs.

Prediction Limit

Constituent: Arsenic (mg/L) Analysis Run 9/11/2024 11:01 AM View: Appendix I Intrawell

Plant Bowen Client: Southern Company Data: Bowen 1, 2, 9, and 10

	GWA-43R	GWA-43R
3/11/2016	<0.005	
5/13/2016	<0.005	
7/19/2016	<0.005	
9/16/2016	<0.005	
11/2/2016	<0.005	
1/18/2017	<0.005	
3/28/2017	0.0005 (J)	
6/6/2017	<0.005 (*)	
9/22/2017	<0.005	
3/15/2018	<0.005	
9/12/2018	<0.005	
3/13/2019	<0.005	
9/11/2019	<0.005	
3/9/2020	<0.005	
9/14/2020	<0.005	
3/11/2021	<0.005	
8/5/2021	<0.005	
1/31/2022	<0.005	
8/10/2022	<0.005	
2/13/2023	<0.005	
7/25/2023	<0.005	
2/20/2024		<0.005
8/2/2024		<0.005

ND substitution: RL or RL/2 if <15% NDs.

Prediction Limit

Constituent: Arsenic (mg/L) Analysis Run 9/11/2024 11:01 AM View: Appendix I Intrawell

Plant Bowen Client: Southern Company Data: Bowen 1, 2, 9, and 10

	GWA-4RZ	GWA-4RZ
2/22/2017	0.0019 (J)	
4/7/2017	0.0008 (J)	
6/14/2017	0.0006 (JD)	
7/12/2017	<0.005 (D)	
7/20/2017	0.0009 (JD)	
7/28/2017	<0.005	
8/9/2017	0.0011 (J)	
8/24/2017	0.0007 (J)	
10/3/2017	0.0005 (JD)	
3/21/2018	0.0012 (J)	
9/18/2018	<0.005	
3/21/2019	<0.005 (D)	
9/12/2019	0.0006 (JD)	
3/12/2020	0.0033 (J)	
9/17/2020	0.0011 (J)	
3/16/2021	0.00098 (J)	
8/10/2021	0.0025 (J)	
2/3/2022	0.0034 (J)	
8/17/2022	<0.005	
2/17/2023	<0.005	
7/28/2023	<0.005	
2/27/2024		<0.005
8/8/2024		0.0016 (J)

ND substitution: RL or RL/2 if <15% NDs.

Prediction Limit

Constituent: Arsenic (mg/L) Analysis Run 9/11/2024 11:01 AM View: Appendix I Intrawell

Plant Bowen Client: Southern Company Data: Bowen 1, 2, 9, and 10

	GWC-10	GWC-10
8/21/2007	<0.005	
11/1/2007	<0.005	
11/20/2007	0.0079	
1/30/2008	<0.005	
3/6/2008	<0.005	
5/12/2008	<0.005	
12/13/2008	0.015 (O)	
4/29/2009	<0.005	
10/20/2009	<0.005	
4/26/2010	<0.005	
9/29/2010	<0.005	
4/13/2011	<0.005	
10/5/2011	<0.005	
4/4/2012	<0.005	
10/3/2012	<0.005	
4/3/2013	<0.005	
10/15/2013	<0.005	
4/9/2014	<0.005	
10/2/2014	<0.005	
4/2/2015	<0.005	
10/10/2015	<0.005	
3/31/2016	<0.005	
5/26/2016	<0.005	
8/5/2016	<0.005	
9/28/2016	<0.005	
11/22/2016	<0.005	
2/7/2017	<0.005	
4/10/2017	<0.005	
6/14/2017	<0.005	
10/4/2017	0.0006 (J)	
3/20/2018	0.00079 (J)	
9/18/2018	<0.005	
3/22/2019	<0.005	
9/17/2019	<0.005	
3/12/2020	<0.005	
9/17/2020	<0.005	
3/18/2021	<0.005	
8/10/2021	<0.005	
2/4/2022	0.0023 (J)	
8/17/2022	<0.005	
2/20/2023	<0.005	
7/31/2023	<0.005	
2/27/2024		<0.005
8/12/2024		<0.005

ND substitution: RL or RL/2 if <15% NDs.

Prediction Limit

Constituent: Arsenic (mg/L) Analysis Run 9/11/2024 11:01 AM View: Appendix I Intrawell

Plant Bowen Client: Southern Company Data: Bowen 1, 2, 9, and 10

	GWC-10R	GWC-10R
8/21/2007	<0.005	
11/1/2007	<0.005	
11/20/2007	<0.005	
1/30/2008	<0.005	
3/6/2008	<0.005	
5/8/2008	<0.005	
12/14/2008	<0.005	
4/29/2009	<0.005	
10/21/2009	<0.005	
4/21/2010	<0.005	
9/28/2010	<0.005	
4/12/2011	<0.005	
10/4/2011	<0.005	
4/3/2012	<0.005	
10/8/2012	<0.005	
4/3/2013	<0.005	
10/15/2013	<0.005	
4/9/2014	<0.005	
10/2/2014	<0.005	
4/2/2015	<0.005	
10/12/2015	<0.005	
3/31/2016	<0.005	
5/26/2016	<0.005	
8/3/2016	<0.005	
9/28/2016	<0.005	
11/22/2016	<0.005	
2/7/2017	<0.005	
4/10/2017	<0.005	
6/14/2017	<0.005	
10/4/2017	<0.005	
3/21/2018	<0.005	
9/18/2018	<0.005	
3/22/2019	<0.005	
9/17/2019	<0.005	
3/12/2020	<0.005	
9/17/2020	<0.005	
3/18/2021	<0.005	
8/11/2021	<0.005	
2/4/2022	0.0019 (J)	
8/18/2022	<0.005	
2/20/2023	<0.005	
7/31/2023	<0.005	
2/27/2024		<0.005
8/12/2024		<0.005

ND substitution: RL or RL/2 if <15% NDs.

Prediction Limit

Constituent: Arsenic (mg/L) Analysis Run 9/11/2024 11:01 AM View: Appendix I Intrawell

Plant Bowen Client: Southern Company Data: Bowen 1, 2, 9, and 10

	GWC-11	GWC-11
8/21/2007	<0.005	
11/1/2007	<0.005	
11/18/2007	<0.005	
1/30/2008	<0.005	
3/5/2008	<0.005	
5/7/2008	<0.005	
12/14/2008	<0.005	
4/29/2009	<0.005	
10/22/2009	<0.005	
4/21/2010	<0.005	
9/28/2010	<0.005	
4/12/2011	<0.005	
10/4/2011	<0.005	
4/3/2012	<0.005	
10/3/2012	<0.005	
4/3/2013	<0.005	
10/9/2013	<0.005	
4/2/2014	<0.005	
10/2/2014	<0.005	
4/1/2015	<0.005	
10/11/2015	<0.005	
4/4/2016	<0.005	
5/26/2016	<0.005	
8/3/2016	<0.005	
9/28/2016	<0.005	
11/22/2016	<0.005	
2/8/2017	<0.005	
4/10/2017	<0.005	
6/15/2017	<0.005	
10/4/2017	<0.005	
3/21/2018	0.00058 (J)	
9/18/2018	<0.005	
3/23/2019	<0.005	
9/17/2019	<0.005	
3/12/2020	<0.005	
9/21/2020	<0.005	
3/19/2021	<0.005	
8/11/2021	<0.005	
2/4/2022	0.0023 (J)	
8/18/2022	<0.005	
2/20/2023	<0.005	
8/1/2023	<0.005	
2/28/2024		<0.005
8/13/2024		<0.005

ND substitution: RL or RL/2 if <15% NDs.

Prediction Limit

Constituent: Arsenic (mg/L) Analysis Run 9/11/2024 11:01 AM View: Appendix I Intrawell

Plant Bowen Client: Southern Company Data: Bowen 1, 2, 9, and 10

	GWC-11R	GWC-11R
8/21/2007	<0.005	
11/1/2007	<0.005	
11/18/2007	<0.005	
1/30/2008	<0.005	
3/6/2008	<0.005	
5/7/2008	<0.005	
12/14/2008	<0.005	
4/29/2009	0.0057	
10/22/2009	<0.005	
4/21/2010	<0.005	
9/29/2010	<0.005	
4/13/2011	<0.005	
10/4/2011	<0.005	
4/4/2012	<0.005	
10/3/2012	<0.005	
4/3/2013	<0.005	
10/9/2013	0.006	
4/2/2014	0.005 (J)	
10/2/2014	0.0036 (J)	
4/1/2015	0.0077	
10/11/2015	0.0071	
4/4/2016	0.00315 (J)	
5/26/2016	0.00313 (J)	
8/4/2016	0.0032 (J)	
9/28/2016	0.0029 (J)	
11/22/2016	0.0048 (J)	
2/8/2017	0.0022 (J)	
4/10/2017	0.002 (J)	
6/15/2017	0.0014 (J)	
10/4/2017	0.002 (J)	
3/22/2018	0.0022 (J)	
9/18/2018	<0.005	
3/23/2019	0.0016 (J)	
9/17/2019	0.0016 (J)	
3/12/2020	0.0012 (J)	
9/21/2020	0.0012 (J)	
3/19/2021	0.0013 (J)	
8/11/2021	0.0017 (J)	
2/4/2022	0.0035 (J)	
8/18/2022	<0.005	
2/20/2023	<0.005	
8/1/2023	<0.005	
2/28/2024		<0.005
8/12/2024		0.0017 (J)

ND substitution: RL or RL/2 if <15% NDs.

Prediction Limit

Constituent: Arsenic (mg/L) Analysis Run 9/11/2024 11:01 AM View: Appendix I Intrawell

Plant Bowen Client: Southern Company Data: Bowen 1, 2, 9, and 10

	GWC-12	GWC-12
8/21/2007	<0.005	
11/1/2007	<0.005	
11/19/2007	<0.005	
1/16/2008	0.0086	
3/5/2008	<0.005	
5/13/2008	<0.005	
12/13/2008	0.012	
4/16/2009	0.008	
10/21/2009	0.0081	
10/5/2010	0.0067	
4/19/2011	<0.005	
10/12/2011	<0.005	
4/24/2012	0.0086	
10/2/2012	<0.005	
4/2/2013	<0.005	
10/9/2013	0.0094	
4/1/2014	0.0097	
10/2/2014	0.0055	
4/1/2015	0.011	
10/14/2015	0.007	
4/4/2016	0.00645	
5/27/2016	0.00692	
8/3/2016	0.0068	
9/30/2016	0.0065	
11/22/2016	0.0066	
2/13/2017	0.0092	
4/11/2017	0.0051	
6/14/2017	0.0056	
10/4/2017	0.0068	
3/22/2018	0.0055	
9/18/2018	0.0064	
3/23/2019	0.0055	
9/17/2019	0.00465 (JD)	
3/12/2020	0.0053	
9/21/2020	0.0065	
3/19/2021	0.0052	
8/11/2021	0.0042 (J)	
2/2/2022	0.0027 (J)	
8/18/2022	0.0037 (J)	
2/21/2023	0.0094 (J)	
8/1/2023	0.0065	
2/27/2024		0.0028 (J)
8/12/2024		0.0039 (J)

ND substitution: RL or RL/2 if <15% NDs.

Prediction Limit

Constituent: Arsenic (mg/L) Analysis Run 9/11/2024 11:01 AM View: Appendix I Intrawell

Plant Bowen Client: Southern Company Data: Bowen 1, 2, 9, and 10

	GWC-13	GWC-13
8/21/2007	<0.005	
11/1/2007	<0.005	
11/19/2007	<0.005	
1/31/2008	<0.005	
3/5/2008	<0.005	
5/12/2008	<0.005	
12/13/2008	0.0096	
4/28/2009	<0.005	
10/21/2009	<0.005	
4/28/2010	<0.005	
10/5/2010	<0.005	
4/19/2011	<0.005	
10/18/2011	<0.005	
4/25/2012	<0.005	
10/2/2012	<0.005	
4/2/2013	<0.005	
10/8/2013	<0.005	
4/1/2014	<0.005	
10/1/2014	0.0022 (J)	
4/1/2015	<0.005	
10/15/2015	<0.005	
4/4/2016	0.00124 (J)	
5/31/2016	<0.005	
8/4/2016	<0.005	
9/29/2016	<0.005	
11/28/2016	<0.005	
2/9/2017	<0.005	
4/12/2017	0.001 (J)	
6/16/2017	0.0007 (J)	
10/9/2017	0.0006 (J)	
3/21/2018	0.0013 (J)	
9/19/2018	<0.005	
3/23/2019	0.00067 (J)	
9/18/2019	0.00052 (J)	
3/13/2020	0.00096 (J)	
9/22/2020	0.00098 (J)	
3/18/2021	<0.005	
8/11/2021	<0.005	
2/17/2022	<0.005	
8/18/2022	<0.005	
2/22/2023	<0.005	
8/1/2023	<0.005	
2/27/2024		<0.005
8/12/2024		<0.005

ND substitution: RL or RL/2 if <15% NDs.

Prediction Limit

Constituent: Arsenic (mg/L) Analysis Run 9/11/2024 11:01 AM View: Appendix I Intrawell

Plant Bowen Client: Southern Company Data: Bowen 1, 2, 9, and 10

	GWC-13RZ	GWC-13RZ
8/21/2007	<0.005	
11/1/2007	<0.005	
11/19/2007	<0.005	
1/31/2008	<0.005	
3/5/2008	<0.005	
5/7/2008	<0.005	
12/12/2008	0.02 (O)	
4/29/2009	0.0066	
10/21/2009	<0.005	
4/28/2010	0.016 (O)	
10/6/2010	<0.005	
4/20/2011	<0.005	
10/12/2011	<0.005	
4/25/2012	<0.005	
10/2/2012	<0.005	
4/2/2013	<0.005	
10/8/2013	<0.005	
4/1/2014	<0.005	
10/1/2014	0.0021 (J)	
3/31/2015	<0.005	
10/14/2015	<0.005	
4/4/2016	0.00144 (J)	
6/1/2016	0.0011 (JD)	
2/22/2017	<0.005	
4/11/2017	0.0011 (JD)	
6/16/2017	0.0043 (JD)	
7/12/2017	0.0013 (JD)	
7/28/2017	0.0013 (J)	
8/10/2017	0.0011 (J)	
10/6/2017	0.0013 (JD)	
3/23/2018	<0.005	
9/20/2018	<0.005	
3/22/2019	0.00097 (J)	
9/18/2019	0.00045 (X)	
3/17/2020	0.00067 (J)	
9/22/2020	0.00086 (J)	
3/19/2021	0.00084 (J)	
8/12/2021	<0.005	
2/4/2022	0.0035 (J)	
8/19/2022	<0.005	
2/22/2023	0.0031 (J)	
8/2/2023	<0.005	
2/28/2024		<0.005
8/13/2024		0.0013 (J)

ND substitution: RL or RL/2 if <15% NDs.

Prediction Limit

Constituent: Arsenic (mg/L) Analysis Run 9/11/2024 11:01 AM View: Appendix I Intrawell

Plant Bowen Client: Southern Company Data: Bowen 1, 2, 9, and 10

	GWC-14Z	GWC-14Z
8/24/2007	<0.005	
11/2/2007	<0.005	
11/17/2007	<0.005	
1/15/2008	<0.005	
3/5/2008	0.0079	
5/7/2008	<0.005	
12/2/2008	0.014 (O)	
4/16/2009	0.0069	
10/20/2009	0.0054	
4/20/2010	<0.005	
9/29/2010	<0.005	
4/12/2011	<0.005	
10/4/2011	<0.005	
4/4/2012	<0.005	
10/10/2012	<0.005	
4/15/2013	<0.005	
10/22/2013	<0.005	
4/21/2014	<0.005	
9/30/2014	<0.005	
4/3/2015	<0.005	
10/7/2015	<0.005	
4/5/2016	<0.005	
6/1/2016	<0.005	
8/9/2016	<0.005	
11/28/2016	<0.005	
2/9/2017	<0.005	
4/11/2017	<0.005	
6/14/2017	<0.005	
7/12/2017	<0.005	
10/5/2017	<0.005	
3/22/2018	0.00096 (J)	
9/19/2018	<0.005	
3/22/2019	<0.005	
9/17/2019	<0.005	
3/13/2020	<0.005	
9/21/2020	<0.005	
3/18/2021	<0.005	
8/11/2021	<0.005	
2/4/2022	0.0019 (J)	
8/18/2022	<0.005	
2/22/2023	<0.005	
8/1/2023	<0.005	
2/28/2024		<0.005
8/13/2024		<0.005

ND substitution: RL or RL/2 if <15% NDs.

Prediction Limit

Constituent: Arsenic (mg/L) Analysis Run 9/11/2024 11:02 AM View: Appendix I Intrawell

Plant Bowen Client: Southern Company Data: Bowen 1, 2, 9, and 10

	GWC-15R	GWC-15R
8/23/2007	<0.005	
11/2/2007	<0.005	
11/17/2007	<0.005	
1/15/2008	<0.005	
3/6/2008	<0.005	
5/7/2008	<0.005	
12/2/2008	<0.005	
4/28/2009	<0.005	
10/19/2009	<0.005	
4/27/2010	<0.005	
10/4/2010	<0.005	
4/18/2011	<0.005	
10/12/2011	<0.005	
4/23/2012	<0.005	
10/10/2012	<0.005	
4/15/2013	<0.005	
10/22/2013	<0.005	
4/21/2014	<0.005	
9/30/2014	<0.005	
4/3/2015	<0.005	
10/7/2015	<0.005	
4/5/2016	<0.005	
5/31/2016	<0.005	
8/4/2016	<0.005	
9/29/2016	<0.005	
11/23/2016	<0.005	
2/10/2017	<0.005	
4/12/2017	0.0005 (J)	
6/15/2017	<0.005	
10/6/2017	0.0008 (J)	
3/23/2018	<0.005	
9/19/2018	<0.005	
3/25/2019	<0.005	
9/17/2019	<0.005	
3/13/2020	0.00047 (J)	
9/21/2020	<0.005	
3/18/2021	<0.005	
8/11/2021	<0.005	
2/4/2022	0.0026 (J)	
8/19/2022	<0.005	
2/22/2023	<0.005	
8/2/2023	<0.005	
2/28/2024		<0.005
8/13/2024		<0.005

ND substitution: RL or RL/2 if <15% NDs.

Prediction Limit

Constituent: Arsenic (mg/L) Analysis Run 9/11/2024 11:02 AM View: Appendix I Intrawell

Plant Bowen Client: Southern Company Data: Bowen 1, 2, 9, and 10

	GWC-15Z	GWC-15Z
8/24/2007	<0.005	
11/2/2007	<0.005	
11/18/2007	<0.005	
1/15/2008	0.0077	
3/10/2008	<0.005	
5/13/2008	<0.005	
12/2/2008	0.0061	
4/28/2009	<0.005	
10/20/2009	<0.005	
4/27/2010	<0.005	
10/5/2010	<0.005	
4/19/2011	<0.005	
10/12/2011	<0.005	
4/25/2012	<0.005	
10/10/2012	<0.005	
4/16/2013	<0.005	
10/22/2013	<0.005	
4/21/2014	0.005 (J)	
9/30/2014	0.0025 (J)	
4/3/2015	<0.005	
10/6/2015	<0.005	
4/5/2016	0.00153 (J)	
5/31/2016	0.00261 (J)	
11/23/2016	<0.005	
2/10/2017	<0.005	
4/11/2017	0.0007 (J)	
6/15/2017	<0.005	
7/12/2017	<0.005	
7/26/2017	<0.005	
10/6/2017	0.0009 (J)	
3/23/2018	<0.005	
9/19/2018	<0.005	
3/22/2019	<0.005	
9/17/2019	<0.005	
3/13/2020	0.00052 (J)	
9/21/2020	<0.005	
3/18/2021	<0.005	
8/11/2021	<0.005	
2/7/2022	0.0025 (J)	
8/19/2022	<0.005	
2/22/2023	<0.005	
8/1/2023	<0.005	
2/28/2024		<0.005
8/13/2024		<0.005

ND substitution: RL or RL/2 if <15% NDs.

Prediction Limit

Constituent: Arsenic (mg/L) Analysis Run 9/11/2024 11:02 AM View: Appendix I Intrawell

Plant Bowen Client: Southern Company Data: Bowen 1, 2, 9, and 10

	GWC-44	GWC-44
3/16/2016	0.00101 (J)	
5/16/2016	<0.005	
7/25/2016	<0.005	
9/19/2016	<0.005	
11/3/2016	<0.005	
1/19/2017	<0.005	
3/28/2017	0.0009 (J)	
6/5/2017	0.0033 (J)	
9/26/2017	0.0008 (J)	
3/15/2018	<0.005	
9/12/2018	<0.005	
3/14/2019	<0.005	
9/11/2019	<0.005	
3/10/2020	0.0013 (J)	
9/15/2020	<0.005	
3/11/2021	<0.005	
8/4/2021	<0.005	
1/31/2022	<0.005	
8/15/2022	<0.005	
2/14/2023	<0.005	
7/26/2023	0.0038 (J)	
2/20/2024		<0.005
8/6/2024		<0.005

ND substitution: RL or RL/2 if <15% NDs.

Prediction Limit

Constituent: Arsenic (mg/L) Analysis Run 9/11/2024 11:02 AM View: Appendix I Intrawell

Plant Bowen Client: Southern Company Data: Bowen 1, 2, 9, and 10

	GWC-45	GWC-45
3/16/2016	<0.005	
5/16/2016	<0.005 (D)	
7/25/2016	<0.005 (D)	
9/19/2016	<0.005 (D)	
11/4/2016	<0.005 (D)	
1/23/2017	<0.005 (D)	
3/29/2017	<0.005 (D)	
6/7/2017	<0.005	
9/27/2017	<0.005	
3/15/2018	<0.005	
9/13/2018	<0.005	
3/14/2019	<0.005 (D)	
9/11/2019	<0.005 (D)	
3/10/2020	<0.005	
9/11/2020	<0.005	
3/11/2021	<0.005	
8/6/2021	<0.005	
2/1/2022	<0.005	
8/12/2022	<0.005	
2/14/2023	<0.005	
7/26/2023	0.0038 (J)	
2/20/2024		<0.005
8/5/2024		<0.005

ND substitution: RL or RL/2 if <15% NDs.

Prediction Limit

Constituent: Arsenic (mg/L) Analysis Run 9/11/2024 11:02 AM View: Appendix I Intrawell

Plant Bowen Client: Southern Company Data: Bowen 1, 2, 9, and 10

	GWC-45R	GWC-45R
3/16/2016	<0.005	
5/16/2016	<0.005	
7/25/2016	<0.005	
9/19/2016	<0.005	
11/3/2016	<0.005	
1/20/2017	<0.005	
3/29/2017	<0.005 (D)	
6/7/2017	<0.005 (*)	
9/27/2017	0.0006 (J)	
3/15/2018	<0.005	
9/13/2018	<0.005	
3/14/2019	<0.005 (D)	
9/11/2019	<0.005 (D)	
3/10/2020	<0.005	
9/11/2020	<0.005	
3/11/2021	<0.005	
8/6/2021	<0.005	
2/1/2022	<0.005	
8/12/2022	<0.005	
2/14/2023	<0.005	
7/26/2023	<0.005	
2/20/2024		<0.005
8/5/2024		<0.005

ND substitution: RL or RL/2 if <15% NDs.

Prediction Limit

Constituent: Arsenic (mg/L) Analysis Run 9/11/2024 11:02 AM View: Appendix I Intrawell

Plant Bowen Client: Southern Company Data: Bowen 1, 2, 9, and 10

	GWC-46R	GWC-46R
3/10/2016	<0.005	
5/17/2016	<0.005	
7/26/2016	<0.005	
9/20/2016	<0.005	
11/4/2016	<0.005	
1/20/2017	<0.005	
3/28/2017	0.0004 (J)	
6/7/2017	<0.005 (*)	
9/29/2017	<0.005	
3/15/2018	<0.005	
9/13/2018	<0.005	
3/18/2019	<0.005	
9/11/2019	<0.005	
3/10/2020	<0.005	
9/14/2020	<0.005	
3/11/2021	<0.005	
8/5/2021	<0.005	
1/31/2022	<0.005	
8/15/2022	<0.005	
2/14/2023	<0.005	
7/26/2023	<0.005	
2/21/2024		<0.005
8/5/2024		<0.005

ND substitution: RL or RL/2 if <15% NDs.

Prediction Limit

Constituent: Arsenic (mg/L) Analysis Run 9/11/2024 11:02 AM View: Appendix I Intrawell

Plant Bowen Client: Southern Company Data: Bowen 1, 2, 9, and 10

	GWC-47	GWC-47
3/10/2016	<0.005	
5/18/2016	<0.005	
7/27/2016	<0.005	
9/20/2016	<0.005	
11/7/2016	<0.005	
1/23/2017	<0.005	
3/29/2017	<0.005	
6/8/2017	0.0006 (J)	
9/27/2017	<0.005	
3/15/2018	<0.005	
9/13/2018	<0.005	
3/15/2019	<0.005	
9/12/2019	<0.005	
3/9/2020	<0.005	
9/14/2020	<0.005	
3/11/2021	<0.005	
8/5/2021	<0.005	
2/1/2022	<0.005	
8/15/2022	<0.005	
2/14/2023	<0.005	
7/27/2023	<0.005	
2/21/2024		<0.005
8/5/2024		<0.005

ND substitution: RL or RL/2 if <15% NDs.

Prediction Limit

Constituent: Arsenic (mg/L) Analysis Run 9/11/2024 11:02 AM View: Appendix I Intrawell

Plant Bowen Client: Southern Company Data: Bowen 1, 2, 9, and 10

	GWC-47R	GWC-47R
3/10/2016	0.00136 (J)	
5/18/2016	0.00127 (J)	
7/27/2016	0.0012 (J)	
9/20/2016	<0.005	
11/4/2016	<0.005	
1/20/2017	<0.005	
3/29/2017	<0.005	
6/8/2017	0.001 (J)	
9/27/2017	0.0009 (J)	
3/16/2018	<0.005	
9/13/2018	0.00091 (J)	
3/19/2019	<0.005	
9/11/2019	0.00067 (J)	
3/9/2020	0.00051 (J)	
9/15/2020	<0.005	
3/11/2021	<0.005	
8/5/2021	0.0012 (J)	
2/1/2022	<0.005	
8/15/2022	<0.005	
2/14/2023	<0.005	
7/27/2023	0.0039 (J)	
2/21/2024		<0.005
8/5/2024		<0.005

ND substitution: RL or RL/2 if <15% NDs.

Prediction Limit

Constituent: Arsenic (mg/L) Analysis Run 9/11/2024 11:02 AM View: Appendix I Intrawell

Plant Bowen Client: Southern Company Data: Bowen 1, 2, 9, and 10

	GWC-49R	GWC-49R
3/17/2016	<0.005	
5/18/2016	<0.005	
7/27/2016	<0.005	
9/21/2016	<0.005	
11/4/2016	<0.005	
1/24/2017	<0.005	
3/29/2017	<0.005	
6/8/2017	<0.005	
9/29/2017	<0.005	
3/15/2018	<0.005	
9/13/2018	<0.005	
3/18/2019	<0.005	
9/11/2019	<0.005	
3/11/2020	0.00041 (J)	
9/11/2020	<0.005	
3/15/2021	<0.005	
8/11/2021	<0.005	
2/1/2022	<0.005	
8/15/2022	<0.005	
2/14/2023	<0.005	
7/27/2023	<0.005	
2/21/2024		<0.005
8/6/2024		<0.005

ND substitution: RL or RL/2 if <15% NDs.

Prediction Limit

Constituent: Arsenic (mg/L) Analysis Run 9/11/2024 11:02 AM View: Appendix I Intrawell

Plant Bowen Client: Southern Company Data: Bowen 1, 2, 9, and 10

	GWC-49Z	GWC-49Z
3/17/2016	<0.005	
5/18/2016	<0.005	
7/28/2016	<0.005	
9/21/2016	<0.005	
11/7/2016	<0.005	
1/24/2017	<0.005	
3/30/2017	<0.005	
6/9/2017	<0.005	
9/29/2017	<0.005	
3/15/2018	<0.005	
9/14/2018	<0.005	
3/19/2019	<0.005	
9/11/2019	<0.005	
3/9/2020	<0.005	
9/14/2020	<0.005	
3/15/2021	<0.005	
8/5/2021	<0.005	
2/1/2022	<0.005	
8/15/2022	<0.005	
2/14/2023	<0.005	
7/27/2023	0.0044 (J)	
2/21/2024		<0.005
8/6/2024		<0.005

ND substitution: RL or RL/2 if <15% NDs.

Prediction Limit

Constituent: Arsenic (mg/L) Analysis Run 9/11/2024 11:02 AM View: Appendix I Intrawell

Plant Bowen Client: Southern Company Data: Bowen 1, 2, 9, and 10

	GWC-5	GWC-5
8/23/2007	<0.005	
10/25/2007	<0.005	
11/19/2007	<0.005	
1/23/2008	<0.005	
3/11/2008	<0.005	
5/12/2008	<0.005	
12/11/2008	<0.005	
4/15/2009	<0.005	
10/9/2009	<0.005	
5/4/2010	<0.005	
10/12/2010	<0.005	
4/28/2011	<0.005	
10/19/2011	<0.005	
5/2/2012	<0.005	
10/9/2012	<0.005	
4/11/2013	<0.005	
10/16/2013	<0.005	
4/23/2014	<0.005	
10/3/2014	<0.005	
3/31/2015	<0.005	
10/12/2015	<0.005	
3/28/2016	<0.005	
5/25/2016	<0.005	
8/1/2016	<0.005	
9/27/2016	<0.005	
11/11/2016	<0.005	
1/31/2017	<0.005	
4/3/2017	<0.005	
6/12/2017	0.0006 (J)	
10/3/2017	<0.005	
3/19/2018	<0.005	
9/17/2018	<0.005	
3/20/2019	<0.005	
9/16/2019	<0.005	
3/16/2020	<0.005	
9/16/2020	<0.005	
3/17/2021	<0.005	
8/9/2021	<0.005	
2/2/2022	<0.005	
8/16/2022	<0.005	
2/20/2023	<0.005	
7/28/2023	<0.005	
2/26/2024		<0.005
8/8/2024		<0.005

ND substitution: RL or RL/2 if <15% NDs.

Prediction Limit

Constituent: Arsenic (mg/L) Analysis Run 9/11/2024 11:02 AM View: Appendix I Intrawell

Plant Bowen Client: Southern Company Data: Bowen 1, 2, 9, and 10

	GWC-6	GWC-6
8/22/2007	<0.005	
10/25/2007	<0.005	
11/20/2007	<0.005	
1/23/2008	<0.005	
3/11/2008	<0.005	
5/14/2008	<0.005	
12/11/2008	<0.005	
4/23/2009	<0.005	
10/9/2009	<0.005	
5/4/2010	0.014 (O)	
10/11/2010	<0.005	
4/26/2011	<0.005	
10/18/2011	<0.005	
5/2/2012	<0.005	
10/8/2012	<0.005	
4/10/2013	<0.005	
10/8/2013	<0.005	
4/14/2014	<0.005	
10/3/2014	<0.005	
4/1/2015	<0.005	
10/9/2015	<0.005	
3/29/2016	<0.005	
5/24/2016	<0.005	
8/1/2016	<0.005	
9/26/2016	<0.005	
11/18/2016	<0.005	
2/1/2017	<0.005	
4/6/2017	0.0006 (J)	
6/13/2017	<0.005	
10/3/2017	<0.005	
3/19/2018	0.00089 (J)	
9/17/2018	<0.005	
3/21/2019	<0.005	
9/16/2019	0.00071 (J)	
3/12/2020	0.00055 (J)	
9/16/2020	<0.005	
3/17/2021	0.0013 (J)	
8/10/2021	0.0016 (J)	
2/2/2022	<0.005	
8/17/2022	<0.005	
2/17/2023	<0.005	
7/31/2023	<0.005	
2/26/2024		<0.005
8/8/2024		<0.005

ND substitution: RL or RL/2 if <15% NDs.

Prediction Limit

Constituent: Arsenic (mg/L) Analysis Run 9/11/2024 11:02 AM View: Appendix I Intrawell

Plant Bowen Client: Southern Company Data: Bowen 1, 2, 9, and 10

	GWC-6RZ	GWC-6RZ
5/26/2015	<0.005	
6/18/2015	<0.005 (D)	
7/2/2015	<0.005	
10/9/2015	<0.005	
3/29/2016	<0.005	
5/24/2016	<0.005	
8/1/2016	<0.005	
9/26/2016	<0.005	
11/14/2016	<0.005	
2/1/2017	<0.005	
4/6/2017	<0.005	
6/13/2017	<0.005	
10/3/2017	<0.005	
3/20/2018	<0.005	
9/17/2018	<0.005	
3/21/2019	<0.005	
9/16/2019	0.00038 (J)	
3/12/2020	<0.005	
9/16/2020	<0.005	
3/17/2021	<0.005	
8/10/2021	<0.005	
2/2/2022	0.0012 (J)	
8/17/2022	<0.005	
2/17/2023	<0.005	
7/28/2023	<0.005	
2/26/2024		<0.005
8/8/2024		<0.005

ND substitution: RL or RL/2 if <15% NDs.

Prediction Limit

Constituent: Arsenic (mg/L) Analysis Run 9/11/2024 11:02 AM View: Appendix I Intrawell

Plant Bowen Client: Southern Company Data: Bowen 1, 2, 9, and 10

	GWC-7Z	GWC-7Z
5/31/2016	<0.005	
8/2/2016	0.0031 (J)	
9/27/2016	0.0028 (J)	
11/21/2016	0.0031 (J)	
2/1/2017	0.0031 (J)	
4/6/2017	0.003 (J)	
6/13/2017	0.0024 (J)	
7/14/2017	0.0029 (J)	
10/3/2017	0.0018 (J)	
3/20/2018	0.0024 (J)	
9/18/2018	<0.005	
3/21/2019	0.00077 (J)	
9/13/2019	0.0017 (J)	
3/12/2020	0.00044 (J)	
9/16/2020	<0.005	
3/17/2021	<0.005	
8/10/2021	0.0013 (J)	
2/2/2022	0.002 (J)	
8/17/2022	<0.005	
2/20/2023	<0.005	
7/31/2023	<0.005	
2/26/2024		<0.005
8/8/2024		<0.005

ND substitution: RL or RL/2 if <15% NDs.

Prediction Limit

Constituent: Arsenic (mg/L) Analysis Run 9/11/2024 11:02 AM View: Appendix I Intrawell

Plant Bowen Client: Southern Company Data: Bowen 1, 2, 9, and 10

	GWC-8RR	GWC-8RR
10/18/2011	<0.005	
4/30/2012	<0.005	
10/3/2012	<0.005	
4/8/2013	<0.005	
10/9/2013	<0.005	
4/10/2014	<0.005	
10/2/2014	<0.005	
4/3/2015	<0.005	
10/8/2015	0.0029 (J)	
3/30/2016	<0.005	
5/24/2016	<0.005	
8/2/2016	<0.005	
9/27/2016	<0.005	
11/22/2016	<0.005	
2/6/2017	<0.005	
4/6/2017	<0.005	
6/14/2017	<0.005	
10/4/2017	<0.005	
3/21/2018	0.00077 (J)	
9/18/2018	<0.005	
3/27/2019	<0.005	
9/16/2019	0.0004 (JD)	
3/12/2020	0.00039 (J)	
9/17/2020	<0.005	
3/17/2021	<0.005	
8/10/2021	<0.005	
2/2/2022	0.0013 (J)	
8/17/2022	<0.005	
2/21/2023	<0.005	
7/31/2023	<0.005	
2/27/2024		<0.005
8/12/2024		<0.005

ND substitution: RL or RL/2 if <15% NDs.

Prediction Limit

Constituent: Arsenic (mg/L) Analysis Run 9/11/2024 11:02 AM View: Appendix I Intrawell

Plant Bowen Client: Southern Company Data: Bowen 1, 2, 9, and 10

	GWC-8Z	GWC-8Z
5/26/2015	<0.005	
6/18/2015	<0.005 (D)	
7/2/2015	<0.005	
10/8/2015	<0.005	
3/22/2016	<0.005	
5/25/2016	<0.005	
8/2/2016	<0.005	
9/26/2016	<0.005	
11/21/2016	<0.005	
2/3/2017	<0.005	
4/7/2017	<0.005	
6/13/2017	<0.005	
10/3/2017	<0.005	
3/20/2018	0.0006 (J)	
9/18/2018	<0.005	
5/6/2019	0.00063 (J)	
9/16/2019	0.00043 (J)	
3/16/2020	<0.005	
9/17/2020	<0.005	
3/18/2021	0.00082 (J)	
8/10/2021	<0.005	
2/2/2022	0.0011 (J)	
8/17/2022	<0.005	
2/20/2023	<0.005	
7/31/2023	<0.005	
2/26/2024		<0.005
8/12/2024		<0.005

ND substitution: RL or RL/2 if <15% NDs.

Prediction Limit

Constituent: Arsenic (mg/L) Analysis Run 9/11/2024 11:02 AM View: Appendix I Intrawell

Plant Bowen Client: Southern Company Data: Bowen 1, 2, 9, and 10

	GWC-9	GWC-9
8/23/2007	<0.005	
11/1/2007	<0.005	
11/19/2007	<0.005	
1/15/2008	0.0086	
3/6/2008	<0.005	
5/13/2008	<0.005	
12/12/2008	0.0065	
4/16/2009	<0.005	
10/13/2009	<0.005	
4/21/2010	<0.005	
9/29/2010	<0.005	
4/13/2011	<0.005	
10/5/2011	<0.005	
4/4/2012	<0.005	
10/8/2012	<0.005	
4/8/2013	<0.005	
10/9/2013	<0.005	
4/9/2014	<0.005	
9/30/2014	<0.005	
4/2/2015	<0.005	
10/10/2015	<0.005 (D)	
3/30/2016	0.00116 (J)	
5/26/2016	<0.005	
8/5/2016	<0.005	
9/28/2016	<0.005	
11/21/2016	<0.005	
2/6/2017	<0.005	
4/6/2017	<0.005	
6/13/2017	<0.005	
10/3/2017	<0.005	
3/20/2018	<0.005	
9/18/2018	<0.005 (D)	
3/21/2019	<0.005	
9/16/2019	0.00044 (J)	
3/12/2020	<0.005	
9/17/2020	<0.005	
3/18/2021	<0.005	
8/10/2021	<0.005	
2/2/2022	0.0013 (J)	
8/17/2022	<0.005	
2/21/2023	0.0028 (J)	
7/31/2023	<0.005	
2/27/2024		<0.005
8/12/2024		<0.005

ND substitution: RL or RL/2 if <15% NDs.

Prediction Limit

Constituent: Barium (mg/L) Analysis Run 9/11/2024 11:02 AM View: Appendix I Intrawell

Plant Bowen Client: Southern Company Data: Bowen 1, 2, 9, and 10

	GWA-1	GWA-1
8/23/2007	0.02	
10/23/2007	0.039	
11/18/2007	0.04 (J)	
1/30/2008	0.04	
3/10/2008	0.033	
5/13/2008	0.03	
12/5/2008	0.0087	
4/15/2009	0.023	
10/7/2009	0.15 (O)	
5/3/2010	0.025	
10/12/2010	0.029	
4/27/2011	0.026	
10/17/2011	0.021	
5/2/2012	0.0212	
10/8/2012	0.019	
4/12/2013	0.022	
10/16/2013	0.02	
4/11/2014	0.018	
9/30/2014	0.013	
3/30/2015	0.021	
10/13/2015	0.012	
3/22/2016	0.0182	
5/19/2016	0.0193	
7/29/2016	0.0174	
9/23/2016	0.0168	
11/9/2016	0.0171	
1/30/2017	0.019	
3/30/2017	0.0184	
6/9/2017	0.0174	
10/2/2017	0.0167	
3/16/2018	0.016	
9/17/2018	0.015 (D)	
3/20/2019	0.019	
9/12/2019	0.018	
3/11/2020	0.016	
9/15/2020	0.019	
3/16/2021	0.018	
8/9/2021	0.019	
2/1/2022	0.015	
8/16/2022	0.017	
2/16/2023	0.018	
7/27/2023	0.018	
2/22/2024		0.018
8/7/2024		0.015

Prediction Limit

Constituent: Barium (mg/L) Analysis Run 9/11/2024 11:02 AM View: Appendix I Intrawell

Plant Bowen Client: Southern Company Data: Bowen 1, 2, 9, and 10

	GWA-2	GWA-2
8/23/2007	0.0073	
10/24/2007	0.027	
11/18/2007	0.13 (O)	
1/31/2008	0.0077	
3/11/2008	0.015	
5/6/2008	0.017	
12/4/2008	0.14 (O)	
4/21/2009	0.018	
10/7/2009	0.014	
4/26/2010	0.017	
10/4/2010	0.011	
4/13/2011	0.026	
10/5/2011	0.021	
4/11/2012	0.0311	
10/9/2012	0.018	
4/15/2013	0.056	
10/15/2013	0.018	
4/22/2014	0.035	
9/30/2014	0.0041	
3/30/2015	0.036	
10/13/2015	0.0048	
3/23/2016	0.0271	
5/20/2016	0.0206	
7/29/2016	0.0275	
9/23/2016	0.0384	
11/9/2016	0.0266	
1/31/2017	0.0094 (J)	
3/30/2017	0.0262	
6/12/2017	0.0288	
10/2/2017	0.0048 (J)	
3/19/2018	0.037	
9/14/2018	0.0059 (J)	
3/20/2019	0.0072 (J)	
9/12/2019	0.0058 (JD)	
3/11/2020	0.035	
9/15/2020	0.019	
3/17/2021	0.025	
8/9/2021	0.024	
2/1/2022	0.026	
8/16/2022	0.021	
2/16/2023	0.029	
7/27/2023	0.02	
2/22/2024		0.021
8/7/2024		0.017

Prediction Limit

Constituent: Barium (mg/L) Analysis Run 9/11/2024 11:02 AM View: Appendix I Intrawell

Plant Bowen Client: Southern Company Data: Bowen 1, 2, 9, and 10

	GWA-2R	GWA-2R
8/23/2007	0.0098	
10/24/2007	0.015	
11/18/2007	0.011	
1/31/2008	0.13 (O)	
3/10/2008	0.0078	
5/13/2008	0.0077	
12/4/2008	0.0089	
4/21/2009	0.013	
10/8/2009	0.008	
4/21/2010	0.01	
9/28/2010	0.0036	
4/12/2011	0.0084	
10/4/2011	0.0066	
4/3/2012	0.0625 (O)	
10/9/2012	0.01	
4/11/2013	0.021	
10/16/2013	0.033	
4/10/2014	0.021	
9/30/2014	0.0062	
3/30/2015	0.011	
10/13/2015	0.0065	
3/23/2016	0.0206	
5/19/2016	0.0109	
7/29/2016	0.007 (J)	
9/22/2016	0.0071 (J)	
11/10/2016	0.0052 (J)	
1/31/2017	0.0076 (J)	
4/3/2017	0.007 (J)	
6/9/2017	0.0074 (J)	
10/2/2017	0.0085 (J)	
3/16/2018	0.015	
9/14/2018	0.0095 (J)	
3/19/2019	0.024	
9/13/2019	0.012	
3/11/2020	0.027	
9/15/2020	0.013	
3/16/2021	0.013	
8/9/2021	0.029	
2/1/2022	0.024	
8/16/2022	0.027	
2/16/2023	0.028	
7/27/2023	0.024	
2/26/2024		0.021
8/6/2024		0.015

Prediction Limit

Constituent: Barium (mg/L) Analysis Run 9/11/2024 11:02 AM View: Appendix I Intrawell

Plant Bowen Client: Southern Company Data: Bowen 1, 2, 9, and 10

	GWA-39RZ	GWA-39RZ
5/16/2016	0.0113 (D)	
7/27/2016	0.0114 (D)	
2/21/2017	0.0178	
3/27/2017	0.0162 (D)	
6/8/2017	0.0156 (D)	
7/17/2017	0.016 (D)	
7/27/2017	0.0184	
8/9/2017	0.0162	
9/29/2017	0.0159 (D)	
3/16/2018	0.016	
9/14/2018	0.015	
3/14/2019	0.018	
3/9/2020	0.017	
9/16/2020	0.027	
3/16/2021	0.014	
8/6/2021	0.014	
2/2/2022	0.013	
8/16/2022	0.013	
2/14/2023	0.014	
7/25/2023	0.014	
2/19/2024		0.015
8/1/2024		0.014

Prediction Limit

Constituent: Barium (mg/L) Analysis Run 9/11/2024 11:02 AM View: Appendix I Intrawell

Plant Bowen Client: Southern Company Data: Bowen 1, 2, 9, and 10

	GWA-39Z	GWA-39Z
3/14/2016	0.0234	
5/11/2016	0.00793 (J)	
7/19/2016	0.0045 (J)	
9/15/2016	0.0057 (J)	
11/2/2016	0.0043 (J)	
1/18/2017	<0.01 (*)	
3/28/2017	0.0188	
6/7/2017	0.0273	
9/26/2017	0.0236	
3/14/2018	0.027	
9/12/2018	0.022	
3/15/2019	0.019	
9/9/2019	0.015	
3/9/2020	0.0072 (J)	
9/10/2020	0.0042 (J)	
3/12/2021	0.014	
8/4/2021	0.011	
1/31/2022	0.013	
8/10/2022	0.01	
2/13/2023	0.018	
7/26/2023	0.016	
2/19/2024		0.013
8/1/2024		0.011

ND substitution: RL or RL/2 if <15% NDs.

Prediction Limit

Constituent: Barium (mg/L) Analysis Run 9/11/2024 11:02 AM View: Appendix I Intrawell

Plant Bowen Client: Southern Company Data: Bowen 1, 2, 9, and 10

	GWA-3A	GWA-3A
8/23/2007	0.015 (O)	
11/2/2007	0.017 (O)	
11/18/2007	0.019 (O)	
1/31/2008	0.011 (O)	
3/11/2008	0.016 (O)	
5/14/2008	0.013 (O)	
12/5/2008	0.021 (O)	
4/15/2009	0.012 (O)	
10/8/2009	0.011 (O)	
4/28/2010	0.0081	
10/6/2010	0.0083	
4/21/2011	0.0053	
10/13/2011	0.0071	
5/1/2012	0.0067	
10/9/2012	0.0055	
4/11/2013	0.0061	
10/16/2013	0.0062	
4/23/2014	0.0047	
10/4/2014	0.0055	
3/31/2015	0.0076	
10/12/2015	0.0049	
3/23/2016	0.00742 (J)	
5/23/2016	0.00532 (J)	
7/29/2016	0.0053 (J)	
9/22/2016	0.0058 (J)	
11/10/2016	0.0051 (J)	
1/31/2017	0.0054 (J)	
3/30/2017	0.0049 (J)	
6/12/2017	<0.01	
10/4/2017	0.0047 (J)	
3/19/2018	0.0047 (J)	
9/17/2018	0.0041 (J)	
3/20/2019	0.0042 (J)	
9/13/2019	0.0042 (J)	
3/11/2020	0.0041 (J)	
3/29/2021	0.0073	
8/9/2021	0.0073	
2/2/2022	0.0064	
8/16/2022	0.0067	
2/17/2023	0.0065	
8/1/2023	0.0074	
2/22/2024		0.0074
8/8/2024		0.0068

ND substitution: RL or RL/2 if <15% NDs.

Prediction Limit

Constituent: Barium (mg/L) Analysis Run 9/11/2024 11:02 AM View: Appendix I Intrawell

Plant Bowen Client: Southern Company Data: Bowen 1, 2, 9, and 10

	GWA-40	GWA-40
3/15/2016	0.0101	
5/11/2016	0.00992 (J)	
7/21/2016	0.009 (J)	
9/15/2016	0.0109	
11/3/2016	0.0115	
1/17/2017	0.0101	
3/24/2017	0.0086 (J)	
5/24/2017	0.0087 (J)	
9/26/2017	0.0075 (J)	
3/14/2018	0.0064 (J)	
9/12/2018	0.0075 (J)	
3/13/2019	0.0076 (J)	
9/9/2019	0.0078 (J)	
3/9/2020	0.0088 (J)	
9/11/2020	0.0079 (J)	
3/10/2021	0.0083	
8/4/2021	0.008	
1/31/2022	0.0081	
8/12/2022	0.0076	
2/13/2023	0.0075	
7/26/2023	0.0081	
2/19/2024		0.0083
8/1/2024		0.0073

Prediction Limit

Constituent: Barium (mg/L) Analysis Run 9/11/2024 11:02 AM View: Appendix I Intrawell

Plant Bowen Client: Southern Company Data: Bowen 1, 2, 9, and 10

	GWA-41	GWA-41
3/15/2016	0.0291	
5/12/2016	0.0322	
7/20/2016	0.0313	
9/15/2016	0.0217	
11/3/2016	0.0272	
1/18/2017	0.0286 (J)	
3/24/2017	0.0307	
6/6/2017	0.0242	
9/25/2017	0.0252	
3/14/2018	0.021	
9/12/2018	0.025	
3/14/2019	0.028	
9/10/2019	0.0195 (D)	
3/6/2020	0.022	
9/10/2020	0.024	
3/11/2021	0.024	
8/4/2021	0.021	
1/31/2022	0.022	
8/11/2022	0.022	
2/13/2023	0.029	
7/25/2023	0.018	
2/19/2024		0.017
8/1/2024		0.014

Prediction Limit

Constituent: Barium (mg/L) Analysis Run 9/11/2024 11:02 AM View: Appendix I Intrawell

Plant Bowen Client: Southern Company Data: Bowen 1, 2, 9, and 10

	GWA-41R	GWA-41R
3/15/2016	0.0462	
5/13/2016	0.0265	
7/21/2016	0.0243	
9/21/2016	0.0145	
11/3/2016	0.0082 (J)	
1/17/2017	0.007 (J)	
3/27/2017	0.016	
6/6/2017	0.0301	
9/25/2017	0.0169	
3/14/2018	0.036	
9/12/2018	0.021	
3/14/2019	0.04	
9/10/2019	0.031	
3/9/2020	0.031	
9/10/2020	0.031	
3/10/2021	0.023	
8/4/2021	0.021	
1/31/2022	0.031	
8/11/2022	0.019	
2/13/2023	0.028	
7/25/2023	0.023	
2/19/2024		0.027
8/1/2024		0.044

Prediction Limit

Constituent: Barium (mg/L) Analysis Run 9/11/2024 11:02 AM View: Appendix I Intrawell

Plant Bowen Client: Southern Company Data: Bowen 1, 2, 9, and 10

	GWA-42	GWA-42
3/11/2016	0.00639 (J)	
5/16/2016	0.00622 (J)	
7/22/2016	0.0062 (J)	
9/19/2016	0.0064 (J)	
11/3/2016	0.0058 (J)	
1/17/2017	0.0061 (J)	
3/27/2017	0.0063 (J)	
6/7/2017	0.0064 (J)	
9/26/2017	0.006 (J)	
3/14/2018	0.0065 (J)	
9/14/2018	0.0065 (J)	
3/14/2019	0.0066 (J)	
9/10/2019	0.0068 (J)	
3/6/2020	0.0066 (J)	
9/10/2020	0.0059 (J)	
3/11/2021	0.0061	
8/4/2021	0.0061	
1/31/2022	0.0063	
8/10/2022	0.0063	
2/13/2023	0.0061	
7/26/2023	0.0064	
2/20/2024		0.007
8/1/2024		0.0063

Prediction Limit

Constituent: Barium (mg/L) Analysis Run 9/11/2024 11:02 AM View: Appendix I Intrawell

Plant Bowen Client: Southern Company Data: Bowen 1, 2, 9, and 10

	GWA-43	GWA-43
3/11/2016	0.0116	
5/13/2016	0.0361	
7/19/2016	0.036	
9/16/2016	0.0259	
11/2/2016	0.037	
1/18/2017	0.0248	
3/28/2017	0.0222	
6/6/2017	0.02	
9/22/2017	0.0179	
3/14/2018	0.016	
9/12/2018	0.017	
3/13/2019	0.014	
9/11/2019	0.015	
3/9/2020	0.012	
9/11/2020	0.024	
3/11/2021	0.0096	
8/6/2021	0.015	
1/31/2022	0.014	
8/11/2022	0.016	
2/14/2023	0.011	
7/25/2023	0.012	
2/20/2024		0.011
8/2/2024		0.0099

Prediction Limit

Constituent: Barium (mg/L) Analysis Run 9/11/2024 11:02 AM View: Appendix I Intrawell

Plant Bowen Client: Southern Company Data: Bowen 1, 2, 9, and 10

	GWA-43R	GWA-43R
3/11/2016	0.00819 (J)	
5/13/2016	0.00756 (J)	
7/19/2016	0.0079 (J)	
9/16/2016	0.0078 (J)	
11/2/2016	0.0082 (J)	
1/18/2017	0.0085 (J)	
3/28/2017	0.0084 (J)	
6/6/2017	0.0078 (J)	
9/22/2017	0.0076 (J)	
3/15/2018	0.0092 (J)	
9/12/2018	0.008 (J)	
3/13/2019	0.0077 (J)	
9/11/2019	0.0079 (J)	
3/9/2020	0.0069 (J)	
9/14/2020	0.0075 (J)	
3/11/2021	0.0069	
8/5/2021	0.0069	
1/31/2022	0.0076	
8/10/2022	0.0066	
2/13/2023	0.0064	
7/25/2023	0.0073	
2/20/2024		0.0074
8/2/2024		0.0072

Prediction Limit

Constituent: Barium (mg/L) Analysis Run 9/11/2024 11:02 AM View: Appendix I Intrawell

Plant Bowen Client: Southern Company Data: Bowen 1, 2, 9, and 10

	GWA-4RZ	GWA-4RZ
2/22/2017	0.0273	
4/7/2017	0.024	
6/14/2017	0.027 (D)	
7/12/2017	0.027 (D)	
7/20/2017	0.0304 (D)	
7/28/2017	0.0269	
8/9/2017	0.0254	
8/24/2017	0.0285	
10/3/2017	0.0294 (D)	
3/21/2018	0.03	
9/18/2018	0.032	
3/21/2019	0.04 (D)	
9/12/2019	0.034 (D)	
3/12/2020	0.053	
9/17/2020	0.036	
3/16/2021	0.042	
8/10/2021	0.045	
2/3/2022	0.063	
8/17/2022	0.034	
2/17/2023	0.043	
7/28/2023	0.043	
2/27/2024		0.046
8/8/2024		0.053

Prediction Limit

Constituent: Barium (mg/L) Analysis Run 9/11/2024 11:02 AM View: Appendix I Intrawell

Plant Bowen Client: Southern Company Data: Bowen 1, 2, 9, and 10

	GWA-50	GWA-50
12/12/2008	0.098 (O)	
4/23/2009	0.013	
10/6/2009	0.011	
4/27/2010	0.016	
9/30/2010	0.013	
4/14/2011	0.011	
10/5/2011	0.015	
4/11/2012	0.0102	
10/2/2012	0.0091	
4/9/2013	0.01	
10/15/2013	0.0098	
4/10/2014	0.011	
10/1/2014	0.0033	
3/30/2015	0.0043	
10/11/2015	0.0038	
3/28/2016	0.0133	
5/23/2016	0.0109	
8/1/2016	0.0058 (J)	
9/26/2016	0.0092 (J)	
11/10/2016	0.0083 (J)	
1/30/2017	0.0117	
4/7/2017	0.0109	
6/12/2017	<0.01	
10/2/2017	0.0122	
3/16/2018	0.0084 (J)	
9/17/2018	0.01	
3/19/2019	0.012	
9/13/2019	0.0088 (J)	
3/11/2020	0.0077 (J)	
9/16/2020	0.0081 (J)	
3/17/2021	0.0074	
8/9/2021	0.0071	
2/1/2022	0.0065	
8/16/2022	0.0072	
2/16/2023	0.0067	
7/28/2023	0.0075	
2/22/2024		0.0073
8/8/2024		0.0073

ND substitution: RL or RL/2 if <15% NDs.

Prediction Limit

Constituent: Barium (mg/L) Analysis Run 9/11/2024 11:02 AM View: Appendix I Intrawell

Plant Bowen Client: Southern Company Data: Bowen 1, 2, 9, and 10

	GWA-50R	GWA-50R
12/12/2008	0.016	
4/23/2009	0.14 (O)	
10/6/2009	0.12 (O)	
5/3/2010	0.12 (O)	
10/11/2010	0.019	
4/27/2011	0.02	
10/19/2011	0.014	
5/1/2012	0.0199	
10/2/2012	0.015	
4/10/2013	0.016	
10/16/2013	0.017	
4/22/2014	0.017	
10/1/2014	0.013	
3/30/2015	0.014	
10/11/2015	0.0093	
3/28/2016	0.0155	
5/25/2016	0.0143	
8/1/2016	0.0129	
9/26/2016	0.0177	
11/11/2016	0.0117	
1/30/2017	0.0113	
4/3/2017	0.0166	
6/12/2017	0.017	
10/2/2017	0.0157	
3/16/2018	0.012	
9/18/2018	0.0099 (J)	
3/19/2019	0.013	
9/12/2019	0.011	
3/11/2020	0.0095 (J)	
9/15/2020	0.0089 (J)	
3/17/2021	0.012	
8/9/2021	0.0089	
2/2/2022	0.009	
8/17/2022	0.0091	
2/16/2023	0.0081	
7/28/2023	0.0079	
2/22/2024		0.008
8/8/2024		0.0079

Prediction Limit

Constituent: Barium (mg/L) Analysis Run 9/11/2024 11:02 AM View: Appendix I Intrawell

Plant Bowen Client: Southern Company Data: Bowen 1, 2, 9, and 10

	GWC-10	GWC-10
8/21/2007	0.021	
11/1/2007	0.017	
11/20/2007	0.1 (O)	
1/30/2008	0.035	
3/6/2008	0.042	
5/12/2008	0.0087	
12/13/2008	0.12 (O)	
4/29/2009	0.11 (O)	
10/20/2009	0.016	
4/26/2010	0.016	
9/29/2010	0.016	
4/13/2011	0.012	
10/5/2011	0.014	
4/4/2012	0.017	
10/3/2012	0.015	
4/3/2013	0.018	
10/15/2013	0.018	
4/9/2014	0.019	
10/2/2014	0.016	
4/2/2015	0.017	
10/10/2015	0.014	
3/31/2016	0.0179	
5/26/2016	0.0186	
8/5/2016	0.0138	
9/28/2016	0.0153	
11/22/2016	0.0184 (J)	
2/7/2017	0.0215	
4/10/2017	0.0247	
6/14/2017	0.0227	
10/4/2017	0.0172	
3/20/2018	0.021	
9/18/2018	0.02	
3/22/2019	0.024	
9/17/2019	0.016	
3/12/2020	0.026	
9/17/2020	0.013	
3/18/2021	0.025	
8/10/2021	0.023	
2/4/2022	0.022	
8/17/2022	0.016	
2/20/2023	0.02	
7/31/2023	0.015	
2/27/2024		0.024
8/12/2024		0.014

Prediction Limit

Constituent: Barium (mg/L) Analysis Run 9/11/2024 11:02 AM View: Appendix I Intrawell

Plant Bowen Client: Southern Company Data: Bowen 1, 2, 9, and 10

	GWC-10R	GWC-10R
8/21/2007	0.027	
11/1/2007	0.024	
11/20/2007	0.022	
1/30/2008	0.033 (J)	
3/6/2008	0.019	
5/8/2008	0.017	
12/14/2008	0.02	
4/29/2009	0.017	
10/21/2009	0.021	
4/21/2010	0.019	
9/28/2010	0.018	
4/12/2011	0.017	
10/4/2011	0.022	
4/3/2012	0.0212	
10/8/2012	0.019	
4/3/2013	0.021	
10/15/2013	0.022	
4/9/2014	0.02	
10/2/2014	0.023	
4/2/2015	0.022	
10/12/2015	0.028	
3/31/2016	0.0273	
5/26/2016	0.0305	
8/3/2016	0.0284	
9/28/2016	0.036	
11/22/2016	0.0341 (J)	
2/7/2017	0.0309	
4/10/2017	0.0235	
6/14/2017	0.0258	
10/4/2017	0.0234	
3/21/2018	0.022	
9/18/2018	0.03	
3/22/2019	0.022	
9/17/2019	0.03	
3/12/2020	0.028	
9/17/2020	0.022	
3/18/2021	0.027	
8/11/2021	0.027	
2/4/2022	0.028	
8/18/2022	0.025	
2/20/2023	0.024	
7/31/2023	0.024	
2/27/2024		0.028
8/12/2024		0.029

Prediction Limit

Constituent: Barium (mg/L) Analysis Run 9/11/2024 11:02 AM View: Appendix I Intrawell

Plant Bowen Client: Southern Company Data: Bowen 1, 2, 9, and 10

	GWC-11	GWC-11
8/21/2007	0.034	
11/1/2007	0.036	
11/18/2007	0.036	
1/30/2008	0.031 (J)	
3/5/2008	0.018	
5/7/2008	0.015	
12/14/2008	0.12 (O)	
4/29/2009	0.0079	
10/22/2009	0.007	
4/21/2010	0.0074	
9/28/2010	0.0068	
4/12/2011	0.0089	
10/4/2011	0.012	
4/3/2012	0.0169	
10/3/2012	0.03	
4/3/2013	0.008	
10/9/2013	0.0093	
4/2/2014	0.031	
10/2/2014	0.035	
4/1/2015	0.013	
10/11/2015	0.0079	
4/4/2016	0.0119	
5/26/2016	0.0127	
8/3/2016	0.0121	
9/28/2016	0.0112	
11/22/2016	0.0155 (J)	
2/8/2017	0.0115	
4/10/2017	<0.0117	
6/15/2017	0.0112	
10/4/2017	0.0093 (J)	
3/21/2018	0.012	
9/18/2018	0.011	
3/23/2019	0.0081 (J)	
9/17/2019	0.011	
3/12/2020	0.0086 (J)	
9/21/2020	0.0093 (J)	
3/19/2021	0.011	
8/11/2021	0.0086	
2/4/2022	0.01	
8/18/2022	0.0078	
2/20/2023	0.0071	
8/1/2023	0.0096	
2/28/2024		0.01
8/13/2024		0.0068

ND substitution: RL or RL/2 if <15% NDs.

Prediction Limit

Constituent: Barium (mg/L) Analysis Run 9/11/2024 11:02 AM View: Appendix I Intrawell

Plant Bowen Client: Southern Company Data: Bowen 1, 2, 9, and 10

	GWC-11R	GWC-11R
8/21/2007	0.01	
11/1/2007	0.012	
11/18/2007	0.011	
1/30/2008	0.013	
3/6/2008	0.017	
5/7/2008	0.0066	
12/14/2008	0.013	
4/29/2009	0.0098	
10/22/2009	0.013	
4/21/2010	0.0069	
9/29/2010	0.0049	
4/13/2011	0.0074	
10/4/2011	0.0062	
4/4/2012	0.0091	
10/3/2012	0.0089	
4/3/2013	0.012	
10/9/2013	0.0079	
4/2/2014	0.0086	
10/2/2014	0.01	
4/1/2015	0.019	
10/11/2015	0.014	
4/4/2016	0.0176	
5/26/2016	0.0195	
8/4/2016	0.0151	
9/28/2016	0.0132	
11/22/2016	0.0186 (J)	
2/8/2017	0.015	
4/10/2017	0.0172	
6/15/2017	0.0167	
10/4/2017	0.0156	
3/22/2018	0.017	
9/18/2018	0.017	
3/23/2019	0.019	
9/17/2019	0.018	
3/12/2020	0.021	
9/21/2020	0.016	
3/19/2021	0.021	
8/11/2021	0.021	
2/4/2022	0.021	
8/18/2022	0.019	
2/20/2023	0.02	
8/1/2023	0.018	
2/28/2024		0.02
8/12/2024		0.019

Prediction Limit

Constituent: Barium (mg/L) Analysis Run 9/11/2024 11:02 AM View: Appendix I Intrawell

Plant Bowen Client: Southern Company Data: Bowen 1, 2, 9, and 10

	GWC-12	GWC-12
8/21/2007	0.023	
11/1/2007	0.034	
11/19/2007	0.043	
1/16/2008	0.13 (O)	
3/5/2008	0.07 (o)	
5/13/2008	0.039	
12/13/2008	0.13 (O)	
4/16/2009	0.13 (O)	
10/21/2009	0.033	
4/27/2010	0.11 (O)	
10/5/2010	0.027	
4/19/2011	0.025	
10/12/2011	0.025	
4/24/2012	0.027	
10/2/2012	0.013	
4/2/2013	0.031	
10/9/2013	0.025	
4/1/2014	0.023	
10/2/2014	0.025	
4/1/2015	0.025	
10/14/2015	0.027	
4/4/2016	0.0285	
5/27/2016	0.0257	
8/3/2016	0.0237	
9/30/2016	0.0279	
11/22/2016	0.0286 (J)	
2/13/2017	0.0313	
4/11/2017	0.0254	
6/14/2017	0.0241	
10/4/2017	0.0256	
3/22/2018	0.024	
9/18/2018	0.025	
3/23/2019	0.024	
9/17/2019	0.0245 (D)	
3/12/2020	0.023	
9/21/2020	0.023	
3/19/2021	0.024	
8/11/2021	0.025	
2/2/2022	0.023	
8/18/2022	0.022	
2/21/2023	0.023	
8/1/2023	0.022	
2/27/2024		0.023
8/12/2024		0.024

Prediction Limit

Constituent: Barium (mg/L) Analysis Run 9/11/2024 11:02 AM View: Appendix I Intrawell

Plant Bowen Client: Southern Company Data: Bowen 1, 2, 9, and 10

	GWC-13	GWC-13
8/21/2007	0.065	
11/1/2007	0.019	
11/19/2007	0.015	
1/31/2008	0.022	
3/5/2008	0.012	
5/12/2008	0.014	
12/13/2008	0.11 (O)	
4/28/2009	0.12 (O)	
10/21/2009	0.023	
4/28/2010	0.019	
10/5/2010	0.018	
4/19/2011	0.019	
10/18/2011	0.025	
4/25/2012	0.024	
10/2/2012	0.019	
4/2/2013	0.021	
10/8/2013	0.027	
4/1/2014	0.023	
10/1/2014	0.014	
4/1/2015	0.027	
10/15/2015	0.033	
4/4/2016	0.027	
5/31/2016	0.0283	
8/4/2016	0.0358	
9/29/2016	0.0437	
11/28/2016	0.0419 (J)	
2/9/2017	0.0472	
4/12/2017	0.0383	
6/16/2017	0.0457	
10/9/2017	0.0406	
3/21/2018	0.032	
9/19/2018	0.034	
3/23/2019	0.023	
9/18/2019	0.033	
3/13/2020	0.023	
9/22/2020	0.027	
3/18/2021	0.023	
8/11/2021	0.025	
2/17/2022	0.02	
8/18/2022	0.021	
2/22/2023	0.022	
8/1/2023	0.026	
2/27/2024		0.025
8/12/2024		0.026

Prediction Limit

Constituent: Barium (mg/L) Analysis Run 9/11/2024 11:02 AM View: Appendix I Intrawell

Plant Bowen Client: Southern Company Data: Bowen 1, 2, 9, and 10

	GWC-13RZ	GWC-13RZ
8/21/2007	0.0095	
11/1/2007	0.02	
11/19/2007	0.023	
1/31/2008	0.028	
3/5/2008	0.022	
5/7/2008	0.019	
12/12/2008	0.19 (O)	
4/29/2009	0.14 (O)	
10/21/2009	0.034	
4/28/2010	0.11 (O)	
10/6/2010	0.018	
4/20/2011	0.015	
10/12/2011	0.019	
4/25/2012	0.0158	
10/2/2012	0.036	
4/2/2013	0.039	
10/8/2013	0.016	
4/1/2014	0.017	
10/1/2014	0.018	
3/31/2015	0.021	
10/14/2015	0.013	
4/4/2016	0.0222	
6/1/2016	0.0283	
2/22/2017	0.0561	
4/11/2017	0.0748	
6/16/2017	0.0661	
7/12/2017	0.0932	
7/28/2017	0.0808	
8/10/2017	0.0743	
10/6/2017	0.0699	
12/28/2017	0.082 (Y)	
3/23/2018	0.086	
9/20/2018	0.093	
3/22/2019	0.086	
9/18/2019	0.097	
3/17/2020	0.097	
9/22/2020	0.095	
3/19/2021	0.086	
8/12/2021	0.094	
2/4/2022	0.11	
8/19/2022	0.1	
2/22/2023	0.099	
8/2/2023	0.092	
2/28/2024		0.097
8/13/2024		0.087

Prediction Limit

Constituent: Barium (mg/L) Analysis Run 9/11/2024 11:02 AM View: Appendix I Intrawell

Plant Bowen Client: Southern Company Data: Bowen 1, 2, 9, and 10

	GWC-14Z	GWC-14Z
8/24/2007	0.0089	
11/2/2007	0.0091	
11/17/2007	0.021	
1/15/2008	0.013	
3/5/2008	0.11 (O)	
5/7/2008	0.01	
12/2/2008	0.12 (O)	
4/16/2009	0.13 (O)	
10/20/2009	0.05	
4/20/2010	0.019	
9/29/2010	0.017	
4/12/2011	0.014	
10/4/2011	0.017	
4/4/2012	0.0182	
10/10/2012	0.048	
4/15/2013	0.03	
10/22/2013	0.033	
4/21/2014	0.033	
9/30/2014	0.027	
4/3/2015	0.13 (O)	
10/7/2015	0.047	
4/5/2016	0.0279	
6/1/2016	0.0249	
8/9/2016	0.0268	
11/28/2016	<0.01	
2/9/2017	0.0119	
4/11/2017	0.0112 (D)	
6/14/2017	<0.01	
7/12/2017	0.0105	
10/5/2017	0.0099 (J)	
3/22/2018	0.011	
9/19/2018	0.013	
3/22/2019	0.014	
9/17/2019	0.015	
3/13/2020	0.017	
9/21/2020	0.013	
3/18/2021	0.014	
8/11/2021	0.016	
2/4/2022	0.014	
8/18/2022	0.014	
2/22/2023	0.014	
8/1/2023	0.013	
2/28/2024		0.012
8/13/2024		0.013

ND substitution: RL or RL/2 if <15% NDs.

Prediction Limit

Constituent: Barium (mg/L) Analysis Run 9/11/2024 11:02 AM View: Appendix I Intrawell

Plant Bowen Client: Southern Company Data: Bowen 1, 2, 9, and 10

	GWC-15R	GWC-15R
8/23/2007	0.015	
11/2/2007	0.024	
11/17/2007	0.027	
1/15/2008	0.022	
3/6/2008	0.021	
5/7/2008	0.023	
12/2/2008	0.024	
4/28/2009	0.031	
10/19/2009	0.027	
4/27/2010	0.051 (O)	
10/4/2010	0.028	
4/18/2011	0.026	
10/12/2011	0.026	
4/23/2012	0.0224	
10/10/2012	0.024	
4/15/2013	0.029	
10/22/2013	0.022	
4/21/2014	0.025	
9/30/2014	0.022	
4/3/2015	0.022	
10/7/2015	0.023	
4/5/2016	0.0308	
5/31/2016	0.0255	
8/4/2016	0.0227	
9/29/2016	0.0258	
11/23/2016	0.0263 (J)	
2/10/2017	0.025	
4/12/2017	0.026	
6/15/2017	0.0244	
10/6/2017	0.0254	
3/23/2018	0.021	
9/19/2018	0.02	
3/25/2019	0.021	
9/17/2019	0.023	
3/13/2020	0.02	
9/21/2020	0.021	
3/18/2021	0.02	
8/11/2021	0.019	
2/4/2022	0.017	
8/19/2022	0.016	
2/22/2023	0.016	
8/2/2023	0.015	
2/28/2024		0.014
8/13/2024		0.012

Prediction Limit

Constituent: Barium (mg/L) Analysis Run 9/11/2024 11:02 AM View: Appendix I Intrawell

Plant Bowen Client: Southern Company Data: Bowen 1, 2, 9, and 10

	GWC-15Z	GWC-15Z
8/24/2007	0.017	
11/2/2007	0.011	
11/18/2007	0.012 (J)	
1/15/2008	0.088 (O)	
3/10/2008	0.0077	
5/13/2008	0.0055	
12/2/2008	0.0097	
4/28/2009	0.0042	
10/20/2009	0.0056	
4/27/2010	0.0039	
10/5/2010	0.0047	
4/19/2011	0.0071	
10/12/2011	0.0098	
4/25/2012	0.0088	
10/10/2012	0.0093	
4/16/2013	0.0098	
10/22/2013	0.0097	
4/21/2014	0.008	
9/30/2014	0.0074	
4/3/2015	0.0076	
10/6/2015	0.0088	
4/5/2016	0.00971 (J)	
5/31/2016	0.00589 (J)	
11/23/2016	<0.05	
2/10/2017	0.0233	
4/11/2017	0.0162	
6/15/2017	0.0148	
7/12/2017	0.0166	
7/26/2017	0.0146	
10/6/2017	0.015	
3/23/2018	0.013	
9/19/2018	0.015	
3/22/2019	0.014	
9/17/2019	0.014	
3/13/2020	0.014	
9/21/2020	0.013	
3/18/2021	0.012	
8/11/2021	0.013	
2/7/2022	0.012	
8/19/2022	0.011	
2/22/2023	0.01	
8/1/2023	0.011	
2/28/2024		0.01
8/13/2024		0.01

ND substitution: RL or RL/2 if <15% NDs.

Prediction Limit

Constituent: Barium (mg/L) Analysis Run 9/11/2024 11:02 AM View: Appendix I Intrawell

Plant Bowen Client: Southern Company Data: Bowen 1, 2, 9, and 10

	GWC-44	GWC-44
3/16/2016	0.0545	
5/16/2016	0.0418	
7/25/2016	0.0179	
9/19/2016	0.0152	
11/3/2016	0.0127	
1/19/2017	0.0172	
3/28/2017	0.0437	
6/5/2017	0.0747	
9/26/2017	0.0338	
3/15/2018	0.059	
9/12/2018	0.032	
3/14/2019	0.077	
9/11/2019	0.036	
3/10/2020	0.059	
9/15/2020	0.035	
3/11/2021	0.046	
8/4/2021	0.047	
1/31/2022	0.047	
8/15/2022	0.04	
2/14/2023	0.042	
7/26/2023	0.02	
2/20/2024		0.033
8/6/2024		0.013

Prediction Limit

Constituent: Barium (mg/L) Analysis Run 9/11/2024 11:02 AM View: Appendix I Intrawell

Plant Bowen Client: Southern Company Data: Bowen 1, 2, 9, and 10

	GWC-45	GWC-45
3/16/2016	0.00599 (J)	
5/16/2016	0.006 (J)	
7/25/2016	0.0056 (J)	
9/19/2016	0.0059 (J)	
11/4/2016	0.0054 (J)	
1/23/2017	0.006 (J)	
3/29/2017	0.0058 (J)	
6/7/2017	0.0062 (J)	
9/27/2017	0.0056 (J)	
3/15/2018	0.0057 (J)	
9/13/2018	0.0057 (J)	
3/14/2019	0.0066 (J)	
9/11/2019	0.0061 (J)	
3/10/2020	0.0061 (J)	
9/11/2020	0.006 (J)	
3/11/2021	0.0059	
8/6/2021	0.0061	
2/1/2022	0.0072	
8/12/2022	0.0064	
2/14/2023	0.0067	
7/26/2023	0.007	
2/20/2024		0.0078
8/5/2024		0.0064

Prediction Limit

Constituent: Barium (mg/L) Analysis Run 9/11/2024 11:02 AM View: Appendix I Intrawell

Plant Bowen Client: Southern Company Data: Bowen 1, 2, 9, and 10

	GWC-45R	GWC-45R
3/16/2016	0.0244	
5/16/2016	0.0222	
7/25/2016	0.02	
9/19/2016	0.019	
11/3/2016	0.0177	
1/20/2017	0.0173	
3/29/2017	0.0184	
6/7/2017	0.019	
9/27/2017	0.0197	
3/15/2018	0.021	
9/13/2018	0.022	
3/14/2019	0.024	
9/11/2019	0.021	
3/10/2020	0.024	
9/11/2020	0.021	
3/11/2021	0.022	
8/6/2021	0.023	
2/1/2022	0.026	
8/12/2022	0.022	
2/14/2023	0.025	
7/26/2023	0.022	
2/20/2024		0.02
8/5/2024		0.02

Prediction Limit

Constituent: Barium (mg/L) Analysis Run 9/11/2024 11:02 AM View: Appendix I Intrawell

Plant Bowen Client: Southern Company Data: Bowen 1, 2, 9, and 10

	GWC-46R	GWC-46R
3/10/2016	0.0209	
5/17/2016	0.0202	
7/26/2016	0.0165	
9/20/2016	0.0132	
11/4/2016	0.012	
1/20/2017	0.0133	
3/28/2017	0.0161	
6/7/2017	0.0141	
9/29/2017	0.0151	
3/15/2018	0.015	
9/13/2018	0.014	
3/18/2019	0.014	
9/11/2019	0.013	
3/10/2020	0.013	
9/14/2020	0.013	
3/11/2021	0.012	
8/5/2021	0.013	
1/31/2022	0.011	
8/15/2022	0.0098	
2/14/2023	0.011	
7/26/2023	0.011	
2/21/2024		0.011
8/5/2024		0.01

Prediction Limit

Constituent: Barium (mg/L) Analysis Run 9/11/2024 11:02 AM View: Appendix I Intrawell

Plant Bowen Client: Southern Company Data: Bowen 1, 2, 9, and 10

	GWC-47	GWC-47
3/10/2016	0.0144	
5/18/2016	0.0136	
7/27/2016	0.013	
9/20/2016	0.0146	
11/7/2016	0.0124	
1/23/2017	0.0158	
3/29/2017	0.017	
6/8/2017	0.0149	
9/27/2017	0.012	
3/15/2018	0.011	
9/13/2018	0.011	
3/15/2019	0.01	
9/12/2019	0.0085 (J)	
3/9/2020	0.0089 (J)	
9/14/2020	0.0082 (J)	
3/11/2021	0.0083	
8/5/2021	0.0077	
2/1/2022	0.0081	
8/15/2022	0.0074	
2/14/2023	0.0075	
7/27/2023	0.0083	
2/21/2024		0.0087
8/5/2024		0.0083

Prediction Limit

Constituent: Barium (mg/L) Analysis Run 9/11/2024 11:02 AM View: Appendix I Intrawell

Plant Bowen Client: Southern Company Data: Bowen 1, 2, 9, and 10

	GWC-47R	GWC-47R
3/10/2016	0.0344	
5/18/2016	0.0184	
7/27/2016	0.0146	
9/20/2016	0.0122	
11/4/2016	0.0119	
1/20/2017	0.0114	
3/29/2017	0.0116	
6/8/2017	<0.011 (*)	
9/27/2017	0.0098 (J)	
3/16/2018	0.01	
9/13/2018	0.0092 (J)	
3/19/2019	0.0088 (J)	
9/11/2019	0.0097 (J)	
3/9/2020	0.0082 (J)	
9/15/2020	0.0084 (J)	
3/11/2021	0.0073	
8/5/2021	0.0069	
2/1/2022	0.0077	
8/15/2022	0.0077	
2/14/2023	0.0072	
7/27/2023	0.0076	
2/21/2024		0.0075
8/5/2024		0.0076

ND substitution: RL or RL/2 if <15% NDs.

Prediction Limit

Constituent: Barium (mg/L) Analysis Run 9/11/2024 11:02 AM View: Appendix I Intrawell

Plant Bowen Client: Southern Company Data: Bowen 1, 2, 9, and 10

	GWC-48	GWC-48
3/10/2016	0.0361	
5/17/2016	0.0277	
7/27/2016	0.0276	
9/20/2016	0.0266	
11/4/2016	0.0239	
1/23/2017	<0.01	
3/28/2017	0.024	
6/8/2017	0.0317	
9/29/2017	0.0265	
3/15/2018	0.029	
9/13/2018	0.026	
3/15/2019	0.026	
9/11/2019	0.0295 (D)	
3/9/2020	0.029	
9/14/2020	0.035	
3/11/2021	0.038	
5/26/2021	0.039	
8/4/2021	0.034	
1/31/2022	0.038	
8/15/2022	0.045	
2/14/2023	0.04	
7/26/2023	0.048	
2/21/2024		0.049
8/5/2024		0.045

ND substitution: RL or RL/2 if <15% NDs.

Prediction Limit

Constituent: Barium (mg/L) Analysis Run 9/11/2024 11:02 AM View: Appendix I Intrawell

Plant Bowen Client: Southern Company Data: Bowen 1, 2, 9, and 10

	GWC-49R	GWC-49R
3/17/2016	0.0112	
5/18/2016	0.0107	
7/27/2016	0.0104	
9/21/2016	0.0106	
11/4/2016	0.0098 (J)	
1/24/2017	0.0101	
3/29/2017	0.0103	
6/8/2017	<0.0106 (*)	
9/29/2017	0.0097 (J)	
3/15/2018	0.0093 (J)	
9/13/2018	0.01	
3/18/2019	0.015	
9/11/2019	0.017	
3/11/2020	0.026	
9/11/2020	0.012	
3/15/2021	0.012	
8/11/2021	0.025	
2/1/2022	0.011	
8/15/2022	0.0098	
2/14/2023	0.013	
7/27/2023	0.011	
2/21/2024		0.011
8/6/2024		0.01

ND substitution: RL or RL/2 if <15% NDs.

Prediction Limit

Constituent: Barium (mg/L) Analysis Run 9/11/2024 11:02 AM View: Appendix I Intrawell

Plant Bowen Client: Southern Company Data: Bowen 1, 2, 9, and 10

	GWC-49Z	GWC-49Z
3/17/2016	0.0121	
5/18/2016	0.0117	
7/28/2016	0.0081 (J)	
9/21/2016	0.0106	
11/7/2016	0.0047 (J)	
1/24/2017	0.0071 (J)	
3/30/2017	0.0043 (J)	
6/9/2017	<0.01 (*)	
9/29/2017	0.004 (J)	
3/15/2018	0.0032 (J)	
9/14/2018	0.004 (J)	
3/19/2019	0.0033 (J)	
9/11/2019	0.0038 (J)	
3/9/2020	0.0045 (J)	
9/14/2020	0.0027 (J)	
3/15/2021	0.0028 (J)	
8/5/2021	0.0036 (J)	
2/1/2022	0.003 (J)	
8/15/2022	0.0041 (J)	
2/14/2023	0.0041 (J)	
7/27/2023	0.0036 (J)	
2/21/2024		0.004 (J)
8/6/2024		0.0044 (J)

ND substitution: RL or RL/2 if <15% NDs.

Prediction Limit

Constituent: Barium (mg/L) Analysis Run 9/11/2024 11:02 AM View: Appendix I Intrawell

Plant Bowen Client: Southern Company Data: Bowen 1, 2, 9, and 10

	GWC-5	GWC-5
8/23/2007	0.017	
10/25/2007	0.023	
11/19/2007	0.024	
1/23/2008	0.028	
3/11/2008	0.022	
5/12/2008	0.021	
12/11/2008	0.022	
4/15/2009	0.13 (O)	
10/9/2009	0.026	
5/4/2010	0.018	
10/12/2010	0.019	
4/28/2011	0.015	
10/19/2011	0.016	
5/2/2012	0.0191	
10/9/2012	0.019	
4/11/2013	0.013	
10/16/2013	0.017	
4/23/2014	0.015	
10/3/2014	0.02	
3/31/2015	0.014	
10/12/2015	0.017	
3/28/2016	0.0173	
5/25/2016	0.0175	
8/1/2016	0.0145	
9/27/2016	0.0139	
11/11/2016	0.0135	
1/31/2017	0.0153	
4/3/2017	0.0135	
6/12/2017	0.0154	
10/3/2017	0.0138	
3/19/2018	0.013	
9/17/2018	0.014	
3/20/2019	0.018	
9/16/2019	0.022	
3/16/2020	0.024	
9/16/2020	0.013	
3/17/2021	0.014	
8/9/2021	0.012	
2/2/2022	0.012	
8/16/2022	0.013	
2/20/2023	0.012	
7/28/2023	0.012	
2/26/2024		0.012
8/8/2024		0.012

Prediction Limit

Constituent: Barium (mg/L) Analysis Run 9/11/2024 11:02 AM View: Appendix I Intrawell

Plant Bowen Client: Southern Company Data: Bowen 1, 2, 9, and 10

	GWC-6	GWC-6
8/22/2007	0.023	
10/25/2007	0.018	
11/20/2007	0.1 (O)	
1/23/2008	0.031	
3/11/2008	0.016	
5/14/2008	0.024	
12/11/2008	0.022	
4/23/2009	0.012	
10/9/2009	0.11 (O)	
5/4/2010	0.096 (O)	
10/11/2010	0.018	
4/26/2011	0.01	
10/18/2011	0.012	
5/2/2012	0.0119	
10/8/2012	0.01	
4/10/2013	0.013	
10/8/2013	0.014	
4/14/2014	0.01	
10/3/2014	0.014	
4/1/2015	0.013	
10/9/2015	0.008	
3/29/2016	0.00738 (J)	
5/24/2016	0.00902 (J)	
8/1/2016	0.0091 (J)	
9/26/2016	0.0124	
11/18/2016	0.0117	
2/1/2017	0.0086 (J)	
4/6/2017	0.0083 (J)	
6/13/2017	<0.01	
10/3/2017	0.0084 (J)	
3/19/2018	0.0079 (J)	
9/17/2018	0.0065 (J)	
3/21/2019	0.0074 (J)	
9/16/2019	0.0075 (J)	
3/12/2020	0.0075 (J)	
9/16/2020	0.0074 (J)	
3/17/2021	0.0075	
8/10/2021	0.0074	
2/2/2022	0.0064	
8/17/2022	0.0065	
2/17/2023	0.0067	
7/31/2023	0.0067	
2/26/2024		0.006
8/8/2024		0.0064

ND substitution: RL or RL/2 if <15% NDs.

Prediction Limit

Constituent: Barium (mg/L) Analysis Run 9/11/2024 11:02 AM View: Appendix I Intrawell

Plant Bowen Client: Southern Company Data: Bowen 1, 2, 9, and 10

	GWC-6RZ	GWC-6RZ
5/26/2015	0.016	
6/18/2015	0.015 (D)	
7/2/2015	0.014	
10/9/2015	0.012	
3/29/2016	0.00786 (J)	
5/24/2016	0.00847 (J)	
8/1/2016	0.0086 (J)	
9/26/2016	0.0086 (J)	
11/14/2016	0.0083 (J)	
2/1/2017	0.0096 (J)	
4/6/2017	0.0087 (J)	
6/13/2017	<0.01	
10/3/2017	0.0098 (J)	
3/20/2018	0.0088 (J)	
9/17/2018	0.0082 (J)	
3/21/2019	0.0075 (J)	
9/16/2019	0.0072 (J)	
3/12/2020	0.0072 (J)	
9/16/2020	0.0066 (J)	
3/17/2021	0.0072	
8/10/2021	0.0072	
2/2/2022	0.0066	
8/17/2022	0.0068	
2/17/2023	0.0067	
7/28/2023	0.0062	
2/26/2024		0.0067
8/8/2024		0.0058

ND substitution: RL or RL/2 if <15% NDs.

Prediction Limit

Constituent: Barium (mg/L) Analysis Run 9/11/2024 11:02 AM View: Appendix I Intrawell

Plant Bowen Client: Southern Company Data: Bowen 1, 2, 9, and 10

	GWC-7Z	GWC-7Z
5/31/2016	0.0178	
8/2/2016	0.0394	
9/27/2016	0.032	
11/21/2016	0.0316 (J)	
2/1/2017	0.0264	
4/6/2017	0.0245	
6/13/2017	0.0247	
7/14/2017	0.0245	
10/3/2017	0.0218	
3/20/2018	0.024	
9/18/2018	0.027	
3/21/2019	0.03	
9/13/2019	0.031	
3/12/2020	0.022	
9/16/2020	0.02	
3/17/2021	0.022	
8/10/2021	0.02	
2/2/2022	0.015	
8/17/2022	0.014	
2/20/2023	0.015	
7/31/2023	0.014	
2/26/2024		0.013
8/8/2024		0.011

Prediction Limit

Constituent: Barium (mg/L) Analysis Run 9/11/2024 11:02 AM View: Appendix I Intrawell

Plant Bowen Client: Southern Company Data: Bowen 1, 2, 9, and 10

	GWC-8RR	GWC-8RR
10/18/2011	0.015	
4/30/2012	0.0192	
10/3/2012	0.017	
4/8/2013	0.018	
10/9/2013	0.021	
4/10/2014	0.019	
10/2/2014	0.014	
4/3/2015	0.014	
10/8/2015	0.024	
3/30/2016	0.0163	
5/24/2016	0.0137	
8/2/2016	0.0152	
9/27/2016	0.0147	
11/22/2016	0.0174 (J)	
2/6/2017	0.0144	
4/6/2017	0.0149	
6/14/2017	0.0139	
10/4/2017	0.015	
3/21/2018	0.015	
9/18/2018	0.014	
3/27/2019	0.014	
9/16/2019	0.015 (D)	
3/12/2020	0.014	
9/17/2020	0.014	
3/17/2021	0.014	
8/10/2021	0.014	
2/2/2022	0.013	
8/17/2022	0.013	
2/21/2023	0.011	
7/31/2023	0.012	
2/27/2024		0.013
8/12/2024		0.013

Prediction Limit

Constituent: Barium (mg/L) Analysis Run 9/11/2024 11:02 AM View: Appendix I Intrawell

Plant Bowen Client: Southern Company Data: Bowen 1, 2, 9, and 10

	GWC-8Z	GWC-8Z
5/26/2015	0.06	
6/18/2015	0.047 (D)	
7/2/2015	0.04	
10/8/2015	0.032	
3/22/2016	0.0263	
5/25/2016	0.0178	
8/2/2016	0.0265	
9/26/2016	0.0267	
11/21/2016	0.0309 (J)	
2/3/2017	0.0289	
4/7/2017	0.029	
6/13/2017	0.027	
10/3/2017	0.0292	
3/20/2018	0.029	
9/18/2018	0.025	
5/6/2019	0.017	
9/16/2019	0.026	
3/16/2020	0.027	
9/17/2020	0.025	
3/18/2021	0.018	
8/10/2021	0.029	
2/2/2022	0.024	
8/17/2022	0.017	
2/20/2023	0.024	
7/31/2023	0.024	
2/26/2024		0.025
8/12/2024		0.026

Prediction Limit

Constituent: Barium (mg/L) Analysis Run 9/11/2024 11:02 AM View: Appendix I Intrawell

Plant Bowen Client: Southern Company Data: Bowen 1, 2, 9, and 10

	GWC-9	GWC-9
8/23/2007	0.043	
11/1/2007	0.032	
11/19/2007	0.049 (J)	
1/15/2008	0.12 (O)	
3/6/2008	0.075 (O)	
5/13/2008	0.055	
12/12/2008	0.16 (O)	
4/16/2009	0.15 (O)	
10/13/2009	0.05	
4/21/2010	0.039	
9/29/2010	0.033	
4/13/2011	0.033	
10/5/2011	0.035	
4/4/2012	0.0422	
10/8/2012	0.029	
4/8/2013	0.042	
10/9/2013	0.04	
4/9/2014	0.038	
9/30/2014	0.038	
4/2/2015	0.039	
10/10/2015	0.038 (D)	
3/30/2016	0.0412	
5/26/2016	0.0357	
8/5/2016	0.03	
9/28/2016	0.0308	
11/21/2016	0.0356 (J)	
2/6/2017	0.0391	
4/6/2017	0.0402	
6/13/2017	0.0394	
10/3/2017	0.0381	
3/20/2018	0.039	
9/18/2018	0.037	
3/21/2019	0.042	
9/16/2019	0.035	
3/12/2020	0.044	
9/17/2020	0.031	
3/18/2021	0.041	
8/10/2021	0.043	
2/2/2022	0.044	
8/17/2022	0.047	
2/21/2023	0.042	
7/31/2023	0.046	
2/27/2024		0.043
8/12/2024		0.039

Prediction Limit

Constituent: Cadmium (mg/L) Analysis Run 9/11/2024 11:02 AM View: Appendix I Intrawell

Plant Bowen Client: Southern Company Data: Bowen 1, 2, 9, and 10

	GWA-1	GWA-1
8/23/2007	<0.0005	
10/23/2007	<0.0005	
11/18/2007	<0.0005	
1/30/2008	<0.0005	
3/10/2008	<0.0005	
5/13/2008	<0.0005	
12/5/2008	<0.0005	
4/15/2009	<0.0005	
10/7/2009	<0.0005	
5/3/2010	<0.0005	
10/12/2010	<0.0005	
4/27/2011	<0.0005	
10/17/2011	<0.0005	
5/2/2012	<0.0005	
10/8/2012	<0.0005	
4/12/2013	<0.0005	
10/16/2013	<0.0005	
4/11/2014	<0.0005	
9/30/2014	<0.0005	
3/30/2015	<0.0005	
10/13/2015	0.0003 (J)	
3/22/2016	<0.0005	
5/19/2016	<0.0005	
7/29/2016	<0.0005	
9/23/2016	<0.0005	
11/9/2016	<0.0005	
1/30/2017	<0.0005	
3/30/2017	<0.0005	
6/9/2017	<0.0005	
10/2/2017	<0.0005	
3/16/2018	<0.0005	
9/17/2018	0.00076 (JD)	
3/20/2019	<0.0005	
9/12/2019	<0.0005	
3/11/2020	<0.0005	
9/15/2020	<0.0005	
3/16/2021	<0.0005	
8/9/2021	<0.0005	
2/1/2022	<0.0005	
8/16/2022	<0.0005	
2/16/2023	<0.0005	
7/27/2023	<0.0005	
2/22/2024		<0.0005
8/7/2024		<0.0005

ND substitution: RL or RL/2 if <15% NDs.

Prediction Limit

Constituent: Cadmium (mg/L) Analysis Run 9/11/2024 11:02 AM View: Appendix I Intrawell

Plant Bowen Client: Southern Company Data: Bowen 1, 2, 9, and 10

	GWA-39RZ	GWA-39RZ
5/16/2016	<0.0005 (D)	
7/27/2016	0.0001 (JD)	
2/21/2017	<0.0005	
3/27/2017	<0.0005 (D)	
6/8/2017	<0.0005 (D)	
7/17/2017	<0.0005 (D)	
7/27/2017	<0.0005	
8/9/2017	<0.0005	
9/29/2017	<0.0005 (D)	
3/16/2018	<0.0005	
9/14/2018	<0.0005	
3/14/2019	<0.0005	
3/9/2020	<0.0005	
9/16/2020	<0.0005	
3/16/2021	<0.0005	
8/6/2021	<0.0005	
2/2/2022	<0.0005	
8/16/2022	<0.0005	
2/14/2023	<0.0005	
7/25/2023	<0.0005	
2/19/2024		<0.0005
8/1/2024		<0.0005

ND substitution: RL or RL/2 if <15% NDs.

Prediction Limit

Constituent: Cadmium (mg/L) Analysis Run 9/11/2024 11:02 AM View: Appendix I Intrawell

Plant Bowen Client: Southern Company Data: Bowen 1, 2, 9, and 10

	GWA-39Z	GWA-39Z
3/14/2016	0.000188 (J)	
5/11/2016	0.000177 (J)	
7/19/2016	0.0001 (J)	
9/15/2016	8E-05 (J)	
11/2/2016	<0.0005	
1/18/2017	<0.0005	
3/28/2017	<0.0005	
6/7/2017	<0.0005	
9/26/2017	<0.0005	
3/14/2018	<0.0005	
9/12/2018	<0.0005	
3/15/2019	<0.0005	
9/9/2019	<0.0005	
3/9/2020	<0.0005	
9/10/2020	<0.0005	
3/12/2021	<0.0005	
8/4/2021	<0.0005	
1/31/2022	<0.0005	
8/10/2022	<0.0005	
2/13/2023	<0.0005	
7/26/2023	<0.0005	
2/19/2024		<0.0005
8/1/2024		<0.0005

ND substitution: RL or RL/2 if <15% NDs.

Prediction Limit

Constituent: Cadmium (mg/L) Analysis Run 9/11/2024 11:02 AM View: Appendix I Intrawell

Plant Bowen Client: Southern Company Data: Bowen 1, 2, 9, and 10

	GWA-42	GWA-42
3/11/2016	0.000121 (J)	
5/16/2016	0.000145 (J)	
7/22/2016	<0.0005	
9/19/2016	0.0001 (J)	
11/3/2016	8E-05 (J)	
1/17/2017	0.0001 (J)	
3/27/2017	0.0002 (J)	
6/7/2017	0.0001 (J)	
9/26/2017	<0.0005	
3/14/2018	0.00011 (J)	
9/14/2018	0.00013 (J)	
3/14/2019	0.00013 (J)	
9/10/2019	0.00014 (J)	
3/6/2020	0.00014 (J)	
9/10/2020	0.00015 (J)	
3/11/2021	0.00017 (J)	
8/4/2021	0.00014 (J)	
1/31/2022	0.00018 (J)	
8/10/2022	0.00034 (J)	
2/13/2023	<0.0005	
7/26/2023	0.00013 (J)	
2/20/2024		0.00016 (J)
8/1/2024		0.00016 (J)

ND substitution: RL or RL/2 if <15% NDs.

Prediction Limit

Constituent: Cadmium (mg/L) Analysis Run 9/11/2024 11:02 AM View: Appendix I Intrawell

Plant Bowen Client: Southern Company Data: Bowen 1, 2, 9, and 10

	GWA-43	GWA-43
3/11/2016	<0.0005	
5/13/2016	<0.0005	
7/19/2016	<0.0005	
9/16/2016	<0.0005	
11/2/2016	<0.0005	
1/18/2017	<0.0005	
3/28/2017	<0.0005	
6/6/2017	8E-05 (J)	
9/22/2017	<0.0005	
3/14/2018	<0.0005	
9/12/2018	<0.0005	
3/13/2019	<0.0005	
9/11/2019	<0.0005	
3/9/2020	<0.0005	
9/11/2020	<0.0005	
3/11/2021	<0.0005	
8/6/2021	<0.0005	
1/31/2022	<0.0005	
8/11/2022	<0.0005	
2/14/2023	<0.0005	
7/25/2023	<0.0005	
2/20/2024		<0.0005
8/2/2024		<0.0005

ND substitution: RL or RL/2 if <15% NDs.

Prediction Limit

Constituent: Cadmium (mg/L) Analysis Run 9/11/2024 11:02 AM View: Appendix I Intrawell

Plant Bowen Client: Southern Company Data: Bowen 1, 2, 9, and 10

	GWA-50	GWA-50
12/12/2008	<0.0005	
4/23/2009	<0.0005	
10/6/2009	<0.0005	
4/27/2010	<0.0005	
9/30/2010	<0.0005	
4/14/2011	<0.0005	
10/5/2011	<0.0005	
4/11/2012	<0.0005	
10/2/2012	<0.0005	
4/9/2013	<0.0005	
10/15/2013	<0.0005	
4/10/2014	<0.0005	
10/1/2014	<0.0005	
3/30/2015	<0.0005	
10/11/2015	0.00026 (J)	
3/28/2016	<0.0005	
5/23/2016	<0.0005	
8/1/2016	<0.0005	
9/26/2016	<0.0005	
11/10/2016	<0.0005	
1/30/2017	<0.0005	
4/7/2017	<0.0005	
6/12/2017	<0.0005	
10/2/2017	<0.0005	
3/16/2018	<0.0005	
9/17/2018	<0.0005	
3/19/2019	<0.0005	
9/13/2019	<0.0005	
3/11/2020	<0.0005	
9/16/2020	<0.0005	
3/17/2021	0.00012 (J)	
8/9/2021	<0.0005	
2/1/2022	<0.0005	
8/16/2022	<0.0005	
2/16/2023	<0.0005	
7/28/2023	<0.0005	
2/22/2024		<0.0005
8/8/2024		<0.0005

ND substitution: RL or RL/2 if <15% NDs.

Prediction Limit

Constituent: Cadmium (mg/L) Analysis Run 9/11/2024 11:02 AM View: Appendix I Intrawell

Plant Bowen Client: Southern Company Data: Bowen 1, 2, 9, and 10

	GWC-10	GWC-10
8/21/2007	<0.0005	
11/1/2007	<0.0005	
11/20/2007	<0.0005	
1/30/2008	<0.0005	
3/6/2008	<0.0005	
5/12/2008	<0.0005	
12/13/2008	<0.0005	
4/29/2009	<0.0005	
10/20/2009	<0.0005	
4/26/2010	<0.0005	
9/29/2010	<0.0005	
4/13/2011	<0.0005	
10/5/2011	<0.0005	
4/4/2012	<0.0005	
10/3/2012	<0.0005	
4/3/2013	<0.0005	
10/15/2013	<0.0005	
4/9/2014	<0.0005	
10/2/2014	<0.0005	
4/2/2015	<0.0005	
10/10/2015	<0.0005	
3/31/2016	<0.0005	
5/26/2016	<0.0005	
8/5/2016	<0.0005	
9/28/2016	<0.0005	
11/22/2016	<0.0005	
2/7/2017	<0.0005	
4/10/2017	<0.0005	
6/14/2017	<0.0005	
10/4/2017	<0.0005	
3/20/2018	<0.0005	
9/18/2018	<0.0005	
3/22/2019	<0.0005	
9/17/2019	<0.0005	
3/12/2020	<0.0005	
9/17/2020	<0.0005	
3/18/2021	<0.0005	
8/10/2021	<0.0005	
2/4/2022	<0.0005	
8/17/2022	0.00018 (J)	
2/20/2023	<0.0005	
7/31/2023	<0.0005	
2/27/2024		<0.0005
8/12/2024		<0.0005

ND substitution: RL or RL/2 if <15% NDs.

Prediction Limit

Constituent: Cadmium (mg/L) Analysis Run 9/11/2024 11:02 AM View: Appendix I Intrawell

Plant Bowen Client: Southern Company Data: Bowen 1, 2, 9, and 10

	GWC-10R	GWC-10R
8/21/2007	<0.0005	
11/1/2007	<0.0005	
11/20/2007	<0.0005	
1/30/2008	<0.0005	
3/6/2008	<0.0005	
5/8/2008	<0.0005	
12/14/2008	<0.0005	
4/29/2009	<0.0005	
10/21/2009	<0.0005	
4/21/2010	<0.0005	
9/28/2010	<0.0005	
4/12/2011	<0.0005	
10/4/2011	<0.0005	
4/3/2012	<0.0005	
10/8/2012	<0.0005	
4/3/2013	<0.0005	
10/15/2013	<0.0005	
4/9/2014	<0.0005	
10/2/2014	<0.0005	
4/2/2015	<0.0005	
10/12/2015	<0.0005	
3/31/2016	<0.0005	
5/26/2016	<0.0005	
8/3/2016	<0.0005	
9/28/2016	0.0002 (J)	
11/22/2016	<0.0005	
2/7/2017	<0.0005	
4/10/2017	<0.0005	
6/14/2017	<0.0005	
10/4/2017	<0.0005	
3/21/2018	<0.0005	
9/18/2018	<0.0005	
3/22/2019	<0.0005	
9/17/2019	<0.0005	
3/12/2020	<0.0005	
9/17/2020	<0.0005	
3/18/2021	<0.0005	
8/11/2021	<0.0005	
2/4/2022	<0.0005	
8/18/2022	<0.0005	
2/20/2023	<0.0005	
7/31/2023	<0.0005	
2/27/2024		<0.0005
8/12/2024		<0.0005

ND substitution: RL or RL/2 if <15% NDs.

Prediction Limit

Constituent: Cadmium (mg/L) Analysis Run 9/11/2024 11:02 AM View: Appendix I Intrawell

Plant Bowen Client: Southern Company Data: Bowen 1, 2, 9, and 10

	GWC-11R	GWC-11R
8/21/2007	<0.0005	
11/1/2007	<0.0005	
11/18/2007	<0.0005	
1/30/2008	<0.0005	
3/6/2008	<0.0005	
5/7/2008	<0.0005	
12/14/2008	<0.0005	
4/29/2009	<0.0005	
10/22/2009	<0.0005	
4/21/2010	<0.0005	
9/29/2010	<0.0005	
4/13/2011	<0.0005	
10/4/2011	<0.0005	
4/4/2012	<0.0005	
10/3/2012	<0.0005	
4/3/2013	<0.0005	
10/9/2013	<0.0005	
4/2/2014	<0.0005	
10/2/2014	<0.0005	
4/1/2015	0.00033 (J)	
10/11/2015	0.00056 (J)	
4/4/2016	<0.0005	
5/26/2016	<0.0005	
8/4/2016	<0.0005	
9/28/2016	<0.0005	
11/22/2016	<0.0005	
2/8/2017	<0.0005	
4/10/2017	<0.0005	
6/15/2017	<0.0005	
10/4/2017	<0.0005	
3/22/2018	<0.0005	
9/18/2018	<0.0005	
3/23/2019	<0.0005	
9/17/2019	<0.0005	
3/12/2020	<0.0005	
9/21/2020	<0.0005	
3/19/2021	<0.0005	
8/11/2021	<0.0005	
2/4/2022	<0.0005	
8/18/2022	<0.0005	
2/20/2023	<0.0005	
8/1/2023	<0.0005	
2/28/2024		<0.0005
8/12/2024		<0.0005

ND substitution: RL or RL/2 if <15% NDs.

Prediction Limit

Constituent: Cadmium (mg/L) Analysis Run 9/11/2024 11:02 AM View: Appendix I Intrawell

Plant Bowen Client: Southern Company Data: Bowen 1, 2, 9, and 10

	GWC-12	GWC-12
8/21/2007	<0.001	
11/1/2007	<0.001	
11/19/2007	<0.001	
1/16/2008	<0.001	
3/5/2008	<0.001	
5/13/2008	<0.001	
12/13/2008	<0.001	
4/16/2009	<0.001	
10/21/2009	<0.001	
4/27/2010	<0.001	
10/5/2010	<0.001	
4/19/2011	<0.001	
10/12/2011	<0.001	
4/24/2012	<0.001	
10/2/2012	<0.001	
4/2/2013	<0.001	
10/9/2013	<0.001	
4/1/2014	<0.001	
10/2/2014	<0.001	
4/1/2015	<0.001	
10/14/2015	0.00025 (J)	
4/4/2016	0.000136 (J)	
5/27/2016	0.000131 (J)	
8/3/2016	<0.001	
9/30/2016	9E-05 (J)	
11/22/2016	<0.001	
2/13/2017	0.0001 (J)	
4/11/2017	0.0003 (J)	
6/14/2017	0.0003 (J)	
10/4/2017	0.0002 (J)	
3/22/2018	0.00032 (J)	
9/18/2018	0.00057 (J)	
3/23/2019	0.00035 (J)	
9/17/2019	0.000575 (JD)	
3/12/2020	0.00089 (J)	
9/21/2020	0.00025 (J)	
3/19/2021	0.00027 (J)	
8/11/2021	0.00048 (J)	
2/2/2022	0.0012	
4/28/2022	0.00067	
8/18/2022	0.00052	
2/21/2023	0.0004 (J)	
8/1/2023	0.00035 (J)	
2/27/2024		0.00071
8/12/2024		0.00063

ND substitution: RL or RL/2 if <15% NDs.

Prediction Limit

Constituent: Cadmium (mg/L) Analysis Run 9/11/2024 11:02 AM View: Appendix I Intrawell

Plant Bowen Client: Southern Company Data: Bowen 1, 2, 9, and 10

	GWC-14Z	GWC-14Z
8/24/2007	<0.0005	
11/2/2007	<0.0005	
11/17/2007	<0.0005	
1/15/2008	<0.0005	
3/5/2008	<0.0005	
5/7/2008	<0.0005	
12/2/2008	<0.0005	
4/16/2009	<0.0005	
10/20/2009	<0.0005	
4/20/2010	<0.0005	
9/29/2010	<0.0005	
4/12/2011	<0.0005	
10/4/2011	<0.0005	
4/4/2012	<0.0005	
10/10/2012	<0.0005	
4/15/2013	<0.0005	
10/22/2013	<0.0005	
4/21/2014	<0.0005	
9/30/2014	<0.0005	
4/3/2015	<0.0005	
10/7/2015	<0.0005	
4/5/2016	<0.0005	
6/1/2016	<0.0005	
8/9/2016	<0.0005	
11/28/2016	<0.0005	
2/9/2017	0.0001 (J)	
4/11/2017	<0.0005	
6/14/2017	<0.0005	
7/12/2017	<0.0005	
10/5/2017	<0.0005	
3/22/2018	<0.0005	
9/19/2018	<0.0005	
3/22/2019	<0.0005	
9/17/2019	<0.0005	
3/13/2020	<0.0005	
9/21/2020	<0.0005	
3/18/2021	<0.0005	
8/11/2021	<0.0005	
2/4/2022	<0.0005	
8/18/2022	<0.0005	
2/22/2023	<0.0005	
8/1/2023	<0.0005	
2/28/2024		<0.0005
8/13/2024		<0.0005

ND substitution: RL or RL/2 if <15% NDs.

Prediction Limit

Constituent: Cadmium (mg/L) Analysis Run 9/11/2024 11:02 AM View: Appendix I Intrawell

Plant Bowen Client: Southern Company Data: Bowen 1, 2, 9, and 10

	GWC-15R	GWC-15R
8/23/2007	<0.0005	
11/2/2007	<0.0005	
11/17/2007	<0.0005	
1/15/2008	<0.0005	
3/6/2008	<0.0005	
5/7/2008	<0.0005	
12/2/2008	<0.0005	
4/28/2009	<0.0005	
10/19/2009	<0.0005	
4/27/2010	<0.0005	
10/4/2010	<0.0005	
4/18/2011	<0.0005	
10/12/2011	<0.0005	
4/23/2012	<0.0005	
10/10/2012	<0.0005	
4/15/2013	<0.0005	
10/22/2013	<0.0005	
4/21/2014	<0.0005	
9/30/2014	<0.0005	
4/3/2015	<0.0005	
10/7/2015	0.00028 (J)	
4/5/2016	0.000194 (J)	
5/31/2016	0.000206 (J)	
8/4/2016	<0.0005	
9/29/2016	0.0002 (J)	
11/23/2016	0.0001 (J)	
2/10/2017	<0.0005	
4/12/2017	<0.0005	
6/15/2017	<0.0005	
10/6/2017	<0.0005	
3/23/2018	<0.0005	
9/19/2018	<0.0005	
3/25/2019	<0.0005	
9/17/2019	<0.0005	
3/13/2020	<0.0005	
9/21/2020	<0.0005	
3/18/2021	<0.0005	
8/11/2021	<0.0005	
2/4/2022	<0.0005	
8/19/2022	<0.0005	
2/22/2023	<0.0005	
8/2/2023	<0.0005	
2/28/2024		<0.0005
8/13/2024		<0.0005

ND substitution: RL or RL/2 if <15% NDs.

Prediction Limit

Constituent: Cadmium (mg/L) Analysis Run 9/11/2024 11:02 AM View: Appendix I Intrawell

Plant Bowen Client: Southern Company Data: Bowen 1, 2, 9, and 10

	GWC-44	GWC-44
3/16/2016	<0.0005	
5/16/2016	<0.0005	
7/25/2016	<0.0005	
9/19/2016	<0.0005	
11/3/2016	<0.0005	
1/19/2017	<0.0005	
3/28/2017	<0.0005	
6/5/2017	8E-05 (J)	
9/26/2017	<0.0005	
3/15/2018	<0.0005	
9/12/2018	<0.0005	
3/14/2019	<0.0005	
9/11/2019	<0.0005	
3/10/2020	<0.0005	
9/15/2020	<0.0005	
3/11/2021	<0.0005	
8/4/2021	<0.0005	
1/31/2022	<0.0005	
8/15/2022	<0.0005	
2/14/2023	<0.0005	
7/26/2023	<0.0005	
2/20/2024		<0.0005
8/6/2024		<0.0005

ND substitution: RL or RL/2 if <15% NDs.

Prediction Limit

Constituent: Cadmium (mg/L) Analysis Run 9/11/2024 11:02 AM View: Appendix I Intrawell

Plant Bowen Client: Southern Company Data: Bowen 1, 2, 9, and 10

	GWC-45R	GWC-45R
3/16/2016	0.000113 (J)	
5/16/2016	<0.0005 (D)	
7/25/2016	<0.0005 (D)	
9/19/2016	<0.0005 (D)	
11/3/2016	<0.0005 (D)	
1/20/2017	<0.0005 (D)	
3/29/2017	<0.0005 (D)	
6/7/2017	<0.0005	
9/27/2017	<0.0005	
3/15/2018	<0.0005	
9/13/2018	<0.0005	
3/14/2019	<0.0005 (D)	
9/11/2019	<0.0005 (D)	
3/10/2020	<0.0005	
9/11/2020	<0.0005	
3/11/2021	<0.0005	
8/6/2021	<0.0005	
2/1/2022	<0.0005	
8/12/2022	<0.0005	
2/14/2023	<0.0005	
7/26/2023	<0.0005	
2/20/2024		<0.0005
8/5/2024		<0.0005

ND substitution: RL or RL/2 if <15% NDs.

Prediction Limit

Constituent: Cadmium (mg/L) Analysis Run 9/11/2024 11:02 AM View: Appendix I Intrawell

Plant Bowen Client: Southern Company Data: Bowen 1, 2, 9, and 10

	GWC-47	GWC-47
3/10/2016	<0.0005	
5/18/2016	<0.0005	
7/27/2016	<0.0005	
9/20/2016	8E-05 (J)	
11/7/2016	<0.0005	
1/23/2017	<0.0005	
3/29/2017	<0.0005	
6/8/2017	<0.0005	
9/27/2017	<0.0005	
3/15/2018	9.3E-05 (J)	
9/13/2018	<0.0005	
3/15/2019	0.00015 (J)	
9/12/2019	<0.0005	
3/9/2020	0.00015 (J)	
9/14/2020	0.00014 (J)	
3/11/2021	0.00018 (J)	
8/5/2021	<0.0005	
2/1/2022	0.00014 (J)	
8/15/2022	<0.0005	
2/14/2023	<0.0005	
7/27/2023	0.00017 (J)	
2/21/2024		0.0002 (J)
8/5/2024		0.00019 (J)

ND substitution: RL or RL/2 if <15% NDs.

Prediction Limit

Constituent: Cadmium (mg/L) Analysis Run 9/11/2024 11:02 AM View: Appendix I Intrawell

Plant Bowen Client: Southern Company Data: Bowen 1, 2, 9, and 10

	GWC-47R	GWC-47R
3/10/2016	<0.0005	
5/18/2016	<0.0005	
7/27/2016	<0.0005	
9/20/2016	<0.0005	
11/4/2016	<0.0005	
1/20/2017	<0.0005	
3/29/2017	<0.0005	
6/8/2017	<0.0005	
9/27/2017	<0.0005	
3/16/2018	<0.0005	
9/13/2018	<0.0005	
3/19/2019	<0.0005	
9/11/2019	<0.0005	
3/9/2020	<0.0005	
9/15/2020	<0.0005	
3/11/2021	<0.0005	
8/5/2021	<0.0005	
2/1/2022	<0.0005	
8/15/2022	0.00016 (J)	
2/14/2023	<0.0005	
7/27/2023	<0.0005	
2/21/2024		<0.0005
8/5/2024		<0.0005

ND substitution: RL or RL/2 if <15% NDs.

Prediction Limit

Constituent: Cadmium (mg/L) Analysis Run 9/11/2024 11:02 AM View: Appendix I Intrawell

Plant Bowen Client: Southern Company Data: Bowen 1, 2, 9, and 10

	GWC-48	GWC-48
3/10/2016	0.000148 (J)	
5/17/2016	0.000251 (J)	
7/27/2016	0.0002 (J)	
9/20/2016	0.0002 (J)	
11/4/2016	0.0001 (J)	
1/23/2017	<0.001	
3/28/2017	0.0001 (J)	
6/8/2017	0.0002 (J)	
9/29/2017	0.0002 (J)	
3/15/2018	0.00018 (J)	
9/13/2018	0.00012 (J)	
3/15/2019	0.00018 (J)	
9/11/2019	0.00021 (JD)	
3/9/2020	0.00016 (J)	
9/14/2020	0.00019 (J)	
3/11/2021	0.00021 (J)	
8/4/2021	0.0002 (J)	
1/31/2022	0.0002 (J)	
8/15/2022	0.00022 (J)	
2/14/2023	0.00015 (J)	
7/26/2023	0.00033 (J)	
2/21/2024		0.00027 (J)
8/5/2024		0.00021 (J)

ND substitution: RL or RL/2 if <15% NDs.

Prediction Limit

Constituent: Cadmium (mg/L) Analysis Run 9/11/2024 11:02 AM View: Appendix I Intrawell

Plant Bowen Client: Southern Company Data: Bowen 1, 2, 9, and 10

	GWC-49Z	GWC-49Z
3/17/2016	<0.0005	
5/18/2016	<0.0005	
7/28/2016	<0.0005	
9/21/2016	9E-05 (J)	
11/7/2016	0.0001 (J)	
1/24/2017	0.0002 (J)	
3/30/2017	0.0002 (J)	
6/9/2017	0.0002 (J)	
9/29/2017	0.0002 (J)	
3/15/2018	0.0001 (J)	
9/14/2018	<0.0005	
3/19/2019	<0.0005	
9/11/2019	<0.0005	
3/9/2020	<0.0005	
9/14/2020	<0.0005	
3/15/2021	<0.0005	
8/5/2021	<0.0005	
2/1/2022	<0.0005	
8/15/2022	<0.0005	
2/14/2023	<0.0005	
7/27/2023	<0.0005	
2/21/2024		<0.0005
8/6/2024		<0.0005

ND substitution: RL or RL/2 if <15% NDs.

Prediction Limit

Constituent: Cadmium (mg/L) Analysis Run 9/11/2024 11:02 AM View: Appendix I Intrawell

Plant Bowen Client: Southern Company Data: Bowen 1, 2, 9, and 10

	GWC-5	GWC-5
8/23/2007	<0.0005	
10/25/2007	<0.0005	
11/19/2007	<0.0005	
1/23/2008	<0.0005	
3/11/2008	<0.0005	
5/12/2008	<0.0005	
12/11/2008	<0.0005	
4/15/2009	<0.0005	
10/9/2009	<0.0005	
5/4/2010	<0.0005	
10/12/2010	<0.0005	
4/28/2011	<0.0005	
10/19/2011	<0.0005	
5/2/2012	<0.0005	
10/9/2012	<0.0005	
4/11/2013	<0.0005	
10/16/2013	<0.0005	
4/23/2014	<0.0005	
10/3/2014	0.00033 (J)	
3/31/2015	<0.0005	
10/12/2015	<0.0005	
3/28/2016	0.000102 (J)	
5/25/2016	0.000148 (J)	
8/1/2016	0.0001 (J)	
9/27/2016	0.0001 (J)	
11/11/2016	9E-05 (J)	
1/31/2017	<0.0005	
4/3/2017	0.0001 (J)	
6/12/2017	<0.0005	
10/3/2017	<0.0005	
3/19/2018	<0.0005	
9/17/2018	<0.0005	
3/20/2019	<0.0005	
9/16/2019	<0.0005	
3/16/2020	<0.0005	
9/16/2020	<0.0005	
3/17/2021	0.00013 (J)	
8/9/2021	<0.0005	
2/2/2022	<0.0005	
8/16/2022	<0.0005	
2/20/2023	<0.0005	
7/28/2023	<0.0005	
2/26/2024		<0.0005
8/8/2024		<0.0005

ND substitution: RL or RL/2 if <15% NDs.

Prediction Limit

Constituent: Cadmium (mg/L) Analysis Run 9/11/2024 11:02 AM View: Appendix I Intrawell

Plant Bowen Client: Southern Company Data: Bowen 1, 2, 9, and 10

	GWC-6	GWC-6
8/22/2007	<0.0005	
10/25/2007	<0.0005	
11/20/2007	<0.0005	
1/23/2008	<0.0005	
3/11/2008	<0.0005	
5/14/2008	<0.0005	
12/11/2008	<0.0005	
4/23/2009	<0.0005	
10/9/2009	<0.0005	
5/4/2010	<0.0005	
10/11/2010	<0.0005	
4/26/2011	<0.0005	
10/18/2011	<0.0005	
5/2/2012	<0.0005	
10/8/2012	<0.0005	
4/10/2013	<0.0005	
10/8/2013	<0.0005	
4/14/2014	<0.0005	
10/3/2014	<0.0005	
4/1/2015	<0.0005	
10/9/2015	<0.0005	
3/29/2016	<0.0005	
5/24/2016	<0.0005	
8/1/2016	<0.0005	
9/26/2016	8E-05 (J)	
11/18/2016	8E-05 (J)	
2/1/2017	<0.0005	
4/6/2017	<0.0005	
6/13/2017	<0.0005	
10/3/2017	<0.0005	
3/19/2018	<0.0005	
9/17/2018	<0.0005	
3/21/2019	<0.0005	
9/16/2019	<0.0005	
3/12/2020	<0.0005	
9/16/2020	<0.0005	
3/17/2021	<0.0005	
8/10/2021	<0.0005	
2/2/2022	<0.0005	
8/17/2022	<0.0005	
2/17/2023	<0.0005	
7/31/2023	<0.0005	
2/26/2024		<0.0005
8/8/2024		<0.0005

ND substitution: RL or RL/2 if <15% NDs.

Prediction Limit

Constituent: Cadmium (mg/L) Analysis Run 9/11/2024 11:02 AM View: Appendix I Intrawell

Plant Bowen Client: Southern Company Data: Bowen 1, 2, 9, and 10

	GWC-7Z	GWC-7Z
5/31/2016	<0.0005	
8/2/2016	<0.0005	
9/27/2016	<0.0005	
11/21/2016	<0.0005	
2/1/2017	9E-05 (J)	
4/6/2017	<0.0005	
6/13/2017	<0.0005	
7/14/2017	<0.0005	
10/3/2017	<0.0005	
3/20/2018	<0.0005	
9/18/2018	<0.0005	
3/21/2019	<0.0005	
9/13/2019	<0.0005	
3/12/2020	<0.0005	
9/16/2020	<0.0005	
3/17/2021	<0.0005	
8/10/2021	<0.0005	
2/2/2022	<0.0005	
8/17/2022	<0.0005	
2/20/2023	<0.0005	
7/31/2023	<0.0005	
2/26/2024		<0.0005
8/8/2024		<0.0005

ND substitution: RL or RL/2 if <15% NDs.

Prediction Limit

Constituent: Cadmium (mg/L) Analysis Run 9/11/2024 11:02 AM View: Appendix I Intrawell

Plant Bowen Client: Southern Company Data: Bowen 1, 2, 9, and 10

	GWC-8Z	GWC-8Z
5/26/2015	<0.0005	
6/18/2015	<0.0005 (D)	
7/2/2015	<0.0005	
10/8/2015	<0.0005	
3/22/2016	<0.0005	
5/25/2016	<0.0005	
8/2/2016	<0.0005	
9/26/2016	<0.0005	
11/21/2016	<0.0005	
2/3/2017	0.0001 (J)	
4/7/2017	<0.0005	
6/13/2017	0.0002 (J)	
10/3/2017	<0.0005	
3/20/2018	<0.0005	
9/18/2018	<0.0005	
5/6/2019	<0.0005	
9/16/2019	<0.0005	
3/16/2020	<0.0005	
9/17/2020	<0.0005	
3/18/2021	<0.0005	
8/10/2021	<0.0005	
2/2/2022	<0.0005	
8/17/2022	<0.0005	
2/20/2023	<0.0005	
7/31/2023	<0.0005	
2/26/2024		<0.0005
8/12/2024		<0.0005

ND substitution: RL or RL/2 if <15% NDs.

Prediction Limit

Constituent: Chromium (mg/L) Analysis Run 9/11/2024 11:02 AM View: Appendix I Intrawell

Plant Bowen Client: Southern Company Data: Bowen 1, 2, 9, and 10

	GWA-1	GWA-1
8/23/2007	<0.005	
10/23/2007	0.011	
11/18/2007	0.038 (O)	
1/30/2008	0.11 (O)	
3/10/2008	0.038 (O)	
5/13/2008	0.012	
12/5/2008	<0.005	
4/15/2009	<0.005	
10/7/2009	0.0065	
5/3/2010	<0.005	
10/12/2010	<0.005	
4/27/2011	<0.005	
10/17/2011	<0.005	
5/2/2012	<0.005	
10/8/2012	<0.005	
4/12/2013	0.0019	
10/16/2013	0.0024	
4/11/2014	0.0013 (J)	
9/30/2014	<0.005	
3/30/2015	0.0047	
10/13/2015	<0.005	
3/22/2016	<0.005	
5/19/2016	<0.005	
7/29/2016	<0.005	
9/23/2016	<0.005	
11/9/2016	0.0011 (J)	
1/30/2017	<0.005	
3/30/2017	<0.005	
6/9/2017	<0.005	
10/2/2017	<0.005	
3/16/2018	<0.005	
9/17/2018	<0.005 (D)	
3/20/2019	<0.005	
9/12/2019	<0.005	
3/11/2020	0.0012 (J)	
9/15/2020	<0.005	
3/16/2021	<0.005	
8/9/2021	<0.005	
2/1/2022	<0.005	
8/16/2022	<0.005	
2/16/2023	<0.005	
7/27/2023	<0.005	
2/22/2024		<0.005
8/7/2024		<0.005

ND substitution: RL or RL/2 if <15% NDs.

Prediction Limit

Constituent: Chromium (mg/L) Analysis Run 9/11/2024 11:02 AM View: Appendix I Intrawell

Plant Bowen Client: Southern Company Data: Bowen 1, 2, 9, and 10

	GWA-2	GWA-2
8/23/2007	0.0045	
10/24/2007	0.039 (O)	
11/18/2007	0.059 (O)	
1/31/2008	0.0067	
3/11/2008	0.03 (O)	
5/6/2008	0.0062	
12/4/2008	0.009	
4/21/2009	0.0022	
10/7/2009	<0.005	
4/26/2010	<0.005	
10/4/2010	<0.005	
4/13/2011	<0.005	
10/5/2011	<0.005	
4/11/2012	<0.005	
10/9/2012	<0.005	
4/15/2013	0.0013	
10/15/2013	0.0023	
4/22/2014	<0.005	
9/30/2014	<0.005	
3/30/2015	0.0011 (J)	
10/13/2015	<0.005	
3/23/2016	<0.005	
5/20/2016	<0.005	
7/29/2016	<0.005	
9/23/2016	<0.005	
11/9/2016	<0.005	
1/31/2017	<0.005	
3/30/2017	<0.005	
6/12/2017	0.0008 (J)	
10/2/2017	<0.005	
3/19/2018	0.0031 (J)	
9/14/2018	<0.005	
3/20/2019	<0.005	
9/12/2019	<0.005 (D)	
3/11/2020	0.0025 (J)	
9/15/2020	0.00086 (J)	
3/17/2021	<0.005	
8/9/2021	<0.005	
2/1/2022	<0.005	
8/16/2022	<0.005	
2/16/2023	<0.005	
7/27/2023	<0.005	
2/22/2024		<0.005
8/7/2024		<0.005

ND substitution: RL or RL/2 if <15% NDs.

Prediction Limit

Constituent: Chromium (mg/L) Analysis Run 9/11/2024 11:02 AM View: Appendix I Intrawell

Plant Bowen Client: Southern Company Data: Bowen 1, 2, 9, and 10

	GWA-2R	GWA-2R
8/23/2007	<0.005	
10/24/2007	0.0033	
11/18/2007	0.012	
1/31/2008	0.052 (O)	
3/10/2008	0.01	
5/13/2008	0.0068	
12/4/2008	0.0017	
4/21/2009	<0.005	
10/8/2009	<0.005	
4/21/2010	<0.005	
9/28/2010	<0.005	
4/12/2011	<0.005	
10/4/2011	<0.005	
4/3/2012	<0.005	
10/9/2012	<0.005	
4/11/2013	<0.005	
10/16/2013	<0.005	
4/10/2014	<0.005	
9/30/2014	<0.005	
3/30/2015	<0.005	
10/13/2015	<0.005	
3/23/2016	<0.005	
5/19/2016	<0.005	
7/29/2016	<0.005	
9/22/2016	<0.005	
11/10/2016	<0.005	
1/31/2017	<0.005	
4/3/2017	<0.005	
6/9/2017	<0.005	
10/2/2017	<0.005	
3/16/2018	<0.005	
9/14/2018	<0.005	
3/19/2019	<0.005	
9/13/2019	<0.005	
3/11/2020	0.0042 (J)	
9/15/2020	<0.005	
3/16/2021	<0.005	
8/9/2021	<0.005	
2/1/2022	<0.005	
8/16/2022	<0.005	
2/16/2023	<0.005	
7/27/2023	<0.005	
2/26/2024		<0.005
8/6/2024		<0.005

ND substitution: RL or RL/2 if <15% NDs.

Prediction Limit

Constituent: Chromium (mg/L) Analysis Run 9/11/2024 11:02 AM View: Appendix I Intrawell

Plant Bowen Client: Southern Company Data: Bowen 1, 2, 9, and 10

	GWA-39RZ	GWA-39RZ
5/16/2016	<0.005 (D)	
7/27/2016	0.0017 (JD)	
2/21/2017	0.001 (J)	
3/27/2017	<0.005 (D)	
6/8/2017	<0.005 (D)	
7/17/2017	<0.005 (D)	
7/27/2017	0.0005 (J)	
8/9/2017	0.0005 (J)	
9/29/2017	0.0006 (JD)	
3/16/2018	<0.005	
9/14/2018	<0.005	
3/14/2019	0.004 (J)	
3/9/2020	0.0016 (J)	
9/16/2020	0.00058 (J)	
3/16/2021	0.0008 (J)	
8/6/2021	<0.005	
2/2/2022	0.0012 (J)	
8/16/2022	<0.005	
2/14/2023	<0.005	
7/25/2023	<0.005	
2/19/2024		<0.005
8/1/2024		<0.005

ND substitution: RL or RL/2 if <15% NDs.

Prediction Limit

Constituent: Chromium (mg/L) Analysis Run 9/11/2024 11:02 AM View: Appendix I Intrawell

Plant Bowen Client: Southern Company Data: Bowen 1, 2, 9, and 10

	GWA-39Z	GWA-39Z
3/14/2016	<0.005	
5/11/2016	<0.005	
7/19/2016	<0.005	
9/15/2016	<0.005	
11/2/2016	<0.005	
1/18/2017	<0.005	
3/28/2017	<0.005 (*)	
6/7/2017	<0.005	
9/26/2017	<0.005	
3/14/2018	<0.005	
9/12/2018	<0.005	
3/15/2019	<0.005	
9/9/2019	<0.005	
3/9/2020	0.069 (o)	
9/10/2020	<0.005	
3/12/2021	0.00064 (J)	
8/4/2021	<0.005	
1/31/2022	<0.005	
8/10/2022	<0.005	
2/13/2023	<0.005	
7/26/2023	<0.005	
2/19/2024		<0.005
8/1/2024		<0.005

ND substitution: RL or RL/2 if <15% NDs.

Prediction Limit

Constituent: Chromium (mg/L) Analysis Run 9/11/2024 11:02 AM View: Appendix I Intrawell

Plant Bowen Client: Southern Company Data: Bowen 1, 2, 9, and 10

	GWA-3A	GWA-3A
8/23/2007	<0.005	
11/2/2007	0.027 (O)	
11/18/2007	0.17 (O)	
1/31/2008	0.012	
3/11/2008	0.063 (O)	
5/14/2008	0.057 (O)	
12/5/2008	<0.005	
4/15/2009	<0.005	
10/8/2009	<0.005	
4/28/2010	<0.005	
10/6/2010	<0.005	
4/21/2011	<0.005	
10/13/2011	<0.005	
5/1/2012	<0.005	
10/9/2012	<0.005	
4/11/2013	<0.005	
10/16/2013	0.0013	
4/23/2014	<0.005	
10/4/2014	<0.005	
3/31/2015	<0.005	
10/12/2015	<0.005	
3/23/2016	<0.005	
5/23/2016	<0.005	
7/29/2016	<0.005	
9/22/2016	0.0013 (J)	
11/10/2016	<0.005	
1/31/2017	<0.005	
3/30/2017	<0.005	
6/12/2017	<0.005	
10/4/2017	<0.005	
3/19/2018	<0.005	
9/17/2018	<0.005	
3/20/2019	<0.005	
9/13/2019	0.00073 (J)	
3/11/2020	0.00095 (J)	
3/29/2021	0.00062 (J)	
8/9/2021	<0.005	
2/2/2022	0.0069	
8/16/2022	<0.005	
2/17/2023	<0.005	
8/1/2023	<0.005	
2/22/2024		<0.005
8/8/2024		<0.005

ND substitution: RL or RL/2 if <15% NDs.

Prediction Limit

Constituent: Chromium (mg/L) Analysis Run 9/11/2024 11:02 AM View: Appendix I Intrawell

Plant Bowen Client: Southern Company Data: Bowen 1, 2, 9, and 10

	GWA-40	GWA-40
3/15/2016	<0.005	
5/11/2016	<0.005	
7/21/2016	<0.005	
9/15/2016	<0.005	
11/3/2016	<0.005	
1/17/2017	<0.005	
3/24/2017	<0.005 (*)	
5/24/2017	0.0008 (J)	
9/26/2017	0.0005 (J)	
3/14/2018	<0.005	
9/12/2018	<0.005	
3/13/2019	<0.005	
9/9/2019	<0.005	
3/9/2020	0.0009 (J)	
9/11/2020	<0.005	
3/10/2021	0.00075 (J)	
8/4/2021	<0.005	
1/31/2022	<0.005	
8/12/2022	<0.005	
2/13/2023	<0.005	
7/26/2023	<0.005	
2/19/2024		<0.005
8/1/2024		<0.005

ND substitution: RL or RL/2 if <15% NDs.

Prediction Limit

Constituent: Chromium (mg/L) Analysis Run 9/11/2024 11:02 AM View: Appendix I Intrawell

Plant Bowen Client: Southern Company Data: Bowen 1, 2, 9, and 10

	GWA-41	GWA-41
3/15/2016	<0.005	
5/12/2016	<0.005	
7/20/2016	<0.005	
9/15/2016	<0.005	
11/3/2016	<0.005	
1/18/2017	<0.005	
3/24/2017	<0.005 (*)	
6/6/2017	<0.005	
9/25/2017	<0.005	
3/14/2018	<0.005	
9/12/2018	<0.005	
3/14/2019	<0.005	
9/10/2019	<0.005 (D)	
3/6/2020	0.015	
9/10/2020	<0.005	
3/11/2021	0.0015 (J)	
8/4/2021	<0.005	
1/31/2022	<0.005	
8/11/2022	<0.005	
2/13/2023	<0.005	
7/25/2023	<0.005	
2/19/2024		<0.005
8/1/2024		<0.005

ND substitution: RL or RL/2 if <15% NDs.

Prediction Limit

Constituent: Chromium (mg/L) Analysis Run 9/11/2024 11:02 AM View: Appendix I Intrawell

Plant Bowen Client: Southern Company Data: Bowen 1, 2, 9, and 10

	GWA-41R	GWA-41R
3/15/2016	<0.005	
5/13/2016	<0.005	
7/21/2016	<0.005	
9/21/2016	<0.005	
11/3/2016	<0.005	
1/17/2017	<0.005	
3/27/2017	<0.005	
6/6/2017	0.0004 (J)	
9/25/2017	<0.005	
3/14/2018	<0.005	
9/12/2018	<0.005	
3/14/2019	<0.005	
9/10/2019	<0.005	
3/9/2020	0.0004 (J)	
9/10/2020	<0.005	
3/10/2021	<0.005	
8/4/2021	<0.005	
1/31/2022	<0.005	
8/11/2022	<0.005	
2/13/2023	<0.005	
7/25/2023	<0.005	
2/19/2024		<0.005
8/1/2024		<0.005

ND substitution: RL or RL/2 if <15% NDs.

Prediction Limit

Constituent: Chromium (mg/L) Analysis Run 9/11/2024 11:02 AM View: Appendix I Intrawell

Plant Bowen Client: Southern Company Data: Bowen 1, 2, 9, and 10

	GWA-42	GWA-42
3/11/2016	<0.005	
5/16/2016	<0.005	
7/22/2016	<0.005	
9/19/2016	<0.005	
11/3/2016	<0.005	
1/17/2017	<0.005	
3/27/2017	<0.005	
6/7/2017	<0.005	
9/26/2017	<0.005	
3/14/2018	<0.005	
9/14/2018	<0.005	
3/14/2019	<0.005	
9/10/2019	<0.005	
3/6/2020	0.00045 (J)	
9/10/2020	<0.005	
3/11/2021	<0.005	
8/4/2021	<0.005	
1/31/2022	<0.005	
8/10/2022	<0.005	
2/13/2023	<0.005	
7/26/2023	<0.005	
2/20/2024		<0.005
8/1/2024		<0.005

ND substitution: RL or RL/2 if <15% NDs.

Prediction Limit

Constituent: Chromium (mg/L) Analysis Run 9/11/2024 11:02 AM View: Appendix I Intrawell

Plant Bowen Client: Southern Company Data: Bowen 1, 2, 9, and 10

	GWA-43	GWA-43
3/11/2016	<0.005	
5/13/2016	<0.005	
7/19/2016	<0.005	
9/16/2016	<0.005	
11/2/2016	<0.005	
1/18/2017	<0.005	
3/28/2017	<0.005 (*)	
6/6/2017	0.0004 (J)	
9/22/2017	0.0008 (J)	
3/14/2018	<0.005	
9/12/2018	<0.005	
3/13/2019	<0.005	
9/11/2019	0.00051 (J)	
3/9/2020	0.0033 (J)	
9/11/2020	<0.005	
3/11/2021	<0.005	
8/6/2021	<0.005	
1/31/2022	<0.005	
8/11/2022	<0.005	
2/14/2023	0.0016 (J)	
7/25/2023	<0.005	
2/20/2024		<0.005
8/2/2024		<0.005

ND substitution: RL or RL/2 if <15% NDs.

Prediction Limit

Constituent: Chromium (mg/L) Analysis Run 9/11/2024 11:02 AM View: Appendix I Intrawell

Plant Bowen Client: Southern Company Data: Bowen 1, 2, 9, and 10

	GWA-43R	GWA-43R
3/11/2016	0.00212 (J)	
5/13/2016	<0.005	
7/19/2016	0.0006 (J)	
9/16/2016	<0.005	
11/2/2016	<0.005	
1/18/2017	0.0014 (J)	
3/28/2017	<0.005 (*)	
6/6/2017	0.0009 (J)	
9/22/2017	0.0006 (J)	
3/15/2018	0.0017 (J)	
9/12/2018	<0.005	
3/13/2019	<0.005	
9/11/2019	0.00066 (J)	
3/9/2020	0.0014 (J)	
9/14/2020	0.0011 (J)	
3/11/2021	0.0011 (J)	
8/5/2021	<0.005	
1/31/2022	0.0011 (J)	
8/10/2022	<0.005	
2/13/2023	<0.005	
7/25/2023	<0.005	
2/20/2024		<0.005
8/2/2024		<0.005

ND substitution: RL or RL/2 if <15% NDs.

Prediction Limit

Constituent: Chromium (mg/L) Analysis Run 9/11/2024 11:02 AM View: Appendix I Intrawell

Plant Bowen Client: Southern Company Data: Bowen 1, 2, 9, and 10

	GWA-50	GWA-50
12/12/2008	<0.005	
4/23/2009	<0.005	
10/6/2009	<0.005	
4/27/2010	<0.005	
9/30/2010	0.0014	
4/14/2011	0.0014	
10/5/2011	<0.005	
4/11/2012	<0.005	
10/2/2012	<0.005	
4/9/2013	<0.005	
10/15/2013	<0.005	
4/10/2014	0.0013 (J)	
10/1/2014	<0.005	
3/30/2015	<0.005	
10/11/2015	<0.005	
3/28/2016	<0.005	
5/23/2016	<0.005	
8/1/2016	<0.005	
9/26/2016	<0.005	
11/10/2016	<0.005	
1/30/2017	<0.005	
4/7/2017	<0.005	
6/12/2017	<0.005	
10/2/2017	<0.005	
3/16/2018	<0.005	
9/17/2018	<0.005	
3/19/2019	<0.005	
9/13/2019	<0.005	
3/11/2020	0.0011 (J)	
9/16/2020	<0.005	
3/17/2021	<0.005	
8/9/2021	<0.005	
2/1/2022	<0.005	
8/16/2022	<0.005	
2/16/2023	<0.005	
7/28/2023	<0.005	
2/22/2024		<0.005
8/8/2024		<0.005

ND substitution: RL or RL/2 if <15% NDs.

Prediction Limit

Constituent: Chromium (mg/L) Analysis Run 9/11/2024 11:02 AM View: Appendix I Intrawell

Plant Bowen Client: Southern Company Data: Bowen 1, 2, 9, and 10

	GWA-50R	GWA-50R
12/12/2008	<0.005	
4/23/2009	0.0031	
10/6/2009	0.0024	
5/3/2010	<0.005	
10/11/2010	0.0028	
4/27/2011	0.0041	
10/19/2011	<0.005	
5/1/2012	<0.005	
10/2/2012	0.0019	
4/10/2013	0.0027	
10/16/2013	0.0029	
4/22/2014	0.0024	
10/1/2014	<0.005	
3/30/2015	0.0022	
10/11/2015	<0.005	
3/28/2016	<0.005	
5/25/2016	<0.005	
8/1/2016	<0.005	
9/26/2016	<0.005	
11/11/2016	<0.005	
1/30/2017	<0.005	
4/3/2017	<0.005	
6/12/2017	0.0005 (J)	
10/2/2017	<0.005	
3/16/2018	<0.005	
9/18/2018	<0.005	
3/19/2019	<0.005	
9/12/2019	<0.005	
3/11/2020	<0.005	
9/15/2020	<0.005	
3/17/2021	<0.005	
8/9/2021	<0.005	
2/2/2022	<0.005	
8/17/2022	<0.005	
2/16/2023	<0.005	
7/28/2023	<0.005	
2/22/2024		<0.005
8/8/2024		<0.005

ND substitution: RL or RL/2 if <15% NDs.

Prediction Limit

Constituent: Chromium (mg/L) Analysis Run 9/11/2024 11:02 AM View: Appendix I Intrawell

Plant Bowen Client: Southern Company Data: Bowen 1, 2, 9, and 10

	GWC-10	GWC-10
8/21/2007	0.0015	
11/1/2007	0.011	
11/20/2007	0.042 (o)	
1/30/2008	0.034	
3/6/2008	0.027	
5/12/2008	0.015	
12/13/2008	0.0036	
4/29/2009	<0.005	
10/20/2009	<0.005	
4/26/2010	<0.005	
9/29/2010	0.0034	
4/13/2011	<0.005	
10/5/2011	0.0032	
4/4/2012	<0.005	
10/3/2012	0.0047	
4/3/2013	0.0014	
10/15/2013	0.002	
4/9/2014	<0.005	
10/2/2014	<0.005	
4/2/2015	<0.005	
10/10/2015	0.0013	
3/31/2016	<0.005	
5/26/2016	<0.005	
8/5/2016	<0.005	
9/28/2016	<0.005	
11/22/2016	0.0024 (J)	
2/7/2017	0.0015 (J)	
4/10/2017	<0.005	
6/14/2017	0.0006 (J)	
10/4/2017	0.0027 (J)	
3/20/2018	<0.005	
9/18/2018	<0.005	
3/22/2019	<0.005	
9/17/2019	0.0009 (J)	
3/12/2020	0.00047 (J)	
9/17/2020	0.0011 (J)	
3/18/2021	0.00068 (J)	
8/10/2021	<0.005	
2/4/2022	<0.005	
8/17/2022	0.0013 (J)	
2/20/2023	<0.005	
7/31/2023	0.0019 (J)	
2/27/2024		<0.005
8/12/2024		<0.005

ND substitution: RL or RL/2 if <15% NDs.

Prediction Limit

Constituent: Chromium (mg/L) Analysis Run 9/11/2024 11:02 AM View: Appendix I Intrawell

Plant Bowen Client: Southern Company Data: Bowen 1, 2, 9, and 10

	GWC-10R	GWC-10R
8/21/2007	0.036 (O)	
11/1/2007	0.01	
11/20/2007	0.0039	
1/30/2008	0.019 (O)	
3/6/2008	<0.005	
5/8/2008	0.01	
12/14/2008	0.0038	
4/29/2009	<0.005	
10/21/2009	<0.005	
4/21/2010	<0.005	
9/28/2010	<0.005	
4/12/2011	<0.005	
10/4/2011	0.0019	
4/3/2012	<0.005	
10/8/2012	<0.005	
4/3/2013	<0.005	
10/15/2013	<0.005	
4/9/2014	<0.005	
10/2/2014	<0.005	
4/2/2015	<0.005	
10/12/2015	<0.005	
3/31/2016	<0.005	
5/26/2016	<0.005	
8/3/2016	<0.005	
9/28/2016	<0.005	
11/22/2016	<0.005	
2/7/2017	0.0019 (J)	
4/10/2017	<0.005	
6/14/2017	<0.005	
10/4/2017	<0.005	
3/21/2018	<0.005	
9/18/2018	<0.005	
3/22/2019	<0.005	
9/17/2019	0.00067 (J)	
3/12/2020	<0.005	
9/17/2020	<0.005	
3/18/2021	0.002 (J)	
8/11/2021	<0.005	
2/4/2022	<0.005	
8/18/2022	<0.005	
2/20/2023	<0.005	
7/31/2023	<0.005	
2/27/2024		<0.005
8/12/2024		<0.005

ND substitution: RL or RL/2 if <15% NDs.

Prediction Limit

Constituent: Chromium (mg/L) Analysis Run 9/11/2024 11:02 AM View: Appendix I Intrawell

Plant Bowen Client: Southern Company Data: Bowen 1, 2, 9, and 10

	GWC-11	GWC-11
8/21/2007	<0.005	
11/1/2007	<0.005	
11/18/2007	<0.005	
1/30/2008	<0.005	
3/5/2008	<0.005	
5/7/2008	0.025 (o)	
12/14/2008	0.0021	
4/29/2009	0.011	
10/22/2009	0.01	
4/21/2010	0.0053	
9/28/2010	0.0076	
4/12/2011	0.0095	
10/4/2011	0.0091	
4/3/2012	0.0076	
10/3/2012	0.0039	
4/3/2013	<0.005	
10/9/2013	0.0089	
4/2/2014	<0.005	
10/2/2014	<0.005	
4/1/2015	0.0062	
10/11/2015	<0.005	
4/4/2016	0.00656 (J)	
5/26/2016	0.00752 (J)	
8/3/2016	0.0067 (J)	
9/28/2016	0.0082 (J)	
11/22/2016	0.0045 (J)	
2/8/2017	0.0101	
4/10/2017	0.0094 (J)	
6/15/2017	0.009 (J)	
10/4/2017	0.0008 (J)	
3/21/2018	0.0079 (J)	
9/18/2018	0.0081 (J)	
3/23/2019	<0.005	
9/17/2019	0.0079 (J)	
3/12/2020	0.00084 (J)	
9/21/2020	0.0081 (J)	
3/19/2021	0.0073	
8/11/2021	<0.005	
2/4/2022	0.0071	
8/18/2022	<0.005	
2/20/2023	0.0015 (J)	
8/1/2023	0.0074	
2/28/2024		0.0074
8/13/2024		<0.005

ND substitution: RL or RL/2 if <15% NDs.

Prediction Limit

Constituent: Chromium (mg/L) Analysis Run 9/11/2024 11:02 AM View: Appendix I Intrawell

Plant Bowen Client: Southern Company Data: Bowen 1, 2, 9, and 10

	GWC-11R	GWC-11R
8/21/2007	0.037	
11/1/2007	0.04	
11/18/2007	0.045	
1/30/2008	0.041	
3/6/2008	0.042	
5/7/2008	0.029	
12/14/2008	0.032	
4/29/2009	0.017	
10/22/2009	0.022	
4/21/2010	0.021	
9/29/2010	0.024	
4/13/2011	0.014	
10/4/2011	0.017	
4/4/2012	0.014	
10/3/2012	0.0033	
4/3/2013	0.017	
10/9/2013	0.015	
4/2/2014	0.014	
10/2/2014	0.0048	
4/1/2015	0.0084	
10/11/2015	0.019	
4/4/2016	0.00728 (J)	
5/26/2016	0.00553 (J)	
8/4/2016	0.0071 (J)	
9/28/2016	0.0093 (J)	
11/22/2016	0.0058 (J)	
2/8/2017	0.0072 (J)	
4/10/2017	<0.01	
6/15/2017	0.0066 (J)	
10/4/2017	0.0079 (J)	
3/22/2018	0.0062 (J)	
9/18/2018	0.0062 (J)	
3/23/2019	0.0048 (J)	
9/17/2019	0.0042 (J)	
3/12/2020	0.0042 (J)	
9/21/2020	0.0056 (J)	
3/19/2021	0.0079	
8/11/2021	0.0042 (J)	
2/4/2022	0.0042 (J)	
8/18/2022	0.0046 (J)	
2/20/2023	0.0037 (J)	
8/1/2023	0.005 (J)	
2/28/2024		0.0037 (J)
8/12/2024		0.004 (J)

ND substitution: RL or RL/2 if <15% NDs.

Prediction Limit

Constituent: Chromium (mg/L) Analysis Run 9/11/2024 11:02 AM View: Appendix I Intrawell

Plant Bowen Client: Southern Company Data: Bowen 1, 2, 9, and 10

	GWC-12	GWC-12
8/21/2007	0.0013	
11/1/2007	<0.005	
11/19/2007	0.0056	
1/16/2008	0.039 (o)	
3/5/2008	0.03 (o)	
5/13/2008	0.0057	
12/13/2008	<0.005	
4/16/2009	<0.005	
10/21/2009	0.0015	
4/27/2010	0.0036	
10/5/2010	<0.005	
4/19/2011	0.003	
10/12/2011	<0.005	
4/24/2012	<0.005	
10/2/2012	<0.005	
4/2/2013	0.0018	
10/9/2013	<0.005	
4/1/2014	<0.005	
10/2/2014	<0.005	
4/1/2015	<0.005	
10/14/2015	<0.005	
4/4/2016	<0.005	
5/27/2016	<0.005	
8/3/2016	<0.005	
9/30/2016	<0.005	
11/22/2016	<0.005	
2/13/2017	<0.005	
4/11/2017	<0.005	
6/14/2017	<0.005	
10/4/2017	<0.005	
3/22/2018	<0.005	
9/18/2018	<0.005	
3/23/2019	<0.005	
9/17/2019	0.0058 (JD)	
3/12/2020	<0.005	
9/21/2020	<0.005	
3/19/2021	<0.005	
8/11/2021	<0.005	
2/2/2022	<0.005	
8/18/2022	<0.005	
2/21/2023	<0.005	
8/1/2023	0.0016 (J)	
2/27/2024		<0.005
8/12/2024		<0.005

ND substitution: RL or RL/2 if <15% NDs.

Prediction Limit

Constituent: Chromium (mg/L) Analysis Run 9/11/2024 11:02 AM View: Appendix I Intrawell

Plant Bowen Client: Southern Company Data: Bowen 1, 2, 9, and 10

	GWC-13	GWC-13
8/21/2007	0.0019	
11/1/2007	0.01	
11/19/2007	0.021	
1/31/2008	0.035	
3/5/2008	0.012	
5/12/2008	0.02	
12/13/2008	0.014	
4/28/2009	0.0079	
10/21/2009	0.0092	
4/28/2010	0.0086	
10/5/2010	0.0085	
4/19/2011	0.0089	
10/18/2011	0.0093	
4/25/2012	0.0075	
10/2/2012	0.017	
4/2/2013	0.0097	
10/8/2013	0.011	
4/1/2014	0.0074	
10/1/2014	0.0049	
4/1/2015	0.0072	
10/15/2015	0.0077	
4/4/2016	0.00615 (J)	
5/31/2016	0.00588 (J)	
8/4/2016	0.0056 (J)	
9/29/2016	0.0065 (J)	
11/28/2016	0.0064 (J)	
2/9/2017	0.0078 (J)	
4/12/2017	0.0077 (J)	
6/16/2017	0.0072 (J)	
10/9/2017	0.0079 (J)	
3/21/2018	0.0055 (J)	
9/19/2018	0.0059 (J)	
3/23/2019	0.0058 (J)	
9/18/2019	0.0063 (J)	
3/13/2020	0.0054 (J)	
9/22/2020	0.0062 (J)	
3/18/2021	0.0058	
8/11/2021	0.0074	
2/17/2022	0.0053	
8/18/2022	0.0044 (J)	
2/22/2023	0.0038 (J)	
8/1/2023	0.0047 (J)	
2/27/2024		0.0038 (J)
8/12/2024		0.003 (J)

Prediction Limit

Constituent: Chromium (mg/L) Analysis Run 9/11/2024 11:02 AM View: Appendix I Intrawell

Plant Bowen Client: Southern Company Data: Bowen 1, 2, 9, and 10

	GWC-13RZ	GWC-13RZ
8/21/2007	<0.005	
11/1/2007	0.0042	
11/19/2007	0.0049	
1/31/2008	<0.005	
3/5/2008	<0.005	
5/7/2008	<0.005	
12/12/2008	0.019 (O)	
4/29/2009	0.002	
10/21/2009	0.002	
4/28/2010	0.0049	
10/6/2010	<0.005	
4/20/2011	<0.005	
10/12/2011	<0.005	
4/25/2012	<0.005	
10/2/2012	0.0015	
4/2/2013	0.0017	
10/8/2013	<0.005	
4/1/2014	<0.005	
10/1/2014	<0.005	
3/31/2015	<0.005	
10/14/2015	<0.005	
4/4/2016	<0.005	
6/1/2016	<0.005 (D)	
2/22/2017	0.0012 (J)	
4/11/2017	<0.005	
6/16/2017	<0.005	
7/12/2017	<0.005	
7/28/2017	<0.005	
8/10/2017	<0.005	
10/6/2017	<0.005	
3/23/2018	<0.005	
9/20/2018	<0.005	
3/22/2019	<0.005	
9/18/2019	<0.005	
3/17/2020	0.002 (J)	
9/22/2020	<0.005	
3/19/2021	<0.005	
8/12/2021	<0.005	
2/4/2022	<0.005	
8/19/2022	<0.005	
2/22/2023	0.0024 (J)	
8/2/2023	<0.005	
2/28/2024		<0.005
8/13/2024		<0.005

ND substitution: RL or RL/2 if <15% NDs.

Prediction Limit

Constituent: Chromium (mg/L) Analysis Run 9/11/2024 11:02 AM View: Appendix I Intrawell

Plant Bowen Client: Southern Company Data: Bowen 1, 2, 9, and 10

	GWC-14Z	GWC-14Z
8/24/2007	0.083 (O)	
11/2/2007	0.0071	
11/17/2007	0.012	
1/15/2008	0.043 (o)	
3/5/2008	0.0044	
5/7/2008	0.0084	
12/2/2008	0.0056	
4/16/2009	0.0042	
10/20/2009	0.0037	
4/20/2010	<0.005	
9/29/2010	0.0028	
4/12/2011	<0.005	
10/4/2011	0.0015	
4/4/2012	<0.005	
10/10/2012	0.0029	
4/15/2013	0.0036	
10/22/2013	0.0048	
4/21/2014	0.0043	
9/30/2014	0.0037	
4/3/2015	0.016	
10/7/2015	0.0092	
4/5/2016	0.00605 (J)	
6/1/2016	0.006 (J)	
8/9/2016	0.0086 (JD)	
11/28/2016	<0.005	
2/9/2017	<0.005	
4/11/2017	<0.005	
6/14/2017	0.0006 (J)	
7/12/2017	0.0005 (J)	
10/5/2017	0.0006 (J)	
3/22/2018	<0.005	
9/19/2018	<0.005	
3/22/2019	<0.005	
9/17/2019	0.00046 (X)	
3/13/2020	0.00093 (J)	
9/21/2020	<0.005	
3/18/2021	0.0023 (J)	
8/11/2021	<0.005	
2/4/2022	<0.005	
8/18/2022	<0.005	
2/22/2023	<0.005	
8/1/2023	<0.005	
2/28/2024		<0.005
8/13/2024		<0.005

ND substitution: RL or RL/2 if <15% NDs.

Prediction Limit

Constituent: Chromium (mg/L) Analysis Run 9/11/2024 11:02 AM View: Appendix I Intrawell

Plant Bowen Client: Southern Company Data: Bowen 1, 2, 9, and 10

	GWC-15R	GWC-15R
8/23/2007	0.014	
11/2/2007	0.0036	
11/17/2007	0.031 (O)	
1/15/2008	0.011	
3/6/2008	0.0027	
5/7/2008	0.008	
12/2/2008	0.0059	
4/28/2009	<0.005	
10/19/2009	<0.005	
4/27/2010	<0.005	
10/4/2010	0.0013	
4/18/2011	<0.005	
10/12/2011	0.0014	
4/23/2012	<0.005	
10/10/2012	<0.005	
4/15/2013	0.0021	
10/22/2013	<0.005	
4/21/2014	0.0013 (J)	
9/30/2014	<0.005	
4/3/2015	<0.005	
10/7/2015	<0.005	
4/5/2016	<0.005	
5/31/2016	<0.005	
8/4/2016	<0.005	
9/29/2016	<0.005	
11/23/2016	<0.005	
2/10/2017	<0.005	
4/12/2017	<0.005	
6/15/2017	0.0005 (J)	
10/6/2017	<0.005	
3/23/2018	<0.005	
9/19/2018	<0.005	
3/25/2019	<0.005	
9/17/2019	0.00044 (J)	
3/13/2020	0.0011 (J)	
9/21/2020	0.0016 (J)	
3/18/2021	0.00089 (J)	
8/11/2021	<0.005	
2/4/2022	<0.005	
8/19/2022	<0.005	
2/22/2023	<0.005	
8/2/2023	<0.005	
2/28/2024		<0.005
8/13/2024		<0.005

ND substitution: RL or RL/2 if <15% NDs.

Prediction Limit

Constituent: Chromium (mg/L) Analysis Run 9/11/2024 11:02 AM View: Appendix I Intrawell

Plant Bowen Client: Southern Company Data: Bowen 1, 2, 9, and 10

	GWC-15Z	GWC-15Z
8/24/2007	0.061 (O)	
11/2/2007	0.078 (O)	
11/18/2007	0.085 (O)	
1/15/2008	0.079 (O)	
3/10/2008	0.062 (O)	
5/13/2008	0.044 (O)	
12/2/2008	0.027	
4/28/2009	0.016	
10/20/2009	0.018	
4/27/2010	0.012	
10/5/2010	0.0067	
4/19/2011	0.0081	
10/12/2011	<0.005	
4/25/2012	<0.005	
10/10/2012	<0.005	
4/16/2013	0.0029	
10/22/2013	<0.005	
4/21/2014	<0.005	
9/30/2014	<0.005	
4/3/2015	<0.005	
10/6/2015	<0.005	
4/5/2016	<0.005	
5/31/2016	<0.005	
11/23/2016	<0.005	
2/10/2017	<0.005	
4/11/2017	<0.005	
6/15/2017	0.0005 (J)	
7/12/2017	0.0008 (J)	
7/26/2017	0.0006 (J)	
10/6/2017	0.0008 (J)	
3/23/2018	<0.005	
9/19/2018	<0.005	
3/22/2019	<0.005	
9/17/2019	0.00064 (X)	
3/13/2020	0.0012 (J)	
9/21/2020	0.00089 (J)	
3/18/2021	0.00078 (J)	
8/11/2021	<0.005	
2/7/2022	0.0011 (J)	
8/19/2022	<0.005	
2/22/2023	0.0014 (J)	
8/1/2023	<0.005	
2/28/2024		<0.005
8/13/2024		<0.005

ND substitution: RL or RL/2 if <15% NDs.

Prediction Limit

Constituent: Chromium (mg/L) Analysis Run 9/11/2024 11:02 AM View: Appendix I Intrawell

Plant Bowen Client: Southern Company Data: Bowen 1, 2, 9, and 10

	GWC-44	GWC-44
3/16/2016	<0.005	
5/16/2016	<0.005	
7/25/2016	<0.005	
9/19/2016	<0.005	
11/3/2016	<0.005	
1/19/2017	<0.005	
3/28/2017	<0.005	
6/5/2017	<0.005	
9/26/2017	<0.005	
3/15/2018	<0.005	
9/12/2018	<0.005	
3/14/2019	<0.005	
9/11/2019	<0.005	
3/10/2020	0.00074 (J)	
9/15/2020	<0.005	
3/11/2021	<0.005	
8/4/2021	<0.005	
1/31/2022	<0.005	
8/15/2022	<0.005	
2/14/2023	0.0015 (J)	
7/26/2023	<0.005	
2/20/2024		<0.005
8/6/2024		<0.005

ND substitution: RL or RL/2 if <15% NDs.

Prediction Limit

Constituent: Chromium (mg/L) Analysis Run 9/11/2024 11:02 AM View: Appendix I Intrawell

Plant Bowen Client: Southern Company Data: Bowen 1, 2, 9, and 10

	GWC-45	GWC-45
3/16/2016	<0.005	
5/16/2016	<0.005 (D)	
7/25/2016	<0.005 (D)	
9/19/2016	<0.005 (D)	
11/4/2016	<0.005 (D)	
1/23/2017	<0.005 (D)	
3/29/2017	<0.005 (D)	
6/7/2017	<0.005	
9/27/2017	<0.005	
3/15/2018	<0.005	
9/13/2018	<0.005	
3/14/2019	<0.005 (D)	
9/11/2019	<0.005 (D)	
3/10/2020	0.0007 (J)	
9/11/2020	<0.005	
3/11/2021	<0.005	
8/6/2021	<0.005	
2/1/2022	<0.005	
8/12/2022	<0.005	
2/14/2023	<0.005	
7/26/2023	<0.005	
2/20/2024		<0.005
8/5/2024		<0.005

ND substitution: RL or RL/2 if <15% NDs.

Prediction Limit

Constituent: Chromium (mg/L) Analysis Run 9/11/2024 11:02 AM View: Appendix I Intrawell

Plant Bowen Client: Southern Company Data: Bowen 1, 2, 9, and 10

	GWC-45R	GWC-45R
3/16/2016	<0.005	
5/16/2016	<0.005 (D)	
7/25/2016	<0.005 (D)	
9/19/2016	<0.005 (D)	
11/3/2016	<0.005 (D)	
1/20/2017	<0.005 (D)	
3/29/2017	<0.005 (D)	
6/7/2017	0.0004 (J)	
9/27/2017	<0.005	
3/15/2018	<0.005	
9/13/2018	<0.005	
3/14/2019	<0.005 (D)	
9/11/2019	<0.005 (D)	
3/10/2020	0.00092 (J)	
9/11/2020	0.00067 (J)	
3/11/2021	<0.005	
8/6/2021	<0.005	
2/1/2022	<0.005	
8/12/2022	<0.005	
2/14/2023	0.0058	
7/26/2023	<0.005	
2/20/2024		<0.005
8/5/2024		<0.005

ND substitution: RL or RL/2 if <15% NDs.

Prediction Limit

Constituent: Chromium (mg/L) Analysis Run 9/11/2024 11:02 AM View: Appendix I Intrawell

Plant Bowen Client: Southern Company Data: Bowen 1, 2, 9, and 10

	GWC-46R	GWC-46R
3/10/2016	<0.01	
5/17/2016	<0.01	
7/26/2016	0.0017 (J)	
9/20/2016	0.0015 (J)	
11/4/2016	0.0016 (J)	
1/20/2017	0.0018 (J)	
3/28/2017	<0.01 (*)	
6/7/2017	0.0018 (J)	
9/29/2017	0.0033 (J)	
3/15/2018	0.0021 (J)	
9/13/2018	0.0041 (J)	
3/18/2019	0.0022 (J)	
9/11/2019	0.0038 (J)	
3/10/2020	0.0035 (J)	
9/14/2020	0.006 (J)	
3/11/2021	0.0059	
5/26/2021	0.0052	
8/5/2021	0.0057	
1/31/2022	0.0051	
8/15/2022	0.006	
2/14/2023	0.005 (J)	
7/26/2023	0.0073	
2/21/2024		0.0066
8/5/2024		0.005 (J)

ND substitution: RL or RL/2 if <15% NDs.

Prediction Limit

Constituent: Chromium (mg/L) Analysis Run 9/11/2024 11:02 AM View: Appendix I Intrawell

Plant Bowen Client: Southern Company Data: Bowen 1, 2, 9, and 10

	GWC-47	GWC-47
3/10/2016	0.00202 (J)	
5/18/2016	0.00248 (J)	
7/27/2016	0.0021 (J)	
9/20/2016	0.002 (J)	
11/7/2016	0.0023 (J)	
1/23/2017	0.0011 (J)	
3/29/2017	0.0012 (J)	
6/8/2017	0.0015 (J)	
9/27/2017	0.0021 (J)	
3/15/2018	0.0023 (J)	
9/13/2018	<0.005	
3/15/2019	<0.005	
9/12/2019	0.0014 (J)	
3/9/2020	0.0012 (J)	
9/14/2020	0.0022 (J)	
3/11/2021	0.0013 (J)	
8/5/2021	0.0014 (J)	
2/1/2022	0.0015 (J)	
8/15/2022	0.0015 (J)	
2/14/2023	0.0018 (J)	
7/27/2023	0.0014 (J)	
2/21/2024		0.0021 (J)
8/5/2024		<0.005

ND substitution: RL or RL/2 if <15% NDs.

Prediction Limit

Constituent: Chromium (mg/L) Analysis Run 9/11/2024 11:02 AM View: Appendix I Intrawell

Plant Bowen Client: Southern Company Data: Bowen 1, 2, 9, and 10

	GWC-47R	GWC-47R
3/10/2016	0.00668 (J)	
5/18/2016	0.00606 (JO)	
7/27/2016	0.0023 (J)	
9/20/2016	0.0021 (J)	
11/4/2016	0.0016 (J)	
1/20/2017	0.0016 (J)	
3/29/2017	0.001 (J)	
6/8/2017	0.0024 (J)	
9/27/2017	0.0021 (J)	
3/16/2018	0.003 (J)	
9/13/2018	0.0017 (J)	
3/19/2019	0.018	
9/11/2019	0.0015 (J)	
3/9/2020	0.0023 (J)	
9/15/2020	0.0017 (J)	
3/11/2021	0.0019 (J)	
8/5/2021	0.0022 (J)	
2/1/2022	0.0022 (J)	
8/15/2022	0.0013 (J)	
2/14/2023	0.0027 (J)	
7/27/2023	0.0028 (J)	
2/21/2024		0.0046 (J)
8/5/2024		<0.005

ND substitution: RL or RL/2 if <15% NDs.

Prediction Limit

Constituent: Chromium (mg/L) Analysis Run 9/11/2024 11:02 AM View: Appendix I Intrawell

Plant Bowen Client: Southern Company Data: Bowen 1, 2, 9, and 10

	GWC-48	GWC-48
3/10/2016	0.00207 (J)	
5/17/2016	<0.005	
7/27/2016	0.0017 (J)	
9/20/2016	0.0024 (J)	
11/4/2016	0.0013 (J)	
1/23/2017	<0.005	
3/28/2017	<0.005 (*)	
6/8/2017	0.0016 (J)	
9/29/2017	0.002 (J)	
3/15/2018	<0.005	
9/13/2018	<0.005	
3/15/2019	0.0023 (J)	
9/11/2019	0.00165 (JD)	
3/9/2020	0.0023 (J)	
9/14/2020	0.0024 (J)	
3/11/2021	0.0021 (J)	
8/4/2021	0.0018 (J)	
1/31/2022	0.002 (J)	
8/15/2022	0.0019 (J)	
2/14/2023	0.0019 (J)	
7/26/2023	0.002 (J)	
2/21/2024		<0.005
8/5/2024		<0.005

ND substitution: RL or RL/2 if <15% NDs.

Prediction Limit

Constituent: Chromium (mg/L) Analysis Run 9/11/2024 11:02 AM View: Appendix I Intrawell

Plant Bowen Client: Southern Company Data: Bowen 1, 2, 9, and 10

	GWC-49R	GWC-49R
3/17/2016	<0.005	
5/18/2016	<0.005	
7/27/2016	0.0006 (J)	
9/21/2016	0.0011 (J)	
11/4/2016	<0.005	
1/24/2017	<0.005	
3/29/2017	0.0004 (J)	
6/8/2017	0.0005 (J)	
9/29/2017	0.0005 (J)	
3/15/2018	<0.005	
9/13/2018	<0.005	
3/18/2019	<0.005	
9/11/2019	0.00063 (J)	
3/11/2020	0.0012 (J)	
9/11/2020	<0.005	
3/15/2021	0.00076 (J)	
8/11/2021	<0.005	
2/1/2022	<0.005	
8/15/2022	<0.005	
2/14/2023	<0.005	
7/27/2023	<0.005	
2/21/2024		<0.005
8/6/2024		<0.005

ND substitution: RL or RL/2 if <15% NDs.

Prediction Limit

Constituent: Chromium (mg/L) Analysis Run 9/11/2024 11:02 AM View: Appendix I Intrawell

Plant Bowen Client: Southern Company Data: Bowen 1, 2, 9, and 10

	GWC-49Z	GWC-49Z
3/17/2016	0.00778 (J)	
5/18/2016	<0.005	
7/28/2016	0.0014 (J)	
9/21/2016	0.0009 (J)	
11/7/2016	<0.005	
1/24/2017	<0.005	
3/30/2017	<0.005	
6/9/2017	<0.005	
9/29/2017	<0.005	
3/15/2018	<0.005	
9/14/2018	<0.005	
3/19/2019	0.0017 (J)	
9/11/2019	0.002 (J)	
3/9/2020	0.00096 (J)	
9/14/2020	<0.005	
3/15/2021	<0.005	
8/5/2021	<0.005	
2/1/2022	<0.005	
8/15/2022	<0.005	
2/14/2023	<0.005	
7/27/2023	<0.005	
2/21/2024		<0.005
8/6/2024		<0.005

ND substitution: RL or RL/2 if <15% NDs.

Prediction Limit

Constituent: Chromium (mg/L) Analysis Run 9/11/2024 11:02 AM View: Appendix I Intrawell

Plant Bowen Client: Southern Company Data: Bowen 1, 2, 9, and 10

	GWC-5	GWC-5
8/23/2007	0.0076	
10/25/2007	0.015	
11/19/2007	0.013	
1/23/2008	0.032	
3/11/2008	0.024	
5/12/2008	0.016	
12/11/2008	0.013	
4/15/2009	0.0073	
10/9/2009	0.0037	
5/4/2010	<0.005	
10/12/2010	0.0023	
4/28/2011	0.002	
10/19/2011	0.0015	
5/2/2012	<0.005	
10/9/2012	<0.005	
4/11/2013	0.0015	
10/16/2013	<0.005	
4/23/2014	0.0013 (J)	
10/3/2014	<0.005	
3/31/2015	<0.005	
10/12/2015	<0.005	
3/28/2016	<0.005	
5/25/2016	<0.005	
8/1/2016	<0.005	
9/27/2016	<0.005	
11/11/2016	<0.005	
1/31/2017	<0.005	
4/3/2017	<0.005	
6/12/2017	0.0005 (J)	
10/3/2017	<0.005	
3/19/2018	<0.005	
9/17/2018	<0.005	
3/20/2019	<0.005	
9/16/2019	<0.005	
3/16/2020	0.00078 (J)	
9/16/2020	<0.005	
3/17/2021	0.00069 (J)	
8/9/2021	<0.005	
2/2/2022	<0.005	
8/16/2022	<0.005	
2/20/2023	<0.005	
7/28/2023	<0.005	
2/26/2024		<0.005
8/8/2024		<0.005

ND substitution: RL or RL/2 if <15% NDs.

Prediction Limit

Constituent: Chromium (mg/L) Analysis Run 9/11/2024 11:02 AM View: Appendix I Intrawell

Plant Bowen Client: Southern Company Data: Bowen 1, 2, 9, and 10

	GWC-6	GWC-6
8/22/2007	<0.005	
10/25/2007	0.002	
11/20/2007	0.017	
1/23/2008	0.064 (O)	
3/11/2008	0.013	
5/14/2008	0.027	
12/11/2008	<0.005	
4/23/2009	<0.005	
10/9/2009	0.0014	
5/4/2010	<0.005	
10/11/2010	0.0027	
4/26/2011	0.0015	
10/18/2011	<0.005	
5/2/2012	<0.005	
10/8/2012	<0.005	
4/10/2013	0.0013	
10/8/2013	0.0017	
4/14/2014	0.004	
10/3/2014	0.0017	
4/1/2015	0.0027	
10/9/2015	0.0016	
3/29/2016	0.00363 (J)	
5/24/2016	0.00263 (J)	
8/1/2016	<0.005	
9/26/2016	0.0014 (J)	
11/18/2016	<0.005	
2/1/2017	0.0024 (J)	
4/6/2017	<0.005	
6/13/2017	0.0031 (J)	
10/3/2017	0.0025 (J)	
3/19/2018	0.0035 (J)	
9/17/2018	0.0024 (J)	
3/21/2019	0.0029 (J)	
9/16/2019	0.002 (J)	
3/12/2020	0.0034 (J)	
9/16/2020	0.0022 (J)	
3/17/2021	0.0027 (J)	
8/10/2021	0.0027 (J)	
2/2/2022	0.0026 (J)	
8/17/2022	0.0025 (J)	
2/17/2023	0.0031 (J)	
7/31/2023	0.0024 (J)	
2/26/2024		0.0024 (J)
8/8/2024		<0.005

ND substitution: RL or RL/2 if <15% NDs.

Prediction Limit

Constituent: Chromium (mg/L) Analysis Run 9/11/2024 11:02 AM View: Appendix I Intrawell

Plant Bowen Client: Southern Company Data: Bowen 1, 2, 9, and 10

	GWC-6RZ	GWC-6RZ
5/26/2015	0.0015	
6/18/2015	0.0013 (D)	
7/2/2015	0.0014	
10/9/2015	0.0015	
3/29/2016	<0.005	
5/24/2016	<0.005	
8/1/2016	<0.005	
9/26/2016	0.002 (J)	
11/14/2016	<0.005	
2/1/2017	0.0017 (J)	
4/6/2017	<0.005	
6/13/2017	0.0015 (J)	
10/3/2017	0.0018 (J)	
3/20/2018	0.0017 (J)	
9/17/2018	0.002 (J)	
3/21/2019	0.0025 (J)	
9/16/2019	0.002 (J)	
3/12/2020	0.0028 (J)	
9/16/2020	0.0023 (J)	
3/17/2021	0.0021 (J)	
8/10/2021	0.0021 (J)	
2/2/2022	0.0024 (J)	
8/17/2022	0.0024 (J)	
2/17/2023	0.0022 (J)	
7/28/2023	0.0023 (J)	
2/26/2024		0.002 (J)
8/8/2024		<0.005

ND substitution: RL or RL/2 if <15% NDs.

Prediction Limit

Constituent: Chromium (mg/L) Analysis Run 9/11/2024 11:02 AM View: Appendix I Intrawell

Plant Bowen Client: Southern Company Data: Bowen 1, 2, 9, and 10

	GWC-7Z	GWC-7Z
5/31/2016	<0.005	
8/2/2016	<0.005	
9/27/2016	<0.005	
11/21/2016	<0.005	
2/1/2017	<0.005	
4/6/2017	<0.005	
6/13/2017	<0.005	
7/14/2017	<0.005	
10/3/2017	<0.005	
3/20/2018	<0.005	
9/18/2018	<0.005	
3/21/2019	<0.005	
9/13/2019	<0.005	
3/12/2020	0.0014 (J)	
9/16/2020	<0.005	
3/17/2021	<0.005	
8/10/2021	<0.005	
2/2/2022	<0.005	
8/17/2022	<0.005	
2/20/2023	0.0012 (J)	
7/31/2023	<0.005	
2/26/2024		<0.005
8/8/2024		<0.005

ND substitution: RL or RL/2 if <15% NDs.

Prediction Limit

Constituent: Chromium (mg/L) Analysis Run 9/11/2024 11:02 AM View: Appendix I Intrawell

Plant Bowen Client: Southern Company Data: Bowen 1, 2, 9, and 10

	GWC-8RR	GWC-8RR
10/18/2011	<0.005	
4/30/2012	<0.005	
10/3/2012	<0.005	
4/8/2013	<0.005	
10/9/2013	0.0019	
4/10/2014	0.0034	
10/2/2014	0.0056	
4/3/2015	0.0022	
10/8/2015	0.0033	
3/30/2016	0.00308 (J)	
5/24/2016	<0.005	
8/2/2016	<0.005	
9/27/2016	<0.005	
11/22/2016	<0.005	
2/6/2017	<0.005	
4/6/2017	<0.005	
6/14/2017	0.0009 (J)	
10/4/2017	<0.005	
3/21/2018	<0.005	
9/18/2018	<0.005	
3/27/2019	0.0021 (J)	
9/16/2019	0.000465 (JD)	
3/12/2020	0.0031 (J)	
9/17/2020	0.00086 (J)	
3/17/2021	0.00079 (J)	
8/10/2021	0.0014 (J)	
2/2/2022	0.0015 (J)	
8/17/2022	0.0011 (J)	
2/21/2023	0.0053	
7/31/2023	<0.005	
2/27/2024		<0.005
8/12/2024		<0.005

ND substitution: RL or RL/2 if <15% NDs.

Prediction Limit

Constituent: Chromium (mg/L) Analysis Run 9/11/2024 11:02 AM View: Appendix I Intrawell

Plant Bowen Client: Southern Company Data: Bowen 1, 2, 9, and 10

	GWC-8Z	GWC-8Z
5/26/2015	<0.005	
6/18/2015	0.0024 (D)	
7/2/2015	<0.005	
10/8/2015	<0.005	
3/22/2016	0.00302 (J)	
5/25/2016	0.00441 (J)	
8/2/2016	<0.005	
9/26/2016	0.002 (J)	
11/21/2016	0.0017 (J)	
2/3/2017	0.0018 (J)	
4/7/2017	<0.005	
6/13/2017	0.0019 (J)	
10/3/2017	0.0022 (J)	
3/20/2018	0.0017 (J)	
9/18/2018	<0.005	
5/6/2019	0.0048 (J)	
9/16/2019	0.002 (J)	
3/16/2020	0.0015 (J)	
9/17/2020	0.0017 (J)	
3/18/2021	0.0015 (J)	
8/10/2021	0.0019 (J)	
2/2/2022	0.0021 (J)	
8/17/2022	0.0014 (J)	
2/20/2023	<0.005	
7/31/2023	0.0016 (J)	
2/26/2024		<0.005
8/12/2024		<0.005

ND substitution: RL or RL/2 if <15% NDs.

Prediction Limit

Constituent: Chromium (mg/L) Analysis Run 9/11/2024 11:02 AM View: Appendix I Intrawell

Plant Bowen Client: Southern Company Data: Bowen 1, 2, 9, and 10

	GWC-9	GWC-9
8/23/2007	<0.005	
11/1/2007	0.0061	
11/19/2007	0.018 (J)	
1/15/2008	0.078 (O)	
3/6/2008	0.054 (O)	
5/13/2008	0.0085	
12/12/2008	0.0023	
4/16/2009	<0.005	
10/13/2009	<0.005	
4/21/2010	<0.005	
9/29/2010	<0.005	
4/13/2011	<0.005	
10/5/2011	<0.005	
4/4/2012	<0.005	
10/8/2012	<0.005	
4/8/2013	<0.005	
10/9/2013	0.0013	
4/9/2014	<0.005	
9/30/2014	<0.005	
4/2/2015	<0.005	
10/10/2015	0.00115 (JD)	
3/30/2016	<0.005	
5/26/2016	<0.005	
8/5/2016	<0.005	
9/28/2016	<0.005	
11/21/2016	<0.005	
2/6/2017	<0.005	
4/6/2017	<0.005	
6/13/2017	<0.005	
10/3/2017	<0.005	
3/20/2018	<0.005	
9/18/2018	<0.005 (D)	
3/21/2019	<0.005	
9/16/2019	<0.005	
3/12/2020	0.00045 (J)	
9/17/2020	<0.005	
3/18/2021	<0.005	
8/10/2021	<0.005	
2/2/2022	<0.005	
8/17/2022	<0.005	
2/21/2023	<0.005	
7/31/2023	<0.005	
2/27/2024		<0.005
8/12/2024		<0.005

ND substitution: RL or RL/2 if <15% NDs.

Prediction Limit

Constituent: Cobalt (mg/L) Analysis Run 9/11/2024 11:02 AM View: Appendix I Intrawell

Plant Bowen Client: Southern Company Data: Bowen 1, 2, 9, and 10

	GWA-1	GWA-1
8/23/2007	<0.005	
10/23/2007	<0.005	
11/18/2007	<0.005	
1/30/2008	0.0045	
3/10/2008	<0.005	
5/13/2008	<0.005	
12/5/2008	<0.005	
4/15/2009	<0.005	
10/7/2009	0.0041	
5/3/2010	<0.005	
10/12/2010	<0.005	
4/27/2011	<0.005	
10/17/2011	<0.005	
5/2/2012	<0.005	
10/8/2012	<0.005	
4/12/2013	<0.005	
10/16/2013	<0.005	
4/11/2014	<0.005	
9/30/2014	<0.005	
3/30/2015	0.0012 (J)	
10/13/2015	<0.005	
3/22/2016	<0.005	
5/19/2016	<0.005	
7/29/2016	0.0004 (J)	
9/23/2016	<0.005	
11/9/2016	<0.005	
1/30/2017	<0.005	
3/30/2017	<0.005	
6/9/2017	<0.005	
10/2/2017	<0.005	
3/16/2018	<0.005	
9/17/2018	<0.005 (D)	
3/20/2019	0.00078 (J)	
9/12/2019	0.00047 (J)	
3/11/2020	0.00037 (J)	
9/15/2020	0.00048 (J)	
3/16/2021	<0.005	
8/9/2021	<0.005	
2/1/2022	<0.005	
8/16/2022	<0.005	
2/16/2023	<0.005	
7/27/2023	<0.005	
2/22/2024		<0.005
8/7/2024		<0.005

ND substitution: RL or RL/2 if <15% NDs.

Prediction Limit

Constituent: Cobalt (mg/L) Analysis Run 9/11/2024 11:02 AM View: Appendix I Intrawell

Plant Bowen Client: Southern Company Data: Bowen 1, 2, 9, and 10

	GWA-2	GWA-2
8/23/2007	<0.005	
10/24/2007	0.013	
11/18/2007	0.0041	
1/31/2008	<0.005	
3/11/2008	<0.005	
5/6/2008	<0.005	
12/4/2008	0.012	
4/21/2009	<0.005	
10/7/2009	<0.005	
4/26/2010	<0.005	
10/4/2010	<0.005	
4/13/2011	<0.005	
10/5/2011	<0.005	
4/11/2012	<0.005	
10/9/2012	<0.005	
4/15/2013	<0.005	
10/15/2013	<0.005	
4/22/2014	<0.005	
9/30/2014	<0.005	
3/30/2015	<0.005	
10/13/2015	<0.005	
3/23/2016	<0.005	
5/20/2016	<0.005	
7/29/2016	<0.005	
9/23/2016	<0.005	
11/9/2016	<0.005	
1/31/2017	<0.005	
3/30/2017	<0.005	
6/12/2017	<0.005	
10/2/2017	<0.005	
3/19/2018	<0.005	
9/14/2018	<0.005	
3/20/2019	<0.005	
9/12/2019	<0.005 (D)	
3/11/2020	<0.005	
9/15/2020	<0.005	
3/17/2021	<0.005	
8/9/2021	<0.005	
2/1/2022	<0.005	
8/16/2022	<0.005	
2/16/2023	<0.005	
7/27/2023	<0.005	
2/22/2024		<0.005
8/7/2024		<0.005

ND substitution: RL or RL/2 if <15% NDs.

Prediction Limit

Constituent: Cobalt (mg/L) Analysis Run 9/11/2024 11:02 AM View: Appendix I Intrawell

Plant Bowen Client: Southern Company Data: Bowen 1, 2, 9, and 10

	GWA-2R	GWA-2R
8/23/2007	<0.005	
10/24/2007	<0.005	
11/18/2007	<0.005	
1/31/2008	0.0083 (O)	
3/10/2008	<0.005	
5/13/2008	<0.005	
12/4/2008	<0.005	
4/21/2009	<0.005	
10/8/2009	<0.005	
4/21/2010	<0.005	
9/28/2010	<0.005	
4/12/2011	<0.005	
10/4/2011	<0.005	
4/3/2012	<0.005	
10/9/2012	<0.005	
4/11/2013	<0.005	
10/16/2013	<0.005	
4/10/2014	<0.005	
9/30/2014	<0.005	
3/30/2015	<0.005	
10/13/2015	<0.005	
3/23/2016	<0.005	
5/19/2016	<0.005	
7/29/2016	<0.005	
9/22/2016	<0.005	
11/10/2016	<0.005	
1/31/2017	<0.005	
4/3/2017	<0.005	
6/9/2017	<0.005	
10/2/2017	<0.005	
3/16/2018	<0.005	
9/14/2018	<0.005	
3/19/2019	<0.005	
9/13/2019	<0.005	
3/11/2020	<0.005	
9/15/2020	0.001 (J)	
3/16/2021	<0.005	
8/9/2021	0.0016 (J)	
2/1/2022	0.00093 (J)	
8/16/2022	0.0004 (J)	
2/16/2023	0.00065 (J)	
7/27/2023	<0.005	
2/26/2024		<0.005
8/6/2024		<0.005

ND substitution: RL or RL/2 if <15% NDs.

Prediction Limit

Constituent: Cobalt (mg/L) Analysis Run 9/11/2024 11:02 AM View: Appendix I Intrawell

Plant Bowen Client: Southern Company Data: Bowen 1, 2, 9, and 10

	GWA-39RZ	GWA-39RZ
5/16/2016	0.00313 (JD)	
7/27/2016	0.0057 (JD)	
2/21/2017	<0.005	
3/27/2017	<0.005 (D)	
6/8/2017	<0.005 (D)	
7/17/2017	<0.005 (D)	
7/27/2017	<0.005	
8/9/2017	<0.005	
9/29/2017	<0.005 (D)	
3/16/2018	<0.005	
9/14/2018	<0.005	
3/14/2019	<0.005	
3/9/2020	<0.005	
9/16/2020	<0.005	
3/16/2021	<0.005	
8/6/2021	<0.005	
2/2/2022	<0.005	
8/16/2022	<0.005	
2/14/2023	<0.005	
7/25/2023	<0.005	
2/19/2024		<0.005
8/1/2024		<0.005

ND substitution: RL or RL/2 if <15% NDs.

Prediction Limit

Constituent: Cobalt (mg/L) Analysis Run 9/11/2024 11:02 AM View: Appendix I Intrawell

Plant Bowen Client: Southern Company Data: Bowen 1, 2, 9, and 10

	GWA-39Z	GWA-39Z
3/14/2016	0.00503 (J)	
5/11/2016	0.0114	
7/19/2016	0.0013 (J)	
9/15/2016	0.002 (J)	
11/2/2016	0.0005 (J)	
1/18/2017	0.0015 (J)	
3/28/2017	0.0025 (J)	
6/7/2017	0.0023 (J)	
9/26/2017	0.0011 (J)	
3/14/2018	0.00058 (J)	
9/12/2018	<0.005	
3/15/2019	<0.005	
9/9/2019	<0.005	
3/9/2020	0.00075 (J)	
9/10/2020	<0.005	
3/12/2021	0.00079 (J)	
8/4/2021	<0.005	
1/31/2022	<0.005	
8/10/2022	<0.005	
2/13/2023	<0.005	
7/26/2023	<0.005	
2/19/2024		<0.005
8/1/2024		<0.005

ND substitution: RL or RL/2 if <15% NDs.

Prediction Limit

Constituent: Cobalt (mg/L) Analysis Run 9/11/2024 11:02 AM View: Appendix I Intrawell

Plant Bowen Client: Southern Company Data: Bowen 1, 2, 9, and 10

	GWA-3A	GWA-3A
8/23/2007	0.0033	
11/2/2007	0.0046	
11/18/2007	0.0057	
1/31/2008	0.0055	
3/11/2008	0.0033	
5/14/2008	0.0044	
12/5/2008	0.0035	
4/15/2009	<0.005	
10/8/2009	<0.005	
4/28/2010	<0.005	
10/6/2010	<0.005	
4/21/2011	<0.005	
10/13/2011	<0.005	
5/1/2012	<0.005	
10/9/2012	<0.005	
4/11/2013	<0.005	
10/16/2013	<0.005	
4/23/2014	0.0013 (J)	
10/4/2014	0.00081 (J)	
3/31/2015	0.0021	
10/12/2015	0.00078 (J)	
3/23/2016	<0.005	
5/23/2016	<0.005	
7/29/2016	0.0007 (J)	
9/22/2016	0.0007 (J)	
11/10/2016	0.0007 (J)	
1/31/2017	0.0007 (J)	
3/30/2017	0.0007 (J)	
6/12/2017	0.0007 (J)	
10/4/2017	0.0006 (J)	
3/19/2018	0.00059 (J)	
9/17/2018	0.00057 (J)	
3/20/2019	<0.005	
9/13/2019	0.00046 (J)	
3/11/2020	0.00041 (J)	
3/29/2021	<0.005	
8/9/2021	<0.005	
2/2/2022	<0.005	
8/16/2022	<0.005	
2/17/2023	<0.005	
8/1/2023	<0.005	
2/22/2024		<0.005
8/8/2024		<0.005

ND substitution: RL or RL/2 if <15% NDs.

Prediction Limit

Constituent: Cobalt (mg/L) Analysis Run 9/11/2024 11:02 AM View: Appendix I Intrawell

Plant Bowen Client: Southern Company Data: Bowen 1, 2, 9, and 10

	GWA-41R	GWA-41R
3/15/2016	<0.005	
5/13/2016	<0.005	
7/21/2016	0.0006 (J)	
9/21/2016	<0.005	
11/3/2016	<0.005	
1/17/2017	<0.005	
3/27/2017	0.0005 (J)	
6/6/2017	<0.005	
9/25/2017	0.0006 (J)	
3/14/2018	<0.005	
9/12/2018	0.0011 (J)	
3/14/2019	<0.005	
9/10/2019	<0.005	
3/9/2020	<0.005	
9/10/2020	<0.005	
3/10/2021	<0.005	
8/4/2021	<0.005	
1/31/2022	<0.005	
8/11/2022	<0.005	
2/13/2023	<0.005	
7/25/2023	0.00053 (J)	
2/19/2024		<0.005
8/1/2024		0.0011 (J)

ND substitution: RL or RL/2 if <15% NDs.

Prediction Limit

Constituent: Cobalt (mg/L) Analysis Run 9/11/2024 11:02 AM View: Appendix I Intrawell

Plant Bowen Client: Southern Company Data: Bowen 1, 2, 9, and 10

	GWA-42	GWA-42
3/11/2016	<0.005	
5/16/2016	<0.005	
7/22/2016	0.0004 (J)	
9/19/2016	<0.005	
11/3/2016	<0.005	
1/17/2017	<0.005	
3/27/2017	<0.005	
6/7/2017	<0.005	
9/26/2017	<0.005	
3/14/2018	<0.005	
9/14/2018	<0.005	
3/14/2019	<0.005	
9/10/2019	<0.005	
3/6/2020	0.00039 (J)	
9/10/2020	<0.005	
3/11/2021	<0.005	
8/4/2021	<0.005	
1/31/2022	<0.005	
8/10/2022	<0.005	
2/13/2023	0.00039 (J)	
7/26/2023	<0.005	
2/20/2024		<0.005
8/1/2024		<0.005

ND substitution: RL or RL/2 if <15% NDs.

Prediction Limit

Constituent: Cobalt (mg/L) Analysis Run 9/11/2024 11:02 AM View: Appendix I Intrawell

Plant Bowen Client: Southern Company Data: Bowen 1, 2, 9, and 10

	GWA-43	GWA-43
3/11/2016	<0.005	
5/13/2016	<0.005	
7/19/2016	<0.005	
9/16/2016	<0.005	
11/2/2016	<0.005	
1/18/2017	<0.005	
3/28/2017	<0.005	
6/6/2017	<0.005	
9/22/2017	<0.005	
3/14/2018	<0.005	
9/12/2018	<0.005	
3/13/2019	<0.005	
9/11/2019	<0.005	
3/9/2020	0.00039 (J)	
9/11/2020	<0.005	
3/11/2021	<0.005	
8/6/2021	<0.005	
1/31/2022	<0.005	
8/11/2022	<0.005	
2/14/2023	<0.005	
7/25/2023	<0.005	
2/20/2024		<0.005
8/2/2024		<0.005

ND substitution: RL or RL/2 if <15% NDs.

Prediction Limit

Constituent: Cobalt (mg/L) Analysis Run 9/11/2024 11:02 AM View: Appendix I Intrawell

Plant Bowen Client: Southern Company Data: Bowen 1, 2, 9, and 10

	GWA-4RZ	GWA-4RZ
2/22/2017	<0.01	
4/7/2017	0.0018 (J)	
6/14/2017	0.0045 (JD)	
7/12/2017	0.0046 (JD)	
7/20/2017	0.0109 (D)	
7/28/2017	0.0104	
8/9/2017	0.0022 (J)	
8/24/2017	0.0076 (J)	
10/3/2017	0.0028 (JD)	
3/21/2018	0.014	
9/18/2018	0.017	
3/21/2019	0.022 (D)	
9/12/2019	0.02 (D)	
3/12/2020	0.013	
9/17/2020	0.019	
3/16/2021	0.015	
8/10/2021	0.011	
2/3/2022	0.0059	
8/17/2022	0.015	
2/17/2023	0.017	
7/28/2023	0.02	
2/27/2024		0.017
8/8/2024		0.0056

ND substitution: RL or RL/2 if <15% NDs.

Prediction Limit

Constituent: Cobalt (mg/L) Analysis Run 9/11/2024 11:02 AM View: Appendix I Intrawell

Plant Bowen Client: Southern Company Data: Bowen 1, 2, 9, and 10

	GWA-50R	GWA-50R
12/12/2008	<0.005	
4/23/2009	0.0029	
10/6/2009	<0.005	
5/3/2010	<0.005	
10/11/2010	<0.005	
4/27/2011	0.0028	
10/19/2011	<0.005	
5/1/2012	<0.005	
10/2/2012	<0.005	
4/10/2013	0.0014	
10/16/2013	0.0014	
4/22/2014	0.0013	
10/1/2014	<0.005	
3/30/2015	0.00079 (J)	
10/11/2015	<0.005	
3/28/2016	<0.005	
5/25/2016	<0.005	
8/1/2016	<0.005	
9/26/2016	<0.005	
11/11/2016	<0.005	
1/30/2017	<0.005	
4/3/2017	<0.005	
6/12/2017	<0.005	
10/2/2017	<0.005	
3/16/2018	<0.005	
9/18/2018	<0.005	
3/19/2019	<0.005	
9/12/2019	<0.005	
3/11/2020	<0.005	
9/15/2020	<0.005	
3/17/2021	<0.005	
8/9/2021	<0.005	
2/2/2022	<0.005	
8/17/2022	<0.005	
2/16/2023	<0.005	
7/28/2023	<0.005	
2/22/2024		<0.005
8/8/2024		<0.005

ND substitution: RL or RL/2 if <15% NDs.

Prediction Limit

Constituent: Cobalt (mg/L) Analysis Run 9/11/2024 11:02 AM View: Appendix I Intrawell

Plant Bowen Client: Southern Company Data: Bowen 1, 2, 9, and 10

	GWC-10	GWC-10
8/21/2007	<0.005	
11/1/2007	<0.005	
11/20/2007	0.0046	
1/30/2008	0.0079	
3/6/2008	0.0037	
5/12/2008	<0.005	
12/13/2008	0.013	
4/29/2009	<0.005	
10/20/2009	<0.005	
4/26/2010	<0.005	
9/29/2010	<0.005	
4/13/2011	<0.005	
10/5/2011	<0.005	
4/4/2012	<0.005	
10/3/2012	0.0018	
4/3/2013	0.0014	
10/15/2013	0.0018	
4/9/2014	0.0013 (J)	
10/2/2014	<0.005	
4/2/2015	<0.005	
10/10/2015	<0.005	
3/31/2016	<0.005	
5/26/2016	<0.005	
8/5/2016	<0.005	
9/28/2016	<0.005	
11/22/2016	0.0006 (J)	
2/7/2017	0.0017 (J)	
4/10/2017	<0.005	
6/14/2017	<0.005	
10/4/2017	<0.005	
3/20/2018	0.0021 (J)	
9/18/2018	<0.005	
3/22/2019	0.0011 (J)	
9/17/2019	<0.005	
3/12/2020	0.0017 (J)	
9/17/2020	<0.005	
3/18/2021	0.001 (J)	
8/10/2021	0.00075 (J)	
2/4/2022	0.0018 (J)	
8/17/2022	0.00051 (J)	
2/20/2023	0.0026 (J)	
7/31/2023	0.0007 (J)	
2/27/2024		0.0015 (J)
8/12/2024		0.00067 (J)

ND substitution: RL or RL/2 if <15% NDs.

Prediction Limit

Constituent: Cobalt (mg/L) Analysis Run 9/11/2024 11:02 AM View: Appendix I Intrawell

Plant Bowen Client: Southern Company Data: Bowen 1, 2, 9, and 10

	GWC-11	GWC-11
8/21/2007	0.0031	
11/1/2007	0.0034	
11/18/2007	0.0045	
1/30/2008	0.0027	
3/5/2008	<0.005	
5/7/2008	<0.005	
12/14/2008	<0.005	
4/29/2009	<0.005	
10/22/2009	<0.005	
4/21/2010	<0.005	
9/28/2010	<0.005	
4/12/2011	<0.005	
10/4/2011	<0.005	
4/3/2012	<0.005	
10/3/2012	0.0037	
4/3/2013	<0.005	
10/9/2013	<0.005	
4/2/2014	0.0036	
10/2/2014	0.016	
4/1/2015	<0.005	
10/11/2015	<0.005	
4/4/2016	<0.005	
5/26/2016	<0.005	
8/3/2016	<0.005	
9/28/2016	<0.005	
11/22/2016	<0.005	
2/8/2017	<0.005	
4/10/2017	<0.005	
6/15/2017	<0.005	
10/4/2017	<0.005	
3/21/2018	<0.005	
9/18/2018	<0.005	
3/23/2019	<0.005	
9/17/2019	<0.005	
3/12/2020	<0.005	
9/21/2020	<0.005	
3/19/2021	<0.005	
8/11/2021	<0.005	
2/4/2022	<0.005	
8/18/2022	<0.005	
2/20/2023	<0.005	
8/1/2023	<0.005	
2/28/2024		<0.005
8/13/2024		<0.005

ND substitution: RL or RL/2 if <15% NDs.

Prediction Limit

Constituent: Cobalt (mg/L) Analysis Run 9/11/2024 11:02 AM View: Appendix I Intrawell

Plant Bowen Client: Southern Company Data: Bowen 1, 2, 9, and 10

	GWC-11R	GWC-11R
8/21/2007	<0.005	
11/1/2007	<0.005	
11/18/2007	<0.005	
1/30/2008	<0.005	
3/6/2008	0.11 (O)	
5/7/2008	<0.005	
12/14/2008	<0.005	
4/29/2009	<0.005	
10/22/2009	<0.005	
4/21/2010	<0.005	
9/29/2010	<0.005	
4/13/2011	<0.005	
10/4/2011	<0.005	
4/4/2012	<0.005	
10/3/2012	<0.005	
4/3/2013	<0.005	
10/9/2013	<0.005	
4/2/2014	<0.005	
10/2/2014	<0.005	
4/1/2015	0.0026	
10/11/2015	0.00065 (J)	
4/4/2016	<0.005	
5/26/2016	<0.005	
8/4/2016	<0.005	
9/28/2016	<0.005	
11/22/2016	<0.005	
2/8/2017	<0.005	
4/10/2017	<0.005	
6/15/2017	<0.005	
10/4/2017	<0.005	
3/22/2018	<0.005	
9/18/2018	<0.005	
3/23/2019	<0.005	
9/17/2019	<0.005	
3/12/2020	<0.005	
9/21/2020	<0.005	
3/19/2021	<0.005	
8/11/2021	<0.005	
2/4/2022	<0.005	
8/18/2022	<0.005	
2/20/2023	<0.005	
8/1/2023	<0.005	
2/28/2024		<0.005
8/12/2024		<0.005

ND substitution: RL or RL/2 if <15% NDs.

Prediction Limit

Constituent: Cobalt (mg/L) Analysis Run 9/11/2024 11:02 AM View: Appendix I Intrawell

Plant Bowen Client: Southern Company Data: Bowen 1, 2, 9, and 10

	GWC-12	GWC-12
8/21/2007	<0.0013	
11/1/2007	0.0041	
11/19/2007	0.0055	
1/16/2008	0.008	
3/5/2008	0.98 (O)	
5/13/2008	0.01	
12/13/2008	0.0073	
4/16/2009	0.0033	
10/21/2009	0.0039	
4/27/2010	0.0044	
10/5/2010	0.005	
4/19/2011	0.0039	
10/12/2011	0.0032	
4/24/2012	<0.0013	
10/2/2012	<0.0013	
4/2/2013	0.0038	
10/9/2013	0.003	
4/1/2014	0.0027	
10/2/2014	0.0027	
4/1/2015	0.0028	
10/14/2015	0.003	
4/4/2016	0.00351 (J)	
5/27/2016	0.00332 (J)	
8/3/2016	0.003 (J)	
9/30/2016	0.0035 (J)	
11/22/2016	0.0027 (J)	
2/13/2017	0.003 (J)	
4/11/2017	0.0031 (J)	
6/14/2017	0.0031 (J)	
10/4/2017	0.0032 (J)	
3/22/2018	0.0033 (J)	
9/18/2018	0.0031 (J)	
3/23/2019	0.0032 (J)	
9/17/2019	0.00305 (D)	
3/12/2020	0.0031 (J)	
9/21/2020	0.0029 (J)	
3/19/2021	0.0029 (J)	
8/11/2021	0.0026 (J)	
2/2/2022	0.0034 (J)	
8/18/2022	0.0028 (J)	
2/21/2023	0.0029 (J)	
8/1/2023	0.0032 (J)	
2/27/2024		0.0029 (J)
8/12/2024		0.0027 (J)

ND substitution: RL or RL/2 if <15% NDs.

Prediction Limit

Constituent: Cobalt (mg/L) Analysis Run 9/11/2024 11:02 AM View: Appendix I Intrawell

Plant Bowen Client: Southern Company Data: Bowen 1, 2, 9, and 10

	GWC-13	GWC-13
8/21/2007	0.01	
11/1/2007	<0.005	
11/19/2007	<0.005	
1/31/2008	0.0037	
3/5/2008	<0.005	
5/12/2008	<0.005	
12/13/2008	0.011	
4/28/2009	<0.005	
10/21/2009	<0.005	
4/28/2010	<0.005	
10/5/2010	<0.005	
4/19/2011	<0.005	
10/18/2011	<0.005	
4/25/2012	<0.005	
10/2/2012	<0.005	
4/2/2013	<0.005	
10/8/2013	<0.005	
4/1/2014	<0.005	
10/1/2014	<0.005	
4/1/2015	<0.005	
10/15/2015	0.00051 (J)	
4/4/2016	<0.005	
5/31/2016	<0.005	
8/4/2016	<0.005	
9/29/2016	<0.005	
11/28/2016	<0.005	
2/9/2017	<0.005	
4/12/2017	<0.005	
6/16/2017	<0.005	
10/9/2017	<0.005	
3/21/2018	<0.005	
9/19/2018	<0.005	
3/23/2019	<0.005	
9/18/2019	0.0005 (J)	
3/13/2020	<0.005	
9/22/2020	<0.005	
3/18/2021	<0.005	
8/11/2021	<0.005	
2/17/2022	<0.005	
8/18/2022	<0.005	
2/22/2023	<0.005	
8/1/2023	<0.005	
2/27/2024		<0.005
8/12/2024		<0.005

ND substitution: RL or RL/2 if <15% NDs.

Prediction Limit

Constituent: Cobalt (mg/L) Analysis Run 9/11/2024 11:02 AM View: Appendix I Intrawell

Plant Bowen Client: Southern Company Data: Bowen 1, 2, 9, and 10

	GWC-13RZ	GWC-13RZ
8/21/2007	<0.005	
11/1/2007	<0.005	
11/19/2007	<0.005	
1/31/2008	<0.005	
3/5/2008	<0.005	
5/7/2008	<0.005	
12/12/2008	0.0079	
4/29/2009	<0.005	
10/21/2009	<0.005	
4/28/2010	<0.005	
10/6/2010	<0.005	
4/20/2011	<0.005	
10/12/2011	<0.005	
4/25/2012	<0.005	
10/2/2012	<0.005	
4/2/2013	<0.005	
10/8/2013	<0.005	
4/1/2014	<0.005	
10/1/2014	<0.005	
3/31/2015	<0.005	
10/14/2015	<0.005	
4/4/2016	<0.005	
6/1/2016	<0.005	
2/22/2017	<0.005	
4/11/2017	<0.005	
6/16/2017	<0.005	
7/12/2017	<0.005	
7/28/2017	<0.005	
8/10/2017	<0.005	
10/6/2017	<0.005	
3/23/2018	<0.005	
9/20/2018	<0.005	
3/22/2019	<0.005	
9/18/2019	<0.005	
3/17/2020	<0.005	
9/22/2020	<0.005	
3/19/2021	<0.005	
8/12/2021	<0.005	
2/4/2022	<0.005	
8/19/2022	<0.005	
2/22/2023	<0.005	
8/2/2023	<0.005	
2/28/2024		<0.005
8/13/2024		<0.005

ND substitution: RL or RL/2 if <15% NDs.

Prediction Limit

Constituent: Cobalt (mg/L) Analysis Run 9/11/2024 11:02 AM View: Appendix I Intrawell

Plant Bowen Client: Southern Company Data: Bowen 1, 2, 9, and 10

	GWC-14Z	GWC-14Z
8/24/2007	<0.005	
11/2/2007	<0.005	
11/17/2007	0.0039	
1/15/2008	<0.005	
3/5/2008	0.005	
5/7/2008	<0.005	
12/2/2008	0.011	
4/16/2009	0.005	
10/20/2009	0.0074	
4/20/2010	<0.005	
9/29/2010	<0.005	
4/12/2011	<0.005	
10/4/2011	<0.005	
4/4/2012	<0.005	
10/10/2012	<0.005	
4/15/2013	<0.005	
10/22/2013	<0.005	
4/21/2014	<0.005	
9/30/2014	<0.005	
4/3/2015	<0.005	
10/7/2015	<0.005	
4/5/2016	<0.005	
6/1/2016	<0.005	
8/9/2016	0.0003 (J)	
11/28/2016	<0.005	
2/9/2017	<0.005	
4/11/2017	<0.005	
6/14/2017	<0.005	
7/12/2017	<0.005	
10/5/2017	<0.005	
3/22/2018	<0.005	
9/19/2018	0.00058 (J)	
3/22/2019	<0.005	
9/17/2019	<0.005	
3/13/2020	<0.005	
9/21/2020	<0.005	
3/18/2021	<0.005	
8/11/2021	<0.005	
2/4/2022	<0.005	
8/18/2022	<0.005	
2/22/2023	<0.005	
8/1/2023	<0.005	
2/28/2024		<0.005
8/13/2024		<0.005

ND substitution: RL or RL/2 if <15% NDs.

Prediction Limit

Constituent: Cobalt (mg/L) Analysis Run 9/11/2024 11:02 AM View: Appendix I Intrawell

Plant Bowen Client: Southern Company Data: Bowen 1, 2, 9, and 10

	GWC-15R	GWC-15R
8/23/2007	<0.005	
11/2/2007	<0.005	
11/17/2007	<0.005	
1/15/2008	<0.005	
3/6/2008	<0.005	
5/7/2008	<0.005	
12/2/2008	<0.005	
4/28/2009	<0.005	
10/19/2009	<0.005	
4/27/2010	<0.005	
10/4/2010	<0.005	
4/18/2011	<0.005	
10/12/2011	<0.005	
4/23/2012	<0.005	
10/10/2012	<0.005	
4/15/2013	<0.005	
10/22/2013	<0.005	
4/21/2014	<0.005	
9/30/2014	<0.005	
4/3/2015	<0.005	
10/7/2015	<0.005	
4/5/2016	<0.005	
5/31/2016	<0.005	
8/4/2016	<0.005	
9/29/2016	<0.005	
11/23/2016	<0.005	
2/10/2017	<0.005	
4/12/2017	0.0006 (J)	
6/15/2017	0.0004 (J)	
10/6/2017	<0.005	
3/23/2018	<0.005	
9/19/2018	<0.005	
3/25/2019	<0.005	
9/17/2019	<0.005	
3/13/2020	<0.005	
9/21/2020	<0.005	
3/18/2021	<0.005	
8/11/2021	<0.005	
2/4/2022	<0.005	
8/19/2022	<0.005	
2/22/2023	<0.005	
8/2/2023	<0.005	
2/28/2024		<0.005
8/13/2024		<0.005

ND substitution: RL or RL/2 if <15% NDs.

Prediction Limit

Constituent: Cobalt (mg/L) Analysis Run 9/11/2024 11:02 AM View: Appendix I Intrawell

Plant Bowen Client: Southern Company Data: Bowen 1, 2, 9, and 10

	GWC-15Z	GWC-15Z
8/24/2007	<0.005	
11/2/2007	<0.005	
11/18/2007	<0.005	
1/15/2008	0.0029	
3/10/2008	0.069 (O)	
5/13/2008	<0.005	
12/2/2008	0.0027	
4/28/2009	<0.005	
10/20/2009	<0.005	
4/27/2010	<0.005	
10/5/2010	<0.005	
4/19/2011	<0.005	
10/12/2011	<0.005	
4/25/2012	<0.005	
10/10/2012	<0.005	
4/16/2013	<0.005	
10/22/2013	<0.005	
4/21/2014	<0.005	
9/30/2014	<0.005	
4/3/2015	<0.005	
10/6/2015	<0.005	
4/5/2016	<0.005	
5/31/2016	<0.005	
11/23/2016	<0.005	
2/10/2017	<0.005	
4/11/2017	<0.005	
6/15/2017	<0.005	
7/12/2017	<0.005	
7/26/2017	<0.005	
10/6/2017	<0.005	
3/23/2018	<0.005	
9/19/2018	<0.005	
3/22/2019	<0.005	
9/17/2019	<0.005	
3/13/2020	<0.005	
9/21/2020	<0.005	
3/18/2021	<0.005	
8/11/2021	<0.005	
2/7/2022	<0.005	
8/19/2022	<0.005	
2/22/2023	<0.005	
8/1/2023	<0.005	
2/28/2024		<0.005
8/13/2024		<0.005

ND substitution: RL or RL/2 if <15% NDs.

Prediction Limit

Constituent: Cobalt (mg/L) Analysis Run 9/11/2024 11:02 AM View: Appendix I Intrawell

Plant Bowen Client: Southern Company Data: Bowen 1, 2, 9, and 10

	GWC-44	GWC-44
3/16/2016	0.002 (J)	
5/16/2016	<0.01	
7/25/2016	0.0015 (J)	
9/19/2016	0.0014 (J)	
11/3/2016	0.0013 (J)	
1/19/2017	0.0013 (J)	
3/28/2017	0.0019 (J)	
6/5/2017	0.0022 (J)	
9/26/2017	0.0018 (J)	
3/15/2018	0.0018 (J)	
9/12/2018	0.0016 (J)	
3/14/2019	0.0022 (J)	
9/11/2019	0.0018 (J)	
3/10/2020	0.0021 (J)	
9/15/2020	0.0015 (J)	
3/11/2021	0.0016 (J)	
8/4/2021	0.0016 (J)	
1/31/2022	0.0017 (J)	
8/15/2022	0.0014 (J)	
2/14/2023	0.0014 (J)	
7/26/2023	0.0015 (J)	
2/20/2024		0.0016 (J)
8/6/2024		0.0011 (J)

ND substitution: RL or RL/2 if <15% NDs.

Prediction Limit

Constituent: Cobalt (mg/L) Analysis Run 9/11/2024 11:02 AM View: Appendix I Intrawell

Plant Bowen Client: Southern Company Data: Bowen 1, 2, 9, and 10

	GWC-45	GWC-45
3/16/2016	<0.01	
5/16/2016	<0.01 (D)	
7/25/2016	0.0017 (JD)	
9/19/2016	0.0017 (JD)	
11/4/2016	0.0013 (JD)	
1/23/2017	0.0013 (JD)	
3/29/2017	0.0013 (JD)	
6/7/2017	0.0011 (J)	
9/27/2017	0.0013 (J)	
3/15/2018	0.0012 (J)	
9/13/2018	0.001 (J)	
3/14/2019	0.0015 (JD)	
9/11/2019	0.0014 (JD)	
3/10/2020	0.0012 (J)	
9/11/2020	0.0012 (J)	
3/11/2021	0.0011 (J)	
8/6/2021	0.0011 (J)	
2/1/2022	0.0013 (J)	
8/12/2022	0.0011 (J)	
2/14/2023	0.0012 (J)	
7/26/2023	0.0013 (J)	
2/20/2024		0.0014 (J)
8/5/2024		0.0011 (J)

ND substitution: RL or RL/2 if <15% NDs.

Prediction Limit

Constituent: Cobalt (mg/L) Analysis Run 9/11/2024 11:02 AM View: Appendix I Intrawell

Plant Bowen Client: Southern Company Data: Bowen 1, 2, 9, and 10

	GWC-46R	GWC-46R
3/10/2016	<0.005	
5/17/2016	<0.005	
7/26/2016	0.0006 (J)	
9/20/2016	<0.005	
11/4/2016	<0.005	
1/20/2017	<0.005	
3/28/2017	<0.005	
6/7/2017	<0.005	
9/29/2017	<0.005	
3/15/2018	<0.005	
9/13/2018	<0.005	
3/18/2019	<0.005	
9/11/2019	<0.005	
3/10/2020	<0.005	
9/14/2020	<0.005	
3/11/2021	<0.005	
8/5/2021	<0.005	
1/31/2022	<0.005	
8/15/2022	<0.005	
2/14/2023	<0.005	
7/26/2023	<0.005	
2/21/2024		<0.005
8/5/2024		<0.005

ND substitution: RL or RL/2 if <15% NDs.

Prediction Limit

Constituent: Cobalt (mg/L) Analysis Run 9/11/2024 11:02 AM View: Appendix I Intrawell

Plant Bowen Client: Southern Company Data: Bowen 1, 2, 9, and 10

	GWC-48	GWC-48
3/10/2016	0.00235 (J)	
5/17/2016	0.0025 (J)	
7/27/2016	0.0014 (J)	
9/20/2016	0.0015 (J)	
11/4/2016	0.0014 (J)	
1/23/2017	<0.01	
3/28/2017	0.0015 (J)	
6/8/2017	0.0016 (J)	
9/29/2017	0.0015 (J)	
3/15/2018	0.0013 (J)	
9/13/2018	0.0013 (J)	
3/15/2019	0.0012 (J)	
9/11/2019	0.00135 (JD)	
3/9/2020	0.0016 (J)	
9/14/2020	0.0017 (J)	
3/11/2021	0.0025 (J)	
8/4/2021	0.0017 (J)	
1/31/2022	0.0021 (J)	
8/15/2022	0.0027 (J)	
2/14/2023	0.0025 (J)	
7/26/2023	0.0029 (J)	
2/21/2024		0.0025 (J)
8/5/2024		0.0026 (J)

ND substitution: RL or RL/2 if <15% NDs.

Prediction Limit

Constituent: Cobalt (mg/L) Analysis Run 9/11/2024 11:02 AM View: Appendix I Intrawell

Plant Bowen Client: Southern Company Data: Bowen 1, 2, 9, and 10

	GWC-49Z	GWC-49Z
3/17/2016	<0.01	
5/18/2016	<0.01	
7/28/2016	0.0026 (J)	
9/21/2016	0.0044 (J)	
11/7/2016	0.0044 (J)	
1/24/2017	0.0049 (J)	
3/30/2017	0.0041 (J)	
6/9/2017	0.0054 (J)	
9/29/2017	0.0038 (J)	
3/15/2018	0.0026 (J)	
9/14/2018	0.0017 (J)	
3/19/2019	0.00069 (J)	
9/11/2019	0.00075 (J)	
3/9/2020	0.0028 (J)	
9/14/2020	0.0014 (J)	
3/15/2021	0.00056 (J)	
8/5/2021	0.0025 (J)	
2/1/2022	0.00066 (J)	
8/15/2022	0.0015 (J)	
2/14/2023	0.00096 (J)	
7/27/2023	0.00044 (J)	
2/21/2024		0.00037 (J)
8/6/2024		0.0021 (J)

ND substitution: RL or RL/2 if <15% NDs.

Prediction Limit

Constituent: Cobalt (mg/L) Analysis Run 9/11/2024 11:02 AM View: Appendix I Intrawell

Plant Bowen Client: Southern Company Data: Bowen 1, 2, 9, and 10

	GWC-5	GWC-5
8/23/2007	<0.005	
10/25/2007	<0.005	
11/19/2007	<0.005	
1/23/2008	0.0073	
3/11/2008	0.0025	
5/12/2008	<0.005	
12/11/2008	<0.005	
4/15/2009	<0.005	
10/9/2009	<0.005	
5/4/2010	<0.005	
10/12/2010	<0.005	
4/28/2011	<0.005	
10/19/2011	<0.005	
5/2/2012	<0.005	
10/9/2012	0.0024	
4/11/2013	0.002	
10/16/2013	0.0023	
4/23/2014	0.003	
10/3/2014	0.0034	
3/31/2015	0.00079 (J)	
10/12/2015	0.00063 (J)	
3/28/2016	<0.005	
5/25/2016	<0.005	
8/1/2016	0.0005 (J)	
9/27/2016	<0.005	
11/11/2016	0.0006 (J)	
1/31/2017	0.0007 (J)	
4/3/2017	0.0005 (J)	
6/12/2017	0.0004 (J)	
10/3/2017	0.0003 (J)	
3/19/2018	<0.005	
9/17/2018	<0.005	
3/20/2019	<0.005	
9/16/2019	<0.005	
3/16/2020	0.00031 (J)	
9/16/2020	<0.005	
3/17/2021	<0.005	
8/9/2021	<0.005	
2/2/2022	<0.005	
8/16/2022	<0.005	
2/20/2023	<0.005	
7/28/2023	<0.005	
2/26/2024		<0.005
8/8/2024		<0.005

ND substitution: RL or RL/2 if <15% NDs.

Prediction Limit

Constituent: Cobalt (mg/L) Analysis Run 9/11/2024 11:02 AM View: Appendix I Intrawell

Plant Bowen Client: Southern Company Data: Bowen 1, 2, 9, and 10

	GWC-6	GWC-6
8/22/2007	<0.005	
10/25/2007	0.0038	
11/20/2007	<0.005	
1/23/2008	0.0047	
3/11/2008	<0.005	
5/14/2008	<0.005	
12/11/2008	<0.005	
4/23/2009	<0.005	
10/9/2009	<0.005	
5/4/2010	<0.005	
10/11/2010	<0.005	
4/26/2011	<0.005	
10/18/2011	<0.005	
5/2/2012	<0.005	
10/8/2012	<0.005	
4/10/2013	<0.005	
10/8/2013	<0.005	
4/14/2014	0.0013 (J)	
10/3/2014	0.00071 (J)	
4/1/2015	<0.005	
10/9/2015	<0.005	
3/29/2016	<0.005	
5/24/2016	<0.005	
8/1/2016	<0.005	
9/26/2016	<0.005	
11/18/2016	<0.005	
2/1/2017	<0.005	
4/6/2017	<0.005	
6/13/2017	<0.005	
10/3/2017	<0.005	
3/19/2018	<0.005	
9/17/2018	<0.005	
3/21/2019	<0.005	
9/16/2019	<0.005	
3/12/2020	<0.005	
9/16/2020	<0.005	
3/17/2021	<0.005	
8/10/2021	<0.005	
2/2/2022	<0.005	
8/17/2022	<0.005	
2/17/2023	<0.005	
7/31/2023	<0.005	
2/26/2024		<0.005
8/8/2024		<0.005

ND substitution: RL or RL/2 if <15% NDs.

Prediction Limit

Constituent: Cobalt (mg/L) Analysis Run 9/11/2024 11:02 AM View: Appendix I Intrawell

Plant Bowen Client: Southern Company Data: Bowen 1, 2, 9, and 10

	GWC-7Z	GWC-7Z
5/31/2016	<0.005	
8/2/2016	0.0018 (J)	
9/27/2016	0.0011 (J)	
11/21/2016	0.0008 (J)	
2/1/2017	0.0008 (J)	
4/6/2017	0.0008 (J)	
6/13/2017	0.0007 (J)	
7/14/2017	0.0005 (J)	
10/3/2017	0.0007 (J)	
3/20/2018	0.00076 (J)	
9/18/2018	0.00055 (J)	
3/21/2019	0.00059 (J)	
9/13/2019	0.00099 (J)	
3/12/2020	0.00031 (J)	
9/16/2020	0.00072 (J)	
3/17/2021	0.00045 (J)	
8/10/2021	0.00087 (J)	
2/2/2022	0.00042 (J)	
8/17/2022	<0.005	
2/20/2023	<0.005	
7/31/2023	<0.005	
2/26/2024		<0.005
8/8/2024		<0.005

ND substitution: RL or RL/2 if <15% NDs.

Prediction Limit

Constituent: Cobalt (mg/L) Analysis Run 9/11/2024 11:02 AM View: Appendix I Intrawell

Plant Bowen Client: Southern Company Data: Bowen 1, 2, 9, and 10

	GWC-8RR	GWC-8RR
10/18/2011	<0.005	
4/30/2012	<0.005	
10/3/2012	<0.005	
4/8/2013	<0.005	
10/9/2013	<0.005	
4/10/2014	0.0013 (J)	
10/2/2014	<0.005	
4/3/2015	<0.005	
10/8/2015	0.0014	
3/30/2016	<0.005	
5/24/2016	<0.005	
8/2/2016	<0.005	
9/27/2016	<0.005	
11/22/2016	<0.005	
2/6/2017	<0.005	
4/6/2017	<0.005	
6/14/2017	<0.005	
10/4/2017	<0.005	
3/21/2018	<0.005	
9/18/2018	<0.005	
3/27/2019	<0.005	
9/16/2019	<0.005 (D)	
3/12/2020	<0.005	
9/17/2020	<0.005	
3/17/2021	<0.005	
8/10/2021	<0.005	
2/2/2022	<0.005	
8/17/2022	<0.005	
2/21/2023	<0.005	
7/31/2023	<0.005	
2/27/2024		<0.005
8/12/2024		<0.005

ND substitution: RL or RL/2 if <15% NDs.

Prediction Limit

Constituent: Cobalt (mg/L) Analysis Run 9/11/2024 11:02 AM View: Appendix I Intrawell

Plant Bowen Client: Southern Company Data: Bowen 1, 2, 9, and 10

	GWC-8Z	GWC-8Z
5/26/2015	0.0018	
6/18/2015	0.0018 (D)	
7/2/2015	0.0013	
10/8/2015	<0.005	
3/22/2016	<0.005	
5/25/2016	<0.005	
8/2/2016	<0.005	
9/26/2016	<0.005	
11/21/2016	<0.005	
2/3/2017	<0.005	
4/7/2017	<0.005	
6/13/2017	<0.005	
10/3/2017	<0.005	
3/20/2018	<0.005	
9/18/2018	<0.005	
5/6/2019	<0.005	
9/16/2019	<0.005	
3/16/2020	<0.005	
9/17/2020	<0.005	
3/18/2021	<0.005	
8/10/2021	<0.005	
2/2/2022	<0.005	
8/17/2022	<0.005	
2/20/2023	<0.005	
7/31/2023	<0.005	
2/26/2024		<0.005
8/12/2024		<0.005

ND substitution: RL or RL/2 if <15% NDs.

Prediction Limit

Constituent: Cobalt (mg/L) Analysis Run 9/11/2024 11:02 AM View: Appendix I Intrawell

Plant Bowen Client: Southern Company Data: Bowen 1, 2, 9, and 10

	GWC-9	GWC-9
8/23/2007	<0.005	
11/1/2007	<0.005	
11/19/2007	0.0034	
1/15/2008	0.0067	
3/6/2008	0.13 (O)	
5/13/2008	<0.005	
12/12/2008	0.0042	
4/16/2009	0.0047	
10/13/2009	0.0037	
4/21/2010	<0.005	
9/29/2010	<0.005	
4/13/2011	<0.005	
10/5/2011	<0.005	
4/4/2012	<0.005	
10/8/2012	<0.005	
4/8/2013	<0.005	
10/9/2013	0.0013	
4/9/2014	0.0013 (J)	
9/30/2014	<0.005	
4/2/2015	0.00064 (J)	
10/10/2015	0.0015 (D)	
3/30/2016	<0.005	
5/26/2016	<0.005	
8/5/2016	<0.005	
9/28/2016	<0.005	
11/21/2016	<0.005	
2/6/2017	<0.005	
4/6/2017	<0.005	
6/13/2017	<0.005	
10/3/2017	<0.005	
3/20/2018	<0.005	
9/18/2018	<0.005 (D)	
3/21/2019	<0.005	
9/16/2019	<0.005	
3/12/2020	0.00044 (J)	
9/17/2020	<0.005	
3/18/2021	<0.005	
8/10/2021	<0.005	
2/2/2022	0.00043 (J)	
8/17/2022	0.00043 (J)	
2/21/2023	0.00043 (J)	
7/31/2023	<0.005	
2/27/2024		0.0004 (J)
8/12/2024		<0.005

ND substitution: RL or RL/2 if <15% NDs.

Prediction Limit

Constituent: Copper (mg/L) Analysis Run 9/11/2024 11:02 AM View: Appendix I Intrawell

Plant Bowen Client: Southern Company Data: Bowen 1, 2, 9, and 10

	GWA-1	GWA-1
8/23/2007	0.0066	
10/23/2007	0.0076	
11/18/2007	0.0055 (J)	
1/30/2008	0.0094	
3/10/2008	0.0056	
5/13/2008	0.0027	
12/5/2008	<0.005	
4/15/2009	<0.005	
10/7/2009	0.0076	
5/3/2010	<0.005	
10/12/2010	<0.005	
4/27/2011	<0.005	
10/17/2011	<0.005	
5/2/2012	<0.005	
10/8/2012	<0.005	
4/12/2013	<0.005	
10/16/2013	<0.005	
4/11/2014	0.005 (J)	
9/30/2014	<0.005	
3/30/2015	0.0033 (J)	
10/13/2015	0.0013 (J)	
3/22/2016	<0.005	
7/29/2016	<0.005	
3/30/2017	0.0004 (J)	
10/2/2017	0.0003 (J)	
3/16/2018	<0.005	
9/17/2018	<0.005 (D)	
3/20/2019	<0.005	
9/12/2019	<0.005	
3/11/2020	<0.005	
9/15/2020	<0.005	
3/16/2021	<0.005	
8/9/2021	<0.005	
2/1/2022	<0.005	
8/16/2022	<0.005	
2/16/2023	<0.005	
7/27/2023	0.0012 (J)	
2/22/2024		<0.005
8/7/2024		<0.005

ND substitution: RL or RL/2 if <15% NDs.

Prediction Limit

Constituent: Copper (mg/L) Analysis Run 9/11/2024 11:02 AM View: Appendix I Intrawell

Plant Bowen Client: Southern Company Data: Bowen 1, 2, 9, and 10

	GWA-2	GWA-2
8/23/2007	<0.005	
10/24/2007	0.0088	
11/18/2007	0.0075	
1/31/2008	<0.005	
3/11/2008	0.0068	
5/6/2008	<0.005	
12/4/2008	0.013	
4/21/2009	<0.005	
10/7/2009	<0.005	
4/26/2010	<0.005	
10/4/2010	0.0027	
4/13/2011	0.0029	
10/5/2011	<0.005	
4/11/2012	<0.005	
10/9/2012	<0.005	
4/15/2013	<0.005	
10/15/2013	<0.005	
4/22/2014	<0.005	
9/30/2014	<0.005	
3/30/2015	<0.005	
10/13/2015	<0.005	
3/23/2016	<0.005	
7/29/2016	0.0032 (J)	
3/30/2017	<0.005	
10/2/2017	<0.005	
3/19/2018	0.0025 (J)	
9/14/2018	<0.005	
3/20/2019	<0.005	
9/12/2019	0.01273 (JD)	
3/11/2020	0.0002 (J)	
9/15/2020	<0.005	
3/17/2021	<0.005	
8/9/2021	<0.005	
2/1/2022	<0.005	
8/16/2022	<0.005	
2/16/2023	<0.005	
7/27/2023	<0.005	
2/22/2024		<0.005
8/7/2024		0.00082 (J)

ND substitution: RL or RL/2 if <15% NDs.

Prediction Limit

Constituent: Copper (mg/L) Analysis Run 9/11/2024 11:02 AM View: Appendix I Intrawell

Plant Bowen Client: Southern Company Data: Bowen 1, 2, 9, and 10

	GWA-2R	GWA-2R
8/23/2007	0.0036	
10/24/2007	<0.005	
11/18/2007	0.013	
1/31/2008	0.0069	
3/10/2008	0.0044	
5/13/2008	0.0033	
12/4/2008	<0.005	
4/21/2009	<0.005	
10/8/2009	<0.005	
4/21/2010	<0.005	
9/28/2010	<0.005	
4/12/2011	<0.005	
10/4/2011	<0.005	
4/3/2012	<0.005	
10/9/2012	<0.005	
4/11/2013	<0.005	
10/16/2013	<0.005	
4/10/2014	0.005 (J)	
9/30/2014	<0.005	
3/30/2015	<0.005	
10/13/2015	<0.005	
3/23/2016	<0.005	
7/29/2016	0.0006 (J)	
4/3/2017	0.0004 (J)	
10/2/2017	0.0003 (J)	
3/16/2018	<0.005	
9/14/2018	<0.005	
3/19/2019	<0.005	
9/13/2019	0.00055 (J)	
3/11/2020	0.0011 (J)	
9/15/2020	<0.005	
3/16/2021	<0.005	
8/9/2021	0.0013 (J)	
2/1/2022	0.00096 (J)	
8/16/2022	<0.005	
2/16/2023	0.0011 (J)	
7/27/2023	0.0017 (J)	
2/26/2024		<0.005
8/6/2024		<0.005

ND substitution: RL or RL/2 if <15% NDs.

Prediction Limit

Constituent: Copper (mg/L) Analysis Run 9/11/2024 11:02 AM View: Appendix I Intrawell

Plant Bowen Client: Southern Company Data: Bowen 1, 2, 9, and 10

	GWA-39RZ	GWA-39RZ
5/16/2016	<0.005	
7/27/2016	0.0271 (o)	
2/21/2017	<0.005	
3/27/2017	<0.005	
9/29/2017	<0.005	
3/16/2018	<0.005	
9/14/2018	0.002 (J)	
3/14/2019	<0.005	
3/9/2020	0.011 (J)	
9/16/2020	<0.005	
3/16/2021	<0.005	
8/6/2021	<0.005	
2/2/2022	<0.005	
8/16/2022	<0.005	
2/14/2023	<0.005	
7/25/2023	<0.005	
2/19/2024		<0.005
8/1/2024		<0.005

ND substitution: RL or RL/2 if <15% NDs.

Prediction Limit

Constituent: Copper (mg/L) Analysis Run 9/11/2024 11:03 AM View: Appendix I Intrawell

Plant Bowen Client: Southern Company Data: Bowen 1, 2, 9, and 10

	GWA-39Z	GWA-39Z
3/14/2016	<0.005	
5/11/2016	<0.005	
7/19/2016	0.0005 (J)	
9/15/2016	<0.005	
11/2/2016	<0.005	
1/18/2017	<0.005	
3/28/2017	<0.005 (*)	
9/26/2017	0.0005 (J)	
3/14/2018	<0.005	
9/12/2018	<0.005	
3/15/2019	<0.005	
9/9/2019	<0.005	
3/9/2020	0.0007 (J)	
9/10/2020	<0.005	
3/12/2021	<0.005	
8/4/2021	<0.005	
1/31/2022	<0.005	
8/10/2022	<0.005	
2/13/2023	<0.005	
7/26/2023	<0.005	
2/19/2024		<0.005
8/1/2024		<0.005

ND substitution: RL or RL/2 if <15% NDs.

Prediction Limit

Constituent: Copper (mg/L) Analysis Run 9/11/2024 11:03 AM View: Appendix I Intrawell

Plant Bowen Client: Southern Company Data: Bowen 1, 2, 9, and 10

	GWA-3A	GWA-3A
8/23/2007	0.017	
11/2/2007	0.016	
11/18/2007	0.048	
1/31/2008	0.039	
3/11/2008	0.037	
5/14/2008	0.051	
12/5/2008	0.038	
4/15/2009	0.033	
10/8/2009	0.037	
4/28/2010	0.037	
10/6/2010	0.041	
4/21/2011	0.034	
10/13/2011	0.048	
5/1/2012	0.0427	
10/9/2012	0.038	
4/11/2013	0.038	
10/16/2013	0.036	
4/23/2014	0.03	
10/4/2014	0.029	
3/31/2015	0.026	
10/12/2015	0.05	
3/23/2016	0.0297	
7/29/2016	0.0419	
3/30/2017	0.0392	
10/4/2017	0.0343	
3/19/2018	0.033	
9/17/2018	0.033	
3/20/2019	0.026	
9/13/2019	0.026	
3/11/2020	0.027	
3/29/2021	<0.005	
8/9/2021	<0.005	
2/2/2022	<0.005	
8/16/2022	<0.005	
2/17/2023	<0.005	
8/1/2023	<0.005	
2/22/2024		<0.005
8/8/2024		<0.005

ND substitution: RL or RL/2 if <15% NDs.

Prediction Limit

Constituent: Copper (mg/L) Analysis Run 9/11/2024 11:03 AM View: Appendix I Intrawell

Plant Bowen Client: Southern Company Data: Bowen 1, 2, 9, and 10

	GWA-40	GWA-40
3/15/2016	<0.005	
5/11/2016	<0.005	
7/21/2016	<0.005	
9/15/2016	<0.005	
11/3/2016	<0.005	
1/17/2017	<0.005	
3/24/2017	<0.005	
9/26/2017	<0.005	
3/14/2018	<0.005	
9/12/2018	<0.005	
3/13/2019	<0.005	
9/9/2019	0.0022 (J)	
3/9/2020	<0.005	
9/11/2020	<0.005	
3/10/2021	<0.005	
8/4/2021	<0.005	
1/31/2022	<0.005	
8/12/2022	<0.005	
2/13/2023	<0.005	
7/26/2023	<0.005	
2/19/2024		<0.005
8/1/2024		<0.005

ND substitution: RL or RL/2 if <15% NDs.

Prediction Limit

Constituent: Copper (mg/L) Analysis Run 9/11/2024 11:03 AM View: Appendix I Intrawell

Plant Bowen Client: Southern Company Data: Bowen 1, 2, 9, and 10

	GWA-41	GWA-41
3/15/2016	<0.005	
5/12/2016	<0.005	
7/20/2016	<0.005	
9/15/2016	0.0007 (J)	
11/3/2016	<0.005	
1/18/2017	<0.005	
3/24/2017	<0.005	
9/25/2017	0.0003 (J)	
3/14/2018	<0.005	
9/12/2018	<0.005	
3/14/2019	<0.005	
9/10/2019	0.00038 (JD)	
3/6/2020	0.00093 (J)	
9/10/2020	<0.005	
3/11/2021	<0.005	
8/4/2021	<0.005	
1/31/2022	<0.005	
8/11/2022	<0.005	
2/13/2023	<0.005	
7/25/2023	<0.005	
2/19/2024		<0.005
8/1/2024		<0.005

ND substitution: RL or RL/2 if <15% NDs.

Prediction Limit

Constituent: Copper (mg/L) Analysis Run 9/11/2024 11:03 AM View: Appendix I Intrawell

Plant Bowen Client: Southern Company Data: Bowen 1, 2, 9, and 10

	GWA-41R	GWA-41R
3/15/2016	<0.005	
5/13/2016	<0.005	
7/21/2016	0.0005 (J)	
9/21/2016	<0.005	
11/3/2016	<0.005	
1/17/2017	<0.005	
3/27/2017	<0.005	
9/25/2017	0.0007 (J)	
3/14/2018	0.0021 (J)	
9/12/2018	<0.005	
3/14/2019	0.0022 (J)	
9/10/2019	0.0022 (J)	
3/9/2020	0.0014 (J)	
9/10/2020	<0.005	
3/10/2021	<0.005	
8/4/2021	0.0008 (J)	
1/31/2022	0.0028 (J)	
8/11/2022	<0.005	
2/13/2023	0.0012 (J)	
7/25/2023	<0.005	
2/19/2024		0.0011 (J)
8/1/2024		0.00053 (J)

ND substitution: RL or RL/2 if <15% NDs.

Prediction Limit

Constituent: Copper (mg/L) Analysis Run 9/11/2024 11:03 AM View: Appendix I Intrawell

Plant Bowen Client: Southern Company Data: Bowen 1, 2, 9, and 10

	GWA-42	GWA-42
3/11/2016	<0.005	
5/16/2016	<0.005	
7/22/2016	<0.005	
9/19/2016	0.003 (J)	
11/3/2016	<0.005	
1/17/2017	<0.005	
3/27/2017	<0.005	
9/26/2017	<0.005	
3/14/2018	<0.005	
9/14/2018	<0.005	
3/14/2019	<0.005	
9/10/2019	<0.005	
3/6/2020	0.00019 (J)	
9/10/2020	<0.005	
3/11/2021	<0.005	
8/4/2021	<0.005	
1/31/2022	<0.005	
8/10/2022	<0.005	
2/13/2023	<0.005	
7/26/2023	<0.005	
2/20/2024		<0.005
8/1/2024		<0.005

ND substitution: RL or RL/2 if <15% NDs.

Prediction Limit

Constituent: Copper (mg/L) Analysis Run 9/11/2024 11:03 AM View: Appendix I Intrawell

Plant Bowen Client: Southern Company Data: Bowen 1, 2, 9, and 10

	GWA-43	GWA-43
3/11/2016	<0.005	
5/13/2016	<0.005	
7/19/2016	<0.005	
9/16/2016	<0.005	
11/2/2016	<0.005	
1/18/2017	<0.005	
3/28/2017	<0.005 (*)	
9/22/2017	0.0004 (J)	
3/14/2018	<0.005	
9/12/2018	<0.005	
3/13/2019	<0.005	
9/11/2019	0.00036 (J)	
3/9/2020	0.00035 (J)	
9/11/2020	<0.005	
3/11/2021	<0.005	
8/6/2021	<0.005	
1/31/2022	0.0014 (J)	
8/11/2022	<0.005	
2/14/2023	<0.005	
7/25/2023	<0.005	
2/20/2024		0.00068 (J)
8/2/2024		<0.005

ND substitution: RL or RL/2 if <15% NDs.

Prediction Limit

Constituent: Copper (mg/L) Analysis Run 9/11/2024 11:03 AM View: Appendix I Intrawell

Plant Bowen Client: Southern Company Data: Bowen 1, 2, 9, and 10

	GWA-43R	GWA-43R
3/11/2016	<0.005	
5/13/2016	<0.005	
7/19/2016	<0.005	
9/16/2016	<0.005	
11/2/2016	<0.005	
1/18/2017	<0.005	
3/28/2017	<0.005 (*)	
9/22/2017	0.0006 (J)	
3/15/2018	<0.005	
9/12/2018	<0.005	
3/13/2019	0.0015 (J)	
9/11/2019	0.00026 (J)	
3/9/2020	0.00035 (J)	
9/14/2020	<0.005	
3/11/2021	<0.005	
8/5/2021	<0.005	
1/31/2022	<0.005	
8/10/2022	<0.005	
2/13/2023	<0.005	
7/25/2023	<0.005	
2/20/2024		<0.005
8/2/2024		<0.005

ND substitution: RL or RL/2 if <15% NDs.

Prediction Limit

Constituent: Copper (mg/L) Analysis Run 9/11/2024 11:03 AM View: Appendix I Intrawell

Plant Bowen Client: Southern Company Data: Bowen 1, 2, 9, and 10

	GWA-4RZ	GWA-4RZ
4/7/2017	0.0004 (J)	
10/3/2017	<0.005 (D)	
3/21/2018	<0.005	
9/18/2018	<0.005	
3/21/2019	<0.005 (D)	
9/12/2019	0.00045 (JD)	
3/12/2020	0.0002 (J)	
9/17/2020	<0.005	
3/16/2021	<0.005	
8/10/2021	<0.005	
2/3/2022	<0.005	
8/17/2022	<0.005	
2/17/2023	<0.005	
7/28/2023	<0.005	
2/27/2024		<0.005
8/8/2024		<0.005

ND substitution: RL or RL/2 if <15% NDs.

Prediction Limit

Constituent: Copper (mg/L) Analysis Run 9/11/2024 11:03 AM View: Appendix I Intrawell

Plant Bowen Client: Southern Company Data: Bowen 1, 2, 9, and 10

	GWA-50	GWA-50
12/12/2008	0.018	
4/23/2009	0.013	
10/6/2009	0.012	
4/27/2010	0.0095	
9/30/2010	0.0087	
4/14/2011	0.0061	
10/5/2011	<0.025	
4/11/2012	<0.025	
10/2/2012	<0.025	
4/9/2013	0.0053	
10/15/2013	0.0076	
4/10/2014	0.005	
10/1/2014	0.0047 (J)	
3/30/2015	0.0048 (J)	
10/11/2015	0.0055	
3/28/2016	<0.025	
8/1/2016	0.0025 (J)	
4/7/2017	0.003 (J)	
10/2/2017	0.0031 (J)	
3/16/2018	0.0037 (J)	
9/17/2018	0.0028 (J)	
3/19/2019	0.0023 (J)	
9/13/2019	0.0023 (J)	
3/11/2020	0.0026 (J)	
9/16/2020	0.0018 (J)	
3/17/2021	0.0019 (J)	
8/9/2021	0.0017 (J)	
2/1/2022	0.0017 (J)	
8/16/2022	0.0014 (J)	
2/16/2023	0.0015 (J)	
7/28/2023	0.0023 (J)	
2/22/2024		0.0015 (J)
8/8/2024		0.0018 (J)

ND substitution: RL or RL/2 if <15% NDs.

Prediction Limit

Constituent: Copper (mg/L) Analysis Run 9/11/2024 11:03 AM View: Appendix I Intrawell

Plant Bowen Client: Southern Company Data: Bowen 1, 2, 9, and 10

	GWA-50R	GWA-50R
12/12/2008	0.064 (O)	
4/23/2009	0.034	
10/6/2009	0.026	
5/3/2010	0.014	
10/11/2010	0.014	
4/27/2011	0.028	
10/19/2011	<0.013	
5/1/2012	0.0198	
10/2/2012	0.011	
4/10/2013	0.018	
10/16/2013	0.016	
4/22/2014	0.014	
10/1/2014	0.0041 (J)	
3/30/2015	0.012	
10/11/2015	0.0049 (J)	
3/28/2016	0.00734 (J)	
8/1/2016	0.0049 (J)	
4/3/2017	0.0023 (J)	
10/2/2017	0.0023 (J)	
3/16/2018	0.0035 (J)	
9/18/2018	0.0041 (J)	
3/19/2019	0.0029 (J)	
9/12/2019	0.0028 (J)	
3/11/2020	0.0035 (J)	
9/15/2020	0.0031 (J)	
3/17/2021	0.0024 (J)	
8/9/2021	0.0028 (J)	
2/2/2022	0.0033 (J)	
8/17/2022	0.0098	
2/16/2023	0.0028 (J)	
7/28/2023	0.0034 (J)	
2/22/2024		0.003 (J)
8/8/2024		0.0027 (J)

Prediction Limit

Constituent: Copper (mg/L) Analysis Run 9/11/2024 11:03 AM View: Appendix I Intrawell

Plant Bowen Client: Southern Company Data: Bowen 1, 2, 9, and 10

	GWC-10	GWC-10
8/21/2007	0.0058	
11/1/2007	<0.005	
11/20/2007	0.006	
1/30/2008	0.0037	
3/6/2008	0.004	
5/12/2008	<0.005	
12/13/2008	0.0051	
4/29/2009	0.003	
10/20/2009	<0.005	
4/26/2010	<0.005	
9/29/2010	<0.005	
4/13/2011	<0.005	
10/5/2011	<0.005	
4/4/2012	<0.005	
10/3/2012	<0.005	
4/3/2013	<0.005	
10/15/2013	<0.005	
4/9/2014	<0.005	
10/2/2014	<0.005	
4/2/2015	<0.005	
10/10/2015	0.0027 (J)	
3/31/2016	<0.005	
8/5/2016	<0.005	
4/10/2017	<0.005	
10/4/2017	<0.005	
3/20/2018	<0.005	
9/18/2018	<0.005	
3/22/2019	<0.005	
9/17/2019	<0.005	
3/12/2020	<0.005	
9/17/2020	<0.005	
3/18/2021	<0.005	
8/10/2021	<0.005	
2/4/2022	<0.005	
8/17/2022	<0.005	
2/20/2023	<0.005	
7/31/2023	<0.005	
2/27/2024		<0.005
8/12/2024		<0.005

ND substitution: RL or RL/2 if <15% NDs.

Prediction Limit

Constituent: Copper (mg/L) Analysis Run 9/11/2024 11:03 AM View: Appendix I Intrawell

Plant Bowen Client: Southern Company Data: Bowen 1, 2, 9, and 10

	GWC-10R	GWC-10R
8/21/2007	0.007	
11/1/2007	<0.005	
11/20/2007	0.0032	
1/30/2008	0.0039	
3/6/2008	<0.005	
5/8/2008	0.0039	
12/14/2008	0.0046	
4/29/2009	<0.005	
10/21/2009	<0.005	
4/21/2010	<0.005	
9/28/2010	<0.005	
4/12/2011	<0.005	
10/4/2011	<0.005	
4/3/2012	<0.005	
10/8/2012	<0.005	
4/3/2013	<0.005	
10/15/2013	<0.005	
4/9/2014	<0.005	
10/2/2014	<0.005	
4/2/2015	<0.005	
10/12/2015	<0.005	
3/31/2016	<0.005	
8/3/2016	<0.005	
4/10/2017	<0.005	
10/4/2017	<0.005	
3/21/2018	<0.005	
9/18/2018	<0.005	
3/22/2019	<0.005	
9/17/2019	0.00029 (J)	
3/12/2020	<0.005	
9/17/2020	<0.005	
3/18/2021	<0.005	
8/11/2021	<0.005	
2/4/2022	<0.005	
8/18/2022	<0.005	
2/20/2023	<0.005	
7/31/2023	<0.005	
2/27/2024		<0.005
8/12/2024		<0.005

ND substitution: RL or RL/2 if <15% NDs.

Prediction Limit

Constituent: Copper (mg/L) Analysis Run 9/11/2024 11:03 AM View: Appendix I Intrawell

Plant Bowen Client: Southern Company Data: Bowen 1, 2, 9, and 10

	GWC-11	GWC-11
8/21/2007	<0.005	
11/1/2007	<0.005	
11/18/2007	<0.005	
1/30/2008	<0.005	
3/5/2008	<0.005	
5/7/2008	0.0037	
12/14/2008	<0.005	
4/29/2009	<0.005	
10/22/2009	<0.005	
4/21/2010	<0.005	
9/28/2010	0.0028	
4/12/2011	<0.005	
10/4/2011	0.013	
4/3/2012	<0.005	
10/3/2012	<0.005	
4/3/2013	<0.005	
10/9/2013	<0.005	
4/2/2014	<0.005	
10/2/2014	0.00084 (J)	
4/1/2015	<0.005	
10/11/2015	<0.005	
4/4/2016	<0.005	
8/3/2016	<0.005	
4/10/2017	<0.005	
10/4/2017	<0.005	
3/21/2018	<0.005	
9/18/2018	<0.005	
3/23/2019	<0.005	
9/17/2019	<0.005	
3/12/2020	0.00023 (J)	
9/21/2020	<0.005	
3/19/2021	<0.005	
8/11/2021	<0.005	
2/4/2022	<0.005	
8/18/2022	<0.005	
2/20/2023	<0.005	
8/1/2023	<0.005	
2/28/2024		<0.005
8/13/2024		<0.005

ND substitution: RL or RL/2 if <15% NDs.

Prediction Limit

Constituent: Copper (mg/L) Analysis Run 9/11/2024 11:03 AM View: Appendix I Intrawell

Plant Bowen Client: Southern Company Data: Bowen 1, 2, 9, and 10

	GWC-11R	GWC-11R
8/21/2007	0.0032	
11/1/2007	0.0031	
11/18/2007	<0.005	
1/30/2008	<0.005	
3/6/2008	<0.005	
5/7/2008	0.0029	
12/14/2008	<0.005	
4/29/2009	<0.005	
10/22/2009	<0.005	
4/21/2010	<0.005	
9/29/2010	<0.005	
4/13/2011	<0.005	
10/4/2011	<0.005	
4/4/2012	<0.005	
10/3/2012	<0.005	
4/3/2013	<0.005	
10/9/2013	<0.005	
4/2/2014	0.005 (J)	
10/2/2014	0.0022 (J)	
4/1/2015	0.019	
10/11/2015	0.013	
4/4/2016	<0.005	
8/4/2016	<0.005	
4/10/2017	<0.005	
10/4/2017	<0.005	
3/22/2018	<0.005	
9/18/2018	<0.005	
3/23/2019	<0.005	
9/17/2019	0.00031 (J)	
3/12/2020	0.00032 (J)	
9/21/2020	<0.005	
3/19/2021	0.0018 (J)	
8/11/2021	<0.005	
2/4/2022	<0.005	
8/18/2022	<0.005	
2/20/2023	<0.005	
8/1/2023	<0.005	
2/28/2024		<0.005
8/12/2024		<0.005

ND substitution: RL or RL/2 if <15% NDs.

Prediction Limit

Constituent: Copper (mg/L) Analysis Run 9/11/2024 11:03 AM View: Appendix I Intrawell

Plant Bowen Client: Southern Company Data: Bowen 1, 2, 9, and 10

	GWC-12	GWC-12
8/21/2007	<0.005	
11/1/2007	<0.005	
11/19/2007	0.0029	
1/16/2008	0.0067	
3/5/2008	0.0058	
5/13/2008	<0.005	
12/13/2008	<0.005	
4/16/2009	0.0032	
10/21/2009	<0.005	
4/27/2010	0.0034	
10/5/2010	<0.005	
4/19/2011	<0.005	
10/12/2011	<0.005	
4/24/2012	<0.005	
10/2/2012	<0.005	
4/2/2013	0.0063	
10/9/2013	<0.005	
4/1/2014	<0.005	
10/2/2014	<0.005	
4/1/2015	<0.005	
10/14/2015	0.0017 (J)	
4/4/2016	<0.005	
8/3/2016	<0.005	
4/11/2017	0.0003 (J)	
10/4/2017	<0.005	
3/22/2018	<0.005	
9/18/2018	<0.005	
3/23/2019	<0.005	
9/17/2019	<0.005 (D)	
3/12/2020	<0.005	
9/21/2020	<0.005	
3/19/2021	<0.005	
8/11/2021	<0.005	
2/2/2022	<0.005	
8/18/2022	<0.005	
2/21/2023	<0.005	
8/1/2023	0.0039 (J)	
2/27/2024		<0.005
8/12/2024		0.00048 (J)

ND substitution: RL or RL/2 if <15% NDs.

Prediction Limit

Constituent: Copper (mg/L) Analysis Run 9/11/2024 11:03 AM View: Appendix I Intrawell

Plant Bowen Client: Southern Company Data: Bowen 1, 2, 9, and 10

	GWC-13	GWC-13
8/21/2007	<0.005	
11/1/2007	<0.005	
11/19/2007	0.0035	
1/31/2008	<0.005	
3/5/2008	<0.005	
5/12/2008	<0.005	
12/13/2008	0.0028	
4/28/2009	<0.005	
10/21/2009	<0.005	
4/28/2010	<0.005	
10/5/2010	<0.005	
4/19/2011	<0.005	
10/18/2011	<0.005	
4/25/2012	<0.005	
10/2/2012	<0.005	
4/2/2013	<0.005	
10/8/2013	<0.005	
4/1/2014	<0.005	
10/1/2014	<0.005	
4/1/2015	<0.005	
10/15/2015	<0.005	
4/4/2016	<0.005	
8/4/2016	<0.005	
4/12/2017	0.0003 (J)	
10/9/2017	0.0005 (J)	
3/21/2018	<0.005	
9/19/2018	<0.005	
3/23/2019	<0.005	
9/18/2019	0.00057 (J)	
3/13/2020	0.00033 (J)	
9/22/2020	<0.005	
3/18/2021	<0.005	
8/11/2021	<0.005	
2/17/2022	<0.005	
8/18/2022	<0.005	
2/22/2023	<0.005	
8/1/2023	<0.005	
2/27/2024		<0.005
8/12/2024		<0.005

ND substitution: RL or RL/2 if <15% NDs.

Prediction Limit

Constituent: Copper (mg/L) Analysis Run 9/11/2024 11:03 AM View: Appendix I Intrawell

Plant Bowen Client: Southern Company Data: Bowen 1, 2, 9, and 10

	GWC-13RZ	GWC-13RZ
8/21/2007	<0.005	
11/1/2007	<0.005	
11/19/2007	0.0043	
1/31/2008	<0.005	
3/5/2008	<0.005	
5/7/2008	<0.005	
12/12/2008	0.013	
4/29/2009	0.0029	
10/21/2009	<0.005	
4/28/2010	0.0032	
10/6/2010	<0.005	
4/20/2011	<0.005	
10/12/2011	<0.005	
4/25/2012	<0.005	
10/2/2012	<0.005	
4/2/2013	<0.005	
10/8/2013	<0.005	
4/1/2014	0.005 (J)	
10/1/2014	<0.005	
3/31/2015	<0.005	
10/14/2015	<0.005	
4/4/2016	<0.005	
4/11/2017	<0.005	
10/6/2017	<0.005	
3/23/2018	<0.005	
9/20/2018	<0.005	
3/22/2019	<0.005	
9/18/2019	0.00021 (X)	
3/17/2020	0.00045 (J)	
9/22/2020	<0.005	
3/19/2021	<0.005	
8/12/2021	<0.005	
2/4/2022	<0.005	
8/19/2022	<0.005	
2/22/2023	0.0014 (J)	
8/2/2023	0.0011 (J)	
2/28/2024		<0.005
8/13/2024		<0.005

ND substitution: RL or RL/2 if <15% NDs.

Prediction Limit

Constituent: Copper (mg/L) Analysis Run 9/11/2024 11:03 AM View: Appendix I Intrawell

Plant Bowen Client: Southern Company Data: Bowen 1, 2, 9, and 10

	GWC-14Z	GWC-14Z
8/24/2007	0.0048 (J)	
11/2/2007	<0.005	
11/17/2007	0.0031	
1/15/2008	0.0033	
3/5/2008	0.0026	
5/7/2008	0.0028	
12/2/2008	0.0029	
4/16/2009	0.0035	
10/20/2009	0.0056	
4/20/2010	<0.005	
9/29/2010	<0.005	
4/12/2011	<0.005	
10/4/2011	<0.005	
4/4/2012	<0.005	
10/10/2012	<0.005	
4/15/2013	<0.005	
10/22/2013	<0.005	
4/21/2014	<0.005	
9/30/2014	<0.005	
4/3/2015	<0.005	
10/7/2015	0.0012 (J)	
4/5/2016	<0.005	
8/9/2016	<0.005	
4/11/2017	<0.005	
10/5/2017	<0.005	
3/22/2018	<0.005	
9/19/2018	<0.005	
3/22/2019	<0.005	
9/17/2019	<0.005	
3/13/2020	<0.005	
9/21/2020	<0.005	
3/18/2021	<0.005	
8/11/2021	<0.005	
2/4/2022	<0.005	
8/18/2022	<0.005	
2/22/2023	<0.005	
8/1/2023	<0.005	
2/28/2024		<0.005
8/13/2024		<0.005

ND substitution: RL or RL/2 if <15% NDs.

Prediction Limit

Constituent: Copper (mg/L) Analysis Run 9/11/2024 11:03 AM View: Appendix I Intrawell

Plant Bowen Client: Southern Company Data: Bowen 1, 2, 9, and 10

	GWC-15R	GWC-15R
8/23/2007	<0.005	
11/2/2007	<0.005	
11/17/2007	0.02	
1/15/2008	0.0043	
3/6/2008	<0.005	
5/7/2008	0.0026	
12/2/2008	<0.005	
4/28/2009	0.003	
10/19/2009	<0.005	
4/27/2010	<0.005	
10/4/2010	0.0025	
4/18/2011	<0.005	
10/12/2011	<0.005	
4/23/2012	<0.005	
10/10/2012	<0.005	
4/15/2013	<0.005	
10/22/2013	<0.005	
4/21/2014	<0.005	
9/30/2014	<0.005	
4/3/2015	<0.005	
10/7/2015	0.00093 (J)	
4/5/2016	<0.005	
8/4/2016	0.0007 (J)	
4/12/2017	<0.005	
10/6/2017	0.0003 (J)	
3/23/2018	<0.005	
9/19/2018	<0.005	
3/25/2019	<0.005	
9/17/2019	<0.005	
3/13/2020	0.00029 (J)	
9/21/2020	<0.005	
3/18/2021	<0.005	
8/11/2021	<0.005	
2/4/2022	<0.005	
8/19/2022	<0.005	
2/22/2023	<0.005	
8/2/2023	<0.005	
2/28/2024		<0.005
8/13/2024		<0.005

ND substitution: RL or RL/2 if <15% NDs.

Prediction Limit

Constituent: Copper (mg/L) Analysis Run 9/11/2024 11:03 AM View: Appendix I Intrawell

Plant Bowen Client: Southern Company Data: Bowen 1, 2, 9, and 10

	GWC-15Z	GWC-15Z
8/24/2007	0.021	
11/2/2007	0.0037	
11/18/2007	0.007 (J)	
1/15/2008	0.0055	
3/10/2008	0.0042	
5/13/2008	<0.005	
12/2/2008	0.0039	
4/28/2009	<0.005	
10/20/2009	<0.005	
4/27/2010	<0.005	
10/5/2010	<0.005	
4/19/2011	<0.005	
10/12/2011	<0.005	
4/25/2012	<0.005	
10/10/2012	<0.005	
4/16/2013	<0.005	
10/22/2013	<0.005	
4/21/2014	0.005 (J)	
9/30/2014	<0.005	
4/3/2015	<0.005	
10/6/2015	<0.005	
4/5/2016	<0.005	
4/11/2017	0.0003 (J)	
10/6/2017	<0.005	
3/23/2018	<0.005	
9/19/2018	<0.005	
3/22/2019	<0.005	
9/17/2019	<0.005	
3/13/2020	0.0002 (J)	
9/21/2020	<0.005	
3/18/2021	<0.005	
8/11/2021	<0.005	
2/7/2022	<0.005	
8/19/2022	<0.005	
2/22/2023	<0.005	
8/1/2023	<0.005	
2/28/2024		<0.005
8/13/2024		<0.005

ND substitution: RL or RL/2 if <15% NDs.

Prediction Limit

Constituent: Copper (mg/L) Analysis Run 9/11/2024 11:03 AM View: Appendix I Intrawell

Plant Bowen Client: Southern Company Data: Bowen 1, 2, 9, and 10

	GWC-44	GWC-44
3/16/2016	<0.005	
5/16/2016	<0.005	
7/25/2016	0.0005 (J)	
9/19/2016	<0.005	
11/3/2016	<0.005	
1/19/2017	<0.005	
3/28/2017	<0.005 (*)	
9/26/2017	0.0006 (J)	
3/15/2018	<0.005	
9/12/2018	<0.005	
3/14/2019	<0.005	
9/11/2019	0.00043 (J)	
3/10/2020	0.00067 (J)	
9/15/2020	<0.005	
3/11/2021	<0.005	
8/4/2021	0.0006 (J)	
1/31/2022	0.00053 (J)	
8/15/2022	<0.005	
2/14/2023	0.0054	
7/26/2023	<0.005	
2/20/2024		0.0005 (J)
8/6/2024		<0.005

ND substitution: RL or RL/2 if <15% NDs.

Prediction Limit

Constituent: Copper (mg/L) Analysis Run 9/11/2024 11:03 AM View: Appendix I Intrawell

Plant Bowen Client: Southern Company Data: Bowen 1, 2, 9, and 10

	GWC-45	GWC-45
3/16/2016	<0.005	
5/16/2016	<0.005 (D)	
7/25/2016	<0.005 (D)	
9/19/2016	0.0032 (JD)	
11/4/2016	0.0006 (JD)	
1/23/2017	0.0008 (JD)	
3/29/2017	0.0005 (JD)	
9/27/2017	0.0014 (J)	
3/15/2018	<0.005	
9/13/2018	<0.005	
3/14/2019	<0.005 (D)	
9/11/2019	0.012 (JD)	
3/10/2020	0.00031 (J)	
9/11/2020	<0.005	
3/11/2021	<0.005	
8/6/2021	<0.005	
2/1/2022	<0.005	
8/12/2022	<0.005	
2/14/2023	<0.005	
7/26/2023	<0.005	
2/20/2024		0.00067 (J)
8/5/2024		<0.005

ND substitution: RL or RL/2 if <15% NDs.

Prediction Limit

Constituent: Copper (mg/L) Analysis Run 9/11/2024 11:03 AM View: Appendix I Intrawell

Plant Bowen Client: Southern Company Data: Bowen 1, 2, 9, and 10

	GWC-45R	GWC-45R
3/16/2016	<0.005	
5/16/2016	<0.005 (D)	
7/25/2016	<0.005 (D)	
9/19/2016	<0.005 (D)	
11/3/2016	<0.005 (D)	
1/20/2017	<0.005 (D)	
3/29/2017	0.0022 (JD)	
9/27/2017	<0.005	
3/15/2018	<0.005	
9/13/2018	<0.005	
3/14/2019	<0.005 (D)	
9/11/2019	<0.005 (D)	
3/10/2020	<0.005	
9/11/2020	<0.005	
3/11/2021	<0.005	
8/6/2021	<0.005	
2/1/2022	<0.005	
8/12/2022	<0.005	
2/14/2023	<0.005	
7/26/2023	<0.005	
2/20/2024		<0.005
8/5/2024		<0.005

ND substitution: RL or RL/2 if <15% NDs.

Prediction Limit

Constituent: Copper (mg/L) Analysis Run 9/11/2024 11:03 AM View: Appendix I Intrawell

Plant Bowen Client: Southern Company Data: Bowen 1, 2, 9, and 10

	GWC-46R	GWC-46R
3/10/2016	<0.005	
5/17/2016	<0.005	
7/26/2016	<0.005	
9/20/2016	0.0008 (J)	
11/4/2016	<0.005	
1/20/2017	<0.005	
3/28/2017	<0.005	
9/29/2017	<0.005	
3/15/2018	<0.005	
9/13/2018	<0.005	
3/18/2019	<0.005	
9/11/2019	<0.005	
3/10/2020	<0.005	
9/14/2020	<0.005	
3/11/2021	<0.005	
8/5/2021	<0.005	
1/31/2022	<0.005	
8/15/2022	<0.005	
2/14/2023	<0.005	
7/26/2023	<0.005	
2/21/2024		<0.005
8/5/2024		<0.005

ND substitution: RL or RL/2 if <15% NDs.

Prediction Limit

Constituent: Copper (mg/L) Analysis Run 9/11/2024 11:03 AM View: Appendix I Intrawell

Plant Bowen Client: Southern Company Data: Bowen 1, 2, 9, and 10

	GWC-47	GWC-47
3/10/2016	<0.005	
5/18/2016	<0.005	
7/27/2016	<0.005	
9/20/2016	0.0011 (J)	
11/7/2016	<0.005	
1/23/2017	<0.005	
3/29/2017	0.0003 (J)	
9/27/2017	<0.005	
3/15/2018	<0.005	
9/13/2018	<0.005	
3/15/2019	<0.005	
9/12/2019	<0.005	
3/9/2020	<0.005	
9/14/2020	<0.005	
3/11/2021	<0.005	
8/5/2021	<0.005	
2/1/2022	<0.005	
8/15/2022	<0.005	
2/14/2023	0.0016 (J)	
7/27/2023	<0.005	
2/21/2024		<0.005
8/5/2024		<0.005

ND substitution: RL or RL/2 if <15% NDs.

Prediction Limit

Constituent: Copper (mg/L) Analysis Run 9/11/2024 11:03 AM View: Appendix I Intrawell

Plant Bowen Client: Southern Company Data: Bowen 1, 2, 9, and 10

	GWC-47R	GWC-47R
3/10/2016	<0.005	
5/18/2016	<0.005	
7/27/2016	<0.005	
9/20/2016	0.001 (J)	
11/4/2016	<0.005	
1/20/2017	<0.005	
3/29/2017	0.0003 (J)	
9/27/2017	0.0011 (J)	
3/16/2018	<0.005	
9/13/2018	<0.005	
3/19/2019	<0.005	
9/11/2019	0.0008 (J)	
3/9/2020	0.00032 (J)	
9/15/2020	<0.005	
3/11/2021	<0.005	
8/5/2021	<0.005	
2/1/2022	<0.005	
8/15/2022	<0.005	
2/14/2023	<0.005	
7/27/2023	<0.005	
2/21/2024		<0.005
8/5/2024		<0.005

ND substitution: RL or RL/2 if <15% NDs.

Prediction Limit

Constituent: Copper (mg/L) Analysis Run 9/11/2024 11:03 AM View: Appendix I Intrawell

Plant Bowen Client: Southern Company Data: Bowen 1, 2, 9, and 10

	GWC-48	GWC-48
3/10/2016	<0.005	
5/17/2016	<0.005	
7/27/2016	<0.005	
9/20/2016	0.0018 (J)	
11/4/2016	<0.005	
1/23/2017	<0.005	
3/28/2017	<0.005 (*)	
9/29/2017	0.0003 (J)	
3/15/2018	<0.005	
9/13/2018	<0.005	
3/15/2019	<0.005	
9/11/2019	0.000535 (JD)	
3/9/2020	0.00035 (J)	
9/14/2020	<0.005	
3/11/2021	<0.005	
8/4/2021	<0.005	
1/31/2022	<0.005	
8/15/2022	<0.005	
2/14/2023	<0.005	
7/26/2023	<0.005	
2/21/2024		0.00045 (J)
8/5/2024		<0.005

ND substitution: RL or RL/2 if <15% NDs.

Prediction Limit

Constituent: Copper (mg/L) Analysis Run 9/11/2024 11:03 AM View: Appendix I Intrawell

Plant Bowen Client: Southern Company Data: Bowen 1, 2, 9, and 10

	GWC-49Z	GWC-49Z
3/17/2016	<0.005	
5/18/2016	<0.005	
7/28/2016	0.0007 (J)	
9/21/2016	0.0018 (J)	
11/7/2016	<0.005	
1/24/2017	<0.005	
3/30/2017	0.0003 (J)	
9/29/2017	<0.005	
3/15/2018	<0.005	
9/14/2018	<0.005	
3/19/2019	<0.005	
9/11/2019	0.00021 (J)	
3/9/2020	0.00035 (J)	
9/14/2020	<0.005	
3/15/2021	<0.005	
8/5/2021	0.00061 (J)	
2/1/2022	<0.005	
8/15/2022	<0.005	
2/14/2023	<0.005	
7/27/2023	<0.005	
2/21/2024		<0.005
8/6/2024		<0.005

ND substitution: RL or RL/2 if <15% NDs.

Prediction Limit

Constituent: Copper (mg/L) Analysis Run 9/11/2024 11:03 AM View: Appendix I Intrawell

Plant Bowen Client: Southern Company Data: Bowen 1, 2, 9, and 10

	GWC-5	GWC-5
8/23/2007	0.0064	
10/25/2007	0.0081	
11/19/2007	0.0059	
1/23/2008	0.018	
3/11/2008	0.027	
5/12/2008	0.016	
12/11/2008	0.016	
4/15/2009	0.017	
10/9/2009	0.045	
5/4/2010	0.031	
10/12/2010	0.024	
4/28/2011	0.0044	
10/19/2011	0.038	
5/2/2012	0.0865 (O)	
10/9/2012	0.053	
4/11/2013	0.04	
10/16/2013	0.054	
4/23/2014	0.054	
10/3/2014	0.066	
3/31/2015	0.025	
10/12/2015	0.018	
3/28/2016	0.0256	
8/1/2016	0.0178 (J)	
4/3/2017	0.0272	
10/3/2017	0.0239 (J)	
3/19/2018	0.021 (J)	
9/17/2018	0.018 (J)	
3/20/2019	0.023 (J)	
9/16/2019	0.016 (J)	
3/16/2020	0.012 (J)	
9/16/2020	0.017 (J)	
3/17/2021	0.019	
8/9/2021	0.026	
2/2/2022	0.024	
8/16/2022	0.021	
2/20/2023	0.023	
7/28/2023	0.024	
2/26/2024		0.019
8/8/2024		0.018

Prediction Limit

Constituent: Copper (mg/L) Analysis Run 9/11/2024 11:03 AM View: Appendix I Intrawell

Plant Bowen Client: Southern Company Data: Bowen 1, 2, 9, and 10

	GWC-6	GWC-6
8/22/2007	0.0033	
10/25/2007	<0.005	
11/20/2007	0.0052	
1/23/2008	0.0069	
3/11/2008	0.0029	
5/14/2008	0.0035	
12/11/2008	<0.005	
4/23/2009	0.0038	
10/9/2009	0.0032	
5/4/2010	<0.005	
10/11/2010	0.0029	
4/26/2011	<0.005	
10/18/2011	<0.005	
5/2/2012	<0.005	
10/8/2012	<0.005	
4/10/2013	<0.005	
10/8/2013	<0.005	
4/14/2014	0.005 (J)	
10/3/2014	0.00091 (J)	
4/1/2015	0.0011 (J)	
10/9/2015	<0.005	
3/29/2016	<0.005	
8/1/2016	<0.005	
4/6/2017	<0.005	
10/3/2017	<0.005	
3/19/2018	<0.005	
9/17/2018	<0.005	
3/21/2019	0.0018 (J)	
9/16/2019	<0.005	
3/12/2020	<0.005	
9/16/2020	<0.005	
3/17/2021	<0.005	
8/10/2021	<0.005	
2/2/2022	<0.005	
8/17/2022	<0.005	
2/17/2023	<0.005	
7/31/2023	<0.005	
2/26/2024		<0.005
8/8/2024		<0.005

ND substitution: RL or RL/2 if <15% NDs.

Prediction Limit

Constituent: Copper (mg/L) Analysis Run 9/11/2024 11:03 AM View: Appendix I Intrawell

Plant Bowen Client: Southern Company Data: Bowen 1, 2, 9, and 10

	GWC-6RZ	GWC-6RZ
5/26/2015	<0.005	
6/18/2015	<0.005 (D)	
7/2/2015	<0.005	
10/9/2015	<0.005	
3/29/2016	<0.005	
8/1/2016	<0.005	
4/6/2017	<0.005	
10/3/2017	<0.005	
3/20/2018	<0.005	
9/17/2018	<0.005	
3/21/2019	<0.005	
9/16/2019	<0.005	
3/12/2020	0.00028 (J)	
9/16/2020	<0.005	
3/17/2021	<0.005	
8/10/2021	<0.005	
2/2/2022	<0.005	
8/17/2022	<0.005	
2/17/2023	<0.005	
7/28/2023	<0.005	
2/26/2024		<0.005
8/8/2024		<0.005

ND substitution: RL or RL/2 if <15% NDs.

Prediction Limit

Constituent: Copper (mg/L) Analysis Run 9/11/2024 11:03 AM View: Appendix I Intrawell

Plant Bowen Client: Southern Company Data: Bowen 1, 2, 9, and 10

	GWC-7Z	GWC-7Z
8/2/2016	<0.005	
4/6/2017	0.0004 (J)	
10/3/2017	0.0006 (J)	
3/20/2018	<0.005	
9/18/2018	<0.005	
3/21/2019	<0.005	
9/13/2019	0.00025 (J)	
3/12/2020	0.00021 (J)	
9/16/2020	<0.005	
3/17/2021	<0.005	
8/10/2021	<0.005	
2/2/2022	<0.005	
8/17/2022	<0.005	
2/20/2023	<0.005	
7/31/2023	<0.005	
2/26/2024		<0.005
8/8/2024		<0.005

ND substitution: RL or RL/2 if <15% NDs.

Prediction Limit

Constituent: Copper (mg/L) Analysis Run 9/11/2024 11:03 AM View: Appendix I Intrawell

Plant Bowen Client: Southern Company Data: Bowen 1, 2, 9, and 10

	GWC-8RR	GWC-8RR
10/18/2011	<0.005	
4/30/2012	<0.005	
10/3/2012	<0.005	
4/8/2013	<0.005	
10/9/2013	<0.005	
4/10/2014	<0.005	
10/2/2014	<0.005	
4/3/2015	<0.005	
10/8/2015	0.002 (J)	
3/30/2016	<0.005	
8/2/2016	<0.005	
4/6/2017	<0.005	
10/4/2017	<0.005	
3/21/2018	<0.005	
9/18/2018	<0.005	
3/27/2019	<0.005	
9/16/2019	<0.005 (D)	
3/12/2020	<0.005	
9/17/2020	<0.005	
3/17/2021	<0.005	
8/10/2021	<0.005	
2/2/2022	<0.005	
8/17/2022	<0.005	
2/21/2023	<0.005	
7/31/2023	<0.005	
2/27/2024		<0.005
8/12/2024		<0.005

ND substitution: RL or RL/2 if <15% NDs.

Prediction Limit

Constituent: Copper (mg/L) Analysis Run 9/11/2024 11:03 AM View: Appendix I Intrawell

Plant Bowen Client: Southern Company Data: Bowen 1, 2, 9, and 10

	GWC-8Z	GWC-8Z
5/26/2015	<0.005	
6/18/2015	0.005 (D)	
7/2/2015	<0.005	
10/8/2015	0.00091 (J)	
3/22/2016	<0.005	
8/2/2016	<0.005	
4/7/2017	<0.005	
10/3/2017	0.0003 (J)	
3/20/2018	<0.005	
9/18/2018	<0.005	
5/6/2019	<0.005	
9/16/2019	<0.005	
3/16/2020	0.00024 (J)	
9/17/2020	<0.005	
3/18/2021	<0.005	
8/10/2021	<0.005	
2/2/2022	<0.005	
8/17/2022	<0.005	
2/20/2023	<0.005	
7/31/2023	<0.005	
2/26/2024		<0.005
8/12/2024		<0.005

ND substitution: RL or RL/2 if <15% NDs.

Prediction Limit

Constituent: Copper (mg/L) Analysis Run 9/11/2024 11:03 AM View: Appendix I Intrawell

Plant Bowen Client: Southern Company Data: Bowen 1, 2, 9, and 10

	GWC-9	GWC-9
8/23/2007	<0.005	
11/1/2007	0.0047	
11/19/2007	0.0067 (J)	
1/15/2008	0.01	
3/6/2008	0.007	
5/13/2008	<0.005	
12/12/2008	0.0048	
4/16/2009	0.0042	
10/13/2009	0.0034	
4/21/2010	<0.005	
9/29/2010	<0.005	
4/13/2011	<0.005	
10/5/2011	<0.005	
4/4/2012	<0.005	
10/8/2012	<0.005	
4/8/2013	<0.005	
10/9/2013	<0.005	
4/9/2014	<0.005	
9/30/2014	<0.005	
4/2/2015	<0.005	
10/10/2015	0.00345 (JD)	
3/30/2016	<0.005	
8/5/2016	<0.005	
4/6/2017	0.0003 (J)	
10/3/2017	<0.005	
3/20/2018	<0.005	
9/18/2018	<0.005 (D)	
3/21/2019	<0.005	
9/16/2019	0.00021 (J)	
3/12/2020	0.00031 (J)	
9/17/2020	<0.005	
3/18/2021	<0.005	
8/10/2021	<0.005	
2/2/2022	<0.005	
8/17/2022	<0.005	
2/21/2023	<0.005	
7/31/2023	<0.005	
2/27/2024		<0.005
8/12/2024		<0.005

ND substitution: RL or RL/2 if <15% NDs.

Prediction Limit

Constituent: Lead (mg/L) Analysis Run 9/11/2024 11:03 AM View: Appendix I Intrawell

Plant Bowen Client: Southern Company Data: Bowen 1, 2, 9, and 10

	GWA-1	GWA-1
8/23/2007	<0.001	
10/23/2007	<0.001	
11/18/2007	<0.001	
1/30/2008	<0.001	
3/10/2008	<0.001	
5/13/2008	<0.001	
12/5/2008	<0.001	
4/15/2009	<0.001	
10/7/2009	<0.001	
5/3/2010	<0.001	
10/12/2010	<0.001	
4/27/2011	<0.001	
10/17/2011	<0.001	
5/2/2012	<0.001	
10/8/2012	<0.001	
4/12/2013	<0.001	
10/16/2013	<0.001	
4/11/2014	<0.001	
9/30/2014	<0.001	
3/30/2015	0.0028 (J)	
10/13/2015	<0.001	
3/22/2016	<0.001	
5/19/2016	<0.001	
7/29/2016	0.0002 (J)	
9/23/2016	<0.001	
11/9/2016	0.0004 (J)	
1/30/2017	<0.001	
3/30/2017	8E-05 (J)	
6/9/2017	0.0001 (J)	
10/2/2017	0.0002 (J)	
3/16/2018	<0.001	
9/17/2018	<0.001 (D)	
3/20/2019	<0.001	
9/12/2019	<0.001	
3/11/2020	<0.001	
9/15/2020	9.3E-05 (J)	
3/16/2021	5.2E-05 (J)	
8/9/2021	<0.001	
2/1/2022	<0.001	
8/16/2022	<0.001	
2/16/2023	<0.001	
7/27/2023	<0.001	
2/22/2024		<0.001
8/7/2024		<0.001

ND substitution: RL or RL/2 if <15% NDs.

Prediction Limit

Constituent: Lead (mg/L) Analysis Run 9/11/2024 11:03 AM View: Appendix I Intrawell

Plant Bowen Client: Southern Company Data: Bowen 1, 2, 9, and 10

	GWA-2	GWA-2
8/23/2007	<0.001	
10/24/2007	<0.001	
11/18/2007	<0.001	
1/31/2008	<0.001	
3/11/2008	<0.001	
5/6/2008	<0.001	
12/4/2008	<0.001	
4/21/2009	<0.001	
10/7/2009	<0.001	
4/26/2010	<0.001	
10/4/2010	<0.001	
4/13/2011	<0.001	
10/5/2011	<0.001	
4/11/2012	<0.001	
10/9/2012	<0.001	
4/15/2013	<0.001	
10/15/2013	<0.001	
4/22/2014	<0.001	
9/30/2014	<0.001	
3/30/2015	<0.001	
10/13/2015	<0.001	
3/23/2016	<0.001	
5/20/2016	<0.001	
7/29/2016	0.0001 (J)	
9/23/2016	<0.001	
11/9/2016	<0.001	
1/31/2017	<0.001	
3/30/2017	<0.001	
6/12/2017	<0.001	
10/2/2017	<0.001	
3/19/2018	<0.001	
9/14/2018	<0.001	
3/20/2019	<0.001	
9/12/2019	0.002536 (JD)	
3/11/2020	<0.001	
9/15/2020	<0.001	
3/17/2021	<0.001	
8/9/2021	<0.001	
2/1/2022	<0.001	
8/16/2022	<0.001	
2/16/2023	<0.001	
7/27/2023	<0.001	
2/22/2024		<0.001
8/7/2024		<0.001

ND substitution: RL or RL/2 if <15% NDs.

Prediction Limit

Constituent: Lead (mg/L) Analysis Run 9/11/2024 11:03 AM View: Appendix I Intrawell

Plant Bowen Client: Southern Company Data: Bowen 1, 2, 9, and 10

	GWA-2R	GWA-2R
8/23/2007	<0.001	
10/24/2007	<0.001	
11/18/2007	<0.001	
1/31/2008	<0.001	
3/10/2008	<0.001	
5/13/2008	<0.001	
12/4/2008	<0.001	
4/21/2009	<0.001	
10/8/2009	<0.001	
4/21/2010	<0.001	
9/28/2010	<0.001	
4/12/2011	<0.001	
10/4/2011	<0.001	
4/3/2012	<0.001	
10/9/2012	<0.001	
4/11/2013	<0.001	
10/16/2013	<0.001	
4/10/2014	<0.001	
9/30/2014	<0.001	
3/30/2015	<0.001	
10/13/2015	<0.001	
3/23/2016	<0.001	
5/19/2016	<0.001	
7/29/2016	<0.001	
9/22/2016	<0.001	
11/10/2016	<0.001	
1/31/2017	<0.001	
4/3/2017	<0.001	
6/9/2017	<0.001	
10/2/2017	<0.001	
3/16/2018	<0.001	
9/14/2018	<0.001	
3/19/2019	<0.001	
9/13/2019	<0.001	
3/11/2020	5.8E-05 (J)	
9/15/2020	5E-05 (J)	
3/16/2021	7E-05 (J)	
8/9/2021	<0.001	
2/1/2022	<0.001	
8/16/2022	<0.001	
2/16/2023	<0.001	
7/27/2023	<0.001	
2/26/2024		<0.001
8/6/2024		<0.001

ND substitution: RL or RL/2 if <15% NDs.

Prediction Limit

Constituent: Lead (mg/L) Analysis Run 9/11/2024 11:03 AM View: Appendix I Intrawell

Plant Bowen Client: Southern Company Data: Bowen 1, 2, 9, and 10

	GWA-39RZ	GWA-39RZ
5/16/2016	<0.001 (D)	
7/27/2016	0.0011 (JD)	
2/21/2017	<0.001	
3/27/2017	<0.001 (D)	
6/8/2017	<0.001 (D)	
7/17/2017	<0.001 (D)	
7/27/2017	0.0001 (J)	
8/9/2017	<0.001	
9/29/2017	<0.001 (D)	
3/16/2018	<0.001	
9/14/2018	<0.001	
3/14/2019	<0.001	
3/9/2020	0.00027 (J)	
9/16/2020	0.0005 (J)	
3/16/2021	0.0002 (J)	
8/6/2021	<0.001	
2/2/2022	<0.001	
8/16/2022	<0.001	
2/14/2023	<0.001	
7/25/2023	0.00014 (J)	
2/19/2024		<0.001
8/1/2024		<0.001

ND substitution: RL or RL/2 if <15% NDs.

Prediction Limit

Constituent: Lead (mg/L) Analysis Run 9/11/2024 11:03 AM View: Appendix I Intrawell

Plant Bowen Client: Southern Company Data: Bowen 1, 2, 9, and 10

	GWA-39Z	GWA-39Z
3/14/2016	<0.001	
5/11/2016	<0.001	
7/19/2016	<0.001	
9/15/2016	<0.001	
11/2/2016	<0.001	
1/18/2017	<0.001	
3/28/2017	<0.001 (*)	
6/7/2017	8E-05 (J)	
9/26/2017	0.0002 (J)	
3/14/2018	<0.001	
9/12/2018	<0.001	
3/15/2019	<0.001	
9/9/2019	<0.001	
3/9/2020	5.5E-05 (J)	
9/10/2020	<0.001	
3/12/2021	0.0002 (J)	
8/4/2021	<0.001	
1/31/2022	<0.001	
8/10/2022	<0.001	
2/13/2023	<0.001	
7/26/2023	<0.001	
2/19/2024		<0.001
8/1/2024		<0.001

ND substitution: RL or RL/2 if <15% NDs.

Prediction Limit

Constituent: Lead (mg/L) Analysis Run 9/11/2024 11:03 AM View: Appendix I Intrawell

Plant Bowen Client: Southern Company Data: Bowen 1, 2, 9, and 10

	GWA-40	GWA-40
3/15/2016	<0.001	
5/11/2016	<0.001	
7/21/2016	<0.001	
9/15/2016	<0.001	
11/3/2016	<0.001	
1/17/2017	<0.001	
3/24/2017	<0.001 (*)	
5/24/2017	0.0001 (J)	
9/26/2017	0.0001 (J)	
3/14/2018	0.00046 (J)	
9/12/2018	<0.001	
3/13/2019	<0.001	
9/9/2019	<0.001	
3/9/2020	9.5E-05 (J)	
9/11/2020	<0.001	
3/10/2021	<0.001	
8/4/2021	<0.001	
1/31/2022	<0.001	
8/12/2022	<0.001	
2/13/2023	<0.001	
7/26/2023	<0.001	
2/19/2024		<0.001
8/1/2024		<0.001

ND substitution: RL or RL/2 if <15% NDs.

Prediction Limit

Constituent: Lead (mg/L) Analysis Run 9/11/2024 11:03 AM View: Appendix I Intrawell

Plant Bowen Client: Southern Company Data: Bowen 1, 2, 9, and 10

	GWA-41	GWA-41
3/15/2016	<0.001	
5/12/2016	<0.001	
7/20/2016	<0.001	
9/15/2016	<0.001	
11/3/2016	<0.001	
1/18/2017	<0.001	
3/24/2017	<0.001	
6/6/2017	<0.001	
9/25/2017	<0.001	
3/14/2018	<0.001	
9/12/2018	<0.001	
3/14/2019	<0.001	
9/10/2019	<0.001 (D)	
3/6/2020	9.1E-05 (J)	
9/10/2020	<0.001	
3/11/2021	<0.001	
8/4/2021	<0.001	
1/31/2022	<0.001	
8/11/2022	<0.001	
2/13/2023	<0.001	
7/25/2023	<0.001	
2/19/2024		<0.001
8/1/2024		<0.001

ND substitution: RL or RL/2 if <15% NDs.

Prediction Limit

Constituent: Lead (mg/L) Analysis Run 9/11/2024 11:03 AM View: Appendix I Intrawell

Plant Bowen Client: Southern Company Data: Bowen 1, 2, 9, and 10

	GWA-41R	GWA-41R
3/15/2016	<0.001	
5/13/2016	<0.001	
7/21/2016	0.0001 (J)	
9/21/2016	<0.001	
11/3/2016	<0.001	
1/17/2017	<0.001	
3/27/2017	<0.001	
6/6/2017	<0.001	
9/25/2017	0.0001 (J)	
3/14/2018	0.00031 (J)	
9/12/2018	<0.001	
3/14/2019	0.00031 (J)	
9/10/2019	<0.001	
3/9/2020	4.9E-05 (J)	
9/10/2020	<0.001	
3/10/2021	0.00012 (J)	
8/4/2021	<0.001	
1/31/2022	<0.001	
8/11/2022	<0.001	
2/13/2023	<0.001	
7/25/2023	<0.001	
2/19/2024		<0.001
8/1/2024		<0.001

ND substitution: RL or RL/2 if <15% NDs.

Prediction Limit

Constituent: Lead (mg/L) Analysis Run 9/11/2024 11:03 AM View: Appendix I Intrawell

Plant Bowen Client: Southern Company Data: Bowen 1, 2, 9, and 10

	GWA-42	GWA-42
3/11/2016	<0.001	
5/16/2016	<0.001	
7/22/2016	0.0001 (J)	
9/19/2016	0.0002 (J)	
11/3/2016	<0.001	
1/17/2017	<0.001	
3/27/2017	<0.001	
6/7/2017	<0.001	
9/26/2017	<0.001	
3/14/2018	<0.001	
9/14/2018	<0.001	
3/14/2019	<0.001	
9/10/2019	<0.001	
3/6/2020	0.00011 (J)	
9/10/2020	<0.001	
3/11/2021	<0.001	
8/4/2021	<0.001	
1/31/2022	<0.001	
8/10/2022	<0.001	
2/13/2023	<0.001	
7/26/2023	<0.001	
2/20/2024		<0.001
8/1/2024		<0.001

ND substitution: RL or RL/2 if <15% NDs.

Prediction Limit

Constituent: Lead (mg/L) Analysis Run 9/11/2024 11:03 AM View: Appendix I Intrawell

Plant Bowen Client: Southern Company Data: Bowen 1, 2, 9, and 10

	GWA-43	GWA-43
3/11/2016	<0.001	
5/13/2016	<0.001	
7/19/2016	<0.001	
9/16/2016	<0.001	
11/2/2016	<0.001	
1/18/2017	<0.001	
3/28/2017	<0.001	
6/6/2017	7E-05 (J)	
9/22/2017	8E-05 (J)	
3/14/2018	<0.001	
9/12/2018	<0.001	
3/13/2019	<0.001	
9/11/2019	0.0001 (J)	
3/9/2020	9.1E-05 (J)	
9/11/2020	4.6E-05 (J)	
3/11/2021	6.3E-05 (J)	
8/6/2021	<0.001	
1/31/2022	<0.001	
8/11/2022	<0.001	
2/14/2023	<0.001	
7/25/2023	0.00018 (J)	
2/20/2024		<0.001
8/2/2024		<0.001

ND substitution: RL or RL/2 if <15% NDs.

Prediction Limit

Constituent: Lead (mg/L) Analysis Run 9/11/2024 11:03 AM View: Appendix I Intrawell

Plant Bowen Client: Southern Company Data: Bowen 1, 2, 9, and 10

	GWA-43R	GWA-43R
3/11/2016	<0.001	
5/13/2016	<0.001	
7/19/2016	<0.001	
9/16/2016	<0.001	
11/2/2016	<0.001	
1/18/2017	<0.001	
3/28/2017	<0.001	
6/6/2017	0.0001 (J)	
9/22/2017	7E-05 (J)	
3/15/2018	0.0038 (J)	
9/12/2018	<0.001	
3/13/2019	<0.001	
9/11/2019	9.2E-05 (J)	
3/9/2020	9.6E-05 (J)	
9/14/2020	6.6E-05 (J)	
3/11/2021	0.00013 (J)	
8/5/2021	<0.001	
1/31/2022	<0.001	
8/10/2022	<0.001	
2/13/2023	<0.001	
7/25/2023	<0.001	
2/20/2024		<0.001
8/2/2024		<0.001

ND substitution: RL or RL/2 if <15% NDs.

Prediction Limit

Constituent: Lead (mg/L) Analysis Run 9/11/2024 11:03 AM View: Appendix I Intrawell

Plant Bowen Client: Southern Company Data: Bowen 1, 2, 9, and 10

	GWA-4RZ	GWA-4RZ
2/22/2017	0.0002 (J)	
4/7/2017	<0.001	
6/14/2017	<0.001 (D)	
7/12/2017	<0.001 (D)	
7/20/2017	<0.001 (D)	
7/28/2017	<0.001	
8/9/2017	<0.001	
8/24/2017	<0.001	
10/3/2017	<0.001 (D)	
3/21/2018	<0.001	
9/18/2018	<0.001	
3/21/2019	<0.001 (D)	
9/12/2019	6.5E-05 (JD)	
3/12/2020	<0.001	
9/17/2020	<0.001	
3/16/2021	<0.001	
8/10/2021	<0.001	
2/3/2022	<0.001	
8/17/2022	<0.001	
2/17/2023	<0.001	
7/28/2023	<0.001	
2/27/2024		<0.001
8/8/2024		<0.001

ND substitution: RL or RL/2 if <15% NDs.

Prediction Limit

Constituent: Lead (mg/L) Analysis Run 9/11/2024 11:03 AM View: Appendix I Intrawell

Plant Bowen Client: Southern Company Data: Bowen 1, 2, 9, and 10

	GWA-50	GWA-50
12/12/2008	<0.001	
4/23/2009	<0.001	
10/6/2009	<0.001	
4/27/2010	<0.001	
9/30/2010	<0.001	
4/14/2011	<0.001	
10/5/2011	<0.001	
4/11/2012	<0.001	
10/2/2012	<0.001	
4/9/2013	<0.001	
10/15/2013	<0.001	
4/10/2014	<0.001	
10/1/2014	<0.001	
3/30/2015	<0.001	
10/11/2015	<0.001	
3/28/2016	<0.001	
5/23/2016	<0.001	
8/1/2016	<0.001	
9/26/2016	0.0001 (J)	
11/10/2016	<0.001	
1/30/2017	<0.001	
4/7/2017	<0.001	
6/12/2017	<0.001	
10/2/2017	0.0003 (J)	
3/16/2018	<0.001	
9/17/2018	<0.001	
3/19/2019	<0.001	
9/13/2019	<0.001	
3/11/2020	<0.001	
9/16/2020	9.3E-05 (J)	
3/17/2021	<0.001	
8/9/2021	<0.001	
2/1/2022	<0.001	
8/16/2022	<0.001	
2/16/2023	<0.001	
7/28/2023	<0.001	
2/22/2024		<0.001
8/8/2024		<0.001

ND substitution: RL or RL/2 if <15% NDs.

Prediction Limit

Constituent: Lead (mg/L) Analysis Run 9/11/2024 11:03 AM View: Appendix I Intrawell

Plant Bowen Client: Southern Company Data: Bowen 1, 2, 9, and 10

	GWA-50R	GWA-50R
12/12/2008	<0.001	
4/23/2009	<0.001	
10/6/2009	<0.001	
5/3/2010	<0.001	
10/11/2010	<0.001	
4/27/2011	<0.001	
10/19/2011	<0.001	
5/1/2012	0.0012	
10/2/2012	<0.001	
4/10/2013	<0.001	
10/16/2013	<0.001	
4/22/2014	<0.001	
10/1/2014	<0.001	
3/30/2015	<0.001	
10/11/2015	<0.001	
3/28/2016	<0.001	
5/25/2016	<0.001	
8/1/2016	<0.001	
9/26/2016	<0.001	
11/11/2016	<0.001	
1/30/2017	<0.001	
4/3/2017	<0.001	
6/12/2017	<0.001	
10/2/2017	<0.001	
3/16/2018	<0.001	
9/18/2018	<0.001	
3/19/2019	<0.001	
9/12/2019	<0.001	
3/11/2020	<0.001	
9/15/2020	<0.001	
3/17/2021	<0.001	
8/9/2021	<0.001	
2/2/2022	<0.001	
8/17/2022	<0.001	
2/16/2023	<0.001	
7/28/2023	<0.001	
2/22/2024		<0.001
8/8/2024		<0.001

ND substitution: RL or RL/2 if <15% NDs.

Prediction Limit

Constituent: Lead (mg/L) Analysis Run 9/11/2024 11:03 AM View: Appendix I Intrawell

Plant Bowen Client: Southern Company Data: Bowen 1, 2, 9, and 10

	GWC-10	GWC-10
8/21/2007	<0.001	
11/1/2007	<0.001	
11/20/2007	<0.001	
1/30/2008	<0.001	
3/6/2008	<0.001	
5/12/2008	<0.001	
12/13/2008	<0.001	
4/29/2009	<0.001	
10/20/2009	<0.001	
4/26/2010	<0.001	
9/29/2010	<0.001	
4/13/2011	<0.001	
10/5/2011	<0.001	
4/4/2012	<0.001	
10/3/2012	<0.001	
4/3/2013	<0.001	
10/15/2013	<0.001	
4/9/2014	<0.001	
10/2/2014	<0.001	
4/2/2015	<0.001	
10/10/2015	<0.001	
3/31/2016	<0.001	
5/26/2016	<0.001	
8/5/2016	<0.001	
9/28/2016	<0.001	
11/22/2016	<0.001	
2/7/2017	<0.001	
4/10/2017	<0.001	
6/14/2017	<0.001	
10/4/2017	<0.001	
3/20/2018	<0.001	
9/18/2018	<0.001	
3/22/2019	<0.001	
9/17/2019	4.7E-05 (J)	
3/12/2020	<0.001	
9/17/2020	<0.001	
3/18/2021	<0.001	
8/10/2021	<0.001	
2/4/2022	<0.001	
8/17/2022	<0.001	
2/20/2023	<0.001	
7/31/2023	<0.001	
2/27/2024		<0.001
8/12/2024		<0.001

ND substitution: RL or RL/2 if <15% NDs.

Prediction Limit

Constituent: Lead (mg/L) Analysis Run 9/11/2024 11:03 AM View: Appendix I Intrawell

Plant Bowen Client: Southern Company Data: Bowen 1, 2, 9, and 10

	GWC-10R	GWC-10R
8/21/2007	<0.001	
11/1/2007	<0.001	
11/20/2007	<0.001	
1/30/2008	<0.001	
3/6/2008	<0.001	
5/8/2008	<0.001	
12/14/2008	<0.001	
4/29/2009	<0.001	
10/21/2009	<0.001	
4/21/2010	<0.001	
9/28/2010	<0.001	
4/12/2011	<0.001	
10/4/2011	<0.001	
4/3/2012	<0.001	
10/8/2012	<0.001	
4/3/2013	<0.001	
10/15/2013	<0.001	
4/9/2014	<0.001	
10/2/2014	<0.001	
4/2/2015	<0.001	
10/12/2015	<0.001	
3/31/2016	<0.001	
5/26/2016	<0.001	
8/3/2016	<0.001	
9/28/2016	<0.001	
11/22/2016	<0.001	
2/7/2017	<0.001	
4/10/2017	<0.001	
6/14/2017	<0.001	
10/4/2017	<0.001	
3/21/2018	<0.001	
9/18/2018	<0.001	
3/22/2019	<0.001	
9/17/2019	0.00017 (J)	
3/12/2020	<0.001	
9/17/2020	<0.001	
3/18/2021	<0.001	
8/11/2021	<0.001	
2/4/2022	<0.001	
8/18/2022	<0.001	
2/20/2023	<0.001	
7/31/2023	<0.001	
2/27/2024		<0.001
8/12/2024		<0.001

ND substitution: RL or RL/2 if <15% NDs.

Prediction Limit

Constituent: Lead (mg/L) Analysis Run 9/11/2024 11:03 AM View: Appendix I Intrawell

Plant Bowen Client: Southern Company Data: Bowen 1, 2, 9, and 10

	GWC-11	GWC-11
8/21/2007	<0.001	
11/1/2007	<0.001	
11/18/2007	<0.001	
1/30/2008	<0.001	
3/5/2008	<0.001	
5/7/2008	<0.001	
12/14/2008	<0.001	
4/29/2009	<0.001	
10/22/2009	<0.001	
4/21/2010	<0.001	
9/28/2010	<0.001	
4/12/2011	<0.001	
10/4/2011	<0.001	
4/3/2012	<0.001	
10/3/2012	<0.001	
4/3/2013	<0.001	
10/9/2013	<0.001	
4/2/2014	<0.001	
10/2/2014	<0.001	
4/1/2015	<0.001	
10/11/2015	<0.001	
4/4/2016	<0.001	
5/26/2016	<0.001	
8/3/2016	<0.001	
9/28/2016	<0.001	
11/22/2016	<0.001	
2/8/2017	<0.001	
4/10/2017	<0.001	
6/15/2017	9E-05 (J)	
10/4/2017	<0.001	
3/21/2018	<0.001	
9/18/2018	<0.001	
3/23/2019	<0.001	
9/17/2019	4.6E-05 (J)	
3/12/2020	5.2E-05 (J)	
9/21/2020	<0.001	
3/19/2021	<0.001	
8/11/2021	<0.001	
2/4/2022	<0.001	
8/18/2022	<0.001	
2/20/2023	<0.001	
8/1/2023	<0.001	
2/28/2024		<0.001
8/13/2024		<0.001

ND substitution: RL or RL/2 if <15% NDs.

Prediction Limit

Constituent: Lead (mg/L) Analysis Run 9/11/2024 11:03 AM View: Appendix I Intrawell

Plant Bowen Client: Southern Company Data: Bowen 1, 2, 9, and 10

	GWC-11R	GWC-11R
8/21/2007	<0.001	
11/1/2007	<0.001	
11/18/2007	<0.001	
1/30/2008	<0.001	
3/6/2008	<0.001	
5/7/2008	<0.001	
12/14/2008	<0.001	
4/29/2009	<0.001	
10/22/2009	<0.001	
4/21/2010	<0.001	
9/29/2010	<0.001	
4/13/2011	<0.001	
10/4/2011	<0.001	
4/4/2012	<0.001	
10/3/2012	<0.001	
4/3/2013	<0.001	
10/9/2013	<0.001	
4/2/2014	<0.001	
10/2/2014	<0.001	
4/1/2015	<0.001	
10/11/2015	<0.001	
4/4/2016	<0.001	
5/26/2016	<0.001	
8/4/2016	<0.001	
9/28/2016	<0.001	
11/22/2016	<0.001	
2/8/2017	<0.001	
4/10/2017	<0.001	
6/15/2017	<0.001	
10/4/2017	<0.001	
3/22/2018	<0.001	
9/18/2018	<0.001	
3/23/2019	<0.001	
9/17/2019	8.2E-05 (J)	
3/12/2020	4.6E-05 (J)	
9/21/2020	<0.001	
3/19/2021	0.00018 (J)	
8/11/2021	<0.001	
2/4/2022	<0.001	
8/18/2022	<0.001	
2/20/2023	<0.001	
8/1/2023	<0.001	
2/28/2024		<0.001
8/12/2024		<0.001

ND substitution: RL or RL/2 if <15% NDs.

Prediction Limit

Constituent: Lead (mg/L) Analysis Run 9/11/2024 11:03 AM View: Appendix I Intrawell

Plant Bowen Client: Southern Company Data: Bowen 1, 2, 9, and 10

	GWC-13	GWC-13
8/21/2007	<0.001	
11/1/2007	<0.001	
11/19/2007	<0.001	
1/31/2008	<0.001	
3/5/2008	<0.001	
5/12/2008	<0.001	
12/13/2008	<0.001	
4/28/2009	<0.001	
10/21/2009	<0.001	
4/28/2010	<0.001	
10/5/2010	<0.001	
4/19/2011	<0.001	
10/18/2011	<0.001	
4/25/2012	<0.001	
10/2/2012	<0.001	
4/2/2013	<0.001	
10/8/2013	<0.001	
4/1/2014	<0.001	
10/1/2014	<0.001	
4/1/2015	<0.001	
10/15/2015	<0.001	
4/4/2016	<0.001	
5/31/2016	<0.001	
8/4/2016	0.0001 (J)	
9/29/2016	0.0001 (J)	
11/28/2016	<0.001	
2/9/2017	0.0001 (J)	
4/12/2017	<0.001	
6/16/2017	0.0002 (J)	
10/9/2017	0.0001 (J)	
3/21/2018	<0.001	
9/19/2018	<0.001	
3/23/2019	<0.001	
9/18/2019	0.0002 (J)	
3/13/2020	0.00013 (J)	
9/22/2020	0.00015 (J)	
3/18/2021	0.00024 (J)	
8/11/2021	<0.001	
2/17/2022	<0.001	
8/18/2022	<0.001	
2/22/2023	<0.001	
8/1/2023	<0.001	
2/27/2024		<0.001
8/12/2024		<0.001

ND substitution: RL or RL/2 if <15% NDs.

Prediction Limit

Constituent: Lead (mg/L) Analysis Run 9/11/2024 11:03 AM View: Appendix I Intrawell

Plant Bowen Client: Southern Company Data: Bowen 1, 2, 9, and 10

	GWC-13RZ	GWC-13RZ
8/21/2007	<0.001	
11/1/2007	<0.001	
11/19/2007	<0.001	
1/31/2008	<0.001	
3/5/2008	<0.001	
5/7/2008	<0.001	
12/12/2008	<0.001	
4/29/2009	<0.001	
10/21/2009	<0.001	
4/28/2010	<0.001	
10/6/2010	<0.001	
4/20/2011	<0.001	
10/12/2011	<0.001	
4/25/2012	<0.001	
10/2/2012	<0.001	
4/2/2013	<0.001	
10/8/2013	<0.001	
4/1/2014	<0.001	
10/1/2014	<0.001	
3/31/2015	<0.001	
10/14/2015	<0.001	
4/4/2016	<0.001	
6/1/2016	<0.001	
2/22/2017	0.0003 (J)	
4/11/2017	<0.001	
6/16/2017	<0.001	
7/12/2017	<0.001	
7/28/2017	<0.001	
8/10/2017	<0.001	
10/6/2017	<0.001	
3/23/2018	<0.001	
9/20/2018	<0.001	
3/22/2019	<0.001	
9/18/2019	4.8E-05 (X)	
3/17/2020	<0.001	
9/22/2020	7.1E-05 (J)	
3/19/2021	7.4E-05 (J)	
8/12/2021	<0.001	
2/4/2022	<0.001	
8/19/2022	<0.001	
2/22/2023	<0.001	
8/2/2023	<0.001	
2/28/2024		<0.001
8/13/2024		<0.001

ND substitution: RL or RL/2 if <15% NDs.

Prediction Limit

Constituent: Lead (mg/L) Analysis Run 9/11/2024 11:03 AM View: Appendix I Intrawell

Plant Bowen Client: Southern Company Data: Bowen 1, 2, 9, and 10

	GWC-14Z	GWC-14Z
8/24/2007	<0.001	
11/2/2007	<0.001	
11/17/2007	<0.001	
1/15/2008	<0.001	
3/5/2008	<0.001	
5/7/2008	<0.001	
12/2/2008	<0.001	
4/16/2009	<0.001	
10/20/2009	<0.001	
4/20/2010	<0.001	
9/29/2010	<0.001	
4/12/2011	<0.001	
10/4/2011	<0.001	
4/4/2012	<0.001	
10/10/2012	<0.001	
4/15/2013	<0.001	
10/22/2013	<0.001	
4/21/2014	<0.001	
9/30/2014	<0.001	
4/3/2015	<0.001	
10/7/2015	<0.001	
4/5/2016	<0.001	
6/1/2016	<0.001	
8/9/2016	<0.001	
11/28/2016	<0.001	
2/9/2017	0.0002 (J)	
4/11/2017	<0.001	
6/14/2017	<0.001	
7/12/2017	<0.001	
10/5/2017	<0.001	
3/22/2018	<0.001	
9/19/2018	<0.001	
3/22/2019	<0.001	
9/17/2019	<0.001	
3/13/2020	<0.001	
9/21/2020	0.00023 (J)	
3/18/2021	<0.001	
8/11/2021	<0.001	
2/4/2022	<0.001	
8/18/2022	<0.001	
2/22/2023	<0.001	
8/1/2023	<0.001	
2/28/2024		<0.001
8/13/2024		<0.001

ND substitution: RL or RL/2 if <15% NDs.

Prediction Limit

Constituent: Lead (mg/L) Analysis Run 9/11/2024 11:03 AM View: Appendix I Intrawell

Plant Bowen Client: Southern Company Data: Bowen 1, 2, 9, and 10

	GWC-15R	GWC-15R
8/23/2007	<0.001	
11/2/2007	<0.001	
11/17/2007	<0.001	
1/15/2008	<0.001	
3/6/2008	<0.001	
5/7/2008	<0.001	
12/2/2008	<0.001	
4/28/2009	<0.001	
10/19/2009	<0.001	
4/27/2010	<0.001	
10/4/2010	<0.001	
4/18/2011	<0.001	
10/12/2011	<0.001	
4/23/2012	<0.001	
10/10/2012	<0.001	
4/15/2013	<0.001	
10/22/2013	<0.001	
4/21/2014	<0.001	
9/30/2014	<0.001	
4/3/2015	<0.001	
10/7/2015	<0.001	
4/5/2016	<0.001	
5/31/2016	<0.001	
8/4/2016	<0.001	
9/29/2016	0.0008 (J)	
11/23/2016	0.0011 (J)	
2/10/2017	<0.001	
4/12/2017	<0.001	
6/15/2017	0.0005 (J)	
10/6/2017	0.0004 (J)	
3/23/2018	0.00028 (J)	
9/19/2018	0.00029 (J)	
3/25/2019	0.00047 (J)	
9/17/2019	0.00016 (J)	
3/13/2020	0.00037 (J)	
9/21/2020	0.00093 (J)	
3/18/2021	0.00036 (J)	
8/11/2021	<0.001	
2/4/2022	<0.001	
8/19/2022	<0.001	
2/22/2023	<0.001	
8/2/2023	0.00024 (J)	
2/28/2024		0.00023 (J)
8/13/2024		0.00023 (J)

ND substitution: RL or RL/2 if <15% NDs.

Prediction Limit

Constituent: Lead (mg/L) Analysis Run 9/11/2024 11:03 AM View: Appendix I Intrawell

Plant Bowen Client: Southern Company Data: Bowen 1, 2, 9, and 10

	GWC-15Z	GWC-15Z
8/24/2007	<0.001	
11/2/2007	<0.001	
11/18/2007	<0.001	
1/15/2008	<0.001	
3/10/2008	<0.001	
5/13/2008	<0.001	
12/2/2008	<0.001	
4/28/2009	<0.001	
10/20/2009	<0.001	
4/27/2010	<0.001	
10/5/2010	<0.001	
4/19/2011	<0.001	
10/12/2011	<0.001	
4/25/2012	<0.001	
10/10/2012	<0.001	
4/16/2013	<0.001	
10/22/2013	<0.001	
4/21/2014	<0.001	
9/30/2014	<0.001	
4/3/2015	<0.001	
10/6/2015	<0.001	
4/5/2016	<0.001	
5/31/2016	<0.001	
11/23/2016	<0.001	
2/10/2017	<0.001	
4/11/2017	<0.001	
6/15/2017	<0.001	
7/12/2017	<0.001	
7/26/2017	<0.001	
10/6/2017	<0.001	
3/23/2018	<0.001	
9/19/2018	<0.001	
3/22/2019	<0.001	
9/17/2019	<0.001	
3/13/2020	4.8E-05 (J)	
9/21/2020	7.5E-05 (J)	
3/18/2021	4E-05 (J)	
8/11/2021	<0.001	
2/7/2022	<0.001	
8/19/2022	<0.001	
2/22/2023	<0.001	
8/1/2023	<0.001	
2/28/2024		<0.001
8/13/2024		<0.001

ND substitution: RL or RL/2 if <15% NDs.

Prediction Limit

Constituent: Lead (mg/L) Analysis Run 9/11/2024 11:03 AM View: Appendix I Intrawell

Plant Bowen Client: Southern Company Data: Bowen 1, 2, 9, and 10

	GWC-44	GWC-44
3/16/2016	<0.001	
5/16/2016	<0.001	
7/25/2016	0.0003 (J)	
9/19/2016	0.0002 (J)	
11/3/2016	0.0002 (J)	
1/19/2017	0.0003 (J)	
3/28/2017	<0.001 (*)	
6/5/2017	0.0007 (J)	
9/26/2017	0.0004 (J)	
3/15/2018	0.00064 (J)	
9/12/2018	0.00037 (J)	
3/14/2019	0.00077 (J)	
9/11/2019	0.00047 (J)	
3/10/2020	0.00066 (J)	
9/15/2020	0.00045 (J)	
3/11/2021	0.00053 (J)	
8/4/2021	<0.001	
1/31/2022	<0.001	
8/15/2022	<0.001	
2/14/2023	<0.001	
7/26/2023	0.0002 (J)	
2/20/2024		0.00041 (J)
8/6/2024		0.00022 (J)

ND substitution: RL or RL/2 if <15% NDs.

Prediction Limit

Constituent: Lead (mg/L) Analysis Run 9/11/2024 11:03 AM View: Appendix I Intrawell

Plant Bowen Client: Southern Company Data: Bowen 1, 2, 9, and 10

	GWC-45	GWC-45
3/16/2016	<0.001	
5/16/2016	<0.001 (D)	
7/25/2016	0.0002 (JD)	
9/19/2016	0.0004 (JD)	
11/4/2016	0.0002 (JD)	
1/23/2017	0.0001 (JD)	
3/29/2017	0.0001 (JD)	
6/7/2017	0.0001 (J)	
9/27/2017	0.0003 (J)	
3/15/2018	<0.001	
9/13/2018	<0.001	
3/14/2019	<0.001 (D)	
9/11/2019	0.00016 (JD)	
3/10/2020	0.00014 (J)	
9/11/2020	0.00012 (J)	
3/11/2021	0.00012 (J)	
8/6/2021	<0.001	
2/1/2022	<0.001	
8/12/2022	<0.001	
2/14/2023	<0.001	
7/26/2023	<0.001	
2/20/2024		0.00021 (J)
8/5/2024		<0.001

ND substitution: RL or RL/2 if <15% NDs.

Prediction Limit

Constituent: Lead (mg/L) Analysis Run 9/11/2024 11:03 AM View: Appendix I Intrawell

Plant Bowen Client: Southern Company Data: Bowen 1, 2, 9, and 10

	GWC-45R	GWC-45R
3/16/2016	<0.001	
5/16/2016	<0.001 (D)	
7/25/2016	0.0001 (JD)	
9/19/2016	<0.001 (D)	
11/3/2016	<0.001 (D)	
1/20/2017	<0.001 (D)	
3/29/2017	0.0001 (JD)	
6/7/2017	8E-05 (J)	
9/27/2017	9E-05 (J)	
3/15/2018	<0.001	
9/13/2018	<0.001	
3/14/2019	<0.001 (D)	
9/11/2019	<0.001 (D)	
3/10/2020	<0.001	
9/11/2020	<0.001	
3/11/2021	4.5E-05 (J)	
8/6/2021	<0.001	
2/1/2022	<0.001	
8/12/2022	<0.001	
2/14/2023	<0.001	
7/26/2023	<0.001	
2/20/2024		<0.001
8/5/2024		<0.001

ND substitution: RL or RL/2 if <15% NDs.

Prediction Limit

Constituent: Lead (mg/L) Analysis Run 9/11/2024 11:03 AM View: Appendix I Intrawell

Plant Bowen Client: Southern Company Data: Bowen 1, 2, 9, and 10

	GWC-47	GWC-47
3/10/2016	<0.001	
5/18/2016	<0.001	
7/27/2016	9E-05 (J)	
9/20/2016	0.0003 (J)	
11/7/2016	<0.001	
1/23/2017	<0.001	
3/29/2017	<0.001	
6/8/2017	0.0001 (J)	
9/27/2017	<0.001	
3/15/2018	<0.001	
9/13/2018	<0.001	
3/15/2019	<0.001	
9/12/2019	<0.001	
3/9/2020	5.8E-05 (J)	
9/14/2020	<0.001	
3/11/2021	4.8E-05 (J)	
8/5/2021	<0.001	
2/1/2022	<0.001	
8/15/2022	<0.001	
2/14/2023	<0.001	
7/27/2023	<0.001	
2/21/2024		<0.001
8/5/2024		<0.001

ND substitution: RL or RL/2 if <15% NDs.

Prediction Limit

Constituent: Lead (mg/L) Analysis Run 9/11/2024 11:03 AM View: Appendix I Intrawell

Plant Bowen Client: Southern Company Data: Bowen 1, 2, 9, and 10

	GWC-47R	GWC-47R
3/10/2016	<0.001	
5/18/2016	<0.001	
7/27/2016	9E-05 (J)	
9/20/2016	0.0001 (J)	
11/4/2016	<0.001	
1/20/2017	<0.001	
3/29/2017	<0.001	
6/8/2017	<0.001	
9/27/2017	<0.001	
3/16/2018	<0.001	
9/13/2018	<0.001	
3/19/2019	<0.001	
9/11/2019	8.5E-05 (J)	
3/9/2020	8E-05 (J)	
9/15/2020	<0.001	
3/11/2021	<0.001	
8/5/2021	<0.001	
2/1/2022	<0.001	
8/15/2022	<0.001	
2/14/2023	<0.001	
7/27/2023	<0.001	
2/21/2024		<0.001
8/5/2024		<0.001

ND substitution: RL or RL/2 if <15% NDs.

Prediction Limit

Constituent: Lead (mg/L) Analysis Run 9/11/2024 11:03 AM View: Appendix I Intrawell

Plant Bowen Client: Southern Company Data: Bowen 1, 2, 9, and 10

	GWC-48	GWC-48
3/10/2016	<0.001	
5/17/2016	<0.001	
7/27/2016	<0.001	
9/20/2016	0.0002 (J)	
11/4/2016	<0.001	
1/23/2017	<0.001	
3/28/2017	<0.001 (*)	
6/8/2017	<0.001	
9/29/2017	<0.001	
3/15/2018	<0.001	
9/13/2018	<0.001	
3/15/2019	<0.001	
9/11/2019	0.002529 (JD)	
3/9/2020	<0.001	
9/14/2020	<0.001	
3/11/2021	<0.001	
8/4/2021	<0.001	
1/31/2022	<0.001	
8/15/2022	<0.001	
2/14/2023	<0.001	
7/26/2023	<0.001	
2/21/2024		<0.001
8/5/2024		<0.001

ND substitution: RL or RL/2 if <15% NDs.

Prediction Limit

Constituent: Lead (mg/L) Analysis Run 9/11/2024 11:03 AM View: Appendix I Intrawell

Plant Bowen Client: Southern Company Data: Bowen 1, 2, 9, and 10

	GWC-49Z	GWC-49Z
3/17/2016	<0.001	
5/18/2016	<0.001	
7/28/2016	0.0002 (J)	
9/21/2016	<0.001 (*)	
11/7/2016	<0.001	
1/24/2017	0.0002 (J)	
3/30/2017	<0.001	
6/9/2017	<0.001	
9/29/2017	<0.001	
3/15/2018	<0.001	
9/14/2018	<0.001	
3/19/2019	<0.001	
9/11/2019	8.2E-05 (J)	
3/9/2020	0.00017 (J)	
9/14/2020	7.8E-05 (J)	
3/15/2021	4.6E-05 (J)	
8/5/2021	<0.001	
2/1/2022	<0.001	
8/15/2022	<0.001	
2/14/2023	<0.001	
7/27/2023	<0.001	
2/21/2024		<0.001
8/6/2024		<0.001

ND substitution: RL or RL/2 if <15% NDs.

Prediction Limit

Constituent: Lead (mg/L) Analysis Run 9/11/2024 11:03 AM View: Appendix I Intrawell

Plant Bowen Client: Southern Company Data: Bowen 1, 2, 9, and 10

	GWC-5	GWC-5
8/23/2007	<0.001	
10/25/2007	<0.001	
11/19/2007	<0.001	
1/23/2008	<0.001	
3/11/2008	<0.001	
5/12/2008	<0.001	
12/11/2008	<0.001	
4/15/2009	<0.001	
10/9/2009	<0.001	
5/4/2010	<0.001	
10/12/2010	<0.001	
4/28/2011	<0.001	
10/19/2011	<0.001	
5/2/2012	<0.001	
10/9/2012	<0.001	
4/11/2013	<0.001	
10/16/2013	<0.001	
4/23/2014	<0.001	
10/3/2014	<0.001	
3/31/2015	<0.001	
10/12/2015	<0.001	
3/28/2016	<0.001	
5/25/2016	<0.001	
8/1/2016	<0.001	
9/27/2016	<0.001	
11/11/2016	<0.001	
1/31/2017	<0.001	
4/3/2017	<0.001	
6/12/2017	<0.001	
10/3/2017	<0.001	
3/19/2018	<0.001	
9/17/2018	<0.001	
3/20/2019	<0.001	
9/16/2019	<0.001	
3/16/2020	5.1E-05 (J)	
9/16/2020	<0.001	
3/17/2021	<0.001	
8/9/2021	<0.001	
2/2/2022	<0.001	
8/16/2022	<0.001	
2/20/2023	<0.001	
7/28/2023	<0.001	
2/26/2024		<0.001
8/8/2024		<0.001

ND substitution: RL or RL/2 if <15% NDs.

Prediction Limit

Constituent: Lead (mg/L) Analysis Run 9/11/2024 11:03 AM View: Appendix I Intrawell

Plant Bowen Client: Southern Company Data: Bowen 1, 2, 9, and 10

	GWC-6	GWC-6
8/22/2007	<0.001	
10/25/2007	<0.001	
11/20/2007	<0.001	
1/23/2008	<0.001	
3/11/2008	<0.001	
5/14/2008	<0.001	
12/11/2008	<0.001	
4/23/2009	<0.001	
10/9/2009	<0.001	
5/4/2010	<0.001	
10/11/2010	<0.001	
4/26/2011	<0.001	
10/18/2011	<0.001	
5/2/2012	<0.001	
10/8/2012	<0.001	
4/10/2013	<0.001	
10/8/2013	<0.001	
4/14/2014	<0.001	
10/3/2014	<0.001	
4/1/2015	<0.001	
10/9/2015	<0.001	
3/29/2016	<0.001	
5/24/2016	<0.001	
8/1/2016	<0.001	
9/26/2016	0.0003 (J)	
11/18/2016	<0.001	
2/1/2017	<0.001	
4/6/2017	7E-05 (J)	
6/13/2017	<0.001	
10/3/2017	<0.001	
3/19/2018	<0.001	
9/17/2018	<0.001	
3/21/2019	<0.001	
9/16/2019	0.0001 (J)	
3/12/2020	0.0001 (J)	
9/16/2020	0.00012 (J)	
3/17/2021	7.4E-05 (J)	
8/10/2021	<0.001	
2/2/2022	<0.001	
8/17/2022	<0.001	
2/17/2023	<0.001	
7/31/2023	<0.001	
2/26/2024		<0.001
8/8/2024		<0.001

ND substitution: RL or RL/2 if <15% NDs.

Prediction Limit

Constituent: Lead (mg/L) Analysis Run 9/11/2024 11:03 AM View: Appendix I Intrawell

Plant Bowen Client: Southern Company Data: Bowen 1, 2, 9, and 10

	GWC-6RZ	GWC-6RZ
5/26/2015	<0.001	
6/18/2015	<0.001 (D)	
7/2/2015	<0.001	
10/9/2015	<0.001	
3/29/2016	<0.001	
5/24/2016	<0.001	
8/1/2016	<0.001	
9/26/2016	<0.001	
11/14/2016	<0.001	
2/1/2017	<0.001	
4/6/2017	7E-05 (J)	
6/13/2017	8E-05 (J)	
10/3/2017	<0.001	
3/20/2018	<0.001	
9/17/2018	<0.001	
3/21/2019	<0.001	
9/16/2019	<0.001	
3/12/2020	7E-05 (J)	
9/16/2020	<0.001	
3/17/2021	<0.001	
8/10/2021	<0.001	
2/2/2022	<0.001	
8/17/2022	<0.001	
2/17/2023	<0.001	
7/28/2023	<0.001	
2/26/2024		<0.001
8/8/2024		<0.001

ND substitution: RL or RL/2 if <15% NDs.

Prediction Limit

Constituent: Lead (mg/L) Analysis Run 9/11/2024 11:03 AM View: Appendix I Intrawell

Plant Bowen Client: Southern Company Data: Bowen 1, 2, 9, and 10

	GWC-7Z	GWC-7Z
5/31/2016	<0.001	
8/2/2016	0.0001 (J)	
9/27/2016	0.0001 (J)	
11/21/2016	0.0001 (J)	
2/1/2017	0.0001 (J)	
4/6/2017	0.0002 (J)	
6/13/2017	<0.001	
7/14/2017	<0.001	
10/3/2017	9E-05 (J)	
3/20/2018	<0.001	
9/18/2018	<0.001	
3/21/2019	<0.001	
9/13/2019	<0.001	
3/12/2020	8.2E-05 (J)	
9/16/2020	0.00011 (J)	
3/17/2021	4.9E-05 (J)	
8/10/2021	<0.001	
2/2/2022	<0.001	
8/17/2022	<0.001	
2/20/2023	<0.001	
7/31/2023	<0.001	
2/26/2024		<0.001
8/8/2024		<0.001

ND substitution: RL or RL/2 if <15% NDs.

Prediction Limit

Constituent: Lead (mg/L) Analysis Run 9/11/2024 11:03 AM View: Appendix I Intrawell

Plant Bowen Client: Southern Company Data: Bowen 1, 2, 9, and 10

	GWC-8RR	GWC-8RR
10/18/2011	<0.001	
4/30/2012	<0.001	
10/3/2012	<0.001	
4/8/2013	<0.001	
10/9/2013	<0.001	
4/10/2014	<0.001	
10/2/2014	<0.001	
4/3/2015	<0.001	
10/8/2015	<0.001	
3/30/2016	<0.001	
5/24/2016	<0.001	
8/2/2016	<0.001	
9/27/2016	<0.001	
11/22/2016	<0.001	
2/6/2017	<0.001	
4/6/2017	0.0001 (J)	
6/14/2017	<0.001	
10/4/2017	<0.001	
3/21/2018	<0.001	
9/18/2018	<0.001	
3/27/2019	<0.001	
9/16/2019	<0.001 (D)	
3/12/2020	5.6E-05 (J)	
9/17/2020	8E-05 (J)	
3/17/2021	<0.001	
8/10/2021	<0.001	
2/2/2022	<0.001	
8/17/2022	<0.001	
2/21/2023	<0.001	
7/31/2023	<0.001	
2/27/2024		<0.001
8/12/2024		<0.001

ND substitution: RL or RL/2 if <15% NDs.

Prediction Limit

Constituent: Lead (mg/L) Analysis Run 9/11/2024 11:03 AM View: Appendix I Intrawell

Plant Bowen Client: Southern Company Data: Bowen 1, 2, 9, and 10

	GWC-8Z	GWC-8Z
5/26/2015	<0.001	
6/18/2015	<0.001 (D)	
7/2/2015	<0.001	
10/8/2015	<0.001	
3/22/2016	<0.001	
5/25/2016	<0.001	
8/2/2016	0.0002 (J)	
9/26/2016	0.0001 (J)	
11/21/2016	0.0001 (J)	
2/3/2017	0.0002 (J)	
4/7/2017	0.0002 (J)	
6/13/2017	0.0002 (J)	
10/3/2017	0.0002 (J)	
3/20/2018	0.00042 (J)	
9/18/2018	<0.001	
5/6/2019	0.00032 (J)	
9/16/2019	5.4E-05 (J)	
3/16/2020	0.00016 (J)	
9/17/2020	6.5E-05 (J)	
3/18/2021	0.00011 (J)	
8/10/2021	<0.001	
2/2/2022	<0.001	
8/17/2022	<0.001	
2/20/2023	<0.001	
7/31/2023	<0.001	
2/26/2024		<0.001
8/12/2024		<0.001

ND substitution: RL or RL/2 if <15% NDs.

Prediction Limit

Constituent: Lead (mg/L) Analysis Run 9/11/2024 11:03 AM View: Appendix I Intrawell

Plant Bowen Client: Southern Company Data: Bowen 1, 2, 9, and 10

	GWC-9	GWC-9
8/23/2007	<0.001	
11/1/2007	<0.001	
11/19/2007	<0.001	
1/15/2008	<0.001	
3/6/2008	<0.001	
5/13/2008	<0.001	
12/12/2008	<0.001	
4/16/2009	<0.001	
10/13/2009	<0.001	
4/21/2010	<0.001	
9/29/2010	<0.001	
4/13/2011	<0.001	
10/5/2011	<0.001	
4/4/2012	0.0012	
10/8/2012	<0.001	
4/8/2013	<0.001	
10/9/2013	<0.001	
4/9/2014	<0.001	
9/30/2014	<0.001	
4/2/2015	<0.001	
10/10/2015	<0.001 (D)	
3/30/2016	<0.001	
5/26/2016	<0.001	
8/5/2016	0.0001 (J)	
9/28/2016	0.0002 (J)	
11/21/2016	0.0002 (J)	
2/6/2017	0.0001 (J)	
4/6/2017	0.0001 (J)	
6/13/2017	8E-05 (J)	
10/3/2017	<0.001	
3/20/2018	<0.001	
9/18/2018	<0.001 (D)	
3/21/2019	<0.001	
9/16/2019	6.1E-05 (J)	
3/12/2020	0.00016 (J)	
9/17/2020	7.9E-05 (J)	
3/18/2021	0.0001 (J)	
8/10/2021	<0.001	
2/2/2022	<0.001	
8/17/2022	<0.001	
2/21/2023	<0.001	
7/31/2023	<0.001	
2/27/2024		<0.001
8/12/2024		<0.001

ND substitution: RL or RL/2 if <15% NDs.

Prediction Limit

Constituent: Nickel (mg/L) Analysis Run 9/11/2024 11:03 AM View: Appendix I Intrawell

Plant Bowen Client: Southern Company Data: Bowen 1, 2, 9, and 10

	GWA-1	GWA-1
8/23/2007	<0.005	
10/23/2007	0.0096	
11/18/2007	0.023	
1/30/2008	0.11 (O)	
3/10/2008	0.024	
5/13/2008	0.006	
12/5/2008	<0.005	
4/15/2009	<0.005	
10/7/2009	0.0096	
5/3/2010	<0.005	
10/12/2010	<0.005	
4/27/2011	<0.005	
10/17/2011	<0.005	
5/2/2012	<0.005	
10/8/2012	<0.005	
4/12/2013	<0.005	
10/16/2013	<0.005	
4/11/2014	<0.005	
9/30/2014	<0.005	
3/30/2015	0.004	
10/13/2015	<0.005	
3/22/2016	<0.005	
7/29/2016	<0.005	
3/30/2017	0.0004 (J)	
10/2/2017	<0.005	
3/16/2018	<0.005	
9/17/2018	<0.005 (D)	
3/20/2019	<0.005	
9/12/2019	0.00038 (J)	
3/11/2020	0.00068 (J)	
9/15/2020	<0.005	
3/16/2021	<0.005	
8/9/2021	<0.005	
2/1/2022	<0.005	
8/16/2022	<0.005	
2/16/2023	<0.005	
7/27/2023	<0.005	
2/22/2024		<0.005
8/7/2024		<0.005

ND substitution: RL or RL/2 if <15% NDs.

Prediction Limit

Constituent: Nickel (mg/L) Analysis Run 9/11/2024 11:03 AM View: Appendix I Intrawell

Plant Bowen Client: Southern Company Data: Bowen 1, 2, 9, and 10

	GWA-2	GWA-2
8/23/2007	<0.005	
10/24/2007	0.026 (O)	
11/18/2007	0.043 (O)	
1/31/2008	0.0075	
3/11/2008	0.019	
5/6/2008	0.004	
12/4/2008	0.02	
4/21/2009	<0.005	
10/7/2009	<0.005	
4/26/2010	<0.005	
10/4/2010	0.0025	
4/13/2011	<0.005	
10/5/2011	<0.005	
4/11/2012	<0.005	
10/9/2012	<0.005	
4/15/2013	<0.005	
10/15/2013	0.0028	
4/22/2014	<0.005	
9/30/2014	<0.005	
3/30/2015	0.0018 (J)	
10/13/2015	<0.005	
3/23/2016	<0.005	
7/29/2016	<0.005	
3/30/2017	0.0006 (J)	
10/2/2017	<0.005	
3/19/2018	<0.005	
9/14/2018	<0.005	
3/20/2019	<0.005	
9/12/2019	0.00518 (JD)	
3/11/2020	0.0014 (J)	
9/15/2020	<0.005	
3/17/2021	<0.005	
8/9/2021	<0.005	
2/1/2022	<0.005	
8/16/2022	<0.005	
2/16/2023	<0.005	
7/27/2023	<0.005	
2/22/2024		<0.005
8/7/2024		<0.005

ND substitution: RL or RL/2 if <15% NDs.

Prediction Limit

Constituent: Nickel (mg/L) Analysis Run 9/11/2024 11:03 AM View: Appendix I Intrawell

Plant Bowen Client: Southern Company Data: Bowen 1, 2, 9, and 10

	GWA-2R	GWA-2R
8/23/2007	<0.005	
10/24/2007	0.0025	
11/18/2007	0.0093	
1/31/2008	0.054 (O)	
3/10/2008	0.0054	
5/13/2008	0.0043	
12/4/2008	<0.005	
4/21/2009	<0.005	
10/8/2009	<0.005	
4/21/2010	<0.005	
9/28/2010	<0.005	
4/12/2011	<0.005	
10/4/2011	<0.005	
4/3/2012	<0.005	
10/9/2012	<0.005	
4/11/2013	<0.005	
10/16/2013	<0.005	
4/10/2014	<0.005	
9/30/2014	<0.005	
3/30/2015	<0.005	
10/13/2015	<0.005	
3/23/2016	<0.005	
7/29/2016	<0.005	
4/3/2017	<0.005	
10/2/2017	<0.005	
3/16/2018	<0.005	
9/14/2018	<0.005	
3/19/2019	<0.005	
9/13/2019	<0.005	
3/11/2020	0.002 (J)	
9/15/2020	0.0013 (J)	
3/16/2021	<0.005	
8/9/2021	0.00081 (J)	
2/1/2022	<0.005	
8/16/2022	<0.005	
2/16/2023	<0.005	
7/27/2023	<0.005	
2/26/2024		<0.005
8/6/2024		<0.005

ND substitution: RL or RL/2 if <15% NDs.

Prediction Limit

Constituent: Nickel (mg/L) Analysis Run 9/11/2024 11:03 AM View: Appendix I Intrawell

Plant Bowen Client: Southern Company Data: Bowen 1, 2, 9, and 10

	GWA-39RZ	GWA-39RZ
5/16/2016	0.0136 (D)	
7/27/2016	0.0224 (D)	
2/21/2017	0.0007 (J)	
3/27/2017	<0.005 (D)	
9/29/2017	<0.005 (D)	
3/16/2018	<0.005	
9/14/2018	<0.005	
3/14/2019	0.0017 (J)	
3/9/2020	0.00083 (J)	
9/16/2020	<0.005	
3/16/2021	<0.005	
8/6/2021	<0.005	
2/2/2022	<0.005	
8/16/2022	<0.005	
2/14/2023	<0.005	
7/25/2023	<0.005	
2/19/2024		<0.005
8/1/2024		<0.005

ND substitution: RL or RL/2 if <15% NDs.

Prediction Limit

Constituent: Nickel (mg/L) Analysis Run 9/11/2024 11:03 AM View: Appendix I Intrawell

Plant Bowen Client: Southern Company Data: Bowen 1, 2, 9, and 10

	GWA-39Z	GWA-39Z
3/14/2016	0.00544 (J)	
5/11/2016	0.0149	
7/19/2016	0.0044 (J)	
9/15/2016	0.0047 (J)	
11/2/2016	0.0025 (J)	
1/18/2017	0.004 (J)	
3/28/2017	0.0034 (J)	
9/26/2017	0.0016 (J)	
3/14/2018	<0.005	
9/12/2018	<0.005	
3/15/2019	<0.005	
9/9/2019	0.0014 (J)	
3/9/2020	0.04 (o)	
9/10/2020	<0.005	
3/12/2021	0.0015 (J)	
8/4/2021	<0.005	
1/31/2022	<0.005	
8/10/2022	<0.005	
2/13/2023	0.00095 (J)	
7/26/2023	0.0013 (J)	
2/19/2024		<0.005
8/1/2024		<0.005

ND substitution: RL or RL/2 if <15% NDs.

Prediction Limit

Constituent: Nickel (mg/L) Analysis Run 9/11/2024 11:03 AM View: Appendix I Intrawell

Plant Bowen Client: Southern Company Data: Bowen 1, 2, 9, and 10

	GWA-3A	GWA-3A
8/23/2007	0.028	
11/2/2007	0.041	
11/18/2007	0.14 (O)	
1/31/2008	0.053	
3/11/2008	0.076 (o)	
5/14/2008	0.074 (o)	
12/5/2008	0.032	
4/15/2009	0.028	
10/8/2009	0.032	
4/28/2010	0.029	
10/6/2010	0.031	
4/21/2011	0.019	
10/13/2011	0.028	
5/1/2012	0.0253	
10/9/2012	0.023	
4/11/2013	0.021	
10/16/2013	0.018	
4/23/2014	0.015	
10/4/2014	0.017	
3/31/2015	0.045	
10/12/2015	0.019	
3/23/2016	0.019	
7/29/2016	0.0161	
3/30/2017	0.018	
10/4/2017	0.0158	
3/19/2018	0.015	
9/17/2018	0.014	
3/20/2019	0.01	
9/13/2019	0.012	
3/11/2020	0.012	
3/29/2021	<0.005	
8/9/2021	<0.005	
2/2/2022	<0.005	
8/16/2022	<0.005	
2/17/2023	<0.005	
8/1/2023	<0.005	
2/22/2024		<0.005
8/8/2024		<0.005

ND substitution: RL or RL/2 if <15% NDs.

Prediction Limit

Constituent: Nickel (mg/L) Analysis Run 9/11/2024 11:03 AM View: Appendix I Intrawell

Plant Bowen Client: Southern Company Data: Bowen 1, 2, 9, and 10

	GWA-41	GWA-41
3/15/2016	<0.005	
5/12/2016	<0.005	
7/20/2016	0.0006 (J)	
9/15/2016	0.0009 (J)	
11/3/2016	0.0011 (J)	
1/18/2017	0.0007 (J)	
3/24/2017	<0.005 (*)	
9/25/2017	<0.005	
3/14/2018	<0.005	
9/12/2018	<0.005	
3/14/2019	<0.005	
9/10/2019	0.0004 (JD)	
3/6/2020	0.0089 (J)	
9/10/2020	<0.005	
3/11/2021	<0.005	
8/4/2021	<0.005	
1/31/2022	<0.005	
8/11/2022	0.00083 (J)	
2/13/2023	<0.005	
7/25/2023	0.00073 (J)	
2/19/2024		<0.005
8/1/2024		<0.005

ND substitution: RL or RL/2 if <15% NDs.

Prediction Limit

Constituent: Nickel (mg/L) Analysis Run 9/11/2024 11:03 AM View: Appendix I Intrawell

Plant Bowen Client: Southern Company Data: Bowen 1, 2, 9, and 10

	GWA-41R	GWA-41R
3/15/2016	<0.005	
5/13/2016	<0.005	
7/21/2016	0.0009 (J)	
9/21/2016	<0.005	
11/3/2016	<0.005	
1/17/2017	<0.005	
3/27/2017	<0.005 (*)	
9/25/2017	0.0012 (J)	
3/14/2018	0.0014 (J)	
9/12/2018	0.0011 (J)	
3/14/2019	0.001 (J)	
9/10/2019	0.00084 (J)	
3/9/2020	0.00036 (J)	
9/10/2020	<0.005	
3/10/2021	<0.005	
8/4/2021	<0.005	
1/31/2022	0.00091 (J)	
8/11/2022	<0.005	
2/13/2023	<0.005	
7/25/2023	<0.005	
2/19/2024		<0.005
8/1/2024		<0.005

ND substitution: RL or RL/2 if <15% NDs.

Prediction Limit

Constituent: Nickel (mg/L) Analysis Run 9/11/2024 11:03 AM View: Appendix I Intrawell

Plant Bowen Client: Southern Company Data: Bowen 1, 2, 9, and 10

	GWA-42	GWA-42
3/11/2016	<0.005	
5/16/2016	0.00233 (J)	
7/22/2016	0.0014 (J)	
9/19/2016	0.0014 (J)	
11/3/2016	0.0013 (J)	
1/17/2017	0.0011 (J)	
3/27/2017	<0.005 (*)	
9/26/2017	0.0011 (J)	
3/14/2018	0.0012 (J)	
9/14/2018	0.0012 (J)	
3/14/2019	0.0015 (J)	
9/10/2019	0.0012 (J)	
3/6/2020	0.0015 (J)	
9/10/2020	0.0011 (J)	
3/11/2021	0.0011 (J)	
8/4/2021	0.0011 (J)	
1/31/2022	0.0011 (J)	
8/10/2022	0.0016 (J)	
2/13/2023	0.0013 (J)	
7/26/2023	0.0015 (J)	
2/20/2024		<0.005
8/1/2024		<0.005

ND substitution: RL or RL/2 if <15% NDs.

Prediction Limit

Constituent: Nickel (mg/L) Analysis Run 9/11/2024 11:03 AM View: Appendix I Intrawell

Plant Bowen Client: Southern Company Data: Bowen 1, 2, 9, and 10

	GWA-43	GWA-43
3/11/2016	0.00288 (J)	
5/13/2016	<0.005	
7/19/2016	0.0006 (J)	
9/16/2016	0.0008 (J)	
11/2/2016	0.0007 (J)	
1/18/2017	0.0006 (J)	
3/28/2017	<0.005 (*)	
9/22/2017	0.0007 (J)	
3/14/2018	<0.005	
9/12/2018	<0.005	
3/13/2019	<0.005	
9/11/2019	0.00082 (J)	
3/9/2020	0.00082 (J)	
9/11/2020	0.00089 (J)	
3/11/2021	<0.005	
8/6/2021	0.00084 (J)	
1/31/2022	0.00077 (J)	
8/11/2022	<0.005	
2/14/2023	<0.005	
7/25/2023	<0.005	
2/20/2024		<0.005
8/2/2024		<0.005

ND substitution: RL or RL/2 if <15% NDs.

Prediction Limit

Constituent: Nickel (mg/L) Analysis Run 9/11/2024 11:03 AM View: Appendix I Intrawell

Plant Bowen Client: Southern Company Data: Bowen 1, 2, 9, and 10

	GWA-43R	GWA-43R
3/11/2016	<0.005	
5/13/2016	<0.005	
7/19/2016	<0.005	
9/16/2016	<0.005	
11/2/2016	<0.005	
1/18/2017	0.0006 (J)	
3/28/2017	<0.005 (*)	
9/22/2017	<0.005	
3/15/2018	<0.005	
9/12/2018	<0.005	
3/13/2019	<0.005	
9/11/2019	<0.005	
3/9/2020	<0.005	
9/14/2020	<0.005	
3/11/2021	<0.005	
8/5/2021	<0.005	
1/31/2022	<0.005	
8/10/2022	<0.005	
2/13/2023	<0.005	
7/25/2023	<0.005	
2/20/2024		<0.005
8/2/2024		<0.005

ND substitution: RL or RL/2 if <15% NDs.

Prediction Limit

Constituent: Nickel (mg/L) Analysis Run 9/11/2024 11:03 AM View: Appendix I Intrawell

Plant Bowen Client: Southern Company Data: Bowen 1, 2, 9, and 10

	GWA-4RZ	GWA-4RZ
4/7/2017	<0.005	
10/3/2017	<0.005 (D)	
3/21/2018	<0.005	
9/18/2018	<0.005	
3/21/2019	<0.005 (D)	
9/12/2019	0.00032 (JD)	
3/12/2020	0.00034 (J)	
9/17/2020	<0.005	
3/16/2021	<0.005	
8/10/2021	<0.005	
2/3/2022	<0.005	
8/17/2022	<0.005	
2/17/2023	<0.005	
7/28/2023	<0.005	
2/27/2024		<0.005
8/8/2024		<0.005

ND substitution: RL or RL/2 if <15% NDs.

Prediction Limit

Constituent: Nickel (mg/L) Analysis Run 9/11/2024 11:03 AM View: Appendix I Intrawell

Plant Bowen Client: Southern Company Data: Bowen 1, 2, 9, and 10

	GWA-50	GWA-50
12/12/2008	0.0035	
4/23/2009	0.0032	
10/6/2009	<0.005	
4/27/2010	<0.005	
9/30/2010	<0.005	
4/14/2011	0.0028	
10/5/2011	0.0028	
4/11/2012	<0.005	
10/2/2012	0.0026	
4/9/2013	<0.005	
10/15/2013	<0.005	
4/10/2014	0.0025 (J)	
10/1/2014	<0.005	
3/30/2015	0.0015 (J)	
10/11/2015	0.0013 (J)	
3/28/2016	<0.005	
8/1/2016	<0.005	
4/7/2017	0.0011 (J)	
10/2/2017	0.0013 (J)	
3/16/2018	<0.005	
9/17/2018	0.00096 (J)	
3/19/2019	<0.005	
9/13/2019	0.00063 (J)	
3/11/2020	0.00084 (J)	
9/16/2020	<0.005	
3/17/2021	<0.005	
8/9/2021	0.00077 (J)	
2/1/2022	0.0008 (J)	
8/16/2022	0.00071 (J)	
2/16/2023	0.00082 (J)	
7/28/2023	0.00094 (J)	
2/22/2024		<0.005
8/8/2024		<0.005

ND substitution: RL or RL/2 if <15% NDs.

Prediction Limit

Constituent: Nickel (mg/L) Analysis Run 9/11/2024 11:03 AM View: Appendix I Intrawell

Plant Bowen Client: Southern Company Data: Bowen 1, 2, 9, and 10

	GWA-50R	GWA-50R
12/12/2008	0.0096	
4/23/2009	0.015	
10/6/2009	0.008	
5/3/2010	0.0053	
10/11/2010	0.0061	
4/27/2011	0.0087	
10/19/2011	0.0039	
5/1/2012	0.0054	
10/2/2012	0.0044	
4/10/2013	0.0053	
10/16/2013	0.0047	
4/22/2014	0.0045	
10/1/2014	0.0018 (J)	
3/30/2015	0.0037	
10/11/2015	0.0018 (J)	
3/28/2016	0.0028 (J)	
8/1/2016	<0.005	
4/3/2017	0.0022 (J)	
10/2/2017	0.0021 (J)	
3/16/2018	0.0014 (J)	
9/18/2018	0.0012 (J)	
3/19/2019	0.0016 (J)	
9/12/2019	0.0015 (J)	
3/11/2020	0.001 (J)	
9/15/2020	0.0012 (J)	
3/17/2021	0.0012 (J)	
8/9/2021	0.00097 (J)	
2/2/2022	0.00089 (J)	
8/17/2022	0.0011 (J)	
2/16/2023	0.00081 (J)	
7/28/2023	0.00092 (J)	
2/22/2024		<0.005
8/8/2024		<0.005

ND substitution: RL or RL/2 if <15% NDs.

Prediction Limit

Constituent: Nickel (mg/L) Analysis Run 9/11/2024 11:03 AM View: Appendix I Intrawell

Plant Bowen Client: Southern Company Data: Bowen 1, 2, 9, and 10

	GWC-10	GWC-10
8/21/2007	<0.005	
11/1/2007	0.0042	
11/20/2007	0.026	
1/30/2008	0.032	
3/6/2008	0.019	
5/12/2008	0.0072	
12/13/2008	0.024	
4/29/2009	0.0026	
10/20/2009	<0.005	
4/26/2010	<0.005	
9/29/2010	0.0042	
4/13/2011	<0.005	
10/5/2011	<0.005	
4/4/2012	<0.005	
10/3/2012	0.004	
4/3/2013	0.0028	
10/15/2013	0.0036	
4/9/2014	0.0025 (J)	
10/2/2014	<0.005	
4/2/2015	<0.005	
10/10/2015	<0.005	
3/31/2016	<0.005	
8/5/2016	<0.005	
4/10/2017	<0.005	
10/4/2017	<0.005	
3/20/2018	0.0016 (J)	
9/18/2018	<0.005	
3/22/2019	0.0022 (J)	
9/17/2019	<0.005	
3/12/2020	0.0015 (J)	
9/17/2020	<0.005	
3/18/2021	0.00094 (J)	
8/10/2021	0.00081 (J)	
2/4/2022	0.0014 (J)	
8/17/2022	<0.005	
2/20/2023	0.0019 (J)	
7/31/2023	<0.005	
2/27/2024		<0.005
8/12/2024		<0.005

ND substitution: RL or RL/2 if <15% NDs.

Prediction Limit

Constituent: Nickel (mg/L) Analysis Run 9/11/2024 11:03 AM View: Appendix I Intrawell

Plant Bowen Client: Southern Company Data: Bowen 1, 2, 9, and 10

	GWC-10R	GWC-10R
8/21/2007	<0.005	
11/1/2007	0.006	
11/20/2007	<0.005	
1/30/2008	0.029 (O)	
3/6/2008	<0.005	
5/8/2008	0.0057	
12/14/2008	<0.005	
4/29/2009	<0.005	
10/21/2009	<0.005	
4/21/2010	<0.005	
9/28/2010	<0.005	
4/12/2011	<0.005	
10/4/2011	<0.005	
4/3/2012	<0.005	
10/8/2012	<0.005	
4/3/2013	<0.005	
10/15/2013	<0.005	
4/9/2014	<0.005	
10/2/2014	<0.005	
4/2/2015	<0.005	
10/12/2015	<0.005	
3/31/2016	<0.005	
8/3/2016	<0.005	
4/10/2017	<0.005	
10/4/2017	0.0006 (J)	
3/21/2018	<0.005	
9/18/2018	<0.005	
3/22/2019	<0.005	
9/17/2019	<0.005	
3/12/2020	0.00043 (J)	
9/17/2020	<0.005	
3/18/2021	0.0011 (J)	
8/11/2021	<0.005	
2/4/2022	<0.005	
8/18/2022	<0.005	
2/20/2023	<0.005	
7/31/2023	<0.005	
2/27/2024		<0.005
8/12/2024		<0.005

ND substitution: RL or RL/2 if <15% NDs.

Prediction Limit

Constituent: Nickel (mg/L) Analysis Run 9/11/2024 11:03 AM View: Appendix I Intrawell

Plant Bowen Client: Southern Company Data: Bowen 1, 2, 9, and 10

	GWC-11	GWC-11
8/21/2007	<0.005	
11/1/2007	<0.005	
11/18/2007	<0.005	
1/30/2008	<0.005	
3/5/2008	<0.005	
5/7/2008	0.0087	
12/14/2008	<0.005	
4/29/2009	<0.005	
10/22/2009	<0.005	
4/21/2010	<0.005	
9/28/2010	<0.005	
4/12/2011	<0.005	
10/4/2011	<0.005	
4/3/2012	<0.005	
10/3/2012	0.0042	
4/3/2013	<0.005	
10/9/2013	<0.005	
4/2/2014	0.0025 (J)	
10/2/2014	0.0016 (J)	
4/1/2015	<0.005	
10/11/2015	<0.005	
4/4/2016	<0.005	
8/3/2016	<0.005	
4/10/2017	<0.005	
10/4/2017	<0.005	
3/21/2018	<0.005	
9/18/2018	<0.005	
3/23/2019	<0.005	
9/17/2019	<0.005	
3/12/2020	<0.005	
9/21/2020	<0.005	
3/19/2021	<0.005	
8/11/2021	<0.005	
2/4/2022	<0.005	
8/18/2022	<0.005	
2/20/2023	<0.005	
8/1/2023	<0.005	
2/28/2024		<0.005
8/13/2024		<0.005

ND substitution: RL or RL/2 if <15% NDs.

Prediction Limit

Constituent: Nickel (mg/L) Analysis Run 9/11/2024 11:03 AM View: Appendix I Intrawell

Plant Bowen Client: Southern Company Data: Bowen 1, 2, 9, and 10

	GWC-11R	GWC-11R
8/21/2007	<0.005	
11/1/2007	<0.005	
11/18/2007	<0.005	
1/30/2008	<0.005	
3/6/2008	0.0046	
5/7/2008	<0.005	
12/14/2008	<0.005	
4/29/2009	<0.005	
10/22/2009	<0.005	
4/21/2010	<0.005	
9/29/2010	<0.005	
4/13/2011	<0.005	
10/4/2011	<0.005	
4/4/2012	<0.005	
10/3/2012	<0.005	
4/3/2013	<0.005	
10/9/2013	<0.005	
4/2/2014	<0.005	
10/2/2014	<0.005	
4/1/2015	0.0041	
10/11/2015	<0.005	
4/4/2016	<0.005	
8/4/2016	<0.005	
4/10/2017	<0.005	
10/4/2017	<0.005	
3/22/2018	<0.005	
9/18/2018	<0.005	
3/23/2019	<0.005	
9/17/2019	<0.005	
3/12/2020	<0.005	
9/21/2020	<0.005	
3/19/2021	<0.005	
8/11/2021	<0.005	
2/4/2022	<0.005	
8/18/2022	<0.005	
2/20/2023	<0.005	
8/1/2023	<0.005	
2/28/2024		<0.005
8/12/2024		<0.005

ND substitution: RL or RL/2 if <15% NDs.

Prediction Limit

Constituent: Nickel (mg/L) Analysis Run 9/11/2024 11:03 AM View: Appendix I Intrawell

Plant Bowen Client: Southern Company Data: Bowen 1, 2, 9, and 10

	GWC-12	GWC-12
8/21/2007	<0.005	
11/1/2007	<0.005	
11/19/2007	0.0047	
1/16/2008	0.029	
3/5/2008	0.023	
5/13/2008	0.0032	
12/13/2008	<0.005	
4/16/2009	<0.005	
10/21/2009	<0.005	
4/27/2010	<0.005	
10/5/2010	<0.005	
4/19/2011	0.0025	
10/12/2011	<0.005	
4/24/2012	<0.005	
10/2/2012	<0.005	
4/2/2013	0.003	
10/9/2013	<0.005	
4/1/2014	0.0025 (J)	
10/2/2014	<0.005	
4/1/2015	0.0014 (J)	
10/14/2015	0.0021 (J)	
4/4/2016	0.00264 (J)	
8/3/2016	<0.005	
4/11/2017	0.0027 (J)	
10/4/2017	0.0022 (J)	
3/22/2018	0.0025 (J)	
9/18/2018	0.0024 (J)	
3/23/2019	0.0026 (J)	
9/17/2019	0.0033 (JD)	
3/12/2020	0.0022 (J)	
9/21/2020	0.0019 (J)	
3/19/2021	0.0022 (J)	
8/11/2021	0.0019 (J)	
2/2/2022	0.0025 (J)	
8/18/2022	0.0023 (J)	
2/21/2023	0.0022 (J)	
8/1/2023	0.0034 (J)	
2/27/2024		0.0023 (J)
8/12/2024		<0.005

ND substitution: RL or RL/2 if <15% NDs.

Prediction Limit

Constituent: Nickel (mg/L) Analysis Run 9/11/2024 11:03 AM View: Appendix I Intrawell

Plant Bowen Client: Southern Company Data: Bowen 1, 2, 9, and 10

	GWC-13	GWC-13
8/21/2007	0.0076	
11/1/2007	0.0043	
11/19/2007	0.0061	
1/31/2008	0.015	
3/5/2008	<0.005	
5/12/2008	0.0035	
12/13/2008	0.0079	
4/28/2009	<0.005	
10/21/2009	<0.005	
4/28/2010	<0.005	
10/5/2010	<0.005	
4/19/2011	<0.005	
10/18/2011	0.0031	
4/25/2012	<0.005	
10/2/2012	<0.005	
4/2/2013	<0.005	
10/8/2013	<0.005	
4/1/2014	<0.005	
10/1/2014	<0.005	
4/1/2015	<0.005	
10/15/2015	<0.005	
4/4/2016	<0.005	
8/4/2016	<0.005	
4/12/2017	<0.005	
10/9/2017	<0.005	
3/21/2018	<0.005	
9/19/2018	<0.005	
3/23/2019	<0.005	
9/18/2019	0.00046 (J)	
3/13/2020	<0.005	
9/22/2020	<0.005	
3/18/2021	<0.005	
8/11/2021	<0.005	
2/17/2022	<0.005	
8/18/2022	<0.005	
2/22/2023	<0.005	
8/1/2023	<0.005	
2/27/2024		<0.005
8/12/2024		<0.005

ND substitution: RL or RL/2 if <15% NDs.

Prediction Limit

Constituent: Nickel (mg/L) Analysis Run 9/11/2024 11:03 AM View: Appendix I Intrawell

Plant Bowen Client: Southern Company Data: Bowen 1, 2, 9, and 10

	GWC-13RZ	GWC-13RZ
8/21/2007	<0.005	
11/1/2007	0.0033	
11/19/2007	0.0029	
1/31/2008	0.0039	
3/5/2008	<0.005	
5/7/2008	<0.005	
12/12/2008	0.022 (O)	
4/29/2009	0.0034	
10/21/2009	<0.005	
4/28/2010	0.0026	
10/6/2010	<0.005	
4/20/2011	<0.005	
10/12/2011	<0.005	
4/25/2012	<0.005	
10/2/2012	<0.005	
4/2/2013	<0.005	
10/8/2013	<0.005	
4/1/2014	<0.005	
10/1/2014	<0.005	
3/31/2015	<0.005	
10/14/2015	<0.005	
4/4/2016	<0.005	
4/11/2017	<0.005	
10/6/2017	<0.005	
3/23/2018	<0.005	
9/20/2018	<0.005	
3/22/2019	<0.005	
9/18/2019	<0.005	
3/17/2020	0.00082 (J)	
9/22/2020	<0.005	
3/19/2021	<0.005	
8/12/2021	<0.005	
2/4/2022	<0.005	
8/19/2022	<0.005	
2/22/2023	<0.005	
8/2/2023	<0.005	
2/28/2024		<0.005
8/13/2024		<0.005

ND substitution: RL or RL/2 if <15% NDs.

Prediction Limit

Constituent: Nickel (mg/L) Analysis Run 9/11/2024 11:03 AM View: Appendix I Intrawell

Plant Bowen Client: Southern Company Data: Bowen 1, 2, 9, and 10

	GWC-14Z	GWC-14Z
8/24/2007	<0.005	
11/2/2007	0.0029	
11/17/2007	0.0086	
1/15/2008	0.011	
3/5/2008	0.0072	
5/7/2008	0.0045	
12/2/2008	0.011	
4/16/2009	0.0061	
10/20/2009	0.01	
4/20/2010	<0.005	
9/29/2010	<0.005	
4/12/2011	<0.005	
10/4/2011	<0.005	
4/4/2012	<0.005	
10/10/2012	<0.005	
4/15/2013	<0.005	
10/22/2013	<0.005	
4/21/2014	<0.005	
9/30/2014	<0.005	
4/3/2015	<0.005	
10/7/2015	<0.005	
4/5/2016	<0.005	
8/9/2016	0.0021 (J)	
4/11/2017	<0.005	
10/5/2017	<0.005	
3/22/2018	<0.005	
9/19/2018	0.00096 (J)	
3/22/2019	<0.005	
9/17/2019	0.0007 (X)	
3/13/2020	0.00078 (J)	
9/21/2020	<0.005	
3/18/2021	<0.005	
8/11/2021	<0.005	
2/4/2022	<0.005	
8/18/2022	<0.005	
2/22/2023	<0.005	
8/1/2023	<0.005	
2/28/2024		<0.005
8/13/2024		<0.005

ND substitution: RL or RL/2 if <15% NDs.

Prediction Limit

Constituent: Nickel (mg/L) Analysis Run 9/11/2024 11:03 AM View: Appendix I Intrawell

Plant Bowen Client: Southern Company Data: Bowen 1, 2, 9, and 10

	GWC-15R	GWC-15R
8/23/2007	0.0089	
11/2/2007	0.0036	
11/17/2007	0.014 (O)	
1/15/2008	0.0096	
3/6/2008	0.0038	
5/7/2008	0.0056	
12/2/2008	0.003	
4/28/2009	<0.005	
10/19/2009	<0.005	
4/27/2010	0.004	
10/4/2010	<0.005	
4/18/2011	<0.005	
10/12/2011	<0.005	
4/23/2012	<0.005	
10/10/2012	<0.005	
4/15/2013	<0.005	
10/22/2013	<0.005	
4/21/2014	<0.005	
9/30/2014	<0.005	
4/3/2015	<0.005	
10/7/2015	<0.005	
4/5/2016	<0.005	
8/4/2016	<0.005	
4/12/2017	<0.005	
10/6/2017	0.001 (J)	
3/23/2018	<0.005	
9/19/2018	<0.005	
3/25/2019	0.0011 (J)	
9/17/2019	0.00057 (J)	
3/13/2020	0.00072 (J)	
9/21/2020	0.0015 (J)	
3/18/2021	0.00079 (J)	
8/11/2021	<0.005	
2/4/2022	0.00093 (J)	
8/19/2022	<0.005	
2/22/2023	<0.005	
8/2/2023	<0.005	
2/28/2024		<0.005
8/13/2024		<0.005

ND substitution: RL or RL/2 if <15% NDs.

Prediction Limit

Constituent: Nickel (mg/L) Analysis Run 9/11/2024 11:03 AM View: Appendix I Intrawell

Plant Bowen Client: Southern Company Data: Bowen 1, 2, 9, and 10

	GWC-15Z	GWC-15Z
8/24/2007	<0.005	
11/2/2007	<0.005	
11/18/2007	0.0088 (J)	
1/15/2008	0.019	
3/10/2008	0.017	
5/13/2008	0.0058	
12/2/2008	0.0043	
4/28/2009	<0.005	
10/20/2009	<0.005	
4/27/2010	<0.005	
10/5/2010	<0.005	
4/19/2011	<0.005	
10/12/2011	<0.005	
4/25/2012	<0.005	
10/10/2012	<0.005	
4/16/2013	<0.005	
10/22/2013	<0.005	
4/21/2014	<0.005	
9/30/2014	<0.005	
4/3/2015	<0.005	
10/6/2015	<0.005	
4/5/2016	<0.005	
4/11/2017	<0.005	
10/6/2017	<0.005	
3/23/2018	<0.005	
9/19/2018	<0.005	
3/22/2019	<0.005	
9/17/2019	<0.005	
3/13/2020	<0.005	
9/21/2020	<0.005	
3/18/2021	<0.005	
8/11/2021	<0.005	
2/7/2022	<0.005	
8/19/2022	<0.005	
2/22/2023	<0.005	
8/1/2023	<0.005	
2/28/2024		<0.005
8/13/2024		<0.005

ND substitution: RL or RL/2 if <15% NDs.

Prediction Limit

Constituent: Nickel (mg/L) Analysis Run 9/11/2024 11:03 AM View: Appendix I Intrawell

Plant Bowen Client: Southern Company Data: Bowen 1, 2, 9, and 10

	GWC-44	GWC-44
3/16/2016	<0.005	
5/16/2016	<0.005	
7/25/2016	0.0006 (J)	
9/19/2016	0.0008 (J)	
11/3/2016	0.0007 (J)	
1/19/2017	0.0009 (J)	
3/28/2017	<0.005 (*)	
9/26/2017	0.0007 (J)	
3/15/2018	<0.005	
9/12/2018	<0.005	
3/14/2019	<0.005	
9/11/2019	0.00058 (J)	
3/10/2020	0.00086 (J)	
9/15/2020	<0.005	
3/11/2021	<0.005	
8/4/2021	<0.005	
1/31/2022	<0.005	
8/15/2022	<0.005	
2/14/2023	0.00073 (J)	
7/26/2023	<0.005	
2/20/2024		<0.005
8/6/2024		<0.005

ND substitution: RL or RL/2 if <15% NDs.

Prediction Limit

Constituent: Nickel (mg/L) Analysis Run 9/11/2024 11:03 AM View: Appendix I Intrawell

Plant Bowen Client: Southern Company Data: Bowen 1, 2, 9, and 10

	GWC-45	GWC-45
3/16/2016	<0.005	
5/16/2016	0.00316 (JD)	
7/25/2016	0.0013 (JD)	
9/19/2016	0.0013 (JD)	
11/4/2016	0.0015 (JD)	
1/23/2017	0.0015 (JD)	
3/29/2017	0.0012 (JD)	
9/27/2017	0.0014 (J)	
3/15/2018	0.0011 (J)	
9/13/2018	0.001 (J)	
3/14/2019	0.001 (JD)	
9/11/2019	0.0012 (JD)	
3/10/2020	0.0012 (J)	
9/11/2020	0.00099 (J)	
3/11/2021	0.00092 (J)	
8/6/2021	0.00098 (J)	
2/1/2022	0.0011 (J)	
8/12/2022	0.00086 (J)	
2/14/2023	0.00092 (J)	
7/26/2023	0.0012 (J)	
2/20/2024		<0.005
8/5/2024		<0.005

ND substitution: RL or RL/2 if <15% NDs.

Prediction Limit

Constituent: Nickel (mg/L) Analysis Run 9/11/2024 11:03 AM View: Appendix I Intrawell

Plant Bowen Client: Southern Company Data: Bowen 1, 2, 9, and 10

	GWC-45R	GWC-45R
3/16/2016	<0.005	
5/16/2016	<0.005 (D)	
7/25/2016	<0.005 (D)	
9/19/2016	<0.005 (D)	
11/3/2016	<0.005 (D)	
1/20/2017	<0.005 (D)	
3/29/2017	<0.005 (D)	
9/27/2017	<0.005	
3/15/2018	<0.005	
9/13/2018	<0.005	
3/14/2019	<0.005 (D)	
9/11/2019	<0.005 (D)	
3/10/2020	<0.005	
9/11/2020	<0.005	
3/11/2021	<0.005	
8/6/2021	0.00095 (J)	
2/1/2022	<0.005	
8/12/2022	<0.005	
2/14/2023	0.004 (J)	
7/26/2023	<0.005	
2/20/2024		<0.005
8/5/2024		<0.005

ND substitution: RL or RL/2 if <15% NDs.

Prediction Limit

Constituent: Nickel (mg/L) Analysis Run 9/11/2024 11:03 AM View: Appendix I Intrawell

Plant Bowen Client: Southern Company Data: Bowen 1, 2, 9, and 10

	GWC-46R	GWC-46R
3/10/2016	<0.005	
5/17/2016	<0.005	
7/26/2016	<0.005	
9/20/2016	0.0013 (J)	
11/4/2016	<0.005	
1/20/2017	<0.005	
3/28/2017	<0.005	
9/29/2017	<0.005	
3/15/2018	<0.005	
9/13/2018	<0.005	
3/18/2019	<0.005	
9/11/2019	<0.005	
3/10/2020	<0.005	
9/14/2020	<0.005	
3/11/2021	<0.005	
8/5/2021	<0.005	
1/31/2022	<0.005	
8/15/2022	<0.005	
2/14/2023	<0.005	
7/26/2023	<0.005	
2/21/2024		<0.005
8/5/2024		<0.005

ND substitution: RL or RL/2 if <15% NDs.

Prediction Limit

Constituent: Nickel (mg/L) Analysis Run 9/11/2024 11:03 AM View: Appendix I Intrawell

Plant Bowen Client: Southern Company Data: Bowen 1, 2, 9, and 10

	GWC-47	GWC-47
3/10/2016	<0.005	
5/18/2016	<0.005	
7/27/2016	<0.005	
9/20/2016	<0.005	
11/7/2016	<0.005	
1/23/2017	<0.005	
3/29/2017	0.0004 (J)	
9/27/2017	<0.005	
3/15/2018	<0.005	
9/13/2018	<0.005	
3/15/2019	<0.005	
9/12/2019	<0.005	
3/9/2020	<0.005	
9/14/2020	<0.005	
3/11/2021	<0.005	
8/5/2021	<0.005	
2/1/2022	<0.005	
8/15/2022	<0.005	
2/14/2023	<0.005	
7/27/2023	<0.005	
2/21/2024		<0.005
8/5/2024		<0.005

ND substitution: RL or RL/2 if <15% NDs.

Prediction Limit

Constituent: Nickel (mg/L) Analysis Run 9/11/2024 11:03 AM View: Appendix I Intrawell

Plant Bowen Client: Southern Company Data: Bowen 1, 2, 9, and 10

	GWC-47R	GWC-47R
3/10/2016	<0.005	
5/18/2016	<0.005	
7/27/2016	0.0007 (J)	
9/20/2016	0.0007 (J)	
11/4/2016	0.0006 (J)	
1/20/2017	<0.005	
3/29/2017	0.0003 (J)	
9/27/2017	<0.005	
3/16/2018	<0.005	
9/13/2018	<0.005	
3/19/2019	0.0042 (J)	
9/11/2019	0.0014 (J)	
3/9/2020	<0.005	
9/15/2020	<0.005	
3/11/2021	<0.005	
8/5/2021	<0.005	
2/1/2022	<0.005	
8/15/2022	<0.005	
2/14/2023	<0.005	
7/27/2023	<0.005	
2/21/2024		<0.005
8/5/2024		<0.005

ND substitution: RL or RL/2 if <15% NDs.

Prediction Limit

Constituent: Nickel (mg/L) Analysis Run 9/11/2024 11:03 AM View: Appendix I Intrawell

Plant Bowen Client: Southern Company Data: Bowen 1, 2, 9, and 10

	GWC-48	GWC-48
3/10/2016	0.00432 (J)	
5/17/2016	0.00489 (J)	
7/27/2016	0.0036 (J)	
9/20/2016	0.0035 (J)	
11/4/2016	0.0035 (J)	
1/23/2017	<0.01	
3/28/2017	0.0033 (J)	
9/29/2017	0.0036 (J)	
3/15/2018	0.0033 (J)	
9/13/2018	0.0038 (J)	
3/15/2019	0.0033 (J)	
9/11/2019	0.00405 (JD)	
3/9/2020	0.0039 (J)	
9/14/2020	0.0046 (J)	
3/11/2021	0.0047 (J)	
8/4/2021	0.0045 (J)	
1/31/2022	0.0052	
8/15/2022	0.0056	
2/14/2023	0.0058	
7/26/2023	0.0075	
2/21/2024		0.0076
8/5/2024		0.0061

ND substitution: RL or RL/2 if <15% NDs.

Prediction Limit

Constituent: Nickel (mg/L) Analysis Run 9/11/2024 11:03 AM View: Appendix I Intrawell

Plant Bowen Client: Southern Company Data: Bowen 1, 2, 9, and 10

	GWC-49R	GWC-49R
3/17/2016	<0.005	
5/18/2016	<0.005	
7/27/2016	<0.005	
9/21/2016	<0.005	
11/4/2016	<0.005	
1/24/2017	<0.005	
3/29/2017	<0.005	
9/29/2017	<0.005	
3/15/2018	<0.005	
9/13/2018	<0.005	
3/18/2019	<0.005	
9/11/2019	<0.005	
3/11/2020	0.0004 (J)	
9/11/2020	<0.005	
3/15/2021	<0.005	
8/11/2021	<0.005	
2/1/2022	<0.005	
8/15/2022	<0.005	
2/14/2023	<0.005	
7/27/2023	<0.005	
2/21/2024		<0.005
8/6/2024		<0.005

ND substitution: RL or RL/2 if <15% NDs.

Prediction Limit

Constituent: Nickel (mg/L) Analysis Run 9/11/2024 11:03 AM View: Appendix I Intrawell

Plant Bowen Client: Southern Company Data: Bowen 1, 2, 9, and 10

	GWC-49Z	GWC-49Z
3/17/2016	0.00421 (J)	
5/18/2016	<0.005	
7/28/2016	0.0024 (J)	
9/21/2016	0.0044 (J)	
11/7/2016	0.0035 (J)	
1/24/2017	0.005 (J)	
3/30/2017	0.0046 (J)	
9/29/2017	0.004 (J)	
3/15/2018	0.0028 (J)	
9/14/2018	0.0024 (J)	
3/19/2019	0.0047 (J)	
9/11/2019	0.0012 (J)	
3/9/2020	0.003 (J)	
9/14/2020	0.0014 (J)	
3/15/2021	0.0013 (J)	
8/5/2021	0.0023 (J)	
2/1/2022	0.0014 (J)	
8/15/2022	0.0022 (J)	
2/14/2023	0.0018 (J)	
7/27/2023	0.0017 (J)	
2/21/2024		<0.005
8/6/2024		0.0022 (J)

ND substitution: RL or RL/2 if <15% NDs.

Prediction Limit

Constituent: Nickel (mg/L) Analysis Run 9/11/2024 11:03 AM View: Appendix I Intrawell

Plant Bowen Client: Southern Company Data: Bowen 1, 2, 9, and 10

	GWC-5	GWC-5
8/23/2007	0.0069	
10/25/2007	0.038	
11/19/2007	0.025	
1/23/2008	0.047	
3/11/2008	0.042	
5/12/2008	0.031	
12/11/2008	0.027	
4/15/2009	0.025	
10/9/2009	0.051	
5/4/2010	0.025	
10/12/2010	0.024	
4/28/2011	0.01	
10/19/2011	0.03	
5/2/2012	0.0429	
10/9/2012	0.033	
4/11/2013	0.02	
10/16/2013	0.028	
4/23/2014	0.024	
10/3/2014	0.032	
3/31/2015	0.012	
10/12/2015	0.012	
3/28/2016	0.0172	
8/1/2016	0.0113	
4/3/2017	0.0114	
10/3/2017	0.0098 (J)	
3/19/2018	0.0092 (J)	
9/17/2018	0.0085 (J)	
3/20/2019	0.008 (J)	
9/16/2019	0.008 (J)	
3/16/2020	0.015	
9/16/2020	0.0075 (J)	
3/17/2021	0.0077	
8/9/2021	0.0089	
2/2/2022	0.0088	
8/16/2022	0.0087	
2/20/2023	0.0087	
7/28/2023	0.009	
2/26/2024		0.0085
8/8/2024		0.0078

Prediction Limit

Constituent: Nickel (mg/L) Analysis Run 9/11/2024 11:03 AM View: Appendix I Intrawell

Plant Bowen Client: Southern Company Data: Bowen 1, 2, 9, and 10

	GWC-6	GWC-6
8/22/2007	<0.005	
10/25/2007	0.0028	
11/20/2007	0.012	
1/23/2008	0.046 (O)	
3/11/2008	0.0091	
5/14/2008	0.022	
12/11/2008	0.005	
4/23/2009	0.0031	
10/9/2009	0.0053	
5/4/2010	<0.005	
10/11/2010	0.0042	
4/26/2011	0.0051	
10/18/2011	<0.005	
5/2/2012	<0.005	
10/8/2012	<0.005	
4/10/2013	<0.005	
10/8/2013	0.0025	
4/14/2014	0.0025 (J)	
10/3/2014	0.0021 (J)	
4/1/2015	0.0026	
10/9/2015	<0.005	
3/29/2016	<0.005	
8/1/2016	<0.005	
4/6/2017	0.0005 (J)	
10/3/2017	<0.005	
3/19/2018	<0.005	
9/17/2018	<0.005	
3/21/2019	<0.005	
9/16/2019	<0.005	
3/12/2020	<0.005	
9/16/2020	<0.005	
3/17/2021	<0.005	
8/10/2021	<0.005	
2/2/2022	<0.005	
8/17/2022	<0.005	
2/17/2023	<0.005	
7/31/2023	<0.005	
2/26/2024		<0.005
8/8/2024		<0.005

ND substitution: RL or RL/2 if <15% NDs.

Prediction Limit

Constituent: Nickel (mg/L) Analysis Run 9/11/2024 11:03 AM View: Appendix I Intrawell

Plant Bowen Client: Southern Company Data: Bowen 1, 2, 9, and 10

	GWC-7Z	GWC-7Z
8/2/2016	0.0011 (J)	
4/6/2017	0.0011 (J)	
10/3/2017	0.0012 (J)	
3/20/2018	<0.005	
9/18/2018	<0.005	
3/21/2019	0.00099 (J)	
9/13/2019	0.00061 (J)	
3/12/2020	0.00078 (J)	
9/16/2020	<0.005	
3/17/2021	<0.005	
8/10/2021	0.0009 (J)	
2/2/2022	<0.005	
8/17/2022	<0.005	
2/20/2023	<0.005	
7/31/2023	<0.005	
2/26/2024		<0.005
8/8/2024		<0.005

ND substitution: RL or RL/2 if <15% NDs.

Prediction Limit

Constituent: Nickel (mg/L) Analysis Run 9/11/2024 11:03 AM View: Appendix I Intrawell

Plant Bowen Client: Southern Company Data: Bowen 1, 2, 9, and 10

	GWC-8RR	GWC-8RR
10/18/2011	<0.005	
4/30/2012	<0.005	
10/3/2012	<0.005	
4/8/2013	<0.005	
10/9/2013	<0.005	
4/10/2014	<0.005	
10/2/2014	<0.005	
4/3/2015	<0.005	
10/8/2015	0.003	
3/30/2016	<0.005	
8/2/2016	<0.005	
4/6/2017	0.0003 (J)	
10/4/2017	<0.005	
3/21/2018	<0.005	
9/18/2018	<0.005	
3/27/2019	<0.005	
9/16/2019	<0.005 (D)	
3/12/2020	<0.005	
9/17/2020	<0.005	
3/17/2021	<0.005	
8/10/2021	<0.005	
2/2/2022	<0.005	
8/17/2022	<0.005	
2/21/2023	<0.005	
7/31/2023	<0.005	
2/27/2024		<0.005
8/12/2024		<0.005

ND substitution: RL or RL/2 if <15% NDs.

Prediction Limit

Constituent: Nickel (mg/L) Analysis Run 9/11/2024 11:03 AM View: Appendix I Intrawell

Plant Bowen Client: Southern Company Data: Bowen 1, 2, 9, and 10

	GWC-8Z	GWC-8Z
5/26/2015	0.002 (J)	
6/18/2015	0.0025 (D)	
7/2/2015	<0.005	
10/8/2015	<0.005	
3/22/2016	<0.005	
8/2/2016	<0.005	
4/7/2017	0.0007 (J)	
10/3/2017	0.0006 (J)	
3/20/2018	<0.005	
9/18/2018	<0.005	
5/6/2019	<0.005	
9/16/2019	<0.005	
3/16/2020	0.0006 (J)	
9/17/2020	<0.005	
3/18/2021	<0.005	
8/10/2021	<0.005	
2/2/2022	<0.005	
8/17/2022	<0.005	
2/20/2023	<0.005	
7/31/2023	<0.005	
2/26/2024		<0.005
8/12/2024		<0.005

ND substitution: RL or RL/2 if <15% NDs.

Prediction Limit

Constituent: Nickel (mg/L) Analysis Run 9/11/2024 11:03 AM View: Appendix I Intrawell

Plant Bowen Client: Southern Company Data: Bowen 1, 2, 9, and 10

	GWC-9	GWC-9
8/23/2007	0.0046	
11/1/2007	0.0057	
11/19/2007	0.014 (J)	
1/15/2008	0.057 (O)	
3/6/2008	0.046 (O)	
5/13/2008	0.0069	
12/12/2008	0.0061	
4/16/2009	0.0067 (J)	
10/13/2009	0.0054	
4/21/2010	<0.005	
9/29/2010	<0.005	
4/13/2011	<0.005	
10/5/2011	<0.005	
4/4/2012	<0.005	
10/8/2012	<0.005	
4/8/2013	<0.005	
10/9/2013	0.0029	
4/9/2014	0.0025 (J)	
9/30/2014	<0.005	
4/2/2015	0.0016 (J)	
10/10/2015	0.00295 (D)	
3/30/2016	0.00202 (J)	
8/5/2016	<0.005	
4/6/2017	0.001 (J)	
10/3/2017	0.0007 (J)	
3/20/2018	0.00097 (J)	
9/18/2018	<0.005 (D)	
3/21/2019	0.001 (J)	
9/16/2019	0.00062 (J)	
3/12/2020	0.0011 (J)	
9/17/2020	<0.005	
3/18/2021	0.001 (J)	
8/10/2021	0.001 (J)	
2/2/2022	0.0011 (J)	
8/17/2022	0.0011 (J)	
2/21/2023	0.001 (J)	
7/31/2023	0.00071 (J)	
2/27/2024		<0.005
8/12/2024		<0.005

ND substitution: RL or RL/2 if <15% NDs.

Prediction Limit

Constituent: Selenium (mg/L) Analysis Run 9/11/2024 11:03 AM View: Appendix I Intrawell

Plant Bowen Client: Southern Company Data: Bowen 1, 2, 9, and 10

	GWA-2	GWA-2
8/23/2007	<0.005	
10/24/2007	<0.005	
11/18/2007	<0.005	
1/31/2008	<0.005	
3/11/2008	<0.005	
5/6/2008	<0.005	
12/4/2008	<0.005	
4/21/2009	<0.005	
10/7/2009	<0.005	
4/26/2010	<0.005	
10/4/2010	<0.005	
4/13/2011	<0.005	
10/5/2011	<0.005	
4/11/2012	<0.005	
10/9/2012	<0.005	
4/15/2013	<0.005	
10/15/2013	<0.005	
4/22/2014	<0.005	
9/30/2014	<0.005	
3/30/2015	<0.005	
10/13/2015	<0.005	
3/23/2016	<0.005	
5/20/2016	0.00216 (J)	
7/29/2016	0.001 (J)	
9/23/2016	<0.005	
11/9/2016	<0.005	
1/31/2017	<0.005	
3/30/2017	<0.005	
6/12/2017	<0.005	
10/2/2017	<0.005	
3/19/2018	0.0016 (J)	
9/14/2018	<0.005	
3/20/2019	<0.005	
9/12/2019	<0.005 (D)	
3/11/2020	0.0021 (J)	
9/15/2020	<0.005	
3/17/2021	0.0045 (J)	
8/9/2021	<0.005	
2/1/2022	<0.005	
8/16/2022	<0.005	
2/16/2023	0.0014 (J)	
7/27/2023	<0.005	
2/22/2024		<0.005
8/7/2024		<0.005

ND substitution: RL or RL/2 if <15% NDs.

Prediction Limit

Constituent: Selenium (mg/L) Analysis Run 9/11/2024 11:03 AM View: Appendix I Intrawell

Plant Bowen Client: Southern Company Data: Bowen 1, 2, 9, and 10

	GWA-2R	GWA-2R
8/23/2007	<0.005	
10/24/2007	<0.005	
11/18/2007	<0.005	
1/31/2008	<0.005	
3/10/2008	<0.005	
5/13/2008	<0.005	
12/4/2008	<0.005	
4/21/2009	<0.005	
10/8/2009	<0.005	
4/21/2010	<0.005	
9/28/2010	<0.005	
4/12/2011	<0.005	
10/4/2011	<0.005	
4/3/2012	<0.005	
10/9/2012	<0.005	
4/11/2013	<0.005	
10/16/2013	<0.005	
4/10/2014	<0.005	
9/30/2014	<0.005	
3/30/2015	<0.005	
10/13/2015	<0.005	
3/23/2016	<0.005	
5/19/2016	<0.005	
7/29/2016	<0.005	
9/22/2016	<0.005	
11/10/2016	<0.005	
1/31/2017	<0.005	
4/3/2017	<0.005	
6/9/2017	<0.005	
10/2/2017	<0.005	
3/16/2018	<0.005	
9/14/2018	<0.005	
3/19/2019	<0.005	
9/13/2019	<0.005	
3/11/2020	<0.005	
9/15/2020	<0.005	
3/16/2021	0.0021 (J)	
8/9/2021	<0.005	
2/1/2022	<0.005	
8/16/2022	<0.005	
2/16/2023	<0.005	
7/27/2023	<0.005	
2/26/2024		<0.005
8/6/2024		<0.005

ND substitution: RL or RL/2 if <15% NDs.

Prediction Limit

Constituent: Selenium (mg/L) Analysis Run 9/11/2024 11:03 AM View: Appendix I Intrawell

Plant Bowen Client: Southern Company Data: Bowen 1, 2, 9, and 10

	GWA-43	GWA-43
3/11/2016	0.00236 (J)	
5/13/2016	<0.005	
7/19/2016	<0.005	
9/16/2016	<0.005	
11/2/2016	<0.005	
1/18/2017	<0.005	
3/28/2017	<0.005	
6/6/2017	<0.005	
9/22/2017	<0.005	
3/14/2018	<0.005	
9/12/2018	<0.005	
3/13/2019	<0.005	
9/11/2019	<0.005	
3/9/2020	<0.005	
9/11/2020	<0.005	
3/11/2021	<0.005	
8/6/2021	<0.005	
1/31/2022	<0.005	
8/11/2022	<0.005	
2/14/2023	<0.005	
7/25/2023	<0.005	
2/20/2024		<0.005
8/2/2024		<0.005

ND substitution: RL or RL/2 if <15% NDs.

Prediction Limit

Constituent: Selenium (mg/L) Analysis Run 9/11/2024 11:03 AM View: Appendix I Intrawell

Plant Bowen Client: Southern Company Data: Bowen 1, 2, 9, and 10

	GWC-13	GWC-13
8/21/2007	<0.005	
11/1/2007	<0.005	
11/19/2007	<0.005	
1/31/2008	<0.005	
3/5/2008	<0.005	
5/12/2008	<0.005	
12/13/2008	<0.005	
4/28/2009	<0.005	
10/21/2009	<0.005	
4/28/2010	<0.005	
10/5/2010	<0.005	
4/19/2011	<0.005	
10/18/2011	<0.005	
4/25/2012	<0.005	
10/2/2012	<0.005	
4/2/2013	<0.005	
10/8/2013	<0.005	
4/1/2014	<0.005	
10/1/2014	<0.005	
4/1/2015	<0.005	
10/15/2015	0.0055	
4/4/2016	0.00286 (J)	
5/31/2016	0.00303 (J)	
8/4/2016	0.005 (J)	
9/29/2016	0.0074 (J)	
11/28/2016	0.0073 (J)	
2/9/2017	0.0067 (J)	
4/12/2017	0.0048 (J)	
6/16/2017	0.007 (J)	
10/9/2017	0.0048 (J)	
3/21/2018	0.0021 (J)	
9/19/2018	0.0019 (J)	
3/23/2019	<0.005	
9/18/2019	0.0018 (J)	
3/13/2020	0.0019 (J)	
9/22/2020	<0.005	
3/18/2021	0.0021 (J)	
8/11/2021	<0.005	
2/17/2022	<0.005	
8/18/2022	<0.005	
2/22/2023	<0.005	
8/1/2023	<0.005	
2/27/2024		<0.005
8/12/2024		0.0014 (J)

ND substitution: RL or RL/2 if <15% NDs.

Prediction Limit

Constituent: Selenium (mg/L) Analysis Run 9/11/2024 11:03 AM View: Appendix I Intrawell

Plant Bowen Client: Southern Company Data: Bowen 1, 2, 9, and 10

	GWC-13RZ	GWC-13RZ
8/21/2007	<0.005	
11/1/2007	<0.005	
11/19/2007	<0.005	
1/31/2008	<0.005	
3/5/2008	<0.005	
5/7/2008	<0.005	
12/12/2008	<0.005	
4/29/2009	<0.005	
10/21/2009	<0.005	
4/28/2010	<0.005	
10/6/2010	<0.005	
4/20/2011	<0.005	
10/12/2011	<0.005	
4/25/2012	<0.005	
10/2/2012	<0.005	
4/2/2013	<0.005	
10/8/2013	<0.005	
4/1/2014	<0.005	
10/1/2014	<0.005	
3/31/2015	<0.005	
10/14/2015	<0.005	
4/4/2016	<0.005	
6/1/2016	<0.005	
2/22/2017	0.0014 (J)	
4/11/2017	0.0024 (J)	
6/16/2017	<0.005	
7/12/2017	0.0019 (J)	
7/28/2017	<0.005	
8/10/2017	0.0019 (J)	
10/6/2017	<0.005	
3/23/2018	<0.005	
9/20/2018	<0.005	
3/22/2019	<0.005	
9/18/2019	<0.005	
3/17/2020	<0.005	
9/22/2020	<0.005	
3/19/2021	<0.005	
8/12/2021	<0.005	
2/4/2022	<0.005	
8/19/2022	<0.005	
2/22/2023	<0.005	
8/2/2023	<0.005	
2/28/2024		<0.005
8/13/2024		0.001 (J)

ND substitution: RL or RL/2 if <15% NDs.

Prediction Limit

Constituent: Selenium (mg/L) Analysis Run 9/11/2024 11:03 AM View: Appendix I Intrawell

Plant Bowen Client: Southern Company Data: Bowen 1, 2, 9, and 10

	GWC-14Z	GWC-14Z
8/24/2007	<0.005	
11/2/2007	<0.005	
11/17/2007	<0.005	
1/15/2008	<0.005	
3/5/2008	<0.005	
5/7/2008	<0.005	
12/2/2008	<0.005	
4/16/2009	<0.005	
10/20/2009	<0.005	
4/20/2010	<0.005	
9/29/2010	<0.005	
4/12/2011	<0.005	
10/4/2011	<0.005	
4/4/2012	<0.005	
10/10/2012	<0.005	
4/15/2013	<0.005	
10/22/2013	<0.005	
4/21/2014	<0.005	
9/30/2014	<0.005	
4/3/2015	<0.005	
10/7/2015	<0.005	
4/5/2016	<0.005	
6/1/2016	<0.005	
8/9/2016	<0.005	
11/28/2016	<0.005	
2/9/2017	<0.005	
4/11/2017	<0.005	
6/14/2017	<0.005	
7/12/2017	<0.005	
10/5/2017	<0.005	
3/22/2018	<0.005	
9/19/2018	<0.005	
3/22/2019	<0.005	
9/17/2019	<0.005	
3/13/2020	0.0016 (J)	
9/21/2020	<0.005	
3/18/2021	0.0016 (J)	
8/11/2021	<0.005	
2/4/2022	<0.005	
8/18/2022	<0.005	
2/22/2023	<0.005	
8/1/2023	<0.005	
2/28/2024		<0.005
8/13/2024		<0.005

ND substitution: RL or RL/2 if <15% NDs.

Prediction Limit

Constituent: Selenium (mg/L) Analysis Run 9/11/2024 11:03 AM View: Appendix I Intrawell

Plant Bowen Client: Southern Company Data: Bowen 1, 2, 9, and 10

	GWC-15R	GWC-15R
8/23/2007	<0.005	
11/2/2007	<0.005	
11/17/2007	<0.005	
1/15/2008	<0.005	
3/6/2008	<0.005	
5/7/2008	<0.005	
12/2/2008	<0.005	
4/28/2009	<0.005	
10/19/2009	<0.005	
4/27/2010	<0.005	
10/4/2010	<0.005	
4/18/2011	<0.005	
10/12/2011	<0.005	
4/23/2012	<0.005	
10/10/2012	<0.005	
4/15/2013	<0.005	
10/22/2013	<0.005	
4/21/2014	<0.005	
9/30/2014	<0.005	
4/3/2015	<0.005	
10/7/2015	<0.005	
4/5/2016	<0.005	
5/31/2016	<0.005	
8/4/2016	<0.005	
9/29/2016	<0.005	
11/23/2016	0.0016 (J)	
2/10/2017	<0.005	
4/12/2017	<0.005	
6/15/2017	<0.005	
10/6/2017	<0.005	
3/23/2018	<0.005	
9/19/2018	<0.005	
3/25/2019	<0.005	
9/17/2019	<0.005	
3/13/2020	<0.005	
9/21/2020	<0.005	
3/18/2021	<0.005	
8/11/2021	<0.005	
2/4/2022	<0.005	
8/19/2022	<0.005	
2/22/2023	<0.005	
8/2/2023	<0.005	
2/28/2024		<0.005
8/13/2024		<0.005

ND substitution: RL or RL/2 if <15% NDs.

Prediction Limit

Constituent: Selenium (mg/L) Analysis Run 9/11/2024 11:03 AM View: Appendix I Intrawell

Plant Bowen Client: Southern Company Data: Bowen 1, 2, 9, and 10

	GWC-44	GWC-44
3/16/2016	0.00622 (J)	
5/16/2016	0.0021 (J)	
7/25/2016	<0.005	
9/19/2016	<0.005	
11/3/2016	<0.005	
1/19/2017	<0.005	
3/28/2017	0.0033 (J)	
6/5/2017	0.0068 (J)	
9/26/2017	0.0037 (J)	
3/15/2018	0.0031 (J)	
9/12/2018	<0.005	
3/14/2019	0.0042 (J)	
9/11/2019	0.0021 (J)	
3/10/2020	0.0063 (J)	
9/15/2020	<0.005	
3/11/2021	<0.005	
8/4/2021	0.0036 (J)	
1/31/2022	0.0018 (J)	
8/15/2022	<0.005	
2/14/2023	<0.005	
7/26/2023	<0.005	
2/20/2024		<0.005
8/6/2024		<0.005

ND substitution: RL or RL/2 if <15% NDs.

Prediction Limit

Constituent: Selenium (mg/L) Analysis Run 9/11/2024 11:03 AM View: Appendix I Intrawell

Plant Bowen Client: Southern Company Data: Bowen 1, 2, 9, and 10

	GWC-46R	GWC-46R
3/10/2016	<0.005	
5/17/2016	<0.005	
7/26/2016	0.0009 (J)	
9/20/2016	<0.005	
11/4/2016	<0.005	
1/20/2017	<0.005	
3/28/2017	<0.005	
6/7/2017	<0.005	
9/29/2017	<0.005	
3/15/2018	<0.005	
9/13/2018	<0.005	
3/18/2019	<0.005	
9/11/2019	<0.005	
3/10/2020	<0.005	
9/14/2020	<0.005	
3/11/2021	<0.005	
8/5/2021	<0.005	
1/31/2022	<0.005	
8/15/2022	<0.005	
2/14/2023	<0.005	
7/26/2023	<0.005	
2/21/2024		<0.005
8/5/2024		<0.005

ND substitution: RL or RL/2 if <15% NDs.

Prediction Limit

Constituent: Selenium (mg/L) Analysis Run 9/11/2024 11:03 AM View: Appendix I Intrawell

Plant Bowen Client: Southern Company Data: Bowen 1, 2, 9, and 10

	GWC-48	GWC-48
3/10/2016	<0.005	
5/17/2016	<0.005	
7/27/2016	0.0009 (J)	
9/20/2016	<0.005	
11/4/2016	<0.005	
1/23/2017	<0.005	
3/28/2017	<0.005	
6/8/2017	<0.005	
9/29/2017	<0.005	
3/15/2018	<0.005	
9/13/2018	<0.005	
3/15/2019	<0.005	
9/11/2019	<0.005 (D)	
3/9/2020	<0.005	
9/14/2020	<0.005	
3/11/2021	<0.005	
8/4/2021	<0.005	
1/31/2022	<0.005	
8/15/2022	<0.005	
2/14/2023	<0.005	
7/26/2023	0.0016 (J)	
2/21/2024		0.0011 (J)
8/5/2024		0.0013 (J)

ND substitution: RL or RL/2 if <15% NDs.

Prediction Limit

Constituent: Selenium (mg/L) Analysis Run 9/11/2024 11:03 AM View: Appendix I Intrawell

Plant Bowen Client: Southern Company Data: Bowen 1, 2, 9, and 10

	GWC-5	GWC-5
8/23/2007	<0.005	
10/25/2007	<0.005	
11/19/2007	<0.005	
1/23/2008	<0.005	
3/11/2008	<0.005	
5/12/2008	<0.005	
12/11/2008	<0.005	
4/15/2009	<0.005	
10/9/2009	0.015 (O)	
5/4/2010	<0.005	
10/12/2010	<0.005	
4/28/2011	<0.005	
10/19/2011	<0.005	
5/2/2012	<0.005	
10/9/2012	0.0054	
4/11/2013	0.0072	
10/16/2013	<0.005	
4/23/2014	0.0067	
10/3/2014	<0.005	
3/31/2015	<0.005	
10/12/2015	<0.005	
3/28/2016	<0.005	
5/25/2016	<0.005	
8/1/2016	<0.005	
9/27/2016	<0.005	
11/11/2016	<0.005	
1/31/2017	<0.005	
4/3/2017	<0.005	
6/12/2017	<0.005	
10/3/2017	<0.005	
3/19/2018	<0.005	
9/17/2018	<0.005	
3/20/2019	<0.005	
9/16/2019	<0.005	
3/16/2020	<0.005	
9/16/2020	<0.005	
3/17/2021	0.0019 (J)	
8/9/2021	<0.005	
2/2/2022	<0.005	
8/16/2022	<0.005	
2/20/2023	<0.005	
7/28/2023	<0.005	
2/26/2024		<0.005
8/8/2024		<0.005

ND substitution: RL or RL/2 if <15% NDs.

Prediction Limit

Constituent: Selenium (mg/L) Analysis Run 9/11/2024 11:03 AM View: Appendix I Intrawell

Plant Bowen Client: Southern Company Data: Bowen 1, 2, 9, and 10

	GWC-6RZ	GWC-6RZ
5/26/2015	<0.005	
6/18/2015	<0.005 (D)	
7/2/2015	<0.005	
10/9/2015	<0.005	
3/29/2016	<0.005	
5/24/2016	<0.005	
8/1/2016	<0.005	
9/26/2016	<0.005	
11/14/2016	<0.005	
2/1/2017	<0.005	
4/6/2017	<0.005	
6/13/2017	<0.005	
10/3/2017	<0.005	
3/20/2018	<0.005	
9/17/2018	<0.005	
3/21/2019	<0.005	
9/16/2019	<0.005	
3/12/2020	<0.005	
9/16/2020	<0.005	
3/17/2021	0.0038 (J)	
8/10/2021	<0.005	
2/2/2022	<0.005	
8/17/2022	<0.005	
2/17/2023	<0.005	
7/28/2023	<0.005	
2/26/2024		<0.005
8/8/2024		<0.005

ND substitution: RL or RL/2 if <15% NDs.

Prediction Limit

Constituent: Selenium (mg/L) Analysis Run 9/11/2024 11:03 AM View: Appendix I Intrawell

Plant Bowen Client: Southern Company Data: Bowen 1, 2, 9, and 10

	GWC-8Z	GWC-8Z
5/26/2015	<0.005	
6/18/2015	<0.005 (D)	
7/2/2015	<0.005	
10/8/2015	<0.005	
3/22/2016	<0.005	
5/25/2016	<0.005	
8/2/2016	<0.005	
9/26/2016	<0.005	
11/21/2016	<0.005	
2/3/2017	<0.005	
4/7/2017	<0.005	
6/13/2017	<0.005	
10/3/2017	<0.005	
3/20/2018	<0.005	
9/18/2018	<0.005	
5/6/2019	<0.005	
9/16/2019	<0.005	
3/16/2020	<0.005	
9/17/2020	<0.005	
3/18/2021	0.0089	
8/10/2021	<0.005	
2/2/2022	<0.005	
8/17/2022	<0.005	
2/20/2023	<0.005	
7/31/2023	<0.005	
2/26/2024		<0.005
8/12/2024		<0.005

ND substitution: RL or RL/2 if <15% NDs.

Prediction Limit

Constituent: Selenium (mg/L) Analysis Run 9/11/2024 11:03 AM View: Appendix I Intrawell

Plant Bowen Client: Southern Company Data: Bowen 1, 2, 9, and 10

	GWC-9	GWC-9
8/23/2007	<0.005	
11/1/2007	<0.005	
11/19/2007	<0.005	
1/15/2008	<0.005	
3/6/2008	<0.005	
5/13/2008	<0.005	
12/12/2008	<0.005	
4/16/2009	<0.005	
10/13/2009	<0.005	
4/21/2010	<0.005	
9/29/2010	<0.005	
4/13/2011	<0.005	
10/5/2011	<0.005	
4/4/2012	<0.005	
10/8/2012	<0.005	
4/8/2013	<0.005	
10/9/2013	<0.005	
4/9/2014	<0.005	
9/30/2014	<0.005	
4/2/2015	<0.005	
10/10/2015	<0.005 (D)	
3/30/2016	0.00388 (J)	
5/26/2016	<0.005	
8/5/2016	<0.005	
9/28/2016	<0.005	
11/21/2016	<0.005	
2/6/2017	<0.005	
4/6/2017	<0.005	
6/13/2017	<0.005	
10/3/2017	<0.005	
3/20/2018	<0.005	
9/18/2018	<0.005 (D)	
3/21/2019	<0.005	
9/16/2019	<0.005	
3/12/2020	<0.005	
9/17/2020	<0.005	
3/18/2021	<0.005	
8/10/2021	<0.005	
2/2/2022	<0.005	
8/17/2022	<0.005	
2/21/2023	<0.005	
7/31/2023	<0.005	
2/27/2024		<0.005
8/12/2024		<0.005

ND substitution: RL or RL/2 if <15% NDs.

Prediction Limit

Constituent: Silver (mg/L) Analysis Run 9/11/2024 11:03 AM View: Appendix I Intrawell

Plant Bowen Client: Southern Company Data: Bowen 1, 2, 9, and 10

	GWA-39RZ	GWA-39RZ
5/16/2016	<0.005 (D)	
7/27/2016	0.0012 (JD)	
2/21/2017	<0.005	
3/27/2017	<0.005 (D)	
9/29/2017	<0.005 (D)	
3/16/2018	<0.005	
9/14/2018	<0.005	
3/14/2019	<0.005	
3/9/2020	<0.005	
9/16/2020	<0.005	
3/16/2021	<0.005	
8/6/2021	<0.005	
2/2/2022	<0.005	
8/16/2022	<0.005	
2/14/2023	<0.005	
7/25/2023	<0.005	
2/19/2024		<0.005
8/1/2024		<0.005

ND substitution: RL or RL/2 if <15% NDs.

Prediction Limit

Constituent: Silver (mg/L) Analysis Run 9/11/2024 11:03 AM View: Appendix I Intrawell

Plant Bowen Client: Southern Company Data: Bowen 1, 2, 9, and 10

	GWA-50	GWA-50
12/12/2008	<0.005	
4/23/2009	<0.005	
10/6/2009	<0.005	
4/27/2010	<0.005	
9/30/2010	<0.005	
4/14/2011	<0.005	
10/5/2011	<0.005	
4/11/2012	<0.005	
10/2/2012	<0.005	
4/9/2013	<0.005	
10/15/2013	<0.005	
4/10/2014	0.0025 (J)	
10/1/2014	<0.005	
3/30/2015	<0.005	
10/11/2015	<0.005	
3/28/2016	<0.005	
8/1/2016	0.0004 (J)	
4/7/2017	0.0005 (J)	
10/2/2017	0.0006 (J)	
3/16/2018	<0.005	
9/17/2018	<0.005	
3/19/2019	<0.005	
9/13/2019	0.00045 (J)	
3/11/2020	0.00039 (J)	
9/16/2020	0.00042 (J)	
3/17/2021	0.00044 (J)	
8/9/2021	<0.005	
2/1/2022	<0.005	
8/16/2022	<0.005	
2/16/2023	<0.005	
7/28/2023	0.00044 (J)	
2/22/2024		0.00052 (J)
8/8/2024		0.00056 (J)

ND substitution: RL or RL/2 if <15% NDs.

Prediction Limit

Constituent: Silver (mg/L) Analysis Run 9/11/2024 11:03 AM View: Appendix I Intrawell

Plant Bowen Client: Southern Company Data: Bowen 1, 2, 9, and 10

	GWA-50R	GWA-50R
12/12/2008	<0.0025	
4/23/2009	<0.0025	
10/6/2009	0.0048	
5/3/2010	<0.0025	
10/11/2010	<0.0025	
4/27/2011	0.004	
10/19/2011	<0.0025	
5/1/2012	<0.0025	
10/2/2012	<0.0025	
4/10/2013	<0.0025	
10/16/2013	0.0034	
4/22/2014	0.0034	
10/1/2014	0.0012 (J)	
3/30/2015	0.003	
10/11/2015	0.0018 (J)	
3/28/2016	0.0022 (J)	
8/1/2016	0.0016 (J)	
4/3/2017	0.0022 (J)	
10/2/2017	0.0021 (J)	
3/16/2018	0.0023 (J)	
9/18/2018	0.0017 (J)	
3/19/2019	0.0017 (J)	
9/12/2019	0.0028 (J)	
3/11/2020	0.0013 (J)	
9/15/2020	0.0012 (J)	
3/17/2021	0.0026 (J)	
8/9/2021	0.0015 (J)	
2/2/2022	0.0012 (J)	
8/17/2022	0.0021 (J)	
2/16/2023	0.0011 (J)	
7/28/2023	0.00091 (J)	
2/22/2024		0.0013 (J)
8/8/2024		0.0011 (J)

ND substitution: RL or RL/2 if <15% NDs.

Prediction Limit

Constituent: Silver (mg/L) Analysis Run 9/11/2024 11:03 AM View: Appendix I Intrawell

Plant Bowen Client: Southern Company Data: Bowen 1, 2, 9, and 10

	GWC-12	GWC-12
8/21/2007	<0.005	
11/1/2007	<0.005	
11/19/2007	<0.005	
1/16/2008	<0.005	
3/5/2008	0.0046	
5/13/2008	<0.005	
12/13/2008	<0.005	
4/16/2009	<0.005	
10/21/2009	<0.005	
4/27/2010	<0.005	
10/5/2010	<0.005	
4/19/2011	<0.005	
10/12/2011	<0.005	
4/24/2012	<0.005	
10/2/2012	<0.005	
4/2/2013	<0.005	
10/9/2013	<0.005	
4/1/2014	<0.005	
10/2/2014	<0.005	
4/1/2015	<0.005	
10/14/2015	<0.005	
4/4/2016	<0.005	
8/3/2016	<0.005	
4/11/2017	<0.005	
10/4/2017	<0.005	
3/22/2018	<0.005	
9/18/2018	<0.005	
3/23/2019	<0.005	
9/17/2019	<0.005 (D)	
3/12/2020	<0.005	
9/21/2020	<0.005	
3/19/2021	<0.005	
8/11/2021	<0.005	
2/2/2022	<0.005	
8/18/2022	<0.005	
2/21/2023	<0.005	
8/1/2023	<0.005	
2/27/2024		<0.005
8/12/2024		<0.005

ND substitution: RL or RL/2 if <15% NDs.

Prediction Limit

Constituent: Silver (mg/L) Analysis Run 9/11/2024 11:03 AM View: Appendix I Intrawell

Plant Bowen Client: Southern Company Data: Bowen 1, 2, 9, and 10

	GWC-13RZ	GWC-13RZ
8/21/2007	<0.005	
11/1/2007	<0.005	
11/19/2007	<0.005	
1/31/2008	<0.005	
3/5/2008	<0.005	
5/7/2008	<0.005	
12/12/2008	<0.005	
4/29/2009	0.0026	
10/21/2009	<0.005	
4/28/2010	<0.005	
10/6/2010	<0.005	
4/20/2011	<0.005	
10/12/2011	<0.005	
4/25/2012	<0.005	
10/2/2012	<0.005	
4/2/2013	<0.005	
10/8/2013	<0.005	
4/1/2014	<0.005	
10/1/2014	<0.005	
3/31/2015	<0.005	
10/14/2015	<0.005	
4/4/2016	<0.005	
4/11/2017	<0.005	
10/6/2017	<0.005	
3/23/2018	<0.005	
9/20/2018	<0.005	
3/22/2019	<0.005	
9/18/2019	<0.005	
3/17/2020	<0.005	
9/22/2020	<0.005	
3/19/2021	<0.005	
8/12/2021	<0.005	
2/4/2022	<0.005	
8/19/2022	<0.005	
2/22/2023	<0.005	
8/2/2023	<0.005	
2/28/2024		<0.005
8/13/2024		<0.005

ND substitution: RL or RL/2 if <15% NDs.

Prediction Limit

Constituent: Vanadium (mg/L) Analysis Run 9/11/2024 11:03 AM View: Appendix I Intrawell

Plant Bowen Client: Southern Company Data: Bowen 1, 2, 9, and 10

	GWA-1	GWA-1
8/23/2007	<0.01	
10/23/2007	<0.01	
11/18/2007	<0.01	
1/30/2008	<0.01	
3/10/2008	<0.01	
5/13/2008	<0.01	
12/5/2008	<0.01	
4/15/2009	<0.01	
10/7/2009	0.0099	
5/3/2010	<0.01	
10/12/2010	<0.01	
4/27/2011	<0.01	
10/17/2011	<0.01	
5/2/2012	<0.01	
10/8/2012	<0.01	
4/12/2013	<0.01	
10/16/2013	<0.01	
4/11/2014	<0.01	
9/30/2014	<0.01	
3/30/2015	0.0067	
10/13/2015	<0.01	
3/22/2016	0.00214 (J)	
7/29/2016	<0.01	
3/30/2017	<0.01	
10/2/2017	<0.01	
3/16/2018	<0.01	
9/17/2018	<0.01 (D)	
3/20/2019	<0.01	
9/12/2019	<0.01	
3/11/2020	<0.01	
9/15/2020	<0.01	
3/16/2021	<0.01	
8/9/2021	<0.01	
2/1/2022	<0.01	
8/16/2022	<0.01	
2/16/2023	<0.01	
7/27/2023	<0.01	
2/22/2024		<0.01
8/7/2024		<0.01

ND substitution: RL or RL/2 if <15% NDs.

Prediction Limit

Constituent: Vanadium (mg/L) Analysis Run 9/11/2024 11:03 AM View: Appendix I Intrawell

Plant Bowen Client: Southern Company Data: Bowen 1, 2, 9, and 10

	GWA-2	GWA-2
8/23/2007	<0.01	
10/24/2007	<0.01	
11/18/2007	0.0051	
1/31/2008	<0.01	
3/11/2008	0.0032	
5/6/2008	<0.01	
12/4/2008	0.016 (O)	
4/21/2009	0.005	
10/7/2009	<0.01	
4/26/2010	<0.01	
10/4/2010	0.0025	
4/13/2011	<0.01	
10/5/2011	<0.01	
4/11/2012	<0.01	
10/9/2012	<0.01	
4/15/2013	<0.01	
10/15/2013	<0.01	
4/22/2014	<0.01	
9/30/2014	<0.01	
3/30/2015	0.0016 (J)	
10/13/2015	<0.01	
3/23/2016	<0.01	
7/29/2016	<0.01	
3/30/2017	<0.01	
10/2/2017	<0.01	
3/19/2018	<0.01	
9/14/2018	<0.01	
3/20/2019	<0.01	
9/12/2019	<0.01 (D)	
3/11/2020	<0.01	
9/15/2020	<0.01	
3/17/2021	<0.01	
8/9/2021	<0.01	
2/1/2022	<0.01	
8/16/2022	<0.01	
2/16/2023	<0.01	
7/27/2023	<0.01	
2/22/2024		<0.01
8/7/2024		<0.01

ND substitution: RL or RL/2 if <15% NDs.

Prediction Limit

Constituent: Vanadium (mg/L) Analysis Run 9/11/2024 11:03 AM View: Appendix I Intrawell

Plant Bowen Client: Southern Company Data: Bowen 1, 2, 9, and 10

	GWA-2R	GWA-2R
8/23/2007	<0.01	
10/24/2007	<0.01	
11/18/2007	<0.01	
1/31/2008	0.0078	
3/10/2008	<0.01	
5/13/2008	<0.01	
12/4/2008	<0.01	
4/21/2009	0.0036	
10/8/2009	<0.01	
4/21/2010	<0.01	
9/28/2010	<0.01	
4/12/2011	<0.01	
10/4/2011	<0.01	
4/3/2012	<0.01	
10/9/2012	<0.01	
4/11/2013	<0.01	
10/16/2013	<0.01	
4/10/2014	0.005 (J)	
9/30/2014	<0.01	
3/30/2015	<0.01	
10/13/2015	<0.01	
3/23/2016	<0.01	
7/29/2016	<0.01	
4/3/2017	<0.01	
10/2/2017	<0.01	
3/16/2018	<0.01	
9/14/2018	<0.01	
3/19/2019	<0.01	
9/13/2019	0.001 (J)	
3/11/2020	0.00084 (J)	
9/15/2020	<0.01	
3/16/2021	<0.01	
8/9/2021	<0.01	
2/1/2022	<0.01	
8/16/2022	<0.01	
2/16/2023	<0.01	
7/27/2023	<0.01	
2/26/2024		<0.01
8/6/2024		0.0015 (J)

ND substitution: RL or RL/2 if <15% NDs.

Prediction Limit

Constituent: Vanadium (mg/L) Analysis Run 9/11/2024 11:03 AM View: Appendix I Intrawell

Plant Bowen Client: Southern Company Data: Bowen 1, 2, 9, and 10

	GWA-39RZ	GWA-39RZ
5/16/2016	<0.01 (D)	
7/27/2016	0.002 (JD)	
2/21/2017	<0.01	
3/27/2017	<0.01 (D)	
9/29/2017	<0.01 (D)	
3/16/2018	<0.01	
9/14/2018	<0.01	
3/14/2019	<0.01	
3/9/2020	<0.01	
9/16/2020	<0.01	
3/16/2021	<0.01	
8/6/2021	<0.01	
2/2/2022	<0.01	
8/16/2022	<0.01	
2/14/2023	<0.01	
7/25/2023	<0.01	
2/19/2024		0.001 (J)
8/1/2024		<0.01

ND substitution: RL or RL/2 if <15% NDs.

Prediction Limit

Constituent: Vanadium (mg/L) Analysis Run 9/11/2024 11:03 AM View: Appendix I Intrawell

Plant Bowen Client: Southern Company Data: Bowen 1, 2, 9, and 10

	GWA-3A	GWA-3A
8/23/2007	<0.01	
11/2/2007	<0.01	
11/18/2007	0.0046	
1/31/2008	<0.01	
3/11/2008	<0.01	
5/14/2008	<0.01	
12/5/2008	<0.01	
4/15/2009	<0.01	
10/8/2009	<0.01	
4/28/2010	<0.01	
10/6/2010	<0.01	
4/21/2011	<0.01	
10/13/2011	<0.01	
5/1/2012	<0.01	
10/9/2012	<0.01	
4/11/2013	<0.01	
10/16/2013	<0.01	
4/23/2014	<0.01	
10/4/2014	<0.01	
3/31/2015	0.0023 (J)	
10/12/2015	<0.01	
3/23/2016	<0.01	
7/29/2016	<0.01	
3/30/2017	<0.01	
10/4/2017	<0.01	
3/19/2018	<0.01	
9/17/2018	<0.01	
3/20/2019	<0.01	
9/13/2019	<0.01	
3/11/2020	<0.01	
3/29/2021	<0.01	
8/9/2021	<0.01	
2/2/2022	<0.01	
8/16/2022	<0.01	
2/17/2023	<0.01	
8/1/2023	<0.01	
2/22/2024		<0.01
8/8/2024		<0.01

ND substitution: RL or RL/2 if <15% NDs.

Prediction Limit

Constituent: Vanadium (mg/L) Analysis Run 9/11/2024 11:03 AM View: Appendix I Intrawell

Plant Bowen Client: Southern Company Data: Bowen 1, 2, 9, and 10

	GWA-41R	GWA-41R
3/15/2016	<0.01	
5/13/2016	<0.01	
7/21/2016	<0.01	
9/21/2016	<0.01	
11/3/2016	<0.01	
1/17/2017	<0.01	
3/27/2017	<0.01	
9/25/2017	<0.01	
3/14/2018	<0.01	
9/12/2018	<0.01	
3/14/2019	<0.01	
9/10/2019	<0.01	
3/9/2020	<0.01	
9/10/2020	<0.01	
3/10/2021	<0.01	
8/4/2021	<0.01	
1/31/2022	<0.01	
8/11/2022	<0.01	
2/13/2023	<0.01	
7/25/2023	<0.01	
2/19/2024		0.001 (J)
8/1/2024		<0.01

ND substitution: RL or RL/2 if <15% NDs.

Prediction Limit

Constituent: Vanadium (mg/L) Analysis Run 9/11/2024 11:03 AM View: Appendix I Intrawell

Plant Bowen Client: Southern Company Data: Bowen 1, 2, 9, and 10

	GWA-42	GWA-42
3/11/2016	<0.01	
5/16/2016	<0.01	
7/22/2016	<0.01	
9/19/2016	<0.01	
11/3/2016	<0.01	
1/17/2017	<0.01	
3/27/2017	<0.01	
9/26/2017	<0.01	
3/14/2018	<0.01	
9/14/2018	<0.01	
3/14/2019	<0.01	
9/10/2019	<0.01	
3/6/2020	<0.01	
9/10/2020	<0.01	
3/11/2021	<0.01	
8/4/2021	<0.01	
1/31/2022	<0.01	
8/10/2022	<0.01	
2/13/2023	<0.01	
7/26/2023	<0.01	
2/20/2024		0.0015 (J)
8/1/2024		<0.01

ND substitution: RL or RL/2 if <15% NDs.

Prediction Limit

Constituent: Vanadium (mg/L) Analysis Run 9/11/2024 11:03 AM View: Appendix I Intrawell

Plant Bowen Client: Southern Company Data: Bowen 1, 2, 9, and 10

	GWA-43	GWA-43
3/11/2016	0.00204 (J)	
5/13/2016	<0.01	
7/19/2016	<0.01	
9/16/2016	<0.01	
11/2/2016	<0.01	
1/18/2017	<0.01	
3/28/2017	<0.01	
9/22/2017	<0.01	
3/14/2018	<0.01	
9/12/2018	<0.01	
3/13/2019	<0.01	
9/11/2019	<0.01	
3/9/2020	<0.01	
9/11/2020	<0.01	
3/11/2021	<0.01	
8/6/2021	<0.01	
1/31/2022	<0.01	
8/11/2022	<0.01	
2/14/2023	<0.01	
7/25/2023	<0.01	
2/20/2024		0.0017 (J)
8/2/2024		<0.01

ND substitution: RL or RL/2 if <15% NDs.

Prediction Limit

Constituent: Vanadium (mg/L) Analysis Run 9/11/2024 11:03 AM View: Appendix I Intrawell

Plant Bowen Client: Southern Company Data: Bowen 1, 2, 9, and 10

	GWA-43R	GWA-43R
3/11/2016	0.00202 (J)	
5/13/2016	<0.01	
7/19/2016	<0.01	
9/16/2016	<0.01	
11/2/2016	<0.01	
1/18/2017	<0.01	
3/28/2017	<0.01	
9/22/2017	<0.01	
3/15/2018	<0.01	
9/12/2018	<0.01	
3/13/2019	<0.01	
9/11/2019	<0.01	
3/9/2020	0.00074 (J)	
9/14/2020	<0.01	
3/11/2021	<0.01	
8/5/2021	<0.01	
1/31/2022	<0.01	
8/10/2022	<0.01	
2/13/2023	<0.01	
7/25/2023	<0.01	
2/20/2024		0.0016 (J)
8/2/2024		<0.01

ND substitution: RL or RL/2 if <15% NDs.

Prediction Limit

Constituent: Vanadium (mg/L) Analysis Run 9/11/2024 11:03 AM View: Appendix I Intrawell

Plant Bowen Client: Southern Company Data: Bowen 1, 2, 9, and 10

	GWA-4RZ	GWA-4RZ
4/7/2017	<0.01	
10/3/2017	<0.01 (D)	
3/21/2018	<0.01	
9/18/2018	<0.01	
3/21/2019	<0.01 (D)	
9/12/2019	0.00084 (JD)	
3/12/2020	<0.01	
9/17/2020	<0.01	
3/16/2021	<0.01	
8/10/2021	<0.01	
2/3/2022	<0.01	
8/17/2022	<0.01	
2/17/2023	<0.01	
7/28/2023	<0.01	
2/27/2024		<0.01
8/8/2024		<0.01

ND substitution: RL or RL/2 if <15% NDs.

Prediction Limit

Constituent: Vanadium (mg/L) Analysis Run 9/11/2024 11:03 AM View: Appendix I Intrawell

Plant Bowen Client: Southern Company Data: Bowen 1, 2, 9, and 10

	GWA-50R	GWA-50R
12/12/2008	<0.01	
4/23/2009	0.0065	
10/6/2009	0.0026	
5/3/2010	0.0028	
10/11/2010	0.0035	
4/27/2011	0.0047	
10/19/2011	<0.01	
5/1/2012	<0.01	
10/2/2012	<0.01	
4/10/2013	<0.01	
10/16/2013	<0.01	
4/22/2014	0.005 (J)	
10/1/2014	<0.01	
3/30/2015	0.0032 (J)	
10/11/2015	<0.01	
3/28/2016	<0.01	
8/1/2016	<0.01	
4/3/2017	<0.01	
10/2/2017	<0.01	
3/16/2018	<0.01	
9/18/2018	<0.01	
3/19/2019	<0.01	
9/12/2019	<0.01	
3/11/2020	<0.01	
9/15/2020	<0.01	
3/17/2021	<0.01	
8/9/2021	<0.01	
2/2/2022	<0.01	
8/17/2022	<0.01	
2/16/2023	<0.01	
7/28/2023	<0.01	
2/22/2024		<0.01
8/8/2024		<0.01

ND substitution: RL or RL/2 if <15% NDs.

Prediction Limit

Constituent: Vanadium (mg/L) Analysis Run 9/11/2024 11:03 AM View: Appendix I Intrawell

Plant Bowen Client: Southern Company Data: Bowen 1, 2, 9, and 10

	GWC-10	GWC-10
8/21/2007	<0.01	
11/1/2007	<0.01	
11/20/2007	0.0034	
1/30/2008	0.005	
3/6/2008	0.0032	
5/12/2008	<0.01	
12/13/2008	0.0082	
4/29/2009	<0.01	
10/20/2009	<0.01	
4/26/2010	<0.01	
9/29/2010	<0.01	
4/13/2011	<0.01	
10/5/2011	<0.01	
4/4/2012	<0.01	
10/3/2012	<0.01	
4/3/2013	<0.01	
10/15/2013	<0.01	
4/9/2014	<0.01	
10/2/2014	<0.01	
4/2/2015	<0.01	
10/10/2015	<0.01	
3/31/2016	<0.01	
8/5/2016	<0.01	
4/10/2017	<0.01	
10/4/2017	<0.01	
3/20/2018	<0.01	
9/18/2018	<0.01	
3/22/2019	<0.01	
9/17/2019	<0.01	
3/12/2020	<0.01	
9/17/2020	<0.01	
3/18/2021	<0.01	
8/10/2021	<0.01	
2/4/2022	<0.01	
8/17/2022	<0.01	
2/20/2023	<0.01	
7/31/2023	<0.01	
2/27/2024		<0.01
8/12/2024		<0.01

ND substitution: RL or RL/2 if <15% NDs.

Prediction Limit

Constituent: Vanadium (mg/L) Analysis Run 9/11/2024 11:03 AM View: Appendix I Intrawell

Plant Bowen Client: Southern Company Data: Bowen 1, 2, 9, and 10

	GWC-11	GWC-11
8/21/2007	<0.01	
11/1/2007	<0.01	
11/18/2007	<0.01	
1/30/2008	<0.01	
3/5/2008	<0.01	
5/7/2008	0.0029	
12/14/2008	0.0026	
4/29/2009	<0.01	
10/22/2009	0.0026	
4/21/2010	<0.01	
9/28/2010	<0.01	
4/12/2011	<0.01	
10/4/2011	<0.01	
4/3/2012	<0.01	
10/3/2012	<0.01	
4/3/2013	<0.01	
10/9/2013	<0.01	
4/2/2014	<0.01	
10/2/2014	<0.01	
4/1/2015	<0.01	
10/11/2015	<0.01	
4/4/2016	<0.01	
8/3/2016	<0.01	
4/10/2017	<0.01	
10/4/2017	<0.01	
3/21/2018	<0.01	
9/18/2018	<0.01	
3/23/2019	<0.01	
9/17/2019	<0.01	
3/12/2020	<0.01	
9/21/2020	<0.01	
3/19/2021	<0.01	
8/11/2021	<0.01	
2/4/2022	<0.01	
8/18/2022	<0.01	
2/20/2023	<0.01	
8/1/2023	<0.01	
2/28/2024		<0.01
8/13/2024		<0.01

ND substitution: RL or RL/2 if <15% NDs.

Prediction Limit

Constituent: Vanadium (mg/L) Analysis Run 9/11/2024 11:03 AM View: Appendix I Intrawell

Plant Bowen Client: Southern Company Data: Bowen 1, 2, 9, and 10

	GWC-11R	GWC-11R
8/21/2007	<0.01	
11/1/2007	<0.01	
11/18/2007	<0.01	
1/30/2008	<0.01	
3/6/2008	0.0047	
5/7/2008	0.003	
12/14/2008	0.0056	
4/29/2009	0.018 (O)	
10/22/2009	0.0079	
4/21/2010	0.0075	
9/29/2010	0.0065	
4/13/2011	0.004	
10/4/2011	0.0054	
4/4/2012	<0.01	
10/3/2012	<0.01	
4/3/2013	<0.01	
10/9/2013	<0.01	
4/2/2014	0.005 (J)	
10/2/2014	<0.01	
4/1/2015	0.0067	
10/11/2015	0.0049 (J)	
4/4/2016	0.00251 (J)	
8/4/2016	<0.01	
4/10/2017	<0.01	
10/4/2017	0.0015 (J)	
3/22/2018	<0.01	
9/18/2018	0.0022 (J)	
3/23/2019	<0.01	
9/17/2019	<0.01	
3/12/2020	<0.01	
9/21/2020	<0.01	
3/19/2021	<0.01	
8/11/2021	<0.01	
2/4/2022	<0.01	
8/18/2022	<0.01	
2/20/2023	<0.01	
8/1/2023	<0.01	
2/28/2024		<0.01
8/12/2024		<0.01

ND substitution: RL or RL/2 if <15% NDs.

Prediction Limit

Constituent: Vanadium (mg/L) Analysis Run 9/11/2024 11:03 AM View: Appendix I Intrawell

Plant Bowen Client: Southern Company Data: Bowen 1, 2, 9, and 10

	GWC-12	GWC-12
8/21/2007	<0.01	
11/1/2007	<0.01	
11/19/2007	<0.01	
1/16/2008	0.0071	
3/5/2008	0.0031	
5/13/2008	<0.01	
12/13/2008	<0.01	
4/16/2009	0.0037	
10/21/2009	0.0047	
4/27/2010	0.0082	
10/5/2010	<0.01	
4/19/2011	0.0036	
10/12/2011	<0.01	
4/24/2012	<0.01	
10/2/2012	<0.01	
4/2/2013	<0.01	
10/9/2013	<0.01	
4/1/2014	<0.01	
10/2/2014	<0.01	
4/1/2015	<0.01	
10/14/2015	0.0022 (J)	
4/4/2016	<0.01	
8/3/2016	<0.01	
4/11/2017	<0.01	
10/4/2017	<0.01	
3/22/2018	<0.01	
9/18/2018	<0.01	
3/23/2019	<0.01	
9/17/2019	<0.01 (D)	
3/12/2020	<0.01	
9/21/2020	<0.01	
3/19/2021	<0.01	
8/11/2021	<0.01	
2/2/2022	<0.01	
8/18/2022	<0.01	
2/21/2023	0.0034 (J)	
8/1/2023	<0.01	
2/27/2024		<0.01
8/12/2024		<0.01

ND substitution: RL or RL/2 if <15% NDs.

Prediction Limit

Constituent: Vanadium (mg/L) Analysis Run 9/11/2024 11:03 AM View: Appendix I Intrawell

Plant Bowen Client: Southern Company Data: Bowen 1, 2, 9, and 10

	GWC-13	GWC-13
8/21/2007	<0.01	
11/1/2007	<0.01	
11/19/2007	0.0035	
1/31/2008	0.0039	
3/5/2008	<0.01	
5/12/2008	0.0064	
12/13/2008	0.02 (O)	
4/28/2009	0.0039	
10/21/2009	0.0037	
4/28/2010	<0.01	
10/5/2010	<0.01	
4/19/2011	0.0025	
10/18/2011	0.0037	
4/25/2012	<0.01	
10/2/2012	<0.01	
4/2/2013	<0.01	
10/8/2013	<0.01	
4/1/2014	0.005 (J)	
10/1/2014	<0.01	
4/1/2015	0.0019 (J)	
10/15/2015	<0.01	
4/4/2016	0.00211 (J)	
8/4/2016	<0.01	
4/12/2017	0.0016 (J)	
10/9/2017	<0.01	
3/21/2018	<0.01	
9/19/2018	0.0022 (J)	
3/23/2019	<0.01	
9/18/2019	<0.01	
3/13/2020	0.002 (J)	
9/22/2020	<0.01	
3/18/2021	<0.01	
8/11/2021	0.0021 (J)	
2/17/2022	<0.01	
8/18/2022	<0.01	
2/22/2023	0.0019 (J)	
8/1/2023	<0.01	
2/27/2024		0.0013 (J)
8/12/2024		0.0014 (J)

ND substitution: RL or RL/2 if <15% NDs.

Prediction Limit

Constituent: Vanadium (mg/L) Analysis Run 9/11/2024 11:03 AM View: Appendix I Intrawell

Plant Bowen Client: Southern Company Data: Bowen 1, 2, 9, and 10

	GWC-13RZ	GWC-13RZ
8/21/2007	<0.01	
11/1/2007	0.0048	
11/19/2007	0.0054	
1/31/2008	0.003	
3/5/2008	<0.01	
5/7/2008	0.0041	
12/12/2008	0.023 (O)	
4/29/2009	0.006	
10/21/2009	0.022 (O)	
4/28/2010	0.011	
10/6/2010	0.0064	
4/20/2011	0.0046	
10/12/2011	<0.01	
4/25/2012	<0.01	
10/2/2012	<0.01	
4/2/2013	<0.01	
10/8/2013	<0.01	
4/1/2014	0.005 (J)	
10/1/2014	<0.01	
3/31/2015	<0.01	
10/14/2015	<0.01	
4/4/2016	<0.01	
4/11/2017	<0.01	
10/6/2017	<0.01	
3/23/2018	<0.01	
9/20/2018	<0.01	
3/22/2019	<0.01	
9/18/2019	<0.01	
3/17/2020	<0.01	
9/22/2020	<0.01	
3/19/2021	<0.01	
8/12/2021	<0.01	
2/4/2022	<0.01	
8/19/2022	<0.01	
2/22/2023	<0.01	
8/2/2023	<0.01	
2/28/2024		<0.01
8/13/2024		0.00085 (J)

ND substitution: RL or RL/2 if <15% NDs.

Prediction Limit

Constituent: Vanadium (mg/L) Analysis Run 9/11/2024 11:03 AM View: Appendix I Intrawell

Plant Bowen Client: Southern Company Data: Bowen 1, 2, 9, and 10

	GWC-14Z	GWC-14Z
8/24/2007	0.012	
11/2/2007	<0.01	
11/17/2007	0.0043	
1/15/2008	0.0037	
3/5/2008	0.0049	
5/7/2008	<0.01	
12/2/2008	0.0097	
4/16/2009	0.0061	
10/20/2009	0.0092	
4/20/2010	<0.01	
9/29/2010	<0.01	
4/12/2011	<0.01	
10/4/2011	<0.01	
4/4/2012	<0.01	
10/10/2012	<0.01	
4/15/2013	<0.01	
10/22/2013	<0.01	
4/21/2014	0.005 (J)	
9/30/2014	<0.01	
4/3/2015	0.001 (J)	
10/7/2015	<0.01	
4/5/2016	<0.01	
8/9/2016	<0.01	
4/11/2017	<0.01	
10/5/2017	<0.01	
3/22/2018	<0.01	
9/19/2018	<0.01	
3/22/2019	<0.01	
9/17/2019	<0.01	
3/13/2020	<0.01	
9/21/2020	<0.01	
3/18/2021	<0.01	
8/11/2021	<0.01	
2/4/2022	<0.01	
8/18/2022	<0.01	
2/22/2023	<0.01	
8/1/2023	<0.01	
2/28/2024		<0.01
8/13/2024		<0.01

ND substitution: RL or RL/2 if <15% NDs.

Prediction Limit

Constituent: Vanadium (mg/L) Analysis Run 9/11/2024 11:03 AM View: Appendix I Intrawell

Plant Bowen Client: Southern Company Data: Bowen 1, 2, 9, and 10

	GWC-15R	GWC-15R
8/23/2007	<0.01	
11/2/2007	<0.01	
11/17/2007	<0.01	
1/15/2008	<0.01	
3/6/2008	<0.01	
5/7/2008	<0.01	
12/2/2008	<0.01	
4/28/2009	<0.01	
10/19/2009	<0.01	
4/27/2010	<0.01	
10/4/2010	<0.01	
4/18/2011	<0.01	
10/12/2011	<0.01	
4/23/2012	<0.01	
10/10/2012	<0.01	
4/15/2013	<0.01	
10/22/2013	<0.01	
4/21/2014	<0.01	
9/30/2014	<0.01	
4/3/2015	<0.01	
10/7/2015	<0.01	
4/5/2016	<0.01	
8/4/2016	<0.01	
4/12/2017	<0.01	
10/6/2017	<0.01	
3/23/2018	<0.01	
9/19/2018	<0.01	
3/25/2019	<0.01	
9/17/2019	<0.01	
3/13/2020	0.00077 (J)	
9/21/2020	<0.01	
3/18/2021	<0.01	
8/11/2021	<0.01	
2/4/2022	<0.01	
8/19/2022	<0.01	
2/22/2023	<0.01	
8/2/2023	<0.01	
2/28/2024		<0.01
8/13/2024		<0.01

ND substitution: RL or RL/2 if <15% NDs.

Prediction Limit

Constituent: Vanadium (mg/L) Analysis Run 9/11/2024 11:03 AM View: Appendix I Intrawell

Plant Bowen Client: Southern Company Data: Bowen 1, 2, 9, and 10

	GWC-15Z	GWC-15Z
8/24/2007	0.0027	
11/2/2007	0.012	
11/18/2007	0.016 (J)	
1/15/2008	0.018	
3/10/2008	0.014	
5/13/2008	0.013	
12/2/2008	0.016	
4/28/2009	0.016	
10/20/2009	0.021	
4/27/2010	0.012	
10/5/2010	0.011	
4/19/2011	0.012	
10/12/2011	0.0031	
4/25/2012	<0.01	
10/10/2012	<0.01	
4/16/2013	<0.01	
10/22/2013	<0.01	
4/21/2014	0.005 (J)	
9/30/2014	<0.01	
4/3/2015	0.0016 (J)	
10/6/2015	0.002 (J)	
4/5/2016	0.00233 (J)	
4/11/2017	<0.01	
10/6/2017	<0.01	
3/23/2018	<0.01	
9/19/2018	<0.01	
3/22/2019	<0.01	
9/17/2019	<0.01	
3/13/2020	0.00095 (J)	
9/21/2020	<0.01	
3/18/2021	<0.01	
8/11/2021	<0.01	
2/7/2022	<0.01	
8/19/2022	<0.01	
2/22/2023	<0.01	
8/1/2023	<0.01	
2/28/2024		<0.01
8/13/2024		0.0013 (J)

ND substitution: RL or RL/2 if <15% NDs.

Prediction Limit

Constituent: Vanadium (mg/L) Analysis Run 9/11/2024 11:03 AM View: Appendix I Intrawell

Plant Bowen Client: Southern Company Data: Bowen 1, 2, 9, and 10

	GWC-44	GWC-44
3/16/2016	<0.01	
5/16/2016	<0.01	
7/25/2016	<0.01	
9/19/2016	<0.01	
11/3/2016	<0.01	
1/19/2017	<0.01	
3/28/2017	<0.01	
9/26/2017	<0.01	
3/15/2018	<0.01	
9/12/2018	<0.01	
3/14/2019	<0.01	
9/11/2019	<0.01	
3/10/2020	<0.01	
9/15/2020	<0.01	
3/11/2021	<0.01	
8/4/2021	<0.01	
1/31/2022	<0.01	
8/15/2022	<0.01	
2/14/2023	<0.01	
7/26/2023	0.0026 (J)	
2/20/2024		0.00096 (J)
8/6/2024		<0.01

ND substitution: RL or RL/2 if <15% NDs.

Prediction Limit

Constituent: Vanadium (mg/L) Analysis Run 9/11/2024 11:03 AM View: Appendix I Intrawell

Plant Bowen Client: Southern Company Data: Bowen 1, 2, 9, and 10

	GWC-45	GWC-45
3/16/2016	<0.01	
5/16/2016	<0.01 (D)	
7/25/2016	0.0022 (JD)	
9/19/2016	<0.01 (D)	
11/4/2016	<0.01 (D)	
1/23/2017	<0.01 (D)	
3/29/2017	<0.01 (D)	
9/27/2017	<0.01	
3/15/2018	<0.01	
9/13/2018	<0.01	
3/14/2019	<0.01 (D)	
9/11/2019	<0.01 (D)	
3/10/2020	<0.01	
9/11/2020	<0.01	
3/11/2021	<0.01	
8/6/2021	<0.01	
2/1/2022	<0.01	
8/12/2022	<0.01	
2/14/2023	<0.01	
7/26/2023	0.0026 (J)	
2/20/2024		0.00097 (J)
8/5/2024		<0.01

ND substitution: RL or RL/2 if <15% NDs.

Prediction Limit

Constituent: Vanadium (mg/L) Analysis Run 9/11/2024 11:03 AM View: Appendix I Intrawell

Plant Bowen Client: Southern Company Data: Bowen 1, 2, 9, and 10

	GWC-45R	GWC-45R
3/16/2016	<0.01	
5/16/2016	<0.01 (D)	
7/25/2016	<0.01 (D)	
9/19/2016	<0.01 (D)	
11/3/2016	<0.01 (D)	
1/20/2017	<0.01 (D)	
3/29/2017	<0.01 (D)	
9/27/2017	<0.01	
3/15/2018	<0.01	
9/13/2018	<0.01	
3/14/2019	<0.01 (D)	
9/11/2019	<0.01 (D)	
3/10/2020	<0.01	
9/11/2020	<0.01	
3/11/2021	<0.01	
8/6/2021	<0.01	
2/1/2022	<0.01	
8/12/2022	<0.01	
2/14/2023	<0.01	
7/26/2023	<0.01	
2/20/2024		0.0009 (J)
8/5/2024		<0.01

ND substitution: RL or RL/2 if <15% NDs.

Prediction Limit

Constituent: Vanadium (mg/L) Analysis Run 9/11/2024 11:03 AM View: Appendix I Intrawell

Plant Bowen Client: Southern Company Data: Bowen 1, 2, 9, and 10

	GWC-47R	GWC-47R
3/10/2016	<0.01	
5/18/2016	<0.01	
7/27/2016	<0.01	
9/20/2016	<0.01	
11/4/2016	<0.01	
1/20/2017	<0.01	
3/29/2017	<0.01	
9/27/2017	<0.01	
3/16/2018	<0.01	
9/13/2018	<0.01	
3/19/2019	<0.01	
9/11/2019	<0.01	
3/9/2020	0.00075 (J)	
9/15/2020	<0.01	
3/11/2021	<0.01	
8/5/2021	<0.01	
2/1/2022	<0.01	
8/15/2022	<0.01	
2/14/2023	<0.01	
7/27/2023	<0.01	
2/21/2024		<0.01
8/5/2024		<0.01

ND substitution: RL or RL/2 if <15% NDs.

Prediction Limit

Constituent: Vanadium (mg/L) Analysis Run 9/11/2024 11:03 AM View: Appendix I Intrawell

Plant Bowen Client: Southern Company Data: Bowen 1, 2, 9, and 10

	GWC-48	GWC-48
3/10/2016	<0.01	
5/17/2016	<0.01	
7/27/2016	<0.01	
9/20/2016	<0.01	
11/4/2016	<0.01	
1/23/2017	<0.01	
3/28/2017	<0.01	
9/29/2017	<0.01	
3/15/2018	<0.01	
9/13/2018	<0.01	
3/15/2019	<0.01	
9/11/2019	<0.01 (D)	
3/9/2020	<0.01	
9/14/2020	<0.01	
3/11/2021	<0.01	
8/4/2021	<0.01	
1/31/2022	<0.01	
8/15/2022	<0.01	
2/14/2023	<0.01	
7/26/2023	0.0028 (J)	
2/21/2024		<0.01
8/5/2024		<0.01

ND substitution: RL or RL/2 if <15% NDs.

Prediction Limit

Constituent: Vanadium (mg/L) Analysis Run 9/11/2024 11:03 AM View: Appendix I Intrawell

Plant Bowen Client: Southern Company Data: Bowen 1, 2, 9, and 10

	GWC-5	GWC-5
8/23/2007	0.0032	
10/25/2007	<0.01	
11/19/2007	<0.01	
1/23/2008	<0.01	
3/11/2008	<0.01	
5/12/2008	<0.01	
12/11/2008	<0.01	
4/15/2009	<0.01	
10/9/2009	<0.01	
5/4/2010	<0.01	
10/12/2010	<0.01	
4/28/2011	<0.01	
10/19/2011	<0.01	
5/2/2012	<0.01	
10/9/2012	<0.01	
4/11/2013	<0.01	
10/16/2013	<0.01	
4/23/2014	<0.01	
10/3/2014	0.00097 (J)	
3/31/2015	0.00096 (J)	
10/12/2015	<0.01	
3/28/2016	<0.01	
8/1/2016	<0.01	
4/3/2017	<0.01	
10/3/2017	<0.01	
3/19/2018	<0.01	
9/17/2018	<0.01	
3/20/2019	<0.01	
9/16/2019	<0.01	
3/16/2020	<0.01	
9/16/2020	<0.01	
3/17/2021	<0.01	
8/9/2021	<0.01	
2/2/2022	<0.01	
8/16/2022	<0.01	
2/20/2023	<0.01	
7/28/2023	<0.01	
2/26/2024		<0.01
8/8/2024		<0.01

ND substitution: RL or RL/2 if <15% NDs.

Prediction Limit

Constituent: Vanadium (mg/L) Analysis Run 9/11/2024 11:03 AM View: Appendix I Intrawell

Plant Bowen Client: Southern Company Data: Bowen 1, 2, 9, and 10

	GWC-6	GWC-6
8/22/2007	<0.01	
10/25/2007	<0.01	
11/20/2007	<0.01	
1/23/2008	0.007	
3/11/2008	0.0033	
5/14/2008	0.0043	
12/11/2008	<0.01	
4/23/2009	<0.01	
10/9/2009	0.0043	
5/4/2010	0.0027	
10/11/2010	0.0034	
4/26/2011	<0.01	
10/18/2011	<0.01	
5/2/2012	<0.01	
10/8/2012	<0.01	
4/10/2013	<0.01	
10/8/2013	<0.01	
4/14/2014	0.005 (J)	
10/3/2014	0.0016 (J)	
4/1/2015	0.0021 (J)	
10/9/2015	<0.01	
3/29/2016	<0.01	
8/1/2016	<0.01	
4/6/2017	<0.01	
10/3/2017	<0.01	
3/19/2018	<0.01	
9/17/2018	<0.01	
3/21/2019	<0.01	
9/16/2019	<0.01	
3/12/2020	<0.01	
9/16/2020	<0.01	
3/17/2021	<0.01	
8/10/2021	<0.01	
2/2/2022	<0.01	
8/17/2022	<0.01	
2/17/2023	<0.01	
7/31/2023	<0.01	
2/26/2024		<0.01
8/8/2024		<0.01

ND substitution: RL or RL/2 if <15% NDs.

Prediction Limit

Constituent: Vanadium (mg/L) Analysis Run 9/11/2024 11:03 AM View: Appendix I Intrawell

Plant Bowen Client: Southern Company Data: Bowen 1, 2, 9, and 10

	GWC-8RR	GWC-8RR
10/18/2011	<0.01	
4/30/2012	<0.01	
10/3/2012	<0.01	
4/8/2013	<0.01	
10/9/2013	<0.01	
4/10/2014	0.005 (J)	
10/2/2014	<0.01	
4/3/2015	<0.01	
10/8/2015	0.0056	
3/30/2016	<0.01	
8/2/2016	<0.01	
4/6/2017	<0.01	
10/4/2017	<0.01	
3/21/2018	<0.01	
9/18/2018	<0.01	
3/27/2019	<0.01	
9/16/2019	<0.01 (D)	
3/12/2020	<0.01	
9/17/2020	<0.01	
3/17/2021	<0.01	
8/10/2021	<0.01	
2/2/2022	<0.01	
8/17/2022	<0.01	
2/21/2023	<0.01	
7/31/2023	<0.01	
2/27/2024		<0.01
8/12/2024		<0.01

ND substitution: RL or RL/2 if <15% NDs.

Prediction Limit

Constituent: Vanadium (mg/L) Analysis Run 9/11/2024 11:03 AM View: Appendix I Intrawell

Plant Bowen Client: Southern Company Data: Bowen 1, 2, 9, and 10

	GWC-8Z	GWC-8Z
5/26/2015	<0.01	
6/18/2015	0.005 (D)	
7/2/2015	<0.01	
10/8/2015	<0.01	
3/22/2016	<0.01	
8/2/2016	<0.01	
4/7/2017	<0.01	
10/3/2017	<0.01	
3/20/2018	<0.01	
9/18/2018	<0.01	
5/6/2019	<0.01	
9/16/2019	<0.01	
3/16/2020	<0.01	
9/17/2020	<0.01	
3/18/2021	<0.01	
8/10/2021	<0.01	
2/2/2022	<0.01	
8/17/2022	<0.01	
2/20/2023	<0.01	
7/31/2023	<0.01	
2/26/2024		<0.01
8/12/2024		<0.01

ND substitution: RL or RL/2 if <15% NDs.

Prediction Limit

Constituent: Vanadium (mg/L) Analysis Run 9/11/2024 11:03 AM View: Appendix I Intrawell

Plant Bowen Client: Southern Company Data: Bowen 1, 2, 9, and 10

	GWC-9	GWC-9
8/23/2007	<0.01	
11/1/2007	<0.01	
11/19/2007	0.0052	
1/15/2008	0.0065	
3/6/2008	0.0028	
5/13/2008	<0.01	
12/12/2008	<0.01	
4/16/2009	0.0033	
10/13/2009	<0.01	
4/21/2010	<0.01	
9/29/2010	<0.01	
4/13/2011	<0.01	
10/5/2011	<0.01	
4/4/2012	<0.01	
10/8/2012	<0.01	
4/8/2013	<0.01	
10/9/2013	<0.01	
4/9/2014	<0.01	
9/30/2014	<0.01	
4/2/2015	<0.01	
10/10/2015	0.0032 (JD)	
3/30/2016	<0.01	
8/5/2016	<0.01	
4/6/2017	<0.01	
10/3/2017	<0.01	
3/20/2018	<0.01	
9/18/2018	<0.01 (D)	
3/21/2019	<0.01	
9/16/2019	<0.01	
3/12/2020	<0.01	
9/17/2020	<0.01	
3/18/2021	<0.01	
8/10/2021	<0.01	
2/2/2022	<0.01	
8/17/2022	<0.01	
2/21/2023	0.003 (J)	
7/31/2023	<0.01	
2/27/2024		<0.01
8/12/2024		<0.01

ND substitution: RL or RL/2 if <15% NDs.

Prediction Limit

Constituent: Zinc (mg/L) Analysis Run 9/11/2024 11:03 AM View: Appendix I Intrawell

Plant Bowen Client: Southern Company Data: Bowen 1, 2, 9, and 10

	GWA-1	GWA-1
8/23/2007	0.032 (O)	
10/23/2007	0.0099	
11/18/2007	0.0095 (J)	
1/30/2008	0.022 (O)	
3/10/2008	0.014	
5/13/2008	0.0075	
12/5/2008	0.0056 (J)	
4/15/2009	0.0033	
10/7/2009	0.061 (O)	
5/3/2010	0.0033	
10/12/2010	0.0041	
4/27/2011	<0.02	
10/17/2011	0.0046	
5/2/2012	<0.02	
10/8/2012	0.0053	
4/12/2013	0.006	
10/16/2013	0.0048	
4/11/2014	0.0033	
9/30/2014	0.002 (J)	
3/30/2015	0.012	
10/13/2015	0.011	
3/22/2016	0.00346 (J)	
7/29/2016	<0.02	
3/30/2017	<0.02	
10/2/2017	<0.02	
3/16/2018	<0.02	
9/17/2018	<0.02 (D)	
3/20/2019	<0.02	
9/12/2019	0.0047 (J)	
3/11/2020	0.0035 (J)	
9/15/2020	<0.02	
3/16/2021	0.0091 (J)	
8/9/2021	<0.02	
2/1/2022	<0.02	
8/16/2022	<0.02	
2/16/2023	<0.02	
7/27/2023	<0.02	
2/22/2024		<0.02
8/7/2024		<0.02

ND substitution: RL or RL/2 if <15% NDs.

Prediction Limit

Constituent: Zinc (mg/L) Analysis Run 9/11/2024 11:03 AM View: Appendix I Intrawell

Plant Bowen Client: Southern Company Data: Bowen 1, 2, 9, and 10

	GWA-2	GWA-2
8/23/2007	0.0033	
10/24/2007	0.043 (O)	
11/18/2007	0.024	
1/31/2008	0.015	
3/11/2008	0.027	
5/6/2008	0.0032	
12/4/2008	0.081 (O)	
4/21/2009	0.0057	
10/7/2009	<0.02	
4/26/2010	<0.02	
10/4/2010	0.0057	
4/13/2011	<0.02	
10/5/2011	<0.02	
4/11/2012	<0.02	
10/9/2012	<0.02	
4/15/2013	0.0038	
10/15/2013	0.0044	
4/22/2014	0.0025 (J)	
9/30/2014	0.00076 (J)	
3/30/2015	0.0024 (J)	
10/13/2015	0.0017 (J)	
3/23/2016	<0.02	
7/29/2016	<0.02	
3/30/2017	<0.02	
10/2/2017	<0.02	
3/19/2018	<0.02	
9/14/2018	<0.02	
3/20/2019	<0.02	
9/12/2019	0.00505 (JD)	
3/11/2020	0.0028 (J)	
9/15/2020	<0.02	
3/17/2021	<0.02	
8/9/2021	<0.02	
2/1/2022	<0.02	
8/16/2022	<0.02	
2/16/2023	<0.02	
7/27/2023	0.011 (J)	
2/22/2024		<0.02
8/7/2024		<0.02

ND substitution: RL or RL/2 if <15% NDs.

Prediction Limit

Constituent: Zinc (mg/L) Analysis Run 9/11/2024 11:03 AM View: Appendix I Intrawell

Plant Bowen Client: Southern Company Data: Bowen 1, 2, 9, and 10

	GWA-2R	GWA-2R
8/23/2007	0.0079	
10/24/2007	<0.02	
11/18/2007	0.015	
1/31/2008	0.063 (O)	
3/10/2008	0.013 (J)	
5/13/2008	0.0072	
12/4/2008	0.011 (J)	
4/21/2009	0.0041	
10/8/2009	<0.02	
4/21/2010	<0.02	
9/28/2010	0.0081	
4/12/2011	0.0025	
10/4/2011	0.0027	
4/3/2012	<0.02	
10/9/2012	0.0064	
4/11/2013	<0.02	
10/16/2013	<0.02	
4/10/2014	0.0026	
9/30/2014	0.0012 (J)	
3/30/2015	0.013	
10/13/2015	0.0043	
3/23/2016	<0.02	
7/29/2016	<0.02	
4/3/2017	<0.02	
10/2/2017	<0.02	
3/16/2018	<0.02	
9/14/2018	<0.02	
3/19/2019	<0.02	
9/13/2019	0.0078 (J)	
3/11/2020	0.0038 (J)	
9/15/2020	<0.02	
3/16/2021	<0.02	
8/9/2021	<0.02	
2/1/2022	<0.02	
8/16/2022	<0.02	
2/16/2023	<0.02	
7/27/2023	<0.02	
2/26/2024		0.055
8/6/2024		<0.02

ND substitution: RL or RL/2 if <15% NDs.

Prediction Limit

Constituent: Zinc (mg/L) Analysis Run 9/11/2024 11:04 AM View: Appendix I Intrawell

Plant Bowen Client: Southern Company Data: Bowen 1, 2, 9, and 10

	GWA-39RZ	GWA-39RZ
5/16/2016	<0.02 (D)	
7/27/2016	<0.02 (*)	
2/21/2017	0.0049 (J)	
3/27/2017	<0.02 (*)	
9/29/2017	0.0012 (JD)	
3/16/2018	0.0042 (J)	
9/14/2018	<0.02	
3/14/2019	0.0035 (J)	
3/9/2020	0.009 (J)	
9/16/2020	<0.02	
3/16/2021	<0.02	
8/6/2021	<0.02	
2/2/2022	<0.02	
8/16/2022	<0.02	
2/14/2023	<0.02	
7/25/2023	<0.02	
2/19/2024		<0.02
8/1/2024		<0.02

ND substitution: RL or RL/2 if <15% NDs.

Prediction Limit

Constituent: Zinc (mg/L) Analysis Run 9/11/2024 11:04 AM View: Appendix I Intrawell

Plant Bowen Client: Southern Company Data: Bowen 1, 2, 9, and 10

	GWA-39Z	GWA-39Z
3/14/2016	<0.02	
5/11/2016	0.00467 (J)	
7/19/2016	<0.02 (*)	
9/15/2016	0.0044 (J)	
11/2/2016	0.0043 (J)	
1/18/2017	<0.02 (*)	
3/28/2017	<0.02 (*)	
9/26/2017	0.0029 (J)	
3/14/2018	<0.02	
9/12/2018	<0.02	
3/15/2019	0.0023 (J)	
9/9/2019	0.0047 (J)	
3/9/2020	0.0035 (J)	
9/10/2020	<0.02	
3/12/2021	0.0065 (J)	
8/4/2021	<0.02	
1/31/2022	<0.02	
8/10/2022	<0.02	
2/13/2023	<0.02	
7/26/2023	<0.02	
2/19/2024		<0.02
8/1/2024		<0.02

ND substitution: RL or RL/2 if <15% NDs.

Prediction Limit

Constituent: Zinc (mg/L) Analysis Run 9/11/2024 11:04 AM View: Appendix I Intrawell

Plant Bowen Client: Southern Company Data: Bowen 1, 2, 9, and 10

	GWA-3A	GWA-3A
8/23/2007	0.066	
11/2/2007	0.055	
11/18/2007	0.13	
1/31/2008	0.13	
3/11/2008	0.07	
5/14/2008	0.12	
12/5/2008	0.088	
4/15/2009	0.068	
10/8/2009	0.075	
4/28/2010	0.071	
10/6/2010	0.074	
4/21/2011	0.047	
10/13/2011	0.073	
5/1/2012	0.0652	
10/9/2012	0.061	
4/11/2013	0.053	
10/16/2013	0.047	
4/23/2014	0.041	
10/4/2014	0.044 (V)	
3/31/2015	0.12	
10/12/2015	0.053	
3/23/2016	0.0532	
7/29/2016	0.0446	
3/30/2017	0.0479	
10/4/2017	0.0429	
3/19/2018	<0.02	
9/17/2018	0.04	
3/20/2019	0.028	
9/13/2019	0.036	
3/11/2020	0.031	
3/29/2021	<0.02	
8/9/2021	<0.02	
2/2/2022	<0.02	
8/16/2022	<0.02	
2/17/2023	<0.02	
8/1/2023	<0.02	
2/22/2024		<0.02
8/8/2024		<0.02

ND substitution: RL or RL/2 if <15% NDs.

Prediction Limit

Constituent: Zinc (mg/L) Analysis Run 9/11/2024 11:04 AM View: Appendix I Intrawell

Plant Bowen Client: Southern Company Data: Bowen 1, 2, 9, and 10

	GWA-40	GWA-40
3/15/2016	<0.02	
5/11/2016	<0.02	
7/21/2016	<0.02 (*)	
9/15/2016	<0.02	
11/3/2016	<0.02	
1/17/2017	<0.02	
3/24/2017	<0.02 (*)	
9/26/2017	0.0019 (J)	
3/14/2018	<0.02	
9/12/2018	<0.02	
3/13/2019	<0.02	
9/9/2019	0.0058 (J)	
3/9/2020	0.002 (J)	
9/11/2020	<0.02	
3/10/2021	<0.02	
8/4/2021	<0.02	
1/31/2022	<0.02	
8/12/2022	<0.02	
2/13/2023	<0.02	
7/26/2023	<0.02	
2/19/2024		<0.02
8/1/2024		<0.02

ND substitution: RL or RL/2 if <15% NDs.

Prediction Limit

Constituent: Zinc (mg/L) Analysis Run 9/11/2024 11:04 AM View: Appendix I Intrawell

Plant Bowen Client: Southern Company Data: Bowen 1, 2, 9, and 10

	GWA-41	GWA-41
3/15/2016	<0.02	
5/12/2016	<0.02	
7/20/2016	<0.02	
9/15/2016	0.0027 (J)	
11/3/2016	<0.02	
1/18/2017	<0.02 (*)	
3/24/2017	<0.02 (*)	
9/25/2017	<0.02	
3/14/2018	<0.02	
9/12/2018	<0.02	
3/14/2019	<0.02	
9/10/2019	0.00745 (JD)	
3/6/2020	0.0027 (J)	
9/10/2020	<0.02	
3/11/2021	<0.02	
8/4/2021	<0.02	
1/31/2022	<0.02	
8/11/2022	<0.02	
2/13/2023	<0.02	
7/25/2023	<0.02	
2/19/2024		<0.02
8/1/2024		<0.02

ND substitution: RL or RL/2 if <15% NDs.

Prediction Limit

Constituent: Zinc (mg/L) Analysis Run 9/11/2024 11:04 AM View: Appendix I Intrawell

Plant Bowen Client: Southern Company Data: Bowen 1, 2, 9, and 10

	GWA-41R	GWA-41R
3/15/2016	0.00286 (J)	
5/13/2016	<0.02	
7/21/2016	<0.02 (*)	
9/21/2016	<0.02	
11/3/2016	<0.02	
1/17/2017	<0.02	
3/27/2017	<0.02 (*)	
9/25/2017	0.0023 (J)	
3/14/2018	<0.02	
9/12/2018	<0.02	
3/14/2019	0.0021 (J)	
9/10/2019	0.0075 (J)	
3/9/2020	0.0024 (J)	
9/10/2020	<0.02	
3/10/2021	<0.02	
8/4/2021	<0.02	
1/31/2022	<0.02	
8/11/2022	<0.02	
2/13/2023	<0.02	
7/25/2023	<0.02	
2/19/2024		<0.02
8/1/2024		<0.02

ND substitution: RL or RL/2 if <15% NDs.

Prediction Limit

Constituent: Zinc (mg/L) Analysis Run 9/11/2024 11:04 AM View: Appendix I Intrawell

Plant Bowen Client: Southern Company Data: Bowen 1, 2, 9, and 10

	GWA-42	GWA-42
3/11/2016	0.00862 (J)	
5/16/2016	0.00744 (J)	
7/22/2016	<0.02 (*)	
9/19/2016	0.0162	
11/3/2016	0.011	
1/17/2017	0.0104	
3/27/2017	<0.02 (*)	
9/26/2017	0.0094 (J)	
3/14/2018	<0.02	
9/14/2018	<0.02	
3/14/2019	0.01	
9/10/2019	0.014	
3/6/2020	0.012	
9/10/2020	0.0073 (J)	
3/11/2021	0.0089 (J)	
8/4/2021	<0.02	
1/31/2022	<0.02	
8/10/2022	0.0089 (J)	
2/13/2023	0.011 (J)	
7/26/2023	<0.02	
2/20/2024		0.0095 (J)
8/1/2024		0.01 (J)

ND substitution: RL or RL/2 if <15% NDs.

Prediction Limit

Constituent: Zinc (mg/L) Analysis Run 9/11/2024 11:04 AM View: Appendix I Intrawell

Plant Bowen Client: Southern Company Data: Bowen 1, 2, 9, and 10

	GWA-43	GWA-43
3/11/2016	0.0093 (J)	
5/13/2016	0.00336 (J)	
7/19/2016	<0.02 (*)	
9/16/2016	0.0023 (J)	
11/2/2016	0.0047 (J)	
1/18/2017	<0.02	
3/28/2017	<0.02 (*)	
9/22/2017	0.0013 (J)	
3/14/2018	<0.02	
9/12/2018	<0.02	
3/13/2019	0.0022 (J)	
9/11/2019	0.0065 (J)	
3/9/2020	0.002 (J)	
9/11/2020	<0.02	
3/11/2021	<0.02	
8/6/2021	<0.02	
1/31/2022	<0.02	
8/11/2022	<0.02	
2/14/2023	<0.02	
7/25/2023	<0.02	
2/20/2024		<0.02
8/2/2024		<0.02

ND substitution: RL or RL/2 if <15% NDs.

Prediction Limit

Constituent: Zinc (mg/L) Analysis Run 9/11/2024 11:04 AM View: Appendix I Intrawell

Plant Bowen Client: Southern Company Data: Bowen 1, 2, 9, and 10

	GWA-43R	GWA-43R
3/11/2016	0.00722 (J)	
5/13/2016	0.00666 (J)	
7/19/2016	<0.02 (*)	
9/16/2016	<0.02	
11/2/2016	0.0057 (J)	
1/18/2017	0.0022 (J)	
3/28/2017	<0.02	
9/22/2017	0.0014 (J)	
3/15/2018	<0.02	
9/12/2018	<0.02	
3/13/2019	0.0023 (J)	
9/11/2019	0.0053 (J)	
3/9/2020	0.0022 (J)	
9/14/2020	<0.02	
3/11/2021	<0.02	
8/5/2021	<0.02	
1/31/2022	<0.02	
8/10/2022	<0.02	
2/13/2023	<0.02	
7/25/2023	<0.02	
2/20/2024		<0.02
8/2/2024		<0.02

ND substitution: RL or RL/2 if <15% NDs.

Prediction Limit

Constituent: Zinc (mg/L) Analysis Run 9/11/2024 11:04 AM View: Appendix I Intrawell

Plant Bowen Client: Southern Company Data: Bowen 1, 2, 9, and 10

	GWA-4RZ	GWA-4RZ
4/7/2017	<0.02	
10/3/2017	<0.02 (D)	
3/21/2018	<0.02	
9/18/2018	<0.02	
3/21/2019	0.0034 (JD)	
9/12/2019	0.0072 (JD)	
3/12/2020	0.0027 (J)	
9/17/2020	0.0047 (J)	
3/16/2021	<0.02	
8/10/2021	<0.02	
2/3/2022	<0.02	
8/17/2022	<0.02	
2/17/2023	<0.02	
7/28/2023	<0.02	
2/27/2024		<0.02
8/8/2024		<0.02

ND substitution: RL or RL/2 if <15% NDs.

Prediction Limit

Constituent: Zinc (mg/L) Analysis Run 9/11/2024 11:04 AM View: Appendix I Intrawell

Plant Bowen Client: Southern Company Data: Bowen 1, 2, 9, and 10

	GWA-50	GWA-50
12/12/2008	0.048 (O)	
4/23/2009	0.0075	
10/6/2009	0.0075	
4/27/2010	0.0051	
9/30/2010	0.0089	
4/14/2011	0.0043	
10/5/2011	0.0051	
4/11/2012	<0.02	
10/2/2012	0.006	
4/9/2013	0.0034	
10/15/2013	0.0042	
4/10/2014	0.0035	
10/1/2014	0.0019 (J)	
3/30/2015	0.0032	
10/11/2015	0.0048	
3/28/2016	0.00282 (J)	
8/1/2016	<0.02	
4/7/2017	<0.02	
10/2/2017	0.0015 (J)	
3/16/2018	<0.02	
9/17/2018	<0.02	
3/19/2019	<0.02	
9/13/2019	0.0061 (J)	
3/11/2020	0.0025 (J)	
9/16/2020	<0.02	
3/17/2021	<0.02	
8/9/2021	<0.02	
2/1/2022	<0.02	
8/16/2022	<0.02	
2/16/2023	<0.02	
7/28/2023	<0.02	
2/22/2024		<0.02
8/8/2024		<0.02

ND substitution: RL or RL/2 if <15% NDs.

Prediction Limit

Constituent: Zinc (mg/L) Analysis Run 9/11/2024 11:04 AM View: Appendix I Intrawell

Plant Bowen Client: Southern Company Data: Bowen 1, 2, 9, and 10

	GWA-50R	GWA-50R
12/12/2008	0.013 (J)	
4/23/2009	0.075 (O)	
10/6/2009	0.056 (O)	
5/3/2010	0.051 (O)	
10/11/2010	0.016	
4/27/2011	0.025 (O)	
10/19/2011	0.0078	
5/1/2012	0.0134	
10/2/2012	0.012	
4/10/2013	0.018	
10/16/2013	0.015	
4/22/2014	0.015	
10/1/2014	0.0038	
3/30/2015	0.0097	
10/11/2015	0.0024 (J)	
3/28/2016	0.00703 (J)	
8/1/2016	<0.02	
4/3/2017	<0.02	
10/2/2017	0.0016 (J)	
3/16/2018	<0.02	
9/18/2018	<0.02	
3/19/2019	<0.02	
9/12/2019	0.0058 (J)	
3/11/2020	0.0033 (J)	
9/15/2020	<0.02	
3/17/2021	<0.02	
8/9/2021	<0.02	
2/2/2022	<0.02	
8/17/2022	<0.02	
2/16/2023	<0.02	
7/28/2023	<0.02	
2/22/2024		<0.02
8/8/2024		<0.02

ND substitution: RL or RL/2 if <15% NDs.

Prediction Limit

Constituent: Zinc (mg/L) Analysis Run 9/11/2024 11:04 AM View: Appendix I Intrawell

Plant Bowen Client: Southern Company Data: Bowen 1, 2, 9, and 10

	GWC-10	GWC-10
8/21/2007	0.031	
11/1/2007	0.0041	
11/20/2007	0.056	
1/30/2008	0.032	
3/6/2008	0.03	
5/12/2008	0.008	
12/13/2008	0.056	
4/29/2009	0.057	
10/20/2009	0.0037	
4/26/2010	<0.02	
9/29/2010	0.012	
4/13/2011	<0.02	
10/5/2011	0.0031	
4/4/2012	<0.02	
10/3/2012	0.0085	
4/3/2013	0.0061	
10/15/2013	0.008	
4/9/2014	0.0048	
10/2/2014	0.0023 (JV)	
4/2/2015	0.0023 (J)	
10/10/2015	0.0024 (J)	
3/31/2016	<0.02	
8/5/2016	<0.02	
4/10/2017	<0.02	
10/4/2017	0.0012 (J)	
3/20/2018	<0.02	
9/18/2018	<0.02	
3/22/2019	<0.02	
9/17/2019	0.0052 (J)	
3/12/2020	0.0024 (J)	
9/17/2020	<0.02	
3/18/2021	<0.02	
8/10/2021	<0.02	
2/4/2022	<0.02	
8/17/2022	<0.02	
2/20/2023	<0.02	
7/31/2023	<0.02	
2/27/2024		<0.02
8/12/2024		<0.02

ND substitution: RL or RL/2 if <15% NDs.

Prediction Limit

Constituent: Zinc (mg/L) Analysis Run 9/11/2024 11:04 AM View: Appendix I Intrawell

Plant Bowen Client: Southern Company Data: Bowen 1, 2, 9, and 10

	GWC-10R	GWC-10R
8/21/2007	0.0066	
11/1/2007	0.0086	
11/20/2007	0.005	
1/30/2008	0.0084	
3/6/2008	0.0073	
5/8/2008	0.0084	
12/14/2008	0.0075 (J)	
4/29/2009	0.0028	
10/21/2009	<0.02	
4/21/2010	<0.02	
9/28/2010	0.005	
4/12/2011	<0.02	
10/4/2011	0.0088	
4/3/2012	<0.02	
10/8/2012	0.0034	
4/3/2013	<0.02	
10/15/2013	0.0027	
4/9/2014	0.0025 (J)	
10/2/2014	0.0027 (V)	
4/2/2015	0.002 (J)	
10/12/2015	<0.02	
3/31/2016	0.00266 (J)	
8/3/2016	<0.02	
4/10/2017	<0.02	
10/4/2017	<0.02	
3/21/2018	<0.02	
9/18/2018	<0.02	
3/22/2019	<0.02	
9/17/2019	0.0048 (J)	
3/12/2020	0.0027 (J)	
9/17/2020	<0.02	
3/18/2021	<0.02	
8/11/2021	<0.02	
2/4/2022	<0.02	
8/18/2022	<0.02	
2/20/2023	<0.02	
7/31/2023	<0.02	
2/27/2024		0.063
8/12/2024		<0.02

ND substitution: RL or RL/2 if <15% NDs.

Prediction Limit

Constituent: Zinc (mg/L) Analysis Run 9/11/2024 11:04 AM View: Appendix I Intrawell

Plant Bowen Client: Southern Company Data: Bowen 1, 2, 9, and 10

	GWC-11	GWC-11
8/21/2007	<0.02	
11/1/2007	<0.02	
11/18/2007	<0.02	
1/30/2008	<0.02	
3/5/2008	<0.02	
5/7/2008	0.015	
12/14/2008	0.0086 (J)	
4/29/2009	0.0037	
10/22/2009	<0.02	
4/21/2010	<0.02	
9/28/2010	0.0042	
4/12/2011	<0.02	
10/4/2011	0.012	
4/3/2012	<0.02	
10/3/2012	<0.02	
4/3/2013	<0.02	
10/9/2013	<0.02	
4/2/2014	0.0063	
10/2/2014	0.0023 (J)	
4/1/2015	0.0017 (J)	
10/11/2015	0.0016 (J)	
4/4/2016	<0.02	
8/3/2016	<0.02	
4/10/2017	<0.02	
10/4/2017	0.0014 (J)	
3/21/2018	<0.02	
9/18/2018	<0.02	
3/23/2019	<0.02	
9/17/2019	0.0056 (J)	
3/12/2020	0.0038 (J)	
9/21/2020	<0.02	
3/19/2021	<0.02	
8/11/2021	<0.02	
2/4/2022	<0.02	
8/18/2022	<0.02	
2/20/2023	<0.02	
8/1/2023	<0.02	
2/28/2024		<0.02
8/13/2024		<0.02

ND substitution: RL or RL/2 if <15% NDs.

Prediction Limit

Constituent: Zinc (mg/L) Analysis Run 9/11/2024 11:04 AM View: Appendix I Intrawell

Plant Bowen Client: Southern Company Data: Bowen 1, 2, 9, and 10

	GWC-11R	GWC-11R
8/21/2007	<0.02	
11/1/2007	<0.02	
11/18/2007	<0.02	
1/30/2008	<0.02	
3/6/2008	0.0038	
5/7/2008	<0.02	
12/14/2008	0.0031 (J)	
4/29/2009	0.0031	
10/22/2009	0.0029	
4/21/2010	0.0027	
9/29/2010	<0.02	
4/13/2011	<0.02	
10/4/2011	0.003	
4/4/2012	<0.02	
10/3/2012	0.0029	
4/3/2013	0.0035	
10/9/2013	<0.02	
4/2/2014	0.0033	
10/2/2014	0.0027	
4/1/2015	0.013	
10/11/2015	0.017	
4/4/2016	0.00419 (J)	
8/4/2016	<0.02	
4/10/2017	<0.02	
10/4/2017	0.0014 (J)	
3/22/2018	<0.02	
9/18/2018	<0.02	
3/23/2019	<0.02	
9/17/2019	0.0075 (J)	
3/12/2020	0.0053 (J)	
9/21/2020	0.0037 (J)	
3/19/2021	<0.02	
8/11/2021	<0.02	
2/4/2022	<0.02	
8/18/2022	<0.02	
2/20/2023	<0.02	
8/1/2023	<0.02	
2/28/2024		<0.02
8/12/2024		<0.02

ND substitution: RL or RL/2 if <15% NDs.

Prediction Limit

Constituent: Zinc (mg/L) Analysis Run 9/11/2024 11:04 AM View: Appendix I Intrawell

Plant Bowen Client: Southern Company Data: Bowen 1, 2, 9, and 10

	GWC-12	GWC-12
8/21/2007	0.036	
11/1/2007	0.0041	
11/19/2007	0.015	
1/16/2008	0.074	
3/5/2008	0.055	
5/13/2008	0.035	
12/13/2008	0.012 (J)	
4/16/2009	0.053	
10/21/2009	0.0063	
4/27/2010	0.045	
10/5/2010	0.0047	
4/19/2011	0.0068	
10/12/2011	0.0048	
4/24/2012	<0.02	
10/2/2012	<0.02	
4/2/2013	0.0081	
10/9/2013	0.0032	
4/1/2014	0.0025 (J)	
10/2/2014	0.0023 (J)	
4/1/2015	0.0035	
10/14/2015	0.0066	
4/4/2016	0.00858 (J)	
8/3/2016	<0.02	
4/11/2017	<0.02	
10/4/2017	0.0104	
3/22/2018	0.014	
9/18/2018	0.013	
3/23/2019	0.012	
9/17/2019	0.018 (D)	
3/12/2020	0.015	
9/21/2020	0.0065 (J)	
3/19/2021	0.0076 (J)	
8/11/2021	0.011 (J)	
2/2/2022	0.019 (J)	
8/18/2022	0.014 (J)	
2/21/2023	<0.02	
8/1/2023	<0.02	
2/27/2024		0.017 (J)
8/12/2024		0.015 (J)

ND substitution: RL or RL/2 if <15% NDs.

Prediction Limit

Constituent: Zinc (mg/L) Analysis Run 9/11/2024 11:04 AM View: Appendix I Intrawell

Plant Bowen Client: Southern Company Data: Bowen 1, 2, 9, and 10

	GWC-13	GWC-13
8/21/2007	0.0064	
11/1/2007	<0.02	
11/19/2007	0.015	
1/31/2008	0.032 (O)	
3/5/2008	0.0061	
5/12/2008	0.012	
12/13/2008	0.087 (O)	
4/28/2009	0.067 (O)	
10/21/2009	0.025 (O)	
4/28/2010	0.014	
10/5/2010	0.012	
4/19/2011	0.012	
10/18/2011	0.025	
4/25/2012	0.014	
10/2/2012	0.0089	
4/2/2013	0.0082	
10/8/2013	0.015	
4/1/2014	0.0074	
10/1/2014	0.00077 (J)	
4/1/2015	0.0082	
10/15/2015	0.0082	
4/4/2016	0.00818 (J)	
8/4/2016	<0.02	
4/12/2017	<0.02	
10/9/2017	<0.02	
3/21/2018	<0.02	
9/19/2018	<0.02	
3/23/2019	0.021	
9/18/2019	0.007 (J)	
3/13/2020	0.0043 (J)	
9/22/2020	<0.02	
3/18/2021	<0.02	
8/11/2021	<0.02	
2/17/2022	<0.02	
8/18/2022	<0.02	
2/22/2023	<0.02	
8/1/2023	<0.02	
2/27/2024		<0.02
8/12/2024		<0.02

ND substitution: RL or RL/2 if <15% NDs.

Prediction Limit

Constituent: Zinc (mg/L) Analysis Run 9/11/2024 11:04 AM View: Appendix I Intrawell

Plant Bowen Client: Southern Company Data: Bowen 1, 2, 9, and 10

	GWC-13RZ	GWC-13RZ
8/21/2007	<0.02	
11/1/2007	0.0038	
11/19/2007	0.0055	
1/31/2008	0.0063	
3/5/2008	0.0037	
5/7/2008	0.0033	
12/12/2008	0.097 (O)	
4/29/2009	0.068 (O)	
10/21/2009	0.011	
4/28/2010	0.048 (O)	
10/6/2010	0.003	
4/20/2011	0.0038	
10/12/2011	0.0027	
4/25/2012	<0.02	
10/2/2012	0.0059	
4/2/2013	0.008	
10/8/2013	0.0062	
4/1/2014	0.0067	
10/1/2014	0.0024 (J)	
3/31/2015	0.0046	
10/14/2015	0.002 (J)	
4/4/2016	<0.02	
4/11/2017	<0.02	
10/6/2017	<0.02	
3/23/2018	<0.02	
9/20/2018	<0.02	
3/22/2019	0.0048 (J)	
9/18/2019	0.0091 (X)	
3/17/2020	0.0057 (J)	
9/22/2020	<0.02	
3/19/2021	<0.02	
8/12/2021	<0.02	
2/4/2022	<0.02	
8/19/2022	<0.02	
2/22/2023	<0.02	
8/2/2023	<0.02	
2/28/2024		<0.02
8/13/2024		<0.02

ND substitution: RL or RL/2 if <15% NDs.

Prediction Limit

Constituent: Zinc (mg/L) Analysis Run 9/11/2024 11:04 AM View: Appendix I Intrawell

Plant Bowen Client: Southern Company Data: Bowen 1, 2, 9, and 10

	GWC-14Z	GWC-14Z
8/24/2007	0.0036 (J)	
11/2/2007	0.0026 (J)	
11/17/2007	0.024 (O)	
1/15/2008	0.0074	
3/5/2008	0.075 (O)	
5/7/2008	0.0088	
12/2/2008	0.11 (O)	
4/16/2009	0.091 (O)	
10/20/2009	0.056 (O)	
4/20/2010	0.014	
9/29/2010	0.015	
4/12/2011	0.0028	
10/4/2011	0.0025	
4/4/2012	0.0105	
10/10/2012	0.0033	
4/15/2013	0.0031	
10/22/2013	<0.02	
4/21/2014	0.0032	
9/30/2014	0.0015 (J)	
4/3/2015	0.0015 (J)	
10/7/2015	<0.02	
4/5/2016	<0.02	
8/9/2016	0.0016 (J)	
4/11/2017	<0.02	
10/5/2017	0.0024 (J)	
3/22/2018	<0.02	
9/19/2018	<0.02	
3/22/2019	<0.02	
9/17/2019	0.0057 (X)	
3/13/2020	0.0028 (J)	
9/21/2020	<0.02	
3/18/2021	<0.02	
8/11/2021	<0.02	
2/4/2022	<0.02	
8/18/2022	<0.02	
2/22/2023	<0.02	
8/1/2023	<0.02	
2/28/2024		<0.02
8/13/2024		<0.02

ND substitution: RL or RL/2 if <15% NDs.

Prediction Limit

Constituent: Zinc (mg/L) Analysis Run 9/11/2024 11:04 AM View: Appendix I Intrawell

Plant Bowen Client: Southern Company Data: Bowen 1, 2, 9, and 10

	GWC-15R	GWC-15R
8/23/2007	0.0038	
11/2/2007	0.0025	
11/17/2007	0.023 (O)	
1/15/2008	0.012	
3/6/2008	0.0069	
5/7/2008	0.007	
12/2/2008	0.021 (O)	
4/28/2009	0.0055	
10/19/2009	0.0051	
4/27/2010	0.0068	
10/4/2010	0.0074	
4/18/2011	0.0031	
10/12/2011	0.0067	
4/23/2012	<0.02	
10/10/2012	0.0046	
4/15/2013	0.006	
10/22/2013	0.0037	
4/21/2014	0.0073	
9/30/2014	0.0027	
4/3/2015	0.0017 (J)	
10/7/2015	0.0042	
4/5/2016	0.00573 (J)	
8/4/2016	<0.02	
4/12/2017	<0.02	
10/6/2017	0.0024 (J)	
3/23/2018	<0.02	
9/19/2018	<0.02	
3/25/2019	0.0039 (J)	
9/17/2019	0.0066 (J)	
3/13/2020	0.0057 (J)	
9/21/2020	0.0036 (J)	
3/18/2021	<0.02	
8/11/2021	<0.02	
2/4/2022	<0.02	
8/19/2022	<0.02	
2/22/2023	<0.02	
8/2/2023	<0.02	
2/28/2024		0.028
8/13/2024		<0.02

ND substitution: RL or RL/2 if <15% NDs.

Prediction Limit

Constituent: Zinc (mg/L) Analysis Run 9/11/2024 11:04 AM View: Appendix I Intrawell

Plant Bowen Client: Southern Company Data: Bowen 1, 2, 9, and 10

	GWC-15Z	GWC-15Z
8/24/2007	0.052 (O)	
11/2/2007	0.01 (J)	
11/18/2007	0.025 (J)	
1/15/2008	0.055 (O)	
3/10/2008	0.018	
5/13/2008	0.0044	
12/2/2008	0.065 (O)	
4/28/2009	0.0037 (J)	
10/20/2009	0.0043	
4/27/2010	<0.02	
10/5/2010	0.0028	
4/19/2011	<0.02	
10/12/2011	<0.02	
4/25/2012	<0.02	
10/10/2012	<0.02	
4/16/2013	0.005	
10/22/2013	0.0028	
4/21/2014	0.0028	
9/30/2014	0.0018 (J)	
4/3/2015	0.0021 (J)	
10/6/2015	<0.02	
4/5/2016	0.00288 (J)	
4/11/2017	<0.02	
10/6/2017	<0.02	
3/23/2018	<0.02	
9/19/2018	<0.02	
3/22/2019	<0.02	
9/17/2019	0.0048 (X)	
3/13/2020	0.0026 (J)	
9/21/2020	<0.02	
3/18/2021	<0.02	
8/11/2021	<0.02	
2/7/2022	<0.02	
8/19/2022	<0.02	
2/22/2023	<0.02	
8/1/2023	<0.02	
2/28/2024		<0.02
8/13/2024		<0.02

ND substitution: RL or RL/2 if <15% NDs.

Prediction Limit

Constituent: Zinc (mg/L) Analysis Run 9/11/2024 11:04 AM View: Appendix I Intrawell

Plant Bowen Client: Southern Company Data: Bowen 1, 2, 9, and 10

	GWC-44	GWC-44
3/16/2016	0.00424 (J)	
5/16/2016	0.00345 (J)	
7/25/2016	<0.02 (*)	
9/19/2016	0.004 (J)	
11/3/2016	0.0047 (J)	
1/19/2017	0.0035 (J)	
3/28/2017	<0.02 (*)	
9/26/2017	0.0039 (J)	
3/15/2018	<0.02	
9/12/2018	<0.02	
3/14/2019	0.0039 (J)	
9/11/2019	0.0068 (J)	
3/10/2020	0.0049 (J)	
9/15/2020	0.0062 (J)	
3/11/2021	0.004 (J)	
8/4/2021	<0.02	
1/31/2022	<0.02	
8/15/2022	<0.02	
2/14/2023	<0.02	
7/26/2023	<0.02	
2/20/2024		<0.02
8/6/2024		<0.02

ND substitution: RL or RL/2 if <15% NDs.

Prediction Limit

Constituent: Zinc (mg/L) Analysis Run 9/11/2024 11:04 AM View: Appendix I Intrawell

Plant Bowen Client: Southern Company Data: Bowen 1, 2, 9, and 10

	GWC-45	GWC-45
3/16/2016	0.00244 (J)	
5/16/2016	<0.02 (D)	
7/25/2016	0.006 (J*D)	
9/19/2016	0.0061 (JD)	
11/4/2016	0.0032 (JD)	
1/23/2017	0.0031 (JD)	
3/29/2017	0.00615 (J*D)	
9/27/2017	0.0048 (J)	
3/15/2018	<0.02	
9/13/2018	<0.02	
3/14/2019	<0.02 (D)	
9/11/2019	0.0065 (JD)	
3/10/2020	0.0031 (J)	
9/11/2020	<0.02	
3/11/2021	<0.02	
8/6/2021	<0.02	
2/1/2022	<0.02	
8/12/2022	<0.02	
2/14/2023	<0.02	
7/26/2023	<0.02	
2/20/2024		<0.02
8/5/2024		<0.02

ND substitution: RL or RL/2 if <15% NDs.

Prediction Limit

Constituent: Zinc (mg/L) Analysis Run 9/11/2024 11:04 AM View: Appendix I Intrawell

Plant Bowen Client: Southern Company Data: Bowen 1, 2, 9, and 10

	GWC-45R	GWC-45R
3/16/2016	0.00697 (J)	
5/16/2016	0.00452 (JD)	
7/25/2016	0.0065 (J*D)	
9/19/2016	0.0034 (JD)	
11/3/2016	0.0039 (JD)	
1/20/2017	0.0023 (JD)	
3/29/2017	0.00705 (J*D)	
9/27/2017	0.0036 (J)	
3/15/2018	<0.02	
9/13/2018	<0.02	
3/14/2019	0.0022 (JD)	
9/11/2019	0.0058 (JD)	
3/10/2020	0.0035 (J)	
9/11/2020	<0.02	
3/11/2021	<0.02	
8/6/2021	<0.02	
2/1/2022	<0.02	
8/12/2022	<0.02	
2/14/2023	<0.02	
7/26/2023	<0.02	
2/20/2024		<0.02
8/5/2024		<0.02

ND substitution: RL or RL/2 if <15% NDs.

Prediction Limit

Constituent: Zinc (mg/L) Analysis Run 9/11/2024 11:04 AM View: Appendix I Intrawell

Plant Bowen Client: Southern Company Data: Bowen 1, 2, 9, and 10

	GWC-46R	GWC-46R
3/10/2016	0.00337 (J)	
5/17/2016	0.00268 (J)	
7/26/2016	<0.02 (*)	
9/20/2016	0.0058 (J)	
11/4/2016	0.0029 (J)	
1/20/2017	<0.02	
3/28/2017	<0.02 (*)	
9/29/2017	0.0016 (J)	
3/15/2018	<0.02	
9/13/2018	<0.02	
3/18/2019	<0.02	
9/11/2019	0.0055 (J)	
3/10/2020	0.0029 (J)	
9/14/2020	<0.02	
3/11/2021	<0.02	
8/5/2021	<0.02	
1/31/2022	<0.02	
8/15/2022	<0.02	
2/14/2023	<0.02	
7/26/2023	<0.02	
2/21/2024		<0.02
8/5/2024		<0.02

ND substitution: RL or RL/2 if <15% NDs.

Prediction Limit

Constituent: Zinc (mg/L) Analysis Run 9/11/2024 11:04 AM View: Appendix I Intrawell

Plant Bowen Client: Southern Company Data: Bowen 1, 2, 9, and 10

	GWC-47	GWC-47
3/10/2016	0.027	
5/18/2016	0.0277	
7/27/2016	0.0221	
9/20/2016	0.03	
11/7/2016	0.0202	
1/23/2017	0.0156	
3/29/2017	<0.036 (*)	
9/27/2017	0.0196	
12/28/2017	0.0315 (Y)	
3/15/2018	<0.036	
9/13/2018	0.031	
3/15/2019	0.051	
9/12/2019	0.035	
3/9/2020	0.044	
9/14/2020	0.032	
3/11/2021	0.047	
8/5/2021	0.037	
2/1/2022	0.038	
8/15/2022	0.027 (J)	
2/14/2023	0.05	
7/27/2023	0.049	
2/21/2024		0.06
8/5/2024		0.063

ND substitution: RL or RL/2 if <15% NDs.

Prediction Limit

Constituent: Zinc (mg/L) Analysis Run 9/11/2024 11:04 AM View: Appendix I Intrawell

Plant Bowen Client: Southern Company Data: Bowen 1, 2, 9, and 10

	GWC-47R	GWC-47R
3/10/2016	0.0154	
5/18/2016	0.0136	
7/27/2016	0.0153	
9/20/2016	0.0173	
11/4/2016	0.0149	
1/20/2017	0.0134	
3/29/2017	<0.02 (*)	
9/27/2017	0.0111	
3/16/2018	0.012	
9/13/2018	<0.02	
3/19/2019	0.016	
9/11/2019	0.028	
3/9/2020	0.032	
9/15/2020	0.028	
3/11/2021	0.028	
8/5/2021	0.024	
2/1/2022	0.029	
8/15/2022	0.04	
2/14/2023	0.031	
7/27/2023	0.024	
2/21/2024		<0.02
8/5/2024		0.017 (J)

ND substitution: RL or RL/2 if <15% NDs.

Prediction Limit

Constituent: Zinc (mg/L) Analysis Run 9/11/2024 11:04 AM View: Appendix I Intrawell

Plant Bowen Client: Southern Company Data: Bowen 1, 2, 9, and 10

	GWC-48	GWC-48
3/10/2016	0.00618 (J)	
5/17/2016	0.00672 (J)	
7/27/2016	<0.02 (*)	
9/20/2016	0.0081 (J)	
11/4/2016	0.0071 (J)	
1/23/2017	<0.02	
3/28/2017	<0.02 (*)	
9/29/2017	0.0055 (J)	
3/15/2018	<0.02	
9/13/2018	<0.02	
3/15/2019	0.0058 (J)	
9/11/2019	0.011 (D)	
3/9/2020	0.0079 (J)	
9/14/2020	0.0076 (J)	
3/11/2021	0.0088 (J)	
8/4/2021	<0.02	
1/31/2022	<0.02	
8/15/2022	0.0094 (J)	
2/14/2023	0.011 (J)	
7/26/2023	0.012 (J)	
2/21/2024		0.011 (J)
8/5/2024		0.0099 (J)

ND substitution: RL or RL/2 if <15% NDs.

Prediction Limit

Constituent: Zinc (mg/L) Analysis Run 9/11/2024 11:04 AM View: Appendix I Intrawell

Plant Bowen Client: Southern Company Data: Bowen 1, 2, 9, and 10

	GWC-49R	GWC-49R
3/17/2016	<0.02	
5/18/2016	<0.02	
7/27/2016	<0.02 (*)	
9/21/2016	<0.02	
11/4/2016	<0.02	
1/24/2017	<0.02	
3/29/2017	<0.02 (*)	
9/29/2017	<0.02	
3/15/2018	<0.02	
9/13/2018	<0.02	
3/18/2019	<0.02	
9/11/2019	0.005 (J)	
3/11/2020	0.0036 (J)	
9/11/2020	<0.02	
3/15/2021	<0.02	
8/11/2021	<0.02	
2/1/2022	<0.02	
8/15/2022	<0.02	
2/14/2023	<0.02	
7/27/2023	<0.02	
2/21/2024		<0.02
8/6/2024		<0.02

ND substitution: RL or RL/2 if <15% NDs.

Prediction Limit

Constituent: Zinc (mg/L) Analysis Run 9/11/2024 11:04 AM View: Appendix I Intrawell

Plant Bowen Client: Southern Company Data: Bowen 1, 2, 9, and 10

	GWC-49Z	GWC-49Z
3/17/2016	<0.02	
5/18/2016	0.00208 (J)	
7/28/2016	<0.02 (*)	
9/21/2016	0.0079 (J)	
11/7/2016	<0.02 (*)	
1/24/2017	0.0053 (J)	
3/30/2017	<0.02 (*)	
9/29/2017	0.004 (J)	
3/15/2018	<0.02	
9/14/2018	<0.02	
3/19/2019	0.0034 (J)	
9/11/2019	0.0085 (J)	
3/9/2020	0.0047 (J)	
9/14/2020	0.0042 (J)	
3/15/2021	<0.02	
8/5/2021	<0.02	
2/1/2022	<0.02	
8/15/2022	<0.02	
2/14/2023	<0.02	
7/27/2023	<0.02	
2/21/2024		<0.02
8/6/2024		<0.02

ND substitution: RL or RL/2 if <15% NDs.

Prediction Limit

Constituent: Zinc (mg/L) Analysis Run 9/11/2024 11:04 AM View: Appendix I Intrawell

Plant Bowen Client: Southern Company Data: Bowen 1, 2, 9, and 10

	GWC-5	GWC-5
8/23/2007	0.016	
10/25/2007	0.061	
11/19/2007	0.053	
1/23/2008	0.14	
3/11/2008	0.13	
5/12/2008	0.11	
12/11/2008	0.04 (J)	
4/15/2009	0.11	
10/9/2009	0.15	
5/4/2010	0.077	
10/12/2010	0.077	
4/28/2011	0.032	
10/19/2011	0.11	
5/2/2012	0.138	
10/9/2012	0.097	
4/11/2013	0.047	
10/16/2013	0.098	
4/23/2014	0.066	
10/3/2014	0.13 (V)	
3/31/2015	0.05	
10/12/2015	0.048	
3/28/2016	0.0534	
8/1/2016	0.055	
4/3/2017	0.0436	
10/3/2017	0.0393	
3/19/2018	<0.034	
9/17/2018	0.03	
3/20/2019	0.032	
9/16/2019	0.035	
3/16/2020	0.047	
9/16/2020	0.033	
3/17/2021	0.027	
8/9/2021	0.036	
2/2/2022	0.034	
8/16/2022	0.03	
2/20/2023	0.032	
7/28/2023	0.027	
2/26/2024		0.028
8/8/2024		0.026

ND substitution: RL or RL/2 if <15% NDs.

Prediction Limit

Constituent: Zinc (mg/L) Analysis Run 9/11/2024 11:04 AM View: Appendix I Intrawell

Plant Bowen Client: Southern Company Data: Bowen 1, 2, 9, and 10

	GWC-6	GWC-6
8/22/2007	0.04 (O)	
10/25/2007	0.0062	
11/20/2007	0.03 (O)	
1/23/2008	0.048 (O)	
3/11/2008	0.016	
5/14/2008	0.02	
12/11/2008	0.021	
4/23/2009	0.0058 (J)	
10/9/2009	0.055 (O)	
5/4/2010	0.045 (O)	
10/11/2010	0.015	
4/26/2011	0.0067	
10/18/2011	0.0055	
5/2/2012	<0.02	
10/8/2012	0.0043	
4/10/2013	0.0067	
10/8/2013	0.0091	
4/14/2014	0.0063	
10/3/2014	0.0065 (V)	
4/1/2015	0.0059	
10/9/2015	<0.02	
3/29/2016	<0.02	
8/1/2016	<0.02	
4/6/2017	<0.02	
10/3/2017	<0.02	
3/19/2018	<0.02	
9/17/2018	<0.02	
3/21/2019	<0.02	
9/16/2019	0.0058 (J)	
3/12/2020	0.0042 (J)	
9/16/2020	<0.02	
3/17/2021	<0.02	
8/10/2021	<0.02	
2/2/2022	<0.02	
8/17/2022	<0.02	
2/17/2023	<0.02	
7/31/2023	<0.02	
2/26/2024		<0.02
8/8/2024		<0.02

ND substitution: RL or RL/2 if <15% NDs.

Prediction Limit

Constituent: Zinc (mg/L) Analysis Run 9/11/2024 11:04 AM View: Appendix I Intrawell

Plant Bowen Client: Southern Company Data: Bowen 1, 2, 9, and 10

	GWC-6RZ	GWC-6RZ
5/26/2015	0.0035	
6/18/2015	0.0025 (D)	
7/2/2015	0.0018 (J)	
10/9/2015	0.0019 (J)	
3/29/2016	0.00345 (J)	
8/1/2016	<0.02	
4/6/2017	<0.02	
10/3/2017	0.0014 (J)	
3/20/2018	<0.02	
9/17/2018	<0.02	
3/21/2019	<0.02	
9/16/2019	0.0057 (J)	
3/12/2020	0.0032 (J)	
9/16/2020	<0.02	
3/17/2021	<0.02	
8/10/2021	<0.02	
2/2/2022	<0.02	
8/17/2022	<0.02	
2/17/2023	<0.02	
7/28/2023	<0.02	
2/26/2024		<0.02
8/8/2024		<0.02

ND substitution: RL or RL/2 if <15% NDs.

Prediction Limit

Constituent: Zinc (mg/L) Analysis Run 9/11/2024 11:04 AM View: Appendix I Intrawell

Plant Bowen Client: Southern Company Data: Bowen 1, 2, 9, and 10

	GWC-7Z	GWC-7Z
8/2/2016	<0.02	
4/6/2017	<0.02	
10/3/2017	<0.02	
3/20/2018	<0.02	
9/18/2018	<0.02	
3/21/2019	<0.02	
9/13/2019	0.0053 (J)	
3/12/2020	0.0031 (J)	
9/16/2020	<0.02	
3/17/2021	<0.02	
8/10/2021	<0.02	
2/2/2022	<0.02	
8/17/2022	<0.02	
2/20/2023	<0.02	
7/31/2023	<0.02	
2/26/2024		0.066
8/8/2024		<0.02

ND substitution: RL or RL/2 if <15% NDs.

Prediction Limit

Constituent: Zinc (mg/L) Analysis Run 9/11/2024 11:04 AM View: Appendix I Intrawell

Plant Bowen Client: Southern Company Data: Bowen 1, 2, 9, and 10

	GWC-8RR	GWC-8RR
10/18/2011	0.0032	
4/30/2012	<0.02	
10/3/2012	0.0034	
4/8/2013	0.0039	
10/9/2013	0.0078	
4/10/2014	0.0064	
10/2/2014	0.0009 (JV)	
4/3/2015	<0.02	
10/8/2015	0.013	
3/30/2016	0.00323 (J)	
8/2/2016	<0.02	
4/6/2017	<0.02	
10/4/2017	<0.02	
3/21/2018	<0.02	
9/18/2018	<0.02	
3/27/2019	<0.02	
9/16/2019	0.00525 (JD)	
3/12/2020	0.002 (J)	
9/17/2020	<0.02	
3/17/2021	<0.02	
8/10/2021	<0.02	
2/2/2022	<0.02	
8/17/2022	<0.02	
2/21/2023	<0.02	
7/31/2023	<0.02	
2/27/2024		<0.02
8/12/2024		<0.02

ND substitution: RL or RL/2 if <15% NDs.

Prediction Limit

Constituent: Zinc (mg/L) Analysis Run 9/11/2024 11:04 AM View: Appendix I Intrawell

Plant Bowen Client: Southern Company Data: Bowen 1, 2, 9, and 10

	GWC-8Z	GWC-8Z
5/26/2015	0.0017 (J)	
6/18/2015	0.0052 (D)	
7/2/2015	0.0027	
10/8/2015	<0.02	
3/22/2016	0.00459 (J)	
8/2/2016	<0.02	
4/7/2017	<0.02	
10/3/2017	0.0022 (J)	
3/20/2018	<0.02	
9/18/2018	<0.02	
5/6/2019	0.0024 (J)	
9/16/2019	0.0065 (J)	
3/16/2020	0.0073 (J)	
9/17/2020	<0.02	
3/18/2021	<0.02	
8/10/2021	<0.02	
2/2/2022	<0.02	
8/17/2022	<0.02	
2/20/2023	<0.02	
7/31/2023	<0.02	
2/26/2024		0.057
8/12/2024		<0.02

ND substitution: RL or RL/2 if <15% NDs.

Prediction Limit

Constituent: Zinc (mg/L) Analysis Run 9/11/2024 11:04 AM View: Appendix I Intrawell

Plant Bowen Client: Southern Company Data: Bowen 1, 2, 9, and 10

	GWC-9	GWC-9
8/23/2007	0.011	
11/1/2007	0.012	
11/19/2007	0.026 (J)	
1/15/2008	0.075 (O)	
3/6/2008	0.051 (O)	
5/13/2008	0.0084	
12/12/2008	0.077 (O)	
4/16/2009	0.064 (O)	
10/13/2009	0.013	
4/21/2010	0.0035	
9/29/2010	0.0085	
4/13/2011	0.0028	
10/5/2011	0.0038	
4/4/2012	0.0126	
10/8/2012	0.0043	
4/8/2013	0.0068	
10/9/2013	0.0082	
4/9/2014	0.0043	
9/30/2014	0.0029	
4/2/2015	0.0056	
10/10/2015	0.0065 (D)	
3/30/2016	0.00487 (J)	
8/5/2016	<0.02	
4/6/2017	<0.02	
10/3/2017	0.0023 (J)	
3/20/2018	<0.02	
9/18/2018	<0.02 (D)	
3/21/2019	0.0024 (J)	
9/16/2019	0.0062 (J)	
3/12/2020	0.0045 (J)	
9/17/2020	<0.02	
3/18/2021	<0.02	
8/10/2021	<0.02	
2/2/2022	<0.02	
8/17/2022	<0.02	
2/21/2023	<0.02	
7/31/2023	<0.02	
2/27/2024		<0.02
8/12/2024		<0.02

ND substitution: RL or RL/2 if <15% NDs.

FIGURE E.

Appendix I Interwell Prediction Limits - All Results (No Significant)

Plant Bowen Client: Southern Company Data: Bowen 1, 2, 9, and 10 Printed 9/11/2024, 11:49 AM

Constituent	Well	Upper Lim.	Lower Lim.	Date	Observ.	Sig.	Bg N	Bg Mean	Std. Dev.	%NDs	ND Adj.	Transform	Alpha	Method
Beryllium (mg/L)	GWC-10	0.003	n/a	8/12/2024	0.003ND	No	361	n/a	n/a	91.69	n/a	n/a	0.00004896	NP (NDs) 1 of 2
Beryllium (mg/L)	GWC-11	0.003	n/a	8/13/2024	0.003ND	No	361	n/a	n/a	91.69	n/a	n/a	0.00004896	NP (NDs) 1 of 2
Beryllium (mg/L)	GWC-13	0.003	n/a	8/12/2024	0.003ND	No	361	n/a	n/a	91.69	n/a	n/a	0.00004896	NP (NDs) 1 of 2
Beryllium (mg/L)	GWC-14Z	0.003	n/a	8/13/2024	0.00011J	No	361	n/a	n/a	91.69	n/a	n/a	0.00004896	NP (NDs) 1 of 2
Beryllium (mg/L)	GWC-44	0.003	n/a	8/6/2024	0.003ND	No	361	n/a	n/a	91.69	n/a	n/a	0.00004896	NP (NDs) 1 of 2
Beryllium (mg/L)	GWC-45R	0.003	n/a	8/5/2024	0.003ND	No	361	n/a	n/a	91.69	n/a	n/a	0.00004896	NP (NDs) 1 of 2
Beryllium (mg/L)	GWC-47	0.003	n/a	8/5/2024	0.003ND	No	361	n/a	n/a	91.69	n/a	n/a	0.00004896	NP (NDs) 1 of 2
Beryllium (mg/L)	GWC-47R	0.003	n/a	8/5/2024	0.003ND	No	361	n/a	n/a	91.69	n/a	n/a	0.00004896	NP (NDs) 1 of 2
Beryllium (mg/L)	GWC-48	0.003	n/a	8/5/2024	0.00042J	No	361	n/a	n/a	91.69	n/a	n/a	0.00004896	NP (NDs) 1 of 2
Beryllium (mg/L)	GWC-5	0.003	n/a	8/8/2024	0.00068	No	361	n/a	n/a	91.69	n/a	n/a	0.00004896	NP (NDs) 1 of 2
Beryllium (mg/L)	GWC-6	0.003	n/a	8/8/2024	0.003ND	No	361	n/a	n/a	91.69	n/a	n/a	0.00004896	NP (NDs) 1 of 2
Beryllium (mg/L)	GWC-6RZ	0.003	n/a	8/8/2024	0.003ND	No	361	n/a	n/a	91.69	n/a	n/a	0.00004896	NP (NDs) 1 of 2
Beryllium (mg/L)	GWC-8RR	0.003	n/a	8/12/2024	0.003ND	No	361	n/a	n/a	91.69	n/a	n/a	0.00004896	NP (NDs) 1 of 2
Beryllium (mg/L)	GWC-8Z	0.003	n/a	8/12/2024	0.003ND	No	361	n/a	n/a	91.69	n/a	n/a	0.00004896	NP (NDs) 1 of 2
Beryllium (mg/L)	GWC-9	0.003	n/a	8/12/2024	0.003ND	No	361	n/a	n/a	91.69	n/a	n/a	0.00004896	NP (NDs) 1 of 2
Mercury (mg/L)	GWC-10	0.0005	n/a	8/12/2024	0.0005ND	No	457	n/a	n/a	95.84	n/a	n/a	0.00004896	NP (NDs) 1 of 2
Mercury (mg/L)	GWC-10R	0.0005	n/a	8/12/2024	0.0005ND	No	457	n/a	n/a	95.84	n/a	n/a	0.00004896	NP (NDs) 1 of 2
Mercury (mg/L)	GWC-11	0.0005	n/a	8/13/2024	0.0005ND	No	457	n/a	n/a	95.84	n/a	n/a	0.00004896	NP (NDs) 1 of 2
Mercury (mg/L)	GWC-11R	0.0005	n/a	8/12/2024	0.0005ND	No	457	n/a	n/a	95.84	n/a	n/a	0.00004896	NP (NDs) 1 of 2
Mercury (mg/L)	GWC-12	0.0005	n/a	8/12/2024	0.0005ND	No	457	n/a	n/a	95.84	n/a	n/a	0.00004896	NP (NDs) 1 of 2
Mercury (mg/L)	GWC-13	0.0005	n/a	8/12/2024	0.0005ND	No	457	n/a	n/a	95.84	n/a	n/a	0.00004896	NP (NDs) 1 of 2
Mercury (mg/L)	GWC-13RZ	0.0005	n/a	8/13/2024	0.0005ND	No	457	n/a	n/a	95.84	n/a	n/a	0.00004896	NP (NDs) 1 of 2
Mercury (mg/L)	GWC-15R	0.0005	n/a	8/13/2024	0.0005ND	No	457	n/a	n/a	95.84	n/a	n/a	0.00004896	NP (NDs) 1 of 2
Mercury (mg/L)	GWC-15Z	0.0005	n/a	8/13/2024	0.0005ND	No	457	n/a	n/a	95.84	n/a	n/a	0.00004896	NP (NDs) 1 of 2
Mercury (mg/L)	GWC-44	0.0005	n/a	8/6/2024	0.0005ND	No	457	n/a	n/a	95.84	n/a	n/a	0.00004896	NP (NDs) 1 of 2
Mercury (mg/L)	GWC-45	0.0005	n/a	8/5/2024	0.0005ND	No	457	n/a	n/a	95.84	n/a	n/a	0.00004896	NP (NDs) 1 of 2
Mercury (mg/L)	GWC-45R	0.0005	n/a	8/5/2024	0.0005ND	No	457	n/a	n/a	95.84	n/a	n/a	0.00004896	NP (NDs) 1 of 2
Mercury (mg/L)	GWC-46R	0.0005	n/a	8/5/2024	0.0005ND	No	457	n/a	n/a	95.84	n/a	n/a	0.00004896	NP (NDs) 1 of 2
Mercury (mg/L)	GWC-47	0.0005	n/a	8/5/2024	0.0005ND	No	457	n/a	n/a	95.84	n/a	n/a	0.00004896	NP (NDs) 1 of 2
Mercury (mg/L)	GWC-47R	0.0005	n/a	8/5/2024	0.0005ND	No	457	n/a	n/a	95.84	n/a	n/a	0.00004896	NP (NDs) 1 of 2
Mercury (mg/L)	GWC-48	0.0005	n/a	8/5/2024	0.00046	No	457	n/a	n/a	95.84	n/a	n/a	0.00004896	NP (NDs) 1 of 2
Mercury (mg/L)	GWC-49R	0.0005	n/a	8/6/2024	0.0005ND	No	457	n/a	n/a	95.84	n/a	n/a	0.00004896	NP (NDs) 1 of 2
Mercury (mg/L)	GWC-49Z	0.0005	n/a	8/6/2024	0.0005ND	No	457	n/a	n/a	95.84	n/a	n/a	0.00004896	NP (NDs) 1 of 2
Mercury (mg/L)	GWC-5	0.0005	n/a	8/8/2024	0.0005ND	No	457	n/a	n/a	95.84	n/a	n/a	0.00004896	NP (NDs) 1 of 2
Mercury (mg/L)	GWC-6	0.0005	n/a	8/8/2024	0.0005ND	No	457	n/a	n/a	95.84	n/a	n/a	0.00004896	NP (NDs) 1 of 2
Mercury (mg/L)	GWC-8RR	0.0005	n/a	8/12/2024	0.0005ND	No	457	n/a	n/a	95.84	n/a	n/a	0.00004896	NP (NDs) 1 of 2
Thallium (mg/L)	GWC-10R	0.001	n/a	8/12/2024	0.001ND	No	350	n/a	n/a	96.29	n/a	n/a	0.00004896	NP (NDs) 1 of 2
Thallium (mg/L)	GWC-11R	0.001	n/a	8/12/2024	0.001ND	No	350	n/a	n/a	96.29	n/a	n/a	0.00004896	NP (NDs) 1 of 2
Thallium (mg/L)	GWC-13RZ	0.001	n/a	8/13/2024	0.001ND	No	350	n/a	n/a	96.29	n/a	n/a	0.00004896	NP (NDs) 1 of 2
Thallium (mg/L)	GWC-15Z	0.001	n/a	8/13/2024	0.001ND	No	350	n/a	n/a	96.29	n/a	n/a	0.00004896	NP (NDs) 1 of 2
Thallium (mg/L)	GWC-44	0.001	n/a	8/6/2024	0.001ND	No	350	n/a	n/a	96.29	n/a	n/a	0.00004896	NP (NDs) 1 of 2
Thallium (mg/L)	GWC-46R	0.001	n/a	8/5/2024	0.001ND	No	350	n/a	n/a	96.29	n/a	n/a	0.00004896	NP (NDs) 1 of 2
Thallium (mg/L)	GWC-47	0.001	n/a	8/5/2024	0.001ND	No	350	n/a	n/a	96.29	n/a	n/a	0.00004896	NP (NDs) 1 of 2
Thallium (mg/L)	GWC-47R	0.001	n/a	8/5/2024	0.001ND	No	350	n/a	n/a	96.29	n/a	n/a	0.00004896	NP (NDs) 1 of 2
Thallium (mg/L)	GWC-48	0.001	n/a	8/5/2024	0.001ND	No	350	n/a	n/a	96.29	n/a	n/a	0.00004896	NP (NDs) 1 of 2
Thallium (mg/L)	GWC-49R	0.001	n/a	8/6/2024	0.001ND	No	350	n/a	n/a	96.29	n/a	n/a	0.00004896	NP (NDs) 1 of 2
Thallium (mg/L)	GWC-49Z	0.001	n/a	8/6/2024	0.001ND	No	350	n/a	n/a	96.29	n/a	n/a	0.00004896	NP (NDs) 1 of 2
Thallium (mg/L)	GWC-5	0.001	n/a	8/8/2024	0.001ND	No	350	n/a	n/a	96.29	n/a	n/a	0.00004896	NP (NDs) 1 of 2
Thallium (mg/L)	GWC-6	0.001	n/a	8/8/2024	0.001ND	No	350	n/a	n/a	96.29	n/a	n/a	0.00004896	NP (NDs) 1 of 2
Thallium (mg/L)	GWC-7Z	0.001	n/a	8/8/2024	0.001ND	No	350	n/a	n/a	96.29	n/a	n/a	0.00004896	NP (NDs) 1 of 2
Thallium (mg/L)	GWC-8Z	0.001	n/a	8/12/2024	0.001ND	No	350	n/a	n/a	96.29	n/a	n/a	0.00004896	NP (NDs) 1 of 2

Sanitas™ v.10.0.20 Software licensed to Groundwater Stats Consulting. UG
Hollow symbols indicate censored values.
Within Limit

Prediction Limit

Interwell Non-parametric

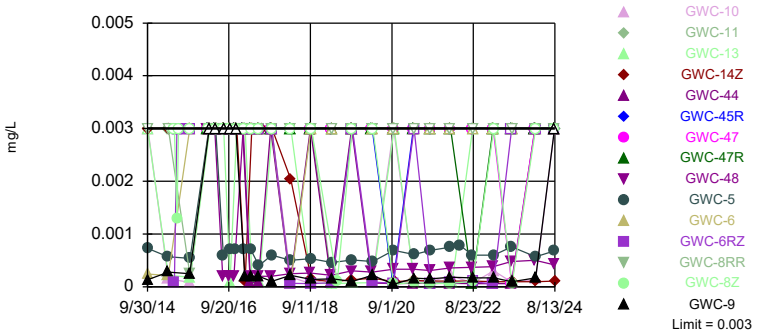

Non-parametric test used in lieu of parametric prediction limit because censored data exceeded 50%. Limit is highest of 361 background values. 91.69% NDs. Annual per-constituent alpha = 0.002543. Individual comparison alpha = 0.00004896 (1 of 2). Comparing 15 points to limit. Assumes 11 future values.

Constituent: Beryllium Analysis Run 9/11/2024 11:47 AM View: Appendix I Interwell
Plant Bowen Client: Southern Company Data: Bowen 1, 2, 9, and 10

Sanitas™ v.10.0.20 Software licensed to Groundwater Stats Consulting. UG
Hollow symbols indicate censored values.
Within Limit

Prediction Limit

Interwell Non-parametric

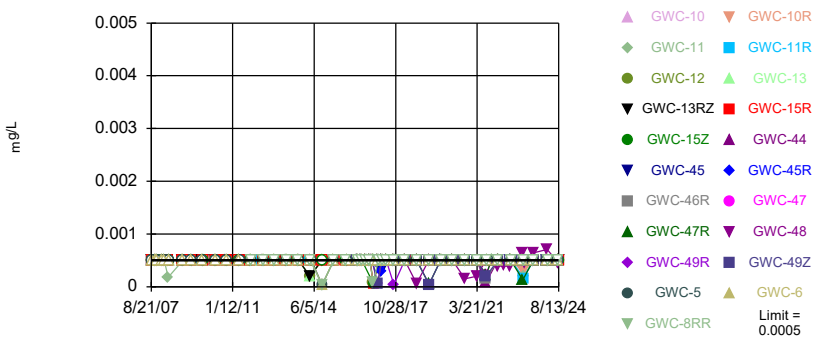

Non-parametric test used in lieu of parametric prediction limit because censored data exceeded 50%. Limit is highest of 457 background values. 95.84% NDs. Annual per-constituent alpha = 0.002543. Individual comparison alpha = 0.00004896 (1 of 2). Comparing 21 points to limit. Assumes 5 future values.

Constituent: Mercury Analysis Run 9/11/2024 11:47 AM View: Appendix I Interwell
Plant Bowen Client: Southern Company Data: Bowen 1, 2, 9, and 10

Sanitas™ v.10.0.20 Software licensed to Groundwater Stats Consulting. UG
Hollow symbols indicate censored values.
Within Limit

Prediction Limit

Interwell Non-parametric

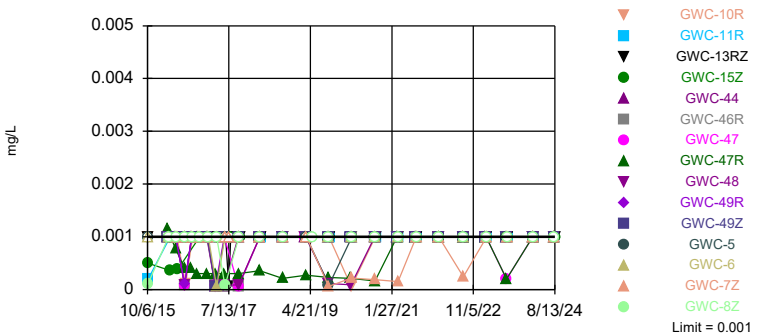

Non-parametric test used in lieu of parametric prediction limit because censored data exceeded 50%. Limit is highest of 350 background values. 96.29% NDs. Annual per-constituent alpha = 0.002543. Individual comparison alpha = 0.00004896 (1 of 2). Comparing 15 points to limit. Assumes 11 future values.

Constituent: Thallium Analysis Run 9/11/2024 11:47 AM View: Appendix I Interwell
Plant Bowen Client: Southern Company Data: Bowen 1, 2, 9, and 10

Prediction Limit

Constituent: Beryllium (mg/L) Analysis Run 9/11/2024 11:49 AM View: Appendix I Interwell

Plant Bowen Client: Southern Company Data: Bowen 1, 2, 9, and 10

	GWA-1 (bg)	GWA-2R (bg)	GWA-2 (bg)	GWC-14Z	GWC-9	GWA-50 (bg)	GWA-50R (bg)	GWC-13	GWC-8RR
9/30/2014	<0.003	<0.003	<0.003	<0.003	0.00013 (J)				
10/1/2014						<0.003	<0.003	<0.003	
10/2/2014									<0.003
10/3/2014									
10/4/2014									
3/30/2015	0.00029 (J)	<0.003	<0.003			<0.003	0.0002 (J)		
3/31/2015									
4/1/2015								0.00022 (J)	
4/2/2015					0.00028 (J)				
4/3/2015				<0.003					<0.003
5/26/2015									
6/18/2015									
7/2/2015									
10/7/2015				<0.003					
10/8/2015									0.00025 (J)
10/9/2015									
10/10/2015					0.000245 (JD)				
10/11/2015						<0.003	<0.003		
10/12/2015									
10/13/2015	<0.003	<0.003	<0.003						
10/15/2015								0.00018 (J)	
3/10/2016									
3/11/2016									
3/14/2016									
3/15/2016									
3/16/2016									
3/22/2016	<0.003								
3/23/2016		<0.003	<0.003						
3/28/2016						<0.003	<0.003		
3/29/2016									
3/30/2016					<0.003				<0.003
3/31/2016									
4/4/2016								<0.003	
4/5/2016				<0.003					
5/11/2016									
5/12/2016									
5/13/2016									
5/16/2016									
5/17/2016									
5/18/2016									
5/19/2016	<0.003	<0.003							
5/20/2016			<0.003						
5/23/2016						<0.003			
5/24/2016									<0.003
5/25/2016							<0.003		
5/26/2016					<0.003				
5/31/2016								<0.003	
6/1/2016				<0.003					
7/19/2016									
7/20/2016									
7/21/2016									
7/22/2016									

ND substitution: RL or RL/2 if <15% NDs.

Prediction Limit

Constituent: Beryllium (mg/L) Analysis Run 9/11/2024 11:49 AM View: Appendix I Interwell

Plant Bowen Client: Southern Company Data: Bowen 1, 2, 9, and 10

	GWA-1 (bg)	GWA-2R (bg)	GWA-2 (bg)	GWC-14Z	GWC-9	GWA-50 (bg)	GWA-50R (bg)	GWC-13	GWC-8RR
7/25/2016									
7/27/2016									
7/29/2016	<0.003	<0.003	<0.003						
8/1/2016						<0.003	<0.003		
8/2/2016									<0.003
8/3/2016									
8/4/2016								<0.003	
8/5/2016					<0.003				
8/9/2016				<0.003					
9/15/2016									
9/16/2016									
9/19/2016									
9/20/2016									
9/21/2016									
9/22/2016		<0.003							
9/23/2016	<0.003		<0.003						
9/26/2016						<0.003	<0.003		
9/27/2016									<0.003
9/28/2016					<0.003				
9/29/2016								9E-05 (J)	
11/2/2016									
11/3/2016									
11/4/2016									
11/7/2016									
11/9/2016	<0.003		<0.003						
11/10/2016		<0.003				<0.003			
11/11/2016							<0.003		
11/14/2016									
11/18/2016									
11/21/2016					<0.003				
11/22/2016									<0.003
11/28/2016				<0.003				<0.003	
1/17/2017									
1/18/2017									
1/19/2017									
1/20/2017									
1/23/2017									
1/30/2017	<0.003					<0.003	<0.003		
1/31/2017		<0.003	<0.003						
2/1/2017									
2/3/2017									
2/6/2017					0.0002 (J)				<0.003
2/7/2017									
2/8/2017									
2/9/2017				0.0001 (J)				<0.003	
2/21/2017									
2/22/2017									
3/24/2017									
3/27/2017									
3/28/2017									
3/29/2017									
3/30/2017	<0.003		<0.003						

ND substitution: RL or RL/2 if <15% NDs.

Prediction Limit

Constituent: Beryllium (mg/L) Analysis Run 9/11/2024 11:49 AM View: Appendix I Interwell

Plant Bowen Client: Southern Company Data: Bowen 1, 2, 9, and 10

	GWA-1 (bg)	GWA-2R (bg)	GWA-2 (bg)	GWC-14Z	GWC-9	GWA-50 (bg)	GWA-50R (bg)	GWC-13	GWC-8RR
4/3/2017		<0.003					<0.003		
4/6/2017					0.0002 (J)				<0.003
4/7/2017						<0.003			
4/10/2017									
4/11/2017				<0.003					
4/12/2017								0.0001 (J)	
5/24/2017									
6/5/2017									
6/6/2017									
6/7/2017									
6/8/2017									
6/9/2017	<0.003	<0.003							
6/12/2017			<0.003			<0.003	<0.003		
6/13/2017					0.0002 (J)				
6/14/2017				<0.003					<0.003
6/15/2017									
6/16/2017								9E-05 (J)	
7/12/2017				<0.003					
7/17/2017									
7/20/2017									
7/27/2017									
7/28/2017									
8/9/2017									
8/24/2017									
9/22/2017									
9/25/2017									
9/26/2017									
9/27/2017									
9/29/2017									
10/2/2017	<0.003	<0.003	<0.003			<0.003	<0.003		
10/3/2017					0.0001 (J)				
10/4/2017									<0.003
10/5/2017				<0.003					
10/9/2017								<0.003	
3/14/2018									
3/15/2018									
3/16/2018	<0.003	<0.003				<0.003	<0.003		
3/19/2018			<0.003						
3/20/2018					0.00022 (J)				
3/21/2018								<0.003	<0.003
3/22/2018				0.00203 (JD)					
9/12/2018									
9/13/2018									
9/14/2018		<0.003	<0.003						
9/17/2018	<0.003 (D)					<0.003			
9/18/2018					0.00014 (JD)		<0.003		<0.003
9/19/2018				0.00014 (J)				7E-05 (J)	
3/13/2019									
3/14/2019									
3/15/2019									
3/19/2019		<0.003				<0.003	<0.003		
3/20/2019	<0.003		<0.003						

Prediction Limit

Constituent: Beryllium (mg/L) Analysis Run 9/11/2024 11:49 AM View: Appendix I Interwell

Plant Bowen Client: Southern Company Data: Bowen 1, 2, 9, and 10

	GWA-1 (bg)	GWA-2R (bg)	GWA-2 (bg)	GWC-14Z	GWC-9	GWA-50 (bg)	GWA-50R (bg)	GWC-13	GWC-8RR
3/21/2019					0.00015 (J)				
3/22/2019				9.4E-05 (J)					
3/23/2019								6.1E-05 (J)	
3/27/2019									<0.003
5/6/2019									
9/9/2019									
9/10/2019									
9/11/2019									
9/12/2019	<0.003		<0.003 (D)				<0.003		
9/13/2019		<0.003				<0.003			
9/16/2019					0.0001 (J)				<0.003 (D)
9/17/2019				0.00013 (X)					
9/18/2019								7.4E-05 (J)	
3/6/2020									
3/9/2020									
3/10/2020									
3/11/2020	<0.003	<0.003	<0.003			<0.003	<0.003		
3/12/2020					0.00022 (J)				<0.003
3/13/2020				0.00016 (J)				8E-05 (J)	
3/16/2020									
9/10/2020									
9/11/2020									
9/14/2020									
9/15/2020	<0.003	<0.003	<0.003				8.5E-05 (J)		
9/16/2020						<0.003			
9/17/2020					4.8E-05 (J)				<0.003
9/21/2020				9.5E-05 (J)					
9/22/2020								<0.003	
3/10/2021									
3/11/2021									
3/12/2021									
3/16/2021	<0.003	<0.003							
3/17/2021			<0.003			<0.003	<0.003		<0.003
3/18/2021				0.00012 (J)	0.00016 (J)			7E-05 (J)	
3/19/2021									
3/29/2021									
8/4/2021									
8/5/2021									
8/6/2021									
8/9/2021	<0.003	<0.003	<0.003			<0.003	<0.003		
8/10/2021					0.00015 (J)				<0.003
8/11/2021				0.00011 (J)				7.4E-05 (J)	
1/31/2022									
2/1/2022	<0.003	<0.003	<0.003			<0.003			
2/2/2022					0.00018 (J)		5.5E-05 (J)		<0.003
2/3/2022									
2/4/2022				0.00011 (J)					
2/17/2022								8.9E-05 (J)	
4/28/2022									
8/10/2022									
8/11/2022									
8/12/2022									

ND substitution: RL or RL/2 if <15% NDs.

Prediction Limit

Constituent: Beryllium (mg/L) Analysis Run 9/11/2024 11:49 AM View: Appendix I Interwell

Plant Bowen Client: Southern Company Data: Bowen 1, 2, 9, and 10

	GWA-1 (bg)	GWA-2R (bg)	GWA-2 (bg)	GWC-14Z	GWC-9	GWA-50 (bg)	GWA-50R (bg)	GWC-13	GWC-8RR
8/15/2022									
8/16/2022	<0.003	<0.003	<0.003			<0.003			
8/17/2022					0.00017 (J)		<0.003		<0.003
8/18/2022				0.00011 (J)				<0.003	
2/13/2023									
2/14/2023									
2/16/2023	<0.003	<0.003	<0.003			<0.003	<0.003		
2/17/2023									
2/20/2023									
2/21/2023					0.00017 (J)				<0.003
2/22/2023				9.4E-05 (J)				<0.003	
7/25/2023									
7/26/2023									
7/27/2023	<0.003	<0.003	<0.003						
7/28/2023						<0.003	<0.003		
7/31/2023					9.7E-05 (J)				<0.003
8/1/2023				9.4E-05 (J)				<0.003	
2/19/2024									
2/20/2024									
2/21/2024									
2/22/2024	<0.003		<0.003			<0.003	<0.003		
2/26/2024		<0.003							
2/27/2024					0.00017 (J)			<0.003	<0.003
2/28/2024				9.9E-05 (J)					
8/1/2024									
8/2/2024									
8/5/2024									
8/6/2024		<0.003							
8/7/2024	<0.003		<0.003						
8/8/2024						<0.003	<0.003		
8/12/2024					<0.003			<0.003	<0.003
8/13/2024				0.00011 (J)					

ND substitution: RL or RL/2 if <15% NDs.

Prediction Limit

Constituent: Beryllium (mg/L) Analysis Run 9/11/2024 11:49 AM View: Appendix I Interwell

Plant Bowen Client: Southern Company Data: Bowen 1, 2, 9, and 10

	GWC-10	GWC-11	GWC-6	GWC-5	GWA-3A (bg)	GWC-6RZ	GWC-8Z	GWC-47	GWC-48
9/30/2014									
10/1/2014									
10/2/2014	<0.003	<0.003							
10/3/2014			0.00024 (J)	0.00073 (J)					
10/4/2014					<0.003				
3/30/2015									
3/31/2015				0.00057 (J)	<0.003				
4/1/2015		<0.003	0.00021 (J)						
4/2/2015	0.00015 (J)								
4/3/2015									
5/26/2015						8.8E-05 (J)	<0.003		
6/18/2015						<0.003 (D)	0.0013 (D)		
7/2/2015						<0.003	<0.003		
10/7/2015									
10/8/2015							<0.003		
10/9/2015			<0.003			<0.003			
10/10/2015	8.5E-05 (J)								
10/11/2015		<0.003							
10/12/2015				0.00054 (J)	<0.003				
10/13/2015									
10/15/2015									
3/10/2016								<0.003	<0.003
3/11/2016									
3/14/2016									
3/15/2016									
3/16/2016									
3/22/2016							<0.003		
3/23/2016					<0.003				
3/28/2016				<0.003					
3/29/2016			<0.003			<0.003			
3/30/2016									
3/31/2016	<0.003								
4/4/2016		<0.003							
4/5/2016									
5/11/2016									
5/12/2016									
5/13/2016									
5/16/2016									
5/17/2016									<0.003
5/18/2016								<0.003	
5/19/2016									
5/20/2016									
5/23/2016					<0.003				
5/24/2016			<0.003			<0.003			
5/25/2016				<0.003			<0.003		
5/26/2016	<0.003	<0.003							
5/31/2016									
6/1/2016									
7/19/2016									
7/20/2016									
7/21/2016									
7/22/2016									

Prediction Limit

Constituent: Beryllium (mg/L) Analysis Run 9/11/2024 11:49 AM View: Appendix I Interwell

Plant Bowen Client: Southern Company Data: Bowen 1, 2, 9, and 10

	GWC-10	GWC-11	GWC-6	GWC-5	GWA-3A (bg)	GWC-6RZ	GWC-8Z	GWC-47	GWC-48
7/25/2016									
7/27/2016								<0.003	0.0002 (J)
7/29/2016					<0.003				
8/1/2016			<0.003	0.0006 (J)		<0.003			
8/2/2016							<0.003		
8/3/2016		<0.003							
8/4/2016									
8/5/2016	<0.003								
8/9/2016									
9/15/2016									
9/16/2016									
9/19/2016									
9/20/2016								<0.003	0.0002 (J)
9/21/2016									
9/22/2016					<0.003				
9/23/2016									
9/26/2016			<0.003			<0.003	<0.003		
9/27/2016				0.0007 (J)					
9/28/2016	<0.003	<0.003							
9/29/2016									
11/2/2016									
11/3/2016									
11/4/2016									0.0002 (J)
11/7/2016								<0.003	
11/9/2016									
11/10/2016					<0.003				
11/11/2016				0.0007 (J)					
11/14/2016						<0.003			
11/18/2016			<0.003						
11/21/2016							<0.003		
11/22/2016	<0.003	<0.003							
11/28/2016									
1/17/2017									
1/18/2017									
1/19/2017									
1/20/2017									
1/23/2017								<0.003	<0.003
1/30/2017									
1/31/2017				0.0007 (J)	<0.003				
2/1/2017			<0.003			<0.003			
2/3/2017							<0.003		
2/6/2017									
2/7/2017	<0.003								
2/8/2017		<0.003							
2/9/2017									
2/21/2017									
2/22/2017									
3/24/2017									
3/27/2017									
3/28/2017									0.0002 (J)
3/29/2017								<0.003	
3/30/2017					<0.003				

Prediction Limit

Constituent: Beryllium (mg/L) Analysis Run 9/11/2024 11:49 AM View: Appendix I Interwell

Plant Bowen Client: Southern Company Data: Bowen 1, 2, 9, and 10

	GWC-10	GWC-11	GWC-6	GWC-5	GWA-3A (bg)	GWC-6RZ	GWC-8Z	GWC-47	GWC-48
4/3/2017				0.0007 (J)					
4/6/2017			<0.003			<0.003			
4/7/2017							<0.003		
4/10/2017	<0.003	<0.003							
4/11/2017									
4/12/2017									
5/24/2017									
6/5/2017									
6/6/2017									
6/7/2017									
6/8/2017								<0.003	0.0002 (J)
6/9/2017									
6/12/2017				0.0004 (J)	<0.003				
6/13/2017			<0.003			<0.003	<0.003		
6/14/2017	<0.003								
6/15/2017		<0.003							
6/16/2017									
7/12/2017									
7/17/2017									
7/20/2017									
7/27/2017									
7/28/2017									
8/9/2017									
8/24/2017									
9/22/2017									
9/25/2017									
9/26/2017									
9/27/2017								<0.003	
9/29/2017									0.0002 (J)
10/2/2017									
10/3/2017			<0.003	0.0006 (J)		<0.003	<0.003		
10/4/2017	<0.003	<0.003			<0.003				
10/5/2017									
10/9/2017									
3/14/2018									
3/15/2018								<0.003	0.00025 (J)
3/16/2018									
3/19/2018			6.6E-05 (J)	0.0005 (J)	<0.003				
3/20/2018	0.00019 (J)					6.8E-05 (J)	<0.003		
3/21/2018		<0.003							
3/22/2018									
9/12/2018									
9/13/2018								<0.003	0.00026 (J)
9/14/2018									
9/17/2018			<0.003	0.00053 (J)	<0.003	5.8E-05 (J)			
9/18/2018	5.4E-05 (J)	<0.003					<0.003		
9/19/2018									
3/13/2019									
3/14/2019									
3/15/2019								<0.003	0.00022 (J)
3/19/2019									
3/20/2019				0.00046 (J)	<0.003				

ND substitution: RL or RL/2 if <15% NDs.

Prediction Limit

Constituent: Beryllium (mg/L) Analysis Run 9/11/2024 11:49 AM View: Appendix I Interwell

Plant Bowen Client: Southern Company Data: Bowen 1, 2, 9, and 10

	GWC-10	GWC-11	GWC-6	GWC-5	GWA-3A (bg)	GWC-6RZ	GWC-8Z	GWC-47	GWC-48
3/21/2019			<0.003			7.6E-05 (J)			
3/22/2019	0.00018 (J)								
3/23/2019		5.7E-05 (J)							
3/27/2019									
5/6/2019							0.0001 (J)		
9/9/2019									
9/10/2019									
9/11/2019									0.0003 (JD)
9/12/2019								<0.003	
9/13/2019					<0.003				
9/16/2019			<0.003	0.00051 (J)		<0.003	<0.003		
9/17/2019	<0.003	<0.003							
9/18/2019									
3/6/2020									
3/9/2020								<0.003	0.00028 (J)
3/10/2020									
3/11/2020					<0.003				
3/12/2020	0.00017 (J)	<0.003	<0.003			9.3E-05 (J)			
3/13/2020									
3/16/2020				0.00048 (J)			<0.003		
9/10/2020									
9/11/2020									
9/14/2020								<0.003	0.00033 (J)
9/15/2020									
9/16/2020			<0.003	0.00069 (J)		6.7E-05 (J)			
9/17/2020	<0.003						4.9E-05 (J)		
9/21/2020		<0.003							
9/22/2020									
3/10/2021									
3/11/2021								<0.003	0.00033 (J)
3/12/2021									
3/16/2021									
3/17/2021			<0.003	0.00061		<0.003			
3/18/2021	0.0001 (J)						8.5E-05 (J)		
3/19/2021		<0.003							
3/29/2021					<0.003				
8/4/2021									0.00031 (J)
8/5/2021								<0.003	
8/6/2021									
8/9/2021				0.00069	<0.003				
8/10/2021	9.4E-05 (J)		<0.003			6.1E-05 (J)	6.2E-05 (J)		
8/11/2021		<0.003							
1/31/2022									0.00036 (J)
2/1/2022								<0.003	
2/2/2022			<0.003	0.00075	<0.003	7E-05 (J)	6.4E-05 (J)		
2/3/2022									
2/4/2022	0.00021 (J)	<0.003							
2/17/2022									
4/28/2022				0.00078					
8/10/2022									
8/11/2022									
8/12/2022									

Prediction Limit

Constituent: Beryllium (mg/L) Analysis Run 9/11/2024 11:49 AM View: Appendix I Interwell

Plant Bowen Client: Southern Company Data: Bowen 1, 2, 9, and 10

	GWC-10	GWC-11	GWC-6	GWC-5	GWA-3A (bg)	GWC-6RZ	GWC-8Z	GWC-47	GWC-48
8/15/2022								<0.003	0.00037 (J)
8/16/2022				0.0006	<0.003				
8/17/2022	7E-05 (J)		<0.003			9.8E-05 (J)	0.0001 (J)		
8/18/2022		<0.003							
2/13/2023									
2/14/2023								<0.003	0.00038 (J)
2/16/2023									
2/17/2023			<0.003		<0.003	5.4E-05 (J)			
2/20/2023	0.0003 (J)	<0.003		0.0006			<0.003		
2/21/2023									
2/22/2023									
7/25/2023									
7/26/2023									0.00048 (J)
7/27/2023								5.9E-05 (J)	
7/28/2023				0.00076		<0.003			
7/31/2023	8.3E-05 (J)		<0.003				5.6E-05 (J)		
8/1/2023		<0.003			<0.003				
2/19/2024									
2/20/2024									
2/21/2024								<0.003	0.0005 (J)
2/22/2024					<0.003				
2/26/2024			<0.003	0.00057		<0.003	<0.003		
2/27/2024	0.00014 (J)								
2/28/2024		<0.003							
8/1/2024									
8/2/2024									
8/5/2024								<0.003	0.00042 (J)
8/6/2024									
8/7/2024									
8/8/2024			<0.003	0.00068	<0.003	<0.003			
8/12/2024	<0.003						<0.003		
8/13/2024		<0.003							

ND substitution: RL or RL/2 if <15% NDs.

Prediction Limit

Constituent: Beryllium (mg/L) Analysis Run 9/11/2024 11:49 AM View: Appendix I Interwell

Plant Bowen Client: Southern Company Data: Bowen 1, 2, 9, and 10

	GWC-47R	GWA-43 (bg)	GWA-43R (bg)	GWA-42 (bg)	GWA-39Z (bg)	GWA-40 (bg)	GWA-41R (bg)	GWA-41 (bg)	GWC-45R
9/30/2014									
10/1/2014									
10/2/2014									
10/3/2014									
10/4/2014									
3/30/2015									
3/31/2015									
4/1/2015									
4/2/2015									
4/3/2015									
5/26/2015									
6/18/2015									
7/2/2015									
10/7/2015									
10/8/2015									
10/9/2015									
10/10/2015									
10/11/2015									
10/12/2015									
10/13/2015									
10/15/2015									
3/10/2016	<0.003								
3/11/2016		<0.003	<0.003	<0.003					
3/14/2016					<0.003				
3/15/2016						<0.003	<0.003	<0.003	
3/16/2016									<0.003
3/22/2016									
3/23/2016									
3/28/2016									
3/29/2016									
3/30/2016									
3/31/2016									
4/4/2016									
4/5/2016									
5/11/2016					<0.003	<0.003			
5/12/2016								<0.003	
5/13/2016		<0.003	<0.003				<0.003		
5/16/2016				<0.003					<0.003 (D)
5/17/2016									
5/18/2016	<0.003								
5/19/2016									
5/20/2016									
5/23/2016									
5/24/2016									
5/25/2016									
5/26/2016									
5/31/2016									
6/1/2016									
7/19/2016		<0.003	<0.003		<0.003				
7/20/2016								<0.003	
7/21/2016						<0.003	<0.003		
7/22/2016				0.0002 (J)					

ND substitution: RL or RL/2 if <15% NDs.

Prediction Limit

Constituent: Beryllium (mg/L) Analysis Run 9/11/2024 11:49 AM View: Appendix I Interwell

Plant Bowen Client: Southern Company Data: Bowen 1, 2, 9, and 10

	GWC-47R	GWA-43 (bg)	GWA-43R (bg)	GWA-42 (bg)	GWA-39Z (bg)	GWA-40 (bg)	GWA-41R (bg)	GWA-41 (bg)	GWC-45R
7/25/2016									<0.003 (D)
7/27/2016	<0.003								
7/29/2016									
8/1/2016									
8/2/2016									
8/3/2016									
8/4/2016									
8/5/2016									
8/9/2016									
9/15/2016					<0.003	<0.003		<0.003	
9/16/2016		<0.003	<0.003						
9/19/2016				0.0001 (J)					<0.003 (D)
9/20/2016	<0.003								
9/21/2016							<0.003		
9/22/2016									
9/23/2016									
9/26/2016									
9/27/2016									
9/28/2016									
9/29/2016									
11/2/2016		<0.003	<0.003		<0.003				
11/3/2016				0.0002 (J)		<0.003	<0.003	<0.003	<0.003 (D)
11/4/2016	<0.003								
11/7/2016									
11/9/2016									
11/10/2016									
11/11/2016									
11/14/2016									
11/18/2016									
11/21/2016									
11/22/2016									
11/28/2016									
1/17/2017				0.0001 (J)		<0.003	<0.003		
1/18/2017		<0.003	<0.003		<0.003			<0.003	
1/19/2017									
1/20/2017	<0.003								<0.003 (D)
1/23/2017									
1/30/2017									
1/31/2017									
2/1/2017									
2/3/2017									
2/6/2017									
2/7/2017									
2/8/2017									
2/9/2017									
2/21/2017									
2/22/2017									
3/24/2017						<0.003		<0.003	
3/27/2017				0.0001 (J)			<0.003		
3/28/2017		<0.003	<0.003		<0.003				
3/29/2017	<0.003								<0.003 (D)
3/30/2017									

ND substitution: RL or RL/2 if <15% NDs.

Prediction Limit

Constituent: Beryllium (mg/L) Analysis Run 9/11/2024 11:49 AM View: Appendix I Interwell

Plant Bowen Client: Southern Company Data: Bowen 1, 2, 9, and 10

	GWC-47R	GWA-43 (bg)	GWA-43R (bg)	GWA-42 (bg)	GWA-39Z (bg)	GWA-40 (bg)	GWA-41R (bg)	GWA-41 (bg)	GWC-45R
4/3/2017									
4/6/2017									
4/7/2017									
4/10/2017									
4/11/2017									
4/12/2017									
5/24/2017						<0.003			
6/5/2017									
6/6/2017		<0.003	<0.003				<0.003	<0.003	
6/7/2017				0.0001 (J)	<0.003				<0.003
6/8/2017	<0.003								
6/9/2017									
6/12/2017									
6/13/2017									
6/14/2017									
6/15/2017									
6/16/2017									
7/12/2017									
7/17/2017									
7/20/2017									
7/27/2017									
7/28/2017									
8/9/2017									
8/24/2017									
9/22/2017		<0.003	<0.003						
9/25/2017							<0.003	<0.003	
9/26/2017				0.0001 (J)	<0.003	<0.003			
9/27/2017	<0.003								<0.003
9/29/2017									
10/2/2017									
10/3/2017									
10/4/2017									
10/5/2017									
10/9/2017									
3/14/2018		<0.003		0.00014 (J)	<0.003	<0.003	<0.003	<0.003	
3/15/2018			5.1E-05 (J)						<0.003
3/16/2018	<0.003								
3/19/2018									
3/20/2018									
3/21/2018									
3/22/2018									
9/12/2018		<0.003	<0.003		<0.003	<0.003	<0.003	<0.003	
9/13/2018	<0.003								<0.003
9/14/2018				0.00012 (J)					
9/17/2018									
9/18/2018									
9/19/2018									
3/13/2019		<0.003	<0.003			<0.003			
3/14/2019				0.00017 (J)			5.2E-05 (J)	<0.003	<0.003 (D)
3/15/2019					<0.003				
3/19/2019	<0.003								
3/20/2019									

Prediction Limit

Constituent: Beryllium (mg/L) Analysis Run 9/11/2024 11:49 AM View: Appendix I Interwell

Plant Bowen Client: Southern Company Data: Bowen 1, 2, 9, and 10

	GWC-47R	GWA-43 (bg)	GWA-43R (bg)	GWA-42 (bg)	GWA-39Z (bg)	GWA-40 (bg)	GWA-41R (bg)	GWA-41 (bg)	GWC-45R
3/21/2019									
3/22/2019									
3/23/2019									
3/27/2019									
5/6/2019									
9/9/2019					<0.003	<0.003			
9/10/2019				0.00015 (J)			<0.003	<0.003 (D)	
9/11/2019	<0.003	<0.003	<0.003						<0.003 (D)
9/12/2019									
9/13/2019									
9/16/2019									
9/17/2019									
9/18/2019									
3/6/2020				0.00017 (J)				<0.003	
3/9/2020	<0.003	<0.003	<0.003		<0.003	<0.003	<0.003		
3/10/2020									<0.003
3/11/2020									
3/12/2020									
3/13/2020									
3/16/2020									
9/10/2020				0.00014 (J)	<0.003		<0.003	<0.003	
9/11/2020		6.9E-05 (J)				<0.003			5.6E-05 (J)
9/14/2020			<0.003						
9/15/2020	<0.003								
9/16/2020									
9/17/2020									
9/21/2020									
9/22/2020									
3/10/2021						<0.003	<0.003		
3/11/2021	<0.003	<0.003	<0.003	0.00015 (J)				<0.003	<0.003
3/12/2021					<0.003				
3/16/2021									
3/17/2021									
3/18/2021									
3/19/2021									
3/29/2021									
8/4/2021				0.00012 (J)	<0.003	<0.003	<0.003	<0.003	
8/5/2021	<0.003		<0.003						
8/6/2021		<0.003							<0.003
8/9/2021									
8/10/2021									
8/11/2021									
1/31/2022		<0.003	<0.003	0.00014 (J)	<0.003	<0.003	<0.003	<0.003	
2/1/2022	<0.003								<0.003
2/2/2022									
2/3/2022									
2/4/2022									
2/17/2022									
4/28/2022									
8/10/2022			<0.003	0.00016 (J)	<0.003				
8/11/2022		7.6E-05 (J)					<0.003	<0.003	
8/12/2022						<0.003			<0.003

ND substitution: RL or RL/2 if <15% NDs.

Prediction Limit

Constituent: Beryllium (mg/L) Analysis Run 9/11/2024 11:49 AM View: Appendix I Interwell

Plant Bowen Client: Southern Company Data: Bowen 1, 2, 9, and 10

	GWC-47R	GWA-43 (bg)	GWA-43R (bg)	GWA-42 (bg)	GWA-39Z (bg)	GWA-40 (bg)	GWA-41R (bg)	GWA-41 (bg)	GWC-45R
8/15/2022	6.5E-05 (J)								
8/16/2022									
8/17/2022									
8/18/2022									
2/13/2023			<0.003	0.00015 (J)	<0.003	<0.003	<0.003	<0.003	
2/14/2023	<0.003	<0.003							<0.003
2/16/2023									
2/17/2023									
2/20/2023									
2/21/2023									
2/22/2023									
7/25/2023		<0.003	<0.003				<0.003	<0.003	
7/26/2023				0.00019 (J)	<0.003	<0.003			<0.003
7/27/2023	<0.003								
7/28/2023									
7/31/2023									
8/1/2023									
2/19/2024					<0.003	<0.003	<0.003	<0.003	
2/20/2024		<0.003	<0.003	0.00014 (J)					<0.003
2/21/2024	<0.003								
2/22/2024									
2/26/2024									
2/27/2024									
2/28/2024									
8/1/2024				0.00014 (J)	<0.003	<0.003	<0.003	<0.003	
8/2/2024		<0.003	<0.003						
8/5/2024	<0.003								<0.003
8/6/2024									
8/7/2024									
8/8/2024									
8/12/2024									
8/13/2024									

Prediction Limit

Constituent: Beryllium (mg/L) Analysis Run 9/11/2024 11:49 AM View: Appendix I Interwell

Plant Bowen Client: Southern Company Data: Bowen 1, 2, 9, and 10

	GWC-44	GWA-39RZ (bg)	GWA-4RZ (bg)
9/30/2014			
10/1/2014			
10/2/2014			
10/3/2014			
10/4/2014			
3/30/2015			
3/31/2015			
4/1/2015			
4/2/2015			
4/3/2015			
5/26/2015			
6/18/2015			
7/2/2015			
10/7/2015			
10/8/2015			
10/9/2015			
10/10/2015			
10/11/2015			
10/12/2015			
10/13/2015			
10/15/2015			
3/10/2016			
3/11/2016			
3/14/2016			
3/15/2016			
3/16/2016	<0.003		
3/22/2016			
3/23/2016			
3/28/2016			
3/29/2016			
3/30/2016			
3/31/2016			
4/4/2016			
4/5/2016			
5/11/2016			
5/12/2016			
5/13/2016			
5/16/2016	<0.003	<0.003 (D)	
5/17/2016			
5/18/2016			
5/19/2016			
5/20/2016			
5/23/2016			
5/24/2016			
5/25/2016			
5/26/2016			
5/31/2016			
6/1/2016			
7/19/2016			
7/20/2016			
7/21/2016			
7/22/2016			

Prediction Limit

Constituent: Beryllium (mg/L) Analysis Run 9/11/2024 11:49 AM View: Appendix I Interwell

Plant Bowen Client: Southern Company Data: Bowen 1, 2, 9, and 10

	GWC-44	GWA-39RZ (bg)	GWA-4RZ (bg)
7/25/2016	<0.003		
7/27/2016		0.0004 (JD)	
7/29/2016			
8/1/2016			
8/2/2016			
8/3/2016			
8/4/2016			
8/5/2016			
8/9/2016			
9/15/2016			
9/16/2016			
9/19/2016	<0.003		
9/20/2016			
9/21/2016			
9/22/2016			
9/23/2016			
9/26/2016			
9/27/2016			
9/28/2016			
9/29/2016			
11/2/2016			
11/3/2016	<0.003		
11/4/2016			
11/7/2016			
11/9/2016			
11/10/2016			
11/11/2016			
11/14/2016			
11/18/2016			
11/21/2016			
11/22/2016			
11/28/2016			
1/17/2017			
1/18/2017			
1/19/2017	<0.003		
1/20/2017			
1/23/2017			
1/30/2017			
1/31/2017			
2/1/2017			
2/3/2017			
2/6/2017			
2/7/2017			
2/8/2017			
2/9/2017			
2/21/2017		<0.003	
2/22/2017			<0.003
3/24/2017			
3/27/2017		<0.003 (D)	
3/28/2017	8E-05 (J)		
3/29/2017			
3/30/2017			

Prediction Limit

Constituent: Beryllium (mg/L) Analysis Run 9/11/2024 11:49 AM View: Appendix I Interwell

Plant Bowen Client: Southern Company Data: Bowen 1, 2, 9, and 10

	GWC-44	GWA-39RZ (bg)	GWA-4RZ (bg)
4/3/2017			
4/6/2017			
4/7/2017			<0.003
4/10/2017			
4/11/2017			
4/12/2017			
5/24/2017			
6/5/2017	9E-05 (J)		
6/6/2017			
6/7/2017			
6/8/2017		<0.003 (D)	
6/9/2017			
6/12/2017			
6/13/2017			
6/14/2017			<0.003 (D)
6/15/2017			
6/16/2017			
7/12/2017			<0.003 (D)
7/17/2017		<0.003 (D)	
7/20/2017			<0.003 (D)
7/27/2017		<0.003	
7/28/2017			<0.003
8/9/2017		<0.003	<0.003
8/24/2017			<0.003
9/22/2017			
9/25/2017			
9/26/2017	<0.003		
9/27/2017			
9/29/2017		<0.003 (D)	
10/2/2017			
10/3/2017			<0.003 (D)
10/4/2017			
10/5/2017			
10/9/2017			
3/14/2018			
3/15/2018	7.7E-05 (J)		
3/16/2018		<0.003	
3/19/2018			
3/20/2018			
3/21/2018			<0.003
3/22/2018			
9/12/2018	<0.003		
9/13/2018			
9/14/2018		<0.003	
9/17/2018			
9/18/2018			<0.003
9/19/2018			
3/13/2019			
3/14/2019	7.8E-05 (J)	<0.003	
3/15/2019			
3/19/2019			
3/20/2019			

Prediction Limit

Constituent: Beryllium (mg/L) Analysis Run 9/11/2024 11:49 AM View: Appendix I Interwell

Plant Bowen Client: Southern Company Data: Bowen 1, 2, 9, and 10

	GWC-44	GWA-39RZ (bg)	GWA-4RZ (bg)
3/21/2019			<0.003 (D)
3/22/2019			
3/23/2019			
3/27/2019			
5/6/2019			
9/9/2019			
9/10/2019			
9/11/2019	<0.003		
9/12/2019			<0.003 (D)
9/13/2019			
9/16/2019			
9/17/2019			
9/18/2019			
3/6/2020			
3/9/2020		<0.003	
3/10/2020	7.4E-05 (J)		
3/11/2020			
3/12/2020			<0.003
3/13/2020			
3/16/2020			
9/10/2020			
9/11/2020			
9/14/2020			
9/15/2020	5.7E-05 (J)		
9/16/2020		<0.003	
9/17/2020			<0.003
9/21/2020			
9/22/2020			
3/10/2021			
3/11/2021	6.4E-05 (J)		
3/12/2021			
3/16/2021		<0.003	<0.003
3/17/2021			
3/18/2021			
3/19/2021			
3/29/2021			
8/4/2021	6.7E-05 (J)		
8/5/2021			
8/6/2021		<0.003	
8/9/2021			
8/10/2021			<0.003
8/11/2021			
1/31/2022	6.5E-05 (J)		
2/1/2022			
2/2/2022		<0.003	
2/3/2022			<0.003
2/4/2022			
2/17/2022			
4/28/2022			
8/10/2022			
8/11/2022			
8/12/2022			

Prediction Limit

Constituent: Beryllium (mg/L) Analysis Run 9/11/2024 11:49 AM View: Appendix I Interwell

Plant Bowen Client: Southern Company Data: Bowen 1, 2, 9, and 10

	GWC-44	GWA-39RZ (bg)	GWA-4RZ (bg)
8/15/2022	5.7E-05 (J)		
8/16/2022		<0.003	
8/17/2022			<0.003
8/18/2022			
2/13/2023			
2/14/2023	6.2E-05 (J)	<0.003	
2/16/2023			
2/17/2023			<0.003
2/20/2023			
2/21/2023			
2/22/2023			
7/25/2023		<0.003	
7/26/2023	5.7E-05 (J)		
7/27/2023			
7/28/2023			<0.003
7/31/2023			
8/1/2023			
2/19/2024		<0.003	
2/20/2024	<0.003		
2/21/2024			
2/22/2024			
2/26/2024			
2/27/2024			<0.003
2/28/2024			
8/1/2024		<0.003	
8/2/2024			
8/5/2024			
8/6/2024	<0.003		
8/7/2024			
8/8/2024			<0.003
8/12/2024			
8/13/2024			

Prediction Limit

Constituent: Mercury (mg/L) Analysis Run 9/11/2024 11:49 AM View: Appendix I Interwell

Plant Bowen Client: Southern Company Data: Bowen 1, 2, 9, and 10

	GWC-12	GWC-10	GWC-10R	GWC-11	GWC-11R	GWC-13	GWC-13RZ	GWC-6	GWA-2R (bg)
8/21/2007	<0.0005	<0.0005	<0.0005	<0.0005	<0.0005	<0.0005	<0.0005		
8/22/2007								<0.0005	
8/23/2007									<0.0005
8/24/2007									
10/23/2007									
10/24/2007									<0.0005
10/25/2007								<0.0005	
11/1/2007	<0.0005	<0.0005	<0.0005	<0.0005	<0.0005	<0.0005	<0.0005		
11/2/2007									
11/17/2007									
11/18/2007				<0.0005	<0.0005				<0.0005
11/19/2007	<0.0005					<0.0005	<0.0005		
11/20/2007		<0.0005	<0.0005					<0.0005	
1/15/2008									
1/16/2008	<0.0005								
1/23/2008								<0.0005	
1/30/2008		<0.0005	<0.0005	<0.0005	<0.0005				
1/31/2008						<0.0005	<0.0005		<0.0005
3/5/2008	<0.0005			<0.0005		<0.0005	<0.0005		
3/6/2008		<0.0005	<0.0005		<0.0005				
3/10/2008									<0.0005
3/11/2008								<0.0005	
5/6/2008									
5/7/2008				0.000181	<0.0005		<0.0005		
5/8/2008			<0.0005						
5/12/2008		<0.0005				<0.0005			
5/13/2008	<0.0005								<0.0005
5/14/2008								<0.0005	
12/2/2008									
12/4/2008									<0.0005
12/5/2008									
12/11/2008								<0.0005	
12/12/2008							<0.0005		
12/13/2008	<0.0005	<0.0005				<0.0005			
12/14/2008			<0.0005	<0.0005	<0.0005				
4/15/2009									
4/16/2009	<0.0005								
4/21/2009									<0.0005
4/23/2009								<0.0005	
4/28/2009						<0.0005			
4/29/2009		<0.0005	<0.0005	<0.0005	<0.0005		<0.0005		
10/6/2009									
10/7/2009									
10/8/2009									<0.0005
10/9/2009								<0.0005	
10/19/2009									
10/20/2009		<0.0005							
10/21/2009	<0.0005		<0.0005			<0.0005	<0.0005		
10/22/2009				<0.0005	<0.0005				
4/21/2010			<0.0005	<0.0005	<0.0005				<0.0005
4/26/2010		<0.0005							
4/27/2010	<0.0005								

ND substitution: RL or RL/2 if <15% NDs.

Prediction Limit

Constituent: Mercury (mg/L) Analysis Run 9/11/2024 11:49 AM View: Appendix I Interwell

Plant Bowen Client: Southern Company Data: Bowen 1, 2, 9, and 10

	GWC-12	GWC-10	GWC-10R	GWC-11	GWC-11R	GWC-13	GWC-13RZ	GWC-6	GWA-2R (bg)
4/28/2010						<0.0005	<0.0005		
5/3/2010									
5/4/2010								<0.0005	
9/28/2010			<0.0005	<0.0005					<0.0005
9/29/2010		<0.0005			<0.0005				
9/30/2010									
10/4/2010									
10/5/2010	<0.0005					<0.0005			
10/6/2010							<0.0005		
10/11/2010								<0.0005	
10/12/2010									
4/12/2011			<0.0005	<0.0005					<0.0005
4/13/2011		<0.0005			<0.0005				
4/14/2011									
4/18/2011									
4/19/2011	<0.0005					<0.0005			
4/20/2011							<0.0005		
4/21/2011									
4/26/2011								<0.0005	
4/27/2011									
4/28/2011									
10/4/2011			<0.0005	<0.0005	<0.0005				<0.0005
10/5/2011		<0.0005							
10/12/2011	<0.0005						<0.0005		
10/13/2011									
10/17/2011									
10/18/2011						<0.0005		<0.0005	
10/19/2011									
4/3/2012			<0.0005	<0.0005					<0.0005
4/4/2012		<0.0005			<0.0005				
4/11/2012									
4/23/2012									
4/24/2012	<0.0005								
4/25/2012						<0.0005	<0.0005		
4/30/2012									
5/1/2012									
5/2/2012								<0.0005	
10/2/2012	<0.0005					<0.0005	<0.0005		
10/3/2012		<0.0005		<0.0005	<0.0005				
10/8/2012			<0.0005					<0.0005	
10/9/2012									<0.0005
10/10/2012									
4/2/2013	<0.0005					<0.0005	<0.0005		
4/3/2013		<0.0005	<0.0005	<0.0005	<0.0005				
4/8/2013									
4/9/2013									
4/10/2013								<0.0005	
4/11/2013									<0.0005
4/12/2013									
4/15/2013									
4/16/2013									
10/8/2013						<0.0005	<0.0005	<0.0005	

ND substitution: RL or RL/2 if <15% NDs.

Prediction Limit

Constituent: Mercury (mg/L) Analysis Run 9/11/2024 11:49 AM View: Appendix I Interwell

Plant Bowen Client: Southern Company Data: Bowen 1, 2, 9, and 10

	GWC-12	GWC-10	GWC-10R	GWC-11	GWC-11R	GWC-13	GWC-13RZ	GWC-6	GWA-2R (bg)
10/9/2013	<0.0005			<0.0005	<0.0005				
10/15/2013		<0.0005	<0.0005						
10/16/2013									<0.0005
10/22/2013									
4/1/2014	0.0002 (J)					0.0002 (J)	0.0002 (J)		
4/2/2014				0.0002 (J)	<0.0005				
4/9/2014		<0.0005	<0.0005						
4/10/2014									<0.0005
4/11/2014									
4/14/2014								<0.0005	
4/21/2014									
4/22/2014									
4/23/2014									
9/30/2014									<0.0005
10/1/2014						<0.0005	<0.0005		
10/2/2014	<0.0005	<0.0005	<0.0005	<0.0005	<0.0005				
10/3/2014								3.29E-05 (J)	
10/4/2014									
3/30/2015									<0.0005
3/31/2015							<0.0005		
4/1/2015	<0.0005			<0.0005	<0.0005	<0.0005		<0.0005	
4/2/2015		<0.0005	<0.0005						
4/3/2015									
10/6/2015									
10/7/2015									
10/8/2015									
10/9/2015								<0.0005	
10/10/2015		<0.0005							
10/11/2015				<0.0005	<0.0005				
10/12/2015			<0.0005						
10/13/2015									<0.0005
10/14/2015	<0.0005						<0.0005		
10/15/2015						<0.0005			
3/10/2016									
3/11/2016									
3/14/2016									
3/15/2016									
3/16/2016									
3/17/2016									
3/22/2016									
3/23/2016									<0.0005
3/28/2016									
3/29/2016								<0.0005	
3/30/2016									
3/31/2016		<0.0005	<0.0005						
4/4/2016	<0.0005			<0.0005	<0.0005	<0.0005	<0.0005		
4/5/2016									
5/11/2016									
5/12/2016									
5/13/2016									
5/16/2016									
5/17/2016									

ND substitution: RL or RL/2 if <15% NDs.

Prediction Limit

Constituent: Mercury (mg/L) Analysis Run 9/11/2024 11:49 AM View: Appendix I Interwell

Plant Bowen Client: Southern Company Data: Bowen 1, 2, 9, and 10

	GWC-12	GWC-10	GWC-10R	GWC-11	GWC-11R	GWC-13	GWC-13RZ	GWC-6	GWA-2R (bg)
5/18/2016									
5/19/2016									<0.0005
5/20/2016									
5/23/2016									
5/24/2016								<0.0005	
5/25/2016									
5/26/2016		<0.0005	<0.0005	<0.0005	<0.0005				
5/27/2016	<0.0005								
5/31/2016						<0.0005			
6/1/2016							<0.0005		
7/19/2016									
7/20/2016									
7/21/2016									
7/22/2016									
7/25/2016									
7/26/2016									
7/27/2016									
7/28/2016									
7/29/2016									<0.0005
8/1/2016								<0.0005	
8/2/2016									
8/3/2016	<0.0005		<0.0005	<0.0005					
8/4/2016					<0.0005	<0.0005			
8/5/2016		<0.0005							
9/15/2016									
9/16/2016									
9/19/2016									
9/20/2016									
9/21/2016									
9/22/2016									<0.0005
9/23/2016									
9/26/2016								<0.0005	
9/27/2016									
9/28/2016		<0.0005	<0.0005	<0.0005	<0.0005				
9/29/2016						<0.0005			
9/30/2016	<0.0005								
11/2/2016									
11/3/2016									
11/4/2016									
11/7/2016									
11/9/2016									
11/10/2016									<0.0005
11/11/2016									
11/18/2016								<0.0005	
11/22/2016	8E-05 (J)	<0.0005	<0.0005	<0.0005	<0.0005				
11/23/2016									
11/28/2016						<0.0005			
1/17/2017									
1/18/2017									
1/19/2017									
1/20/2017									
1/23/2017									

ND substitution: RL or RL/2 if <15% NDs.

Prediction Limit

Constituent: Mercury (mg/L) Analysis Run 9/11/2024 11:49 AM View: Appendix I Interwell

Plant Bowen Client: Southern Company Data: Bowen 1, 2, 9, and 10

	GWC-12	GWC-10	GWC-10R	GWC-11	GWC-11R	GWC-13	GWC-13RZ	GWC-6	GWA-2R (bg)
1/24/2017									
1/30/2017									
1/31/2017									<0.0005
2/1/2017								<0.0005	
2/6/2017									
2/7/2017		<0.0005	<0.0005						
2/8/2017				<0.0005	<0.0005				
2/9/2017						<0.0005			
2/10/2017									
2/13/2017	<0.0005								
2/21/2017									
2/22/2017							<0.0005		
3/24/2017									
3/27/2017									
3/28/2017									
3/29/2017									
3/30/2017									
4/3/2017									<0.0005
4/6/2017								<0.0005	
4/7/2017									
4/10/2017		<0.0005	<0.0005	<0.0005	<0.0005				
4/11/2017	<0.0005						<0.0005		
4/12/2017						<0.0005			
5/24/2017									
6/5/2017									
6/6/2017									
6/7/2017									
6/8/2017									
6/9/2017									<0.0005
6/12/2017									
6/13/2017								<0.0005	
6/14/2017	<0.0005	<0.0005	<0.0005						
6/15/2017				<0.0005	<0.0005				
6/16/2017						<0.0005	<0.0005		
7/12/2017							<0.0005		
7/17/2017									
7/20/2017									
7/26/2017									
7/27/2017									
7/28/2017							<0.0005		
8/9/2017									
8/10/2017							<0.0005		
8/24/2017									
9/22/2017									
9/25/2017									
9/26/2017									
9/27/2017									
9/29/2017									
10/2/2017									<0.0005
10/3/2017								<0.0005	
10/4/2017	<0.0005	<0.0005	<0.0005	<0.0005	<0.0005				
10/6/2017							<0.0005		

Prediction Limit

Constituent: Mercury (mg/L) Analysis Run 9/11/2024 11:49 AM View: Appendix I Interwell

Plant Bowen Client: Southern Company Data: Bowen 1, 2, 9, and 10

	GWC-12	GWC-10	GWC-10R	GWC-11	GWC-11R	GWC-13	GWC-13RZ	GWC-6	GWA-2R (bg)
10/9/2017						<0.0005			
3/14/2018									
3/15/2018									
3/16/2018									<0.0005
3/19/2018								<0.0005	
3/20/2018		<0.0005							
3/21/2018			<0.0005	<0.0005		<0.0005			
3/22/2018	<0.0005				<0.0005				
3/23/2018							<0.0005		
9/12/2018									
9/13/2018									
9/14/2018									<0.0005
9/17/2018								<0.0005	
9/18/2018	<0.0005	<0.0005	<0.0005	<0.0005	<0.0005				
9/19/2018						<0.0005			
9/20/2018							<0.0005		
3/13/2019									
3/14/2019									
3/15/2019									
3/18/2019									
3/19/2019									<0.0005
3/20/2019									
3/21/2019								<0.0005	
3/22/2019		<0.0005	<0.0005				<0.0005		
3/23/2019	<0.0005			<0.0005	<0.0005	<0.0005			
3/25/2019									
3/27/2019									
9/9/2019									
9/10/2019									
9/11/2019									
9/12/2019									
9/13/2019									<0.0005
9/16/2019								<0.0005	
9/17/2019	<0.0005 (D)	<0.0005	<0.0005	<0.0005	<0.0005				
9/18/2019						<0.0005	<0.0005		
3/6/2020									
3/9/2020									
3/10/2020									
3/11/2020									<0.0005
3/12/2020	<0.0005	<0.0005	<0.0005	<0.0005	<0.0005			<0.0005	
3/13/2020						<0.0005			
3/16/2020									
3/17/2020							<0.0005		
9/10/2020									
9/11/2020									
9/14/2020									
9/15/2020									<0.0005
9/16/2020								<0.0005	
9/17/2020		<0.0005	<0.0005						
9/21/2020	<0.0005			<0.0005	<0.0005				
9/22/2020						<0.0005	<0.0005		
3/10/2021									

ND substitution: RL or RL/2 if <15% NDs.

Prediction Limit

Constituent: Mercury (mg/L) Analysis Run 9/11/2024 11:49 AM View: Appendix I Interwell

Plant Bowen Client: Southern Company Data: Bowen 1, 2, 9, and 10

	GWC-12	GWC-10	GWC-10R	GWC-11	GWC-11R	GWC-13	GWC-13RZ	GWC-6	GWA-2R (bg)
3/11/2021									
3/12/2021									
3/15/2021									
3/16/2021									<0.0005
3/17/2021								<0.0005	
3/18/2021		<0.0005	<0.0005			<0.0005			
3/19/2021	<0.0005			<0.0005	<0.0005		<0.0005		
3/29/2021									
8/4/2021									
8/5/2021									
8/6/2021									
8/9/2021									<0.0005
8/10/2021		<0.0005						<0.0005	
8/11/2021	<0.0005		<0.0005	<0.0005	<0.0005	<0.0005			
8/12/2021							<0.0005		
10/28/2021									
1/31/2022									
2/1/2022									<0.0005
2/2/2022	<0.0005							<0.0005	
2/3/2022									
2/4/2022		<0.0005	<0.0005	<0.0005	<0.0005		<0.0005		
2/7/2022									
2/17/2022						<0.0005			
4/28/2022									
8/10/2022									
8/11/2022									
8/12/2022									
8/15/2022									
8/16/2022									<0.0005
8/17/2022		<0.0005						<0.0005	
8/18/2022	<0.0005		<0.0005	<0.0005	<0.0005	<0.0005			
8/19/2022							<0.0005		
2/13/2023									
2/14/2023									
2/16/2023									<0.0005
2/17/2023								<0.0005	
2/20/2023		0.00028 (J)	0.0003 (J)	0.00019 (J)	0.00016 (J)				
2/21/2023	<0.0005								
2/22/2023						<0.0005	<0.0005		
3/16/2023									
7/25/2023									
7/26/2023									
7/27/2023									<0.0005
7/28/2023									
7/31/2023		<0.0005	<0.0005					<0.0005	
8/1/2023	<0.0005			<0.0005	<0.0005	<0.0005			
8/2/2023							<0.0005		
2/19/2024									
2/20/2024									
2/21/2024									
2/22/2024									
2/26/2024								<0.0005	<0.0005

ND substitution: RL or RL/2 if <15% NDs.

Prediction Limit

Constituent: Mercury (mg/L) Analysis Run 9/11/2024 11:49 AM View: Appendix I Interwell

Plant Bowen Client: Southern Company Data: Bowen 1, 2, 9, and 10

	GWC-12	GWC-10	GWC-10R	GWC-11	GWC-11R	GWC-13	GWC-13RZ	GWC-6	GWA-2R (bg)
2/27/2024	<0.0005	<0.0005	<0.0005			<0.0005			
2/28/2024				<0.0005	<0.0005		<0.0005		
8/1/2024									
8/2/2024									
8/5/2024									
8/6/2024									<0.0005
8/7/2024									
8/8/2024								<0.0005	
8/12/2024	<0.0005	<0.0005	<0.0005		<0.0005	<0.0005			
8/13/2024				<0.0005			<0.0005		

Prediction Limit

Constituent: Mercury (mg/L) Analysis Run 9/11/2024 11:49 AM View: Appendix I Interwell

Plant Bowen Client: Southern Company Data: Bowen 1, 2, 9, and 10

	GWA-3A (bg)	GWC-15R	GWA-1 (bg)	GWA-2 (bg)	GWC-5	GWC-15Z	GWA-50 (bg)	GWA-50R (bg)	GWC-8RR
8/21/2007									
8/22/2007									
8/23/2007	<0.0005	<0.0005	<0.0005	<0.0005	<0.0005				
8/24/2007						<0.0005			
10/23/2007			<0.0005						
10/24/2007				<0.0005					
10/25/2007					<0.0005				
11/1/2007									
11/2/2007	<0.0005	<0.0005				<0.0005			
11/17/2007		<0.0005							
11/18/2007	<0.0005		<0.0005	<0.0005		<0.0005			
11/19/2007					<0.0005				
11/20/2007									
1/15/2008		<0.0005				<0.0005			
1/16/2008									
1/23/2008					<0.0005				
1/30/2008			<0.0005						
1/31/2008	<0.0005			<0.0005					
3/5/2008									
3/6/2008		<0.0005							
3/10/2008			<0.0005			<0.0005			
3/11/2008	<0.0005			<0.0005	<0.0005				
5/6/2008				0.000175					
5/7/2008		<0.0005							
5/8/2008									
5/12/2008					<0.0005				
5/13/2008			<0.0005			<0.0005			
5/14/2008	<0.0005								
12/2/2008		<0.0005				<0.0005			
12/4/2008				<0.0005					
12/5/2008	<0.0005		<0.0005						
12/11/2008					<0.0005				
12/12/2008							<0.0005	<0.0005	
12/13/2008									
12/14/2008									
4/15/2009	<0.0005		<0.0005		<0.0005				
4/16/2009									
4/21/2009				<0.0005					
4/23/2009							<0.0005	<0.0005	
4/28/2009		<0.0005				<0.0005			
4/29/2009									
10/6/2009							<0.0005	<0.0005	
10/7/2009			<0.0005	<0.0005					
10/8/2009	<0.0005								
10/9/2009					<0.0005				
10/19/2009		<0.0005							
10/20/2009						<0.0005			
10/21/2009									
10/22/2009									
4/21/2010									
4/26/2010				<0.0005					
4/27/2010		<0.0005				<0.0005	<0.0005		

ND substitution: RL or RL/2 if <15% NDs.

Prediction Limit

Constituent: Mercury (mg/L) Analysis Run 9/11/2024 11:49 AM View: Appendix I Interwell

Plant Bowen Client: Southern Company Data: Bowen 1, 2, 9, and 10

	GWA-3A (bg)	GWC-15R	GWA-1 (bg)	GWA-2 (bg)	GWC-5	GWC-15Z	GWA-50 (bg)	GWA-50R (bg)	GWC-8RR
4/28/2010	<0.0005								
5/3/2010			<0.0005					<0.0005	
5/4/2010					<0.0005				
9/28/2010									
9/29/2010									
9/30/2010							<0.0005		
10/4/2010		<0.0005		<0.0005					
10/5/2010						<0.0005			
10/6/2010	<0.0005								
10/11/2010								<0.0005	
10/12/2010			<0.0005		<0.0005				
4/12/2011									
4/13/2011				<0.0005					
4/14/2011							<0.0005		
4/18/2011		<0.0005							
4/19/2011						<0.0005			
4/20/2011									
4/21/2011	<0.0005								
4/26/2011									
4/27/2011			<0.0005					<0.0005	
4/28/2011					<0.0005				
10/4/2011									
10/5/2011				<0.0005			<0.0005		
10/12/2011		<0.0005				<0.0005			
10/13/2011	<0.0005								
10/17/2011			<0.0005						
10/18/2011									<0.0005
10/19/2011					<0.0005			<0.0005	
4/3/2012									
4/4/2012									
4/11/2012				<0.0005			<0.0005		
4/23/2012		<0.0005							
4/24/2012									
4/25/2012						<0.0005			
4/30/2012									<0.0005
5/1/2012	<0.0005							<0.0005	
5/2/2012			<0.0005		<0.0005				
10/2/2012							<0.0005	<0.0005	
10/3/2012									<0.0005
10/8/2012			<0.0005						
10/9/2012	<0.0005			<0.0005	<0.0005				
10/10/2012		<0.0005				<0.0005			
4/2/2013									
4/3/2013									
4/8/2013									<0.0005
4/9/2013							<0.0005		
4/10/2013								<0.0005	
4/11/2013	<0.0005				<0.0005				
4/12/2013			<0.0005						
4/15/2013		<0.0005		<0.0005					
4/16/2013						<0.0005			
10/8/2013									

ND substitution: RL or RL/2 if <15% NDs.

Prediction Limit

Constituent: Mercury (mg/L) Analysis Run 9/11/2024 11:49 AM View: Appendix I Interwell

Plant Bowen Client: Southern Company Data: Bowen 1, 2, 9, and 10

	GWA-3A (bg)	GWC-15R	GWA-1 (bg)	GWA-2 (bg)	GWC-5	GWC-15Z	GWA-50 (bg)	GWA-50R (bg)	GWC-8RR
10/9/2013									<0.0005
10/15/2013				<0.0005			<0.0005		
10/16/2013	<0.0005		<0.0005		<0.0005			<0.0005	
10/22/2013		<0.0005				<0.0005			
4/1/2014									
4/2/2014									
4/9/2014									
4/10/2014							<0.0005		<0.0005
4/11/2014			<0.0005						
4/14/2014									
4/21/2014		<0.0005				<0.0005			
4/22/2014				<0.0005				<0.0005	
4/23/2014	<0.0005				<0.0005				
9/30/2014		<0.0005	<0.0005	<0.0005		<0.0005			
10/1/2014							<0.0005	<0.0005	
10/2/2014									3.83E-05 (J)
10/3/2014					3.71E-05 (J)				
10/4/2014	<0.0005								
3/30/2015			<0.0005	<0.0005			2.02E-05 (J)	<0.0005	
3/31/2015	<0.0005				<0.0005				
4/1/2015									
4/2/2015									
4/3/2015		<0.0005				<0.0005			<0.0005
10/6/2015						<0.0005			
10/7/2015		<0.0005							
10/8/2015									<0.0005
10/9/2015									
10/10/2015									
10/11/2015							<0.0005	<0.0005	
10/12/2015	<0.0005				<0.0005				
10/13/2015			<0.0005	<0.0005					
10/14/2015									
10/15/2015									
3/10/2016									
3/11/2016									
3/14/2016									
3/15/2016									
3/16/2016									
3/17/2016									
3/22/2016			<0.0005						
3/23/2016	<0.0005			<0.0005					
3/28/2016					<0.0005		<0.0005	<0.0005	
3/29/2016									
3/30/2016									<0.0005
3/31/2016									
4/4/2016									
4/5/2016		<0.0005				<0.0005			
5/11/2016									
5/12/2016									
5/13/2016									
5/16/2016									
5/17/2016									

ND substitution: RL or RL/2 if <15% NDs.

Prediction Limit

Constituent: Mercury (mg/L) Analysis Run 9/11/2024 11:49 AM View: Appendix I Interwell

Plant Bowen Client: Southern Company Data: Bowen 1, 2, 9, and 10

	GWA-3A (bg)	GWC-15R	GWA-1 (bg)	GWA-2 (bg)	GWC-5	GWC-15Z	GWA-50 (bg)	GWA-50R (bg)	GWC-8RR
5/18/2016									
5/19/2016			<0.0005						
5/20/2016				<0.0005					
5/23/2016	<0.0005						<0.0005		
5/24/2016									<0.0005
5/25/2016					<0.0005			<0.0005	
5/26/2016									
5/27/2016									
5/31/2016		<0.0005				<0.0005			
6/1/2016									
7/19/2016									
7/20/2016									
7/21/2016									
7/22/2016									
7/25/2016									
7/26/2016									
7/27/2016									
7/28/2016									
7/29/2016	<0.0005		<0.0005	<0.0005					
8/1/2016					<0.0005		<0.0005	<0.0005	
8/2/2016									<0.0005
8/3/2016									
8/4/2016		<0.0005							
8/5/2016									
9/15/2016									
9/16/2016									
9/19/2016									
9/20/2016									
9/21/2016									
9/22/2016	<0.0005								
9/23/2016			<0.0005	<0.0005					
9/26/2016							<0.0005	<0.0005	
9/27/2016					<0.0005				<0.0005
9/28/2016									
9/29/2016		<0.0005							
9/30/2016									
11/2/2016									
11/3/2016									
11/4/2016									
11/7/2016									
11/9/2016			<0.0005	<0.0005					
11/10/2016	<0.0005						<0.0005		
11/11/2016					<0.0005			<0.0005	
11/18/2016									
11/22/2016									8E-05 (J)
11/23/2016		5E-05 (J)				6E-05 (J)			
11/28/2016									
1/17/2017									
1/18/2017									
1/19/2017									
1/20/2017									
1/23/2017									

Prediction Limit

Constituent: Mercury (mg/L) Analysis Run 9/11/2024 11:49 AM View: Appendix I Interwell

Plant Bowen Client: Southern Company Data: Bowen 1, 2, 9, and 10

	GWA-3A (bg)	GWC-15R	GWA-1 (bg)	GWA-2 (bg)	GWC-5	GWC-15Z	GWA-50 (bg)	GWA-50R (bg)	GWC-8RR
1/24/2017									
1/30/2017			<0.0005				<0.0005	<0.0005	
1/31/2017	<0.0005			<0.0005	<0.0005				
2/1/2017									
2/6/2017									<0.0005
2/7/2017									
2/8/2017									
2/9/2017									
2/10/2017		<0.0005				<0.0005			
2/13/2017									
2/21/2017									
2/22/2017									
3/24/2017									
3/27/2017									
3/28/2017									
3/29/2017									
3/30/2017	<0.0005		<0.0005	<0.0005					
4/3/2017					<0.0005			<0.0005	
4/6/2017									<0.0005
4/7/2017							<0.0005		
4/10/2017									
4/11/2017						<0.0005			
4/12/2017		<0.0005							
5/24/2017									
6/5/2017									
6/6/2017									
6/7/2017									
6/8/2017									
6/9/2017			<0.0005						
6/12/2017	<0.0005			<0.0005	<0.0005		<0.0005	<0.0005	
6/13/2017									
6/14/2017									<0.0005
6/15/2017		<0.0005				<0.0005			
6/16/2017									
7/12/2017						<0.0005			
7/17/2017									
7/20/2017									
7/26/2017						<0.0005			
7/27/2017									
7/28/2017									
8/9/2017									
8/10/2017									
8/24/2017									
9/22/2017									
9/25/2017									
9/26/2017									
9/27/2017									
9/29/2017									
10/2/2017			<0.0005	<0.0005			<0.0005	<0.0005	
10/3/2017					<0.0005				
10/4/2017	<0.0005								<0.0005
10/6/2017		<0.0005				<0.0005			

ND substitution: RL or RL/2 if <15% NDs.

Prediction Limit

Constituent: Mercury (mg/L) Analysis Run 9/11/2024 11:49 AM View: Appendix I Interwell

Plant Bowen Client: Southern Company Data: Bowen 1, 2, 9, and 10

	GWA-3A (bg)	GWC-15R	GWA-1 (bg)	GWA-2 (bg)	GWC-5	GWC-15Z	GWA-50 (bg)	GWA-50R (bg)	GWC-8RR
10/9/2017									
3/14/2018									
3/15/2018									
3/16/2018			<0.0005				<0.0005	<0.0005	
3/19/2018	<0.0005			<0.0005	<0.0005				
3/20/2018									
3/21/2018									<0.0005
3/22/2018									
3/23/2018		<0.0005				<0.0005			
9/12/2018									
9/13/2018									
9/14/2018				<0.0005					
9/17/2018	<0.0005		<0.0005 (D)		<0.0005		<0.0005		
9/18/2018								<0.0005	<0.0005
9/19/2018		<0.0005				<0.0005			
9/20/2018									
3/13/2019									
3/14/2019									
3/15/2019									
3/18/2019									
3/19/2019							<0.0005	<0.0005	
3/20/2019	<0.0005		<0.0005	<0.0005	<0.0005				
3/21/2019									
3/22/2019						<0.0005			
3/23/2019									
3/25/2019		<0.0005							
3/27/2019									<0.0005
9/9/2019									
9/10/2019									
9/11/2019									
9/12/2019			<0.0005	<0.0005 (D)				<0.0005	
9/13/2019	<0.0005						<0.0005		
9/16/2019					<0.0005				<0.0005 (D)
9/17/2019		<0.0005				<0.0005			
9/18/2019									
3/6/2020									
3/9/2020									
3/10/2020									
3/11/2020	<0.0005		<0.0005	<0.0005			<0.0005	<0.0005	
3/12/2020									<0.0005
3/13/2020		<0.0005				<0.0005			
3/16/2020					<0.0005				
3/17/2020									
9/10/2020									
9/11/2020									
9/14/2020									
9/15/2020			<0.0005	<0.0005				<0.0005	
9/16/2020					<0.0005		<0.0005		
9/17/2020									<0.0005
9/21/2020		<0.0005				<0.0005			
9/22/2020									
3/10/2021									

ND substitution: RL or RL/2 if <15% NDs.

Prediction Limit

Constituent: Mercury (mg/L) Analysis Run 9/11/2024 11:49 AM View: Appendix I Interwell

Plant Bowen Client: Southern Company Data: Bowen 1, 2, 9, and 10

	GWA-3A (bg)	GWC-15R	GWA-1 (bg)	GWA-2 (bg)	GWC-5	GWC-15Z	GWA-50 (bg)	GWA-50R (bg)	GWC-8RR
3/11/2021									
3/12/2021									
3/15/2021									
3/16/2021			<0.0005						
3/17/2021				<0.0005	<0.0005		<0.0005	<0.0005	<0.0005
3/18/2021		<0.0005				<0.0005			
3/19/2021									
3/29/2021	<0.0005								
8/4/2021									
8/5/2021									
8/6/2021									
8/9/2021	<0.0005		<0.0005	<0.0005	<0.0005		<0.0005	<0.0005	
8/10/2021									<0.0005
8/11/2021		<0.0005				<0.0005			
8/12/2021									
10/28/2021									
1/31/2022									
2/1/2022			<0.0005	<0.0005			<0.0005		
2/2/2022	<0.0005				<0.0005			<0.0005	<0.0005
2/3/2022									
2/4/2022		<0.0005							
2/7/2022						<0.0005			
2/17/2022									
4/28/2022									
8/10/2022									
8/11/2022									
8/12/2022									
8/15/2022									
8/16/2022	<0.0005		<0.0005	<0.0005	<0.0005		<0.0005		
8/17/2022								<0.0005	<0.0005
8/18/2022									
8/19/2022		<0.0005				<0.0005			
2/13/2023									
2/14/2023									
2/16/2023			0.00017 (J)	0.00013 (J)			<0.0005	<0.0005	
2/17/2023	0.00013 (J)								
2/20/2023					<0.0005				
2/21/2023									<0.0005
2/22/2023		<0.0005				<0.0005			
3/16/2023									
7/25/2023									
7/26/2023									
7/27/2023			<0.0005	<0.0005					
7/28/2023					<0.0005		<0.0005	<0.0005	
7/31/2023									<0.0005
8/1/2023	<0.0005					<0.0005			
8/2/2023		<0.0005							
2/19/2024									
2/20/2024									
2/21/2024									
2/22/2024	<0.0005		<0.0005	<0.0005			<0.0005	<0.0005	
2/26/2024					<0.0005				

ND substitution: RL or RL/2 if <15% NDs.

Prediction Limit

Constituent: Mercury (mg/L) Analysis Run 9/11/2024 11:50 AM View: Appendix I Interwell

Plant Bowen Client: Southern Company Data: Bowen 1, 2, 9, and 10

	GWA-3A (bg)	GWC-15R	GWA-1 (bg)	GWA-2 (bg)	GWC-5	GWC-15Z	GWA-50 (bg)	GWA-50R (bg)	GWC-8RR
2/27/2024									<0.0005
2/28/2024		<0.0005				<0.0005			
8/1/2024									
8/2/2024									
8/5/2024									
8/6/2024									
8/7/2024			<0.0005	<0.0005					
8/8/2024	<0.0005				<0.0005		<0.0005	<0.0005	
8/12/2024									<0.0005
8/13/2024		<0.0005				<0.0005			

Prediction Limit

Constituent: Mercury (mg/L) Analysis Run 9/11/2024 11:50 AM View: Appendix I Interwell

Plant Bowen Client: Southern Company Data: Bowen 1, 2, 9, and 10

	GWC-46R	GWC-47R	GWC-47	GWC-48	GWA-43R (bg)	GWA-43 (bg)	GWA-42 (bg)	GWA-39Z (bg)	GWA-40 (bg)
8/21/2007									
8/22/2007									
8/23/2007									
8/24/2007									
10/23/2007									
10/24/2007									
10/25/2007									
11/1/2007									
11/2/2007									
11/17/2007									
11/18/2007									
11/19/2007									
11/20/2007									
1/15/2008									
1/16/2008									
1/23/2008									
1/30/2008									
1/31/2008									
3/5/2008									
3/6/2008									
3/10/2008									
3/11/2008									
5/6/2008									
5/7/2008									
5/8/2008									
5/12/2008									
5/13/2008									
5/14/2008									
12/2/2008									
12/4/2008									
12/5/2008									
12/11/2008									
12/12/2008									
12/13/2008									
12/14/2008									
4/15/2009									
4/16/2009									
4/21/2009									
4/23/2009									
4/28/2009									
4/29/2009									
10/6/2009									
10/7/2009									
10/8/2009									
10/9/2009									
10/19/2009									
10/20/2009									
10/21/2009									
10/22/2009									
4/21/2010									
4/26/2010									
4/27/2010									

Prediction Limit

Constituent: Mercury (mg/L) Analysis Run 9/11/2024 11:50 AM View: Appendix I Interwell

Plant Bowen Client: Southern Company Data: Bowen 1, 2, 9, and 10

	GWC-46R	GWC-47R	GWC-47	GWC-48	GWA-43R (bg)	GWA-43 (bg)	GWA-42 (bg)	GWA-39Z (bg)	GWA-40 (bg)
4/28/2010									
5/3/2010									
5/4/2010									
9/28/2010									
9/29/2010									
9/30/2010									
10/4/2010									
10/5/2010									
10/6/2010									
10/11/2010									
10/12/2010									
4/12/2011									
4/13/2011									
4/14/2011									
4/18/2011									
4/19/2011									
4/20/2011									
4/21/2011									
4/26/2011									
4/27/2011									
4/28/2011									
10/4/2011									
10/5/2011									
10/12/2011									
10/13/2011									
10/17/2011									
10/18/2011									
10/19/2011									
4/3/2012									
4/4/2012									
4/11/2012									
4/23/2012									
4/24/2012									
4/25/2012									
4/30/2012									
5/1/2012									
5/2/2012									
10/2/2012									
10/3/2012									
10/8/2012									
10/9/2012									
10/10/2012									
4/2/2013									
4/3/2013									
4/8/2013									
4/9/2013									
4/10/2013									
4/11/2013									
4/12/2013									
4/15/2013									
4/16/2013									
10/8/2013									

Prediction Limit

Constituent: Mercury (mg/L) Analysis Run 9/11/2024 11:50 AM View: Appendix I Interwell

Plant Bowen Client: Southern Company Data: Bowen 1, 2, 9, and 10

	GWC-46R	GWC-47R	GWC-47	GWC-48	GWA-43R (bg)	GWA-43 (bg)	GWA-42 (bg)	GWA-39Z (bg)	GWA-40 (bg)
10/9/2013									
10/15/2013									
10/16/2013									
10/22/2013									
4/1/2014									
4/2/2014									
4/9/2014									
4/10/2014									
4/11/2014									
4/14/2014									
4/21/2014									
4/22/2014									
4/23/2014									
9/30/2014									
10/1/2014									
10/2/2014									
10/3/2014									
10/4/2014									
3/30/2015									
3/31/2015									
4/1/2015									
4/2/2015									
4/3/2015									
10/6/2015									
10/7/2015									
10/8/2015									
10/9/2015									
10/10/2015									
10/11/2015									
10/12/2015									
10/13/2015									
10/14/2015									
10/15/2015									
3/10/2016	<0.0005	<0.0005	<0.0005	<0.0005					
3/11/2016					<0.0005	<0.0005	<0.0005		
3/14/2016								<0.0005	
3/15/2016									<0.0005
3/16/2016									
3/17/2016									
3/22/2016									
3/23/2016									
3/28/2016									
3/29/2016									
3/30/2016									
3/31/2016									
4/4/2016									
4/5/2016									
5/11/2016								<0.0005	<0.0005
5/12/2016									
5/13/2016					<0.0005	<0.0005			
5/16/2016							<0.0005		
5/17/2016	<0.0005			<0.0005					

ND substitution: RL or RL/2 if <15% NDs.

Prediction Limit

Constituent: Mercury (mg/L) Analysis Run 9/11/2024 11:50 AM View: Appendix I Interwell

Plant Bowen Client: Southern Company Data: Bowen 1, 2, 9, and 10

	GWC-46R	GWC-47R	GWC-47	GWC-48	GWA-43R (bg)	GWA-43 (bg)	GWA-42 (bg)	GWA-39Z (bg)	GWA-40 (bg)
5/18/2016		<0.0005	<0.0005						
5/19/2016									
5/20/2016									
5/23/2016									
5/24/2016									
5/25/2016									
5/26/2016									
5/27/2016									
5/31/2016									
6/1/2016									
7/19/2016					<0.0005	<0.0005		<0.0005	
7/20/2016									
7/21/2016									<0.0005
7/22/2016							<0.0005		
7/25/2016									
7/26/2016	<0.0005								
7/27/2016		<0.0005	<0.0005	<0.0005					
7/28/2016									
7/29/2016									
8/1/2016									
8/2/2016									
8/3/2016									
8/4/2016									
8/5/2016									
9/15/2016								<0.0005	<0.0005
9/16/2016					<0.0005	<0.0005			
9/19/2016							<0.0005		
9/20/2016	<0.0005	<0.0005	<0.0005	<0.0005					
9/21/2016									
9/22/2016									
9/23/2016									
9/26/2016									
9/27/2016									
9/28/2016									
9/29/2016									
9/30/2016									
11/2/2016					<0.0005	<0.0005		<0.0005	
11/3/2016							<0.0005		<0.0005
11/4/2016	<0.0005	<0.0005		<0.0005					
11/7/2016			<0.0005						
11/9/2016									
11/10/2016									
11/11/2016									
11/18/2016									
11/22/2016									
11/23/2016									
11/28/2016									
1/17/2017							<0.0005		<0.0005
1/18/2017					<0.0005	<0.0005		<0.0005	
1/19/2017									
1/20/2017	<0.0005	<0.0005							
1/23/2017			<0.0005	<0.0005					

ND substitution: RL or RL/2 if <15% NDs.

Prediction Limit

Constituent: Mercury (mg/L) Analysis Run 9/11/2024 11:50 AM View: Appendix I Interwell

Plant Bowen Client: Southern Company Data: Bowen 1, 2, 9, and 10

	GWC-46R	GWC-47R	GWC-47	GWC-48	GWA-43R (bg)	GWA-43 (bg)	GWA-42 (bg)	GWA-39Z (bg)	GWA-40 (bg)
1/24/2017									
1/30/2017									
1/31/2017									
2/1/2017									
2/6/2017									
2/7/2017									
2/8/2017									
2/9/2017									
2/10/2017									
2/13/2017									
2/21/2017									
2/22/2017									
3/24/2017									<0.0005
3/27/2017							<0.0005		
3/28/2017	<0.0005			<0.0005	<0.0005	<0.0005		<0.0005	
3/29/2017		<0.0005 (*)	<0.0005 (*)						
3/30/2017									
4/3/2017									
4/6/2017									
4/7/2017									
4/10/2017									
4/11/2017									
4/12/2017									
5/24/2017									<0.0005
6/5/2017									
6/6/2017					<0.0005	<0.0005			
6/7/2017	<0.0005						<0.0005	<0.0005	
6/8/2017		<0.0005	<0.0005	<0.0005					
6/9/2017									
6/12/2017									
6/13/2017									
6/14/2017									
6/15/2017									
6/16/2017									
7/12/2017									
7/17/2017									
7/20/2017									
7/26/2017									
7/27/2017									
7/28/2017									
8/9/2017									
8/10/2017									
8/24/2017									
9/22/2017					<0.0005	<0.0005			
9/25/2017									
9/26/2017							<0.0005	<0.0005	<0.0005
9/27/2017		<0.0005	<0.0005						
9/29/2017	<0.0005			<0.0005					
10/2/2017									
10/3/2017									
10/4/2017									
10/6/2017									

ND substitution: RL or RL/2 if <15% NDs.

Prediction Limit

Constituent: Mercury (mg/L) Analysis Run 9/11/2024 11:50 AM View: Appendix I Interwell

Plant Bowen Client: Southern Company Data: Bowen 1, 2, 9, and 10

	GWC-46R	GWC-47R	GWC-47	GWC-48	GWA-43R (bg)	GWA-43 (bg)	GWA-42 (bg)	GWA-39Z (bg)	GWA-40 (bg)
10/9/2017									
3/14/2018						<0.0005	<0.0005	<0.0005	<0.0005
3/15/2018	<0.0005		<0.0005	<0.0005	<0.0005				
3/16/2018		<0.0005							
3/19/2018									
3/20/2018									
3/21/2018									
3/22/2018									
3/23/2018									
9/12/2018					3.9E-05 (J)	<0.0005		<0.0005	3.8E-05 (J)
9/13/2018	<0.0005	<0.0005	<0.0005	6.2E-05 (J)					
9/14/2018							3.8E-05 (J)		
9/17/2018									
9/18/2018									
9/19/2018									
9/20/2018									
3/13/2019					<0.0005	<0.0005			<0.0005
3/14/2019							<0.0005		
3/15/2019			<0.0005	<0.0005				<0.0005	
3/18/2019	<0.0005								
3/19/2019		5E-05 (J)							
3/20/2019									
3/21/2019									
3/22/2019									
3/23/2019									
3/25/2019									
3/27/2019									
9/9/2019								<0.0005	<0.0005
9/10/2019							<0.0005		
9/11/2019	<0.0005	<0.0005		<0.0005 (D)	<0.0005	<0.0005			
9/12/2019			<0.0005						
9/13/2019									
9/16/2019									
9/17/2019									
9/18/2019									
3/6/2020							<0.0005		
3/9/2020		<0.0005	<0.0005	<0.0005	<0.0005	<0.0005		<0.0005	<0.0005
3/10/2020	<0.0005								
3/11/2020									
3/12/2020									
3/13/2020									
3/16/2020									
3/17/2020									
9/10/2020							<0.0005	<0.0005	
9/11/2020						<0.0005			<0.0005
9/14/2020	<0.0005		<0.0005	0.00015 (J)	<0.0005				
9/15/2020		<0.0005							
9/16/2020									
9/17/2020									
9/21/2020									
9/22/2020									
3/10/2021									<0.0005

Prediction Limit

Constituent: Mercury (mg/L) Analysis Run 9/11/2024 11:50 AM View: Appendix I Interwell

Plant Bowen Client: Southern Company Data: Bowen 1, 2, 9, and 10

	GWC-46R	GWC-47R	GWC-47	GWC-48	GWA-43R (bg)	GWA-43 (bg)	GWA-42 (bg)	GWA-39Z (bg)	GWA-40 (bg)
3/11/2021	<0.0005	<0.0005	<0.0005	0.0002 (J)	<0.0005	<0.0005	<0.0005		
3/12/2021								<0.0005	
3/15/2021									
3/16/2021									
3/17/2021									
3/18/2021									
3/19/2021									
3/29/2021									
8/4/2021				0.0005			8E-05 (J)	0.00012 (J)	9.4E-05 (J)
8/5/2021	0.00015 (J)	0.00023	0.00021		9.6E-05 (J)				
8/6/2021						<0.0005			
8/9/2021									
8/10/2021									
8/11/2021									
8/12/2021									
10/28/2021		<0.0005	<0.0005						
1/31/2022	<0.0005			0.00039	<0.0005	<0.0005	<0.0005	<0.0005	<0.0005
2/1/2022		<0.0005	<0.0005						
2/2/2022									
2/3/2022									
2/4/2022									
2/7/2022									
2/17/2022									
4/28/2022				0.0004					
8/10/2022					<0.0005		<0.0005	<0.0005	
8/11/2022						<0.0005			
8/12/2022									<0.0005
8/15/2022	<0.0005	<0.0005	<0.0005	0.00038					
8/16/2022									
8/17/2022									
8/18/2022									
8/19/2022									
2/13/2023					<0.0005		0.00014 (J)	<0.0005	<0.0005
2/14/2023	<0.0005	0.00013 (J)	<0.0005	0.00064		<0.0005			
2/16/2023									
2/17/2023									
2/20/2023									
2/21/2023									
2/22/2023									
3/16/2023				0.00045					
7/25/2023					<0.0005	<0.0005			
7/26/2023	<0.0005			0.00064			<0.0005	<0.0005	<0.0005
7/27/2023		<0.0005	<0.0005						
7/28/2023									
7/31/2023									
8/1/2023									
8/2/2023									
2/19/2024								<0.0005	<0.0005
2/20/2024					<0.0005	<0.0005	<0.0005		
2/21/2024	<0.0005	<0.0005	<0.0005	0.00071					
2/22/2024									
2/26/2024									

ND substitution: RL or RL/2 if <15% NDs.

Prediction Limit

Constituent: Mercury (mg/L) Analysis Run 9/11/2024 11:50 AM View: Appendix I Interwell

Plant Bowen Client: Southern Company Data: Bowen 1, 2, 9, and 10

	GWC-46R	GWC-47R	GWC-47	GWC-48	GWA-43R (bg)	GWA-43 (bg)	GWA-42 (bg)	GWA-39Z (bg)	GWA-40 (bg)
2/27/2024									
2/28/2024									
8/1/2024							<0.0005	<0.0005	<0.0005
8/2/2024					<0.0005	<0.0005			
8/5/2024	<0.0005	<0.0005	<0.0005	0.00046					
8/6/2024									
8/7/2024									
8/8/2024									
8/12/2024									
8/13/2024									

Prediction Limit

Constituent: Mercury (mg/L) Analysis Run 9/11/2024 11:50 AM View: Appendix I Interwell

Plant Bowen Client: Southern Company Data: Bowen 1, 2, 9, and 10

	GWA-41 (bg)	GWA-41R (bg)	GWC-45	GWC-45R	GWC-44	GWC-49R	GWC-49Z	GWA-39RZ (bg)	GWA-4RZ (bg)
8/21/2007									
8/22/2007									
8/23/2007									
8/24/2007									
10/23/2007									
10/24/2007									
10/25/2007									
11/1/2007									
11/2/2007									
11/17/2007									
11/18/2007									
11/19/2007									
11/20/2007									
1/15/2008									
1/16/2008									
1/23/2008									
1/30/2008									
1/31/2008									
3/5/2008									
3/6/2008									
3/10/2008									
3/11/2008									
5/6/2008									
5/7/2008									
5/8/2008									
5/12/2008									
5/13/2008									
5/14/2008									
12/2/2008									
12/4/2008									
12/5/2008									
12/11/2008									
12/12/2008									
12/13/2008									
12/14/2008									
4/15/2009									
4/16/2009									
4/21/2009									
4/23/2009									
4/28/2009									
4/29/2009									
10/6/2009									
10/7/2009									
10/8/2009									
10/9/2009									
10/19/2009									
10/20/2009									
10/21/2009									
10/22/2009									
4/21/2010									
4/26/2010									
4/27/2010									

Prediction Limit

Constituent: Mercury (mg/L) Analysis Run 9/11/2024 11:50 AM View: Appendix I Interwell

Plant Bowen Client: Southern Company Data: Bowen 1, 2, 9, and 10

	GWA-41 (bg)	GWA-41R (bg)	GWC-45	GWC-45R	GWC-44	GWC-49R	GWC-49Z	GWA-39RZ (bg)	GWA-4RZ (bg)
4/28/2010									
5/3/2010									
5/4/2010									
9/28/2010									
9/29/2010									
9/30/2010									
10/4/2010									
10/5/2010									
10/6/2010									
10/11/2010									
10/12/2010									
4/12/2011									
4/13/2011									
4/14/2011									
4/18/2011									
4/19/2011									
4/20/2011									
4/21/2011									
4/26/2011									
4/27/2011									
4/28/2011									
10/4/2011									
10/5/2011									
10/12/2011									
10/13/2011									
10/17/2011									
10/18/2011									
10/19/2011									
4/3/2012									
4/4/2012									
4/11/2012									
4/23/2012									
4/24/2012									
4/25/2012									
4/30/2012									
5/1/2012									
5/2/2012									
10/2/2012									
10/3/2012									
10/8/2012									
10/9/2012									
10/10/2012									
4/2/2013									
4/3/2013									
4/8/2013									
4/9/2013									
4/10/2013									
4/11/2013									
4/12/2013									
4/15/2013									
4/16/2013									
10/8/2013									

Prediction Limit

Constituent: Mercury (mg/L) Analysis Run 9/11/2024 11:50 AM View: Appendix I Interwell

Plant Bowen Client: Southern Company Data: Bowen 1, 2, 9, and 10

	GWA-41 (bg)	GWA-41R (bg)	GWC-45	GWC-45R	GWC-44	GWC-49R	GWC-49Z	GWA-39RZ (bg)	GWA-4RZ (bg)
10/9/2013									
10/15/2013									
10/16/2013									
10/22/2013									
4/1/2014									
4/2/2014									
4/9/2014									
4/10/2014									
4/11/2014									
4/14/2014									
4/21/2014									
4/22/2014									
4/23/2014									
9/30/2014									
10/1/2014									
10/2/2014									
10/3/2014									
10/4/2014									
3/30/2015									
3/31/2015									
4/1/2015									
4/2/2015									
4/3/2015									
10/6/2015									
10/7/2015									
10/8/2015									
10/9/2015									
10/10/2015									
10/11/2015									
10/12/2015									
10/13/2015									
10/14/2015									
10/15/2015									
3/10/2016									
3/11/2016									
3/14/2016									
3/15/2016	<0.0005	<0.0005							
3/16/2016			<0.0005	<0.0005	<0.0005				
3/17/2016						<0.0005	<0.0005		
3/22/2016									
3/23/2016									
3/28/2016									
3/29/2016									
3/30/2016									
3/31/2016									
4/4/2016									
4/5/2016									
5/11/2016									
5/12/2016	<0.0005								
5/13/2016		<0.0005							
5/16/2016			<0.0005 (D)	<0.0005 (D)	<0.0005			<0.0005 (D)	
5/17/2016									

Prediction Limit

Constituent: Mercury (mg/L) Analysis Run 9/11/2024 11:50 AM View: Appendix I Interwell

Plant Bowen Client: Southern Company Data: Bowen 1, 2, 9, and 10

	GWA-41 (bg)	GWA-41R (bg)	GWC-45	GWC-45R	GWC-44	GWC-49R	GWC-49Z	GWA-39RZ (bg)	GWA-4RZ (bg)
5/18/2016						<0.0005	<0.0005		
5/19/2016									
5/20/2016									
5/23/2016									
5/24/2016									
5/25/2016									
5/26/2016									
5/27/2016									
5/31/2016									
6/1/2016									
7/19/2016									
7/20/2016	<0.0005								
7/21/2016		<0.0005							
7/22/2016									
7/25/2016			<0.0005 (D)	<0.0005 (D)	<0.0005				
7/26/2016									
7/27/2016						<0.0005		<0.0005 (D)	
7/28/2016							<0.0005		
7/29/2016									
8/1/2016									
8/2/2016									
8/3/2016									
8/4/2016									
8/5/2016									
9/15/2016	<0.0005								
9/16/2016									
9/19/2016			<0.0005 (D)	<0.0005 (D)	<0.0005				
9/20/2016									
9/21/2016		<0.0005				<0.0005	<0.0005		
9/22/2016									
9/23/2016									
9/26/2016									
9/27/2016									
9/28/2016									
9/29/2016									
9/30/2016									
11/2/2016									
11/3/2016	<0.0005	<0.0005		<0.0005 (D)	<0.0005				
11/4/2016			<0.0005 (D)			<0.0005			
11/7/2016							<0.0005		
11/9/2016									
11/10/2016									
11/11/2016									
11/18/2016									
11/22/2016									
11/23/2016									
11/28/2016									
1/17/2017		<0.0005							
1/18/2017	<0.0005								
1/19/2017					<0.0005				
1/20/2017				<0.0005 (D)					
1/23/2017			<0.0005 (D)						

Prediction Limit

Constituent: Mercury (mg/L) Analysis Run 9/11/2024 11:50 AM View: Appendix I Interwell

Plant Bowen Client: Southern Company Data: Bowen 1, 2, 9, and 10

	GWA-41 (bg)	GWA-41R (bg)	GWC-45	GWC-45R	GWC-44	GWC-49R	GWC-49Z	GWA-39RZ (bg)	GWA-4RZ (bg)
1/24/2017						5E-05 (J)	5E-05 (J)		
1/30/2017									
1/31/2017									
2/1/2017									
2/6/2017									
2/7/2017									
2/8/2017									
2/9/2017									
2/10/2017									
2/13/2017									
2/21/2017								<0.0005	
2/22/2017									<0.0005
3/24/2017	<0.0005								
3/27/2017		<0.0005						<0.0005 (D)	
3/28/2017					<0.0005				
3/29/2017			0.000285 (*JD)	0.000285 (*JD)		<0.0005 (*)			
3/30/2017							<0.0005 (*)		
4/3/2017									
4/6/2017									
4/7/2017									<0.0005
4/10/2017									
4/11/2017									
4/12/2017									
5/24/2017									
6/5/2017					<0.0005				
6/6/2017	<0.0005	<0.0005							
6/7/2017			<0.0005	<0.0005					
6/8/2017						<0.0005		<0.0005 (D)	
6/9/2017							<0.0005		
6/12/2017									
6/13/2017									
6/14/2017									0.000286 (JD)
6/15/2017									
6/16/2017									
7/12/2017									<0.0005 (D)
7/17/2017								<0.0005 (D)	
7/20/2017									<0.0005 (D)
7/26/2017									
7/27/2017								<0.0005	
7/28/2017									<0.0005
8/9/2017								<0.0005	<0.0005
8/10/2017									
8/24/2017									<0.0005
9/22/2017									
9/25/2017	<0.0005	<0.0005							
9/26/2017					<0.0005				
9/27/2017			<0.0005	<0.0005					
9/29/2017						4E-05 (J)	<0.0005	<0.0005 (D)	
10/2/2017									
10/3/2017									<0.0005 (D)
10/4/2017									
10/6/2017									

ND substitution: RL or RL/2 if <15% NDs.

Prediction Limit

Constituent: Mercury (mg/L) Analysis Run 9/11/2024 11:50 AM View: Appendix I Interwell

Plant Bowen Client: Southern Company Data: Bowen 1, 2, 9, and 10

	GWA-41 (bg)	GWA-41R (bg)	GWC-45	GWC-45R	GWC-44	GWC-49R	GWC-49Z	GWA-39RZ (bg)	GWA-4RZ (bg)
10/9/2017									
3/14/2018	<0.0005	<0.0005							
3/15/2018			<0.0005	<0.0005	<0.0005	<0.0005	<0.0005		
3/16/2018								<0.0005	
3/19/2018									
3/20/2018									
3/21/2018									<0.0005
3/22/2018									
3/23/2018									
9/12/2018	<0.0005	<0.0005			<0.0005				
9/13/2018			<0.0005	<0.0005		<0.0005			
9/14/2018							<0.0005	4.1E-05 (J)	
9/17/2018									
9/18/2018									<0.0005
9/19/2018									
9/20/2018									
3/13/2019									
3/14/2019	<0.0005	<0.0005	<0.0005 (D)	<0.0005 (D)	<0.0005			<0.0005	
3/15/2019									
3/18/2019						<0.0005			
3/19/2019							4.5E-05 (J)		
3/20/2019									
3/21/2019									<0.0005 (D)
3/22/2019									
3/23/2019									
3/25/2019									
3/27/2019									
9/9/2019									
9/10/2019	<0.0005 (D)	<0.0005							
9/11/2019			<0.0005 (D)	<0.0005 (D)	<0.0005	<0.0005	<0.0005		
9/12/2019									<0.0005 (D)
9/13/2019									
9/16/2019									
9/17/2019									
9/18/2019									
3/6/2020	<0.0005								
3/9/2020		<0.0005					<0.0005	<0.0005	
3/10/2020			<0.0005	<0.0005	<0.0005				
3/11/2020						<0.0005			
3/12/2020									<0.0005
3/13/2020									
3/16/2020									
3/17/2020									
9/10/2020	<0.0005	<0.0005							
9/11/2020			<0.0005	<0.0005		<0.0005			
9/14/2020							<0.0005		
9/15/2020					<0.0005				
9/16/2020								<0.0005	
9/17/2020									<0.0005
9/21/2020									
9/22/2020									
3/10/2021		<0.0005							

Prediction Limit

Constituent: Mercury (mg/L) Analysis Run 9/11/2024 11:50 AM View: Appendix I Interwell

Plant Bowen Client: Southern Company Data: Bowen 1, 2, 9, and 10

	GWA-41 (bg)	GWA-41R (bg)	GWC-45	GWC-45R	GWC-44	GWC-49R	GWC-49Z	GWA-39RZ (bg)	GWA-4RZ (bg)
3/11/2021	<0.0005		<0.0005	<0.0005	<0.0005				
3/12/2021									
3/15/2021						<0.0005	<0.0005		
3/16/2021								<0.0005	<0.0005
3/17/2021									
3/18/2021									
3/19/2021									
3/29/2021									
8/4/2021	9E-05 (J)	9.4E-05 (J)			8.7E-05 (J)				
8/5/2021							0.0002		
8/6/2021			<0.0005	<0.0005				<0.0005	
8/9/2021									
8/10/2021									<0.0005
8/11/2021						<0.0005			
8/12/2021									
10/28/2021									
1/31/2022	<0.0005	<0.0005			<0.0005				
2/1/2022			<0.0005	<0.0005		<0.0005	<0.0005		
2/2/2022								<0.0005	
2/3/2022									<0.0005
2/4/2022									
2/7/2022									
2/17/2022									
4/28/2022									
8/10/2022									
8/11/2022	<0.0005	<0.0005							
8/12/2022			<0.0005	<0.0005					
8/15/2022					<0.0005	<0.0005	<0.0005		
8/16/2022								<0.0005	
8/17/2022									<0.0005
8/18/2022									
8/19/2022									
2/13/2023	0.00017 (J)	0.00013 (J)							
2/14/2023			<0.0005	<0.0005	<0.0005	<0.0005	<0.0005	<0.0005	
2/16/2023									
2/17/2023									<0.0005
2/20/2023									
2/21/2023									
2/22/2023									
3/16/2023									
7/25/2023	<0.0005	<0.0005						<0.0005	
7/26/2023			<0.0005	<0.0005	<0.0005				
7/27/2023						<0.0005	<0.0005		
7/28/2023									<0.0005
7/31/2023									
8/1/2023									
8/2/2023									
2/19/2024	<0.0005	<0.0005						<0.0005	
2/20/2024			<0.0005	<0.0005	<0.0005				
2/21/2024						<0.0005	<0.0005		
2/22/2024									
2/26/2024									

ND substitution: RL or RL/2 if <15% NDs.

Prediction Limit

Constituent: Mercury (mg/L) Analysis Run 9/11/2024 11:50 AM View: Appendix I Interwell

Plant Bowen Client: Southern Company Data: Bowen 1, 2, 9, and 10

	GWA-41 (bg)	GWA-41R (bg)	GWC-45	GWC-45R	GWC-44	GWC-49R	GWC-49Z	GWA-39RZ (bg)	GWA-4RZ (bg)
2/27/2024									<0.0005
2/28/2024									
8/1/2024	<0.0005	<0.0005						<0.0005	
8/2/2024									
8/5/2024			<0.0005	<0.0005					
8/6/2024					<0.0005	<0.0005	<0.0005		
8/7/2024									
8/8/2024									<0.0005
8/12/2024									
8/13/2024									

ND substitution: RL or RL/2 if <15% NDs.

Prediction Limit

Constituent: Thallium (mg/L) Analysis Run 9/11/2024 11:50 AM View: Appendix I Interwell

Plant Bowen Client: Southern Company Data: Bowen 1, 2, 9, and 10

	GWA-2R (bg)	GWC-15Z	GWC-8Z	GWC-6	GWC-11R	GWA-50R (bg)	GWA-50 (bg)	GWC-10R	GWC-5
3/30/2015	7E-05								
10/6/2015		0.0005 (D)							
10/8/2015			0.0001 (D)						
10/9/2015				<0.001					
10/11/2015					0.0002	<0.001	<0.001		
10/12/2015								<0.001	<0.001
10/13/2015	<0.001								
10/14/2015									
3/10/2016									
3/11/2016									
3/14/2016									
3/15/2016									
3/16/2016									
3/17/2016									
3/22/2016			<0.001						
3/23/2016	<0.001								
3/28/2016						<0.001	<0.001		<0.001
3/29/2016				<0.001					
3/31/2016								<0.001	
4/4/2016					<0.001				
4/5/2016		0.00036 (J)							
5/11/2016									
5/12/2016									
5/13/2016									
5/16/2016									
5/17/2016									
5/18/2016									
5/19/2016	<0.001								
5/20/2016									
5/23/2016							<0.001		
5/24/2016				<0.001					
5/25/2016			<0.001			<0.001			<0.001
5/26/2016					<0.001			<0.001	
5/31/2016		0.000373 (J)							
6/1/2016									
7/19/2016									
7/20/2016									
7/21/2016									
7/22/2016									
7/25/2016									
7/26/2016									
7/27/2016									
7/28/2016									
7/29/2016	<0.001								
8/1/2016				<0.001		<0.001	<0.001		<0.001
8/2/2016			<0.001						
8/3/2016								0.0001 (J)	
8/4/2016					<0.001				
9/15/2016									
9/16/2016									
9/19/2016									
9/20/2016									

ND substitution: RL or RL/2 if <15% NDs.

Prediction Limit

Constituent: Thallium (mg/L) Analysis Run 9/11/2024 11:50 AM View: Appendix I Interwell

Plant Bowen Client: Southern Company Data: Bowen 1, 2, 9, and 10

	GWA-2R (bg)	GWC-15Z	GWC-8Z	GWC-6	GWC-11R	GWA-50R (bg)	GWA-50 (bg)	GWC-10R	GWC-5
9/21/2016									
9/22/2016	<0.001								
9/23/2016									
9/26/2016			<0.001	<0.001		<0.001	<0.001		
9/27/2016									<0.001
9/28/2016					<0.001			<0.001	
11/2/2016									
11/3/2016									
11/4/2016									
11/7/2016									
11/9/2016									
11/10/2016	<0.001						<0.001		
11/11/2016						<0.001			<0.001
11/18/2016				<0.001					
11/21/2016			<0.001						
11/22/2016					<0.001			<0.001	
11/23/2016		<0.001							
1/17/2017									
1/18/2017									
1/19/2017									
1/20/2017									
1/23/2017									
1/24/2017									
1/30/2017						<0.001	<0.001		
1/31/2017	<0.001								<0.001
2/1/2017				<0.001					
2/3/2017			<0.001						
2/7/2017								<0.001	
2/8/2017					<0.001				
2/10/2017		<0.001							
2/21/2017									
2/22/2017									
3/24/2017									
3/27/2017									
3/28/2017									
3/29/2017									
3/30/2017									
4/3/2017	<0.001					<0.001			<0.001
4/6/2017				5E-05 (J)					
4/7/2017			<0.001				<0.001		
4/10/2017					<0.001			<0.001	
4/11/2017		<0.001							
5/24/2017									
6/5/2017									
6/6/2017									
6/7/2017									
6/8/2017									
6/9/2017	<0.001								
6/12/2017						<0.001	<0.001		<0.001
6/13/2017			7E-05 (J)	<0.001					
6/14/2017								<0.001	
6/15/2017		<0.001			<0.001				

ND substitution: RL or RL/2 if <15% NDs.

Prediction Limit

Constituent: Thallium (mg/L) Analysis Run 9/11/2024 11:50 AM View: Appendix I Interwell

Plant Bowen Client: Southern Company Data: Bowen 1, 2, 9, and 10

	GWA-2R (bg)	GWC-15Z	GWC-8Z	GWC-6	GWC-11R	GWA-50R (bg)	GWA-50 (bg)	GWC-10R	GWC-5
6/16/2017									
7/12/2017		<0.001							
7/14/2017									
7/17/2017									
7/20/2017									
7/26/2017		<0.001							
7/27/2017									
7/28/2017									
8/9/2017									
8/10/2017									
8/24/2017									
9/22/2017									
9/25/2017									
9/26/2017									
9/27/2017									
9/29/2017									
10/2/2017	<0.001					<0.001	<0.001		
10/3/2017			<0.001	<0.001					<0.001
10/4/2017					<0.001			<0.001	
10/6/2017		<0.001							
3/14/2018									
3/15/2018									
3/16/2018	<0.001					<0.001	<0.001		
3/19/2018				<0.001					<0.001
3/20/2018			<0.001						
3/21/2018								<0.001	
3/22/2018					<0.001				
3/23/2018		<0.001							
9/12/2018									
9/13/2018									
9/14/2018	<0.001								
9/17/2018				<0.001			<0.001		<0.001
9/18/2018			<0.001		<0.001	<0.001		<0.001	
9/19/2018		<0.001							
9/20/2018									
3/13/2019									
3/14/2019									
3/15/2019									
3/18/2019									
3/19/2019	<0.001					<0.001	<0.001		
3/20/2019									<0.001
3/21/2019				<0.001					
3/22/2019		<0.001						<0.001	
3/23/2019					<0.001				
5/6/2019			<0.001						
9/9/2019									
9/10/2019									
9/11/2019									
9/12/2019						<0.001			
9/13/2019	6.2E-05 (J)						<0.001		
9/16/2019			<0.001	<0.001					8.4E-05 (J)
9/17/2019		<0.001			<0.001			<0.001	

ND substitution: RL or RL/2 if <15% NDs.

Prediction Limit

Constituent: Thallium (mg/L) Analysis Run 9/11/2024 11:50 AM View: Appendix I Interwell

Plant Bowen Client: Southern Company Data: Bowen 1, 2, 9, and 10

	GWA-2R (bg)	GWC-15Z	GWC-8Z	GWC-6	GWC-11R	GWA-50R (bg)	GWA-50 (bg)	GWC-10R	GWC-5
9/18/2019									
3/6/2020									
3/9/2020									
3/10/2020									
3/11/2020	<0.001					5.9E-05 (J)	<0.001		
3/12/2020				<0.001	<0.001			5.4E-05 (J)	
3/13/2020		<0.001							
3/16/2020			<0.001						<0.001
3/17/2020									
9/10/2020									
9/11/2020									
9/14/2020									
9/15/2020	<0.001					<0.001			
9/16/2020				<0.001			<0.001		<0.001
9/17/2020			<0.001					<0.001	
9/21/2020		<0.001			<0.001				
9/22/2020									
3/10/2021									
3/11/2021									
3/12/2021									
3/15/2021									
3/16/2021	<0.001								
3/17/2021				<0.001		<0.001	<0.001		<0.001
3/18/2021		<0.001	<0.001					<0.001	
3/19/2021					<0.001				
3/29/2021									
8/4/2021									
8/5/2021									
8/6/2021									
8/9/2021	<0.001					<0.001	<0.001		<0.001
8/10/2021			<0.001	<0.001					
8/11/2021		<0.001			<0.001			<0.001	
8/12/2021									
1/31/2022									
2/1/2022	<0.001						<0.001		
2/2/2022			<0.001	<0.001		<0.001			<0.001
2/3/2022									
2/4/2022					<0.001			<0.001	
2/7/2022		<0.001							
8/10/2022									
8/11/2022									
8/12/2022									
8/15/2022									
8/16/2022	<0.001						<0.001		<0.001
8/17/2022			<0.001	<0.001		<0.001			
8/18/2022					<0.001			<0.001	
8/19/2022		<0.001							
2/13/2023									
2/14/2023									
2/16/2023	<0.001					<0.001	<0.001		
2/17/2023				<0.001					
2/20/2023			<0.001		<0.001			<0.001	<0.001

ND substitution: RL or RL/2 if <15% NDs.

Prediction Limit

Constituent: Thallium (mg/L) Analysis Run 9/11/2024 11:50 AM View: Appendix I Interwell

Plant Bowen Client: Southern Company Data: Bowen 1, 2, 9, and 10

	GWA-2R (bg)	GWC-15Z	GWC-8Z	GWC-6	GWC-11R	GWA-50R (bg)	GWA-50 (bg)	GWC-10R	GWC-5
2/22/2023		<0.001							
7/25/2023									
7/26/2023									
7/27/2023	<0.001								
7/28/2023						<0.001	<0.001		<0.001
7/31/2023			<0.001	<0.001				<0.001	
8/1/2023		<0.001			<0.001				
8/2/2023									
2/19/2024									
2/20/2024									
2/21/2024									
2/22/2024						<0.001	<0.001		
2/26/2024	<0.001		<0.001	<0.001					<0.001
2/27/2024								<0.001	
2/28/2024		<0.001			<0.001				
8/1/2024									
8/2/2024									
8/5/2024									
8/6/2024	<0.001								
8/7/2024									
8/8/2024				<0.001		<0.001	<0.001		<0.001
8/12/2024			<0.001		<0.001			<0.001	
8/13/2024		<0.001							

ND substitution: RL or RL/2 if <15% NDs.

Prediction Limit

Constituent: Thallium (mg/L) Analysis Run 9/11/2024 11:50 AM View: Appendix I Interwell

Plant Bowen Client: Southern Company Data: Bowen 1, 2, 9, and 10

	GWA-3A (bg)	GWA-2 (bg)	GWA-1 (bg)	GWC-13RZ	GWC-46R	GWC-47R	GWC-47	GWC-48	GWA-43 (bg)
3/30/2015									
10/6/2015									
10/8/2015									
10/9/2015									
10/11/2015									
10/12/2015	<0.001								
10/13/2015		<0.001	<0.001						
10/14/2015				<0.001					
3/10/2016					<0.001	0.00116	<0.001	<0.001	
3/11/2016									<0.001
3/14/2016									
3/15/2016									
3/16/2016									
3/17/2016									
3/22/2016			<0.001						
3/23/2016	<0.001	<0.001							
3/28/2016									
3/29/2016									
3/31/2016									
4/4/2016				<0.001					
4/5/2016									
5/11/2016									
5/12/2016									
5/13/2016									<0.001
5/16/2016									
5/17/2016					<0.001			<0.001	
5/18/2016						0.000768 (J)	<0.001		
5/19/2016			<0.001						
5/20/2016		<0.001							
5/23/2016	<0.001								
5/24/2016									
5/25/2016									
5/26/2016									
5/31/2016									
6/1/2016				<0.001					
7/19/2016									<0.001 (*)
7/20/2016									
7/21/2016									
7/22/2016									
7/25/2016									
7/26/2016					7E-05 (J)				
7/27/2016						0.0004 (J)	9E-05 (J)	9E-05 (J)	
7/28/2016									
7/29/2016	<0.001	<0.001	<0.001						
8/1/2016									
8/2/2016									
8/3/2016									
8/4/2016									
9/15/2016									
9/16/2016									<0.001
9/19/2016									
9/20/2016					<0.001	0.0004 (J)	<0.001	<0.001	

ND substitution: RL or RL/2 if <15% NDs.

Prediction Limit

Constituent: Thallium (mg/L) Analysis Run 9/11/2024 11:50 AM View: Appendix I Interwell

Plant Bowen Client: Southern Company Data: Bowen 1, 2, 9, and 10

	GWA-3A (bg)	GWA-2 (bg)	GWA-1 (bg)	GWC-13RZ	GWC-46R	GWC-47R	GWC-47	GWC-48	GWA-43 (bg)
9/21/2016									
9/22/2016	<0.001								
9/23/2016		<0.001	<0.001						
9/26/2016									
9/27/2016									
9/28/2016									
11/2/2016									<0.001
11/3/2016									
11/4/2016					<0.001	0.0003 (J)		<0.001	
11/7/2016							<0.001		
11/9/2016		<0.001	<0.001						
11/10/2016	<0.001								
11/11/2016									
11/18/2016									
11/21/2016									
11/22/2016									
11/23/2016									
1/17/2017									
1/18/2017									<0.001
1/19/2017									
1/20/2017					<0.001	0.0003 (J)			
1/23/2017							<0.001	<0.001	
1/24/2017									
1/30/2017			<0.001						
1/31/2017	<0.001	<0.001							
2/1/2017									
2/3/2017									
2/7/2017									
2/8/2017									
2/10/2017									
2/21/2017									
2/22/2017				<0.001					
3/24/2017									
3/27/2017									
3/28/2017					7E-05 (J)			6E-05 (J)	5E-05 (J)
3/29/2017						0.0003 (J)	7E-05 (J)		
3/30/2017	<0.001	<0.001	<0.001						
4/3/2017									
4/6/2017									
4/7/2017									
4/10/2017									
4/11/2017				<0.001					
5/24/2017									
6/5/2017									
6/6/2017									<0.001
6/7/2017					6E-05 (J)				
6/8/2017						0.0003 (J)	<0.001	8E-05 (J)	
6/9/2017			<0.001						
6/12/2017	<0.001	<0.001							
6/13/2017									
6/14/2017									
6/15/2017									

ND substitution: RL or RL/2 if <15% NDs.

Prediction Limit

Constituent: Thallium (mg/L) Analysis Run 9/11/2024 11:50 AM View: Appendix I Interwell

Plant Bowen Client: Southern Company Data: Bowen 1, 2, 9, and 10

	GWA-3A (bg)	GWA-2 (bg)	GWA-1 (bg)	GWC-13RZ	GWC-46R	GWC-47R	GWC-47	GWC-48	GWA-43 (bg)
6/16/2017				<0.001					
7/12/2017				6E-05 (J)					
7/14/2017									
7/17/2017									
7/20/2017									
7/26/2017									
7/27/2017									
7/28/2017				<0.001					
8/9/2017									
8/10/2017				<0.001					
8/24/2017									
9/22/2017									<0.001
9/25/2017									
9/26/2017									
9/27/2017						0.0003 (J)	6E-05 (J)		
9/29/2017					6E-05 (J)			9E-05 (J)	
10/2/2017		<0.001	<0.001						
10/3/2017									
10/4/2017	<0.001								
10/6/2017				<0.001					
3/14/2018									<0.001
3/15/2018					<0.001		<0.001	<0.001	
3/16/2018			<0.001			0.00036 (J)			
3/19/2018	<0.001	<0.001							
3/20/2018									
3/21/2018									
3/22/2018									
3/23/2018				<0.001					
9/12/2018									<0.001
9/13/2018					<0.001	0.00021 (J)	<0.001	<0.001	
9/14/2018		<0.001							
9/17/2018	<0.001		<0.001 (D)						
9/18/2018									
9/19/2018									
9/20/2018				<0.001					
3/13/2019									<0.001
3/14/2019									
3/15/2019							<0.001	<0.001	
3/18/2019					<0.001				
3/19/2019						0.00027 (J)			
3/20/2019	<0.001	<0.001	<0.001						
3/21/2019									
3/22/2019				<0.001					
3/23/2019									
5/6/2019									
9/9/2019									
9/10/2019									
9/11/2019					<0.001	0.00023 (J)		0.000115 (JD)	6.2E-05 (J)
9/12/2019		<0.001 (D)	<0.001				<0.001		
9/13/2019	<0.001								
9/16/2019									
9/17/2019									

Prediction Limit

Constituent: Thallium (mg/L) Analysis Run 9/11/2024 11:50 AM View: Appendix I Interwell

Plant Bowen Client: Southern Company Data: Bowen 1, 2, 9, and 10

	GWA-3A (bg)	GWA-2 (bg)	GWA-1 (bg)	GWC-13RZ	GWC-46R	GWC-47R	GWC-47	GWC-48	GWA-43 (bg)
9/18/2019				<0.001					
3/6/2020									
3/9/2020						0.00021 (J)	<0.001	9E-05 (J)	<0.001
3/10/2020					<0.001				
3/11/2020	<0.001	<0.001	<0.001						
3/12/2020									
3/13/2020									
3/16/2020									
3/17/2020				<0.001					
9/10/2020									
9/11/2020									<0.001
9/14/2020					<0.001		<0.001	<0.001	
9/15/2020		<0.001	<0.001			0.00016 (J)			
9/16/2020									
9/17/2020									
9/21/2020									
9/22/2020				<0.001					
3/10/2021									
3/11/2021					<0.001	<0.001	<0.001	<0.001	<0.001
3/12/2021									
3/15/2021									
3/16/2021			<0.001						
3/17/2021		<0.001							
3/18/2021									
3/19/2021				<0.001					
3/29/2021	<0.001								
8/4/2021								<0.001	
8/5/2021					<0.001	<0.001	<0.001		
8/6/2021									<0.001
8/9/2021	<0.001	<0.001	<0.001						
8/10/2021									
8/11/2021									
8/12/2021				<0.001					
1/31/2022					<0.001			<0.001	<0.001
2/1/2022		<0.001	<0.001			<0.001	<0.001		
2/2/2022	<0.001								
2/3/2022									
2/4/2022				<0.001					
2/7/2022									
8/10/2022									
8/11/2022									<0.001
8/12/2022									
8/15/2022					<0.001	<0.001	<0.001	<0.001	
8/16/2022	<0.001	<0.001	<0.001						
8/17/2022									
8/18/2022									
8/19/2022				<0.001					
2/13/2023									
2/14/2023					<0.001	<0.001	<0.001	<0.001	<0.001
2/16/2023		<0.001	<0.001						
2/17/2023	<0.001								
2/20/2023									

ND substitution: RL or RL/2 if <15% NDs.

Prediction Limit

Constituent: Thallium (mg/L) Analysis Run 9/11/2024 11:50 AM View: Appendix I Interwell

Plant Bowen Client: Southern Company Data: Bowen 1, 2, 9, and 10

	GWA-3A (bg)	GWA-2 (bg)	GWA-1 (bg)	GWC-13RZ	GWC-46R	GWC-47R	GWC-47	GWC-48	GWA-43 (bg)
2/22/2023				<0.001					
7/25/2023									<0.001
7/26/2023					<0.001			<0.001	
7/27/2023		<0.001	<0.001			0.0002 (J)	0.0002 (J)		
7/28/2023									
7/31/2023									
8/1/2023	<0.001								
8/2/2023				<0.001					
2/19/2024									
2/20/2024									<0.001
2/21/2024					<0.001	<0.001	<0.001	<0.001	
2/22/2024	<0.001	<0.001	<0.001						
2/26/2024									
2/27/2024									
2/28/2024				<0.001					
8/1/2024									
8/2/2024									<0.001
8/5/2024					<0.001	<0.001	<0.001	<0.001	
8/6/2024									
8/7/2024		<0.001	<0.001						
8/8/2024	<0.001								
8/12/2024									
8/13/2024				<0.001					

ND substitution: RL or RL/2 if <15% NDs.

Prediction Limit

Constituent: Thallium (mg/L) Analysis Run 9/11/2024 11:50 AM View: Appendix I Interwell

Plant Bowen Client: Southern Company Data: Bowen 1, 2, 9, and 10

	GWA-42 (bg)	GWA-43R (bg)	GWA-39Z (bg)	GWA-41R (bg)	GWA-41 (bg)	GWA-40 (bg)	GWC-44	GWC-49R	GWC-49Z
3/30/2015									
10/6/2015									
10/8/2015									
10/9/2015									
10/11/2015									
10/12/2015									
10/13/2015									
10/14/2015									
3/10/2016									
3/11/2016	<0.001	<0.001							
3/14/2016			<0.001						
3/15/2016				<0.001	<0.001	<0.001			
3/16/2016							<0.001		
3/17/2016								<0.001	<0.001
3/22/2016									
3/23/2016									
3/28/2016									
3/29/2016									
3/31/2016									
4/4/2016									
4/5/2016									
5/11/2016			<0.001			<0.001			
5/12/2016					<0.001				
5/13/2016		<0.001		<0.001					
5/16/2016	<0.001						<0.001		
5/17/2016									
5/18/2016								<0.001	<0.001
5/19/2016									
5/20/2016									
5/23/2016									
5/24/2016									
5/25/2016									
5/26/2016									
5/31/2016									
6/1/2016									
7/19/2016		<0.001	<0.001 (*)						
7/20/2016					<0.001				
7/21/2016				<0.001		<0.001			
7/22/2016	0.0002 (J)								
7/25/2016							<0.001		
7/26/2016									
7/27/2016								0.0001 (J)	
7/28/2016									<0.001
7/29/2016									
8/1/2016									
8/2/2016									
8/3/2016									
8/4/2016									
9/15/2016			<0.001		<0.001	<0.001			
9/16/2016		<0.001							
9/19/2016	<0.001						<0.001		
9/20/2016									

ND substitution: RL or RL/2 if <15% NDs.

Prediction Limit

Constituent: Thallium (mg/L) Analysis Run 9/11/2024 11:50 AM View: Appendix I Interwell

Plant Bowen Client: Southern Company Data: Bowen 1, 2, 9, and 10

	GWA-42 (bg)	GWA-43R (bg)	GWA-39Z (bg)	GWA-41R (bg)	GWA-41 (bg)	GWA-40 (bg)	GWC-44	GWC-49R	GWC-49Z
9/21/2016				<0.001				<0.001	<0.001
9/22/2016									
9/23/2016									
9/26/2016									
9/27/2016									
9/28/2016									
11/2/2016		<0.001	<0.001						
11/3/2016	<0.001			<0.001	<0.001	<0.001	<0.001		
11/4/2016								<0.001	
11/7/2016									<0.001
11/9/2016									
11/10/2016									
11/11/2016									
11/18/2016									
11/21/2016									
11/22/2016									
11/23/2016									
1/17/2017	<0.001			<0.001		<0.001			
1/18/2017		<0.001	<0.001		<0.001				
1/19/2017							<0.001		
1/20/2017									
1/23/2017									
1/24/2017								<0.001	<0.001
1/30/2017									
1/31/2017									
2/1/2017									
2/3/2017									
2/7/2017									
2/8/2017									
2/10/2017									
2/21/2017									
2/22/2017									
3/24/2017					<0.001	<0.001			
3/27/2017	<0.001			<0.001					
3/28/2017		<0.001	5E-05 (J)				5E-05 (J)		
3/29/2017								<0.001	
3/30/2017									5E-05 (J)
4/3/2017									
4/6/2017									
4/7/2017									
4/10/2017									
4/11/2017									
5/24/2017						<0.001			
6/5/2017							5E-05 (J)		
6/6/2017		<0.001		0.0002 (J)	<0.001				
6/7/2017	<0.001		<0.001						
6/8/2017								<0.001	
6/9/2017									<0.001
6/12/2017									
6/13/2017									
6/14/2017									
6/15/2017									

Prediction Limit

Constituent: Thallium (mg/L) Analysis Run 9/11/2024 11:50 AM View: Appendix I Interwell

Plant Bowen Client: Southern Company Data: Bowen 1, 2, 9, and 10

	GWA-42 (bg)	GWA-43R (bg)	GWA-39Z (bg)	GWA-41R (bg)	GWA-41 (bg)	GWA-40 (bg)	GWC-44	GWC-49R	GWC-49Z
6/16/2017									
7/12/2017									
7/14/2017									
7/17/2017									
7/20/2017									
7/26/2017									
7/27/2017									
7/28/2017									
8/9/2017									
8/10/2017									
8/24/2017									
9/22/2017		<0.001							
9/25/2017				<0.001	<0.001				
9/26/2017	<0.001		7E-05 (J)			<0.001	<0.001		
9/27/2017									
9/29/2017								<0.001	<0.001
10/2/2017									
10/3/2017									
10/4/2017									
10/6/2017									
3/14/2018	<0.001		<0.001	<0.001	<0.001	<0.001			
3/15/2018		<0.001					<0.001	<0.001	<0.001
3/16/2018									
3/19/2018									
3/20/2018									
3/21/2018									
3/22/2018									
3/23/2018									
9/12/2018		<0.001	<0.001	<0.001	<0.001	<0.001	<0.001		
9/13/2018								<0.001	
9/14/2018	<0.001								<0.001
9/17/2018									
9/18/2018									
9/19/2018									
9/20/2018									
3/13/2019		<0.001				<0.001			
3/14/2019	<0.001			<0.001	<0.001		<0.001		
3/15/2019			<0.001						
3/18/2019								<0.001	
3/19/2019									<0.001
3/20/2019									
3/21/2019									
3/22/2019									
3/23/2019									
5/6/2019									
9/9/2019			<0.001			<0.001			
9/10/2019	<0.001			<0.001	<0.001 (D)				
9/11/2019		<0.001					<0.001	<0.001	<0.001
9/12/2019									
9/13/2019									
9/16/2019									
9/17/2019									

ND substitution: RL or RL/2 if <15% NDs.

Prediction Limit

Constituent: Thallium (mg/L) Analysis Run 9/11/2024 11:50 AM View: Appendix I Interwell

Plant Bowen Client: Southern Company Data: Bowen 1, 2, 9, and 10

	GWA-42 (bg)	GWA-43R (bg)	GWA-39Z (bg)	GWA-41R (bg)	GWA-41 (bg)	GWA-40 (bg)	GWC-44	GWC-49R	GWC-49Z
9/18/2019									
3/6/2020	8.6E-05 (J)				<0.001				
3/9/2020		<0.001	<0.001	6.1E-05 (J)		7.8E-05 (J)			<0.001
3/10/2020							<0.001		
3/11/2020								<0.001	
3/12/2020									
3/13/2020									
3/16/2020									
3/17/2020									
9/10/2020	<0.001		<0.001	<0.001	<0.001				
9/11/2020						<0.001		<0.001	
9/14/2020		<0.001							<0.001
9/15/2020							<0.001		
9/16/2020									
9/17/2020									
9/21/2020									
9/22/2020									
3/10/2021				<0.001		<0.001			
3/11/2021	<0.001	<0.001			<0.001		<0.001		
3/12/2021			<0.001						
3/15/2021								<0.001	<0.001
3/16/2021									
3/17/2021									
3/18/2021									
3/19/2021									
3/29/2021									
8/4/2021	<0.001		<0.001	<0.001	<0.001	<0.001	<0.001		
8/5/2021		<0.001							<0.001
8/6/2021									
8/9/2021									
8/10/2021									
8/11/2021								<0.001	
8/12/2021									
1/31/2022	<0.001	<0.001	<0.001	<0.001	<0.001	<0.001	<0.001		
2/1/2022								<0.001	<0.001
2/2/2022									
2/3/2022									
2/4/2022									
2/7/2022									
8/10/2022	<0.001	<0.001	<0.001						
8/11/2022				<0.001	<0.001				
8/12/2022						<0.001			
8/15/2022							<0.001	<0.001	<0.001
8/16/2022									
8/17/2022									
8/18/2022									
8/19/2022									
2/13/2023	<0.001	<0.001	<0.001	<0.001	<0.001	<0.001			
2/14/2023							<0.001	<0.001	<0.001
2/16/2023									
2/17/2023									
2/20/2023									

ND substitution: RL or RL/2 if <15% NDs.

Prediction Limit

Constituent: Thallium (mg/L) Analysis Run 9/11/2024 11:50 AM View: Appendix I Interwell

Plant Bowen Client: Southern Company Data: Bowen 1, 2, 9, and 10

	GWA-42 (bg)	GWA-43R (bg)	GWA-39Z (bg)	GWA-41R (bg)	GWA-41 (bg)	GWA-40 (bg)	GWC-44	GWC-49R	GWC-49Z
2/22/2023									
7/25/2023		<0.001		<0.001	<0.001				
7/26/2023	<0.001		<0.001			<0.001	<0.001		
7/27/2023								<0.001	<0.001
7/28/2023									
7/31/2023									
8/1/2023									
8/2/2023									
2/19/2024			<0.001	<0.001	<0.001	<0.001			
2/20/2024	<0.001	<0.001					<0.001		
2/21/2024								<0.001	<0.001
2/22/2024									
2/26/2024									
2/27/2024									
2/28/2024									
8/1/2024	<0.001		<0.001	<0.001	<0.001	<0.001			
8/2/2024		<0.001							
8/5/2024									
8/6/2024							<0.001	<0.001	<0.001
8/7/2024									
8/8/2024									
8/12/2024									
8/13/2024									

ND substitution: RL or RL/2 if <15% NDs.

Prediction Limit

Constituent: Thallium (mg/L) Analysis Run 9/11/2024 11:50 AM View: Appendix I Interwell

Plant Bowen Client: Southern Company Data: Bowen 1, 2, 9, and 10

	GWA-39RZ (bg)	GWC-7Z	GWA-4RZ (bg)
3/30/2015			
10/6/2015			
10/8/2015			
10/9/2015			
10/11/2015			
10/12/2015			
10/13/2015			
10/14/2015			
3/10/2016			
3/11/2016			
3/14/2016			
3/15/2016			
3/16/2016			
3/17/2016			
3/22/2016			
3/23/2016			
3/28/2016			
3/29/2016			
3/31/2016			
4/4/2016			
4/5/2016			
5/11/2016			
5/12/2016			
5/13/2016			
5/16/2016	<0.001 (D)		
5/17/2016			
5/18/2016			
5/19/2016			
5/20/2016			
5/23/2016			
5/24/2016			
5/25/2016			
5/26/2016			
5/31/2016		<0.001	
6/1/2016			
7/19/2016			
7/20/2016			
7/21/2016			
7/22/2016			
7/25/2016			
7/26/2016			
7/27/2016	0.0002 (JD)		
7/28/2016			
7/29/2016			
8/1/2016			
8/2/2016		<0.001	
8/3/2016			
8/4/2016			
9/15/2016			
9/16/2016			
9/19/2016			
9/20/2016			

Prediction Limit

Constituent: Thallium (mg/L) Analysis Run 9/11/2024 11:50 AM View: Appendix I Interwell

Plant Bowen Client: Southern Company Data: Bowen 1, 2, 9, and 10

	GWA-39RZ (bg)	GWC-7Z	GWA-4RZ (bg)
9/21/2016			
9/22/2016			
9/23/2016			
9/26/2016			
9/27/2016		<0.001	
9/28/2016			
11/2/2016			
11/3/2016			
11/4/2016			
11/7/2016			
11/9/2016			
11/10/2016			
11/11/2016			
11/18/2016			
11/21/2016		<0.001	
11/22/2016			
11/23/2016			
1/17/2017			
1/18/2017			
1/19/2017			
1/20/2017			
1/23/2017			
1/24/2017			
1/30/2017			
1/31/2017			
2/1/2017		<0.001	
2/3/2017			
2/7/2017			
2/8/2017			
2/10/2017			
2/21/2017	<0.001		
2/22/2017			<0.001
3/24/2017			
3/27/2017	<0.001 (D)		
3/28/2017			
3/29/2017			
3/30/2017			
4/3/2017			
4/6/2017		<0.001	
4/7/2017			<0.001
4/10/2017			
4/11/2017			
5/24/2017			
6/5/2017			
6/6/2017			
6/7/2017			
6/8/2017	<0.001 (D)		
6/9/2017			
6/12/2017			
6/13/2017		<0.001	
6/14/2017			<0.001 (D)
6/15/2017			

ND substitution: RL or RL/2 if <15% NDs.

Prediction Limit

Constituent: Thallium (mg/L) Analysis Run 9/11/2024 11:50 AM View: Appendix I Interwell

Plant Bowen Client: Southern Company Data: Bowen 1, 2, 9, and 10

	GWA-39RZ (bg)	GWC-7Z	GWA-4RZ (bg)
6/16/2017			
7/12/2017			<0.001 (D)
7/14/2017		<0.001	
7/17/2017	<0.001 (D)		
7/20/2017			<0.001 (D)
7/26/2017			
7/27/2017	<0.001		
7/28/2017			<0.001
8/9/2017	<0.001		<0.001
8/10/2017			
8/24/2017			<0.001
9/22/2017			
9/25/2017			
9/26/2017			
9/27/2017			
9/29/2017	<0.001 (D)		
10/2/2017			
10/3/2017		<0.001	<0.001 (D)
10/4/2017			
10/6/2017			
3/14/2018			
3/15/2018			
3/16/2018	<0.001		
3/19/2018			
3/20/2018		<0.001	
3/21/2018			<0.001
3/22/2018			
3/23/2018			
9/12/2018			
9/13/2018			
9/14/2018	<0.001		
9/17/2018			
9/18/2018		<0.001	<0.001
9/19/2018			
9/20/2018			
3/13/2019			
3/14/2019	<0.001		
3/15/2019			
3/18/2019			
3/19/2019			
3/20/2019			
3/21/2019		<0.001	<0.001 (D)
3/22/2019			
3/23/2019			
5/6/2019			
9/9/2019			
9/10/2019			
9/11/2019			
9/12/2019			<0.001 (D)
9/13/2019		5.7E-05 (J)	
9/16/2019			
9/17/2019			

Prediction Limit

Constituent: Thallium (mg/L) Analysis Run 9/11/2024 11:50 AM View: Appendix I Interwell

Plant Bowen Client: Southern Company Data: Bowen 1, 2, 9, and 10

	GWA-39RZ (bg)	GWC-7Z	GWA-4RZ (bg)
9/18/2019			
3/6/2020			
3/9/2020	<0.001		
3/10/2020			
3/11/2020			
3/12/2020		0.00022 (J)	<0.001
3/13/2020			
3/16/2020			
3/17/2020			
9/10/2020			
9/11/2020			
9/14/2020			
9/15/2020			
9/16/2020	<0.001	0.00019 (J)	
9/17/2020			<0.001
9/21/2020			
9/22/2020			
3/10/2021			
3/11/2021			
3/12/2021			
3/15/2021			
3/16/2021	<0.001		<0.001
3/17/2021		0.00015 (J)	
3/18/2021			
3/19/2021			
3/29/2021			
8/4/2021			
8/5/2021			
8/6/2021	<0.001		
8/9/2021			
8/10/2021		<0.001	<0.001
8/11/2021			
8/12/2021			
1/31/2022			
2/1/2022			
2/2/2022	<0.001	<0.001	
2/3/2022			<0.001
2/4/2022			
2/7/2022			
8/10/2022			
8/11/2022			
8/12/2022			
8/15/2022			
8/16/2022	<0.001		
8/17/2022		0.00024 (J)	<0.001
8/18/2022			
8/19/2022			
2/13/2023			
2/14/2023	<0.001		
2/16/2023			
2/17/2023			<0.001
2/20/2023		<0.001	

ND substitution: RL or RL/2 if <15% NDs.

Prediction Limit

Constituent: Thallium (mg/L) Analysis Run 9/11/2024 11:50 AM View: Appendix I Interwell

Plant Bowen Client: Southern Company Data: Bowen 1, 2, 9, and 10

	GWA-39RZ (bg)	GWC-7Z	GWA-4RZ (bg)
2/22/2023			
7/25/2023	<0.001		
7/26/2023			
7/27/2023			
7/28/2023			<0.001
7/31/2023		<0.001	
8/1/2023			
8/2/2023			
2/19/2024	<0.001		
2/20/2024			
2/21/2024			
2/22/2024			
2/26/2024		<0.001	
2/27/2024			<0.001
2/28/2024			
8/1/2024	<0.001		
8/2/2024			
8/5/2024			
8/6/2024			
8/7/2024			
8/8/2024		<0.001	<0.001
8/12/2024			
8/13/2024			

FIGURE F.

Appendix III Intrawell Prediction Limits - Significant Results

Plant Bowen Client: Southern Company Data: Bowen 1, 2, 9, and 10 Printed 9/8/2024, 12:16 PM

Constituent	Well	Upper Lim.	Lower Lim.	Date	Observ.	Sig.	Bg N	Bg Mean	Std. Dev.	%NDs	ND Adj.	Transform	Alpha	Method
Calcium, total (mg/L)	**GWA-3A**	**22.6**	**n/a**	**8/8/2024**	**23**	**Yes**	**20**	**n/a**	**n/a**	**0**	**n/a**	**n/a**	**0.004291**	**NP Intra (normality) 1 of 2**
Sulfate, total (mg/L)	**GWC-10**	**2.121**	**n/a**	**8/12/2024**	**2.3**	**Yes**	**21**	**1.355**	**0.3002**	**0**	**None**	**No**	**0.0002894**	**Param Intra 1 of 2**
Sulfate, total (mg/L)	**GWC-9**	**4.773**	**n/a**	**8/12/2024**	**5.4**	**Yes**	**21**	**2.444**	**0.9127**	**4.762**	**None**	**No**	**0.0002894**	**Param Intra 1 of 2**
Total Dissolved Solids [TDS] (mg/l)	**GWA-3A**	**117**	**n/a**	**8/8/2024**	**150**	**Yes**	**20**	**n/a**	**n/a**	**25**	**n/a**	**n/a**	**0.004291**	**NP Intra (normality) 1 of 2**
Total Dissolved Solids [TDS] (mg/l)	**GWA-50**	**42.78**	**n/a**	**8/8/2024**	**147**	**Yes**	**21**	**21.19**	**8.46**	**38.1**	**Kaplan-Meier**	**No**	**0.0002894**	**Param Intra 1 of 2**
Total Dissolved Solids [TDS] (mg/l)	**GWC-45**	**65.69**	**n/a**	**8/5/2024**	**78**	**Yes**	**21**	**2.654**	**0.5411**	**38.1**	**Kaplan-Meier**	**x^(1/3)**	**0.0002894**	**Param Intra 1 of 2**
Total Dissolved Solids [TDS] (mg/l)	**GWC-49Z**	**63**	**n/a**	**8/6/2024**	**73**	**Yes**	**21**	**n/a**	**n/a**	**33.33**	**n/a**	**n/a**	**0.003999**	**NP Intra (normality) 1 of 2**
Total Dissolved Solids [TDS] (mg/l)	**GWC-5**	**116.4**	**n/a**	**8/8/2024**	**143**	**Yes**	**21**	**3.143**	**0.682**	**23.81**	**Kaplan-Meier**	**x^(1/3)**	**0.0002894**	**Param Intra 1 of 2**

Appendix III Intrawell Prediction Limits - All Results

Plant Bowen Client: Southern Company Data: Bowen 1, 2, 9, and 10 Printed 9/8/2024, 12:16 PM

Constituent	Well	Upper Lim.	Lower Lim.	Date	Observ.	Sig.	Bg N	Bg Mean	Std. Dev.	%NDs	ND Adj.	Transform	Alpha	Method
Boron, total (mg/L)	GWA-1	0.04	n/a	8/7/2024	0.04ND	No	21	n/a	n/a	76.19	n/a	n/a	0.003999	NP Intra (NDs) 1 of 2
Boron, total (mg/L)	GWA-2	0.04	n/a	8/7/2024	0.04ND	No	21	n/a	n/a	85.71	n/a	n/a	0.003999	NP Intra (NDs) 1 of 2
Boron, total (mg/L)	GWA-2R	0.04	n/a	8/6/2024	0.04ND	No	21	n/a	n/a	57.14	n/a	n/a	0.003999	NP Intra (NDs) 1 of 2
Boron, total (mg/L)	GWA-39RZ	0.04	n/a	8/1/2024	0.04ND	No	21	n/a	n/a	38.1	n/a	n/a	0.003999	NP Intra (normality) 1 of 2
Boron, total (mg/L)	GWA-39Z	0.04	n/a	8/1/2024	0.04ND	No	21	n/a	n/a	80.95	n/a	n/a	0.003999	NP Intra (NDs) 1 of 2
Boron, total (mg/L)	GWA-3A	0.04	n/a	8/8/2024	0.04ND	No	20	n/a	n/a	90	n/a	n/a	0.004291	NP Intra (NDs) 1 of 2
Boron, total (mg/L)	GWA-40	0.04	n/a	8/1/2024	0.04ND	No	21	n/a	n/a	80.95	n/a	n/a	0.003999	NP Intra (NDs) 1 of 2
Boron, total (mg/L)	GWA-41	0.04	n/a	8/1/2024	0.04ND	No	21	n/a	n/a	71.43	n/a	n/a	0.003999	NP Intra (NDs) 1 of 2
Boron, total (mg/L)	GWA-41R	0.04	n/a	8/1/2024	0.04ND	No	21	n/a	n/a	38.1	n/a	n/a	0.003999	NP Intra (normality) 1 of 2
Boron, total (mg/L)	GWA-42	0.04	n/a	8/1/2024	0.04ND	No	21	n/a	n/a	85.71	n/a	n/a	0.003999	NP Intra (NDs) 1 of 2
Boron, total (mg/L)	GWA-43	0.04	n/a	8/2/2024	0.04ND	No	21	n/a	n/a	95.24	n/a	n/a	0.003999	NP Intra (NDs) 1 of 2
Boron, total (mg/L)	GWA-43R	0.03952	n/a	8/2/2024	0.015J	No	21	0.0181	0.008397	23.81	Kaplan-Meier	No	0.0002894	Param Intra 1 of 2
Boron, total (mg/L)	GWA-4RZ	0.04	n/a	8/8/2024	0.04ND	No	21	n/a	n/a	23.81	n/a	n/a	0.003999	NP Intra (normality) 1 of 2
Boron, total (mg/L)	GWA-50	0.04	n/a	8/8/2024	0.04ND	No	21	n/a	n/a	90.48	n/a	n/a	0.003999	NP Intra (NDs) 1 of 2
Boron, total (mg/L)	GWA-50R	0.04	n/a	8/8/2024	0.04ND	No	21	n/a	n/a	90.48	n/a	n/a	0.003999	NP Intra (NDs) 1 of 2
Boron, total (mg/L)	GWC-10	0.04	n/a	8/12/2024	0.04ND	No	21	n/a	n/a	95.24	n/a	n/a	0.003999	NP Intra (NDs) 1 of 2
Boron, total (mg/L)	GWC-10R	0.04	n/a	8/12/2024	0.04ND	No	21	n/a	n/a	85.71	n/a	n/a	0.003999	NP Intra (NDs) 1 of 2
Boron, total (mg/L)	GWC-11	0.04	n/a	8/13/2024	0.04ND	No	21	n/a	n/a	95.24	n/a	n/a	0.003999	NP Intra (NDs) 1 of 2
Boron, total (mg/L)	GWC-11R	0.04	n/a	8/12/2024	0.04ND	No	21	n/a	n/a	80.95	n/a	n/a	0.003999	NP Intra (NDs) 1 of 2
Boron, total (mg/L)	GWC-12	0.04	n/a	8/12/2024	0.04ND	No	21	n/a	n/a	100	n/a	n/a	0.003999	NP Intra (NDs) 1 of 2
Boron, total (mg/L)	GWC-13	0.04158	n/a	8/12/2024	0.024J	No	21	0.2545	0.03604	28.57	Kaplan-Meier	x^(1/3)	0.0002894	Param Intra 1 of 2
Boron, total (mg/L)	GWC-13RZ	0.0241	n/a	8/13/2024	0.02ND	No	21	0.01482	0.003639	14.29	None	No	0.0002894	Param Intra 1 of 2
Boron, total (mg/L)	GWC-14Z	0.04	n/a	8/13/2024	0.04ND	No	20	n/a	n/a	85	n/a	n/a	0.004291	NP Intra (NDs) 1 of 2
Boron, total (mg/L)	GWC-15R	0.04	n/a	8/13/2024	0.04ND	No	21	n/a	n/a	66.67	n/a	n/a	0.003999	NP Intra (NDs) 1 of 2
Boron, total (mg/L)	GWC-15Z	0.04	n/a	8/13/2024	0.04ND	No	21	n/a	n/a	76.19	n/a	n/a	0.003999	NP Intra (NDs) 1 of 2
Boron, total (mg/L)	GWC-44	0.04	n/a	8/6/2024	0.04ND	No	21	n/a	n/a	38.1	n/a	n/a	0.003999	NP Intra (normality) 1 of 2
Boron, total (mg/L)	GWC-45	0.04	n/a	8/5/2024	0.04ND	No	21	n/a	n/a	85.71	n/a	n/a	0.003999	NP Intra (NDs) 1 of 2
Boron, total (mg/L)	GWC-45R	0.04	n/a	8/5/2024	0.04ND	No	21	n/a	n/a	57.14	n/a	n/a	0.003999	NP Intra (NDs) 1 of 2
Boron, total (mg/L)	GWC-46R	0.04	n/a	8/5/2024	0.04ND	No	21	n/a	n/a	80.95	n/a	n/a	0.003999	NP Intra (NDs) 1 of 2
Boron, total (mg/L)	GWC-47	0.04	n/a	8/5/2024	0.04ND	No	21	n/a	n/a	80.95	n/a	n/a	0.003999	NP Intra (NDs) 1 of 2
Boron, total (mg/L)	GWC-47R	0.04	n/a	8/5/2024	0.04ND	No	21	n/a	n/a	76.19	n/a	n/a	0.003999	NP Intra (NDs) 1 of 2
Boron, total (mg/L)	GWC-48	0.04	n/a	8/5/2024	0.04ND	No	21	n/a	n/a	95.24	n/a	n/a	0.003999	NP Intra (NDs) 1 of 2
Boron, total (mg/L)	GWC-49R	0.04	n/a	8/6/2024	0.04ND	No	21	n/a	n/a	85.71	n/a	n/a	0.003999	NP Intra (NDs) 1 of 2
Boron, total (mg/L)	GWC-49Z	0.04	n/a	8/6/2024	0.04ND	No	21	n/a	n/a	66.67	n/a	n/a	0.003999	NP Intra (NDs) 1 of 2
Boron, total (mg/L)	GWC-5	0.04	n/a	8/8/2024	0.04ND	No	21	n/a	n/a	85.71	n/a	n/a	0.003999	NP Intra (NDs) 1 of 2
Boron, total (mg/L)	GWC-6	0.04	n/a	8/8/2024	0.04ND	No	21	n/a	n/a	95.24	n/a	n/a	0.003999	NP Intra (NDs) 1 of 2
Boron, total (mg/L)	GWC-6RZ	0.04	n/a	8/8/2024	0.04ND	No	21	n/a	n/a	85.71	n/a	n/a	0.003999	NP Intra (NDs) 1 of 2
Boron, total (mg/L)	GWC-7Z	0.04	n/a	8/8/2024	0.04ND	No	21	n/a	n/a	57.14	n/a	n/a	0.003999	NP Intra (NDs) 1 of 2
Boron, total (mg/L)	GWC-8RR	0.04	n/a	8/12/2024	0.04ND	No	21	n/a	n/a	90.48	n/a	n/a	0.003999	NP Intra (NDs) 1 of 2
Boron, total (mg/L)	GWC-8Z	0.04	n/a	8/12/2024	0.04ND	No	21	n/a	n/a	90.48	n/a	n/a	0.003999	NP Intra (NDs) 1 of 2
Boron, total (mg/L)	GWC-9	0.04	n/a	8/12/2024	0.04ND	No	21	n/a	n/a	85.71	n/a	n/a	0.003999	NP Intra (NDs) 1 of 2
Calcium, total (mg/L)	GWA-1	36.79	n/a	8/7/2024	31.6	No	21	31.01	2.262	0	None	No	0.0002894	Param Intra 1 of 2
Calcium, total (mg/L)	GWA-2	82.76	n/a	8/7/2024	32.3	No	21	29.62	20.83	0	None	No	0.0002894	Param Intra 1 of 2
Calcium, total (mg/L)	GWA-2R	62.42	n/a	8/6/2024	25.5	No	21	28.81	13.17	0	None	No	0.0002894	Param Intra 1 of 2
Calcium, total (mg/L)	GWA-39RZ	38.57	n/a	8/1/2024	33.9	No	21	35146	8709	0	None	x^3	0.0002894	Param Intra 1 of 2
Calcium, total (mg/L)	GWA-39Z	31.73	n/a	8/1/2024	11.5	No	22	12.45	7.622	0	None	No	0.0002894	Param Intra 1 of 2
Calcium, total (mg/L)	**GWA-3A**	**22.6**	**n/a**	**8/8/2024**	**23**	**Yes**	**20**	**n/a**	**n/a**	**0**	**n/a**	**n/a**	**0.004291**	**NP Intra (normality) 1 of 2**
Calcium, total (mg/L)	GWA-40	29.63	n/a	8/1/2024	19	No	21	20.77	3.47	0	None	No	0.0002894	Param Intra 1 of 2
Calcium, total (mg/L)	GWA-41	39.48	n/a	8/1/2024	8.5	No	21	18.48	8.23	0	None	No	0.0002894	Param Intra 1 of 2
Calcium, total (mg/L)	GWA-41R	48.25	n/a	8/1/2024	40	No	21	34.14	5.53	0	None	No	0.0002894	Param Intra 1 of 2
Calcium, total (mg/L)	GWA-42	41.56	n/a	8/1/2024	36.9	No	21	32.51	3.547	0	None	No	0.0002894	Param Intra 1 of 2
Calcium, total (mg/L)	GWA-43	16.32	n/a	8/2/2024	2	No	20	2.232	0.7025	0	None	sqrt(x)	0.0002894	Param Intra 1 of 2
Calcium, total (mg/L)	GWA-43R	35.02	n/a	8/2/2024	32.8	No	22	29.44	2.207	0	None	No	0.0002894	Param Intra 1 of 2
Calcium, total (mg/L)	GWA-4RZ	62.56	n/a	8/8/2024	56.4	No	21	50.35	4.783	0	None	No	0.0002894	Param Intra 1 of 2
Calcium, total (mg/L)	GWA-50	4.427	n/a	8/8/2024	1.7	No	21	0.6597	0.3245	0	None	ln(x)	0.0002894	Param Intra 1 of 2

Appendix III Intrawell Prediction Limits - All Results

Plant Bowen Client: Southern Company Data: Bowen 1, 2, 9, and 10 Printed 9/8/2024, 12:16 PM

Constituent	Well	Upper Lim.	Lower Lim.	Date	Observ.	Sig.	Bg N	Bg Mean	Std. Dev.	%NDs	ND Adj.	Transform	Alpha	Method
Calcium, total (mg/L)	GWA-50R	14.18	n/a	8/8/2024	0.72J	No	21	1.814	0.765	0	None	sqrt(x)	0.0002894	Param Intra 1 of 2
Calcium, total (mg/L)	GWC-10	44.58	n/a	8/12/2024	37	No	21	891	429.8	0	None	x^2	0.0002894	Param Intra 1 of 2
Calcium, total (mg/L)	GWC-10R	50.76	n/a	8/12/2024	46.6	No	21	41.74	3.534	0	None	No	0.0002894	Param Intra 1 of 2
Calcium, total (mg/L)	GWC-11	30.33	n/a	8/13/2024	9.2	No	21	16.41	5.456	0	None	No	0.0002894	Param Intra 1 of 2
Calcium, total (mg/L)	GWC-11R	40.72	n/a	8/12/2024	32	No	21	27.91	5.017	0	None	No	0.0002894	Param Intra 1 of 2
Calcium, total (mg/L)	GWC-12	9.551	n/a	8/12/2024	8.2	No	21	8.102	0.5677	0	None	No	0.0002894	Param Intra 1 of 2
Calcium, total (mg/L)	GWC-13	72.66	n/a	8/12/2024	35.6	No	21	42.37	11.87	0	None	No	0.0002894	Param Intra 1 of 2
Calcium, total (mg/L)	GWC-13RZ	57.21	n/a	8/13/2024	40.8	No	21	1930	526.5	0	None	x^2	0.0002894	Param Intra 1 of 2
Calcium, total (mg/L)	GWC-14Z	23.57	n/a	8/13/2024	12.1	No	14	15.55	2.805	0	None	No	0.0002894	Param Intra 1 of 2
Calcium, total (mg/L)	GWC-15R	45.85	n/a	8/13/2024	30.3	No	20	36.52	3.624	0	None	No	0.0002894	Param Intra 1 of 2
Calcium, total (mg/L)	GWC-15Z	30.25	n/a	8/13/2024	25	No	21	14090	5331	0	None	x^3	0.0002894	Param Intra 1 of 2
Calcium, total (mg/L)	GWC-44	20.38	n/a	8/6/2024	2.1	No	21	7.518	5.04	0	None	No	0.0002894	Param Intra 1 of 2
Calcium, total (mg/L)	GWC-45	1.155	n/a	8/5/2024	0.98J	No	21	0.9322	0.05595	0	None	sqrt(x)	0.0002894	Param Intra 1 of 2
Calcium, total (mg/L)	GWC-45R	51.45	n/a	8/5/2024	41.3	No	21	37.22	5.573	0	None	No	0.0002894	Param Intra 1 of 2
Calcium, total (mg/L)	GWC-46R	54.41	n/a	8/5/2024	40.4	No	21	43.65	4.217	0	None	No	0.0002894	Param Intra 1 of 2
Calcium, total (mg/L)	GWC-47	32.59	n/a	8/5/2024	24.9	No	21	23.25	3.662	0	None	No	0.0002894	Param Intra 1 of 2
Calcium, total (mg/L)	GWC-47R	38.61	n/a	8/5/2024	35.3	No	21	30	3.372	0	None	No	0.0002894	Param Intra 1 of 2
Calcium, total (mg/L)	GWC-48	12	n/a	8/5/2024	5.1	No	21	n/a	n/a	4.762	n/a	n/a	0.003999	NP Intra (normality) 1 of 2
Calcium, total (mg/L)	GWC-49R	30.86	n/a	8/6/2024	26.5	No	21	25.18	2.227	0	None	No	0.0002894	Param Intra 1 of 2
Calcium, total (mg/L)	GWC-49Z	2.25	n/a	8/6/2024	0.63J	No	19	n/a	n/a	0	n/a	n/a	0.004832	NP Intra (normality) 1 of 2
Calcium, total (mg/L)	GWC-5	12.1	n/a	8/8/2024	1.8	No	21	n/a	n/a	0	n/a	n/a	0.003999	NP Intra (normality) 1 of 2
Calcium, total (mg/L)	GWC-6	16.91	n/a	8/8/2024	15.9	No	20	14.26	1.03	0	None	No	0.0002894	Param Intra 1 of 2
Calcium, total (mg/L)	GWC-6RZ	14.88	n/a	8/8/2024	9.1	No	20	10.55	1.68	0	None	No	0.0002894	Param Intra 1 of 2
Calcium, total (mg/L)	GWC-7Z	28.94	n/a	8/8/2024	23.8	No	21	24.14	1.881	0	None	No	0.0002894	Param Intra 1 of 2
Calcium, total (mg/L)	GWC-8RR	26.1	n/a	8/12/2024	23.8	No	21	22.2	1.527	0	None	No	0.0002894	Param Intra 1 of 2
Calcium, total (mg/L)	GWC-8Z	27.04	n/a	8/12/2024	20.9	No	20	395.6	130.3	0	None	x^2	0.0002894	Param Intra 1 of 2
Calcium, total (mg/L)	GWC-9	71.03	n/a	8/12/2024	11.6	No	21	1.635	1.03	0	None	ln(x)	0.0002894	Param Intra 1 of 2
Fluoride, total (mg/L)	GWA-1	0.1225	n/a	8/7/2024	0.08J	No	21	0.05634	0.02593	28.57	Kaplan-Meier	No	0.0002894	Param Intra 1 of 2
Fluoride, total (mg/L)	GWA-2	0.17	n/a	8/7/2024	0.083J	No	20	n/a	n/a	50	n/a	n/a	0.004291	NP Intra (normality) 1 of 2
Fluoride, total (mg/L)	GWA-2R	0.1	n/a	8/6/2024	0.076J	No	21	n/a	n/a	42.86	n/a	n/a	0.003999	NP Intra (normality) 1 of 2
Fluoride, total (mg/L)	GWA-39RZ	0.2392	n/a	8/1/2024	0.1ND	No	21	0.3989	0.08694	38.1	Kaplan-Meier	x^(1/3)	0.0002894	Param Intra 1 of 2
Fluoride, total (mg/L)	GWA-39Z	0.1147	n/a	8/1/2024	0.1ND	No	21	0.05489	0.02343	38.1	Kaplan-Meier	No	0.0002894	Param Intra 1 of 2
Fluoride, total (mg/L)	GWA-3A	0.1	n/a	8/8/2024	0.063J	No	20	n/a	n/a	80	n/a	n/a	0.004291	NP Intra (NDs) 1 of 2
Fluoride, total (mg/L)	GWA-40	0.11	n/a	8/1/2024	0.1ND	No	21	n/a	n/a	61.9	n/a	n/a	0.003999	NP Intra (NDs) 1 of 2
Fluoride, total (mg/L)	GWA-41	0.1	n/a	8/1/2024	0.1ND	No	21	n/a	n/a	71.43	n/a	n/a	0.003999	NP Intra (NDs) 1 of 2
Fluoride, total (mg/L)	GWA-41R	0.12	n/a	8/1/2024	0.1ND	No	21	n/a	n/a	76.19	n/a	n/a	0.003999	NP Intra (NDs) 1 of 2
Fluoride, total (mg/L)	GWA-42	0.1	n/a	8/1/2024	0.1ND	No	21	n/a	n/a	57.14	n/a	n/a	0.003999	NP Intra (NDs) 1 of 2
Fluoride, total (mg/L)	GWA-43	0.1	n/a	8/2/2024	0.1ND	No	21	n/a	n/a	80.95	n/a	n/a	0.003999	NP Intra (NDs) 1 of 2
Fluoride, total (mg/L)	GWA-43R	0.1	n/a	8/2/2024	0.1ND	No	21	n/a	n/a	71.43	n/a	n/a	0.003999	NP Intra (NDs) 1 of 2
Fluoride, total (mg/L)	GWA-4RZ	0.3039	n/a	8/8/2024	0.16	No	21	0.1595	0.05658	4.762	None	No	0.0002894	Param Intra 1 of 2
Fluoride, total (mg/L)	GWA-50	0.1	n/a	8/8/2024	0.1ND	No	21	n/a	n/a	76.19	n/a	n/a	0.003999	NP Intra (NDs) 1 of 2
Fluoride, total (mg/L)	GWA-50R	0.1	n/a	8/8/2024	0.1ND	No	21	n/a	n/a	76.19	n/a	n/a	0.003999	NP Intra (NDs) 1 of 2
Fluoride, total (mg/L)	GWC-10	0.1	n/a	8/12/2024	0.1ND	No	21	n/a	n/a	61.9	n/a	n/a	0.003999	NP Intra (NDs) 1 of 2
Fluoride, total (mg/L)	GWC-10R	0.1	n/a	8/12/2024	0.1ND	No	21	n/a	n/a	76.19	n/a	n/a	0.003999	NP Intra (NDs) 1 of 2
Fluoride, total (mg/L)	GWC-11	0.1	n/a	8/13/2024	0.1ND	No	21	n/a	n/a	66.67	n/a	n/a	0.003999	NP Intra (NDs) 1 of 2
Fluoride, total (mg/L)	GWC-11R	0.1	n/a	8/12/2024	0.1ND	No	21	n/a	n/a	80.95	n/a	n/a	0.003999	NP Intra (NDs) 1 of 2
Fluoride, total (mg/L)	GWC-12	0.1	n/a	8/12/2024	0.1ND	No	21	n/a	n/a	71.43	n/a	n/a	0.003999	NP Intra (NDs) 1 of 2
Fluoride, total (mg/L)	GWC-13	0.24	n/a	8/12/2024	0.1ND	No	21	n/a	n/a	61.9	n/a	n/a	0.003999	NP Intra (NDs) 1 of 2
Fluoride, total (mg/L)	GWC-13RZ	0.2726	n/a	8/13/2024	0.12	No	21	0.1432	0.05068	9.524	None	No	0.0002894	Param Intra 1 of 2
Fluoride, total (mg/L)	GWC-14Z	0.1	n/a	8/13/2024	0.1ND	No	21	n/a	n/a	66.67	n/a	n/a	0.003999	NP Intra (NDs) 1 of 2
Fluoride, total (mg/L)	GWC-15R	0.1	n/a	8/13/2024	0.1ND	No	21	n/a	n/a	71.43	n/a	n/a	0.003999	NP Intra (NDs) 1 of 2
Fluoride, total (mg/L)	GWC-15Z	0.1	n/a	8/13/2024	0.1ND	No	21	n/a	n/a	66.67	n/a	n/a	0.003999	NP Intra (NDs) 1 of 2
Fluoride, total (mg/L)	GWC-44	0.1814	n/a	8/6/2024	0.1ND	No	22	0.06786	0.04489	31.82	Kaplan-Meier	No	0.0002894	Param Intra 1 of 2
Fluoride, total (mg/L)	GWC-45	0.1	n/a	8/5/2024	0.1ND	No	21	n/a	n/a	85.71	n/a	n/a	0.003999	NP Intra (NDs) 1 of 2
Fluoride, total (mg/L)	GWC-45R	0.14	n/a	8/5/2024	0.1ND	No	21	n/a	n/a	66.67	n/a	n/a	0.003999	NP Intra (NDs) 1 of 2

Appendix III Intrawell Prediction Limits - All Results

Plant Bowen Client: Southern Company Data: Bowen 1, 2, 9, and 10 Printed 9/8/2024, 12:16 PM

Constituent	Well	Upper Lim.	Lower Lim.	Date	Observ.	Sig.	Bg N	Bg Mean	Std. Dev.	%NDs	ND Adj.	Transform	Alpha	Method
Fluoride, total (mg/L)	GWC-46R	0.1	n/a	8/5/2024	0.1ND	No	21	n/a	n/a	71.43	n/a	n/a	0.003999	NP Intra (NDs) 1 of 2
Fluoride, total (mg/L)	GWC-47	0.13	n/a	8/5/2024	0.1ND	No	21	n/a	n/a	42.86	n/a	n/a	0.003999	NP Intra (normality) 1 of 2
Fluoride, total (mg/L)	GWC-47R	0.13	n/a	8/5/2024	0.1ND	No	21	n/a	n/a	61.9	n/a	n/a	0.003999	NP Intra (NDs) 1 of 2
Fluoride, total (mg/L)	GWC-48	0.1	n/a	8/5/2024	0.1ND	No	21	n/a	n/a	57.14	n/a	n/a	0.003999	NP Intra (NDs) 1 of 2
Fluoride, total (mg/L)	GWC-49R	0.1	n/a	8/6/2024	0.05J	No	21	n/a	n/a	80.95	n/a	n/a	0.003999	NP Intra (NDs) 1 of 2
Fluoride, total (mg/L)	GWC-49Z	0.1	n/a	8/6/2024	0.1ND	No	21	n/a	n/a	85.71	n/a	n/a	0.003999	NP Intra (NDs) 1 of 2
Fluoride, total (mg/L)	GWC-5	0.1	n/a	8/8/2024	0.1ND	No	21	n/a	n/a	76.19	n/a	n/a	0.003999	NP Intra (NDs) 1 of 2
Fluoride, total (mg/L)	GWC-6	0.1	n/a	8/8/2024	0.052J	No	21	n/a	n/a	76.19	n/a	n/a	0.003999	NP Intra (NDs) 1 of 2
Fluoride, total (mg/L)	GWC-6RZ	0.1	n/a	8/8/2024	0.055J	No	21	n/a	n/a	66.67	n/a	n/a	0.003999	NP Intra (NDs) 1 of 2
Fluoride, total (mg/L)	GWC-7Z	0.22	n/a	8/8/2024	0.063J	No	21	n/a	n/a	61.9	n/a	n/a	0.003999	NP Intra (NDs) 1 of 2
Fluoride, total (mg/L)	GWC-8RR	0.1	n/a	8/12/2024	0.1ND	No	21	n/a	n/a	76.19	n/a	n/a	0.003999	NP Intra (NDs) 1 of 2
Fluoride, total (mg/L)	GWC-8Z	0.1	n/a	8/12/2024	0.1ND	No	21	n/a	n/a	47.62	n/a	n/a	0.003999	NP Intra (normality) 1 of 2
Fluoride, total (mg/L)	GWC-9	0.1	n/a	8/12/2024	0.1ND	No	21	n/a	n/a	80.95	n/a	n/a	0.003999	NP Intra (NDs) 1 of 2
Sulfate, total (mg/L)	GWA-1	2.598	n/a	8/7/2024	1.1	No	21	1.457	0.4474	0	None	No	0.0002894	Param Intra 1 of 2
Sulfate, total (mg/L)	GWA-2	171.3	n/a	8/7/2024	47.5	No	21	58.87	44.05	0	None	No	0.0002894	Param Intra 1 of 2
Sulfate, total (mg/L)	GWA-2R	38.9	n/a	8/6/2024	5.8	No	21	n/a	n/a	0	n/a	n/a	0.003999	NP Intra (normality) 1 of 2
Sulfate, total (mg/L)	GWA-39RZ	26.59	n/a	8/1/2024	3.3	No	21	9.752	6.6	0	None	No	0.0002894	Param Intra 1 of 2
Sulfate, total (mg/L)	GWA-39Z	9.063	n/a	8/1/2024	1.2	No	21	3.31	2.255	0	None	No	0.0002894	Param Intra 1 of 2
Sulfate, total (mg/L)	GWA-3A	10.48	n/a	8/8/2024	3.9	No	20	0.08903	0.8782	10	None	ln(x)	0.0002894	Param Intra 1 of 2
Sulfate, total (mg/L)	GWA-40	7.4	n/a	8/1/2024	1.5	No	22	n/a	n/a	4.545	n/a	n/a	0.003707	NP Intra (normality) 1 of 2
Sulfate, total (mg/L)	GWA-41	11.5	n/a	8/1/2024	0.75J	No	21	n/a	n/a	0	n/a	n/a	0.003999	NP Intra (normality) 1 of 2
Sulfate, total (mg/L)	GWA-41R	13.3	n/a	8/1/2024	2.7	No	21	5.842	2.922	4.762	None	No	0.0002894	Param Intra 1 of 2
Sulfate, total (mg/L)	GWA-42	2.522	n/a	8/1/2024	1.1	No	21	1.514	0.3952	4.762	None	No	0.0002894	Param Intra 1 of 2
Sulfate, total (mg/L)	GWA-43	1.762	n/a	8/2/2024	1ND	No	21	0.7235	0.4069	42.86	Kaplan-Meier	No	0.0002894	Param Intra 1 of 2
Sulfate, total (mg/L)	GWA-43R	10.42	n/a	8/2/2024	3.2	No	21	5.066	2.097	0	None	No	0.0002894	Param Intra 1 of 2
Sulfate, total (mg/L)	GWA-4RZ	27.57	n/a	8/8/2024	12.2	No	22	20.91	2.63	0	None	No	0.0002894	Param Intra 1 of 2
Sulfate, total (mg/L)	GWA-50	1	n/a	8/8/2024	0.53J	No	21	n/a	n/a	38.1	n/a	n/a	0.003999	NP Intra (normality) 1 of 2
Sulfate, total (mg/L)	GWA-50R	1.627	n/a	8/8/2024	0.69J	No	21	0.8976	0.2859	4.762	None	No	0.0002894	Param Intra 1 of 2
Sulfate, total (mg/L)	**GWC-10**	**2.121**	**n/a**	**8/12/2024**	**2.3**	**Yes**	**21**	**1.355**	**0.3002**	**0**	**None**	**No**	**0.0002894**	**Param Intra 1 of 2**
Sulfate, total (mg/L)	GWC-10R	2.158	n/a	8/12/2024	1.3	No	21	1.396	0.2988	0	None	No	0.0002894	Param Intra 1 of 2
Sulfate, total (mg/L)	GWC-11	3.787	n/a	8/13/2024	1J	No	21	2.327	0.5722	0	None	No	0.0002894	Param Intra 1 of 2
Sulfate, total (mg/L)	GWC-11R	4.419	n/a	8/12/2024	1.8	No	21	2.37	0.803	0	None	No	0.0002894	Param Intra 1 of 2
Sulfate, total (mg/L)	GWC-12	1	n/a	8/12/2024	1ND	No	21	n/a	n/a	52.38	n/a	n/a	0.003999	NP Intra (NDs) 1 of 2
Sulfate, total (mg/L)	GWC-13	89.34	n/a	8/12/2024	32.8	No	12	27.98	20.45	0	None	No	0.0002894	Param Intra 1 of 2
Sulfate, total (mg/L)	GWC-13RZ	86.13	n/a	8/13/2024	55.6	No	16	65.43	7.612	0	None	No	0.0002894	Param Intra 1 of 2
Sulfate, total (mg/L)	GWC-14Z	12.93	n/a	8/13/2024	7	No	20	5.125	3.031	0	None	No	0.0002894	Param Intra 1 of 2
Sulfate, total (mg/L)	GWC-15R	13.7	n/a	8/13/2024	1.9	No	21	8.74	1.943	0	None	No	0.0002894	Param Intra 1 of 2
Sulfate, total (mg/L)	GWC-15Z	12.17	n/a	8/13/2024	0.5ND	No	19	0.4985	0.7664	0	None	ln(x)	0.0002894	Param Intra 1 of 2
Sulfate, total (mg/L)	GWC-44	58.87	n/a	8/6/2024	3.8	No	21	22.48	14.26	0	None	No	0.0002894	Param Intra 1 of 2
Sulfate, total (mg/L)	GWC-45	1.444	n/a	8/5/2024	0.7J	No	21	0.787	0.2573	33.33	Kaplan-Meier	No	0.0002894	Param Intra 1 of 2
Sulfate, total (mg/L)	GWC-45R	10.1	n/a	8/5/2024	3.3	No	21	n/a	n/a	0	n/a	n/a	0.003999	NP Intra (normality) 1 of 2
Sulfate, total (mg/L)	GWC-46R	9.353	n/a	8/5/2024	4.8	No	21	6.287	1.202	0	None	No	0.0002894	Param Intra 1 of 2
Sulfate, total (mg/L)	GWC-47	8.4	n/a	8/5/2024	7	No	21	n/a	n/a	0	n/a	n/a	0.003999	NP Intra (normality) 1 of 2
Sulfate, total (mg/L)	GWC-47R	16.01	n/a	8/5/2024	7.9	No	21	9.387	2.597	0	None	No	0.0002894	Param Intra 1 of 2
Sulfate, total (mg/L)	GWC-48	22.48	n/a	8/5/2024	11.4	No	23	0.9129	0.8771	4.348	None	ln(x)	0.0002894	Param Intra 1 of 2
Sulfate, total (mg/L)	GWC-49R	5.925	n/a	8/6/2024	1.9	No	22	1.762	0.2657	0	None	sqrt(x)	0.0002894	Param Intra 1 of 2
Sulfate, total (mg/L)	GWC-49Z	3.047	n/a	8/6/2024	0.82J	No	18	1.612	0.5421	0	None	No	0.0002894	Param Intra 1 of 2
Sulfate, total (mg/L)	GWC-5	2.094	n/a	8/8/2024	1.1	No	21	1.375	0.2818	0	None	No	0.0002894	Param Intra 1 of 2
Sulfate, total (mg/L)	GWC-6	3.598	n/a	8/8/2024	1.6	No	21	2.187	0.5532	4.762	None	No	0.0002894	Param Intra 1 of 2
Sulfate, total (mg/L)	GWC-6RZ	3.224	n/a	8/8/2024	1.4	No	21	1.884	0.5252	4.762	None	No	0.0002894	Param Intra 1 of 2
Sulfate, total (mg/L)	GWC-7Z	2.294	n/a	8/8/2024	0.97J	No	21	1.027	0.4965	4.762	None	No	0.0002894	Param Intra 1 of 2
Sulfate, total (mg/L)	GWC-8RR	2.06	n/a	8/12/2024	0.88J	No	21	1.006	0.4131	4.762	None	No	0.0002894	Param Intra 1 of 2
Sulfate, total (mg/L)	GWC-8Z	4.192	n/a	8/12/2024	0.54J	No	21	1.745	0.9592	0	None	No	0.0002894	Param Intra 1 of 2
Sulfate, total (mg/L)	**GWC-9**	**4.773**	**n/a**	**8/12/2024**	**5.4**	**Yes**	**21**	**2.444**	**0.9127**	**4.762**	**None**	**No**	**0.0002894**	**Param Intra 1 of 2**
Total Dissolved Solids [TDS] (mg/l)	GWA-1	186.9	n/a	8/7/2024	179	No	21	153.6	13.03	0	None	No	0.0002894	Param Intra 1 of 2

Appendix III Intrawell Prediction Limits - All Results

Plant Bowen Client: Southern Company Data: Bowen 1, 2, 9, and 10 Printed 9/8/2024, 12:16 PM

Constituent	Well	Upper Lim.	Lower Lim.	Date	Observ.	Sig.	Bg N	Bg Mean	Std. Dev.	%NDs	ND Adj.	Transform	Alpha	Method
Total Dissolved Solids [TDS] (mg/l)	GWA-2	387.3	n/a	8/7/2024	183	No	21	151.4	92.48	4.762	None	No	0.0002894	Param Intra 1 of 2
Total Dissolved Solids [TDS] (mg/l)	GWA-2R	235.4	n/a	8/6/2024	105	No	21	125.6	43.03	0	None	No	0.0002894	Param Intra 1 of 2
Total Dissolved Solids [TDS] (mg/l)	GWA-39RZ	244.7	n/a	8/1/2024	161	No	21	161.6	32.58	0	None	No	0.0002894	Param Intra 1 of 2
Total Dissolved Solids [TDS] (mg/l)	GWA-39Z	157.4	n/a	8/1/2024	68	No	20	69.3	34.24	0	None	No	0.0002894	Param Intra 1 of 2
Total Dissolved Solids [TDS] (mg/l)	**GWA-3A**	**117**	**n/a**	**8/8/2024**	**150**	**Yes**	**20**	**n/a**	**n/a**	**25**	**n/a**	**n/a**	**0.004291**	**NP Intra (normality) 1 of 2**
Total Dissolved Solids [TDS] (mg/l)	GWA-40	222.6	n/a	8/1/2024	96	No	21	4.697	0.5343	0	None	x^(1/3)	0.0002894	Param Intra 1 of 2
Total Dissolved Solids [TDS] (mg/l)	GWA-41	188.2	n/a	8/1/2024	49	No	21	83.38	41.08	0	None	No	0.0002894	Param Intra 1 of 2
Total Dissolved Solids [TDS] (mg/l)	GWA-41R	256.3	n/a	8/1/2024	197	No	21	161.5	37.15	0	None	No	0.0002894	Param Intra 1 of 2
Total Dissolved Solids [TDS] (mg/l)	GWA-42	209.5	n/a	8/1/2024	158	No	21	5.155	0.3076	0	None	x^(1/3)	0.0002894	Param Intra 1 of 2
Total Dissolved Solids [TDS] (mg/l)	GWA-43	86.03	n/a	8/2/2024	33	No	21	36.31	19.49	19.05	Kaplan-Meier	No	0.0002894	Param Intra 1 of 2
Total Dissolved Solids [TDS] (mg/l)	GWA-43R	188	n/a	8/2/2024	188	No	21	140.1	18.76	0	None	No	0.0002894	Param Intra 1 of 2
Total Dissolved Solids [TDS] (mg/l)	GWA-4RZ	400	n/a	8/8/2024	258	No	21	n/a	n/a	0	n/a	n/a	0.003999	NP Intra (normality) 1 of 2
Total Dissolved Solids [TDS] (mg/l)	**GWA-50**	**42.78**	**n/a**	**8/8/2024**	**147**	**Yes**	**21**	**21.19**	**8.46**	**38.1**	**Kaplan-Meier**	**No**	**0.0002894**	**Param Intra 1 of 2**
Total Dissolved Solids [TDS] (mg/l)	GWA-50R	95.79	n/a	8/8/2024	64	No	21	5.18	1.805	28.57	Kaplan-Meier	sqrt(x)	0.0002894	Param Intra 1 of 2
Total Dissolved Solids [TDS] (mg/l)	GWC-10	206.1	n/a	8/12/2024	162	No	21	121.4	33.17	0	None	No	0.0002894	Param Intra 1 of 2
Total Dissolved Solids [TDS] (mg/l)	GWC-10R	230.5	n/a	8/12/2024	156	No	21	147	32.72	0	None	No	0.0002894	Param Intra 1 of 2
Total Dissolved Solids [TDS] (mg/l)	GWC-11	152	n/a	8/13/2024	62	No	21	93.1	23.08	0	None	No	0.0002894	Param Intra 1 of 2
Total Dissolved Solids [TDS] (mg/l)	GWC-11R	178.5	n/a	8/12/2024	149	No	21	134.1	17.4	0	None	No	0.0002894	Param Intra 1 of 2
Total Dissolved Solids [TDS] (mg/l)	GWC-12	102.1	n/a	8/12/2024	74	No	21	7.949	0.844	0	None	sqrt(x)	0.0002894	Param Intra 1 of 2
Total Dissolved Solids [TDS] (mg/l)	GWC-13	393.5	n/a	8/12/2024	189	No	21	200.7	75.55	0	None	No	0.0002894	Param Intra 1 of 2
Total Dissolved Solids [TDS] (mg/l)	GWC-13RZ	334.2	n/a	8/13/2024	237	No	21	1.8e7	7518546	0	None	x^3	0.0002894	Param Intra 1 of 2
Total Dissolved Solids [TDS] (mg/l)	GWC-14Z	252.2	n/a	8/13/2024	89	No	21	10.03	2.293	0	None	sqrt(x)	0.0002894	Param Intra 1 of 2
Total Dissolved Solids [TDS] (mg/l)	GWC-15R	229.1	n/a	8/13/2024	133	No	21	165.4	24.96	0	None	No	0.0002894	Param Intra 1 of 2
Total Dissolved Solids [TDS] (mg/l)	GWC-15Z	207.5	n/a	8/13/2024	124	No	21	117.3	35.36	0	None	No	0.0002894	Param Intra 1 of 2
Total Dissolved Solids [TDS] (mg/l)	GWC-44	183.4	n/a	8/6/2024	27	No	22	6.949	2.607	13.64	None	sqrt(x)	0.0002894	Param Intra 1 of 2
Total Dissolved Solids [TDS] (mg/l)	**GWC-45**	**65.69**	**n/a**	**8/5/2024**	**78**	**Yes**	**21**	**2.654**	**0.5411**	**38.1**	**Kaplan-Meier**	**x^(1/3)**	**0.0002894**	**Param Intra 1 of 2**
Total Dissolved Solids [TDS] (mg/l)	GWC-45R	249.3	n/a	8/5/2024	197	No	21	169.5	31.3	0	None	No	0.0002894	Param Intra 1 of 2
Total Dissolved Solids [TDS] (mg/l)	GWC-46R	294.2	n/a	8/5/2024	226	No	21	226.9	26.36	0	None	No	0.0002894	Param Intra 1 of 2
Total Dissolved Solids [TDS] (mg/l)	GWC-47	171.3	n/a	8/5/2024	115	No	21	123.7	18.65	0	None	No	0.0002894	Param Intra 1 of 2
Total Dissolved Solids [TDS] (mg/l)	GWC-47R	196	n/a	8/5/2024	160	No	21	21370	6687	0	None	x^2	0.0002894	Param Intra 1 of 2
Total Dissolved Solids [TDS] (mg/l)	GWC-48	87.8	n/a	8/5/2024	47	No	21	5.423	1.547	19.05	Kaplan-Meier	sqrt(x)	0.0002894	Param Intra 1 of 2
Total Dissolved Solids [TDS] (mg/l)	GWC-49R	180.8	n/a	8/6/2024	132	No	21	122.9	22.71	0	None	No	0.0002894	Param Intra 1 of 2
Total Dissolved Solids [TDS] (mg/l)	**GWC-49Z**	**63**	**n/a**	**8/6/2024**	**73**	**Yes**	**21**	**n/a**	**n/a**	**33.33**	**n/a**	**n/a**	**0.003999**	**NP Intra (normality) 1 of 2**
Total Dissolved Solids [TDS] (mg/l)	**GWC-5**	**116.4**	**n/a**	**8/8/2024**	**143**	**Yes**	**21**	**3.143**	**0.682**	**23.81**	**Kaplan-Meier**	**x^(1/3)**	**0.0002894**	**Param Intra 1 of 2**
Total Dissolved Solids [TDS] (mg/l)	GWC-6	150	n/a	8/8/2024	84	No	21	8.702	1.39	0	None	sqrt(x)	0.0002894	Param Intra 1 of 2
Total Dissolved Solids [TDS] (mg/l)	GWC-6RZ	150	n/a	8/8/2024	60	No	21	65.14	33.27	4.762	None	No	0.0002894	Param Intra 1 of 2
Total Dissolved Solids [TDS] (mg/l)	GWC-7Z	167	n/a	8/8/2024	164	No	21	118.6	18.97	0	None	No	0.0002894	Param Intra 1 of 2
Total Dissolved Solids [TDS] (mg/l)	GWC-8RR	134.6	n/a	8/12/2024	115	No	21	104.6	11.76	0	None	No	0.0002894	Param Intra 1 of 2
Total Dissolved Solids [TDS] (mg/l)	GWC-8Z	181.5	n/a	8/12/2024	106	No	21	105	29.96	0	None	No	0.0002894	Param Intra 1 of 2
Total Dissolved Solids [TDS] (mg/l)	GWC-9	186.5	n/a	8/12/2024	77	No	21	6.753	2.706	9.524	None	sqrt(x)	0.0002894	Param Intra 1 of 2

Sanitas™ v.10.0.20 Software licensed to Groundwater Stats Consulting. UG
Hollow symbols indicate censored values.

Within Limit

Prediction Limit

Intrawell Non-parametric

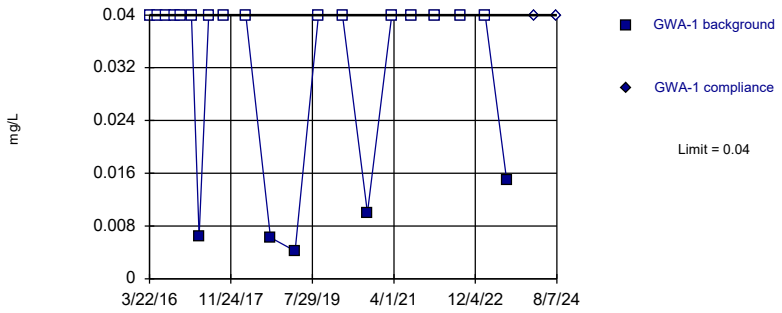

Non-parametric test used in lieu of parametric prediction limit because censored data exceeded 50%. Limit is highest of 21 background values. 76.19% NDs. Well-constituent pair annual alpha = 0.007982. Individual comparison alpha = 0.003999 (1 of 2).

Constituent: Boron, total Analysis Run 9/8/2024 12:04 PM View: Appendix III Intrawell
Plant Bowen Client: Southern Company Data: Bowen 1, 2, 9, and 10

Sanitas™ v.10.0.20 Software licensed to Groundwater Stats Consulting. UG
Hollow symbols indicate censored values.

Within Limit

Prediction Limit

Intrawell Non-parametric

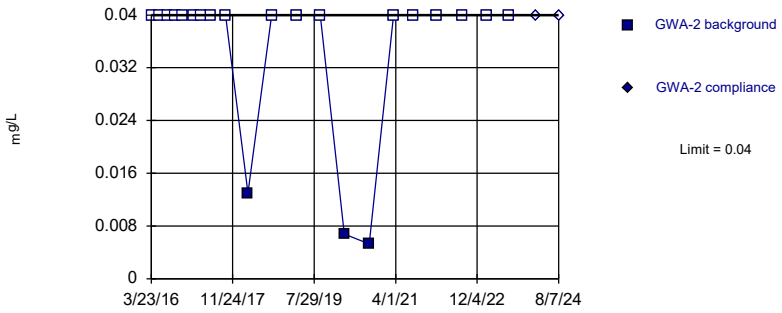

Non-parametric test used in lieu of parametric prediction limit because censored data exceeded 50%. Limit is highest of 21 background values. 85.71% NDs. Well-constituent pair annual alpha = 0.007982. Individual comparison alpha = 0.003999 (1 of 2).

Constituent: Boron, total Analysis Run 9/8/2024 12:04 PM View: Appendix III Intrawell
Plant Bowen Client: Southern Company Data: Bowen 1, 2, 9, and 10

Sanitas™ v.10.0.20 Software licensed to Groundwater Stats Consulting. UG
Hollow symbols indicate censored values.

Within Limit

Prediction Limit

Intrawell Non-parametric

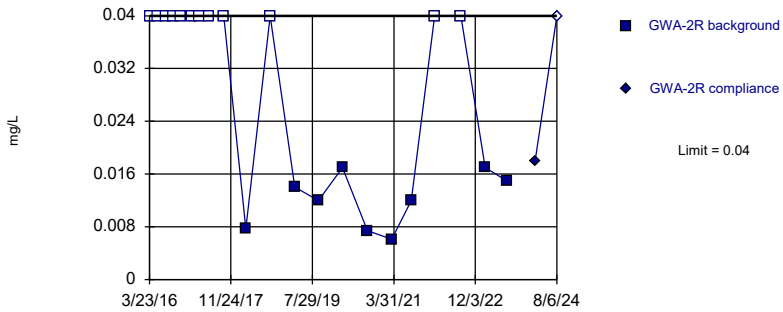

Non-parametric test used in lieu of parametric prediction limit because censored data exceeded 50%. Limit is highest of 21 background values. 57.14% NDs. Well-constituent pair annual alpha = 0.007982. Individual comparison alpha = 0.003999 (1 of 2).

Constituent: Boron, total Analysis Run 9/8/2024 12:04 PM View: Appendix III Intrawell
Plant Bowen Client: Southern Company Data: Bowen 1, 2, 9, and 10

Sanitas™ v.10.0.20 Software licensed to Groundwater Stats Consulting. UG
Hollow symbols indicate censored values.

Within Limit

Prediction Limit

Intrawell Non-parametric

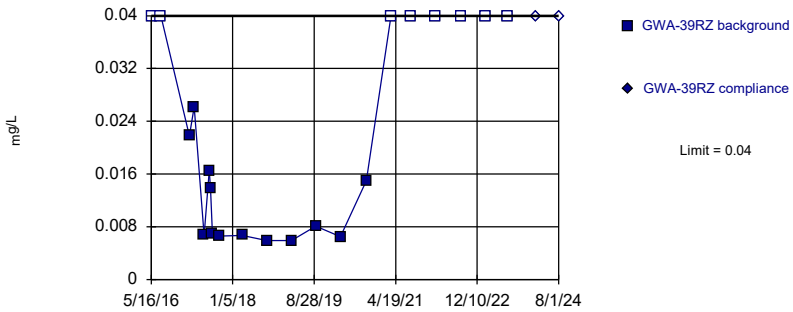

Non-parametric test used in lieu of parametric prediction limit because the Shapiro Wilk normality test showed the data to be non-normal at the 0.01 alpha level. Limit is highest of 21 background values. 38.1% NDs. Well-constituent pair annual alpha = 0.007982. Individual comparison alpha = 0.003999 (1 of 2).

Constituent: Boron, total Analysis Run 9/8/2024 12:04 PM View: Appendix III Intrawell
Plant Bowen Client: Southern Company Data: Bowen 1, 2, 9, and 10

Sanitas™ v.10.0.20 Software licensed to Groundwater Stats Consulting. UG
Hollow symbols indicate censored values.

Within Limit

Prediction Limit

Intrawell Non-parametric

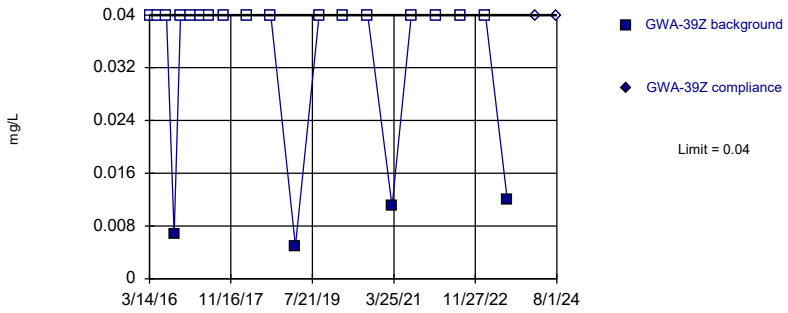

Non-parametric test used in lieu of parametric prediction limit because censored data exceeded 50%. Limit is highest of 21 background values. 80.95% NDs. Well-constituent pair annual alpha = 0.007982. Individual comparison alpha = 0.003999 (1 of 2).

Constituent: Boron, total Analysis Run 9/8/2024 12:04 PM View: Appendix III Intrawell
Plant Bowen Client: Southern Company Data: Bowen 1, 2, 9, and 10

Sanitas™ v.10.0.20 Software licensed to Groundwater Stats Consulting. UG
Hollow symbols indicate censored values.

Within Limit

Prediction Limit

Intrawell Non-parametric

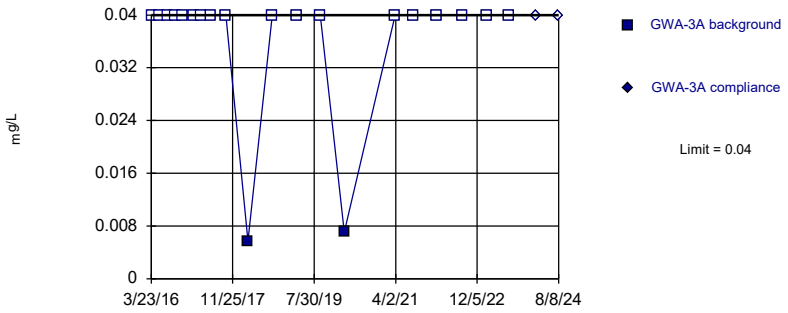

Non-parametric test used in lieu of parametric prediction limit because censored data exceeded 50%. Limit is highest of 20 background values. 90% NDs. Well-constituent pair annual alpha = 0.008564. Individual comparison alpha = 0.004291 (1 of 2).

Constituent: Boron, total Analysis Run 9/8/2024 12:04 PM View: Appendix III Intrawell
Plant Bowen Client: Southern Company Data: Bowen 1, 2, 9, and 10

Sanitas™ v.10.0.20 Software licensed to Groundwater Stats Consulting. UG
Hollow symbols indicate censored values.

Within Limit

Prediction Limit

Intrawell Non-parametric

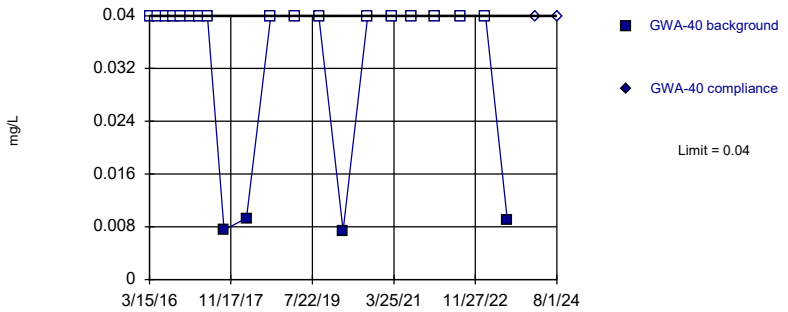

Non-parametric test used in lieu of parametric prediction limit because censored data exceeded 50%. Limit is highest of 21 background values. 80.95% NDs. Well-constituent pair annual alpha = 0.007982. Individual comparison alpha = 0.003999 (1 of 2).

Constituent: Boron, total Analysis Run 9/8/2024 12:04 PM View: Appendix III Intrawell
Plant Bowen Client: Southern Company Data: Bowen 1, 2, 9, and 10

Sanitas™ v.10.0.20 Software licensed to Groundwater Stats Consulting. UG
Hollow symbols indicate censored values.

Within Limit

Prediction Limit

Intrawell Non-parametric

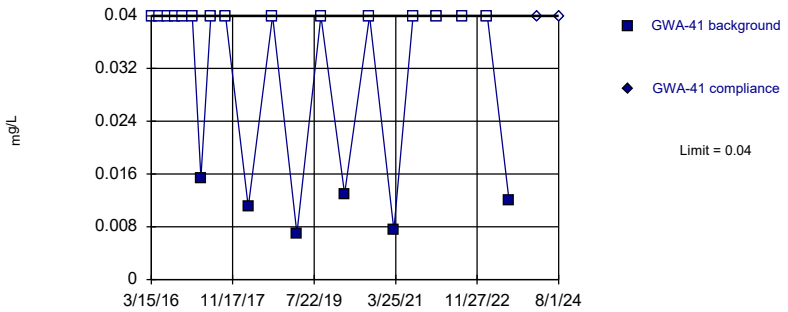

Non-parametric test used in lieu of parametric prediction limit because censored data exceeded 50%. Limit is highest of 21 background values. 71.43% NDs. Well-constituent pair annual alpha = 0.007982. Individual comparison alpha = 0.003999 (1 of 2).

Constituent: Boron, total Analysis Run 9/8/2024 12:04 PM View: Appendix III Intrawell
Plant Bowen Client: Southern Company Data: Bowen 1, 2, 9, and 10

Sanitas™ v.10.0.20 Software licensed to Groundwater Stats Consulting. UG
Hollow symbols indicate censored values.

Within Limit

Prediction Limit

Intrawell Non-parametric

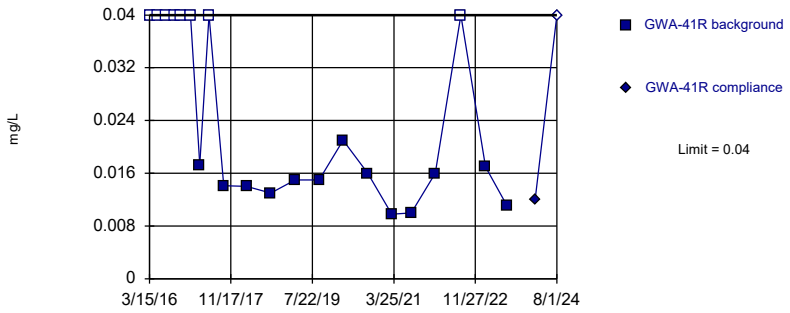

Non-parametric test used in lieu of parametric prediction limit because the Shapiro Wilk normality test showed the data to be non-normal at the 0.01 alpha level. Limit is highest of 21 background values. 38.1% NDs. Well-constituent pair annual alpha = 0.007982. Individual comparison alpha = 0.003999 (1 of 2).

Constituent: Boron, total Analysis Run 9/8/2024 12:04 PM View: Appendix III Intrawell
Plant Bowen Client: Southern Company Data: Bowen 1, 2, 9, and 10

Sanitas™ v.10.0.20 Software licensed to Groundwater Stats Consulting. UG
Hollow symbols indicate censored values.

Within Limit

Prediction Limit

Intrawell Non-parametric

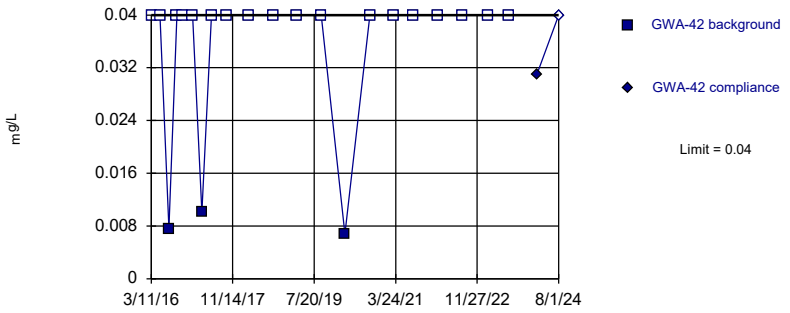

Non-parametric test used in lieu of parametric prediction limit because censored data exceeded 50%. Limit is highest of 21 background values. 85.71% NDs. Well-constituent pair annual alpha = 0.007982. Individual comparison alpha = 0.003999 (1 of 2).

Constituent: Boron, total Analysis Run 9/8/2024 12:04 PM View: Appendix III Intrawell
Plant Bowen Client: Southern Company Data: Bowen 1, 2, 9, and 10

Sanitas™ v.10.0.20 Software licensed to Groundwater Stats Consulting. UG
Hollow symbols indicate censored values.

Within Limit

Prediction Limit

Intrawell Non-parametric

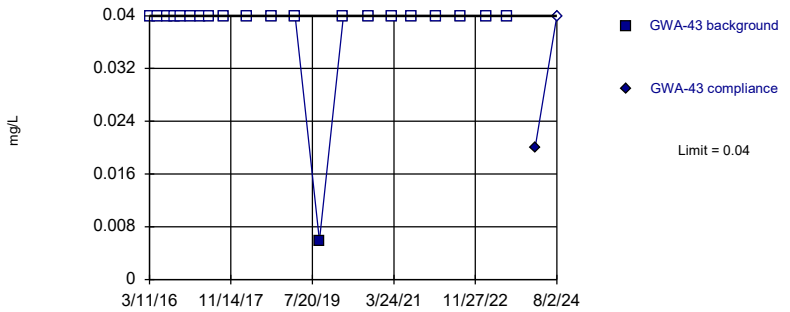

Non-parametric test used in lieu of parametric prediction limit because censored data exceeded 50%. Limit is highest of 21 background values. 95.24% NDs. Well-constituent pair annual alpha = 0.007982. Individual comparison alpha = 0.003999 (1 of 2).

Constituent: Boron, total Analysis Run 9/8/2024 12:04 PM View: Appendix III Intrawell
Plant Bowen Client: Southern Company Data: Bowen 1, 2, 9, and 10

Sanitas™ v.10.0.20 Software licensed to Groundwater Stats Consulting. UG
Hollow symbols indicate censored values.

Within Limit

Prediction Limit

Intrawell Parametric

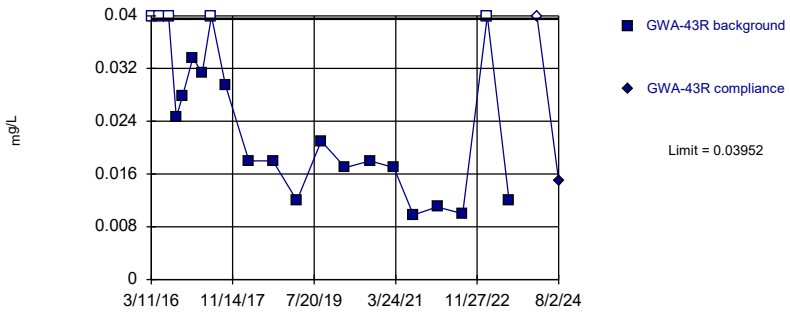

Background Data Summary (after Kaplan-Meier Adjustment): Mean=0.0181, Std. Dev.=0.008397, n=21, 23.81% NDs. Normality test: Shapiro Wilk @alpha = 0.01, calculated = 0.8833, critical = 0.873. Kappa = 2.552 (c=7, w=26, 1 of 2, event alpha = 0.05132). Report alpha = 0.0002894.

Constituent: Boron, total Analysis Run 9/8/2024 12:04 PM View: Appendix III Intrawell
Plant Bowen Client: Southern Company Data: Bowen 1, 2, 9, and 10

Sanitas™ v.10.0.20 Software licensed to Groundwater Stats Consulting. UG
Hollow symbols indicate censored values.

Within Limit

Prediction Limit

Intrawell Non-parametric

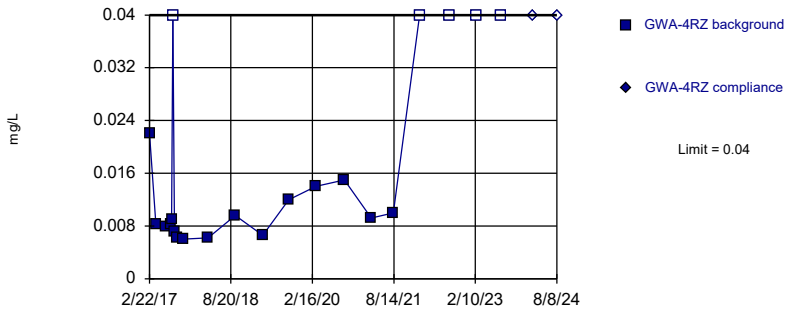

Non-parametric test used in lieu of parametric prediction limit because the Shapiro Wilk normality test showed the data to be non-normal at the 0.01 alpha level. Limit is highest of 21 background values. 23.81% NDs. Well-constituent pair annual alpha = 0.007982. Individual comparison alpha = 0.003999 (1 of 2).

Constituent: Boron, total Analysis Run 9/8/2024 12:04 PM View: Appendix III Intrawell
Plant Bowen Client: Southern Company Data: Bowen 1, 2, 9, and 10

Sanitas™ v.10.0.20 Software licensed to Groundwater Stats Consulting. UG
Hollow symbols indicate censored values.

Within Limit

Prediction Limit

Intrawell Non-parametric

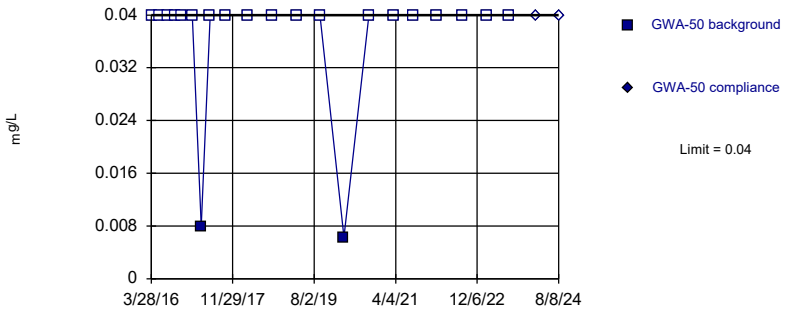

Non-parametric test used in lieu of parametric prediction limit because censored data exceeded 50%. Limit is highest of 21 background values. 90.48% NDs. Well-constituent pair annual alpha = 0.007982. Individual comparison alpha = 0.003999 (1 of 2).

Constituent: Boron, total Analysis Run 9/8/2024 12:04 PM View: Appendix III Intrawell
Plant Bowen Client: Southern Company Data: Bowen 1, 2, 9, and 10

Sanitas™ v.10.0.20 Software licensed to Groundwater Stats Consulting. UG
Hollow symbols indicate censored values.

Within Limit

Prediction Limit

Intrawell Non-parametric

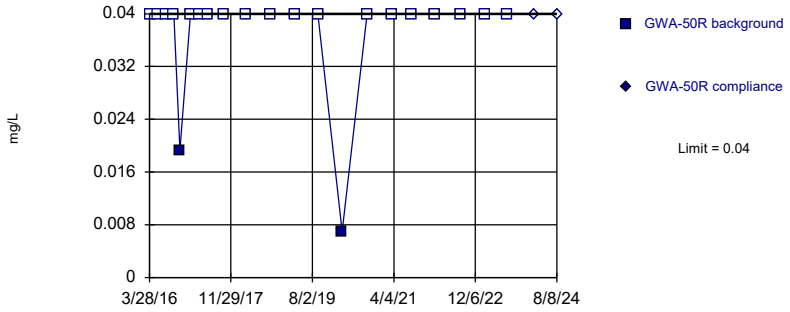

Non-parametric test used in lieu of parametric prediction limit because censored data exceeded 50%. Limit is highest of 21 background values. 90.48% NDs. Well-constituent pair annual alpha = 0.007982. Individual comparison alpha = 0.003999 (1 of 2).

Constituent: Boron, total Analysis Run 9/8/2024 12:04 PM View: Appendix III Intrawell
Plant Bowen Client: Southern Company Data: Bowen 1, 2, 9, and 10

Sanitas™ v.10.0.20 Software licensed to Groundwater Stats Consulting. UG
Hollow symbols indicate censored values.

Within Limit

Prediction Limit

Intrawell Non-parametric

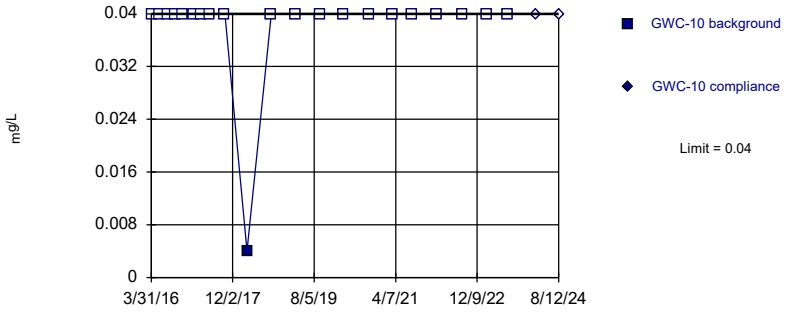

Non-parametric test used in lieu of parametric prediction limit because censored data exceeded 50%. Limit is highest of 21 background values. 95.24% NDs. Well-constituent pair annual alpha = 0.007982. Individual comparison alpha = 0.003999 (1 of 2).

Constituent: Boron, total Analysis Run 9/8/2024 12:04 PM View: Appendix III Intrawell
Plant Bowen Client: Southern Company Data: Bowen 1, 2, 9, and 10

Sanitas™ v.10.0.20 Software licensed to Groundwater Stats Consulting. UG
Hollow symbols indicate censored values.

Within Limit

Prediction Limit

Intrawell Non-parametric

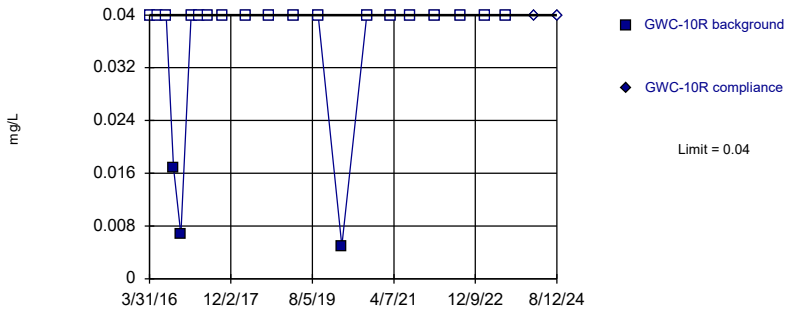

Non-parametric test used in lieu of parametric prediction limit because censored data exceeded 50%. Limit is highest of 21 background values. 85.71% NDs. Well-constituent pair annual alpha = 0.007982. Individual comparison alpha = 0.003999 (1 of 2).

Constituent: Boron, total Analysis Run 9/8/2024 12:04 PM View: Appendix III Intrawell
Plant Bowen Client: Southern Company Data: Bowen 1, 2, 9, and 10

Sanitas™ v.10.0.20 Software licensed to Groundwater Stats Consulting. UG
Hollow symbols indicate censored values.

Within Limit

Prediction Limit

Intrawell Non-parametric

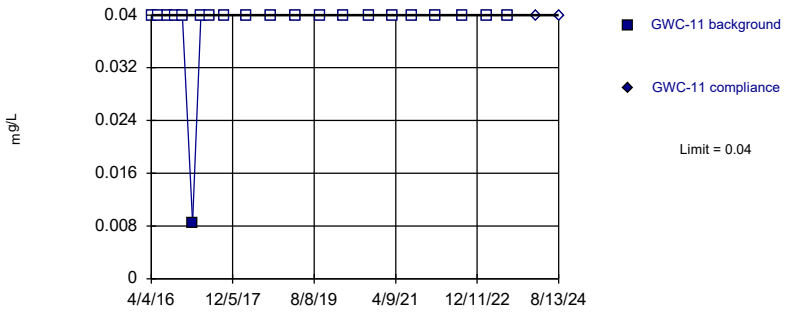

Non-parametric test used in lieu of parametric prediction limit because censored data exceeded 50%. Limit is highest of 21 background values. 95.24% NDs. Well-constituent pair annual alpha = 0.007982. Individual comparison alpha = 0.003999 (1 of 2).

Constituent: Boron, total Analysis Run 9/8/2024 12:04 PM View: Appendix III Intrawell
Plant Bowen Client: Southern Company Data: Bowen 1, 2, 9, and 10

Sanitas™ v.10.0.20 Software licensed to Groundwater Stats Consulting. UG
Hollow symbols indicate censored values.

Within Limit

Prediction Limit

Intrawell Non-parametric

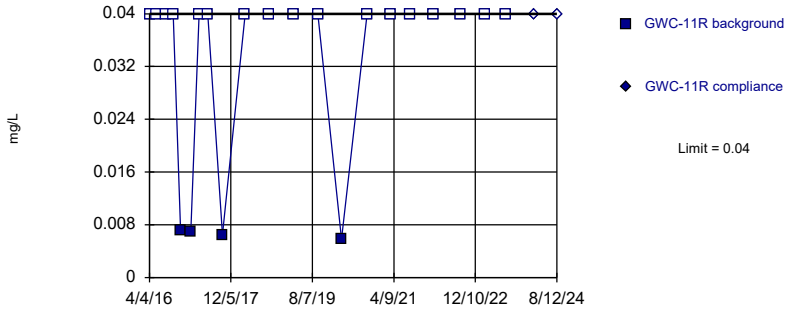

Non-parametric test used in lieu of parametric prediction limit because censored data exceeded 50%. Limit is highest of 21 background values. 80.95% NDs. Well-constituent pair annual alpha = 0.007982. Individual comparison alpha = 0.003999 (1 of 2).

Constituent: Boron, total Analysis Run 9/8/2024 12:04 PM View: Appendix III Intrawell
Plant Bowen Client: Southern Company Data: Bowen 1, 2, 9, and 10

Sanitas™ v.10.0.20 Software licensed to Groundwater Stats Consulting. UG
Hollow symbols indicate censored values.

Within Limit

Prediction Limit

Intrawell Non-parametric

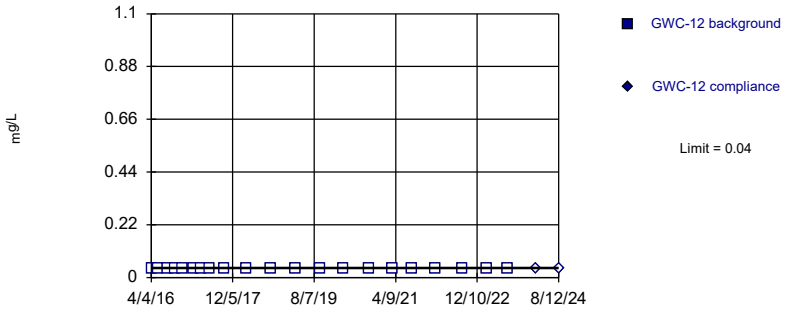

Non-parametric test used in lieu of parametric prediction limit because censored data exceeded 50%. All background values (n = 21) were censored; limit is most recent reporting limit. Well-constituent pair annual alpha = 0.007982. Individual comparison alpha = 0.003999 (1 of 2).

Constituent: Boron, total Analysis Run 9/8/2024 12:04 PM View: Appendix III Intrawell
Plant Bowen Client: Southern Company Data: Bowen 1, 2, 9, and 10

Sanitas™ v.10.0.20 Software licensed to Groundwater Stats Consulting. UG
Hollow symbols indicate censored values.

Within Limit

Prediction Limit

Intrawell Parametric

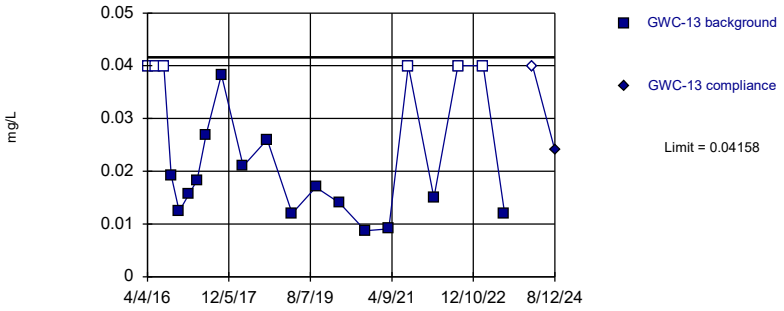

Background Data Summary (based on cube root transformation) (after Kaplan-Meier Adjustment): Mean=0.2545, Std. Dev.=0.03604, n=21, 28.57% NDs. Normality test: Shapiro Wilk @alpha = 0.01, calculated = 0.8754, critical = 0.873. Kappa = 2.552 (c=7, w=26, 1 of 2, event alpha = 0.05132). Report alpha = 0.0002894.

Constituent: Boron, total Analysis Run 9/8/2024 12:05 PM View: Appendix III Intrawell
Plant Bowen Client: Southern Company Data: Bowen 1, 2, 9, and 10

Sanitas™ v.10.0.20 Software licensed to Groundwater Stats Consulting. UG
Hollow symbols indicate censored values.

Within Limit

Prediction Limit

Intrawell Parametric

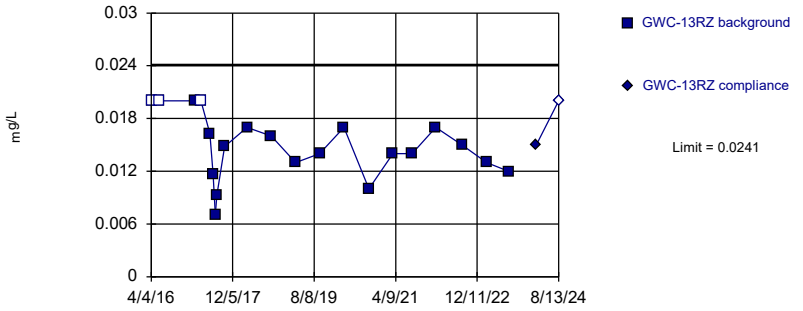

Background Data Summary: Mean=0.01482, Std. Dev.=0.003639, n=21, 14.29% NDs. Normality test: Shapiro Wilk @alpha = 0.01, calculated = 0.9565, critical = 0.873. Kappa = 2.552 (c=7, w=26, 1 of 2, event alpha = 0.05132). Report alpha = 0.0002894.

Constituent: Boron, total Analysis Run 9/8/2024 12:05 PM View: Appendix III Intrawell
Plant Bowen Client: Southern Company Data: Bowen 1, 2, 9, and 10

Sanitas™ v.10.0.20 Software licensed to Groundwater Stats Consulting. UG
Hollow symbols indicate censored values.

Within Limit

Prediction Limit

Intrawell Non-parametric

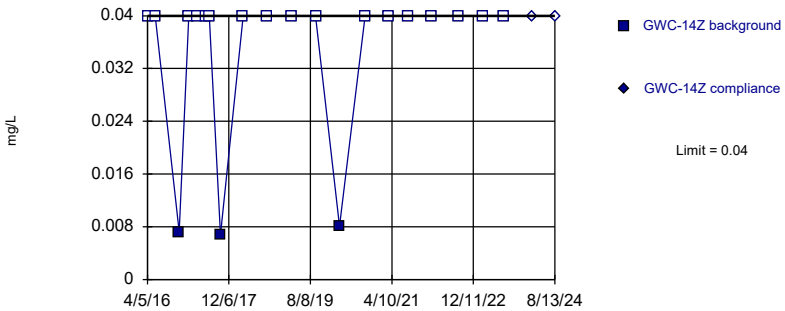

Non-parametric test used in lieu of parametric prediction limit because censored data exceeded 50%. Limit is highest of 20 background values. 85% NDs. Well-constituent pair annual alpha = 0.008564. Individual comparison alpha = 0.004291 (1 of 2).

Constituent: Boron, total Analysis Run 9/8/2024 12:05 PM View: Appendix III Intrawell
Plant Bowen Client: Southern Company Data: Bowen 1, 2, 9, and 10

Sanitas™ v.10.0.20 Software licensed to Groundwater Stats Consulting. UG
Hollow symbols indicate censored values.

Within Limit

Prediction Limit

Intrawell Non-parametric

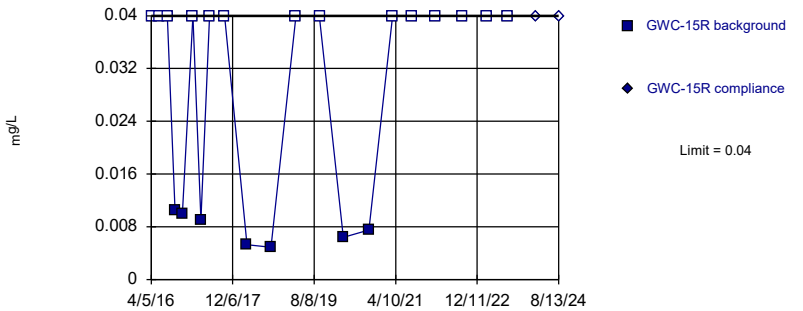

Non-parametric test used in lieu of parametric prediction limit because censored data exceeded 50%. Limit is highest of 21 background values. 66.67% NDs. Well-constituent pair annual alpha = 0.007982. Individual comparison alpha = 0.003999 (1 of 2).

Constituent: Boron, total Analysis Run 9/8/2024 12:05 PM View: Appendix III Intrawell
Plant Bowen Client: Southern Company Data: Bowen 1, 2, 9, and 10

Sanitas™ v.10.0.20 Software licensed to Groundwater Stats Consulting. UG
Hollow symbols indicate censored values.

Within Limit

Prediction Limit

Intrawell Non-parametric

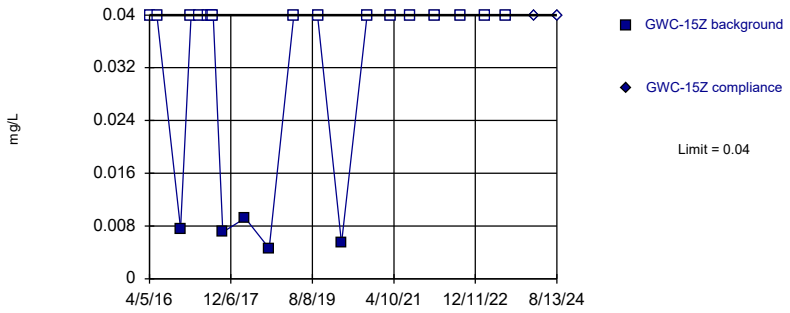

Non-parametric test used in lieu of parametric prediction limit because censored data exceeded 50%. Limit is highest of 21 background values. 76.19% NDs. Well-constituent pair annual alpha = 0.007982. Individual comparison alpha = 0.003999 (1 of 2).

Constituent: Boron, total Analysis Run 9/8/2024 12:05 PM View: Appendix III Intrawell
Plant Bowen Client: Southern Company Data: Bowen 1, 2, 9, and 10

Sanitas™ v.10.0.20 Software licensed to Groundwater Stats Consulting. UG
Hollow symbols indicate censored values.

Within Limit

Prediction Limit

Intrawell Non-parametric

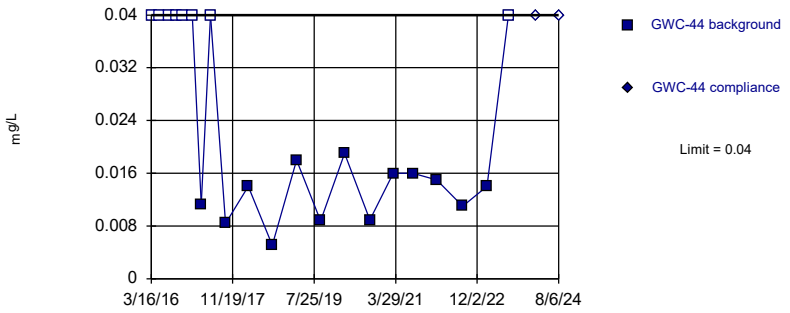

Non-parametric test used in lieu of parametric prediction limit because the Shapiro Wilk normality test showed the data to be non-normal at the 0.01 alpha level. Limit is highest of 21 background values. 38.1% NDs. Well-constituent pair annual alpha = 0.007982. Individual comparison alpha = 0.003999 (1 of 2).

Constituent: Boron, total Analysis Run 9/8/2024 12:05 PM View: Appendix III Intrawell
Plant Bowen Client: Southern Company Data: Bowen 1, 2, 9, and 10

Sanitas™ v.10.0.20 Software licensed to Groundwater Stats Consulting. UG
Hollow symbols indicate censored values.

Within Limit

Prediction Limit

Intrawell Non-parametric

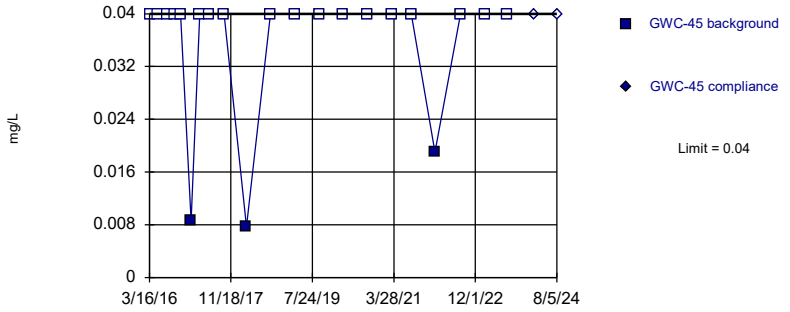

Non-parametric test used in lieu of parametric prediction limit because censored data exceeded 50%. Limit is highest of 21 background values. 85.71% NDs. Well-constituent pair annual alpha = 0.007982. Individual comparison alpha = 0.003999 (1 of 2).

Constituent: Boron, total Analysis Run 9/8/2024 12:05 PM View: Appendix III Intrawell
Plant Bowen Client: Southern Company Data: Bowen 1, 2, 9, and 10

Sanitas™ v.10.0.20 Software licensed to Groundwater Stats Consulting. UG
Hollow symbols indicate censored values.

Within Limit

Prediction Limit

Intrawell Non-parametric

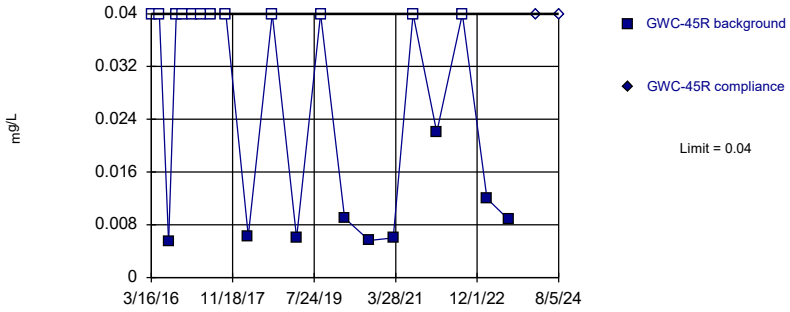

Non-parametric test used in lieu of parametric prediction limit because censored data exceeded 50%. Limit is highest of 21 background values. 57.14% NDs. Well-constituent pair annual alpha = 0.007982. Individual comparison alpha = 0.003999 (1 of 2).

Constituent: Boron, total Analysis Run 9/8/2024 12:05 PM View: Appendix III Intrawell
Plant Bowen Client: Southern Company Data: Bowen 1, 2, 9, and 10

Sanitas™ v.10.0.20 Software licensed to Groundwater Stats Consulting. UG
Hollow symbols indicate censored values.

Within Limit

Prediction Limit

Intrawell Non-parametric

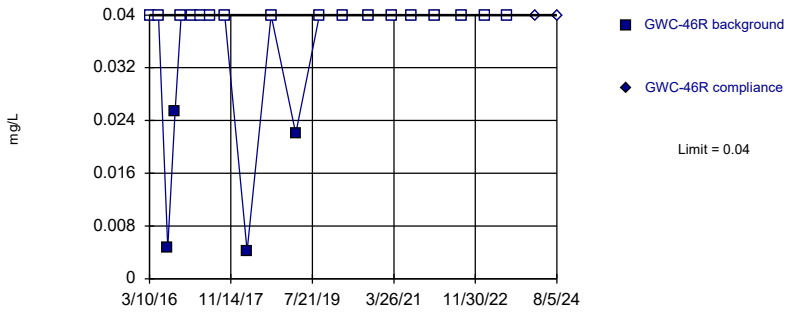

Non-parametric test used in lieu of parametric prediction limit because censored data exceeded 50%. Limit is highest of 21 background values. 80.95% NDs. Well-constituent pair annual alpha = 0.007982. Individual comparison alpha = 0.003999 (1 of 2).

Constituent: Boron, total Analysis Run 9/8/2024 12:05 PM View: Appendix III Intrawell
Plant Bowen Client: Southern Company Data: Bowen 1, 2, 9, and 10

Sanitas™ v.10.0.20 Software licensed to Groundwater Stats Consulting. UG
Hollow symbols indicate censored values.

Within Limit

Prediction Limit

Intrawell Non-parametric

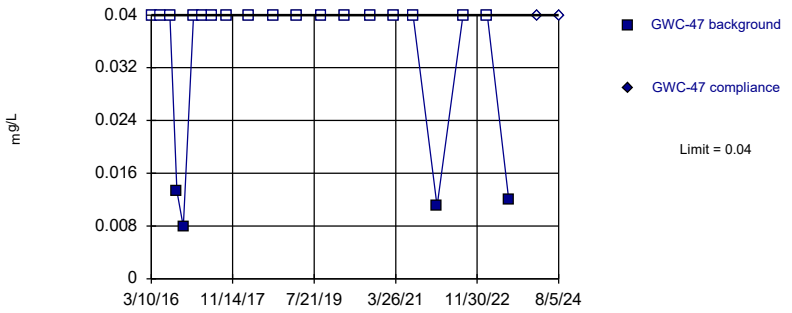

Non-parametric test used in lieu of parametric prediction limit because censored data exceeded 50%. Limit is highest of 21 background values. 80.95% NDs. Well-constituent pair annual alpha = 0.007982. Individual comparison alpha = 0.003999 (1 of 2).

Constituent: Boron, total Analysis Run 9/8/2024 12:05 PM View: Appendix III Intrawell
Plant Bowen Client: Southern Company Data: Bowen 1, 2, 9, and 10

Sanitas™ v.10.0.20 Software licensed to Groundwater Stats Consulting. UG
Hollow symbols indicate censored values.

Within Limit

Prediction Limit

Intrawell Non-parametric

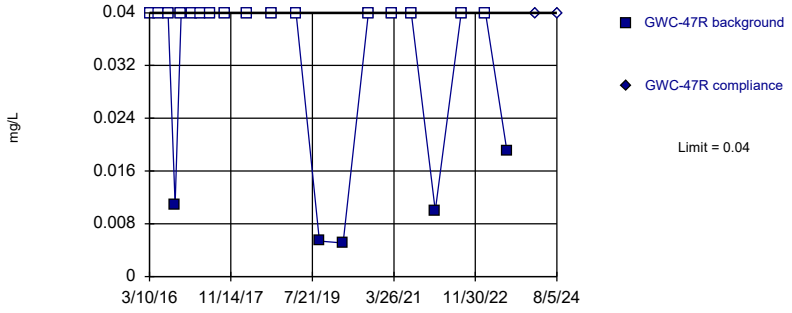

Non-parametric test used in lieu of parametric prediction limit because censored data exceeded 50%. Limit is highest of 21 background values. 76.19% NDs. Well-constituent pair annual alpha = 0.007982. Individual comparison alpha = 0.003999 (1 of 2).

Constituent: Boron, total Analysis Run 9/8/2024 12:05 PM View: Appendix III Intrawell
Plant Bowen Client: Southern Company Data: Bowen 1, 2, 9, and 10

Sanitas™ v.10.0.20 Software licensed to Groundwater Stats Consulting. UG
Hollow symbols indicate censored values.

Within Limit

Prediction Limit

Intrawell Non-parametric

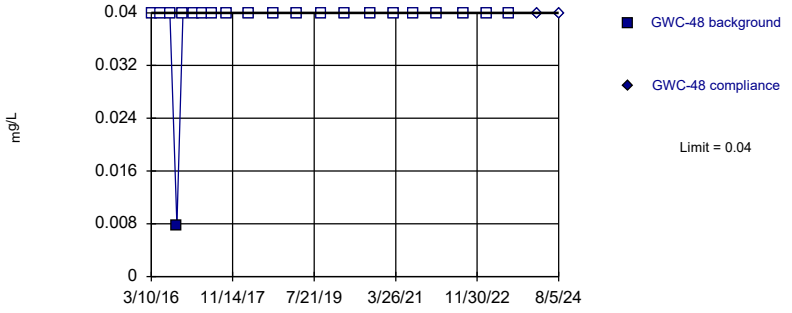

Non-parametric test used in lieu of parametric prediction limit because censored data exceeded 50%. Limit is highest of 21 background values. 95.24% NDs. Well-constituent pair annual alpha = 0.007982. Individual comparison alpha = 0.003999 (1 of 2).

Constituent: Boron, total Analysis Run 9/8/2024 12:05 PM View: Appendix III Intrawell
Plant Bowen Client: Southern Company Data: Bowen 1, 2, 9, and 10

Sanitas™ v.10.0.20 Software licensed to Groundwater Stats Consulting. UG
Hollow symbols indicate censored values.

Within Limit

Prediction Limit

Intrawell Non-parametric

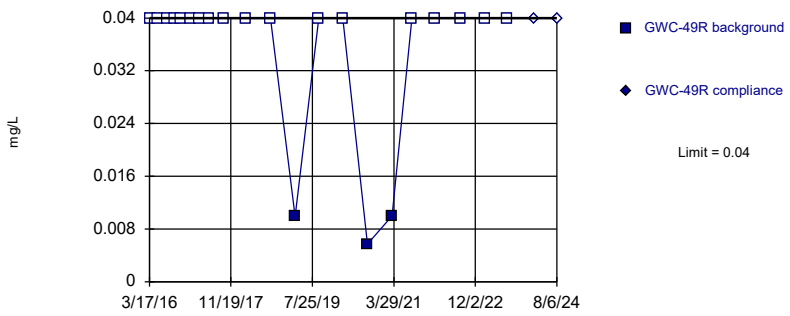

Non-parametric test used in lieu of parametric prediction limit because censored data exceeded 50%. Limit is highest of 21 background values. 85.71% NDs. Well-constituent pair annual alpha = 0.007982. Individual comparison alpha = 0.003999 (1 of 2).

Constituent: Boron, total Analysis Run 9/8/2024 12:05 PM View: Appendix III Intrawell
Plant Bowen Client: Southern Company Data: Bowen 1, 2, 9, and 10

Sanitas™ v.10.0.20 Software licensed to Groundwater Stats Consulting. UG
Hollow symbols indicate censored values.

Within Limit

Prediction Limit

Intrawell Non-parametric

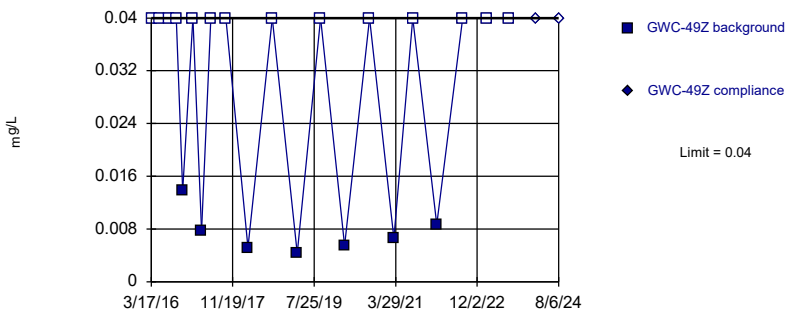

Non-parametric test used in lieu of parametric prediction limit because censored data exceeded 50%. Limit is highest of 21 background values. 66.67% NDs. Well-constituent pair annual alpha = 0.007982. Individual comparison alpha = 0.003999 (1 of 2).

Constituent: Boron, total Analysis Run 9/8/2024 12:05 PM View: Appendix III Intrawell
Plant Bowen Client: Southern Company Data: Bowen 1, 2, 9, and 10

Sanitas™ v.10.0.20 Software licensed to Groundwater Stats Consulting. UG
Hollow symbols indicate censored values.

Within Limit

Prediction Limit

Intrawell Non-parametric

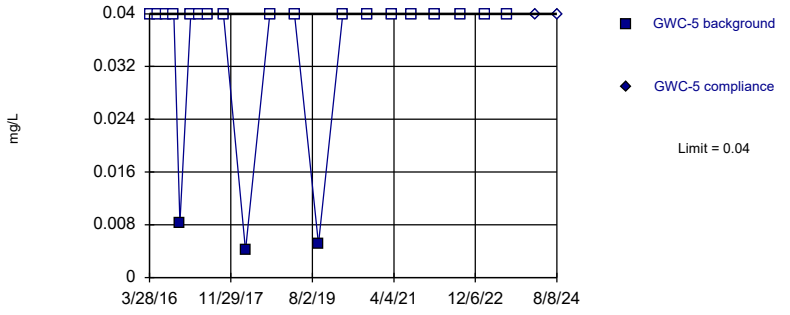

Non-parametric test used in lieu of parametric prediction limit because censored data exceeded 50%. Limit is highest of 21 background values. 85.71% NDs. Well-constituent pair annual alpha = 0.007982. Individual comparison alpha = 0.003999 (1 of 2).

Constituent: Boron, total Analysis Run 9/8/2024 12:05 PM View: Appendix III Intrawell
Plant Bowen Client: Southern Company Data: Bowen 1, 2, 9, and 10

Sanitas™ v.10.0.20 Software licensed to Groundwater Stats Consulting. UG
Hollow symbols indicate censored values.

Within Limit

Prediction Limit

Intrawell Non-parametric

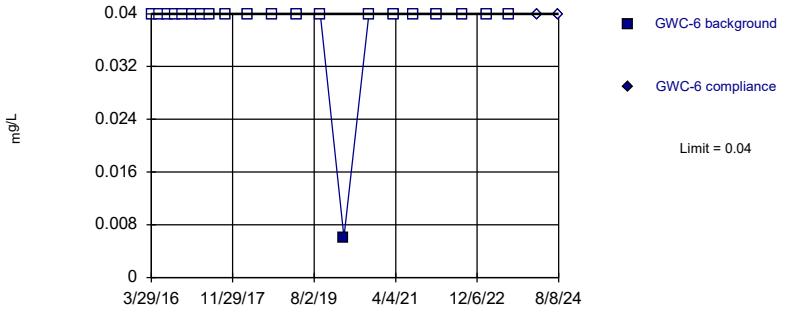

Non-parametric test used in lieu of parametric prediction limit because censored data exceeded 50%. Limit is highest of 21 background values. 95.24% NDs. Well-constituent pair annual alpha = 0.007982. Individual comparison alpha = 0.003999 (1 of 2).

Constituent: Boron, total Analysis Run 9/8/2024 12:05 PM View: Appendix III Intrawell
Plant Bowen Client: Southern Company Data: Bowen 1, 2, 9, and 10

Sanitas™ v.10.0.20 Software licensed to Groundwater Stats Consulting. UG
Hollow symbols indicate censored values.

Within Limit

Prediction Limit

Intrawell Non-parametric

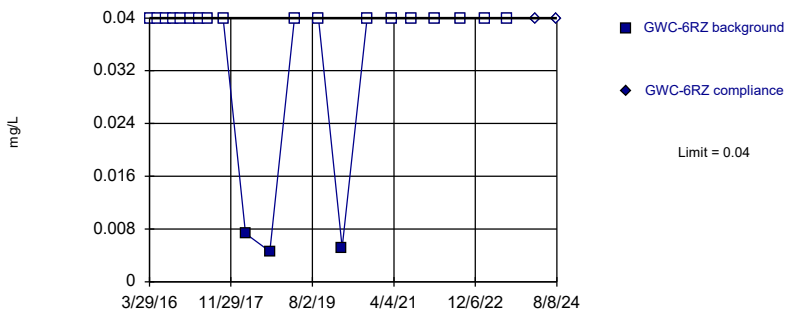

Non-parametric test used in lieu of parametric prediction limit because censored data exceeded 50%. Limit is highest of 21 background values. 85.71% NDs. Well-constituent pair annual alpha = 0.007982. Individual comparison alpha = 0.003999 (1 of 2).

Constituent: Boron, total Analysis Run 9/8/2024 12:05 PM View: Appendix III Intrawell
Plant Bowen Client: Southern Company Data: Bowen 1, 2, 9, and 10

Sanitas™ v.10.0.20 Software licensed to Groundwater Stats Consulting. UG
Hollow symbols indicate censored values.

Within Limit

Prediction Limit

Intrawell Non-parametric

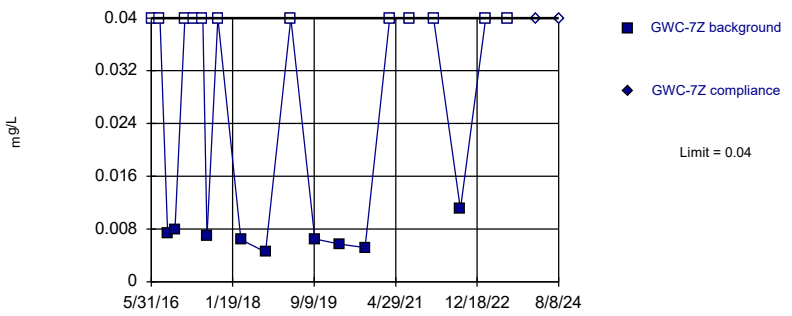

Non-parametric test used in lieu of parametric prediction limit because censored data exceeded 50%. Limit is highest of 21 background values. 57.14% NDs. Well-constituent pair annual alpha = 0.007982. Individual comparison alpha = 0.003999 (1 of 2).

Constituent: Boron, total Analysis Run 9/8/2024 12:05 PM View: Appendix III Intrawell
Plant Bowen Client: Southern Company Data: Bowen 1, 2, 9, and 10

Sanitas™ v.10.0.20 Software licensed to Groundwater Stats Consulting. UG
Hollow symbols indicate censored values.

Within Limit

Prediction Limit

Intrawell Non-parametric

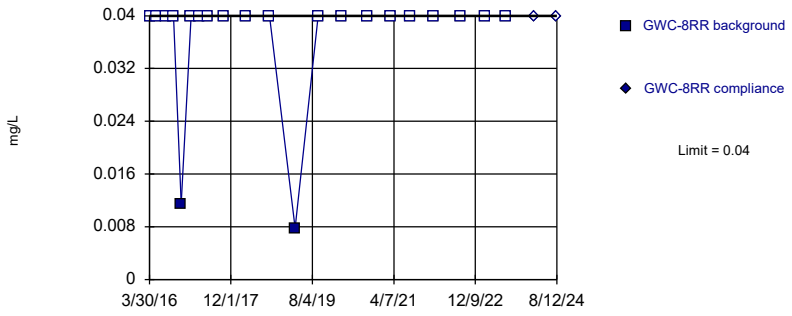

Non-parametric test used in lieu of parametric prediction limit because censored data exceeded 50%. Limit is highest of 21 background values. 90.48% NDs. Well-constituent pair annual alpha = 0.007982. Individual comparison alpha = 0.003999 (1 of 2).

Constituent: Boron, total Analysis Run 9/8/2024 12:05 PM View: Appendix III Intrawell
Plant Bowen Client: Southern Company Data: Bowen 1, 2, 9, and 10

Sanitas™ v.10.0.20 Software licensed to Groundwater Stats Consulting. UG
Hollow symbols indicate censored values.

Within Limit

Prediction Limit

Intrawell Non-parametric

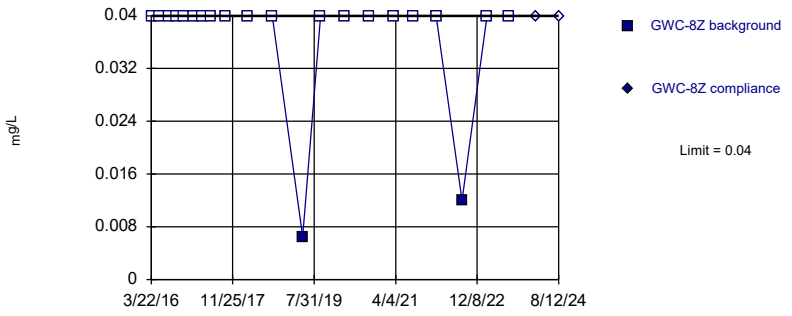

Non-parametric test used in lieu of parametric prediction limit because censored data exceeded 50%. Limit is highest of 21 background values. 90.48% NDs. Well-constituent pair annual alpha = 0.007982. Individual comparison alpha = 0.003999 (1 of 2).

Constituent: Boron, total Analysis Run 9/8/2024 12:05 PM View: Appendix III Intrawell
Plant Bowen Client: Southern Company Data: Bowen 1, 2, 9, and 10

Sanitas™ v.10.0.20 Software licensed to Groundwater Stats Consulting. UG
Hollow symbols indicate censored values.

Within Limit

Prediction Limit

Intrawell Non-parametric

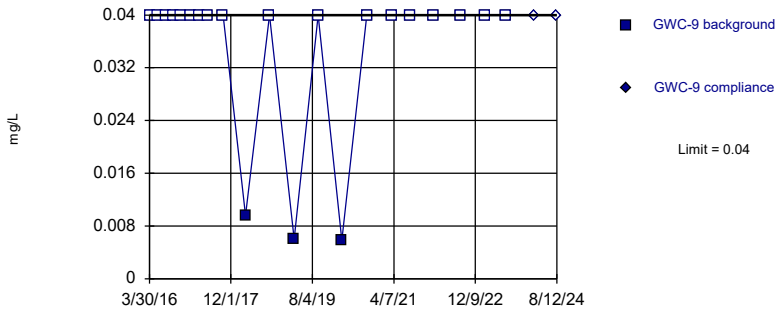

Non-parametric test used in lieu of parametric prediction limit because censored data exceeded 50%. Limit is highest of 21 background values. 85.71% NDs. Well-constituent pair annual alpha = 0.007982. Individual comparison alpha = 0.003999 (1 of 2).

Constituent: Boron, total Analysis Run 9/8/2024 12:05 PM View: Appendix III Intrawell
Plant Bowen Client: Southern Company Data: Bowen 1, 2, 9, and 10

Sanitas™ v.10.0.20 Software licensed to Groundwater Stats Consulting. UG

Within Limit

Prediction Limit

Intrawell Parametric

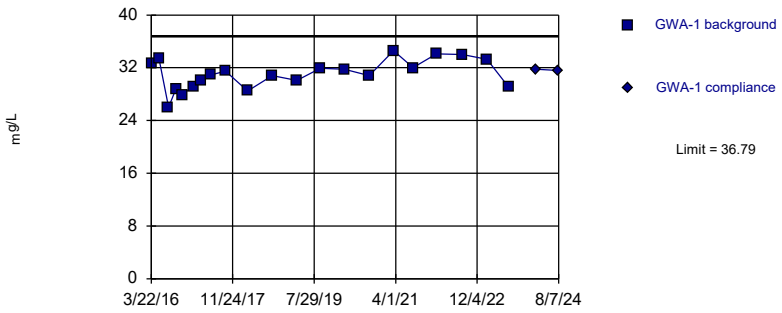

Background Data Summary: Mean=31.01, Std. Dev.=2.262, n=21. Normality test: Shapiro Wilk @alpha = 0.01, calculated = 0.9772, critical = 0.873. Kappa = 2.552 (c=7, w=26, 1 of 2, event alpha = 0.05132). Report alpha = 0.0002894.

Constituent: Calcium, total Analysis Run 9/8/2024 12:05 PM View: Appendix III Intrawell
Plant Bowen Client: Southern Company Data: Bowen 1, 2, 9, and 10

Sanitas™ v.10.0.20 Software licensed to Groundwater Stats Consulting. UG

Within Limit

Prediction Limit

Intrawell Parametric

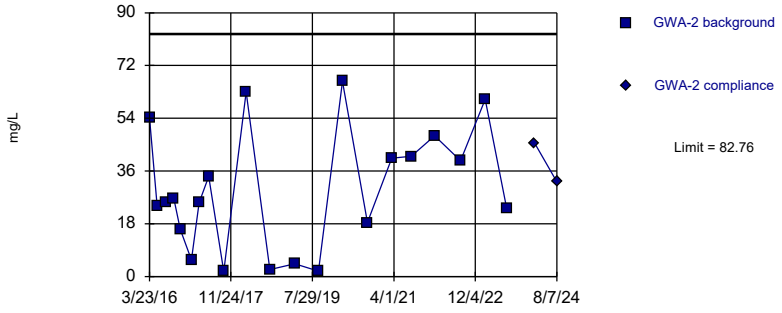

Background Data Summary: Mean=29.62, Std. Dev.=20.83, n=21. Normality test: Shapiro Wilk @alpha = 0.01, calculated = 0.9396, critical = 0.873. Kappa = 2.552 (c=7, w=26, 1 of 2, event alpha = 0.05132). Report alpha = 0.0002894.

Constituent: Calcium, total Analysis Run 9/8/2024 12:05 PM View: Appendix III Intrawell
Plant Bowen Client: Southern Company Data: Bowen 1, 2, 9, and 10

Sanitas™ v.10.0.20 Software licensed to Groundwater Stats Consulting. UG

Within Limit

Prediction Limit

Intrawell Parametric

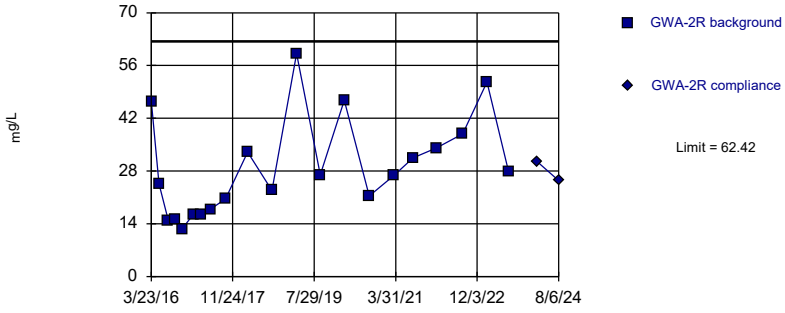

Background Data Summary: Mean=28.81, Std. Dev.=13.17, n=21. Normality test: Shapiro Wilk @alpha = 0.01, calculated = 0.916, critical = 0.873. Kappa = 2.552 (c=7, w=26, 1 of 2, event alpha = 0.05132). Report alpha = 0.0002894.

Constituent: Calcium, total Analysis Run 9/8/2024 12:05 PM View: Appendix III Intrawell
Plant Bowen Client: Southern Company Data: Bowen 1, 2, 9, and 10

Sanitas™ v.10.0.20 Software licensed to Groundwater Stats Consulting. UG

Within Limit

Prediction Limit

Intrawell Parametric

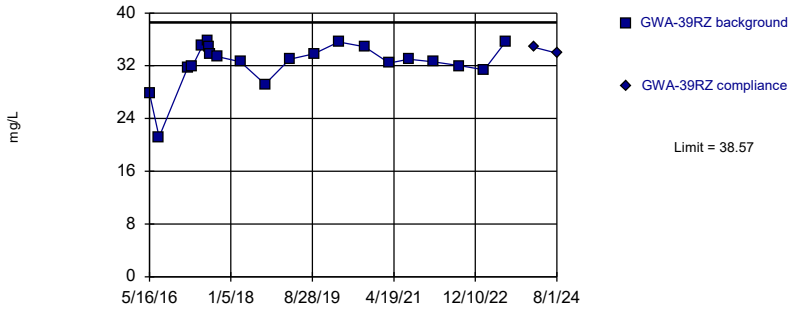

Background Data Summary (based on cube transformation): Mean=35146, Std. Dev.=8709, n=21. Normality test: Shapiro Wilk @alpha = 0.01, calculated = 0.8953, critical = 0.873. Kappa = 2.552 (c=7, w=26, 1 of 2, event alpha = 0.05132). Report alpha = 0.0002894.

Constituent: Calcium, total Analysis Run 9/8/2024 12:05 PM View: Appendix III Intrawell

Plant Bowen Client: Southern Company Data: Bowen 1, 2, 9, and 10

Sanitas™ v.10.0.20 Software licensed to Groundwater Stats Consulting. UG

Within Limit

Prediction Limit

Intrawell Parametric

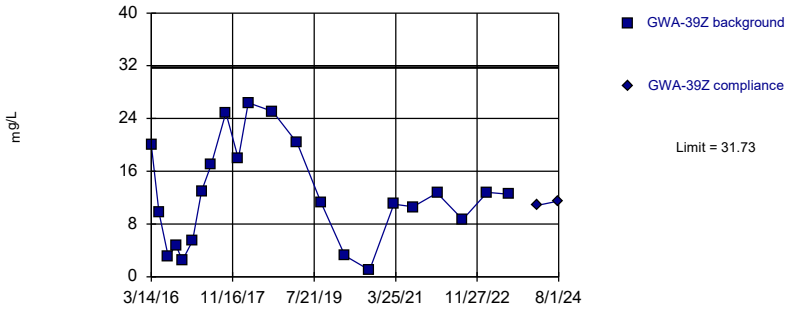

Background Data Summary: Mean=12.45, Std. Dev.=7.622, n=22. Normality test: Shapiro Wilk @alpha = 0.01, calculated = 0.9475, critical = 0.878. Kappa = 2.53 (c=7, w=26, 1 of 2, event alpha = 0.05132). Report alpha = 0.0002894.

Constituent: Calcium, total Analysis Run 9/8/2024 12:05 PM View: Appendix III Intrawell

Plant Bowen Client: Southern Company Data: Bowen 1, 2, 9, and 10

Sanitas™ v.10.0.20 Software licensed to Groundwater Stats Consulting. UG

Exceeds Limit

Prediction Limit

Intrawell Non-parametric

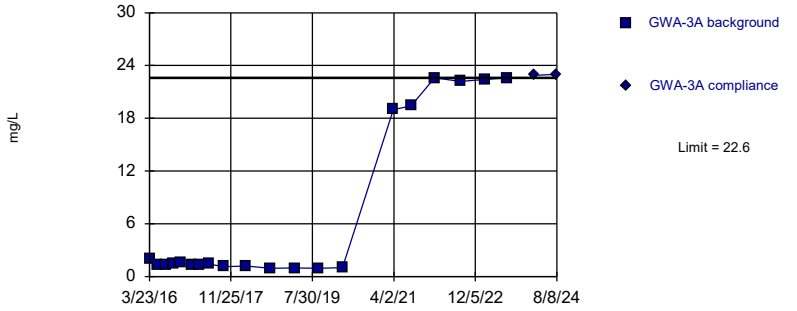

Non-parametric test used in lieu of parametric prediction limit because the Shapiro Wilk normality test showed the data to be non-normal at the 0.01 alpha level. Limit is highest of 20 background values. Well-constituent pair annual alpha = 0.008564. Individual comparison alpha = 0.004291 (1 of 2).

Constituent: Calcium, total Analysis Run 9/8/2024 12:05 PM View: Appendix III Intrawell

Plant Bowen Client: Southern Company Data: Bowen 1, 2, 9, and 10

Sanitas™ v.10.0.20 Software licensed to Groundwater Stats Consulting. UG

Within Limit

Prediction Limit

Intrawell Parametric

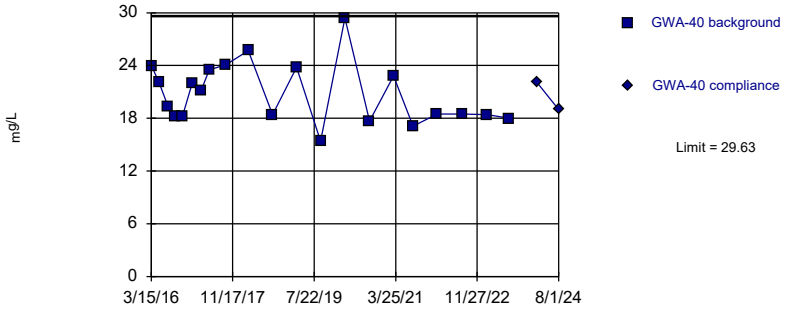

Background Data Summary: Mean=20.77, Std. Dev.=3.47, n=21. Normality test: Shapiro Wilk @alpha = 0.01, calculated = 0.9229, critical = 0.873. Kappa = 2.552 (c=7, w=26, 1 of 2, event alpha = 0.05132). Report alpha = 0.0002894.

Constituent: Calcium, total Analysis Run 9/8/2024 12:05 PM View: Appendix III Intrawell

Plant Bowen Client: Southern Company Data: Bowen 1, 2, 9, and 10

Sanitas™ v.10.0.20 Software licensed to Groundwater Stats Consulting. UG

Within Limit

Prediction Limit

Intrawell Parametric

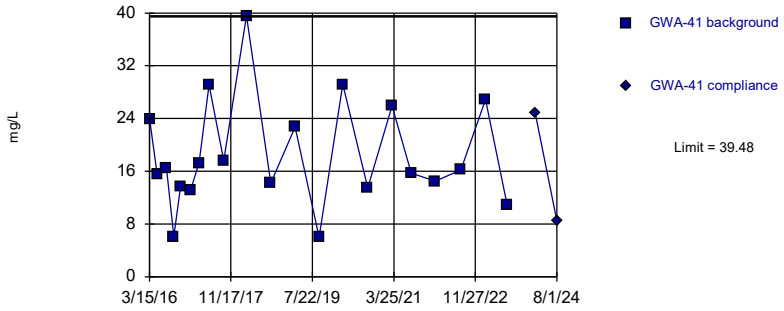

Background Data Summary: Mean=18.48, Std. Dev.=8.23, n=21. Normality test: Shapiro Wilk @alpha = 0.01, calculated = 0.9297, critical = 0.873. Kappa = 2.552 (c=7, w=26, 1 of 2, event alpha = 0.05132). Report alpha = 0.0002894.

Constituent: Calcium, total Analysis Run 9/8/2024 12:05 PM View: Appendix III Intrawell

Plant Bowen Client: Southern Company Data: Bowen 1, 2, 9, and 10

Sanitas™ v.10.0.20 Software licensed to Groundwater Stats Consulting. UG

Within Limit

Prediction Limit

Intrawell Parametric

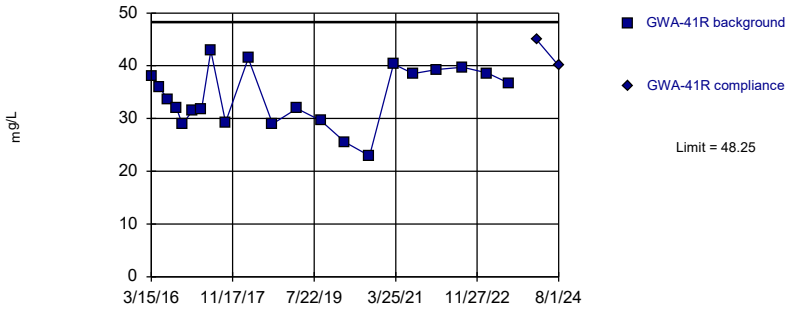

Background Data Summary: Mean=34.14, Std. Dev.=5.53, n=21. Normality test: Shapiro Wilk @alpha = 0.01, calculated = 0.9573, critical = 0.873. Kappa = 2.552 (c=7, w=26, 1 of 2, event alpha = 0.05132). Report alpha = 0.0002894.

Constituent: Calcium, total Analysis Run 9/8/2024 12:05 PM View: Appendix III Intrawell

Plant Bowen Client: Southern Company Data: Bowen 1, 2, 9, and 10

Sanitas™ v.10.0.20 Software licensed to Groundwater Stats Consulting. UG

Within Limit

Prediction Limit

Intrawell Parametric

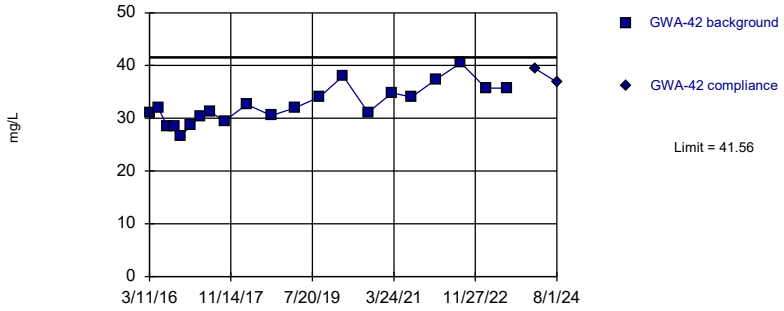

Background Data Summary: Mean=32.51, Std. Dev.=3.547, n=21. Normality test: Shapiro Wilk @alpha = 0.01, calculated = 0.9696, critical = 0.873. Kappa = 2.552 (c=7, w=26, 1 of 2, event alpha = 0.05132). Report alpha = 0.0002894.

Constituent: Calcium, total Analysis Run 9/8/2024 12:05 PM View: Appendix III Intrawell

Plant Bowen Client: Southern Company Data: Bowen 1, 2, 9, and 10

Sanitas™ v.10.0.20 Software licensed to Groundwater Stats Consulting. UG

Within Limit

Prediction Limit

Intrawell Parametric

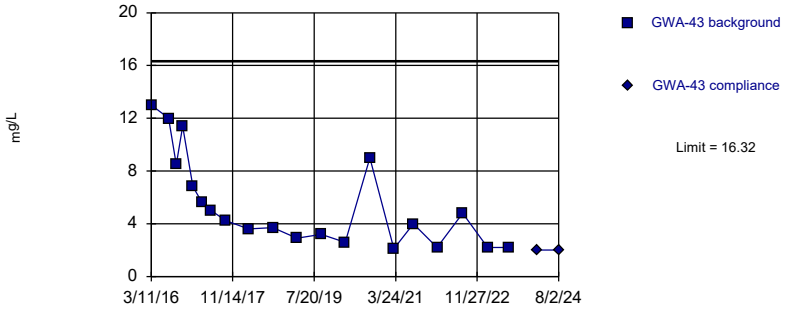

Background Data Summary (based on square root transformation): Mean=2.232, Std. Dev.=0.7025, n=20. Normality test: Shapiro Wilk @alpha = 0.01, calculated = 0.8931, critical = 0.868. Kappa = 2.574 (c=7, w=26, 1 of 2, event alpha = 0.05132). Report alpha = 0.0002894.

Constituent: Calcium, total Analysis Run 9/8/2024 12:05 PM View: Appendix III Intrawell

Plant Bowen Client: Southern Company Data: Bowen 1, 2, 9, and 10

Sanitas™ v.10.0.20 Software licensed to Groundwater Stats Consulting. UG

Within Limit

Prediction Limit

Intrawell Parametric

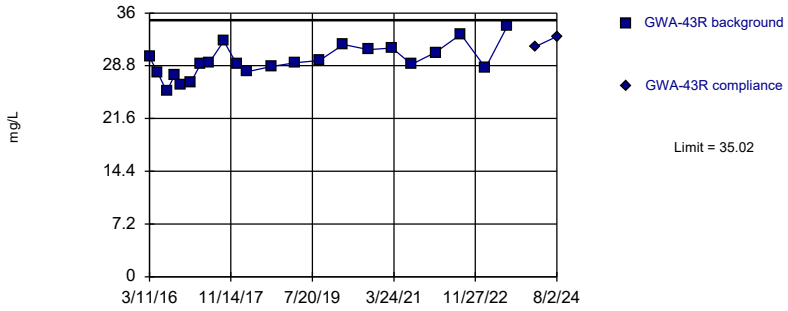

Background Data Summary: Mean=29.44, Std. Dev.=2.207, n=22. Normality test: Shapiro Wilk @alpha = 0.01, calculated = 0.9835, critical = 0.878. Kappa = 2.53 (c=7, w=26, 1 of 2, event alpha = 0.05132). Report alpha = 0.0002894.

Constituent: Calcium, total Analysis Run 9/8/2024 12:05 PM View: Appendix III Intrawell

Plant Bowen Client: Southern Company Data: Bowen 1, 2, 9, and 10

Sanitas™ v.10.0.20 Software licensed to Groundwater Stats Consulting. UG

Within Limit

Prediction Limit

Intrawell Parametric

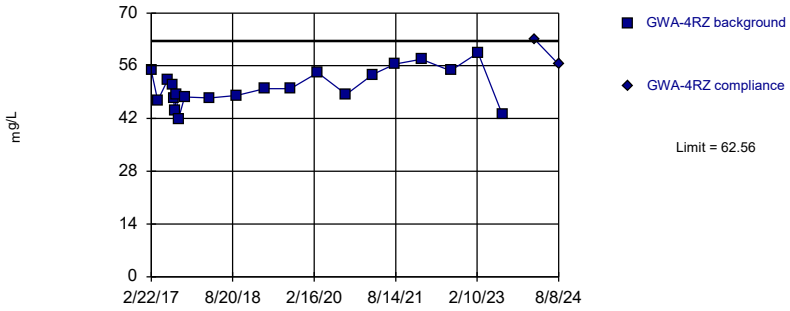

Background Data Summary: Mean=50.35, Std. Dev.=4.783, n=21. Normality test: Shapiro Wilk @alpha = 0.01, calculated = 0.9713, critical = 0.873. Kappa = 2.552 (c=7, w=26, 1 of 2, event alpha = 0.05132). Report alpha = 0.0002894.

Constituent: Calcium, total Analysis Run 9/8/2024 12:05 PM View: Appendix III Intrawell

Plant Bowen Client: Southern Company Data: Bowen 1, 2, 9, and 10

Sanitas™ v.10.0.20 Software licensed to Groundwater Stats Consulting. UG

Within Limit

Prediction Limit

Intrawell Parametric

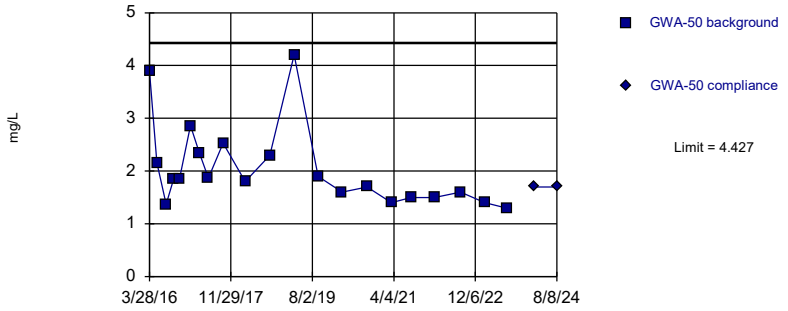

Background Data Summary (based on natural log transformation): Mean=0.6597, Std. Dev.=0.3245, n=21. Normality test: Shapiro Wilk @alpha = 0.01, calculated = 0.8988, critical = 0.873. Kappa = 2.552 (c=7, w=26, 1 of 2, event alpha = 0.05132). Report alpha = 0.0002894.

Constituent: Calcium, total Analysis Run 9/8/2024 12:05 PM View: Appendix III Intrawell

Plant Bowen Client: Southern Company Data: Bowen 1, 2, 9, and 10

Sanitas™ v.10.0.20 Software licensed to Groundwater Stats Consulting. UG

Within Limit

Prediction Limit

Intrawell Parametric

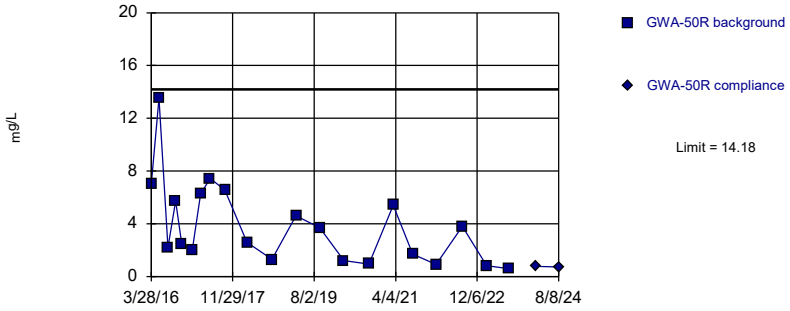

Background Data Summary (based on square root transformation): Mean=1.814, Std. Dev.=0.765, n=21. Normality test: Shapiro Wilk @alpha = 0.01, calculated = 0.9437, critical = 0.873. Kappa = 2.552 (c=7, w=26, 1 of 2, event alpha = 0.05132). Report alpha = 0.0002894.

Constituent: Calcium, total Analysis Run 9/8/2024 12:05 PM View: Appendix III Intrawell

Plant Bowen Client: Southern Company Data: Bowen 1, 2, 9, and 10

Sanitas™ v.10.0.20 Software licensed to Groundwater Stats Consulting. UG

Within Limit

Prediction Limit

Intrawell Parametric

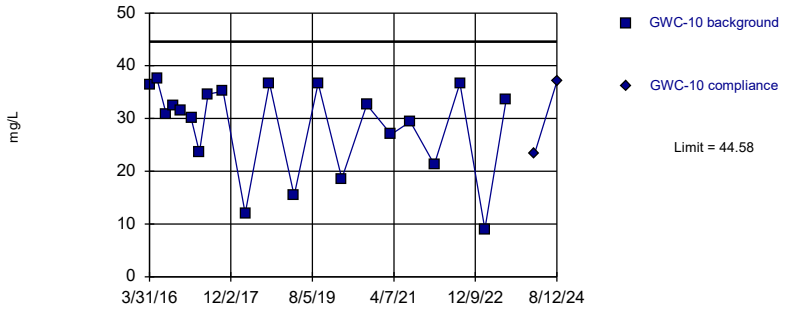

Background Data Summary (based on square transformation): Mean=891, Std. Dev.=429.8, n=21. Normality test: Shapiro Wilk @alpha = 0.01, calculated = 0.9072, critical = 0.873. Kappa = 2.552 (c=7, w=26, 1 of 2, event alpha = 0.05132). Report alpha = 0.0002894.

Constituent: Calcium, total Analysis Run 9/8/2024 12:06 PM View: Appendix III Intrawell

Plant Bowen Client: Southern Company Data: Bowen 1, 2, 9, and 10

Sanitas™ v.10.0.20 Software licensed to Groundwater Stats Consulting. UG

Within Limit

Prediction Limit

Intrawell Parametric

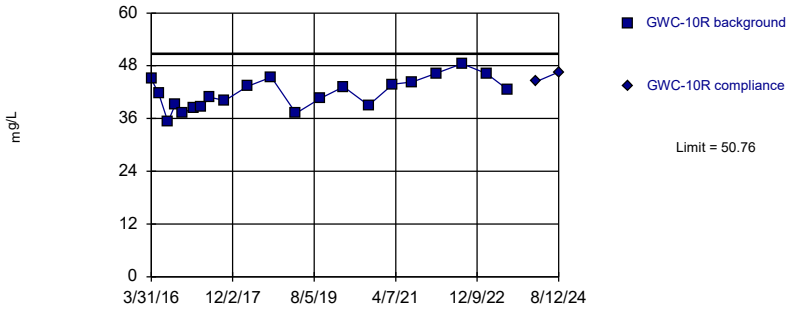

Background Data Summary: Mean=41.74, Std. Dev.=3.534, n=21. Normality test: Shapiro Wilk @alpha = 0.01, calculated = 0.9816, critical = 0.873. Kappa = 2.552 (c=7, w=26, 1 of 2, event alpha = 0.05132). Report alpha = 0.0002894.

Constituent: Calcium, total Analysis Run 9/8/2024 12:06 PM View: Appendix III Intrawell

Plant Bowen Client: Southern Company Data: Bowen 1, 2, 9, and 10

Sanitas™ v.10.0.20 Software licensed to Groundwater Stats Consulting. UG

Within Limit

Prediction Limit

Intrawell Parametric

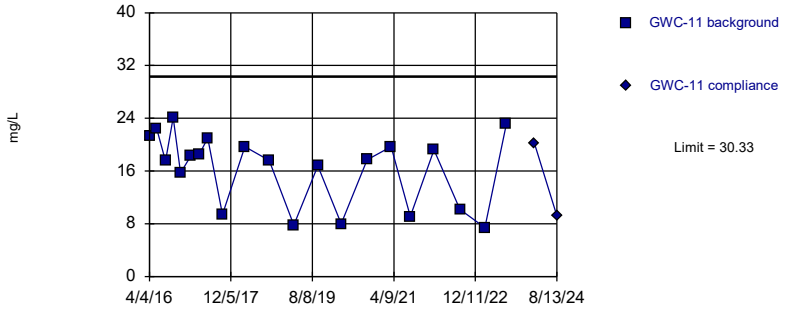

Background Data Summary: Mean=16.41, Std. Dev.=5.456, n=21. Normality test: Shapiro Wilk @alpha = 0.01, calculated = 0.888, critical = 0.873. Kappa = 2.552 (c=7, w=26, 1 of 2, event alpha = 0.05132). Report alpha = 0.0002894.

Constituent: Calcium, total Analysis Run 9/8/2024 12:06 PM View: Appendix III Intrawell

Plant Bowen Client: Southern Company Data: Bowen 1, 2, 9, and 10

Sanitas™ v.10.0.20 Software licensed to Groundwater Stats Consulting. UG

Within Limit

Prediction Limit

Intrawell Parametric

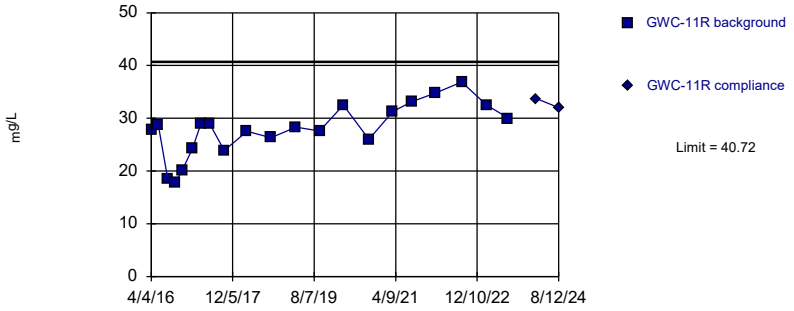

Background Data Summary: Mean=27.91, Std. Dev.=5.017, n=21. Normality test: Shapiro Wilk @alpha = 0.01, calculated = 0.9643, critical = 0.873. Kappa = 2.552 (c=7, w=26, 1 of 2, event alpha = 0.05132). Report alpha = 0.0002894.

Constituent: Calcium, total Analysis Run 9/8/2024 12:06 PM View: Appendix III Intrawell

Plant Bowen Client: Southern Company Data: Bowen 1, 2, 9, and 10

Sanitas™ v.10.0.20 Software licensed to Groundwater Stats Consulting. UG

Within Limit

Prediction Limit

Intrawell Parametric

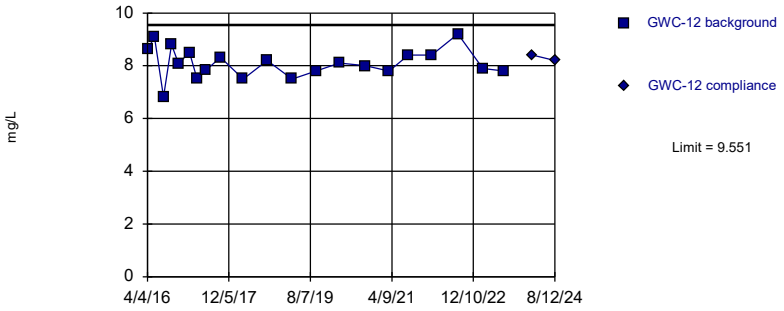

Background Data Summary: Mean=8.102, Std. Dev.=0.5677, n=21. Normality test: Shapiro Wilk @alpha = 0.01, calculated = 0.9783, critical = 0.873. Kappa = 2.552 (c=7, w=26, 1 of 2, event alpha = 0.05132). Report alpha = 0.0002894.

Constituent: Calcium, total Analysis Run 9/8/2024 12:06 PM View: Appendix III Intrawell

Plant Bowen Client: Southern Company Data: Bowen 1, 2, 9, and 10

Sanitas™ v.10.0.20 Software licensed to Groundwater Stats Consulting. UG

Within Limit

Prediction Limit

Intrawell Parametric

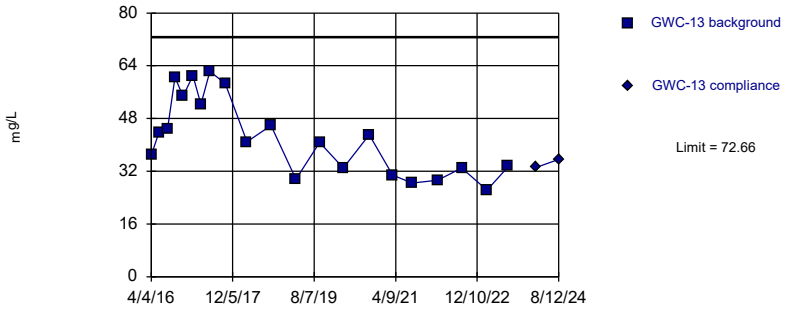

Background Data Summary: Mean=42.37, Std. Dev.=11.87, n=21. Normality test: Shapiro Wilk @alpha = 0.01, calculated = 0.919, critical = 0.873. Kappa = 2.552 (c=7, w=26, 1 of 2, event alpha = 0.05132). Report alpha = 0.0002894.

Constituent: Calcium, total Analysis Run 9/8/2024 12:06 PM View: Appendix III Intrawell

Plant Bowen Client: Southern Company Data: Bowen 1, 2, 9, and 10

Sanitas™ v.10.0.20 Software licensed to Groundwater Stats Consulting. UG

Within Limit

Prediction Limit

Intrawell Parametric

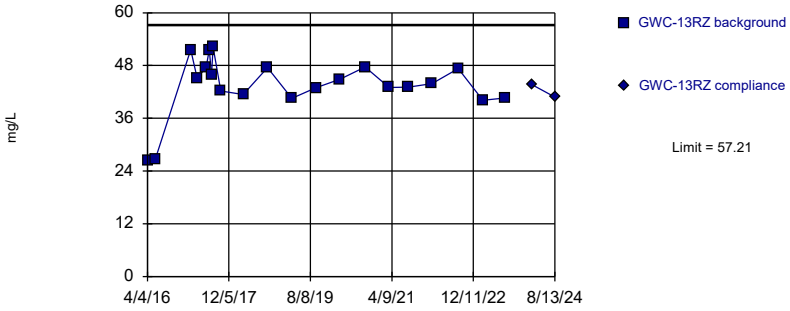

Background Data Summary (based on square transformation): Mean=1930, Std. Dev.=526.5, n=21. Normality test: Shapiro Wilk @alpha = 0.01, calculated = 0.9019, critical = 0.873. Kappa = 2.552 (c=7, w=26, 1 of 2, event alpha = 0.05132). Report alpha = 0.0002894.

Constituent: Calcium, total Analysis Run 9/8/2024 12:06 PM View: Appendix III Intrawell

Plant Bowen Client: Southern Company Data: Bowen 1, 2, 9, and 10

Sanitas™ v.10.0.20 Software licensed to Groundwater Stats Consulting. UG

Within Limit

Prediction Limit

Intrawell Parametric

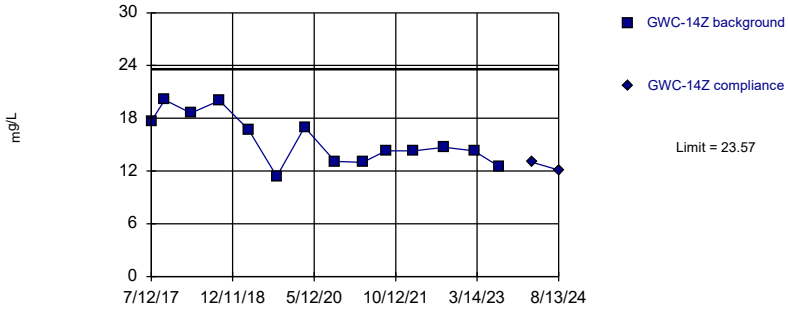

Background Data Summary: Mean=15.55, Std. Dev.=2.805, n=14. Normality test: Shapiro Wilk @alpha = 0.05, calculated = 0.9355, critical = 0.874. Kappa = 2.86 (c=7, w=26, 1 of 2, event alpha = 0.05132). Report alpha = 0.0002894.

Constituent: Calcium, total Analysis Run 9/8/2024 12:06 PM View: Appendix III Intrawell

Plant Bowen Client: Southern Company Data: Bowen 1, 2, 9, and 10

Sanitas™ v.10.0.20 Software licensed to Groundwater Stats Consulting. UG

Within Limit

Prediction Limit

Intrawell Parametric

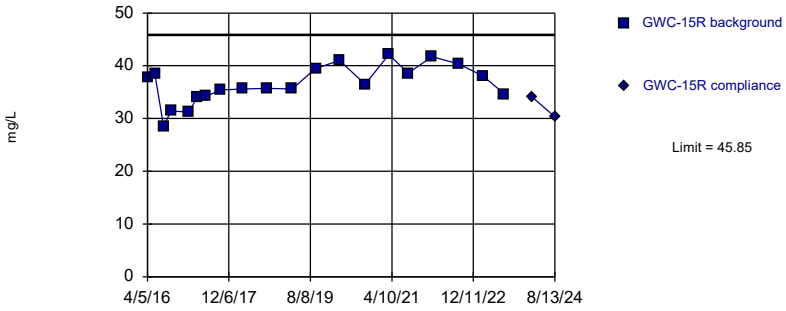

Background Data Summary: Mean=36.52, Std. Dev.=3.624, n=20. Normality test: Shapiro Wilk @alpha = 0.01, calculated = 0.9687, critical = 0.868. Kappa = 2.574 (c=7, w=26, 1 of 2, event alpha = 0.05132). Report alpha = 0.0002894.

Constituent: Calcium, total Analysis Run 9/8/2024 12:06 PM View: Appendix III Intrawell

Plant Bowen Client: Southern Company Data: Bowen 1, 2, 9, and 10

Sanitas™ v.10.0.20 Software licensed to Groundwater Stats Consulting. UG

Within Limit

Prediction Limit

Intrawell Parametric

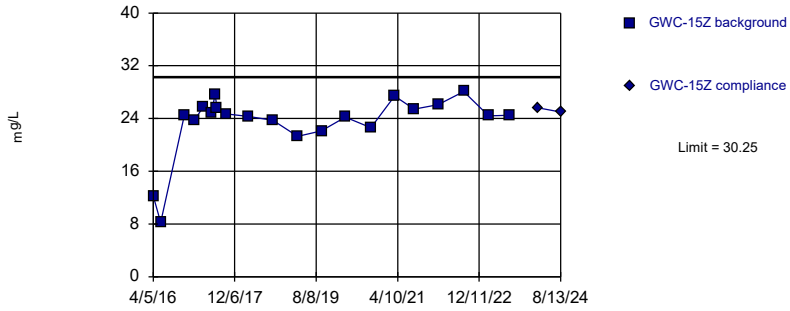

Background Data Summary (based on cube transformation): Mean=14090, Std. Dev.=5331, n=21. Normality test: Shapiro Wilk @alpha = 0.01, calculated = 0.8829, critical = 0.873. Kappa = 2.552 (c=7, w=26, 1 of 2, event alpha = 0.05132). Report alpha = 0.0002894.

Constituent: Calcium, total Analysis Run 9/8/2024 12:06 PM View: Appendix III Intrawell

Plant Bowen Client: Southern Company Data: Bowen 1, 2, 9, and 10

Sanitas™ v.10.0.20 Software licensed to Groundwater Stats Consulting. UG

Within Limit

Prediction Limit

Intrawell Parametric

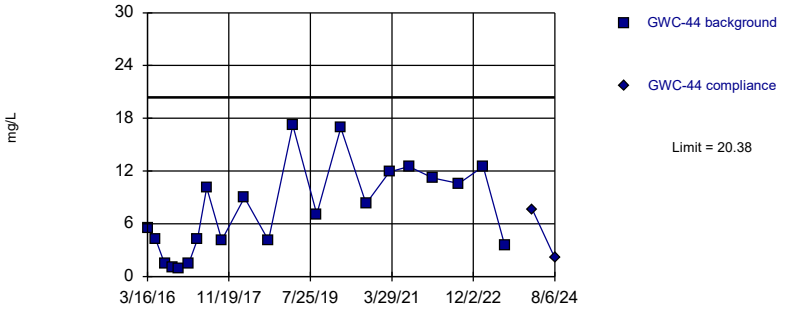

Background Data Summary: Mean=7.518, Std. Dev.=5.04, n=21. Normality test: Shapiro Wilk @alpha = 0.01, calculated = 0.9338, critical = 0.873. Kappa = 2.552 (c=7, w=26, 1 of 2, event alpha = 0.05132). Report alpha = 0.0002894.

Constituent: Calcium, total Analysis Run 9/8/2024 12:06 PM View: Appendix III Intrawell

Plant Bowen Client: Southern Company Data: Bowen 1, 2, 9, and 10

Sanitas™ v.10.0.20 Software licensed to Groundwater Stats Consulting. UG

Within Limit

Prediction Limit

Intrawell Parametric

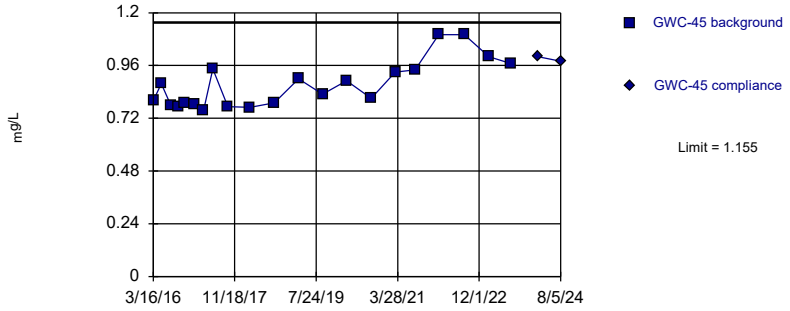

Background Data Summary (based on square root transformation): Mean=0.9322, Std. Dev.=0.05595, n=21. Normality test: Shapiro Wilk @alpha = 0.01, calculated = 0.8807, critical = 0.873. Kappa = 2.552 (c=7, w=26, 1 of 2, event alpha = 0.05132). Report alpha = 0.0002894.

Constituent: Calcium, total Analysis Run 9/8/2024 12:06 PM View: Appendix III Intrawell

Plant Bowen Client: Southern Company Data: Bowen 1, 2, 9, and 10

Sanitas™ v.10.0.20 Software licensed to Groundwater Stats Consulting. UG

Within Limit

Prediction Limit

Intrawell Parametric

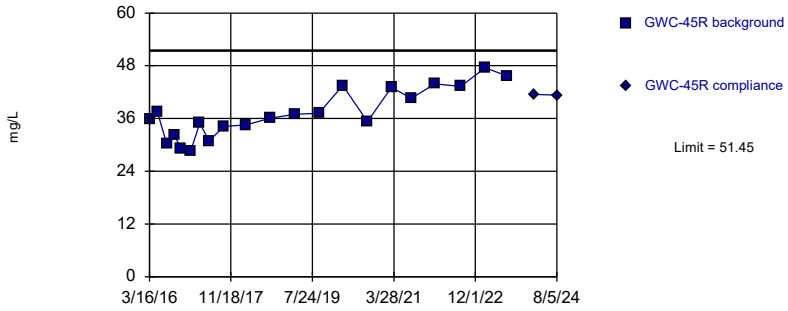

Background Data Summary: Mean=37.22, Std. Dev.=5.573, n=21. Normality test: Shapiro Wilk @alpha = 0.01, calculated = 0.9499, critical = 0.873. Kappa = 2.552 (c=7, w=26, 1 of 2, event alpha = 0.05132). Report alpha = 0.0002894.

Constituent: Calcium, total Analysis Run 9/8/2024 12:06 PM View: Appendix III Intrawell

Plant Bowen Client: Southern Company Data: Bowen 1, 2, 9, and 10

Sanitas™ v.10.0.20 Software licensed to Groundwater Stats Consulting. UG

Within Limit

Prediction Limit

Intrawell Parametric

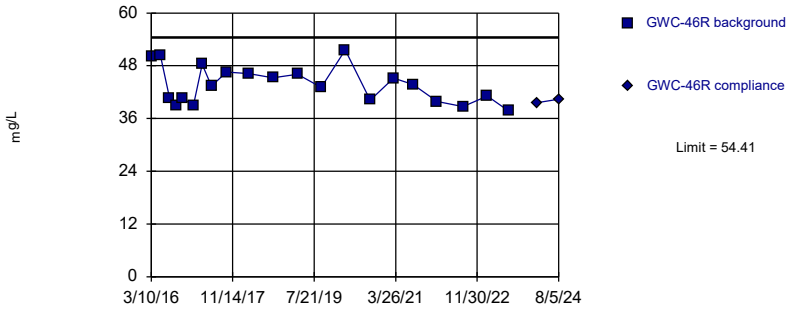

Background Data Summary: Mean=43.65, Std. Dev.=4.217, n=21. Normality test: Shapiro Wilk @alpha = 0.01, calculated = 0.9426, critical = 0.873. Kappa = 2.552 (c=7, w=26, 1 of 2, event alpha = 0.05132). Report alpha = 0.0002894.

Constituent: Calcium, total Analysis Run 9/8/2024 12:06 PM View: Appendix III Intrawell

Plant Bowen Client: Southern Company Data: Bowen 1, 2, 9, and 10

Sanitas™ v.10.0.20 Software licensed to Groundwater Stats Consulting. UG

Within Limit

Prediction Limit

Intrawell Parametric

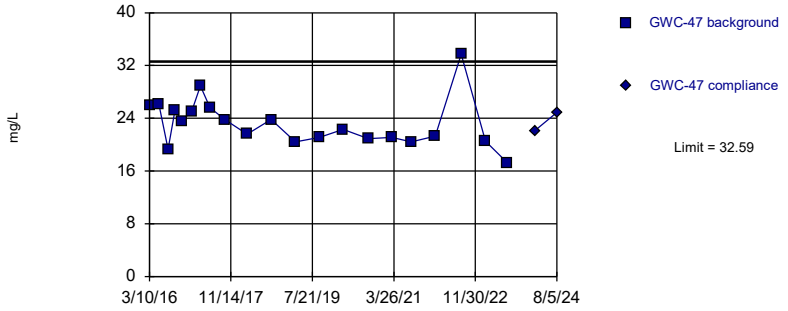

Background Data Summary: Mean=23.25, Std. Dev.=3.662, n=21. Normality test: Shapiro Wilk @alpha = 0.01, calculated = 0.9181, critical = 0.873. Kappa = 2.552 (c=7, w=26, 1 of 2, event alpha = 0.05132). Report alpha = 0.0002894.

Constituent: Calcium, total Analysis Run 9/8/2024 12:06 PM View: Appendix III Intrawell

Plant Bowen Client: Southern Company Data: Bowen 1, 2, 9, and 10

Sanitas™ v.10.0.20 Software licensed to Groundwater Stats Consulting. UG

Within Limit

Prediction Limit

Intrawell Parametric

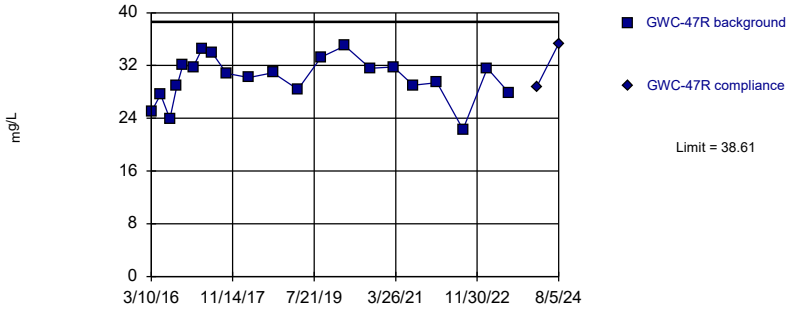

Background Data Summary: Mean=30, Std. Dev.=3.372, n=21. Normality test: Shapiro Wilk @alpha = 0.01, calculated = 0.9502, critical = 0.873. Kappa = 2.552 (c=7, w=26, 1 of 2, event alpha = 0.05132). Report alpha = 0.0002894.

Constituent: Calcium, total Analysis Run 9/8/2024 12:06 PM View: Appendix III Intrawell

Plant Bowen Client: Southern Company Data: Bowen 1, 2, 9, and 10

Sanitas™ v.10.0.20 Software licensed to Groundwater Stats Consulting. UG
Hollow symbols indicate censored values.

Within Limit

Prediction Limit

Intrawell Non-parametric

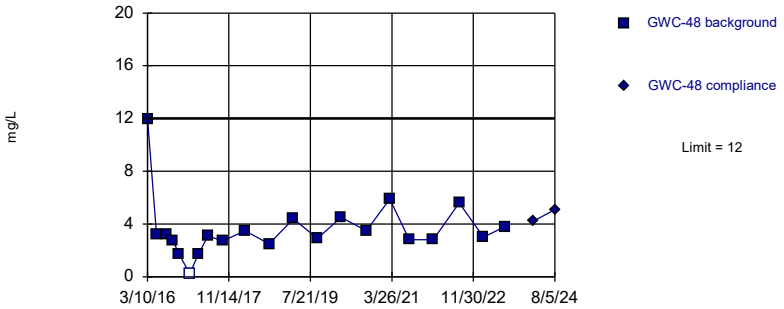

Non-parametric test used in lieu of parametric prediction limit because the Shapiro Wilk normality test showed the data to be non-normal at the 0.01 alpha level. Limit is highest of 21 background values. 4.762% NDs. Well-constituent pair annual alpha = 0.007982. Individual comparison alpha = 0.003999 (1 of 2).

Constituent: Calcium, total Analysis Run 9/8/2024 12:06 PM View: Appendix III Intrawell

Plant Bowen Client: Southern Company Data: Bowen 1, 2, 9, and 10

Sanitas™ v.10.0.20 Software licensed to Groundwater Stats Consulting. UG

Within Limit

Prediction Limit

Intrawell Parametric

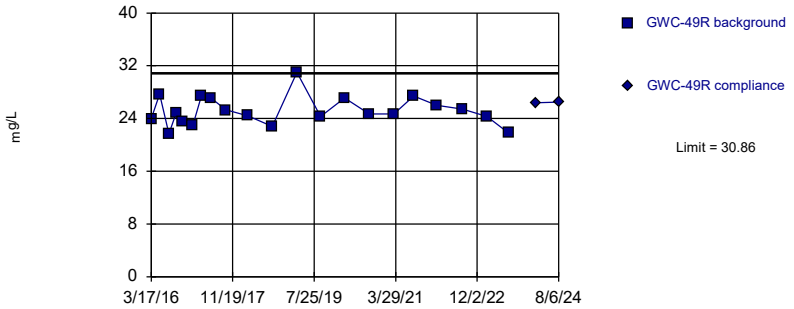

Background Data Summary: Mean=25.18, Std. Dev.=2.227, n=21. Normality test: Shapiro Wilk @alpha = 0.01, calculated = 0.9506, critical = 0.873. Kappa = 2.552 (c=7, w=26, 1 of 2, event alpha = 0.05132). Report alpha = 0.0002894.

Constituent: Calcium, total Analysis Run 9/8/2024 12:06 PM View: Appendix III Intrawell

Plant Bowen Client: Southern Company Data: Bowen 1, 2, 9, and 10

Sanitas™ v.10.0.20 Software licensed to Groundwater Stats Consulting. UG

Within Limit

Prediction Limit

Intrawell Non-parametric

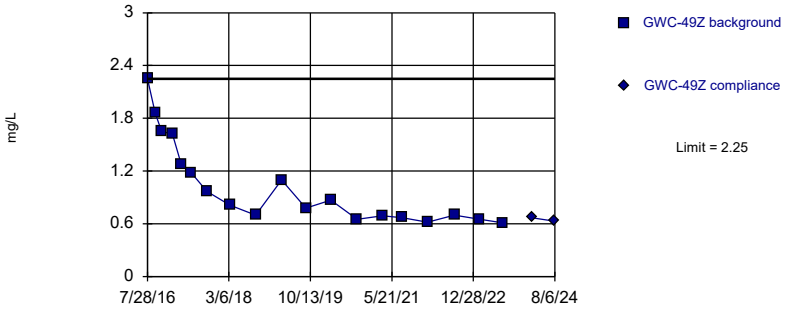

Non-parametric test used in lieu of parametric prediction limit because the Shapiro Wilk normality test showed the data to be non-normal at the 0.05 alpha level. Limit is highest of 19 background values. Well-constituent pair annual alpha = 0.009641. Individual comparison alpha = 0.004832 (1 of 2).

Constituent: Calcium, total Analysis Run 9/8/2024 12:06 PM View: Appendix III Intrawell

Plant Bowen Client: Southern Company Data: Bowen 1, 2, 9, and 10

Sanitas™ v.10.0.20 Software licensed to Groundwater Stats Consulting. UG

Within Limit

Prediction Limit

Intrawell Non-parametric

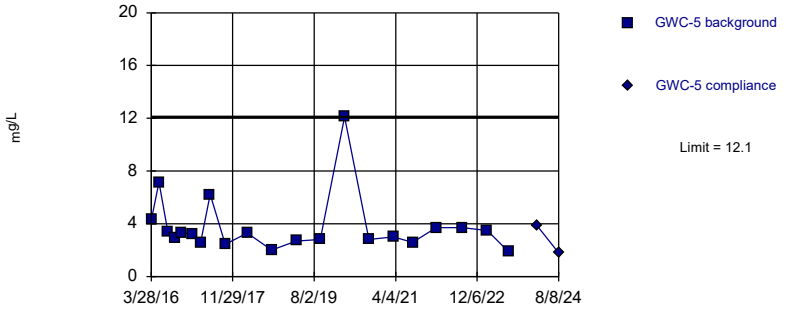

Non-parametric test used in lieu of parametric prediction limit because the Shapiro Wilk normality test showed the data to be non-normal at the 0.01 alpha level. Limit is highest of 21 background values. Well-constituent pair annual alpha = 0.007982. Individual comparison alpha = 0.003999 (1 of 2).

Constituent: Calcium, total Analysis Run 9/8/2024 12:06 PM View: Appendix III Intrawell

Plant Bowen Client: Southern Company Data: Bowen 1, 2, 9, and 10

Sanitas™ v.10.0.20 Software licensed to Groundwater Stats Consulting. UG

Within Limit

Prediction Limit

Intrawell Parametric

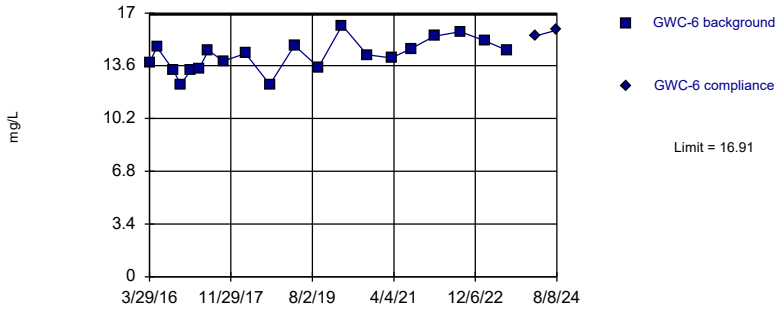

Background Data Summary: Mean=14.26, Std. Dev.=1.03, n=20. Normality test: Shapiro Wilk @alpha = 0.01, calculated = 0.9788, critical = 0.868. Kappa = 2.574 (c=7, w=26, 1 of 2, event alpha = 0.05132). Report alpha = 0.0002894.

Constituent: Calcium, total Analysis Run 9/8/2024 12:06 PM View: Appendix III Intrawell

Plant Bowen Client: Southern Company Data: Bowen 1, 2, 9, and 10

Sanitas™ v.10.0.20 Software licensed to Groundwater Stats Consulting. UG

Within Limit

Prediction Limit

Intrawell Parametric

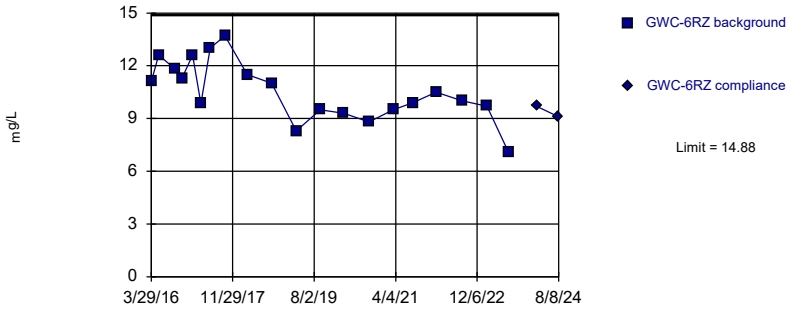

Background Data Summary: Mean=10.55, Std. Dev.=1.68, n=20. Normality test: Shapiro Wilk @alpha = 0.01, calculated = 0.9821, critical = 0.868. Kappa = 2.574 (c=7, w=26, 1 of 2, event alpha = 0.05132). Report alpha = 0.0002894.

Constituent: Calcium, total Analysis Run 9/8/2024 12:06 PM View: Appendix III Intrawell

Plant Bowen Client: Southern Company Data: Bowen 1, 2, 9, and 10

Sanitas™ v.10.0.20 Software licensed to Groundwater Stats Consulting. UG

Within Limit

Prediction Limit

Intrawell Parametric

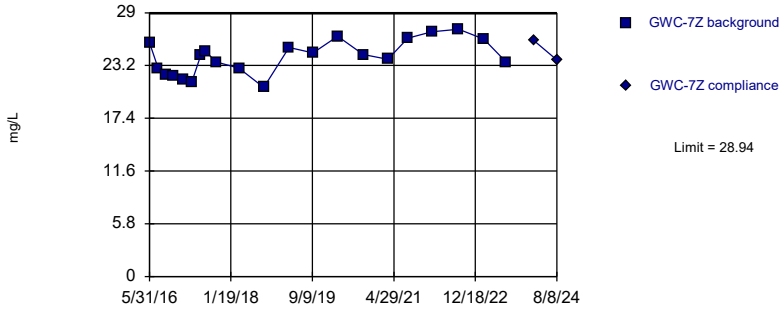

Background Data Summary: Mean=24.14, Std. Dev.=1.881, n=21. Normality test: Shapiro Wilk @alpha = 0.01, calculated = 0.9702, critical = 0.873. Kappa = 2.552 (c=7, w=26, 1 of 2, event alpha = 0.05132). Report alpha = 0.0002894.

Constituent: Calcium, total Analysis Run 9/8/2024 12:06 PM View: Appendix III Intrawell

Plant Bowen Client: Southern Company Data: Bowen 1, 2, 9, and 10

Sanitas™ v.10.0.20 Software licensed to Groundwater Stats Consulting. UG

Within Limit

Prediction Limit

Intrawell Parametric

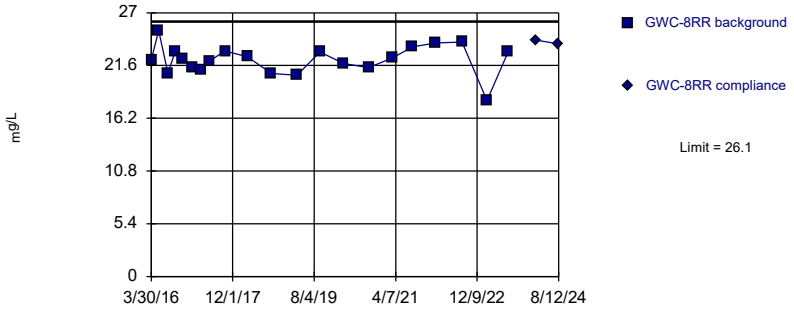

Background Data Summary: Mean=22.2, Std. Dev.=1.527, n=21. Normality test: Shapiro Wilk @alpha = 0.01, calculated = 0.9567, critical = 0.873. Kappa = 2.552 (c=7, w=26, 1 of 2, event alpha = 0.05132). Report alpha = 0.0002894.

Constituent: Calcium, total Analysis Run 9/8/2024 12:06 PM View: Appendix III Intrawell

Plant Bowen Client: Southern Company Data: Bowen 1, 2, 9, and 10

Sanitas™ v.10.0.20 Software licensed to Groundwater Stats Consulting. UG

Within Limit

Prediction Limit

Intrawell Parametric

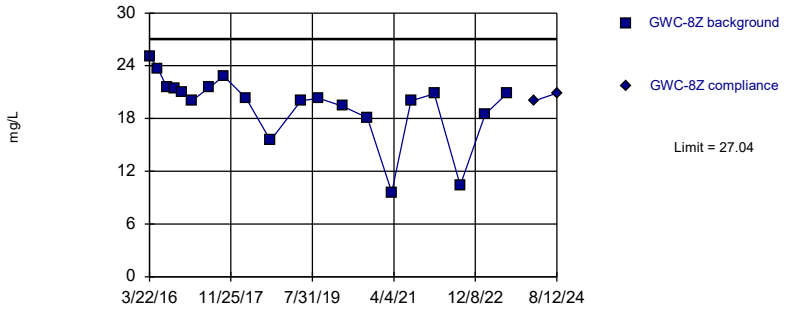

Background Data Summary (based on square transformation): Mean=395.6, Std. Dev.=130.3, n=20. Normality test: Shapiro Wilk @alpha = 0.01, calculated = 0.9, critical = 0.868. Kappa = 2.574 (c=7, w=26, 1 of 2, event alpha = 0.05132). Report alpha = 0.0002894.

Constituent: Calcium, total Analysis Run 9/8/2024 12:06 PM View: Appendix III Intrawell

Plant Bowen Client: Southern Company Data: Bowen 1, 2, 9, and 10

Sanitas™ v.10.0.20 Software licensed to Groundwater Stats Consulting. UG

Within Limit

Prediction Limit

Intrawell Parametric

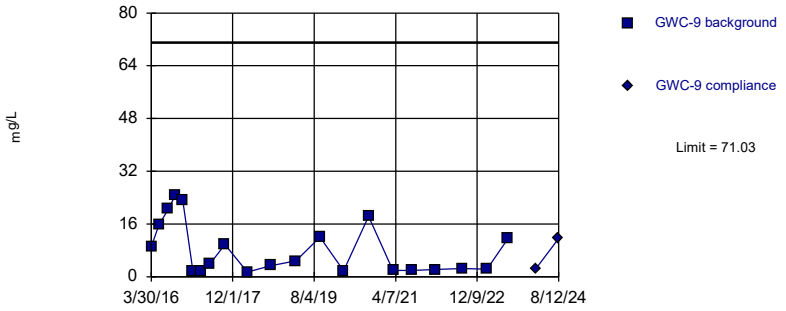

Background Data Summary (based on natural log transformation): Mean=1.635, Std. Dev.=1.03, n=21. Normality test: Shapiro Wilk @alpha = 0.01, calculated = 0.882, critical = 0.873. Kappa = 2.552 (c=7, w=26, 1 of 2, event alpha = 0.05132). Report alpha = 0.0002894.

Constituent: Calcium, total Analysis Run 9/8/2024 12:06 PM View: Appendix III Intrawell

Plant Bowen Client: Southern Company Data: Bowen 1, 2, 9, and 10

Sanitas™ v.10.0.20 Software licensed to Groundwater Stats Consulting. UG

Hollow symbols indicate censored values.

Within Limit

Prediction Limit

Intrawell Parametric

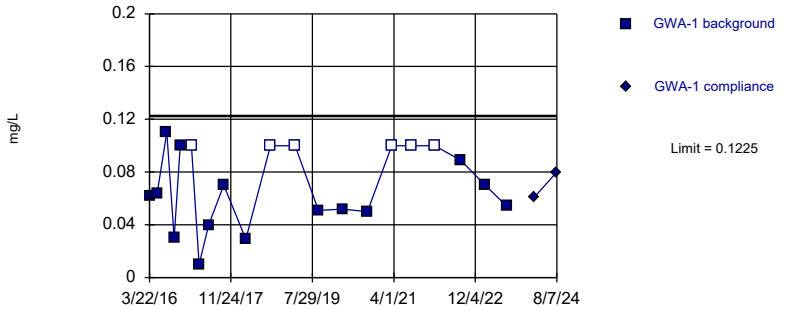

Background Data Summary (after Kaplan-Meier Adjustment): Mean=0.05634, Std. Dev.=0.02593, n=21, 28.57% NDs. Normality test: Shapiro Wilk @alpha = 0.01, calculated = 0.9064, critical = 0.873. Kappa = 2.552 (c=7, w=26, 1 of 2, event alpha = 0.05132). Report alpha = 0.0002894.

Constituent: Fluoride, total Analysis Run 9/8/2024 12:06 PM View: Appendix III Intrawell

Plant Bowen Client: Southern Company Data: Bowen 1, 2, 9, and 10

Sanitas™ v.10.0.20 Software licensed to Groundwater Stats Consulting. UG

Hollow symbols indicate censored values.

Within Limit

Prediction Limit

Intrawell Non-parametric

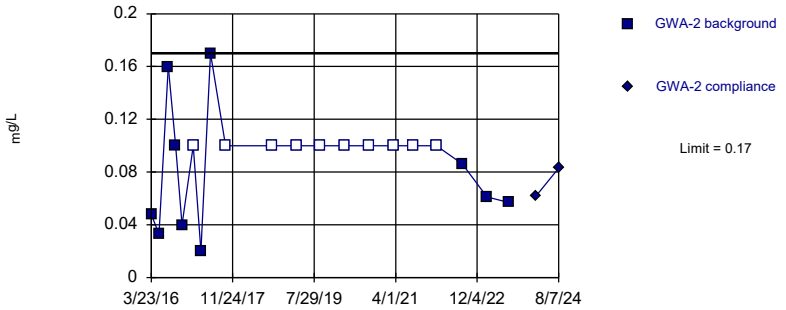

Non-parametric test used in lieu of parametric prediction limit because the Shapiro Wilk normality test showed the data to be non-normal at the 0.01 alpha level. Limit is highest of 20 background values. 50% NDs. Well-constituent pair annual alpha = 0.008564. Individual comparison alpha = 0.004291 (1 of 2).

Constituent: Fluoride, total Analysis Run 9/8/2024 12:06 PM View: Appendix III Intrawell

Plant Bowen Client: Southern Company Data: Bowen 1, 2, 9, and 10

Sanitas™ v.10.0.20 Software licensed to Groundwater Stats Consulting. UG
Hollow symbols indicate censored values.

Within Limit

Prediction Limit

Intrawell Non-parametric

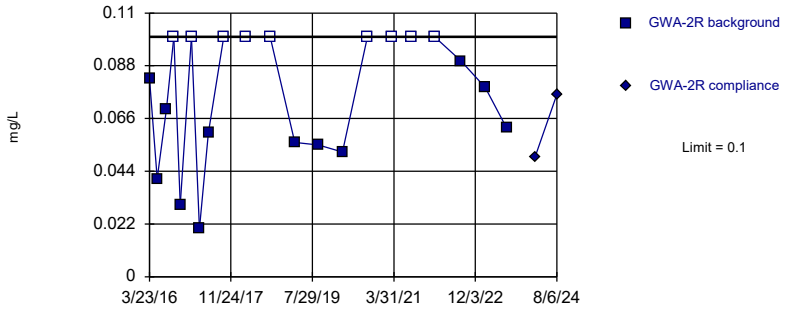

Non-parametric test used in lieu of parametric prediction limit because the Shapiro Wilk normality test showed the data to be non-normal at the 0.01 alpha level. Limit is highest of 21 background values. 42.86% NDs. Well-constituent pair annual alpha = 0.007982. Individual comparison alpha = 0.003999 (1 of 2).

Constituent: Fluoride, total Analysis Run 9/8/2024 12:06 PM View: Appendix III Intrawell
Plant Bowen Client: Southern Company Data: Bowen 1, 2, 9, and 10

Sanitas™ v.10.0.20 Software licensed to Groundwater Stats Consulting. UG
Hollow symbols indicate censored values.

Within Limit

Prediction Limit

Intrawell Parametric

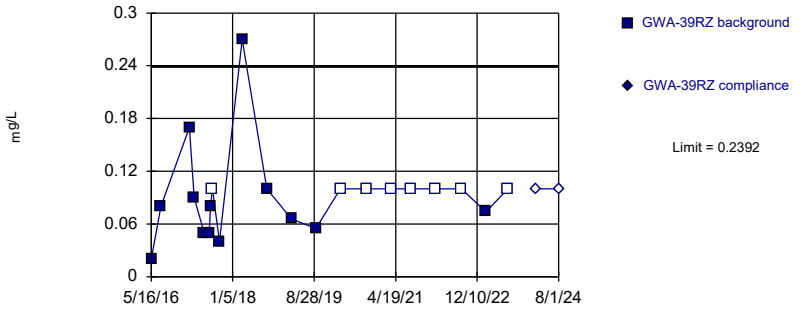

Background Data Summary (based on cube root transformation) (after Kaplan-Meier Adjustment): Mean=0.3989, Std. Dev.=0.08694, n=21, 38.1% NDs. Normality test: Shapiro Wilk @alpha = 0.01, calculated = 0.8894, critical = 0.873. Kappa = 2.552 (c=7, w=26, 1 of 2, event alpha = 0.05132). Report alpha = 0.0002894.

Constituent: Fluoride, total Analysis Run 9/8/2024 12:06 PM View: Appendix III Intrawell
Plant Bowen Client: Southern Company Data: Bowen 1, 2, 9, and 10

Sanitas™ v.10.0.20 Software licensed to Groundwater Stats Consulting. UG
Hollow symbols indicate censored values.

Within Limit

Prediction Limit

Intrawell Parametric

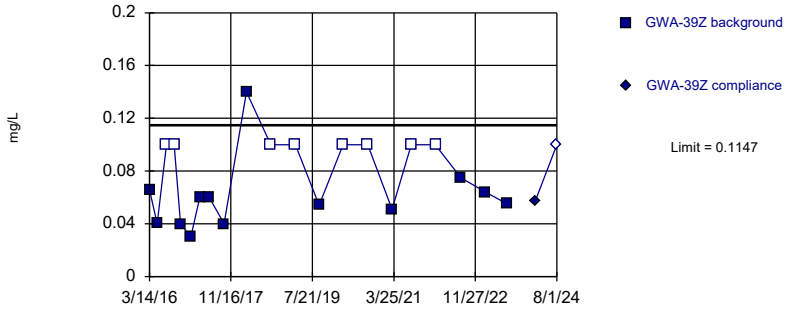

Background Data Summary (after Kaplan-Meier Adjustment): Mean=0.05489, Std. Dev.=0.02343, n=21, 38.1% NDs. Normality test: Shapiro Wilk @alpha = 0.01, calculated = 0.9023, critical = 0.873. Kappa = 2.552 (c=7, w=26, 1 of 2, event alpha = 0.05132). Report alpha = 0.0002894.

Constituent: Fluoride, total Analysis Run 9/8/2024 12:06 PM View: Appendix III Intrawell
Plant Bowen Client: Southern Company Data: Bowen 1, 2, 9, and 10

Sanitas™ v.10.0.20 Software licensed to Groundwater Stats Consulting. UG
Hollow symbols indicate censored values.

Within Limit

Prediction Limit

Intrawell Non-parametric

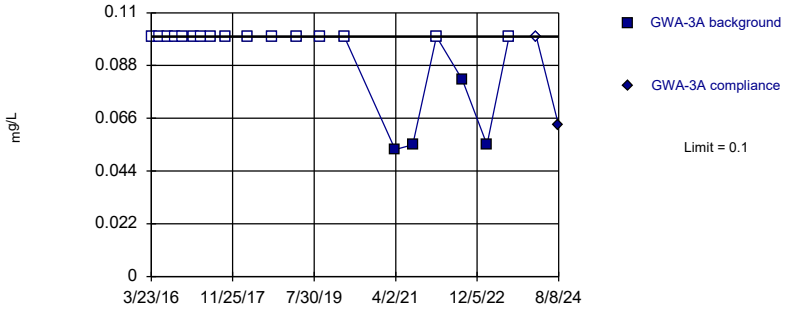

Non-parametric test used in lieu of parametric prediction limit because censored data exceeded 50%. Limit is highest of 20 background values. 80% NDs. Well-constituent pair annual alpha = 0.008564. Individual comparison alpha = 0.004291 (1 of 2).

Constituent: Fluoride, total Analysis Run 9/8/2024 12:06 PM View: Appendix III Intrawell
Plant Bowen Client: Southern Company Data: Bowen 1, 2, 9, and 10

Sanitas™ v.10.0.20 Software licensed to Groundwater Stats Consulting. UG
Hollow symbols indicate censored values.

Within Limit

Prediction Limit

Intrawell Non-parametric

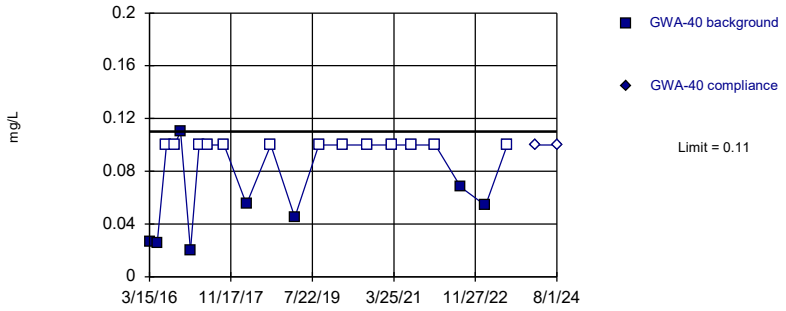

Non-parametric test used in lieu of parametric prediction limit because censored data exceeded 50%. Limit is highest of 21 background values. 61.9% NDs. Well-constituent pair annual alpha = 0.007982. Individual comparison alpha = 0.003999 (1 of 2).

Constituent: Fluoride, total Analysis Run 9/8/2024 12:06 PM View: Appendix III Intrawell
Plant Bowen Client: Southern Company Data: Bowen 1, 2, 9, and 10

Sanitas™ v.10.0.20 Software licensed to Groundwater Stats Consulting. UG
Hollow symbols indicate censored values.

Within Limit

Prediction Limit

Intrawell Non-parametric

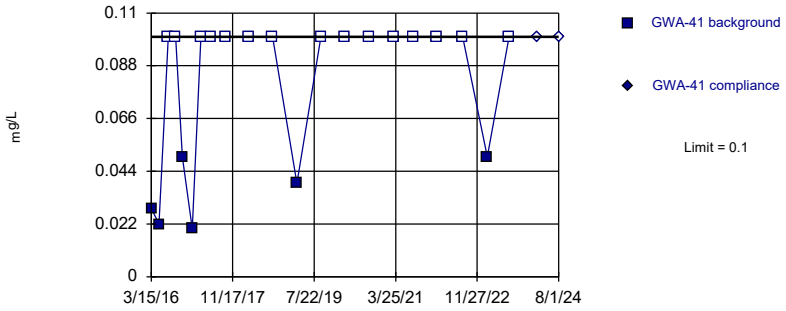

Non-parametric test used in lieu of parametric prediction limit because censored data exceeded 50%. Limit is highest of 21 background values. 71.43% NDs. Well-constituent pair annual alpha = 0.007982. Individual comparison alpha = 0.003999 (1 of 2).

Constituent: Fluoride, total Analysis Run 9/8/2024 12:06 PM View: Appendix III Intrawell
Plant Bowen Client: Southern Company Data: Bowen 1, 2, 9, and 10

Sanitas™ v.10.0.20 Software licensed to Groundwater Stats Consulting. UG
Hollow symbols indicate censored values.

Within Limit

Prediction Limit

Intrawell Non-parametric

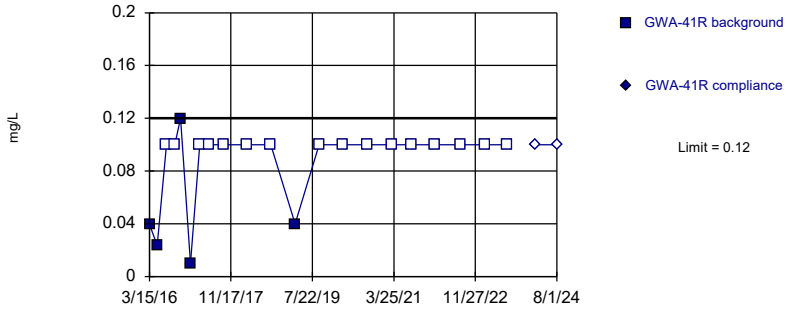

Non-parametric test used in lieu of parametric prediction limit because censored data exceeded 50%. Limit is highest of 21 background values. 76.19% NDs. Well-constituent pair annual alpha = 0.007982. Individual comparison alpha = 0.003999 (1 of 2).

Constituent: Fluoride, total Analysis Run 9/8/2024 12:06 PM View: Appendix III Intrawell
Plant Bowen Client: Southern Company Data: Bowen 1, 2, 9, and 10

Sanitas™ v.10.0.20 Software licensed to Groundwater Stats Consulting. UG
Hollow symbols indicate censored values.

Within Limit

Prediction Limit

Intrawell Non-parametric

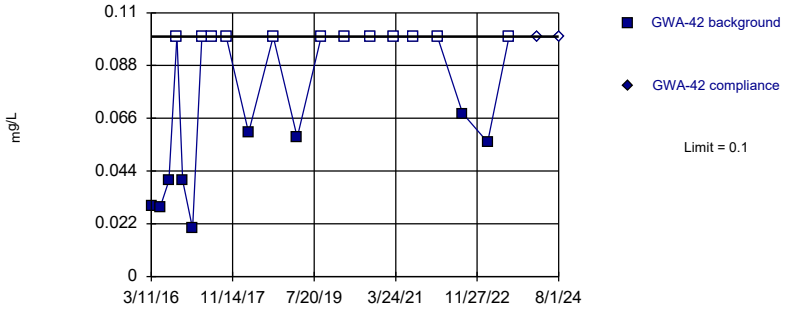

Non-parametric test used in lieu of parametric prediction limit because censored data exceeded 50%. Limit is highest of 21 background values. 57.14% NDs. Well-constituent pair annual alpha = 0.007982. Individual comparison alpha = 0.003999 (1 of 2).

Constituent: Fluoride, total Analysis Run 9/8/2024 12:06 PM View: Appendix III Intrawell
Plant Bowen Client: Southern Company Data: Bowen 1, 2, 9, and 10

Sanitas™ v.10.0.20 Software licensed to Groundwater Stats Consulting. UG
Hollow symbols indicate censored values.

Within Limit

Prediction Limit

Intrawell Non-parametric

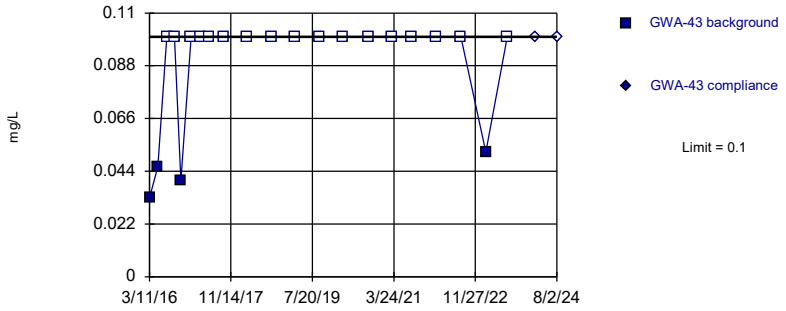

Non-parametric test used in lieu of parametric prediction limit because censored data exceeded 50%. Limit is highest of 21 background values. 80.95% NDs. Well-constituent pair annual alpha = 0.007982. Individual comparison alpha = 0.003999 (1 of 2).

Constituent: Fluoride, total Analysis Run 9/8/2024 12:07 PM View: Appendix III Intrawell
Plant Bowen Client: Southern Company Data: Bowen 1, 2, 9, and 10

Sanitas™ v.10.0.20 Software licensed to Groundwater Stats Consulting. UG
Hollow symbols indicate censored values.

Within Limit

Prediction Limit

Intrawell Non-parametric

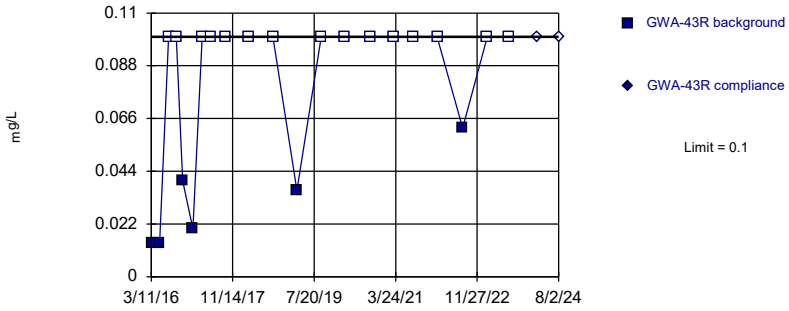

Non-parametric test used in lieu of parametric prediction limit because censored data exceeded 50%. Limit is highest of 21 background values. 71.43% NDs. Well-constituent pair annual alpha = 0.007982. Individual comparison alpha = 0.003999 (1 of 2).

Constituent: Fluoride, total Analysis Run 9/8/2024 12:07 PM View: Appendix III Intrawell
Plant Bowen Client: Southern Company Data: Bowen 1, 2, 9, and 10

Sanitas™ v.10.0.20 Software licensed to Groundwater Stats Consulting. UG
Hollow symbols indicate censored values.

Within Limit

Prediction Limit

Intrawell Parametric

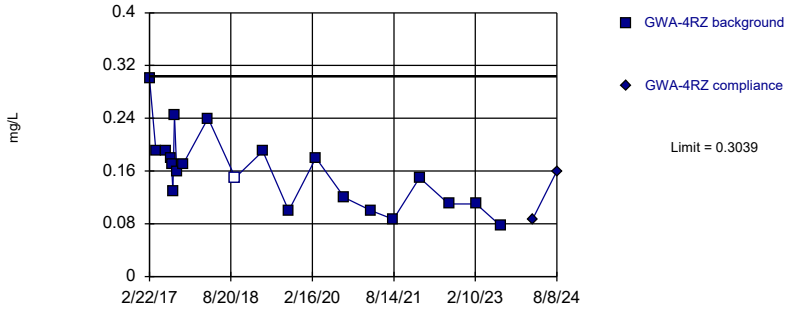

Background Data Summary: Mean=0.1595, Std. Dev.=0.05658, n=21, 4.762% NDs. Normality test: Shapiro Wilk @alpha = 0.01, calculated = 0.947, critical = 0.873. Kappa = 2.552 (c=7, w=26, 1 of 2, event alpha = 0.05132). Report alpha = 0.0002894.

Constituent: Fluoride, total Analysis Run 9/8/2024 12:07 PM View: Appendix III Intrawell
Plant Bowen Client: Southern Company Data: Bowen 1, 2, 9, and 10

Sanitas™ v.10.0.20 Software licensed to Groundwater Stats Consulting. UG
Hollow symbols indicate censored values.

Within Limit

Prediction Limit

Intrawell Non-parametric

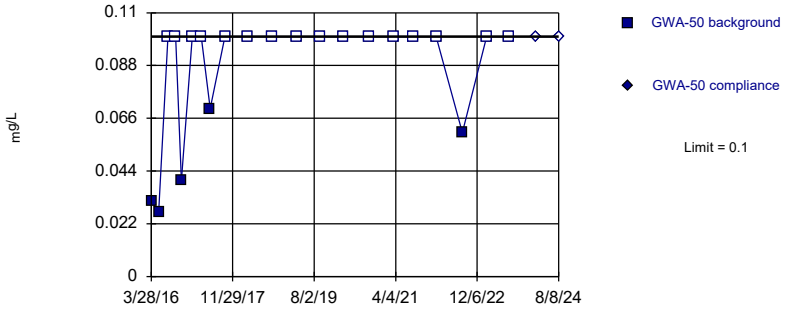

Non-parametric test used in lieu of parametric prediction limit because censored data exceeded 50%. Limit is highest of 21 background values. 76.19% NDs. Well-constituent pair annual alpha = 0.007982. Individual comparison alpha = 0.003999 (1 of 2).

Constituent: Fluoride, total Analysis Run 9/8/2024 12:07 PM View: Appendix III Intrawell
Plant Bowen Client: Southern Company Data: Bowen 1, 2, 9, and 10

Sanitas™ v.10.0.20 Software licensed to Groundwater Stats Consulting. UG
Hollow symbols indicate censored values.

Within Limit

Prediction Limit

Intrawell Non-parametric

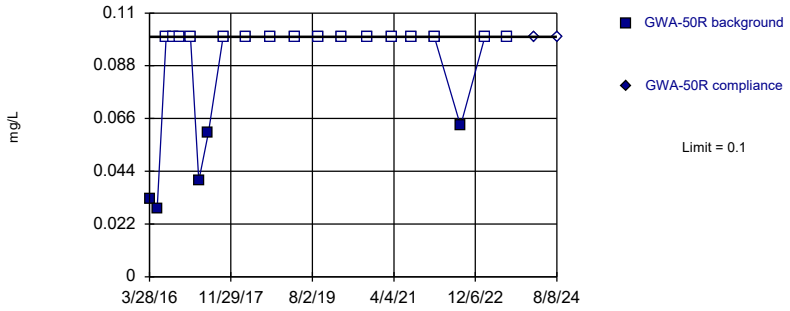

Non-parametric test used in lieu of parametric prediction limit because censored data exceeded 50%. Limit is highest of 21 background values. 76.19% NDs. Well-constituent pair annual alpha = 0.007982. Individual comparison alpha = 0.003999 (1 of 2).

Constituent: Fluoride, total Analysis Run 9/8/2024 12:07 PM View: Appendix III Intrawell
Plant Bowen Client: Southern Company Data: Bowen 1, 2, 9, and 10

Sanitas™ v.10.0.20 Software licensed to Groundwater Stats Consulting. UG
Hollow symbols indicate censored values.

Within Limit

Prediction Limit

Intrawell Non-parametric

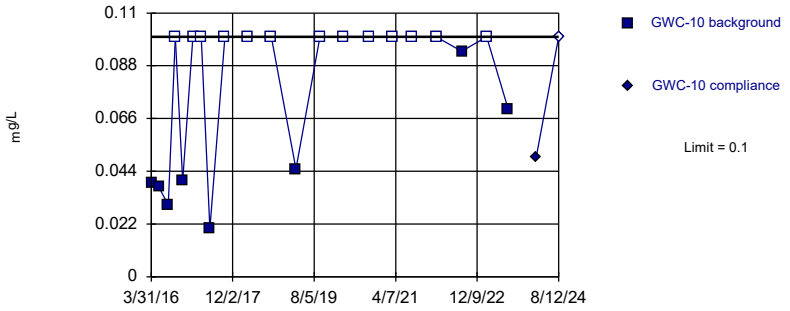

Non-parametric test used in lieu of parametric prediction limit because censored data exceeded 50%. Limit is highest of 21 background values. 61.9% NDs. Well-constituent pair annual alpha = 0.007982. Individual comparison alpha = 0.003999 (1 of 2).

Constituent: Fluoride, total Analysis Run 9/8/2024 12:07 PM View: Appendix III Intrawell
Plant Bowen Client: Southern Company Data: Bowen 1, 2, 9, and 10

Sanitas™ v.10.0.20 Software licensed to Groundwater Stats Consulting. UG
Hollow symbols indicate censored values.

Within Limit

Prediction Limit

Intrawell Non-parametric

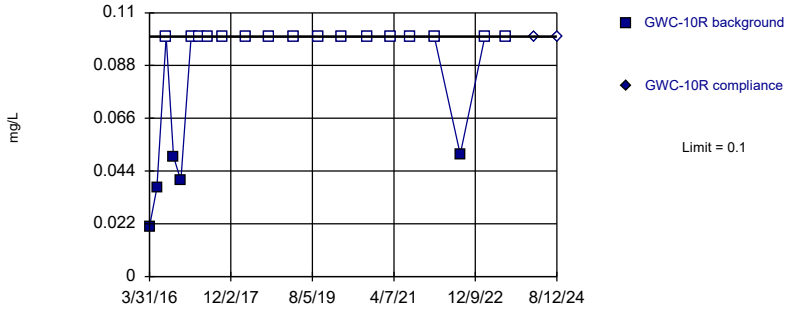

Non-parametric test used in lieu of parametric prediction limit because censored data exceeded 50%. Limit is highest of 21 background values. 76.19% NDs. Well-constituent pair annual alpha = 0.007982. Individual comparison alpha = 0.003999 (1 of 2).

Constituent: Fluoride, total Analysis Run 9/8/2024 12:07 PM View: Appendix III Intrawell
Plant Bowen Client: Southern Company Data: Bowen 1, 2, 9, and 10

Sanitas™ v.10.0.20 Software licensed to Groundwater Stats Consulting. UG
Hollow symbols indicate censored values.

Within Limit

Prediction Limit

Intrawell Non-parametric

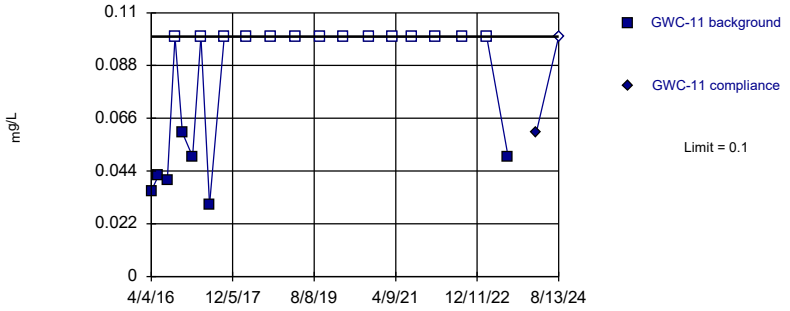

Non-parametric test used in lieu of parametric prediction limit because censored data exceeded 50%. Limit is highest of 21 background values. 66.67% NDs. Well-constituent pair annual alpha = 0.007982. Individual comparison alpha = 0.003999 (1 of 2).

Constituent: Fluoride, total Analysis Run 9/8/2024 12:07 PM View: Appendix III Intrawell
Plant Bowen Client: Southern Company Data: Bowen 1, 2, 9, and 10

Sanitas™ v.10.0.20 Software licensed to Groundwater Stats Consulting. UG
Hollow symbols indicate censored values.

Within Limit

Prediction Limit

Intrawell Non-parametric

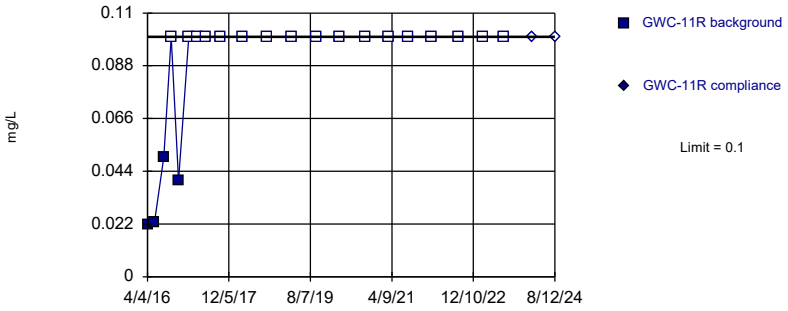

Non-parametric test used in lieu of parametric prediction limit because censored data exceeded 50%. Limit is highest of 21 background values. 80.95% NDs. Well-constituent pair annual alpha = 0.007982. Individual comparison alpha = 0.003999 (1 of 2).

Constituent: Fluoride, total Analysis Run 9/8/2024 12:07 PM View: Appendix III Intrawell

Plant Bowen Client: Southern Company Data: Bowen 1, 2, 9, and 10

Sanitas™ v.10.0.20 Software licensed to Groundwater Stats Consulting. UG
Hollow symbols indicate censored values.

Within Limit

Prediction Limit

Intrawell Non-parametric

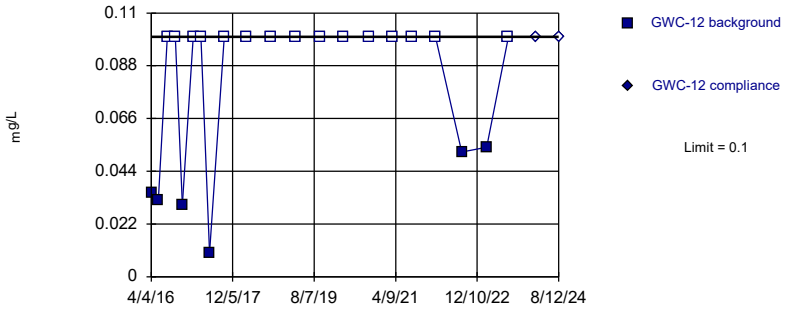

Non-parametric test used in lieu of parametric prediction limit because censored data exceeded 50%. Limit is highest of 21 background values. 71.43% NDs. Well-constituent pair annual alpha = 0.007982. Individual comparison alpha = 0.003999 (1 of 2).

Constituent: Fluoride, total Analysis Run 9/8/2024 12:07 PM View: Appendix III Intrawell

Plant Bowen Client: Southern Company Data: Bowen 1, 2, 9, and 10

Sanitas™ v.10.0.20 Software licensed to Groundwater Stats Consulting. UG
Hollow symbols indicate censored values.

Within Limit

Prediction Limit

Intrawell Non-parametric

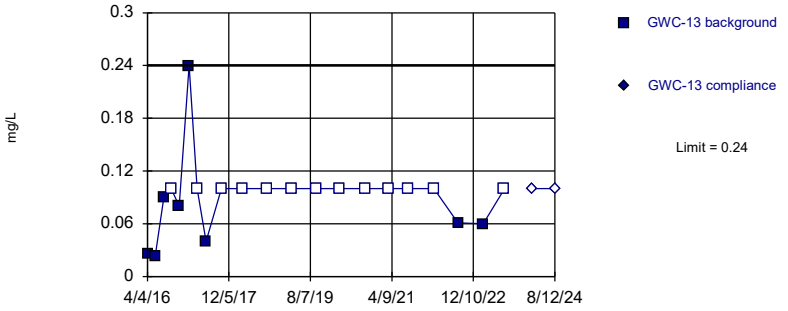

Non-parametric test used in lieu of parametric prediction limit because censored data exceeded 50%. Limit is highest of 21 background values. 61.9% NDs. Well-constituent pair annual alpha = 0.007982. Individual comparison alpha = 0.003999 (1 of 2).

Constituent: Fluoride, total Analysis Run 9/8/2024 12:07 PM View: Appendix III Intrawell

Plant Bowen Client: Southern Company Data: Bowen 1, 2, 9, and 10

Sanitas™ v.10.0.20 Software licensed to Groundwater Stats Consulting. UG
Hollow symbols indicate censored values.

Within Limit

Prediction Limit

Intrawell Parametric

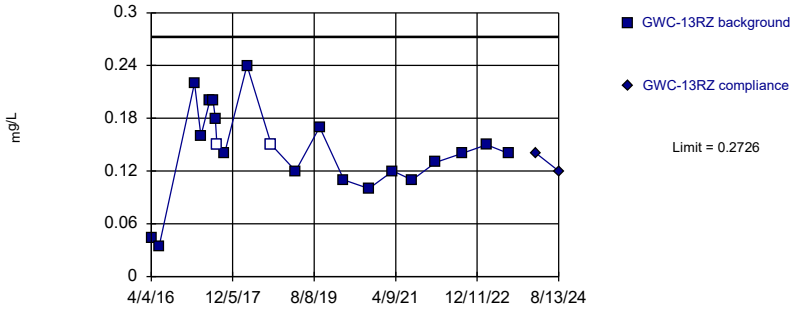

Background Data Summary: Mean=0.1432, Std. Dev.=0.05068, n=21, 9.524% NDs. Normality test: Shapiro Wilk @alpha = 0.01, calculated = 0.9641, critical = 0.873. Kappa = 2.552 (c=7, w=26, 1 of 2, event alpha = 0.05132). Report alpha = 0.0002894.

Constituent: Fluoride, total Analysis Run 9/8/2024 12:07 PM View: Appendix III Intrawell

Plant Bowen Client: Southern Company Data: Bowen 1, 2, 9, and 10

Sanitas™ v.10.0.20 Software licensed to Groundwater Stats Consulting. UG
Hollow symbols indicate censored values.

Within Limit

Prediction Limit

Intrawell Non-parametric

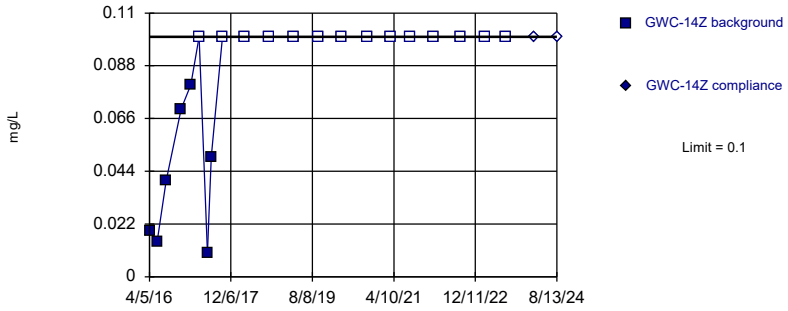

Non-parametric test used in lieu of parametric prediction limit because censored data exceeded 50%. Limit is highest of 21 background values. 66.67% NDs. Well-constituent pair annual alpha = 0.007982. Individual comparison alpha = 0.003999 (1 of 2).

Constituent: Fluoride, total Analysis Run 9/8/2024 12:07 PM View: Appendix III Intrawell
Plant Bowen Client: Southern Company Data: Bowen 1, 2, 9, and 10

Sanitas™ v.10.0.20 Software licensed to Groundwater Stats Consulting. UG
Hollow symbols indicate censored values.

Within Limit

Prediction Limit

Intrawell Non-parametric

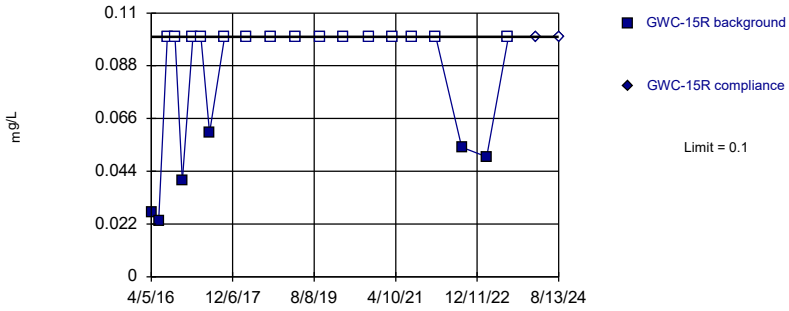

Non-parametric test used in lieu of parametric prediction limit because censored data exceeded 50%. Limit is highest of 21 background values. 71.43% NDs. Well-constituent pair annual alpha = 0.007982. Individual comparison alpha = 0.003999 (1 of 2).

Constituent: Fluoride, total Analysis Run 9/8/2024 12:07 PM View: Appendix III Intrawell
Plant Bowen Client: Southern Company Data: Bowen 1, 2, 9, and 10

Sanitas™ v.10.0.20 Software licensed to Groundwater Stats Consulting. UG
Hollow symbols indicate censored values.

Within Limit

Prediction Limit

Intrawell Non-parametric

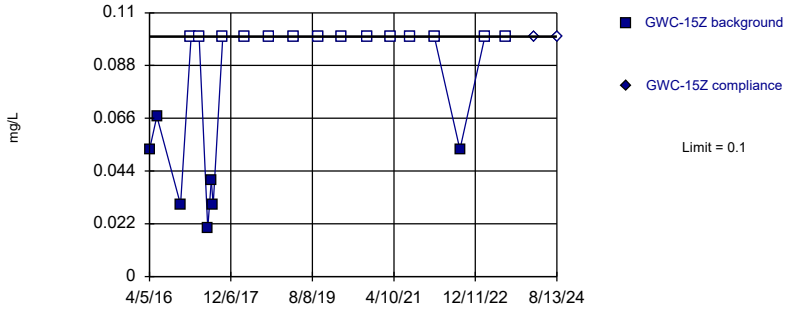

Non-parametric test used in lieu of parametric prediction limit because censored data exceeded 50%. Limit is highest of 21 background values. 66.67% NDs. Well-constituent pair annual alpha = 0.007982. Individual comparison alpha = 0.003999 (1 of 2).

Constituent: Fluoride, total Analysis Run 9/8/2024 12:07 PM View: Appendix III Intrawell
Plant Bowen Client: Southern Company Data: Bowen 1, 2, 9, and 10

Sanitas™ v.10.0.20 Software licensed to Groundwater Stats Consulting. UG
Hollow symbols indicate censored values.

Within Limit

Prediction Limit

Intrawell Parametric

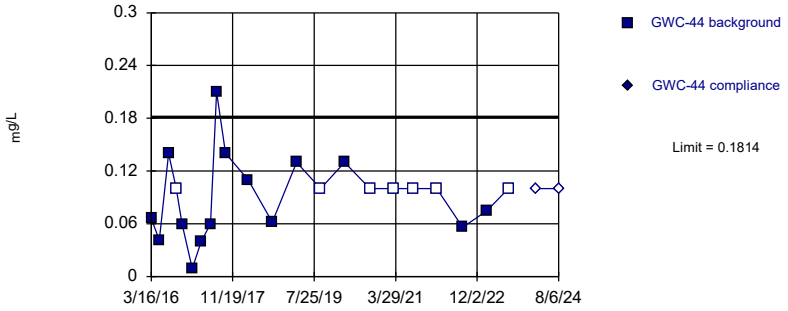

Background Data Summary (after Kaplan-Meier Adjustment): Mean=0.06786, Std. Dev.=0.04489, n=22, 31.82% NDs. Normality test: Shapiro Wilk @alpha = 0.01, calculated = 0.9455, critical = 0.878. Kappa = 2.53 (c=7, w=26, 1 of 2, event alpha = 0.05132). Report alpha = 0.0002894.

Constituent: Fluoride, total Analysis Run 9/8/2024 12:07 PM View: Appendix III Intrawell
Plant Bowen Client: Southern Company Data: Bowen 1, 2, 9, and 10

Sanitas™ v.10.0.20 Software licensed to Groundwater Stats Consulting. UG
Hollow symbols indicate censored values.

Within Limit

Prediction Limit

Intrawell Non-parametric

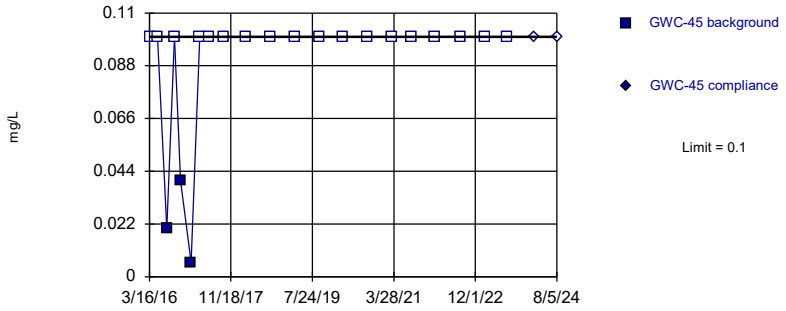

Non-parametric test used in lieu of parametric prediction limit because censored data exceeded 50%. Limit is highest of 21 background values. 85.71% NDs. Well-constituent pair annual alpha = 0.007982. Individual comparison alpha = 0.003999 (1 of 2).

Constituent: Fluoride, total Analysis Run 9/8/2024 12:07 PM View: Appendix III Intrawell
Plant Bowen Client: Southern Company Data: Bowen 1, 2, 9, and 10

Sanitas™ v.10.0.20 Software licensed to Groundwater Stats Consulting. UG
Hollow symbols indicate censored values.

Within Limit

Prediction Limit

Intrawell Non-parametric

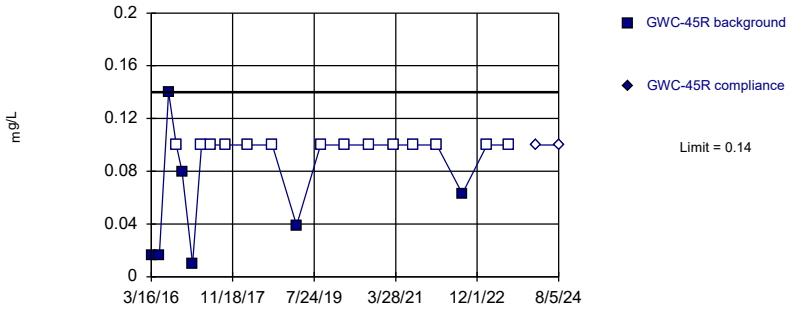

Non-parametric test used in lieu of parametric prediction limit because censored data exceeded 50%. Limit is highest of 21 background values. 66.67% NDs. Well-constituent pair annual alpha = 0.007982. Individual comparison alpha = 0.003999 (1 of 2).

Constituent: Fluoride, total Analysis Run 9/8/2024 12:07 PM View: Appendix III Intrawell
Plant Bowen Client: Southern Company Data: Bowen 1, 2, 9, and 10

Sanitas™ v.10.0.20 Software licensed to Groundwater Stats Consulting. UG
Hollow symbols indicate censored values.

Within Limit

Prediction Limit

Intrawell Non-parametric

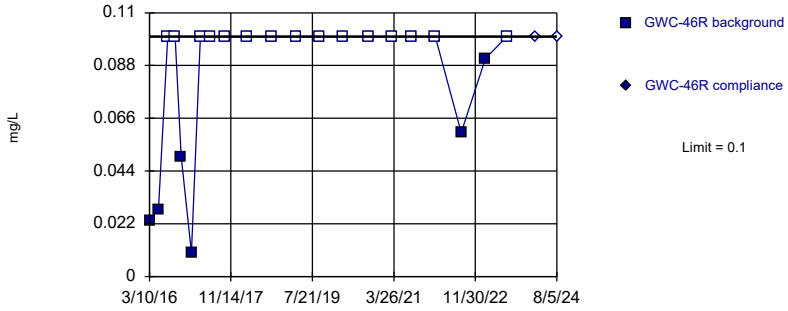

Non-parametric test used in lieu of parametric prediction limit because censored data exceeded 50%. Limit is highest of 21 background values. 71.43% NDs. Well-constituent pair annual alpha = 0.007982. Individual comparison alpha = 0.003999 (1 of 2).

Constituent: Fluoride, total Analysis Run 9/8/2024 12:07 PM View: Appendix III Intrawell
Plant Bowen Client: Southern Company Data: Bowen 1, 2, 9, and 10

Sanitas™ v.10.0.20 Software licensed to Groundwater Stats Consulting. UG
Hollow symbols indicate censored values.

Within Limit

Prediction Limit

Intrawell Non-parametric

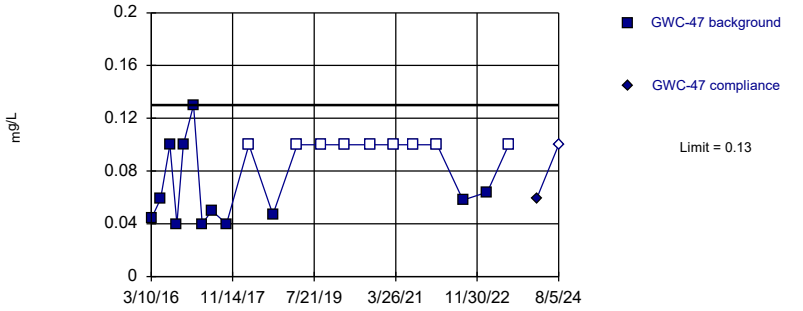

Non-parametric test used in lieu of parametric prediction limit because the Shapiro Wilk normality test showed the data to be non-normal at the 0.01 alpha level. Limit is highest of 21 background values. 42.86% NDs. Well-constituent pair annual alpha = 0.007982. Individual comparison alpha = 0.003999 (1 of 2).

Constituent: Fluoride, total Analysis Run 9/8/2024 12:07 PM View: Appendix III Intrawell
Plant Bowen Client: Southern Company Data: Bowen 1, 2, 9, and 10

Sanitas™ v.10.0.20 Software licensed to Groundwater Stats Consulting. UG
Hollow symbols indicate censored values.

Within Limit

Prediction Limit

Intrawell Non-parametric

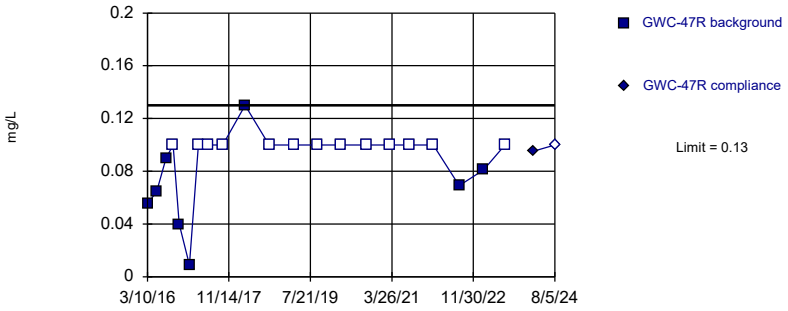

Non-parametric test used in lieu of parametric prediction limit because censored data exceeded 50%. Limit is highest of 21 background values. 61.9% NDs. Well-constituent pair annual alpha = 0.007982. Individual comparison alpha = 0.003999 (1 of 2).

Constituent: Fluoride, total Analysis Run 9/8/2024 12:07 PM View: Appendix III Intrawell
Plant Bowen Client: Southern Company Data: Bowen 1, 2, 9, and 10

Sanitas™ v.10.0.20 Software licensed to Groundwater Stats Consulting. UG
Hollow symbols indicate censored values.

Within Limit

Prediction Limit

Intrawell Non-parametric

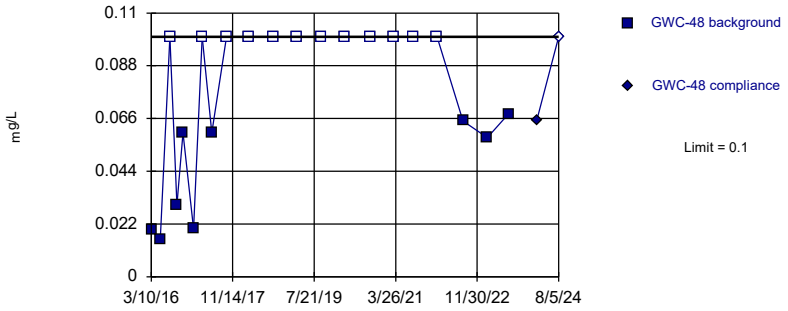

Non-parametric test used in lieu of parametric prediction limit because censored data exceeded 50%. Limit is highest of 21 background values. 57.14% NDs. Well-constituent pair annual alpha = 0.007982. Individual comparison alpha = 0.003999 (1 of 2).

Constituent: Fluoride, total Analysis Run 9/8/2024 12:07 PM View: Appendix III Intrawell
Plant Bowen Client: Southern Company Data: Bowen 1, 2, 9, and 10

Sanitas™ v.10.0.20 Software licensed to Groundwater Stats Consulting. UG
Hollow symbols indicate censored values.

Within Limit

Prediction Limit

Intrawell Non-parametric

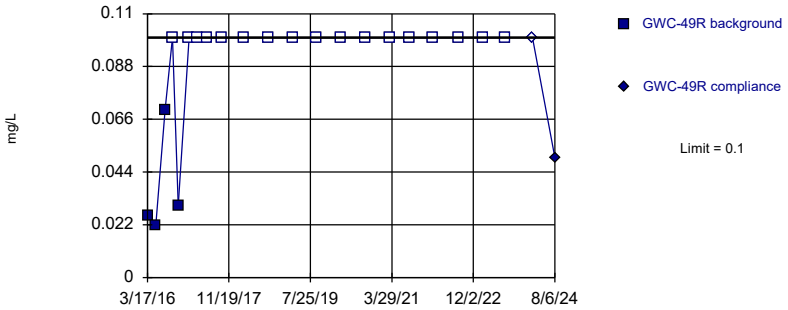

Non-parametric test used in lieu of parametric prediction limit because censored data exceeded 50%. Limit is highest of 21 background values. 80.95% NDs. Well-constituent pair annual alpha = 0.007982. Individual comparison alpha = 0.003999 (1 of 2).

Constituent: Fluoride, total Analysis Run 9/8/2024 12:07 PM View: Appendix III Intrawell
Plant Bowen Client: Southern Company Data: Bowen 1, 2, 9, and 10

Sanitas™ v.10.0.20 Software licensed to Groundwater Stats Consulting. UG
Hollow symbols indicate censored values.

Within Limit

Prediction Limit

Intrawell Non-parametric

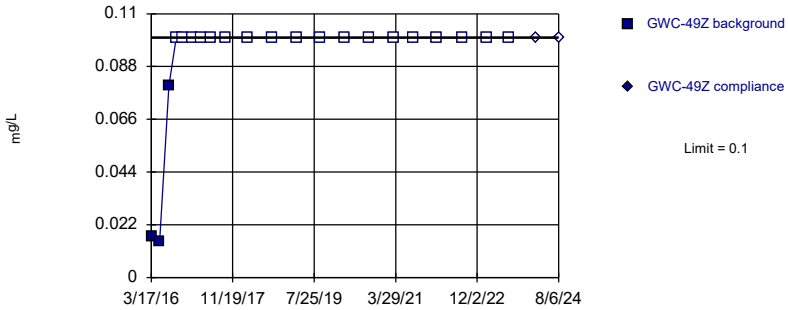

Non-parametric test used in lieu of parametric prediction limit because censored data exceeded 50%. Limit is highest of 21 background values. 85.71% NDs. Well-constituent pair annual alpha = 0.007982. Individual comparison alpha = 0.003999 (1 of 2).

Constituent: Fluoride, total Analysis Run 9/8/2024 12:07 PM View: Appendix III Intrawell
Plant Bowen Client: Southern Company Data: Bowen 1, 2, 9, and 10

Sanitas™ v.10.0.20 Software licensed to Groundwater Stats Consulting. UG
Hollow symbols indicate censored values.

Within Limit

Prediction Limit

Intrawell Non-parametric

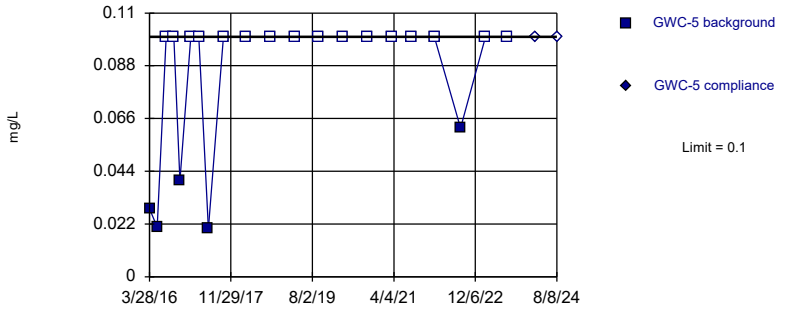

Non-parametric test used in lieu of parametric prediction limit because censored data exceeded 50%. Limit is highest of 21 background values. 76.19% NDs. Well-constituent pair annual alpha = 0.007982. Individual comparison alpha = 0.003999 (1 of 2).

Constituent: Fluoride, total Analysis Run 9/8/2024 12:07 PM View: Appendix III Intrawell

Plant Bowen Client: Southern Company Data: Bowen 1, 2, 9, and 10

Sanitas™ v.10.0.20 Software licensed to Groundwater Stats Consulting. UG
Hollow symbols indicate censored values.

Within Limit

Prediction Limit

Intrawell Non-parametric

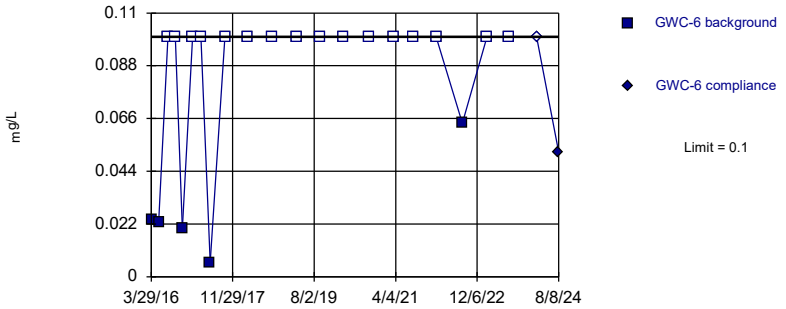

Non-parametric test used in lieu of parametric prediction limit because censored data exceeded 50%. Limit is highest of 21 background values. 76.19% NDs. Well-constituent pair annual alpha = 0.007982. Individual comparison alpha = 0.003999 (1 of 2).

Constituent: Fluoride, total Analysis Run 9/8/2024 12:07 PM View: Appendix III Intrawell

Plant Bowen Client: Southern Company Data: Bowen 1, 2, 9, and 10

Sanitas™ v.10.0.20 Software licensed to Groundwater Stats Consulting. UG
Hollow symbols indicate censored values.

Within Limit

Prediction Limit

Intrawell Non-parametric

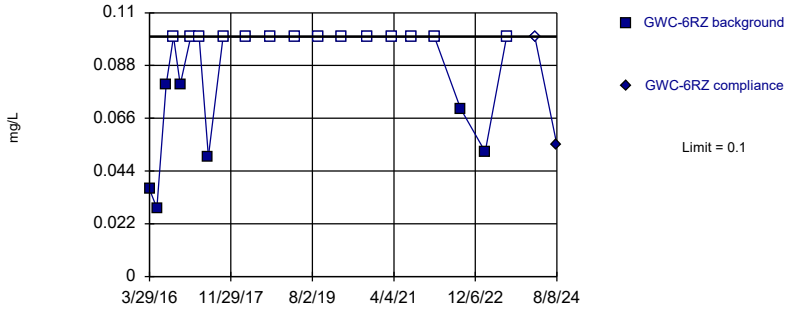

Non-parametric test used in lieu of parametric prediction limit because censored data exceeded 50%. Limit is highest of 21 background values. 66.67% NDs. Well-constituent pair annual alpha = 0.007982. Individual comparison alpha = 0.003999 (1 of 2).

Constituent: Fluoride, total Analysis Run 9/8/2024 12:07 PM View: Appendix III Intrawell

Plant Bowen Client: Southern Company Data: Bowen 1, 2, 9, and 10

Sanitas™ v.10.0.20 Software licensed to Groundwater Stats Consulting. UG
Hollow symbols indicate censored values.

Within Limit

Prediction Limit

Intrawell Non-parametric

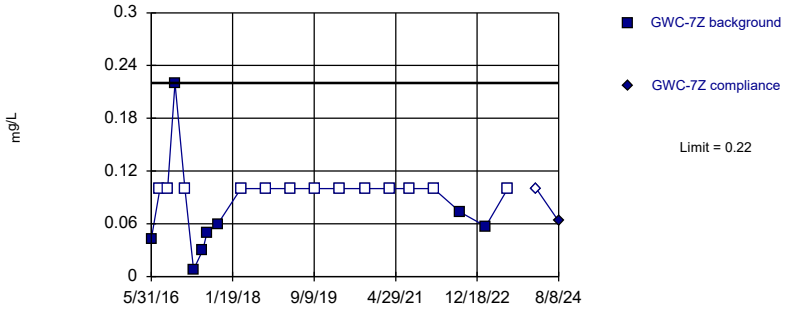

Non-parametric test used in lieu of parametric prediction limit because censored data exceeded 50%. Limit is highest of 21 background values. 61.9% NDs. Well-constituent pair annual alpha = 0.007982. Individual comparison alpha = 0.003999 (1 of 2).

Constituent: Fluoride, total Analysis Run 9/8/2024 12:07 PM View: Appendix III Intrawell

Plant Bowen Client: Southern Company Data: Bowen 1, 2, 9, and 10

Sanitas™ v.10.0.20 Software licensed to Groundwater Stats Consulting. UG
Hollow symbols indicate censored values.

Within Limit

Prediction Limit

Intrawell Non-parametric

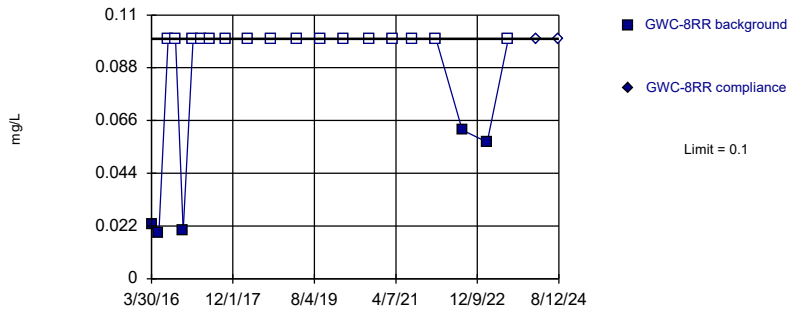

Non-parametric test used in lieu of parametric prediction limit because censored data exceeded 50%. Limit is highest of 21 background values. 76.19% NDs. Well-constituent pair annual alpha = 0.007982. Individual comparison alpha = 0.003999 (1 of 2).

Constituent: Fluoride, total Analysis Run 9/8/2024 12:07 PM View: Appendix III Intrawell
Plant Bowen Client: Southern Company Data: Bowen 1, 2, 9, and 10

Sanitas™ v.10.0.20 Software licensed to Groundwater Stats Consulting. UG
Hollow symbols indicate censored values.

Within Limit

Prediction Limit

Intrawell Non-parametric

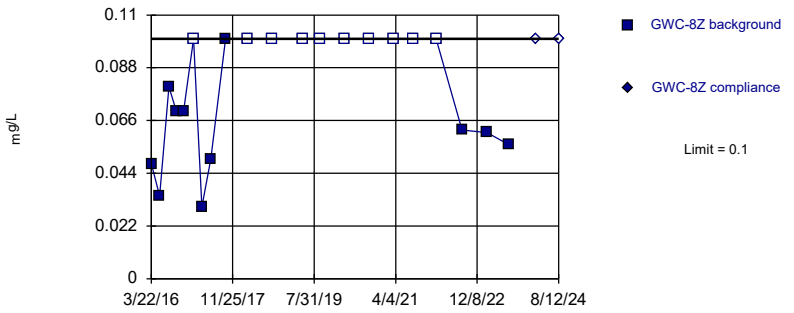

Non-parametric test used in lieu of parametric prediction limit because the Shapiro Wilk normality test showed the data to be non-normal at the 0.01 alpha level. Limit is highest of 21 background values. 47.62% NDs. Well-constituent pair annual alpha = 0.007982. Individual comparison alpha = 0.003999 (1 of 2).

Constituent: Fluoride, total Analysis Run 9/8/2024 12:07 PM View: Appendix III Intrawell
Plant Bowen Client: Southern Company Data: Bowen 1, 2, 9, and 10

Sanitas™ v.10.0.20 Software licensed to Groundwater Stats Consulting. UG
Hollow symbols indicate censored values.

Within Limit

Prediction Limit

Intrawell Non-parametric

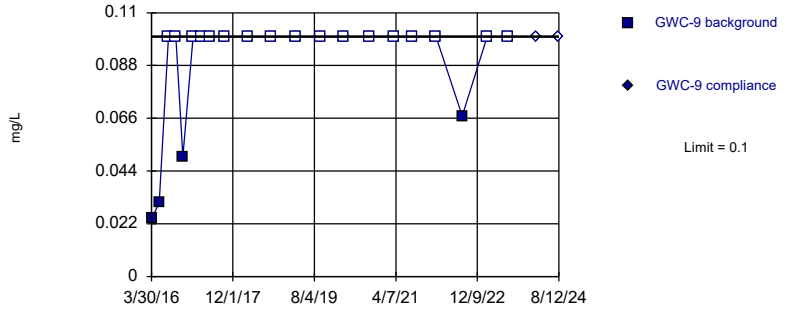

Non-parametric test used in lieu of parametric prediction limit because censored data exceeded 50%. Limit is highest of 21 background values. 80.95% NDs. Well-constituent pair annual alpha = 0.007982. Individual comparison alpha = 0.003999 (1 of 2).

Constituent: Fluoride, total Analysis Run 9/8/2024 12:07 PM View: Appendix III Intrawell
Plant Bowen Client: Southern Company Data: Bowen 1, 2, 9, and 10

Sanitas™ v.10.0.20 Software licensed to Groundwater Stats Consulting. UG

Within Limit

Prediction Limit

Intrawell Parametric

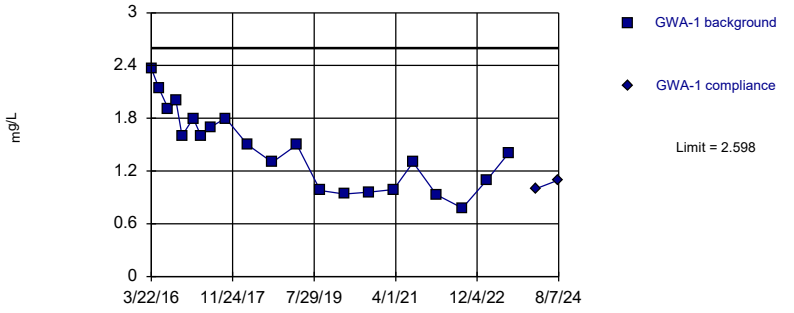

Background Data Summary: Mean=1.457, Std. Dev.=0.4474, n=21. Normality test: Shapiro Wilk @alpha = 0.01, calculated = 0.9588, critical = 0.873. Kappa = 2.552 (c=7, w=26, 1 of 2, event alpha = 0.05132). Report alpha = 0.0002894.

Constituent: Sulfate, total Analysis Run 9/8/2024 12:07 PM View: Appendix III Intrawell
Plant Bowen Client: Southern Company Data: Bowen 1, 2, 9, and 10

Sanitas™ v.10.0.20 Software licensed to Groundwater Stats Consulting. UG

Within Limit

Prediction Limit

Intrawell Parametric

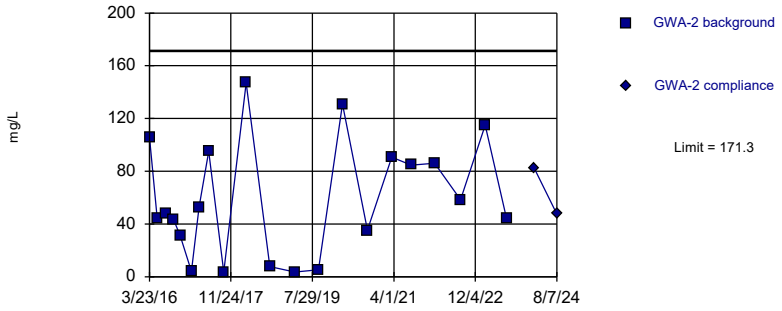

Background Data Summary: Mean=58.87, Std. Dev.=44.05, n=21. Normality test: Shapiro Wilk @alpha = 0.01, calculated = 0.9346, critical = 0.873. Kappa = 2.552 (c=7, w=26, 1 of 2, event alpha = 0.05132). Report alpha = 0.0002894.

Constituent: Sulfate, total Analysis Run 9/8/2024 12:07 PM View: Appendix III Intrawell

Plant Bowen Client: Southern Company Data: Bowen 1, 2, 9, and 10

Sanitas™ v.10.0.20 Software licensed to Groundwater Stats Consulting. UG

Within Limit

Prediction Limit

Intrawell Non-parametric

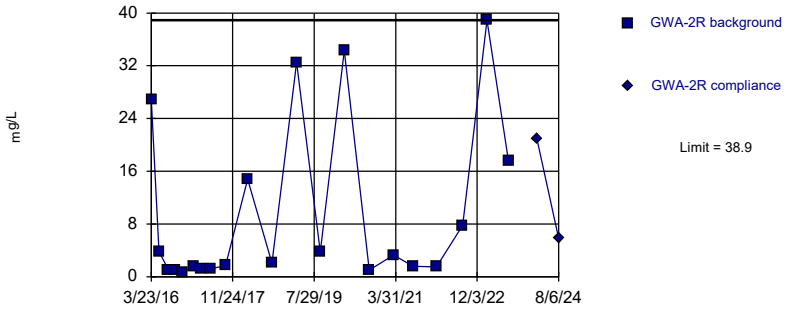

Non-parametric test used in lieu of parametric prediction limit because the Shapiro Wilk normality test showed the data to be non-normal at the 0.01 alpha level. Limit is highest of 21 background values. Well-constituent pair annual alpha = 0.007982. Individual comparison alpha = 0.003999 (1 of 2).

Constituent: Sulfate, total Analysis Run 9/8/2024 12:07 PM View: Appendix III Intrawell

Plant Bowen Client: Southern Company Data: Bowen 1, 2, 9, and 10

Sanitas™ v.10.0.20 Software licensed to Groundwater Stats Consulting. UG

Within Limit

Prediction Limit

Intrawell Parametric

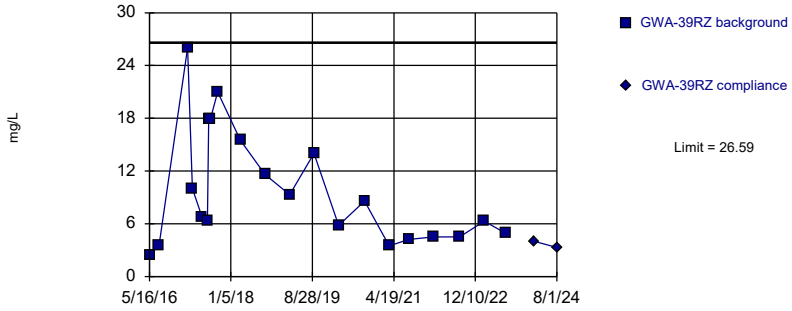

Background Data Summary: Mean=9.752, Std. Dev.=6.6, n=21. Normality test: Shapiro Wilk @alpha = 0.01, calculated = 0.8802, critical = 0.873. Kappa = 2.552 (c=7, w=26, 1 of 2, event alpha = 0.05132). Report alpha = 0.0002894.

Constituent: Sulfate, total Analysis Run 9/8/2024 12:07 PM View: Appendix III Intrawell

Plant Bowen Client: Southern Company Data: Bowen 1, 2, 9, and 10

Sanitas™ v.10.0.20 Software licensed to Groundwater Stats Consulting. UG

Within Limit

Prediction Limit

Intrawell Parametric

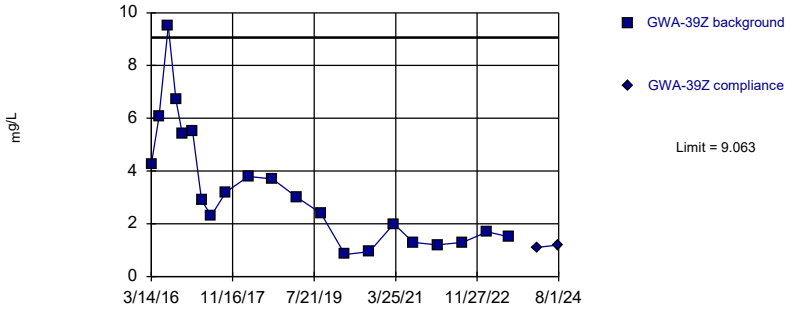

Background Data Summary: Mean=3.31, Std. Dev.=2.255, n=21. Normality test: Shapiro Wilk @alpha = 0.01, calculated = 0.8913, critical = 0.873. Kappa = 2.552 (c=7, w=26, 1 of 2, event alpha = 0.05132). Report alpha = 0.0002894.

Constituent: Sulfate, total Analysis Run 9/8/2024 12:08 PM View: Appendix III Intrawell

Plant Bowen Client: Southern Company Data: Bowen 1, 2, 9, and 10

Sanitas™ v.10.0.20 Software licensed to Groundwater Stats Consulting. UG
Hollow symbols indicate censored values.

Within Limit

Prediction Limit

Intrawell Parametric

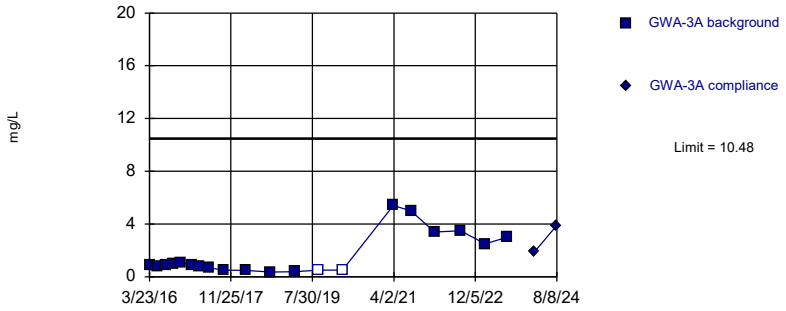

Background Data Summary (based on natural log transformation): Mean=0.08903, Std. Dev.=0.8782, n=20, 10% NDs. Normality test: Shapiro Wilk @alpha = 0.01, calculated = 0.8842, critical = 0.868. Kappa = 2.574 (c=7, w=26, 1 of 2, event alpha = 0.05132). Report alpha = 0.0002894.

Constituent: Sulfate, total Analysis Run 9/8/2024 12:08 PM View: Appendix III Intrawell

Plant Bowen Client: Southern Company Data: Bowen 1, 2, 9, and 10

Sanitas™ v.10.0.20 Software licensed to Groundwater Stats Consulting. UG
Hollow symbols indicate censored values.

Within Limit

Prediction Limit

Intrawell Non-parametric

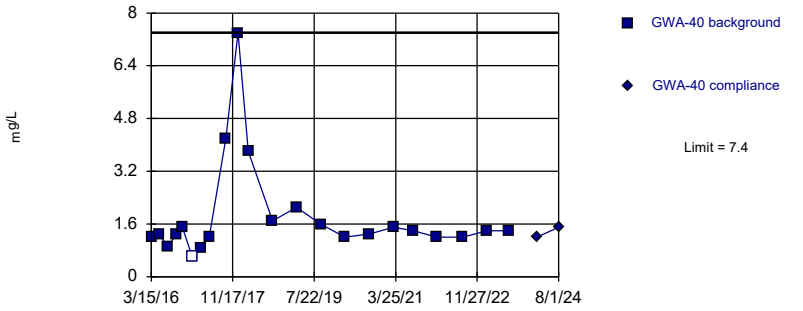

Non-parametric test used in lieu of parametric prediction limit because the Shapiro Wilk normality test showed the data to be non-normal at the 0.01 alpha level. Limit is highest of 22 background values. 4.545% NDs. Well-constituent pair annual alpha = 0.007401. Individual comparison alpha = 0.003707 (1 of 2).

Constituent: Sulfate, total Analysis Run 9/8/2024 12:08 PM View: Appendix III Intrawell

Plant Bowen Client: Southern Company Data: Bowen 1, 2, 9, and 10

Sanitas™ v.10.0.20 Software licensed to Groundwater Stats Consulting. UG

Within Limit

Prediction Limit

Intrawell Non-parametric

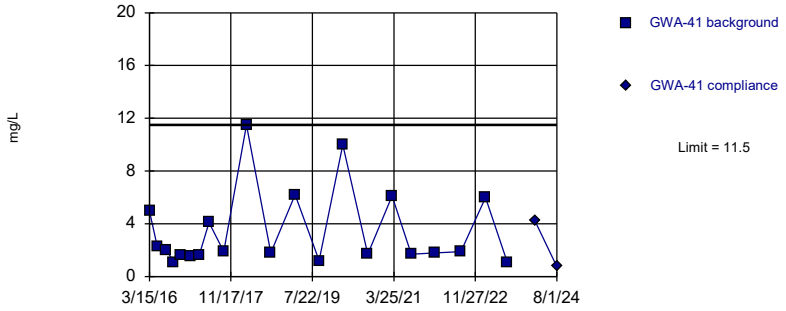

Non-parametric test used in lieu of parametric prediction limit because the Shapiro Wilk normality test showed the data to be non-normal at the 0.01 alpha level. Limit is highest of 21 background values. Well-constituent pair annual alpha = 0.007982. Individual comparison alpha = 0.003999 (1 of 2).

Constituent: Sulfate, total Analysis Run 9/8/2024 12:08 PM View: Appendix III Intrawell

Plant Bowen Client: Southern Company Data: Bowen 1, 2, 9, and 10

Sanitas™ v.10.0.20 Software licensed to Groundwater Stats Consulting. UG
Hollow symbols indicate censored values.

Within Limit

Prediction Limit

Intrawell Parametric

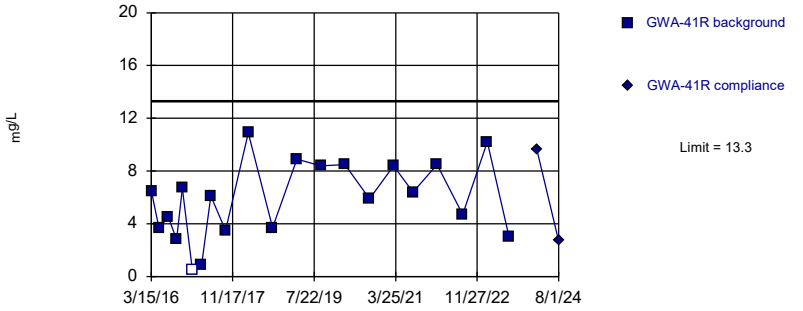

Background Data Summary: Mean=5.842, Std. Dev.=2.922, n=21, 4.762% NDs. Normality test: Shapiro Wilk @alpha = 0.01, calculated = 0.9665, critical = 0.873. Kappa = 2.552 (c=7, w=26, 1 of 2, event alpha = 0.05132). Report alpha = 0.0002894.

Constituent: Sulfate, total Analysis Run 9/8/2024 12:08 PM View: Appendix III Intrawell

Plant Bowen Client: Southern Company Data: Bowen 1, 2, 9, and 10

Sanitas™ v.10.0.20 Software licensed to Groundwater Stats Consulting. UG
Hollow symbols indicate censored values.

Within Limit

Prediction Limit

Intrawell Parametric

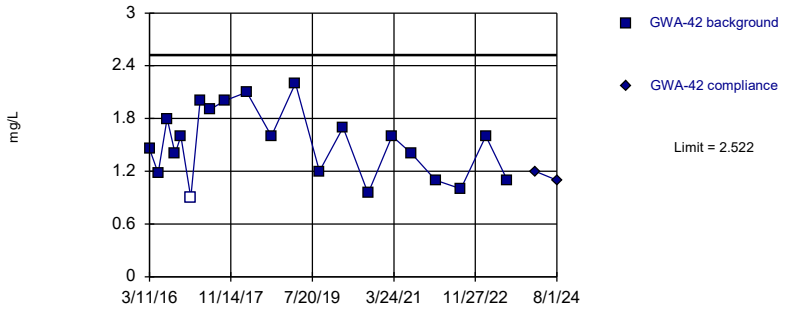

Background Data Summary: Mean=1.514, Std. Dev.=0.3952, n=21, 4.762% NDs. Normality test: Shapiro Wilk @alpha = 0.01, calculated = 0.9573, critical = 0.873. Kappa = 2.552 (c=7, w=26, 1 of 2, event alpha = 0.05132). Report alpha = 0.0002894.

Constituent: Sulfate, total Analysis Run 9/8/2024 12:08 PM View: Appendix III Intrawell
Plant Bowen Client: Southern Company Data: Bowen 1, 2, 9, and 10

Sanitas™ v.10.0.20 Software licensed to Groundwater Stats Consulting. UG
Hollow symbols indicate censored values.

Within Limit

Prediction Limit

Intrawell Parametric

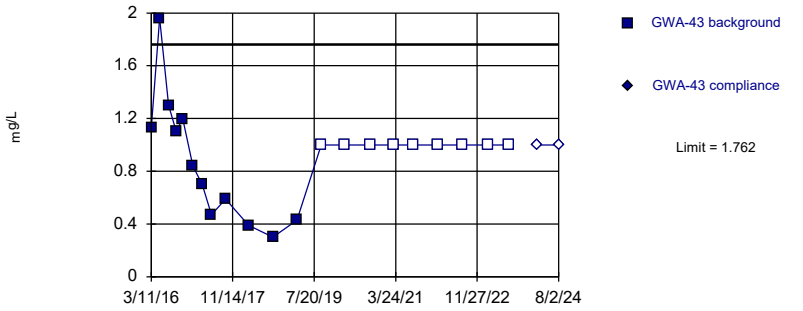

Background Data Summary (after Kaplan-Meier Adjustment): Mean=0.7235, Std. Dev.=0.4069, n=21, 42.86% NDs. Normality test: Shapiro Wilk @alpha = 0.01, calculated = 0.8832, critical = 0.873. Kappa = 2.552 (c=7, w=26, 1 of 2, event alpha = 0.05132). Report alpha = 0.0002894.

Constituent: Sulfate, total Analysis Run 9/8/2024 12:08 PM View: Appendix III Intrawell
Plant Bowen Client: Southern Company Data: Bowen 1, 2, 9, and 10

Sanitas™ v.10.0.20 Software licensed to Groundwater Stats Consulting. UG

Within Limit

Prediction Limit

Intrawell Parametric

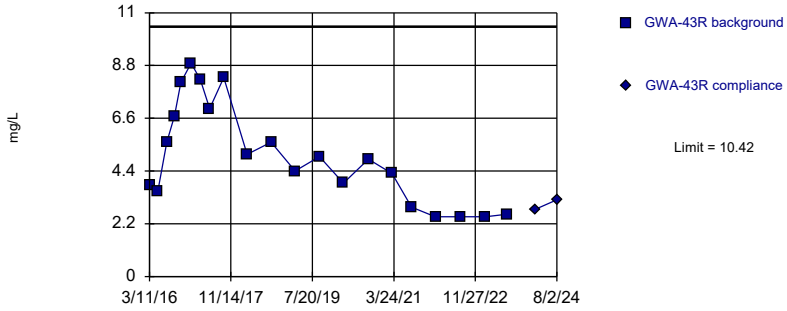

Background Data Summary: Mean=5.066, Std. Dev.=2.097, n=21. Normality test: Shapiro Wilk @alpha = 0.01, calculated = 0.9199, critical = 0.873. Kappa = 2.552 (c=7, w=26, 1 of 2, event alpha = 0.05132). Report alpha = 0.0002894.

Constituent: Sulfate, total Analysis Run 9/8/2024 12:08 PM View: Appendix III Intrawell
Plant Bowen Client: Southern Company Data: Bowen 1, 2, 9, and 10

Sanitas™ v.10.0.20 Software licensed to Groundwater Stats Consulting. UG

Within Limit

Prediction Limit

Intrawell Parametric

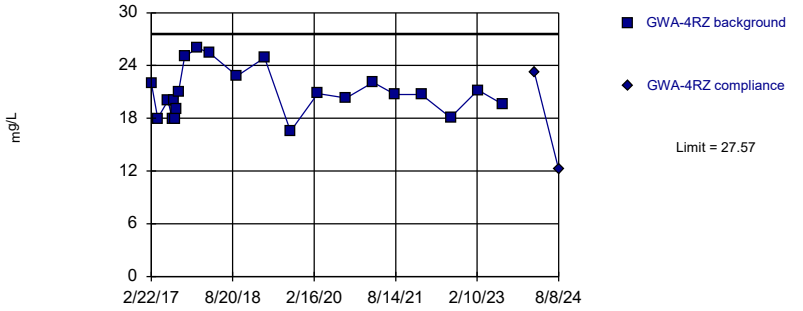

Background Data Summary: Mean=20.91, Std. Dev.=2.63, n=22. Normality test: Shapiro Wilk @alpha = 0.01, calculated = 0.9432, critical = 0.878. Kappa = 2.53 (c=7, w=26, 1 of 2, event alpha = 0.05132). Report alpha = 0.0002894.

Constituent: Sulfate, total Analysis Run 9/8/2024 12:08 PM View: Appendix III Intrawell
Plant Bowen Client: Southern Company Data: Bowen 1, 2, 9, and 10

Sanitas™ v.10.0.20 Software licensed to Groundwater Stats Consulting. UG
Hollow symbols indicate censored values.

Within Limit

Prediction Limit

Intrawell Non-parametric

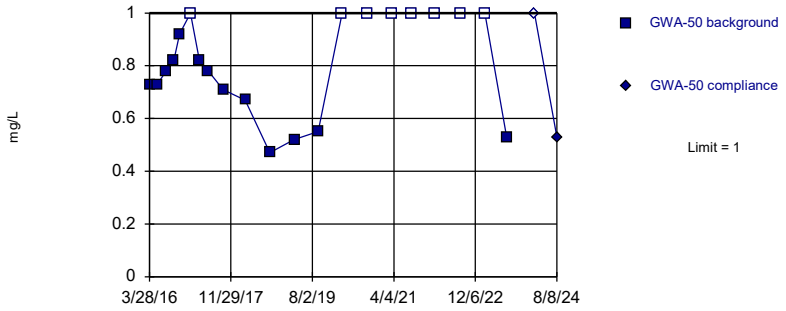

Non-parametric test used in lieu of parametric prediction limit because the Shapiro Wilk normality test showed the data to be non-normal at the 0.01 alpha level. Limit is highest of 21 background values. 38.1% NDs. Well-constituent pair annual alpha = 0.007982. Individual comparison alpha = 0.003999 (1 of 2).

Constituent: Sulfate, total Analysis Run 9/8/2024 12:08 PM View: Appendix III Intrawell

Plant Bowen Client: Southern Company Data: Bowen 1, 2, 9, and 10

Sanitas™ v.10.0.20 Software licensed to Groundwater Stats Consulting. UG
Hollow symbols indicate censored values.

Within Limit

Prediction Limit

Intrawell Parametric

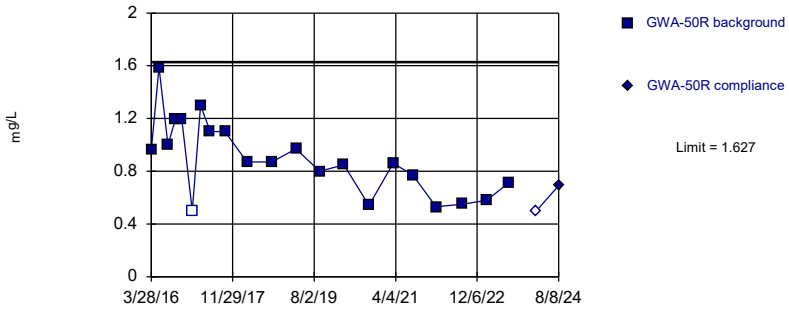

Background Data Summary: Mean=0.8976, Std. Dev.=0.2859, n=21, 4.762% NDs. Normality test: Shapiro Wilk @alpha = 0.01, calculated = 0.9541, critical = 0.873. Kappa = 2.552 (c=7, w=26, 1 of 2, event alpha = 0.05132). Report alpha = 0.0002894.

Constituent: Sulfate, total Analysis Run 9/8/2024 12:08 PM View: Appendix III Intrawell

Plant Bowen Client: Southern Company Data: Bowen 1, 2, 9, and 10

Sanitas™ v.10.0.20 Software licensed to Groundwater Stats Consulting. UG

Exceeds Limit

Prediction Limit

Intrawell Parametric

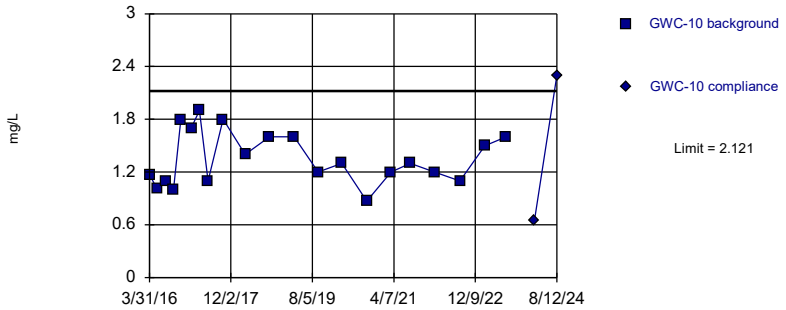

Background Data Summary: Mean=1.355, Std. Dev.=0.3002, n=21. Normality test: Shapiro Wilk @alpha = 0.01, calculated = 0.9444, critical = 0.873. Kappa = 2.552 (c=7, w=26, 1 of 2, event alpha = 0.05132). Report alpha = 0.0002894.

Constituent: Sulfate, total Analysis Run 9/8/2024 12:08 PM View: Appendix III Intrawell

Plant Bowen Client: Southern Company Data: Bowen 1, 2, 9, and 10

Sanitas™ v.10.0.20 Software licensed to Groundwater Stats Consulting. UG

Within Limit

Prediction Limit

Intrawell Parametric

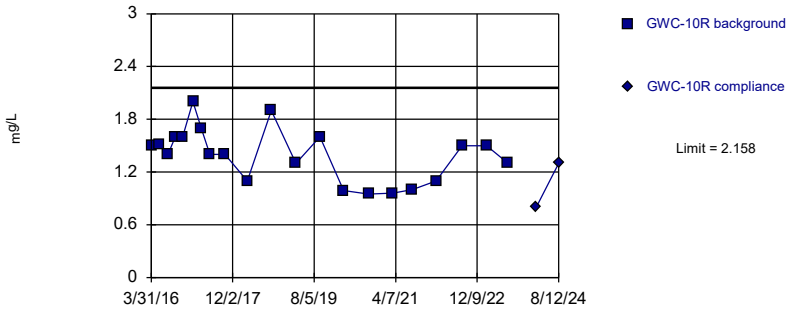

Background Data Summary: Mean=1.396, Std. Dev.=0.2988, n=21. Normality test: Shapiro Wilk @alpha = 0.01, calculated = 0.9474, critical = 0.873. Kappa = 2.552 (c=7, w=26, 1 of 2, event alpha = 0.05132). Report alpha = 0.0002894.

Constituent: Sulfate, total Analysis Run 9/8/2024 12:08 PM View: Appendix III Intrawell

Plant Bowen Client: Southern Company Data: Bowen 1, 2, 9, and 10

Sanitas™ v.10.0.20 Software licensed to Groundwater Stats Consulting. UG

Within Limit

Prediction Limit

Intrawell Parametric

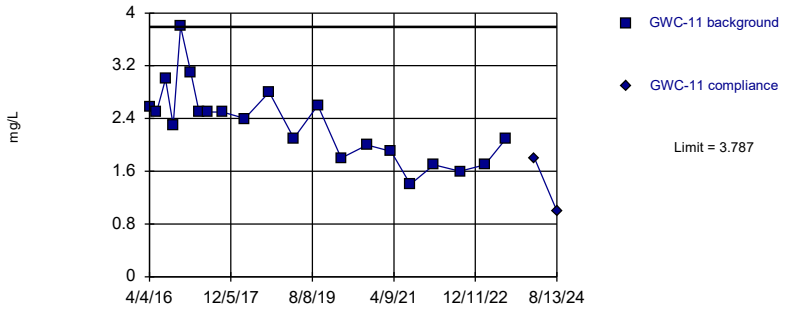

Background Data Summary: Mean=2.327, Std. Dev.=0.5722, n=21. Normality test: Shapiro Wilk @alpha = 0.01, calculated = 0.9593, critical = 0.873. Kappa = 2.552 (c=7, w=26, 1 of 2, event alpha = 0.05132). Report alpha = 0.0002894.

Constituent: Sulfate, total Analysis Run 9/8/2024 12:08 PM View: Appendix III Intrawell

Plant Bowen Client: Southern Company Data: Bowen 1, 2, 9, and 10

Sanitas™ v.10.0.20 Software licensed to Groundwater Stats Consulting. UG

Within Limit

Prediction Limit

Intrawell Parametric

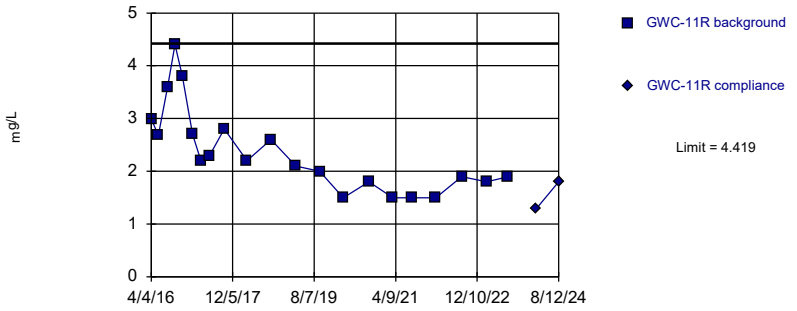

Background Data Summary: Mean=2.37, Std. Dev.=0.803, n=21. Normality test: Shapiro Wilk @alpha = 0.01, calculated = 0.894, critical = 0.873. Kappa = 2.552 (c=7, w=26, 1 of 2, event alpha = 0.05132). Report alpha = 0.0002894.

Constituent: Sulfate, total Analysis Run 9/8/2024 12:08 PM View: Appendix III Intrawell

Plant Bowen Client: Southern Company Data: Bowen 1, 2, 9, and 10

Sanitas™ v.10.0.20 Software licensed to Groundwater Stats Consulting. UG

Hollow symbols indicate censored values.

Within Limit

Prediction Limit

Intrawell Non-parametric

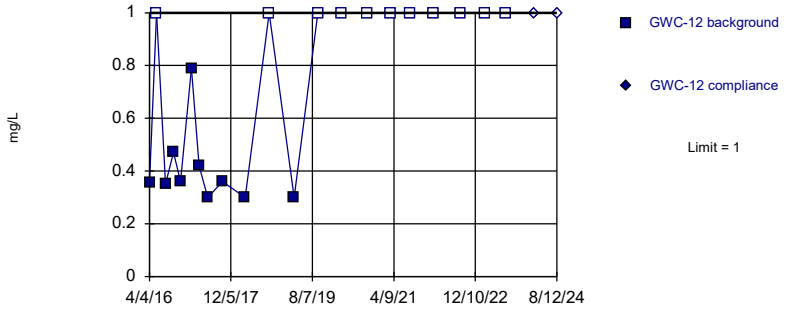

Non-parametric test used in lieu of parametric prediction limit because censored data exceeded 50%. Limit is highest of 21 background values. 52.38% NDs. Well-constituent pair annual alpha = 0.007982. Individual comparison alpha = 0.003999 (1 of 2).

Constituent: Sulfate, total Analysis Run 9/8/2024 12:08 PM View: Appendix III Intrawell

Plant Bowen Client: Southern Company Data: Bowen 1, 2, 9, and 10

Sanitas™ v.10.0.20 Software licensed to Groundwater Stats Consulting. UG

Within Limit

Prediction Limit

Intrawell Parametric

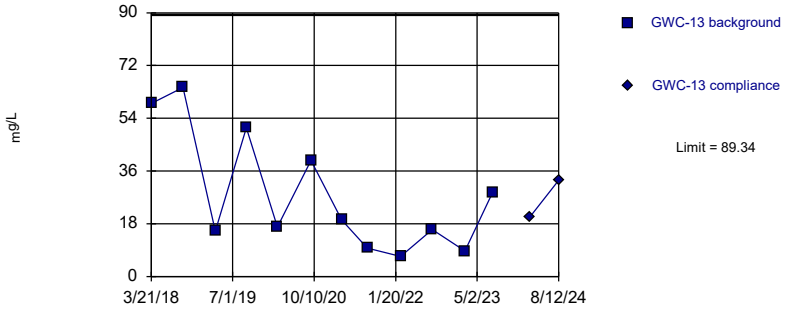

Background Data Summary: Mean=27.98, Std. Dev.=20.45, n=12. Normality test: Shapiro Wilk @alpha = 0.05, calculated = 0.8623, critical = 0.859. Kappa = 3 (c=7, w=26, 1 of 2, event alpha = 0.05132). Report alpha = 0.0002894.

Constituent: Sulfate, total Analysis Run 9/8/2024 12:08 PM View: Appendix III Intrawell

Plant Bowen Client: Southern Company Data: Bowen 1, 2, 9, and 10

Sanitas™ v.10.0.20 Software licensed to Groundwater Stats Consulting. UG

Within Limit

Prediction Limit

Intrawell Parametric

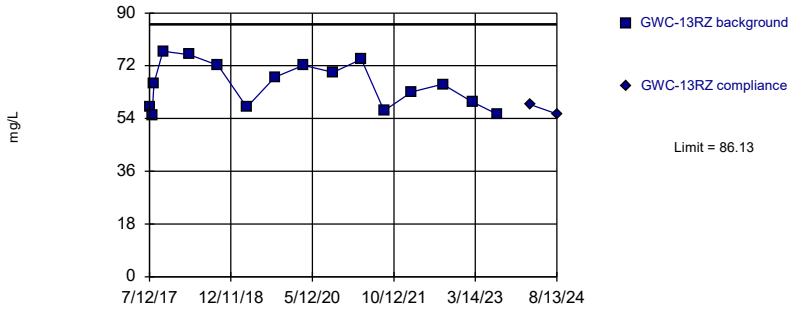

Background Data Summary: Mean=65.43, Std. Dev.=7.612, n=16. Normality test: Shapiro Wilk @alpha = 0.05, calculated = 0.9245, critical = 0.887. Kappa = 2.72 (c=7, w=26, 1 of 2, event alpha = 0.05132). Report alpha = 0.0002894.

Constituent: Sulfate, total Analysis Run 9/8/2024 12:08 PM View: Appendix III Intrawell

Plant Bowen Client: Southern Company Data: Bowen 1, 2, 9, and 10

Sanitas™ v.10.0.20 Software licensed to Groundwater Stats Consulting. UG

Within Limit

Prediction Limit

Intrawell Parametric

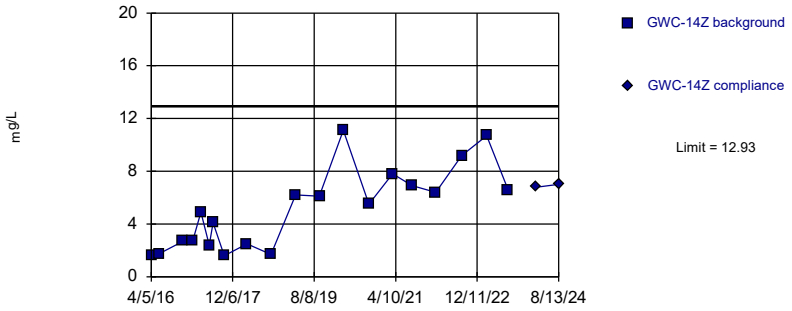

Background Data Summary: Mean=5.125, Std. Dev.=3.031, n=20. Normality test: Shapiro Wilk @alpha = 0.01, calculated = 0.9111, critical = 0.868. Kappa = 2.574 (c=7, w=26, 1 of 2, event alpha = 0.05132). Report alpha = 0.0002894.

Constituent: Sulfate, total Analysis Run 9/8/2024 12:08 PM View: Appendix III Intrawell

Plant Bowen Client: Southern Company Data: Bowen 1, 2, 9, and 10

Sanitas™ v.10.0.20 Software licensed to Groundwater Stats Consulting. UG

Within Limit

Prediction Limit

Intrawell Parametric

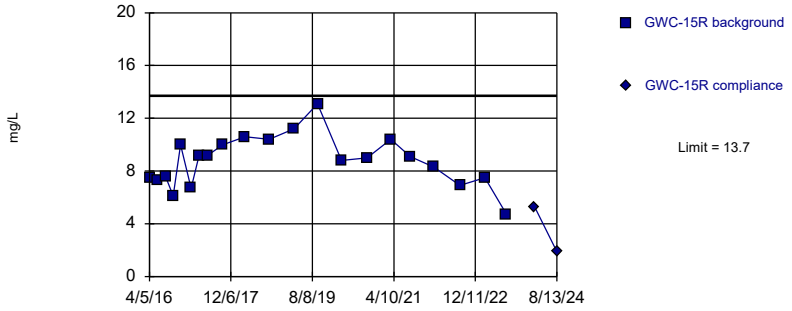

Background Data Summary: Mean=8.74, Std. Dev.=1.943, n=21. Normality test: Shapiro Wilk @alpha = 0.01, calculated = 0.9858, critical = 0.873. Kappa = 2.552 (c=7, w=26, 1 of 2, event alpha = 0.05132). Report alpha = 0.0002894.

Constituent: Sulfate, total Analysis Run 9/8/2024 12:08 PM View: Appendix III Intrawell

Plant Bowen Client: Southern Company Data: Bowen 1, 2, 9, and 10

Sanitas™ v.10.0.20 Software licensed to Groundwater Stats Consulting. UG

Hollow symbols indicate censored values.

Within Limit

Prediction Limit

Intrawell Parametric

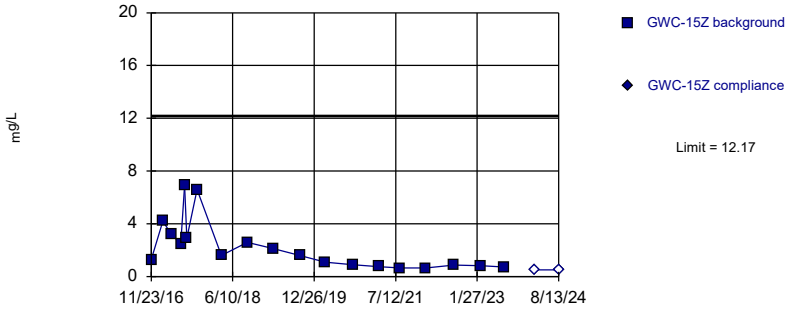

Background Data Summary (based on natural log transformation): Mean=0.4985, Std. Dev.=0.7664, n=19. Normality test: Shapiro Wilk @alpha = 0.05, calculated = 0.9242, critical = 0.901. Kappa = 2.61 (c=7, w=26, 1 of 2, event alpha = 0.05132). Report alpha = 0.0002894.

Constituent: Sulfate, total Analysis Run 9/8/2024 12:08 PM View: Appendix III Intrawell

Plant Bowen Client: Southern Company Data: Bowen 1, 2, 9, and 10

Sanitas™ v.10.0.20 Software licensed to Groundwater Stats Consulting. UG

Within Limit

Prediction Limit

Intrawell Parametric

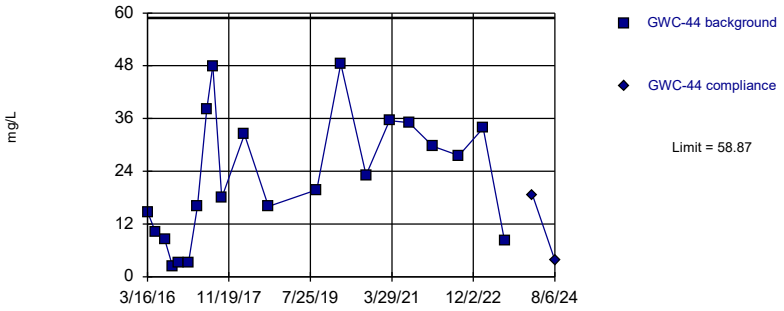

Background Data Summary: Mean=22.48, Std. Dev.=14.26, n=21. Normality test: Shapiro Wilk @alpha = 0.01, calculated = 0.9476, critical = 0.873. Kappa = 2.552 (c=7, w=26, 1 of 2, event alpha = 0.05132). Report alpha = 0.0002894.

Constituent: Sulfate, total Analysis Run 9/8/2024 12:08 PM View: Appendix III Intrawell

Plant Bowen Client: Southern Company Data: Bowen 1, 2, 9, and 10

Sanitas™ v.10.0.20 Software licensed to Groundwater Stats Consulting. UG

Hollow symbols indicate censored values.

Within Limit

Prediction Limit

Intrawell Parametric

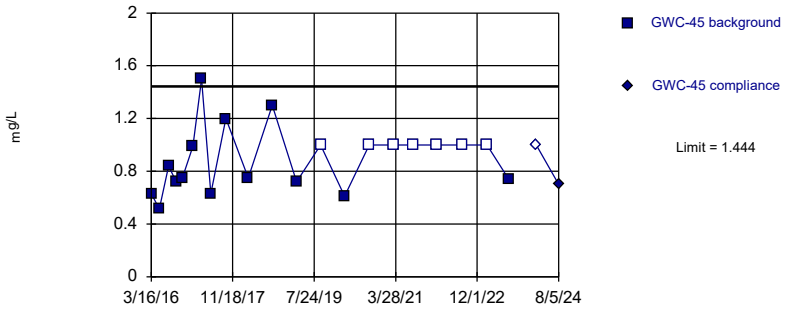

Background Data Summary (after Kaplan-Meier Adjustment): Mean=0.787, Std. Dev.=0.2573, n=21, 33.33% NDs. Normality test: Shapiro Wilk @alpha = 0.01, calculated = 0.9256, critical = 0.873. Kappa = 2.552 (c=7, w=26, 1 of 2, event alpha = 0.05132). Report alpha = 0.0002894.

Constituent: Sulfate, total Analysis Run 9/8/2024 12:08 PM View: Appendix III Intrawell

Plant Bowen Client: Southern Company Data: Bowen 1, 2, 9, and 10

Sanitas™ v.10.0.20 Software licensed to Groundwater Stats Consulting. UG

Within Limit

Prediction Limit

Intrawell Non-parametric

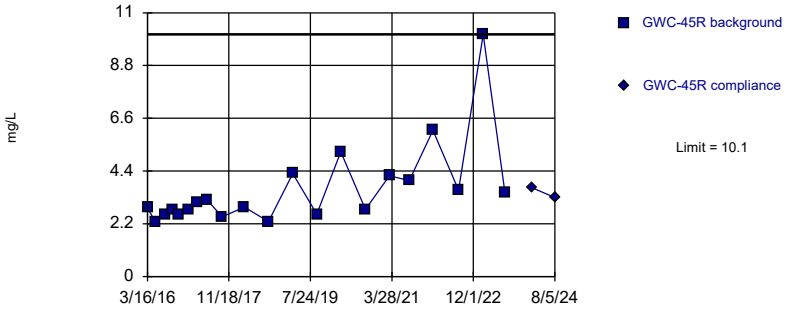

Non-parametric test used in lieu of parametric prediction limit because the Shapiro Wilk normality test showed the data to be non-normal at the 0.01 alpha level. Limit is highest of 21 background values. Well-constituent pair annual alpha = 0.007982. Individual comparison alpha = 0.003999 (1 of 2).

Constituent: Sulfate, total Analysis Run 9/8/2024 12:08 PM View: Appendix III Intrawell

Plant Bowen Client: Southern Company Data: Bowen 1, 2, 9, and 10

Sanitas™ v.10.0.20 Software licensed to Groundwater Stats Consulting. UG

Within Limit

Prediction Limit

Intrawell Parametric

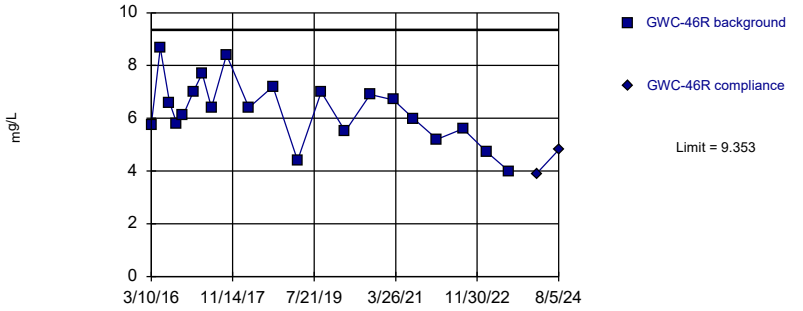

Background Data Summary: Mean=6.287, Std. Dev.=1.202, n=21. Normality test: Shapiro Wilk @alpha = 0.01, calculated = 0.9847, critical = 0.873. Kappa = 2.552 (c=7, w=26, 1 of 2, event alpha = 0.05132). Report alpha = 0.0002894.

Constituent: Sulfate, total Analysis Run 9/8/2024 12:08 PM View: Appendix III Intrawell

Plant Bowen Client: Southern Company Data: Bowen 1, 2, 9, and 10

Sanitas™ v.10.0.20 Software licensed to Groundwater Stats Consulting. UG

Within Limit

Prediction Limit

Intrawell Non-parametric

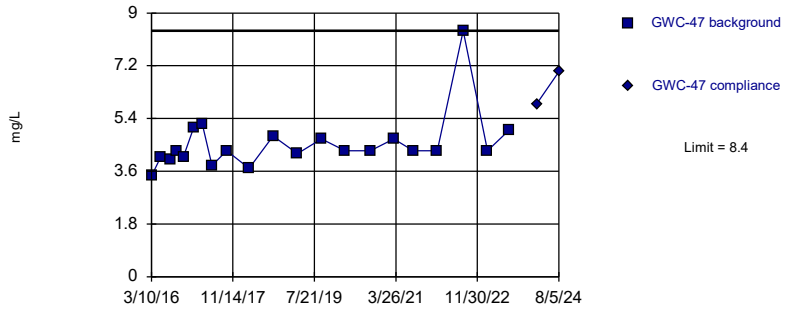

Non-parametric test used in lieu of parametric prediction limit because the Shapiro Wilk normality test showed the data to be non-normal at the 0.01 alpha level. Limit is highest of 21 background values. Well-constituent pair annual alpha = 0.007982. Individual comparison alpha = 0.003999 (1 of 2).

Constituent: Sulfate, total Analysis Run 9/8/2024 12:08 PM View: Appendix III Intrawell
Plant Bowen Client: Southern Company Data: Bowen 1, 2, 9, and 10

Sanitas™ v.10.0.20 Software licensed to Groundwater Stats Consulting. UG

Within Limit

Prediction Limit

Intrawell Parametric

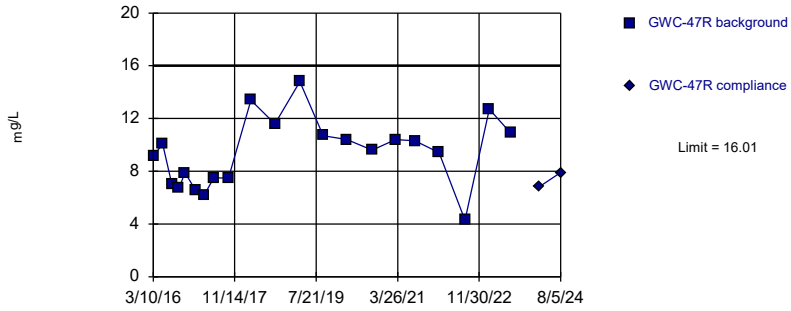

Background Data Summary: Mean=9.387, Std. Dev.=2.597, n=21. Normality test: Shapiro Wilk @alpha = 0.01, calculated = 0.9811, critical = 0.873. Kappa = 2.552 (c=7, w=26, 1 of 2, event alpha = 0.05132). Report alpha = 0.0002894.

Constituent: Sulfate, total Analysis Run 9/8/2024 12:08 PM View: Appendix III Intrawell
Plant Bowen Client: Southern Company Data: Bowen 1, 2, 9, and 10

Sanitas™ v.10.0.20 Software licensed to Groundwater Stats Consulting. UG
Hollow symbols indicate censored values.

Within Limit

Prediction Limit

Intrawell Parametric

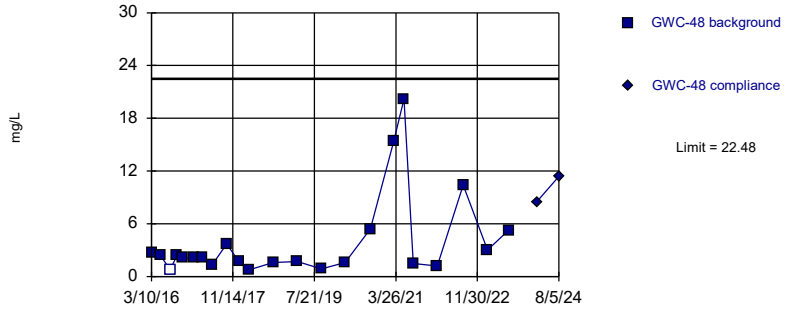

Background Data Summary (based on natural log transformation): Mean=0.9129, Std. Dev.=0.8771, n=23, 4.348% NDs. Normality test: Shapiro Wilk @alpha = 0.01, calculated = 0.9091, critical = 0.881. Kappa = 2.508 (c=7, w=26, 1 of 2, event alpha = 0.05132). Report alpha = 0.0002894.

Constituent: Sulfate, total Analysis Run 9/8/2024 12:08 PM View: Appendix III Intrawell
Plant Bowen Client: Southern Company Data: Bowen 1, 2, 9, and 10

Sanitas™ v.10.0.20 Software licensed to Groundwater Stats Consulting. UG

Within Limit

Prediction Limit

Intrawell Parametric

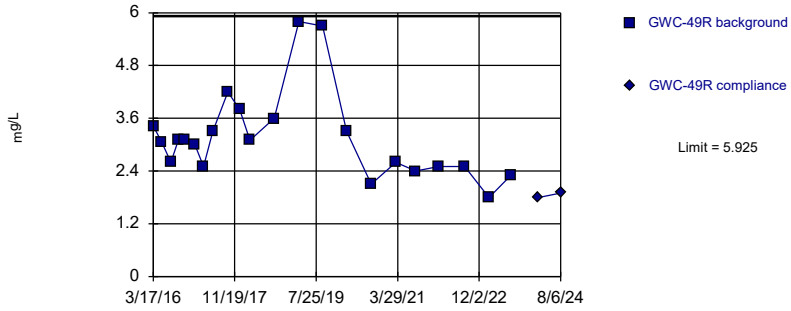

Background Data Summary (based on square root transformation): Mean=1.762, Std. Dev.=0.2657, n=22. Normality test: Shapiro Wilk @alpha = 0.01, calculated = 0.9042, critical = 0.878. Kappa = 2.53 (c=7, w=26, 1 of 2, event alpha = 0.05132). Report alpha = 0.0002894.

Constituent: Sulfate, total Analysis Run 9/8/2024 12:08 PM View: Appendix III Intrawell
Plant Bowen Client: Southern Company Data: Bowen 1, 2, 9, and 10

Sanitas™ v.10.0.20 Software licensed to Groundwater Stats Consulting. UG

Within Limit

Prediction Limit

Intrawell Parametric

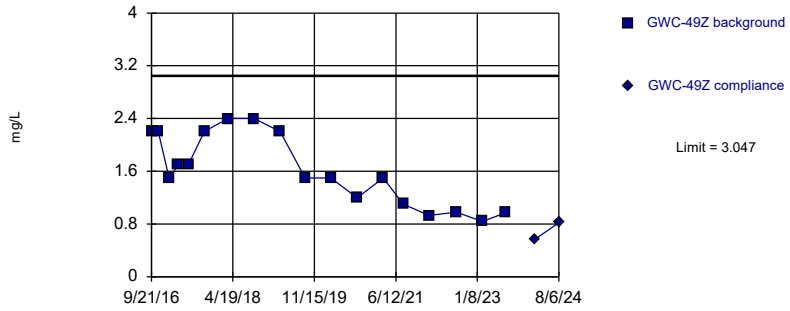

Background Data Summary: Mean=1.612, Std. Dev.=0.5421, n=18. Normality test: Shapiro Wilk @alpha = 0.05, calculated = 0.902, critical = 0.897. Kappa = 2.647 (c=7, w=26, 1 of 2, event alpha = 0.05132). Report alpha = 0.0002894.

Constituent: Sulfate, total Analysis Run 9/8/2024 12:08 PM View: Appendix III Intrawell

Plant Bowen Client: Southern Company Data: Bowen 1, 2, 9, and 10

Sanitas™ v.10.0.20 Software licensed to Groundwater Stats Consulting. UG

Within Limit

Prediction Limit

Intrawell Parametric

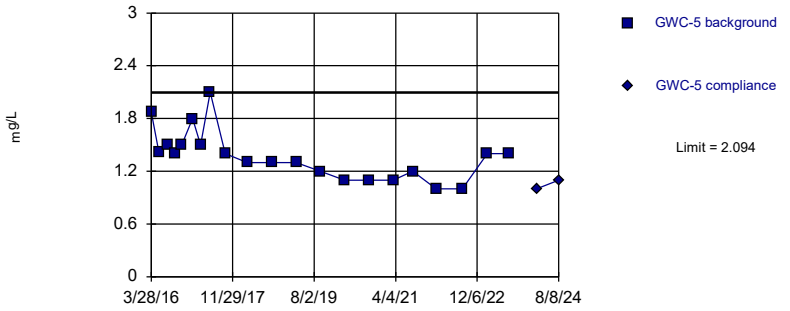

Background Data Summary: Mean=1.375, Std. Dev.=0.2818, n=21. Normality test: Shapiro Wilk @alpha = 0.01, calculated = 0.9118, critical = 0.873. Kappa = 2.552 (c=7, w=26, 1 of 2, event alpha = 0.05132). Report alpha = 0.0002894.

Constituent: Sulfate, total Analysis Run 9/8/2024 12:08 PM View: Appendix III Intrawell

Plant Bowen Client: Southern Company Data: Bowen 1, 2, 9, and 10

Sanitas™ v.10.0.20 Software licensed to Groundwater Stats Consulting. UG

Hollow symbols indicate censored values.

Within Limit

Prediction Limit

Intrawell Parametric

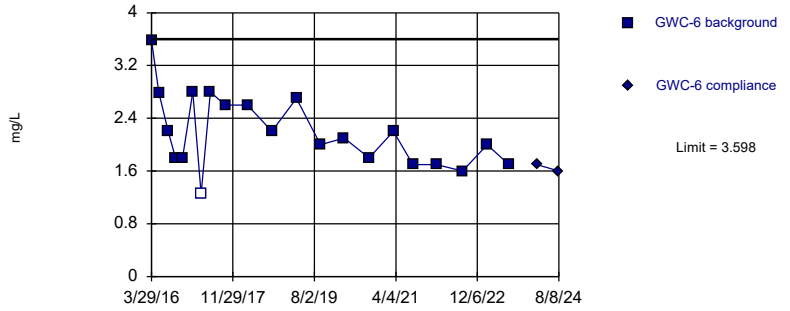

Background Data Summary: Mean=2.187, Std. Dev.=0.5532, n=21, 4.762% NDs. Normality test: Shapiro Wilk @alpha = 0.01, calculated = 0.9406, critical = 0.873. Kappa = 2.552 (c=7, w=26, 1 of 2, event alpha = 0.05132). Report alpha = 0.0002894.

Constituent: Sulfate, total Analysis Run 9/8/2024 12:08 PM View: Appendix III Intrawell

Plant Bowen Client: Southern Company Data: Bowen 1, 2, 9, and 10

Sanitas™ v.10.0.20 Software licensed to Groundwater Stats Consulting. UG

Hollow symbols indicate censored values.

Within Limit

Prediction Limit

Intrawell Parametric

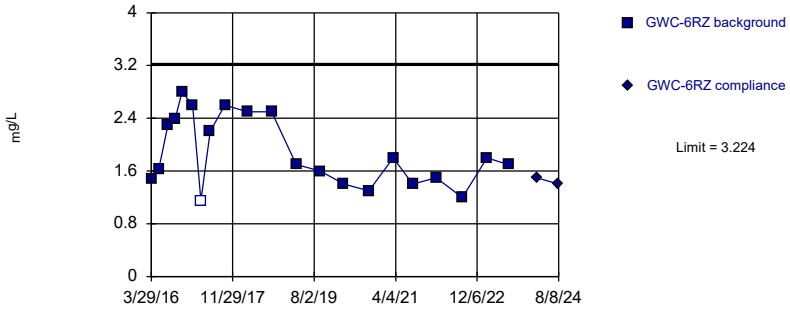

Background Data Summary: Mean=1.884, Std. Dev.=0.5252, n=21, 4.762% NDs. Normality test: Shapiro Wilk @alpha = 0.01, calculated = 0.9151, critical = 0.873. Kappa = 2.552 (c=7, w=26, 1 of 2, event alpha = 0.05132). Report alpha = 0.0002894.

Constituent: Sulfate, total Analysis Run 9/8/2024 12:08 PM View: Appendix III Intrawell

Plant Bowen Client: Southern Company Data: Bowen 1, 2, 9, and 10

Sanitas™ v.10.0.20 Software licensed to Groundwater Stats Consulting. UG
Hollow symbols indicate censored values.

Within Limit

Prediction Limit

Intrawell Parametric

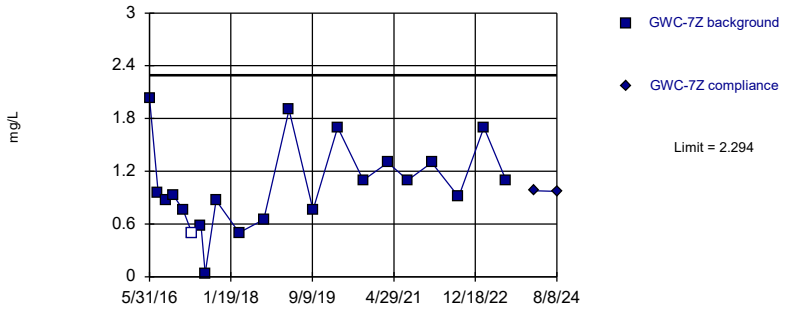

Background Data Summary: Mean=1.027, Std. Dev.=0.4965, n=21, 4.762% NDs. Normality test: Shapiro Wilk @alpha = 0.01, calculated = 0.9587, critical = 0.873. Kappa = 2.552 (c=7, w=26, 1 of 2, event alpha = 0.05132). Report alpha = 0.0002894.

Constituent: Sulfate, total Analysis Run 9/8/2024 12:08 PM View: Appendix III Intrawell
Plant Bowen Client: Southern Company Data: Bowen 1, 2, 9, and 10

Sanitas™ v.10.0.20 Software licensed to Groundwater Stats Consulting. UG
Hollow symbols indicate censored values.

Within Limit

Prediction Limit

Intrawell Parametric

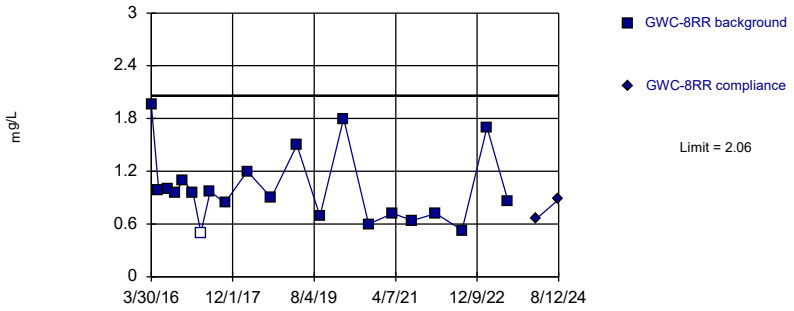

Background Data Summary: Mean=1.006, Std. Dev.=0.4131, n=21, 4.762% NDs. Normality test: Shapiro Wilk @alpha = 0.01, calculated = 0.8841, critical = 0.873. Kappa = 2.552 (c=7, w=26, 1 of 2, event alpha = 0.05132). Report alpha = 0.0002894.

Constituent: Sulfate, total Analysis Run 9/8/2024 12:08 PM View: Appendix III Intrawell
Plant Bowen Client: Southern Company Data: Bowen 1, 2, 9, and 10

Sanitas™ v.10.0.20 Software licensed to Groundwater Stats Consulting. UG

Within Limit

Prediction Limit

Intrawell Parametric

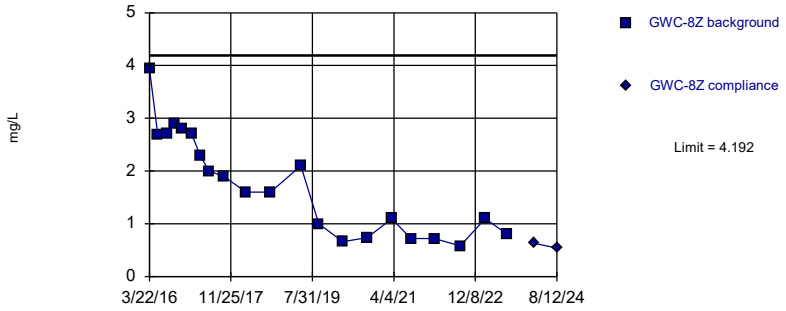

Background Data Summary: Mean=1.745, Std. Dev.=0.9592, n=21. Normality test: Shapiro Wilk @alpha = 0.01, calculated = 0.916, critical = 0.873. Kappa = 2.552 (c=7, w=26, 1 of 2, event alpha = 0.05132). Report alpha = 0.0002894.

Constituent: Sulfate, total Analysis Run 9/8/2024 12:09 PM View: Appendix III Intrawell
Plant Bowen Client: Southern Company Data: Bowen 1, 2, 9, and 10

Sanitas™ v.10.0.20 Software licensed to Groundwater Stats Consulting. UG
Hollow symbols indicate censored values.

Exceeds Limit

Prediction Limit

Intrawell Parametric

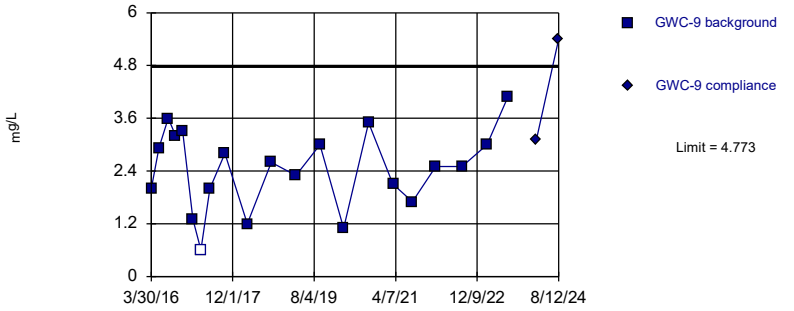

Background Data Summary: Mean=2.444, Std. Dev.=0.9127, n=21, 4.762% NDs. Normality test: Shapiro Wilk @alpha = 0.01, calculated = 0.9814, critical = 0.873. Kappa = 2.552 (c=7, w=26, 1 of 2, event alpha = 0.05132). Report alpha = 0.0002894.

Constituent: Sulfate, total Analysis Run 9/8/2024 12:09 PM View: Appendix III Intrawell
Plant Bowen Client: Southern Company Data: Bowen 1, 2, 9, and 10

Sanitas™ v.10.0.20 Software licensed to Groundwater Stats Consulting. UG

Within Limit

Prediction Limit

Intrawell Parametric

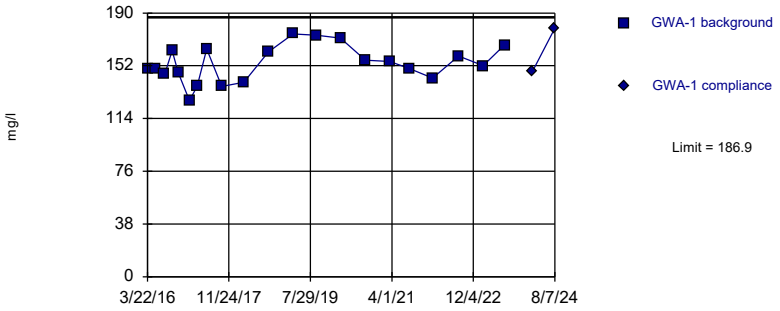

Background Data Summary: Mean=153.6, Std. Dev.=13.03, n=21. Normality test: Shapiro Wilk @alpha = 0.01, calculated = 0.979, critical = 0.873. Kappa = 2.552 (c=7, w=26, 1 of 2, event alpha = 0.05132). Report alpha = 0.0002894.

Constituent: Total Dissolved Solids [TDS] Analysis Run 9/8/2024 12:09 PM View: Appendix III Intrawell

Plant Bowen Client: Southern Company Data: Bowen 1, 2, 9, and 10

Sanitas™ v.10.0.20 Software licensed to Groundwater Stats Consulting. UG

Hollow symbols indicate censored values.

Within Limit

Prediction Limit

Intrawell Parametric

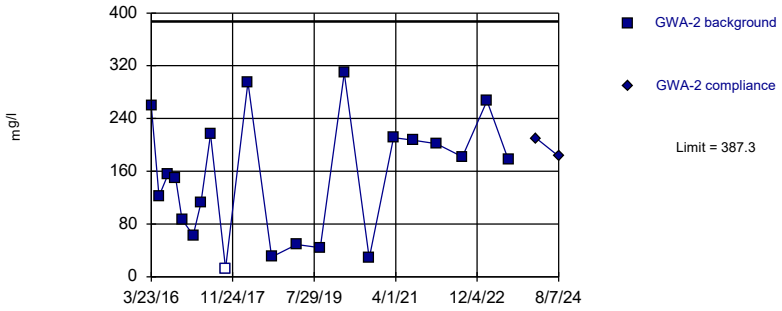

Background Data Summary: Mean=151.4, Std. Dev.=92.48, n=21, 4.762% NDs. Normality test: Shapiro Wilk @alpha = 0.01, calculated = 0.9508, critical = 0.873. Kappa = 2.552 (c=7, w=26, 1 of 2, event alpha = 0.05132). Report alpha = 0.0002894.

Constituent: Total Dissolved Solids [TDS] Analysis Run 9/8/2024 12:09 PM View: Appendix III Intrawell

Plant Bowen Client: Southern Company Data: Bowen 1, 2, 9, and 10

Sanitas™ v.10.0.20 Software licensed to Groundwater Stats Consulting. UG

Within Limit

Prediction Limit

Intrawell Parametric

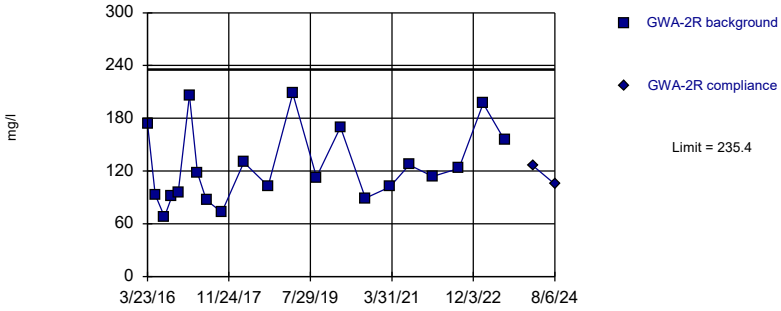

Background Data Summary: Mean=125.6, Std. Dev.=43.03, n=21. Normality test: Shapiro Wilk @alpha = 0.01, calculated = 0.9048, critical = 0.873. Kappa = 2.552 (c=7, w=26, 1 of 2, event alpha = 0.05132). Report alpha = 0.0002894.

Constituent: Total Dissolved Solids [TDS] Analysis Run 9/8/2024 12:09 PM View: Appendix III Intrawell

Plant Bowen Client: Southern Company Data: Bowen 1, 2, 9, and 10

Sanitas™ v.10.0.20 Software licensed to Groundwater Stats Consulting. UG

Within Limit

Prediction Limit

Intrawell Parametric

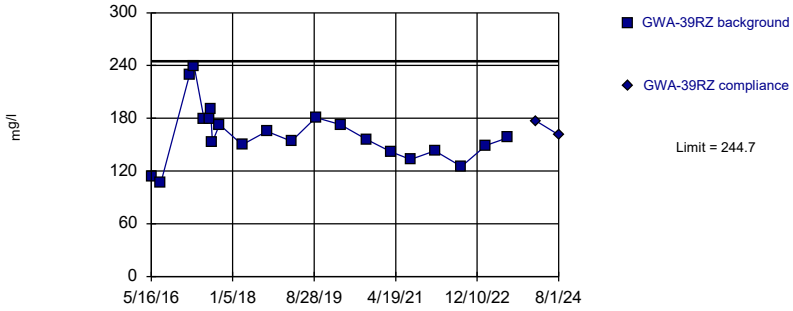

Background Data Summary: Mean=161.6, Std. Dev.=32.58, n=21. Normality test: Shapiro Wilk @alpha = 0.01, calculated = 0.9455, critical = 0.873. Kappa = 2.552 (c=7, w=26, 1 of 2, event alpha = 0.05132). Report alpha = 0.0002894.

Constituent: Total Dissolved Solids [TDS] Analysis Run 9/8/2024 12:09 PM View: Appendix III Intrawell

Plant Bowen Client: Southern Company Data: Bowen 1, 2, 9, and 10

Sanitas™ v.10.0.20 Software licensed to Groundwater Stats Consulting. UG

Within Limit

Prediction Limit

Intrawell Parametric

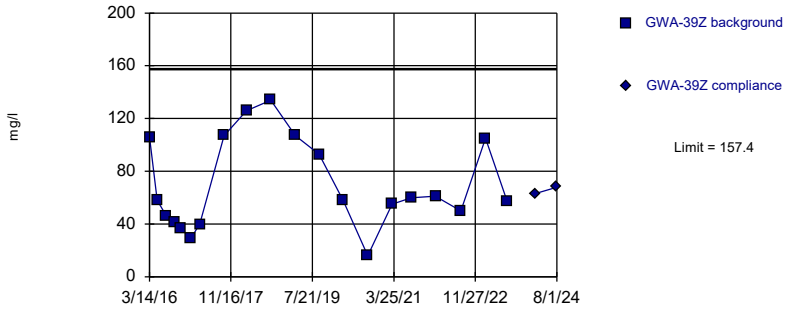

Background Data Summary: Mean=69.3, Std. Dev.=34.24, n=20. Normality test: Shapiro Wilk @alpha = 0.01, calculated = 0.9138, critical = 0.868. Kappa = 2.574 (c=7, w=26, 1 of 2, event alpha = 0.05132). Report alpha = 0.0002894.

Constituent: Total Dissolved Solids [TDS] Analysis Run 9/8/2024 12:09 PM View: Appendix III Intrawell

Plant Bowen Client: Southern Company Data: Bowen 1, 2, 9, and 10

Sanitas™ v.10.0.20 Software licensed to Groundwater Stats Consulting. UG

Hollow symbols indicate censored values.

Exceeds Limit

Prediction Limit

Intrawell Non-parametric

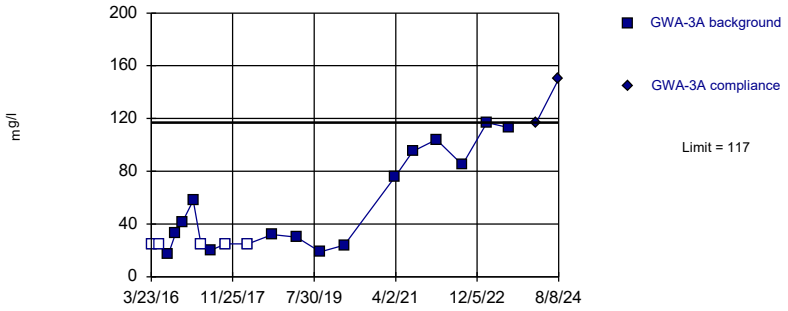

Non-parametric test used in lieu of parametric prediction limit because the Shapiro Wilk normality test showed the data to be non-normal at the 0.01 alpha level. Limit is highest of 20 background values. 25% NDs. Well-constituent pair annual alpha = 0.008564. Individual comparison alpha = 0.004291 (1 of 2).

Constituent: Total Dissolved Solids [TDS] Analysis Run 9/8/2024 12:09 PM View: Appendix III Intrawell

Plant Bowen Client: Southern Company Data: Bowen 1, 2, 9, and 10

Sanitas™ v.10.0.20 Software licensed to Groundwater Stats Consulting. UG

Within Limit

Prediction Limit

Intrawell Parametric

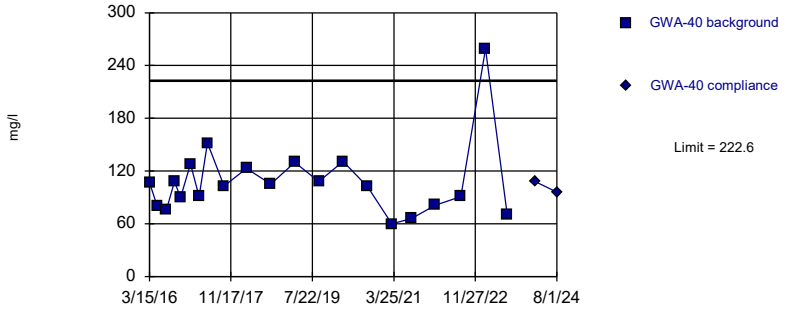

Background Data Summary (based on cube root transformation): Mean=4.697, Std. Dev.=0.5343, n=21. Normality test: Shapiro Wilk @alpha = 0.01, calculated = 0.8953, critical = 0.873. Kappa = 2.552 (c=7, w=26, 1 of 2, event alpha = 0.05132). Report alpha = 0.0002894.

Constituent: Total Dissolved Solids [TDS] Analysis Run 9/8/2024 12:09 PM View: Appendix III Intrawell

Plant Bowen Client: Southern Company Data: Bowen 1, 2, 9, and 10

Sanitas™ v.10.0.20 Software licensed to Groundwater Stats Consulting. UG

Within Limit

Prediction Limit

Intrawell Parametric

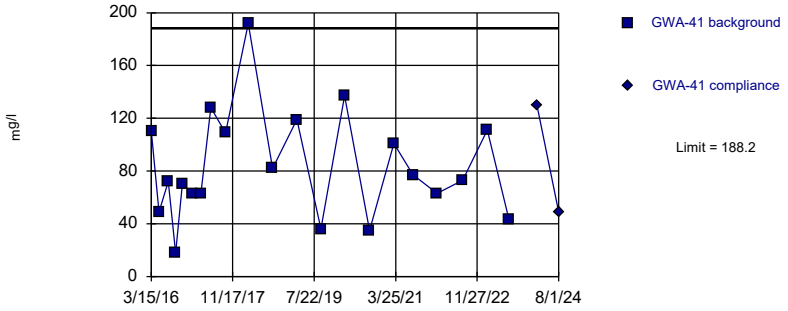

Background Data Summary: Mean=83.38, Std. Dev.=41.08, n=21. Normality test: Shapiro Wilk @alpha = 0.01, calculated = 0.9524, critical = 0.873. Kappa = 2.552 (c=7, w=26, 1 of 2, event alpha = 0.05132). Report alpha = 0.0002894.

Constituent: Total Dissolved Solids [TDS] Analysis Run 9/8/2024 12:09 PM View: Appendix III Intrawell

Plant Bowen Client: Southern Company Data: Bowen 1, 2, 9, and 10

Sanitas™ v.10.0.20 Software licensed to Groundwater Stats Consulting. UG

Within Limit

Prediction Limit

Intrawell Parametric

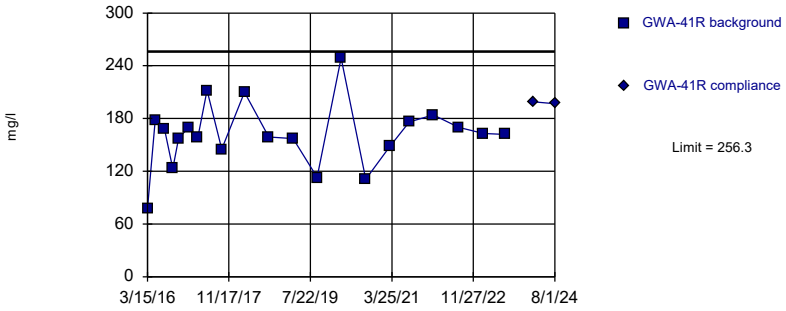

Background Data Summary: Mean=161.5, Std. Dev.=37.15, n=21. Normality test: Shapiro Wilk @alpha = 0.01, calculated = 0.9535, critical = 0.873. Kappa = 2.552 (c=7, w=26, 1 of 2, event alpha = 0.05132). Report alpha = 0.0002894.

Constituent: Total Dissolved Solids [TDS] Analysis Run 9/8/2024 12:09 PM View: Appendix III Intrawell

Plant Bowen Client: Southern Company Data: Bowen 1, 2, 9, and 10

Sanitas™ v.10.0.20 Software licensed to Groundwater Stats Consulting. UG

Within Limit

Prediction Limit

Intrawell Parametric

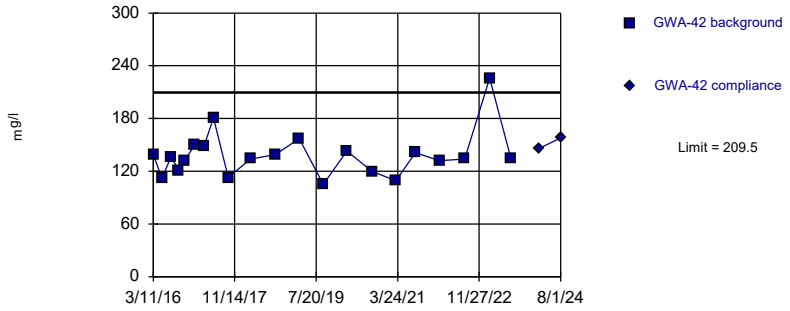

Background Data Summary (based on cube root transformation): Mean=5.155, Std. Dev.=0.3076, n=21. Normality test: Shapiro Wilk @alpha = 0.01, calculated = 0.8828, critical = 0.873. Kappa = 2.552 (c=7, w=26, 1 of 2, event alpha = 0.05132). Report alpha = 0.0002894.

Constituent: Total Dissolved Solids [TDS] Analysis Run 9/8/2024 12:09 PM View: Appendix III Intrawell

Plant Bowen Client: Southern Company Data: Bowen 1, 2, 9, and 10

Sanitas™ v.10.0.20 Software licensed to Groundwater Stats Consulting. UG

Hollow symbols indicate censored values.

Within Limit

Prediction Limit

Intrawell Parametric

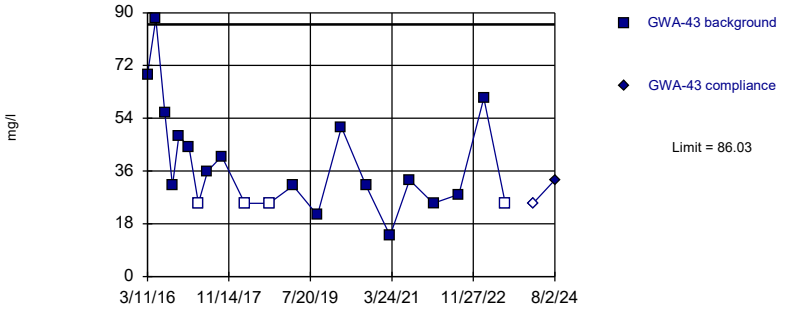

Background Data Summary (after Kaplan-Meier Adjustment): Mean=36.31, Std. Dev.=19.49, n=21, 19.05% NDs. Normality test: Shapiro Wilk @alpha = 0.01, calculated = 0.8893, critical = 0.873. Kappa = 2.552 (c=7, w=26, 1 of 2, event alpha = 0.05132). Report alpha = 0.0002894.

Constituent: Total Dissolved Solids [TDS] Analysis Run 9/8/2024 12:09 PM View: Appendix III Intrawell

Plant Bowen Client: Southern Company Data: Bowen 1, 2, 9, and 10

Sanitas™ v.10.0.20 Software licensed to Groundwater Stats Consulting. UG

Within Limit

Prediction Limit

Intrawell Parametric

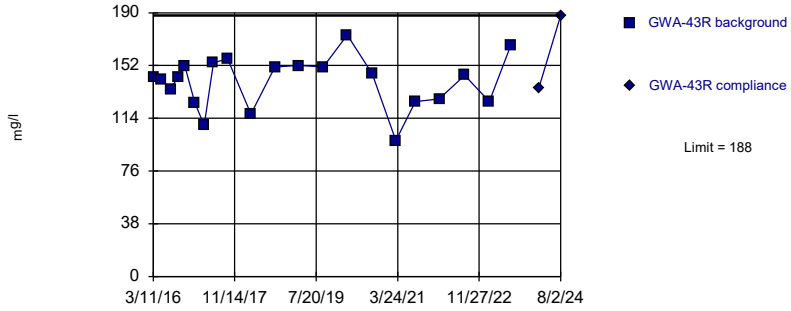

Background Data Summary: Mean=140.1, Std. Dev.=18.76, n=21. Normality test: Shapiro Wilk @alpha = 0.01, calculated = 0.965, critical = 0.873. Kappa = 2.552 (c=7, w=26, 1 of 2, event alpha = 0.05132). Report alpha = 0.0002894.

Constituent: Total Dissolved Solids [TDS] Analysis Run 9/8/2024 12:09 PM View: Appendix III Intrawell

Plant Bowen Client: Southern Company Data: Bowen 1, 2, 9, and 10

Sanitas™ v.10.0.20 Software licensed to Groundwater Stats Consulting. UG

Within Limit

Prediction Limit

Intrawell Non-parametric

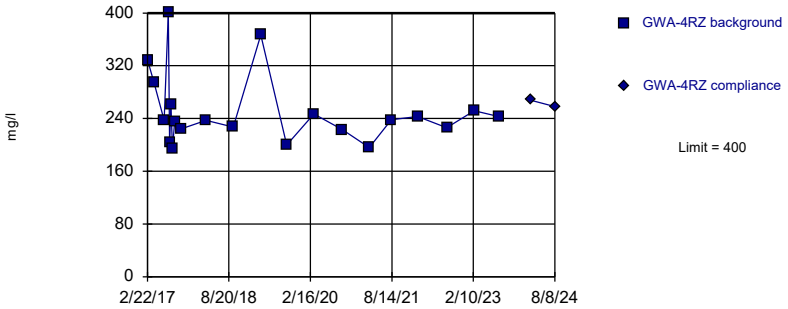

Non-parametric test used in lieu of parametric prediction limit because the Shapiro Wilk normality test showed the data to be non-normal at the 0.01 alpha level. Limit is highest of 21 background values. Well-constituent pair annual alpha = 0.007982. Individual comparison alpha = 0.003999 (1 of 2).

Constituent: Total Dissolved Solids [TDS] Analysis Run 9/8/2024 12:09 PM View: Appendix III Intrawell

Plant Bowen Client: Southern Company Data: Bowen 1, 2, 9, and 10

Sanitas™ v.10.0.20 Software licensed to Groundwater Stats Consulting. UG

Hollow symbols indicate censored values.

Exceeds Limit

Prediction Limit

Intrawell Parametric

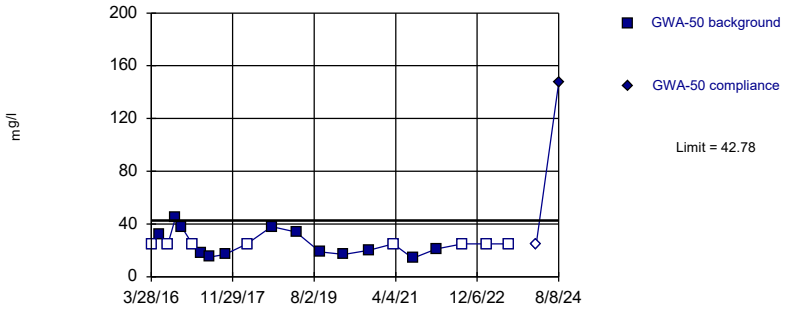

Background Data Summary (after Kaplan-Meier Adjustment): Mean=21.19, Std. Dev.=8.46, n=21, 38.1% NDs. Normality test: Shapiro Wilk @alpha = 0.01, calculated = 0.9058, critical = 0.873. Kappa = 2.552 (c=7, w=26, 1 of 2, event alpha = 0.05132). Report alpha = 0.0002894.

Constituent: Total Dissolved Solids [TDS] Analysis Run 9/8/2024 12:09 PM View: Appendix III Intrawell

Plant Bowen Client: Southern Company Data: Bowen 1, 2, 9, and 10

Sanitas™ v.10.0.20 Software licensed to Groundwater Stats Consulting. UG

Hollow symbols indicate censored values.

Within Limit

Prediction Limit

Intrawell Parametric

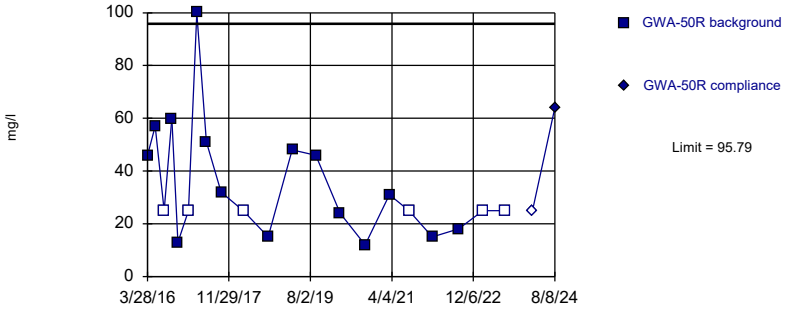

Background Data Summary (based on square root transformation) (after Kaplan-Meier Adjustment): Mean=5.18, Std. Dev.=1.805, n=21, 28.57% NDs. Normality test: Shapiro Wilk @alpha = 0.01, calculated = 0.9129, critical = 0.873. Kappa = 2.552 (c=7, w=26, 1 of 2, event alpha = 0.05132). Report alpha = 0.0002894.

Constituent: Total Dissolved Solids [TDS] Analysis Run 9/8/2024 12:09 PM View: Appendix III Intrawell

Plant Bowen Client: Southern Company Data: Bowen 1, 2, 9, and 10

Sanitas™ v.10.0.20 Software licensed to Groundwater Stats Consulting. UG

Within Limit

Prediction Limit

Intrawell Parametric

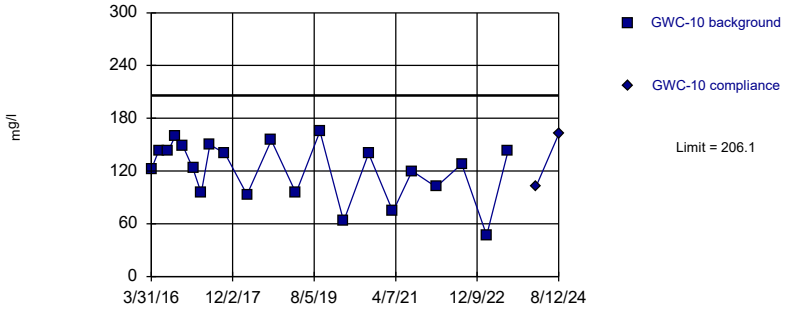

Background Data Summary: Mean=121.4, Std. Dev.=33.17, n=21. Normality test: Shapiro Wilk @alpha = 0.01, calculated = 0.9221, critical = 0.873. Kappa = 2.552 (c=7, w=26, 1 of 2, event alpha = 0.05132). Report alpha = 0.0002894.

Constituent: Total Dissolved Solids [TDS] Analysis Run 9/8/2024 12:09 PM View: Appendix III Intrawell

Plant Bowen Client: Southern Company Data: Bowen 1, 2, 9, and 10

Sanitas™ v.10.0.20 Software licensed to Groundwater Stats Consulting. UG

Within Limit

Prediction Limit

Intrawell Parametric

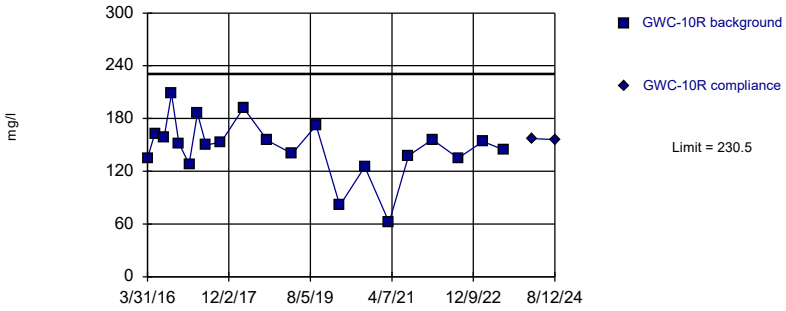

Background Data Summary: Mean=147, Std. Dev.=32.72, n=21. Normality test: Shapiro Wilk @alpha = 0.01, calculated = 0.918, critical = 0.873. Kappa = 2.552 (c=7, w=26, 1 of 2, event alpha = 0.05132). Report alpha = 0.0002894.

Constituent: Total Dissolved Solids [TDS] Analysis Run 9/8/2024 12:09 PM View: Appendix III Intrawell

Plant Bowen Client: Southern Company Data: Bowen 1, 2, 9, and 10

Sanitas™ v.10.0.20 Software licensed to Groundwater Stats Consulting. UG

Within Limit

Prediction Limit

Intrawell Parametric

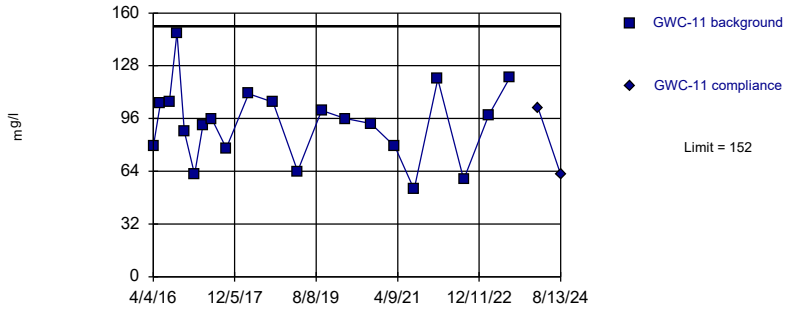

Background Data Summary: Mean=93.1, Std. Dev.=23.08, n=21. Normality test: Shapiro Wilk @alpha = 0.01, calculated = 0.9707, critical = 0.873. Kappa = 2.552 (c=7, w=26, 1 of 2, event alpha = 0.05132). Report alpha = 0.0002894.

Constituent: Total Dissolved Solids [TDS] Analysis Run 9/8/2024 12:09 PM View: Appendix III Intrawell

Plant Bowen Client: Southern Company Data: Bowen 1, 2, 9, and 10

Sanitas™ v.10.0.20 Software licensed to Groundwater Stats Consulting. UG

Within Limit

Prediction Limit

Intrawell Parametric

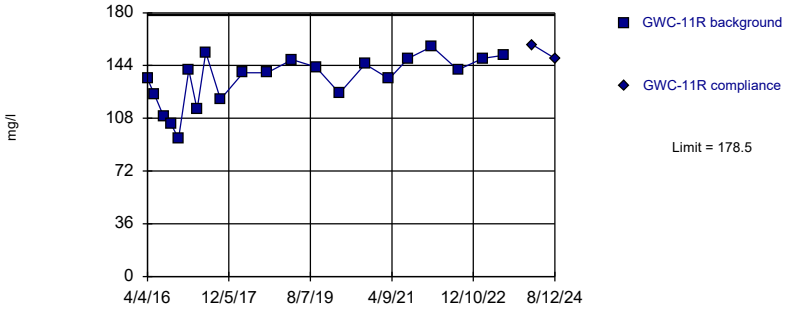

Background Data Summary: Mean=134.1, Std. Dev.=17.4, n=21. Normality test: Shapiro Wilk @alpha = 0.01, calculated = 0.9176, critical = 0.873. Kappa = 2.552 (c=7, w=26, 1 of 2, event alpha = 0.05132). Report alpha = 0.0002894.

Constituent: Total Dissolved Solids [TDS] Analysis Run 9/8/2024 12:09 PM View: Appendix III Intrawell

Plant Bowen Client: Southern Company Data: Bowen 1, 2, 9, and 10

Sanitas™ v.10.0.20 Software licensed to Groundwater Stats Consulting. UG

Within Limit

Prediction Limit

Intrawell Parametric

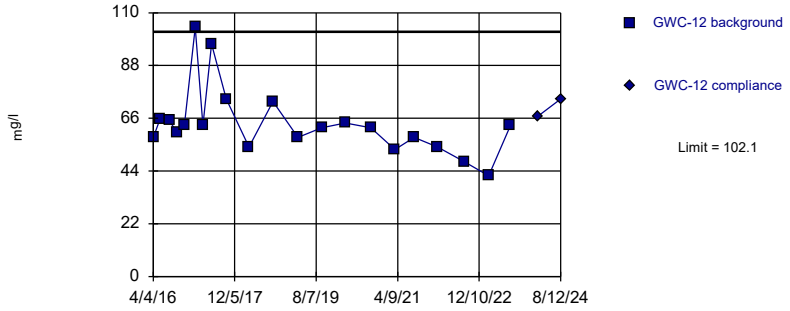

Background Data Summary (based on square root transformation): Mean=7.949, Std. Dev.=0.844, n=21. Normality test: Shapiro Wilk @alpha = 0.01, calculated = 0.8732, critical = 0.873. Kappa = 2.552 (c=7, w=26, 1 of 2, event alpha = 0.05132). Report alpha = 0.0002894.

Constituent: Total Dissolved Solids [TDS] Analysis Run 9/8/2024 12:09 PM View: Appendix III Intrawell

Plant Bowen Client: Southern Company Data: Bowen 1, 2, 9, and 10

Sanitas™ v.10.0.20 Software licensed to Groundwater Stats Consulting. UG

Within Limit

Prediction Limit

Intrawell Parametric

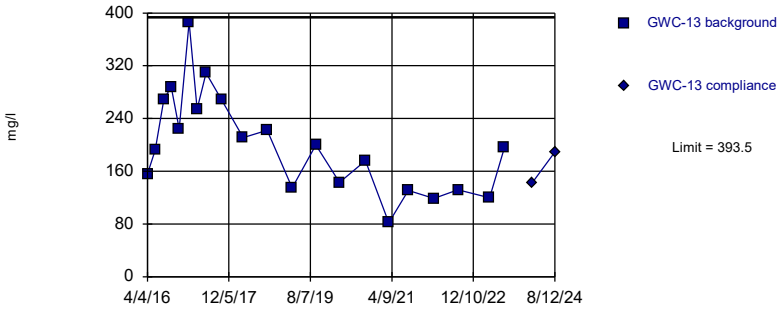

Background Data Summary: Mean=200.7, Std. Dev.=75.55, n=21. Normality test: Shapiro Wilk @alpha = 0.01, calculated = 0.9589, critical = 0.873. Kappa = 2.552 (c=7, w=26, 1 of 2, event alpha = 0.05132). Report alpha = 0.0002894.

Constituent: Total Dissolved Solids [TDS] Analysis Run 9/8/2024 12:09 PM View: Appendix III Intrawell

Plant Bowen Client: Southern Company Data: Bowen 1, 2, 9, and 10

Sanitas™ v.10.0.20 Software licensed to Groundwater Stats Consulting. UG

Within Limit

Prediction Limit

Intrawell Parametric

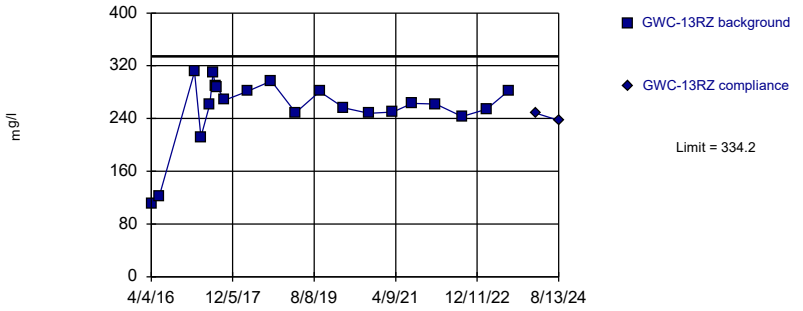

Background Data Summary (based on cube transformation): Mean=1.8e7, Std. Dev.=7518546, n=21. Normality test: Shapiro Wilk @alpha = 0.01, calculated = 0.9308, critical = 0.873. Kappa = 2.552 (c=7, w=26, 1 of 2, event alpha = 0.05132). Report alpha = 0.0002894.

Constituent: Total Dissolved Solids [TDS] Analysis Run 9/8/2024 12:09 PM View: Appendix III Intrawell

Plant Bowen Client: Southern Company Data: Bowen 1, 2, 9, and 10

Sanitas™ v.10.0.20 Software licensed to Groundwater Stats Consulting. UG

Within Limit

Prediction Limit

Intrawell Parametric

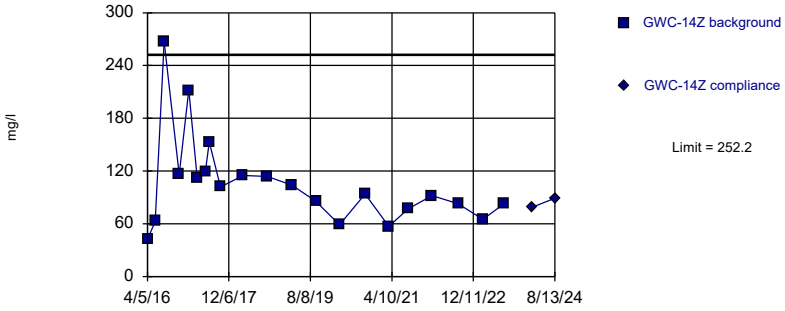

Background Data Summary (based on square root transformation): Mean=10.03, Std. Dev.=2.293, n=21. Normality test: Shapiro Wilk @alpha = 0.01, calculated = 0.9052, critical = 0.873. Kappa = 2.552 (c=7, w=26, 1 of 2, event alpha = 0.05132). Report alpha = 0.0002894.

Constituent: Total Dissolved Solids [TDS] Analysis Run 9/8/2024 12:09 PM View: Appendix III Intrawell

Plant Bowen Client: Southern Company Data: Bowen 1, 2, 9, and 10

Sanitas™ v.10.0.20 Software licensed to Groundwater Stats Consulting. UG

Within Limit

Prediction Limit

Intrawell Parametric

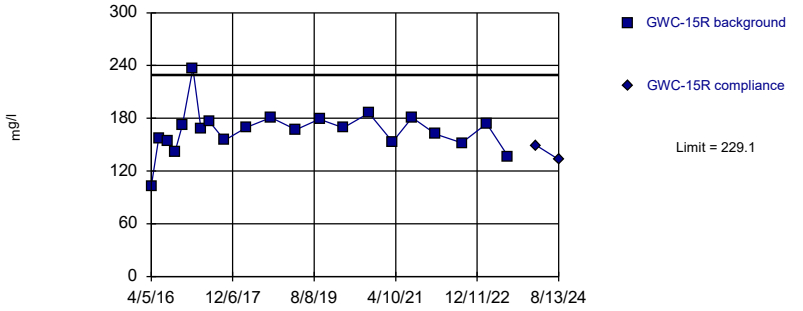

Background Data Summary: Mean=165.4, Std. Dev.=24.96, n=21. Normality test: Shapiro Wilk @alpha = 0.01, calculated = 0.8968, critical = 0.873. Kappa = 2.552 (c=7, w=26, 1 of 2, event alpha = 0.05132). Report alpha = 0.0002894.

Constituent: Total Dissolved Solids [TDS] Analysis Run 9/8/2024 12:09 PM View: Appendix III Intrawell

Plant Bowen Client: Southern Company Data: Bowen 1, 2, 9, and 10

Sanitas™ v.10.0.20 Software licensed to Groundwater Stats Consulting. UG

Within Limit

Prediction Limit

Intrawell Parametric

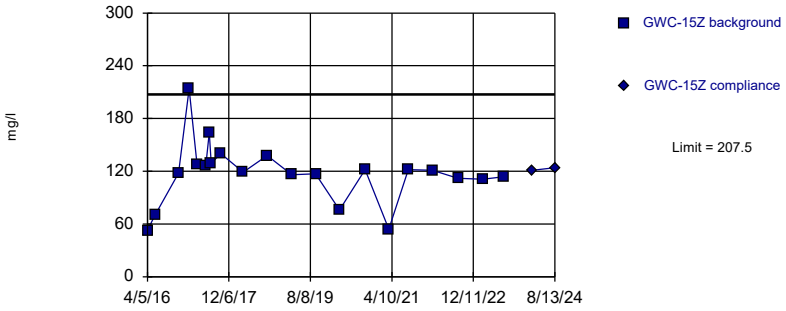

Background Data Summary: Mean=117.3, Std. Dev.=35.36, n=21. Normality test: Shapiro Wilk @alpha = 0.01, calculated = 0.8798, critical = 0.873. Kappa = 2.552 (c=7, w=26, 1 of 2, event alpha = 0.05132). Report alpha = 0.0002894.

Constituent: Total Dissolved Solids [TDS] Analysis Run 9/8/2024 12:09 PM View: Appendix III Intrawell

Plant Bowen Client: Southern Company Data: Bowen 1, 2, 9, and 10

Sanitas™ v.10.0.20 Software licensed to Groundwater Stats Consulting. UG

Hollow symbols indicate censored values.

Within Limit

Prediction Limit

Intrawell Parametric

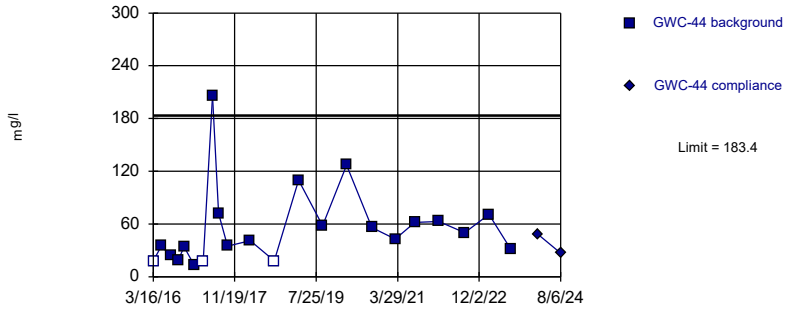

Background Data Summary (based on square root transformation): Mean=6.949, Std. Dev.=2.607, n=22, 13.64% NDs. Normality test: Shapiro Wilk @alpha = 0.01, calculated = 0.9058, critical = 0.878. Kappa = 2.53 (c=7, w=26, 1 of 2, event alpha = 0.05132). Report alpha = 0.0002894.

Constituent: Total Dissolved Solids [TDS] Analysis Run 9/8/2024 12:09 PM View: Appendix III Intrawell

Plant Bowen Client: Southern Company Data: Bowen 1, 2, 9, and 10

Sanitas™ v.10.0.20 Software licensed to Groundwater Stats Consulting. UG

Hollow symbols indicate censored values.

Exceeds Limit

Prediction Limit

Intrawell Parametric

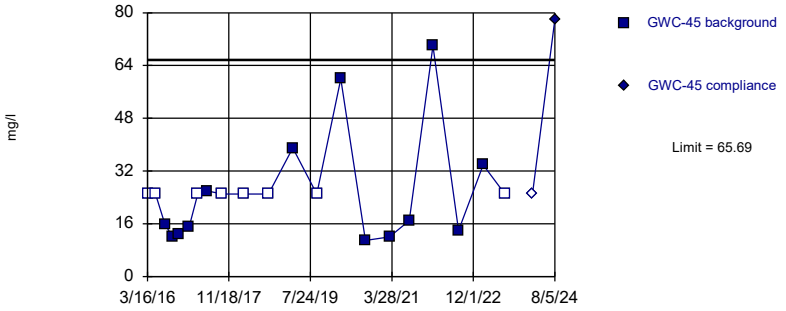

Background Data Summary (based on cube root transformation) (after Kaplan-Meier Adjustment): Mean=2.654, Std. Dev.=0.5411, n=21, 38.1% NDs. Normality test: Shapiro Wilk @alpha = 0.01, calculated = 0.877, critical = 0.873. Kappa = 2.552 (c=7, w=26, 1 of 2, event alpha = 0.05132). Report alpha = 0.0002894.

Constituent: Total Dissolved Solids [TDS] Analysis Run 9/8/2024 12:09 PM View: Appendix III Intrawell

Plant Bowen Client: Southern Company Data: Bowen 1, 2, 9, and 10

Sanitas™ v.10.0.20 Software licensed to Groundwater Stats Consulting. UG

Within Limit

Prediction Limit

Intrawell Parametric

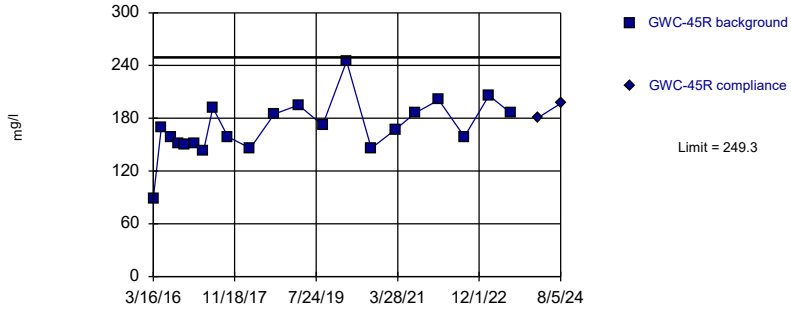

Background Data Summary: Mean=169.5, Std. Dev.=31.3, n=21. Normality test: Shapiro Wilk @alpha = 0.01, calculated = 0.9423, critical = 0.873. Kappa = 2.552 (c=7, w=26, 1 of 2, event alpha = 0.05132). Report alpha = 0.0002894.

Constituent: Total Dissolved Solids [TDS] Analysis Run 9/8/2024 12:09 PM View: Appendix III Intrawell

Plant Bowen Client: Southern Company Data: Bowen 1, 2, 9, and 10

Sanitas™ v.10.0.20 Software licensed to Groundwater Stats Consulting. UG

Within Limit

Prediction Limit

Intrawell Parametric

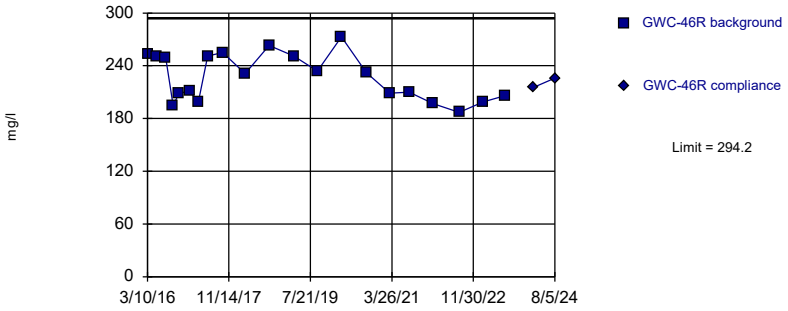

Background Data Summary: Mean=226.9, Std. Dev.=26.36, n=21. Normality test: Shapiro Wilk @alpha = 0.01, calculated = 0.9175, critical = 0.873. Kappa = 2.552 (c=7, w=26, 1 of 2, event alpha = 0.05132). Report alpha = 0.0002894.

Constituent: Total Dissolved Solids [TDS] Analysis Run 9/8/2024 12:09 PM View: Appendix III Intrawell

Plant Bowen Client: Southern Company Data: Bowen 1, 2, 9, and 10

Sanitas™ v.10.0.20 Software licensed to Groundwater Stats Consulting. UG

Within Limit

Prediction Limit

Intrawell Parametric

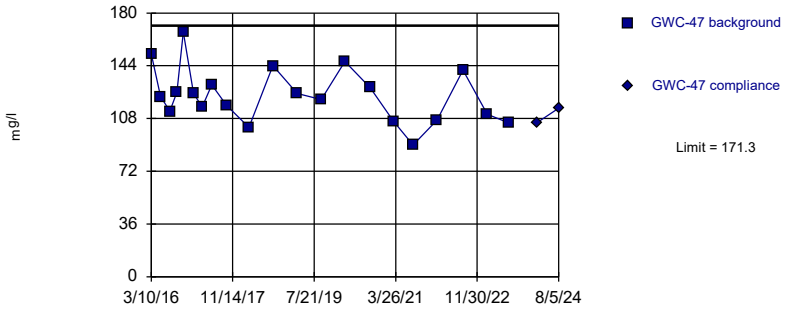

Background Data Summary: Mean=123.7, Std. Dev.=18.65, n=21. Normality test: Shapiro Wilk @alpha = 0.01, calculated = 0.9746, critical = 0.873. Kappa = 2.552 (c=7, w=26, 1 of 2, event alpha = 0.05132). Report alpha = 0.0002894.

Constituent: Total Dissolved Solids [TDS] Analysis Run 9/8/2024 12:09 PM View: Appendix III Intrawell

Plant Bowen Client: Southern Company Data: Bowen 1, 2, 9, and 10

Sanitas™ v.10.0.20 Software licensed to Groundwater Stats Consulting. UG

Within Limit

Prediction Limit

Intrawell Parametric

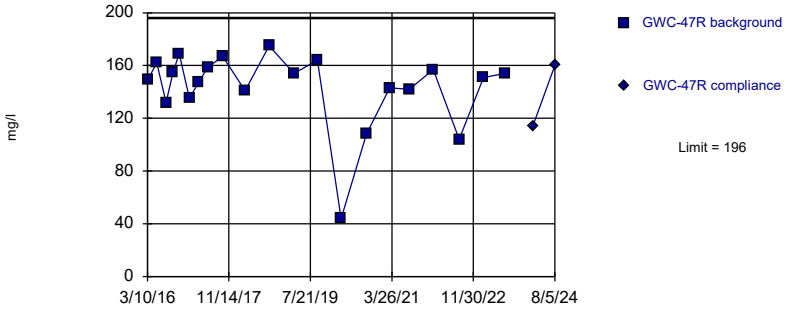

Background Data Summary (based on square transformation): Mean=21370, Std. Dev.=6687, n=21. Normality test: Shapiro Wilk @alpha = 0.01, calculated = 0.8916, critical = 0.873. Kappa = 2.552 (c=7, w=26, 1 of 2, event alpha = 0.05132). Report alpha = 0.0002894.

Constituent: Total Dissolved Solids [TDS] Analysis Run 9/8/2024 12:09 PM View: Appendix III Intrawell

Plant Bowen Client: Southern Company Data: Bowen 1, 2, 9, and 10

Sanitas™ v.10.0.20 Software licensed to Groundwater Stats Consulting. UG

Hollow symbols indicate censored values.

Within Limit

Prediction Limit

Intrawell Parametric

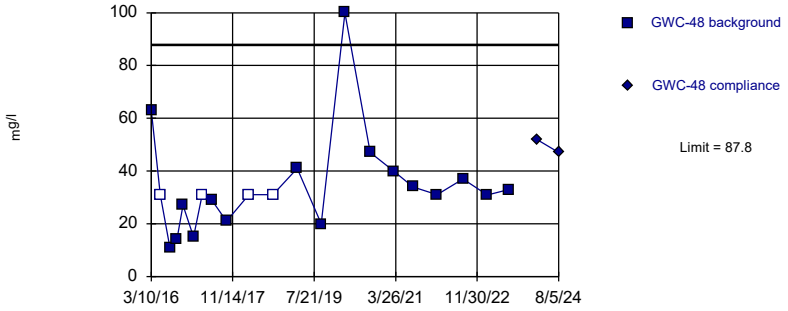

Background Data Summary (based on square root transformation) (after Kaplan-Meier Adjustment): Mean=5.423, Std. Dev.=1.547, n=21, 19.05% NDs. Normality test: Shapiro Wilk @alpha = 0.01, calculated = 0.8895, critical = 0.873. Kappa = 2.552 (c=7, w=26, 1 of 2, event alpha = 0.05132). Report alpha = 0.0002894.

Constituent: Total Dissolved Solids [TDS] Analysis Run 9/8/2024 12:09 PM View: Appendix III Intrawell

Plant Bowen Client: Southern Company Data: Bowen 1, 2, 9, and 10

Sanitas™ v.10.0.20 Software licensed to Groundwater Stats Consulting. UG

Within Limit

Prediction Limit

Intrawell Parametric

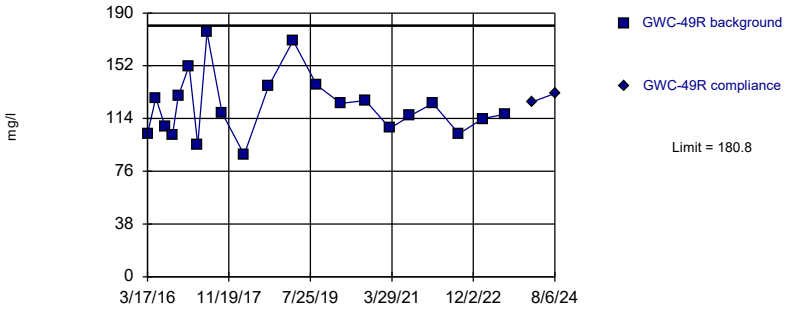

Background Data Summary: Mean=122.9, Std. Dev.=22.71, n=21. Normality test: Shapiro Wilk @alpha = 0.01, calculated = 0.9352, critical = 0.873. Kappa = 2.552 (c=7, w=26, 1 of 2, event alpha = 0.05132). Report alpha = 0.0002894.

Constituent: Total Dissolved Solids [TDS] Analysis Run 9/8/2024 12:09 PM View: Appendix III Intrawell

Plant Bowen Client: Southern Company Data: Bowen 1, 2, 9, and 10

Sanitas™ v.10.0.20 Software licensed to Groundwater Stats Consulting. UG

Hollow symbols indicate censored values.

Exceeds Limit

Prediction Limit

Intrawell Non-parametric

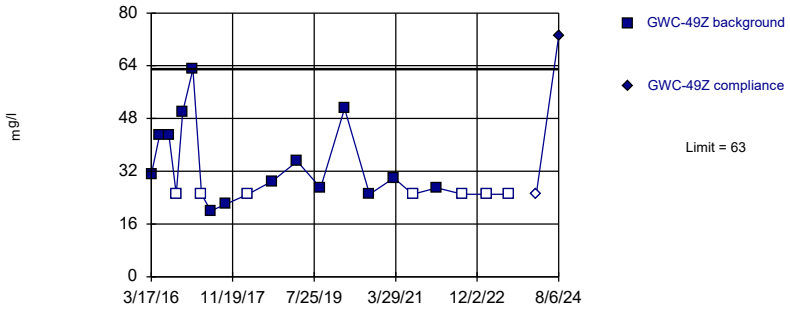

Non-parametric test used in lieu of parametric prediction limit because the Shapiro Wilk normality test showed the data to be non-normal at the 0.01 alpha level. Limit is highest of 21 background values. 33.33% NDs. Well-constituent pair annual alpha = 0.007982. Individual comparison alpha = 0.003999 (1 of 2).

Constituent: Total Dissolved Solids [TDS] Analysis Run 9/8/2024 12:10 PM View: Appendix III Intrawell

Plant Bowen Client: Southern Company Data: Bowen 1, 2, 9, and 10

Sanitas™ v.10.0.20 Software licensed to Groundwater Stats Consulting. UG

Hollow symbols indicate censored values.

Exceeds Limit

Prediction Limit

Intrawell Parametric

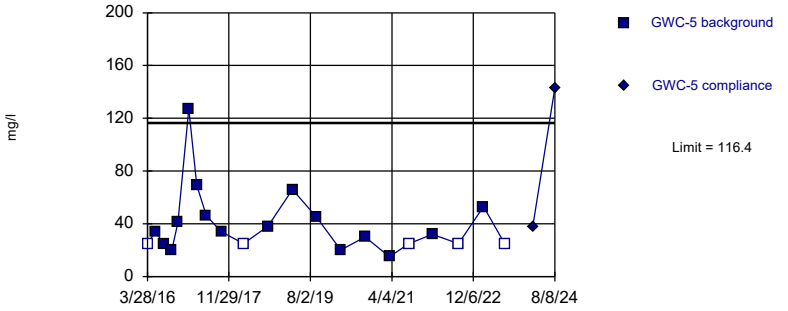

Background Data Summary (based on cube root transformation) (after Kaplan-Meier Adjustment): Mean=3.143, Std. Dev.=0.682, n=21, 23.81% NDs. Normality test: Shapiro Wilk @alpha = 0.01, calculated = 0.8881, critical = 0.873. Kappa = 2.552 (c=7, w=26, 1 of 2, event alpha = 0.05132). Report alpha = 0.0002894.

Constituent: Total Dissolved Solids [TDS] Analysis Run 9/8/2024 12:10 PM View: Appendix III Intrawell

Plant Bowen Client: Southern Company Data: Bowen 1, 2, 9, and 10

Sanitas™ v.10.0.20 Software licensed to Groundwater Stats Consulting. UG

Within Limit

Prediction Limit

Intrawell Parametric

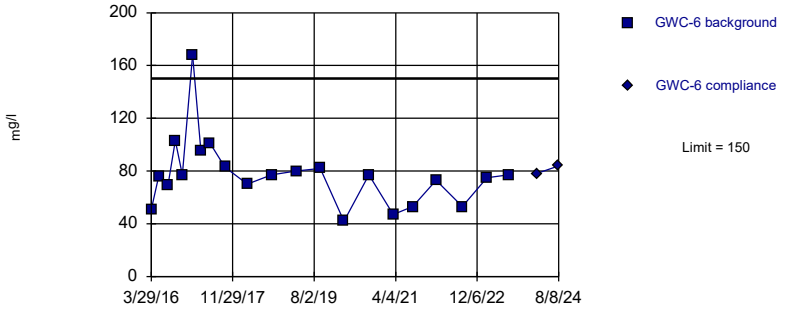

Background Data Summary (based on square root transformation): Mean=8.702, Std. Dev.=1.39, n=21. Normality test: Shapiro Wilk @alpha = 0.01, calculated = 0.8834, critical = 0.873. Kappa = 2.552 (c=7, w=26, 1 of 2, event alpha = 0.05132). Report alpha = 0.0002894.

Constituent: Total Dissolved Solids [TDS] Analysis Run 9/8/2024 12:10 PM View: Appendix III Intrawell

Plant Bowen Client: Southern Company Data: Bowen 1, 2, 9, and 10

Sanitas™ v.10.0.20 Software licensed to Groundwater Stats Consulting. UG
Hollow symbols indicate censored values.

Within Limit

Prediction Limit

Intrawell Parametric

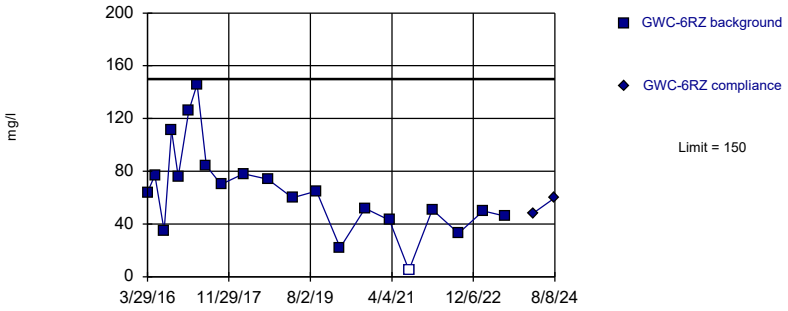

Background Data Summary: Mean=65.14, Std. Dev.=33.27, n=21, 4.762% NDs. Normality test: Shapiro Wilk @alpha = 0.01, calculated = 0.9535, critical = 0.873. Kappa = 2.552 (c=7, w=26, 1 of 2, event alpha = 0.05132). Report alpha = 0.0002894.

Constituent: Total Dissolved Solids [TDS] Analysis Run 9/8/2024 12:10 PM View: Appendix III Intrawell

Plant Bowen Client: Southern Company Data: Bowen 1, 2, 9, and 10

Sanitas™ v.10.0.20 Software licensed to Groundwater Stats Consulting. UG

Within Limit

Prediction Limit

Intrawell Parametric

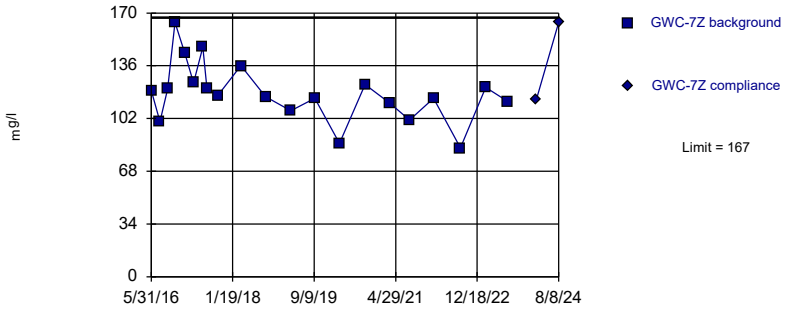

Background Data Summary: Mean=118.6, Std. Dev.=18.97, n=21. Normality test: Shapiro Wilk @alpha = 0.01, calculated = 0.9525, critical = 0.873. Kappa = 2.552 (c=7, w=26, 1 of 2, event alpha = 0.05132). Report alpha = 0.0002894.

Constituent: Total Dissolved Solids [TDS] Analysis Run 9/8/2024 12:10 PM View: Appendix III Intrawell

Plant Bowen Client: Southern Company Data: Bowen 1, 2, 9, and 10

Sanitas™ v.10.0.20 Software licensed to Groundwater Stats Consulting. UG

Within Limit

Prediction Limit

Intrawell Parametric

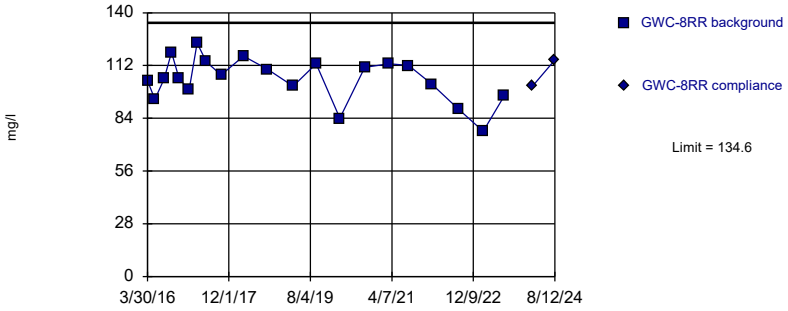

Background Data Summary: Mean=104.6, Std. Dev.=11.76, n=21. Normality test: Shapiro Wilk @alpha = 0.01, calculated = 0.9641, critical = 0.873. Kappa = 2.552 (c=7, w=26, 1 of 2, event alpha = 0.05132). Report alpha = 0.0002894.

Constituent: Total Dissolved Solids [TDS] Analysis Run 9/8/2024 12:10 PM View: Appendix III Intrawell

Plant Bowen Client: Southern Company Data: Bowen 1, 2, 9, and 10

Sanitas™ v.10.0.20 Software licensed to Groundwater Stats Consulting. UG

Within Limit

Prediction Limit

Intrawell Parametric

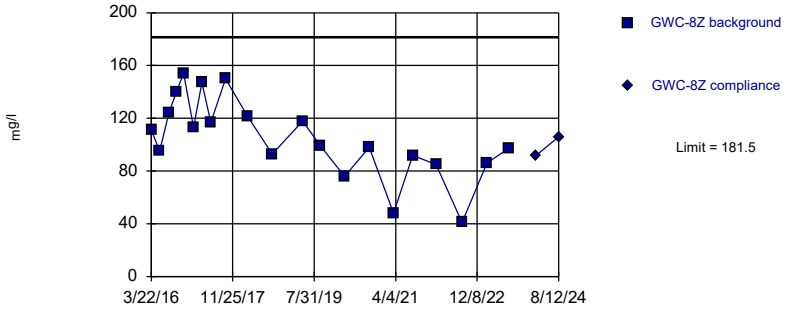

Background Data Summary: Mean=105, Std. Dev.=29.96, n=21. Normality test: Shapiro Wilk @alpha = 0.01, calculated = 0.9595, critical = 0.873. Kappa = 2.552 (c=7, w=26, 1 of 2, event alpha = 0.05132). Report alpha = 0.0002894.

Constituent: Total Dissolved Solids [TDS] Analysis Run 9/8/2024 12:10 PM View: Appendix III Intrawell

Plant Bowen Client: Southern Company Data: Bowen 1, 2, 9, and 10

Sanitas™ v.10.0.20 Software licensed to Groundwater Stats Consulting. UG
Hollow symbols indicate censored values.

Within Limit

Prediction Limit

Intrawell Parametric

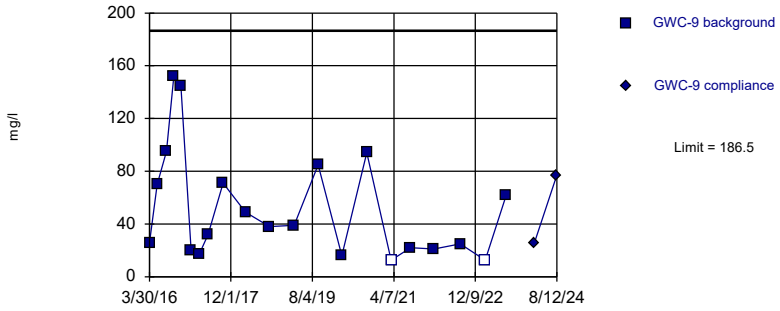

Background Data Summary (based on square root transformation): Mean=6.753, Std. Dev.=2.706, n=21, 9.524% NDs. Normality test: Shapiro Wilk @alpha = 0.01, calculated = 0.9131, critical = 0.873. Kappa = 2.552 (c=7, w=26, 1 of 2, event alpha = 0.05132). Report alpha = 0.0002894.

Constituent: Total Dissolved Solids [TDS] Analysis Run 9/8/2024 12:10 PM View: Appendix III Intrawell

Plant Bowen Client: Southern Company Data: Bowen 1, 2, 9, and 10

Prediction Limit

Constituent: Boron, total (mg/L) Analysis Run 9/8/2024 12:16 PM View: Appendix III Intrawell

Plant Bowen Client: Southern Company Data: Bowen 1, 2, 9, and 10

	GWA-1	GWA-1
3/22/2016	<0.04	
5/19/2016	<0.04	
7/29/2016	<0.04	
9/23/2016	<0.04	
11/9/2016	<0.04	
1/30/2017	<0.04	
3/30/2017	0.0065 (J)	
6/9/2017	<0.04	
10/2/2017	<0.04	
3/16/2018	<0.04	
9/17/2018	0.00625 (JD)	
3/20/2019	0.0042 (J)	
9/12/2019	<0.04	
3/11/2020	<0.04	
9/15/2020	0.01 (J)	
3/16/2021	<0.04	
8/9/2021	<0.04	
2/1/2022	<0.04	
8/16/2022	<0.04	
2/16/2023	<0.04	
7/27/2023	0.015 (J)	
2/22/2024		<0.04
8/7/2024		<0.04

ND substitution: RL or RL/2 if <15% NDs.

Prediction Limit

Constituent: Boron, total (mg/L) Analysis Run 9/8/2024 12:16 PM View: Appendix III Intrawell

Plant Bowen Client: Southern Company Data: Bowen 1, 2, 9, and 10

	GWA-2	GWA-2
3/23/2016	<0.04	
5/20/2016	<0.04	
7/29/2016	<0.04	
9/23/2016	<0.04	
11/9/2016	<0.04	
1/31/2017	<0.04	
3/30/2017	<0.04	
6/12/2017	<0.04	
10/2/2017	<0.04	
3/19/2018	0.013 (J)	
9/14/2018	<0.04	
3/20/2019	<0.04	
9/12/2019	<0.04 (D)	
3/11/2020	0.0068 (J)	
9/15/2020	0.0053 (J)	
3/17/2021	<0.04	
8/9/2021	<0.04	
2/1/2022	<0.04	
8/16/2022	<0.04	
2/16/2023	<0.04	
7/27/2023	<0.04	
2/22/2024		<0.04
8/7/2024		<0.04

ND substitution: RL or RL/2 if <15% NDs.

Prediction Limit

Constituent: Boron, total (mg/L) Analysis Run 9/8/2024 12:16 PM View: Appendix III Intrawell

Plant Bowen Client: Southern Company Data: Bowen 1, 2, 9, and 10

	GWA-2R	GWA-2R
3/23/2016	<0.04	
5/19/2016	<0.04	
7/29/2016	<0.04	
9/22/2016	<0.04	
11/10/2016	<0.04	
1/31/2017	<0.04	
4/3/2017	<0.04	
6/9/2017	<0.04	
10/2/2017	<0.04	
3/16/2018	0.0077 (J)	
9/14/2018	<0.04	
3/19/2019	0.014 (J)	
9/13/2019	0.012 (J)	
3/11/2020	0.017 (J)	
9/15/2020	0.0074 (J)	
3/16/2021	0.0061 (J)	
8/9/2021	0.012 (J)	
2/1/2022	<0.04	
8/16/2022	<0.04	
2/16/2023	0.017 (J)	
7/27/2023	0.015 (J)	
2/26/2024		0.018 (J)
8/6/2024		<0.04

ND substitution: RL or RL/2 if <15% NDs.

Prediction Limit

Constituent: Boron, total (mg/L) Analysis Run 9/8/2024 12:16 PM View: Appendix III Intrawell

Plant Bowen Client: Southern Company Data: Bowen 1, 2, 9, and 10

	GWA-39RZ	GWA-39RZ
5/16/2016	<0.04 (D)	
7/27/2016	<0.04 (*)	
2/21/2017	0.0218 (JD)	
3/27/2017	0.0262 (JD)	
6/8/2017	0.0067 (JD)	
7/17/2017	0.0165 (JD)	
7/27/2017	0.0138 (JD)	
8/9/2017	0.0069 (JD)	
9/29/2017	0.0066 (JD)	
3/16/2018	0.0067 (J)	
9/14/2018	0.0059 (J)	
3/14/2019	0.0059 (X)	
9/10/2019	0.0081 (X)	
3/9/2020	0.0065 (J)	
9/16/2020	0.015 (J)	
3/16/2021	<0.04	
8/6/2021	<0.04	
2/2/2022	<0.04	
8/16/2022	<0.04	
2/14/2023	<0.04	
7/25/2023	<0.04	
2/19/2024		<0.04
8/1/2024		<0.04

ND substitution: RL or RL/2 if <15% NDs.

Prediction Limit

Constituent: Boron, total (mg/L) Analysis Run 9/8/2024 12:16 PM View: Appendix III Intrawell

Plant Bowen Client: Southern Company Data: Bowen 1, 2, 9, and 10

	GWA-39Z	GWA-39Z
3/14/2016	<0.04	
5/11/2016	<0.04	
7/19/2016	<0.04 (*)	
9/15/2016	0.0067 (J)	
11/2/2016	<0.04	
1/18/2017	<0.04	
3/28/2017	<0.04	
6/7/2017	<0.04 (*)	
9/26/2017	<0.04	
3/14/2018	<0.04	
9/12/2018	<0.04	
3/15/2019	0.005 (X)	
9/9/2019	<0.04	
3/9/2020	<0.04	
9/10/2020	<0.04	
3/12/2021	0.011 (J)	
8/4/2021	<0.04	
1/31/2022	<0.04	
8/10/2022	<0.04	
2/13/2023	<0.04	
7/26/2023	0.012 (J)	
2/19/2024		<0.04
8/1/2024		<0.04

ND substitution: RL or RL/2 if <15% NDs.

Prediction Limit

Constituent: Boron, total (mg/L) Analysis Run 9/8/2024 12:16 PM View: Appendix III Intrawell

Plant Bowen Client: Southern Company Data: Bowen 1, 2, 9, and 10

	GWA-3A	GWA-3A
3/23/2016	<0.04	
5/23/2016	<0.04	
7/29/2016	<0.04	
9/22/2016	<0.04	
11/10/2016	<0.04	
1/31/2017	<0.04	
3/30/2017	<0.04	
6/12/2017	<0.04	
10/4/2017	<0.04	
3/19/2018	0.0057 (J)	
9/17/2018	<0.04	
3/20/2019	<0.04	
9/13/2019	<0.04	
3/11/2020	0.0071 (J)	
3/29/2021	<0.04	
8/9/2021	<0.04	
2/2/2022	<0.04	
8/16/2022	<0.04	
2/17/2023	<0.04	
8/1/2023	<0.04	
2/22/2024		<0.04
8/8/2024		<0.04

ND substitution: RL or RL/2 if <15% NDs.

Prediction Limit

Constituent: Boron, total (mg/L) Analysis Run 9/8/2024 12:16 PM View: Appendix III Intrawell

Plant Bowen Client: Southern Company Data: Bowen 1, 2, 9, and 10

	GWA-40	GWA-40
3/15/2016	<0.04	
5/11/2016	<0.04	
7/21/2016	<0.04	
9/15/2016	<0.04	
11/3/2016	<0.04 (*)	
1/17/2017	<0.04	
3/24/2017	<0.04	
5/24/2017	<0.04	
9/26/2017	0.0075 (J)	
3/14/2018	0.0093 (J)	
9/12/2018	<0.04	
3/13/2019	<0.04	
9/9/2019	<0.04	
3/9/2020	0.0074 (J)	
9/11/2020	<0.04	
3/10/2021	<0.04	
8/4/2021	<0.04	
1/31/2022	<0.04	
8/12/2022	<0.04	
2/13/2023	<0.04	
7/26/2023	0.0091 (J)	
2/19/2024		<0.04
8/1/2024		<0.04

ND substitution: RL or RL/2 if <15% NDs.

Prediction Limit

Constituent: Boron, total (mg/L) Analysis Run 9/8/2024 12:16 PM View: Appendix III Intrawell

Plant Bowen Client: Southern Company Data: Bowen 1, 2, 9, and 10

	GWA-41	GWA-41
3/15/2016	<0.04	
5/12/2016	<0.04	
7/20/2016	<0.04	
9/15/2016	<0.04	
11/3/2016	<0.04	
1/18/2017	<0.04	
3/24/2017	0.0154 (J)	
6/6/2017	<0.04	
9/25/2017	<0.04	
3/14/2018	0.011 (J)	
9/12/2018	<0.04	
3/14/2019	0.007 (X)	
9/10/2019	<0.04	
3/6/2020	0.013 (J)	
9/10/2020	<0.04	
3/11/2021	0.0075 (J)	
8/4/2021	<0.04	
1/31/2022	<0.04	
8/11/2022	<0.04	
2/13/2023	<0.04	
7/25/2023	0.012 (J)	
2/19/2024		<0.04
8/1/2024		<0.04

ND substitution: RL or RL/2 if <15% NDs.

Prediction Limit

Constituent: Boron, total (mg/L) Analysis Run 9/8/2024 12:16 PM View: Appendix III Intrawell

Plant Bowen Client: Southern Company Data: Bowen 1, 2, 9, and 10

	GWA-41R	GWA-41R
3/15/2016	<0.04	
5/13/2016	<0.04	
7/21/2016	<0.04 (*)	
9/21/2016	<0.04 (*)	
11/3/2016	<0.04	
1/17/2017	<0.04	
3/27/2017	0.0173 (J)	
6/6/2017	<0.04 (*)	
9/25/2017	0.0141 (J)	
3/14/2018	0.014 (J)	
9/12/2018	0.013 (J)	
3/14/2019	0.015 (X)	
9/10/2019	0.015 (X)	
3/9/2020	0.021 (J)	
9/10/2020	0.016 (J)	
3/10/2021	0.0098 (J)	
8/4/2021	0.01 (J)	
1/31/2022	0.016 (J)	
8/11/2022	<0.04	
2/13/2023	0.017 (J)	
7/25/2023	0.011 (J)	
2/19/2024		0.012 (J)
8/1/2024		<0.04

ND substitution: RL or RL/2 if <15% NDs.

Prediction Limit

Constituent: Boron, total (mg/L) Analysis Run 9/8/2024 12:16 PM View: Appendix III Intrawell

Plant Bowen Client: Southern Company Data: Bowen 1, 2, 9, and 10

	GWA-42	GWA-42
3/11/2016	<0.04	
5/16/2016	<0.04	
7/22/2016	0.0076 (J)	
9/19/2016	<0.04	
11/3/2016	<0.04	
1/17/2017	<0.04	
3/27/2017	0.0101 (J)	
6/7/2017	<0.04 (*)	
9/26/2017	<0.04	
3/14/2018	<0.04	
9/14/2018	<0.04	
3/14/2019	<0.04	
9/10/2019	<0.04	
3/6/2020	0.0068 (J)	
9/10/2020	<0.04	
3/11/2021	<0.04	
8/4/2021	<0.04	
1/31/2022	<0.04	
8/10/2022	<0.04	
2/13/2023	<0.04	
7/26/2023	<0.04	
2/20/2024		0.031 (J)
8/1/2024		<0.04

ND substitution: RL or RL/2 if <15% NDs.

Prediction Limit

Constituent: Boron, total (mg/L) Analysis Run 9/8/2024 12:16 PM View: Appendix III Intrawell

Plant Bowen Client: Southern Company Data: Bowen 1, 2, 9, and 10

	GWA-43	GWA-43
3/11/2016	<0.04	
5/13/2016	<0.04	
7/19/2016	<0.04 (*)	
9/16/2016	<0.04	
11/2/2016	<0.04	
1/18/2017	<0.04	
3/28/2017	<0.04	
6/6/2017	<0.04 (*)	
9/22/2017	<0.04	
3/14/2018	<0.04	
9/12/2018	<0.04	
3/13/2019	<0.04	
9/11/2019	0.0059 (X)	
3/9/2020	<0.04	
9/11/2020	<0.04	
3/11/2021	<0.04	
8/6/2021	<0.04	
1/31/2022	<0.04	
8/11/2022	<0.04	
2/14/2023	<0.04	
7/25/2023	<0.04	
2/20/2024		0.02 (J)
8/2/2024		<0.04

ND substitution: RL or RL/2 if <15% NDs.

Prediction Limit

Constituent: Boron, total (mg/L) Analysis Run 9/8/2024 12:16 PM View: Appendix III Intrawell

Plant Bowen Client: Southern Company Data: Bowen 1, 2, 9, and 10

	GWA-43R	GWA-43R
3/11/2016	<0.04	
5/13/2016	<0.04	
7/19/2016	<0.04 (*)	
9/16/2016	0.0246 (J)	
11/2/2016	0.0279 (J)	
1/18/2017	0.0336 (J)	
3/28/2017	0.0313 (J)	
6/6/2017	<0.04 (*)	
9/22/2017	0.0294 (J)	
3/15/2018	0.018 (J)	
9/12/2018	0.018 (J)	
3/13/2019	0.012 (X)	
9/11/2019	0.021 (X)	
3/9/2020	0.017 (J)	
9/14/2020	0.018 (J)	
3/11/2021	0.017 (J)	
8/5/2021	0.0098 (J)	
1/31/2022	0.011 (J)	
8/10/2022	0.01 (J)	
2/13/2023	<0.04	
7/25/2023	0.012 (J)	
2/20/2024		<0.04
8/2/2024		0.015 (J)

ND substitution: RL or RL/2 if <15% NDs.

Prediction Limit

Constituent: Boron, total (mg/L) Analysis Run 9/8/2024 12:16 PM View: Appendix III Intrawell

Plant Bowen Client: Southern Company Data: Bowen 1, 2, 9, and 10

	GWA-4RZ	GWA-4RZ
2/22/2017	0.022 (JD)	
4/7/2017	0.0082 (JD)	
6/14/2017	0.008 (JD)	
7/12/2017	0.0082 (JD)	
7/20/2017	0.0091 (JD)	
7/28/2017	<0.04 (D)	
8/9/2017	0.0071 (JD)	
8/24/2017	0.0062 (JD)	
10/3/2017	0.006 (JD)	
3/21/2018	0.0062 (J)	
9/18/2018	0.0096 (J)	
3/21/2019	0.0066 (JD)	
9/12/2019	0.012 (JD)	
3/12/2020	0.014 (J)	
9/17/2020	0.015 (J)	
3/16/2021	0.0092 (J)	
8/10/2021	0.01 (J)	
2/3/2022	<0.04	
8/17/2022	<0.04	
2/17/2023	<0.04	
7/28/2023	<0.04	
2/27/2024		<0.04
8/8/2024		<0.04

ND substitution: RL or RL/2 if <15% NDs.

Prediction Limit

Constituent: Boron, total (mg/L) Analysis Run 9/8/2024 12:16 PM View: Appendix III Intrawell

Plant Bowen Client: Southern Company Data: Bowen 1, 2, 9, and 10

	GWA-50	GWA-50
3/28/2016	<0.04	
5/23/2016	<0.04	
8/1/2016	<0.04	
9/26/2016	<0.04	
11/10/2016	<0.04	
1/30/2017	<0.04	
4/7/2017	0.008 (J)	
6/12/2017	<0.04	
10/2/2017	<0.04	
3/16/2018	<0.04	
9/17/2018	<0.04	
3/19/2019	<0.04	
9/13/2019	<0.04	
3/11/2020	0.0063 (J)	
9/16/2020	<0.04	
3/17/2021	<0.04	
8/9/2021	<0.04	
2/1/2022	<0.04	
8/16/2022	<0.04	
2/16/2023	<0.04	
7/28/2023	<0.04	
2/22/2024		<0.04
8/8/2024		<0.04

ND substitution: RL or RL/2 if <15% NDs.

Prediction Limit

Constituent: Boron, total (mg/L) Analysis Run 9/8/2024 12:16 PM View: Appendix III Intrawell

Plant Bowen Client: Southern Company Data: Bowen 1, 2, 9, and 10

	GWA-50R	GWA-50R
3/28/2016	<0.04	
5/25/2016	<0.04	
8/1/2016	<0.04	
9/26/2016	<0.04	
11/11/2016	0.0193 (J)	
1/30/2017	<0.04	
4/3/2017	<0.04	
6/12/2017	<0.04	
10/2/2017	<0.04	
3/16/2018	<0.04	
9/18/2018	<0.04	
3/19/2019	<0.04	
9/12/2019	<0.04	
3/11/2020	0.007 (J)	
9/15/2020	<0.04	
3/17/2021	<0.04	
8/9/2021	<0.04	
2/2/2022	<0.04	
8/17/2022	<0.04	
2/16/2023	<0.04	
7/28/2023	<0.04	
2/22/2024		<0.04
8/8/2024		<0.04

ND substitution: RL or RL/2 if <15% NDs.

Prediction Limit

Constituent: Boron, total (mg/L) Analysis Run 9/8/2024 12:16 PM View: Appendix III Intrawell

Plant Bowen Client: Southern Company Data: Bowen 1, 2, 9, and 10

	GWC-10	GWC-10
3/31/2016	<0.04	
5/26/2016	<0.04	
8/5/2016	<0.04	
9/28/2016	<0.04	
11/22/2016	<0.04	
2/7/2017	<0.04	
4/10/2017	<0.04	
6/14/2017	<0.04	
10/4/2017	<0.04	
3/20/2018	0.004 (J)	
9/18/2018	<0.04	
3/22/2019	<0.04	
9/17/2019	<0.04	
3/12/2020	<0.04	
9/17/2020	<0.04	
3/18/2021	<0.04	
8/10/2021	<0.04	
2/4/2022	<0.04	
8/17/2022	<0.04	
2/20/2023	<0.04	
7/31/2023	<0.04	
2/27/2024		<0.04
8/12/2024		<0.04

ND substitution: RL or RL/2 if <15% NDs.

Prediction Limit

Constituent: Boron, total (mg/L) Analysis Run 9/8/2024 12:16 PM View: Appendix III Intrawell

Plant Bowen Client: Southern Company Data: Bowen 1, 2, 9, and 10

	GWC-10R	GWC-10R
3/31/2016	<0.04	
5/26/2016	<0.04	
8/3/2016	<0.04	
9/28/2016	0.0169 (J)	
11/22/2016	0.0067 (J)	
2/7/2017	<0.04	
4/10/2017	<0.04	
6/14/2017	<0.04	
10/4/2017	<0.04	
3/21/2018	<0.04	
9/18/2018	<0.04	
3/22/2019	<0.04	
9/17/2019	<0.04	
3/12/2020	0.005 (J)	
9/17/2020	<0.04	
3/18/2021	<0.04	
8/11/2021	<0.04	
2/4/2022	<0.04	
8/18/2022	<0.04	
2/20/2023	<0.04	
7/31/2023	<0.04	
2/27/2024		<0.04
8/12/2024		<0.04

ND substitution: RL or RL/2 if <15% NDs.

Prediction Limit

Constituent: Boron, total (mg/L) Analysis Run 9/8/2024 12:16 PM View: Appendix III Intrawell

Plant Bowen Client: Southern Company Data: Bowen 1, 2, 9, and 10

	GWC-11	GWC-11
4/4/2016	<0.04	
5/26/2016	<0.04	
8/3/2016	<0.04	
9/28/2016	<0.04	
11/22/2016	<0.04	
2/8/2017	0.0085 (J)	
4/10/2017	<0.04	
6/15/2017	<0.04	
10/4/2017	<0.04	
3/21/2018	<0.04	
9/18/2018	<0.04	
3/23/2019	<0.04	
9/17/2019	<0.04	
3/12/2020	<0.04	
9/21/2020	<0.04	
3/19/2021	<0.04	
8/11/2021	<0.04	
2/4/2022	<0.04	
8/18/2022	<0.04	
2/20/2023	<0.04	
8/1/2023	<0.04	
2/28/2024		<0.04
8/13/2024		<0.04

ND substitution: RL or RL/2 if <15% NDs.

Prediction Limit

Constituent: Boron, total (mg/L) Analysis Run 9/8/2024 12:16 PM View: Appendix III Intrawell

Plant Bowen Client: Southern Company Data: Bowen 1, 2, 9, and 10

	GWC-11R	GWC-11R
4/4/2016	<0.04	
5/26/2016	<0.04	
8/4/2016	<0.04	
9/28/2016	<0.04	
11/22/2016	0.0072 (J)	
2/8/2017	0.0069 (J)	
4/10/2017	<0.04	
6/15/2017	<0.04	
10/4/2017	0.0065 (J)	
3/22/2018	<0.04	
9/18/2018	<0.04	
3/23/2019	<0.04	
9/17/2019	<0.04	
3/12/2020	0.0058 (J)	
9/21/2020	<0.04	
3/19/2021	<0.04	
8/11/2021	<0.04	
2/4/2022	<0.04	
8/18/2022	<0.04	
2/20/2023	<0.04	
8/1/2023	<0.04	
2/28/2024		<0.04
8/12/2024		<0.04

ND substitution: RL or RL/2 if <15% NDs.

Prediction Limit

Constituent: Boron, total (mg/L) Analysis Run 9/8/2024 12:16 PM View: Appendix III Intrawell

Plant Bowen Client: Southern Company Data: Bowen 1, 2, 9, and 10

	GWC-12	GWC-12
4/4/2016	<0.04	
5/27/2016	<0.04	
8/3/2016	<0.04	
9/30/2016	<0.04	
11/22/2016	<0.04	
2/13/2017	<0.04	
4/11/2017	<0.04	
6/14/2017	<0.04	
10/4/2017	<0.04	
3/22/2018	<0.04	
9/18/2018	<0.04	
3/23/2019	<0.04	
9/17/2019	<0.04 (D)	
3/12/2020	<0.04	
9/21/2020	<0.04	
3/19/2021	<0.04	
8/11/2021	<0.04	
2/2/2022	<0.04	
8/18/2022	<0.04	
2/21/2023	<0.04	
8/1/2023	<0.04	
2/27/2024		<0.04
8/12/2024		<0.04

ND substitution: RL or RL/2 if <15% NDs.

Prediction Limit

Constituent: Boron, total (mg/L) Analysis Run 9/8/2024 12:16 PM View: Appendix III Intrawell

Plant Bowen Client: Southern Company Data: Bowen 1, 2, 9, and 10

	GWC-13	GWC-13
4/4/2016	<0.04	
5/31/2016	<0.04	
8/4/2016	<0.04	
9/29/2016	0.0192 (J)	
11/28/2016	0.0124 (J)	
2/9/2017	0.0157 (J)	
4/12/2017	0.0183 (J)	
6/16/2017	0.0269 (J)	
10/9/2017	0.0383 (J)	
3/21/2018	0.021 (J)	
9/19/2018	0.026 (J)	
3/23/2019	0.012 (J)	
9/18/2019	0.017 (J)	
3/13/2020	0.014 (J)	
9/22/2020	0.0087 (J)	
3/18/2021	0.0091 (J)	
8/11/2021	<0.04	
2/17/2022	0.015 (J)	
8/18/2022	<0.04	
2/22/2023	<0.04	
8/1/2023	0.012 (J)	
2/27/2024		<0.04
8/12/2024		0.024 (J)

ND substitution: RL or RL/2 if <15% NDs.

Prediction Limit

Constituent: Boron, total (mg/L) Analysis Run 9/8/2024 12:16 PM View: Appendix III Intrawell

Plant Bowen Client: Southern Company Data: Bowen 1, 2, 9, and 10

	GWC-13RZ	GWC-13RZ
4/4/2016	<0.04	
6/1/2016	<0.04	
2/22/2017	0.02 (J)	
4/11/2017	<0.04	
6/16/2017	0.0163 (J)	
7/12/2017	0.0117 (J)	
7/28/2017	0.0071 (J)	
8/10/2017	0.0093 (J)	
10/6/2017	0.0148 (J)	
3/23/2018	0.017 (J)	
9/20/2018	0.016 (J)	
3/22/2019	0.013 (J)	
9/18/2019	0.014 (X)	
3/17/2020	0.017 (J)	
9/22/2020	0.01 (J)	
3/19/2021	0.014 (J)	
8/12/2021	0.014 (J)	
2/4/2022	0.017 (J)	
8/19/2022	0.015 (J)	
2/22/2023	0.013 (J)	
8/2/2023	0.012 (J)	
2/28/2024		0.015 (J)
8/13/2024		<0.04

ND substitution: RL or RL/2 if <15% NDs.

Prediction Limit

Constituent: Boron, total (mg/L) Analysis Run 9/8/2024 12:16 PM View: Appendix III Intrawell

Plant Bowen Client: Southern Company Data: Bowen 1, 2, 9, and 10

	GWC-14Z	GWC-14Z
4/5/2016	<0.04	
6/1/2016	<0.04	
8/9/2016	0.0996 (O)	
11/28/2016	0.0072 (J)	
2/9/2017	<0.04	
4/11/2017	<0.04	
6/14/2017	<0.04	
7/12/2017	<0.04	
10/5/2017	0.0068 (J)	
3/22/2018	<0.04	
9/19/2018	<0.04	
3/22/2019	<0.04	
9/17/2019	<0.04	
3/13/2020	0.0081 (J)	
9/21/2020	<0.04	
3/18/2021	<0.04	
8/11/2021	<0.04	
2/4/2022	<0.04	
8/18/2022	<0.04	
2/22/2023	<0.04	
8/1/2023	<0.04	
2/28/2024		<0.04
8/13/2024		<0.04

ND substitution: RL or RL/2 if <15% NDs.

Prediction Limit

Constituent: Boron, total (mg/L) Analysis Run 9/8/2024 12:16 PM View: Appendix III Intrawell

Plant Bowen Client: Southern Company Data: Bowen 1, 2, 9, and 10

	GWC-15R	GWC-15R
4/5/2016	<0.04	
5/31/2016	<0.04	
8/4/2016	<0.04	
9/29/2016	0.0106 (J)	
11/23/2016	0.0099 (J)	
2/10/2017	<0.04	
4/12/2017	0.009 (J)	
6/15/2017	<0.04	
10/6/2017	<0.04	
3/23/2018	0.0053 (J)	
9/19/2018	0.0049 (J)	
3/25/2019	<0.04	
9/17/2019	<0.04	
3/13/2020	0.0064 (J)	
9/21/2020	0.0075 (J)	
3/18/2021	<0.04	
8/11/2021	<0.04	
2/4/2022	<0.04	
8/19/2022	<0.04	
2/22/2023	<0.04	
8/2/2023	<0.04	
2/28/2024		<0.04
8/13/2024		<0.04

ND substitution: RL or RL/2 if <15% NDs.

Prediction Limit

Constituent: Boron, total (mg/L) Analysis Run 9/8/2024 12:16 PM View: Appendix III Intrawell

Plant Bowen Client: Southern Company Data: Bowen 1, 2, 9, and 10

	GWC-15Z	GWC-15Z
4/5/2016	<0.04	
5/31/2016	<0.04	
11/23/2016	0.0076 (J)	
2/10/2017	<0.04	
4/11/2017	<0.04	
6/15/2017	<0.04	
7/12/2017	<0.04	
7/26/2017	<0.04	
10/6/2017	0.0071 (J)	
3/23/2018	0.0092 (J)	
9/19/2018	0.0046 (J)	
3/22/2019	<0.04	
9/17/2019	<0.04	
3/13/2020	0.0054 (J)	
9/21/2020	<0.04	
3/18/2021	<0.04	
8/11/2021	<0.04	
2/7/2022	<0.04	
8/19/2022	<0.04	
2/22/2023	<0.04	
8/1/2023	<0.04	
2/28/2024		<0.04
8/13/2024		<0.04

ND substitution: RL or RL/2 if <15% NDs.

Prediction Limit

Constituent: Boron, total (mg/L) Analysis Run 9/8/2024 12:16 PM View: Appendix III Intrawell

Plant Bowen Client: Southern Company Data: Bowen 1, 2, 9, and 10

	GWC-44	GWC-44
3/16/2016	<0.04	
5/16/2016	<0.04	
7/25/2016	<0.04	
9/19/2016	<0.04	
11/3/2016	<0.04	
1/19/2017	<0.04	
3/28/2017	0.0113 (J)	
6/5/2017	<0.04 (*)	
9/26/2017	0.0084 (J)	
3/15/2018	0.014 (J)	
9/12/2018	0.0051 (J)	
3/14/2019	0.018 (X)	
9/11/2019	0.0088 (X)	
3/10/2020	0.019 (J)	
9/15/2020	0.0089 (J)	
3/11/2021	0.016 (J)	
8/4/2021	0.016 (J)	
1/31/2022	0.015 (J)	
8/15/2022	0.011 (J)	
2/14/2023	0.014 (J)	
7/26/2023	<0.04	
2/20/2024		<0.04
8/6/2024		<0.04

ND substitution: RL or RL/2 if <15% NDs.

Prediction Limit

Constituent: Boron, total (mg/L) Analysis Run 9/8/2024 12:16 PM View: Appendix III Intrawell

Plant Bowen Client: Southern Company Data: Bowen 1, 2, 9, and 10

	GWC-45	GWC-45
3/16/2016	<0.04	
5/16/2016	<0.04 (D)	
7/25/2016	<0.04 (D)	
9/19/2016	<0.04 (D)	
11/4/2016	<0.04 (D)	
1/23/2017	0.0086 (JD)	
3/29/2017	<0.04 (D)	
6/7/2017	<0.04 (*)	
9/27/2017	<0.04	
3/15/2018	0.0077 (J)	
9/13/2018	<0.04	
3/14/2019	<0.04 (D)	
9/11/2019	<0.04 (D)	
3/10/2020	<0.04	
9/11/2020	<0.04	
3/11/2021	<0.04	
8/6/2021	<0.04	
2/1/2022	0.019 (J)	
8/12/2022	<0.04	
2/14/2023	<0.04	
7/26/2023	<0.04	
2/20/2024		<0.04
8/5/2024		<0.04

ND substitution: RL or RL/2 if <15% NDs.

Prediction Limit

Constituent: Boron, total (mg/L) Analysis Run 9/8/2024 12:16 PM View: Appendix III Intrawell

Plant Bowen Client: Southern Company Data: Bowen 1, 2, 9, and 10

	GWC-45R	GWC-45R
3/16/2016	<0.04	
5/16/2016	<0.04 (D)	
7/25/2016	0.0054 (JD)	
9/19/2016	<0.04 (D)	
11/3/2016	<0.04 (D)	
1/20/2017	<0.04 (D)	
3/29/2017	<0.04 (D)	
6/7/2017	<0.04 (*)	
9/27/2017	<0.04	
3/15/2018	0.0063 (J)	
9/13/2018	<0.04	
3/14/2019	0.006 (XJD)	
9/11/2019	<0.04 (D)	
3/10/2020	0.009 (J)	
9/11/2020	0.0056 (J)	
3/11/2021	0.006 (J)	
8/6/2021	<0.04	
2/1/2022	0.022 (J)	
8/12/2022	<0.04	
2/14/2023	0.012 (J)	
7/26/2023	0.0088 (J)	
2/20/2024		<0.04
8/5/2024		<0.04

ND substitution: RL or RL/2 if <15% NDs.

Prediction Limit

Constituent: Boron, total (mg/L) Analysis Run 9/8/2024 12:16 PM View: Appendix III Intrawell

Plant Bowen Client: Southern Company Data: Bowen 1, 2, 9, and 10

	GWC-46R	GWC-46R
3/10/2016	<0.04	
5/17/2016	<0.04	
7/26/2016	0.0047 (J)	
9/20/2016	0.0254 (J)	
11/4/2016	<0.04	
1/20/2017	<0.04	
3/28/2017	<0.04	
6/7/2017	<0.04 (*)	
9/29/2017	<0.04	
3/15/2018	0.0042 (J)	
9/13/2018	<0.04	
3/18/2019	0.022 (X)	
9/11/2019	<0.04	
3/10/2020	<0.04	
9/14/2020	<0.04	
3/11/2021	<0.04	
8/5/2021	<0.04	
1/31/2022	<0.04	
8/15/2022	<0.04	
2/14/2023	<0.04	
7/26/2023	<0.04	
2/21/2024		<0.04
8/5/2024		<0.04

ND substitution: RL or RL/2 if <15% NDs.

Prediction Limit

Constituent: Boron, total (mg/L) Analysis Run 9/8/2024 12:16 PM View: Appendix III Intrawell

Plant Bowen Client: Southern Company Data: Bowen 1, 2, 9, and 10

	GWC-47	GWC-47
3/10/2016	<0.04	
5/18/2016	<0.04	
7/27/2016	<0.04 (*)	
9/20/2016	0.0133 (J)	
11/7/2016	0.0079 (J)	
1/23/2017	<0.04	
3/29/2017	<0.04	
6/8/2017	<0.04	
9/27/2017	<0.04	
3/15/2018	<0.04	
9/13/2018	<0.04	
3/15/2019	<0.04	
9/12/2019	<0.04	
3/9/2020	<0.04	
9/14/2020	<0.04	
3/11/2021	<0.04	
8/5/2021	<0.04	
2/1/2022	0.011 (J)	
8/15/2022	<0.04	
2/14/2023	<0.04	
7/27/2023	0.012 (J)	
2/21/2024		<0.04
8/5/2024		<0.04

ND substitution: RL or RL/2 if <15% NDs.

Prediction Limit

Constituent: Boron, total (mg/L) Analysis Run 9/8/2024 12:16 PM View: Appendix III Intrawell

Plant Bowen Client: Southern Company Data: Bowen 1, 2, 9, and 10

	GWC-47R	GWC-47R
3/10/2016	<0.04	
5/18/2016	<0.04	
7/27/2016	<0.04	
9/20/2016	0.0109 (J)	
11/4/2016	<0.04	
1/20/2017	<0.04	
3/29/2017	<0.04	
6/8/2017	<0.04	
9/27/2017	<0.04	
3/16/2018	<0.04	
9/13/2018	<0.04	
3/19/2019	<0.04	
9/11/2019	0.0054 (X)	
3/9/2020	0.0051 (J)	
9/15/2020	<0.04	
3/11/2021	<0.04	
8/5/2021	<0.04	
2/1/2022	0.01 (J)	
8/15/2022	<0.04	
2/14/2023	<0.04	
7/27/2023	0.019 (J)	
2/21/2024		<0.04
8/5/2024		<0.04

ND substitution: RL or RL/2 if <15% NDs.

Prediction Limit

Constituent: Boron, total (mg/L) Analysis Run 9/8/2024 12:16 PM View: Appendix III Intrawell

Plant Bowen Client: Southern Company Data: Bowen 1, 2, 9, and 10

	GWC-48	GWC-48
3/10/2016	<0.04	
5/17/2016	<0.04	
7/27/2016	<0.04 (*)	
9/20/2016	0.0078 (J)	
11/4/2016	<0.04	
1/23/2017	<0.04	
3/28/2017	<0.04	
6/8/2017	<0.04	
9/29/2017	<0.04	
3/15/2018	<0.04	
9/13/2018	<0.04	
3/15/2019	<0.04	
9/11/2019	<0.04	
3/9/2020	<0.04	
9/14/2020	<0.04	
3/11/2021	<0.04	
8/4/2021	<0.04	
1/31/2022	<0.04	
8/15/2022	<0.04	
2/14/2023	<0.04	
7/26/2023	<0.04	
2/21/2024		<0.04
8/5/2024		<0.04

ND substitution: RL or RL/2 if <15% NDs.

Prediction Limit

Constituent: Boron, total (mg/L) Analysis Run 9/8/2024 12:16 PM View: Appendix III Intrawell

Plant Bowen Client: Southern Company Data: Bowen 1, 2, 9, and 10

	GWC-49R	GWC-49R
3/17/2016	<0.04	
5/18/2016	<0.04	
7/27/2016	<0.04 (*)	
9/21/2016	<0.04 (*)	
11/4/2016	<0.04	
1/24/2017	<0.04	
3/29/2017	<0.04	
6/8/2017	<0.04	
9/29/2017	<0.04	
3/15/2018	<0.04	
9/13/2018	<0.04	
3/18/2019	0.0099 (X)	
9/11/2019	<0.04	
3/11/2020	<0.04	
9/11/2020	0.0057 (J)	
3/15/2021	0.01 (J)	
8/11/2021	<0.04	
2/1/2022	<0.04	
8/15/2022	<0.04	
2/14/2023	<0.04	
7/27/2023	<0.04	
2/21/2024		<0.04
8/6/2024		<0.04

ND substitution: RL or RL/2 if <15% NDs.

Prediction Limit

Constituent: Boron, total (mg/L) Analysis Run 9/8/2024 12:16 PM View: Appendix III Intrawell

Plant Bowen Client: Southern Company Data: Bowen 1, 2, 9, and 10

	GWC-49Z	GWC-49Z
3/17/2016	<0.04	
5/18/2016	<0.04	
7/28/2016	<0.04 (*)	
9/21/2016	<0.04 (*)	
11/7/2016	0.0138 (J)	
1/24/2017	<0.04	
3/30/2017	0.0077 (J)	
6/9/2017	<0.04	
9/29/2017	<0.04	
3/15/2018	0.0052 (J)	
9/14/2018	<0.04	
3/19/2019	0.0043 (X)	
9/11/2019	<0.04	
3/9/2020	0.0055 (J)	
9/14/2020	<0.04	
3/15/2021	0.0066 (J)	
8/5/2021	<0.04	
2/1/2022	0.0087 (J)	
8/15/2022	<0.04	
2/14/2023	<0.04	
7/27/2023	<0.04	
2/21/2024		<0.04
8/6/2024		<0.04

ND substitution: RL or RL/2 if <15% NDs.

Prediction Limit

Constituent: Boron, total (mg/L) Analysis Run 9/8/2024 12:16 PM View: Appendix III Intrawell

Plant Bowen Client: Southern Company Data: Bowen 1, 2, 9, and 10

	GWC-5	GWC-5
3/28/2016	<0.04	
5/25/2016	<0.04	
8/1/2016	<0.04	
9/27/2016	<0.04	
11/11/2016	0.0083 (J)	
1/31/2017	<0.04	
4/3/2017	<0.04	
6/12/2017	<0.04	
10/3/2017	<0.04	
3/19/2018	0.0041 (J)	
9/17/2018	<0.04	
3/20/2019	<0.04	
9/16/2019	0.0051 (J)	
3/16/2020	<0.04	
9/16/2020	<0.04	
3/17/2021	<0.04	
8/9/2021	<0.04	
2/2/2022	<0.04	
8/16/2022	<0.04	
2/20/2023	<0.04	
7/28/2023	<0.04	
2/26/2024		<0.04
8/8/2024		<0.04

ND substitution: RL or RL/2 if <15% NDs.

Prediction Limit

Constituent: Boron, total (mg/L) Analysis Run 9/8/2024 12:16 PM View: Appendix III Intrawell

Plant Bowen Client: Southern Company Data: Bowen 1, 2, 9, and 10

	GWC-6	GWC-6
3/29/2016	<0.04	
5/24/2016	<0.04	
8/1/2016	<0.04	
9/26/2016	<0.04	
11/18/2016	<0.04	
2/1/2017	<0.04	
4/6/2017	<0.04	
6/13/2017	<0.04	
10/3/2017	<0.04	
3/19/2018	<0.04	
9/17/2018	<0.04	
3/21/2019	<0.04	
9/16/2019	<0.04	
3/12/2020	0.0061 (J)	
9/16/2020	<0.04	
3/17/2021	<0.04	
8/10/2021	<0.04	
2/2/2022	<0.04	
8/17/2022	<0.04	
2/17/2023	<0.04	
7/31/2023	<0.04	
2/26/2024		<0.04
8/8/2024		<0.04

ND substitution: RL or RL/2 if <15% NDs.

Prediction Limit

Constituent: Boron, total (mg/L) Analysis Run 9/8/2024 12:16 PM View: Appendix III Intrawell

Plant Bowen Client: Southern Company Data: Bowen 1, 2, 9, and 10

	GWC-6RZ	GWC-6RZ
3/29/2016	<0.04	
5/24/2016	<0.04	
8/1/2016	<0.04	
9/26/2016	<0.04	
11/14/2016	<0.04	
2/1/2017	<0.04	
4/6/2017	<0.04	
6/13/2017	<0.04	
10/3/2017	<0.04	
3/20/2018	0.0073 (J)	
9/17/2018	0.0046 (J)	
3/21/2019	<0.04	
9/16/2019	<0.04	
3/12/2020	0.0052 (J)	
9/16/2020	<0.04	
3/17/2021	<0.04	
8/10/2021	<0.04	
2/2/2022	<0.04	
8/17/2022	<0.04	
2/17/2023	<0.04	
7/28/2023	<0.04	
2/26/2024		<0.04
8/8/2024		<0.04

ND substitution: RL or RL/2 if <15% NDs.

Prediction Limit

Constituent: Boron, total (mg/L) Analysis Run 9/8/2024 12:16 PM View: Appendix III Intrawell

Plant Bowen Client: Southern Company Data: Bowen 1, 2, 9, and 10

	GWC-7Z	GWC-7Z
5/31/2016	<0.04	
8/2/2016	<0.04	
9/27/2016	0.0073 (J)	
11/21/2016	0.008 (J)	
2/1/2017	<0.04	
4/6/2017	<0.04	
6/13/2017	<0.04	
7/14/2017	0.007 (J)	
10/3/2017	<0.04	
3/20/2018	0.0064 (J)	
9/18/2018	0.0045 (J)	
3/21/2019	<0.04	
9/13/2019	0.0065 (J)	
3/12/2020	0.0057 (J)	
9/16/2020	0.0052 (J)	
3/17/2021	<0.04	
8/10/2021	<0.04	
2/2/2022	<0.04	
8/17/2022	0.011 (J)	
2/20/2023	<0.04	
7/31/2023	<0.04	
2/26/2024		<0.04
8/8/2024		<0.04

ND substitution: RL or RL/2 if <15% NDs.

Prediction Limit

Constituent: Boron, total (mg/L) Analysis Run 9/8/2024 12:16 PM View: Appendix III Intrawell

Plant Bowen Client: Southern Company Data: Bowen 1, 2, 9, and 10

	GWC-8RR	GWC-8RR
3/30/2016	<0.04	
5/24/2016	<0.04	
8/2/2016	<0.04	
9/27/2016	<0.04	
11/22/2016	0.0115 (J)	
2/6/2017	<0.04	
4/6/2017	<0.04	
6/14/2017	<0.04	
10/4/2017	<0.04	
3/21/2018	<0.04	
9/18/2018	<0.04	
3/27/2019	0.0078 (J)	
9/16/2019	<0.04 (D)	
3/12/2020	<0.04	
9/17/2020	<0.04	
3/17/2021	<0.04	
8/10/2021	<0.04	
2/2/2022	<0.04	
8/17/2022	<0.04	
2/21/2023	<0.04	
7/31/2023	<0.04	
2/27/2024		<0.04
8/12/2024		<0.04

ND substitution: RL or RL/2 if <15% NDs.

Prediction Limit

Constituent: Boron, total (mg/L) Analysis Run 9/8/2024 12:16 PM View: Appendix III Intrawell

Plant Bowen Client: Southern Company Data: Bowen 1, 2, 9, and 10

	GWC-8Z	GWC-8Z
3/22/2016	<0.04	
5/25/2016	<0.04	
8/2/2016	<0.04	
9/26/2016	<0.04	
11/21/2016	<0.04	
2/3/2017	<0.04	
4/7/2017	<0.04	
6/13/2017	<0.04	
10/3/2017	<0.04	
3/20/2018	<0.04	
9/18/2018	<0.04	
5/6/2019	0.0065 (J)	
9/16/2019	<0.04	
3/16/2020	<0.04	
9/17/2020	<0.04	
3/18/2021	<0.04	
8/10/2021	<0.04	
2/2/2022	<0.04	
8/17/2022	0.012 (J)	
2/20/2023	<0.04	
7/31/2023	<0.04	
2/26/2024		<0.04
8/12/2024		<0.04

ND substitution: RL or RL/2 if <15% NDs.

Prediction Limit

Constituent: Boron, total (mg/L) Analysis Run 9/8/2024 12:16 PM View: Appendix III Intrawell

Plant Bowen Client: Southern Company Data: Bowen 1, 2, 9, and 10

	GWC-9	GWC-9
3/30/2016	<0.04	
5/26/2016	<0.04	
8/5/2016	<0.04	
9/28/2016	<0.04	
11/21/2016	<0.04	
2/6/2017	<0.04	
4/6/2017	<0.04	
6/13/2017	<0.04	
10/3/2017	<0.04	
3/20/2018	0.0096 (J)	
9/18/2018	<0.04 (D)	
3/21/2019	0.006 (J)	
9/16/2019	<0.04	
3/12/2020	0.0058 (J)	
9/17/2020	<0.04	
3/18/2021	<0.04	
8/10/2021	<0.04	
2/2/2022	<0.04	
8/17/2022	<0.04	
2/21/2023	<0.04	
7/31/2023	<0.04	
2/27/2024		<0.04
8/12/2024		<0.04

ND substitution: RL or RL/2 if <15% NDs.

Prediction Limit

Constituent: Calcium, total (mg/L) Analysis Run 9/8/2024 12:16 PM View: Appendix III Intrawell

Plant Bowen Client: Southern Company Data: Bowen 1, 2, 9, and 10

	GWA-1	GWA-1
3/22/2016	32.6	
5/19/2016	33.4	
7/29/2016	26	
9/23/2016	28.8	
11/9/2016	27.9	
1/30/2017	29.2	
3/30/2017	30	
6/9/2017	30.9	
10/2/2017	31.5	
3/16/2018	28.5	
9/17/2018	30.8	
3/20/2019	30.1	
9/12/2019	31.9	
3/11/2020	31.8	
9/15/2020	30.8	
3/16/2021	34.6	
8/9/2021	32	
2/1/2022	34.1	
8/16/2022	34	
2/16/2023	33.3	
7/27/2023	29.1	
2/22/2024		31.8
8/7/2024		31.6

Prediction Limit

Constituent: Calcium, total (mg/L) Analysis Run 9/8/2024 12:16 PM View: Appendix III Intrawell

Plant Bowen Client: Southern Company Data: Bowen 1, 2, 9, and 10

	GWA-2	GWA-2
3/23/2016	54.1	
5/20/2016	23.9	
7/29/2016	25.3	
9/23/2016	26.6	
11/9/2016	16.1	
1/31/2017	5.68	
3/30/2017	25.2	
6/12/2017	34.2	
10/2/2017	1.69	
3/19/2018	63	
9/14/2018	2.4	
3/20/2019	4.3	
9/12/2019	1.8	
3/11/2020	66.6	
9/15/2020	18.4	
3/17/2021	40.4	
8/9/2021	41	
2/1/2022	48	
8/16/2022	39.5	
2/16/2023	60.5	
7/27/2023	23.3	
2/22/2024		45.6
8/7/2024		32.3

Prediction Limit

Constituent: Calcium, total (mg/L) Analysis Run 9/8/2024 12:16 PM View: Appendix III Intrawell

Plant Bowen Client: Southern Company Data: Bowen 1, 2, 9, and 10

	GWA-2R	GWA-2R
3/23/2016	46.5	
5/19/2016	24.6	
7/29/2016	14.9	
9/22/2016	15	
11/10/2016	12.6	
1/31/2017	16.5	
4/3/2017	16.6	
6/9/2017	17.8	
10/2/2017	20.6	
3/16/2018	33	
9/14/2018	22.8 (J)	
3/19/2019	59.2	
9/13/2019	27	
3/11/2020	46.8	
9/15/2020	21.4	
3/16/2021	26.7	
8/9/2021	31.5	
2/1/2022	34.1	
8/16/2022	37.9	
2/16/2023	51.6	
7/27/2023	28	
2/26/2024		30.6
8/6/2024		25.5

Prediction Limit

Constituent: Calcium, total (mg/L) Analysis Run 9/8/2024 12:16 PM View: Appendix III Intrawell

Plant Bowen Client: Southern Company Data: Bowen 1, 2, 9, and 10

	GWA-39RZ	GWA-39RZ
5/16/2016	27.8 (D)	
7/27/2016	21.2 (D)	
2/21/2017	31.7 (D)	
3/27/2017	31.9 (D)	
6/8/2017	35 (D)	
7/17/2017	35.9 (D)	
7/27/2017	34.9 (D)	
8/9/2017	33.7 (D)	
9/29/2017	33.4 (D)	
3/16/2018	32.6	
9/14/2018	29.2	
3/14/2019	33	
9/10/2019	33.8	
3/9/2020	35.6	
9/16/2020	34.9	
3/16/2021	32.4	
8/6/2021	33	
2/2/2022	32.6	
8/16/2022	32	
2/14/2023	31.4	
7/25/2023	35.7	
2/19/2024		34.8
8/1/2024		33.9

Prediction Limit

Constituent: Calcium, total (mg/L) Analysis Run 9/8/2024 12:16 PM View: Appendix III Intrawell

Plant Bowen Client: Southern Company Data: Bowen 1, 2, 9, and 10

	GWA-39Z	GWA-39Z
3/14/2016	20	
5/11/2016	9.76	
7/19/2016	3.04	
9/15/2016	4.78	
11/2/2016	2.46	
1/18/2017	5.46	
3/28/2017	13	
6/7/2017	17	
9/26/2017	24.9	
12/28/2017	17.9 (Y)	
3/14/2018	26.4	
9/12/2018	25.1	
3/15/2019	20.3 (X)	
9/9/2019	11.3	
3/9/2020	3.2	
9/10/2020	1	
3/12/2021	11	
8/4/2021	10.6	
1/31/2022	12.7	
8/10/2022	8.7	
2/13/2023	12.8	
7/26/2023	12.5	
2/19/2024		10.8
8/1/2024		11.5

Prediction Limit

Constituent: Calcium, total (mg/L) Analysis Run 9/8/2024 12:16 PM View: Appendix III Intrawell

Plant Bowen Client: Southern Company Data: Bowen 1, 2, 9, and 10

	GWA-3A	GWA-3A
3/23/2016	2.05	
5/23/2016	1.29	
7/29/2016	1.29	
9/22/2016	1.51	
11/10/2016	1.54	
1/31/2017	1.34	
3/30/2017	1.31	
6/12/2017	1.4	
10/4/2017	1.13	
3/19/2018	1.2	
9/17/2018	0.95	
3/20/2019	0.96	
9/13/2019	0.94	
3/11/2020	1	
3/29/2021	19	
8/9/2021	19.4	
2/2/2022	22.6	
8/16/2022	22.2	
2/17/2023	22.4	
8/1/2023	22.6	
2/22/2024		22.9
8/8/2024		23

Prediction Limit

Constituent: Calcium, total (mg/L) Analysis Run 9/8/2024 12:16 PM View: Appendix III Intrawell

Plant Bowen Client: Southern Company Data: Bowen 1, 2, 9, and 10

	GWA-40	GWA-40
3/15/2016	24	
5/11/2016	22.1	
7/21/2016	19.3	
9/15/2016	18.2	
11/3/2016	18.2	
1/17/2017	22	
3/24/2017	21.1	
5/24/2017	23.5	
9/26/2017	24.1	
3/14/2018	25.7	
9/12/2018	18.4 (J)	
3/13/2019	23.8 (X)	
9/9/2019	15.4	
3/9/2020	29.4	
9/11/2020	17.7	
3/10/2021	22.8	
8/4/2021	17.1	
1/31/2022	18.5	
8/12/2022	18.5	
2/13/2023	18.4	
7/26/2023	18	
2/19/2024		22.1
8/1/2024		19

Prediction Limit

Constituent: Calcium, total (mg/L) Analysis Run 9/8/2024 12:16 PM View: Appendix III Intrawell

Plant Bowen Client: Southern Company Data: Bowen 1, 2, 9, and 10

	GWA-41	GWA-41
3/15/2016	24	
5/12/2016	15.5	
7/20/2016	16.5	
9/15/2016	6.1	
11/3/2016	13.7	
1/18/2017	13.1	
3/24/2017	17.3	
6/6/2017	29.1	
9/25/2017	17.6	
3/14/2018	39.6	
9/12/2018	14.2 (J)	
3/14/2019	22.7 (X)	
9/10/2019	6	
3/6/2020	29.2	
9/10/2020	13.5	
3/11/2021	25.9	
8/4/2021	15.7	
1/31/2022	14.5	
8/11/2022	16.2	
2/13/2023	26.9	
7/25/2023	10.8	
2/19/2024		24.9
8/1/2024		8.5

Prediction Limit

Constituent: Calcium, total (mg/L) Analysis Run 9/8/2024 12:16 PM View: Appendix III Intrawell

Plant Bowen Client: Southern Company Data: Bowen 1, 2, 9, and 10

	GWA-41R	GWA-41R
3/15/2016	38	
5/13/2016	36	
7/21/2016	33.5	
9/21/2016	31.9	
11/3/2016	28.9	
1/17/2017	31.4	
3/27/2017	31.7	
6/6/2017	42.9	
9/25/2017	29.3	
3/14/2018	41.4	
9/12/2018	29	
3/14/2019	31.9	
9/10/2019	29.6	
3/9/2020	25.5	
9/10/2020	22.9	
3/10/2021	40.3	
8/4/2021	38.5	
1/31/2022	39.3	
8/11/2022	39.7	
2/13/2023	38.6	
7/25/2023	36.7	
2/19/2024		44.9
8/1/2024		40

Prediction Limit

Constituent: Calcium, total (mg/L) Analysis Run 9/8/2024 12:16 PM View: Appendix III Intrawell

Plant Bowen Client: Southern Company Data: Bowen 1, 2, 9, and 10

	GWA-42	GWA-42
3/11/2016	31	
5/16/2016	32	
7/22/2016	28.5	
9/19/2016	28.6	
11/3/2016	26.6	
1/17/2017	28.7	
3/27/2017	30.4	
6/7/2017	31.3	
9/26/2017	29.5	
3/14/2018	32.6	
9/14/2018	30.5	
3/14/2019	32	
9/10/2019	34	
3/6/2020	38	
9/10/2020	31.1	
3/11/2021	34.8	
8/4/2021	34	
1/31/2022	37.3	
8/10/2022	40.5	
2/13/2023	35.7	
7/26/2023	35.7	
2/20/2024		39.4
8/1/2024		36.9

Prediction Limit

Constituent: Calcium, total (mg/L) Analysis Run 9/8/2024 12:16 PM View: Appendix III Intrawell

Plant Bowen Client: Southern Company Data: Bowen 1, 2, 9, and 10

	GWA-43	GWA-43
3/11/2016	13	
5/13/2016	18.7 (o)	
7/19/2016	12	
9/16/2016	8.48	
11/2/2016	11.4	
1/18/2017	6.81	
3/28/2017	5.61	
6/6/2017	4.99	
9/22/2017	4.24	
3/14/2018	3.6	
9/12/2018	3.7	
3/13/2019	2.9	
9/11/2019	3.2	
3/9/2020	2.6	
9/11/2020	9	
3/11/2021	2.1	
8/6/2021	4	
1/31/2022	2.2	
8/11/2022	4.8	
2/14/2023	2.2	
7/25/2023	2.2	
2/20/2024		2
8/2/2024		2

Prediction Limit

Constituent: Calcium, total (mg/L) Analysis Run 9/8/2024 12:16 PM View: Appendix III Intrawell

Plant Bowen Client: Southern Company Data: Bowen 1, 2, 9, and 10

	GWA-43R	GWA-43R
3/11/2016	30	
5/13/2016	27.8	
7/19/2016	25.3	
9/16/2016	27.5	
11/2/2016	26.2	
1/18/2017	26.6	
3/28/2017	29	
6/6/2017	29.3	
9/22/2017	32.2	
12/28/2017	29 (Y)	
3/15/2018	28	
9/12/2018	28.7	
3/13/2019	29.2	
9/11/2019	29.5	
3/9/2020	31.7	
9/14/2020	31	
3/11/2021	31.2	
8/5/2021	29	
1/31/2022	30.6	
8/10/2022	33.1	
2/13/2023	28.5	
7/25/2023	34.2	
2/20/2024		31.4
8/2/2024		32.8

Prediction Limit

Constituent: Calcium, total (mg/L) Analysis Run 9/8/2024 12:16 PM View: Appendix III Intrawell

Plant Bowen Client: Southern Company Data: Bowen 1, 2, 9, and 10

	GWA-4RZ	GWA-4RZ
2/22/2017	54.7 (D)	
4/7/2017	46.8 (D)	
6/14/2017	52.4 (D)	
7/12/2017	51.1 (D)	
7/20/2017	47.5 (D)	
7/28/2017	44 (D)	
8/9/2017	48.3 (D)	
8/24/2017	41.9 (D)	
10/3/2017	47.7 (D)	
3/21/2018	47.5	
9/18/2018	48.1	
3/21/2019	49.9 (D)	
9/12/2019	49.9 (D)	
3/12/2020	54.2	
9/17/2020	48.4	
3/16/2021	53.7	
8/10/2021	56.5	
2/3/2022	57.7	
8/17/2022	54.7	
2/17/2023	59.4	
7/28/2023	43	
2/27/2024		63.1
8/8/2024		56.4

Prediction Limit

Constituent: Calcium, total (mg/L) Analysis Run 9/8/2024 12:17 PM View: Appendix III Intrawell

Plant Bowen Client: Southern Company Data: Bowen 1, 2, 9, and 10

	GWA-50	GWA-50
3/28/2016	3.89	
5/23/2016	2.16	
8/1/2016	1.37	
9/26/2016	1.86	
11/10/2016	1.86	
1/30/2017	2.86	
4/7/2017	2.34	
6/12/2017	1.87	
10/2/2017	2.53	
3/16/2018	1.8	
9/17/2018	2.3	
3/19/2019	4.2	
9/13/2019	1.9	
3/11/2020	1.6	
9/16/2020	1.7	
3/17/2021	1.4	
8/9/2021	1.5	
2/1/2022	1.5	
8/16/2022	1.6	
2/16/2023	1.4	
7/28/2023	1.3	
2/22/2024		1.7
8/8/2024		1.7

Prediction Limit

Constituent: Calcium, total (mg/L) Analysis Run 9/8/2024 12:17 PM View: Appendix III Intrawell

Plant Bowen Client: Southern Company Data: Bowen 1, 2, 9, and 10

	GWA-50R	GWA-50R
3/28/2016	7.04	
5/25/2016	13.5	
8/1/2016	2.2	
9/26/2016	5.72	
11/11/2016	2.5	
1/30/2017	2.01	
4/3/2017	6.26	
6/12/2017	7.44	
10/2/2017	6.55	
3/16/2018	2.6	
9/18/2018	1.3	
3/19/2019	4.6	
9/12/2019	3.7	
3/11/2020	1.2	
9/15/2020	0.94 (J)	
3/17/2021	5.4	
8/9/2021	1.7	
2/2/2022	0.93 (J)	
8/17/2022	3.8	
2/16/2023	0.81 (J)	
7/28/2023	0.6 (J)	
2/22/2024		0.78 (J)
8/8/2024		0.72 (J)

Prediction Limit

Constituent: Calcium, total (mg/L) Analysis Run 9/8/2024 12:17 PM View: Appendix III Intrawell

Plant Bowen Client: Southern Company Data: Bowen 1, 2, 9, and 10

	GWC-10	GWC-10
3/31/2016	36.4	
5/26/2016	37.6	
8/5/2016	30.7	
9/28/2016	32.4	
11/22/2016	31.4	
2/7/2017	30.1	
4/10/2017	23.6	
6/14/2017	34.6	
10/4/2017	35.2	
3/20/2018	12 (J)	
9/18/2018	36.7	
3/22/2019	15.4 (J)	
9/17/2019	36.7	
3/12/2020	18.6	
9/17/2020	32.6	
3/18/2021	27	
8/10/2021	29.4	
2/4/2022	21.3	
8/17/2022	36.7	
2/20/2023	9	
7/31/2023	33.7	
2/27/2024		23.3
8/12/2024		37

Prediction Limit

Constituent: Calcium, total (mg/L) Analysis Run 9/8/2024 12:17 PM View: Appendix III Intrawell

Plant Bowen Client: Southern Company Data: Bowen 1, 2, 9, and 10

	GWC-10R	GWC-10R
3/31/2016	45	
5/26/2016	41.7	
8/3/2016	35.2	
9/28/2016	39.2	
11/22/2016	37.2	
2/7/2017	38.4	
4/10/2017	38.7	
6/14/2017	40.8	
10/4/2017	40.1	
3/21/2018	43.3	
9/18/2018	45.4	
3/22/2019	37.2	
9/17/2019	40.5	
3/12/2020	43.2	
9/17/2020	39	
3/18/2021	43.8	
8/11/2021	44.3	
2/4/2022	46.3	
8/18/2022	48.5	
2/20/2023	46.2	
7/31/2023	42.5	
2/27/2024		44.4
8/12/2024		46.6

Prediction Limit

Constituent: Calcium, total (mg/L) Analysis Run 9/8/2024 12:17 PM View: Appendix III Intrawell

Plant Bowen Client: Southern Company Data: Bowen 1, 2, 9, and 10

	GWC-11	GWC-11
4/4/2016	21.3	
5/26/2016	22.5	
8/3/2016	17.5	
9/28/2016	24.1	
11/22/2016	15.7	
2/8/2017	18.3	
4/10/2017	18.5	
6/15/2017	21	
10/4/2017	9.4	
3/21/2018	19.7 (J)	
9/18/2018	17.6 (J)	
3/23/2019	7.8	
9/17/2019	16.8	
3/12/2020	8	
9/21/2020	17.7	
3/19/2021	19.7	
8/11/2021	9.1	
2/4/2022	19.2	
8/18/2022	10.2	
2/20/2023	7.4	
8/1/2023	23.1	
2/28/2024		20.2
8/13/2024		9.2

Prediction Limit

Constituent: Calcium, total (mg/L) Analysis Run 9/8/2024 12:17 PM View: Appendix III Intrawell

Plant Bowen Client: Southern Company Data: Bowen 1, 2, 9, and 10

	GWC-11R	GWC-11R
4/4/2016	27.9	
5/26/2016	28.7	
8/4/2016	18.6	
9/28/2016	17.7	
11/22/2016	20.2	
2/8/2017	24.3	
4/10/2017	29	
6/15/2017	29	
10/4/2017	23.9	
3/22/2018	27.5	
9/18/2018	26.3	
3/23/2019	28.3	
9/17/2019	27.6	
3/12/2020	32.5	
9/21/2020	26	
3/19/2021	31.3	
8/11/2021	33.2	
2/4/2022	34.8	
8/18/2022	36.9	
2/20/2023	32.5	
8/1/2023	30	
2/28/2024		33.7
8/12/2024		32

Prediction Limit

Constituent: Calcium, total (mg/L) Analysis Run 9/8/2024 12:17 PM View: Appendix III Intrawell

Plant Bowen Client: Southern Company Data: Bowen 1, 2, 9, and 10

	GWC-12	GWC-12
4/4/2016	8.63	
5/27/2016	9.07	
8/3/2016	6.82	
9/30/2016	8.8	
11/22/2016	8.08	
2/13/2017	8.51	
4/11/2017	7.5	
6/14/2017	7.82	
10/4/2017	8.32	
3/22/2018	7.5	
9/18/2018	8.2	
3/23/2019	7.5	
9/17/2019	7.8	
3/12/2020	8.1	
9/21/2020	8	
3/19/2021	7.8	
8/11/2021	8.4	
2/2/2022	8.4	
8/18/2022	9.2	
2/21/2023	7.9	
8/1/2023	7.8	
2/27/2024		8.4
8/12/2024		8.2

Prediction Limit

Constituent: Calcium, total (mg/L) Analysis Run 9/8/2024 12:17 PM View: Appendix III Intrawell

Plant Bowen Client: Southern Company Data: Bowen 1, 2, 9, and 10

	GWC-13	GWC-13
4/4/2016	36.9	
5/31/2016	43.9	
8/4/2016	45	
9/29/2016	60.5	
11/28/2016	54.7	
2/9/2017	61	
4/12/2017	52.3	
6/16/2017	62.3	
10/9/2017	58.6	
3/21/2018	40.9	
9/19/2018	45.9	
3/23/2019	29.6	
9/18/2019	40.7	
3/13/2020	33	
9/22/2020	43.1	
3/18/2021	30.8	
8/11/2021	28.4	
2/17/2022	29.3	
8/18/2022	33	
2/22/2023	26.3	
8/1/2023	33.5	
2/27/2024		33.2
8/12/2024		35.6

Prediction Limit

Constituent: Calcium, total (mg/L) Analysis Run 9/8/2024 12:17 PM View: Appendix III Intrawell

Plant Bowen Client: Southern Company Data: Bowen 1, 2, 9, and 10

	GWC-13RZ	GWC-13RZ
4/4/2016	26.5	
6/1/2016	26.6	
2/22/2017	51.6	
4/11/2017	45.2	
6/16/2017	47.5	
7/12/2017	51.6	
7/28/2017	46	
8/10/2017	52.2	
10/6/2017	42.2	
3/23/2018	41.4	
9/20/2018	47.5	
3/22/2019	40.5	
9/18/2019	42.9	
3/17/2020	44.9	
9/22/2020	47.7	
3/19/2021	43	
8/12/2021	43.1	
2/4/2022	43.9	
8/19/2022	47.3	
2/22/2023	40.1	
8/2/2023	40.6	
2/28/2024		43.6
8/13/2024		40.8

Prediction Limit

Constituent: Calcium, total (mg/L) Analysis Run 9/8/2024 12:17 PM View: Appendix III Intrawell

Plant Bowen Client: Southern Company Data: Bowen 1, 2, 9, and 10

	GWC-14Z	GWC-14Z
4/5/2016	35.7	
6/1/2016	28.2	
8/9/2016	43	
11/28/2016	24.8	
2/9/2017	21.2	
4/11/2017	21.1	
6/14/2017	20.6	
7/12/2017	17.7	
10/5/2017	20.1	
3/22/2018	18.6 (J)	
9/19/2018	20 (J)	
3/22/2019	16.7 (J)	
9/17/2019	11.4	
3/13/2020	17	
9/21/2020	13.1	
3/18/2021	13	
8/11/2021	14.3	
2/4/2022	14.3	
8/18/2022	14.7	
2/22/2023	14.3	
8/1/2023	12.5	
2/28/2024		13
8/13/2024		12.1

Prediction Limit

Constituent: Calcium, total (mg/L) Analysis Run 9/8/2024 12:17 PM View: Appendix III Intrawell

Plant Bowen Client: Southern Company Data: Bowen 1, 2, 9, and 10

	GWC-15R	GWC-15R
4/5/2016	37.7	
5/31/2016	38.4	
8/4/2016	28.6	
9/29/2016	31.4	
11/23/2016	62.5 (o)	
2/10/2017	31.2	
4/12/2017	34.1	
6/15/2017	34.2	
10/6/2017	35.4	
3/23/2018	35.6	
9/19/2018	35.7	
3/25/2019	35.6	
9/17/2019	39.5	
3/13/2020	41	
9/21/2020	36.5	
3/18/2021	42.1	
8/11/2021	38.6	
2/4/2022	41.7	
8/19/2022	40.4	
2/22/2023	38.1	
8/2/2023	34.6	
2/28/2024		34
8/13/2024		30.3

Prediction Limit

Constituent: Calcium, total (mg/L) Analysis Run 9/8/2024 12:17 PM View: Appendix III Intrawell

Plant Bowen Client: Southern Company Data: Bowen 1, 2, 9, and 10

	GWC-15Z	GWC-15Z
4/5/2016	12.2	
5/31/2016	8.24	
11/23/2016	24.5	
2/10/2017	23.8	
4/11/2017	25.7	
6/15/2017	24.8	
7/12/2017	27.7	
7/26/2017	25.6	
10/6/2017	24.7	
3/23/2018	24.3 (J)	
9/19/2018	23.7 (J)	
3/22/2019	21.3 (J)	
9/17/2019	22.1	
3/13/2020	24.2	
9/21/2020	22.6	
3/18/2021	27.4	
8/11/2021	25.4	
2/7/2022	26.1	
8/19/2022	28.1	
2/22/2023	24.4	
8/1/2023	24.5	
2/28/2024		25.6
8/13/2024		25

Prediction Limit

Constituent: Calcium, total (mg/L) Analysis Run 9/8/2024 12:17 PM View: Appendix III Intrawell

Plant Bowen Client: Southern Company Data: Bowen 1, 2, 9, and 10

	GWC-44	GWC-44
3/16/2016	5.5	
5/16/2016	4.3	
7/25/2016	1.41	
9/19/2016	1.01	
11/3/2016	0.884	
1/19/2017	1.41	
3/28/2017	4.23	
6/5/2017	10.1	
9/26/2017	4.14	
3/15/2018	9	
9/12/2018	4.1	
3/14/2019	17.2 (X)	
9/11/2019	7.1	
3/10/2020	16.9	
9/15/2020	8.3	
3/11/2021	11.9	
8/4/2021	12.5	
1/31/2022	11.2	
8/15/2022	10.6	
2/14/2023	12.5	
7/26/2023	3.6	
2/20/2024		7.6
8/6/2024		2.1

Prediction Limit

Constituent: Calcium, total (mg/L) Analysis Run 9/8/2024 12:17 PM View: Appendix III Intrawell

Plant Bowen Client: Southern Company Data: Bowen 1, 2, 9, and 10

	GWC-45	GWC-45
3/16/2016	0.8	
5/16/2016	0.877 (D)	
7/25/2016	0.781 (D)	
9/19/2016	0.775 (D)	
11/4/2016	0.792 (D)	
1/23/2017	0.782 (D)	
3/29/2017	0.756 (D)	
6/7/2017	0.944	
9/27/2017	0.773	
3/15/2018	0.77	
9/13/2018	0.79	
3/14/2019	0.9 (D)	
9/11/2019	0.83 (D)	
3/10/2020	0.89 (J)	
9/11/2020	0.81 (J)	
3/11/2021	0.93 (J)	
8/6/2021	0.94 (J)	
2/1/2022	1.1	
8/12/2022	1.1	
2/14/2023	1	
7/26/2023	0.97 (J)	
2/20/2024		1
8/5/2024		0.98 (J)

Prediction Limit

Constituent: Calcium, total (mg/L) Analysis Run 9/8/2024 12:17 PM View: Appendix III Intrawell

Plant Bowen Client: Southern Company Data: Bowen 1, 2, 9, and 10

	GWC-45R	GWC-45R
3/16/2016	36	
5/16/2016	37.4 (D)	
7/25/2016	30.2 (D)	
9/19/2016	32.3 (D)	
11/3/2016	29.3 (D)	
1/20/2017	28.7 (D)	
3/29/2017	34.9 (D)	
6/7/2017	30.9	
9/27/2017	34.2	
3/15/2018	34.6	
9/13/2018	36.1	
3/14/2019	37 (D)	
9/11/2019	37.2 (D)	
3/10/2020	43.5	
9/11/2020	35.3	
3/11/2021	43.1	
8/6/2021	40.6	
2/1/2022	43.9	
8/12/2022	43.3	
2/14/2023	47.5	
7/26/2023	45.7	
2/20/2024		41.5
8/5/2024		41.3

Prediction Limit

Constituent: Calcium, total (mg/L) Analysis Run 9/8/2024 12:17 PM View: Appendix III Intrawell

Plant Bowen Client: Southern Company Data: Bowen 1, 2, 9, and 10

	GWC-46R	GWC-46R
3/10/2016	50	
5/17/2016	50.5	
7/26/2016	40.7	
9/20/2016	38.8	
11/4/2016	40.7	
1/20/2017	38.8	
3/28/2017	48.3	
6/7/2017	43.4	
9/29/2017	46.6	
3/15/2018	46.2	
9/13/2018	45.3	
3/18/2019	46.1	
9/11/2019	43.1	
3/10/2020	51.6	
9/14/2020	40.2	
3/11/2021	45.2	
8/5/2021	43.7	
1/31/2022	39.9	
8/15/2022	38.7	
2/14/2023	41.1	
7/26/2023	37.7	
2/21/2024		39.6
8/5/2024		40.4

Prediction Limit

Constituent: Calcium, total (mg/L) Analysis Run 9/8/2024 12:17 PM View: Appendix III Intrawell

Plant Bowen Client: Southern Company Data: Bowen 1, 2, 9, and 10

	GWC-47	GWC-47
3/10/2016	26	
5/18/2016	26.2	
7/27/2016	19.3	
9/20/2016	25.3	
11/7/2016	23.6	
1/23/2017	25.1	
3/29/2017	28.9	
6/8/2017	25.6	
9/27/2017	23.8	
3/15/2018	21.6 (J)	
9/13/2018	23.8 (J)	
3/15/2019	20.4 (X)	
9/12/2019	21.1	
3/9/2020	22.3	
9/14/2020	20.9	
3/11/2021	21.1	
8/5/2021	20.4	
2/1/2022	21.3	
8/15/2022	33.7 (J)	
2/14/2023	20.5	
7/27/2023	17.3	
2/21/2024		22.1
8/5/2024		24.9

Prediction Limit

Constituent: Calcium, total (mg/L) Analysis Run 9/8/2024 12:17 PM View: Appendix III Intrawell

Plant Bowen Client: Southern Company Data: Bowen 1, 2, 9, and 10

	GWC-47R	GWC-47R
3/10/2016	25	
5/18/2016	27.6	
7/27/2016	23.9	
9/20/2016	28.9	
11/4/2016	32.1	
1/20/2017	31.8	
3/29/2017	34.6	
6/8/2017	34	
9/27/2017	30.8	
3/16/2018	30.2	
9/13/2018	30.9	
3/19/2019	28.4	
9/11/2019	33.3	
3/9/2020	35	
9/15/2020	31.6	
3/11/2021	31.8	
8/5/2021	29	
2/1/2022	29.4	
8/15/2022	22.3	
2/14/2023	31.6	
7/27/2023	27.9	
2/21/2024		28.7
8/5/2024		35.3

Prediction Limit

Constituent: Calcium, total (mg/L) Analysis Run 9/8/2024 12:17 PM View: Appendix III Intrawell

Plant Bowen Client: Southern Company Data: Bowen 1, 2, 9, and 10

	GWC-48	GWC-48
3/10/2016	12	
5/17/2016	3.25	
7/27/2016	3.2	
9/20/2016	2.72	
11/4/2016	1.69	
1/23/2017	<0.5	
3/28/2017	1.72	
6/8/2017	3.11	
9/29/2017	2.71	
3/15/2018	3.5	
9/13/2018	2.5	
3/15/2019	4.4	
9/11/2019	2.9	
3/9/2020	4.5	
9/14/2020	3.5	
3/11/2021	5.9	
8/4/2021	2.8	
1/31/2022	2.8	
8/15/2022	5.6	
2/14/2023	3	
7/26/2023	3.8	
2/21/2024		4.2
8/5/2024		5.1

ND substitution: RL or RL/2 if <15% NDs.

Prediction Limit

Constituent: Calcium, total (mg/L) Analysis Run 9/8/2024 12:17 PM View: Appendix III Intrawell

Plant Bowen Client: Southern Company Data: Bowen 1, 2, 9, and 10

	GWC-49R	GWC-49R
3/17/2016	24	
5/18/2016	27.7	
7/27/2016	21.7	
9/21/2016	24.9	
11/4/2016	23.6	
1/24/2017	23	
3/29/2017	27.5	
6/8/2017	27.1	
9/29/2017	25.3	
3/15/2018	24.4 (J)	
9/13/2018	22.8 (J)	
3/18/2019	31	
9/11/2019	24.3	
3/11/2020	27.1	
9/11/2020	24.7	
3/15/2021	24.7	
8/11/2021	27.4	
2/1/2022	26	
8/15/2022	25.4	
2/14/2023	24.3	
7/27/2023	21.8	
2/21/2024		26.4
8/6/2024		26.5

Prediction Limit

Constituent: Calcium, total (mg/L) Analysis Run 9/8/2024 12:17 PM View: Appendix III Intrawell

Plant Bowen Client: Southern Company Data: Bowen 1, 2, 9, and 10

	GWC-49Z	GWC-49Z
3/17/2016	6.4	
5/18/2016	4.63	
7/28/2016	2.25	
9/21/2016	1.86	
11/7/2016	1.65	
1/24/2017	1.62	
3/30/2017	1.27	
6/9/2017	1.18	
9/29/2017	0.967	
3/15/2018	0.81	
9/14/2018	0.7	
3/19/2019	1.1	
9/11/2019	0.78	
3/9/2020	0.87 (J)	
9/14/2020	0.65 (J)	
3/15/2021	0.69 (J)	
8/5/2021	0.67 (J)	
2/1/2022	0.62 (J)	
8/15/2022	0.7 (J)	
2/14/2023	0.65 (J)	
7/27/2023	0.61 (J)	
2/21/2024		0.67 (J)
8/6/2024		0.63 (J)

Prediction Limit

Constituent: Calcium, total (mg/L) Analysis Run 9/8/2024 12:17 PM View: Appendix III Intrawell

Plant Bowen Client: Southern Company Data: Bowen 1, 2, 9, and 10

	GWC-5	GWC-5
3/28/2016	4.29	
5/25/2016	7.15	
8/1/2016	3.35	
9/27/2016	2.89	
11/11/2016	3.33	
1/31/2017	3.21	
4/3/2017	2.57	
6/12/2017	6.22	
10/3/2017	2.45	
3/19/2018	3.3	
9/17/2018	2	
3/20/2019	2.7	
9/16/2019	2.8	
3/16/2020	12.1	
9/16/2020	2.8	
3/17/2021	3	
8/9/2021	2.6	
2/2/2022	3.7	
8/16/2022	3.7	
2/20/2023	3.5	
7/28/2023	1.9	
2/26/2024		3.9
8/8/2024		1.8

Prediction Limit

Constituent: Calcium, total (mg/L) Analysis Run 9/8/2024 12:17 PM View: Appendix III Intrawell

Plant Bowen Client: Southern Company Data: Bowen 1, 2, 9, and 10

	GWC-6	GWC-6
3/29/2016	13.8	
5/24/2016	14.8	
9/26/2016	13.3	
11/18/2016	12.4	
2/1/2017	13.3	
4/6/2017	13.4	
6/13/2017	14.6	
10/3/2017	13.9	
3/19/2018	14.4 (J)	
9/17/2018	12.4 (J)	
3/21/2019	14.9 (J)	
9/16/2019	13.5	
3/12/2020	16.2	
9/16/2020	14.3	
3/17/2021	14.1	
8/10/2021	14.7	
2/2/2022	15.5	
8/17/2022	15.8	
2/17/2023	15.2	
7/31/2023	14.6	
2/26/2024		15.5
8/8/2024		15.9

Prediction Limit

Constituent: Calcium, total (mg/L) Analysis Run 9/8/2024 12:17 PM View: Appendix III Intrawell

Plant Bowen Client: Southern Company Data: Bowen 1, 2, 9, and 10

	GWC-6RZ	GWC-6RZ
3/29/2016	11.1	
5/24/2016	12.6	
9/26/2016	11.8	
11/14/2016	11.3	
2/1/2017	12.6	
4/6/2017	9.84	
6/13/2017	13	
10/3/2017	13.7	
3/20/2018	11.5 (J)	
9/17/2018	11 (J)	
3/21/2019	8.3	
9/16/2019	9.5	
3/12/2020	9.3	
9/16/2020	8.8	
3/17/2021	9.5	
8/10/2021	9.9	
2/2/2022	10.5	
8/17/2022	10	
2/17/2023	9.7	
7/28/2023	7.1	
2/26/2024		9.7
8/8/2024		9.1

Prediction Limit

Constituent: Calcium, total (mg/L) Analysis Run 9/8/2024 12:17 PM View: Appendix III Intrawell

Plant Bowen Client: Southern Company Data: Bowen 1, 2, 9, and 10

	GWC-7Z	GWC-7Z
5/31/2016	25.7	
8/2/2016	22.9	
9/27/2016	22.2	
11/21/2016	22.1	
2/1/2017	21.7	
4/6/2017	21.4	
6/13/2017	24.4	
7/14/2017	24.8	
10/3/2017	23.6	
3/20/2018	22.9 (J)	
9/18/2018	20.8 (J)	
3/21/2019	25.2	
9/13/2019	24.6	
3/12/2020	26.4	
9/16/2020	24.4	
3/17/2021	23.9	
8/10/2021	26.2	
2/2/2022	26.9	
8/17/2022	27.2	
2/20/2023	26.1	
7/31/2023	23.6	
2/26/2024		25.9
8/8/2024		23.8

Prediction Limit

Constituent: Calcium, total (mg/L) Analysis Run 9/8/2024 12:17 PM View: Appendix III Intrawell

Plant Bowen Client: Southern Company Data: Bowen 1, 2, 9, and 10

	GWC-8RR	GWC-8RR
3/30/2016	22.2	
5/24/2016	25.2	
8/2/2016	20.8	
9/27/2016	23.1	
11/22/2016	22.3	
2/6/2017	21.4	
4/6/2017	21.1	
6/14/2017	22.1	
10/4/2017	23.1	
3/21/2018	22.5 (J)	
9/18/2018	20.8 (J)	
3/27/2019	20.6 (J)	
9/16/2019	23	
3/12/2020	21.8	
9/17/2020	21.4	
3/17/2021	22.4	
8/10/2021	23.5	
2/2/2022	23.9	
8/17/2022	24	
2/21/2023	18	
7/31/2023	23	
2/27/2024		24.2
8/12/2024		23.8

Prediction Limit

Constituent: Calcium, total (mg/L) Analysis Run 9/8/2024 12:17 PM View: Appendix III Intrawell

Plant Bowen Client: Southern Company Data: Bowen 1, 2, 9, and 10

	GWC-8Z	GWC-8Z
3/22/2016	25.1	
5/25/2016	23.7	
8/2/2016	21.5	
9/26/2016	21.4	
11/21/2016	21	
2/3/2017	20	
6/13/2017	21.5	
10/3/2017	22.8	
3/20/2018	20.3 (J)	
9/18/2018	15.5 (J)	
5/6/2019	20 (J)	
9/16/2019	20.3	
3/16/2020	19.4	
9/17/2020	18.1	
3/18/2021	9.6	
8/10/2021	20	
2/2/2022	20.8	
8/17/2022	10.4	
2/20/2023	18.5	
7/31/2023	20.8	
2/26/2024		20
8/12/2024		20.9

Prediction Limit

Constituent: Calcium, total (mg/L) Analysis Run 9/8/2024 12:17 PM View: Appendix III Intrawell

Plant Bowen Client: Southern Company Data: Bowen 1, 2, 9, and 10

	GWC-9	GWC-9
3/30/2016	9.07	
5/26/2016	15.8	
8/5/2016	20.5	
9/28/2016	24.9	
11/21/2016	23.4	
2/6/2017	1.7	
4/6/2017	1.6	
6/13/2017	3.82	
10/3/2017	9.77	
3/20/2018	1.4	
9/18/2018	3.35 (D)	
3/21/2019	4.8	
9/16/2019	12	
3/12/2020	1.8	
9/17/2020	18.3	
3/18/2021	1.9	
8/10/2021	1.9	
2/2/2022	2.2	
8/17/2022	2.5	
2/21/2023	2.3	
7/31/2023	11.6	
2/27/2024		2.6
8/12/2024		11.6

Prediction Limit

Constituent: Fluoride, total (mg/L) Analysis Run 9/8/2024 12:17 PM View: Appendix III Intrawell

Plant Bowen Client: Southern Company Data: Bowen 1, 2, 9, and 10

	GWA-1	GWA-1
3/22/2016	0.0614 (J)	
5/19/2016	0.064 (J)	
7/29/2016	0.11 (J)	
9/23/2016	0.03 (J)	
11/9/2016	0.1 (J)	
1/30/2017	<0.1	
3/30/2017	0.01 (J)	
6/9/2017	0.04 (J)	
10/2/2017	0.07 (J)	
3/16/2018	0.029 (J)	
9/17/2018	<0.1 (D)	
3/20/2019	<0.1	
9/12/2019	0.051 (J)	
3/11/2020	0.052 (J)	
9/15/2020	0.05 (J)	
3/16/2021	<0.1	
8/9/2021	<0.1	
2/1/2022	<0.1	
8/16/2022	0.089 (J)	
2/16/2023	0.07 (J)	
7/27/2023	0.054 (J)	
2/22/2024		0.061 (J)
8/7/2024		0.08 (J)

ND substitution: RL or RL/2 if <15% NDs.

Prediction Limit

Constituent: Fluoride, total (mg/L) Analysis Run 9/8/2024 12:17 PM View: Appendix III Intrawell

Plant Bowen Client: Southern Company Data: Bowen 1, 2, 9, and 10

	GWA-2	GWA-2
3/23/2016	0.0477 (J)	
5/20/2016	0.033 (J)	
7/29/2016	0.16 (J)	
9/23/2016	0.1 (J)	
11/9/2016	0.04 (J)	
1/31/2017	<0.1	
3/30/2017	0.02 (J)	
6/12/2017	0.17 (J)	
10/2/2017	<0.1	
3/19/2018	1.1 (O)	
9/14/2018	<0.1	
3/20/2019	<0.1	
9/12/2019	<0.1 (D)	
3/11/2020	<0.1	
9/15/2020	<0.1	
3/17/2021	<0.1	
8/9/2021	<0.1	
2/1/2022	<0.1	
8/16/2022	0.086 (J)	
2/16/2023	0.061 (J)	
7/27/2023	0.057 (J)	
2/22/2024		0.062 (J)
8/7/2024		0.083 (J)

ND substitution: RL or RL/2 if <15% NDs.

Prediction Limit

Constituent: Fluoride, total (mg/L) Analysis Run 9/8/2024 12:17 PM View: Appendix III Intrawell

Plant Bowen Client: Southern Company Data: Bowen 1, 2, 9, and 10

	GWA-2R	GWA-2R
3/23/2016	0.0826 (J)	
5/19/2016	0.0409 (J)	
7/29/2016	0.07 (J)	
9/22/2016	<0.1	
11/10/2016	0.03 (J)	
1/31/2017	<0.1	
4/3/2017	0.02 (J)	
6/9/2017	0.06 (J)	
10/2/2017	<0.1	
3/16/2018	<0.1	
9/14/2018	<0.1	
3/19/2019	0.056 (J)	
9/13/2019	0.055 (J)	
3/11/2020	0.052 (J)	
9/15/2020	<0.1	
3/16/2021	<0.1	
8/9/2021	<0.1	
2/1/2022	<0.1	
8/16/2022	0.09 (J)	
2/16/2023	0.079 (J)	
7/27/2023	0.062 (J)	
2/26/2024		0.05 (J)
8/6/2024		0.076 (J)

ND substitution: RL or RL/2 if <15% NDs.

Prediction Limit

Constituent: Fluoride, total (mg/L) Analysis Run 9/8/2024 12:17 PM View: Appendix III Intrawell

Plant Bowen Client: Southern Company Data: Bowen 1, 2, 9, and 10

	GWA-39RZ	GWA-39RZ
5/16/2016	0.0202 (JD)	
7/27/2016	0.08 (JD)	
2/21/2017	0.17 (JD)	
3/27/2017	0.09 (JD)	
6/8/2017	0.05 (JD)	
7/17/2017	0.05 (JD)	
7/27/2017	0.08 (JD)	
8/9/2017	<0.1 (*)	
9/29/2017	0.04 (JD)	
3/16/2018	0.27 (J)	
9/14/2018	0.1 (J)	
3/14/2019	0.066 (X)	
9/10/2019	0.055 (X)	
3/9/2020	<0.1	
9/16/2020	<0.1	
3/16/2021	<0.1	
8/6/2021	<0.1	
2/2/2022	<0.1	
8/16/2022	<0.1	
2/14/2023	0.074 (J)	
7/25/2023	<0.1	
2/19/2024		<0.1
8/1/2024		<0.1

ND substitution: RL or RL/2 if <15% NDs.

Prediction Limit

Constituent: Fluoride, total (mg/L) Analysis Run 9/8/2024 12:17 PM View: Appendix III Intrawell

Plant Bowen Client: Southern Company Data: Bowen 1, 2, 9, and 10

	GWA-39Z	GWA-39Z
3/14/2016	0.0657 (J)	
5/11/2016	0.0401 (J)	
7/19/2016	<0.1	
9/15/2016	<0.1	
11/2/2016	0.04 (J)	
1/18/2017	0.03 (J)	
3/28/2017	0.06 (J)	
6/7/2017	0.06 (J)	
9/26/2017	0.04 (J)	
3/14/2018	0.14 (J)	
9/12/2018	<0.1	
3/15/2019	<0.1	
9/9/2019	0.054 (X)	
3/9/2020	<0.1	
9/10/2020	<0.1	
3/12/2021	0.051 (J)	
8/4/2021	<0.1	
1/31/2022	<0.1	
8/10/2022	0.075 (J)	
2/13/2023	0.064 (J)	
7/26/2023	0.055 (J)	
2/19/2024		0.057 (J)
8/1/2024		<0.1

ND substitution: RL or RL/2 if <15% NDs.

Prediction Limit

Constituent: Fluoride, total (mg/L) Analysis Run 9/8/2024 12:17 PM View: Appendix III Intrawell

Plant Bowen Client: Southern Company Data: Bowen 1, 2, 9, and 10

	GWA-3A	GWA-3A
3/23/2016	<0.1	
5/23/2016	<0.1	
7/29/2016	<0.1	
9/22/2016	<0.1	
11/10/2016	<0.1	
1/31/2017	<0.1	
3/30/2017	<0.1	
6/12/2017	<0.1	
10/4/2017	<0.1	
3/19/2018	<0.1	
9/17/2018	<0.1	
3/20/2019	<0.1	
9/13/2019	<0.1	
3/11/2020	<0.1	
3/29/2021	0.053 (J)	
8/9/2021	0.055 (J)	
2/2/2022	<0.1	
8/16/2022	0.082 (J)	
2/17/2023	0.055 (J)	
8/1/2023	<0.1	
2/22/2024		<0.1
8/8/2024		0.063 (J)

ND substitution: RL or RL/2 if <15% NDs.

Prediction Limit

Constituent: Fluoride, total (mg/L) Analysis Run 9/8/2024 12:17 PM View: Appendix III Intrawell

Plant Bowen Client: Southern Company Data: Bowen 1, 2, 9, and 10

	GWA-40	GWA-40
3/15/2016	0.0267 (J)	
5/11/2016	0.0255 (J)	
7/21/2016	<0.1	
9/19/2016	<0.1	
11/3/2016	0.11 (J)	
1/17/2017	0.02 (J)	
3/24/2017	<0.1	
5/24/2017	<0.1	
9/26/2017	<0.1	
3/14/2018	0.055 (J)	
9/12/2018	<0.1	
3/13/2019	0.045 (X)	
9/9/2019	<0.1	
3/9/2020	<0.1	
9/11/2020	<0.1	
3/10/2021	<0.1	
8/4/2021	<0.1	
1/31/2022	<0.1	
8/12/2022	0.068 (J)	
2/13/2023	0.054 (J)	
7/26/2023	<0.1	
2/19/2024		<0.1
8/1/2024		<0.1

ND substitution: RL or RL/2 if <15% NDs.

Prediction Limit

Constituent: Fluoride, total (mg/L) Analysis Run 9/8/2024 12:17 PM View: Appendix III Intrawell

Plant Bowen Client: Southern Company Data: Bowen 1, 2, 9, and 10

	GWA-41	GWA-41
3/15/2016	0.0285 (J)	
5/12/2016	0.022 (J)	
7/20/2016	<0.1	
9/15/2016	<0.1	
11/3/2016	0.05 (J)	
1/18/2017	0.02 (J)	
3/24/2017	<0.1	
6/6/2017	<0.1	
9/25/2017	<0.1	
3/14/2018	<0.1	
9/12/2018	<0.1	
3/14/2019	0.039 (X)	
9/10/2019	<0.1	
3/6/2020	<0.1	
9/10/2020	<0.1	
3/11/2021	<0.1	
8/4/2021	<0.1	
1/31/2022	<0.1	
8/11/2022	<0.1	
2/13/2023	0.05 (J)	
7/25/2023	<0.1	
2/19/2024		<0.1
8/1/2024		<0.1

ND substitution: RL or RL/2 if <15% NDs.

Prediction Limit

Constituent: Fluoride, total (mg/L) Analysis Run 9/8/2024 12:17 PM View: Appendix III Intrawell

Plant Bowen Client: Southern Company Data: Bowen 1, 2, 9, and 10

	GWA-41R	GWA-41R
3/15/2016	0.0394 (J)	
5/13/2016	0.0234 (J)	
7/21/2016	<0.1	
9/21/2016	<0.1	
11/3/2016	0.12 (J)	
1/17/2017	0.01 (J)	
3/27/2017	<0.1	
6/6/2017	<0.1	
9/25/2017	<0.1	
3/14/2018	<0.1	
9/12/2018	<0.1	
3/14/2019	0.04 (X)	
9/10/2019	<0.1	
3/9/2020	<0.1	
9/10/2020	<0.1	
3/10/2021	<0.1	
8/4/2021	<0.1	
1/31/2022	<0.1	
8/11/2022	<0.1	
2/13/2023	<0.1	
7/25/2023	<0.1	
2/19/2024		<0.1
8/1/2024		<0.1

ND substitution: RL or RL/2 if <15% NDs.

Prediction Limit

Constituent: Fluoride, total (mg/L) Analysis Run 9/8/2024 12:17 PM View: Appendix III Intrawell

Plant Bowen Client: Southern Company Data: Bowen 1, 2, 9, and 10

	GWA-42	GWA-42
3/11/2016	0.0296 (J)	
5/16/2016	0.0287 (J)	
7/22/2016	0.04 (J)	
9/19/2016	<0.1	
11/3/2016	0.04 (J)	
1/17/2017	0.02 (J)	
3/27/2017	<0.1	
6/7/2017	<0.1	
9/26/2017	<0.1	
3/14/2018	0.06 (J)	
9/14/2018	<0.1	
3/14/2019	0.058 (X)	
9/10/2019	<0.1	
3/6/2020	<0.1	
9/10/2020	<0.1	
3/11/2021	<0.1	
8/4/2021	<0.1	
1/31/2022	<0.1	
8/10/2022	0.068 (J)	
2/13/2023	0.056 (J)	
7/26/2023	<0.1	
2/20/2024		<0.1
8/1/2024		<0.1

ND substitution: RL or RL/2 if <15% NDs.

Prediction Limit

Constituent: Fluoride, total (mg/L) Analysis Run 9/8/2024 12:17 PM View: Appendix III Intrawell

Plant Bowen Client: Southern Company Data: Bowen 1, 2, 9, and 10

	GWA-43	GWA-43
3/11/2016	0.0329 (J)	
5/13/2016	0.0459 (J)	
7/19/2016	<0.1	
9/16/2016	<0.1	
11/2/2016	0.04 (J)	
1/18/2017	<0.1	
3/28/2017	<0.1	
6/6/2017	<0.1	
9/22/2017	<0.1	
3/14/2018	<0.1	
9/12/2018	<0.1	
3/13/2019	<0.1	
9/11/2019	<0.1	
3/9/2020	<0.1	
9/11/2020	<0.1	
3/11/2021	<0.1	
8/6/2021	<0.1	
1/31/2022	<0.1	
8/11/2022	<0.1	
2/14/2023	0.052 (J)	
7/25/2023	<0.1	
2/20/2024		<0.1
8/2/2024		<0.1

ND substitution: RL or RL/2 if <15% NDs.

Prediction Limit

Constituent: Fluoride, total (mg/L) Analysis Run 9/8/2024 12:17 PM View: Appendix III Intrawell

Plant Bowen Client: Southern Company Data: Bowen 1, 2, 9, and 10

	GWA-43R	GWA-43R
3/11/2016	0.0141 (J)	
5/13/2016	0.0141 (J)	
7/19/2016	<0.1	
9/16/2016	<0.1	
11/2/2016	0.04 (J)	
1/18/2017	0.02 (J)	
3/28/2017	<0.1	
6/6/2017	<0.1	
9/22/2017	<0.1	
3/15/2018	<0.1	
9/12/2018	<0.1	
3/13/2019	0.036 (X)	
9/11/2019	<0.1	
3/9/2020	<0.1	
9/14/2020	<0.1	
3/11/2021	<0.1	
8/5/2021	<0.1	
1/31/2022	<0.1	
8/10/2022	0.062 (J)	
2/13/2023	<0.1	
7/25/2023	<0.1	
2/20/2024		<0.1
8/2/2024		<0.1

ND substitution: RL or RL/2 if <15% NDs.

Prediction Limit

Constituent: Fluoride, total (mg/L) Analysis Run 9/8/2024 12:17 PM View: Appendix III Intrawell

Plant Bowen Client: Southern Company Data: Bowen 1, 2, 9, and 10

	GWA-4RZ	GWA-4RZ
2/22/2017	0.3 (D)	
4/7/2017	0.19 (JD)	
6/14/2017	0.19 (JD)	
7/12/2017	0.18 (JD)	
7/20/2017	0.17 (JD)	
7/28/2017	0.13 (JD)	
8/9/2017	0.245 (JD)	
8/24/2017	0.16 (JD)	
10/3/2017	0.17 (JD)	
3/21/2018	0.24 (J)	
9/18/2018	<0.3	
3/21/2019	0.19 (JD)	
9/12/2019	0.1 (JD)	
3/12/2020	0.18 (J)	
9/17/2020	0.12 (J)	
3/16/2021	0.1	
8/10/2021	0.087 (J)	
2/3/2022	0.15	
8/17/2022	0.11	
2/17/2023	0.11	
7/28/2023	0.077 (J)	
2/27/2024		0.087 (J)
8/8/2024		0.16

ND substitution: RL or RL/2 if <15% NDs.

Prediction Limit

Constituent: Fluoride, total (mg/L) Analysis Run 9/8/2024 12:17 PM View: Appendix III Intrawell

Plant Bowen Client: Southern Company Data: Bowen 1, 2, 9, and 10

	GWA-50	GWA-50
3/28/2016	0.0314 (J)	
5/23/2016	0.027 (J)	
8/1/2016	<0.1	
9/26/2016	<0.1	
11/10/2016	0.04 (J)	
1/30/2017	<0.1	
4/7/2017	<0.1	
6/12/2017	0.07 (J)	
10/2/2017	<0.1	
3/16/2018	<0.1	
9/17/2018	<0.1	
3/19/2019	<0.1	
9/13/2019	<0.1	
3/11/2020	<0.1	
9/16/2020	<0.1	
3/17/2021	<0.1	
8/9/2021	<0.1	
2/1/2022	<0.1	
8/16/2022	0.06 (J)	
2/16/2023	<0.1	
7/28/2023	<0.1	
2/22/2024		<0.1
8/8/2024		<0.1

ND substitution: RL or RL/2 if <15% NDs.

Prediction Limit

Constituent: Fluoride, total (mg/L) Analysis Run 9/8/2024 12:17 PM View: Appendix III Intrawell

Plant Bowen Client: Southern Company Data: Bowen 1, 2, 9, and 10

	GWA-50R	GWA-50R
3/28/2016	0.0326 (J)	
5/25/2016	0.0285 (J)	
8/1/2016	<0.1	
9/26/2016	<0.1	
11/11/2016	<0.1	
1/30/2017	<0.1	
4/3/2017	0.04 (J)	
6/12/2017	0.06 (J)	
10/2/2017	<0.1	
3/16/2018	<0.1	
9/18/2018	<0.1	
3/19/2019	<0.1	
9/12/2019	<0.1	
3/11/2020	<0.1	
9/15/2020	<0.1	
3/17/2021	<0.1	
8/9/2021	<0.1	
2/2/2022	<0.1	
8/17/2022	0.063 (J)	
2/16/2023	<0.1	
7/28/2023	<0.1	
2/22/2024		<0.1
8/8/2024		<0.1

ND substitution: RL or RL/2 if <15% NDs.

Prediction Limit

Constituent: Fluoride, total (mg/L) Analysis Run 9/8/2024 12:17 PM View: Appendix III Intrawell

Plant Bowen Client: Southern Company Data: Bowen 1, 2, 9, and 10

	GWC-10	GWC-10
3/31/2016	0.0389 (J)	
5/26/2016	0.0375 (J)	
8/5/2016	0.03 (J)	
9/28/2016	<0.1	
11/22/2016	0.04 (J)	
2/7/2017	<0.1	
4/10/2017	<0.1	
6/14/2017	0.02 (J)	
10/4/2017	<0.1	
3/20/2018	<0.1	
9/18/2018	<0.1	
3/22/2019	0.045 (J)	
9/17/2019	<0.1	
3/12/2020	<0.1	
9/17/2020	<0.1	
3/18/2021	<0.1	
8/10/2021	<0.1	
2/4/2022	<0.1	
8/17/2022	0.094 (J)	
2/20/2023	<0.1	
7/31/2023	0.07 (J)	
2/27/2024		0.05 (J)
8/12/2024		<0.1

ND substitution: RL or RL/2 if <15% NDs.

Prediction Limit

Constituent: Fluoride, total (mg/L) Analysis Run 9/8/2024 12:17 PM View: Appendix III Intrawell

Plant Bowen Client: Southern Company Data: Bowen 1, 2, 9, and 10

	GWC-10R	GWC-10R
3/31/2016	0.0209 (J)	
5/26/2016	0.037 (J)	
8/3/2016	<0.1	
9/28/2016	0.05 (J)	
11/22/2016	0.04 (J)	
2/7/2017	<0.1	
4/10/2017	<0.1	
6/14/2017	<0.1	
10/4/2017	<0.1	
3/21/2018	<0.1	
9/18/2018	<0.1	
3/22/2019	<0.1	
9/17/2019	<0.1	
3/12/2020	<0.1	
9/17/2020	<0.1	
3/18/2021	<0.1	
8/11/2021	<0.1	
2/4/2022	<0.1	
8/18/2022	0.051 (J)	
2/20/2023	<0.1	
7/31/2023	<0.1	
2/27/2024		<0.1
8/12/2024		<0.1

ND substitution: RL or RL/2 if <15% NDs.

Prediction Limit

Constituent: Fluoride, total (mg/L) Analysis Run 9/8/2024 12:17 PM View: Appendix III Intrawell

Plant Bowen Client: Southern Company Data: Bowen 1, 2, 9, and 10

	GWC-11	GWC-11
4/4/2016	0.0357 (J)	
5/26/2016	0.042 (J)	
8/3/2016	0.04 (J)	
9/28/2016	<0.1	
11/22/2016	0.06 (J)	
2/8/2017	0.05 (J)	
4/10/2017	<0.1	
6/15/2017	0.03 (J)	
10/4/2017	<0.1	
3/21/2018	<0.1	
9/18/2018	<0.1	
3/23/2019	<0.1	
9/17/2019	<0.1	
3/12/2020	<0.1	
9/21/2020	<0.1	
3/19/2021	<0.1	
8/11/2021	<0.1	
2/4/2022	<0.1	
8/18/2022	<0.1	
2/20/2023	<0.1	
8/1/2023	0.05 (J)	
2/28/2024		0.06 (J)
8/13/2024		<0.1

ND substitution: RL or RL/2 if <15% NDs.

Prediction Limit

Constituent: Fluoride, total (mg/L) Analysis Run 9/8/2024 12:17 PM View: Appendix III Intrawell

Plant Bowen Client: Southern Company Data: Bowen 1, 2, 9, and 10

	GWC-11R	GWC-11R
4/4/2016	0.022 (J)	
5/26/2016	0.023 (J)	
8/4/2016	0.05 (J)	
9/28/2016	<0.1	
11/22/2016	0.04 (J)	
2/8/2017	<0.1	
4/10/2017	<0.1	
6/15/2017	<0.1	
10/4/2017	<0.1	
3/22/2018	<0.1	
9/18/2018	<0.1	
3/23/2019	<0.1	
9/17/2019	<0.1	
3/12/2020	<0.1	
9/21/2020	<0.1	
3/19/2021	<0.1	
8/11/2021	<0.1	
2/4/2022	<0.1	
8/18/2022	<0.1	
2/20/2023	<0.1	
8/1/2023	<0.1	
2/28/2024		<0.1
8/12/2024		<0.1

ND substitution: RL or RL/2 if <15% NDs.

Prediction Limit

Constituent: Fluoride, total (mg/L) Analysis Run 9/8/2024 12:17 PM View: Appendix III Intrawell

Plant Bowen Client: Southern Company Data: Bowen 1, 2, 9, and 10

	GWC-12	GWC-12
4/4/2016	0.035 (J)	
5/27/2016	0.032 (J)	
8/3/2016	<0.1	
9/30/2016	<0.1	
11/22/2016	0.03 (J)	
2/13/2017	<0.1	
4/11/2017	<0.1	
6/14/2017	0.01 (J)	
10/4/2017	<0.1	
3/22/2018	<0.1	
9/18/2018	<0.1	
3/23/2019	<0.1	
9/17/2019	<0.1 (D)	
3/12/2020	<0.1	
9/21/2020	<0.1	
3/19/2021	<0.1	
8/11/2021	<0.1	
2/2/2022	<0.1	
8/18/2022	0.052 (J)	
2/21/2023	0.054 (J)	
8/1/2023	<0.1	
2/27/2024		<0.1
8/12/2024		<0.1

ND substitution: RL or RL/2 if <15% NDs.

Prediction Limit

Constituent: Fluoride, total (mg/L) Analysis Run 9/8/2024 12:17 PM View: Appendix III Intrawell

Plant Bowen Client: Southern Company Data: Bowen 1, 2, 9, and 10

	GWC-13	GWC-13
4/4/2016	0.026 (J)	
5/31/2016	0.0234 (J)	
8/4/2016	0.09 (J)	
9/29/2016	<0.1	
11/28/2016	0.08 (J)	
2/9/2017	0.24 (J)	
4/12/2017	<0.1	
6/16/2017	0.04 (J)	
10/9/2017	<0.1	
3/21/2018	<0.1	
9/19/2018	<0.1	
3/23/2019	<0.1	
9/18/2019	<0.1	
3/13/2020	<0.1	
9/22/2020	<0.1	
3/18/2021	<0.1	
8/11/2021	<0.1	
2/17/2022	<0.1	
8/18/2022	0.061 (J)	
2/22/2023	0.06 (J)	
8/1/2023	<0.1	
2/27/2024		<0.1
8/12/2024		<0.1

ND substitution: RL or RL/2 if <15% NDs.

Prediction Limit

Constituent: Fluoride, total (mg/L) Analysis Run 9/8/2024 12:17 PM View: Appendix III Intrawell

Plant Bowen Client: Southern Company Data: Bowen 1, 2, 9, and 10

	GWC-13RZ	GWC-13RZ
4/4/2016	0.044 (J)	
6/1/2016	0.0338 (J)	
2/22/2017	0.22 (J)	
4/11/2017	0.16 (J)	
6/16/2017	0.2 (J)	
7/12/2017	0.2 (J)	
7/28/2017	0.18 (J)	
8/10/2017	<0.3	
10/6/2017	0.14 (J)	
3/23/2018	0.24 (J)	
9/20/2018	<0.3	
3/22/2019	0.12 (J)	
9/18/2019	0.17 (X)	
3/17/2020	0.11 (J)	
9/22/2020	0.1 (J)	
3/19/2021	0.12	
8/12/2021	0.11	
2/4/2022	0.13	
8/19/2022	0.14	
2/22/2023	0.15	
8/2/2023	0.14	
2/28/2024		0.14
8/13/2024		0.12

ND substitution: RL or RL/2 if <15% NDs.

Prediction Limit

Constituent: Fluoride, total (mg/L) Analysis Run 9/8/2024 12:17 PM View: Appendix III Intrawell

Plant Bowen Client: Southern Company Data: Bowen 1, 2, 9, and 10

	GWC-14Z	GWC-14Z
4/5/2016	0.019 (J)	
6/1/2016	0.0148 (J)	
8/9/2016	0.04 (J)	
11/28/2016	0.07 (J)	
2/9/2017	0.08 (J)	
4/11/2017	<0.1	
6/14/2017	0.01 (J)	
7/12/2017	0.05 (J)	
10/5/2017	<0.1	
3/22/2018	<0.1	
9/19/2018	<0.1	
3/22/2019	<0.1	
9/17/2019	<0.1	
3/13/2020	<0.1	
9/21/2020	<0.1	
3/18/2021	<0.1	
8/11/2021	<0.1	
2/4/2022	<0.1	
8/18/2022	<0.1	
2/22/2023	<0.1	
8/1/2023	<0.1	
2/28/2024		<0.1
8/13/2024		<0.1

ND substitution: RL or RL/2 if <15% NDs.

Prediction Limit

Constituent: Fluoride, total (mg/L) Analysis Run 9/8/2024 12:17 PM View: Appendix III Intrawell

Plant Bowen Client: Southern Company Data: Bowen 1, 2, 9, and 10

	GWC-15R	GWC-15R
4/5/2016	0.027 (J)	
5/31/2016	0.0233 (J)	
8/4/2016	<0.1	
9/29/2016	<0.1	
11/23/2016	0.04 (J)	
2/10/2017	<0.1	
4/12/2017	<0.1	
6/15/2017	0.06 (J)	
10/6/2017	<0.1	
3/23/2018	<0.1	
9/19/2018	<0.1	
3/25/2019	<0.1	
9/17/2019	<0.1	
3/13/2020	<0.1	
9/21/2020	<0.1	
3/18/2021	<0.1	
8/11/2021	<0.1	
2/4/2022	<0.1	
8/19/2022	0.054 (J)	
2/22/2023	0.05 (J)	
8/2/2023	<0.1	
2/28/2024		<0.1
8/13/2024		<0.1

ND substitution: RL or RL/2 if <15% NDs.

Prediction Limit

Constituent: Fluoride, total (mg/L) Analysis Run 9/8/2024 12:17 PM View: Appendix III Intrawell

Plant Bowen Client: Southern Company Data: Bowen 1, 2, 9, and 10

	GWC-15Z	GWC-15Z
4/5/2016	0.053 (J)	
5/31/2016	0.0669 (J)	
11/23/2016	0.03 (J)	
2/10/2017	<0.1	
4/11/2017	<0.1	
6/15/2017	0.02 (J)	
7/12/2017	0.04 (J)	
7/26/2017	0.03 (J)	
10/6/2017	<0.1	
3/23/2018	<0.1	
9/19/2018	<0.1	
3/22/2019	<0.1	
9/17/2019	<0.1	
3/13/2020	<0.1	
9/21/2020	<0.1	
3/18/2021	<0.1	
8/11/2021	<0.1	
2/7/2022	<0.1	
8/19/2022	0.053 (J)	
2/22/2023	<0.1	
8/1/2023	<0.1	
2/28/2024		<0.1
8/13/2024		<0.1

ND substitution: RL or RL/2 if <15% NDs.

Prediction Limit

Constituent: Fluoride, total (mg/L) Analysis Run 9/8/2024 12:17 PM View: Appendix III Intrawell

Plant Bowen Client: Southern Company Data: Bowen 1, 2, 9, and 10

	GWC-44	GWC-44
3/16/2016	0.0657 (J)	
5/16/2016	0.0415 (J)	
7/25/2016	0.14 (J)	
9/19/2016	<0.1	
11/3/2016	0.06 (J)	
1/19/2017	0.009 (J)	
3/28/2017	0.04 (J)	
6/5/2017	0.06 (J)	
7/20/2017	0.21 (J)	
9/26/2017	0.14 (J)	
3/15/2018	0.11 (J)	
9/12/2018	0.062 (J)	
3/14/2019	0.13 (X)	
9/11/2019	<0.1	
3/10/2020	0.13 (J)	
9/15/2020	<0.1	
3/11/2021	<0.1	
8/4/2021	<0.1	
1/31/2022	<0.1	
8/15/2022	0.056 (J)	
2/14/2023	0.075 (J)	
7/26/2023	<0.1	
2/20/2024		<0.1
8/6/2024		<0.1

ND substitution: RL or RL/2 if <15% NDs.

Prediction Limit

Constituent: Fluoride, total (mg/L) Analysis Run 9/8/2024 12:17 PM View: Appendix III Intrawell

Plant Bowen Client: Southern Company Data: Bowen 1, 2, 9, and 10

	GWC-45	GWC-45
3/16/2016	<0.1	
5/16/2016	<0.1 (D)	
7/25/2016	0.02 (JD)	
9/19/2016	<0.1 (D)	
11/4/2016	0.04 (JD)	
1/23/2017	0.006 (JD)	
3/29/2017	<0.1 (D)	
6/7/2017	<0.1	
9/27/2017	<0.1	
3/15/2018	<0.1	
9/13/2018	<0.1	
3/14/2019	<0.1 (D)	
9/11/2019	<0.1 (D)	
3/10/2020	<0.1	
9/11/2020	<0.1	
3/11/2021	<0.1	
8/6/2021	<0.1	
2/1/2022	<0.1	
8/12/2022	<0.1	
2/14/2023	<0.1	
7/26/2023	<0.1	
2/20/2024		<0.1
8/5/2024		<0.1

ND substitution: RL or RL/2 if <15% NDs.

Prediction Limit

Constituent: Fluoride, total (mg/L) Analysis Run 9/8/2024 12:17 PM View: Appendix III Intrawell

Plant Bowen Client: Southern Company Data: Bowen 1, 2, 9, and 10

	GWC-45R	GWC-45R
3/16/2016	0.0167 (J)	
5/16/2016	0.0161 (JD)	
7/25/2016	0.14 (JD)	
9/19/2016	<0.1 (D)	
11/3/2016	0.08 (JD)	
1/20/2017	0.01 (JD)	
3/29/2017	<0.1 (D)	
6/7/2017	<0.1	
9/27/2017	<0.1	
3/15/2018	<0.1	
9/13/2018	<0.1	
3/14/2019	0.039 (JXD)	
9/11/2019	<0.1 (D)	
3/10/2020	<0.1	
9/11/2020	<0.1	
3/11/2021	<0.1	
8/6/2021	<0.1	
2/1/2022	<0.1	
8/12/2022	0.063 (J)	
2/14/2023	<0.1	
7/26/2023	<0.1	
2/20/2024		<0.1
8/5/2024		<0.1

ND substitution: RL or RL/2 if <15% NDs.

Prediction Limit

Constituent: Fluoride, total (mg/L) Analysis Run 9/8/2024 12:17 PM View: Appendix III Intrawell

Plant Bowen Client: Southern Company Data: Bowen 1, 2, 9, and 10

	GWC-46R	GWC-46R
3/10/2016	0.0235 (J)	
5/17/2016	0.0281 (J)	
7/26/2016	<0.1	
9/20/2016	<0.1	
11/4/2016	0.05 (J)	
1/20/2017	0.01 (J)	
3/28/2017	<0.1	
6/7/2017	<0.1	
9/29/2017	<0.1	
3/15/2018	<0.1	
9/13/2018	<0.1	
3/18/2019	<0.1	
9/11/2019	<0.1	
3/10/2020	<0.1	
9/14/2020	<0.1	
3/11/2021	<0.1	
8/5/2021	<0.1	
1/31/2022	<0.1	
8/15/2022	0.06 (J)	
2/14/2023	0.091 (J)	
7/26/2023	<0.1	
2/21/2024		<0.1
8/5/2024		<0.1

ND substitution: RL or RL/2 if <15% NDs.

Prediction Limit

Constituent: Fluoride, total (mg/L) Analysis Run 9/8/2024 12:17 PM View: Appendix III Intrawell

Plant Bowen Client: Southern Company Data: Bowen 1, 2, 9, and 10

	GWC-47	GWC-47
3/10/2016	0.0439 (J)	
5/18/2016	0.059 (J)	
7/27/2016	0.1 (J)	
9/20/2016	0.04 (J)	
11/7/2016	0.1 (J)	
1/23/2017	0.13 (J)	
3/29/2017	0.04 (J)	
6/8/2017	0.05 (J)	
9/27/2017	0.04 (J)	
3/15/2018	<0.1	
9/13/2018	0.047 (J)	
3/15/2019	<0.1	
9/12/2019	<0.1	
3/9/2020	<0.1	
9/14/2020	<0.1	
3/11/2021	<0.1	
8/5/2021	<0.1	
2/1/2022	<0.1	
8/15/2022	0.058 (J)	
2/14/2023	0.064 (J)	
7/27/2023	<0.1	
2/21/2024		0.059 (J)
8/5/2024		<0.1

ND substitution: RL or RL/2 if <15% NDs.

Prediction Limit

Constituent: Fluoride, total (mg/L) Analysis Run 9/8/2024 12:17 PM View: Appendix III Intrawell

Plant Bowen Client: Southern Company Data: Bowen 1, 2, 9, and 10

	GWC-47R	GWC-47R
3/10/2016	0.0551 (J)	
5/18/2016	0.065 (J)	
7/27/2016	0.09 (J)	
9/20/2016	<0.1	
11/4/2016	0.04 (J)	
1/20/2017	0.009 (J)	
3/29/2017	<0.1	
6/8/2017	<0.1 (*)	
9/27/2017	<0.1	
3/16/2018	0.13 (J)	
9/13/2018	<0.1	
3/19/2019	<0.1	
9/11/2019	<0.1	
3/9/2020	<0.1	
9/15/2020	<0.1	
3/11/2021	<0.1	
8/5/2021	<0.1	
2/1/2022	<0.1	
8/15/2022	0.069 (J)	
2/14/2023	0.081 (J)	
7/27/2023	<0.1	
2/21/2024		0.095 (J)
8/5/2024		<0.1

ND substitution: RL or RL/2 if <15% NDs.

Prediction Limit

Constituent: Fluoride, total (mg/L) Analysis Run 9/8/2024 12:17 PM View: Appendix III Intrawell

Plant Bowen Client: Southern Company Data: Bowen 1, 2, 9, and 10

	GWC-48	GWC-48
3/10/2016	0.0195 (J)	
5/17/2016	0.0156 (J)	
7/27/2016	<0.1	
9/20/2016	0.03 (J)	
11/4/2016	0.06 (J)	
1/23/2017	0.02 (J)	
3/28/2017	<0.1	
6/8/2017	0.06 (J)	
9/29/2017	<0.1	
3/15/2018	<0.1	
9/13/2018	<0.1	
3/15/2019	<0.1	
9/11/2019	<0.1	
3/9/2020	<0.1	
9/14/2020	<0.1	
3/11/2021	<0.1	
8/4/2021	<0.1	
1/31/2022	<0.1	
8/15/2022	0.065 (J)	
2/14/2023	0.058 (J)	
7/26/2023	0.068 (J)	
2/21/2024		0.065 (J)
8/5/2024		<0.1

ND substitution: RL or RL/2 if <15% NDs.

Prediction Limit

Constituent: Fluoride, total (mg/L) Analysis Run 9/8/2024 12:17 PM View: Appendix III Intrawell

Plant Bowen Client: Southern Company Data: Bowen 1, 2, 9, and 10

	GWC-49R	GWC-49R
3/17/2016	0.0257 (J)	
5/18/2016	0.022 (J)	
7/27/2016	0.07 (J)	
9/21/2016	<0.1	
11/4/2016	0.03 (J)	
1/24/2017	<0.1	
3/29/2017	<0.1	
6/8/2017	<0.1 (*)	
9/29/2017	<0.1	
3/15/2018	<0.1	
9/13/2018	<0.1	
3/18/2019	<0.1	
9/11/2019	<0.1	
3/11/2020	<0.1	
9/11/2020	<0.1	
3/15/2021	<0.1	
8/11/2021	<0.1	
2/1/2022	<0.1	
8/15/2022	<0.1	
2/14/2023	<0.1	
7/27/2023	<0.1	
2/21/2024		<0.1
8/6/2024		0.05 (J)

ND substitution: RL or RL/2 if <15% NDs.

Prediction Limit

Constituent: Fluoride, total (mg/L) Analysis Run 9/8/2024 12:17 PM View: Appendix III Intrawell

Plant Bowen Client: Southern Company Data: Bowen 1, 2, 9, and 10

	GWC-49Z	GWC-49Z
3/17/2016	0.017 (J)	
5/18/2016	0.015 (J)	
7/28/2016	0.08 (J)	
9/21/2016	<0.1	
11/7/2016	<0.1	
1/24/2017	<0.1	
3/30/2017	<0.1	
6/9/2017	<0.1	
9/29/2017	<0.1	
3/15/2018	<0.1	
9/14/2018	<0.1	
3/19/2019	<0.1	
9/11/2019	<0.1	
3/9/2020	<0.1	
9/14/2020	<0.1	
3/15/2021	<0.1	
8/5/2021	<0.1	
2/1/2022	<0.1	
8/15/2022	<0.1	
2/14/2023	<0.1	
7/27/2023	<0.1	
2/21/2024		<0.1
8/6/2024		<0.1

ND substitution: RL or RL/2 if <15% NDs.

Prediction Limit

Constituent: Fluoride, total (mg/L) Analysis Run 9/8/2024 12:17 PM View: Appendix III Intrawell

Plant Bowen Client: Southern Company Data: Bowen 1, 2, 9, and 10

	GWC-5	GWC-5
3/28/2016	0.0284 (J)	
5/25/2016	0.0207 (J)	
8/1/2016	<0.1	
9/27/2016	<0.1	
11/11/2016	0.04 (J)	
1/31/2017	<0.1	
4/3/2017	<0.1	
6/12/2017	0.02 (J)	
10/3/2017	<0.1	
3/19/2018	<0.1	
9/17/2018	<0.1	
3/20/2019	<0.1	
9/16/2019	<0.1	
3/16/2020	<0.1	
9/16/2020	<0.1	
3/17/2021	<0.1	
8/9/2021	<0.1	
2/2/2022	<0.1	
8/16/2022	0.062 (J)	
2/20/2023	<0.1	
7/28/2023	<0.1	
2/26/2024		<0.1
8/8/2024		<0.1

ND substitution: RL or RL/2 if <15% NDs.

Prediction Limit

Constituent: Fluoride, total (mg/L) Analysis Run 9/8/2024 12:17 PM View: Appendix III Intrawell

Plant Bowen Client: Southern Company Data: Bowen 1, 2, 9, and 10

	GWC-6	GWC-6
3/29/2016	0.0239 (J)	
5/24/2016	0.023 (J)	
8/1/2016	<0.1	
9/26/2016	<0.1	
11/18/2016	0.02 (J)	
2/1/2017	<0.1	
4/6/2017	<0.1	
6/13/2017	0.006 (J)	
10/3/2017	<0.1	
3/19/2018	<0.1	
9/17/2018	<0.1	
3/21/2019	<0.1	
9/16/2019	<0.1	
3/12/2020	<0.1	
9/16/2020	<0.1	
3/17/2021	<0.1	
8/10/2021	<0.1	
2/2/2022	<0.1	
8/17/2022	0.064 (J)	
2/17/2023	<0.1	
7/31/2023	<0.1	
2/26/2024		<0.1
8/8/2024		0.052 (J)

ND substitution: RL or RL/2 if <15% NDs.

Prediction Limit

Constituent: Fluoride, total (mg/L) Analysis Run 9/8/2024 12:17 PM View: Appendix III Intrawell

Plant Bowen Client: Southern Company Data: Bowen 1, 2, 9, and 10

	GWC-6RZ	GWC-6RZ
3/29/2016	0.0364 (J)	
5/24/2016	0.0286 (J)	
8/1/2016	0.08 (J)	
9/26/2016	<0.1	
11/14/2016	0.08 (J)	
2/1/2017	<0.1	
4/6/2017	<0.1	
6/13/2017	0.05 (J)	
10/3/2017	<0.1	
3/20/2018	<0.1	
9/17/2018	<0.1	
3/21/2019	<0.1	
9/16/2019	<0.1	
3/12/2020	<0.1	
9/16/2020	<0.1	
3/17/2021	<0.1	
8/10/2021	<0.1	
2/2/2022	<0.1	
8/17/2022	0.07 (J)	
2/17/2023	0.052 (J)	
7/28/2023	<0.1	
2/26/2024		<0.1
8/8/2024		0.055 (J)

ND substitution: RL or RL/2 if <15% NDs.

Prediction Limit

Constituent: Fluoride, total (mg/L) Analysis Run 9/8/2024 12:17 PM View: Appendix III Intrawell

Plant Bowen Client: Southern Company Data: Bowen 1, 2, 9, and 10

	GWC-7Z	GWC-7Z
5/31/2016	0.043 (J)	
8/2/2016	<0.1	
9/27/2016	<0.1	
11/21/2016	0.22 (J)	
2/1/2017	<0.1	
4/6/2017	0.008 (J)	
6/13/2017	0.03 (J)	
7/14/2017	0.05 (J)	
10/3/2017	0.06 (J)	
3/20/2018	<0.1	
9/18/2018	<0.1	
3/21/2019	<0.1	
9/13/2019	<0.1	
3/12/2020	<0.1	
9/16/2020	<0.1	
3/17/2021	<0.1	
8/10/2021	<0.1	
2/2/2022	<0.1	
8/17/2022	0.073 (J)	
2/20/2023	0.057 (J)	
7/31/2023	<0.1	
2/26/2024		<0.1
8/8/2024		0.063 (J)

ND substitution: RL or RL/2 if <15% NDs.

Prediction Limit

Constituent: Fluoride, total (mg/L) Analysis Run 9/8/2024 12:17 PM View: Appendix III Intrawell

Plant Bowen Client: Southern Company Data: Bowen 1, 2, 9, and 10

	GWC-8RR	GWC-8RR
3/30/2016	0.0228 (J)	
5/24/2016	0.019 (J)	
8/2/2016	<0.1	
9/27/2016	<0.1	
11/22/2016	0.02 (J)	
2/6/2017	<0.1	
4/6/2017	<0.1	
6/14/2017	<0.1	
10/4/2017	<0.1	
3/21/2018	<0.1	
9/18/2018	<0.1	
3/27/2019	<0.1	
9/16/2019	<0.1 (D)	
3/12/2020	<0.1	
9/17/2020	<0.1	
3/17/2021	<0.1	
8/10/2021	<0.1	
2/2/2022	<0.1	
8/17/2022	0.062 (J)	
2/21/2023	0.057 (J)	
7/31/2023	<0.1	
2/27/2024		<0.1
8/12/2024		<0.1

ND substitution: RL or RL/2 if <15% NDs.

Prediction Limit

Constituent: Fluoride, total (mg/L) Analysis Run 9/8/2024 12:17 PM View: Appendix III Intrawell

Plant Bowen Client: Southern Company Data: Bowen 1, 2, 9, and 10

	GWC-8Z	GWC-8Z
3/22/2016	0.048 (J)	
5/25/2016	0.0345 (J)	
8/2/2016	0.08 (J)	
9/26/2016	0.07 (J)	
11/21/2016	0.07 (J)	
2/3/2017	<0.1	
4/7/2017	0.03 (J)	
6/13/2017	0.05 (J)	
10/3/2017	0.1 (J)	
3/20/2018	<0.1	
9/18/2018	<0.1	
5/6/2019	<0.1	
9/16/2019	<0.1	
3/16/2020	<0.1	
9/17/2020	<0.1	
3/18/2021	<0.1	
8/10/2021	<0.1	
2/2/2022	<0.1	
8/17/2022	0.062 (J)	
2/20/2023	0.061 (J)	
7/31/2023	0.056 (J)	
2/26/2024		<0.1
8/12/2024		<0.1

ND substitution: RL or RL/2 if <15% NDs.

Prediction Limit

Constituent: Fluoride, total (mg/L) Analysis Run 9/8/2024 12:17 PM View: Appendix III Intrawell

Plant Bowen Client: Southern Company Data: Bowen 1, 2, 9, and 10

	GWC-9	GWC-9
3/30/2016	0.0241 (J)	
5/26/2016	0.0307 (J)	
8/5/2016	<0.1	
9/28/2016	<0.1	
11/21/2016	0.05 (J)	
2/6/2017	<0.1	
4/6/2017	<0.1	
6/13/2017	<0.1	
10/3/2017	<0.1	
3/20/2018	<0.1	
9/18/2018	<0.1 (D)	
3/21/2019	<0.1	
9/16/2019	<0.1	
3/12/2020	<0.1	
9/17/2020	<0.1	
3/18/2021	<0.1	
8/10/2021	<0.1	
2/2/2022	<0.1	
8/17/2022	0.067 (J)	
2/21/2023	<0.1	
7/31/2023	<0.1	
2/27/2024		<0.1
8/12/2024		<0.1

ND substitution: RL or RL/2 if <15% NDs.

Prediction Limit

Constituent: Sulfate, total (mg/L) Analysis Run 9/8/2024 12:17 PM View: Appendix III Intrawell

Plant Bowen Client: Southern Company Data: Bowen 1, 2, 9, and 10

	GWA-1	GWA-1
3/22/2016	2.3685	
5/19/2016	2.14	
7/29/2016	1.9	
9/23/2016	2	
11/9/2016	1.6	
1/30/2017	1.8	
3/30/2017	1.6	
6/9/2017	1.7	
10/2/2017	1.8	
3/16/2018	1.5	
9/17/2018	1.3 (D)	
3/20/2019	1.5	
9/12/2019	0.98 (J)	
3/11/2020	0.94 (J)	
9/15/2020	0.96 (J)	
3/16/2021	0.99 (J)	
8/9/2021	1.3	
2/1/2022	0.93 (J)	
8/16/2022	0.78 (J)	
2/16/2023	1.1	
7/27/2023	1.4	
2/22/2024		1
8/7/2024		1.1

Prediction Limit

Constituent: Sulfate, total (mg/L) Analysis Run 9/8/2024 12:17 PM View: Appendix III Intrawell

Plant Bowen Client: Southern Company Data: Bowen 1, 2, 9, and 10

	GWA-2	GWA-2
3/23/2016	105.552	
5/20/2016	44.3	
7/29/2016	48	
9/23/2016	43	
11/9/2016	31	
1/31/2017	4.2	
3/30/2017	53	
6/12/2017	95	
10/2/2017	3.5	
3/19/2018	147	
9/14/2018	7.7	
3/20/2019	3.6	
9/12/2019	5.2	
3/11/2020	131	
9/15/2020	35.3	
3/17/2021	90.7	
8/9/2021	84.7	
2/1/2022	86.1	
8/16/2022	58.5	
2/16/2023	115	
7/27/2023	44	
2/22/2024		82
8/7/2024		47.5

Prediction Limit

Constituent: Sulfate, total (mg/L) Analysis Run 9/8/2024 12:17 PM View: Appendix III Intrawell

Plant Bowen Client: Southern Company Data: Bowen 1, 2, 9, and 10

	GWA-2R	GWA-2R
3/23/2016	26.8249	
5/19/2016	3.81	
7/29/2016	1.1	
9/22/2016	0.96 (J)	
11/10/2016	0.72 (J)	
1/31/2017	1.5	
4/3/2017	1.3	
6/9/2017	1.2	
10/2/2017	1.7	
3/16/2018	14.8 (J)	
9/14/2018	2.1	
3/19/2019	32.5 (J)	
9/13/2019	3.8	
3/11/2020	34.3	
9/15/2020	1	
3/16/2021	3.3	
8/9/2021	1.6	
2/1/2022	1.5	
8/16/2022	7.8	
2/16/2023	38.9	
7/27/2023	17.6	
2/26/2024		20.9
8/6/2024		5.8

Prediction Limit

Constituent: Sulfate, total (mg/L) Analysis Run 9/8/2024 12:17 PM View: Appendix III Intrawell

Plant Bowen Client: Southern Company Data: Bowen 1, 2, 9, and 10

	GWA-39RZ	GWA-39RZ
5/16/2016	2.4 (D)	
7/27/2016	3.6 (D)	
2/21/2017	26 (D)	
3/27/2017	10 (D)	
6/8/2017	6.7 (D)	
7/17/2017	6.4 (D)	
7/27/2017	18 (D)	
8/9/2017	18 (D)	
9/29/2017	21 (D)	
3/16/2018	15.5	
9/14/2018	11.6	
3/14/2019	9.3	
9/10/2019	14	
3/9/2020	5.8	
9/16/2020	8.6	
3/16/2021	3.5	
8/6/2021	4.2	
2/2/2022	4.5	
8/16/2022	4.5	
2/14/2023	6.3	
7/25/2023	4.9	
2/19/2024		4
8/1/2024		3.3

Prediction Limit

Constituent: Sulfate, total (mg/L) Analysis Run 9/8/2024 12:17 PM View: Appendix III Intrawell

Plant Bowen Client: Southern Company Data: Bowen 1, 2, 9, and 10

	GWA-39Z	GWA-39Z
3/14/2016	4.2598	
5/11/2016	6.05	
7/19/2016	9.5	
9/15/2016	6.7	
11/2/2016	5.4	
1/18/2017	5.5	
3/28/2017	2.9	
6/7/2017	2.3	
9/26/2017	3.2	
3/14/2018	3.8	
9/12/2018	3.7	
3/15/2019	3	
9/9/2019	2.4	
3/9/2020	0.84 (J)	
9/10/2020	0.95 (J)	
3/12/2021	2	
8/4/2021	1.3	
1/31/2022	1.2	
8/10/2022	1.3	
2/13/2023	1.7	
7/26/2023	1.5	
2/19/2024		1.1
8/1/2024		1.2

Prediction Limit

Constituent: Sulfate, total (mg/L) Analysis Run 9/8/2024 12:17 PM View: Appendix III Intrawell

Plant Bowen Client: Southern Company Data: Bowen 1, 2, 9, and 10

	GWA-3A	GWA-3A
3/23/2016	0.8724 (J)	
5/23/2016	0.805 (J)	
7/29/2016	0.84 (J)	
9/22/2016	0.94 (J)	
11/10/2016	1.1	
1/31/2017	0.92 (J)	
3/30/2017	0.77 (J)	
6/12/2017	0.68 (J)	
10/4/2017	0.5 (J)	
3/19/2018	0.49 (J)	
9/17/2018	0.36 (J)	
3/20/2019	0.38 (J)	
9/13/2019	<1	
3/11/2020	<1	
3/29/2021	5.4	
8/9/2021	5	
2/2/2022	3.4	
8/16/2022	3.5	
2/17/2023	2.5	
8/1/2023	3	
2/22/2024		1.9
8/8/2024		3.9

ND substitution: RL or RL/2 if <15% NDs.

Prediction Limit

Constituent: Sulfate, total (mg/L) Analysis Run 9/8/2024 12:17 PM View: Appendix III Intrawell

Plant Bowen Client: Southern Company Data: Bowen 1, 2, 9, and 10

	GWA-40	GWA-40
3/15/2016	1.2104	
5/11/2016	1.28	
7/21/2016	0.91 (J)	
9/19/2016	1.3	
11/3/2016	1.5	
1/17/2017	<1.2 (*)	
3/24/2017	0.86 (J)	
5/24/2017	1.2	
9/26/2017	4.2	
12/28/2017	7.4 (Y)	
3/14/2018	3.8	
9/12/2018	1.7	
3/13/2019	2.1	
9/9/2019	1.6	
3/9/2020	1.2	
9/11/2020	1.3	
3/10/2021	1.5	
8/4/2021	1.4	
1/31/2022	1.2	
8/12/2022	1.2	
2/13/2023	1.4	
7/26/2023	1.4	
2/19/2024		1.2
8/1/2024		1.5

ND substitution: RL or RL/2 if <15% NDs.

Prediction Limit

Constituent: Sulfate, total (mg/L) Analysis Run 9/8/2024 12:17 PM View: Appendix III Intrawell

Plant Bowen Client: Southern Company Data: Bowen 1, 2, 9, and 10

	GWA-41	GWA-41
3/15/2016	4.9347	
5/12/2016	2.3	
7/20/2016	2	
9/15/2016	1.1	
11/3/2016	1.6	
1/18/2017	1.5	
3/24/2017	1.6	
6/6/2017	4.1	
9/25/2017	1.9	
3/14/2018	11.5	
9/12/2018	1.8	
3/14/2019	6.2	
9/10/2019	1.2	
3/6/2020	10	
9/10/2020	1.7	
3/11/2021	6.1	
8/4/2021	1.7	
1/31/2022	1.8	
8/11/2022	1.9	
2/13/2023	6	
7/25/2023	1.1	
2/19/2024		4.2
8/1/2024		0.75 (J)

Prediction Limit

Constituent: Sulfate, total (mg/L) Analysis Run 9/8/2024 12:17 PM View: Appendix III Intrawell

Plant Bowen Client: Southern Company Data: Bowen 1, 2, 9, and 10

	GWA-41R	GWA-41R
3/15/2016	6.4987	
5/13/2016	3.68	
7/21/2016	4.5	
9/21/2016	2.8	
11/3/2016	6.7	
1/17/2017	<1.1 (*)	
3/27/2017	0.85 (J)	
6/6/2017	6.1	
9/25/2017	3.5	
3/14/2018	10.9 (J)	
9/12/2018	3.7	
3/14/2019	8.9	
9/10/2019	8.4	
3/9/2020	8.5	
9/10/2020	5.9	
3/10/2021	8.4	
8/4/2021	6.4	
1/31/2022	8.5	
8/11/2022	4.7	
2/13/2023	10.2	
7/25/2023	3	
2/19/2024		9.6
8/1/2024		2.7

ND substitution: RL or RL/2 if <15% NDs.

Prediction Limit

Constituent: Sulfate, total (mg/L) Analysis Run 9/8/2024 12:17 PM View: Appendix III Intrawell

Plant Bowen Client: Southern Company Data: Bowen 1, 2, 9, and 10

	GWA-42	GWA-42
3/11/2016	1.4538	
5/16/2016	1.18	
7/22/2016	1.8	
9/19/2016	1.4	
11/3/2016	1.6	
1/17/2017	<1.8 (*)	
3/27/2017	2	
6/7/2017	1.9	
9/26/2017	2	
3/14/2018	2.1	
9/14/2018	1.6	
3/14/2019	2.2	
9/10/2019	1.2	
3/6/2020	1.7	
9/10/2020	0.95 (J)	
3/11/2021	1.6	
8/4/2021	1.4	
1/31/2022	1.1	
8/10/2022	1	
2/13/2023	1.6	
7/26/2023	1.1	
2/20/2024		1.2
8/1/2024		1.1

ND substitution: RL or RL/2 if <15% NDs.

Prediction Limit

Constituent: Sulfate, total (mg/L) Analysis Run 9/8/2024 12:17 PM View: Appendix III Intrawell

Plant Bowen Client: Southern Company Data: Bowen 1, 2, 9, and 10

	GWA-43	GWA-43
3/11/2016	1.1313	
5/13/2016	1.96	
7/19/2016	1.3	
9/16/2016	1.1	
11/2/2016	1.2	
1/18/2017	0.84 (J)	
3/28/2017	0.7 (J)	
6/6/2017	0.47 (J)	
9/22/2017	0.59 (J)	
3/14/2018	0.39 (J)	
9/12/2018	0.3 (J)	
3/13/2019	0.43 (X)	
9/11/2019	<1	
3/9/2020	<1	
9/11/2020	<1	
3/11/2021	<1	
8/6/2021	<1	
1/31/2022	<1	
8/11/2022	<1	
2/14/2023	<1	
7/25/2023	<1	
2/20/2024		<1
8/2/2024		<1

ND substitution: RL or RL/2 if <15% NDs.

Prediction Limit

Constituent: Sulfate, total (mg/L) Analysis Run 9/8/2024 12:17 PM View: Appendix III Intrawell

Plant Bowen Client: Southern Company Data: Bowen 1, 2, 9, and 10

	GWA-43R	GWA-43R
3/11/2016	3.8282	
5/13/2016	3.56	
7/19/2016	5.6	
9/16/2016	6.7	
11/2/2016	8.1	
1/18/2017	8.9	
3/28/2017	8.2	
6/6/2017	7	
9/22/2017	8.3	
3/15/2018	5.1	
9/12/2018	5.6	
3/13/2019	4.4	
9/11/2019	5	
3/9/2020	3.9	
9/14/2020	4.9	
3/11/2021	4.3	
8/5/2021	2.9	
1/31/2022	2.5	
8/10/2022	2.5	
2/13/2023	2.5	
7/25/2023	2.6	
2/20/2024		2.8
8/2/2024		3.2

Prediction Limit

Constituent: Sulfate, total (mg/L) Analysis Run 9/8/2024 12:17 PM View: Appendix III Intrawell

Plant Bowen Client: Southern Company Data: Bowen 1, 2, 9, and 10

	GWA-4RZ	GWA-4RZ
2/22/2017	22 (D)	
4/7/2017	18 (D)	
6/14/2017	20 (D)	
7/12/2017	18 (D)	
7/20/2017	20 (D)	
7/28/2017	18 (D)	
8/9/2017	19 (D)	
8/24/2017	21 (D)	
10/3/2017	25 (D)	
12/28/2017	26 (Y)	
3/21/2018	25.4	
9/18/2018	22.8	
3/21/2019	24.9 (D)	
9/12/2019	16.5 (D)	
3/12/2020	20.8	
9/17/2020	20.3	
3/16/2021	22.1	
8/10/2021	20.7	
2/3/2022	20.7	
8/17/2022	18.1	
2/17/2023	21.2	
7/28/2023	19.6	
2/27/2024		23.2
8/8/2024		12.2

Prediction Limit

Constituent: Sulfate, total (mg/L) Analysis Run 9/8/2024 12:17 PM View: Appendix III Intrawell

Plant Bowen Client: Southern Company Data: Bowen 1, 2, 9, and 10

	GWA-50	GWA-50
3/28/2016	0.7283 (J)	
5/23/2016	0.728 (J)	
8/1/2016	0.78 (J)	
9/26/2016	0.82 (J)	
11/10/2016	0.92 (J)	
1/30/2017	<1	
4/7/2017	0.82 (J)	
6/12/2017	0.78 (J)	
10/2/2017	0.71 (J)	
3/16/2018	0.67 (J)	
9/17/2018	0.47 (J)	
3/19/2019	0.52 (J)	
9/13/2019	0.55 (J)	
3/11/2020	<1	
9/16/2020	<1	
3/17/2021	<1	
8/9/2021	<1	
2/1/2022	<1	
8/16/2022	<1	
2/16/2023	<1	
7/28/2023	0.53 (J)	
2/22/2024		<1
8/8/2024		0.53 (J)

ND substitution: RL or RL/2 if <15% NDs.

Prediction Limit

Constituent: Sulfate, total (mg/L) Analysis Run 9/8/2024 12:17 PM View: Appendix III Intrawell

Plant Bowen Client: Southern Company Data: Bowen 1, 2, 9, and 10

	GWA-50R	GWA-50R
3/28/2016	0.9594 (J)	
5/25/2016	1.59	
8/1/2016	1	
9/26/2016	1.2	
11/11/2016	1.2	
1/30/2017	<1	
4/3/2017	1.3	
6/12/2017	1.1	
10/2/2017	1.1	
3/16/2018	0.87 (J)	
9/18/2018	0.87 (J)	
3/19/2019	0.97 (J)	
9/12/2019	0.8 (J)	
3/11/2020	0.85 (J)	
9/15/2020	0.54 (J)	
3/17/2021	0.86 (J)	
8/9/2021	0.77 (J)	
2/2/2022	0.53 (J)	
8/17/2022	0.55 (J)	
2/16/2023	0.58 (J)	
7/28/2023	0.71 (J)	
2/22/2024		<1
8/8/2024		0.69 (J)

ND substitution: RL or RL/2 if <15% NDs.

Prediction Limit

Constituent: Sulfate, total (mg/L) Analysis Run 9/8/2024 12:17 PM View: Appendix III Intrawell

Plant Bowen Client: Southern Company Data: Bowen 1, 2, 9, and 10

	GWC-10	GWC-10
3/31/2016	1.17	
5/26/2016	1.01	
8/5/2016	1.1	
9/28/2016	1	
11/22/2016	1.8	
2/7/2017	1.7	
4/10/2017	1.9	
6/14/2017	1.1	
10/4/2017	1.8	
3/20/2018	1.4	
9/18/2018	1.6	
3/22/2019	1.6	
9/17/2019	1.2	
3/12/2020	1.3	
9/17/2020	0.87 (J)	
3/18/2021	1.2	
8/10/2021	1.3	
2/4/2022	1.2	
8/17/2022	1.1	
2/20/2023	1.5	
7/31/2023	1.6	
2/27/2024		0.65 (J)
8/12/2024		2.3

Prediction Limit

Constituent: Sulfate, total (mg/L) Analysis Run 9/8/2024 12:17 PM View: Appendix III Intrawell

Plant Bowen Client: Southern Company Data: Bowen 1, 2, 9, and 10

	GWC-10R	GWC-10R
3/31/2016	1.5	
5/26/2016	1.51	
8/3/2016	1.4	
9/28/2016	1.6	
11/22/2016	1.6	
2/7/2017	2	
4/10/2017	1.7	
6/14/2017	1.4	
10/4/2017	1.4	
3/21/2018	1.1	
9/18/2018	1.9	
3/22/2019	1.3	
9/17/2019	1.6	
3/12/2020	0.99 (J)	
9/17/2020	0.95 (J)	
3/18/2021	0.96 (J)	
8/11/2021	1	
2/4/2022	1.1	
8/18/2022	1.5 (J)	
2/20/2023	1.5	
7/31/2023	1.3	
2/27/2024		0.8 (J)
8/12/2024		1.3

Prediction Limit

Constituent: Sulfate, total (mg/L) Analysis Run 9/8/2024 12:17 PM View: Appendix III Intrawell

Plant Bowen Client: Southern Company Data: Bowen 1, 2, 9, and 10

	GWC-11	GWC-11
4/4/2016	2.57	
5/26/2016	2.5	
8/3/2016	3	
9/28/2016	2.3	
11/22/2016	3.8	
2/8/2017	3.1	
4/10/2017	2.5	
6/15/2017	2.5	
10/4/2017	2.5	
3/21/2018	2.4	
9/18/2018	2.8	
3/23/2019	2.1	
9/17/2019	2.6	
3/12/2020	1.8	
9/21/2020	2	
3/19/2021	1.9	
8/11/2021	1.4	
2/4/2022	1.7	
8/18/2022	1.6	
2/20/2023	1.7	
8/1/2023	2.1	
2/28/2024		1.8
8/13/2024		1 (J)

Prediction Limit

Constituent: Sulfate, total (mg/L) Analysis Run 9/8/2024 12:17 PM View: Appendix III Intrawell

Plant Bowen Client: Southern Company Data: Bowen 1, 2, 9, and 10

	GWC-11R	GWC-11R
4/4/2016	2.99	
5/26/2016	2.68	
8/4/2016	3.6	
9/28/2016	4.4	
11/22/2016	3.8	
2/8/2017	2.7	
4/10/2017	2.2	
6/15/2017	2.3	
10/4/2017	2.8	
3/22/2018	2.2	
9/18/2018	2.6	
3/23/2019	2.1	
9/17/2019	2	
3/12/2020	1.5	
9/21/2020	1.8	
3/19/2021	1.5	
8/11/2021	1.5	
2/4/2022	1.5	
8/18/2022	1.9	
2/20/2023	1.8	
8/1/2023	1.9	
2/28/2024		1.3
8/12/2024		1.8

Prediction Limit

Constituent: Sulfate, total (mg/L) Analysis Run 9/8/2024 12:17 PM View: Appendix III Intrawell

Plant Bowen Client: Southern Company Data: Bowen 1, 2, 9, and 10

	GWC-12	GWC-12
4/4/2016	0.3574 (J)	
5/27/2016	<1	
8/3/2016	0.35 (J)	
9/30/2016	0.47 (J)	
11/22/2016	0.36 (J)	
2/13/2017	0.79 (J)	
4/11/2017	0.42 (J)	
6/14/2017	0.3 (J)	
10/4/2017	0.36 (J)	
3/22/2018	0.3 (J)	
9/18/2018	<1	
3/23/2019	0.3 (J)	
9/17/2019	<1 (D)	
3/12/2020	<1	
9/21/2020	<1	
3/19/2021	<1	
8/11/2021	<1	
2/2/2022	<1	
8/18/2022	<1	
2/21/2023	<1	
8/1/2023	<1	
2/27/2024		<1
8/12/2024		<1

ND substitution: RL or RL/2 if <15% NDs.

Prediction Limit

Constituent: Sulfate, total (mg/L) Analysis Run 9/8/2024 12:17 PM View: Appendix III Intrawell

Plant Bowen Client: Southern Company Data: Bowen 1, 2, 9, and 10

	GWC-13	GWC-13
4/4/2016	24.8	
5/31/2016	42.5	
8/4/2016	91	
9/29/2016	110	
11/28/2016	120	
2/9/2017	150	
4/12/2017	120	
6/16/2017	120	
10/9/2017	130	
3/21/2018	59.1	
9/19/2018	64.5	
3/23/2019	15.5 (J)	
9/18/2019	50.7	
3/13/2020	16.9	
9/22/2020	39.6	
3/18/2021	19.3	
8/11/2021	9.7	
2/17/2022	6.9	
8/18/2022	16	
2/22/2023	8.7	
8/1/2023	28.8	
2/27/2024		20.2
8/12/2024		32.8

Prediction Limit

Constituent: Sulfate, total (mg/L) Analysis Run 9/8/2024 12:17 PM View: Appendix III Intrawell

Plant Bowen Client: Southern Company Data: Bowen 1, 2, 9, and 10

	GWC-13RZ	GWC-13RZ
4/4/2016	17.5 (o)	
6/1/2016	20.9 (o)	
2/22/2017	48	
4/11/2017	41	
6/16/2017	33	
7/12/2017	58	
7/28/2017	55	
8/10/2017	66	
10/6/2017	77	
3/23/2018	75.8	
9/20/2018	72.2	
3/22/2019	57.9	
9/18/2019	68.1	
3/17/2020	72.1	
9/22/2020	69.8	
3/19/2021	74.2	
8/12/2021	56.7	
2/4/2022	63.1	
8/19/2022	65.7	
2/22/2023	59.7	
8/2/2023	55.5	
2/28/2024		58.7
8/13/2024		55.6

Prediction Limit

Constituent: Sulfate, total (mg/L) Analysis Run 9/8/2024 12:17 PM View: Appendix III Intrawell

Plant Bowen Client: Southern Company Data: Bowen 1, 2, 9, and 10

	GWC-14Z	GWC-14Z
4/5/2016	1.65	
6/1/2016	1.75	
11/28/2016	2.7	
2/9/2017	2.7	
4/11/2017	4.9	
6/14/2017	2.4	
7/12/2017	4.1	
10/5/2017	1.6	
3/22/2018	2.5	
9/19/2018	1.7	
3/22/2019	6.2	
9/17/2019	6.1	
3/13/2020	11.1	
9/21/2020	5.5	
3/18/2021	7.8	
8/11/2021	6.9	
2/4/2022	6.4	
8/18/2022	9.2	
2/22/2023	10.7	
8/1/2023	6.6	
2/28/2024		6.8
8/13/2024		7

Prediction Limit

Constituent: Sulfate, total (mg/L) Analysis Run 9/8/2024 12:17 PM View: Appendix III Intrawell

Plant Bowen Client: Southern Company Data: Bowen 1, 2, 9, and 10

	GWC-15R	GWC-15R
4/5/2016	7.45	
5/31/2016	7.29	
8/4/2016	7.6	
9/29/2016	6.1	
11/23/2016	10	
2/10/2017	6.7	
4/12/2017	9.2	
6/15/2017	9.2	
10/6/2017	10	
3/23/2018	10.6	
9/19/2018	10.4	
3/25/2019	11.2	
9/17/2019	13.1	
3/13/2020	8.8	
9/21/2020	9	
3/18/2021	10.4	
8/11/2021	9.1	
2/4/2022	8.3	
8/19/2022	6.9	
2/22/2023	7.5	
8/2/2023	4.7	
2/28/2024		5.3
8/13/2024		1.9

Prediction Limit

Constituent: Sulfate, total (mg/L) Analysis Run 9/8/2024 12:17 PM View: Appendix III Intrawell

Plant Bowen Client: Southern Company Data: Bowen 1, 2, 9, and 10

	GWC-15Z	GWC-15Z
4/5/2016	10.1	
5/31/2016	12.1	
11/23/2016	1.3	
2/10/2017	4.2	
4/11/2017	3.2	
6/15/2017	2.5	
7/12/2017	6.9	
7/26/2017	2.9	
10/6/2017	6.6	
3/23/2018	1.6	
9/19/2018	2.6	
3/22/2019	2.1	
9/17/2019	1.6	
3/13/2020	1.1	
9/21/2020	0.9 (J)	
3/18/2021	0.76 (J)	
8/11/2021	0.65 (J)	
2/7/2022	0.64 (J)	
8/19/2022	0.87 (J)	
2/22/2023	0.81 (J)	
8/1/2023	0.73 (J)	
2/28/2024		<1
8/13/2024		<1

ND substitution: RL or RL/2 if <15% NDs.

Prediction Limit

Constituent: Sulfate, total (mg/L) Analysis Run 9/8/2024 12:17 PM View: Appendix III Intrawell

Plant Bowen Client: Southern Company Data: Bowen 1, 2, 9, and 10

	GWC-44	GWC-44
3/16/2016	14.7828	
5/16/2016	10.2	
7/25/2016	8.4	
9/19/2016	2.5	
11/3/2016	3.3	
1/19/2017	3.2	
3/28/2017	16 (J)	
6/5/2017	38	
7/20/2017	48	
9/26/2017	18	
3/15/2018	32.4	
9/12/2018	16	
3/14/2019	79.7 (O)	
9/11/2019	19.8	
3/10/2020	48.5	
9/15/2020	23.1	
3/11/2021	35.5	
8/4/2021	35.1	
1/31/2022	29.7	
8/15/2022	27.6	
2/14/2023	33.8	
7/26/2023	8.1	
2/20/2024		18.6
8/6/2024		3.8

Prediction Limit

Constituent: Sulfate, total (mg/L) Analysis Run 9/8/2024 12:17 PM View: Appendix III Intrawell

Plant Bowen Client: Southern Company Data: Bowen 1, 2, 9, and 10

	GWC-45	GWC-45
3/16/2016	0.6294 (J)	
5/16/2016	0.5151 (JD)	
7/25/2016	0.84 (*JD)	
9/19/2016	0.72 (JD)	
11/4/2016	0.75 (JD)	
1/23/2017	0.99 (JD)	
3/29/2017	1.5 (D)	
6/7/2017	0.63 (J)	
9/27/2017	1.2	
3/15/2018	0.75 (J)	
9/13/2018	1.3	
3/14/2019	0.72 (JXD)	
9/11/2019	<1 (D)	
3/10/2020	0.61 (J)	
9/11/2020	<1	
3/11/2021	<1	
8/6/2021	<1	
2/1/2022	<1	
8/12/2022	<1	
2/14/2023	<1	
7/26/2023	0.74 (J)	
2/20/2024		<1
8/5/2024		0.7 (J)

ND substitution: RL or RL/2 if <15% NDs.

Prediction Limit

Constituent: Sulfate, total (mg/L) Analysis Run 9/8/2024 12:17 PM View: Appendix III Intrawell

Plant Bowen Client: Southern Company Data: Bowen 1, 2, 9, and 10

	GWC-45R	GWC-45R
3/16/2016	2.8721	
5/16/2016	2.27 (D)	
7/25/2016	2.6 (D)	
9/19/2016	2.8 (D)	
11/3/2016	2.6 (D)	
1/20/2017	2.8 (D)	
3/29/2017	3.1 (D)	
6/7/2017	3.2	
9/27/2017	2.5	
3/15/2018	2.9	
9/13/2018	2.3	
3/14/2019	4.3 (D)	
9/11/2019	2.6 (D)	
3/10/2020	5.2	
9/11/2020	2.8	
3/11/2021	4.2	
8/6/2021	4	
2/1/2022	6.1	
8/12/2022	3.6	
2/14/2023	10.1	
7/26/2023	3.5	
2/20/2024		3.7
8/5/2024		3.3

Prediction Limit

Constituent: Sulfate, total (mg/L) Analysis Run 9/8/2024 12:17 PM View: Appendix III Intrawell

Plant Bowen Client: Southern Company Data: Bowen 1, 2, 9, and 10

	GWC-46R	GWC-46R
3/10/2016	5.7554	
5/17/2016	8.67	
7/26/2016	6.6	
9/20/2016	5.8	
11/4/2016	6.1	
1/20/2017	7	
3/28/2017	7.7	
6/7/2017	6.4	
9/29/2017	8.4	
3/15/2018	6.4	
9/13/2018	7.2	
3/18/2019	4.4	
9/11/2019	7	
3/10/2020	5.5	
9/14/2020	6.9	
3/11/2021	6.7	
8/5/2021	6	
1/31/2022	5.2	
8/15/2022	5.6	
2/14/2023	4.7	
7/26/2023	4	
2/21/2024		3.9
8/5/2024		4.8

Prediction Limit

Constituent: Sulfate, total (mg/L) Analysis Run 9/8/2024 12:17 PM View: Appendix III Intrawell

Plant Bowen Client: Southern Company Data: Bowen 1, 2, 9, and 10

	GWC-47	GWC-47
3/10/2016	3.4409	
5/18/2016	4.09	
7/27/2016	4	
9/20/2016	4.3	
11/7/2016	4.1	
1/23/2017	5.1	
3/29/2017	5.2	
6/8/2017	3.8	
9/27/2017	4.3	
3/15/2018	3.7	
9/13/2018	4.8	
3/15/2019	4.2	
9/12/2019	4.7	
3/9/2020	4.3	
9/14/2020	4.3	
3/11/2021	4.7	
8/5/2021	4.3	
2/1/2022	4.3	
8/15/2022	8.4 (J)	
2/14/2023	4.3	
7/27/2023	5	
2/21/2024		5.9
8/5/2024		7

Prediction Limit

Constituent: Sulfate, total (mg/L) Analysis Run 9/8/2024 12:17 PM View: Appendix III Intrawell

Plant Bowen Client: Southern Company Data: Bowen 1, 2, 9, and 10

	GWC-47R	GWC-47R
3/10/2016	9.1279	
5/18/2016	10.1	
7/27/2016	7	
9/20/2016	6.7	
11/4/2016	7.9	
1/20/2017	6.6	
3/29/2017	6.2	
6/8/2017	7.5	
9/27/2017	7.5	
3/16/2018	13.4	
9/13/2018	11.6	
3/19/2019	14.8	
9/11/2019	10.7	
3/9/2020	10.4	
9/15/2020	9.6	
3/11/2021	10.4	
8/5/2021	10.3	
2/1/2022	9.4	
8/15/2022	4.3	
2/14/2023	12.7	
7/27/2023	10.9	
2/21/2024		6.8
8/5/2024		7.9

Prediction Limit

Constituent: Sulfate, total (mg/L) Analysis Run 9/8/2024 12:17 PM View: Appendix III Intrawell

Plant Bowen Client: Southern Company Data: Bowen 1, 2, 9, and 10

	GWC-48	GWC-48
3/10/2016	2.6569	
5/17/2016	2.39	
7/27/2016	<1.6 (*)	
9/20/2016	2.4	
11/4/2016	2.1	
1/23/2017	2.1	
3/28/2017	2.1	
6/8/2017	1.3	
9/29/2017	3.7	
12/28/2017	1.7 (Y)	
3/15/2018	0.76 (J)	
9/13/2018	1.6	
3/15/2019	1.7	
9/11/2019	0.86 (X)	
3/9/2020	1.6	
9/14/2020	5.4	
3/11/2021	15.4	
5/26/2021	20.2	
8/4/2021	1.5	
1/31/2022	1.2	
8/15/2022	10.4	
2/14/2023	3	
7/26/2023	5.3	
2/21/2024		8.5
8/5/2024		11.4

ND substitution: RL or RL/2 if <15% NDs.

Prediction Limit

Constituent: Sulfate, total (mg/L) Analysis Run 9/8/2024 12:17 PM View: Appendix III Intrawell

Plant Bowen Client: Southern Company Data: Bowen 1, 2, 9, and 10

	GWC-49R	GWC-49R
3/17/2016	3.4197	
5/18/2016	3.06	
7/27/2016	2.6	
9/21/2016	3.1	
11/4/2016	3.1	
1/24/2017	3	
3/29/2017	2.5	
6/8/2017	3.3	
9/29/2017	4.2	
12/28/2017	3.8 (Y)	
3/15/2018	3.1	
9/13/2018	3.6	
3/18/2019	5.8	
9/11/2019	5.7	
3/11/2020	3.3	
9/11/2020	2.1	
3/15/2021	2.6	
8/11/2021	2.4	
2/1/2022	2.5	
8/15/2022	2.5	
2/14/2023	1.8	
7/27/2023	2.3	
2/21/2024		1.8
8/6/2024		1.9

Prediction Limit

Constituent: Sulfate, total (mg/L) Analysis Run 9/8/2024 12:17 PM View: Appendix III Intrawell

Plant Bowen Client: Southern Company Data: Bowen 1, 2, 9, and 10

	GWC-49Z	GWC-49Z
3/17/2016	5.3658	
5/18/2016	4.44	
7/28/2016	9.9	
9/21/2016	2.2	
11/7/2016	2.2	
1/24/2017	1.5	
3/30/2017	1.7	
6/9/2017	1.7	
9/29/2017	2.2	
3/15/2018	2.4	
9/14/2018	2.4	
3/19/2019	2.2	
9/11/2019	1.5	
3/9/2020	1.5	
9/14/2020	1.2	
3/15/2021	1.5	
8/5/2021	1.1	
2/1/2022	0.93 (J)	
8/15/2022	0.98 (J)	
2/14/2023	0.84 (J)	
7/27/2023	0.97 (J)	
2/21/2024		0.57 (J)
8/6/2024		0.82 (J)

Prediction Limit

Constituent: Sulfate, total (mg/L) Analysis Run 9/8/2024 12:17 PM View: Appendix III Intrawell

Plant Bowen Client: Southern Company Data: Bowen 1, 2, 9, and 10

	GWC-5	GWC-5
3/28/2016	1.87	
5/25/2016	1.41	
8/1/2016	1.5	
9/27/2016	1.4	
11/11/2016	1.5	
1/31/2017	1.8	
4/3/2017	1.5	
6/12/2017	2.1	
10/3/2017	1.4	
3/19/2018	1.3	
9/17/2018	1.3	
3/20/2019	1.3	
9/16/2019	1.2	
3/16/2020	1.1	
9/16/2020	1.1	
3/17/2021	1.1	
8/9/2021	1.2	
2/2/2022	1	
8/16/2022	1	
2/20/2023	1.4	
7/28/2023	1.4	
2/26/2024		1
8/8/2024		1.1

Prediction Limit

Constituent: Sulfate, total (mg/L) Analysis Run 9/8/2024 12:17 PM View: Appendix III Intrawell

Plant Bowen Client: Southern Company Data: Bowen 1, 2, 9, and 10

	GWC-6	GWC-6
3/29/2016	3.5801	
5/24/2016	2.79	
8/1/2016	2.2	
9/26/2016	1.8	
11/18/2016	1.8	
2/1/2017	2.8	
4/6/2017	<2.5	
6/13/2017	2.8	
10/3/2017	2.6	
3/19/2018	2.6	
9/17/2018	2.2	
3/21/2019	2.7	
9/16/2019	2	
3/12/2020	2.1	
9/16/2020	1.8	
3/17/2021	2.2	
8/10/2021	1.7	
2/2/2022	1.7	
8/17/2022	1.6	
2/17/2023	2	
7/31/2023	1.7	
2/26/2024		1.7
8/8/2024		1.6

ND substitution: RL or RL/2 if <15% NDs.

Prediction Limit

Constituent: Sulfate, total (mg/L) Analysis Run 9/8/2024 12:17 PM View: Appendix III Intrawell

Plant Bowen Client: Southern Company Data: Bowen 1, 2, 9, and 10

	GWC-6RZ	GWC-6RZ
3/29/2016	1.4863	
5/24/2016	1.62	
8/1/2016	2.3	
9/26/2016	2.4	
11/14/2016	2.8	
2/1/2017	2.6	
4/6/2017	<2.3	
6/13/2017	2.2	
10/3/2017	2.6	
3/20/2018	2.5	
9/17/2018	2.5	
3/21/2019	1.7	
9/16/2019	1.6	
3/12/2020	1.4	
9/16/2020	1.3	
3/17/2021	1.8	
8/10/2021	1.4	
2/2/2022	1.5	
8/17/2022	1.2	
2/17/2023	1.8	
7/28/2023	1.7	
2/26/2024		1.5
8/8/2024		1.4

ND substitution: RL or RL/2 if <15% NDs.

Prediction Limit

Constituent: Sulfate, total (mg/L) Analysis Run 9/8/2024 12:17 PM View: Appendix III Intrawell

Plant Bowen Client: Southern Company Data: Bowen 1, 2, 9, and 10

	GWC-7Z	GWC-7Z
5/31/2016	2.03	
8/2/2016	0.96 (J)	
9/27/2016	0.87 (J)	
11/21/2016	0.93 (J)	
2/1/2017	0.76 (J)	
4/6/2017	<1	
6/13/2017	0.58 (J)	
7/14/2017	0.04 (J)	
10/3/2017	0.87 (J)	
3/20/2018	0.5 (J)	
9/18/2018	0.65 (J)	
3/21/2019	1.9	
9/13/2019	0.76 (J)	
3/12/2020	1.7	
9/16/2020	1.1	
3/17/2021	1.3	
8/10/2021	1.1	
2/2/2022	1.3	
8/17/2022	0.91 (J)	
2/20/2023	1.7	
7/31/2023	1.1	
2/26/2024		0.98 (J)
8/8/2024		0.97 (J)

ND substitution: RL or RL/2 if <15% NDs.

Prediction Limit

Constituent: Sulfate, total (mg/L) Analysis Run 9/8/2024 12:17 PM View: Appendix III Intrawell

Plant Bowen Client: Southern Company Data: Bowen 1, 2, 9, and 10

	GWC-8RR	GWC-8RR
3/30/2016	1.9542	
5/24/2016	0.989 (J)	
8/2/2016	1	
9/27/2016	0.95 (J)	
11/22/2016	1.1	
2/6/2017	0.96 (J)	
4/6/2017	<1	
6/14/2017	0.97 (J)	
10/4/2017	0.84 (J)	
3/21/2018	1.2	
9/18/2018	0.9 (J)	
3/27/2019	1.5	
9/16/2019	0.69 (JD)	
3/12/2020	1.8	
9/17/2020	0.6 (J)	
3/17/2021	0.72 (J)	
8/10/2021	0.64 (J)	
2/2/2022	0.72 (J)	
8/17/2022	0.53 (J)	
2/21/2023	1.7	
7/31/2023	0.86 (J)	
2/27/2024		0.66 (J)
8/12/2024		0.88 (J)

ND substitution: RL or RL/2 if <15% NDs.

Prediction Limit

Constituent: Sulfate, total (mg/L) Analysis Run 9/8/2024 12:17 PM View: Appendix III Intrawell

Plant Bowen Client: Southern Company Data: Bowen 1, 2, 9, and 10

	GWC-8Z	GWC-8Z
3/22/2016	3.9321	
5/25/2016	2.68	
8/2/2016	2.7	
9/26/2016	2.9	
11/21/2016	2.8	
2/3/2017	2.7	
4/7/2017	2.3	
6/13/2017	2	
10/3/2017	1.9	
3/20/2018	1.6	
9/18/2018	1.6	
5/6/2019	2.1	
9/16/2019	1	
3/16/2020	0.66 (J)	
9/17/2020	0.74 (J)	
3/18/2021	1.1	
8/10/2021	0.72 (J)	
2/2/2022	0.72 (J)	
8/17/2022	0.58 (J)	
2/20/2023	1.1	
7/31/2023	0.81 (J)	
2/26/2024		0.63 (J)
8/12/2024		0.54 (J)

Prediction Limit

Constituent: Sulfate, total (mg/L) Analysis Run 9/8/2024 12:17 PM View: Appendix III Intrawell

Plant Bowen Client: Southern Company Data: Bowen 1, 2, 9, and 10

	GWC-9	GWC-9
3/30/2016	2	
5/26/2016	2.93	
8/5/2016	3.6	
9/28/2016	3.2	
11/21/2016	3.3	
2/6/2017	1.3	
4/6/2017	<1.2	
6/13/2017	2	
10/3/2017	2.8	
3/20/2018	1.2	
9/18/2018	2.6	
3/21/2019	2.3	
9/16/2019	3	
3/12/2020	1.1	
9/17/2020	3.5	
3/18/2021	2.1	
8/10/2021	1.7	
2/2/2022	2.5	
8/17/2022	2.5	
2/21/2023	3	
7/31/2023	4.1	
2/27/2024		3.1
8/12/2024		5.4

ND substitution: RL or RL/2 if <15% NDs.

Prediction Limit

Constituent: Total Dissolved Solids [TDS] (mg/l) Analysis Run 9/8/2024 12:17 PM View: Appendix III Intrawell

Plant Bowen Client: Southern Company Data: Bowen 1, 2, 9, and 10

	GWA-1	GWA-1
3/22/2016	150	
5/19/2016	150	
7/29/2016	146	
9/23/2016	163	
11/9/2016	147	
1/30/2017	127	
3/30/2017	137	
6/9/2017	164	
10/2/2017	137	
3/16/2018	140	
9/17/2018	162	
3/20/2019	175	
9/12/2019	174	
3/11/2020	172	
9/15/2020	156	
3/16/2021	155	
8/9/2021	150	
2/1/2022	143	
8/16/2022	159	
2/16/2023	152 (J)	
7/27/2023	167	
2/22/2024		148
8/7/2024		179

Prediction Limit

Constituent: Total Dissolved Solids [TDS] (mg/l) Analysis Run 9/8/2024 12:17 PM View: Appendix III Intrawell

Plant Bowen Client: Southern Company Data: Bowen 1, 2, 9, and 10

	GWA-2	GWA-2
3/23/2016	259	
5/20/2016	122	
7/29/2016	156	
9/23/2016	150	
11/9/2016	87	
1/31/2017	63	
3/30/2017	112	
6/12/2017	216	
10/2/2017	<25	
3/19/2018	295	
9/14/2018	30	
3/20/2019	49	
9/12/2019	44	
3/11/2020	309	
9/15/2020	28	
3/17/2021	211	
8/9/2021	207	
2/1/2022	202	
8/16/2022	182	
2/16/2023	267 (J)	
7/27/2023	177	
2/22/2024		210
8/7/2024		183

ND substitution: RL or RL/2 if <15% NDs.

Prediction Limit

Constituent: Total Dissolved Solids [TDS] (mg/l) Analysis Run 9/8/2024 12:17 PM View: Appendix III Intrawell

Plant Bowen Client: Southern Company Data: Bowen 1, 2, 9, and 10

	GWA-2R	GWA-2R
3/23/2016	174	
5/19/2016	93	
7/29/2016	68	
9/22/2016	91	
11/10/2016	96	
1/31/2017	206	
4/3/2017	118	
6/9/2017	87	
10/2/2017	73	
3/16/2018	130	
9/14/2018	103	
3/19/2019	208	
9/13/2019	113	
3/11/2020	170	
9/15/2020	89	
3/16/2021	102	
8/9/2021	127	
2/1/2022	114	
8/16/2022	123	
2/16/2023	197 (J)	
7/27/2023	155	
2/26/2024		126
8/6/2024		105

Prediction Limit

Constituent: Total Dissolved Solids [TDS] (mg/l) Analysis Run 9/8/2024 12:17 PM View: Appendix III Intrawell

Plant Bowen Client: Southern Company Data: Bowen 1, 2, 9, and 10

	GWA-39RZ	GWA-39RZ
5/16/2016	114 (D)	
7/27/2016	107 (D)	
2/21/2017	229 (D)	
3/27/2017	239 (D)	
6/8/2017	179 (D)	
7/17/2017	180 (D)	
7/27/2017	190 (D)	
8/9/2017	153 (D)	
9/29/2017	173 (D)	
3/16/2018	150	
9/14/2018	165	
3/14/2019	154	
9/10/2019	181	
3/9/2020	173	
9/16/2020	156	
3/16/2021	142	
8/6/2021	133	
2/2/2022	143	
8/16/2022	125	
2/14/2023	149 (J)	
7/25/2023	158	
2/19/2024		177
8/1/2024		161

Prediction Limit

Constituent: Total Dissolved Solids [TDS] (mg/l) Analysis Run 9/8/2024 12:17 PM View: Appendix III Intrawell

Plant Bowen Client: Southern Company Data: Bowen 1, 2, 9, and 10

	GWA-39Z	GWA-39Z
3/14/2016	106	
5/11/2016	58	
7/19/2016	46	
9/15/2016	41	
11/2/2016	37	
1/18/2017	29	
3/28/2017	40	
9/26/2017	107	
3/14/2018	126	
9/12/2018	134	
3/15/2019	107	
9/9/2019	93	
3/9/2020	58	
9/10/2020	16	
3/12/2021	55	
8/4/2021	60	
1/31/2022	61	
8/10/2022	50	
2/13/2023	105 (J)	
7/26/2023	57	
2/19/2024		63
8/1/2024		68

Prediction Limit

Constituent: Total Dissolved Solids [TDS] (mg/l) Analysis Run 9/8/2024 12:17 PM View: Appendix III Intrawell

Plant Bowen Client: Southern Company Data: Bowen 1, 2, 9, and 10

	GWA-3A	GWA-3A
3/23/2016	<25	
5/23/2016	<25	
7/29/2016	17 (J)	
9/22/2016	33	
11/10/2016	41	
1/31/2017	58	
3/30/2017	<25	
6/12/2017	20 (J)	
10/4/2017	<25	
3/19/2018	<25	
9/17/2018	32	
3/20/2019	30	
9/13/2019	19	
3/11/2020	24	
3/29/2021	76	
8/9/2021	95	
2/2/2022	104	
8/16/2022	85	
2/17/2023	117 (J)	
8/1/2023	113	
2/22/2024		117
8/8/2024		150

ND substitution: RL or RL/2 if <15% NDs.

Prediction Limit

Constituent: Total Dissolved Solids [TDS] (mg/l) Analysis Run 9/8/2024 12:17 PM View: Appendix III Intrawell

Plant Bowen Client: Southern Company Data: Bowen 1, 2, 9, and 10

	GWA-40	GWA-40
3/15/2016	107	
5/11/2016	80	
7/21/2016	76	
9/19/2016	108	
11/3/2016	90	
1/17/2017	128	
3/24/2017	91	
5/24/2017	152	
9/26/2017	103	
3/14/2018	123	
9/12/2018	105	
3/13/2019	130	
9/9/2019	108	
3/9/2020	131	
9/11/2020	102	
3/10/2021	60	
8/4/2021	66	
1/31/2022	81	
8/12/2022	91	
2/13/2023	259 (J)	
7/26/2023	70	
2/19/2024		108
8/1/2024		96

Prediction Limit

Constituent: Total Dissolved Solids [TDS] (mg/l) Analysis Run 9/8/2024 12:17 PM View: Appendix III Intrawell

Plant Bowen Client: Southern Company Data: Bowen 1, 2, 9, and 10

	GWA-41	GWA-41
3/15/2016	110	
5/12/2016	49	
7/20/2016	72	
9/15/2016	18 (J)	
11/3/2016	70	
1/18/2017	63	
3/24/2017	63	
6/6/2017	128	
9/25/2017	109	
3/14/2018	192	
9/12/2018	82	
3/14/2019	119	
9/10/2019	36	
3/6/2020	137	
9/10/2020	35	
3/11/2021	101	
8/4/2021	77	
1/31/2022	63	
8/11/2022	73	
2/13/2023	111 (J)	
7/25/2023	43	
2/19/2024		130
8/1/2024		49

Prediction Limit

Constituent: Total Dissolved Solids [TDS] (mg/l) Analysis Run 9/8/2024 12:17 PM View: Appendix III Intrawell

Plant Bowen Client: Southern Company Data: Bowen 1, 2, 9, and 10

	GWA-41R	GWA-41R
3/15/2016	78	
5/13/2016	178	
7/21/2016	168	
9/21/2016	123	
11/3/2016	157	
1/17/2017	170	
3/27/2017	158	
6/6/2017	212	
9/25/2017	145	
3/14/2018	210	
9/12/2018	159	
3/14/2019	157	
9/10/2019	113	
3/9/2020	249	
9/10/2020	111	
3/10/2021	148	
8/4/2021	176	
1/31/2022	184	
8/11/2022	170	
2/13/2023	163 (J)	
7/25/2023	162	
2/19/2024		199
8/1/2024		197

Prediction Limit

Constituent: Total Dissolved Solids [TDS] (mg/l) Analysis Run 9/8/2024 12:17 PM View: Appendix III Intrawell

Plant Bowen Client: Southern Company Data: Bowen 1, 2, 9, and 10

	GWA-42	GWA-42
3/11/2016	139	
5/16/2016	112	
7/22/2016	136	
9/19/2016	121	
11/3/2016	132	
1/17/2017	150	
3/27/2017	148	
6/7/2017	181	
9/26/2017	113	
3/14/2018	134	
9/14/2018	139	
3/14/2019	157	
9/10/2019	105	
3/6/2020	143	
9/10/2020	120	
3/11/2021	109	
8/4/2021	141	
1/31/2022	132	
8/10/2022	134	
2/13/2023	226	
7/26/2023	134	
2/20/2024		146
8/1/2024		158

Prediction Limit

Constituent: Total Dissolved Solids [TDS] (mg/l) Analysis Run 9/8/2024 12:17 PM View: Appendix III Intrawell

Plant Bowen Client: Southern Company Data: Bowen 1, 2, 9, and 10

	GWA-43	GWA-43
3/11/2016	69	
5/13/2016	88	
7/19/2016	56	
9/16/2016	31	
11/2/2016	48	
1/18/2017	44	
3/28/2017	<25	
6/6/2017	36	
9/22/2017	41	
3/14/2018	<25	
9/12/2018	<25	
3/13/2019	31	
9/11/2019	21	
3/9/2020	51	
9/11/2020	31	
3/11/2021	14	
8/6/2021	33	
1/31/2022	25	
8/11/2022	28	
2/14/2023	60.9	
7/25/2023	<25	
2/20/2024		<25
8/2/2024		33

ND substitution: RL or RL/2 if <15% NDs.

Prediction Limit

Constituent: Total Dissolved Solids [TDS] (mg/l) Analysis Run 9/8/2024 12:17 PM View: Appendix III Intrawell

Plant Bowen Client: Southern Company Data: Bowen 1, 2, 9, and 10

	GWA-43R	GWA-43R
3/11/2016	144	
5/13/2016	142	
7/19/2016	135	
9/16/2016	144	
11/2/2016	152	
1/18/2017	125	
3/28/2017	109	
6/6/2017	154	
9/22/2017	157	
3/15/2018	117	
9/12/2018	151	
3/13/2019	152	
9/11/2019	151	
3/9/2020	174	
9/14/2020	146	
3/11/2021	98	
8/5/2021	126	
1/31/2022	128	
8/10/2022	145	
2/13/2023	126	
7/25/2023	167	
2/20/2024		136
8/2/2024		188

Prediction Limit

Constituent: Total Dissolved Solids [TDS] (mg/l) Analysis Run 9/8/2024 12:17 PM View: Appendix III Intrawell

Plant Bowen Client: Southern Company Data: Bowen 1, 2, 9, and 10

	GWA-4RZ	GWA-4RZ
2/22/2017	329 (D)	
4/7/2017	295 (D)	
6/14/2017	237 (D)	
7/12/2017	400 (D)	
7/20/2017	203 (D)	
7/28/2017	262 (D)	
8/9/2017	195 (D)	
8/24/2017	236 (D)	
10/3/2017	224 (D)	
3/21/2018	237	
9/18/2018	227	
3/21/2019	367 (D)	
9/12/2019	200 (D)	
3/12/2020	247	
9/17/2020	223	
3/16/2021	196	
8/10/2021	238	
2/3/2022	243	
8/17/2022	226	
2/17/2023	252 (J)	
7/28/2023	243	
2/27/2024		268
8/8/2024		258

Prediction Limit

Constituent: Total Dissolved Solids [TDS] (mg/l) Analysis Run 9/8/2024 12:17 PM View: Appendix III Intrawell

Plant Bowen Client: Southern Company Data: Bowen 1, 2, 9, and 10

	GWA-50	GWA-50
3/28/2016	<25	
5/23/2016	32	
8/1/2016	<25	
9/26/2016	45	
11/10/2016	38	
1/30/2017	<25	
4/7/2017	18 (J)	
6/12/2017	15 (J)	
10/2/2017	17 (J)	
3/16/2018	<25	
9/17/2018	38	
3/19/2019	34	
9/13/2019	19	
3/11/2020	17	
9/16/2020	20	
3/17/2021	<25	
8/9/2021	14	
2/1/2022	21	
8/16/2022	<25	
2/16/2023	<25	
7/28/2023	<25	
2/22/2024		<25
8/8/2024		147

ND substitution: RL or RL/2 if <15% NDs.

Prediction Limit

Constituent: Total Dissolved Solids [TDS] (mg/l) Analysis Run 9/8/2024 12:17 PM View: Appendix III Intrawell

Plant Bowen Client: Southern Company Data: Bowen 1, 2, 9, and 10

	GWA-50R	GWA-50R
3/28/2016	46	
5/25/2016	57	
8/1/2016	<25	
9/26/2016	60	
11/11/2016	13 (J)	
1/30/2017	<25	
4/3/2017	100	
6/12/2017	51	
10/2/2017	32	
3/16/2018	<25	
9/18/2018	15 (J)	
3/19/2019	48	
9/12/2019	46	
3/11/2020	24	
9/15/2020	12	
3/17/2021	31	
8/9/2021	<25	
2/2/2022	15	
8/17/2022	18 (J)	
2/16/2023	<25	
7/28/2023	<25	
2/22/2024		<25
8/8/2024		64

ND substitution: RL or RL/2 if <15% NDs.

Prediction Limit

Constituent: Total Dissolved Solids [TDS] (mg/l) Analysis Run 9/8/2024 12:17 PM View: Appendix III Intrawell

Plant Bowen Client: Southern Company Data: Bowen 1, 2, 9, and 10

	GWC-10	GWC-10
3/31/2016	122	
5/26/2016	143	
8/5/2016	143	
9/28/2016	160	
11/22/2016	149	
2/7/2017	123	
4/10/2017	95	
6/14/2017	150	
10/4/2017	140	
3/20/2018	93	
9/18/2018	155	
3/22/2019	95	
9/17/2019	165	
3/12/2020	63	
9/17/2020	140	
3/18/2021	74	
8/10/2021	120	
2/4/2022	102	
8/17/2022	128	
2/20/2023	47	
7/31/2023	143	
2/27/2024		103
8/12/2024		162

Prediction Limit

Constituent: Total Dissolved Solids [TDS] (mg/l) Analysis Run 9/8/2024 12:17 PM View: Appendix III Intrawell

Plant Bowen Client: Southern Company Data: Bowen 1, 2, 9, and 10

	GWC-10R	GWC-10R
3/31/2016	135	
5/26/2016	163	
8/3/2016	159	
9/28/2016	208	
11/22/2016	152	
2/7/2017	128	
4/10/2017	186	
6/14/2017	150	
10/4/2017	153	
3/21/2018	192	
9/18/2018	155	
3/22/2019	140	
9/17/2019	172	
3/12/2020	81	
9/17/2020	125	
3/18/2021	62	
8/11/2021	138	
2/4/2022	156	
8/18/2022	135	
2/20/2023	154	
7/31/2023	144	
2/27/2024		157
8/12/2024		156

Prediction Limit

Constituent: Total Dissolved Solids [TDS] (mg/l) Analysis Run 9/8/2024 12:17 PM View: Appendix III Intrawell

Plant Bowen Client: Southern Company Data: Bowen 1, 2, 9, and 10

	GWC-11	GWC-11
4/4/2016	79	
5/26/2016	105	
8/3/2016	106	
9/28/2016	148	
11/22/2016	88	
2/8/2017	62	
4/10/2017	92	
6/15/2017	96	
10/4/2017	78	
3/21/2018	111	
9/18/2018	106	
3/23/2019	64	
9/17/2019	101	
3/12/2020	96	
9/21/2020	93	
3/19/2021	79	
8/11/2021	53	
2/4/2022	120	
8/18/2022	59	
2/20/2023	98	
8/1/2023	121	
2/28/2024		102
8/13/2024		62

Prediction Limit

Constituent: Total Dissolved Solids [TDS] (mg/l) Analysis Run 9/8/2024 12:17 PM View: Appendix III Intrawell

Plant Bowen Client: Southern Company Data: Bowen 1, 2, 9, and 10

	GWC-11R	GWC-11R
4/4/2016	135	
5/26/2016	124	
8/4/2016	109	
9/28/2016	104	
11/22/2016	94	
2/8/2017	141 (J)	
4/10/2017	114	
6/15/2017	153	
10/4/2017	121	
3/22/2018	139	
9/18/2018	139	
3/23/2019	148	
9/17/2019	143	
3/12/2020	125	
9/21/2020	145	
3/19/2021	135	
8/11/2021	149	
2/4/2022	157	
8/18/2022	141	
2/20/2023	149	
8/1/2023	151	
2/28/2024		158
8/12/2024		149

Prediction Limit

Constituent: Total Dissolved Solids [TDS] (mg/l) Analysis Run 9/8/2024 12:17 PM View: Appendix III Intrawell

Plant Bowen Client: Southern Company Data: Bowen 1, 2, 9, and 10

	GWC-12	GWC-12
4/4/2016	58	
5/27/2016	66	
8/3/2016	65	
9/30/2016	60	
11/22/2016	63	
2/13/2017	104 (J)	
4/11/2017	63	
6/14/2017	97	
10/4/2017	74	
3/22/2018	54	
9/18/2018	73	
3/23/2019	58	
9/17/2019	62	
3/12/2020	64	
9/21/2020	62	
3/19/2021	53	
8/11/2021	58	
2/2/2022	54	
8/18/2022	48	
2/21/2023	42	
8/1/2023	63	
2/27/2024		67
8/12/2024		74

Prediction Limit

Constituent: Total Dissolved Solids [TDS] (mg/l) Analysis Run 9/8/2024 12:17 PM View: Appendix III Intrawell

Plant Bowen Client: Southern Company Data: Bowen 1, 2, 9, and 10

	GWC-13	GWC-13
4/4/2016	156	
5/31/2016	192	
8/4/2016	269	
9/29/2016	288	
11/28/2016	224	
2/9/2017	386	
4/12/2017	254	
6/16/2017	309	
10/9/2017	269	
3/21/2018	211	
9/19/2018	222	
3/23/2019	135	
9/18/2019	200	
3/13/2020	143	
9/22/2020	176	
3/18/2021	82	
8/11/2021	131	
2/17/2022	119	
8/18/2022	132	
2/22/2023	1020 (o)	
4/11/2023	120	
8/1/2023	197	
2/27/2024		143
8/12/2024		189

Prediction Limit

Constituent: Total Dissolved Solids [TDS] (mg/l) Analysis Run 9/8/2024 12:17 PM View: Appendix III Intrawell

Plant Bowen Client: Southern Company Data: Bowen 1, 2, 9, and 10

	GWC-13RZ	GWC-13RZ
4/4/2016	110	
6/1/2016	121	
2/22/2017	311	
4/11/2017	212	
6/16/2017	262	
7/12/2017	310	
7/28/2017	289	
8/10/2017	288	
10/6/2017	268	
3/23/2018	281	
9/20/2018	297	
3/22/2019	249	
9/18/2019	281	
3/17/2020	256	
9/22/2020	248	
3/19/2021	250	
8/12/2021	263	
2/4/2022	262	
8/19/2022	243	
2/22/2023	254	
8/2/2023	282	
2/28/2024		248
8/13/2024		237

Prediction Limit

Constituent: Total Dissolved Solids [TDS] (mg/l) Analysis Run 9/8/2024 12:17 PM View: Appendix III Intrawell

Plant Bowen Client: Southern Company Data: Bowen 1, 2, 9, and 10

	GWC-14Z	GWC-14Z
4/5/2016	42	
6/1/2016	63	
8/9/2016	267	
11/28/2016	116	
2/9/2017	212 (J)	
4/11/2017	113	
6/14/2017	120	
7/12/2017	153	
10/5/2017	102	
3/22/2018	115	
9/19/2018	114	
3/22/2019	104	
9/17/2019	86	
3/13/2020	59	
9/21/2020	94	
3/18/2021	57	
8/11/2021	77	
2/4/2022	92	
8/18/2022	83	
2/22/2023	65	
8/1/2023	83	
2/28/2024		79
8/13/2024		89

Prediction Limit

Constituent: Total Dissolved Solids [TDS] (mg/l) Analysis Run 9/8/2024 12:17 PM View: Appendix III Intrawell

Plant Bowen Client: Southern Company Data: Bowen 1, 2, 9, and 10

	GWC-15R	GWC-15R
4/5/2016	103	
5/31/2016	157	
8/4/2016	154	
9/29/2016	142	
11/23/2016	172	
2/10/2017	237	
4/12/2017	168	
6/15/2017	176	
10/6/2017	155	
3/23/2018	170	
9/19/2018	181	
3/25/2019	167	
9/17/2019	179	
3/13/2020	169	
9/21/2020	186	
3/18/2021	153	
8/11/2021	181	
2/4/2022	162	
8/19/2022	152	
2/22/2023	174	
8/2/2023	136	
2/28/2024		149
8/13/2024		133

Prediction Limit

Constituent: Total Dissolved Solids [TDS] (mg/l) Analysis Run 9/8/2024 12:17 PM View: Appendix III Intrawell

Plant Bowen Client: Southern Company Data: Bowen 1, 2, 9, and 10

	GWC-15Z	GWC-15Z
4/5/2016	53	
5/31/2016	70	
11/23/2016	118	
2/10/2017	214	
4/11/2017	127	
6/15/2017	126	
7/12/2017	164	
7/26/2017	129	
10/6/2017	140	
3/23/2018	119	
9/19/2018	138	
3/22/2019	116	
9/17/2019	117	
3/13/2020	76	
9/21/2020	122	
3/18/2021	54	
8/11/2021	122	
2/7/2022	121	
8/19/2022	112	
2/22/2023	111	
8/1/2023	114	
2/28/2024		121
8/13/2024		124

Prediction Limit

Constituent: Total Dissolved Solids [TDS] (mg/l) Analysis Run 9/8/2024 12:17 PM View: Appendix III Intrawell

Plant Bowen Client: Southern Company Data: Bowen 1, 2, 9, and 10

	GWC-44	GWC-44
3/16/2016	<36	
5/16/2016	35	
7/25/2016	24 (J)	
9/19/2016	19 (J)	
11/3/2016	34	
1/19/2017	13 (J)	
3/28/2017	<36	
6/5/2017	206	
7/20/2017	72	
9/26/2017	35	
3/15/2018	41	
9/12/2018	<36	
3/14/2019	110	
9/11/2019	58	
3/10/2020	127	
9/15/2020	56	
3/11/2021	43	
8/4/2021	62	
1/31/2022	63	
8/15/2022	50	
2/14/2023	70.9	
7/26/2023	32	
2/20/2024		48
8/6/2024		27

ND substitution: RL or RL/2 if <15% NDs.

Prediction Limit

Constituent: Total Dissolved Solids [TDS] (mg/l) Analysis Run 9/8/2024 12:17 PM View: Appendix III Intrawell

Plant Bowen Client: Southern Company Data: Bowen 1, 2, 9, and 10

	GWC-45	GWC-45
3/16/2016	<25	
5/16/2016	<25 (D)	
7/25/2016	16 (JD)	
9/19/2016	12 (JD)	
11/4/2016	13 (JD)	
1/23/2017	15 (JD)	
3/29/2017	<25 (D)	
6/7/2017	26	
9/27/2017	<25	
3/15/2018	<25	
9/13/2018	<25	
3/14/2019	39 (JXD)	
9/11/2019	<25 (D)	
3/10/2020	60	
9/11/2020	11	
3/11/2021	12	
8/6/2021	17	
2/1/2022	70	
8/12/2022	14	
2/14/2023	33.9	
7/26/2023	<25	
2/20/2024		<25
8/5/2024		78

ND substitution: RL or RL/2 if <15% NDs.

Prediction Limit

Constituent: Total Dissolved Solids [TDS] (mg/l) Analysis Run 9/8/2024 12:17 PM View: Appendix III Intrawell

Plant Bowen Client: Southern Company Data: Bowen 1, 2, 9, and 10

	GWC-45R	GWC-45R
3/16/2016	89	
5/16/2016	169 (D)	
7/25/2016	159 (D)	
9/19/2016	152 (D)	
11/3/2016	150 (D)	
1/20/2017	152 (D)	
3/29/2017	143 (D)	
6/7/2017	192	
9/27/2017	159	
3/15/2018	146	
9/13/2018	185	
3/14/2019	195 (D)	
9/11/2019	172 (D)	
3/10/2020	245	
9/11/2020	146	
3/11/2021	167	
8/6/2021	186	
2/1/2022	201	
8/12/2022	159	
2/14/2023	206	
7/26/2023	186	
2/20/2024		181
8/5/2024		197

Prediction Limit

Constituent: Total Dissolved Solids [TDS] (mg/l) Analysis Run 9/8/2024 12:17 PM View: Appendix III Intrawell

Plant Bowen Client: Southern Company Data: Bowen 1, 2, 9, and 10

	GWC-46R	GWC-46R
3/10/2016	253	
5/17/2016	251	
7/26/2016	249	
9/20/2016	195	
11/4/2016	209	
1/20/2017	211	
3/28/2017	199	
6/7/2017	251	
9/29/2017	255	
3/15/2018	231	
9/13/2018	263	
3/18/2019	251	
9/11/2019	234	
3/10/2020	273	
9/14/2020	232	
3/11/2021	209	
8/5/2021	210	
1/31/2022	197	
8/15/2022	187	
2/14/2023	199	
7/26/2023	206	
2/21/2024		215
8/5/2024		226

Prediction Limit

Constituent: Total Dissolved Solids [TDS] (mg/l) Analysis Run 9/8/2024 12:17 PM View: Appendix III Intrawell

Plant Bowen Client: Southern Company Data: Bowen 1, 2, 9, and 10

	GWC-47	GWC-47
3/10/2016	152	
5/18/2016	123	
7/27/2016	113	
9/20/2016	126	
11/7/2016	167	
1/23/2017	125	
3/29/2017	116	
6/8/2017	131	
9/27/2017	117	
3/15/2018	102	
9/13/2018	144	
3/15/2019	125	
9/12/2019	121	
3/9/2020	147	
9/14/2020	129	
3/11/2021	106	
8/5/2021	90	
2/1/2022	107	
8/15/2022	141 (J)	
2/14/2023	111 (J)	
7/27/2023	105	
2/21/2024		105
8/5/2024		115

Prediction Limit

Constituent: Total Dissolved Solids [TDS] (mg/l) Analysis Run 9/8/2024 12:17 PM View: Appendix III Intrawell

Plant Bowen Client: Southern Company Data: Bowen 1, 2, 9, and 10

	GWC-47R	GWC-47R
3/10/2016	149	
5/18/2016	162	
7/27/2016	132	
9/20/2016	155	
11/4/2016	169	
1/20/2017	135	
3/29/2017	147	
6/8/2017	159	
9/27/2017	167	
3/16/2018	141	
9/13/2018	175	
3/19/2019	154	
9/11/2019	164	
3/9/2020	44	
9/15/2020	108	
3/11/2021	143	
8/5/2021	142	
2/1/2022	157	
8/15/2022	104	
2/14/2023	151	
7/27/2023	154	
2/21/2024		114
8/5/2024		160

Prediction Limit

Constituent: Total Dissolved Solids [TDS] (mg/l) Analysis Run 9/8/2024 12:17 PM View: Appendix III Intrawell

Plant Bowen Client: Southern Company Data: Bowen 1, 2, 9, and 10

	GWC-48	GWC-48
3/10/2016	63	
5/17/2016	<31	
7/27/2016	11 (J)	
9/20/2016	14 (J)	
11/4/2016	27	
1/23/2017	15 (J)	
3/28/2017	<31	
6/8/2017	29	
9/29/2017	21 (J)	
3/15/2018	<31	
9/13/2018	<31	
3/15/2019	41	
9/11/2019	20	
3/9/2020	100	
9/14/2020	47	
3/11/2021	40	
8/4/2021	34	
1/31/2022	31	
8/15/2022	37	
2/14/2023	30.9	
7/26/2023	33	
2/21/2024		52
8/5/2024		47

ND substitution: RL or RL/2 if <15% NDs.

Prediction Limit

Constituent: Total Dissolved Solids [TDS] (mg/l) Analysis Run 9/8/2024 12:17 PM View: Appendix III Intrawell

Plant Bowen Client: Southern Company Data: Bowen 1, 2, 9, and 10

	GWC-49R	GWC-49R
3/17/2016	103	
5/18/2016	129	
7/27/2016	108	
9/21/2016	102	
11/4/2016	130	
1/24/2017	152	
3/29/2017	95	
6/8/2017	176	
9/29/2017	118	
3/15/2018	88	
9/13/2018	137	
3/18/2019	170	
9/11/2019	138	
3/11/2020	125	
9/11/2020	127	
3/15/2021	107	
8/11/2021	116	
2/1/2022	125	
8/15/2022	103	
2/14/2023	114	
7/27/2023	117	
2/21/2024		126
8/6/2024		132

Prediction Limit

Constituent: Total Dissolved Solids [TDS] (mg/l) Analysis Run 9/8/2024 12:17 PM View: Appendix III Intrawell

Plant Bowen Client: Southern Company Data: Bowen 1, 2, 9, and 10

	GWC-49Z	GWC-49Z
3/17/2016	31	
5/18/2016	43	
7/28/2016	43	
9/21/2016	<25	
11/7/2016	50	
1/24/2017	63	
3/30/2017	<25	
6/9/2017	20 (J)	
9/29/2017	22 (J)	
3/15/2018	<25	
9/14/2018	29	
3/19/2019	35	
9/11/2019	27	
3/9/2020	51	
9/14/2020	25	
3/15/2021	30	
8/5/2021	<25	
2/1/2022	27	
8/15/2022	<25	
2/14/2023	<25	
7/27/2023	<25	
2/21/2024		<25
8/6/2024		73

ND substitution: RL or RL/2 if <15% NDs.

Prediction Limit

Constituent: Total Dissolved Solids [TDS] (mg/l) Analysis Run 9/8/2024 12:17 PM View: Appendix III Intrawell

Plant Bowen Client: Southern Company Data: Bowen 1, 2, 9, and 10

	GWC-5	GWC-5
3/28/2016	<25	
5/25/2016	34	
8/1/2016	25	
9/27/2016	20 (J)	
11/11/2016	41	
1/31/2017	127	
4/3/2017	69	
6/12/2017	46	
10/3/2017	34	
3/19/2018	<25	
9/17/2018	38	
3/20/2019	66	
9/16/2019	45	
3/16/2020	20	
9/16/2020	30	
3/17/2021	15	
8/9/2021	<25	
2/2/2022	32	
8/16/2022	<25	
2/20/2023	53	
7/28/2023	<25	
2/26/2024		38
8/8/2024		143

ND substitution: RL or RL/2 if <15% NDs.

Prediction Limit

Constituent: Total Dissolved Solids [TDS] (mg/l) Analysis Run 9/8/2024 12:17 PM View: Appendix III Intrawell

Plant Bowen Client: Southern Company Data: Bowen 1, 2, 9, and 10

	GWC-6	GWC-6
3/29/2016	51	
5/24/2016	76	
8/1/2016	69	
9/26/2016	103	
11/18/2016	77	
2/1/2017	168	
4/6/2017	95	
6/13/2017	101	
10/3/2017	83	
3/19/2018	70	
9/17/2018	77	
3/21/2019	80	
9/16/2019	82	
3/12/2020	42	
9/16/2020	77	
3/17/2021	47	
8/10/2021	53	
2/2/2022	73	
8/17/2022	53	
2/17/2023	75 (J)	
7/31/2023	77	
2/26/2024		78
8/8/2024		84

Prediction Limit

Constituent: Total Dissolved Solids [TDS] (mg/l) Analysis Run 9/8/2024 12:17 PM View: Appendix III Intrawell

Plant Bowen Client: Southern Company Data: Bowen 1, 2, 9, and 10

	GWC-6RZ	GWC-6RZ
3/29/2016	64	
5/24/2016	77	
8/1/2016	35	
9/26/2016	111	
11/14/2016	76	
2/1/2017	126	
4/6/2017	146	
6/13/2017	84	
10/3/2017	70	
3/20/2018	78	
9/17/2018	74	
3/21/2019	60	
9/16/2019	65	
3/12/2020	22	
9/16/2020	52	
3/17/2021	43	
8/10/2021	<10	
2/2/2022	51	
8/17/2022	33	
2/17/2023	50 (J)	
7/28/2023	46	
2/26/2024		48
8/8/2024		60

ND substitution: RL or RL/2 if <15% NDs.

Prediction Limit

Constituent: Total Dissolved Solids [TDS] (mg/l) Analysis Run 9/8/2024 12:17 PM View: Appendix III Intrawell

Plant Bowen Client: Southern Company Data: Bowen 1, 2, 9, and 10

	GWC-7Z	GWC-7Z
5/31/2016	120	
8/2/2016	100	
9/27/2016	121	
11/21/2016	164	
2/1/2017	144	
4/6/2017	125	
6/13/2017	148	
7/14/2017	121	
10/3/2017	117	
3/20/2018	136	
9/18/2018	116	
3/21/2019	107	
9/13/2019	115	
3/12/2020	86	
9/16/2020	124	
3/17/2021	112	
8/10/2021	101	
2/2/2022	115	
8/17/2022	83	
2/20/2023	122	
7/31/2023	113	
2/26/2024		114
8/8/2024		164

Prediction Limit

Constituent: Total Dissolved Solids [TDS] (mg/l) Analysis Run 9/8/2024 12:17 PM View: Appendix III Intrawell

Plant Bowen Client: Southern Company Data: Bowen 1, 2, 9, and 10

	GWC-8RR	GWC-8RR
3/30/2016	104	
5/24/2016	94	
8/2/2016	105	
9/27/2016	119	
11/22/2016	105	
2/6/2017	99	
4/6/2017	124	
6/14/2017	114	
10/4/2017	107	
3/21/2018	117	
9/18/2018	110	
3/27/2019	101	
9/16/2019	113	
3/12/2020	84	
9/17/2020	111	
3/17/2021	113	
8/10/2021	112	
2/2/2022	102	
8/17/2022	89	
2/21/2023	77	
7/31/2023	96	
2/27/2024		101
8/12/2024		115

Prediction Limit

Constituent: Total Dissolved Solids [TDS] (mg/l) Analysis Run 9/8/2024 12:17 PM View: Appendix III Intrawell

Plant Bowen Client: Southern Company Data: Bowen 1, 2, 9, and 10

	GWC-8Z	GWC-8Z
3/22/2016	111	
5/25/2016	95	
8/2/2016	124	
9/26/2016	140	
11/21/2016	154	
2/3/2017	113	
4/7/2017	147	
6/13/2017	117	
10/3/2017	150	
3/20/2018	121	
9/18/2018	93	
5/6/2019	118	
9/16/2019	99	
3/16/2020	76	
9/17/2020	98	
3/18/2021	48	
8/10/2021	92	
2/2/2022	85	
8/17/2022	41	
2/20/2023	86	
7/31/2023	97	
2/26/2024		92
8/12/2024		106

Prediction Limit

Constituent: Total Dissolved Solids [TDS] (mg/l) Analysis Run 9/8/2024 12:17 PM View: Appendix III Intrawell

Plant Bowen Client: Southern Company Data: Bowen 1, 2, 9, and 10

	GWC-9	GWC-9
3/30/2016	26	
5/26/2016	70	
8/5/2016	95	
9/28/2016	152	
11/21/2016	145	
2/6/2017	20 (J)	
4/6/2017	17 (J)	
6/13/2017	32	
10/3/2017	71	
3/20/2018	49	
9/18/2018	38	
3/21/2019	39	
9/16/2019	85	
3/12/2020	16	
9/17/2020	94	
3/18/2021	<25	
8/10/2021	22	
2/2/2022	21	
8/17/2022	25	
2/21/2023	<25	
7/31/2023	62	
2/27/2024		26
8/12/2024		77

ND substitution: RL or RL/2 if <15% NDs.

FIGURE G.

Appendix III Interwell Prediction Limits - Two-Step - All Results (No Significant)

Plant Bowen Client: Southern Company Data: Bowen 1, 2, 9, and 10 Printed 9/8/2024, 12:26 PM

Constituent	Well	Upper Lim.	Lower Lim.	Date	Observ.	Sig.	Bg N	Bg Mean	Std. Dev.	%NDs	ND Adj.	Transform	Alpha	Method
Sulfate, total (mg/L)	GWC-10	147	n/a	8/12/2024	2.3	No	346	n/a	n/a	7.803	n/a	n/a	0.00004896	NP Inter (normality) 1 of 2
Sulfate, total (mg/L)	GWC-9	147	n/a	8/12/2024	5.4	No	346	n/a	n/a	7.803	n/a	n/a	0.00004896	NP Inter (normality) 1 of 2
Total Dissolved Solids [TDS] (mg/l)	GWC-45	400	n/a	8/5/2024	78	No	343	n/a	n/a	7.872	n/a	n/a	0.00004896	NP Inter (normality) 1 of 2
Total Dissolved Solids [TDS] (mg/l)	GWC-49Z	400	n/a	8/6/2024	73	No	343	n/a	n/a	7.872	n/a	n/a	0.00004896	NP Inter (normality) 1 of 2
Total Dissolved Solids [TDS] (mg/l)	GWC-5	400	n/a	8/8/2024	143	No	343	n/a	n/a	7.872	n/a	n/a	0.00004896	NP Inter (normality) 1 of 2

Sanitas™ v.10.0.20 Software licensed to Groundwater Stats Consulting. UG
Hollow symbols indicate censored values.

Within Limit

Prediction Limit

Interwell Non-parametric

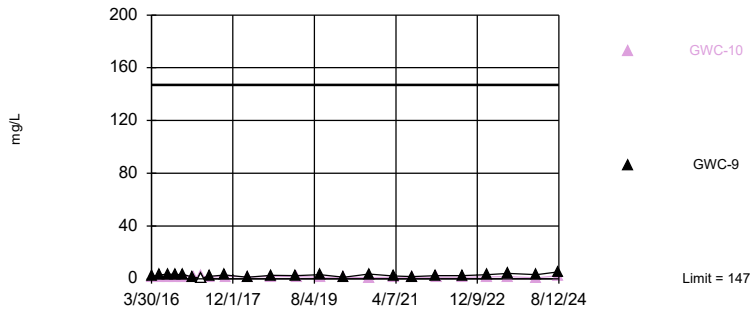

Non-parametric test used in lieu of parametric prediction limit because the Chi Squared normality test showed the data to be non-normal at the 0.01 alpha level. Limit is highest of 346 background values. 7.803% NDs. Annual per-constituent alpha = 0.002543. Individual comparison alpha = 0.00004896 (1 of 2). Comparing 2 points to limit. Assumes 24 future values.

Constituent: Sulfate, total Analysis Run 9/8/2024 12:25 PM View: Appendix III Two-Step

Plant Bowen Client: Southern Company Data: Bowen 1, 2, 9, and 10

Sanitas™ v.10.0.20 Software licensed to Groundwater Stats Consulting. UG
Hollow symbols indicate censored values.

Within Limit

Prediction Limit

Interwell Non-parametric

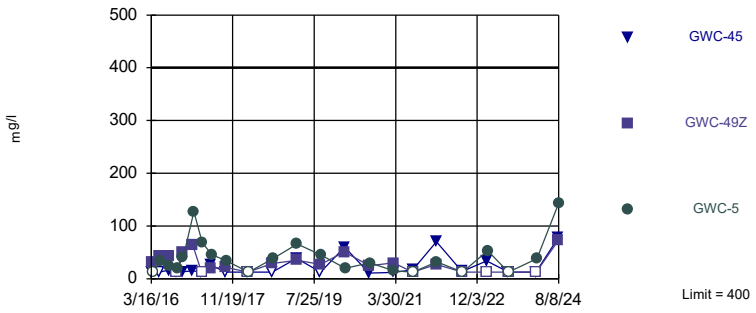

Non-parametric test used in lieu of parametric prediction limit because the Chi Squared normality test showed the data to be non-normal at the 0.01 alpha level. Limit is highest of 343 background values. 7.872% NDs. Annual per-constituent alpha = 0.002543. Individual comparison alpha = 0.00004896 (1 of 2). Comparing 3 points to limit. Assumes 23 future values.

Constituent: Total Dissolved Solids [TDS] Analysis Run 9/8/2024 12:25 PM View: Appendix III Two-Step

Plant Bowen Client: Southern Company Data: Bowen 1, 2, 9, and 10

Prediction Limit

Constituent: Sulfate, total (mg/L) Analysis Run 9/8/2024 12:26 PM View: Appendix III Two-Step

Plant Bowen Client: Southern Company Data: Bowen 1, 2, 9, and 10

	GWA-42 (bg)	GWA-43R (bg)	GWA-43 (bg)	GWA-39Z (bg)	GWA-41R (bg)	GWA-40 (bg)	GWA-41 (bg)	GWA-1 (bg)	GWA-2R (bg)
3/11/2016	1.4538	3.8282	1.1313						
3/14/2016				4.2598					
3/15/2016					6.4987	1.2104	4.9347		
3/22/2016								2.3685	
3/23/2016									26.8249
3/28/2016									
3/30/2016									
3/31/2016									
5/11/2016				6.05		1.28			
5/12/2016							2.3		
5/13/2016		3.56	1.96		3.68				
5/16/2016	1.18								
5/19/2016								2.14	3.81
5/20/2016									
5/23/2016									
5/25/2016									
5/26/2016									
7/19/2016		5.6	1.3	9.5					
7/20/2016							2		
7/21/2016					4.5	0.91 (J)			
7/22/2016	1.8								
7/27/2016									
7/29/2016								1.9	1.1
8/1/2016									
8/5/2016									
9/15/2016				6.7			1.1		
9/16/2016		6.7	1.1						
9/19/2016	1.4					1.3			
9/21/2016					2.8				
9/22/2016									0.96 (J)
9/23/2016								2	
9/26/2016									
9/28/2016									
11/2/2016		8.1	1.2	5.4					
11/3/2016	1.6				6.7	1.5	1.6		
11/9/2016								1.6	
11/10/2016									0.72 (J)
11/11/2016									
11/21/2016									
11/22/2016									
1/17/2017	<1 (*)				<1 (*)	<1 (*)			
1/18/2017		8.9	0.84 (J)	5.5			1.5		
1/30/2017								1.8	
1/31/2017									1.5
2/6/2017									
2/7/2017									
2/21/2017									
2/22/2017									
3/24/2017						0.86 (J)	1.6		
3/27/2017	2				0.85 (J)				
3/28/2017		8.2	0.7 (J)	2.9					
3/30/2017								1.6	

ND substitution: RL or RL/2 if <15% NDs.

Prediction Limit

Constituent: Sulfate, total (mg/L) Analysis Run 9/8/2024 12:26 PM View: Appendix III Two-Step

Plant Bowen Client: Southern Company Data: Bowen 1, 2, 9, and 10

	GWA-42 (bg)	GWA-43R (bg)	GWA-43 (bg)	GWA-39Z (bg)	GWA-41R (bg)	GWA-40 (bg)	GWA-41 (bg)	GWA-1 (bg)	GWA-2R (bg)
4/3/2017									1.3
4/6/2017									
4/7/2017									
4/10/2017									
5/24/2017						1.2			
6/6/2017		7	0.47 (J)		6.1		4.1		
6/7/2017	1.9			2.3					
6/8/2017									
6/9/2017								1.7	1.2
6/12/2017									
6/13/2017									
6/14/2017									
7/12/2017									
7/17/2017									
7/20/2017									
7/27/2017									
7/28/2017									
8/9/2017									
8/24/2017									
9/22/2017		8.3	0.59 (J)						
9/25/2017					3.5		1.9		
9/26/2017	2			3.2		4.2			
9/29/2017									
10/2/2017								1.8	1.7
10/3/2017									
10/4/2017									
12/28/2017						7.4 (Y)			
3/14/2018	2.1		0.39 (J)	3.8	10.9 (J)	3.8	11.5		
3/15/2018		5.1							
3/16/2018								1.5	14.8 (J)
3/19/2018									
3/20/2018									
3/21/2018									
9/12/2018		5.6	0.3 (J)	3.7	3.7	1.7	1.8		
9/14/2018	1.6								2.1
9/17/2018								1.3 (D)	
9/18/2018									
3/13/2019		4.4	0.43 (X)			2.1			
3/14/2019	2.2				8.9		6.2		
3/15/2019				3					
3/19/2019									32.5 (J)
3/20/2019								1.5	
3/21/2019									
3/22/2019									
9/9/2019				2.4		1.6			
9/10/2019	1.2				8.4		1.2		
9/11/2019		5	<1						
9/12/2019								0.98 (J)	
9/13/2019									3.8
9/16/2019									
9/17/2019									
3/6/2020	1.7						10		

ND substitution: RL or RL/2 if <15% NDs.

Prediction Limit

Constituent: Sulfate, total (mg/L) Analysis Run 9/8/2024 12:26 PM View: Appendix III Two-Step

Plant Bowen Client: Southern Company Data: Bowen 1, 2, 9, and 10

	GWA-42 (bg)	GWA-43R (bg)	GWA-43 (bg)	GWA-39Z (bg)	GWA-41R (bg)	GWA-40 (bg)	GWA-41 (bg)	GWA-1 (bg)	GWA-2R (bg)
3/9/2020		3.9	<1	0.84 (J)	8.5	1.2			
3/11/2020								0.94 (J)	34.3
3/12/2020									
9/10/2020	0.95 (J)			0.95 (J)	5.9		1.7		
9/11/2020			<1			1.3			
9/14/2020		4.9							
9/15/2020								0.96 (J)	1
9/16/2020									
9/17/2020									
3/10/2021					8.4	1.5			
3/11/2021	1.6	4.3	<1				6.1		
3/12/2021				2					
3/16/2021								0.99 (J)	3.3
3/17/2021									
3/18/2021									
3/29/2021									
8/4/2021	1.4			1.3	6.4	1.4	1.7		
8/5/2021		2.9							
8/6/2021			<1						
8/9/2021								1.3	1.6
8/10/2021									
1/31/2022	1.1	2.5	<1	1.2	8.5	1.2	1.8		
2/1/2022								0.93 (J)	1.5
2/2/2022									
2/3/2022									
2/4/2022									
8/10/2022	1	2.5		1.3					
8/11/2022			<1		4.7		1.9		
8/12/2022						1.2			
8/16/2022								0.78 (J)	7.8
8/17/2022									
2/13/2023	1.6	2.5		1.7	10.2	1.4	6		
2/14/2023			<1						
2/16/2023								1.1	38.9
2/17/2023									
2/20/2023									
2/21/2023									
7/25/2023		2.6	<1		3		1.1		
7/26/2023	1.1			1.5		1.4			
7/27/2023								1.4	17.6
7/28/2023									
7/31/2023									
8/1/2023									
2/19/2024				1.1	9.6	1.2	4.2		
2/20/2024	1.2	2.8	<1						
2/22/2024								1	
2/26/2024									20.9
2/27/2024									
8/1/2024	1.1			1.2	2.7	1.5	0.75 (J)		
8/2/2024		3.2	<1						
8/6/2024									5.8
8/7/2024								1.1	

ND substitution: RL or RL/2 if <15% NDs.

Prediction Limit

Constituent: Sulfate, total (mg/L) Analysis Run 9/8/2024 12:26 PM View: Appendix III Two-Step

Plant Bowen Client: Southern Company Data: Bowen 1, 2, 9, and 10

	GWA-42 (bg)	GWA-43R (bg)	GWA-43 (bg)	GWA-39Z (bg)	GWA-41R (bg)	GWA-40 (bg)	GWA-41 (bg)	GWA-1 (bg)	GWA-2R (bg)
8/8/2024									
8/12/2024									

Prediction Limit

Constituent: Sulfate, total (mg/L) Analysis Run 9/8/2024 12:26 PM View: Appendix III Two-Step

Plant Bowen Client: Southern Company Data: Bowen 1, 2, 9, and 10

	GWA-3A (bg)	GWA-2 (bg)	GWA-50R (bg)	GWA-50 (bg)	GWC-9	GWC-10	GWA-39RZ (bg)	GWA-4RZ (bg)
3/11/2016								
3/14/2016								
3/15/2016								
3/22/2016								
3/23/2016	0.8724 (J)	105.552						
3/28/2016			0.9594 (J)	0.7283 (J)				
3/30/2016					2			
3/31/2016						1.17		
5/11/2016								
5/12/2016								
5/13/2016								
5/16/2016							2.4 (D)	
5/19/2016								
5/20/2016		44.3						
5/23/2016	0.805 (J)			0.728 (J)				
5/25/2016			1.59					
5/26/2016					2.93	1.01		
7/19/2016								
7/20/2016								
7/21/2016								
7/22/2016								
7/27/2016							3.6 (D)	
7/29/2016	0.84 (J)	48						
8/1/2016			1	0.78 (J)				
8/5/2016					3.6	1.1		
9/15/2016								
9/16/2016								
9/19/2016								
9/21/2016								
9/22/2016	0.94 (J)							
9/23/2016		43						
9/26/2016			1.2	0.82 (J)				
9/28/2016					3.2	1		
11/2/2016								
11/3/2016								
11/9/2016		31						
11/10/2016	1.1			0.92 (J)				
11/11/2016			1.2					
11/21/2016					3.3			
11/22/2016						1.8		
1/17/2017								
1/18/2017								
1/30/2017			<1	<1				
1/31/2017	0.92 (J)	4.2						
2/6/2017					1.3			
2/7/2017						1.7		
2/21/2017							26 (D)	
2/22/2017								22 (D)
3/24/2017								
3/27/2017							10 (D)	
3/28/2017								
3/30/2017	0.77 (J)	53						

ND substitution: RL or RL/2 if <15% NDs.

Prediction Limit

Constituent: Sulfate, total (mg/L) Analysis Run 9/8/2024 12:26 PM View: Appendix III Two-Step

Plant Bowen Client: Southern Company Data: Bowen 1, 2, 9, and 10

	GWA-3A (bg)	GWA-2 (bg)	GWA-50R (bg)	GWA-50 (bg)	GWC-9	GWC-10	GWA-39RZ (bg)	GWA-4RZ (bg)
4/3/2017			1.3					
4/6/2017					<1			
4/7/2017				0.82 (J)				18 (D)
4/10/2017						1.9		
5/24/2017								
6/6/2017								
6/7/2017								
6/8/2017							6.7 (D)	
6/9/2017								
6/12/2017	0.68 (J)	95	1.1	0.78 (J)				
6/13/2017					2			
6/14/2017						1.1		20 (D)
7/12/2017								18 (D)
7/17/2017							6.4 (D)	
7/20/2017								20 (D)
7/27/2017							18 (D)	
7/28/2017								18 (D)
8/9/2017							18 (D)	19 (D)
8/24/2017								21 (D)
9/22/2017								
9/25/2017								
9/26/2017								
9/29/2017							21 (D)	
10/2/2017		3.5	1.1	0.71 (J)				
10/3/2017					2.8			25 (D)
10/4/2017	0.5 (J)					1.8		
12/28/2017								26 (Y)
3/14/2018								
3/15/2018								
3/16/2018			0.87 (J)	0.67 (J)			15.5	
3/19/2018	0.49 (J)	147						
3/20/2018					1.2	1.4		
3/21/2018								25.4
9/12/2018								
9/14/2018		7.7					11.6	
9/17/2018	0.36 (J)			0.47 (J)				
9/18/2018			0.87 (J)		2.6	1.6		22.8
3/13/2019								
3/14/2019							9.3	
3/15/2019								
3/19/2019			0.97 (J)	0.52 (J)				
3/20/2019	0.38 (J)	3.6						
3/21/2019					2.3			24.9 (D)
3/22/2019						1.6		
9/9/2019								
9/10/2019							14	
9/11/2019								
9/12/2019		5.2	0.8 (J)					16.5 (D)
9/13/2019	<1			0.55 (J)				
9/16/2019					3			
9/17/2019						1.2		
3/6/2020								

ND substitution: RL or RL/2 if <15% NDs.

Prediction Limit

Constituent: Sulfate, total (mg/L) Analysis Run 9/8/2024 12:26 PM View: Appendix III Two-Step

Plant Bowen Client: Southern Company Data: Bowen 1, 2, 9, and 10

	GWA-3A (bg)	GWA-2 (bg)	GWA-50R (bg)	GWA-50 (bg)	GWC-9	GWC-10	GWA-39RZ (bg)	GWA-4RZ (bg)
3/9/2020							5.8	
3/11/2020	<1	131	0.85 (J)	<1				
3/12/2020					1.1	1.3		20.8
9/10/2020								
9/11/2020								
9/14/2020								
9/15/2020		35.3	0.54 (J)					
9/16/2020				<1			8.6	
9/17/2020					3.5	0.87 (J)		20.3
3/10/2021								
3/11/2021								
3/12/2021								
3/16/2021							3.5	22.1
3/17/2021		90.7	0.86 (J)	<1				
3/18/2021					2.1	1.2		
3/29/2021	5.4							
8/4/2021								
8/5/2021								
8/6/2021							4.2	
8/9/2021	5	84.7	0.77 (J)	<1				
8/10/2021					1.7	1.3		20.7
1/31/2022								
2/1/2022		86.1		<1				
2/2/2022	3.4		0.53 (J)		2.5		4.5	
2/3/2022								20.7
2/4/2022						1.2		
8/10/2022								
8/11/2022								
8/12/2022								
8/16/2022	3.5	58.5		<1			4.5	
8/17/2022			0.55 (J)		2.5	1.1		18.1
2/13/2023								
2/14/2023							6.3	
2/16/2023		115	0.58 (J)	<1				
2/17/2023	2.5							21.2
2/20/2023						1.5		
2/21/2023					3			
7/25/2023							4.9	
7/26/2023								
7/27/2023		44						
7/28/2023			0.71 (J)	0.53 (J)				19.6
7/31/2023					4.1	1.6		
8/1/2023	3							
2/19/2024							4	
2/20/2024								
2/22/2024	1.9	82	<1	<1				
2/26/2024								
2/27/2024					3.1	0.65 (J)		23.2
8/1/2024							3.3	
8/2/2024								
8/6/2024								
8/7/2024		47.5						

ND substitution: RL or RL/2 if <15% NDs.

Prediction Limit

Constituent: Sulfate, total (mg/L) Analysis Run 9/8/2024 12:26 PM View: Appendix III Two-Step

Plant Bowen Client: Southern Company Data: Bowen 1, 2, 9, and 10

	GWA-3A (bg)	GWA-2 (bg)	GWA-50R (bg)	GWA-50 (bg)	GWC-9	GWC-10	GWA-39RZ (bg)	GWA-4RZ (bg)
8/8/2024	3.9		0.69 (J)	0.53 (J)				12.2
8/12/2024					5.4	2.3		

Prediction Limit

Constituent: Total Dissolved Solids [TDS] (mg/l) Analysis Run 9/8/2024 12:26 PM View: Appendix III Two-Step

Plant Bowen Client: Southern Company Data: Bowen 1, 2, 9, and 10

	GWA-42 (bg)	GWA-43R (bg)	GWA-43 (bg)	GWA-39Z (bg)	GWA-41R (bg)	GWA-41 (bg)	GWA-40 (bg)	GWC-45	GWC-49Z
3/11/2016	139	144	69						
3/14/2016				106					
3/15/2016					78	110	107		
3/16/2016								<25	
3/17/2016									31
3/22/2016									
3/23/2016									
3/28/2016									
5/11/2016				58			80		
5/12/2016						49			
5/13/2016		142	88		178				
5/16/2016	112							<25 (D)	
5/18/2016									43
5/19/2016									
5/20/2016									
5/23/2016									
5/25/2016									
7/19/2016		135	56	46					
7/20/2016						72			
7/21/2016					168		76		
7/22/2016	136								
7/25/2016								16 (JD)	
7/27/2016									
7/28/2016									43
7/29/2016									
8/1/2016									
9/15/2016				41		18 (J)			
9/16/2016		144	31						
9/19/2016	121						108	12 (JD)	
9/21/2016					123				<25
9/22/2016									
9/23/2016									
9/26/2016									
9/27/2016									
11/2/2016		152	48	37					
11/3/2016	132				157	70	90		
11/4/2016								13 (JD)	
11/7/2016									50
11/9/2016									
11/10/2016									
11/11/2016									
1/17/2017	150				170		128		
1/18/2017		125	44	29		63			
1/23/2017								15 (JD)	
1/24/2017									63
1/30/2017									
1/31/2017									
2/21/2017									
2/22/2017									
3/24/2017						63	91		
3/27/2017	148				158				
3/28/2017		109	<25	40					

ND substitution: RL or RL/2 if <15% NDs.

Prediction Limit

Constituent: Total Dissolved Solids [TDS] (mg/l) Analysis Run 9/8/2024 12:26 PM View: Appendix III Two-Step

Plant Bowen Client: Southern Company Data: Bowen 1, 2, 9, and 10

	GWA-42 (bg)	GWA-43R (bg)	GWA-43 (bg)	GWA-39Z (bg)	GWA-41R (bg)	GWA-41 (bg)	GWA-40 (bg)	GWC-45	GWC-49Z
3/29/2017								<25 (D)	
3/30/2017									<25
4/3/2017									
4/7/2017									
5/24/2017							152		
6/6/2017		154	36		212	128			
6/7/2017	181							26	
6/8/2017									
6/9/2017									20 (J)
6/12/2017									
6/14/2017									
7/12/2017									
7/17/2017									
7/20/2017									
7/27/2017									
7/28/2017									
8/9/2017									
8/24/2017									
9/22/2017		157	41						
9/25/2017					145	109			
9/26/2017	113			107			103		
9/27/2017								<25	
9/29/2017									22 (J)
10/2/2017									
10/3/2017									
10/4/2017									
3/14/2018	134		<25	126	210	192	123		
3/15/2018		117						<25	<25
3/16/2018									
3/19/2018									
3/21/2018									
9/12/2018		151	<25	134	159	82	105		
9/13/2018								<25	
9/14/2018	139								29
9/17/2018									
9/18/2018									
3/13/2019		152	31				130		
3/14/2019	157				157	119		39 (JXD)	
3/15/2019				107					
3/19/2019									35
3/20/2019									
3/21/2019									
9/9/2019				93			108		
9/10/2019	105				113	36			
9/11/2019		151	21					<25 (D)	27
9/12/2019									
9/13/2019									
9/16/2019									
3/6/2020	143					137			
3/9/2020		174	51	58	249		131		51
3/10/2020								60	
3/11/2020									

ND substitution: RL or RL/2 if <15% NDs.

Prediction Limit

Constituent: Total Dissolved Solids [TDS] (mg/l) Analysis Run 9/8/2024 12:26 PM View: Appendix III Two-Step

Plant Bowen Client: Southern Company Data: Bowen 1, 2, 9, and 10

	GWA-42 (bg)	GWA-43R (bg)	GWA-43 (bg)	GWA-39Z (bg)	GWA-41R (bg)	GWA-41 (bg)	GWA-40 (bg)	GWC-45	GWC-49Z
3/12/2020									
3/16/2020									
9/10/2020	120			16	111	35			
9/11/2020			31				102	11	
9/14/2020		146							25
9/15/2020									
9/16/2020									
9/17/2020									
3/10/2021					148		60		
3/11/2021	109	98	14			101		12	
3/12/2021				55					
3/15/2021									30
3/16/2021									
3/17/2021									
3/29/2021									
8/4/2021	141			60	176	77	66		
8/5/2021		126							<25
8/6/2021			33					17	
8/9/2021									
8/10/2021									
1/31/2022	132	128	25	61	184	63	81		
2/1/2022								70	27
2/2/2022									
2/3/2022									
8/10/2022	134	145		50					
8/11/2022			28		170	73			
8/12/2022							91	14	
8/15/2022									<25
8/16/2022									
8/17/2022									
2/13/2023	226	126		105 (J)	163 (J)	111 (J)	259 (J)		
2/14/2023			60.9					33.9	<25
2/16/2023									
2/17/2023									
2/20/2023									
7/25/2023		167	<25		162	43			
7/26/2023	134			57			70	<25	
7/27/2023									<25
7/28/2023									
8/1/2023									
2/19/2024				63	199	130	108		
2/20/2024	146	136	<25					<25	
2/21/2024									<25
2/22/2024									
2/26/2024									
2/27/2024									
8/1/2024	158			68	197	49	96		
8/2/2024		188	33						
8/5/2024								78	
8/6/2024									73
8/7/2024									
8/8/2024									

ND substitution: RL or RL/2 if <15% NDs.

Prediction Limit

Constituent: Total Dissolved Solids [TDS] (mg/l) Analysis Run 9/8/2024 12:26 PM View: Appendix III Two-Step

Plant Bowen Client: Southern Company Data: Bowen 1, 2, 9, and 10

	GWA-1 (bg)	GWA-2R (bg)	GWA-3A (bg)	GWA-2 (bg)	GWA-50R (bg)	GWA-50 (bg)	GWC-5	GWA-39RZ (bg)	GWA-4RZ (bg)
3/11/2016									
3/14/2016									
3/15/2016									
3/16/2016									
3/17/2016									
3/22/2016	150								
3/23/2016		174	<25	259					
3/28/2016					46	<25	<25		
5/11/2016									
5/12/2016									
5/13/2016									
5/16/2016								114 (D)	
5/18/2016									
5/19/2016	150	93							
5/20/2016				122					
5/23/2016			<25			32			
5/25/2016					57		34		
7/19/2016									
7/20/2016									
7/21/2016									
7/22/2016									
7/25/2016									
7/27/2016								107 (D)	
7/28/2016									
7/29/2016	146	68	17 (J)	156					
8/1/2016					<25	<25	25		
9/15/2016									
9/16/2016									
9/19/2016									
9/21/2016									
9/22/2016		91	33						
9/23/2016	163			150					
9/26/2016					60	45			
9/27/2016							20 (J)		
11/2/2016									
11/3/2016									
11/4/2016									
11/7/2016									
11/9/2016	147			87					
11/10/2016		96	41			38			
11/11/2016					13 (J)		41		
1/17/2017									
1/18/2017									
1/23/2017									
1/24/2017									
1/30/2017	127				<25	<25			
1/31/2017		206	58	63			127		
2/21/2017								229 (D)	
2/22/2017									329 (D)
3/24/2017									
3/27/2017								239 (D)	
3/28/2017									

ND substitution: RL or RL/2 if <15% NDs.

Prediction Limit

Constituent: Total Dissolved Solids [TDS] (mg/l) Analysis Run 9/8/2024 12:26 PM View: Appendix III Two-Step

Plant Bowen Client: Southern Company Data: Bowen 1, 2, 9, and 10

	GWA-1 (bg)	GWA-2R (bg)	GWA-3A (bg)	GWA-2 (bg)	GWA-50R (bg)	GWA-50 (bg)	GWC-5	GWA-39RZ (bg)	GWA-4RZ (bg)
3/29/2017									
3/30/2017	137		<25	112					
4/3/2017		118			100		69		
4/7/2017						18 (J)			295 (D)
5/24/2017									
6/6/2017									
6/7/2017									
6/8/2017								179 (D)	
6/9/2017	164	87							
6/12/2017			20 (J)	216	51	15 (J)	46		
6/14/2017									237 (D)
7/12/2017									400 (D)
7/17/2017								180 (D)	
7/20/2017									203 (D)
7/27/2017								190 (D)	
7/28/2017									262 (D)
8/9/2017								153 (D)	195 (D)
8/24/2017									236 (D)
9/22/2017									
9/25/2017									
9/26/2017									
9/27/2017									
9/29/2017								173 (D)	
10/2/2017	137	73		<25	32	17 (J)			
10/3/2017							34		224 (D)
10/4/2017			<25						
3/14/2018									
3/15/2018									
3/16/2018	140	130			<25	<25		150	
3/19/2018			<25	295			<25		
3/21/2018									237
9/12/2018									
9/13/2018									
9/14/2018		103		30				165	
9/17/2018	162		32			38	38		
9/18/2018					15 (J)				227
3/13/2019									
3/14/2019								154	
3/15/2019									
3/19/2019		208			48	34			
3/20/2019	175		30	49			66		
3/21/2019									367 (D)
9/9/2019									
9/10/2019								181	
9/11/2019									
9/12/2019	174			44	46				200 (D)
9/13/2019		113	19			19			
9/16/2019							45		
3/6/2020									
3/9/2020								173	
3/10/2020									
3/11/2020	172	170	24	309	24	17			

ND substitution: RL or RL/2 if <15% NDs.

Prediction Limit

Constituent: Total Dissolved Solids [TDS] (mg/l) Analysis Run 9/8/2024 12:26 PM View: Appendix III Two-Step

Plant Bowen Client: Southern Company Data: Bowen 1, 2, 9, and 10

	GWA-1 (bg)	GWA-2R (bg)	GWA-3A (bg)	GWA-2 (bg)	GWA-50R (bg)	GWA-50 (bg)	GWC-5	GWA-39RZ (bg)	GWA-4RZ (bg)
3/12/2020									247
3/16/2020							20		
9/10/2020									
9/11/2020									
9/14/2020									
9/15/2020	156	89		28	12				
9/16/2020						20	30	156	
9/17/2020									223
3/10/2021									
3/11/2021									
3/12/2021									
3/15/2021									
3/16/2021	155	102						142	196
3/17/2021				211	31	<25	15		
3/29/2021			76						
8/4/2021									
8/5/2021									
8/6/2021								133	
8/9/2021	150	127	95	207	<25	14	<25		
8/10/2021									238
1/31/2022									
2/1/2022	143	114		202		21			
2/2/2022			104		15		32	143	
2/3/2022									243
8/10/2022									
8/11/2022									
8/12/2022									
8/15/2022									
8/16/2022	159	123	85	182		<25	<25	125	
8/17/2022					18 (J)				226
2/13/2023									
2/14/2023								149 (J)	
2/16/2023	152 (J)	197 (J)		267 (J)	<25	<25			
2/17/2023			117 (J)						252 (J)
2/20/2023							53		
7/25/2023								158	
7/26/2023									
7/27/2023	167	155		177					
7/28/2023					<25	<25	<25		243
8/1/2023			113						
2/19/2024								177	
2/20/2024									
2/21/2024									
2/22/2024	148		117	210	<25	<25			
2/26/2024		126					38		
2/27/2024									268
8/1/2024								161	
8/2/2024									
8/5/2024									
8/6/2024		105							
8/7/2024	179			183					
8/8/2024			150		64	147	143		258

ND substitution: RL or RL/2 if <15% NDs.

FIGURE H.

Appendix III Interwell Prediction Limits - All Results (No Significant)

Plant Bowen Client: Southern Company Data: Bowen 1, 2, 9, and 10 Printed 9/8/2024, 12:34 PM

Constituent	Well	Upper Lim.	Lower Lim.	Date	Observ.	Sig.	Bg N	Bg Mean	Std. Dev.	%NDs	ND Adj.	Transform	Alpha	Method
Chloride, Total (mg/L)	GWC-10	7.3	n/a	8/12/2024	2	No	345	n/a	n/a	2.319	n/a	n/a	0.00004896	NP Inter (normality) 1 of 2
Chloride, Total (mg/L)	GWC-10R	7.3	n/a	8/12/2024	2.2	No	345	n/a	n/a	2.319	n/a	n/a	0.00004896	NP Inter (normality) 1 of 2
Chloride, Total (mg/L)	GWC-11	7.3	n/a	8/13/2024	0.9J	No	345	n/a	n/a	2.319	n/a	n/a	0.00004896	NP Inter (normality) 1 of 2
Chloride, Total (mg/L)	GWC-11R	7.3	n/a	8/12/2024	1.4	No	345	n/a	n/a	2.319	n/a	n/a	0.00004896	NP Inter (normality) 1 of 2
Chloride, Total (mg/L)	GWC-12	7.3	n/a	8/12/2024	0.74J	No	345	n/a	n/a	2.319	n/a	n/a	0.00004896	NP Inter (normality) 1 of 2
Chloride, Total (mg/L)	GWC-13	7.3	n/a	8/12/2024	3.2	No	345	n/a	n/a	2.319	n/a	n/a	0.00004896	NP Inter (normality) 1 of 2
Chloride, Total (mg/L)	GWC-13RZ	7.3	n/a	8/13/2024	4.9	No	345	n/a	n/a	2.319	n/a	n/a	0.00004896	NP Inter (normality) 1 of 2
Chloride, Total (mg/L)	GWC-14Z	7.3	n/a	8/13/2024	3.6	No	345	n/a	n/a	2.319	n/a	n/a	0.00004896	NP Inter (normality) 1 of 2
Chloride, Total (mg/L)	GWC-15R	7.3	n/a	8/13/2024	0.65J	No	345	n/a	n/a	2.319	n/a	n/a	0.00004896	NP Inter (normality) 1 of 2
Chloride, Total (mg/L)	GWC-15Z	7.3	n/a	8/13/2024	0.5ND	No	345	n/a	n/a	2.319	n/a	n/a	0.00004896	NP Inter (normality) 1 of 2
Chloride, Total (mg/L)	GWC-44	7.3	n/a	8/6/2024	2	No	345	n/a	n/a	2.319	n/a	n/a	0.00004896	NP Inter (normality) 1 of 2
Chloride, Total (mg/L)	GWC-45	7.3	n/a	8/5/2024	0.78J	No	345	n/a	n/a	2.319	n/a	n/a	0.00004896	NP Inter (normality) 1 of 2
Chloride, Total (mg/L)	GWC-45R	7.3	n/a	8/5/2024	3.1	No	345	n/a	n/a	2.319	n/a	n/a	0.00004896	NP Inter (normality) 1 of 2
Chloride, Total (mg/L)	GWC-46R	7.3	n/a	8/5/2024	4.4	No	345	n/a	n/a	2.319	n/a	n/a	0.00004896	NP Inter (normality) 1 of 2
Chloride, Total (mg/L)	GWC-47	7.3	n/a	8/5/2024	2.3	No	345	n/a	n/a	2.319	n/a	n/a	0.00004896	NP Inter (normality) 1 of 2
Chloride, Total (mg/L)	GWC-47R	7.3	n/a	8/5/2024	1.9	No	345	n/a	n/a	2.319	n/a	n/a	0.00004896	NP Inter (normality) 1 of 2
Chloride, Total (mg/L)	GWC-48	7.3	n/a	8/5/2024	6.2	No	345	n/a	n/a	2.319	n/a	n/a	0.00004896	NP Inter (normality) 1 of 2
Chloride, Total (mg/L)	GWC-49R	7.3	n/a	8/6/2024	1.2	No	345	n/a	n/a	2.319	n/a	n/a	0.00004896	NP Inter (normality) 1 of 2
Chloride, Total (mg/L)	GWC-49Z	7.3	n/a	8/6/2024	1.2	No	345	n/a	n/a	2.319	n/a	n/a	0.00004896	NP Inter (normality) 1 of 2
Chloride, Total (mg/L)	GWC-5	7.3	n/a	8/8/2024	0.81J	No	345	n/a	n/a	2.319	n/a	n/a	0.00004896	NP Inter (normality) 1 of 2
Chloride, Total (mg/L)	GWC-6	7.3	n/a	8/8/2024	1.2	No	345	n/a	n/a	2.319	n/a	n/a	0.00004896	NP Inter (normality) 1 of 2
Chloride, Total (mg/L)	GWC-6RZ	7.3	n/a	8/8/2024	1.3	No	345	n/a	n/a	2.319	n/a	n/a	0.00004896	NP Inter (normality) 1 of 2
Chloride, Total (mg/L)	GWC-7Z	7.3	n/a	8/8/2024	0.91J	No	345	n/a	n/a	2.319	n/a	n/a	0.00004896	NP Inter (normality) 1 of 2
Chloride, Total (mg/L)	GWC-8RR	7.3	n/a	8/12/2024	0.74J	No	345	n/a	n/a	2.319	n/a	n/a	0.00004896	NP Inter (normality) 1 of 2
Chloride, Total (mg/L)	GWC-8Z	7.3	n/a	8/12/2024	1.4	No	345	n/a	n/a	2.319	n/a	n/a	0.00004896	NP Inter (normality) 1 of 2
Chloride, Total (mg/L)	GWC-9	7.3	n/a	8/12/2024	1.8	No	345	n/a	n/a	2.319	n/a	n/a	0.00004896	NP Inter (normality) 1 of 2
pH (pH_units)	GWC-10	8.04	4.24	8/12/2024	7.17	No	355	n/a	n/a	0	n/a	n/a	0.00009793	NP Inter (normality) 1 of 2
pH (pH_units)	GWC-10R	8.04	4.24	8/12/2024	7.65	No	355	n/a	n/a	0	n/a	n/a	0.00009793	NP Inter (normality) 1 of 2
pH (pH_units)	GWC-11	8.04	4.24	8/13/2024	5.67	No	355	n/a	n/a	0	n/a	n/a	0.00009793	NP Inter (normality) 1 of 2
pH (pH_units)	GWC-11R	8.04	4.24	8/12/2024	7.8	No	355	n/a	n/a	0	n/a	n/a	0.00009793	NP Inter (normality) 1 of 2
pH (pH_units)	GWC-12	8.04	4.24	8/12/2024	5.49	No	355	n/a	n/a	0	n/a	n/a	0.00009793	NP Inter (normality) 1 of 2
pH (pH_units)	GWC-13	8.04	4.24	8/12/2024	6.73	No	355	n/a	n/a	0	n/a	n/a	0.00009793	NP Inter (normality) 1 of 2
pH (pH_units)	GWC-13RZ	8.04	4.24	8/13/2024	7.25	No	355	n/a	n/a	0	n/a	n/a	0.00009793	NP Inter (normality) 1 of 2
pH (pH_units)	GWC-14Z	8.04	4.24	8/13/2024	6.04	No	355	n/a	n/a	0	n/a	n/a	0.00009793	NP Inter (normality) 1 of 2
pH (pH_units)	GWC-15R	8.04	4.24	8/13/2024	7.75	No	355	n/a	n/a	0	n/a	n/a	0.00009793	NP Inter (normality) 1 of 2
pH (pH_units)	GWC-15Z	8.04	4.24	8/13/2024	7.86	No	355	n/a	n/a	0	n/a	n/a	0.00009793	NP Inter (normality) 1 of 2
pH (pH_units)	GWC-44	8.04	4.24	8/6/2024	4.57	No	355	n/a	n/a	0	n/a	n/a	0.00009793	NP Inter (normality) 1 of 2
pH (pH_units)	GWC-45	8.04	4.24	8/5/2024	4.85	No	355	n/a	n/a	0	n/a	n/a	0.00009793	NP Inter (normality) 1 of 2
pH (pH_units)	GWC-45R	8.04	4.24	8/5/2024	7.27	No	355	n/a	n/a	0	n/a	n/a	0.00009793	NP Inter (normality) 1 of 2
pH (pH_units)	GWC-46R	8.04	4.24	8/5/2024	7.54	No	355	n/a	n/a	0	n/a	n/a	0.00009793	NP Inter (normality) 1 of 2
pH (pH_units)	GWC-47	8.04	4.24	8/5/2024	7.32	No	355	n/a	n/a	0	n/a	n/a	0.00009793	NP Inter (normality) 1 of 2
pH (pH_units)	GWC-47R	8.04	4.24	8/5/2024	7.62	No	355	n/a	n/a	0	n/a	n/a	0.00009793	NP Inter (normality) 1 of 2
pH (pH_units)	GWC-48	8.04	4.24	8/5/2024	4.98	No	355	n/a	n/a	0	n/a	n/a	0.00009793	NP Inter (normality) 1 of 2
pH (pH_units)	GWC-49R	8.04	4.24	8/6/2024	7.86	No	355	n/a	n/a	0	n/a	n/a	0.00009793	NP Inter (normality) 1 of 2
pH (pH_units)	GWC-49Z	8.04	4.24	8/6/2024	5.22	No	355	n/a	n/a	0	n/a	n/a	0.00009793	NP Inter (normality) 1 of 2
pH (pH_units)	GWC-5	8.04	4.24	8/8/2024	5.69	No	355	n/a	n/a	0	n/a	n/a	0.00009793	NP Inter (normality) 1 of 2
pH (pH_units)	GWC-6	8.04	4.24	8/8/2024	7.66	No	355	n/a	n/a	0	n/a	n/a	0.00009793	NP Inter (normality) 1 of 2
pH (pH_units)	GWC-6RZ	8.04	4.24	8/8/2024	7.05	No	355	n/a	n/a	0	n/a	n/a	0.00009793	NP Inter (normality) 1 of 2
pH (pH_units)	GWC-7Z	8.04	4.24	8/8/2024	7.6	No	355	n/a	n/a	0	n/a	n/a	0.00009793	NP Inter (normality) 1 of 2
pH (pH_units)	GWC-8RR	8.04	4.24	8/12/2024	8.02	No	355	n/a	n/a	0	n/a	n/a	0.00009793	NP Inter (normality) 1 of 2
pH (pH_units)	GWC-8Z	8.04	4.24	8/12/2024	6.99	No	355	n/a	n/a	0	n/a	n/a	0.00009793	NP Inter (normality) 1 of 2
pH (pH_units)	GWC-9	8.04	4.24	8/12/2024	5.89	No	355	n/a	n/a	0	n/a	n/a	0.00009793	NP Inter (normality) 1 of 2

Sanitas™ v.10.0.20 Software licensed to Groundwater Stats Consulting. UG
Hollow symbols indicate censored values.

Within Limit

Prediction Limit

Interwell Non-parametric

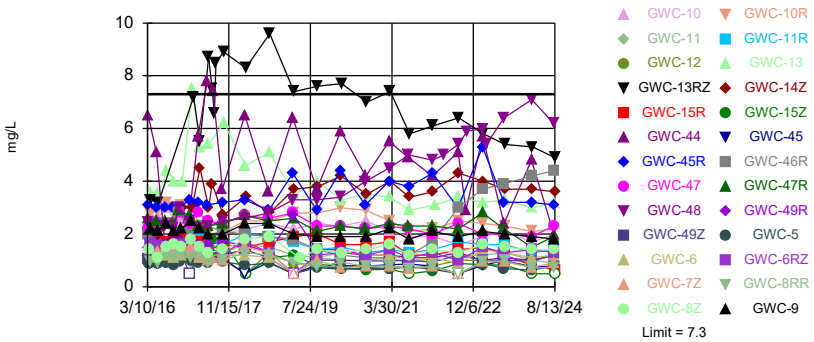

Non-parametric test used in lieu of parametric prediction limit because the Chi Squared normality test showed the data to be non-normal at the 0.01 alpha level. Limit is highest of 345 background values. 2.319% NDs. Annual per-constituent alpha = 0.002543. Individual comparison alpha = 0.00004896 (1 of 2). Comparing 26 points to limit.

Constituent: Chloride, Total Analysis Run 9/8/2024 12:29 PM View: Appendix III Interwell

Plant Bowen Client: Southern Company Data: Bowen 1, 2, 9, and 10

Sanitas™ v.10.0.20 Software licensed to Groundwater Stats Consulting. UG

Within Limits

Prediction Limit

Interwell Non-parametric

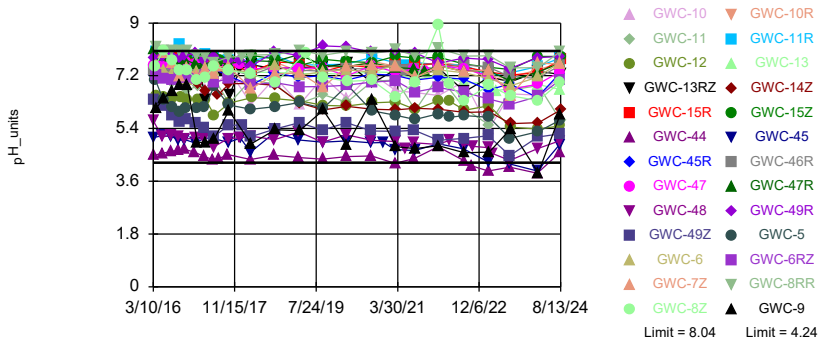

Non-parametric test used in lieu of parametric prediction limit because the Chi Squared normality test showed the data to be non-normal at the 0.01 alpha level. Limits are highest and lowest of 355 background values. Annual per-constituent alpha = 0.005086. Individual comparison alpha = 0.00009793 (1 of 2). Comparing 26 points to limit.

Constituent: pH Analysis Run 9/8/2024 12:29 PM View: Appendix III Interwell

Plant Bowen Client: Southern Company Data: Bowen 1, 2, 9, and 10

Prediction Limit

Constituent: Chloride, Total (mg/L) Analysis Run 9/8/2024 12:34 PM View: Appendix III Interwell

Plant Bowen Client: Southern Company Data: Bowen 1, 2, 9, and 10

	GWC-46R	GWC-47	GWC-47R	GWC-48	GWA-43R (bg)	GWA-43 (bg)	GWA-42 (bg)	GWA-39Z (bg)	GWA-40 (bg)
3/10/2016	1.9859	2.2206	2.5934	2.4266					
3/11/2016					1.9467	1.2562	2.4984		
3/14/2016								1.795	
3/15/2016									1.1671
3/16/2016									
3/17/2016									
3/22/2016									
3/23/2016									
3/28/2016									
3/29/2016									
3/30/2016									
3/31/2016									
4/4/2016									
4/5/2016									
5/11/2016								2.04	0.8763
5/12/2016									
5/13/2016					2.14	1.32			
5/16/2016							2.22		
5/17/2016	2.37			2.01					
5/18/2016		2.42	2.51						
5/19/2016									
5/20/2016									
5/23/2016									
5/24/2016									
5/25/2016									
5/26/2016									
5/27/2016									
5/31/2016									
6/1/2016									
7/19/2016					3.1	1.3		2.1	
7/20/2016									
7/21/2016									1.4
7/22/2016							2.6		
7/25/2016									
7/26/2016	2.4								
7/27/2016		2.4	2.5	2.3					
7/28/2016									
7/29/2016									
8/1/2016									
8/2/2016									
8/3/2016									
8/4/2016									
8/5/2016									
8/9/2016									
9/15/2016								1.7	
9/16/2016					3.5	1.2			
9/19/2016							2.5		1.1
9/20/2016	2.4	2.4	2.4	2.2					
9/21/2016									
9/22/2016									
9/23/2016									
9/26/2016									

Prediction Limit

Constituent: Chloride, Total (mg/L) Analysis Run 9/8/2024 12:34 PM View: Appendix III Interwell

Plant Bowen Client: Southern Company Data: Bowen 1, 2, 9, and 10

	GWC-46R	GWC-47	GWC-47R	GWC-48	GWA-43R (bg)	GWA-43 (bg)	GWA-42 (bg)	GWA-39Z (bg)	GWA-40 (bg)
9/27/2016									
9/28/2016									
9/29/2016									
9/30/2016									
11/2/2016					4.7	1.4		1.8	
11/3/2016							3		1.2
11/4/2016	2.8		2.9	3					
11/7/2016		2.8							
11/9/2016									
11/10/2016									
11/11/2016									
11/14/2016									
11/18/2016									
11/21/2016									
11/22/2016									
11/23/2016									
11/28/2016									
1/17/2017							2.9		1
1/18/2017					4.9	1.2		1.7	
1/19/2017									
1/20/2017	2.2		2.7						
1/23/2017		2.4		2.5					
1/24/2017									
1/30/2017									
1/31/2017									
2/1/2017									
2/3/2017									
2/6/2017									
2/7/2017									
2/8/2017									
2/9/2017									
2/10/2017									
2/13/2017									
2/21/2017									
2/22/2017									
3/24/2017									1.2
3/27/2017							3		
3/28/2017	2.3			2.2	4.1	1.4		1.3	
3/29/2017		2.8	2.3						
3/30/2017									
4/3/2017									
4/6/2017									
4/7/2017									
4/10/2017									
4/11/2017									
4/12/2017									
5/24/2017									1.5
6/5/2017									
6/6/2017					3.6	1.4			
6/7/2017	2.3						3	1.2	
6/8/2017		2.5	2.3	2.3					
6/9/2017									

Prediction Limit

Constituent: Chloride, Total (mg/L) Analysis Run 9/8/2024 12:34 PM View: Appendix III Interwell

Plant Bowen Client: Southern Company Data: Bowen 1, 2, 9, and 10

	GWC-46R	GWC-47	GWC-47R	GWC-48	GWA-43R (bg)	GWA-43 (bg)	GWA-42 (bg)	GWA-39Z (bg)	GWA-40 (bg)
6/12/2017									
6/13/2017									
6/14/2017									
6/15/2017									
6/16/2017									
7/12/2017									
7/14/2017									
7/17/2017									
7/20/2017									
7/26/2017									
7/27/2017									
7/28/2017									
8/9/2017									
8/10/2017									
8/24/2017									
9/22/2017					3.9	1.3			
9/25/2017									
9/26/2017							3.1	1.7	2.4
9/27/2017		2.4	2.4						
9/29/2017	2.1			2.5					
10/2/2017									
10/3/2017									
10/4/2017									
10/5/2017									
10/6/2017									
10/9/2017									
12/28/2017									3.9 (Y)
3/14/2018						1.3	3.2	1.4	2.4
3/15/2018	2	2.7		2.6	2.8				
3/16/2018			2.7						
3/19/2018									
3/20/2018									
3/21/2018									
3/22/2018									
3/23/2018									
9/12/2018					3.1	1.3		1.6	1
9/13/2018	1.9	2.6	2.5	2.8					
9/14/2018							2.3		
9/17/2018									
9/18/2018									
9/19/2018									
9/20/2018									
3/13/2019					2.9	1.6			2.2
3/14/2019							3.6		
3/15/2019		2.8		3.3				1.7	
3/18/2019	1.8								
3/19/2019			2.6						
3/20/2019									
3/21/2019									
3/22/2019									
3/23/2019									
3/25/2019									

Prediction Limit

Constituent: Chloride, Total (mg/L) Analysis Run 9/8/2024 12:34 PM View: Appendix III Interwell

Plant Bowen Client: Southern Company Data: Bowen 1, 2, 9, and 10

	GWC-46R	GWC-47	GWC-47R	GWC-48	GWA-43R (bg)	GWA-43 (bg)	GWA-42 (bg)	GWA-39Z (bg)	GWA-40 (bg)
3/27/2019									
5/6/2019									
9/9/2019								1.2	0.83 (X)
9/10/2019							2		
9/11/2019	1.4		2.1	3.3	3.1	1.3			
9/12/2019		2.3							
9/13/2019									
9/16/2019									
9/17/2019									
9/18/2019									
3/6/2020							2.7		
3/9/2020		2.3	2.3	3.4	2.2	1.2		1.2	1.5
3/10/2020	1.2								
3/11/2020									
3/12/2020									
3/13/2020									
3/16/2020									
3/17/2020									
9/10/2020							2	1.2	
9/11/2020						1.3			0.77 (J)
9/14/2020	1.1	2.2		4	3.3				
9/15/2020			2.2						
9/16/2020									
9/17/2020									
9/21/2020									
9/22/2020									
3/10/2021									0.97 (J)
3/11/2021	1.1	2.3	2.4	4.5	2.7	1.3	2.5		
3/12/2021								1.2	
3/15/2021									
3/16/2021									
3/17/2021									
3/18/2021									
3/19/2021									
3/29/2021									
8/4/2021				5			2.3	1.1	0.82 (J)
8/5/2021	1.2	2.2	2.3		1.9				
8/6/2021						1.3			
8/9/2021									
8/10/2021									
8/11/2021									
8/12/2021									
1/31/2022	1.7			4.8	1.7	1.1	2	1	0.71 (J)
2/1/2022		2	2.3						
2/2/2022									
2/3/2022									
2/4/2022									
2/7/2022									
2/17/2022									
4/28/2022				5					
8/10/2022					1.7		1.8	0.93 (J)	
8/11/2022						1.4			

Prediction Limit

Constituent: Chloride, Total (mg/L) Analysis Run 9/8/2024 12:34 PM View: Appendix III Interwell

Plant Bowen Client: Southern Company Data: Bowen 1, 2, 9, and 10

	GWC-46R	GWC-47	GWC-47R	GWC-48	GWA-43R (bg)	GWA-43 (bg)	GWA-42 (bg)	GWA-39Z (bg)	GWA-40 (bg)
8/12/2022									<1
8/15/2022	3	2.4	2.2	5.4					
8/16/2022									
8/17/2022									
8/18/2022									
8/19/2022									
10/11/2022									
10/21/2022				5.9					
2/13/2023					1.8		2.4	1.3	1.1
2/14/2023	3.7	2	2.8	6		1.3			
2/16/2023									
2/17/2023									
2/20/2023									
2/21/2023									
2/22/2023									
3/16/2023				5.4					
7/25/2023					2	1.4			
7/26/2023	3.9			6.4			1.9	1.3	0.92 (J)
7/27/2023		2	2.2						
7/28/2023									
7/31/2023									
8/1/2023									
8/2/2023									
2/19/2024								1	0.75 (J)
2/20/2024					2	1.2	2.4		
2/21/2024	4.2	1.9	1.5	7.1					
2/22/2024									
2/26/2024									
2/27/2024									
2/28/2024									
8/1/2024							2.5	1.2	0.96 (J)
8/2/2024					2.2	1.2			
8/5/2024	4.4	2.3	1.9	6.2					
8/6/2024									
8/7/2024									
8/8/2024									
8/12/2024									
8/13/2024									

ND substitution: RL or RL/2 if <15% NDs.

Prediction Limit

Constituent: Chloride, Total (mg/L) Analysis Run 9/8/2024 12:34 PM View: Appendix III Interwell

Plant Bowen Client: Southern Company Data: Bowen 1, 2, 9, and 10

	GWA-41R (bg)	GWA-41 (bg)	GWC-44	GWC-45	GWC-45R	GWC-49Z	GWC-49R	GWC-8Z	GWA-1 (bg)
3/10/2016									
3/11/2016									
3/14/2016									
3/15/2016	6.1465	4.1666							
3/16/2016			6.505	0.9445	3.0774				
3/17/2016						1.0624	1.4476		
3/22/2016								1.4231	1.5101
3/23/2016									
3/28/2016									
3/29/2016									
3/30/2016									
3/31/2016									
4/4/2016									
4/5/2016									
5/11/2016									
5/12/2016		1.78							
5/13/2016	3.08								
5/16/2016			5.08	0.9104 (D)	3 (D)				
5/17/2016									
5/18/2016						1.41	1.43		
5/19/2016									1.5
5/20/2016									
5/23/2016									
5/24/2016									
5/25/2016								1.11	
5/26/2016									
5/27/2016									
5/31/2016									
6/1/2016									
7/19/2016									
7/20/2016		1.8							
7/21/2016	3.7								
7/22/2016									
7/25/2016			1.2	1.2 (D)	3 (D)				
7/26/2016									
7/27/2016							1.6		
7/28/2016						1.4			
7/29/2016									1.7
8/1/2016									
8/2/2016								1.5	
8/3/2016									
8/4/2016									
8/5/2016									
8/9/2016									
9/15/2016		1.4							
9/16/2016									
9/19/2016			1.9	1.1 (D)	3 (D)				
9/20/2016									
9/21/2016	2.4					1.2	1.6		
9/22/2016									
9/23/2016									1.8
9/26/2016								1.6	

Prediction Limit

Constituent: Chloride, Total (mg/L) Analysis Run 9/8/2024 12:34 PM View: Appendix III Interwell

Plant Bowen Client: Southern Company Data: Bowen 1, 2, 9, and 10

	GWA-41R (bg)	GWA-41 (bg)	GWC-44	GWC-45	GWC-45R	GWC-49Z	GWC-49R	GWC-8Z	GWA-1 (bg)
9/27/2016									
9/28/2016									
9/29/2016									
9/30/2016									
11/2/2016									
11/3/2016	3.4	1.6	2		3 (D)				
11/4/2016				1 (D)			1.6		
11/7/2016						1.4			
11/9/2016									2
11/10/2016									
11/11/2016									
11/14/2016									
11/18/2016									
11/21/2016								1.5	
11/22/2016									
11/23/2016									
11/28/2016									
1/17/2017	1.9								
1/18/2017		1.5							
1/19/2017			2.6						
1/20/2017					3.3 (D)				
1/23/2017				1.2 (D)					
1/24/2017						<1 (*)	1.7		
1/30/2017									1.5
1/31/2017									
2/1/2017									
2/3/2017								1.8	
2/6/2017									
2/7/2017									
2/8/2017									
2/9/2017									
2/10/2017									
2/13/2017									
2/21/2017									
2/22/2017									
3/24/2017		1.4							
3/27/2017	2.4								
3/28/2017			5.7						
3/29/2017				1.1 (D)	3.2 (D)		1.6		
3/30/2017						1.2			1.8
4/3/2017									
4/6/2017									
4/7/2017								1.5	
4/10/2017									
4/11/2017									
4/12/2017									
5/24/2017									
6/5/2017			7.8						
6/6/2017	4.5	2.8							
6/7/2017				1	3.1				
6/8/2017							1.6		
6/9/2017						1.1			1.6

ND substitution: RL or RL/2 if <15% NDs.

Prediction Limit

Constituent: Chloride, Total (mg/L) Analysis Run 9/8/2024 12:34 PM View: Appendix III Interwell

Plant Bowen Client: Southern Company Data: Bowen 1, 2, 9, and 10

	GWA-41R (bg)	GWA-41 (bg)	GWC-44	GWC-45	GWC-45R	GWC-49Z	GWC-49R	GWC-8Z	GWA-1 (bg)
6/12/2017									
6/13/2017								1.3	
6/14/2017									
6/15/2017									
6/16/2017									
7/12/2017									
7/14/2017									
7/17/2017									
7/20/2017			7.4						
7/26/2017									
7/27/2017									
7/28/2017									
8/9/2017									
8/10/2017									
8/24/2017									
9/22/2017									
9/25/2017	2.5	1.8							
9/26/2017			3.7						
9/27/2017				1.1	3.2				
9/29/2017						1.2	1.7		
10/2/2017									1.6
10/3/2017								1.4	
10/4/2017									
10/5/2017									
10/6/2017									
10/9/2017									
12/28/2017									
3/14/2018	4 (J)	3							
3/15/2018			6.5	<1	3.3	1.4	1.6		
3/16/2018									1.7
3/19/2018									
3/20/2018								1.8	
3/21/2018									
3/22/2018									
3/23/2018									
9/12/2018	2.1	1.4	3.6						
9/13/2018				0.93	2.9		1.3		
9/14/2018						1.1			
9/17/2018									1.55 (D)
9/18/2018								1.9	
9/19/2018									
9/20/2018									
3/13/2019									
3/14/2019	2.9	2.6	6.4	<1 (D)	4.3 (D)				
3/15/2019									
3/18/2019							2.7		
3/19/2019						<1			
3/20/2019									<1
3/21/2019									
3/22/2019									
3/23/2019									
3/25/2019									

ND substitution: RL or RL/2 if <15% NDs.

Prediction Limit

Constituent: Chloride, Total (mg/L) Analysis Run 9/8/2024 12:34 PM View: Appendix III Interwell

Plant Bowen Client: Southern Company Data: Bowen 1, 2, 9, and 10

	GWA-41R (bg)	GWA-41 (bg)	GWC-44	GWC-45	GWC-45R	GWC-49Z	GWC-49R	GWC-8Z	GWA-1 (bg)
3/27/2019									
5/6/2019								1.1	
9/9/2019									
9/10/2019	1.7	1.1							
9/11/2019			3.7	0.81 (XJD)	2.9 (D)	1	1.4		
9/12/2019									1.3
9/13/2019									
9/16/2019								1.4	
9/17/2019									
9/18/2019									
3/6/2020		1.3							
3/9/2020	1.3					1			
3/10/2020			5.9	0.8 (J)	4.4				
3/11/2020							1.4		1.4
3/12/2020									
3/13/2020									
3/16/2020								1.3	
3/17/2020									
9/10/2020	1.4	1.2							
9/11/2020				0.79 (J)	3.1		1.2		
9/14/2020						0.98 (J)			
9/15/2020			4.2						1.3
9/16/2020									
9/17/2020								1.4	
9/21/2020									
9/22/2020									
3/10/2021	1.6								
3/11/2021		1.5	5.5	0.83 (J)	4				
3/12/2021									
3/15/2021						0.98 (J)	1.2		
3/16/2021									1.3
3/17/2021									
3/18/2021								1.6	
3/19/2021									
3/29/2021									
8/4/2021	1.3	1.2	4.9						
8/5/2021						1			
8/6/2021				0.86 (J)	3.8				
8/9/2021									1.3
8/10/2021								1.2	
8/11/2021							1.1		
8/12/2021									
1/31/2022	1	1	4.2						
2/1/2022				0.79 (J)	4.3	0.93 (J)	1.1		1.2
2/2/2022								1.4	
2/3/2022									
2/4/2022									
2/7/2022									
2/17/2022									
4/28/2022									
8/10/2022									
8/11/2022	1.4	1.3							

Prediction Limit

Constituent: Chloride, Total (mg/L) Analysis Run 9/8/2024 12:34 PM View: Appendix III Interwell

Plant Bowen Client: Southern Company Data: Bowen 1, 2, 9, and 10

	GWA-41R (bg)	GWA-41 (bg)	GWC-44	GWC-45	GWC-45R	GWC-49Z	GWC-49R	GWC-8Z	GWA-1 (bg)
8/12/2022				<1	3				
8/15/2022			5.1			1.2	1.3		
8/16/2022									0.99 (J)
8/17/2022								1.3	
8/18/2022									
8/19/2022									
10/11/2022			2.9						
10/21/2022									
2/13/2023	1.5	1.6							
2/14/2023			5.7	0.81 (J)	5.3	1	1		
2/16/2023									1.2
2/17/2023									
2/20/2023								1.6	
2/21/2023									
2/22/2023									
3/16/2023									
7/25/2023	1.3	0.97 (J)							
7/26/2023			2.4	0.99 (J)	3.2				
7/27/2023						1	1.1		1.2
7/28/2023									
7/31/2023								1.5	
8/1/2023									
8/2/2023									
2/19/2024	1.3	1.2							
2/20/2024			4.8	0.76 (J)	3.2				
2/21/2024						0.97 (J)	1		
2/22/2024									1.1
2/26/2024								1.4	
2/27/2024									
2/28/2024									
8/1/2024	1.6	1.3							
8/2/2024									
8/5/2024				0.78 (J)	3.1				
8/6/2024			2			1.2	1.2		
8/7/2024									1.3
8/8/2024									
8/12/2024								1.4	
8/13/2024									

ND substitution: RL or RL/2 if <15% NDs.

Prediction Limit

Constituent: Chloride, Total (mg/L) Analysis Run 9/8/2024 12:34 PM View: Appendix III Interwell

Plant Bowen Client: Southern Company Data: Bowen 1, 2, 9, and 10

	GWA-2R (bg)	GWA-2 (bg)	GWA-3A (bg)	GWA-50R (bg)	GWA-50 (bg)	GWC-5	GWC-6RZ	GWC-6	GWC-8RR
3/10/2016									
3/11/2016									
3/14/2016									
3/15/2016									
3/16/2016									
3/17/2016									
3/22/2016									
3/23/2016	0.9079	2.4904	1.6092						
3/28/2016				0.9204	1.14	0.8659			
3/29/2016							1.6645	1.3977	
3/30/2016									0.9409
3/31/2016									
4/4/2016									
4/5/2016									
5/11/2016									
5/12/2016									
5/13/2016									
5/16/2016									
5/17/2016									
5/18/2016									
5/19/2016	0.9136								
5/20/2016		1.71							
5/23/2016			1.52		1.19				
5/24/2016							1.58	1.33	0.92
5/25/2016				1.04		0.8639			
5/26/2016									
5/27/2016									
5/31/2016									
6/1/2016									
7/19/2016									
7/20/2016									
7/21/2016									
7/22/2016									
7/25/2016									
7/26/2016									
7/27/2016									
7/28/2016									
7/29/2016	1.1	2	1.5						
8/1/2016				0.85	1.2	0.93	1.4	1.2	
8/2/2016									1.2
8/3/2016									
8/4/2016									
8/5/2016									
8/9/2016									
9/15/2016									
9/16/2016									
9/19/2016									
9/20/2016									
9/21/2016									
9/22/2016	1		1.4						
9/23/2016		1.8							
9/26/2016				0.87	1.1		1.4	1.1	

Prediction Limit

Constituent: Chloride, Total (mg/L) Analysis Run 9/8/2024 12:34 PM View: Appendix III Interwell

Plant Bowen Client: Southern Company Data: Bowen 1, 2, 9, and 10

	GWA-2R (bg)	GWA-2 (bg)	GWA-3A (bg)	GWA-50R (bg)	GWA-50 (bg)	GWC-5	GWC-6RZ	GWC-6	GWC-8RR
9/27/2016						0.8			1.1
9/28/2016									
9/29/2016									
9/30/2016									
11/2/2016									
11/3/2016									
11/4/2016									
11/7/2016									
11/9/2016		1.6							
11/10/2016	1.2		1.6		1.3				
11/11/2016				0.99		0.95			
11/14/2016							1.6		
11/18/2016								1.2	
11/21/2016									
11/22/2016									1.2
11/23/2016									
11/28/2016									
1/17/2017									
1/18/2017									
1/19/2017									
1/20/2017									
1/23/2017									
1/24/2017									
1/30/2017				0.95	1.2				
1/31/2017	1.2	1.3	1.6			0.99			
2/1/2017							1.4	1.3	
2/3/2017									
2/6/2017									1.1
2/7/2017									
2/8/2017									
2/9/2017									
2/10/2017									
2/13/2017									
2/21/2017									
2/22/2017									
3/24/2017									
3/27/2017									
3/28/2017									
3/29/2017									
3/30/2017		1.6	1.4						
4/3/2017	0.99			0.88		0.93			
4/6/2017							1.5	1.1	1.2
4/7/2017					1.2				
4/10/2017									
4/11/2017									
4/12/2017									
5/24/2017									
6/5/2017									
6/6/2017									
6/7/2017									
6/8/2017									
6/9/2017	0.87								

Prediction Limit

Constituent: Chloride, Total (mg/L) Analysis Run 9/8/2024 12:34 PM View: Appendix III Interwell

Plant Bowen Client: Southern Company Data: Bowen 1, 2, 9, and 10

	GWA-2R (bg)	GWA-2 (bg)	GWA-3A (bg)	GWA-50R (bg)	GWA-50 (bg)	GWC-5	GWC-6RZ	GWC-6	GWC-8RR
6/12/2017		1.6	1.4	0.83	1.1	0.91			
6/13/2017							1.3	1.2	
6/14/2017									0.92
6/15/2017									
6/16/2017									
7/12/2017									
7/14/2017									
7/17/2017									
7/20/2017									
7/26/2017									
7/27/2017									
7/28/2017									
8/9/2017									
8/10/2017									
8/24/2017									
9/22/2017									
9/25/2017									
9/26/2017									
9/27/2017									
9/29/2017									
10/2/2017	1	0.94		0.94	1.2				
10/3/2017						0.95	1.3	1.2	
10/4/2017			1.5						1
10/5/2017									
10/6/2017									
10/9/2017									
12/28/2017									
3/14/2018									
3/15/2018									
3/16/2018	1.6			<1	1.4				
3/19/2018		1.9	1.5			0.82		1.2	
3/20/2018							1.7		
3/21/2018									1.3
3/22/2018									
3/23/2018									
9/12/2018									
9/13/2018									
9/14/2018	0.92	0.98							
9/17/2018			1.5		1.1	0.9	1.3	1.1	
9/18/2018				1					1.2
9/19/2018									
9/20/2018									
3/13/2019									
3/14/2019									
3/15/2019									
3/18/2019									
3/19/2019	2			<1	<1				
3/20/2019		<1	<1			<1			
3/21/2019							<1	<1	
3/22/2019									
3/23/2019									
3/25/2019									

ND substitution: RL or RL/2 if <15% NDs.

Prediction Limit

Constituent: Chloride, Total (mg/L) Analysis Run 9/8/2024 12:34 PM View: Appendix III Interwell

Plant Bowen Client: Southern Company Data: Bowen 1, 2, 9, and 10

	GWA-2R (bg)	GWA-2 (bg)	GWA-3A (bg)	GWA-50R (bg)	GWA-50 (bg)	GWC-5	GWC-6RZ	GWC-6	GWC-8RR
3/27/2019									0.9
5/6/2019									
9/9/2019									
9/10/2019									
9/11/2019									
9/12/2019		0.815 (JD)		0.74 (J)					
9/13/2019	0.94 (J)		1.5		1				
9/16/2019						0.73 (J)	1.2	1.1	0.75 (JD)
9/17/2019									
9/18/2019									
3/6/2020									
3/9/2020									
3/10/2020									
3/11/2020	0.6 (J)	2	1.4	0.73 (J)	0.91 (J)				
3/12/2020							1.3	1.3	0.93 (J)
3/13/2020									
3/16/2020						0.67 (J)			
3/17/2020									
9/10/2020									
9/11/2020									
9/14/2020									
9/15/2020	0.75 (J)	1.2		0.7 (J)					
9/16/2020					0.97 (J)	0.7 (J)	1.2	1.2	
9/17/2020									0.77 (J)
9/21/2020									
9/22/2020									
3/10/2021									
3/11/2021									
3/12/2021									
3/15/2021									
3/16/2021	0.73 (J)								
3/17/2021		1.4		0.81 (J)	1 (J)	0.69 (J)	1.4	1.2	0.78 (J)
3/18/2021									
3/19/2021									
3/29/2021			1.5						
8/4/2021									
8/5/2021									
8/6/2021									
8/9/2021	1.1	1.5	1.4	0.78 (J)	1 (J)	0.74 (J)			
8/10/2021							1.1	1	0.68 (J)
8/11/2021									
8/12/2021									
1/31/2022									
2/1/2022	0.77 (J)	1.4			0.91 (J)				
2/2/2022			1.9	0.7 (J)		0.66 (J)	1.3	1.1	0.77 (J)
2/3/2022									
2/4/2022									
2/7/2022									
2/17/2022									
4/28/2022									
8/10/2022									
8/11/2022									

Prediction Limit

Constituent: Chloride, Total (mg/L) Analysis Run 9/8/2024 12:34 PM View: Appendix III Interwell

Plant Bowen Client: Southern Company Data: Bowen 1, 2, 9, and 10

	GWA-2R (bg)	GWA-2 (bg)	GWA-3A (bg)	GWA-50R (bg)	GWA-50 (bg)	GWC-5	GWC-6RZ	GWC-6	GWC-8RR
8/12/2022									
8/15/2022									
8/16/2022	0.82 (J)	1.1	2.5		0.69 (J)	<1			
8/17/2022				<1			0.99 (J)	0.89 (J)	<1
8/18/2022									
8/19/2022									
10/11/2022									
10/21/2022									
2/13/2023									
2/14/2023									
2/16/2023	1.9	1.6		0.71 (J)	0.91 (J)				
2/17/2023			6.3				1.5	1.4	
2/20/2023						0.88 (J)			
2/21/2023									0.97 (J)
2/22/2023									
3/16/2023									
7/25/2023									
7/26/2023									
7/27/2023	0.92 (J)	1.3							
7/28/2023				0.72 (J)	0.95 (J)	0.69 (J)	1.3		
7/31/2023								1.3	0.98 (J)
8/1/2023			5.7						
8/2/2023									
2/19/2024									
2/20/2024									
2/21/2024									
2/22/2024		1.3	7.1	0.64 (J)	0.88 (J)				
2/26/2024	2					0.63 (J)	1.4	1.1	
2/27/2024									0.71 (J)
2/28/2024									
8/1/2024									
8/2/2024									
8/5/2024									
8/6/2024	1.1								
8/7/2024		1.4							
8/8/2024			7.3	0.86 (J)	1.1	0.81 (J)	1.3	1.2	
8/12/2024									0.74 (J)
8/13/2024									

Prediction Limit

Constituent: Chloride, Total (mg/L) Analysis Run 9/8/2024 12:34 PM View: Appendix III Interwell

Plant Bowen Client: Southern Company Data: Bowen 1, 2, 9, and 10

	GWC-9	GWC-10R	GWC-10	GWC-11R	GWC-13RZ	GWC-13	GWC-11	GWC-12	GWC-15R
3/10/2016									
3/11/2016									
3/14/2016									
3/15/2016									
3/16/2016									
3/17/2016									
3/22/2016									
3/23/2016									
3/28/2016									
3/29/2016									
3/30/2016	2.21								
3/31/2016		2.79	2.72						
4/4/2016				1.67	3.3	3.55	1.42	1.03	
4/5/2016									2.08
5/11/2016									
5/12/2016									
5/13/2016									
5/16/2016									
5/17/2016									
5/18/2016									
5/19/2016									
5/20/2016									
5/23/2016									
5/24/2016									
5/25/2016									
5/26/2016	2.1	2.87	2.63	1.64			1.37		
5/27/2016								0.9684	
5/31/2016						3.55			1.51
6/1/2016					3.18				
7/19/2016									
7/20/2016									
7/21/2016									
7/22/2016									
7/25/2016									
7/26/2016									
7/27/2016									
7/28/2016									
7/29/2016									
8/1/2016									
8/2/2016									
8/3/2016		3.2					1.4	1.3	
8/4/2016				1.7		4.4			1.7
8/5/2016	2.4		3						
8/9/2016									
9/15/2016									
9/16/2016									
9/19/2016									
9/20/2016									
9/21/2016									
9/22/2016									
9/23/2016									
9/26/2016									

Prediction Limit

Constituent: Chloride, Total (mg/L) Analysis Run 9/8/2024 12:34 PM View: Appendix III Interwell

Plant Bowen Client: Southern Company Data: Bowen 1, 2, 9, and 10

	GWC-9	GWC-10R	GWC-10	GWC-11R	GWC-13RZ	GWC-13	GWC-11	GWC-12	GWC-15R
9/27/2016									
9/28/2016	2.1	3	2.5	1.4			1.2		
9/29/2016						4			1.5
9/30/2016								1.2	
11/2/2016									
11/3/2016									
11/4/2016									
11/7/2016									
11/9/2016									
11/10/2016									
11/11/2016									
11/14/2016									
11/18/2016									
11/21/2016	2.2								
11/22/2016		3.1	2.6	1.9			1.6	1.2	
11/23/2016									1.9
11/28/2016						4			
1/17/2017									
1/18/2017									
1/19/2017									
1/20/2017									
1/23/2017									
1/24/2017									
1/30/2017									
1/31/2017									
2/1/2017									
2/3/2017									
2/6/2017	2.5								
2/7/2017		3	2.3						
2/8/2017				1.7			1.4		
2/9/2017						7.5			
2/10/2017									1.5
2/13/2017								0.96	
2/21/2017									
2/22/2017					7.2				
3/24/2017									
3/27/2017									
3/28/2017									
3/29/2017									
3/30/2017									
4/3/2017									
4/6/2017	2.2								
4/7/2017									
4/10/2017		2.3	1.9	1.8			1.3		
4/11/2017					5.5			1.2	
4/12/2017						5.3			1.7
5/24/2017									
6/5/2017									
6/6/2017									
6/7/2017									
6/8/2017									
6/9/2017									

Prediction Limit

Constituent: Chloride, Total (mg/L) Analysis Run 9/8/2024 12:34 PM View: Appendix III Interwell

Plant Bowen Client: Southern Company Data: Bowen 1, 2, 9, and 10

	GWC-9	GWC-10R	GWC-10	GWC-11R	GWC-13RZ	GWC-13	GWC-11	GWC-12	GWC-15R
6/12/2017									
6/13/2017	2								
6/14/2017		2	1.9					0.89	
6/15/2017				1.5			1.2		1.4
6/16/2017					8.7	5.4			
7/12/2017					7.5				
7/14/2017									
7/17/2017									
7/20/2017									
7/26/2017									
7/27/2017									
7/28/2017					6.6				
8/9/2017									
8/10/2017					8.5				
8/24/2017									
9/22/2017									
9/25/2017									
9/26/2017									
9/27/2017									
9/29/2017									
10/2/2017									
10/3/2017	2								
10/4/2017		2.1	2	1.6			1.3	1	
10/5/2017									
10/6/2017					8.9				1.6
10/9/2017						6.2			
12/28/2017									
3/14/2018									
3/15/2018									
3/16/2018									
3/19/2018									
3/20/2018	2.4		2.2						
3/21/2018		2.5				4.6	1.6		
3/22/2018				2				<1	
3/23/2018					8.3				1.5
9/12/2018									
9/13/2018									
9/14/2018									
9/17/2018									
9/18/2018	2.4 (D)	2.5	2.4	1.9			1.5	1.3	
9/19/2018						5.1			1.7
9/20/2018					9.6				
3/13/2019									
3/14/2019									
3/15/2019									
3/18/2019									
3/19/2019									
3/20/2019									
3/21/2019	2								
3/22/2019		2.8	2.2		7.4				
3/23/2019				1.7		3.5	1.2	0.88	
3/25/2019									1.9

Prediction Limit

Constituent: Chloride, Total (mg/L) Analysis Run 9/8/2024 12:34 PM View: Appendix III Interwell

Plant Bowen Client: Southern Company Data: Bowen 1, 2, 9, and 10

	GWC-9	GWC-10R	GWC-10	GWC-11R	GWC-13RZ	GWC-13	GWC-11	GWC-12	GWC-15R
3/27/2019									
5/6/2019									
9/9/2019									
9/10/2019									
9/11/2019									
9/12/2019									
9/13/2019									
9/16/2019	1.9								
9/17/2019		2.8	2.4	1.4			1.1	0.835 (JD)	2
9/18/2019					7.6	4			
3/6/2020									
3/9/2020									
3/10/2020									
3/11/2020									
3/12/2020	1.9	3	2.3	1.5			1	0.84 (J)	
3/13/2020						3.3			1.6
3/16/2020									
3/17/2020					7.7				
9/10/2020									
9/11/2020									
9/14/2020									
9/15/2020									
9/16/2020									
9/17/2020	1.9	2.9	2.5						
9/21/2020				1.3			1	0.71 (J)	1.6
9/22/2020					7	3.5			
3/10/2021									
3/11/2021									
3/12/2021									
3/15/2021									
3/16/2021									
3/17/2021									
3/18/2021	2.2	2.5	2.1			3.4			1.7
3/19/2021				1.4	7.4		1.1	0.79 (J)	
3/29/2021									
8/4/2021									
8/5/2021									
8/6/2021									
8/9/2021									
8/10/2021	1.8		1.9						
8/11/2021		2.1		1.3		2.9	0.9 (J)	0.72 (J)	1.2
8/12/2021					5.8				
1/31/2022									
2/1/2022									
2/2/2022	2.1							0.79 (J)	
2/3/2022									
2/4/2022		2.2	1.9	1.4	6.1		1.1		1.2
2/7/2022									
2/17/2022						3.1			
4/28/2022									
8/10/2022									
8/11/2022									

Prediction Limit

Constituent: Chloride, Total (mg/L) Analysis Run 9/8/2024 12:34 PM View: Appendix III Interwell

Plant Bowen Client: Southern Company Data: Bowen 1, 2, 9, and 10

	GWC-9	GWC-10R	GWC-10	GWC-11R	GWC-13RZ	GWC-13	GWC-11	GWC-12	GWC-15R
8/12/2022									
8/15/2022									
8/16/2022									
8/17/2022	1.9		1.6						
8/18/2022		2.5 (J)		1.7		3.4	1.2	1	
8/19/2022					6.4				1.4
10/11/2022									
10/21/2022									
2/13/2023									
2/14/2023									
2/16/2023									
2/17/2023									
2/20/2023		2.4	1.9	1.6			1.2		
2/21/2023	2.1							0.99 (J)	
2/22/2023					5.8	3.2			1.5
3/16/2023									
7/25/2023									
7/26/2023									
7/27/2023									
7/28/2023									
7/31/2023	2	2.3	2.1						
8/1/2023				1.6		3.3	1.3	0.96 (J)	
8/2/2023					5.4				1.2
2/19/2024									
2/20/2024									
2/21/2024									
2/22/2024									
2/26/2024									
2/27/2024	1.9	2.1	1.7			3		0.74 (J)	
2/28/2024				1.3	5.3		1		0.8 (J)
8/1/2024									
8/2/2024									
8/5/2024									
8/6/2024									
8/7/2024									
8/8/2024									
8/12/2024	1.8	2.2	2	1.4		3.2		0.74 (J)	
8/13/2024					4.9		0.9 (J)		0.65 (J)

Prediction Limit

Constituent: Chloride, Total (mg/L) Analysis Run 9/8/2024 12:34 PM View: Appendix III Interwell

Plant Bowen Client: Southern Company Data: Bowen 1, 2, 9, and 10

	GWC-14Z	GWC-15Z	GWA-39RZ (bg)	GWC-7Z	GWA-4RZ (bg)
3/10/2016					
3/11/2016					
3/14/2016					
3/15/2016					
3/16/2016					
3/17/2016					
3/22/2016					
3/23/2016					
3/28/2016					
3/29/2016					
3/30/2016					
3/31/2016					
4/4/2016					
4/5/2016	1.93	0.9439			
5/11/2016					
5/12/2016					
5/13/2016					
5/16/2016			1.74 (D)		
5/17/2016					
5/18/2016					
5/19/2016					
5/20/2016					
5/23/2016					
5/24/2016					
5/25/2016					
5/26/2016					
5/27/2016					
5/31/2016		1		1.33	
6/1/2016	1.93				
7/19/2016					
7/20/2016					
7/21/2016					
7/22/2016					
7/25/2016					
7/26/2016					
7/27/2016			2.1 (D)		
7/28/2016					
7/29/2016					
8/1/2016					
8/2/2016				1.5	
8/3/2016					
8/4/2016					
8/5/2016					
8/9/2016	2.4				
9/15/2016					
9/16/2016					
9/19/2016					
9/20/2016					
9/21/2016					
9/22/2016					
9/23/2016					
9/26/2016					

Prediction Limit

Constituent: Chloride, Total (mg/L) Analysis Run 9/8/2024 12:34 PM View: Appendix III Interwell

Plant Bowen Client: Southern Company Data: Bowen 1, 2, 9, and 10

	GWC-14Z	GWC-15Z	GWA-39RZ (bg)	GWC-7Z	GWA-4RZ (bg)
9/27/2016				1.4	
9/28/2016					
9/29/2016					
9/30/2016					
11/2/2016					
11/3/2016					
11/4/2016					
11/7/2016					
11/9/2016					
11/10/2016					
11/11/2016					
11/14/2016					
11/18/2016					
11/21/2016				1.5	
11/22/2016					
11/23/2016		1.7			
11/28/2016	3				
1/17/2017					
1/18/2017					
1/19/2017					
1/20/2017					
1/23/2017					
1/24/2017					
1/30/2017					
1/31/2017					
2/1/2017				1.5	
2/3/2017					
2/6/2017					
2/7/2017					
2/8/2017					
2/9/2017	3				
2/10/2017		1.6			
2/13/2017					
2/21/2017			4 (D)		
2/22/2017					3.7 (D)
3/24/2017					
3/27/2017			2.6 (D)		
3/28/2017					
3/29/2017					
3/30/2017					
4/3/2017					
4/6/2017				1.2	
4/7/2017					2.5 (D)
4/10/2017					
4/11/2017	4.5	1.5			
4/12/2017					
5/24/2017					
6/5/2017					
6/6/2017					
6/7/2017					
6/8/2017			2.1 (D)		
6/9/2017					

Prediction Limit

Constituent: Chloride, Total (mg/L) Analysis Run 9/8/2024 12:34 PM View: Appendix III Interwell

Plant Bowen Client: Southern Company Data: Bowen 1, 2, 9, and 10

	GWC-14Z	GWC-15Z	GWA-39RZ (bg)	GWC-7Z	GWA-4RZ (bg)
6/12/2017					
6/13/2017				0.98	
6/14/2017	3				2.6 (D)
6/15/2017		1			
6/16/2017					
7/12/2017	3.9	1.8			2.8 (D)
7/14/2017				1.1	
7/17/2017			1.9 (D)		
7/20/2017					2.3 (D)
7/26/2017		1.2			
7/27/2017			3 (D)		
7/28/2017					2 (D)
8/9/2017			2.5 (D)		1.8 (D)
8/10/2017					
8/24/2017					2.9 (D)
9/22/2017					
9/25/2017					
9/26/2017					
9/27/2017					
9/29/2017			2.7 (D)		
10/2/2017					
10/3/2017				1	2.8 (D)
10/4/2017					
10/5/2017	2.7				
10/6/2017		1.7			
10/9/2017					
12/28/2017					
3/14/2018					
3/15/2018					
3/16/2018			2.6		
3/19/2018					
3/20/2018				1.5	
3/21/2018					2.9
3/22/2018	3.4				
3/23/2018		<1			
9/12/2018					
9/13/2018					
9/14/2018			1.9		
9/17/2018					
9/18/2018				1.3	3.1
9/19/2018	2.8	1.1			
9/20/2018					
3/13/2019					
3/14/2019			2.8		
3/15/2019					
3/18/2019					
3/19/2019					
3/20/2019					
3/21/2019				<1	3.6 (D)
3/22/2019	3.7	1.2			
3/23/2019					
3/25/2019					

ND substitution: RL or RL/2 if <15% NDs.

Prediction Limit

Constituent: Chloride, Total (mg/L) Analysis Run 9/8/2024 12:34 PM View: Appendix III Interwell

Plant Bowen Client: Southern Company Data: Bowen 1, 2, 9, and 10

	GWC-14Z	GWC-15Z	GWA-39RZ (bg)	GWC-7Z	GWA-4RZ (bg)
3/27/2019					
5/6/2019					
9/9/2019					
9/10/2019			2.3		
9/11/2019					
9/12/2019					2.1 (D)
9/13/2019				1	
9/16/2019					
9/17/2019	3.8	0.78 (X)			
9/18/2019					
3/6/2020					
3/9/2020			1.5		
3/10/2020					
3/11/2020					
3/12/2020				0.72 (J)	2.3
3/13/2020	4.2	0.7 (J)			
3/16/2020					
3/17/2020					
9/10/2020					
9/11/2020					
9/14/2020					
9/15/2020					
9/16/2020			1.7	0.79 (J)	
9/17/2020					2.4
9/21/2020	3.5	0.64 (J)			
9/22/2020					
3/10/2021					
3/11/2021					
3/12/2021					
3/15/2021					
3/16/2021			1.3		2.7
3/17/2021				0.79 (J)	
3/18/2021	4	0.67 (J)			
3/19/2021					
3/29/2021					
8/4/2021					
8/5/2021					
8/6/2021			1.3		
8/9/2021					
8/10/2021				0.68 (J)	2.8
8/11/2021	3.4	<1			
8/12/2021					
1/31/2022					
2/1/2022					
2/2/2022			1.5	0.76 (J)	
2/3/2022					2.6
2/4/2022	3.6				
2/7/2022		0.6 (J)			
2/17/2022					
4/28/2022					
8/10/2022					
8/11/2022					

ND substitution: RL or RL/2 if <15% NDs.

Prediction Limit

Constituent: Chloride, Total (mg/L) Analysis Run 9/8/2024 12:34 PM View: Appendix III Interwell

Plant Bowen Client: Southern Company Data: Bowen 1, 2, 9, and 10

	GWC-14Z	GWC-15Z	GWA-39RZ (bg)	GWC-7Z	GWA-4RZ (bg)
8/12/2022					
8/15/2022					
8/16/2022			1.6		
8/17/2022				<1	2.6
8/18/2022	4.3				
8/19/2022		0.88 (J)			
10/11/2022					
10/21/2022					
2/13/2023					
2/14/2023			1.6		
2/16/2023					
2/17/2023					3
2/20/2023				0.94 (J)	
2/21/2023					
2/22/2023	4	0.83 (J)			
3/16/2023					
7/25/2023			1.7		
7/26/2023					
7/27/2023					
7/28/2023					3
7/31/2023				0.94 (J)	
8/1/2023	3.7	0.82 (J)			
8/2/2023					
2/19/2024			1.4		
2/20/2024					
2/21/2024					
2/22/2024					
2/26/2024				0.74 (J)	
2/27/2024					3.2
2/28/2024	3.7	<1			
8/1/2024			1.5		
8/2/2024					
8/5/2024					
8/6/2024					
8/7/2024					
8/8/2024				0.91 (J)	2.2
8/12/2024					
8/13/2024	3.6	<1			

ND substitution: RL or RL/2 if <15% NDs.

Prediction Limit

Constituent: pH (pH_units) Analysis Run 9/8/2024 12:34 PM View: Appendix III Interwell

Plant Bowen Client: Southern Company Data: Bowen 1, 2, 9, and 10

	GWC-46R	GWC-47	GWC-47R	GWC-48	GWA-43R (bg)	GWA-43 (bg)	GWA-42 (bg)	GWA-39Z (bg)	GWA-40 (bg)
3/10/2016	7.39	7.56	8.08	5.66					
3/11/2016					7.89	6.43	7.37		
3/14/2016								6.91	
3/15/2016									7.58
3/16/2016									
3/17/2016									
3/22/2016									
3/23/2016									
3/28/2016									
3/29/2016									
3/30/2016									
3/31/2016									
4/4/2016									
4/5/2016									
5/11/2016								6.51	7.24
5/12/2016									
5/13/2016					7.86	6.8			
5/16/2016							7.55		
5/17/2016	7.32			5.11					
5/18/2016		7.58	7.91						
5/19/2016									
5/20/2016									
5/23/2016									
5/24/2016									
5/25/2016									
5/26/2016									
5/27/2016									
5/31/2016									
6/1/2016									
7/19/2016					7.83	6.42		6.12	
7/20/2016									
7/21/2016									7.53
7/22/2016							7.51		
7/25/2016									
7/26/2016	7.32								
7/27/2016		7.58	7.83	5.17					
7/28/2016									
7/29/2016									
8/1/2016									
8/2/2016									
8/3/2016									
8/4/2016									
8/5/2016									
8/9/2016									
9/15/2016								5.96	7
9/16/2016					7.75	6.19			
9/19/2016							7.52		7.19
9/20/2016	7.3	7.68	7.69	5.12					
9/21/2016									
9/22/2016									
9/23/2016									
9/26/2016									

Prediction Limit

Constituent: pH (pH_units) Analysis Run 9/8/2024 12:34 PM View: Appendix III Interwell

Plant Bowen Client: Southern Company Data: Bowen 1, 2, 9, and 10

	GWC-46R	GWC-47	GWC-47R	GWC-48	GWA-43R (bg)	GWA-43 (bg)	GWA-42 (bg)	GWA-39Z (bg)	GWA-40 (bg)
9/27/2016									
9/28/2016									
9/29/2016									
9/30/2016									
11/2/2016					7.77	6.36		5.78	
11/3/2016							7.56		7.13
11/4/2016	7.38		7.75	5.03					
11/7/2016		7.7							
11/9/2016									
11/10/2016									
11/11/2016									
11/14/2016									
11/18/2016									
11/21/2016									
11/22/2016									
11/23/2016									
11/28/2016									
1/17/2017							7.59		7.51
1/18/2017					7.65	6.16		6.13	
1/19/2017									
1/20/2017	7.29		7.6						
1/23/2017		7.61		5.1					
1/24/2017									
1/30/2017									
1/31/2017									
2/1/2017									
2/3/2017									
2/6/2017									
2/7/2017									
2/8/2017									
2/9/2017									
2/10/2017									
2/13/2017									
2/21/2017									
2/22/2017									
3/24/2017									7.55
3/27/2017							7.63		
3/28/2017	7.21			5.03	7.79	5.8		6.59	
3/29/2017		7.57	7.63						
3/30/2017									
4/3/2017									
4/6/2017									
4/7/2017									
4/10/2017									
4/11/2017									
4/12/2017									
5/24/2017									7.6
6/5/2017									
6/6/2017					7.89	5.97			
6/7/2017	7.47						7.55	6.72	
6/8/2017		7.48	7.64	4.77					
6/9/2017									

Prediction Limit

Constituent: pH (pH_units) Analysis Run 9/8/2024 12:35 PM View: Appendix III Interwell

Plant Bowen Client: Southern Company Data: Bowen 1, 2, 9, and 10

	GWC-46R	GWC-47	GWC-47R	GWC-48	GWA-43R (bg)	GWA-43 (bg)	GWA-42 (bg)	GWA-39Z (bg)	GWA-40 (bg)
6/12/2017									
6/13/2017									
6/14/2017									
6/15/2017									
6/16/2017									
7/11/2017									
7/12/2017									
7/14/2017									
7/17/2017									
7/19/2017									
7/20/2017									
7/26/2017									
7/27/2017									
7/28/2017									
8/8/2017									
8/9/2017									
8/10/2017									
8/23/2017									
8/24/2017									
9/22/2017					7.8	5.77			
9/25/2017									
9/26/2017							7.59	7.05	7.66
9/27/2017		7.55	7.62						
9/29/2017	7.42			5.06					
10/2/2017									
10/3/2017									
10/4/2017									
10/5/2017									
10/6/2017									
10/9/2017									
12/28/2017		7.59 (Y)		5.07 (Y)	7.78 (Y)			6.79 (Y)	7.34 (Y)
12/29/2017									
1/9/2018									
1/10/2018									
3/14/2018						5.85	7.6	7.42	7.56
3/15/2018	7.22	7.42		5.14	7.66				
3/16/2018			7.72						
3/19/2018									
3/20/2018									
3/21/2018									
3/22/2018									
3/23/2018									
9/12/2018					7.75	5.65		6.86	7.12
9/13/2018	7.52	7.49	7.68	5.02					
9/14/2018							7.37		
9/17/2018									
9/18/2018									
9/19/2018									
9/20/2018									
3/13/2019					7.84	5.63			7.12
3/14/2019							7.57		
3/15/2019		7.45		5.28				6.78	

Prediction Limit

Constituent: pH (pH_units) Analysis Run 9/8/2024 12:35 PM View: Appendix III Interwell

Plant Bowen Client: Southern Company Data: Bowen 1, 2, 9, and 10

	GWC-46R	GWC-47	GWC-47R	GWC-48	GWA-43R (bg)	GWA-43 (bg)	GWA-42 (bg)	GWA-39Z (bg)	GWA-40 (bg)
3/18/2019	7.39								
3/19/2019			7.93						
3/20/2019									
3/21/2019									
3/22/2019									
3/23/2019									
3/25/2019									
3/27/2019									
5/6/2019									
9/9/2019								6.49	7.07
9/10/2019							7.53		
9/11/2019	7.36		7.55	4.93	7.75	5.53			
9/12/2019		7.48							
9/13/2019									
9/16/2019									
9/17/2019									
9/18/2019									
3/6/2020							7.42		
3/9/2020		7.19	7.51	5.18	7.73	5.5		5.9	7.5
3/10/2020	7.44								
3/11/2020									
3/12/2020									
3/13/2020									
3/16/2020									
3/17/2020									
9/10/2020							7.48	5.53	
9/11/2020						6.25			6.98
9/14/2020	7.43	7.54		5	7.76				
9/15/2020			7.64						
9/16/2020									
9/17/2020									
9/21/2020									
9/22/2020									
12/15/2020									
3/10/2021									7.3
3/11/2021	7.53	7.34	7.48	4.95	7.81	5.55	7.53		
3/12/2021								6.39	
3/15/2021									
3/16/2021									
3/17/2021									
3/18/2021									
3/19/2021									
3/29/2021									
5/26/2021	7.39			4.72					
8/4/2021				4.91			7.35	6.21	6.79
8/5/2021	7.44	7.41	7.45		7.75				
8/6/2021						5.52			
8/9/2021									
8/10/2021									
8/11/2021									
8/12/2021									
10/28/2021		7.34	7.36						

Prediction Limit

Constituent: pH (pH_units) Analysis Run 9/8/2024 12:35 PM View: Appendix III Interwell

Plant Bowen Client: Southern Company Data: Bowen 1, 2, 9, and 10

	GWC-46R	GWC-47	GWC-47R	GWC-48	GWA-43R (bg)	GWA-43 (bg)	GWA-42 (bg)	GWA-39Z (bg)	GWA-40 (bg)
1/31/2022	7.48			4.86	8.04	5.71	7.17	6.41	6.85
2/1/2022		7.55	7.54						
2/2/2022									
2/3/2022									
2/4/2022									
2/7/2022									
2/17/2022									
4/28/2022				5					
8/10/2022					7.72		7.26	6.07	
8/11/2022						5.64			
8/12/2022									6.83
8/15/2022	7.58	7.43	7.35	4.89					
8/16/2022									
8/17/2022									
8/18/2022									
8/19/2022									
10/11/2022									
10/21/2022				4.79					
2/13/2023					7.82		6.83	6.35	6.94
2/14/2023	7.49	7.2	7.38	4.75		5.24			
2/16/2023									
2/17/2023									
2/20/2023									
2/21/2023									
2/22/2023									
3/16/2023				4.55					
4/11/2023									
7/25/2023					7.31	4.64			
7/26/2023	7.18			4.31			6.92	5.77	6.46
7/27/2023		6.73	7.03						
7/28/2023									
7/31/2023									
8/1/2023									
8/2/2023									
2/19/2024								6.34	6.75
2/20/2024					7.82	5.31	7.39		
2/21/2024	7.11	6.91	7.32	4.71					
2/22/2024									
2/26/2024									
2/27/2024									
2/28/2024									
8/1/2024							7.49	5.88	7.06
8/2/2024					7.74	5.28			
8/5/2024	7.54	7.32	7.62	4.98					
8/6/2024									
8/7/2024									
8/8/2024									
8/12/2024									
8/13/2024									

Prediction Limit

Constituent: pH (pH_units) Analysis Run 9/8/2024 12:35 PM View: Appendix III Interwell

Plant Bowen Client: Southern Company Data: Bowen 1, 2, 9, and 10

	GWA-41R (bg)	GWA-41 (bg)	GWC-44	GWC-45	GWC-45R	GWC-49Z	GWC-49R	GWC-8Z	GWA-1 (bg)
3/10/2016									
3/11/2016									
3/14/2016									
3/15/2016	7.15	6.74							
3/16/2016			4.49	5.1	7.22				
3/17/2016						6.4	7.82		
3/22/2016								7.53	7.65
3/23/2016									
3/28/2016									
3/29/2016									
3/30/2016									
3/31/2016									
4/4/2016									
4/5/2016									
5/11/2016									
5/12/2016		6.41							
5/13/2016	7.29								
5/16/2016			4.55	5.15	7.34				
5/17/2016									
5/18/2016						6.17	7.85		
5/19/2016									7.6
5/20/2016									
5/23/2016									
5/24/2016									
5/25/2016								8.04	
5/26/2016									
5/27/2016									
5/31/2016									
6/1/2016									
7/19/2016									
7/20/2016		6.59							
7/21/2016	7.43								
7/22/2016									
7/25/2016			4.63	5.13	7.38				
7/26/2016									
7/27/2016							7.87		
7/28/2016						5.85			
7/29/2016									7.58
8/1/2016									
8/2/2016								7.74	
8/3/2016									
8/4/2016									
8/5/2016									
8/9/2016									
9/15/2016									
9/16/2016									
9/19/2016			4.65	5	7.37				
9/20/2016									
9/21/2016	7.05					5.61	7.8		
9/22/2016									
9/23/2016									7.57
9/26/2016								7.4	

Prediction Limit

Constituent: pH (pH_units) Analysis Run 9/8/2024 12:35 PM View: Appendix III Interwell

Plant Bowen Client: Southern Company Data: Bowen 1, 2, 9, and 10

	GWA-41R (bg)	GWA-41 (bg)	GWC-44	GWC-45	GWC-45R	GWC-49Z	GWC-49R	GWC-8Z	GWA-1 (bg)
9/27/2016									
9/28/2016									
9/29/2016									
9/30/2016									
11/2/2016									
11/3/2016	7.4	6.45	4.69		7.52				
11/4/2016				5.02			7.89		
11/7/2016						5.71			
11/9/2016									7.45
11/10/2016									
11/11/2016									
11/14/2016									
11/18/2016									
11/21/2016								7.4	
11/22/2016									
11/23/2016									
11/28/2016									
1/17/2017	7.06								
1/18/2017		6.34							
1/19/2017			4.58						
1/20/2017					7.3				
1/23/2017				4.9					
1/24/2017						5.58	7.97		
1/30/2017									7.64
1/31/2017									
2/1/2017									
2/3/2017								7.05	
2/6/2017									
2/7/2017									
2/8/2017									
2/9/2017									
2/10/2017									
2/13/2017									
2/21/2017									
2/22/2017									
3/24/2017		6.42							
3/27/2017	7.13								
3/28/2017			4.45						
3/29/2017				5.08	7.29		7.71		
3/30/2017						5.44			7.51
4/3/2017									
4/6/2017									
4/7/2017								7.14	
4/10/2017									
4/11/2017									
4/12/2017									
5/24/2017									
6/5/2017			4.33						
6/6/2017	7.18	6.82							
6/7/2017				5.06	7.43				
6/8/2017							7.86		
6/9/2017						5.11			7.6

Prediction Limit

Constituent: pH (pH_units) Analysis Run 9/8/2024 12:35 PM View: Appendix III Interwell

Plant Bowen Client: Southern Company Data: Bowen 1, 2, 9, and 10

	GWA-41R (bg)	GWA-41 (bg)	GWC-44	GWC-45	GWC-45R	GWC-49Z	GWC-49R	GWC-8Z	GWA-1 (bg)
6/12/2017									
6/13/2017								7.52	
6/14/2017									
6/15/2017									
6/16/2017									
7/11/2017									
7/12/2017									
7/14/2017									
7/17/2017									
7/19/2017									
7/20/2017			4.38						
7/26/2017									
7/27/2017									
7/28/2017									
8/8/2017									
8/9/2017									
8/10/2017									
8/23/2017									
8/24/2017									
9/22/2017									
9/25/2017	6.88	6.63							
9/26/2017			4.51						
9/27/2017				4.92	7.2				
9/29/2017						5.51	7.72		
10/2/2017									7.55
10/3/2017								7.38	
10/4/2017									
10/5/2017									
10/6/2017									
10/9/2017									
12/28/2017							7.71 (Y)		
12/29/2017				5.08 (Y)					
1/9/2018									
1/10/2018						5.51 (Y)			
3/14/2018	7.04	7.08							
3/15/2018			4.34	4.6	6.87	5.12	7.51		
3/16/2018									7.58
3/19/2018									
3/20/2018								7.27	
3/21/2018									
3/22/2018									
3/23/2018									
9/12/2018	7.02	6.54	4.49						
9/13/2018				5.26	7.31		8.02		
9/14/2018						5.38			
9/17/2018									7.53 (D)
9/18/2018								6.95	
9/19/2018									
9/20/2018									
3/13/2019									
3/14/2019	6.93	6.58	4.41	5.01 (D)	7.14 (D)				
3/15/2019									

Prediction Limit

Constituent: pH (pH_units) Analysis Run 9/8/2024 12:35 PM View: Appendix III Interwell

Plant Bowen Client: Southern Company Data: Bowen 1, 2, 9, and 10

	GWA-41R (bg)	GWA-41 (bg)	GWC-44	GWC-45	GWC-45R	GWC-49Z	GWC-49R	GWC-8Z	GWA-1 (bg)
3/18/2019							7.89		
3/19/2019						5.6			
3/20/2019									7.64
3/21/2019									
3/22/2019									
3/23/2019									
3/25/2019									
3/27/2019									
5/6/2019								7.98	
9/9/2019									
9/10/2019	6.72	5.66							
9/11/2019			4.36	4.93 (D)	7.2 (D)	5.35	8.22		
9/12/2019									7.36
9/13/2019									
9/16/2019								7.15	
9/17/2019									
9/18/2019									
3/6/2020		6.82							
3/9/2020	6.7					5.6			
3/10/2020			4.44	4.98	7.05				
3/11/2020							8.19		7.51
3/12/2020									
3/13/2020									
3/16/2020								7.01	
3/17/2020									
9/10/2020	6.67	6.4							
9/11/2020				4.91	7.26		8		
9/14/2020						5.32			
9/15/2020			4.46						7.43
9/16/2020									
9/17/2020								7.05	
9/21/2020									
9/22/2020									
12/15/2020				4.92					
3/10/2021	7.3								
3/11/2021		6.8	4.21	4.68	7.21				
3/12/2021									
3/15/2021						5.31	8.05		
3/16/2021									7.57
3/17/2021									
3/18/2021								6.45	
3/19/2021									
3/29/2021									
5/26/2021									
8/4/2021	7.15	6.34	4.38						
8/5/2021						5.34			
8/6/2021				4.65	7.05				
8/9/2021									7.44
8/10/2021								6.99	
8/11/2021							7.98		
8/12/2021									
10/28/2021									

Prediction Limit

Constituent: pH (pH_units) Analysis Run 9/8/2024 12:35 PM View: Appendix III Interwell

Plant Bowen Client: Southern Company Data: Bowen 1, 2, 9, and 10

	GWA-41R (bg)	GWA-41 (bg)	GWC-44	GWC-45	GWC-45R	GWC-49Z	GWC-49R	GWC-8Z	GWA-1 (bg)
1/31/2022	6.63	6.02	4.78						
2/1/2022				4.88	7.15	5	7.63		7.52
2/2/2022								8.92	
2/3/2022									
2/4/2022									
2/7/2022									
2/17/2022									
4/28/2022								6.91	
8/10/2022									
8/11/2022	7.12	6.29							
8/12/2022				4.7	7.08				
8/15/2022			4.3			5.06	7.81		
8/16/2022									7.36
8/17/2022								6.36	
8/18/2022									
8/19/2022									
10/11/2022			4.13						
10/21/2022									
2/13/2023	6.45	6.25							
2/14/2023			3.95	4.26	6.71	5.15	7.75		
2/16/2023									7.39
2/17/2023									
2/20/2023								6.87	
2/21/2023									
2/22/2023									
3/16/2023									
4/11/2023									
7/25/2023	6.19	5.58							
7/26/2023			4.08	4.19	6.92				
7/27/2023						4.47	7.45		7.08
7/28/2023									
7/31/2023								6.52	
8/1/2023									
8/2/2023									
2/19/2024	6.79	6.17							
2/20/2024			3.87	3.95	6.46				
2/21/2024						5.11	7.82		
2/22/2024									6.97
2/26/2024								6.35	
2/27/2024									
2/28/2024									
8/1/2024	7.17	6.03							
8/2/2024									
8/5/2024				4.85	7.27				
8/6/2024			4.57			5.22	7.86		
8/7/2024									7.51
8/8/2024									
8/12/2024								6.99	
8/13/2024									

Prediction Limit

Constituent: pH (pH_units) Analysis Run 9/8/2024 12:35 PM View: Appendix III Interwell

Plant Bowen Client: Southern Company Data: Bowen 1, 2, 9, and 10

	GWA-2 (bg)	GWA-3A (bg)	GWA-2R (bg)	GWC-5	GWA-50R (bg)	GWA-50 (bg)	GWC-6	GWC-6RZ	GWC-9
3/10/2016									
3/11/2016									
3/14/2016									
3/15/2016									
3/16/2016									
3/17/2016									
3/22/2016									
3/23/2016	6.7	5.96	7.45						
3/28/2016				7.04	6.45	6.22			
3/29/2016							7.54	7.24	
3/30/2016									6.07
3/31/2016									
4/4/2016									
4/5/2016									
5/11/2016									
5/12/2016									
5/13/2016									
5/16/2016									
5/17/2016									
5/18/2016									
5/19/2016			7.5						
5/20/2016	6.36								
5/23/2016		5.73				5.86			
5/24/2016							7.39	7.1	
5/25/2016				6.39	6.96				
5/26/2016									6.44
5/27/2016									
5/31/2016									
6/1/2016									
7/19/2016									
7/20/2016									
7/21/2016									
7/22/2016									
7/25/2016									
7/26/2016									
7/27/2016									
7/28/2016									
7/29/2016	6.75	5.51	7.59						
8/1/2016				6.13	5.64	6.39	7.26	7.07	
8/2/2016									
8/3/2016									
8/4/2016									
8/5/2016									6.67
8/9/2016									
9/15/2016									
9/16/2016									
9/19/2016									
9/20/2016									
9/21/2016									
9/22/2016		5.45	7.44						
9/23/2016	6.62								
9/26/2016					6.26	5.74	7.19	7.15	

Prediction Limit

Constituent: pH (pH_units) Analysis Run 9/8/2024 12:35 PM View: Appendix III Interwell

Plant Bowen Client: Southern Company Data: Bowen 1, 2, 9, and 10

	GWA-2 (bg)	GWA-3A (bg)	GWA-2R (bg)	GWC-5	GWA-50R (bg)	GWA-50 (bg)	GWC-6	GWC-6RZ	GWC-9
9/27/2016				5.98					
9/28/2016									6.89
9/29/2016									
9/30/2016									
11/2/2016									
11/3/2016									
11/4/2016									
11/7/2016									
11/9/2016	6.42								
11/10/2016		5.51	7.55			5.78			
11/11/2016				6.11	5.62				
11/14/2016								7.15	
11/18/2016							7.04		
11/21/2016									6.89
11/22/2016									
11/23/2016									
11/28/2016									
1/17/2017									
1/18/2017									
1/19/2017									
1/20/2017									
1/23/2017									
1/24/2017									
1/30/2017					5.49	5.88			
1/31/2017	5.66	5.42	7.56	6.08					
2/1/2017							7.34	7.09	
2/3/2017									
2/6/2017									4.93
2/7/2017									
2/8/2017									
2/9/2017									
2/10/2017									
2/13/2017									
2/21/2017									
2/22/2017									
3/24/2017									
3/27/2017									
3/28/2017									
3/29/2017									
3/30/2017	6.33	5.43							
4/3/2017			7.46	6.13	6.32				
4/6/2017							7.49	7.23	4.92
4/7/2017						5.94			
4/10/2017									
4/11/2017									
4/12/2017									
5/24/2017									
6/5/2017									
6/6/2017									
6/7/2017									
6/8/2017									
6/9/2017			7.24						

Prediction Limit

Constituent: pH (pH_units) Analysis Run 9/8/2024 12:35 PM View: Appendix III Interwell

Plant Bowen Client: Southern Company Data: Bowen 1, 2, 9, and 10

	GWA-2 (bg)	GWA-3A (bg)	GWA-2R (bg)	GWC-5	GWA-50R (bg)	GWA-50 (bg)	GWC-6	GWC-6RZ	GWC-9
6/12/2017	6.6	5.47		6.83	6.48	5.81			
6/13/2017							7.38	6.99	5.03
6/14/2017									
6/15/2017									
6/16/2017									
7/11/2017									
7/12/2017									
7/14/2017									
7/17/2017									
7/19/2017									
7/20/2017									
7/26/2017									
7/27/2017									
7/28/2017									
8/8/2017									
8/9/2017									
8/10/2017									
8/23/2017									
8/24/2017									
9/22/2017									
9/25/2017									
9/26/2017									
9/27/2017									
9/29/2017									
10/2/2017	5.61		7.35		6.41	5.93			
10/3/2017				6.2			7.39	7.09	6.01
10/4/2017		5.23							
10/5/2017									
10/6/2017									
10/9/2017									
12/28/2017									
12/29/2017									
1/9/2018									
1/10/2018									
3/14/2018									
3/15/2018									
3/16/2018			7.31		5.46	5.64			
3/19/2018	6.55	5.4		6.06			7.32		
3/20/2018								6.9	4.88
3/21/2018									
3/22/2018									
3/23/2018									
9/12/2018									
9/13/2018									
9/14/2018	5.81		7.55						
9/17/2018		5.22		6.14		5.82	7.57	6.96	
9/18/2018					5.35				5.36 (D)
9/19/2018									
9/20/2018									
3/13/2019									
3/14/2019									
3/15/2019									

Prediction Limit

Constituent: pH (pH_units) Analysis Run 9/8/2024 12:35 PM View: Appendix III Interwell

Plant Bowen Client: Southern Company Data: Bowen 1, 2, 9, and 10

	GWA-2 (bg)	GWA-3A (bg)	GWA-2R (bg)	GWC-5	GWA-50R (bg)	GWA-50 (bg)	GWC-6	GWC-6RZ	GWC-9
3/18/2019									
3/19/2019			7.2		6.01	5.93			
3/20/2019	5.71	5.22		6.29					
3/21/2019							7.21	6.82	5.33
3/22/2019									
3/23/2019									
3/25/2019									
3/27/2019									
5/6/2019									
9/9/2019									
9/10/2019									
9/11/2019									
9/12/2019	5.45 (D)				5.89				
9/13/2019		5.07	7.29			5.61			
9/16/2019				6.09			7.35	6.83	6.03
9/17/2019									
9/18/2019									
3/6/2020									
3/9/2020									
3/10/2020									
3/11/2020	6.56	5.31	7.09		5.4	5.57			
3/12/2020							7.4	6.88	4.82
3/13/2020									
3/16/2020				6.88					
3/17/2020									
9/10/2020									
9/11/2020									
9/14/2020									
9/15/2020	6.38		7.45		5.26				
9/16/2020				6		5.62	7.33	6.99	
9/17/2020									6.39
9/21/2020									
9/22/2020									
12/15/2020									
3/10/2021									
3/11/2021									
3/12/2021									
3/15/2021									
3/16/2021			7.51						
3/17/2021	6.58			5.85	6.31	5.64	7.57	7.03	
3/18/2021									4.78
3/19/2021									
3/29/2021		8.04							
5/26/2021									
8/4/2021									
8/5/2021									
8/6/2021									
8/9/2021	6.47	7.85	6.63	5.71	5.16	5.34			
8/10/2021							7.16	6.65	4.71
8/11/2021									
8/12/2021									
10/28/2021									

Prediction Limit

Constituent: pH (pH_units) Analysis Run 9/8/2024 12:35 PM View: Appendix III Interwell

Plant Bowen Client: Southern Company Data: Bowen 1, 2, 9, and 10

	GWA-2 (bg)	GWA-3A (bg)	GWA-2R (bg)	GWC-5	GWA-50R (bg)	GWA-50 (bg)	GWC-6	GWC-6RZ	GWC-9
1/31/2022									
2/1/2022	6.3		6.62			5.61			
2/2/2022		7.94		5.9	5.17		7.4	6.8	4.81
2/3/2022									
2/4/2022									
2/7/2022									
2/17/2022									
4/28/2022				5.78					
8/10/2022									
8/11/2022									
8/12/2022									
8/15/2022									
8/16/2022	6.63	7.74	7.11	5.84		5.29			
8/17/2022					5.7		7.3	6.64	4.57
8/18/2022									
8/19/2022									
10/11/2022									
10/21/2022									
2/13/2023									
2/14/2023									
2/16/2023	6.56		7.02		4.73	4.95			
2/17/2023		7.71					7.11	6.41	
2/20/2023				5.78					
2/21/2023									4.59
2/22/2023									
3/16/2023									
4/11/2023									
7/25/2023									
7/26/2023									
7/27/2023	6.06		6.49						
7/28/2023				5.06	4.24	4.66		6.22	
7/31/2023							6.86		5.38
8/1/2023		7.66							
8/2/2023									
2/19/2024									
2/20/2024									
2/21/2024									
2/22/2024	6.03	7.89			5.09	5.6			
2/26/2024			6.85	5.29			7.16	6.5	
2/27/2024									3.88
2/28/2024									
8/1/2024									
8/2/2024									
8/5/2024									
8/6/2024			7.61						
8/7/2024	6.73								
8/8/2024		7.86		5.69	4.25	4.68	7.66	7.05	
8/12/2024									5.89
8/13/2024									

Prediction Limit

Constituent: pH (pH_units) Analysis Run 9/8/2024 12:35 PM View: Appendix III Interwell

Plant Bowen Client: Southern Company Data: Bowen 1, 2, 9, and 10

	GWC-8RR	GWC-10	GWC-10R	GWC-11	GWC-13	GWC-12	GWC-11R	GWC-15R	GWC-15Z
3/10/2016									
3/11/2016									
3/14/2016									
3/15/2016									
3/16/2016									
3/17/2016									
3/22/2016									
3/23/2016									
3/28/2016									
3/29/2016									
3/30/2016	8.2								
3/31/2016		7.21	7.54						
4/4/2016				7.16	7.44	6.53	8.01		
4/5/2016								7.71	7.71
5/11/2016									
5/12/2016									
5/13/2016									
5/16/2016									
5/17/2016									
5/18/2016									
5/19/2016									
5/20/2016									
5/23/2016									
5/24/2016	8.07								
5/25/2016									
5/26/2016		7.3	7.43	7.23			7.91		
5/27/2016						6.45			
5/31/2016					7.37			7.66	9.52 (o)
6/1/2016									
7/19/2016									
7/20/2016									
7/21/2016									
7/22/2016									
7/25/2016									
7/26/2016									
7/27/2016									
7/28/2016									
7/29/2016									
8/1/2016									
8/2/2016	8.07								
8/3/2016			7.41	6.96		6.41			
8/4/2016					7.32		7.85	7.8	
8/5/2016		7.54							
8/9/2016									
9/15/2016									
9/16/2016									
9/19/2016									
9/20/2016									
9/21/2016									
9/22/2016									
9/23/2016									
9/26/2016									

Prediction Limit

Constituent: pH (pH_units) Analysis Run 9/8/2024 12:35 PM View: Appendix III Interwell

Plant Bowen Client: Southern Company Data: Bowen 1, 2, 9, and 10

	GWC-8RR	GWC-10	GWC-10R	GWC-11	GWC-13	GWC-12	GWC-11R	GWC-15R	GWC-15Z
9/27/2016	8.06								
9/28/2016		7.48	7.26	7.6			8.26		
9/29/2016					7.38			7.46	
9/30/2016						6.46			
11/2/2016									
11/3/2016									
11/4/2016									
11/7/2016									
11/9/2016									
11/10/2016									
11/11/2016									
11/14/2016									
11/18/2016									
11/21/2016									
11/22/2016	8.07	7.54	7.38	6.71		6.39	7.79		
11/23/2016								7.62	7.88
11/28/2016					7.43				
1/17/2017									
1/18/2017									
1/19/2017									
1/20/2017									
1/23/2017									
1/24/2017									
1/30/2017									
1/31/2017									
2/1/2017									
2/3/2017									
2/6/2017	7.88								
2/7/2017		7.17	7.46						
2/8/2017				6.84			7.77		
2/9/2017					7.36				
2/10/2017								7.51	7.72
2/13/2017						6.4			
2/21/2017									
2/22/2017									
3/24/2017									
3/27/2017									
3/28/2017									
3/29/2017									
3/30/2017									
4/3/2017									
4/6/2017	7.86								
4/7/2017									
4/10/2017		6.72	7.51	7.13			7.95		
4/11/2017						6.37			7.83
4/12/2017					7.46			7.54	
5/24/2017									
6/5/2017									
6/6/2017									
6/7/2017									
6/8/2017									
6/9/2017									

Prediction Limit

Constituent: pH (pH_units) Analysis Run 9/8/2024 12:35 PM View: Appendix III Interwell

Plant Bowen Client: Southern Company Data: Bowen 1, 2, 9, and 10

	GWC-8RR	GWC-10	GWC-10R	GWC-11	GWC-13	GWC-12	GWC-11R	GWC-15R	GWC-15Z
6/12/2017									
6/13/2017									
6/14/2017	7.66	6.83	7.34			5.85			
6/15/2017				7.1			7.79	7.71	7.86
6/16/2017					7.36				
7/11/2017									
7/12/2017									7.73
7/14/2017									
7/17/2017									
7/19/2017									
7/20/2017									
7/26/2017									7.71
7/27/2017									
7/28/2017									
8/8/2017									
8/9/2017									
8/10/2017									
8/23/2017									
8/24/2017									
9/22/2017									
9/25/2017									
9/26/2017									
9/27/2017									
9/29/2017									
10/2/2017									
10/3/2017									
10/4/2017	7.84	7.38	7.54	6.25		6.27	7.74		
10/5/2017									
10/6/2017								7.58	7.74
10/9/2017					7.38				
12/28/2017									
12/29/2017									
1/9/2018	7.86 (Y)								
1/10/2018									
3/14/2018									
3/15/2018									
3/16/2018									
3/19/2018									
3/20/2018		6.23							
3/21/2018	7.9		7.33	7.07	7.33				
3/22/2018						6.45	7.72		
3/23/2018								7.34	7.89
9/12/2018									
9/13/2018									
9/14/2018									
9/17/2018									
9/18/2018	7.92	7.14	7.66	6.9		6.42	7.88		
9/19/2018					7.31			7.66	7.77
9/20/2018									
3/13/2019									
3/14/2019									
3/15/2019									

Prediction Limit

Constituent: pH (pH_units) Analysis Run 9/8/2024 12:35 PM View: Appendix III Interwell

Plant Bowen Client: Southern Company Data: Bowen 1, 2, 9, and 10

	GWC-8RR	GWC-10	GWC-10R	GWC-11	GWC-13	GWC-12	GWC-11R	GWC-15R	GWC-15Z
3/18/2019									
3/19/2019									
3/20/2019									
3/21/2019									
3/22/2019		6.23	7.34						7.55
3/23/2019				6.27	7.27	6.34	7.56		
3/25/2019								7.64	
3/27/2019	8.07								
5/6/2019									
9/9/2019									
9/10/2019									
9/11/2019									
9/12/2019									
9/13/2019									
9/16/2019	7.9 (D)								
9/17/2019		7.16	7.51	6.55		6.19 (D)	7.58	7.35	7.76
9/18/2019					7.28				
3/6/2020									
3/9/2020									
3/10/2020									
3/11/2020									
3/12/2020	8.02	6.43	7.49	6.3		6.17	7.6		
3/13/2020					7.25			7.56	7.68
3/16/2020									
3/17/2020									
9/10/2020									
9/11/2020									
9/14/2020									
9/15/2020									
9/16/2020									
9/17/2020	7.96	7.28	7.7						
9/21/2020				7.02		6.28	7.84	7.48	7.65
9/22/2020					7.34				
12/15/2020									
3/10/2021									
3/11/2021									
3/12/2021									
3/15/2021									
3/16/2021									
3/17/2021	8.08								
3/18/2021		6.69	7.52		7.3			7.58	7.87
3/19/2021				7.05		6.31	7.64		
3/29/2021									
5/26/2021							7.55		
8/4/2021									
8/5/2021									
8/6/2021									
8/9/2021									
8/10/2021	7.89	6.63							
8/11/2021			7.46	6.02	7.07	6.05	7.65	7.59	7.81
8/12/2021									
10/28/2021									

Prediction Limit

Constituent: pH (pH_units) Analysis Run 9/8/2024 12:35 PM View: Appendix III Interwell

Plant Bowen Client: Southern Company Data: Bowen 1, 2, 9, and 10

	GWC-8RR	GWC-10	GWC-10R	GWC-11	GWC-13	GWC-12	GWC-11R	GWC-15R	GWC-15Z
1/31/2022									
2/1/2022									
2/2/2022	8.13					6.35			
2/3/2022									
2/4/2022		6.53	7.69	7.2			7.58	7.61	
2/7/2022									7.83
2/17/2022					7.24				
4/28/2022						6.33			
8/10/2022									
8/11/2022									
8/12/2022									
8/15/2022									
8/16/2022									
8/17/2022	7.87	7.01							
8/18/2022			7.52	6.08	6.95	6.03	7.57		
8/19/2022								7.5	7.6
10/11/2022									
10/21/2022									
2/13/2023									
2/14/2023									
2/16/2023									
2/17/2023									
2/20/2023		5.39	7.08	5.52			7.2		
2/21/2023	7.88					6.18			
2/22/2023					6.96			7.32	7.49
3/16/2023									
4/11/2023					6.69				
7/25/2023									
7/26/2023									
7/27/2023									
7/28/2023									
7/31/2023	7.47	6.58	7.16						
8/1/2023				6.71	6.77	5.45	7.3		7.41
8/2/2023								7.23	
2/19/2024									
2/20/2024									
2/21/2024									
2/22/2024									
2/26/2024									
2/27/2024	7.48	6.54	7.4		6.9	5.38			
2/28/2024				6.87			7.52	7.3	7.86
8/1/2024									
8/2/2024									
8/5/2024									
8/6/2024									
8/7/2024									
8/8/2024									
8/12/2024	8.02	7.17	7.65		6.73	5.49	7.8		
8/13/2024				5.67				7.75	7.86

Prediction Limit

Constituent: pH (pH_units) Analysis Run 9/8/2024 12:35 PM View: Appendix III Interwell

Plant Bowen Client: Southern Company Data: Bowen 1, 2, 9, and 10

	GWA-39RZ (bg)	GWC-7Z	GWC-14Z	GWA-4RZ (bg)	GWC-13RZ
3/10/2016					
3/11/2016					
3/14/2016					
3/15/2016					
3/16/2016					
3/17/2016					
3/22/2016					
3/23/2016					
3/28/2016					
3/29/2016					
3/30/2016					
3/31/2016					
4/4/2016					8.56 (o)
4/5/2016			10.61 (o)		
5/11/2016					
5/12/2016					
5/13/2016					
5/16/2016	7.61 (D)				
5/17/2016					
5/18/2016					
5/19/2016					
5/20/2016					
5/23/2016					
5/24/2016					
5/25/2016					
5/26/2016					
5/27/2016					
5/31/2016		7.98			
6/1/2016			10.32 (o)		9.83 (o)
7/19/2016					
7/20/2016					
7/21/2016					
7/22/2016					
7/25/2016					
7/26/2016					
7/27/2016	7.51 (D)				
7/28/2016					
7/29/2016					
8/1/2016					
8/2/2016		7.64			
8/3/2016					
8/4/2016					
8/5/2016					
8/9/2016			8.23 (o)		
9/15/2016					
9/16/2016					
9/19/2016					
9/20/2016					
9/21/2016					
9/22/2016					
9/23/2016					
9/26/2016					

Prediction Limit

Constituent: pH (pH_units) Analysis Run 9/8/2024 12:35 PM View: Appendix III Interwell

Plant Bowen Client: Southern Company Data: Bowen 1, 2, 9, and 10

	GWA-39RZ (bg)	GWC-7Z	GWC-14Z	GWA-4RZ (bg)	GWC-13RZ
9/27/2016		7.18			
9/28/2016					
9/29/2016					
9/30/2016					
11/2/2016					
11/3/2016					
11/4/2016					
11/7/2016					
11/9/2016					
11/10/2016					
11/11/2016					
11/14/2016					
11/18/2016					
11/21/2016		7.49			
11/22/2016					
11/23/2016					
11/28/2016			7.29		
1/17/2017					
1/18/2017					
1/19/2017					
1/20/2017					
1/23/2017					
1/24/2017					
1/30/2017					
1/31/2017					
2/1/2017		7.2			
2/3/2017					
2/6/2017					
2/7/2017					
2/8/2017					
2/9/2017			6.91		
2/10/2017					
2/13/2017					
2/21/2017	7.76 (D)				
2/22/2017				7.38 (D)	7.45
3/24/2017					
3/27/2017	7.7 (D)				
3/28/2017					
3/29/2017					
3/30/2017					
4/3/2017					
4/6/2017		7.42			
4/7/2017				7.35 (D)	
4/10/2017					
4/11/2017			6.68		6.37
4/12/2017					
5/24/2017					
6/5/2017					
6/6/2017					
6/7/2017					
6/8/2017	7.69 (D)				
6/9/2017					

Prediction Limit

Constituent: pH (pH_units) Analysis Run 9/8/2024 12:35 PM View: Appendix III Interwell

Plant Bowen Client: Southern Company Data: Bowen 1, 2, 9, and 10

	GWA-39RZ (bg)	GWC-7Z	GWC-14Z	GWA-4RZ (bg)	GWC-13RZ
6/12/2017					
6/13/2017		7.25			
6/14/2017			6.84	7.3 (D)	
6/15/2017					
6/16/2017					7.33
7/11/2017				7.39	
7/12/2017			6.54	7.39 (D)	7.46
7/14/2017		7.5			
7/17/2017	7.57 (D)				
7/19/2017				7.44	
7/20/2017				7.44 (D)	
7/26/2017	7.63				
7/27/2017	7.63			7.5	7.37
7/28/2017				7.5	7.37
8/8/2017	7.73			7.52	
8/9/2017	7.73			7.52	7.38
8/10/2017					7.38
8/23/2017				7.5	
8/24/2017				7.5	
9/22/2017					
9/25/2017					
9/26/2017					
9/27/2017					
9/29/2017	7.7 (D)				
10/2/2017					
10/3/2017		7.5		7.51 (D)	
10/4/2017					
10/5/2017			6.93		
10/6/2017					6.55
10/9/2017					
12/28/2017				7.32 (Y)	7.43 (Y)
12/29/2017					
1/9/2018					
1/10/2018					
3/14/2018					
3/15/2018					
3/16/2018	7.49				
3/19/2018					
3/20/2018		6.76			
3/21/2018				7.3	
3/22/2018			6.93		
3/23/2018					7.58
9/12/2018					
9/13/2018					
9/14/2018	7.32				
9/17/2018					
9/18/2018		7.26		7.26	
9/19/2018			6.88		
9/20/2018					7.43
3/13/2019					
3/14/2019	7.46				
3/15/2019					

Prediction Limit

Constituent: pH (pH_units) Analysis Run 9/8/2024 12:35 PM View: Appendix III Interwell

Plant Bowen Client: Southern Company Data: Bowen 1, 2, 9, and 10

	GWA-39RZ (bg)	GWC-7Z	GWC-14Z	GWA-4RZ (bg)	GWC-13RZ
3/18/2019					
3/19/2019					
3/20/2019					
3/21/2019		7.3		7.28 (D)	
3/22/2019			6.27		7.49
3/23/2019					
3/25/2019					
3/27/2019					
5/6/2019					
9/9/2019					
9/10/2019	7.48				
9/11/2019					
9/12/2019				7.2 (D)	
9/13/2019		6.8			
9/16/2019					
9/17/2019			6.04		
9/18/2019					7.5
3/6/2020					
3/9/2020	7.68				
3/10/2020					
3/11/2020					
3/12/2020		7.53		7.55	
3/13/2020			6.16		
3/16/2020					
3/17/2020					7.62
9/10/2020					
9/11/2020					
9/14/2020					
9/15/2020					
9/16/2020	7.68	7.56			
9/17/2020				7.42	
9/21/2020			6.06		
9/22/2020					6.95
12/15/2020					
3/10/2021					
3/11/2021					
3/12/2021					
3/15/2021					
3/16/2021	7.85			7.4	
3/17/2021		7.52			
3/18/2021			6.04		
3/19/2021					7.42
3/29/2021					
5/26/2021					
8/4/2021					
8/5/2021					
8/6/2021	7.09				
8/9/2021					
8/10/2021		7.13		7.2	
8/11/2021			6.09		
8/12/2021					7.11
10/28/2021					

Prediction Limit

Constituent: pH (pH_units) Analysis Run 9/8/2024 12:35 PM View: Appendix III Interwell

Plant Bowen Client: Southern Company Data: Bowen 1, 2, 9, and 10

	GWA-39RZ (bg)	GWC-7Z	GWC-14Z	GWA-4RZ (bg)	GWC-13RZ
1/31/2022					
2/1/2022					
2/2/2022	6.89	7.54			
2/3/2022				7.2	
2/4/2022			6.06		7.46
2/7/2022					
2/17/2022					
4/28/2022					
8/10/2022					
8/11/2022					
8/12/2022					
8/15/2022					
8/16/2022	7.45				
8/17/2022		7.34		6.49	
8/18/2022			5.95		
8/19/2022					6.66
10/11/2022					
10/21/2022					
2/13/2023					
2/14/2023	7.48				
2/16/2023					
2/17/2023				6.98	
2/20/2023		7.4			
2/21/2023					
2/22/2023			5.97		7.15
3/16/2023					
4/11/2023					
7/25/2023	7.19				
7/26/2023					
7/27/2023					
7/28/2023				6.815 (D)	
7/31/2023		6.52			
8/1/2023			5.57		
8/2/2023					6.995 (D)
2/19/2024	7.7				
2/20/2024					
2/21/2024					
2/22/2024					
2/26/2024		7.63			
2/27/2024				7.11	
2/28/2024			5.6		7.35
8/1/2024	7.08				
8/2/2024					
8/5/2024					
8/6/2024					
8/7/2024					
8/8/2024		7.6		7.01	
8/12/2024					
8/13/2024			6.04		7.25

FIGURE I.

Appendix III Trend Tests - Prediction Limit Exceedances - Significant Results

Plant Bowen Client: Southern Company Data: Bowen 1, 2, 9, and 10 Printed 9/11/2024, 11:39 AM

Constituent	Well	Slope	Calc.	Critical	Sig.	N	%NDs	Normality	Xform	Alpha	Method
Sulfate, total (mg/L)	**GWA-1 (bg)**	**-0.1435**	**-160**	**-98**	**Yes**	**23**	**0**	**n/a**	**n/a**	**0.01**	**NP**
Sulfate, total (mg/L)	**GWA-39Z (bg)**	**-0.5703**	**-163**	**-98**	**Yes**	**23**	**0**	**n/a**	**n/a**	**0.01**	**NP**
Sulfate, total (mg/L)	**GWA-43R (bg)**	**-0.5306**	**-125**	**-98**	**Yes**	**23**	**0**	**n/a**	**n/a**	**0.01**	**NP**
Sulfate, total (mg/L)	**GWA-50R (bg)**	**-0.07442**	**-145**	**-98**	**Yes**	**23**	**8.696**	**n/a**	**n/a**	**0.01**	**NP**
Total Dissolved Solids [TDS] (mg/l)	**GWA-3A (bg)**	**12.23**	**124**	**92**	**Yes**	**22**	**22.73**	**n/a**	**n/a**	**0.01**	**NP**

Appendix III Trend Tests - Prediction Limit Exceedances - All Results

Plant Bowen Client: Southern Company Data: Bowen 1, 2, 9, and 10 Printed 9/11/2024, 11:39 AM

Constituent	Well	Slope	Calc.	Critical	Sig.	N	%NDs	Normality	Xform	Alpha	Method
Sulfate, total (mg/L)	**GWA-1 (bg)**	**-0.1435**	**-160**	**-98**	**Yes**	**23**	**0**	**n/a**	**n/a**	**0.01**	**NP**
Sulfate, total (mg/L)	GWA-2 (bg)	2.13	23	98	No	23	0	n/a	n/a	0.01	NP
Sulfate, total (mg/L)	GWA-2R (bg)	0.6145	80	98	No	23	0	n/a	n/a	0.01	NP
Sulfate, total (mg/L)	GWA-39RZ (bg)	-1.008	-85	-98	No	23	0	n/a	n/a	0.01	NP
Sulfate, total (mg/L)	**GWA-39Z (bg)**	**-0.5703**	**-163**	**-98**	**Yes**	**23**	**0**	**n/a**	**n/a**	**0.01**	**NP**
Sulfate, total (mg/L)	GWA-3A (bg)	0.2019	46	92	No	22	9.091	n/a	n/a	0.01	NP
Sulfate, total (mg/L)	GWA-40 (bg)	0	13	105	No	24	4.167	n/a	n/a	0.01	NP
Sulfate, total (mg/L)	GWA-41 (bg)	-0.03453	-12	-98	No	23	0	n/a	n/a	0.01	NP
Sulfate, total (mg/L)	GWA-41R (bg)	0.3431	47	98	No	23	4.348	n/a	n/a	0.01	NP
Sulfate, total (mg/L)	GWA-42 (bg)	-0.0532	-53	-98	No	23	4.348	n/a	n/a	0.01	NP
Sulfate, total (mg/L)	GWA-43 (bg)	0	-30	-98	No	23	47.83	n/a	n/a	0.01	NP
Sulfate, total (mg/L)	**GWA-43R (bg)**	**-0.5306**	**-125**	**-98**	**Yes**	**23**	**0**	**n/a**	**n/a**	**0.01**	**NP**
Sulfate, total (mg/L)	GWA-4RZ (bg)	0	3	105	No	24	0	n/a	n/a	0.01	NP
Sulfate, total (mg/L)	GWA-50 (bg)	0	32	98	No	23	39.13	n/a	n/a	0.01	NP
Sulfate, total (mg/L)	**GWA-50R (bg)**	**-0.07442**	**-145**	**-98**	**Yes**	**23**	**8.696**	**n/a**	**n/a**	**0.01**	**NP**
Sulfate, total (mg/L)	GWC-10	0	4	98	No	23	0	n/a	n/a	0.01	NP
Sulfate, total (mg/L)	GWC-9	0.1024	46	98	No	23	4.348	n/a	n/a	0.01	NP
Total Dissolved Solids [TDS] (mg/l)	GWA-1 (bg)	1.441	53	98	No	23	0	n/a	n/a	0.01	NP
Total Dissolved Solids [TDS] (mg/l)	GWA-2 (bg)	5.809	23	98	No	23	4.348	n/a	n/a	0.01	NP
Total Dissolved Solids [TDS] (mg/l)	GWA-2R (bg)	4.216	53	98	No	23	0	n/a	n/a	0.01	NP
Total Dissolved Solids [TDS] (mg/l)	GWA-39RZ (bg)	-3.618	-46	-98	No	23	0	n/a	n/a	0.01	NP
Total Dissolved Solids [TDS] (mg/l)	GWA-39Z (bg)	0.9746	17	92	No	22	0	n/a	n/a	0.01	NP
Total Dissolved Solids [TDS] (mg/l)	**GWA-3A (bg)**	**12.23**	**124**	**92**	**Yes**	**22**	**22.73**	**n/a**	**n/a**	**0.01**	**NP**
Total Dissolved Solids [TDS] (mg/l)	GWA-40 (bg)	0	-3	-98	No	23	0	n/a	n/a	0.01	NP
Total Dissolved Solids [TDS] (mg/l)	GWA-41 (bg)	0.2981	9	98	No	23	0	n/a	n/a	0.01	NP
Total Dissolved Solids [TDS] (mg/l)	GWA-41R (bg)	2.915	49	98	No	23	0	n/a	n/a	0.01	NP
Total Dissolved Solids [TDS] (mg/l)	GWA-42 (bg)	1.472	38	98	No	23	0	n/a	n/a	0.01	NP
Total Dissolved Solids [TDS] (mg/l)	GWA-43 (bg)	-2.829	-86	-98	No	23	21.74	n/a	n/a	0.01	NP
Total Dissolved Solids [TDS] (mg/l)	GWA-43R (bg)	0.9211	23	98	No	23	0	n/a	n/a	0.01	NP
Total Dissolved Solids [TDS] (mg/l)	GWA-4RZ (bg)	0	-1	-98	No	23	0	n/a	n/a	0.01	NP
Total Dissolved Solids [TDS] (mg/l)	GWA-50 (bg)	0	-9	-98	No	23	39.13	n/a	n/a	0.01	NP
Total Dissolved Solids [TDS] (mg/l)	GWA-50R (bg)	-1.698	-48	-98	No	23	30.43	n/a	n/a	0.01	NP
Total Dissolved Solids [TDS] (mg/l)	GWC-45	1.285	56	98	No	23	39.13	n/a	n/a	0.01	NP
Total Dissolved Solids [TDS] (mg/l)	GWC-49Z	0	-31	-98	No	23	34.78	n/a	n/a	0.01	NP
Total Dissolved Solids [TDS] (mg/l)	GWC-5	0	5	98	No	23	21.74	n/a	n/a	0.01	NP

Sanitas™ v.10.0.20 Software licensed to Groundwater Stats Consulting. UG

Sen's Slope Estimator

GWA-1 (bg)

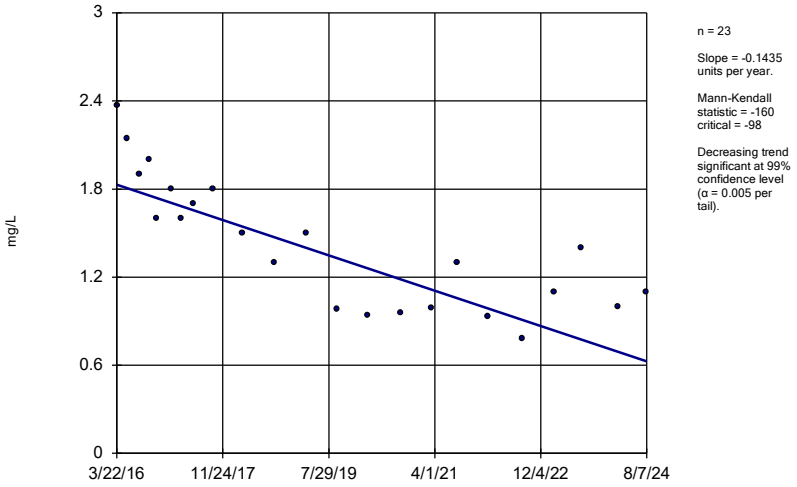

n = 23

Slope = -0.1435 units per year.

Mann-Kendall statistic = -160 critical = -98

Decreasing trend significant at 99% confidence level (α = 0.005 per tail).

Constituent: Sulfate, total Analysis Run 9/11/2024 11:36 AM View: Appendix III Trend Tests

Plant Bowen Client: Southern Company Data: Bowen 1, 2, 9, and 10

Sanitas™ v.10.0.20 Software licensed to Groundwater Stats Consulting. UG

Sen's Slope Estimator

GWA-2 (bg)

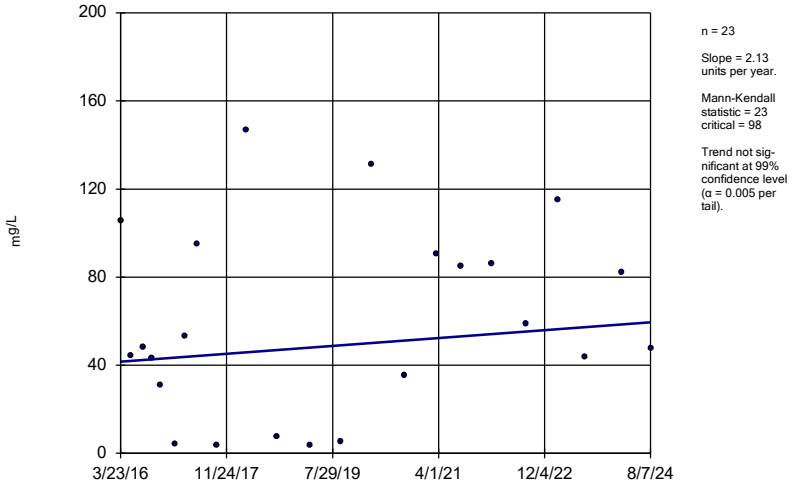

n = 23

Slope = 2.13 units per year.

Mann-Kendall statistic = 23 critical = 98

Trend not significant at 99% confidence level (α = 0.005 per tail).

Constituent: Sulfate, total Analysis Run 9/11/2024 11:36 AM View: Appendix III Trend Tests

Plant Bowen Client: Southern Company Data: Bowen 1, 2, 9, and 10

Sanitas™ v.10.0.20 Software licensed to Groundwater Stats Consulting. UG

Sen's Slope Estimator

GWA-2R (bg)

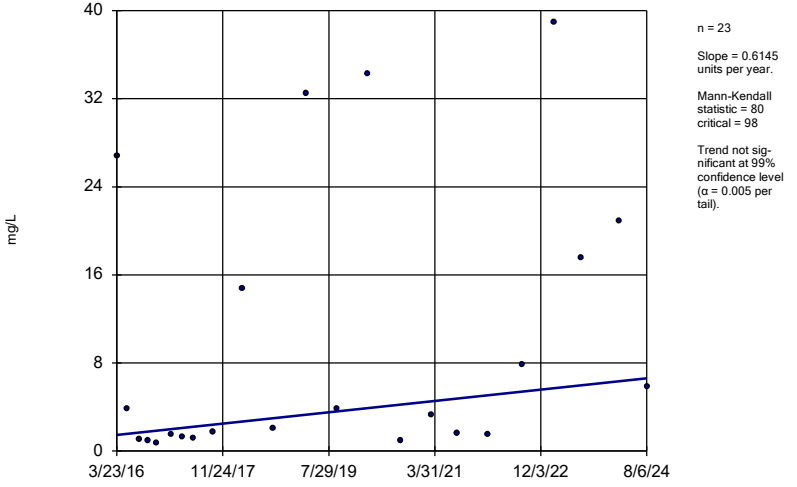

n = 23

Slope = 0.6145 units per year.

Mann-Kendall statistic = 80 critical = 98

Trend not significant at 99% confidence level (α = 0.005 per tail).

Constituent: Sulfate, total Analysis Run 9/11/2024 11:36 AM View: Appendix III Trend Tests

Plant Bowen Client: Southern Company Data: Bowen 1, 2, 9, and 10

Sanitas™ v.10.0.20 Software licensed to Groundwater Stats Consulting. UG

Sen's Slope Estimator

GWA-39RZ (bg)

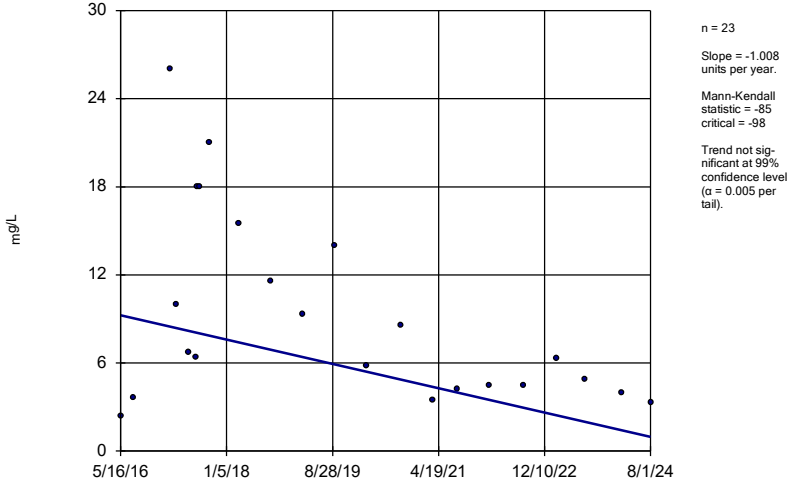

n = 23

Slope = -1.008 units per year.

Mann-Kendall statistic = -85 critical = -98

Trend not significant at 99% confidence level (α = 0.005 per tail).

Constituent: Sulfate, total Analysis Run 9/11/2024 11:36 AM View: Appendix III Trend Tests

Plant Bowen Client: Southern Company Data: Bowen 1, 2, 9, and 10

Sanitas™ v.10.0.20 Software licensed to Groundwater Stats Consulting. UG

Sen's Slope Estimator

GWA-39Z (bg)

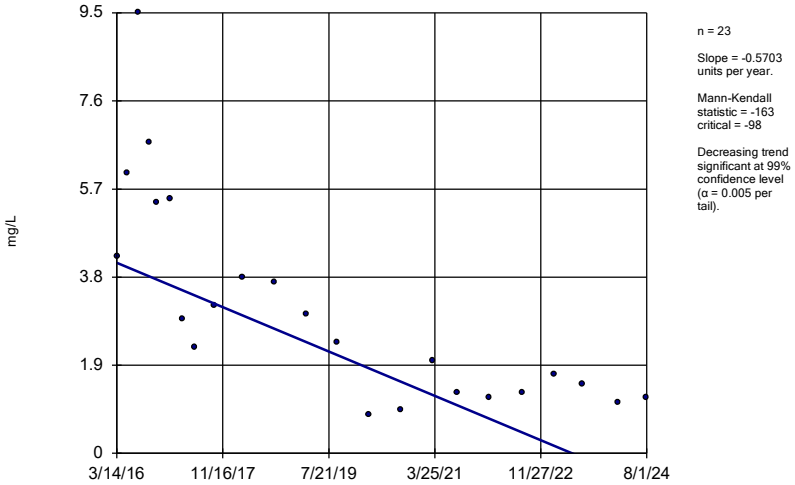

n = 23

Slope = -0.5703 units per year.

Mann-Kendall statistic = -163 critical = -98

Decreasing trend significant at 99% confidence level (α = 0.005 per tail).

Constituent: Sulfate, total Analysis Run 9/11/2024 11:36 AM View: Appendix III Trend Tests

Plant Bowen Client: Southern Company Data: Bowen 1, 2, 9, and 10

Sanitas™ v.10.0.20 Software licensed to Groundwater Stats Consulting. UG

Hollow symbols indicate censored values.

Sen's Slope Estimator

GWA-3A (bg)

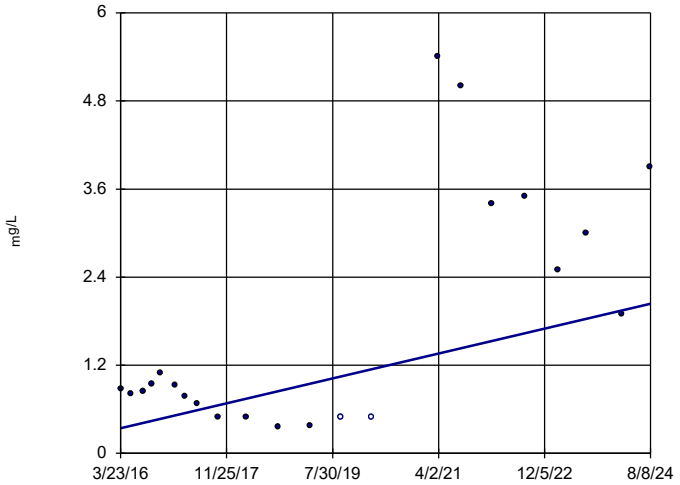

n = 22

Slope = 0.2019 units per year.

Mann-Kendall statistic = 46 critical = 92

Trend not significant at 99% confidence level (α = 0.005 per tail).

Constituent: Sulfate, total Analysis Run 9/11/2024 11:36 AM View: Appendix III Trend Tests

Plant Bowen Client: Southern Company Data: Bowen 1, 2, 9, and 10

Sanitas™ v.10.0.20 Software licensed to Groundwater Stats Consulting. UG

Hollow symbols indicate censored values.

Sen's Slope Estimator

GWA-40 (bg)

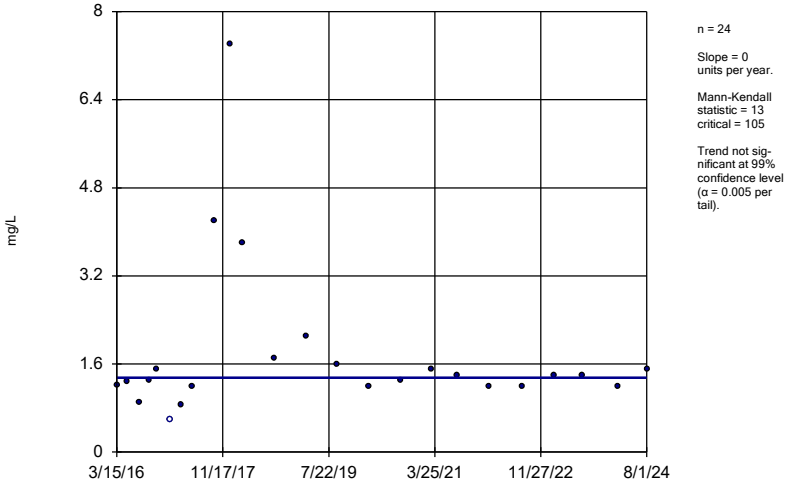

n = 24

Slope = 0 units per year.

Mann-Kendall statistic = 13 critical = 105

Trend not significant at 99% confidence level (α = 0.005 per tail).

Constituent: Sulfate, total Analysis Run 9/11/2024 11:36 AM View: Appendix III Trend Tests

Plant Bowen Client: Southern Company Data: Bowen 1, 2, 9, and 10

Sanitas™ v.10.0.20 Software licensed to Groundwater Stats Consulting. UG

Sen's Slope Estimator

GWA-41 (bg)

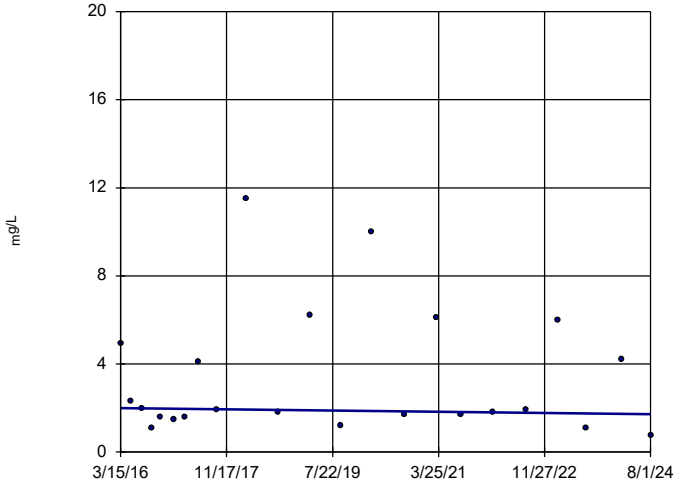

n = 23

Slope = -0.03453 units per year.

Mann-Kendall statistic = -12 critical = -98

Trend not significant at 99% confidence level (α = 0.005 per tail).

Constituent: Sulfate, total Analysis Run 9/11/2024 11:37 AM View: Appendix III Trend Tests

Plant Bowen Client: Southern Company Data: Bowen 1, 2, 9, and 10

Sanitas™ v.10.0.20 Software licensed to Groundwater Stats Consulting. UG
Hollow symbols indicate censored values.

Sen's Slope Estimator

GWA-41R (bg)

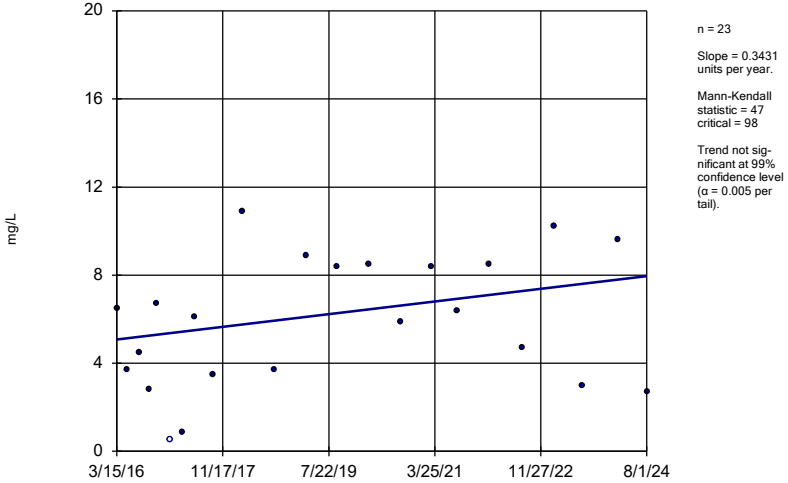

n = 23

Slope = 0.3431 units per year.

Mann-Kendall statistic = 47 critical = 98

Trend not significant at 99% confidence level (α = 0.005 per tail).

Constituent: Sulfate, total Analysis Run 9/11/2024 11:37 AM View: Appendix III Trend Tests
Plant Bowen Client: Southern Company Data: Bowen 1, 2, 9, and 10

Sanitas™ v.10.0.20 Software licensed to Groundwater Stats Consulting. UG
Hollow symbols indicate censored values.

Sen's Slope Estimator

GWA-42 (bg)

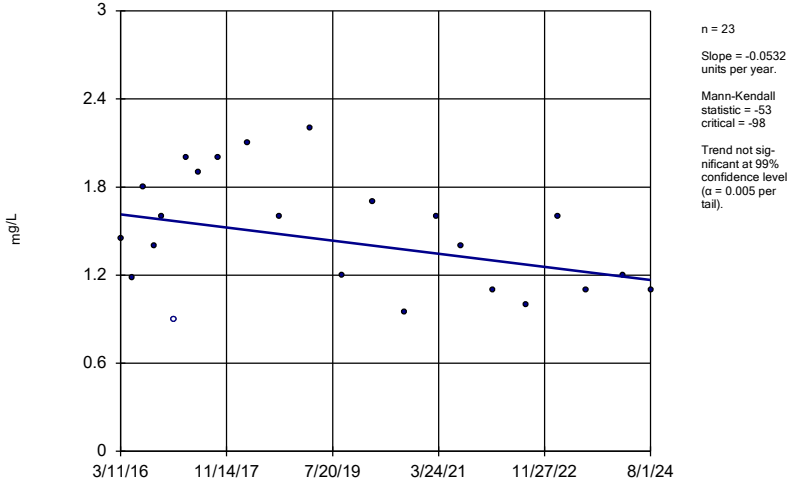

n = 23

Slope = -0.0532 units per year.

Mann-Kendall statistic = -53 critical = -98

Trend not significant at 99% confidence level (α = 0.005 per tail).

Constituent: Sulfate, total Analysis Run 9/11/2024 11:37 AM View: Appendix III Trend Tests
Plant Bowen Client: Southern Company Data: Bowen 1, 2, 9, and 10

Sanitas™ v.10.0.20 Software licensed to Groundwater Stats Consulting. UG
Hollow symbols indicate censored values.

Sen's Slope Estimator

GWA-43 (bg)

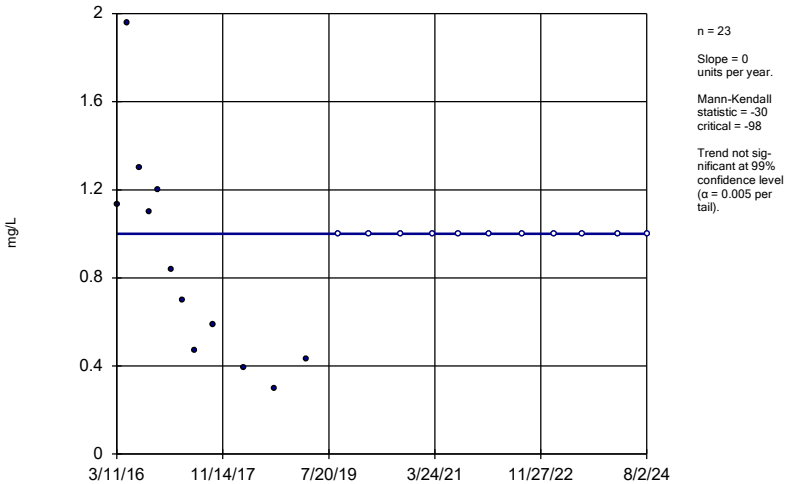

n = 23

Slope = 0 units per year.

Mann-Kendall statistic = -30 critical = -98

Trend not significant at 99% confidence level (α = 0.005 per tail).

Constituent: Sulfate, total Analysis Run 9/11/2024 11:37 AM View: Appendix III Trend Tests
Plant Bowen Client: Southern Company Data: Bowen 1, 2, 9, and 10

Sanitas™ v.10.0.20 Software licensed to Groundwater Stats Consulting. UG

Sen's Slope Estimator

GWA-43R (bg)

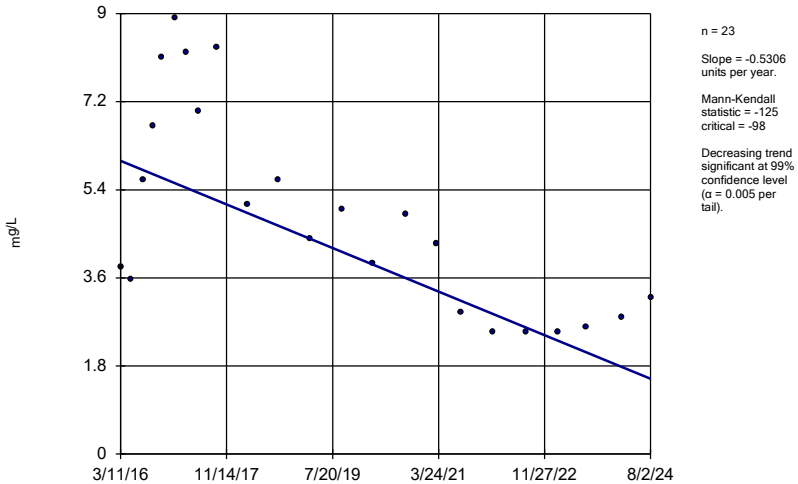

n = 23

Slope = -0.5306 units per year.

Mann-Kendall statistic = -125 critical = -98

Decreasing trend significant at 99% confidence level (α = 0.005 per tail).

Constituent: Sulfate, total Analysis Run 9/11/2024 11:37 AM View: Appendix III Trend Tests
Plant Bowen Client: Southern Company Data: Bowen 1, 2, 9, and 10

Sanitas™ v.10.0.20 Software licensed to Groundwater Stats Consulting. UG

Sen's Slope Estimator

GWA-4RZ (bg)

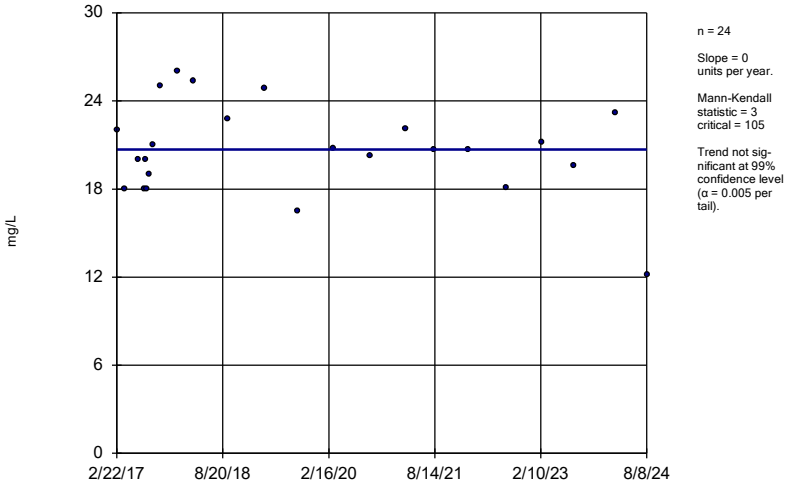

n = 24

Slope = 0 units per year.

Mann-Kendall statistic = 3 critical = 105

Trend not significant at 99% confidence level (α = 0.005 per tail).

Constituent: Sulfate, total Analysis Run 9/11/2024 11:37 AM View: Appendix III Trend Tests

Plant Bowen Client: Southern Company Data: Bowen 1, 2, 9, and 10

Sanitas™ v.10.0.20 Software licensed to Groundwater Stats Consulting. UG

Hollow symbols indicate censored values.

Sen's Slope Estimator

GWA-50 (bg)

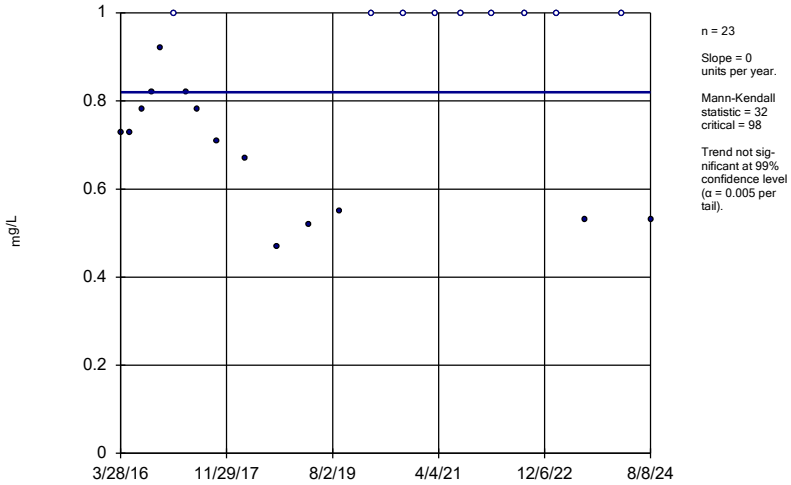

n = 23

Slope = 0 units per year.

Mann-Kendall statistic = 32 critical = 98

Trend not significant at 99% confidence level (α = 0.005 per tail).

Constituent: Sulfate, total Analysis Run 9/11/2024 11:37 AM View: Appendix III Trend Tests

Plant Bowen Client: Southern Company Data: Bowen 1, 2, 9, and 10

Sanitas™ v.10.0.20 Software licensed to Groundwater Stats Consulting. UG

Hollow symbols indicate censored values.

Sen's Slope Estimator

GWA-50R (bg)

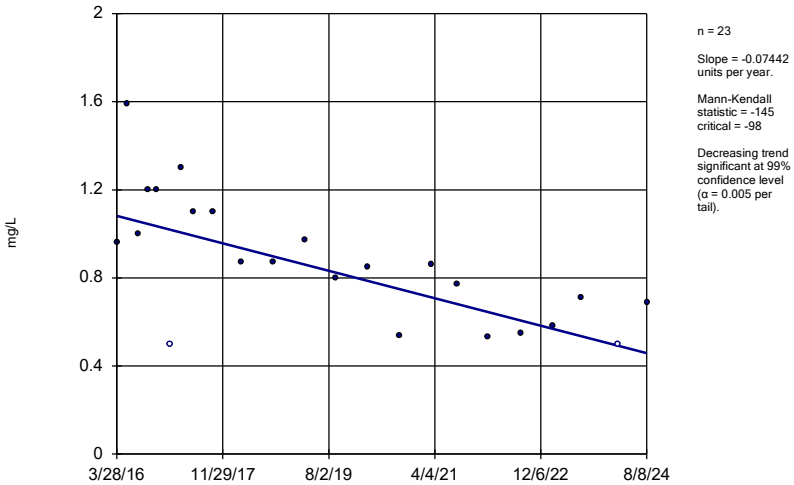

n = 23

Slope = -0.07442 units per year.

Mann-Kendall statistic = -145 critical = -98

Decreasing trend significant at 99% confidence level (α = 0.005 per tail).

Constituent: Sulfate, total Analysis Run 9/11/2024 11:37 AM View: Appendix III Trend Tests

Plant Bowen Client: Southern Company Data: Bowen 1, 2, 9, and 10

Sanitas™ v.10.0.20 Software licensed to Groundwater Stats Consulting. UG

Sen's Slope Estimator

GWC-10

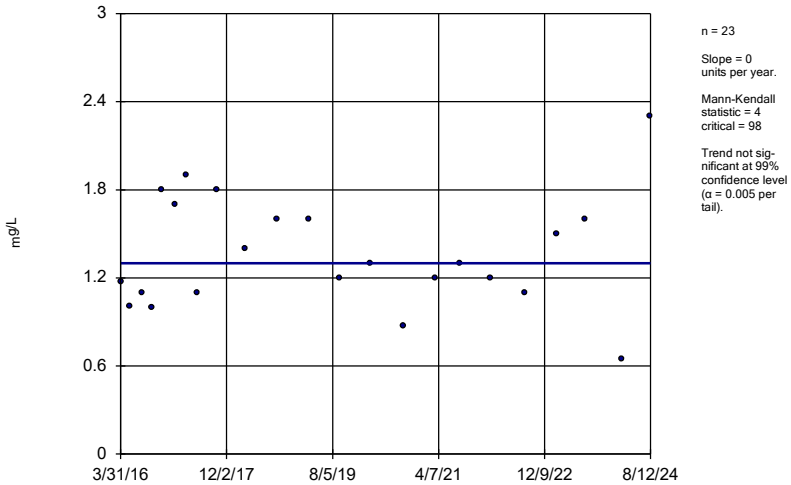

n = 23

Slope = 0 units per year.

Mann-Kendall statistic = 4 critical = 98

Trend not significant at 99% confidence level (α = 0.005 per tail).

Constituent: Sulfate, total Analysis Run 9/11/2024 11:37 AM View: Appendix III Trend Tests

Plant Bowen Client: Southern Company Data: Bowen 1, 2, 9, and 10

Sanitas™ v.10.0.20 Software licensed to Groundwater Stats Consulting. UG
Hollow symbols indicate censored values.

Sen's Slope Estimator

GWC-9

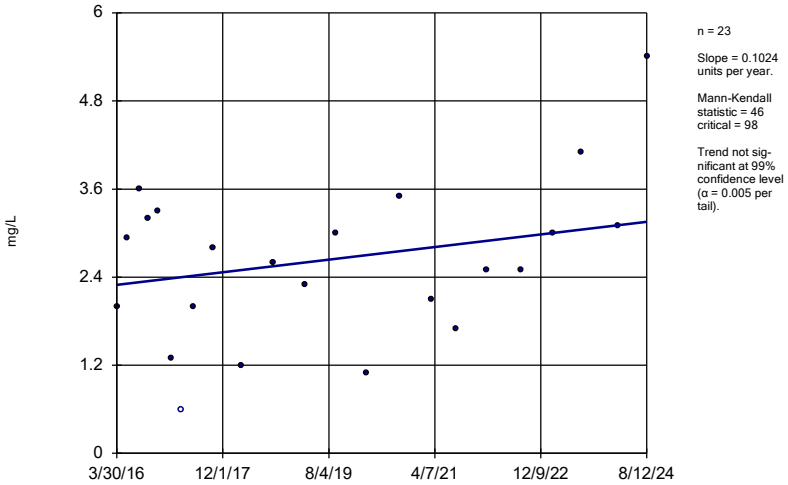

n = 23

Slope = 0.1024 units per year.

Mann-Kendall statistic = 46
critical = 98

Trend not significant at 99% confidence level (α = 0.005 per tail).

Constituent: Sulfate, total Analysis Run 9/11/2024 11:37 AM View: Appendix III Trend Tests
Plant Bowen Client: Southern Company Data: Bowen 1, 2, 9, and 10

Sanitas™ v.10.0.20 Software licensed to Groundwater Stats Consulting. UG

Sen's Slope Estimator

GWA-1 (bg)

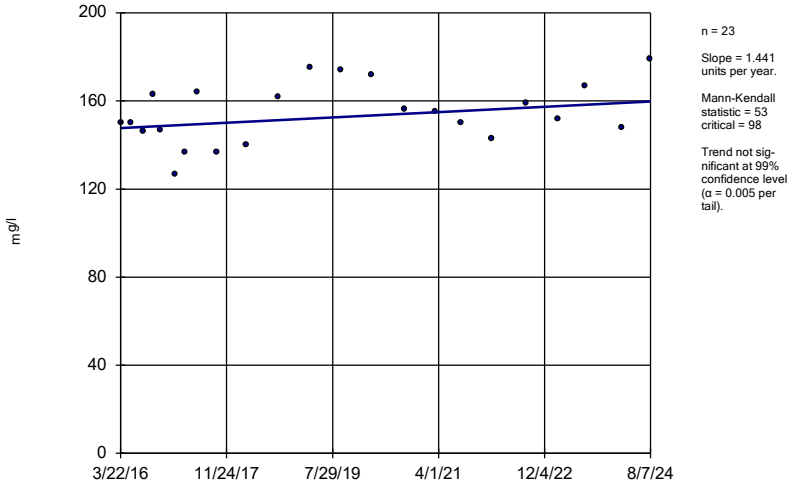

n = 23

Slope = 1.441 units per year.

Mann-Kendall statistic = 53
critical = 98

Trend not significant at 99% confidence level (α = 0.005 per tail).

Constituent: Total Dissolved Solids [TDS] Analysis Run 9/11/2024 11:37 AM View: Appendix III Trend Tes
Plant Bowen Client: Southern Company Data: Bowen 1, 2, 9, and 10

Sanitas™ v.10.0.20 Software licensed to Groundwater Stats Consulting. UG
Hollow symbols indicate censored values.

Sen's Slope Estimator

GWA-2 (bg)

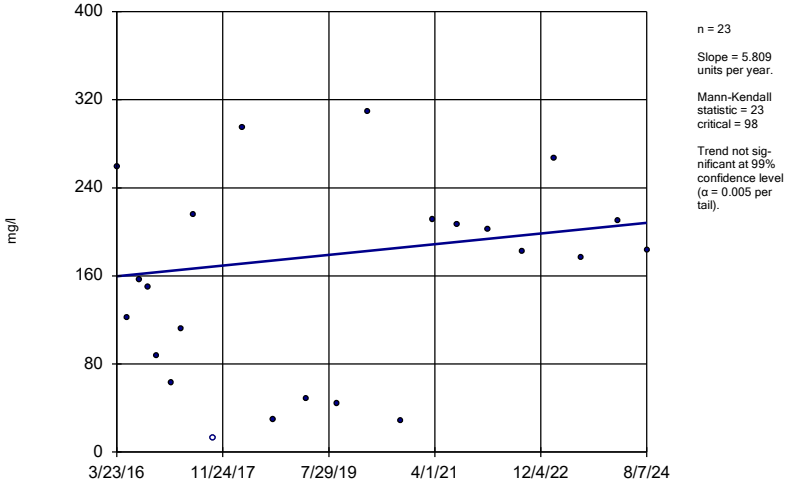

n = 23

Slope = 5.809 units per year.

Mann-Kendall statistic = 23
critical = 98

Trend not significant at 99% confidence level (α = 0.005 per tail).

Constituent: Total Dissolved Solids [TDS] Analysis Run 9/11/2024 11:37 AM View: Appendix III Trend Tes
Plant Bowen Client: Southern Company Data: Bowen 1, 2, 9, and 10

Sanitas™ v.10.0.20 Software licensed to Groundwater Stats Consulting. UG

Sen's Slope Estimator

GWA-2R (bg)

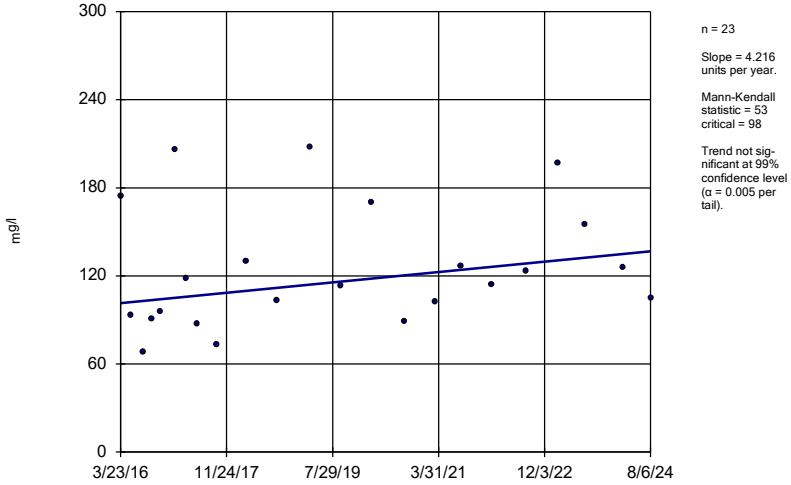

n = 23

Slope = 4.216 units per year.

Mann-Kendall statistic = 53
critical = 98

Trend not significant at 99% confidence level (α = 0.005 per tail).

Constituent: Total Dissolved Solids [TDS] Analysis Run 9/11/2024 11:37 AM View: Appendix III Trend Tes
Plant Bowen Client: Southern Company Data: Bowen 1, 2, 9, and 10

Sanitas™ v.10.0.20 Software licensed to Groundwater Stats Consulting. UG

Sen's Slope Estimator

GWA-39RZ (bg)

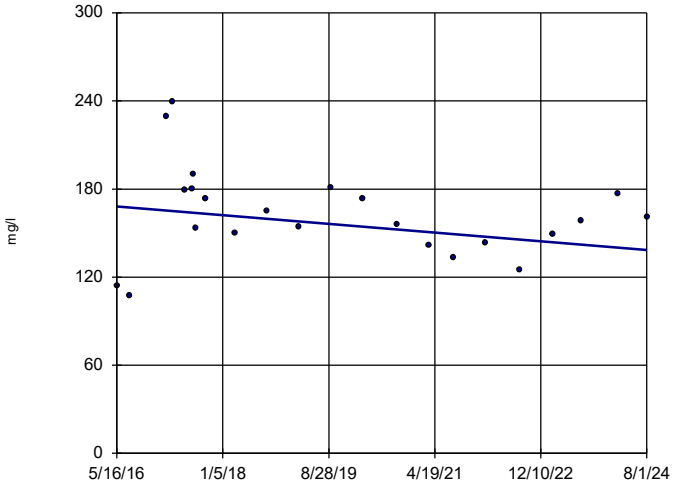

n = 23

Slope = -3.618 units per year.

Mann-Kendall statistic = -46
critical = -98

Trend not significant at 99% confidence level (α = 0.005 per tail).

Constituent: Total Dissolved Solids [TDS] Analysis Run 9/11/2024 11:37 AM View: Appendix III Trend Tes

Plant Bowen Client: Southern Company Data: Bowen 1, 2, 9, and 10

Sanitas™ v.10.0.20 Software licensed to Groundwater Stats Consulting. UG

Sen's Slope Estimator

GWA-39Z (bg)

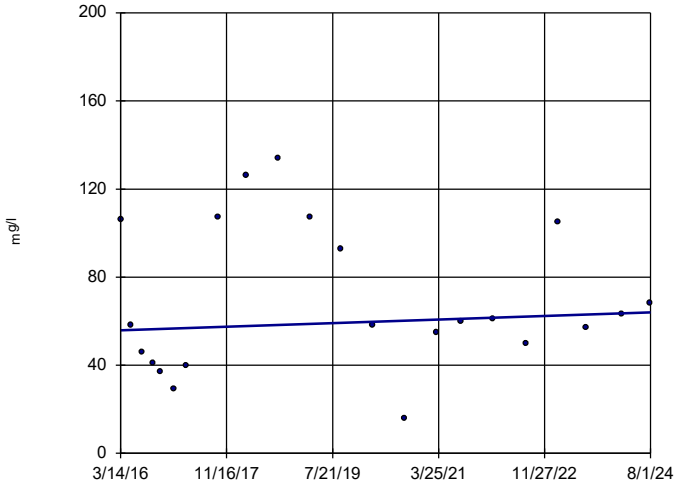

n = 22

Slope = 0.9746 units per year.

Mann-Kendall statistic = 17
critical = 92

Trend not significant at 99% confidence level (α = 0.005 per tail).

Constituent: Total Dissolved Solids [TDS] Analysis Run 9/11/2024 11:37 AM View: Appendix III Trend Tes

Plant Bowen Client: Southern Company Data: Bowen 1, 2, 9, and 10

Sanitas™ v.10.0.20 Software licensed to Groundwater Stats Consulting. UG
Hollow symbols indicate censored values.

Sen's Slope Estimator

GWA-3A (bg)

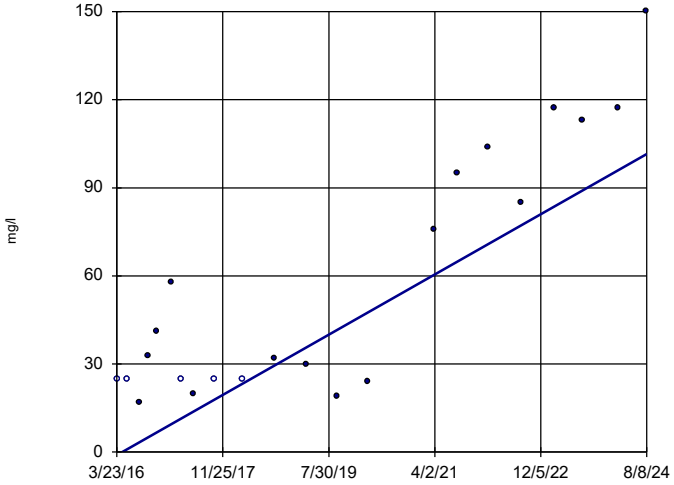

n = 22

Slope = 12.23 units per year.

Mann-Kendall statistic = 124
critical = 92

Increasing trend significant at 99% confidence level (α = 0.005 per tail).

Constituent: Total Dissolved Solids [TDS] Analysis Run 9/11/2024 11:37 AM View: Appendix III Trend Tes

Plant Bowen Client: Southern Company Data: Bowen 1, 2, 9, and 10

Sanitas™ v.10.0.20 Software licensed to Groundwater Stats Consulting. UG

Sen's Slope Estimator

GWA-40 (bg)

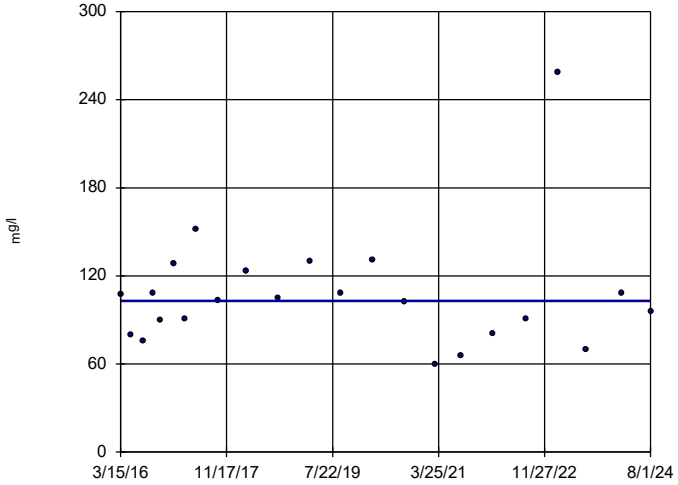

n = 23

Slope = 0 units per year.

Mann-Kendall statistic = -3
critical = -98

Trend not significant at 99% confidence level (α = 0.005 per tail).

Constituent: Total Dissolved Solids [TDS] Analysis Run 9/11/2024 11:37 AM View: Appendix III Trend Tes

Plant Bowen Client: Southern Company Data: Bowen 1, 2, 9, and 10

Sanitas™ v.10.0.20 Software licensed to Groundwater Stats Consulting. UG

Sen's Slope Estimator

GWA-41 (bg)

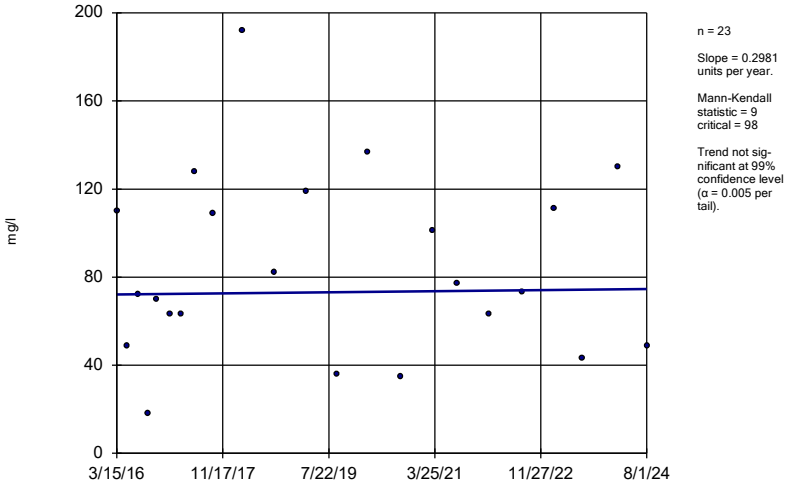

n = 23

Slope = 0.2981 units per year.

Mann-Kendall statistic = 9
critical = 98

Trend not significant at 99% confidence level (α = 0.005 per tail).

Constituent: Total Dissolved Solids [TDS] Analysis Run 9/11/2024 11:37 AM View: Appendix III Trend Tes

Plant Bowen Client: Southern Company Data: Bowen 1, 2, 9, and 10

Sanitas™ v.10.0.20 Software licensed to Groundwater Stats Consulting. UG

Sen's Slope Estimator

GWA-41R (bg)

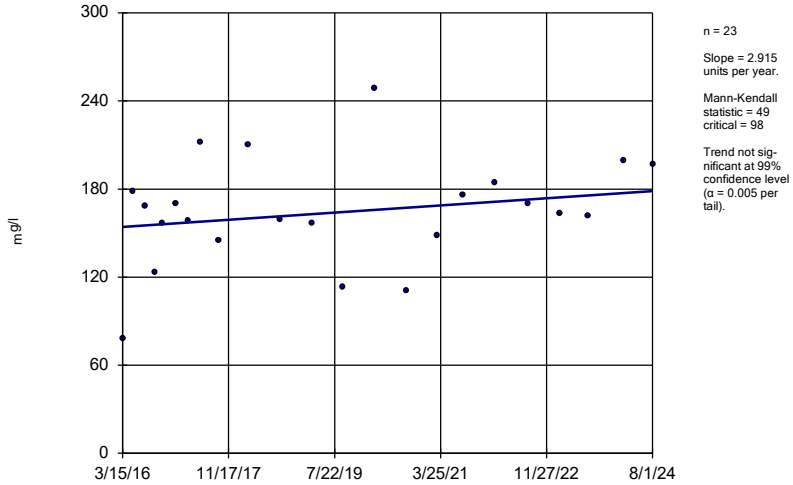

n = 23

Slope = 2.915 units per year.

Mann-Kendall statistic = 49
critical = 98

Trend not significant at 99% confidence level (α = 0.005 per tail).

Constituent: Total Dissolved Solids [TDS] Analysis Run 9/11/2024 11:37 AM View: Appendix III Trend Tes

Plant Bowen Client: Southern Company Data: Bowen 1, 2, 9, and 10

Sanitas™ v.10.0.20 Software licensed to Groundwater Stats Consulting. UG

Sen's Slope Estimator

GWA-42 (bg)

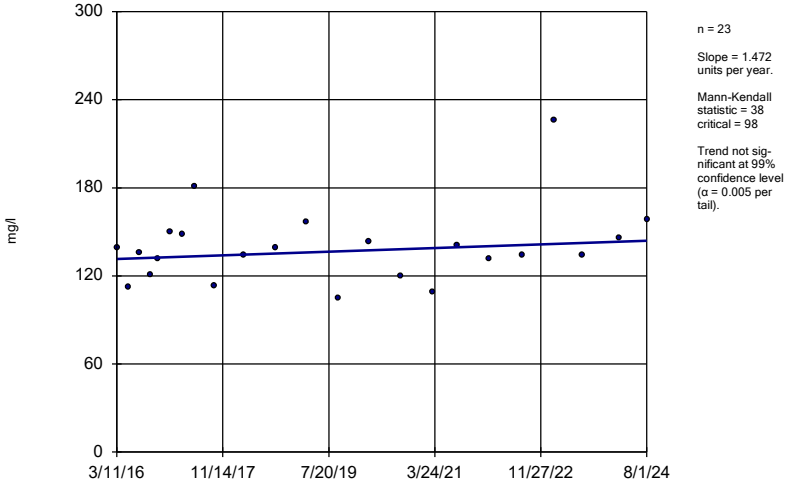

n = 23

Slope = 1.472 units per year.

Mann-Kendall statistic = 38
critical = 98

Trend not significant at 99% confidence level (α = 0.005 per tail).

Constituent: Total Dissolved Solids [TDS] Analysis Run 9/11/2024 11:37 AM View: Appendix III Trend Tes

Plant Bowen Client: Southern Company Data: Bowen 1, 2, 9, and 10

Sanitas™ v.10.0.20 Software licensed to Groundwater Stats Consulting. UG
Hollow symbols indicate censored values.

Sen's Slope Estimator

GWA-43 (bg)

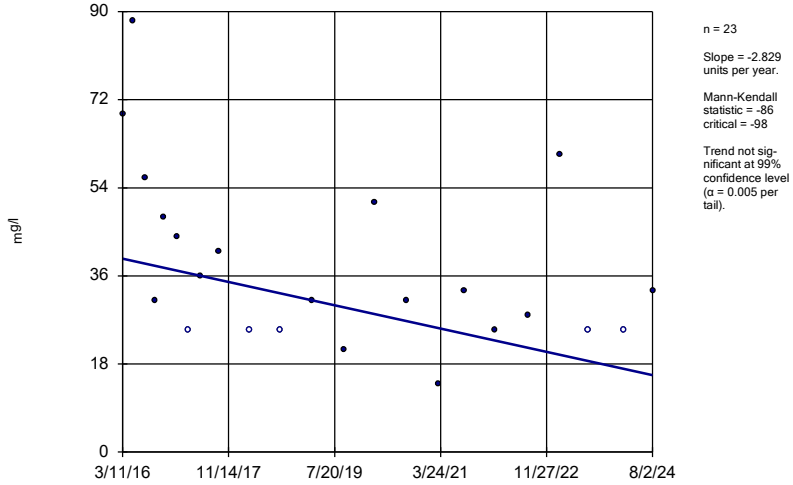

n = 23

Slope = -2.829 units per year.

Mann-Kendall statistic = -86
critical = -98

Trend not significant at 99% confidence level (α = 0.005 per tail).

Constituent: Total Dissolved Solids [TDS] Analysis Run 9/11/2024 11:37 AM View: Appendix III Trend Tes

Plant Bowen Client: Southern Company Data: Bowen 1, 2, 9, and 10

Sanitas™ v.10.0.20 Software licensed to Groundwater Stats Consulting. UG

Sen's Slope Estimator

GWA-43R (bg)

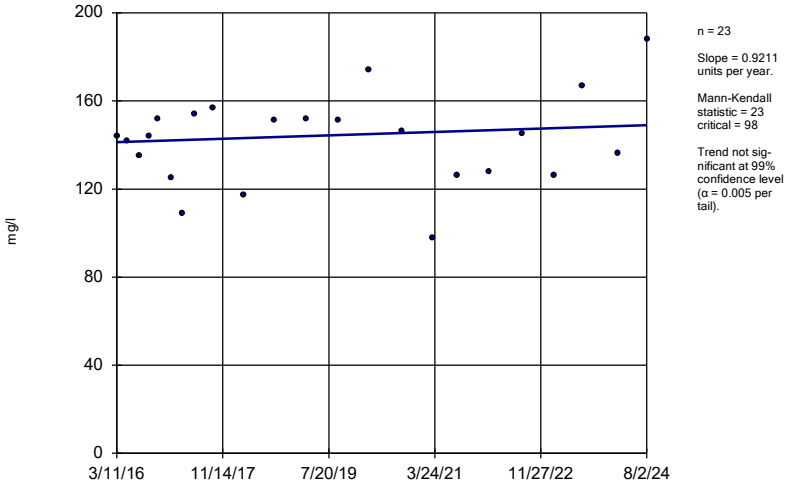

n = 23

Slope = 0.9211 units per year.

Mann-Kendall statistic = 23 critical = 98

Trend not significant at 99% confidence level (α = 0.005 per tail).

Constituent: Total Dissolved Solids [TDS] Analysis Run 9/11/2024 11:37 AM View: Appendix III Trend Tes

Plant Bowen Client: Southern Company Data: Bowen 1, 2, 9, and 10

Sanitas™ v.10.0.20 Software licensed to Groundwater Stats Consulting. UG

Sen's Slope Estimator

GWA-4RZ (bg)

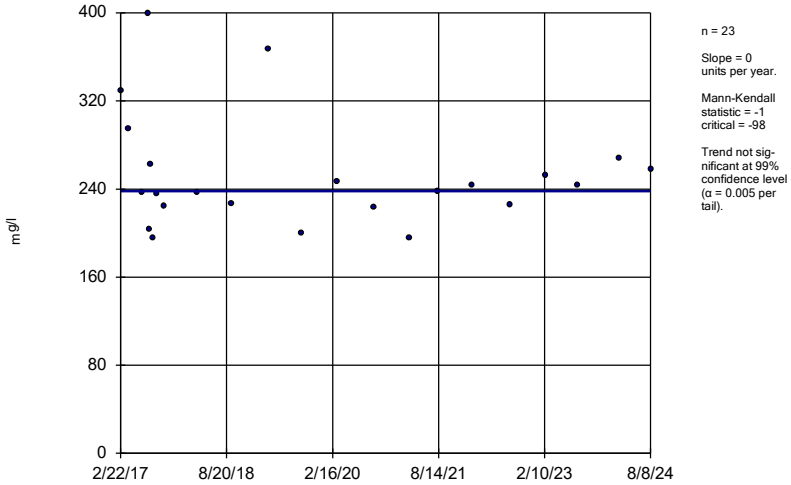

n = 23

Slope = 0 units per year.

Mann-Kendall statistic = -1 critical = -98

Trend not significant at 99% confidence level (α = 0.005 per tail).

Constituent: Total Dissolved Solids [TDS] Analysis Run 9/11/2024 11:37 AM View: Appendix III Trend Tes

Plant Bowen Client: Southern Company Data: Bowen 1, 2, 9, and 10

Sanitas™ v.10.0.20 Software licensed to Groundwater Stats Consulting. UG

Hollow symbols indicate censored values.

Sen's Slope Estimator

GWA-50 (bg)

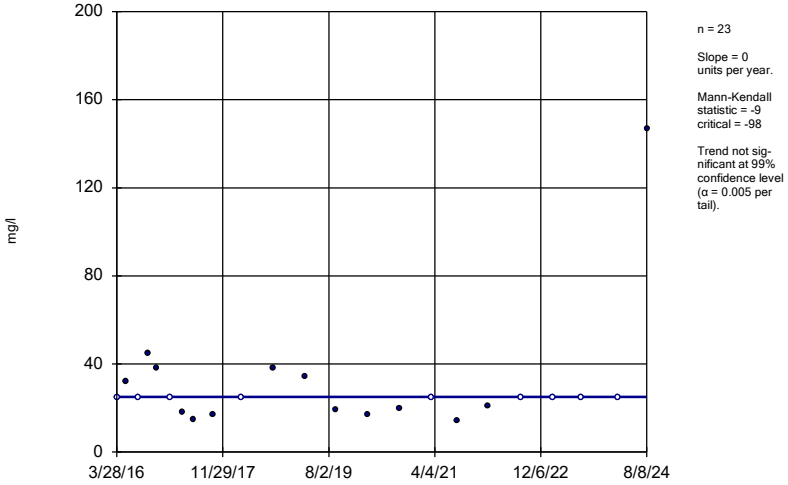

n = 23

Slope = 0 units per year.

Mann-Kendall statistic = -9 critical = -98

Trend not significant at 99% confidence level (α = 0.005 per tail).

Constituent: Total Dissolved Solids [TDS] Analysis Run 9/11/2024 11:37 AM View: Appendix III Trend Tes

Plant Bowen Client: Southern Company Data: Bowen 1, 2, 9, and 10

Sanitas™ v.10.0.20 Software licensed to Groundwater Stats Consulting. UG

Hollow symbols indicate censored values.

Sen's Slope Estimator

GWA-50R (bg)

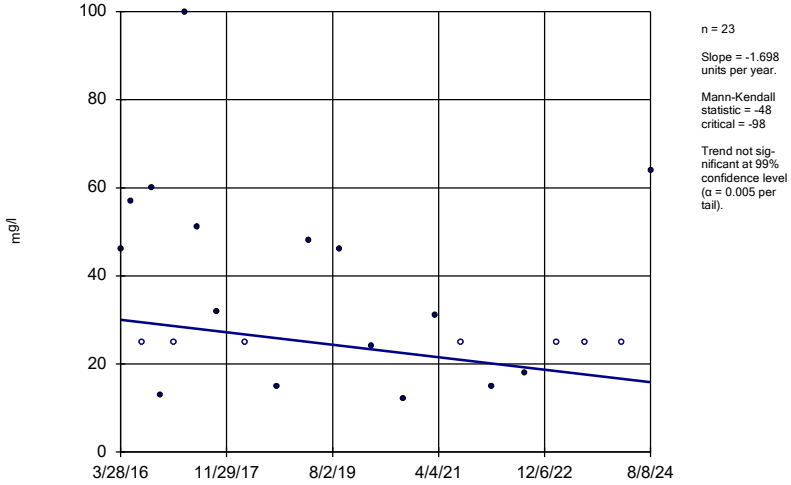

n = 23

Slope = -1.698 units per year.

Mann-Kendall statistic = -48 critical = -98

Trend not significant at 99% confidence level (α = 0.005 per tail).

Constituent: Total Dissolved Solids [TDS] Analysis Run 9/11/2024 11:37 AM View: Appendix III Trend Tes

Plant Bowen Client: Southern Company Data: Bowen 1, 2, 9, and 10

Sanitas™ v.10.0.20 Software licensed to Groundwater Stats Consulting. UG
Hollow symbols indicate censored values.

Sen's Slope Estimator

GWC-45

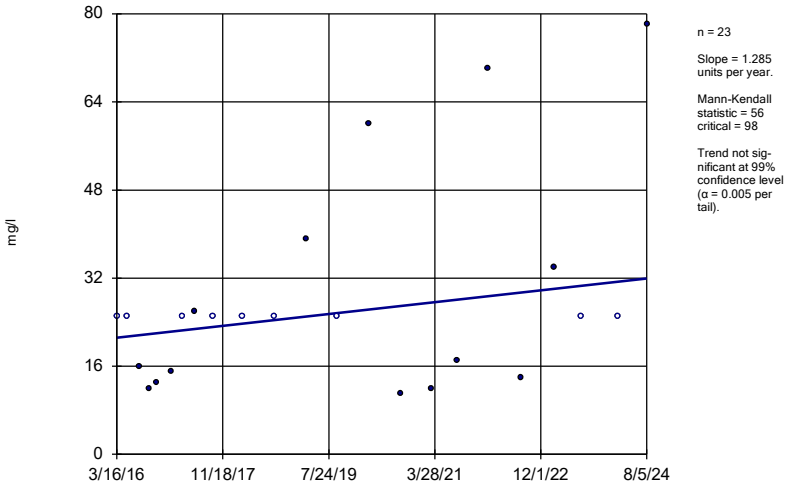

Constituent: Total Dissolved Solids [TDS] Analysis Run 9/11/2024 11:37 AM View: Appendix III Trend Tes
Plant Bowen Client: Southern Company Data: Bowen 1, 2, 9, and 10

Sanitas™ v.10.0.20 Software licensed to Groundwater Stats Consulting. UG
Hollow symbols indicate censored values.

Sen's Slope Estimator

GWC-49Z

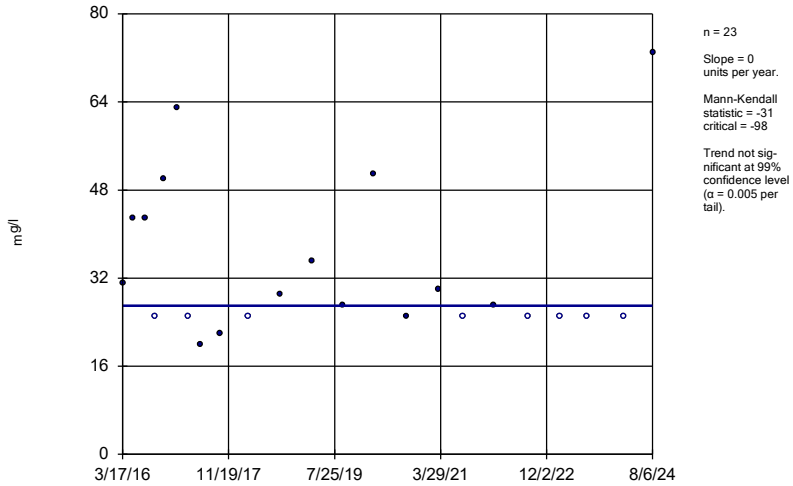

Constituent: Total Dissolved Solids [TDS] Analysis Run 9/11/2024 11:37 AM View: Appendix III Trend Tes
Plant Bowen Client: Southern Company Data: Bowen 1, 2, 9, and 10

Sanitas™ v.10.0.20 Software licensed to Groundwater Stats Consulting. UG
Hollow symbols indicate censored values.

Sen's Slope Estimator

GWC-5

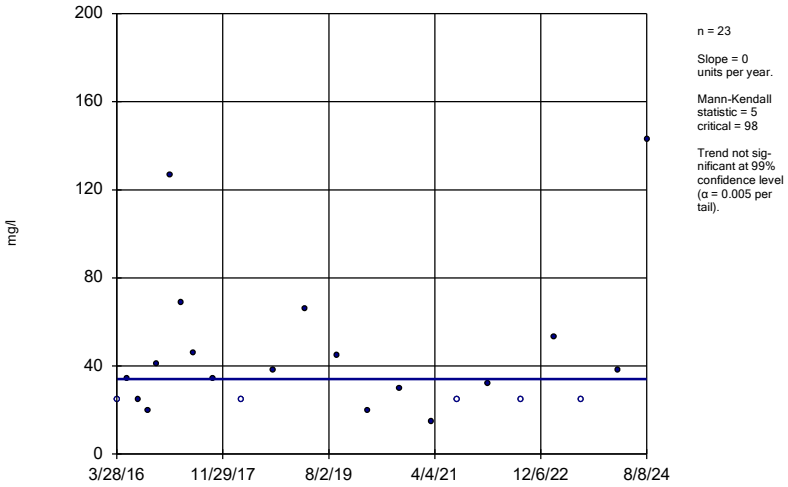

Constituent: Total Dissolved Solids [TDS] Analysis Run 9/11/2024 11:37 AM View: Appendix III Trend Tes
Plant Bowen Client: Southern Company Data: Bowen 1, 2, 9, and 10

GROUNDWATER STATS CONSULTING

January 31, 2025

Southern Company Services
Attn: Ms. Kristen Jurinko
241 Ralph McGill Blvd NE, Bin 10160
Atlanta, Georgia 30308-3374

Re: Plant Bowen Landfill Cells 3 & 4
July/August 2024 Statistical Analysis

Dear Ms. Jurinko,

Groundwater Stats Consulting, formerly the statistical consulting division of Sanitas Technologies, is pleased to provide the statistical analysis of groundwater quality for the July/August 2024 sample event for Georgia Power Company's Plant Bowen Landfill Cells 3 & 4. The analysis complies with the federal rule for the Disposal of Coal Combustion Residuals (CCR) from Electric Utilities (CCR Rule, 2015), the Georgia Environmental Protection Division (EPD) Rules for Solid Waste Management Chapter 391-3-4-.10, and follows the United States Environmental Protection Agency (USEPA) Unified Guidance (2009).

Semi-annual sampling is conducted for USEPA's CCR Appendix III parameters, in addition to 16 parameters in accordance with the Georgia EPD's Solid Waste Permit. The monitoring well network, as provided by Southern Company Services, consists of the following:

The current monitoring well network, as provided by Southern Company Services, consists of the following:

- **Upgradient**: GWA-1, GWA-2, GWA-2R, GWA-3A, GWA-4RZ, GWA-39RZ, GWA-39Z, GWA-40, GWA-41, GWA-41R, GWA-42, GWA-43, GWA-43R, GWA-50, GWA-50R,
  - **Abandoned Upgradient**: GWA-51RZ, GWA-52, GWA-53, GWA-53R, GWA-54, GWA-55, GWA-55R, and GWA-56

- **Downgradient**: GWC-16R, GWC-17R, GWC-18, GWC-18R, GWC-19R, GWC-20R, GWC-21R, GWC-22R, GWC-23R, GWC-24R, GWC-25R, and GWC-36A, GWC-36RA, GWC-37, and GWC-38 (formerly GWA-36A, GWA-36RA, GWA-37, and GWA-38, respectively)

Note that upgradient well GWA-3 was replaced with GWA-3A, which was first sampled in March 2021. As requested, data from well GWA-3 have been combined with data from replacement well GWA-3A. When a minimum of 8 samples have been collected from new well GWA-3A to be used as background for constructing statistical limits, the Mann-Whitney test of medians will be used to compare newer observations to historical observations for Appendix I and III constituents evaluated with intrawell prediction limits and determine whether the medians of data are statistically significantly different. In cases where statistically significant differences are identified at the 99% confidence level, the historical record is truncated so that only data from the new well is evaluated for the Appendix I and III constituents with intrawell prediction limits. For Appendix III constituents evaluated with interwell prediction limits, since these limits are constructed using pooled upgradient well data, trend tests will be used on the full record for GWA-3A to determine if statistically significant increasing or decreasing trends in groundwater quality are present.

As described in the Minor Modification demonstration, data from upgradient wells GWA-51RZ, GWA-52, GWA-53, GWA-53R, GWA-54, GWA-55, GWA-55R, and GWA-56 (50-series upgradient wells), which represent historical groundwater quality upgradient of Cells 3 & 4 based on groundwater flow, are pooled with existing upgradient wells for the purpose of combining data for construction interwell prediction limits. While the 50-series upgradient wells are no longer sampled, data from these wells are included in the construction of interwell statistical limits, but are not evaluated with intrawell prediction limits.

Note that wells GWA-36A, GWA-36RA, GWA-37, and GWA-38 are referenced as GWC wells, similar to neighboring downgradient wells. Well GWC-36A was originally installed as a replacement well for upgradient well GWA-36, which was abandoned due to a damaged well casing in 2022, but has been redesignated as a downgradient well, as mentioned above. Well GWC-36A will be evaluated with intrawell prediction limits once the required minimum 8 samples are available.

Data were sent electronically to Groundwater Stats Consulting, and the statistical analysis was reviewed by Kristina Rayner, Senior Statistician and Founder of Groundwater Stats Consulting. The analysis was prepared according to the recommended statistical

methodology provided in the Fall 2017 by Dr. Kirk Cameron, PhD Statistician with MacStat Consulting and primary author of the USEPA Unified Guidance.

The constituents listed below are evaluated in this report. The terms "parameters" and "constituents" are interchangeable.

- **CCR Appendix III:** boron, calcium, chloride, fluoride, pH, sulfate, and total dissolved solids (TDS)
- **Georgia Appendix I EPD:** antimony, arsenic, barium, beryllium, cadmium, chromium, cobalt, copper, lead, mercury, nickel, selenium, silver, thallium, vanadium, and zinc

Note that when there are no detections present in downgradient wells for a given constituent, statistical analyses are not required. A summary of Appendix I well/constituent pairs with 100% non-detects follows this letter.

Time series plots for all well/constituent pairs are provided and are particularly useful for screening parameters detected in downgradient wells which require statistical analyses (Figure A). Additionally, a separate section of box plots is included for all constituents at upgradient and downgradient wells (Figure B). The time series plots are used to initially screen for suspected outliers and trends, while the box plots provide visual representation of variation within individual wells and between all wells. Values in background which have been flagged as outliers may be seen in a lighter font and as a disconnected symbol on the graphs. A summary of flagged outliers follows this report (Figure C).

Due to varying detection limits in background data sets, a substitution of the most recent reporting limit is used for all non-detects. Note that for calculation of intrawell prediction limits, substitution of the most recent reporting limit is performed separately for each well/parameter pair. In some cases, the reporting limit provided by the laboratory contains varying limits for a given parameter; therefore, the substitution may differ from well to well. This generally gives the most conservative limit in each case.

Reporting limit changes may occur depending on laboratory capabilities. In the case of beryllium, a change in laboratories resulted in a decrease in the reporting limit. The historic reporting limit of 0.003 mg/L was substituted in place of the most recent reporting limit of 0.0005 mg/L, as requested by Stantec, to be consistent with previous statistical limits.

In earlier analyses, data at all wells for constituents detected in downgradient wells were evaluated for the following: 1) outliers; 2) trends; 3) most appropriate statistical method

based on site characteristics of groundwater data upgradient of the facility; and 4) eligibility of downgradient wells when intrawell statistical methods are recommended. Power curves are provided with this report to demonstrate that the selected statistical methods for the parameters listed above comply with the USEPA Unified Guidance and the Georgia Environmental Protection Division Rules for Solid Waste Management Chapter 391-3-4-.10. The EPA suggests the selected statistical method should provide at least 55% power at 3 standard deviations or at least 80% power at 4 standard deviations. Power curves were based on the following statistical methods:

Georgia EPD Appendix I Constituents:

- Semi-Annual Sampling
- Intrawell Prediction Limits with 1-of-2 resample plan (all parameters)
- # Constituents: 16
- # Downgradient wells: 15

CCR Appendix III Constituents:

- Semi-Annual Sampling
- Intrawell Prediction Limits with 1-of-2 resample plan – (chloride, pH, sulfate, and TDS)
- Interwell Prediction Limits with 1-of-2 resample plan – (boron, calcium, fluoride)
- # Constituents: 7
- # Downgradient wells: 15

Parametric prediction limits are utilized when the screened historical data follow a normal or transformed-normal distribution. When data cannot be normalized or the majority of data are non-detects, a nonparametric test is utilized. The distribution of data is tested using the Shapiro-Wilk/Shapiro-Francia test for normality. After testing for normality and performing any adjustments as discussed below (US EPA, 2009), data are analyzed using either parametric or non-parametric prediction limits. Non-detects are handled as follows:

- No statistical analyses are required on wells and analytes containing 100% non-detects (USEPA Unified Guidance, 2009, Chapter 6).
- When data contain <15% non-detects, simple substitution of one-half the reporting limit is utilized in the statistical analysis. The reporting limit utilized for non-detects is the most recent practical quantification limit (PQL) as reported by the laboratory.
- When data contain between 15-50% non-detects, the Kaplan-Meier non-detect adjustment is applied to the background data for parametric limits. This technique adjusts the mean and standard deviation of the historical concentrations to account for concentrations below the reporting limit.

- Nonparametric prediction limits are used on data containing greater than 50% non-detects.

Natural systems continuously evolve due to physical changes made to the environment. Examples include capping a landfill, paving areas near a well, or lining a drainage channel to prevent erosion. Periodic updating of background statistical limits is necessary to accommodate these types of changes. In the interwell case, prediction limits are updated with upgradient well data during each event after careful screening for any new outliers. In the intrawell case, data for all wells and constituents may be re-evaluated when a minimum of 4 new data points are available to determine whether earlier concentrations are representative of present-day groundwater quality. In some cases, the earlier portion of data are deselected prior to construction of limits to provide sensitive limits that will rapidly detect changes in groundwater quality. Even though the data are excluded from the calculation, the values will continue to be reported and shown in tables and graphs.

Two-Step Statistical Analysis

Intrawell statistical methods, combined with a 1-of-2 resample plan, may be used as a conservative first step for identifying potential facility impacts in downgradient wells. Intrawell methods use background data for individual wells and may be overly sensitive to spatial variation. In particular for nonparametric limits with small background sample sizes, the probability of a false positive is much higher than the desired annual sitewide rate of 10%. Therefore, a large number of exceedances may occur as a result of spatial variation rather than facility impacts. A second step can be used to further evaluate those exceedances and reduce the overall number of statistically significant increases (SSIs) that result from spatial variation. In instances where intrawell statistical methods identify an apparent SSI, a second step of interwell statistical evaluation may be used to determine whether the measurement exceeds the sitewide background limit based on pooled upgradient well data. This is similar in concept to the procedure used in compliance monitoring programs where an interwell statistical limit is used to determine "background" (USEPA Unified Guidance (2009), Chapter 7, Section 7.5). For the detection monitoring program, if the result does not exceed sitewide (interwell) background, an SSI is not declared.

When the result exceeds the sitewide (interwell) background, the 1-of-2 resample plan allows for collection of an independent resample to confirm or disconfirm the initial finding. A statistically significant increase is not declared unless the resample also exceeds the intrawell prediction limit (United States Environmental Protection Agency (USEPA) Unified Guidance, March 2009, Chapter 19). When the resample confirms the initial exceedance, further research would be required to identify the cause of the exceedance

(i.e., impact from the site, natural variation, or an off-site source). When any resample falls within the statistical limit, the initial exceedance is considered to be a false positive result, and no further action is necessary. In cases where intrawell and interwell exceedances are noted and no resamples are collected, the initial exceedance will be considered a confirmed statistically significant increase (SSI).

Trend tests, in addition to interwell prediction limits, are recommended for well/constituent pairs found to have an initial intrawell SSI. Trend analysis will provide for detection of long-term changes and potential facility impacts at a given well in cases where the concentrations at that well remain below the sitewide upgradient limits. Thus, the two-step approach has additional capability to detect long-term changes at downgradient wells compared to interwell methods alone. While a trend may be identified by visual inspection, a quantification of the trend and its significance is needed to identify whether concentrations are statistically significantly increasing, decreasing, or remaining stable over time. The absence of a statistically significant increasing trend indicates that an initial intrawell exceedance is short-term and may be the result of spatial variation rather than facility impact to groundwater. If a facility impact has occurred, it will likely result in additional exceedances in future sampling events. When a statistically significant increasing trend is noted, additional data may be needed to demonstrate that there is reasonable evidence that the initial intrawell statistical exceedance is a result of variation rather than a result of impact to groundwater quality downgradient of the facility.

Summary of Background Screening Georgia EPD Constituents – Conducted in August 2019

A summary of the initial background screening is provided below for historical purposes. As mentioned earlier, the current monitoring well network is in accordance with the 2024 Minor Modification demonstration.

Outliers Analysis

Time series plots were used to identify suspected outliers, or extreme values that would result in limits that are not representative of the current background data population. Suspected outliers for all wells and parameters are formally tested using Tukey's box plot method and, when identified, flagged in the computer database with "o" and deselected prior to construction of statistical limits. The results of Tukey's outlier test as well as a discussion of potential outliers and flagged values were included with the background screening report.

Seasonality

No obvious seasonal patterns were observed on the time series plots for any of the detected data; therefore, no deseasonalizing adjustments were made to the data. When seasonal patterns are observed, data may be deseasonalized so that the resulting limits will correctly account for the seasonality as a predictable pattern rather than random variation or a release.

Trend Testing

While trends may be identified by visual inspection, a quantification of the trend and its significance is needed. The Sen's Slope/Mann Kendall trend test, which tests for statistically significant increasing or decreasing trends, was used to evaluate data at all upgradient wells and downgradient wells with detections.

In the absence of suspected contamination, significant trending data are typically not included as part of the background data used for construction of prediction limits. This step serves to eliminate the influence of the trend and reduce variation in background. When statistically significant decreasing trends are present, all available data are evaluated to determine whether earlier concentration levels are significantly different from current reported concentrations and will be deselected as necessary. When any records of data are truncated for the reasons above, a summary report will be provided to show the date ranges used in construction of the statistical limits.

Several statistically significant decreasing trends were noted, but adjustments were required only for barium in well GWA-53, copper in well GWA-37, and nickel in well GWC-16R. The magnitudes of all other trends were low relative to the average concentrations at each respective well. However, the decreasing trend for the zinc record at well GWC-16R may require adjustment in the future, if it persists, in order to obtain a more conservative prediction limit. Statistically significant increasing trends were also noted but adjustments to eliminate the trends were required only for barium and zinc in upgradient well GWA-36 because the magnitudes of trends identified for all other well/constituent pairs were low relative to the average concentrations. Truncation of earlier data was based on the assumption that the increasing trend was not the result of the facility. A summary of the background date ranges used for well/constituent pairs was submitted with the screening.

Summary of Appendix I & Appendix III Background Update – Conducted in 2024

Outlier Analysis

Prior to updating background data, all Appendix I data were evaluated for the purpose of updating background data sets. Tukey's outlier test and visual screening were used to evaluate data for all wells and constituent through August 2023. Tukey's test identified several potential outliers and confirmed previously flagged values. A high measurement for TDS in downgradient well GWC-22R was flagged during the update to construct statistical limits that are conservative (i.e., lower) from a regulatory perspective. Additionally, high values that were not identified by Tukey's test (such as the highest value for calcium at upgradient well GWA-43) were flagged as outliers to reduce variation among background datasets which results in statistical limits that are conservative (in most cases, lower) from a regulatory perspective. Previously flagged outliers for antimony at upgradient well GWA-1 and beryllium at upgradient well GWA-42 were unflagged as the measurements were similar to more recent concentrations.

Any flagged data are displayed in a lighter font and as a disconnected symbol on the time series reports, as well as in a lighter font on the accompanying data pages. The Appendix I outliers are included in the outlier summary following this letter (Figure C).

Mann-Whitney

For all Appendix I constituents and Appendix III constituents evaluated with intrawell prediction limits (calcium, pH, sulfate, and TDS), the Mann-Whitney (Wilcoxon Rank Sum) test was used to compare the medians of historical data through August 2021 to the new compliance samples at each well through August 2023. When the medians of the two groups are not statistically significantly different at the 99% confidence level, background data sets are updated to include the newer compliance data. Several well/constituent pairs with statistically significant results were identified.

Typically, when the test concludes that the medians of the two groups are significantly different, particularly in the downgradient wells, the background data sets are not updated to include the newer data unless it can be reasonably justified that the change in concentrations reflects an occurring shift unrelated to practices at the site.

For the cases identified by the Mann-Whitney with statistically significant higher medians in more recent data compared to the historical medians, the more recent medians were either within the range of historic concentrations or were slightly higher than the background medians and would have minimal increases on resulting statistical limits.

Note that while a statistically significant increase in median was identified for sulfate at downgradient well GWC-23R due to the variation within this record, the statistical limit remains similar to previous limits when updating the background data set with more recent data. For chloride and TDS at upgradient well GWA-3A, these records were also updated as a result of similar concentrations within the historic record and concentrations at upgradient wells represent groundwater quality upgradient of the facility, which are assumed to be unimpacted by practices at the facility.

In order to maintain a conservative (i.e., lower) statistical limit, TDS at downgradient well GWC-23R was not updated since the more recent compliance concentrations were elevated above historic concentrations within the same well and were above reported concentrations upgradient of the facility.

Earlier portions of the record were truncated for copper and nickel at upgradient well GWA-50R, copper at downgradient well GWC-37, and nickel at downgradient well GWC-16R during previous updates and remain truncated in order to construct statistical limits that are more conservative (i.e., lower) and representative of present-day groundwater quality conditions.

For the cases identified by the Mann-Whitney with statistically significant lower medians in more recent data compared to the historical medians, the more recent concentrations were also similar to those reported historically or resulted from more recent trace measurements compared to historical non-detect measurements.

All records, with the exception of TDS at downgradient well GWC-23R, were updated through August 2023. Additionally, the previously truncated records, which continue to use the more recent portion of data, were updated with newer data through August 2023. All records for Appendix I constituents will be re-evaluated during the next background update.

Upgradient Well Trend Tests – Interwell

The Sen's Slope/Mann Kendall trend test was used to evaluate data at upgradient wells for each of the parameters tested using interwell prediction limits (boron, calcium, and fluoride) to identify statistically significant increasing or decreasing trends in background at the 99% confidence level. Several statistically significant trends were identified and a summary of the results follows this report.

Increasing

- Boron: GWA-4RZ
- Calcium: GWA-2R, GWA-42, GWA-43R, GWA-51RZ, GWA-55, and GWA-55R

Decreasing

- Boron: GWA-41R, GWA-43R, and GWA-56
- Calcium: GWA-43, GWA-50, and GWA-50R
- Fluoride: GWA-4RZ

Truncation of earlier data reported in upgradient well records to remove trends should be done with caution since similar concentrations could appear in future years at downgradient wells in the absence of facility impacts. No adjustments were required for the significant trends for boron as the trends are an artifact of laboratory censoring at a higher level than detected values. For calcium, wells identified with significant increasing and decreasing trends exhibit similar patterns at other upgradient wells across the site. Although the statistically significant increasing trend noted for calcium in upgradient well GWA-3A results from an abrupt increase in concentrations, all observations at this well are lower than or equal to surrounding upgradient wells and truncation of earlier data would not impact resulting statistical limits. Regarding fluoride at GWA-4RZ, concentrations throughout the record are of similar magnitude to those found at other upgradient wells. Additionally, resulting statistical limits for boron, calcium, and fluoride are representative of current groundwater quality conditions. Therefore, no adjustments were required for these records.

All well/constituent pairs were updated using all available data from upgradient wells through March 2024. Interwell prediction limits pool upgradient well data to establish background limits for boron, calcium, and fluoride and will be used to evaluate future semi-annual compliance samples at each downgradient well.

Evaluation of Georgia EPD Appendix I Constituents – July/August 2024

Intrawell limits constructed from screened background data from within each well serve to provide statistical limits that are representative of the background data population, and that will rapidly identify a change in more recent compliance data from within a given well. The most recent sample from the same well is compared to its respective background. This statistical method removes the element of variation from across wells and eliminates the chance of mistaking spatial variation for a release from the facility.

In cases where downgradient average concentrations are higher than observed upgradient concentrations for a given constituent where intrawell analyses are

recommended, the current assumption is that this is due to spatial variation rather than a result of practices at the landfill. Further validation of this assumption requires a separate analysis or investigation that is beyond the scope of this data screening study. However, for this site, the pre-waste data support the assumption of variation rather than impacts of the landfill.

Intrawell Prediction Limits

Intrawell prediction limits, combined with a 1-of-2 resample plan, were constructed using all available historical data through August 2023, except for the cases mentioned above, within each well with detections (Figure D). As mentioned above, intrawell prediction limits are not constructed on upgradient wells GWA-51RZ, GWA-52, GWA-53, GWA-53R, GWA-54, GWA-55, GWA-55R, and GWA-56 as these wells were abandoned in 2022.

As discussed earlier, the most recent reporting limit is substituted on a well-by-well basis for computing intrawell prediction limits. Therefore, individual wells can have different substitutions for a given parameter depending on what the laboratory has reported for each well. Regarding beryllium, prediction limits were set at or near the reporting limit of 0.003 mg/L as a result of the historical non-detects contained in each background record. No statistical exceedances resulted for beryllium as compliance data were either reported trace values (i.e., estimated measurements less than the reporting limit) or non-detects. The July/August 2024 data from each well were compared to these intrawell background limits. No statistical analyses were included for well/constituent pairs with 100% non-detects and a list of these well/constituent pairs follows this report.

In the event of an initial exceedance of compliance well data, the 1-of-2 resample plan allows for collection of one additional sample to determine whether the initial exceedance is confirmed. When the resample confirms the initial exceedance, a statistically significant increase (SSI) is identified, and further research would be required to identify the cause of the exceedance (i.e., impact from the site, natural variation, or an off-site source). If any resample falls within the statistical limit, the initial exceedance is considered to be a false positive result, and no further action is necessary. A summary of the Georgia EPD Appendix I prediction limits follows this report. Exceedances were identified for the following well/constituent pairs:

- Barium: GWC-20R

Two-Step Analysis

Following the two-step analysis as described above, interwell prediction limits were constructed using pooled upgradient well data through August 2024 to evaluate the apparent intrawell prediction limit exceedances among downgradient wells (Figure E). No exceedances were identified.

Trend Tests

When prediction limit exceedances occur in any of the downgradient wells, data are further evaluated using the Sen's Slope/Mann Kendall trend test to determine whether concentrations are statistically increasing, decreasing, or stable at the 99% confidence level (Figure F). Upgradient wells are included in the trend analyses to identify whether similar patterns exist upgradient of the site which is an indication of variability in groundwater unrelated to practices at the site. Statistically significant trends were identified for the following well/constituent pairs:

Increasing

- Barium: GWA-2R, GWA-4RZ, and GWA-56 (all upgradient)

Decreasing

- Barium: GWA-1, GWA-41, GWA-43, GWA-43R, GWA-50, GWA-50R, GWA-52, GWA-53, and GWA-55R (all upgradient)

Evaluation of Appendix III Parameters – July/August 2024

Intrawell Prediction Limits

For chloride, pH, sulfate, and TDS, intrawell prediction limits, combined with a 1-of-2 resample plan, were constructed using all historical data through August 2023 (Figure G). The July/August 2024 sample from each well was compared to its respective background limit to determine whether exceedances over background are present. Apparent intrawell prediction limit exceedances were identified for the following well/constituent pairs:

- Chloride: GWA-3A (upgradient) and GWC-38
- pH (lower limit): GWA-50 (upgradient), GWC-16R, GWC-17R, GWC-22R, GWC-37, and GWC-38
- Sulfate: GWC-25R
- TDS: GWA-3A, GWA-43R, GWA-50 (all three upgradient), and GWC-20R

Two-Step Analysis

Following the two-step analysis as described above, interwell prediction limits were then constructed using pooled upgradient well data through August 2024 to evaluate the apparent intrawell prediction limit exceedances among downgradient wells (Figure H). No exceedances were identified.

Interwell Prediction Limits

For boron, calcium, and fluoride, interwell prediction limits, combined with a 1-of-2 resample plan, were constructed using all pooled upgradient well data through August 2024 (Figure I). Interwell prediction limits pool upgradient well data to establish a background limit for an individual constituent. As mentioned above, abandoned wells GWA-51RZ, GWA-52, GWA-53, GWA-53R, GWA-54, GWA-55, GWA-55R, and GWA-56 were not sampled, but historic data were used to construct statistical limits.

Upgradient well data were reassessed for potential outliers during this analysis. When values in background are flagged as outliers, the measurements may be seen in a lighter font and as a disconnected symbol on the graphs. No additional values were flagged as outliers at any of the upgradient wells for Appendix III constituents evaluated with interwell prediction limits.

The July/August 2024 sample from each downgradient well was compared to the background limits to determine whether exceedances over background are present. The following interwell prediction limits exceedances were noted:

- Calcium: GWC-16R, GWC-17R, GWC-21R, and GWC-23R

Trend Tests

Data from downgradient well/constituent pairs found to exceed their respective prediction limit for both intrawell and interwell methods were further evaluated using the Sen's Slope/Mann Kendall trend test at the 99% confidence level along with upgradient wells for the same constituents (Figure J). Complete graphical results of the trend tests follow this letter. Statistically significant trends were identified for the following well/constituent pairs:

Increasing

- Calcium: GWA-2R, GWA-4RZ, GWA-42, GWA-43R, GWA-51RZ, GWA-55, GWA-55R (all upgradient), GWC-16R, GWC-21R, and GWC-23R
- Chloride: GWC-38

- Sulfate: GWA-51RZ (upgradient) and GWC-25R
- TDS: GWA-3A, GWA-55, and GWA-55R (all upgradient)

Decreasing
- Calcium: GWA-43, GWA-50, and GWA-50R (all upgradient)
- Chloride: GWA-1, GWA-39RZ, GWA-39Z, GWA-41, GWA-41R, GWA-43R, GWA-50, GWA-50R, GWA-53, GWA-53R, and GWA-54 (all upgradient)
- pH: GWA-1, GWA-2R, GWA-4RZ, GWA-40, GWA-41, GWA-41R, GWA-43, GWA-50, GWA-50R, GWA-54 (all upgradient), GWC-22R, GWC-37, and GWC-38
- Sulfate: GWA-1, GWA-39Z, GWA-43R, GWA-50R, GWA-53, GWA-53R, and GWA-54 (all upgradient)

Summary

Based on the results of the Appendix I and III constituents requiring intrawell prediction limits, interwell prediction limits for apparent intrawell prediction limit exceedances according to the Two-Step Approach, Appendix III constituents evaluated using interwell prediction limits, the following prediction limit exceedances were identified in downgradient wells:

Appendix I
- None

Appendix III
- Calcium: GWC-16R, GWC-17R, GWC-21R, and GWC-23R

Thank you for the opportunity to assist you in the statistical analysis of groundwater quality for Plant Bowen Landfill at Cells 3 & 4. If you have any questions or comments, please feel free to contact us.

For Groundwater Stats Consulting,



Andrew T. Collins
Project Manager



Kristina L. Rayner
Senior Statistician

Sanitas™ v.10.0.22 Software licensed to Groundwater Stats Consulting. UG

100% Non-Detects

Analysis Run 9/11/2024 3:54 PM View: Appendix I Intrawell
Plant Bowen Client: Southern Company Data: Bowen 3-4 CCR

Antimony (mg/L)
GWA-2, GWC-22R, GWC-38

Arsenic (mg/L)
GWA-50, GWA-50R

Beryllium (mg/L)
GWA-2, GWA-2R, GWA-39Z, GWA-3A, GWA-40, GWA-41, GWA-4RZ, GWA-50, GWC-16R, GWC-17R, GWC-21R, GWC-22R, GWC-23R, GWC-24R, GWC-25R

Cadmium (mg/L)
GWA-2, GWA-2R, GWA-3A, GWA-40, GWA-41, GWA-41R, GWA-43R, GWA-4RZ, GWA-50R, GWC-16R, GWC-17R, GWC-18R, GWC-19R, GWC-20R, GWC-23R, GWC-24R

Chromium (mg/L)
GWA-4RZ

Cobalt (mg/L)
GWA-40, GWA-41, GWA-43R, GWA-50, GWC-17R, GWC-19R, GWC-20R, GWC-24R

Lead (mg/L)
GWA-3A, GWC-20R

Mercury (mg/L)
GWA-2R, GWA-43, GWA-50R

Nickel (mg/L)
GWA-40, GWC-17R, GWC-18R, GWC-20R

Selenium (mg/L)
GWA-1, GWA-39RZ, GWA-39Z, GWA-3A, GWA-40, GWA-41, GWA-41R, GWA-42, GWA-43R, GWA-4RZ, GWA-50, GWA-50R, GWC-16R, GWC-17R, GWC-18, GWC-18R, GWC-19R, GWC-20R, GWC-21R, GWC-22R, GWC-24R, GWC-25R, GWC-36RA, GWC-37, GWC-38

Silver (mg/L)
GWA-1, GWA-2, GWA-2R, GWA-39Z, GWA-3A, GWA-40, GWA-41, GWA-41R, GWA-42, GWA-43, GWA-43R, GWA-4RZ, GWC-18, GWC-19R, GWC-20R, GWC-21R, GWC-22R, GWC-23R, GWC-24R, GWC-25R, GWC-36RA, GWC-37

Thallium (mg/L)
GWA-1, GWA-2, GWA-3A, GWA-41, GWA-43R, GWA-4RZ, GWA-50, GWC-17R, GWC-18R, GWC-19R, GWC-24R, GWC-25R, GWC-37, GWC-38

Vanadium (mg/L)
GWA-39Z, GWA-40, GWA-41, GWA-50

Sanitas™ v.10.0.22 Software licensed to Groundwater Stats Consulting. UG

Date Ranges

Date: 9/13/2024 8:46 AM

Plant Bowen Client: Southern Company Data: Bowen 3-4 CCR

Copper (mg/L)
- GWA-50R background:4/22/2014-7/28/2023
- GWC-37 background:3/17/2015-8/2/2023

Nickel (mg/L)
- GWA-50R background:4/22/2014-7/28/2023
- GWC-16R background:3/3/2015-8/4/2023

Total Dissolved Solids (mg/l)
- GWC-23R background:3/9/2016-7/30/2021

Appendix I Intrawell Prediction Limits - Significant Results

Plant Bowen Client: Southern Company Data: Bowen 3-4 CCR Printed 9/11/2024, 4:28 PM

Constituent	Well	Upper Lim.	Lower Lim.	Date	Observ.	Sig.	Bg N	Bg Mean	Std. Dev.	%NDs	ND Adj.	Transform	Alpha	Method
Barium (mg/L)	**GWC-20R**	**0.03578**	**n/a**	**8/1/2024**	**0.038**	**Yes**	**30**	**0.02988**	**0.002386**	**0**	**None**	**No**	**0.0002195**	**Param Intra 1 of 2**

Appendix I Intrawell Prediction Limits - All Results

Plant Bowen Client: Southern Company Data: Bowen 3-4 CCR Printed 9/11/2024, 4:28 PM

Constituent	Well	Upper Lim.	Lower Lim.	Date	Observ.	Sig.	Bg N	Bg Mean	Std. Dev.	%NDs	ND Adj.	Transform	Alpha	Method
Antimony (mg/L)	GWA-1	0.017	n/a	8/7/2024	0.0028J	No	42	n/a	n/a	38.1	n/a	n/a	0.001077	NP Intra (normality) 1 of 2
Antimony (mg/L)	GWA-2R	0.011	n/a	8/6/2024	0.0021J	No	41	n/a	n/a	41.46	n/a	n/a	0.001118	NP Intra (normality) 1 of 2
Antimony (mg/L)	GWA-39RZ	0.008096	n/a	8/1/2024	0.00097J	No	19	0.002291	0.002147	26.32	Kaplan-Meier	No	0.0002195	Param Intra 1 of 2
Antimony (mg/L)	GWA-39Z	0.0039	n/a	8/1/2024	0.003ND	No	21	n/a	n/a	33.33	n/a	n/a	0.003999	NP Intra (normality) 1 of 2
Antimony (mg/L)	GWA-3A	0.0068	n/a	8/8/2024	0.003ND	No	41	n/a	n/a	68.29	n/a	n/a	0.001118	NP Intra (NDs) 1 of 2
Antimony (mg/L)	GWA-40	0.003	n/a	8/1/2024	0.003ND	No	21	n/a	n/a	90.48	n/a	n/a	0.003999	NP Intra (NDs) 1 of 2
Antimony (mg/L)	GWA-41	0.003	n/a	8/1/2024	0.003ND	No	21	n/a	n/a	90.48	n/a	n/a	0.003999	NP Intra (NDs) 1 of 2
Antimony (mg/L)	GWA-41R	0.0045	n/a	8/1/2024	0.00085J	No	21	n/a	n/a	52.38	n/a	n/a	0.003999	NP Intra (NDs) 1 of 2
Antimony (mg/L)	GWA-42	0.003	n/a	8/1/2024	0.003ND	No	21	n/a	n/a	95.24	n/a	n/a	0.003999	NP Intra (NDs) 1 of 2
Antimony (mg/L)	GWA-43	0.003	n/a	8/2/2024	0.003ND	No	21	n/a	n/a	95.24	n/a	n/a	0.003999	NP Intra (NDs) 1 of 2
Antimony (mg/L)	GWA-43R	0.003	n/a	8/2/2024	0.00086J	No	21	n/a	n/a	71.43	n/a	n/a	0.003999	NP Intra (NDs) 1 of 2
Antimony (mg/L)	GWA-4RZ	0.003	n/a	8/8/2024	0.003ND	No	21	n/a	n/a	52.38	n/a	n/a	0.003999	NP Intra (NDs) 1 of 2
Antimony (mg/L)	GWA-50	0.003	n/a	8/8/2024	0.003ND	No	36	n/a	n/a	88.89	n/a	n/a	0.001429	NP Intra (NDs) 1 of 2
Antimony (mg/L)	GWA-50R	0.003	n/a	8/8/2024	0.003ND	No	36	n/a	n/a	97.22	n/a	n/a	0.001429	NP Intra (NDs) 1 of 2
Antimony (mg/L)	GWC-16R	0.02489	n/a	7/31/2024	0.0053	No	30	0.008342	0.006685	33.33	Kaplan-Meier	No	0.0002195	Param Intra 1 of 2
Antimony (mg/L)	GWC-17R	0.0033	n/a	7/31/2024	0.003ND	No	30	n/a	n/a	90	n/a	n/a	0.002008	NP Intra (NDs) 1 of 2
Antimony (mg/L)	GWC-18	0.003	n/a	7/31/2024	0.003ND	No	30	n/a	n/a	93.33	n/a	n/a	0.002008	NP Intra (NDs) 1 of 2
Antimony (mg/L)	GWC-18R	0.003	n/a	7/31/2024	0.003ND	No	30	n/a	n/a	73.33	n/a	n/a	0.002008	NP Intra (NDs) 1 of 2
Antimony (mg/L)	GWC-19R	0.003	n/a	7/31/2024	0.00091J	No	30	n/a	n/a	100	n/a	n/a	0.002008	NP Intra (NDs) 1 of 2
Antimony (mg/L)	GWC-20R	0.003	n/a	8/1/2024	0.003ND	No	30	n/a	n/a	96.67	n/a	n/a	0.002008	NP Intra (NDs) 1 of 2
Antimony (mg/L)	GWC-21R	0.008764	n/a	8/2/2024	0.005	No	30	0.003977	0.001934	33.33	Kaplan-Meier	No	0.0002195	Param Intra 1 of 2
Antimony (mg/L)	GWC-23R	0.003	n/a	7/31/2024	0.003ND	No	30	n/a	n/a	83.33	n/a	n/a	0.002008	NP Intra (NDs) 1 of 2
Antimony (mg/L)	GWC-24R	0.005	n/a	7/31/2024	0.003ND	No	27	n/a	n/a	62.96	n/a	n/a	0.002502	NP Intra (NDs) 1 of 2
Antimony (mg/L)	GWC-25R	0.003	n/a	7/31/2024	0.00072J	No	29	n/a	n/a	75.86	n/a	n/a	0.002172	NP Intra (NDs) 1 of 2
Antimony (mg/L)	GWC-36RA	0.003	n/a	7/30/2024	0.003ND	No	30	n/a	n/a	93.33	n/a	n/a	0.002008	NP Intra (NDs) 1 of 2
Antimony (mg/L)	GWC-37	0.004388	n/a	7/30/2024	0.003ND	No	30	0.002096	0.0009259	33.33	Kaplan-Meier	No	0.0002195	Param Intra 1 of 2
Arsenic (mg/L)	GWA-1	0.005	n/a	8/7/2024	0.005ND	No	42	n/a	n/a	90.48	n/a	n/a	0.001077	NP Intra (NDs) 1 of 2
Arsenic (mg/L)	GWA-2	0.005	n/a	8/7/2024	0.005ND	No	41	n/a	n/a	97.56	n/a	n/a	0.001118	NP Intra (NDs) 1 of 2
Arsenic (mg/L)	GWA-2R	0.0056	n/a	8/6/2024	0.005ND	No	42	n/a	n/a	69.05	n/a	n/a	0.001077	NP Intra (NDs) 1 of 2
Arsenic (mg/L)	GWA-39RZ	0.005	n/a	8/1/2024	0.0018J	No	20	n/a	n/a	70	n/a	n/a	0.004291	NP Intra (NDs) 1 of 2
Arsenic (mg/L)	GWA-39Z	0.005	n/a	8/1/2024	0.0011J	No	21	n/a	n/a	85.71	n/a	n/a	0.003999	NP Intra (NDs) 1 of 2
Arsenic (mg/L)	GWA-3A	0.005	n/a	8/8/2024	0.005ND	No	41	n/a	n/a	97.56	n/a	n/a	0.001118	NP Intra (NDs) 1 of 2
Arsenic (mg/L)	GWA-40	0.005	n/a	8/1/2024	0.0011J	No	21	n/a	n/a	90.48	n/a	n/a	0.003999	NP Intra (NDs) 1 of 2
Arsenic (mg/L)	GWA-41	0.005	n/a	8/1/2024	0.00092J	No	21	n/a	n/a	100	n/a	n/a	0.003999	NP Intra (NDs) 1 of 2
Arsenic (mg/L)	GWA-41R	0.005	n/a	8/1/2024	0.0015J	No	21	n/a	n/a	85.71	n/a	n/a	0.003999	NP Intra (NDs) 1 of 2
Arsenic (mg/L)	GWA-42	0.005	n/a	8/1/2024	0.005ND	No	21	n/a	n/a	100	n/a	n/a	0.003999	NP Intra (NDs) 1 of 2
Arsenic (mg/L)	GWA-43	0.005	n/a	8/2/2024	0.005ND	No	21	n/a	n/a	95.24	n/a	n/a	0.003999	NP Intra (NDs) 1 of 2
Arsenic (mg/L)	GWA-43R	0.005	n/a	8/2/2024	0.005ND	No	21	n/a	n/a	95.24	n/a	n/a	0.003999	NP Intra (NDs) 1 of 2
Arsenic (mg/L)	GWA-4RZ	0.005	n/a	8/8/2024	0.0016J	No	21	n/a	n/a	33.33	n/a	n/a	0.003999	NP Intra (normality) 1 of 2
Arsenic (mg/L)	GWC-16R	0.005	n/a	7/31/2024	0.0018J	No	29	n/a	n/a	62.07	n/a	n/a	0.002172	NP Intra (NDs) 1 of 2
Arsenic (mg/L)	GWC-17R	0.0053	n/a	7/31/2024	0.002J	No	30	n/a	n/a	86.67	n/a	n/a	0.002008	NP Intra (NDs) 1 of 2
Arsenic (mg/L)	GWC-18	0.005	n/a	7/31/2024	0.001J	No	30	n/a	n/a	90	n/a	n/a	0.002008	NP Intra (NDs) 1 of 2
Arsenic (mg/L)	GWC-18R	0.005	n/a	7/31/2024	0.0013J	No	30	n/a	n/a	83.33	n/a	n/a	0.002008	NP Intra (NDs) 1 of 2
Arsenic (mg/L)	GWC-19R	0.005	n/a	7/31/2024	0.0012J	No	30	n/a	n/a	86.67	n/a	n/a	0.002008	NP Intra (NDs) 1 of 2
Arsenic (mg/L)	GWC-20R	0.005	n/a	8/1/2024	0.0018J	No	30	n/a	n/a	83.33	n/a	n/a	0.002008	NP Intra (NDs) 1 of 2
Arsenic (mg/L)	GWC-21R	0.0071	n/a	8/2/2024	0.005ND	No	29	n/a	n/a	48.28	n/a	n/a	0.002172	NP Intra (normality) 1 of 2
Arsenic (mg/L)	GWC-22R	0.005	n/a	7/31/2024	0.0027J	No	30	n/a	n/a	56.67	n/a	n/a	0.002008	NP Intra (NDs) 1 of 2
Arsenic (mg/L)	GWC-23R	0.006	n/a	7/31/2024	0.0023J	No	30	n/a	n/a	76.67	n/a	n/a	0.002008	NP Intra (NDs) 1 of 2
Arsenic (mg/L)	GWC-24R	0.005	n/a	7/31/2024	0.0017J	No	30	n/a	n/a	73.33	n/a	n/a	0.002008	NP Intra (NDs) 1 of 2
Arsenic (mg/L)	GWC-25R	0.005	n/a	7/31/2024	0.0013J	No	30	n/a	n/a	86.67	n/a	n/a	0.002008	NP Intra (NDs) 1 of 2
Arsenic (mg/L)	GWC-36RA	0.005	n/a	7/30/2024	0.0016J	No	30	n/a	n/a	86.67	n/a	n/a	0.002008	NP Intra (NDs) 1 of 2
Arsenic (mg/L)	GWC-37	0.005	n/a	7/30/2024	0.0014J	No	30	n/a	n/a	90	n/a	n/a	0.002008	NP Intra (NDs) 1 of 2
Arsenic (mg/L)	GWC-38	0.0062	n/a	7/30/2024	0.0017J	No	30	n/a	n/a	86.67	n/a	n/a	0.002008	NP Intra (NDs) 1 of 2
Barium (mg/L)	GWA-1	0.04	n/a	8/7/2024	0.015	No	41	n/a	n/a	0	n/a	n/a	0.001118	NP Intra (normality) 1 of 2
Barium (mg/L)	GWA-2	0.04853	n/a	8/7/2024	0.017	No	40	0.02121	0.01142	0	None	No	0.0002195	Param Intra 1 of 2
Barium (mg/L)	GWA-2R	0.04407	n/a	8/6/2024	0.015	No	40	-4.448	0.5541	0	None	ln(x)	0.0002195	Param Intra 1 of 2
Barium (mg/L)	GWA-39RZ	0.02494	n/a	8/1/2024	0.014	No	20	0.1247	0.01249	0	None	sqrt(x)	0.0002195	Param Intra 1 of 2
Barium (mg/L)	GWA-39Z	0.03458	n/a	8/1/2024	0.011	No	21	0.01414	0.007741	4.762	None	No	0.0002195	Param Intra 1 of 2
Barium (mg/L)	GWA-3A	0.008897	n/a	8/8/2024	0.0068	No	32	0.00587	0.001232	3.125	None	No	0.0002195	Param Intra 1 of 2

Appendix I Intrawell Prediction Limits - All Results

Plant Bowen Client: Southern Company Data: Bowen 3-4 CCR Printed 9/11/2024, 4:28 PM

Constituent	Well	Upper Lim.	Lower Lim.	Date	Observ.	Sig.	Bg N	Bg Mean	Std. Dev.	%NDs	ND Adj.	Transform	Alpha	Method
Barium (mg/L)	GWA-40	0.01194	n/a	8/1/2024	0.0073	No	21	0.008568	0.001278	0	None	No	0.0002195	Param Intra 1 of 2
Barium (mg/L)	GWA-41	0.03585	n/a	8/1/2024	0.014	No	21	0.02503	0.004095	0	None	No	0.0002195	Param Intra 1 of 2
Barium (mg/L)	GWA-41R	0.05084	n/a	8/1/2024	0.044	No	21	0.02499	0.009788	0	None	No	0.0002195	Param Intra 1 of 2
Barium (mg/L)	GWA-42	0.006939	n/a	8/1/2024	0.0063	No	21	0.006286	0.000247	0	None	No	0.0002195	Param Intra 1 of 2
Barium (mg/L)	GWA-43	0.04499	n/a	8/2/2024	0.0099	No	21	0.1364	0.02867	0	None	sqrt(x)	0.0002195	Param Intra 1 of 2
Barium (mg/L)	GWA-43R	0.009439	n/a	8/2/2024	0.0072	No	21	0.00766	0.000674	0	None	No	0.0002195	Param Intra 1 of 2
Barium (mg/L)	GWA-4RZ	0.06173	n/a	8/8/2024	0.053	No	21	0.03528	0.01002	0	None	No	0.0002195	Param Intra 1 of 2
Barium (mg/L)	GWA-50	0.0167	n/a	8/8/2024	0.0073	No	35	0.009291	0.003053	2.857	None	No	0.0002195	Param Intra 1 of 2
Barium (mg/L)	GWA-50R	0.02216	n/a	8/8/2024	0.0079	No	33	0.0134	0.003582	0	None	No	0.0002195	Param Intra 1 of 2
Barium (mg/L)	GWC-16R	0.0734	n/a	7/31/2024	0.035	No	30	0.04705	0.01064	0	None	No	0.0002195	Param Intra 1 of 2
Barium (mg/L)	GWC-17R	0.02182	n/a	7/31/2024	0.018	No	29	0.01936	0.0009905	0	None	No	0.0002195	Param Intra 1 of 2
Barium (mg/L)	GWC-18	0.04987	n/a	7/31/2024	0.013	No	29	0.02637	0.009437	0	None	No	0.0002195	Param Intra 1 of 2
Barium (mg/L)	GWC-18R	0.017	n/a	7/31/2024	0.013	No	27	n/a	n/a	3.704	n/a	n/a	0.002502	NP Intra (normality) 1 of 2
Barium (mg/L)	GWC-19R	0.01839	n/a	7/31/2024	0.014	No	29	0.01577	0.001052	0	None	No	0.0002195	Param Intra 1 of 2
Barium (mg/L)	**GWC-20R**	**0.03578**	**n/a**	**8/1/2024**	**0.038**	**Yes**	**30**	**0.02988**	**0.002386**	**0**	**None**	**No**	**0.0002195**	**Param Intra 1 of 2**
Barium (mg/L)	GWC-21R	0.04143	n/a	8/2/2024	0.023	No	30	0.02575	0.006335	0	None	No	0.0002195	Param Intra 1 of 2
Barium (mg/L)	GWC-22R	0.06946	n/a	7/31/2024	0.032	No	30	0.04032	0.01178	3.333	None	No	0.0002195	Param Intra 1 of 2
Barium (mg/L)	GWC-23R	0.04462	n/a	7/31/2024	0.038	No	30	0.0278	0.006798	0	None	No	0.0002195	Param Intra 1 of 2
Barium (mg/L)	GWC-24R	0.03249	n/a	7/31/2024	0.017	No	29	0.02205	0.004194	0	None	No	0.0002195	Param Intra 1 of 2
Barium (mg/L)	GWC-25R	0.01781	n/a	7/31/2024	0.014	No	30	0.01568	0.0008607	0	None	No	0.0002195	Param Intra 1 of 2
Barium (mg/L)	GWC-36RA	0.04282	n/a	7/30/2024	0.036	No	30	0.0249	0.007239	0	None	No	0.0002195	Param Intra 1 of 2
Barium (mg/L)	GWC-37	0.0136	n/a	7/30/2024	0.0035J	No	30	0.00716	0.002604	0	None	No	0.0002195	Param Intra 1 of 2
Barium (mg/L)	GWC-38	0.01694	n/a	7/30/2024	0.012	No	29	-4.387	0.1243	0	None	ln(x)	0.0002195	Param Intra 1 of 2
Beryllium (mg/L)	GWA-1	0.003	n/a	8/7/2024	0.003ND	No	24	n/a	n/a	95.83	n/a	n/a	0.003124	NP Intra (NDs) 1 of 2
Beryllium (mg/L)	GWA-39RZ	0.003	n/a	8/1/2024	0.003ND	No	20	n/a	n/a	95	n/a	n/a	0.004291	NP Intra (NDs) 1 of 2
Beryllium (mg/L)	GWA-41R	0.003	n/a	8/1/2024	0.003ND	No	21	n/a	n/a	95.24	n/a	n/a	0.003999	NP Intra (NDs) 1 of 2
Beryllium (mg/L)	GWA-42	0.0015	n/a	8/1/2024	0.00014J	No	21	n/a	n/a	9.524	n/a	n/a	0.003999	NP Intra (normality) 1 of 2
Beryllium (mg/L)	GWA-43	0.003	n/a	8/2/2024	0.003ND	No	21	n/a	n/a	90.48	n/a	n/a	0.003999	NP Intra (NDs) 1 of 2
Beryllium (mg/L)	GWA-43R	0.003	n/a	8/2/2024	0.003ND	No	21	n/a	n/a	95.24	n/a	n/a	0.003999	NP Intra (NDs) 1 of 2
Beryllium (mg/L)	GWA-50R	0.003	n/a	8/8/2024	0.003ND	No	24	n/a	n/a	87.5	n/a	n/a	0.003124	NP Intra (NDs) 1 of 2
Beryllium (mg/L)	GWC-18	0.003	n/a	7/31/2024	0.003ND	No	30	n/a	n/a	93.33	n/a	n/a	0.002008	NP Intra (NDs) 1 of 2
Beryllium (mg/L)	GWC-18R	0.003	n/a	7/31/2024	0.003ND	No	30	n/a	n/a	70	n/a	n/a	0.002008	NP Intra (NDs) 1 of 2
Beryllium (mg/L)	GWC-19R	0.003	n/a	7/31/2024	0.003ND	No	30	n/a	n/a	86.67	n/a	n/a	0.002008	NP Intra (NDs) 1 of 2
Beryllium (mg/L)	GWC-20R	0.003	n/a	8/1/2024	0.003ND	No	30	n/a	n/a	96.67	n/a	n/a	0.002008	NP Intra (NDs) 1 of 2
Beryllium (mg/L)	GWC-36RA	0.0032	n/a	7/30/2024	0.003ND	No	30	n/a	n/a	50	n/a	n/a	0.002008	NP Intra (normality) 1 of 2
Beryllium (mg/L)	GWC-37	0.003	n/a	7/30/2024	0.003ND	No	30	n/a	n/a	96.67	n/a	n/a	0.002008	NP Intra (NDs) 1 of 2
Beryllium (mg/L)	GWC-38	0.003	n/a	7/30/2024	0.003ND	No	30	n/a	n/a	80	n/a	n/a	0.002008	NP Intra (NDs) 1 of 2
Cadmium (mg/L)	GWA-1	0.00076	n/a	8/7/2024	0.0005ND	No	42	n/a	n/a	95.24	n/a	n/a	0.001077	NP Intra (NDs) 1 of 2
Cadmium (mg/L)	GWA-39RZ	0.0005	n/a	8/1/2024	0.0005ND	No	20	n/a	n/a	95	n/a	n/a	0.004291	NP Intra (NDs) 1 of 2
Cadmium (mg/L)	GWA-39Z	0.0005	n/a	8/1/2024	0.0005ND	No	21	n/a	n/a	80.95	n/a	n/a	0.003999	NP Intra (NDs) 1 of 2
Cadmium (mg/L)	GWA-42	0.0003516	n/a	8/1/2024	0.00016J	No	21	0.01242	0.002396	14.29	None	sqrt(x)	0.0002195	Param Intra 1 of 2
Cadmium (mg/L)	GWA-43	0.0005	n/a	8/2/2024	0.0005ND	No	21	n/a	n/a	95.24	n/a	n/a	0.003999	NP Intra (NDs) 1 of 2
Cadmium (mg/L)	GWA-50	0.0005	n/a	8/8/2024	0.0005ND	No	36	n/a	n/a	94.44	n/a	n/a	0.001429	NP Intra (NDs) 1 of 2
Cadmium (mg/L)	GWC-18	0.0005	n/a	7/31/2024	0.0005ND	No	30	n/a	n/a	96.67	n/a	n/a	0.002008	NP Intra (NDs) 1 of 2
Cadmium (mg/L)	GWC-21R	0.0005	n/a	8/2/2024	0.0005ND	No	30	n/a	n/a	96.67	n/a	n/a	0.002008	NP Intra (NDs) 1 of 2
Cadmium (mg/L)	GWC-22R	0.0005	n/a	7/31/2024	0.0005ND	No	30	n/a	n/a	96.67	n/a	n/a	0.002008	NP Intra (NDs) 1 of 2
Cadmium (mg/L)	GWC-25R	0.0005	n/a	7/31/2024	0.0005ND	No	30	n/a	n/a	96.67	n/a	n/a	0.002008	NP Intra (NDs) 1 of 2
Cadmium (mg/L)	GWC-36RA	0.001	n/a	7/30/2024	0.0005ND	No	30	n/a	n/a	36.67	n/a	n/a	0.002008	NP Intra (normality) 1 of 2
Cadmium (mg/L)	GWC-37	0.0005	n/a	7/30/2024	0.0005ND	No	30	n/a	n/a	83.33	n/a	n/a	0.002008	NP Intra (NDs) 1 of 2
Cadmium (mg/L)	GWC-38	0.0005	n/a	7/30/2024	0.0005ND	No	30	n/a	n/a	80	n/a	n/a	0.002008	NP Intra (NDs) 1 of 2
Chromium (mg/L)	GWA-1	0.012	n/a	8/7/2024	0.005ND	No	39	n/a	n/a	76.92	n/a	n/a	0.001226	NP Intra (NDs) 1 of 2
Chromium (mg/L)	GWA-2	0.009	n/a	8/7/2024	0.005ND	No	39	n/a	n/a	69.23	n/a	n/a	0.001226	NP Intra (NDs) 1 of 2
Chromium (mg/L)	GWA-2R	0.012	n/a	8/6/2024	0.005ND	No	41	n/a	n/a	85.37	n/a	n/a	0.001118	NP Intra (NDs) 1 of 2
Chromium (mg/L)	GWA-39RZ	0.005	n/a	8/1/2024	0.005ND	No	20	n/a	n/a	50	n/a	n/a	0.004291	NP Intra (normality) 1 of 2
Chromium (mg/L)	GWA-39Z	0.005	n/a	8/1/2024	0.005ND	No	20	n/a	n/a	95	n/a	n/a	0.004291	NP Intra (NDs) 1 of 2
Chromium (mg/L)	GWA-3A	0.012	n/a	8/8/2024	0.005ND	No	37	n/a	n/a	81.08	n/a	n/a	0.001361	NP Intra (NDs) 1 of 2
Chromium (mg/L)	GWA-40	0.005	n/a	8/1/2024	0.005ND	No	21	n/a	n/a	80.95	n/a	n/a	0.003999	NP Intra (NDs) 1 of 2
Chromium (mg/L)	GWA-41	0.015	n/a	8/1/2024	0.005ND	No	21	n/a	n/a	90.48	n/a	n/a	0.003999	NP Intra (NDs) 1 of 2
Chromium (mg/L)	GWA-41R	0.005	n/a	8/1/2024	0.005ND	No	21	n/a	n/a	90.48	n/a	n/a	0.003999	NP Intra (NDs) 1 of 2

Appendix I Intrawell Prediction Limits - All Results

Plant Bowen Client: Southern Company Data: Bowen 3-4 CCR Printed 9/11/2024, 4:28 PM

Constituent	Well	Upper Lim.	Lower Lim.	Date	Observ.	Sig.	Bg N	Bg Mean	Std. Dev.	%NDs	ND Adj.	Transform	Alpha	Method
Chromium (mg/L)	GWA-42	0.005	n/a	8/1/2024	0.005ND	No	21	n/a	n/a	95.24	n/a	n/a	0.003999	NP Intra (NDs) 1 of 2
Chromium (mg/L)	GWA-43	0.005	n/a	8/2/2024	0.005ND	No	21	n/a	n/a	76.19	n/a	n/a	0.003999	NP Intra (NDs) 1 of 2
Chromium (mg/L)	GWA-43R	0.005	n/a	8/2/2024	0.005ND	No	21	n/a	n/a	47.62	n/a	n/a	0.003999	NP Intra (normality) 1 of 2
Chromium (mg/L)	GWA-50	0.005	n/a	8/8/2024	0.005ND	No	36	n/a	n/a	88.89	n/a	n/a	0.001429	NP Intra (NDs) 1 of 2
Chromium (mg/L)	GWA-50R	0.005	n/a	8/8/2024	0.005ND	No	36	n/a	n/a	72.22	n/a	n/a	0.001429	NP Intra (NDs) 1 of 2
Chromium (mg/L)	GWC-16R	0.005	n/a	7/31/2024	0.005ND	No	30	n/a	n/a	56.67	n/a	n/a	0.002008	NP Intra (NDs) 1 of 2
Chromium (mg/L)	GWC-17R	0.005	n/a	7/31/2024	0.005ND	No	30	n/a	n/a	83.33	n/a	n/a	0.002008	NP Intra (NDs) 1 of 2
Chromium (mg/L)	GWC-18	0.004785	n/a	7/31/2024	0.0025ND	No	28	0.002387	0.0009572	10.71	None	No	0.0002195	Param Intra 1 of 2
Chromium (mg/L)	GWC-18R	0.008	n/a	7/31/2024	0.005ND	No	26	n/a	n/a	65.38	n/a	n/a	0.002667	NP Intra (NDs) 1 of 2
Chromium (mg/L)	GWC-19R	0.005	n/a	7/31/2024	0.005ND	No	30	n/a	n/a	70	n/a	n/a	0.002008	NP Intra (NDs) 1 of 2
Chromium (mg/L)	GWC-20R	0.005	n/a	8/1/2024	0.005ND	No	30	n/a	n/a	66.67	n/a	n/a	0.002008	NP Intra (NDs) 1 of 2
Chromium (mg/L)	GWC-21R	0.0067	n/a	8/2/2024	0.005ND	No	30	n/a	n/a	56.67	n/a	n/a	0.002008	NP Intra (NDs) 1 of 2
Chromium (mg/L)	GWC-22R	0.005	n/a	7/31/2024	0.005ND	No	30	n/a	n/a	90	n/a	n/a	0.002008	NP Intra (NDs) 1 of 2
Chromium (mg/L)	GWC-23R	0.005	n/a	7/31/2024	0.005ND	No	30	n/a	n/a	73.33	n/a	n/a	0.002008	NP Intra (NDs) 1 of 2
Chromium (mg/L)	GWC-24R	0.005	n/a	7/31/2024	0.005ND	No	30	n/a	n/a	96.67	n/a	n/a	0.002008	NP Intra (NDs) 1 of 2
Chromium (mg/L)	GWC-25R	0.005	n/a	7/31/2024	0.005ND	No	30	n/a	n/a	73.33	n/a	n/a	0.002008	NP Intra (NDs) 1 of 2
Chromium (mg/L)	GWC-36RA	0.005	n/a	7/30/2024	0.005ND	No	30	n/a	n/a	66.67	n/a	n/a	0.002008	NP Intra (NDs) 1 of 2
Chromium (mg/L)	GWC-37	0.005	n/a	7/30/2024	0.005ND	No	29	n/a	n/a	86.21	n/a	n/a	0.002172	NP Intra (NDs) 1 of 2
Chromium (mg/L)	GWC-38	0.005	n/a	7/30/2024	0.005ND	No	30	n/a	n/a	23.33	n/a	n/a	0.002008	NP Intra (normality) 1 of 2
Cobalt (mg/L)	GWA-1	0.005	n/a	8/7/2024	0.005ND	No	42	n/a	n/a	80.95	n/a	n/a	0.001077	NP Intra (NDs) 1 of 2
Cobalt (mg/L)	GWA-2	0.013	n/a	8/7/2024	0.005ND	No	42	n/a	n/a	92.86	n/a	n/a	0.001077	NP Intra (NDs) 1 of 2
Cobalt (mg/L)	GWA-2R	0.005	n/a	8/6/2024	0.005ND	No	41	n/a	n/a	87.8	n/a	n/a	0.001118	NP Intra (NDs) 1 of 2
Cobalt (mg/L)	GWA-39RZ	0.0057	n/a	8/1/2024	0.005ND	No	20	n/a	n/a	90	n/a	n/a	0.004291	NP Intra (NDs) 1 of 2
Cobalt (mg/L)	GWA-39Z	0.008476	n/a	8/1/2024	0.005ND	No	21	0.1154	0.03352	42.86	Kaplan-Meier	x^(1/3)	0.0002195	Param Intra 1 of 2
Cobalt (mg/L)	GWA-3A	0.0057	n/a	8/8/2024	0.005ND	No	41	n/a	n/a	46.34	n/a	n/a	0.001118	NP Intra (normality) 1 of 2
Cobalt (mg/L)	GWA-41R	0.005	n/a	8/1/2024	0.0011J	No	21	n/a	n/a	76.19	n/a	n/a	0.003999	NP Intra (NDs) 1 of 2
Cobalt (mg/L)	GWA-42	0.005	n/a	8/1/2024	0.005ND	No	21	n/a	n/a	85.71	n/a	n/a	0.003999	NP Intra (NDs) 1 of 2
Cobalt (mg/L)	GWA-43	0.005	n/a	8/2/2024	0.005ND	No	21	n/a	n/a	95.24	n/a	n/a	0.003999	NP Intra (NDs) 1 of 2
Cobalt (mg/L)	GWA-4RZ	0.02856	n/a	8/8/2024	0.0056	No	21	0.01137	0.00651	4.762	None	No	0.0002195	Param Intra 1 of 2
Cobalt (mg/L)	GWA-50R	0.005	n/a	8/8/2024	0.005ND	No	36	n/a	n/a	83.33	n/a	n/a	0.001429	NP Intra (NDs) 1 of 2
Cobalt (mg/L)	GWC-16R	0.005	n/a	7/31/2024	0.005ND	No	30	n/a	n/a	33.33	n/a	n/a	0.002008	NP Intra (normality) 1 of 2
Cobalt (mg/L)	GWC-18	0.005	n/a	7/31/2024	0.005ND	No	30	n/a	n/a	93.33	n/a	n/a	0.002008	NP Intra (NDs) 1 of 2
Cobalt (mg/L)	GWC-18R	0.005	n/a	7/31/2024	0.005ND	No	30	n/a	n/a	86.67	n/a	n/a	0.002008	NP Intra (NDs) 1 of 2
Cobalt (mg/L)	GWC-21R	0.0183	n/a	8/2/2024	0.005ND	No	30	n/a	n/a	66.67	n/a	n/a	0.002008	NP Intra (NDs) 1 of 2
Cobalt (mg/L)	GWC-22R	0.01	n/a	7/31/2024	0.00034J	No	30	n/a	n/a	66.67	n/a	n/a	0.002008	NP Intra (NDs) 1 of 2
Cobalt (mg/L)	GWC-23R	0.005	n/a	7/31/2024	0.005ND	No	30	n/a	n/a	96.67	n/a	n/a	0.002008	NP Intra (NDs) 1 of 2
Cobalt (mg/L)	GWC-25R	0.005	n/a	7/31/2024	0.005ND	No	30	n/a	n/a	93.33	n/a	n/a	0.002008	NP Intra (NDs) 1 of 2
Cobalt (mg/L)	GWC-36RA	0.005	n/a	7/30/2024	0.005ND	No	30	n/a	n/a	83.33	n/a	n/a	0.002008	NP Intra (NDs) 1 of 2
Cobalt (mg/L)	GWC-37	0.005	n/a	7/30/2024	0.005ND	No	30	n/a	n/a	70	n/a	n/a	0.002008	NP Intra (NDs) 1 of 2
Cobalt (mg/L)	GWC-38	0.003166	n/a	7/30/2024	0.00083J	No	26	0.03814	0.00715	0	None	sqrt(x)	0.0002195	Param Intra 1 of 2
Copper (mg/L)	GWA-1	0.0094	n/a	8/7/2024	0.005ND	No	37	n/a	n/a	64.86	n/a	n/a	0.001361	NP Intra (NDs) 1 of 2
Copper (mg/L)	GWA-2	0.013	n/a	8/7/2024	0.00082J	No	37	n/a	n/a	72.97	n/a	n/a	0.001361	NP Intra (NDs) 1 of 2
Copper (mg/L)	GWA-2R	0.013	n/a	8/6/2024	0.005ND	No	37	n/a	n/a	59.46	n/a	n/a	0.001361	NP Intra (NDs) 1 of 2
Copper (mg/L)	GWA-39RZ	0.011	n/a	8/1/2024	0.005ND	No	15	n/a	n/a	86.67	n/a	n/a	0.007533	NP Intra (NDs) 1 of 2
Copper (mg/L)	GWA-39Z	0.005	n/a	8/1/2024	0.005ND	No	20	n/a	n/a	85	n/a	n/a	0.004291	NP Intra (NDs) 1 of 2
Copper (mg/L)	GWA-3A	0.05216	n/a	8/8/2024	0.005ND	No	36	0.0008768	0.0007617	16.67	Kaplan-Meier	x^2	0.0002195	Param Intra 1 of 2
Copper (mg/L)	GWA-40	0.005	n/a	8/1/2024	0.005ND	No	20	n/a	n/a	95	n/a	n/a	0.004291	NP Intra (NDs) 1 of 2
Copper (mg/L)	GWA-41	0.005	n/a	8/1/2024	0.005ND	No	20	n/a	n/a	80	n/a	n/a	0.004291	NP Intra (NDs) 1 of 2
Copper (mg/L)	GWA-41R	0.005	n/a	8/1/2024	0.00053J	No	20	n/a	n/a	55	n/a	n/a	0.004291	NP Intra (NDs) 1 of 2
Copper (mg/L)	GWA-42	0.005	n/a	8/1/2024	0.005ND	No	20	n/a	n/a	90	n/a	n/a	0.004291	NP Intra (NDs) 1 of 2
Copper (mg/L)	GWA-43	0.005	n/a	8/2/2024	0.005ND	No	20	n/a	n/a	80	n/a	n/a	0.004291	NP Intra (NDs) 1 of 2
Copper (mg/L)	GWA-43R	0.005	n/a	8/2/2024	0.005ND	No	20	n/a	n/a	80	n/a	n/a	0.004291	NP Intra (NDs) 1 of 2
Copper (mg/L)	GWA-4RZ	0.005	n/a	8/8/2024	0.005ND	No	14	n/a	n/a	78.57	n/a	n/a	0.008612	NP Intra (NDs) 1 of 2
Copper (mg/L)	GWA-50	0.02216	n/a	8/8/2024	0.0018J	No	31	0.1702	0.04492	12.9	None	x^(1/3)	0.0002195	Param Intra 1 of 2
Copper (mg/L)	GWA-50R	0.014	n/a	8/8/2024	0.0027J	No	20	n/a	n/a	0	n/a	n/a	0.004291	NP Intra (normality) 1 of 2
Copper (mg/L)	GWC-16R	0.004711	n/a	7/31/2024	0.0011J	No	25	-6.455	0.43	24	Kaplan-Meier	ln(x)	0.0002195	Param Intra 1 of 2
Copper (mg/L)	GWC-17R	0.0124	n/a	7/31/2024	0.005ND	No	25	n/a	n/a	60	n/a	n/a	0.002832	NP Intra (NDs) 1 of 2
Copper (mg/L)	GWC-18	0.005	n/a	7/31/2024	0.005ND	No	25	n/a	n/a	96	n/a	n/a	0.002832	NP Intra (NDs) 1 of 2
Copper (mg/L)	GWC-18R	0.005	n/a	7/31/2024	0.005ND	No	25	n/a	n/a	92	n/a	n/a	0.002832	NP Intra (NDs) 1 of 2

Appendix I Intrawell Prediction Limits - All Results

Plant Bowen Client: Southern Company Data: Bowen 3-4 CCR Printed 9/11/2024, 4:28 PM

Constituent	Well	Upper Lim.	Lower Lim.	Date	Observ.	Sig.	Bg N	Bg Mean	Std. Dev.	%NDs	ND Adj.	Transform	Alpha	Method
Copper (mg/L)	GWC-19R	0.005	n/a	7/31/2024	0.005ND	No	25	n/a	n/a	88	n/a	n/a	0.002832	NP Intra (NDs) 1 of 2
Copper (mg/L)	GWC-20R	0.005	n/a	8/1/2024	0.005ND	No	25	n/a	n/a	96	n/a	n/a	0.002832	NP Intra (NDs) 1 of 2
Copper (mg/L)	GWC-21R	0.01	n/a	8/2/2024	0.0011J	No	25	n/a	n/a	52	n/a	n/a	0.002832	NP Intra (NDs) 1 of 2
Copper (mg/L)	GWC-22R	0.005	n/a	7/31/2024	0.005ND	No	25	n/a	n/a	92	n/a	n/a	0.002832	NP Intra (NDs) 1 of 2
Copper (mg/L)	GWC-23R	0.005	n/a	7/31/2024	0.0018J	No	25	n/a	n/a	68	n/a	n/a	0.002832	NP Intra (NDs) 1 of 2
Copper (mg/L)	GWC-24R	0.005	n/a	7/31/2024	0.005ND	No	25	n/a	n/a	76	n/a	n/a	0.002832	NP Intra (NDs) 1 of 2
Copper (mg/L)	GWC-25R	0.005	n/a	7/31/2024	0.005ND	No	25	n/a	n/a	96	n/a	n/a	0.002832	NP Intra (NDs) 1 of 2
Copper (mg/L)	GWC-36RA	0.005	n/a	7/30/2024	0.005ND	No	25	n/a	n/a	76	n/a	n/a	0.002832	NP Intra (NDs) 1 of 2
Copper (mg/L)	GWC-37	0.02257	n/a	7/30/2024	0.01	No	20	0.01043	0.004558	5	None	No	0.0002195	Param Intra 1 of 2
Copper (mg/L)	GWC-38	0.005	n/a	7/30/2024	0.005ND	No	25	n/a	n/a	68	n/a	n/a	0.002832	NP Intra (NDs) 1 of 2
Lead (mg/L)	GWA-1	0.0028	n/a	8/7/2024	0.001ND	No	42	n/a	n/a	80.95	n/a	n/a	0.001077	NP Intra (NDs) 1 of 2
Lead (mg/L)	GWA-2	0.002536	n/a	8/7/2024	0.001ND	No	42	n/a	n/a	95.24	n/a	n/a	0.001077	NP Intra (NDs) 1 of 2
Lead (mg/L)	GWA-2R	0.001	n/a	8/6/2024	0.001ND	No	42	n/a	n/a	92.86	n/a	n/a	0.001077	NP Intra (NDs) 1 of 2
Lead (mg/L)	GWA-39RZ	0.0011	n/a	8/1/2024	0.001ND	No	20	n/a	n/a	70	n/a	n/a	0.004291	NP Intra (NDs) 1 of 2
Lead (mg/L)	GWA-39Z	0.001	n/a	8/1/2024	0.001ND	No	21	n/a	n/a	80.95	n/a	n/a	0.003999	NP Intra (NDs) 1 of 2
Lead (mg/L)	GWA-40	0.001	n/a	8/1/2024	0.001ND	No	21	n/a	n/a	80.95	n/a	n/a	0.003999	NP Intra (NDs) 1 of 2
Lead (mg/L)	GWA-41	0.001	n/a	8/1/2024	0.001ND	No	21	n/a	n/a	95.24	n/a	n/a	0.003999	NP Intra (NDs) 1 of 2
Lead (mg/L)	GWA-41R	0.001	n/a	8/1/2024	0.001ND	No	21	n/a	n/a	71.43	n/a	n/a	0.003999	NP Intra (NDs) 1 of 2
Lead (mg/L)	GWA-42	0.001	n/a	8/1/2024	0.001ND	No	21	n/a	n/a	85.71	n/a	n/a	0.003999	NP Intra (NDs) 1 of 2
Lead (mg/L)	GWA-43	0.001	n/a	8/2/2024	0.001ND	No	21	n/a	n/a	66.67	n/a	n/a	0.003999	NP Intra (NDs) 1 of 2
Lead (mg/L)	GWA-43R	0.0038	n/a	8/2/2024	0.001ND	No	21	n/a	n/a	66.67	n/a	n/a	0.003999	NP Intra (NDs) 1 of 2
Lead (mg/L)	GWA-4RZ	0.001	n/a	8/8/2024	0.001ND	No	21	n/a	n/a	90.48	n/a	n/a	0.003999	NP Intra (NDs) 1 of 2
Lead (mg/L)	GWA-50	0.001	n/a	8/8/2024	0.001ND	No	36	n/a	n/a	91.67	n/a	n/a	0.001429	NP Intra (NDs) 1 of 2
Lead (mg/L)	GWA-50R	0.0012	n/a	8/8/2024	0.001ND	No	36	n/a	n/a	97.22	n/a	n/a	0.001429	NP Intra (NDs) 1 of 2
Lead (mg/L)	GWC-16R	0.001	n/a	7/31/2024	0.001ND	No	30	n/a	n/a	83.33	n/a	n/a	0.002008	NP Intra (NDs) 1 of 2
Lead (mg/L)	GWC-17R	0.001	n/a	7/31/2024	0.001ND	No	30	n/a	n/a	96.67	n/a	n/a	0.002008	NP Intra (NDs) 1 of 2
Lead (mg/L)	GWC-18	0.001	n/a	7/31/2024	0.001ND	No	30	n/a	n/a	70	n/a	n/a	0.002008	NP Intra (NDs) 1 of 2
Lead (mg/L)	GWC-18R	0.001	n/a	7/31/2024	0.001ND	No	30	n/a	n/a	73.33	n/a	n/a	0.002008	NP Intra (NDs) 1 of 2
Lead (mg/L)	GWC-19R	0.001	n/a	7/31/2024	0.001ND	No	30	n/a	n/a	86.67	n/a	n/a	0.002008	NP Intra (NDs) 1 of 2
Lead (mg/L)	GWC-21R	0.0016	n/a	8/2/2024	0.001ND	No	30	n/a	n/a	90	n/a	n/a	0.002008	NP Intra (NDs) 1 of 2
Lead (mg/L)	GWC-22R	0.001	n/a	7/31/2024	0.001ND	No	30	n/a	n/a	86.67	n/a	n/a	0.002008	NP Intra (NDs) 1 of 2
Lead (mg/L)	GWC-23R	0.001	n/a	7/31/2024	0.001ND	No	30	n/a	n/a	90	n/a	n/a	0.002008	NP Intra (NDs) 1 of 2
Lead (mg/L)	GWC-24R	0.001	n/a	7/31/2024	0.001ND	No	30	n/a	n/a	83.33	n/a	n/a	0.002008	NP Intra (NDs) 1 of 2
Lead (mg/L)	GWC-25R	0.001	n/a	7/31/2024	0.001ND	No	30	n/a	n/a	76.67	n/a	n/a	0.002008	NP Intra (NDs) 1 of 2
Lead (mg/L)	GWC-36RA	0.001	n/a	7/30/2024	0.001ND	No	29	n/a	n/a	72.41	n/a	n/a	0.002172	NP Intra (NDs) 1 of 2
Lead (mg/L)	GWC-37	0.001	n/a	7/30/2024	0.001ND	No	29	n/a	n/a	89.66	n/a	n/a	0.002172	NP Intra (NDs) 1 of 2
Lead (mg/L)	GWC-38	0.0047	n/a	7/30/2024	0.001ND	No	30	n/a	n/a	80	n/a	n/a	0.002008	NP Intra (NDs) 1 of 2
Mercury (mg/L)	GWA-1	0.0002	n/a	8/7/2024	0.0002ND	No	42	n/a	n/a	97.62	n/a	n/a	0.001077	NP Intra (NDs) 1 of 2
Mercury (mg/L)	GWA-2	0.0002	n/a	8/7/2024	0.0002ND	No	42	n/a	n/a	95.24	n/a	n/a	0.001077	NP Intra (NDs) 1 of 2
Mercury (mg/L)	GWA-39RZ	0.0002	n/a	8/1/2024	0.0002ND	No	20	n/a	n/a	95	n/a	n/a	0.004291	NP Intra (NDs) 1 of 2
Mercury (mg/L)	GWA-39Z	0.0002	n/a	8/1/2024	0.0002ND	No	21	n/a	n/a	95.24	n/a	n/a	0.003999	NP Intra (NDs) 1 of 2
Mercury (mg/L)	GWA-3A	0.0002	n/a	8/8/2024	0.0002ND	No	41	n/a	n/a	97.56	n/a	n/a	0.001118	NP Intra (NDs) 1 of 2
Mercury (mg/L)	GWA-40	0.0002	n/a	8/1/2024	0.0002ND	No	21	n/a	n/a	90.48	n/a	n/a	0.003999	NP Intra (NDs) 1 of 2
Mercury (mg/L)	GWA-41	0.0002	n/a	8/1/2024	0.0002ND	No	21	n/a	n/a	90.48	n/a	n/a	0.003999	NP Intra (NDs) 1 of 2
Mercury (mg/L)	GWA-41R	0.0002	n/a	8/1/2024	0.0002ND	No	21	n/a	n/a	90.48	n/a	n/a	0.003999	NP Intra (NDs) 1 of 2
Mercury (mg/L)	GWA-42	0.0002	n/a	8/1/2024	0.0002ND	No	21	n/a	n/a	85.71	n/a	n/a	0.003999	NP Intra (NDs) 1 of 2
Mercury (mg/L)	GWA-43R	0.0002	n/a	8/2/2024	0.0002ND	No	21	n/a	n/a	90.48	n/a	n/a	0.003999	NP Intra (NDs) 1 of 2
Mercury (mg/L)	GWA-4RZ	0.000286	n/a	8/8/2024	0.0002ND	No	21	n/a	n/a	95.24	n/a	n/a	0.003999	NP Intra (NDs) 1 of 2
Mercury (mg/L)	GWA-50	0.0002	n/a	8/8/2024	0.0002ND	No	36	n/a	n/a	97.22	n/a	n/a	0.001429	NP Intra (NDs) 1 of 2
Mercury (mg/L)	GWC-16R	0.0002	n/a	7/31/2024	0.0002ND	No	30	n/a	n/a	93.33	n/a	n/a	0.002008	NP Intra (NDs) 1 of 2
Mercury (mg/L)	GWC-17R	0.0002	n/a	7/31/2024	0.0002ND	No	30	n/a	n/a	90	n/a	n/a	0.002008	NP Intra (NDs) 1 of 2
Mercury (mg/L)	GWC-18	0.0002	n/a	7/31/2024	0.0002ND	No	30	n/a	n/a	83.33	n/a	n/a	0.002008	NP Intra (NDs) 1 of 2
Mercury (mg/L)	GWC-18R	0.0002	n/a	7/31/2024	0.0002ND	No	30	n/a	n/a	90	n/a	n/a	0.002008	NP Intra (NDs) 1 of 2
Mercury (mg/L)	GWC-19R	0.0002	n/a	7/31/2024	0.0002ND	No	30	n/a	n/a	86.67	n/a	n/a	0.002008	NP Intra (NDs) 1 of 2
Mercury (mg/L)	GWC-20R	0.0002	n/a	8/1/2024	0.0002ND	No	30	n/a	n/a	90	n/a	n/a	0.002008	NP Intra (NDs) 1 of 2
Mercury (mg/L)	GWC-21R	0.0002	n/a	8/2/2024	0.0002ND	No	30	n/a	n/a	96.67	n/a	n/a	0.002008	NP Intra (NDs) 1 of 2
Mercury (mg/L)	GWC-22R	0.0002	n/a	7/31/2024	0.0002ND	No	30	n/a	n/a	90	n/a	n/a	0.002008	NP Intra (NDs) 1 of 2
Mercury (mg/L)	GWC-23R	0.0002	n/a	7/31/2024	0.0002ND	No	30	n/a	n/a	93.33	n/a	n/a	0.002008	NP Intra (NDs) 1 of 2
Mercury (mg/L)	GWC-24R	0.0002	n/a	7/31/2024	0.0002ND	No	30	n/a	n/a	93.33	n/a	n/a	0.002008	NP Intra (NDs) 1 of 2

Appendix I Intrawell Prediction Limits - All Results

Plant Bowen Client: Southern Company Data: Bowen 3-4 CCR Printed 9/11/2024, 4:28 PM

Constituent	Well	Upper Lim.	Lower Lim.	Date	Observ.	Sig.	Bg N	Bg Mean	Std. Dev.	%NDs	ND Adj.	Transform	Alpha	Method
Mercury (mg/L)	GWC-25R	0.0002	n/a	7/31/2024	0.0002ND	No	30	n/a	n/a	90	n/a	n/a	0.002008	NP Intra (NDs) 1 of 2
Mercury (mg/L)	GWC-36RA	0.0002	n/a	7/30/2024	0.0002ND	No	30	n/a	n/a	86.67	n/a	n/a	0.002008	NP Intra (NDs) 1 of 2
Mercury (mg/L)	GWC-37	0.0002	n/a	7/30/2024	0.0002ND	No	30	n/a	n/a	86.67	n/a	n/a	0.002008	NP Intra (NDs) 1 of 2
Mercury (mg/L)	GWC-38	0.0002	n/a	7/30/2024	0.0002ND	No	30	n/a	n/a	83.33	n/a	n/a	0.002008	NP Intra (NDs) 1 of 2
Nickel (mg/L)	GWA-1	0.024	n/a	8/7/2024	0.005ND	No	36	n/a	n/a	75	n/a	n/a	0.001429	NP Intra (NDs) 1 of 2
Nickel (mg/L)	GWA-2	0.02	n/a	8/7/2024	0.005ND	No	35	n/a	n/a	71.43	n/a	n/a	0.001497	NP Intra (NDs) 1 of 2
Nickel (mg/L)	GWA-2R	0.0093	n/a	8/6/2024	0.005ND	No	36	n/a	n/a	80.56	n/a	n/a	0.001429	NP Intra (NDs) 1 of 2
Nickel (mg/L)	GWA-39RZ	0.0224	n/a	8/1/2024	0.005ND	No	16	n/a	n/a	68.75	n/a	n/a	0.006456	NP Intra (NDs) 1 of 2
Nickel (mg/L)	GWA-39Z	0.0149	n/a	8/1/2024	0.005ND	No	19	n/a	n/a	36.84	n/a	n/a	0.004832	NP Intra (normality) 1 of 2
Nickel (mg/L)	GWA-3A	0.04785	n/a	8/8/2024	0.005ND	No	33	0.01745	0.01242	18.18	Kaplan-Meier	No	0.0002195	Param Intra 1 of 2
Nickel (mg/L)	GWA-41	0.0089	n/a	8/1/2024	0.005ND	No	20	n/a	n/a	60	n/a	n/a	0.004291	NP Intra (NDs) 1 of 2
Nickel (mg/L)	GWA-41R	0.005	n/a	8/1/2024	0.005ND	No	20	n/a	n/a	60	n/a	n/a	0.004291	NP Intra (NDs) 1 of 2
Nickel (mg/L)	GWA-42	0.0025	n/a	8/1/2024	0.0025ND	No	20	n/a	n/a	10	n/a	n/a	0.004291	NP Intra (normality) 1 of 2
Nickel (mg/L)	GWA-43	0.005	n/a	8/2/2024	0.005ND	No	20	n/a	n/a	45	n/a	n/a	0.004291	NP Intra (normality) 1 of 2
Nickel (mg/L)	GWA-43R	0.005	n/a	8/2/2024	0.005ND	No	20	n/a	n/a	95	n/a	n/a	0.004291	NP Intra (NDs) 1 of 2
Nickel (mg/L)	GWA-4RZ	0.005	n/a	8/8/2024	0.005ND	No	14	n/a	n/a	85.71	n/a	n/a	0.008612	NP Intra (NDs) 1 of 2
Nickel (mg/L)	GWA-50	0.005	n/a	8/8/2024	0.005ND	No	31	n/a	n/a	41.94	n/a	n/a	0.001905	NP Intra (normality) 1 of 2
Nickel (mg/L)	GWA-50R	0.004749	n/a	8/8/2024	0.0025ND	No	20	0.04065	0.01061	5	None	sqrt(x)	0.0002195	Param Intra 1 of 2
Nickel (mg/L)	GWC-16R	0.02834	n/a	7/31/2024	0.0088	No	21	0.09934	0.02613	4.762	None	sqrt(x)	0.0002195	Param Intra 1 of 2
Nickel (mg/L)	GWC-18	0.005	n/a	7/31/2024	0.005ND	No	25	n/a	n/a	76	n/a	n/a	0.002832	NP Intra (NDs) 1 of 2
Nickel (mg/L)	GWC-19R	0.005	n/a	7/31/2024	0.005ND	No	25	n/a	n/a	92	n/a	n/a	0.002832	NP Intra (NDs) 1 of 2
Nickel (mg/L)	GWC-21R	0.005	n/a	8/2/2024	0.005ND	No	24	n/a	n/a	29.17	n/a	n/a	0.003124	NP Intra (normality) 1 of 2
Nickel (mg/L)	GWC-22R	0.005	n/a	7/31/2024	0.005ND	No	25	n/a	n/a	80	n/a	n/a	0.002832	NP Intra (NDs) 1 of 2
Nickel (mg/L)	GWC-23R	0.005	n/a	7/31/2024	0.005ND	No	25	n/a	n/a	84	n/a	n/a	0.002832	NP Intra (NDs) 1 of 2
Nickel (mg/L)	GWC-24R	0.005	n/a	7/31/2024	0.005ND	No	25	n/a	n/a	96	n/a	n/a	0.002832	NP Intra (NDs) 1 of 2
Nickel (mg/L)	GWC-25R	0.005	n/a	7/31/2024	0.005ND	No	25	n/a	n/a	96	n/a	n/a	0.002832	NP Intra (NDs) 1 of 2
Nickel (mg/L)	GWC-36RA	0.01	n/a	7/30/2024	0.005ND	No	25	n/a	n/a	64	n/a	n/a	0.002832	NP Intra (NDs) 1 of 2
Nickel (mg/L)	GWC-37	0.02666	n/a	7/30/2024	0.011	No	25	0.01283	0.005423	4	None	No	0.0002195	Param Intra 1 of 2
Nickel (mg/L)	GWC-38	0.017	n/a	7/30/2024	0.005ND	No	25	n/a	n/a	20	n/a	n/a	0.002832	NP Intra (normality) 1 of 2
Selenium (mg/L)	GWA-2	0.005	n/a	8/7/2024	0.005ND	No	42	n/a	n/a	85.71	n/a	n/a	0.001077	NP Intra (NDs) 1 of 2
Selenium (mg/L)	GWA-2R	0.005	n/a	8/6/2024	0.005ND	No	42	n/a	n/a	97.62	n/a	n/a	0.001077	NP Intra (NDs) 1 of 2
Selenium (mg/L)	GWA-43	0.005	n/a	8/2/2024	0.005ND	No	21	n/a	n/a	95.24	n/a	n/a	0.003999	NP Intra (NDs) 1 of 2
Selenium (mg/L)	GWC-23R	0.005	n/a	7/31/2024	0.005ND	No	30	n/a	n/a	96.67	n/a	n/a	0.002008	NP Intra (NDs) 1 of 2
Silver (mg/L)	GWA-39RZ	0.005	n/a	8/1/2024	0.005ND	No	16	n/a	n/a	93.75	n/a	n/a	0.006456	NP Intra (NDs) 1 of 2
Silver (mg/L)	GWA-50	0.005	n/a	8/8/2024	0.00056J	No	31	n/a	n/a	70.97	n/a	n/a	0.001905	NP Intra (NDs) 1 of 2
Silver (mg/L)	GWA-50R	0.004163	n/a	8/8/2024	0.0011J	No	31	0.001858	0.0009348	25.81	Kaplan-Meier	No	0.0002195	Param Intra 1 of 2
Silver (mg/L)	GWC-16R	0.005	n/a	7/31/2024	0.005ND	No	25	n/a	n/a	96	n/a	n/a	0.002832	NP Intra (NDs) 1 of 2
Silver (mg/L)	GWC-17R	0.005	n/a	7/31/2024	0.005ND	No	25	n/a	n/a	92	n/a	n/a	0.002832	NP Intra (NDs) 1 of 2
Silver (mg/L)	GWC-18R	0.005	n/a	7/31/2024	0.005ND	No	25	n/a	n/a	96	n/a	n/a	0.002832	NP Intra (NDs) 1 of 2
Silver (mg/L)	GWC-38	0.005	n/a	7/30/2024	0.005ND	No	25	n/a	n/a	96	n/a	n/a	0.002832	NP Intra (NDs) 1 of 2
Thallium (mg/L)	GWA-2R	0.001	n/a	8/6/2024	0.001ND	No	23	n/a	n/a	91.3	n/a	n/a	0.003415	NP Intra (NDs) 1 of 2
Thallium (mg/L)	GWA-39RZ	0.001	n/a	8/1/2024	0.001ND	No	20	n/a	n/a	95	n/a	n/a	0.004291	NP Intra (NDs) 1 of 2
Thallium (mg/L)	GWA-39Z	0.001	n/a	8/1/2024	0.001ND	No	21	n/a	n/a	90.48	n/a	n/a	0.003999	NP Intra (NDs) 1 of 2
Thallium (mg/L)	GWA-40	0.001	n/a	8/1/2024	0.001ND	No	21	n/a	n/a	95.24	n/a	n/a	0.003999	NP Intra (NDs) 1 of 2
Thallium (mg/L)	GWA-41R	0.001	n/a	8/1/2024	0.001ND	No	21	n/a	n/a	90.48	n/a	n/a	0.003999	NP Intra (NDs) 1 of 2
Thallium (mg/L)	GWA-42	0.001	n/a	8/1/2024	0.001ND	No	21	n/a	n/a	90.48	n/a	n/a	0.003999	NP Intra (NDs) 1 of 2
Thallium (mg/L)	GWA-43	0.001	n/a	8/2/2024	0.001ND	No	21	n/a	n/a	90.48	n/a	n/a	0.003999	NP Intra (NDs) 1 of 2
Thallium (mg/L)	GWA-50R	0.001	n/a	8/8/2024	0.001ND	No	22	n/a	n/a	95.45	n/a	n/a	0.003707	NP Intra (NDs) 1 of 2
Thallium (mg/L)	GWC-16R	0.001031	n/a	7/31/2024	0.001ND	No	30	0.06016	0.01651	36.67	Kaplan-Meier	x^(1/3)	0.0002195	Param Intra 1 of 2
Thallium (mg/L)	GWC-18	0.001	n/a	7/31/2024	0.001ND	No	30	n/a	n/a	56.67	n/a	n/a	0.002008	NP Intra (NDs) 1 of 2
Thallium (mg/L)	GWC-20R	0.001	n/a	8/1/2024	0.001ND	No	30	n/a	n/a	63.33	n/a	n/a	0.002008	NP Intra (NDs) 1 of 2
Thallium (mg/L)	GWC-21R	0.001	n/a	8/2/2024	0.001ND	No	30	n/a	n/a	40	n/a	n/a	0.002008	NP Intra (normality) 1 of 2
Thallium (mg/L)	GWC-22R	0.001	n/a	7/31/2024	0.001ND	No	30	n/a	n/a	53.33	n/a	n/a	0.002008	NP Intra (NDs) 1 of 2
Thallium (mg/L)	GWC-23R	0.001	n/a	7/31/2024	0.001ND	No	28	n/a	n/a	42.86	n/a	n/a	0.002337	NP Intra (normality) 1 of 2
Thallium (mg/L)	GWC-36RA	0.001	n/a	7/30/2024	0.001ND	No	29	n/a	n/a	93.1	n/a	n/a	0.002172	NP Intra (NDs) 1 of 2
Vanadium (mg/L)	GWA-1	0.01	n/a	8/7/2024	0.01ND	No	37	n/a	n/a	91.89	n/a	n/a	0.001361	NP Intra (NDs) 1 of 2
Vanadium (mg/L)	GWA-2	0.01	n/a	8/7/2024	0.01ND	No	36	n/a	n/a	86.11	n/a	n/a	0.001429	NP Intra (NDs) 1 of 2
Vanadium (mg/L)	GWA-2R	0.01	n/a	8/6/2024	0.0015J	No	37	n/a	n/a	86.49	n/a	n/a	0.001361	NP Intra (NDs) 1 of 2
Vanadium (mg/L)	GWA-39RZ	0.01	n/a	8/1/2024	0.01ND	No	16	n/a	n/a	93.75	n/a	n/a	0.006456	NP Intra (NDs) 1 of 2

Appendix I Intrawell Prediction Limits - All Results

Plant Bowen Client: Southern Company Data: Bowen 3-4 CCR Printed 9/11/2024, 4:28 PM

Constituent	Well	Upper Lim.	Lower Lim.	Date	Observ.	Sig.	Bg N	Bg Mean	Std. Dev.	%NDs	ND Adj.	Transform	Alpha	Method
Vanadium (mg/L)	GWA-3A	0.01	n/a	8/8/2024	0.01ND	No	36	n/a	n/a	94.44	n/a	n/a	0.001429	NP Intra (NDs) 1 of 2
Vanadium (mg/L)	GWA-41R	0.01	n/a	8/1/2024	0.01ND	No	20	n/a	n/a	100	n/a	n/a	0.004291	NP Intra (NDs) 1 of 2
Vanadium (mg/L)	GWA-42	0.01	n/a	8/1/2024	0.01ND	No	20	n/a	n/a	100	n/a	n/a	0.004291	NP Intra (NDs) 1 of 2
Vanadium (mg/L)	GWA-43	0.01	n/a	8/2/2024	0.01ND	No	20	n/a	n/a	95	n/a	n/a	0.004291	NP Intra (NDs) 1 of 2
Vanadium (mg/L)	GWA-43R	0.01	n/a	8/2/2024	0.01ND	No	20	n/a	n/a	90	n/a	n/a	0.004291	NP Intra (NDs) 1 of 2
Vanadium (mg/L)	GWA-4RZ	0.01	n/a	8/8/2024	0.01ND	No	14	n/a	n/a	92.86	n/a	n/a	0.008612	NP Intra (NDs) 1 of 2
Vanadium (mg/L)	GWA-50R	0.01	n/a	8/8/2024	0.01ND	No	31	n/a	n/a	77.42	n/a	n/a	0.001905	NP Intra (NDs) 1 of 2
Vanadium (mg/L)	GWC-16R	0.01	n/a	7/31/2024	0.01ND	No	25	n/a	n/a	56	n/a	n/a	0.002832	NP Intra (NDs) 1 of 2
Vanadium (mg/L)	GWC-17R	0.01	n/a	7/31/2024	0.01ND	No	25	n/a	n/a	96	n/a	n/a	0.002832	NP Intra (NDs) 1 of 2
Vanadium (mg/L)	GWC-18	0.01	n/a	7/31/2024	0.01ND	No	25	n/a	n/a	96	n/a	n/a	0.002832	NP Intra (NDs) 1 of 2
Vanadium (mg/L)	GWC-18R	0.01	n/a	7/31/2024	0.00087J	No	25	n/a	n/a	92	n/a	n/a	0.002832	NP Intra (NDs) 1 of 2
Vanadium (mg/L)	GWC-19R	0.01	n/a	7/31/2024	0.001J	No	25	n/a	n/a	92	n/a	n/a	0.002832	NP Intra (NDs) 1 of 2
Vanadium (mg/L)	GWC-20R	0.01	n/a	8/1/2024	0.01ND	No	25	n/a	n/a	96	n/a	n/a	0.002832	NP Intra (NDs) 1 of 2
Vanadium (mg/L)	GWC-21R	0.01	n/a	8/2/2024	0.01ND	No	25	n/a	n/a	92	n/a	n/a	0.002832	NP Intra (NDs) 1 of 2
Vanadium (mg/L)	GWC-22R	0.01	n/a	7/31/2024	0.00089J	No	25	n/a	n/a	96	n/a	n/a	0.002832	NP Intra (NDs) 1 of 2
Vanadium (mg/L)	GWC-23R	0.01	n/a	7/31/2024	0.0014J	No	25	n/a	n/a	80	n/a	n/a	0.002832	NP Intra (NDs) 1 of 2
Vanadium (mg/L)	GWC-24R	0.01	n/a	7/31/2024	0.0016J	No	25	n/a	n/a	76	n/a	n/a	0.002832	NP Intra (NDs) 1 of 2
Vanadium (mg/L)	GWC-25R	0.01	n/a	7/31/2024	0.00088J	No	25	n/a	n/a	100	n/a	n/a	0.002832	NP Intra (NDs) 1 of 2
Vanadium (mg/L)	GWC-36RA	0.01	n/a	7/30/2024	0.01ND	No	25	n/a	n/a	80	n/a	n/a	0.002832	NP Intra (NDs) 1 of 2
Vanadium (mg/L)	GWC-37	0.01	n/a	7/30/2024	0.00083J	No	25	n/a	n/a	88	n/a	n/a	0.002832	NP Intra (NDs) 1 of 2
Vanadium (mg/L)	GWC-38	0.01	n/a	7/30/2024	0.0015J	No	25	n/a	n/a	72	n/a	n/a	0.002832	NP Intra (NDs) 1 of 2
Zinc (mg/L)	GWA-1	0.02	n/a	8/7/2024	0.02ND	No	34	n/a	n/a	41.18	n/a	n/a	0.001599	NP Intra (normality) 1 of 2
Zinc (mg/L)	GWA-2	0.027	n/a	8/7/2024	0.02ND	No	35	n/a	n/a	54.29	n/a	n/a	0.001497	NP Intra (NDs) 1 of 2
Zinc (mg/L)	GWA-2R	0.02	n/a	8/6/2024	0.02ND	No	36	n/a	n/a	55.56	n/a	n/a	0.001429	NP Intra (NDs) 1 of 2
Zinc (mg/L)	GWA-39RZ	0.02	n/a	8/1/2024	0.02ND	No	16	n/a	n/a	68.75	n/a	n/a	0.006456	NP Intra (NDs) 1 of 2
Zinc (mg/L)	GWA-39Z	0.02	n/a	8/1/2024	0.02ND	No	20	n/a	n/a	60	n/a	n/a	0.004291	NP Intra (NDs) 1 of 2
Zinc (mg/L)	GWA-3A	0.1278	n/a	8/8/2024	0.02ND	No	36	0.2173	0.05789	19.44	Kaplan-Meier	sqrt(x)	0.0002195	Param Intra 1 of 2
Zinc (mg/L)	GWA-40	0.02	n/a	8/1/2024	0.02ND	No	20	n/a	n/a	85	n/a	n/a	0.004291	NP Intra (NDs) 1 of 2
Zinc (mg/L)	GWA-41	0.02	n/a	8/1/2024	0.02ND	No	20	n/a	n/a	85	n/a	n/a	0.004291	NP Intra (NDs) 1 of 2
Zinc (mg/L)	GWA-41R	0.02	n/a	8/1/2024	0.02ND	No	20	n/a	n/a	75	n/a	n/a	0.004291	NP Intra (NDs) 1 of 2
Zinc (mg/L)	GWA-42	0.02	n/a	8/1/2024	0.01J	No	20	n/a	n/a	35	n/a	n/a	0.004291	NP Intra (normality) 1 of 2
Zinc (mg/L)	GWA-43	0.02	n/a	8/2/2024	0.02ND	No	20	n/a	n/a	60	n/a	n/a	0.004291	NP Intra (NDs) 1 of 2
Zinc (mg/L)	GWA-43R	0.02	n/a	8/2/2024	0.02ND	No	20	n/a	n/a	60	n/a	n/a	0.004291	NP Intra (NDs) 1 of 2
Zinc (mg/L)	GWA-4RZ	0.02	n/a	8/8/2024	0.02ND	No	14	n/a	n/a	71.43	n/a	n/a	0.008612	NP Intra (NDs) 1 of 2
Zinc (mg/L)	GWA-50	0.02	n/a	8/8/2024	0.02ND	No	30	n/a	n/a	43.33	n/a	n/a	0.002008	NP Intra (normality) 1 of 2
Zinc (mg/L)	GWA-50R	0.02	n/a	8/8/2024	0.02ND	No	27	n/a	n/a	44.44	n/a	n/a	0.002502	NP Intra (normality) 1 of 2
Zinc (mg/L)	GWC-16R	0.134	n/a	7/31/2024	0.034	No	25	0.2072	0.06231	4	None	sqrt(x)	0.0002195	Param Intra 1 of 2
Zinc (mg/L)	GWC-17R	0.0219	n/a	7/31/2024	0.02ND	No	25	n/a	n/a	36	n/a	n/a	0.002832	NP Intra (normality) 1 of 2
Zinc (mg/L)	GWC-18	0.0225	n/a	7/31/2024	0.02ND	No	25	n/a	n/a	40	n/a	n/a	0.002832	NP Intra (normality) 1 of 2
Zinc (mg/L)	GWC-18R	0.02	n/a	7/31/2024	0.02ND	No	25	n/a	n/a	60	n/a	n/a	0.002832	NP Intra (NDs) 1 of 2
Zinc (mg/L)	GWC-19R	0.02	n/a	7/31/2024	0.02ND	No	25	n/a	n/a	52	n/a	n/a	0.002832	NP Intra (NDs) 1 of 2
Zinc (mg/L)	GWC-20R	0.02	n/a	8/1/2024	0.02ND	No	24	n/a	n/a	50	n/a	n/a	0.003124	NP Intra (normality) 1 of 2
Zinc (mg/L)	GWC-21R	0.045	n/a	8/2/2024	0.0091J	No	25	n/a	n/a	28	n/a	n/a	0.002832	NP Intra (normality) 1 of 2
Zinc (mg/L)	GWC-22R	0.02	n/a	7/31/2024	0.02ND	No	25	n/a	n/a	48	n/a	n/a	0.002832	NP Intra (normality) 1 of 2
Zinc (mg/L)	GWC-23R	0.02	n/a	7/31/2024	0.02ND	No	25	n/a	n/a	52	n/a	n/a	0.002832	NP Intra (NDs) 1 of 2
Zinc (mg/L)	GWC-24R	0.02	n/a	7/31/2024	0.02ND	No	25	n/a	n/a	60	n/a	n/a	0.002832	NP Intra (NDs) 1 of 2
Zinc (mg/L)	GWC-25R	0.02	n/a	7/31/2024	0.02ND	No	25	n/a	n/a	68	n/a	n/a	0.002832	NP Intra (NDs) 1 of 2
Zinc (mg/L)	GWC-36RA	0.222	n/a	7/30/2024	0.01J	No	24	0.2008	0.1051	16.67	Kaplan-Meier	sqrt(x)	0.0002195	Param Intra 1 of 2
Zinc (mg/L)	GWC-37	0.01542	n/a	7/30/2024	0.02ND	No	25	0.1823	0.02612	20	Kaplan-Meier	x^(1/3)	0.0002195	Param Intra 1 of 2
Zinc (mg/L)	GWC-38	0.02	n/a	7/30/2024	0.02ND	No	24	n/a	n/a	45.83	n/a	n/a	0.003124	NP Intra (normality) 1 of 2

Appendix I Interwell Prediction Limits - Two-Step - All Results (No Significant)

Plant Bowen Client: Southern Company Data: Bowen 3-4 CCR Printed 9/11/2024, 4:39 PM

Constituent	Well	Upper Lim.	Lower Lim.	Date	Observ.	Sig.	Bg N	Bg Mean	Std. Dev.	%NDs	ND Adj.	Transform	Alpha	Method
Barium (mg/L)	GWC-20R	0.071	n/a	8/1/2024	0.038	No	663	n/a	n/a	1.357	n/a	n/a	0.0000491	NP Inter (normality) 1 of 2

Appendix I Trend Tests - Significant Results

Plant Bowen Client: Southern Company Data: Bowen 3-4 CCR Printed 9/11/2024, 4:43 PM

Constituent	Well	Slope	Calc.	Critical	Sig.	N	%NDs	Normality	Alpha	Method
Barium (mg/L)	**GWA-1 (bg)**	**-0.0005942**	**-4.608**	**-2.58**	**Yes**	**43**	**0**	**n/a**	**0.01**	**NP**
Barium (mg/L)	**GWA-2R (bg)**	**0.000607**	**2.756**	**2.58**	**Yes**	**42**	**0**	**n/a**	**0.01**	**NP**
Barium (mg/L)	**GWA-41 (bg)**	**-0.001409**	**-136**	**-98**	**Yes**	**23**	**0**	**n/a**	**0.01**	**NP**
Barium (mg/L)	**GWA-43 (bg)**	**-0.002027**	**-154**	**-98**	**Yes**	**23**	**0**	**n/a**	**0.01**	**NP**
Barium (mg/L)	**GWA-43R (bg)**	**-0.0001438**	**-125**	**-98**	**Yes**	**23**	**0**	**n/a**	**0.01**	**NP**
Barium (mg/L)	**GWA-4RZ (bg)**	**0.003226**	**179**	**98**	**Yes**	**23**	**0**	**n/a**	**0.01**	**NP**
Barium (mg/L)	**GWA-50 (bg)**	**-0.0003365**	**-261**	**-199**	**Yes**	**37**	**2.703**	**n/a**	**0.01**	**NP**
Barium (mg/L)	**GWA-50R (bg)**	**-0.0007279**	**-380**	**-184**	**Yes**	**35**	**0**	**n/a**	**0.01**	**NP**
Barium (mg/L)	**GWA-52 (bg)**	**-0.002386**	**-193**	**-131**	**Yes**	**28**	**3.571**	**n/a**	**0.01**	**NP**
Barium (mg/L)	**GWA-53 (bg)**	**-0.001855**	**-249**	**-131**	**Yes**	**28**	**3.571**	**n/a**	**0.01**	**NP**
Barium (mg/L)	**GWA-55R (bg)**	**-0.004851**	**-221**	**-131**	**Yes**	**28**	**3.571**	**n/a**	**0.01**	**NP**
Barium (mg/L)	**GWA-56 (bg)**	**0.002669**	**238**	**131**	**Yes**	**28**	**3.571**	**n/a**	**0.01**	**NP**

Appendix I Trend Tests - All Results

Plant Bowen Client: Southern Company Data: Bowen 3-4 CCR Printed 9/11/2024, 4:43 PM

Constituent	Well	Slope	Calc.	Critical	Sig.	N	%NDs	Normality	Alpha	Method
Barium (mg/L)	**GWA-1 (bg)**	**-0.0005942**	**-4.608**	**-2.58**	**Yes**	**43**	**0**	**n/a**	**0.01**	**NP**
Barium (mg/L)	GWA-2 (bg)	0.0002879	0.9328	2.58	No	42	0	n/a	0.01	NP
Barium (mg/L)	**GWA-2R (bg)**	**0.000607**	**2.756**	**2.58**	**Yes**	**42**	**0**	**n/a**	**0.01**	**NP**
Barium (mg/L)	GWA-39RZ (bg)	-0.0002609	-39	-92	No	22	0	n/a	0.01	NP
Barium (mg/L)	GWA-39Z (bg)	-0.0001906	-9	-98	No	23	4.348	n/a	0.01	NP
Barium (mg/L)	GWA-3A (bg)	-0.00008677	-72	-176	No	34	2.941	n/a	0.01	NP
Barium (mg/L)	GWA-40 (bg)	-0.0002338	-98	-98	No	23	0	n/a	0.01	NP
Barium (mg/L)	**GWA-41 (bg)**	**-0.001409**	**-136**	**-98**	**Yes**	**23**	**0**	**n/a**	**0.01**	**NP**
Barium (mg/L)	GWA-41R (bg)	0.001014	39	98	No	23	0	n/a	0.01	NP
Barium (mg/L)	GWA-42 (bg)	0.00001857	36	98	No	23	0	n/a	0.01	NP
Barium (mg/L)	**GWA-43 (bg)**	**-0.002027**	**-154**	**-98**	**Yes**	**23**	**0**	**n/a**	**0.01**	**NP**
Barium (mg/L)	**GWA-43R (bg)**	**-0.0001438**	**-125**	**-98**	**Yes**	**23**	**0**	**n/a**	**0.01**	**NP**
Barium (mg/L)	**GWA-4RZ (bg)**	**0.003226**	**179**	**98**	**Yes**	**23**	**0**	**n/a**	**0.01**	**NP**
Barium (mg/L)	**GWA-50 (bg)**	**-0.0003365**	**-261**	**-199**	**Yes**	**37**	**2.703**	**n/a**	**0.01**	**NP**
Barium (mg/L)	**GWA-50R (bg)**	**-0.0007279**	**-380**	**-184**	**Yes**	**35**	**0**	**n/a**	**0.01**	**NP**
Barium (mg/L)	GWA-51RZ (bg)	0.001487	92	131	No	28	0	n/a	0.01	NP
Barium (mg/L)	**GWA-52 (bg)**	**-0.002386**	**-193**	**-131**	**Yes**	**28**	**3.571**	**n/a**	**0.01**	**NP**
Barium (mg/L)	**GWA-53 (bg)**	**-0.001855**	**-249**	**-131**	**Yes**	**28**	**3.571**	**n/a**	**0.01**	**NP**
Barium (mg/L)	GWA-53R (bg)	0	51	131	No	28	0	n/a	0.01	NP
Barium (mg/L)	GWA-54 (bg)	-0.0004323	-42	-131	No	28	3.571	n/a	0.01	NP
Barium (mg/L)	GWA-55 (bg)	-0.0002675	-33	-131	No	28	3.571	n/a	0.01	NP
Barium (mg/L)	**GWA-55R (bg)**	**-0.004851**	**-221**	**-131**	**Yes**	**28**	**3.571**	**n/a**	**0.01**	**NP**
Barium (mg/L)	**GWA-56 (bg)**	**0.002669**	**238**	**131**	**Yes**	**28**	**3.571**	**n/a**	**0.01**	**NP**
Barium (mg/L)	GWC-20R	0.00004254	28	161	No	32	0	n/a	0.01	NP

Appendix III Intrawell Prediction Limits - Significant Results

Plant Bowen Client: Southern Company Data: Bowen 3-4 CCR Printed 9/10/2024, 10:40 PM

Constituent	Well	Upper Lim.	Lower Lim.	Date	Observ.	Sig.	Bg N	Bg Mean	Std. Dev.	%NDs	ND Adj.	Transform	Alpha	Method
Chloride (mg/L)	GWA-3A	6.3	n/a	8/8/2024	7.3	Yes	20	n/a	n/a	5	n/a	n/a	0.004291	NP Intra (normality) 1 of 2
Chloride (mg/L)	GWC-38	3.734	n/a	7/30/2024	3.8	Yes	21	2.721	0.4245	0	None	No	0.0005016	Param Intra 1 of 2
pH (pH_units)	GWA-50	6.599	4.756	8/8/2024	4.68	Yes	21	5.678	0.386	0	None	No	0.0002508	Param Intra 1 of 2
pH (pH_units)	GWC-16R	7.534	6.756	7/31/2024	6.72	Yes	21	7.145	0.1629	0	None	No	0.0002508	Param Intra 1 of 2
pH (pH_units)	GWC-17R	7.389	7.007	7/31/2024	6.88	Yes	21	7.198	0.08004	0	None	No	0.0002508	Param Intra 1 of 2
pH (pH_units)	GWC-22R	8.122	6.686	7/31/2024	6.56	Yes	22	7.404	0.3033	0	None	No	0.0002508	Param Intra 1 of 2
pH (pH_units)	GWC-37	6.363	4.552	7/30/2024	4.43	Yes	21	5.458	0.3795	0	None	No	0.0002508	Param Intra 1 of 2
pH (pH_units)	GWC-38	6.164	4.516	7/30/2024	4.29	Yes	21	5.34	0.3451	0	None	No	0.0002508	Param Intra 1 of 2
Sulfate (mg/L)	GWC-25R	2.299	n/a	7/31/2024	2.3	Yes	21	1.708	0.2474	0	None	No	0.0005016	Param Intra 1 of 2
Total Dissolved Solids (mg/l)	GWA-3A	117	n/a	8/8/2024	150	Yes	20	n/a	n/a	25	n/a	n/a	0.004291	NP Intra (normality) 1 of 2
Total Dissolved Solids (mg/l)	GWA-43R	184.9	n/a	8/2/2024	188	Yes	21	140.1	18.76	0	None	No	0.0005016	Param Intra 1 of 2
Total Dissolved Solids (mg/l)	GWA-50	41.38	n/a	8/8/2024	147	Yes	21	21.19	8.46	38.1	Kaplan-Meier	No	0.0005016	Param Intra 1 of 2
Total Dissolved Solids (mg/l)	GWC-20R	236.3	n/a	8/1/2024	245	Yes	21	191.6	18.71	0	None	No	0.0005016	Param Intra 1 of 2

Appendix III Intrawell Prediction Limits - All Results

Plant Bowen Client: Southern Company Data: Bowen 3-4 CCR Printed 9/10/2024, 10:40 PM

Constituent	Well	Upper Lim.	Lower Lim.	Date	Observ.	Sig.	Bg N	Bg Mean	Std. Dev.	%NDs	ND Adj.	Transform	Alpha	Method
Chloride (mg/L)	GWA-1	2.149	n/a	8/7/2024	1.3	No	21	1.436	0.2988	4.762	None	No	0.0005016	Param Intra 1 of 2
Chloride (mg/L)	GWA-2	2.571	n/a	8/7/2024	1.4	No	21	1.46	0.4653	4.762	None	No	0.0005016	Param Intra 1 of 2
Chloride (mg/L)	GWA-2R	1.998	n/a	8/6/2024	1.1	No	21	1.008	0.1052	0	None	x^(1/3)	0.0005016	Param Intra 1 of 2
Chloride (mg/L)	GWA-39RZ	3.717	n/a	8/1/2024	1.5	No	21	2.116	0.6706	0	None	No	0.0005016	Param Intra 1 of 2
Chloride (mg/L)	GWA-39Z	2.253	n/a	8/1/2024	1.2	No	21	1.451	0.3363	0	None	No	0.0005016	Param Intra 1 of 2
Chloride (mg/L)	**GWA-3A**	**6.3**	**n/a**	**8/8/2024**	**7.3**	**Yes**	**20**	**n/a**	**n/a**	**5**	**n/a**	**n/a**	**0.004291**	**NP Intra (normality) 1 of 2**
Chloride (mg/L)	GWA-40	3.353	n/a	8/1/2024	0.96J	No	22	1.073	0.1791	4.545	None	x^(1/3)	0.0005016	Param Intra 1 of 2
Chloride (mg/L)	GWA-41	3.943	n/a	8/1/2024	1.3	No	21	0.4751	0.3758	0	None	ln(x)	0.0005016	Param Intra 1 of 2
Chloride (mg/L)	GWA-41R	5.576	n/a	8/1/2024	1.6	No	21	2.454	1.308	0	None	No	0.0005016	Param Intra 1 of 2
Chloride (mg/L)	GWA-42	3.71	n/a	8/1/2024	2.5	No	21	2.548	0.4868	0	None	No	0.0005016	Param Intra 1 of 2
Chloride (mg/L)	GWA-43	1.557	n/a	8/2/2024	1.2	No	21	1.313	0.1021	0	None	No	0.0005016	Param Intra 1 of 2
Chloride (mg/L)	GWA-43R	5.219	n/a	8/2/2024	2.2	No	21	2.909	0.9679	0	None	No	0.0005016	Param Intra 1 of 2
Chloride (mg/L)	GWA-4RZ	3.81	n/a	8/8/2024	2.2	No	21	2.69	0.4689	0	None	No	0.0005016	Param Intra 1 of 2
Chloride (mg/L)	GWA-50	1.505	n/a	8/8/2024	1.1	No	21	1.051	0.1904	4.762	None	No	0.0005016	Param Intra 1 of 2
Chloride (mg/L)	GWA-50R	1.177	n/a	8/8/2024	0.86J	No	21	0.7934	0.1609	14.29	None	No	0.0005016	Param Intra 1 of 2
Chloride (mg/L)	GWC-16R	2.845	n/a	7/31/2024	1.4	No	21	1.67	0.4925	0	None	No	0.0005016	Param Intra 1 of 2
Chloride (mg/L)	GWC-17R	8.044	n/a	7/31/2024	4.8	No	21	5.595	1.026	0	None	No	0.0005016	Param Intra 1 of 2
Chloride (mg/L)	GWC-18	2.672	n/a	7/31/2024	2.2	No	21	2.177	0.2073	0	None	No	0.0005016	Param Intra 1 of 2
Chloride (mg/L)	GWC-18R	3.3	n/a	7/31/2024	2.6	No	21	n/a	n/a	0	n/a	n/a	0.003999	NP Intra (normality) 1 of 2
Chloride (mg/L)	GWC-19R	2.933	n/a	7/31/2024	2.6	No	21	2.443	0.2053	0	None	No	0.0005016	Param Intra 1 of 2
Chloride (mg/L)	GWC-20R	2.489	n/a	8/1/2024	1.7	No	21	1.77	0.3016	0	None	No	0.0005016	Param Intra 1 of 2
Chloride (mg/L)	GWC-21R	5.534	n/a	8/2/2024	3.2	No	21	4.167	0.5732	0	None	No	0.0005016	Param Intra 1 of 2
Chloride (mg/L)	GWC-22R	3.257	n/a	7/31/2024	2.7	No	21	2.694	0.2358	0	None	No	0.0005016	Param Intra 1 of 2
Chloride (mg/L)	GWC-23R	2.775	n/a	7/31/2024	1.6	No	21	1.932	0.3532	0	None	No	0.0005016	Param Intra 1 of 2
Chloride (mg/L)	GWC-24R	3.172	n/a	7/31/2024	2.4	No	21	5.639	1.853	4.762	None	x^2	0.0005016	Param Intra 1 of 2
Chloride (mg/L)	GWC-25R	3.099	n/a	7/31/2024	2.5	No	21	2.552	0.2293	0	None	No	0.0005016	Param Intra 1 of 2
Chloride (mg/L)	GWC-36RA	3.624	n/a	7/30/2024	3.2	No	21	2.877	0.3129	0	None	No	0.0005016	Param Intra 1 of 2
Chloride (mg/L)	GWC-37	1.41	n/a	7/30/2024	1.1	No	21	0.9633	0.1873	4.762	None	No	0.0005016	Param Intra 1 of 2
Chloride (mg/L)	**GWC-38**	**3.734**	**n/a**	**7/30/2024**	**3.8**	**Yes**	**21**	**2.721**	**0.4245**	**0**	**None**	**No**	**0.0005016**	**Param Intra 1 of 2**
pH (pH_units)	GWA-1	7.784	7.183	8/7/2024	7.51	No	21	23844	1981	0	None	x^5	0.0002508	Param Intra 1 of 2
pH (pH_units)	GWA-2	7.065	5.166	8/7/2024	6.73	No	21	1602	372.7	0	None	x^4	0.0002508	Param Intra 1 of 2
pH (pH_units)	GWA-2R	7.882	6.383	8/6/2024	7.61	No	21	20509	4155	0	None	x^5	0.0002508	Param Intra 1 of 2
pH (pH_units)	GWA-39RZ	8.053	6.987	8/1/2024	7.08	No	23	56.84	3.414	0	None	x^2	0.0002508	Param Intra 1 of 2
pH (pH_units)	GWA-39Z	7.514	5.281	8/1/2024	5.88	No	22	6.397	0.4716	0	None	No	0.0002508	Param Intra 1 of 2
pH (pH_units)	GWA-3A	8.04	5.07	8/8/2024	7.86	No	20	n/a	n/a	0	n/a	n/a	0.008582	NP Intra (normality) 1 of 2
pH (pH_units)	GWA-40	7.963	6.459	8/1/2024	7.06	No	23	7.211	0.3203	0	None	No	0.0002508	Param Intra 1 of 2
pH (pH_units)	GWA-41	7.33	5.546	8/1/2024	6.03	No	20	6.438	0.3708	0	None	No	0.0002508	Param Intra 1 of 2
pH (pH_units)	GWA-41R	7.733	6.218	8/1/2024	7.17	No	21	6.976	0.3175	0	None	No	0.0002508	Param Intra 1 of 2
pH (pH_units)	GWA-42	7.63	6.83	8/1/2024	7.49	No	21	n/a	n/a	0	n/a	n/a	0.007998	NP Intra (normality) 1 of 2
pH (pH_units)	GWA-43	6.987	4.691	8/2/2024	5.28	No	21	5.839	0.4811	0	None	No	0.0002508	Param Intra 1 of 2
pH (pH_units)	GWA-43R	8.04	7.31	8/2/2024	7.74	No	22	n/a	n/a	0	n/a	n/a	0.007415	NP Intra (normality) 1 of 2
pH (pH_units)	GWA-4RZ	7.55	6.49	8/8/2024	7.01	No	27	n/a	n/a	0	n/a	n/a	0.005004	NP Intra (normality) 1 of 2
pH (pH_units)	**GWA-50**	**6.599**	**4.756**	**8/8/2024**	**4.68**	**Yes**	**21**	**5.678**	**0.386**	**0**	**None**	**No**	**0.0002508**	**Param Intra 1 of 2**
pH (pH_units)	GWA-50R	7.295	4.163	8/8/2024	4.25	No	21	5.729	0.6561	0	None	No	0.0002508	Param Intra 1 of 2
pH (pH_units)	**GWC-16R**	**7.534**	**6.756**	**7/31/2024**	**6.72**	**Yes**	**21**	**7.145**	**0.1629**	**0**	**None**	**No**	**0.0002508**	**Param Intra 1 of 2**
pH (pH_units)	**GWC-17R**	**7.389**	**7.007**	**7/31/2024**	**6.88**	**Yes**	**21**	**7.198**	**0.08004**	**0**	**None**	**No**	**0.0002508**	**Param Intra 1 of 2**
pH (pH_units)	GWC-18	7.462	5.989	7/31/2024	6.66	No	21	6.726	0.3086	0	None	No	0.0002508	Param Intra 1 of 2
pH (pH_units)	GWC-18R	8.051	7.373	7/31/2024	7.76	No	21	7.712	0.142	0	None	No	0.0002508	Param Intra 1 of 2
pH (pH_units)	GWC-19R	7.79	7.2	7/31/2024	7.69	No	21	n/a	n/a	0	n/a	n/a	0.007998	NP Intra (normality) 1 of 2
pH (pH_units)	GWC-20R	7.983	7.26	8/1/2024	7.49	No	22	7.621	0.1526	0	None	No	0.0002508	Param Intra 1 of 2
pH (pH_units)	GWC-21R	7.347	6.688	8/2/2024	7.13	No	21	7.017	0.1381	0	None	No	0.0002508	Param Intra 1 of 2
pH (pH_units)	**GWC-22R**	**8.122**	**6.686**	**7/31/2024**	**6.56**	**Yes**	**22**	**7.404**	**0.3033**	**0**	**None**	**No**	**0.0002508**	**Param Intra 1 of 2**
pH (pH_units)	GWC-23R	7.869	6.699	7/31/2024	6.87	No	23	7.284	0.2493	0	None	No	0.0002508	Param Intra 1 of 2
pH (pH_units)	GWC-24R	7.981	6.833	7/31/2024	7.17	No	21	7.407	0.2405	0	None	No	0.0002508	Param Intra 1 of 2
pH (pH_units)	GWC-25R	7.96	7.165	7/31/2024	7.33	No	21	7.562	0.1664	0	None	No	0.0002508	Param Intra 1 of 2
pH (pH_units)	GWC-36RA	7.743	6.772	7/30/2024	7.32	No	21	7.257	0.2036	0	None	No	0.0002508	Param Intra 1 of 2
pH (pH_units)	**GWC-37**	**6.363**	**4.552**	**7/30/2024**	**4.43**	**Yes**	**21**	**5.458**	**0.3795**	**0**	**None**	**No**	**0.0002508**	**Param Intra 1 of 2**
pH (pH_units)	**GWC-38**	**6.164**	**4.516**	**7/30/2024**	**4.29**	**Yes**	**21**	**5.34**	**0.3451**	**0**	**None**	**No**	**0.0002508**	**Param Intra 1 of 2**

Appendix III Intrawell Prediction Limits - All Results

Plant Bowen Client: Southern Company Data: Bowen 3-4 CCR Printed 9/10/2024, 10:40 PM

Constituent	Well	Upper Lim.	Lower Lim.	Date	Observ.	Sig.	Bg N	Bg Mean	Std. Dev.	%NDs	ND Adj.	Transform	Alpha	Method
Sulfate (mg/L)	GWA-1	2.524	n/a	8/7/2024	1.1	No	21	1.457	0.4474	0	None	No	0.0005016	Param Intra 1 of 2
Sulfate (mg/L)	GWA-2	164	n/a	8/7/2024	47.5	No	21	58.87	44.05	0	None	No	0.0005016	Param Intra 1 of 2
Sulfate (mg/L)	GWA-2R	38.9	n/a	8/6/2024	5.8	No	21	n/a	n/a	0	n/a	n/a	0.003999	NP Intra (normality) 1 of 2
Sulfate (mg/L)	GWA-39RZ	25.5	n/a	8/1/2024	3.3	No	21	9.752	6.6	0	None	No	0.0005016	Param Intra 1 of 2
Sulfate (mg/L)	GWA-39Z	8.69	n/a	8/1/2024	1.2	No	21	3.31	2.255	0	None	No	0.0005016	Param Intra 1 of 2
Sulfate (mg/L)	GWA-3A	9.038	n/a	8/8/2024	3.9	No	20	0.08903	0.8782	10	None	ln(x)	0.0005016	Param Intra 1 of 2
Sulfate (mg/L)	GWA-40	7.4	n/a	8/1/2024	1.5	No	22	n/a	n/a	4.545	n/a	n/a	0.003707	NP Intra (normality) 1 of 2
Sulfate (mg/L)	GWA-41	11.5	n/a	8/1/2024	0.75J	No	21	n/a	n/a	0	n/a	n/a	0.003999	NP Intra (normality) 1 of 2
Sulfate (mg/L)	GWA-41R	12.82	n/a	8/1/2024	2.7	No	21	5.842	2.922	4.762	None	No	0.0005016	Param Intra 1 of 2
Sulfate (mg/L)	GWA-42	2.457	n/a	8/1/2024	1.1	No	21	1.514	0.3952	4.762	None	No	0.0005016	Param Intra 1 of 2
Sulfate (mg/L)	GWA-43	1.695	n/a	8/2/2024	1ND	No	21	0.7235	0.4069	42.86	Kaplan-Meier	No	0.0005016	Param Intra 1 of 2
Sulfate (mg/L)	GWA-43R	10.07	n/a	8/2/2024	3.2	No	21	5.066	2.097	0	None	No	0.0005016	Param Intra 1 of 2
Sulfate (mg/L)	GWA-4RZ	27.14	n/a	8/8/2024	12.2	No	22	20.91	2.63	0	None	No	0.0005016	Param Intra 1 of 2
Sulfate (mg/L)	GWA-50	1	n/a	8/8/2024	0.53J	No	21	n/a	n/a	38.1	n/a	n/a	0.003999	NP Intra (normality) 1 of 2
Sulfate (mg/L)	GWA-50R	1.58	n/a	8/8/2024	0.69J	No	21	0.8976	0.2859	4.762	None	No	0.0005016	Param Intra 1 of 2
Sulfate (mg/L)	GWC-16R	14.82	n/a	7/31/2024	7	No	21	7.551	3.048	0	None	No	0.0005016	Param Intra 1 of 2
Sulfate (mg/L)	GWC-17R	8.884	n/a	7/31/2024	7.7	No	20	6.715	0.9017	0	None	No	0.0005016	Param Intra 1 of 2
Sulfate (mg/L)	GWC-18	2.586	n/a	7/31/2024	1.7	No	21	1.925	0.2773	0	None	No	0.0005016	Param Intra 1 of 2
Sulfate (mg/L)	GWC-18R	2.78	n/a	7/31/2024	2.3	No	20	2.257	0.2175	0	None	No	0.0005016	Param Intra 1 of 2
Sulfate (mg/L)	GWC-19R	4.237	n/a	7/31/2024	3.2	No	21	3.57	0.2794	0	None	No	0.0005016	Param Intra 1 of 2
Sulfate (mg/L)	GWC-20R	1.947	n/a	8/1/2024	1.5	No	21	2.039	0.7338	0	None	x^2	0.0005016	Param Intra 1 of 2
Sulfate (mg/L)	GWC-21R	16.71	n/a	8/2/2024	5.2	No	20	6.336	4.312	5	None	No	0.0005016	Param Intra 1 of 2
Sulfate (mg/L)	GWC-22R	2.849	n/a	7/31/2024	1.8	No	20	1.928	0.3827	0	None	No	0.0005016	Param Intra 1 of 2
Sulfate (mg/L)	GWC-23R	143	n/a	7/31/2024	57.8	No	23	n/a	n/a	0	n/a	n/a	0.003415	NP Intra (normality) 1 of 2
Sulfate (mg/L)	GWC-24R	11.3	n/a	7/31/2024	2.8	No	21	n/a	n/a	0	n/a	n/a	0.003999	NP Intra (normality) 1 of 2
Sulfate (mg/L)	**GWC-25R**	**2.299**	**n/a**	**7/31/2024**	**2.3**	**Yes**	**21**	**1.708**	**0.2474**	**0**	**None**	**No**	**0.0005016**	**Param Intra 1 of 2**
Sulfate (mg/L)	GWC-36RA	21.76	n/a	7/30/2024	15.5	No	21	1.631	0.4865	0	None	x^(1/3)	0.0005016	Param Intra 1 of 2
Sulfate (mg/L)	GWC-37	1.014	n/a	7/30/2024	0.58J	No	21	0.483	0.2284	33.33	Kaplan-Meier	x^2	0.0005016	Param Intra 1 of 2
Sulfate (mg/L)	GWC-38	2.47	n/a	7/30/2024	0.94J	No	21	1.046	0.5966	4.762	None	No	0.0005016	Param Intra 1 of 2
Total Dissolved Solids (mg/l)	GWA-1	184.7	n/a	8/7/2024	179	No	21	153.6	13.03	0	None	No	0.0005016	Param Intra 1 of 2
Total Dissolved Solids (mg/l)	GWA-2	372.1	n/a	8/7/2024	183	No	21	151.4	92.48	4.762	None	No	0.0005016	Param Intra 1 of 2
Total Dissolved Solids (mg/l)	GWA-2R	228.3	n/a	8/6/2024	105	No	21	125.6	43.03	0	None	No	0.0005016	Param Intra 1 of 2
Total Dissolved Solids (mg/l)	GWA-39RZ	239.3	n/a	8/1/2024	161	No	21	161.6	32.58	0	None	No	0.0005016	Param Intra 1 of 2
Total Dissolved Solids (mg/l)	GWA-39Z	151.7	n/a	8/1/2024	68	No	20	69.3	34.24	0	None	No	0.0005016	Param Intra 1 of 2
Total Dissolved Solids (mg/l)	**GWA-3A**	**117**	**n/a**	**8/8/2024**	**150**	**Yes**	**20**	**n/a**	**n/a**	**25**	**n/a**	**n/a**	**0.004291**	**NP Intra (normality) 1 of 2**
Total Dissolved Solids (mg/l)	GWA-40	213	n/a	8/1/2024	96	No	21	4.697	0.5343	0	None	x^(1/3)	0.0005016	Param Intra 1 of 2
Total Dissolved Solids (mg/l)	GWA-41	181.4	n/a	8/1/2024	49	No	21	83.38	41.08	0	None	No	0.0005016	Param Intra 1 of 2
Total Dissolved Solids (mg/l)	GWA-41R	250.1	n/a	8/1/2024	197	No	21	161.5	37.15	0	None	No	0.0005016	Param Intra 1 of 2
Total Dissolved Solids (mg/l)	GWA-42	204.2	n/a	8/1/2024	158	No	21	5.155	0.3076	0	None	x^(1/3)	0.0005016	Param Intra 1 of 2
Total Dissolved Solids (mg/l)	GWA-43	82.81	n/a	8/2/2024	33	No	21	36.31	19.49	19.05	Kaplan-Meier	No	0.0005016	Param Intra 1 of 2
Total Dissolved Solids (mg/l)	**GWA-43R**	**184.9**	**n/a**	**8/2/2024**	**188**	**Yes**	**21**	**140.1**	**18.76**	**0**	**None**	**No**	**0.0005016**	**Param Intra 1 of 2**
Total Dissolved Solids (mg/l)	GWA-4RZ	400	n/a	8/8/2024	258	No	21	n/a	n/a	0	n/a	n/a	0.003999	NP Intra (normality) 1 of 2
Total Dissolved Solids (mg/l)	**GWA-50**	**41.38**	**n/a**	**8/8/2024**	**147**	**Yes**	**21**	**21.19**	**8.46**	**38.1**	**Kaplan-Meier**	**No**	**0.0005016**	**Param Intra 1 of 2**
Total Dissolved Solids (mg/l)	GWA-50R	90.04	n/a	8/8/2024	64	No	21	5.18	1.805	28.57	Kaplan-Meier	sqrt(x)	0.0005016	Param Intra 1 of 2
Total Dissolved Solids (mg/l)	GWC-16R	373.2	n/a	7/31/2024	315	No	21	301.3	30.12	0	None	No	0.0005016	Param Intra 1 of 2
Total Dissolved Solids (mg/l)	GWC-17R	382	n/a	7/31/2024	300	No	21	315.6	27.83	0	None	No	0.0005016	Param Intra 1 of 2
Total Dissolved Solids (mg/l)	GWC-18	163	n/a	7/31/2024	87	No	21	97.67	27.4	0	None	No	0.0005016	Param Intra 1 of 2
Total Dissolved Solids (mg/l)	GWC-18R	184.4	n/a	7/31/2024	156	No	21	142.7	17.47	0	None	No	0.0005016	Param Intra 1 of 2
Total Dissolved Solids (mg/l)	GWC-19R	219.2	n/a	7/31/2024	144	No	21	162.5	23.76	0	None	No	0.0005016	Param Intra 1 of 2
Total Dissolved Solids (mg/l)	**GWC-20R**	**236.3**	**n/a**	**8/1/2024**	**245**	**Yes**	**21**	**191.6**	**18.71**	**0**	**None**	**No**	**0.0005016**	**Param Intra 1 of 2**
Total Dissolved Solids (mg/l)	GWC-21R	385	n/a	8/2/2024	313	No	21	n/a	n/a	0	n/a	n/a	0.003999	NP Intra (normality) 1 of 2
Total Dissolved Solids (mg/l)	GWC-22R	193.1	n/a	7/31/2024	181	No	20	163.4	12.36	0	None	No	0.0005016	Param Intra 1 of 2
Total Dissolved Solids (mg/l)	GWC-23R	470.6	n/a	7/31/2024	403	No	18	5.736	0.1694	0	None	ln(x)	0.0005016	Param Intra 1 of 2
Total Dissolved Solids (mg/l)	GWC-24R	209	n/a	7/31/2024	152	No	21	n/a	n/a	0	n/a	n/a	0.003999	NP Intra (normality) 1 of 2
Total Dissolved Solids (mg/l)	GWC-25R	195.1	n/a	7/31/2024	166	No	21	25595	5225	0	None	x^2	0.0005016	Param Intra 1 of 2
Total Dissolved Solids (mg/l)	GWC-36RA	250.8	n/a	7/30/2024	217	No	21	164.5	36.16	0	None	No	0.0005016	Param Intra 1 of 2
Total Dissolved Solids (mg/l)	GWC-37	34	n/a	7/30/2024	25ND	No	19	n/a	n/a	36.84	n/a	n/a	0.004832	NP Intra (normality) 1 of 2
Total Dissolved Solids (mg/l)	GWC-38	101.3	n/a	7/30/2024	53	No	21	3.114	0.6487	23.81	Kaplan-Meier	x^(1/3)	0.0005016	Param Intra 1 of 2

Appendix III Interwell Prediction Limits - Two-Step - All Results (No Significant)

Plant Bowen Client: Southern Company Data: Bowen 3-4 CCR Printed 9/10/2024, 10:44 PM

Constituent	Well	Upper Lim.	Lower Lim.	Date	Observ.	Sig.	Bg N	Bg Mean	Std. Dev.	%NDs	ND Adj.	Transform	Alpha	Method
Chloride (mg/L)	GWC-38	7.3	n/a	7/30/2024	3.8	No	345	n/a	n/a	2.319	n/a	n/a	0.0000491	NP Inter (normality) 1 of 2
pH (pH_units)	GWC-16R	8.04	4.24	7/31/2024	6.72	No	355	n/a	n/a	0	n/a	n/a	0.0000982	NP Inter (normality) 1 of 2
pH (pH_units)	GWC-17R	8.04	4.24	7/31/2024	6.88	No	355	n/a	n/a	0	n/a	n/a	0.0000982	NP Inter (normality) 1 of 2
pH (pH_units)	GWC-22R	8.04	4.24	7/31/2024	6.56	No	355	n/a	n/a	0	n/a	n/a	0.0000982	NP Inter (normality) 1 of 2
pH (pH_units)	GWC-37	8.04	4.24	7/30/2024	4.43	No	355	n/a	n/a	0	n/a	n/a	0.0000982	NP Inter (normality) 1 of 2
pH (pH_units)	GWC-38	8.04	4.24	7/30/2024	4.29	No	355	n/a	n/a	0	n/a	n/a	0.0000982	NP Inter (normality) 1 of 2
Sulfate (mg/L)	GWC-25R	147	n/a	7/31/2024	2.3	No	346	n/a	n/a	7.803	n/a	n/a	0.0000491	NP Inter (normality) 1 of 2
Total Dissolved Solids (mg/l)	GWC-20R	400	n/a	8/1/2024	245	No	343	n/a	n/a	7.872	n/a	n/a	0.0000491	NP Inter (normality) 1 of 2

Appendix III Interwell Prediction Limits - Significant Results

Plant Bowen Client: Southern Company Data: Bowen 3-4 CCR Printed 9/11/2024, 5:02 PM

Constituent	Well	Upper Lim.	Lower Lim.	Date	Observ.	Sig.	Bg N	Bg Mean	Std. Dev.	%NDs	ND Adj.	Transform	Alpha	Method
Calcium (mg/L)	**GWC-16R**	**66.6**	**n/a**	**7/31/2024**	**73.1**	**Yes**	**497**	**n/a**	**n/a**	**0**	**n/a**	**n/a**	**0.0000491**	**NP Inter (normality) 1 of 2**
Calcium (mg/L)	**GWC-17R**	**66.6**	**n/a**	**7/31/2024**	**70.2**	**Yes**	**497**	**n/a**	**n/a**	**0**	**n/a**	**n/a**	**0.0000491**	**NP Inter (normality) 1 of 2**
Calcium (mg/L)	**GWC-21R**	**66.6**	**n/a**	**8/2/2024**	**69.8**	**Yes**	**497**	**n/a**	**n/a**	**0**	**n/a**	**n/a**	**0.0000491**	**NP Inter (normality) 1 of 2**
Calcium (mg/L)	**GWC-23R**	**66.6**	**n/a**	**7/31/2024**	**74.6**	**Yes**	**497**	**n/a**	**n/a**	**0**	**n/a**	**n/a**	**0.0000491**	**NP Inter (normality) 1 of 2**

Appendix III Interwell Prediction Limits - All Results

Plant Bowen Client: Southern Company Data: Bowen 3-4 CCR Printed 9/11/2024, 5:02 PM

Constituent	Well	Upper Lim.	Lower Lim.	Date	Observ.	Sig.	Bg N	Bg Mean	Std. Dev.	%NDs	ND Adj.	Transform	Alpha	Method
Boron (mg/L)	GWC-16R	0.04	n/a	7/31/2024	0.04ND	No	496	n/a	n/a	67.34	n/a	n/a	0.0000491	NP Inter (NDs) 1 of 2
Boron (mg/L)	GWC-17R	0.04	n/a	7/31/2024	0.04ND	No	496	n/a	n/a	67.34	n/a	n/a	0.0000491	NP Inter (NDs) 1 of 2
Boron (mg/L)	GWC-18	0.04	n/a	7/31/2024	0.04ND	No	496	n/a	n/a	67.34	n/a	n/a	0.0000491	NP Inter (NDs) 1 of 2
Boron (mg/L)	GWC-18R	0.04	n/a	7/31/2024	0.04ND	No	496	n/a	n/a	67.34	n/a	n/a	0.0000491	NP Inter (NDs) 1 of 2
Boron (mg/L)	GWC-19R	0.04	n/a	7/31/2024	0.04ND	No	496	n/a	n/a	67.34	n/a	n/a	0.0000491	NP Inter (NDs) 1 of 2
Boron (mg/L)	GWC-20R	0.04	n/a	8/1/2024	0.04ND	No	496	n/a	n/a	67.34	n/a	n/a	0.0000491	NP Inter (NDs) 1 of 2
Boron (mg/L)	GWC-21R	0.04	n/a	8/2/2024	0.04ND	No	496	n/a	n/a	67.34	n/a	n/a	0.0000491	NP Inter (NDs) 1 of 2
Boron (mg/L)	GWC-22R	0.04	n/a	7/31/2024	0.04ND	No	496	n/a	n/a	67.34	n/a	n/a	0.0000491	NP Inter (NDs) 1 of 2
Boron (mg/L)	GWC-23R	0.04	n/a	7/31/2024	0.04ND	No	496	n/a	n/a	67.34	n/a	n/a	0.0000491	NP Inter (NDs) 1 of 2
Boron (mg/L)	GWC-24R	0.04	n/a	7/31/2024	0.04ND	No	496	n/a	n/a	67.34	n/a	n/a	0.0000491	NP Inter (NDs) 1 of 2
Boron (mg/L)	GWC-25R	0.04	n/a	7/31/2024	0.04ND	No	496	n/a	n/a	67.34	n/a	n/a	0.0000491	NP Inter (NDs) 1 of 2
Boron (mg/L)	GWC-36RA	0.04	n/a	7/30/2024	0.014J	No	496	n/a	n/a	67.34	n/a	n/a	0.0000491	NP Inter (NDs) 1 of 2
Boron (mg/L)	GWC-37	0.04	n/a	7/30/2024	0.04ND	No	496	n/a	n/a	67.34	n/a	n/a	0.0000491	NP Inter (NDs) 1 of 2
Boron (mg/L)	GWC-38	0.04	n/a	7/30/2024	0.04ND	No	496	n/a	n/a	67.34	n/a	n/a	0.0000491	NP Inter (NDs) 1 of 2
Calcium (mg/L)	**GWC-16R**	**66.6**	**n/a**	**7/31/2024**	**73.1**	**Yes**	**497**	**n/a**	**n/a**	**0**	**n/a**	**n/a**	**0.0000491**	**NP Inter (normality) 1 of 2**
Calcium (mg/L)	**GWC-17R**	**66.6**	**n/a**	**7/31/2024**	**70.2**	**Yes**	**497**	**n/a**	**n/a**	**0**	**n/a**	**n/a**	**0.0000491**	**NP Inter (normality) 1 of 2**
Calcium (mg/L)	GWC-18	66.6	n/a	7/31/2024	17.3	No	497	n/a	n/a	0	n/a	n/a	0.0000491	NP Inter (normality) 1 of 2
Calcium (mg/L)	GWC-18R	66.6	n/a	7/31/2024	31.9	No	497	n/a	n/a	0	n/a	n/a	0.0000491	NP Inter (normality) 1 of 2
Calcium (mg/L)	GWC-19R	66.6	n/a	7/31/2024	34.2	No	497	n/a	n/a	0	n/a	n/a	0.0000491	NP Inter (normality) 1 of 2
Calcium (mg/L)	GWC-20R	66.6	n/a	8/1/2024	46.1	No	497	n/a	n/a	0	n/a	n/a	0.0000491	NP Inter (normality) 1 of 2
Calcium (mg/L)	**GWC-21R**	**66.6**	**n/a**	**8/2/2024**	**69.8**	**Yes**	**497**	**n/a**	**n/a**	**0**	**n/a**	**n/a**	**0.0000491**	**NP Inter (normality) 1 of 2**
Calcium (mg/L)	GWC-22R	66.6	n/a	7/31/2024	33.1	No	497	n/a	n/a	0	n/a	n/a	0.0000491	NP Inter (normality) 1 of 2
Calcium (mg/L)	**GWC-23R**	**66.6**	**n/a**	**7/31/2024**	**74.6**	**Yes**	**497**	**n/a**	**n/a**	**0**	**n/a**	**n/a**	**0.0000491**	**NP Inter (normality) 1 of 2**
Calcium (mg/L)	GWC-24R	66.6	n/a	7/31/2024	33.2	No	497	n/a	n/a	0	n/a	n/a	0.0000491	NP Inter (normality) 1 of 2
Calcium (mg/L)	GWC-25R	66.6	n/a	7/31/2024	33.9	No	497	n/a	n/a	0	n/a	n/a	0.0000491	NP Inter (normality) 1 of 2
Calcium (mg/L)	GWC-36RA	66.6	n/a	7/30/2024	50.4	No	497	n/a	n/a	0	n/a	n/a	0.0000491	NP Inter (normality) 1 of 2
Calcium (mg/L)	GWC-37	66.6	n/a	7/30/2024	0.73J	No	497	n/a	n/a	0	n/a	n/a	0.0000491	NP Inter (normality) 1 of 2
Calcium (mg/L)	GWC-38	66.6	n/a	7/30/2024	1.6	No	497	n/a	n/a	0	n/a	n/a	0.0000491	NP Inter (normality) 1 of 2
Fluoride (mg/L)	GWC-16R	0.4	n/a	7/31/2024	0.065J	No	495	n/a	n/a	54.95	n/a	n/a	0.0000491	NP Inter (NDs) 1 of 2
Fluoride (mg/L)	GWC-17R	0.4	n/a	7/31/2024	0.1ND	No	495	n/a	n/a	54.95	n/a	n/a	0.0000491	NP Inter (NDs) 1 of 2
Fluoride (mg/L)	GWC-18	0.4	n/a	7/31/2024	0.1ND	No	495	n/a	n/a	54.95	n/a	n/a	0.0000491	NP Inter (NDs) 1 of 2
Fluoride (mg/L)	GWC-18R	0.4	n/a	7/31/2024	0.1ND	No	495	n/a	n/a	54.95	n/a	n/a	0.0000491	NP Inter (NDs) 1 of 2
Fluoride (mg/L)	GWC-19R	0.4	n/a	7/31/2024	0.1ND	No	495	n/a	n/a	54.95	n/a	n/a	0.0000491	NP Inter (NDs) 1 of 2
Fluoride (mg/L)	GWC-20R	0.4	n/a	8/1/2024	0.1ND	No	495	n/a	n/a	54.95	n/a	n/a	0.0000491	NP Inter (NDs) 1 of 2
Fluoride (mg/L)	GWC-21R	0.4	n/a	8/2/2024	0.062J	No	495	n/a	n/a	54.95	n/a	n/a	0.0000491	NP Inter (NDs) 1 of 2
Fluoride (mg/L)	GWC-22R	0.4	n/a	7/31/2024	0.1ND	No	495	n/a	n/a	54.95	n/a	n/a	0.0000491	NP Inter (NDs) 1 of 2
Fluoride (mg/L)	GWC-23R	0.4	n/a	7/31/2024	0.1ND	No	495	n/a	n/a	54.95	n/a	n/a	0.0000491	NP Inter (NDs) 1 of 2
Fluoride (mg/L)	GWC-24R	0.4	n/a	7/31/2024	0.1ND	No	495	n/a	n/a	54.95	n/a	n/a	0.0000491	NP Inter (NDs) 1 of 2
Fluoride (mg/L)	GWC-25R	0.4	n/a	7/31/2024	0.1ND	No	495	n/a	n/a	54.95	n/a	n/a	0.0000491	NP Inter (NDs) 1 of 2
Fluoride (mg/L)	GWC-36RA	0.4	n/a	7/30/2024	0.1ND	No	495	n/a	n/a	54.95	n/a	n/a	0.0000491	NP Inter (NDs) 1 of 2
Fluoride (mg/L)	GWC-37	0.4	n/a	7/30/2024	0.1ND	No	495	n/a	n/a	54.95	n/a	n/a	0.0000491	NP Inter (NDs) 1 of 2
Fluoride (mg/L)	GWC-38	0.4	n/a	7/30/2024	0.1ND	No	495	n/a	n/a	54.95	n/a	n/a	0.0000491	NP Inter (NDs) 1 of 2

Appendix III Trend Tests - Significant Results

Plant Bowen Client: Southern Company Data: Bowen 3-4 CCR Printed 9/10/2024, 10:52 PM

Constituent	Well	Slope	Calc.	Critical	Sig.	N	%NDs	Normality	Alpha	Method
Calcium (mg/L)	GWA-2R (bg)	2.286	101	98	Yes	23	0	n/a	0.01	NP
Calcium (mg/L)	GWA-42 (bg)	1.088	164	98	Yes	23	0	n/a	0.01	NP
Calcium (mg/L)	GWA-43 (bg)	-0.79	-165	-92	Yes	22	0	n/a	0.01	NP
Calcium (mg/L)	GWA-43R (bg)	0.6055	137	105	Yes	24	0	n/a	0.01	NP
Calcium (mg/L)	GWA-4RZ (bg)	1.4	100	98	Yes	23	0	n/a	0.01	NP
Calcium (mg/L)	GWA-50 (bg)	-0.08891	-104	-98	Yes	23	0	n/a	0.01	NP
Calcium (mg/L)	GWA-50R (bg)	-0.5419	-143	-98	Yes	23	0	n/a	0.01	NP
Calcium (mg/L)	GWA-51RZ (bg)	1.383	83	74	Yes	19	0	n/a	0.01	NP
Calcium (mg/L)	GWA-55 (bg)	2.879	106	74	Yes	19	0	n/a	0.01	NP
Calcium (mg/L)	GWA-55R (bg)	1.995	83	74	Yes	19	0	n/a	0.01	NP
Calcium (mg/L)	GWC-16R	2.712	171	98	Yes	23	0	n/a	0.01	NP
Calcium (mg/L)	GWC-21R	1.373	129	98	Yes	23	0	n/a	0.01	NP
Calcium (mg/L)	GWC-23R	1.84	155	98	Yes	23	0	n/a	0.01	NP
Chloride (mg/L)	GWA-1 (bg)	-0.07146	-142	-98	Yes	23	4.348	n/a	0.01	NP
Chloride (mg/L)	GWA-39RZ (bg)	-0.1421	-116	-98	Yes	23	0	n/a	0.01	NP
Chloride (mg/L)	GWA-39Z (bg)	-0.1029	-154	-98	Yes	23	0	n/a	0.01	NP
Chloride (mg/L)	GWA-41 (bg)	-0.0823	-115	-98	Yes	23	0	n/a	0.01	NP
Chloride (mg/L)	GWA-41R (bg)	-0.2763	-150	-98	Yes	23	0	n/a	0.01	NP
Chloride (mg/L)	GWA-43R (bg)	-0.2187	-101	-98	Yes	23	0	n/a	0.01	NP
Chloride (mg/L)	GWA-50 (bg)	-0.03962	-119	-98	Yes	23	4.348	n/a	0.01	NP
Chloride (mg/L)	GWA-50R (bg)	-0.03531	-109	-98	Yes	23	13.04	n/a	0.01	NP
Chloride (mg/L)	GWA-53 (bg)	-0.06294	-88	-74	Yes	19	0	n/a	0.01	NP
Chloride (mg/L)	GWA-53R (bg)	-0.05267	-79	-74	Yes	19	0	n/a	0.01	NP
Chloride (mg/L)	GWA-54 (bg)	-0.1218	-89	-74	Yes	19	5.263	n/a	0.01	NP
Chloride (mg/L)	GWC-38	0.1533	182	98	Yes	23	0	n/a	0.01	NP
pH (pH_units)	GWA-1 (bg)	-0.03514	-137	-98	Yes	23	0	n/a	0.01	NP
pH (pH_units)	GWA-2R (bg)	-0.07931	-109	-98	Yes	23	0	n/a	0.01	NP
pH (pH_units)	GWA-40 (bg)	-0.07496	-149	-111	Yes	25	0	n/a	0.01	NP
pH (pH_units)	GWA-41 (bg)	-0.06906	-95	-92	Yes	22	0	n/a	0.01	NP
pH (pH_units)	GWA-41R (bg)	-0.08358	-108	-98	Yes	23	0	n/a	0.01	NP
pH (pH_units)	GWA-43 (bg)	-0.1417	-187	-98	Yes	23	0	n/a	0.01	NP
pH (pH_units)	GWA-4RZ (bg)	-0.05261	-149	-139	Yes	29	0	n/a	0.01	NP
pH (pH_units)	GWA-50 (bg)	-0.1151	-168	-98	Yes	23	0	n/a	0.01	NP
pH (pH_units)	GWA-50R (bg)	-0.2002	-151	-98	Yes	23	0	n/a	0.01	NP
pH (pH_units)	GWA-54 (bg)	-0.04576	-75	-74	Yes	19	0	n/a	0.01	NP
pH (pH_units)	GWC-22R	-0.1196	-206	-105	Yes	24	0	n/a	0.01	NP
pH (pH_units)	GWC-37	-0.1163	-166	-98	Yes	23	0	n/a	0.01	NP
pH (pH_units)	GWC-38	-0.08423	-113	-98	Yes	23	0	n/a	0.01	NP
Sulfate (mg/L)	GWA-1 (bg)	-0.1435	-160	-98	Yes	23	0	n/a	0.01	NP
Sulfate (mg/L)	GWA-39Z (bg)	-0.5703	-163	-98	Yes	23	0	n/a	0.01	NP
Sulfate (mg/L)	GWA-43R (bg)	-0.5306	-125	-98	Yes	23	0	n/a	0.01	NP
Sulfate (mg/L)	GWA-50R (bg)	-0.07442	-145	-98	Yes	23	8.696	n/a	0.01	NP
Sulfate (mg/L)	GWA-51RZ (bg)	1.159	82	74	Yes	19	0	n/a	0.01	NP
Sulfate (mg/L)	GWA-53 (bg)	-0.1066	-100	-74	Yes	19	0	n/a	0.01	NP
Sulfate (mg/L)	GWA-53R (bg)	-0.08398	-86	-74	Yes	19	0	n/a	0.01	NP
Sulfate (mg/L)	GWA-54 (bg)	-1.072	-154	-74	Yes	19	0	n/a	0.01	NP
Sulfate (mg/L)	GWC-25R	0.07019	138	98	Yes	23	0	n/a	0.01	NP
Total Dissolved Solids (mg/l)	GWA-3A (bg)	12.23	124	92	Yes	22	22.73	n/a	0.01	NP
Total Dissolved Solids (mg/l)	GWA-55 (bg)	11.85	102	74	Yes	19	0	n/a	0.01	NP
Total Dissolved Solids (mg/l)	GWA-55R (bg)	8.787	98	74	Yes	19	0	n/a	0.01	NP

Appendix III Trend Tests - All Results

Plant Bowen Client: Southern Company Data: Bowen 3-4 CCR Printed 9/10/2024, 10:52 PM

Constituent	Well	Slope	Calc.	Critical	Sig.	N	%NDs	Normality	Alpha	Method
Calcium (mg/L)	GWA-1 (bg)	0.4216	79	98	No	23	0	n/a	0.01	NP
Calcium (mg/L)	GWA-2 (bg)	2.091	41	98	No	23	0	n/a	0.01	NP
Calcium (mg/L)	**GWA-2R (bg)**	**2.286**	**101**	**98**	**Yes**	**23**	**0**	**n/a**	**0.01**	**NP**
Calcium (mg/L)	GWA-39RZ (bg)	0.2053	38	98	No	23	0	n/a	0.01	NP
Calcium (mg/L)	GWA-39Z (bg)	0.06126	4	105	No	24	0	n/a	0.01	NP
Calcium (mg/L)	GWA-3A (bg)	2.313	81	92	No	22	0	n/a	0.01	NP
Calcium (mg/L)	GWA-40 (bg)	-0.2076	-37	-98	No	23	0	n/a	0.01	NP
Calcium (mg/L)	GWA-41 (bg)	-0.03349	-1	-98	No	23	0	n/a	0.01	NP
Calcium (mg/L)	GWA-41R (bg)	0.5009	44	98	No	23	0	n/a	0.01	NP
Calcium (mg/L)	**GWA-42 (bg)**	**1.088**	**164**	**98**	**Yes**	**23**	**0**	**n/a**	**0.01**	**NP**
Calcium (mg/L)	**GWA-43 (bg)**	**-0.79**	**-165**	**-92**	**Yes**	**22**	**0**	**n/a**	**0.01**	**NP**
Calcium (mg/L)	**GWA-43R (bg)**	**0.6055**	**137**	**105**	**Yes**	**24**	**0**	**n/a**	**0.01**	**NP**
Calcium (mg/L)	**GWA-4RZ (bg)**	**1.4**	**100**	**98**	**Yes**	**23**	**0**	**n/a**	**0.01**	**NP**
Calcium (mg/L)	**GWA-50 (bg)**	**-0.08891**	**-104**	**-98**	**Yes**	**23**	**0**	**n/a**	**0.01**	**NP**
Calcium (mg/L)	**GWA-50R (bg)**	**-0.5419**	**-143**	**-98**	**Yes**	**23**	**0**	**n/a**	**0.01**	**NP**
Calcium (mg/L)	**GWA-51RZ (bg)**	**1.383**	**83**	**74**	**Yes**	**19**	**0**	**n/a**	**0.01**	**NP**
Calcium (mg/L)	GWA-52 (bg)	0.3552	48	74	No	19	0	n/a	0.01	NP
Calcium (mg/L)	GWA-53 (bg)	0.2237	38	74	No	19	0	n/a	0.01	NP
Calcium (mg/L)	GWA-53R (bg)	0.4349	61	74	No	19	0	n/a	0.01	NP
Calcium (mg/L)	GWA-54 (bg)	-0.2535	-50	-74	No	19	0	n/a	0.01	NP
Calcium (mg/L)	**GWA-55 (bg)**	**2.879**	**106**	**74**	**Yes**	**19**	**0**	**n/a**	**0.01**	**NP**
Calcium (mg/L)	**GWA-55R (bg)**	**1.995**	**83**	**74**	**Yes**	**19**	**0**	**n/a**	**0.01**	**NP**
Calcium (mg/L)	GWA-56 (bg)	0.6697	25	74	No	19	0	n/a	0.01	NP
Calcium (mg/L)	**GWC-16R**	**2.712**	**171**	**98**	**Yes**	**23**	**0**	**n/a**	**0.01**	**NP**
Calcium (mg/L)	GWC-17R	0.576	76	98	No	23	0	n/a	0.01	NP
Calcium (mg/L)	**GWC-21R**	**1.373**	**129**	**98**	**Yes**	**23**	**0**	**n/a**	**0.01**	**NP**
Calcium (mg/L)	**GWC-23R**	**1.84**	**155**	**98**	**Yes**	**23**	**0**	**n/a**	**0.01**	**NP**
Chloride (mg/L)	**GWA-1 (bg)**	**-0.07146**	**-142**	**-98**	**Yes**	**23**	**4.348**	**n/a**	**0.01**	**NP**
Chloride (mg/L)	GWA-2 (bg)	-0.05432	-76	-98	No	23	4.348	n/a	0.01	NP
Chloride (mg/L)	GWA-2R (bg)	0	6	98	No	23	0	n/a	0.01	NP
Chloride (mg/L)	**GWA-39RZ (bg)**	**-0.1421**	**-116**	**-98**	**Yes**	**23**	**0**	**n/a**	**0.01**	**NP**
Chloride (mg/L)	**GWA-39Z (bg)**	**-0.1029**	**-154**	**-98**	**Yes**	**23**	**0**	**n/a**	**0.01**	**NP**
Chloride (mg/L)	GWA-3A (bg)	0.1031	67	92	No	22	4.545	n/a	0.01	NP
Chloride (mg/L)	GWA-40 (bg)	-0.05747	-89	-105	No	24	4.167	n/a	0.01	NP
Chloride (mg/L)	**GWA-41 (bg)**	**-0.0823**	**-115**	**-98**	**Yes**	**23**	**0**	**n/a**	**0.01**	**NP**
Chloride (mg/L)	**GWA-41R (bg)**	**-0.2763**	**-150**	**-98**	**Yes**	**23**	**0**	**n/a**	**0.01**	**NP**
Chloride (mg/L)	GWA-42 (bg)	-0.06733	-58	-98	No	23	0	n/a	0.01	NP
Chloride (mg/L)	GWA-43 (bg)	0	-23	-98	No	23	0	n/a	0.01	NP
Chloride (mg/L)	**GWA-43R (bg)**	**-0.2187**	**-101**	**-98**	**Yes**	**23**	**0**	**n/a**	**0.01**	**NP**
Chloride (mg/L)	GWA-4RZ (bg)	0.02662	26	98	No	23	0	n/a	0.01	NP
Chloride (mg/L)	**GWA-50 (bg)**	**-0.03962**	**-119**	**-98**	**Yes**	**23**	**4.348**	**n/a**	**0.01**	**NP**
Chloride (mg/L)	**GWA-50R (bg)**	**-0.03531**	**-109**	**-98**	**Yes**	**23**	**13.04**	**n/a**	**0.01**	**NP**
Chloride (mg/L)	GWA-51RZ (bg)	-0.06734	-46	-74	No	19	0	n/a	0.01	NP
Chloride (mg/L)	GWA-52 (bg)	-0.09812	-12	-74	No	19	0	n/a	0.01	NP
Chloride (mg/L)	**GWA-53 (bg)**	**-0.06294**	**-88**	**-74**	**Yes**	**19**	**0**	**n/a**	**0.01**	**NP**
Chloride (mg/L)	**GWA-53R (bg)**	**-0.05267**	**-79**	**-74**	**Yes**	**19**	**0**	**n/a**	**0.01**	**NP**
Chloride (mg/L)	**GWA-54 (bg)**	**-0.1218**	**-89**	**-74**	**Yes**	**19**	**5.263**	**n/a**	**0.01**	**NP**
Chloride (mg/L)	GWA-55 (bg)	0.26	61	74	No	19	0	n/a	0.01	NP
Chloride (mg/L)	GWA-55R (bg)	0.2336	73	74	No	19	0	n/a	0.01	NP
Chloride (mg/L)	GWA-56 (bg)	-0.2704	-31	-74	No	19	0	n/a	0.01	NP
Chloride (mg/L)	**GWC-38**	**0.1533**	**182**	**98**	**Yes**	**23**	**0**	**n/a**	**0.01**	**NP**
pH (pH_units)	**GWA-1 (bg)**	**-0.03514**	**-137**	**-98**	**Yes**	**23**	**0**	**n/a**	**0.01**	**NP**
pH (pH_units)	GWA-2 (bg)	-0.01041	-16	-98	No	23	0	n/a	0.01	NP
pH (pH_units)	**GWA-2R (bg)**	**-0.07931**	**-109**	**-98**	**Yes**	**23**	**0**	**n/a**	**0.01**	**NP**
pH (pH_units)	GWA-39RZ (bg)	-0.04527	-95	-111	No	25	0	n/a	0.01	NP

Appendix III Trend Tests - All Results

Plant Bowen Client: Southern Company Data: Bowen 3-4 CCR Printed 9/10/2024, 10:52 PM

Constituent	Well	Slope	Calc.	Critical	Sig.	N	%NDs	Normality	Alpha	Method
pH (pH_units)	GWA-39Z (bg)	-0.05762	-68	-105	No	24	0	n/a	0.01	NP
pH (pH_units)	GWA-3A (bg)	0.2266	33	92	No	22	0	n/a	0.01	NP
pH (pH_units)	**GWA-40 (bg)**	**-0.07496**	**-149**	**-111**	**Yes**	**25**	**0**	**n/a**	**0.01**	**NP**
pH (pH_units)	**GWA-41 (bg)**	**-0.06906**	**-95**	**-92**	**Yes**	**22**	**0**	**n/a**	**0.01**	**NP**
pH (pH_units)	**GWA-41R (bg)**	**-0.08358**	**-108**	**-98**	**Yes**	**23**	**0**	**n/a**	**0.01**	**NP**
pH (pH_units)	GWA-42 (bg)	-0.02888	-95	-98	No	23	0	n/a	0.01	NP
pH (pH_units)	**GWA-43 (bg)**	**-0.1417**	**-187**	**-98**	**Yes**	**23**	**0**	**n/a**	**0.01**	**NP**
pH (pH_units)	GWA-43R (bg)	-0.007517	-54	-105	No	24	0	n/a	0.01	NP
pH (pH_units)	**GWA-4RZ (bg)**	**-0.05261**	**-149**	**-139**	**Yes**	**29**	**0**	**n/a**	**0.01**	**NP**
pH (pH_units)	**GWA-50 (bg)**	**-0.1151**	**-168**	**-98**	**Yes**	**23**	**0**	**n/a**	**0.01**	**NP**
pH (pH_units)	**GWA-50R (bg)**	**-0.2002**	**-151**	**-98**	**Yes**	**23**	**0**	**n/a**	**0.01**	**NP**
pH (pH_units)	GWA-51RZ (bg)	-0.01096	-9	-81	No	20	0	n/a	0.01	NP
pH (pH_units)	GWA-52 (bg)	-0.02658	-65	-74	No	19	0	n/a	0.01	NP
pH (pH_units)	GWA-53 (bg)	-0.02035	-69	-74	No	19	0	n/a	0.01	NP
pH (pH_units)	GWA-53R (bg)	-0.02694	-72	-74	No	19	0	n/a	0.01	NP
pH (pH_units)	**GWA-54 (bg)**	**-0.04576**	**-75**	**-74**	**Yes**	**19**	**0**	**n/a**	**0.01**	**NP**
pH (pH_units)	GWA-55 (bg)	-0.05556	-65	-74	No	19	0	n/a	0.01	NP
pH (pH_units)	GWA-55R (bg)	-0.07241	-72	-74	No	19	0	n/a	0.01	NP
pH (pH_units)	GWA-56 (bg)	-0.03349	-38	-81	No	20	0	n/a	0.01	NP
pH (pH_units)	GWC-16R	-0.02737	-79	-98	No	23	0	n/a	0.01	NP
pH (pH_units)	GWC-17R	-0.002263	-19	-98	No	23	0	n/a	0.01	NP
pH (pH_units)	**GWC-22R**	**-0.1196**	**-206**	**-105**	**Yes**	**24**	**0**	**n/a**	**0.01**	**NP**
pH (pH_units)	**GWC-37**	**-0.1163**	**-166**	**-98**	**Yes**	**23**	**0**	**n/a**	**0.01**	**NP**
pH (pH_units)	**GWC-38**	**-0.08423**	**-113**	**-98**	**Yes**	**23**	**0**	**n/a**	**0.01**	**NP**
Sulfate (mg/L)	**GWA-1 (bg)**	**-0.1435**	**-160**	**-98**	**Yes**	**23**	**0**	**n/a**	**0.01**	**NP**
Sulfate (mg/L)	GWA-2 (bg)	2.13	23	98	No	23	0	n/a	0.01	NP
Sulfate (mg/L)	GWA-2R (bg)	0.6145	80	98	No	23	0	n/a	0.01	NP
Sulfate (mg/L)	GWA-39RZ (bg)	-1.008	-85	-98	No	23	0	n/a	0.01	NP
Sulfate (mg/L)	**GWA-39Z (bg)**	**-0.5703**	**-163**	**-98**	**Yes**	**23**	**0**	**n/a**	**0.01**	**NP**
Sulfate (mg/L)	GWA-3A (bg)	0.2019	46	92	No	22	9.091	n/a	0.01	NP
Sulfate (mg/L)	GWA-40 (bg)	0	13	105	No	24	4.167	n/a	0.01	NP
Sulfate (mg/L)	GWA-41 (bg)	-0.03453	-12	-98	No	23	0	n/a	0.01	NP
Sulfate (mg/L)	GWA-41R (bg)	0.3431	47	98	No	23	4.348	n/a	0.01	NP
Sulfate (mg/L)	GWA-42 (bg)	-0.0532	-53	-98	No	23	4.348	n/a	0.01	NP
Sulfate (mg/L)	GWA-43 (bg)	0	-30	-98	No	23	47.83	n/a	0.01	NP
Sulfate (mg/L)	**GWA-43R (bg)**	**-0.5306**	**-125**	**-98**	**Yes**	**23**	**0**	**n/a**	**0.01**	**NP**
Sulfate (mg/L)	GWA-4RZ (bg)	0	3	105	No	24	0	n/a	0.01	NP
Sulfate (mg/L)	GWA-50 (bg)	0	32	98	No	23	39.13	n/a	0.01	NP
Sulfate (mg/L)	**GWA-50R (bg)**	**-0.07442**	**-145**	**-98**	**Yes**	**23**	**8.696**	**n/a**	**0.01**	**NP**
Sulfate (mg/L)	**GWA-51RZ (bg)**	**1.159**	**82**	**74**	**Yes**	**19**	**0**	**n/a**	**0.01**	**NP**
Sulfate (mg/L)	GWA-52 (bg)	0.4686	24	74	No	19	0	n/a	0.01	NP
Sulfate (mg/L)	**GWA-53 (bg)**	**-0.1066**	**-100**	**-74**	**Yes**	**19**	**0**	**n/a**	**0.01**	**NP**
Sulfate (mg/L)	**GWA-53R (bg)**	**-0.08398**	**-86**	**-74**	**Yes**	**19**	**0**	**n/a**	**0.01**	**NP**
Sulfate (mg/L)	**GWA-54 (bg)**	**-1.072**	**-154**	**-74**	**Yes**	**19**	**0**	**n/a**	**0.01**	**NP**
Sulfate (mg/L)	GWA-55 (bg)	2.654	49	74	No	19	0	n/a	0.01	NP
Sulfate (mg/L)	GWA-55R (bg)	0.646	62	74	No	19	0	n/a	0.01	NP
Sulfate (mg/L)	GWA-56 (bg)	-5.801	-45	-74	No	19	0	n/a	0.01	NP
Sulfate (mg/L)	**GWC-25R**	**0.07019**	**138**	**98**	**Yes**	**23**	**0**	**n/a**	**0.01**	**NP**
Total Dissolved Solids (mg/l)	GWA-1 (bg)	1.441	53	98	No	23	0	n/a	0.01	NP
Total Dissolved Solids (mg/l)	GWA-2 (bg)	5.809	23	98	No	23	4.348	n/a	0.01	NP
Total Dissolved Solids (mg/l)	GWA-2R (bg)	4.216	53	98	No	23	0	n/a	0.01	NP
Total Dissolved Solids (mg/l)	GWA-39RZ (bg)	-3.618	-46	-98	No	23	0	n/a	0.01	NP
Total Dissolved Solids (mg/l)	GWA-39Z (bg)	0.9746	17	92	No	22	0	n/a	0.01	NP
Total Dissolved Solids (mg/l)	**GWA-3A (bg)**	**12.23**	**124**	**92**	**Yes**	**22**	**22.73**	**n/a**	**0.01**	**NP**
Total Dissolved Solids (mg/l)	GWA-40 (bg)	0	-3	-98	No	23	0	n/a	0.01	NP

Appendix III Trend Tests - All Results

Plant Bowen Client: Southern Company Data: Bowen 3-4 CCR Printed 9/10/2024, 10:52 PM

Constituent	Well	Slope	Calc.	Critical	Sig.	N	%NDs	Normality	Alpha	Method
Total Dissolved Solids (mg/l)	GWA-41 (bg)	0.2981	9	98	No	23	0	n/a	0.01	NP
Total Dissolved Solids (mg/l)	GWA-41R (bg)	2.915	49	98	No	23	0	n/a	0.01	NP
Total Dissolved Solids (mg/l)	GWA-42 (bg)	1.472	38	98	No	23	0	n/a	0.01	NP
Total Dissolved Solids (mg/l)	GWA-43 (bg)	-2.829	-86	-98	No	23	21.74	n/a	0.01	NP
Total Dissolved Solids (mg/l)	GWA-43R (bg)	0.9211	23	98	No	23	0	n/a	0.01	NP
Total Dissolved Solids (mg/l)	GWA-4RZ (bg)	0	-1	-98	No	23	0	n/a	0.01	NP
Total Dissolved Solids (mg/l)	GWA-50 (bg)	0	-9	-98	No	23	39.13	n/a	0.01	NP
Total Dissolved Solids (mg/l)	GWA-50R (bg)	-1.698	-48	-98	No	23	30.43	n/a	0.01	NP
Total Dissolved Solids (mg/l)	GWA-51RZ (bg)	0.9489	9	74	No	19	0	n/a	0.01	NP
Total Dissolved Solids (mg/l)	GWA-52 (bg)	1.996	24	68	No	18	0	n/a	0.01	NP
Total Dissolved Solids (mg/l)	GWA-53 (bg)	3.456	36	74	No	19	0	n/a	0.01	NP
Total Dissolved Solids (mg/l)	GWA-53R (bg)	0.8352	15	68	No	18	0	n/a	0.01	NP
Total Dissolved Solids (mg/l)	GWA-54 (bg)	-1.665	-24	-74	No	19	0	n/a	0.01	NP
Total Dissolved Solids (mg/l)	**GWA-55 (bg)**	**11.85**	**102**	**74**	**Yes**	**19**	**0**	**n/a**	**0.01**	**NP**
Total Dissolved Solids (mg/l)	**GWA-55R (bg)**	**8.787**	**98**	**74**	**Yes**	**19**	**0**	**n/a**	**0.01**	**NP**
Total Dissolved Solids (mg/l)	GWA-56 (bg)	-2.005	-7	-74	No	19	0	n/a	0.01	NP
Total Dissolved Solids (mg/l)	GWC-20R	-0.8933	-14	-98	No	23	0	n/a	0.01	NP

Table of Contents

Figure A. Time Series	38
Figure B. Box Plots	545
Figure C. Outlier Summary	569
Figure D. Appendix I Intrawell Prediction Limits	577
Figure E. Appendix I Interwell Prediction Limits - Two-Step	1017
Figure F. Appendix I Trend Tests	1038
Figure G. Appendix III Intrawell Prediction Limits	1047
Figure H. Appendix III Interwell Prediction Limits - Two-Step	1196
Figure I. Appendix III Interwell Prediction Limits	1236
Figure J. Appendix III Trend Tests	1315

FIGURE A.

Sanitas™ v.10.0.22 Software licensed to Groundwater Stats Consulting. UG
Hollow symbols indicate censored values.

Time Series

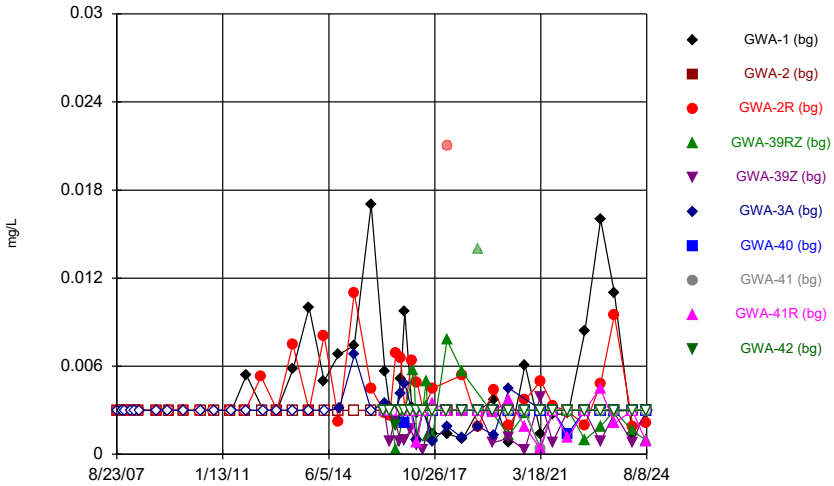

Constituent: Antimony Analysis Run 9/10/2024 10:13 PM
Plant Bowen Client: Southern Company Data: Bowen 3-4 CCR

Sanitas™ v.10.0.22 Software licensed to Groundwater Stats Consulting. UG
Hollow symbols indicate censored values.

Time Series

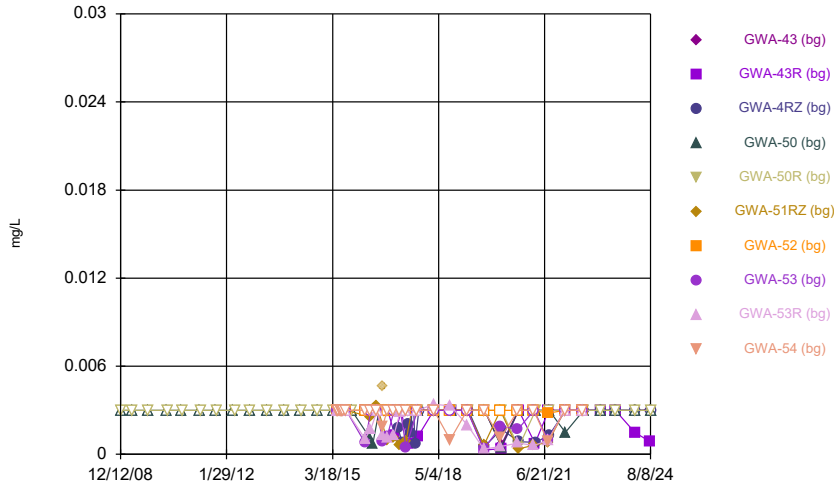

Constituent: Antimony Analysis Run 9/10/2024 10:13 PM
Plant Bowen Client: Southern Company Data: Bowen 3-4 CCR

Sanitas™ v.10.0.22 Software licensed to Groundwater Stats Consulting. UG
Hollow symbols indicate censored values.

Time Series

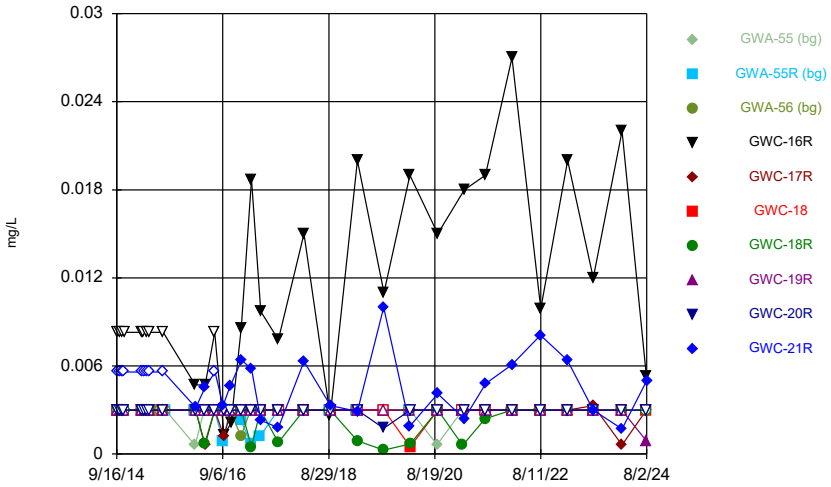

Constituent: Antimony Analysis Run 9/10/2024 10:13 PM
Plant Bowen Client: Southern Company Data: Bowen 3-4 CCR

Sanitas™ v.10.0.22 Software licensed to Groundwater Stats Consulting. UG
Hollow symbols indicate censored values.

Time Series

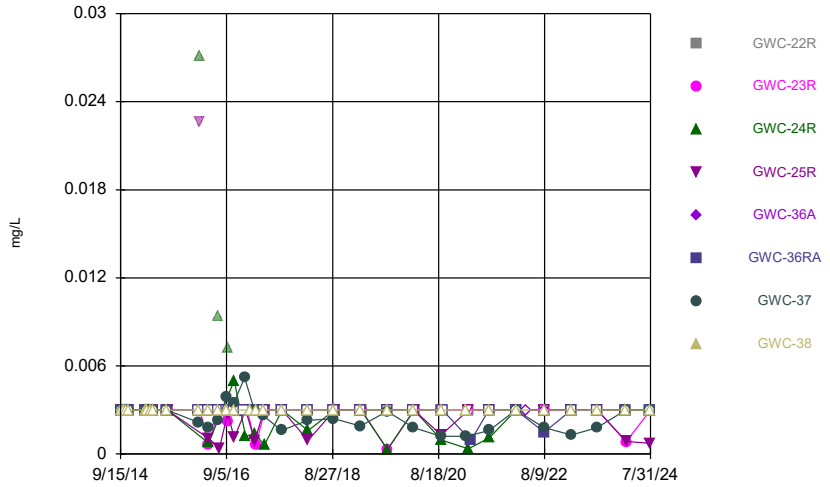

Constituent: Antimony Analysis Run 9/10/2024 10:13 PM
Plant Bowen Client: Southern Company Data: Bowen 3-4 CCR

Sanitas™ v.10.0.22 Software licensed to Groundwater Stats Consulting. UG
Hollow symbols indicate censored values.

Time Series

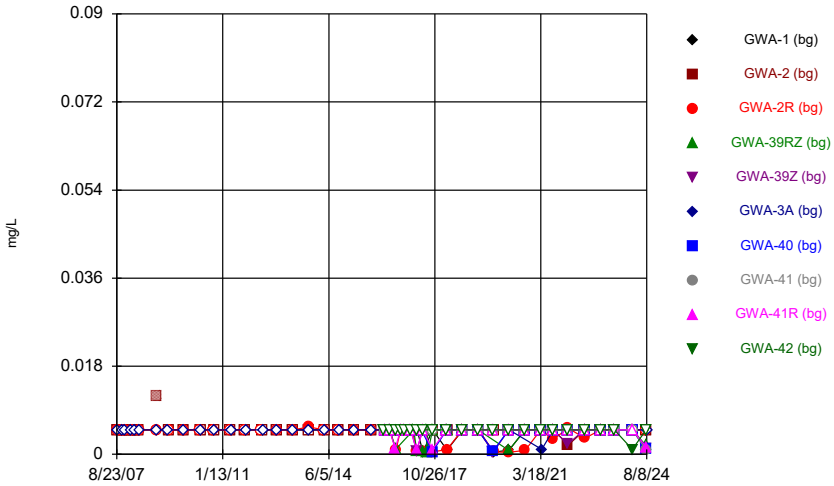

Constituent: Arsenic Analysis Run 9/10/2024 10:13 PM
Plant Bowen Client: Southern Company Data: Bowen 3-4 CCR

Sanitas™ v.10.0.22 Software licensed to Groundwater Stats Consulting. UG
Hollow symbols indicate censored values.

Time Series

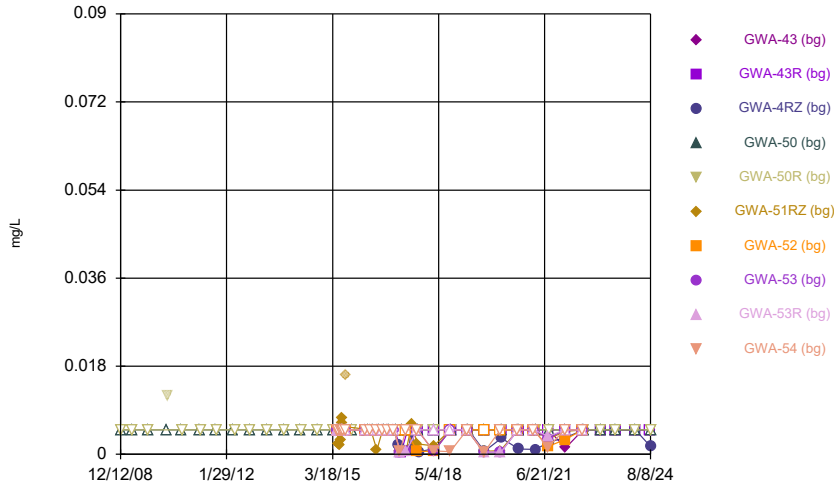

Constituent: Arsenic Analysis Run 9/10/2024 10:13 PM
Plant Bowen Client: Southern Company Data: Bowen 3-4 CCR

Sanitas™ v.10.0.22 Software licensed to Groundwater Stats Consulting. UG
Hollow symbols indicate censored values.

Time Series

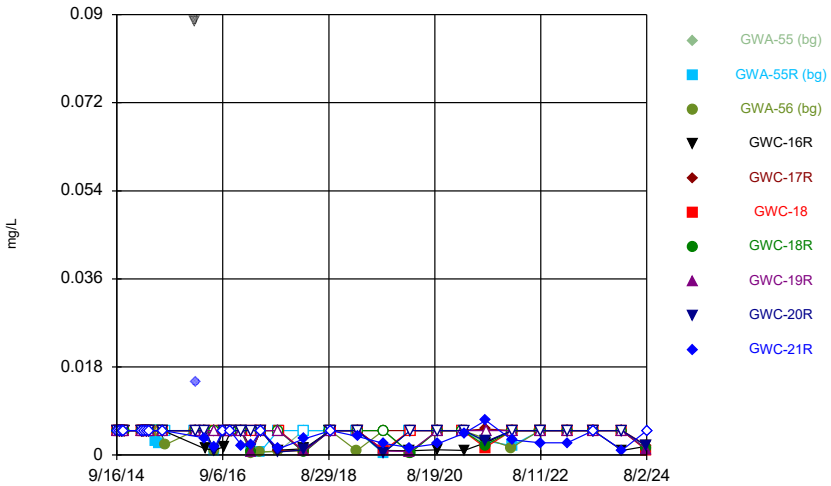

Constituent: Arsenic Analysis Run 9/10/2024 10:13 PM
Plant Bowen Client: Southern Company Data: Bowen 3-4 CCR

Sanitas™ v.10.0.22 Software licensed to Groundwater Stats Consulting. UG
Hollow symbols indicate censored values.

Time Series

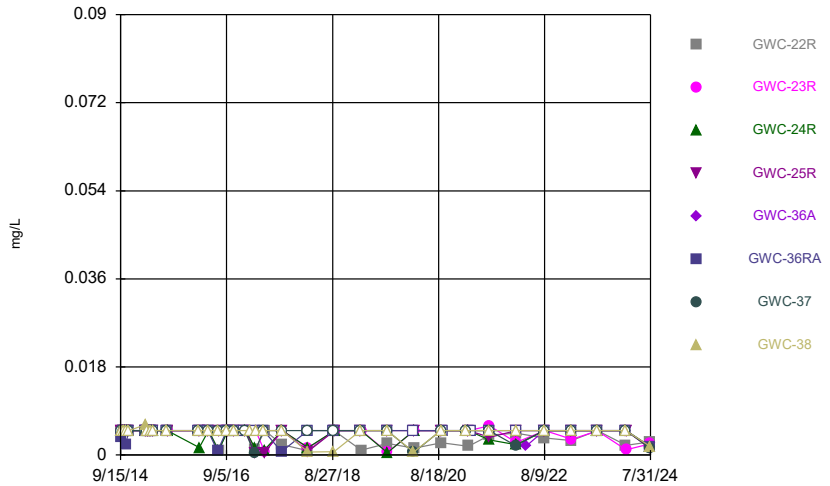

Constituent: Arsenic Analysis Run 9/10/2024 10:14 PM
Plant Bowen Client: Southern Company Data: Bowen 3-4 CCR

Sanitas™ v.10.0.22 Software licensed to Groundwater Stats Consulting. UG
Hollow symbols indicate censored values.

Time Series

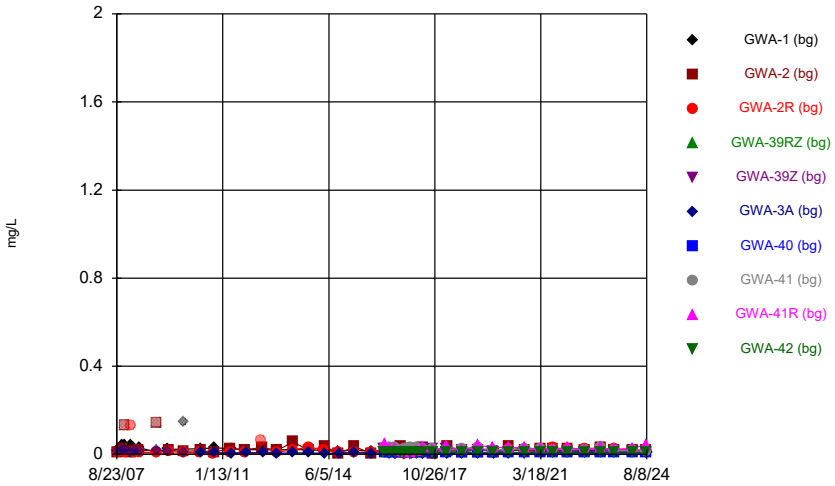

Constituent: Barium Analysis Run 9/10/2024 10:14 PM
Plant Bowen Client: Southern Company Data: Bowen 3-4 CCR

Sanitas™ v.10.0.22 Software licensed to Groundwater Stats Consulting. UG
Hollow symbols indicate censored values.

Time Series

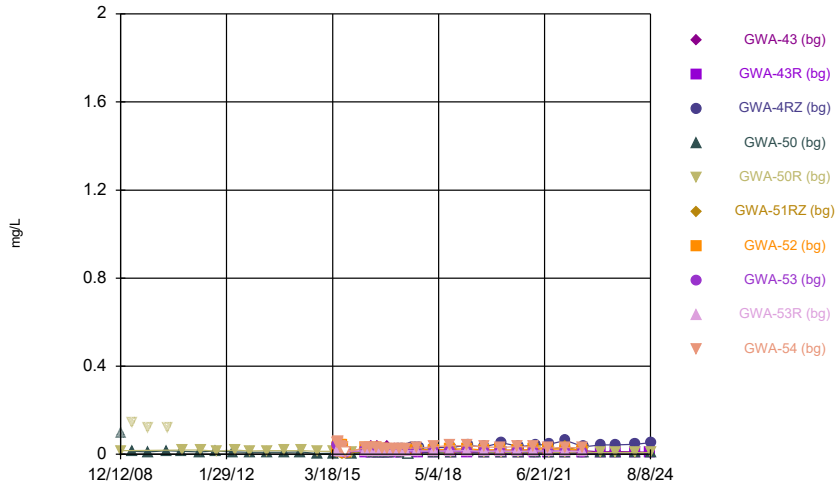

Constituent: Barium Analysis Run 9/10/2024 10:14 PM
Plant Bowen Client: Southern Company Data: Bowen 3-4 CCR

Sanitas™ v.10.0.22 Software licensed to Groundwater Stats Consulting. UG
Hollow symbols indicate censored values.

Time Series

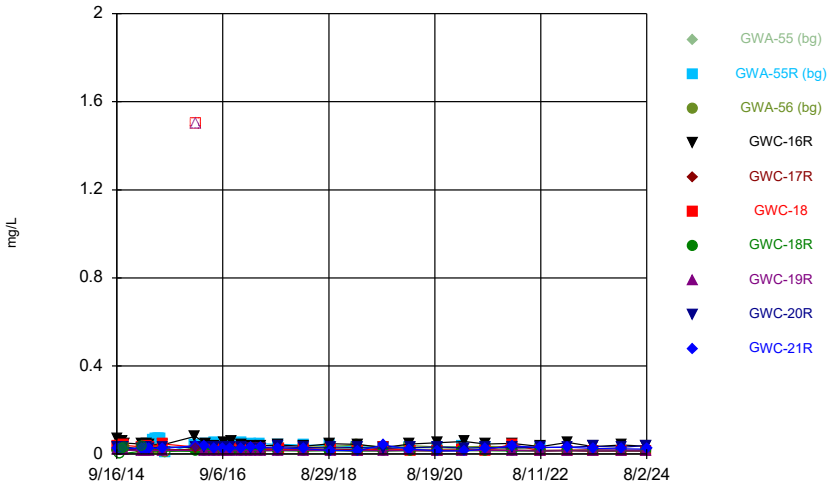

Constituent: Barium Analysis Run 9/10/2024 10:14 PM
Plant Bowen Client: Southern Company Data: Bowen 3-4 CCR

Sanitas™ v.10.0.22 Software licensed to Groundwater Stats Consulting. UG
Hollow symbols indicate censored values.

Time Series

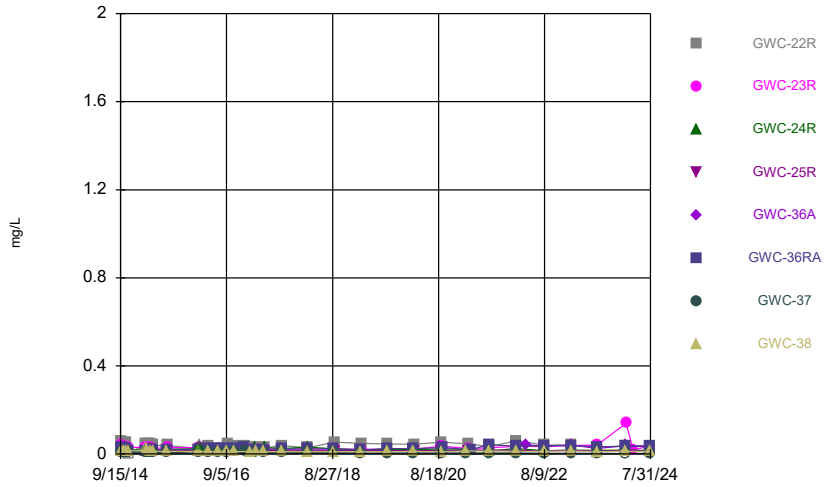

Constituent: Barium Analysis Run 9/10/2024 10:14 PM
Plant Bowen Client: Southern Company Data: Bowen 3-4 CCR

Sanitas™ v.10.0.22 Software licensed to Groundwater Stats Consulting. UG
Hollow symbols indicate censored values.

Time Series

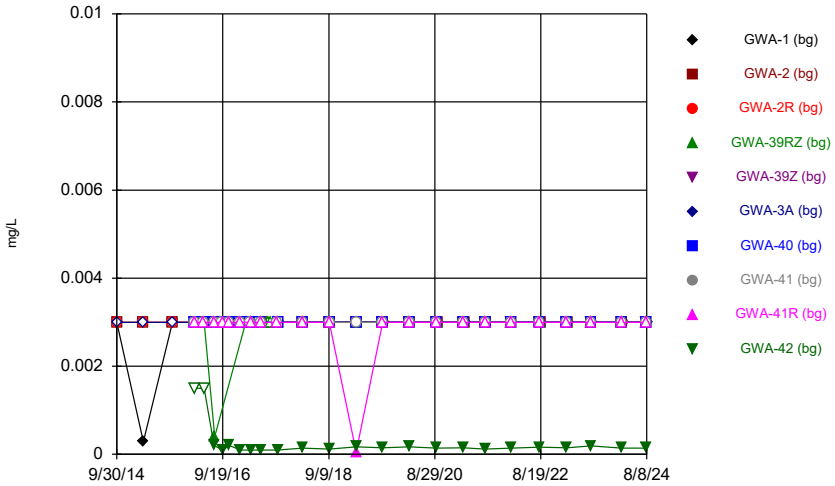

Constituent: Beryllium Analysis Run 9/10/2024 10:14 PM
Plant Bowen Client: Southern Company Data: Bowen 3-4 CCR

Sanitas™ v.10.0.22 Software licensed to Groundwater Stats Consulting. UG
Hollow symbols indicate censored values.

Time Series

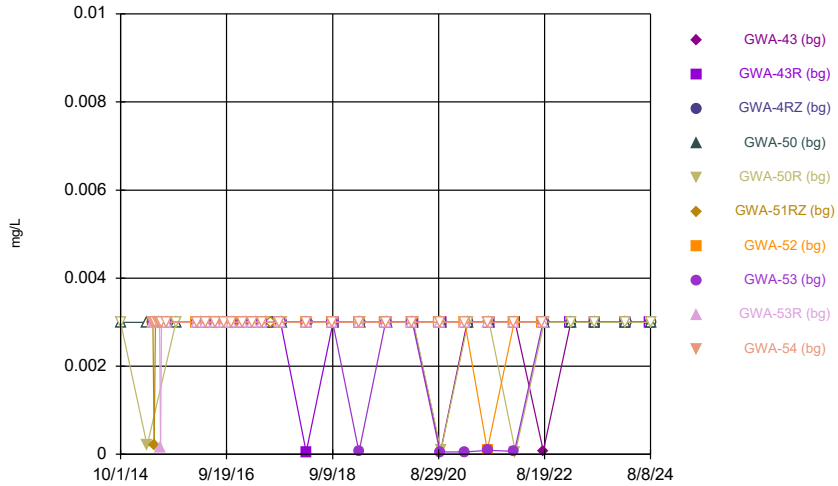

Constituent: Beryllium Analysis Run 9/10/2024 10:14 PM
Plant Bowen Client: Southern Company Data: Bowen 3-4 CCR

Sanitas™ v.10.0.22 Software licensed to Groundwater Stats Consulting. UG
Hollow symbols indicate censored values.

Time Series

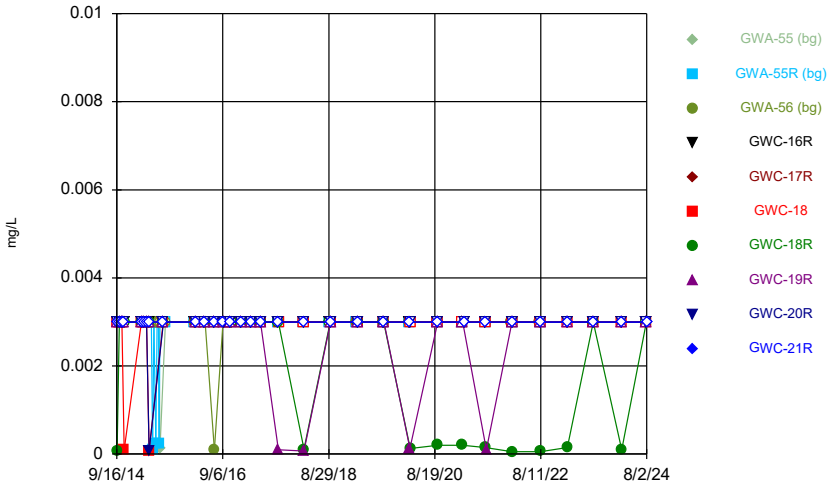

Constituent: Beryllium Analysis Run 9/10/2024 10:14 PM
Plant Bowen Client: Southern Company Data: Bowen 3-4 CCR

Sanitas™ v.10.0.22 Software licensed to Groundwater Stats Consulting. UG
Hollow symbols indicate censored values.

Time Series

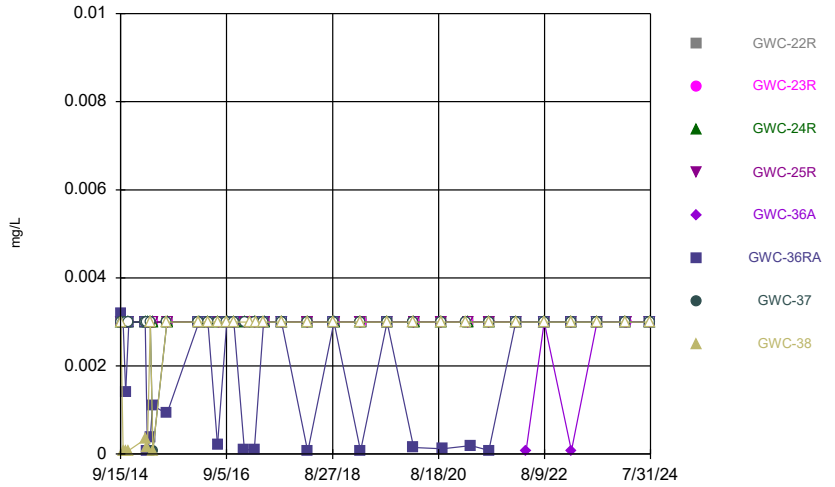

Constituent: Beryllium Analysis Run 9/10/2024 10:14 PM
Plant Bowen Client: Southern Company Data: Bowen 3-4 CCR

Sanitas™ v.10.0.22 Software licensed to Groundwater Stats Consulting. UG
Hollow symbols indicate censored values.

Time Series

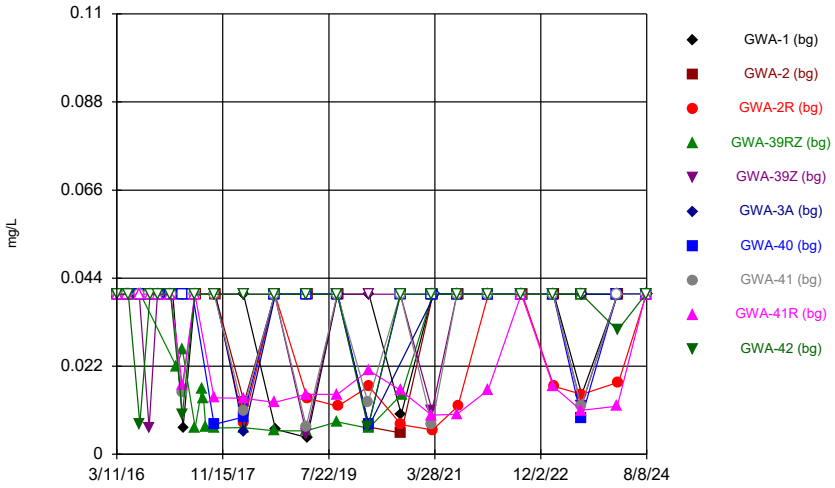

Constituent: Boron Analysis Run 9/10/2024 10:14 PM
Plant Bowen Client: Southern Company Data: Bowen 3-4 CCR

Sanitas™ v.10.0.22 Software licensed to Groundwater Stats Consulting. UG
Hollow symbols indicate censored values.

Time Series

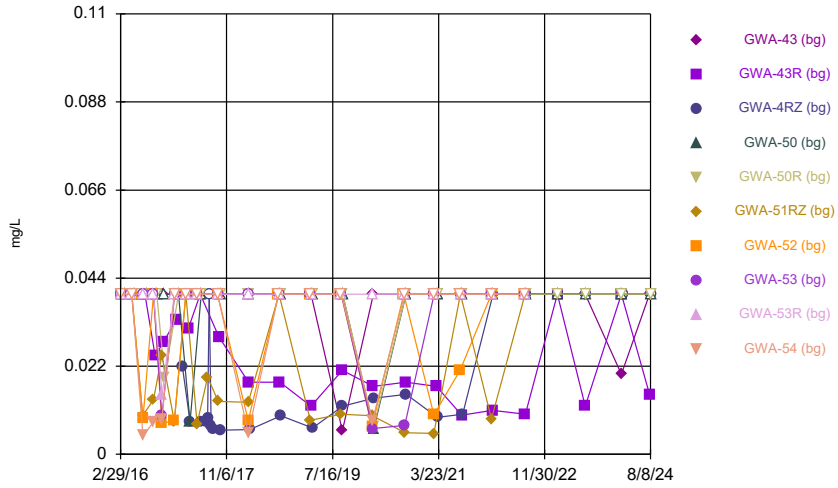

Constituent: Boron Analysis Run 9/10/2024 10:14 PM
Plant Bowen Client: Southern Company Data: Bowen 3-4 CCR

Sanitas™ v.10.0.22 Software licensed to Groundwater Stats Consulting. UG
Hollow symbols indicate censored values.

Time Series

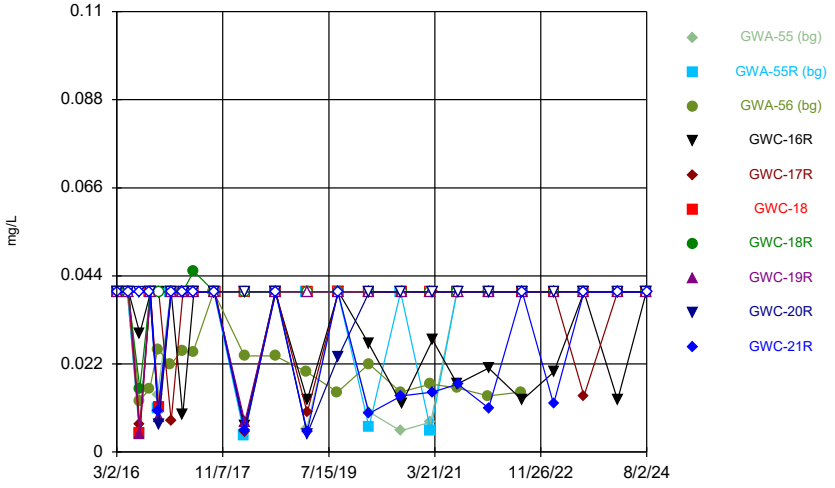

Constituent: Boron Analysis Run 9/10/2024 10:14 PM
Plant Bowen Client: Southern Company Data: Bowen 3-4 CCR

Sanitas™ v.10.0.22 Software licensed to Groundwater Stats Consulting. UG
Hollow symbols indicate censored values.

Time Series

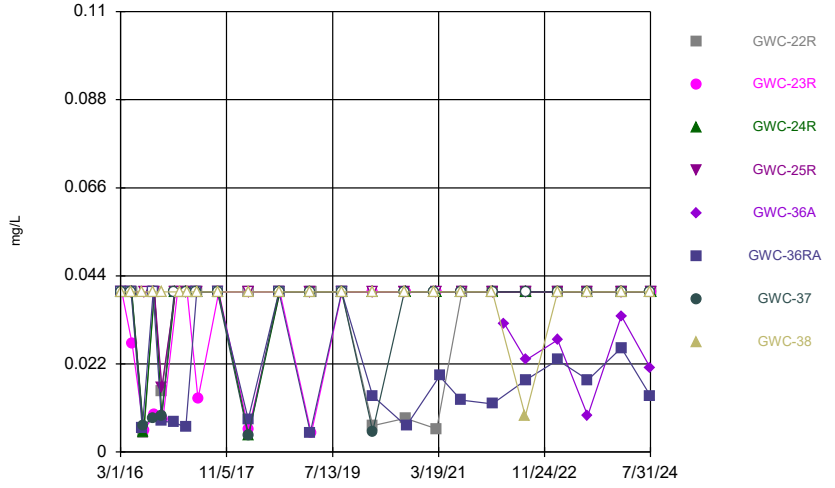

Constituent: Boron Analysis Run 9/10/2024 10:14 PM
Plant Bowen Client: Southern Company Data: Bowen 3-4 CCR

Sanitas™ v.10.0.22 Software licensed to Groundwater Stats Consulting. UG
Hollow symbols indicate censored values.

Time Series



Constituent: Cadmium Analysis Run 9/10/2024 10:14 PM
Plant Bowen Client: Southern Company Data: Bowen 3-4 CCR

Sanitas™ v.10.0.22 Software licensed to Groundwater Stats Consulting. UG
Hollow symbols indicate censored values.

Time Series

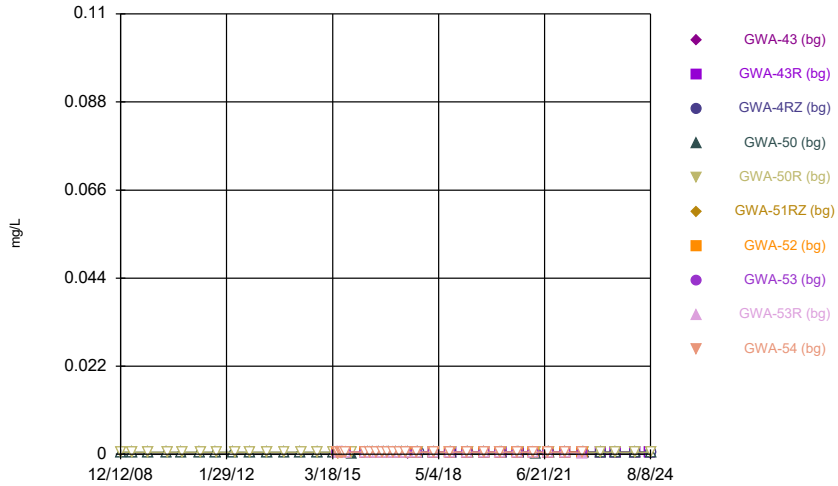

Constituent: Cadmium Analysis Run 9/10/2024 10:14 PM
Plant Bowen Client: Southern Company Data: Bowen 3-4 CCR

Sanitas™ v.10.0.22 Software licensed to Groundwater Stats Consulting. UG
Hollow symbols indicate censored values.

Time Series

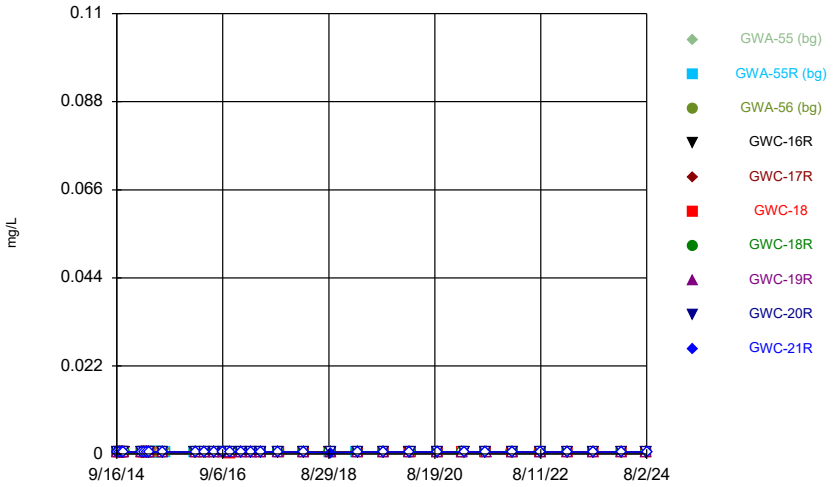

Constituent: Cadmium Analysis Run 9/10/2024 10:14 PM
Plant Bowen Client: Southern Company Data: Bowen 3-4 CCR

Sanitas™ v.10.0.22 Software licensed to Groundwater Stats Consulting. UG
Hollow symbols indicate censored values.

Time Series

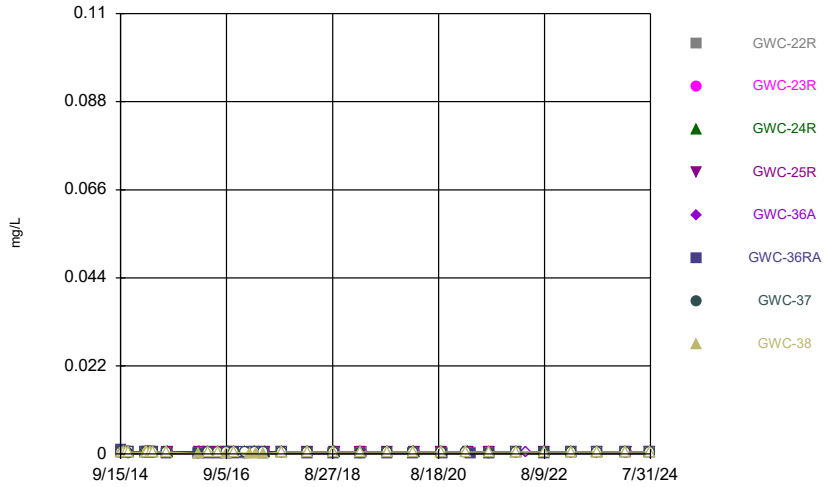

Constituent: Cadmium Analysis Run 9/10/2024 10:14 PM
Plant Bowen Client: Southern Company Data: Bowen 3-4 CCR

Sanitas™ v.10.0.22 Software licensed to Groundwater Stats Consulting. UG

Time Series

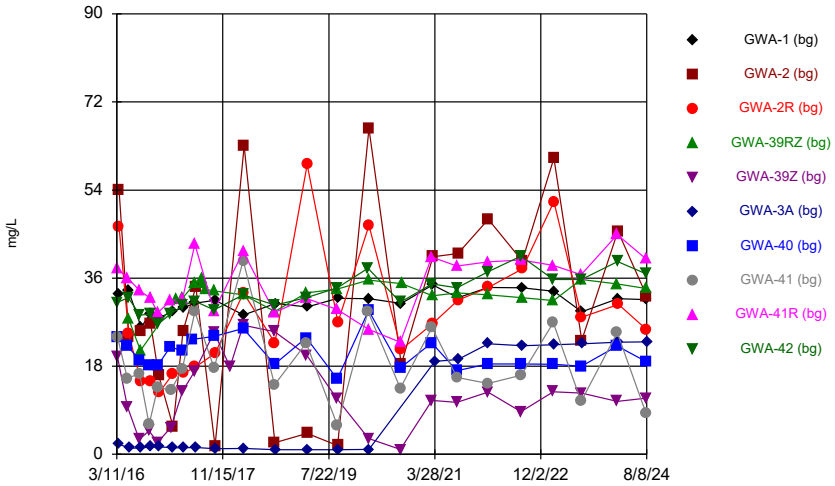

Constituent: Calcium Analysis Run 9/10/2024 10:14 PM

Plant Bowen Client: Southern Company Data: Bowen 3-4 CCR

Sanitas™ v.10.0.22 Software licensed to Groundwater Stats Consulting. UG

Time Series

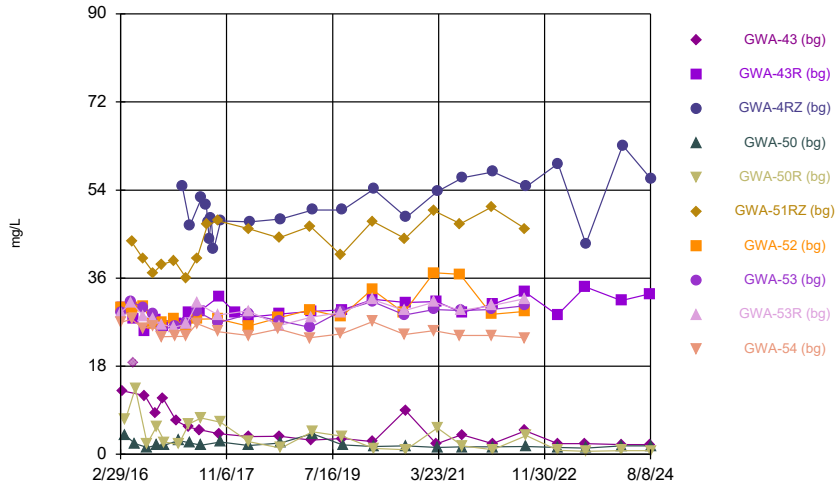

Constituent: Calcium Analysis Run 9/10/2024 10:14 PM

Plant Bowen Client: Southern Company Data: Bowen 3-4 CCR

Sanitas™ v.10.0.22 Software licensed to Groundwater Stats Consulting. UG

Time Series

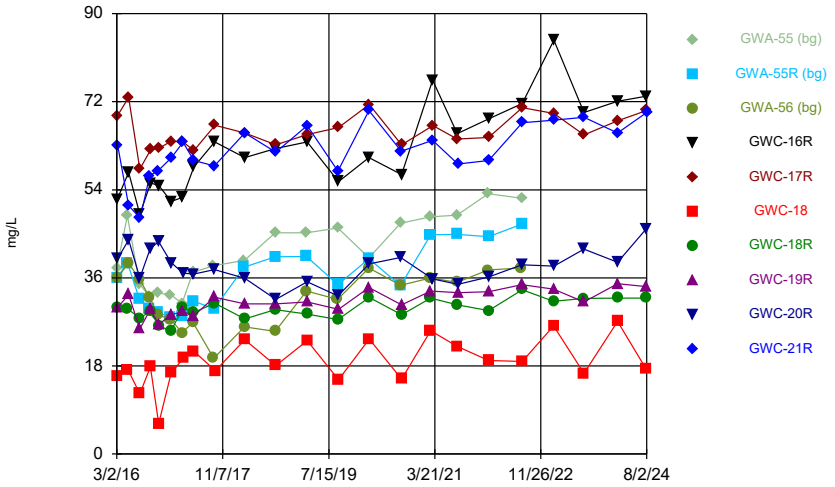

Constituent: Calcium Analysis Run 9/10/2024 10:14 PM

Plant Bowen Client: Southern Company Data: Bowen 3-4 CCR

Sanitas™ v.10.0.22 Software licensed to Groundwater Stats Consulting. UG

Time Series

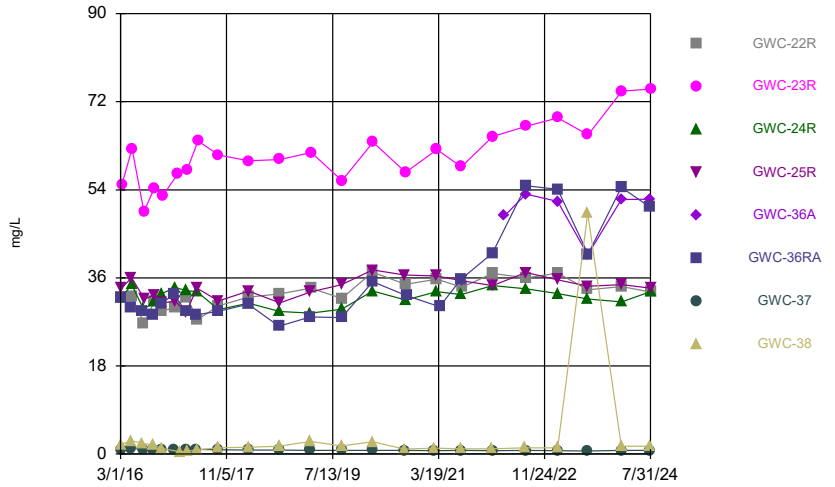

Constituent: Calcium Analysis Run 9/10/2024 10:14 PM

Plant Bowen Client: Southern Company Data: Bowen 3-4 CCR

Sanitas™ v.10.0.22 Software licensed to Groundwater Stats Consulting. UG
Hollow symbols indicate censored values.

Time Series

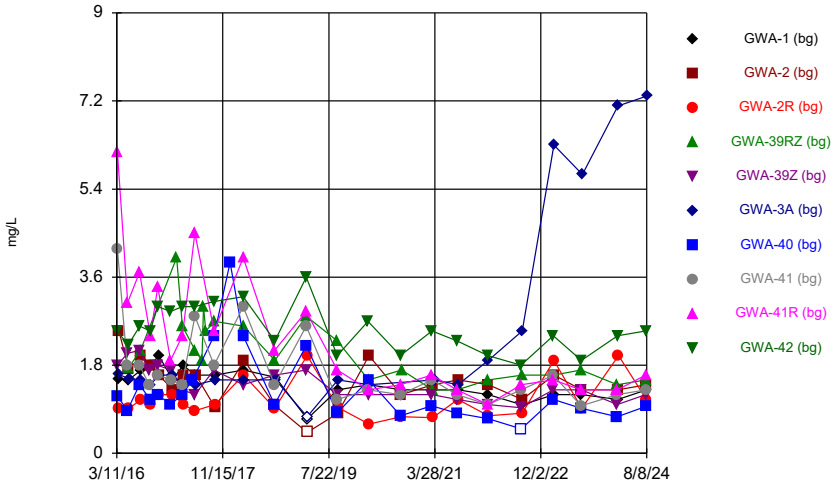

Constituent: Chloride Analysis Run 9/10/2024 10:14 PM
Plant Bowen Client: Southern Company Data: Bowen 3-4 CCR

Sanitas™ v.10.0.22 Software licensed to Groundwater Stats Consulting. UG
Hollow symbols indicate censored values.

Time Series

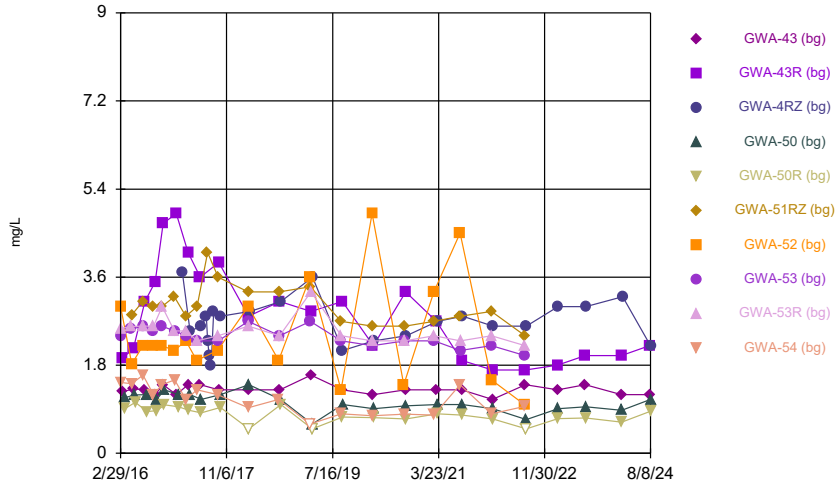

Constituent: Chloride Analysis Run 9/10/2024 10:14 PM
Plant Bowen Client: Southern Company Data: Bowen 3-4 CCR

Sanitas™ v.10.0.22 Software licensed to Groundwater Stats Consulting. UG

Time Series

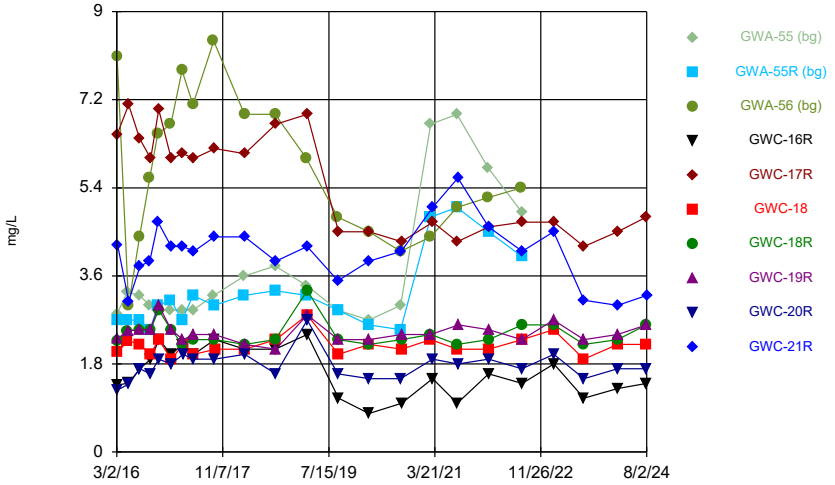

Constituent: Chloride Analysis Run 9/10/2024 10:14 PM
Plant Bowen Client: Southern Company Data: Bowen 3-4 CCR

Sanitas™ v.10.0.22 Software licensed to Groundwater Stats Consulting. UG
Hollow symbols indicate censored values.

Time Series

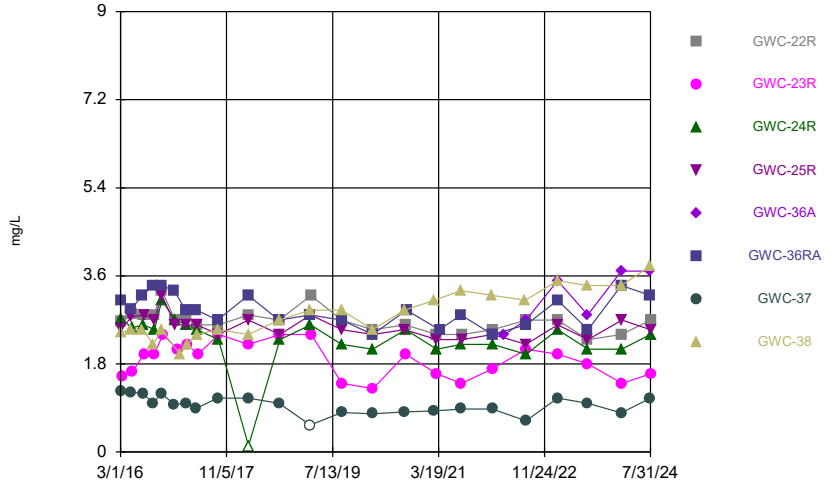

Constituent: Chloride Analysis Run 9/10/2024 10:14 PM
Plant Bowen Client: Southern Company Data: Bowen 3-4 CCR

Sanitas™ v.10.0.22 Software licensed to Groundwater Stats Consulting. UG
Hollow symbols indicate censored values.

Time Series

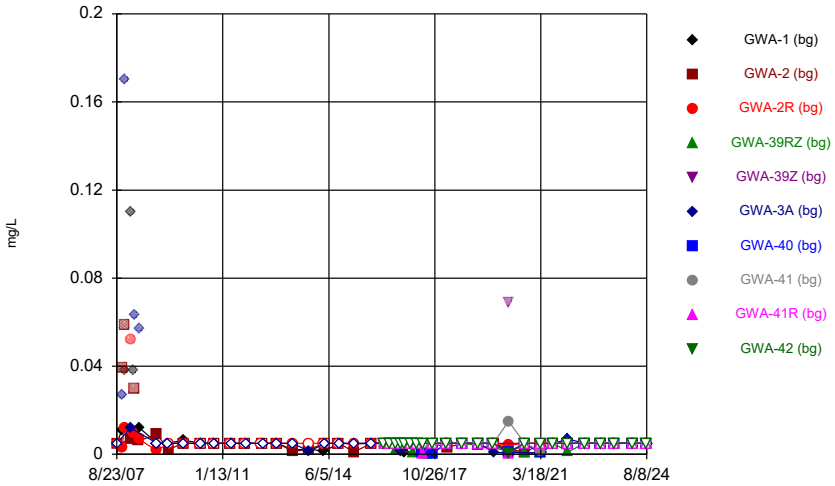

Constituent: Chromium Analysis Run 9/10/2024 10:14 PM
Plant Bowen Client: Southern Company Data: Bowen 3-4 CCR

Sanitas™ v.10.0.22 Software licensed to Groundwater Stats Consulting. UG
Hollow symbols indicate censored values.

Time Series

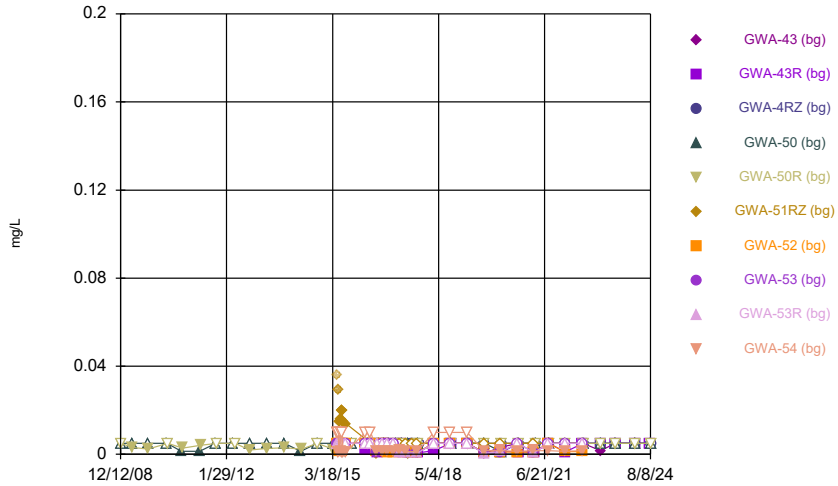

Constituent: Chromium Analysis Run 9/10/2024 10:14 PM
Plant Bowen Client: Southern Company Data: Bowen 3-4 CCR

Sanitas™ v.10.0.22 Software licensed to Groundwater Stats Consulting. UG
Hollow symbols indicate censored values.

Time Series

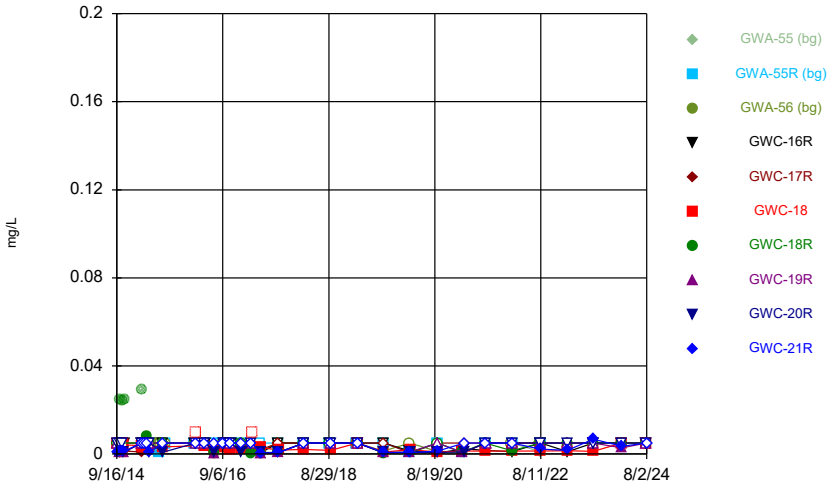

Constituent: Chromium Analysis Run 9/10/2024 10:14 PM
Plant Bowen Client: Southern Company Data: Bowen 3-4 CCR

Sanitas™ v.10.0.22 Software licensed to Groundwater Stats Consulting. UG
Hollow symbols indicate censored values.

Time Series

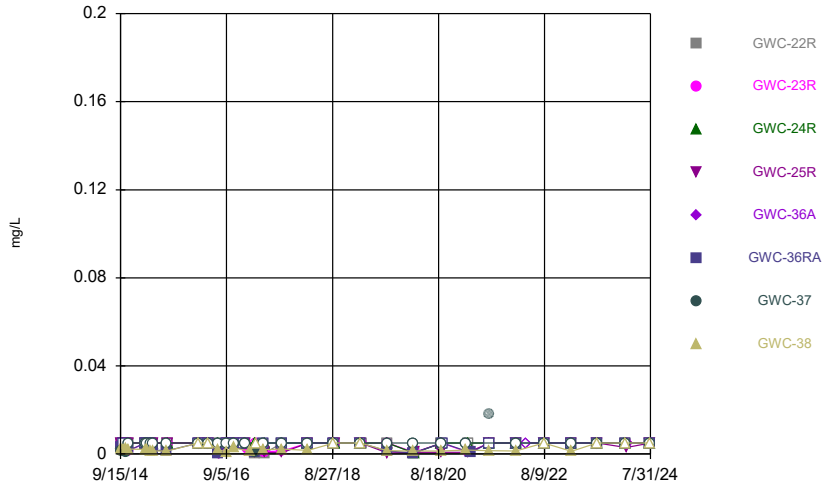

Constituent: Chromium Analysis Run 9/10/2024 10:14 PM
Plant Bowen Client: Southern Company Data: Bowen 3-4 CCR

Sanitas™ v.10.0.22 Software licensed to Groundwater Stats Consulting. UG
Hollow symbols indicate censored values.

Time Series

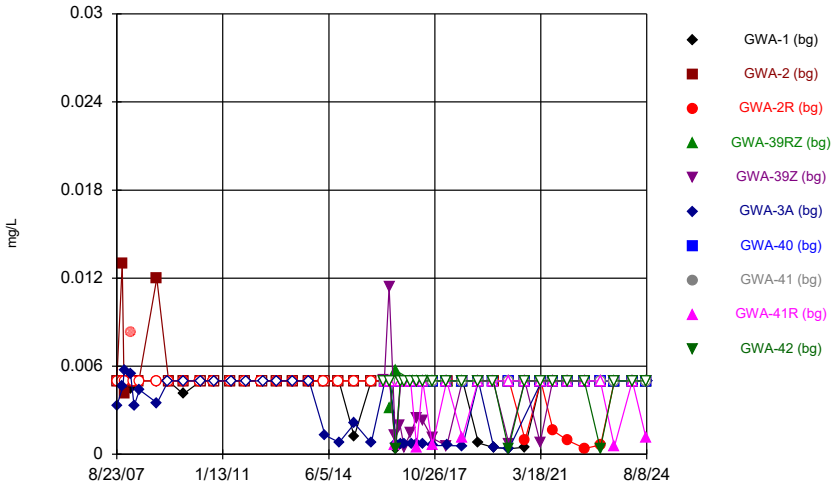

Constituent: Cobalt Analysis Run 9/10/2024 10:14 PM
Plant Bowen Client: Southern Company Data: Bowen 3-4 CCR

Sanitas™ v.10.0.22 Software licensed to Groundwater Stats Consulting. UG
Hollow symbols indicate censored values.

Time Series

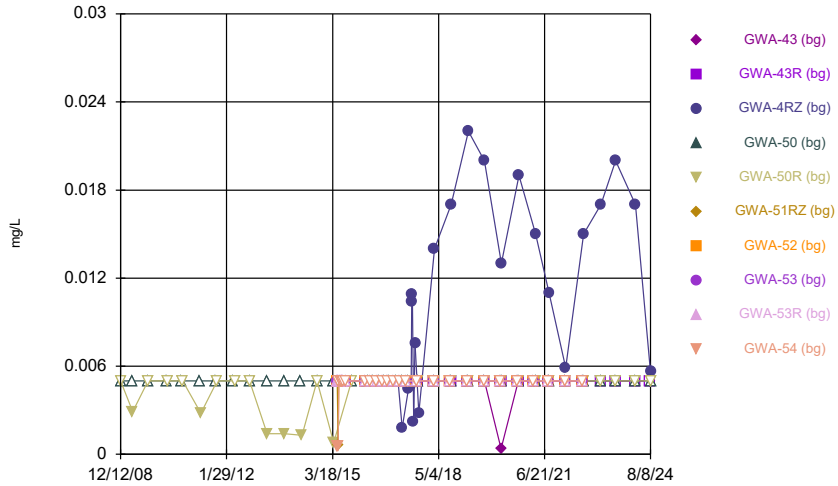

Constituent: Cobalt Analysis Run 9/10/2024 10:14 PM
Plant Bowen Client: Southern Company Data: Bowen 3-4 CCR

Sanitas™ v.10.0.22 Software licensed to Groundwater Stats Consulting. UG
Hollow symbols indicate censored values.

Time Series

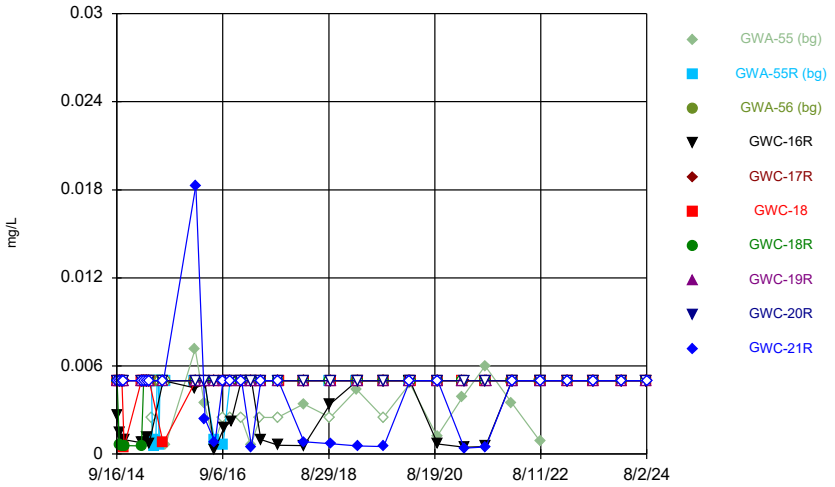

Constituent: Cobalt Analysis Run 9/10/2024 10:14 PM
Plant Bowen Client: Southern Company Data: Bowen 3-4 CCR

Sanitas™ v.10.0.22 Software licensed to Groundwater Stats Consulting. UG
Hollow symbols indicate censored values.

Time Series

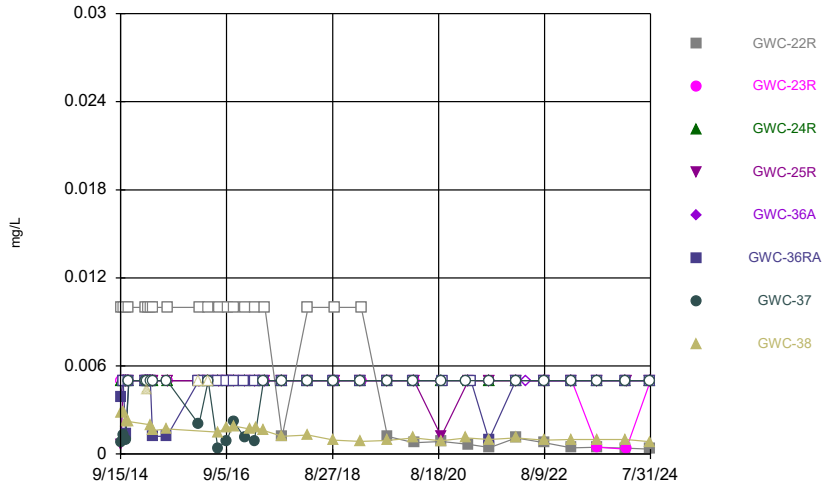

Constituent: Cobalt Analysis Run 9/10/2024 10:14 PM
Plant Bowen Client: Southern Company Data: Bowen 3-4 CCR

Sanitas™ v.10.0.22 Software licensed to Groundwater Stats Consulting. UG
Hollow symbols indicate censored values.

Time Series

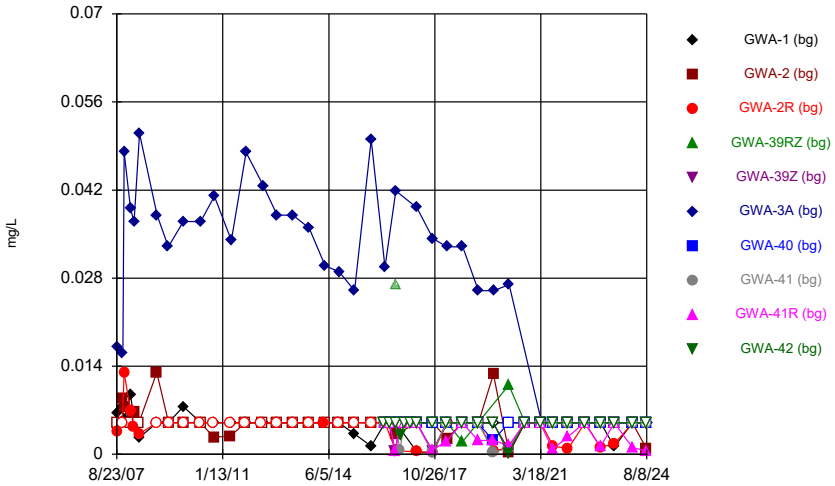

Constituent: Copper Analysis Run 9/10/2024 10:14 PM
Plant Bowen Client: Southern Company Data: Bowen 3-4 CCR

Sanitas™ v.10.0.22 Software licensed to Groundwater Stats Consulting. UG
Hollow symbols indicate censored values.

Time Series

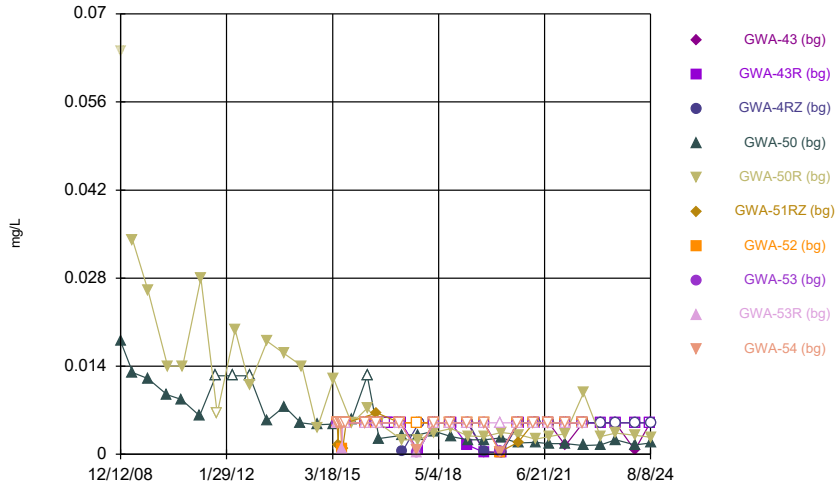

Constituent: Copper Analysis Run 9/10/2024 10:14 PM
Plant Bowen Client: Southern Company Data: Bowen 3-4 CCR

Sanitas™ v.10.0.22 Software licensed to Groundwater Stats Consulting. UG
Hollow symbols indicate censored values.

Time Series

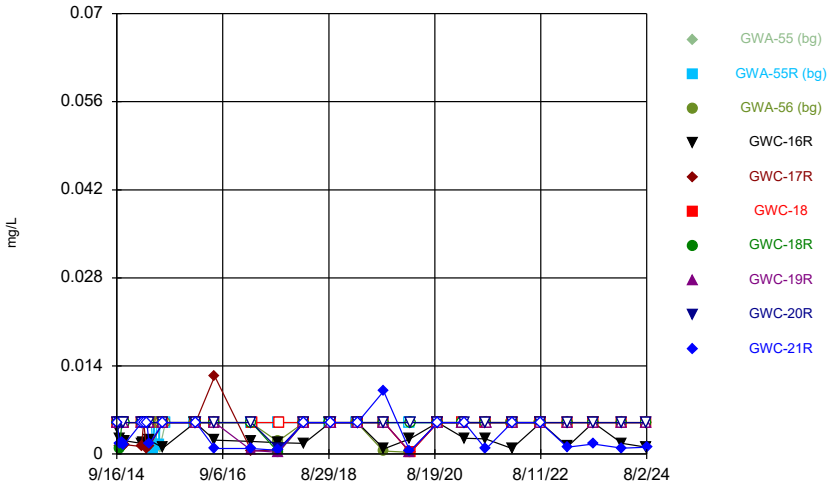

Constituent: Copper Analysis Run 9/10/2024 10:14 PM
Plant Bowen Client: Southern Company Data: Bowen 3-4 CCR

Sanitas™ v.10.0.22 Software licensed to Groundwater Stats Consulting. UG
Hollow symbols indicate censored values.

Time Series

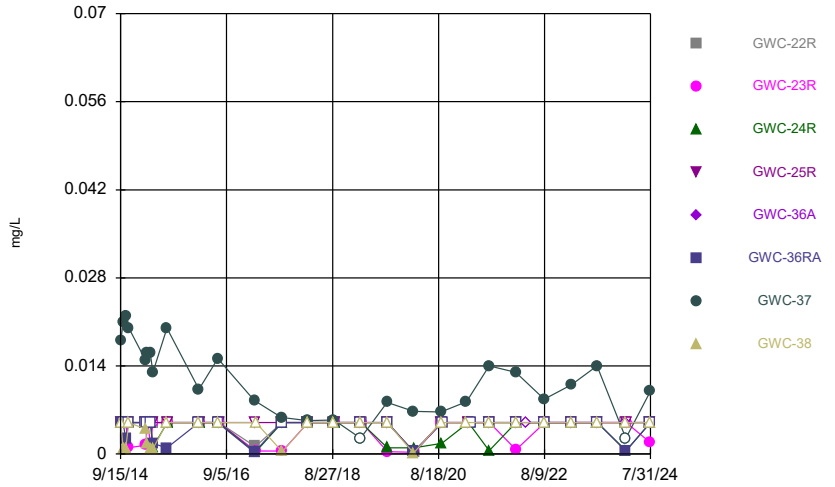

Constituent: Copper Analysis Run 9/10/2024 10:14 PM
Plant Bowen Client: Southern Company Data: Bowen 3-4 CCR

Sanitas™ v.10.0.22 Software licensed to Groundwater Stats Consulting. UG
Hollow symbols indicate censored values.

Time Series

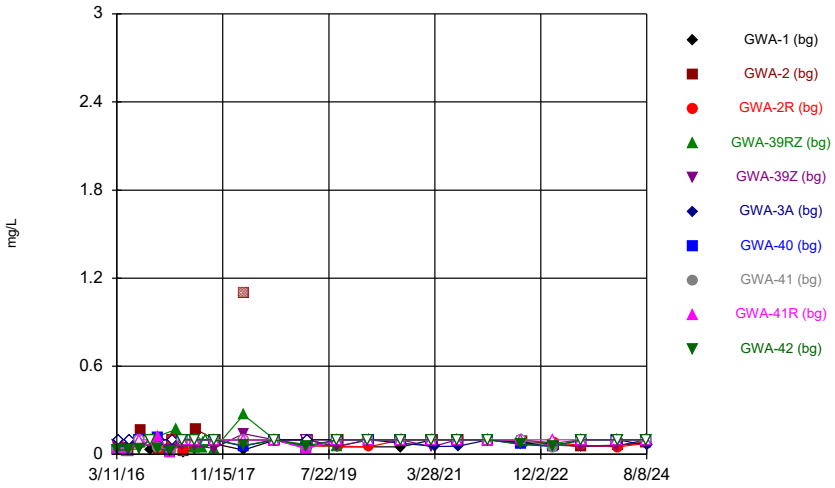

Constituent: Fluoride Analysis Run 9/10/2024 10:14 PM
Plant Bowen Client: Southern Company Data: Bowen 3-4 CCR

Sanitas™ v.10.0.22 Software licensed to Groundwater Stats Consulting. UG
Hollow symbols indicate censored values.

Time Series

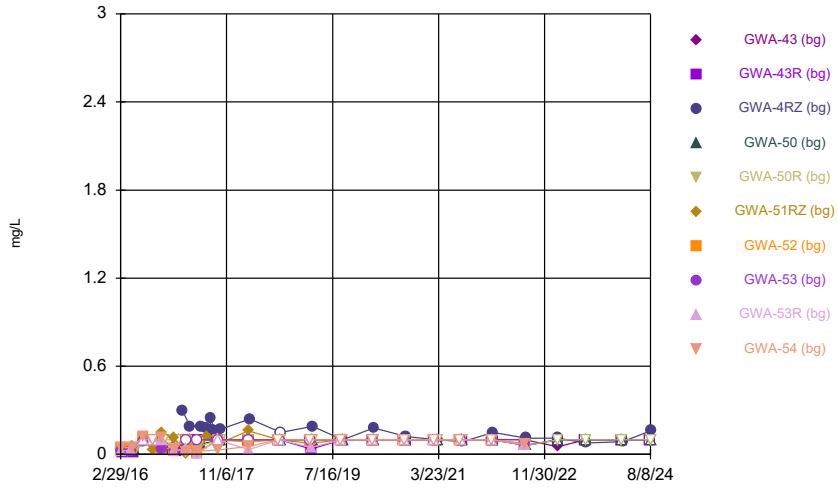

Constituent: Fluoride Analysis Run 9/10/2024 10:14 PM
Plant Bowen Client: Southern Company Data: Bowen 3-4 CCR

Sanitas™ v.10.0.22 Software licensed to Groundwater Stats Consulting. UG
Hollow symbols indicate censored values.

Time Series

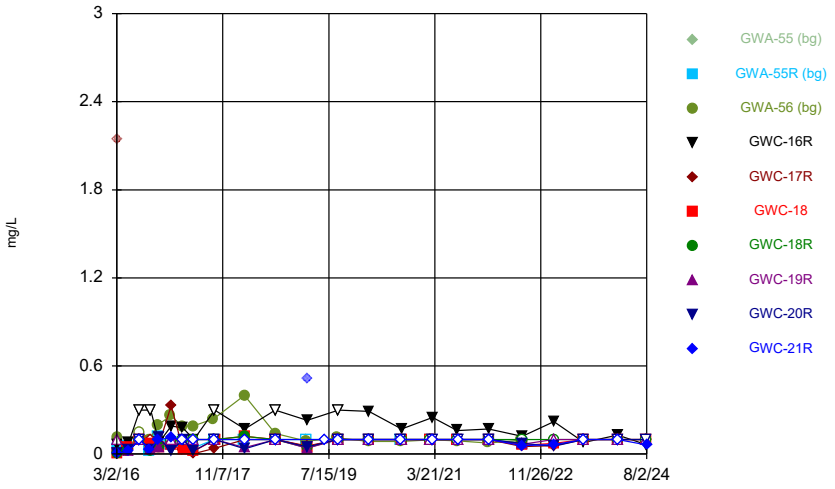

Constituent: Fluoride Analysis Run 9/10/2024 10:14 PM
Plant Bowen Client: Southern Company Data: Bowen 3-4 CCR

Sanitas™ v.10.0.22 Software licensed to Groundwater Stats Consulting. UG
Hollow symbols indicate censored values.

Time Series

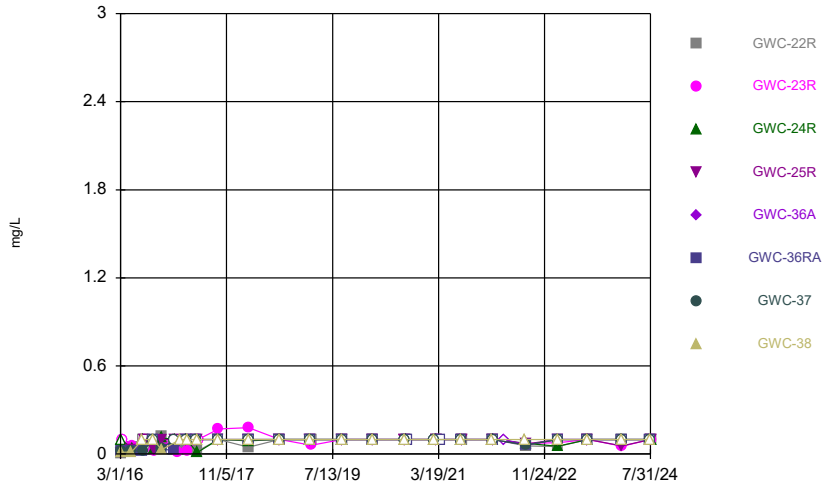

Constituent: Fluoride Analysis Run 9/10/2024 10:14 PM
Plant Bowen Client: Southern Company Data: Bowen 3-4 CCR

Sanitas™ v.10.0.22 Software licensed to Groundwater Stats Consulting. UG
Hollow symbols indicate censored values.

Time Series

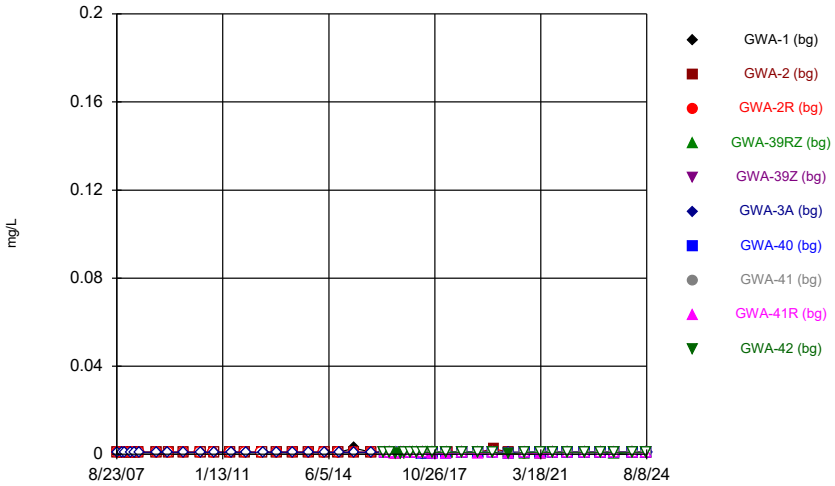

Constituent: Lead Analysis Run 9/10/2024 10:15 PM
Plant Bowen Client: Southern Company Data: Bowen 3-4 CCR

Sanitas™ v.10.0.22 Software licensed to Groundwater Stats Consulting. UG
Hollow symbols indicate censored values.

Time Series

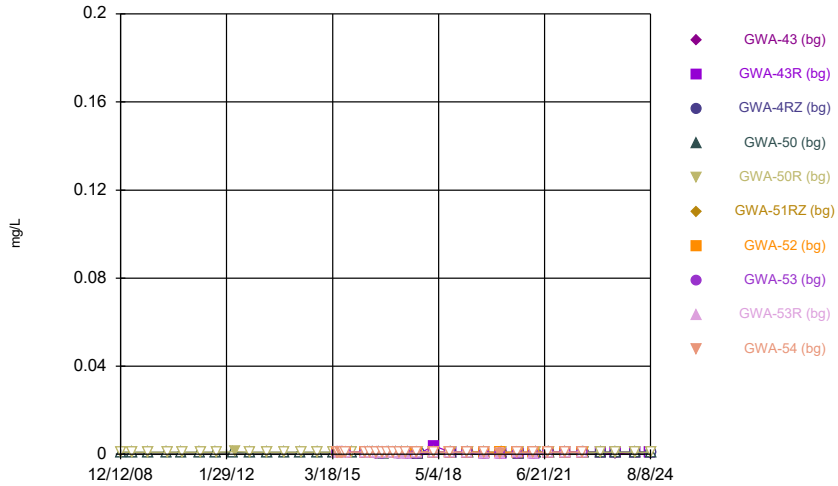

Constituent: Lead Analysis Run 9/10/2024 10:15 PM
Plant Bowen Client: Southern Company Data: Bowen 3-4 CCR

Sanitas™ v.10.0.22 Software licensed to Groundwater Stats Consulting. UG
Hollow symbols indicate censored values.

Time Series

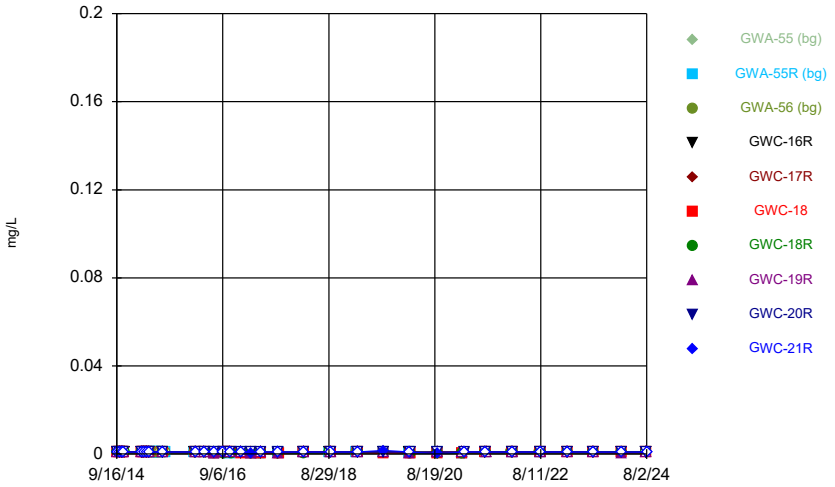

Constituent: Lead Analysis Run 9/10/2024 10:15 PM
Plant Bowen Client: Southern Company Data: Bowen 3-4 CCR

Sanitas™ v.10.0.22 Software licensed to Groundwater Stats Consulting. UG
Hollow symbols indicate censored values.

Time Series

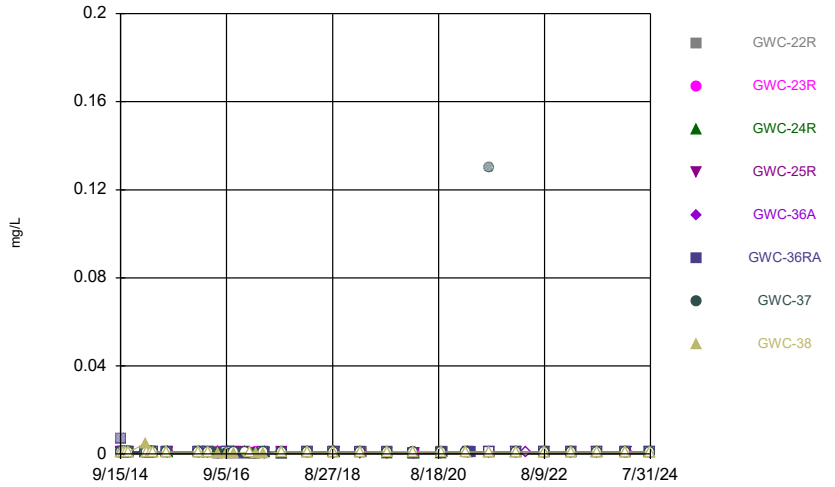

Constituent: Lead Analysis Run 9/10/2024 10:15 PM
Plant Bowen Client: Southern Company Data: Bowen 3-4 CCR

Sanitas™ v.10.0.22 Software licensed to Groundwater Stats Consulting. UG
Hollow symbols indicate censored values.

Time Series

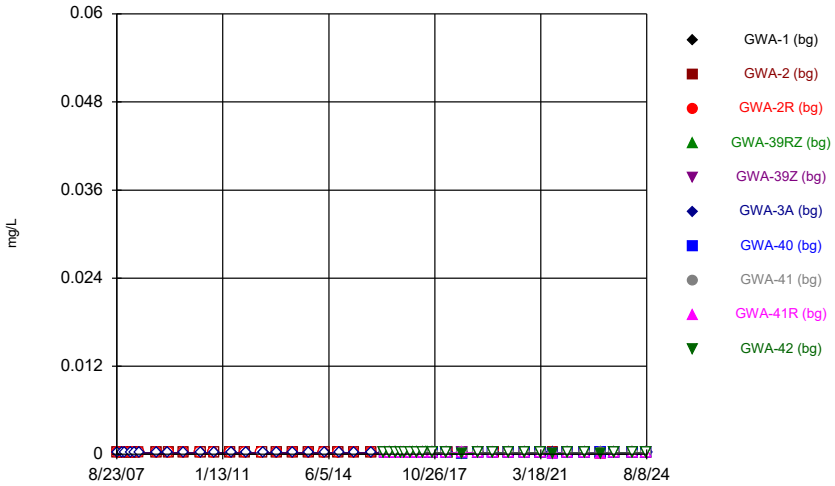

Constituent: Mercury Analysis Run 9/10/2024 10:15 PM
Plant Bowen Client: Southern Company Data: Bowen 3-4 CCR

Sanitas™ v.10.0.22 Software licensed to Groundwater Stats Consulting. UG
Hollow symbols indicate censored values.

Time Series



Constituent: Mercury Analysis Run 9/10/2024 10:15 PM
Plant Bowen Client: Southern Company Data: Bowen 3-4 CCR

Sanitas™ v.10.0.22 Software licensed to Groundwater Stats Consulting. UG
Hollow symbols indicate censored values.

Time Series

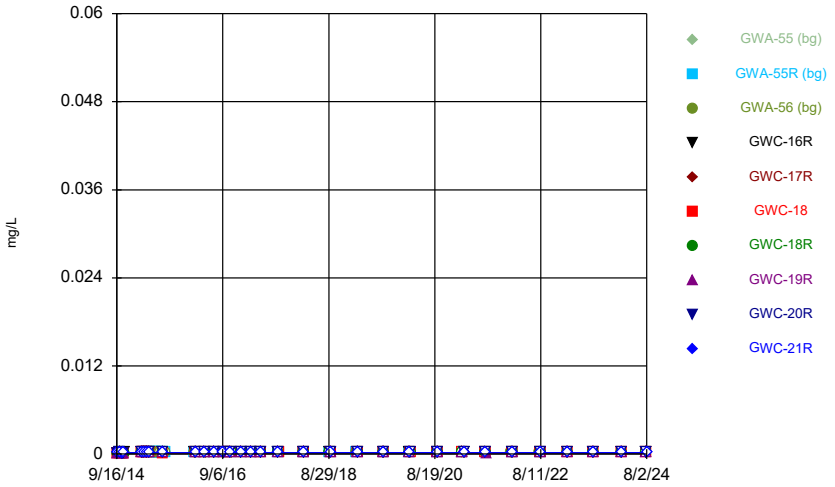

Constituent: Mercury Analysis Run 9/10/2024 10:15 PM
Plant Bowen Client: Southern Company Data: Bowen 3-4 CCR

Sanitas™ v.10.0.22 Software licensed to Groundwater Stats Consulting. UG
Hollow symbols indicate censored values.

Time Series

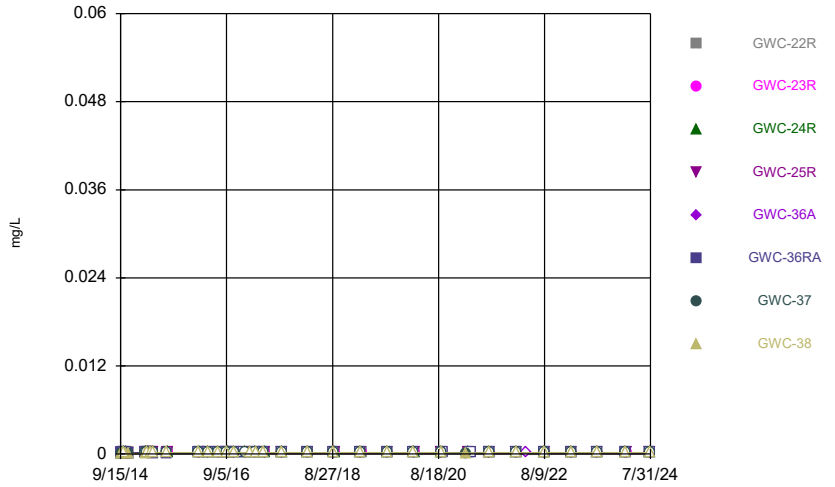

Constituent: Mercury Analysis Run 9/10/2024 10:15 PM
Plant Bowen Client: Southern Company Data: Bowen 3-4 CCR

Sanitas™ v.10.0.22 Software licensed to Groundwater Stats Consulting. UG
Hollow symbols indicate censored values.

Time Series

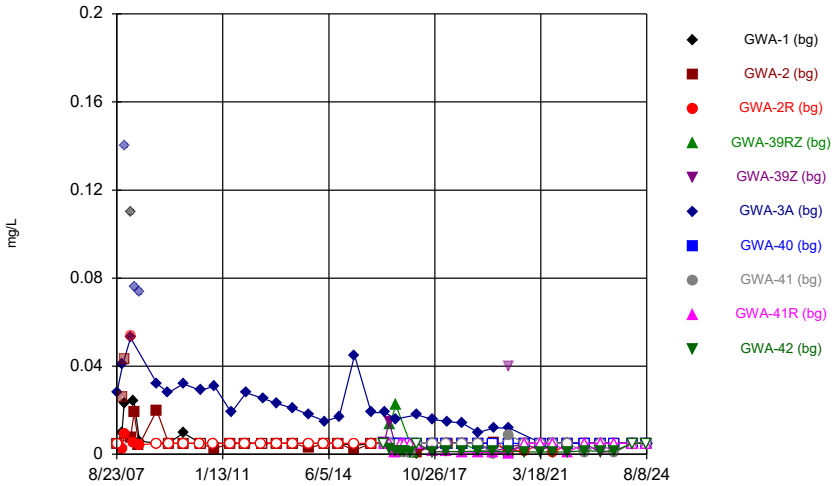

Constituent: Nickel Analysis Run 9/10/2024 10:15 PM
Plant Bowen Client: Southern Company Data: Bowen 3-4 CCR

Sanitas™ v.10.0.22 Software licensed to Groundwater Stats Consulting. UG
Hollow symbols indicate censored values.

Time Series

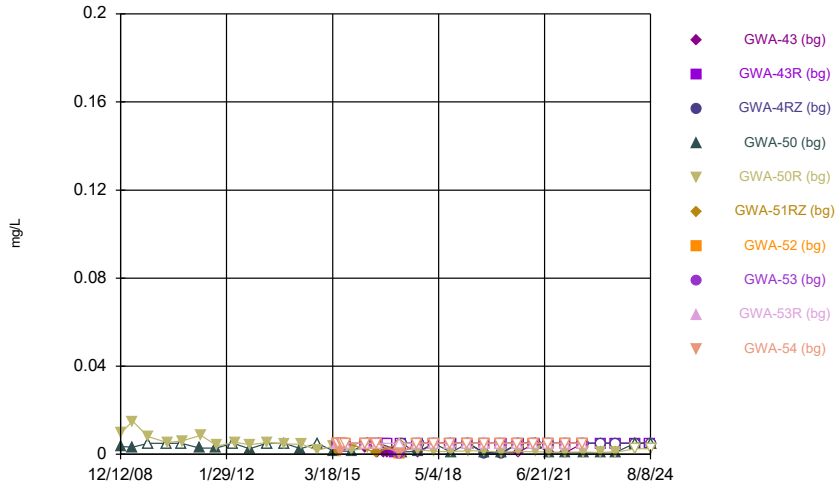

Constituent: Nickel Analysis Run 9/10/2024 10:15 PM
Plant Bowen Client: Southern Company Data: Bowen 3-4 CCR

Sanitas™ v.10.0.22 Software licensed to Groundwater Stats Consulting. UG
Hollow symbols indicate censored values.

Time Series

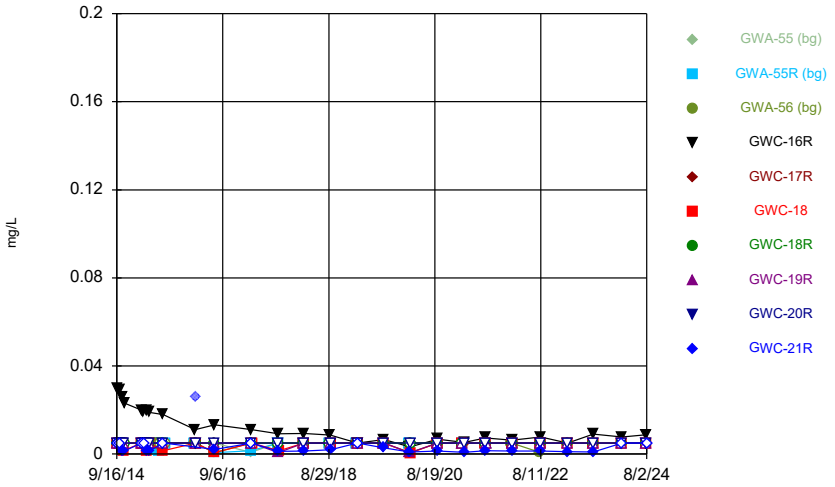

Constituent: Nickel Analysis Run 9/10/2024 10:15 PM
Plant Bowen Client: Southern Company Data: Bowen 3-4 CCR

Sanitas™ v.10.0.22 Software licensed to Groundwater Stats Consulting. UG
Hollow symbols indicate censored values.

Time Series

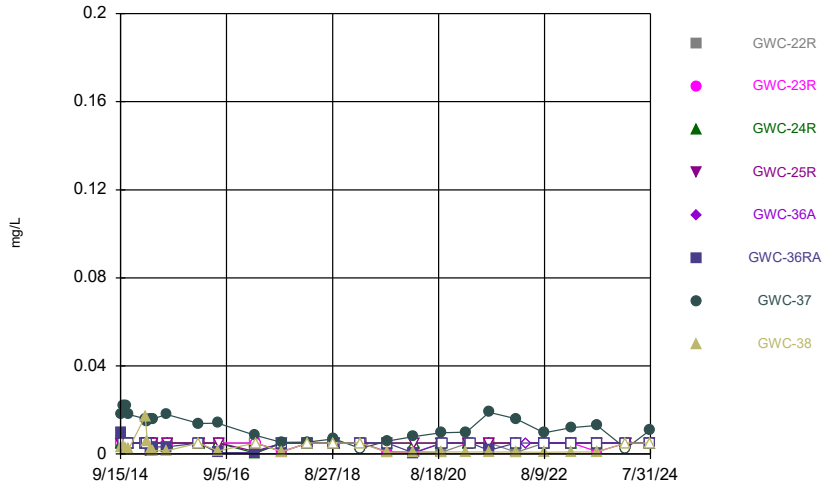

Constituent: Nickel Analysis Run 9/10/2024 10:15 PM
Plant Bowen Client: Southern Company Data: Bowen 3-4 CCR

Sanitas™ v.10.0.22 Software licensed to Groundwater Stats Consulting. UG

Time Series

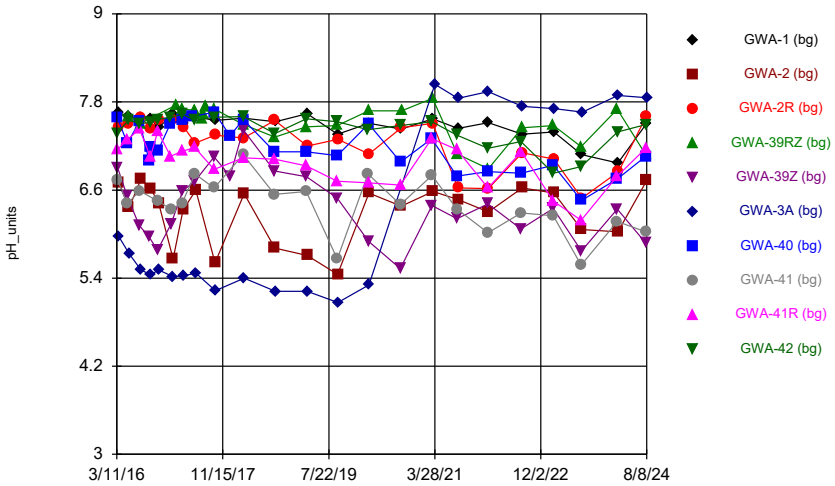

Constituent: pH Analysis Run 9/10/2024 10:15 PM

Plant Bowen Client: Southern Company Data: Bowen 3-4 CCR

Sanitas™ v.10.0.22 Software licensed to Groundwater Stats Consulting. UG

Time Series

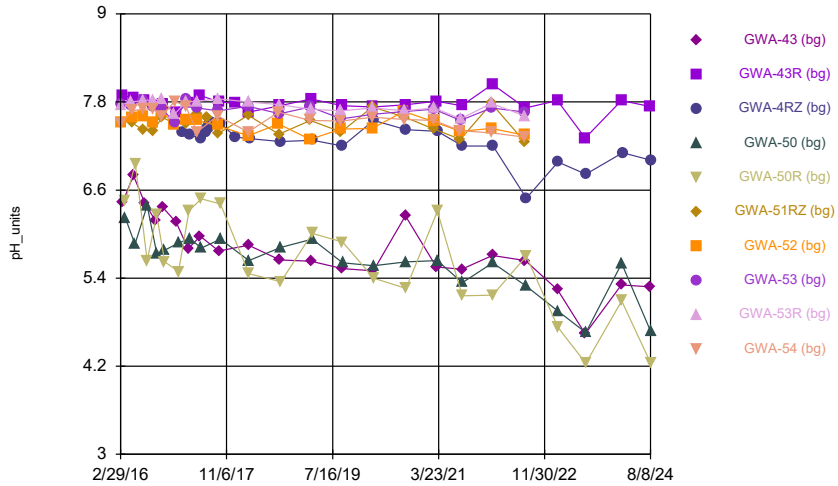

Constituent: pH Analysis Run 9/10/2024 10:15 PM

Plant Bowen Client: Southern Company Data: Bowen 3-4 CCR

Sanitas™ v.10.0.22 Software licensed to Groundwater Stats Consulting. UG

Time Series

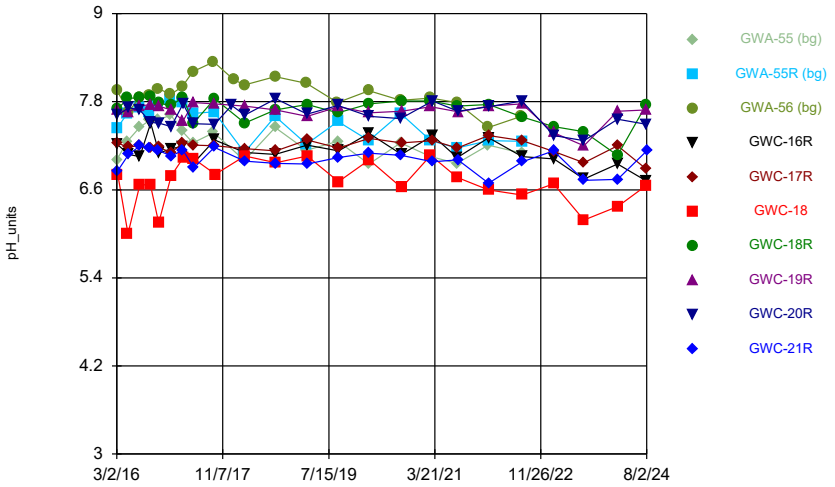

Constituent: pH Analysis Run 9/10/2024 10:15 PM

Plant Bowen Client: Southern Company Data: Bowen 3-4 CCR

Sanitas™ v.10.0.22 Software licensed to Groundwater Stats Consulting. UG

Time Series

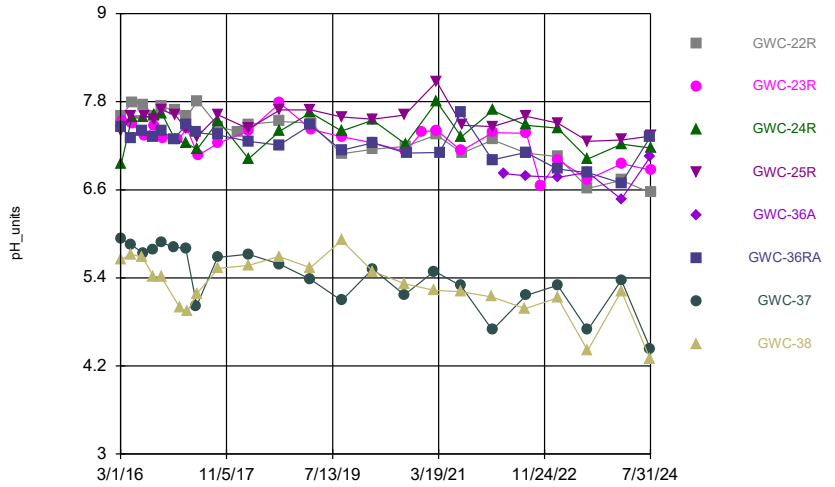

Constituent: pH Analysis Run 9/10/2024 10:15 PM

Plant Bowen Client: Southern Company Data: Bowen 3-4 CCR

Sanitas™ v.10.0.22 Software licensed to Groundwater Stats Consulting. UG
Hollow symbols indicate censored values.

Time Series

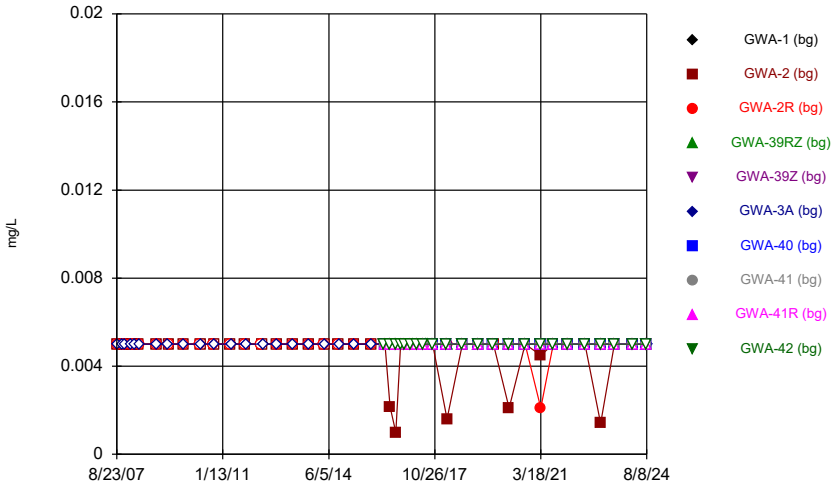

Constituent: Selenium Analysis Run 9/10/2024 10:15 PM
Plant Bowen Client: Southern Company Data: Bowen 3-4 CCR

Sanitas™ v.10.0.22 Software licensed to Groundwater Stats Consulting. UG
Hollow symbols indicate censored values.

Time Series

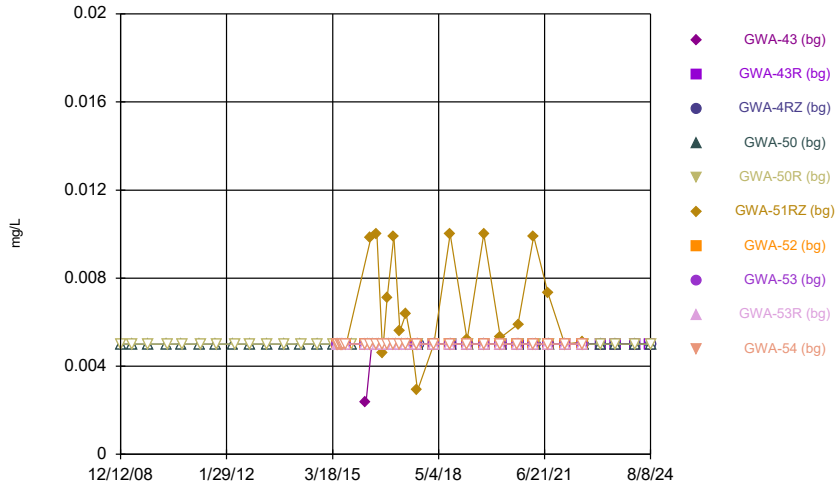

Constituent: Selenium Analysis Run 9/10/2024 10:15 PM
Plant Bowen Client: Southern Company Data: Bowen 3-4 CCR

Sanitas™ v.10.0.22 Software licensed to Groundwater Stats Consulting. UG
Hollow symbols indicate censored values.

Time Series

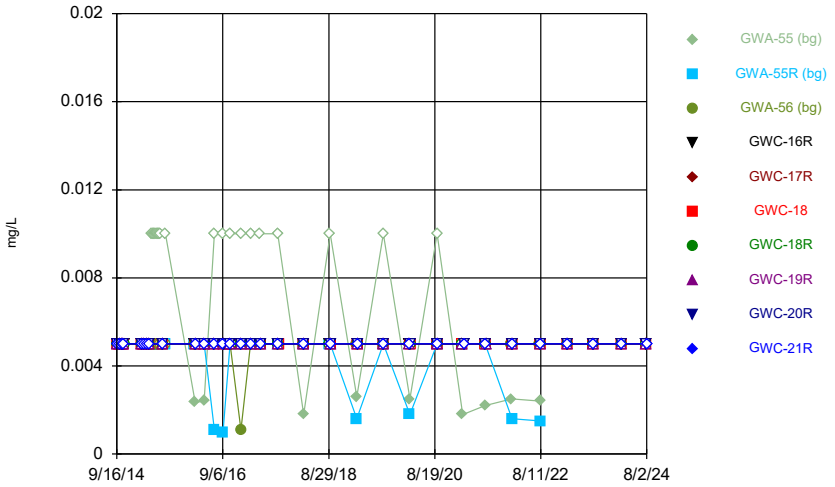

Constituent: Selenium Analysis Run 9/10/2024 10:15 PM
Plant Bowen Client: Southern Company Data: Bowen 3-4 CCR

Sanitas™ v.10.0.22 Software licensed to Groundwater Stats Consulting. UG
Hollow symbols indicate censored values.

Time Series

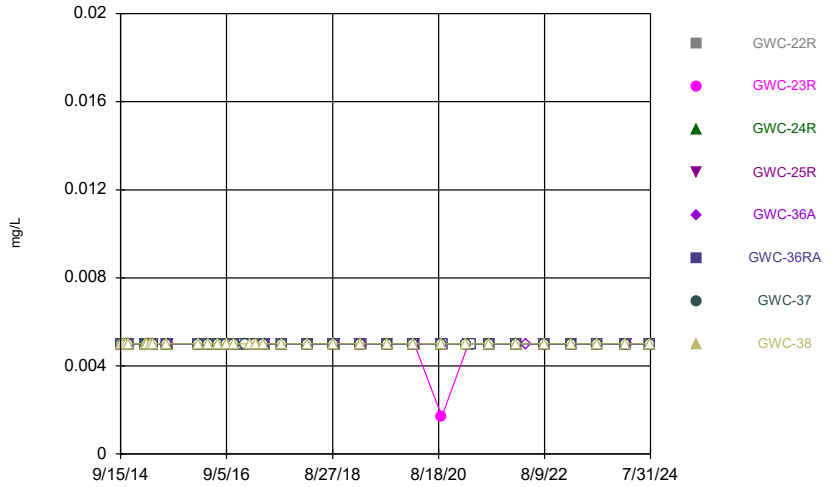

Constituent: Selenium Analysis Run 9/10/2024 10:15 PM
Plant Bowen Client: Southern Company Data: Bowen 3-4 CCR

Sanitas™ v.10.0.22 Software licensed to Groundwater Stats Consulting. UG
Hollow symbols indicate censored values.

Time Series

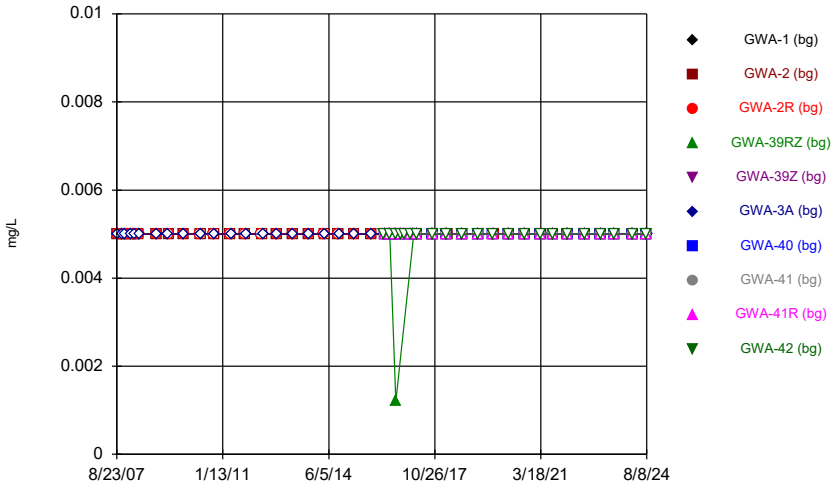

Constituent: Silver Analysis Run 9/10/2024 10:15 PM
Plant Bowen Client: Southern Company Data: Bowen 3-4 CCR

Sanitas™ v.10.0.22 Software licensed to Groundwater Stats Consulting. UG
Hollow symbols indicate censored values.

Time Series

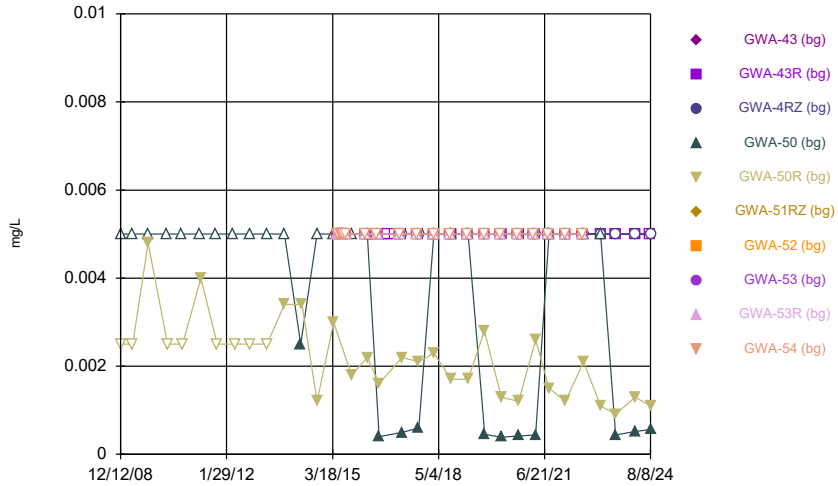

Constituent: Silver Analysis Run 9/10/2024 10:15 PM
Plant Bowen Client: Southern Company Data: Bowen 3-4 CCR

Sanitas™ v.10.0.22 Software licensed to Groundwater Stats Consulting. UG
Hollow symbols indicate censored values.

Time Series

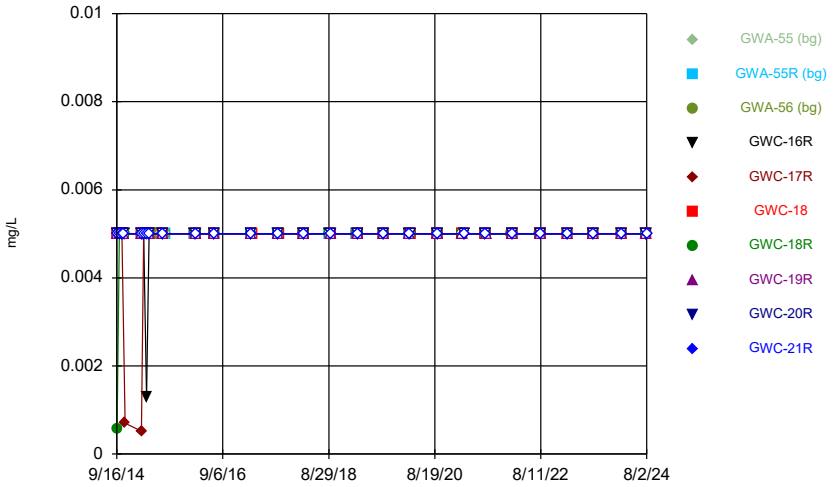

Constituent: Silver Analysis Run 9/10/2024 10:15 PM
Plant Bowen Client: Southern Company Data: Bowen 3-4 CCR

Sanitas™ v.10.0.22 Software licensed to Groundwater Stats Consulting. UG
Hollow symbols indicate censored values.

Time Series

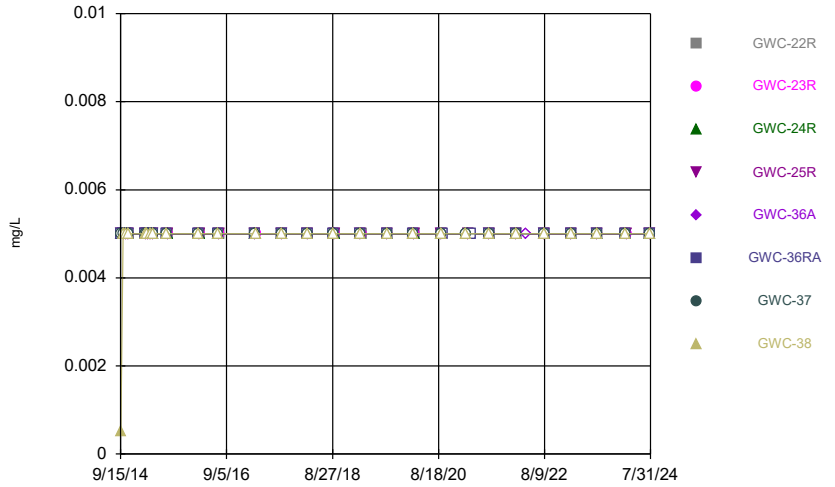

Constituent: Silver Analysis Run 9/10/2024 10:15 PM
Plant Bowen Client: Southern Company Data: Bowen 3-4 CCR

Sanitas™ v.10.0.22 Software licensed to Groundwater Stats Consulting. UG
Hollow symbols indicate censored values.

Time Series

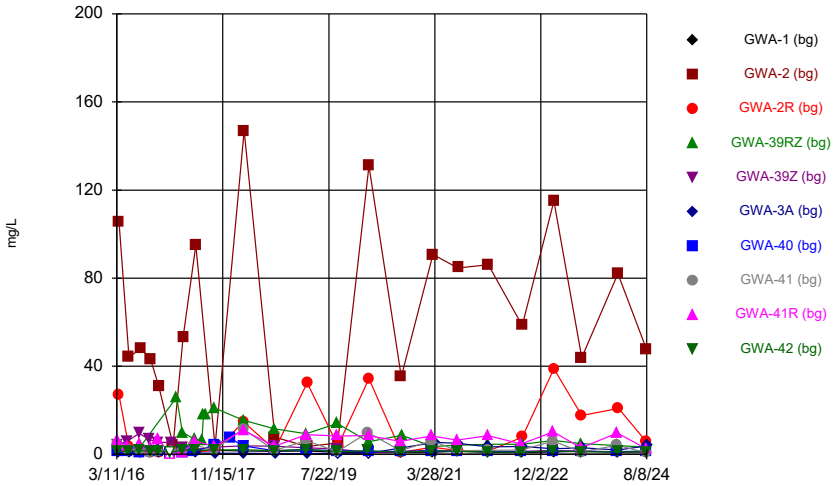

Constituent: Sulfate Analysis Run 9/10/2024 10:15 PM
Plant Bowen Client: Southern Company Data: Bowen 3-4 CCR

Sanitas™ v.10.0.22 Software licensed to Groundwater Stats Consulting. UG
Hollow symbols indicate censored values.

Time Series

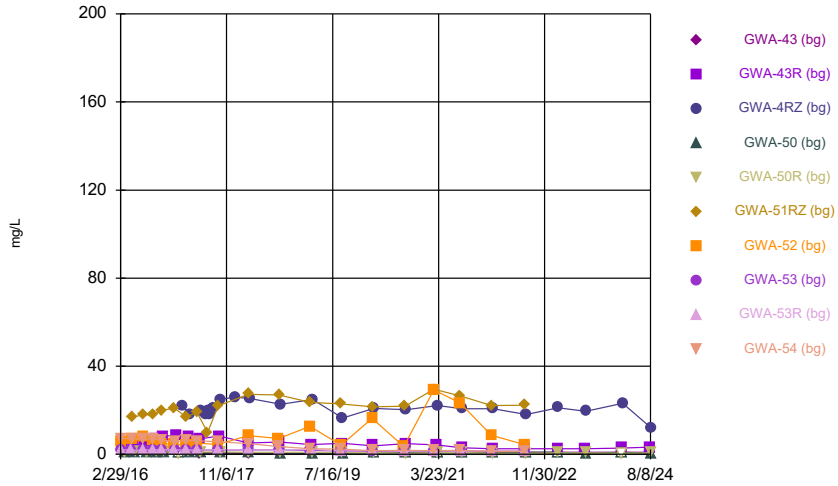

Constituent: Sulfate Analysis Run 9/10/2024 10:15 PM
Plant Bowen Client: Southern Company Data: Bowen 3-4 CCR

Sanitas™ v.10.0.22 Software licensed to Groundwater Stats Consulting. UG
Hollow symbols indicate censored values.

Time Series

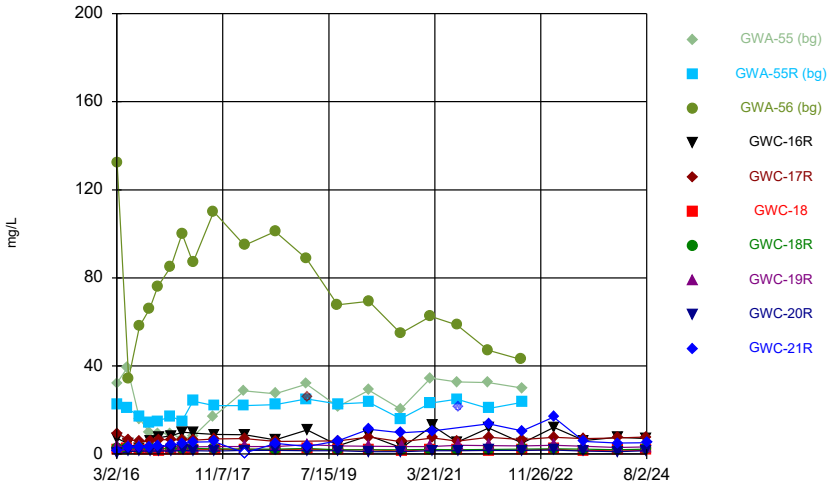

Constituent: Sulfate Analysis Run 9/10/2024 10:15 PM
Plant Bowen Client: Southern Company Data: Bowen 3-4 CCR

Sanitas™ v.10.0.22 Software licensed to Groundwater Stats Consulting. UG
Hollow symbols indicate censored values.

Time Series

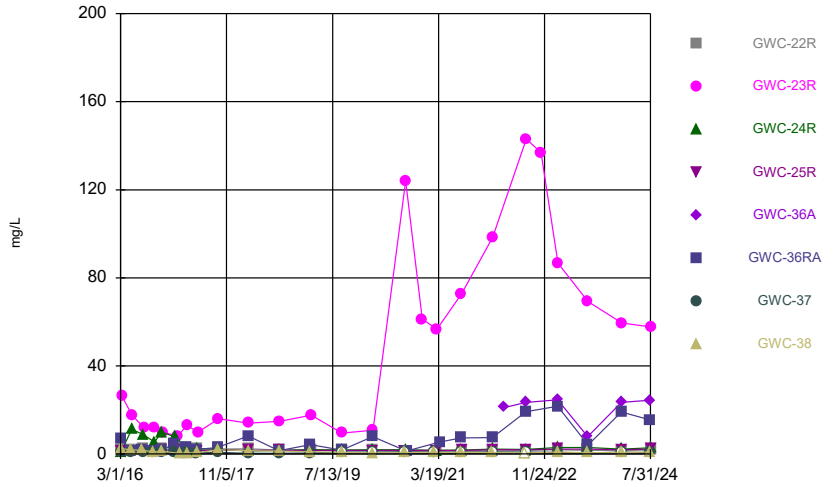

Constituent: Sulfate Analysis Run 9/10/2024 10:15 PM
Plant Bowen Client: Southern Company Data: Bowen 3-4 CCR

Sanitas™ v.10.0.22 Software licensed to Groundwater Stats Consulting. UG
Hollow symbols indicate censored values.

Time Series

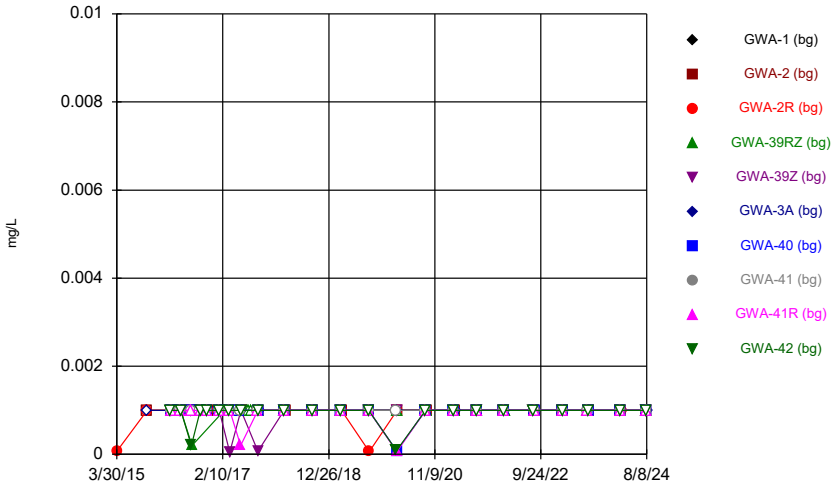

Constituent: Thallium Analysis Run 9/10/2024 10:15 PM
Plant Bowen Client: Southern Company Data: Bowen 3-4 CCR

Sanitas™ v.10.0.22 Software licensed to Groundwater Stats Consulting. UG
Hollow symbols indicate censored values.

Time Series

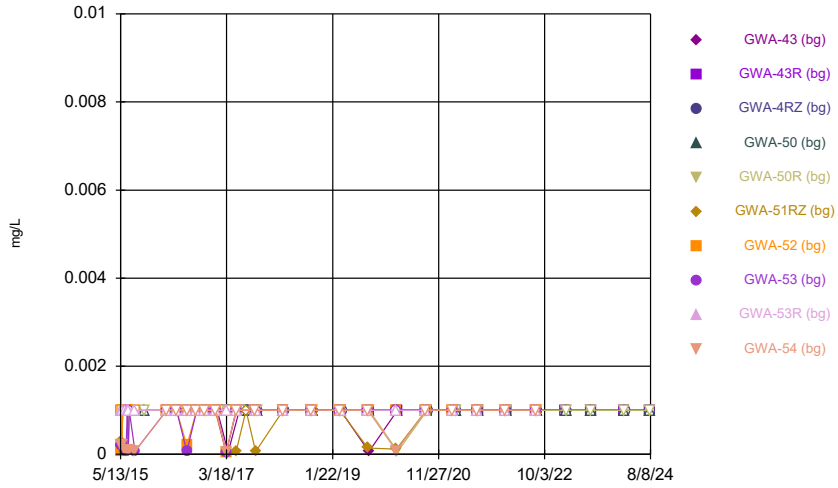

Constituent: Thallium Analysis Run 9/10/2024 10:15 PM
Plant Bowen Client: Southern Company Data: Bowen 3-4 CCR

Sanitas™ v.10.0.22 Software licensed to Groundwater Stats Consulting. UG
Hollow symbols indicate censored values.

Time Series

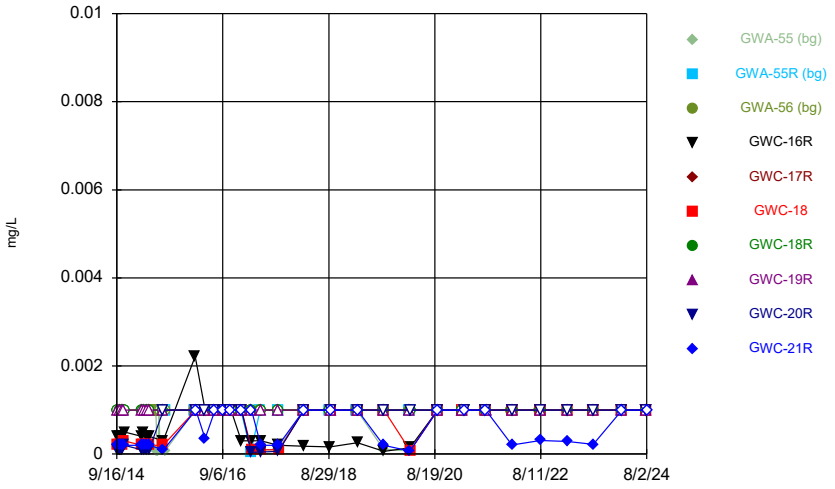

Constituent: Thallium Analysis Run 9/10/2024 10:15 PM
Plant Bowen Client: Southern Company Data: Bowen 3-4 CCR

Sanitas™ v.10.0.22 Software licensed to Groundwater Stats Consulting. UG
Hollow symbols indicate censored values.

Time Series

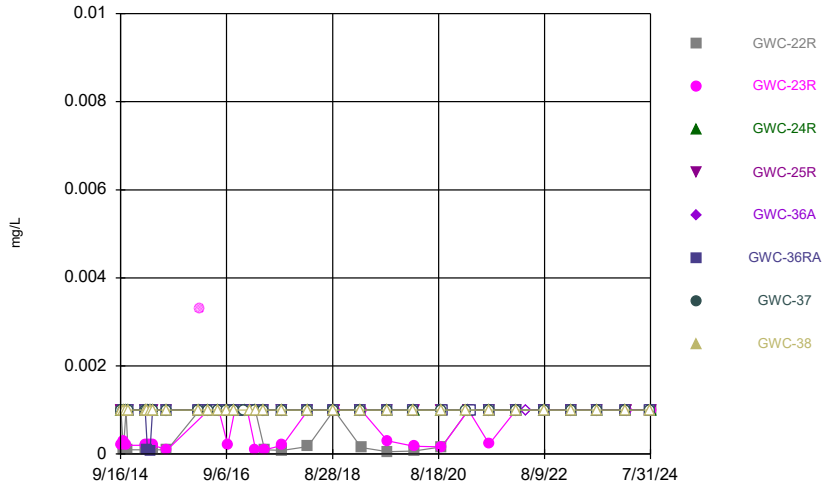

Constituent: Thallium Analysis Run 9/10/2024 10:15 PM
Plant Bowen Client: Southern Company Data: Bowen 3-4 CCR

Sanitas™ v.10.0.22 Software licensed to Groundwater Stats Consulting. UG
Hollow symbols indicate censored values.

Time Series

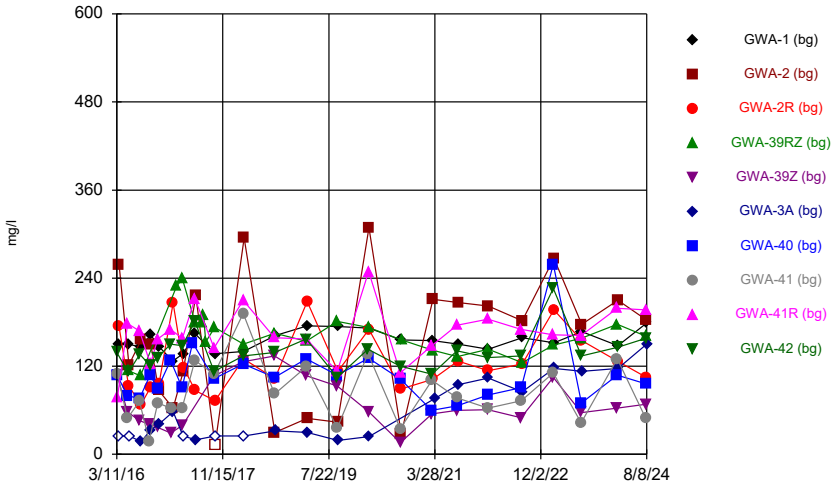

Constituent: Total Dissolved Solids Analysis Run 9/10/2024 10:15 PM
Plant Bowen Client: Southern Company Data: Bowen 3-4 CCR

Sanitas™ v.10.0.22 Software licensed to Groundwater Stats Consulting. UG
Hollow symbols indicate censored values.

Time Series

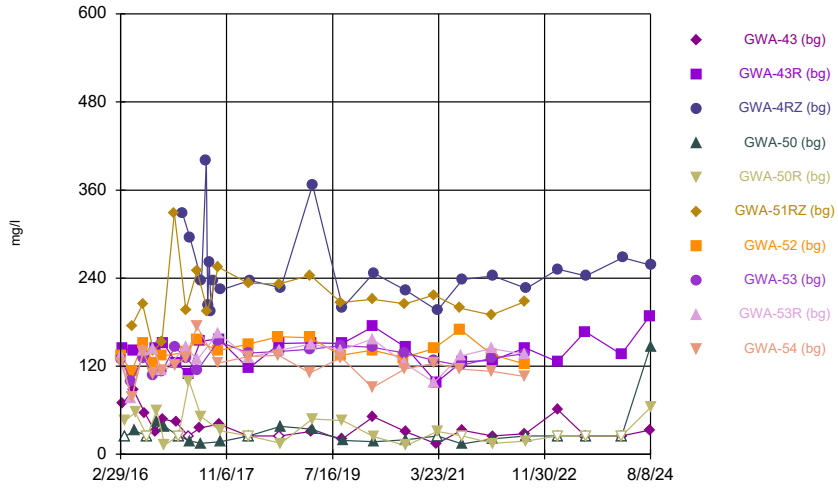

Constituent: Total Dissolved Solids Analysis Run 9/10/2024 10:15 PM
Plant Bowen Client: Southern Company Data: Bowen 3-4 CCR

Sanitas™ v.10.0.22 Software licensed to Groundwater Stats Consulting. UG

Time Series

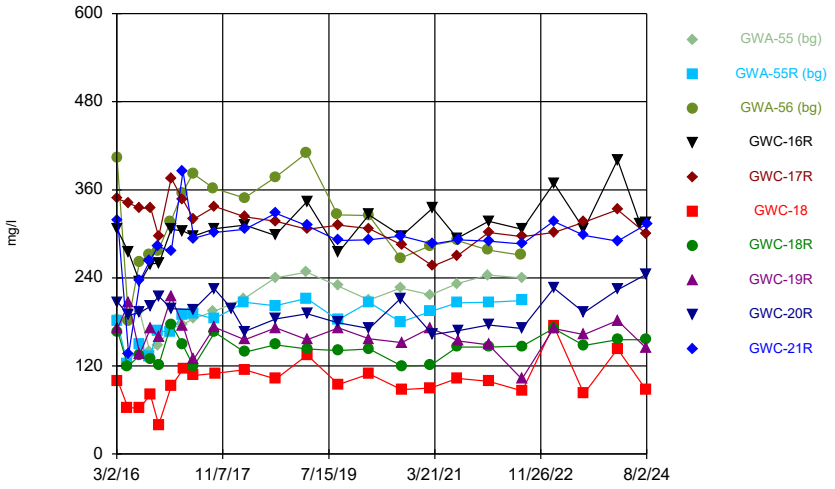

Constituent: Total Dissolved Solids Analysis Run 9/10/2024 10:15 PM
Plant Bowen Client: Southern Company Data: Bowen 3-4 CCR

Sanitas™ v.10.0.22 Software licensed to Groundwater Stats Consulting. UG
Hollow symbols indicate censored values.

Time Series

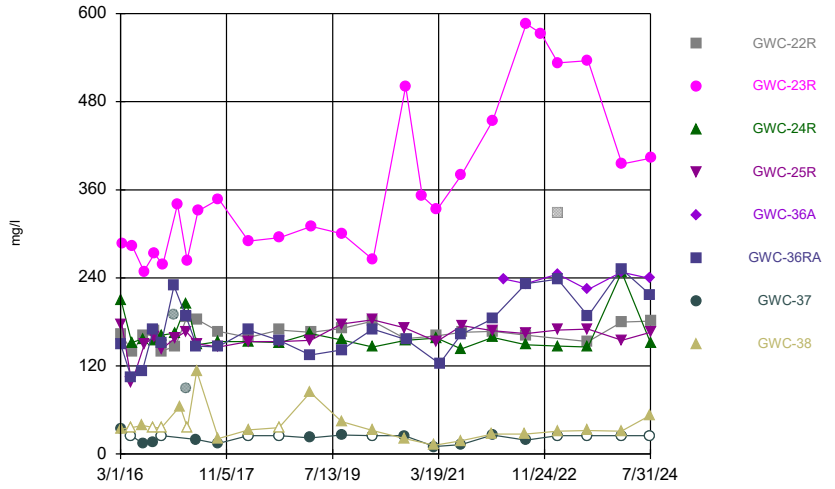

Constituent: Total Dissolved Solids Analysis Run 9/10/2024 10:15 PM
Plant Bowen Client: Southern Company Data: Bowen 3-4 CCR

Sanitas™ v.10.0.22 Software licensed to Groundwater Stats Consulting. UG
Hollow symbols indicate censored values.

Time Series

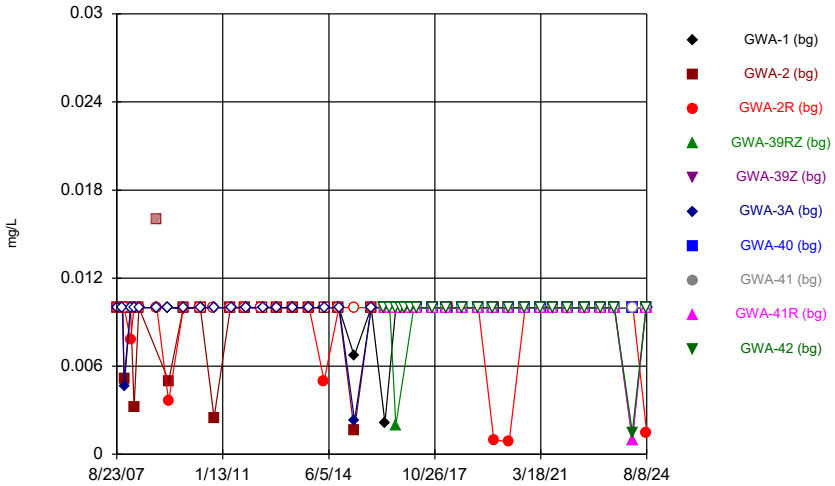

Constituent: Vanadium Analysis Run 9/10/2024 10:15 PM
Plant Bowen Client: Southern Company Data: Bowen 3-4 CCR

Sanitas™ v.10.0.22 Software licensed to Groundwater Stats Consulting. UG
Hollow symbols indicate censored values.

Time Series

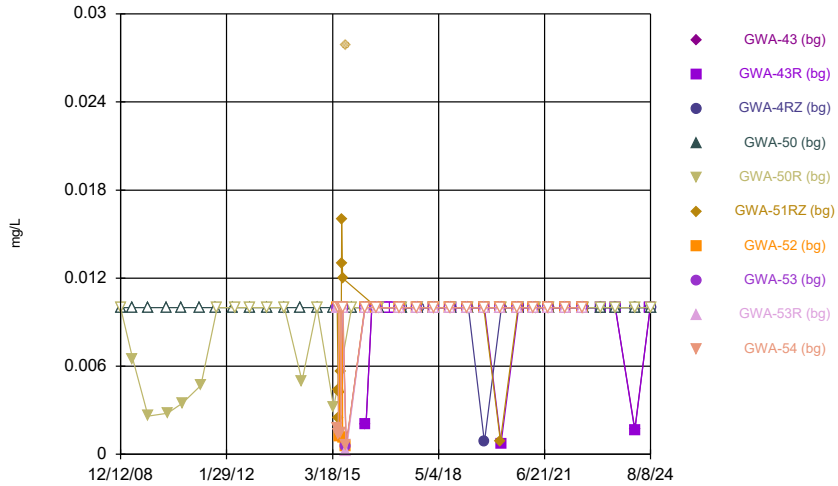

Constituent: Vanadium Analysis Run 9/10/2024 10:15 PM
Plant Bowen Client: Southern Company Data: Bowen 3-4 CCR

Sanitas™ v.10.0.22 Software licensed to Groundwater Stats Consulting. UG
Hollow symbols indicate censored values.

Time Series

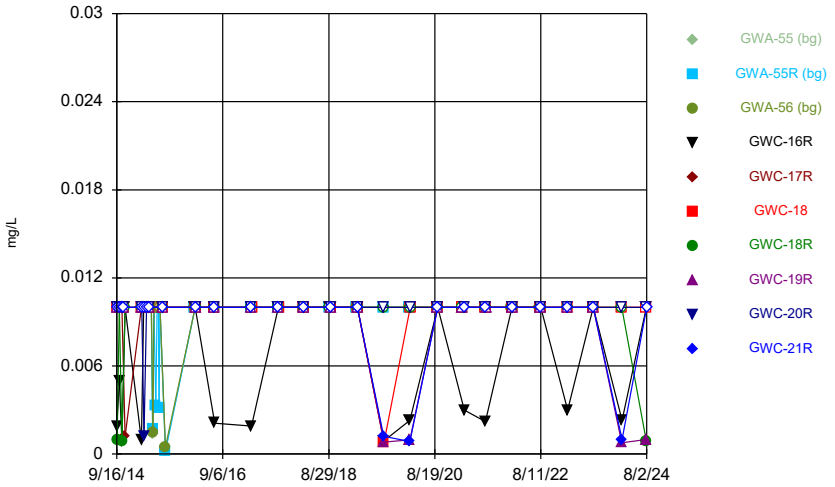

Constituent: Vanadium Analysis Run 9/10/2024 10:15 PM
Plant Bowen Client: Southern Company Data: Bowen 3-4 CCR

Sanitas™ v.10.0.22 Software licensed to Groundwater Stats Consulting. UG
Hollow symbols indicate censored values.

Time Series

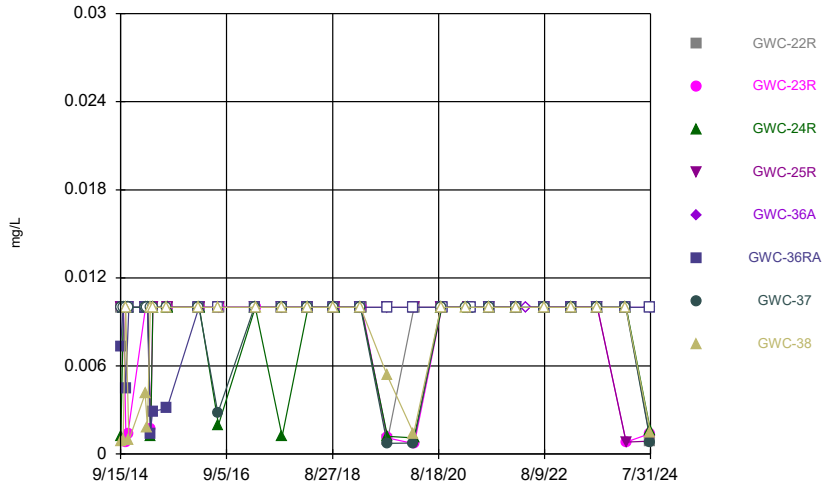

Constituent: Vanadium Analysis Run 9/10/2024 10:15 PM
Plant Bowen Client: Southern Company Data: Bowen 3-4 CCR

Sanitas™ v.10.0.22 Software licensed to Groundwater Stats Consulting. UG
Hollow symbols indicate censored values.

Time Series

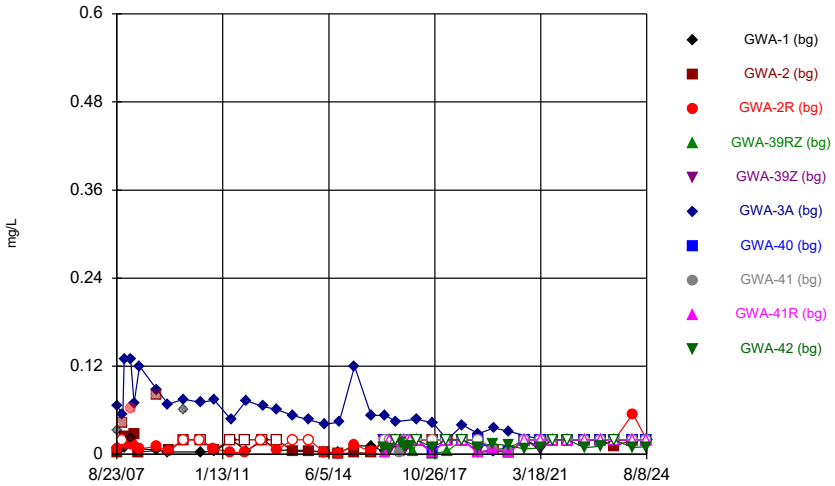

Constituent: Zinc Analysis Run 9/10/2024 10:15 PM
Plant Bowen Client: Southern Company Data: Bowen 3-4 CCR

Sanitas™ v.10.0.22 Software licensed to Groundwater Stats Consulting. UG
Hollow symbols indicate censored values.

Time Series

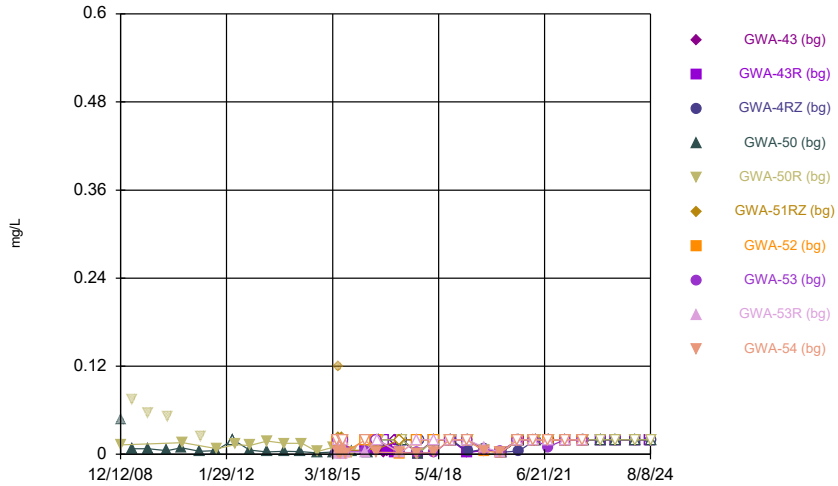

Constituent: Zinc Analysis Run 9/10/2024 10:15 PM
Plant Bowen Client: Southern Company Data: Bowen 3-4 CCR

Sanitas™ v.10.0.22 Software licensed to Groundwater Stats Consulting. UG
Hollow symbols indicate censored values.

Time Series

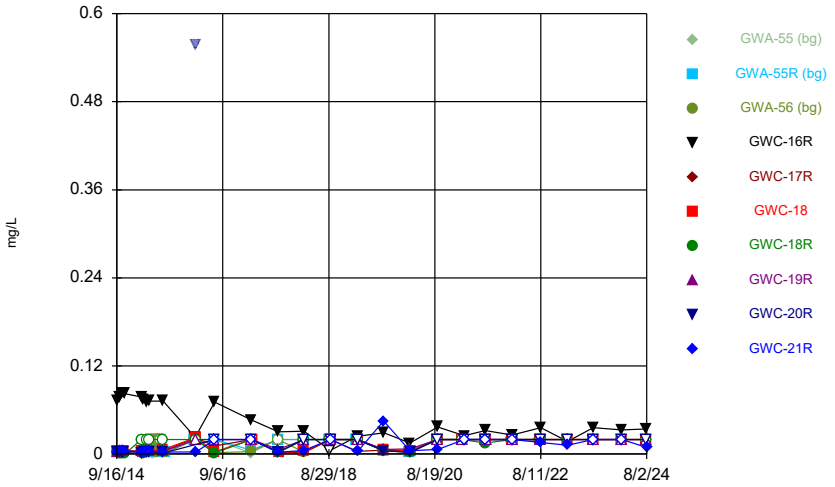

Constituent: Zinc Analysis Run 9/10/2024 10:16 PM
Plant Bowen Client: Southern Company Data: Bowen 3-4 CCR

Sanitas™ v.10.0.22 Software licensed to Groundwater Stats Consulting. UG
Hollow symbols indicate censored values.

Time Series

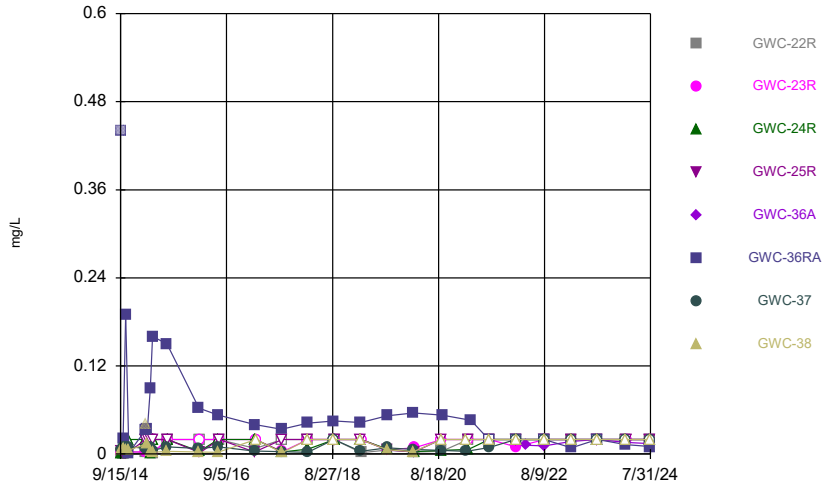

Constituent: Zinc Analysis Run 9/10/2024 10:16 PM
Plant Bowen Client: Southern Company Data: Bowen 3-4 CCR

Time Series

Constituent: Antimony (mg/L) Analysis Run 9/10/2024 10:17 PM

Plant Bowen Client: Southern Company Data: Bowen 3-4 CCR

	GWA-1 (bg)	GWA-2 (bg)	GWA-2R (bg)	GWA-39RZ (bg)	GWA-39Z (bg)	GWA-3A (bg)	GWA-40 (bg)	GWA-41 (bg)	GWA-41R (bg)
8/23/2007	<0.003	<0.003	<0.003			<0.003			
10/23/2007	<0.003								
10/24/2007		<0.003	<0.003						
11/2/2007						<0.003			
11/18/2007	<0.003	<0.003	<0.003			<0.003			
1/30/2008	<0.003								
1/31/2008		<0.003	<0.003			<0.003			
3/10/2008	<0.003		<0.003						
3/11/2008		<0.003				<0.003			
5/6/2008		<0.003							
5/13/2008	<0.003		<0.003						
5/14/2008						<0.003			
12/4/2008		<0.003	<0.003						
12/5/2008	<0.003					<0.003			
4/15/2009	<0.003					<0.003			
4/21/2009		<0.003	<0.003						
10/7/2009	<0.003	<0.003							
10/8/2009			<0.003			<0.003			
4/21/2010			<0.003						
4/26/2010		<0.003							
4/28/2010						<0.003			
5/3/2010	<0.003								
9/28/2010			<0.003						
10/4/2010		<0.003							
10/6/2010						<0.003			
10/12/2010	<0.003								
4/12/2011			<0.003						
4/13/2011		<0.003							
4/21/2011						<0.003			
4/27/2011	<0.003								
10/4/2011			<0.003						
10/5/2011		<0.003							
10/13/2011						<0.003			
10/17/2011	0.0054								
4/3/2012			0.0053						
4/11/2012		<0.003							
5/1/2012						<0.003			
5/2/2012	<0.003								
10/8/2012	<0.003								
10/9/2012		<0.003	<0.003			<0.003			
4/11/2013			0.0075			<0.003			
4/12/2013	0.0058								
4/15/2013		<0.003							
10/15/2013		<0.003							
10/16/2013	0.01		<0.003			<0.003			
4/10/2014			0.0081						
4/11/2014	0.005 (J)								
4/22/2014		<0.003							
4/23/2014						<0.003			
9/30/2014	0.0068	<0.003	0.0022 (J)						
10/4/2014						0.0031 (J)			
3/30/2015	0.0074	<0.003	0.011						

ND substitution: RL or RL/2 if <15% NDs.

Time Series

Constituent: Antimony (mg/L) Analysis Run 9/10/2024 10:17 PM

Plant Bowen Client: Southern Company Data: Bowen 3-4 CCR

	GWA-1 (bg)	GWA-2 (bg)	GWA-2R (bg)	GWA-39RZ (bg)	GWA-39Z (bg)	GWA-3A (bg)	GWA-40 (bg)	GWA-41 (bg)	GWA-41R (bg)
3/31/2015						0.0068			
10/12/2015						<0.003			
10/13/2015	0.017	<0.003	0.0045 (J)						
3/11/2016									
3/14/2016					<0.003				
3/15/2016							<0.003	<0.003	<0.003
3/22/2016	0.00567								
3/23/2016		<0.003	0.00281 (J)			0.0035			
5/11/2016					0.000839 (J)		<0.003		
5/12/2016								<0.003	
5/13/2016									<0.003
5/16/2016				<0.003 (D)					
5/19/2016	0.00319		0.00264 (J)						
5/20/2016		<0.003							
5/23/2016						<0.003			
7/19/2016					0.0024 (J)				
7/20/2016								<0.003	
7/21/2016							<0.003		<0.003 (*)
7/22/2016									
7/27/2016				0.0003 (JD)					
7/29/2016	0.0025 (J)	<0.003	0.0069			0.0029 (J)			
9/15/2016					0.0009 (J)		<0.003	<0.003	
9/19/2016									
9/21/2016									<0.003
9/22/2016			0.0066			0.0041			
9/23/2016	0.0051	<0.003							
11/2/2016					0.001 (J)				
11/3/2016							0.0021 (J)	<0.003	<0.003
11/9/2016	0.0097 (J)	<0.003							
11/10/2016			<0.003			0.0048 (J)			
1/17/2017							<0.003		<0.003
1/18/2017					0.0017 (J)			<0.003	
1/30/2017	0.0032								
1/31/2017		<0.003	0.0064			<0.003			
2/21/2017				0.0057					
3/24/2017							<0.003	<0.003	
3/27/2017				0.0013 (JD)					0.0008 (J)
3/28/2017					0.0006 (J)				
3/30/2017	0.0028 (J)	<0.003				0.001 (J)			
4/3/2017			0.0049						
5/24/2017							<0.003		
6/6/2017								<0.003	<0.003
6/7/2017					0.0003 (J)				
6/8/2017				<0.003 (*)					
6/9/2017	<0.003		<0.003						
6/12/2017		<0.003				<0.003			
7/17/2017				0.005 (D)					
7/27/2017				0.0033					
8/9/2017				0.0012 (J)					
9/25/2017								<0.003	0.0035
9/26/2017					<0.003		<0.003		
9/29/2017				0.0013 (JD)					

ND substitution: RL or RL/2 if <15% NDs.

Time Series

Constituent: Antimony (mg/L) Analysis Run 9/10/2024 10:17 PM

Plant Bowen Client: Southern Company Data: Bowen 3-4 CCR

	GWA-1 (bg)	GWA-2 (bg)	GWA-2R (bg)	GWA-39RZ (bg)	GWA-39Z (bg)	GWA-3A (bg)	GWA-40 (bg)	GWA-41 (bg)	GWA-41R (bg)
10/2/2017	0.0014 (J)	<0.003	0.0045						
10/4/2017						0.0009 (J)			
3/14/2018					<0.003		<0.003	<0.003	<0.003
3/16/2018	0.0014 (J)		0.021 (O)	0.0078					
3/19/2018		<0.003				0.0019 (J)			
9/12/2018					<0.003		<0.003	<0.003	0.003
9/14/2018		<0.003	0.0054	0.0056					
9/17/2018	0.00105 (JD)					0.0011 (J)			
3/13/2019							<0.003		
3/14/2019				0.014 (O)				<0.003	<0.003
3/15/2019					<0.003				
3/19/2019			0.0019 (J)						
3/20/2019	<0.003	<0.003				0.0019 (J)			
9/9/2019					0.00079 (J)		<0.003		
9/10/2019								<0.003 (D)	0.0029 (J)
9/12/2019	0.0037	<0.003 (D)							
9/13/2019			0.0044			0.0013 (J)			
3/6/2020								<0.003	
3/9/2020				0.0013 (J)	0.0011 (J)		<0.003		0.0037
3/11/2020	0.00079 (J)	<0.003	0.002 (J)			0.0045			
9/10/2020					0.0003 (J)			<0.003	0.0019 (J)
9/11/2020							<0.003		
9/15/2020	0.0061	<0.003	0.0037						
9/16/2020				0.0028 (J)					
3/10/2021							<0.003		0.00037 (J)
3/11/2021								0.00038 (J)	
3/12/2021					0.0039				
3/16/2021	0.0014 (J)		0.005	0.00041 (J)					
3/17/2021		<0.003							
3/29/2021						<0.003			
8/4/2021					0.00083 (J)		<0.003	<0.003	<0.003
8/6/2021				<0.003					
8/9/2021	0.0027 (J)	<0.003	0.0033			<0.003			
1/31/2022					<0.003		0.0014 (J)	<0.003	0.0011 (J)
2/1/2022	0.0028 (J)	<0.003	0.0029 (J)						
2/2/2022				<0.003		<0.003			
8/10/2022					<0.003				
8/11/2022								<0.003	<0.003
8/12/2022							<0.003		
8/16/2022	0.0084	<0.003	0.002 (J)	0.001 (J)		<0.003			
2/13/2023					0.00087 (J)		<0.003	<0.003	0.0045
2/14/2023				0.0019 (J)					
2/16/2023	0.016	<0.003	0.0048						
2/17/2023						<0.003			
7/25/2023				<0.003				0.0029 (J)	0.0021 (J)
7/26/2023					0.0028 (J)		<0.003		
7/27/2023	0.011	<0.003	0.0095						
8/1/2023						<0.003			
2/19/2024				0.0016 (J)	0.00081 (J)		<0.003	<0.003	<0.003
2/20/2024									
2/22/2024	0.0014 (J)	<0.003				<0.003			
2/26/2024			0.0019 (J)						

ND substitution: RL or RL/2 if <15% NDs.

Time Series

Constituent: Antimony (mg/L) Analysis Run 9/10/2024 10:17 PM

Plant Bowen Client: Southern Company Data: Bowen 3-4 CCR

	GWA-1 (bg)	GWA-2 (bg)	GWA-2R (bg)	GWA-39RZ (bg)	GWA-39Z (bg)	GWA-3A (bg)	GWA-40 (bg)	GWA-41 (bg)	GWA-41R (bg)
8/1/2024				0.00097 (J)	<0.003		<0.003	<0.003	0.00085 (J)
8/6/2024			0.0021 (J)						
8/7/2024	0.0028 (J)	<0.003							
8/8/2024						<0.003			

ND substitution: RL or RL/2 if <15% NDs.

Time Series

Constituent: Antimony (mg/L) Analysis Run 9/10/2024 10:17 PM

Plant Bowen Client: Southern Company Data: Bowen 3-4 CCR

	GWA-42 (bg)
8/23/2007	
10/23/2007	
10/24/2007	
11/2/2007	
11/18/2007	
1/30/2008	
1/31/2008	
3/10/2008	
3/11/2008	
5/6/2008	
5/13/2008	
5/14/2008	
12/4/2008	
12/5/2008	
4/15/2009	
4/21/2009	
10/7/2009	
10/8/2009	
4/21/2010	
4/26/2010	
4/28/2010	
5/3/2010	
9/28/2010	
10/4/2010	
10/6/2010	
10/12/2010	
4/12/2011	
4/13/2011	
4/21/2011	
4/27/2011	
10/4/2011	
10/5/2011	
10/13/2011	
10/17/2011	
4/3/2012	
4/11/2012	
5/1/2012	
5/2/2012	
10/8/2012	
10/9/2012	
4/11/2013	
4/12/2013	
4/15/2013	
10/15/2013	
10/16/2013	
4/10/2014	
4/11/2014	
4/22/2014	
4/23/2014	
9/30/2014	
10/4/2014	
3/30/2015	

Time Series

Constituent: Antimony (mg/L) Analysis Run 9/10/2024 10:17 PM

Plant Bowen Client: Southern Company Data: Bowen 3-4 CCR

	GWA-42 (bg)
3/31/2015	
10/12/2015	
10/13/2015	
3/11/2016	<0.003
3/14/2016	
3/15/2016	
3/22/2016	
3/23/2016	
5/11/2016	
5/12/2016	
5/13/2016	
5/16/2016	<0.003
5/19/2016	
5/20/2016	
5/23/2016	
7/19/2016	
7/20/2016	
7/21/2016	
7/22/2016	0.002 (J)
7/27/2016	
7/29/2016	
9/15/2016	
9/19/2016	<0.003
9/21/2016	
9/22/2016	
9/23/2016	
11/2/2016	
11/3/2016	<0.003
11/9/2016	
11/10/2016	
1/17/2017	<0.003
1/18/2017	
1/30/2017	
1/31/2017	
2/21/2017	
3/24/2017	
3/27/2017	<0.003
3/28/2017	
3/30/2017	
4/3/2017	
5/24/2017	
6/6/2017	
6/7/2017	<0.003
6/8/2017	
6/9/2017	
6/12/2017	
7/17/2017	
7/27/2017	
8/9/2017	
9/25/2017	
9/26/2017	<0.003
9/29/2017	

ND substitution: RL or RL/2 if <15% NDs.

Time Series

Constituent: Antimony (mg/L) Analysis Run 9/10/2024 10:17 PM

Plant Bowen Client: Southern Company Data: Bowen 3-4 CCR

	GWA-42 (bg)
10/2/2017	
10/4/2017	
3/14/2018	<0.003
3/16/2018	
3/19/2018	
9/12/2018	
9/14/2018	<0.003
9/17/2018	
3/13/2019	
3/14/2019	<0.003
3/15/2019	
3/19/2019	
3/20/2019	
9/9/2019	
9/10/2019	<0.003
9/12/2019	
9/13/2019	
3/6/2020	<0.003
3/9/2020	
3/11/2020	
9/10/2020	<0.003
9/11/2020	
9/15/2020	
9/16/2020	
3/10/2021	
3/11/2021	<0.003
3/12/2021	
3/16/2021	
3/17/2021	
3/29/2021	
8/4/2021	<0.003
8/6/2021	
8/9/2021	
1/31/2022	<0.003
2/1/2022	
2/2/2022	
8/10/2022	<0.003
8/11/2022	
8/12/2022	
8/16/2022	
2/13/2023	<0.003
2/14/2023	
2/16/2023	
2/17/2023	
7/25/2023	
7/26/2023	<0.003
7/27/2023	
8/1/2023	
2/19/2024	
2/20/2024	<0.003
2/22/2024	
2/26/2024	

ND substitution: RL or RL/2 if <15% NDs.

Time Series

Constituent: Antimony (mg/L) Analysis Run 9/10/2024 10:17 PM

Plant Bowen Client: Southern Company Data: Bowen 3-4 CCR

	GWA-42 (bg)
8/1/2024	<0.003
8/6/2024	
8/7/2024	
8/8/2024	

ND substitution: RL or RL/2 if <15% NDs.

Time Series

Constituent: Antimony (mg/L) Analysis Run 9/10/2024 10:17 PM

Plant Bowen Client: Southern Company Data: Bowen 3-4 CCR

	GWA-43 (bg)	GWA-43R (bg)	GWA-4RZ (bg)	GWA-50 (bg)	GWA-50R (bg)	GWA-51RZ (bg)	GWA-52 (bg)	GWA-53 (bg)	GWA-53R (bg)
12/12/2008				<0.003	<0.003				
4/23/2009				<0.003	<0.003				
10/6/2009				<0.003	<0.003				
4/27/2010				<0.003					
5/3/2010					<0.003				
9/30/2010				<0.003					
10/11/2010					<0.003				
4/14/2011				<0.003					
4/27/2011					<0.003				
10/5/2011				<0.003					
10/19/2011					<0.003				
4/11/2012				<0.003					
5/1/2012					<0.003				
10/2/2012				<0.003	<0.003				
4/9/2013				<0.003					
4/10/2013					<0.003				
10/15/2013				<0.003					
10/16/2013					<0.003				
4/10/2014				<0.003					
4/22/2014					<0.003				
10/1/2014				<0.003	<0.003				
3/30/2015				<0.003	<0.003				
5/8/2015						<0.003	<0.003		<0.003
5/9/2015								<0.003	
5/17/2015						<0.003	<0.003		<0.003
5/18/2015								<0.003	
5/25/2015						<0.003	<0.003	<0.003	<0.003
6/8/2015						<0.003	<0.003	<0.003	<0.003
6/9/2015									
6/17/2015								<0.003	
6/18/2015						<0.003	<0.003		<0.003
6/24/2015						<0.003	<0.003	<0.003	<0.003
6/25/2015									
6/30/2015						<0.003	<0.003	<0.003	<0.003
7/1/2015									
7/6/2015						<0.003	<0.003	<0.003	<0.003
7/7/2015									
8/12/2015						<0.003	<0.003	<0.003	<0.003
10/11/2015				<0.003	<0.003				
2/29/2016							<0.003		
3/2/2016								0.000782 (J)	0.00106 (J)
3/11/2016	<0.003	<0.003							
3/28/2016				0.00139 (J)	<0.003				
5/3/2016								<0.003	0.00171 (J)
5/4/2016						0.00254 (J)	<0.003		
5/13/2016	<0.003	<0.003							
5/23/2016				0.000677 (J)					
5/25/2016					<0.003				
7/7/2016						0.0033 (D)			
7/8/2016							<0.003	<0.003	
7/11/2016									<0.003
7/19/2016	<0.003 (*)	<0.003							

ND substitution: RL or RL/2 if <15% NDs.

Time Series

Constituent: Antimony (mg/L) Analysis Run 9/10/2024 10:17 PM

Plant Bowen Client: Southern Company Data: Bowen 3-4 CCR

	GWA-43 (bg)	GWA-43R (bg)	GWA-4RZ (bg)	GWA-50 (bg)	GWA-50R (bg)	GWA-51RZ (bg)	GWA-52 (bg)	GWA-53 (bg)	GWA-53R (bg)
8/1/2016				<0.003	<0.003				
9/7/2016									0.0013 (J)
9/8/2016						0.0046 (O)	<0.003	0.0009 (J)	
9/16/2016	<0.003	<0.003							
9/26/2016				<0.003	<0.003				
10/26/2016						0.001 (J)	<0.003	0.0012 (J)	
10/27/2016									0.0011 (J)
11/2/2016	<0.003	<0.003							
11/10/2016				<0.003					
11/11/2016					<0.003				
1/6/2017						0.0011 (J)	<0.003		0.0013 (J)
1/9/2017								<0.003	
1/18/2017	<0.003	0.0013 (J)							
1/30/2017				<0.003	<0.003				
2/22/2017			0.0018 (J)						
3/15/2017						0.0006 (J)	<0.003		
3/16/2017								<0.003	0.0029 (J)
3/28/2017	<0.003	<0.003							
4/3/2017					<0.003				
4/7/2017			0.0008 (J)	<0.003					
5/17/2017							<0.003		
5/18/2017						0.0009 (J)			
5/19/2017								0.0005 (J)	<0.003
6/6/2017	<0.003	0.0007 (J)							
6/12/2017				<0.003	<0.003				
6/14/2017			0.00205 (JD)						
7/12/2017			0.0015 (JD)						
7/19/2017						<0.003			
7/20/2017			<0.003 (D)						
7/28/2017			<0.003						
8/9/2017			<0.003						
8/24/2017			0.0007 (J)						
9/15/2017							<0.003		
9/19/2017						<0.003		<0.003	<0.003
9/22/2017	<0.003	0.0012 (J)							
10/2/2017				<0.003	<0.003				
10/3/2017			<0.003 (D)						
3/13/2018						<0.003	<0.003	<0.003	0.0034
3/14/2018	<0.003								
3/15/2018		<0.003							
3/16/2018				<0.003	<0.003				
3/21/2018			<0.003						
9/6/2018							<0.003		
9/7/2018						<0.003			
9/11/2018								<0.003	0.0033
9/12/2018	<0.003	<0.003							
9/17/2018				<0.003					
9/18/2018			<0.003		<0.003				
3/7/2019							<0.003		
3/8/2019						<0.003		<0.003	
3/12/2019									0.002 (J)
3/13/2019	<0.003	<0.003							

ND substitution: RL or RL/2 if <15% NDs.

Time Series

Constituent: Antimony (mg/L) Analysis Run 9/10/2024 10:17 PM

Plant Bowen Client: Southern Company Data: Bowen 3-4 CCR

	GWA-43 (bg)	GWA-43R (bg)	GWA-4RZ (bg)	GWA-50 (bg)	GWA-50R (bg)	GWA-51RZ (bg)	GWA-52 (bg)	GWA-53 (bg)	GWA-53R (bg)
3/19/2019				<0.003	<0.003				
3/21/2019			<0.003 (D)						
9/4/2019						0.0006 (J)	<0.003		
9/5/2019								0.00035 (J)	0.00035 (J)
9/11/2019	<0.003	0.00029 (J)							
9/12/2019			0.00052 (JD)		<0.003				
9/13/2019				<0.003					
3/2/2020							<0.003		
3/3/2020						<0.003			
3/4/2020								0.0019 (J)	0.00053 (J)
3/9/2020	0.00062 (J)	0.00037 (J)							
3/11/2020				0.0005 (J)	<0.003				
3/12/2020			0.0017 (J)						
9/3/2020							<0.003		
9/8/2020								0.0017 (J)	0.00078 (J)
9/9/2020						0.00035 (J)			
9/11/2020	<0.003								
9/14/2020		<0.003							
9/15/2020					0.00048 (J)				
9/16/2020				<0.003					
9/17/2020			0.00087 (J)						
2/24/2021							<0.003		
2/25/2021						0.00061 (J)			
2/26/2021								<0.003	0.0006 (J)
3/11/2021	<0.003	0.00074 (J)							
3/16/2021			0.00082 (J)						
3/17/2021				<0.003	<0.003				
7/27/2021							0.0028 (J)		
7/28/2021						0.00082 (J)			
7/29/2021								0.00096 (J)	0.00096 (J)
8/5/2021		<0.003							
8/6/2021	<0.003								
8/9/2021				<0.003	<0.003				
8/10/2021			0.0013 (J)						
1/25/2022							<0.003		
1/26/2022						<0.003		<0.003	<0.003
1/31/2022	<0.003	<0.003							
2/1/2022				0.0015 (J)					
2/2/2022					<0.003				
2/3/2022			<0.003						
8/5/2022							<0.003		
8/8/2022								<0.003	<0.003
8/9/2022						<0.003			
8/10/2022		<0.003							
8/11/2022	<0.003								
8/16/2022				<0.003					
8/17/2022			<0.003		<0.003				
2/13/2023		<0.003							
2/14/2023	<0.003								
2/16/2023				<0.003	<0.003				
2/17/2023			<0.003						
7/25/2023	<0.003	<0.003							

ND substitution: RL or RL/2 if <15% NDs.

Time Series

Constituent: Antimony (mg/L) Analysis Run 9/10/2024 10:17 PM

Plant Bowen Client: Southern Company Data: Bowen 3-4 CCR

	GWA-43 (bg)	GWA-43R (bg)	GWA-4RZ (bg)	GWA-50 (bg)	GWA-50R (bg)	GWA-51RZ (bg)	GWA-52 (bg)	GWA-53 (bg)	GWA-53R (bg)
7/28/2023			<0.003	<0.003	<0.003				
2/20/2024	<0.003	0.0015 (J)							
2/22/2024				<0.003	<0.003				
2/27/2024			<0.003						
8/2/2024	<0.003	0.00086 (J)							
8/8/2024			<0.003	<0.003	<0.003				

ND substitution: RL or RL/2 if <15% NDs.

Time Series

Constituent: Antimony (mg/L) Analysis Run 9/10/2024 10:17 PM

Plant Bowen Client: Southern Company Data: Bowen 3-4 CCR

	GWA-54 (bg)
12/12/2008	
4/23/2009	
10/6/2009	
4/27/2010	
5/3/2010	
9/30/2010	
10/11/2010	
4/14/2011	
4/27/2011	
10/5/2011	
10/19/2011	
4/11/2012	
5/1/2012	
10/2/2012	
4/9/2013	
4/10/2013	
10/15/2013	
10/16/2013	
4/10/2014	
4/22/2014	
10/1/2014	
3/30/2015	
5/8/2015	
5/9/2015	<0.003
5/17/2015	
5/18/2015	<0.003
5/25/2015	<0.003
6/8/2015	
6/9/2015	<0.003
6/17/2015	<0.003
6/18/2015	
6/24/2015	
6/25/2015	<0.003
6/30/2015	
7/1/2015	<0.003
7/6/2015	
7/7/2015	<0.003
8/12/2015	<0.003
10/11/2015	
2/29/2016	
3/2/2016	<0.003
3/11/2016	
3/28/2016	
5/3/2016	
5/4/2016	<0.003
5/13/2016	
5/23/2016	
5/25/2016	
7/7/2016	
7/8/2016	<0.003
7/11/2016	
7/19/2016	

ND substitution: RL or RL/2 if <15% NDs.

Time Series

Constituent: Antimony (mg/L) Analysis Run 9/10/2024 10:17 PM

Plant Bowen Client: Southern Company Data: Bowen 3-4 CCR

	GWA-54 (bg)
8/1/2016	
9/7/2016	
9/8/2016	0.0019 (J)
9/16/2016	
9/26/2016	
10/26/2016	<0.003
10/27/2016	
11/2/2016	
11/10/2016	
11/11/2016	
1/6/2017	
1/9/2017	<0.003
1/18/2017	
1/30/2017	
2/22/2017	
3/15/2017	<0.003
3/16/2017	
3/28/2017	
4/3/2017	
4/7/2017	
5/17/2017	
5/18/2017	<0.003
5/19/2017	
6/6/2017	
6/12/2017	
6/14/2017	
7/12/2017	
7/19/2017	
7/20/2017	
7/28/2017	
8/9/2017	
8/24/2017	
9/15/2017	<0.003
9/19/2017	
9/22/2017	
10/2/2017	
10/3/2017	
3/13/2018	<0.003
3/14/2018	
3/15/2018	
3/16/2018	
3/21/2018	
9/6/2018	0.001 (J)
9/7/2018	
9/11/2018	
9/12/2018	
9/17/2018	
9/18/2018	
3/7/2019	<0.003
3/8/2019	
3/12/2019	
3/13/2019	

Time Series

Constituent: Antimony (mg/L) Analysis Run 9/10/2024 10:17 PM

Plant Bowen Client: Southern Company Data: Bowen 3-4 CCR

	GWA-54 (bg)
3/19/2019	
3/21/2019	
9/4/2019	
9/5/2019	<0.003
9/11/2019	
9/12/2019	
9/13/2019	
3/2/2020	
3/3/2020	0.0011 (J)
3/4/2020	
3/9/2020	
3/11/2020	
3/12/2020	
9/3/2020	
9/8/2020	<0.003
9/9/2020	
9/11/2020	
9/14/2020	
9/15/2020	
9/16/2020	
9/17/2020	
2/24/2021	
2/25/2021	<0.003
2/26/2021	
3/11/2021	
3/16/2021	
3/17/2021	
7/27/2021	0.00086 (J)
7/28/2021	
7/29/2021	
8/5/2021	
8/6/2021	
8/9/2021	
8/10/2021	
1/25/2022	<0.003
1/26/2022	
1/31/2022	
2/1/2022	
2/2/2022	
2/3/2022	
8/5/2022	<0.003
8/8/2022	
8/9/2022	
8/10/2022	
8/11/2022	
8/16/2022	
8/17/2022	
2/13/2023	
2/14/2023	
2/16/2023	
2/17/2023	
7/25/2023	

Time Series

Constituent: Antimony (mg/L) Analysis Run 9/10/2024 10:17 PM

Plant Bowen Client: Southern Company Data: Bowen 3-4 CCR

	GWA-54 (bg)
7/28/2023	
2/20/2024	
2/22/2024	
2/27/2024	
8/2/2024	
8/8/2024	

Time Series

Constituent: Antimony (mg/L) Analysis Run 9/10/2024 10:17 PM

Plant Bowen Client: Southern Company Data: Bowen 3-4 CCR

	GWA-55 (bg)	GWA-55R (bg)	GWA-56 (bg)	GWC-16R	GWC-17R	GWC-18	GWC-18R	GWC-19R	GWC-20R
9/16/2014				<0.0083					
9/17/2014					<0.003	<0.003	<0.003	<0.003	
9/18/2014									<0.003
10/4/2014				<0.0083	<0.003	<0.003	<0.003	<0.003	
10/5/2014									<0.003
10/21/2014				<0.0083	<0.003	<0.003	<0.003	<0.003	
10/22/2014									<0.003
11/5/2014						<0.003		<0.003	<0.003
11/11/2014				<0.0083	<0.003		<0.003		
3/3/2015				<0.0083	<0.003	<0.003	<0.003	<0.003	
3/4/2015									<0.003
3/18/2015				<0.0083	<0.003	<0.003	<0.003		
3/19/2015								<0.003	<0.003
4/6/2015				<0.0083	<0.003				
4/7/2015						<0.003	<0.003	<0.003	<0.003
4/8/2015									
4/23/2015				<0.0083	<0.003	<0.003	<0.003		
4/24/2015								<0.003	<0.003
5/9/2015	<0.003	<0.003	<0.003						
5/18/2015	<0.003	<0.003							
5/19/2015			<0.003						
5/26/2015	<0.003	<0.003	<0.003						
6/9/2015	<0.003	<0.003	<0.003						
6/17/2015	<0.003	<0.003	<0.003						
6/25/2015	<0.003	<0.003	<0.003						
7/1/2015	<0.003	<0.003	<0.003						
7/7/2015	<0.003	<0.003	<0.003						
7/29/2015				<0.0083	<0.003	<0.003	<0.003	<0.003	
7/30/2015									<0.003
8/13/2015	<0.003	<0.003	<0.003						
3/2/2016	0.000608 (J)								
3/3/2016		<0.003	<0.003	0.00472 (D)					
3/4/2016					<0.003				
3/7/2016						0.003	<0.003	<0.003	
3/8/2016									<0.003
5/3/2016	<0.003	<0.003							
5/5/2016						<0.003	0.000672 (J)		
5/9/2016			<0.003					<0.003	<0.003
5/10/2016				0.0047	0.000641 (J)				
7/11/2016	<0.003	<0.003	<0.003						
7/13/2016				<0.0083		<0.003	<0.003		
7/14/2016					<0.003			<0.003	<0.003
7/15/2016									
9/9/2016	<0.003	0.0009 (J)	<0.003						
9/12/2016							<0.003	<0.003	<0.003
9/13/2016						<0.003			
9/14/2016					0.0012 (J)				
9/15/2016				0.0013 (J)					
10/26/2016	<0.003		<0.003						
10/27/2016		<0.003							
10/31/2016						<0.003		<0.003	<0.003
11/1/2016					<0.003		<0.003		

ND substitution: RL or RL/2 if <15% NDs.

Time Series

Constituent: Antimony (mg/L) Analysis Run 9/10/2024 10:17 PM

Plant Bowen Client: Southern Company Data: Bowen 3-4 CCR

	GWA-55 (bg)	GWA-55R (bg)	GWA-56 (bg)	GWC-16R	GWC-17R	GWC-18	GWC-18R	GWC-19R	GWC-20R
11/2/2016				0.0021 (J)					
1/9/2017	<0.003	0.0023 (J)	0.0012 (J)						
1/11/2017				0.0086	<0.003		<0.003	<0.003	
1/12/2017						<0.003			<0.003
3/15/2017			<0.003						
3/16/2017	<0.003	0.0007 (J)							
3/20/2017				0.0187			0.0005 (J)		
3/21/2017					<0.003			<0.003	
3/22/2017									<0.003
3/23/2017						<0.003			
5/18/2017	<0.003	0.0012 (J)	<0.003						
5/22/2017							<0.003	<0.003	<0.003
5/23/2017				0.0097	<0.003	<0.003			
9/15/2017	<0.003		<0.003						
9/18/2017		<0.003							
9/19/2017									<0.003
9/20/2017								<0.003	
9/21/2017				0.0078			0.0008 (J)		
9/22/2017					<0.003				
9/25/2017						<0.003			
3/12/2018	<0.003	<0.003							
3/13/2018			<0.003						
3/14/2018				0.015	<0.003	<0.003	<0.003	<0.003	<0.003
9/7/2018	<0.003	<0.003	<0.003	0.0026 (J)			<0.003		
9/10/2018								<0.003	<0.003
9/11/2018					<0.003	<0.003			
3/7/2019		<0.003	<0.003						
3/8/2019	<0.003								
3/11/2019				0.02					
3/12/2019					<0.003	<0.003	0.00091 (J)	<0.003	<0.003
9/4/2019			<0.003						
9/5/2019	<0.003	<0.003							
9/6/2019							0.00028 (J)		0.001755 (JD)
9/9/2019				0.011		<0.003		<0.003	
9/10/2019					<0.003				
3/3/2020	<0.003								
3/4/2020		<0.003	<0.003	0.019				<0.003	
3/5/2020					<0.003		0.00068 (J)		<0.003
3/6/2020						0.00049 (J)			
9/4/2020	0.00065 (J)	<0.003	<0.003						<0.003
9/8/2020									
9/9/2020				0.015	<0.003	<0.003	<0.003	<0.003	
2/25/2021	<0.003	<0.003	<0.003						
2/26/2021						<0.003	0.00059 (J)	<0.003	
3/9/2021				0.018					<0.003
3/10/2021					<0.003				
7/28/2021	<0.003	<0.003	<0.003						
7/29/2021						<0.003	0.0024 (J)		
7/30/2021				0.019	<0.003				
8/2/2021									<0.003
8/5/2021								<0.003	
1/26/2022	<0.003		<0.003						

ND substitution: RL or RL/2 if <15% NDs.

Time Series

Constituent: Antimony (mg/L) Analysis Run 9/10/2024 10:17 PM

Plant Bowen Client: Southern Company Data: Bowen 3-4 CCR

	GWA-55 (bg)	GWA-55R (bg)	GWA-56 (bg)	GWC-16R	GWC-17R	GWC-18	GWC-18R	GWC-19R	GWC-20R
1/27/2022		<0.003					<0.003	<0.003	<0.003
1/28/2022				0.027	<0.003	<0.003			
8/5/2022			<0.003						
8/8/2022	<0.003	<0.003							
8/9/2022								<0.003	<0.003
8/10/2022						<0.003	<0.003		
8/11/2022				0.0099	<0.003				
2/9/2023						<0.003	<0.003	<0.003	
2/10/2023				0.02	<0.003				<0.003
8/3/2023					0.0033	<0.003			<0.003
8/4/2023				0.012			<0.003	<0.003	
2/14/2024						<0.003	<0.003	<0.003	
2/15/2024				0.022	0.00063 (J)				<0.003
7/31/2024				0.0053	<0.003	<0.003	<0.003	0.00091 (J)	
8/1/2024									<0.003
8/2/2024									

ND substitution: RL or RL/2 if <15% NDs.

Time Series

Constituent: Antimony (mg/L) Analysis Run 9/10/2024 10:17 PM

Plant Bowen Client: Southern Company Data: Bowen 3-4 CCR

	GWC-21R
9/16/2014	
9/17/2014	
9/18/2014	<0.0056
10/4/2014	
10/5/2014	<0.0056
10/21/2014	
10/22/2014	<0.0056
11/5/2014	<0.0056
11/11/2014	
3/3/2015	
3/4/2015	<0.0056
3/18/2015	
3/19/2015	<0.0056
4/6/2015	
4/7/2015	
4/8/2015	<0.0056
4/23/2015	
4/24/2015	<0.0056
5/9/2015	
5/18/2015	
5/19/2015	
5/26/2015	
6/9/2015	
6/17/2015	
6/25/2015	
7/1/2015	
7/7/2015	
7/29/2015	
7/30/2015	<0.0056
8/13/2015	
3/2/2016	
3/3/2016	
3/4/2016	
3/7/2016	
3/8/2016	0.00318
5/3/2016	
5/5/2016	
5/9/2016	0.00454
5/10/2016	
7/11/2016	
7/13/2016	
7/14/2016	
7/15/2016	<0.0056
9/9/2016	0.0033
9/12/2016	
9/13/2016	
9/14/2016	
9/15/2016	
10/26/2016	
10/27/2016	0.0046
10/31/2016	
11/1/2016	

ND substitution: RL or RL/2 if <15% NDs.

Time Series

Constituent: Antimony (mg/L) Analysis Run 9/10/2024 10:17 PM

Plant Bowen Client: Southern Company Data: Bowen 3-4 CCR

	GWC-21R
11/2/2016	
1/9/2017	
1/11/2017	
1/12/2017	0.0064
3/15/2017	
3/16/2017	
3/20/2017	
3/21/2017	0.0058
3/22/2017	
3/23/2017	
5/18/2017	
5/22/2017	
5/23/2017	0.0023 (J)
9/15/2017	
9/18/2017	
9/19/2017	0.0018 (J)
9/20/2017	
9/21/2017	
9/22/2017	
9/25/2017	
3/12/2018	
3/13/2018	
3/14/2018	0.0063
9/7/2018	
9/10/2018	0.0033
9/11/2018	
3/7/2019	
3/8/2019	
3/11/2019	0.0029 (J)
3/12/2019	
9/4/2019	
9/5/2019	
9/6/2019	0.01
9/9/2019	
9/10/2019	
3/3/2020	0.0019 (J)
3/4/2020	
3/5/2020	
3/6/2020	
9/4/2020	
9/8/2020	0.0041
9/9/2020	
2/25/2021	
2/26/2021	
3/9/2021	0.0024 (J)
3/10/2021	
7/28/2021	
7/29/2021	
7/30/2021	
8/2/2021	0.0048
8/5/2021	
1/26/2022	

Time Series

Constituent: Antimony (mg/L) Analysis Run 9/10/2024 10:17 PM

Plant Bowen Client: Southern Company Data: Bowen 3-4 CCR

	GWC-21R
1/27/2022	
1/28/2022	0.0061
8/5/2022	
8/8/2022	
8/9/2022	
8/10/2022	0.0081 (J)
8/11/2022	
2/9/2023	0.0064
2/10/2023	
8/3/2023	
8/4/2023	0.003
2/14/2024	
2/15/2024	0.0017 (J)
7/31/2024	
8/1/2024	
8/2/2024	0.005

Time Series

Constituent: Antimony (mg/L) Analysis Run 9/10/2024 10:17 PM

Plant Bowen Client: Southern Company Data: Bowen 3-4 CCR

	GWC-22R	GWC-23R	GWC-24R	GWC-25R	GWC-36A	GWC-36RA	GWC-37	GWC-38
9/15/2014						<0.003		
9/16/2014			<0.003	<0.003			<0.003	<0.003
9/18/2014	<0.003	<0.003						
10/3/2014						<0.003	<0.003	<0.003
10/4/2014			<0.003	<0.003				
10/5/2014	<0.003	<0.003						
10/20/2014						<0.003	<0.003	<0.003
10/22/2014	<0.003	<0.003						
10/23/2014			<0.003	<0.003				
11/5/2014	<0.003	<0.003						
11/10/2014			<0.003	<0.003		<0.003	<0.003	<0.003
3/2/2015						<0.003	<0.003	<0.003
3/4/2015	<0.003	<0.003	<0.003	<0.003				
3/17/2015						<0.003	<0.003	<0.003
3/19/2015	<0.003							
3/20/2015		<0.003	<0.003	<0.003				
4/5/2015						<0.003	<0.003	
4/6/2015								<0.003
4/8/2015	<0.003	<0.003	<0.003					
4/9/2015				<0.003				
4/21/2015						<0.003		
4/22/2015							<0.003	<0.003
4/23/2015		<0.003	<0.003	<0.003				
4/24/2015	<0.003							
7/28/2015						<0.003	<0.003	<0.003
7/30/2015	<0.003	<0.003	<0.003	<0.003				
3/1/2016						<0.003	0.00214 (J)	
3/2/2016								<0.003
3/4/2016			0.0271 (JO)					
3/7/2016	<0.003							
3/8/2016				0.0226 (O)				
3/9/2016		0.003						
5/2/2016						<0.003		
5/3/2016							0.00178 (J)	<0.003
5/4/2016				0.00107 (J)				
5/5/2016	<0.003		0.000761 (J)					
5/6/2016		0.000666 (J)						
7/6/2016						<0.003		
7/7/2016								<0.003
7/8/2016							0.0023 (J)	
7/12/2016			0.0094 (O)					
7/14/2016	<0.003							
7/15/2016		<0.003						
7/18/2016				0.0004 (J)				
9/7/2016						<0.003	0.0039	
9/8/2016								<0.003
9/12/2016	<0.003							
9/13/2016			0.0072 (O)	0.0028 (J)				
9/14/2016		0.0022 (J)						
10/25/2016						<0.003	0.0035	<0.003
10/27/2016	<0.003		0.005	0.0011 (J)				
11/1/2016		<0.003						

ND substitution: RL or RL/2 if <15% NDs.

Time Series

Constituent: Antimony (mg/L) Analysis Run 9/10/2024 10:17 PM

Plant Bowen Client: Southern Company Data: Bowen 3-4 CCR

	GWC-22R	GWC-23R	GWC-24R	GWC-25R	GWC-36A	GWC-36RA	GWC-37	GWC-38
1/5/2017						<0.003		
1/6/2017							0.0052	
1/13/2017	<0.003		0.0012 (J)	<0.003				
1/25/2017		<0.003						
2/9/2017								<0.003
3/14/2017						<0.003	0.003	
3/16/2017				0.0009 (J)				
3/20/2017	<0.003		0.0014 (J)					
3/22/2017		0.0006 (J)						
3/23/2017								<0.003
5/16/2017						<0.003	0.0026 (J)	
5/17/2017								<0.003
5/19/2017			0.0006 (J)	<0.003				
5/23/2017	<0.003							
5/24/2017		<0.003						
9/15/2017						<0.003	0.0016 (J)	
9/19/2017	<0.003		<0.003	<0.003				<0.003
9/21/2017		<0.003						
3/12/2018						<0.003	0.0023 (J)	
3/13/2018	<0.003		0.0016 (J)	0.00093 (J)				<0.003
3/14/2018		<0.003						
9/6/2018						<0.003	0.0024 (J)	<0.003
9/7/2018	<0.003							
9/11/2018		<0.003	<0.003	<0.003				
3/6/2019							0.0019 (J)	
3/7/2019						<0.003		<0.003
3/8/2019			<0.003	<0.003				
3/11/2019	<0.003							
3/12/2019		<0.003						
9/4/2019						<0.003	0.0029 (J)	<0.003
9/5/2019	<0.003		0.00031 (JD)	<0.003				
9/6/2019		0.00029 (J)						
3/2/2020						<0.003	0.0018 (J)	<0.003
3/3/2020	<0.003		<0.003	<0.003				
3/5/2020		<0.003						
9/3/2020							0.0012 (J)	<0.003
9/4/2020				0.0013 (J)				
9/8/2020	<0.003							
9/9/2020		<0.003	0.00094 (J)					
9/14/2020						<0.003		
2/24/2021							0.0012 (J)	<0.003
3/9/2021	<0.003		0.00035 (J)	<0.003				
3/10/2021		<0.003						
3/26/2021						0.00092 (J)		
7/27/2021						<0.003		
7/28/2021							0.0016 (J)	<0.003
7/29/2021			0.0011 (J)					
7/30/2021		<0.003						
8/2/2021	<0.003			<0.003				
1/25/2022								<0.003
1/26/2022						<0.003	<0.003	
1/27/2022	<0.003			<0.003				

ND substitution: RL or RL/2 if <15% NDs.

Time Series

Constituent: Antimony (mg/L) Analysis Run 9/10/2024 10:17 PM

Plant Bowen Client: Southern Company Data: Bowen 3-4 CCR

	GWC-22R	GWC-23R	GWC-24R	GWC-25R	GWC-36A	GWC-36RA	GWC-37	GWC-38
1/28/2022		<0.003	<0.003					
4/6/2022					<0.003			
8/5/2022								<0.003
8/8/2022					<0.003	0.0015 (J)	0.0018 (J)	
8/9/2022			<0.003	<0.003				
8/10/2022	<0.003							
8/11/2022		<0.003						
2/8/2023					<0.003	<0.003	0.0013 (J)	<0.003
2/9/2023	<0.003		<0.003	<0.003				
2/10/2023		<0.003						
8/2/2023					<0.003		0.0018 (J)	<0.003
8/3/2023	<0.003	<0.003	<0.003	<0.003		<0.003		
2/13/2024					<0.003	<0.003	<0.003	<0.003
2/15/2024	<0.003		<0.003					
2/16/2024		0.00083 (J)		0.00087 (J)				
7/30/2024					<0.003	<0.003	<0.003	<0.003
7/31/2024	<0.003	<0.003	<0.003	0.00072 (J)				

ND substitution: RL or RL/2 if <15% NDs.

Time Series

Constituent: Arsenic (mg/L) Analysis Run 9/10/2024 10:17 PM

Plant Bowen Client: Southern Company Data: Bowen 3-4 CCR

	GWA-1 (bg)	GWA-2 (bg)	GWA-2R (bg)	GWA-39RZ (bg)	GWA-39Z (bg)	GWA-3A (bg)	GWA-40 (bg)	GWA-41 (bg)	GWA-41R (bg)
8/23/2007	<0.005	<0.005	<0.005			<0.005			
10/23/2007	<0.005								
10/24/2007		<0.005	<0.005						
11/2/2007						<0.005			
11/18/2007	<0.005	<0.005	<0.005			<0.005			
1/30/2008	<0.005								
1/31/2008		<0.005	0.005			<0.005			
3/10/2008	<0.005		<0.005						
3/11/2008		<0.005				<0.005			
5/6/2008		<0.005							
5/13/2008	<0.005		<0.005						
5/14/2008						<0.005			
12/4/2008		0.012 (O)	<0.005						
12/5/2008	<0.005					<0.005			
4/15/2009	<0.005					<0.005			
4/21/2009		<0.005	<0.005						
10/7/2009	<0.005	<0.005							
10/8/2009			<0.005			<0.005			
4/21/2010			<0.005						
4/26/2010		<0.005							
4/28/2010						<0.005			
5/3/2010	<0.005								
9/28/2010			<0.005						
10/4/2010		<0.005							
10/6/2010						<0.005			
10/12/2010	<0.005								
4/12/2011			<0.005						
4/13/2011		<0.005							
4/21/2011						<0.005			
4/27/2011	<0.005								
10/4/2011			<0.005						
10/5/2011		<0.005							
10/13/2011						<0.005			
10/17/2011	<0.005								
4/3/2012			<0.005						
4/11/2012		<0.005							
5/1/2012						<0.005			
5/2/2012	<0.005								
10/8/2012	<0.005								
10/9/2012		<0.005	<0.005			<0.005			
4/11/2013			<0.005			<0.005			
4/12/2013	<0.005								
4/15/2013		<0.005							
10/15/2013		<0.005							
10/16/2013	<0.005		0.0056			<0.005			
4/10/2014			<0.005						
4/11/2014	<0.005								
4/22/2014		<0.005							
4/23/2014						<0.005			
9/30/2014	<0.005	<0.005	<0.005						
10/4/2014						<0.005			
3/30/2015	<0.005	<0.005	<0.005						

ND substitution: RL or RL/2 if <15% NDs.

Time Series

Constituent: Arsenic (mg/L) Analysis Run 9/10/2024 10:17 PM

Plant Bowen Client: Southern Company Data: Bowen 3-4 CCR

	GWA-1 (bg)	GWA-2 (bg)	GWA-2R (bg)	GWA-39RZ (bg)	GWA-39Z (bg)	GWA-3A (bg)	GWA-40 (bg)	GWA-41 (bg)	GWA-41R (bg)
3/31/2015						<0.005			
10/12/2015						<0.005			
10/13/2015	<0.005	<0.005	<0.005						
3/11/2016									
3/14/2016					<0.005				
3/15/2016							<0.005	<0.005	<0.005
3/22/2016	<0.005								
3/23/2016		<0.005	<0.005			<0.005			
5/11/2016					<0.005		<0.005		
5/12/2016								<0.005	
5/13/2016									<0.005
5/16/2016				<0.005 (D)					
5/19/2016	<0.005		<0.005						
5/20/2016		<0.005							
5/23/2016						<0.005			
7/19/2016					<0.005				
7/20/2016								<0.005	
7/21/2016							<0.005		0.0012 (J)
7/22/2016									
7/27/2016				0.0011 (JD)					
7/29/2016	<0.005	<0.005	0.0008 (J)			<0.005			
9/15/2016					<0.005		<0.005	<0.005	
9/19/2016									
9/21/2016									<0.005
9/22/2016			<0.005			<0.005			
9/23/2016	<0.005	<0.005							
11/2/2016					<0.005				
11/3/2016							<0.005	<0.005	<0.005
11/9/2016	<0.005	<0.005							
11/10/2016			<0.005			<0.005			
1/17/2017							<0.005		<0.005
1/18/2017					<0.005			<0.005	
1/30/2017	<0.005								
1/31/2017		<0.005	<0.005			<0.005			
2/21/2017				<0.005					
3/24/2017							<0.005	<0.005	
3/27/2017				0.0007 (JD)					0.0008 (J)
3/28/2017					0.0007 (J)				
3/30/2017	<0.005	<0.005				<0.005			
4/3/2017			0.0007 (J)						
5/24/2017							<0.005		
6/6/2017								<0.005 (*)	<0.005 (*)
6/7/2017					<0.005				
6/8/2017				0.0007 (JD)					
6/9/2017	0.0005 (J)		0.0006 (J)						
6/12/2017		<0.005				<0.005			
7/17/2017				0.0005 (JD)					
7/27/2017				<0.005					
8/9/2017				0.0008 (J)					
9/25/2017								<0.005	0.001 (J)
9/26/2017					<0.005		0.0005 (J)		
9/29/2017				<0.005 (D)					

Time Series

Constituent: Arsenic (mg/L) Analysis Run 9/10/2024 10:17 PM

Plant Bowen Client: Southern Company Data: Bowen 3-4 CCR

	GWA-1 (bg)	GWA-2 (bg)	GWA-2R (bg)	GWA-39RZ (bg)	GWA-39Z (bg)	GWA-3A (bg)	GWA-40 (bg)	GWA-41 (bg)	GWA-41R (bg)
10/2/2017	<0.005	<0.005	0.0005 (J)						
10/4/2017						<0.005			
3/14/2018					<0.005		<0.005	<0.005	<0.005
3/16/2018	0.00085 (J)		0.001 (J)	<0.005					
3/19/2018		<0.005				<0.005			
9/12/2018					<0.005		<0.005	<0.005	<0.005
9/14/2018		<0.005	<0.005	<0.005					
9/17/2018	<0.005 (D)					<0.005			
3/13/2019							<0.005		
3/14/2019				<0.005				<0.005	<0.005
3/15/2019					<0.005				
3/19/2019			<0.005						
3/20/2019	<0.005	<0.005				<0.005			
9/9/2019					0.00043 (J)		0.00068 (J)		
9/10/2019								<0.005 (D)	<0.005
9/12/2019	0.0004 (J)	<0.005 (D)							
9/13/2019			0.00051 (J)			<0.005			
3/6/2020								<0.005	
3/9/2020				0.00083 (J)	<0.005		<0.005		<0.005
3/11/2020	0.00088 (J)	<0.005	0.00044 (J)			<0.005			
9/10/2020					<0.005			<0.005	<0.005
9/11/2020							<0.005		
9/15/2020	<0.005	<0.005	0.00081 (J)						
9/16/2020				<0.005					
3/10/2021							<0.005		<0.005
3/11/2021								<0.005	
3/12/2021					<0.005				
3/16/2021	<0.005		<0.005	<0.005					
3/17/2021		<0.005							
3/29/2021						0.001 (J)			
8/4/2021					<0.005		<0.005	<0.005	<0.005
8/6/2021				<0.005					
8/9/2021	<0.005	<0.005	0.0031 (J)			<0.005			
1/31/2022					0.0021 (J)		<0.005	<0.005	<0.005
2/1/2022	<0.005	0.0019 (J)	0.0053						
2/2/2022				<0.005		<0.005			
8/10/2022					<0.005				
8/11/2022								<0.005	<0.005
8/12/2022							<0.005		
8/16/2022	<0.005	<0.005	0.0033 (J)	<0.005		<0.005			
2/13/2023					<0.005		<0.005	<0.005	<0.005
2/14/2023				<0.005					
2/16/2023	<0.005	<0.005	<0.005						
2/17/2023						<0.005			
7/25/2023				<0.005				<0.005	<0.005
7/26/2023					<0.005		<0.005		
7/27/2023	<0.005	<0.005	<0.005						
8/1/2023						<0.005			
2/19/2024				<0.005	<0.005		<0.005	<0.005	<0.005
2/20/2024									
2/22/2024	<0.005	<0.005				<0.005			
2/26/2024			<0.005						

ND substitution: RL or RL/2 if <15% NDs.

Time Series

Constituent: Arsenic (mg/L) Analysis Run 9/10/2024 10:17 PM

Plant Bowen Client: Southern Company Data: Bowen 3-4 CCR

	GWA-1 (bg)	GWA-2 (bg)	GWA-2R (bg)	GWA-39RZ (bg)	GWA-39Z (bg)	GWA-3A (bg)	GWA-40 (bg)	GWA-41 (bg)	GWA-41R (bg)
8/1/2024				0.0018 (J)	0.0011 (J)		0.0011 (J)	0.00092 (J)	0.0015 (J)
8/6/2024			<0.005						
8/7/2024	<0.005	<0.005							
8/8/2024						<0.005			

ND substitution: RL or RL/2 if <15% NDs.

Time Series

Constituent: Arsenic (mg/L) Analysis Run 9/10/2024 10:17 PM

Plant Bowen Client: Southern Company Data: Bowen 3-4 CCR

	GWA-42 (bg)
8/23/2007	
10/23/2007	
10/24/2007	
11/2/2007	
11/18/2007	
1/30/2008	
1/31/2008	
3/10/2008	
3/11/2008	
5/6/2008	
5/13/2008	
5/14/2008	
12/4/2008	
12/5/2008	
4/15/2009	
4/21/2009	
10/7/2009	
10/8/2009	
4/21/2010	
4/26/2010	
4/28/2010	
5/3/2010	
9/28/2010	
10/4/2010	
10/6/2010	
10/12/2010	
4/12/2011	
4/13/2011	
4/21/2011	
4/27/2011	
10/4/2011	
10/5/2011	
10/13/2011	
10/17/2011	
4/3/2012	
4/11/2012	
5/1/2012	
5/2/2012	
10/8/2012	
10/9/2012	
4/11/2013	
4/12/2013	
4/15/2013	
10/15/2013	
10/16/2013	
4/10/2014	
4/11/2014	
4/22/2014	
4/23/2014	
9/30/2014	
10/4/2014	
3/30/2015	

Time Series

Constituent: Arsenic (mg/L) Analysis Run 9/10/2024 10:17 PM

Plant Bowen Client: Southern Company Data: Bowen 3-4 CCR

	GWA-42 (bg)
3/31/2015	
10/12/2015	
10/13/2015	
3/11/2016	<0.005
3/14/2016	
3/15/2016	
3/22/2016	
3/23/2016	
5/11/2016	
5/12/2016	
5/13/2016	
5/16/2016	<0.005
5/19/2016	
5/20/2016	
5/23/2016	
7/19/2016	
7/20/2016	
7/21/2016	
7/22/2016	<0.005
7/27/2016	
7/29/2016	
9/15/2016	
9/19/2016	<0.005
9/21/2016	
9/22/2016	
9/23/2016	
11/2/2016	
11/3/2016	<0.005
11/9/2016	
11/10/2016	
1/17/2017	<0.005
1/18/2017	
1/30/2017	
1/31/2017	
2/21/2017	
3/24/2017	
3/27/2017	<0.005
3/28/2017	
3/30/2017	
4/3/2017	
5/24/2017	
6/6/2017	
6/7/2017	<0.005 (*)
6/8/2017	
6/9/2017	
6/12/2017	
7/17/2017	
7/27/2017	
8/9/2017	
9/25/2017	
9/26/2017	<0.005
9/29/2017	

ND substitution: RL or RL/2 if <15% NDs.

Time Series

Constituent: Arsenic (mg/L) Analysis Run 9/10/2024 10:17 PM

Plant Bowen Client: Southern Company Data: Bowen 3-4 CCR

	GWA-42 (bg)
10/2/2017	
10/4/2017	
3/14/2018	<0.005
3/16/2018	
3/19/2018	
9/12/2018	
9/14/2018	<0.005
9/17/2018	
3/13/2019	
3/14/2019	<0.005
3/15/2019	
3/19/2019	
3/20/2019	
9/9/2019	
9/10/2019	<0.005
9/12/2019	
9/13/2019	
3/6/2020	<0.005
3/9/2020	
3/11/2020	
9/10/2020	<0.005
9/11/2020	
9/15/2020	
9/16/2020	
3/10/2021	
3/11/2021	<0.005
3/12/2021	
3/16/2021	
3/17/2021	
3/29/2021	
8/4/2021	<0.005
8/6/2021	
8/9/2021	
1/31/2022	<0.005
2/1/2022	
2/2/2022	
8/10/2022	<0.005
8/11/2022	
8/12/2022	
8/16/2022	
2/13/2023	<0.005
2/14/2023	
2/16/2023	
2/17/2023	
7/25/2023	
7/26/2023	<0.005
7/27/2023	
8/1/2023	
2/19/2024	
2/20/2024	0.001 (J)
2/22/2024	
2/26/2024	

ND substitution: RL or RL/2 if <15% NDs.

Time Series

Constituent: Arsenic (mg/L) Analysis Run 9/10/2024 10:17 PM

Plant Bowen Client: Southern Company Data: Bowen 3-4 CCR

	GWA-42 (bg)
8/1/2024	<0.005
8/6/2024	
8/7/2024	
8/8/2024	

ND substitution: RL or RL/2 if <15% NDs.

Time Series

Constituent: Arsenic (mg/L) Analysis Run 9/10/2024 10:17 PM

Plant Bowen Client: Southern Company Data: Bowen 3-4 CCR

	GWA-43 (bg)	GWA-43R (bg)	GWA-4RZ (bg)	GWA-50 (bg)	GWA-50R (bg)	GWA-51RZ (bg)	GWA-52 (bg)	GWA-53 (bg)	GWA-53R (bg)
12/12/2008				<0.005	<0.005				
4/23/2009				<0.005	<0.005				
10/6/2009				<0.005	<0.005				
4/27/2010				<0.005					
5/3/2010					0.012 (O)				
9/30/2010				<0.005					
10/11/2010					<0.005				
4/14/2011				<0.005					
4/27/2011					<0.005				
10/5/2011				<0.005					
10/19/2011					<0.005				
4/11/2012				<0.005					
5/1/2012					<0.005				
10/2/2012				<0.005	<0.005				
4/9/2013				<0.005					
4/10/2013					<0.005				
10/15/2013				<0.005					
10/16/2013					<0.005				
4/10/2014				<0.005					
4/22/2014					<0.005				
10/1/2014				<0.005	<0.005				
3/30/2015				<0.005	<0.005				
5/8/2015						<0.005	<0.005		<0.005
5/9/2015								<0.005	
5/17/2015						0.0021 (J)	<0.005		<0.005
5/18/2015								<0.005	
5/25/2015						<0.005	<0.005	<0.005	<0.005
6/8/2015						0.002 (J)	<0.005	<0.005	<0.005
6/9/2015									
6/17/2015								<0.005	
6/18/2015						0.0028 (J)	<0.005		<0.005
6/24/2015						0.0074	<0.005	<0.005	<0.005
6/25/2015									
6/30/2015						0.0065	<0.005	<0.005	<0.005
7/1/2015									
7/6/2015						0.0057	<0.005	<0.005	<0.005
7/7/2015									
8/12/2015						0.0162 (O)	<0.005	<0.005	<0.005
10/11/2015				<0.005	<0.005				
2/29/2016							<0.005		
3/2/2016								<0.005	<0.005
3/11/2016	<0.005	<0.005							
3/28/2016				<0.005	<0.005				
5/3/2016								<0.005	<0.005
5/4/2016						<0.005	<0.005		
5/13/2016	<0.005	<0.005							
5/23/2016				<0.005					
5/25/2016					<0.005				
7/7/2016						0.0009 (J)			
7/8/2016							<0.005	<0.005	
7/11/2016									<0.005
7/19/2016	<0.005	<0.005							

ND substitution: RL or RL/2 if <15% NDs.

Time Series

Constituent: Arsenic (mg/L) Analysis Run 9/10/2024 10:17 PM

Plant Bowen Client: Southern Company Data: Bowen 3-4 CCR

	GWA-43 (bg)	GWA-43R (bg)	GWA-4RZ (bg)	GWA-50 (bg)	GWA-50R (bg)	GWA-51RZ (bg)	GWA-52 (bg)	GWA-53 (bg)	GWA-53R (bg)
8/1/2016				<0.005	<0.005				
9/7/2016									<0.005
9/8/2016						<0.005	<0.005	<0.005	
9/16/2016	<0.005	<0.005							
9/26/2016				<0.005	<0.005				
10/26/2016						<0.005	<0.005	<0.005	
10/27/2016									<0.005
11/2/2016	<0.005	<0.005							
11/10/2016				<0.005					
11/11/2016					<0.005				
1/6/2017						<0.005	<0.005		<0.005
1/9/2017								<0.005	
1/18/2017	<0.005	<0.005							
1/30/2017				<0.005	<0.005				
2/22/2017			0.0019 (J)						
3/15/2017						0.0006 (J)	<0.005		
3/16/2017								0.0005 (J)	0.0005 (J)
3/28/2017	<0.005	0.0005 (J)							
4/3/2017					<0.005				
4/7/2017			0.0008 (J)	<0.005					
5/17/2017							<0.005		
5/18/2017						0.0007 (J)			
5/19/2017								0.0007 (J)	0.0007 (J)
6/6/2017	<0.005 (*)	<0.005 (*)							
6/12/2017				<0.005	<0.005				
6/14/2017			0.0006 (JD)						
7/12/2017			<0.005 (D)						
7/19/2017						0.0061			
7/20/2017			0.0009 (JD)						
7/28/2017			<0.005						
8/9/2017			0.0011 (J)						
8/24/2017			0.0007 (J)						
9/15/2017							0.0006 (J)		
9/19/2017						0.0021 (J)		<0.005	<0.005
9/22/2017	<0.005	<0.005							
10/2/2017				<0.005	<0.005				
10/3/2017			0.0005 (JD)						
3/13/2018						0.0017 (J)	0.00063 (J)	0.00058 (J)	<0.005
3/14/2018	<0.005								
3/15/2018		<0.005							
3/16/2018				<0.005	<0.005				
3/21/2018			0.0012 (J)						
9/6/2018							<0.005		
9/7/2018						<0.005			
9/11/2018								<0.005	<0.005
9/12/2018	<0.005	<0.005							
9/17/2018				<0.005					
9/18/2018			<0.005		<0.005				
3/7/2019							<0.005		
3/8/2019						<0.005		<0.005	
3/12/2019									<0.005
3/13/2019	<0.005	<0.005							

ND substitution: RL or RL/2 if <15% NDs.

Time Series

Constituent: Arsenic (mg/L) Analysis Run 9/10/2024 10:17 PM

Plant Bowen Client: Southern Company Data: Bowen 3-4 CCR

	GWA-43 (bg)	GWA-43R (bg)	GWA-4RZ (bg)	GWA-50 (bg)	GWA-50R (bg)	GWA-51RZ (bg)	GWA-52 (bg)	GWA-53 (bg)	GWA-53R (bg)
3/19/2019				<0.005	<0.005				
3/21/2019			<0.005 (D)						
9/4/2019						0.00061 (J)	<0.005		
9/5/2019								0.00039 (J)	0.00046 (J)
9/11/2019	<0.005	<0.005							
9/12/2019			0.0006 (JD)		<0.005				
9/13/2019				<0.005					
3/2/2020							<0.005		
3/3/2020						0.00073 (J)			
3/4/2020								0.00044 (J)	0.00043 (J)
3/9/2020	<0.005	<0.005							
3/11/2020				<0.005	<0.005				
3/12/2020			0.0033 (J)						
9/3/2020							<0.005		
9/8/2020								<0.005	<0.005
9/9/2020						<0.005			
9/11/2020	<0.005								
9/14/2020		<0.005							
9/15/2020					<0.005				
9/16/2020				<0.005					
9/17/2020			0.0011 (J)						
2/24/2021							<0.005		
2/25/2021						<0.005			
2/26/2021								<0.005	<0.005
3/11/2021	<0.005	<0.005							
3/16/2021			0.00098 (J)						
3/17/2021				<0.005	<0.005				
7/27/2021							0.0016 (J)		
7/28/2021						0.0031 (J)			
7/29/2021								0.0032 (J)	0.0037 (J)
8/5/2021		<0.005							
8/6/2021	<0.005								
8/9/2021				<0.005	<0.005				
8/10/2021			0.0025 (J)						
1/25/2022							0.003 (J)		
1/26/2022						0.0047 (J)		<0.005	<0.005
1/31/2022	0.0013 (J)	<0.005							
2/1/2022				<0.005					
2/2/2022					<0.005				
2/3/2022			0.0034 (J)						
8/5/2022							<0.005		
8/8/2022								<0.005	<0.005
8/9/2022						<0.005			
8/10/2022		<0.005							
8/11/2022	<0.005								
8/16/2022				<0.005					
8/17/2022			<0.005		<0.005				
2/13/2023		<0.005							
2/14/2023	<0.005								
2/16/2023				<0.005	<0.005				
2/17/2023			<0.005						
7/25/2023	<0.005	<0.005							

ND substitution: RL or RL/2 if <15% NDs.

Time Series

Constituent: Arsenic (mg/L) Analysis Run 9/10/2024 10:17 PM

Plant Bowen Client: Southern Company Data: Bowen 3-4 CCR

	GWA-43 (bg)	GWA-43R (bg)	GWA-4RZ (bg)	GWA-50 (bg)	GWA-50R (bg)	GWA-51RZ (bg)	GWA-52 (bg)	GWA-53 (bg)	GWA-53R (bg)
7/28/2023			<0.005	<0.005	<0.005				
2/20/2024	<0.005	<0.005							
2/22/2024				<0.005	<0.005				
2/27/2024			<0.005						
8/2/2024	<0.005	<0.005							
8/8/2024			0.0016 (J)	<0.005	<0.005				

Time Series

Constituent: Arsenic (mg/L) Analysis Run 9/10/2024 10:17 PM

Plant Bowen Client: Southern Company Data: Bowen 3-4 CCR

	GWA-54 (bg)
12/12/2008	
4/23/2009	
10/6/2009	
4/27/2010	
5/3/2010	
9/30/2010	
10/11/2010	
4/14/2011	
4/27/2011	
10/5/2011	
10/19/2011	
4/11/2012	
5/1/2012	
10/2/2012	
4/9/2013	
4/10/2013	
10/15/2013	
10/16/2013	
4/10/2014	
4/22/2014	
10/1/2014	
3/30/2015	
5/8/2015	
5/9/2015	<0.005
5/17/2015	
5/18/2015	<0.005
5/25/2015	<0.005
6/8/2015	
6/9/2015	<0.005
6/17/2015	<0.005
6/18/2015	
6/24/2015	
6/25/2015	<0.005
6/30/2015	
7/1/2015	<0.005
7/6/2015	
7/7/2015	<0.005
8/12/2015	<0.005
10/11/2015	
2/29/2016	
3/2/2016	<0.005
3/11/2016	
3/28/2016	
5/3/2016	
5/4/2016	<0.005
5/13/2016	
5/23/2016	
5/25/2016	
7/7/2016	
7/8/2016	<0.005
7/11/2016	
7/19/2016	

ND substitution: RL or RL/2 if <15% NDs.

Time Series

Constituent: Arsenic (mg/L) Analysis Run 9/10/2024 10:17 PM

Plant Bowen Client: Southern Company Data: Bowen 3-4 CCR

	GWA-54 (bg)
8/1/2016	
9/7/2016	
9/8/2016	<0.005
9/16/2016	
9/26/2016	
10/26/2016	<0.005
10/27/2016	
11/2/2016	
11/10/2016	
11/11/2016	
1/6/2017	
1/9/2017	<0.005
1/18/2017	
1/30/2017	
2/22/2017	
3/15/2017	0.0006 (J)
3/16/2017	
3/28/2017	
4/3/2017	
4/7/2017	
5/17/2017	
5/18/2017	<0.005
5/19/2017	
6/6/2017	
6/12/2017	
6/14/2017	
7/12/2017	
7/19/2017	
7/20/2017	
7/28/2017	
8/9/2017	
8/24/2017	
9/15/2017	<0.005
9/19/2017	
9/22/2017	
10/2/2017	
10/3/2017	
3/13/2018	0.00066 (J)
3/14/2018	
3/15/2018	
3/16/2018	
3/21/2018	
9/6/2018	0.00057 (J)
9/7/2018	
9/11/2018	
9/12/2018	
9/17/2018	
9/18/2018	
3/7/2019	<0.005
3/8/2019	
3/12/2019	
3/13/2019	

Time Series

Constituent: Arsenic (mg/L) Analysis Run 9/10/2024 10:17 PM

Plant Bowen Client: Southern Company Data: Bowen 3-4 CCR

	GWA-54 (bg)
3/19/2019	
3/21/2019	
9/4/2019	
9/5/2019	0.00038 (J)
9/11/2019	
9/12/2019	
9/13/2019	
3/2/2020	
3/3/2020	<0.005
3/4/2020	
3/9/2020	
3/11/2020	
3/12/2020	
9/3/2020	
9/8/2020	<0.005
9/9/2020	
9/11/2020	
9/14/2020	
9/15/2020	
9/16/2020	
9/17/2020	
2/24/2021	
2/25/2021	<0.005
2/26/2021	
3/11/2021	
3/16/2021	
3/17/2021	
7/27/2021	0.0014 (J)
7/28/2021	
7/29/2021	
8/5/2021	
8/6/2021	
8/9/2021	
8/10/2021	
1/25/2022	<0.005
1/26/2022	
1/31/2022	
2/1/2022	
2/2/2022	
2/3/2022	
8/5/2022	<0.005
8/8/2022	
8/9/2022	
8/10/2022	
8/11/2022	
8/16/2022	
8/17/2022	
2/13/2023	
2/14/2023	
2/16/2023	
2/17/2023	
7/25/2023	

ND substitution: RL or RL/2 if <15% NDs.

Time Series

Constituent: Arsenic (mg/L) Analysis Run 9/10/2024 10:17 PM

Plant Bowen Client: Southern Company Data: Bowen 3-4 CCR

	GWA-54 (bg)
7/28/2023	
2/20/2024	
2/22/2024	
2/27/2024	
8/2/2024	
8/8/2024	

Time Series

Constituent: Arsenic (mg/L) Analysis Run 9/10/2024 10:17 PM

Plant Bowen Client: Southern Company Data: Bowen 3-4 CCR

	GWA-55 (bg)	GWA-55R (bg)	GWA-56 (bg)	GWC-16R	GWC-17R	GWC-18	GWC-18R	GWC-19R	GWC-20R
9/16/2014				<0.005					
9/17/2014					<0.005	<0.005	<0.005	<0.005	
9/18/2014									<0.005
10/4/2014				<0.005	<0.005	<0.005	<0.005	<0.005	
10/5/2014									<0.005
10/21/2014				<0.005	<0.005	<0.005	<0.005	<0.005	
10/22/2014									<0.005
11/5/2014						<0.005		<0.005	<0.005
11/11/2014				<0.005	<0.005		0.005		
3/3/2015				<0.005	<0.005	<0.005	<0.005	<0.005	
3/4/2015									<0.005
3/18/2015				<0.005	<0.005	<0.005	<0.005		
3/19/2015								<0.005	<0.005
4/6/2015				<0.005	<0.005				
4/7/2015						<0.005	<0.005	<0.005	<0.005
4/8/2015									
4/23/2015				<0.005	<0.005	<0.005	<0.005		
4/24/2015								<0.005	<0.005
5/9/2015	<0.005	<0.005	<0.005						
5/18/2015	<0.005	<0.005							
5/19/2015			<0.005						
5/26/2015	<0.005	<0.005	<0.005						
6/9/2015	<0.005	0.0028 (J)	<0.005						
6/17/2015	<0.005	<0.005	<0.005						
6/25/2015	<0.005	<0.005	<0.005						
7/1/2015	<0.005	0.0024 (J)	<0.005						
7/7/2015	<0.005	<0.005	<0.005						
7/29/2015				<0.005	<0.005	<0.005	<0.005	<0.005	
7/30/2015									<0.005
8/13/2015	<0.005	<0.005	0.0021 (J)						
3/2/2016	<0.005								
3/3/2016		<0.005	<0.005	0.08869 (OD)					
3/4/2016					<0.005				
3/7/2016						<0.005	<0.005	<0.005	
3/8/2016									<0.005
5/3/2016	<0.005	<0.005							
5/5/2016						<0.005	<0.005		
5/9/2016			<0.005					<0.005	<0.005
5/10/2016				0.00128 (J)	<0.005				
7/11/2016	<0.005	0.001 (J)	0.001 (J)						
7/13/2016				0.001 (J)		<0.005	<0.005		
7/14/2016					<0.005			<0.005	0.0008 (J)
7/15/2016									
9/9/2016	<0.005	<0.005	<0.005						
9/12/2016							<0.005	<0.005	<0.005
9/13/2016						<0.005			
9/14/2016					<0.005				
9/15/2016				0.0017 (J)					
10/26/2016	<0.005		<0.005						
10/27/2016		<0.005							
10/31/2016						<0.005		<0.005	<0.005
11/1/2016					<0.005		<0.005		

ND substitution: RL or RL/2 if <15% NDs.

Time Series

Constituent: Arsenic (mg/L) Analysis Run 9/10/2024 10:17 PM

Plant Bowen Client: Southern Company Data: Bowen 3-4 CCR

	GWA-55 (bg)	GWA-55R (bg)	GWA-56 (bg)	GWC-16R	GWC-17R	GWC-18	GWC-18R	GWC-19R	GWC-20R
11/2/2016				<0.005					
1/9/2017	<0.005	<0.005	<0.005						
1/11/2017				<0.005	<0.005		<0.005	<0.005	
1/12/2017						<0.005			<0.005
3/15/2017			0.0005 (J)						
3/16/2017	0.0005 (J)	0.0007 (J)							
3/20/2017				0.0012 (J)			0.0006 (J)		
3/21/2017					0.0009 (J)			0.0007 (J)	
3/22/2017									<0.005
3/23/2017						<0.005			
5/18/2017	0.0006 (J)	0.0006 (J)	0.0006 (J)						
5/22/2017							<0.005	<0.005	<0.005
5/23/2017				<0.005	<0.005	<0.005			
9/15/2017	0.0007 (J)		0.0008 (J)						
9/18/2017		<0.005							
9/19/2017									0.0006 (J)
9/20/2017								<0.005	
9/21/2017				0.001 (J)			<0.005		
9/22/2017					0.0008 (J)				
9/25/2017						<0.005			
3/12/2018	<0.005	<0.005							
3/13/2018			0.00088 (J)						
3/14/2018				0.0013 (J)	0.00092 (J)	0.00091 (J)	0.00057 (J)	0.00076 (J)	0.0011 (J)
9/7/2018	<0.005	<0.005	<0.005	<0.005			<0.005		
9/10/2018								<0.005	<0.005
9/11/2018					<0.005	<0.005			
3/7/2019		<0.005	0.00085 (J)						
3/8/2019	<0.005								
3/11/2019				<0.005					
3/12/2019					<0.005	<0.005	<0.005	<0.005	<0.005
9/4/2019			<0.005						
9/5/2019	0.00044 (J)	0.00042 (J)							
9/6/2019							<0.005		0.00047 (JD)
9/9/2019				0.00094 (J)		0.00099 (J)		0.00082 (J)	
9/10/2019					<0.005				
3/3/2020	<0.005								
3/4/2020		<0.005	0.0004 (J)	0.00088 (J)				0.00072 (J)	
3/5/2020					<0.005		0.00042 (J)		<0.005
3/6/2020						<0.005			
9/4/2020	<0.005	<0.005	<0.005						<0.005
9/8/2020									
9/9/2020				0.0011 (J)	<0.005	<0.005	<0.005	<0.005	
2/25/2021	<0.005	<0.005	<0.005						
2/26/2021						<0.005	<0.005	<0.005	
3/9/2021				0.00094 (J)					<0.005
3/10/2021					<0.005				
7/28/2021	0.0026 (J)	0.0029 (J)	0.0034 (J)						
7/29/2021						0.0015 (J)	0.002 (J)		
7/30/2021				0.0025 (J)	0.0053				
8/2/2021									0.0028 (J)
8/5/2021								<0.005	
1/26/2022	<0.005		0.0015 (J)						

ND substitution: RL or RL/2 if <15% NDs.

Time Series

Constituent: Arsenic (mg/L) Analysis Run 9/10/2024 10:17 PM

Plant Bowen Client: Southern Company Data: Bowen 3-4 CCR

	GWA-55 (bg)	GWA-55R (bg)	GWA-56 (bg)	GWC-16R	GWC-17R	GWC-18	GWC-18R	GWC-19R	GWC-20R
1/27/2022		0.0019 (J)					<0.005	<0.005	<0.005
1/28/2022				<0.005	<0.005	<0.005			
8/5/2022			<0.005						
8/8/2022	<0.005	<0.005							
8/9/2022								<0.005	<0.005
8/10/2022						<0.005	<0.005		
8/11/2022				<0.005	<0.005				
2/9/2023						<0.005	<0.005	<0.005	
2/10/2023				<0.005	<0.005				<0.005
8/3/2023					<0.005	<0.005			<0.005
8/4/2023				<0.005			<0.005	<0.005	
2/14/2024						<0.005	<0.005	<0.005	
2/15/2024				0.00097 (J)	<0.005				<0.005
7/31/2024				0.0018 (J)	0.002 (J)	0.001 (J)	0.0013 (J)	0.0012 (J)	
8/1/2024									0.0018 (J)
8/2/2024									

ND substitution: RL or RL/2 if <15% NDs.

Time Series

Constituent: Arsenic (mg/L) Analysis Run 9/10/2024 10:17 PM

Plant Bowen Client: Southern Company Data: Bowen 3-4 CCR

	GWC-21R
9/16/2014	
9/17/2014	
9/18/2014	<0.005
10/4/2014	
10/5/2014	<0.005
10/21/2014	
10/22/2014	<0.005
11/5/2014	<0.005
11/11/2014	
3/3/2015	
3/4/2015	<0.005
3/18/2015	
3/19/2015	<0.005
4/6/2015	
4/7/2015	
4/8/2015	<0.005
4/23/2015	
4/24/2015	<0.005
5/9/2015	
5/18/2015	
5/19/2015	
5/26/2015	
6/9/2015	
6/17/2015	
6/25/2015	
7/1/2015	
7/7/2015	
7/29/2015	
7/30/2015	<0.005
8/13/2015	
3/2/2016	
3/3/2016	
3/4/2016	
3/7/2016	
3/8/2016	0.0148 (O)
5/3/2016	
5/5/2016	
5/9/2016	0.00347 (J)
5/10/2016	
7/11/2016	
7/13/2016	
7/14/2016	
7/15/2016	0.0017 (J)
9/9/2016	<0.005
9/12/2016	
9/13/2016	
9/14/2016	
9/15/2016	
10/26/2016	
10/27/2016	<0.005
10/31/2016	
11/1/2016	

ND substitution: RL or RL/2 if <15% NDs.

Time Series

Constituent: Arsenic (mg/L) Analysis Run 9/10/2024 10:17 PM

Plant Bowen Client: Southern Company Data: Bowen 3-4 CCR

	GWC-21R
11/2/2016	
1/9/2017	
1/11/2017	
1/12/2017	0.002 (J)
3/15/2017	
3/16/2017	
3/20/2017	
3/21/2017	0.0021 (J)
3/22/2017	
3/23/2017	
5/18/2017	
5/22/2017	
5/23/2017	<0.005
9/15/2017	
9/18/2017	
9/19/2017	0.0013 (J)
9/20/2017	
9/21/2017	
9/22/2017	
9/25/2017	
3/12/2018	
3/13/2018	
3/14/2018	0.0033 (J)
9/7/2018	
9/10/2018	<0.005
9/11/2018	
3/7/2019	
3/8/2019	
3/11/2019	0.0038 (J)
3/12/2019	
9/4/2019	
9/5/2019	
9/6/2019	0.0024 (J)
9/9/2019	
9/10/2019	
3/3/2020	0.0015 (J)
3/4/2020	
3/5/2020	
3/6/2020	
9/4/2020	
9/8/2020	0.0023 (J)
9/9/2020	
2/25/2021	
2/26/2021	
3/9/2021	0.0045 (J)
3/10/2021	
7/28/2021	
7/29/2021	
7/30/2021	
8/2/2021	0.0071
8/5/2021	
1/26/2022	

Time Series

Constituent: Arsenic (mg/L) Analysis Run 9/10/2024 10:17 PM

Plant Bowen Client: Southern Company Data: Bowen 3-4 CCR

	GWC-21R
1/27/2022	
1/28/2022	0.0031 (J)
8/5/2022	
8/8/2022	
8/9/2022	
8/10/2022	0.0025 (J)
8/11/2022	
2/9/2023	0.0025 (J)
2/10/2023	
8/3/2023	
8/4/2023	<0.005
2/14/2024	
2/15/2024	0.001 (J)
7/31/2024	
8/1/2024	
8/2/2024	<0.005

ND substitution: RL or RL/2 if <15% NDs.

Time Series

Constituent: Arsenic (mg/L) Analysis Run 9/10/2024 10:17 PM

Plant Bowen Client: Southern Company Data: Bowen 3-4 CCR

	GWC-22R	GWC-23R	GWC-24R	GWC-25R	GWC-36A	GWC-36RA	GWC-37	GWC-38
9/15/2014						0.0036 (J)		
9/16/2014			<0.005	<0.005			<0.005	<0.005
9/18/2014	<0.005	<0.005						
10/3/2014						<0.005	<0.005	<0.005
10/4/2014			<0.005	<0.005				
10/5/2014	<0.005	<0.005						
10/20/2014						0.0022 (J)	<0.005	<0.005
10/22/2014	<0.005	<0.005						
10/23/2014			<0.005	<0.005				
11/5/2014	<0.005	<0.005						
11/10/2014			<0.005	<0.005		<0.005	<0.005	<0.005
3/2/2015						<0.005	<0.005	0.0062
3/4/2015	<0.005	<0.005	<0.005	<0.005				
3/17/2015						<0.005	<0.005	<0.005
3/19/2015	<0.005							
3/20/2015		<0.005	<0.005	<0.005				
4/5/2015						<0.005	<0.005	
4/6/2015								<0.005
4/8/2015	<0.005	<0.005	<0.005					
4/9/2015				<0.005				
4/21/2015						<0.005		
4/22/2015							<0.005	<0.005
4/23/2015		<0.005	<0.005	<0.005				
4/24/2015	<0.005							
7/28/2015						<0.005	<0.005	<0.005
7/30/2015	<0.005	<0.005	<0.005	<0.005				
3/1/2016						<0.005	<0.005	
3/2/2016								<0.005
3/4/2016			0.0015 (J)					
3/7/2016	<0.005							
3/8/2016				<0.005				
3/9/2016		<0.005						
5/2/2016						<0.005		
5/3/2016							<0.005	<0.005
5/4/2016				<0.005				
5/5/2016	<0.005		<0.005					
5/6/2016		<0.005						
7/6/2016						0.0008 (J)		
7/7/2016								<0.005
7/8/2016							<0.005	
7/12/2016			0.0009 (J)					
7/14/2016	0.001 (J)							
7/15/2016		<0.005						
7/18/2016				<0.005				
9/7/2016						<0.005	<0.005	
9/8/2016								<0.005
9/12/2016	<0.005							
9/13/2016			<0.005	<0.005				
9/14/2016		<0.005						
10/25/2016						<0.005	<0.005	<0.005
10/27/2016	<0.005		<0.005	<0.005				
11/1/2016		<0.005						

ND substitution: RL or RL/2 if <15% NDs.

Time Series

Constituent: Arsenic (mg/L) Analysis Run 9/10/2024 10:17 PM

Plant Bowen Client: Southern Company Data: Bowen 3-4 CCR

	GWC-22R	GWC-23R	GWC-24R	GWC-25R	GWC-36A	GWC-36RA	GWC-37	GWC-38
1/5/2017						<0.005		
1/6/2017							<0.005	
1/13/2017	<0.005		<0.005	<0.005				
1/25/2017		<0.005						
2/9/2017								<0.005
3/14/2017						<0.005	0.0005 (J)	
3/16/2017				0.0004 (J)				
3/20/2017	0.0012 (J)		0.0013 (J)					
3/22/2017		<0.005						
3/23/2017								<0.005
5/16/2017						<0.005	<0.005	
5/17/2017								<0.005
5/19/2017			0.001 (J)	0.0005 (J)				
5/23/2017	<0.005							
5/24/2017		0.0006 (J)						
9/15/2017						0.0007 (J)	<0.005	
9/19/2017	0.0021 (J)		<0.005	<0.005				<0.005
9/21/2017		<0.005						
3/12/2018						<0.005	<0.005	
3/13/2018	0.00087 (J)		0.0015 (J)	0.00073 (J)				0.00061 (J)
3/14/2018		0.0014 (J)						
9/6/2018						<0.005	<0.005	0.00071 (J)
9/7/2018	<0.005							
9/11/2018		<0.005	<0.005	<0.005				
3/6/2019							<0.005	
3/7/2019						<0.005		<0.005
3/8/2019			<0.005	<0.005				
3/11/2019	0.00099 (J)							
3/12/2019		<0.005						
9/4/2019						<0.005	<0.005	<0.005
9/5/2019	0.0024 (J)		0.0005 (JD)	<0.005				
9/6/2019		0.00054 (J)						
3/2/2020						<0.005	0.00053 (J)	0.00059 (J)
3/3/2020	0.0014 (J)		<0.005	<0.005				
3/5/2020		<0.005						
9/3/2020							<0.005	<0.005
9/4/2020				<0.005				
9/8/2020	0.0025 (J)							
9/9/2020		<0.005	<0.005					
9/14/2020						<0.005		
2/24/2021							<0.005	<0.005
3/9/2021	0.0018 (J)		<0.005	<0.005				
3/10/2021		<0.005						
3/26/2021						<0.005		
7/27/2021						<0.005		
7/28/2021							<0.005	<0.005
7/29/2021			0.0031 (J)					
7/30/2021		0.006						
8/2/2021	0.0041 (J)			0.0036 (J)				
1/25/2022								<0.005
1/26/2022						<0.005	0.0019 (J)	
1/27/2022	0.0045 (J)			<0.005				

ND substitution: RL or RL/2 if <15% NDs.

Time Series

Constituent: Arsenic (mg/L) Analysis Run 9/10/2024 10:17 PM

Plant Bowen Client: Southern Company Data: Bowen 3-4 CCR

	GWC-22R	GWC-23R	GWC-24R	GWC-25R	GWC-36A	GWC-36RA	GWC-37	GWC-38
1/28/2022		0.0026 (J)	0.0021 (J)					
4/6/2022					0.0018 (J)			
8/5/2022								<0.005
8/8/2022					<0.005	<0.005	<0.005	
8/9/2022			<0.005	<0.005				
8/10/2022	0.0035 (J)							
8/11/2022		<0.005						
2/8/2023					<0.005	<0.005	<0.005	<0.005
2/9/2023	0.003 (J)		<0.005	<0.005				
2/10/2023		0.0032 (J)						
8/2/2023					<0.005		<0.005	<0.005
8/3/2023	<0.005	0.0049 (J)	<0.005	<0.005		<0.005		
2/13/2024					<0.005	<0.005	<0.005	<0.005
2/15/2024	0.002 (J)		<0.005					
2/16/2024		0.0011 (J)		<0.005				
7/30/2024					0.0016 (J)	0.0016 (J)	0.0014 (J)	0.0017 (J)
7/31/2024	0.0027 (J)	0.0023 (J)	0.0017 (J)	0.0013 (J)				

ND substitution: RL or RL/2 if <15% NDs.

Time Series

Constituent: Barium (mg/L) Analysis Run 9/10/2024 10:17 PM

Plant Bowen Client: Southern Company Data: Bowen 3-4 CCR

	GWA-1 (bg)	GWA-2 (bg)	GWA-2R (bg)	GWA-39RZ (bg)	GWA-39Z (bg)	GWA-3A (bg)	GWA-40 (bg)	GWA-41 (bg)	GWA-41R (bg)
8/23/2007	0.02	0.0073	0.0098			0.015 (O)			
10/23/2007	0.039								
10/24/2007		0.027	0.015						
11/2/2007						0.017 (O)			
11/18/2007	0.04 (J)	0.13 (O)	0.011			0.019 (O)			
1/30/2008	0.04								
1/31/2008		0.0077	0.13 (O)			0.011 (O)			
3/10/2008	0.033		0.0078						
3/11/2008		0.015				0.016 (O)			
5/6/2008		0.017							
5/13/2008	0.03		0.0077						
5/14/2008						0.013 (O)			
12/4/2008		0.14 (O)	0.0089						
12/5/2008	0.0087					0.021 (O)			
4/15/2009	0.023					0.012 (O)			
4/21/2009		0.018	0.013						
10/7/2009	0.15 (O)	0.014							
10/8/2009			0.008			0.011 (O)			
4/21/2010			0.01						
4/26/2010		0.017							
4/28/2010						0.0081			
5/3/2010	0.025								
9/28/2010			0.0036						
10/4/2010		0.011							
10/6/2010						0.0083			
10/12/2010	0.029								
4/12/2011			0.0084						
4/13/2011		0.026							
4/21/2011						0.0053			
4/27/2011	0.026								
10/4/2011			0.0066						
10/5/2011		0.021							
10/13/2011						0.0071			
10/17/2011	0.021								
4/3/2012			0.0625 (O)						
4/11/2012		0.0311							
5/1/2012						0.0067			
5/2/2012	0.0212								
10/8/2012	0.019								
10/9/2012		0.018	0.01			0.0055			
4/11/2013			0.021			0.0061			
4/12/2013	0.022								
4/15/2013		0.056							
10/15/2013		0.018							
10/16/2013	0.02		0.033			0.0062			
4/10/2014			0.021						
4/11/2014	0.018								
4/22/2014		0.035							
4/23/2014						0.0047			
9/30/2014	0.013	0.0041	0.0062						
10/4/2014						0.0055			
3/30/2015	0.021	0.036	0.011						

Time Series

Constituent: Barium (mg/L) Analysis Run 9/10/2024 10:17 PM

Plant Bowen Client: Southern Company Data: Bowen 3-4 CCR

	GWA-1 (bg)	GWA-2 (bg)	GWA-2R (bg)	GWA-39RZ (bg)	GWA-39Z (bg)	GWA-3A (bg)	GWA-40 (bg)	GWA-41 (bg)	GWA-41R (bg)
3/31/2015						0.0076			
10/12/2015						0.0049			
10/13/2015	0.012	0.0048	0.0065						
3/11/2016									
3/14/2016					0.0234				
3/15/2016							0.0101	0.0291	0.0462
3/22/2016	0.0182								
3/23/2016		0.0271	0.0206			0.00742 (J)			
5/11/2016					0.00793 (J)		0.00992 (J)		
5/12/2016								0.0322	
5/13/2016									0.0265
5/16/2016				0.0113 (D)					
5/19/2016	0.0193		0.0109						
5/20/2016		0.0206							
5/23/2016						0.00532 (J)			
7/19/2016					0.0045 (J)				
7/20/2016								0.0313	
7/21/2016							0.009 (J)		0.0243
7/22/2016									
7/27/2016				0.0114 (D)					
7/29/2016	0.0174	0.0275	0.007 (J)			0.0053 (J)			
9/15/2016					0.0057 (J)		0.0109	0.0217	
9/19/2016									
9/21/2016									0.0145
9/22/2016			0.0071 (J)			0.0058 (J)			
9/23/2016	0.0168	0.0384							
11/2/2016					0.0043 (J)				
11/3/2016							0.0115	0.0272	0.0082 (J)
11/9/2016	0.0171	0.0266							
11/10/2016			0.0052 (J)			0.0051 (J)			
1/17/2017							0.0101		0.007 (J)
1/18/2017					<0.01 (*)			0.0286 (J)	
1/30/2017	0.019								
1/31/2017		0.0094 (J)	0.0076 (J)			0.0054 (J)			
2/21/2017				0.0178					
3/24/2017							0.0086 (J)	0.0307	
3/27/2017				0.0162 (D)					0.016
3/28/2017					0.0188				
3/30/2017	0.0184	0.0262				0.0049 (J)			
4/3/2017			0.007 (J)						
5/24/2017							0.0087 (J)		
6/6/2017								0.0242	0.0301
6/7/2017					0.0273				
6/8/2017				0.0156 (D)					
6/9/2017	0.0174		0.0074 (J)						
6/12/2017		0.0288				<0.01			
7/17/2017				0.016 (D)					
7/27/2017				0.0184					
8/9/2017				0.0162					
9/25/2017								0.0252	0.0169
9/26/2017					0.0236		0.0075 (J)		
9/29/2017				0.0159 (D)					

ND substitution: RL or RL/2 if <15% NDs.

Time Series

Constituent: Barium (mg/L) Analysis Run 9/10/2024 10:17 PM

Plant Bowen Client: Southern Company Data: Bowen 3-4 CCR

	GWA-1 (bg)	GWA-2 (bg)	GWA-2R (bg)	GWA-39RZ (bg)	GWA-39Z (bg)	GWA-3A (bg)	GWA-40 (bg)	GWA-41 (bg)	GWA-41R (bg)
10/2/2017	0.0167	0.0048 (J)	0.0085 (J)						
10/4/2017						0.0047 (J)			
3/14/2018					0.027		0.0064 (J)	0.021	0.036
3/16/2018	0.016		0.015	0.016					
3/19/2018		0.037				0.0047 (J)			
9/12/2018					0.022		0.0075 (J)	0.025	0.021
9/14/2018		0.0059 (J)	0.0095 (J)	0.015					
9/17/2018	0.015 (D)					0.0041 (J)			
3/13/2019							0.0076 (J)		
3/14/2019				0.018				0.028	0.04
3/15/2019					0.019				
3/19/2019			0.024						
3/20/2019	0.019	0.0072 (J)				0.0042 (J)			
9/9/2019					0.015		0.0078 (J)		
9/10/2019								0.0195 (D)	0.031
9/12/2019	0.018	0.0058 (JD)							
9/13/2019			0.012			0.0042 (J)			
3/6/2020								0.022	
3/9/2020				0.017	0.0072 (J)		0.0088 (J)		0.031
3/11/2020	0.016	0.035	0.027			0.0041 (J)			
9/10/2020					0.0042 (J)			0.024	0.031
9/11/2020							0.0079 (J)		
9/15/2020	0.019	0.019	0.013						
9/16/2020				0.027					
3/10/2021							0.0083		0.023
3/11/2021								0.024	
3/12/2021					0.014				
3/16/2021	0.018		0.013	0.014					
3/17/2021		0.025							
3/29/2021						0.0073			
8/4/2021					0.011		0.008	0.021	0.021
8/6/2021				0.014					
8/9/2021	0.019	0.024	0.029			0.0073			
1/31/2022					0.013		0.0081	0.022	0.031
2/1/2022	0.015	0.026	0.024						
2/2/2022				0.013		0.0064			
8/10/2022					0.01				
8/11/2022								0.022	0.019
8/12/2022							0.0076		
8/16/2022	0.017	0.021	0.027	0.013		0.0067			
2/13/2023					0.018		0.0075	0.029	0.028
2/14/2023				0.014					
2/16/2023	0.018	0.029	0.028						
2/17/2023						0.0065			
7/25/2023				0.014				0.018	0.023
7/26/2023					0.016		0.0081		
7/27/2023	0.018	0.02	0.024						
8/1/2023						0.0074			
2/19/2024				0.015	0.013		0.0083	0.017	0.027
2/20/2024									
2/22/2024	0.018	0.021				0.0074			
2/26/2024			0.021						

Time Series

Constituent: Barium (mg/L) Analysis Run 9/10/2024 10:17 PM

Plant Bowen Client: Southern Company Data: Bowen 3-4 CCR

	GWA-1 (bg)	GWA-2 (bg)	GWA-2R (bg)	GWA-39RZ (bg)	GWA-39Z (bg)	GWA-3A (bg)	GWA-40 (bg)	GWA-41 (bg)	GWA-41R (bg)
8/1/2024				0.014	0.011		0.0073	0.014	0.044
8/6/2024			0.015						
8/7/2024	0.015	0.017							
8/8/2024						0.0068			

Time Series

Constituent: Barium (mg/L) Analysis Run 9/10/2024 10:17 PM

Plant Bowen Client: Southern Company Data: Bowen 3-4 CCR

	GWA-42 (bg)
8/23/2007	
10/23/2007	
10/24/2007	
11/2/2007	
11/18/2007	
1/30/2008	
1/31/2008	
3/10/2008	
3/11/2008	
5/6/2008	
5/13/2008	
5/14/2008	
12/4/2008	
12/5/2008	
4/15/2009	
4/21/2009	
10/7/2009	
10/8/2009	
4/21/2010	
4/26/2010	
4/28/2010	
5/3/2010	
9/28/2010	
10/4/2010	
10/6/2010	
10/12/2010	
4/12/2011	
4/13/2011	
4/21/2011	
4/27/2011	
10/4/2011	
10/5/2011	
10/13/2011	
10/17/2011	
4/3/2012	
4/11/2012	
5/1/2012	
5/2/2012	
10/8/2012	
10/9/2012	
4/11/2013	
4/12/2013	
4/15/2013	
10/15/2013	
10/16/2013	
4/10/2014	
4/11/2014	
4/22/2014	
4/23/2014	
9/30/2014	
10/4/2014	
3/30/2015	

Time Series

Constituent: Barium (mg/L) Analysis Run 9/10/2024 10:17 PM

Plant Bowen Client: Southern Company Data: Bowen 3-4 CCR

	GWA-42 (bg)
3/31/2015	
10/12/2015	
10/13/2015	
3/11/2016	0.00639 (J)
3/14/2016	
3/15/2016	
3/22/2016	
3/23/2016	
5/11/2016	
5/12/2016	
5/13/2016	
5/16/2016	0.00622 (J)
5/19/2016	
5/20/2016	
5/23/2016	
7/19/2016	
7/20/2016	
7/21/2016	
7/22/2016	0.0062 (J)
7/27/2016	
7/29/2016	
9/15/2016	
9/19/2016	0.0064 (J)
9/21/2016	
9/22/2016	
9/23/2016	
11/2/2016	
11/3/2016	0.0058 (J)
11/9/2016	
11/10/2016	
1/17/2017	0.0061 (J)
1/18/2017	
1/30/2017	
1/31/2017	
2/21/2017	
3/24/2017	
3/27/2017	0.0063 (J)
3/28/2017	
3/30/2017	
4/3/2017	
5/24/2017	
6/6/2017	
6/7/2017	0.0064 (J)
6/8/2017	
6/9/2017	
6/12/2017	
7/17/2017	
7/27/2017	
8/9/2017	
9/25/2017	
9/26/2017	0.006 (J)
9/29/2017	

Time Series

Constituent: Barium (mg/L) Analysis Run 9/10/2024 10:17 PM

Plant Bowen Client: Southern Company Data: Bowen 3-4 CCR

	GWA-42 (bg)
10/2/2017	
10/4/2017	
3/14/2018	0.0065 (J)
3/16/2018	
3/19/2018	
9/12/2018	
9/14/2018	0.0065 (J)
9/17/2018	
3/13/2019	
3/14/2019	0.0066 (J)
3/15/2019	
3/19/2019	
3/20/2019	
9/9/2019	
9/10/2019	0.0068 (J)
9/12/2019	
9/13/2019	
3/6/2020	0.0066 (J)
3/9/2020	
3/11/2020	
9/10/2020	0.0059 (J)
9/11/2020	
9/15/2020	
9/16/2020	
3/10/2021	
3/11/2021	0.0061
3/12/2021	
3/16/2021	
3/17/2021	
3/29/2021	
8/4/2021	0.0061
8/6/2021	
8/9/2021	
1/31/2022	0.0063
2/1/2022	
2/2/2022	
8/10/2022	0.0063
8/11/2022	
8/12/2022	
8/16/2022	
2/13/2023	0.0061
2/14/2023	
2/16/2023	
2/17/2023	
7/25/2023	
7/26/2023	0.0064
7/27/2023	
8/1/2023	
2/19/2024	
2/20/2024	0.007
2/22/2024	
2/26/2024	

Time Series

Constituent: Barium (mg/L) Analysis Run 9/10/2024 10:17 PM

Plant Bowen Client: Southern Company Data: Bowen 3-4 CCR

	GWA-42 (bg)
8/1/2024	0.0063
8/6/2024	
8/7/2024	
8/8/2024	

Time Series

Constituent: Barium (mg/L) Analysis Run 9/10/2024 10:17 PM

Plant Bowen Client: Southern Company Data: Bowen 3-4 CCR

	GWA-43 (bg)	GWA-43R (bg)	GWA-4RZ (bg)	GWA-50 (bg)	GWA-50R (bg)	GWA-51RZ (bg)	GWA-52 (bg)	GWA-53 (bg)	GWA-53R (bg)
12/12/2008				0.098 (O)	0.016				
4/23/2009				0.013	0.14 (O)				
10/6/2009				0.011	0.12 (O)				
4/27/2010				0.016					
5/3/2010					0.12 (O)				
9/30/2010				0.013					
10/11/2010					0.019				
4/14/2011				0.011					
4/27/2011					0.02				
10/5/2011				0.015					
10/19/2011					0.014				
4/11/2012				0.0102					
5/1/2012					0.0199				
10/2/2012				0.0091	0.015				
4/9/2013				0.01					
4/10/2013					0.016				
10/15/2013				0.0098					
10/16/2013					0.017				
4/10/2014				0.011					
4/22/2014					0.017				
10/1/2014				0.0033	0.013				
3/30/2015				0.0043	0.014				
5/8/2015						0.0094	0.033		0.014
5/9/2015								0.044	
5/17/2015						0.014	0.04		0.015
5/18/2015								0.04	
5/25/2015						0.012	0.039	0.036	0.014
6/8/2015						0.0094	0.031	0.028	0.014
6/9/2015									
6/17/2015								0.026	
6/18/2015						0.0075	0.039		0.013
6/24/2015						0.0056	0.042	0.021	0.014
6/25/2015									
6/30/2015						0.0047	0.033	0.018	0.014
7/1/2015									
7/6/2015						0.0047	0.031	0.018	0.013
7/7/2015									
8/12/2015						0.00383 (J)	<0.02	<0.02	0.015 (J)
10/11/2015				0.0038	0.0093				
2/29/2016							0.028		
3/2/2016								0.017	0.015
3/11/2016	0.0116	0.00819 (J)							
3/28/2016				0.0133	0.0155				
5/3/2016								0.016	0.0144
5/4/2016						0.0207	0.0273		
5/13/2016	0.0361	0.00756 (J)							
5/23/2016				0.0109					
5/25/2016					0.0143				
7/7/2016						0.0207			
7/8/2016							0.0284	0.0156	
7/11/2016									0.0145
7/19/2016	0.036	0.0079 (J)							

ND substitution: RL or RL/2 if <15% NDs.

Time Series

Constituent: Barium (mg/L) Analysis Run 9/10/2024 10:17 PM

Plant Bowen Client: Southern Company Data: Bowen 3-4 CCR

	GWA-43 (bg)	GWA-43R (bg)	GWA-4RZ (bg)	GWA-50 (bg)	GWA-50R (bg)	GWA-51RZ (bg)	GWA-52 (bg)	GWA-53 (bg)	GWA-53R (bg)
8/1/2016				0.0058 (J)	0.0129				
9/7/2016									0.014
9/8/2016						0.0278	0.0242	0.0144	
9/16/2016	0.0259	0.0078 (J)							
9/26/2016				0.0092 (J)	0.0177				
10/26/2016						0.0204	0.021	0.0128	
10/27/2016									0.0142
11/2/2016	0.037	0.0082 (J)							
11/10/2016				0.0083 (J)					
11/11/2016					0.0117				
1/6/2017						0.0221	0.0219		0.0139
1/9/2017								0.0134	
1/18/2017	0.0248	0.0085 (J)							
1/30/2017				0.0117	0.0113				
2/22/2017			0.0273						
3/15/2017						0.0172	0.0202		
3/16/2017								0.0129	0.0145
3/28/2017	0.0222	0.0084 (J)							
4/3/2017					0.0166				
4/7/2017			0.024	0.0109					
5/17/2017							0.0219		
5/18/2017						0.0181			
5/19/2017								0.0141	0.0161
6/6/2017	0.02	0.0078 (J)							
6/12/2017				<0.01	0.017				
6/14/2017			0.027 (D)						
7/12/2017			0.027 (D)						
7/19/2017						0.018			
7/20/2017			0.0304 (D)						
7/28/2017			0.0269						
8/9/2017			0.0254						
8/24/2017			0.0285						
9/15/2017							0.0209		
9/19/2017						0.0271		0.0127	0.0153
9/22/2017	0.0179	0.0076 (J)							
10/2/2017				0.0122	0.0157				
10/3/2017			0.0294 (D)						
3/13/2018						0.017	0.02	0.013	0.015
3/14/2018	0.016								
3/15/2018		0.0092 (J)							
3/16/2018				0.0084 (J)	0.012				
3/21/2018			0.03						
9/6/2018							0.024		
9/7/2018						0.022			
9/11/2018								0.013	0.015
9/12/2018	0.017	0.008 (J)							
9/17/2018				0.01					
9/18/2018			0.032		0.0099 (J)				
3/7/2019							0.025		
3/8/2019						0.015		0.012	
3/12/2019									0.016
3/13/2019	0.014	0.0077 (J)							

ND substitution: RL or RL/2 if <15% NDs.

Time Series

Constituent: Barium (mg/L) Analysis Run 9/10/2024 10:17 PM

Plant Bowen Client: Southern Company Data: Bowen 3-4 CCR

	GWA-43 (bg)	GWA-43R (bg)	GWA-4RZ (bg)	GWA-50 (bg)	GWA-50R (bg)	GWA-51RZ (bg)	GWA-52 (bg)	GWA-53 (bg)	GWA-53R (bg)
3/19/2019				0.012	0.013				
3/21/2019			0.04 (D)						
9/4/2019						0.018	0.02		
9/5/2019								0.013	0.014
9/11/2019	0.015	0.0079 (J)							
9/12/2019			0.034 (D)		0.011				
9/13/2019				0.0088 (J)					
3/2/2020							0.023		
3/3/2020						0.017			
3/4/2020								0.013	0.015
3/9/2020	0.012	0.0069 (J)							
3/11/2020				0.0077 (J)	0.0095 (J)				
3/12/2020			0.053						
9/3/2020							0.017		
9/8/2020								0.012	0.013
9/9/2020						0.017			
9/11/2020	0.024								
9/14/2020		0.0075 (J)							
9/15/2020					0.0089 (J)				
9/16/2020				0.0081 (J)					
9/17/2020			0.036						
2/24/2021							0.025		
2/25/2021						0.018			
2/26/2021								0.013	0.015
3/11/2021	0.0096	0.0069							
3/16/2021			0.042						
3/17/2021				0.0074	0.012				
7/27/2021							0.026		
7/28/2021						0.019			
7/29/2021								0.013	0.015
8/5/2021		0.0069							
8/6/2021	0.015								
8/9/2021				0.0071	0.0089				
8/10/2021			0.045						
1/25/2022							0.023		
1/26/2022						0.034		0.013	0.014
1/31/2022	0.014	0.0076							
2/1/2022				0.0065					
2/2/2022					0.009				
2/3/2022			0.063						
8/5/2022							0.019		
8/8/2022								0.011	0.013
8/9/2022						0.015			
8/10/2022		0.0066							
8/11/2022	0.016								
8/16/2022				0.0072					
8/17/2022			0.034		0.0091				
2/13/2023		0.0064							
2/14/2023	0.011								
2/16/2023				0.0067	0.0081				
2/17/2023			0.043						
7/25/2023	0.012	0.0073							

Time Series

Constituent: Barium (mg/L) Analysis Run 9/10/2024 10:17 PM

Plant Bowen Client: Southern Company Data: Bowen 3-4 CCR

	GWA-43 (bg)	GWA-43R (bg)	GWA-4RZ (bg)	GWA-50 (bg)	GWA-50R (bg)	GWA-51RZ (bg)	GWA-52 (bg)	GWA-53 (bg)	GWA-53R (bg)
7/28/2023			0.043	0.0075	0.0079				
2/20/2024	0.011	0.0074							
2/22/2024				0.0073	0.008				
2/27/2024			0.046						
8/2/2024	0.0099	0.0072							
8/8/2024			0.053	0.0073	0.0079				

Time Series

Constituent: Barium (mg/L) Analysis Run 9/10/2024 10:17 PM

Plant Bowen Client: Southern Company Data: Bowen 3-4 CCR

	GWA-54 (bg)
12/12/2008	
4/23/2009	
10/6/2009	
4/27/2010	
5/3/2010	
9/30/2010	
10/11/2010	
4/14/2011	
4/27/2011	
10/5/2011	
10/19/2011	
4/11/2012	
5/1/2012	
10/2/2012	
4/9/2013	
4/10/2013	
10/15/2013	
10/16/2013	
4/10/2014	
4/22/2014	
10/1/2014	
3/30/2015	
5/8/2015	
5/9/2015	0.054
5/17/2015	
5/18/2015	0.058
5/25/2015	0.051
6/8/2015	
6/9/2015	0.034
6/17/2015	0.032
6/18/2015	
6/24/2015	
6/25/2015	0.032
6/30/2015	
7/1/2015	0.029
7/6/2015	
7/7/2015	0.029
8/12/2015	<0.02
10/11/2015	
2/29/2016	
3/2/2016	0.0297
3/11/2016	
3/28/2016	
5/3/2016	
5/4/2016	0.0299
5/13/2016	
5/23/2016	
5/25/2016	
7/7/2016	
7/8/2016	0.0294
7/11/2016	
7/19/2016	

Time Series

Constituent: Barium (mg/L) Analysis Run 9/10/2024 10:17 PM

Plant Bowen Client: Southern Company Data: Bowen 3-4 CCR

	GWA-54 (bg)
8/1/2016	
9/7/2016	
9/8/2016	0.0275
9/16/2016	
9/26/2016	
10/26/2016	0.0263
10/27/2016	
11/2/2016	
11/10/2016	
11/11/2016	
1/6/2017	
1/9/2017	0.0263
1/18/2017	
1/30/2017	
2/22/2017	
3/15/2017	0.0262
3/16/2017	
3/28/2017	
4/3/2017	
4/7/2017	
5/17/2017	
5/18/2017	0.0276
5/19/2017	
6/6/2017	
6/12/2017	
6/14/2017	
7/12/2017	
7/19/2017	
7/20/2017	
7/28/2017	
8/9/2017	
8/24/2017	
9/15/2017	0.0281
9/19/2017	
9/22/2017	
10/2/2017	
10/3/2017	
3/13/2018	0.034
3/14/2018	
3/15/2018	
3/16/2018	
3/21/2018	
9/6/2018	0.04
9/7/2018	
9/11/2018	
9/12/2018	
9/17/2018	
9/18/2018	
3/7/2019	0.039
3/8/2019	
3/12/2019	
3/13/2019	

Time Series

Constituent: Barium (mg/L) Analysis Run 9/10/2024 10:17 PM

Plant Bowen Client: Southern Company Data: Bowen 3-4 CCR

	GWA-54 (bg)
3/19/2019	
3/21/2019	
9/4/2019	
9/5/2019	0.034
9/11/2019	
9/12/2019	
9/13/2019	
3/2/2020	
3/3/2020	0.031
3/4/2020	
3/9/2020	
3/11/2020	
3/12/2020	
9/3/2020	
9/8/2020	0.035
9/9/2020	
9/11/2020	
9/14/2020	
9/15/2020	
9/16/2020	
9/17/2020	
2/24/2021	
2/25/2021	0.034
2/26/2021	
3/11/2021	
3/16/2021	
3/17/2021	
7/27/2021	0.028
7/28/2021	
7/29/2021	
8/5/2021	
8/6/2021	
8/9/2021	
8/10/2021	
1/25/2022	0.031
1/26/2022	
1/31/2022	
2/1/2022	
2/2/2022	
2/3/2022	
8/5/2022	0.03
8/8/2022	
8/9/2022	
8/10/2022	
8/11/2022	
8/16/2022	
8/17/2022	
2/13/2023	
2/14/2023	
2/16/2023	
2/17/2023	
7/25/2023	

Time Series

Constituent: Barium (mg/L) Analysis Run 9/10/2024 10:17 PM

Plant Bowen Client: Southern Company Data: Bowen 3-4 CCR

	GWA-54 (bg)
7/28/2023	
2/20/2024	
2/22/2024	
2/27/2024	
8/2/2024	
8/8/2024	

Time Series

Constituent: Barium (mg/L) Analysis Run 9/10/2024 10:17 PM

Plant Bowen Client: Southern Company Data: Bowen 3-4 CCR

	GWA-55 (bg)	GWA-55R (bg)	GWA-56 (bg)	GWC-16R	GWC-17R	GWC-18	GWC-18R	GWC-19R	GWC-20R
9/16/2014				0.069					
9/17/2014					0.019	0.035	0.015	0.018	
9/18/2014									0.031
10/4/2014				0.057	0.02	0.038	<0.0013	0.017	
10/5/2014									0.032
10/21/2014				0.056	0.02	0.034	0.027 (O)	0.017	
10/22/2014									0.03
11/5/2014						0.04		0.017	0.031
11/11/2014				0.05	0.021		0.028 (O)		
3/3/2015				0.045	0.02	0.033	0.034 (O)	0.016	
3/4/2015									0.026
3/18/2015				0.044	0.019	0.031	0.014		
3/19/2015								0.015	0.028
4/6/2015				0.045	0.02				
4/7/2015						0.038	0.017	0.017	0.031
4/8/2015									
4/23/2015				0.041	0.019	0.031	0.013		
4/24/2015								0.015	0.027
5/9/2015	0.022	0.042	0.018						
5/18/2015	0.031	0.063							
5/19/2015			0.02						
5/26/2015	0.028	0.057	0.02						
6/9/2015	0.031	0.07	0.02						
6/17/2015	0.029	0.065	0.019						
6/25/2015	0.024	0.068	0.019						
7/1/2015	0.026	0.069	0.018						
7/7/2015	0.027	0.071	0.019						
7/29/2015				0.043	0.02	0.045	0.013	0.016	
7/30/2015									0.032
8/12/2015	<0.02	<0.02	<0.02						
3/2/2016	0.0276								
3/3/2016		0.0424	0.0259	0.0806					
3/4/2016					0.0262 (JO)				
3/7/2016						<3 (O)	0.0129	<3 (O)	
3/8/2016									0.0298
5/3/2016	0.0291	0.0477							
5/5/2016						0.0278	0.0149		
5/9/2016			0.0236					0.0162	0.0304
5/10/2016				0.0495	0.0204				
7/11/2016	0.0225	0.0506	0.0295						
7/13/2016				0.0374		0.0255	0.0132		
7/14/2016					0.0198			0.0142	0.0307
7/15/2016									
9/9/2016	0.018	0.0478	0.0259						
9/12/2016							0.0142	0.0154	0.0331
9/13/2016						0.0251			
9/14/2016					0.0183				
9/15/2016				0.0542					
10/26/2016	0.0177		0.0231						
10/27/2016		0.0472							
10/31/2016						0.0277		0.015	0.0321
11/1/2016					0.0209		0.0127		

ND substitution: RL or RL/2 if <15% NDs.

Time Series

Constituent: Barium (mg/L) Analysis Run 9/10/2024 10:17 PM

Plant Bowen Client: Southern Company Data: Bowen 3-4 CCR

	GWA-55 (bg)	GWA-55R (bg)	GWA-56 (bg)	GWC-16R	GWC-17R	GWC-18	GWC-18R	GWC-19R	GWC-20R
11/2/2016				0.0561					
1/9/2017	0.0183	0.0507	0.0273						
1/11/2017				0.0401	0.0194		0.0146	0.0148	
1/12/2017						0.0258			0.0291
3/15/2017			0.0286						
3/16/2017	0.0175	0.0497							
3/20/2017				0.0383			0.0147		
3/21/2017					0.0201			0.0159	
3/22/2017									0.025
3/23/2017						0.0254			
5/18/2017	0.0203	0.0466	0.0253						
5/22/2017							0.0146	0.0155	0.0276
5/23/2017				0.0376	0.0199	0.0247			
9/15/2017	0.0197		0.0247						
9/18/2017		0.0436							
9/19/2017									0.034
9/20/2017								0.0164	
9/21/2017				0.0418			0.0152		
9/22/2017					0.0195				
9/25/2017						0.0228			
3/12/2018	0.023	0.041							
3/13/2018			0.031						
3/14/2018				0.036	0.02	0.025	0.014	0.016	0.03
9/7/2018	0.025	0.039	0.034	0.047			0.015		
9/10/2018								0.016	0.028
9/11/2018					0.019	0.019			
3/7/2019		0.033	0.042						
3/8/2019	0.027								
3/11/2019				0.044					
3/12/2019					0.021	0.014	0.014	0.016	0.03
9/4/2019			0.033						
9/5/2019	0.024	0.032							
9/6/2019							0.014		0.0275 (D)
9/9/2019				0.03		0.028		0.015	
9/10/2019					0.019				
3/3/2020	0.023								
3/4/2020		0.029	0.039	0.045				0.017	
3/5/2020					0.018		0.015		0.028
3/6/2020						0.015			
9/4/2020	0.022	0.032	0.033						0.033
9/8/2020									
9/9/2020				0.051	0.018	0.016	0.014	0.014	
2/25/2021	0.028	0.034	0.032						
2/26/2021						0.017	0.015	0.016	
3/9/2021				0.058					0.027
3/10/2021					0.019				
7/28/2021	0.027	0.03	0.035						
7/29/2021						0.016	0.015		
7/30/2021				0.045	0.019				
8/2/2021									0.03
8/5/2021								0.017	
1/26/2022	0.026		0.032						

Time Series

Constituent: Barium (mg/L) Analysis Run 9/10/2024 10:17 PM

Plant Bowen Client: Southern Company Data: Bowen 3-4 CCR

	GWA-55 (bg)	GWA-55R (bg)	GWA-56 (bg)	GWC-16R	GWC-17R	GWC-18	GWC-18R	GWC-19R	GWC-20R
1/27/2022		0.032					0.014	0.016	0.028
1/28/2022				0.049	0.018	0.044			
8/5/2022			0.033						
8/8/2022	0.026	0.027							
8/9/2022								0.014	0.029
8/10/2022						0.013	0.014		
8/11/2022				0.034	0.017				
2/9/2023						0.016	0.015	0.015	
2/10/2023				0.053	0.018				0.031
8/3/2023					0.019	0.012			0.035
8/4/2023				0.034			0.013	0.014	
2/14/2024						0.014	0.014	0.015	
2/15/2024				0.041	0.018				0.031
7/31/2024				0.035	0.018	0.013	0.013	0.014	
8/1/2024									0.038
8/2/2024									

Time Series

Constituent: Barium (mg/L) Analysis Run 9/10/2024 10:17 PM

Plant Bowen Client: Southern Company Data: Bowen 3-4 CCR

	GWC-21R
9/16/2014	
9/17/2014	
9/18/2014	0.023
10/4/2014	
10/5/2014	0.025
10/21/2014	
10/22/2014	0.025
11/5/2014	0.025
11/11/2014	
3/3/2015	
3/4/2015	0.024
3/18/2015	
3/19/2015	0.024
4/6/2015	
4/7/2015	
4/8/2015	0.027
4/23/2015	
4/24/2015	0.025
5/9/2015	
5/18/2015	
5/19/2015	
5/26/2015	
6/9/2015	
6/17/2015	
6/25/2015	
7/1/2015	
7/7/2015	
7/29/2015	
7/30/2015	0.025
8/12/2015	
3/2/2016	
3/3/2016	
3/4/2016	
3/7/2016	
3/8/2016	0.0377
5/3/2016	
5/5/2016	
5/9/2016	0.0347
5/10/2016	
7/11/2016	
7/13/2016	
7/14/2016	
7/15/2016	0.0259
9/9/2016	0.0242
9/12/2016	
9/13/2016	
9/14/2016	
9/15/2016	
10/26/2016	
10/27/2016	0.0227
10/31/2016	
11/1/2016	

Time Series

Constituent: Barium (mg/L) Analysis Run 9/10/2024 10:17 PM

Plant Bowen Client: Southern Company Data: Bowen 3-4 CCR

	GWC-21R
11/2/2016	
1/9/2017	
1/11/2017	
1/12/2017	0.0253
3/15/2017	
3/16/2017	
3/20/2017	
3/21/2017	0.0292
3/22/2017	
3/23/2017	
5/18/2017	
5/22/2017	
5/23/2017	0.0282
9/15/2017	
9/18/2017	
9/19/2017	0.0276
9/20/2017	
9/21/2017	
9/22/2017	
9/25/2017	
3/12/2018	
3/13/2018	
3/14/2018	0.024
9/7/2018	
9/10/2018	0.016
9/11/2018	
3/7/2019	
3/8/2019	
3/11/2019	0.015
3/12/2019	
9/4/2019	
9/5/2019	
9/6/2019	0.041
9/9/2019	
9/10/2019	
3/3/2020	0.022
3/4/2020	
3/5/2020	
3/6/2020	
9/4/2020	
9/8/2020	0.015
9/9/2020	
2/25/2021	
2/26/2021	
3/9/2021	0.014
3/10/2021	
7/28/2021	
7/29/2021	
7/30/2021	
8/2/2021	0.024
8/5/2021	
1/26/2022	

Time Series

Constituent: Barium (mg/L) Analysis Run 9/10/2024 10:17 PM

Plant Bowen Client: Southern Company Data: Bowen 3-4 CCR

	GWC-21R
1/27/2022	
1/28/2022	0.037
8/5/2022	
8/8/2022	
8/9/2022	
8/10/2022	0.03
8/11/2022	
2/9/2023	0.031
2/10/2023	
8/3/2023	
8/4/2023	0.025
2/14/2024	
2/15/2024	0.024
7/31/2024	
8/1/2024	
8/2/2024	0.023

Time Series

Constituent: Barium (mg/L) Analysis Run 9/10/2024 10:17 PM

Plant Bowen Client: Southern Company Data: Bowen 3-4 CCR

	GWC-22R	GWC-23R	GWC-24R	GWC-25R	GWC-36A	GWC-36RA	GWC-37	GWC-38
9/15/2014						0.031		
9/16/2014			0.019	0.015			0.0071	0.014
9/18/2014	0.057	0.042						
10/3/2014						0.024	0.0087	0.016
10/4/2014			0.019	0.015				
10/5/2014	0.052	0.038						
10/20/2014						0.024	0.0085	0.014
10/22/2014	0.052	0.029						
10/23/2014			0.019	0.015				
11/5/2014	<0.0013	0.031						
11/10/2014			0.019	0.015		0.014	0.008	0.015
3/2/2015						0.013	0.0063	0.03 (O)
3/4/2015	0.046	0.03	0.021	0.016				
3/17/2015						0.013	0.0066	0.018
3/19/2015	0.045							
3/20/2015		0.027	0.02	0.015				
4/5/2015						0.022	0.0068	
4/6/2015								0.014
4/8/2015	0.045	0.032	0.023					
4/9/2015				0.016				
4/21/2015						0.018		
4/22/2015							0.0094	0.012
4/23/2015		0.026	0.02	0.015				
4/24/2015	0.039							
7/28/2015						0.022	0.0057	0.012
7/30/2015	0.039	0.029	0.021	0.015				
3/1/2016						0.021	0.0101	
3/2/2016								0.0123
3/4/2016			0.0422 (O)					
3/7/2016	0.026							
3/8/2016				0.0161				
3/9/2016		0.0284 (J)						
5/2/2016						0.0225		
5/3/2016							0.0104	0.0114
5/4/2016				0.0167				
5/5/2016	0.0374		0.0249					
5/6/2016		0.0233						
7/6/2016						0.0249		
7/7/2016								0.012
7/8/2016							0.0095 (J)	
7/12/2016			0.0246					
7/14/2016	0.0271							
7/15/2016		0.0208						
7/18/2016				0.0162				
9/7/2016						0.0251	0.0095 (J)	
9/8/2016								0.0131
9/12/2016	0.045							
9/13/2016			0.0236	0.0161				
9/14/2016		0.0198						
10/25/2016						0.0274	0.0121	0.0122
10/27/2016	0.0359		0.0229	0.016				
11/1/2016		0.0207						

ND substitution: RL or RL/2 if <15% NDs.

Time Series

Constituent: Barium (mg/L) Analysis Run 9/10/2024 10:17 PM

Plant Bowen Client: Southern Company Data: Bowen 3-4 CCR

	GWC-22R	GWC-23R	GWC-24R	GWC-25R	GWC-36A	GWC-36RA	GWC-37	GWC-38
1/5/2017						0.028		
1/6/2017							0.014	
1/13/2017	0.0338		0.0292	0.015				
1/25/2017		0.0195						
2/9/2017								0.0104
3/14/2017						0.02	0.009 (J)	
3/16/2017				0.0163				
3/20/2017	0.033		0.029					
3/22/2017		0.0211						
3/23/2017								0.0128
5/16/2017						0.0221	0.0084 (J)	
5/17/2017								0.0113
5/19/2017			0.0295	0.0164				
5/23/2017	0.0287							
5/24/2017		0.0217						
9/15/2017						0.0231	0.0078 (J)	
9/19/2017	0.0389		0.0248	0.0147				0.0114
9/21/2017		0.0226						
3/12/2018						0.023	0.006 (J)	
3/13/2018	0.028		0.031	0.015				0.011
3/14/2018		0.024						
9/6/2018						0.024	0.0058 (J)	0.011
9/7/2018	0.055							
9/11/2018		0.023	0.024	0.015				
3/6/2019							0.0052 (J)	
3/7/2019						0.018		0.011
3/8/2019			0.02	0.017				
3/11/2019	0.048							
3/12/2019		0.022						
9/4/2019						0.026	0.005 (J)	0.0115 (D)
9/5/2019	0.045		0.021 (D)	0.016				
9/6/2019		0.021						
3/2/2020						0.024	0.005 (J)	0.012
3/3/2020	0.044		0.02	0.015				
3/5/2020		0.022						
9/3/2020							0.0045 (J)	0.011
9/4/2020				0.016				
9/8/2020	0.054							
9/9/2020		0.036	0.024					
9/14/2020						0.03		
2/24/2021							0.0044 (J)	0.013
3/9/2021	0.045		0.021	0.016				
3/10/2021		0.026						
3/26/2021						0.02		
7/27/2021						0.043		
7/28/2021							0.0052	0.013
7/29/2021			0.014					
7/30/2021		0.028						
8/2/2021	0.034			0.018				
1/25/2022								0.012
1/26/2022						0.035	0.0046 (J)	
1/27/2022	0.06			0.017				

Time Series

Constituent: Barium (mg/L) Analysis Run 9/10/2024 10:17 PM

Plant Bowen Client: Southern Company Data: Bowen 3-4 CCR

	GWC-22R	GWC-23R	GWC-24R	GWC-25R	GWC-36A	GWC-36RA	GWC-37	GWC-38
1/28/2022		0.036	0.025					
4/6/2022					0.041			
8/5/2022								0.012
8/8/2022					0.037	0.038	0.0035 (J)	
8/9/2022			0.015	0.015				
8/10/2022	0.042							
8/11/2022		0.034						
2/8/2023					0.041	0.038	0.0039 (J)	0.013
2/9/2023	0.04		0.018	0.016				
2/10/2023		0.038						
8/2/2023					0.026		0.0038 (J)	0.011
8/3/2023	0.033	0.042	0.017	0.014		0.033		
2/13/2024					0.039	0.036	<0.005	0.012
2/15/2024	0.036		0.018					
2/16/2024		0.14		0.015				
4/3/2024		0.018 (R)						
7/30/2024					0.037	0.036	0.0035 (J)	0.012
7/31/2024	0.032	0.038	0.017	0.014				

ND substitution: RL or RL/2 if <15% NDs.

Time Series

Constituent: Beryllium (mg/L) Analysis Run 9/10/2024 10:17 PM

Plant Bowen Client: Southern Company Data: Bowen 3-4 CCR

	GWA-1 (bg)	GWA-2 (bg)	GWA-2R (bg)	GWA-39RZ (bg)	GWA-39Z (bg)	GWA-3A (bg)	GWA-40 (bg)	GWA-41 (bg)	GWA-41R (bg)
9/30/2014	<0.003	<0.003	<0.003						
10/4/2014						<0.003			
3/30/2015	0.00029 (J)	<0.003	<0.003						
3/31/2015						<0.003			
10/12/2015						<0.003			
10/13/2015	<0.003	<0.003	<0.003						
3/11/2016									
3/14/2016					<0.003				
3/15/2016							<0.003	<0.003	<0.003
3/22/2016	<0.003								
3/23/2016		<0.003	<0.003			<0.003			
5/11/2016					<0.003		<0.003		
5/12/2016								<0.003	
5/13/2016									<0.003
5/16/2016				<0.003 (D)					
5/19/2016	<0.003		<0.003						
5/20/2016		<0.003							
5/23/2016						<0.003			
7/19/2016					<0.003				
7/20/2016								<0.003	
7/21/2016							<0.003		<0.003
7/22/2016									
7/27/2016				0.0004 (JD)					
7/29/2016	<0.003	<0.003	<0.003			<0.003			
9/15/2016					<0.003		<0.003	<0.003	
9/19/2016									
9/21/2016									<0.003
9/22/2016			<0.003			<0.003			
9/23/2016	<0.003	<0.003							
11/2/2016					<0.003				
11/3/2016							<0.003	<0.003	<0.003
11/9/2016	<0.003	<0.003							
11/10/2016			<0.003			<0.003			
1/17/2017							<0.003		<0.003
1/18/2017					<0.003			<0.003	
1/30/2017	<0.003								
1/31/2017		<0.003	<0.003			<0.003			
2/21/2017				<0.003					
3/24/2017							<0.003	<0.003	
3/27/2017				<0.003 (D)					<0.003
3/28/2017					<0.003				
3/30/2017	<0.003	<0.003				<0.003			
4/3/2017			<0.003						
5/24/2017							<0.003		
6/6/2017								<0.003	<0.003
6/7/2017					<0.003				
6/8/2017				<0.003 (D)					
6/9/2017	<0.003		<0.003						
6/12/2017		<0.003				<0.003			
7/17/2017				<0.003 (D)					
7/27/2017				<0.003					
8/9/2017				<0.003					

ND substitution: RL or RL/2 if <15% NDs.

Time Series

Constituent: Beryllium (mg/L) Analysis Run 9/10/2024 10:17 PM

Plant Bowen Client: Southern Company Data: Bowen 3-4 CCR

	GWA-1 (bg)	GWA-2 (bg)	GWA-2R (bg)	GWA-39RZ (bg)	GWA-39Z (bg)	GWA-3A (bg)	GWA-40 (bg)	GWA-41 (bg)	GWA-41R (bg)
9/25/2017								<0.003	<0.003
9/26/2017					<0.003		<0.003		
9/29/2017				<0.003 (D)					
10/2/2017	<0.003	<0.003	<0.003						
10/4/2017						<0.003			
3/14/2018					<0.003		<0.003	<0.003	<0.003
3/16/2018	<0.003		<0.003	<0.003					
3/19/2018		<0.003				<0.003			
9/12/2018					<0.003		<0.003	<0.003	<0.003
9/14/2018		<0.003	<0.003	<0.003					
9/17/2018	<0.003 (D)					<0.003			
3/13/2019							<0.003		
3/14/2019				<0.003				<0.003	5.2E-05 (J)
3/15/2019					<0.003				
3/19/2019			<0.003						
3/20/2019	<0.003	<0.003				<0.003			
9/9/2019					<0.003		<0.003		
9/10/2019								<0.003 (D)	<0.003
9/12/2019	<0.003	<0.003 (D)							
9/13/2019			<0.003			<0.003			
3/6/2020								<0.003	
3/9/2020				<0.003	<0.003		<0.003		<0.003
3/11/2020	<0.003	<0.003	<0.003			<0.003			
9/10/2020					<0.003			<0.003	<0.003
9/11/2020							<0.003		
9/15/2020	<0.003	<0.003	<0.003						
9/16/2020				<0.003					
3/10/2021							<0.003		<0.003
3/11/2021								<0.003	
3/12/2021					<0.003				
3/16/2021	<0.003		<0.003	<0.003					
3/17/2021		<0.003							
3/29/2021						<0.003			
8/4/2021					<0.003		<0.003	<0.003	<0.003
8/6/2021				<0.003					
8/9/2021	<0.003	<0.003	<0.003			<0.003			
1/31/2022					<0.003		<0.003	<0.003	<0.003
2/1/2022	<0.003	<0.003	<0.003						
2/2/2022				<0.003		<0.003			
8/10/2022					<0.003				
8/11/2022								<0.003	<0.003
8/12/2022							<0.003		
8/16/2022	<0.003	<0.003	<0.003	<0.003		<0.003			
2/13/2023					<0.003		<0.003	<0.003	<0.003
2/14/2023				<0.003					
2/16/2023	<0.003	<0.003	<0.003						
2/17/2023						<0.003			
7/25/2023				<0.003				<0.003	<0.003
7/26/2023					<0.003		<0.003		
7/27/2023	<0.003	<0.003	<0.003						
8/1/2023						<0.003			
2/19/2024				<0.003	<0.003		<0.003	<0.003	<0.003

ND substitution: RL or RL/2 if <15% NDs.

Time Series

Constituent: Beryllium (mg/L) Analysis Run 9/10/2024 10:17 PM

Plant Bowen Client: Southern Company Data: Bowen 3-4 CCR

	GWA-1 (bg)	GWA-2 (bg)	GWA-2R (bg)	GWA-39RZ (bg)	GWA-39Z (bg)	GWA-3A (bg)	GWA-40 (bg)	GWA-41 (bg)	GWA-41R (bg)
2/20/2024									
2/22/2024	<0.003	<0.003				<0.003			
2/26/2024			<0.003						
8/1/2024				<0.003	<0.003		<0.003	<0.003	<0.003
8/6/2024			<0.003						
8/7/2024	<0.003	<0.003							
8/8/2024						<0.003			

Time Series

Constituent: Beryllium (mg/L) Analysis Run 9/10/2024 10:17 PM

Plant Bowen Client: Southern Company Data: Bowen 3-4 CCR

	GWA-42 (bg)
9/30/2014	
10/4/2014	
3/30/2015	
3/31/2015	
10/12/2015	
10/13/2015	
3/11/2016	<0.003
3/14/2016	
3/15/2016	
3/22/2016	
3/23/2016	
5/11/2016	
5/12/2016	
5/13/2016	
5/16/2016	<0.003
5/19/2016	
5/20/2016	
5/23/2016	
7/19/2016	
7/20/2016	
7/21/2016	
7/22/2016	0.0002 (J)
7/27/2016	
7/29/2016	
9/15/2016	
9/19/2016	0.0001 (J)
9/21/2016	
9/22/2016	
9/23/2016	
11/2/2016	
11/3/2016	0.0002 (J)
11/9/2016	
11/10/2016	
1/17/2017	0.0001 (J)
1/18/2017	
1/30/2017	
1/31/2017	
2/21/2017	
3/24/2017	
3/27/2017	0.0001 (J)
3/28/2017	
3/30/2017	
4/3/2017	
5/24/2017	
6/6/2017	
6/7/2017	0.0001 (J)
6/8/2017	
6/9/2017	
6/12/2017	
7/17/2017	
7/27/2017	
8/9/2017	

Time Series

Constituent: Beryllium (mg/L) Analysis Run 9/10/2024 10:17 PM

Plant Bowen Client: Southern Company Data: Bowen 3-4 CCR

	GWA-42 (bg)
9/25/2017	
9/26/2017	0.0001 (J)
9/29/2017	
10/2/2017	
10/4/2017	
3/14/2018	0.00014 (J)
3/16/2018	
3/19/2018	
9/12/2018	
9/14/2018	0.00012 (J)
9/17/2018	
3/13/2019	
3/14/2019	0.00017 (J)
3/15/2019	
3/19/2019	
3/20/2019	
9/9/2019	
9/10/2019	0.00015 (J)
9/12/2019	
9/13/2019	
3/6/2020	0.00017 (J)
3/9/2020	
3/11/2020	
9/10/2020	0.00014 (J)
9/11/2020	
9/15/2020	
9/16/2020	
3/10/2021	
3/11/2021	0.00015 (J)
3/12/2021	
3/16/2021	
3/17/2021	
3/29/2021	
8/4/2021	0.00012 (J)
8/6/2021	
8/9/2021	
1/31/2022	0.00014 (J)
2/1/2022	
2/2/2022	
8/10/2022	0.00016 (J)
8/11/2022	
8/12/2022	
8/16/2022	
2/13/2023	0.00015 (J)
2/14/2023	
2/16/2023	
2/17/2023	
7/25/2023	
7/26/2023	0.00019 (J)
7/27/2023	
8/1/2023	
2/19/2024	

Time Series

Constituent: Beryllium (mg/L) Analysis Run 9/10/2024 10:17 PM

Plant Bowen Client: Southern Company Data: Bowen 3-4 CCR

	GWA-42 (bg)
2/20/2024	0.00014 (J)
2/22/2024	
2/26/2024	
8/1/2024	0.00014 (J)
8/6/2024	
8/7/2024	
8/8/2024	

Time Series

Constituent: Beryllium (mg/L) Analysis Run 9/10/2024 10:17 PM

Plant Bowen Client: Southern Company Data: Bowen 3-4 CCR

	GWA-43 (bg)	GWA-43R (bg)	GWA-4RZ (bg)	GWA-50 (bg)	GWA-50R (bg)	GWA-51RZ (bg)	GWA-52 (bg)	GWA-53 (bg)	GWA-53R (bg)
10/1/2014				<0.003	<0.003				
3/30/2015				<0.003	0.0002 (J)				
5/8/2015						<0.003	<0.003		<0.003
5/9/2015								<0.003	
5/17/2015						0.00022 (J)	<0.003		<0.003
5/18/2015								<0.003	
5/25/2015						<0.003	<0.003	<0.003	<0.003
6/8/2015						<0.003	<0.003	<0.003	<0.003
6/9/2015									
6/17/2015								<0.003	
6/18/2015						<0.003	<0.003		<0.003
6/24/2015						<0.003	<0.003	<0.003	<0.003
6/25/2015									
6/30/2015						<0.003	<0.003	<0.003	0.00014 (J)
7/1/2015									
7/6/2015						<0.003	<0.003	<0.003	<0.003
7/7/2015									
8/12/2015						<0.003	<0.003	<0.003	<0.003
10/11/2015				<0.003	<0.003				
2/29/2016							<0.003		
3/2/2016								<0.003	<0.003
3/11/2016	<0.003	<0.003							
3/28/2016				<0.003	<0.003				
5/3/2016								<0.003	<0.003
5/4/2016						<0.003	<0.003		
5/13/2016	<0.003	<0.003							
5/23/2016				<0.003					
5/25/2016					<0.003				
7/7/2016						<0.003			
7/8/2016							<0.003	<0.003	
7/11/2016									<0.003
7/19/2016	<0.003	<0.003							
8/1/2016				<0.003	<0.003				
9/7/2016									<0.003
9/8/2016						<0.003	<0.003	<0.003	
9/16/2016	<0.003	<0.003							
9/26/2016				<0.003	<0.003				
10/26/2016						<0.003	<0.003	<0.003	
10/27/2016									<0.003
11/2/2016	<0.003	<0.003							
11/10/2016				<0.003					
11/11/2016					<0.003				
1/6/2017						<0.003	<0.003		<0.003
1/9/2017								<0.003	
1/18/2017	<0.003	<0.003							
1/30/2017				<0.003	<0.003				
2/22/2017			<0.003						
3/15/2017						<0.003	<0.003		
3/16/2017								<0.003	<0.003
3/28/2017	<0.003	<0.003							
4/3/2017					<0.003				
4/7/2017			<0.003	<0.003					

ND substitution: RL or RL/2 if <15% NDs.

Time Series

Constituent: Beryllium (mg/L) Analysis Run 9/10/2024 10:17 PM

Plant Bowen Client: Southern Company Data: Bowen 3-4 CCR

	GWA-43 (bg)	GWA-43R (bg)	GWA-4RZ (bg)	GWA-50 (bg)	GWA-50R (bg)	GWA-51RZ (bg)	GWA-52 (bg)	GWA-53 (bg)	GWA-53R (bg)
5/17/2017							<0.003		
5/18/2017						<0.003			
5/19/2017								<0.003	<0.003
6/6/2017	<0.003	<0.003							
6/12/2017				<0.003	<0.003				
6/14/2017			<0.003 (D)						
7/12/2017			<0.003 (D)						
7/19/2017						<0.003			
7/20/2017			<0.003 (D)						
7/28/2017			<0.003						
8/9/2017			<0.003						
8/24/2017			<0.003						
9/15/2017							<0.003		
9/19/2017						<0.003		<0.003	<0.003
9/22/2017	<0.003	<0.003							
10/2/2017				<0.003	<0.003				
10/3/2017			<0.003 (D)						
3/13/2018						<0.003	<0.003	<0.003	<0.003
3/14/2018	<0.003								
3/15/2018		5.1E-05 (J)							
3/16/2018				<0.003	<0.003				
3/21/2018			<0.003						
9/6/2018							<0.003		
9/7/2018						<0.003			
9/11/2018								<0.003	<0.003
9/12/2018	<0.003	<0.003							
9/17/2018				<0.003					
9/18/2018			<0.003		<0.003				
3/7/2019							<0.003		
3/8/2019						<0.003		5.7E-05 (J)	
3/12/2019									<0.003
3/13/2019	<0.003	<0.003							
3/19/2019				<0.003	<0.003				
3/21/2019			<0.003 (D)						
9/4/2019						<0.003	<0.003		
9/5/2019								<0.003	<0.003
9/11/2019	<0.003	<0.003							
9/12/2019			<0.003 (D)		<0.003				
9/13/2019				<0.003					
3/2/2020							<0.003		
3/3/2020						<0.003			
3/4/2020								<0.003	<0.003
3/9/2020	<0.003	<0.003							
3/11/2020				<0.003	<0.003				
3/12/2020			<0.003						
9/3/2020							<0.003		
9/8/2020								5.5E-05 (J)	<0.003
9/9/2020						<0.003			
9/11/2020	6.9E-05 (J)								
9/14/2020		<0.003							
9/15/2020					8.5E-05 (J)				
9/16/2020				<0.003					

ND substitution: RL or RL/2 if <15% NDs.

Time Series

Constituent: Beryllium (mg/L) Analysis Run 9/10/2024 10:17 PM

Plant Bowen Client: Southern Company Data: Bowen 3-4 CCR

	GWA-43 (bg)	GWA-43R (bg)	GWA-4RZ (bg)	GWA-50 (bg)	GWA-50R (bg)	GWA-51RZ (bg)	GWA-52 (bg)	GWA-53 (bg)	GWA-53R (bg)
9/17/2020			<0.003						
2/24/2021							<0.003		
2/25/2021						<0.003			
2/26/2021								5.1E-05 (J)	<0.003
3/11/2021	<0.003	<0.003							
3/16/2021			<0.003						
3/17/2021				<0.003	<0.003				
7/27/2021							9.7E-05 (J)		
7/28/2021						<0.003			
7/29/2021								9E-05 (J)	<0.003
8/5/2021		<0.003							
8/6/2021	<0.003								
8/9/2021				<0.003	<0.003				
8/10/2021			<0.003						
1/25/2022							<0.003		
1/26/2022						<0.003		7E-05 (J)	<0.003
1/31/2022	<0.003	<0.003							
2/1/2022				<0.003					
2/2/2022					5.5E-05 (J)				
2/3/2022			<0.003						
8/5/2022							<0.003		
8/8/2022								<0.003	<0.003
8/9/2022						<0.003			
8/10/2022		<0.003							
8/11/2022	7.6E-05 (J)								
8/16/2022				<0.003					
8/17/2022			<0.003		<0.003				
2/13/2023		<0.003							
2/14/2023	<0.003								
2/16/2023				<0.003	<0.003				
2/17/2023			<0.003						
7/25/2023	<0.003	<0.003							
7/28/2023			<0.003	<0.003	<0.003				
2/20/2024	<0.003	<0.003							
2/22/2024				<0.003	<0.003				
2/27/2024			<0.003						
8/2/2024	<0.003	<0.003							
8/8/2024			<0.003	<0.003	<0.003				

ND substitution: RL or RL/2 if <15% NDs.

Time Series

Constituent: Beryllium (mg/L) Analysis Run 9/10/2024 10:17 PM

Plant Bowen Client: Southern Company Data: Bowen 3-4 CCR

	GWA-54 (bg)
10/1/2014	
3/30/2015	
5/8/2015	
5/9/2015	<0.003
5/17/2015	
5/18/2015	<0.003
5/25/2015	<0.003
6/8/2015	
6/9/2015	<0.003
6/17/2015	<0.003
6/18/2015	
6/24/2015	
6/25/2015	<0.003
6/30/2015	
7/1/2015	<0.003
7/6/2015	
7/7/2015	<0.003
8/12/2015	<0.003
10/11/2015	
2/29/2016	
3/2/2016	<0.003
3/11/2016	
3/28/2016	
5/3/2016	
5/4/2016	<0.003
5/13/2016	
5/23/2016	
5/25/2016	
7/7/2016	
7/8/2016	<0.003
7/11/2016	
7/19/2016	
8/1/2016	
9/7/2016	
9/8/2016	<0.003
9/16/2016	
9/26/2016	
10/26/2016	<0.003
10/27/2016	
11/2/2016	
11/10/2016	
11/11/2016	
1/6/2017	
1/9/2017	<0.003
1/18/2017	
1/30/2017	
2/22/2017	
3/15/2017	<0.003
3/16/2017	
3/28/2017	
4/3/2017	
4/7/2017	

ND substitution: RL or RL/2 if <15% NDs.

Time Series

Constituent: Beryllium (mg/L) Analysis Run 9/10/2024 10:17 PM

Plant Bowen Client: Southern Company Data: Bowen 3-4 CCR

	GWA-54 (bg)
5/17/2017	
5/18/2017	<0.003
5/19/2017	
6/6/2017	
6/12/2017	
6/14/2017	
7/12/2017	
7/19/2017	
7/20/2017	
7/28/2017	
8/9/2017	
8/24/2017	
9/15/2017	<0.003
9/19/2017	
9/22/2017	
10/2/2017	
10/3/2017	
3/13/2018	<0.003
3/14/2018	
3/15/2018	
3/16/2018	
3/21/2018	
9/6/2018	<0.003
9/7/2018	
9/11/2018	
9/12/2018	
9/17/2018	
9/18/2018	
3/7/2019	<0.003
3/8/2019	
3/12/2019	
3/13/2019	
3/19/2019	
3/21/2019	
9/4/2019	
9/5/2019	<0.003
9/11/2019	
9/12/2019	
9/13/2019	
3/2/2020	
3/3/2020	<0.003
3/4/2020	
3/9/2020	
3/11/2020	
3/12/2020	
9/3/2020	
9/8/2020	<0.003
9/9/2020	
9/11/2020	
9/14/2020	
9/15/2020	
9/16/2020	

Time Series

Constituent: Beryllium (mg/L) Analysis Run 9/10/2024 10:17 PM

Plant Bowen Client: Southern Company Data: Bowen 3-4 CCR

	GWA-54 (bg)
9/17/2020	
2/24/2021	
2/25/2021	<0.003
2/26/2021	
3/11/2021	
3/16/2021	
3/17/2021	
7/27/2021	<0.003
7/28/2021	
7/29/2021	
8/5/2021	
8/6/2021	
8/9/2021	
8/10/2021	
1/25/2022	<0.003
1/26/2022	
1/31/2022	
2/1/2022	
2/2/2022	
2/3/2022	
8/5/2022	<0.003
8/8/2022	
8/9/2022	
8/10/2022	
8/11/2022	
8/16/2022	
8/17/2022	
2/13/2023	
2/14/2023	
2/16/2023	
2/17/2023	
7/25/2023	
7/28/2023	
2/20/2024	
2/22/2024	
2/27/2024	
8/2/2024	
8/8/2024	

ND substitution: RL or RL/2 if <15% NDs.

Time Series

Constituent: Beryllium (mg/L) Analysis Run 9/10/2024 10:17 PM

Plant Bowen Client: Southern Company Data: Bowen 3-4 CCR

	GWA-55 (bg)	GWA-55R (bg)	GWA-56 (bg)	GWC-16R	GWC-17R	GWC-18	GWC-18R	GWC-19R	GWC-20R
9/16/2014				<0.003					
9/17/2014					<0.003	<0.003	7.8E-05 (J)	<0.003	
9/18/2014									<0.003
10/4/2014				<0.003	<0.003	<0.003	<0.003	<0.003	
10/5/2014									<0.003
10/21/2014				<0.003	<0.003	<0.003	<0.003	<0.003	
10/22/2014									<0.003
11/5/2014						9E-05 (J)		<0.003	<0.003
11/11/2014				<0.003	<0.003		<0.003		
3/3/2015				<0.003	<0.003	<0.003	<0.003	<0.003	
3/4/2015									<0.003
3/18/2015				<0.003	<0.003	<0.003	<0.003		
3/19/2015								<0.003	<0.003
4/6/2015				<0.003	<0.003				
4/7/2015						<0.003	<0.003	<0.003	<0.003
4/8/2015									
4/23/2015				<0.003	<0.003	7.8E-05 (J)	<0.003		
4/24/2015								<0.003	8.3E-05 (J)
5/9/2015	<0.003	<0.003	<0.003						
5/18/2015	<0.003	0.00011 (J)							
5/19/2015			<0.003						
5/26/2015	<0.003	<0.003	<0.003						
6/9/2015	<0.003	0.00025 (J)	<0.003						
6/17/2015	<0.003	<0.003	<0.003						
6/25/2015	<0.003	<0.003	<0.003						
7/1/2015	<0.003	0.00024 (J)	<0.003						
7/7/2015	0.00012 (J)	<0.003	<0.003						
7/29/2015				<0.003	<0.003	<0.003	<0.003	<0.003	
7/30/2015									<0.003
8/12/2015	<0.003	<0.003	<0.003						
3/2/2016	<0.003								
3/3/2016		<0.003	<0.003	<0.003					
3/4/2016					<0.003				
3/7/2016						<0.003	<0.003	<0.003	
3/8/2016									<0.003
5/3/2016	<0.003	<0.003							
5/5/2016						<0.003	<0.003		
5/9/2016			<0.003					<0.003	<0.003
5/10/2016				<0.003	<0.003				
7/11/2016	<0.003	<0.003	0.0001 (J)						
7/13/2016				<0.003		<0.003	<0.003		
7/14/2016					<0.003			<0.003	<0.003
7/15/2016									
9/9/2016	<0.003	<0.003	<0.003						
9/12/2016							<0.003	<0.003	<0.003
9/13/2016						<0.003			
9/14/2016					<0.003				
9/15/2016				<0.003					
10/26/2016	<0.003		<0.003						
10/27/2016		<0.003							
10/31/2016						<0.003		<0.003	<0.003
11/1/2016					<0.003		<0.003		

ND substitution: RL or RL/2 if <15% NDs.

Time Series

Constituent: Beryllium (mg/L) Analysis Run 9/10/2024 10:17 PM

Plant Bowen Client: Southern Company Data: Bowen 3-4 CCR

	GWA-55 (bg)	GWA-55R (bg)	GWA-56 (bg)	GWC-16R	GWC-17R	GWC-18	GWC-18R	GWC-19R	GWC-20R
11/2/2016				<0.003					
1/9/2017	<0.003	<0.003	<0.003						
1/11/2017				<0.003	<0.003		<0.003	<0.003	
1/12/2017						<0.003			<0.003
3/15/2017			<0.003						
3/16/2017	<0.003	<0.003							
3/20/2017				<0.003			<0.003		
3/21/2017					<0.003			<0.003	
3/22/2017									<0.003
3/23/2017						<0.003			
5/18/2017	<0.003	<0.003	<0.003						
5/22/2017							<0.003	<0.003	<0.003
5/23/2017				<0.003	<0.003	<0.003			
9/15/2017	<0.003		<0.003						
9/18/2017		<0.003							
9/19/2017									<0.003
9/20/2017								0.0001 (J)	
9/21/2017				<0.003			<0.003		
9/22/2017					<0.003				
9/25/2017						<0.003			
3/12/2018	<0.003	<0.003							
3/13/2018			<0.003						
3/14/2018				<0.003	<0.003	<0.003	0.00011 (J)	6.5E-05 (J)	<0.003
9/7/2018	<0.003	<0.003	<0.003	<0.003			<0.003		
9/10/2018								<0.003	<0.003
9/11/2018					<0.003	<0.003			
3/7/2019		<0.003	<0.003						
3/8/2019	<0.003								
3/11/2019				<0.003					
3/12/2019					<0.003	<0.003	<0.003	<0.003	<0.003
9/4/2019			<0.003						
9/5/2019	<0.003	<0.003							
9/6/2019							<0.003		<0.003
9/9/2019				<0.003		<0.003		<0.003	
9/10/2019					<0.003				
3/3/2020	<0.003								
3/4/2020		<0.003	<0.003	<0.003				0.00013 (J)	
3/5/2020					<0.003		0.00013 (J)		<0.003
3/6/2020						<0.003			
9/4/2020	<0.003	<0.003	<0.003						<0.003
9/8/2020									
9/9/2020				<0.003	<0.003	<0.003	0.0002 (J)	<0.003	
2/25/2021	<0.003	<0.003	<0.003						
2/26/2021						<0.003	0.0002 (J)	<0.003	
3/9/2021				<0.003					<0.003
3/10/2021					<0.003				
7/28/2021	<0.003	<0.003	<0.003						
7/29/2021						<0.003	0.00015 (J)		
7/30/2021				<0.003	<0.003				
8/2/2021									<0.003
8/5/2021								9.9E-05 (J)	
1/26/2022	<0.003		<0.003						

ND substitution: RL or RL/2 if <15% NDs.

Time Series

Constituent: Beryllium (mg/L) Analysis Run 9/10/2024 10:17 PM

Plant Bowen Client: Southern Company Data: Bowen 3-4 CCR

	GWA-55 (bg)	GWA-55R (bg)	GWA-56 (bg)	GWC-16R	GWC-17R	GWC-18	GWC-18R	GWC-19R	GWC-20R
1/27/2022		<0.003					5.5E-05 (J)	<0.003	<0.003
1/28/2022				<0.003	<0.003	<0.003			
8/5/2022			<0.003						
8/8/2022	<0.003	<0.003							
8/9/2022								<0.003	<0.003
8/10/2022						<0.003	5.6E-05 (J)		
8/11/2022				<0.003	<0.003				
2/9/2023						<0.003	0.00015 (J)	<0.003	
2/10/2023				<0.003	<0.003				<0.003
8/3/2023					<0.003	<0.003			<0.003
8/4/2023				<0.003			<0.003	<0.003	
2/14/2024						<0.003	0.0001 (J)	<0.003	
2/15/2024				<0.003	<0.003				<0.003
7/31/2024				<0.003	<0.003	<0.003	<0.003	<0.003	
8/1/2024									<0.003
8/2/2024									

ND substitution: RL or RL/2 if <15% NDs.

Time Series

Constituent: Beryllium (mg/L) Analysis Run 9/10/2024 10:17 PM

Plant Bowen Client: Southern Company Data: Bowen 3-4 CCR

	GWC-21R
9/16/2014	
9/17/2014	
9/18/2014	<0.003
10/4/2014	
10/5/2014	<0.003
10/21/2014	
10/22/2014	<0.003
11/5/2014	<0.003
11/11/2014	
3/3/2015	
3/4/2015	<0.003
3/18/2015	
3/19/2015	<0.003
4/6/2015	
4/7/2015	
4/8/2015	<0.003
4/23/2015	
4/24/2015	<0.003
5/9/2015	
5/18/2015	
5/19/2015	
5/26/2015	
6/9/2015	
6/17/2015	
6/25/2015	
7/1/2015	
7/7/2015	
7/29/2015	
7/30/2015	<0.003
8/12/2015	
3/2/2016	
3/3/2016	
3/4/2016	
3/7/2016	
3/8/2016	<0.003
5/3/2016	
5/5/2016	
5/9/2016	<0.003
5/10/2016	
7/11/2016	
7/13/2016	
7/14/2016	
7/15/2016	<0.003
9/9/2016	<0.003
9/12/2016	
9/13/2016	
9/14/2016	
9/15/2016	
10/26/2016	
10/27/2016	<0.003
10/31/2016	
11/1/2016	

ND substitution: RL or RL/2 if <15% NDs.

Time Series

Constituent: Beryllium (mg/L) Analysis Run 9/10/2024 10:17 PM

Plant Bowen Client: Southern Company Data: Bowen 3-4 CCR

	GWC-21R
11/2/2016	
1/9/2017	
1/11/2017	
1/12/2017	<0.003
3/15/2017	
3/16/2017	
3/20/2017	
3/21/2017	<0.003
3/22/2017	
3/23/2017	
5/18/2017	
5/22/2017	
5/23/2017	<0.003
9/15/2017	
9/18/2017	
9/19/2017	<0.003
9/20/2017	
9/21/2017	
9/22/2017	
9/25/2017	
3/12/2018	
3/13/2018	
3/14/2018	<0.003
9/7/2018	
9/10/2018	<0.003
9/11/2018	
3/7/2019	
3/8/2019	
3/11/2019	<0.003
3/12/2019	
9/4/2019	
9/5/2019	
9/6/2019	<0.003
9/9/2019	
9/10/2019	
3/3/2020	<0.003
3/4/2020	
3/5/2020	
3/6/2020	
9/4/2020	
9/8/2020	<0.003
9/9/2020	
2/25/2021	
2/26/2021	
3/9/2021	<0.003
3/10/2021	
7/28/2021	
7/29/2021	
7/30/2021	
8/2/2021	<0.003
8/5/2021	
1/26/2022	

ND substitution: RL or RL/2 if <15% NDs.

Time Series

Constituent: Beryllium (mg/L) Analysis Run 9/10/2024 10:17 PM

Plant Bowen Client: Southern Company Data: Bowen 3-4 CCR

	GWC-21R
1/27/2022	
1/28/2022	<0.003
8/5/2022	
8/8/2022	
8/9/2022	
8/10/2022	<0.003
8/11/2022	
2/9/2023	<0.003
2/10/2023	
8/3/2023	
8/4/2023	<0.003
2/14/2024	
2/15/2024	<0.003
7/31/2024	
8/1/2024	
8/2/2024	<0.003

ND substitution: RL or RL/2 if <15% NDs.

Time Series

Constituent: Beryllium (mg/L) Analysis Run 9/10/2024 10:17 PM

Plant Bowen Client: Southern Company Data: Bowen 3-4 CCR

	GWC-22R	GWC-23R	GWC-24R	GWC-25R	GWC-36A	GWC-36RA	GWC-37	GWC-38
9/15/2014						0.0032		
9/16/2014			<0.003	<0.003			<0.003	<0.003
9/18/2014	<0.003	<0.003						
10/3/2014						<0.003	<0.003	8.3E-05 (J)
10/4/2014			<0.003	<0.003				
10/5/2014	<0.003	<0.003						
10/20/2014						0.0014	<0.003	7.8E-05 (J)
10/22/2014	<0.003	<0.003						
10/23/2014			<0.003	<0.003				
11/5/2014	<0.003	<0.003						
11/10/2014			<0.003	<0.003		<0.003	<0.003	8E-05 (J)
3/2/2015						<0.003	<0.003	0.00034 (J)
3/4/2015	<0.003	<0.003	<0.003	<0.003				
3/17/2015						8.3E-05 (J)	<0.003	0.00014 (J)
3/19/2015	<0.003							
3/20/2015		<0.003	<0.003	<0.003				
4/5/2015						0.00038 (J)	<0.003	
4/6/2015								<0.003
4/8/2015	<0.003	<0.003	<0.003					
4/9/2015				<0.003				
4/21/2015						0.0011 (J)		
4/22/2015							8.3E-05 (J)	7.8E-05 (J)
4/23/2015		<0.003	<0.003	<0.003				
4/24/2015	<0.003							
7/28/2015						0.00092 (J)	<0.003	<0.003
7/30/2015	<0.003	<0.003	<0.003	<0.003				
3/1/2016						<0.003	<0.003	
3/2/2016								<0.003
3/4/2016			<0.003					
3/7/2016	<0.003							
3/8/2016				<0.003				
3/9/2016		<0.003						
5/2/2016						<0.003		
5/3/2016							<0.003	<0.003
5/4/2016				<0.003				
5/5/2016	<0.003		<0.003					
5/6/2016		<0.003						
7/6/2016						0.0002 (J)		
7/7/2016								<0.003
7/8/2016							<0.003	
7/12/2016			<0.003					
7/14/2016	<0.003							
7/15/2016		<0.003						
7/18/2016				<0.003				
9/7/2016						<0.003	<0.003	
9/8/2016								<0.003
9/12/2016	<0.003							
9/13/2016			<0.003	<0.003				
9/14/2016		<0.003						
10/25/2016						<0.003	<0.003	<0.003
10/27/2016	<0.003		<0.003	<0.003				
11/1/2016		<0.003						

ND substitution: RL or RL/2 if <15% NDs.

Time Series

Constituent: Beryllium (mg/L) Analysis Run 9/10/2024 10:17 PM

Plant Bowen Client: Southern Company Data: Bowen 3-4 CCR

	GWC-22R	GWC-23R	GWC-24R	GWC-25R	GWC-36A	GWC-36RA	GWC-37	GWC-38
1/5/2017						0.0001 (J)		
1/6/2017							<0.003	
1/13/2017	<0.003		<0.003	<0.003				
1/25/2017		<0.003						
2/9/2017								<0.003
3/14/2017						0.0001 (J)	<0.003	
3/16/2017				<0.003				
3/20/2017	<0.003		<0.003					
3/22/2017		<0.003						
3/23/2017								<0.003
5/16/2017						<0.003	<0.003	
5/17/2017								<0.003
5/19/2017			<0.003	<0.003				
5/23/2017	<0.003							
5/24/2017		<0.003						
9/15/2017						<0.003	<0.003	
9/19/2017	<0.003		<0.003	<0.003				<0.003
9/21/2017		<0.003						
3/12/2018						5.6E-05 (J)	<0.003	
3/13/2018	<0.003		<0.003	<0.003				<0.003
3/14/2018		<0.003						
9/6/2018						<0.003	<0.003	<0.003
9/7/2018	<0.003							
9/11/2018		<0.003	<0.003	<0.003				
3/6/2019							<0.003	
3/7/2019						6.8E-05 (J)		<0.003
3/8/2019			<0.003	<0.003				
3/11/2019	<0.003							
3/12/2019		<0.003						
9/4/2019						<0.003	<0.003	<0.003
9/5/2019	<0.003		<0.003	<0.003				
9/6/2019		<0.003						
3/2/2020						0.00015 (J)	<0.003	<0.003
3/3/2020	<0.003		<0.003	<0.003				
3/5/2020		<0.003						
9/3/2020							<0.003	<0.003
9/4/2020				<0.003				
9/8/2020	<0.003							
9/9/2020		<0.003	<0.003					
9/14/2020						0.00012 (J)		
2/24/2021							<0.003	<0.003
3/9/2021	<0.003		<0.003	<0.003				
3/10/2021		<0.003						
3/26/2021						0.00019 (J)		
7/27/2021						8.1E-05 (J)		
7/28/2021							<0.003	<0.003
7/29/2021			<0.003					
7/30/2021		<0.003						
8/2/2021	<0.003			<0.003				
1/25/2022								<0.003
1/26/2022						<0.003	<0.003	
1/27/2022	<0.003			<0.003				

ND substitution: RL or RL/2 if <15% NDs.

Time Series

Constituent: Beryllium (mg/L) Analysis Run 9/10/2024 10:17 PM

Plant Bowen Client: Southern Company Data: Bowen 3-4 CCR

	GWC-22R	GWC-23R	GWC-24R	GWC-25R	GWC-36A	GWC-36RA	GWC-37	GWC-38
1/28/2022		<0.003	<0.003					
4/6/2022					6.1E-05 (J)			
8/5/2022								<0.003
8/8/2022					<0.003	<0.003	<0.003	
8/9/2022			<0.003	<0.003				
8/10/2022	<0.003							
8/11/2022		<0.003						
2/8/2023					7.7E-05 (J)	<0.003	<0.003	<0.003
2/9/2023	<0.003		<0.003	<0.003				
2/10/2023		<0.003						
8/2/2023					<0.003		<0.003	<0.003
8/3/2023	<0.003	<0.003	<0.003	<0.003		<0.003		
2/13/2024					<0.003	<0.003	<0.003	<0.003
2/15/2024	<0.003		<0.003					
2/16/2024		<0.003		<0.003				
7/30/2024					<0.003	<0.003	<0.003	<0.003
7/31/2024	<0.003	<0.003	<0.003	<0.003				

ND substitution: RL or RL/2 if <15% NDs.

Time Series

Constituent: Boron (mg/L) Analysis Run 9/10/2024 10:17 PM

Plant Bowen Client: Southern Company Data: Bowen 3-4 CCR

	GWA-1 (bg)	GWA-2 (bg)	GWA-2R (bg)	GWA-39RZ (bg)	GWA-39Z (bg)	GWA-3A (bg)	GWA-40 (bg)	GWA-41 (bg)	GWA-41R (bg)
3/11/2016									
3/14/2016					<0.04				
3/15/2016							<0.04	<0.04	<0.04
3/22/2016	<0.04								
3/23/2016		<0.04	<0.04			<0.04			
5/11/2016					<0.04		<0.04		
5/12/2016								<0.04	
5/13/2016									<0.04
5/16/2016				<0.04 (D)					
5/19/2016	<0.04		<0.04						
5/20/2016		<0.04							
5/23/2016						<0.04			
7/19/2016					<0.04 (*)				
7/20/2016								<0.04	
7/21/2016							<0.04		<0.04 (*)
7/22/2016									
7/27/2016				<0.04 (*)					
7/29/2016	<0.04	<0.04	<0.04			<0.04			
9/15/2016					0.0067 (J)		<0.04	<0.04	
9/19/2016									
9/21/2016									<0.04 (*)
9/22/2016			<0.04			<0.04			
9/23/2016	<0.04	<0.04							
11/2/2016					<0.04				
11/3/2016							<0.04 (*)	<0.04	<0.04
11/9/2016	<0.04	<0.04							
11/10/2016			<0.04			<0.04			
1/17/2017							<0.04		<0.04
1/18/2017					<0.04			<0.04	
1/30/2017	<0.04								
1/31/2017		<0.04	<0.04			<0.04			
2/21/2017				0.0218 (JD)					
3/24/2017							<0.04	0.0154 (J)	
3/27/2017				0.0262 (JD)					0.0173 (J)
3/28/2017					<0.04				
3/30/2017	0.0065 (J)	<0.04				<0.04			
4/3/2017			<0.04						
5/24/2017							<0.04		
6/6/2017								<0.04	<0.04 (*)
6/7/2017					<0.04 (*)				
6/8/2017				0.0067 (JD)					
6/9/2017	<0.04		<0.04						
6/12/2017		<0.04				<0.04			
7/17/2017				0.0165 (JD)					
7/27/2017				0.0138 (JD)					
8/9/2017				0.0069 (JD)					
9/25/2017								<0.04	0.0141 (J)
9/26/2017					<0.04		0.0075 (J)		
9/29/2017				0.0066 (JD)					
10/2/2017	<0.04	<0.04	<0.04						
10/4/2017						<0.04			
3/14/2018					<0.04		0.0093 (J)	0.011 (J)	0.014 (J)

ND substitution: RL or RL/2 if <15% NDs.

Time Series

Constituent: Boron (mg/L) Analysis Run 9/10/2024 10:17 PM

Plant Bowen Client: Southern Company Data: Bowen 3-4 CCR

	GWA-1 (bg)	GWA-2 (bg)	GWA-2R (bg)	GWA-39RZ (bg)	GWA-39Z (bg)	GWA-3A (bg)	GWA-40 (bg)	GWA-41 (bg)	GWA-41R (bg)
3/16/2018	<0.04		0.0077 (J)	0.0067 (J)					
3/19/2018		0.013 (J)				0.0057 (J)			
9/12/2018					<0.04		<0.04	<0.04	0.013 (J)
9/14/2018		<0.04	<0.04	0.0059 (J)					
9/17/2018	0.00625 (JD)					<0.04			
3/13/2019							<0.04		
3/14/2019				0.0059 (X)				0.007 (X)	0.015 (X)
3/15/2019					0.005 (X)				
3/19/2019			0.014 (J)						
3/20/2019	0.0042 (J)	<0.04				<0.04			
9/9/2019					<0.04		<0.04		
9/10/2019				0.0081 (X)				<0.04	0.015 (X)
9/12/2019	<0.04	<0.04 (D)							
9/13/2019			0.012 (J)			<0.04			
3/6/2020								0.013 (J)	
3/9/2020				0.0065 (J)	<0.04		0.0074 (J)		0.021 (J)
3/11/2020	<0.04	0.0068 (J)	0.017 (J)			0.0071 (J)			
9/10/2020					<0.04			<0.04	0.016 (J)
9/11/2020							<0.04		
9/15/2020	0.01 (J)	0.0053 (J)	0.0074 (J)						
9/16/2020				0.015 (J)					
3/10/2021							<0.04		0.0098 (J)
3/11/2021								0.0075 (J)	
3/12/2021					0.011 (J)				
3/16/2021	<0.04		0.0061 (J)	<0.04					
3/17/2021		<0.04							
3/29/2021						<0.04			
8/4/2021					<0.04		<0.04	<0.04	0.01 (J)
8/6/2021				<0.04					
8/9/2021	<0.04	<0.04	0.012 (J)			<0.04			
1/31/2022					<0.04		<0.04	<0.04	0.016 (J)
2/1/2022	<0.04	<0.04	<0.04						
2/2/2022				<0.04		<0.04			
8/10/2022					<0.04				
8/11/2022								<0.04	<0.04
8/12/2022							<0.04		
8/16/2022	<0.04	<0.04	<0.04	<0.04		<0.04			
2/13/2023					<0.04		<0.04	<0.04	0.017 (J)
2/14/2023				<0.04					
2/16/2023	<0.04	<0.04	0.017 (J)						
2/17/2023						<0.04			
7/25/2023				<0.04				0.012 (J)	0.011 (J)
7/26/2023					0.012 (J)		0.0091 (J)		
7/27/2023	0.015 (J)	<0.04	0.015 (J)						
8/1/2023						<0.04			
2/19/2024				<0.04	<0.04		<0.04	<0.04	0.012 (J)
2/20/2024									
2/22/2024	<0.04	<0.04				<0.04			
2/26/2024			0.018 (J)						
8/1/2024				<0.04	<0.04		<0.04	<0.04	<0.04
8/6/2024			<0.04						
8/7/2024	<0.04	<0.04							

ND substitution: RL or RL/2 if <15% NDs.

Time Series

Constituent: Boron (mg/L) Analysis Run 9/10/2024 10:17 PM

Plant Bowen Client: Southern Company Data: Bowen 3-4 CCR

	GWA-1 (bg)	GWA-2 (bg)	GWA-2R (bg)	GWA-39RZ (bg)	GWA-39Z (bg)	GWA-3A (bg)	GWA-40 (bg)	GWA-41 (bg)	GWA-41R (bg)
8/8/2024						<0.04			

ND substitution: RL or RL/2 if <15% NDs.

Time Series

Constituent: Boron (mg/L) Analysis Run 9/10/2024 10:17 PM

Plant Bowen Client: Southern Company Data: Bowen 3-4 CCR

	GWA-42 (bg)
3/11/2016	<0.04
3/14/2016	
3/15/2016	
3/22/2016	
3/23/2016	
5/11/2016	
5/12/2016	
5/13/2016	
5/16/2016	<0.04
5/19/2016	
5/20/2016	
5/23/2016	
7/19/2016	
7/20/2016	
7/21/2016	
7/22/2016	0.0076 (J)
7/27/2016	
7/29/2016	
9/15/2016	
9/19/2016	<0.04
9/21/2016	
9/22/2016	
9/23/2016	
11/2/2016	
11/3/2016	<0.04
11/9/2016	
11/10/2016	
1/17/2017	<0.04
1/18/2017	
1/30/2017	
1/31/2017	
2/21/2017	
3/24/2017	
3/27/2017	0.0101 (J)
3/28/2017	
3/30/2017	
4/3/2017	
5/24/2017	
6/6/2017	
6/7/2017	<0.04 (*)
6/8/2017	
6/9/2017	
6/12/2017	
7/17/2017	
7/27/2017	
8/9/2017	
9/25/2017	
9/26/2017	<0.04
9/29/2017	
10/2/2017	
10/4/2017	
3/14/2018	<0.04

Time Series

Constituent: Boron (mg/L) Analysis Run 9/10/2024 10:17 PM

Plant Bowen Client: Southern Company Data: Bowen 3-4 CCR

	GWA-42 (bg)
3/16/2018	
3/19/2018	
9/12/2018	
9/14/2018	<0.04
9/17/2018	
3/13/2019	
3/14/2019	<0.04
3/15/2019	
3/19/2019	
3/20/2019	
9/9/2019	
9/10/2019	<0.04
9/12/2019	
9/13/2019	
3/6/2020	0.0068 (J)
3/9/2020	
3/11/2020	
9/10/2020	<0.04
9/11/2020	
9/15/2020	
9/16/2020	
3/10/2021	
3/11/2021	<0.04
3/12/2021	
3/16/2021	
3/17/2021	
3/29/2021	
8/4/2021	<0.04
8/6/2021	
8/9/2021	
1/31/2022	<0.04
2/1/2022	
2/2/2022	
8/10/2022	<0.04
8/11/2022	
8/12/2022	
8/16/2022	
2/13/2023	<0.04
2/14/2023	
2/16/2023	
2/17/2023	
7/25/2023	
7/26/2023	<0.04
7/27/2023	
8/1/2023	
2/19/2024	
2/20/2024	0.031 (J)
2/22/2024	
2/26/2024	
8/1/2024	<0.04
8/6/2024	
8/7/2024	

Time Series

Constituent: Boron (mg/L) Analysis Run 9/10/2024 10:17 PM

Plant Bowen Client: Southern Company Data: Bowen 3-4 CCR

GWA-42 (bg)

8/8/2024

Time Series

Constituent: Boron (mg/L) Analysis Run 9/10/2024 10:17 PM

Plant Bowen Client: Southern Company Data: Bowen 3-4 CCR

	GWA-43 (bg)	GWA-43R (bg)	GWA-4RZ (bg)	GWA-50 (bg)	GWA-50R (bg)	GWA-51RZ (bg)	GWA-52 (bg)	GWA-53 (bg)	GWA-53R (bg)
2/29/2016							<0.04		
3/2/2016								<0.04	<0.04
3/11/2016	<0.04	<0.04							
3/28/2016				<0.04	<0.04				
5/3/2016								<0.04	<0.04
5/4/2016						<0.04	<0.04		
5/13/2016	<0.04	<0.04							
5/23/2016				<0.04					
5/25/2016					<0.04				
7/7/2016						0.0096 (J)			
7/8/2016							0.009 (J)	<0.04	
7/11/2016									<0.04
7/19/2016	<0.04 (*)	<0.04 (*)							
8/1/2016				<0.04	<0.04				
9/7/2016									<0.04
9/8/2016						0.0137 (J)	<0.04	<0.04	
9/16/2016	<0.04	0.0246 (J)							
9/26/2016				<0.04	<0.04				
10/26/2016						0.0247 (J)	0.0077 (J)	0.0095 (J)	
10/27/2016									0.0148 (J)
11/2/2016	<0.04	0.0279 (J)							
11/10/2016				<0.04					
11/11/2016					0.0193 (J)				
1/6/2017						0.0082 (J)	0.0084 (J)		<0.04
1/9/2017								<0.04	
1/18/2017	<0.04	0.0336 (J)							
1/30/2017				<0.04	<0.04				
2/22/2017			0.022 (JD)						
3/15/2017						<0.04	<0.04		
3/16/2017								<0.04	<0.04
3/28/2017	<0.04	0.0313 (J)							
4/3/2017					<0.04				
4/7/2017			0.0082 (JD)	0.008 (J)					
5/17/2017							<0.04		
5/18/2017						0.0076 (J)			
5/19/2017								<0.04	<0.04
6/6/2017	<0.04 (*)	<0.04 (*)							
6/12/2017				<0.04	<0.04				
6/14/2017			0.008 (JD)						
7/12/2017			0.0082 (JD)						
7/19/2017						0.0193 (J)			
7/20/2017			0.0091 (JD)						
7/28/2017			<0.04 (D)						
8/9/2017			0.0071 (JD)						
8/24/2017			0.0062 (JD)						
9/15/2017							<0.04		
9/19/2017						0.0132 (J)		<0.04	<0.04
9/22/2017	<0.04	0.0294 (J)							
10/2/2017				<0.04	<0.04				
10/3/2017			0.006 (JD)						
3/13/2018						0.013 (J)	0.0084 (J)	<0.04	<0.04
3/14/2018	<0.04								

ND substitution: RL or RL/2 if <15% NDs.

Time Series

Constituent: Boron (mg/L) Analysis Run 9/10/2024 10:17 PM

Plant Bowen Client: Southern Company Data: Bowen 3-4 CCR

	GWA-43 (bg)	GWA-43R (bg)	GWA-4RZ (bg)	GWA-50 (bg)	GWA-50R (bg)	GWA-51RZ (bg)	GWA-52 (bg)	GWA-53 (bg)	GWA-53R (bg)
3/15/2018		0.018 (J)							
3/16/2018				<0.04	<0.04				
3/21/2018			0.0062 (J)						
9/6/2018							<0.04		
9/7/2018						<0.04			
9/11/2018								<0.04	<0.04
9/12/2018	<0.04	0.018 (J)							
9/17/2018				<0.04					
9/18/2018			0.0096 (J)		<0.04				
3/7/2019							<0.04		
3/8/2019						0.0085 (J)		<0.04	
3/12/2019									<0.04
3/13/2019	<0.04	0.012 (X)							
3/19/2019				<0.04	<0.04				
3/21/2019			0.0066 (JD)						
9/4/2019						0.01 (J)	<0.04		
9/5/2019								<0.04	<0.04
9/11/2019	0.0059 (X)	0.021 (X)							
9/12/2019			0.012 (JD)		<0.04				
9/13/2019				<0.04					
3/2/2020							0.007 (J)		
3/3/2020						0.0096 (J)			
3/4/2020								0.0064 (J)	<0.04
3/9/2020	<0.04	0.017 (J)							
3/11/2020				0.0063 (J)	0.007 (J)				
3/12/2020			0.014 (J)						
9/3/2020							<0.04		
9/8/2020								0.0072 (J)	<0.04
9/9/2020						0.0054 (J)			
9/11/2020	<0.04								
9/14/2020		0.018 (J)							
9/15/2020					<0.04				
9/16/2020				<0.04					
9/17/2020			0.015 (J)						
2/24/2021							0.0099 (J)		
2/25/2021						0.0052 (J)			
2/26/2021								<0.04	<0.04
3/11/2021	<0.04	0.017 (J)							
3/16/2021			0.0092 (J)						
3/17/2021				<0.04	<0.04				
7/27/2021							0.021 (J)		
7/28/2021						<0.04			
7/29/2021								<0.04	<0.04
8/5/2021		0.0098 (J)							
8/6/2021	<0.04								
8/9/2021				<0.04	<0.04				
8/10/2021			0.01 (J)						
1/25/2022							<0.04		
1/26/2022						0.0088 (J)		<0.04	<0.04
1/31/2022	<0.04	0.011 (J)							
2/1/2022				<0.04					
2/2/2022					<0.04				

Time Series

Constituent: Boron (mg/L) Analysis Run 9/10/2024 10:17 PM

Plant Bowen Client: Southern Company Data: Bowen 3-4 CCR

	GWA-43 (bg)	GWA-43R (bg)	GWA-4RZ (bg)	GWA-50 (bg)	GWA-50R (bg)	GWA-51RZ (bg)	GWA-52 (bg)	GWA-53 (bg)	GWA-53R (bg)
2/3/2022			<0.04						
8/5/2022							<0.04		
8/8/2022								<0.04	<0.04
8/9/2022						<0.04			
8/10/2022		0.01 (J)							
8/11/2022	<0.04								
8/16/2022				<0.04					
8/17/2022			<0.04		<0.04				
2/13/2023		<0.04							
2/14/2023	<0.04								
2/16/2023				<0.04	<0.04				
2/17/2023			<0.04						
7/25/2023	<0.04	0.012 (J)							
7/28/2023			<0.04	<0.04	<0.04				
2/20/2024	0.02 (J)	<0.04							
2/22/2024				<0.04	<0.04				
2/27/2024			<0.04						
8/2/2024	<0.04	0.015 (J)							
8/8/2024			<0.04	<0.04	<0.04				

ND substitution: RL or RL/2 if <15% NDs.

Time Series

Constituent: Boron (mg/L) Analysis Run 9/10/2024 10:17 PM

Plant Bowen Client: Southern Company Data: Bowen 3-4 CCR

	GWA-54 (bg)
2/29/2016	
3/2/2016	<0.04
3/11/2016	
3/28/2016	
5/3/2016	
5/4/2016	<0.04
5/13/2016	
5/23/2016	
5/25/2016	
7/7/2016	
7/8/2016	0.0046 (J)
7/11/2016	
7/19/2016	
8/1/2016	
9/7/2016	
9/8/2016	0.0081 (J)
9/16/2016	
9/26/2016	
10/26/2016	0.0088 (J)
10/27/2016	
11/2/2016	
11/10/2016	
11/11/2016	
1/6/2017	
1/9/2017	<0.04
1/18/2017	
1/30/2017	
2/22/2017	
3/15/2017	<0.04
3/16/2017	
3/28/2017	
4/3/2017	
4/7/2017	
5/17/2017	
5/18/2017	<0.04
5/19/2017	
6/6/2017	
6/12/2017	
6/14/2017	
7/12/2017	
7/19/2017	
7/20/2017	
7/28/2017	
8/9/2017	
8/24/2017	
9/15/2017	<0.04
9/19/2017	
9/22/2017	
10/2/2017	
10/3/2017	
3/13/2018	0.0053 (J)
3/14/2018	

ND substitution: RL or RL/2 if <15% NDs.

Time Series

Constituent: Boron (mg/L) Analysis Run 9/10/2024 10:17 PM

Plant Bowen Client: Southern Company Data: Bowen 3-4 CCR

	GWA-54 (bg)
3/15/2018	
3/16/2018	
3/21/2018	
9/6/2018	<0.04
9/7/2018	
9/11/2018	
9/12/2018	
9/17/2018	
9/18/2018	
3/7/2019	<0.04
3/8/2019	
3/12/2019	
3/13/2019	
3/19/2019	
3/21/2019	
9/4/2019	
9/5/2019	<0.04
9/11/2019	
9/12/2019	
9/13/2019	
3/2/2020	
3/3/2020	0.0084 (J)
3/4/2020	
3/9/2020	
3/11/2020	
3/12/2020	
9/3/2020	
9/8/2020	<0.04
9/9/2020	
9/11/2020	
9/14/2020	
9/15/2020	
9/16/2020	
9/17/2020	
2/24/2021	
2/25/2021	<0.04
2/26/2021	
3/11/2021	
3/16/2021	
3/17/2021	
7/27/2021	<0.04
7/28/2021	
7/29/2021	
8/5/2021	
8/6/2021	
8/9/2021	
8/10/2021	
1/25/2022	<0.04
1/26/2022	
1/31/2022	
2/1/2022	
2/2/2022	

ND substitution: RL or RL/2 if <15% NDs.

Time Series

Constituent: Boron (mg/L) Analysis Run 9/10/2024 10:17 PM

Plant Bowen Client: Southern Company Data: Bowen 3-4 CCR

	GWA-54 (bg)
2/3/2022	
8/5/2022	<0.04
8/8/2022	
8/9/2022	
8/10/2022	
8/11/2022	
8/16/2022	
8/17/2022	
2/13/2023	
2/14/2023	
2/16/2023	
2/17/2023	
7/25/2023	
7/28/2023	
2/20/2024	
2/22/2024	
2/27/2024	
8/2/2024	
8/8/2024	

ND substitution: RL or RL/2 if <15% NDs.

Time Series

Constituent: Boron (mg/L) Analysis Run 9/10/2024 10:17 PM

Plant Bowen Client: Southern Company Data: Bowen 3-4 CCR

	GWA-55 (bg)	GWA-55R (bg)	GWA-56 (bg)	GWC-16R	GWC-17R	GWC-18	GWC-18R	GWC-19R	GWC-20R
3/2/2016	<0.04								
3/3/2016		<0.04	<0.04	<0.04					
3/4/2016					<0.04				
3/7/2016						<0.04	<0.04	<0.04	
3/8/2016									<0.04
5/3/2016	<0.04	<0.04							
5/5/2016						<0.04	<0.04		
5/9/2016			<0.04					<0.04	<0.04
5/10/2016				<0.04	<0.04				
7/11/2016	0.0054 (J)	0.0047 (J)	0.0128 (J)						
7/13/2016				0.0297 (J)		0.0047 (J)	0.0159 (J)		
7/14/2016					0.0069 (J)			0.0045 (J)	<0.04
7/15/2016									
9/9/2016	<0.04	<0.04	0.0158 (J)						
9/12/2016							<0.04	<0.04	<0.04
9/13/2016						<0.04			
9/14/2016					<0.04				
9/15/2016				<0.04					
10/26/2016	0.0144 (J)		0.0257 (J)						
10/27/2016		0.0108 (J)							
10/31/2016						0.0111 (J)		0.0086 (J)	0.007 (J)
11/1/2016					<0.04		<0.04		
11/2/2016				<0.04					
1/9/2017	<0.04	<0.04	0.0219 (J)						
1/11/2017				<0.04	0.0078 (J)		<0.04	<0.04	
1/12/2017						<0.04			<0.04
3/15/2017			0.0253 (J)						
3/16/2017	<0.04	<0.04							
3/20/2017				0.0092 (J)			<0.04		
3/21/2017					<0.04			<0.04	
3/22/2017									<0.04
3/23/2017						<0.04			
5/18/2017	<0.04	<0.04	0.0249 (J)						
5/22/2017							0.0452	<0.04	<0.04
5/23/2017				<0.04	<0.04	<0.04			
9/15/2017	<0.04		<0.04						
9/18/2017		<0.04							
9/19/2017									<0.04
9/20/2017								<0.04	
9/21/2017				<0.04			<0.04		
9/22/2017					<0.04				
9/25/2017						<0.04			
3/12/2018	0.0055 (J)	0.0041 (J)							
3/13/2018			0.024 (J)						
3/14/2018				0.0065 (J)	0.0051 (J)	<0.04	<0.04	0.0076 (J)	<0.04
9/7/2018	<0.04	<0.04	0.024 (J)	<0.04			<0.04		
9/10/2018								<0.04	<0.04
9/11/2018					<0.04	<0.04			
3/7/2019		<0.04	0.02 (J)						
3/8/2019	0.0056 (J)								
3/11/2019				0.013 (J)					
3/12/2019					0.0099 (J)	<0.04	<0.04	<0.04	0.0045 (J)

ND substitution: RL or RL/2 if <15% NDs.

Time Series

Constituent: Boron (mg/L) Analysis Run 9/10/2024 10:17 PM

Plant Bowen Client: Southern Company Data: Bowen 3-4 CCR

	GWA-55 (bg)	GWA-55R (bg)	GWA-56 (bg)	GWC-16R	GWC-17R	GWC-18	GWC-18R	GWC-19R	GWC-20R
9/4/2019			0.015 (J)						
9/5/2019	<0.04	<0.04							
9/6/2019							<0.04		0.02365 (JD)
9/9/2019				<0.04		<0.04		<0.04	
9/10/2019					<0.04				
3/3/2020	0.01 (J)								
3/4/2020		0.0063 (J)	0.022 (J)	0.027 (J)				<0.04	
3/5/2020					<0.04		<0.04		<0.04
3/6/2020						<0.04			
9/4/2020	0.0053 (J)	<0.04	0.015 (J)						<0.04
9/8/2020									
9/9/2020				0.012 (J)	<0.04	<0.04	<0.04	<0.04	
2/25/2021	0.0075 (J)	0.0055 (J)	0.017 (J)						
2/26/2021						<0.04	<0.04	<0.04	
3/9/2021				0.028 (J)					<0.04
3/10/2021					<0.04				
7/28/2021	<0.04	<0.04	0.016 (J)						
7/29/2021						<0.04	<0.04		
7/30/2021				0.017 (J)	<0.04				
8/2/2021									<0.04
8/5/2021								<0.04	
1/26/2022	<0.04		0.014 (J)						
1/27/2022		<0.04					<0.04	<0.04	<0.04
1/28/2022				0.021 (J)	<0.04	<0.04			
8/5/2022			0.015 (J)						
8/8/2022	<0.04	<0.04							
8/9/2022								<0.04	<0.04
8/10/2022						<0.04	<0.04		
8/11/2022				0.013 (J)	<0.04				
2/9/2023						<0.04	<0.04	<0.04	
2/10/2023				0.02 (J)	<0.04				<0.04
8/3/2023					0.014 (J)	<0.04			<0.04
8/4/2023				<0.04			<0.04	<0.04	
2/14/2024						<0.04	<0.04	<0.04	
2/15/2024				0.013 (J)	<0.04				<0.04
7/31/2024				<0.04	<0.04	<0.04	<0.04	<0.04	
8/1/2024									<0.04
8/2/2024									

ND substitution: RL or RL/2 if <15% NDs.

Time Series

Constituent: Boron (mg/L) Analysis Run 9/10/2024 10:17 PM

Plant Bowen Client: Southern Company Data: Bowen 3-4 CCR

	GWC-21R
3/2/2016	
3/3/2016	
3/4/2016	
3/7/2016	
3/8/2016	<0.04
5/3/2016	
5/5/2016	
5/9/2016	<0.04
5/10/2016	
7/11/2016	
7/13/2016	
7/14/2016	
7/15/2016	<0.04
9/9/2016	<0.04
9/12/2016	
9/13/2016	
9/14/2016	
9/15/2016	
10/26/2016	
10/27/2016	0.0103 (J)
10/31/2016	
11/1/2016	
11/2/2016	
1/9/2017	
1/11/2017	
1/12/2017	<0.04
3/15/2017	
3/16/2017	
3/20/2017	
3/21/2017	<0.04
3/22/2017	
3/23/2017	
5/18/2017	
5/22/2017	
5/23/2017	<0.04
9/15/2017	
9/18/2017	
9/19/2017	<0.04
9/20/2017	
9/21/2017	
9/22/2017	
9/25/2017	
3/12/2018	
3/13/2018	
3/14/2018	0.0053 (J)
9/7/2018	
9/10/2018	<0.04
9/11/2018	
3/7/2019	
3/8/2019	
3/11/2019	0.005 (J)
3/12/2019	

Time Series

Constituent: Boron (mg/L) Analysis Run 9/10/2024 10:17 PM

Plant Bowen Client: Southern Company Data: Bowen 3-4 CCR

	GWC-21R
9/4/2019	
9/5/2019	
9/6/2019	<0.04
9/9/2019	
9/10/2019	
3/3/2020	0.0096 (J)
3/4/2020	
3/5/2020	
3/6/2020	
9/4/2020	
9/8/2020	0.014 (J)
9/9/2020	
2/25/2021	
2/26/2021	
3/9/2021	0.015 (J)
3/10/2021	
7/28/2021	
7/29/2021	
7/30/2021	
8/2/2021	0.017 (J)
8/5/2021	
1/26/2022	
1/27/2022	
1/28/2022	0.011 (J)
8/5/2022	
8/8/2022	
8/9/2022	
8/10/2022	<0.04
8/11/2022	
2/9/2023	0.012 (J)
2/10/2023	
8/3/2023	
8/4/2023	<0.04
2/14/2024	
2/15/2024	<0.04
7/31/2024	
8/1/2024	
8/2/2024	<0.04

Time Series

Constituent: Boron (mg/L) Analysis Run 9/10/2024 10:17 PM

Plant Bowen Client: Southern Company Data: Bowen 3-4 CCR

	GWC-22R	GWC-23R	GWC-24R	GWC-25R	GWC-36A	GWC-36RA	GWC-37	GWC-38
3/1/2016						<0.04	<0.04	
3/2/2016								<0.04
3/4/2016			<0.04					
3/7/2016	<0.04							
3/8/2016				<0.04				
3/9/2016		<0.04						
5/2/2016						<0.04		
5/3/2016							<0.04	<0.04
5/4/2016				<0.04				
5/5/2016	<0.04		<0.04					
5/6/2016		0.0271 (J)						
7/6/2016						0.0059 (J)		
7/7/2016								<0.04
7/8/2016							0.0067 (J)	
7/12/2016			0.005 (J)					
7/14/2016	0.0047 (J)							
7/15/2016		0.0055 (J)						
7/18/2016				<0.04				
9/7/2016						<0.04	0.0084 (J)	
9/8/2016								<0.04
9/12/2016	<0.04							
9/13/2016			<0.04	<0.04				
9/14/2016		0.0094 (J)						
10/25/2016						0.0077 (J)	0.0089 (J)	<0.04
10/27/2016	0.0153 (J)		0.0093 (J)	0.0162 (J)				
11/1/2016		0.008 (J)						
1/5/2017						0.0074 (J)		
1/6/2017							<0.04	
1/13/2017	<0.04		<0.04	<0.04				
1/25/2017		<0.04						
2/9/2017								<0.04
3/14/2017						0.0062 (J)	<0.04	
3/16/2017				<0.04				
3/20/2017	<0.04		<0.04					
3/22/2017		<0.04						
3/23/2017								<0.04
5/16/2017						<0.04	<0.04	
5/17/2017								<0.04
5/19/2017			<0.04	<0.04				
5/23/2017	<0.04							
5/24/2017		0.0133 (J)						
9/15/2017						<0.04	<0.04	
9/19/2017	<0.04		<0.04	<0.04				<0.04
9/21/2017		<0.04						
3/12/2018						0.0082 (J)	0.004 (J)	
3/13/2018	<0.04		0.0042 (J)	<0.04				<0.04
3/14/2018		0.0056 (J)						
9/6/2018						<0.04	<0.04	<0.04
9/7/2018	<0.04							
9/11/2018		<0.04	<0.04	<0.04				
3/6/2019							<0.04	
3/7/2019						0.0049 (J)		<0.04

ND substitution: RL or RL/2 if <15% NDs.

Time Series

Constituent: Boron (mg/L) Analysis Run 9/10/2024 10:17 PM

Plant Bowen Client: Southern Company Data: Bowen 3-4 CCR

	GWC-22R	GWC-23R	GWC-24R	GWC-25R	GWC-36A	GWC-36RA	GWC-37	GWC-38
3/8/2019			<0.04	<0.04				
3/11/2019	<0.04							
3/12/2019		0.0047 (J)						
9/4/2019						<0.04	<0.04	<0.04
9/5/2019	<0.04		<0.04	<0.04				
9/6/2019		<0.04						
3/2/2020						0.014 (J)	0.0052 (J)	<0.04
3/3/2020	0.0066 (J)		<0.04	<0.04				
3/5/2020		<0.04						
9/3/2020							<0.04	<0.04
9/4/2020				<0.04				
9/8/2020	0.0084 (J)							
9/9/2020		<0.04	<0.04					
9/14/2020						0.0065 (J)		
2/24/2021							<0.04	<0.04
3/9/2021	0.0058 (J)		<0.04	<0.04				
3/10/2021		<0.04						
3/26/2021						0.019 (J)		
7/27/2021						0.013 (J)		
7/28/2021							<0.04	<0.04
7/29/2021			<0.04					
7/30/2021		<0.04						
8/2/2021	<0.04			<0.04				
1/25/2022								<0.04
1/26/2022						0.012 (J)	<0.04	
1/27/2022	<0.04			<0.04				
1/28/2022		<0.04	<0.04					
4/6/2022					0.032 (J)			
8/5/2022								0.009 (J)
8/8/2022					0.023 (J)	0.018 (J)	<0.04	
8/9/2022			<0.04	<0.04				
8/10/2022	<0.04							
8/11/2022		<0.04						
2/8/2023					0.028 (J)	0.023 (J)	<0.04	<0.04
2/9/2023	<0.04		<0.04	<0.04				
2/10/2023		<0.04						
8/2/2023					0.0091 (J)		<0.04	<0.04
8/3/2023	<0.04	<0.04	<0.04	<0.04		0.018 (J)		
2/13/2024					0.034 (J)	0.026 (J)	<0.04	<0.04
2/15/2024	<0.04		<0.04					
2/16/2024		<0.04		<0.04				
7/30/2024					0.021 (J)	0.014 (J)	<0.04	<0.04
7/31/2024	<0.04	<0.04	<0.04	<0.04				

ND substitution: RL or RL/2 if <15% NDs.

Time Series

Constituent: Cadmium (mg/L) Analysis Run 9/10/2024 10:17 PM

Plant Bowen Client: Southern Company Data: Bowen 3-4 CCR

	GWA-1 (bg)	GWA-2 (bg)	GWA-2R (bg)	GWA-39RZ (bg)	GWA-39Z (bg)	GWA-3A (bg)	GWA-40 (bg)	GWA-41 (bg)	GWA-41R (bg)
8/23/2007	<0.0005	<0.0005	<0.0005			<0.0005			
10/23/2007	<0.0005								
10/24/2007		<0.0005	<0.0005						
11/2/2007						<0.0005			
11/18/2007	<0.0005	<0.0005	<0.0005			<0.0005			
1/30/2008	<0.0005								
1/31/2008		<0.0005	<0.0005			<0.0005			
3/10/2008	<0.0005		<0.0005						
3/11/2008		<0.0005				<0.0005			
5/6/2008		<0.0005							
5/13/2008	<0.0005		<0.0005						
5/14/2008						<0.0005			
12/4/2008		<0.0005	<0.0005						
12/5/2008	<0.0005					<0.0005			
4/15/2009	<0.0005					<0.0005			
4/21/2009		<0.0005	<0.0005						
10/7/2009	<0.0005	<0.0005							
10/8/2009			<0.0005			<0.0005			
4/21/2010			<0.0005						
4/26/2010		<0.0005							
4/28/2010						<0.0005			
5/3/2010	<0.0005								
9/28/2010			<0.0005						
10/4/2010		<0.0005							
10/6/2010						<0.0005			
10/12/2010	<0.0005								
4/12/2011			<0.0005						
4/13/2011		<0.0005							
4/21/2011						<0.0005			
4/27/2011	<0.0005								
10/4/2011			<0.0005						
10/5/2011		<0.0005							
10/13/2011						<0.0005			
10/17/2011	<0.0005								
4/3/2012			<0.0005						
4/11/2012		<0.0005							
5/1/2012						<0.0005			
5/2/2012	<0.0005								
10/8/2012	<0.0005								
10/9/2012		<0.0005	<0.0005			<0.0005			
4/11/2013			<0.0005			<0.0005			
4/12/2013	<0.0005								
4/15/2013		<0.0005							
10/15/2013		<0.0005							
10/16/2013	<0.0005		<0.0005			<0.0005			
4/10/2014			<0.0005						
4/11/2014	<0.0005								
4/22/2014		<0.0005							
4/23/2014						<0.0005			
9/30/2014	<0.0005	<0.0005	<0.0005						
10/4/2014						<0.0005			
3/30/2015	<0.0005	<0.0005	<0.0005						

ND substitution: RL or RL/2 if <15% NDs.

Time Series

Constituent: Cadmium (mg/L) Analysis Run 9/10/2024 10:17 PM

Plant Bowen Client: Southern Company Data: Bowen 3-4 CCR

	GWA-1 (bg)	GWA-2 (bg)	GWA-2R (bg)	GWA-39RZ (bg)	GWA-39Z (bg)	GWA-3A (bg)	GWA-40 (bg)	GWA-41 (bg)	GWA-41R (bg)
3/31/2015						<0.0005			
10/12/2015						<0.0005			
10/13/2015	0.0003 (J)	<0.0005	<0.0005						
3/11/2016									
3/14/2016					0.000188 (J)				
3/15/2016							<0.0005	<0.0005	<0.0005
3/22/2016	<0.0005								
3/23/2016		<0.0005	<0.0005			<0.0005			
5/11/2016					0.000177 (J)		<0.0005		
5/12/2016								<0.0005	
5/13/2016									<0.0005
5/16/2016				<0.0005 (D)					
5/19/2016	<0.0005		<0.0005						
5/20/2016		<0.0005							
5/23/2016						<0.0005			
7/19/2016					0.0001 (J)				
7/20/2016								<0.0005	
7/21/2016							<0.0005		<0.0005
7/22/2016									
7/27/2016				0.0001 (JD)					
7/29/2016	<0.0005	<0.0005	<0.0005			<0.0005			
9/15/2016					8E-05 (J)		<0.0005	<0.0005	
9/19/2016									
9/21/2016									<0.0005
9/22/2016			<0.0005			<0.0005			
9/23/2016	<0.0005	<0.0005							
11/2/2016					<0.0005				
11/3/2016							<0.0005	<0.0005	<0.0005
11/9/2016	<0.0005	<0.0005							
11/10/2016			<0.0005			<0.0005			
1/17/2017							<0.0005		<0.0005
1/18/2017					<0.0005			<0.0005	
1/30/2017	<0.0005								
1/31/2017		<0.0005	<0.0005			<0.0005			
2/21/2017				<0.0005					
3/24/2017							<0.0005	<0.0005	
3/27/2017				<0.0005 (D)					<0.0005
3/28/2017					<0.0005				
3/30/2017	<0.0005	<0.0005				<0.0005			
4/3/2017			<0.0005						
5/24/2017							<0.0005		
6/6/2017								<0.0005	<0.0005
6/7/2017					<0.0005				
6/8/2017				<0.0005 (D)					
6/9/2017	<0.0005		<0.0005						
6/12/2017		<0.0005				<0.0005			
7/17/2017				<0.0005 (D)					
7/27/2017				<0.0005					
8/9/2017				<0.0005					
9/25/2017								<0.0005	<0.0005
9/26/2017					<0.0005		<0.0005		
9/29/2017				<0.0005 (D)					

ND substitution: RL or RL/2 if <15% NDs.

Time Series

Constituent: Cadmium (mg/L) Analysis Run 9/10/2024 10:17 PM

Plant Bowen Client: Southern Company Data: Bowen 3-4 CCR

	GWA-1 (bg)	GWA-2 (bg)	GWA-2R (bg)	GWA-39RZ (bg)	GWA-39Z (bg)	GWA-3A (bg)	GWA-40 (bg)	GWA-41 (bg)	GWA-41R (bg)
10/2/2017	<0.0005	<0.0005	<0.0005						
10/4/2017						<0.0005			
3/14/2018					<0.0005		<0.0005	<0.0005	<0.0005
3/16/2018	<0.0005		<0.0005	<0.0005					
3/19/2018		<0.0005				<0.0005			
9/12/2018					<0.0005		<0.0005	<0.0005	<0.0005
9/14/2018		<0.0005	<0.0005	<0.0005					
9/17/2018	0.00076 (JD)					<0.0005			
3/13/2019							<0.0005		
3/14/2019				<0.0005				<0.0005	<0.0005
3/15/2019					<0.0005				
3/19/2019			<0.0005						
3/20/2019	<0.0005	<0.0005				<0.0005			
9/9/2019					<0.0005		<0.0005		
9/10/2019								<0.0005 (D)	<0.0005
9/12/2019	<0.0005	<0.0005 (D)							
9/13/2019			<0.0005			<0.0005			
3/6/2020								<0.0005	
3/9/2020				<0.0005	<0.0005		<0.0005		<0.0005
3/11/2020	<0.0005	<0.0005	<0.0005			<0.0005			
9/10/2020					<0.0005			<0.0005	<0.0005
9/11/2020							<0.0005		
9/15/2020	<0.0005	<0.0005	<0.0005						
9/16/2020				<0.0005					
3/10/2021							<0.0005		<0.0005
3/11/2021								<0.0005	
3/12/2021					<0.0005				
3/16/2021	<0.0005		<0.0005	<0.0005					
3/17/2021		<0.0005							
3/29/2021						<0.0005			
8/4/2021					<0.0005		<0.0005	<0.0005	<0.0005
8/6/2021				<0.0005					
8/9/2021	<0.0005	<0.0005	<0.0005			<0.0005			
1/31/2022					<0.0005		<0.0005	<0.0005	<0.0005
2/1/2022	<0.0005	<0.0005	<0.0005						
2/2/2022				<0.0005		<0.0005			
8/10/2022					<0.0005				
8/11/2022								<0.0005	<0.0005
8/12/2022							<0.0005		
8/16/2022	<0.0005	<0.0005	<0.0005	<0.0005		<0.0005			
2/13/2023					<0.0005		<0.0005	<0.0005	<0.0005
2/14/2023				<0.0005					
2/16/2023	<0.0005	<0.0005	<0.0005						
2/17/2023						<0.0005			
7/25/2023				<0.0005				<0.0005	<0.0005
7/26/2023					<0.0005		<0.0005		
7/27/2023	<0.0005	<0.0005	<0.0005						
8/1/2023						<0.0005			
2/19/2024				<0.0005	<0.0005		<0.0005	<0.0005	<0.0005
2/20/2024									
2/22/2024	<0.0005	<0.0005				<0.0005			
2/26/2024			<0.0005						

ND substitution: RL or RL/2 if <15% NDs.

Time Series

Constituent: Cadmium (mg/L) Analysis Run 9/10/2024 10:17 PM

Plant Bowen Client: Southern Company Data: Bowen 3-4 CCR

	GWA-1 (bg)	GWA-2 (bg)	GWA-2R (bg)	GWA-39RZ (bg)	GWA-39Z (bg)	GWA-3A (bg)	GWA-40 (bg)	GWA-41 (bg)	GWA-41R (bg)
8/1/2024				<0.0005	<0.0005		<0.0005	<0.0005	<0.0005
8/6/2024			<0.0005						
8/7/2024	<0.0005	<0.0005							
8/8/2024						<0.0005			

ND substitution: RL or RL/2 if <15% NDs.

Time Series

Constituent: Cadmium (mg/L) Analysis Run 9/10/2024 10:17 PM

Plant Bowen Client: Southern Company Data: Bowen 3-4 CCR

	GWA-42 (bg)
8/23/2007	
10/23/2007	
10/24/2007	
11/2/2007	
11/18/2007	
1/30/2008	
1/31/2008	
3/10/2008	
3/11/2008	
5/6/2008	
5/13/2008	
5/14/2008	
12/4/2008	
12/5/2008	
4/15/2009	
4/21/2009	
10/7/2009	
10/8/2009	
4/21/2010	
4/26/2010	
4/28/2010	
5/3/2010	
9/28/2010	
10/4/2010	
10/6/2010	
10/12/2010	
4/12/2011	
4/13/2011	
4/21/2011	
4/27/2011	
10/4/2011	
10/5/2011	
10/13/2011	
10/17/2011	
4/3/2012	
4/11/2012	
5/1/2012	
5/2/2012	
10/8/2012	
10/9/2012	
4/11/2013	
4/12/2013	
4/15/2013	
10/15/2013	
10/16/2013	
4/10/2014	
4/11/2014	
4/22/2014	
4/23/2014	
9/30/2014	
10/4/2014	
3/30/2015	

Time Series

Constituent: Cadmium (mg/L) Analysis Run 9/10/2024 10:17 PM

Plant Bowen Client: Southern Company Data: Bowen 3-4 CCR

	GWA-42 (bg)
3/31/2015	
10/12/2015	
10/13/2015	
3/11/2016	0.000121 (J)
3/14/2016	
3/15/2016	
3/22/2016	
3/23/2016	
5/11/2016	
5/12/2016	
5/13/2016	
5/16/2016	0.000145 (J)
5/19/2016	
5/20/2016	
5/23/2016	
7/19/2016	
7/20/2016	
7/21/2016	
7/22/2016	<0.0005
7/27/2016	
7/29/2016	
9/15/2016	
9/19/2016	0.0001 (J)
9/21/2016	
9/22/2016	
9/23/2016	
11/2/2016	
11/3/2016	8E-05 (J)
11/9/2016	
11/10/2016	
1/17/2017	0.0001 (J)
1/18/2017	
1/30/2017	
1/31/2017	
2/21/2017	
3/24/2017	
3/27/2017	0.0002 (J)
3/28/2017	
3/30/2017	
4/3/2017	
5/24/2017	
6/6/2017	
6/7/2017	0.0001 (J)
6/8/2017	
6/9/2017	
6/12/2017	
7/17/2017	
7/27/2017	
8/9/2017	
9/25/2017	
9/26/2017	<0.0005
9/29/2017	

ND substitution: RL or RL/2 if <15% NDs.

Time Series

Constituent: Cadmium (mg/L) Analysis Run 9/10/2024 10:17 PM

Plant Bowen Client: Southern Company Data: Bowen 3-4 CCR

	GWA-42 (bg)
10/2/2017	
10/4/2017	
3/14/2018	0.00011 (J)
3/16/2018	
3/19/2018	
9/12/2018	
9/14/2018	0.00013 (J)
9/17/2018	
3/13/2019	
3/14/2019	0.00013 (J)
3/15/2019	
3/19/2019	
3/20/2019	
9/9/2019	
9/10/2019	0.00014 (J)
9/12/2019	
9/13/2019	
3/6/2020	0.00014 (J)
3/9/2020	
3/11/2020	
9/10/2020	0.00015 (J)
9/11/2020	
9/15/2020	
9/16/2020	
3/10/2021	
3/11/2021	0.00017 (J)
3/12/2021	
3/16/2021	
3/17/2021	
3/29/2021	
8/4/2021	0.00014 (J)
8/6/2021	
8/9/2021	
1/31/2022	0.00018 (J)
2/1/2022	
2/2/2022	
8/10/2022	0.00034 (J)
8/11/2022	
8/12/2022	
8/16/2022	
2/13/2023	<0.0005
2/14/2023	
2/16/2023	
2/17/2023	
7/25/2023	
7/26/2023	0.00013 (J)
7/27/2023	
8/1/2023	
2/19/2024	
2/20/2024	0.00016 (J)
2/22/2024	
2/26/2024	

ND substitution: RL or RL/2 if <15% NDs.

Time Series

Constituent: Cadmium (mg/L) Analysis Run 9/10/2024 10:17 PM

Plant Bowen Client: Southern Company Data: Bowen 3-4 CCR

	GWA-42 (bg)
8/1/2024	0.00016 (J)
8/6/2024	
8/7/2024	
8/8/2024	

Time Series

Constituent: Cadmium (mg/L) Analysis Run 9/10/2024 10:17 PM

Plant Bowen Client: Southern Company Data: Bowen 3-4 CCR

	GWA-43 (bg)	GWA-43R (bg)	GWA-4RZ (bg)	GWA-50 (bg)	GWA-50R (bg)	GWA-51RZ (bg)	GWA-52 (bg)	GWA-53 (bg)	GWA-53R (bg)
12/12/2008				<0.0005	<0.0005				
4/23/2009				<0.0005	<0.0005				
10/6/2009				<0.0005	<0.0005				
4/27/2010				<0.0005					
5/3/2010					<0.0005				
9/30/2010				<0.0005					
10/11/2010					<0.0005				
4/14/2011				<0.0005					
4/27/2011					<0.0005				
10/5/2011				<0.0005					
10/19/2011					<0.0005				
4/11/2012				<0.0005					
5/1/2012					<0.0005				
10/2/2012				<0.0005	<0.0005				
4/9/2013				<0.0005					
4/10/2013					<0.0005				
10/15/2013				<0.0005					
10/16/2013					<0.0005				
4/10/2014				<0.0005					
4/22/2014					<0.0005				
10/1/2014				<0.0005	<0.0005				
3/30/2015				<0.0005	<0.0005				
5/8/2015						<0.0005	<0.0005		<0.0005
5/9/2015								<0.0005	
5/17/2015						0.00029 (J)	<0.0005		<0.0005
5/18/2015								<0.0005	
5/25/2015						<0.0005	<0.0005	<0.0005	<0.0005
6/8/2015						<0.0005	<0.0005	<0.0005	<0.0005
6/9/2015									
6/17/2015								<0.0005	
6/18/2015						<0.0005	<0.0005		<0.0005
6/24/2015						<0.0005	<0.0005	<0.0005	<0.0005
6/25/2015									
6/30/2015						<0.0005	<0.0005	<0.0005	<0.0005
7/1/2015									
7/6/2015						<0.0005	<0.0005	<0.0005	<0.0005
7/7/2015									
8/12/2015						<0.0005	<0.0005	<0.0005	<0.0005
10/11/2015				0.00026 (J)	<0.0005				
2/29/2016							<0.0005		
3/2/2016								<0.0005	<0.0005
3/11/2016	<0.0005	<0.0005							
3/28/2016				<0.0005	<0.0005				
5/3/2016								<0.0005	<0.0005
5/4/2016						<0.0005	<0.0005		
5/13/2016	<0.0005	<0.0005							
5/23/2016				<0.0005					
5/25/2016					<0.0005				
7/7/2016						<0.0005			
7/8/2016							<0.0005	<0.0005	
7/11/2016									<0.0005
7/19/2016	<0.0005	<0.0005							

ND substitution: RL or RL/2 if <15% NDs.

Time Series

Constituent: Cadmium (mg/L) Analysis Run 9/10/2024 10:17 PM

Plant Bowen Client: Southern Company Data: Bowen 3-4 CCR

	GWA-43 (bg)	GWA-43R (bg)	GWA-4RZ (bg)	GWA-50 (bg)	GWA-50R (bg)	GWA-51RZ (bg)	GWA-52 (bg)	GWA-53 (bg)	GWA-53R (bg)
8/1/2016				<0.0005	<0.0005				
9/7/2016									<0.0005
9/8/2016						<0.0005	<0.0005	<0.0005	
9/16/2016	<0.0005	<0.0005							
9/26/2016				<0.0005	<0.0005				
10/26/2016						<0.0005	<0.0005	<0.0005	
10/27/2016									<0.0005
11/2/2016	<0.0005	<0.0005							
11/10/2016				<0.0005					
11/11/2016					<0.0005				
1/6/2017						<0.0005	<0.0005		<0.0005
1/9/2017								<0.0005	
1/18/2017	<0.0005	<0.0005							
1/30/2017				<0.0005	<0.0005				
2/22/2017			<0.0005						
3/15/2017						0.00055 (JD)	<0.0005		
3/16/2017								<0.0005	<0.0005
3/28/2017	<0.0005	<0.0005							
4/3/2017					<0.0005				
4/7/2017			<0.0005	<0.0005					
5/17/2017							<0.0005		
5/18/2017						<0.0005 (D)			
5/19/2017								<0.0005	<0.0005
6/6/2017	8E-05 (J)	<0.0005							
6/12/2017				<0.0005	<0.0005				
6/14/2017			<0.0005 (D)						
7/12/2017			<0.0005 (D)						
7/19/2017						<0.0005 (D)			
7/20/2017			<0.0005 (D)						
7/28/2017			<0.0005						
8/9/2017			<0.0005						
8/24/2017			<0.0005						
9/15/2017							<0.0005		
9/19/2017						<0.0005 (D)		<0.0005	<0.0005
9/22/2017	<0.0005	<0.0005							
10/2/2017				<0.0005	<0.0005				
10/3/2017			<0.0005 (D)						
3/13/2018						<0.0005	<0.0005	<0.0005	<0.0005
3/14/2018	<0.0005								
3/15/2018		<0.0005							
3/16/2018				<0.0005	<0.0005				
3/21/2018			<0.0005						
9/6/2018							<0.0005		
9/7/2018						<0.0005			
9/11/2018								<0.0005	<0.0005
9/12/2018	<0.0005	<0.0005							
9/17/2018				<0.0005					
9/18/2018			<0.0005		<0.0005				
3/7/2019							<0.0005		
3/8/2019						<0.0005		<0.0005	
3/12/2019									<0.0005
3/13/2019	<0.0005	<0.0005							

ND substitution: RL or RL/2 if <15% NDs.

Time Series

Constituent: Cadmium (mg/L) Analysis Run 9/10/2024 10:17 PM

Plant Bowen Client: Southern Company Data: Bowen 3-4 CCR

	GWA-43 (bg)	GWA-43R (bg)	GWA-4RZ (bg)	GWA-50 (bg)	GWA-50R (bg)	GWA-51RZ (bg)	GWA-52 (bg)	GWA-53 (bg)	GWA-53R (bg)
3/19/2019				<0.0005	<0.0005				
3/21/2019			<0.0005 (D)						
9/4/2019						<0.0005	<0.0005		
9/5/2019								<0.0005	<0.0005
9/11/2019	<0.0005	<0.0005							
9/12/2019			<0.0005 (D)		<0.0005				
9/13/2019				<0.0005					
3/2/2020							<0.0005		
3/3/2020						<0.0005			
3/4/2020								<0.0005	<0.0005
3/9/2020	<0.0005	<0.0005							
3/11/2020				<0.0005	<0.0005				
3/12/2020			<0.0005						
9/3/2020							<0.0005		
9/8/2020								<0.0005	<0.0005
9/9/2020						<0.0005			
9/11/2020	<0.0005								
9/14/2020		<0.0005							
9/15/2020					<0.0005				
9/16/2020				<0.0005					
9/17/2020			<0.0005						
2/24/2021							<0.0005		
2/25/2021						<0.0005			
2/26/2021								<0.0005	<0.0005
3/11/2021	<0.0005	<0.0005							
3/16/2021			<0.0005						
3/17/2021				0.00012 (J)	<0.0005				
7/27/2021							<0.0005		
7/28/2021						<0.0005			
7/29/2021								<0.0005	<0.0005
8/5/2021		<0.0005							
8/6/2021	<0.0005								
8/9/2021				<0.0005	<0.0005				
8/10/2021			<0.0005						
1/25/2022							<0.0005		
1/26/2022						<0.0005		<0.0005	<0.0005
1/31/2022	<0.0005	<0.0005							
2/1/2022				<0.0005					
2/2/2022					<0.0005				
2/3/2022			<0.0005						
8/5/2022							<0.0005		
8/8/2022								0.0004 (J)	0.00022 (J)
8/9/2022						<0.0005			
8/10/2022		<0.0005							
8/11/2022	<0.0005								
8/16/2022				<0.0005					
8/17/2022			<0.0005		<0.0005				
2/13/2023		<0.0005							
2/14/2023	<0.0005								
2/16/2023				<0.0005	<0.0005				
2/17/2023			<0.0005						
7/25/2023	<0.0005	<0.0005							

ND substitution: RL or RL/2 if <15% NDs.

Time Series

Constituent: Cadmium (mg/L) Analysis Run 9/10/2024 10:17 PM

Plant Bowen Client: Southern Company Data: Bowen 3-4 CCR

	GWA-43 (bg)	GWA-43R (bg)	GWA-4RZ (bg)	GWA-50 (bg)	GWA-50R (bg)	GWA-51RZ (bg)	GWA-52 (bg)	GWA-53 (bg)	GWA-53R (bg)
7/28/2023			<0.0005	<0.0005	<0.0005				
2/20/2024	<0.0005	<0.0005							
2/22/2024				<0.0005	<0.0005				
2/27/2024			<0.0005						
8/2/2024	<0.0005	<0.0005							
8/8/2024			<0.0005	<0.0005	<0.0005				

ND substitution: RL or RL/2 if <15% NDs.

Time Series

Constituent: Cadmium (mg/L) Analysis Run 9/10/2024 10:17 PM

Plant Bowen Client: Southern Company Data: Bowen 3-4 CCR

	GWA-54 (bg)
12/12/2008	
4/23/2009	
10/6/2009	
4/27/2010	
5/3/2010	
9/30/2010	
10/11/2010	
4/14/2011	
4/27/2011	
10/5/2011	
10/19/2011	
4/11/2012	
5/1/2012	
10/2/2012	
4/9/2013	
4/10/2013	
10/15/2013	
10/16/2013	
4/10/2014	
4/22/2014	
10/1/2014	
3/30/2015	
5/8/2015	
5/9/2015	<0.0005
5/17/2015	
5/18/2015	<0.0005
5/25/2015	<0.0005
6/8/2015	
6/9/2015	<0.0005
6/17/2015	<0.0005
6/18/2015	
6/24/2015	
6/25/2015	<0.0005
6/30/2015	
7/1/2015	<0.0005
7/6/2015	
7/7/2015	<0.0005
8/12/2015	<0.0005
10/11/2015	
2/29/2016	
3/2/2016	<0.0005
3/11/2016	
3/28/2016	
5/3/2016	
5/4/2016	<0.0005
5/13/2016	
5/23/2016	
5/25/2016	
7/7/2016	
7/8/2016	<0.0005
7/11/2016	
7/19/2016	

Time Series

Constituent: Cadmium (mg/L) Analysis Run 9/10/2024 10:17 PM

Plant Bowen Client: Southern Company Data: Bowen 3-4 CCR

	GWA-54 (bg)
8/1/2016	
9/7/2016	
9/8/2016	<0.0005
9/16/2016	
9/26/2016	
10/26/2016	<0.0005
10/27/2016	
11/2/2016	
11/10/2016	
11/11/2016	
1/6/2017	
1/9/2017	<0.0005
1/18/2017	
1/30/2017	
2/22/2017	
3/15/2017	<0.0005
3/16/2017	
3/28/2017	
4/3/2017	
4/7/2017	
5/17/2017	
5/18/2017	<0.0005
5/19/2017	
6/6/2017	
6/12/2017	
6/14/2017	
7/12/2017	
7/19/2017	
7/20/2017	
7/28/2017	
8/9/2017	
8/24/2017	
9/15/2017	<0.0005
9/19/2017	
9/22/2017	
10/2/2017	
10/3/2017	
3/13/2018	<0.0005
3/14/2018	
3/15/2018	
3/16/2018	
3/21/2018	
9/6/2018	<0.0005
9/7/2018	
9/11/2018	
9/12/2018	
9/17/2018	
9/18/2018	
3/7/2019	<0.0005
3/8/2019	
3/12/2019	
3/13/2019	

Time Series

Constituent: Cadmium (mg/L) Analysis Run 9/10/2024 10:17 PM

Plant Bowen Client: Southern Company Data: Bowen 3-4 CCR

	GWA-54 (bg)
3/19/2019	
3/21/2019	
9/4/2019	
9/5/2019	<0.0005
9/11/2019	
9/12/2019	
9/13/2019	
3/2/2020	
3/3/2020	<0.0005
3/4/2020	
3/9/2020	
3/11/2020	
3/12/2020	
9/3/2020	
9/8/2020	<0.0005
9/9/2020	
9/11/2020	
9/14/2020	
9/15/2020	
9/16/2020	
9/17/2020	
2/24/2021	
2/25/2021	<0.0005
2/26/2021	
3/11/2021	
3/16/2021	
3/17/2021	
7/27/2021	<0.0005
7/28/2021	
7/29/2021	
8/5/2021	
8/6/2021	
8/9/2021	
8/10/2021	
1/25/2022	<0.0005
1/26/2022	
1/31/2022	
2/1/2022	
2/2/2022	
2/3/2022	
8/5/2022	<0.0005
8/8/2022	
8/9/2022	
8/10/2022	
8/11/2022	
8/16/2022	
8/17/2022	
2/13/2023	
2/14/2023	
2/16/2023	
2/17/2023	
7/25/2023	

ND substitution: RL or RL/2 if <15% NDs.

Time Series

Constituent: Cadmium (mg/L) Analysis Run 9/10/2024 10:17 PM

Plant Bowen Client: Southern Company Data: Bowen 3-4 CCR

	GWA-54 (bg)
7/28/2023	
2/20/2024	
2/22/2024	
2/27/2024	
8/2/2024	
8/8/2024	

Time Series

Constituent: Cadmium (mg/L) Analysis Run 9/10/2024 10:17 PM

Plant Bowen Client: Southern Company Data: Bowen 3-4 CCR

	GWA-55 (bg)	GWA-55R (bg)	GWA-56 (bg)	GWC-16R	GWC-17R	GWC-18	GWC-18R	GWC-19R	GWC-20R
9/16/2014				<0.0005					
9/17/2014					<0.0005	<0.0005	<0.0005	<0.0005	
9/18/2014									<0.0005
10/4/2014				<0.0005	<0.0005	<0.0005	<0.0005	<0.0005	
10/5/2014									<0.0005
10/21/2014				<0.0005	<0.0005	<0.0005	<0.0005	<0.0005	
10/22/2014									<0.0005
11/5/2014						<0.0005		<0.0005	<0.0005
11/11/2014				<0.0005	<0.0005		<0.0005		
3/3/2015				<0.0005	<0.0005	<0.0005	<0.0005	<0.0005	
3/4/2015									<0.0005
3/18/2015				<0.0005	<0.0005	<0.0005	<0.0005		
3/19/2015								<0.0005	<0.0005
4/6/2015				<0.0005	<0.0005				
4/7/2015						<0.0005	<0.0005	<0.0005	<0.0005
4/8/2015									
4/23/2015				<0.0005	<0.0005	<0.0005	<0.0005		
4/24/2015								<0.0005	<0.0005
5/9/2015	<0.0005	<0.0005	<0.0005						
5/18/2015	<0.0005	<0.0005							
5/19/2015			<0.0005						
5/26/2015	<0.0005	<0.0005	<0.0005						
6/9/2015	<0.0005	<0.0005	<0.0005						
6/17/2015	<0.0005	<0.0005	<0.0005						
6/25/2015	<0.0005	<0.0005	<0.0005						
7/1/2015	<0.0005	<0.0005	<0.0005						
7/7/2015	<0.0005	<0.0005	<0.0005						
7/29/2015				<0.0005	<0.0005	<0.0005	<0.0005	<0.0005	
7/30/2015									<0.0005
8/13/2015	<0.0005	<0.0005	<0.0005						
3/2/2016	<0.0005								
3/3/2016		<0.0005	<0.0005	<0.0005					
3/4/2016					<0.0005				
3/7/2016						<0.0005	<0.0005	<0.0005	
3/8/2016									<0.0005
5/3/2016	<0.0005	<0.0005							
5/5/2016						<0.0005	<0.0005		
5/9/2016			<0.0005					<0.0005	<0.0005
5/10/2016				<0.0005	<0.0005				
7/11/2016	<0.0005	<0.0005	<0.0005						
7/13/2016				<0.0005		<0.0005	<0.0005		
7/14/2016					<0.0005			<0.0005	<0.0005
7/15/2016									
9/9/2016	<0.0005	<0.0005	<0.0005						
9/12/2016							<0.0005	<0.0005	<0.0005
9/13/2016						<0.0005			
9/14/2016					<0.0005				
9/15/2016				<0.0005					
10/26/2016	<0.0005		<0.0005						
10/27/2016		<0.0005							
10/31/2016						8E-05 (J)		<0.0005	<0.0005
11/1/2016					<0.0005		<0.0005		

ND substitution: RL or RL/2 if <15% NDs.

Time Series

Constituent: Cadmium (mg/L) Analysis Run 9/10/2024 10:17 PM

Plant Bowen Client: Southern Company Data: Bowen 3-4 CCR

	GWA-55 (bg)	GWA-55R (bg)	GWA-56 (bg)	GWC-16R	GWC-17R	GWC-18	GWC-18R	GWC-19R	GWC-20R
11/2/2016				<0.0005					
1/9/2017	<0.0005	<0.0005	<0.0005						
1/11/2017				<0.0005	<0.0005		<0.0005	<0.0005	
1/12/2017						<0.0005			<0.0005
3/15/2017			<0.0005						
3/16/2017	<0.0005	<0.0005							
3/20/2017				<0.0005			<0.0005		
3/21/2017					<0.0005			<0.0005	
3/22/2017									<0.0005
3/23/2017						<0.0005			
5/18/2017	<0.0005	<0.0005	<0.0005						
5/22/2017							<0.0005	<0.0005	<0.0005
5/23/2017				<0.0005	<0.0005	<0.0005			
9/15/2017	<0.0005		<0.0005						
9/18/2017		<0.0005							
9/19/2017									<0.0005
9/20/2017								<0.0005	
9/21/2017				<0.0005			<0.0005		
9/22/2017					<0.0005				
9/25/2017						<0.0005			
3/12/2018	<0.0005	<0.0005							
3/13/2018			<0.0005						
3/14/2018				<0.0005	<0.0005	<0.0005	<0.0005	<0.0005	<0.0005
9/7/2018	<0.0005	<0.0005	<0.0005	<0.0005			<0.0005		
9/10/2018								<0.0005	<0.0005
9/11/2018					<0.0005	<0.0005			
3/7/2019		<0.0005	<0.0005						
3/8/2019	<0.0005								
3/11/2019				<0.0005					
3/12/2019					<0.0005	<0.0005	<0.0005	<0.0005	<0.0005
9/4/2019			<0.0005						
9/5/2019	<0.0005	<0.0005							
9/6/2019							<0.0005		<0.0005
9/9/2019				<0.0005		<0.0005		<0.0005	
9/10/2019					<0.0005				
3/3/2020	<0.0005								
3/4/2020		<0.0005	<0.0005	<0.0005				<0.0005	
3/5/2020					<0.0005		<0.0005		<0.0005
3/6/2020						<0.0005			
9/4/2020	<0.0005	<0.0005	<0.0005						<0.0005
9/8/2020									
9/9/2020				<0.0005	<0.0005	<0.0005	<0.0005	<0.0005	
2/25/2021	<0.0005	<0.0005	<0.0005						
2/26/2021						<0.0005	<0.0005	<0.0005	
3/9/2021				<0.0005					<0.0005
3/10/2021					<0.0005				
7/28/2021	<0.0005	<0.0005	<0.0005						
7/29/2021						<0.0005	<0.0005		
7/30/2021				<0.0005	<0.0005				
8/2/2021									<0.0005
8/5/2021								<0.0005	
1/26/2022	<0.0005		<0.0005						

ND substitution: RL or RL/2 if <15% NDs.

Time Series

Constituent: Cadmium (mg/L) Analysis Run 9/10/2024 10:17 PM

Plant Bowen Client: Southern Company Data: Bowen 3-4 CCR

	GWA-55 (bg)	GWA-55R (bg)	GWA-56 (bg)	GWC-16R	GWC-17R	GWC-18	GWC-18R	GWC-19R	GWC-20R
1/27/2022		<0.0005					<0.0005	<0.0005	<0.0005
1/28/2022				<0.0005	<0.0005	<0.0005			
8/5/2022			<0.0005						
8/8/2022	<0.0005	<0.0005							
8/9/2022								<0.0005	<0.0005
8/10/2022						<0.0005	<0.0005		
8/11/2022				<0.0005	<0.0005				
2/9/2023						<0.0005	<0.0005	<0.0005	
2/10/2023				<0.0005	<0.0005				<0.0005
8/3/2023					<0.0005	<0.0005			<0.0005
8/4/2023				<0.0005			<0.0005	<0.0005	
2/14/2024						<0.0005	<0.0005	<0.0005	
2/15/2024				<0.0005	<0.0005				<0.0005
7/31/2024				<0.0005	<0.0005	<0.0005	<0.0005	<0.0005	
8/1/2024									<0.0005
8/2/2024									

ND substitution: RL or RL/2 if <15% NDs.

Time Series

Constituent: Cadmium (mg/L) Analysis Run 9/10/2024 10:17 PM

Plant Bowen Client: Southern Company Data: Bowen 3-4 CCR

	GWC-21R
9/16/2014	
9/17/2014	
9/18/2014	<0.0005
10/4/2014	
10/5/2014	<0.0005
10/21/2014	
10/22/2014	<0.0005
11/5/2014	<0.0005
11/11/2014	
3/3/2015	
3/4/2015	<0.0005
3/18/2015	
3/19/2015	<0.0005
4/6/2015	
4/7/2015	
4/8/2015	<0.0005
4/23/2015	
4/24/2015	<0.0005
5/9/2015	
5/18/2015	
5/19/2015	
5/26/2015	
6/9/2015	
6/17/2015	
6/25/2015	
7/1/2015	
7/7/2015	
7/29/2015	
7/30/2015	<0.0005
8/13/2015	
3/2/2016	
3/3/2016	
3/4/2016	
3/7/2016	
3/8/2016	<0.0005
5/3/2016	
5/5/2016	
5/9/2016	<0.0005
5/10/2016	
7/11/2016	
7/13/2016	
7/14/2016	
7/15/2016	<0.0005
9/9/2016	<0.0005
9/12/2016	
9/13/2016	
9/14/2016	
9/15/2016	
10/26/2016	
10/27/2016	<0.0005
10/31/2016	
11/1/2016	

ND substitution: RL or RL/2 if <15% NDs.

Time Series

Constituent: Cadmium (mg/L) Analysis Run 9/10/2024 10:17 PM

Plant Bowen Client: Southern Company Data: Bowen 3-4 CCR

	GWC-21R
11/2/2016	
1/9/2017	
1/11/2017	
1/12/2017	<0.0005
3/15/2017	
3/16/2017	
3/20/2017	
3/21/2017	<0.0005
3/22/2017	
3/23/2017	
5/18/2017	
5/22/2017	
5/23/2017	<0.0005
9/15/2017	
9/18/2017	
9/19/2017	<0.0005
9/20/2017	
9/21/2017	
9/22/2017	
9/25/2017	
3/12/2018	
3/13/2018	
3/14/2018	<0.0005
9/7/2018	
9/10/2018	0.00021 (J)
9/11/2018	
3/7/2019	
3/8/2019	
3/11/2019	<0.0005
3/12/2019	
9/4/2019	
9/5/2019	
9/6/2019	<0.0005
9/9/2019	
9/10/2019	
3/3/2020	<0.0005
3/4/2020	
3/5/2020	
3/6/2020	
9/4/2020	
9/8/2020	<0.0005
9/9/2020	
2/25/2021	
2/26/2021	
3/9/2021	<0.0005
3/10/2021	
7/28/2021	
7/29/2021	
7/30/2021	
8/2/2021	<0.0005
8/5/2021	
1/26/2022	

ND substitution: RL or RL/2 if <15% NDs.

Time Series

Constituent: Cadmium (mg/L) Analysis Run 9/10/2024 10:17 PM

Plant Bowen Client: Southern Company Data: Bowen 3-4 CCR

	GWC-21R
1/27/2022	
1/28/2022	<0.0005
8/5/2022	
8/8/2022	
8/9/2022	
8/10/2022	<0.0005
8/11/2022	
2/9/2023	<0.0005
2/10/2023	
8/3/2023	
8/4/2023	<0.0005
2/14/2024	
2/15/2024	<0.0005
7/31/2024	
8/1/2024	
8/2/2024	<0.0005

ND substitution: RL or RL/2 if <15% NDs.

Time Series

Constituent: Cadmium (mg/L) Analysis Run 9/10/2024 10:17 PM

Plant Bowen Client: Southern Company Data: Bowen 3-4 CCR

	GWC-22R	GWC-23R	GWC-24R	GWC-25R	GWC-36A	GWC-36RA	GWC-37	GWC-38
9/15/2014						0.001 (J)		
9/16/2014			<0.0005	<0.0005			<0.0005	<0.0005
9/18/2014	<0.0005	<0.0005						
10/3/2014						<0.0005	<0.0005	<0.0005
10/4/2014			<0.0005	<0.0005				
10/5/2014	<0.0005	<0.0005						
10/20/2014						0.00036 (J)	<0.0005	<0.0005
10/22/2014	<0.0005	<0.0005						
10/23/2014			<0.0005	<0.0005				
11/5/2014	<0.0005	<0.0005						
11/10/2014			<0.0005	<0.0005		<0.0005	0.00026 (J)	<0.0005
3/2/2015						<0.0005	<0.0005	0.00035 (J)
3/4/2015	<0.0005	<0.0005	<0.0005	<0.0005				
3/17/2015						<0.0005	<0.0005	<0.0005
3/19/2015	<0.0005							
3/20/2015		<0.0005	<0.0005	<0.0005				
4/5/2015						<0.0005	<0.0005	
4/6/2015								<0.0005
4/8/2015	<0.0005	<0.0005	<0.0005					
4/9/2015				<0.0005				
4/21/2015						0.00044 (J)		
4/22/2015							<0.0005	<0.0005
4/23/2015		<0.0005	<0.0005	<0.0005				
4/24/2015	<0.0005							
7/28/2015						0.00027 (J)	<0.0005	<0.0005
7/30/2015	<0.0005	<0.0005	<0.0005	<0.0005				
3/1/2016						0.000207 (J)	0.000103 (J)	
3/2/2016								0.000109 (J)
3/4/2016			<0.0005					
3/7/2016	<0.0005							
3/8/2016				<0.0005				
3/9/2016		<0.0005						
5/2/2016						0.000154 (J)		
5/3/2016							<0.0005	<0.0005
5/4/2016				<0.0005				
5/5/2016	<0.0005		<0.0005					
5/6/2016		<0.0005						
7/6/2016						0.0002 (J)		
7/7/2016								<0.0005
7/8/2016							<0.0005	
7/12/2016			<0.0005					
7/14/2016	<0.0005							
7/15/2016		<0.0005						
7/18/2016				<0.0005				
9/7/2016						0.0002 (J)	<0.0005	
9/8/2016								0.0001 (J)
9/12/2016	<0.0005							
9/13/2016			<0.0005	<0.0005				
9/14/2016		<0.0005						
10/25/2016						0.0002 (J)	<0.0005	<0.0005
10/27/2016	<0.0005		<0.0005	<0.0005				
11/1/2016		<0.0005						

ND substitution: RL or RL/2 if <15% NDs.

Time Series

Constituent: Cadmium (mg/L) Analysis Run 9/10/2024 10:17 PM

Plant Bowen Client: Southern Company Data: Bowen 3-4 CCR

	GWC-22R	GWC-23R	GWC-24R	GWC-25R	GWC-36A	GWC-36RA	GWC-37	GWC-38
1/5/2017						<0.0005		
1/6/2017							<0.0005	
1/13/2017	8E-05 (J)		<0.0005	0.0001 (J)				
1/25/2017		<0.0005						
2/9/2017								0.0001 (J)
3/14/2017						<0.0005	<0.0005	
3/16/2017				<0.0005				
3/20/2017	<0.0005		<0.0005					
3/22/2017		<0.0005						
3/23/2017								0.0001 (J)
5/16/2017						0.0001 (J)	<0.0005	
5/17/2017								0.0001 (J)
5/19/2017			<0.0005	<0.0005				
5/23/2017	<0.0005							
5/24/2017		<0.0005						
9/15/2017						<0.0005	<0.0005	
9/19/2017	<0.0005		<0.0005	<0.0005				<0.0005
9/21/2017		<0.0005						
3/12/2018						0.00013 (J)	<0.0005	
3/13/2018	<0.0005		<0.0005	<0.0005				<0.0005
3/14/2018		<0.0005						
9/6/2018						0.00011 (J)	<0.0005	<0.0005
9/7/2018	<0.0005							
9/11/2018		<0.0005	<0.0005	<0.0005				
3/6/2019							9.3E-05 (J)	
3/7/2019						0.00017 (J)		<0.0005
3/8/2019			<0.0005	<0.0005				
3/11/2019	<0.0005							
3/12/2019		<0.0005						
9/4/2019						0.00016 (J)	<0.0005	<0.0005
9/5/2019	<0.0005		<0.0005	<0.0005				
9/6/2019		<0.0005						
3/2/2020						0.00018 (J)	<0.0005	<0.0005
3/3/2020	<0.0005		<0.0005	<0.0005				
3/5/2020		<0.0005						
9/3/2020							<0.0005	<0.0005
9/4/2020				<0.0005				
9/8/2020	<0.0005							
9/9/2020		<0.0005	<0.0005					
9/14/2020						0.00016 (J)		
2/24/2021							<0.0005	<0.0005
3/9/2021	<0.0005		<0.0005	<0.0005				
3/10/2021		<0.0005						
3/26/2021						0.00015 (J)		
7/27/2021						0.00014 (J)		
7/28/2021							0.00025 (J)	<0.0005
7/29/2021			<0.0005					
7/30/2021		<0.0005						
8/2/2021	<0.0005			<0.0005				
1/25/2022								<0.0005
1/26/2022						<0.0005	<0.0005	
1/27/2022	<0.0005			<0.0005				

ND substitution: RL or RL/2 if <15% NDs.

Time Series

Constituent: Cadmium (mg/L) Analysis Run 9/10/2024 10:17 PM

Plant Bowen Client: Southern Company Data: Bowen 3-4 CCR

	GWC-22R	GWC-23R	GWC-24R	GWC-25R	GWC-36A	GWC-36RA	GWC-37	GWC-38
1/28/2022		<0.0005	<0.0005					
4/6/2022					<0.0005			
8/5/2022								<0.0005
8/8/2022					<0.0005	0.00016 (J)	0.00032 (J)	
8/9/2022			<0.0005	<0.0005				
8/10/2022	<0.0005							
8/11/2022		<0.0005						
2/8/2023					<0.0005	<0.0005	<0.0005	<0.0005
2/9/2023	<0.0005		<0.0005	<0.0005				
2/10/2023		<0.0005						
8/2/2023					<0.0005		<0.0005	<0.0005
8/3/2023	<0.0005	<0.0005	<0.0005	<0.0005		<0.0005		
2/13/2024					<0.0005	<0.0005	<0.0005	<0.0005
2/15/2024	<0.0005		<0.0005					
2/16/2024		<0.0005		<0.0005				
7/30/2024					<0.0005	<0.0005	<0.0005	<0.0005
7/31/2024	<0.0005	<0.0005	<0.0005	<0.0005				

ND substitution: RL or RL/2 if <15% NDs.

Time Series

Constituent: Calcium (mg/L) Analysis Run 9/10/2024 10:17 PM

Plant Bowen Client: Southern Company Data: Bowen 3-4 CCR

	GWA-1 (bg)	GWA-2 (bg)	GWA-2R (bg)	GWA-39RZ (bg)	GWA-39Z (bg)	GWA-3A (bg)	GWA-40 (bg)	GWA-41 (bg)	GWA-41R (bg)
3/11/2016									
3/14/2016					20				
3/15/2016							24	24	38
3/22/2016	32.6								
3/23/2016		54.1	46.5			2.05			
5/11/2016					9.76		22.1		
5/12/2016								15.5	
5/13/2016									36
5/16/2016				27.8 (D)					
5/19/2016	33.4		24.6						
5/20/2016		23.9							
5/23/2016						1.29			
7/19/2016					3.04				
7/20/2016								16.5	
7/21/2016							19.3		33.5
7/22/2016									
7/27/2016				21.2 (D)					
7/29/2016	26	25.3	14.9			1.29			
9/15/2016					4.78		18.2	6.1	
9/19/2016									
9/21/2016									31.9
9/22/2016			15			1.51			
9/23/2016	28.8	26.6							
11/2/2016					2.46				
11/3/2016							18.2	13.7	28.9
11/9/2016	27.9	16.1							
11/10/2016			12.6			1.54			
1/17/2017							22		31.4
1/18/2017					5.46			13.1	
1/30/2017	29.2								
1/31/2017		5.68	16.5			1.34			
2/21/2017				31.7 (D)					
3/24/2017							21.1	17.3	
3/27/2017				31.9 (D)					31.7
3/28/2017					13				
3/30/2017	30	25.2				1.31			
4/3/2017			16.6						
5/24/2017							23.5		
6/6/2017								29.1	42.9
6/7/2017					17				
6/8/2017				35 (D)					
6/9/2017	30.9		17.8						
6/12/2017		34.2				1.4			
7/17/2017				35.9 (D)					
7/27/2017				34.9 (D)					
8/9/2017				33.7 (D)					
9/25/2017								17.6	29.3
9/26/2017					24.9		24.1		
9/29/2017				33.4 (D)					
10/2/2017	31.5	1.69	20.6						
10/4/2017						1.13			
12/28/2017					17.9 (Y)				

Time Series

Constituent: Calcium (mg/L) Analysis Run 9/10/2024 10:17 PM

Plant Bowen Client: Southern Company Data: Bowen 3-4 CCR

	GWA-1 (bg)	GWA-2 (bg)	GWA-2R (bg)	GWA-39RZ (bg)	GWA-39Z (bg)	GWA-3A (bg)	GWA-40 (bg)	GWA-41 (bg)	GWA-41R (bg)
3/14/2018					26.4		25.7	39.6	41.4
3/16/2018	28.5		33	32.6					
3/19/2018		63				1.2			
9/12/2018					25.1		18.4 (J)	14.2 (J)	29
9/14/2018		2.4	22.8 (J)	29.2					
9/17/2018	30.8					0.95			
3/13/2019							23.8 (X)		
3/14/2019				33				22.7 (X)	31.9
3/15/2019					20.3 (X)				
3/19/2019			59.2						
3/20/2019	30.1	4.3				0.96			
9/9/2019					11.3		15.4		
9/10/2019				33.8				6	29.6
9/12/2019	31.9	1.8							
9/13/2019			27			0.94			
3/6/2020								29.2	
3/9/2020				35.6	3.2		29.4		25.5
3/11/2020	31.8	66.6	46.8			1			
9/10/2020					1			13.5	22.9
9/11/2020							17.7		
9/15/2020	30.8	18.4	21.4						
9/16/2020				34.9					
3/10/2021							22.8		40.3
3/11/2021								25.9	
3/12/2021					11				
3/16/2021	34.6		26.7	32.4					
3/17/2021		40.4							
3/29/2021						19			
8/4/2021					10.6		17.1	15.7	38.5
8/6/2021				33					
8/9/2021	32	41	31.5			19.4			
1/31/2022					12.7		18.5	14.5	39.3
2/1/2022	34.1	48	34.1						
2/2/2022				32.6		22.6			
8/10/2022					8.7				
8/11/2022								16.2	39.7
8/12/2022							18.5		
8/16/2022	34	39.5	37.9	32		22.2			
2/13/2023					12.8		18.4	26.9	38.6
2/14/2023				31.4					
2/16/2023	33.3	60.5	51.6						
2/17/2023						22.4			
7/25/2023				35.7				10.8	36.7
7/26/2023					12.5		18		
7/27/2023	29.1	23.3	28						
8/1/2023						22.6			
2/19/2024				34.8	10.8		22.1	24.9	44.9
2/20/2024									
2/22/2024	31.8	45.6				22.9			
2/26/2024			30.6						
8/1/2024				33.9	11.5		19	8.5	40
8/6/2024			25.5						

Time Series

Constituent: Calcium (mg/L) Analysis Run 9/10/2024 10:17 PM

Plant Bowen Client: Southern Company Data: Bowen 3-4 CCR

	GWA-1 (bg)	GWA-2 (bg)	GWA-2R (bg)	GWA-39RZ (bg)	GWA-39Z (bg)	GWA-3A (bg)	GWA-40 (bg)	GWA-41 (bg)	GWA-41R (bg)
8/7/2024	31.6	32.3							
8/8/2024						23			

Time Series

Constituent: Calcium (mg/L) Analysis Run 9/10/2024 10:17 PM

Plant Bowen Client: Southern Company Data: Bowen 3-4 CCR

	GWA-42 (bg)
3/11/2016	31
3/14/2016	
3/15/2016	
3/22/2016	
3/23/2016	
5/11/2016	
5/12/2016	
5/13/2016	
5/16/2016	32
5/19/2016	
5/20/2016	
5/23/2016	
7/19/2016	
7/20/2016	
7/21/2016	
7/22/2016	28.5
7/27/2016	
7/29/2016	
9/15/2016	
9/19/2016	28.6
9/21/2016	
9/22/2016	
9/23/2016	
11/2/2016	
11/3/2016	26.6
11/9/2016	
11/10/2016	
1/17/2017	28.7
1/18/2017	
1/30/2017	
1/31/2017	
2/21/2017	
3/24/2017	
3/27/2017	30.4
3/28/2017	
3/30/2017	
4/3/2017	
5/24/2017	
6/6/2017	
6/7/2017	31.3
6/8/2017	
6/9/2017	
6/12/2017	
7/17/2017	
7/27/2017	
8/9/2017	
9/25/2017	
9/26/2017	29.5
9/29/2017	
10/2/2017	
10/4/2017	
12/28/2017	

Time Series

Constituent: Calcium (mg/L) Analysis Run 9/10/2024 10:17 PM

Plant Bowen Client: Southern Company Data: Bowen 3-4 CCR

	GWA-42 (bg)
3/14/2018	32.6
3/16/2018	
3/19/2018	
9/12/2018	
9/14/2018	30.5
9/17/2018	
3/13/2019	
3/14/2019	32
3/15/2019	
3/19/2019	
3/20/2019	
9/9/2019	
9/10/2019	34
9/12/2019	
9/13/2019	
3/6/2020	38
3/9/2020	
3/11/2020	
9/10/2020	31.1
9/11/2020	
9/15/2020	
9/16/2020	
3/10/2021	
3/11/2021	34.8
3/12/2021	
3/16/2021	
3/17/2021	
3/29/2021	
8/4/2021	34
8/6/2021	
8/9/2021	
1/31/2022	37.3
2/1/2022	
2/2/2022	
8/10/2022	40.5
8/11/2022	
8/12/2022	
8/16/2022	
2/13/2023	35.7
2/14/2023	
2/16/2023	
2/17/2023	
7/25/2023	
7/26/2023	35.7
7/27/2023	
8/1/2023	
2/19/2024	
2/20/2024	39.4
2/22/2024	
2/26/2024	
8/1/2024	36.9
8/6/2024	

Time Series

Constituent: Calcium (mg/L) Analysis Run 9/10/2024 10:17 PM

Plant Bowen Client: Southern Company Data: Bowen 3-4 CCR

	GWA-42 (bg)
8/7/2024	
8/8/2024	

Time Series

Constituent: Calcium (mg/L) Analysis Run 9/10/2024 10:17 PM

Plant Bowen Client: Southern Company Data: Bowen 3-4 CCR

	GWA-43 (bg)	GWA-43R (bg)	GWA-4RZ (bg)	GWA-50 (bg)	GWA-50R (bg)	GWA-51RZ (bg)	GWA-52 (bg)	GWA-53 (bg)	GWA-53R (bg)
2/29/2016							30		
3/2/2016								29	29
3/11/2016	13	30							
3/28/2016				3.89	7.04				
5/3/2016								31.2	31
5/4/2016						43.4	30		
5/13/2016	18.7 (o)	27.8							
5/23/2016				2.16					
5/25/2016					13.5				
7/7/2016						40.1			
7/8/2016							30.1	30	
7/11/2016									28.2
7/19/2016	12	25.3							
8/1/2016				1.37	2.2				
9/7/2016									27.6
9/8/2016						37.1	26.8	28.6	
9/16/2016	8.48	27.5							
9/26/2016				1.86	5.72				
10/26/2016						38.8	26.9	25.5	
10/27/2016									26.5
11/2/2016	11.4	26.2							
11/10/2016				1.86					
11/11/2016					2.5				
1/6/2017						39.6	27.6		26
1/9/2017								26.1	
1/18/2017	6.81	26.6							
1/30/2017				2.86	2.01				
2/22/2017			54.7 (D)						
3/15/2017						36.1	26.2		
3/16/2017								26.7	26.6
3/28/2017	5.61	29							
4/3/2017					6.26				
4/7/2017			46.8 (D)	2.34					
5/17/2017							27.6		
5/18/2017						40.1			
5/19/2017								29.2	30.9
6/6/2017	4.99	29.3							
6/12/2017				1.87	7.44				
6/14/2017			52.4 (D)						
7/12/2017			51.1 (D)						
7/19/2017						46.9			
7/20/2017			47.5 (D)						
7/28/2017			44 (D)						
8/9/2017			48.3 (D)						
8/24/2017			41.9 (D)						
9/15/2017							27.7		
9/19/2017						47.7		26.9	28.5
9/22/2017	4.24	32.2							
10/2/2017				2.53	6.55				
10/3/2017			47.7 (D)						
12/28/2017		29 (Y)							
3/13/2018						46.1	26.2	28.6	29.3

Time Series

Constituent: Calcium (mg/L) Analysis Run 9/10/2024 10:17 PM

Plant Bowen Client: Southern Company Data: Bowen 3-4 CCR

	GWA-43 (bg)	GWA-43R (bg)	GWA-4RZ (bg)	GWA-50 (bg)	GWA-50R (bg)	GWA-51RZ (bg)	GWA-52 (bg)	GWA-53 (bg)	GWA-53R (bg)
3/14/2018	3.6								
3/15/2018		28							
3/16/2018				1.8	2.6				
3/21/2018			47.5						
9/6/2018							27.9		
9/7/2018						44.2			
9/11/2018								27.3	26.3
9/12/2018	3.7	28.7							
9/17/2018				2.3					
9/18/2018			48.1		1.3				
3/7/2019							29.5		
3/8/2019						46.6		25.9	
3/12/2019									28
3/13/2019	2.9	29.2							
3/19/2019				4.2	4.6				
3/21/2019			49.9 (D)						
9/4/2019						40.7	28.1		
9/5/2019								29.3	29
9/11/2019	3.2	29.5							
9/12/2019			49.9 (D)		3.7				
9/13/2019				1.9					
3/2/2020							33.7		
3/3/2020						47.6			
3/4/2020								31.2	31.6
3/9/2020	2.6	31.7							
3/11/2020				1.6	1.2				
3/12/2020			54.2						
9/3/2020							28.9		
9/8/2020								28.5	29.4
9/9/2020						44.1			
9/11/2020	9								
9/14/2020		31							
9/15/2020					0.94 (J)				
9/16/2020				1.7					
9/17/2020			48.4						
2/24/2021							37.1		
2/25/2021						49.8			
2/26/2021								29.6	31.1
3/11/2021	2.1	31.2							
3/16/2021			53.7						
3/17/2021				1.4	5.4				
7/27/2021							36.8		
7/28/2021						47.1			
7/29/2021								29.4	29.4
8/5/2021		29							
8/6/2021	4								
8/9/2021				1.5	1.7				
8/10/2021			56.5						
1/25/2022							28.6		
1/26/2022						50.5		29.6	30.4
1/31/2022	2.2	30.6							
2/1/2022				1.5					

Time Series

Constituent: Calcium (mg/L) Analysis Run 9/10/2024 10:17 PM

Plant Bowen Client: Southern Company Data: Bowen 3-4 CCR

	GWA-43 (bg)	GWA-43R (bg)	GWA-4RZ (bg)	GWA-50 (bg)	GWA-50R (bg)	GWA-51RZ (bg)	GWA-52 (bg)	GWA-53 (bg)	GWA-53R (bg)
2/2/2022					0.93 (J)				
2/3/2022			57.7						
8/5/2022							29.2		
8/8/2022								30.4	31.8
8/9/2022						46.1			
8/10/2022		33.1							
8/11/2022	4.8								
8/16/2022				1.6					
8/17/2022			54.7		3.8				
2/13/2023		28.5							
2/14/2023	2.2								
2/16/2023				1.4	0.81 (J)				
2/17/2023			59.4						
7/25/2023	2.2	34.2							
7/28/2023			43	1.3	0.6 (J)				
2/20/2024	2	31.4							
2/22/2024				1.7	0.78 (J)				
2/27/2024			63.1						
8/2/2024	2	32.8							
8/8/2024			56.4	1.7	0.72 (J)				

Time Series

Constituent: Calcium (mg/L) Analysis Run 9/10/2024 10:17 PM

Plant Bowen Client: Southern Company Data: Bowen 3-4 CCR

	GWA-54 (bg)
2/29/2016	
3/2/2016	27
3/11/2016	
3/28/2016	
5/3/2016	
5/4/2016	27.6
5/13/2016	
5/23/2016	
5/25/2016	
7/7/2016	
7/8/2016	25.7
7/11/2016	
7/19/2016	
8/1/2016	
9/7/2016	
9/8/2016	26.3
9/16/2016	
9/26/2016	
10/26/2016	24
10/27/2016	
11/2/2016	
11/10/2016	
11/11/2016	
1/6/2017	
1/9/2017	24.1
1/18/2017	
1/30/2017	
2/22/2017	
3/15/2017	24.1
3/16/2017	
3/28/2017	
4/3/2017	
4/7/2017	
5/17/2017	
5/18/2017	26.7
5/19/2017	
6/6/2017	
6/12/2017	
6/14/2017	
7/12/2017	
7/19/2017	
7/20/2017	
7/28/2017	
8/9/2017	
8/24/2017	
9/15/2017	25.1
9/19/2017	
9/22/2017	
10/2/2017	
10/3/2017	
12/28/2017	
3/13/2018	24.3 (J)

Time Series

Constituent: Calcium (mg/L) Analysis Run 9/10/2024 10:17 PM

Plant Bowen Client: Southern Company Data: Bowen 3-4 CCR

	GWA-54 (bg)
3/14/2018	
3/15/2018	
3/16/2018	
3/21/2018	
9/6/2018	25.6
9/7/2018	
9/11/2018	
9/12/2018	
9/17/2018	
9/18/2018	
3/7/2019	23.8 (J)
3/8/2019	
3/12/2019	
3/13/2019	
3/19/2019	
3/21/2019	
9/4/2019	
9/5/2019	24.6
9/11/2019	
9/12/2019	
9/13/2019	
3/2/2020	
3/3/2020	27.1
3/4/2020	
3/9/2020	
3/11/2020	
3/12/2020	
9/3/2020	
9/8/2020	24.5
9/9/2020	
9/11/2020	
9/14/2020	
9/15/2020	
9/16/2020	
9/17/2020	
2/24/2021	
2/25/2021	25.3
2/26/2021	
3/11/2021	
3/16/2021	
3/17/2021	
7/27/2021	24.3
7/28/2021	
7/29/2021	
8/5/2021	
8/6/2021	
8/9/2021	
8/10/2021	
1/25/2022	24.3
1/26/2022	
1/31/2022	
2/1/2022	

Time Series

Constituent: Calcium (mg/L) Analysis Run 9/10/2024 10:17 PM

Plant Bowen Client: Southern Company Data: Bowen 3-4 CCR

	GWA-54 (bg)
2/2/2022	
2/3/2022	
8/5/2022	23.8
8/8/2022	
8/9/2022	
8/10/2022	
8/11/2022	
8/16/2022	
8/17/2022	
2/13/2023	
2/14/2023	
2/16/2023	
2/17/2023	
7/25/2023	
7/28/2023	
2/20/2024	
2/22/2024	
2/27/2024	
8/2/2024	
8/8/2024	

Time Series

Constituent: Calcium (mg/L) Analysis Run 9/10/2024 10:17 PM

Plant Bowen Client: Southern Company Data: Bowen 3-4 CCR

	GWA-55 (bg)	GWA-55R (bg)	GWA-56 (bg)	GWC-16R	GWC-17R	GWC-18	GWC-18R	GWC-19R	GWC-20R
3/2/2016	38								
3/3/2016		36	36	52					
3/4/2016					69				
3/7/2016						16	30	30	
3/8/2016									40
5/3/2016	48.7	39.1							
5/5/2016						17.2	29.6		
5/9/2016			39					32.6	43.8
5/10/2016				57.6	72.9				
7/11/2016	34.8	31.6	35.7						
7/13/2016				49		12.3	27.8		
7/14/2016					58.2			25.6	36
7/15/2016									
9/9/2016	32.1	29.8	32						
9/12/2016							29.1	29.6	42.1
9/13/2016						17.8			
9/14/2016					62.2				
9/15/2016				55.4					
10/26/2016	32.9		28.5						
10/27/2016		28.9							
10/31/2016						6.22		26.5	43.4
11/1/2016					62.5		26.2		
11/2/2016				54.8					
1/9/2017	32.5	27.9	27.5						
1/11/2017				51.6	63.9		25.2	28.5	
1/12/2017						16.6			39.1
3/15/2017			24.8						
3/16/2017	30.8	28.2							
3/20/2017				52.5			29.9		
3/21/2017					63.8			29.1	
3/22/2017									37
3/23/2017						19.6			
5/18/2017	37.2	31.3	26.9						
5/22/2017							28.9	28.2	36.8
5/23/2017				58.7	62	21			
9/15/2017	38.5		19.6						
9/18/2017		29.7							
9/19/2017									37.7
9/20/2017								32.1	
9/21/2017				63.8			30.8		
9/22/2017					67.2				
9/25/2017						17			
3/12/2018	39.6	38.2							
3/13/2018			26						
3/14/2018				60.6	65.6	23.4 (J)	27.6	30.7	35.9
9/7/2018	45.2	40.3	25.1	62.4			29.5		
9/10/2018								30.7	31.6
9/11/2018					63.2	18.1 (J)			
3/7/2019		40.4	33.3						
3/8/2019	45.2								
3/11/2019				63.8					
3/12/2019					65.3	23.2 (J)	28.6	31.1	35.2

Time Series

Constituent: Calcium (mg/L) Analysis Run 9/10/2024 10:17 PM

Plant Bowen Client: Southern Company Data: Bowen 3-4 CCR

	GWA-55 (bg)	GWA-55R (bg)	GWA-56 (bg)	GWC-16R	GWC-17R	GWC-18	GWC-18R	GWC-19R	GWC-20R
9/4/2019			31.6						
9/5/2019	46.2	34.6							
9/6/2019							27.5		32.35 (D)
9/9/2019				55.7		15.2		29.6	
9/10/2019					66.7				
3/3/2020	40.1								
3/4/2020		39.9	38	60.6				34	
3/5/2020					71.4		32		38.9
3/6/2020						23.5			
9/4/2020	47.2	34.4	34.5						40.2
9/8/2020									
9/9/2020				57.1	63.2	15.3	28.5	30.5	
2/25/2021	48.5	44.8	36						
2/26/2021						25.2	31.9	33.3	
3/9/2021				76.4					35.8
3/10/2021					67.1				
7/28/2021	48.8	44.9	35.1						
7/29/2021						22	30.5		
7/30/2021				65.5	64.4				
8/2/2021									34.7
8/5/2021								33	
1/26/2022	53.2		37.6						
1/27/2022		44.4					29.3	33.2	36.2
1/28/2022				68.5	64.7	19.1			
8/5/2022			38						
8/8/2022	52.3	47							
8/9/2022								34.6	38.7
8/10/2022						18.9	33.6		
8/11/2022				71.6	70.8				
2/9/2023						26.2	31.2	33.7	
2/10/2023				84.6	69.6				38.4
8/3/2023					65.2	16.5			41.9
8/4/2023				69.8			31.8	31.1	
2/14/2024						27.1	31.9	34.8	
2/15/2024				72.1	68.1				39.2
7/31/2024				73.1	70.2	17.3	31.9	34.2	
8/1/2024									46.1
8/2/2024									

Time Series

Constituent: Calcium (mg/L) Analysis Run 9/10/2024 10:17 PM

Plant Bowen Client: Southern Company Data: Bowen 3-4 CCR

	GWC-21R
3/2/2016	
3/3/2016	
3/4/2016	
3/7/2016	
3/8/2016	63
5/3/2016	
5/5/2016	
5/9/2016	50.8
5/10/2016	
7/11/2016	
7/13/2016	
7/14/2016	
7/15/2016	48.2
9/9/2016	56.9
9/12/2016	
9/13/2016	
9/14/2016	
9/15/2016	
10/26/2016	
10/27/2016	57.9
10/31/2016	
11/1/2016	
11/2/2016	
1/9/2017	
1/11/2017	
1/12/2017	60.5
3/15/2017	
3/16/2017	
3/20/2017	
3/21/2017	63.7
3/22/2017	
3/23/2017	
5/18/2017	
5/22/2017	
5/23/2017	60
9/15/2017	
9/18/2017	
9/19/2017	58.9
9/20/2017	
9/21/2017	
9/22/2017	
9/25/2017	
3/12/2018	
3/13/2018	
3/14/2018	65.6
9/7/2018	
9/10/2018	61.7
9/11/2018	
3/7/2019	
3/8/2019	
3/11/2019	67.1
3/12/2019	

Time Series

Constituent: Calcium (mg/L) Analysis Run 9/10/2024 10:17 PM

Plant Bowen Client: Southern Company Data: Bowen 3-4 CCR

	GWC-21R
9/4/2019	
9/5/2019	
9/6/2019	57.8
9/9/2019	
9/10/2019	
3/3/2020	70.2
3/4/2020	
3/5/2020	
3/6/2020	
9/4/2020	
9/8/2020	61.9
9/9/2020	
2/25/2021	
2/26/2021	
3/9/2021	64.1
3/10/2021	
7/28/2021	
7/29/2021	
7/30/2021	
8/2/2021	59.3
8/5/2021	
1/26/2022	
1/27/2022	
1/28/2022	60
8/5/2022	
8/8/2022	
8/9/2022	
8/10/2022	67.7
8/11/2022	
2/9/2023	68.2
2/10/2023	
8/3/2023	
8/4/2023	68.8
2/14/2024	
2/15/2024	65.6
7/31/2024	
8/1/2024	
8/2/2024	69.8

Time Series

Constituent: Calcium (mg/L) Analysis Run 9/10/2024 10:17 PM

Plant Bowen Client: Southern Company Data: Bowen 3-4 CCR

	GWC-22R	GWC-23R	GWC-24R	GWC-25R	GWC-36A	GWC-36RA	GWC-37	GWC-38
3/1/2016						32	0.98	
3/2/2016								2
3/4/2016			32					
3/7/2016	32							
3/8/2016				34				
3/9/2016		55						
5/2/2016						30		
5/3/2016							1.12	2.68
5/4/2016				36				
5/5/2016	32.2		34.6					
5/6/2016		62.4						
7/6/2016						29.2		
7/7/2016								2.21
7/8/2016							1	
7/12/2016			29.6					
7/14/2016	26.8							
7/15/2016		49.5						
7/18/2016				31.7				
9/7/2016						28.4	0.858	
9/8/2016								1.8
9/12/2016	31.1							
9/13/2016			31.1	32.5				
9/14/2016		54.4						
10/25/2016						30.8	0.859	1.15
10/27/2016	29.2		32.8	30.9				
11/1/2016		52.8						
1/5/2017						32.6		
1/6/2017							1	
1/13/2017	30		34	31.2				
1/25/2017		57.2						
2/9/2017								0.495 (J)
3/14/2017						29.1	0.844	
3/16/2017				29				
3/20/2017	32		33.4					
3/22/2017		58.1						
3/23/2017								0.543
5/16/2017						28.5	0.922	
5/17/2017								0.889
5/19/2017			33.2	33.9				
5/23/2017	27.5							
5/24/2017		64						
9/15/2017						29.1	0.85	
9/19/2017	30.3		29.5	31.3				1.28
9/21/2017		61.1						
3/12/2018						30.6	0.81	
3/13/2018	32.1		30.8	33.3				1.4
3/14/2018		59.9						
9/6/2018						26.1	0.79	1.6
9/7/2018	32.7							
9/11/2018		60.2	29.1	30.9				
3/6/2019							0.78	
3/7/2019						28		2.6

Time Series

Constituent: Calcium (mg/L) Analysis Run 9/10/2024 10:17 PM

Plant Bowen Client: Southern Company Data: Bowen 3-4 CCR

	GWC-22R	GWC-23R	GWC-24R	GWC-25R	GWC-36A	GWC-36RA	GWC-37	GWC-38
3/8/2019			28.8	33.1				
3/11/2019	33.9							
3/12/2019		61.6						
9/4/2019						27.9	0.76	1.65 (D)
9/5/2019	31.8		29.6 (D)	34.6				
9/6/2019		55.9						
3/2/2020						35.2	0.77 (J)	2.5
3/3/2020	37.2		33.3	37.6				
3/5/2020		63.7						
9/3/2020							0.73 (J)	1
9/4/2020				36.6				
9/8/2020	34.7							
9/9/2020		57.6	31.5					
9/14/2020						32.4		
2/24/2021							0.71 (J)	1.2
3/9/2021	35.7		33.2	36.4				
3/10/2021		62.2						
3/26/2021						30.1		
7/27/2021						35.7		
7/28/2021							0.75 (J)	1.1
7/29/2021			32.6					
7/30/2021		58.7						
8/2/2021	34.1			35.4				
1/25/2022								1.1
1/26/2022						41	0.7 (J)	
1/27/2022	36.9			34.4				
1/28/2022		64.9	34.4					
4/6/2022					48.7			
8/5/2022								1.3 (J)
8/8/2022					53.1	54.8	0.74 (J)	
8/9/2022			33.8	37.1				
8/10/2022	36							
8/11/2022		67						
2/8/2023					51.6	54.1	0.7 (J)	1.3
2/9/2023	37		32.8	35.6				
2/10/2023		68.7						
8/2/2023					40.7		0.64 (J)	49.2
8/3/2023	33.6	65.2	31.7	34.3		40.8		
2/13/2024					52	54.5	0.72 (J)	1.6
2/15/2024	34.2		31.1					
2/16/2024		74.2		34.6				
7/30/2024					52.1	50.4	0.73 (J)	1.6
7/31/2024	33.1	74.6	33.2	33.9				

Time Series

Constituent: Chloride (mg/L) Analysis Run 9/10/2024 10:17 PM

Plant Bowen Client: Southern Company Data: Bowen 3-4 CCR

	GWA-1 (bg)	GWA-2 (bg)	GWA-2R (bg)	GWA-39RZ (bg)	GWA-39Z (bg)	GWA-3A (bg)	GWA-40 (bg)	GWA-41 (bg)	GWA-41R (bg)
3/11/2016									
3/14/2016					1.795				
3/15/2016							1.1671	4.1666	6.1465
3/22/2016	1.5101								
3/23/2016		2.4904	0.9079			1.6092			
5/11/2016					2.04		0.8763		
5/12/2016								1.78	
5/13/2016									3.08
5/16/2016				1.74 (D)					
5/19/2016	1.5		0.9136						
5/20/2016		1.71							
5/23/2016						1.52			
7/19/2016					2.1				
7/20/2016								1.8	
7/21/2016							1.4		3.7
7/22/2016									
7/27/2016				2.1 (D)					
7/29/2016	1.7	2	1.1			1.5			
9/15/2016					1.7			1.4	
9/19/2016							1.1		
9/21/2016									2.4
9/22/2016			1			1.4			
9/23/2016	1.8	1.8							
11/2/2016					1.8				
11/3/2016							1.2	1.6	3.4
11/9/2016	2	1.6							
11/10/2016			1.2			1.6			
1/17/2017							1		1.9
1/18/2017					1.7			1.5	
1/30/2017	1.5								
1/31/2017		1.3	1.2			1.6			
2/21/2017				4 (D)					
3/24/2017							1.2	1.4	
3/27/2017				2.6 (D)					2.4
3/28/2017					1.3				
3/30/2017	1.8	1.6				1.4			
4/3/2017			0.99						
5/24/2017							1.5		
6/6/2017								2.8	4.5
6/7/2017					1.2				
6/8/2017				2.1 (D)					
6/9/2017	1.6		0.87						
6/12/2017		1.6				1.4			
7/17/2017				1.9 (D)					
7/27/2017				3 (D)					
8/9/2017				2.5 (D)					
9/25/2017								1.8	2.5
9/26/2017					1.7		2.4		
9/29/2017				2.7 (D)					
10/2/2017	1.6	0.94	1						
10/4/2017						1.5			
12/28/2017							3.9 (Y)		

Time Series

Constituent: Chloride (mg/L) Analysis Run 9/10/2024 10:17 PM

Plant Bowen Client: Southern Company Data: Bowen 3-4 CCR

	GWA-1 (bg)	GWA-2 (bg)	GWA-2R (bg)	GWA-39RZ (bg)	GWA-39Z (bg)	GWA-3A (bg)	GWA-40 (bg)	GWA-41 (bg)	GWA-41R (bg)
3/14/2018					1.4		2.4	3	4 (J)
3/16/2018	1.7		1.6	2.6					
3/19/2018		1.9				1.5			
9/12/2018					1.6		1	1.4	2.1
9/14/2018		0.98	0.92	1.9					
9/17/2018	1.55 (D)					1.5			
3/13/2019							2.2		
3/14/2019				2.8				2.6	2.9
3/15/2019					1.7				
3/19/2019			2						
3/20/2019	<1.4	<0.86				<1.5			
9/9/2019					1.2		0.83 (X)		
9/10/2019				2.3				1.1	1.7
9/12/2019	1.3	0.815 (JD)							
9/13/2019			0.94 (J)			1.5			
3/6/2020								1.3	
3/9/2020				1.5	1.2		1.5		1.3
3/11/2020	1.4	2	0.6 (J)			1.4			
9/10/2020					1.2			1.2	1.4
9/11/2020							0.77 (J)		
9/15/2020	1.3	1.2	0.75 (J)						
9/16/2020				1.7					
3/10/2021							0.97 (J)		1.6
3/11/2021								1.5	
3/12/2021					1.2				
3/16/2021	1.3		0.73 (J)	1.3					
3/17/2021		1.4							
3/29/2021						1.5			
8/4/2021					1.1		0.82 (J)	1.2	1.3
8/6/2021				1.3					
8/9/2021	1.3	1.5	1.1			1.4			
1/31/2022					1		0.71 (J)	1	1
2/1/2022	1.2	1.4	0.77 (J)						
2/2/2022				1.5		1.9			
8/10/2022					0.93 (J)				
8/11/2022								1.3	1.4
8/12/2022							<1		
8/16/2022	0.99 (J)	1.1	0.82 (J)	1.6		2.5			
2/13/2023					1.3		1.1	1.6	1.5
2/14/2023				1.6					
2/16/2023	1.2	1.6	1.9						
2/17/2023						6.3			
7/25/2023				1.7				0.97 (J)	1.3
7/26/2023					1.3		0.92 (J)		
7/27/2023	1.2	1.3	0.92 (J)						
8/1/2023						5.7			
2/19/2024				1.4	1		0.75 (J)	1.2	1.3
2/20/2024									
2/22/2024	1.1	1.3				7.1			
2/26/2024			2						
8/1/2024				1.5	1.2		0.96 (J)	1.3	1.6
8/6/2024			1.1						

ND substitution: RL or RL/2 if <15% NDs.

Time Series

Constituent: Chloride (mg/L) Analysis Run 9/10/2024 10:17 PM

Plant Bowen Client: Southern Company Data: Bowen 3-4 CCR

	GWA-1 (bg)	GWA-2 (bg)	GWA-2R (bg)	GWA-39RZ (bg)	GWA-39Z (bg)	GWA-3A (bg)	GWA-40 (bg)	GWA-41 (bg)	GWA-41R (bg)
8/7/2024	1.3	1.4							
8/8/2024						7.3			

Time Series

Constituent: Chloride (mg/L) Analysis Run 9/10/2024 10:17 PM

Plant Bowen Client: Southern Company Data: Bowen 3-4 CCR

	GWA-42 (bg)
3/11/2016	2.4984
3/14/2016	
3/15/2016	
3/22/2016	
3/23/2016	
5/11/2016	
5/12/2016	
5/13/2016	
5/16/2016	2.22
5/19/2016	
5/20/2016	
5/23/2016	
7/19/2016	
7/20/2016	
7/21/2016	
7/22/2016	2.6
7/27/2016	
7/29/2016	
9/15/2016	
9/19/2016	2.5
9/21/2016	
9/22/2016	
9/23/2016	
11/2/2016	
11/3/2016	3
11/9/2016	
11/10/2016	
1/17/2017	2.9
1/18/2017	
1/30/2017	
1/31/2017	
2/21/2017	
3/24/2017	
3/27/2017	3
3/28/2017	
3/30/2017	
4/3/2017	
5/24/2017	
6/6/2017	
6/7/2017	3
6/8/2017	
6/9/2017	
6/12/2017	
7/17/2017	
7/27/2017	
8/9/2017	
9/25/2017	
9/26/2017	3.1
9/29/2017	
10/2/2017	
10/4/2017	
12/28/2017	

Time Series

Constituent: Chloride (mg/L) Analysis Run 9/10/2024 10:17 PM

Plant Bowen Client: Southern Company Data: Bowen 3-4 CCR

	GWA-42 (bg)
3/14/2018	3.2
3/16/2018	
3/19/2018	
9/12/2018	
9/14/2018	2.3
9/17/2018	
3/13/2019	
3/14/2019	3.6
3/15/2019	
3/19/2019	
3/20/2019	
9/9/2019	
9/10/2019	2
9/12/2019	
9/13/2019	
3/6/2020	2.7
3/9/2020	
3/11/2020	
9/10/2020	2
9/11/2020	
9/15/2020	
9/16/2020	
3/10/2021	
3/11/2021	2.5
3/12/2021	
3/16/2021	
3/17/2021	
3/29/2021	
8/4/2021	2.3
8/6/2021	
8/9/2021	
1/31/2022	2
2/1/2022	
2/2/2022	
8/10/2022	1.8
8/11/2022	
8/12/2022	
8/16/2022	
2/13/2023	2.4
2/14/2023	
2/16/2023	
2/17/2023	
7/25/2023	
7/26/2023	1.9
7/27/2023	
8/1/2023	
2/19/2024	
2/20/2024	2.4
2/22/2024	
2/26/2024	
8/1/2024	2.5
8/6/2024	

Time Series

Constituent: Chloride (mg/L) Analysis Run 9/10/2024 10:17 PM

Plant Bowen Client: Southern Company Data: Bowen 3-4 CCR

	GWA-42 (bg)
8/7/2024	
8/8/2024	

Time Series

Constituent: Chloride (mg/L) Analysis Run 9/10/2024 10:17 PM

Plant Bowen Client: Southern Company Data: Bowen 3-4 CCR

	GWA-43 (bg)	GWA-43R (bg)	GWA-4RZ (bg)	GWA-50 (bg)	GWA-50R (bg)	GWA-51RZ (bg)	GWA-52 (bg)	GWA-53 (bg)	GWA-53R (bg)
2/29/2016							2.9988		
3/2/2016								2.3976	2.556
3/11/2016	1.2562	1.9467							
3/28/2016				1.14	0.9204				
5/3/2016								2.54	2.59
5/4/2016						2.83	1.83		
5/13/2016	1.32	2.14							
5/23/2016				1.19					
5/25/2016					1.04				
7/7/2016						3.1			
7/8/2016							2.2	2.6	
7/11/2016									2.6
7/19/2016	1.3	3.1							
8/1/2016				1.2	0.85				
9/7/2016									2.6
9/8/2016						3	2.2	2.5	
9/16/2016	1.2	3.5							
9/26/2016				1.1	0.87				
10/26/2016						3	2.2	2.6	
10/27/2016									3
11/2/2016	1.4	4.7							
11/10/2016				1.3					
11/11/2016					0.99				
1/6/2017						3.2	2.1		2.5
1/9/2017								2.5	
1/18/2017	1.2	4.9							
1/30/2017				1.2	0.95				
2/22/2017			3.7 (D)						
3/15/2017						2.8	2.3		
3/16/2017								2.4	2.5
3/28/2017	1.4	4.1							
4/3/2017					0.88				
4/7/2017			2.5 (D)	1.2					
5/17/2017							1.9		
5/18/2017						3			
5/19/2017								2.3	2.3
6/6/2017	1.4	3.6							
6/12/2017				1.1	0.83				
6/14/2017			2.6 (D)						
7/12/2017			2.8 (D)						
7/19/2017						4.1			
7/20/2017			2.3 (D)						
7/28/2017			2 (D)						
8/9/2017			1.8 (D)						
8/24/2017			2.9 (D)						
9/15/2017							2.1		
9/19/2017						3.6		2.3	2.4
9/22/2017	1.3	3.9							
10/2/2017				1.2	0.94				
10/3/2017			2.8 (D)						
3/13/2018						3.3	3	2.7	2.6
3/14/2018	1.3								

Time Series

Constituent: Chloride (mg/L) Analysis Run 9/10/2024 10:17 PM

Plant Bowen Client: Southern Company Data: Bowen 3-4 CCR

	GWA-43 (bg)	GWA-43R (bg)	GWA-4RZ (bg)	GWA-50 (bg)	GWA-50R (bg)	GWA-51RZ (bg)	GWA-52 (bg)	GWA-53 (bg)	GWA-53R (bg)
3/15/2018		2.8							
3/16/2018				1.4	<1				
3/21/2018			2.9						
9/6/2018							1.9		
9/7/2018						3.3			
9/11/2018								2.4	2.4
9/12/2018	1.3	3.1							
9/17/2018				1.1					
9/18/2018			3.1		1				
3/7/2019							3.6		
3/8/2019						3.4		2.7	
3/12/2019									3.3
3/13/2019	1.6	2.9							
3/19/2019				<1.2	<1				
3/21/2019			3.6 (D)						
9/4/2019						2.7	1.3		
9/5/2019								2.3	2.4
9/11/2019	1.3	3.1							
9/12/2019			2.1 (D)		0.74 (J)				
9/13/2019				1					
3/2/2020							4.9		
3/3/2020						2.6			
3/4/2020								2.2	2.3
3/9/2020	1.2	2.2							
3/11/2020				0.91 (J)	0.73 (J)				
3/12/2020			2.3						
9/3/2020							1.4		
9/8/2020								2.3	2.3
9/9/2020						2.6			
9/11/2020	1.3								
9/14/2020		3.3							
9/15/2020					0.7 (J)				
9/16/2020				0.97 (J)					
9/17/2020			2.4						
2/24/2021							3.3		
2/25/2021						2.7			
2/26/2021								2.3	2.4
3/11/2021	1.3	2.7							
3/16/2021			2.7						
3/17/2021				1 (J)	0.81 (J)				
7/27/2021							4.5		
7/28/2021						2.8			
7/29/2021								2.1	2.3
8/5/2021		1.9							
8/6/2021	1.3								
8/9/2021				1 (J)	0.78 (J)				
8/10/2021			2.8						
1/25/2022							1.5		
1/26/2022						2.9		2.2	2.4
1/31/2022	1.1	1.7							
2/1/2022				0.91 (J)					
2/2/2022					0.7 (J)				

Time Series

Constituent: Chloride (mg/L) Analysis Run 9/10/2024 10:17 PM

Plant Bowen Client: Southern Company Data: Bowen 3-4 CCR

	GWA-43 (bg)	GWA-43R (bg)	GWA-4RZ (bg)	GWA-50 (bg)	GWA-50R (bg)	GWA-51RZ (bg)	GWA-52 (bg)	GWA-53 (bg)	GWA-53R (bg)
2/3/2022			2.6						
8/5/2022							1		
8/8/2022								2	2.2
8/9/2022						2.4			
8/10/2022		1.7							
8/11/2022	1.4								
8/16/2022				0.69 (J)					
8/17/2022			2.6		<1				
2/13/2023		1.8							
2/14/2023	1.3								
2/16/2023				0.91 (J)	0.71 (J)				
2/17/2023			3						
7/25/2023	1.4	2							
7/28/2023			3	0.95 (J)	0.72 (J)				
2/20/2024	1.2	2							
2/22/2024				0.88 (J)	0.64 (J)				
2/27/2024			3.2						
8/2/2024	1.2	2.2							
8/8/2024			2.2	1.1	0.86 (J)				

Time Series

Constituent: Chloride (mg/L) Analysis Run 9/10/2024 10:17 PM

Plant Bowen Client: Southern Company Data: Bowen 3-4 CCR

	GWA-54 (bg)
2/29/2016	
3/2/2016	1.4496
3/11/2016	
3/28/2016	
5/3/2016	
5/4/2016	1.42
5/13/2016	
5/23/2016	
5/25/2016	
7/7/2016	
7/8/2016	1.6
7/11/2016	
7/19/2016	
8/1/2016	
9/7/2016	
9/8/2016	1.2
9/16/2016	
9/26/2016	
10/26/2016	1.4
10/27/2016	
11/2/2016	
11/10/2016	
11/11/2016	
1/6/2017	
1/9/2017	1.5
1/18/2017	
1/30/2017	
2/22/2017	
3/15/2017	1.1
3/16/2017	
3/28/2017	
4/3/2017	
4/7/2017	
5/17/2017	
5/18/2017	1.3
5/19/2017	
6/6/2017	
6/12/2017	
6/14/2017	
7/12/2017	
7/19/2017	
7/20/2017	
7/28/2017	
8/9/2017	
8/24/2017	
9/15/2017	1.2
9/19/2017	
9/22/2017	
10/2/2017	
10/3/2017	
3/13/2018	0.93
3/14/2018	

Time Series

Constituent: Chloride (mg/L) Analysis Run 9/10/2024 10:17 PM

Plant Bowen Client: Southern Company Data: Bowen 3-4 CCR

	GWA-54 (bg)
3/15/2018	
3/16/2018	
3/21/2018	
9/6/2018	1.1
9/7/2018	
9/11/2018	
9/12/2018	
9/17/2018	
9/18/2018	
3/7/2019	<1.2
3/8/2019	
3/12/2019	
3/13/2019	
3/19/2019	
3/21/2019	
9/4/2019	
9/5/2019	0.81 (J)
9/11/2019	
9/12/2019	
9/13/2019	
3/2/2020	
3/3/2020	0.77 (J)
3/4/2020	
3/9/2020	
3/11/2020	
3/12/2020	
9/3/2020	
9/8/2020	0.8 (J)
9/9/2020	
9/11/2020	
9/14/2020	
9/15/2020	
9/16/2020	
9/17/2020	
2/24/2021	
2/25/2021	0.78 (J)
2/26/2021	
3/11/2021	
3/16/2021	
3/17/2021	
7/27/2021	1.4
7/28/2021	
7/29/2021	
8/5/2021	
8/6/2021	
8/9/2021	
8/10/2021	
1/25/2022	0.81 (J)
1/26/2022	
1/31/2022	
2/1/2022	
2/2/2022	

ND substitution: RL or RL/2 if <15% NDs.

Time Series

Constituent: Chloride (mg/L) Analysis Run 9/10/2024 10:17 PM

Plant Bowen Client: Southern Company Data: Bowen 3-4 CCR

	GWA-54 (bg)
2/3/2022	
8/5/2022	0.96 (J)
8/8/2022	
8/9/2022	
8/10/2022	
8/11/2022	
8/16/2022	
8/17/2022	
2/13/2023	
2/14/2023	
2/16/2023	
2/17/2023	
7/25/2023	
7/28/2023	
2/20/2024	
2/22/2024	
2/27/2024	
8/2/2024	
8/8/2024	

Time Series

Constituent: Chloride (mg/L) Analysis Run 9/10/2024 10:17 PM

Plant Bowen Client: Southern Company Data: Bowen 3-4 CCR

	GWA-55 (bg)	GWA-55R (bg)	GWA-56 (bg)	GWC-16R	GWC-17R	GWC-18	GWC-18R	GWC-19R	GWC-20R
3/2/2016	2.815								
3/3/2016		2.6912	8.0925	1.3707 (D)					
3/4/2016					6.4905				
3/7/2016						2.0446	2.2698	2.3254	
3/8/2016									1.2699
5/3/2016	3.27	2.7							
5/5/2016						2.28	2.48		
5/9/2016			2.99					2.48	1.39
5/10/2016				1.41	7.1				
7/11/2016	3.2	2.7	4.4						
7/13/2016				1.7		2.2	2.5		
7/14/2016					6.4			2.5	1.7
7/15/2016									
9/9/2016	3	2.5	5.6						
9/12/2016							2.5	2.5	1.6
9/13/2016						2			
9/14/2016					6				
9/15/2016				1.9					
10/26/2016	2.9		6.5						
10/27/2016		3							
10/31/2016						2.3		3	1.9
11/1/2016					7		2.9		
11/2/2016				2.3					
1/9/2017	2.9	3.1	6.7						
1/11/2017				2	6		2.5	2.5	
1/12/2017						1.9			1.8
3/15/2017			7.8						
3/16/2017	2.9	2.7							
3/20/2017				2.2			2.2		
3/21/2017					6.1			2.3	
3/22/2017									2
3/23/2017						2.2			
5/18/2017	2.9	3.2	7.1						
5/22/2017							2.3	2.4	1.9
5/23/2017				2	6	2			
9/15/2017	3.2		8.4						
9/18/2017		3							
9/19/2017									1.9
9/20/2017								2.4	
9/21/2017				2.3			2.3		
9/22/2017					6.2				
9/25/2017						2.1			
3/12/2018	3.6	3.2							
3/13/2018			6.9						
3/14/2018				2.1	6.1	2.1	2.2	2.2	2
9/7/2018	3.8	3.3	6.9	2.1			2.3		
9/10/2018								2.1	1.6
9/11/2018					6.7	2.3			
3/7/2019		3.2	6						
3/8/2019	3.4								
3/11/2019				2.4					
3/12/2019					6.9	2.8	3.3	2.8	2.7

Time Series

Constituent: Chloride (mg/L) Analysis Run 9/10/2024 10:17 PM

Plant Bowen Client: Southern Company Data: Bowen 3-4 CCR

	GWA-55 (bg)	GWA-55R (bg)	GWA-56 (bg)	GWC-16R	GWC-17R	GWC-18	GWC-18R	GWC-19R	GWC-20R
9/4/2019			4.8						
9/5/2019	2.9	2.9							
9/6/2019							2.3		1.6
9/9/2019				1.1		2		2.3	
9/10/2019					4.5				
3/3/2020	2.7								
3/4/2020		2.6	4.5	0.79 (J)				2.3	
3/5/2020					4.5		2.2		1.5
3/6/2020						2.2			
9/4/2020	3	2.5	4.1						1.5
9/8/2020									
9/9/2020				1 (J)	4.3	2.1	2.3	2.4	
2/25/2021	6.7	4.8	4.4						
2/26/2021						2.3	2.4	2.4	
3/9/2021				1.5					1.9
3/10/2021					4.7				
7/28/2021	6.9	5	5						
7/29/2021						2.1	2.2		
7/30/2021				1	4.3				
8/2/2021									1.8
8/5/2021								2.6	
1/26/2022	5.8		5.2						
1/27/2022		4.5					2.3	2.5	1.9
1/28/2022				1.6	4.6	2.1			
8/5/2022			5.4						
8/8/2022	4.9	4							
8/9/2022								2.3	1.7
8/10/2022						2.3	2.6		
8/11/2022				1.4	4.7				
2/9/2023						2.5	2.6	2.7	
2/10/2023				1.8	4.7				2
8/3/2023					4.2	1.9			1.5
8/4/2023				1.1			2.2	2.3	
2/14/2024						2.2	2.3	2.4	
2/15/2024				1.3	4.5				1.7
7/31/2024				1.4	4.8	2.2	2.6	2.6	
8/1/2024									1.7
8/2/2024									

Time Series

Constituent: Chloride (mg/L) Analysis Run 9/10/2024 10:17 PM

Plant Bowen Client: Southern Company Data: Bowen 3-4 CCR

	GWC-21R
3/2/2016	
3/3/2016	
3/4/2016	
3/7/2016	
3/8/2016	4.2184
5/3/2016	
5/5/2016	
5/9/2016	3.08
5/10/2016	
7/11/2016	
7/13/2016	
7/14/2016	
7/15/2016	3.8
9/9/2016	3.9
9/12/2016	
9/13/2016	
9/14/2016	
9/15/2016	
10/26/2016	
10/27/2016	4.7
10/31/2016	
11/1/2016	
11/2/2016	
1/9/2017	
1/11/2017	
1/12/2017	4.2
3/15/2017	
3/16/2017	
3/20/2017	
3/21/2017	4.2
3/22/2017	
3/23/2017	
5/18/2017	
5/22/2017	
5/23/2017	4.1
9/15/2017	
9/18/2017	
9/19/2017	4.4
9/20/2017	
9/21/2017	
9/22/2017	
9/25/2017	
3/12/2018	
3/13/2018	
3/14/2018	4.4
9/7/2018	
9/10/2018	3.9
9/11/2018	
3/7/2019	
3/8/2019	
3/11/2019	4.2
3/12/2019	

Time Series

Constituent: Chloride (mg/L) Analysis Run 9/10/2024 10:17 PM

Plant Bowen Client: Southern Company Data: Bowen 3-4 CCR

	GWC-21R
9/4/2019	
9/5/2019	
9/6/2019	3.5
9/9/2019	
9/10/2019	
3/3/2020	3.9
3/4/2020	
3/5/2020	
3/6/2020	
9/4/2020	
9/8/2020	4.1
9/9/2020	
2/25/2021	
2/26/2021	
3/9/2021	5
3/10/2021	
7/28/2021	
7/29/2021	
7/30/2021	
8/2/2021	5.6
8/5/2021	
1/26/2022	
1/27/2022	
1/28/2022	4.6
8/5/2022	
8/8/2022	
8/9/2022	
8/10/2022	4.1
8/11/2022	
2/9/2023	4.5
2/10/2023	
8/3/2023	
8/4/2023	3.1
2/14/2024	
2/15/2024	3
7/31/2024	
8/1/2024	
8/2/2024	3.2

Time Series

Constituent: Chloride (mg/L) Analysis Run 9/10/2024 10:17 PM

Plant Bowen Client: Southern Company Data: Bowen 3-4 CCR

	GWC-22R	GWC-23R	GWC-24R	GWC-25R	GWC-36A	GWC-36RA	GWC-37	GWC-38
3/1/2016						3.096	1.2389	
3/2/2016								2.4559
3/4/2016			2.7291					
3/7/2016	2.6729							
3/8/2016				2.5307				
3/9/2016		1.5349						
5/2/2016						2.92		
5/3/2016							1.22	2.49
5/4/2016				2.76				
5/5/2016	2.81		2.54					
5/6/2016		1.63						
7/6/2016						3.2		
7/7/2016								2.5
7/8/2016							1.2	
7/12/2016			2.6					
7/14/2016	2.8							
7/15/2016		2						
7/18/2016				2.8				
9/7/2016						3.4	1	
9/8/2016								2.2
9/12/2016	2.8							
9/13/2016			2.5	2.7				
9/14/2016		2						
10/25/2016						3.4	1.2	2.5
10/27/2016	3.3		3.1	3.2				
11/1/2016		2.4						
1/5/2017						3.3		
1/6/2017							0.97	
1/13/2017	2.7		2.7	2.6				
1/25/2017		2.1						
2/9/2017								2
3/14/2017						2.9	1	
3/16/2017				2.6				
3/20/2017	2.8		2.6					
3/22/2017		2.2						
3/23/2017								2.2
5/16/2017						2.9	0.9	
5/17/2017								2.4
5/19/2017			2.5	2.6				
5/23/2017	2.6							
5/24/2017		2						
9/15/2017						2.7	1.1	
9/19/2017	2.6		2.3	2.4				2.5
9/21/2017		2.4						
3/12/2018						3.2	1.1	
3/13/2018	2.8		<0.25	2.7				2.4
3/14/2018		2.2						
9/6/2018						2.7	1	2.7
9/7/2018	2.7							
9/11/2018		2.4	2.3	2.4				
3/6/2019							<1.1	
3/7/2019						2.8		2.9

ND substitution: RL or RL/2 if <15% NDs.

Time Series

Constituent: Chloride (mg/L) Analysis Run 9/10/2024 10:17 PM

Plant Bowen Client: Southern Company Data: Bowen 3-4 CCR

	GWC-22R	GWC-23R	GWC-24R	GWC-25R	GWC-36A	GWC-36RA	GWC-37	GWC-38
3/8/2019			2.6	2.8				
3/11/2019	3.2							
3/12/2019		2.4						
9/4/2019						2.7	0.81 (J)	2.9
9/5/2019	2.7		2.2	2.5				
9/6/2019		1.4						
3/2/2020						2.4	0.78 (J)	2.5
3/3/2020	2.5		2.1	2.4				
3/5/2020		1.3						
9/3/2020							0.82 (J)	2.9
9/4/2020				2.5				
9/8/2020	2.6							
9/9/2020		2	2.5					
9/14/2020						2.9		
2/24/2021							0.84 (J)	3.1
3/9/2021	2.4		2.1	2.3				
3/10/2021		1.6						
3/26/2021						2.5		
7/27/2021						2.8		
7/28/2021							0.88 (J)	3.3
7/29/2021			2.2					
7/30/2021		1.4						
8/2/2021	2.4			2.3				
1/25/2022								3.2
1/26/2022						2.4	0.88 (J)	
1/27/2022	2.5			2.4				
1/28/2022		1.7	2.2					
4/6/2022					2.4			
8/5/2022								3.1
8/8/2022					2.7	2.6	0.64 (J)	
8/9/2022			2	2.2				
8/10/2022	2.7							
8/11/2022		2.1						
2/8/2023					3.5	3.1	1.1	3.5
2/9/2023	2.7		2.5	2.6				
2/10/2023		2						
8/2/2023					2.8		1	3.4
8/3/2023	2.3	1.8	2.1	2.3		2.5		
2/13/2024					3.7	3.4	0.8 (J)	3.4
2/15/2024	2.4		2.1					
2/16/2024		1.4		2.7				
7/30/2024					3.7	3.2	1.1	3.8
7/31/2024	2.7	1.6	2.4	2.5				

Time Series

Constituent: Chromium (mg/L) Analysis Run 9/10/2024 10:17 PM

Plant Bowen Client: Southern Company Data: Bowen 3-4 CCR

	GWA-1 (bg)	GWA-2 (bg)	GWA-2R (bg)	GWA-39RZ (bg)	GWA-39Z (bg)	GWA-3A (bg)	GWA-40 (bg)	GWA-41 (bg)	GWA-41R (bg)
8/23/2007	<0.005	0.0045	<0.005			<0.005			
10/23/2007	0.011								
10/24/2007		0.039 (O)	0.0033						
11/2/2007						0.027 (O)			
11/18/2007	0.038 (O)	0.059 (O)	0.012			0.17 (O)			
1/30/2008	0.11 (O)								
1/31/2008		0.0067	0.052 (O)			0.012			
3/10/2008	0.038 (O)		0.01						
3/11/2008		0.03 (O)				0.063 (O)			
5/6/2008		0.0062							
5/13/2008	0.012		0.0068						
5/14/2008						0.057 (O)			
12/4/2008		0.009	0.0017						
12/5/2008	<0.005					<0.005			
4/15/2009	<0.005					<0.005			
4/21/2009		0.0022	<0.005						
10/7/2009	0.0065	<0.005							
10/8/2009			<0.005			<0.005			
4/21/2010			<0.005						
4/26/2010		<0.005							
4/28/2010						<0.005			
5/3/2010	<0.005								
9/28/2010			<0.005						
10/4/2010		<0.005							
10/6/2010						<0.005			
10/12/2010	<0.005								
4/12/2011			<0.005						
4/13/2011		<0.005							
4/21/2011						<0.005			
4/27/2011	<0.005								
10/4/2011			<0.005						
10/5/2011		<0.005							
10/13/2011						<0.005			
10/17/2011	<0.005								
4/3/2012			<0.005						
4/11/2012		<0.005							
5/1/2012						<0.005			
5/2/2012	<0.005								
10/8/2012	<0.005								
10/9/2012		<0.005	<0.005			<0.005			
4/11/2013			<0.005			<0.005			
4/12/2013	0.0019								
4/15/2013		0.0013							
10/15/2013		0.0023							
10/16/2013	0.0024		<0.005			0.0013			
4/10/2014			<0.005						
4/11/2014	0.0013 (J)								
4/22/2014		<0.005							
4/23/2014						<0.005			
9/30/2014	<0.005	<0.005	<0.005						
10/4/2014						<0.005			
3/30/2015	0.0047	0.0011 (J)	<0.005						

ND substitution: RL or RL/2 if <15% NDs.

Time Series

Constituent: Chromium (mg/L) Analysis Run 9/10/2024 10:17 PM

Plant Bowen Client: Southern Company Data: Bowen 3-4 CCR

	GWA-1 (bg)	GWA-2 (bg)	GWA-2R (bg)	GWA-39RZ (bg)	GWA-39Z (bg)	GWA-3A (bg)	GWA-40 (bg)	GWA-41 (bg)	GWA-41R (bg)
3/31/2015						<0.005			
10/12/2015						<0.005			
10/13/2015	<0.005	<0.005	<0.005						
3/11/2016									
3/14/2016					<0.005				
3/15/2016							<0.005	<0.005	<0.005
3/22/2016	<0.005								
3/23/2016		<0.005	<0.005			<0.005			
5/11/2016					<0.005		<0.005		
5/12/2016								<0.005	
5/13/2016									<0.005
5/16/2016				<0.005 (D)					
5/19/2016	<0.005		<0.005						
5/20/2016		<0.005							
5/23/2016						<0.005			
7/19/2016					<0.005				
7/20/2016								<0.005	
7/21/2016							<0.005		<0.005
7/22/2016									
7/27/2016				0.0017 (JD)					
7/29/2016	<0.005	<0.005	<0.005			<0.005			
9/15/2016					<0.005		<0.005	<0.005	
9/19/2016									
9/21/2016									<0.005
9/22/2016			<0.005			0.0013 (J)			
9/23/2016	<0.005	<0.005							
11/2/2016					<0.005				
11/3/2016							<0.005	<0.005	<0.005
11/9/2016	0.0011 (J)	<0.005							
11/10/2016			<0.005			<0.005			
1/17/2017							<0.005		<0.005
1/18/2017					<0.005			<0.005	
1/30/2017	<0.005								
1/31/2017		<0.005	<0.005			<0.005			
2/21/2017				0.001 (J)					
3/24/2017							<0.005 (*)	<0.005 (*)	
3/27/2017				<0.005 (D)					<0.005
3/28/2017					<0.005 (*)				
3/30/2017	<0.005	<0.005				<0.005			
4/3/2017			<0.005						
5/24/2017							0.0008 (J)		
6/6/2017								<0.005	0.0004 (J)
6/7/2017					<0.005				
6/8/2017				<0.005 (D)					
6/9/2017	<0.005		<0.005						
6/12/2017		0.0008 (J)				<0.005			
7/17/2017				<0.005 (D)					
7/27/2017				0.0005 (J)					
8/9/2017				0.0005 (J)					
9/25/2017								<0.005	<0.005
9/26/2017					<0.005		0.0005 (J)		
9/29/2017				0.0006 (JD)					

ND substitution: RL or RL/2 if <15% NDs.

Time Series

Constituent: Chromium (mg/L) Analysis Run 9/10/2024 10:17 PM

Plant Bowen Client: Southern Company Data: Bowen 3-4 CCR

	GWA-1 (bg)	GWA-2 (bg)	GWA-2R (bg)	GWA-39RZ (bg)	GWA-39Z (bg)	GWA-3A (bg)	GWA-40 (bg)	GWA-41 (bg)	GWA-41R (bg)
10/2/2017	<0.005	<0.005	<0.005						
10/4/2017						<0.005			
3/14/2018					<0.005		<0.005	<0.005	<0.005
3/16/2018	<0.005		<0.005	<0.005					
3/19/2018		0.0031 (J)				<0.005			
9/12/2018					<0.005		<0.005	<0.005	<0.005
9/14/2018		<0.005	<0.005	<0.005					
9/17/2018	<0.005 (D)					<0.005			
3/13/2019							<0.005		
3/14/2019				0.004 (J)				<0.005	<0.005
3/15/2019					<0.005				
3/19/2019			<0.005						
3/20/2019	<0.005	<0.005				<0.005			
9/9/2019					<0.005		<0.005		
9/10/2019								<0.005 (D)	<0.005
9/12/2019	<0.005	<0.005 (D)							
9/13/2019			<0.005			0.00073 (J)			
3/6/2020								0.015	
3/9/2020				0.0016 (J)	0.069 (O)		0.0009 (J)		0.0004 (J)
3/11/2020	0.0012 (J)	0.0025 (J)	0.0042 (J)			0.00095 (J)			
9/10/2020					<0.005			<0.005	<0.005
9/11/2020							<0.005		
9/15/2020	<0.005	0.00086 (J)	<0.005						
9/16/2020				0.00058 (J)					
3/10/2021							0.00075 (J)		<0.005
3/11/2021								0.0015 (J)	
3/12/2021					0.00064 (J)				
3/16/2021	<0.005		<0.005	0.0008 (J)					
3/17/2021		<0.005							
3/29/2021						0.00062 (J)			
8/4/2021					<0.005		<0.005	<0.005	<0.005
8/6/2021				<0.005					
8/9/2021	<0.005	<0.005	<0.005			<0.005			
1/31/2022					<0.005		<0.005	<0.005	<0.005
2/1/2022	<0.005	<0.005	<0.005						
2/2/2022				0.0012 (J)		0.0069			
8/10/2022					<0.005				
8/11/2022								<0.005	<0.005
8/12/2022							<0.005		
8/16/2022	<0.005	<0.005	<0.005	<0.005		<0.005			
2/13/2023					<0.005		<0.005	<0.005	<0.005
2/14/2023				<0.005					
2/16/2023	<0.005	<0.005	<0.005						
2/17/2023						<0.005			
7/25/2023				<0.005				<0.005	<0.005
7/26/2023					<0.005		<0.005		
7/27/2023	<0.005	<0.005	<0.005						
8/1/2023						<0.005			
2/19/2024				<0.005	<0.005		<0.005	<0.005	<0.005
2/20/2024									
2/22/2024	<0.005	<0.005				<0.005			
2/26/2024			<0.005						

ND substitution: RL or RL/2 if <15% NDs.

Time Series

Constituent: Chromium (mg/L) Analysis Run 9/10/2024 10:17 PM

Plant Bowen Client: Southern Company Data: Bowen 3-4 CCR

	GWA-1 (bg)	GWA-2 (bg)	GWA-2R (bg)	GWA-39RZ (bg)	GWA-39Z (bg)	GWA-3A (bg)	GWA-40 (bg)	GWA-41 (bg)	GWA-41R (bg)
8/1/2024				<0.005	<0.005		<0.005	<0.005	<0.005
8/6/2024			<0.005						
8/7/2024	<0.005	<0.005							
8/8/2024						<0.005			

Time Series

Constituent: Chromium (mg/L) Analysis Run 9/10/2024 10:17 PM

Plant Bowen Client: Southern Company Data: Bowen 3-4 CCR

	GWA-42 (bg)
8/23/2007	
10/23/2007	
10/24/2007	
11/2/2007	
11/18/2007	
1/30/2008	
1/31/2008	
3/10/2008	
3/11/2008	
5/6/2008	
5/13/2008	
5/14/2008	
12/4/2008	
12/5/2008	
4/15/2009	
4/21/2009	
10/7/2009	
10/8/2009	
4/21/2010	
4/26/2010	
4/28/2010	
5/3/2010	
9/28/2010	
10/4/2010	
10/6/2010	
10/12/2010	
4/12/2011	
4/13/2011	
4/21/2011	
4/27/2011	
10/4/2011	
10/5/2011	
10/13/2011	
10/17/2011	
4/3/2012	
4/11/2012	
5/1/2012	
5/2/2012	
10/8/2012	
10/9/2012	
4/11/2013	
4/12/2013	
4/15/2013	
10/15/2013	
10/16/2013	
4/10/2014	
4/11/2014	
4/22/2014	
4/23/2014	
9/30/2014	
10/4/2014	
3/30/2015	

Time Series

Constituent: Chromium (mg/L) Analysis Run 9/10/2024 10:17 PM

Plant Bowen Client: Southern Company Data: Bowen 3-4 CCR

	GWA-42 (bg)
3/31/2015	
10/12/2015	
10/13/2015	
3/11/2016	<0.005
3/14/2016	
3/15/2016	
3/22/2016	
3/23/2016	
5/11/2016	
5/12/2016	
5/13/2016	
5/16/2016	<0.005
5/19/2016	
5/20/2016	
5/23/2016	
7/19/2016	
7/20/2016	
7/21/2016	
7/22/2016	<0.005
7/27/2016	
7/29/2016	
9/15/2016	
9/19/2016	<0.005
9/21/2016	
9/22/2016	
9/23/2016	
11/2/2016	
11/3/2016	<0.005
11/9/2016	
11/10/2016	
1/17/2017	<0.005
1/18/2017	
1/30/2017	
1/31/2017	
2/21/2017	
3/24/2017	
3/27/2017	<0.005
3/28/2017	
3/30/2017	
4/3/2017	
5/24/2017	
6/6/2017	
6/7/2017	<0.005
6/8/2017	
6/9/2017	
6/12/2017	
7/17/2017	
7/27/2017	
8/9/2017	
9/25/2017	
9/26/2017	<0.005
9/29/2017	

ND substitution: RL or RL/2 if <15% NDs.

Time Series

Constituent: Chromium (mg/L) Analysis Run 9/10/2024 10:17 PM

Plant Bowen Client: Southern Company Data: Bowen 3-4 CCR

	GWA-42 (bg)
10/2/2017	
10/4/2017	
3/14/2018	<0.005
3/16/2018	
3/19/2018	
9/12/2018	
9/14/2018	<0.005
9/17/2018	
3/13/2019	
3/14/2019	<0.005
3/15/2019	
3/19/2019	
3/20/2019	
9/9/2019	
9/10/2019	<0.005
9/12/2019	
9/13/2019	
3/6/2020	0.00045 (J)
3/9/2020	
3/11/2020	
9/10/2020	<0.005
9/11/2020	
9/15/2020	
9/16/2020	
3/10/2021	
3/11/2021	<0.005
3/12/2021	
3/16/2021	
3/17/2021	
3/29/2021	
8/4/2021	<0.005
8/6/2021	
8/9/2021	
1/31/2022	<0.005
2/1/2022	
2/2/2022	
8/10/2022	<0.005
8/11/2022	
8/12/2022	
8/16/2022	
2/13/2023	<0.005
2/14/2023	
2/16/2023	
2/17/2023	
7/25/2023	
7/26/2023	<0.005
7/27/2023	
8/1/2023	
2/19/2024	
2/20/2024	<0.005
2/22/2024	
2/26/2024	

ND substitution: RL or RL/2 if <15% NDs.

Time Series

Constituent: Chromium (mg/L) Analysis Run 9/10/2024 10:17 PM

Plant Bowen Client: Southern Company Data: Bowen 3-4 CCR

	GWA-42 (bg)
8/1/2024	<0.005
8/6/2024	
8/7/2024	
8/8/2024	

ND substitution: RL or RL/2 if <15% NDs.

Time Series

Constituent: Chromium (mg/L) Analysis Run 9/10/2024 10:17 PM

Plant Bowen Client: Southern Company Data: Bowen 3-4 CCR

	GWA-43 (bg)	GWA-43R (bg)	GWA-4RZ (bg)	GWA-50 (bg)	GWA-50R (bg)	GWA-51RZ (bg)	GWA-52 (bg)	GWA-53 (bg)	GWA-53R (bg)
12/12/2008				<0.005	<0.005				
4/23/2009				<0.005	0.0031				
10/6/2009				<0.005	0.0024				
4/27/2010				<0.005					
5/3/2010					<0.005				
9/30/2010				0.0014					
10/11/2010					0.0028				
4/14/2011				0.0014					
4/27/2011					0.0041				
10/5/2011				<0.005					
10/19/2011					<0.005				
4/11/2012				<0.005					
5/1/2012					<0.005				
10/2/2012				<0.005	0.0019				
4/9/2013				<0.005					
4/10/2013					0.0027				
10/15/2013				<0.005					
10/16/2013					0.0029				
4/10/2014				0.0013 (J)					
4/22/2014					0.0024				
10/1/2014				<0.005	<0.005				
3/30/2015				<0.005	0.0022				
5/8/2015						0.036 (O)	<0.005		<0.005
5/9/2015								<0.005	
5/17/2015						0.029 (O)	<0.005		<0.005
5/18/2015								<0.005	
5/25/2015						0.029 (O)	<0.005	<0.005	<0.005
6/8/2015						0.015	0.0013	<0.005	<0.005
6/9/2015									
6/17/2015								<0.005	
6/18/2015						0.016	<0.005		<0.005
6/24/2015						0.02	0.0013	<0.005	<0.005
6/25/2015									
6/30/2015						0.02	<0.005	<0.005	<0.005
7/1/2015									
7/6/2015						0.015	<0.005	<0.005	<0.005
7/7/2015									
8/12/2015						0.0139	<0.005	<0.005	<0.005
10/11/2015				<0.005	<0.005				
2/29/2016							<0.005		
3/2/2016								<0.005	<0.005
3/11/2016	<0.005	0.00212 (J)							
3/28/2016				<0.005	<0.005				
5/3/2016								<0.005	<0.005
5/4/2016						<0.005	<0.005		
5/13/2016	<0.005	<0.005							
5/23/2016				<0.005					
5/25/2016					<0.005				
7/7/2016						0.0005 (J)			
7/8/2016							0.0014 (J)	0.0007 (J)	
7/11/2016									<0.005
7/19/2016	<0.005	0.0006 (J)							

ND substitution: RL or RL/2 if <15% NDs.

Time Series

Constituent: Chromium (mg/L) Analysis Run 9/10/2024 10:17 PM

Plant Bowen Client: Southern Company Data: Bowen 3-4 CCR

	GWA-43 (bg)	GWA-43R (bg)	GWA-4RZ (bg)	GWA-50 (bg)	GWA-50R (bg)	GWA-51RZ (bg)	GWA-52 (bg)	GWA-53 (bg)	GWA-53R (bg)
8/1/2016				<0.005	<0.005				
9/7/2016									<0.005
9/8/2016						<0.005	<0.005	<0.005	
9/16/2016	<0.005	<0.005							
9/26/2016				<0.005	<0.005				
10/26/2016						<0.005	0.0011 (J)	<0.005	
10/27/2016									<0.005
11/2/2016	<0.005	<0.005							
11/10/2016				<0.005					
11/11/2016					<0.005				
1/6/2017						<0.005	0.0011 (J)		<0.005
1/9/2017								<0.005	
1/18/2017	<0.005	0.0014 (J)							
1/30/2017				<0.005	<0.005				
2/22/2017			<0.005						
3/15/2017						<0.005	0.0014 (J)		
3/16/2017								0.001 (J)	0.0011 (J)
3/28/2017	<0.005 (*)	<0.005 (*)							
4/3/2017					<0.005				
4/7/2017			<0.005	<0.005					
5/17/2017							0.0011 (J)		
5/18/2017						<0.005			
5/19/2017								0.0006 (J)	0.0007 (J)
6/6/2017	0.0004 (J)	0.0009 (J)							
6/12/2017				<0.005	0.0005 (J)				
6/14/2017			<0.005 (D)						
7/12/2017			<0.005 (D)						
7/19/2017						<0.005			
7/20/2017			<0.005 (D)						
7/28/2017			<0.005						
8/9/2017			<0.005						
8/24/2017			<0.005						
9/15/2017							0.001 (J)		
9/19/2017						<0.005		0.0006 (J)	0.0006 (J)
9/22/2017	0.0008 (J)	0.0006 (J)							
10/2/2017				<0.005	<0.005				
10/3/2017			<0.005 (D)						
3/13/2018						<0.005	<0.005	<0.005	<0.005
3/14/2018	<0.005								
3/15/2018		0.0017 (J)							
3/16/2018				<0.005	<0.005				
3/21/2018			<0.005						
9/6/2018							<0.005		
9/7/2018						<0.005			
9/11/2018								<0.005	<0.005
9/12/2018	<0.005	<0.005							
9/17/2018				<0.005					
9/18/2018			<0.005		<0.005				
3/7/2019							<0.005		
3/8/2019						<0.005		<0.005	
3/12/2019									<0.005
3/13/2019	<0.005	<0.005							

ND substitution: RL or RL/2 if <15% NDs.

Time Series

Constituent: Chromium (mg/L) Analysis Run 9/10/2024 10:17 PM

Plant Bowen Client: Southern Company Data: Bowen 3-4 CCR

	GWA-43 (bg)	GWA-43R (bg)	GWA-4RZ (bg)	GWA-50 (bg)	GWA-50R (bg)	GWA-51RZ (bg)	GWA-52 (bg)	GWA-53 (bg)	GWA-53R (bg)
3/19/2019				<0.005	<0.005				
3/21/2019			<0.005 (D)						
9/4/2019						<0.005	0.00096 (J)		
9/5/2019								0.00065 (J)	0.00055 (J)
9/11/2019	0.00051 (J)	0.00066 (J)							
9/12/2019			<0.005 (D)		<0.005				
9/13/2019				<0.005					
3/2/2020							0.0011 (J)		
3/3/2020						<0.005			
3/4/2020								0.00076 (J)	0.0012 (J)
3/9/2020	0.0033 (J)	0.0014 (J)							
3/11/2020				0.0011 (J)	<0.005				
3/12/2020			<0.005						
9/3/2020							0.0011 (J)		
9/8/2020								<0.005	<0.005
9/9/2020						<0.005			
9/11/2020	<0.005								
9/14/2020		0.0011 (J)							
9/15/2020					<0.005				
9/16/2020				<0.005					
9/17/2020			<0.005						
2/24/2021							0.00097 (J)		
2/25/2021						<0.005			
2/26/2021								0.0008 (J)	0.00071 (J)
3/11/2021	<0.005	0.0011 (J)							
3/16/2021			<0.005						
3/17/2021				<0.005	<0.005				
7/27/2021							<0.005		
7/28/2021						<0.005			
7/29/2021								<0.005	<0.005
8/5/2021		<0.005							
8/6/2021	<0.005								
8/9/2021				<0.005	<0.005				
8/10/2021			<0.005						
1/25/2022							0.0012 (J)		
1/26/2022						<0.005		<0.005	<0.005
1/31/2022	<0.005	0.0011 (J)							
2/1/2022				<0.005					
2/2/2022					<0.005				
2/3/2022			<0.005						
8/5/2022							0.0012 (J)		
8/8/2022								<0.005	<0.005
8/9/2022						<0.005			
8/10/2022		<0.005							
8/11/2022	<0.005								
8/16/2022				<0.005					
8/17/2022			<0.005		<0.005				
2/13/2023		<0.005							
2/14/2023	0.0016 (J)								
2/16/2023				<0.005	<0.005				
2/17/2023			<0.005						
7/25/2023	<0.005	<0.005							

ND substitution: RL or RL/2 if <15% NDs.

Time Series

Constituent: Chromium (mg/L) Analysis Run 9/10/2024 10:17 PM

Plant Bowen Client: Southern Company Data: Bowen 3-4 CCR

	GWA-43 (bg)	GWA-43R (bg)	GWA-4RZ (bg)	GWA-50 (bg)	GWA-50R (bg)	GWA-51RZ (bg)	GWA-52 (bg)	GWA-53 (bg)	GWA-53R (bg)
7/28/2023			<0.005	<0.005	<0.005				
2/20/2024	<0.005	<0.005							
2/22/2024				<0.005	<0.005				
2/27/2024			<0.005						
8/2/2024	<0.005	<0.005							
8/8/2024			<0.005	<0.005	<0.005				

ND substitution: RL or RL/2 if <15% NDs.

Time Series

Constituent: Chromium (mg/L) Analysis Run 9/10/2024 10:17 PM

Plant Bowen Client: Southern Company Data: Bowen 3-4 CCR

	GWA-54 (bg)
12/12/2008	
4/23/2009	
10/6/2009	
4/27/2010	
5/3/2010	
9/30/2010	
10/11/2010	
4/14/2011	
4/27/2011	
10/5/2011	
10/19/2011	
4/11/2012	
5/1/2012	
10/2/2012	
4/9/2013	
4/10/2013	
10/15/2013	
10/16/2013	
4/10/2014	
4/22/2014	
10/1/2014	
3/30/2015	
5/8/2015	
5/9/2015	<0.01
5/17/2015	
5/18/2015	<0.01
5/25/2015	0.0011 (J)
6/8/2015	
6/9/2015	<0.01
6/17/2015	0.0014
6/18/2015	
6/24/2015	
6/25/2015	0.001 (J)
6/30/2015	
7/1/2015	<0.01
7/6/2015	
7/7/2015	0.0011 (J)
8/12/2015	0.0011 (J)
10/11/2015	
2/29/2016	
3/2/2016	<0.01
3/11/2016	
3/28/2016	
5/3/2016	
5/4/2016	<0.01
5/13/2016	
5/23/2016	
5/25/2016	
7/7/2016	
7/8/2016	0.0014 (J)
7/11/2016	
7/19/2016	

ND substitution: RL or RL/2 if <15% NDs.

Time Series

Constituent: Chromium (mg/L) Analysis Run 9/10/2024 10:17 PM

Plant Bowen Client: Southern Company Data: Bowen 3-4 CCR

	GWA-54 (bg)
8/1/2016	
9/7/2016	
9/8/2016	0.0015 (J)
9/16/2016	
9/26/2016	
10/26/2016	0.0016 (J)
10/27/2016	
11/2/2016	
11/10/2016	
11/11/2016	
1/6/2017	
1/9/2017	0.0013 (J)
1/18/2017	
1/30/2017	
2/22/2017	
3/15/2017	0.0019 (J)
3/16/2017	
3/28/2017	
4/3/2017	
4/7/2017	
5/17/2017	
5/18/2017	0.0012 (J)
5/19/2017	
6/6/2017	
6/12/2017	
6/14/2017	
7/12/2017	
7/19/2017	
7/20/2017	
7/28/2017	
8/9/2017	
8/24/2017	
9/15/2017	0.0012 (J)
9/19/2017	
9/22/2017	
10/2/2017	
10/3/2017	
3/13/2018	<0.01
3/14/2018	
3/15/2018	
3/16/2018	
3/21/2018	
9/6/2018	<0.01
9/7/2018	
9/11/2018	
9/12/2018	
9/17/2018	
9/18/2018	
3/7/2019	<0.01
3/8/2019	
3/12/2019	
3/13/2019	

Time Series

Constituent: Chromium (mg/L) Analysis Run 9/10/2024 10:17 PM

Plant Bowen Client: Southern Company Data: Bowen 3-4 CCR

	GWA-54 (bg)
3/19/2019	
3/21/2019	
9/4/2019	
9/5/2019	0.0016 (J)
9/11/2019	
9/12/2019	
9/13/2019	
3/2/2020	
3/3/2020	0.0017 (J)
3/4/2020	
3/9/2020	
3/11/2020	
3/12/2020	
9/3/2020	
9/8/2020	0.0014 (J)
9/9/2020	
9/11/2020	
9/14/2020	
9/15/2020	
9/16/2020	
9/17/2020	
2/24/2021	
2/25/2021	0.0017 (J)
2/26/2021	
3/11/2021	
3/16/2021	
3/17/2021	
7/27/2021	0.0016 (J)
7/28/2021	
7/29/2021	
8/5/2021	
8/6/2021	
8/9/2021	
8/10/2021	
1/25/2022	0.0013 (J)
1/26/2022	
1/31/2022	
2/1/2022	
2/2/2022	
2/3/2022	
8/5/2022	0.0016 (J)
8/8/2022	
8/9/2022	
8/10/2022	
8/11/2022	
8/16/2022	
8/17/2022	
2/13/2023	
2/14/2023	
2/16/2023	
2/17/2023	
7/25/2023	

Time Series

Constituent: Chromium (mg/L) Analysis Run 9/10/2024 10:17 PM

Plant Bowen Client: Southern Company Data: Bowen 3-4 CCR

	GWA-54 (bg)
7/28/2023	
2/20/2024	
2/22/2024	
2/27/2024	
8/2/2024	
8/8/2024	

Time Series

Constituent: Chromium (mg/L) Analysis Run 9/10/2024 10:17 PM

Plant Bowen Client: Southern Company Data: Bowen 3-4 CCR

	GWA-55 (bg)	GWA-55R (bg)	GWA-56 (bg)	GWC-16R	GWC-17R	GWC-18	GWC-18R	GWC-19R	GWC-20R
9/16/2014				0.0033					
9/17/2014					<0.005	<0.005	<0.005	<0.005	
9/18/2014									<0.005
10/4/2014				0.0011 (J)	<0.005	0.0034	0.025 (O)	0.001 (J)	
10/5/2014									<0.005
10/21/2014				<0.005	<0.005	<0.005	0.024 (O)	0.0011 (J)	
10/22/2014									<0.005
11/5/2014						0.0042		0.001 (J)	0.001 (J)
11/11/2014				<0.005	0.0014		0.025 (O)		
3/3/2015				<0.005	0.001 (J)	0.0038	0.029 (O)	<0.005	
3/4/2015									<0.005
3/18/2015				<0.005	<0.005	0.0031	<0.005		
3/19/2015								<0.005	<0.005
4/6/2015				<0.005	<0.005				
4/7/2015						0.0037	0.008	<0.005	<0.005
4/8/2015									
4/23/2015				0.001 (J)	<0.005	0.0033	<0.005		
4/24/2015								<0.005	<0.005
5/9/2015	<0.005	<0.005	<0.005						
5/18/2015	<0.005	<0.005							
5/19/2015			<0.005						
5/26/2015	<0.005	<0.005	<0.005						
6/9/2015	<0.005	0.0017	<0.005						
6/17/2015	<0.005	<0.005	<0.005						
6/25/2015	<0.005	<0.005	<0.005						
7/1/2015	<0.005	0.0011 (J)	<0.005						
7/7/2015	<0.005	<0.005	<0.005						
7/29/2015				<0.005	<0.005	0.0033	<0.005	<0.005	
7/30/2015									0.001 (J)
8/13/2015	<0.005	<0.005	<0.005						
3/2/2016	<0.005								
3/3/2016		<0.005	<0.005	<0.005					
3/4/2016					<0.005				
3/7/2016						<0.01 (O)	<0.005	<0.005	
3/8/2016									<0.005
5/3/2016	<0.005	<0.005							
5/5/2016						0.00385 (J)	<0.005		
5/9/2016			<0.005					<0.005	<0.005
5/10/2016				<0.005	<0.005				
7/11/2016	0.0006 (J)	<0.005	0.0005 (J)						
7/13/2016				0.0008 (J)		0.0029 (J)	0.0006 (J)		
7/14/2016					0.0035 (J)			0.0005 (J)	0.0008 (J)
7/15/2016									
9/9/2016	<0.005	<0.005	<0.005						
9/12/2016							<0.005	<0.005	<0.005
9/13/2016						0.0029 (J)			
9/14/2016					<0.005				
9/15/2016				<0.005					
10/26/2016	<0.005		<0.005						
10/27/2016		<0.005							
10/31/2016						0.0017 (J)		<0.005	<0.005
11/1/2016					<0.005		<0.005		

ND substitution: RL or RL/2 if <15% NDs.

Time Series

Constituent: Chromium (mg/L) Analysis Run 9/10/2024 10:17 PM

Plant Bowen Client: Southern Company Data: Bowen 3-4 CCR

	GWA-55 (bg)	GWA-55R (bg)	GWA-56 (bg)	GWC-16R	GWC-17R	GWC-18	GWC-18R	GWC-19R	GWC-20R
11/2/2016				<0.005					
1/9/2017	<0.005	<0.005	<0.005						
1/11/2017				0.0012 (J)	<0.005		<0.005	<0.005	
1/12/2017						0.0025 (J)			0.0011 (J)
3/15/2017			<0.005						
3/16/2017	0.0008 (J)	0.0018 (J)							
3/20/2017				0.0013 (J)			0.0005		
3/21/2017					<0.005			<0.005	
3/22/2017									<0.005
3/23/2017						<0.01 (O)			
5/18/2017	0.001 (J)	<0.005	0.0011 (J)						
5/22/2017							0.0005	0.0005 (J)	0.0007 (J)
5/23/2017				0.0007 (J)	0.0021 (J)	0.0029 (J)			
9/15/2017	0.0007 (J)		<0.005						
9/18/2017		<0.005							
9/19/2017									0.0006 (J)
9/20/2017								0.0008 (J)	
9/21/2017				<0.005			0.0008		
9/22/2017					<0.005				
9/25/2017						0.0018 (J)			
3/12/2018	<0.005	<0.005							
3/13/2018			<0.005						
3/14/2018				<0.005	<0.005	0.0021 (J)	<0.005	<0.005	<0.005
9/7/2018	<0.005	<0.005	<0.005	<0.005			<0.005		
9/10/2018								<0.005	<0.005
9/11/2018					<0.005	0.0017 (J)			
3/7/2019		<0.005	<0.005						
3/8/2019	<0.005								
3/11/2019				<0.005					
3/12/2019					<0.005	<0.005	<0.005	<0.005	<0.005
9/4/2019			0.0014 (J)						
9/5/2019	0.00092 (J)	<0.005							
9/6/2019							0.00053 (J)		0.00071 (JD)
9/9/2019				<0.005		0.001 (J)		0.00056 (J)	
9/10/2019					<0.005				
3/3/2020	0.00085 (J)								
3/4/2020		0.00079 (J)	<0.005	0.0014 (J)				0.001 (J)	
3/5/2020					0.00063 (J)		0.0007 (J)		0.00075 (J)
3/6/2020						0.0019 (J)			
9/4/2020	0.0012 (J)	<0.005	0.0012 (J)						0.00078 (J)
9/8/2020									
9/9/2020				0.00056 (J)	<0.005	0.001 (J)	<0.005	<0.005	
2/25/2021	0.00078 (J)	0.00083 (J)	0.001 (J)						
2/26/2021						0.0014 (J)	0.00069 (J)	0.00067 (J)	
3/9/2021				0.0024 (J)					0.00094 (J)
3/10/2021					<0.005				
7/28/2021	<0.005	<0.005	<0.005						
7/29/2021						0.0014 (J)	<0.005		
7/30/2021				0.0017 (J)	<0.005				
8/2/2021									<0.005
8/5/2021								<0.005	
1/26/2022	<0.005		<0.005						

ND substitution: RL or RL/2 if <15% NDs.

Time Series

Constituent: Chromium (mg/L) Analysis Run 9/10/2024 10:17 PM

Plant Bowen Client: Southern Company Data: Bowen 3-4 CCR

	GWA-55 (bg)	GWA-55R (bg)	GWA-56 (bg)	GWC-16R	GWC-17R	GWC-18	GWC-18R	GWC-19R	GWC-20R
1/27/2022		<0.005					0.0015 (J)	<0.005	<0.005
1/28/2022				0.0011 (J)	<0.005	0.0014 (J)			
8/5/2022			<0.005						
8/8/2022	0.0011 (J)	<0.005							
8/9/2022								<0.005	<0.005
8/10/2022						0.0014 (J)	<0.005		
8/11/2022				<0.005	<0.005				
2/9/2023						0.0015 (J)	<0.005	<0.005	
2/10/2023				0.0011 (J)	<0.005				<0.005
8/3/2023					<0.005	0.0012 (J)			<0.005
8/4/2023				<0.005			<0.005	<0.005	
2/14/2024						<0.005	<0.005	0.0028 (J)	
2/15/2024				<0.005	<0.005				<0.005
7/31/2024				<0.005	<0.005	<0.005	<0.005	<0.005	
8/1/2024									<0.005
8/2/2024									

ND substitution: RL or RL/2 if <15% NDs.

Time Series

Constituent: Chromium (mg/L) Analysis Run 9/10/2024 10:17 PM

Plant Bowen Client: Southern Company Data: Bowen 3-4 CCR

	GWC-21R
9/16/2014	
9/17/2014	
9/18/2014	0.001 (J)
10/4/2014	
10/5/2014	0.0013
10/21/2014	
10/22/2014	0.0016
11/5/2014	0.0013
11/11/2014	
3/3/2015	
3/4/2015	<0.005
3/18/2015	
3/19/2015	<0.005
4/6/2015	
4/7/2015	
4/8/2015	<0.005
4/23/2015	
4/24/2015	0.001 (J)
5/9/2015	
5/18/2015	
5/19/2015	
5/26/2015	
6/9/2015	
6/17/2015	
6/25/2015	
7/1/2015	
7/7/2015	
7/29/2015	
7/30/2015	<0.005
8/13/2015	
3/2/2016	
3/3/2016	
3/4/2016	
3/7/2016	
3/8/2016	<0.005
5/3/2016	
5/5/2016	
5/9/2016	<0.005
5/10/2016	
7/11/2016	
7/13/2016	
7/14/2016	
7/15/2016	<0.005
9/9/2016	<0.005
9/12/2016	
9/13/2016	
9/14/2016	
9/15/2016	
10/26/2016	
10/27/2016	<0.005
10/31/2016	
11/1/2016	

ND substitution: RL or RL/2 if <15% NDs.

Time Series

Constituent: Chromium (mg/L) Analysis Run 9/10/2024 10:17 PM

Plant Bowen Client: Southern Company Data: Bowen 3-4 CCR

	GWC-21R
11/2/2016	
1/9/2017	
1/11/2017	
1/12/2017	<0.005
3/15/2017	
3/16/2017	
3/20/2017	
3/21/2017	<0.005
3/22/2017	
3/23/2017	
5/18/2017	
5/22/2017	
5/23/2017	0.0004 (J)
9/15/2017	
9/18/2017	
9/19/2017	0.0006 (J)
9/20/2017	
9/21/2017	
9/22/2017	
9/25/2017	
3/12/2018	
3/13/2018	
3/14/2018	<0.005
9/7/2018	
9/10/2018	<0.005
9/11/2018	
3/7/2019	
3/8/2019	
3/11/2019	<0.005
3/12/2019	
9/4/2019	
9/5/2019	
9/6/2019	0.00078 (J)
9/9/2019	
9/10/2019	
3/3/2020	0.00058 (J)
3/4/2020	
3/5/2020	
3/6/2020	
9/4/2020	
9/8/2020	0.0013 (J)
9/9/2020	
2/25/2021	
2/26/2021	
3/9/2021	<0.005
3/10/2021	
7/28/2021	
7/29/2021	
7/30/2021	
8/2/2021	<0.005
8/5/2021	
1/26/2022	

Time Series

Constituent: Chromium (mg/L) Analysis Run 9/10/2024 10:17 PM

Plant Bowen Client: Southern Company Data: Bowen 3-4 CCR

	GWC-21R
1/27/2022	
1/28/2022	<0.005
8/5/2022	
8/8/2022	
8/9/2022	
8/10/2022	0.0023 (J)
8/11/2022	
2/9/2023	0.0017 (J)
2/10/2023	
8/3/2023	
8/4/2023	0.0067
2/14/2024	
2/15/2024	0.0035 (J)
7/31/2024	
8/1/2024	
8/2/2024	<0.005

Time Series

Constituent: Chromium (mg/L) Analysis Run 9/10/2024 10:17 PM

Plant Bowen Client: Southern Company Data: Bowen 3-4 CCR

	GWC-22R	GWC-23R	GWC-24R	GWC-25R	GWC-36A	GWC-36RA	GWC-37	GWC-38
9/15/2014						0.0028		
9/16/2014			<0.005	<0.005			0.0015	0.0026
9/18/2014	<0.005	<0.005						
10/3/2014						<0.005	0.0015	0.0021
10/4/2014			<0.005	<0.005				
10/5/2014	<0.005	<0.005						
10/20/2014						0.0029	0.0011 (J)	0.0023
10/22/2014	<0.005	<0.005						
10/23/2014			<0.005	<0.005				
11/5/2014	<0.005	0.0013						
11/10/2014			<0.005	<0.005		0.0017	<0.005	0.0022
3/2/2015						<0.005	<0.005	0.0021
3/4/2015	<0.005	<0.005	<0.005	<0.005				
3/17/2015						<0.005	<0.005	0.0022
3/19/2015	<0.005							
3/20/2015		<0.005	<0.005	<0.005				
4/5/2015						<0.005	<0.005	
4/6/2015								0.0016
4/8/2015	<0.005	0.0012 (J)	<0.005					
4/9/2015				<0.005				
4/21/2015						0.0018		
4/22/2015							<0.005	0.0013
4/23/2015		<0.005	<0.005	<0.005				
4/24/2015	<0.005							
7/28/2015						0.0015	<0.005	0.0014
7/30/2015	<0.005	<0.005	<0.005	<0.005				
3/1/2016						<0.005	<0.005	
3/2/2016								<0.005
3/4/2016			<0.005					
3/7/2016	<0.005							
3/8/2016				<0.005				
3/9/2016		<0.005						
5/2/2016						<0.005		
5/3/2016							<0.005	<0.005
5/4/2016				<0.005				
5/5/2016	<0.005		<0.005					
5/6/2016		<0.005						
7/6/2016						0.0005 (J)		
7/7/2016								0.002 (J)
7/8/2016							<0.005	
7/12/2016			<0.005					
7/14/2016	<0.005							
7/15/2016		0.0005 (J)						
7/18/2016				0.0005 (J)				
9/7/2016						<0.005	<0.005	
9/8/2016								0.001 (J)
9/12/2016	<0.005							
9/13/2016			<0.005	<0.005				
9/14/2016		<0.005						
10/25/2016						<0.005	<0.005	0.0028 (J)
10/27/2016	<0.005		<0.005	<0.005				
11/1/2016		<0.005						

ND substitution: RL or RL/2 if <15% NDs.

Time Series

Constituent: Chromium (mg/L) Analysis Run 9/10/2024 10:17 PM

Plant Bowen Client: Southern Company Data: Bowen 3-4 CCR

	GWC-22R	GWC-23R	GWC-24R	GWC-25R	GWC-36A	GWC-36RA	GWC-37	GWC-38
1/5/2017						<0.005		
1/6/2017							<0.005	
1/13/2017	<0.005		<0.005	<0.005				
1/25/2017		0.0023 (J)						
2/9/2017								0.0012 (J)
3/14/2017						0.0008 (J)	0.0006 (J)	
3/16/2017				0.0008 (J)				
3/20/2017	0.0004 (J)		<0.005					
3/22/2017		<0.005						
3/23/2017								<0.005
5/16/2017						<0.005	<0.005	
5/17/2017								0.0019 (J)
5/19/2017			<0.005	0.0006 (J)				
5/23/2017	0.0005 (J)							
5/24/2017		0.0011 (J)						
9/15/2017						<0.005	<0.005	
9/19/2017	<0.005		<0.005	0.0007 (J)				0.0022 (J)
9/21/2017		0.0014 (J)						
3/12/2018						<0.005	<0.005	
3/13/2018	<0.005		<0.005	<0.005				0.0017 (J)
3/14/2018		<0.005						
9/6/2018						<0.005	<0.005	<0.005
9/7/2018	<0.005							
9/11/2018		<0.005	<0.005	<0.005				
3/6/2019							<0.005	
3/7/2019						<0.005		<0.005
3/8/2019			<0.005	<0.005				
3/11/2019	<0.005							
3/12/2019		<0.005						
9/4/2019						0.0013 (J)	<0.005	0.00155 (JD)
9/5/2019	<0.005		<0.005	0.00044 (J)				
9/6/2019		<0.005						
3/2/2020						0.00047 (J)	<0.005	0.0014 (J)
3/3/2020	0.00057 (J)		0.00052 (J)	0.00078 (J)				
3/5/2020		0.00086 (J)						
9/3/2020							<0.005	0.0013 (J)
9/4/2020				0.00073 (J)				
9/8/2020	<0.005							
9/9/2020		<0.005	<0.005					
9/14/2020						<0.005		
2/24/2021							<0.005	0.0018 (J)
3/9/2021	<0.005		<0.005	0.00079 (J)				
3/10/2021		0.00073 (J)						
3/26/2021						0.0006 (J)		
7/27/2021						<0.005		
7/28/2021							0.018 (O)	0.0015 (J)
7/29/2021			<0.005					
7/30/2021		<0.005						
8/2/2021	<0.005			<0.005				
1/25/2022								0.0014 (J)
1/26/2022						<0.005	<0.005	
1/27/2022	<0.005			<0.005				

ND substitution: RL or RL/2 if <15% NDs.

Time Series

Constituent: Chromium (mg/L) Analysis Run 9/10/2024 10:17 PM

Plant Bowen Client: Southern Company Data: Bowen 3-4 CCR

	GWC-22R	GWC-23R	GWC-24R	GWC-25R	GWC-36A	GWC-36RA	GWC-37	GWC-38
1/28/2022		<0.005	<0.005					
4/6/2022					<0.005			
8/5/2022								<0.005
8/8/2022					<0.005	<0.005	<0.005	
8/9/2022			<0.005	<0.005				
8/10/2022	<0.005							
8/11/2022		<0.005						
2/8/2023					<0.005	<0.005	<0.005	0.0012 (J)
2/9/2023	<0.005		<0.005	<0.005				
2/10/2023		<0.005						
8/2/2023					<0.005		<0.005	<0.005
8/3/2023	<0.005	<0.005	<0.005	<0.005		<0.005		
2/13/2024					<0.005	<0.005	<0.005	<0.005
2/15/2024	<0.005		<0.005					
2/16/2024		<0.005		0.003 (J)				
7/30/2024					<0.005	<0.005	<0.005	<0.005
7/31/2024	<0.005	<0.005	<0.005	<0.005				

ND substitution: RL or RL/2 if <15% NDs.

Time Series

Constituent: Cobalt (mg/L) Analysis Run 9/10/2024 10:17 PM

Plant Bowen Client: Southern Company Data: Bowen 3-4 CCR

	GWA-1 (bg)	GWA-2 (bg)	GWA-2R (bg)	GWA-39RZ (bg)	GWA-39Z (bg)	GWA-3A (bg)	GWA-40 (bg)	GWA-41 (bg)	GWA-41R (bg)
8/23/2007	<0.005	<0.005	<0.005			0.0033			
10/23/2007	<0.005								
10/24/2007		0.013	<0.005						
11/2/2007						0.0046			
11/18/2007	<0.005	0.0041	<0.005			0.0057			
1/30/2008	0.0045								
1/31/2008		<0.005	0.0083 (O)			0.0055			
3/10/2008	<0.005		<0.005						
3/11/2008		<0.005				0.0033			
5/6/2008		<0.005							
5/13/2008	<0.005		<0.005						
5/14/2008						0.0044			
12/4/2008		0.012	<0.005						
12/5/2008	<0.005					0.0035			
4/15/2009	<0.005					<0.005			
4/21/2009		<0.005	<0.005						
10/7/2009	0.0041	<0.005							
10/8/2009			<0.005			<0.005			
4/21/2010			<0.005						
4/26/2010		<0.005							
4/28/2010						<0.005			
5/3/2010	<0.005								
9/28/2010			<0.005						
10/4/2010		<0.005							
10/6/2010						<0.005			
10/12/2010	<0.005								
4/12/2011			<0.005						
4/13/2011		<0.005							
4/21/2011						<0.005			
4/27/2011	<0.005								
10/4/2011			<0.005						
10/5/2011		<0.005							
10/13/2011						<0.005			
10/17/2011	<0.005								
4/3/2012			<0.005						
4/11/2012		<0.005							
5/1/2012						<0.005			
5/2/2012	<0.005								
10/8/2012	<0.005								
10/9/2012		<0.005	<0.005			<0.005			
4/11/2013			<0.005			<0.005			
4/12/2013	<0.005								
4/15/2013		<0.005							
10/15/2013		<0.005							
10/16/2013	<0.005		<0.005			<0.005			
4/10/2014			<0.005						
4/11/2014	<0.005								
4/22/2014		<0.005							
4/23/2014						0.0013 (J)			
9/30/2014	<0.005	<0.005	<0.005						
10/4/2014						0.00081 (J)			
3/30/2015	0.0012 (J)	<0.005	<0.005						

ND substitution: RL or RL/2 if <15% NDs.

Time Series

Constituent: Cobalt (mg/L) Analysis Run 9/10/2024 10:17 PM

Plant Bowen Client: Southern Company Data: Bowen 3-4 CCR

	GWA-1 (bg)	GWA-2 (bg)	GWA-2R (bg)	GWA-39RZ (bg)	GWA-39Z (bg)	GWA-3A (bg)	GWA-40 (bg)	GWA-41 (bg)	GWA-41R (bg)
3/31/2015						0.0021			
10/12/2015						0.00078 (J)			
10/13/2015	<0.005	<0.005	<0.005						
3/11/2016									
3/14/2016					0.00503 (J)				
3/15/2016							<0.005	<0.005	<0.005
3/22/2016	<0.005								
3/23/2016		<0.005	<0.005			<0.005			
5/11/2016					0.0114		<0.005		
5/12/2016								<0.005	
5/13/2016									<0.005
5/16/2016				0.00313 (JD)					
5/19/2016	<0.005		<0.005						
5/20/2016		<0.005							
5/23/2016						<0.005			
7/19/2016					0.0013 (J)				
7/20/2016								<0.005	
7/21/2016							<0.005		0.0006 (J)
7/22/2016									
7/27/2016				0.0057 (JD)					
7/29/2016	0.0004 (J)	<0.005	<0.005			0.0007 (J)			
9/15/2016					0.002 (J)		<0.005	<0.005	
9/19/2016									
9/21/2016									<0.005
9/22/2016			<0.005			0.0007 (J)			
9/23/2016	<0.005	<0.005							
11/2/2016					0.0005 (J)				
11/3/2016							<0.005	<0.005	<0.005
11/9/2016	<0.005	<0.005							
11/10/2016			<0.005			0.0007 (J)			
1/17/2017							<0.005		<0.005
1/18/2017					0.0015 (J)			<0.005	
1/30/2017	<0.005								
1/31/2017		<0.005	<0.005			0.0007 (J)			
2/21/2017				<0.005					
3/24/2017							<0.005	<0.005	
3/27/2017				<0.005 (D)					0.0005 (J)
3/28/2017					0.0025 (J)				
3/30/2017	<0.005	<0.005				0.0007 (J)			
4/3/2017			<0.005						
5/24/2017							<0.005		
6/6/2017								<0.005	<0.005
6/7/2017					0.0023 (J)				
6/8/2017				<0.005 (D)					
6/9/2017	<0.005		<0.005						
6/12/2017		<0.005				0.0007 (J)			
7/17/2017				<0.005 (D)					
7/27/2017				<0.005					
8/9/2017				<0.005					
9/25/2017								<0.005	0.0006 (J)
9/26/2017					0.0011 (J)		<0.005		
9/29/2017				<0.005 (D)					

ND substitution: RL or RL/2 if <15% NDs.

Time Series

Constituent: Cobalt (mg/L) Analysis Run 9/10/2024 10:17 PM

Plant Bowen Client: Southern Company Data: Bowen 3-4 CCR

	GWA-1 (bg)	GWA-2 (bg)	GWA-2R (bg)	GWA-39RZ (bg)	GWA-39Z (bg)	GWA-3A (bg)	GWA-40 (bg)	GWA-41 (bg)	GWA-41R (bg)
10/2/2017	<0.005	<0.005	<0.005						
10/4/2017						0.0006 (J)			
3/14/2018					0.00058 (J)		<0.005	<0.005	<0.005
3/16/2018	<0.005		<0.005	<0.005					
3/19/2018		<0.005				0.00059 (J)			
9/12/2018					<0.005		<0.005	<0.005	0.0011 (J)
9/14/2018		<0.005	<0.005	<0.005					
9/17/2018	<0.005 (D)					0.00057 (J)			
3/13/2019							<0.005		
3/14/2019				<0.005				<0.005	<0.005
3/15/2019					<0.005				
3/19/2019			<0.005						
3/20/2019	0.00078 (J)	<0.005				<0.005			
9/9/2019					<0.005		<0.005		
9/10/2019								<0.005 (D)	<0.005
9/12/2019	0.00047 (J)	<0.005 (D)							
9/13/2019			<0.005			0.00046 (J)			
3/6/2020								<0.005	
3/9/2020				<0.005	0.00075 (J)		<0.005		<0.005
3/11/2020	0.00037 (J)	<0.005	<0.005			0.00041 (J)			
9/10/2020					<0.005			<0.005	<0.005
9/11/2020							<0.005		
9/15/2020	0.00048 (J)	<0.005	0.001 (J)						
9/16/2020				<0.005					
3/10/2021							<0.005		<0.005
3/11/2021								<0.005	
3/12/2021					0.00079 (J)				
3/16/2021	<0.005		<0.005	<0.005					
3/17/2021		<0.005							
3/29/2021						<0.005			
8/4/2021					<0.005		<0.005	<0.005	<0.005
8/6/2021				<0.005					
8/9/2021	<0.005	<0.005	0.0016 (J)			<0.005			
1/31/2022					<0.005		<0.005	<0.005	<0.005
2/1/2022	<0.005	<0.005	0.00093 (J)						
2/2/2022				<0.005		<0.005			
8/10/2022					<0.005				
8/11/2022								<0.005	<0.005
8/12/2022							<0.005		
8/16/2022	<0.005	<0.005	0.0004 (J)	<0.005		<0.005			
2/13/2023					<0.005		<0.005	<0.005	<0.005
2/14/2023				<0.005					
2/16/2023	<0.005	<0.005	0.00065 (J)						
2/17/2023						<0.005			
7/25/2023				<0.005				<0.005	0.00053 (J)
7/26/2023					<0.005		<0.005		
7/27/2023	<0.005	<0.005	<0.005						
8/1/2023						<0.005			
2/19/2024				<0.005	<0.005		<0.005	<0.005	<0.005
2/20/2024									
2/22/2024	<0.005	<0.005				<0.005			
2/26/2024			<0.005						

ND substitution: RL or RL/2 if <15% NDs.

Time Series

Constituent: Cobalt (mg/L) Analysis Run 9/10/2024 10:17 PM

Plant Bowen Client: Southern Company Data: Bowen 3-4 CCR

	GWA-1 (bg)	GWA-2 (bg)	GWA-2R (bg)	GWA-39RZ (bg)	GWA-39Z (bg)	GWA-3A (bg)	GWA-40 (bg)	GWA-41 (bg)	GWA-41R (bg)
8/1/2024				<0.005	<0.005		<0.005	<0.005	0.0011 (J)
8/6/2024			<0.005						
8/7/2024	<0.005	<0.005							
8/8/2024						<0.005			

Time Series

Constituent: Cobalt (mg/L) Analysis Run 9/10/2024 10:17 PM

Plant Bowen Client: Southern Company Data: Bowen 3-4 CCR

	GWA-42 (bg)
8/23/2007	
10/23/2007	
10/24/2007	
11/2/2007	
11/18/2007	
1/30/2008	
1/31/2008	
3/10/2008	
3/11/2008	
5/6/2008	
5/13/2008	
5/14/2008	
12/4/2008	
12/5/2008	
4/15/2009	
4/21/2009	
10/7/2009	
10/8/2009	
4/21/2010	
4/26/2010	
4/28/2010	
5/3/2010	
9/28/2010	
10/4/2010	
10/6/2010	
10/12/2010	
4/12/2011	
4/13/2011	
4/21/2011	
4/27/2011	
10/4/2011	
10/5/2011	
10/13/2011	
10/17/2011	
4/3/2012	
4/11/2012	
5/1/2012	
5/2/2012	
10/8/2012	
10/9/2012	
4/11/2013	
4/12/2013	
4/15/2013	
10/15/2013	
10/16/2013	
4/10/2014	
4/11/2014	
4/22/2014	
4/23/2014	
9/30/2014	
10/4/2014	
3/30/2015	

Time Series

Constituent: Cobalt (mg/L) Analysis Run 9/10/2024 10:17 PM

Plant Bowen Client: Southern Company Data: Bowen 3-4 CCR

	GWA-42 (bg)
3/31/2015	
10/12/2015	
10/13/2015	
3/11/2016	<0.005
3/14/2016	
3/15/2016	
3/22/2016	
3/23/2016	
5/11/2016	
5/12/2016	
5/13/2016	
5/16/2016	<0.005
5/19/2016	
5/20/2016	
5/23/2016	
7/19/2016	
7/20/2016	
7/21/2016	
7/22/2016	0.0004 (J)
7/27/2016	
7/29/2016	
9/15/2016	
9/19/2016	<0.005
9/21/2016	
9/22/2016	
9/23/2016	
11/2/2016	
11/3/2016	<0.005
11/9/2016	
11/10/2016	
1/17/2017	<0.005
1/18/2017	
1/30/2017	
1/31/2017	
2/21/2017	
3/24/2017	
3/27/2017	<0.005
3/28/2017	
3/30/2017	
4/3/2017	
5/24/2017	
6/6/2017	
6/7/2017	<0.005
6/8/2017	
6/9/2017	
6/12/2017	
7/17/2017	
7/27/2017	
8/9/2017	
9/25/2017	
9/26/2017	<0.005
9/29/2017	

ND substitution: RL or RL/2 if <15% NDs.

Time Series

Constituent: Cobalt (mg/L) Analysis Run 9/10/2024 10:17 PM

Plant Bowen Client: Southern Company Data: Bowen 3-4 CCR

	GWA-42 (bg)
10/2/2017	
10/4/2017	
3/14/2018	<0.005
3/16/2018	
3/19/2018	
9/12/2018	
9/14/2018	<0.005
9/17/2018	
3/13/2019	
3/14/2019	<0.005
3/15/2019	
3/19/2019	
3/20/2019	
9/9/2019	
9/10/2019	<0.005
9/12/2019	
9/13/2019	
3/6/2020	0.00039 (J)
3/9/2020	
3/11/2020	
9/10/2020	<0.005
9/11/2020	
9/15/2020	
9/16/2020	
3/10/2021	
3/11/2021	<0.005
3/12/2021	
3/16/2021	
3/17/2021	
3/29/2021	
8/4/2021	<0.005
8/6/2021	
8/9/2021	
1/31/2022	<0.005
2/1/2022	
2/2/2022	
8/10/2022	<0.005
8/11/2022	
8/12/2022	
8/16/2022	
2/13/2023	0.00039 (J)
2/14/2023	
2/16/2023	
2/17/2023	
7/25/2023	
7/26/2023	<0.005
7/27/2023	
8/1/2023	
2/19/2024	
2/20/2024	<0.005
2/22/2024	
2/26/2024	

ND substitution: RL or RL/2 if <15% NDs.

Time Series

Constituent: Cobalt (mg/L) Analysis Run 9/10/2024 10:17 PM

Plant Bowen Client: Southern Company Data: Bowen 3-4 CCR

	GWA-42 (bg)
8/1/2024	<0.005
8/6/2024	
8/7/2024	
8/8/2024	

ND substitution: RL or RL/2 if <15% NDs.

Time Series

Constituent: Cobalt (mg/L) Analysis Run 9/10/2024 10:17 PM

Plant Bowen Client: Southern Company Data: Bowen 3-4 CCR

	GWA-43 (bg)	GWA-43R (bg)	GWA-4RZ (bg)	GWA-50 (bg)	GWA-50R (bg)	GWA-51RZ (bg)	GWA-52 (bg)	GWA-53 (bg)	GWA-53R (bg)
12/12/2008				<0.005	<0.005				
4/23/2009				<0.005	0.0029				
10/6/2009				<0.005	<0.005				
4/27/2010				<0.005					
5/3/2010					<0.005				
9/30/2010				<0.005					
10/11/2010					<0.005				
4/14/2011				<0.005					
4/27/2011					0.0028				
10/5/2011				<0.005					
10/19/2011					<0.005				
4/11/2012				<0.005					
5/1/2012					<0.005				
10/2/2012				<0.005	<0.005				
4/9/2013				<0.005					
4/10/2013					0.0014				
10/15/2013				<0.005					
10/16/2013					0.0014				
4/10/2014				<0.005					
4/22/2014					0.0013				
10/1/2014				<0.005	<0.005				
3/30/2015				<0.005	0.00079 (J)				
5/8/2015						<0.005	<0.005		<0.005
5/9/2015								<0.005	
5/17/2015						0.00059 (J)	<0.005		<0.005
5/18/2015								<0.005	
5/25/2015						<0.005	<0.005	<0.005	<0.005
6/8/2015						<0.005	<0.005	<0.005	<0.005
6/9/2015									
6/17/2015								<0.005	
6/18/2015						<0.005	<0.005		<0.005
6/24/2015						<0.005	<0.005	<0.005	<0.005
6/25/2015									
6/30/2015						<0.005	<0.005	<0.005	<0.005
7/1/2015									
7/6/2015						<0.005	<0.005	<0.005	<0.005
7/7/2015									
8/12/2015						<0.005	<0.005	<0.005	<0.005
10/11/2015				<0.005	<0.005				
2/29/2016							<0.005		
3/2/2016								<0.005	<0.005
3/11/2016	<0.005	<0.005							
3/28/2016				<0.005	<0.005				
5/3/2016								<0.005	<0.005
5/4/2016						<0.005	<0.005		
5/13/2016	<0.005	<0.005							
5/23/2016				<0.005					
5/25/2016					<0.005				
7/7/2016						<0.005			
7/8/2016							<0.005	<0.005	
7/11/2016									<0.005
7/19/2016	<0.005	<0.005							

ND substitution: RL or RL/2 if <15% NDs.

Time Series

Constituent: Cobalt (mg/L) Analysis Run 9/10/2024 10:17 PM

Plant Bowen Client: Southern Company Data: Bowen 3-4 CCR

	GWA-43 (bg)	GWA-43R (bg)	GWA-4RZ (bg)	GWA-50 (bg)	GWA-50R (bg)	GWA-51RZ (bg)	GWA-52 (bg)	GWA-53 (bg)	GWA-53R (bg)
8/1/2016				<0.005	<0.005				
9/7/2016									<0.005
9/8/2016						<0.005	<0.005	<0.005	
9/16/2016	<0.005	<0.005							
9/26/2016				<0.005	<0.005				
10/26/2016						<0.005	<0.005	<0.005	
10/27/2016									<0.005
11/2/2016	<0.005	<0.005							
11/10/2016				<0.005					
11/11/2016					<0.005				
1/6/2017						<0.005	<0.005		<0.005
1/9/2017								<0.005	
1/18/2017	<0.005	<0.005							
1/30/2017				<0.005	<0.005				
2/22/2017			<0.01						
3/15/2017						<0.005	<0.005		
3/16/2017								<0.005	<0.005
3/28/2017	<0.005	<0.005							
4/3/2017					<0.005				
4/7/2017			0.0018 (J)	<0.005					
5/17/2017							<0.005		
5/18/2017						<0.005			
5/19/2017								<0.005	<0.005
6/6/2017	<0.005	<0.005							
6/12/2017				<0.005	<0.005				
6/14/2017			0.0045 (JD)						
7/12/2017			0.0046 (JD)						
7/19/2017						<0.005			
7/20/2017			0.0109 (D)						
7/28/2017			0.0104						
8/9/2017			0.0022 (J)						
8/24/2017			0.0076 (J)						
9/15/2017							<0.005		
9/19/2017						<0.005		<0.005	<0.005
9/22/2017	<0.005	<0.005							
10/2/2017				<0.005	<0.005				
10/3/2017			0.0028 (JD)						
3/13/2018						<0.005	<0.005	<0.005	<0.005
3/14/2018	<0.005								
3/15/2018		<0.005							
3/16/2018				<0.005	<0.005				
3/21/2018			0.014						
9/6/2018							<0.005		
9/7/2018						<0.005			
9/11/2018								<0.005	<0.005
9/12/2018	<0.005	<0.005							
9/17/2018				<0.005					
9/18/2018			0.017		<0.005				
3/7/2019							<0.005		
3/8/2019						<0.005		<0.005	
3/12/2019									<0.005
3/13/2019	<0.005	<0.005							

ND substitution: RL or RL/2 if <15% NDs.

Time Series

Constituent: Cobalt (mg/L) Analysis Run 9/10/2024 10:17 PM

Plant Bowen Client: Southern Company Data: Bowen 3-4 CCR

	GWA-43 (bg)	GWA-43R (bg)	GWA-4RZ (bg)	GWA-50 (bg)	GWA-50R (bg)	GWA-51RZ (bg)	GWA-52 (bg)	GWA-53 (bg)	GWA-53R (bg)
3/19/2019				<0.005	<0.005				
3/21/2019			0.022 (D)						
9/4/2019						<0.005	<0.005		
9/5/2019								<0.005	<0.005
9/11/2019	<0.005	<0.005							
9/12/2019			0.02 (D)		<0.005				
9/13/2019				<0.005					
3/2/2020							<0.005		
3/3/2020						<0.005			
3/4/2020								<0.005	<0.005
3/9/2020	0.00039 (J)	<0.005							
3/11/2020				<0.005	<0.005				
3/12/2020			0.013						
9/3/2020							<0.005		
9/8/2020								<0.005	<0.005
9/9/2020						<0.005			
9/11/2020	<0.005								
9/14/2020		<0.005							
9/15/2020					<0.005				
9/16/2020				<0.005					
9/17/2020			0.019						
2/24/2021							<0.005		
2/25/2021						<0.005			
2/26/2021								<0.005	<0.005
3/11/2021	<0.005	<0.005							
3/16/2021			0.015						
3/17/2021				<0.005	<0.005				
7/27/2021							<0.005		
7/28/2021						<0.005			
7/29/2021								<0.005	<0.005
8/5/2021		<0.005							
8/6/2021	<0.005								
8/9/2021				<0.005	<0.005				
8/10/2021			0.011						
1/25/2022							<0.005		
1/26/2022						<0.005		<0.005	<0.005
1/31/2022	<0.005	<0.005							
2/1/2022				<0.005					
2/2/2022					<0.005				
2/3/2022			0.0059						
8/5/2022							<0.005		
8/8/2022								<0.005	<0.005
8/9/2022						<0.005			
8/10/2022		<0.005							
8/11/2022	<0.005								
8/16/2022				<0.005					
8/17/2022			0.015		<0.005				
2/13/2023		<0.005							
2/14/2023	<0.005								
2/16/2023				<0.005	<0.005				
2/17/2023			0.017						
7/25/2023	<0.005	<0.005							

ND substitution: RL or RL/2 if <15% NDs.

Time Series

Constituent: Cobalt (mg/L) Analysis Run 9/10/2024 10:17 PM

Plant Bowen Client: Southern Company Data: Bowen 3-4 CCR

	GWA-43 (bg)	GWA-43R (bg)	GWA-4RZ (bg)	GWA-50 (bg)	GWA-50R (bg)	GWA-51RZ (bg)	GWA-52 (bg)	GWA-53 (bg)	GWA-53R (bg)
7/28/2023			0.02	<0.005	<0.005				
2/20/2024	<0.005	<0.005							
2/22/2024				<0.005	<0.005				
2/27/2024			0.017						
8/2/2024	<0.005	<0.005							
8/8/2024			0.0056	<0.005	<0.005				

ND substitution: RL or RL/2 if <15% NDs.

Time Series

Constituent: Cobalt (mg/L) Analysis Run 9/10/2024 10:17 PM

Plant Bowen Client: Southern Company Data: Bowen 3-4 CCR

	GWA-54 (bg)
12/12/2008	
4/23/2009	
10/6/2009	
4/27/2010	
5/3/2010	
9/30/2010	
10/11/2010	
4/14/2011	
4/27/2011	
10/5/2011	
10/19/2011	
4/11/2012	
5/1/2012	
10/2/2012	
4/9/2013	
4/10/2013	
10/15/2013	
10/16/2013	
4/10/2014	
4/22/2014	
10/1/2014	
3/30/2015	
5/8/2015	
5/9/2015	0.00057 (J)
5/17/2015	
5/18/2015	0.00055 (J)
5/25/2015	<0.005
6/8/2015	
6/9/2015	<0.005
6/17/2015	<0.005
6/18/2015	
6/24/2015	
6/25/2015	<0.005
6/30/2015	
7/1/2015	<0.005
7/6/2015	
7/7/2015	<0.005
8/12/2015	<0.005
10/11/2015	
2/29/2016	
3/2/2016	<0.005
3/11/2016	
3/28/2016	
5/3/2016	
5/4/2016	<0.005
5/13/2016	
5/23/2016	
5/25/2016	
7/7/2016	
7/8/2016	<0.005
7/11/2016	
7/19/2016	

Time Series

Constituent: Cobalt (mg/L) Analysis Run 9/10/2024 10:17 PM

Plant Bowen Client: Southern Company Data: Bowen 3-4 CCR

	GWA-54 (bg)
8/1/2016	
9/7/2016	
9/8/2016	<0.005
9/16/2016	
9/26/2016	
10/26/2016	<0.005
10/27/2016	
11/2/2016	
11/10/2016	
11/11/2016	
1/6/2017	
1/9/2017	<0.005
1/18/2017	
1/30/2017	
2/22/2017	
3/15/2017	<0.005
3/16/2017	
3/28/2017	
4/3/2017	
4/7/2017	
5/17/2017	
5/18/2017	<0.005
5/19/2017	
6/6/2017	
6/12/2017	
6/14/2017	
7/12/2017	
7/19/2017	
7/20/2017	
7/28/2017	
8/9/2017	
8/24/2017	
9/15/2017	<0.005
9/19/2017	
9/22/2017	
10/2/2017	
10/3/2017	
3/13/2018	<0.005
3/14/2018	
3/15/2018	
3/16/2018	
3/21/2018	
9/6/2018	<0.005
9/7/2018	
9/11/2018	
9/12/2018	
9/17/2018	
9/18/2018	
3/7/2019	<0.005
3/8/2019	
3/12/2019	
3/13/2019	

Time Series

Constituent: Cobalt (mg/L) Analysis Run 9/10/2024 10:17 PM

Plant Bowen Client: Southern Company Data: Bowen 3-4 CCR

	GWA-54 (bg)
3/19/2019	
3/21/2019	
9/4/2019	
9/5/2019	<0.005
9/11/2019	
9/12/2019	
9/13/2019	
3/2/2020	
3/3/2020	<0.005
3/4/2020	
3/9/2020	
3/11/2020	
3/12/2020	
9/3/2020	
9/8/2020	<0.005
9/9/2020	
9/11/2020	
9/14/2020	
9/15/2020	
9/16/2020	
9/17/2020	
2/24/2021	
2/25/2021	<0.005
2/26/2021	
3/11/2021	
3/16/2021	
3/17/2021	
7/27/2021	<0.005
7/28/2021	
7/29/2021	
8/5/2021	
8/6/2021	
8/9/2021	
8/10/2021	
1/25/2022	<0.005
1/26/2022	
1/31/2022	
2/1/2022	
2/2/2022	
2/3/2022	
8/5/2022	<0.005
8/8/2022	
8/9/2022	
8/10/2022	
8/11/2022	
8/16/2022	
8/17/2022	
2/13/2023	
2/14/2023	
2/16/2023	
2/17/2023	
7/25/2023	

ND substitution: RL or RL/2 if <15% NDs.

Time Series

Constituent: Cobalt (mg/L) Analysis Run 9/10/2024 10:17 PM

Plant Bowen Client: Southern Company Data: Bowen 3-4 CCR

	GWA-54 (bg)
7/28/2023	
2/20/2024	
2/22/2024	
2/27/2024	
8/2/2024	
8/8/2024	

Time Series

Constituent: Cobalt (mg/L) Analysis Run 9/10/2024 10:17 PM

Plant Bowen Client: Southern Company Data: Bowen 3-4 CCR

	GWA-55 (bg)	GWA-55R (bg)	GWA-56 (bg)	GWC-16R	GWC-17R	GWC-18	GWC-18R	GWC-19R	GWC-20R
9/16/2014				0.0026					
9/17/2014					<0.005	<0.005	<0.005	<0.005	
9/18/2014									<0.005
10/4/2014				0.0015	<0.005	<0.005	0.00063 (J)	<0.005	
10/5/2014									<0.005
10/21/2014				0.00099 (J)	<0.005	<0.005	0.00058 (J)	<0.005	
10/22/2014									<0.005
11/5/2014						0.0005 (J)		<0.005	<0.005
11/11/2014				0.00097 (J)	<0.005		0.00058 (J)		
3/3/2015				0.00078 (J)	<0.005	<0.005	0.00056 (J)	<0.005	
3/4/2015									<0.005
3/18/2015				0.00081 (J)	<0.005	<0.005	<0.005		
3/19/2015								<0.005	<0.005
4/6/2015				0.0011 (J)	<0.005				
4/7/2015						<0.005	<0.005	<0.005	<0.005
4/8/2015									
4/23/2015				0.0007 (J)	<0.005	<0.005	<0.005		
4/24/2015								<0.005	<0.005
5/9/2015	<0.0025	<0.005	<0.005						
5/18/2015	0.00071 (J)	0.001 (J)							
5/19/2015			<0.005						
5/26/2015	0.00067 (J)	0.00052 (J)	<0.005						
6/9/2015	0.001 (J)	0.00087 (J)	<0.005						
6/17/2015	0.00093 (J)	<0.005	<0.005						
6/25/2015	0.00059 (J)	<0.005	<0.005						
7/1/2015	0.00059 (J)	0.0006 (J)	<0.005						
7/7/2015	0.00091 (J)	<0.005	<0.005						
7/29/2015				<0.005	<0.005	0.00076 (J)	<0.005	<0.005	
7/30/2015									<0.005
8/13/2015	0.0006 (J)	<0.005	<0.005						
3/2/2016	0.00715 (J)								
3/3/2016		<0.005	<0.005	0.00451 (JD)					
3/4/2016					<0.005				
3/7/2016						<0.005	<0.005	<0.005	
3/8/2016									<0.005
5/3/2016	0.00349 (J)	<0.005							
5/5/2016						<0.005	<0.005		
5/9/2016			<0.005					<0.005	<0.005
5/10/2016				0.00478 (J)	<0.005				
7/11/2016	0.0007 (J)	0.001 (J)	<0.005						
7/13/2016				0.0003 (J)		<0.005	<0.005		
7/14/2016					<0.005			<0.005	<0.005
7/15/2016									
9/9/2016	<0.0025	0.0006 (J)	<0.005						
9/12/2016							<0.005	<0.005	<0.005
9/13/2016						<0.005			
9/14/2016					<0.005				
9/15/2016				0.0018 (J)					
10/26/2016	<0.0025		<0.005						
10/27/2016		<0.005							
10/31/2016						<0.005		<0.005	<0.005
11/1/2016					<0.005		<0.005		

ND substitution: RL or RL/2 if <15% NDs.

Time Series

Constituent: Cobalt (mg/L) Analysis Run 9/10/2024 10:17 PM

Plant Bowen Client: Southern Company Data: Bowen 3-4 CCR

	GWA-55 (bg)	GWA-55R (bg)	GWA-56 (bg)	GWC-16R	GWC-17R	GWC-18	GWC-18R	GWC-19R	GWC-20R
11/2/2016				0.0022 (J)					
1/9/2017	<0.0025	<0.005	<0.005						
1/11/2017				<0.005	<0.005		<0.005	<0.005	
1/12/2017						<0.005			<0.005
3/15/2017			<0.005						
3/16/2017	0.0006 (J)	<0.005							
3/20/2017				<0.005			<0.005		
3/21/2017					<0.005			<0.005	
3/22/2017									<0.005
3/23/2017						<0.005			
5/18/2017	<0.0025	<0.005	<0.005						
5/22/2017							<0.005	<0.005	<0.005
5/23/2017				0.001 (J)	<0.005	<0.005			
9/15/2017	<0.0025		<0.005						
9/18/2017		<0.005							
9/19/2017									<0.005
9/20/2017								<0.005	
9/21/2017				0.0006 (J)			<0.005		
9/22/2017					<0.005				
9/25/2017						<0.005			
3/12/2018	0.0034 (J)	<0.005							
3/13/2018			<0.005						
3/14/2018				0.00058 (J)	<0.005	<0.005	<0.005	<0.005	<0.005
9/7/2018	<0.0025	<0.005	<0.005	0.0034 (J)			<0.005		
9/10/2018								<0.005	<0.005
9/11/2018					<0.005	<0.005			
3/7/2019		<0.005	<0.005						
3/8/2019	0.0044 (J)								
3/11/2019				<0.005					
3/12/2019					<0.005	<0.005	<0.005	<0.005	<0.005
9/4/2019			<0.005						
9/5/2019	<0.0025	<0.005							
9/6/2019							<0.005		<0.005
9/9/2019				<0.005		<0.005		<0.005	
9/10/2019					<0.005				
3/3/2020	0.0048 (J)								
3/4/2020		<0.005	<0.005	<0.005				<0.005	
3/5/2020					<0.005		<0.005		<0.005
3/6/2020						<0.005			
9/4/2020	0.0012 (J)	<0.005	<0.005						<0.005
9/8/2020									
9/9/2020				0.00069 (J)	<0.005	<0.005	<0.005	<0.005	
2/25/2021	0.0039 (J)	<0.005	<0.005						
2/26/2021						<0.005	<0.005	<0.005	
3/9/2021				0.00047 (J)					<0.005
3/10/2021					<0.005				
7/28/2021	0.006	<0.005	<0.005						
7/29/2021						<0.005	<0.005		
7/30/2021				0.00052 (J)	<0.005				
8/2/2021									<0.005
8/5/2021								<0.005	
1/26/2022	0.0035 (J)		<0.005						

ND substitution: RL or RL/2 if <15% NDs.

Time Series

Constituent: Cobalt (mg/L) Analysis Run 9/10/2024 10:17 PM

Plant Bowen Client: Southern Company Data: Bowen 3-4 CCR

	GWA-55 (bg)	GWA-55R (bg)	GWA-56 (bg)	GWC-16R	GWC-17R	GWC-18	GWC-18R	GWC-19R	GWC-20R
1/27/2022		<0.005					<0.005	<0.005	<0.005
1/28/2022				<0.005	<0.005	<0.005			
8/5/2022			<0.005						
8/8/2022	0.00084 (J)	<0.005							
8/9/2022								<0.005	<0.005
8/10/2022						<0.005	<0.005		
8/11/2022				<0.005	<0.005				
2/9/2023						<0.005	<0.005	<0.005	
2/10/2023				<0.005	<0.005				<0.005
8/3/2023					<0.005	<0.005			<0.005
8/4/2023				<0.005			<0.005	<0.005	
2/14/2024						<0.005	<0.005	<0.005	
2/15/2024				<0.005	<0.005				<0.005
7/31/2024				<0.005	<0.005	<0.005	<0.005	<0.005	
8/1/2024									<0.005
8/2/2024									

ND substitution: RL or RL/2 if <15% NDs.

Time Series

Constituent: Cobalt (mg/L) Analysis Run 9/10/2024 10:17 PM

Plant Bowen Client: Southern Company Data: Bowen 3-4 CCR

	GWC-21R
9/16/2014	
9/17/2014	
9/18/2014	<0.005
10/4/2014	
10/5/2014	<0.005
10/21/2014	
10/22/2014	<0.005
11/5/2014	<0.005
11/11/2014	
3/3/2015	
3/4/2015	<0.005
3/18/2015	
3/19/2015	<0.005
4/6/2015	
4/7/2015	
4/8/2015	<0.005
4/23/2015	
4/24/2015	<0.005
5/9/2015	
5/18/2015	
5/19/2015	
5/26/2015	
6/9/2015	
6/17/2015	
6/25/2015	
7/1/2015	
7/7/2015	
7/29/2015	
7/30/2015	<0.005
8/13/2015	
3/2/2016	
3/3/2016	
3/4/2016	
3/7/2016	
3/8/2016	0.0183 (J)
5/3/2016	
5/5/2016	
5/9/2016	0.00239 (J)
5/10/2016	
7/11/2016	
7/13/2016	
7/14/2016	
7/15/2016	0.0008 (J)
9/9/2016	<0.005
9/12/2016	
9/13/2016	
9/14/2016	
9/15/2016	
10/26/2016	
10/27/2016	<0.005
10/31/2016	
11/1/2016	

ND substitution: RL or RL/2 if <15% NDs.

Time Series

Constituent: Cobalt (mg/L) Analysis Run 9/10/2024 10:17 PM

Plant Bowen Client: Southern Company Data: Bowen 3-4 CCR

	GWC-21R
11/2/2016	
1/9/2017	
1/11/2017	
1/12/2017	<0.005
3/15/2017	
3/16/2017	
3/20/2017	
3/21/2017	0.0005 (J)
3/22/2017	
3/23/2017	
5/18/2017	
5/22/2017	
5/23/2017	<0.005
9/15/2017	
9/18/2017	
9/19/2017	<0.005
9/20/2017	
9/21/2017	
9/22/2017	
9/25/2017	
3/12/2018	
3/13/2018	
3/14/2018	0.00083 (J)
9/7/2018	
9/10/2018	0.00071 (J)
9/11/2018	
3/7/2019	
3/8/2019	
3/11/2019	0.00056 (J)
3/12/2019	
9/4/2019	
9/5/2019	
9/6/2019	0.00051 (J)
9/9/2019	
9/10/2019	
3/3/2020	<0.005
3/4/2020	
3/5/2020	
3/6/2020	
9/4/2020	
9/8/2020	<0.005
9/9/2020	
2/25/2021	
2/26/2021	
3/9/2021	0.0004 (J)
3/10/2021	
7/28/2021	
7/29/2021	
7/30/2021	
8/2/2021	0.00048 (J)
8/5/2021	
1/26/2022	

ND substitution: RL or RL/2 if <15% NDs.

Time Series

Constituent: Cobalt (mg/L) Analysis Run 9/10/2024 10:17 PM

Plant Bowen Client: Southern Company Data: Bowen 3-4 CCR

	GWC-21R
1/27/2022	
1/28/2022	<0.005
8/5/2022	
8/8/2022	
8/9/2022	
8/10/2022	<0.005
8/11/2022	
2/9/2023	<0.005
2/10/2023	
8/3/2023	
8/4/2023	<0.005
2/14/2024	
2/15/2024	<0.005
7/31/2024	
8/1/2024	
8/2/2024	<0.005

ND substitution: RL or RL/2 if <15% NDs.

Time Series

Constituent: Cobalt (mg/L) Analysis Run 9/10/2024 10:17 PM

Plant Bowen Client: Southern Company Data: Bowen 3-4 CCR

	GWC-22R	GWC-23R	GWC-24R	GWC-25R	GWC-36A	GWC-36RA	GWC-37	GWC-38
9/15/2014						0.0039		
9/16/2014			<0.005	0.0006 (J)			0.00077 (J)	0.0028
9/18/2014	<0.01	<0.005						
10/3/2014						<0.005	0.0013	0.0029
10/4/2014			<0.005	<0.005				
10/5/2014	<0.01	<0.005						
10/20/2014						0.0014	0.001 (J)	0.0022
10/22/2014	<0.01	<0.005						
10/23/2014			<0.005	<0.005				
11/5/2014	<0.01	<0.005						
11/10/2014			<0.005	<0.005		<0.005	<0.005	0.0022
3/2/2015						<0.005	<0.005	
3/4/2015	<0.01	<0.005	<0.005	<0.005				
3/17/2015						<0.005	<0.005	0.0044 (O)
3/19/2015	<0.01							
3/20/2015		<0.005	<0.005	<0.005				
4/5/2015						<0.005	<0.005	
4/6/2015								0.002
4/8/2015	<0.01	<0.005	<0.005					
4/9/2015				<0.005				
4/21/2015						0.0012 (J)		
4/22/2015							<0.005	0.0016
4/23/2015		<0.005	<0.005	<0.005				
4/24/2015	<0.01							
7/28/2015						0.0012 (J)	<0.005	0.0017
7/30/2015	<0.01	<0.005	<0.005	<0.005				
3/1/2016						<0.005	0.00202 (J)	
3/2/2016								<0.01 (O)
3/4/2016			<0.005					
3/7/2016	<0.01							
3/8/2016				<0.005				
3/9/2016		<0.005						
5/2/2016						<0.005		
5/3/2016							<0.005	<0.01 (O)
5/4/2016				<0.005				
5/5/2016	<0.01		<0.005					
5/6/2016		<0.005						
7/6/2016						<0.005		
7/7/2016								0.0015 (J)
7/8/2016							0.0004 (J)	
7/12/2016			<0.005					
7/14/2016	<0.01							
7/15/2016		<0.005						
7/18/2016				<0.005				
9/7/2016						<0.005	0.0009 (J)	
9/8/2016								0.0018 (J)
9/12/2016	<0.01							
9/13/2016			<0.005	<0.005				
9/14/2016		<0.005						
10/25/2016						<0.005	0.0022 (J)	0.0019 (J)
10/27/2016	<0.01		<0.005	<0.005				
11/1/2016		<0.005						

ND substitution: RL or RL/2 if <15% NDs.

Time Series

Constituent: Cobalt (mg/L) Analysis Run 9/10/2024 10:17 PM

Plant Bowen Client: Southern Company Data: Bowen 3-4 CCR

	GWC-22R	GWC-23R	GWC-24R	GWC-25R	GWC-36A	GWC-36RA	GWC-37	GWC-38
1/5/2017						<0.005		
1/6/2017							0.0011 (J)	
1/13/2017	<0.01		<0.005	<0.005				
1/25/2017		<0.005						
2/9/2017								0.0017 (J)
3/14/2017						<0.005	0.0009 (J)	
3/16/2017				<0.005				
3/20/2017	<0.01		<0.005					
3/22/2017		<0.005						
3/23/2017								0.0018 (J)
5/16/2017						<0.005	<0.005	
5/17/2017								0.0016 (J)
5/19/2017			<0.005	<0.005				
5/23/2017	<0.01							
5/24/2017		<0.005						
9/15/2017						<0.005	<0.005	
9/19/2017	0.0012 (J)		<0.005	<0.005				0.0012 (J)
9/21/2017		<0.005						
3/12/2018						<0.005	<0.005	
3/13/2018	<0.01		<0.005	<0.005				0.0013 (J)
3/14/2018		<0.005						
9/6/2018						<0.005	<0.005	0.00094 (J)
9/7/2018	<0.01							
9/11/2018		<0.005	<0.005	<0.005				
3/6/2019							<0.005	
3/7/2019						<0.005		0.00087 (J)
3/8/2019			<0.005	<0.005				
3/11/2019	<0.01							
3/12/2019		<0.005						
9/4/2019						<0.005	<0.005	0.000935 (JD)
9/5/2019	0.0012 (J)		<0.005	<0.005				
9/6/2019		<0.005						
3/2/2020						<0.005	<0.005	0.0011 (J)
3/3/2020	0.00078 (J)		<0.005	<0.005				
3/5/2020		<0.005						
9/3/2020							<0.005	0.00091 (J)
9/4/2020				0.0012 (J)				
9/8/2020	0.00087 (J)							
9/9/2020		<0.005	<0.005					
9/14/2020						<0.005		
2/24/2021							<0.005	0.0011 (J)
3/9/2021	0.00066 (J)		<0.005	<0.005				
3/10/2021		<0.005						
3/26/2021						<0.005		
7/27/2021						0.00096 (J)		
7/28/2021							<0.005	0.001 (J)
7/29/2021			<0.005					
7/30/2021		<0.005						
8/2/2021	0.00045 (J)			<0.005				
1/25/2022								0.0011 (J)
1/26/2022						<0.005	<0.005	
1/27/2022	0.0011 (J)			<0.005				

ND substitution: RL or RL/2 if <15% NDs.

Time Series

Constituent: Cobalt (mg/L) Analysis Run 9/10/2024 10:17 PM

Plant Bowen Client: Southern Company Data: Bowen 3-4 CCR

	GWC-22R	GWC-23R	GWC-24R	GWC-25R	GWC-36A	GWC-36RA	GWC-37	GWC-38
1/28/2022		<0.005	<0.005					
4/6/2022					<0.005			
8/5/2022								0.00095 (J)
8/8/2022					<0.005	<0.005	<0.005	
8/9/2022			<0.005	<0.005				
8/10/2022	0.00078 (J)							
8/11/2022		<0.005						
2/8/2023					<0.005	<0.005	<0.005	0.001 (J)
2/9/2023	0.00043 (J)		<0.005	<0.005				
2/10/2023		<0.005						
8/2/2023					<0.005		<0.005	0.001 (J)
8/3/2023	0.00047 (J)	0.00047 (J)	<0.005	<0.005		<0.005		
2/13/2024					<0.005	<0.005	<0.005	0.001 (J)
2/15/2024	0.0004 (J)		<0.005					
2/16/2024		0.00034 (J)		<0.005				
7/30/2024					<0.005	<0.005	<0.005	0.00083 (J)
7/31/2024	0.00034 (J)	<0.005	<0.005	<0.005				

ND substitution: RL or RL/2 if <15% NDs.

Time Series

Constituent: Copper (mg/L) Analysis Run 9/10/2024 10:17 PM

Plant Bowen Client: Southern Company Data: Bowen 3-4 CCR

	GWA-1 (bg)	GWA-2 (bg)	GWA-2R (bg)	GWA-39RZ (bg)	GWA-39Z (bg)	GWA-3A (bg)	GWA-40 (bg)	GWA-41 (bg)	GWA-41R (bg)
8/23/2007	0.0066	<0.005	0.0036			0.017			
10/23/2007	0.0076								
10/24/2007		0.0088	<0.005						
11/2/2007						0.016			
11/18/2007	0.0055 (J)	0.0075	0.013			0.048			
1/30/2008	0.0094								
1/31/2008		<0.005	0.0069			0.039			
3/10/2008	0.0056		0.0044						
3/11/2008		0.0068				0.037			
5/6/2008		<0.005							
5/13/2008	0.0027		0.0033						
5/14/2008						0.051			
12/4/2008		0.013	<0.005						
12/5/2008	<0.005					0.038			
4/15/2009	<0.005					0.033			
4/21/2009		<0.005	<0.005						
10/7/2009	0.0076	<0.005							
10/8/2009			<0.005			0.037			
4/21/2010			<0.005						
4/26/2010		<0.005							
4/28/2010						0.037			
5/3/2010	<0.005								
9/28/2010			<0.005						
10/4/2010		0.0027							
10/6/2010						0.041			
10/12/2010	<0.005								
4/12/2011			<0.005						
4/13/2011		0.0029							
4/21/2011						0.034			
4/27/2011	<0.005								
10/4/2011			<0.005						
10/5/2011		<0.005							
10/13/2011						0.048			
10/17/2011	<0.005								
4/3/2012			<0.005						
4/11/2012		<0.005							
5/1/2012						0.0427			
5/2/2012	<0.005								
10/8/2012	<0.005								
10/9/2012		<0.005	<0.005			0.038			
4/11/2013			<0.005			0.038			
4/12/2013	<0.005								
4/15/2013		<0.005							
10/15/2013		<0.005							
10/16/2013	<0.005		<0.005			0.036			
4/10/2014			0.005 (J)						
4/11/2014	0.005 (J)								
4/22/2014		<0.005							
4/23/2014						0.03			
9/30/2014	<0.005	<0.005	<0.005						
10/4/2014						0.029			
3/30/2015	0.0033 (J)	<0.005	<0.005						

ND substitution: RL or RL/2 if <15% NDs.

Time Series

Constituent: Copper (mg/L) Analysis Run 9/10/2024 10:17 PM

Plant Bowen Client: Southern Company Data: Bowen 3-4 CCR

	GWA-1 (bg)	GWA-2 (bg)	GWA-2R (bg)	GWA-39RZ (bg)	GWA-39Z (bg)	GWA-3A (bg)	GWA-40 (bg)	GWA-41 (bg)	GWA-41R (bg)
3/31/2015						0.026			
10/12/2015						0.05			
10/13/2015	0.0013 (J)	<0.005	<0.005						
3/11/2016									
3/14/2016					<0.005				
3/15/2016							<0.005	<0.005	<0.005
3/22/2016	<0.005								
3/23/2016		<0.005	<0.005			0.0297			
5/11/2016					<0.005		<0.005		
5/12/2016								<0.005	
5/13/2016									<0.005
5/16/2016				<0.005					
7/19/2016					0.0005 (J)				
7/20/2016								<0.005	
7/21/2016							<0.005		0.0005 (J)
7/22/2016									
7/27/2016				0.0271 (O)					
7/29/2016	<0.005	0.0032 (J)	0.0006 (J)			0.0419			
9/15/2016					<0.005		<0.005	0.0007 (J)	
9/19/2016									
9/21/2016									<0.005
11/2/2016					<0.005				
11/3/2016							<0.005	<0.005	<0.005
1/17/2017							<0.005		<0.005
1/18/2017					<0.005			<0.005	
2/21/2017				<0.005					
3/24/2017							<0.005	<0.005	
3/27/2017				<0.005					<0.005
3/28/2017					<0.005 (*)				
3/30/2017	0.0004 (J)	<0.005				0.0392			
4/3/2017			0.0004 (J)						
9/25/2017								0.0003 (J)	0.0007 (J)
9/26/2017					0.0005 (J)		<0.005		
9/29/2017				<0.005					
10/2/2017	0.0003 (J)	<0.005	0.0003 (J)						
10/4/2017						0.0343			
3/14/2018					<0.005		<0.005	<0.005	0.0021 (J)
3/16/2018	<0.005		<0.005	<0.005					
3/19/2018		0.0025 (J)				0.033			
9/12/2018					<0.005		<0.005	<0.005	<0.005
9/14/2018		<0.005	<0.005	0.002 (J)					
9/17/2018	<0.005 (D)					0.033			
3/13/2019							<0.005		
3/14/2019				<0.005				<0.005	0.0022 (J)
3/15/2019					<0.005				
3/19/2019			<0.005						
3/20/2019	<0.005	<0.005				0.026			
9/9/2019					<0.005		0.0022 (J)		
9/10/2019								0.00038 (JD)	0.0022 (J)
9/12/2019	<0.005	0.01273 (JD)							
9/13/2019			0.00055 (J)			0.026			
3/6/2020								0.00093 (J)	

ND substitution: RL or RL/2 if <15% NDs.

Time Series

Constituent: Copper (mg/L) Analysis Run 9/10/2024 10:17 PM

Plant Bowen Client: Southern Company Data: Bowen 3-4 CCR

	GWA-1 (bg)	GWA-2 (bg)	GWA-2R (bg)	GWA-39RZ (bg)	GWA-39Z (bg)	GWA-3A (bg)	GWA-40 (bg)	GWA-41 (bg)	GWA-41R (bg)
3/9/2020				0.011 (J)	0.0007 (J)		<0.005		0.0014 (J)
3/11/2020	<0.005	0.0002 (J)	0.0011 (J)			0.027			
9/10/2020					<0.005			<0.005	<0.005
9/11/2020							<0.005		
9/15/2020	<0.005	<0.005	<0.005						
9/16/2020				<0.005					
3/10/2021							<0.005		<0.005
3/11/2021								<0.005	
3/12/2021					<0.005				
3/16/2021	<0.005		<0.005	<0.005					
3/17/2021		<0.005							
3/29/2021						<0.005			
8/4/2021					<0.005		<0.005	<0.005	0.0008 (J)
8/6/2021				<0.005					
8/9/2021	<0.005	<0.005	0.0013 (J)			<0.005			
1/31/2022					<0.005		<0.005	<0.005	0.0028 (J)
2/1/2022	<0.005	<0.005	0.00096 (J)						
2/2/2022				<0.005		<0.005			
8/10/2022					<0.005				
8/11/2022								<0.005	<0.005
8/12/2022							<0.005		
8/16/2022	<0.005	<0.005	<0.005	<0.005		<0.005			
2/13/2023					<0.005		<0.005	<0.005	0.0012 (J)
2/14/2023				<0.005					
2/16/2023	<0.005	<0.005	0.0011 (J)						
2/17/2023						<0.005			
7/25/2023				<0.005				<0.005	<0.005
7/26/2023					<0.005		<0.005		
7/27/2023	0.0012 (J)	<0.005	0.0017 (J)						
8/1/2023						<0.005			
2/19/2024				<0.005	<0.005		<0.005	<0.005	0.0011 (J)
2/20/2024									
2/22/2024	<0.005	<0.005				<0.005			
2/26/2024			<0.005						
8/1/2024				<0.005	<0.005		<0.005	<0.005	0.00053 (J)
8/6/2024			<0.005						
8/7/2024	<0.005	0.00082 (J)							
8/8/2024						<0.005			

ND substitution: RL or RL/2 if <15% NDs.

Time Series

Constituent: Copper (mg/L) Analysis Run 9/10/2024 10:17 PM

Plant Bowen Client: Southern Company Data: Bowen 3-4 CCR

	GWA-42 (bg)
8/23/2007	
10/23/2007	
10/24/2007	
11/2/2007	
11/18/2007	
1/30/2008	
1/31/2008	
3/10/2008	
3/11/2008	
5/6/2008	
5/13/2008	
5/14/2008	
12/4/2008	
12/5/2008	
4/15/2009	
4/21/2009	
10/7/2009	
10/8/2009	
4/21/2010	
4/26/2010	
4/28/2010	
5/3/2010	
9/28/2010	
10/4/2010	
10/6/2010	
10/12/2010	
4/12/2011	
4/13/2011	
4/21/2011	
4/27/2011	
10/4/2011	
10/5/2011	
10/13/2011	
10/17/2011	
4/3/2012	
4/11/2012	
5/1/2012	
5/2/2012	
10/8/2012	
10/9/2012	
4/11/2013	
4/12/2013	
4/15/2013	
10/15/2013	
10/16/2013	
4/10/2014	
4/11/2014	
4/22/2014	
4/23/2014	
9/30/2014	
10/4/2014	
3/30/2015	

Time Series

Constituent: Copper (mg/L) Analysis Run 9/10/2024 10:17 PM

Plant Bowen Client: Southern Company Data: Bowen 3-4 CCR

	GWA-42 (bg)
3/31/2015	
10/12/2015	
10/13/2015	
3/11/2016	<0.005
3/14/2016	
3/15/2016	
3/22/2016	
3/23/2016	
5/11/2016	
5/12/2016	
5/13/2016	
5/16/2016	<0.005
7/19/2016	
7/20/2016	
7/21/2016	
7/22/2016	<0.005
7/27/2016	
7/29/2016	
9/15/2016	
9/19/2016	0.003 (J)
9/21/2016	
11/2/2016	
11/3/2016	<0.005
1/17/2017	<0.005
1/18/2017	
2/21/2017	
3/24/2017	
3/27/2017	<0.005
3/28/2017	
3/30/2017	
4/3/2017	
9/25/2017	
9/26/2017	<0.005
9/29/2017	
10/2/2017	
10/4/2017	
3/14/2018	<0.005
3/16/2018	
3/19/2018	
9/12/2018	
9/14/2018	<0.005
9/17/2018	
3/13/2019	
3/14/2019	<0.005
3/15/2019	
3/19/2019	
3/20/2019	
9/9/2019	
9/10/2019	<0.005
9/12/2019	
9/13/2019	
3/6/2020	0.00019 (J)

Time Series

Constituent: Copper (mg/L) Analysis Run 9/10/2024 10:17 PM

Plant Bowen Client: Southern Company Data: Bowen 3-4 CCR

	GWA-42 (bg)
3/9/2020	
3/11/2020	
9/10/2020	<0.005
9/11/2020	
9/15/2020	
9/16/2020	
3/10/2021	
3/11/2021	<0.005
3/12/2021	
3/16/2021	
3/17/2021	
3/29/2021	
8/4/2021	<0.005
8/6/2021	
8/9/2021	
1/31/2022	<0.005
2/1/2022	
2/2/2022	
8/10/2022	<0.005
8/11/2022	
8/12/2022	
8/16/2022	
2/13/2023	<0.005
2/14/2023	
2/16/2023	
2/17/2023	
7/25/2023	
7/26/2023	<0.005
7/27/2023	
8/1/2023	
2/19/2024	
2/20/2024	<0.005
2/22/2024	
2/26/2024	
8/1/2024	<0.005
8/6/2024	
8/7/2024	
8/8/2024	

ND substitution: RL or RL/2 if <15% NDs.

Time Series

Constituent: Copper (mg/L) Analysis Run 9/10/2024 10:17 PM

Plant Bowen Client: Southern Company Data: Bowen 3-4 CCR

	GWA-43 (bg)	GWA-43R (bg)	GWA-4RZ (bg)	GWA-50 (bg)	GWA-50R (bg)	GWA-51RZ (bg)	GWA-52 (bg)	GWA-53 (bg)	GWA-53R (bg)
12/12/2008				0.018	0.064 (O)				
4/23/2009				0.013	0.034				
10/6/2009				0.012	0.026				
4/27/2010				0.0095					
5/3/2010					0.014				
9/30/2010				0.0087					
10/11/2010					0.014				
4/14/2011				0.0061					
4/27/2011					0.028				
10/5/2011				<0.025					
10/19/2011					<0.013				
4/11/2012				<0.025					
5/1/2012					0.0198				
10/2/2012				<0.025	0.011				
4/9/2013				0.0053					
4/10/2013					0.018				
10/15/2013				0.0076					
10/16/2013					0.016				
4/10/2014				0.005					
4/22/2014					0.014				
10/1/2014				0.0047 (J)	0.0041 (J)				
3/30/2015				0.0048 (J)	0.012				
5/8/2015						<0.005	<0.005		<0.005
5/9/2015								<0.005	
5/17/2015						0.0015 (J)	<0.005		<0.005
5/18/2015								<0.005	
5/25/2015						<0.005	<0.005	<0.005	<0.005
6/8/2015						<0.005	<0.005	<0.005	<0.005
6/9/2015									
6/17/2015								<0.005	
6/18/2015						<0.005	<0.005		<0.005
6/24/2015						0.0012 (J)	0.00082 (J)	<0.005	<0.005
6/25/2015									
6/30/2015						0.00096 (J)	<0.005	<0.005	0.00093 (J)
7/1/2015									
7/6/2015						0.00091 (J)	<0.005	<0.005	<0.005
7/7/2015									
8/12/2015						<0.005	<0.005	<0.005	<0.005
10/11/2015				0.0055	0.0049 (J)				
2/29/2016							<0.005		
3/2/2016								<0.005	<0.005
3/11/2016	<0.005	<0.005							
3/28/2016				<0.025	0.00734 (J)				
5/13/2016	<0.005	<0.005							
7/7/2016						0.0066 (J)			
7/8/2016							<0.005	<0.005	
7/11/2016									<0.005
7/19/2016	<0.005	<0.005							
8/1/2016				0.0025 (J)	0.0049 (J)				
9/16/2016	<0.005	<0.005							
11/2/2016	<0.005	<0.005							
1/18/2017	<0.005	<0.005							

ND substitution: RL or RL/2 if <15% NDs.

Time Series

Constituent: Copper (mg/L) Analysis Run 9/10/2024 10:17 PM

Plant Bowen Client: Southern Company Data: Bowen 3-4 CCR

	GWA-43 (bg)	GWA-43R (bg)	GWA-4RZ (bg)	GWA-50 (bg)	GWA-50R (bg)	GWA-51RZ (bg)	GWA-52 (bg)	GWA-53 (bg)	GWA-53R (bg)
3/15/2017						<0.005	<0.005		
3/16/2017								<0.005	<0.005
3/28/2017	<0.005 (*)	<0.005 (*)							
4/3/2017					0.0023 (J)				
4/7/2017			0.0004 (J)	0.003 (J)					
9/15/2017							<0.005		
9/19/2017						<0.005		0.0003 (J)	0.0003 (J)
9/22/2017	0.0004 (J)	0.0006 (J)							
10/2/2017				0.0031 (J)	0.0023 (J)				
10/3/2017			<0.005 (D)						
3/13/2018						<0.005	<0.005	<0.005	<0.005
3/14/2018	<0.005								
3/15/2018		<0.005							
3/16/2018				0.0037 (J)	0.0035 (J)				
3/21/2018			<0.005						
9/6/2018							<0.005		
9/7/2018						<0.005			
9/11/2018								<0.005	<0.005
9/12/2018	<0.005	<0.005							
9/17/2018				0.0028 (J)					
9/18/2018			<0.005		0.0041 (J)				
3/7/2019							<0.005		
3/8/2019						<0.005		<0.005	
3/12/2019									<0.005
3/13/2019	<0.005	0.0015 (J)							
3/19/2019				0.0023 (J)	0.0029 (J)				
3/21/2019			<0.005 (D)						
9/4/2019						<0.005	<0.005		
9/5/2019								<0.005	<0.005
9/11/2019	0.00036 (J)	0.00026 (J)							
9/12/2019			0.00045 (JD)		0.0028 (J)				
9/13/2019				0.0023 (J)					
3/2/2020							0.00024 (J)		
3/3/2020						0.00041 (J)			
3/4/2020								0.00053 (J)	<0.005
3/9/2020	0.00035 (J)	0.00035 (J)							
3/11/2020				0.0026 (J)	0.0035 (J)				
3/12/2020			0.0002 (J)						
9/3/2020							<0.005		
9/8/2020								<0.005	<0.005
9/9/2020						0.0019 (J)			
9/11/2020	<0.005								
9/14/2020		<0.005							
9/15/2020					0.0031 (J)				
9/16/2020				0.0018 (J)					
9/17/2020			<0.005						
2/24/2021							<0.005		
2/25/2021						<0.005			
2/26/2021								<0.005	<0.005
3/11/2021	<0.005	<0.005							
3/16/2021			<0.005						
3/17/2021				0.0019 (J)	0.0024 (J)				

ND substitution: RL or RL/2 if <15% NDs.

Time Series

Constituent: Copper (mg/L) Analysis Run 9/10/2024 10:17 PM

Plant Bowen Client: Southern Company Data: Bowen 3-4 CCR

	GWA-43 (bg)	GWA-43R (bg)	GWA-4RZ (bg)	GWA-50 (bg)	GWA-50R (bg)	GWA-51RZ (bg)	GWA-52 (bg)	GWA-53 (bg)	GWA-53R (bg)
7/27/2021							<0.005		
7/28/2021						<0.005			
7/29/2021								<0.005	<0.005
8/5/2021		<0.005							
8/6/2021	<0.005								
8/9/2021				0.0017 (J)	0.0028 (J)				
8/10/2021			<0.005						
1/25/2022							<0.005		
1/26/2022						<0.005		<0.005	<0.005
1/31/2022	0.0014 (J)	<0.005							
2/1/2022				0.0017 (J)					
2/2/2022					0.0033 (J)				
2/3/2022			<0.005						
8/5/2022							<0.005		
8/8/2022								<0.005	<0.005
8/9/2022						<0.005			
8/10/2022		<0.005							
8/11/2022	<0.005								
8/16/2022				0.0014 (J)					
8/17/2022			<0.005		0.0098				
2/13/2023		<0.005							
2/14/2023	<0.005								
2/16/2023				0.0015 (J)	0.0028 (J)				
2/17/2023			<0.005						
7/25/2023	<0.005	<0.005							
7/28/2023			<0.005	0.0023 (J)	0.0034 (J)				
2/20/2024	0.00068 (J)	<0.005							
2/22/2024				0.0015 (J)	0.003 (J)				
2/27/2024			<0.005						
8/2/2024	<0.005	<0.005							
8/8/2024			<0.005	0.0018 (J)	0.0027 (J)				

ND substitution: RL or RL/2 if <15% NDs.

Time Series

Constituent: Copper (mg/L) Analysis Run 9/10/2024 10:17 PM

Plant Bowen Client: Southern Company Data: Bowen 3-4 CCR

	GWA-54 (bg)
12/12/2008	
4/23/2009	
10/6/2009	
4/27/2010	
5/3/2010	
9/30/2010	
10/11/2010	
4/14/2011	
4/27/2011	
10/5/2011	
10/19/2011	
4/11/2012	
5/1/2012	
10/2/2012	
4/9/2013	
4/10/2013	
10/15/2013	
10/16/2013	
4/10/2014	
4/22/2014	
10/1/2014	
3/30/2015	
5/8/2015	
5/9/2015	<0.005
5/17/2015	
5/18/2015	<0.005
5/25/2015	<0.005
6/8/2015	
6/9/2015	<0.005
6/17/2015	<0.005
6/18/2015	
6/24/2015	
6/25/2015	<0.005
6/30/2015	
7/1/2015	<0.005
7/6/2015	
7/7/2015	<0.005
8/12/2015	<0.005
10/11/2015	
2/29/2016	
3/2/2016	<0.005
3/11/2016	
3/28/2016	
5/13/2016	
7/7/2016	
7/8/2016	<0.005
7/11/2016	
7/19/2016	
8/1/2016	
9/16/2016	
11/2/2016	
1/18/2017	

ND substitution: RL or RL/2 if <15% NDs.

Time Series

Constituent: Copper (mg/L) Analysis Run 9/10/2024 10:17 PM

Plant Bowen Client: Southern Company Data: Bowen 3-4 CCR

	GWA-54 (bg)
3/15/2017	<0.005
3/16/2017	
3/28/2017	
4/3/2017	
4/7/2017	
9/15/2017	0.0007 (J)
9/19/2017	
9/22/2017	
10/2/2017	
10/3/2017	
3/13/2018	<0.005
3/14/2018	
3/15/2018	
3/16/2018	
3/21/2018	
9/6/2018	<0.005
9/7/2018	
9/11/2018	
9/12/2018	
9/17/2018	
9/18/2018	
3/7/2019	<0.005
3/8/2019	
3/12/2019	
3/13/2019	
3/19/2019	
3/21/2019	
9/4/2019	
9/5/2019	<0.005
9/11/2019	
9/12/2019	
9/13/2019	
3/2/2020	
3/3/2020	0.00025 (J)
3/4/2020	
3/9/2020	
3/11/2020	
3/12/2020	
9/3/2020	
9/8/2020	<0.005
9/9/2020	
9/11/2020	
9/14/2020	
9/15/2020	
9/16/2020	
9/17/2020	
2/24/2021	
2/25/2021	<0.005
2/26/2021	
3/11/2021	
3/16/2021	
3/17/2021	

ND substitution: RL or RL/2 if <15% NDs.

Time Series

Constituent: Copper (mg/L) Analysis Run 9/10/2024 10:17 PM

Plant Bowen Client: Southern Company Data: Bowen 3-4 CCR

	GWA-54 (bg)
7/27/2021	<0.005
7/28/2021	
7/29/2021	
8/5/2021	
8/6/2021	
8/9/2021	
8/10/2021	
1/25/2022	<0.005
1/26/2022	
1/31/2022	
2/1/2022	
2/2/2022	
2/3/2022	
8/5/2022	<0.005
8/8/2022	
8/9/2022	
8/10/2022	
8/11/2022	
8/16/2022	
8/17/2022	
2/13/2023	
2/14/2023	
2/16/2023	
2/17/2023	
7/25/2023	
7/28/2023	
2/20/2024	
2/22/2024	
2/27/2024	
8/2/2024	
8/8/2024	

ND substitution: RL or RL/2 if <15% NDs.

Time Series

Constituent: Copper (mg/L) Analysis Run 9/10/2024 10:17 PM

Plant Bowen Client: Southern Company Data: Bowen 3-4 CCR

	GWA-55 (bg)	GWA-55R (bg)	GWA-56 (bg)	GWC-16R	GWC-17R	GWC-18	GWC-18R	GWC-19R	GWC-20R
9/16/2014				0.0042 (J)					
9/17/2014					<0.005	<0.005	<0.005	<0.005	
9/18/2014									<0.005
10/4/2014				0.0024 (J)	0.0012 (J)	<0.005	0.00086 (J)	<0.005	
10/5/2014									<0.005
10/21/2014				0.002 (J)	0.0011 (J)	<0.005	<0.005	<0.005	
10/22/2014									<0.005
11/5/2014						<0.005		<0.005	<0.005
11/11/2014				0.0021 (J)	0.0015 (J)		<0.005		
3/3/2015				0.0017 (J)	0.0012 (J)	<0.005	<0.005	<0.005	
3/4/2015									<0.005
3/18/2015				0.0019 (J)	<0.005	<0.005	<0.005		
3/19/2015								<0.005	<0.005
4/6/2015				0.0014 (J)	0.00083 (J)				
4/7/2015						<0.005	<0.005	<0.005	<0.005
4/8/2015									
4/23/2015				0.0022 (J)	0.0012 (J)	<0.005	<0.005		
4/24/2015								<0.005	<0.005
5/9/2015	<0.005	<0.005	<0.005						
5/18/2015	<0.005	0.00093 (J)							
5/19/2015			<0.005						
5/26/2015	<0.005	<0.005	<0.005						
6/9/2015	<0.005	0.0014 (J)	<0.005						
6/17/2015	<0.005	<0.005	<0.005						
6/25/2015	<0.005	<0.005	<0.005						
7/1/2015	<0.005	0.0014 (J)	<0.005						
7/7/2015	0.0011 (J)	<0.005	<0.005						
7/29/2015				0.00098 (J)	<0.005	<0.005	<0.005	<0.005	
7/30/2015									<0.005
8/13/2015	<0.005	<0.005	<0.005						
3/2/2016	<0.005								
3/3/2016		<0.005	<0.005	<0.005					
3/4/2016					<0.005				
3/7/2016						<0.005	<0.005	<0.005	
3/8/2016									<0.005
7/11/2016	<0.005	<0.005	<0.005						
7/13/2016				0.0022 (J)		<0.005	<0.005		
7/14/2016					0.0124 (J)			<0.005	<0.005
7/15/2016									
3/15/2017			<0.005						
3/16/2017	<0.005	<0.005							
3/20/2017				0.002 (J)			<0.005		
3/21/2017					0.0005 (J)			0.0006 (J)	
3/22/2017									<0.005
3/23/2017						<0.005			
9/15/2017	<0.005		0.002 (J)						
9/18/2017		<0.005							
9/19/2017									0.0008 (J)
9/20/2017								0.0003 (J)	
9/21/2017				0.0018 (J)			0.0003 (J)		
9/22/2017					0.0007 (J)				
9/25/2017						<0.005			

ND substitution: RL or RL/2 if <15% NDs.

Time Series

Constituent: Copper (mg/L) Analysis Run 9/10/2024 10:17 PM

Plant Bowen Client: Southern Company Data: Bowen 3-4 CCR

	GWA-55 (bg)	GWA-55R (bg)	GWA-56 (bg)	GWC-16R	GWC-17R	GWC-18	GWC-18R	GWC-19R	GWC-20R
3/12/2018	<0.005	<0.005							
3/13/2018			<0.005						
3/14/2018				0.0017 (J)	<0.005	<0.005	<0.005	<0.005	<0.005
9/7/2018	<0.005	<0.005	<0.005	<0.005			<0.005		
9/10/2018								<0.005	<0.005
9/11/2018					<0.005	<0.005			
3/7/2019		<0.005	<0.005						
3/8/2019	<0.005								
3/11/2019				<0.005					
3/12/2019					<0.005	<0.005	<0.005	<0.005	<0.005
9/4/2019			0.00047 (J)						
9/5/2019	<0.005	<0.005							
9/6/2019							<0.005		<0.005
9/9/2019				0.00082 (J)		<0.005		<0.005	
9/10/2019					<0.005				
3/3/2020	<0.005								
3/4/2020		<0.005	0.0003 (J)	0.0024 (J)				0.00036 (J)	
3/5/2020					0.00023 (J)		<0.005		<0.005
3/6/2020						0.00023 (J)			
9/4/2020	<0.005	<0.005	<0.005						<0.005
9/8/2020									
9/9/2020				<0.005	<0.005	<0.005	<0.005	<0.005	
2/25/2021	<0.005	<0.005	<0.005						
2/26/2021						<0.005	<0.005	<0.005	
3/9/2021				0.0025 (J)					<0.005
3/10/2021					<0.005				
7/28/2021	<0.005	<0.005	<0.005						
7/29/2021						<0.005	<0.005		
7/30/2021				0.0024 (J)	<0.005				
8/2/2021									<0.005
8/5/2021								<0.005	
1/26/2022	<0.005		<0.005						
1/27/2022		<0.005					<0.005	<0.005	<0.005
1/28/2022				0.00088 (J)	<0.005	<0.005			
8/5/2022			<0.005						
8/8/2022	<0.005	<0.005							
8/9/2022								<0.005	<0.005
8/10/2022						<0.005	<0.005		
8/11/2022				<0.005	<0.005				
2/9/2023						<0.005	<0.005	<0.005	
2/10/2023				0.0012 (J)	<0.005				<0.005
8/3/2023					<0.005	<0.005			<0.005
8/4/2023				<0.005			<0.005	<0.005	
2/14/2024						<0.005	<0.005	<0.005	
2/15/2024				0.0017 (J)	<0.005				<0.005
7/31/2024				0.0011 (J)	<0.005	<0.005	<0.005	<0.005	
8/1/2024									<0.005
8/2/2024									

ND substitution: RL or RL/2 if <15% NDs.

Time Series

Constituent: Copper (mg/L) Analysis Run 9/10/2024 10:17 PM

Plant Bowen Client: Southern Company Data: Bowen 3-4 CCR

	GWC-21R
9/16/2014	
9/17/2014	
9/18/2014	<0.005
10/4/2014	
10/5/2014	0.0016 (J)
10/21/2014	
10/22/2014	0.0018 (J)
11/5/2014	0.0015 (J)
11/11/2014	
3/3/2015	
3/4/2015	<0.005
3/18/2015	
3/19/2015	<0.005
4/6/2015	
4/7/2015	
4/8/2015	<0.005
4/23/2015	
4/24/2015	0.0016 (J)
5/9/2015	
5/18/2015	
5/19/2015	
5/26/2015	
6/9/2015	
6/17/2015	
6/25/2015	
7/1/2015	
7/7/2015	
7/29/2015	
7/30/2015	<0.005
8/13/2015	
3/2/2016	
3/3/2016	
3/4/2016	
3/7/2016	
3/8/2016	<0.005
7/11/2016	
7/13/2016	
7/14/2016	
7/15/2016	0.0009 (J)
3/15/2017	
3/16/2017	
3/20/2017	
3/21/2017	0.0009 (J)
3/22/2017	
3/23/2017	
9/15/2017	
9/18/2017	
9/19/2017	0.0006 (J)
9/20/2017	
9/21/2017	
9/22/2017	
9/25/2017	

Time Series

Constituent: Copper (mg/L) Analysis Run 9/10/2024 10:17 PM

Plant Bowen Client: Southern Company Data: Bowen 3-4 CCR

	GWC-21R
3/12/2018	
3/13/2018	
3/14/2018	<0.005
9/7/2018	
9/10/2018	<0.005
9/11/2018	
3/7/2019	
3/8/2019	
3/11/2019	<0.005
3/12/2019	
9/4/2019	
9/5/2019	
9/6/2019	0.01 (J)
9/9/2019	
9/10/2019	
3/3/2020	0.00049 (J)
3/4/2020	
3/5/2020	
3/6/2020	
9/4/2020	
9/8/2020	<0.005
9/9/2020	
2/25/2021	
2/26/2021	
3/9/2021	<0.005
3/10/2021	
7/28/2021	
7/29/2021	
7/30/2021	
8/2/2021	0.00081 (J)
8/5/2021	
1/26/2022	
1/27/2022	
1/28/2022	<0.005
8/5/2022	
8/8/2022	
8/9/2022	
8/10/2022	<0.005
8/11/2022	
2/9/2023	0.0011 (J)
2/10/2023	
8/3/2023	
8/4/2023	0.0016 (J)
2/14/2024	
2/15/2024	0.00092 (J)
7/31/2024	
8/1/2024	
8/2/2024	0.0011 (J)

ND substitution: RL or RL/2 if <15% NDs.

Time Series

Constituent: Copper (mg/L) Analysis Run 9/10/2024 10:17 PM

Plant Bowen Client: Southern Company Data: Bowen 3-4 CCR

	GWC-22R	GWC-23R	GWC-24R	GWC-25R	GWC-36A	GWC-36RA	GWC-37	GWC-38
9/15/2014						0.0049 (J)		
9/16/2014			<0.005	<0.005			0.018	<0.005
9/18/2014	<0.005	<0.005						
10/3/2014						<0.005	0.021	0.00089 (J)
10/4/2014			<0.005	<0.005				
10/5/2014	<0.005	<0.005						
10/20/2014						0.0024 (J)	0.022	0.00087 (J)
10/22/2014	<0.005	<0.005						
10/23/2014			<0.005	<0.005				
11/5/2014	<0.005	0.001 (J)						
11/10/2014			<0.005	<0.005		<0.005	0.02	<0.005
3/2/2015						<0.005	0.015	0.004 (J)
3/4/2015	<0.005	0.0014 (J)	<0.005	<0.005				
3/17/2015						<0.005	0.016	0.0016 (J)
3/19/2015	<0.005							
3/20/2015		<0.005	<0.005	<0.005				
4/5/2015						<0.005	0.016	
4/6/2015								0.00083 (J)
4/8/2015	<0.005	0.0014 (J)	<0.005					
4/9/2015				<0.005				
4/21/2015						0.0017 (J)		
4/22/2015							0.013	0.00085 (J)
4/23/2015		<0.005	0.0011 (J)	<0.005				
4/24/2015	<0.005							
7/28/2015						0.00097 (J)	0.02	<0.005
7/30/2015	<0.005	<0.005	<0.005	<0.005				
3/1/2016						<0.005	0.0103 (J)	
3/2/2016								<0.005
3/4/2016			<0.005					
3/7/2016	<0.005							
3/8/2016				<0.005				
3/9/2016		<0.005						
7/6/2016						<0.005		
7/7/2016								<0.005
7/8/2016							0.0152 (J)	
7/12/2016			<0.005					
7/14/2016	<0.005							
7/15/2016		<0.005						
7/18/2016				<0.005				
3/14/2017						0.0003 (J)	0.0085 (J)	
3/16/2017				<0.005				
3/20/2017	0.0012 (J)		0.0003 (J)					
3/22/2017		0.0005 (J)						
3/23/2017								<0.005
9/15/2017						<0.005	0.0058 (J)	
9/19/2017	<0.005		<0.005	<0.005				0.0004 (J)
9/21/2017		0.0005 (J)						
3/12/2018						<0.005	0.0053 (J)	
3/13/2018	<0.005		<0.005	<0.005				<0.005
3/14/2018		<0.005						
9/6/2018						<0.005	0.0054 (J)	<0.005
9/7/2018	<0.005							

ND substitution: RL or RL/2 if <15% NDs.

Time Series

Constituent: Copper (mg/L) Analysis Run 9/10/2024 10:17 PM

Plant Bowen Client: Southern Company Data: Bowen 3-4 CCR

	GWC-22R	GWC-23R	GWC-24R	GWC-25R	GWC-36A	GWC-36RA	GWC-37	GWC-38
9/11/2018		<0.005	<0.005	<0.005				
3/6/2019							<0.005	
3/7/2019						<0.005		<0.005
3/8/2019			<0.005	<0.005				
3/11/2019	<0.005							
3/12/2019		<0.005						
9/4/2019						<0.005	0.0082 (J)	<0.005
9/5/2019	<0.005		0.001 (JD)	<0.005				
9/6/2019		0.00037 (J)						
3/2/2020						0.00043 (J)	0.0068 (J)	0.00019 (J)
3/3/2020	0.00022 (J)		0.00097 (J)	0.00027 (J)				
3/5/2020		0.0003 (J)						
9/3/2020							0.0067 (J)	<0.005
9/4/2020				<0.005				
9/8/2020	<0.005							
9/9/2020		<0.005	0.0017 (J)					
9/14/2020						<0.005		
2/24/2021							0.0083	<0.005
3/9/2021	<0.005		<0.005	<0.005				
3/10/2021		<0.005						
3/26/2021						<0.005		
7/27/2021						<0.005		
7/28/2021							0.014	<0.005
7/29/2021			0.00051 (J)					
7/30/2021		<0.005						
8/2/2021	<0.005			<0.005				
1/25/2022								<0.005
1/26/2022						<0.005	0.013	
1/27/2022	<0.005			<0.005				
1/28/2022		0.00068 (J)	<0.005					
4/6/2022					<0.005			
8/5/2022								<0.005
8/8/2022					<0.005	<0.005	0.0087	
8/9/2022			<0.005	<0.005				
8/10/2022	<0.005							
8/11/2022		<0.005						
2/8/2023					<0.005	<0.005	0.011	<0.005
2/9/2023	<0.005		<0.005	<0.005				
2/10/2023		<0.005						
8/2/2023					<0.005		0.014	<0.005
8/3/2023	<0.005	<0.005	<0.005	<0.005		<0.005		
2/13/2024					<0.005	0.00049 (J)	<0.005	<0.005
2/15/2024	<0.005		0.00053 (J)					
2/16/2024		<0.005		<0.005				
7/30/2024					<0.005	<0.005	0.01	<0.005
7/31/2024	<0.005	0.0018 (J)	<0.005	<0.005				

ND substitution: RL or RL/2 if <15% NDs.

Time Series

Constituent: Fluoride (mg/L) Analysis Run 9/10/2024 10:17 PM

Plant Bowen Client: Southern Company Data: Bowen 3-4 CCR

	GWA-1 (bg)	GWA-2 (bg)	GWA-2R (bg)	GWA-39RZ (bg)	GWA-39Z (bg)	GWA-3A (bg)	GWA-40 (bg)	GWA-41 (bg)	GWA-41R (bg)
3/11/2016									
3/14/2016					0.0657 (J)				
3/15/2016							0.0267 (J)	0.0285 (J)	0.0394 (J)
3/22/2016	0.0614 (J)								
3/23/2016		0.0477 (J)	0.0826 (J)			<0.1			
5/11/2016					0.0401 (J)		0.0255 (J)		
5/12/2016								0.022 (J)	
5/13/2016									0.0234 (J)
5/16/2016				0.0202 (JD)					
5/19/2016	0.064 (J)		0.0409 (J)						
5/20/2016		0.033 (J)							
5/23/2016						<0.1			
7/19/2016					<0.1				
7/20/2016								<0.1	
7/21/2016							<0.1		<0.1
7/22/2016									
7/27/2016				0.08 (JD)					
7/29/2016	0.11 (J)	0.16 (J)	0.07 (J)			<0.1			
9/15/2016					<0.1			<0.1	
9/19/2016							<0.1		
9/21/2016									<0.1
9/22/2016			<0.1			<0.1			
9/23/2016	0.03 (J)	0.1 (J)							
11/2/2016					0.04 (J)				
11/3/2016							0.11 (J)	0.05 (J)	0.12 (J)
11/9/2016	0.1 (J)	0.04 (J)							
11/10/2016			0.03 (J)			<0.1			
1/17/2017							0.02 (J)		0.01 (J)
1/18/2017					0.03 (J)			0.02 (J)	
1/30/2017	<0.1								
1/31/2017		<0.1	<0.1			<0.1			
2/21/2017				0.17 (JD)					
3/24/2017							<0.1	<0.1	
3/27/2017				0.09 (JD)					<0.1
3/28/2017					0.06 (J)				
3/30/2017	0.01 (J)	0.02 (J)				<0.1			
4/3/2017			0.02 (J)						
5/24/2017							<0.1		
6/6/2017								<0.1	<0.1
6/7/2017					0.06 (J)				
6/8/2017				0.05 (JD)					
6/9/2017	0.04 (J)		0.06 (J)						
6/12/2017		0.17 (J)				<0.1			
7/17/2017				0.05 (JD)					
7/27/2017				0.08 (JD)					
8/9/2017				<0.1 (*)					
9/25/2017								<0.1	<0.1
9/26/2017					0.04 (J)		<0.1		
9/29/2017				0.04 (JD)					
10/2/2017	0.07 (J)	<0.1	<0.1						
10/4/2017						<0.1			
3/14/2018					0.14 (J)		0.055 (J)	<0.1	<0.1

ND substitution: RL or RL/2 if <15% NDs.

Time Series

Constituent: Fluoride (mg/L) Analysis Run 9/10/2024 10:17 PM

Plant Bowen Client: Southern Company Data: Bowen 3-4 CCR

	GWA-1 (bg)	GWA-2 (bg)	GWA-2R (bg)	GWA-39RZ (bg)	GWA-39Z (bg)	GWA-3A (bg)	GWA-40 (bg)	GWA-41 (bg)	GWA-41R (bg)
3/16/2018	0.029 (J)		<0.1	0.27 (J)					
3/19/2018		1.1 (O)				<0.1			
9/12/2018					<0.1		<0.1	<0.1	<0.1
9/14/2018		<0.1	<0.1	0.1 (J)					
9/17/2018	<0.1 (D)					<0.1			
3/13/2019							0.045 (X)		
3/14/2019				0.066 (X)				0.039 (X)	0.04 (X)
3/15/2019					<0.1				
3/19/2019			0.056 (J)						
3/20/2019	<0.1	<0.1				<0.1			
9/9/2019					0.054 (X)		<0.1		
9/10/2019				0.055 (X)				<0.1	<0.1
9/12/2019	0.051 (J)	<0.1 (D)							
9/13/2019			0.055 (J)			<0.1			
3/6/2020								<0.1	
3/9/2020				<0.1	<0.1		<0.1		<0.1
3/11/2020	0.052 (J)	<0.1	0.052 (J)			<0.1			
9/10/2020					<0.1			<0.1	<0.1
9/11/2020							<0.1		
9/15/2020	0.05 (J)	<0.1	<0.1						
9/16/2020				<0.1					
3/10/2021							<0.1		<0.1
3/11/2021								<0.1	
3/12/2021					0.051 (J)				
3/16/2021	<0.1		<0.1	<0.1					
3/17/2021		<0.1							
3/29/2021						0.053 (J)			
8/4/2021					<0.1		<0.1	<0.1	<0.1
8/6/2021				<0.1					
8/9/2021	<0.1	<0.1	<0.1			0.055 (J)			
1/31/2022					<0.1		<0.1	<0.1	<0.1
2/1/2022	<0.1	<0.1	<0.1						
2/2/2022				<0.1		<0.1			
8/10/2022					0.075 (J)				
8/11/2022								<0.1	<0.1
8/12/2022							0.068 (J)		
8/16/2022	0.089 (J)	0.086 (J)	0.09 (J)	<0.1		0.082 (J)			
2/13/2023					0.064 (J)		0.054 (J)	0.05 (J)	<0.1
2/14/2023				0.074 (J)					
2/16/2023	0.07 (J)	0.061 (J)	0.079 (J)						
2/17/2023						0.055 (J)			
7/25/2023				<0.1				<0.1	<0.1
7/26/2023					0.055 (J)		<0.1		
7/27/2023	0.054 (J)	0.057 (J)	0.062 (J)						
8/1/2023						<0.1			
2/19/2024				<0.1	0.057 (J)		<0.1	<0.1	<0.1
2/20/2024									
2/22/2024	0.061 (J)	0.062 (J)				<0.1			
2/26/2024			0.05 (J)						
8/1/2024				<0.1	<0.1		<0.1	<0.1	<0.1
8/6/2024			0.076 (J)						
8/7/2024	0.08 (J)	0.083 (J)							

ND substitution: RL or RL/2 if <15% NDs.

Time Series

Constituent: Fluoride (mg/L) Analysis Run 9/10/2024 10:17 PM

Plant Bowen Client: Southern Company Data: Bowen 3-4 CCR

	GWA-1 (bg)	GWA-2 (bg)	GWA-2R (bg)	GWA-39RZ (bg)	GWA-39Z (bg)	GWA-3A (bg)	GWA-40 (bg)	GWA-41 (bg)	GWA-41R (bg)
8/8/2024						0.063 (J)			

Time Series

Constituent: Fluoride (mg/L) Analysis Run 9/10/2024 10:17 PM

Plant Bowen Client: Southern Company Data: Bowen 3-4 CCR

	GWA-42 (bg)
3/11/2016	0.0296 (J)
3/14/2016	
3/15/2016	
3/22/2016	
3/23/2016	
5/11/2016	
5/12/2016	
5/13/2016	
5/16/2016	0.0287 (J)
5/19/2016	
5/20/2016	
5/23/2016	
7/19/2016	
7/20/2016	
7/21/2016	
7/22/2016	0.04 (J)
7/27/2016	
7/29/2016	
9/15/2016	
9/19/2016	<0.1
9/21/2016	
9/22/2016	
9/23/2016	
11/2/2016	
11/3/2016	0.04 (J)
11/9/2016	
11/10/2016	
1/17/2017	0.02 (J)
1/18/2017	
1/30/2017	
1/31/2017	
2/21/2017	
3/24/2017	
3/27/2017	<0.1
3/28/2017	
3/30/2017	
4/3/2017	
5/24/2017	
6/6/2017	
6/7/2017	<0.1
6/8/2017	
6/9/2017	
6/12/2017	
7/17/2017	
7/27/2017	
8/9/2017	
9/25/2017	
9/26/2017	<0.1
9/29/2017	
10/2/2017	
10/4/2017	
3/14/2018	0.06 (J)

Time Series

Constituent: Fluoride (mg/L) Analysis Run 9/10/2024 10:17 PM

Plant Bowen Client: Southern Company Data: Bowen 3-4 CCR

	GWA-42 (bg)
3/16/2018	
3/19/2018	
9/12/2018	
9/14/2018	<0.1
9/17/2018	
3/13/2019	
3/14/2019	0.058 (X)
3/15/2019	
3/19/2019	
3/20/2019	
9/9/2019	
9/10/2019	<0.1
9/12/2019	
9/13/2019	
3/6/2020	<0.1
3/9/2020	
3/11/2020	
9/10/2020	<0.1
9/11/2020	
9/15/2020	
9/16/2020	
3/10/2021	
3/11/2021	<0.1
3/12/2021	
3/16/2021	
3/17/2021	
3/29/2021	
8/4/2021	<0.1
8/6/2021	
8/9/2021	
1/31/2022	<0.1
2/1/2022	
2/2/2022	
8/10/2022	0.068 (J)
8/11/2022	
8/12/2022	
8/16/2022	
2/13/2023	0.056 (J)
2/14/2023	
2/16/2023	
2/17/2023	
7/25/2023	
7/26/2023	<0.1
7/27/2023	
8/1/2023	
2/19/2024	
2/20/2024	<0.1
2/22/2024	
2/26/2024	
8/1/2024	<0.1
8/6/2024	
8/7/2024	

ND substitution: RL or RL/2 if <15% NDs.

Time Series

Constituent: Fluoride (mg/L) Analysis Run 9/10/2024 10:17 PM

Plant Bowen Client: Southern Company Data: Bowen 3-4 CCR

GWA-42 (bg)

8/8/2024

Time Series

Constituent: Fluoride (mg/L) Analysis Run 9/10/2024 10:17 PM

Plant Bowen Client: Southern Company Data: Bowen 3-4 CCR

	GWA-43 (bg)	GWA-43R (bg)	GWA-4RZ (bg)	GWA-50 (bg)	GWA-50R (bg)	GWA-51RZ (bg)	GWA-52 (bg)	GWA-53 (bg)	GWA-53R (bg)
2/29/2016							0.0375 (J)		
3/2/2016								0.0202 (J)	0.0238 (J)
3/11/2016	0.0329 (J)	0.0141 (J)							
3/28/2016				0.0314 (J)	0.0326 (J)				
5/3/2016								0.025 (J)	0.027 (J)
5/4/2016						0.057 (JD)	0.04 (J)		
5/13/2016	0.0459 (J)	0.0141 (J)							
5/23/2016				0.027 (J)					
5/25/2016					0.0285 (J)				
7/7/2016						0.09 (JD)			
7/8/2016							0.11 (J)	0.09 (J)	
7/11/2016									<0.1
7/19/2016	<0.1	<0.1							
8/1/2016				<0.1	<0.1				
9/7/2016									<0.1
9/8/2016						0.03 (JD)	<0.1	<0.1	
9/16/2016	<0.1	<0.1							
9/26/2016				<0.1	<0.1				
10/26/2016						0.15 (JD)	0.04 (J)	0.04 (J)	
10/27/2016									0.1 (J)
11/2/2016	0.04 (J)	0.04 (J)							
11/10/2016				0.04 (J)					
11/11/2016					<0.1				
1/6/2017						0.11 (JD)	0.04 (J)		0.02 (J)
1/9/2017								0.02 (J)	
1/18/2017	<0.1	0.02 (J)							
1/30/2017				<0.1	<0.1				
2/22/2017			0.3 (D)						
3/15/2017						0.004 (JD)	<0.1		
3/16/2017								<0.1	0.04 (J)
3/28/2017	<0.1	<0.1							
4/3/2017					0.04 (J)				
4/7/2017			0.19 (JD)	<0.1					
5/17/2017							0.01 (J)		
5/18/2017						0.007 (JD)			
5/19/2017								<0.1	0.004 (J)
6/6/2017	<0.1	<0.1							
6/12/2017				0.07 (J)	0.06 (J)				
6/14/2017			0.19 (JD)						
7/12/2017			0.18 (JD)						
7/19/2017						0.12 (JD)			
7/20/2017			0.17 (JD)						
7/28/2017			0.13 (JD)						
8/9/2017			0.245 (JD)						
8/24/2017			0.16 (JD)						
9/15/2017							<0.1		
9/19/2017						0.07 (JD)		<0.1	<0.1
9/22/2017	<0.1	<0.1							
10/2/2017				<0.1	<0.1				
10/3/2017			0.17 (JD)						
3/13/2018						0.16 (J)	0.084 (J)	<0.1	0.032 (J)
3/14/2018	<0.1								

ND substitution: RL or RL/2 if <15% NDs.

Time Series

Constituent: Fluoride (mg/L) Analysis Run 9/10/2024 10:17 PM

Plant Bowen Client: Southern Company Data: Bowen 3-4 CCR

	GWA-43 (bg)	GWA-43R (bg)	GWA-4RZ (bg)	GWA-50 (bg)	GWA-50R (bg)	GWA-51RZ (bg)	GWA-52 (bg)	GWA-53 (bg)	GWA-53R (bg)
3/15/2018		<0.1							
3/16/2018				<0.1	<0.1				
3/21/2018			0.24 (J)						
9/6/2018							<0.1		
9/7/2018						<0.1			
9/11/2018								<0.1	<0.1
9/12/2018	<0.1	<0.1							
9/17/2018				<0.1					
9/18/2018			<0.3		<0.1				
3/7/2019							<0.1		
3/8/2019						0.075 (J)		<0.1	
3/12/2019									0.046 (J)
3/13/2019	<0.1	0.036 (X)							
3/19/2019				<0.1	<0.1				
3/21/2019			0.19 (JD)						
9/4/2019						<0.1	<0.1		
9/5/2019								<0.1	<0.1
9/11/2019	<0.1	<0.1							
9/12/2019			0.1 (JD)		<0.1				
9/13/2019				<0.1					
3/2/2020							<0.1		
3/3/2020						<0.1			
3/4/2020								<0.1	<0.1
3/9/2020	<0.1	<0.1							
3/11/2020				<0.1	<0.1				
3/12/2020			0.18 (J)						
9/3/2020							<0.1		
9/8/2020								<0.1	<0.1
9/9/2020						<0.1			
9/11/2020	<0.1								
9/14/2020		<0.1							
9/15/2020					<0.1				
9/16/2020				<0.1					
9/17/2020			0.12 (J)						
2/24/2021							<0.1		
2/25/2021						<0.1			
2/26/2021								<0.1	<0.1
3/11/2021	<0.1	<0.1							
3/16/2021			0.1						
3/17/2021				<0.1	<0.1				
7/27/2021							<0.1		
7/28/2021						<0.1			
7/29/2021								<0.1	<0.1
8/5/2021		<0.1							
8/6/2021	<0.1								
8/9/2021				<0.1	<0.1				
8/10/2021			0.087 (J)						
1/25/2022							<0.1		
1/26/2022						<0.1		<0.1	<0.1
1/31/2022	<0.1	<0.1							
2/1/2022				<0.1					
2/2/2022					<0.1				

ND substitution: RL or RL/2 if <15% NDs.

Time Series

Constituent: Fluoride (mg/L) Analysis Run 9/10/2024 10:17 PM

Plant Bowen Client: Southern Company Data: Bowen 3-4 CCR

	GWA-43 (bg)	GWA-43R (bg)	GWA-4RZ (bg)	GWA-50 (bg)	GWA-50R (bg)	GWA-51RZ (bg)	GWA-52 (bg)	GWA-53 (bg)	GWA-53R (bg)
2/3/2022			0.15						
8/5/2022							0.065 (J)		
8/8/2022								0.067 (J)	0.066 (J)
8/9/2022						0.072 (J)			
8/10/2022		0.062 (J)							
8/11/2022	<0.1								
8/16/2022				0.06 (J)					
8/17/2022			0.11		0.063 (J)				
2/13/2023		<0.1							
2/14/2023	0.052 (J)								
2/16/2023				<0.1	<0.1				
2/17/2023			0.11						
7/25/2023	<0.1	<0.1							
7/28/2023			0.077 (J)	<0.1	<0.1				
2/20/2024	<0.1	<0.1							
2/22/2024				<0.1	<0.1				
2/27/2024			0.087 (J)						
8/2/2024	<0.1	<0.1							
8/8/2024			0.16	<0.1	<0.1				

Time Series

Constituent: Fluoride (mg/L) Analysis Run 9/10/2024 10:17 PM

Plant Bowen Client: Southern Company Data: Bowen 3-4 CCR

	GWA-54 (bg)
2/29/2016	
3/2/2016	0.0427 (J)
3/11/2016	
3/28/2016	
5/3/2016	
5/4/2016	0.048 (J)
5/13/2016	
5/23/2016	
5/25/2016	
7/7/2016	
7/8/2016	0.12 (J)
7/11/2016	
7/19/2016	
8/1/2016	
9/7/2016	
9/8/2016	<0.1
9/16/2016	
9/26/2016	
10/26/2016	0.11 (J)
10/27/2016	
11/2/2016	
11/10/2016	
11/11/2016	
1/6/2017	
1/9/2017	0.04 (J)
1/18/2017	
1/30/2017	
2/22/2017	
3/15/2017	0.009 (J)
3/16/2017	
3/28/2017	
4/3/2017	
4/7/2017	
5/17/2017	
5/18/2017	0.02 (J)
5/19/2017	
6/6/2017	
6/12/2017	
6/14/2017	
7/12/2017	
7/19/2017	
7/20/2017	
7/28/2017	
8/9/2017	
8/24/2017	
9/15/2017	0.03 (J)
9/19/2017	
9/22/2017	
10/2/2017	
10/3/2017	
3/13/2018	0.054 (J)
3/14/2018	

ND substitution: RL or RL/2 if <15% NDs.

Time Series

Constituent: Fluoride (mg/L) Analysis Run 9/10/2024 10:17 PM

Plant Bowen Client: Southern Company Data: Bowen 3-4 CCR

	GWA-54 (bg)
3/15/2018	
3/16/2018	
3/21/2018	
9/6/2018	<0.1
9/7/2018	
9/11/2018	
9/12/2018	
9/17/2018	
9/18/2018	
3/7/2019	<0.1
3/8/2019	
3/12/2019	
3/13/2019	
3/19/2019	
3/21/2019	
9/4/2019	
9/5/2019	<0.1
9/11/2019	
9/12/2019	
9/13/2019	
3/2/2020	
3/3/2020	<0.1
3/4/2020	
3/9/2020	
3/11/2020	
3/12/2020	
9/3/2020	
9/8/2020	<0.1
9/9/2020	
9/11/2020	
9/14/2020	
9/15/2020	
9/16/2020	
9/17/2020	
2/24/2021	
2/25/2021	<0.1
2/26/2021	
3/11/2021	
3/16/2021	
3/17/2021	
7/27/2021	<0.1
7/28/2021	
7/29/2021	
8/5/2021	
8/6/2021	
8/9/2021	
8/10/2021	
1/25/2022	<0.1
1/26/2022	
1/31/2022	
2/1/2022	
2/2/2022	

ND substitution: RL or RL/2 if <15% NDs.

Time Series

Constituent: Fluoride (mg/L) Analysis Run 9/10/2024 10:17 PM

Plant Bowen Client: Southern Company Data: Bowen 3-4 CCR

	GWA-54 (bg)
2/3/2022	
8/5/2022	0.073 (J)
8/8/2022	
8/9/2022	
8/10/2022	
8/11/2022	
8/16/2022	
8/17/2022	
2/13/2023	
2/14/2023	
2/16/2023	
2/17/2023	
7/25/2023	
7/28/2023	
2/20/2024	
2/22/2024	
2/27/2024	
8/2/2024	
8/8/2024	

Time Series

Constituent: Fluoride (mg/L) Analysis Run 9/10/2024 10:17 PM

Plant Bowen Client: Southern Company Data: Bowen 3-4 CCR

	GWA-55 (bg)	GWA-55R (bg)	GWA-56 (bg)	GWC-16R	GWC-17R	GWC-18	GWC-18R	GWC-19R	GWC-20R
3/2/2016	0.0293 (J)								
3/3/2016		0.0392 (J)	0.1143 (J)	0.06259 (JD)					
3/4/2016					2.1421 (O)				
3/7/2016						0.00623 (J)	0.00232 (J)	<0.1	
3/8/2016									0.00425 (J)
5/3/2016	0.049 (J)	0.058 (J)							
5/5/2016						0.045 (J)	0.025 (J)		
5/9/2016			0.0383 (J)					0.0246 (J)	0.0259 (J)
5/10/2016				0.0767 (J)	0.0258 (J)				
7/11/2016	<0.1	<0.1	<0.3						
7/13/2016				<0.3		<0.1	<0.1		
7/14/2016					<0.1			<0.1	<0.1
7/15/2016									
9/9/2016	0.05 (J)	0.02 (J)	0.1 (J)						
9/12/2016							0.02 (J)	0.03 (J)	0.03 (J)
9/13/2016						0.07 (J)			
9/14/2016					<0.1				
9/15/2016				<0.3					
10/26/2016	0.08 (J)		0.2 (J)						
10/27/2016		0.12 (J)							
10/31/2016						0.05 (J)		0.05 (J)	0.11 (J)
11/1/2016					0.06 (J)		0.05 (J)		
11/2/2016				0.08 (J)					
1/9/2017	0.05 (J)	0.06 (J)	0.26 (J)						
1/11/2017				0.19 (J)	0.33		<0.1	<0.1	
1/12/2017						0.06 (J)			0.02 (J)
3/15/2017			0.19 (J)						
3/16/2017	0.07 (J)	0.08 (J)							
3/20/2017				0.18 (J)			<0.1		
3/21/2017					0.03 (J)			<0.1	
3/22/2017									0.1 (J)
3/23/2017						0.03 (J)			
5/18/2017	<0.1	0.04 (J)	0.19 (J)						
5/22/2017							<0.1	<0.1	0.02 (J)
5/23/2017				0.1 (J)	0.004 (J)	0.02 (J)			
9/15/2017	<0.1		0.24 (J)						
9/18/2017		<0.1							
9/19/2017									<0.1
9/20/2017								<0.1	
9/21/2017				<0.3			<0.1		
9/22/2017					0.04 (J)				
9/25/2017						0.1 (J)			
3/12/2018	<0.1	<0.1							
3/13/2018			0.4						
3/14/2018				0.17 (J)	<0.1	0.12 (J)	0.12 (J)	0.045 (J)	0.035 (J)
9/7/2018	<0.1	<0.1	0.14 (J)	<0.3			<0.1		
9/10/2018								<0.1	<0.1
9/11/2018					<0.1	<0.1			
3/7/2019		<0.1	0.089 (J)						
3/8/2019	<0.1								
3/11/2019				0.23 (J)					
3/12/2019					0.056 (J)	0.05 (J)	0.042 (J)	0.04 (J)	0.048 (J)

ND substitution: RL or RL/2 if <15% NDs.

Time Series

Constituent: Fluoride (mg/L) Analysis Run 9/10/2024 10:17 PM

Plant Bowen Client: Southern Company Data: Bowen 3-4 CCR

	GWA-55 (bg)	GWA-55R (bg)	GWA-56 (bg)	GWC-16R	GWC-17R	GWC-18	GWC-18R	GWC-19R	GWC-20R
6/18/2019									
9/4/2019			0.11 (J)						
9/5/2019	<0.1	<0.1							
9/6/2019							<0.1		<0.1
9/9/2019				<0.3		<0.1		<0.1	
9/10/2019					<0.1				
3/3/2020	<0.1								
3/4/2020		<0.1	0.086 (J)	0.29 (J)				<0.1	
3/5/2020					<0.1		<0.1		<0.1
3/6/2020						<0.1			
9/4/2020	<0.1	<0.1	0.086 (J)						<0.1
9/8/2020									
9/9/2020				0.17 (J)	<0.1	<0.1	<0.1	<0.1	
2/25/2021	<0.1	<0.1	0.097 (J)						
2/26/2021						<0.1	<0.1	<0.1	
3/9/2021				0.25					<0.1
3/10/2021					<0.1				
7/28/2021	<0.1	<0.1	0.091 (J)						
7/29/2021						<0.1	<0.1		
7/30/2021				0.16	<0.1				
8/2/2021									<0.1
8/5/2021								<0.1	
1/26/2022	<0.1		0.076 (J)						
1/27/2022		<0.1					<0.1	<0.1	<0.1
1/28/2022				0.17	<0.1	<0.1			
8/5/2022			0.094 (J)						
8/8/2022	0.078 (J)	0.07 (J)							
8/9/2022								0.067 (J)	0.072 (J)
8/10/2022						0.06 (J)	<0.1		
8/11/2022				0.12	0.051 (J)				
2/9/2023						0.072 (J)	<0.1	<0.1	
2/10/2023				0.22	0.057 (J)				0.054 (J)
8/3/2023					<0.1	<0.1			<0.1
8/4/2023				0.079 (J)			<0.1	<0.1	
2/14/2024						<0.1	<0.1	<0.1	
2/15/2024				0.13	<0.1				<0.1
7/31/2024				0.065 (J)	<0.1	<0.1	<0.1	<0.1	
8/1/2024									<0.1
8/2/2024									

ND substitution: RL or RL/2 if <15% NDs.

Time Series

Constituent: Fluoride (mg/L) Analysis Run 9/10/2024 10:17 PM

Plant Bowen Client: Southern Company Data: Bowen 3-4 CCR

	GWC-21R
3/2/2016	
3/3/2016	
3/4/2016	
3/7/2016	
3/8/2016	0.00287 (J)
5/3/2016	
5/5/2016	
5/9/2016	0.0222 (J)
5/10/2016	
7/11/2016	
7/13/2016	
7/14/2016	
7/15/2016	<0.1
9/9/2016	0.03 (J)
9/12/2016	
9/13/2016	
9/14/2016	
9/15/2016	
10/26/2016	
10/27/2016	0.1 (J)
10/31/2016	
11/1/2016	
11/2/2016	
1/9/2017	
1/11/2017	
1/12/2017	0.11 (J)
3/15/2017	
3/16/2017	
3/20/2017	
3/21/2017	<0.1
3/22/2017	
3/23/2017	
5/18/2017	
5/22/2017	
5/23/2017	<0.1
9/15/2017	
9/18/2017	
9/19/2017	<0.1
9/20/2017	
9/21/2017	
9/22/2017	
9/25/2017	
3/12/2018	
3/13/2018	
3/14/2018	<0.1
9/7/2018	
9/10/2018	<0.1
9/11/2018	
3/7/2019	
3/8/2019	
3/11/2019	0.51 (O)
3/12/2019	

ND substitution: RL or RL/2 if <15% NDs.

Time Series

Constituent: Fluoride (mg/L) Analysis Run 9/10/2024 10:17 PM

Plant Bowen Client: Southern Company Data: Bowen 3-4 CCR

	GWC-21R
6/18/2019	<0.1
9/4/2019	
9/5/2019	
9/6/2019	<0.1
9/9/2019	
9/10/2019	
3/3/2020	<0.1
3/4/2020	
3/5/2020	
3/6/2020	
9/4/2020	
9/8/2020	<0.1
9/9/2020	
2/25/2021	
2/26/2021	
3/9/2021	<0.1
3/10/2021	
7/28/2021	
7/29/2021	
7/30/2021	
8/2/2021	<0.1
8/5/2021	
1/26/2022	
1/27/2022	
1/28/2022	<0.1
8/5/2022	
8/8/2022	
8/9/2022	
8/10/2022	0.057 (J)
8/11/2022	
2/9/2023	0.064 (J)
2/10/2023	
8/3/2023	
8/4/2023	<0.1
2/14/2024	
2/15/2024	<0.1
7/31/2024	
8/1/2024	
8/2/2024	0.062 (J)

ND substitution: RL or RL/2 if <15% NDs.

Time Series

Constituent: Fluoride (mg/L) Analysis Run 9/10/2024 10:17 PM

Plant Bowen Client: Southern Company Data: Bowen 3-4 CCR

	GWC-22R	GWC-23R	GWC-24R	GWC-25R	GWC-36A	GWC-36RA	GWC-37	GWC-38
3/1/2016						0.0172 (J)	0.0215 (J)	
3/2/2016								0.0121 (J)
3/4/2016			<0.1					
3/7/2016	0.00526 (J)							
3/8/2016				0.00246 (J)				
3/9/2016		<0.1						
5/2/2016						0.018 (J)		
5/3/2016							0.023 (J)	0.013 (J)
5/4/2016				0.027 (J)				
5/5/2016	0.049 (J)		0.039 (J)					
5/6/2016		0.056 (J)						
7/6/2016						0.02 (J)		
7/7/2016								<0.1
7/8/2016							0.02 (J)	
7/12/2016			<0.1					
7/14/2016	<0.1							
7/15/2016		<0.1						
7/18/2016				<0.1				
9/7/2016						<0.1	<0.1	
9/8/2016								<0.1
9/12/2016	0.06 (J)							
9/13/2016			0.04 (J)	0.03 (J)				
9/14/2016		0.02 (J)						
10/25/2016						0.03 (J)	0.04 (J)	0.03 (J)
10/27/2016	0.12 (J)		0.11 (J)	0.1 (J)				
11/1/2016		0.07 (J)						
1/5/2017						0.03 (J)		
1/6/2017							<0.1	
1/13/2017	0.04 (J)		<0.1	<0.1				
1/25/2017		0.01 (J)						
2/9/2017								<0.1
3/14/2017						<0.1	<0.1	
3/16/2017				<0.1				
3/20/2017	0.06 (J)		<0.1					
3/22/2017		0.02 (J)						
3/23/2017								<0.1
5/16/2017						<0.1	<0.1	
5/17/2017								<0.1
5/19/2017			0.01 (J)	<0.1				
5/23/2017	0.02 (J)							
5/24/2017		<0.1						
9/15/2017						<0.1	<0.1	
9/19/2017	<0.1		<0.1	<0.1				<0.1
9/21/2017		0.17 (J)						
3/12/2018						<0.1	<0.1	
3/13/2018	0.046 (J)		0.091 (J)	<0.1				<0.1
3/14/2018		0.18 (J)						
9/6/2018						<0.1	<0.1	<0.1
9/7/2018	<0.1							
9/11/2018		<0.1	<0.1	<0.1				
3/6/2019							<0.1	
3/7/2019						<0.1		<0.1

ND substitution: RL or RL/2 if <15% NDs.

Time Series

Constituent: Fluoride (mg/L) Analysis Run 9/10/2024 10:18 PM

Plant Bowen Client: Southern Company Data: Bowen 3-4 CCR

	GWC-22R	GWC-23R	GWC-24R	GWC-25R	GWC-36A	GWC-36RA	GWC-37	GWC-38
3/8/2019			<0.1	<0.1				
3/11/2019	<0.1							
3/12/2019		0.06 (J)						
9/4/2019						<0.1	<0.1	<0.1
9/5/2019	<0.1		<0.1	<0.1				
9/6/2019		<0.1						
3/2/2020						<0.1	<0.1	<0.1
3/3/2020	<0.1		<0.1	<0.1				
3/5/2020		<0.1						
9/3/2020							<0.1	<0.1
9/4/2020				<0.1				
9/8/2020	<0.1							
9/9/2020		<0.1	<0.1					
9/14/2020						<0.1		
2/24/2021							<0.1	<0.1
3/9/2021	<0.1		<0.1	<0.1				
3/10/2021		<0.1						
3/26/2021						<0.1		
7/27/2021						<0.1		
7/28/2021							<0.1	<0.1
7/29/2021			<0.1					
7/30/2021		<0.1						
8/2/2021	<0.1			<0.1				
1/25/2022								<0.1
1/26/2022						<0.1	<0.1	
1/27/2022	<0.1			<0.1				
1/28/2022		<0.1	<0.1					
4/6/2022					<0.1			
8/5/2022								<0.1
8/8/2022					0.063 (J)	0.062 (J)	0.061 (J)	
8/9/2022			0.072 (J)	0.068 (J)				
8/10/2022	0.055 (J)							
8/11/2022		0.073 (J)						
2/8/2023					<0.1	<0.1	<0.1	<0.1
2/9/2023	0.052 (J)		0.053 (J)	<0.1				
2/10/2023		0.078 (J)						
8/2/2023					<0.1		<0.1	<0.1
8/3/2023	<0.1	<0.1	<0.1	<0.1		<0.1		
2/13/2024					<0.1	<0.1	<0.1	<0.1
2/15/2024	<0.1		<0.1					
2/16/2024		0.054 (J)		0.055 (J)				
7/30/2024					<0.1	<0.1	<0.1	<0.1
7/31/2024	<0.1	<0.1	<0.1	<0.1				

ND substitution: RL or RL/2 if <15% NDs.

Time Series

Constituent: Lead (mg/L) Analysis Run 9/10/2024 10:18 PM

Plant Bowen Client: Southern Company Data: Bowen 3-4 CCR

	GWA-1 (bg)	GWA-2 (bg)	GWA-2R (bg)	GWA-39RZ (bg)	GWA-39Z (bg)	GWA-3A (bg)	GWA-40 (bg)	GWA-41 (bg)	GWA-41R (bg)
8/23/2007	<0.001	<0.001	<0.001			<0.001			
10/23/2007	<0.001								
10/24/2007		<0.001	<0.001						
11/2/2007						<0.001			
11/18/2007	<0.001	<0.001	<0.001			<0.001			
1/30/2008	<0.001								
1/31/2008		<0.001	<0.001			<0.001			
3/10/2008	<0.001		<0.001						
3/11/2008		<0.001				<0.001			
5/6/2008		<0.001							
5/13/2008	<0.001		<0.001						
5/14/2008						<0.001			
12/4/2008		<0.001	<0.001						
12/5/2008	<0.001					<0.001			
4/15/2009	<0.001					<0.001			
4/21/2009		<0.001	<0.001						
10/7/2009	<0.001	<0.001							
10/8/2009			<0.001			<0.001			
4/21/2010			<0.001						
4/26/2010		<0.001							
4/28/2010						<0.001			
5/3/2010	<0.001								
9/28/2010			<0.001						
10/4/2010		<0.001							
10/6/2010						<0.001			
10/12/2010	<0.001								
4/12/2011			<0.001						
4/13/2011		<0.001							
4/21/2011						<0.001			
4/27/2011	<0.001								
10/4/2011			<0.001						
10/5/2011		<0.001							
10/13/2011						<0.001			
10/17/2011	<0.001								
4/3/2012			<0.001						
4/11/2012		<0.001							
5/1/2012						<0.001			
5/2/2012	<0.001								
10/8/2012	<0.001								
10/9/2012		<0.001	<0.001			<0.001			
4/11/2013			<0.001			<0.001			
4/12/2013	<0.001								
4/15/2013		<0.001							
10/15/2013		<0.001							
10/16/2013	<0.001		<0.001			<0.001			
4/10/2014			<0.001						
4/11/2014	<0.001								
4/22/2014		<0.001							
4/23/2014						<0.001			
9/30/2014	<0.001	<0.001	<0.001						
10/4/2014						<0.001			
3/30/2015	0.0028 (J)	<0.001	<0.001						

ND substitution: RL or RL/2 if <15% NDs.

Time Series

Constituent: Lead (mg/L) Analysis Run 9/10/2024 10:18 PM

Plant Bowen Client: Southern Company Data: Bowen 3-4 CCR

	GWA-1 (bg)	GWA-2 (bg)	GWA-2R (bg)	GWA-39RZ (bg)	GWA-39Z (bg)	GWA-3A (bg)	GWA-40 (bg)	GWA-41 (bg)	GWA-41R (bg)
3/31/2015						<0.001			
10/12/2015						<0.001			
10/13/2015	<0.001	<0.001	<0.001						
3/11/2016									
3/14/2016					<0.001				
3/15/2016							<0.001	<0.001	<0.001
3/22/2016	<0.001								
3/23/2016		<0.001	<0.001			<0.001			
5/11/2016					<0.001		<0.001		
5/12/2016								<0.001	
5/13/2016									<0.001
5/16/2016				<0.001 (D)					
5/19/2016	<0.001		<0.001						
5/20/2016		<0.001							
5/23/2016						<0.001			
7/19/2016					<0.001				
7/20/2016								<0.001	
7/21/2016							<0.001		0.0001 (J)
7/22/2016									
7/27/2016				0.0011 (JD)					
7/29/2016	0.0002 (J)	0.0001 (J)	<0.001			<0.001			
9/15/2016					<0.001		<0.001	<0.001	
9/19/2016									
9/21/2016									<0.001
9/22/2016			<0.001			<0.001			
9/23/2016	<0.001	<0.001							
11/2/2016					<0.001				
11/3/2016							<0.001	<0.001	<0.001
11/9/2016	0.0004 (J)	<0.001							
11/10/2016			<0.001			<0.001			
1/17/2017							<0.001		<0.001
1/18/2017					<0.001			<0.001	
1/30/2017	<0.001								
1/31/2017		<0.001	<0.001			<0.001			
2/21/2017				<0.001					
3/24/2017							<0.001 (*)	<0.001	
3/27/2017				<0.001 (D)					<0.001
3/28/2017					<0.001 (*)				
3/30/2017	8E-05 (J)	<0.001				<0.001			
4/3/2017			<0.001						
5/24/2017							0.0001 (J)		
6/6/2017								<0.001	<0.001
6/7/2017					8E-05 (J)				
6/8/2017				<0.001 (D)					
6/9/2017	0.0001 (J)		<0.001						
6/12/2017		<0.001				<0.001			
7/17/2017				<0.001 (D)					
7/27/2017				0.0001 (J)					
8/9/2017				<0.001					
9/25/2017								<0.001	0.0001 (J)
9/26/2017					0.0002 (J)		0.0001 (J)		
9/29/2017				<0.001 (D)					

ND substitution: RL or RL/2 if <15% NDs.

Time Series

Constituent: Lead (mg/L) Analysis Run 9/10/2024 10:18 PM

Plant Bowen Client: Southern Company Data: Bowen 3-4 CCR

	GWA-1 (bg)	GWA-2 (bg)	GWA-2R (bg)	GWA-39RZ (bg)	GWA-39Z (bg)	GWA-3A (bg)	GWA-40 (bg)	GWA-41 (bg)	GWA-41R (bg)
10/2/2017	0.0002 (J)	<0.001	<0.001						
10/4/2017						<0.001			
3/14/2018					<0.001		0.00046 (J)	<0.001	0.00031 (J)
3/16/2018	<0.001		<0.001	<0.001					
3/19/2018		<0.001				<0.001			
9/12/2018					<0.001		<0.001	<0.001	<0.001
9/14/2018		<0.001	<0.001	<0.001					
9/17/2018	<0.001 (D)					<0.001			
3/13/2019							<0.001		
3/14/2019				<0.001				<0.001	0.00031 (J)
3/15/2019					<0.001				
3/19/2019			<0.001						
3/20/2019	<0.001	<0.001				<0.001			
9/9/2019					<0.001		<0.001		
9/10/2019								<0.001 (D)	<0.001
9/12/2019	<0.001	0.002536 (JD)							
9/13/2019			<0.001			<0.001			
3/6/2020								9.1E-05 (J)	
3/9/2020				0.00027 (J)	5.5E-05 (J)		9.5E-05 (J)		4.9E-05 (J)
3/11/2020	<0.001	<0.001	5.8E-05 (J)			<0.001			
9/10/2020					<0.001			<0.001	<0.001
9/11/2020							<0.001		
9/15/2020	9.3E-05 (J)	<0.001	5E-05 (J)						
9/16/2020				0.0005 (J)					
3/10/2021							<0.001		0.00012 (J)
3/11/2021								<0.001	
3/12/2021					0.0002 (J)				
3/16/2021	5.2E-05 (J)		7E-05 (J)	0.0002 (J)					
3/17/2021		<0.001							
3/29/2021						<0.001			
8/4/2021					<0.001		<0.001	<0.001	<0.001
8/6/2021				<0.001					
8/9/2021	<0.001	<0.001	<0.001			<0.001			
1/31/2022					<0.001		<0.001	<0.001	<0.001
2/1/2022	<0.001	<0.001	<0.001						
2/2/2022				<0.001		<0.001			
8/10/2022					<0.001				
8/11/2022								<0.001	<0.001
8/12/2022							<0.001		
8/16/2022	<0.001	<0.001	<0.001	<0.001		<0.001			
2/13/2023					<0.001		<0.001	<0.001	<0.001
2/14/2023				<0.001					
2/16/2023	<0.001	<0.001	<0.001						
2/17/2023						<0.001			
7/25/2023				0.00014 (J)				<0.001	<0.001
7/26/2023					<0.001		<0.001		
7/27/2023	<0.001	<0.001	<0.001						
8/1/2023						<0.001			
2/19/2024				<0.001	<0.001		<0.001	<0.001	<0.001
2/20/2024									
2/22/2024	<0.001	<0.001				<0.001			
2/26/2024			<0.001						

ND substitution: RL or RL/2 if <15% NDs.

Time Series

Constituent: Lead (mg/L) Analysis Run 9/10/2024 10:18 PM

Plant Bowen Client: Southern Company Data: Bowen 3-4 CCR

	GWA-1 (bg)	GWA-2 (bg)	GWA-2R (bg)	GWA-39RZ (bg)	GWA-39Z (bg)	GWA-3A (bg)	GWA-40 (bg)	GWA-41 (bg)	GWA-41R (bg)
8/1/2024				<0.001	<0.001		<0.001	<0.001	<0.001
8/6/2024			<0.001						
8/7/2024	<0.001	<0.001							
8/8/2024						<0.001			

ND substitution: RL or RL/2 if <15% NDs.

Time Series

Constituent: Lead (mg/L) Analysis Run 9/10/2024 10:18 PM

Plant Bowen Client: Southern Company Data: Bowen 3-4 CCR

	GWA-42 (bg)
8/23/2007	
10/23/2007	
10/24/2007	
11/2/2007	
11/18/2007	
1/30/2008	
1/31/2008	
3/10/2008	
3/11/2008	
5/6/2008	
5/13/2008	
5/14/2008	
12/4/2008	
12/5/2008	
4/15/2009	
4/21/2009	
10/7/2009	
10/8/2009	
4/21/2010	
4/26/2010	
4/28/2010	
5/3/2010	
9/28/2010	
10/4/2010	
10/6/2010	
10/12/2010	
4/12/2011	
4/13/2011	
4/21/2011	
4/27/2011	
10/4/2011	
10/5/2011	
10/13/2011	
10/17/2011	
4/3/2012	
4/11/2012	
5/1/2012	
5/2/2012	
10/8/2012	
10/9/2012	
4/11/2013	
4/12/2013	
4/15/2013	
10/15/2013	
10/16/2013	
4/10/2014	
4/11/2014	
4/22/2014	
4/23/2014	
9/30/2014	
10/4/2014	
3/30/2015	

Time Series

Constituent: Lead (mg/L) Analysis Run 9/10/2024 10:18 PM

Plant Bowen Client: Southern Company Data: Bowen 3-4 CCR

	GWA-42 (bg)
3/31/2015	
10/12/2015	
10/13/2015	
3/11/2016	<0.001
3/14/2016	
3/15/2016	
3/22/2016	
3/23/2016	
5/11/2016	
5/12/2016	
5/13/2016	
5/16/2016	<0.001
5/19/2016	
5/20/2016	
5/23/2016	
7/19/2016	
7/20/2016	
7/21/2016	
7/22/2016	0.0001 (J)
7/27/2016	
7/29/2016	
9/15/2016	
9/19/2016	0.0002 (J)
9/21/2016	
9/22/2016	
9/23/2016	
11/2/2016	
11/3/2016	<0.001
11/9/2016	
11/10/2016	
1/17/2017	<0.001
1/18/2017	
1/30/2017	
1/31/2017	
2/21/2017	
3/24/2017	
3/27/2017	<0.001
3/28/2017	
3/30/2017	
4/3/2017	
5/24/2017	
6/6/2017	
6/7/2017	<0.001
6/8/2017	
6/9/2017	
6/12/2017	
7/17/2017	
7/27/2017	
8/9/2017	
9/25/2017	
9/26/2017	<0.001
9/29/2017	

ND substitution: RL or RL/2 if <15% NDs.

Time Series

Constituent: Lead (mg/L) Analysis Run 9/10/2024 10:18 PM

Plant Bowen Client: Southern Company Data: Bowen 3-4 CCR

	GWA-42 (bg)
10/2/2017	
10/4/2017	
3/14/2018	<0.001
3/16/2018	
3/19/2018	
9/12/2018	
9/14/2018	<0.001
9/17/2018	
3/13/2019	
3/14/2019	<0.001
3/15/2019	
3/19/2019	
3/20/2019	
9/9/2019	
9/10/2019	<0.001
9/12/2019	
9/13/2019	
3/6/2020	0.00011 (J)
3/9/2020	
3/11/2020	
9/10/2020	<0.001
9/11/2020	
9/15/2020	
9/16/2020	
3/10/2021	
3/11/2021	<0.001
3/12/2021	
3/16/2021	
3/17/2021	
3/29/2021	
8/4/2021	<0.001
8/6/2021	
8/9/2021	
1/31/2022	<0.001
2/1/2022	
2/2/2022	
8/10/2022	<0.001
8/11/2022	
8/12/2022	
8/16/2022	
2/13/2023	<0.001
2/14/2023	
2/16/2023	
2/17/2023	
7/25/2023	
7/26/2023	<0.001
7/27/2023	
8/1/2023	
2/19/2024	
2/20/2024	<0.001
2/22/2024	
2/26/2024	

ND substitution: RL or RL/2 if <15% NDs.

Time Series

Constituent: Lead (mg/L) Analysis Run 9/10/2024 10:18 PM

Plant Bowen Client: Southern Company Data: Bowen 3-4 CCR

	GWA-42 (bg)
8/1/2024	<0.001
8/6/2024	
8/7/2024	
8/8/2024	

ND substitution: RL or RL/2 if <15% NDs.

Time Series

Constituent: Lead (mg/L) Analysis Run 9/10/2024 10:18 PM

Plant Bowen Client: Southern Company Data: Bowen 3-4 CCR

	GWA-43 (bg)	GWA-43R (bg)	GWA-4RZ (bg)	GWA-50 (bg)	GWA-50R (bg)	GWA-51RZ (bg)	GWA-52 (bg)	GWA-53 (bg)	GWA-53R (bg)
12/12/2008				<0.001	<0.001				
4/23/2009				<0.001	<0.001				
10/6/2009				<0.001	<0.001				
4/27/2010				<0.001					
5/3/2010					<0.001				
9/30/2010				<0.001					
10/11/2010					<0.001				
4/14/2011				<0.001					
4/27/2011					<0.001				
10/5/2011				<0.001					
10/19/2011					<0.001				
4/11/2012				<0.001					
5/1/2012					0.0012				
10/2/2012				<0.001	<0.001				
4/9/2013				<0.001					
4/10/2013					<0.001				
10/15/2013				<0.001					
10/16/2013					<0.001				
4/10/2014				<0.001					
4/22/2014					<0.001				
10/1/2014				<0.001	<0.001				
3/30/2015				<0.001	<0.001				
5/8/2015						<0.001	<0.001		<0.001
5/9/2015								<0.001	
5/17/2015						<0.001	<0.001		<0.001
5/18/2015								<0.001	
5/25/2015						<0.001	<0.001	<0.001	<0.001
6/8/2015						<0.001	<0.001	<0.001	<0.001
6/9/2015									
6/17/2015								<0.001	
6/18/2015						<0.001	<0.001		<0.001
6/24/2015						<0.001	<0.001	<0.001	<0.001
6/25/2015									
6/30/2015						<0.001	<0.001	<0.001	<0.001
7/1/2015									
7/6/2015						<0.001	<0.001	<0.001	<0.001
7/7/2015									
8/12/2015						<0.001	<0.001	<0.001	<0.001
10/11/2015				<0.001	<0.001				
2/29/2016							<0.001		
3/2/2016								<0.001	<0.001
3/11/2016	<0.001	<0.001							
3/28/2016				<0.001	<0.001				
5/3/2016								<0.001	<0.001
5/4/2016						<0.001	<0.001		
5/13/2016	<0.001	<0.001							
5/23/2016				<0.001					
5/25/2016					<0.001				
7/7/2016						0.0002 (J)			
7/8/2016							<0.001	0.0002 (J)	
7/11/2016									<0.001
7/19/2016	<0.001	<0.001							

ND substitution: RL or RL/2 if <15% NDs.

Time Series

Constituent: Lead (mg/L) Analysis Run 9/10/2024 10:18 PM

Plant Bowen Client: Southern Company Data: Bowen 3-4 CCR

	GWA-43 (bg)	GWA-43R (bg)	GWA-4RZ (bg)	GWA-50 (bg)	GWA-50R (bg)	GWA-51RZ (bg)	GWA-52 (bg)	GWA-53 (bg)	GWA-53R (bg)
8/1/2016				<0.001	<0.001				
9/7/2016									<0.001
9/8/2016						<0.001	<0.001	0.0002 (J)	
9/16/2016	<0.001	<0.001							
9/26/2016				0.0001 (J)	<0.001				
10/26/2016						<0.001	<0.001	<0.001	
10/27/2016									<0.001
11/2/2016	<0.001	<0.001							
11/10/2016				<0.001					
11/11/2016					<0.001				
1/6/2017						<0.001	<0.001		<0.001
1/9/2017								<0.001	
1/18/2017	<0.001	<0.001							
1/30/2017				<0.001	<0.001				
2/22/2017			0.0002 (J)						
3/15/2017						<0.001	<0.001		
3/16/2017								0.0001 (J)	5E-05 (J)
3/28/2017	<0.001	<0.001							
4/3/2017					<0.001				
4/7/2017			<0.001	<0.001					
5/17/2017							<0.001		
5/18/2017						<0.001			
5/19/2017								9E-05 (J)	0.0001 (J)
6/6/2017	7E-05 (J)	0.0001 (J)							
6/12/2017				<0.001	<0.001				
6/14/2017			<0.001 (D)						
7/12/2017			<0.001 (D)						
7/19/2017						<0.001			
7/20/2017			<0.001 (D)						
7/28/2017			<0.001						
8/9/2017			<0.001						
8/24/2017			<0.001						
9/15/2017							<0.001		
9/19/2017						<0.001		0.0001 (J)	<0.001
9/22/2017	8E-05 (J)	7E-05 (J)							
10/2/2017				0.0003 (J)	<0.001				
10/3/2017			<0.001 (D)						
3/13/2018						<0.001	<0.001	<0.001	<0.001
3/14/2018	<0.001								
3/15/2018		0.0038 (J)							
3/16/2018				<0.001	<0.001				
3/21/2018			<0.001						
9/6/2018							<0.001		
9/7/2018						<0.001			
9/11/2018								<0.001	<0.001
9/12/2018	<0.001	<0.001							
9/17/2018				<0.001					
9/18/2018			<0.001		<0.001				
3/7/2019							<0.001		
3/8/2019						<0.001		<0.001	
3/12/2019									<0.001
3/13/2019	<0.001	<0.001							

ND substitution: RL or RL/2 if <15% NDs.

Time Series

Constituent: Lead (mg/L) Analysis Run 9/10/2024 10:18 PM

Plant Bowen Client: Southern Company Data: Bowen 3-4 CCR

	GWA-43 (bg)	GWA-43R (bg)	GWA-4RZ (bg)	GWA-50 (bg)	GWA-50R (bg)	GWA-51RZ (bg)	GWA-52 (bg)	GWA-53 (bg)	GWA-53R (bg)
3/19/2019				<0.001	<0.001				
3/21/2019			<0.001 (D)						
9/4/2019						<0.001	<0.001		
9/5/2019								8E-05 (J)	8.3E-05 (J)
9/11/2019	0.0001 (J)	9.2E-05 (J)							
9/12/2019			6.5E-05 (JD)		<0.001				
9/13/2019				<0.001					
3/2/2020							<0.001		
3/3/2020						5.1E-05 (J)			
3/4/2020								0.00016 (J)	6.6E-05 (J)
3/9/2020	9.1E-05 (J)	9.6E-05 (J)							
3/11/2020				<0.001	<0.001				
3/12/2020			<0.001						
9/3/2020							<0.001		
9/8/2020								0.00012 (J)	0.0006 (J)
9/9/2020						8.9E-05 (J)			
9/11/2020	4.6E-05 (J)								
9/14/2020		6.6E-05 (J)							
9/15/2020					<0.001				
9/16/2020				9.3E-05 (J)					
9/17/2020			<0.001						
2/24/2021							<0.001		
2/25/2021						<0.001			
2/26/2021								0.00012 (J)	6.4E-05 (J)
3/11/2021	6.3E-05 (J)	0.00013 (J)							
3/16/2021			<0.001						
3/17/2021				<0.001	<0.001				
7/27/2021							<0.001		
7/28/2021						<0.001			
7/29/2021								<0.001	<0.001
8/5/2021		<0.001							
8/6/2021	<0.001								
8/9/2021				<0.001	<0.001				
8/10/2021			<0.001						
1/25/2022							<0.001		
1/26/2022						<0.001		<0.001	<0.001
1/31/2022	<0.001	<0.001							
2/1/2022				<0.001					
2/2/2022					<0.001				
2/3/2022			<0.001						
8/5/2022							<0.001		
8/8/2022								<0.001	<0.001
8/9/2022						<0.001			
8/10/2022		<0.001							
8/11/2022	<0.001								
8/16/2022				<0.001					
8/17/2022			<0.001		<0.001				
2/13/2023		<0.001							
2/14/2023	<0.001								
2/16/2023				<0.001	<0.001				
2/17/2023			<0.001						
7/25/2023	0.00018 (J)	<0.001							

ND substitution: RL or RL/2 if <15% NDs.

Time Series

Constituent: Lead (mg/L) Analysis Run 9/10/2024 10:18 PM

Plant Bowen Client: Southern Company Data: Bowen 3-4 CCR

	GWA-43 (bg)	GWA-43R (bg)	GWA-4RZ (bg)	GWA-50 (bg)	GWA-50R (bg)	GWA-51RZ (bg)	GWA-52 (bg)	GWA-53 (bg)	GWA-53R (bg)
7/28/2023			<0.001	<0.001	<0.001				
2/20/2024	<0.001	<0.001							
2/22/2024				<0.001	<0.001				
2/27/2024			<0.001						
8/2/2024	<0.001	<0.001							
8/8/2024			<0.001	<0.001	<0.001				

Time Series

Constituent: Lead (mg/L) Analysis Run 9/10/2024 10:18 PM

Plant Bowen Client: Southern Company Data: Bowen 3-4 CCR

	GWA-54 (bg)
12/12/2008	
4/23/2009	
10/6/2009	
4/27/2010	
5/3/2010	
9/30/2010	
10/11/2010	
4/14/2011	
4/27/2011	
10/5/2011	
10/19/2011	
4/11/2012	
5/1/2012	
10/2/2012	
4/9/2013	
4/10/2013	
10/15/2013	
10/16/2013	
4/10/2014	
4/22/2014	
10/1/2014	
3/30/2015	
5/8/2015	
5/9/2015	<0.001
5/17/2015	
5/18/2015	<0.001
5/25/2015	<0.001
6/8/2015	
6/9/2015	<0.001
6/17/2015	<0.001
6/18/2015	
6/24/2015	
6/25/2015	<0.001
6/30/2015	
7/1/2015	<0.001
7/6/2015	
7/7/2015	<0.001
8/12/2015	<0.001
10/11/2015	
2/29/2016	
3/2/2016	<0.001
3/11/2016	
3/28/2016	
5/3/2016	
5/4/2016	<0.001
5/13/2016	
5/23/2016	
5/25/2016	
7/7/2016	
7/8/2016	<0.001
7/11/2016	
7/19/2016	

ND substitution: RL or RL/2 if <15% NDs.

Time Series

Constituent: Lead (mg/L) Analysis Run 9/10/2024 10:18 PM

Plant Bowen Client: Southern Company Data: Bowen 3-4 CCR

	GWA-54 (bg)
8/1/2016	
9/7/2016	
9/8/2016	<0.001
9/16/2016	
9/26/2016	
10/26/2016	<0.001
10/27/2016	
11/2/2016	
11/10/2016	
11/11/2016	
1/6/2017	
1/9/2017	<0.001
1/18/2017	
1/30/2017	
2/22/2017	
3/15/2017	<0.001
3/16/2017	
3/28/2017	
4/3/2017	
4/7/2017	
5/17/2017	
5/18/2017	<0.001
5/19/2017	
6/6/2017	
6/12/2017	
6/14/2017	
7/12/2017	
7/19/2017	
7/20/2017	
7/28/2017	
8/9/2017	
8/24/2017	
9/15/2017	<0.001
9/19/2017	
9/22/2017	
10/2/2017	
10/3/2017	
3/13/2018	<0.001
3/14/2018	
3/15/2018	
3/16/2018	
3/21/2018	
9/6/2018	<0.001
9/7/2018	
9/11/2018	
9/12/2018	
9/17/2018	
9/18/2018	
3/7/2019	<0.001
3/8/2019	
3/12/2019	
3/13/2019	

Time Series

Constituent: Lead (mg/L) Analysis Run 9/10/2024 10:18 PM

Plant Bowen Client: Southern Company Data: Bowen 3-4 CCR

	GWA-54 (bg)
3/19/2019	
3/21/2019	
9/4/2019	
9/5/2019	<0.001
9/11/2019	
9/12/2019	
9/13/2019	
3/2/2020	
3/3/2020	4.8E-05 (J)
3/4/2020	
3/9/2020	
3/11/2020	
3/12/2020	
9/3/2020	
9/8/2020	<0.001
9/9/2020	
9/11/2020	
9/14/2020	
9/15/2020	
9/16/2020	
9/17/2020	
2/24/2021	
2/25/2021	<0.001
2/26/2021	
3/11/2021	
3/16/2021	
3/17/2021	
7/27/2021	<0.001
7/28/2021	
7/29/2021	
8/5/2021	
8/6/2021	
8/9/2021	
8/10/2021	
1/25/2022	<0.001
1/26/2022	
1/31/2022	
2/1/2022	
2/2/2022	
2/3/2022	
8/5/2022	<0.001
8/8/2022	
8/9/2022	
8/10/2022	
8/11/2022	
8/16/2022	
8/17/2022	
2/13/2023	
2/14/2023	
2/16/2023	
2/17/2023	
7/25/2023	

ND substitution: RL or RL/2 if <15% NDs.

Time Series

Constituent: Lead (mg/L) Analysis Run 9/10/2024 10:18 PM

Plant Bowen Client: Southern Company Data: Bowen 3-4 CCR

	GWA-54 (bg)
7/28/2023	
2/20/2024	
2/22/2024	
2/27/2024	
8/2/2024	
8/8/2024	

Time Series

Constituent: Lead (mg/L) Analysis Run 9/10/2024 10:18 PM

Plant Bowen Client: Southern Company Data: Bowen 3-4 CCR

	GWA-55 (bg)	GWA-55R (bg)	GWA-56 (bg)	GWC-16R	GWC-17R	GWC-18	GWC-18R	GWC-19R	GWC-20R
9/16/2014				<0.001					
9/17/2014					<0.001	<0.001	<0.001	<0.001	
9/18/2014									<0.001
10/4/2014				<0.001	<0.001	<0.001	<0.001	<0.001	
10/5/2014									<0.001
10/21/2014				<0.001	<0.001	<0.001	<0.001	<0.001	
10/22/2014									<0.001
11/5/2014						<0.001		<0.001	<0.001
11/11/2014				<0.001	<0.001		<0.001		
3/3/2015				<0.001	<0.001	<0.001	<0.001	<0.001	
3/4/2015									<0.001
3/18/2015				<0.001	<0.001	<0.001	<0.001		
3/19/2015								<0.001	<0.001
4/6/2015				<0.001	<0.001				
4/7/2015						<0.001	<0.001	<0.001	<0.001
4/8/2015									
4/23/2015				<0.001	<0.001	<0.001	<0.001		
4/24/2015								<0.001	<0.001
5/9/2015	<0.001	<0.001	<0.001						
5/18/2015	<0.001	<0.001							
5/19/2015			<0.001						
5/26/2015	<0.001	<0.001	<0.001						
6/9/2015	<0.001	<0.001	<0.001						
6/17/2015	<0.001	<0.001	<0.001						
6/25/2015	<0.001	<0.001	<0.001						
7/1/2015	<0.001	<0.001	<0.001						
7/7/2015	<0.001	<0.001	<0.001						
7/29/2015				<0.001	<0.001	<0.001	<0.001	<0.001	
7/30/2015									<0.001
8/13/2015	<0.001	<0.001	<0.001						
3/2/2016	<0.001								
3/3/2016		<0.001	<0.001	<0.001					
3/4/2016					<0.001				
3/7/2016						<0.001	<0.001	<0.001	
3/8/2016									<0.001
5/3/2016	<0.001	<0.001							
5/5/2016						<0.001	<0.001		
5/9/2016			<0.001					<0.001	<0.001
5/10/2016				<0.001	<0.001				
7/11/2016	<0.001	0.0001 (J)	0.0003 (J)						
7/13/2016				<0.001		0.0001 (J)	<0.001		
7/14/2016					0.0006 (J)			9E-05 (J)	<0.001
7/15/2016									
9/9/2016	<0.001	<0.001	0.0001 (J)						
9/12/2016							0.0002 (J)	<0.001	<0.001
9/13/2016						<0.001			
9/14/2016					<0.001				
9/15/2016				<0.001					
10/26/2016	<0.001		<0.001						
10/27/2016		0.0001 (J)							
10/31/2016						<0.001		<0.001	<0.001
11/1/2016					<0.001		0.0001 (J)		

ND substitution: RL or RL/2 if <15% NDs.

Time Series

Constituent: Lead (mg/L) Analysis Run 9/10/2024 10:18 PM

Plant Bowen Client: Southern Company Data: Bowen 3-4 CCR

	GWA-55 (bg)	GWA-55R (bg)	GWA-56 (bg)	GWC-16R	GWC-17R	GWC-18	GWC-18R	GWC-19R	GWC-20R
11/2/2016				<0.001					
1/9/2017	<0.001	<0.001	<0.001						
1/11/2017				0.0001 (J)	<0.001		<0.001	<0.001	
1/12/2017						0.0002 (J)			<0.001
3/15/2017			0.0001 (J)						
3/16/2017	7E-05 (J)	0.0001 (J)							
3/20/2017				<0.001			7E-05 (J)		
3/21/2017					<0.001			7E-05 (J)	
3/22/2017									<0.001
3/23/2017						0.0002 (J)			
5/18/2017	0.0001 (J)	7E-05 (J)	0.0001 (J)						
5/22/2017							<0.001	<0.001	<0.001
5/23/2017				8E-05 (J)	<0.001	0.0002 (J)			
9/15/2017	<0.001		0.0001 (J)						
9/18/2017		<0.001							
9/19/2017									<0.001
9/20/2017								0.0004 (J)	
9/21/2017				9E-05 (J)			0.0003 (J)		
9/22/2017					<0.001				
9/25/2017						8E-05 (J)			
3/12/2018	<0.001	<0.001							
3/13/2018			<0.001						
3/14/2018				<0.001	<0.001	<0.001	0.00035 (J)	<0.001	<0.001
9/7/2018	<0.001	<0.001	<0.001	<0.001			<0.001		
9/10/2018								<0.001	<0.001
9/11/2018					<0.001	<0.001			
3/7/2019		<0.001	<0.001						
3/8/2019	<0.001								
3/11/2019				<0.001					
3/12/2019					<0.001	<0.001	<0.001	<0.001	<0.001
9/4/2019			<0.001						
9/5/2019	<0.001	<0.001							
9/6/2019							<0.001		<0.001
9/9/2019				<0.001		5E-05 (J)		<0.001	
9/10/2019					<0.001				
3/3/2020	4.8E-05 (J)								
3/4/2020		<0.001	5E-05 (J)	<0.001				0.0003 (J)	
3/5/2020					<0.001		0.00032 (J)		<0.001
3/6/2020						0.00013 (J)			
9/4/2020	0.0001 (J)	<0.001	<0.001						<0.001
9/8/2020									
9/9/2020				0.00017 (J)	<0.001	6E-05 (J)	0.00025 (J)	<0.001	
2/25/2021	9E-05 (J)	3.8E-05 (J)	4.5E-05 (J)						
2/26/2021						9.4E-05 (J)	0.00025 (J)	<0.001	
3/9/2021				0.00011 (J)					<0.001
3/10/2021					<0.001				
7/28/2021	<0.001	<0.001	<0.001						
7/29/2021						<0.001	<0.001		
7/30/2021				<0.001	<0.001				
8/2/2021									<0.001
8/5/2021								<0.001	
1/26/2022	<0.001		<0.001						

ND substitution: RL or RL/2 if <15% NDs.

Time Series

Constituent: Lead (mg/L) Analysis Run 9/10/2024 10:18 PM

Plant Bowen Client: Southern Company Data: Bowen 3-4 CCR

	GWA-55 (bg)	GWA-55R (bg)	GWA-56 (bg)	GWC-16R	GWC-17R	GWC-18	GWC-18R	GWC-19R	GWC-20R
1/27/2022		<0.001					<0.001	<0.001	<0.001
1/28/2022				<0.001	<0.001	<0.001			
8/5/2022			<0.001						
8/8/2022	<0.001	<0.001							
8/9/2022								<0.001	<0.001
8/10/2022						<0.001	<0.001		
8/11/2022				<0.001	<0.001				
2/9/2023						<0.001	<0.001	<0.001	
2/10/2023				<0.001	<0.001				<0.001
8/3/2023					<0.001	<0.001			<0.001
8/4/2023				<0.001			<0.001	<0.001	
2/14/2024						<0.001	<0.001	0.00024 (J)	
2/15/2024				<0.001	<0.001				<0.001
7/31/2024				<0.001	<0.001	<0.001	<0.001	<0.001	
8/1/2024									<0.001
8/2/2024									

ND substitution: RL or RL/2 if <15% NDs.

Time Series

Constituent: Lead (mg/L) Analysis Run 9/10/2024 10:18 PM

Plant Bowen Client: Southern Company Data: Bowen 3-4 CCR

	GWC-21R
9/16/2014	
9/17/2014	
9/18/2014	<0.001
10/4/2014	
10/5/2014	<0.001
10/21/2014	
10/22/2014	<0.001
11/5/2014	<0.001
11/11/2014	
3/3/2015	
3/4/2015	<0.001
3/18/2015	
3/19/2015	<0.001
4/6/2015	
4/7/2015	
4/8/2015	<0.001
4/23/2015	
4/24/2015	<0.001
5/9/2015	
5/18/2015	
5/19/2015	
5/26/2015	
6/9/2015	
6/17/2015	
6/25/2015	
7/1/2015	
7/7/2015	
7/29/2015	
7/30/2015	<0.001
8/13/2015	
3/2/2016	
3/3/2016	
3/4/2016	
3/7/2016	
3/8/2016	<0.001
5/3/2016	
5/5/2016	
5/9/2016	<0.001
5/10/2016	
7/11/2016	
7/13/2016	
7/14/2016	
7/15/2016	<0.001
9/9/2016	<0.001
9/12/2016	
9/13/2016	
9/14/2016	
9/15/2016	
10/26/2016	
10/27/2016	<0.001
10/31/2016	
11/1/2016	

ND substitution: RL or RL/2 if <15% NDs.

Time Series

Constituent: Lead (mg/L) Analysis Run 9/10/2024 10:18 PM

Plant Bowen Client: Southern Company Data: Bowen 3-4 CCR

	GWC-21R
11/2/2016	
1/9/2017	
1/11/2017	
1/12/2017	<0.001
3/15/2017	
3/16/2017	
3/20/2017	
3/21/2017	6E-05 (J)
3/22/2017	
3/23/2017	
5/18/2017	
5/22/2017	
5/23/2017	<0.001
9/15/2017	
9/18/2017	
9/19/2017	<0.001
9/20/2017	
9/21/2017	
9/22/2017	
9/25/2017	
3/12/2018	
3/13/2018	
3/14/2018	<0.001
9/7/2018	
9/10/2018	<0.001
9/11/2018	
3/7/2019	
3/8/2019	
3/11/2019	<0.001
3/12/2019	
9/4/2019	
9/5/2019	
9/6/2019	0.0016 (J)
9/9/2019	
9/10/2019	
3/3/2020	<0.001
3/4/2020	
3/5/2020	
3/6/2020	
9/4/2020	
9/8/2020	6.7E-05 (J)
9/9/2020	
2/25/2021	
2/26/2021	
3/9/2021	<0.001
3/10/2021	
7/28/2021	
7/29/2021	
7/30/2021	
8/2/2021	<0.001
8/5/2021	
1/26/2022	

ND substitution: RL or RL/2 if <15% NDs.

Time Series

Constituent: Lead (mg/L) Analysis Run 9/10/2024 10:18 PM

Plant Bowen Client: Southern Company Data: Bowen 3-4 CCR

	GWC-21R
1/27/2022	
1/28/2022	<0.001
8/5/2022	
8/8/2022	
8/9/2022	
8/10/2022	<0.001
8/11/2022	
2/9/2023	<0.001
2/10/2023	
8/3/2023	
8/4/2023	<0.001
2/14/2024	
2/15/2024	<0.001
7/31/2024	
8/1/2024	
8/2/2024	<0.001

ND substitution: RL or RL/2 if <15% NDs.

Time Series

Constituent: Lead (mg/L) Analysis Run 9/10/2024 10:18 PM

Plant Bowen Client: Southern Company Data: Bowen 3-4 CCR

	GWC-22R	GWC-23R	GWC-24R	GWC-25R	GWC-36A	GWC-36RA	GWC-37	GWC-38
9/15/2014						0.0069 (JO)		
9/16/2014			<0.001	<0.001			<0.001	<0.001
9/18/2014	<0.001	<0.001						
10/3/2014						<0.001	<0.001	<0.001
10/4/2014			<0.001	<0.001				
10/5/2014	<0.001	<0.001						
10/20/2014						<0.001	<0.001	<0.001
10/22/2014	<0.001	<0.001						
10/23/2014			<0.001	<0.001				
11/5/2014	<0.001	<0.001						
11/10/2014			<0.001	<0.001		<0.001	<0.001	<0.001
3/2/2015						<0.001	<0.001	0.0047 (J)
3/4/2015	<0.001	<0.001	<0.001	<0.001				
3/17/2015						<0.001	<0.001	<0.001
3/19/2015	<0.001							
3/20/2015		<0.001	<0.001	<0.001				
4/5/2015						<0.001	<0.001	
4/6/2015								<0.001
4/8/2015	<0.001	<0.001	<0.001					
4/9/2015				<0.001				
4/21/2015						<0.001		
4/22/2015							<0.001	<0.001
4/23/2015		<0.001	<0.001	<0.001				
4/24/2015	<0.001							
7/28/2015						<0.001	<0.001	<0.001
7/30/2015	<0.001	<0.001	<0.001	<0.001				
3/1/2016						<0.001	<0.001	
3/2/2016								<0.001
3/4/2016			<0.001					
3/7/2016	<0.001							
3/8/2016				<0.001				
3/9/2016		<0.001						
5/2/2016						<0.001		
5/3/2016							<0.001	<0.001
5/4/2016				<0.001				
5/5/2016	<0.001		<0.001					
5/6/2016		<0.001						
7/6/2016						0.0004 (J)		
7/7/2016								0.0001 (J)
7/8/2016							0.0001 (J)	
7/12/2016			<0.001					
7/14/2016	<0.001							
7/15/2016		<0.001						
7/18/2016				0.0001 (J)				
9/7/2016						<0.001	0.0001 (J)	
9/8/2016								0.0001 (J)
9/12/2016	<0.001							
9/13/2016			<0.001	<0.001				
9/14/2016		<0.001						
10/25/2016						0.0001 (J)	<0.001	0.0002 (J)
10/27/2016	<0.001		<0.001	<0.001				
11/1/2016		<0.001						

ND substitution: RL or RL/2 if <15% NDs.

Time Series

Constituent: Lead (mg/L) Analysis Run 9/10/2024 10:18 PM

Plant Bowen Client: Southern Company Data: Bowen 3-4 CCR

	GWC-22R	GWC-23R	GWC-24R	GWC-25R	GWC-36A	GWC-36RA	GWC-37	GWC-38
1/5/2017						0.0002 (J)		
1/6/2017							<0.001	
1/13/2017	0.0001 (J)		<0.001	<0.001				
1/25/2017		<0.001						
2/9/2017								<0.001
3/14/2017						0.0003 (J)	0.0001 (J)	
3/16/2017				0.0003 (J)				
3/20/2017	7E-05 (J)		0.0001 (J)					
3/22/2017		<0.001						
3/23/2017								0.0001 (J)
5/16/2017						<0.001	<0.001	
5/17/2017								0.0001 (J)
5/19/2017			<0.001	0.0001 (J)				
5/23/2017	<0.001							
5/24/2017		0.0001 (J)						
9/15/2017						8E-05 (J)	<0.001	
9/19/2017	0.0001 (J)		0.0002 (J)	<0.001				<0.001
9/21/2017		<0.001						
3/12/2018						<0.001	<0.001	
3/13/2018	<0.001		<0.001	<0.001				<0.001
3/14/2018		<0.001						
9/6/2018						<0.001	<0.001	<0.001
9/7/2018	<0.001							
9/11/2018		<0.001	<0.001	<0.001				
3/6/2019							<0.001	
3/7/2019						<0.001		<0.001
3/8/2019			<0.001	0.00035 (J)				
3/11/2019	<0.001							
3/12/2019		<0.001						
9/4/2019						<0.001	<0.001	<0.001
9/5/2019	<0.001		9.05E-05 (JD)	6E-05 (J)				
9/6/2019		6.8E-05 (J)						
3/2/2020						0.00031 (J)	<0.001	<0.001
3/3/2020	5.9E-05 (J)		5.7E-05 (J)	5.9E-05 (J)				
3/5/2020		5.2E-05 (J)						
9/3/2020							<0.001	<0.001
9/4/2020				0.00012 (J)				
9/8/2020	<0.001							
9/9/2020		<0.001	0.0001 (J)					
9/14/2020						0.00065 (J)		
2/24/2021							<0.001	<0.001
3/9/2021	<0.001		<0.001	<0.001				
3/10/2021		<0.001						
3/26/2021						0.00095 (J)		
7/27/2021						<0.001		
7/28/2021							0.13 (O)	<0.001
7/29/2021			<0.001					
7/30/2021		<0.001						
8/2/2021	<0.001			<0.001				
1/25/2022								<0.001
1/26/2022						<0.001	<0.001	
1/27/2022	<0.001			<0.001				

ND substitution: RL or RL/2 if <15% NDs.

Time Series

Constituent: Lead (mg/L) Analysis Run 9/10/2024 10:18 PM

Plant Bowen Client: Southern Company Data: Bowen 3-4 CCR

	GWC-22R	GWC-23R	GWC-24R	GWC-25R	GWC-36A	GWC-36RA	GWC-37	GWC-38
1/28/2022		<0.001	<0.001					
4/6/2022					<0.001			
8/5/2022								<0.001
8/8/2022					<0.001	<0.001	<0.001	
8/9/2022			<0.001	<0.001				
8/10/2022	<0.001							
8/11/2022		<0.001						
2/8/2023					<0.001	<0.001	<0.001	<0.001
2/9/2023	<0.001		<0.001	<0.001				
2/10/2023		<0.001						
8/2/2023					<0.001		<0.001	<0.001
8/3/2023	<0.001	<0.001	<0.001	<0.001		<0.001		
2/13/2024					<0.001	<0.001	<0.001	<0.001
2/15/2024	<0.001		<0.001					
2/16/2024		<0.001		<0.001				
7/30/2024					<0.001	<0.001	<0.001	<0.001
7/31/2024	<0.001	<0.001	<0.001	<0.001				

ND substitution: RL or RL/2 if <15% NDs.

Time Series

Constituent: Mercury (mg/L) Analysis Run 9/10/2024 10:18 PM

Plant Bowen Client: Southern Company Data: Bowen 3-4 CCR

	GWA-1 (bg)	GWA-2 (bg)	GWA-2R (bg)	GWA-39RZ (bg)	GWA-39Z (bg)	GWA-3A (bg)	GWA-40 (bg)	GWA-41 (bg)	GWA-41R (bg)
8/23/2007	<0.0002	<0.0002	<0.0002			<0.0002			
10/23/2007	<0.0002								
10/24/2007		<0.0002	<0.0002						
11/2/2007						<0.0002			
11/18/2007	<0.0002	<0.0002	<0.0002			<0.0002			
1/30/2008	<0.0002								
1/31/2008		<0.0002	<0.0002			<0.0002			
3/10/2008	<0.0002		<0.0002						
3/11/2008		<0.0002				<0.0002			
5/6/2008		0.000175							
5/13/2008	<0.0002		<0.0002						
5/14/2008						<0.0002			
12/4/2008		<0.0002	<0.0002						
12/5/2008	<0.0002					<0.0002			
4/15/2009	<0.0002					<0.0002			
4/21/2009		<0.0002	<0.0002						
10/7/2009	<0.0002	<0.0002							
10/8/2009			<0.0002			<0.0002			
4/21/2010			<0.0002						
4/26/2010		<0.0002							
4/28/2010						<0.0002			
5/3/2010	<0.0002								
9/28/2010			<0.0002						
10/4/2010		<0.0002							
10/6/2010						<0.0002			
10/12/2010	<0.0002								
4/12/2011			<0.0002						
4/13/2011		<0.0002							
4/21/2011						<0.0002			
4/27/2011	<0.0002								
10/4/2011			<0.0002						
10/5/2011		<0.0002							
10/13/2011						<0.0002			
10/17/2011	<0.0002								
4/3/2012			<0.0002						
4/11/2012		<0.0002							
5/1/2012						<0.0002			
5/2/2012	<0.0002								
10/8/2012	<0.0002								
10/9/2012		<0.0002	<0.0002			<0.0002			
4/11/2013			<0.0002			<0.0002			
4/12/2013	<0.0002								
4/15/2013		<0.0002							
10/15/2013		<0.0002							
10/16/2013	<0.0002		<0.0002			<0.0002			
4/10/2014			<0.0002						
4/11/2014	<0.0002								
4/22/2014		<0.0002							
4/23/2014						<0.0002			
9/30/2014	<0.0002	<0.0002	<0.0002						
10/4/2014						<0.0002			
3/30/2015	<0.0002	<0.0002	<0.0002						

ND substitution: RL or RL/2 if <15% NDs.

Time Series

Constituent: Mercury (mg/L) Analysis Run 9/10/2024 10:18 PM

Plant Bowen Client: Southern Company Data: Bowen 3-4 CCR

	GWA-1 (bg)	GWA-2 (bg)	GWA-2R (bg)	GWA-39RZ (bg)	GWA-39Z (bg)	GWA-3A (bg)	GWA-40 (bg)	GWA-41 (bg)	GWA-41R (bg)
3/31/2015						<0.0002			
10/12/2015						<0.0002			
10/13/2015	<0.0002	<0.0002	<0.0002						
3/11/2016									
3/14/2016					<0.0002				
3/15/2016							<0.0002	<0.0002	<0.0002
3/22/2016	<0.0002								
3/23/2016		<0.0002	<0.0002			<0.0002			
5/11/2016					<0.0002		<0.0002		
5/12/2016								<0.0002	
5/13/2016									<0.0002
5/16/2016				<0.0002 (D)					
5/19/2016	<0.0002		<0.0002						
5/20/2016		<0.0002							
5/23/2016						<0.0002			
7/19/2016					<0.0002				
7/20/2016								<0.0002	
7/21/2016							<0.0002		<0.0002
7/22/2016									
7/27/2016				<0.0002 (D)					
7/29/2016	<0.0002	<0.0002	<0.0002			<0.0002			
9/15/2016					<0.0002		<0.0002	<0.0002	
9/19/2016									
9/21/2016									<0.0002
9/22/2016			<0.0002			<0.0002			
9/23/2016	<0.0002	<0.0002							
11/2/2016					<0.0002				
11/3/2016							<0.0002	<0.0002	<0.0002
11/9/2016	<0.0002	<0.0002							
11/10/2016			<0.0002			<0.0002			
1/17/2017							<0.0002		<0.0002
1/18/2017					<0.0002			<0.0002	
1/30/2017	<0.0002								
1/31/2017		<0.0002	<0.0002			<0.0002			
2/21/2017				<0.0002					
3/24/2017							<0.0002	<0.0002	
3/27/2017				<0.0002 (D)					<0.0002
3/28/2017					<0.0002				
3/30/2017	<0.0002	<0.0002				<0.0002			
4/3/2017			<0.0002						
5/24/2017							<0.0002		
6/6/2017								<0.0002	<0.0002
6/7/2017					<0.0002				
6/8/2017				<0.0002 (D)					
6/9/2017	<0.0002		<0.0002						
6/12/2017		<0.0002				<0.0002			
7/17/2017				<0.0002 (D)					
7/27/2017				<0.0002					
8/9/2017				<0.0002					
9/25/2017								<0.0002	<0.0002
9/26/2017					<0.0002		<0.0002		
9/29/2017				<0.0002 (D)					

ND substitution: RL or RL/2 if <15% NDs.

Time Series

Constituent: Mercury (mg/L) Analysis Run 9/10/2024 10:18 PM

Plant Bowen Client: Southern Company Data: Bowen 3-4 CCR

	GWA-1 (bg)	GWA-2 (bg)	GWA-2R (bg)	GWA-39RZ (bg)	GWA-39Z (bg)	GWA-3A (bg)	GWA-40 (bg)	GWA-41 (bg)	GWA-41R (bg)
10/2/2017	<0.0002	<0.0002	<0.0002						
10/4/2017						<0.0002			
3/14/2018					<0.0002		<0.0002	<0.0002	<0.0002
3/16/2018	<0.0002		<0.0002	<0.0002					
3/19/2018		<0.0002				<0.0002			
9/12/2018					<0.0002		3.8E-05 (J)	<0.0002	<0.0002
9/14/2018		<0.0002	<0.0002	4.1E-05 (J)					
9/17/2018	<0.0002 (D)					<0.0002			
3/13/2019							<0.0002		
3/14/2019				<0.0002				<0.0002	<0.0002
3/15/2019					<0.0002				
3/19/2019			<0.0002						
3/20/2019	<0.0002	<0.0002				<0.0002			
9/9/2019					<0.0002		<0.0002		
9/10/2019								<0.0002 (D)	<0.0002
9/12/2019	<0.0002	<0.0002 (D)							
9/13/2019			<0.0002			<0.0002			
3/6/2020								<0.0002	
3/9/2020				<0.0002	<0.0002		<0.0002		<0.0002
3/11/2020	<0.0002	<0.0002	<0.0002			<0.0002			
9/10/2020					<0.0002			<0.0002	<0.0002
9/11/2020							<0.0002		
9/15/2020	<0.0002	<0.0002	<0.0002						
9/16/2020				<0.0002					
3/10/2021							<0.0002		<0.0002
3/11/2021								<0.0002	
3/12/2021					<0.0002				
3/16/2021	<0.0002		<0.0002	<0.0002					
3/17/2021		<0.0002							
3/29/2021						<0.0002			
8/4/2021					0.00012 (J)		9.4E-05 (J)	9E-05 (J)	9.4E-05 (J)
8/6/2021				<0.0002					
8/9/2021	<0.0002	<0.0002	<0.0002			<0.0002			
1/31/2022					<0.0002		<0.0002	<0.0002	<0.0002
2/1/2022	<0.0002	<0.0002	<0.0002						
2/2/2022				<0.0002		<0.0002			
8/10/2022					<0.0002				
8/11/2022								<0.0002	<0.0002
8/12/2022							<0.0002		
8/16/2022	<0.0002	<0.0002	<0.0002	<0.0002		<0.0002			
2/13/2023					<0.0002		<0.0002	0.00017 (J)	0.00013 (J)
2/14/2023				<0.0002					
2/16/2023	0.00017 (J)	0.00013 (J)	<0.0002						
2/17/2023						0.00013 (J)			
7/25/2023				<0.0002				<0.0002	<0.0002
7/26/2023					<0.0002		<0.0002		
7/27/2023	<0.0002	<0.0002	<0.0002						
8/1/2023						<0.0002			
2/19/2024				<0.0002	<0.0002		<0.0002	<0.0002	<0.0002
2/20/2024									
2/22/2024	<0.0002	<0.0002				<0.0002			
2/26/2024			<0.0002						

ND substitution: RL or RL/2 if <15% NDs.

Time Series

Constituent: Mercury (mg/L) Analysis Run 9/10/2024 10:18 PM

Plant Bowen Client: Southern Company Data: Bowen 3-4 CCR

	GWA-1 (bg)	GWA-2 (bg)	GWA-2R (bg)	GWA-39RZ (bg)	GWA-39Z (bg)	GWA-3A (bg)	GWA-40 (bg)	GWA-41 (bg)	GWA-41R (bg)
8/1/2024				<0.0002	<0.0002		<0.0002	<0.0002	<0.0002
8/6/2024			<0.0002						
8/7/2024	<0.0002	<0.0002							
8/8/2024						<0.0002			

ND substitution: RL or RL/2 if <15% NDs.

Time Series

Constituent: Mercury (mg/L) Analysis Run 9/10/2024 10:18 PM

Plant Bowen Client: Southern Company Data: Bowen 3-4 CCR

	GWA-42 (bg)
8/23/2007	
10/23/2007	
10/24/2007	
11/2/2007	
11/18/2007	
1/30/2008	
1/31/2008	
3/10/2008	
3/11/2008	
5/6/2008	
5/13/2008	
5/14/2008	
12/4/2008	
12/5/2008	
4/15/2009	
4/21/2009	
10/7/2009	
10/8/2009	
4/21/2010	
4/26/2010	
4/28/2010	
5/3/2010	
9/28/2010	
10/4/2010	
10/6/2010	
10/12/2010	
4/12/2011	
4/13/2011	
4/21/2011	
4/27/2011	
10/4/2011	
10/5/2011	
10/13/2011	
10/17/2011	
4/3/2012	
4/11/2012	
5/1/2012	
5/2/2012	
10/8/2012	
10/9/2012	
4/11/2013	
4/12/2013	
4/15/2013	
10/15/2013	
10/16/2013	
4/10/2014	
4/11/2014	
4/22/2014	
4/23/2014	
9/30/2014	
10/4/2014	
3/30/2015	

Time Series

Constituent: Mercury (mg/L) Analysis Run 9/10/2024 10:18 PM

Plant Bowen Client: Southern Company Data: Bowen 3-4 CCR

	GWA-42 (bg)
3/31/2015	
10/12/2015	
10/13/2015	
3/11/2016	<0.0002
3/14/2016	
3/15/2016	
3/22/2016	
3/23/2016	
5/11/2016	
5/12/2016	
5/13/2016	
5/16/2016	<0.0002
5/19/2016	
5/20/2016	
5/23/2016	
7/19/2016	
7/20/2016	
7/21/2016	
7/22/2016	<0.0002
7/27/2016	
7/29/2016	
9/15/2016	
9/19/2016	<0.0002
9/21/2016	
9/22/2016	
9/23/2016	
11/2/2016	
11/3/2016	<0.0002
11/9/2016	
11/10/2016	
1/17/2017	<0.0002
1/18/2017	
1/30/2017	
1/31/2017	
2/21/2017	
3/24/2017	
3/27/2017	<0.0002
3/28/2017	
3/30/2017	
4/3/2017	
5/24/2017	
6/6/2017	
6/7/2017	<0.0002
6/8/2017	
6/9/2017	
6/12/2017	
7/17/2017	
7/27/2017	
8/9/2017	
9/25/2017	
9/26/2017	<0.0002
9/29/2017	

ND substitution: RL or RL/2 if <15% NDs.

Time Series

Constituent: Mercury (mg/L) Analysis Run 9/10/2024 10:18 PM

Plant Bowen Client: Southern Company Data: Bowen 3-4 CCR

	GWA-42 (bg)
10/2/2017	
10/4/2017	
3/14/2018	<0.0002
3/16/2018	
3/19/2018	
9/12/2018	
9/14/2018	3.8E-05 (J)
9/17/2018	
3/13/2019	
3/14/2019	<0.0002
3/15/2019	
3/19/2019	
3/20/2019	
9/9/2019	
9/10/2019	<0.0002
9/12/2019	
9/13/2019	
3/6/2020	<0.0002
3/9/2020	
3/11/2020	
9/10/2020	<0.0002
9/11/2020	
9/15/2020	
9/16/2020	
3/10/2021	
3/11/2021	<0.0002
3/12/2021	
3/16/2021	
3/17/2021	
3/29/2021	
8/4/2021	8E-05 (J)
8/6/2021	
8/9/2021	
1/31/2022	<0.0002
2/1/2022	
2/2/2022	
8/10/2022	<0.0002
8/11/2022	
8/12/2022	
8/16/2022	
2/13/2023	0.00014 (J)
2/14/2023	
2/16/2023	
2/17/2023	
7/25/2023	
7/26/2023	<0.0002
7/27/2023	
8/1/2023	
2/19/2024	
2/20/2024	<0.0002
2/22/2024	
2/26/2024	

ND substitution: RL or RL/2 if <15% NDs.

Time Series

Constituent: Mercury (mg/L) Analysis Run 9/10/2024 10:18 PM

Plant Bowen Client: Southern Company Data: Bowen 3-4 CCR

	GWA-42 (bg)
8/1/2024	<0.0002
8/6/2024	
8/7/2024	
8/8/2024	

ND substitution: RL or RL/2 if <15% NDs.

Time Series

Constituent: Mercury (mg/L) Analysis Run 9/10/2024 10:18 PM

Plant Bowen Client: Southern Company Data: Bowen 3-4 CCR

	GWA-43 (bg)	GWA-43R (bg)	GWA-4RZ (bg)	GWA-50 (bg)	GWA-50R (bg)	GWA-51RZ (bg)	GWA-52 (bg)	GWA-53 (bg)	GWA-53R (bg)
12/12/2008				<0.0002	<0.0002				
4/23/2009				<0.0002	<0.0002				
10/6/2009				<0.0002	<0.0002				
4/27/2010				<0.0002					
5/3/2010					<0.0002				
9/30/2010				<0.0002					
10/11/2010					<0.0002				
4/14/2011				<0.0002					
4/27/2011					<0.0002				
10/5/2011				<0.0002					
10/19/2011					<0.0002				
4/11/2012				<0.0002					
5/1/2012					<0.0002				
10/2/2012				<0.0002	<0.0002				
4/9/2013				<0.0002					
4/10/2013					<0.0002				
10/15/2013				<0.0002					
10/16/2013					<0.0002				
4/10/2014				<0.0002					
4/22/2014					<0.0002				
10/1/2014				<0.0002	<0.0002				
3/30/2015				2.02E-05 (J)	<0.0002				
5/8/2015						<0.0002	<0.0002		<0.0002
5/9/2015								<0.0002	
5/17/2015						0.000101 (J)	<0.0002		<0.0002
5/18/2015								<0.0002	
5/25/2015						4.88E-05 (J)	<0.0002	<0.0002	<0.0002
6/8/2015						<0.0002	<0.0002	<0.0002	<0.0002
6/9/2015									
6/17/2015								<0.0002	
6/18/2015						4.1E-05 (J)	<0.0002		<0.0002
6/24/2015						8.41E-05 (J)	<0.0002	<0.0002	<0.0002
6/25/2015									
6/30/2015						<0.0002	<0.0002	<0.0002	<0.0002
7/1/2015									
7/6/2015						<0.0002	<0.0002	<0.0002	<0.0002
7/7/2015									
8/12/2015						4.91E-05 (J)	<0.0002	<0.0002	<0.0002
10/11/2015				<0.0002	<0.0002				
2/29/2016							<0.0002		
3/2/2016								<0.0002	<0.0002
3/11/2016	<0.0002	<0.0002							
3/28/2016				<0.0002	<0.0002				
5/3/2016								<0.0002	<0.0002
5/4/2016						<0.0002	<0.0002		
5/13/2016	<0.0002	<0.0002							
5/23/2016				<0.0002					
5/25/2016					<0.0002				
7/7/2016						<0.0002			
7/8/2016							<0.0002	<0.0002	
7/11/2016									<0.0002
7/19/2016	<0.0002	<0.0002							

ND substitution: RL or RL/2 if <15% NDs.

Time Series

Constituent: Mercury (mg/L) Analysis Run 9/10/2024 10:18 PM

Plant Bowen Client: Southern Company Data: Bowen 3-4 CCR

	GWA-43 (bg)	GWA-43R (bg)	GWA-4RZ (bg)	GWA-50 (bg)	GWA-50R (bg)	GWA-51RZ (bg)	GWA-52 (bg)	GWA-53 (bg)	GWA-53R (bg)
8/1/2016				<0.0002	<0.0002				
9/7/2016									<0.0002
9/8/2016						<0.0002	<0.0002	<0.0002	
9/16/2016	<0.0002	<0.0002							
9/26/2016				<0.0002	<0.0002				
10/26/2016						<0.0002	<0.0002	<0.0002	
10/27/2016									<0.0002
11/2/2016	<0.0002	<0.0002							
11/10/2016				<0.0002					
11/11/2016					<0.0002				
1/6/2017						<0.0002	<0.0002		<0.0002
1/9/2017								<0.0002	
1/18/2017	<0.0002	<0.0002							
1/30/2017				<0.0002	<0.0002				
2/22/2017			<0.0002						
3/15/2017						<0.0002	<0.0002		
3/16/2017								<0.0002	<0.0002
3/28/2017	<0.0002	<0.0002							
4/3/2017					<0.0002				
4/7/2017			<0.0002	<0.0002					
5/17/2017							<0.0002		
5/18/2017						<0.0002			
5/19/2017								<0.0002	<0.0002
6/6/2017	<0.0002	<0.0002							
6/12/2017				<0.0002	<0.0002				
6/14/2017			0.000286 (JD)						
7/12/2017			<0.0002 (D)						
7/19/2017						<0.0002			
7/20/2017			<0.0002 (D)						
7/28/2017			<0.0002						
8/9/2017			<0.0002						
8/24/2017			<0.0002						
9/15/2017							<0.0002		
9/19/2017						<0.0002		<0.0002	<0.0002
9/22/2017	<0.0002	<0.0002							
10/2/2017				<0.0002	<0.0002				
10/3/2017			<0.0002 (D)						
3/13/2018						<0.0002	<0.0002	<0.0002	<0.0002
3/14/2018	<0.0002								
3/15/2018		<0.0002							
3/16/2018				<0.0002	<0.0002				
3/21/2018			<0.0002						
9/6/2018							<0.0002		
9/7/2018						<0.0002			
9/11/2018								<0.0002	<0.0002
9/12/2018	<0.0002	3.9E-05 (J)							
9/17/2018				<0.0002					
9/18/2018			<0.0002		<0.0002				
3/7/2019							<0.0002		
3/8/2019						<0.0002		<0.0002	
3/12/2019									<0.0002
3/13/2019	<0.0002	<0.0002							

ND substitution: RL or RL/2 if <15% NDs.

Time Series

Constituent: Mercury (mg/L) Analysis Run 9/10/2024 10:18 PM

Plant Bowen Client: Southern Company Data: Bowen 3-4 CCR

	GWA-43 (bg)	GWA-43R (bg)	GWA-4RZ (bg)	GWA-50 (bg)	GWA-50R (bg)	GWA-51RZ (bg)	GWA-52 (bg)	GWA-53 (bg)	GWA-53R (bg)
3/19/2019				<0.0002	<0.0002				
3/21/2019			<0.0002 (D)						
9/4/2019						<0.0002	<0.0002		
9/5/2019								<0.0002	<0.0002
9/11/2019	<0.0002	<0.0002							
9/12/2019			<0.0002 (D)		<0.0002				
9/13/2019				<0.0002					
3/2/2020							<0.0002		
3/3/2020						<0.0002			
3/4/2020								<0.0002	<0.0002
3/9/2020	<0.0002	<0.0002							
3/11/2020				<0.0002	<0.0002				
3/12/2020			<0.0002						
9/3/2020							<0.0002		
9/8/2020								<0.0002	<0.0002
9/9/2020						<0.0002			
9/11/2020	<0.0002								
9/14/2020		<0.0002							
9/15/2020					<0.0002				
9/16/2020				<0.0002					
9/17/2020			<0.0002						
2/24/2021							<0.0002		
2/25/2021						<0.0002			
2/26/2021								<0.0002	<0.0002
3/11/2021	<0.0002	<0.0002							
3/16/2021			<0.0002						
3/17/2021				<0.0002	<0.0002				
7/27/2021							<0.0002		
7/28/2021						<0.0002			
7/29/2021								<0.0002	<0.0002
8/5/2021		9.6E-05 (J)							
8/6/2021	<0.0002								
8/9/2021				<0.0002	<0.0002				
8/10/2021			<0.0002						
1/25/2022							<0.0002		
1/26/2022						<0.0002		<0.0002	<0.0002
1/31/2022	<0.0002	<0.0002							
2/1/2022				<0.0002					
2/2/2022					<0.0002				
2/3/2022			<0.0002						
8/5/2022							<0.0002		
8/8/2022								<0.0002	<0.0002
8/9/2022						<0.0002			
8/10/2022		<0.0002							
8/11/2022	<0.0002								
8/16/2022				<0.0002					
8/17/2022			<0.0002		<0.0002				
2/13/2023		<0.0002							
2/14/2023	<0.0002								
2/16/2023				<0.0002	<0.0002				
2/17/2023			<0.0002						
7/25/2023	<0.0002	<0.0002							

ND substitution: RL or RL/2 if <15% NDs.

Time Series

Constituent: Mercury (mg/L) Analysis Run 9/10/2024 10:18 PM

Plant Bowen Client: Southern Company Data: Bowen 3-4 CCR

	GWA-43 (bg)	GWA-43R (bg)	GWA-4RZ (bg)	GWA-50 (bg)	GWA-50R (bg)	GWA-51RZ (bg)	GWA-52 (bg)	GWA-53 (bg)	GWA-53R (bg)
7/28/2023			<0.0002	<0.0002	<0.0002				
2/20/2024	<0.0002	<0.0002							
2/22/2024				<0.0002	<0.0002				
2/27/2024			<0.0002						
8/2/2024	<0.0002	<0.0002							
8/8/2024			<0.0002	<0.0002	<0.0002				

ND substitution: RL or RL/2 if <15% NDs.

Time Series

Constituent: Mercury (mg/L) Analysis Run 9/10/2024 10:18 PM

Plant Bowen Client: Southern Company Data: Bowen 3-4 CCR

	GWA-54 (bg)
12/12/2008	
4/23/2009	
10/6/2009	
4/27/2010	
5/3/2010	
9/30/2010	
10/11/2010	
4/14/2011	
4/27/2011	
10/5/2011	
10/19/2011	
4/11/2012	
5/1/2012	
10/2/2012	
4/9/2013	
4/10/2013	
10/15/2013	
10/16/2013	
4/10/2014	
4/22/2014	
10/1/2014	
3/30/2015	
5/8/2015	
5/9/2015	<0.0002
5/17/2015	
5/18/2015	<0.0002
5/25/2015	<0.0002
6/8/2015	
6/9/2015	<0.0002
6/17/2015	<0.0002
6/18/2015	
6/24/2015	
6/25/2015	<0.0002
6/30/2015	
7/1/2015	<0.0002
7/6/2015	
7/7/2015	<0.0002
8/12/2015	<0.0002
10/11/2015	
2/29/2016	
3/2/2016	<0.0002
3/11/2016	
3/28/2016	
5/3/2016	
5/4/2016	<0.0002
5/13/2016	
5/23/2016	
5/25/2016	
7/7/2016	
7/8/2016	<0.0002
7/11/2016	
7/19/2016	

ND substitution: RL or RL/2 if <15% NDs.

Time Series

Constituent: Mercury (mg/L) Analysis Run 9/10/2024 10:18 PM

Plant Bowen Client: Southern Company Data: Bowen 3-4 CCR

	GWA-54 (bg)
8/1/2016	
9/7/2016	
9/8/2016	<0.0002
9/16/2016	
9/26/2016	
10/26/2016	<0.0002
10/27/2016	
11/2/2016	
11/10/2016	
11/11/2016	
1/6/2017	
1/9/2017	<0.0002
1/18/2017	
1/30/2017	
2/22/2017	
3/15/2017	<0.0002
3/16/2017	
3/28/2017	
4/3/2017	
4/7/2017	
5/17/2017	
5/18/2017	<0.0002
5/19/2017	
6/6/2017	
6/12/2017	
6/14/2017	
7/12/2017	
7/19/2017	
7/20/2017	
7/28/2017	
8/9/2017	
8/24/2017	
9/15/2017	<0.0002
9/19/2017	
9/22/2017	
10/2/2017	
10/3/2017	
3/13/2018	<0.0002
3/14/2018	
3/15/2018	
3/16/2018	
3/21/2018	
9/6/2018	<0.0002
9/7/2018	
9/11/2018	
9/12/2018	
9/17/2018	
9/18/2018	
3/7/2019	<0.0002
3/8/2019	
3/12/2019	
3/13/2019	

Time Series

Constituent: Mercury (mg/L) Analysis Run 9/10/2024 10:18 PM

Plant Bowen Client: Southern Company Data: Bowen 3-4 CCR

	GWA-54 (bg)
3/19/2019	
3/21/2019	
9/4/2019	
9/5/2019	<0.0002
9/11/2019	
9/12/2019	
9/13/2019	
3/2/2020	
3/3/2020	<0.0002
3/4/2020	
3/9/2020	
3/11/2020	
3/12/2020	
9/3/2020	
9/8/2020	<0.0002
9/9/2020	
9/11/2020	
9/14/2020	
9/15/2020	
9/16/2020	
9/17/2020	
2/24/2021	
2/25/2021	<0.0002
2/26/2021	
3/11/2021	
3/16/2021	
3/17/2021	
7/27/2021	<0.0002
7/28/2021	
7/29/2021	
8/5/2021	
8/6/2021	
8/9/2021	
8/10/2021	
1/25/2022	<0.0002
1/26/2022	
1/31/2022	
2/1/2022	
2/2/2022	
2/3/2022	
8/5/2022	<0.0002
8/8/2022	
8/9/2022	
8/10/2022	
8/11/2022	
8/16/2022	
8/17/2022	
2/13/2023	
2/14/2023	
2/16/2023	
2/17/2023	
7/25/2023	

ND substitution: RL or RL/2 if <15% NDs.

Time Series

Constituent: Mercury (mg/L) Analysis Run 9/10/2024 10:18 PM

Plant Bowen Client: Southern Company Data: Bowen 3-4 CCR

	GWA-54 (bg)
7/28/2023	
2/20/2024	
2/22/2024	
2/27/2024	
8/2/2024	
8/8/2024	

Time Series

Constituent: Mercury (mg/L) Analysis Run 9/10/2024 10:18 PM

Plant Bowen Client: Southern Company Data: Bowen 3-4 CCR

	GWA-55 (bg)	GWA-55R (bg)	GWA-56 (bg)	GWC-16R	GWC-17R	GWC-18	GWC-18R	GWC-19R	GWC-20R
9/16/2014				2.69E-05 (J)					
9/17/2014					2.97E-05 (J)	4.24E-05 (J)	3.5E-05 (J)	4.15E-05 (J)	
9/18/2014									5.34E-05 (J)
10/4/2014				<0.0002	<0.0002	2.5E-05 (J)	<0.0002	<0.0002	
10/5/2014									<0.0002
10/21/2014				3.18E-05 (J)	5.02E-05 (J)	6.4E-05 (J)	5.35E-05 (J)	5.89E-05 (J)	
10/22/2014									4.88E-05 (J)
11/5/2014						7.02E-05 (J)		7.28E-05 (J)	2.85E-05 (J)
11/11/2014				<0.0002	3.66E-05 (J)		4.64E-05 (J)		
3/3/2015				<0.0002	<0.0002	<0.0002	<0.0002	<0.0002	
3/4/2015									<0.0002
3/18/2015				<0.0002	<0.0002	<0.0002	<0.0002		
3/19/2015								<0.0002	<0.0002
4/6/2015				<0.0002	<0.0002				
4/7/2015						<0.0002	<0.0002	<0.0002	<0.0002
4/8/2015									
4/23/2015				<0.0002	<0.0002	<0.0002	<0.0002		
4/24/2015								<0.0002	<0.0002
5/9/2015	<0.0002	<0.0002	<0.0002						
5/18/2015	<0.0002	<0.0002							
5/19/2015			<0.0002						
5/26/2015	<0.0002	<0.0002	<0.0002						
6/9/2015	<0.0002	<0.0002	<0.0002						
6/17/2015	<0.0002	<0.0002	<0.0002						
6/25/2015	<0.0002	<0.0002	<0.0002						
7/1/2015	<0.0002	<0.0002	<0.0002						
7/7/2015	<0.0002	<0.0002	<0.0002						
7/29/2015				<0.0002	<0.0002	3.14E-05 (J)	<0.0002	<0.0002	
7/30/2015									<0.0002
8/13/2015	<0.0002	<0.0002	<0.0002						
3/2/2016	<0.0002								
3/3/2016		<0.0002	<0.0002	<0.0002					
3/4/2016					<0.0002				
3/7/2016						<0.0002	<0.0002	<0.0002	
3/8/2016									<0.0002
5/3/2016	<0.0002	<0.0002							
5/5/2016						<0.0002	<0.0002		
5/9/2016			<0.0002					<0.0002	<0.0002
5/10/2016				<0.0002	<0.0002				
7/11/2016	<0.0002	<0.0002	<0.0002						
7/13/2016				<0.0002		<0.0002	<0.0002		
7/14/2016					<0.0002			<0.0002	<0.0002
7/15/2016									
9/9/2016	<0.0002	<0.0002	<0.0002						
9/12/2016							<0.0002	<0.0002	<0.0002
9/13/2016						<0.0002			
9/14/2016					<0.0002				
9/15/2016				<0.0002					
10/26/2016	<0.0002		<0.0002						
10/27/2016		<0.0002							
10/31/2016						<0.0002		<0.0002	<0.0002
11/1/2016					<0.0002		<0.0002		

ND substitution: RL or RL/2 if <15% NDs.

Time Series

Constituent: Mercury (mg/L) Analysis Run 9/10/2024 10:18 PM

Plant Bowen Client: Southern Company Data: Bowen 3-4 CCR

	GWA-55 (bg)	GWA-55R (bg)	GWA-56 (bg)	GWC-16R	GWC-17R	GWC-18	GWC-18R	GWC-19R	GWC-20R
11/2/2016				<0.0002					
1/9/2017	<0.0002	<0.0002	<0.0002						
1/11/2017				<0.0002	<0.0002		<0.0002	<0.0002	
1/12/2017						<0.0002			<0.0002
3/15/2017			<0.0002						
3/16/2017	<0.0002	<0.0002							
3/20/2017				<0.0002			<0.0002		
3/21/2017					<0.0002			<0.0002	
3/22/2017									<0.0002
3/23/2017						<0.0002			
5/18/2017	<0.0002	<0.0002	<0.0002						
5/22/2017							<0.0002	<0.0002	<0.0002
5/23/2017				<0.0002	<0.0002	<0.0002			
9/15/2017	<0.0002		<0.0002						
9/18/2017		<0.0002							
9/19/2017									<0.0002
9/20/2017								<0.0002	
9/21/2017				<0.0002			<0.0002		
9/22/2017					<0.0002				
9/25/2017						<0.0002			
3/12/2018	<0.0002	<0.0002							
3/13/2018			<0.0002						
3/14/2018				<0.0002	<0.0002	<0.0002	<0.0002	<0.0002	<0.0002
9/7/2018	<0.0002	<0.0002	<0.0002	<0.0002			<0.0002		
9/10/2018								<0.0002	<0.0002
9/11/2018					<0.0002	<0.0002			
3/7/2019		<0.0002	<0.0002						
3/8/2019	<0.0002								
3/11/2019				<0.0002					
3/12/2019					<0.0002	<0.0002	<0.0002	<0.0002	<0.0002
9/4/2019			<0.0002						
9/5/2019	<0.0002	<0.0002							
9/6/2019							<0.0002		<0.0002
9/9/2019				<0.0002		<0.0002		<0.0002	
9/10/2019					<0.0002				
3/3/2020	<0.0002								
3/4/2020		<0.0002	<0.0002	<0.0002				<0.0002	
3/5/2020					<0.0002		<0.0002		<0.0002
3/6/2020						<0.0002			
9/4/2020	<0.0002	<0.0002	<0.0002						<0.0002
9/8/2020									
9/9/2020				<0.0002	<0.0002	<0.0002	<0.0002	<0.0002	
2/25/2021	<0.0002	<0.0002	<0.0002						
2/26/2021						<0.0002	<0.0002	<0.0002	
3/9/2021				<0.0002					<0.0002
3/10/2021					<0.0002				
7/28/2021	<0.0002	<0.0002	<0.0002						
7/29/2021						<0.0002	<0.0002		
7/30/2021				<0.0002	<0.0002				
8/2/2021									<0.0002
8/5/2021								9.4E-05 (J)	
1/26/2022	<0.0002		<0.0002						

ND substitution: RL or RL/2 if <15% NDs.

Time Series

Constituent: Mercury (mg/L) Analysis Run 9/10/2024 10:18 PM

Plant Bowen Client: Southern Company Data: Bowen 3-4 CCR

	GWA-55 (bg)	GWA-55R (bg)	GWA-56 (bg)	GWC-16R	GWC-17R	GWC-18	GWC-18R	GWC-19R	GWC-20R
1/27/2022		<0.0002					<0.0002	<0.0002	<0.0002
1/28/2022				<0.0002	<0.0002	<0.0002			
8/5/2022			<0.0002						
8/8/2022	<0.0002	<0.0002							
8/9/2022								<0.0002	<0.0002
8/10/2022						<0.0002	<0.0002		
8/11/2022				<0.0002	<0.0002				
2/9/2023						<0.0002	<0.0002	<0.0002	
2/10/2023				<0.0002	<0.0002				<0.0002
8/3/2023					<0.0002	<0.0002			<0.0002
8/4/2023				<0.0002			<0.0002	<0.0002	
2/14/2024						<0.0002	<0.0002	<0.0002	
2/15/2024				<0.0002	<0.0002				<0.0002
7/31/2024				<0.0002	<0.0002	<0.0002	<0.0002	<0.0002	
8/1/2024									<0.0002
8/2/2024									

Time Series

Constituent: Mercury (mg/L) Analysis Run 9/10/2024 10:18 PM

Plant Bowen Client: Southern Company Data: Bowen 3-4 CCR

	GWC-21R
9/16/2014	
9/17/2014	
9/18/2014	<0.0002
10/4/2014	
10/5/2014	<0.0002
10/21/2014	
10/22/2014	2.57E-05 (J)
11/5/2014	<0.0002
11/11/2014	
3/3/2015	
3/4/2015	<0.0002
3/18/2015	
3/19/2015	<0.0002
4/6/2015	
4/7/2015	
4/8/2015	<0.0002
4/23/2015	
4/24/2015	<0.0002
5/9/2015	
5/18/2015	
5/19/2015	
5/26/2015	
6/9/2015	
6/17/2015	
6/25/2015	
7/1/2015	
7/7/2015	
7/29/2015	
7/30/2015	<0.0002
8/13/2015	
3/2/2016	
3/3/2016	
3/4/2016	
3/7/2016	
3/8/2016	<0.0002
5/3/2016	
5/5/2016	
5/9/2016	<0.0002
5/10/2016	
7/11/2016	
7/13/2016	
7/14/2016	
7/15/2016	<0.0002
9/9/2016	<0.0002
9/12/2016	
9/13/2016	
9/14/2016	
9/15/2016	
10/26/2016	
10/27/2016	<0.0002
10/31/2016	
11/1/2016	

Time Series

Constituent: Mercury (mg/L) Analysis Run 9/10/2024 10:18 PM

Plant Bowen Client: Southern Company Data: Bowen 3-4 CCR

	GWC-21R
11/2/2016	
1/9/2017	
1/11/2017	
1/12/2017	<0.0002
3/15/2017	
3/16/2017	
3/20/2017	
3/21/2017	<0.0002
3/22/2017	
3/23/2017	
5/18/2017	
5/22/2017	
5/23/2017	<0.0002
9/15/2017	
9/18/2017	
9/19/2017	<0.0002
9/20/2017	
9/21/2017	
9/22/2017	
9/25/2017	
3/12/2018	
3/13/2018	
3/14/2018	<0.0002
9/7/2018	
9/10/2018	<0.0002
9/11/2018	
3/7/2019	
3/8/2019	
3/11/2019	<0.0002
3/12/2019	
9/4/2019	
9/5/2019	
9/6/2019	<0.0002
9/9/2019	
9/10/2019	
3/3/2020	<0.0002
3/4/2020	
3/5/2020	
3/6/2020	
9/4/2020	
9/8/2020	<0.0002
9/9/2020	
2/25/2021	
2/26/2021	
3/9/2021	<0.0002
3/10/2021	
7/28/2021	
7/29/2021	
7/30/2021	
8/2/2021	<0.0002
8/5/2021	
1/26/2022	

Time Series

Constituent: Mercury (mg/L) Analysis Run 9/10/2024 10:18 PM

Plant Bowen Client: Southern Company Data: Bowen 3-4 CCR

	GWC-21R
1/27/2022	
1/28/2022	<0.0002
8/5/2022	
8/8/2022	
8/9/2022	
8/10/2022	<0.0002
8/11/2022	
2/9/2023	<0.0002
2/10/2023	
8/3/2023	
8/4/2023	<0.0002
2/14/2024	
2/15/2024	<0.0002
7/31/2024	
8/1/2024	
8/2/2024	<0.0002

ND substitution: RL or RL/2 if <15% NDs.

Time Series

Constituent: Mercury (mg/L) Analysis Run 9/10/2024 10:18 PM

Plant Bowen Client: Southern Company Data: Bowen 3-4 CCR

	GWC-22R	GWC-23R	GWC-24R	GWC-25R	GWC-36A	GWC-36RA	GWC-37	GWC-38
9/15/2014						0.000172 (J)		
9/16/2014			2.81E-05 (J)	3.13E-05 (J)			4.23E-05 (J)	2.75E-05 (J)
9/18/2014	2.54E-05 (J)	2.82E-05 (J)						
10/3/2014						<0.0002	<0.0002	<0.0002
10/4/2014			<0.0002	<0.0002				
10/5/2014	<0.0002	<0.0002						
10/20/2014						<0.0002	3.87E-05 (J)	4.07E-05 (J)
10/22/2014	2.83E-05 (J)	<0.0002						
10/23/2014			<0.0002	4.6E-05 (J)				
11/5/2014	0.0002	4.83E-05 (J)						
11/10/2014			5.15E-05 (J)	2.5E-05 (J)		3.84E-05 (J)	3.34E-05 (J)	6.86E-05 (J)
3/2/2015						<0.0002	<0.0002	3.07E-05 (J)
3/4/2015	<0.0002	<0.0002	<0.0002	<0.0002				
3/17/2015						<0.0002	<0.0002	<0.0002
3/19/2015	<0.0002							
3/20/2015		<0.0002	<0.0002	<0.0002				
4/5/2015						<0.0002	<0.0002	
4/6/2015								<0.0002
4/8/2015	<0.0002	<0.0002	<0.0002					
4/9/2015				<0.0002				
4/21/2015						2.39E-05 (J)		
4/22/2015							<0.0002	<0.0002
4/23/2015		<0.0002	<0.0002	<0.0002				
4/24/2015	<0.0002							
7/28/2015						5.2E-05 (J)	<0.0002	<0.0002
7/30/2015	<0.0002	<0.0002	<0.0002	<0.0002				
3/1/2016						<0.0002	<0.0002	
3/2/2016								<0.0002
3/4/2016			<0.0002					
3/7/2016	<0.0002							
3/8/2016				<0.0002				
3/9/2016		<0.0002						
5/2/2016						<0.0002		
5/3/2016							<0.0002	<0.0002
5/4/2016				<0.0002				
5/5/2016	<0.0002		<0.0002					
5/6/2016		<0.0002						
7/6/2016						<0.0002		
7/7/2016								<0.0002
7/8/2016							<0.0002	
7/12/2016			<0.0002					
7/14/2016	<0.0002							
7/15/2016		<0.0002						
7/18/2016				<0.0002				
9/7/2016						<0.0002	<0.0002	
9/8/2016								<0.0002
9/12/2016	<0.0002							
9/13/2016			<0.0002	<0.0002				
9/14/2016		<0.0002						
10/25/2016						<0.0002	<0.0002	<0.0002
10/27/2016	<0.0002		<0.0002	<0.0002				
11/1/2016		<0.0002						

ND substitution: RL or RL/2 if <15% NDs.

Time Series

Constituent: Mercury (mg/L) Analysis Run 9/10/2024 10:18 PM

Plant Bowen Client: Southern Company Data: Bowen 3-4 CCR

	GWC-22R	GWC-23R	GWC-24R	GWC-25R	GWC-36A	GWC-36RA	GWC-37	GWC-38
1/5/2017						<0.0002		
1/6/2017							<0.0002	
1/13/2017	<0.0002		<0.0002	<0.0002				
1/25/2017		<0.0002						
2/9/2017								<0.0002
3/14/2017						<0.0002	<0.0002	
3/16/2017				<0.0002				
3/20/2017	<0.0002		<0.0002					
3/22/2017		<0.0002						
3/23/2017								<0.0002
5/16/2017						<0.0002	<0.0002	
5/17/2017								<0.0002
5/19/2017			<0.0002	<0.0002				
5/23/2017	<0.0002							
5/24/2017		<0.0002						
9/15/2017						<0.0002	<0.0002	
9/19/2017	<0.0002		<0.0002	<0.0002				<0.0002
9/21/2017		<0.0002						
3/12/2018						<0.0002	<0.0002	
3/13/2018	<0.0002		<0.0002	<0.0002				<0.0002
3/14/2018		<0.0002						
9/6/2018						<0.0002	<0.0002	<0.0002
9/7/2018	<0.0002							
9/11/2018		<0.0002	<0.0002	<0.0002				
3/6/2019							<0.0002	
3/7/2019						<0.0002		<0.0002
3/8/2019			<0.0002	<0.0002				
3/11/2019	<0.0002							
3/12/2019		<0.0002						
9/4/2019						<0.0002	<0.0002	<0.0002
9/5/2019	<0.0002		<0.0002	<0.0002				
9/6/2019		<0.0002						
3/2/2020						<0.0002	<0.0002	<0.0002
3/3/2020	<0.0002		<0.0002	<0.0002				
3/5/2020		<0.0002						
9/3/2020							<0.0002	<0.0002
9/4/2020				<0.0002				
9/8/2020	<0.0002							
9/9/2020		<0.0002	<0.0002					
9/14/2020						<0.0002		
2/24/2021							9.1E-05 (J)	0.00013 (J)
3/9/2021	<0.0002		<0.0002	<0.0002				
3/10/2021		<0.0002						
3/26/2021						<0.0002		
7/27/2021						<0.0002		
7/28/2021							<0.0002	<0.0002
7/29/2021			<0.0002					
7/30/2021		<0.0002						
8/2/2021	<0.0002			<0.0002				
1/25/2022								<0.0002
1/26/2022						<0.0002	<0.0002	
1/27/2022	<0.0002			<0.0002				

ND substitution: RL or RL/2 if <15% NDs.

Time Series

Constituent: Mercury (mg/L) Analysis Run 9/10/2024 10:18 PM

Plant Bowen Client: Southern Company Data: Bowen 3-4 CCR

	GWC-22R	GWC-23R	GWC-24R	GWC-25R	GWC-36A	GWC-36RA	GWC-37	GWC-38
1/28/2022		<0.0002	<0.0002					
4/6/2022					<0.0002			
8/5/2022								<0.0002
8/8/2022					<0.0002	<0.0002	<0.0002	
8/9/2022			<0.0002	<0.0002				
8/10/2022	<0.0002							
8/11/2022		<0.0002						
2/8/2023					<0.0002	<0.0002	<0.0002	<0.0002
2/9/2023	<0.0002		<0.0002	<0.0002				
2/10/2023		<0.0002						
8/2/2023					<0.0002		<0.0002	<0.0002
8/3/2023	<0.0002	<0.0002	<0.0002	<0.0002		<0.0002		
2/13/2024					<0.0002	<0.0002	<0.0002	<0.0002
2/15/2024	<0.0002		<0.0002					
2/16/2024		<0.0002		<0.0002				
7/30/2024					<0.0002	<0.0002	<0.0002	<0.0002
7/31/2024	<0.0002	<0.0002	<0.0002	<0.0002				

Time Series

Constituent: Nickel (mg/L) Analysis Run 9/10/2024 10:18 PM

Plant Bowen Client: Southern Company Data: Bowen 3-4 CCR

	GWA-1 (bg)	GWA-2 (bg)	GWA-2R (bg)	GWA-39RZ (bg)	GWA-39Z (bg)	GWA-3A (bg)	GWA-40 (bg)	GWA-41 (bg)	GWA-41R (bg)
8/23/2007	<0.005	<0.005	<0.005			0.028			
10/23/2007	0.0096								
10/24/2007		0.026 (O)	0.0025						
11/2/2007						0.041			
11/18/2007	0.023	0.043 (O)	0.0093			0.14 (O)			
1/30/2008	0.11 (O)								
1/31/2008		0.0075	0.054 (O)			0.053			
3/10/2008	0.024		0.0054						
3/11/2008		0.019				0.076 (O)			
5/6/2008		0.004							
5/13/2008	0.006		0.0043						
5/14/2008						0.074 (O)			
12/4/2008		0.02	<0.005						
12/5/2008	<0.005					0.032			
4/15/2009	<0.005					0.028			
4/21/2009		<0.005	<0.005						
10/7/2009	0.0096	<0.005							
10/8/2009			<0.005			0.032			
4/21/2010			<0.005						
4/26/2010		<0.005							
4/28/2010						0.029			
5/3/2010	<0.005								
9/28/2010			<0.005						
10/4/2010		0.0025							
10/6/2010						0.031			
10/12/2010	<0.005								
4/12/2011			<0.005						
4/13/2011		<0.005							
4/21/2011						0.019			
4/27/2011	<0.005								
10/4/2011			<0.005						
10/5/2011		<0.005							
10/13/2011						0.028			
10/17/2011	<0.005								
4/3/2012			<0.005						
4/11/2012		<0.005							
5/1/2012						0.0253			
5/2/2012	<0.005								
10/8/2012	<0.005								
10/9/2012		<0.005	<0.005			0.023			
4/11/2013			<0.005			0.021			
4/12/2013	<0.005								
4/15/2013		<0.005							
10/15/2013		0.0028							
10/16/2013	<0.005		<0.005			0.018			
4/10/2014			<0.005						
4/11/2014	<0.005								
4/22/2014		<0.005							
4/23/2014						0.015			
9/30/2014	<0.005	<0.005	<0.005						
10/4/2014						0.017			
3/30/2015	0.004	0.0018 (J)	<0.005						

ND substitution: RL or RL/2 if <15% NDs.

Time Series

Constituent: Nickel (mg/L) Analysis Run 9/10/2024 10:18 PM

Plant Bowen Client: Southern Company Data: Bowen 3-4 CCR

	GWA-1 (bg)	GWA-2 (bg)	GWA-2R (bg)	GWA-39RZ (bg)	GWA-39Z (bg)	GWA-3A (bg)	GWA-40 (bg)	GWA-41 (bg)	GWA-41R (bg)
3/31/2015						0.045			
10/12/2015						0.019			
10/13/2015	<0.005	<0.005	<0.005						
3/11/2016									
3/14/2016					0.00544 (J)				
3/15/2016							<0.005	<0.005	<0.005
3/22/2016	<0.005								
3/23/2016		<0.005	<0.005			0.019			
5/11/2016					0.0149		<0.005		
5/12/2016								<0.005	
5/13/2016									<0.005
5/16/2016				0.0136 (D)					
7/19/2016					0.0044 (J)				
7/20/2016								0.0006 (J)	
7/21/2016							<0.005		0.0009 (J)
7/22/2016									
7/27/2016				0.0224 (D)					
7/29/2016	<0.005	<0.005	<0.005			0.0161			
9/15/2016					0.0047 (J)		<0.005	0.0009 (J)	
9/19/2016									
9/21/2016									<0.005
11/2/2016					0.0025 (J)				
11/3/2016							<0.005	0.0011 (J)	<0.005
1/17/2017							<0.005		<0.005
1/18/2017					0.004 (J)			0.0007 (J)	
2/21/2017				0.0007 (J)					
3/24/2017							<0.005 (*)	<0.005 (*)	
3/27/2017				<0.005 (D)					<0.005 (*)
3/28/2017					0.0034 (J)				
3/30/2017	0.0004 (J)	0.0006 (J)				0.018			
4/3/2017			<0.005						
9/25/2017								<0.005	0.0012 (J)
9/26/2017					0.0016 (J)		<0.005		
9/29/2017				<0.005 (D)					
10/2/2017	<0.005	<0.005	<0.005						
10/4/2017						0.0158			
3/14/2018					<0.005		<0.005	<0.005	0.0014 (J)
3/16/2018	<0.005		<0.005	<0.005					
3/19/2018		<0.005				0.015			
9/12/2018					<0.005		<0.005	<0.005	0.0011 (J)
9/14/2018		<0.005	<0.005	<0.005					
9/17/2018	<0.005 (D)					0.014			
3/13/2019							<0.005		
3/14/2019				0.0017 (J)				<0.005	0.001 (J)
3/15/2019					<0.005				
3/19/2019			<0.005						
3/20/2019	<0.005	<0.005				0.01			
9/9/2019					0.0014 (J)		<0.005		
9/10/2019								0.0004 (JD)	0.00084 (J)
9/12/2019	0.00038 (J)	0.00518 (JD)							
9/13/2019			<0.005			0.012			
3/6/2020								0.0089 (J)	

Time Series

Constituent: Nickel (mg/L) Analysis Run 9/10/2024 10:18 PM

Plant Bowen Client: Southern Company Data: Bowen 3-4 CCR

	GWA-1 (bg)	GWA-2 (bg)	GWA-2R (bg)	GWA-39RZ (bg)	GWA-39Z (bg)	GWA-3A (bg)	GWA-40 (bg)	GWA-41 (bg)	GWA-41R (bg)
3/9/2020				0.00083 (J)	0.04 (O)		<0.005		0.00036 (J)
3/11/2020	0.00068 (J)	0.0014 (J)	0.002 (J)			0.012			
9/10/2020					<0.005			<0.005	<0.005
9/11/2020							<0.005		
9/15/2020	<0.005	<0.005	0.0013 (J)						
9/16/2020				<0.005					
3/10/2021							<0.005		<0.005
3/11/2021								<0.005	
3/12/2021					0.0015 (J)				
3/16/2021	<0.005		<0.005	<0.005					
3/17/2021		<0.005							
3/29/2021						<0.005			
8/4/2021					<0.005		<0.005	<0.005	<0.005
8/6/2021				<0.005					
8/9/2021	<0.005	<0.005	0.00081 (J)			<0.005			
1/31/2022					<0.005		<0.005	<0.005	0.00091 (J)
2/1/2022	<0.005	<0.005	<0.005						
2/2/2022				<0.005		<0.005			
8/10/2022					<0.005				
8/11/2022								0.00083 (J)	<0.005
8/12/2022							<0.005		
8/16/2022	<0.005	<0.005	<0.005	<0.005		<0.005			
2/13/2023					0.00095 (J)		<0.005	<0.005	<0.005
2/14/2023				<0.005					
2/16/2023	<0.005	<0.005	<0.005						
2/17/2023						<0.005			
7/25/2023				<0.005				0.00073 (J)	<0.005
7/26/2023					0.0013 (J)		<0.005		
7/27/2023	<0.005	<0.005	<0.005						
8/1/2023						<0.005			
2/19/2024				<0.005	<0.005		<0.005	<0.005	<0.005
2/20/2024									
2/22/2024	<0.005	<0.005				<0.005			
2/26/2024			<0.005						
8/1/2024				<0.005	<0.005		<0.005	<0.005	<0.005
8/6/2024			<0.005						
8/7/2024	<0.005	<0.005							
8/8/2024						<0.005			

ND substitution: RL or RL/2 if <15% NDs.

Time Series

Constituent: Nickel (mg/L) Analysis Run 9/10/2024 10:18 PM

Plant Bowen Client: Southern Company Data: Bowen 3-4 CCR

	GWA-42 (bg)
8/23/2007	
10/23/2007	
10/24/2007	
11/2/2007	
11/18/2007	
1/30/2008	
1/31/2008	
3/10/2008	
3/11/2008	
5/6/2008	
5/13/2008	
5/14/2008	
12/4/2008	
12/5/2008	
4/15/2009	
4/21/2009	
10/7/2009	
10/8/2009	
4/21/2010	
4/26/2010	
4/28/2010	
5/3/2010	
9/28/2010	
10/4/2010	
10/6/2010	
10/12/2010	
4/12/2011	
4/13/2011	
4/21/2011	
4/27/2011	
10/4/2011	
10/5/2011	
10/13/2011	
10/17/2011	
4/3/2012	
4/11/2012	
5/1/2012	
5/2/2012	
10/8/2012	
10/9/2012	
4/11/2013	
4/12/2013	
4/15/2013	
10/15/2013	
10/16/2013	
4/10/2014	
4/11/2014	
4/22/2014	
4/23/2014	
9/30/2014	
10/4/2014	
3/30/2015	

Time Series

Constituent: Nickel (mg/L) Analysis Run 9/10/2024 10:18 PM

Plant Bowen Client: Southern Company Data: Bowen 3-4 CCR

	GWA-42 (bg)
3/31/2015	
10/12/2015	
10/13/2015	
3/11/2016	<0.005
3/14/2016	
3/15/2016	
3/22/2016	
3/23/2016	
5/11/2016	
5/12/2016	
5/13/2016	
5/16/2016	0.00233 (J)
7/19/2016	
7/20/2016	
7/21/2016	
7/22/2016	0.0014 (J)
7/27/2016	
7/29/2016	
9/15/2016	
9/19/2016	0.0014 (J)
9/21/2016	
11/2/2016	
11/3/2016	0.0013 (J)
1/17/2017	0.0011 (J)
1/18/2017	
2/21/2017	
3/24/2017	
3/27/2017	<0.005 (*)
3/28/2017	
3/30/2017	
4/3/2017	
9/25/2017	
9/26/2017	0.0011 (J)
9/29/2017	
10/2/2017	
10/4/2017	
3/14/2018	0.0012 (J)
3/16/2018	
3/19/2018	
9/12/2018	
9/14/2018	0.0012 (J)
9/17/2018	
3/13/2019	
3/14/2019	0.0015 (J)
3/15/2019	
3/19/2019	
3/20/2019	
9/9/2019	
9/10/2019	0.0012 (J)
9/12/2019	
9/13/2019	
3/6/2020	0.0015 (J)

ND substitution: RL or RL/2 if <15% NDs.

Time Series

Constituent: Nickel (mg/L) Analysis Run 9/10/2024 10:18 PM

Plant Bowen Client: Southern Company Data: Bowen 3-4 CCR

	GWA-42 (bg)
3/9/2020	
3/11/2020	
9/10/2020	0.0011 (J)
9/11/2020	
9/15/2020	
9/16/2020	
3/10/2021	
3/11/2021	0.0011 (J)
3/12/2021	
3/16/2021	
3/17/2021	
3/29/2021	
8/4/2021	0.0011 (J)
8/6/2021	
8/9/2021	
1/31/2022	0.0011 (J)
2/1/2022	
2/2/2022	
8/10/2022	0.0016 (J)
8/11/2022	
8/12/2022	
8/16/2022	
2/13/2023	0.0013 (J)
2/14/2023	
2/16/2023	
2/17/2023	
7/25/2023	
7/26/2023	0.0015 (J)
7/27/2023	
8/1/2023	
2/19/2024	
2/20/2024	<0.005
2/22/2024	
2/26/2024	
8/1/2024	<0.005
8/6/2024	
8/7/2024	
8/8/2024	

ND substitution: RL or RL/2 if <15% NDs.

Time Series

Constituent: Nickel (mg/L) Analysis Run 9/10/2024 10:18 PM

Plant Bowen Client: Southern Company Data: Bowen 3-4 CCR

	GWA-43 (bg)	GWA-43R (bg)	GWA-4RZ (bg)	GWA-50 (bg)	GWA-50R (bg)	GWA-51RZ (bg)	GWA-52 (bg)	GWA-53 (bg)	GWA-53R (bg)
12/12/2008				0.0035	0.0096				
4/23/2009				0.0032	0.015				
10/6/2009				<0.005	0.008				
4/27/2010				<0.005					
5/3/2010					0.0053				
9/30/2010				<0.005					
10/11/2010					0.0061				
4/14/2011				0.0028					
4/27/2011					0.0087				
10/5/2011				0.0028					
10/19/2011					0.0039				
4/11/2012				<0.005					
5/1/2012					0.0054				
10/2/2012				0.0026	0.0044				
4/9/2013				<0.005					
4/10/2013					0.0053				
10/15/2013				<0.005					
10/16/2013					0.0047				
4/10/2014				0.0025 (J)					
4/22/2014					0.0045				
10/1/2014				<0.005	0.0018 (J)				
3/30/2015				0.0015 (J)	0.0037				
5/8/2015						<0.005	<0.005		<0.005
5/9/2015								<0.005	
5/17/2015						0.0016 (J)	<0.005		<0.005
5/18/2015								<0.005	
5/25/2015						<0.005	<0.005	<0.005	<0.005
6/8/2015						<0.005	<0.005	<0.005	<0.005
6/9/2015									
6/17/2015								<0.005	
6/18/2015						<0.005	<0.005		<0.005
6/24/2015						<0.005	<0.005	0.0034	<0.005
6/25/2015									
6/30/2015						<0.005	<0.005	<0.005	<0.005
7/1/2015									
7/6/2015						<0.005	<0.005	<0.005	<0.005
7/7/2015									
8/12/2015						<0.005	<0.005	<0.005	<0.005
10/11/2015				0.0013 (J)	0.0018 (J)				
2/29/2016							<0.005		
3/2/2016								<0.005	<0.005
3/11/2016	0.00288 (J)	<0.005							
3/28/2016				<0.005	0.0028 (J)				
5/13/2016	<0.005	<0.005							
7/7/2016						0.0008 (J)			
7/8/2016							<0.005	<0.005	
7/11/2016									<0.005
7/19/2016	0.0006 (J)	<0.005							
8/1/2016				<0.005	<0.005				
9/16/2016	0.0008 (J)	<0.005							
11/2/2016	0.0007 (J)	<0.005							
1/18/2017	0.0006 (J)	0.0006 (J)							

ND substitution: RL or RL/2 if <15% NDs.

Time Series

Constituent: Nickel (mg/L) Analysis Run 9/10/2024 10:18 PM

Plant Bowen Client: Southern Company Data: Bowen 3-4 CCR

	GWA-43 (bg)	GWA-43R (bg)	GWA-4RZ (bg)	GWA-50 (bg)	GWA-50R (bg)	GWA-51RZ (bg)	GWA-52 (bg)	GWA-53 (bg)	GWA-53R (bg)
3/15/2017						<0.005	0.0005 (J)		
3/16/2017								0.0005 (J)	<0.005
3/28/2017	<0.005 (*)	<0.005 (*)							
4/3/2017					0.0022 (J)				
4/7/2017			<0.005	0.0011 (J)					
9/15/2017							<0.005		
9/19/2017						<0.005		<0.005	<0.005
9/22/2017	0.0007 (J)	<0.005							
10/2/2017				0.0013 (J)	0.0021 (J)				
10/3/2017			<0.005 (D)						
3/13/2018						<0.005	<0.005	<0.005	<0.005
3/14/2018	<0.005								
3/15/2018		<0.005							
3/16/2018				<0.005	0.0014 (J)				
3/21/2018			<0.005						
9/6/2018							<0.005		
9/7/2018						<0.005			
9/11/2018								<0.005	<0.005
9/12/2018	<0.005	<0.005							
9/17/2018				0.00096 (J)					
9/18/2018			<0.005		0.0012 (J)				
3/7/2019							<0.005		
3/8/2019						<0.005		<0.005	
3/12/2019									<0.005
3/13/2019	<0.005	<0.005							
3/19/2019				<0.005	0.0016 (J)				
3/21/2019			<0.005 (D)						
9/4/2019						<0.005	<0.005		
9/5/2019								<0.005	<0.005
9/11/2019	0.00082 (J)	<0.005							
9/12/2019			0.00032 (JD)		0.0015 (J)				
9/13/2019				0.00063 (J)					
3/2/2020							<0.005		
3/3/2020						<0.005			
3/4/2020								<0.005	<0.005
3/9/2020	0.00082 (J)	<0.005							
3/11/2020				0.00084 (J)	0.001 (J)				
3/12/2020			0.00034 (J)						
9/3/2020							<0.005		
9/8/2020								<0.005	<0.005
9/9/2020						<0.005			
9/11/2020	0.00089 (J)								
9/14/2020		<0.005							
9/15/2020					0.0012 (J)				
9/16/2020				<0.005					
9/17/2020			<0.005						
2/24/2021							<0.005		
2/25/2021						<0.005			
2/26/2021								<0.005	<0.005
3/11/2021	<0.005	<0.005							
3/16/2021			<0.005						
3/17/2021				<0.005	0.0012 (J)				

ND substitution: RL or RL/2 if <15% NDs.

Time Series

Constituent: Nickel (mg/L) Analysis Run 9/10/2024 10:18 PM

Plant Bowen Client: Southern Company Data: Bowen 3-4 CCR

	GWA-43 (bg)	GWA-43R (bg)	GWA-4RZ (bg)	GWA-50 (bg)	GWA-50R (bg)	GWA-51RZ (bg)	GWA-52 (bg)	GWA-53 (bg)	GWA-53R (bg)
7/27/2021							<0.005		
7/28/2021						<0.005			
7/29/2021								<0.005	<0.005
8/5/2021		<0.005							
8/6/2021	0.00084 (J)								
8/9/2021				0.00077 (J)	0.00097 (J)				
8/10/2021			<0.005						
1/25/2022							<0.005		
1/26/2022						<0.005		<0.005	<0.005
1/31/2022	0.00077 (J)	<0.005							
2/1/2022				0.0008 (J)					
2/2/2022					0.00089 (J)				
2/3/2022			<0.005						
8/5/2022							<0.005		
8/8/2022								<0.005	<0.005
8/9/2022						<0.005			
8/10/2022		<0.005							
8/11/2022	<0.005								
8/16/2022				0.00071 (J)					
8/17/2022			<0.005		0.0011 (J)				
2/13/2023		<0.005							
2/14/2023	<0.005								
2/16/2023				0.00082 (J)	0.00081 (J)				
2/17/2023			<0.005						
7/25/2023	<0.005	<0.005							
7/28/2023			<0.005	0.00094 (J)	0.00092 (J)				
2/20/2024	<0.005	<0.005							
2/22/2024				<0.005	<0.005				
2/27/2024			<0.005						
8/2/2024	<0.005	<0.005							
8/8/2024			<0.005	<0.005	<0.005				

ND substitution: RL or RL/2 if <15% NDs.

Time Series

Constituent: Nickel (mg/L) Analysis Run 9/10/2024 10:18 PM

Plant Bowen Client: Southern Company Data: Bowen 3-4 CCR

	GWA-54 (bg)
12/12/2008	
4/23/2009	
10/6/2009	
4/27/2010	
5/3/2010	
9/30/2010	
10/11/2010	
4/14/2011	
4/27/2011	
10/5/2011	
10/19/2011	
4/11/2012	
5/1/2012	
10/2/2012	
4/9/2013	
4/10/2013	
10/15/2013	
10/16/2013	
4/10/2014	
4/22/2014	
10/1/2014	
3/30/2015	
5/8/2015	
5/9/2015	<0.005
5/17/2015	
5/18/2015	<0.005
5/25/2015	<0.005
6/8/2015	
6/9/2015	0.0015 (J)
6/17/2015	0.0013 (J)
6/18/2015	
6/24/2015	
6/25/2015	<0.005
6/30/2015	
7/1/2015	<0.005
7/6/2015	
7/7/2015	<0.005
8/12/2015	<0.005
10/11/2015	
2/29/2016	
3/2/2016	<0.005
3/11/2016	
3/28/2016	
5/13/2016	
7/7/2016	
7/8/2016	<0.005
7/11/2016	
7/19/2016	
8/1/2016	
9/16/2016	
11/2/2016	
1/18/2017	

ND substitution: RL or RL/2 if <15% NDs.

Time Series

Constituent: Nickel (mg/L) Analysis Run 9/10/2024 10:18 PM

Plant Bowen Client: Southern Company Data: Bowen 3-4 CCR

	GWA-54 (bg)
3/15/2017	0.0005 (J)
3/16/2017	
3/28/2017	
4/3/2017	
4/7/2017	
9/15/2017	<0.005
9/19/2017	
9/22/2017	
10/2/2017	
10/3/2017	
3/13/2018	<0.005
3/14/2018	
3/15/2018	
3/16/2018	
3/21/2018	
9/6/2018	<0.005
9/7/2018	
9/11/2018	
9/12/2018	
9/17/2018	
9/18/2018	
3/7/2019	<0.005
3/8/2019	
3/12/2019	
3/13/2019	
3/19/2019	
3/21/2019	
9/4/2019	
9/5/2019	<0.005
9/11/2019	
9/12/2019	
9/13/2019	
3/2/2020	
3/3/2020	<0.005
3/4/2020	
3/9/2020	
3/11/2020	
3/12/2020	
9/3/2020	
9/8/2020	<0.005
9/9/2020	
9/11/2020	
9/14/2020	
9/15/2020	
9/16/2020	
9/17/2020	
2/24/2021	
2/25/2021	<0.005
2/26/2021	
3/11/2021	
3/16/2021	
3/17/2021	

Time Series

Constituent: Nickel (mg/L) Analysis Run 9/10/2024 10:18 PM

Plant Bowen Client: Southern Company Data: Bowen 3-4 CCR

	GWA-54 (bg)
7/27/2021	<0.005
7/28/2021	
7/29/2021	
8/5/2021	
8/6/2021	
8/9/2021	
8/10/2021	
1/25/2022	<0.005
1/26/2022	
1/31/2022	
2/1/2022	
2/2/2022	
2/3/2022	
8/5/2022	<0.005
8/8/2022	
8/9/2022	
8/10/2022	
8/11/2022	
8/16/2022	
8/17/2022	
2/13/2023	
2/14/2023	
2/16/2023	
2/17/2023	
7/25/2023	
7/28/2023	
2/20/2024	
2/22/2024	
2/27/2024	
8/2/2024	
8/8/2024	

ND substitution: RL or RL/2 if <15% NDs.

Time Series

Constituent: Nickel (mg/L) Analysis Run 9/10/2024 10:18 PM

Plant Bowen Client: Southern Company Data: Bowen 3-4 CCR

	GWA-55 (bg)	GWA-55R (bg)	GWA-56 (bg)	GWC-16R	GWC-17R	GWC-18	GWC-18R	GWC-19R	GWC-20R
9/16/2014				0.03					
9/17/2014					<0.005	<0.005	<0.005	<0.005	
9/18/2014									<0.005
10/4/2014				0.029	<0.005	<0.005	<0.005	<0.005	
10/5/2014									<0.005
10/21/2014				0.026	<0.005	<0.005	<0.005	<0.005	
10/22/2014									<0.005
11/5/2014						0.0016 (J)		<0.005	<0.005
11/11/2014				0.023	<0.005		<0.005		
3/3/2015				0.02	<0.005	<0.005	<0.005	<0.005	
3/4/2015									<0.005
3/18/2015				0.019	<0.005	<0.005	<0.005		
3/19/2015								<0.005	<0.005
4/6/2015				0.02	<0.005				
4/7/2015						0.0014 (J)	<0.005	<0.005	<0.005
4/8/2015									
4/23/2015				0.019	<0.005	<0.005	<0.005		
4/24/2015								<0.005	<0.005
5/9/2015	<0.005	<0.005	<0.005						
5/18/2015	<0.005	0.0018 (J)							
5/19/2015			<0.005						
5/26/2015	<0.005	<0.005	<0.005						
6/9/2015	<0.005	0.0022 (J)	<0.005						
6/17/2015	<0.005	<0.005	<0.005						
6/25/2015	<0.005	<0.005	<0.005						
7/1/2015	<0.005	0.0016 (J)	<0.005						
7/7/2015	<0.005	<0.005	<0.005						
7/29/2015				0.018	<0.005	0.0015 (J)	<0.005	<0.005	
7/30/2015									<0.005
8/13/2015	<0.005	<0.005	<0.005						
3/2/2016	<0.005								
3/3/2016		<0.005	<0.005	0.0111					
3/4/2016					<0.005				
3/7/2016						<0.005	<0.005	<0.005	
3/8/2016									<0.005
7/11/2016	<0.005	0.0007 (J)	0.0006 (J)						
7/13/2016				0.0133		0.0007 (J)	<0.005		
7/14/2016					<0.005			<0.005	<0.005
7/15/2016									
3/15/2017			<0.005						
3/16/2017	0.0008 (J)	0.0015 (J)							
3/20/2017				0.0111			<0.005		
3/21/2017					<0.005			<0.005	
3/22/2017									<0.005
3/23/2017						<0.005			
9/15/2017	<0.005		<0.005						
9/18/2017		<0.005							
9/19/2017									<0.005
9/20/2017								0.0006 (J)	
9/21/2017				0.0092 (J)			<0.005		
9/22/2017					<0.005				
9/25/2017						0.0015 (J)			

ND substitution: RL or RL/2 if <15% NDs.

Time Series

Constituent: Nickel (mg/L) Analysis Run 9/10/2024 10:18 PM

Plant Bowen Client: Southern Company Data: Bowen 3-4 CCR

	GWA-55 (bg)	GWA-55R (bg)	GWA-56 (bg)	GWC-16R	GWC-17R	GWC-18	GWC-18R	GWC-19R	GWC-20R
3/12/2018	<0.005	<0.005							
3/13/2018			<0.005						
3/14/2018				0.0094 (J)	<0.005	<0.005	<0.005	<0.005	<0.005
9/7/2018	<0.005	<0.005	<0.005	0.0086 (J)			<0.005		
9/10/2018								<0.005	<0.005
9/11/2018					<0.005	<0.005			
3/7/2019		<0.005	<0.005						
3/8/2019	<0.005								
3/11/2019				<0.01					
3/12/2019					<0.005	<0.005	<0.005	<0.005	<0.005
9/4/2019			<0.005						
9/5/2019	<0.005	<0.005							
9/6/2019							<0.005		<0.005
9/9/2019				0.0066 (J)		<0.005		<0.005	
9/10/2019					<0.005				
3/3/2020	0.00061 (J)								
3/4/2020		<0.005	<0.005	0.0032 (J)				0.00071 (J)	
3/5/2020					<0.005		<0.005		<0.005
3/6/2020						0.0005 (J)			
9/4/2020	<0.005	<0.005	<0.005						<0.005
9/8/2020									
9/9/2020				0.0067 (J)	<0.005	<0.005	<0.005	<0.005	
2/25/2021	<0.005	<0.005	<0.005						
2/26/2021						<0.005	<0.005	<0.005	
3/9/2021				0.0053					<0.005
3/10/2021					<0.005				
7/28/2021	<0.005	<0.005	<0.005						
7/29/2021						<0.005	<0.005		
7/30/2021				0.0073	<0.005				
8/2/2021									<0.005
8/5/2021								<0.005	
1/26/2022	<0.005		<0.005						
1/27/2022		<0.005					<0.005	<0.005	<0.005
1/28/2022				0.0063	<0.005	<0.005			
8/5/2022			0.00082 (J)						
8/8/2022	<0.005	<0.005							
8/9/2022								<0.005	<0.005
8/10/2022						<0.005	<0.005		
8/11/2022				0.0077	<0.005				
2/9/2023						<0.005	<0.005	<0.005	
2/10/2023				0.005	<0.005				<0.005
8/3/2023					<0.005	<0.005			<0.005
8/4/2023				0.0091			<0.005	<0.005	
2/14/2024						<0.005	<0.005	<0.005	
2/15/2024				0.0077	<0.005				<0.005
7/31/2024				0.0088	<0.005	<0.005	<0.005	<0.005	
8/1/2024									<0.005
8/2/2024									

ND substitution: RL or RL/2 if <15% NDs.

Time Series

Constituent: Nickel (mg/L) Analysis Run 9/10/2024 10:18 PM

Plant Bowen Client: Southern Company Data: Bowen 3-4 CCR

	GWC-21R
9/16/2014	
9/17/2014	
9/18/2014	<0.005
10/4/2014	
10/5/2014	<0.005
10/21/2014	
10/22/2014	0.0013 (J)
11/5/2014	0.0013 (J)
11/11/2014	
3/3/2015	
3/4/2015	<0.005
3/18/2015	
3/19/2015	<0.005
4/6/2015	
4/7/2015	
4/8/2015	0.0014 (J)
4/23/2015	
4/24/2015	0.0014 (J)
5/9/2015	
5/18/2015	
5/19/2015	
5/26/2015	
6/9/2015	
6/17/2015	
6/25/2015	
7/1/2015	
7/7/2015	
7/29/2015	
7/30/2015	<0.005
8/13/2015	
3/2/2016	
3/3/2016	
3/4/2016	
3/7/2016	
3/8/2016	0.0261 (O)
7/11/2016	
7/13/2016	
7/14/2016	
7/15/2016	0.0021 (J)
3/15/2017	
3/16/2017	
3/20/2017	
3/21/2017	<0.005
3/22/2017	
3/23/2017	
9/15/2017	
9/18/2017	
9/19/2017	0.0012 (J)
9/20/2017	
9/21/2017	
9/22/2017	
9/25/2017	

Time Series

Constituent: Nickel (mg/L) Analysis Run 9/10/2024 10:18 PM

Plant Bowen Client: Southern Company Data: Bowen 3-4 CCR

	GWC-21R
3/12/2018	
3/13/2018	
3/14/2018	0.0014 (J)
9/7/2018	
9/10/2018	0.002 (J)
9/11/2018	
3/7/2019	
3/8/2019	
3/11/2019	<0.005
3/12/2019	
9/4/2019	
9/5/2019	
9/6/2019	0.0028 (J)
9/9/2019	
9/10/2019	
3/3/2020	0.00099 (J)
3/4/2020	
3/5/2020	
3/6/2020	
9/4/2020	
9/8/2020	0.0014 (J)
9/9/2020	
2/25/2021	
2/26/2021	
3/9/2021	0.00075 (J)
3/10/2021	
7/28/2021	
7/29/2021	
7/30/2021	
8/2/2021	0.0015 (J)
8/5/2021	
1/26/2022	
1/27/2022	
1/28/2022	0.0014 (J)
8/5/2022	
8/8/2022	
8/9/2022	
8/10/2022	0.0014 (J)
8/11/2022	
2/9/2023	0.0011 (J)
2/10/2023	
8/3/2023	
8/4/2023	0.00098 (J)
2/14/2024	
2/15/2024	<0.005
7/31/2024	
8/1/2024	
8/2/2024	<0.005

Time Series

Constituent: Nickel (mg/L) Analysis Run 9/10/2024 10:18 PM

Plant Bowen Client: Southern Company Data: Bowen 3-4 CCR

	GWC-22R	GWC-23R	GWC-24R	GWC-25R	GWC-36A	GWC-36RA	GWC-37	GWC-38
9/15/2014						0.01		
9/16/2014			<0.005	<0.005			0.018	0.0028
9/18/2014	<0.005	<0.005						
10/3/2014						<0.005	0.022	0.0036
10/4/2014			<0.005	<0.005				
10/5/2014	<0.005	<0.005						
10/20/2014						0.0043	0.022	0.0025
10/22/2014	<0.005	<0.005						
10/23/2014			<0.005	<0.005				
11/5/2014	<0.005	<0.005						
11/10/2014			<0.005	<0.005		<0.005	0.018	0.0026
3/2/2015						<0.005	0.016	0.017
3/4/2015	<0.005	<0.005	<0.005	<0.005				
3/17/2015						<0.005	0.015	0.0057
3/19/2015	<0.005							
3/20/2015		<0.005	<0.005	<0.005				
4/5/2015						0.0016 (J)	0.016	
4/6/2015								0.0022 (J)
4/8/2015	<0.005	<0.005	<0.005					
4/9/2015				<0.005				
4/21/2015						0.0033		
4/22/2015							0.016	0.0015 (J)
4/23/2015		<0.005	<0.005	<0.005				
4/24/2015	<0.005							
7/28/2015						0.0032	0.018	0.0015 (J)
7/30/2015	<0.005	<0.005	<0.005	<0.005				
3/1/2016						<0.005	0.0138	
3/2/2016								<0.005
3/4/2016			<0.005					
3/7/2016	<0.005							
3/8/2016				<0.005				
3/9/2016		<0.005						
7/6/2016						0.0007 (J)		
7/7/2016								0.0014 (J)
7/8/2016							0.014	
7/12/2016			<0.005					
7/14/2016	<0.005							
7/15/2016		<0.005						
7/18/2016				<0.005				
3/14/2017						0.0007 (J)	0.0087 (J)	
3/16/2017				0.0012 (J)				
3/20/2017	<0.005		0.0003 (J)					
3/22/2017		<0.005						
3/23/2017								<0.005
9/15/2017						<0.005	0.0053 (J)	
9/19/2017	0.0011 (J)		<0.005	<0.005				0.0011 (J)
9/21/2017		0.0012 (J)						
3/12/2018						<0.005	0.0054 (J)	
3/13/2018	<0.005		<0.005	<0.005				<0.005
3/14/2018		<0.005						
9/6/2018						<0.005	0.0069 (J)	<0.005
9/7/2018	<0.005							

ND substitution: RL or RL/2 if <15% NDs.

Time Series

Constituent: Nickel (mg/L) Analysis Run 9/10/2024 10:18 PM

Plant Bowen Client: Southern Company Data: Bowen 3-4 CCR

	GWC-22R	GWC-23R	GWC-24R	GWC-25R	GWC-36A	GWC-36RA	GWC-37	GWC-38
9/11/2018		<0.005	<0.005	<0.005				
3/6/2019							<0.005	
3/7/2019						<0.005		<0.005
3/8/2019			<0.005	<0.005				
3/11/2019	<0.005							
3/12/2019		<0.005						
9/4/2019						<0.005	0.0059 (J)	0.000825 (JD)
9/5/2019	0.0011 (J)		<0.005	<0.005				
9/6/2019		0.00086 (J)						
3/2/2020						0.00051 (J)	0.0079 (J)	0.001 (J)
3/3/2020	0.001 (J)		<0.005	<0.005				
3/5/2020		0.00075 (J)						
9/3/2020							0.0096 (J)	0.00089 (J)
9/4/2020				<0.005				
9/8/2020	0.00083 (J)							
9/9/2020		<0.005	<0.005					
9/14/2020						<0.005		
2/24/2021							0.01	0.00091 (J)
3/9/2021	<0.005		<0.005	<0.005				
3/10/2021		<0.005						
3/26/2021						<0.005		
7/27/2021						0.0017 (J)		
7/28/2021							0.019	0.00096 (J)
7/29/2021			<0.005					
7/30/2021		<0.005						
8/2/2021	<0.005			<0.005				
1/25/2022								0.00093 (J)
1/26/2022						<0.005	0.016	
1/27/2022	0.00076 (J)			<0.005				
1/28/2022		<0.005	<0.005					
4/6/2022					<0.005			
8/5/2022								0.00085 (J)
8/8/2022					<0.005	<0.005	0.0097	
8/9/2022			<0.005	<0.005				
8/10/2022	<0.005							
8/11/2022		<0.005						
2/8/2023					<0.005	<0.005	0.012	0.00091 (J)
2/9/2023	<0.005		<0.005	<0.005				
2/10/2023		<0.005						
8/2/2023					<0.005		0.013	0.0009 (J)
8/3/2023	<0.005	0.0011 (J)	<0.005	<0.005		<0.005		
2/13/2024					<0.005	<0.005	<0.005	<0.005
2/15/2024	<0.005		<0.005					
2/16/2024		<0.005		<0.005				
7/30/2024					<0.005	<0.005	0.011	<0.005
7/31/2024	<0.005	<0.005	<0.005	<0.005				

ND substitution: RL or RL/2 if <15% NDs.

Time Series

Constituent: pH (pH_units) Analysis Run 9/10/2024 10:18 PM

Plant Bowen Client: Southern Company Data: Bowen 3-4 CCR

	GWA-1 (bg)	GWA-2 (bg)	GWA-2R (bg)	GWA-39RZ (bg)	GWA-39Z (bg)	GWA-3A (bg)	GWA-40 (bg)	GWA-41 (bg)	GWA-41R (bg)
3/11/2016									
3/14/2016					6.91				
3/15/2016							7.58	6.74	7.15
3/22/2016	7.65								
3/23/2016		6.7	7.45			5.96			
5/11/2016					6.51		7.24		
5/12/2016								6.41	
5/13/2016									7.29
5/16/2016				7.61 (D)					
5/19/2016	7.6		7.5						
5/20/2016		6.36							
5/23/2016						5.73			
7/19/2016					6.12				
7/20/2016								6.59	
7/21/2016							7.53		7.43
7/22/2016									
7/27/2016				7.51 (D)					
7/29/2016	7.58	6.75	7.59			5.51			
9/15/2016					5.96		7		
9/19/2016							7.19		
9/21/2016									7.05
9/22/2016			7.44			5.45			
9/23/2016	7.57	6.62							
11/2/2016					5.78				
11/3/2016							7.13	6.45	7.4
11/9/2016	7.45	6.42							
11/10/2016			7.55			5.51			
1/17/2017							7.51		7.06
1/18/2017					6.13			6.34	
1/30/2017	7.64								
1/31/2017		5.66	7.56			5.42			
2/21/2017				7.76 (D)					
3/24/2017							7.55	6.42	
3/27/2017				7.7 (D)					7.13
3/28/2017					6.59				
3/30/2017	7.51	6.33				5.43			
4/3/2017			7.46						
5/24/2017							7.6		
6/6/2017								6.82	7.18
6/7/2017					6.72				
6/8/2017				7.69 (D)					
6/9/2017	7.6		7.24						
6/12/2017		6.6				5.47			
7/17/2017				7.57 (D)					
7/26/2017				7.63					
7/27/2017				7.63					
8/8/2017				7.73					
8/9/2017				7.73					
9/25/2017								6.63	6.88
9/26/2017					7.05		7.66		
9/29/2017				7.7 (D)					
10/2/2017	7.55	5.61	7.35						

Time Series

Constituent: pH (pH_units) Analysis Run 9/10/2024 10:18 PM

Plant Bowen Client: Southern Company Data: Bowen 3-4 CCR

	GWA-1 (bg)	GWA-2 (bg)	GWA-2R (bg)	GWA-39RZ (bg)	GWA-39Z (bg)	GWA-3A (bg)	GWA-40 (bg)	GWA-41 (bg)	GWA-41R (bg)
10/4/2017						5.23			
12/28/2017					6.79 (Y)		7.34 (Y)		
3/14/2018					7.42		7.56	7.08	7.04
3/16/2018	7.58		7.31	7.49					
3/19/2018		6.55				5.4			
9/12/2018					6.86		7.12	6.54	7.02
9/14/2018		5.81	7.55	7.32					
9/17/2018	7.53 (D)					5.22			
3/13/2019							7.12		
3/14/2019				7.46				6.58	6.93
3/15/2019					6.78				
3/19/2019			7.2						
3/20/2019	7.64	5.71				5.22			
9/9/2019					6.49		7.07		
9/10/2019				7.48				5.66	6.72
9/12/2019	7.36	5.45 (D)							
9/13/2019			7.29			5.07			
3/6/2020								6.82	
3/9/2020				7.68	5.9		7.5		6.7
3/11/2020	7.51	6.56	7.09			5.31			
9/10/2020					5.53			6.4	6.67
9/11/2020							6.98		
9/15/2020	7.43	6.38	7.45						
9/16/2020				7.68					
3/10/2021							7.3		7.3
3/11/2021								6.8	
3/12/2021					6.39				
3/16/2021	7.57		7.51	7.85					
3/17/2021		6.58							
3/29/2021						8.04			
8/4/2021					6.21		6.79	6.34	7.15
8/6/2021				7.09					
8/9/2021	7.44	6.47	6.63			7.85			
1/31/2022					6.41		6.85	6.02	6.63
2/1/2022	7.52	6.3	6.62						
2/2/2022				6.89		7.94			
8/10/2022					6.07				
8/11/2022								6.29	7.12
8/12/2022							6.83		
8/16/2022	7.36	6.63	7.11	7.45		7.74			
2/13/2023					6.35		6.94	6.25	6.45
2/14/2023				7.48					
2/16/2023	7.39	6.56	7.02						
2/17/2023						7.71			
7/25/2023				7.19				5.58	6.19
7/26/2023					5.77		6.46		
7/27/2023	7.08	6.06	6.49						
8/1/2023						7.66			
2/19/2024				7.7	6.34		6.75	6.17	6.79
2/20/2024									
2/22/2024	6.97	6.03				7.89			
2/26/2024			6.85						

Time Series

Constituent: pH (pH_units) Analysis Run 9/10/2024 10:18 PM

Plant Bowen Client: Southern Company Data: Bowen 3-4 CCR

	GWA-1 (bg)	GWA-2 (bg)	GWA-2R (bg)	GWA-39RZ (bg)	GWA-39Z (bg)	GWA-3A (bg)	GWA-40 (bg)	GWA-41 (bg)	GWA-41R (bg)
8/1/2024				7.08	5.88		7.06	6.03	7.17
8/6/2024			7.61						
8/7/2024	7.51	6.73							
8/8/2024						7.86			

Time Series

Constituent: pH (pH_units) Analysis Run 9/10/2024 10:18 PM

Plant Bowen Client: Southern Company Data: Bowen 3-4 CCR

	GWA-42 (bg)
3/11/2016	7.37
3/14/2016	
3/15/2016	
3/22/2016	
3/23/2016	
5/11/2016	
5/12/2016	
5/13/2016	
5/16/2016	7.55
5/19/2016	
5/20/2016	
5/23/2016	
7/19/2016	
7/20/2016	
7/21/2016	
7/22/2016	7.51
7/27/2016	
7/29/2016	
9/15/2016	
9/19/2016	7.52
9/21/2016	
9/22/2016	
9/23/2016	
11/2/2016	
11/3/2016	7.56
11/9/2016	
11/10/2016	
1/17/2017	7.59
1/18/2017	
1/30/2017	
1/31/2017	
2/21/2017	
3/24/2017	
3/27/2017	7.63
3/28/2017	
3/30/2017	
4/3/2017	
5/24/2017	
6/6/2017	
6/7/2017	7.55
6/8/2017	
6/9/2017	
6/12/2017	
7/17/2017	
7/26/2017	
7/27/2017	
8/8/2017	
8/9/2017	
9/25/2017	
9/26/2017	7.59
9/29/2017	
10/2/2017	

Time Series

Constituent: pH (pH_units) Analysis Run 9/10/2024 10:18 PM

Plant Bowen Client: Southern Company Data: Bowen 3-4 CCR

	GWA-42 (bg)
10/4/2017	
12/28/2017	
3/14/2018	7.6
3/16/2018	
3/19/2018	
9/12/2018	
9/14/2018	7.37
9/17/2018	
3/13/2019	
3/14/2019	7.57
3/15/2019	
3/19/2019	
3/20/2019	
9/9/2019	
9/10/2019	7.53
9/12/2019	
9/13/2019	
3/6/2020	7.42
3/9/2020	
3/11/2020	
9/10/2020	7.48
9/11/2020	
9/15/2020	
9/16/2020	
3/10/2021	
3/11/2021	7.53
3/12/2021	
3/16/2021	
3/17/2021	
3/29/2021	
8/4/2021	7.35
8/6/2021	
8/9/2021	
1/31/2022	7.17
2/1/2022	
2/2/2022	
8/10/2022	7.26
8/11/2022	
8/12/2022	
8/16/2022	
2/13/2023	6.83
2/14/2023	
2/16/2023	
2/17/2023	
7/25/2023	
7/26/2023	6.92
7/27/2023	
8/1/2023	
2/19/2024	
2/20/2024	7.39
2/22/2024	
2/26/2024	

Time Series

Constituent: pH (pH_units) Analysis Run 9/10/2024 10:18 PM

Plant Bowen Client: Southern Company Data: Bowen 3-4 CCR

	GWA-42 (bg)
8/1/2024	7.49
8/6/2024	
8/7/2024	
8/8/2024	

Time Series

Constituent: pH (pH_units) Analysis Run 9/10/2024 10:18 PM

Plant Bowen Client: Southern Company Data: Bowen 3-4 CCR

	GWA-43 (bg)	GWA-43R (bg)	GWA-4RZ (bg)	GWA-50 (bg)	GWA-50R (bg)	GWA-51RZ (bg)	GWA-52 (bg)	GWA-53 (bg)	GWA-53R (bg)
2/29/2016							7.52		
3/2/2016								7.77	7.76
3/11/2016	6.43	7.89							
3/28/2016				6.22	6.45				
5/3/2016								7.76	7.8
5/4/2016						7.52	7.59		
5/13/2016	6.8	7.86							
5/23/2016				5.86					
5/25/2016					6.96				
7/7/2016						7.42			
7/8/2016							7.61	7.82	
7/11/2016									7.82
7/19/2016	6.42	7.83							
8/1/2016				6.39	5.64				
9/7/2016									7.83
9/8/2016						7.4	7.52	7.73	
9/16/2016	6.19	7.75							
9/26/2016				5.74	6.26				
10/26/2016						7.59	7.67	7.71	
10/27/2016									7.84
11/2/2016	6.36	7.77							
11/10/2016				5.78					
11/11/2016					5.62				
1/6/2017						7.51	7.49		7.63
1/9/2017								7.52	
1/18/2017	6.16	7.65							
1/30/2017				5.88	5.49				
2/22/2017			7.38 (D)						
3/15/2017						7.51	7.55		
3/16/2017								7.84	7.8
3/28/2017	5.8	7.79							
4/3/2017					6.32				
4/7/2017			7.35 (D)	5.94					
5/17/2017							7.55		
5/18/2017						7.64			
5/19/2017								7.72	7.81
6/6/2017	5.97	7.89							
6/12/2017				5.81	6.48				
6/14/2017			7.3 (D)						
7/11/2017			7.39						
7/12/2017			7.39 (D)						
7/18/2017						7.58			
7/19/2017			7.44			7.58			
7/20/2017			7.44 (D)						
7/27/2017			7.5						
7/28/2017			7.5						
8/8/2017			7.52						
8/9/2017			7.52						
8/23/2017			7.5						
8/24/2017			7.5						
9/15/2017							7.48		
9/19/2017						7.37		7.68	7.84

Time Series

Constituent: pH (pH_units) Analysis Run 9/10/2024 10:18 PM

Plant Bowen Client: Southern Company Data: Bowen 3-4 CCR

	GWA-43 (bg)	GWA-43R (bg)	GWA-4RZ (bg)	GWA-50 (bg)	GWA-50R (bg)	GWA-51RZ (bg)	GWA-52 (bg)	GWA-53 (bg)	GWA-53R (bg)
9/22/2017	5.77	7.8							
10/2/2017				5.93	6.41				
10/3/2017			7.51 (D)						
12/28/2017		7.78 (Y)	7.32 (Y)						
3/13/2018						7.62	7.34	7.74	7.8
3/14/2018	5.85								
3/15/2018		7.66							
3/16/2018				5.64	5.46				
3/21/2018			7.3						
9/6/2018							7.5		
9/7/2018						7.36			
9/11/2018								7.64	7.76
9/12/2018	5.65	7.75							
9/17/2018				5.82					
9/18/2018			7.26		5.35				
3/7/2019							7.29		
3/8/2019						7.55		7.73	
3/12/2019									7.7
3/13/2019	5.63	7.84							
3/19/2019				5.93	6.01				
3/21/2019			7.28 (D)						
9/4/2019						7.39	7.43		
9/5/2019								7.57	7.68
9/11/2019	5.53	7.75							
9/12/2019			7.2 (D)		5.89				
9/13/2019				5.61					
3/2/2020							7.44		
3/3/2020						7.73			
3/4/2020								7.63	7.72
3/9/2020	5.5	7.73							
3/11/2020				5.57	5.4				
3/12/2020			7.55						
9/3/2020							7.67		
9/8/2020								7.67	7.68
9/9/2020						7.59			
9/11/2020	6.25								
9/14/2020		7.76							
9/15/2020					5.26				
9/16/2020				5.62					
9/17/2020			7.42						
2/24/2021							7.53		
2/25/2021						7.43			
2/26/2021								7.7	7.72
3/11/2021	5.55	7.81							
3/16/2021			7.4						
3/17/2021				5.64	6.31				
7/27/2021							7.4		
7/28/2021						7.29			
7/29/2021								7.55	7.57
8/5/2021		7.75							
8/6/2021	5.52								
8/9/2021				5.34	5.16				

Time Series

Constituent: pH (pH_units) Analysis Run 9/10/2024 10:18 PM

Plant Bowen Client: Southern Company Data: Bowen 3-4 CCR

	GWA-43 (bg)	GWA-43R (bg)	GWA-4RZ (bg)	GWA-50 (bg)	GWA-50R (bg)	GWA-51RZ (bg)	GWA-52 (bg)	GWA-53 (bg)	GWA-53R (bg)
8/10/2021			7.2						
1/25/2022							7.44		
1/26/2022						7.78		7.72	7.78
1/31/2022	5.71	8.04							
2/1/2022				5.61					
2/2/2022					5.17				
2/3/2022			7.2						
8/5/2022							7.35		
8/8/2022								7.66	7.61
8/9/2022						7.25			
8/10/2022		7.72							
8/11/2022	5.64								
8/16/2022				5.29					
8/17/2022			6.49		5.7				
2/13/2023		7.82							
2/14/2023	5.24								
2/16/2023				4.95	4.73				
2/17/2023			6.98						
7/25/2023	4.64	7.31							
7/28/2023			6.815 (D)	4.66	4.24				
2/20/2024	5.31	7.82							
2/22/2024				5.6	5.09				
2/27/2024			7.11						
8/2/2024	5.28	7.74							
8/8/2024			7.01	4.68	4.25				

Time Series

Constituent: pH (pH_units) Analysis Run 9/10/2024 10:18 PM

Plant Bowen Client: Southern Company Data: Bowen 3-4 CCR

	GWA-54 (bg)
2/29/2016	
3/2/2016	7.51
3/11/2016	
3/28/2016	
5/3/2016	
5/4/2016	7.68
5/13/2016	
5/23/2016	
5/25/2016	
7/7/2016	
7/8/2016	7.7
7/11/2016	
7/19/2016	
8/1/2016	
9/7/2016	
9/8/2016	7.71
9/16/2016	
9/26/2016	
10/26/2016	7.6
10/27/2016	
11/2/2016	
11/10/2016	
11/11/2016	
1/6/2017	
1/9/2017	7.81
1/18/2017	
1/30/2017	
2/22/2017	
3/15/2017	7.74
3/16/2017	
3/28/2017	
4/3/2017	
4/7/2017	
5/17/2017	
5/18/2017	7.39
5/19/2017	
6/6/2017	
6/12/2017	
6/14/2017	
7/11/2017	
7/12/2017	
7/18/2017	
7/19/2017	
7/20/2017	
7/27/2017	
7/28/2017	
8/8/2017	
8/9/2017	
8/23/2017	
8/24/2017	
9/15/2017	7.61
9/19/2017	

Time Series

Constituent: pH (pH_units) Analysis Run 9/10/2024 10:18 PM

Plant Bowen Client: Southern Company Data: Bowen 3-4 CCR

	GWA-54 (bg)
9/22/2017	
10/2/2017	
10/3/2017	
12/28/2017	
3/13/2018	7.39
3/14/2018	
3/15/2018	
3/16/2018	
3/21/2018	
9/6/2018	7.66
9/7/2018	
9/11/2018	
9/12/2018	
9/17/2018	
9/18/2018	
3/7/2019	7.55
3/8/2019	
3/12/2019	
3/13/2019	
3/19/2019	
3/21/2019	
9/4/2019	
9/5/2019	7.54
9/11/2019	
9/12/2019	
9/13/2019	
3/2/2020	
3/3/2020	7.59
3/4/2020	
3/9/2020	
3/11/2020	
3/12/2020	
9/3/2020	
9/8/2020	7.56
9/9/2020	
9/11/2020	
9/14/2020	
9/15/2020	
9/16/2020	
9/17/2020	
2/24/2021	
2/25/2021	7.55
2/26/2021	
3/11/2021	
3/16/2021	
3/17/2021	
7/27/2021	7.41
7/28/2021	
7/29/2021	
8/5/2021	
8/6/2021	
8/9/2021	

Time Series

Constituent: pH (pH_units) Analysis Run 9/10/2024 10:18 PM

Plant Bowen Client: Southern Company Data: Bowen 3-4 CCR

	GWA-54 (bg)
8/10/2021	
1/25/2022	7.38
1/26/2022	
1/31/2022	
2/1/2022	
2/2/2022	
2/3/2022	
8/5/2022	7.32
8/8/2022	
8/9/2022	
8/10/2022	
8/11/2022	
8/16/2022	
8/17/2022	
2/13/2023	
2/14/2023	
2/16/2023	
2/17/2023	
7/25/2023	
7/28/2023	
2/20/2024	
2/22/2024	
2/27/2024	
8/2/2024	
8/8/2024	

Time Series

Constituent: pH (pH_units) Analysis Run 9/10/2024 10:18 PM

Plant Bowen Client: Southern Company Data: Bowen 3-4 CCR

	GWA-55 (bg)	GWA-55R (bg)	GWA-56 (bg)	GWC-16R	GWC-17R	GWC-18	GWC-18R	GWC-19R	GWC-20R
3/2/2016	7.01								
3/3/2016		7.44	7.95	7.22					
3/4/2016					7.24				
3/7/2016						6.81	7.7	7.68	
3/8/2016									7.62
5/3/2016	7.26	7.64							
5/5/2016						6	7.85		
5/9/2016			7.66					7.66	7.72
5/10/2016				7.08	7.18				
7/11/2016	7.45	7.72	7.86						
7/13/2016				7.05		6.67	7.85		
7/14/2016					7.21			7.74	7.69
7/15/2016									
9/9/2016	7.55	7.66	7.89						
9/12/2016							7.87	7.76	7.52
9/13/2016					7.17	6.67			
9/15/2016				7.51					
10/26/2016	7.55		7.98						
10/27/2016		7.75							
10/31/2016						6.15		7.74	7.51
11/1/2016					7.18		7.78		
11/2/2016				7.1					
1/9/2017	7.62	7.83	7.9						
1/11/2017				7.16	7.11		7.75	7.69	
1/12/2017						6.79			7.46
3/15/2017			8						
3/16/2017	7.4	7.78							
3/20/2017				7.19			7.86		
3/21/2017					7.24			7.54	
3/22/2017									7.77
3/23/2017						7.04			
5/18/2017	7.24	7.64	8.21						
5/22/2017							7.51	7.79	7.5
5/23/2017				6.97	7.21	7.02			
9/15/2017	7.38		8.34						
9/18/2017		7.66							
9/19/2017									7.49
9/20/2017								7.77	
9/21/2017				7.28			7.84		
9/22/2017					7.2				
9/25/2017						6.81			
12/29/2017									7.75 (Y)
1/9/2018			8.1 (Y)						
3/12/2018	7	7.11							
3/13/2018			8.03						
3/14/2018				7.11	7.16	7.06	7.51	7.74	7.62
9/7/2018	7.45	7.6	8.14	7.08			7.69		
9/10/2018								7.69	7.84
9/11/2018					7.13	6.97			
3/7/2019		7.22	8.05						
3/8/2019	7.14								
3/11/2019				7.21					

Time Series

Constituent: pH (pH_units) Analysis Run 9/10/2024 10:18 PM

Plant Bowen Client: Southern Company Data: Bowen 3-4 CCR

	GWA-55 (bg)	GWA-55R (bg)	GWA-56 (bg)	GWC-16R	GWC-17R	GWC-18	GWC-18R	GWC-19R	GWC-20R
3/12/2019					7.28	7.06	7.76	7.6	7.63
9/4/2019			7.79						
9/5/2019	7.26	7.53							
9/6/2019							7.65		7.75
9/9/2019				7.13		6.71		7.73	
9/10/2019					7.17				
3/3/2020	6.95								
3/4/2020		7.27	7.95	7.37				7.65	
3/5/2020					7.3		7.77		7.6
3/6/2020						7.01			
9/4/2020	7.24	7.64	7.82						7.57
9/8/2020									
9/9/2020				7.08	7.24	6.63	7.81	7.67	
2/25/2021	7.05	7.27	7.85						
2/26/2021						7.07	7.81	7.73	
3/9/2021				7.34					7.81
3/10/2021					7.27				
7/28/2021	6.96	7.17	7.79						
7/29/2021						6.77	7.74		
7/30/2021				7.04	7.17				
8/2/2021									7.67
8/5/2021								7.66	
1/26/2022	7.21		7.45						
1/27/2022		7.27					7.76	7.74	7.73
1/28/2022				7.31	7.34	6.6			
8/5/2022			7.6						
8/8/2022	7.1	7.26							
8/9/2022								7.77	7.81
8/10/2022						6.53	7.59		
8/11/2022				7.05	7.27				
2/9/2023						6.68	7.46	7.38	
2/10/2023				7.02	7.12				7.34
8/3/2023					6.97 (D)	6.19			7.27
8/4/2023				6.745 (D)			7.39	7.2	
2/14/2024						6.37	7.07	7.67	
2/15/2024				6.95	7.2				7.56
7/31/2024				6.72	6.88	6.66	7.76	7.69	
8/1/2024									7.49
8/2/2024									

Time Series

Constituent: pH (pH_units) Analysis Run 9/10/2024 10:18 PM

Plant Bowen Client: Southern Company Data: Bowen 3-4 CCR

	GWC-21R
3/2/2016	
3/3/2016	
3/4/2016	
3/7/2016	
3/8/2016	6.86
5/3/2016	
5/5/2016	
5/9/2016	7.08
5/10/2016	
7/11/2016	
7/13/2016	
7/14/2016	
7/15/2016	7.2
9/9/2016	7.17
9/12/2016	
9/13/2016	
9/15/2016	
10/26/2016	
10/27/2016	7.14
10/31/2016	
11/1/2016	
11/2/2016	
1/9/2017	
1/11/2017	
1/12/2017	7.06
3/15/2017	
3/16/2017	
3/20/2017	
3/21/2017	7.14
3/22/2017	
3/23/2017	
5/18/2017	
5/22/2017	
5/23/2017	6.9
9/15/2017	
9/18/2017	
9/19/2017	7.18
9/20/2017	
9/21/2017	
9/22/2017	
9/25/2017	
12/29/2017	
1/9/2018	
3/12/2018	
3/13/2018	
3/14/2018	6.99
9/7/2018	
9/10/2018	6.96
9/11/2018	
3/7/2019	
3/8/2019	
3/11/2019	6.95

Time Series

Constituent: pH (pH_units) Analysis Run 9/10/2024 10:18 PM

Plant Bowen Client: Southern Company Data: Bowen 3-4 CCR

	GWC-21R
3/12/2019	
9/4/2019	
9/5/2019	
9/6/2019	7.04
9/9/2019	
9/10/2019	
3/3/2020	7.1
3/4/2020	
3/5/2020	
3/6/2020	
9/4/2020	
9/8/2020	7.07
9/9/2020	
2/25/2021	
2/26/2021	
3/9/2021	6.98
3/10/2021	
7/28/2021	
7/29/2021	
7/30/2021	
8/2/2021	7.01
8/5/2021	
1/26/2022	
1/27/2022	
1/28/2022	6.69
8/5/2022	
8/8/2022	
8/9/2022	
8/10/2022	6.98
8/11/2022	
2/9/2023	7.13
2/10/2023	
8/3/2023	
8/4/2023	6.73
2/14/2024	
2/15/2024	6.74
7/31/2024	
8/1/2024	
8/2/2024	7.13

Time Series

Constituent: pH (pH_units) Analysis Run 9/10/2024 10:18 PM

Plant Bowen Client: Southern Company Data: Bowen 3-4 CCR

	GWC-22R	GWC-23R	GWC-24R	GWC-25R	GWC-36A	GWC-36RA	GWC-37	GWC-38
3/1/2016						7.45	5.94	
3/2/2016								5.65
3/4/2016			6.95					
3/7/2016	7.61							
3/8/2016				7.4				
3/9/2016		7.54						
5/2/2016						7.31		
5/3/2016							5.85	5.72
5/4/2016				7.6				
5/5/2016	7.79		7.58					
5/6/2016		7.5						
7/6/2016						7.4		
7/7/2016								5.68
7/8/2016							5.74	
7/12/2016			7.58					
7/14/2016	7.76							
7/15/2016		7.33						
7/18/2016				7.61				
9/7/2016						7.32	5.79	
9/8/2016								5.42
9/12/2016	7.6							
9/13/2016			7.62	7.56				
9/14/2016		7.47						
10/25/2016						7.4	5.88	5.41
10/27/2016	7.73		7.64	7.69				
11/1/2016		7.31						
1/5/2017						7.29		
1/6/2017							5.82	
1/13/2017	7.68		7.28	7.62				
1/25/2017		7.28						
2/9/2017								4.99
3/14/2017						7.48	5.8	
3/16/2017				7.43				
3/20/2017	7.6		7.23					
3/22/2017		7.43						
3/23/2017								4.94
5/16/2017						7.38	5.02	
5/17/2017								5.18
5/19/2017			7.15	7.32				
5/23/2017	7.81							
5/24/2017		7.07						
9/15/2017						7.35	5.68	
9/19/2017	7.46		7.54	7.62				5.53
9/21/2017		7.24						
1/9/2018	7.39 (Y)							
3/12/2018						7.26	5.72	
3/13/2018	7.49		7.02	7.43				5.57
3/14/2018		7.4						
9/6/2018						7.21	5.59	5.69
9/7/2018	7.53							
9/11/2018		7.78	7.4	7.69				
3/6/2019							5.38	

Time Series

Constituent: pH (pH_units) Analysis Run 9/10/2024 10:18 PM

Plant Bowen Client: Southern Company Data: Bowen 3-4 CCR

	GWC-22R	GWC-23R	GWC-24R	GWC-25R	GWC-36A	GWC-36RA	GWC-37	GWC-38
3/7/2019						7.48		5.54
3/8/2019			7.65	7.69				
3/11/2019	7.51							
3/12/2019		7.42						
9/4/2019						7.14	5.09	5.91
9/5/2019	7.09		7.4	7.59				
9/6/2019		7.32						
3/2/2020						7.24	5.52	5.49
3/3/2020	7.15		7.55	7.56				
3/5/2020		7.24						
9/3/2020							5.17	5.32
9/4/2020				7.62				
9/8/2020	7.19							
9/9/2020		7.12	7.22					
9/14/2020						7.1		
12/15/2020		7.39						
2/24/2021							5.49	5.23
3/9/2021	7.35		7.8	8.07				
3/10/2021		7.41						
3/26/2021						7.11		
7/27/2021						7.65		
7/28/2021							5.29	5.21
7/29/2021			7.32					
7/30/2021		7.13						
8/2/2021	7.1			7.48				
1/25/2022								5.14
1/26/2022						7.01	4.69	
1/27/2022	7.28			7.46				
1/28/2022		7.38	7.68					
4/6/2022					6.82			
8/5/2022								4.98
8/8/2022					6.79	7.11	5.16	
8/9/2022			7.48	7.6				
8/10/2022	7.1							
8/11/2022		7.37						
11/3/2022		6.65						
2/8/2023					6.77	6.88	5.3	5.13
2/9/2023	7.05		7.44	7.51				
2/10/2023		7.01						
8/2/2023					6.84		4.69	4.41
8/3/2023	6.62	6.74 (D)	7.02	7.26		6.835 (D)		
2/13/2024					6.47	6.69	5.37	5.22
2/15/2024	6.73		7.22					
2/16/2024		6.955 (D)		7.28				
7/30/2024					7.05	7.32	4.43	4.29
7/31/2024	6.56	6.87	7.17	7.33				

Time Series

Constituent: Selenium (mg/L) Analysis Run 9/10/2024 10:18 PM

Plant Bowen Client: Southern Company Data: Bowen 3-4 CCR

	GWA-1 (bg)	GWA-2 (bg)	GWA-2R (bg)	GWA-39RZ (bg)	GWA-39Z (bg)	GWA-3A (bg)	GWA-40 (bg)	GWA-41 (bg)	GWA-41R (bg)
8/23/2007	<0.005	<0.005	<0.005			<0.005			
10/23/2007	<0.005								
10/24/2007		<0.005	<0.005						
11/2/2007						<0.005			
11/18/2007	<0.005	<0.005	<0.005			<0.005			
1/30/2008	<0.005								
1/31/2008		<0.005	<0.005			<0.005			
3/10/2008	<0.005		<0.005						
3/11/2008		<0.005				<0.005			
5/6/2008		<0.005							
5/13/2008	<0.005		<0.005						
5/14/2008						<0.005			
12/4/2008		<0.005	<0.005						
12/5/2008	<0.005					<0.005			
4/15/2009	<0.005					<0.005			
4/21/2009		<0.005	<0.005						
10/7/2009	<0.005	<0.005							
10/8/2009			<0.005			<0.005			
4/21/2010			<0.005						
4/26/2010		<0.005							
4/28/2010						<0.005			
5/3/2010	<0.005								
9/28/2010			<0.005						
10/4/2010		<0.005							
10/6/2010						<0.005			
10/12/2010	<0.005								
4/12/2011			<0.005						
4/13/2011		<0.005							
4/21/2011						<0.005			
4/27/2011	<0.005								
10/4/2011			<0.005						
10/5/2011		<0.005							
10/13/2011						<0.005			
10/17/2011	<0.005								
4/3/2012			<0.005						
4/11/2012		<0.005							
5/1/2012						<0.005			
5/2/2012	<0.005								
10/8/2012	<0.005								
10/9/2012		<0.005	<0.005			<0.005			
4/11/2013			<0.005			<0.005			
4/12/2013	<0.005								
4/15/2013		<0.005							
10/15/2013		<0.005							
10/16/2013	<0.005		<0.005			<0.005			
4/10/2014			<0.005						
4/11/2014	<0.005								
4/22/2014		<0.005							
4/23/2014						<0.005			
9/30/2014	<0.005	<0.005	<0.005						
10/4/2014						<0.005			
3/30/2015	<0.005	<0.005	<0.005						

ND substitution: RL or RL/2 if <15% NDs.

Time Series

Constituent: Selenium (mg/L) Analysis Run 9/10/2024 10:18 PM

Plant Bowen Client: Southern Company Data: Bowen 3-4 CCR

	GWA-1 (bg)	GWA-2 (bg)	GWA-2R (bg)	GWA-39RZ (bg)	GWA-39Z (bg)	GWA-3A (bg)	GWA-40 (bg)	GWA-41 (bg)	GWA-41R (bg)
3/31/2015						<0.005			
10/12/2015						<0.005			
10/13/2015	<0.005	<0.005	<0.005						
3/11/2016									
3/14/2016					<0.005				
3/15/2016							<0.005	<0.005	<0.005
3/22/2016	<0.005								
3/23/2016		<0.005	<0.005			<0.005			
5/11/2016					<0.005		<0.005		
5/12/2016								<0.005	
5/13/2016									<0.005
5/16/2016				<0.005 (D)					
5/19/2016	<0.005		<0.005						
5/20/2016		0.00216 (J)							
5/23/2016						<0.005			
7/19/2016					<0.005				
7/20/2016								<0.005	
7/21/2016							<0.005		<0.005
7/22/2016									
7/27/2016				<0.005 (D)					
7/29/2016	<0.005	0.001 (J)	<0.005			<0.005			
9/15/2016					<0.005		<0.005	<0.005	
9/19/2016									
9/21/2016									<0.005
9/22/2016			<0.005			<0.005			
9/23/2016	<0.005	<0.005							
11/2/2016					<0.005				
11/3/2016							<0.005	<0.005	<0.005
11/9/2016	<0.005	<0.005							
11/10/2016			<0.005			<0.005			
1/17/2017							<0.005		<0.005
1/18/2017					<0.005			<0.005	
1/30/2017	<0.005								
1/31/2017		<0.005	<0.005			<0.005			
2/21/2017				<0.005					
3/24/2017							<0.005	<0.005	
3/27/2017				<0.005 (D)					<0.005
3/28/2017					<0.005				
3/30/2017	<0.005	<0.005				<0.005			
4/3/2017			<0.005						
5/24/2017							<0.005		
6/6/2017								<0.005	<0.005
6/7/2017					<0.005				
6/8/2017				<0.005 (D)					
6/9/2017	<0.005		<0.005						
6/12/2017		<0.005				<0.005			
7/17/2017				<0.005 (D)					
7/27/2017				<0.005					
8/9/2017				<0.005					
9/25/2017								<0.005	<0.005
9/26/2017					<0.005		<0.005		
9/29/2017				<0.005 (D)					

ND substitution: RL or RL/2 if <15% NDs.

Time Series

Constituent: Selenium (mg/L) Analysis Run 9/10/2024 10:18 PM

Plant Bowen Client: Southern Company Data: Bowen 3-4 CCR

	GWA-1 (bg)	GWA-2 (bg)	GWA-2R (bg)	GWA-39RZ (bg)	GWA-39Z (bg)	GWA-3A (bg)	GWA-40 (bg)	GWA-41 (bg)	GWA-41R (bg)
10/2/2017	<0.005	<0.005	<0.005						
10/4/2017						<0.005			
3/14/2018					<0.005		<0.005	<0.005	<0.005
3/16/2018	<0.005		<0.005	<0.005					
3/19/2018		0.0016 (J)				<0.005			
9/12/2018					<0.005		<0.005	<0.005	<0.005
9/14/2018		<0.005	<0.005	<0.005					
9/17/2018	<0.005 (D)					<0.005			
3/13/2019							<0.005		
3/14/2019				<0.005				<0.005	<0.005
3/15/2019					<0.005				
3/19/2019			<0.005						
3/20/2019	<0.005	<0.005				<0.005			
9/9/2019					<0.005		<0.005		
9/10/2019								<0.005 (D)	<0.005
9/12/2019	<0.005	<0.005 (D)							
9/13/2019			<0.005			<0.005			
3/6/2020								<0.005	
3/9/2020				<0.005	<0.005		<0.005		<0.005
3/11/2020	<0.005	0.0021 (J)	<0.005			<0.005			
9/10/2020					<0.005			<0.005	<0.005
9/11/2020							<0.005		
9/15/2020	<0.005	<0.005	<0.005						
9/16/2020				<0.005					
3/10/2021							<0.005		<0.005
3/11/2021								<0.005	
3/12/2021					<0.005				
3/16/2021	<0.005		0.0021 (J)	<0.005					
3/17/2021		0.0045 (J)							
3/29/2021						<0.005			
8/4/2021					<0.005		<0.005	<0.005	<0.005
8/6/2021				<0.005					
8/9/2021	<0.005	<0.005	<0.005			<0.005			
1/31/2022					<0.005		<0.005	<0.005	<0.005
2/1/2022	<0.005	<0.005	<0.005						
2/2/2022				<0.005		<0.005			
8/10/2022					<0.005				
8/11/2022								<0.005	<0.005
8/12/2022							<0.005		
8/16/2022	<0.005	<0.005	<0.005	<0.005		<0.005			
2/13/2023					<0.005		<0.005	<0.005	<0.005
2/14/2023				<0.005					
2/16/2023	<0.005	0.0014 (J)	<0.005						
2/17/2023						<0.005			
7/25/2023				<0.005				<0.005	<0.005
7/26/2023					<0.005		<0.005		
7/27/2023	<0.005	<0.005	<0.005						
8/1/2023						<0.005			
2/19/2024				<0.005	<0.005		<0.005	<0.005	<0.005
2/20/2024									
2/22/2024	<0.005	<0.005				<0.005			
2/26/2024			<0.005						

ND substitution: RL or RL/2 if <15% NDs.

Time Series

Constituent: Selenium (mg/L) Analysis Run 9/10/2024 10:18 PM

Plant Bowen Client: Southern Company Data: Bowen 3-4 CCR

	GWA-1 (bg)	GWA-2 (bg)	GWA-2R (bg)	GWA-39RZ (bg)	GWA-39Z (bg)	GWA-3A (bg)	GWA-40 (bg)	GWA-41 (bg)	GWA-41R (bg)
8/1/2024				<0.005	<0.005		<0.005	<0.005	<0.005
8/6/2024			<0.005						
8/7/2024	<0.005	<0.005							
8/8/2024						<0.005			

Time Series

Constituent: Selenium (mg/L) Analysis Run 9/10/2024 10:18 PM

Plant Bowen Client: Southern Company Data: Bowen 3-4 CCR

	GWA-42 (bg)
8/23/2007	
10/23/2007	
10/24/2007	
11/2/2007	
11/18/2007	
1/30/2008	
1/31/2008	
3/10/2008	
3/11/2008	
5/6/2008	
5/13/2008	
5/14/2008	
12/4/2008	
12/5/2008	
4/15/2009	
4/21/2009	
10/7/2009	
10/8/2009	
4/21/2010	
4/26/2010	
4/28/2010	
5/3/2010	
9/28/2010	
10/4/2010	
10/6/2010	
10/12/2010	
4/12/2011	
4/13/2011	
4/21/2011	
4/27/2011	
10/4/2011	
10/5/2011	
10/13/2011	
10/17/2011	
4/3/2012	
4/11/2012	
5/1/2012	
5/2/2012	
10/8/2012	
10/9/2012	
4/11/2013	
4/12/2013	
4/15/2013	
10/15/2013	
10/16/2013	
4/10/2014	
4/11/2014	
4/22/2014	
4/23/2014	
9/30/2014	
10/4/2014	
3/30/2015	

Time Series

Constituent: Selenium (mg/L) Analysis Run 9/10/2024 10:18 PM

Plant Bowen Client: Southern Company Data: Bowen 3-4 CCR

	GWA-42 (bg)
3/31/2015	
10/12/2015	
10/13/2015	
3/11/2016	<0.005
3/14/2016	
3/15/2016	
3/22/2016	
3/23/2016	
5/11/2016	
5/12/2016	
5/13/2016	
5/16/2016	<0.005
5/19/2016	
5/20/2016	
5/23/2016	
7/19/2016	
7/20/2016	
7/21/2016	
7/22/2016	<0.005
7/27/2016	
7/29/2016	
9/15/2016	
9/19/2016	<0.005
9/21/2016	
9/22/2016	
9/23/2016	
11/2/2016	
11/3/2016	<0.005
11/9/2016	
11/10/2016	
1/17/2017	<0.005
1/18/2017	
1/30/2017	
1/31/2017	
2/21/2017	
3/24/2017	
3/27/2017	<0.005
3/28/2017	
3/30/2017	
4/3/2017	
5/24/2017	
6/6/2017	
6/7/2017	<0.005
6/8/2017	
6/9/2017	
6/12/2017	
7/17/2017	
7/27/2017	
8/9/2017	
9/25/2017	
9/26/2017	<0.005
9/29/2017	

ND substitution: RL or RL/2 if <15% NDs.

Time Series

Constituent: Selenium (mg/L) Analysis Run 9/10/2024 10:18 PM

Plant Bowen Client: Southern Company Data: Bowen 3-4 CCR

	GWA-42 (bg)
10/2/2017	
10/4/2017	
3/14/2018	<0.005
3/16/2018	
3/19/2018	
9/12/2018	
9/14/2018	<0.005
9/17/2018	
3/13/2019	
3/14/2019	<0.005
3/15/2019	
3/19/2019	
3/20/2019	
9/9/2019	
9/10/2019	<0.005
9/12/2019	
9/13/2019	
3/6/2020	<0.005
3/9/2020	
3/11/2020	
9/10/2020	<0.005
9/11/2020	
9/15/2020	
9/16/2020	
3/10/2021	
3/11/2021	<0.005
3/12/2021	
3/16/2021	
3/17/2021	
3/29/2021	
8/4/2021	<0.005
8/6/2021	
8/9/2021	
1/31/2022	<0.005
2/1/2022	
2/2/2022	
8/10/2022	<0.005
8/11/2022	
8/12/2022	
8/16/2022	
2/13/2023	<0.005
2/14/2023	
2/16/2023	
2/17/2023	
7/25/2023	
7/26/2023	<0.005
7/27/2023	
8/1/2023	
2/19/2024	
2/20/2024	<0.005
2/22/2024	
2/26/2024	

ND substitution: RL or RL/2 if <15% NDs.

Time Series

Constituent: Selenium (mg/L) Analysis Run 9/10/2024 10:18 PM

Plant Bowen Client: Southern Company Data: Bowen 3-4 CCR

	GWA-42 (bg)
8/1/2024	<0.005
8/6/2024	
8/7/2024	
8/8/2024	

ND substitution: RL or RL/2 if <15% NDs.

Time Series

Constituent: Selenium (mg/L) Analysis Run 9/10/2024 10:18 PM

Plant Bowen Client: Southern Company Data: Bowen 3-4 CCR

	GWA-43 (bg)	GWA-43R (bg)	GWA-4RZ (bg)	GWA-50 (bg)	GWA-50R (bg)	GWA-51RZ (bg)	GWA-52 (bg)	GWA-53 (bg)	GWA-53R (bg)
12/12/2008				<0.005	<0.005				
4/23/2009				<0.005	<0.005				
10/6/2009				<0.005	<0.005				
4/27/2010				<0.005					
5/3/2010					<0.005				
9/30/2010				<0.005					
10/11/2010					<0.005				
4/14/2011				<0.005					
4/27/2011					<0.005				
10/5/2011				<0.005					
10/19/2011					<0.005				
4/11/2012				<0.005					
5/1/2012					<0.005				
10/2/2012				<0.005	<0.005				
4/9/2013				<0.005					
4/10/2013					<0.005				
10/15/2013				<0.005					
10/16/2013					<0.005				
4/10/2014				<0.005					
4/22/2014					<0.005				
10/1/2014				<0.005	<0.005				
3/30/2015				<0.005	<0.005				
5/8/2015						<0.005	<0.005		<0.005
5/9/2015								<0.005	
5/17/2015						<0.005	<0.005		<0.005
5/18/2015								<0.005	
5/25/2015						<0.005	<0.005	<0.005	<0.005
6/8/2015						<0.005	<0.005	<0.005	<0.005
6/9/2015									
6/17/2015								<0.005	
6/18/2015						<0.005	<0.005		<0.005
6/24/2015						<0.005	<0.005	<0.005	<0.005
6/25/2015									
6/30/2015						<0.005	<0.005	<0.005	<0.005
7/1/2015									
7/6/2015						<0.005	<0.005	<0.005	<0.005
7/7/2015									
8/12/2015						<0.005	<0.005	<0.005	<0.005
10/11/2015				<0.005	<0.005				
2/29/2016							<0.005		
3/2/2016								<0.005	<0.005
3/11/2016	0.00236 (J)	<0.005							
3/28/2016				<0.005	<0.005				
5/3/2016								<0.005	<0.005
5/4/2016						0.00982 (J)	<0.005		
5/13/2016	<0.005	<0.005							
5/23/2016				<0.005					
5/25/2016					<0.005				
7/7/2016						0.01			
7/8/2016							<0.005	<0.005	
7/11/2016									<0.005
7/19/2016	<0.005	<0.005							

ND substitution: RL or RL/2 if <15% NDs.

Time Series

Constituent: Selenium (mg/L) Analysis Run 9/10/2024 10:18 PM

Plant Bowen Client: Southern Company Data: Bowen 3-4 CCR

	GWA-43 (bg)	GWA-43R (bg)	GWA-4RZ (bg)	GWA-50 (bg)	GWA-50R (bg)	GWA-51RZ (bg)	GWA-52 (bg)	GWA-53 (bg)	GWA-53R (bg)
8/1/2016				<0.005	<0.005				
9/7/2016									<0.005
9/8/2016						0.0046 (J)	<0.005	<0.005	
9/16/2016	<0.005	<0.005							
9/26/2016				<0.005	<0.005				
10/26/2016						0.0071 (J)	<0.005	<0.005	
10/27/2016									<0.005
11/2/2016	<0.005	<0.005							
11/10/2016				<0.005					
11/11/2016					<0.005				
1/6/2017						0.0099 (J)	<0.005		<0.005
1/9/2017								<0.005	
1/18/2017	<0.005	<0.005							
1/30/2017				<0.005	<0.005				
2/22/2017			<0.005						
3/15/2017						0.0056 (J)	<0.005		
3/16/2017								<0.005	<0.005
3/28/2017	<0.005	<0.005							
4/3/2017					<0.005				
4/7/2017			<0.005	<0.005					
5/17/2017							<0.005		
5/18/2017						0.0064 (J)			
5/19/2017								<0.005	<0.005
6/6/2017	<0.005	<0.005							
6/12/2017				<0.005	<0.005				
6/14/2017			<0.005 (D)						
7/12/2017			<0.005 (D)						
7/19/2017						<0.005			
7/20/2017			<0.005 (D)						
7/28/2017			<0.005						
8/9/2017			<0.005						
8/24/2017			<0.005						
9/15/2017							<0.005		
9/19/2017						0.0029 (J)		<0.005	<0.005
9/22/2017	<0.005	<0.005							
10/2/2017				<0.005	<0.005				
10/3/2017			<0.005 (D)						
3/13/2018						0.005 (J)	<0.005	<0.005	<0.005
3/14/2018	<0.005								
3/15/2018		<0.005							
3/16/2018				<0.005	<0.005				
3/21/2018			<0.005						
9/6/2018							<0.005		
9/7/2018						0.01			
9/11/2018								<0.005	<0.005
9/12/2018	<0.005	<0.005							
9/17/2018				<0.005					
9/18/2018			<0.005		<0.005				
3/7/2019							<0.005		
3/8/2019						0.0052 (J)		<0.005	
3/12/2019									<0.005
3/13/2019	<0.005	<0.005							

ND substitution: RL or RL/2 if <15% NDs.

Time Series

Constituent: Selenium (mg/L) Analysis Run 9/10/2024 10:18 PM

Plant Bowen Client: Southern Company Data: Bowen 3-4 CCR

	GWA-43 (bg)	GWA-43R (bg)	GWA-4RZ (bg)	GWA-50 (bg)	GWA-50R (bg)	GWA-51RZ (bg)	GWA-52 (bg)	GWA-53 (bg)	GWA-53R (bg)
3/19/2019				<0.005	<0.005				
3/21/2019			<0.005 (D)						
9/4/2019						0.01	<0.005		
9/5/2019								<0.005	<0.005
9/11/2019	<0.005	<0.005							
9/12/2019			<0.005 (D)		<0.005				
9/13/2019				<0.005					
3/2/2020							<0.005		
3/3/2020						0.0053 (J)			
3/4/2020								<0.005	<0.005
3/9/2020	<0.005	<0.005							
3/11/2020				<0.005	<0.005				
3/12/2020			<0.005						
9/3/2020							<0.005		
9/8/2020								<0.005	<0.005
9/9/2020						0.0059 (J)			
9/11/2020	<0.005								
9/14/2020		<0.005							
9/15/2020					<0.005				
9/16/2020				<0.005					
9/17/2020			<0.005						
2/24/2021							<0.005		
2/25/2021						0.0099			
2/26/2021								<0.005	<0.005
3/11/2021	<0.005	<0.005							
3/16/2021			<0.005						
3/17/2021				<0.005	<0.005				
7/27/2021							<0.005		
7/28/2021						0.0073			
7/29/2021								<0.005	<0.005
8/5/2021		<0.005							
8/6/2021	<0.005								
8/9/2021				<0.005	<0.005				
8/10/2021			<0.005						
1/25/2022							<0.005		
1/26/2022						<0.005		<0.005	<0.005
1/31/2022	<0.005	<0.005							
2/1/2022				<0.005					
2/2/2022					<0.005				
2/3/2022			<0.005						
8/5/2022							<0.005		
8/8/2022								<0.005	<0.005
8/9/2022						0.0051			
8/10/2022		<0.005							
8/11/2022	<0.005								
8/16/2022				<0.005					
8/17/2022			<0.005		<0.005				
2/13/2023		<0.005							
2/14/2023	<0.005								
2/16/2023				<0.005	<0.005				
2/17/2023			<0.005						
7/25/2023	<0.005	<0.005							

ND substitution: RL or RL/2 if <15% NDs.

Time Series

Constituent: Selenium (mg/L) Analysis Run 9/10/2024 10:18 PM

Plant Bowen Client: Southern Company Data: Bowen 3-4 CCR

	GWA-43 (bg)	GWA-43R (bg)	GWA-4RZ (bg)	GWA-50 (bg)	GWA-50R (bg)	GWA-51RZ (bg)	GWA-52 (bg)	GWA-53 (bg)	GWA-53R (bg)
7/28/2023			<0.005	<0.005	<0.005				
2/20/2024	<0.005	<0.005							
2/22/2024				<0.005	<0.005				
2/27/2024			<0.005						
8/2/2024	<0.005	<0.005							
8/8/2024			<0.005	<0.005	<0.005				

ND substitution: RL or RL/2 if <15% NDs.

Time Series

Constituent: Selenium (mg/L) Analysis Run 9/10/2024 10:18 PM

Plant Bowen Client: Southern Company Data: Bowen 3-4 CCR

	GWA-54 (bg)
12/12/2008	
4/23/2009	
10/6/2009	
4/27/2010	
5/3/2010	
9/30/2010	
10/11/2010	
4/14/2011	
4/27/2011	
10/5/2011	
10/19/2011	
4/11/2012	
5/1/2012	
10/2/2012	
4/9/2013	
4/10/2013	
10/15/2013	
10/16/2013	
4/10/2014	
4/22/2014	
10/1/2014	
3/30/2015	
5/8/2015	
5/9/2015	<0.005
5/17/2015	
5/18/2015	<0.005
5/25/2015	<0.005
6/8/2015	
6/9/2015	<0.005
6/17/2015	<0.005
6/18/2015	
6/24/2015	
6/25/2015	<0.005
6/30/2015	
7/1/2015	<0.005
7/6/2015	
7/7/2015	<0.005
8/12/2015	<0.005
10/11/2015	
2/29/2016	
3/2/2016	<0.005
3/11/2016	
3/28/2016	
5/3/2016	
5/4/2016	<0.005
5/13/2016	
5/23/2016	
5/25/2016	
7/7/2016	
7/8/2016	<0.005
7/11/2016	
7/19/2016	

ND substitution: RL or RL/2 if <15% NDs.

Time Series

Constituent: Selenium (mg/L) Analysis Run 9/10/2024 10:18 PM

Plant Bowen Client: Southern Company Data: Bowen 3-4 CCR

	GWA-54 (bg)
8/1/2016	
9/7/2016	
9/8/2016	<0.005
9/16/2016	
9/26/2016	
10/26/2016	<0.005
10/27/2016	
11/2/2016	
11/10/2016	
11/11/2016	
1/6/2017	
1/9/2017	<0.005
1/18/2017	
1/30/2017	
2/22/2017	
3/15/2017	<0.005
3/16/2017	
3/28/2017	
4/3/2017	
4/7/2017	
5/17/2017	
5/18/2017	<0.005
5/19/2017	
6/6/2017	
6/12/2017	
6/14/2017	
7/12/2017	
7/19/2017	
7/20/2017	
7/28/2017	
8/9/2017	
8/24/2017	
9/15/2017	<0.005
9/19/2017	
9/22/2017	
10/2/2017	
10/3/2017	
3/13/2018	<0.005
3/14/2018	
3/15/2018	
3/16/2018	
3/21/2018	
9/6/2018	<0.005
9/7/2018	
9/11/2018	
9/12/2018	
9/17/2018	
9/18/2018	
3/7/2019	<0.005
3/8/2019	
3/12/2019	
3/13/2019	

Time Series

Constituent: Selenium (mg/L) Analysis Run 9/10/2024 10:18 PM

Plant Bowen Client: Southern Company Data: Bowen 3-4 CCR

	GWA-54 (bg)
3/19/2019	
3/21/2019	
9/4/2019	
9/5/2019	<0.005
9/11/2019	
9/12/2019	
9/13/2019	
3/2/2020	
3/3/2020	<0.005
3/4/2020	
3/9/2020	
3/11/2020	
3/12/2020	
9/3/2020	
9/8/2020	<0.005
9/9/2020	
9/11/2020	
9/14/2020	
9/15/2020	
9/16/2020	
9/17/2020	
2/24/2021	
2/25/2021	<0.005
2/26/2021	
3/11/2021	
3/16/2021	
3/17/2021	
7/27/2021	<0.005
7/28/2021	
7/29/2021	
8/5/2021	
8/6/2021	
8/9/2021	
8/10/2021	
1/25/2022	<0.005
1/26/2022	
1/31/2022	
2/1/2022	
2/2/2022	
2/3/2022	
8/5/2022	<0.005
8/8/2022	
8/9/2022	
8/10/2022	
8/11/2022	
8/16/2022	
8/17/2022	
2/13/2023	
2/14/2023	
2/16/2023	
2/17/2023	
7/25/2023	

ND substitution: RL or RL/2 if <15% NDs.

Time Series

Constituent: Selenium (mg/L) Analysis Run 9/10/2024 10:18 PM

Plant Bowen Client: Southern Company Data: Bowen 3-4 CCR

	GWA-54 (bg)
7/28/2023	
2/20/2024	
2/22/2024	
2/27/2024	
8/2/2024	
8/8/2024	

Time Series

Constituent: Selenium (mg/L) Analysis Run 9/10/2024 10:18 PM

Plant Bowen Client: Southern Company Data: Bowen 3-4 CCR

	GWA-55 (bg)	GWA-55R (bg)	GWA-56 (bg)	GWC-16R	GWC-17R	GWC-18	GWC-18R	GWC-19R	GWC-20R
9/16/2014				<0.005					
9/17/2014					<0.005	<0.005	<0.005	<0.005	
9/18/2014									<0.005
10/4/2014				<0.005	<0.005	<0.005	<0.005	<0.005	
10/5/2014									<0.005
10/21/2014				<0.005	<0.005	<0.005	<0.005	<0.005	
10/22/2014									<0.005
11/5/2014						<0.005		<0.005	<0.005
11/11/2014				<0.005	<0.005		<0.005		
3/3/2015				<0.005	<0.005	<0.005	<0.005	<0.005	
3/4/2015									<0.005
3/18/2015				<0.005	<0.005	<0.005	<0.005		
3/19/2015								<0.005	<0.005
4/6/2015				<0.005	<0.005				
4/7/2015						<0.005	<0.005	<0.005	<0.005
4/8/2015									
4/23/2015				<0.005	<0.005	<0.005	<0.005		
4/24/2015								<0.005	<0.005
5/9/2015	<0.01	<0.005	<0.005						
5/18/2015	<0.01	<0.005							
5/19/2015			<0.005						
5/26/2015	<0.01	<0.005	<0.005						
6/9/2015	<0.01	<0.005	<0.005						
6/17/2015	<0.01	<0.005	<0.005						
6/25/2015	<0.01	<0.005	<0.005						
7/1/2015	<0.01	<0.005	<0.005						
7/7/2015	<0.01	<0.005	<0.005						
7/29/2015				<0.005	<0.005	<0.005	<0.005	<0.005	
7/30/2015									<0.005
8/13/2015	<0.01	<0.005	<0.005						
3/2/2016	0.00234 (J)								
3/3/2016		<0.005	<0.005	<0.005					
3/4/2016					<0.005				
3/7/2016						<0.005	<0.005	<0.005	
3/8/2016									<0.005
5/3/2016	0.00241 (J)	<0.005							
5/5/2016						<0.005	<0.005		
5/9/2016			<0.005					<0.005	<0.005
5/10/2016				<0.005	<0.005				
7/11/2016	<0.01	0.0011 (J)	<0.005						
7/13/2016				<0.005		<0.005	<0.005		
7/14/2016					<0.005			<0.005	<0.005
7/15/2016									
9/9/2016	<0.01	0.001 (J)	<0.005						
9/12/2016							<0.005	<0.005	<0.005
9/13/2016						<0.005			
9/14/2016					<0.005				
9/15/2016				<0.005					
10/26/2016	<0.01		<0.005						
10/27/2016		<0.005							
10/31/2016						<0.005		<0.005	<0.005
11/1/2016					<0.005		<0.005		

ND substitution: RL or RL/2 if <15% NDs.

Time Series

Constituent: Selenium (mg/L) Analysis Run 9/10/2024 10:18 PM

Plant Bowen Client: Southern Company Data: Bowen 3-4 CCR

	GWA-55 (bg)	GWA-55R (bg)	GWA-56 (bg)	GWC-16R	GWC-17R	GWC-18	GWC-18R	GWC-19R	GWC-20R
11/2/2016				<0.005					
1/9/2017	<0.01	<0.005	0.0011 (J)						
1/11/2017				<0.005	<0.005		<0.005	<0.005	
1/12/2017						<0.005			<0.005
3/15/2017			<0.005						
3/16/2017	<0.01	<0.005							
3/20/2017				<0.005			<0.005		
3/21/2017					<0.005			<0.005	
3/22/2017									<0.005
3/23/2017						<0.005			
5/18/2017	<0.01	<0.005	<0.005						
5/22/2017							<0.005	<0.005	<0.005
5/23/2017				<0.005	<0.005	<0.005			
9/15/2017	<0.01		<0.005						
9/18/2017		<0.005							
9/19/2017									<0.005
9/20/2017								<0.005	
9/21/2017				<0.005			<0.005		
9/22/2017					<0.005				
9/25/2017						<0.005			
3/12/2018	0.0018 (J)	<0.005							
3/13/2018			<0.005						
3/14/2018				<0.005	<0.005	<0.005	<0.005	<0.005	<0.005
9/7/2018	<0.01	<0.005	<0.005	<0.005			<0.005		
9/10/2018								<0.005	<0.005
9/11/2018					<0.005	<0.005			
3/7/2019		0.0016 (J)	<0.005						
3/8/2019	0.0026 (J)								
3/11/2019				<0.005					
3/12/2019					<0.005	<0.005	<0.005	<0.005	<0.005
9/4/2019			<0.005						
9/5/2019	<0.01	<0.005							
9/6/2019							<0.005		<0.005
9/9/2019				<0.005		<0.005		<0.005	
9/10/2019					<0.005				
3/3/2020	0.0025 (J)								
3/4/2020		0.0018 (J)	<0.005	<0.005				<0.005	
3/5/2020					<0.005		<0.005		<0.005
3/6/2020						<0.005			
9/4/2020	<0.01	<0.005	<0.005						<0.005
9/8/2020									
9/9/2020				<0.005	<0.005	<0.005	<0.005	<0.005	
2/25/2021	0.0018 (J)	<0.005	<0.005						
2/26/2021						<0.005	<0.005	<0.005	
3/9/2021				<0.005					<0.005
3/10/2021					<0.005				
7/28/2021	0.0022 (J)	<0.005	<0.005						
7/29/2021						<0.005	<0.005		
7/30/2021				<0.005	<0.005				
8/2/2021									<0.005
8/5/2021								<0.005	
1/26/2022	0.0025 (J)		<0.005						

ND substitution: RL or RL/2 if <15% NDs.

Time Series

Constituent: Selenium (mg/L) Analysis Run 9/10/2024 10:18 PM

Plant Bowen Client: Southern Company Data: Bowen 3-4 CCR

	GWA-55 (bg)	GWA-55R (bg)	GWA-56 (bg)	GWC-16R	GWC-17R	GWC-18	GWC-18R	GWC-19R	GWC-20R
1/27/2022		0.0016 (J)					<0.005	<0.005	<0.005
1/28/2022				<0.005	<0.005	<0.005			
8/5/2022			<0.005						
8/8/2022	0.0024 (J)	0.0015 (J)							
8/9/2022								<0.005	<0.005
8/10/2022						<0.005	<0.005		
8/11/2022				<0.005	<0.005				
2/9/2023						<0.005	<0.005	<0.005	
2/10/2023				<0.005	<0.005				<0.005
8/3/2023					<0.005	<0.005			<0.005
8/4/2023				<0.005			<0.005	<0.005	
2/14/2024						<0.005	<0.005	<0.005	
2/15/2024				<0.005	<0.005				<0.005
7/31/2024				<0.005	<0.005	<0.005	<0.005	<0.005	
8/1/2024									<0.005
8/2/2024									

ND substitution: RL or RL/2 if <15% NDs.

Time Series

Constituent: Selenium (mg/L) Analysis Run 9/10/2024 10:18 PM

Plant Bowen Client: Southern Company Data: Bowen 3-4 CCR

	GWC-21R
9/16/2014	
9/17/2014	
9/18/2014	<0.005
10/4/2014	
10/5/2014	<0.005
10/21/2014	
10/22/2014	<0.005
11/5/2014	<0.005
11/11/2014	
3/3/2015	
3/4/2015	<0.005
3/18/2015	
3/19/2015	<0.005
4/6/2015	
4/7/2015	
4/8/2015	<0.005
4/23/2015	
4/24/2015	<0.005
5/9/2015	
5/18/2015	
5/19/2015	
5/26/2015	
6/9/2015	
6/17/2015	
6/25/2015	
7/1/2015	
7/7/2015	
7/29/2015	
7/30/2015	<0.005
8/13/2015	
3/2/2016	
3/3/2016	
3/4/2016	
3/7/2016	
3/8/2016	<0.005
5/3/2016	
5/5/2016	
5/9/2016	<0.005
5/10/2016	
7/11/2016	
7/13/2016	
7/14/2016	
7/15/2016	<0.005
9/9/2016	<0.005
9/12/2016	
9/13/2016	
9/14/2016	
9/15/2016	
10/26/2016	
10/27/2016	<0.005
10/31/2016	
11/1/2016	

Time Series

Constituent: Selenium (mg/L) Analysis Run 9/10/2024 10:18 PM

Plant Bowen Client: Southern Company Data: Bowen 3-4 CCR

	GWC-21R
11/2/2016	
1/9/2017	
1/11/2017	
1/12/2017	<0.005
3/15/2017	
3/16/2017	
3/20/2017	
3/21/2017	<0.005
3/22/2017	
3/23/2017	
5/18/2017	
5/22/2017	
5/23/2017	<0.005
9/15/2017	
9/18/2017	
9/19/2017	<0.005
9/20/2017	
9/21/2017	
9/22/2017	
9/25/2017	
3/12/2018	
3/13/2018	
3/14/2018	<0.005
9/7/2018	
9/10/2018	<0.005
9/11/2018	
3/7/2019	
3/8/2019	
3/11/2019	<0.005
3/12/2019	
9/4/2019	
9/5/2019	
9/6/2019	<0.005
9/9/2019	
9/10/2019	
3/3/2020	<0.005
3/4/2020	
3/5/2020	
3/6/2020	
9/4/2020	
9/8/2020	<0.005
9/9/2020	
2/25/2021	
2/26/2021	
3/9/2021	<0.005
3/10/2021	
7/28/2021	
7/29/2021	
7/30/2021	
8/2/2021	<0.005
8/5/2021	
1/26/2022	

ND substitution: RL or RL/2 if <15% NDs.

Time Series

Constituent: Selenium (mg/L) Analysis Run 9/10/2024 10:18 PM

Plant Bowen Client: Southern Company Data: Bowen 3-4 CCR

	GWC-21R
1/27/2022	
1/28/2022	<0.005
8/5/2022	
8/8/2022	
8/9/2022	
8/10/2022	<0.005
8/11/2022	
2/9/2023	<0.005
2/10/2023	
8/3/2023	
8/4/2023	<0.005
2/14/2024	
2/15/2024	<0.005
7/31/2024	
8/1/2024	
8/2/2024	<0.005

ND substitution: RL or RL/2 if <15% NDs.

Time Series

Constituent: Selenium (mg/L) Analysis Run 9/10/2024 10:18 PM

Plant Bowen Client: Southern Company Data: Bowen 3-4 CCR

	GWC-22R	GWC-23R	GWC-24R	GWC-25R	GWC-36A	GWC-36RA	GWC-37	GWC-38
9/15/2014						<0.005		
9/16/2014			<0.005	<0.005			<0.005	<0.005
9/18/2014	<0.005	<0.005						
10/3/2014						<0.005	<0.005	<0.005
10/4/2014			<0.005	<0.005				
10/5/2014	<0.005	<0.005						
10/20/2014						<0.005	<0.005	<0.005
10/22/2014	<0.005	<0.005						
10/23/2014			<0.005	<0.005				
11/5/2014	<0.005	<0.005						
11/10/2014			<0.005	<0.005		<0.005	<0.005	<0.005
3/2/2015						<0.005	<0.005	<0.005
3/4/2015	<0.005	<0.005	<0.005	<0.005				
3/17/2015						<0.005	<0.005	<0.005
3/19/2015	<0.005							
3/20/2015		<0.005	<0.005	<0.005				
4/5/2015						<0.005	<0.005	
4/6/2015								<0.005
4/8/2015	<0.005	<0.005	<0.005					
4/9/2015				<0.005				
4/21/2015						<0.005		
4/22/2015							<0.005	<0.005
4/23/2015		<0.005	<0.005	<0.005				
4/24/2015	<0.005							
7/28/2015						<0.005	<0.005	<0.005
7/30/2015	<0.005	<0.005	<0.005	<0.005				
3/1/2016						<0.005	<0.005	
3/2/2016								<0.005
3/4/2016			<0.005					
3/7/2016	<0.005							
3/8/2016				<0.005				
3/9/2016		<0.005						
5/2/2016						<0.005		
5/3/2016							<0.005	<0.005
5/4/2016				<0.005				
5/5/2016	<0.005		<0.005					
5/6/2016		<0.005						
7/6/2016						<0.005		
7/7/2016								<0.005
7/8/2016							<0.005	
7/12/2016			<0.005					
7/14/2016	<0.005							
7/15/2016		<0.005						
7/18/2016				<0.005				
9/7/2016						<0.005	<0.005	
9/8/2016								<0.005
9/12/2016	<0.005							
9/13/2016			<0.005	<0.005				
9/14/2016		<0.005						
10/25/2016						<0.005	<0.005	<0.005
10/27/2016	<0.005		<0.005	<0.005				
11/1/2016		<0.005						

ND substitution: RL or RL/2 if <15% NDs.

Time Series

Constituent: Selenium (mg/L) Analysis Run 9/10/2024 10:18 PM

Plant Bowen Client: Southern Company Data: Bowen 3-4 CCR

	GWC-22R	GWC-23R	GWC-24R	GWC-25R	GWC-36A	GWC-36RA	GWC-37	GWC-38
1/5/2017						<0.005		
1/6/2017							<0.005	
1/13/2017	<0.005		<0.005	<0.005				
1/25/2017		<0.005						
2/9/2017								<0.005
3/14/2017						<0.005	<0.005	
3/16/2017				<0.005				
3/20/2017	<0.005		<0.005					
3/22/2017		<0.005						
3/23/2017								<0.005
5/16/2017						<0.005	<0.005	
5/17/2017								<0.005
5/19/2017			<0.005	<0.005				
5/23/2017	<0.005							
5/24/2017		<0.005						
9/15/2017						<0.005	<0.005	
9/19/2017	<0.005		<0.005	<0.005				<0.005
9/21/2017		<0.005						
3/12/2018						<0.005	<0.005	
3/13/2018	<0.005		<0.005	<0.005				<0.005
3/14/2018		<0.005						
9/6/2018						<0.005	<0.005	<0.005
9/7/2018	<0.005							
9/11/2018		<0.005	<0.005	<0.005				
3/6/2019							<0.005	
3/7/2019						<0.005		<0.005
3/8/2019			<0.005	<0.005				
3/11/2019	<0.005							
3/12/2019		<0.005						
9/4/2019						<0.005	<0.005	<0.005
9/5/2019	<0.005		<0.005	<0.005				
9/6/2019		<0.005						
3/2/2020						<0.005	<0.005	<0.005
3/3/2020	<0.005		<0.005	<0.005				
3/5/2020		<0.005						
9/3/2020							<0.005	<0.005
9/4/2020				<0.005				
9/8/2020	<0.005							
9/9/2020		0.0017 (J)	<0.005					
9/14/2020						<0.005		
2/24/2021							<0.005	<0.005
3/9/2021	<0.005		<0.005	<0.005				
3/10/2021		<0.005						
3/26/2021						<0.005		
7/27/2021						<0.005		
7/28/2021							<0.005	<0.005
7/29/2021			<0.005					
7/30/2021		<0.005						
8/2/2021	<0.005			<0.005				
1/25/2022								<0.005
1/26/2022						<0.005	<0.005	
1/27/2022	<0.005			<0.005				

ND substitution: RL or RL/2 if <15% NDs.

Time Series

Constituent: Selenium (mg/L) Analysis Run 9/10/2024 10:18 PM

Plant Bowen Client: Southern Company Data: Bowen 3-4 CCR

	GWC-22R	GWC-23R	GWC-24R	GWC-25R	GWC-36A	GWC-36RA	GWC-37	GWC-38
1/28/2022		<0.005	<0.005					
4/6/2022					<0.005			
8/5/2022								<0.005
8/8/2022					<0.005	<0.005	<0.005	
8/9/2022			<0.005	<0.005				
8/10/2022	<0.005							
8/11/2022		<0.005						
2/8/2023					<0.005	<0.005	<0.005	<0.005
2/9/2023	<0.005		<0.005	<0.005				
2/10/2023		<0.005						
8/2/2023					<0.005		<0.005	<0.005
8/3/2023	<0.005	<0.005	<0.005	<0.005		<0.005		
2/13/2024					<0.005	<0.005	<0.005	<0.005
2/15/2024	<0.005		<0.005					
2/16/2024		<0.005		<0.005				
7/30/2024					<0.005	<0.005	<0.005	<0.005
7/31/2024	<0.005	<0.005	<0.005	<0.005				

ND substitution: RL or RL/2 if <15% NDs.

Time Series

Constituent: Silver (mg/L) Analysis Run 9/10/2024 10:18 PM

Plant Bowen Client: Southern Company Data: Bowen 3-4 CCR

	GWA-1 (bg)	GWA-2 (bg)	GWA-2R (bg)	GWA-39RZ (bg)	GWA-39Z (bg)	GWA-3A (bg)	GWA-40 (bg)	GWA-41 (bg)	GWA-41R (bg)
8/23/2007	<0.005	<0.005	<0.005			<0.005			
10/23/2007	<0.005								
10/24/2007		<0.005	<0.005						
11/2/2007						<0.005			
11/18/2007	<0.005	<0.005	<0.005			<0.005			
1/30/2008	<0.005								
1/31/2008		<0.005	<0.005			<0.005			
3/10/2008	<0.005		<0.005						
3/11/2008		<0.005				<0.005			
5/6/2008		<0.005							
5/13/2008	<0.005		<0.005						
5/14/2008						<0.005			
12/4/2008		<0.005	<0.005						
12/5/2008	<0.005					<0.005			
4/15/2009	<0.005					<0.005			
4/21/2009		<0.005	<0.005						
10/7/2009	<0.005	<0.005							
10/8/2009			<0.005			<0.005			
4/21/2010			<0.005						
4/26/2010		<0.005							
4/28/2010						<0.005			
5/3/2010	<0.005								
9/28/2010			<0.005						
10/4/2010		<0.005							
10/6/2010						<0.005			
10/12/2010	<0.005								
4/12/2011			<0.005						
4/13/2011		<0.005							
4/21/2011						<0.005			
4/27/2011	<0.005								
10/4/2011			<0.005						
10/5/2011		<0.005							
10/13/2011						<0.005			
10/17/2011	<0.005								
4/3/2012			<0.005						
4/11/2012		<0.005							
5/1/2012						<0.005			
5/2/2012	<0.005								
10/8/2012	<0.005								
10/9/2012		<0.005	<0.005			<0.005			
4/11/2013			<0.005			<0.005			
4/12/2013	<0.005								
4/15/2013		<0.005							
10/15/2013		<0.005							
10/16/2013	<0.005		<0.005			<0.005			
4/10/2014			<0.005						
4/11/2014	<0.005								
4/22/2014		<0.005							
4/23/2014						<0.005			
9/30/2014	<0.005	<0.005	<0.005						
10/4/2014						<0.005			
3/30/2015	<0.005	<0.005	<0.005						

ND substitution: RL or RL/2 if <15% NDs.

Time Series

Constituent: Silver (mg/L) Analysis Run 9/10/2024 10:18 PM

Plant Bowen Client: Southern Company Data: Bowen 3-4 CCR

	GWA-1 (bg)	GWA-2 (bg)	GWA-2R (bg)	GWA-39RZ (bg)	GWA-39Z (bg)	GWA-3A (bg)	GWA-40 (bg)	GWA-41 (bg)	GWA-41R (bg)
3/31/2015						<0.005			
10/12/2015						<0.005			
10/13/2015	<0.005	<0.005	<0.005						
3/11/2016									
3/14/2016					<0.005				
3/15/2016							<0.005	<0.005	<0.005
3/22/2016	<0.005								
3/23/2016		<0.005	<0.005			<0.005			
5/11/2016					<0.005		<0.005		
5/12/2016								<0.005	
5/13/2016									<0.005
5/16/2016				<0.005 (D)					
7/19/2016					<0.005				
7/20/2016								<0.005	
7/21/2016							<0.005		<0.005
7/22/2016									
7/27/2016				0.0012 (JD)					
7/29/2016	<0.005	<0.005	<0.005			<0.005			
9/15/2016					<0.005		<0.005	<0.005	
9/19/2016									
9/21/2016									<0.005
11/2/2016					<0.005				
11/3/2016							<0.005	<0.005	<0.005
1/17/2017							<0.005		<0.005
1/18/2017					<0.005			<0.005	
2/21/2017				<0.005					
3/24/2017							<0.005	<0.005	
3/27/2017				<0.005 (D)					<0.005
3/28/2017					<0.005				
3/30/2017	<0.005	<0.005				<0.005			
4/3/2017			<0.005						
9/25/2017								<0.005	<0.005
9/26/2017					<0.005		<0.005		
9/29/2017				<0.005 (D)					
10/2/2017	<0.005	<0.005	<0.005						
10/4/2017						<0.005			
3/14/2018					<0.005		<0.005	<0.005	<0.005
3/16/2018	<0.005		<0.005	<0.005					
3/19/2018		<0.005				<0.005			
9/12/2018					<0.005		<0.005	<0.005	<0.005
9/14/2018		<0.005	<0.005	<0.005					
9/17/2018	<0.005 (D)					<0.005			
3/13/2019							<0.005		
3/14/2019				<0.005				<0.005	<0.005
3/15/2019					<0.005				
3/19/2019			<0.005						
3/20/2019	<0.005	<0.005				<0.005			
9/9/2019					<0.005		<0.005		
9/10/2019								<0.005 (D)	<0.005
9/12/2019	<0.005	<0.005 (D)							
9/13/2019			<0.005			<0.005			
3/6/2020								<0.005	

ND substitution: RL or RL/2 if <15% NDs.

Time Series

Constituent: Silver (mg/L) Analysis Run 9/10/2024 10:18 PM

Plant Bowen Client: Southern Company Data: Bowen 3-4 CCR

	GWA-1 (bg)	GWA-2 (bg)	GWA-2R (bg)	GWA-39RZ (bg)	GWA-39Z (bg)	GWA-3A (bg)	GWA-40 (bg)	GWA-41 (bg)	GWA-41R (bg)
3/9/2020				<0.005	<0.005		<0.005		<0.005
3/11/2020	<0.005	<0.005	<0.005			<0.005			
9/10/2020					<0.005			<0.005	<0.005
9/11/2020							<0.005		
9/15/2020	<0.005	<0.005	<0.005						
9/16/2020				<0.005					
3/10/2021							<0.005		<0.005
3/11/2021								<0.005	
3/12/2021					<0.005				
3/16/2021	<0.005		<0.005	<0.005					
3/17/2021		<0.005							
3/29/2021						<0.005			
8/4/2021					<0.005		<0.005	<0.005	<0.005
8/6/2021				<0.005					
8/9/2021	<0.005	<0.005	<0.005			<0.005			
1/31/2022					<0.005		<0.005	<0.005	<0.005
2/1/2022	<0.005	<0.005	<0.005						
2/2/2022				<0.005		<0.005			
8/10/2022					<0.005				
8/11/2022								<0.005	<0.005
8/12/2022							<0.005		
8/16/2022	<0.005	<0.005	<0.005	<0.005		<0.005			
2/13/2023					<0.005		<0.005	<0.005	<0.005
2/14/2023				<0.005					
2/16/2023	<0.005	<0.005	<0.005						
2/17/2023						<0.005			
7/25/2023				<0.005				<0.005	<0.005
7/26/2023					<0.005		<0.005		
7/27/2023	<0.005	<0.005	<0.005						
8/1/2023						<0.005			
2/19/2024				<0.005	<0.005		<0.005	<0.005	<0.005
2/20/2024									
2/22/2024	<0.005	<0.005				<0.005			
2/26/2024			<0.005						
8/1/2024				<0.005	<0.005		<0.005	<0.005	<0.005
8/6/2024			<0.005						
8/7/2024	<0.005	<0.005							
8/8/2024						<0.005			

ND substitution: RL or RL/2 if <15% NDs.

Time Series

Constituent: Silver (mg/L) Analysis Run 9/10/2024 10:18 PM

Plant Bowen Client: Southern Company Data: Bowen 3-4 CCR

	GWA-42 (bg)
8/23/2007	
10/23/2007	
10/24/2007	
11/2/2007	
11/18/2007	
1/30/2008	
1/31/2008	
3/10/2008	
3/11/2008	
5/6/2008	
5/13/2008	
5/14/2008	
12/4/2008	
12/5/2008	
4/15/2009	
4/21/2009	
10/7/2009	
10/8/2009	
4/21/2010	
4/26/2010	
4/28/2010	
5/3/2010	
9/28/2010	
10/4/2010	
10/6/2010	
10/12/2010	
4/12/2011	
4/13/2011	
4/21/2011	
4/27/2011	
10/4/2011	
10/5/2011	
10/13/2011	
10/17/2011	
4/3/2012	
4/11/2012	
5/1/2012	
5/2/2012	
10/8/2012	
10/9/2012	
4/11/2013	
4/12/2013	
4/15/2013	
10/15/2013	
10/16/2013	
4/10/2014	
4/11/2014	
4/22/2014	
4/23/2014	
9/30/2014	
10/4/2014	
3/30/2015	

Time Series

Constituent: Silver (mg/L) Analysis Run 9/10/2024 10:18 PM

Plant Bowen Client: Southern Company Data: Bowen 3-4 CCR

	GWA-42 (bg)
3/31/2015	
10/12/2015	
10/13/2015	
3/11/2016	<0.005
3/14/2016	
3/15/2016	
3/22/2016	
3/23/2016	
5/11/2016	
5/12/2016	
5/13/2016	
5/16/2016	<0.005
7/19/2016	
7/20/2016	
7/21/2016	
7/22/2016	<0.005
7/27/2016	
7/29/2016	
9/15/2016	
9/19/2016	<0.005
9/21/2016	
11/2/2016	
11/3/2016	<0.005
1/17/2017	<0.005
1/18/2017	
2/21/2017	
3/24/2017	
3/27/2017	<0.005
3/28/2017	
3/30/2017	
4/3/2017	
9/25/2017	
9/26/2017	<0.005
9/29/2017	
10/2/2017	
10/4/2017	
3/14/2018	<0.005
3/16/2018	
3/19/2018	
9/12/2018	
9/14/2018	<0.005
9/17/2018	
3/13/2019	
3/14/2019	<0.005
3/15/2019	
3/19/2019	
3/20/2019	
9/9/2019	
9/10/2019	<0.005
9/12/2019	
9/13/2019	
3/6/2020	<0.005

Time Series

Constituent: Silver (mg/L) Analysis Run 9/10/2024 10:18 PM

Plant Bowen Client: Southern Company Data: Bowen 3-4 CCR

	GWA-42 (bg)
3/9/2020	
3/11/2020	
9/10/2020	<0.005
9/11/2020	
9/15/2020	
9/16/2020	
3/10/2021	
3/11/2021	<0.005
3/12/2021	
3/16/2021	
3/17/2021	
3/29/2021	
8/4/2021	<0.005
8/6/2021	
8/9/2021	
1/31/2022	<0.005
2/1/2022	
2/2/2022	
8/10/2022	<0.005
8/11/2022	
8/12/2022	
8/16/2022	
2/13/2023	<0.005
2/14/2023	
2/16/2023	
2/17/2023	
7/25/2023	
7/26/2023	<0.005
7/27/2023	
8/1/2023	
2/19/2024	
2/20/2024	<0.005
2/22/2024	
2/26/2024	
8/1/2024	<0.005
8/6/2024	
8/7/2024	
8/8/2024	

ND substitution: RL or RL/2 if <15% NDs.

Time Series

Constituent: Silver (mg/L) Analysis Run 9/10/2024 10:18 PM

Plant Bowen Client: Southern Company Data: Bowen 3-4 CCR

	GWA-43 (bg)	GWA-43R (bg)	GWA-4RZ (bg)	GWA-50 (bg)	GWA-50R (bg)	GWA-51RZ (bg)	GWA-52 (bg)	GWA-53 (bg)	GWA-53R (bg)
12/12/2008				<0.005	<0.0025				
4/23/2009				<0.005	<0.0025				
10/6/2009				<0.005	0.0048				
4/27/2010				<0.005					
5/3/2010					<0.0025				
9/30/2010				<0.005					
10/11/2010					<0.0025				
4/14/2011				<0.005					
4/27/2011					0.004				
10/5/2011				<0.005					
10/19/2011					<0.0025				
4/11/2012				<0.005					
5/1/2012					<0.0025				
10/2/2012				<0.005	<0.0025				
4/9/2013				<0.005					
4/10/2013					<0.0025				
10/15/2013				<0.005					
10/16/2013					0.0034				
4/10/2014				0.0025 (J)					
4/22/2014					0.0034				
10/1/2014				<0.005	0.0012 (J)				
3/30/2015				<0.005	0.003				
5/8/2015						<0.005	<0.005		<0.005
5/9/2015								<0.005	
5/17/2015						<0.005	<0.005		<0.005
5/18/2015								<0.005	
5/25/2015						<0.005	<0.005	<0.005	<0.005
6/8/2015						<0.005	<0.005	<0.005	<0.005
6/9/2015									
6/17/2015								<0.005	
6/18/2015						<0.005	<0.005		<0.005
6/24/2015						<0.005	<0.005	<0.005	<0.005
6/25/2015									
6/30/2015						<0.005	<0.005	<0.005	<0.005
7/1/2015									
7/6/2015						<0.005	<0.005	<0.005	<0.005
7/7/2015									
8/12/2015						<0.005	<0.005	<0.005	<0.005
10/11/2015				<0.005	0.0018 (J)				
2/29/2016							<0.005		
3/2/2016								<0.005	<0.005
3/11/2016	<0.005	<0.005							
3/28/2016				<0.005	0.0022 (J)				
5/13/2016	<0.005	<0.005							
7/7/2016						<0.005			
7/8/2016							<0.005	<0.005	
7/11/2016									<0.005
7/19/2016	<0.005	<0.005							
8/1/2016				0.0004 (J)	0.0016 (J)				
9/16/2016	<0.005	<0.005							
11/2/2016	<0.005	<0.005							
1/18/2017	<0.005	<0.005							

ND substitution: RL or RL/2 if <15% NDs.

Time Series

Constituent: Silver (mg/L) Analysis Run 9/10/2024 10:18 PM

Plant Bowen Client: Southern Company Data: Bowen 3-4 CCR

	GWA-43 (bg)	GWA-43R (bg)	GWA-4RZ (bg)	GWA-50 (bg)	GWA-50R (bg)	GWA-51RZ (bg)	GWA-52 (bg)	GWA-53 (bg)	GWA-53R (bg)
3/15/2017						<0.005	<0.005		
3/16/2017								<0.005	<0.005
3/28/2017	<0.005	<0.005							
4/3/2017					0.0022 (J)				
4/7/2017			<0.005	0.0005 (J)					
9/15/2017							<0.005		
9/19/2017						<0.005		<0.005	<0.005
9/22/2017	<0.005	<0.005							
10/2/2017				0.0006 (J)	0.0021 (J)				
10/3/2017			<0.005 (D)						
3/13/2018						<0.005	<0.005	<0.005	<0.005
3/14/2018	<0.005								
3/15/2018		<0.005							
3/16/2018				<0.005	0.0023 (J)				
3/21/2018			<0.005						
9/6/2018							<0.005		
9/7/2018						<0.005			
9/11/2018								<0.005	<0.005
9/12/2018	<0.005	<0.005							
9/17/2018				<0.005					
9/18/2018			<0.005		0.0017 (J)				
3/7/2019							<0.005		
3/8/2019						<0.005		<0.005	
3/12/2019									<0.005
3/13/2019	<0.005	<0.005							
3/19/2019				<0.005	0.0017 (J)				
3/21/2019			<0.005 (D)						
9/4/2019						<0.005	<0.005		
9/5/2019								<0.005	<0.005
9/11/2019	<0.005	<0.005							
9/12/2019			<0.005 (D)		0.0028 (J)				
9/13/2019				0.00045 (J)					
3/2/2020							<0.005		
3/3/2020						<0.005			
3/4/2020								<0.005	<0.005
3/9/2020	<0.005	<0.005							
3/11/2020				0.00039 (J)	0.0013 (J)				
3/12/2020			<0.005						
9/3/2020							<0.005		
9/8/2020								<0.005	<0.005
9/9/2020						<0.005			
9/11/2020	<0.005								
9/14/2020		<0.005							
9/15/2020					0.0012 (J)				
9/16/2020				0.00042 (J)					
9/17/2020			<0.005						
2/24/2021							<0.005		
2/25/2021						<0.005			
2/26/2021								<0.005	<0.005
3/11/2021	<0.005	<0.005							
3/16/2021			<0.005						
3/17/2021				0.00044 (J)	0.0026 (J)				

ND substitution: RL or RL/2 if <15% NDs.

Time Series

Constituent: Silver (mg/L) Analysis Run 9/10/2024 10:18 PM

Plant Bowen Client: Southern Company Data: Bowen 3-4 CCR

	GWA-43 (bg)	GWA-43R (bg)	GWA-4RZ (bg)	GWA-50 (bg)	GWA-50R (bg)	GWA-51RZ (bg)	GWA-52 (bg)	GWA-53 (bg)	GWA-53R (bg)
7/27/2021							<0.005		
7/28/2021						<0.005			
7/29/2021								<0.005	<0.005
8/5/2021		<0.005							
8/6/2021	<0.005								
8/9/2021				<0.005	0.0015 (J)				
8/10/2021			<0.005						
1/25/2022							<0.005		
1/26/2022						<0.005		<0.005	<0.005
1/31/2022	<0.005	<0.005							
2/1/2022				<0.005					
2/2/2022					0.0012 (J)				
2/3/2022			<0.005						
8/5/2022							<0.005		
8/8/2022								<0.005	<0.005
8/9/2022						<0.005			
8/10/2022		<0.005							
8/11/2022	<0.005								
8/16/2022				<0.005					
8/17/2022			<0.005		0.0021 (J)				
2/13/2023		<0.005							
2/14/2023	<0.005								
2/16/2023				<0.005	0.0011 (J)				
2/17/2023			<0.005						
7/25/2023	<0.005	<0.005							
7/28/2023			<0.005	0.00044 (J)	0.00091 (J)				
2/20/2024	<0.005	<0.005							
2/22/2024				0.00052 (J)	0.0013 (J)				
2/27/2024			<0.005						
8/2/2024	<0.005	<0.005							
8/8/2024			<0.005	0.00056 (J)	0.0011 (J)				

ND substitution: RL or RL/2 if <15% NDs.

Time Series

Constituent: Silver (mg/L) Analysis Run 9/10/2024 10:18 PM

Plant Bowen Client: Southern Company Data: Bowen 3-4 CCR

	GWA-54 (bg)
12/12/2008	
4/23/2009	
10/6/2009	
4/27/2010	
5/3/2010	
9/30/2010	
10/11/2010	
4/14/2011	
4/27/2011	
10/5/2011	
10/19/2011	
4/11/2012	
5/1/2012	
10/2/2012	
4/9/2013	
4/10/2013	
10/15/2013	
10/16/2013	
4/10/2014	
4/22/2014	
10/1/2014	
3/30/2015	
5/8/2015	
5/9/2015	<0.005
5/17/2015	
5/18/2015	<0.005
5/25/2015	<0.005
6/8/2015	
6/9/2015	<0.005
6/17/2015	<0.005
6/18/2015	
6/24/2015	
6/25/2015	<0.005
6/30/2015	
7/1/2015	<0.005
7/6/2015	
7/7/2015	<0.005
8/12/2015	<0.005
10/11/2015	
2/29/2016	
3/2/2016	<0.005
3/11/2016	
3/28/2016	
5/13/2016	
7/7/2016	
7/8/2016	<0.005
7/11/2016	
7/19/2016	
8/1/2016	
9/16/2016	
11/2/2016	
1/18/2017	

ND substitution: RL or RL/2 if <15% NDs.

Time Series

Constituent: Silver (mg/L) Analysis Run 9/10/2024 10:18 PM

Plant Bowen Client: Southern Company Data: Bowen 3-4 CCR

	GWA-54 (bg)
3/15/2017	<0.005
3/16/2017	
3/28/2017	
4/3/2017	
4/7/2017	
9/15/2017	<0.005
9/19/2017	
9/22/2017	
10/2/2017	
10/3/2017	
3/13/2018	<0.005
3/14/2018	
3/15/2018	
3/16/2018	
3/21/2018	
9/6/2018	<0.005
9/7/2018	
9/11/2018	
9/12/2018	
9/17/2018	
9/18/2018	
3/7/2019	<0.005
3/8/2019	
3/12/2019	
3/13/2019	
3/19/2019	
3/21/2019	
9/4/2019	
9/5/2019	<0.005
9/11/2019	
9/12/2019	
9/13/2019	
3/2/2020	
3/3/2020	<0.005
3/4/2020	
3/9/2020	
3/11/2020	
3/12/2020	
9/3/2020	
9/8/2020	<0.005
9/9/2020	
9/11/2020	
9/14/2020	
9/15/2020	
9/16/2020	
9/17/2020	
2/24/2021	
2/25/2021	<0.005
2/26/2021	
3/11/2021	
3/16/2021	
3/17/2021	

Time Series

Constituent: Silver (mg/L) Analysis Run 9/10/2024 10:18 PM

Plant Bowen Client: Southern Company Data: Bowen 3-4 CCR

	GWA-54 (bg)
7/27/2021	<0.005
7/28/2021	
7/29/2021	
8/5/2021	
8/6/2021	
8/9/2021	
8/10/2021	
1/25/2022	<0.005
1/26/2022	
1/31/2022	
2/1/2022	
2/2/2022	
2/3/2022	
8/5/2022	<0.005
8/8/2022	
8/9/2022	
8/10/2022	
8/11/2022	
8/16/2022	
8/17/2022	
2/13/2023	
2/14/2023	
2/16/2023	
2/17/2023	
7/25/2023	
7/28/2023	
2/20/2024	
2/22/2024	
2/27/2024	
8/2/2024	
8/8/2024	

ND substitution: RL or RL/2 if <15% NDs.

Time Series

Constituent: Silver (mg/L) Analysis Run 9/10/2024 10:18 PM

Plant Bowen Client: Southern Company Data: Bowen 3-4 CCR

	GWA-55 (bg)	GWA-55R (bg)	GWA-56 (bg)	GWC-16R	GWC-17R	GWC-18	GWC-18R	GWC-19R	GWC-20R
9/16/2014				<0.005					
9/17/2014					<0.005	<0.005	0.00058 (J)	<0.005	
9/18/2014									<0.005
10/4/2014				<0.005	<0.005	<0.005	<0.005	<0.005	
10/5/2014									<0.005
10/21/2014				<0.005	<0.005	<0.005	<0.005	<0.005	
10/22/2014									<0.005
11/5/2014						<0.005		<0.005	<0.005
11/11/2014				<0.005	0.0007 (J)		<0.005		
3/3/2015				<0.005	0.00052 (J)	<0.005	<0.005	<0.005	
3/4/2015									<0.005
3/18/2015				<0.005	<0.005	<0.005	<0.005		
3/19/2015								<0.005	<0.005
4/6/2015				0.0013 (J)	<0.005				
4/7/2015						<0.005	<0.005	<0.005	<0.005
4/8/2015									
4/23/2015				<0.005	<0.005	<0.005	<0.005		
4/24/2015								<0.005	<0.005
5/9/2015	<0.005	<0.005	<0.005						
5/18/2015	<0.005	<0.005							
5/19/2015			<0.005						
5/26/2015	<0.005	<0.005	<0.005						
6/9/2015	<0.005	<0.005	<0.005						
6/17/2015	<0.005	<0.005	<0.005						
6/25/2015	<0.005	<0.005	<0.005						
7/1/2015	<0.005	<0.005	<0.005						
7/7/2015	<0.005	<0.005	<0.005						
7/29/2015				<0.005	<0.005	<0.005	<0.005	<0.005	
7/30/2015									<0.005
8/13/2015	<0.005	<0.005	<0.005						
3/2/2016	<0.005								
3/3/2016		<0.005	<0.005	<0.005					
3/4/2016					<0.005				
3/7/2016						<0.005	<0.005	<0.005	
3/8/2016									<0.005
7/11/2016	<0.005	<0.005	<0.005						
7/13/2016				<0.005		<0.005	<0.005		
7/14/2016					<0.005			<0.005	<0.005
7/15/2016									
3/15/2017			<0.005						
3/16/2017	<0.005	<0.005							
3/20/2017				<0.005			<0.005		
3/21/2017					<0.005			<0.005	
3/22/2017									<0.005
3/23/2017						<0.005			
9/15/2017	<0.005		<0.005						
9/18/2017		<0.005							
9/19/2017									<0.005
9/20/2017								<0.005	
9/21/2017				<0.005			<0.005		
9/22/2017					<0.005				
9/25/2017						<0.005			

ND substitution: RL or RL/2 if <15% NDs.

Time Series

Constituent: Silver (mg/L) Analysis Run 9/10/2024 10:18 PM

Plant Bowen Client: Southern Company Data: Bowen 3-4 CCR

	GWA-55 (bg)	GWA-55R (bg)	GWA-56 (bg)	GWC-16R	GWC-17R	GWC-18	GWC-18R	GWC-19R	GWC-20R
3/12/2018	<0.005	<0.005							
3/13/2018			<0.005						
3/14/2018				<0.005	<0.005	<0.005	<0.005	<0.005	<0.005
9/7/2018	<0.005	<0.005	<0.005	<0.005			<0.005		
9/10/2018								<0.005	<0.005
9/11/2018					<0.005	<0.005			
3/7/2019		<0.005	<0.005						
3/8/2019	<0.005								
3/11/2019				<0.005					
3/12/2019					<0.005	<0.005	<0.005	<0.005	<0.005
9/4/2019			<0.005						
9/5/2019	<0.005	<0.005							
9/6/2019							<0.005		<0.005
9/9/2019				<0.005		<0.005		<0.005	
9/10/2019					<0.005				
3/3/2020	<0.005								
3/4/2020		<0.005	<0.005	<0.005				<0.005	
3/5/2020					<0.005		<0.005		<0.005
3/6/2020						<0.005			
9/4/2020	<0.005	<0.005	<0.005						<0.005
9/8/2020									
9/9/2020				<0.005	<0.005	<0.005	<0.005	<0.005	
2/25/2021	<0.005	<0.005	<0.005						
2/26/2021						<0.005	<0.005	<0.005	
3/9/2021				<0.005					<0.005
3/10/2021					<0.005				
7/28/2021	<0.005	<0.005	<0.005						
7/29/2021						<0.005	<0.005		
7/30/2021				<0.005	<0.005				
8/2/2021									<0.005
8/5/2021								<0.005	
1/26/2022	<0.005		<0.005						
1/27/2022		<0.005					<0.005	<0.005	<0.005
1/28/2022				<0.005	<0.005	<0.005			
8/5/2022			<0.005						
8/8/2022	<0.005	<0.005							
8/9/2022								<0.005	<0.005
8/10/2022						<0.005	<0.005		
8/11/2022				<0.005	<0.005				
2/9/2023						<0.005	<0.005	<0.005	
2/10/2023				<0.005	<0.005				<0.005
8/3/2023					<0.005	<0.005			<0.005
8/4/2023				<0.005			<0.005	<0.005	
2/14/2024						<0.005	<0.005	<0.005	
2/15/2024				<0.005	<0.005				<0.005
7/31/2024				<0.005	<0.005	<0.005	<0.005	<0.005	
8/1/2024									<0.005
8/2/2024									

ND substitution: RL or RL/2 if <15% NDs.

Time Series

Constituent: Silver (mg/L) Analysis Run 9/10/2024 10:18 PM

Plant Bowen Client: Southern Company Data: Bowen 3-4 CCR

	GWC-21R
9/16/2014	
9/17/2014	
9/18/2014	<0.005
10/4/2014	
10/5/2014	<0.005
10/21/2014	
10/22/2014	<0.005
11/5/2014	<0.005
11/11/2014	
3/3/2015	
3/4/2015	<0.005
3/18/2015	
3/19/2015	<0.005
4/6/2015	
4/7/2015	
4/8/2015	<0.005
4/23/2015	
4/24/2015	<0.005
5/9/2015	
5/18/2015	
5/19/2015	
5/26/2015	
6/9/2015	
6/17/2015	
6/25/2015	
7/1/2015	
7/7/2015	
7/29/2015	
7/30/2015	<0.005
8/13/2015	
3/2/2016	
3/3/2016	
3/4/2016	
3/7/2016	
3/8/2016	<0.005
7/11/2016	
7/13/2016	
7/14/2016	
7/15/2016	<0.005
3/15/2017	
3/16/2017	
3/20/2017	
3/21/2017	<0.005
3/22/2017	
3/23/2017	
9/15/2017	
9/18/2017	
9/19/2017	<0.005
9/20/2017	
9/21/2017	
9/22/2017	
9/25/2017	

Time Series

Constituent: Silver (mg/L) Analysis Run 9/10/2024 10:18 PM

Plant Bowen Client: Southern Company Data: Bowen 3-4 CCR

	GWC-21R
3/12/2018	
3/13/2018	
3/14/2018	<0.005
9/7/2018	
9/10/2018	<0.005
9/11/2018	
3/7/2019	
3/8/2019	
3/11/2019	<0.005
3/12/2019	
9/4/2019	
9/5/2019	
9/6/2019	<0.005
9/9/2019	
9/10/2019	
3/3/2020	<0.005
3/4/2020	
3/5/2020	
3/6/2020	
9/4/2020	
9/8/2020	<0.005
9/9/2020	
2/25/2021	
2/26/2021	
3/9/2021	<0.005
3/10/2021	
7/28/2021	
7/29/2021	
7/30/2021	
8/2/2021	<0.005
8/5/2021	
1/26/2022	
1/27/2022	
1/28/2022	<0.005
8/5/2022	
8/8/2022	
8/9/2022	
8/10/2022	<0.005
8/11/2022	
2/9/2023	<0.005
2/10/2023	
8/3/2023	
8/4/2023	<0.005
2/14/2024	
2/15/2024	<0.005
7/31/2024	
8/1/2024	
8/2/2024	<0.005

ND substitution: RL or RL/2 if <15% NDs.

Time Series

Constituent: Silver (mg/L) Analysis Run 9/10/2024 10:18 PM

Plant Bowen Client: Southern Company Data: Bowen 3-4 CCR

	GWC-22R	GWC-23R	GWC-24R	GWC-25R	GWC-36A	GWC-36RA	GWC-37	GWC-38
9/15/2014						<0.005		
9/16/2014			<0.005	<0.005			<0.005	0.00051 (J)
9/18/2014	<0.005	<0.005						
10/3/2014						<0.005	<0.005	<0.005
10/4/2014			<0.005	<0.005				
10/5/2014	<0.005	<0.005						
10/20/2014						<0.005	<0.005	<0.005
10/22/2014	<0.005	<0.005						
10/23/2014			<0.005	<0.005				
11/5/2014	<0.005	<0.005						
11/10/2014			<0.005	<0.005		<0.005	<0.005	<0.005
3/2/2015						<0.005	<0.005	<0.005
3/4/2015	<0.005	<0.005	<0.005	<0.005				
3/17/2015						<0.005	<0.005	<0.005
3/19/2015	<0.005							
3/20/2015		<0.005	<0.005	<0.005				
4/5/2015						<0.005	<0.005	
4/6/2015								<0.005
4/8/2015	<0.005	<0.005	<0.005					
4/9/2015				<0.005				
4/21/2015						<0.005		
4/22/2015							<0.005	<0.005
4/23/2015		<0.005	<0.005	<0.005				
4/24/2015	<0.005							
7/28/2015						<0.005	<0.005	<0.005
7/30/2015	<0.005	<0.005	<0.005	<0.005				
3/1/2016						<0.005	<0.005	
3/2/2016								<0.005
3/4/2016			<0.005					
3/7/2016	<0.005							
3/8/2016				<0.005				
3/9/2016		<0.005						
7/6/2016						<0.005		
7/7/2016								<0.005
7/8/2016							<0.005	
7/12/2016			<0.005					
7/14/2016	<0.005							
7/15/2016		<0.005						
7/18/2016				<0.005				
3/14/2017						<0.005	<0.005	
3/16/2017				<0.005				
3/20/2017	<0.005		<0.005					
3/22/2017		<0.005						
3/23/2017								<0.005
9/15/2017						<0.005	<0.005	
9/19/2017	<0.005		<0.005	<0.005				<0.005
9/21/2017		<0.005						
3/12/2018						<0.005	<0.005	
3/13/2018	<0.005		<0.005	<0.005				<0.005
3/14/2018		<0.005						
9/6/2018						<0.005	<0.005	<0.005
9/7/2018	<0.005							

ND substitution: RL or RL/2 if <15% NDs.

Time Series

Constituent: Silver (mg/L) Analysis Run 9/10/2024 10:18 PM

Plant Bowen Client: Southern Company Data: Bowen 3-4 CCR

	GWC-22R	GWC-23R	GWC-24R	GWC-25R	GWC-36A	GWC-36RA	GWC-37	GWC-38
9/11/2018		<0.005	<0.005	<0.005				
3/6/2019							<0.005	
3/7/2019						<0.005		<0.005
3/8/2019			<0.005	<0.005				
3/11/2019	<0.005							
3/12/2019		<0.005						
9/4/2019						<0.005	<0.005	<0.005 (D)
9/5/2019	<0.005		<0.005	<0.005				
9/6/2019		<0.005						
3/2/2020						<0.005	<0.005	<0.005
3/3/2020	<0.005		<0.005	<0.005				
3/5/2020		<0.005						
9/3/2020							<0.005	<0.005
9/4/2020				<0.005				
9/8/2020	<0.005							
9/9/2020		<0.005	<0.005					
9/14/2020						<0.005		
2/24/2021							<0.005	<0.005
3/9/2021	<0.005		<0.005	<0.005				
3/10/2021		<0.005						
3/26/2021						<0.005		
7/27/2021						<0.005		
7/28/2021							<0.005	<0.005
7/29/2021			<0.005					
7/30/2021		<0.005						
8/2/2021	<0.005			<0.005				
1/25/2022								<0.005
1/26/2022						<0.005	<0.005	
1/27/2022	<0.005			<0.005				
1/28/2022		<0.005	<0.005					
4/6/2022					<0.005			
8/5/2022								<0.005
8/8/2022					<0.005	<0.005	<0.005	
8/9/2022			<0.005	<0.005				
8/10/2022	<0.005							
8/11/2022		<0.005						
2/8/2023					<0.005	<0.005	<0.005	<0.005
2/9/2023	<0.005		<0.005	<0.005				
2/10/2023		<0.005						
8/2/2023					<0.005		<0.005	<0.005
8/3/2023	<0.005	<0.005	<0.005	<0.005		<0.005		
2/13/2024					<0.005	<0.005	<0.005	<0.005
2/15/2024	<0.005		<0.005					
2/16/2024		<0.005		<0.005				
7/30/2024					<0.005	<0.005	<0.005	<0.005
7/31/2024	<0.005	<0.005	<0.005	<0.005				

ND substitution: RL or RL/2 if <15% NDs.

Time Series

Constituent: Sulfate (mg/L) Analysis Run 9/10/2024 10:18 PM

Plant Bowen Client: Southern Company Data: Bowen 3-4 CCR

	GWA-1 (bg)	GWA-2 (bg)	GWA-2R (bg)	GWA-39RZ (bg)	GWA-39Z (bg)	GWA-3A (bg)	GWA-40 (bg)	GWA-41 (bg)	GWA-41R (bg)
3/11/2016									
3/14/2016					4.2598				
3/15/2016							1.2104	4.9347	6.4987
3/22/2016	2.3685								
3/23/2016		105.552	26.8249			0.8724 (J)			
5/11/2016					6.05		1.28		
5/12/2016								2.3	
5/13/2016									3.68
5/16/2016				2.4 (D)					
5/19/2016	2.14		3.81						
5/20/2016		44.3							
5/23/2016						0.805 (J)			
7/19/2016					9.5				
7/20/2016								2	
7/21/2016							0.91 (J)		4.5
7/22/2016									
7/27/2016				3.6 (D)					
7/29/2016	1.9	48	1.1			0.84 (J)			
9/15/2016					6.7			1.1	
9/19/2016							1.3		
9/21/2016									2.8
9/22/2016			0.96 (J)			0.94 (J)			
9/23/2016	2	43							
11/2/2016					5.4				
11/3/2016							1.5	1.6	6.7
11/9/2016	1.6	31							
11/10/2016			0.72 (J)			1.1			
1/17/2017							<1.2 (*)		<1.1 (*)
1/18/2017					5.5			1.5	
1/30/2017	1.8								
1/31/2017		4.2	1.5			0.92 (J)			
2/21/2017				26 (D)					
3/24/2017							0.86 (J)	1.6	
3/27/2017				10 (D)					0.85 (J)
3/28/2017					2.9				
3/30/2017	1.6	53				0.77 (J)			
4/3/2017			1.3						
5/24/2017							1.2		
6/6/2017								4.1	6.1
6/7/2017					2.3				
6/8/2017				6.7 (D)					
6/9/2017	1.7		1.2						
6/12/2017		95				0.68 (J)			
7/17/2017				6.4 (D)					
7/27/2017				18 (D)					
8/9/2017				18 (D)					
9/25/2017								1.9	3.5
9/26/2017					3.2		4.2		
9/29/2017				21 (D)					
10/2/2017	1.8	3.5	1.7						
10/4/2017						0.5 (J)			
12/28/2017							7.4 (Y)		

ND substitution: RL or RL/2 if <15% NDs.

Time Series

Constituent: Sulfate (mg/L) Analysis Run 9/10/2024 10:18 PM

Plant Bowen Client: Southern Company Data: Bowen 3-4 CCR

	GWA-1 (bg)	GWA-2 (bg)	GWA-2R (bg)	GWA-39RZ (bg)	GWA-39Z (bg)	GWA-3A (bg)	GWA-40 (bg)	GWA-41 (bg)	GWA-41R (bg)
3/14/2018					3.8		3.8	11.5	10.9 (J)
3/16/2018	1.5		14.8 (J)	15.5					
3/19/2018		147				0.49 (J)			
9/12/2018					3.7		1.7	1.8	3.7
9/14/2018		7.7	2.1	11.6					
9/17/2018	1.3 (D)					0.36 (J)			
3/13/2019							2.1		
3/14/2019				9.3				6.2	8.9
3/15/2019					3				
3/19/2019			32.5 (J)						
3/20/2019	1.5	3.6				0.38 (J)			
9/9/2019					2.4		1.6		
9/10/2019				14				1.2	8.4
9/12/2019	0.98 (J)	5.2							
9/13/2019			3.8			<1			
3/6/2020								10	
3/9/2020				5.8	0.84 (J)		1.2		8.5
3/11/2020	0.94 (J)	131	34.3			<1			
9/10/2020					0.95 (J)			1.7	5.9
9/11/2020							1.3		
9/15/2020	0.96 (J)	35.3	1						
9/16/2020				8.6					
3/10/2021							1.5		8.4
3/11/2021								6.1	
3/12/2021					2				
3/16/2021	0.99 (J)		3.3	3.5					
3/17/2021		90.7							
3/29/2021						5.4			
8/4/2021					1.3		1.4	1.7	6.4
8/6/2021				4.2					
8/9/2021	1.3	84.7	1.6			5			
1/31/2022					1.2		1.2	1.8	8.5
2/1/2022	0.93 (J)	86.1	1.5						
2/2/2022				4.5		3.4			
8/10/2022					1.3				
8/11/2022								1.9	4.7
8/12/2022							1.2		
8/16/2022	0.78 (J)	58.5	7.8	4.5		3.5			
2/13/2023					1.7		1.4	6	10.2
2/14/2023				6.3					
2/16/2023	1.1	115	38.9						
2/17/2023						2.5			
7/25/2023				4.9				1.1	3
7/26/2023					1.5		1.4		
7/27/2023	1.4	44	17.6						
8/1/2023						3			
2/19/2024				4	1.1		1.2	4.2	9.6
2/20/2024									
2/22/2024	1	82				1.9			
2/26/2024			20.9						
8/1/2024				3.3	1.2		1.5	0.75 (J)	2.7
8/6/2024			5.8						

ND substitution: RL or RL/2 if <15% NDs.

Time Series

Constituent: Sulfate (mg/L) Analysis Run 9/10/2024 10:18 PM

Plant Bowen Client: Southern Company Data: Bowen 3-4 CCR

	GWA-1 (bg)	GWA-2 (bg)	GWA-2R (bg)	GWA-39RZ (bg)	GWA-39Z (bg)	GWA-3A (bg)	GWA-40 (bg)	GWA-41 (bg)	GWA-41R (bg)
8/7/2024	1.1	47.5							
8/8/2024						3.9			

Time Series

Constituent: Sulfate (mg/L) Analysis Run 9/10/2024 10:18 PM

Plant Bowen Client: Southern Company Data: Bowen 3-4 CCR

	GWA-42 (bg)
3/11/2016	1.4538
3/14/2016	
3/15/2016	
3/22/2016	
3/23/2016	
5/11/2016	
5/12/2016	
5/13/2016	
5/16/2016	1.18
5/19/2016	
5/20/2016	
5/23/2016	
7/19/2016	
7/20/2016	
7/21/2016	
7/22/2016	1.8
7/27/2016	
7/29/2016	
9/15/2016	
9/19/2016	1.4
9/21/2016	
9/22/2016	
9/23/2016	
11/2/2016	
11/3/2016	1.6
11/9/2016	
11/10/2016	
1/17/2017	<1.8 (*)
1/18/2017	
1/30/2017	
1/31/2017	
2/21/2017	
3/24/2017	
3/27/2017	2
3/28/2017	
3/30/2017	
4/3/2017	
5/24/2017	
6/6/2017	
6/7/2017	1.9
6/8/2017	
6/9/2017	
6/12/2017	
7/17/2017	
7/27/2017	
8/9/2017	
9/25/2017	
9/26/2017	2
9/29/2017	
10/2/2017	
10/4/2017	
12/28/2017	

ND substitution: RL or RL/2 if <15% NDs.

Time Series

Constituent: Sulfate (mg/L) Analysis Run 9/10/2024 10:18 PM

Plant Bowen Client: Southern Company Data: Bowen 3-4 CCR

	GWA-42 (bg)
3/14/2018	2.1
3/16/2018	
3/19/2018	
9/12/2018	
9/14/2018	1.6
9/17/2018	
3/13/2019	
3/14/2019	2.2
3/15/2019	
3/19/2019	
3/20/2019	
9/9/2019	
9/10/2019	1.2
9/12/2019	
9/13/2019	
3/6/2020	1.7
3/9/2020	
3/11/2020	
9/10/2020	0.95 (J)
9/11/2020	
9/15/2020	
9/16/2020	
3/10/2021	
3/11/2021	1.6
3/12/2021	
3/16/2021	
3/17/2021	
3/29/2021	
8/4/2021	1.4
8/6/2021	
8/9/2021	
1/31/2022	1.1
2/1/2022	
2/2/2022	
8/10/2022	1
8/11/2022	
8/12/2022	
8/16/2022	
2/13/2023	1.6
2/14/2023	
2/16/2023	
2/17/2023	
7/25/2023	
7/26/2023	1.1
7/27/2023	
8/1/2023	
2/19/2024	
2/20/2024	1.2
2/22/2024	
2/26/2024	
8/1/2024	1.1
8/6/2024	

Time Series

Constituent: Sulfate (mg/L) Analysis Run 9/10/2024 10:18 PM

Plant Bowen Client: Southern Company Data: Bowen 3-4 CCR

	GWA-42 (bg)
8/7/2024	
8/8/2024	

Time Series

Constituent: Sulfate (mg/L) Analysis Run 9/10/2024 10:18 PM

Plant Bowen Client: Southern Company Data: Bowen 3-4 CCR

	GWA-43 (bg)	GWA-43R (bg)	GWA-4RZ (bg)	GWA-50 (bg)	GWA-50R (bg)	GWA-51RZ (bg)	GWA-52 (bg)	GWA-53 (bg)	GWA-53R (bg)
2/29/2016							5.7396		
3/2/2016								1.799	2.0407
3/11/2016	1.1313	3.8282							
3/28/2016				0.7283 (J)	0.9594 (J)				
5/3/2016								1.94	1.86
5/4/2016						16.8	6.87		
5/13/2016	1.96	3.56							
5/23/2016				0.728 (J)					
5/25/2016					1.59				
7/7/2016						18			
7/8/2016							8.1	2	
7/11/2016									2
7/19/2016	1.3	5.6							
8/1/2016				0.78 (J)	1				
9/7/2016									1.9
9/8/2016						18	6.6	1.9	
9/16/2016	1.1	6.7							
9/26/2016				0.82 (J)	1.2				
10/26/2016						20	4.7	2.1	
10/27/2016									2.1
11/2/2016	1.2	8.1							
11/10/2016				0.92 (J)					
11/11/2016					1.2				
1/6/2017						21	4.8		2
1/9/2017								1.9	
1/18/2017	0.84 (J)	8.9							
1/30/2017				<1	<1				
2/22/2017			22 (D)						
3/15/2017						17	3.9		
3/16/2017								2	1.9
3/28/2017	0.7 (J)	8.2							
4/3/2017					1.3				
4/7/2017			18 (D)	0.82 (J)					
5/17/2017							5.2		
5/18/2017						19			
5/19/2017								2	1.9
6/6/2017	0.47 (J)	7							
6/12/2017				0.78 (J)	1.1				
6/14/2017			20 (D)						
7/12/2017			18 (D)						
7/19/2017						10			
7/20/2017			20 (D)						
7/28/2017			18 (D)						
8/9/2017			19 (D)						
8/24/2017			21 (D)						
9/15/2017							4.4		
9/19/2017						22		2	2.1
9/22/2017	0.59 (J)	8.3							
10/2/2017				0.71 (J)	1.1				
10/3/2017			25 (D)						
12/28/2017			26 (Y)						
3/13/2018						27.3	8.5	1.9	1.9

ND substitution: RL or RL/2 if <15% NDs.

Time Series

Constituent: Sulfate (mg/L) Analysis Run 9/10/2024 10:18 PM

Plant Bowen Client: Southern Company Data: Bowen 3-4 CCR

	GWA-43 (bg)	GWA-43R (bg)	GWA-4RZ (bg)	GWA-50 (bg)	GWA-50R (bg)	GWA-51RZ (bg)	GWA-52 (bg)	GWA-53 (bg)	GWA-53R (bg)
3/14/2018	0.39 (J)								
3/15/2018		5.1							
3/16/2018				0.67 (J)	0.87 (J)				
3/21/2018			25.4						
9/6/2018							7.2		
9/7/2018						26.9			
9/11/2018								1.9	1.8
9/12/2018	0.3 (J)	5.6							
9/17/2018				0.47 (J)					
9/18/2018			22.8		0.87 (J)				
3/7/2019							12.7		
3/8/2019						23.6		1.8	
3/12/2019									2.2
3/13/2019	0.43 (X)	4.4							
3/19/2019				0.52 (J)	0.97 (J)				
3/21/2019			24.9 (D)						
9/4/2019						22.9	4.2		
9/5/2019								1.5	1.5
9/11/2019	<1	5							
9/12/2019			16.5 (D)		0.8 (J)				
9/13/2019				0.55 (J)					
3/2/2020							16.3		
3/3/2020						21.5			
3/4/2020								1.5	1.7
3/9/2020	<1	3.9							
3/11/2020				<1	0.85 (J)				
3/12/2020			20.8						
9/3/2020							3.5		
9/8/2020								1.4	1.4
9/9/2020						21.8			
9/11/2020	<1								
9/14/2020		4.9							
9/15/2020					0.54 (J)				
9/16/2020				<1					
9/17/2020			20.3						
2/24/2021							29.2		
2/25/2021						29.5			
2/26/2021								1.6	1.6
3/11/2021	<1	4.3							
3/16/2021			22.1						
3/17/2021				<1	0.86 (J)				
7/27/2021							23.3		
7/28/2021						26.5			
7/29/2021								1.3	1.4
8/5/2021		2.9							
8/6/2021	<1								
8/9/2021				<1	0.77 (J)				
8/10/2021			20.7						
1/25/2022							8.6		
1/26/2022						22.2		1.4	1.6
1/31/2022	<1	2.5							
2/1/2022				<1					

ND substitution: RL or RL/2 if <15% NDs.

Time Series

Constituent: Sulfate (mg/L) Analysis Run 9/10/2024 10:18 PM

Plant Bowen Client: Southern Company Data: Bowen 3-4 CCR

	GWA-43 (bg)	GWA-43R (bg)	GWA-4RZ (bg)	GWA-50 (bg)	GWA-50R (bg)	GWA-51RZ (bg)	GWA-52 (bg)	GWA-53 (bg)	GWA-53R (bg)
2/2/2022					0.53 (J)				
2/3/2022			20.7						
8/5/2022							4.4		
8/8/2022								1.3	1.5
8/9/2022						22.3			
8/10/2022		2.5							
8/11/2022	<1								
8/16/2022				<1					
8/17/2022			18.1		0.55 (J)				
2/13/2023		2.5							
2/14/2023	<1								
2/16/2023				<1	0.58 (J)				
2/17/2023			21.2						
7/25/2023	<1	2.6							
7/28/2023			19.6	0.53 (J)	0.71 (J)				
2/20/2024	<1	2.8							
2/22/2024				<1	<1				
2/27/2024			23.2						
8/2/2024	<1	3.2							
8/8/2024			12.2	0.53 (J)	0.69 (J)				

ND substitution: RL or RL/2 if <15% NDs.

Time Series

Constituent: Sulfate (mg/L) Analysis Run 9/10/2024 10:18 PM

Plant Bowen Client: Southern Company Data: Bowen 3-4 CCR

	GWA-54 (bg)
2/29/2016	
3/2/2016	7.1892
3/11/2016	
3/28/2016	
5/3/2016	
5/4/2016	7.22
5/13/2016	
5/23/2016	
5/25/2016	
7/7/2016	
7/8/2016	6.7
7/11/2016	
7/19/2016	
8/1/2016	
9/7/2016	
9/8/2016	7
9/16/2016	
9/26/2016	
10/26/2016	6.4
10/27/2016	
11/2/2016	
11/10/2016	
11/11/2016	
1/6/2017	
1/9/2017	5.9
1/18/2017	
1/30/2017	
2/22/2017	
3/15/2017	6.2
3/16/2017	
3/28/2017	
4/3/2017	
4/7/2017	
5/17/2017	
5/18/2017	6.1
5/19/2017	
6/6/2017	
6/12/2017	
6/14/2017	
7/12/2017	
7/19/2017	
7/20/2017	
7/28/2017	
8/9/2017	
8/24/2017	
9/15/2017	5.8
9/19/2017	
9/22/2017	
10/2/2017	
10/3/2017	
12/28/2017	
3/13/2018	4.9

Time Series

Constituent: Sulfate (mg/L) Analysis Run 9/10/2024 10:18 PM

Plant Bowen Client: Southern Company Data: Bowen 3-4 CCR

	GWA-54 (bg)
3/14/2018	
3/15/2018	
3/16/2018	
3/21/2018	
9/6/2018	3.5
9/7/2018	
9/11/2018	
9/12/2018	
9/17/2018	
9/18/2018	
3/7/2019	2.6
3/8/2019	
3/12/2019	
3/13/2019	
3/19/2019	
3/21/2019	
9/4/2019	
9/5/2019	2.4
9/11/2019	
9/12/2019	
9/13/2019	
3/2/2020	
3/3/2020	1.7
3/4/2020	
3/9/2020	
3/11/2020	
3/12/2020	
9/3/2020	
9/8/2020	1.8
9/9/2020	
9/11/2020	
9/14/2020	
9/15/2020	
9/16/2020	
9/17/2020	
2/24/2021	
2/25/2021	1.7
2/26/2021	
3/11/2021	
3/16/2021	
3/17/2021	
7/27/2021	1.8
7/28/2021	
7/29/2021	
8/5/2021	
8/6/2021	
8/9/2021	
8/10/2021	
1/25/2022	1.4
1/26/2022	
1/31/2022	
2/1/2022	

Time Series

Constituent: Sulfate (mg/L) Analysis Run 9/10/2024 10:18 PM

Plant Bowen Client: Southern Company Data: Bowen 3-4 CCR

	GWA-54 (bg)
2/2/2022	
2/3/2022	
8/5/2022	1.4
8/8/2022	
8/9/2022	
8/10/2022	
8/11/2022	
8/16/2022	
8/17/2022	
2/13/2023	
2/14/2023	
2/16/2023	
2/17/2023	
7/25/2023	
7/28/2023	
2/20/2024	
2/22/2024	
2/27/2024	
8/2/2024	
8/8/2024	

Time Series

Constituent: Sulfate (mg/L) Analysis Run 9/10/2024 10:18 PM

Plant Bowen Client: Southern Company Data: Bowen 3-4 CCR

	GWA-55 (bg)	GWA-55R (bg)	GWA-56 (bg)	GWC-16R	GWC-17R	GWC-18	GWC-18R	GWC-19R	GWC-20R
3/2/2016	32.178								
3/3/2016		22.316	132.4615	7.1809					
3/4/2016					9.3417				
3/7/2016						1.7468	2.3258	3.3556	
3/8/2016									0.0196 (J)
5/3/2016	39.2	20.8							
5/5/2016						2.27	2.42		
5/9/2016			34.3					3.62	1.15
5/10/2016				4.6	6.65				
7/11/2016	16	17	58						
7/13/2016				2.3		2.1	2.5		
7/14/2016					5.7			3.5	1.3
7/15/2016									
9/9/2016	9.7	14	66						
9/12/2016							2.3	3.3	1.3
9/13/2016						2.1			
9/14/2016					5.8				
9/15/2016				5.6					
10/26/2016	9.2		76						
10/27/2016		15							
10/31/2016						1.5		3.5	1.4
11/1/2016					6.6				
11/2/2016				7.5					
1/9/2017	9.3	17	85						
1/11/2017				8.3	6.5		2.5	3.2	
1/12/2017						1.9			1.4
3/15/2017			100						
3/16/2017	6.9	15							
3/20/2017				10			2.4		
3/21/2017					6.4			3.4	
3/22/2017									1.7
3/23/2017						2.1			
5/18/2017	7.9	24	87						
5/22/2017							2.5	3.3	1.5
5/23/2017				9.5	6.3	2			
9/15/2017	17		110						
9/18/2017		22							
9/19/2017									1.3
9/20/2017								3.4	
9/21/2017				8.9			2.4		
9/22/2017					6.9				
9/25/2017						2.1			
3/12/2018	28.7	22							
3/13/2018			94.8						
3/14/2018				8.8	7	2.2	2.2	3.4	1.6
9/7/2018	27.4	22.4	101	6.5			2.2		
9/10/2018								3.4	1.7
9/11/2018					5.8	2			
3/7/2019		25	88.7						
3/8/2019	31.8								
3/11/2019				11					
3/12/2019					25.9 (O)	2.3	2.6	4.3	1.5

Time Series

Constituent: Sulfate (mg/L) Analysis Run 9/10/2024 10:18 PM

Plant Bowen Client: Southern Company Data: Bowen 3-4 CCR

	GWA-55 (bg)	GWA-55R (bg)	GWA-56 (bg)	GWC-16R	GWC-17R	GWC-18	GWC-18R	GWC-19R	GWC-20R
9/4/2019			67.8						
9/5/2019	21.5	22.7							
9/6/2019							2		1.45 (D)
9/9/2019				3.8		1.8		3.7	
9/10/2019					6				
3/3/2020	29								
3/4/2020		23.4	69.4	8.4				3.6	
3/5/2020					7.7		1.9		1.1
3/6/2020						2			
9/4/2020	20.4	16.1	54.9						1.1
9/8/2020									
9/9/2020				2.8	5.6	1.4	1.9	3.4	
2/25/2021	34.5	23.2	62.6						
2/26/2021						2.1	2.1	3.4	
3/9/2021				12.9					1.5
3/10/2021					7.3				
7/28/2021	32.8	24.9	58.6						
7/29/2021						1.7	1.9		
7/30/2021				5.4	5.9				
8/2/2021									1.5
8/5/2021								4	
1/26/2022	32.5		47.1						
1/27/2022		20.7					2.1	3.9	1.7
1/28/2022				11.9	7.6	1.6			
8/5/2022			42.9						
8/8/2022	30	23.5							
8/9/2022								3.7	1.6
8/10/2022						1.7	2.3		
8/11/2022				5	6.6				
2/9/2023						2.3	2.4	4	
2/10/2023				12.1	7.6				1.8
8/3/2023					7	1.5			1.4
8/4/2023				6.1			2.2	3.6	
2/14/2024						1.8	2	2.9	
2/15/2024				7.6	7.3				1.1
7/31/2024				7	7.7	1.7	2.3	3.2	
8/1/2024									1.5
8/2/2024									

Time Series

Constituent: Sulfate (mg/L) Analysis Run 9/10/2024 10:18 PM

Plant Bowen Client: Southern Company Data: Bowen 3-4 CCR

	GWC-21R
3/2/2016	
3/3/2016	
3/4/2016	
3/7/2016	
3/8/2016	1.3858
5/3/2016	
5/5/2016	
5/9/2016	2.94
5/10/2016	
7/11/2016	
7/13/2016	
7/14/2016	
7/15/2016	3
9/9/2016	3.2
9/12/2016	
9/13/2016	
9/14/2016	
9/15/2016	
10/26/2016	
10/27/2016	3.6
10/31/2016	
11/1/2016	
11/2/2016	
1/9/2017	
1/11/2017	
1/12/2017	3.9
3/15/2017	
3/16/2017	
3/20/2017	
3/21/2017	4.8
3/22/2017	
3/23/2017	
5/18/2017	
5/22/2017	
5/23/2017	5.4
9/15/2017	
9/18/2017	
9/19/2017	5.6
9/20/2017	
9/21/2017	
9/22/2017	
9/25/2017	
3/12/2018	
3/13/2018	
3/14/2018	<1
9/7/2018	
9/10/2018	4.8
9/11/2018	
3/7/2019	
3/8/2019	
3/11/2019	3.4
3/12/2019	

ND substitution: RL or RL/2 if <15% NDs.

Time Series

Constituent: Sulfate (mg/L) Analysis Run 9/10/2024 10:18 PM

Plant Bowen Client: Southern Company Data: Bowen 3-4 CCR

	GWC-21R
9/4/2019	
9/5/2019	
9/6/2019	6
9/9/2019	
9/10/2019	
3/3/2020	11.3
3/4/2020	
3/5/2020	
3/6/2020	
9/4/2020	
9/8/2020	9.6
9/9/2020	
2/25/2021	
2/26/2021	
3/9/2021	10.5
3/10/2021	
7/28/2021	
7/29/2021	
7/30/2021	
8/2/2021	21.5 (O)
8/5/2021	
1/26/2022	
1/27/2022	
1/28/2022	13.7
8/5/2022	
8/8/2022	
8/9/2022	
8/10/2022	10.5
8/11/2022	
2/9/2023	16.8
2/10/2023	
8/3/2023	
8/4/2023	5.8
2/14/2024	
2/15/2024	5
7/31/2024	
8/1/2024	
8/2/2024	5.2

Time Series

Constituent: Sulfate (mg/L) Analysis Run 9/10/2024 10:18 PM

Plant Bowen Client: Southern Company Data: Bowen 3-4 CCR

	GWC-22R	GWC-23R	GWC-24R	GWC-25R	GWC-36A	GWC-36RA	GWC-37	GWC-38
3/1/2016						6.8929	0.9427 (J)	
3/2/2016								2.5669
3/4/2016			1.0816					
3/7/2016	2.1008							
3/8/2016				1.3157				
3/9/2016		26.4322						
5/2/2016						1.6		
5/3/2016							0.87 (J)	1.83
5/4/2016				1.46				
5/5/2016	2.16		11.3					
5/6/2016		17.7						
7/6/2016						1.7		
7/7/2016								1.8
7/8/2016							0.79 (J)	
7/12/2016			8.8					
7/14/2016	2.3							
7/15/2016		12						
7/18/2016				1.5				
9/7/2016						1.5	0.85 (J)	
9/8/2016								0.97 (J)
9/13/2016			5.4	1.5				
9/14/2016		12						
10/25/2016						1.8	0.74 (J)	1.2
10/27/2016	2.3		9.9	1.7				
11/1/2016		10						
1/5/2017						4.6		
1/6/2017							0.64 (J)	
1/13/2017	2.3		7.8	2				
1/25/2017		8.2						
2/9/2017								0.31 (J)
3/14/2017						2.8	0.77 (J)	
3/16/2017				1.6				
3/20/2017	2.4		2.3					
3/22/2017		13						
3/23/2017								0.54 (J)
5/16/2017						2.1	0.48 (J)	
5/17/2017								0.66 (J)
5/19/2017			2.4	1.5				
5/23/2017	2.4							
5/24/2017		10						
9/15/2017						3	0.76 (J)	
9/19/2017	2.2		2.3	1.8				2
9/21/2017		16						
3/12/2018						8.2	0.42 (J)	
3/13/2018	2.4		1.4	1.7				1.5
3/14/2018		14						
9/6/2018						1.5	0.37 (J)	1.4
9/7/2018	1.8							
9/11/2018		14.9	1.7	1.7				
3/6/2019							0.46 (J)	
3/7/2019						4.3		1.1
3/8/2019			1.9	1.6				

Time Series

Constituent: Sulfate (mg/L) Analysis Run 9/10/2024 10:18 PM

Plant Bowen Client: Southern Company Data: Bowen 3-4 CCR

	GWC-22R	GWC-23R	GWC-24R	GWC-25R	GWC-36A	GWC-36RA	GWC-37	GWC-38
3/11/2019	2							
3/12/2019		17.7						
9/4/2019						1.8	<1	0.83 (J)
9/5/2019	1.7		1.8	1.6				
9/6/2019		9.5						
3/2/2020						7.9	<1	0.5 (J)
3/3/2020	1.7		2	1.6				
3/5/2020		10.8						
9/3/2020							<1	0.58 (J)
9/4/2020				1.6				
9/8/2020	1.3							
9/9/2020		124	1.9					
9/14/2020						1.3		
12/15/2020		61.2						
2/24/2021							<1	0.72 (J)
3/9/2021	1.4		1.6	1.6				
3/10/2021		56.8						
3/26/2021						5.4		
7/27/2021						7.4		
7/28/2021							<1	0.81 (J)
7/29/2021			1.8					
7/30/2021		72.6						
8/2/2021	1.5			1.7				
1/25/2022								0.58 (J)
1/26/2022						7.5	<1	
1/27/2022	1.3			2				
1/28/2022		98.4	2.3					
4/6/2022					21.2			
8/5/2022								<1
8/8/2022					23.4	19.2	<1	
8/9/2022			2.1	1.9				
8/10/2022	1.6							
8/11/2022		143						
11/3/2022		137 (J)						
2/8/2023					24.6	21.7	0.75 (J)	0.9 (J)
2/9/2023	2		2.9	2.3				
2/10/2023		86.7						
8/2/2023					7.9		0.57 (J)	0.67 (J)
8/3/2023	1.7	69.2	3	2.2		4.2		
2/13/2024					23.4	19.1	<1	0.7 (J)
2/15/2024	1.6		2.3					
2/16/2024		59.5		1.9				
7/30/2024					24.5	15.5	0.58 (J)	0.94 (J)
7/31/2024	1.8	57.8	2.8	2.3				

Time Series

Constituent: Thallium (mg/L) Analysis Run 9/10/2024 10:18 PM

Plant Bowen Client: Southern Company Data: Bowen 3-4 CCR

	GWA-1 (bg)	GWA-2 (bg)	GWA-2R (bg)	GWA-39RZ (bg)	GWA-39Z (bg)	GWA-3A (bg)	GWA-40 (bg)	GWA-41 (bg)	GWA-41R (bg)
3/30/2015			7E-05						
10/12/2015						<0.001			
10/13/2015	<0.001	<0.001	<0.001						
3/11/2016									
3/14/2016					<0.001				
3/15/2016							<0.001	<0.001	<0.001
3/22/2016	<0.001								
3/23/2016		<0.001	<0.001			<0.001			
5/11/2016					<0.001		<0.001		
5/12/2016								<0.001	
5/13/2016									<0.001
5/16/2016				<0.001 (D)					
5/19/2016	<0.001		<0.001						
5/20/2016		<0.001							
5/23/2016						<0.001			
7/19/2016					<0.001 (*)				
7/20/2016								<0.001	
7/21/2016							<0.001		<0.001
7/22/2016									
7/27/2016				0.0002 (JD)					
7/29/2016	<0.001	<0.001	<0.001			<0.001			
9/15/2016					<0.001		<0.001	<0.001	
9/19/2016									
9/21/2016									<0.001
9/22/2016			<0.001			<0.001			
9/23/2016	<0.001	<0.001							
11/2/2016					<0.001				
11/3/2016							<0.001	<0.001	<0.001
11/9/2016	<0.001	<0.001							
11/10/2016			<0.001			<0.001			
1/17/2017							<0.001		<0.001
1/18/2017					<0.001			<0.001	
1/30/2017	<0.001								
1/31/2017		<0.001	<0.001			<0.001			
2/21/2017				<0.001					
3/24/2017							<0.001	<0.001	
3/27/2017				<0.001 (D)					<0.001
3/28/2017					5E-05 (J)				
3/30/2017	<0.001	<0.001				<0.001			
4/3/2017			<0.001						
5/24/2017							<0.001		
6/6/2017								<0.001	0.0002 (J)
6/7/2017					<0.001				
6/8/2017				<0.001 (D)					
6/9/2017	<0.001		<0.001						
6/12/2017		<0.001				<0.001			
7/17/2017				<0.001 (D)					
7/27/2017				<0.001					
8/9/2017				<0.001					
9/25/2017								<0.001	<0.001
9/26/2017					7E-05 (J)		<0.001		
9/29/2017				<0.001 (D)					

ND substitution: RL or RL/2 if <15% NDs.

Time Series

Constituent: Thallium (mg/L) Analysis Run 9/10/2024 10:18 PM

Plant Bowen Client: Southern Company Data: Bowen 3-4 CCR

	GWA-1 (bg)	GWA-2 (bg)	GWA-2R (bg)	GWA-39RZ (bg)	GWA-39Z (bg)	GWA-3A (bg)	GWA-40 (bg)	GWA-41 (bg)	GWA-41R (bg)
10/2/2017	<0.001	<0.001	<0.001						
10/4/2017						<0.001			
3/14/2018					<0.001		<0.001	<0.001	<0.001
3/16/2018	<0.001		<0.001	<0.001					
3/19/2018		<0.001				<0.001			
9/12/2018					<0.001		<0.001	<0.001	<0.001
9/14/2018		<0.001	<0.001	<0.001					
9/17/2018	<0.001 (D)					<0.001			
3/13/2019							<0.001		
3/14/2019				<0.001				<0.001	<0.001
3/15/2019					<0.001				
3/19/2019			<0.001						
3/20/2019	<0.001	<0.001				<0.001			
9/9/2019					<0.001		<0.001		
9/10/2019								<0.001 (D)	<0.001
9/12/2019	<0.001	<0.001 (D)							
9/13/2019			6.2E-05 (J)			<0.001			
3/6/2020								<0.001	
3/9/2020				<0.001	<0.001		7.8E-05 (J)		6.1E-05 (J)
3/11/2020	<0.001	<0.001	<0.001			<0.001			
9/10/2020					<0.001			<0.001	<0.001
9/11/2020							<0.001		
9/15/2020	<0.001	<0.001	<0.001						
9/16/2020				<0.001					
3/10/2021							<0.001		<0.001
3/11/2021								<0.001	
3/12/2021					<0.001				
3/16/2021	<0.001		<0.001	<0.001					
3/17/2021		<0.001							
3/29/2021						<0.001			
8/4/2021					<0.001		<0.001	<0.001	<0.001
8/6/2021				<0.001					
8/9/2021	<0.001	<0.001	<0.001			<0.001			
1/31/2022					<0.001		<0.001	<0.001	<0.001
2/1/2022	<0.001	<0.001	<0.001						
2/2/2022				<0.001		<0.001			
8/10/2022					<0.001				
8/11/2022								<0.001	<0.001
8/12/2022							<0.001		
8/16/2022	<0.001	<0.001	<0.001	<0.001		<0.001			
2/13/2023					<0.001		<0.001	<0.001	<0.001
2/14/2023				<0.001					
2/16/2023	<0.001	<0.001	<0.001						
2/17/2023						<0.001			
7/25/2023				<0.001				<0.001	<0.001
7/26/2023					<0.001		<0.001		
7/27/2023	<0.001	<0.001	<0.001						
8/1/2023						<0.001			
2/19/2024				<0.001	<0.001		<0.001	<0.001	<0.001
2/20/2024									
2/22/2024	<0.001	<0.001				<0.001			
2/26/2024			<0.001						

ND substitution: RL or RL/2 if <15% NDs.

Time Series

Constituent: Thallium (mg/L) Analysis Run 9/10/2024 10:18 PM

Plant Bowen Client: Southern Company Data: Bowen 3-4 CCR

	GWA-1 (bg)	GWA-2 (bg)	GWA-2R (bg)	GWA-39RZ (bg)	GWA-39Z (bg)	GWA-3A (bg)	GWA-40 (bg)	GWA-41 (bg)	GWA-41R (bg)
8/1/2024				<0.001	<0.001		<0.001	<0.001	<0.001
8/6/2024			<0.001						
8/7/2024	<0.001	<0.001							
8/8/2024						<0.001			

Time Series

Constituent: Thallium (mg/L) Analysis Run 9/10/2024 10:18 PM

Plant Bowen Client: Southern Company Data: Bowen 3-4 CCR

	GWA-42 (bg)
3/30/2015	
10/12/2015	
10/13/2015	
3/11/2016	<0.001
3/14/2016	
3/15/2016	
3/22/2016	
3/23/2016	
5/11/2016	
5/12/2016	
5/13/2016	
5/16/2016	<0.001
5/19/2016	
5/20/2016	
5/23/2016	
7/19/2016	
7/20/2016	
7/21/2016	
7/22/2016	0.0002 (J)
7/27/2016	
7/29/2016	
9/15/2016	
9/19/2016	<0.001
9/21/2016	
9/22/2016	
9/23/2016	
11/2/2016	
11/3/2016	<0.001
11/9/2016	
11/10/2016	
1/17/2017	<0.001
1/18/2017	
1/30/2017	
1/31/2017	
2/21/2017	
3/24/2017	
3/27/2017	<0.001
3/28/2017	
3/30/2017	
4/3/2017	
5/24/2017	
6/6/2017	
6/7/2017	<0.001
6/8/2017	
6/9/2017	
6/12/2017	
7/17/2017	
7/27/2017	
8/9/2017	
9/25/2017	
9/26/2017	<0.001
9/29/2017	

ND substitution: RL or RL/2 if <15% NDs.

Time Series

Constituent: Thallium (mg/L) Analysis Run 9/10/2024 10:18 PM

Plant Bowen Client: Southern Company Data: Bowen 3-4 CCR

	GWA-42 (bg)
10/2/2017	
10/4/2017	
3/14/2018	<0.001
3/16/2018	
3/19/2018	
9/12/2018	
9/14/2018	<0.001
9/17/2018	
3/13/2019	
3/14/2019	<0.001
3/15/2019	
3/19/2019	
3/20/2019	
9/9/2019	
9/10/2019	<0.001
9/12/2019	
9/13/2019	
3/6/2020	8.6E-05 (J)
3/9/2020	
3/11/2020	
9/10/2020	<0.001
9/11/2020	
9/15/2020	
9/16/2020	
3/10/2021	
3/11/2021	<0.001
3/12/2021	
3/16/2021	
3/17/2021	
3/29/2021	
8/4/2021	<0.001
8/6/2021	
8/9/2021	
1/31/2022	<0.001
2/1/2022	
2/2/2022	
8/10/2022	<0.001
8/11/2022	
8/12/2022	
8/16/2022	
2/13/2023	<0.001
2/14/2023	
2/16/2023	
2/17/2023	
7/25/2023	
7/26/2023	<0.001
7/27/2023	
8/1/2023	
2/19/2024	
2/20/2024	<0.001
2/22/2024	
2/26/2024	

ND substitution: RL or RL/2 if <15% NDs.

Time Series

Constituent: Thallium (mg/L) Analysis Run 9/10/2024 10:18 PM

Plant Bowen Client: Southern Company Data: Bowen 3-4 CCR

	GWA-42 (bg)
8/1/2024	<0.001
8/6/2024	
8/7/2024	
8/8/2024	

ND substitution: RL or RL/2 if <15% NDs.

Time Series

Constituent: Thallium (mg/L) Analysis Run 9/10/2024 10:18 PM

Plant Bowen Client: Southern Company Data: Bowen 3-4 CCR

	GWA-43 (bg)	GWA-43R (bg)	GWA-4RZ (bg)	GWA-50 (bg)	GWA-50R (bg)	GWA-51RZ (bg)	GWA-52 (bg)	GWA-53 (bg)	GWA-53R (bg)
5/13/2015						0.0003 (J)	<0.001	0.0002 (J)	<0.001
5/20/2015						9E-05 (J)	6E-05 (J)	0.0002 (J)	<0.001
5/27/2015						<0.001	<0.001	0.0002 (J)	<0.001
6/8/2015						<0.001	<0.001	9E-05 (J)	<0.001
6/9/2015									
6/17/2015								7E-05 (J)	
6/18/2015						<0.001	<0.001		
6/24/2015						<0.001	<0.001	<0.001	<0.001
6/25/2015									
6/30/2015						6E-05 (J)	<0.001	9E-05 (J)	<0.001
7/1/2015									
7/6/2015						<0.001	<0.001	<0.001	<0.001
7/7/2015									
8/12/2015						<0.001	<0.001	7E-05 (J)	<0.001
10/11/2015				<0.001	<0.001				
2/29/2016							<0.001		
3/2/2016								<0.001	<0.001
3/11/2016	<0.001	<0.001							
3/28/2016				<0.001	<0.001				
5/3/2016								<0.001	<0.001
5/4/2016						<0.001	<0.001		
5/13/2016	<0.001	<0.001							
5/23/2016				<0.001					
5/25/2016					<0.001				
7/7/2016						<0.001			
7/8/2016							0.0002 (J)	6E-05 (J)	
7/11/2016									<0.001
7/19/2016	<0.001 (*)	<0.001							
8/1/2016				<0.001	<0.001				
9/7/2016									<0.001
9/8/2016						<0.001	<0.001	<0.001	
9/16/2016	<0.001	<0.001							
9/26/2016				<0.001	<0.001				
10/26/2016						<0.001	<0.001	<0.001	
10/27/2016									<0.001
11/2/2016	<0.001	<0.001							
11/10/2016				<0.001					
11/11/2016					<0.001				
1/6/2017						<0.001	<0.001		<0.001
1/9/2017								<0.001	
1/18/2017	<0.001	<0.001							
1/30/2017				<0.001	<0.001				
2/22/2017			<0.001						
3/15/2017						4E-05 (J)	4E-05 (J)		
3/16/2017								4E-05 (J)	<0.001
3/28/2017	5E-05 (J)	<0.001							
4/3/2017					<0.001				
4/7/2017			<0.001	<0.001					
5/17/2017							<0.001		
5/18/2017						6E-05 (J)			
5/19/2017								<0.001	<0.001
6/6/2017	<0.001	<0.001							

ND substitution: RL or RL/2 if <15% NDs.

Time Series

Constituent: Thallium (mg/L) Analysis Run 9/10/2024 10:18 PM

Plant Bowen Client: Southern Company Data: Bowen 3-4 CCR

	GWA-43 (bg)	GWA-43R (bg)	GWA-4RZ (bg)	GWA-50 (bg)	GWA-50R (bg)	GWA-51RZ (bg)	GWA-52 (bg)	GWA-53 (bg)	GWA-53R (bg)
6/12/2017				<0.001	<0.001				
6/14/2017			<0.001 (D)						
7/12/2017			<0.001 (D)						
7/19/2017						<0.001			
7/20/2017			<0.001 (D)						
7/28/2017			<0.001						
8/9/2017			<0.001						
8/24/2017			<0.001						
9/15/2017							<0.001		
9/19/2017						6E-05 (J)		<0.001	<0.001
9/22/2017	<0.001	<0.001							
10/2/2017				<0.001	<0.001				
10/3/2017			<0.001 (D)						
3/13/2018						<0.001	<0.001	<0.001	<0.001
3/14/2018	<0.001								
3/15/2018		<0.001							
3/16/2018				<0.001	<0.001				
3/21/2018			<0.001						
9/6/2018							<0.001		
9/7/2018						<0.001			
9/11/2018								<0.001	<0.001
9/12/2018	<0.001	<0.001							
9/17/2018				<0.001					
9/18/2018			<0.001		<0.001				
3/7/2019							<0.001		
3/8/2019						<0.001		<0.001	
3/12/2019									<0.001
3/13/2019	<0.001	<0.001							
3/19/2019				<0.001	<0.001				
3/21/2019			<0.001 (D)						
9/4/2019						0.00014 (J)	<0.001		
9/5/2019								<0.001	<0.001
9/11/2019	6.2E-05 (J)	<0.001							
9/12/2019			<0.001 (D)		<0.001				
9/13/2019				<0.001					
3/2/2020							<0.001		
3/3/2020						0.00012 (J)			
3/4/2020								<0.001	<0.001
3/9/2020	<0.001	<0.001							
3/11/2020				<0.001	5.9E-05 (J)				
3/12/2020			<0.001						
9/3/2020							<0.001		
9/8/2020								<0.001	<0.001
9/9/2020						<0.001			
9/11/2020	<0.001								
9/14/2020		<0.001							
9/15/2020					<0.001				
9/16/2020				<0.001					
9/17/2020			<0.001						
2/24/2021							<0.001		
2/25/2021						<0.001			
2/26/2021								<0.001	<0.001

ND substitution: RL or RL/2 if <15% NDs.

Time Series

Constituent: Thallium (mg/L) Analysis Run 9/10/2024 10:18 PM

Plant Bowen Client: Southern Company Data: Bowen 3-4 CCR

	GWA-43 (bg)	GWA-43R (bg)	GWA-4RZ (bg)	GWA-50 (bg)	GWA-50R (bg)	GWA-51RZ (bg)	GWA-52 (bg)	GWA-53 (bg)	GWA-53R (bg)
3/11/2021	<0.001	<0.001							
3/16/2021			<0.001						
3/17/2021				<0.001	<0.001				
7/27/2021							<0.001		
7/28/2021						<0.001			
7/29/2021								<0.001	<0.001
8/5/2021		<0.001							
8/6/2021	<0.001								
8/9/2021				<0.001	<0.001				
8/10/2021			<0.001						
1/25/2022							<0.001		
1/26/2022						<0.001		<0.001	<0.001
1/31/2022	<0.001	<0.001							
2/1/2022				<0.001					
2/2/2022					<0.001				
2/3/2022			<0.001						
8/5/2022							<0.001		
8/8/2022								<0.001	<0.001
8/9/2022						<0.001			
8/10/2022		<0.001							
8/11/2022	<0.001								
8/16/2022				<0.001					
8/17/2022			<0.001		<0.001				
2/13/2023		<0.001							
2/14/2023	<0.001								
2/16/2023				<0.001	<0.001				
2/17/2023			<0.001						
7/25/2023	<0.001	<0.001							
7/28/2023			<0.001	<0.001	<0.001				
2/20/2024	<0.001	<0.001							
2/22/2024				<0.001	<0.001				
2/27/2024			<0.001						
8/2/2024	<0.001	<0.001							
8/8/2024			<0.001	<0.001	<0.001				

ND substitution: RL or RL/2 if <15% NDs.

Time Series

Constituent: Thallium (mg/L) Analysis Run 9/10/2024 10:18 PM

Plant Bowen Client: Southern Company Data: Bowen 3-4 CCR

	GWA-54 (bg)
5/13/2015	0.0002 (J)
5/20/2015	0.0002 (J)
5/27/2015	0.0002 (J)
6/8/2015	
6/9/2015	0.0001 (J)
6/17/2015	0.0001 (J)
6/18/2015	
6/24/2015	
6/25/2015	0.0001 (J)
6/30/2015	
7/1/2015	0.0001 (J)
7/6/2015	
7/7/2015	9E-05 (J)
8/12/2015	7E-05 (J)
10/11/2015	
2/29/2016	
3/2/2016	<0.001
3/11/2016	
3/28/2016	
5/3/2016	
5/4/2016	<0.001
5/13/2016	
5/23/2016	
5/25/2016	
7/7/2016	
7/8/2016	<0.001
7/11/2016	
7/19/2016	
8/1/2016	
9/7/2016	
9/8/2016	<0.001
9/16/2016	
9/26/2016	
10/26/2016	<0.001
10/27/2016	
11/2/2016	
11/10/2016	
11/11/2016	
1/6/2017	
1/9/2017	<0.001
1/18/2017	
1/30/2017	
2/22/2017	
3/15/2017	4E-05 (J)
3/16/2017	
3/28/2017	
4/3/2017	
4/7/2017	
5/17/2017	
5/18/2017	<0.001
5/19/2017	
6/6/2017	

Time Series

Constituent: Thallium (mg/L) Analysis Run 9/10/2024 10:18 PM

Plant Bowen Client: Southern Company Data: Bowen 3-4 CCR

	GWA-54 (bg)
6/12/2017	
6/14/2017	
7/12/2017	
7/19/2017	
7/20/2017	
7/28/2017	
8/9/2017	
8/24/2017	
9/15/2017	<0.001
9/19/2017	
9/22/2017	
10/2/2017	
10/3/2017	
3/13/2018	<0.001
3/14/2018	
3/15/2018	
3/16/2018	
3/21/2018	
9/6/2018	<0.001
9/7/2018	
9/11/2018	
9/12/2018	
9/17/2018	
9/18/2018	
3/7/2019	<0.001
3/8/2019	
3/12/2019	
3/13/2019	
3/19/2019	
3/21/2019	
9/4/2019	
9/5/2019	<0.001
9/11/2019	
9/12/2019	
9/13/2019	
3/2/2020	
3/3/2020	7.9E-05 (J)
3/4/2020	
3/9/2020	
3/11/2020	
3/12/2020	
9/3/2020	
9/8/2020	<0.001
9/9/2020	
9/11/2020	
9/14/2020	
9/15/2020	
9/16/2020	
9/17/2020	
2/24/2021	
2/25/2021	<0.001
2/26/2021	

Time Series

Constituent: Thallium (mg/L) Analysis Run 9/10/2024 10:18 PM

Plant Bowen Client: Southern Company Data: Bowen 3-4 CCR

	GWA-54 (bg)
3/11/2021	
3/16/2021	
3/17/2021	
7/27/2021	<0.001
7/28/2021	
7/29/2021	
8/5/2021	
8/6/2021	
8/9/2021	
8/10/2021	
1/25/2022	<0.001
1/26/2022	
1/31/2022	
2/1/2022	
2/2/2022	
2/3/2022	
8/5/2022	<0.001
8/8/2022	
8/9/2022	
8/10/2022	
8/11/2022	
8/16/2022	
8/17/2022	
2/13/2023	
2/14/2023	
2/16/2023	
2/17/2023	
7/25/2023	
7/28/2023	
2/20/2024	
2/22/2024	
2/27/2024	
8/2/2024	
8/8/2024	

ND substitution: RL or RL/2 if <15% NDs.

Time Series

Constituent: Thallium (mg/L) Analysis Run 9/10/2024 10:18 PM

Plant Bowen Client: Southern Company Data: Bowen 3-4 CCR

	GWA-55 (bg)	GWA-55R (bg)	GWA-56 (bg)	GWC-16R	GWC-17R	GWC-18	GWC-18R	GWC-19R	GWC-20R
9/16/2014				0.0004 (J)					
9/17/2014					<0.001	0.0002 (J)	<0.001	<0.001	
9/18/2014									0.0001 (J)
10/4/2014				0.0004 (J)	<0.001	0.0002 (J)	<0.001	<0.001	
10/5/2014									0.0001 (J)
10/21/2014				0.0004 (J)	<0.001	0.0002 (J)	<0.001	<0.001	
10/22/2014									0.0001 (J)
11/5/2014						0.0003 (J)		<0.001	0.0002 (J)
11/11/2014				0.0005 (J)	<0.001		<0.001		
3/3/2015				0.0004 (J)	<0.001	0.0002 (J)	<0.001	<0.001	
3/4/2015									0.0001 (J)
3/18/2015				0.0005 (J)	<0.001	0.0002 (J)	<0.001		
3/19/2015								<0.001	0.0001 (J)
4/6/2015				0.0004 (J)	<0.001				
4/7/2015						0.0002 (J)	<0.001	<0.001	0.0001 (J)
4/8/2015									
4/23/2015				0.0004 (J)	<0.001	0.0002 (J)	<0.001		
4/24/2015								<0.001	0.0001 (J)
5/13/2015	<0.001	<0.001	<0.001						
5/20/2015	<0.001	<0.001	<0.001						
5/27/2015	<0.001	<0.001	<0.001						
6/9/2015	<0.001	<0.001	<0.001						
6/17/2015	8E-05 (J)	<0.001	<0.001						
6/24/2015		<0.001							
6/25/2015	7E-05 (J)		<0.001						
7/1/2015	<0.001	<0.001	<0.001						
7/7/2015	0.0001 (J)	<0.001	<0.001						
7/29/2015				0.0003 (J)	<0.001	0.0002 (J)	<0.001	<0.001	
7/30/2015									<0.001
8/13/2015	8E-05 (J)	<0.001	<0.001						
3/2/2016	<0.001								
3/3/2016		<0.001	<0.001	0.002222 (JD)					
3/4/2016					<0.001				
3/7/2016						<0.001	<0.001	<0.001	
3/8/2016									<0.001
5/3/2016	<0.001	<0.001							
5/5/2016						<0.001	<0.001		
5/9/2016			<0.001					<0.001	<0.001
5/10/2016				<0.001	<0.001				
7/11/2016	<0.001	<0.001	<0.001						
7/13/2016				<0.001		<0.001	<0.001		
7/14/2016					<0.001			<0.001	<0.001
7/15/2016									
9/9/2016	<0.001	<0.001	<0.001						
9/12/2016							<0.001	<0.001	<0.001
9/13/2016						<0.001			
9/14/2016					<0.001				
9/15/2016				<0.001					
10/26/2016	<0.001		<0.001						
10/27/2016		<0.001							
10/31/2016						<0.001		<0.001	<0.001
11/1/2016					<0.001		<0.001		

ND substitution: RL or RL/2 if <15% NDs.

Time Series

Constituent: Thallium (mg/L) Analysis Run 9/10/2024 10:18 PM

Plant Bowen Client: Southern Company Data: Bowen 3-4 CCR

	GWA-55 (bg)	GWA-55R (bg)	GWA-56 (bg)	GWC-16R	GWC-17R	GWC-18	GWC-18R	GWC-19R	GWC-20R
11/2/2016				<0.001					
1/9/2017	<0.001	<0.001	<0.001						
1/11/2017				0.0003 (J)	<0.001		<0.001	<0.001	
1/12/2017						<0.001			<0.001
3/15/2017			<0.001						
3/16/2017	0.0001 (J)	5E-05 (J)							
3/20/2017				0.0003 (J)			<0.001		
3/21/2017					<0.001			<0.001	
3/22/2017									4E-05 (J)
3/23/2017						0.0001 (J)			
5/18/2017	0.0001 (J)	<0.001	<0.001						
5/22/2017							<0.001	<0.001	5E-05 (J)
5/23/2017				0.0003 (J)	<0.001	0.0001 (J)			
9/15/2017	0.0001 (J)		<0.001						
9/18/2017		<0.001							
9/19/2017									6E-05 (J)
9/20/2017								<0.001	
9/21/2017				0.0002 (J)			<0.001		
9/22/2017					<0.001				
9/25/2017						0.0001 (J)			
3/12/2018	<0.001	<0.001							
3/13/2018			<0.001						
3/14/2018				0.00018 (J)	<0.001	<0.001	<0.001	<0.001	<0.001
9/7/2018	<0.001	<0.001	<0.001	0.00016 (J)			<0.001		
9/10/2018								<0.001	<0.001
9/11/2018					<0.001	<0.001			
3/7/2019		<0.001	<0.001						
3/8/2019	<0.001								
3/11/2019				0.00026 (J)					
3/12/2019					<0.001	<0.001	<0.001	<0.001	<0.001
9/4/2019			<0.001						
9/5/2019	0.00011 (J)	<0.001							
9/6/2019							<0.001		<0.001
9/9/2019				6E-05 (J)		<0.001		<0.001	
9/10/2019					<0.001				
3/3/2020	6.5E-05 (J)								
3/4/2020		<0.001	<0.001	0.00014 (J)				<0.001	
3/5/2020					<0.001		<0.001		<0.001
3/6/2020						7.6E-05 (J)			
9/4/2020	<0.001	<0.001	<0.001						<0.001
9/8/2020									
9/9/2020				<0.001	<0.001	<0.001	<0.001	<0.001	
2/25/2021	<0.001	<0.001	<0.001						
2/26/2021						<0.001	<0.001	<0.001	
3/9/2021				<0.001					<0.001
3/10/2021					<0.001				
7/28/2021	<0.001	<0.001	<0.001						
7/29/2021						<0.001	<0.001		
7/30/2021				<0.001	<0.001				
8/2/2021									<0.001
8/5/2021								<0.001	
1/26/2022	<0.001		<0.001						

Time Series

Constituent: Thallium (mg/L) Analysis Run 9/10/2024 10:18 PM

Plant Bowen Client: Southern Company Data: Bowen 3-4 CCR

	GWA-55 (bg)	GWA-55R (bg)	GWA-56 (bg)	GWC-16R	GWC-17R	GWC-18	GWC-18R	GWC-19R	GWC-20R
1/27/2022		<0.001					<0.001	<0.001	<0.001
1/28/2022				<0.001	<0.001	<0.001			
8/5/2022			<0.001						
8/8/2022	<0.001	<0.001							
8/9/2022								<0.001	<0.001
8/10/2022						<0.001	<0.001		
8/11/2022				<0.001	<0.001				
2/9/2023						<0.001	<0.001	<0.001	
2/10/2023				<0.001	<0.001				<0.001
8/3/2023					<0.001	<0.001			<0.001
8/4/2023				<0.001			<0.001	<0.001	
2/14/2024						<0.001	<0.001	<0.001	
2/15/2024				<0.001	<0.001				<0.001
7/31/2024				<0.001	<0.001	<0.001	<0.001	<0.001	
8/1/2024									<0.001
8/2/2024									

Time Series

Constituent: Thallium (mg/L) Analysis Run 9/10/2024 10:18 PM

Plant Bowen Client: Southern Company Data: Bowen 3-4 CCR

	GWC-21R
9/16/2014	
9/17/2014	
9/18/2014	0.0002 (J)
10/4/2014	
10/5/2014	0.0002 (J)
10/21/2014	
10/22/2014	0.0002 (J)
11/5/2014	0.0002 (J)
11/11/2014	
3/3/2015	
3/4/2015	0.0002 (J)
3/18/2015	
3/19/2015	0.0002 (J)
4/6/2015	
4/7/2015	
4/8/2015	0.0002 (J)
4/23/2015	
4/24/2015	0.0002 (J)
5/13/2015	
5/20/2015	
5/27/2015	
6/9/2015	
6/17/2015	
6/24/2015	
6/25/2015	
7/1/2015	
7/7/2015	
7/29/2015	
7/30/2015	0.0001 (J)
8/13/2015	
3/2/2016	
3/3/2016	
3/4/2016	
3/7/2016	
3/8/2016	<0.001
5/3/2016	
5/5/2016	
5/9/2016	0.000353 (J)
5/10/2016	
7/11/2016	
7/13/2016	
7/14/2016	
7/15/2016	<0.001
9/9/2016	<0.001
9/12/2016	
9/13/2016	
9/14/2016	
9/15/2016	
10/26/2016	
10/27/2016	<0.001
10/31/2016	
11/1/2016	

Time Series

Constituent: Thallium (mg/L) Analysis Run 9/10/2024 10:18 PM

Plant Bowen Client: Southern Company Data: Bowen 3-4 CCR

	GWC-21R
11/2/2016	
1/9/2017	
1/11/2017	
1/12/2017	<0.001
3/15/2017	
3/16/2017	
3/20/2017	
3/21/2017	<0.001
3/22/2017	
3/23/2017	
5/18/2017	
5/22/2017	
5/23/2017	0.0002 (J)
9/15/2017	
9/18/2017	
9/19/2017	0.0002 (J)
9/20/2017	
9/21/2017	
9/22/2017	
9/25/2017	
3/12/2018	
3/13/2018	
3/14/2018	<0.001
9/7/2018	
9/10/2018	<0.001
9/11/2018	
3/7/2019	
3/8/2019	
3/11/2019	<0.001
3/12/2019	
9/4/2019	
9/5/2019	
9/6/2019	0.0002 (J)
9/9/2019	
9/10/2019	
3/3/2020	7.1E-05 (J)
3/4/2020	
3/5/2020	
3/6/2020	
9/4/2020	
9/8/2020	<0.001
9/9/2020	
2/25/2021	
2/26/2021	
3/9/2021	<0.001
3/10/2021	
7/28/2021	
7/29/2021	
7/30/2021	
8/2/2021	<0.001
8/5/2021	
1/26/2022	

Time Series

Constituent: Thallium (mg/L) Analysis Run 9/10/2024 10:18 PM

Plant Bowen Client: Southern Company Data: Bowen 3-4 CCR

	GWC-21R
1/27/2022	
1/28/2022	0.00021 (J)
8/5/2022	
8/8/2022	
8/9/2022	
8/10/2022	0.00031 (J)
8/11/2022	
2/9/2023	0.00029 (J)
2/10/2023	
8/3/2023	
8/4/2023	0.00022 (J)
2/14/2024	
2/15/2024	<0.001
7/31/2024	
8/1/2024	
8/2/2024	<0.001

ND substitution: RL or RL/2 if <15% NDs.

Time Series

Constituent: Thallium (mg/L) Analysis Run 9/10/2024 10:18 PM

Plant Bowen Client: Southern Company Data: Bowen 3-4 CCR

	GWC-22R	GWC-23R	GWC-24R	GWC-25R	GWC-36A	GWC-36RA	GWC-37	GWC-38
9/16/2014			<0.001	<0.001			<0.001	<0.001
9/18/2014	<0.001	0.0002 (J)						
10/3/2014						<0.001	<0.001	
10/4/2014			<0.001	<0.001				
10/5/2014	0.0001 (J)	0.0003 (J)						
10/6/2014								<0.001
10/20/2014						<0.001	<0.001	<0.001
10/22/2014	<0.001	0.0002 (J)						
10/23/2014			<0.001	<0.001				
11/5/2014	0.0001 (J)							
11/10/2014			<0.001	<0.001		<0.001	<0.001	<0.001
3/2/2015						<0.001	<0.001	<0.001
3/4/2015	0.0001 (J)	0.0002 (J)	<0.001	<0.001				
3/17/2015						0.0001 (J)	<0.001	<0.001
3/19/2015	0.0001 (J)							
3/20/2015		0.0002 (J)	<0.001	<0.001				
4/5/2015						7E-05 (J)	<0.001	
4/6/2015								<0.001
4/8/2015	0.0001 (J)	0.0002 (J)	<0.001					
4/9/2015				<0.001				
4/21/2015						<0.001		
4/22/2015							<0.001	<0.001
4/23/2015		0.0002 (J)	<0.001	<0.001				
4/24/2015	0.0001 (J)							
7/28/2015						<0.001	<0.001	<0.001
7/30/2015	0.0001 (J)	0.0001 (J)	<0.001	<0.001				
3/1/2016						<0.001	<0.001	
3/2/2016								<0.001
3/4/2016			<0.001					
3/7/2016	<0.001							
3/8/2016				<0.001				
3/9/2016		0.0033 (JO)						
5/2/2016						<0.001		
5/3/2016							<0.001	<0.001
5/4/2016				<0.001				
5/5/2016	<0.001		<0.001					
5/6/2016		<0.001						
7/6/2016						<0.001		
7/7/2016								<0.001
7/8/2016							<0.001	
7/12/2016			<0.001					
7/14/2016	<0.001							
7/15/2016		<0.001						
7/18/2016				<0.001				
9/7/2016						<0.001	<0.001	
9/8/2016								<0.001
9/12/2016	<0.001							
9/13/2016			<0.001	<0.001				
9/14/2016		0.0002 (J)						
10/25/2016						<0.001	<0.001	<0.001
10/27/2016	<0.001		<0.001	<0.001				
11/1/2016		<0.001						

ND substitution: RL or RL/2 if <15% NDs.

Time Series

Constituent: Thallium (mg/L) Analysis Run 9/10/2024 10:18 PM

Plant Bowen Client: Southern Company Data: Bowen 3-4 CCR

	GWC-22R	GWC-23R	GWC-24R	GWC-25R	GWC-36A	GWC-36RA	GWC-37	GWC-38
1/5/2017						<0.001		
1/6/2017							<0.001	
1/13/2017	<0.001		<0.001	<0.001				
1/25/2017		<0.001						
2/9/2017								<0.001
3/14/2017						<0.001	<0.001	
3/16/2017				<0.001				
3/20/2017	<0.001		<0.001					
3/22/2017		0.0001 (J)						
3/23/2017								<0.001
5/16/2017						<0.001	<0.001	
5/17/2017								<0.001
5/19/2017			<0.001	<0.001				
5/23/2017	0.0001 (J)							
5/24/2017		0.0001 (J)						
9/15/2017						<0.001	<0.001	
9/19/2017	8E-05 (J)		<0.001	<0.001				<0.001
9/21/2017		0.0002 (J)						
3/12/2018						<0.001	<0.001	
3/13/2018	0.00017 (J)		<0.001	<0.001				<0.001
3/14/2018		<0.001						
9/6/2018						<0.001	<0.001	<0.001
9/7/2018	<0.001							
9/11/2018		<0.001	<0.001	<0.001				
3/6/2019							<0.001	
3/7/2019						<0.001		<0.001
3/8/2019			<0.001	<0.001				
3/11/2019	0.00015 (J)							
3/12/2019		<0.001						
9/4/2019						<0.001	<0.001	<0.001
9/5/2019	5.5E-05 (J)		<0.001	<0.001				
9/6/2019		0.0003 (J)						
3/2/2020						<0.001	<0.001	<0.001
3/3/2020	7.2E-05 (J)		<0.001	<0.001				
3/5/2020		0.00018 (J)						
9/3/2020							<0.001	<0.001
9/4/2020				<0.001				
9/8/2020	0.00016 (J)							
9/9/2020		0.00016 (J)	<0.001					
9/14/2020						<0.001		
2/24/2021							<0.001	<0.001
3/9/2021	<0.001		<0.001	<0.001				
3/10/2021		<0.001						
3/26/2021						<0.001		
7/27/2021						<0.001		
7/28/2021							<0.001	<0.001
7/29/2021			<0.001					
7/30/2021		0.00023 (J)						
8/2/2021	<0.001			<0.001				
1/25/2022								<0.001
1/26/2022						<0.001	<0.001	
1/27/2022	<0.001			<0.001				

ND substitution: RL or RL/2 if <15% NDs.

Time Series

Constituent: Thallium (mg/L) Analysis Run 9/10/2024 10:18 PM

Plant Bowen Client: Southern Company Data: Bowen 3-4 CCR

	GWC-22R	GWC-23R	GWC-24R	GWC-25R	GWC-36A	GWC-36RA	GWC-37	GWC-38
1/28/2022		<0.001	<0.001					
4/6/2022					<0.001			
8/5/2022								<0.001
8/8/2022					<0.001	<0.001	<0.001	
8/9/2022			<0.001	<0.001				
8/10/2022	<0.001							
8/11/2022		<0.001						
2/8/2023					<0.001	<0.001	<0.001	<0.001
2/9/2023	<0.001		<0.001	<0.001				
2/10/2023		<0.001						
8/2/2023					<0.001		<0.001	<0.001
8/3/2023	<0.001	<0.001	<0.001	<0.001		<0.001		
2/13/2024					<0.001	<0.001	<0.001	<0.001
2/15/2024	<0.001		<0.001					
2/16/2024		<0.001		<0.001				
7/30/2024					<0.001	<0.001	<0.001	<0.001
7/31/2024	<0.001	<0.001	<0.001	<0.001				

ND substitution: RL or RL/2 if <15% NDs.

Time Series

Constituent: Total Dissolved Solids (mg/l) Analysis Run 9/10/2024 10:18 PM

Plant Bowen Client: Southern Company Data: Bowen 3-4 CCR

	GWA-1 (bg)	GWA-2 (bg)	GWA-2R (bg)	GWA-39RZ (bg)	GWA-39Z (bg)	GWA-3A (bg)	GWA-40 (bg)	GWA-41 (bg)	GWA-41R (bg)
3/11/2016									
3/14/2016					106				
3/15/2016							107	110	78
3/22/2016	150								
3/23/2016		259	174			<25			
5/11/2016					58		80		
5/12/2016								49	
5/13/2016									178
5/16/2016				114 (D)					
5/19/2016	150		93						
5/20/2016		122							
5/23/2016						<25			
7/19/2016					46				
7/20/2016								72	
7/21/2016							76		168
7/22/2016									
7/27/2016				107 (D)					
7/29/2016	146	156	68			17 (J)			
9/15/2016					41			18 (J)	
9/19/2016							108		
9/21/2016									123
9/22/2016			91			33			
9/23/2016	163	150							
11/2/2016					37				
11/3/2016							90	70	157
11/9/2016	147	87							
11/10/2016			96			41			
1/17/2017							128		170
1/18/2017					29			63	
1/30/2017	127								
1/31/2017		63	206			58			
2/21/2017				229 (D)					
3/24/2017							91	63	
3/27/2017				239 (D)					158
3/28/2017					40				
3/30/2017	137	112				<25			
4/3/2017			118						
5/24/2017							152		
6/6/2017								128	212
6/7/2017									
6/8/2017				179 (D)					
6/9/2017	164		87						
6/12/2017		216				20 (J)			
7/17/2017				180 (D)					
7/27/2017				190 (D)					
8/9/2017				153 (D)					
9/25/2017								109	145
9/26/2017					107		103		
9/29/2017				173 (D)					
10/2/2017	137	<25	73						
10/4/2017						<25			
3/14/2018					126		123	192	210

ND substitution: RL or RL/2 if <15% NDs.

Time Series

Constituent: Total Dissolved Solids (mg/l) Analysis Run 9/10/2024 10:18 PM

Plant Bowen Client: Southern Company Data: Bowen 3-4 CCR

	GWA-1 (bg)	GWA-2 (bg)	GWA-2R (bg)	GWA-39RZ (bg)	GWA-39Z (bg)	GWA-3A (bg)	GWA-40 (bg)	GWA-41 (bg)	GWA-41R (bg)
3/16/2018	140		130	150					
3/19/2018		295				<25			
9/12/2018					134		105	82	159
9/14/2018		30	103	165					
9/17/2018	162					32			
3/13/2019							130		
3/14/2019				154				119	157
3/15/2019					107				
3/19/2019			208						
3/20/2019	175	49				30			
9/9/2019					93		108		
9/10/2019				181				36	113
9/12/2019	174	44							
9/13/2019			113			19			
3/6/2020								137	
3/9/2020				173	58		131		249
3/11/2020	172	309	170			24			
9/10/2020					16			35	111
9/11/2020							102		
9/15/2020	156	28	89						
9/16/2020				156					
3/10/2021							60		148
3/11/2021								101	
3/12/2021					55				
3/16/2021	155		102	142					
3/17/2021		211							
3/29/2021						76			
8/4/2021					60		66	77	176
8/6/2021				133					
8/9/2021	150	207	127			95			
1/31/2022					61		81	63	184
2/1/2022	143	202	114						
2/2/2022				143		104			
8/10/2022					50				
8/11/2022								73	170
8/12/2022							91		
8/16/2022	159	182	123	125		85			
2/13/2023					105 (J)		259 (J)	111 (J)	163 (J)
2/14/2023				149 (J)					
2/16/2023	152 (J)	267 (J)	197 (J)						
2/17/2023						117 (J)			
7/25/2023				158				43	162
7/26/2023					57		70		
7/27/2023	167	177	155						
8/1/2023						113			
2/19/2024				177	63		108	130	199
2/20/2024									
2/22/2024	148	210				117			
2/26/2024			126						
8/1/2024				161	68		96	49	197
8/6/2024			105						
8/7/2024	179	183							

ND substitution: RL or RL/2 if <15% NDs.

Time Series

Constituent: Total Dissolved Solids (mg/l) Analysis Run 9/10/2024 10:18 PM

Plant Bowen Client: Southern Company Data: Bowen 3-4 CCR

	GWA-1 (bg)	GWA-2 (bg)	GWA-2R (bg)	GWA-39RZ (bg)	GWA-39Z (bg)	GWA-3A (bg)	GWA-40 (bg)	GWA-41 (bg)	GWA-41R (bg)
8/8/2024						150			

Time Series

Constituent: Total Dissolved Solids (mg/l) Analysis Run 9/10/2024 10:18 PM

Plant Bowen Client: Southern Company Data: Bowen 3-4 CCR

	GWA-42 (bg)
3/11/2016	139
3/14/2016	
3/15/2016	
3/22/2016	
3/23/2016	
5/11/2016	
5/12/2016	
5/13/2016	
5/16/2016	112
5/19/2016	
5/20/2016	
5/23/2016	
7/19/2016	
7/20/2016	
7/21/2016	
7/22/2016	136
7/27/2016	
7/29/2016	
9/15/2016	
9/19/2016	121
9/21/2016	
9/22/2016	
9/23/2016	
11/2/2016	
11/3/2016	132
11/9/2016	
11/10/2016	
1/17/2017	150
1/18/2017	
1/30/2017	
1/31/2017	
2/21/2017	
3/24/2017	
3/27/2017	148
3/28/2017	
3/30/2017	
4/3/2017	
5/24/2017	
6/6/2017	
6/7/2017	181
6/8/2017	
6/9/2017	
6/12/2017	
7/17/2017	
7/27/2017	
8/9/2017	
9/25/2017	
9/26/2017	113
9/29/2017	
10/2/2017	
10/4/2017	
3/14/2018	134

Time Series

Constituent: Total Dissolved Solids (mg/l) Analysis Run 9/10/2024 10:18 PM

Plant Bowen Client: Southern Company Data: Bowen 3-4 CCR

	GWA-42 (bg)
3/16/2018	
3/19/2018	
9/12/2018	
9/14/2018	139
9/17/2018	
3/13/2019	
3/14/2019	157
3/15/2019	
3/19/2019	
3/20/2019	
9/9/2019	
9/10/2019	105
9/12/2019	
9/13/2019	
3/6/2020	143
3/9/2020	
3/11/2020	
9/10/2020	120
9/11/2020	
9/15/2020	
9/16/2020	
3/10/2021	
3/11/2021	109
3/12/2021	
3/16/2021	
3/17/2021	
3/29/2021	
8/4/2021	141
8/6/2021	
8/9/2021	
1/31/2022	132
2/1/2022	
2/2/2022	
8/10/2022	134
8/11/2022	
8/12/2022	
8/16/2022	
2/13/2023	226
2/14/2023	
2/16/2023	
2/17/2023	
7/25/2023	
7/26/2023	134
7/27/2023	
8/1/2023	
2/19/2024	
2/20/2024	146
2/22/2024	
2/26/2024	
8/1/2024	158
8/6/2024	
8/7/2024	

Time Series

Constituent: Total Dissolved Solids (mg/l) Analysis Run 9/10/2024 10:18 PM

Plant Bowen Client: Southern Company Data: Bowen 3-4 CCR

GWA-42 (bg)

8/8/2024

Time Series

Constituent: Total Dissolved Solids (mg/l) Analysis Run 9/10/2024 10:18 PM

Plant Bowen Client: Southern Company Data: Bowen 3-4 CCR

	GWA-43 (bg)	GWA-43R (bg)	GWA-4RZ (bg)	GWA-50 (bg)	GWA-50R (bg)	GWA-51RZ (bg)	GWA-52 (bg)	GWA-53 (bg)	GWA-53R (bg)
2/29/2016							134		
3/2/2016								130	134
3/11/2016	69	144							
3/28/2016				<25	46				
5/3/2016								99	76
5/4/2016						175	113		
5/13/2016	88	142							
5/23/2016				32					
5/25/2016					57				
7/7/2016						204			
7/8/2016							152	132	
7/11/2016									142
7/19/2016	56	135							
8/1/2016				<25	<25				
9/7/2016									143
9/8/2016						141	124	108	
9/16/2016	31	144							
9/26/2016				45	60				
10/26/2016						153	134	113	
10/27/2016									114
11/2/2016	48	152							
11/10/2016				38					
11/11/2016					13 (J)				
1/6/2017						329			
1/9/2017								146	
1/18/2017	44	125							
1/30/2017				<25	<25				
2/22/2017			329 (D)						
3/15/2017						197	139		
3/16/2017								132	146
3/28/2017	<25	109							
4/3/2017					100				
4/7/2017			295 (D)	18 (J)					
5/17/2017							156		
5/18/2017						250			
5/19/2017								114	129
6/6/2017	36	154							
6/12/2017				15 (J)	51				
6/14/2017			237 (D)						
7/12/2017			400 (D)						
7/19/2017						195			
7/20/2017			203 (D)						
7/28/2017			262 (D)						
8/9/2017			195 (D)						
8/24/2017			236 (D)						
9/15/2017							141		
9/19/2017						255		154	165
9/22/2017	41	157							
10/2/2017				17 (J)	32				
10/3/2017			224 (D)						
3/13/2018						233	150	138	132
3/14/2018	<25								

ND substitution: RL or RL/2 if <15% NDs.

Time Series

Constituent: Total Dissolved Solids (mg/l) Analysis Run 9/10/2024 10:18 PM

Plant Bowen Client: Southern Company Data: Bowen 3-4 CCR

	GWA-43 (bg)	GWA-43R (bg)	GWA-4RZ (bg)	GWA-50 (bg)	GWA-50R (bg)	GWA-51RZ (bg)	GWA-52 (bg)	GWA-53 (bg)	GWA-53R (bg)
3/15/2018		117							
3/16/2018				<25	<25				
3/21/2018			237						
9/6/2018							160		
9/7/2018						232			
9/11/2018								140	142
9/12/2018	<25	151							
9/17/2018				38					
9/18/2018			227		15 (J)				
3/7/2019							159		
3/8/2019						244		143	
3/12/2019									150 (J)
3/13/2019	31	152							
3/19/2019				34	48				
3/21/2019			367 (D)						
9/4/2019						207	135		
9/5/2019								148	142
9/11/2019	21	151							
9/12/2019			200 (D)		46				
9/13/2019				19					
3/2/2020							142		
3/3/2020						211			
3/4/2020								146	157
3/9/2020	51	174							
3/11/2020				17	24				
3/12/2020			247						
9/3/2020							132		
9/8/2020								138	124
9/9/2020						205			
9/11/2020	31								
9/14/2020		146							
9/15/2020					12				
9/16/2020				20					
9/17/2020			223						
2/24/2021							144		
2/25/2021						217			
2/26/2021								128	98
3/11/2021	14	98							
3/16/2021			196						
3/17/2021				<25	31				
7/27/2021							170		
7/28/2021						199			
7/29/2021								121	134
8/5/2021		126							
8/6/2021	33								
8/9/2021				14	<25				
8/10/2021			238						
1/25/2022							136		
1/26/2022						190		131	144
1/31/2022	25	128							
2/1/2022				21					
2/2/2022					15				

ND substitution: RL or RL/2 if <15% NDs.

Time Series

Constituent: Total Dissolved Solids (mg/l) Analysis Run 9/10/2024 10:18 PM

Plant Bowen Client: Southern Company Data: Bowen 3-4 CCR

	GWA-43 (bg)	GWA-43R (bg)	GWA-4RZ (bg)	GWA-50 (bg)	GWA-50R (bg)	GWA-51RZ (bg)	GWA-52 (bg)	GWA-53 (bg)	GWA-53R (bg)
2/3/2022			243						
8/5/2022							123		
8/8/2022								137 (J)	136 (J)
8/9/2022						208			
8/10/2022		145							
8/11/2022	28								
8/16/2022				<25					
8/17/2022			226		18 (J)				
2/13/2023		126							
2/14/2023	60.9								
2/16/2023				<25	<25				
2/17/2023			252 (J)						
7/25/2023	<25	167							
7/28/2023			243	<25	<25				
2/20/2024	<25	136							
2/22/2024				<25	<25				
2/27/2024			268						
8/2/2024	33	188							
8/8/2024			258	147	64				

ND substitution: RL or RL/2 if <15% NDs.

Time Series

Constituent: Total Dissolved Solids (mg/l) Analysis Run 9/10/2024 10:18 PM

Plant Bowen Client: Southern Company Data: Bowen 3-4 CCR

	GWA-54 (bg)
2/29/2016	
3/2/2016	125
3/11/2016	
3/28/2016	
5/3/2016	
5/4/2016	77
5/13/2016	
5/23/2016	
5/25/2016	
7/7/2016	
7/8/2016	139
7/11/2016	
7/19/2016	
8/1/2016	
9/7/2016	
9/8/2016	110
9/16/2016	
9/26/2016	
10/26/2016	115
10/27/2016	
11/2/2016	
11/10/2016	
11/11/2016	
1/6/2017	
1/9/2017	121
1/18/2017	
1/30/2017	
2/22/2017	
3/15/2017	132
3/16/2017	
3/28/2017	
4/3/2017	
4/7/2017	
5/17/2017	
5/18/2017	174
5/19/2017	
6/6/2017	
6/12/2017	
6/14/2017	
7/12/2017	
7/19/2017	
7/20/2017	
7/28/2017	
8/9/2017	
8/24/2017	
9/15/2017	124
9/19/2017	
9/22/2017	
10/2/2017	
10/3/2017	
3/13/2018	133
3/14/2018	

Time Series

Constituent: Total Dissolved Solids (mg/l) Analysis Run 9/10/2024 10:18 PM

Plant Bowen Client: Southern Company Data: Bowen 3-4 CCR

	GWA-54 (bg)
3/15/2018	
3/16/2018	
3/21/2018	
9/6/2018	135
9/7/2018	
9/11/2018	
9/12/2018	
9/17/2018	
9/18/2018	
3/7/2019	111
3/8/2019	
3/12/2019	
3/13/2019	
3/19/2019	
3/21/2019	
9/4/2019	
9/5/2019	132
9/11/2019	
9/12/2019	
9/13/2019	
3/2/2020	
3/3/2020	91
3/4/2020	
3/9/2020	
3/11/2020	
3/12/2020	
9/3/2020	
9/8/2020	116
9/9/2020	
9/11/2020	
9/14/2020	
9/15/2020	
9/16/2020	
9/17/2020	
2/24/2021	
2/25/2021	124
2/26/2021	
3/11/2021	
3/16/2021	
3/17/2021	
7/27/2021	116
7/28/2021	
7/29/2021	
8/5/2021	
8/6/2021	
8/9/2021	
8/10/2021	
1/25/2022	113
1/26/2022	
1/31/2022	
2/1/2022	
2/2/2022	

Time Series

Constituent: Total Dissolved Solids (mg/l) Analysis Run 9/10/2024 10:18 PM

Plant Bowen Client: Southern Company Data: Bowen 3-4 CCR

	GWA-54 (bg)
2/3/2022	
8/5/2022	106
8/8/2022	
8/9/2022	
8/10/2022	
8/11/2022	
8/16/2022	
8/17/2022	
2/13/2023	
2/14/2023	
2/16/2023	
2/17/2023	
7/25/2023	
7/28/2023	
2/20/2024	
2/22/2024	
2/27/2024	
8/2/2024	
8/8/2024	

Time Series

Constituent: Total Dissolved Solids (mg/l) Analysis Run 9/10/2024 10:18 PM

Plant Bowen Client: Southern Company Data: Bowen 3-4 CCR

	GWA-55 (bg)	GWA-55R (bg)	GWA-56 (bg)	GWC-16R	GWC-17R	GWC-18	GWC-18R	GWC-19R	GWC-20R
3/2/2016	185								
3/3/2016		181	403	306					
3/4/2016					348				
3/7/2016						100	167	172	
3/8/2016									207
5/3/2016	182	123							
5/5/2016						63	119		
5/9/2016			182					206	189
5/10/2016				275	342				
7/11/2016	195	149	262						
7/13/2016				234		63	135		
7/14/2016					335			136	193
7/15/2016									
9/9/2016	140	133	272						
9/12/2016							129	171	201
9/13/2016						81			
9/14/2016					335				
9/15/2016				259					
10/26/2016	148		276						
10/27/2016		168							
10/31/2016						40		160	215
11/1/2016					296		121		
11/2/2016				260					
1/9/2017	171	166	317						
1/11/2017				306	376		177	214	
1/12/2017						92			198
3/15/2017			355						
3/16/2017	176	189							
3/20/2017				304			149		
3/21/2017					346			175 (J)	
3/23/2017						116			
5/18/2017	184	192	382						
5/22/2017							119	129	197
5/23/2017				297	320	107			
9/15/2017	194		362						
9/18/2017		184							
9/19/2017									225
9/20/2017								173	
9/21/2017				307			166		
9/22/2017					337				
9/25/2017						110			
12/29/2017									198 (Y)
3/12/2018	212	207							
3/13/2018			349						
3/14/2018				312	323	115	139	156	167
9/7/2018	240	202	377	298			149		
9/10/2018								172	184
9/11/2018					317	102			
3/7/2019		212	410						
3/8/2019	248								
3/11/2019				344					
3/12/2019					306	135 (J)	143 (J)	156 (J)	191 (J)

Time Series

Constituent: Total Dissolved Solids (mg/l) Analysis Run 9/10/2024 10:18 PM

Plant Bowen Client: Southern Company Data: Bowen 3-4 CCR

	GWA-55 (bg)	GWA-55R (bg)	GWA-56 (bg)	GWC-16R	GWC-17R	GWC-18	GWC-18R	GWC-19R	GWC-20R
9/4/2019			326						
9/5/2019	229	183							
9/6/2019							141		179
9/9/2019				275		95		172	
9/10/2019					312				
3/3/2020	210								
3/4/2020		207	325	326				157	
3/5/2020					307		143		171
3/6/2020						109			
9/4/2020	226	180	267						212
9/8/2020									
9/9/2020				297	285	88	120	152	
2/25/2021	217	194	284						
2/26/2021						90	121	172	
3/9/2021				335					163
3/10/2021					256				
7/28/2021	232	206	291						
7/29/2021						103	146		
7/30/2021				294	270				
8/2/2021									168
8/5/2021								154	
1/26/2022	244		278						
1/27/2022		207					146	149	176
1/28/2022				317	302	99			
8/5/2022			271						
8/8/2022	240 (J)	209 (J)							
8/9/2022								102	171
8/10/2022						86	147		
8/11/2022				306	296				
2/9/2023						175	171	171	
2/10/2023				369	302				226 (J)
8/3/2023					316	82			193
8/4/2023				306			148	163	
2/14/2024						143	156	182	
2/15/2024				401	333				224
6/26/2024				313 (R)					
7/31/2024				315	300	87	156	144	
8/1/2024									245
8/2/2024									

Time Series

Constituent: Total Dissolved Solids (mg/l) Analysis Run 9/10/2024 10:18 PM

Plant Bowen Client: Southern Company Data: Bowen 3-4 CCR

	GWC-21R
3/2/2016	
3/3/2016	
3/4/2016	
3/7/2016	
3/8/2016	318
5/3/2016	
5/5/2016	
5/9/2016	136
5/10/2016	
7/11/2016	
7/13/2016	
7/14/2016	
7/15/2016	237
9/9/2016	263
9/12/2016	
9/13/2016	
9/14/2016	
9/15/2016	
10/26/2016	
10/27/2016	283
10/31/2016	
11/1/2016	
11/2/2016	
1/9/2017	
1/11/2017	
1/12/2017	276
3/15/2017	
3/16/2017	
3/20/2017	
3/21/2017	385
3/23/2017	
5/18/2017	
5/22/2017	
5/23/2017	294
9/15/2017	
9/18/2017	
9/19/2017	302
9/20/2017	
9/21/2017	
9/22/2017	
9/25/2017	
12/29/2017	
3/12/2018	
3/13/2018	
3/14/2018	306
9/7/2018	
9/10/2018	328
9/11/2018	
3/7/2019	
3/8/2019	
3/11/2019	311
3/12/2019	

Time Series

Constituent: Total Dissolved Solids (mg/l) Analysis Run 9/10/2024 10:18 PM

Plant Bowen Client: Southern Company Data: Bowen 3-4 CCR

	GWC-21R
9/4/2019	
9/5/2019	
9/6/2019	291
9/9/2019	
9/10/2019	
3/3/2020	292
3/4/2020	
3/5/2020	
3/6/2020	
9/4/2020	
9/8/2020	297
9/9/2020	
2/25/2021	
2/26/2021	
3/9/2021	286
3/10/2021	
7/28/2021	
7/29/2021	
7/30/2021	
8/2/2021	292
8/5/2021	
1/26/2022	
1/27/2022	
1/28/2022	290
8/5/2022	
8/8/2022	
8/9/2022	
8/10/2022	286
8/11/2022	
2/9/2023	317
2/10/2023	
8/3/2023	
8/4/2023	298
2/14/2024	
2/15/2024	290
6/26/2024	
7/31/2024	
8/1/2024	
8/2/2024	313

Time Series

Constituent: Total Dissolved Solids (mg/l) Analysis Run 9/10/2024 10:18 PM

Plant Bowen Client: Southern Company Data: Bowen 3-4 CCR

	GWC-22R	GWC-23R	GWC-24R	GWC-25R	GWC-36A	GWC-36RA	GWC-37	GWC-38
3/1/2016						150	34	
3/2/2016								34
3/4/2016			209					
3/7/2016	163							
3/8/2016				177				
3/9/2016		287						
5/2/2016						105		
5/3/2016							<25	<36
5/4/2016				97				
5/5/2016	140		152					
5/6/2016		284						
7/6/2016						113		
7/7/2016								39
7/8/2016							14 (J)	
7/12/2016			157					
7/14/2016	161							
7/15/2016		249						
7/18/2016				150				
9/7/2016						169	16 (J)	
9/8/2016								<36
9/12/2016	168							
9/13/2016			154	159				
9/14/2016		273						
10/25/2016						152	<25	<36
10/27/2016	140		162	143				
11/1/2016		258						
1/5/2017						229		
1/6/2017							189 (O)	
1/13/2017	147 (J)		165	158				
1/25/2017		340						
2/9/2017								65
3/14/2017						188	90 (O)	
3/16/2017				167				
3/20/2017	186		205 (J)					
3/22/2017		264						
3/23/2017								<36
5/16/2017						147	20 (J)	
5/17/2017								113
5/19/2017			149	150				
5/23/2017	183							
5/24/2017		331						
9/15/2017						146	14 (J)	
9/19/2017	167		153	146				21 (J)
9/21/2017		347						
3/12/2018						169	<25	
3/13/2018	159		153	153				33
3/14/2018		290						
9/6/2018						155	<25	<36
9/7/2018	169							
9/11/2018		295	152	153				
3/6/2019							22 (J)	
3/7/2019						135		84

ND substitution: RL or RL/2 if <15% NDs.

Time Series

Constituent: Total Dissolved Solids (mg/l) Analysis Run 9/10/2024 10:18 PM

Plant Bowen Client: Southern Company Data: Bowen 3-4 CCR

	GWC-22R	GWC-23R	GWC-24R	GWC-25R	GWC-36A	GWC-36RA	GWC-37	GWC-38
3/8/2019			164	155				
3/11/2019	166							
3/12/2019		310 (J)						
9/4/2019						142	26	44
9/5/2019	171		155.5 (D)	177				
9/6/2019		300						
3/2/2020						170	<25	32
3/3/2020	181		146	183				
3/5/2020		265						
9/3/2020							25	21
9/4/2020				172				
9/8/2020	157							
9/9/2020		501	155					
9/14/2020						156		
12/15/2020		351						
2/24/2021							10	12
3/9/2021	161		158	153				
3/10/2021		333						
3/26/2021						123		
7/27/2021						163		
7/28/2021							13	18
7/29/2021			143					
7/30/2021		380						
8/2/2021	166			175				
1/25/2022								27
1/26/2022						184	26	
1/27/2022	167			168				
1/28/2022		454	159					
4/6/2022					238			
8/5/2022								27
8/8/2022					232 (J)	232 (J)	19 (J)	
8/9/2022			149	164				
8/10/2022	162							
8/11/2022		586						
11/3/2022		573 (J)						
2/8/2023					245	238	<25	31
2/9/2023	328 (O)		147	169				
2/10/2023		533						
8/2/2023					224		<25	32
8/3/2023	153	536	146	170		188		
2/13/2024					248	252	<25	31
2/15/2024	180		248					
2/16/2024		395		155				
7/30/2024					239	217	<25	53
7/31/2024	181	403	152	166				

ND substitution: RL or RL/2 if <15% NDs.

Time Series

Constituent: Vanadium (mg/L) Analysis Run 9/10/2024 10:18 PM

Plant Bowen Client: Southern Company Data: Bowen 3-4 CCR

	GWA-1 (bg)	GWA-2 (bg)	GWA-2R (bg)	GWA-39RZ (bg)	GWA-39Z (bg)	GWA-3A (bg)	GWA-40 (bg)	GWA-41 (bg)	GWA-41R (bg)
8/23/2007	<0.01	<0.01	<0.01			<0.01			
10/23/2007	<0.01								
10/24/2007		<0.01	<0.01						
11/2/2007						<0.01			
11/18/2007	<0.01	0.0051	<0.01			0.0046			
1/30/2008	<0.01								
1/31/2008		<0.01	0.0078			<0.01			
3/10/2008	<0.01		<0.01						
3/11/2008		0.0032				<0.01			
5/6/2008		<0.01							
5/13/2008	<0.01		<0.01						
5/14/2008						<0.01			
12/4/2008		0.016 (O)	<0.01						
12/5/2008	<0.01					<0.01			
4/15/2009	<0.01					<0.01			
4/21/2009		0.005	0.0036						
10/7/2009	0.0099	<0.01							
10/8/2009			<0.01			<0.01			
4/21/2010			<0.01						
4/26/2010		<0.01							
4/28/2010						<0.01			
5/3/2010	<0.01								
9/28/2010			<0.01						
10/4/2010		0.0025							
10/6/2010						<0.01			
10/12/2010	<0.01								
4/12/2011			<0.01						
4/13/2011		<0.01							
4/21/2011						<0.01			
4/27/2011	<0.01								
10/4/2011			<0.01						
10/5/2011		<0.01							
10/13/2011						<0.01			
10/17/2011	<0.01								
4/3/2012			<0.01						
4/11/2012		<0.01							
5/1/2012						<0.01			
5/2/2012	<0.01								
10/8/2012	<0.01								
10/9/2012		<0.01	<0.01			<0.01			
4/11/2013			<0.01			<0.01			
4/12/2013	<0.01								
4/15/2013		<0.01							
10/15/2013		<0.01							
10/16/2013	<0.01		<0.01			<0.01			
4/10/2014			0.005 (J)						
4/11/2014	<0.01								
4/22/2014		<0.01							
4/23/2014						<0.01			
9/30/2014	<0.01	<0.01	<0.01						
10/4/2014						<0.01			
3/30/2015	0.0067	0.0016 (J)	<0.01						

ND substitution: RL or RL/2 if <15% NDs.

Time Series

Constituent: Vanadium (mg/L) Analysis Run 9/10/2024 10:18 PM

Plant Bowen Client: Southern Company Data: Bowen 3-4 CCR

	GWA-1 (bg)	GWA-2 (bg)	GWA-2R (bg)	GWA-39RZ (bg)	GWA-39Z (bg)	GWA-3A (bg)	GWA-40 (bg)	GWA-41 (bg)	GWA-41R (bg)
3/31/2015						0.0023 (J)			
10/12/2015						<0.01			
10/13/2015	<0.01	<0.01	<0.01						
3/11/2016									
3/14/2016					<0.01				
3/15/2016							<0.01	<0.01	<0.01
3/22/2016	0.00214 (J)								
3/23/2016		<0.01	<0.01			<0.01			
5/11/2016					<0.01		<0.01		
5/12/2016								<0.01	
5/13/2016									<0.01
5/16/2016				<0.01 (D)					
7/19/2016					<0.01				
7/20/2016								<0.01	
7/21/2016							<0.01		<0.01
7/22/2016									
7/27/2016				0.002 (JD)					
7/29/2016	<0.01	<0.01	<0.01			<0.01			
9/15/2016					<0.01		<0.01	<0.01	
9/19/2016									
9/21/2016									<0.01
11/2/2016					<0.01				
11/3/2016							<0.01	<0.01	<0.01
1/17/2017							<0.01		<0.01
1/18/2017					<0.01			<0.01	
2/21/2017				<0.01					
3/24/2017							<0.01	<0.01	
3/27/2017				<0.01 (D)					<0.01
3/28/2017					<0.01				
3/30/2017	<0.01	<0.01				<0.01			
4/3/2017			<0.01						
9/25/2017								<0.01	<0.01
9/26/2017					<0.01		<0.01		
9/29/2017				<0.01 (D)					
10/2/2017	<0.01	<0.01	<0.01						
10/4/2017						<0.01			
3/14/2018					<0.01		<0.01	<0.01	<0.01
3/16/2018	<0.01		<0.01	<0.01					
3/19/2018		<0.01				<0.01			
9/12/2018					<0.01		<0.01	<0.01	<0.01
9/14/2018		<0.01	<0.01	<0.01					
9/17/2018	<0.01 (D)					<0.01			
3/13/2019							<0.01		
3/14/2019				<0.01				<0.01	<0.01
3/15/2019					<0.01				
3/19/2019			<0.01						
3/20/2019	<0.01	<0.01				<0.01			
9/9/2019					<0.01		<0.01		
9/10/2019								<0.01 (D)	<0.01
9/12/2019	<0.01	<0.01 (D)							
9/13/2019			0.001 (J)			<0.01			
3/6/2020								<0.01	

ND substitution: RL or RL/2 if <15% NDs.

Time Series

Constituent: Vanadium (mg/L) Analysis Run 9/10/2024 10:18 PM

Plant Bowen Client: Southern Company Data: Bowen 3-4 CCR

	GWA-1 (bg)	GWA-2 (bg)	GWA-2R (bg)	GWA-39RZ (bg)	GWA-39Z (bg)	GWA-3A (bg)	GWA-40 (bg)	GWA-41 (bg)	GWA-41R (bg)
3/9/2020				<0.01	<0.01		<0.01		<0.01
3/11/2020	<0.01	<0.01	0.00084 (J)			<0.01			
9/10/2020					<0.01			<0.01	<0.01
9/11/2020							<0.01		
9/15/2020	<0.01	<0.01	<0.01						
9/16/2020				<0.01					
3/10/2021							<0.01		<0.01
3/11/2021								<0.01	
3/12/2021					<0.01				
3/16/2021	<0.01		<0.01	<0.01					
3/17/2021		<0.01							
3/29/2021						<0.01			
8/4/2021					<0.01		<0.01	<0.01	<0.01
8/6/2021				<0.01					
8/9/2021	<0.01	<0.01	<0.01			<0.01			
1/31/2022					<0.01		<0.01	<0.01	<0.01
2/1/2022	<0.01	<0.01	<0.01						
2/2/2022				<0.01		<0.01			
8/10/2022					<0.01				
8/11/2022								<0.01	<0.01
8/12/2022							<0.01		
8/16/2022	<0.01	<0.01	<0.01	<0.01		<0.01			
2/13/2023					<0.01		<0.01	<0.01	<0.01
2/14/2023				<0.01					
2/16/2023	<0.01	<0.01	<0.01						
2/17/2023						<0.01			
7/25/2023				<0.01				<0.01	<0.01
7/26/2023					<0.01		<0.01		
7/27/2023	<0.01	<0.01	<0.01						
8/1/2023						<0.01			
2/19/2024				0.001 (J)	<0.01		<0.01	<0.01	0.001 (J)
2/20/2024									
2/22/2024	<0.01	<0.01				<0.01			
2/26/2024			<0.01						
8/1/2024				<0.01	<0.01		<0.01	<0.01	<0.01
8/6/2024			0.0015 (J)						
8/7/2024	<0.01	<0.01							
8/8/2024						<0.01			

ND substitution: RL or RL/2 if <15% NDs.

Time Series

Constituent: Vanadium (mg/L) Analysis Run 9/10/2024 10:18 PM

Plant Bowen Client: Southern Company Data: Bowen 3-4 CCR

	GWA-42 (bg)
8/23/2007	
10/23/2007	
10/24/2007	
11/2/2007	
11/18/2007	
1/30/2008	
1/31/2008	
3/10/2008	
3/11/2008	
5/6/2008	
5/13/2008	
5/14/2008	
12/4/2008	
12/5/2008	
4/15/2009	
4/21/2009	
10/7/2009	
10/8/2009	
4/21/2010	
4/26/2010	
4/28/2010	
5/3/2010	
9/28/2010	
10/4/2010	
10/6/2010	
10/12/2010	
4/12/2011	
4/13/2011	
4/21/2011	
4/27/2011	
10/4/2011	
10/5/2011	
10/13/2011	
10/17/2011	
4/3/2012	
4/11/2012	
5/1/2012	
5/2/2012	
10/8/2012	
10/9/2012	
4/11/2013	
4/12/2013	
4/15/2013	
10/15/2013	
10/16/2013	
4/10/2014	
4/11/2014	
4/22/2014	
4/23/2014	
9/30/2014	
10/4/2014	
3/30/2015	

Time Series

Constituent: Vanadium (mg/L) Analysis Run 9/10/2024 10:18 PM

Plant Bowen Client: Southern Company Data: Bowen 3-4 CCR

	GWA-42 (bg)
3/31/2015	
10/12/2015	
10/13/2015	
3/11/2016	<0.01
3/14/2016	
3/15/2016	
3/22/2016	
3/23/2016	
5/11/2016	
5/12/2016	
5/13/2016	
5/16/2016	<0.01
7/19/2016	
7/20/2016	
7/21/2016	
7/22/2016	<0.01
7/27/2016	
7/29/2016	
9/15/2016	
9/19/2016	<0.01
9/21/2016	
11/2/2016	
11/3/2016	<0.01
1/17/2017	<0.01
1/18/2017	
2/21/2017	
3/24/2017	
3/27/2017	<0.01
3/28/2017	
3/30/2017	
4/3/2017	
9/25/2017	
9/26/2017	<0.01
9/29/2017	
10/2/2017	
10/4/2017	
3/14/2018	<0.01
3/16/2018	
3/19/2018	
9/12/2018	
9/14/2018	<0.01
9/17/2018	
3/13/2019	
3/14/2019	<0.01
3/15/2019	
3/19/2019	
3/20/2019	
9/9/2019	
9/10/2019	<0.01
9/12/2019	
9/13/2019	
3/6/2020	<0.01

ND substitution: RL or RL/2 if <15% NDs.

Time Series

Constituent: Vanadium (mg/L) Analysis Run 9/10/2024 10:18 PM

Plant Bowen Client: Southern Company Data: Bowen 3-4 CCR

	GWA-42 (bg)
3/9/2020	
3/11/2020	
9/10/2020	<0.01
9/11/2020	
9/15/2020	
9/16/2020	
3/10/2021	
3/11/2021	<0.01
3/12/2021	
3/16/2021	
3/17/2021	
3/29/2021	
8/4/2021	<0.01
8/6/2021	
8/9/2021	
1/31/2022	<0.01
2/1/2022	
2/2/2022	
8/10/2022	<0.01
8/11/2022	
8/12/2022	
8/16/2022	
2/13/2023	<0.01
2/14/2023	
2/16/2023	
2/17/2023	
7/25/2023	
7/26/2023	<0.01
7/27/2023	
8/1/2023	
2/19/2024	
2/20/2024	0.0015 (J)
2/22/2024	
2/26/2024	
8/1/2024	<0.01
8/6/2024	
8/7/2024	
8/8/2024	

Time Series

Constituent: Vanadium (mg/L) Analysis Run 9/10/2024 10:18 PM

Plant Bowen Client: Southern Company Data: Bowen 3-4 CCR

	GWA-43 (bg)	GWA-43R (bg)	GWA-4RZ (bg)	GWA-50 (bg)	GWA-50R (bg)	GWA-51RZ (bg)	GWA-52 (bg)	GWA-53 (bg)	GWA-53R (bg)
12/12/2008				<0.01	<0.01				
4/23/2009				<0.01	0.0065				
10/6/2009				<0.01	0.0026				
4/27/2010				<0.01					
5/3/2010					0.0028				
9/30/2010				<0.01					
10/11/2010					0.0035				
4/14/2011				<0.01					
4/27/2011					0.0047				
10/5/2011				<0.01					
10/19/2011					<0.01				
4/11/2012				<0.01					
5/1/2012					<0.01				
10/2/2012				<0.01	<0.01				
4/9/2013				<0.01					
4/10/2013					<0.01				
10/15/2013				<0.01					
10/16/2013					<0.01				
4/10/2014				<0.01					
4/22/2014					0.005 (J)				
10/1/2014				<0.01	<0.01				
3/30/2015				<0.01	0.0032 (J)				
5/8/2015						<0.01	<0.01		<0.01
5/9/2015								<0.01	
5/17/2015						0.0044 (J)	<0.01		<0.01
5/18/2015								<0.01	
5/25/2015						0.0025 (J)	<0.01	<0.01	<0.01
6/8/2015						0.0042 (J)	0.0012 (J)	<0.01	<0.01
6/9/2015									
6/17/2015								<0.01	
6/18/2015						0.0056	<0.01		<0.01
6/24/2015						0.016	<0.01	<0.01	<0.01
6/25/2015									
6/30/2015						0.013	<0.01	<0.01	<0.01
7/1/2015									
7/6/2015						0.012	0.0011 (J)	<0.01	<0.01
7/7/2015									
8/12/2015						0.0279 (O)	0.000519 (J)	0.000525 (J)	0.000172 (J)
10/11/2015				<0.01	<0.01				
2/29/2016							<0.01		
3/2/2016								<0.01	<0.01
3/11/2016	0.00204 (J)	0.00202 (J)							
3/28/2016				<0.01	<0.01				
5/13/2016	<0.01	<0.01							
7/7/2016						<0.01			
7/8/2016							<0.01	<0.01	
7/11/2016									<0.01
7/19/2016	<0.01	<0.01							
8/1/2016				<0.01	<0.01				
9/16/2016	<0.01	<0.01							
11/2/2016	<0.01	<0.01							
1/18/2017	<0.01	<0.01							

ND substitution: RL or RL/2 if <15% NDs.

Time Series

Constituent: Vanadium (mg/L) Analysis Run 9/10/2024 10:18 PM

Plant Bowen Client: Southern Company Data: Bowen 3-4 CCR

	GWA-43 (bg)	GWA-43R (bg)	GWA-4RZ (bg)	GWA-50 (bg)	GWA-50R (bg)	GWA-51RZ (bg)	GWA-52 (bg)	GWA-53 (bg)	GWA-53R (bg)
3/15/2017						<0.01	<0.01		
3/16/2017								<0.01	<0.01
3/28/2017	<0.01	<0.01							
4/3/2017					<0.01				
4/7/2017			<0.01	<0.01					
9/15/2017							<0.01		
9/19/2017						<0.01		<0.01	<0.01
9/22/2017	<0.01	<0.01							
10/2/2017				<0.01	<0.01				
10/3/2017			<0.01 (D)						
3/13/2018						<0.01	<0.01	<0.01	<0.01
3/14/2018	<0.01								
3/15/2018		<0.01							
3/16/2018				<0.01	<0.01				
3/21/2018			<0.01						
9/6/2018							<0.01		
9/7/2018						<0.01			
9/11/2018								<0.01	<0.01
9/12/2018	<0.01	<0.01							
9/17/2018				<0.01					
9/18/2018			<0.01		<0.01				
3/7/2019							<0.01		
3/8/2019						<0.01		<0.01	
3/12/2019									<0.01
3/13/2019	<0.01	<0.01							
3/19/2019				<0.01	<0.01				
3/21/2019			<0.01 (D)						
9/4/2019						<0.01	<0.01		
9/5/2019								<0.01	<0.01
9/11/2019	<0.01	<0.01							
9/12/2019			0.00084 (JD)		<0.01				
9/13/2019				<0.01					
3/2/2020							<0.01		
3/3/2020						0.00091 (J)			
3/4/2020								<0.01	<0.01
3/9/2020	<0.01	0.00074 (J)							
3/11/2020				<0.01	<0.01				
3/12/2020			<0.01						
9/3/2020							<0.01		
9/8/2020								<0.01	<0.01
9/9/2020						<0.01			
9/11/2020	<0.01								
9/14/2020		<0.01							
9/15/2020					<0.01				
9/16/2020				<0.01					
9/17/2020			<0.01						
2/24/2021							<0.01		
2/25/2021						<0.01			
2/26/2021								<0.01	<0.01
3/11/2021	<0.01	<0.01							
3/16/2021			<0.01						
3/17/2021				<0.01	<0.01				

ND substitution: RL or RL/2 if <15% NDs.

Time Series

Constituent: Vanadium (mg/L) Analysis Run 9/10/2024 10:18 PM

Plant Bowen Client: Southern Company Data: Bowen 3-4 CCR

	GWA-43 (bg)	GWA-43R (bg)	GWA-4RZ (bg)	GWA-50 (bg)	GWA-50R (bg)	GWA-51RZ (bg)	GWA-52 (bg)	GWA-53 (bg)	GWA-53R (bg)
7/27/2021							<0.01		
7/28/2021						<0.01			
7/29/2021								<0.01	<0.01
8/5/2021		<0.01							
8/6/2021	<0.01								
8/9/2021				<0.01	<0.01				
8/10/2021			<0.01						
1/25/2022							<0.01		
1/26/2022						<0.01		<0.01	<0.01
1/31/2022	<0.01	<0.01							
2/1/2022				<0.01					
2/2/2022					<0.01				
2/3/2022			<0.01						
8/5/2022							<0.01		
8/8/2022								<0.01	<0.01
8/9/2022						<0.01			
8/10/2022		<0.01							
8/11/2022	<0.01								
8/16/2022				<0.01					
8/17/2022			<0.01		<0.01				
2/13/2023		<0.01							
2/14/2023	<0.01								
2/16/2023				<0.01	<0.01				
2/17/2023			<0.01						
7/25/2023	<0.01	<0.01							
7/28/2023			<0.01	<0.01	<0.01				
2/20/2024	0.0017 (J)	0.0016 (J)							
2/22/2024				<0.01	<0.01				
2/27/2024			<0.01						
8/2/2024	<0.01	<0.01							
8/8/2024			<0.01	<0.01	<0.01				

ND substitution: RL or RL/2 if <15% NDs.

Time Series

Constituent: Vanadium (mg/L) Analysis Run 9/10/2024 10:18 PM

Plant Bowen Client: Southern Company Data: Bowen 3-4 CCR

	GWA-54 (bg)
12/12/2008	
4/23/2009	
10/6/2009	
4/27/2010	
5/3/2010	
9/30/2010	
10/11/2010	
4/14/2011	
4/27/2011	
10/5/2011	
10/19/2011	
4/11/2012	
5/1/2012	
10/2/2012	
4/9/2013	
4/10/2013	
10/15/2013	
10/16/2013	
4/10/2014	
4/22/2014	
10/1/2014	
3/30/2015	
5/8/2015	
5/9/2015	0.0018 (J)
5/17/2015	
5/18/2015	0.0014 (J)
5/25/2015	<0.01
6/8/2015	
6/9/2015	<0.01
6/17/2015	0.0015 (J)
6/18/2015	
6/24/2015	
6/25/2015	<0.01
6/30/2015	
7/1/2015	<0.01
7/6/2015	
7/7/2015	<0.01
8/12/2015	0.000656 (J)
10/11/2015	
2/29/2016	
3/2/2016	<0.01
3/11/2016	
3/28/2016	
5/13/2016	
7/7/2016	
7/8/2016	<0.01
7/11/2016	
7/19/2016	
8/1/2016	
9/16/2016	
11/2/2016	
1/18/2017	

ND substitution: RL or RL/2 if <15% NDs.

Time Series

Constituent: Vanadium (mg/L) Analysis Run 9/10/2024 10:18 PM

Plant Bowen Client: Southern Company Data: Bowen 3-4 CCR

	GWA-54 (bg)
3/15/2017	<0.01
3/16/2017	
3/28/2017	
4/3/2017	
4/7/2017	
9/15/2017	<0.01
9/19/2017	
9/22/2017	
10/2/2017	
10/3/2017	
3/13/2018	<0.01
3/14/2018	
3/15/2018	
3/16/2018	
3/21/2018	
9/6/2018	<0.01
9/7/2018	
9/11/2018	
9/12/2018	
9/17/2018	
9/18/2018	
3/7/2019	<0.01
3/8/2019	
3/12/2019	
3/13/2019	
3/19/2019	
3/21/2019	
9/4/2019	
9/5/2019	<0.01
9/11/2019	
9/12/2019	
9/13/2019	
3/2/2020	
3/3/2020	<0.01
3/4/2020	
3/9/2020	
3/11/2020	
3/12/2020	
9/3/2020	
9/8/2020	<0.01
9/9/2020	
9/11/2020	
9/14/2020	
9/15/2020	
9/16/2020	
9/17/2020	
2/24/2021	
2/25/2021	<0.01
2/26/2021	
3/11/2021	
3/16/2021	
3/17/2021	

Time Series

Constituent: Vanadium (mg/L) Analysis Run 9/10/2024 10:18 PM

Plant Bowen Client: Southern Company Data: Bowen 3-4 CCR

	GWA-54 (bg)
7/27/2021	<0.01
7/28/2021	
7/29/2021	
8/5/2021	
8/6/2021	
8/9/2021	
8/10/2021	
1/25/2022	<0.01
1/26/2022	
1/31/2022	
2/1/2022	
2/2/2022	
2/3/2022	
8/5/2022	<0.01
8/8/2022	
8/9/2022	
8/10/2022	
8/11/2022	
8/16/2022	
8/17/2022	
2/13/2023	
2/14/2023	
2/16/2023	
2/17/2023	
7/25/2023	
7/28/2023	
2/20/2024	
2/22/2024	
2/27/2024	
8/2/2024	
8/8/2024	

ND substitution: RL or RL/2 if <15% NDs.

Time Series

Constituent: Vanadium (mg/L) Analysis Run 9/10/2024 10:18 PM

Plant Bowen Client: Southern Company Data: Bowen 3-4 CCR

	GWA-55 (bg)	GWA-55R (bg)	GWA-56 (bg)	GWC-16R	GWC-17R	GWC-18	GWC-18R	GWC-19R	GWC-20R
9/16/2014				0.0019 (J)					
9/17/2014					<0.01	<0.01	0.001 (J)	<0.01	
9/18/2014									<0.01
10/4/2014				0.005	<0.01	<0.01	<0.01	<0.01	
10/5/2014									<0.01
10/21/2014				0.00089 (J)	<0.01	<0.01	0.00084 (J)	<0.01	
10/22/2014									<0.01
11/5/2014						<0.01		<0.01	<0.01
11/11/2014				<0.01	0.0012 (J)		<0.01		
3/3/2015				0.00093 (J)	<0.01	<0.01	<0.01	<0.01	
3/4/2015									<0.01
3/18/2015				<0.01	<0.01	<0.01	<0.01		
3/19/2015								<0.01	0.0012 (J)
4/6/2015				<0.01	<0.01				
4/7/2015						<0.01	<0.01	<0.01	<0.01
4/8/2015									
4/23/2015				<0.01	<0.01	<0.01	<0.01		
4/24/2015								<0.01	<0.01
5/9/2015	<0.01	<0.01	<0.01						
5/18/2015	0.0014 (J)	0.0017 (J)							
5/19/2015			0.0015 (J)						
5/26/2015	<0.01	<0.01	<0.01						
6/9/2015	<0.01	0.0033 (J)	<0.01						
6/17/2015	<0.01	<0.01	<0.01						
6/25/2015	<0.01	<0.01	<0.01						
7/1/2015	<0.01	0.0031 (J)	<0.01						
7/7/2015	<0.01	<0.01	<0.01						
7/29/2015				<0.01	<0.01	<0.01	<0.01	<0.01	
7/30/2015									<0.01
8/12/2015	0.000246 (J)	0.000187 (J)	0.000497 (J)						
3/2/2016	<0.01								
3/3/2016		<0.01	<0.01	<0.01					
3/4/2016					<0.01				
3/7/2016						<0.01	<0.01	<0.01	
3/8/2016									<0.01
7/11/2016	<0.01	<0.01	<0.01						
7/13/2016				0.0021 (J)		<0.01	<0.01		
7/14/2016					<0.01			<0.01	<0.01
7/15/2016									
3/15/2017			<0.01						
3/16/2017	<0.01	<0.01							
3/20/2017				0.0019 (J)			<0.01		
3/21/2017					<0.01			<0.01	
3/22/2017									<0.01
3/23/2017						<0.01			
9/15/2017	<0.01		<0.01						
9/18/2017		<0.01							
9/19/2017									<0.01
9/20/2017								<0.01	
9/21/2017				<0.01			<0.01		
9/22/2017					<0.01				
9/25/2017						<0.01			

ND substitution: RL or RL/2 if <15% NDs.

Time Series

Constituent: Vanadium (mg/L) Analysis Run 9/10/2024 10:18 PM

Plant Bowen Client: Southern Company Data: Bowen 3-4 CCR

	GWA-55 (bg)	GWA-55R (bg)	GWA-56 (bg)	GWC-16R	GWC-17R	GWC-18	GWC-18R	GWC-19R	GWC-20R
3/12/2018	<0.01	<0.01							
3/13/2018			<0.01						
3/14/2018				<0.01	<0.01	<0.01	<0.01	<0.01	<0.01
9/7/2018	<0.01	<0.01	<0.01	<0.01			<0.01		
9/10/2018								<0.01	<0.01
9/11/2018					<0.01	<0.01			
3/7/2019		<0.01	<0.01						
3/8/2019	<0.01								
3/11/2019				<0.01					
3/12/2019					<0.01	<0.01	<0.01	<0.01	<0.01
9/4/2019			<0.01						
9/5/2019	<0.01	<0.01							
9/6/2019							<0.01		<0.01
9/9/2019				0.00091 (J)		0.00078 (J)		0.00081 (J)	
9/10/2019					<0.01				
3/3/2020	<0.01								
3/4/2020		<0.01	<0.01	0.0023 (J)				0.00096 (J)	
3/5/2020					<0.01		<0.01		<0.01
3/6/2020						<0.01			
9/4/2020	<0.01	<0.01	<0.01						<0.01
9/8/2020									
9/9/2020				<0.01	<0.01	<0.01	<0.01	<0.01	
2/25/2021	<0.01	<0.01	<0.01						
2/26/2021						<0.01	<0.01	<0.01	
3/9/2021				0.003 (J)					<0.01
3/10/2021					<0.01				
7/28/2021	<0.01	<0.01	<0.01						
7/29/2021						<0.01	<0.01		
7/30/2021				0.0022 (J)	<0.01				
8/2/2021									<0.01
8/5/2021								<0.01	
1/26/2022	<0.01		<0.01						
1/27/2022		<0.01					<0.01	<0.01	<0.01
1/28/2022				<0.01	<0.01	<0.01			
8/5/2022			<0.01						
8/8/2022	<0.01	<0.01							
8/9/2022								<0.01	<0.01
8/10/2022						<0.01	<0.01		
8/11/2022				<0.01	<0.01				
2/9/2023						<0.01	<0.01	<0.01	
2/10/2023				0.003 (J)	<0.01				<0.01
8/3/2023					<0.01	<0.01			<0.01
8/4/2023				<0.01			<0.01	<0.01	
2/14/2024						<0.01	<0.01	0.00078 (J)	
2/15/2024				0.0023 (J)	<0.01				<0.01
7/31/2024				<0.01	<0.01	<0.01	0.00087 (J)	0.001 (J)	
8/1/2024									<0.01
8/2/2024									

ND substitution: RL or RL/2 if <15% NDs.

Time Series

Constituent: Vanadium (mg/L) Analysis Run 9/10/2024 10:18 PM

Plant Bowen Client: Southern Company Data: Bowen 3-4 CCR

	GWC-21R
9/16/2014	
9/17/2014	
9/18/2014	<0.01
10/4/2014	
10/5/2014	<0.01
10/21/2014	
10/22/2014	<0.01
11/5/2014	<0.01
11/11/2014	
3/3/2015	
3/4/2015	<0.01
3/18/2015	
3/19/2015	<0.01
4/6/2015	
4/7/2015	
4/8/2015	<0.01
4/23/2015	
4/24/2015	<0.01
5/9/2015	
5/18/2015	
5/19/2015	
5/26/2015	
6/9/2015	
6/17/2015	
6/25/2015	
7/1/2015	
7/7/2015	
7/29/2015	
7/30/2015	<0.01
8/12/2015	
3/2/2016	
3/3/2016	
3/4/2016	
3/7/2016	
3/8/2016	<0.01
7/11/2016	
7/13/2016	
7/14/2016	
7/15/2016	<0.01
3/15/2017	
3/16/2017	
3/20/2017	
3/21/2017	<0.01
3/22/2017	
3/23/2017	
9/15/2017	
9/18/2017	
9/19/2017	<0.01
9/20/2017	
9/21/2017	
9/22/2017	
9/25/2017	

ND substitution: RL or RL/2 if <15% NDs.

Time Series

Constituent: Vanadium (mg/L) Analysis Run 9/10/2024 10:18 PM

Plant Bowen Client: Southern Company Data: Bowen 3-4 CCR

	GWC-21R
3/12/2018	
3/13/2018	
3/14/2018	<0.01
9/7/2018	
9/10/2018	<0.01
9/11/2018	
3/7/2019	
3/8/2019	
3/11/2019	<0.01
3/12/2019	
9/4/2019	
9/5/2019	
9/6/2019	0.0012 (J)
9/9/2019	
9/10/2019	
3/3/2020	0.00085 (J)
3/4/2020	
3/5/2020	
3/6/2020	
9/4/2020	
9/8/2020	<0.01
9/9/2020	
2/25/2021	
2/26/2021	
3/9/2021	<0.01
3/10/2021	
7/28/2021	
7/29/2021	
7/30/2021	
8/2/2021	<0.01
8/5/2021	
1/26/2022	
1/27/2022	
1/28/2022	<0.01
8/5/2022	
8/8/2022	
8/9/2022	
8/10/2022	<0.01
8/11/2022	
2/9/2023	<0.01
2/10/2023	
8/3/2023	
8/4/2023	<0.01
2/14/2024	
2/15/2024	0.00098 (J)
7/31/2024	
8/1/2024	
8/2/2024	<0.01

ND substitution: RL or RL/2 if <15% NDs.

Time Series

Constituent: Vanadium (mg/L) Analysis Run 9/10/2024 10:18 PM

Plant Bowen Client: Southern Company Data: Bowen 3-4 CCR

	GWC-22R	GWC-23R	GWC-24R	GWC-25R	GWC-36A	GWC-36RA	GWC-37	GWC-38
9/15/2014						0.0073		
9/16/2014			0.0012 (J)	<0.01			<0.01	0.00085 (J)
9/18/2014	<0.01	<0.01						
10/3/2014						<0.01	<0.01	0.00096 (J)
10/4/2014			<0.01	<0.01				
10/5/2014	<0.01	<0.01						
10/20/2014						0.0045 (J)	<0.01	<0.01
10/22/2014	<0.01	0.00083 (J)						
10/23/2014			<0.01	<0.01				
11/5/2014	<0.01	0.0014 (J)						
11/10/2014			<0.01	<0.01		<0.01	<0.01	0.00095 (J)
3/2/2015						<0.01	<0.01	0.0041 (J)
3/4/2015	<0.01	<0.01	<0.01	<0.01				
3/17/2015						<0.01	<0.01	0.0018 (J)
3/19/2015	<0.01							
3/20/2015		<0.01	<0.01	<0.01				
4/5/2015						0.0014 (J)	<0.01	
4/6/2015								<0.01
4/8/2015	<0.01	0.0017 (J)	0.0012 (J)					
4/9/2015				<0.01				
4/21/2015						0.0029 (J)		
4/22/2015							<0.01	<0.01
4/23/2015		<0.01	<0.01	<0.01				
4/24/2015	<0.01							
7/28/2015						0.0031 (J)	<0.01	<0.01
7/30/2015	<0.01	<0.01	<0.01	<0.01				
3/1/2016						<0.01	<0.01	
3/2/2016								<0.01
3/4/2016			<0.01					
3/7/2016	<0.01							
3/8/2016				<0.01				
3/9/2016		<0.01						
7/6/2016						<0.01		
7/7/2016								<0.01
7/8/2016							0.0028 (J)	
7/12/2016			0.002 (J)					
7/14/2016	<0.01							
7/15/2016		<0.01						
7/18/2016				<0.01				
3/14/2017						<0.01	<0.01	
3/16/2017				<0.01				
3/20/2017	<0.01		<0.01					
3/22/2017		<0.01						
3/23/2017								<0.01
9/15/2017						<0.01	<0.01	
9/19/2017	<0.01		0.0012 (J)	<0.01				<0.01
9/21/2017		<0.01						
3/12/2018						<0.01	<0.01	
3/13/2018	<0.01		<0.01	<0.01				<0.01
3/14/2018		<0.01						
9/6/2018						<0.01	<0.01	<0.01
9/7/2018	<0.01							

ND substitution: RL or RL/2 if <15% NDs.

Time Series

Constituent: Vanadium (mg/L) Analysis Run 9/10/2024 10:18 PM

Plant Bowen Client: Southern Company Data: Bowen 3-4 CCR

	GWC-22R	GWC-23R	GWC-24R	GWC-25R	GWC-36A	GWC-36RA	GWC-37	GWC-38
9/11/2018		<0.01	<0.01	<0.01				
3/6/2019							<0.01	
3/7/2019						<0.01		<0.01
3/8/2019			<0.01	<0.01				
3/11/2019	<0.01							
3/12/2019		<0.01						
9/4/2019						<0.01	0.00073 (J)	0.00538 (JD)
9/5/2019	0.00094 (J)		0.0012 (JD)	<0.01				
9/6/2019		0.0011 (J)						
3/2/2020						<0.01	0.00074 (J)	0.0014 (J)
3/3/2020	<0.01		0.0011 (J)	<0.01				
3/5/2020		0.00071 (J)						
9/3/2020							<0.01	<0.01
9/4/2020				<0.01				
9/8/2020	<0.01							
9/9/2020		<0.01	<0.01					
9/14/2020						<0.01		
2/24/2021							<0.01	<0.01
3/9/2021	<0.01		<0.01	<0.01				
3/10/2021		<0.01						
3/26/2021						<0.01		
7/27/2021						<0.01		
7/28/2021							<0.01	<0.01
7/29/2021			<0.01					
7/30/2021		<0.01						
8/2/2021	<0.01			<0.01				
1/25/2022								<0.01
1/26/2022						<0.01	<0.01	
1/27/2022	<0.01			<0.01				
1/28/2022		<0.01	<0.01					
4/6/2022					<0.01			
8/5/2022								<0.01
8/8/2022					<0.01	<0.01	<0.01	
8/9/2022			<0.01	<0.01				
8/10/2022	<0.01							
8/11/2022		<0.01						
2/8/2023					<0.01	<0.01	<0.01	<0.01
2/9/2023	<0.01		<0.01	<0.01				
2/10/2023		<0.01						
8/2/2023					<0.01		<0.01	<0.01
8/3/2023	<0.01	<0.01	<0.01	<0.01		<0.01		
2/13/2024					<0.01	<0.01	<0.01	<0.01
2/15/2024	<0.01		<0.01					
2/16/2024		0.00081 (J)		0.00081 (J)				
7/30/2024					<0.01	<0.01	0.00083 (J)	0.0015 (J)
7/31/2024	0.00089 (J)	0.0014 (J)	0.0016 (J)	0.00088 (J)				

ND substitution: RL or RL/2 if <15% NDs.

Time Series

Constituent: Zinc (mg/L) Analysis Run 9/10/2024 10:18 PM

Plant Bowen Client: Southern Company Data: Bowen 3-4 CCR

	GWA-1 (bg)	GWA-2 (bg)	GWA-2R (bg)	GWA-39RZ (bg)	GWA-39Z (bg)	GWA-3A (bg)	GWA-40 (bg)	GWA-41 (bg)	GWA-41R (bg)
8/23/2007	0.032 (O)	0.0033	0.0079			0.066			
10/23/2007	0.0099								
10/24/2007		0.043 (O)	<0.02						
11/2/2007						0.055			
11/18/2007	0.0095 (J)	0.024	0.015			0.13			
1/30/2008	0.022 (O)								
1/31/2008		0.015	0.063 (O)			0.13			
3/10/2008	0.014		0.013 (J)						
3/11/2008		0.027				0.07			
5/6/2008		0.0032							
5/13/2008	0.0075		0.0072						
5/14/2008						0.12			
12/4/2008		0.081 (O)	0.011 (J)						
12/5/2008	0.0056 (J)					0.088			
4/15/2009	0.0033					0.068			
4/21/2009		0.0057	0.0041						
10/7/2009	0.061 (O)	<0.02							
10/8/2009			<0.02			0.075			
4/21/2010			<0.02						
4/26/2010		<0.02							
4/28/2010						0.071			
5/3/2010	0.0033								
9/28/2010			0.0081						
10/4/2010		0.0057							
10/6/2010						0.074			
10/12/2010	0.0041								
4/12/2011			0.0025						
4/13/2011		<0.02							
4/21/2011						0.047			
4/27/2011	<0.02								
10/4/2011			0.0027						
10/5/2011		<0.02							
10/13/2011						0.073			
10/17/2011	0.0046								
4/3/2012			<0.02						
4/11/2012		<0.02							
5/1/2012						0.0652			
5/2/2012	<0.02								
10/8/2012	0.0053								
10/9/2012		<0.02	0.0064			0.061			
4/11/2013			<0.02			0.053			
4/12/2013	0.006								
4/15/2013		0.0038							
10/15/2013		0.0044							
10/16/2013	0.0048		<0.02			0.047			
4/10/2014			0.0026						
4/11/2014	0.0033								
4/22/2014		0.0025 (J)							
4/23/2014						0.041			
9/30/2014	0.002 (J)	0.00076 (J)	0.0012 (J)						
10/4/2014						0.044 (V)			
3/30/2015	0.012	0.0024 (J)	0.013						

ND substitution: RL or RL/2 if <15% NDs.

Time Series

Constituent: Zinc (mg/L) Analysis Run 9/10/2024 10:18 PM

Plant Bowen Client: Southern Company Data: Bowen 3-4 CCR

	GWA-1 (bg)	GWA-2 (bg)	GWA-2R (bg)	GWA-39RZ (bg)	GWA-39Z (bg)	GWA-3A (bg)	GWA-40 (bg)	GWA-41 (bg)	GWA-41R (bg)
3/31/2015						0.12			
10/12/2015						0.053			
10/13/2015	0.011	0.0017 (J)	0.0043						
3/11/2016									
3/14/2016					<0.02				
3/15/2016							<0.02	<0.02	0.00286 (J)
3/22/2016	0.00346 (J)								
3/23/2016		<0.02	<0.02			0.0532			
5/11/2016					0.00467 (J)		<0.02		
5/12/2016								<0.02	
5/13/2016									<0.02
5/16/2016				<0.02 (D)					
7/19/2016					<0.02 (*)				
7/20/2016								<0.02	
7/21/2016							<0.02 (*)		<0.02 (*)
7/22/2016									
7/27/2016				<0.02 (*)					
7/29/2016	<0.02	<0.02	<0.02			0.0446			
9/15/2016					0.0044 (J)		<0.02	0.0027 (J)	
9/19/2016									
9/21/2016									<0.02
11/2/2016					0.0043 (J)				
11/3/2016							<0.02	<0.02	<0.02
1/17/2017							<0.02		<0.02
1/18/2017					<0.02 (*)			<0.02 (*)	
2/21/2017				0.0049 (J)					
3/24/2017							<0.02 (*)	<0.02 (*)	
3/27/2017				<0.02 (*)					<0.02 (*)
3/28/2017					<0.02 (*)				
3/30/2017	<0.02	<0.02				0.0479			
4/3/2017			<0.02						
9/25/2017								<0.02	0.0023 (J)
9/26/2017					0.0029 (J)		0.0019 (J)		
9/29/2017				0.0012 (JD)					
10/2/2017	<0.02	<0.02	<0.02						
10/4/2017						0.0429			
3/14/2018					<0.02		<0.02	<0.02	<0.02
3/16/2018	<0.02		<0.02	0.0042 (J)					
3/19/2018		<0.02				<0.02			
9/12/2018					<0.02		<0.02	<0.02	<0.02
9/14/2018		<0.02	<0.02	<0.02					
9/17/2018	<0.02 (D)					0.04			
3/13/2019							<0.02		
3/14/2019				0.0035 (J)				<0.02	0.0021 (J)
3/15/2019					0.0023 (J)				
3/19/2019			<0.02						
3/20/2019	<0.02	<0.02				0.028			
9/9/2019					0.0047 (J)		0.0058 (J)		
9/10/2019								0.00745 (JD)	0.0075 (J)
9/12/2019	0.0047 (J)	0.00505 (JD)							
9/13/2019			0.0078 (J)			0.036			
3/6/2020								0.0027 (J)	

ND substitution: RL or RL/2 if <15% NDs.

Time Series

Constituent: Zinc (mg/L) Analysis Run 9/10/2024 10:18 PM

Plant Bowen Client: Southern Company Data: Bowen 3-4 CCR

	GWA-1 (bg)	GWA-2 (bg)	GWA-2R (bg)	GWA-39RZ (bg)	GWA-39Z (bg)	GWA-3A (bg)	GWA-40 (bg)	GWA-41 (bg)	GWA-41R (bg)
3/9/2020				0.009 (J)	0.0035 (J)		0.002 (J)		0.0024 (J)
3/11/2020	0.0035 (J)	0.0028 (J)	0.0038 (J)			0.031			
9/10/2020					<0.02			<0.02	<0.02
9/11/2020							<0.02		
9/15/2020	<0.02	<0.02	<0.02						
9/16/2020				<0.02					
3/10/2021							<0.02		<0.02
3/11/2021								<0.02	
3/12/2021					0.0065 (J)				
3/16/2021	0.0091 (J)		<0.02	<0.02					
3/17/2021		<0.02							
3/29/2021						<0.02			
8/4/2021					<0.02		<0.02	<0.02	<0.02
8/6/2021				<0.02					
8/9/2021	<0.02	<0.02	<0.02			<0.02			
1/31/2022					<0.02		<0.02	<0.02	<0.02
2/1/2022	<0.02	<0.02	<0.02						
2/2/2022				<0.02		<0.02			
8/10/2022					<0.02				
8/11/2022								<0.02	<0.02
8/12/2022							<0.02		
8/16/2022	<0.02	<0.02	<0.02	<0.02		<0.02			
2/13/2023					<0.02		<0.02	<0.02	<0.02
2/14/2023				<0.02					
2/16/2023	<0.02	<0.02	<0.02						
2/17/2023						<0.02			
7/25/2023				<0.02				<0.02	<0.02
7/26/2023					<0.02		<0.02		
7/27/2023	<0.02	0.011 (J)	<0.02						
8/1/2023						<0.02			
2/19/2024				<0.02	<0.02		<0.02	<0.02	<0.02
2/20/2024									
2/22/2024	<0.02	<0.02				<0.02			
2/26/2024			0.055						
8/1/2024				<0.02	<0.02		<0.02	<0.02	<0.02
8/6/2024			<0.02						
8/7/2024	<0.02	<0.02							
8/8/2024						<0.02			

ND substitution: RL or RL/2 if <15% NDs.

Time Series

Constituent: Zinc (mg/L) Analysis Run 9/10/2024 10:18 PM

Plant Bowen Client: Southern Company Data: Bowen 3-4 CCR

	GWA-42 (bg)
8/23/2007	
10/23/2007	
10/24/2007	
11/2/2007	
11/18/2007	
1/30/2008	
1/31/2008	
3/10/2008	
3/11/2008	
5/6/2008	
5/13/2008	
5/14/2008	
12/4/2008	
12/5/2008	
4/15/2009	
4/21/2009	
10/7/2009	
10/8/2009	
4/21/2010	
4/26/2010	
4/28/2010	
5/3/2010	
9/28/2010	
10/4/2010	
10/6/2010	
10/12/2010	
4/12/2011	
4/13/2011	
4/21/2011	
4/27/2011	
10/4/2011	
10/5/2011	
10/13/2011	
10/17/2011	
4/3/2012	
4/11/2012	
5/1/2012	
5/2/2012	
10/8/2012	
10/9/2012	
4/11/2013	
4/12/2013	
4/15/2013	
10/15/2013	
10/16/2013	
4/10/2014	
4/11/2014	
4/22/2014	
4/23/2014	
9/30/2014	
10/4/2014	
3/30/2015	

Time Series

Constituent: Zinc (mg/L) Analysis Run 9/10/2024 10:18 PM

Plant Bowen Client: Southern Company Data: Bowen 3-4 CCR

	GWA-42 (bg)
3/31/2015	
10/12/2015	
10/13/2015	
3/11/2016	0.00862 (J)
3/14/2016	
3/15/2016	
3/22/2016	
3/23/2016	
5/11/2016	
5/12/2016	
5/13/2016	
5/16/2016	0.00744 (J)
7/19/2016	
7/20/2016	
7/21/2016	
7/22/2016	<0.02 (*)
7/27/2016	
7/29/2016	
9/15/2016	
9/19/2016	0.0162
9/21/2016	
11/2/2016	
11/3/2016	0.011
1/17/2017	0.0104
1/18/2017	
2/21/2017	
3/24/2017	
3/27/2017	<0.02 (*)
3/28/2017	
3/30/2017	
4/3/2017	
9/25/2017	
9/26/2017	0.0094 (J)
9/29/2017	
10/2/2017	
10/4/2017	
3/14/2018	<0.02
3/16/2018	
3/19/2018	
9/12/2018	
9/14/2018	<0.02
9/17/2018	
3/13/2019	
3/14/2019	0.01
3/15/2019	
3/19/2019	
3/20/2019	
9/9/2019	
9/10/2019	0.014
9/12/2019	
9/13/2019	
3/6/2020	0.012

Time Series

Constituent: Zinc (mg/L) Analysis Run 9/10/2024 10:18 PM

Plant Bowen Client: Southern Company Data: Bowen 3-4 CCR

	GWA-42 (bg)
3/9/2020	
3/11/2020	
9/10/2020	0.0073 (J)
9/11/2020	
9/15/2020	
9/16/2020	
3/10/2021	
3/11/2021	0.0089 (J)
3/12/2021	
3/16/2021	
3/17/2021	
3/29/2021	
8/4/2021	<0.02
8/6/2021	
8/9/2021	
1/31/2022	<0.02
2/1/2022	
2/2/2022	
8/10/2022	0.0089 (J)
8/11/2022	
8/12/2022	
8/16/2022	
2/13/2023	0.011 (J)
2/14/2023	
2/16/2023	
2/17/2023	
7/25/2023	
7/26/2023	<0.02
7/27/2023	
8/1/2023	
2/19/2024	
2/20/2024	0.0095 (J)
2/22/2024	
2/26/2024	
8/1/2024	0.01 (J)
8/6/2024	
8/7/2024	
8/8/2024	

Time Series

Constituent: Zinc (mg/L) Analysis Run 9/10/2024 10:18 PM

Plant Bowen Client: Southern Company Data: Bowen 3-4 CCR

	GWA-43 (bg)	GWA-43R (bg)	GWA-4RZ (bg)	GWA-50 (bg)	GWA-50R (bg)	GWA-51RZ (bg)	GWA-52 (bg)	GWA-53 (bg)	GWA-53R (bg)
12/12/2008				0.048 (O)	0.013 (J)				
4/23/2009				0.0075	0.075 (O)				
10/6/2009				0.0075	0.056 (O)				
4/27/2010				0.0051					
5/3/2010					0.051 (O)				
9/30/2010				0.0089					
10/11/2010					0.016				
4/14/2011				0.0043					
4/27/2011					0.025 (O)				
10/5/2011				0.0051					
10/19/2011					0.0078				
4/11/2012				<0.02					
5/1/2012					0.0134				
10/2/2012				0.006	0.012				
4/9/2013				0.0034					
4/10/2013					0.018				
10/15/2013				0.0042					
10/16/2013					0.015				
4/10/2014				0.0035					
4/22/2014					0.015				
10/1/2014				0.0019 (J)	0.0038				
3/30/2015				0.0032	0.0097				
5/8/2015						0.015	<0.02		0.0022 (J)
5/9/2015								0.0023 (J)	
5/17/2015						0.12 (O)	0.0017 (J)		<0.02
5/18/2015								0.0034	
5/25/2015						0.023	0.003	<0.02	0.0022 (J)
6/8/2015						0.016	0.0025	0.0015 (J)	0.0015 (J)
6/9/2015									
6/17/2015								<0.02	
6/18/2015						0.016	0.0019 (J)		0.0026
6/24/2015						0.022	0.0028	<0.02	0.0015 (J)
6/25/2015									
6/30/2015						0.017	<0.02	<0.02	0.0015 (J)
7/1/2015									
7/6/2015						0.01	<0.02	<0.02	<0.02
7/7/2015									
8/12/2015						0.0047 (BJ)	0.0033 (BJ)	0.004 (BJ)	0.0031 (BJ)
10/11/2015				0.0048	0.0024 (J)				
2/29/2016							<0.02		
3/2/2016								0.0035 (J)	0.0028 (J)
3/11/2016	0.0093 (J)	0.00722 (J)							
3/28/2016				0.00282 (J)	0.00703 (J)				
5/13/2016	0.00336 (J)	0.00666 (J)							
7/7/2016						0.0073 (J)			
7/8/2016							<0.02	<0.02	
7/11/2016									<0.02
7/19/2016	<0.02 (*)	<0.02 (*)							
8/1/2016				<0.02	<0.02				
9/16/2016	0.0023 (J)	<0.02							
11/2/2016	0.0047 (J)	0.0057 (J)							
1/18/2017	<0.02	0.0022 (J)							

ND substitution: RL or RL/2 if <15% NDs.

Time Series

Constituent: Zinc (mg/L) Analysis Run 9/10/2024 10:18 PM

Plant Bowen Client: Southern Company Data: Bowen 3-4 CCR

	GWA-43 (bg)	GWA-43R (bg)	GWA-4RZ (bg)	GWA-50 (bg)	GWA-50R (bg)	GWA-51RZ (bg)	GWA-52 (bg)	GWA-53 (bg)	GWA-53R (bg)
3/15/2017						<0.02	0.0013 (J)		
3/16/2017								0.0029 (J)	0.0018 (J)
3/28/2017	<0.02 (*)	<0.02							
4/3/2017					<0.02				
4/7/2017			<0.02	<0.02					
9/15/2017							<0.02		
9/19/2017						<0.02		0.0018 (J)	<0.02
9/22/2017	0.0013 (J)	0.0014 (J)							
10/2/2017				0.0015 (J)	0.0016 (J)				
10/3/2017			<0.02 (D)						
3/13/2018						<0.02	<0.02	0.0021 (J)	<0.02
3/14/2018	<0.02								
3/15/2018		<0.02							
3/16/2018				<0.02	<0.02				
3/21/2018			<0.02						
9/6/2018							<0.02		
9/7/2018						<0.02			
9/11/2018								<0.02	<0.02
9/12/2018	<0.02	<0.02							
9/17/2018				<0.02					
9/18/2018			<0.02		<0.02				
3/7/2019							<0.02		
3/8/2019						<0.02		<0.02	
3/12/2019									<0.02
3/13/2019	0.0022 (J)	0.0023 (J)							
3/19/2019				<0.02	<0.02				
3/21/2019			0.0034 (JD)						
9/4/2019						0.0051 (J)	0.0045 (J)		
9/5/2019								0.0064 (J)	0.0098 (J)
9/11/2019	0.0065 (J)	0.0053 (J)							
9/12/2019			0.0072 (JD)		0.0058 (J)				
9/13/2019				0.0061 (J)					
3/2/2020							0.0024 (J)		
3/3/2020						0.0035 (J)			
3/4/2020								0.004 (J)	0.0027 (J)
3/9/2020	0.002 (J)	0.0022 (J)							
3/11/2020				0.0025 (J)	0.0033 (J)				
3/12/2020			0.0027 (J)						
9/3/2020							<0.02		
9/8/2020								<0.02	<0.02
9/9/2020						<0.02			
9/11/2020	<0.02								
9/14/2020		<0.02							
9/15/2020					<0.02				
9/16/2020				<0.02					
9/17/2020			0.0047 (J)						
2/24/2021							<0.02		
2/25/2021						<0.02			
2/26/2021								<0.02	<0.02
3/11/2021	<0.02	<0.02							
3/16/2021			<0.02						
3/17/2021				<0.02	<0.02				

Time Series

Constituent: Zinc (mg/L) Analysis Run 9/10/2024 10:18 PM

Plant Bowen Client: Southern Company Data: Bowen 3-4 CCR

	GWA-43 (bg)	GWA-43R (bg)	GWA-4RZ (bg)	GWA-50 (bg)	GWA-50R (bg)	GWA-51RZ (bg)	GWA-52 (bg)	GWA-53 (bg)	GWA-53R (bg)
7/27/2021							<0.02		
7/28/2021						<0.02			
7/29/2021								0.01 (J)	<0.02
8/5/2021		<0.02							
8/6/2021	<0.02								
8/9/2021				<0.02	<0.02				
8/10/2021			<0.02						
1/25/2022							<0.02		
1/26/2022						<0.02		<0.02	<0.02
1/31/2022	<0.02	<0.02							
2/1/2022				<0.02					
2/2/2022					<0.02				
2/3/2022			<0.02						
8/5/2022							<0.02		
8/8/2022								<0.02	<0.02
8/9/2022						<0.02			
8/10/2022		<0.02							
8/11/2022	<0.02								
8/16/2022				<0.02					
8/17/2022			<0.02		<0.02				
2/13/2023		<0.02							
2/14/2023	<0.02								
2/16/2023				<0.02	<0.02				
2/17/2023			<0.02						
7/25/2023	<0.02	<0.02							
7/28/2023			<0.02	<0.02	<0.02				
2/20/2024	<0.02	<0.02							
2/22/2024				<0.02	<0.02				
2/27/2024			<0.02						
8/2/2024	<0.02	<0.02							
8/8/2024			<0.02	<0.02	<0.02				

ND substitution: RL or RL/2 if <15% NDs.

Time Series

Constituent: Zinc (mg/L) Analysis Run 9/10/2024 10:18 PM

Plant Bowen Client: Southern Company Data: Bowen 3-4 CCR

	GWA-54 (bg)
12/12/2008	
4/23/2009	
10/6/2009	
4/27/2010	
5/3/2010	
9/30/2010	
10/11/2010	
4/14/2011	
4/27/2011	
10/5/2011	
10/19/2011	
4/11/2012	
5/1/2012	
10/2/2012	
4/9/2013	
4/10/2013	
10/15/2013	
10/16/2013	
4/10/2014	
4/22/2014	
10/1/2014	
3/30/2015	
5/8/2015	
5/9/2015	<0.02
5/17/2015	
5/18/2015	0.0019 (J)
5/25/2015	0.0022 (J)
6/8/2015	
6/9/2015	0.0015 (J)
6/17/2015	0.0035
6/18/2015	
6/24/2015	
6/25/2015	<0.02
6/30/2015	
7/1/2015	<0.02
7/6/2015	
7/7/2015	<0.02
8/12/2015	0.0015 (BJ)
10/11/2015	
2/29/2016	
3/2/2016	<0.02
3/11/2016	
3/28/2016	
5/13/2016	
7/7/2016	
7/8/2016	0.0029 (J)
7/11/2016	
7/19/2016	
8/1/2016	
9/16/2016	
11/2/2016	
1/18/2017	

ND substitution: RL or RL/2 if <15% NDs.

Time Series

Constituent: Zinc (mg/L) Analysis Run 9/10/2024 10:18 PM

Plant Bowen Client: Southern Company Data: Bowen 3-4 CCR

	GWA-54 (bg)
3/15/2017	0.0024 (J)
3/16/2017	
3/28/2017	
4/3/2017	
4/7/2017	
9/15/2017	0.0016 (J)
9/19/2017	
9/22/2017	
10/2/2017	
10/3/2017	
3/13/2018	0.0023 (J)
3/14/2018	
3/15/2018	
3/16/2018	
3/21/2018	
9/6/2018	<0.02
9/7/2018	
9/11/2018	
9/12/2018	
9/17/2018	
9/18/2018	
3/7/2019	<0.02
3/8/2019	
3/12/2019	
3/13/2019	
3/19/2019	
3/21/2019	
9/4/2019	
9/5/2019	0.0048 (J)
9/11/2019	
9/12/2019	
9/13/2019	
3/2/2020	
3/3/2020	0.0024 (J)
3/4/2020	
3/9/2020	
3/11/2020	
3/12/2020	
9/3/2020	
9/8/2020	<0.02
9/9/2020	
9/11/2020	
9/14/2020	
9/15/2020	
9/16/2020	
9/17/2020	
2/24/2021	
2/25/2021	<0.02
2/26/2021	
3/11/2021	
3/16/2021	
3/17/2021	

ND substitution: RL or RL/2 if <15% NDs.

Time Series

Constituent: Zinc (mg/L) Analysis Run 9/10/2024 10:18 PM

Plant Bowen Client: Southern Company Data: Bowen 3-4 CCR

	GWA-54 (bg)
7/27/2021	<0.02
7/28/2021	
7/29/2021	
8/5/2021	
8/6/2021	
8/9/2021	
8/10/2021	
1/25/2022	<0.02
1/26/2022	
1/31/2022	
2/1/2022	
2/2/2022	
2/3/2022	
8/5/2022	<0.02
8/8/2022	
8/9/2022	
8/10/2022	
8/11/2022	
8/16/2022	
8/17/2022	
2/13/2023	
2/14/2023	
2/16/2023	
2/17/2023	
7/25/2023	
7/28/2023	
2/20/2024	
2/22/2024	
2/27/2024	
8/2/2024	
8/8/2024	

ND substitution: RL or RL/2 if <15% NDs.

Time Series

Constituent: Zinc (mg/L) Analysis Run 9/10/2024 10:18 PM

Plant Bowen Client: Southern Company Data: Bowen 3-4 CCR

	GWA-55 (bg)	GWA-55R (bg)	GWA-56 (bg)	GWC-16R	GWC-17R	GWC-18	GWC-18R	GWC-19R	GWC-20R
9/16/2014				0.072					
9/17/2014					0.0028	0.0035	0.002 (J)	0.0026	
9/18/2014									0.0023 (J)
10/4/2014				0.078	0.0038	0.0032	0.001 (J)	0.0034	
10/5/2014									0.0025
10/21/2014				0.083	0.0043	0.0028	0.00082 (J)	0.0037	
10/22/2014									0.0018 (J)
11/5/2014						0.004		0.0035	0.0019 (J)
11/11/2014				0.082	0.0041		0.00076 (J)		
3/3/2015				0.078	0.0042	0.004	<0.02	0.0036	
3/4/2015									0.0016 (J)
3/18/2015				0.075	0.0046	0.0024 (J)	0.0016 (J)		
3/19/2015								0.0035	0.0025
4/6/2015				0.071	0.0043				
4/7/2015						0.0055	<0.02	0.0039	0.0026
4/8/2015									
4/23/2015				0.072	0.0047	0.0035	<0.02		
4/24/2015								0.0034	0.0017 (J)
5/9/2015	<0.02	<0.02	<0.02						
5/18/2015	0.0016 (J)	0.0033							
5/19/2015			0.0045						
5/26/2015	<0.02	0.0022 (J)	0.0038						
6/9/2015	0.0026	0.0082	0.0037						
6/17/2015	0.0017 (J)	<0.02	0.0018 (J)						
6/25/2015	<0.02	<0.02	<0.02						
7/1/2015	<0.02	0.0064	<0.02						
7/7/2015	<0.02	<0.02	<0.02						
7/29/2015				0.072	0.0039	0.0062	<0.02	0.0038	
7/30/2015									0.0017 (J)
8/13/2015	0.002 (BJ)	0.0028 (BJ)	0.0017 (BJ)						
3/2/2016	<0.02								
3/3/2016		<0.02	<0.02	0.0227					
3/4/2016					0.0219 (J)				
3/7/2016						0.0225 (J)	<0.02	<0.02	
3/8/2016									0.557 (O)
7/11/2016	<0.02	<0.02	0.0018 (J)						
7/13/2016				0.0709		0.0031 (J)	0.0013 (J)		
7/14/2016					0.0111			<0.02	<0.02
7/15/2016									
3/15/2017			0.0034 (J)						
3/16/2017	0.0015 (J)	0.0054 (J)							
3/20/2017				0.0465			<0.02		
3/21/2017					<0.02			<0.02	
3/22/2017									<0.02
3/23/2017						<0.02			
9/15/2017	<0.02		<0.02						
9/18/2017		<0.02							
9/19/2017									0.0031 (J)
9/20/2017								0.0062 (J)	
9/21/2017				0.0302			0.0018 (J)		
9/22/2017					0.0023 (J)				
9/25/2017						0.002 (J)			

ND substitution: RL or RL/2 if <15% NDs.

Time Series

Constituent: Zinc (mg/L) Analysis Run 9/10/2024 10:18 PM

Plant Bowen Client: Southern Company Data: Bowen 3-4 CCR

	GWA-55 (bg)	GWA-55R (bg)	GWA-56 (bg)	GWC-16R	GWC-17R	GWC-18	GWC-18R	GWC-19R	GWC-20R
3/12/2018	<0.02	<0.02							
3/13/2018			0.0029 (J)						
3/14/2018				0.031	0.0021 (J)	0.0036 (J)	<0.02	<0.02	<0.02
9/7/2018	<0.02	<0.02	<0.02	<0.01			<0.02		
9/10/2018								<0.02	<0.02
9/11/2018					<0.02	<0.02			
3/7/2019		<0.02	<0.02						
3/8/2019	<0.02								
3/11/2019				0.024					
3/12/2019					0.0038 (J)	<0.02	<0.02	<0.02	<0.02
9/4/2019			0.0052 (J)						
9/5/2019	0.0056 (J)	0.0045 (J)							
9/6/2019							0.0046 (J)		0.00455 (JD)
9/9/2019				0.029		0.0063 (J)		0.0062 (J)	
9/10/2019					0.0055 (J)				
3/3/2020	0.005 (J)								
3/4/2020		0.0028 (J)	0.0029 (J)	0.015				0.0072 (J)	
3/5/2020					0.0035 (J)		0.0024 (J)		0.0023 (J)
3/6/2020						0.0045 (J)			
9/4/2020	<0.02	<0.02	<0.02						<0.02
9/8/2020									
9/9/2020				0.037	<0.02	<0.02	<0.02	<0.02	
2/25/2021	<0.02	<0.02	<0.02						
2/26/2021						<0.02	<0.02	<0.02	
3/9/2021				0.025					<0.02
3/10/2021					<0.02				
7/28/2021	<0.02	<0.02	<0.02						
7/29/2021						<0.02	0.015 (J)		
7/30/2021				0.032	<0.02				
8/2/2021									<0.02
8/5/2021								<0.02	
1/26/2022	<0.02		<0.02						
1/27/2022		<0.02					<0.02	<0.02	<0.02
1/28/2022				0.026	<0.02	<0.02			
8/5/2022			<0.02						
8/8/2022	<0.02	<0.02							
8/9/2022								<0.02	<0.02
8/10/2022						<0.02	<0.02		
8/11/2022				0.036 (J)	<0.02				
2/9/2023						<0.02	<0.02	<0.02	
2/10/2023				0.017 (J)	<0.02				<0.02
8/3/2023					<0.02	<0.02			<0.02
8/4/2023				0.036			<0.02	<0.02	
2/14/2024						<0.02	<0.02	<0.02	
2/15/2024				0.033	<0.02				<0.02
7/31/2024				0.034	<0.02	<0.02	<0.02	<0.02	
8/1/2024									<0.02
8/2/2024									

ND substitution: RL or RL/2 if <15% NDs.

Time Series

Constituent: Zinc (mg/L) Analysis Run 9/10/2024 10:18 PM

Plant Bowen Client: Southern Company Data: Bowen 3-4 CCR

	GWC-21R
9/16/2014	
9/17/2014	
9/18/2014	0.0033
10/4/2014	
10/5/2014	0.0036
10/21/2014	
10/22/2014	0.0038
11/5/2014	0.0046
11/11/2014	
3/3/2015	
3/4/2015	0.0029
3/18/2015	
3/19/2015	0.0027
4/6/2015	
4/7/2015	
4/8/2015	0.0039
4/23/2015	
4/24/2015	0.0035
5/9/2015	
5/18/2015	
5/19/2015	
5/26/2015	
6/9/2015	
6/17/2015	
6/25/2015	
7/1/2015	
7/7/2015	
7/29/2015	
7/30/2015	0.0027
8/13/2015	
3/2/2016	
3/3/2016	
3/4/2016	
3/7/2016	
3/8/2016	0.00273 (J)
7/11/2016	
7/13/2016	
7/14/2016	
7/15/2016	<0.02
3/15/2017	
3/16/2017	
3/20/2017	
3/21/2017	<0.02
3/22/2017	
3/23/2017	
9/15/2017	
9/18/2017	
9/19/2017	0.0022 (J)
9/20/2017	
9/21/2017	
9/22/2017	
9/25/2017	

ND substitution: RL or RL/2 if <15% NDs.

Time Series

Constituent: Zinc (mg/L) Analysis Run 9/10/2024 10:18 PM

Plant Bowen Client: Southern Company Data: Bowen 3-4 CCR

	GWC-21R
3/12/2018	
3/13/2018	
3/14/2018	0.0049 (J)
9/7/2018	
9/10/2018	<0.02
9/11/2018	
3/7/2019	
3/8/2019	
3/11/2019	0.0034 (J)
3/12/2019	
9/4/2019	
9/5/2019	
9/6/2019	0.045
9/9/2019	
9/10/2019	
3/3/2020	0.0044 (J)
3/4/2020	
3/5/2020	
3/6/2020	
9/4/2020	
9/8/2020	0.0063 (J)
9/9/2020	
2/25/2021	
2/26/2021	
3/9/2021	<0.02
3/10/2021	
7/28/2021	
7/29/2021	
7/30/2021	
8/2/2021	<0.02
8/5/2021	
1/26/2022	
1/27/2022	
1/28/2022	<0.02
8/5/2022	
8/8/2022	
8/9/2022	
8/10/2022	0.016 (J)
8/11/2022	
2/9/2023	0.012 (J)
2/10/2023	
8/3/2023	
8/4/2023	<0.02
2/14/2024	
2/15/2024	<0.02
7/31/2024	
8/1/2024	
8/2/2024	0.0091 (J)

ND substitution: RL or RL/2 if <15% NDs.

Time Series

Constituent: Zinc (mg/L) Analysis Run 9/10/2024 10:18 PM

Plant Bowen Client: Southern Company Data: Bowen 3-4 CCR

	GWC-22R	GWC-23R	GWC-24R	GWC-25R	GWC-36A	GWC-36RA	GWC-37	GWC-38
9/15/2014						0.44 (O)		
9/16/2014			0.00054 (J)	0.004			0.0062	0.0054
9/18/2014	0.00089 (J)	0.0013 (J)						
10/3/2014						0.021	0.0085	0.007
10/4/2014			0.0008 (J)	0.0011 (J)				
10/5/2014	0.0016 (J)	0.00085 (J)						
10/20/2014						0.19	0.0087	0.0052
10/22/2014	0.0017 (J)	0.0014 (J)						
10/23/2014			<0.02	0.0011 (J)				
11/5/2014	0.0038	0.0022 (J)						
11/10/2014			<0.02	0.0028		0.0014 (J)	0.01	0.0054
3/2/2015						0.032	0.0077	0.041 (O)
3/4/2015	0.002 (J)	0.0033	<0.02	<0.02				
3/17/2015						0.034	0.0086	0.014
3/19/2015	0.0025							
3/20/2015		0.002 (J)	<0.02	<0.02				
4/5/2015						0.089	0.0098	
4/6/2015								0.0044
4/8/2015	0.0018 (J)	0.004	0.0016 (J)					
4/9/2015				<0.02				
4/21/2015						0.16		
4/22/2015							0.0049	0.0023 (J)
4/23/2015		0.002 (J)	<0.02	<0.02				
4/24/2015	0.0016 (J)							
7/28/2015						0.15	0.0099	0.0035
7/30/2015	<0.02	<0.02	<0.02	<0.02				
3/1/2016						0.0627	0.00756 (J)	
3/2/2016								0.0029 (J)
3/4/2016			0.00374 (J)					
3/7/2016	<0.02							
3/8/2016				0.00198 (J)				
3/9/2016		<0.02						
7/6/2016						0.0532		
7/7/2016								0.0023 (J)
7/8/2016							0.0098 (J)	
7/12/2016			<0.02					
7/14/2016	<0.02							
7/15/2016		<0.02						
7/18/2016				<0.02				
3/14/2017						0.0401	0.0042 (J)	
3/16/2017				0.0026 (J)				
3/20/2017	0.0075 (J)		<0.02					
3/22/2017		<0.02						
3/23/2017								<0.02
9/15/2017						0.0338	0.0032 (J)	
9/19/2017	<0.02		0.0028 (J)	<0.02				0.002 (J)
9/21/2017		0.0034 (J)						
3/12/2018						0.042	0.0025 (J)	
3/13/2018	<0.02		0.0068 (J)	<0.02				<0.02
3/14/2018		<0.02						
9/6/2018						0.045	<0.02	<0.02
9/7/2018	<0.02							

ND substitution: RL or RL/2 if <15% NDs.

Time Series

Constituent: Zinc (mg/L) Analysis Run 9/10/2024 10:18 PM

Plant Bowen Client: Southern Company Data: Bowen 3-4 CCR

	GWC-22R	GWC-23R	GWC-24R	GWC-25R	GWC-36A	GWC-36RA	GWC-37	GWC-38
9/11/2018		<0.02	<0.02	<0.02				
3/6/2019							0.0035 (J)	
3/7/2019						0.043		<0.02
3/8/2019			<0.02	<0.02				
3/11/2019	0.0021 (J)							
3/12/2019		<0.02						
9/4/2019						0.052	0.0086 (J)	0.00565 (JD)
9/5/2019	0.0053 (J)		0.00675 (JD)	0.0053 (J)				
9/6/2019		0.0059 (J)						
3/2/2020						0.056	0.0063 (J)	0.0032 (J)
3/3/2020	0.0029 (J)		0.0033 (J)	0.0027 (J)				
3/5/2020		0.0084 (J)						
9/3/2020							0.0049 (J)	<0.02
9/4/2020				<0.02				
9/8/2020	0.0037 (J)							
9/9/2020		<0.02	0.0048 (J)					
9/14/2020						0.053		
2/24/2021							0.0038 (J)	<0.02
3/9/2021	<0.02		0.0063 (J)	<0.02				
3/10/2021		<0.02						
3/26/2021						0.046		
7/27/2021						<0.02		
7/28/2021							0.0088 (J)	<0.02
7/29/2021			<0.02					
7/30/2021		<0.02						
8/2/2021	<0.02			<0.02				
1/25/2022								<0.02
1/26/2022						<0.02	<0.02	
1/27/2022	<0.02			<0.02				
1/28/2022		0.0099 (J)	<0.02					
4/6/2022					0.012 (J)			
8/5/2022								<0.02
8/8/2022					0.011 (J)	<0.02	<0.02	
8/9/2022			<0.02	<0.02				
8/10/2022	<0.02							
8/11/2022		<0.02						
2/8/2023					0.017 (J)	0.0086 (J)	<0.02	<0.02
2/9/2023	<0.02		<0.02	<0.02				
2/10/2023		<0.02						
8/2/2023					<0.02		<0.02	<0.02
8/3/2023	<0.02	<0.02	<0.02	<0.02		<0.02		
2/13/2024					0.016 (J)	0.013 (J)	<0.02	<0.02
2/15/2024	<0.02		<0.02					
2/16/2024		<0.02		<0.02				
7/30/2024					0.014 (J)	0.01 (J)	<0.02	<0.02
7/31/2024	<0.02	<0.02	<0.02	<0.02				

FIGURE B.

Sanitas™ v.10.0.22 Software licensed to Groundwater Stats Consulting. UG

Box & Whiskers Plot

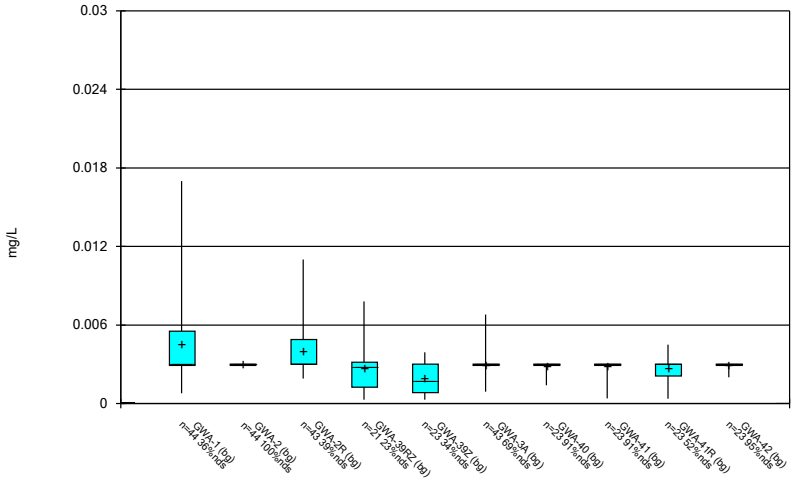

Constituent: Antimony Analysis Run 9/10/2024 10:19 PM

Plant Bowen Client: Southern Company Data: Bowen 3-4 CCR

Sanitas™ v.10.0.22 Software licensed to Groundwater Stats Consulting. UG

Box & Whiskers Plot

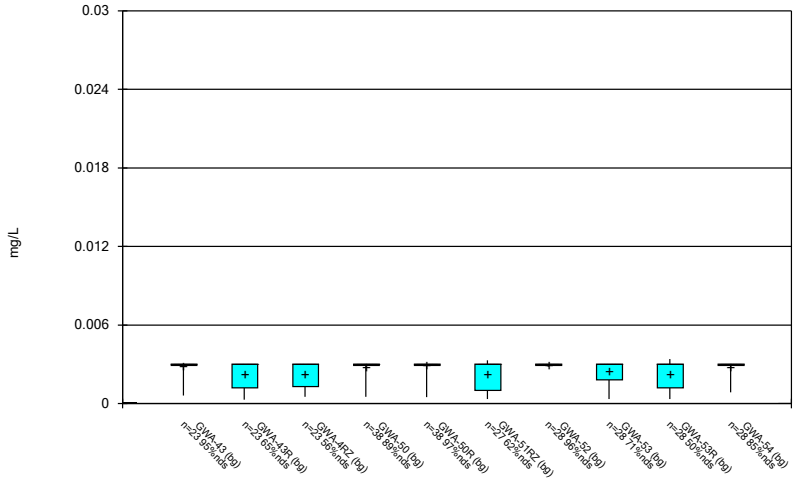

Constituent: Antimony Analysis Run 9/10/2024 10:19 PM

Plant Bowen Client: Southern Company Data: Bowen 3-4 CCR

Sanitas™ v.10.0.22 Software licensed to Groundwater Stats Consulting. UG

Box & Whiskers Plot

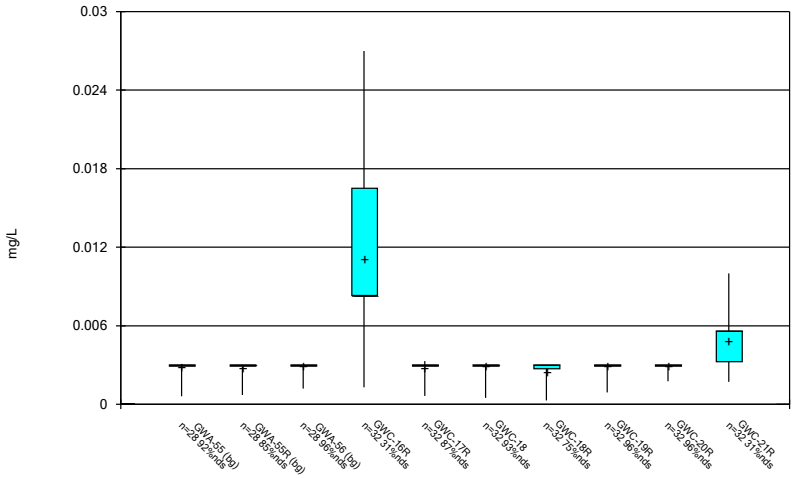

Constituent: Antimony Analysis Run 9/10/2024 10:19 PM

Plant Bowen Client: Southern Company Data: Bowen 3-4 CCR

Sanitas™ v.10.0.22 Software licensed to Groundwater Stats Consulting. UG

Box & Whiskers Plot

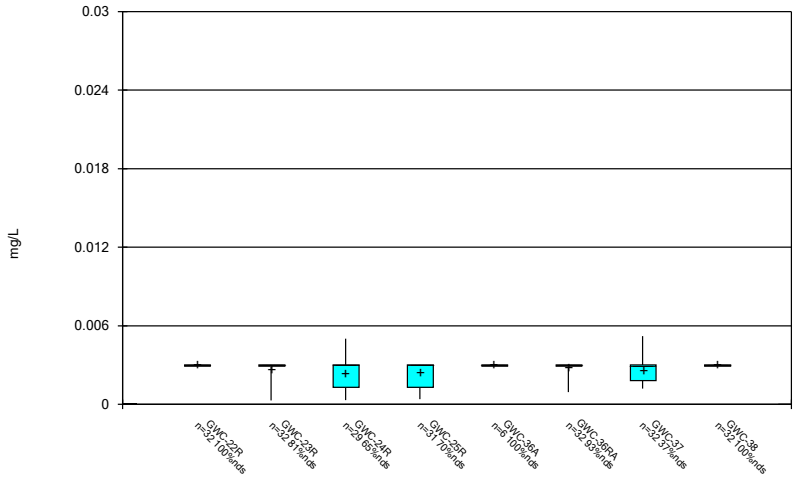

Constituent: Antimony Analysis Run 9/10/2024 10:19 PM

Plant Bowen Client: Southern Company Data: Bowen 3-4 CCR

Sanitas™ v.10.0.22 Software licensed to Groundwater Stats Consulting. UG

Box & Whiskers Plot

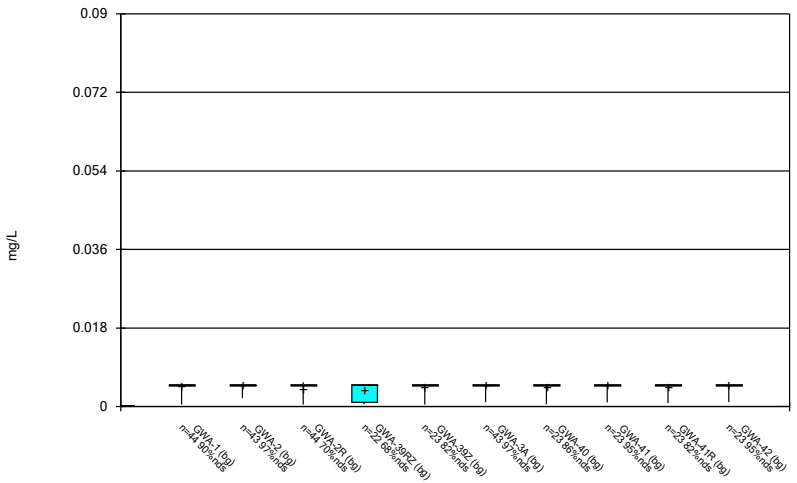

Constituent: Arsenic Analysis Run 9/10/2024 10:19 PM

Plant Bowen Client: Southern Company Data: Bowen 3-4 CCR

Sanitas™ v.10.0.22 Software licensed to Groundwater Stats Consulting. UG

Box & Whiskers Plot

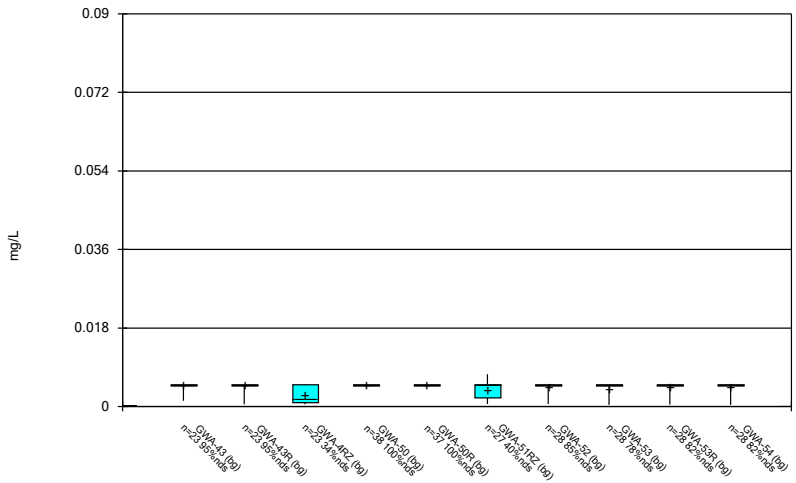

Constituent: Arsenic Analysis Run 9/10/2024 10:19 PM

Plant Bowen Client: Southern Company Data: Bowen 3-4 CCR

Sanitas™ v.10.0.22 Software licensed to Groundwater Stats Consulting. UG

Box & Whiskers Plot

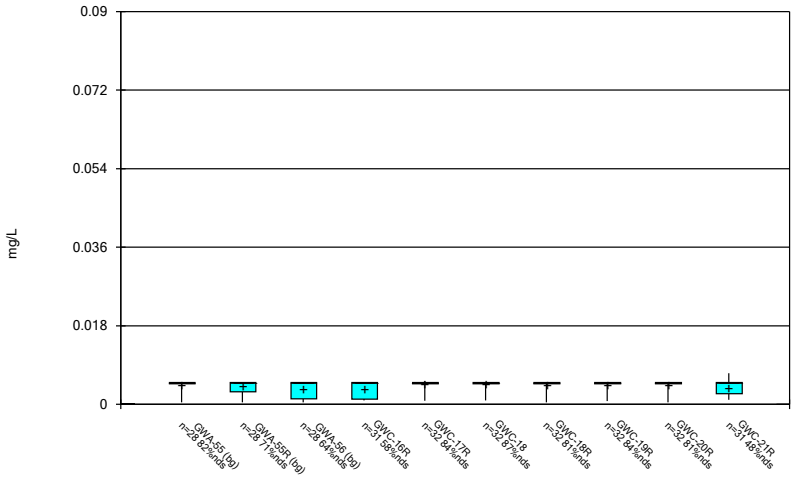

Constituent: Arsenic Analysis Run 9/10/2024 10:19 PM

Plant Bowen Client: Southern Company Data: Bowen 3-4 CCR

Sanitas™ v.10.0.22 Software licensed to Groundwater Stats Consulting. UG

Box & Whiskers Plot

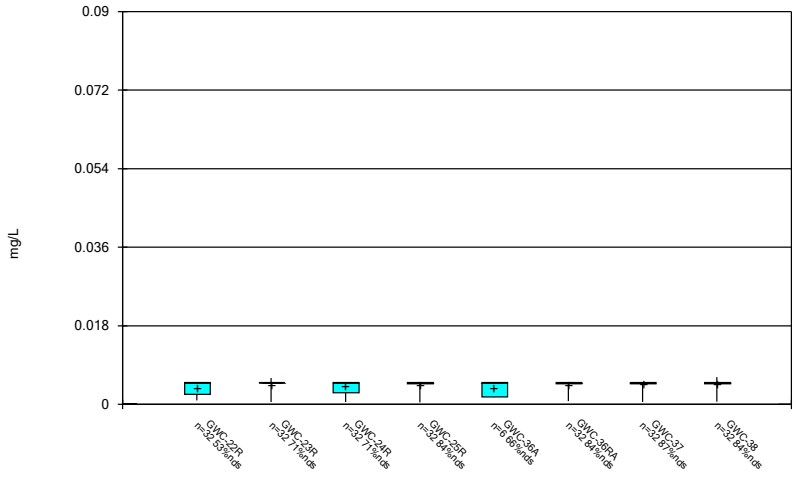

Constituent: Arsenic Analysis Run 9/10/2024 10:19 PM

Plant Bowen Client: Southern Company Data: Bowen 3-4 CCR

Sanitas™ v.10.0.22 Software licensed to Groundwater Stats Consulting. UG

Box & Whiskers Plot

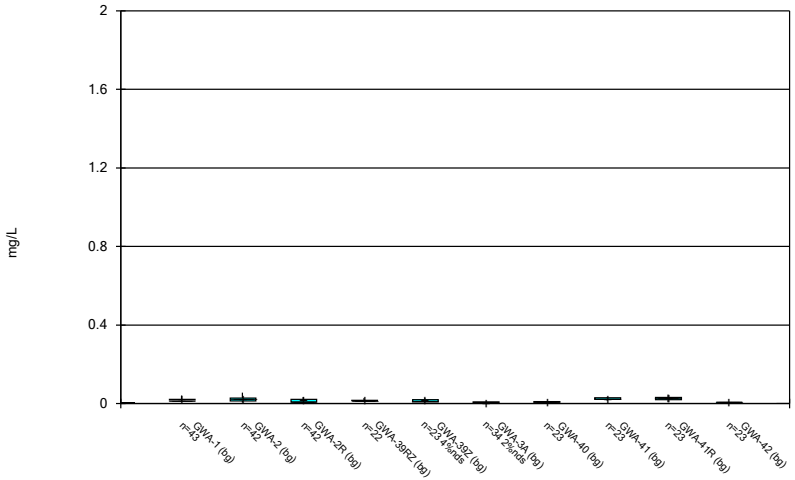

Constituent: Barium Analysis Run 9/10/2024 10:19 PM

Plant Bowen Client: Southern Company Data: Bowen 3-4 CCR

Sanitas™ v.10.0.22 Software licensed to Groundwater Stats Consulting. UG

Box & Whiskers Plot

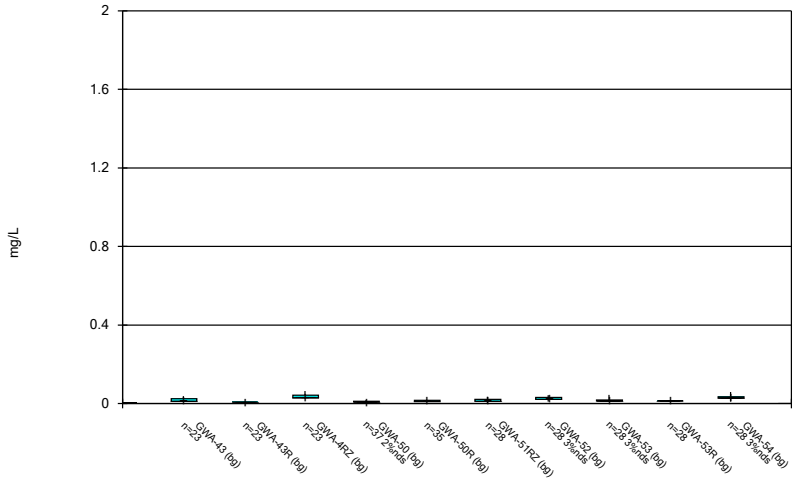

Constituent: Barium Analysis Run 9/10/2024 10:19 PM

Plant Bowen Client: Southern Company Data: Bowen 3-4 CCR

Sanitas™ v.10.0.22 Software licensed to Groundwater Stats Consulting. UG

Box & Whiskers Plot

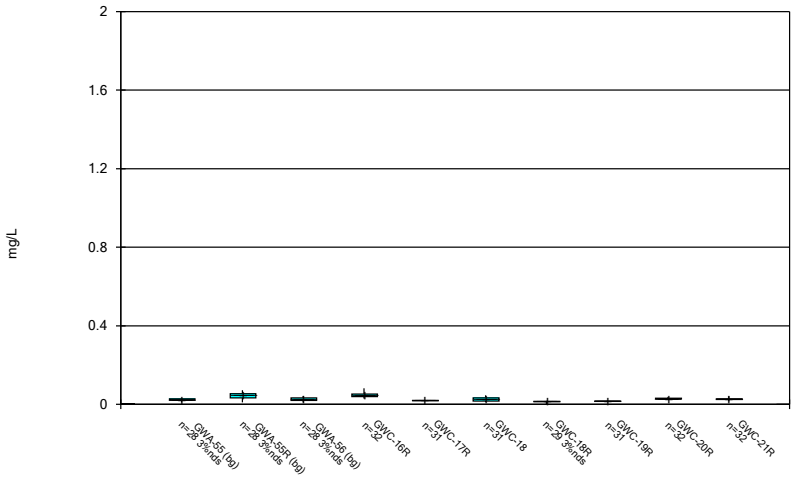

Constituent: Barium Analysis Run 9/10/2024 10:19 PM

Plant Bowen Client: Southern Company Data: Bowen 3-4 CCR

Sanitas™ v.10.0.22 Software licensed to Groundwater Stats Consulting. UG

Box & Whiskers Plot

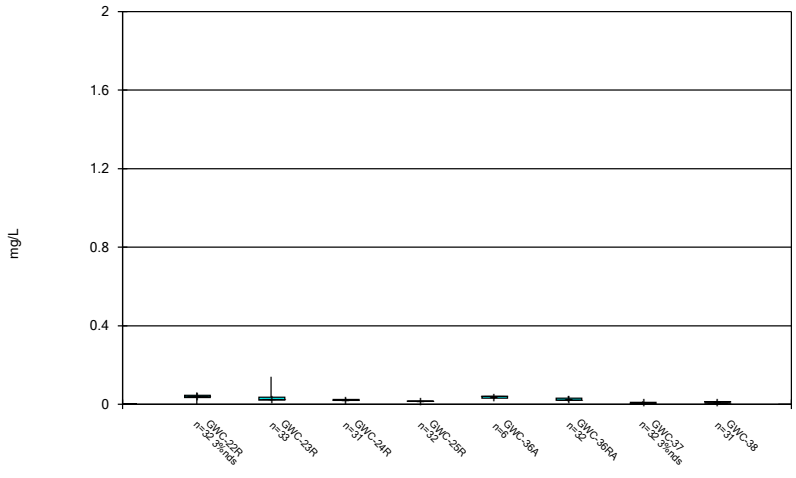

Constituent: Barium Analysis Run 9/10/2024 10:19 PM

Plant Bowen Client: Southern Company Data: Bowen 3-4 CCR

Sanitas™ v.10.0.22 Software licensed to Groundwater Stats Consulting. UG

Box & Whiskers Plot

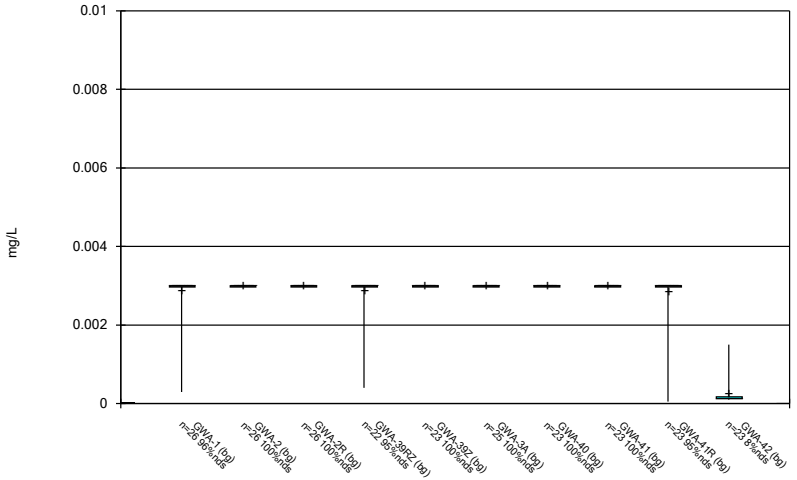

Constituent: Beryllium Analysis Run 9/10/2024 10:19 PM

Plant Bowen Client: Southern Company Data: Bowen 3-4 CCR

Sanitas™ v.10.0.22 Software licensed to Groundwater Stats Consulting. UG

Box & Whiskers Plot

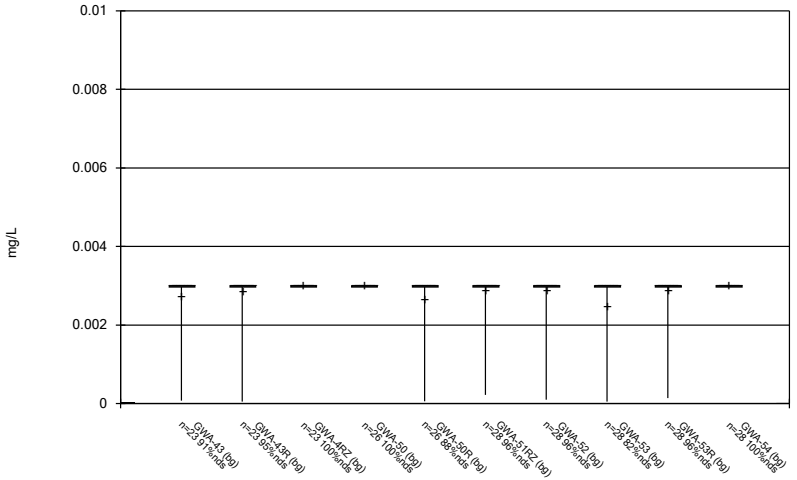

Constituent: Beryllium Analysis Run 9/10/2024 10:19 PM

Plant Bowen Client: Southern Company Data: Bowen 3-4 CCR

Sanitas™ v.10.0.22 Software licensed to Groundwater Stats Consulting. UG

Box & Whiskers Plot

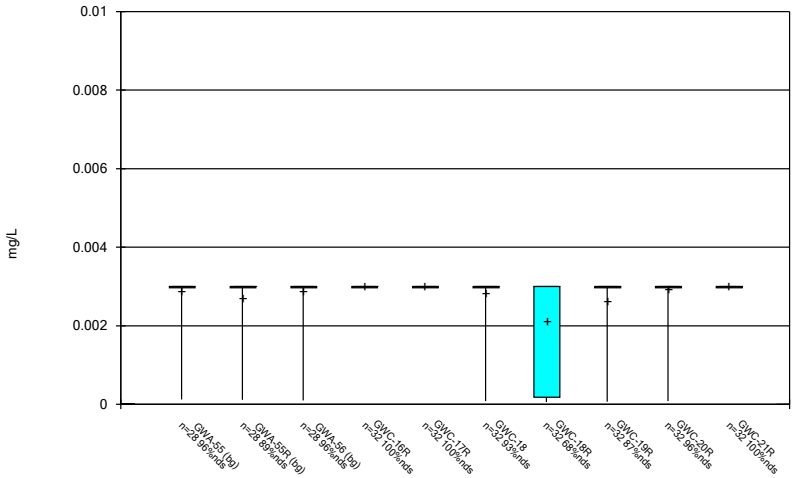

Constituent: Beryllium Analysis Run 9/10/2024 10:19 PM

Plant Bowen Client: Southern Company Data: Bowen 3-4 CCR

Sanitas™ v.10.0.22 Software licensed to Groundwater Stats Consulting. UG

Box & Whiskers Plot

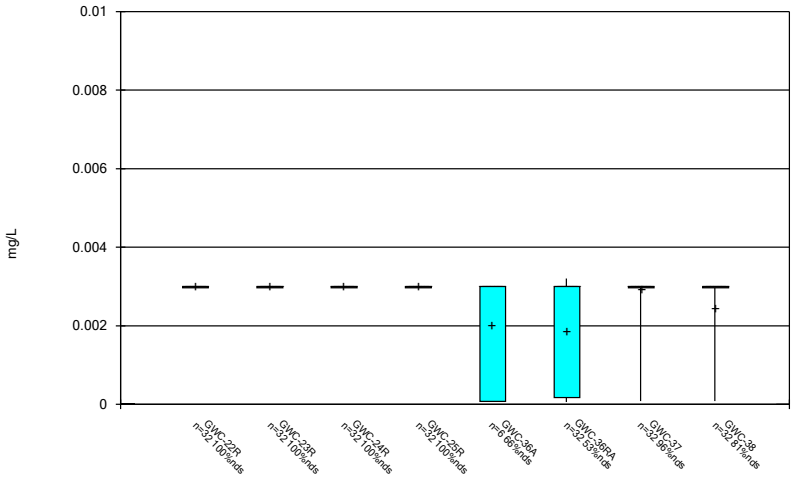

Constituent: Beryllium Analysis Run 9/10/2024 10:19 PM

Plant Bowen Client: Southern Company Data: Bowen 3-4 CCR

Sanitas™ v.10.0.22 Software licensed to Groundwater Stats Consulting. UG

Box & Whiskers Plot

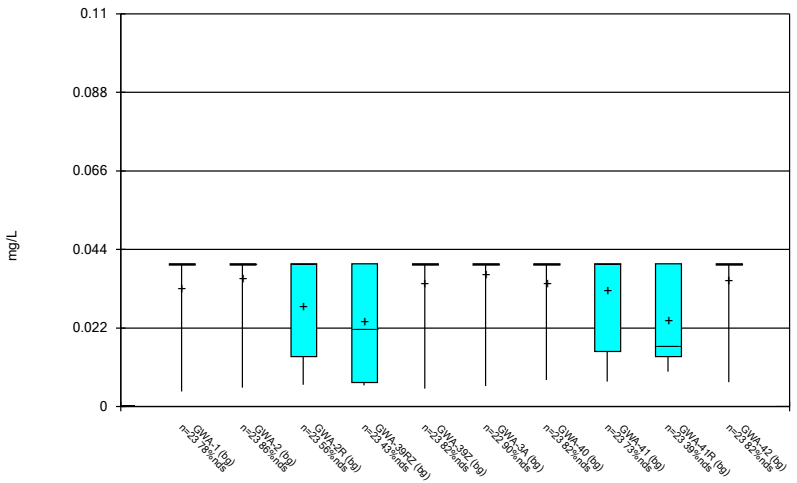

Constituent: Boron Analysis Run 9/10/2024 10:19 PM

Plant Bowen Client: Southern Company Data: Bowen 3-4 CCR

Sanitas™ v.10.0.22 Software licensed to Groundwater Stats Consulting. UG

Box & Whiskers Plot

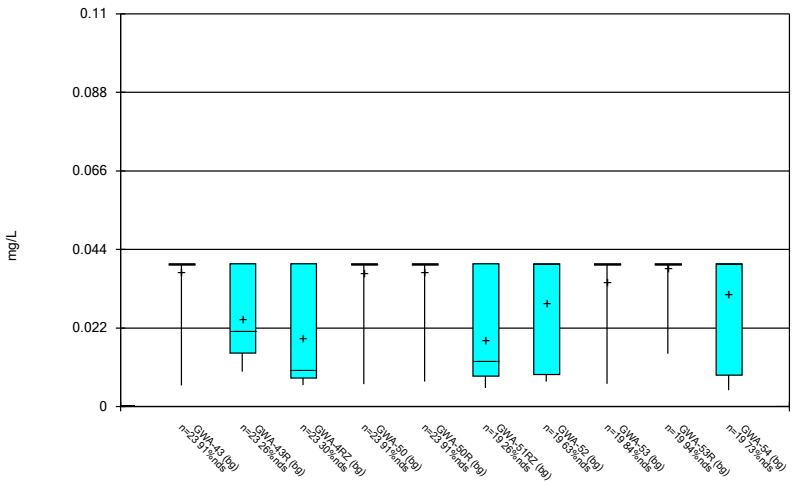

Constituent: Boron Analysis Run 9/10/2024 10:19 PM

Plant Bowen Client: Southern Company Data: Bowen 3-4 CCR

Sanitas™ v.10.0.22 Software licensed to Groundwater Stats Consulting. UG

Box & Whiskers Plot

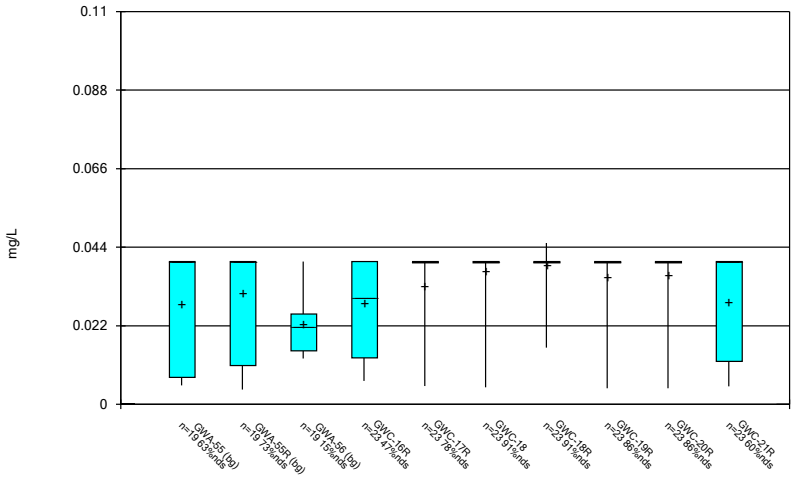

Constituent: Boron Analysis Run 9/10/2024 10:19 PM

Plant Bowen Client: Southern Company Data: Bowen 3-4 CCR

Sanitas™ v.10.0.22 Software licensed to Groundwater Stats Consulting. UG

Box & Whiskers Plot

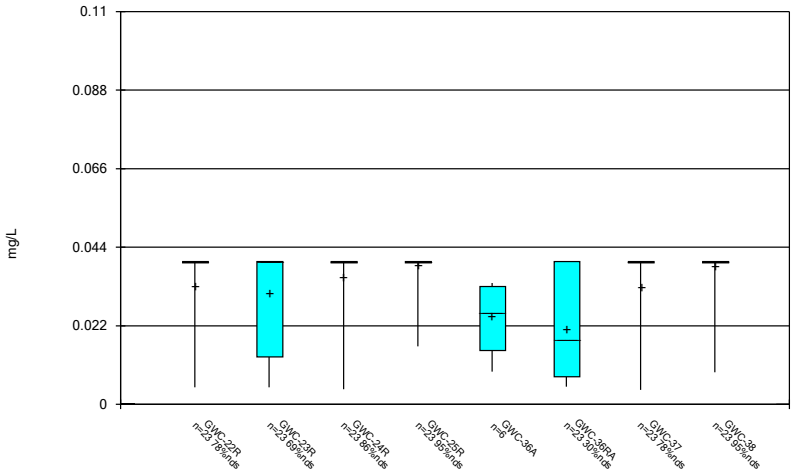

Constituent: Boron Analysis Run 9/10/2024 10:19 PM

Plant Bowen Client: Southern Company Data: Bowen 3-4 CCR

Sanitas™ v.10.0.22 Software licensed to Groundwater Stats Consulting. UG

Box & Whiskers Plot

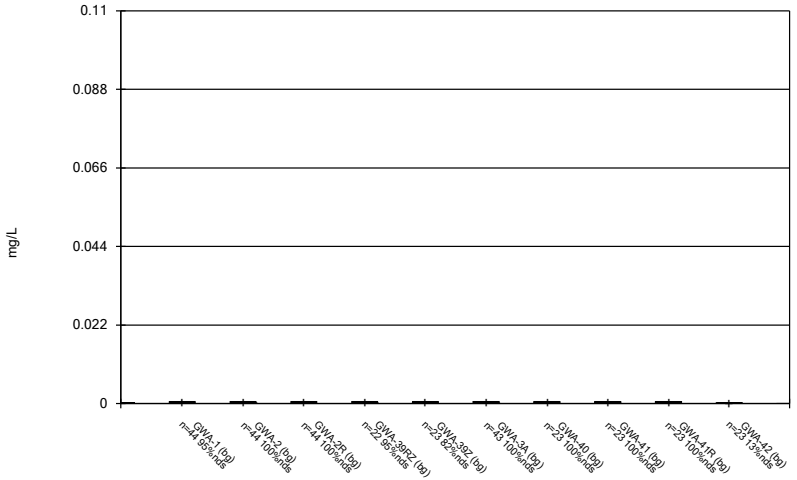

Constituent: Cadmium Analysis Run 9/10/2024 10:19 PM

Plant Bowen Client: Southern Company Data: Bowen 3-4 CCR

Sanitas™ v.10.0.22 Software licensed to Groundwater Stats Consulting. UG

Box & Whiskers Plot

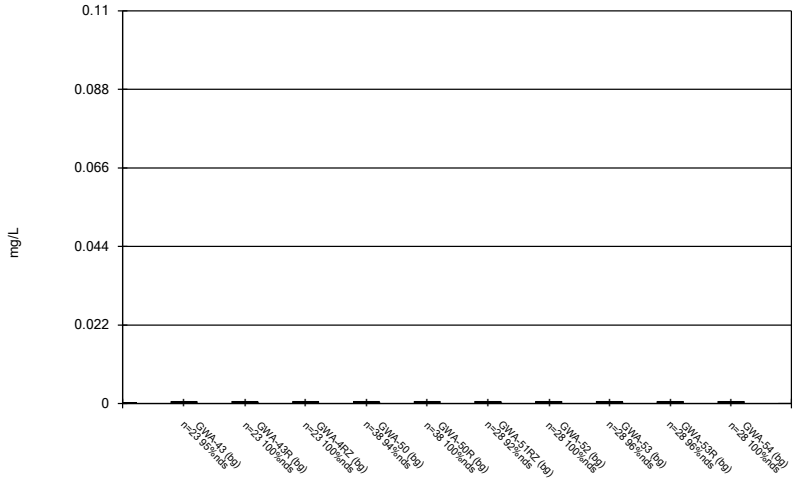

Constituent: Cadmium Analysis Run 9/10/2024 10:19 PM

Plant Bowen Client: Southern Company Data: Bowen 3-4 CCR

Sanitas™ v.10.0.22 Software licensed to Groundwater Stats Consulting. UG

Box & Whiskers Plot

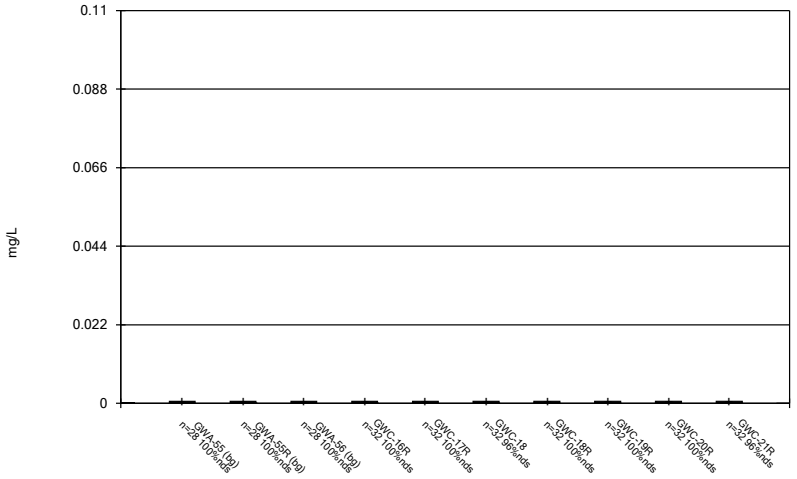

Constituent: Cadmium Analysis Run 9/10/2024 10:19 PM

Plant Bowen Client: Southern Company Data: Bowen 3-4 CCR

Sanitas™ v.10.0.22 Software licensed to Groundwater Stats Consulting. UG

Box & Whiskers Plot

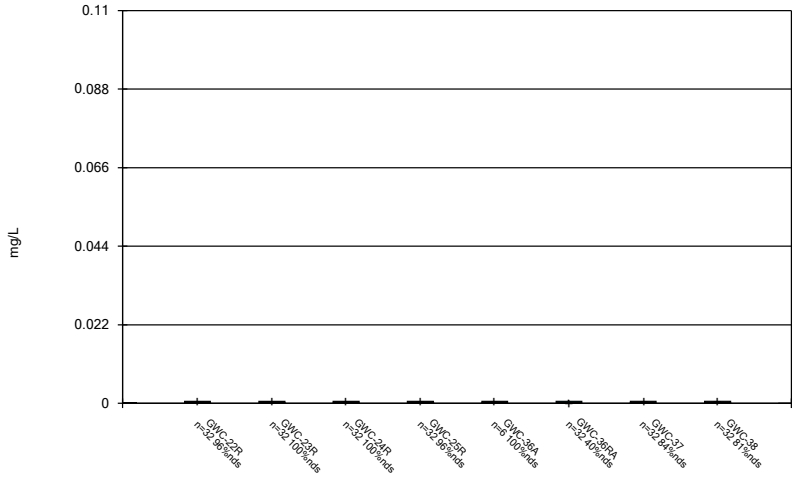

Constituent: Cadmium Analysis Run 9/10/2024 10:19 PM

Plant Bowen Client: Southern Company Data: Bowen 3-4 CCR

Sanitas™ v.10.0.22 Software licensed to Groundwater Stats Consulting. UG

Box & Whiskers Plot

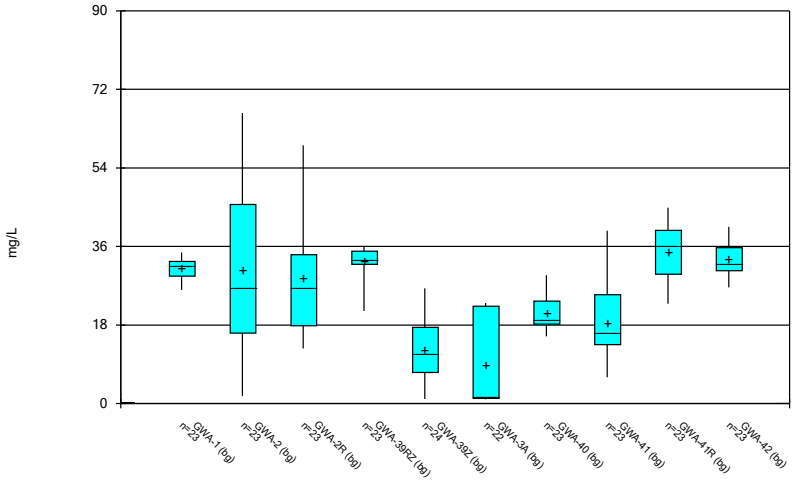

Constituent: Calcium Analysis Run 9/10/2024 10:19 PM

Plant Bowen Client: Southern Company Data: Bowen 3-4 CCR

Sanitas™ v.10.0.22 Software licensed to Groundwater Stats Consulting. UG

Box & Whiskers Plot

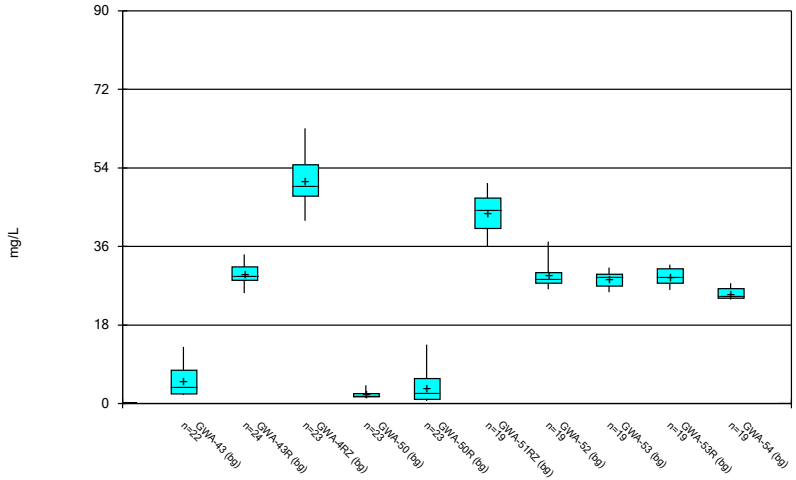

Constituent: Calcium Analysis Run 9/10/2024 10:19 PM

Plant Bowen Client: Southern Company Data: Bowen 3-4 CCR

Sanitas™ v.10.0.22 Software licensed to Groundwater Stats Consulting. UG

Box & Whiskers Plot

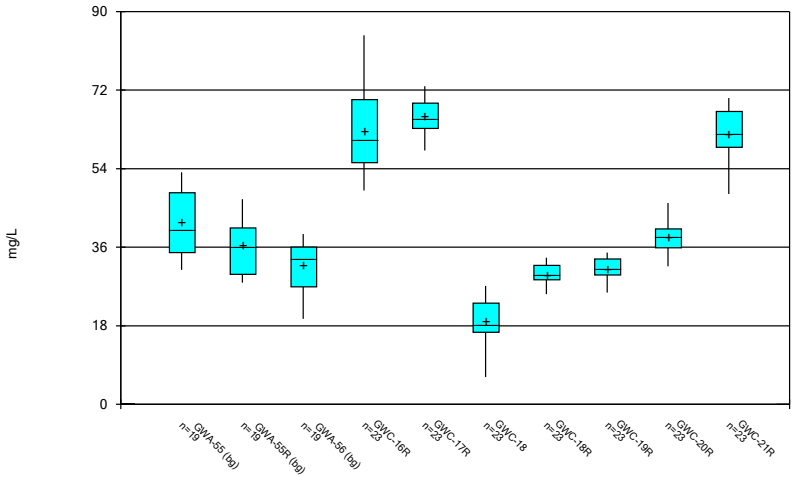

Constituent: Calcium Analysis Run 9/10/2024 10:19 PM

Plant Bowen Client: Southern Company Data: Bowen 3-4 CCR

Sanitas™ v.10.0.22 Software licensed to Groundwater Stats Consulting. UG

Box & Whiskers Plot

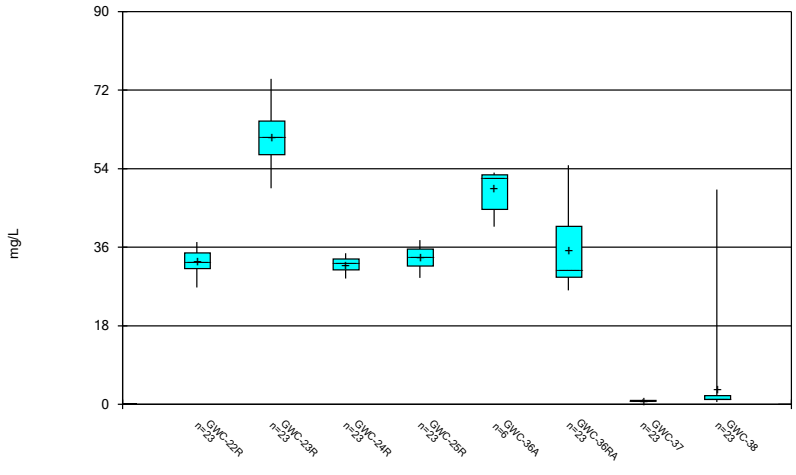

Constituent: Calcium Analysis Run 9/10/2024 10:19 PM

Plant Bowen Client: Southern Company Data: Bowen 3-4 CCR

Sanitas™ v.10.0.22 Software licensed to Groundwater Stats Consulting. UG

Box & Whiskers Plot

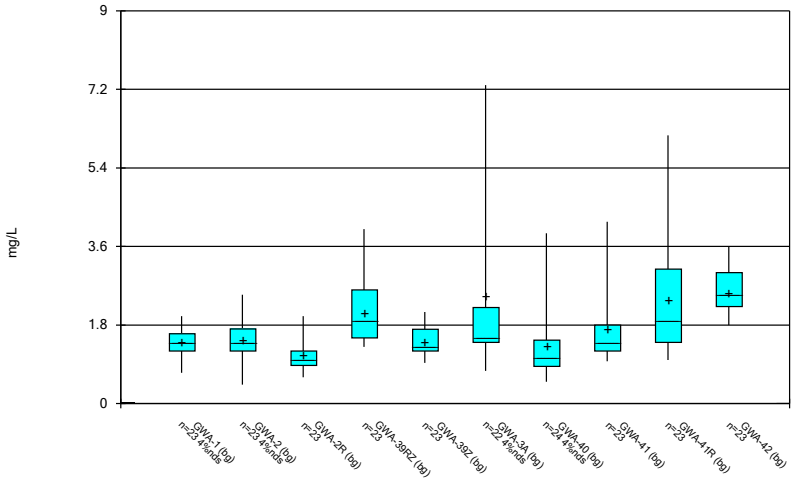

Constituent: Chloride Analysis Run 9/10/2024 10:19 PM

Plant Bowen Client: Southern Company Data: Bowen 3-4 CCR

Sanitas™ v.10.0.22 Software licensed to Groundwater Stats Consulting. UG

Box & Whiskers Plot

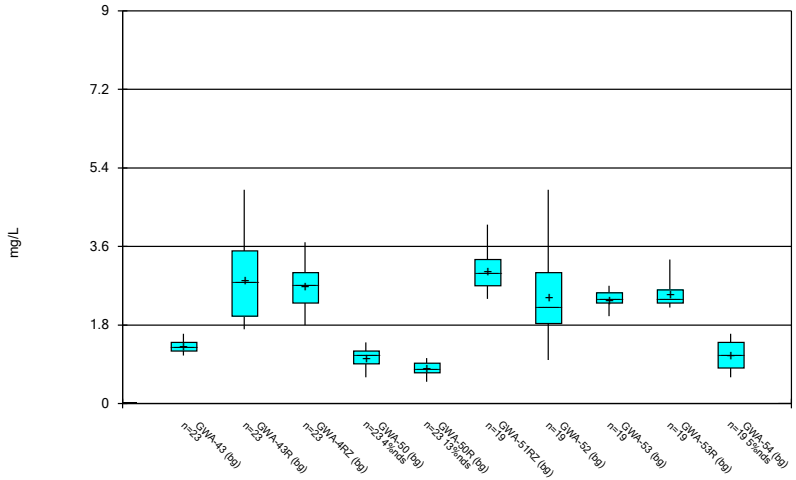

Constituent: Chloride Analysis Run 9/10/2024 10:19 PM

Plant Bowen Client: Southern Company Data: Bowen 3-4 CCR

Sanitas™ v.10.0.22 Software licensed to Groundwater Stats Consulting. UG

Box & Whiskers Plot

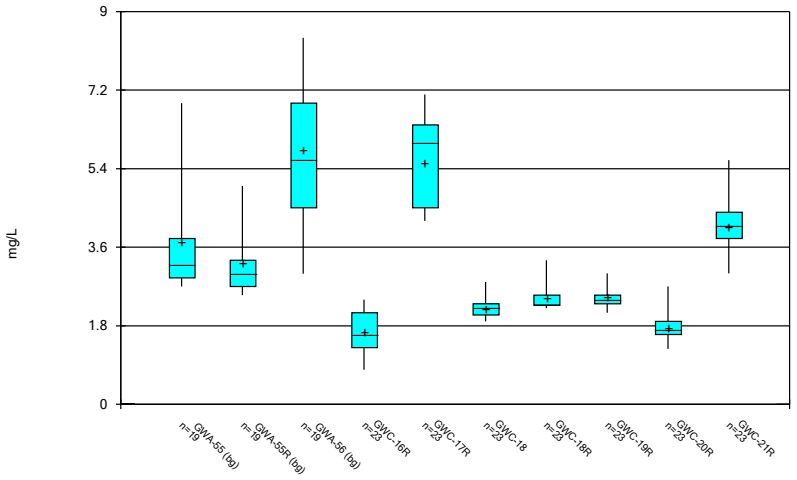

Constituent: Chloride Analysis Run 9/10/2024 10:19 PM

Plant Bowen Client: Southern Company Data: Bowen 3-4 CCR

Sanitas™ v.10.0.22 Software licensed to Groundwater Stats Consulting. UG

Box & Whiskers Plot

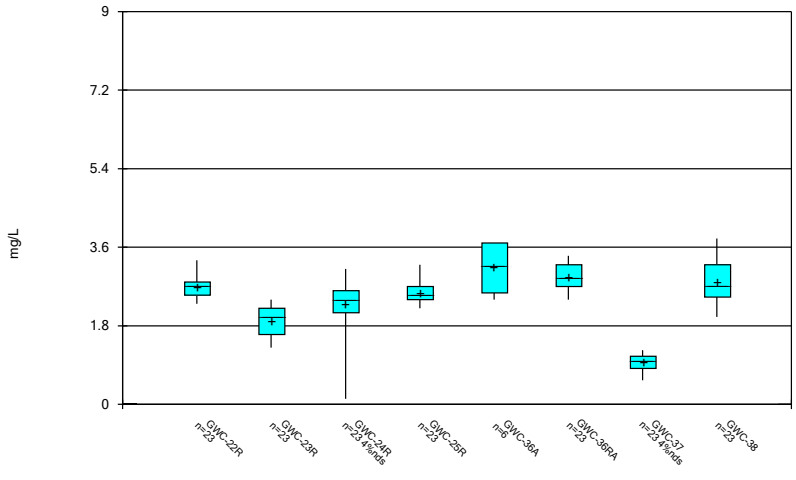

Constituent: Chloride Analysis Run 9/10/2024 10:19 PM

Plant Bowen Client: Southern Company Data: Bowen 3-4 CCR

Sanitas™ v.10.0.22 Software licensed to Groundwater Stats Consulting. UG

Box & Whiskers Plot

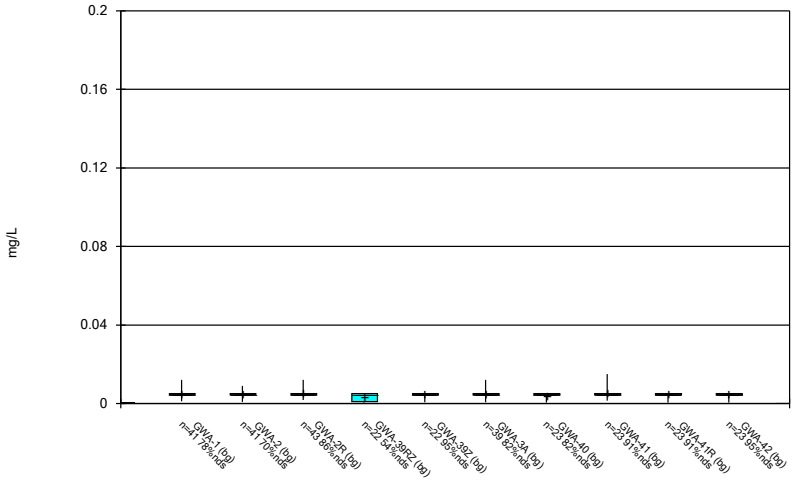

Constituent: Chromium Analysis Run 9/10/2024 10:19 PM

Plant Bowen Client: Southern Company Data: Bowen 3-4 CCR

Sanitas™ v.10.0.22 Software licensed to Groundwater Stats Consulting. UG

Box & Whiskers Plot

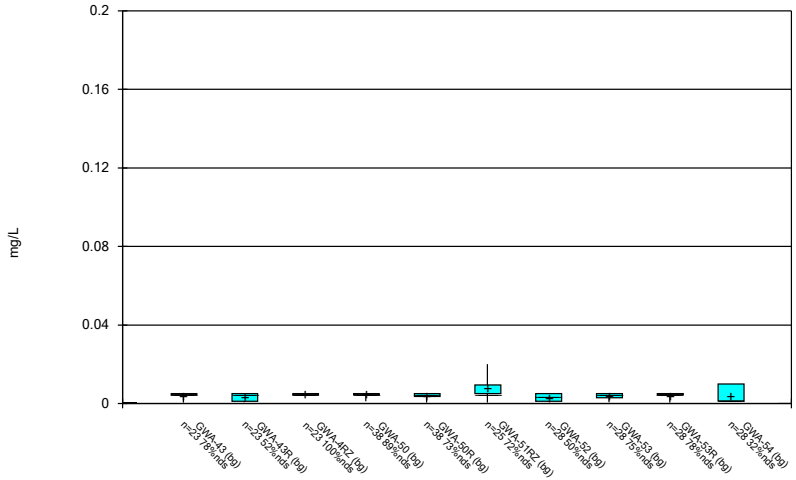

Constituent: Chromium Analysis Run 9/10/2024 10:19 PM

Plant Bowen Client: Southern Company Data: Bowen 3-4 CCR

Sanitas™ v.10.0.22 Software licensed to Groundwater Stats Consulting. UG

Box & Whiskers Plot

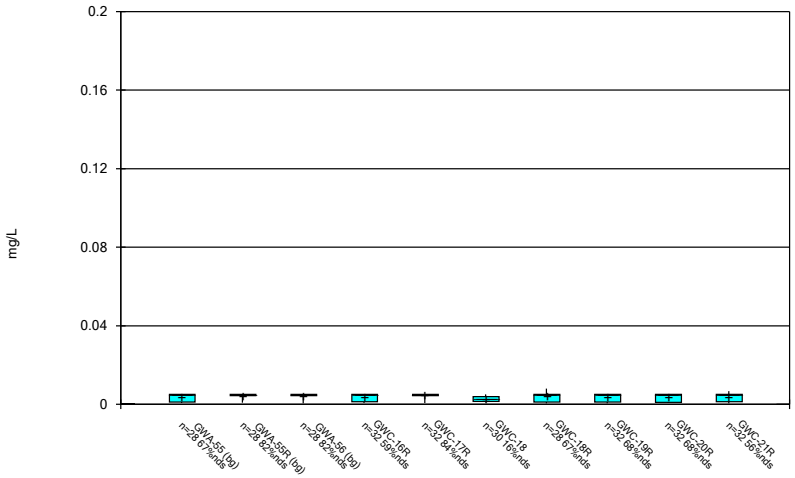

Constituent: Chromium Analysis Run 9/10/2024 10:19 PM

Plant Bowen Client: Southern Company Data: Bowen 3-4 CCR

Sanitas™ v.10.0.22 Software licensed to Groundwater Stats Consulting. UG

Box & Whiskers Plot

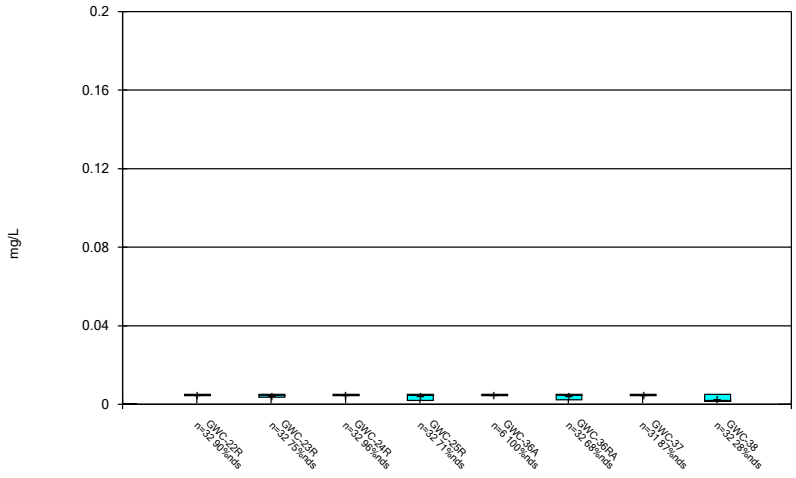

Constituent: Chromium Analysis Run 9/10/2024 10:19 PM

Plant Bowen Client: Southern Company Data: Bowen 3-4 CCR

Sanitas™ v.10.0.22 Software licensed to Groundwater Stats Consulting. UG

Box & Whiskers Plot

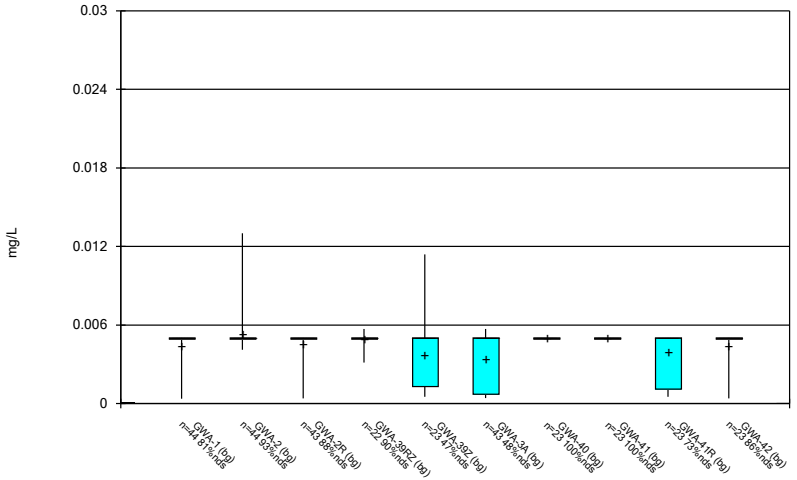

Constituent: Cobalt Analysis Run 9/10/2024 10:19 PM

Plant Bowen Client: Southern Company Data: Bowen 3-4 CCR

Sanitas™ v.10.0.22 Software licensed to Groundwater Stats Consulting. UG

Box & Whiskers Plot

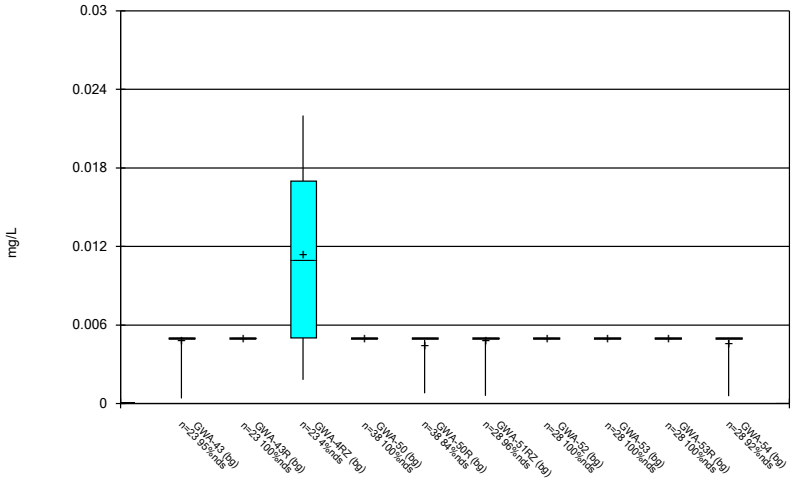

Constituent: Cobalt Analysis Run 9/10/2024 10:19 PM

Plant Bowen Client: Southern Company Data: Bowen 3-4 CCR

Sanitas™ v.10.0.22 Software licensed to Groundwater Stats Consulting. UG

Box & Whiskers Plot

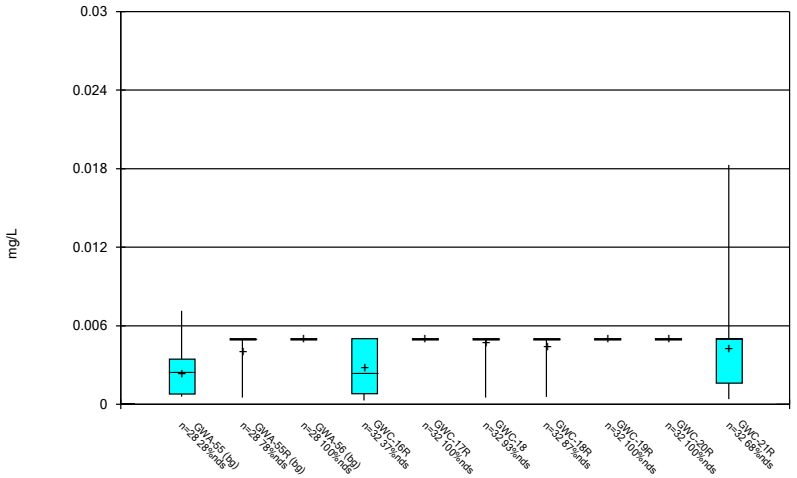

Constituent: Cobalt Analysis Run 9/10/2024 10:19 PM

Plant Bowen Client: Southern Company Data: Bowen 3-4 CCR

Sanitas™ v.10.0.22 Software licensed to Groundwater Stats Consulting. UG

Box & Whiskers Plot

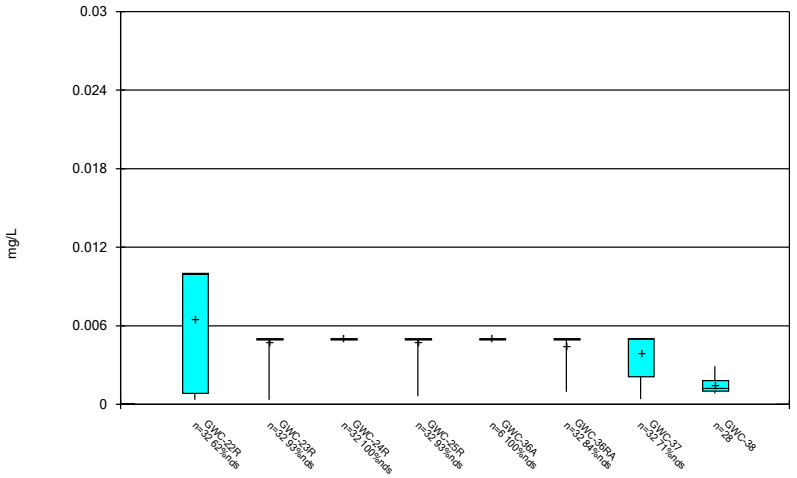

Constituent: Cobalt Analysis Run 9/10/2024 10:19 PM

Plant Bowen Client: Southern Company Data: Bowen 3-4 CCR

Sanitas™ v.10.0.22 Software licensed to Groundwater Stats Consulting. UG

Box & Whiskers Plot

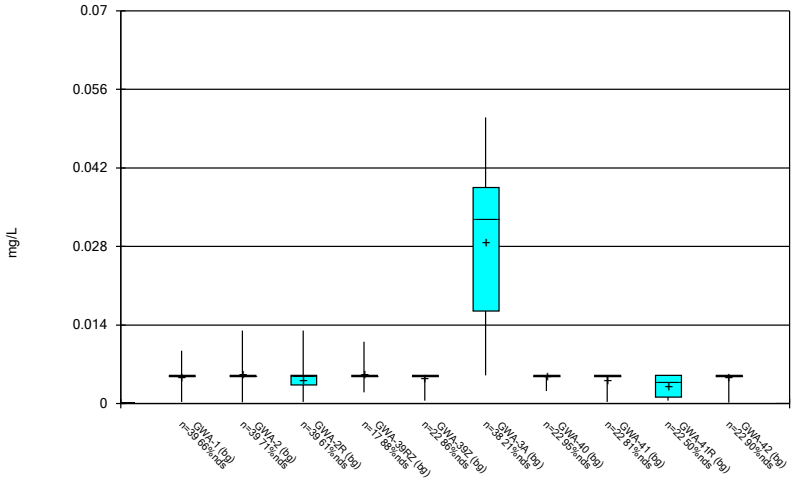

Constituent: Copper Analysis Run 9/10/2024 10:19 PM

Plant Bowen Client: Southern Company Data: Bowen 3-4 CCR

Sanitas™ v.10.0.22 Software licensed to Groundwater Stats Consulting. UG

Box & Whiskers Plot

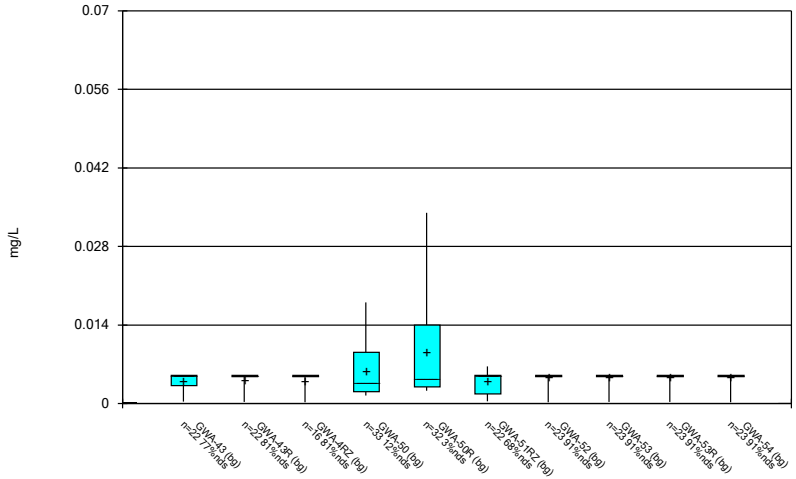

Constituent: Copper Analysis Run 9/10/2024 10:19 PM

Plant Bowen Client: Southern Company Data: Bowen 3-4 CCR

Sanitas™ v.10.0.22 Software licensed to Groundwater Stats Consulting. UG

Box & Whiskers Plot

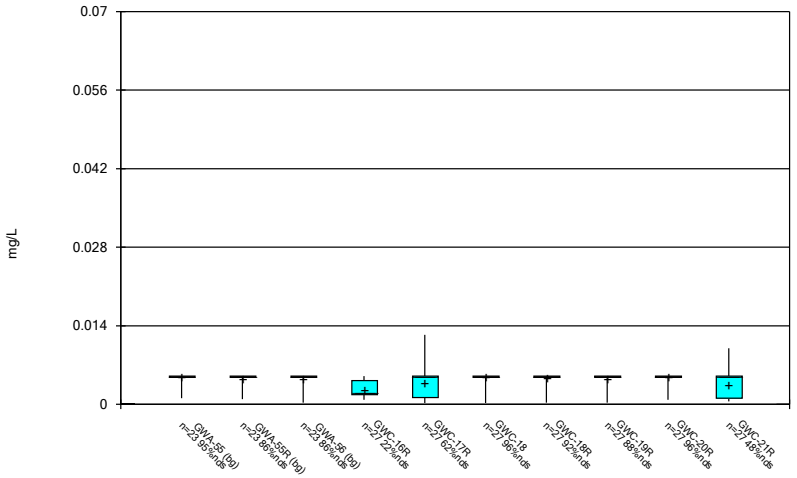

Constituent: Copper Analysis Run 9/10/2024 10:19 PM

Plant Bowen Client: Southern Company Data: Bowen 3-4 CCR

Sanitas™ v.10.0.22 Software licensed to Groundwater Stats Consulting. UG

Box & Whiskers Plot

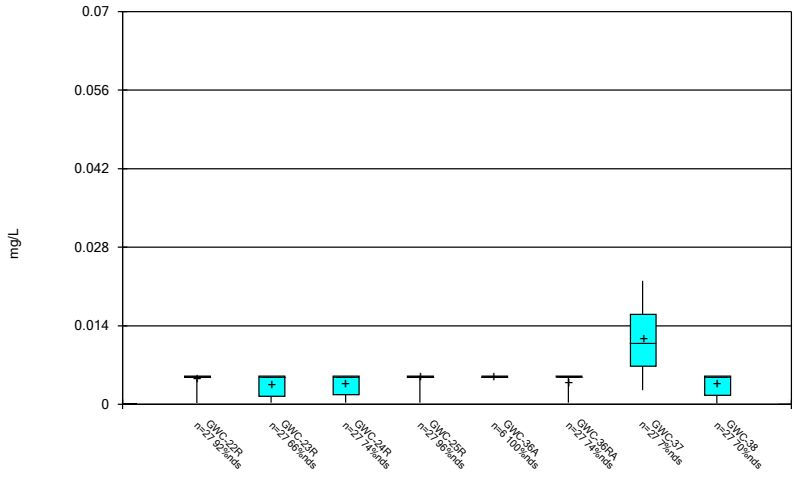

Constituent: Copper Analysis Run 9/10/2024 10:19 PM

Plant Bowen Client: Southern Company Data: Bowen 3-4 CCR

Sanitas™ v.10.0.22 Software licensed to Groundwater Stats Consulting. UG

Box & Whiskers Plot

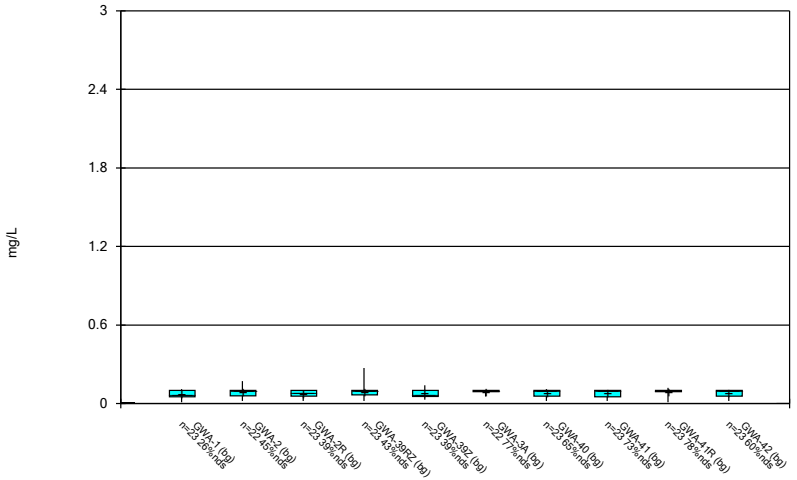

Constituent: Fluoride Analysis Run 9/10/2024 10:19 PM

Plant Bowen Client: Southern Company Data: Bowen 3-4 CCR

Sanitas™ v.10.0.22 Software licensed to Groundwater Stats Consulting. UG

Box & Whiskers Plot

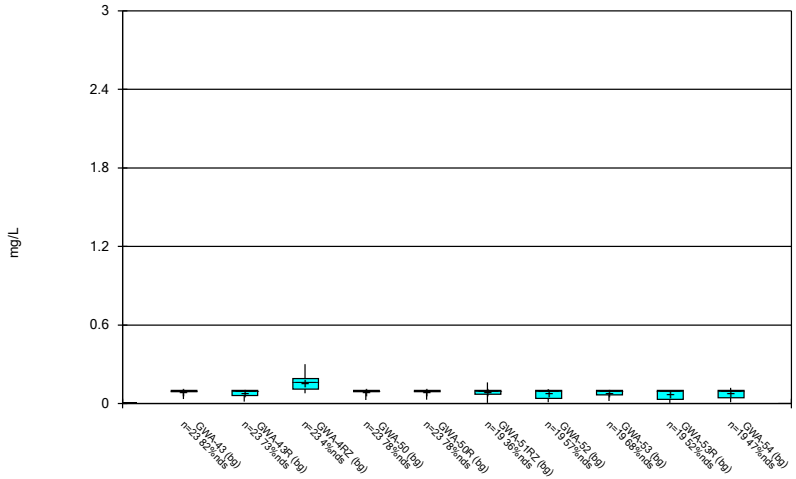

Constituent: Fluoride Analysis Run 9/10/2024 10:19 PM

Plant Bowen Client: Southern Company Data: Bowen 3-4 CCR

Sanitas™ v.10.0.22 Software licensed to Groundwater Stats Consulting. UG

Box & Whiskers Plot

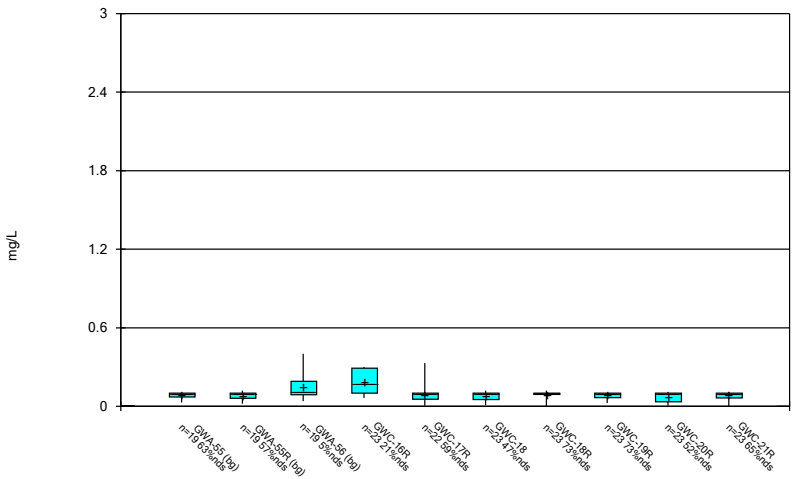

Constituent: Fluoride Analysis Run 9/10/2024 10:19 PM

Plant Bowen Client: Southern Company Data: Bowen 3-4 CCR

Sanitas™ v.10.0.22 Software licensed to Groundwater Stats Consulting. UG

Box & Whiskers Plot

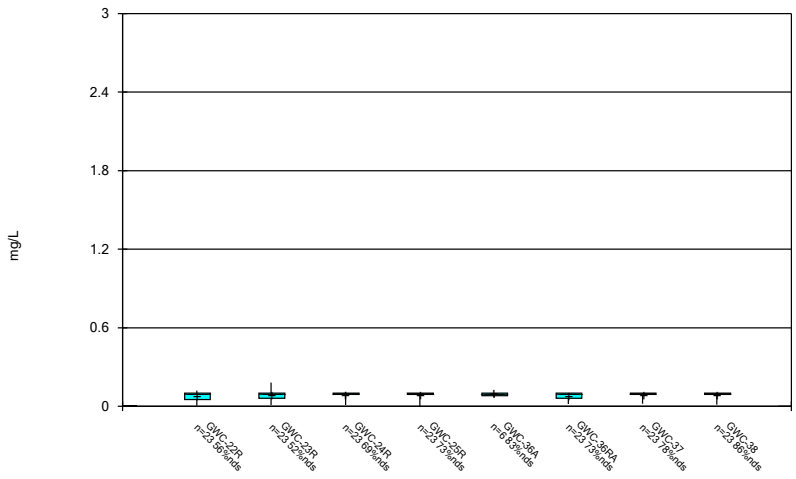

Constituent: Fluoride Analysis Run 9/10/2024 10:19 PM

Plant Bowen Client: Southern Company Data: Bowen 3-4 CCR

Sanitas™ v.10.0.22 Software licensed to Groundwater Stats Consulting. UG

Box & Whiskers Plot

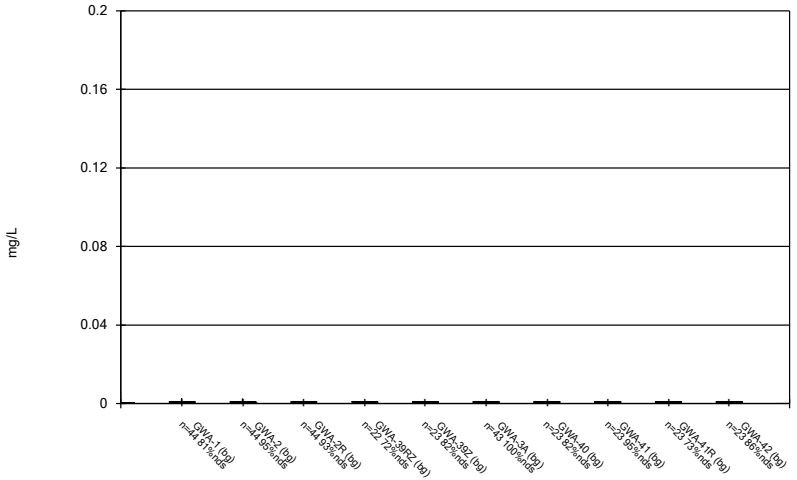

Constituent: Lead Analysis Run 9/10/2024 10:19 PM

Plant Bowen Client: Southern Company Data: Bowen 3-4 CCR

Sanitas™ v.10.0.22 Software licensed to Groundwater Stats Consulting. UG

Box & Whiskers Plot

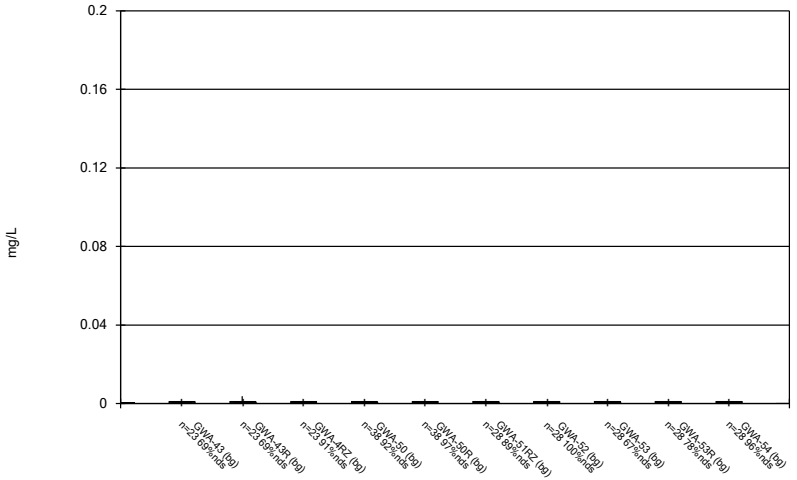

Constituent: Lead Analysis Run 9/10/2024 10:19 PM

Plant Bowen Client: Southern Company Data: Bowen 3-4 CCR

Sanitas™ v.10.0.22 Software licensed to Groundwater Stats Consulting. UG

Box & Whiskers Plot

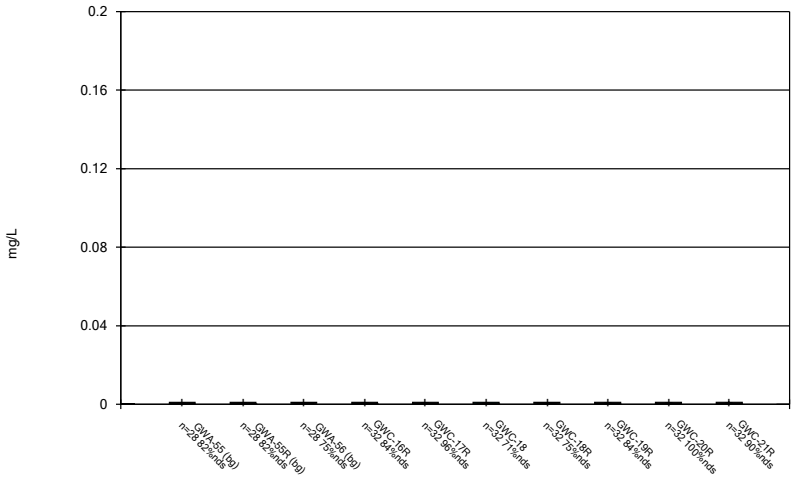

Constituent: Lead Analysis Run 9/10/2024 10:19 PM

Plant Bowen Client: Southern Company Data: Bowen 3-4 CCR

Sanitas™ v.10.0.22 Software licensed to Groundwater Stats Consulting. UG

Box & Whiskers Plot

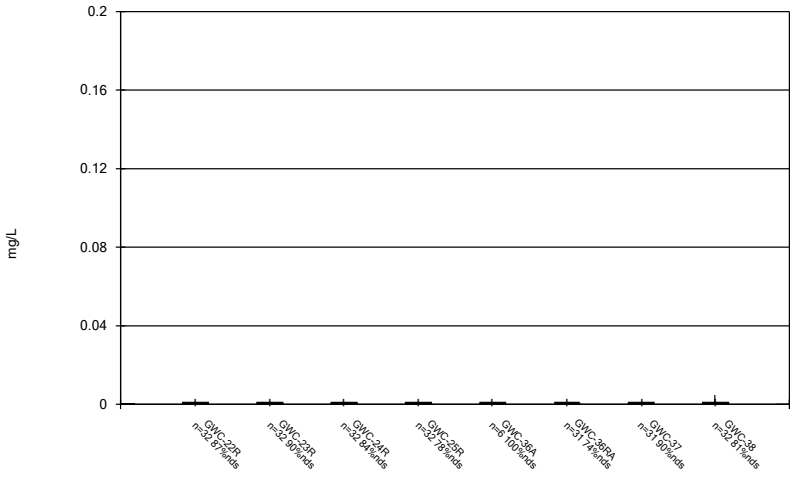

Constituent: Lead Analysis Run 9/10/2024 10:19 PM

Plant Bowen Client: Southern Company Data: Bowen 3-4 CCR

Sanitas™ v.10.0.22 Software licensed to Groundwater Stats Consulting. UG

Box & Whiskers Plot

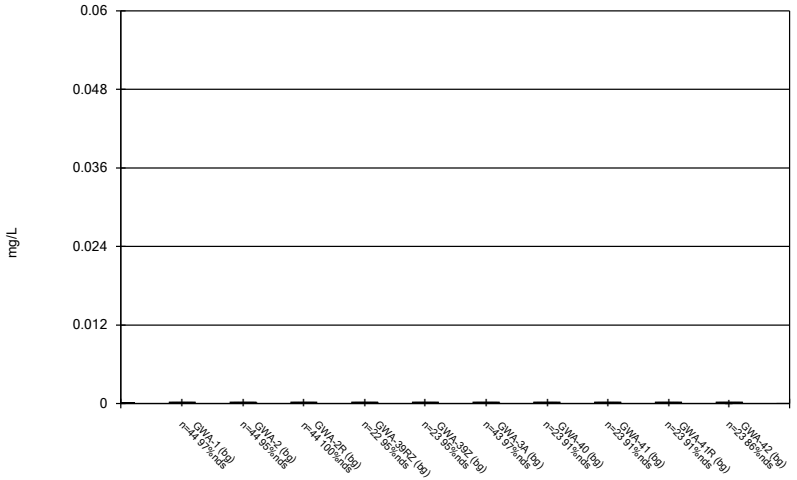

Constituent: Mercury Analysis Run 9/10/2024 10:19 PM

Plant Bowen Client: Southern Company Data: Bowen 3-4 CCR

Sanitas™ v.10.0.22 Software licensed to Groundwater Stats Consulting. UG

Box & Whiskers Plot

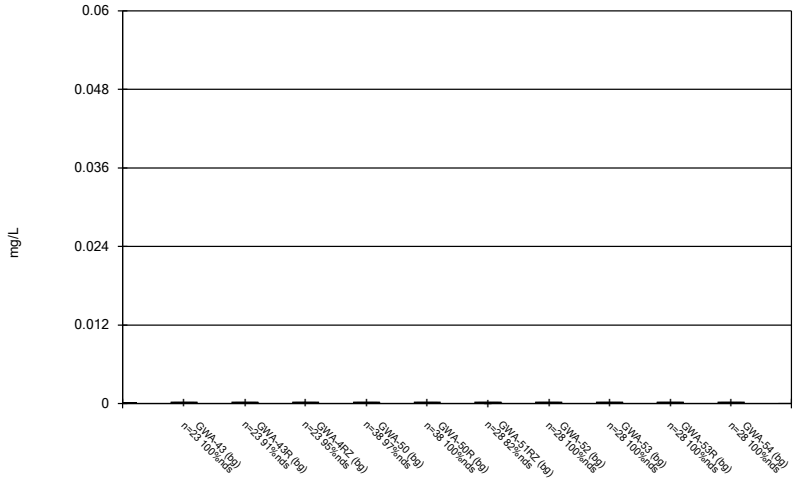

Constituent: Mercury Analysis Run 9/10/2024 10:19 PM

Plant Bowen Client: Southern Company Data: Bowen 3-4 CCR

Sanitas™ v.10.0.22 Software licensed to Groundwater Stats Consulting. UG

Box & Whiskers Plot

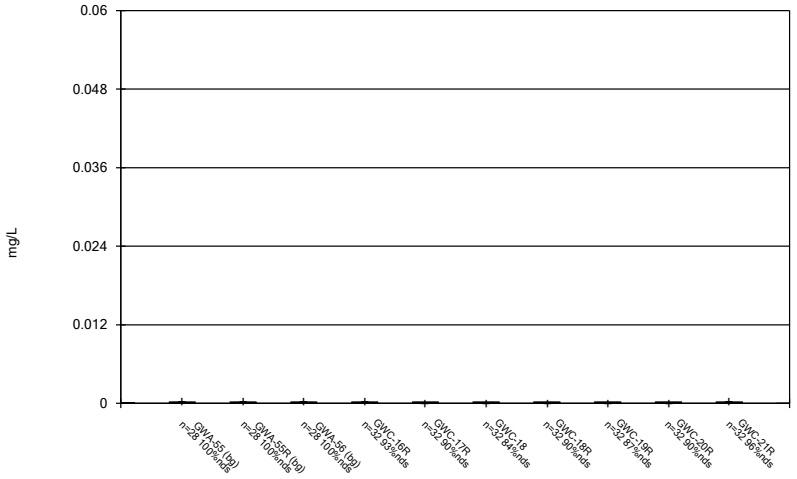

Constituent: Mercury Analysis Run 9/10/2024 10:19 PM

Plant Bowen Client: Southern Company Data: Bowen 3-4 CCR

Sanitas™ v.10.0.22 Software licensed to Groundwater Stats Consulting. UG

Box & Whiskers Plot

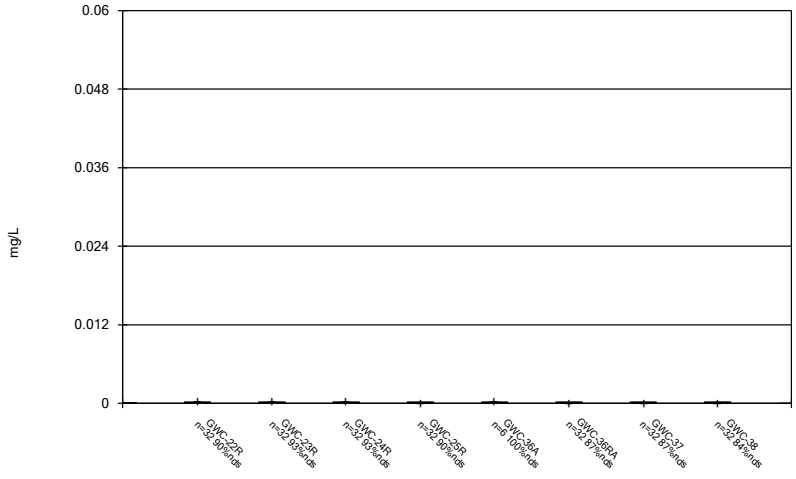

Constituent: Mercury Analysis Run 9/10/2024 10:19 PM

Plant Bowen Client: Southern Company Data: Bowen 3-4 CCR

Sanitas™ v.10.0.22 Software licensed to Groundwater Stats Consulting. UG

Box & Whiskers Plot

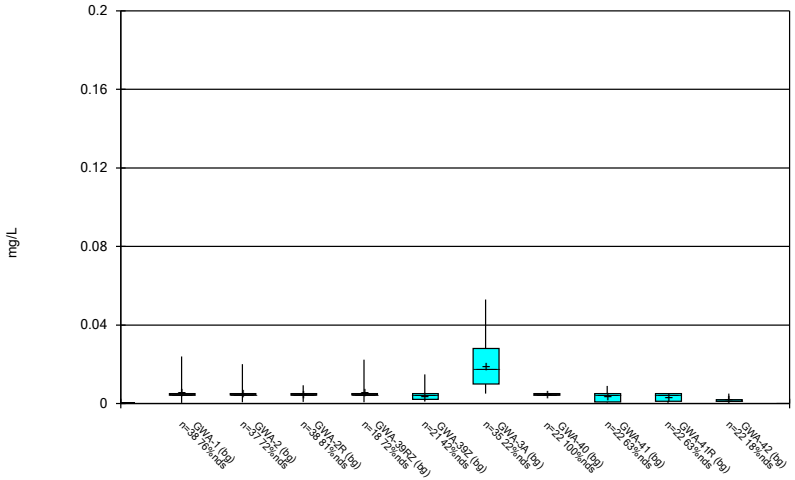

Constituent: Nickel Analysis Run 9/10/2024 10:19 PM

Plant Bowen Client: Southern Company Data: Bowen 3-4 CCR

Sanitas™ v.10.0.22 Software licensed to Groundwater Stats Consulting. UG

Box & Whiskers Plot

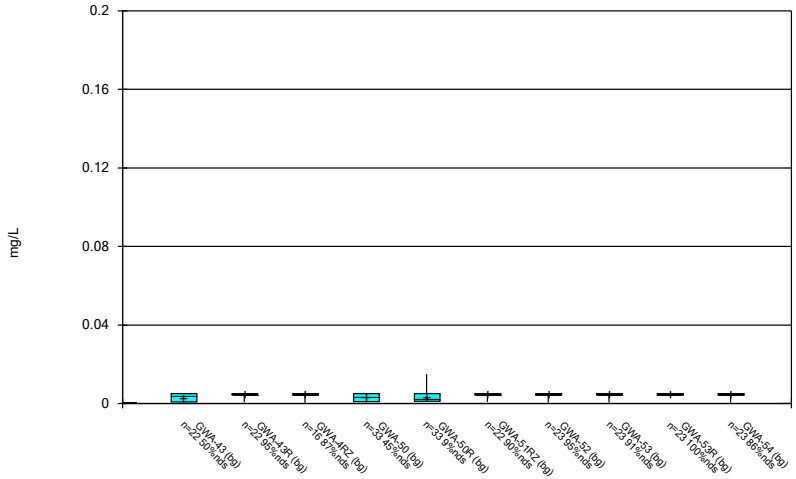

Constituent: Nickel Analysis Run 9/10/2024 10:19 PM

Plant Bowen Client: Southern Company Data: Bowen 3-4 CCR

Sanitas™ v.10.0.22 Software licensed to Groundwater Stats Consulting. UG

Box & Whiskers Plot

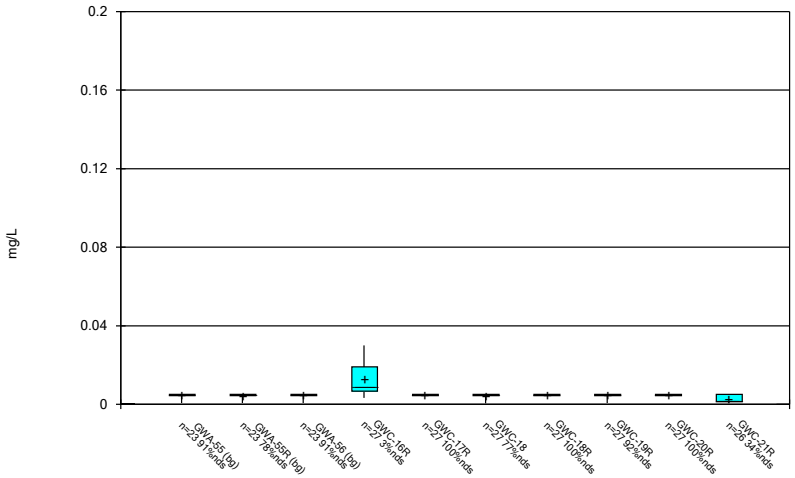

Constituent: Nickel Analysis Run 9/10/2024 10:19 PM

Plant Bowen Client: Southern Company Data: Bowen 3-4 CCR

Sanitas™ v.10.0.22 Software licensed to Groundwater Stats Consulting. UG

Box & Whiskers Plot

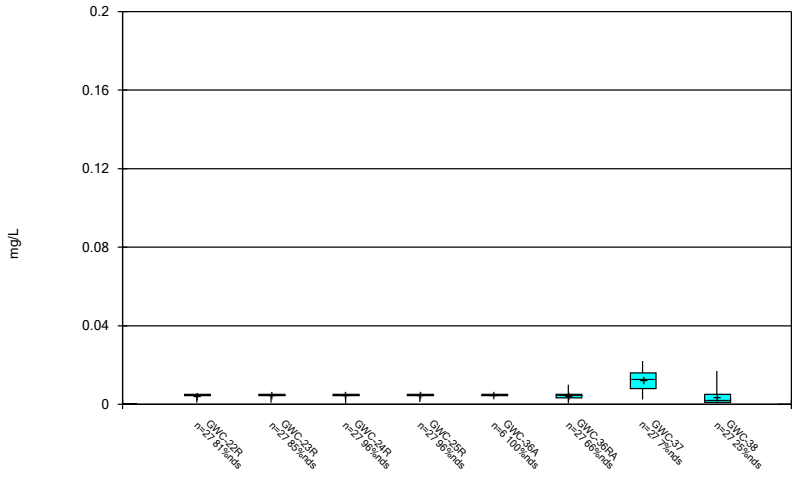

Constituent: Nickel Analysis Run 9/10/2024 10:19 PM

Plant Bowen Client: Southern Company Data: Bowen 3-4 CCR

Sanitas™ v.10.0.22 Software licensed to Groundwater Stats Consulting. UG

Box & Whiskers Plot

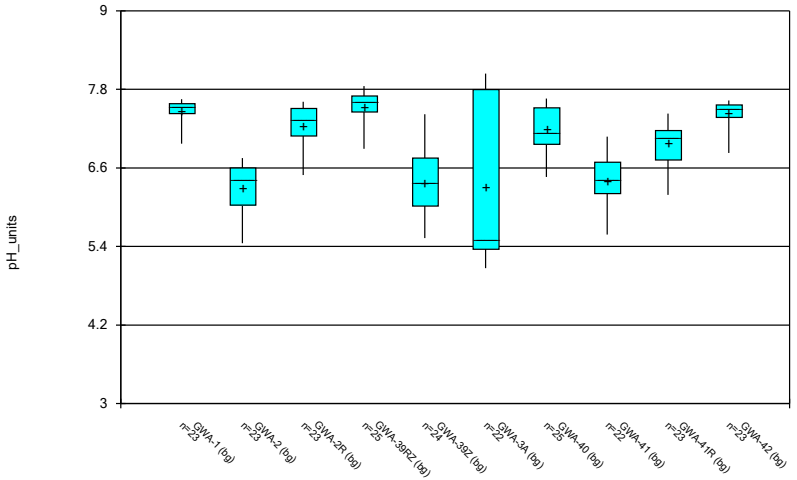

Constituent: pH Analysis Run 9/10/2024 10:20 PM

Plant Bowen Client: Southern Company Data: Bowen 3-4 CCR

Sanitas™ v.10.0.22 Software licensed to Groundwater Stats Consulting. UG

Box & Whiskers Plot

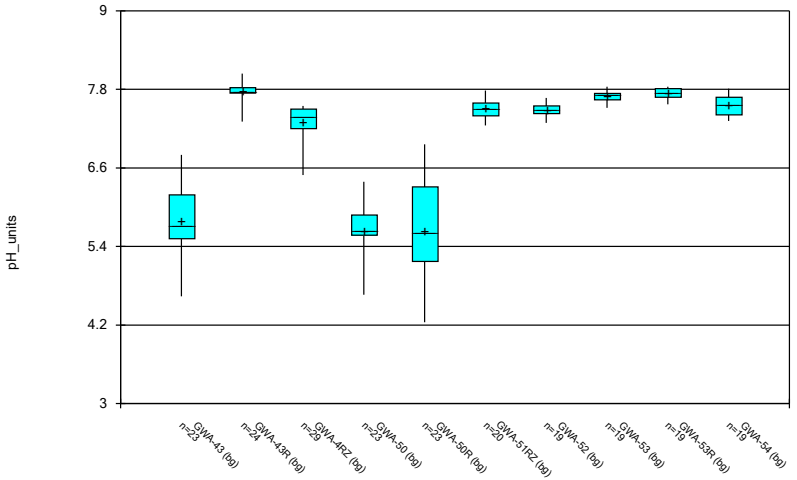

Constituent: pH Analysis Run 9/10/2024 10:20 PM

Plant Bowen Client: Southern Company Data: Bowen 3-4 CCR

Sanitas™ v.10.0.22 Software licensed to Groundwater Stats Consulting. UG

Box & Whiskers Plot

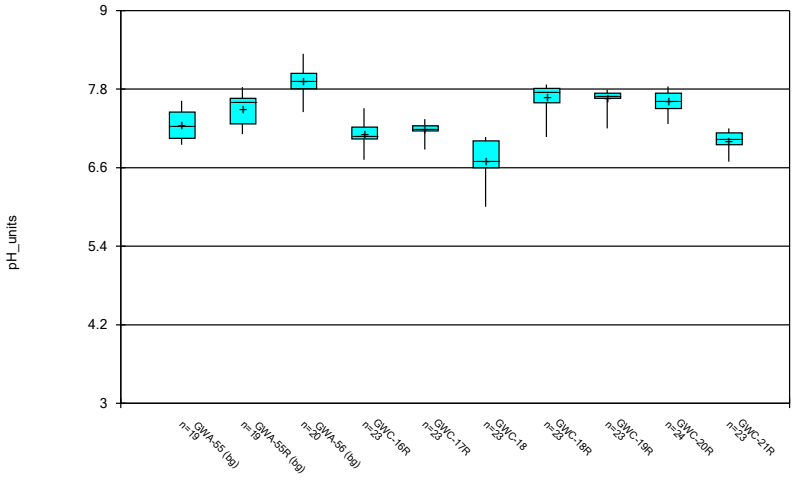

Constituent: pH Analysis Run 9/10/2024 10:20 PM

Plant Bowen Client: Southern Company Data: Bowen 3-4 CCR

Sanitas™ v.10.0.22 Software licensed to Groundwater Stats Consulting. UG

Box & Whiskers Plot

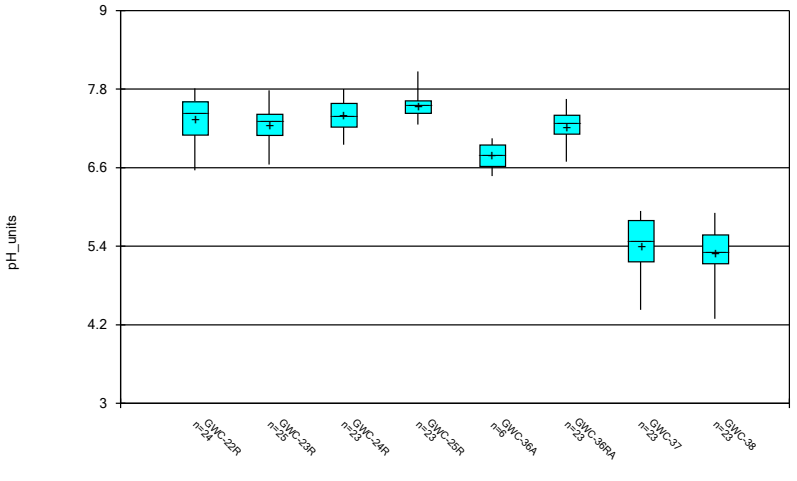

Constituent: pH Analysis Run 9/10/2024 10:20 PM

Plant Bowen Client: Southern Company Data: Bowen 3-4 CCR

Sanitas™ v.10.0.22 Software licensed to Groundwater Stats Consulting. UG

Box & Whiskers Plot

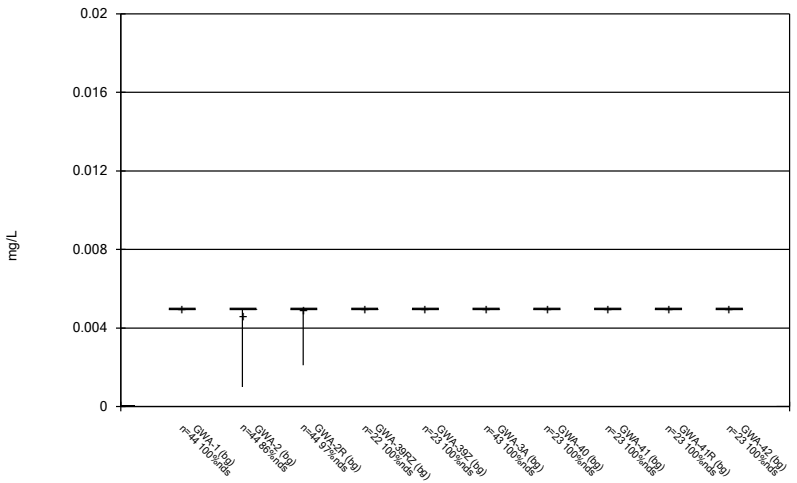

Constituent: Selenium Analysis Run 9/10/2024 10:20 PM

Plant Bowen Client: Southern Company Data: Bowen 3-4 CCR

Sanitas™ v.10.0.22 Software licensed to Groundwater Stats Consulting. UG

Box & Whiskers Plot

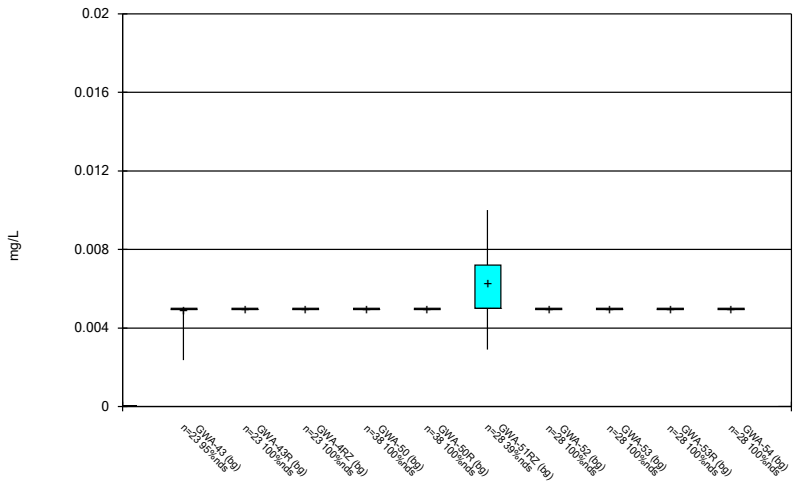

Constituent: Selenium Analysis Run 9/10/2024 10:20 PM

Plant Bowen Client: Southern Company Data: Bowen 3-4 CCR

Sanitas™ v.10.0.22 Software licensed to Groundwater Stats Consulting. UG

Box & Whiskers Plot

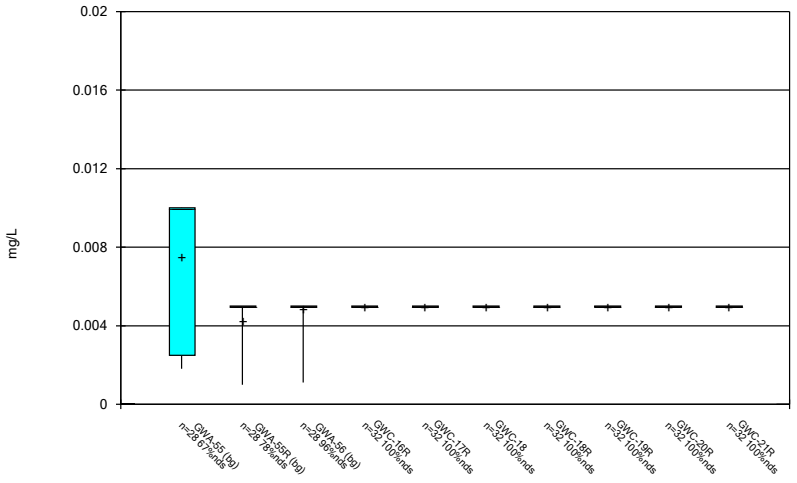

Constituent: Selenium Analysis Run 9/10/2024 10:20 PM

Plant Bowen Client: Southern Company Data: Bowen 3-4 CCR

Sanitas™ v.10.0.22 Software licensed to Groundwater Stats Consulting. UG

Box & Whiskers Plot

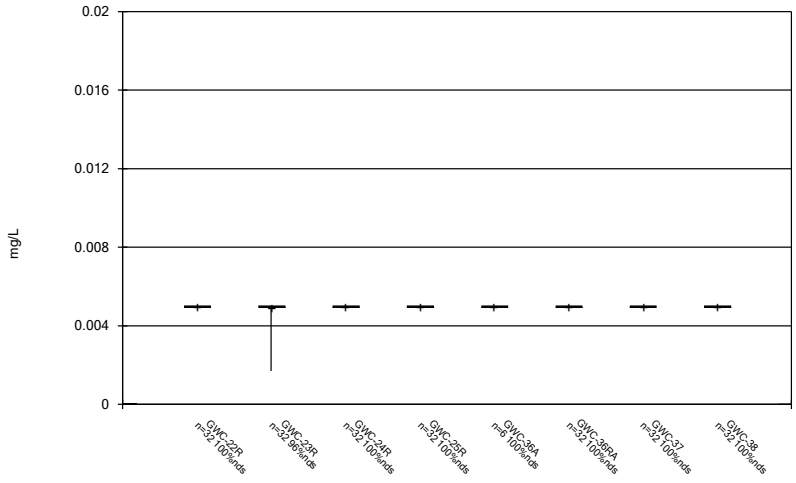

Constituent: Selenium Analysis Run 9/10/2024 10:20 PM

Plant Bowen Client: Southern Company Data: Bowen 3-4 CCR

Sanitas™ v.10.0.22 Software licensed to Groundwater Stats Consulting. UG

Box & Whiskers Plot

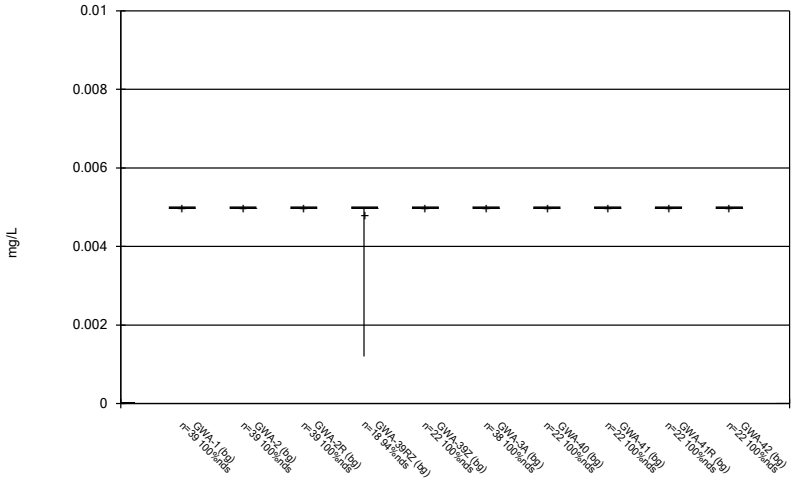

Constituent: Silver Analysis Run 9/10/2024 10:20 PM

Plant Bowen Client: Southern Company Data: Bowen 3-4 CCR

Sanitas™ v.10.0.22 Software licensed to Groundwater Stats Consulting. UG

Box & Whiskers Plot

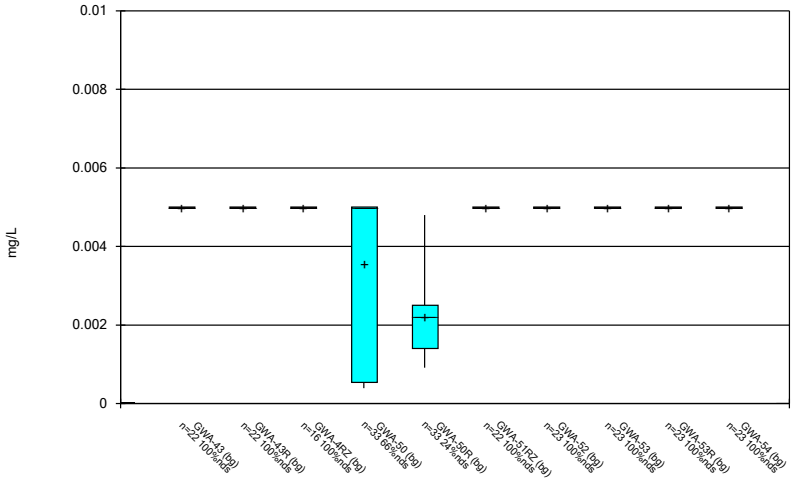

Constituent: Silver Analysis Run 9/10/2024 10:20 PM

Plant Bowen Client: Southern Company Data: Bowen 3-4 CCR

Sanitas™ v.10.0.22 Software licensed to Groundwater Stats Consulting. UG

Box & Whiskers Plot

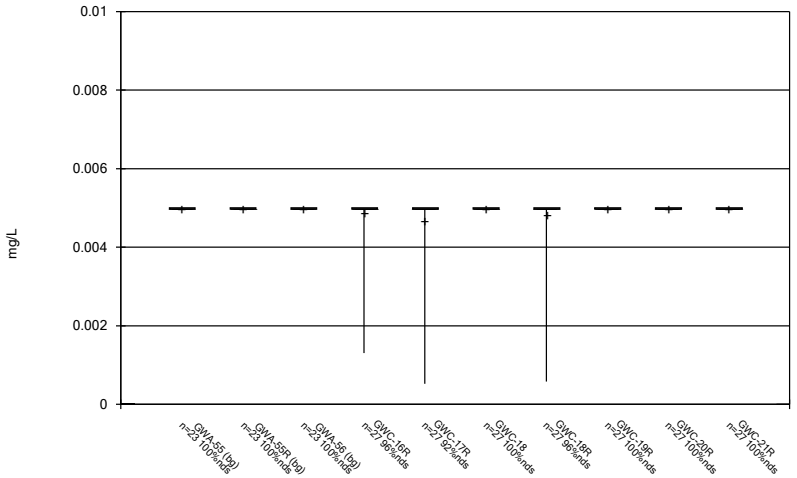

Constituent: Silver Analysis Run 9/10/2024 10:20 PM

Plant Bowen Client: Southern Company Data: Bowen 3-4 CCR

Sanitas™ v.10.0.22 Software licensed to Groundwater Stats Consulting. UG

Box & Whiskers Plot

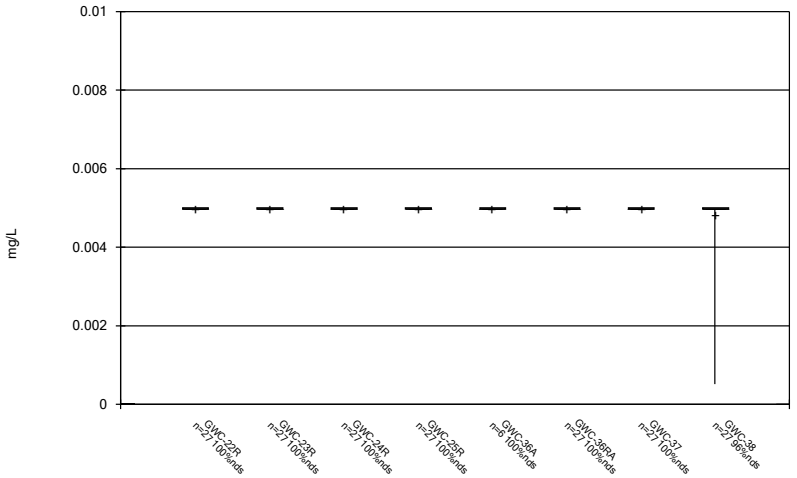

Constituent: Silver Analysis Run 9/10/2024 10:20 PM

Plant Bowen Client: Southern Company Data: Bowen 3-4 CCR

Sanitas™ v.10.0.22 Software licensed to Groundwater Stats Consulting. UG

Box & Whiskers Plot

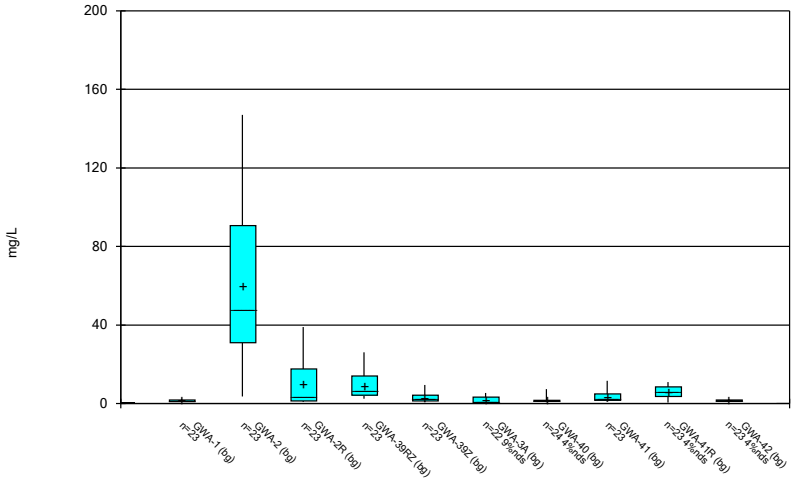

Constituent: Sulfate Analysis Run 9/10/2024 10:20 PM

Plant Bowen Client: Southern Company Data: Bowen 3-4 CCR

Sanitas™ v.10.0.22 Software licensed to Groundwater Stats Consulting. UG

Box & Whiskers Plot

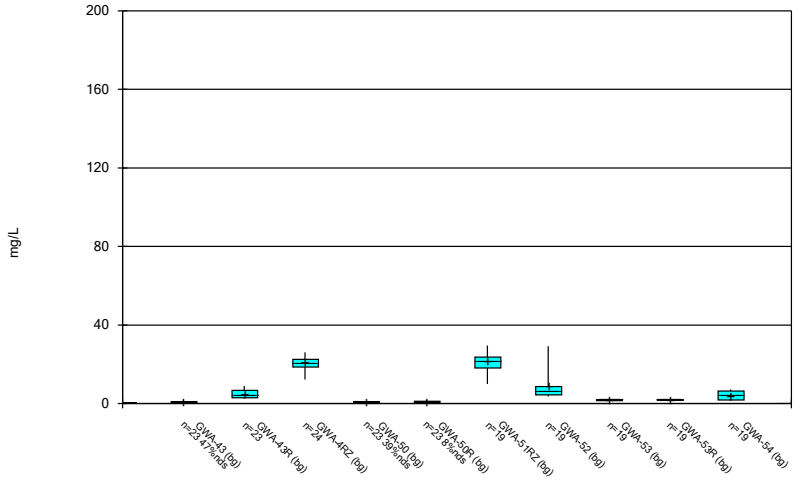

Constituent: Sulfate Analysis Run 9/10/2024 10:20 PM

Plant Bowen Client: Southern Company Data: Bowen 3-4 CCR

Sanitas™ v.10.0.22 Software licensed to Groundwater Stats Consulting. UG

Box & Whiskers Plot

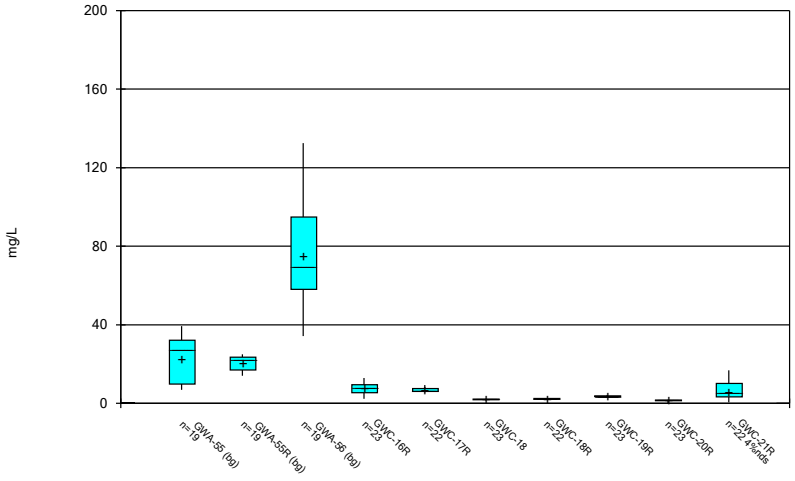

Constituent: Sulfate Analysis Run 9/10/2024 10:20 PM

Plant Bowen Client: Southern Company Data: Bowen 3-4 CCR

Sanitas™ v.10.0.22 Software licensed to Groundwater Stats Consulting. UG

Box & Whiskers Plot

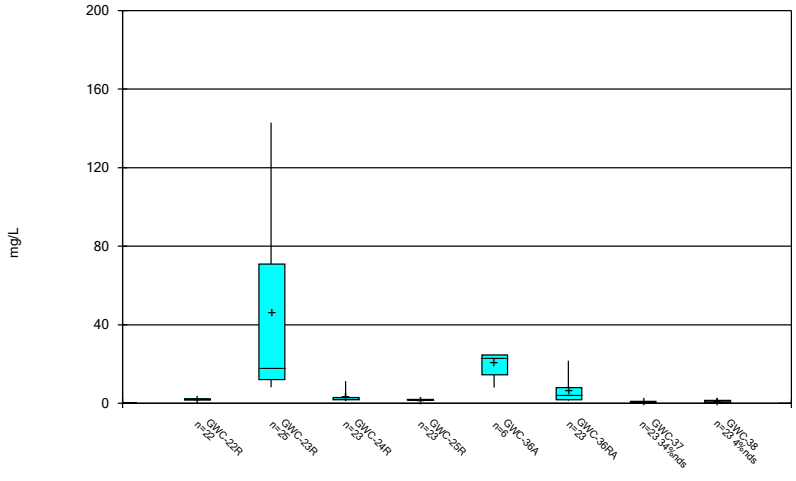

Constituent: Sulfate Analysis Run 9/10/2024 10:20 PM

Plant Bowen Client: Southern Company Data: Bowen 3-4 CCR

Sanitas™ v.10.0.22 Software licensed to Groundwater Stats Consulting. UG

Box & Whiskers Plot

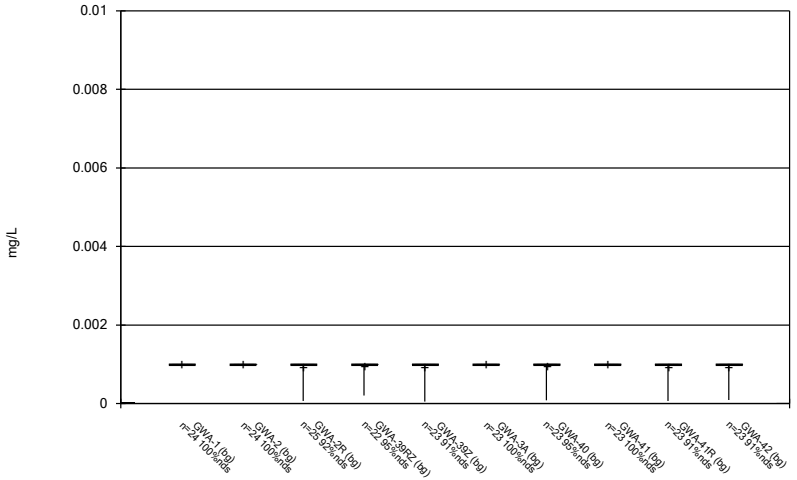

Constituent: Thallium Analysis Run 9/10/2024 10:20 PM

Plant Bowen Client: Southern Company Data: Bowen 3-4 CCR

Sanitas™ v.10.0.22 Software licensed to Groundwater Stats Consulting. UG

Box & Whiskers Plot

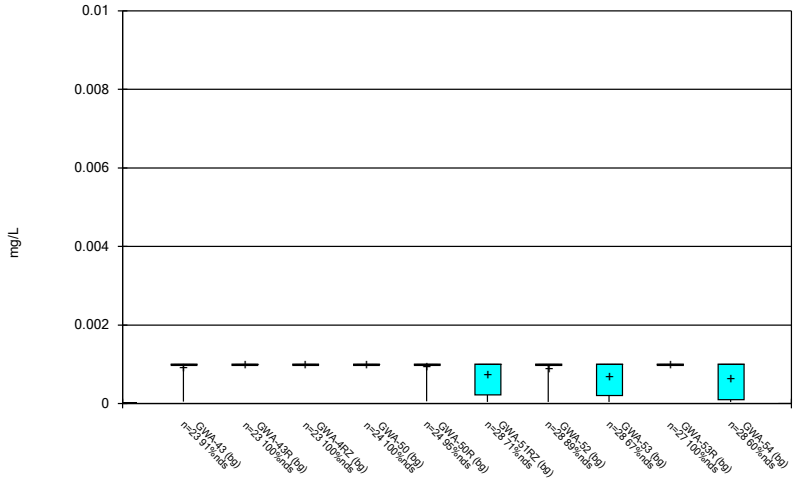

Constituent: Thallium Analysis Run 9/10/2024 10:20 PM

Plant Bowen Client: Southern Company Data: Bowen 3-4 CCR

Sanitas™ v.10.0.22 Software licensed to Groundwater Stats Consulting. UG

Box & Whiskers Plot

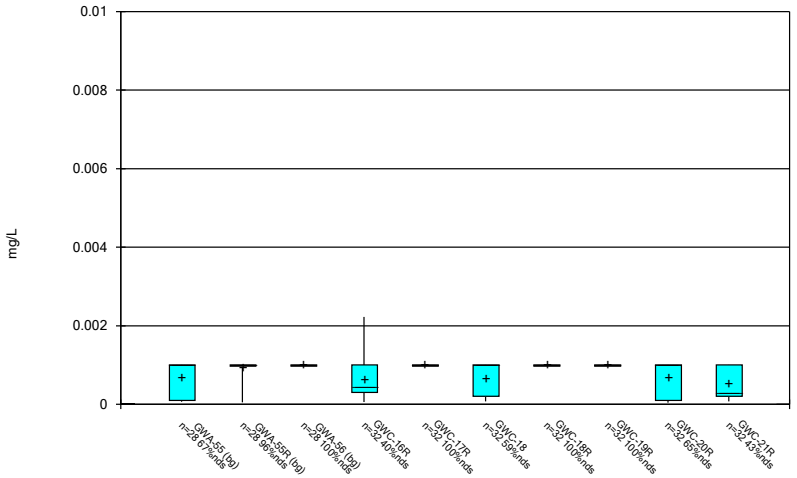

Constituent: Thallium Analysis Run 9/10/2024 10:20 PM

Plant Bowen Client: Southern Company Data: Bowen 3-4 CCR

Sanitas™ v.10.0.22 Software licensed to Groundwater Stats Consulting. UG

Box & Whiskers Plot

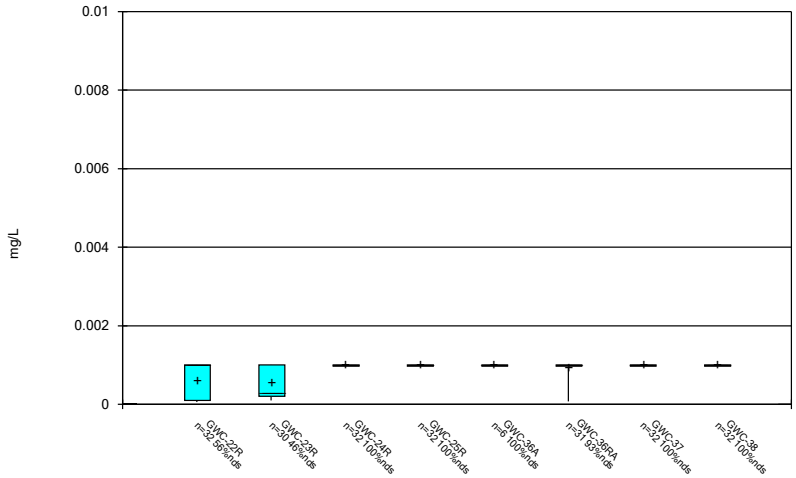

Constituent: Thallium Analysis Run 9/10/2024 10:20 PM

Plant Bowen Client: Southern Company Data: Bowen 3-4 CCR

Sanitas™ v.10.0.22 Software licensed to Groundwater Stats Consulting. UG

Box & Whiskers Plot

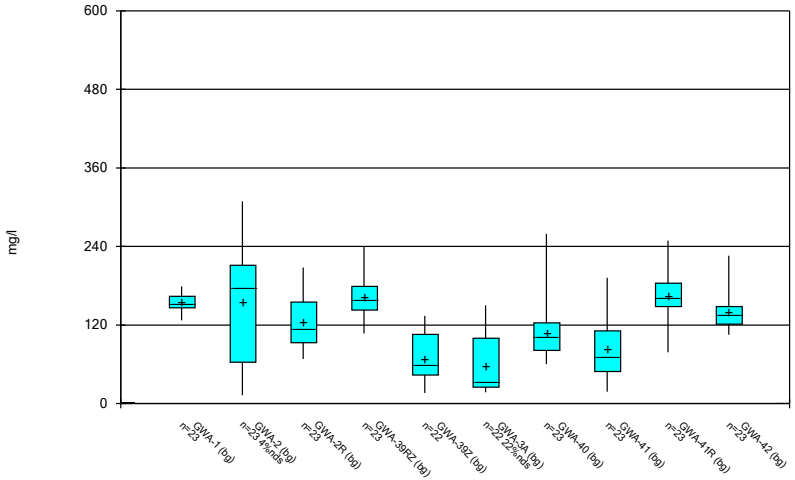

Constituent: Total Dissolved Solids Analysis Run 9/10/2024 10:20 PM

Plant Bowen Client: Southern Company Data: Bowen 3-4 CCR

Sanitas™ v.10.0.22 Software licensed to Groundwater Stats Consulting. UG

Box & Whiskers Plot

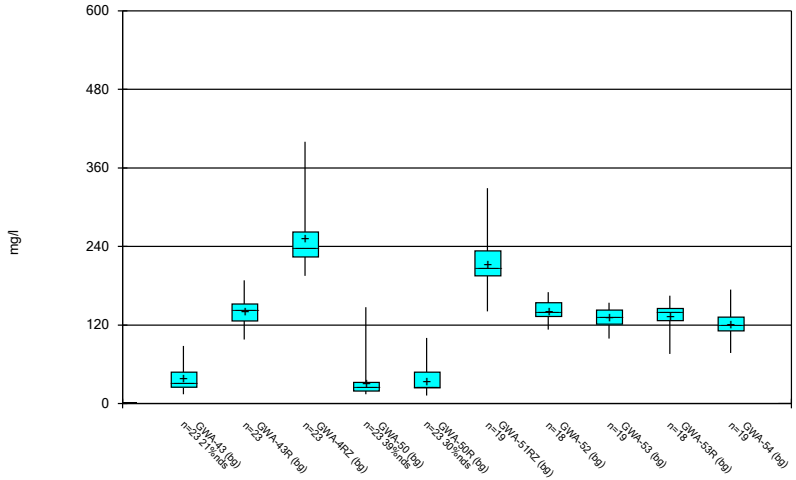

Constituent: Total Dissolved Solids Analysis Run 9/10/2024 10:20 PM

Plant Bowen Client: Southern Company Data: Bowen 3-4 CCR

Sanitas™ v.10.0.22 Software licensed to Groundwater Stats Consulting. UG

Box & Whiskers Plot

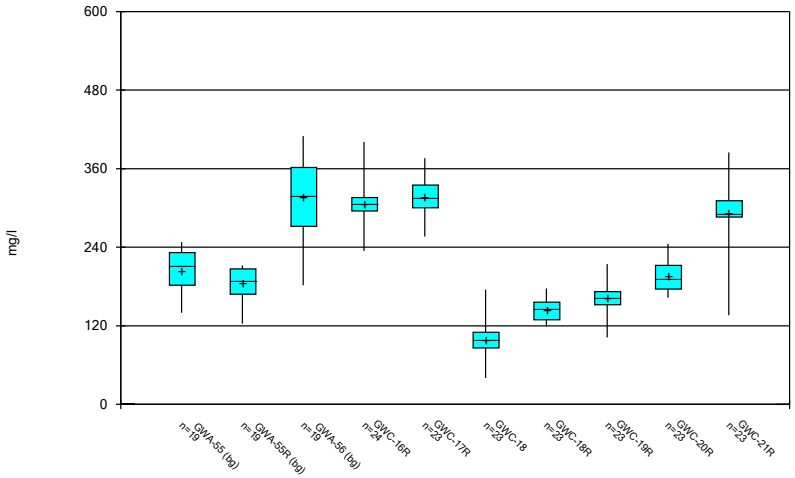

Constituent: Total Dissolved Solids Analysis Run 9/10/2024 10:20 PM

Plant Bowen Client: Southern Company Data: Bowen 3-4 CCR

Sanitas™ v.10.0.22 Software licensed to Groundwater Stats Consulting. UG

Box & Whiskers Plot

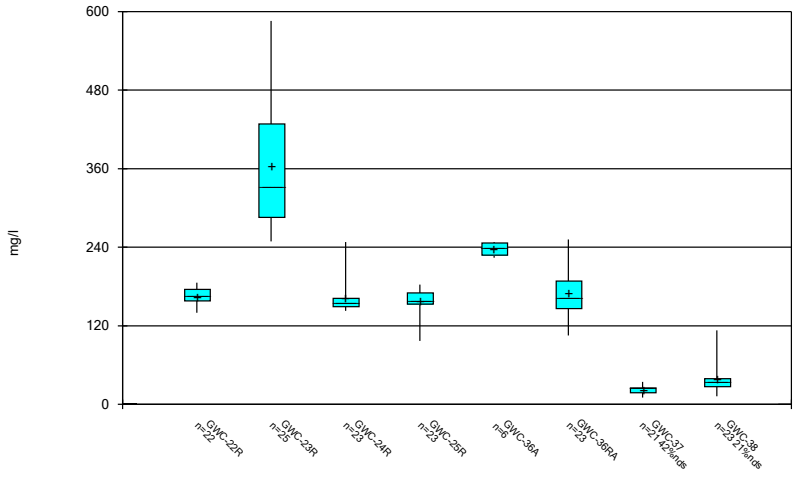

Constituent: Total Dissolved Solids Analysis Run 9/10/2024 10:20 PM

Plant Bowen Client: Southern Company Data: Bowen 3-4 CCR

Sanitas™ v.10.0.22 Software licensed to Groundwater Stats Consulting. UG

Box & Whiskers Plot

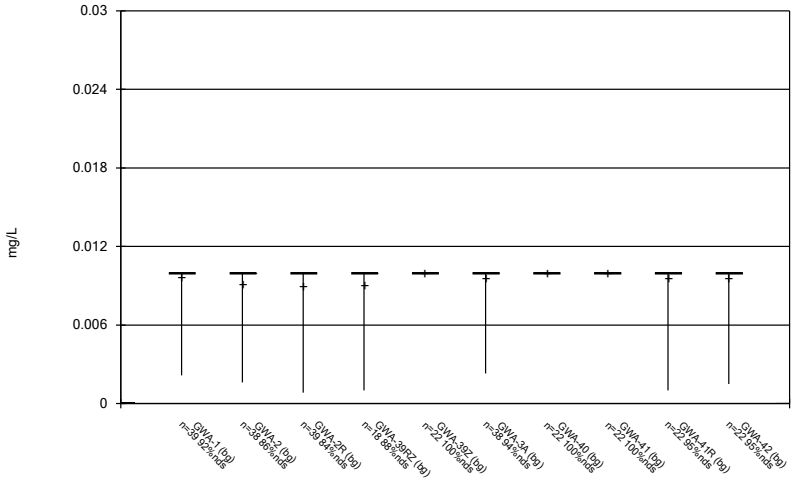

Constituent: Vanadium Analysis Run 9/10/2024 10:20 PM

Plant Bowen Client: Southern Company Data: Bowen 3-4 CCR

Sanitas™ v.10.0.22 Software licensed to Groundwater Stats Consulting. UG

Box & Whiskers Plot

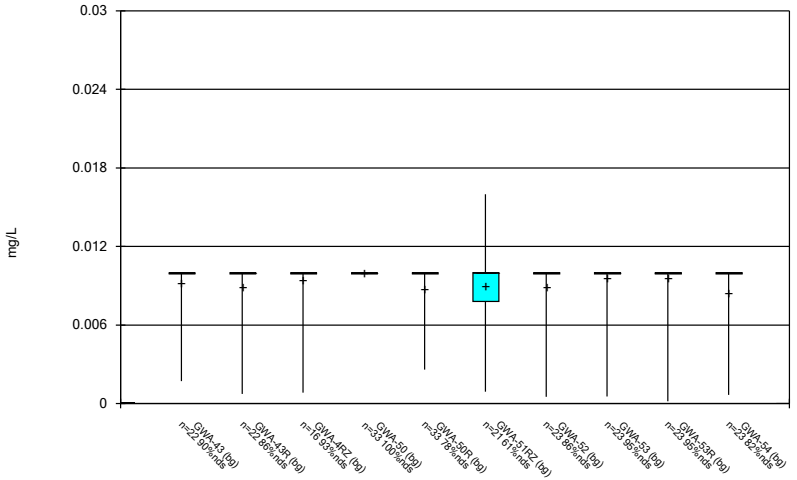

Constituent: Vanadium Analysis Run 9/10/2024 10:20 PM

Plant Bowen Client: Southern Company Data: Bowen 3-4 CCR

Sanitas™ v.10.0.22 Software licensed to Groundwater Stats Consulting. UG

Box & Whiskers Plot

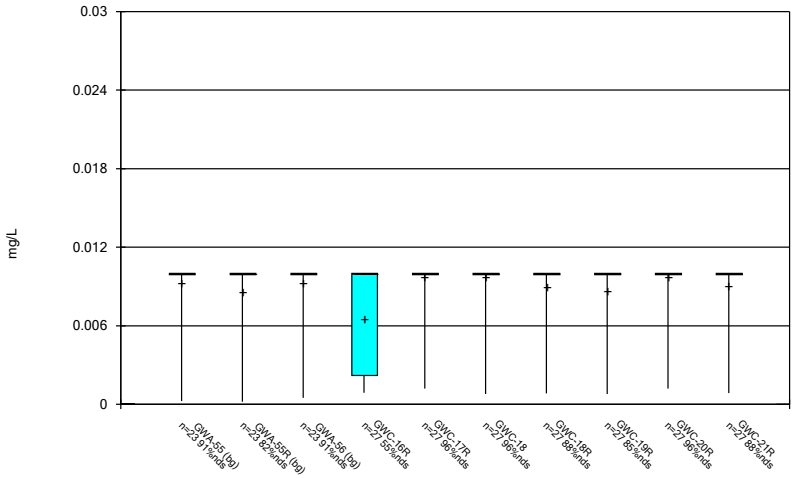

Constituent: Vanadium Analysis Run 9/10/2024 10:20 PM

Plant Bowen Client: Southern Company Data: Bowen 3-4 CCR

Sanitas™ v.10.0.22 Software licensed to Groundwater Stats Consulting. UG

Box & Whiskers Plot

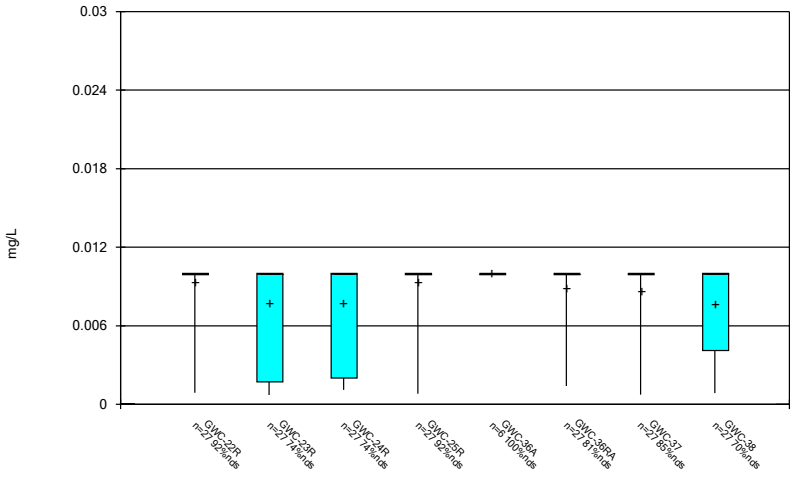

Constituent: Vanadium Analysis Run 9/10/2024 10:20 PM

Plant Bowen Client: Southern Company Data: Bowen 3-4 CCR

Sanitas™ v.10.0.22 Software licensed to Groundwater Stats Consulting. UG

Box & Whiskers Plot

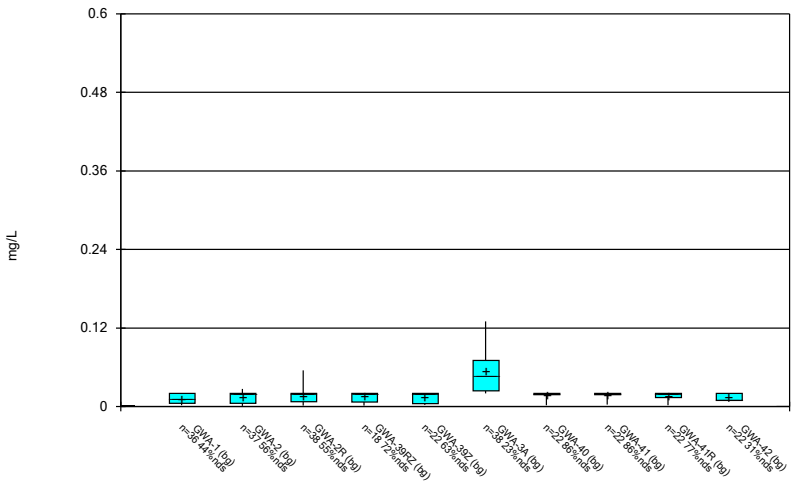

Constituent: Zinc Analysis Run 9/10/2024 10:20 PM

Plant Bowen Client: Southern Company Data: Bowen 3-4 CCR

Sanitas™ v.10.0.22 Software licensed to Groundwater Stats Consulting. UG

Box & Whiskers Plot

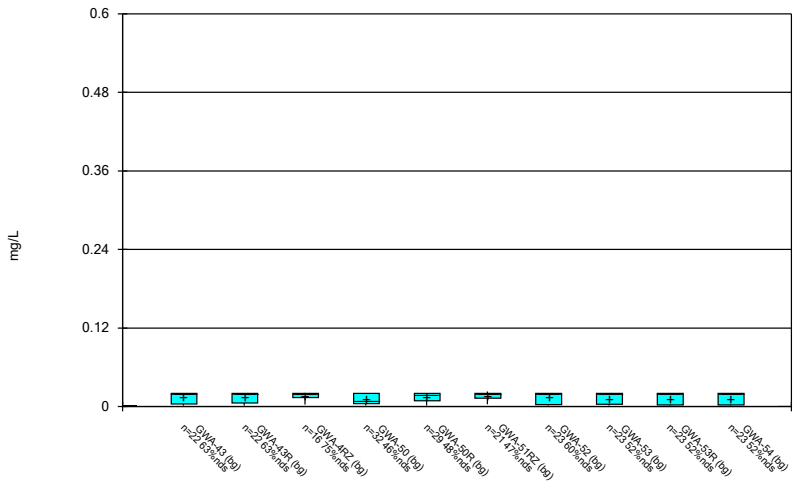

Constituent: Zinc Analysis Run 9/10/2024 10:20 PM

Plant Bowen Client: Southern Company Data: Bowen 3-4 CCR

Sanitas™ v.10.0.22 Software licensed to Groundwater Stats Consulting. UG

Box & Whiskers Plot

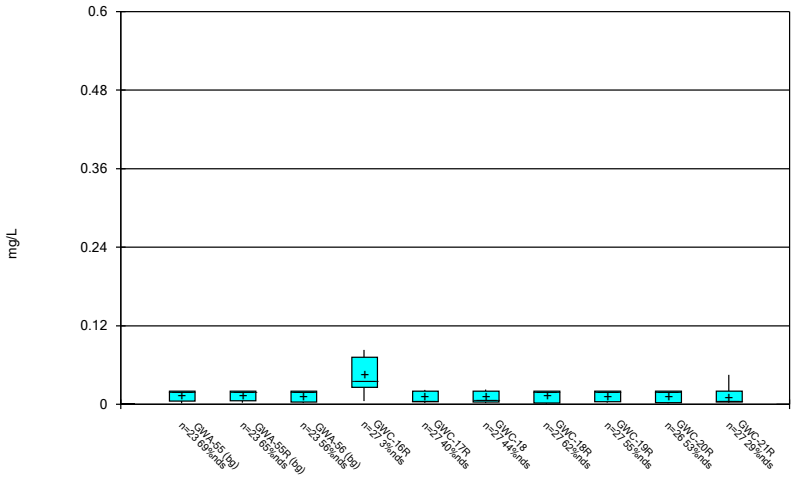

Constituent: Zinc Analysis Run 9/10/2024 10:20 PM

Plant Bowen Client: Southern Company Data: Bowen 3-4 CCR

Sanitas™ v.10.0.22 Software licensed to Groundwater Stats Consulting. UG

Box & Whiskers Plot

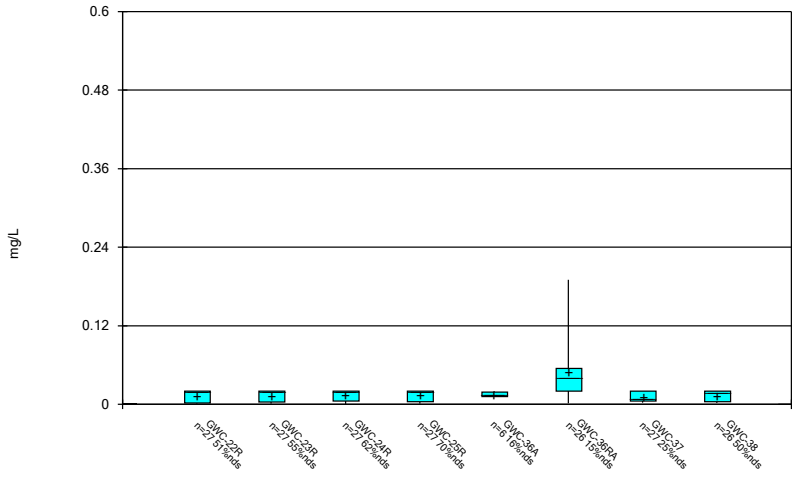

Constituent: Zinc Analysis Run 9/10/2024 10:20 PM

Plant Bowen Client: Southern Company Data: Bowen 3-4 CCR

FIGURE C.

Outlier Summary

Plant Bowen Client: Southern Company Data: Bowen 3-4 CCR Printed 9/10/2024, 10:29 PM

	GWA-2R Antimony (mg/L)	GWA-39RZ Antimony (mg/L)	GWA-51RZ Antimony (mg/L)	GWC-24R Antimony (mg/L)	GWC-25R Antimony (mg/L)	GWA-2 Arsenic (mg/L)	GWA-50R Arsenic (mg/L)	GWA-51RZ Arsenic (mg/L)	GWC-16R Arsenic (mg/L)	GWC-21R Arsenic (mg/L)
8/23/2007										
10/24/2007										
11/2/2007										
11/18/2007										
1/30/2008										
1/31/2008										
3/10/2008										
3/11/2008										
5/14/2008										
12/4/2008						0.012 (O)				
12/5/2008										
12/12/2008										
4/15/2009										
4/23/2009										
10/6/2009										
10/7/2009										
10/8/2009										
5/3/2010							0.012 (O)			
4/27/2011										
4/3/2012										
9/15/2014										
10/4/2014										
10/21/2014										
11/11/2014										
3/2/2015										
3/3/2015										
3/17/2015										
5/8/2015										
5/17/2015										
5/25/2015										
8/12/2015								0.0162 (O)		
3/2/2016										
3/3/2016									0.08869 (OD)	
3/4/2016				0.0271 (JO)						
3/7/2016										
3/8/2016					0.0226 (O)					0.0148 (O)
3/9/2016										
5/3/2016										
5/13/2016										
7/12/2016				0.0094 (O)						
7/27/2016										
9/8/2016			0.0046 (O)							
9/13/2016				0.0072 (O)						
1/6/2017										
3/14/2017										
3/23/2017										
3/16/2018	0.021 (O)									
3/19/2018										
3/11/2019										
3/12/2019										
3/14/2019		0.014 (O)								
3/9/2020										
7/28/2021										
8/2/2021										
2/9/2023										

Outlier Summary

Plant Bowen Client: Southern Company Data: Bowen 3-4 CCR Printed 9/10/2024, 10:29 PM

	GWA-1 Barium (mg/L)	GWA-2 Barium (mg/L)	GWA-2R Barium (mg/L)	GWA-3A Barium (mg/L)	GWA-50 Barium (mg/L)	GWA-50R Barium (mg/L)	GWC-17R Barium (mg/L)	GWC-18 Barium (mg/L)	GWC-18R Barium (mg/L)	GWC-19R Barium (mg/L)
8/23/2007				0.015 (O)						
10/24/2007										
11/2/2007				0.017 (O)						
11/18/2007		0.13 (O)		0.019 (O)						
1/30/2008										
1/31/2008			0.13 (O)	0.011 (O)						
3/10/2008										
3/11/2008				0.016 (O)						
5/14/2008				0.013 (O)						
12/4/2008		0.14 (O)								
12/5/2008				0.021 (O)						
12/12/2008					0.098 (O)					
4/15/2009				0.012 (O)						
4/23/2009						0.14 (O)				
10/6/2009						0.12 (O)				
10/7/2009	0.15 (O)									
10/8/2009				0.011 (O)						
5/3/2010						0.12 (O)				
4/27/2011										
4/3/2012			0.0625 (O)							
9/15/2014										
10/4/2014										
10/21/2014									0.027 (O)	
11/11/2014									0.028 (O)	
3/2/2015										
3/3/2015									0.034 (O)	
3/17/2015										
5/8/2015										
5/17/2015										
5/25/2015										
8/12/2015										
3/2/2016										
3/3/2016										
3/4/2016							0.0262 (JO)			
3/7/2016								<3 (O)		<3 (O)
3/8/2016										
3/9/2016										
5/3/2016										
5/13/2016										
7/12/2016										
7/27/2016										
9/8/2016										
9/13/2016										
1/6/2017										
3/14/2017										
3/23/2017										
3/16/2018										
3/19/2018										
3/11/2019										
3/12/2019										
3/14/2019										
3/9/2020										
7/28/2021										
8/2/2021										
2/9/2023										

Outlier Summary

Plant Bowen Client: Southern Company Data: Bowen 3-4 CCR Printed 9/10/2024, 10:29 PM

	GWC-24R Barium (mg/L)	GWC-38 Barium (mg/L)	GWA-43 Calcium (mg/L)	GWA-1 Chromium (mg/L)	GWA-2 Chromium (mg/L)	GWA-2R Chromium (mg/L)	GWA-39Z Chromium (mg/L)	GWA-3A Chromium (mg/L)	GWA-51RZ Chromium (mg/L)	GWC-18 Chromium (mg/L)
8/23/2007										
10/24/2007					0.039 (O)					
11/2/2007								0.027 (O)		
11/18/2007				0.038 (O)	0.059 (O)			0.17 (O)		
1/30/2008				0.11 (O)						
1/31/2008						0.052 (O)				
3/10/2008				0.038 (O)						
3/11/2008					0.03 (O)			0.063 (O)		
5/14/2008								0.057 (O)		
12/4/2008										
12/5/2008										
12/12/2008										
4/15/2009										
4/23/2009										
10/6/2009										
10/7/2009										
10/8/2009										
5/3/2010										
4/27/2011										
4/3/2012										
9/15/2014										
10/4/2014										
10/21/2014										
11/11/2014										
3/2/2015		0.03 (O)								
3/3/2015										
3/17/2015										
5/8/2015									0.036 (O)	
5/17/2015									0.029 (O)	
5/25/2015									0.029 (O)	
8/12/2015										
3/2/2016										
3/3/2016										
3/4/2016	0.0422 (O)									
3/7/2016										<0.01 (O)
3/8/2016										
3/9/2016										
5/3/2016										
5/13/2016			18.7 (o)							
7/12/2016										
7/27/2016										
9/8/2016										
9/13/2016										
1/6/2017										
3/14/2017										
3/23/2017										<0.01 (O)
3/16/2018										
3/19/2018										
3/11/2019										
3/12/2019										
3/14/2019										
3/9/2020							0.069 (O)			
7/28/2021										
8/2/2021										
2/9/2023										

Outlier Summary

Plant Bowen Client: Southern Company Data: Bowen 3-4 CCR Printed 9/10/2024, 10:29 PM

	GWC-18R Chromium (mg/L)	GWC-37 Chromium (mg/L)	GWA-2R Cobalt (mg/L)	GWC-38 Cobalt (mg/L)	GWA-39RZ Copper (mg/L)	GWA-50R Copper (mg/L)	GWA-2 Fluoride (mg/L)	GWC-17R Fluoride (mg/L)	GWC-21R Fluoride (mg/L)	GWC-36RA Lead (mg/L)
8/23/2007										
10/24/2007										
11/2/2007										
11/18/2007										
1/30/2008										
1/31/2008			0.0083 (O)							
3/10/2008										
3/11/2008										
5/14/2008										
12/4/2008										
12/5/2008										
12/12/2008					0.064 (O)					
4/15/2009										
4/23/2009										
10/6/2009										
10/7/2009										
10/8/2009										
5/3/2010										
4/27/2011										
4/3/2012										
9/15/2014										0.0069 (JO)
10/4/2014	0.025 (O)									
10/21/2014	0.024 (O)									
11/11/2014	0.025 (O)									
3/2/2015										
3/3/2015	0.029 (O)									
3/17/2015				0.0044 (O)						
5/8/2015										
5/17/2015										
5/25/2015										
8/12/2015										
3/2/2016				<0.01 (O)						
3/3/2016										
3/4/2016							2.1421 (O)			
3/7/2016										
3/8/2016										
3/9/2016										
5/3/2016				<0.01 (O)						
5/13/2016										
7/12/2016										
7/27/2016					0.0271 (O)					
9/8/2016										
9/13/2016										
1/6/2017										
3/14/2017										
3/23/2017										
3/16/2018										
3/19/2018						1.1 (O)				
3/11/2019								0.51 (O)		
3/12/2019										
3/14/2019										
3/9/2020										
7/28/2021		0.018 (O)								
8/2/2021										
2/9/2023										

Outlier Summary

Plant Bowen Client: Southern Company Data: Bowen 3-4 CCR Printed 9/10/2024, 10:29 PM

	GWC-37 Lead (mg/L)	GWA-1 Nickel (mg/L)	GWA-2 Nickel (mg/L)	GWA-2R Nickel (mg/L)	GWA-39Z Nickel (mg/L)	GWA-3A Nickel (mg/L)	GWC-21R Nickel (mg/L)	GWC-17R Sulfate (mg/L)	GWC-21R Sulfate (mg/L)	GWC-23R Thallium (mg/L)
8/23/2007										
10/24/2007			0.026 (O)							
11/2/2007										
11/18/2007			0.043 (O)			0.14 (O)				
1/30/2008		0.11 (O)								
1/31/2008				0.054 (O)						
3/10/2008										
3/11/2008						0.076 (O)				
5/14/2008						0.074 (O)				
12/4/2008										
12/5/2008										
12/12/2008										
4/15/2009										
4/23/2009										
10/6/2009										
10/7/2009										
10/8/2009										
5/3/2010										
4/27/2011										
4/3/2012										
9/15/2014										
10/4/2014										
10/21/2014										
11/11/2014										
3/2/2015										
3/3/2015										
3/17/2015										
5/8/2015										
5/17/2015										
5/25/2015										
8/12/2015										
3/2/2016										
3/3/2016										
3/4/2016										
3/7/2016										
3/8/2016							0.0261 (O)			
3/9/2016										0.0033 (JO)
5/3/2016										
5/13/2016										
7/12/2016										
7/27/2016										
9/8/2016										
9/13/2016										
1/6/2017										
3/14/2017										
3/23/2017										
3/16/2018										
3/19/2018										
3/11/2019										
3/12/2019								25.9 (O)		
3/14/2019										
3/9/2020					0.04 (O)					
7/28/2021	0.13 (O)									
8/2/2021									21.5 (O)	
2/9/2023										

Outlier Summary

Plant Bowen Client: Southern Company Data: Bowen 3-4 CCR Printed 9/10/2024, 10:29 PM

	GWC-22R Total Dissolved Solids (mg/l)	GWC-37 Total Dissolved Solids (mg/l)	GWA-2 Vanadium (mg/L)	GWA-51RZ Vanadium (mg/L)	GWA-1 Zinc (mg/L)	GWA-2 Zinc (mg/L)	GWA-2R Zinc (mg/L)	GWA-50 Zinc (mg/L)	GWA-50R Zinc (mg/L)	GWA-51RZ Zinc (mg/L)
8/23/2007					0.032 (O)					
10/24/2007						0.043 (O)				
11/2/2007										
11/18/2007										
1/30/2008					0.022 (O)					
1/31/2008							0.063 (O)			
3/10/2008										
3/11/2008										
5/14/2008										
12/4/2008			0.016 (O)			0.081 (O)				
12/5/2008										
12/12/2008								0.048 (O)		
4/15/2009										
4/23/2009									0.075 (O)	
10/6/2009									0.056 (O)	
10/7/2009					0.061 (O)					
10/8/2009										
5/3/2010									0.051 (O)	
4/27/2011									0.025 (O)	
4/3/2012										
9/15/2014										
10/4/2014										
10/21/2014										
11/11/2014										
3/2/2015										
3/3/2015										
3/17/2015										
5/8/2015										
5/17/2015										0.12 (O)
5/25/2015										
8/12/2015				0.0279 (O)						
3/2/2016										
3/3/2016										
3/4/2016										
3/7/2016										
3/8/2016										
3/9/2016										
5/3/2016										
5/13/2016										
7/12/2016										
7/27/2016										
9/8/2016										
9/13/2016										
1/6/2017		189 (O)								
3/14/2017		90 (O)								
3/23/2017										
3/16/2018										
3/19/2018										
3/11/2019										
3/12/2019										
3/14/2019										
3/9/2020										
7/28/2021										
8/2/2021										
2/9/2023	328 (O)									

Outlier Summary

Plant Bowen Client: Southern Company Data: Bowen 3-4 CCR Printed 9/10/2024, 10:29 PM

	GWC-20R Zinc (mg/L)	GWC-36RA Zinc (mg/L)	GWC-38 Zinc (mg/L)
8/23/2007			
10/24/2007			
11/2/2007			
11/18/2007			
1/30/2008			
1/31/2008			
3/10/2008			
3/11/2008			
5/14/2008			
12/4/2008			
12/5/2008			
12/12/2008			
4/15/2009			
4/23/2009			
10/6/2009			
10/7/2009			
10/8/2009			
5/3/2010			
4/27/2011			
4/3/2012			
9/15/2014		0.44 (O)	
10/4/2014			
10/21/2014			
11/11/2014			
3/2/2015			0.041 (O)
3/3/2015			
3/17/2015			
5/8/2015			
5/17/2015			
5/25/2015			
8/12/2015			
3/2/2016			
3/3/2016			
3/4/2016			
3/7/2016			
3/8/2016	0.557 (O)		
3/9/2016			
5/3/2016			
5/13/2016			
7/12/2016			
7/27/2016			
9/8/2016			
9/13/2016			
1/6/2017			
3/14/2017			
3/23/2017			
3/16/2018			
3/19/2018			
3/11/2019			
3/12/2019			
3/14/2019			
3/9/2020			
7/28/2021			
8/2/2021			
2/9/2023			

FIGURE D.

Appendix I Intrawell Prediction Limits - Significant Results

Plant Bowen Client: Southern Company Data: Bowen 3-4 CCR Printed 9/11/2024, 4:28 PM

Constituent	Well	Upper Lim.	Lower Lim.	Date	Observ.	Sig.	Bg N	Bg Mean	Std. Dev.	%NDs	ND Adj.	Transform	Alpha	Method
Barium (mg/L)	**GWC-20R**	**0.03578**	**n/a**	**8/1/2024**	**0.038**	**Yes**	**30**	**0.02988**	**0.002386**	**0**	**None**	**No**	**0.0002195**	**Param Intra 1 of 2**

Appendix I Intrawell Prediction Limits - All Results

Plant Bowen Client: Southern Company Data: Bowen 3-4 CCR Printed 9/11/2024, 4:28 PM

Constituent	Well	Upper Lim.	Lower Lim.	Date	Observ.	Sig.	Bg N	Bg Mean	Std. Dev.	%NDs	ND Adj.	Transform	Alpha	Method
Antimony (mg/L)	GWA-1	0.017	n/a	8/7/2024	0.0028J	No	42	n/a	n/a	38.1	n/a	n/a	0.001077	NP Intra (normality) 1 of 2
Antimony (mg/L)	GWA-2R	0.011	n/a	8/6/2024	0.0021J	No	41	n/a	n/a	41.46	n/a	n/a	0.001118	NP Intra (normality) 1 of 2
Antimony (mg/L)	GWA-39RZ	0.008096	n/a	8/1/2024	0.00097J	No	19	0.002291	0.002147	26.32	Kaplan-Meier	No	0.0002195	Param Intra 1 of 2
Antimony (mg/L)	GWA-39Z	0.0039	n/a	8/1/2024	0.003ND	No	21	n/a	n/a	33.33	n/a	n/a	0.003999	NP Intra (normality) 1 of 2
Antimony (mg/L)	GWA-3A	0.0068	n/a	8/8/2024	0.003ND	No	41	n/a	n/a	68.29	n/a	n/a	0.001118	NP Intra (NDs) 1 of 2
Antimony (mg/L)	GWA-40	0.003	n/a	8/1/2024	0.003ND	No	21	n/a	n/a	90.48	n/a	n/a	0.003999	NP Intra (NDs) 1 of 2
Antimony (mg/L)	GWA-41	0.003	n/a	8/1/2024	0.003ND	No	21	n/a	n/a	90.48	n/a	n/a	0.003999	NP Intra (NDs) 1 of 2
Antimony (mg/L)	GWA-41R	0.0045	n/a	8/1/2024	0.00085J	No	21	n/a	n/a	52.38	n/a	n/a	0.003999	NP Intra (NDs) 1 of 2
Antimony (mg/L)	GWA-42	0.003	n/a	8/1/2024	0.003ND	No	21	n/a	n/a	95.24	n/a	n/a	0.003999	NP Intra (NDs) 1 of 2
Antimony (mg/L)	GWA-43	0.003	n/a	8/2/2024	0.003ND	No	21	n/a	n/a	95.24	n/a	n/a	0.003999	NP Intra (NDs) 1 of 2
Antimony (mg/L)	GWA-43R	0.003	n/a	8/2/2024	0.00086J	No	21	n/a	n/a	71.43	n/a	n/a	0.003999	NP Intra (NDs) 1 of 2
Antimony (mg/L)	GWA-4RZ	0.003	n/a	8/8/2024	0.003ND	No	21	n/a	n/a	52.38	n/a	n/a	0.003999	NP Intra (NDs) 1 of 2
Antimony (mg/L)	GWA-50	0.003	n/a	8/8/2024	0.003ND	No	36	n/a	n/a	88.89	n/a	n/a	0.001429	NP Intra (NDs) 1 of 2
Antimony (mg/L)	GWA-50R	0.003	n/a	8/8/2024	0.003ND	No	36	n/a	n/a	97.22	n/a	n/a	0.001429	NP Intra (NDs) 1 of 2
Antimony (mg/L)	GWC-16R	0.02489	n/a	7/31/2024	0.0053	No	30	0.008342	0.006685	33.33	Kaplan-Meier	No	0.0002195	Param Intra 1 of 2
Antimony (mg/L)	GWC-17R	0.0033	n/a	7/31/2024	0.003ND	No	30	n/a	n/a	90	n/a	n/a	0.002008	NP Intra (NDs) 1 of 2
Antimony (mg/L)	GWC-18	0.003	n/a	7/31/2024	0.003ND	No	30	n/a	n/a	93.33	n/a	n/a	0.002008	NP Intra (NDs) 1 of 2
Antimony (mg/L)	GWC-18R	0.003	n/a	7/31/2024	0.003ND	No	30	n/a	n/a	73.33	n/a	n/a	0.002008	NP Intra (NDs) 1 of 2
Antimony (mg/L)	GWC-19R	0.003	n/a	7/31/2024	0.00091J	No	30	n/a	n/a	100	n/a	n/a	0.002008	NP Intra (NDs) 1 of 2
Antimony (mg/L)	GWC-20R	0.003	n/a	8/1/2024	0.003ND	No	30	n/a	n/a	96.67	n/a	n/a	0.002008	NP Intra (NDs) 1 of 2
Antimony (mg/L)	GWC-21R	0.008764	n/a	8/2/2024	0.005	No	30	0.003977	0.001934	33.33	Kaplan-Meier	No	0.0002195	Param Intra 1 of 2
Antimony (mg/L)	GWC-23R	0.003	n/a	7/31/2024	0.003ND	No	30	n/a	n/a	83.33	n/a	n/a	0.002008	NP Intra (NDs) 1 of 2
Antimony (mg/L)	GWC-24R	0.005	n/a	7/31/2024	0.003ND	No	27	n/a	n/a	62.96	n/a	n/a	0.002502	NP Intra (NDs) 1 of 2
Antimony (mg/L)	GWC-25R	0.003	n/a	7/31/2024	0.00072J	No	29	n/a	n/a	75.86	n/a	n/a	0.002172	NP Intra (NDs) 1 of 2
Antimony (mg/L)	GWC-36RA	0.003	n/a	7/30/2024	0.003ND	No	30	n/a	n/a	93.33	n/a	n/a	0.002008	NP Intra (NDs) 1 of 2
Antimony (mg/L)	GWC-37	0.004388	n/a	7/30/2024	0.003ND	No	30	0.002096	0.0009259	33.33	Kaplan-Meier	No	0.0002195	Param Intra 1 of 2
Arsenic (mg/L)	GWA-1	0.005	n/a	8/7/2024	0.005ND	No	42	n/a	n/a	90.48	n/a	n/a	0.001077	NP Intra (NDs) 1 of 2
Arsenic (mg/L)	GWA-2	0.005	n/a	8/7/2024	0.005ND	No	41	n/a	n/a	97.56	n/a	n/a	0.001118	NP Intra (NDs) 1 of 2
Arsenic (mg/L)	GWA-2R	0.0056	n/a	8/6/2024	0.005ND	No	42	n/a	n/a	69.05	n/a	n/a	0.001077	NP Intra (NDs) 1 of 2
Arsenic (mg/L)	GWA-39RZ	0.005	n/a	8/1/2024	0.0018J	No	20	n/a	n/a	70	n/a	n/a	0.004291	NP Intra (NDs) 1 of 2
Arsenic (mg/L)	GWA-39Z	0.005	n/a	8/1/2024	0.0011J	No	21	n/a	n/a	85.71	n/a	n/a	0.003999	NP Intra (NDs) 1 of 2
Arsenic (mg/L)	GWA-3A	0.005	n/a	8/8/2024	0.005ND	No	41	n/a	n/a	97.56	n/a	n/a	0.001118	NP Intra (NDs) 1 of 2
Arsenic (mg/L)	GWA-40	0.005	n/a	8/1/2024	0.0011J	No	21	n/a	n/a	90.48	n/a	n/a	0.003999	NP Intra (NDs) 1 of 2
Arsenic (mg/L)	GWA-41	0.005	n/a	8/1/2024	0.00092J	No	21	n/a	n/a	100	n/a	n/a	0.003999	NP Intra (NDs) 1 of 2
Arsenic (mg/L)	GWA-41R	0.005	n/a	8/1/2024	0.0015J	No	21	n/a	n/a	85.71	n/a	n/a	0.003999	NP Intra (NDs) 1 of 2
Arsenic (mg/L)	GWA-42	0.005	n/a	8/1/2024	0.005ND	No	21	n/a	n/a	100	n/a	n/a	0.003999	NP Intra (NDs) 1 of 2
Arsenic (mg/L)	GWA-43	0.005	n/a	8/2/2024	0.005ND	No	21	n/a	n/a	95.24	n/a	n/a	0.003999	NP Intra (NDs) 1 of 2
Arsenic (mg/L)	GWA-43R	0.005	n/a	8/2/2024	0.005ND	No	21	n/a	n/a	95.24	n/a	n/a	0.003999	NP Intra (NDs) 1 of 2
Arsenic (mg/L)	GWA-4RZ	0.005	n/a	8/8/2024	0.0016J	No	21	n/a	n/a	33.33	n/a	n/a	0.003999	NP Intra (normality) 1 of 2
Arsenic (mg/L)	GWC-16R	0.005	n/a	7/31/2024	0.0018J	No	29	n/a	n/a	62.07	n/a	n/a	0.002172	NP Intra (NDs) 1 of 2
Arsenic (mg/L)	GWC-17R	0.0053	n/a	7/31/2024	0.002J	No	30	n/a	n/a	86.67	n/a	n/a	0.002008	NP Intra (NDs) 1 of 2
Arsenic (mg/L)	GWC-18	0.005	n/a	7/31/2024	0.001J	No	30	n/a	n/a	90	n/a	n/a	0.002008	NP Intra (NDs) 1 of 2
Arsenic (mg/L)	GWC-18R	0.005	n/a	7/31/2024	0.0013J	No	30	n/a	n/a	83.33	n/a	n/a	0.002008	NP Intra (NDs) 1 of 2
Arsenic (mg/L)	GWC-19R	0.005	n/a	7/31/2024	0.0012J	No	30	n/a	n/a	86.67	n/a	n/a	0.002008	NP Intra (NDs) 1 of 2
Arsenic (mg/L)	GWC-20R	0.005	n/a	8/1/2024	0.0018J	No	30	n/a	n/a	83.33	n/a	n/a	0.002008	NP Intra (NDs) 1 of 2
Arsenic (mg/L)	GWC-21R	0.0071	n/a	8/2/2024	0.005ND	No	29	n/a	n/a	48.28	n/a	n/a	0.002172	NP Intra (normality) 1 of 2
Arsenic (mg/L)	GWC-22R	0.005	n/a	7/31/2024	0.0027J	No	30	n/a	n/a	56.67	n/a	n/a	0.002008	NP Intra (NDs) 1 of 2
Arsenic (mg/L)	GWC-23R	0.006	n/a	7/31/2024	0.0023J	No	30	n/a	n/a	76.67	n/a	n/a	0.002008	NP Intra (NDs) 1 of 2
Arsenic (mg/L)	GWC-24R	0.005	n/a	7/31/2024	0.0017J	No	30	n/a	n/a	73.33	n/a	n/a	0.002008	NP Intra (NDs) 1 of 2
Arsenic (mg/L)	GWC-25R	0.005	n/a	7/31/2024	0.0013J	No	30	n/a	n/a	86.67	n/a	n/a	0.002008	NP Intra (NDs) 1 of 2
Arsenic (mg/L)	GWC-36RA	0.005	n/a	7/30/2024	0.0016J	No	30	n/a	n/a	86.67	n/a	n/a	0.002008	NP Intra (NDs) 1 of 2
Arsenic (mg/L)	GWC-37	0.005	n/a	7/30/2024	0.0014J	No	30	n/a	n/a	90	n/a	n/a	0.002008	NP Intra (NDs) 1 of 2
Arsenic (mg/L)	GWC-38	0.0062	n/a	7/30/2024	0.0017J	No	30	n/a	n/a	86.67	n/a	n/a	0.002008	NP Intra (NDs) 1 of 2
Barium (mg/L)	GWA-1	0.04	n/a	8/7/2024	0.015	No	41	n/a	n/a	0	n/a	n/a	0.001118	NP Intra (normality) 1 of 2
Barium (mg/L)	GWA-2	0.04853	n/a	8/7/2024	0.017	No	40	0.02121	0.01142	0	None	No	0.0002195	Param Intra 1 of 2
Barium (mg/L)	GWA-2R	0.04407	n/a	8/6/2024	0.015	No	40	-4.448	0.5541	0	None	ln(x)	0.0002195	Param Intra 1 of 2
Barium (mg/L)	GWA-39RZ	0.02494	n/a	8/1/2024	0.014	No	20	0.1247	0.01249	0	None	sqrt(x)	0.0002195	Param Intra 1 of 2
Barium (mg/L)	GWA-39Z	0.03458	n/a	8/1/2024	0.011	No	21	0.01414	0.007741	4.762	None	No	0.0002195	Param Intra 1 of 2
Barium (mg/L)	GWA-3A	0.008897	n/a	8/8/2024	0.0068	No	32	0.00587	0.001232	3.125	None	No	0.0002195	Param Intra 1 of 2

Appendix I Intrawell Prediction Limits - All Results

Plant Bowen Client: Southern Company Data: Bowen 3-4 CCR Printed 9/11/2024, 4:28 PM

Constituent	Well	Upper Lim.	Lower Lim.	Date	Observ.	Sig.	Bg N	Bg Mean	Std. Dev.	%NDs	ND Adj.	Transform	Alpha	Method
Barium (mg/L)	GWA-40	0.01194	n/a	8/1/2024	0.0073	No	21	0.008568	0.001278	0	None	No	0.0002195	Param Intra 1 of 2
Barium (mg/L)	GWA-41	0.03585	n/a	8/1/2024	0.014	No	21	0.02503	0.004095	0	None	No	0.0002195	Param Intra 1 of 2
Barium (mg/L)	GWA-41R	0.05084	n/a	8/1/2024	0.044	No	21	0.02499	0.009788	0	None	No	0.0002195	Param Intra 1 of 2
Barium (mg/L)	GWA-42	0.006939	n/a	8/1/2024	0.0063	No	21	0.006286	0.000247	0	None	No	0.0002195	Param Intra 1 of 2
Barium (mg/L)	GWA-43	0.04499	n/a	8/2/2024	0.0099	No	21	0.1364	0.02867	0	None	sqrt(x)	0.0002195	Param Intra 1 of 2
Barium (mg/L)	GWA-43R	0.009439	n/a	8/2/2024	0.0072	No	21	0.00766	0.000674	0	None	No	0.0002195	Param Intra 1 of 2
Barium (mg/L)	GWA-4RZ	0.06173	n/a	8/8/2024	0.053	No	21	0.03528	0.01002	0	None	No	0.0002195	Param Intra 1 of 2
Barium (mg/L)	GWA-50	0.0167	n/a	8/8/2024	0.0073	No	35	0.009291	0.003053	2.857	None	No	0.0002195	Param Intra 1 of 2
Barium (mg/L)	GWA-50R	0.02216	n/a	8/8/2024	0.0079	No	33	0.0134	0.003582	0	None	No	0.0002195	Param Intra 1 of 2
Barium (mg/L)	GWC-16R	0.0734	n/a	7/31/2024	0.035	No	30	0.04705	0.01064	0	None	No	0.0002195	Param Intra 1 of 2
Barium (mg/L)	GWC-17R	0.02182	n/a	7/31/2024	0.018	No	29	0.01936	0.0009905	0	None	No	0.0002195	Param Intra 1 of 2
Barium (mg/L)	GWC-18	0.04987	n/a	7/31/2024	0.013	No	29	0.02637	0.009437	0	None	No	0.0002195	Param Intra 1 of 2
Barium (mg/L)	GWC-18R	0.017	n/a	7/31/2024	0.013	No	27	n/a	n/a	3.704	n/a	n/a	0.002502	NP Intra (normality) 1 of 2
Barium (mg/L)	GWC-19R	0.01839	n/a	7/31/2024	0.014	No	29	0.01577	0.001052	0	None	No	0.0002195	Param Intra 1 of 2
Barium (mg/L)	**GWC-20R**	**0.03578**	**n/a**	**8/1/2024**	**0.038**	**Yes**	**30**	**0.02988**	**0.002386**	**0**	**None**	**No**	**0.0002195**	**Param Intra 1 of 2**
Barium (mg/L)	GWC-21R	0.04143	n/a	8/2/2024	0.023	No	30	0.02575	0.006335	0	None	No	0.0002195	Param Intra 1 of 2
Barium (mg/L)	GWC-22R	0.06946	n/a	7/31/2024	0.032	No	30	0.04032	0.01178	3.333	None	No	0.0002195	Param Intra 1 of 2
Barium (mg/L)	GWC-23R	0.04462	n/a	7/31/2024	0.038	No	30	0.0278	0.006798	0	None	No	0.0002195	Param Intra 1 of 2
Barium (mg/L)	GWC-24R	0.03249	n/a	7/31/2024	0.017	No	29	0.02205	0.004194	0	None	No	0.0002195	Param Intra 1 of 2
Barium (mg/L)	GWC-25R	0.01781	n/a	7/31/2024	0.014	No	30	0.01568	0.0008607	0	None	No	0.0002195	Param Intra 1 of 2
Barium (mg/L)	GWC-36RA	0.04282	n/a	7/30/2024	0.036	No	30	0.0249	0.007239	0	None	No	0.0002195	Param Intra 1 of 2
Barium (mg/L)	GWC-37	0.0136	n/a	7/30/2024	0.0035J	No	30	0.00716	0.002604	0	None	No	0.0002195	Param Intra 1 of 2
Barium (mg/L)	GWC-38	0.01694	n/a	7/30/2024	0.012	No	29	-4.387	0.1243	0	None	ln(x)	0.0002195	Param Intra 1 of 2
Beryllium (mg/L)	GWA-1	0.003	n/a	8/7/2024	0.003ND	No	24	n/a	n/a	95.83	n/a	n/a	0.003124	NP Intra (NDs) 1 of 2
Beryllium (mg/L)	GWA-39RZ	0.003	n/a	8/1/2024	0.003ND	No	20	n/a	n/a	95	n/a	n/a	0.004291	NP Intra (NDs) 1 of 2
Beryllium (mg/L)	GWA-41R	0.003	n/a	8/1/2024	0.003ND	No	21	n/a	n/a	95.24	n/a	n/a	0.003999	NP Intra (NDs) 1 of 2
Beryllium (mg/L)	GWA-42	0.0015	n/a	8/1/2024	0.00014J	No	21	n/a	n/a	9.524	n/a	n/a	0.003999	NP Intra (normality) 1 of 2
Beryllium (mg/L)	GWA-43	0.003	n/a	8/2/2024	0.003ND	No	21	n/a	n/a	90.48	n/a	n/a	0.003999	NP Intra (NDs) 1 of 2
Beryllium (mg/L)	GWA-43R	0.003	n/a	8/2/2024	0.003ND	No	21	n/a	n/a	95.24	n/a	n/a	0.003999	NP Intra (NDs) 1 of 2
Beryllium (mg/L)	GWA-50R	0.003	n/a	8/8/2024	0.003ND	No	24	n/a	n/a	87.5	n/a	n/a	0.003124	NP Intra (NDs) 1 of 2
Beryllium (mg/L)	GWC-18	0.003	n/a	7/31/2024	0.003ND	No	30	n/a	n/a	93.33	n/a	n/a	0.002008	NP Intra (NDs) 1 of 2
Beryllium (mg/L)	GWC-18R	0.003	n/a	7/31/2024	0.003ND	No	30	n/a	n/a	70	n/a	n/a	0.002008	NP Intra (NDs) 1 of 2
Beryllium (mg/L)	GWC-19R	0.003	n/a	7/31/2024	0.003ND	No	30	n/a	n/a	86.67	n/a	n/a	0.002008	NP Intra (NDs) 1 of 2
Beryllium (mg/L)	GWC-20R	0.003	n/a	8/1/2024	0.003ND	No	30	n/a	n/a	96.67	n/a	n/a	0.002008	NP Intra (NDs) 1 of 2
Beryllium (mg/L)	GWC-36RA	0.0032	n/a	7/30/2024	0.003ND	No	30	n/a	n/a	50	n/a	n/a	0.002008	NP Intra (normality) 1 of 2
Beryllium (mg/L)	GWC-37	0.003	n/a	7/30/2024	0.003ND	No	30	n/a	n/a	96.67	n/a	n/a	0.002008	NP Intra (NDs) 1 of 2
Beryllium (mg/L)	GWC-38	0.003	n/a	7/30/2024	0.003ND	No	30	n/a	n/a	80	n/a	n/a	0.002008	NP Intra (NDs) 1 of 2
Cadmium (mg/L)	GWA-1	0.00076	n/a	8/7/2024	0.0005ND	No	42	n/a	n/a	95.24	n/a	n/a	0.001077	NP Intra (NDs) 1 of 2
Cadmium (mg/L)	GWA-39RZ	0.0005	n/a	8/1/2024	0.0005ND	No	20	n/a	n/a	95	n/a	n/a	0.004291	NP Intra (NDs) 1 of 2
Cadmium (mg/L)	GWA-39Z	0.0005	n/a	8/1/2024	0.0005ND	No	21	n/a	n/a	80.95	n/a	n/a	0.003999	NP Intra (NDs) 1 of 2
Cadmium (mg/L)	GWA-42	0.0003516	n/a	8/1/2024	0.00016J	No	21	0.01242	0.002396	14.29	None	sqrt(x)	0.0002195	Param Intra 1 of 2
Cadmium (mg/L)	GWA-43	0.0005	n/a	8/2/2024	0.0005ND	No	21	n/a	n/a	95.24	n/a	n/a	0.003999	NP Intra (NDs) 1 of 2
Cadmium (mg/L)	GWA-50	0.0005	n/a	8/8/2024	0.0005ND	No	36	n/a	n/a	94.44	n/a	n/a	0.001429	NP Intra (NDs) 1 of 2
Cadmium (mg/L)	GWC-18	0.0005	n/a	7/31/2024	0.0005ND	No	30	n/a	n/a	96.67	n/a	n/a	0.002008	NP Intra (NDs) 1 of 2
Cadmium (mg/L)	GWC-21R	0.0005	n/a	8/2/2024	0.0005ND	No	30	n/a	n/a	96.67	n/a	n/a	0.002008	NP Intra (NDs) 1 of 2
Cadmium (mg/L)	GWC-22R	0.0005	n/a	7/31/2024	0.0005ND	No	30	n/a	n/a	96.67	n/a	n/a	0.002008	NP Intra (NDs) 1 of 2
Cadmium (mg/L)	GWC-25R	0.0005	n/a	7/31/2024	0.0005ND	No	30	n/a	n/a	96.67	n/a	n/a	0.002008	NP Intra (NDs) 1 of 2
Cadmium (mg/L)	GWC-36RA	0.001	n/a	7/30/2024	0.0005ND	No	30	n/a	n/a	36.67	n/a	n/a	0.002008	NP Intra (normality) 1 of 2
Cadmium (mg/L)	GWC-37	0.0005	n/a	7/30/2024	0.0005ND	No	30	n/a	n/a	83.33	n/a	n/a	0.002008	NP Intra (NDs) 1 of 2
Cadmium (mg/L)	GWC-38	0.0005	n/a	7/30/2024	0.0005ND	No	30	n/a	n/a	80	n/a	n/a	0.002008	NP Intra (NDs) 1 of 2
Chromium (mg/L)	GWA-1	0.012	n/a	8/7/2024	0.005ND	No	39	n/a	n/a	76.92	n/a	n/a	0.001226	NP Intra (NDs) 1 of 2
Chromium (mg/L)	GWA-2	0.009	n/a	8/7/2024	0.005ND	No	39	n/a	n/a	69.23	n/a	n/a	0.001226	NP Intra (NDs) 1 of 2
Chromium (mg/L)	GWA-2R	0.012	n/a	8/6/2024	0.005ND	No	41	n/a	n/a	85.37	n/a	n/a	0.001118	NP Intra (NDs) 1 of 2
Chromium (mg/L)	GWA-39RZ	0.005	n/a	8/1/2024	0.005ND	No	20	n/a	n/a	50	n/a	n/a	0.004291	NP Intra (normality) 1 of 2
Chromium (mg/L)	GWA-39Z	0.005	n/a	8/1/2024	0.005ND	No	20	n/a	n/a	95	n/a	n/a	0.004291	NP Intra (NDs) 1 of 2
Chromium (mg/L)	GWA-3A	0.012	n/a	8/8/2024	0.005ND	No	37	n/a	n/a	81.08	n/a	n/a	0.001361	NP Intra (NDs) 1 of 2
Chromium (mg/L)	GWA-40	0.005	n/a	8/1/2024	0.005ND	No	21	n/a	n/a	80.95	n/a	n/a	0.003999	NP Intra (NDs) 1 of 2
Chromium (mg/L)	GWA-41	0.015	n/a	8/1/2024	0.005ND	No	21	n/a	n/a	90.48	n/a	n/a	0.003999	NP Intra (NDs) 1 of 2
Chromium (mg/L)	GWA-41R	0.005	n/a	8/1/2024	0.005ND	No	21	n/a	n/a	90.48	n/a	n/a	0.003999	NP Intra (NDs) 1 of 2

Appendix I Intrawell Prediction Limits - All Results

Plant Bowen Client: Southern Company Data: Bowen 3-4 CCR Printed 9/11/2024, 4:28 PM

Constituent	Well	Upper Lim.	Lower Lim.	Date	Observ.	Sig.	Bg N	Bg Mean	Std. Dev.	%NDs	ND Adj.	Transform	Alpha	Method
Chromium (mg/L)	GWA-42	0.005	n/a	8/1/2024	0.005ND	No	21	n/a	n/a	95.24	n/a	n/a	0.003999	NP Intra (NDs) 1 of 2
Chromium (mg/L)	GWA-43	0.005	n/a	8/2/2024	0.005ND	No	21	n/a	n/a	76.19	n/a	n/a	0.003999	NP Intra (NDs) 1 of 2
Chromium (mg/L)	GWA-43R	0.005	n/a	8/2/2024	0.005ND	No	21	n/a	n/a	47.62	n/a	n/a	0.003999	NP Intra (normality) 1 of 2
Chromium (mg/L)	GWA-50	0.005	n/a	8/8/2024	0.005ND	No	36	n/a	n/a	88.89	n/a	n/a	0.001429	NP Intra (NDs) 1 of 2
Chromium (mg/L)	GWA-50R	0.005	n/a	8/8/2024	0.005ND	No	36	n/a	n/a	72.22	n/a	n/a	0.001429	NP Intra (NDs) 1 of 2
Chromium (mg/L)	GWC-16R	0.005	n/a	7/31/2024	0.005ND	No	30	n/a	n/a	56.67	n/a	n/a	0.002008	NP Intra (NDs) 1 of 2
Chromium (mg/L)	GWC-17R	0.005	n/a	7/31/2024	0.005ND	No	30	n/a	n/a	83.33	n/a	n/a	0.002008	NP Intra (NDs) 1 of 2
Chromium (mg/L)	GWC-18	0.004785	n/a	7/31/2024	0.0025ND	No	28	0.002387	0.0009572	10.71	None	No	0.0002195	Param Intra 1 of 2
Chromium (mg/L)	GWC-18R	0.008	n/a	7/31/2024	0.005ND	No	26	n/a	n/a	65.38	n/a	n/a	0.002667	NP Intra (NDs) 1 of 2
Chromium (mg/L)	GWC-19R	0.005	n/a	7/31/2024	0.005ND	No	30	n/a	n/a	70	n/a	n/a	0.002008	NP Intra (NDs) 1 of 2
Chromium (mg/L)	GWC-20R	0.005	n/a	8/1/2024	0.005ND	No	30	n/a	n/a	66.67	n/a	n/a	0.002008	NP Intra (NDs) 1 of 2
Chromium (mg/L)	GWC-21R	0.0067	n/a	8/2/2024	0.005ND	No	30	n/a	n/a	56.67	n/a	n/a	0.002008	NP Intra (NDs) 1 of 2
Chromium (mg/L)	GWC-22R	0.005	n/a	7/31/2024	0.005ND	No	30	n/a	n/a	90	n/a	n/a	0.002008	NP Intra (NDs) 1 of 2
Chromium (mg/L)	GWC-23R	0.005	n/a	7/31/2024	0.005ND	No	30	n/a	n/a	73.33	n/a	n/a	0.002008	NP Intra (NDs) 1 of 2
Chromium (mg/L)	GWC-24R	0.005	n/a	7/31/2024	0.005ND	No	30	n/a	n/a	96.67	n/a	n/a	0.002008	NP Intra (NDs) 1 of 2
Chromium (mg/L)	GWC-25R	0.005	n/a	7/31/2024	0.005ND	No	30	n/a	n/a	73.33	n/a	n/a	0.002008	NP Intra (NDs) 1 of 2
Chromium (mg/L)	GWC-36RA	0.005	n/a	7/30/2024	0.005ND	No	30	n/a	n/a	66.67	n/a	n/a	0.002008	NP Intra (NDs) 1 of 2
Chromium (mg/L)	GWC-37	0.005	n/a	7/30/2024	0.005ND	No	29	n/a	n/a	86.21	n/a	n/a	0.002172	NP Intra (NDs) 1 of 2
Chromium (mg/L)	GWC-38	0.005	n/a	7/30/2024	0.005ND	No	30	n/a	n/a	23.33	n/a	n/a	0.002008	NP Intra (normality) 1 of 2
Cobalt (mg/L)	GWA-1	0.005	n/a	8/7/2024	0.005ND	No	42	n/a	n/a	80.95	n/a	n/a	0.001077	NP Intra (NDs) 1 of 2
Cobalt (mg/L)	GWA-2	0.013	n/a	8/7/2024	0.005ND	No	42	n/a	n/a	92.86	n/a	n/a	0.001077	NP Intra (NDs) 1 of 2
Cobalt (mg/L)	GWA-2R	0.005	n/a	8/6/2024	0.005ND	No	41	n/a	n/a	87.8	n/a	n/a	0.001118	NP Intra (NDs) 1 of 2
Cobalt (mg/L)	GWA-39RZ	0.0057	n/a	8/1/2024	0.005ND	No	20	n/a	n/a	90	n/a	n/a	0.004291	NP Intra (NDs) 1 of 2
Cobalt (mg/L)	GWA-39Z	0.008476	n/a	8/1/2024	0.005ND	No	21	0.1154	0.03352	42.86	Kaplan-Meier	x^(1/3)	0.0002195	Param Intra 1 of 2
Cobalt (mg/L)	GWA-3A	0.0057	n/a	8/8/2024	0.005ND	No	41	n/a	n/a	46.34	n/a	n/a	0.001118	NP Intra (normality) 1 of 2
Cobalt (mg/L)	GWA-41R	0.005	n/a	8/1/2024	0.0011J	No	21	n/a	n/a	76.19	n/a	n/a	0.003999	NP Intra (NDs) 1 of 2
Cobalt (mg/L)	GWA-42	0.005	n/a	8/1/2024	0.005ND	No	21	n/a	n/a	85.71	n/a	n/a	0.003999	NP Intra (NDs) 1 of 2
Cobalt (mg/L)	GWA-43	0.005	n/a	8/2/2024	0.005ND	No	21	n/a	n/a	95.24	n/a	n/a	0.003999	NP Intra (NDs) 1 of 2
Cobalt (mg/L)	GWA-4RZ	0.02856	n/a	8/8/2024	0.0056	No	21	0.01137	0.00651	4.762	None	No	0.0002195	Param Intra 1 of 2
Cobalt (mg/L)	GWA-50R	0.005	n/a	8/8/2024	0.005ND	No	36	n/a	n/a	83.33	n/a	n/a	0.001429	NP Intra (NDs) 1 of 2
Cobalt (mg/L)	GWC-16R	0.005	n/a	7/31/2024	0.005ND	No	30	n/a	n/a	33.33	n/a	n/a	0.002008	NP Intra (normality) 1 of 2
Cobalt (mg/L)	GWC-18	0.005	n/a	7/31/2024	0.005ND	No	30	n/a	n/a	93.33	n/a	n/a	0.002008	NP Intra (NDs) 1 of 2
Cobalt (mg/L)	GWC-18R	0.005	n/a	7/31/2024	0.005ND	No	30	n/a	n/a	86.67	n/a	n/a	0.002008	NP Intra (NDs) 1 of 2
Cobalt (mg/L)	GWC-21R	0.0183	n/a	8/2/2024	0.005ND	No	30	n/a	n/a	66.67	n/a	n/a	0.002008	NP Intra (NDs) 1 of 2
Cobalt (mg/L)	GWC-22R	0.01	n/a	7/31/2024	0.00034J	No	30	n/a	n/a	66.67	n/a	n/a	0.002008	NP Intra (NDs) 1 of 2
Cobalt (mg/L)	GWC-23R	0.005	n/a	7/31/2024	0.005ND	No	30	n/a	n/a	96.67	n/a	n/a	0.002008	NP Intra (NDs) 1 of 2
Cobalt (mg/L)	GWC-25R	0.005	n/a	7/31/2024	0.005ND	No	30	n/a	n/a	93.33	n/a	n/a	0.002008	NP Intra (NDs) 1 of 2
Cobalt (mg/L)	GWC-36RA	0.005	n/a	7/30/2024	0.005ND	No	30	n/a	n/a	83.33	n/a	n/a	0.002008	NP Intra (NDs) 1 of 2
Cobalt (mg/L)	GWC-37	0.005	n/a	7/30/2024	0.005ND	No	30	n/a	n/a	70	n/a	n/a	0.002008	NP Intra (NDs) 1 of 2
Cobalt (mg/L)	GWC-38	0.003166	n/a	7/30/2024	0.00083J	No	26	0.03814	0.00715	0	None	sqrt(x)	0.0002195	Param Intra 1 of 2
Copper (mg/L)	GWA-1	0.0094	n/a	8/7/2024	0.005ND	No	37	n/a	n/a	64.86	n/a	n/a	0.001361	NP Intra (NDs) 1 of 2
Copper (mg/L)	GWA-2	0.013	n/a	8/7/2024	0.00082J	No	37	n/a	n/a	72.97	n/a	n/a	0.001361	NP Intra (NDs) 1 of 2
Copper (mg/L)	GWA-2R	0.013	n/a	8/6/2024	0.005ND	No	37	n/a	n/a	59.46	n/a	n/a	0.001361	NP Intra (NDs) 1 of 2
Copper (mg/L)	GWA-39RZ	0.011	n/a	8/1/2024	0.005ND	No	15	n/a	n/a	86.67	n/a	n/a	0.007533	NP Intra (NDs) 1 of 2
Copper (mg/L)	GWA-39Z	0.005	n/a	8/1/2024	0.005ND	No	20	n/a	n/a	85	n/a	n/a	0.004291	NP Intra (NDs) 1 of 2
Copper (mg/L)	GWA-3A	0.05216	n/a	8/8/2024	0.005ND	No	36	0.0008768	0.0007617	16.67	Kaplan-Meier	x^2	0.0002195	Param Intra 1 of 2
Copper (mg/L)	GWA-40	0.005	n/a	8/1/2024	0.005ND	No	20	n/a	n/a	95	n/a	n/a	0.004291	NP Intra (NDs) 1 of 2
Copper (mg/L)	GWA-41	0.005	n/a	8/1/2024	0.005ND	No	20	n/a	n/a	80	n/a	n/a	0.004291	NP Intra (NDs) 1 of 2
Copper (mg/L)	GWA-41R	0.005	n/a	8/1/2024	0.00053J	No	20	n/a	n/a	55	n/a	n/a	0.004291	NP Intra (NDs) 1 of 2
Copper (mg/L)	GWA-42	0.005	n/a	8/1/2024	0.005ND	No	20	n/a	n/a	90	n/a	n/a	0.004291	NP Intra (NDs) 1 of 2
Copper (mg/L)	GWA-43	0.005	n/a	8/2/2024	0.005ND	No	20	n/a	n/a	80	n/a	n/a	0.004291	NP Intra (NDs) 1 of 2
Copper (mg/L)	GWA-43R	0.005	n/a	8/2/2024	0.005ND	No	20	n/a	n/a	80	n/a	n/a	0.004291	NP Intra (NDs) 1 of 2
Copper (mg/L)	GWA-4RZ	0.005	n/a	8/8/2024	0.005ND	No	14	n/a	n/a	78.57	n/a	n/a	0.008612	NP Intra (NDs) 1 of 2
Copper (mg/L)	GWA-50	0.02216	n/a	8/8/2024	0.0018J	No	31	0.1702	0.04492	12.9	None	x^(1/3)	0.0002195	Param Intra 1 of 2
Copper (mg/L)	GWA-50R	0.014	n/a	8/8/2024	0.0027J	No	20	n/a	n/a	0	n/a	n/a	0.004291	NP Intra (normality) 1 of 2
Copper (mg/L)	GWC-16R	0.004711	n/a	7/31/2024	0.0011J	No	25	-6.455	0.43	24	Kaplan-Meier	ln(x)	0.0002195	Param Intra 1 of 2
Copper (mg/L)	GWC-17R	0.0124	n/a	7/31/2024	0.005ND	No	25	n/a	n/a	60	n/a	n/a	0.002832	NP Intra (NDs) 1 of 2
Copper (mg/L)	GWC-18	0.005	n/a	7/31/2024	0.005ND	No	25	n/a	n/a	96	n/a	n/a	0.002832	NP Intra (NDs) 1 of 2
Copper (mg/L)	GWC-18R	0.005	n/a	7/31/2024	0.005ND	No	25	n/a	n/a	92	n/a	n/a	0.002832	NP Intra (NDs) 1 of 2

Appendix I Intrawell Prediction Limits - All Results

Plant Bowen Client: Southern Company Data: Bowen 3-4 CCR Printed 9/11/2024, 4:28 PM

Constituent	Well	Upper Lim.	Lower Lim.	Date	Observ.	Sig.	Bg N	Bg Mean	Std. Dev.	%NDs	ND Adj.	Transform	Alpha	Method
Copper (mg/L)	GWC-19R	0.005	n/a	7/31/2024	0.005ND	No	25	n/a	n/a	88	n/a	n/a	0.002832	NP Intra (NDs) 1 of 2
Copper (mg/L)	GWC-20R	0.005	n/a	8/1/2024	0.005ND	No	25	n/a	n/a	96	n/a	n/a	0.002832	NP Intra (NDs) 1 of 2
Copper (mg/L)	GWC-21R	0.01	n/a	8/2/2024	0.0011J	No	25	n/a	n/a	52	n/a	n/a	0.002832	NP Intra (NDs) 1 of 2
Copper (mg/L)	GWC-22R	0.005	n/a	7/31/2024	0.005ND	No	25	n/a	n/a	92	n/a	n/a	0.002832	NP Intra (NDs) 1 of 2
Copper (mg/L)	GWC-23R	0.005	n/a	7/31/2024	0.0018J	No	25	n/a	n/a	68	n/a	n/a	0.002832	NP Intra (NDs) 1 of 2
Copper (mg/L)	GWC-24R	0.005	n/a	7/31/2024	0.005ND	No	25	n/a	n/a	76	n/a	n/a	0.002832	NP Intra (NDs) 1 of 2
Copper (mg/L)	GWC-25R	0.005	n/a	7/31/2024	0.005ND	No	25	n/a	n/a	96	n/a	n/a	0.002832	NP Intra (NDs) 1 of 2
Copper (mg/L)	GWC-36RA	0.005	n/a	7/30/2024	0.005ND	No	25	n/a	n/a	76	n/a	n/a	0.002832	NP Intra (NDs) 1 of 2
Copper (mg/L)	GWC-37	0.02257	n/a	7/30/2024	0.01	No	20	0.01043	0.004558	5	None	No	0.0002195	Param Intra 1 of 2
Copper (mg/L)	GWC-38	0.005	n/a	7/30/2024	0.005ND	No	25	n/a	n/a	68	n/a	n/a	0.002832	NP Intra (NDs) 1 of 2
Lead (mg/L)	GWA-1	0.0028	n/a	8/7/2024	0.001ND	No	42	n/a	n/a	80.95	n/a	n/a	0.001077	NP Intra (NDs) 1 of 2
Lead (mg/L)	GWA-2	0.002536	n/a	8/7/2024	0.001ND	No	42	n/a	n/a	95.24	n/a	n/a	0.001077	NP Intra (NDs) 1 of 2
Lead (mg/L)	GWA-2R	0.001	n/a	8/6/2024	0.001ND	No	42	n/a	n/a	92.86	n/a	n/a	0.001077	NP Intra (NDs) 1 of 2
Lead (mg/L)	GWA-39RZ	0.0011	n/a	8/1/2024	0.001ND	No	20	n/a	n/a	70	n/a	n/a	0.004291	NP Intra (NDs) 1 of 2
Lead (mg/L)	GWA-39Z	0.001	n/a	8/1/2024	0.001ND	No	21	n/a	n/a	80.95	n/a	n/a	0.003999	NP Intra (NDs) 1 of 2
Lead (mg/L)	GWA-40	0.001	n/a	8/1/2024	0.001ND	No	21	n/a	n/a	80.95	n/a	n/a	0.003999	NP Intra (NDs) 1 of 2
Lead (mg/L)	GWA-41	0.001	n/a	8/1/2024	0.001ND	No	21	n/a	n/a	95.24	n/a	n/a	0.003999	NP Intra (NDs) 1 of 2
Lead (mg/L)	GWA-41R	0.001	n/a	8/1/2024	0.001ND	No	21	n/a	n/a	71.43	n/a	n/a	0.003999	NP Intra (NDs) 1 of 2
Lead (mg/L)	GWA-42	0.001	n/a	8/1/2024	0.001ND	No	21	n/a	n/a	85.71	n/a	n/a	0.003999	NP Intra (NDs) 1 of 2
Lead (mg/L)	GWA-43	0.001	n/a	8/2/2024	0.001ND	No	21	n/a	n/a	66.67	n/a	n/a	0.003999	NP Intra (NDs) 1 of 2
Lead (mg/L)	GWA-43R	0.0038	n/a	8/2/2024	0.001ND	No	21	n/a	n/a	66.67	n/a	n/a	0.003999	NP Intra (NDs) 1 of 2
Lead (mg/L)	GWA-4RZ	0.001	n/a	8/8/2024	0.001ND	No	21	n/a	n/a	90.48	n/a	n/a	0.003999	NP Intra (NDs) 1 of 2
Lead (mg/L)	GWA-50	0.001	n/a	8/8/2024	0.001ND	No	36	n/a	n/a	91.67	n/a	n/a	0.001429	NP Intra (NDs) 1 of 2
Lead (mg/L)	GWA-50R	0.0012	n/a	8/8/2024	0.001ND	No	36	n/a	n/a	97.22	n/a	n/a	0.001429	NP Intra (NDs) 1 of 2
Lead (mg/L)	GWC-16R	0.001	n/a	7/31/2024	0.001ND	No	30	n/a	n/a	83.33	n/a	n/a	0.002008	NP Intra (NDs) 1 of 2
Lead (mg/L)	GWC-17R	0.001	n/a	7/31/2024	0.001ND	No	30	n/a	n/a	96.67	n/a	n/a	0.002008	NP Intra (NDs) 1 of 2
Lead (mg/L)	GWC-18	0.001	n/a	7/31/2024	0.001ND	No	30	n/a	n/a	70	n/a	n/a	0.002008	NP Intra (NDs) 1 of 2
Lead (mg/L)	GWC-18R	0.001	n/a	7/31/2024	0.001ND	No	30	n/a	n/a	73.33	n/a	n/a	0.002008	NP Intra (NDs) 1 of 2
Lead (mg/L)	GWC-19R	0.001	n/a	7/31/2024	0.001ND	No	30	n/a	n/a	86.67	n/a	n/a	0.002008	NP Intra (NDs) 1 of 2
Lead (mg/L)	GWC-21R	0.0016	n/a	8/2/2024	0.001ND	No	30	n/a	n/a	90	n/a	n/a	0.002008	NP Intra (NDs) 1 of 2
Lead (mg/L)	GWC-22R	0.001	n/a	7/31/2024	0.001ND	No	30	n/a	n/a	86.67	n/a	n/a	0.002008	NP Intra (NDs) 1 of 2
Lead (mg/L)	GWC-23R	0.001	n/a	7/31/2024	0.001ND	No	30	n/a	n/a	90	n/a	n/a	0.002008	NP Intra (NDs) 1 of 2
Lead (mg/L)	GWC-24R	0.001	n/a	7/31/2024	0.001ND	No	30	n/a	n/a	83.33	n/a	n/a	0.002008	NP Intra (NDs) 1 of 2
Lead (mg/L)	GWC-25R	0.001	n/a	7/31/2024	0.001ND	No	30	n/a	n/a	76.67	n/a	n/a	0.002008	NP Intra (NDs) 1 of 2
Lead (mg/L)	GWC-36RA	0.001	n/a	7/30/2024	0.001ND	No	29	n/a	n/a	72.41	n/a	n/a	0.002172	NP Intra (NDs) 1 of 2
Lead (mg/L)	GWC-37	0.001	n/a	7/30/2024	0.001ND	No	29	n/a	n/a	89.66	n/a	n/a	0.002172	NP Intra (NDs) 1 of 2
Lead (mg/L)	GWC-38	0.0047	n/a	7/30/2024	0.001ND	No	30	n/a	n/a	80	n/a	n/a	0.002008	NP Intra (NDs) 1 of 2
Mercury (mg/L)	GWA-1	0.0002	n/a	8/7/2024	0.0002ND	No	42	n/a	n/a	97.62	n/a	n/a	0.001077	NP Intra (NDs) 1 of 2
Mercury (mg/L)	GWA-2	0.0002	n/a	8/7/2024	0.0002ND	No	42	n/a	n/a	95.24	n/a	n/a	0.001077	NP Intra (NDs) 1 of 2
Mercury (mg/L)	GWA-39RZ	0.0002	n/a	8/1/2024	0.0002ND	No	20	n/a	n/a	95	n/a	n/a	0.004291	NP Intra (NDs) 1 of 2
Mercury (mg/L)	GWA-39Z	0.0002	n/a	8/1/2024	0.0002ND	No	21	n/a	n/a	95.24	n/a	n/a	0.003999	NP Intra (NDs) 1 of 2
Mercury (mg/L)	GWA-3A	0.0002	n/a	8/8/2024	0.0002ND	No	41	n/a	n/a	97.56	n/a	n/a	0.001118	NP Intra (NDs) 1 of 2
Mercury (mg/L)	GWA-40	0.0002	n/a	8/1/2024	0.0002ND	No	21	n/a	n/a	90.48	n/a	n/a	0.003999	NP Intra (NDs) 1 of 2
Mercury (mg/L)	GWA-41	0.0002	n/a	8/1/2024	0.0002ND	No	21	n/a	n/a	90.48	n/a	n/a	0.003999	NP Intra (NDs) 1 of 2
Mercury (mg/L)	GWA-41R	0.0002	n/a	8/1/2024	0.0002ND	No	21	n/a	n/a	90.48	n/a	n/a	0.003999	NP Intra (NDs) 1 of 2
Mercury (mg/L)	GWA-42	0.0002	n/a	8/1/2024	0.0002ND	No	21	n/a	n/a	85.71	n/a	n/a	0.003999	NP Intra (NDs) 1 of 2
Mercury (mg/L)	GWA-43R	0.0002	n/a	8/2/2024	0.0002ND	No	21	n/a	n/a	90.48	n/a	n/a	0.003999	NP Intra (NDs) 1 of 2
Mercury (mg/L)	GWA-4RZ	0.000286	n/a	8/8/2024	0.0002ND	No	21	n/a	n/a	95.24	n/a	n/a	0.003999	NP Intra (NDs) 1 of 2
Mercury (mg/L)	GWA-50	0.0002	n/a	8/8/2024	0.0002ND	No	36	n/a	n/a	97.22	n/a	n/a	0.001429	NP Intra (NDs) 1 of 2
Mercury (mg/L)	GWC-16R	0.0002	n/a	7/31/2024	0.0002ND	No	30	n/a	n/a	93.33	n/a	n/a	0.002008	NP Intra (NDs) 1 of 2
Mercury (mg/L)	GWC-17R	0.0002	n/a	7/31/2024	0.0002ND	No	30	n/a	n/a	90	n/a	n/a	0.002008	NP Intra (NDs) 1 of 2
Mercury (mg/L)	GWC-18	0.0002	n/a	7/31/2024	0.0002ND	No	30	n/a	n/a	83.33	n/a	n/a	0.002008	NP Intra (NDs) 1 of 2
Mercury (mg/L)	GWC-18R	0.0002	n/a	7/31/2024	0.0002ND	No	30	n/a	n/a	90	n/a	n/a	0.002008	NP Intra (NDs) 1 of 2
Mercury (mg/L)	GWC-19R	0.0002	n/a	7/31/2024	0.0002ND	No	30	n/a	n/a	86.67	n/a	n/a	0.002008	NP Intra (NDs) 1 of 2
Mercury (mg/L)	GWC-20R	0.0002	n/a	8/1/2024	0.0002ND	No	30	n/a	n/a	90	n/a	n/a	0.002008	NP Intra (NDs) 1 of 2
Mercury (mg/L)	GWC-21R	0.0002	n/a	8/2/2024	0.0002ND	No	30	n/a	n/a	96.67	n/a	n/a	0.002008	NP Intra (NDs) 1 of 2
Mercury (mg/L)	GWC-22R	0.0002	n/a	7/31/2024	0.0002ND	No	30	n/a	n/a	90	n/a	n/a	0.002008	NP Intra (NDs) 1 of 2
Mercury (mg/L)	GWC-23R	0.0002	n/a	7/31/2024	0.0002ND	No	30	n/a	n/a	93.33	n/a	n/a	0.002008	NP Intra (NDs) 1 of 2
Mercury (mg/L)	GWC-24R	0.0002	n/a	7/31/2024	0.0002ND	No	30	n/a	n/a	93.33	n/a	n/a	0.002008	NP Intra (NDs) 1 of 2

Appendix I Intrawell Prediction Limits - All Results

Plant Bowen Client: Southern Company Data: Bowen 3-4 CCR Printed 9/11/2024, 4:28 PM

Constituent	Well	Upper Lim.	Lower Lim.	Date	Observ.	Sig.	Bg N	Bg Mean	Std. Dev.	%NDs	ND Adj.	Transform	Alpha	Method
Mercury (mg/L)	GWC-25R	0.0002	n/a	7/31/2024	0.0002ND	No	30	n/a	n/a	90	n/a	n/a	0.002008	NP Intra (NDs) 1 of 2
Mercury (mg/L)	GWC-36RA	0.0002	n/a	7/30/2024	0.0002ND	No	30	n/a	n/a	86.67	n/a	n/a	0.002008	NP Intra (NDs) 1 of 2
Mercury (mg/L)	GWC-37	0.0002	n/a	7/30/2024	0.0002ND	No	30	n/a	n/a	86.67	n/a	n/a	0.002008	NP Intra (NDs) 1 of 2
Mercury (mg/L)	GWC-38	0.0002	n/a	7/30/2024	0.0002ND	No	30	n/a	n/a	83.33	n/a	n/a	0.002008	NP Intra (NDs) 1 of 2
Nickel (mg/L)	GWA-1	0.024	n/a	8/7/2024	0.005ND	No	36	n/a	n/a	75	n/a	n/a	0.001429	NP Intra (NDs) 1 of 2
Nickel (mg/L)	GWA-2	0.02	n/a	8/7/2024	0.005ND	No	35	n/a	n/a	71.43	n/a	n/a	0.001497	NP Intra (NDs) 1 of 2
Nickel (mg/L)	GWA-2R	0.0093	n/a	8/6/2024	0.005ND	No	36	n/a	n/a	80.56	n/a	n/a	0.001429	NP Intra (NDs) 1 of 2
Nickel (mg/L)	GWA-39RZ	0.0224	n/a	8/1/2024	0.005ND	No	16	n/a	n/a	68.75	n/a	n/a	0.006456	NP Intra (NDs) 1 of 2
Nickel (mg/L)	GWA-39Z	0.0149	n/a	8/1/2024	0.005ND	No	19	n/a	n/a	36.84	n/a	n/a	0.004832	NP Intra (normality) 1 of 2
Nickel (mg/L)	GWA-3A	0.04785	n/a	8/8/2024	0.005ND	No	33	0.01745	0.01242	18.18	Kaplan-Meier	No	0.0002195	Param Intra 1 of 2
Nickel (mg/L)	GWA-41	0.0089	n/a	8/1/2024	0.005ND	No	20	n/a	n/a	60	n/a	n/a	0.004291	NP Intra (NDs) 1 of 2
Nickel (mg/L)	GWA-41R	0.005	n/a	8/1/2024	0.005ND	No	20	n/a	n/a	60	n/a	n/a	0.004291	NP Intra (NDs) 1 of 2
Nickel (mg/L)	GWA-42	0.0025	n/a	8/1/2024	0.0025ND	No	20	n/a	n/a	10	n/a	n/a	0.004291	NP Intra (normality) 1 of 2
Nickel (mg/L)	GWA-43	0.005	n/a	8/2/2024	0.005ND	No	20	n/a	n/a	45	n/a	n/a	0.004291	NP Intra (normality) 1 of 2
Nickel (mg/L)	GWA-43R	0.005	n/a	8/2/2024	0.005ND	No	20	n/a	n/a	95	n/a	n/a	0.004291	NP Intra (NDs) 1 of 2
Nickel (mg/L)	GWA-4RZ	0.005	n/a	8/8/2024	0.005ND	No	14	n/a	n/a	85.71	n/a	n/a	0.008612	NP Intra (NDs) 1 of 2
Nickel (mg/L)	GWA-50	0.005	n/a	8/8/2024	0.005ND	No	31	n/a	n/a	41.94	n/a	n/a	0.001905	NP Intra (normality) 1 of 2
Nickel (mg/L)	GWA-50R	0.004749	n/a	8/8/2024	0.0025ND	No	20	0.04065	0.01061	5	None	sqrt(x)	0.0002195	Param Intra 1 of 2
Nickel (mg/L)	GWC-16R	0.02834	n/a	7/31/2024	0.0088	No	21	0.09934	0.02613	4.762	None	sqrt(x)	0.0002195	Param Intra 1 of 2
Nickel (mg/L)	GWC-18	0.005	n/a	7/31/2024	0.005ND	No	25	n/a	n/a	76	n/a	n/a	0.002832	NP Intra (NDs) 1 of 2
Nickel (mg/L)	GWC-19R	0.005	n/a	7/31/2024	0.005ND	No	25	n/a	n/a	92	n/a	n/a	0.002832	NP Intra (NDs) 1 of 2
Nickel (mg/L)	GWC-21R	0.005	n/a	8/2/2024	0.005ND	No	24	n/a	n/a	29.17	n/a	n/a	0.003124	NP Intra (normality) 1 of 2
Nickel (mg/L)	GWC-22R	0.005	n/a	7/31/2024	0.005ND	No	25	n/a	n/a	80	n/a	n/a	0.002832	NP Intra (NDs) 1 of 2
Nickel (mg/L)	GWC-23R	0.005	n/a	7/31/2024	0.005ND	No	25	n/a	n/a	84	n/a	n/a	0.002832	NP Intra (NDs) 1 of 2
Nickel (mg/L)	GWC-24R	0.005	n/a	7/31/2024	0.005ND	No	25	n/a	n/a	96	n/a	n/a	0.002832	NP Intra (NDs) 1 of 2
Nickel (mg/L)	GWC-25R	0.005	n/a	7/31/2024	0.005ND	No	25	n/a	n/a	96	n/a	n/a	0.002832	NP Intra (NDs) 1 of 2
Nickel (mg/L)	GWC-36RA	0.01	n/a	7/30/2024	0.005ND	No	25	n/a	n/a	64	n/a	n/a	0.002832	NP Intra (NDs) 1 of 2
Nickel (mg/L)	GWC-37	0.02666	n/a	7/30/2024	0.011	No	25	0.01283	0.005423	4	None	No	0.0002195	Param Intra 1 of 2
Nickel (mg/L)	GWC-38	0.017	n/a	7/30/2024	0.005ND	No	25	n/a	n/a	20	n/a	n/a	0.002832	NP Intra (normality) 1 of 2
Selenium (mg/L)	GWA-2	0.005	n/a	8/7/2024	0.005ND	No	42	n/a	n/a	85.71	n/a	n/a	0.001077	NP Intra (NDs) 1 of 2
Selenium (mg/L)	GWA-2R	0.005	n/a	8/6/2024	0.005ND	No	42	n/a	n/a	97.62	n/a	n/a	0.001077	NP Intra (NDs) 1 of 2
Selenium (mg/L)	GWA-43	0.005	n/a	8/2/2024	0.005ND	No	21	n/a	n/a	95.24	n/a	n/a	0.003999	NP Intra (NDs) 1 of 2
Selenium (mg/L)	GWC-23R	0.005	n/a	7/31/2024	0.005ND	No	30	n/a	n/a	96.67	n/a	n/a	0.002008	NP Intra (NDs) 1 of 2
Silver (mg/L)	GWA-39RZ	0.005	n/a	8/1/2024	0.005ND	No	16	n/a	n/a	93.75	n/a	n/a	0.006456	NP Intra (NDs) 1 of 2
Silver (mg/L)	GWA-50	0.005	n/a	8/8/2024	0.00056J	No	31	n/a	n/a	70.97	n/a	n/a	0.001905	NP Intra (NDs) 1 of 2
Silver (mg/L)	GWA-50R	0.004163	n/a	8/8/2024	0.0011J	No	31	0.001858	0.0009348	25.81	Kaplan-Meier	No	0.0002195	Param Intra 1 of 2
Silver (mg/L)	GWC-16R	0.005	n/a	7/31/2024	0.005ND	No	25	n/a	n/a	96	n/a	n/a	0.002832	NP Intra (NDs) 1 of 2
Silver (mg/L)	GWC-17R	0.005	n/a	7/31/2024	0.005ND	No	25	n/a	n/a	92	n/a	n/a	0.002832	NP Intra (NDs) 1 of 2
Silver (mg/L)	GWC-18R	0.005	n/a	7/31/2024	0.005ND	No	25	n/a	n/a	96	n/a	n/a	0.002832	NP Intra (NDs) 1 of 2
Silver (mg/L)	GWC-38	0.005	n/a	7/30/2024	0.005ND	No	25	n/a	n/a	96	n/a	n/a	0.002832	NP Intra (NDs) 1 of 2
Thallium (mg/L)	GWA-2R	0.001	n/a	8/6/2024	0.001ND	No	23	n/a	n/a	91.3	n/a	n/a	0.003415	NP Intra (NDs) 1 of 2
Thallium (mg/L)	GWA-39RZ	0.001	n/a	8/1/2024	0.001ND	No	20	n/a	n/a	95	n/a	n/a	0.004291	NP Intra (NDs) 1 of 2
Thallium (mg/L)	GWA-39Z	0.001	n/a	8/1/2024	0.001ND	No	21	n/a	n/a	90.48	n/a	n/a	0.003999	NP Intra (NDs) 1 of 2
Thallium (mg/L)	GWA-40	0.001	n/a	8/1/2024	0.001ND	No	21	n/a	n/a	95.24	n/a	n/a	0.003999	NP Intra (NDs) 1 of 2
Thallium (mg/L)	GWA-41R	0.001	n/a	8/1/2024	0.001ND	No	21	n/a	n/a	90.48	n/a	n/a	0.003999	NP Intra (NDs) 1 of 2
Thallium (mg/L)	GWA-42	0.001	n/a	8/1/2024	0.001ND	No	21	n/a	n/a	90.48	n/a	n/a	0.003999	NP Intra (NDs) 1 of 2
Thallium (mg/L)	GWA-43	0.001	n/a	8/2/2024	0.001ND	No	21	n/a	n/a	90.48	n/a	n/a	0.003999	NP Intra (NDs) 1 of 2
Thallium (mg/L)	GWA-50R	0.001	n/a	8/8/2024	0.001ND	No	22	n/a	n/a	95.45	n/a	n/a	0.003707	NP Intra (NDs) 1 of 2
Thallium (mg/L)	GWC-16R	0.001031	n/a	7/31/2024	0.001ND	No	30	0.06016	0.01651	36.67	Kaplan-Meier	x^(1/3)	0.0002195	Param Intra 1 of 2
Thallium (mg/L)	GWC-18	0.001	n/a	7/31/2024	0.001ND	No	30	n/a	n/a	56.67	n/a	n/a	0.002008	NP Intra (NDs) 1 of 2
Thallium (mg/L)	GWC-20R	0.001	n/a	8/1/2024	0.001ND	No	30	n/a	n/a	63.33	n/a	n/a	0.002008	NP Intra (NDs) 1 of 2
Thallium (mg/L)	GWC-21R	0.001	n/a	8/2/2024	0.001ND	No	30	n/a	n/a	40	n/a	n/a	0.002008	NP Intra (normality) 1 of 2
Thallium (mg/L)	GWC-22R	0.001	n/a	7/31/2024	0.001ND	No	30	n/a	n/a	53.33	n/a	n/a	0.002008	NP Intra (NDs) 1 of 2
Thallium (mg/L)	GWC-23R	0.001	n/a	7/31/2024	0.001ND	No	28	n/a	n/a	42.86	n/a	n/a	0.002337	NP Intra (normality) 1 of 2
Thallium (mg/L)	GWC-36RA	0.001	n/a	7/30/2024	0.001ND	No	29	n/a	n/a	93.1	n/a	n/a	0.002172	NP Intra (NDs) 1 of 2
Vanadium (mg/L)	GWA-1	0.01	n/a	8/7/2024	0.01ND	No	37	n/a	n/a	91.89	n/a	n/a	0.001361	NP Intra (NDs) 1 of 2
Vanadium (mg/L)	GWA-2	0.01	n/a	8/7/2024	0.01ND	No	36	n/a	n/a	86.11	n/a	n/a	0.001429	NP Intra (NDs) 1 of 2
Vanadium (mg/L)	GWA-2R	0.01	n/a	8/6/2024	0.0015J	No	37	n/a	n/a	86.49	n/a	n/a	0.001361	NP Intra (NDs) 1 of 2
Vanadium (mg/L)	GWA-39RZ	0.01	n/a	8/1/2024	0.01ND	No	16	n/a	n/a	93.75	n/a	n/a	0.006456	NP Intra (NDs) 1 of 2

Appendix I Intrawell Prediction Limits - All Results

Plant Bowen Client: Southern Company Data: Bowen 3-4 CCR Printed 9/11/2024, 4:28 PM

Constituent	Well	Upper Lim.	Lower Lim.	Date	Observ.	Sig.	Bg N	Bg Mean	Std. Dev.	%NDs	ND Adj.	Transform	Alpha	Method
Vanadium (mg/L)	GWA-3A	0.01	n/a	8/8/2024	0.01ND	No	36	n/a	n/a	94.44	n/a	n/a	0.001429	NP Intra (NDs) 1 of 2
Vanadium (mg/L)	GWA-41R	0.01	n/a	8/1/2024	0.01ND	No	20	n/a	n/a	100	n/a	n/a	0.004291	NP Intra (NDs) 1 of 2
Vanadium (mg/L)	GWA-42	0.01	n/a	8/1/2024	0.01ND	No	20	n/a	n/a	100	n/a	n/a	0.004291	NP Intra (NDs) 1 of 2
Vanadium (mg/L)	GWA-43	0.01	n/a	8/2/2024	0.01ND	No	20	n/a	n/a	95	n/a	n/a	0.004291	NP Intra (NDs) 1 of 2
Vanadium (mg/L)	GWA-43R	0.01	n/a	8/2/2024	0.01ND	No	20	n/a	n/a	90	n/a	n/a	0.004291	NP Intra (NDs) 1 of 2
Vanadium (mg/L)	GWA-4RZ	0.01	n/a	8/8/2024	0.01ND	No	14	n/a	n/a	92.86	n/a	n/a	0.008612	NP Intra (NDs) 1 of 2
Vanadium (mg/L)	GWA-50R	0.01	n/a	8/8/2024	0.01ND	No	31	n/a	n/a	77.42	n/a	n/a	0.001905	NP Intra (NDs) 1 of 2
Vanadium (mg/L)	GWC-16R	0.01	n/a	7/31/2024	0.01ND	No	25	n/a	n/a	56	n/a	n/a	0.002832	NP Intra (NDs) 1 of 2
Vanadium (mg/L)	GWC-17R	0.01	n/a	7/31/2024	0.01ND	No	25	n/a	n/a	96	n/a	n/a	0.002832	NP Intra (NDs) 1 of 2
Vanadium (mg/L)	GWC-18	0.01	n/a	7/31/2024	0.01ND	No	25	n/a	n/a	96	n/a	n/a	0.002832	NP Intra (NDs) 1 of 2
Vanadium (mg/L)	GWC-18R	0.01	n/a	7/31/2024	0.00087J	No	25	n/a	n/a	92	n/a	n/a	0.002832	NP Intra (NDs) 1 of 2
Vanadium (mg/L)	GWC-19R	0.01	n/a	7/31/2024	0.001J	No	25	n/a	n/a	92	n/a	n/a	0.002832	NP Intra (NDs) 1 of 2
Vanadium (mg/L)	GWC-20R	0.01	n/a	8/1/2024	0.01ND	No	25	n/a	n/a	96	n/a	n/a	0.002832	NP Intra (NDs) 1 of 2
Vanadium (mg/L)	GWC-21R	0.01	n/a	8/2/2024	0.01ND	No	25	n/a	n/a	92	n/a	n/a	0.002832	NP Intra (NDs) 1 of 2
Vanadium (mg/L)	GWC-22R	0.01	n/a	7/31/2024	0.00089J	No	25	n/a	n/a	96	n/a	n/a	0.002832	NP Intra (NDs) 1 of 2
Vanadium (mg/L)	GWC-23R	0.01	n/a	7/31/2024	0.0014J	No	25	n/a	n/a	80	n/a	n/a	0.002832	NP Intra (NDs) 1 of 2
Vanadium (mg/L)	GWC-24R	0.01	n/a	7/31/2024	0.0016J	No	25	n/a	n/a	76	n/a	n/a	0.002832	NP Intra (NDs) 1 of 2
Vanadium (mg/L)	GWC-25R	0.01	n/a	7/31/2024	0.00088J	No	25	n/a	n/a	100	n/a	n/a	0.002832	NP Intra (NDs) 1 of 2
Vanadium (mg/L)	GWC-36RA	0.01	n/a	7/30/2024	0.01ND	No	25	n/a	n/a	80	n/a	n/a	0.002832	NP Intra (NDs) 1 of 2
Vanadium (mg/L)	GWC-37	0.01	n/a	7/30/2024	0.00083J	No	25	n/a	n/a	88	n/a	n/a	0.002832	NP Intra (NDs) 1 of 2
Vanadium (mg/L)	GWC-38	0.01	n/a	7/30/2024	0.0015J	No	25	n/a	n/a	72	n/a	n/a	0.002832	NP Intra (NDs) 1 of 2
Zinc (mg/L)	GWA-1	0.02	n/a	8/7/2024	0.02ND	No	34	n/a	n/a	41.18	n/a	n/a	0.001599	NP Intra (normality) 1 of 2
Zinc (mg/L)	GWA-2	0.027	n/a	8/7/2024	0.02ND	No	35	n/a	n/a	54.29	n/a	n/a	0.001497	NP Intra (NDs) 1 of 2
Zinc (mg/L)	GWA-2R	0.02	n/a	8/6/2024	0.02ND	No	36	n/a	n/a	55.56	n/a	n/a	0.001429	NP Intra (NDs) 1 of 2
Zinc (mg/L)	GWA-39RZ	0.02	n/a	8/1/2024	0.02ND	No	16	n/a	n/a	68.75	n/a	n/a	0.006456	NP Intra (NDs) 1 of 2
Zinc (mg/L)	GWA-39Z	0.02	n/a	8/1/2024	0.02ND	No	20	n/a	n/a	60	n/a	n/a	0.004291	NP Intra (NDs) 1 of 2
Zinc (mg/L)	GWA-3A	0.1278	n/a	8/8/2024	0.02ND	No	36	0.2173	0.05789	19.44	Kaplan-Meier	sqrt(x)	0.0002195	Param Intra 1 of 2
Zinc (mg/L)	GWA-40	0.02	n/a	8/1/2024	0.02ND	No	20	n/a	n/a	85	n/a	n/a	0.004291	NP Intra (NDs) 1 of 2
Zinc (mg/L)	GWA-41	0.02	n/a	8/1/2024	0.02ND	No	20	n/a	n/a	85	n/a	n/a	0.004291	NP Intra (NDs) 1 of 2
Zinc (mg/L)	GWA-41R	0.02	n/a	8/1/2024	0.02ND	No	20	n/a	n/a	75	n/a	n/a	0.004291	NP Intra (NDs) 1 of 2
Zinc (mg/L)	GWA-42	0.02	n/a	8/1/2024	0.01J	No	20	n/a	n/a	35	n/a	n/a	0.004291	NP Intra (normality) 1 of 2
Zinc (mg/L)	GWA-43	0.02	n/a	8/2/2024	0.02ND	No	20	n/a	n/a	60	n/a	n/a	0.004291	NP Intra (NDs) 1 of 2
Zinc (mg/L)	GWA-43R	0.02	n/a	8/2/2024	0.02ND	No	20	n/a	n/a	60	n/a	n/a	0.004291	NP Intra (NDs) 1 of 2
Zinc (mg/L)	GWA-4RZ	0.02	n/a	8/8/2024	0.02ND	No	14	n/a	n/a	71.43	n/a	n/a	0.008612	NP Intra (NDs) 1 of 2
Zinc (mg/L)	GWA-50	0.02	n/a	8/8/2024	0.02ND	No	30	n/a	n/a	43.33	n/a	n/a	0.002008	NP Intra (normality) 1 of 2
Zinc (mg/L)	GWA-50R	0.02	n/a	8/8/2024	0.02ND	No	27	n/a	n/a	44.44	n/a	n/a	0.002502	NP Intra (normality) 1 of 2
Zinc (mg/L)	GWC-16R	0.134	n/a	7/31/2024	0.034	No	25	0.2072	0.06231	4	None	sqrt(x)	0.0002195	Param Intra 1 of 2
Zinc (mg/L)	GWC-17R	0.0219	n/a	7/31/2024	0.02ND	No	25	n/a	n/a	36	n/a	n/a	0.002832	NP Intra (normality) 1 of 2
Zinc (mg/L)	GWC-18	0.0225	n/a	7/31/2024	0.02ND	No	25	n/a	n/a	40	n/a	n/a	0.002832	NP Intra (normality) 1 of 2
Zinc (mg/L)	GWC-18R	0.02	n/a	7/31/2024	0.02ND	No	25	n/a	n/a	60	n/a	n/a	0.002832	NP Intra (NDs) 1 of 2
Zinc (mg/L)	GWC-19R	0.02	n/a	7/31/2024	0.02ND	No	25	n/a	n/a	52	n/a	n/a	0.002832	NP Intra (NDs) 1 of 2
Zinc (mg/L)	GWC-20R	0.02	n/a	8/1/2024	0.02ND	No	24	n/a	n/a	50	n/a	n/a	0.003124	NP Intra (normality) 1 of 2
Zinc (mg/L)	GWC-21R	0.045	n/a	8/2/2024	0.0091J	No	25	n/a	n/a	28	n/a	n/a	0.002832	NP Intra (normality) 1 of 2
Zinc (mg/L)	GWC-22R	0.02	n/a	7/31/2024	0.02ND	No	25	n/a	n/a	48	n/a	n/a	0.002832	NP Intra (normality) 1 of 2
Zinc (mg/L)	GWC-23R	0.02	n/a	7/31/2024	0.02ND	No	25	n/a	n/a	52	n/a	n/a	0.002832	NP Intra (NDs) 1 of 2
Zinc (mg/L)	GWC-24R	0.02	n/a	7/31/2024	0.02ND	No	25	n/a	n/a	60	n/a	n/a	0.002832	NP Intra (NDs) 1 of 2
Zinc (mg/L)	GWC-25R	0.02	n/a	7/31/2024	0.02ND	No	25	n/a	n/a	68	n/a	n/a	0.002832	NP Intra (NDs) 1 of 2
Zinc (mg/L)	GWC-36RA	0.222	n/a	7/30/2024	0.01J	No	24	0.2008	0.1051	16.67	Kaplan-Meier	sqrt(x)	0.0002195	Param Intra 1 of 2
Zinc (mg/L)	GWC-37	0.01542	n/a	7/30/2024	0.02ND	No	25	0.1823	0.02612	20	Kaplan-Meier	x^(1/3)	0.0002195	Param Intra 1 of 2
Zinc (mg/L)	GWC-38	0.02	n/a	7/30/2024	0.02ND	No	24	n/a	n/a	45.83	n/a	n/a	0.003124	NP Intra (normality) 1 of 2

Sanitas™ v.10.0.22 Software licensed to Groundwater Stats Consulting. UG
Hollow symbols indicate censored values.

Within Limit

Prediction Limit

Intrawell Non-parametric

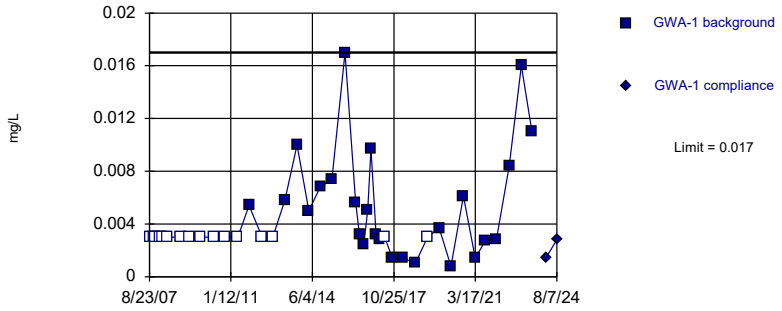

Non-parametric test used in lieu of parametric prediction limit because the Shapiro Wilk normality test showed the data to be non-normal at the 0.01 alpha level. Limit is highest of 42 background values. 38.1% NDs. Well-constituent pair annual alpha = 0.002154. Individual comparison alpha = 0.001077 (1 of 2).

Constituent: Antimony Analysis Run 9/11/2024 4:07 PM View: Appendix I Intrawell
Plant Bowen Client: Southern Company Data: Bowen 3-4 CCR

Sanitas™ v.10.0.22 Software licensed to Groundwater Stats Consulting. UG
Hollow symbols indicate censored values.

Within Limit

Prediction Limit

Intrawell Non-parametric

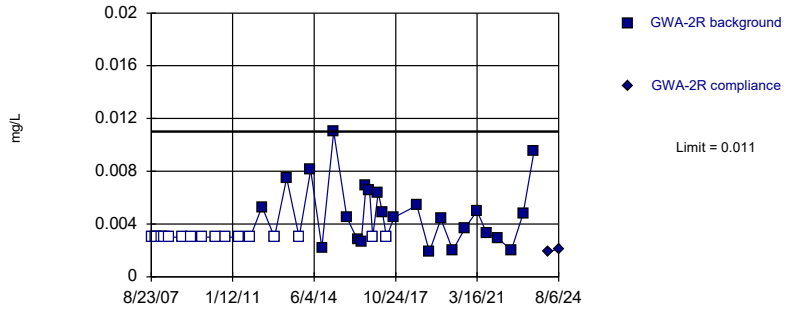

Non-parametric test used in lieu of parametric prediction limit because the Shapiro Wilk normality test showed the data to be non-normal at the 0.01 alpha level. Limit is highest of 41 background values. 41.46% NDs. Well-constituent pair annual alpha = 0.002235. Individual comparison alpha = 0.001118 (1 of 2).

Constituent: Antimony Analysis Run 9/11/2024 4:07 PM View: Appendix I Intrawell
Plant Bowen Client: Southern Company Data: Bowen 3-4 CCR

Sanitas™ v.10.0.22 Software licensed to Groundwater Stats Consulting. UG
Hollow symbols indicate censored values.

Within Limit

Prediction Limit

Intrawell Parametric

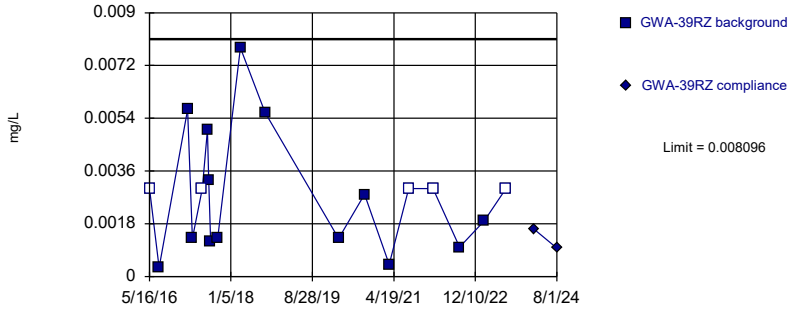

Background Data Summary (after Kaplan-Meier Adjustment): Mean=0.002291, Std. Dev.=0.002147, n=19, 26.32% NDs. Normality test: Shapiro Wilk @alpha = 0.05, calculated = 0.9026, critical = 0.901. Kappa = 2.704 (c=16, w=15, 1 of 2, event alpha = 0.05132). Report alpha = 0.0002195.

Constituent: Antimony Analysis Run 9/11/2024 4:07 PM View: Appendix I Intrawell
Plant Bowen Client: Southern Company Data: Bowen 3-4 CCR

Sanitas™ v.10.0.22 Software licensed to Groundwater Stats Consulting. UG
Hollow symbols indicate censored values.

Within Limit

Prediction Limit

Intrawell Non-parametric

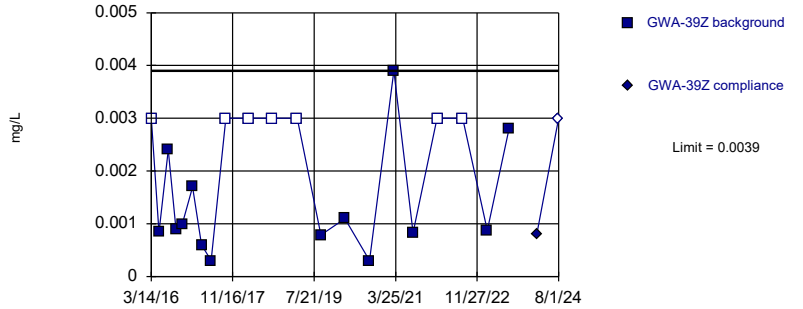

Non-parametric test used in lieu of parametric prediction limit because the Shapiro Wilk normality test showed the data to be non-normal at the 0.01 alpha level. Limit is highest of 21 background values. 33.33% NDs. Well-constituent pair annual alpha = 0.007982. Individual comparison alpha = 0.003999 (1 of 2).

Constituent: Antimony Analysis Run 9/11/2024 4:07 PM View: Appendix I Intrawell
Plant Bowen Client: Southern Company Data: Bowen 3-4 CCR

Sanitas™ v.10.0.22 Software licensed to Groundwater Stats Consulting. UG
Hollow symbols indicate censored values.

Within Limit

Prediction Limit

Intrawell Non-parametric

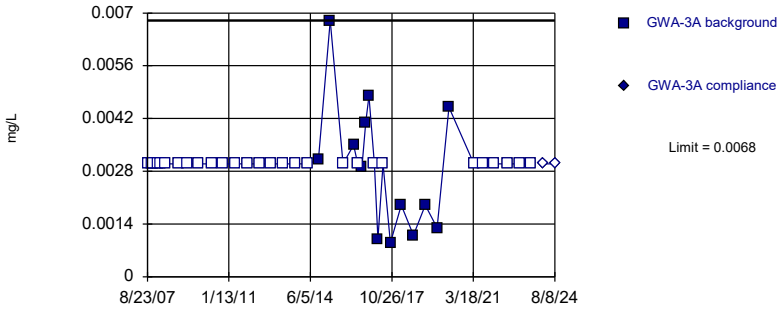

Non-parametric test used in lieu of parametric prediction limit because censored data exceeded 50%. Limit is highest of 41 background values. 68.29% NDs. Well-constituent pair annual alpha = 0.002235. Individual comparison alpha = 0.001118 (1 of 2).

Constituent: Antimony Analysis Run 9/11/2024 4:07 PM View: Appendix I Intrawell
Plant Bowen Client: Southern Company Data: Bowen 3-4 CCR

Sanitas™ v.10.0.22 Software licensed to Groundwater Stats Consulting. UG
Hollow symbols indicate censored values.

Within Limit

Prediction Limit

Intrawell Non-parametric

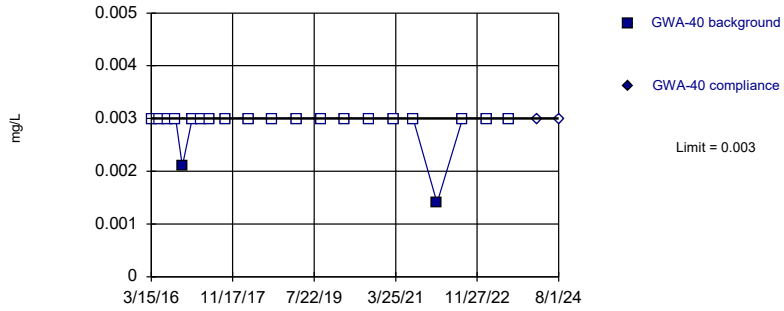

Non-parametric test used in lieu of parametric prediction limit because censored data exceeded 50%. Limit is highest of 21 background values. 90.48% NDs. Well-constituent pair annual alpha = 0.007982. Individual comparison alpha = 0.003999 (1 of 2).

Constituent: Antimony Analysis Run 9/11/2024 4:07 PM View: Appendix I Intrawell
Plant Bowen Client: Southern Company Data: Bowen 3-4 CCR

Sanitas™ v.10.0.22 Software licensed to Groundwater Stats Consulting. UG
Hollow symbols indicate censored values.

Within Limit

Prediction Limit

Intrawell Non-parametric

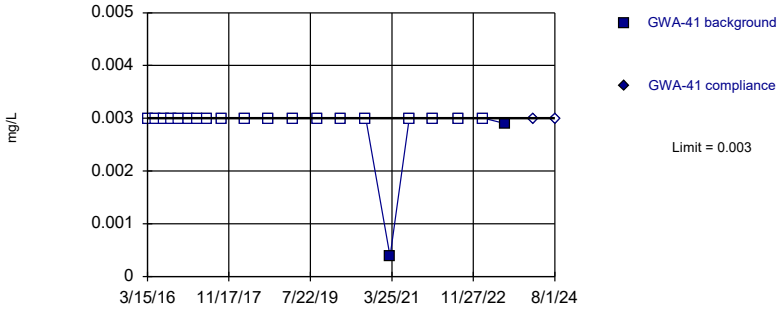

Non-parametric test used in lieu of parametric prediction limit because censored data exceeded 50%. Limit is highest of 21 background values. 90.48% NDs. Well-constituent pair annual alpha = 0.007982. Individual comparison alpha = 0.003999 (1 of 2).

Constituent: Antimony Analysis Run 9/11/2024 4:07 PM View: Appendix I Intrawell
Plant Bowen Client: Southern Company Data: Bowen 3-4 CCR

Sanitas™ v.10.0.22 Software licensed to Groundwater Stats Consulting. UG
Hollow symbols indicate censored values.

Within Limit

Prediction Limit

Intrawell Non-parametric

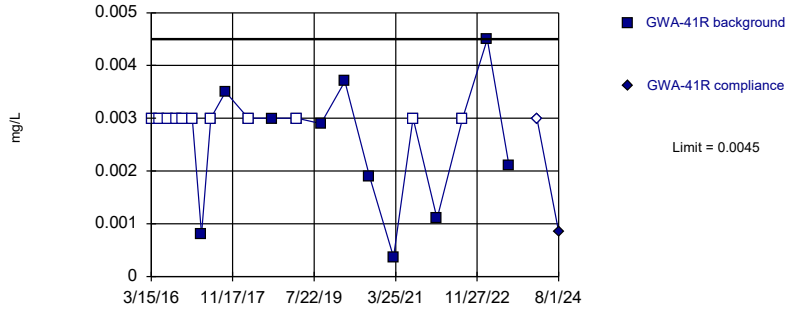

Non-parametric test used in lieu of parametric prediction limit because censored data exceeded 50%. Limit is highest of 21 background values. 52.38% NDs. Well-constituent pair annual alpha = 0.007982. Individual comparison alpha = 0.003999 (1 of 2).

Constituent: Antimony Analysis Run 9/11/2024 4:07 PM View: Appendix I Intrawell
Plant Bowen Client: Southern Company Data: Bowen 3-4 CCR

Sanitas™ v.10.0.22 Software licensed to Groundwater Stats Consulting. UG
Hollow symbols indicate censored values.

Within Limit

Prediction Limit

Intrawell Non-parametric

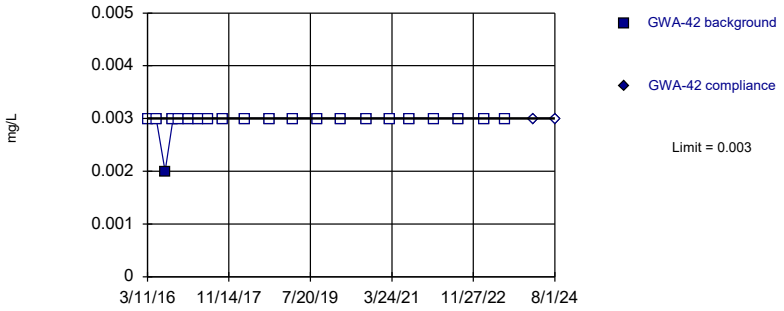

Non-parametric test used in lieu of parametric prediction limit because censored data exceeded 50%. Limit is highest of 21 background values. 95.24% NDs. Well-constituent pair annual alpha = 0.007982. Individual comparison alpha = 0.003999 (1 of 2).

Constituent: Antimony Analysis Run 9/11/2024 4:07 PM View: Appendix I Intrawell
Plant Bowen Client: Southern Company Data: Bowen 3-4 CCR

Sanitas™ v.10.0.22 Software licensed to Groundwater Stats Consulting. UG
Hollow symbols indicate censored values.

Within Limit

Prediction Limit

Intrawell Non-parametric

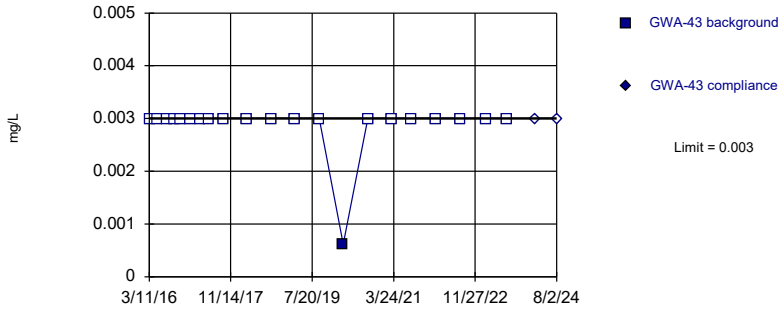

Non-parametric test used in lieu of parametric prediction limit because censored data exceeded 50%. Limit is highest of 21 background values. 95.24% NDs. Well-constituent pair annual alpha = 0.007982. Individual comparison alpha = 0.003999 (1 of 2).

Constituent: Antimony Analysis Run 9/11/2024 4:07 PM View: Appendix I Intrawell
Plant Bowen Client: Southern Company Data: Bowen 3-4 CCR

Sanitas™ v.10.0.22 Software licensed to Groundwater Stats Consulting. UG
Hollow symbols indicate censored values.

Within Limit

Prediction Limit

Intrawell Non-parametric

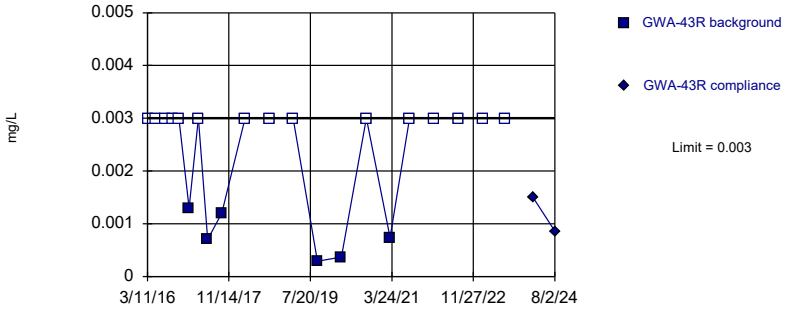

Non-parametric test used in lieu of parametric prediction limit because censored data exceeded 50%. Limit is highest of 21 background values. 71.43% NDs. Well-constituent pair annual alpha = 0.007982. Individual comparison alpha = 0.003999 (1 of 2).

Constituent: Antimony Analysis Run 9/11/2024 4:07 PM View: Appendix I Intrawell
Plant Bowen Client: Southern Company Data: Bowen 3-4 CCR

Sanitas™ v.10.0.22 Software licensed to Groundwater Stats Consulting. UG
Hollow symbols indicate censored values.

Within Limit

Prediction Limit

Intrawell Non-parametric

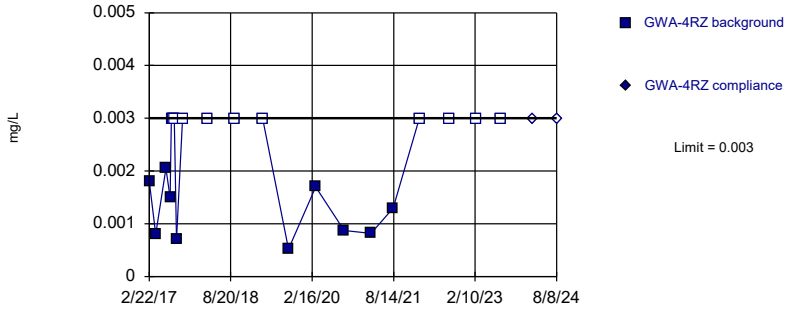

Non-parametric test used in lieu of parametric prediction limit because censored data exceeded 50%. Limit is highest of 21 background values. 52.38% NDs. Well-constituent pair annual alpha = 0.007982. Individual comparison alpha = 0.003999 (1 of 2).

Constituent: Antimony Analysis Run 9/11/2024 4:07 PM View: Appendix I Intrawell
Plant Bowen Client: Southern Company Data: Bowen 3-4 CCR

Sanitas™ v.10.0.22 Software licensed to Groundwater Stats Consulting. UG
Hollow symbols indicate censored values.

Within Limit

Prediction Limit

Intrawell Non-parametric

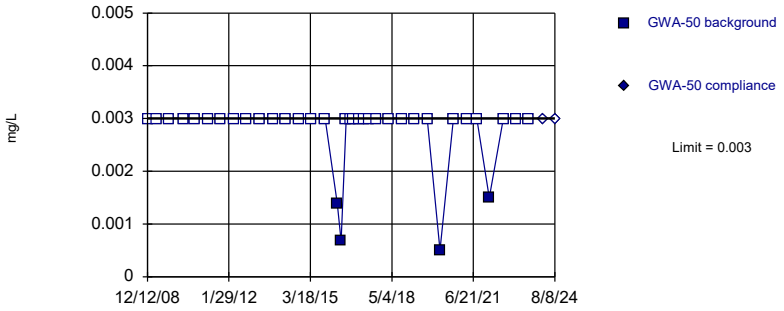

Non-parametric test used in lieu of parametric prediction limit because censored data exceeded 50%. Limit is highest of 36 background values. 88.89% NDs. Well-constituent pair annual alpha = 0.002856. Individual comparison alpha = 0.001429 (1 of 2).

Constituent: Antimony Analysis Run 9/11/2024 4:07 PM View: Appendix I Intrawell
Plant Bowen Client: Southern Company Data: Bowen 3-4 CCR

Sanitas™ v.10.0.22 Software licensed to Groundwater Stats Consulting. UG
Hollow symbols indicate censored values.

Within Limit

Prediction Limit

Intrawell Non-parametric

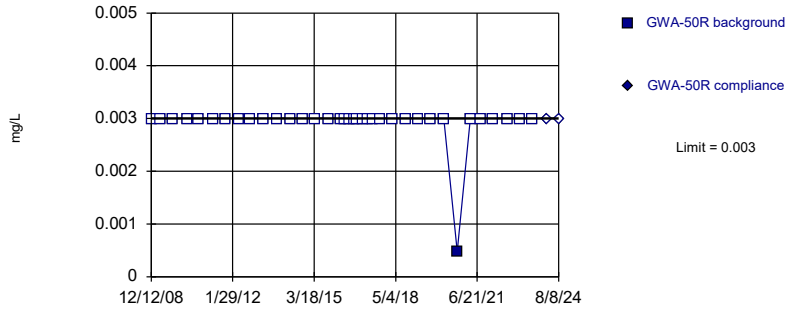

Non-parametric test used in lieu of parametric prediction limit because censored data exceeded 50%. Limit is highest of 36 background values. 97.22% NDs. Well-constituent pair annual alpha = 0.002856. Individual comparison alpha = 0.001429 (1 of 2).

Constituent: Antimony Analysis Run 9/11/2024 4:07 PM View: Appendix I Intrawell
Plant Bowen Client: Southern Company Data: Bowen 3-4 CCR

Sanitas™ v.10.0.22 Software licensed to Groundwater Stats Consulting. UG
Hollow symbols indicate censored values.

Within Limit

Prediction Limit

Intrawell Parametric

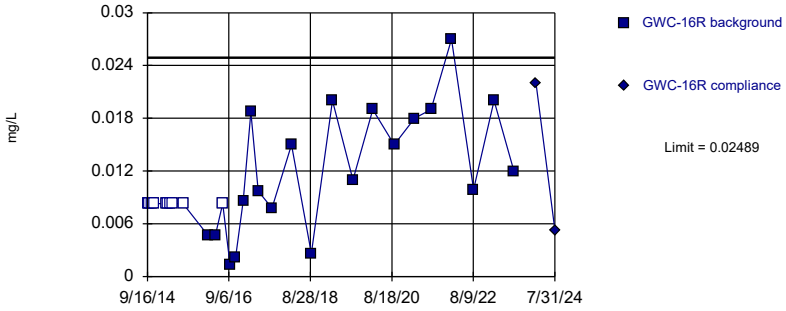

Background Data Summary (after Kaplan-Meier Adjustment): Mean=0.008342, Std. Dev.=0.006685, n=30, 33.33% NDs. Normality test: Shapiro Wilk @alpha = 0.01, calculated = 0.9052, critical = 0.9. Kappa = 2.475 (c=16, w=15, 1 of 2, event alpha = 0.05132). Report alpha = 0.0002195.

Constituent: Antimony Analysis Run 9/11/2024 4:07 PM View: Appendix I Intrawell
Plant Bowen Client: Southern Company Data: Bowen 3-4 CCR

Sanitas™ v.10.0.22 Software licensed to Groundwater Stats Consulting. UG
Hollow symbols indicate censored values.

Within Limit

Prediction Limit

Intrawell Non-parametric

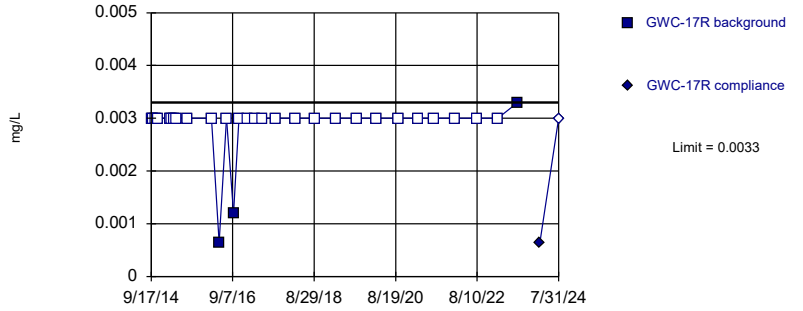

Non-parametric test used in lieu of parametric prediction limit because censored data exceeded 50%. Limit is highest of 30 background values. 90% NDs. Well-constituent pair annual alpha = 0.004011. Individual comparison alpha = 0.002008 (1 of 2).

Constituent: Antimony Analysis Run 9/11/2024 4:07 PM View: Appendix I Intrawell
Plant Bowen Client: Southern Company Data: Bowen 3-4 CCR

Sanitas™ v.10.0.22 Software licensed to Groundwater Stats Consulting. UG
Hollow symbols indicate censored values.

Within Limit

Prediction Limit

Intrawell Non-parametric

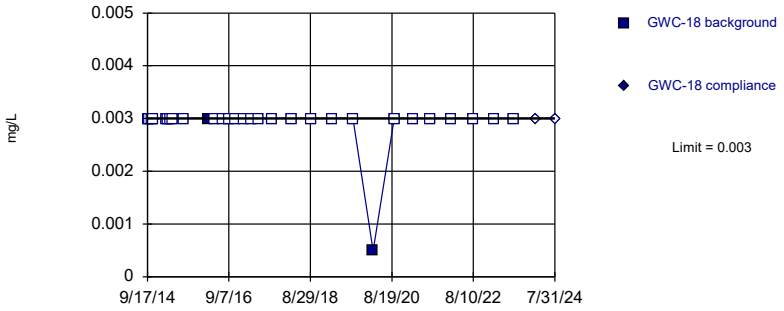

Non-parametric test used in lieu of parametric prediction limit because censored data exceeded 50%. Limit is highest of 30 background values. 93.33% NDs. Well-constituent pair annual alpha = 0.004011. Individual comparison alpha = 0.002008 (1 of 2).

Constituent: Antimony Analysis Run 9/11/2024 4:07 PM View: Appendix I Intrawell
Plant Bowen Client: Southern Company Data: Bowen 3-4 CCR

Sanitas™ v.10.0.22 Software licensed to Groundwater Stats Consulting. UG
Hollow symbols indicate censored values.

Within Limit

Prediction Limit

Intrawell Non-parametric

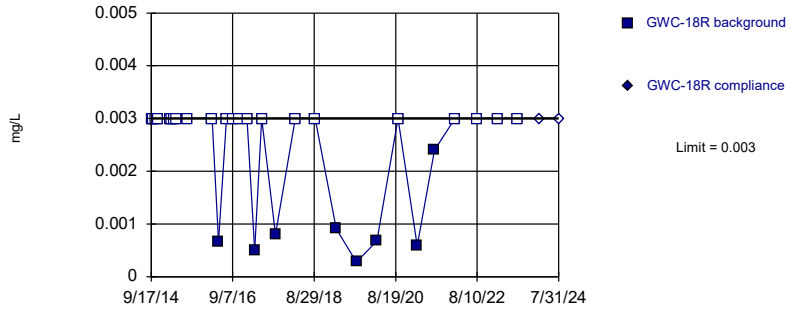

Non-parametric test used in lieu of parametric prediction limit because censored data exceeded 50%. Limit is highest of 30 background values. 73.33% NDs. Well-constituent pair annual alpha = 0.004011. Individual comparison alpha = 0.002008 (1 of 2).

Constituent: Antimony Analysis Run 9/11/2024 4:07 PM View: Appendix I Intrawell
Plant Bowen Client: Southern Company Data: Bowen 3-4 CCR

Sanitas™ v.10.0.22 Software licensed to Groundwater Stats Consulting. UG
Hollow symbols indicate censored values.

Within Limit

Prediction Limit

Intrawell Non-parametric

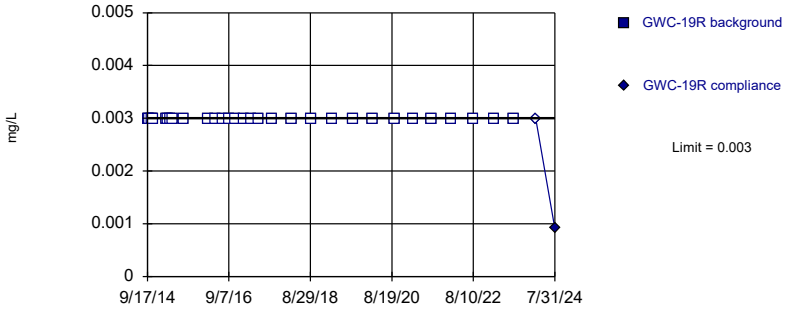

Non-parametric test used in lieu of parametric prediction limit because censored data exceeded 50%. All background values (n = 30) were censored; limit is most recent reporting limit. Well-constituent pair annual alpha = 0.004011. Individual comparison alpha = 0.002008 (1 of 2).

Constituent: Antimony Analysis Run 9/11/2024 4:07 PM View: Appendix I Intrawell
Plant Bowen Client: Southern Company Data: Bowen 3-4 CCR

Sanitas™ v.10.0.22 Software licensed to Groundwater Stats Consulting. UG
Hollow symbols indicate censored values.

Within Limit

Prediction Limit

Intrawell Non-parametric

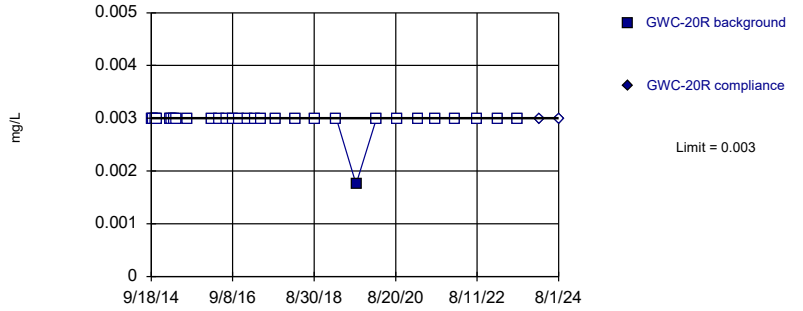

Non-parametric test used in lieu of parametric prediction limit because censored data exceeded 50%. Limit is highest of 30 background values. 96.67% NDs. Well-constituent pair annual alpha = 0.004011. Individual comparison alpha = 0.002008 (1 of 2).

Constituent: Antimony Analysis Run 9/11/2024 4:07 PM View: Appendix I Intrawell
Plant Bowen Client: Southern Company Data: Bowen 3-4 CCR

Sanitas™ v.10.0.22 Software licensed to Groundwater Stats Consulting. UG
Hollow symbols indicate censored values.

Within Limit

Prediction Limit

Intrawell Parametric

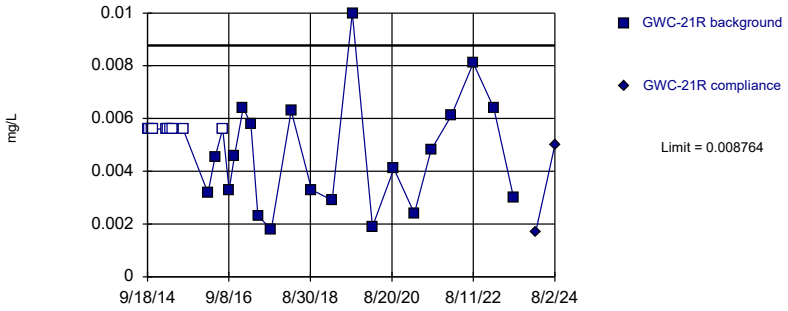

Background Data Summary (after Kaplan-Meier Adjustment): Mean=0.003977, Std. Dev.=0.001934, n=30, 33.33% NDs. Normality test: Shapiro Wilk @alpha = 0.01, calculated = 0.9226, critical = 0.9. Kappa = 2.475 (c=16, w=15, 1 of 2, event alpha = 0.05132). Report alpha = 0.0002195.

Constituent: Antimony Analysis Run 9/11/2024 4:08 PM View: Appendix I Intrawell
Plant Bowen Client: Southern Company Data: Bowen 3-4 CCR

Sanitas™ v.10.0.22 Software licensed to Groundwater Stats Consulting. UG
Hollow symbols indicate censored values.

Within Limit

Prediction Limit

Intrawell Non-parametric

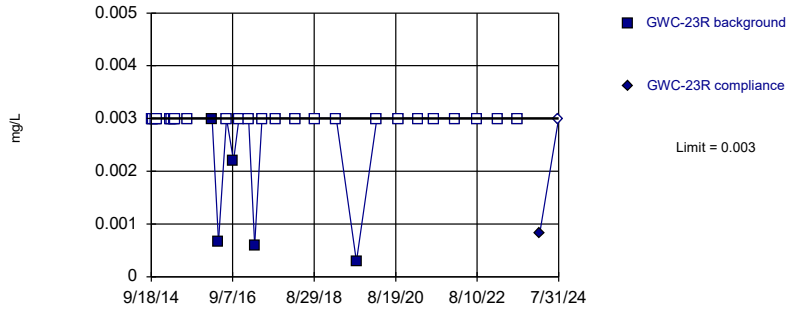

Non-parametric test used in lieu of parametric prediction limit because censored data exceeded 50%. Limit is highest of 30 background values. 83.33% NDs. Well-constituent pair annual alpha = 0.004011. Individual comparison alpha = 0.002008 (1 of 2).

Constituent: Antimony Analysis Run 9/11/2024 4:08 PM View: Appendix I Intrawell
Plant Bowen Client: Southern Company Data: Bowen 3-4 CCR

Sanitas™ v.10.0.22 Software licensed to Groundwater Stats Consulting. UG
Hollow symbols indicate censored values.

Within Limit

Prediction Limit

Intrawell Non-parametric

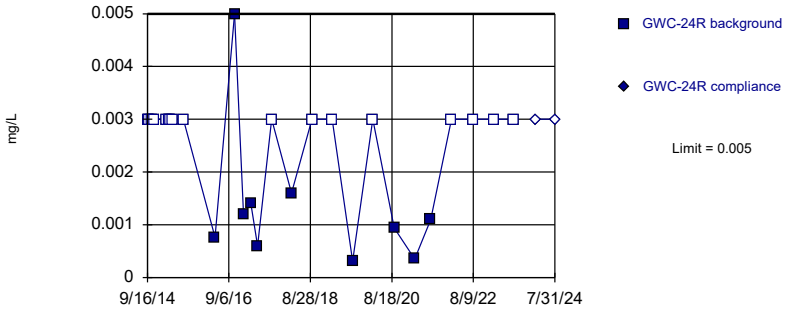

Non-parametric test used in lieu of parametric prediction limit because censored data exceeded 50%. Limit is highest of 27 background values. 62.96% NDs. Well-constituent pair annual alpha = 0.004998. Individual comparison alpha = 0.002502 (1 of 2).

Constituent: Antimony Analysis Run 9/11/2024 4:08 PM View: Appendix I Intrawell
Plant Bowen Client: Southern Company Data: Bowen 3-4 CCR

Sanitas™ v.10.0.22 Software licensed to Groundwater Stats Consulting. UG
Hollow symbols indicate censored values.

Within Limit

Prediction Limit

Intrawell Non-parametric

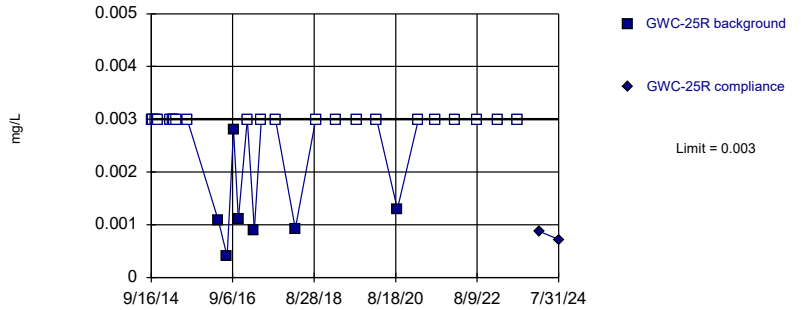

Non-parametric test used in lieu of parametric prediction limit because censored data exceeded 50%. Limit is highest of 29 background values. 75.86% NDs. Well-constituent pair annual alpha = 0.00434. Individual comparison alpha = 0.002172 (1 of 2).

Constituent: Antimony Analysis Run 9/11/2024 4:08 PM View: Appendix I Intrawell
Plant Bowen Client: Southern Company Data: Bowen 3-4 CCR

Sanitas™ v.10.0.22 Software licensed to Groundwater Stats Consulting. UG
Hollow symbols indicate censored values.

Within Limit

Prediction Limit

Intrawell Non-parametric

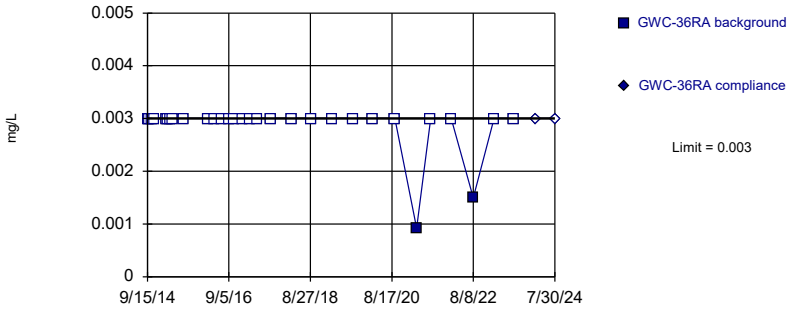

Non-parametric test used in lieu of parametric prediction limit because censored data exceeded 50%. Limit is highest of 30 background values. 93.33% NDs. Well-constituent pair annual alpha = 0.004011. Individual comparison alpha = 0.002008 (1 of 2).

Constituent: Antimony Analysis Run 9/11/2024 4:08 PM View: Appendix I Intrawell
Plant Bowen Client: Southern Company Data: Bowen 3-4 CCR

Sanitas™ v.10.0.22 Software licensed to Groundwater Stats Consulting. UG
Hollow symbols indicate censored values.

Within Limit

Prediction Limit

Intrawell Parametric

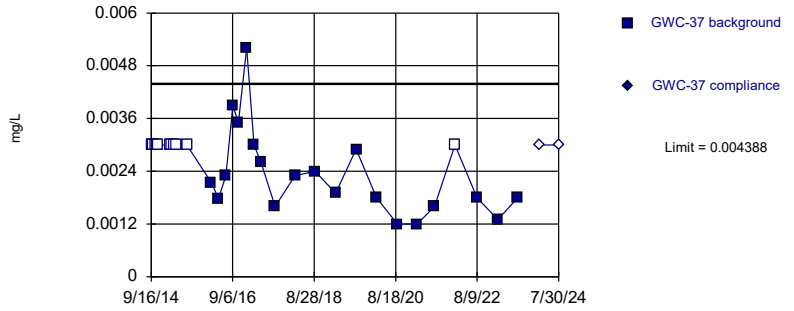

Background Data Summary (after Kaplan-Meier Adjustment): Mean=0.002096, Std. Dev.=0.0009259, n=30, 33.33% NDs. Normality test: Shapiro Wilk @alpha = 0.01, calculated = 0.9071, critical = 0.9. Kappa = 2.475 (c=16, w=15, 1 of 2, event alpha = 0.05132). Report alpha = 0.0002195.

Constituent: Antimony Analysis Run 9/11/2024 4:08 PM View: Appendix I Intrawell
Plant Bowen Client: Southern Company Data: Bowen 3-4 CCR

Sanitas™ v.10.0.22 Software licensed to Groundwater Stats Consulting. UG
Hollow symbols indicate censored values.

Within Limit

Prediction Limit

Intrawell Non-parametric

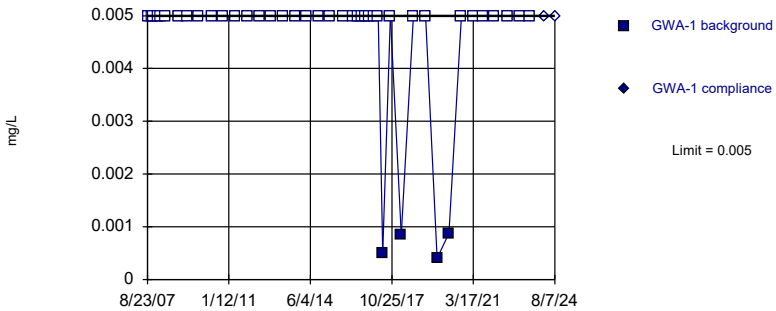

Non-parametric test used in lieu of parametric prediction limit because censored data exceeded 50%. Limit is highest of 42 background values. 90.48% NDs. Well-constituent pair annual alpha = 0.002154. Individual comparison alpha = 0.001077 (1 of 2).

Constituent: Arsenic Analysis Run 9/11/2024 4:08 PM View: Appendix I Intrawell
Plant Bowen Client: Southern Company Data: Bowen 3-4 CCR

Sanitas™ v.10.0.22 Software licensed to Groundwater Stats Consulting. UG
Hollow symbols indicate censored values.

Within Limit

Prediction Limit

Intrawell Non-parametric

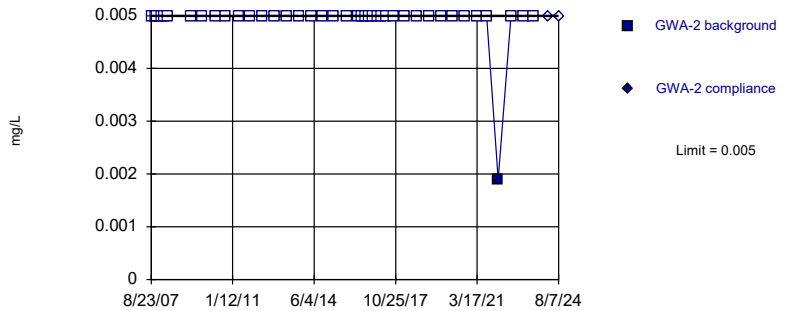

Non-parametric test used in lieu of parametric prediction limit because censored data exceeded 50%. Limit is highest of 41 background values. 97.56% NDs. Well-constituent pair annual alpha = 0.002235. Individual comparison alpha = 0.001118 (1 of 2).

Constituent: Arsenic Analysis Run 9/11/2024 4:08 PM View: Appendix I Intrawell
Plant Bowen Client: Southern Company Data: Bowen 3-4 CCR

Sanitas™ v.10.0.22 Software licensed to Groundwater Stats Consulting. UG
Hollow symbols indicate censored values.

Within Limit

Prediction Limit

Intrawell Non-parametric

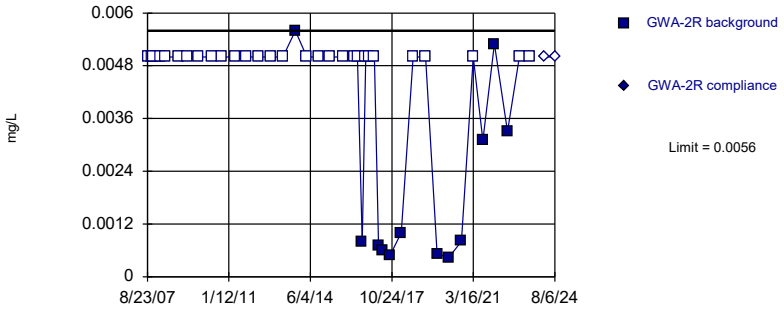

Non-parametric test used in lieu of parametric prediction limit because censored data exceeded 50%. Limit is highest of 42 background values. 69.05% NDs. Well-constituent pair annual alpha = 0.002154. Individual comparison alpha = 0.001077 (1 of 2).

Constituent: Arsenic Analysis Run 9/11/2024 4:08 PM View: Appendix I Intrawell
Plant Bowen Client: Southern Company Data: Bowen 3-4 CCR

Sanitas™ v.10.0.22 Software licensed to Groundwater Stats Consulting. UG
Hollow symbols indicate censored values.

Within Limit

Prediction Limit

Intrawell Non-parametric

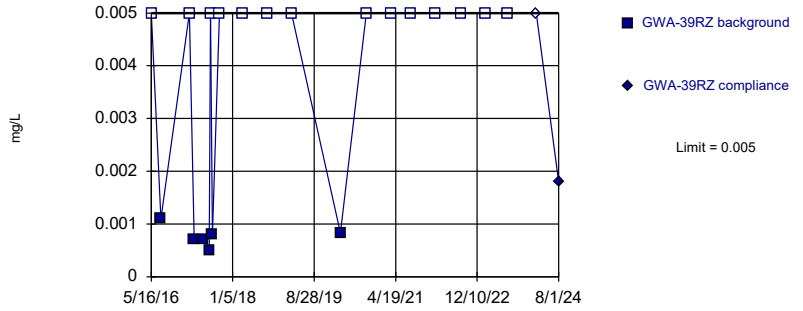

Non-parametric test used in lieu of parametric prediction limit because censored data exceeded 50%. Limit is highest of 20 background values. 70% NDs. Well-constituent pair annual alpha = 0.008564. Individual comparison alpha = 0.004291 (1 of 2).

Constituent: Arsenic Analysis Run 9/11/2024 4:08 PM View: Appendix I Intrawell
Plant Bowen Client: Southern Company Data: Bowen 3-4 CCR

Sanitas™ v.10.0.22 Software licensed to Groundwater Stats Consulting. UG
Hollow symbols indicate censored values.

Within Limit

Prediction Limit

Intrawell Non-parametric

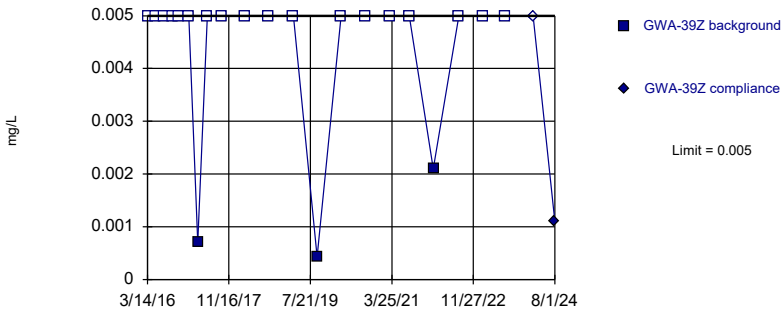

Non-parametric test used in lieu of parametric prediction limit because censored data exceeded 50%. Limit is highest of 21 background values. 85.71% NDs. Well-constituent pair annual alpha = 0.007982. Individual comparison alpha = 0.003999 (1 of 2).

Constituent: Arsenic Analysis Run 9/11/2024 4:08 PM View: Appendix I Intrawell
Plant Bowen Client: Southern Company Data: Bowen 3-4 CCR

Sanitas™ v.10.0.22 Software licensed to Groundwater Stats Consulting. UG
Hollow symbols indicate censored values.

Within Limit

Prediction Limit

Intrawell Non-parametric

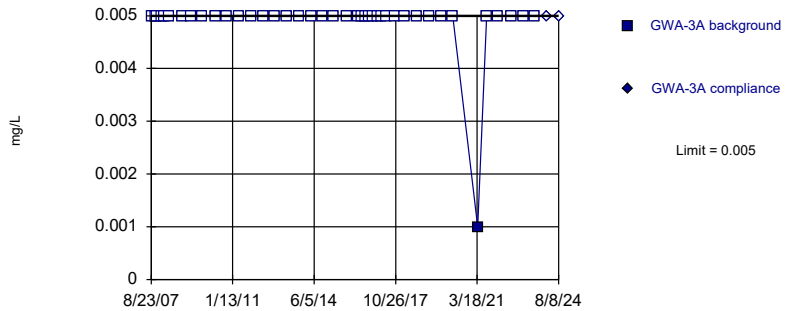

Non-parametric test used in lieu of parametric prediction limit because censored data exceeded 50%. Limit is highest of 41 background values. 97.56% NDs. Well-constituent pair annual alpha = 0.002235. Individual comparison alpha = 0.001118 (1 of 2).

Constituent: Arsenic Analysis Run 9/11/2024 4:08 PM View: Appendix I Intrawell
Plant Bowen Client: Southern Company Data: Bowen 3-4 CCR

Sanitas™ v.10.0.22 Software licensed to Groundwater Stats Consulting. UG
Hollow symbols indicate censored values.
Within Limit

Prediction Limit

Intrawell Non-parametric

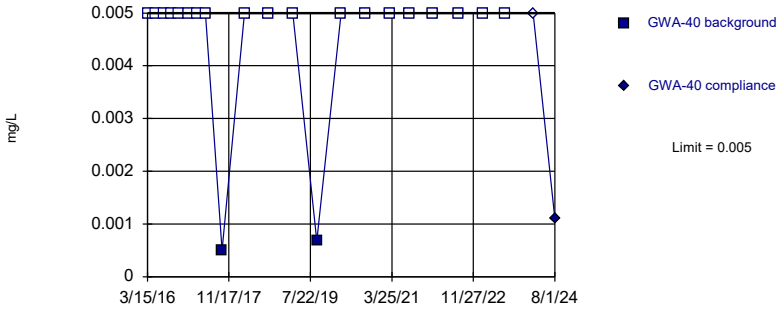

Non-parametric test used in lieu of parametric prediction limit because censored data exceeded 50%. Limit is highest of 21 background values. 90.48% NDs. Well-constituent pair annual alpha = 0.007982. Individual comparison alpha = 0.003999 (1 of 2).

Constituent: Arsenic Analysis Run 9/11/2024 4:08 PM View: Appendix I Intrawell
Plant Bowen Client: Southern Company Data: Bowen 3-4 CCR

Sanitas™ v.10.0.22 Software licensed to Groundwater Stats Consulting. UG
Hollow symbols indicate censored values.
Within Limit

Prediction Limit

Intrawell Non-parametric

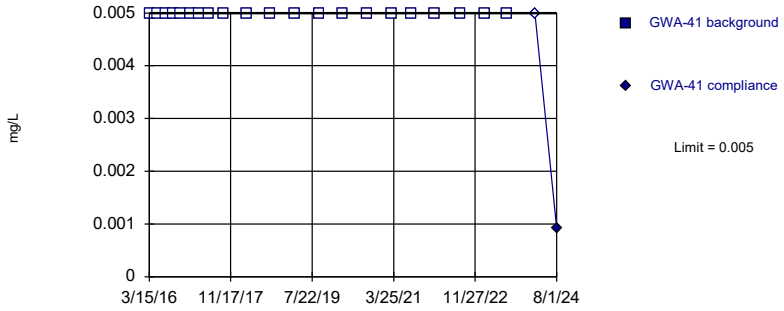

Non-parametric test used in lieu of parametric prediction limit because censored data exceeded 50%. All background values (n = 21) were censored; limit is most recent reporting limit. Well-constituent pair annual alpha = 0.007982. Individual comparison alpha = 0.003999 (1 of 2).

Constituent: Arsenic Analysis Run 9/11/2024 4:08 PM View: Appendix I Intrawell
Plant Bowen Client: Southern Company Data: Bowen 3-4 CCR

Sanitas™ v.10.0.22 Software licensed to Groundwater Stats Consulting. UG
Hollow symbols indicate censored values.
Within Limit

Prediction Limit

Intrawell Non-parametric

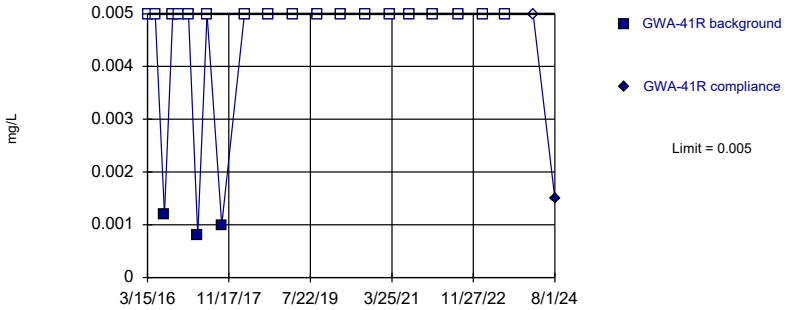

Non-parametric test used in lieu of parametric prediction limit because censored data exceeded 50%. Limit is highest of 21 background values. 85.71% NDs. Well-constituent pair annual alpha = 0.007982. Individual comparison alpha = 0.003999 (1 of 2).

Constituent: Arsenic Analysis Run 9/11/2024 4:08 PM View: Appendix I Intrawell
Plant Bowen Client: Southern Company Data: Bowen 3-4 CCR

Sanitas™ v.10.0.22 Software licensed to Groundwater Stats Consulting. UG
Hollow symbols indicate censored values.
Within Limit

Prediction Limit

Intrawell Non-parametric

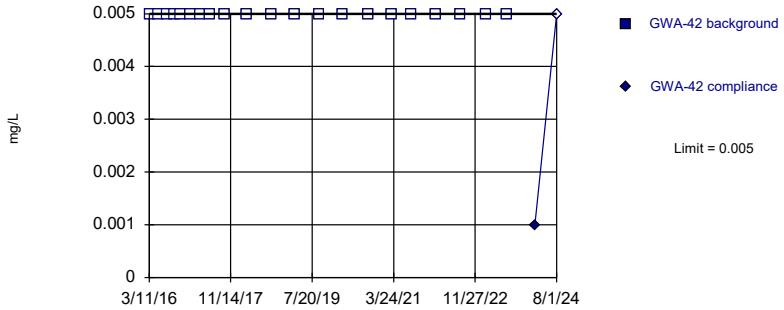

Non-parametric test used in lieu of parametric prediction limit because censored data exceeded 50%. All background values (n = 21) were censored; limit is most recent reporting limit. Well-constituent pair annual alpha = 0.007982. Individual comparison alpha = 0.003999 (1 of 2).

Constituent: Arsenic Analysis Run 9/11/2024 4:08 PM View: Appendix I Intrawell
Plant Bowen Client: Southern Company Data: Bowen 3-4 CCR

Sanitas™ v.10.0.22 Software licensed to Groundwater Stats Consulting. UG
Hollow symbols indicate censored values.

Within Limit

Prediction Limit

Intrawell Non-parametric

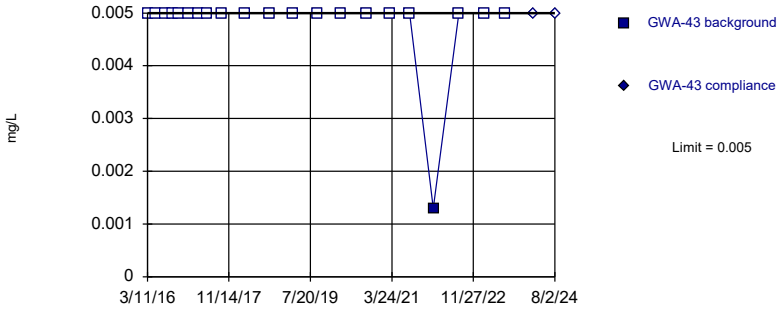

Non-parametric test used in lieu of parametric prediction limit because censored data exceeded 50%. Limit is highest of 21 background values. 95.24% NDs. Well-constituent pair annual alpha = 0.007982. Individual comparison alpha = 0.003999 (1 of 2).

Constituent: Arsenic Analysis Run 9/11/2024 4:09 PM View: Appendix I Intrawell
Plant Bowen Client: Southern Company Data: Bowen 3-4 CCR

Sanitas™ v.10.0.22 Software licensed to Groundwater Stats Consulting. UG
Hollow symbols indicate censored values.

Within Limit

Prediction Limit

Intrawell Non-parametric

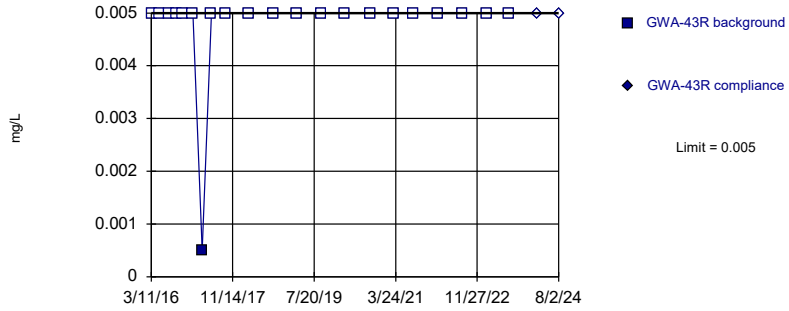

Non-parametric test used in lieu of parametric prediction limit because censored data exceeded 50%. Limit is highest of 21 background values. 95.24% NDs. Well-constituent pair annual alpha = 0.007982. Individual comparison alpha = 0.003999 (1 of 2).

Constituent: Arsenic Analysis Run 9/11/2024 4:09 PM View: Appendix I Intrawell
Plant Bowen Client: Southern Company Data: Bowen 3-4 CCR

Sanitas™ v.10.0.22 Software licensed to Groundwater Stats Consulting. UG
Hollow symbols indicate censored values.

Within Limit

Prediction Limit

Intrawell Non-parametric

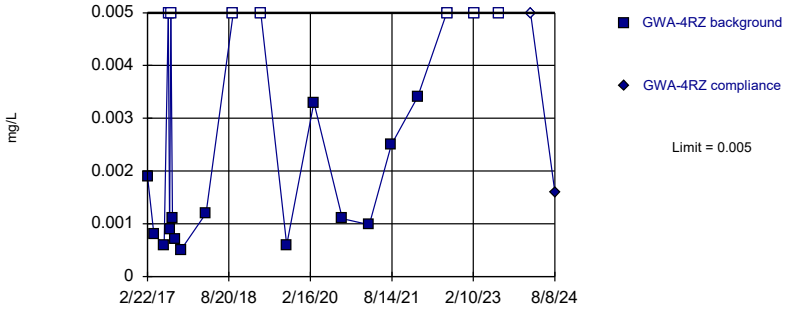

Non-parametric test used in lieu of parametric prediction limit because the Shapiro Wilk normality test showed the data to be non-normal at the 0.01 alpha level. Limit is highest of 21 background values. 33.33% NDs. Well-constituent pair annual alpha = 0.007982. Individual comparison alpha = 0.003999 (1 of 2).

Constituent: Arsenic Analysis Run 9/11/2024 4:09 PM View: Appendix I Intrawell
Plant Bowen Client: Southern Company Data: Bowen 3-4 CCR

Sanitas™ v.10.0.22 Software licensed to Groundwater Stats Consulting. UG
Hollow symbols indicate censored values.

Within Limit

Prediction Limit

Intrawell Non-parametric

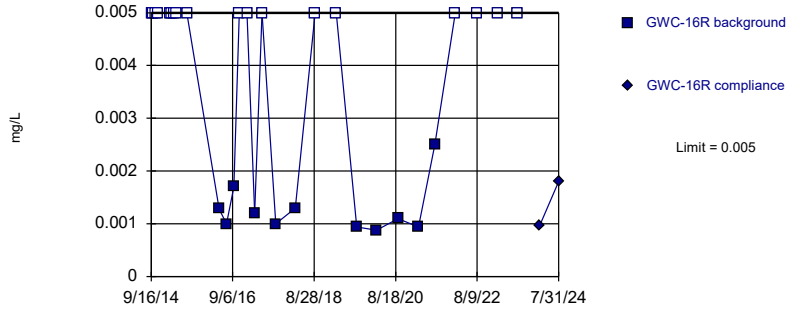

Non-parametric test used in lieu of parametric prediction limit because censored data exceeded 50%. Limit is highest of 29 background values. 62.07% NDs. Well-constituent pair annual alpha = 0.00434. Individual comparison alpha = 0.002172 (1 of 2).

Constituent: Arsenic Analysis Run 9/11/2024 4:09 PM View: Appendix I Intrawell
Plant Bowen Client: Southern Company Data: Bowen 3-4 CCR

Sanitas™ v.10.0.22 Software licensed to Groundwater Stats Consulting. UG
Hollow symbols indicate censored values.

Within Limit

Prediction Limit

Intrawell Non-parametric

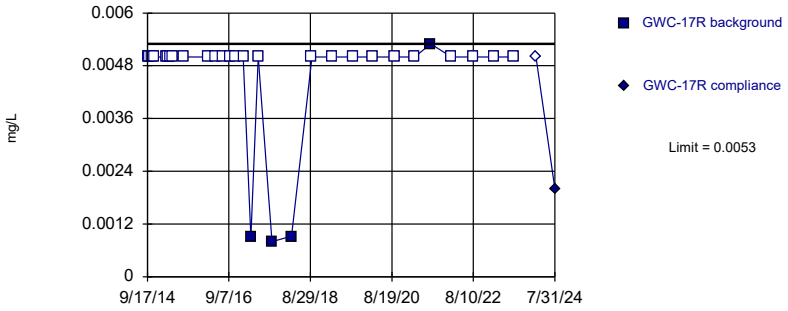

Non-parametric test used in lieu of parametric prediction limit because censored data exceeded 50%. Limit is highest of 30 background values. 86.67% NDs. Well-constituent pair annual alpha = 0.004011. Individual comparison alpha = 0.002008 (1 of 2).

Constituent: Arsenic Analysis Run 9/11/2024 4:09 PM View: Appendix I Intrawell
Plant Bowen Client: Southern Company Data: Bowen 3-4 CCR

Sanitas™ v.10.0.22 Software licensed to Groundwater Stats Consulting. UG
Hollow symbols indicate censored values.

Within Limit

Prediction Limit

Intrawell Non-parametric

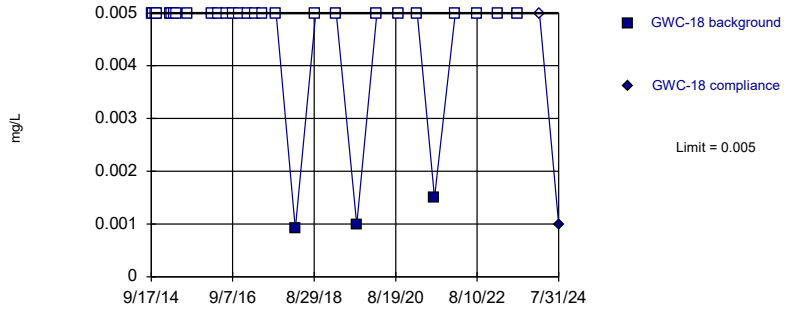

Non-parametric test used in lieu of parametric prediction limit because censored data exceeded 50%. Limit is highest of 30 background values. 90% NDs. Well-constituent pair annual alpha = 0.004011. Individual comparison alpha = 0.002008 (1 of 2).

Constituent: Arsenic Analysis Run 9/11/2024 4:09 PM View: Appendix I Intrawell
Plant Bowen Client: Southern Company Data: Bowen 3-4 CCR

Sanitas™ v.10.0.22 Software licensed to Groundwater Stats Consulting. UG
Hollow symbols indicate censored values.

Within Limit

Prediction Limit

Intrawell Non-parametric

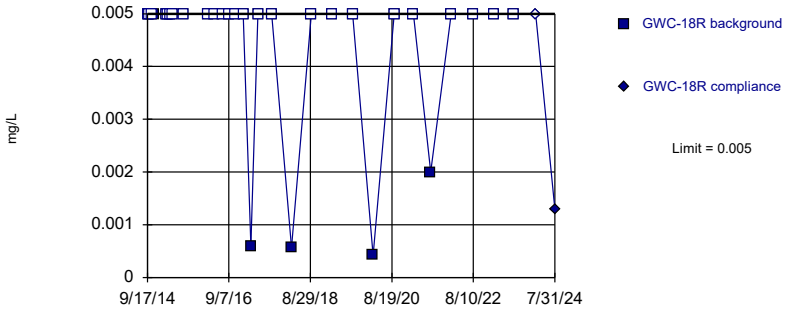

Non-parametric test used in lieu of parametric prediction limit because censored data exceeded 50%. Limit is highest of 30 background values. 83.33% NDs. Well-constituent pair annual alpha = 0.004011. Individual comparison alpha = 0.002008 (1 of 2).

Constituent: Arsenic Analysis Run 9/11/2024 4:09 PM View: Appendix I Intrawell
Plant Bowen Client: Southern Company Data: Bowen 3-4 CCR

Sanitas™ v.10.0.22 Software licensed to Groundwater Stats Consulting. UG
Hollow symbols indicate censored values.

Within Limit

Prediction Limit

Intrawell Non-parametric

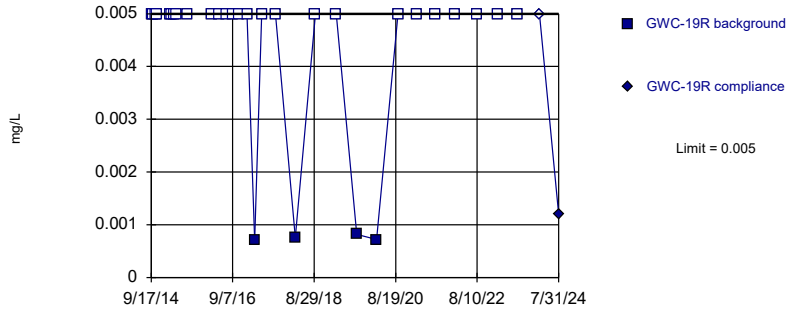

Non-parametric test used in lieu of parametric prediction limit because censored data exceeded 50%. Limit is highest of 30 background values. 86.67% NDs. Well-constituent pair annual alpha = 0.004011. Individual comparison alpha = 0.002008 (1 of 2).

Constituent: Arsenic Analysis Run 9/11/2024 4:09 PM View: Appendix I Intrawell
Plant Bowen Client: Southern Company Data: Bowen 3-4 CCR

Sanitas™ v.10.0.22 Software licensed to Groundwater Stats Consulting. UG
Hollow symbols indicate censored values.

Within Limit

Prediction Limit

Intrawell Non-parametric

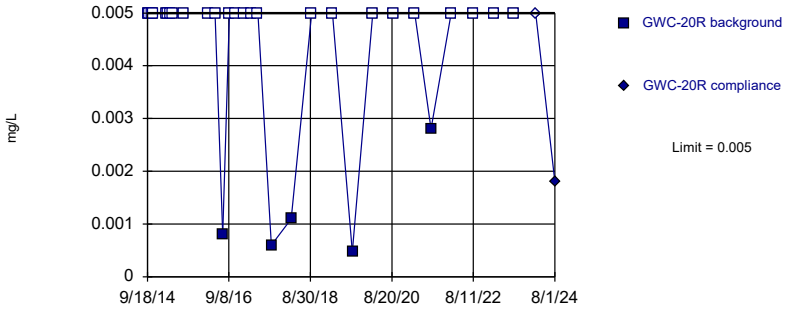

Non-parametric test used in lieu of parametric prediction limit because censored data exceeded 50%. Limit is highest of 30 background values. 83.33% NDs. Well-constituent pair annual alpha = 0.004011. Individual comparison alpha = 0.002008 (1 of 2).

Constituent: Arsenic Analysis Run 9/11/2024 4:09 PM View: Appendix I Intrawell
Plant Bowen Client: Southern Company Data: Bowen 3-4 CCR

Sanitas™ v.10.0.22 Software licensed to Groundwater Stats Consulting. UG
Hollow symbols indicate censored values.

Within Limit

Prediction Limit

Intrawell Non-parametric

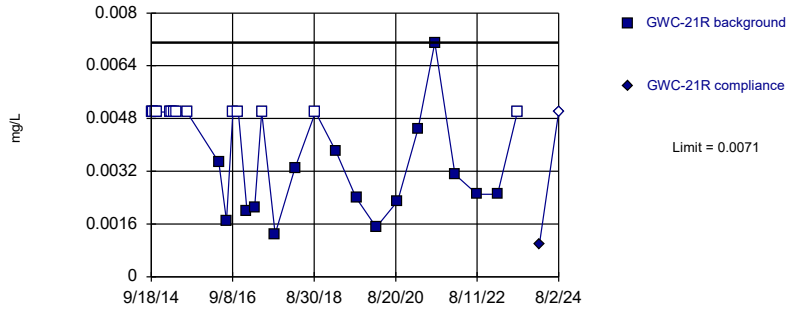

Non-parametric test used in lieu of parametric prediction limit because the Shapiro Wilk normality test showed the data to be non-normal at the 0.01 alpha level. Limit is highest of 29 background values. 48.28% NDs. Well-constituent pair annual alpha = 0.00434. Individual comparison alpha = 0.002172 (1 of 2).

Constituent: Arsenic Analysis Run 9/11/2024 4:09 PM View: Appendix I Intrawell
Plant Bowen Client: Southern Company Data: Bowen 3-4 CCR

Sanitas™ v.10.0.22 Software licensed to Groundwater Stats Consulting. UG
Hollow symbols indicate censored values.

Within Limit

Prediction Limit

Intrawell Non-parametric

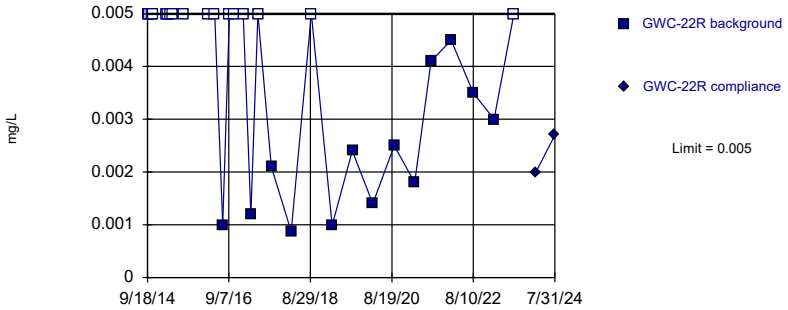

Non-parametric test used in lieu of parametric prediction limit because censored data exceeded 50%. Limit is highest of 30 background values. 56.67% NDs. Well-constituent pair annual alpha = 0.004011. Individual comparison alpha = 0.002008 (1 of 2).

Constituent: Arsenic Analysis Run 9/11/2024 4:09 PM View: Appendix I Intrawell
Plant Bowen Client: Southern Company Data: Bowen 3-4 CCR

Sanitas™ v.10.0.22 Software licensed to Groundwater Stats Consulting. UG
Hollow symbols indicate censored values.

Within Limit

Prediction Limit

Intrawell Non-parametric

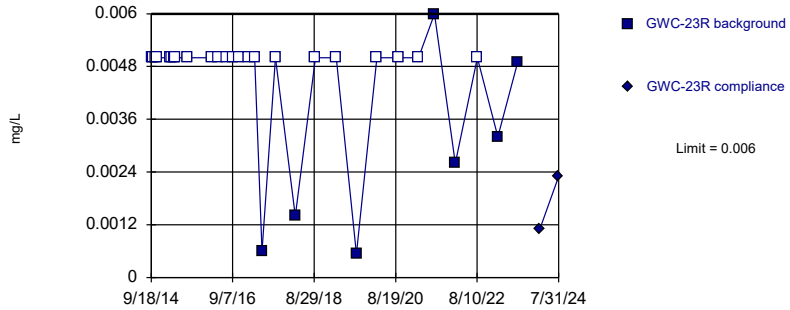

Non-parametric test used in lieu of parametric prediction limit because censored data exceeded 50%. Limit is highest of 30 background values. 76.67% NDs. Well-constituent pair annual alpha = 0.004011. Individual comparison alpha = 0.002008 (1 of 2).

Constituent: Arsenic Analysis Run 9/11/2024 4:09 PM View: Appendix I Intrawell
Plant Bowen Client: Southern Company Data: Bowen 3-4 CCR

Sanitas™ v.10.0.22 Software licensed to Groundwater Stats Consulting. UG
Hollow symbols indicate censored values.
Within Limit

Prediction Limit

Intrawell Non-parametric

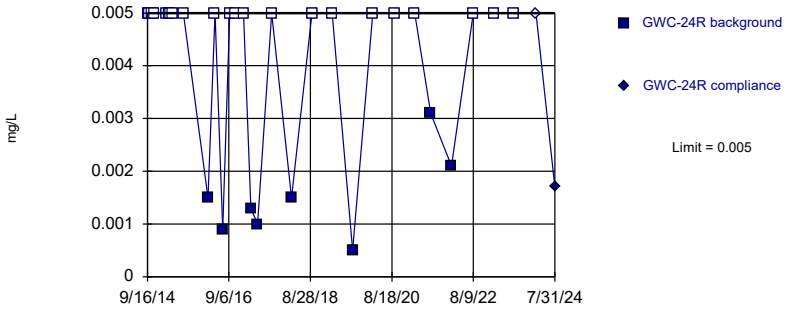

Non-parametric test used in lieu of parametric prediction limit because censored data exceeded 50%. Limit is highest of 30 background values. 73.33% NDs. Well-constituent pair annual alpha = 0.004011. Individual comparison alpha = 0.002008 (1 of 2).

Constituent: Arsenic Analysis Run 9/11/2024 4:09 PM View: Appendix I Intrawell
Plant Bowen Client: Southern Company Data: Bowen 3-4 CCR

Sanitas™ v.10.0.22 Software licensed to Groundwater Stats Consulting. UG
Hollow symbols indicate censored values.
Within Limit

Prediction Limit

Intrawell Non-parametric

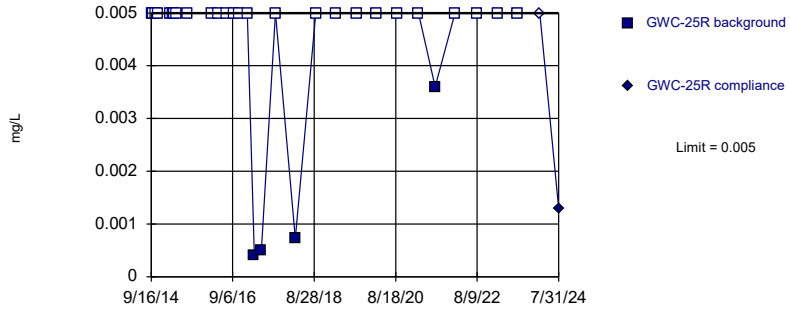

Non-parametric test used in lieu of parametric prediction limit because censored data exceeded 50%. Limit is highest of 30 background values. 86.67% NDs. Well-constituent pair annual alpha = 0.004011. Individual comparison alpha = 0.002008 (1 of 2).

Constituent: Arsenic Analysis Run 9/11/2024 4:09 PM View: Appendix I Intrawell
Plant Bowen Client: Southern Company Data: Bowen 3-4 CCR

Sanitas™ v.10.0.22 Software licensed to Groundwater Stats Consulting. UG
Hollow symbols indicate censored values.
Within Limit

Prediction Limit

Intrawell Non-parametric

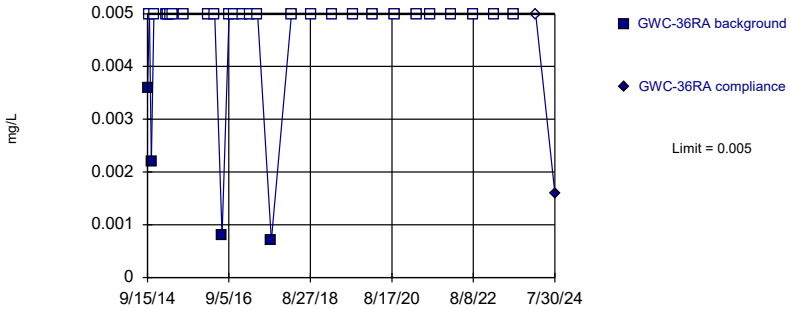

Non-parametric test used in lieu of parametric prediction limit because censored data exceeded 50%. Limit is highest of 30 background values. 86.67% NDs. Well-constituent pair annual alpha = 0.004011. Individual comparison alpha = 0.002008 (1 of 2).

Constituent: Arsenic Analysis Run 9/11/2024 4:09 PM View: Appendix I Intrawell
Plant Bowen Client: Southern Company Data: Bowen 3-4 CCR

Sanitas™ v.10.0.22 Software licensed to Groundwater Stats Consulting. UG
Hollow symbols indicate censored values.
Within Limit

Prediction Limit

Intrawell Non-parametric

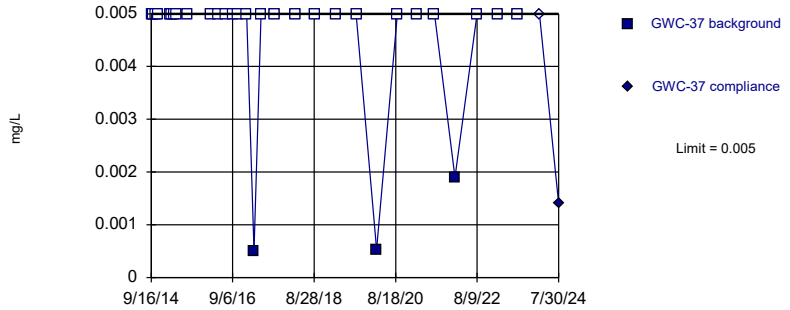

Non-parametric test used in lieu of parametric prediction limit because censored data exceeded 50%. Limit is highest of 30 background values. 90% NDs. Well-constituent pair annual alpha = 0.004011. Individual comparison alpha = 0.002008 (1 of 2).

Constituent: Arsenic Analysis Run 9/11/2024 4:09 PM View: Appendix I Intrawell
Plant Bowen Client: Southern Company Data: Bowen 3-4 CCR

Sanitas™ v.10.0.22 Software licensed to Groundwater Stats Consulting. UG
Hollow symbols indicate censored values.

Within Limit

Prediction Limit

Intrawell Non-parametric

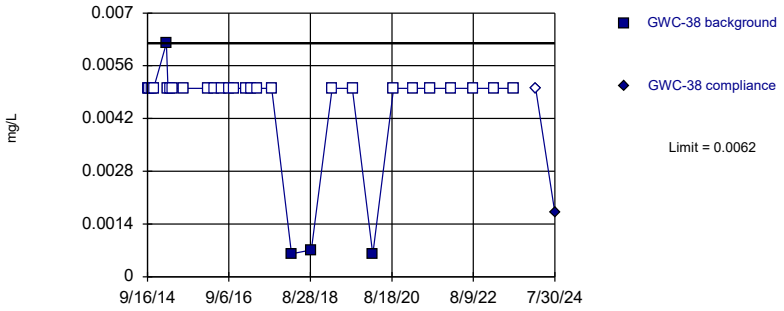

Non-parametric test used in lieu of parametric prediction limit because censored data exceeded 50%. Limit is highest of 30 background values. 86.67% NDs. Well-constituent pair annual alpha = 0.004011. Individual comparison alpha = 0.002008 (1 of 2).

Constituent: Arsenic Analysis Run 9/11/2024 4:09 PM View: Appendix I Intrawell
Plant Bowen Client: Southern Company Data: Bowen 3-4 CCR

Sanitas™ v.10.0.22 Software licensed to Groundwater Stats Consulting. UG

Within Limit

Prediction Limit

Intrawell Non-parametric

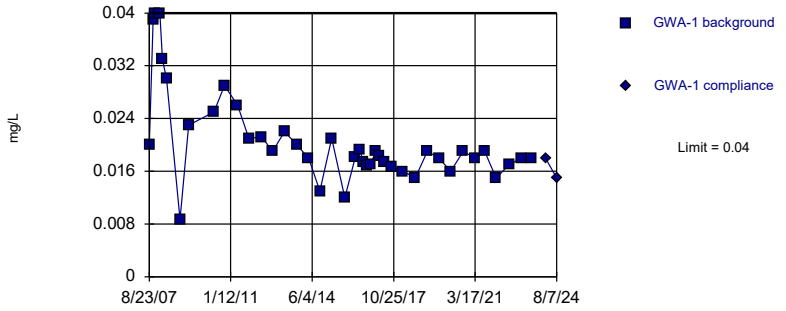

Non-parametric test used in lieu of parametric prediction limit because the Shapiro Wilk normality test showed the data to be non-normal at the 0.01 alpha level. Limit is highest of 41 background values. Well-constituent pair annual alpha = 0.002235. Individual comparison alpha = 0.001118 (1 of 2).

Constituent: Barium Analysis Run 9/11/2024 4:09 PM View: Appendix I Intrawell
Plant Bowen Client: Southern Company Data: Bowen 3-4 CCR

Sanitas™ v.10.0.22 Software licensed to Groundwater Stats Consulting. UG

Within Limit

Prediction Limit

Intrawell Parametric

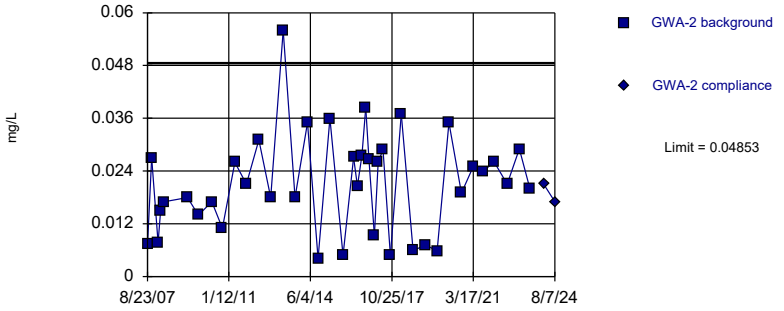

Background Data Summary: Mean=0.02121, Std. Dev.=0.01142, n=40. Normality test: Shapiro Wilk @alpha = 0.01, calculated = 0.9508, critical = 0.919. Kappa = 2.394 (c=16, w=15, 1 of 2, event alpha = 0.05132). Report alpha = 0.0002195.

Constituent: Barium Analysis Run 9/11/2024 4:09 PM View: Appendix I Intrawell
Plant Bowen Client: Southern Company Data: Bowen 3-4 CCR

Sanitas™ v.10.0.22 Software licensed to Groundwater Stats Consulting. UG

Within Limit

Prediction Limit

Intrawell Parametric

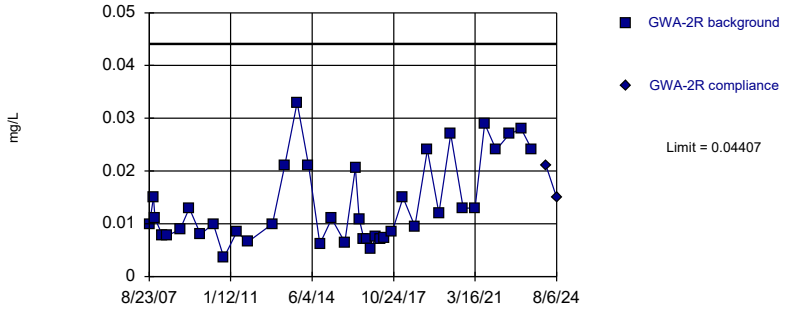

Background Data Summary (based on natural log transformation): Mean=-4.448, Std. Dev.=0.5541, n=40. Normality test: Shapiro Wilk @alpha = 0.01, calculated = 0.9414, critical = 0.919. Kappa = 2.394 (c=16, w=15, 1 of 2, event alpha = 0.05132). Report alpha = 0.0002195.

Constituent: Barium Analysis Run 9/11/2024 4:09 PM View: Appendix I Intrawell
Plant Bowen Client: Southern Company Data: Bowen 3-4 CCR

Sanitas™ v.10.0.22 Software licensed to Groundwater Stats Consulting. UG

Within Limit

Prediction Limit

Intrawell Parametric

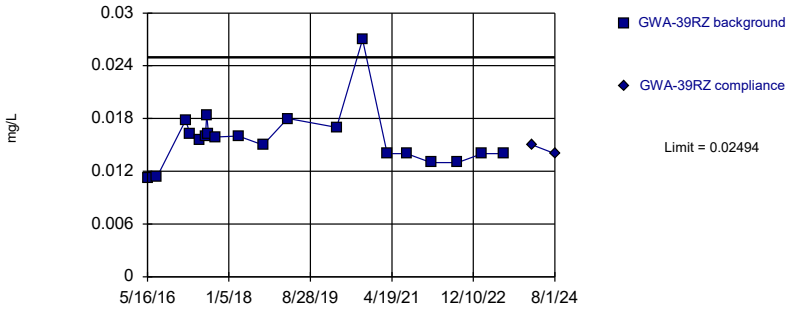

Background Data Summary (based on square root transformation): Mean=0.1247, Std. Dev.=0.01249, n=20. Normality test: Shapiro Wilk @alpha = 0.01, calculated = 0.8722, critical = 0.868. Kappa = 2.664 (c=16, w=15, 1 of 2, event alpha = 0.05132). Report alpha = 0.0002195.

Constituent: Barium Analysis Run 9/11/2024 4:09 PM View: Appendix I Intrawell

Plant Bowen Client: Southern Company Data: Bowen 3-4 CCR

Sanitas™ v.10.0.22 Software licensed to Groundwater Stats Consulting. UG

Hollow symbols indicate censored values.

Within Limit

Prediction Limit

Intrawell Parametric

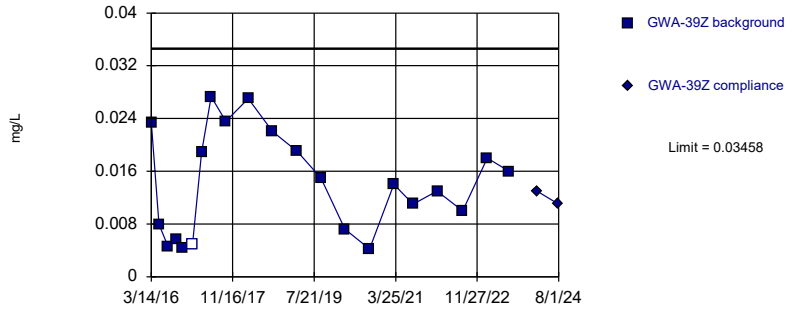

Background Data Summary: Mean=0.01414, Std. Dev.=0.007741, n=21, 4.762% NDs. Normality test: Shapiro Wilk @alpha = 0.01, calculated = 0.9312, critical = 0.873. Kappa = 2.641 (c=16, w=15, 1 of 2, event alpha = 0.05132). Report alpha = 0.0002195.

Constituent: Barium Analysis Run 9/11/2024 4:09 PM View: Appendix I Intrawell

Plant Bowen Client: Southern Company Data: Bowen 3-4 CCR

Sanitas™ v.10.0.22 Software licensed to Groundwater Stats Consulting. UG

Hollow symbols indicate censored values.

Within Limit

Prediction Limit

Intrawell Parametric

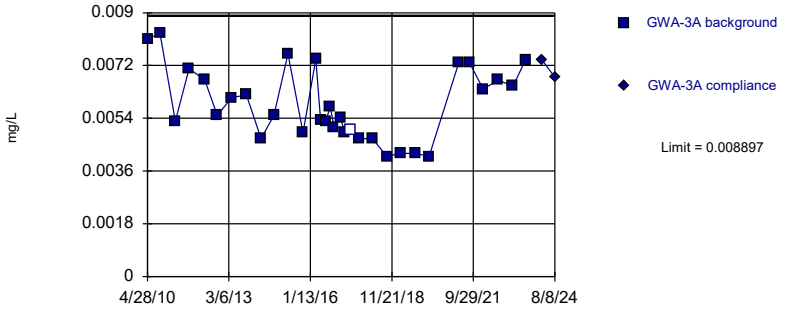

Background Data Summary: Mean=0.00587, Std. Dev.=0.001232, n=32, 3.125% NDs. Normality test: Shapiro Wilk @alpha = 0.01, calculated = 0.9389, critical = 0.904. Kappa = 2.456 (c=16, w=15, 1 of 2, event alpha = 0.05132). Report alpha = 0.0002195.

Constituent: Barium Analysis Run 9/11/2024 4:09 PM View: Appendix I Intrawell

Plant Bowen Client: Southern Company Data: Bowen 3-4 CCR

Sanitas™ v.10.0.22 Software licensed to Groundwater Stats Consulting. UG

Within Limit

Prediction Limit

Intrawell Parametric

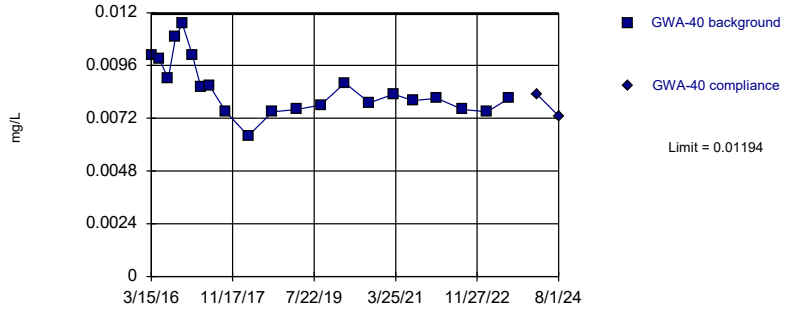

Background Data Summary: Mean=0.008568, Std. Dev.=0.001278, n=21. Normality test: Shapiro Wilk @alpha = 0.01, calculated = 0.9193, critical = 0.873. Kappa = 2.641 (c=16, w=15, 1 of 2, event alpha = 0.05132). Report alpha = 0.0002195.

Constituent: Barium Analysis Run 9/11/2024 4:09 PM View: Appendix I Intrawell

Plant Bowen Client: Southern Company Data: Bowen 3-4 CCR

Sanitas™ v.10.0.22 Software licensed to Groundwater Stats Consulting. UG

Within Limit

Prediction Limit

Intrawell Parametric

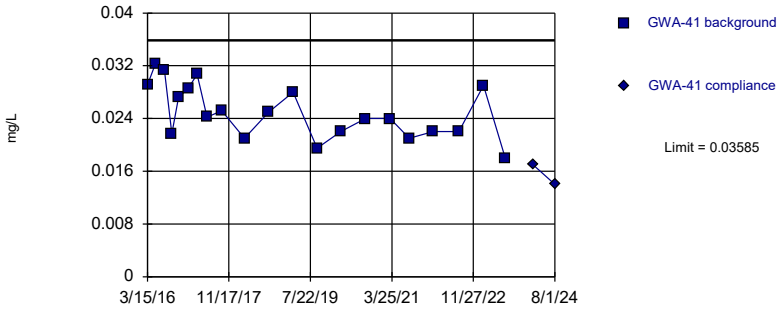

Background Data Summary: Mean=0.02503, Std. Dev.=0.004095, n=21. Normality test: Shapiro Wilk @alpha = 0.01, calculated = 0.9576, critical = 0.873. Kappa = 2.641 (c=16, w=15, 1 of 2, event alpha = 0.05132). Report alpha = 0.0002195.

Constituent: Barium Analysis Run 9/11/2024 4:09 PM View: Appendix I Intrawell
Plant Bowen Client: Southern Company Data: Bowen 3-4 CCR

Sanitas™ v.10.0.22 Software licensed to Groundwater Stats Consulting. UG

Within Limit

Prediction Limit

Intrawell Parametric

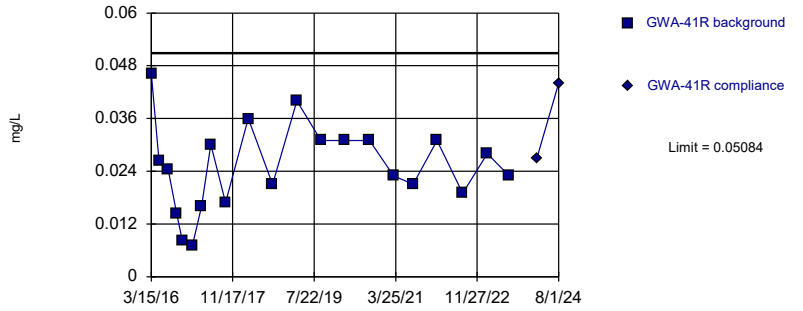

Background Data Summary: Mean=0.02499, Std. Dev.=0.009788, n=21. Normality test: Shapiro Wilk @alpha = 0.01, calculated = 0.981, critical = 0.873. Kappa = 2.641 (c=16, w=15, 1 of 2, event alpha = 0.05132). Report alpha = 0.0002195.

Constituent: Barium Analysis Run 9/11/2024 4:09 PM View: Appendix I Intrawell
Plant Bowen Client: Southern Company Data: Bowen 3-4 CCR

Sanitas™ v.10.0.22 Software licensed to Groundwater Stats Consulting. UG

Within Limit

Prediction Limit

Intrawell Parametric

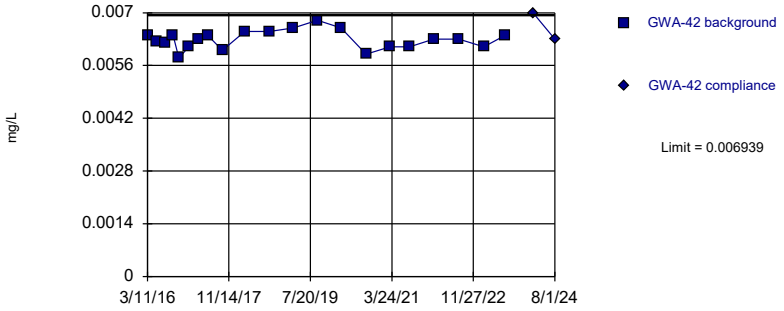

Background Data Summary: Mean=0.006286, Std. Dev.=0.000247, n=21. Normality test: Shapiro Wilk @alpha = 0.01, calculated = 0.9841, critical = 0.873. Kappa = 2.641 (c=16, w=15, 1 of 2, event alpha = 0.05132). Report alpha = 0.0002195.

Constituent: Barium Analysis Run 9/11/2024 4:09 PM View: Appendix I Intrawell
Plant Bowen Client: Southern Company Data: Bowen 3-4 CCR

Sanitas™ v.10.0.22 Software licensed to Groundwater Stats Consulting. UG

Within Limit

Prediction Limit

Intrawell Parametric

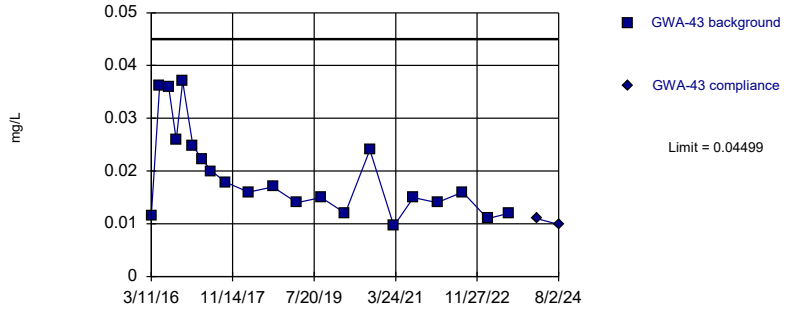

Background Data Summary (based on square root transformation): Mean=0.1364, Std. Dev.=0.02867, n=21. Normality test: Shapiro Wilk @alpha = 0.01, calculated = 0.9052, critical = 0.873. Kappa = 2.641 (c=16, w=15, 1 of 2, event alpha = 0.05132). Report alpha = 0.0002195.

Constituent: Barium Analysis Run 9/11/2024 4:09 PM View: Appendix I Intrawell
Plant Bowen Client: Southern Company Data: Bowen 3-4 CCR

Sanitas™ v.10.0.22 Software licensed to Groundwater Stats Consulting. UG

Within Limit

Prediction Limit

Intrawell Parametric

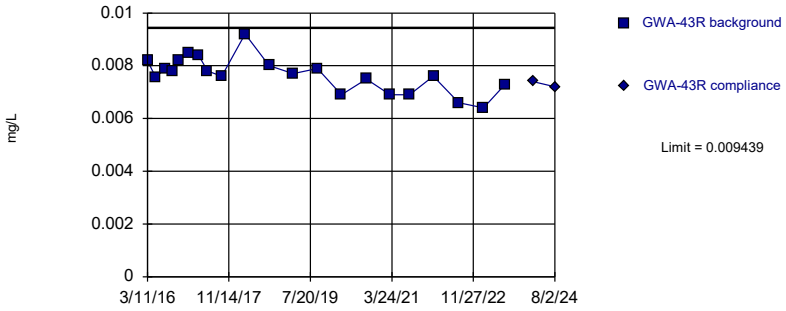

Background Data Summary: Mean=0.00766, Std. Dev.=0.000674, n=21. Normality test: Shapiro Wilk @alpha = 0.01, calculated = 0.9749, critical = 0.873. Kappa = 2.641 (c=16, w=15, 1 of 2, event alpha = 0.05132). Report alpha = 0.0002195.

Constituent: Barium Analysis Run 9/11/2024 4:09 PM View: Appendix I Intrawell

Plant Bowen Client: Southern Company Data: Bowen 3-4 CCR

Sanitas™ v.10.0.22 Software licensed to Groundwater Stats Consulting. UG

Within Limit

Prediction Limit

Intrawell Parametric

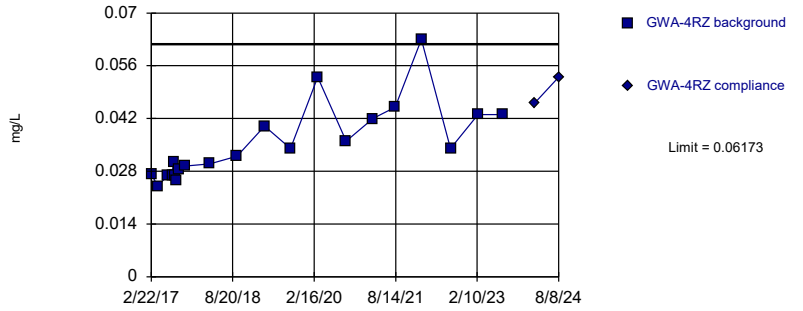

Background Data Summary: Mean=0.03528, Std. Dev.=0.01002, n=21. Normality test: Shapiro Wilk @alpha = 0.01, calculated = 0.8744, critical = 0.873. Kappa = 2.641 (c=16, w=15, 1 of 2, event alpha = 0.05132). Report alpha = 0.0002195.

Constituent: Barium Analysis Run 9/11/2024 4:09 PM View: Appendix I Intrawell

Plant Bowen Client: Southern Company Data: Bowen 3-4 CCR

Sanitas™ v.10.0.22 Software licensed to Groundwater Stats Consulting. UG

Hollow symbols indicate censored values.

Within Limit

Prediction Limit

Intrawell Parametric

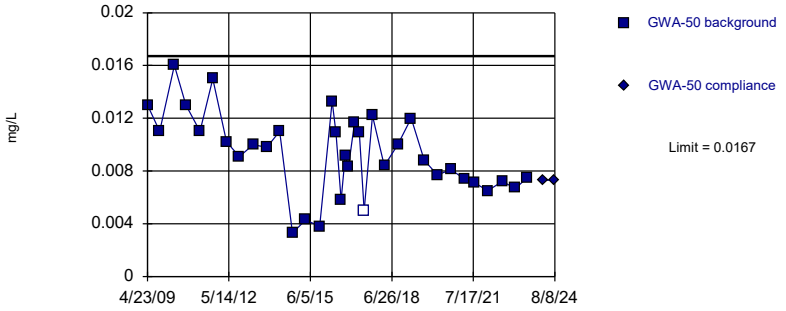

Background Data Summary: Mean=0.009291, Std. Dev.=0.003053, n=35, 2.857% NDs. Normality test: Shapiro Wilk @alpha = 0.01, calculated = 0.9855, critical = 0.91. Kappa = 2.428 (c=16, w=15, 1 of 2, event alpha = 0.05132). Report alpha = 0.0002195.

Constituent: Barium Analysis Run 9/11/2024 4:09 PM View: Appendix I Intrawell

Plant Bowen Client: Southern Company Data: Bowen 3-4 CCR

Sanitas™ v.10.0.22 Software licensed to Groundwater Stats Consulting. UG

Within Limit

Prediction Limit

Intrawell Parametric

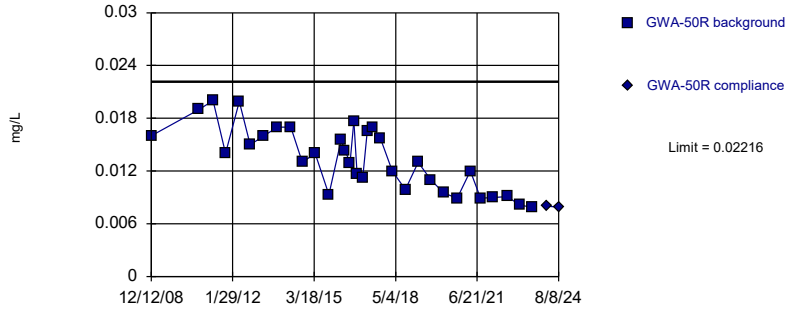

Background Data Summary: Mean=0.0134, Std. Dev.=0.003582, n=33. Normality test: Shapiro Wilk @alpha = 0.01, calculated = 0.9449, critical = 0.906. Kappa = 2.447 (c=16, w=15, 1 of 2, event alpha = 0.05132). Report alpha = 0.0002195.

Constituent: Barium Analysis Run 9/11/2024 4:10 PM View: Appendix I Intrawell

Plant Bowen Client: Southern Company Data: Bowen 3-4 CCR

Sanitas™ v.10.0.22 Software licensed to Groundwater Stats Consulting. UG

Within Limit

Prediction Limit

Intrawell Parametric

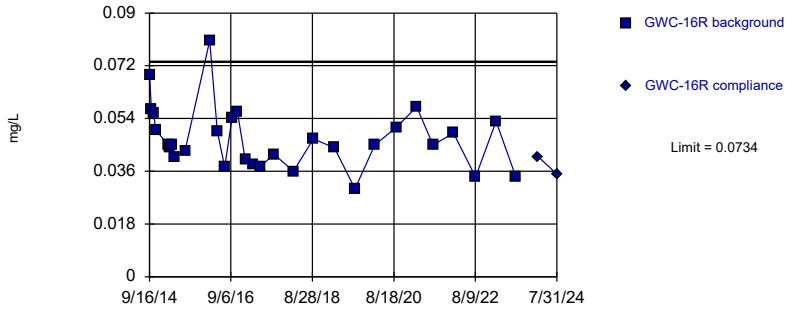

Background Data Summary: Mean=0.04705, Std. Dev.=0.01064, n=30. Normality test: Shapiro Wilk @alpha = 0.01, calculated = 0.9276, critical = 0.9. Kappa = 2.475 (c=16, w=15, 1 of 2, event alpha = 0.05132). Report alpha = 0.0002195.

Constituent: Barium Analysis Run 9/11/2024 4:10 PM View: Appendix I Intrawell
Plant Bowen Client: Southern Company Data: Bowen 3-4 CCR

Sanitas™ v.10.0.22 Software licensed to Groundwater Stats Consulting. UG

Within Limit

Prediction Limit

Intrawell Parametric

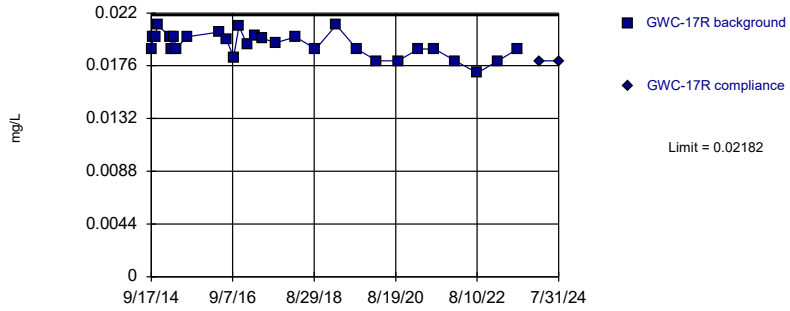

Background Data Summary: Mean=0.01936, Std. Dev.=0.0009905, n=29. Normality test: Shapiro Wilk @alpha = 0.01, calculated = 0.9456, critical = 0.898. Kappa = 2.49 (c=16, w=15, 1 of 2, event alpha = 0.05132). Report alpha = 0.0002195.

Constituent: Barium Analysis Run 9/11/2024 4:10 PM View: Appendix I Intrawell
Plant Bowen Client: Southern Company Data: Bowen 3-4 CCR

Sanitas™ v.10.0.22 Software licensed to Groundwater Stats Consulting. UG

Within Limit

Prediction Limit

Intrawell Parametric

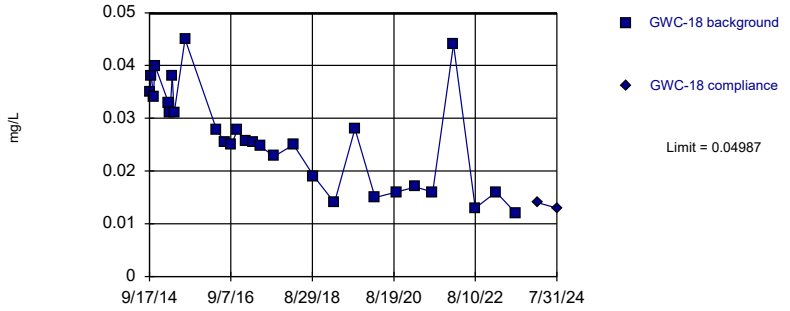

Background Data Summary: Mean=0.02637, Std. Dev.=0.009437, n=29. Normality test: Shapiro Wilk @alpha = 0.01, calculated = 0.9515, critical = 0.898. Kappa = 2.49 (c=16, w=15, 1 of 2, event alpha = 0.05132). Report alpha = 0.0002195.

Constituent: Barium Analysis Run 9/11/2024 4:10 PM View: Appendix I Intrawell
Plant Bowen Client: Southern Company Data: Bowen 3-4 CCR

Sanitas™ v.10.0.22 Software licensed to Groundwater Stats Consulting. UG
Hollow symbols indicate censored values.

Within Limit

Prediction Limit

Intrawell Non-parametric

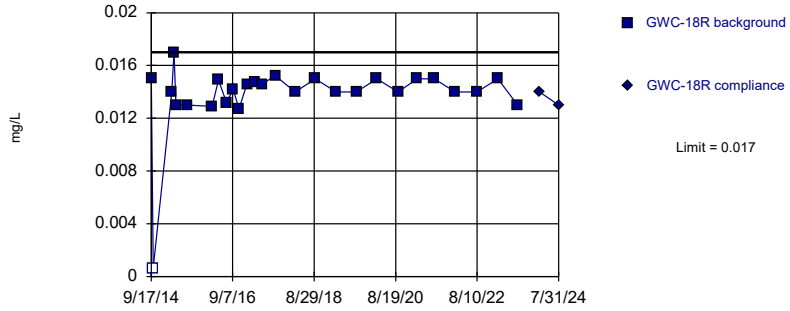

Non-parametric test used in lieu of parametric prediction limit because the Shapiro Wilk normality test showed the data to be non-normal at the 0.01 alpha level. Limit is highest of 27 background values. 3.704% NDs. Well-constituent pair annual alpha = 0.004998. Individual comparison alpha = 0.002502 (1 of 2).

Constituent: Barium Analysis Run 9/11/2024 4:10 PM View: Appendix I Intrawell
Plant Bowen Client: Southern Company Data: Bowen 3-4 CCR

Sanitas™ v.10.0.22 Software licensed to Groundwater Stats Consulting. UG

Within Limit

Prediction Limit

Intrawell Parametric

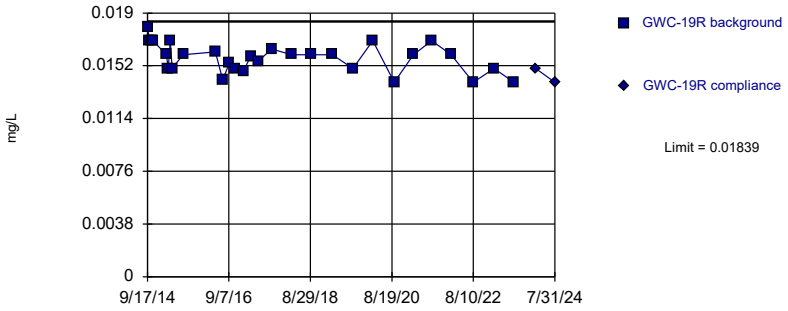

Background Data Summary: Mean=0.01577, Std. Dev.=0.001052, n=29. Normality test: Shapiro Wilk @alpha = 0.01, calculated = 0.943, critical = 0.898. Kappa = 2.49 (c=16, w=15, 1 of 2, event alpha = 0.05132). Report alpha = 0.0002195.

Constituent: Barium Analysis Run 9/11/2024 4:10 PM View: Appendix I Intrawell
Plant Bowen Client: Southern Company Data: Bowen 3-4 CCR

Sanitas™ v.10.0.22 Software licensed to Groundwater Stats Consulting. UG

Exceeds Limit

Prediction Limit

Intrawell Parametric

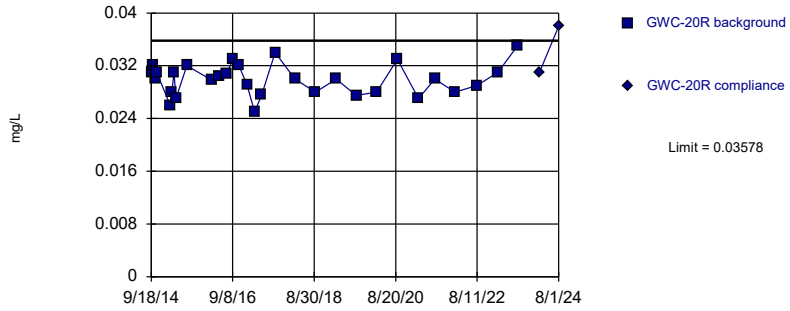

Background Data Summary: Mean=0.02988, Std. Dev.=0.002386, n=30. Normality test: Shapiro Wilk @alpha = 0.01, calculated = 0.9835, critical = 0.9. Kappa = 2.475 (c=16, w=15, 1 of 2, event alpha = 0.05132). Report alpha = 0.0002195.

Constituent: Barium Analysis Run 9/11/2024 4:10 PM View: Appendix I Intrawell
Plant Bowen Client: Southern Company Data: Bowen 3-4 CCR

Sanitas™ v.10.0.22 Software licensed to Groundwater Stats Consulting. UG

Within Limit

Prediction Limit

Intrawell Parametric

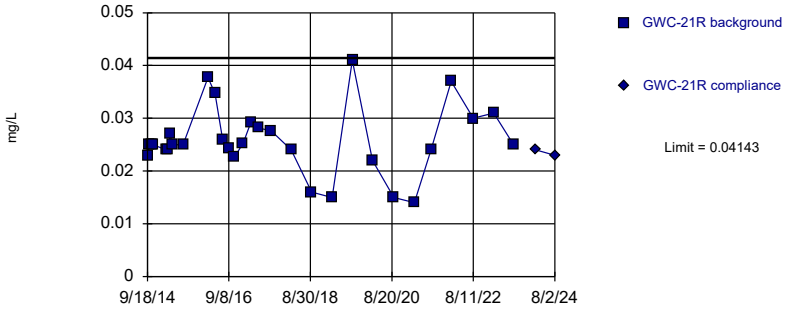

Background Data Summary: Mean=0.02575, Std. Dev.=0.006335, n=30. Normality test: Shapiro Wilk @alpha = 0.01, calculated = 0.921, critical = 0.9. Kappa = 2.475 (c=16, w=15, 1 of 2, event alpha = 0.05132). Report alpha = 0.0002195.

Constituent: Barium Analysis Run 9/11/2024 4:10 PM View: Appendix I Intrawell
Plant Bowen Client: Southern Company Data: Bowen 3-4 CCR

Sanitas™ v.10.0.22 Software licensed to Groundwater Stats Consulting. UG
Hollow symbols indicate censored values.

Within Limit

Prediction Limit

Intrawell Parametric

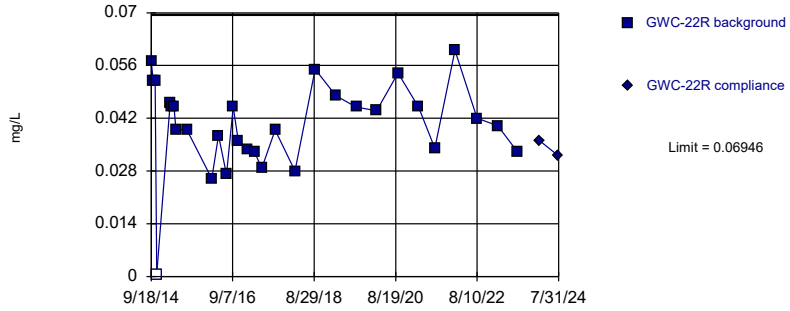

Background Data Summary: Mean=0.04032, Std. Dev.=0.01178, n=30, 3.333% NDs. Normality test: Shapiro Wilk @alpha = 0.01, calculated = 0.9282, critical = 0.9. Kappa = 2.475 (c=16, w=15, 1 of 2, event alpha = 0.05132). Report alpha = 0.0002195.

Constituent: Barium Analysis Run 9/11/2024 4:10 PM View: Appendix I Intrawell
Plant Bowen Client: Southern Company Data: Bowen 3-4 CCR

Sanitas™ v.10.0.22 Software licensed to Groundwater Stats Consulting. UG

Within Limit

Prediction Limit

Intrawell Parametric

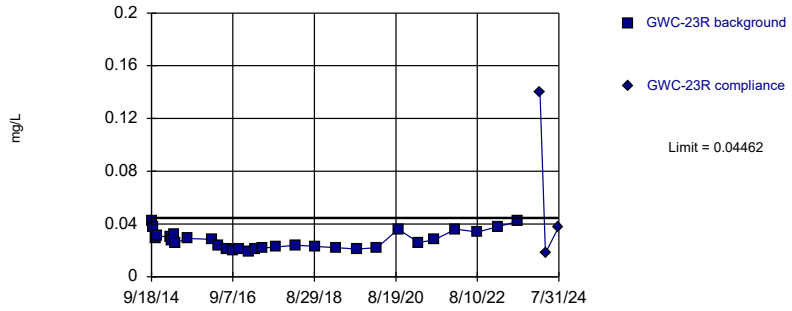

Background Data Summary: Mean=0.0278, Std. Dev.=0.006798, n=30. Normality test: Shapiro Wilk @alpha = 0.01, calculated = 0.9044, critical = 0.9. Kappa = 2.475 (c=16, w=15, 1 of 2, event alpha = 0.05132). Report alpha = 0.0002195.

Constituent: Barium Analysis Run 9/11/2024 4:10 PM View: Appendix I Intrawell

Plant Bowen Client: Southern Company Data: Bowen 3-4 CCR

Sanitas™ v.10.0.22 Software licensed to Groundwater Stats Consulting. UG

Within Limit

Prediction Limit

Intrawell Parametric

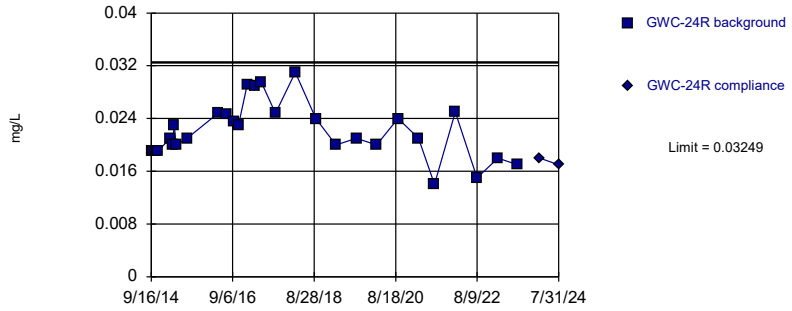

Background Data Summary: Mean=0.02205, Std. Dev.=0.004194, n=29. Normality test: Shapiro Wilk @alpha = 0.01, calculated = 0.959, critical = 0.898. Kappa = 2.49 (c=16, w=15, 1 of 2, event alpha = 0.05132). Report alpha = 0.0002195.

Constituent: Barium Analysis Run 9/11/2024 4:10 PM View: Appendix I Intrawell

Plant Bowen Client: Southern Company Data: Bowen 3-4 CCR

Sanitas™ v.10.0.22 Software licensed to Groundwater Stats Consulting. UG

Within Limit

Prediction Limit

Intrawell Parametric

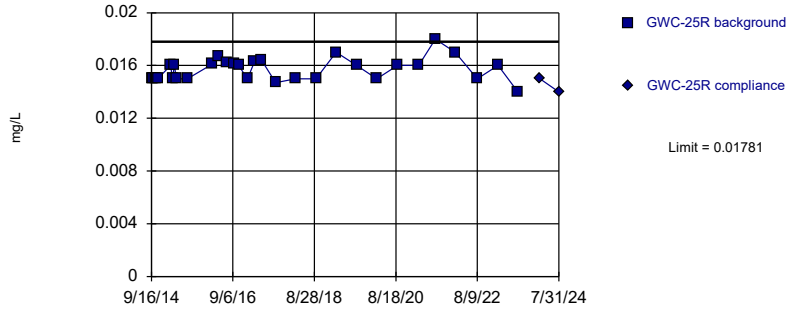

Background Data Summary: Mean=0.01568, Std. Dev.=0.0008607, n=30. Normality test: Shapiro Wilk @alpha = 0.01, calculated = 0.9026, critical = 0.9. Kappa = 2.475 (c=16, w=15, 1 of 2, event alpha = 0.05132). Report alpha = 0.0002195.

Constituent: Barium Analysis Run 9/11/2024 4:10 PM View: Appendix I Intrawell

Plant Bowen Client: Southern Company Data: Bowen 3-4 CCR

Sanitas™ v.10.0.22 Software licensed to Groundwater Stats Consulting. UG

Within Limit

Prediction Limit

Intrawell Parametric

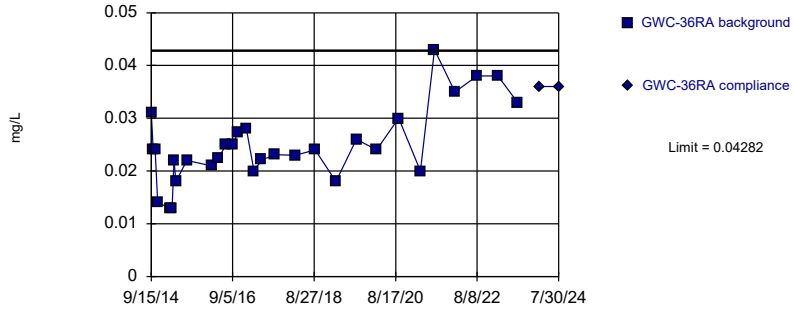

Background Data Summary: Mean=0.0249, Std. Dev.=0.007239, n=30. Normality test: Shapiro Wilk @alpha = 0.01, calculated = 0.9456, critical = 0.9. Kappa = 2.475 (c=16, w=15, 1 of 2, event alpha = 0.05132). Report alpha = 0.0002195.

Constituent: Barium Analysis Run 9/11/2024 4:10 PM View: Appendix I Intrawell

Plant Bowen Client: Southern Company Data: Bowen 3-4 CCR

Sanitas™ v.10.0.22 Software licensed to Groundwater Stats Consulting. UG
Hollow symbols indicate censored values.

Within Limit

Prediction Limit

Intrawell Parametric

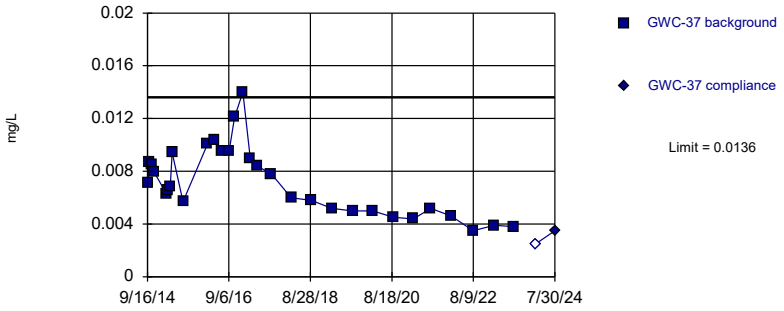

Background Data Summary: Mean=0.00716, Std. Dev.=0.002604, n=30. Normality test: Shapiro Wilk @alpha = 0.01, calculated = 0.9459, critical = 0.9. Kappa = 2.475 (c=16, w=15, 1 of 2, event alpha = 0.05132). Report alpha = 0.0002195.

Constituent: Barium Analysis Run 9/11/2024 4:10 PM View: Appendix I Intrawell
Plant Bowen Client: Southern Company Data: Bowen 3-4 CCR

Sanitas™ v.10.0.22 Software licensed to Groundwater Stats Consulting. UG

Within Limit

Prediction Limit

Intrawell Parametric

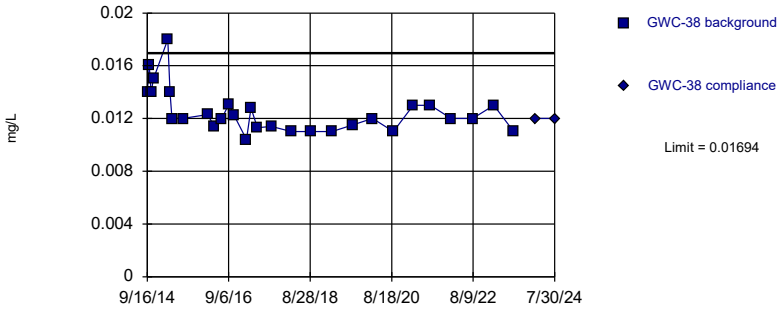

Background Data Summary (based on natural log transformation): Mean=-4.387, Std. Dev.=0.1243, n=29. Normality test: Shapiro Wilk @alpha = 0.01, calculated = 0.9036, critical = 0.898. Kappa = 2.49 (c=16, w=15, 1 of 2, event alpha = 0.05132). Report alpha = 0.0002195.

Constituent: Barium Analysis Run 9/11/2024 4:10 PM View: Appendix I Intrawell
Plant Bowen Client: Southern Company Data: Bowen 3-4 CCR

Sanitas™ v.10.0.22 Software licensed to Groundwater Stats Consulting. UG
Hollow symbols indicate censored values.

Within Limit

Prediction Limit

Intrawell Non-parametric

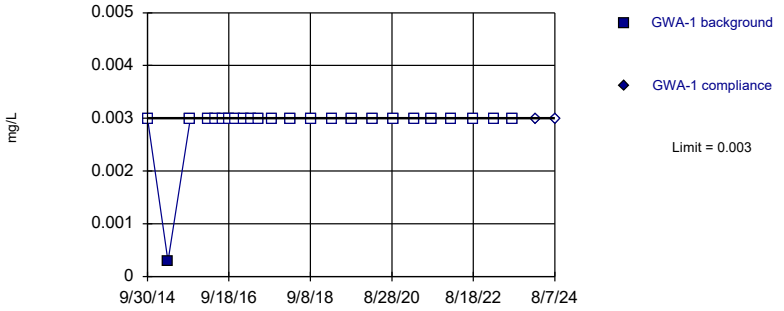

Non-parametric test used in lieu of parametric prediction limit because censored data exceeded 50%. Limit is highest of 24 background values. 95.83% NDs. Well-constituent pair annual alpha = 0.006238. Individual comparison alpha = 0.003124 (1 of 2).

Constituent: Beryllium Analysis Run 9/11/2024 4:10 PM View: Appendix I Intrawell
Plant Bowen Client: Southern Company Data: Bowen 3-4 CCR

Sanitas™ v.10.0.22 Software licensed to Groundwater Stats Consulting. UG
Hollow symbols indicate censored values.

Within Limit

Prediction Limit

Intrawell Non-parametric

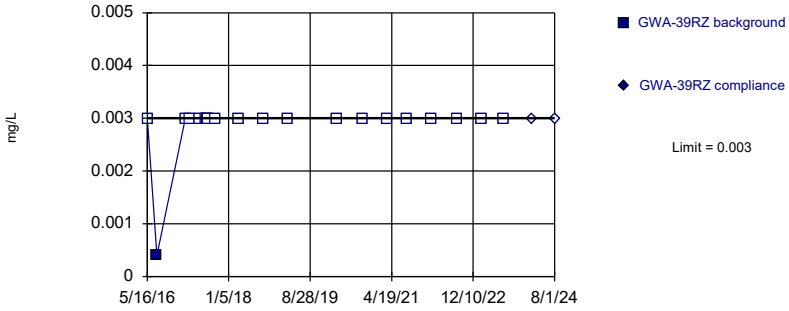

Non-parametric test used in lieu of parametric prediction limit because censored data exceeded 50%. Limit is highest of 20 background values. 95% NDs. Well-constituent pair annual alpha = 0.008564. Individual comparison alpha = 0.004291 (1 of 2).

Constituent: Beryllium Analysis Run 9/11/2024 4:10 PM View: Appendix I Intrawell
Plant Bowen Client: Southern Company Data: Bowen 3-4 CCR

Sanitas™ v.10.0.22 Software licensed to Groundwater Stats Consulting. UG
Hollow symbols indicate censored values.

Within Limit

Prediction Limit

Intrawell Non-parametric

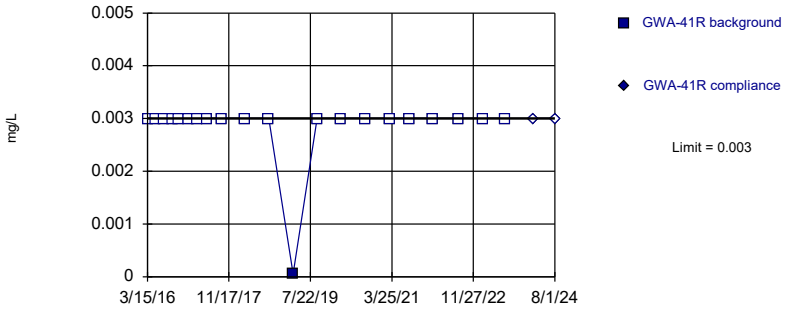

Non-parametric test used in lieu of parametric prediction limit because censored data exceeded 50%. Limit is highest of 21 background values. 95.24% NDs. Well-constituent pair annual alpha = 0.007982. Individual comparison alpha = 0.003999 (1 of 2).

Constituent: Beryllium Analysis Run 9/11/2024 4:10 PM View: Appendix I Intrawell
Plant Bowen Client: Southern Company Data: Bowen 3-4 CCR

Sanitas™ v.10.0.22 Software licensed to Groundwater Stats Consulting. UG
Hollow symbols indicate censored values.

Within Limit

Prediction Limit

Intrawell Non-parametric

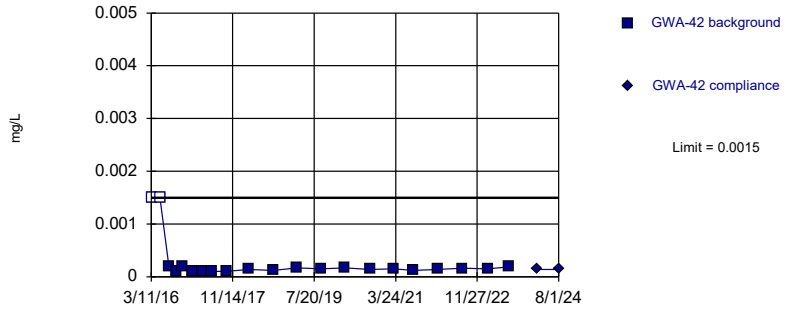

Non-parametric test used in lieu of parametric prediction limit because the Shapiro Wilk normality test showed the data to be non-normal at the 0.01 alpha level. Limit is highest of 21 background values. 9.524% NDs. Well-constituent pair annual alpha = 0.007982. Individual comparison alpha = 0.003999 (1 of 2).

Constituent: Beryllium Analysis Run 9/11/2024 4:10 PM View: Appendix I Intrawell
Plant Bowen Client: Southern Company Data: Bowen 3-4 CCR

Sanitas™ v.10.0.22 Software licensed to Groundwater Stats Consulting. UG
Hollow symbols indicate censored values.

Within Limit

Prediction Limit

Intrawell Non-parametric

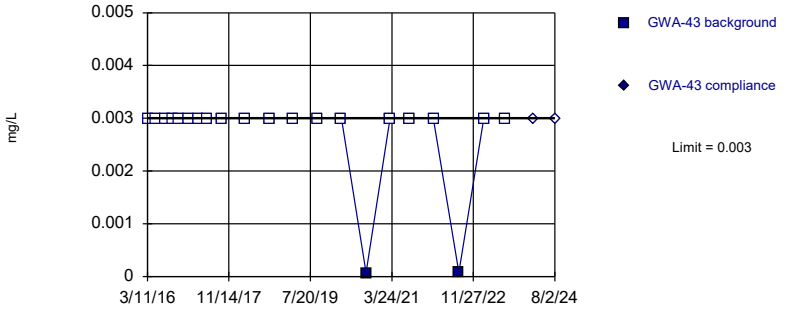

Non-parametric test used in lieu of parametric prediction limit because censored data exceeded 50%. Limit is highest of 21 background values. 90.48% NDs. Well-constituent pair annual alpha = 0.007982. Individual comparison alpha = 0.003999 (1 of 2).

Constituent: Beryllium Analysis Run 9/11/2024 4:10 PM View: Appendix I Intrawell
Plant Bowen Client: Southern Company Data: Bowen 3-4 CCR

Sanitas™ v.10.0.22 Software licensed to Groundwater Stats Consulting. UG
Hollow symbols indicate censored values.

Within Limit

Prediction Limit

Intrawell Non-parametric

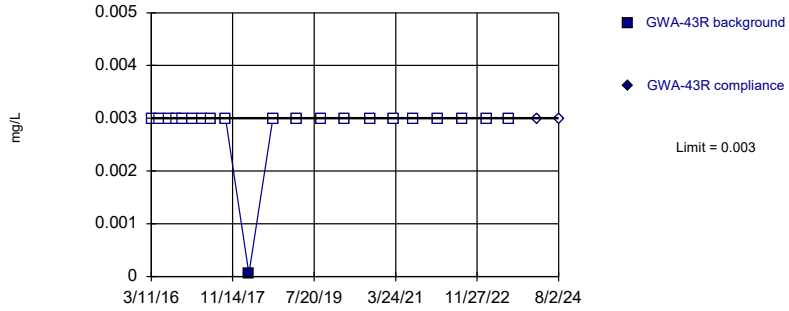

Non-parametric test used in lieu of parametric prediction limit because censored data exceeded 50%. Limit is highest of 21 background values. 95.24% NDs. Well-constituent pair annual alpha = 0.007982. Individual comparison alpha = 0.003999 (1 of 2).

Constituent: Beryllium Analysis Run 9/11/2024 4:10 PM View: Appendix I Intrawell
Plant Bowen Client: Southern Company Data: Bowen 3-4 CCR

Sanitas™ v.10.0.22 Software licensed to Groundwater Stats Consulting. UG
Hollow symbols indicate censored values.

Within Limit

Prediction Limit

Intrawell Non-parametric

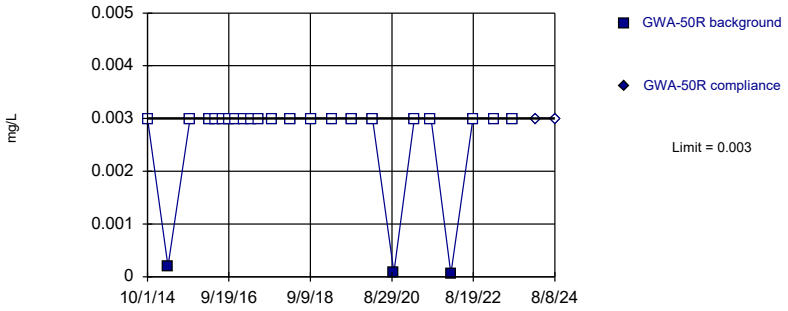

Non-parametric test used in lieu of parametric prediction limit because censored data exceeded 50%. Limit is highest of 24 background values. 87.5% NDs. Well-constituent pair annual alpha = 0.006238. Individual comparison alpha = 0.003124 (1 of 2).

Constituent: Beryllium Analysis Run 9/11/2024 4:10 PM View: Appendix I Intrawell
Plant Bowen Client: Southern Company Data: Bowen 3-4 CCR

Sanitas™ v.10.0.22 Software licensed to Groundwater Stats Consulting. UG
Hollow symbols indicate censored values.

Within Limit

Prediction Limit

Intrawell Non-parametric

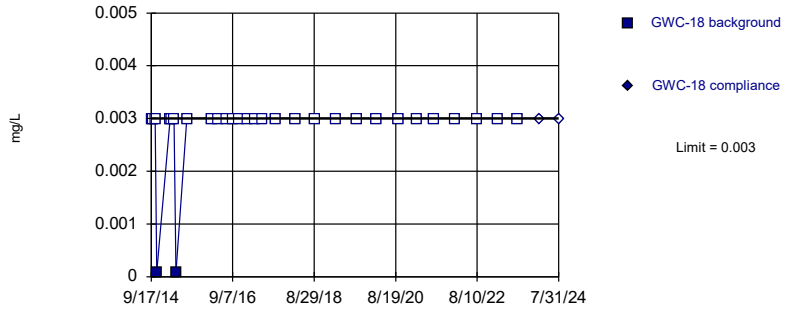

Non-parametric test used in lieu of parametric prediction limit because censored data exceeded 50%. Limit is highest of 30 background values. 93.33% NDs. Well-constituent pair annual alpha = 0.004011. Individual comparison alpha = 0.002008 (1 of 2).

Constituent: Beryllium Analysis Run 9/11/2024 4:10 PM View: Appendix I Intrawell
Plant Bowen Client: Southern Company Data: Bowen 3-4 CCR

Sanitas™ v.10.0.22 Software licensed to Groundwater Stats Consulting. UG
Hollow symbols indicate censored values.

Within Limit

Prediction Limit

Intrawell Non-parametric

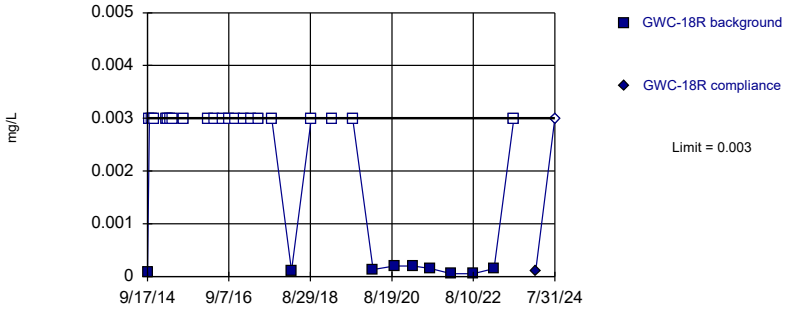

Non-parametric test used in lieu of parametric prediction limit because censored data exceeded 50%. Limit is highest of 30 background values. 70% NDs. Well-constituent pair annual alpha = 0.004011. Individual comparison alpha = 0.002008 (1 of 2).

Constituent: Beryllium Analysis Run 9/11/2024 4:10 PM View: Appendix I Intrawell
Plant Bowen Client: Southern Company Data: Bowen 3-4 CCR

Sanitas™ v.10.0.22 Software licensed to Groundwater Stats Consulting. UG
Hollow symbols indicate censored values.

Within Limit

Prediction Limit

Intrawell Non-parametric

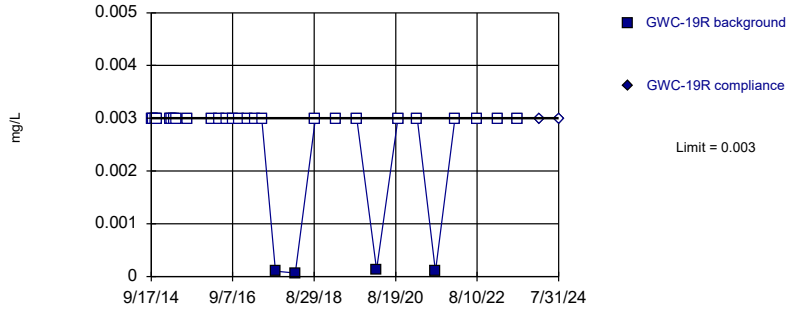

Non-parametric test used in lieu of parametric prediction limit because censored data exceeded 50%. Limit is highest of 30 background values. 86.67% NDs. Well-constituent pair annual alpha = 0.004011. Individual comparison alpha = 0.002008 (1 of 2).

Constituent: Beryllium Analysis Run 9/11/2024 4:10 PM View: Appendix I Intrawell
Plant Bowen Client: Southern Company Data: Bowen 3-4 CCR

Sanitas™ v.10.0.22 Software licensed to Groundwater Stats Consulting. UG
Hollow symbols indicate censored values.

Within Limit

Prediction Limit

Intrawell Non-parametric

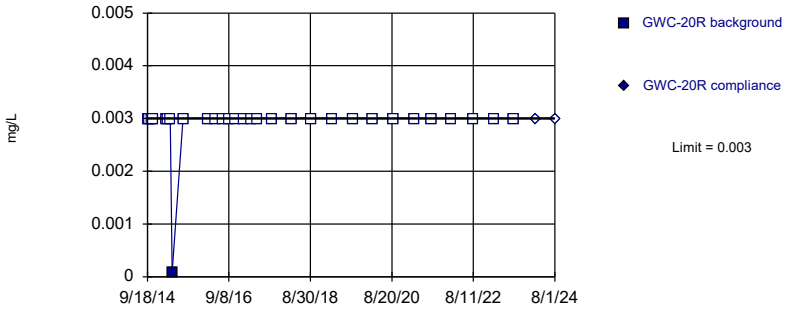

Non-parametric test used in lieu of parametric prediction limit because censored data exceeded 50%. Limit is highest of 30 background values. 96.67% NDs. Well-constituent pair annual alpha = 0.004011. Individual comparison alpha = 0.002008 (1 of 2).

Constituent: Beryllium Analysis Run 9/11/2024 4:10 PM View: Appendix I Intrawell
Plant Bowen Client: Southern Company Data: Bowen 3-4 CCR

Sanitas™ v.10.0.22 Software licensed to Groundwater Stats Consulting. UG
Hollow symbols indicate censored values.

Within Limit

Prediction Limit

Intrawell Non-parametric

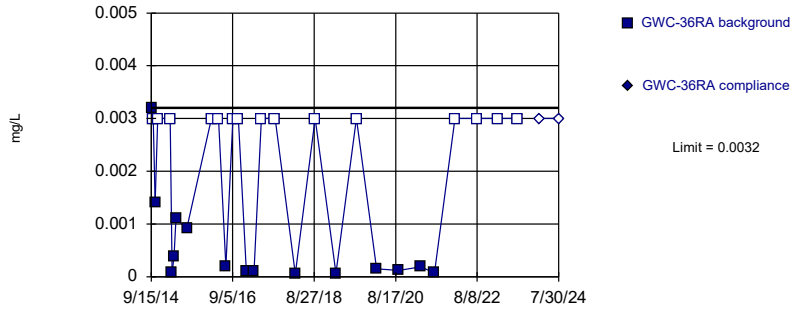

Non-parametric test used in lieu of parametric prediction limit because the Shapiro Wilk normality test showed the data to be non-normal at the 0.01 alpha level. Limit is highest of 30 background values. 50% NDs. Well-constituent pair annual alpha = 0.004011. Individual comparison alpha = 0.002008 (1 of 2).

Constituent: Beryllium Analysis Run 9/11/2024 4:10 PM View: Appendix I Intrawell
Plant Bowen Client: Southern Company Data: Bowen 3-4 CCR

Sanitas™ v.10.0.22 Software licensed to Groundwater Stats Consulting. UG
Hollow symbols indicate censored values.

Within Limit

Prediction Limit

Intrawell Non-parametric

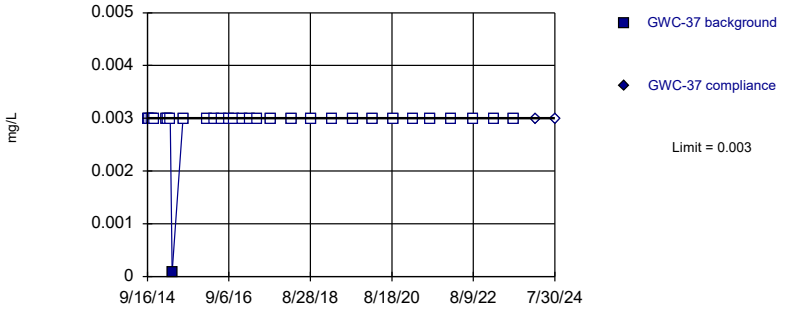

Non-parametric test used in lieu of parametric prediction limit because censored data exceeded 50%. Limit is highest of 30 background values. 96.67% NDs. Well-constituent pair annual alpha = 0.004011. Individual comparison alpha = 0.002008 (1 of 2).

Constituent: Beryllium Analysis Run 9/11/2024 4:10 PM View: Appendix I Intrawell
Plant Bowen Client: Southern Company Data: Bowen 3-4 CCR

Sanitas™ v.10.0.22 Software licensed to Groundwater Stats Consulting. UG
Hollow symbols indicate censored values.

Within Limit

Prediction Limit

Intrawell Non-parametric

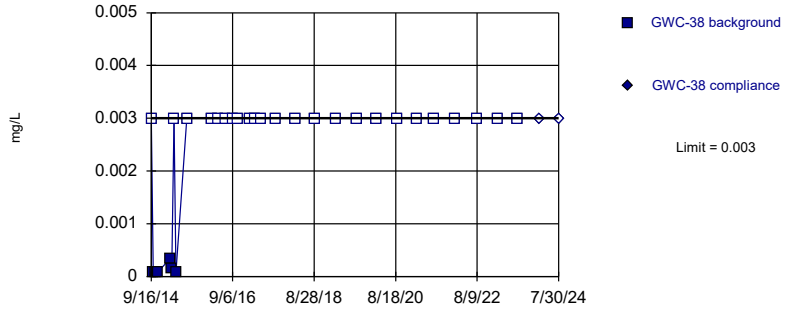

Non-parametric test used in lieu of parametric prediction limit because censored data exceeded 50%. Limit is highest of 30 background values. 80% NDs. Well-constituent pair annual alpha = 0.004011. Individual comparison alpha = 0.002008 (1 of 2).

Constituent: Beryllium Analysis Run 9/11/2024 4:10 PM View: Appendix I Intrawell
Plant Bowen Client: Southern Company Data: Bowen 3-4 CCR

Sanitas™ v.10.0.22 Software licensed to Groundwater Stats Consulting. UG
Hollow symbols indicate censored values.

Within Limit

Prediction Limit

Intrawell Non-parametric

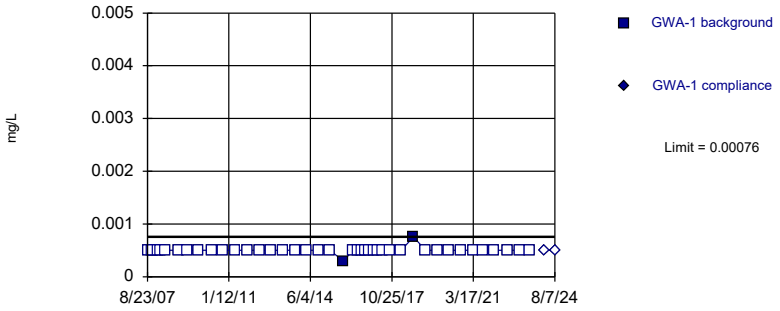

Non-parametric test used in lieu of parametric prediction limit because censored data exceeded 50%. Limit is highest of 42 background values. 95.24% NDs. Well-constituent pair annual alpha = 0.002154. Individual comparison alpha = 0.001077 (1 of 2).

Constituent: Cadmium Analysis Run 9/11/2024 4:10 PM View: Appendix I Intrawell
Plant Bowen Client: Southern Company Data: Bowen 3-4 CCR

Sanitas™ v.10.0.22 Software licensed to Groundwater Stats Consulting. UG
Hollow symbols indicate censored values.

Within Limit

Prediction Limit

Intrawell Non-parametric

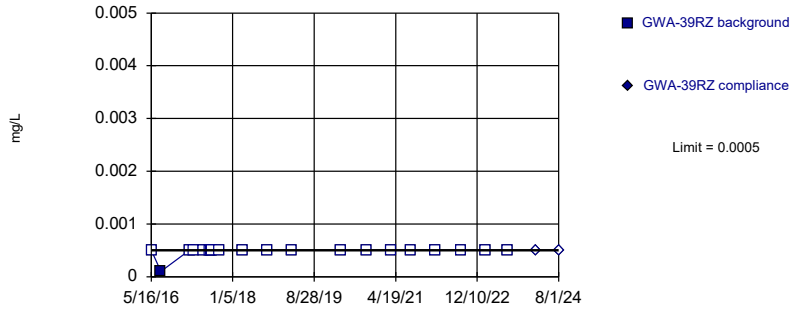

Non-parametric test used in lieu of parametric prediction limit because censored data exceeded 50%. Limit is highest of 20 background values. 95% NDs. Well-constituent pair annual alpha = 0.008564. Individual comparison alpha = 0.004291 (1 of 2).

Constituent: Cadmium Analysis Run 9/11/2024 4:10 PM View: Appendix I Intrawell
Plant Bowen Client: Southern Company Data: Bowen 3-4 CCR

Sanitas™ v.10.0.22 Software licensed to Groundwater Stats Consulting. UG
Hollow symbols indicate censored values.

Within Limit

Prediction Limit

Intrawell Non-parametric

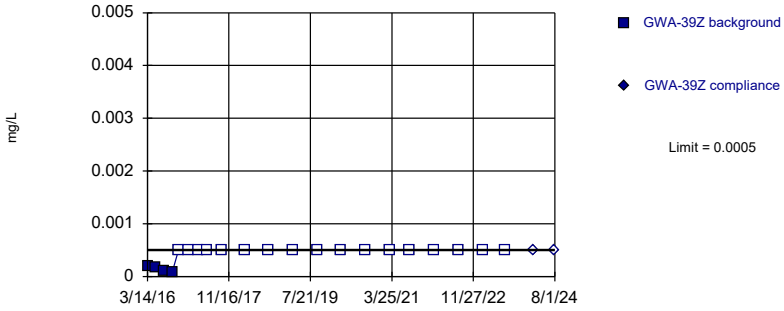

Non-parametric test used in lieu of parametric prediction limit because censored data exceeded 50%. Limit is highest of 21 background values. 80.95% NDs. Well-constituent pair annual alpha = 0.007982. Individual comparison alpha = 0.003999 (1 of 2).

Constituent: Cadmium Analysis Run 9/11/2024 4:10 PM View: Appendix I Intrawell
Plant Bowen Client: Southern Company Data: Bowen 3-4 CCR

Sanitas™ v.10.0.22 Software licensed to Groundwater Stats Consulting. UG
Hollow symbols indicate censored values.

Within Limit

Prediction Limit

Intrawell Parametric

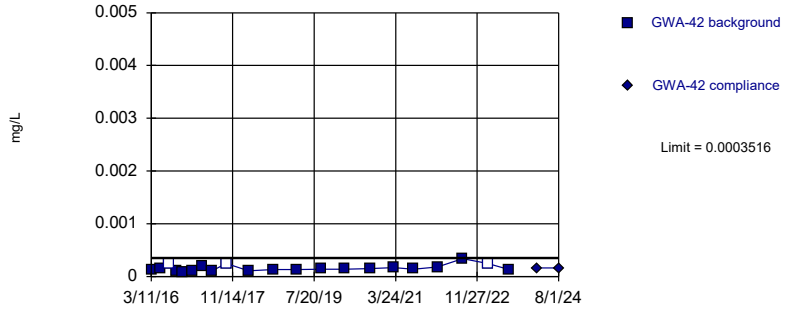

Background Data Summary (based on square root transformation): Mean=0.01242, Std. Dev.=0.002396, n=21, 14.29% NDs. Normality test: Shapiro Wilk @alpha = 0.01, calculated = 0.9138, critical = 0.873. Kappa = 2.641 (c=16, w=15, 1 of 2, event alpha = 0.05132). Report alpha = 0.0002195.

Constituent: Cadmium Analysis Run 9/11/2024 4:10 PM View: Appendix I Intrawell
Plant Bowen Client: Southern Company Data: Bowen 3-4 CCR

Sanitas™ v.10.0.22 Software licensed to Groundwater Stats Consulting. UG
Hollow symbols indicate censored values.

Within Limit

Prediction Limit

Intrawell Non-parametric

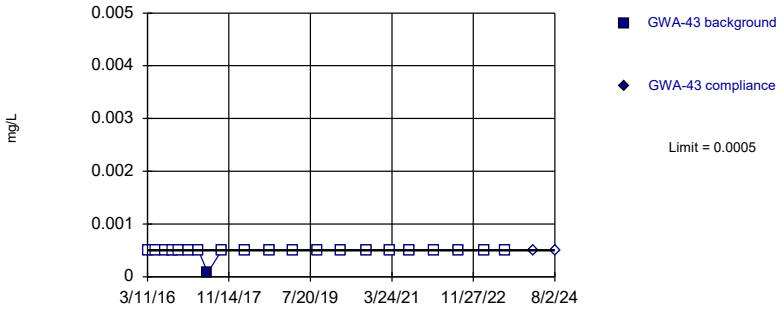

Non-parametric test used in lieu of parametric prediction limit because censored data exceeded 50%. Limit is highest of 21 background values. 95.24% NDs. Well-constituent pair annual alpha = 0.007982. Individual comparison alpha = 0.003999 (1 of 2).

Constituent: Cadmium Analysis Run 9/11/2024 4:10 PM View: Appendix I Intrawell
Plant Bowen Client: Southern Company Data: Bowen 3-4 CCR

Sanitas™ v.10.0.22 Software licensed to Groundwater Stats Consulting. UG
Hollow symbols indicate censored values.

Within Limit

Prediction Limit

Intrawell Non-parametric

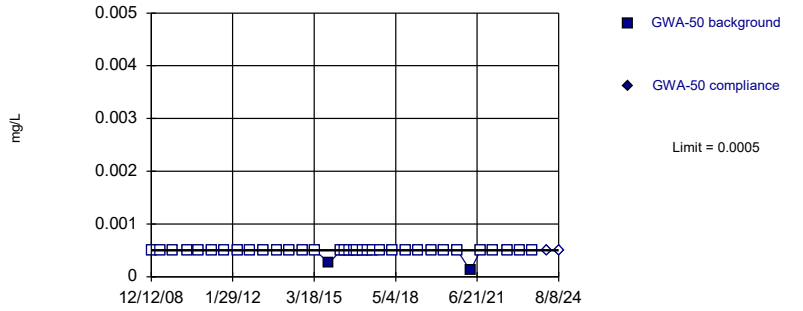

Non-parametric test used in lieu of parametric prediction limit because censored data exceeded 50%. Limit is highest of 36 background values. 94.44% NDs. Well-constituent pair annual alpha = 0.002856. Individual comparison alpha = 0.001429 (1 of 2).

Constituent: Cadmium Analysis Run 9/11/2024 4:10 PM View: Appendix I Intrawell
Plant Bowen Client: Southern Company Data: Bowen 3-4 CCR

Sanitas™ v.10.0.22 Software licensed to Groundwater Stats Consulting. UG
Hollow symbols indicate censored values.

Within Limit

Prediction Limit

Intrawell Non-parametric

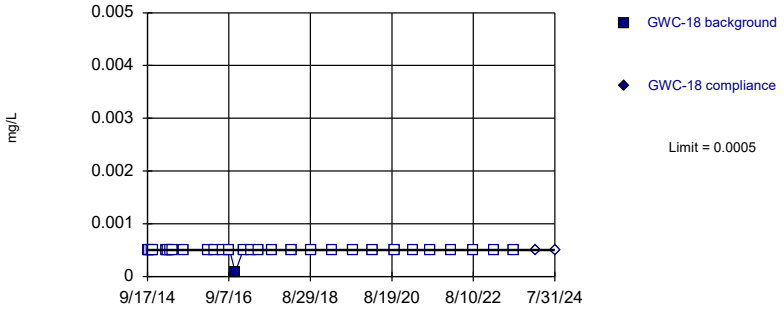

Non-parametric test used in lieu of parametric prediction limit because censored data exceeded 50%. Limit is highest of 30 background values. 96.67% NDs. Well-constituent pair annual alpha = 0.004011. Individual comparison alpha = 0.002008 (1 of 2).

Constituent: Cadmium Analysis Run 9/11/2024 4:10 PM View: Appendix I Intrawell
Plant Bowen Client: Southern Company Data: Bowen 3-4 CCR

Sanitas™ v.10.0.22 Software licensed to Groundwater Stats Consulting. UG
Hollow symbols indicate censored values.

Within Limit

Prediction Limit

Intrawell Non-parametric

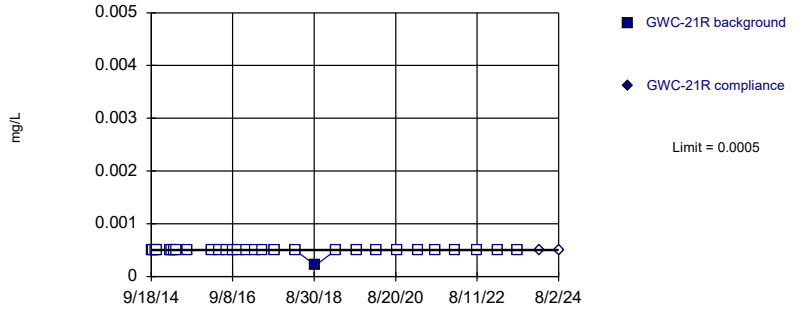

Non-parametric test used in lieu of parametric prediction limit because censored data exceeded 50%. Limit is highest of 30 background values. 96.67% NDs. Well-constituent pair annual alpha = 0.004011. Individual comparison alpha = 0.002008 (1 of 2).

Constituent: Cadmium Analysis Run 9/11/2024 4:10 PM View: Appendix I Intrawell
Plant Bowen Client: Southern Company Data: Bowen 3-4 CCR

Sanitas™ v.10.0.22 Software licensed to Groundwater Stats Consulting. UG
Hollow symbols indicate censored values.

Within Limit

Prediction Limit

Intrawell Non-parametric

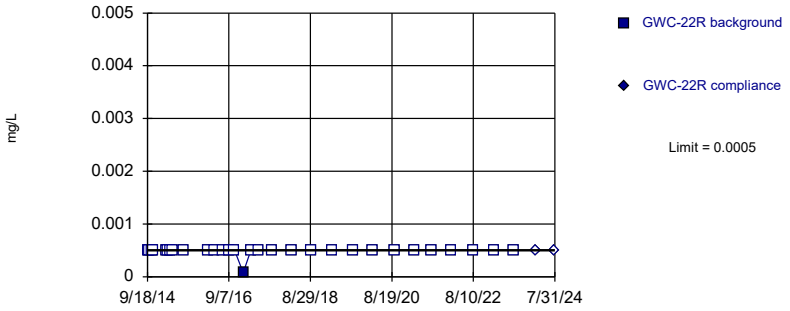

Non-parametric test used in lieu of parametric prediction limit because censored data exceeded 50%. Limit is highest of 30 background values. 96.67% NDs. Well-constituent pair annual alpha = 0.004011. Individual comparison alpha = 0.002008 (1 of 2).

Constituent: Cadmium Analysis Run 9/11/2024 4:10 PM View: Appendix I Intrawell
Plant Bowen Client: Southern Company Data: Bowen 3-4 CCR

Sanitas™ v.10.0.22 Software licensed to Groundwater Stats Consulting. UG
Hollow symbols indicate censored values.

Within Limit

Prediction Limit

Intrawell Non-parametric

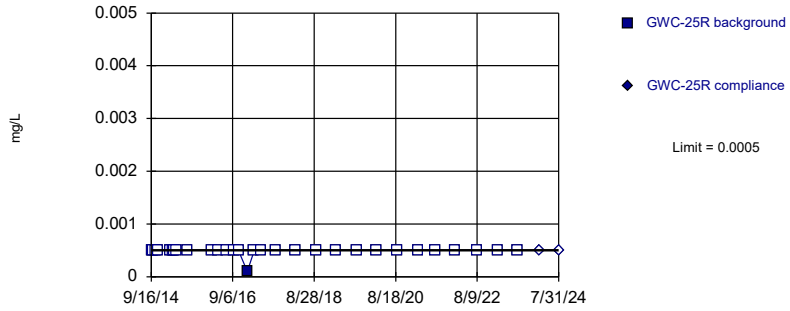

Non-parametric test used in lieu of parametric prediction limit because censored data exceeded 50%. Limit is highest of 30 background values. 96.67% NDs. Well-constituent pair annual alpha = 0.004011. Individual comparison alpha = 0.002008 (1 of 2).

Constituent: Cadmium Analysis Run 9/11/2024 4:10 PM View: Appendix I Intrawell
Plant Bowen Client: Southern Company Data: Bowen 3-4 CCR

Sanitas™ v.10.0.22 Software licensed to Groundwater Stats Consulting. UG
Hollow symbols indicate censored values.

Within Limit

Prediction Limit

Intrawell Non-parametric

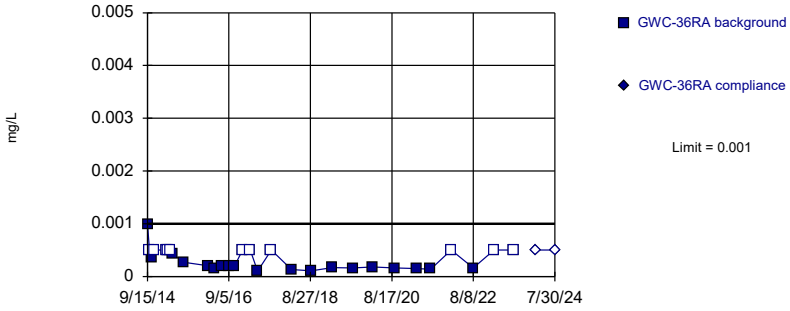

Non-parametric test used in lieu of parametric prediction limit because the Shapiro Wilk normality test showed the data to be non-normal at the 0.01 alpha level. Limit is highest of 30 background values. 36.67% NDs. Well-constituent pair annual alpha = 0.004011. Individual comparison alpha = 0.002008 (1 of 2).

Constituent: Cadmium Analysis Run 9/11/2024 4:10 PM View: Appendix I Intrawell
Plant Bowen Client: Southern Company Data: Bowen 3-4 CCR

Sanitas™ v.10.0.22 Software licensed to Groundwater Stats Consulting. UG
Hollow symbols indicate censored values.

Within Limit

Prediction Limit

Intrawell Non-parametric

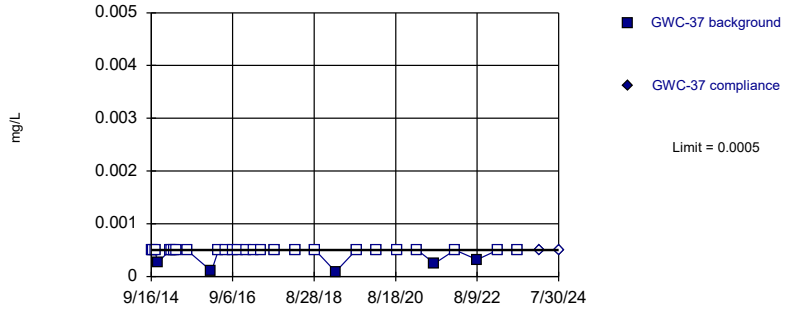

Non-parametric test used in lieu of parametric prediction limit because censored data exceeded 50%. Limit is highest of 30 background values. 83.33% NDs. Well-constituent pair annual alpha = 0.004011. Individual comparison alpha = 0.002008 (1 of 2).

Constituent: Cadmium Analysis Run 9/11/2024 4:10 PM View: Appendix I Intrawell
Plant Bowen Client: Southern Company Data: Bowen 3-4 CCR

Sanitas™ v.10.0.22 Software licensed to Groundwater Stats Consulting. UG
Hollow symbols indicate censored values.

Within Limit

Prediction Limit

Intrawell Non-parametric

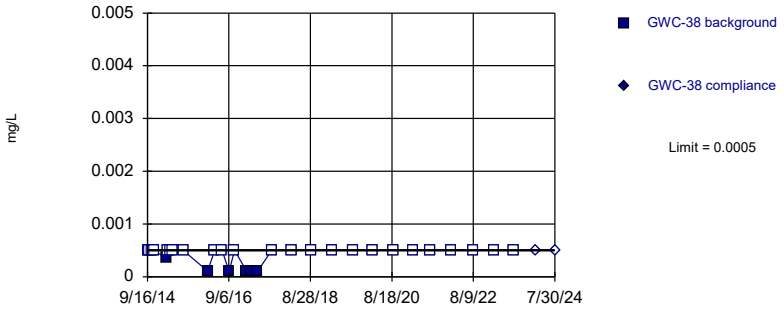

Non-parametric test used in lieu of parametric prediction limit because censored data exceeded 50%. Limit is highest of 30 background values. 80% NDs. Well-constituent pair annual alpha = 0.004011. Individual comparison alpha = 0.002008 (1 of 2).

Constituent: Cadmium Analysis Run 9/11/2024 4:10 PM View: Appendix I Intrawell
Plant Bowen Client: Southern Company Data: Bowen 3-4 CCR

Sanitas™ v.10.0.22 Software licensed to Groundwater Stats Consulting. UG
Hollow symbols indicate censored values.

Within Limit

Prediction Limit

Intrawell Non-parametric

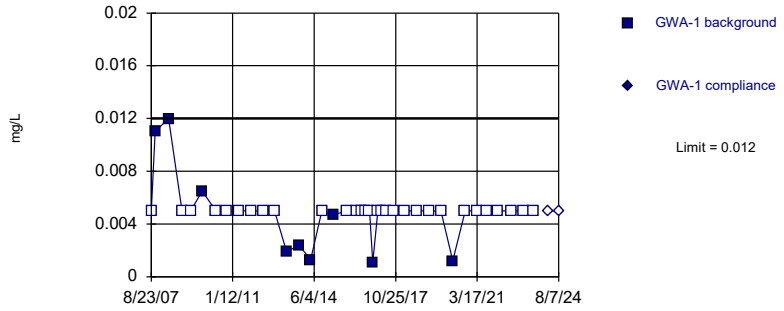

Non-parametric test used in lieu of parametric prediction limit because censored data exceeded 50%. Limit is highest of 39 background values. 76.92% NDs. Well-constituent pair annual alpha = 0.002451. Individual comparison alpha = 0.001226 (1 of 2).

Constituent: Chromium Analysis Run 9/11/2024 4:11 PM View: Appendix I Intrawell
Plant Bowen Client: Southern Company Data: Bowen 3-4 CCR

Sanitas™ v.10.0.22 Software licensed to Groundwater Stats Consulting. UG
Hollow symbols indicate censored values.

Within Limit

Prediction Limit

Intrawell Non-parametric

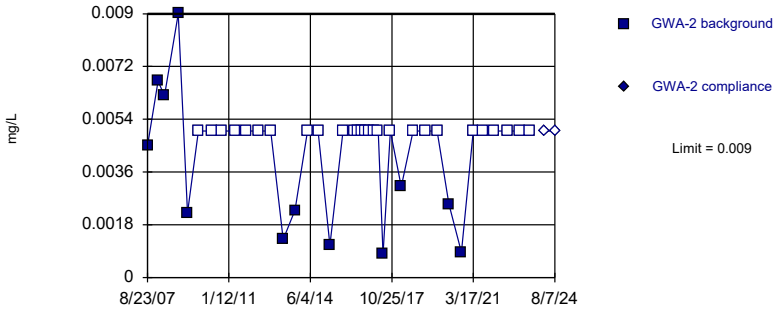

Non-parametric test used in lieu of parametric prediction limit because censored data exceeded 50%. Limit is highest of 39 background values. 69.23% NDs. Well-constituent pair annual alpha = 0.002451. Individual comparison alpha = 0.001226 (1 of 2).

Constituent: Chromium Analysis Run 9/11/2024 4:11 PM View: Appendix I Intrawell
Plant Bowen Client: Southern Company Data: Bowen 3-4 CCR

Sanitas™ v.10.0.22 Software licensed to Groundwater Stats Consulting. UG
Hollow symbols indicate censored values.

Within Limit

Prediction Limit

Intrawell Non-parametric

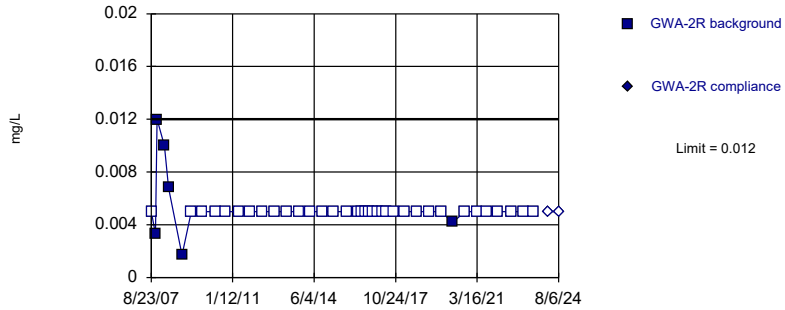

Non-parametric test used in lieu of parametric prediction limit because censored data exceeded 50%. Limit is highest of 41 background values. 85.37% NDs. Well-constituent pair annual alpha = 0.002235. Individual comparison alpha = 0.001118 (1 of 2).

Constituent: Chromium Analysis Run 9/11/2024 4:11 PM View: Appendix I Intrawell
Plant Bowen Client: Southern Company Data: Bowen 3-4 CCR

Sanitas™ v.10.0.22 Software licensed to Groundwater Stats Consulting. UG
Hollow symbols indicate censored values.

Within Limit

Prediction Limit

Intrawell Non-parametric

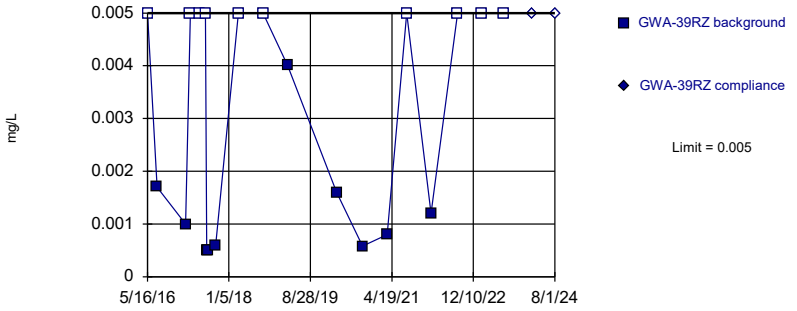

Non-parametric test used in lieu of parametric prediction limit because the Shapiro Wilk normality test showed the data to be non-normal at the 0.01 alpha level. Limit is highest of 20 background values. 50% NDs. Well-constituent pair annual alpha = 0.008564. Individual comparison alpha = 0.004291 (1 of 2).

Constituent: Chromium Analysis Run 9/11/2024 4:11 PM View: Appendix I Intrawell
Plant Bowen Client: Southern Company Data: Bowen 3-4 CCR

Sanitas™ v.10.0.22 Software licensed to Groundwater Stats Consulting. UG
Hollow symbols indicate censored values.

Within Limit

Prediction Limit

Intrawell Non-parametric

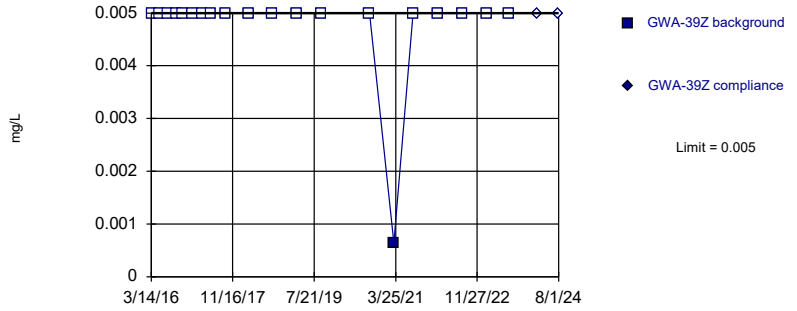

Non-parametric test used in lieu of parametric prediction limit because censored data exceeded 50%. Limit is highest of 20 background values. 95% NDs. Well-constituent pair annual alpha = 0.008564. Individual comparison alpha = 0.004291 (1 of 2).

Constituent: Chromium Analysis Run 9/11/2024 4:11 PM View: Appendix I Intrawell
Plant Bowen Client: Southern Company Data: Bowen 3-4 CCR

Sanitas™ v.10.0.22 Software licensed to Groundwater Stats Consulting. UG
Hollow symbols indicate censored values.

Within Limit

Prediction Limit

Intrawell Non-parametric

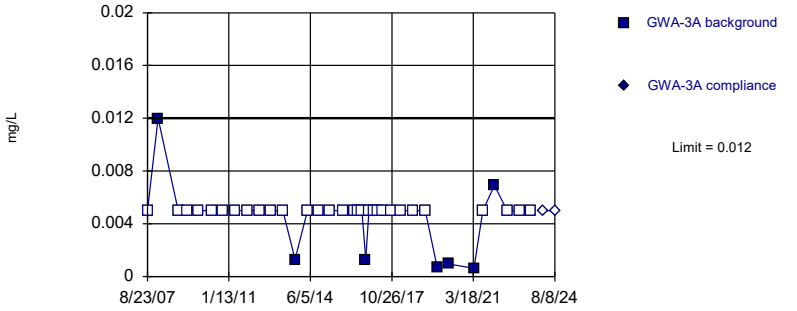

Non-parametric test used in lieu of parametric prediction limit because censored data exceeded 50%. Limit is highest of 37 background values. 81.08% NDs. Well-constituent pair annual alpha = 0.002721. Individual comparison alpha = 0.001361 (1 of 2).

Constituent: Chromium Analysis Run 9/11/2024 4:11 PM View: Appendix I Intrawell
Plant Bowen Client: Southern Company Data: Bowen 3-4 CCR

Sanitas™ v.10.0.22 Software licensed to Groundwater Stats Consulting. UG
Hollow symbols indicate censored values.

Within Limit

Prediction Limit

Intrawell Non-parametric

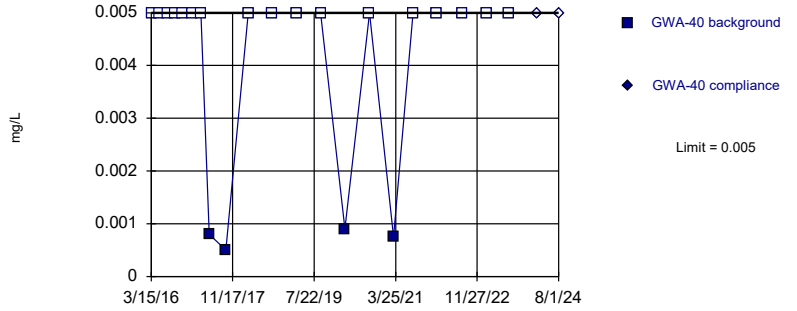

Non-parametric test used in lieu of parametric prediction limit because censored data exceeded 50%. Limit is highest of 21 background values. 80.95% NDs. Well-constituent pair annual alpha = 0.007982. Individual comparison alpha = 0.003999 (1 of 2).

Constituent: Chromium Analysis Run 9/11/2024 4:11 PM View: Appendix I Intrawell
Plant Bowen Client: Southern Company Data: Bowen 3-4 CCR

Sanitas™ v.10.0.22 Software licensed to Groundwater Stats Consulting. UG
Hollow symbols indicate censored values.

Within Limit

Prediction Limit

Intrawell Non-parametric

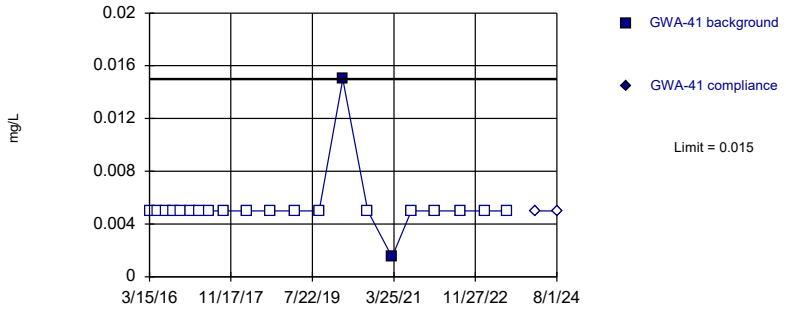

Non-parametric test used in lieu of parametric prediction limit because censored data exceeded 50%. Limit is highest of 21 background values. 90.48% NDs. Well-constituent pair annual alpha = 0.007982. Individual comparison alpha = 0.003999 (1 of 2).

Constituent: Chromium Analysis Run 9/11/2024 4:11 PM View: Appendix I Intrawell
Plant Bowen Client: Southern Company Data: Bowen 3-4 CCR

Sanitas™ v.10.0.22 Software licensed to Groundwater Stats Consulting. UG
Hollow symbols indicate censored values.

Within Limit

Prediction Limit

Intrawell Non-parametric

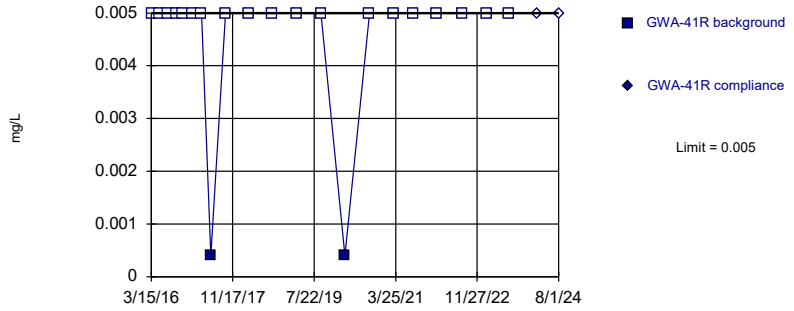

Non-parametric test used in lieu of parametric prediction limit because censored data exceeded 50%. Limit is highest of 21 background values. 90.48% NDs. Well-constituent pair annual alpha = 0.007982. Individual comparison alpha = 0.003999 (1 of 2).

Constituent: Chromium Analysis Run 9/11/2024 4:11 PM View: Appendix I Intrawell
Plant Bowen Client: Southern Company Data: Bowen 3-4 CCR

Sanitas™ v.10.0.22 Software licensed to Groundwater Stats Consulting. UG
Hollow symbols indicate censored values.

Within Limit

Prediction Limit

Intrawell Non-parametric

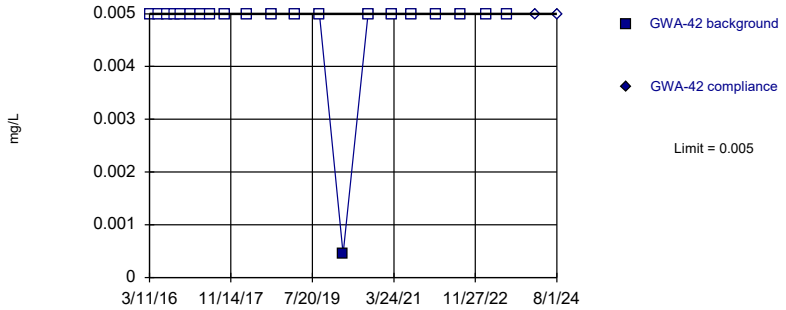

Non-parametric test used in lieu of parametric prediction limit because censored data exceeded 50%. Limit is highest of 21 background values. 95.24% NDs. Well-constituent pair annual alpha = 0.007982. Individual comparison alpha = 0.003999 (1 of 2).

Constituent: Chromium Analysis Run 9/11/2024 4:11 PM View: Appendix I Intrawell
Plant Bowen Client: Southern Company Data: Bowen 3-4 CCR

Sanitas™ v.10.0.22 Software licensed to Groundwater Stats Consulting. UG
Hollow symbols indicate censored values.

Within Limit

Prediction Limit

Intrawell Non-parametric

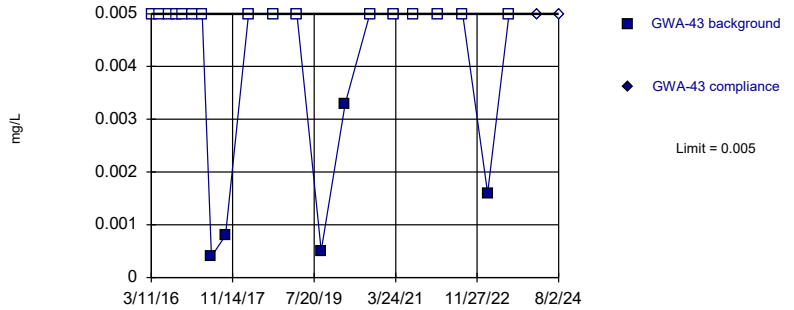

Non-parametric test used in lieu of parametric prediction limit because censored data exceeded 50%. Limit is highest of 21 background values. 76.19% NDs. Well-constituent pair annual alpha = 0.007982. Individual comparison alpha = 0.003999 (1 of 2).

Constituent: Chromium Analysis Run 9/11/2024 4:11 PM View: Appendix I Intrawell
Plant Bowen Client: Southern Company Data: Bowen 3-4 CCR

Sanitas™ v.10.0.22 Software licensed to Groundwater Stats Consulting. UG
Hollow symbols indicate censored values.

Within Limit

Prediction Limit

Intrawell Non-parametric

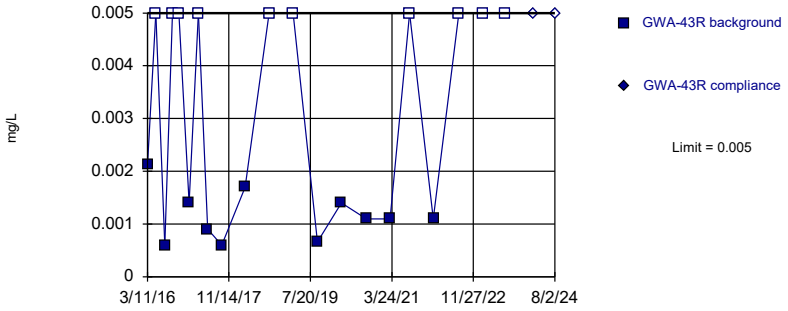

Non-parametric test used in lieu of parametric prediction limit because the Shapiro Wilk normality test showed the data to be non-normal at the 0.01 alpha level. Limit is highest of 21 background values. 47.62% NDs. Well-constituent pair annual alpha = 0.007982. Individual comparison alpha = 0.003999 (1 of 2).

Constituent: Chromium Analysis Run 9/11/2024 4:11 PM View: Appendix I Intrawell
Plant Bowen Client: Southern Company Data: Bowen 3-4 CCR

Sanitas™ v.10.0.22 Software licensed to Groundwater Stats Consulting. UG
Hollow symbols indicate censored values.

Within Limit

Prediction Limit

Intrawell Non-parametric

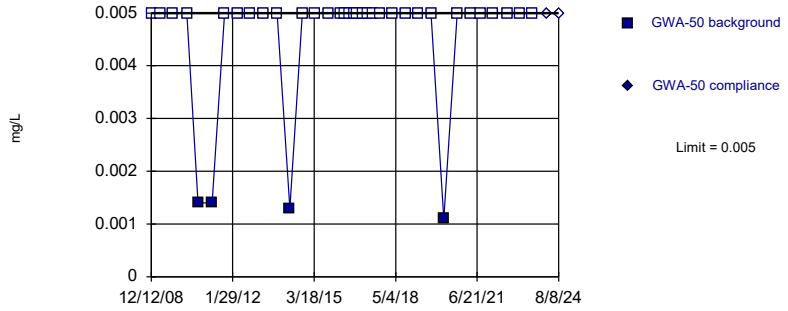

Non-parametric test used in lieu of parametric prediction limit because censored data exceeded 50%. Limit is highest of 36 background values. 88.89% NDs. Well-constituent pair annual alpha = 0.002856. Individual comparison alpha = 0.001429 (1 of 2).

Constituent: Chromium Analysis Run 9/11/2024 4:11 PM View: Appendix I Intrawell
Plant Bowen Client: Southern Company Data: Bowen 3-4 CCR

Sanitas™ v.10.0.22 Software licensed to Groundwater Stats Consulting. UG
Hollow symbols indicate censored values.

Within Limit

Prediction Limit

Intrawell Non-parametric

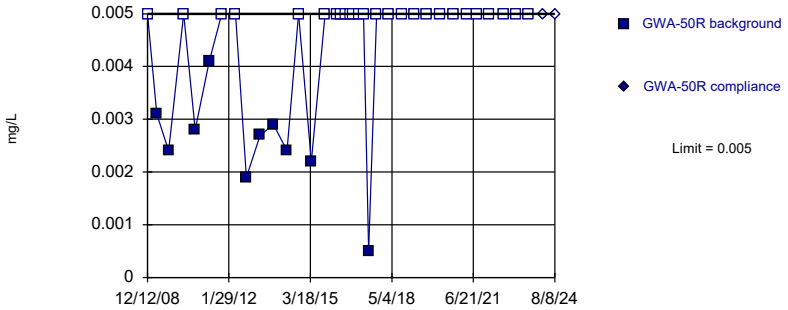

Non-parametric test used in lieu of parametric prediction limit because censored data exceeded 50%. Limit is highest of 36 background values. 72.22% NDs. Well-constituent pair annual alpha = 0.002856. Individual comparison alpha = 0.001429 (1 of 2).

Constituent: Chromium Analysis Run 9/11/2024 4:11 PM View: Appendix I Intrawell
Plant Bowen Client: Southern Company Data: Bowen 3-4 CCR

Sanitas™ v.10.0.22 Software licensed to Groundwater Stats Consulting. UG
Hollow symbols indicate censored values.

Within Limit

Prediction Limit

Intrawell Non-parametric

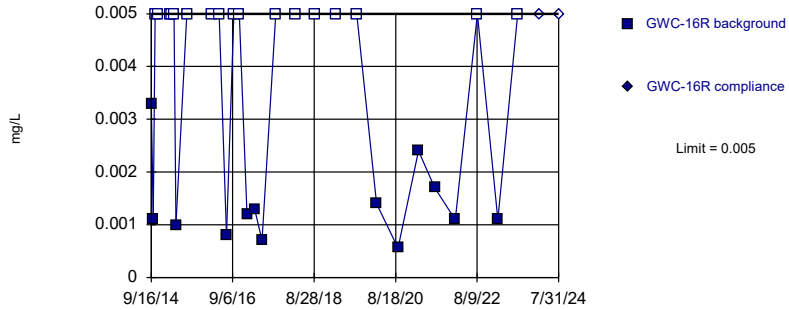

Non-parametric test used in lieu of parametric prediction limit because censored data exceeded 50%. Limit is highest of 30 background values. 56.67% NDs. Well-constituent pair annual alpha = 0.004011. Individual comparison alpha = 0.002008 (1 of 2).

Constituent: Chromium Analysis Run 9/11/2024 4:11 PM View: Appendix I Intrawell
Plant Bowen Client: Southern Company Data: Bowen 3-4 CCR

Sanitas™ v.10.0.22 Software licensed to Groundwater Stats Consulting. UG
Hollow symbols indicate censored values.

Within Limit

Prediction Limit

Intrawell Non-parametric

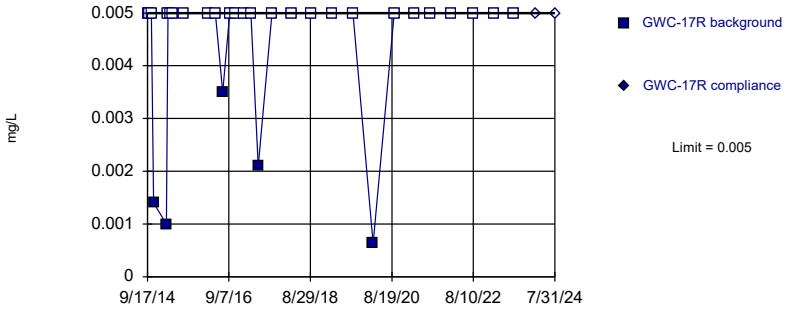

Non-parametric test used in lieu of parametric prediction limit because censored data exceeded 50%. Limit is highest of 30 background values. 83.33% NDs. Well-constituent pair annual alpha = 0.004011. Individual comparison alpha = 0.002008 (1 of 2).

Constituent: Chromium Analysis Run 9/11/2024 4:11 PM View: Appendix I Intrawell
Plant Bowen Client: Southern Company Data: Bowen 3-4 CCR

Sanitas™ v.10.0.22 Software licensed to Groundwater Stats Consulting. UG
Hollow symbols indicate censored values.

Within Limit

Prediction Limit

Intrawell Parametric

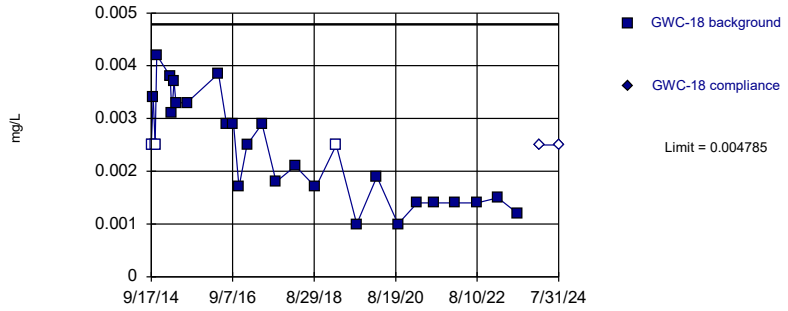

Background Data Summary: Mean=0.002387, Std. Dev.=0.0009572, n=28, 10.71% NDs. Normality test: Shapiro Wilk @alpha = 0.01, calculated = 0.9382, critical = 0.896. Kappa = 2.505 (c=16, w=15, 1 of 2, event alpha = 0.05132). Report alpha = 0.0002195.

Constituent: Chromium Analysis Run 9/11/2024 4:11 PM View: Appendix I Intrawell
Plant Bowen Client: Southern Company Data: Bowen 3-4 CCR

Sanitas™ v.10.0.22 Software licensed to Groundwater Stats Consulting. UG
Hollow symbols indicate censored values.

Within Limit

Prediction Limit

Intrawell Non-parametric

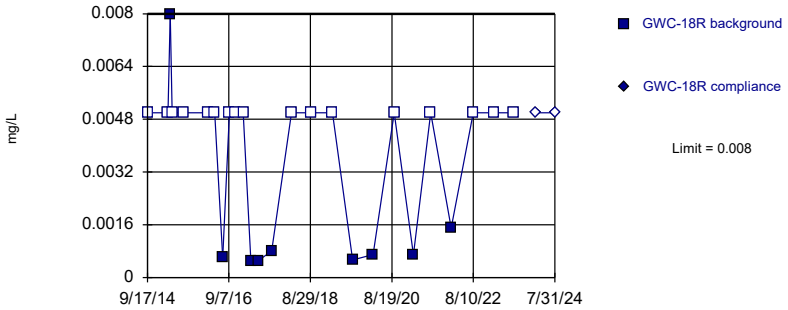

Non-parametric test used in lieu of parametric prediction limit because censored data exceeded 50%. Limit is highest of 26 background values. 65.38% NDs. Well-constituent pair annual alpha = 0.005327. Individual comparison alpha = 0.002667 (1 of 2).

Constituent: Chromium Analysis Run 9/11/2024 4:11 PM View: Appendix I Intrawell
Plant Bowen Client: Southern Company Data: Bowen 3-4 CCR

Sanitas™ v.10.0.22 Software licensed to Groundwater Stats Consulting. UG
Hollow symbols indicate censored values.

Within Limit

Prediction Limit

Intrawell Non-parametric

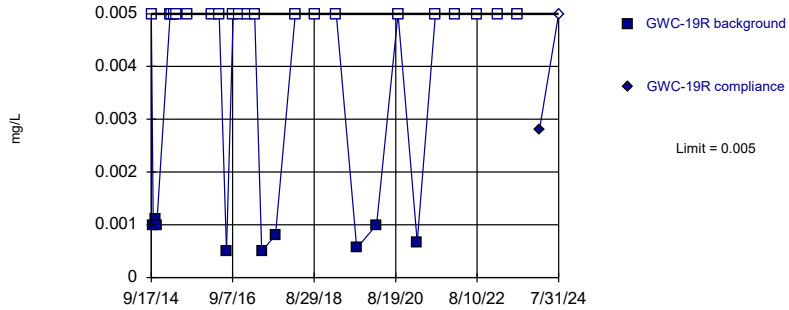

Non-parametric test used in lieu of parametric prediction limit because censored data exceeded 50%. Limit is highest of 30 background values. 70% NDs. Well-constituent pair annual alpha = 0.004011. Individual comparison alpha = 0.002008 (1 of 2).

Constituent: Chromium Analysis Run 9/11/2024 4:11 PM View: Appendix I Intrawell
Plant Bowen Client: Southern Company Data: Bowen 3-4 CCR

Sanitas™ v.10.0.22 Software licensed to Groundwater Stats Consulting. UG
Hollow symbols indicate censored values.

Within Limit

Prediction Limit

Intrawell Non-parametric

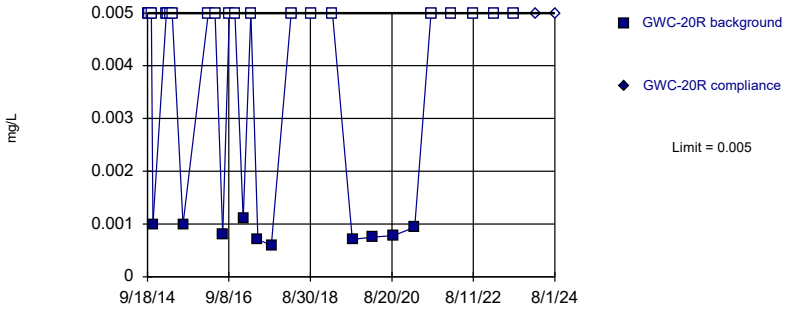

Non-parametric test used in lieu of parametric prediction limit because censored data exceeded 50%. Limit is highest of 30 background values. 66.67% NDs. Well-constituent pair annual alpha = 0.004011. Individual comparison alpha = 0.002008 (1 of 2).

Constituent: Chromium Analysis Run 9/11/2024 4:11 PM View: Appendix I Intrawell
Plant Bowen Client: Southern Company Data: Bowen 3-4 CCR

Sanitas™ v.10.0.22 Software licensed to Groundwater Stats Consulting. UG
Hollow symbols indicate censored values.

Within Limit

Prediction Limit

Intrawell Non-parametric

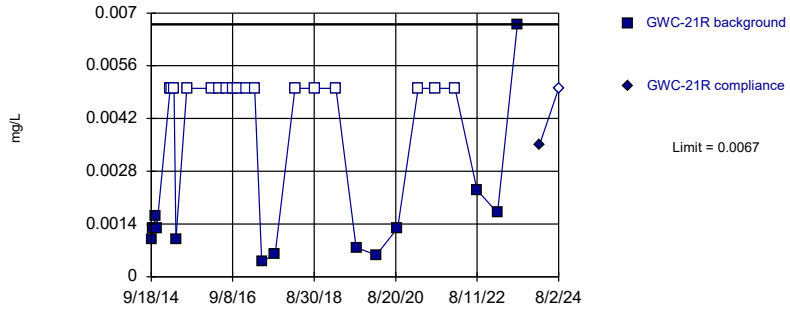

Non-parametric test used in lieu of parametric prediction limit because censored data exceeded 50%. Limit is highest of 30 background values. 56.67% NDs. Well-constituent pair annual alpha = 0.004011. Individual comparison alpha = 0.002008 (1 of 2).

Constituent: Chromium Analysis Run 9/11/2024 4:11 PM View: Appendix I Intrawell
Plant Bowen Client: Southern Company Data: Bowen 3-4 CCR

Sanitas™ v.10.0.22 Software licensed to Groundwater Stats Consulting. UG
Hollow symbols indicate censored values.

Within Limit

Prediction Limit

Intrawell Non-parametric

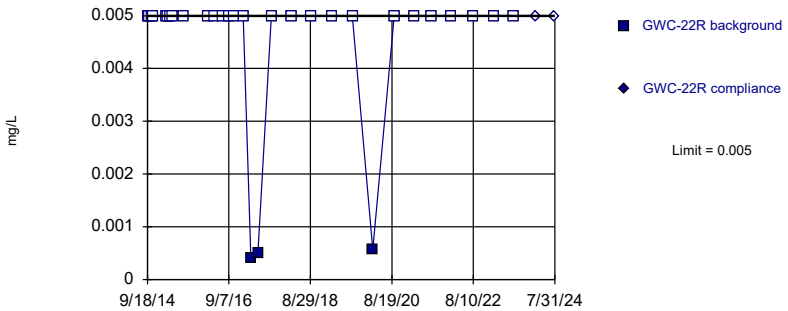

Non-parametric test used in lieu of parametric prediction limit because censored data exceeded 50%. Limit is highest of 30 background values. 90% NDs. Well-constituent pair annual alpha = 0.004011. Individual comparison alpha = 0.002008 (1 of 2).

Constituent: Chromium Analysis Run 9/11/2024 4:11 PM View: Appendix I Intrawell
Plant Bowen Client: Southern Company Data: Bowen 3-4 CCR

Sanitas™ v.10.0.22 Software licensed to Groundwater Stats Consulting. UG
Hollow symbols indicate censored values.

Within Limit

Prediction Limit

Intrawell Non-parametric

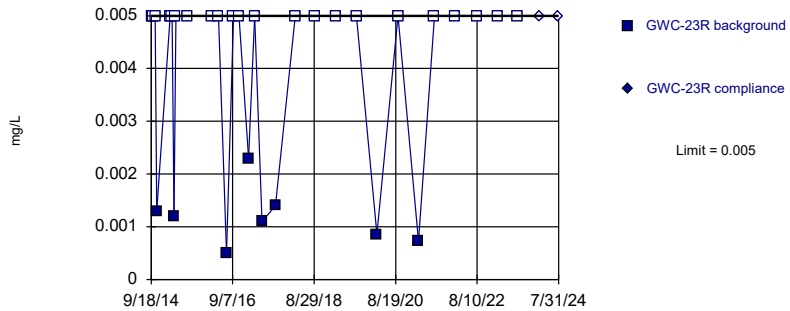

Non-parametric test used in lieu of parametric prediction limit because censored data exceeded 50%. Limit is highest of 30 background values. 73.33% NDs. Well-constituent pair annual alpha = 0.004011. Individual comparison alpha = 0.002008 (1 of 2).

Constituent: Chromium Analysis Run 9/11/2024 4:11 PM View: Appendix I Intrawell
Plant Bowen Client: Southern Company Data: Bowen 3-4 CCR

Sanitas™ v.10.0.22 Software licensed to Groundwater Stats Consulting. UG
Hollow symbols indicate censored values.

Within Limit

Prediction Limit

Intrawell Non-parametric

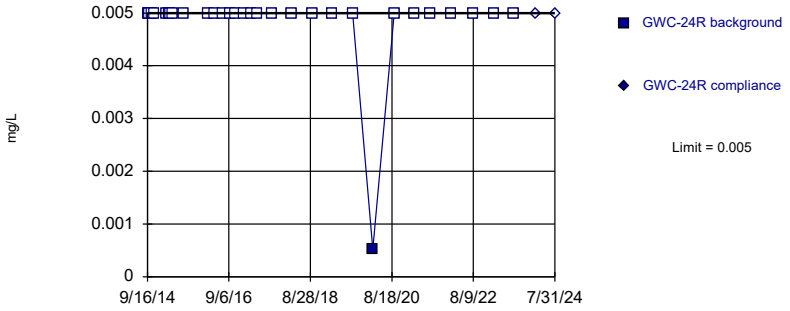

Non-parametric test used in lieu of parametric prediction limit because censored data exceeded 50%. Limit is highest of 30 background values. 96.67% NDs. Well-constituent pair annual alpha = 0.004011. Individual comparison alpha = 0.002008 (1 of 2).

Constituent: Chromium Analysis Run 9/11/2024 4:11 PM View: Appendix I Intrawell
Plant Bowen Client: Southern Company Data: Bowen 3-4 CCR

Sanitas™ v.10.0.22 Software licensed to Groundwater Stats Consulting. UG
Hollow symbols indicate censored values.

Within Limit

Prediction Limit

Intrawell Non-parametric

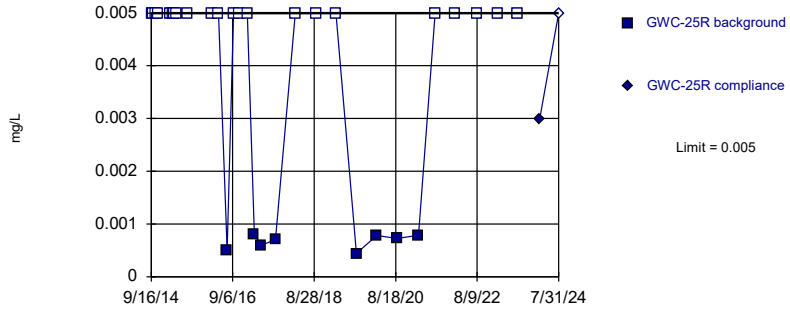

Non-parametric test used in lieu of parametric prediction limit because censored data exceeded 50%. Limit is highest of 30 background values. 73.33% NDs. Well-constituent pair annual alpha = 0.004011. Individual comparison alpha = 0.002008 (1 of 2).

Constituent: Chromium Analysis Run 9/11/2024 4:11 PM View: Appendix I Intrawell
Plant Bowen Client: Southern Company Data: Bowen 3-4 CCR

Sanitas™ v.10.0.22 Software licensed to Groundwater Stats Consulting. UG
Hollow symbols indicate censored values.

Within Limit

Prediction Limit

Intrawell Non-parametric

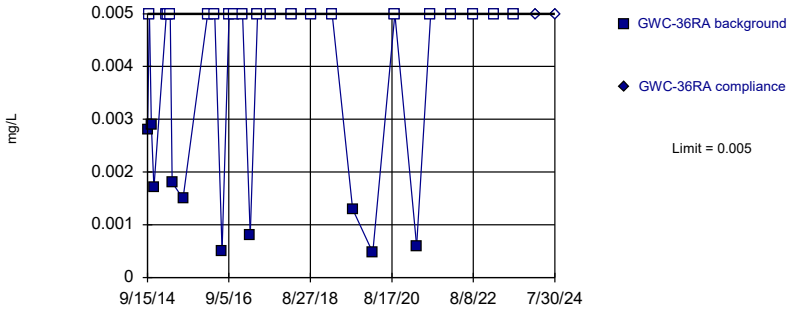

Non-parametric test used in lieu of parametric prediction limit because censored data exceeded 50%. Limit is highest of 30 background values. 66.67% NDs. Well-constituent pair annual alpha = 0.004011. Individual comparison alpha = 0.002008 (1 of 2).

Constituent: Chromium Analysis Run 9/11/2024 4:11 PM View: Appendix I Intrawell
Plant Bowen Client: Southern Company Data: Bowen 3-4 CCR

Sanitas™ v.10.0.22 Software licensed to Groundwater Stats Consulting. UG
Hollow symbols indicate censored values.

Within Limit

Prediction Limit

Intrawell Non-parametric

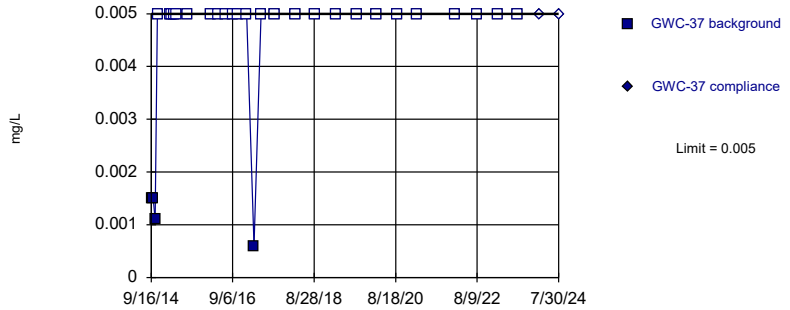

Non-parametric test used in lieu of parametric prediction limit because censored data exceeded 50%. Limit is highest of 29 background values. 86.21% NDs. Well-constituent pair annual alpha = 0.00434. Individual comparison alpha = 0.002172 (1 of 2).

Constituent: Chromium Analysis Run 9/11/2024 4:11 PM View: Appendix I Intrawell
Plant Bowen Client: Southern Company Data: Bowen 3-4 CCR

Sanitas™ v.10.0.22 Software licensed to Groundwater Stats Consulting. UG
Hollow symbols indicate censored values.

Within Limit

Prediction Limit

Intrawell Non-parametric

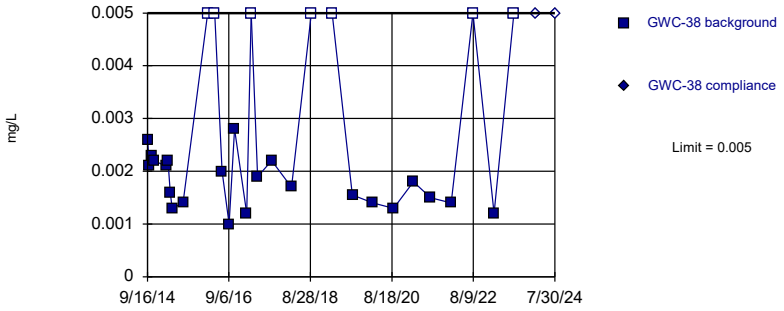

Non-parametric test used in lieu of parametric prediction limit because the Shapiro Wilk normality test showed the data to be non-normal at the 0.01 alpha level. Limit is highest of 30 background values. 23.33% NDs. Well-constituent pair annual alpha = 0.004011. Individual comparison alpha = 0.002008 (1 of 2).

Constituent: Chromium Analysis Run 9/11/2024 4:11 PM View: Appendix I Intrawell
Plant Bowen Client: Southern Company Data: Bowen 3-4 CCR

Sanitas™ v.10.0.22 Software licensed to Groundwater Stats Consulting. UG
Hollow symbols indicate censored values.

Within Limit

Prediction Limit

Intrawell Non-parametric

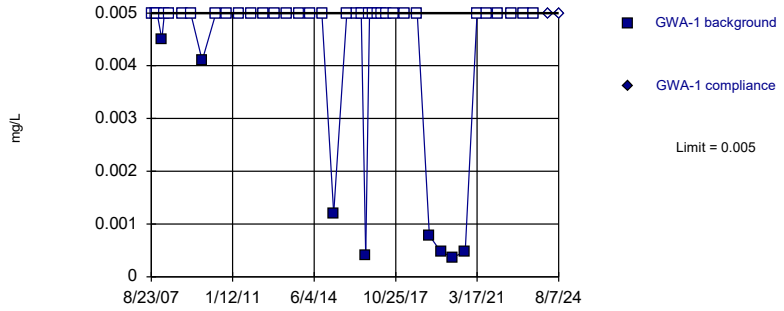

Non-parametric test used in lieu of parametric prediction limit because censored data exceeded 50%. Limit is highest of 42 background values. 80.95% NDs. Well-constituent pair annual alpha = 0.002154. Individual comparison alpha = 0.001077 (1 of 2).

Constituent: Cobalt Analysis Run 9/11/2024 4:11 PM View: Appendix I Intrawell
Plant Bowen Client: Southern Company Data: Bowen 3-4 CCR

Sanitas™ v.10.0.22 Software licensed to Groundwater Stats Consulting. UG
Hollow symbols indicate censored values.

Within Limit

Prediction Limit

Intrawell Non-parametric

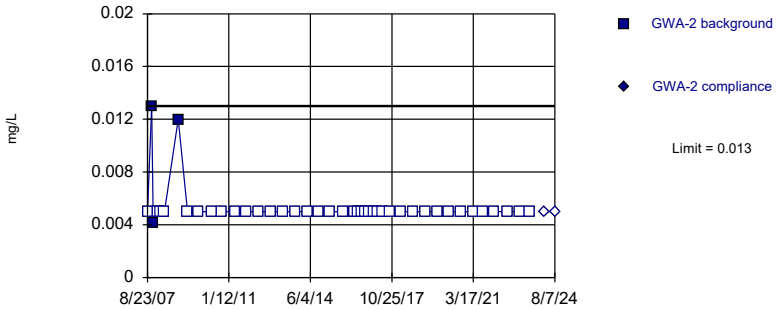

Non-parametric test used in lieu of parametric prediction limit because censored data exceeded 50%. Limit is highest of 42 background values. 92.86% NDs. Well-constituent pair annual alpha = 0.002154. Individual comparison alpha = 0.001077 (1 of 2).

Constituent: Cobalt Analysis Run 9/11/2024 4:11 PM View: Appendix I Intrawell
Plant Bowen Client: Southern Company Data: Bowen 3-4 CCR

Sanitas™ v.10.0.22 Software licensed to Groundwater Stats Consulting. UG
Hollow symbols indicate censored values.

Within Limit

Prediction Limit

Intrawell Non-parametric

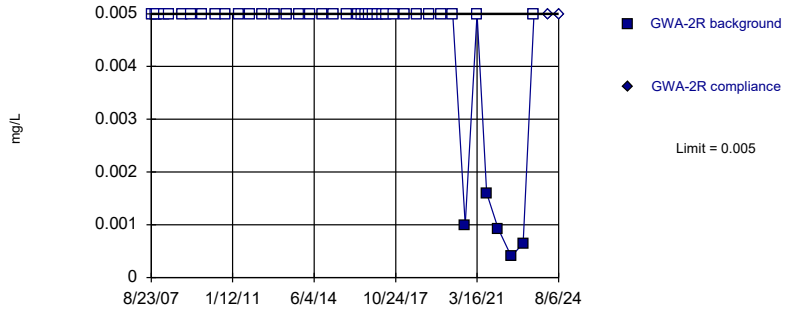

Non-parametric test used in lieu of parametric prediction limit because censored data exceeded 50%. Limit is highest of 41 background values. 87.8% NDs. Well-constituent pair annual alpha = 0.002235. Individual comparison alpha = 0.001118 (1 of 2).

Constituent: Cobalt Analysis Run 9/11/2024 4:11 PM View: Appendix I Intrawell
Plant Bowen Client: Southern Company Data: Bowen 3-4 CCR

Sanitas™ v.10.0.22 Software licensed to Groundwater Stats Consulting. UG
Hollow symbols indicate censored values.

Within Limit

Prediction Limit

Intrawell Non-parametric

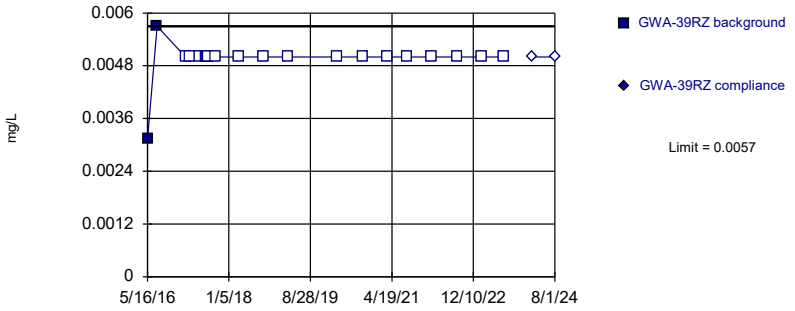

Non-parametric test used in lieu of parametric prediction limit because censored data exceeded 50%. Limit is highest of 20 background values. 90% NDs. Well-constituent pair annual alpha = 0.008564. Individual comparison alpha = 0.004291 (1 of 2).

Constituent: Cobalt Analysis Run 9/11/2024 4:11 PM View: Appendix I Intrawell
Plant Bowen Client: Southern Company Data: Bowen 3-4 CCR

Sanitas™ v.10.0.22 Software licensed to Groundwater Stats Consulting. UG
Hollow symbols indicate censored values.

Within Limit

Prediction Limit

Intrawell Parametric

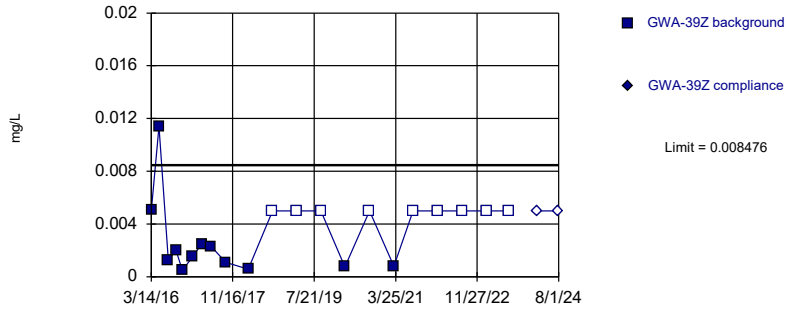

Background Data Summary (based on cube root transformation) (after Kaplan-Meier Adjustment): Mean=0.1154, Std. Dev.=0.03352, n=21, 42.86% NDs. Normality test: Shapiro Wilk @alpha = 0.01, calculated = 0.8773, critical = 0.873. Kappa = 2.641 (c=16, w=15, 1 of 2, event alpha = 0.05132). Report alpha = 0.0002195.

Constituent: Cobalt Analysis Run 9/11/2024 4:11 PM View: Appendix I Intrawell
Plant Bowen Client: Southern Company Data: Bowen 3-4 CCR

Sanitas™ v.10.0.22 Software licensed to Groundwater Stats Consulting. UG
Hollow symbols indicate censored values.

Within Limit

Prediction Limit

Intrawell Non-parametric

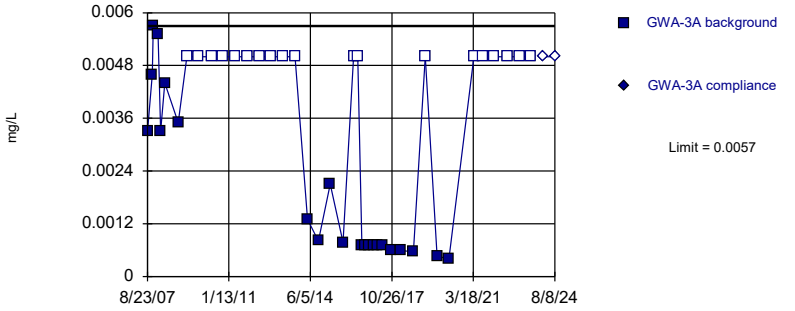

Non-parametric test used in lieu of parametric prediction limit because the Shapiro Wilk normality test showed the data to be non-normal at the 0.01 alpha level. Limit is highest of 41 background values. 46.34% NDs. Well-constituent pair annual alpha = 0.002235. Individual comparison alpha = 0.001118 (1 of 2).

Constituent: Cobalt Analysis Run 9/11/2024 4:11 PM View: Appendix I Intrawell
Plant Bowen Client: Southern Company Data: Bowen 3-4 CCR

Sanitas™ v.10.0.22 Software licensed to Groundwater Stats Consulting. UG
Hollow symbols indicate censored values.

Within Limit

Prediction Limit

Intrawell Non-parametric

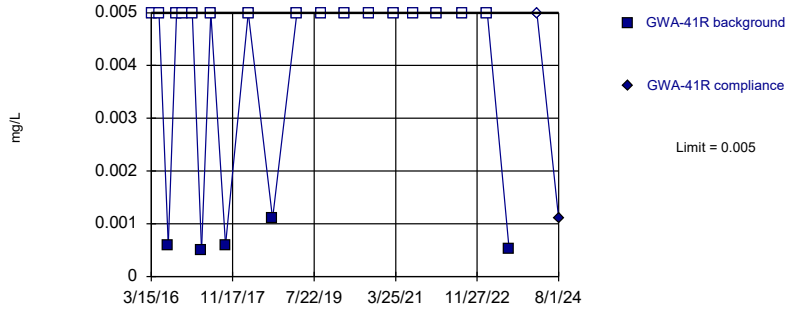

Non-parametric test used in lieu of parametric prediction limit because censored data exceeded 50%. Limit is highest of 21 background values. 76.19% NDs. Well-constituent pair annual alpha = 0.007982. Individual comparison alpha = 0.003999 (1 of 2).

Constituent: Cobalt Analysis Run 9/11/2024 4:11 PM View: Appendix I Intrawell
Plant Bowen Client: Southern Company Data: Bowen 3-4 CCR

Sanitas™ v.10.0.22 Software licensed to Groundwater Stats Consulting. UG
Hollow symbols indicate censored values.

Within Limit

Prediction Limit

Intrawell Non-parametric

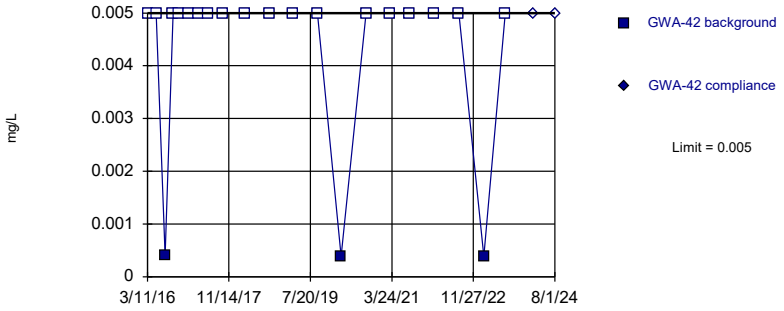

Non-parametric test used in lieu of parametric prediction limit because censored data exceeded 50%. Limit is highest of 21 background values. 85.71% NDs. Well-constituent pair annual alpha = 0.007982. Individual comparison alpha = 0.003999 (1 of 2).

Constituent: Cobalt Analysis Run 9/11/2024 4:11 PM View: Appendix I Intrawell
Plant Bowen Client: Southern Company Data: Bowen 3-4 CCR

Sanitas™ v.10.0.22 Software licensed to Groundwater Stats Consulting. UG
Hollow symbols indicate censored values.

Within Limit

Prediction Limit

Intrawell Non-parametric

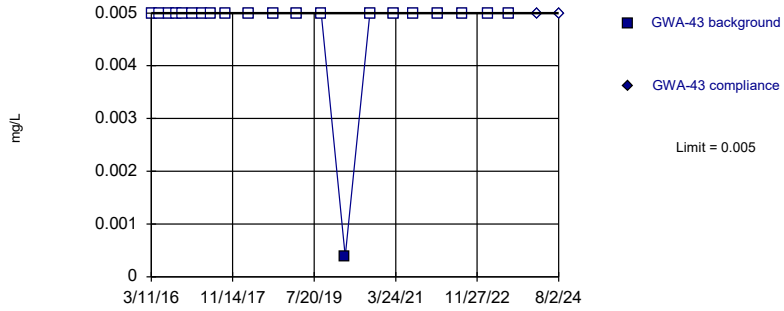

Non-parametric test used in lieu of parametric prediction limit because censored data exceeded 50%. Limit is highest of 21 background values. 95.24% NDs. Well-constituent pair annual alpha = 0.007982. Individual comparison alpha = 0.003999 (1 of 2).

Constituent: Cobalt Analysis Run 9/11/2024 4:11 PM View: Appendix I Intrawell
Plant Bowen Client: Southern Company Data: Bowen 3-4 CCR

Sanitas™ v.10.0.22 Software licensed to Groundwater Stats Consulting. UG
Hollow symbols indicate censored values.

Within Limit

Prediction Limit

Intrawell Parametric

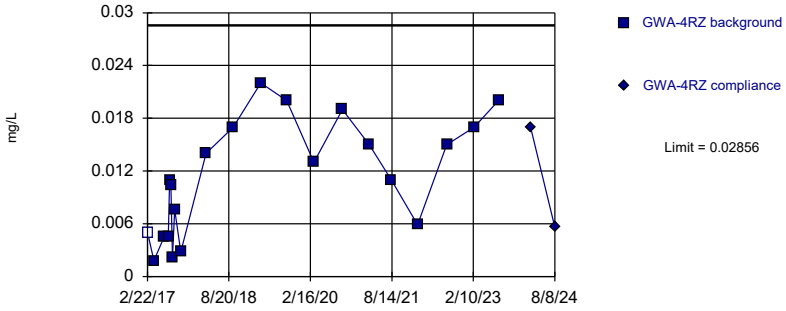

Background Data Summary: Mean=0.01137, Std. Dev.=0.00651, n=21, 4.762% NDs. Normality test: Shapiro Wilk @alpha = 0.01, calculated = 0.9396, critical = 0.873. Kappa = 2.641 (c=16, w=15, 1 of 2, event alpha = 0.05132). Report alpha = 0.0002195.

Constituent: Cobalt Analysis Run 9/11/2024 4:11 PM View: Appendix I Intrawell
Plant Bowen Client: Southern Company Data: Bowen 3-4 CCR

Sanitas™ v.10.0.22 Software licensed to Groundwater Stats Consulting. UG
Hollow symbols indicate censored values.

Within Limit

Prediction Limit

Intrawell Non-parametric

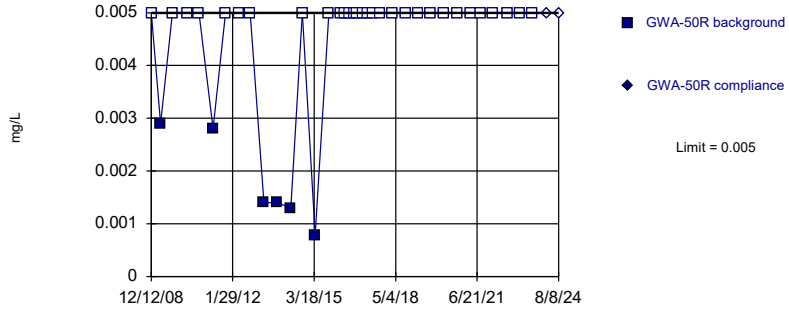

Non-parametric test used in lieu of parametric prediction limit because censored data exceeded 50%. Limit is highest of 36 background values. 83.33% NDs. Well-constituent pair annual alpha = 0.002856. Individual comparison alpha = 0.001429 (1 of 2).

Constituent: Cobalt Analysis Run 9/11/2024 4:11 PM View: Appendix I Intrawell
Plant Bowen Client: Southern Company Data: Bowen 3-4 CCR

Sanitas™ v.10.0.22 Software licensed to Groundwater Stats Consulting. UG
Hollow symbols indicate censored values.

Within Limit

Prediction Limit

Intrawell Non-parametric

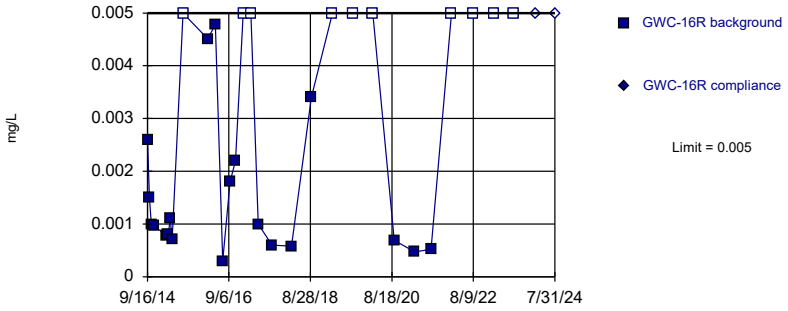

Non-parametric test used in lieu of parametric prediction limit because the Shapiro Wilk normality test showed the data to be non-normal at the 0.01 alpha level. Limit is highest of 30 background values. 33.33% NDs. Well-constituent pair annual alpha = 0.004011. Individual comparison alpha = 0.002008 (1 of 2).

Constituent: Cobalt Analysis Run 9/11/2024 4:11 PM View: Appendix I Intrawell
Plant Bowen Client: Southern Company Data: Bowen 3-4 CCR

Sanitas™ v.10.0.22 Software licensed to Groundwater Stats Consulting. UG
Hollow symbols indicate censored values.

Within Limit

Prediction Limit

Intrawell Non-parametric

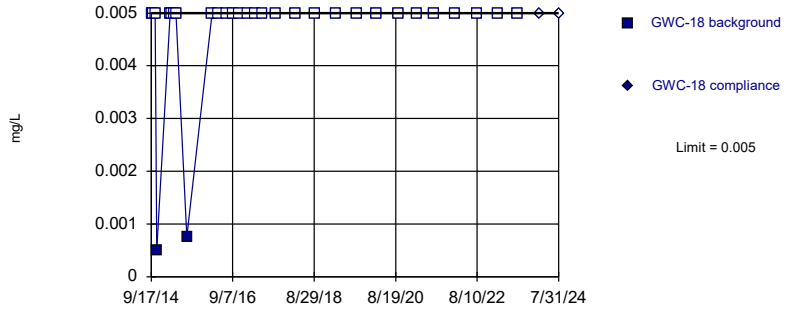

Non-parametric test used in lieu of parametric prediction limit because censored data exceeded 50%. Limit is highest of 30 background values. 93.33% NDs. Well-constituent pair annual alpha = 0.004011. Individual comparison alpha = 0.002008 (1 of 2).

Constituent: Cobalt Analysis Run 9/11/2024 4:11 PM View: Appendix I Intrawell
Plant Bowen Client: Southern Company Data: Bowen 3-4 CCR

Sanitas™ v.10.0.22 Software licensed to Groundwater Stats Consulting. UG
Hollow symbols indicate censored values.

Within Limit

Prediction Limit

Intrawell Non-parametric

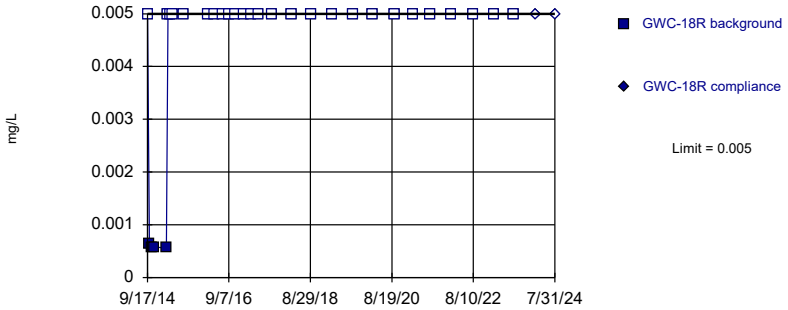

Non-parametric test used in lieu of parametric prediction limit because censored data exceeded 50%. Limit is highest of 30 background values. 86.67% NDs. Well-constituent pair annual alpha = 0.004011. Individual comparison alpha = 0.002008 (1 of 2).

Constituent: Cobalt Analysis Run 9/11/2024 4:12 PM View: Appendix I Intrawell
Plant Bowen Client: Southern Company Data: Bowen 3-4 CCR

Sanitas™ v.10.0.22 Software licensed to Groundwater Stats Consulting. UG
Hollow symbols indicate censored values.

Within Limit

Prediction Limit

Intrawell Non-parametric

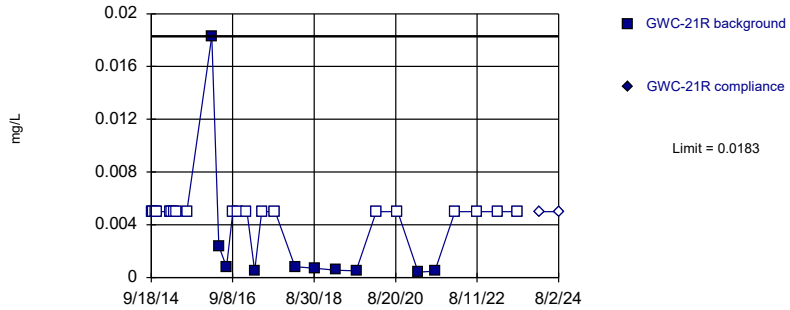

Non-parametric test used in lieu of parametric prediction limit because censored data exceeded 50%. Limit is highest of 30 background values. 66.67% NDs. Well-constituent pair annual alpha = 0.004011. Individual comparison alpha = 0.002008 (1 of 2).

Constituent: Cobalt Analysis Run 9/11/2024 4:12 PM View: Appendix I Intrawell
Plant Bowen Client: Southern Company Data: Bowen 3-4 CCR

Sanitas™ v.10.0.22 Software licensed to Groundwater Stats Consulting. UG
Hollow symbols indicate censored values.

Within Limit

Prediction Limit

Intrawell Non-parametric

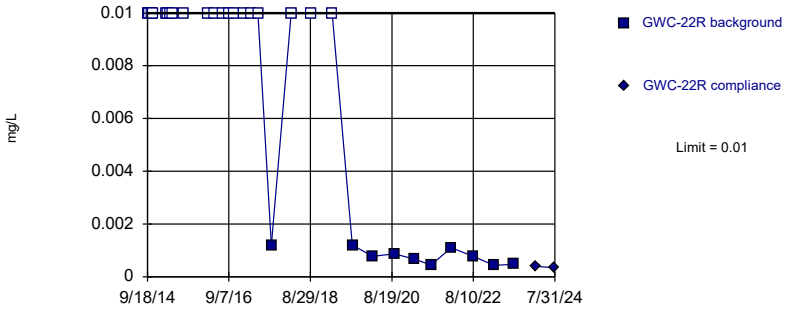

Non-parametric test used in lieu of parametric prediction limit because censored data exceeded 50%. Limit is highest of 30 background values. 66.67% NDs. Well-constituent pair annual alpha = 0.004011. Individual comparison alpha = 0.002008 (1 of 2).

Constituent: Cobalt Analysis Run 9/11/2024 4:12 PM View: Appendix I Intrawell
Plant Bowen Client: Southern Company Data: Bowen 3-4 CCR

Sanitas™ v.10.0.22 Software licensed to Groundwater Stats Consulting. UG
Hollow symbols indicate censored values.

Within Limit

Prediction Limit

Intrawell Non-parametric

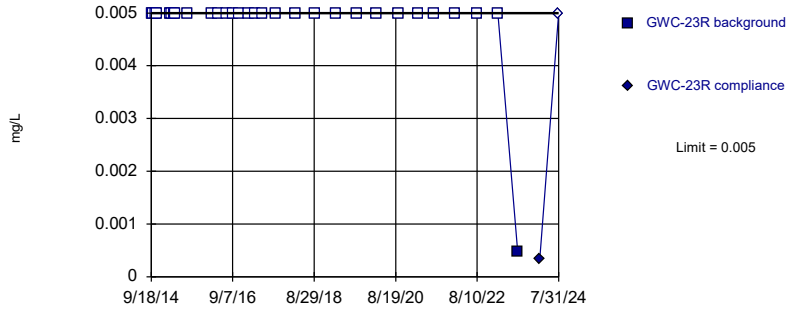

Non-parametric test used in lieu of parametric prediction limit because censored data exceeded 50%. Limit is highest of 30 background values. 96.67% NDs. Well-constituent pair annual alpha = 0.004011. Individual comparison alpha = 0.002008 (1 of 2).

Constituent: Cobalt Analysis Run 9/11/2024 4:12 PM View: Appendix I Intrawell
Plant Bowen Client: Southern Company Data: Bowen 3-4 CCR

Sanitas™ v.10.0.22 Software licensed to Groundwater Stats Consulting. UG
Hollow symbols indicate censored values.

Within Limit

Prediction Limit

Intrawell Non-parametric

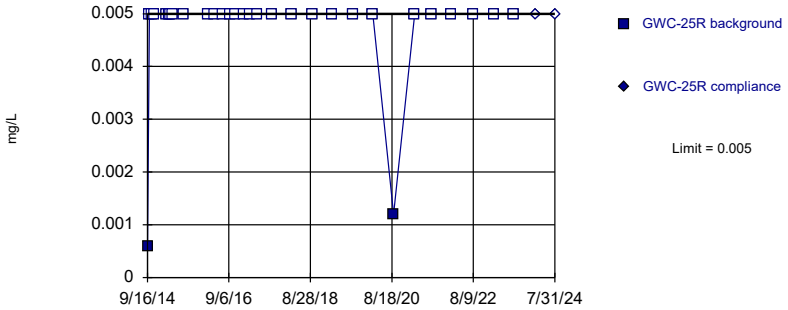

Non-parametric test used in lieu of parametric prediction limit because censored data exceeded 50%. Limit is highest of 30 background values. 93.33% NDs. Well-constituent pair annual alpha = 0.004011. Individual comparison alpha = 0.002008 (1 of 2).

Constituent: Cobalt Analysis Run 9/11/2024 4:12 PM View: Appendix I Intrawell
Plant Bowen Client: Southern Company Data: Bowen 3-4 CCR

Sanitas™ v.10.0.22 Software licensed to Groundwater Stats Consulting. UG
Hollow symbols indicate censored values.

Within Limit

Prediction Limit

Intrawell Non-parametric

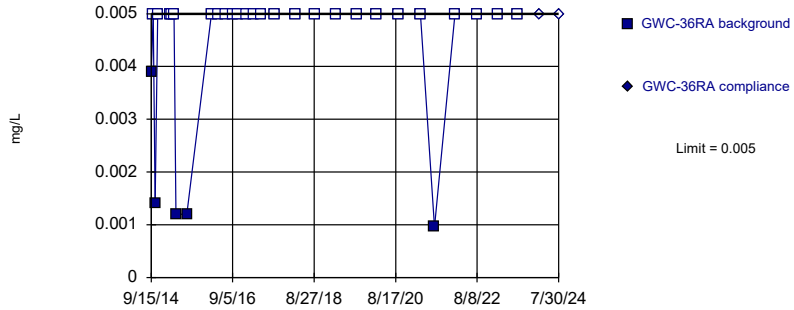

Non-parametric test used in lieu of parametric prediction limit because censored data exceeded 50%. Limit is highest of 30 background values. 83.33% NDs. Well-constituent pair annual alpha = 0.004011. Individual comparison alpha = 0.002008 (1 of 2).

Constituent: Cobalt Analysis Run 9/11/2024 4:12 PM View: Appendix I Intrawell
Plant Bowen Client: Southern Company Data: Bowen 3-4 CCR

Sanitas™ v.10.0.22 Software licensed to Groundwater Stats Consulting. UG
Hollow symbols indicate censored values.

Within Limit

Prediction Limit

Intrawell Non-parametric

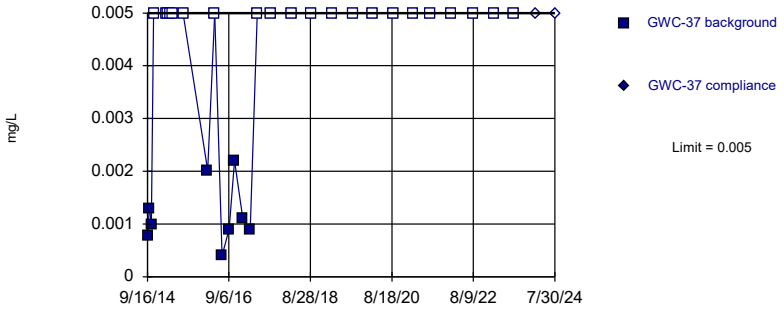

Non-parametric test used in lieu of parametric prediction limit because censored data exceeded 50%. Limit is highest of 30 background values. 70% NDs. Well-constituent pair annual alpha = 0.004011. Individual comparison alpha = 0.002008 (1 of 2).

Constituent: Cobalt Analysis Run 9/11/2024 4:12 PM View: Appendix I Intrawell
Plant Bowen Client: Southern Company Data: Bowen 3-4 CCR

Sanitas™ v.10.0.22 Software licensed to Groundwater Stats Consulting. UG

Within Limit

Prediction Limit

Intrawell Parametric

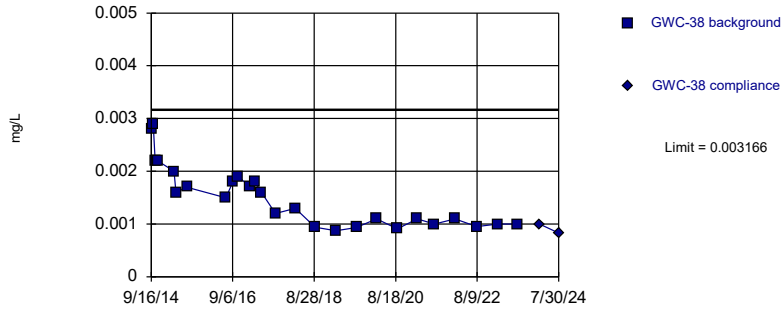

Background Data Summary (based on square root transformation): Mean=0.03814, Std. Dev.=0.00715, n=26. Normality test: Shapiro Wilk @alpha = 0.01, calculated = 0.9075, critical = 0.891. Kappa = 2.535 (c=16, w=15, 1 of 2, event alpha = 0.05132). Report alpha = 0.0002195.

Constituent: Cobalt Analysis Run 9/11/2024 4:12 PM View: Appendix I Intrawell
Plant Bowen Client: Southern Company Data: Bowen 3-4 CCR

Sanitas™ v.10.0.22 Software licensed to Groundwater Stats Consulting. UG
Hollow symbols indicate censored values.

Within Limit

Prediction Limit

Intrawell Non-parametric

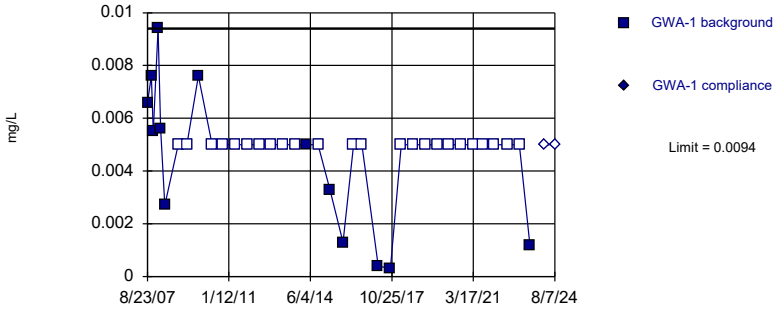

Non-parametric test used in lieu of parametric prediction limit because censored data exceeded 50%. Limit is highest of 37 background values. 64.86% NDs. Well-constituent pair annual alpha = 0.002721. Individual comparison alpha = 0.001361 (1 of 2).

Constituent: Copper Analysis Run 9/11/2024 4:12 PM View: Appendix I Intrawell
Plant Bowen Client: Southern Company Data: Bowen 3-4 CCR

Sanitas™ v.10.0.22 Software licensed to Groundwater Stats Consulting. UG
Hollow symbols indicate censored values.

Within Limit

Prediction Limit

Intrawell Non-parametric

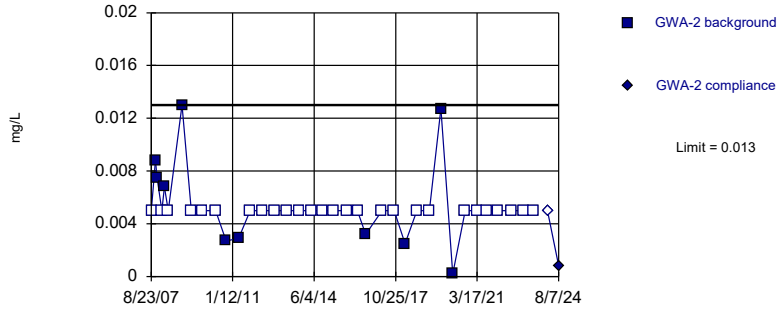

Non-parametric test used in lieu of parametric prediction limit because censored data exceeded 50%. Limit is highest of 37 background values. 72.97% NDs. Well-constituent pair annual alpha = 0.002721. Individual comparison alpha = 0.001361 (1 of 2).

Constituent: Copper Analysis Run 9/11/2024 4:12 PM View: Appendix I Intrawell
Plant Bowen Client: Southern Company Data: Bowen 3-4 CCR

Sanitas™ v.10.0.22 Software licensed to Groundwater Stats Consulting. UG
Hollow symbols indicate censored values.

Within Limit

Prediction Limit

Intrawell Non-parametric

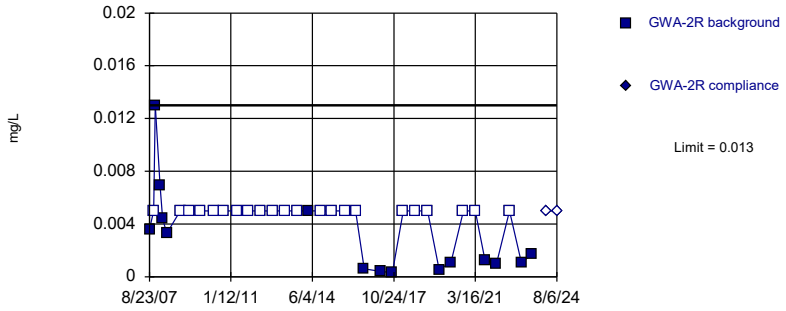

Non-parametric test used in lieu of parametric prediction limit because censored data exceeded 50%. Limit is highest of 37 background values. 59.46% NDs. Well-constituent pair annual alpha = 0.002721. Individual comparison alpha = 0.001361 (1 of 2).

Constituent: Copper Analysis Run 9/11/2024 4:12 PM View: Appendix I Intrawell
Plant Bowen Client: Southern Company Data: Bowen 3-4 CCR

Sanitas™ v.10.0.22 Software licensed to Groundwater Stats Consulting. UG
Hollow symbols indicate censored values.

Within Limit

Prediction Limit

Intrawell Non-parametric

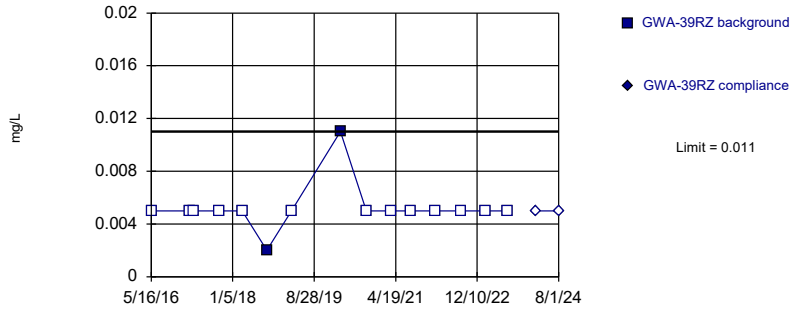

Non-parametric test used in lieu of parametric prediction limit because censored data exceeded 50%. Limit is highest of 15 background values. 86.67% NDs. Well-constituent pair annual alpha = 0.01501. Individual comparison alpha = 0.007533 (1 of 2).

Constituent: Copper Analysis Run 9/11/2024 4:12 PM View: Appendix I Intrawell
Plant Bowen Client: Southern Company Data: Bowen 3-4 CCR

Sanitas™ v.10.0.22 Software licensed to Groundwater Stats Consulting. UG
Hollow symbols indicate censored values.

Within Limit

Prediction Limit

Intrawell Non-parametric

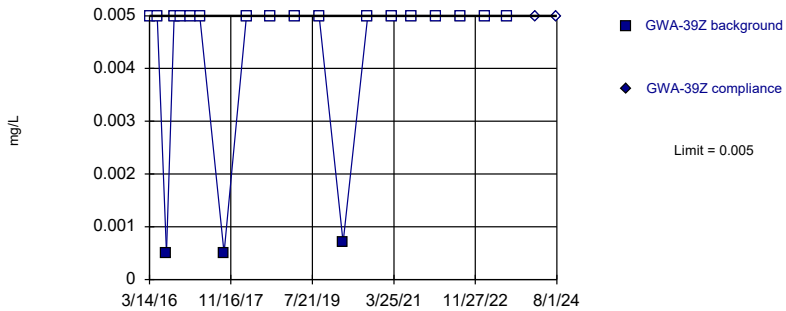

Non-parametric test used in lieu of parametric prediction limit because censored data exceeded 50%. Limit is highest of 20 background values. 85% NDs. Well-constituent pair annual alpha = 0.008564. Individual comparison alpha = 0.004291 (1 of 2).

Constituent: Copper Analysis Run 9/11/2024 4:12 PM View: Appendix I Intrawell
Plant Bowen Client: Southern Company Data: Bowen 3-4 CCR

Sanitas™ v.10.0.22 Software licensed to Groundwater Stats Consulting. UG
Hollow symbols indicate censored values.

Within Limit

Prediction Limit

Intrawell Parametric

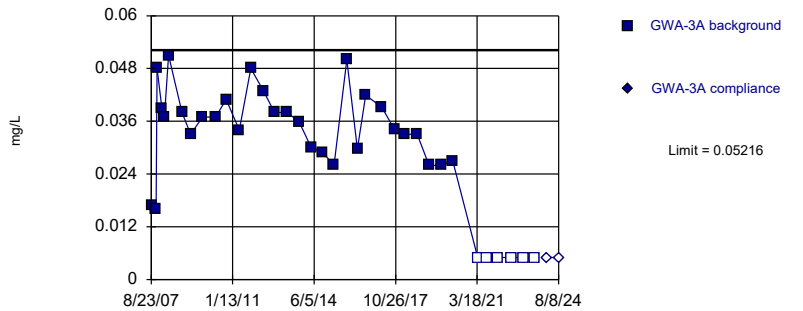

Background Data Summary (based on square transformation) (after Kaplan-Meier Adjustment): Mean=0.0008768, Std. Dev.=0.0007617, n=36, 16.67% NDs. Normality test: Shapiro Wilk @alpha = 0.01, calculated = 0.9413, critical = 0.912. Kappa = 2.421 (c=16, w=15, 1 of 2, event alpha = 0.05132). Report alpha = 0.0002195.

Constituent: Copper Analysis Run 9/11/2024 4:12 PM View: Appendix I Intrawell
Plant Bowen Client: Southern Company Data: Bowen 3-4 CCR

Sanitas™ v.10.0.22 Software licensed to Groundwater Stats Consulting. UG
Hollow symbols indicate censored values.
Within Limit

Prediction Limit

Intrawell Non-parametric

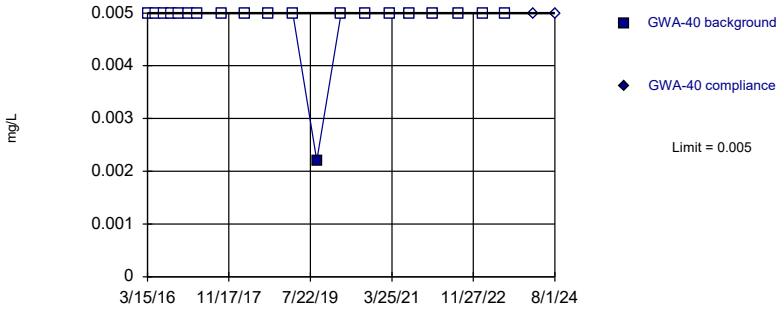

Non-parametric test used in lieu of parametric prediction limit because censored data exceeded 50%. Limit is highest of 20 background values. 95% NDs. Well-constituent pair annual alpha = 0.008564. Individual comparison alpha = 0.004291 (1 of 2).

Constituent: Copper Analysis Run 9/11/2024 4:12 PM View: Appendix I Intrawell
Plant Bowen Client: Southern Company Data: Bowen 3-4 CCR

Sanitas™ v.10.0.22 Software licensed to Groundwater Stats Consulting. UG
Hollow symbols indicate censored values.
Within Limit

Prediction Limit

Intrawell Non-parametric

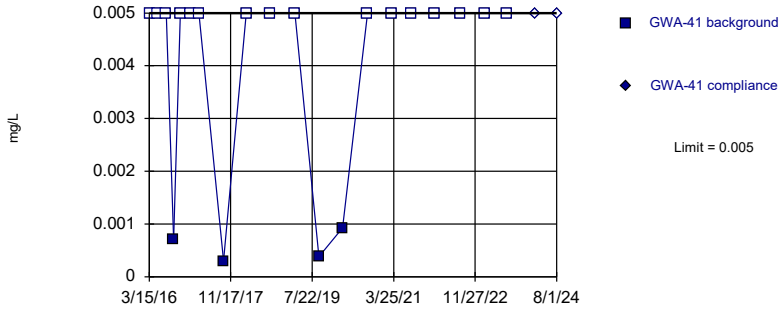

Non-parametric test used in lieu of parametric prediction limit because censored data exceeded 50%. Limit is highest of 20 background values. 80% NDs. Well-constituent pair annual alpha = 0.008564. Individual comparison alpha = 0.004291 (1 of 2).

Constituent: Copper Analysis Run 9/11/2024 4:12 PM View: Appendix I Intrawell
Plant Bowen Client: Southern Company Data: Bowen 3-4 CCR

Sanitas™ v.10.0.22 Software licensed to Groundwater Stats Consulting. UG
Hollow symbols indicate censored values.
Within Limit

Prediction Limit

Intrawell Non-parametric

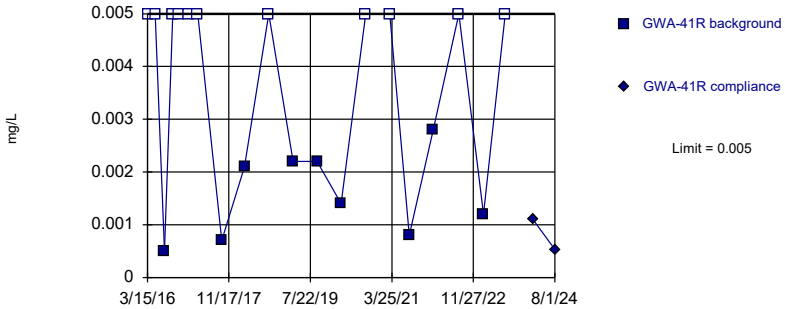

Non-parametric test used in lieu of parametric prediction limit because censored data exceeded 50%. Limit is highest of 20 background values. 55% NDs. Well-constituent pair annual alpha = 0.008564. Individual comparison alpha = 0.004291 (1 of 2).

Constituent: Copper Analysis Run 9/11/2024 4:12 PM View: Appendix I Intrawell
Plant Bowen Client: Southern Company Data: Bowen 3-4 CCR

Sanitas™ v.10.0.22 Software licensed to Groundwater Stats Consulting. UG
Hollow symbols indicate censored values.
Within Limit

Prediction Limit

Intrawell Non-parametric

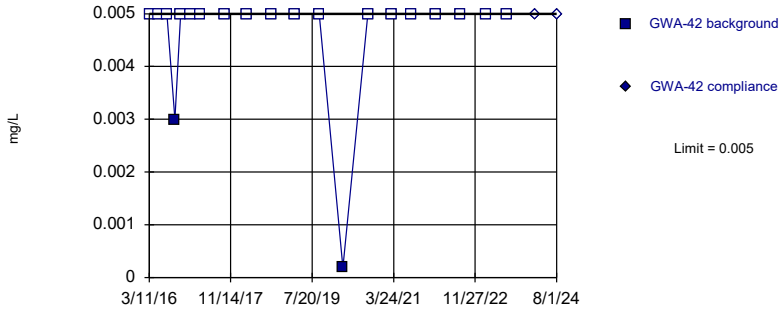

Non-parametric test used in lieu of parametric prediction limit because censored data exceeded 50%. Limit is highest of 20 background values. 90% NDs. Well-constituent pair annual alpha = 0.008564. Individual comparison alpha = 0.004291 (1 of 2).

Constituent: Copper Analysis Run 9/11/2024 4:12 PM View: Appendix I Intrawell
Plant Bowen Client: Southern Company Data: Bowen 3-4 CCR

Sanitas™ v.10.0.22 Software licensed to Groundwater Stats Consulting. UG
Hollow symbols indicate censored values.

Within Limit

Prediction Limit

Intrawell Non-parametric

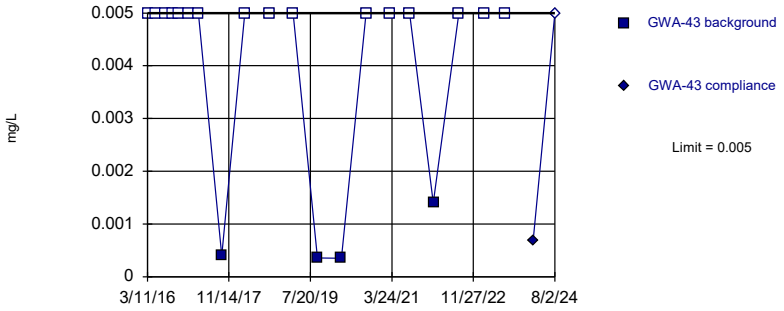

Non-parametric test used in lieu of parametric prediction limit because censored data exceeded 50%. Limit is highest of 20 background values. 80% NDs. Well-constituent pair annual alpha = 0.008564. Individual comparison alpha = 0.004291 (1 of 2).

Constituent: Copper Analysis Run 9/11/2024 4:12 PM View: Appendix I Intrawell
Plant Bowen Client: Southern Company Data: Bowen 3-4 CCR

Sanitas™ v.10.0.22 Software licensed to Groundwater Stats Consulting. UG
Hollow symbols indicate censored values.

Within Limit

Prediction Limit

Intrawell Non-parametric

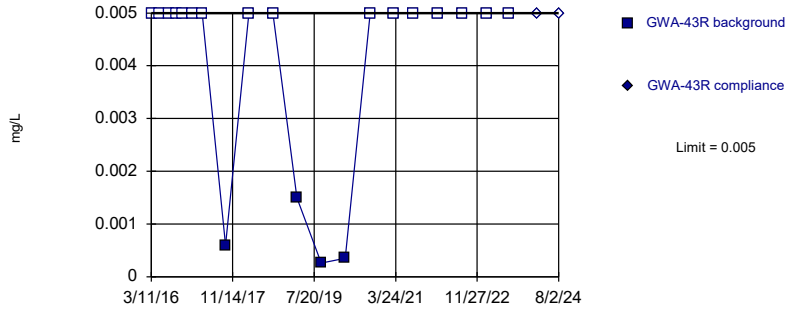

Non-parametric test used in lieu of parametric prediction limit because censored data exceeded 50%. Limit is highest of 20 background values. 80% NDs. Well-constituent pair annual alpha = 0.008564. Individual comparison alpha = 0.004291 (1 of 2).

Constituent: Copper Analysis Run 9/11/2024 4:12 PM View: Appendix I Intrawell
Plant Bowen Client: Southern Company Data: Bowen 3-4 CCR

Sanitas™ v.10.0.22 Software licensed to Groundwater Stats Consulting. UG
Hollow symbols indicate censored values.

Within Limit

Prediction Limit

Intrawell Non-parametric

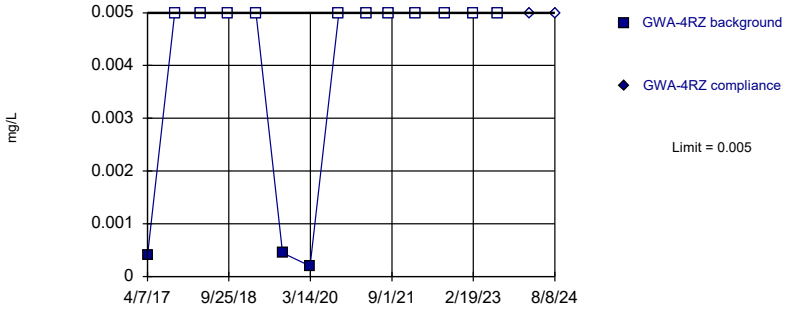

Non-parametric test used in lieu of parametric prediction limit because censored data exceeded 50%. Limit is highest of 14 background values. 78.57% NDs. Well-constituent pair annual alpha = 0.01715. Individual comparison alpha = 0.008612 (1 of 2).

Constituent: Copper Analysis Run 9/11/2024 4:12 PM View: Appendix I Intrawell
Plant Bowen Client: Southern Company Data: Bowen 3-4 CCR

Sanitas™ v.10.0.22 Software licensed to Groundwater Stats Consulting. UG
Hollow symbols indicate censored values.

Within Limit

Prediction Limit

Intrawell Parametric

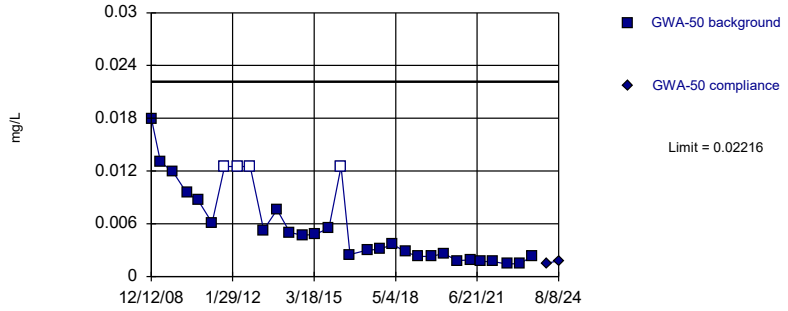

Background Data Summary (based on cube root transformation): Mean=0.1702, Std. Dev.=0.04492, n=31, 12.9% NDs. Normality test: Shapiro Wilk @alpha = 0.01, calculated = 0.9045, critical = 0.902. Kappa = 2.466 (c=16, w=15, 1 of 2, event alpha = 0.05132). Report alpha = 0.0002195.

Constituent: Copper Analysis Run 9/11/2024 4:12 PM View: Appendix I Intrawell
Plant Bowen Client: Southern Company Data: Bowen 3-4 CCR

Sanitas™ v.10.0.22 Software licensed to Groundwater Stats Consulting. UG

Within Limit

Prediction Limit

Intrawell Non-parametric

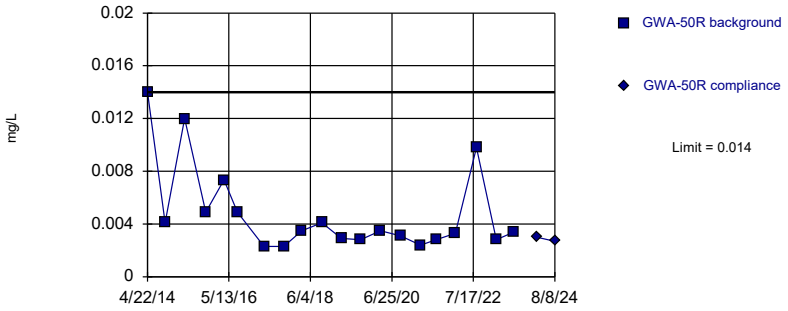

Non-parametric test used in lieu of parametric prediction limit because the Shapiro Wilk normality test showed the data to be non-normal at the 0.01 alpha level. Limit is highest of 20 background values. Well-constituent pair annual alpha = 0.008564. Individual comparison alpha = 0.004291 (1 of 2).

Constituent: Copper Analysis Run 9/11/2024 4:12 PM View: Appendix I Intrawell
Plant Bowen Client: Southern Company Data: Bowen 3-4 CCR

Sanitas™ v.10.0.22 Software licensed to Groundwater Stats Consulting. UG
Hollow symbols indicate censored values.

Within Limit

Prediction Limit

Intrawell Parametric

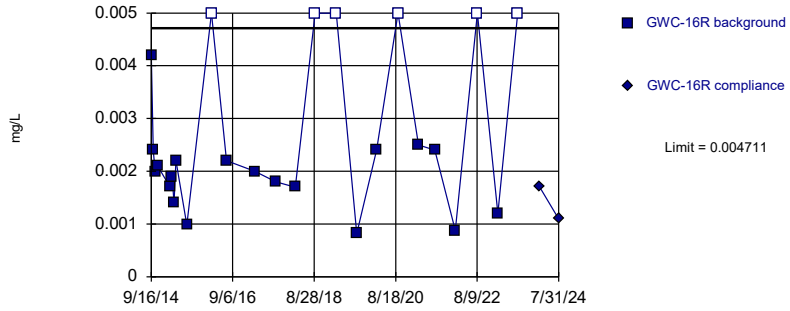

Background Data Summary (based on natural log transformation) (after Kaplan-Meier Adjustment): Mean=-6.455, Std. Dev.=0.43, n=25, 24% NDs. Normality test: Shapiro Wilk @alpha = 0.01, calculated = 0.9081, critical = 0.888. Kappa = 2.55 (c=16, w=15, 1 of 2, event alpha = 0.05132). Report alpha = 0.0002195.

Constituent: Copper Analysis Run 9/11/2024 4:12 PM View: Appendix I Intrawell
Plant Bowen Client: Southern Company Data: Bowen 3-4 CCR

Sanitas™ v.10.0.22 Software licensed to Groundwater Stats Consulting. UG
Hollow symbols indicate censored values.

Within Limit

Prediction Limit

Intrawell Non-parametric

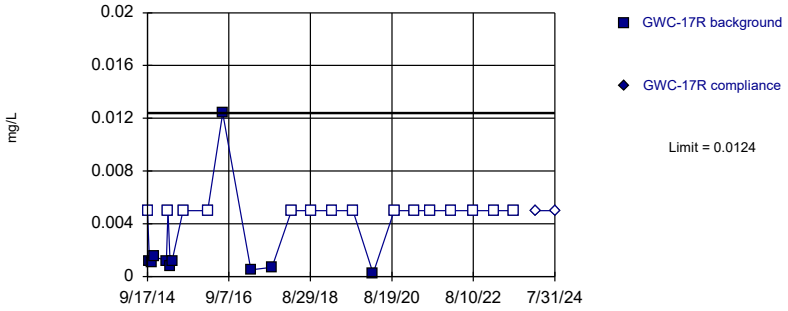

Non-parametric test used in lieu of parametric prediction limit because censored data exceeded 50%. Limit is highest of 25 background values. 60% NDs. Well-constituent pair annual alpha = 0.005656. Individual comparison alpha = 0.002832 (1 of 2).

Constituent: Copper Analysis Run 9/11/2024 4:12 PM View: Appendix I Intrawell
Plant Bowen Client: Southern Company Data: Bowen 3-4 CCR

Sanitas™ v.10.0.22 Software licensed to Groundwater Stats Consulting. UG
Hollow symbols indicate censored values.

Within Limit

Prediction Limit

Intrawell Non-parametric

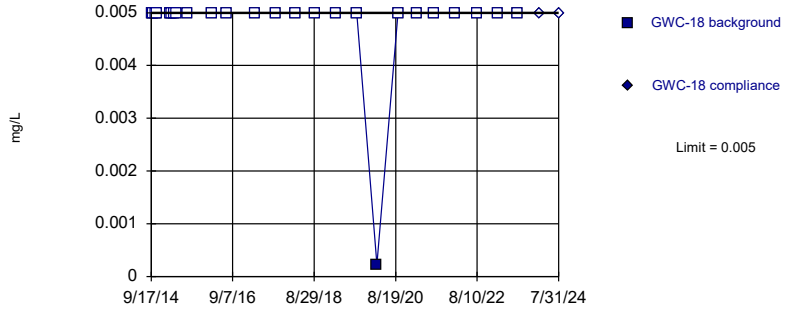

Non-parametric test used in lieu of parametric prediction limit because censored data exceeded 50%. Limit is highest of 25 background values. 96% NDs. Well-constituent pair annual alpha = 0.005656. Individual comparison alpha = 0.002832 (1 of 2).

Constituent: Copper Analysis Run 9/11/2024 4:12 PM View: Appendix I Intrawell
Plant Bowen Client: Southern Company Data: Bowen 3-4 CCR

Sanitas™ v.10.0.22 Software licensed to Groundwater Stats Consulting. UG
Hollow symbols indicate censored values.

Within Limit

Prediction Limit

Intrawell Non-parametric

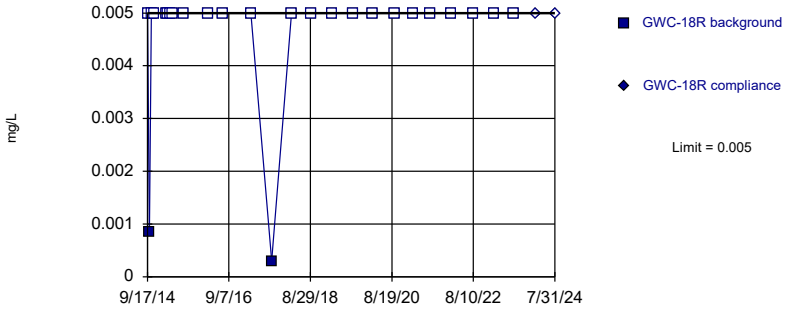

Non-parametric test used in lieu of parametric prediction limit because censored data exceeded 50%. Limit is highest of 25 background values. 92% NDs. Well-constituent pair annual alpha = 0.005656. Individual comparison alpha = 0.002832 (1 of 2).

Constituent: Copper Analysis Run 9/11/2024 4:12 PM View: Appendix I Intrawell
Plant Bowen Client: Southern Company Data: Bowen 3-4 CCR

Sanitas™ v.10.0.22 Software licensed to Groundwater Stats Consulting. UG
Hollow symbols indicate censored values.

Within Limit

Prediction Limit

Intrawell Non-parametric

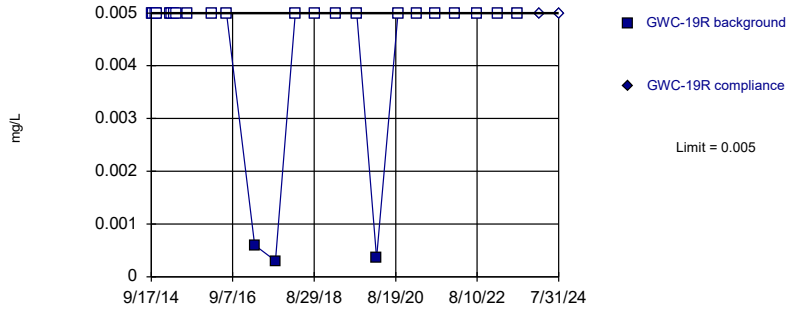

Non-parametric test used in lieu of parametric prediction limit because censored data exceeded 50%. Limit is highest of 25 background values. 88% NDs. Well-constituent pair annual alpha = 0.005656. Individual comparison alpha = 0.002832 (1 of 2).

Constituent: Copper Analysis Run 9/11/2024 4:12 PM View: Appendix I Intrawell
Plant Bowen Client: Southern Company Data: Bowen 3-4 CCR

Sanitas™ v.10.0.22 Software licensed to Groundwater Stats Consulting. UG
Hollow symbols indicate censored values.

Within Limit

Prediction Limit

Intrawell Non-parametric

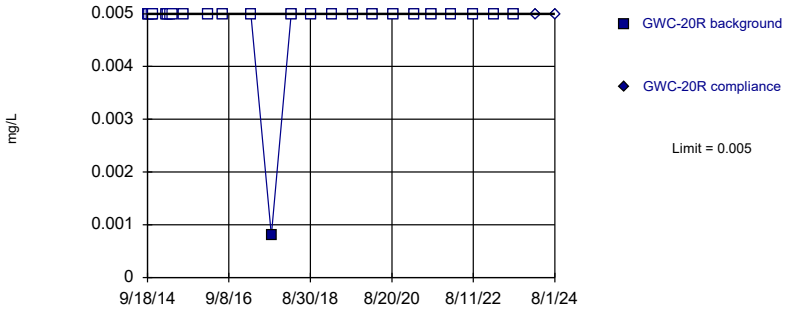

Non-parametric test used in lieu of parametric prediction limit because censored data exceeded 50%. Limit is highest of 25 background values. 96% NDs. Well-constituent pair annual alpha = 0.005656. Individual comparison alpha = 0.002832 (1 of 2).

Constituent: Copper Analysis Run 9/11/2024 4:12 PM View: Appendix I Intrawell
Plant Bowen Client: Southern Company Data: Bowen 3-4 CCR

Sanitas™ v.10.0.22 Software licensed to Groundwater Stats Consulting. UG
Hollow symbols indicate censored values.

Within Limit

Prediction Limit

Intrawell Non-parametric

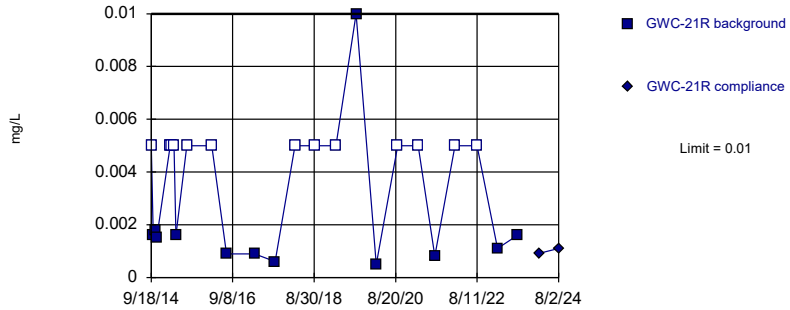

Non-parametric test used in lieu of parametric prediction limit because censored data exceeded 50%. Limit is highest of 25 background values. 52% NDs. Well-constituent pair annual alpha = 0.005656. Individual comparison alpha = 0.002832 (1 of 2).

Constituent: Copper Analysis Run 9/11/2024 4:12 PM View: Appendix I Intrawell
Plant Bowen Client: Southern Company Data: Bowen 3-4 CCR

Sanitas™ v.10.0.22 Software licensed to Groundwater Stats Consulting. UG
Hollow symbols indicate censored values.

Within Limit

Prediction Limit

Intrawell Non-parametric

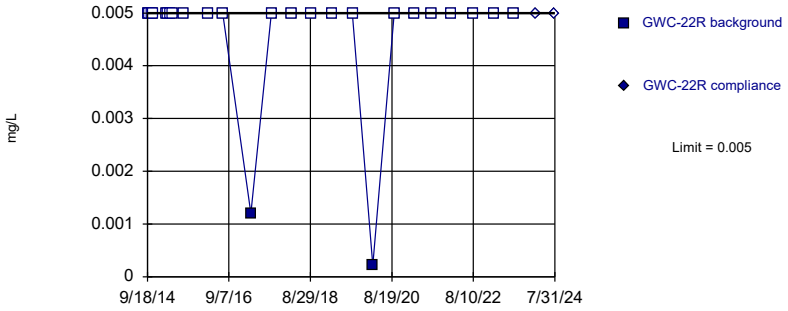

Non-parametric test used in lieu of parametric prediction limit because censored data exceeded 50%. Limit is highest of 25 background values. 92% NDs. Well-constituent pair annual alpha = 0.005656. Individual comparison alpha = 0.002832 (1 of 2).

Constituent: Copper Analysis Run 9/11/2024 4:12 PM View: Appendix I Intrawell
Plant Bowen Client: Southern Company Data: Bowen 3-4 CCR

Sanitas™ v.10.0.22 Software licensed to Groundwater Stats Consulting. UG
Hollow symbols indicate censored values.

Within Limit

Prediction Limit

Intrawell Non-parametric

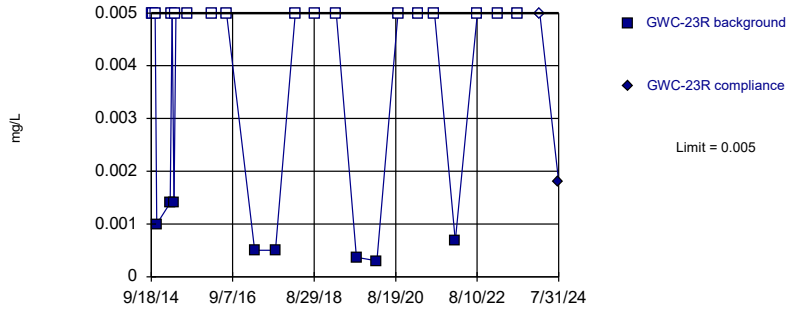

Non-parametric test used in lieu of parametric prediction limit because censored data exceeded 50%. Limit is highest of 25 background values. 68% NDs. Well-constituent pair annual alpha = 0.005656. Individual comparison alpha = 0.002832 (1 of 2).

Constituent: Copper Analysis Run 9/11/2024 4:12 PM View: Appendix I Intrawell
Plant Bowen Client: Southern Company Data: Bowen 3-4 CCR

Sanitas™ v.10.0.22 Software licensed to Groundwater Stats Consulting. UG
Hollow symbols indicate censored values.

Within Limit

Prediction Limit

Intrawell Non-parametric

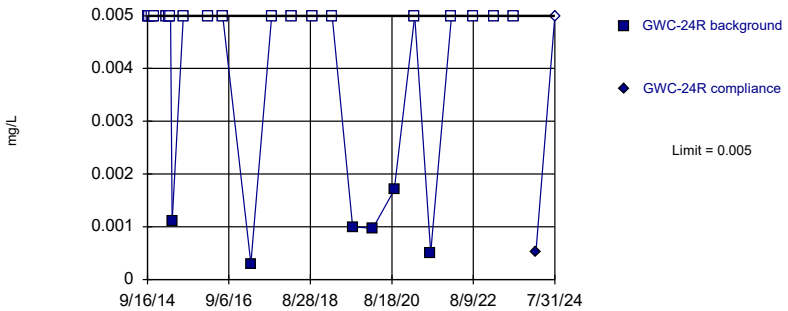

Non-parametric test used in lieu of parametric prediction limit because censored data exceeded 50%. Limit is highest of 25 background values. 76% NDs. Well-constituent pair annual alpha = 0.005656. Individual comparison alpha = 0.002832 (1 of 2).

Constituent: Copper Analysis Run 9/11/2024 4:12 PM View: Appendix I Intrawell
Plant Bowen Client: Southern Company Data: Bowen 3-4 CCR

Sanitas™ v.10.0.22 Software licensed to Groundwater Stats Consulting. UG
Hollow symbols indicate censored values.

Within Limit

Prediction Limit

Intrawell Non-parametric

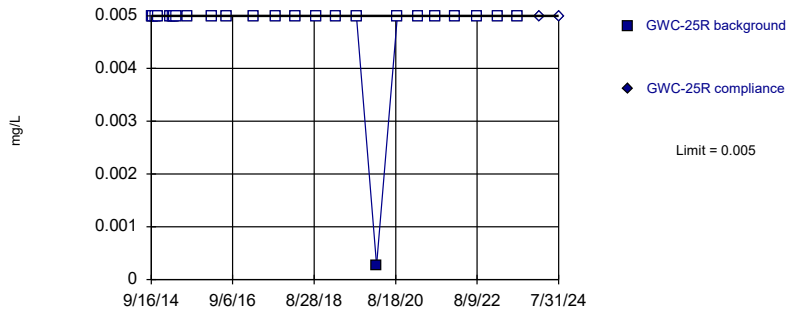

Non-parametric test used in lieu of parametric prediction limit because censored data exceeded 50%. Limit is highest of 25 background values. 96% NDs. Well-constituent pair annual alpha = 0.005656. Individual comparison alpha = 0.002832 (1 of 2).

Constituent: Copper Analysis Run 9/11/2024 4:12 PM View: Appendix I Intrawell
Plant Bowen Client: Southern Company Data: Bowen 3-4 CCR

Sanitas™ v.10.0.22 Software licensed to Groundwater Stats Consulting. UG
Hollow symbols indicate censored values.

Within Limit

Prediction Limit

Intrawell Non-parametric

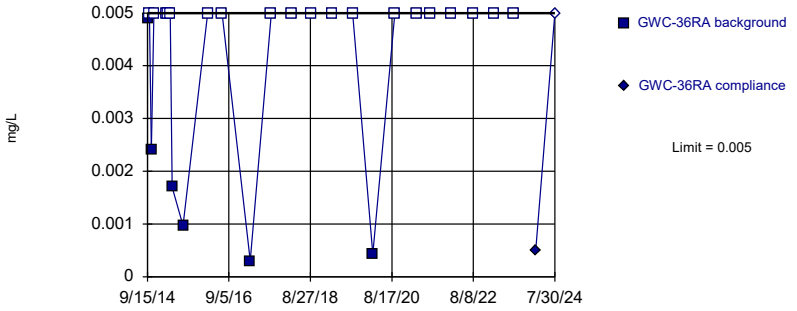

Non-parametric test used in lieu of parametric prediction limit because censored data exceeded 50%. Limit is highest of 25 background values. 76% NDs. Well-constituent pair annual alpha = 0.005656. Individual comparison alpha = 0.002832 (1 of 2).

Constituent: Copper Analysis Run 9/11/2024 4:12 PM View: Appendix I Intrawell
Plant Bowen Client: Southern Company Data: Bowen 3-4 CCR

Sanitas™ v.10.0.22 Software licensed to Groundwater Stats Consulting. UG
Hollow symbols indicate censored values.

Within Limit

Prediction Limit

Intrawell Parametric

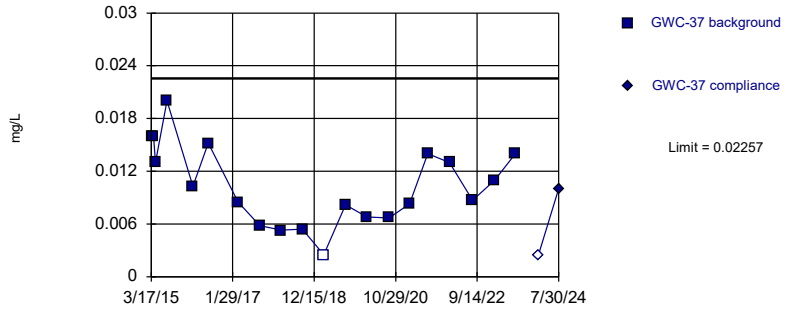

Background Data Summary: Mean=0.01043, Std. Dev.=0.004558, n=20, 5% NDs. Normality test: Shapiro Wilk @alpha = 0.01, calculated = 0.9672, critical = 0.868. Kappa = 2.664 (c=16, w=15, 1 of 2, event alpha = 0.05132). Report alpha = 0.0002195.

Constituent: Copper Analysis Run 9/11/2024 4:12 PM View: Appendix I Intrawell
Plant Bowen Client: Southern Company Data: Bowen 3-4 CCR

Sanitas™ v.10.0.22 Software licensed to Groundwater Stats Consulting. UG
Hollow symbols indicate censored values.

Within Limit

Prediction Limit

Intrawell Non-parametric

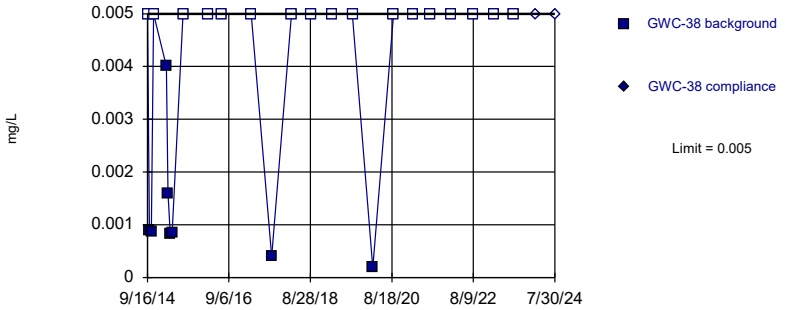

Non-parametric test used in lieu of parametric prediction limit because censored data exceeded 50%. Limit is highest of 25 background values. 68% NDs. Well-constituent pair annual alpha = 0.005656. Individual comparison alpha = 0.002832 (1 of 2).

Constituent: Copper Analysis Run 9/11/2024 4:12 PM View: Appendix I Intrawell
Plant Bowen Client: Southern Company Data: Bowen 3-4 CCR

Sanitas™ v.10.0.22 Software licensed to Groundwater Stats Consulting. UG
Hollow symbols indicate censored values.

Within Limit

Prediction Limit

Intrawell Non-parametric

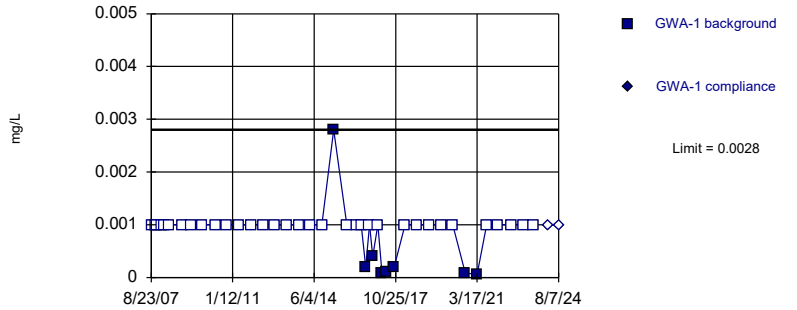

Non-parametric test used in lieu of parametric prediction limit because censored data exceeded 50%. Limit is highest of 42 background values. 80.95% NDs. Well-constituent pair annual alpha = 0.002154. Individual comparison alpha = 0.001077 (1 of 2).

Constituent: Lead Analysis Run 9/11/2024 4:12 PM View: Appendix I Intrawell
Plant Bowen Client: Southern Company Data: Bowen 3-4 CCR

Sanitas™ v.10.0.22 Software licensed to Groundwater Stats Consulting. UG
Hollow symbols indicate censored values.

Within Limit

Prediction Limit

Intrawell Non-parametric

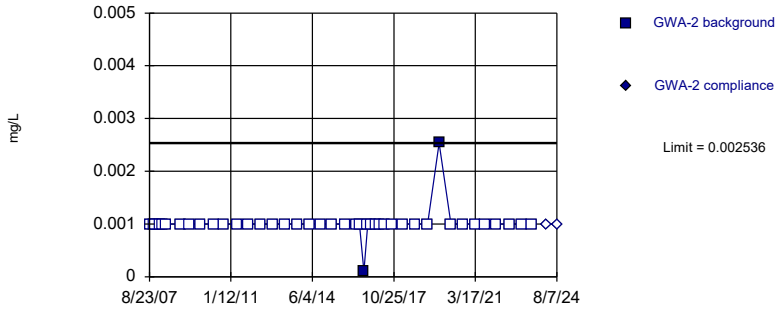

Non-parametric test used in lieu of parametric prediction limit because censored data exceeded 50%. Limit is highest of 42 background values. 95.24% NDs. Well-constituent pair annual alpha = 0.002154. Individual comparison alpha = 0.001077 (1 of 2).

Constituent: Lead Analysis Run 9/11/2024 4:12 PM View: Appendix I Intrawell
Plant Bowen Client: Southern Company Data: Bowen 3-4 CCR

Sanitas™ v.10.0.22 Software licensed to Groundwater Stats Consulting. UG
Hollow symbols indicate censored values.

Within Limit

Prediction Limit

Intrawell Non-parametric

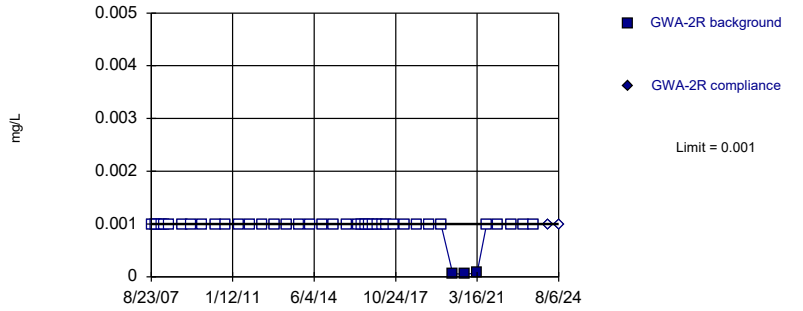

Non-parametric test used in lieu of parametric prediction limit because censored data exceeded 50%. Limit is highest of 42 background values. 92.86% NDs. Well-constituent pair annual alpha = 0.002154. Individual comparison alpha = 0.001077 (1 of 2).

Constituent: Lead Analysis Run 9/11/2024 4:12 PM View: Appendix I Intrawell
Plant Bowen Client: Southern Company Data: Bowen 3-4 CCR

Sanitas™ v.10.0.22 Software licensed to Groundwater Stats Consulting. UG
Hollow symbols indicate censored values.

Within Limit

Prediction Limit

Intrawell Non-parametric

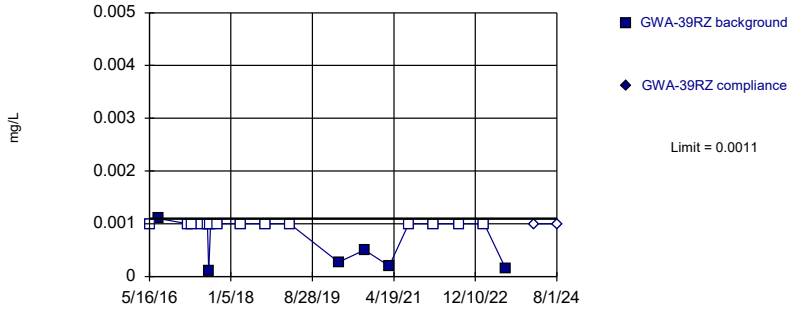

Non-parametric test used in lieu of parametric prediction limit because censored data exceeded 50%. Limit is highest of 20 background values. 70% NDs. Well-constituent pair annual alpha = 0.008564. Individual comparison alpha = 0.004291 (1 of 2).

Constituent: Lead Analysis Run 9/11/2024 4:12 PM View: Appendix I Intrawell
Plant Bowen Client: Southern Company Data: Bowen 3-4 CCR

Sanitas™ v.10.0.22 Software licensed to Groundwater Stats Consulting. UG
Hollow symbols indicate censored values.

Within Limit

Prediction Limit

Intrawell Non-parametric

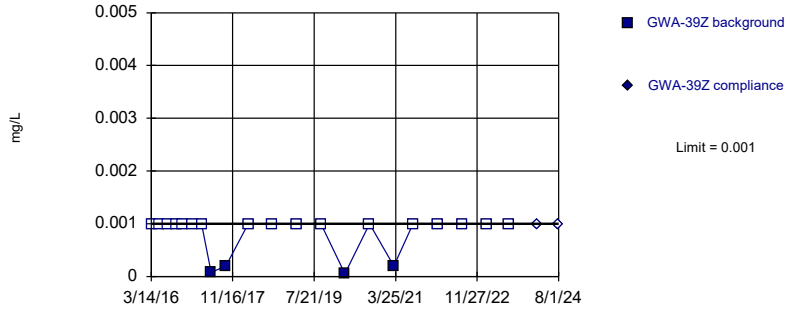

Non-parametric test used in lieu of parametric prediction limit because censored data exceeded 50%. Limit is highest of 21 background values. 80.95% NDs. Well-constituent pair annual alpha = 0.007982. Individual comparison alpha = 0.003999 (1 of 2).

Constituent: Lead Analysis Run 9/11/2024 4:12 PM View: Appendix I Intrawell
Plant Bowen Client: Southern Company Data: Bowen 3-4 CCR

Sanitas™ v.10.0.22 Software licensed to Groundwater Stats Consulting. UG
Hollow symbols indicate censored values.
Within Limit

Prediction Limit

Intrawell Non-parametric

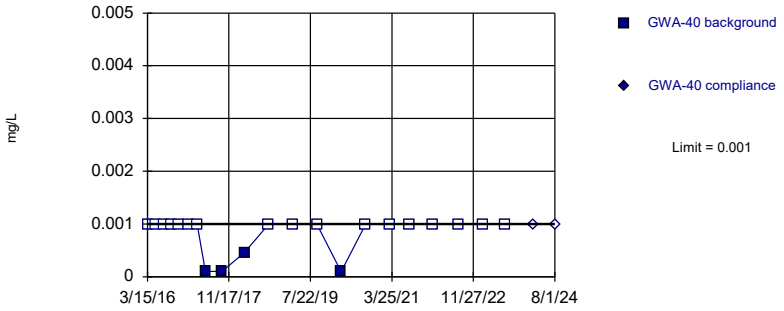

Non-parametric test used in lieu of parametric prediction limit because censored data exceeded 50%. Limit is highest of 21 background values. 80.95% NDs. Well-constituent pair annual alpha = 0.007982. Individual comparison alpha = 0.003999 (1 of 2).

Constituent: Lead Analysis Run 9/11/2024 4:13 PM View: Appendix I Intrawell
Plant Bowen Client: Southern Company Data: Bowen 3-4 CCR

Sanitas™ v.10.0.22 Software licensed to Groundwater Stats Consulting. UG
Hollow symbols indicate censored values.
Within Limit

Prediction Limit

Intrawell Non-parametric

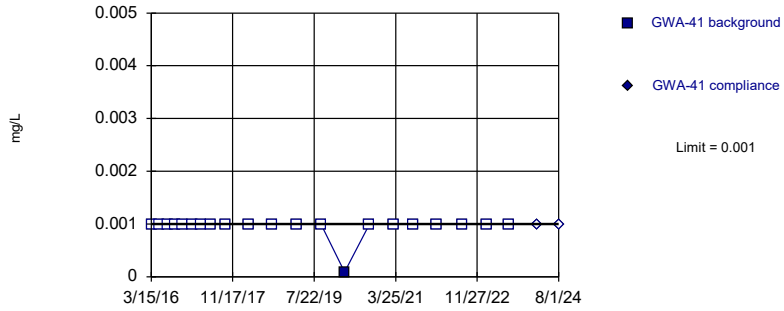

Non-parametric test used in lieu of parametric prediction limit because censored data exceeded 50%. Limit is highest of 21 background values. 95.24% NDs. Well-constituent pair annual alpha = 0.007982. Individual comparison alpha = 0.003999 (1 of 2).

Constituent: Lead Analysis Run 9/11/2024 4:13 PM View: Appendix I Intrawell
Plant Bowen Client: Southern Company Data: Bowen 3-4 CCR

Sanitas™ v.10.0.22 Software licensed to Groundwater Stats Consulting. UG
Hollow symbols indicate censored values.
Within Limit

Prediction Limit

Intrawell Non-parametric

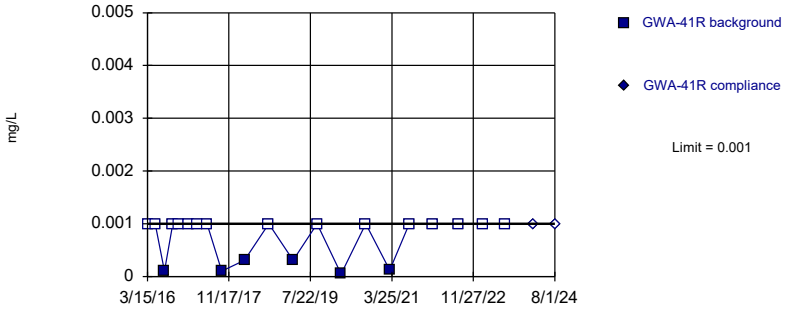

Non-parametric test used in lieu of parametric prediction limit because censored data exceeded 50%. Limit is highest of 21 background values. 71.43% NDs. Well-constituent pair annual alpha = 0.007982. Individual comparison alpha = 0.003999 (1 of 2).

Constituent: Lead Analysis Run 9/11/2024 4:13 PM View: Appendix I Intrawell
Plant Bowen Client: Southern Company Data: Bowen 3-4 CCR

Sanitas™ v.10.0.22 Software licensed to Groundwater Stats Consulting. UG
Hollow symbols indicate censored values.
Within Limit

Prediction Limit

Intrawell Non-parametric

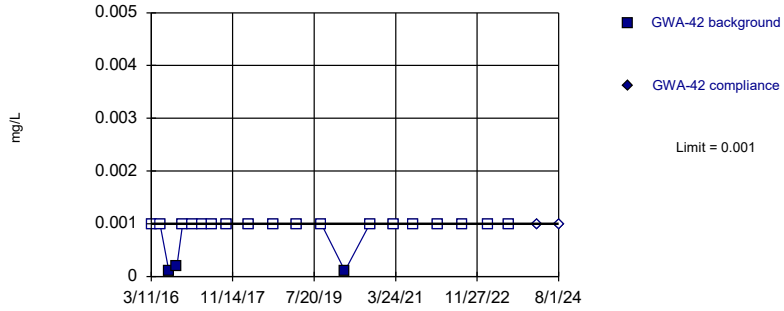

Non-parametric test used in lieu of parametric prediction limit because censored data exceeded 50%. Limit is highest of 21 background values. 85.71% NDs. Well-constituent pair annual alpha = 0.007982. Individual comparison alpha = 0.003999 (1 of 2).

Constituent: Lead Analysis Run 9/11/2024 4:13 PM View: Appendix I Intrawell
Plant Bowen Client: Southern Company Data: Bowen 3-4 CCR

Sanitas™ v.10.0.22 Software licensed to Groundwater Stats Consulting. UG
Hollow symbols indicate censored values.

Within Limit

Prediction Limit

Intrawell Non-parametric

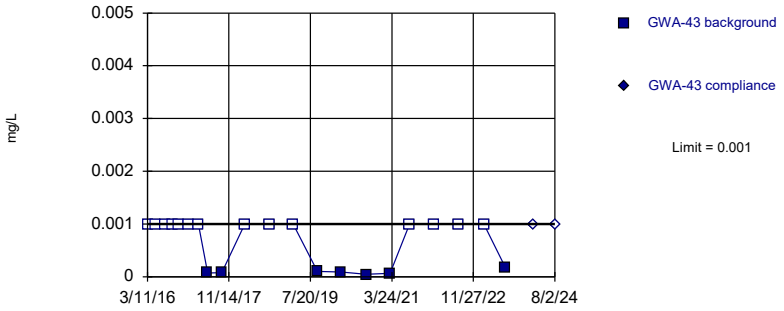

Non-parametric test used in lieu of parametric prediction limit because censored data exceeded 50%. Limit is highest of 21 background values. 66.67% NDs. Well-constituent pair annual alpha = 0.007982. Individual comparison alpha = 0.003999 (1 of 2).

Constituent: Lead Analysis Run 9/11/2024 4:13 PM View: Appendix I Intrawell
Plant Bowen Client: Southern Company Data: Bowen 3-4 CCR

Sanitas™ v.10.0.22 Software licensed to Groundwater Stats Consulting. UG
Hollow symbols indicate censored values.

Within Limit

Prediction Limit

Intrawell Non-parametric

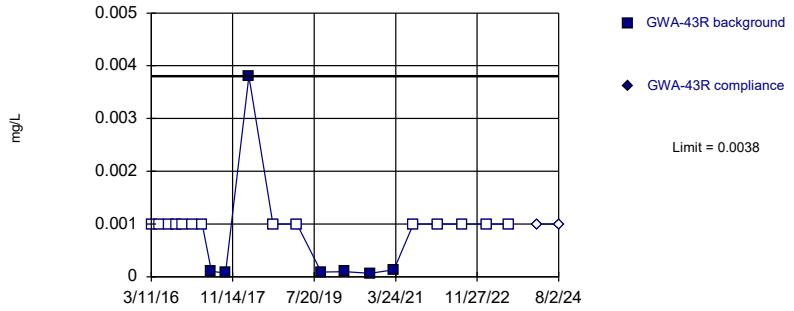

Non-parametric test used in lieu of parametric prediction limit because censored data exceeded 50%. Limit is highest of 21 background values. 66.67% NDs. Well-constituent pair annual alpha = 0.007982. Individual comparison alpha = 0.003999 (1 of 2).

Constituent: Lead Analysis Run 9/11/2024 4:13 PM View: Appendix I Intrawell
Plant Bowen Client: Southern Company Data: Bowen 3-4 CCR

Sanitas™ v.10.0.22 Software licensed to Groundwater Stats Consulting. UG
Hollow symbols indicate censored values.

Within Limit

Prediction Limit

Intrawell Non-parametric

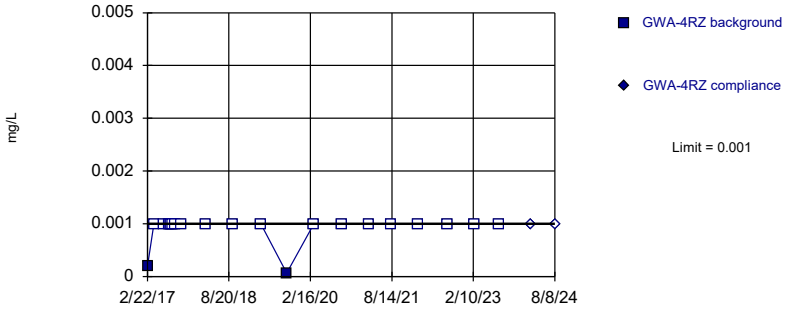

Non-parametric test used in lieu of parametric prediction limit because censored data exceeded 50%. Limit is highest of 21 background values. 90.48% NDs. Well-constituent pair annual alpha = 0.007982. Individual comparison alpha = 0.003999 (1 of 2).

Constituent: Lead Analysis Run 9/11/2024 4:13 PM View: Appendix I Intrawell
Plant Bowen Client: Southern Company Data: Bowen 3-4 CCR

Sanitas™ v.10.0.22 Software licensed to Groundwater Stats Consulting. UG
Hollow symbols indicate censored values.

Within Limit

Prediction Limit

Intrawell Non-parametric

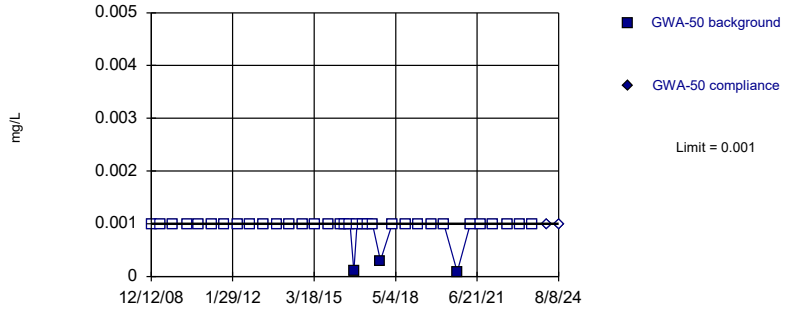

Non-parametric test used in lieu of parametric prediction limit because censored data exceeded 50%. Limit is highest of 36 background values. 91.67% NDs. Well-constituent pair annual alpha = 0.002856. Individual comparison alpha = 0.001429 (1 of 2).

Constituent: Lead Analysis Run 9/11/2024 4:13 PM View: Appendix I Intrawell
Plant Bowen Client: Southern Company Data: Bowen 3-4 CCR

Sanitas™ v.10.0.22 Software licensed to Groundwater Stats Consulting. UG
Hollow symbols indicate censored values.

Within Limit

Prediction Limit

Intrawell Non-parametric

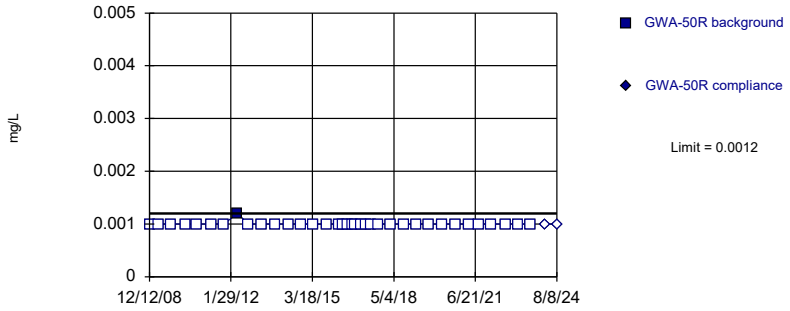

Non-parametric test used in lieu of parametric prediction limit because censored data exceeded 50%. Limit is highest of 36 background values. 97.22% NDs. Well-constituent pair annual alpha = 0.002856. Individual comparison alpha = 0.001429 (1 of 2).

Constituent: Lead Analysis Run 9/11/2024 4:13 PM View: Appendix I Intrawell

Plant Bowen Client: Southern Company Data: Bowen 3-4 CCR

Sanitas™ v.10.0.22 Software licensed to Groundwater Stats Consulting. UG
Hollow symbols indicate censored values.

Within Limit

Prediction Limit

Intrawell Non-parametric

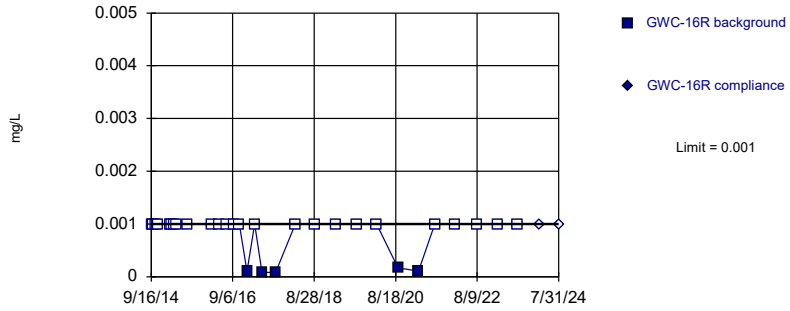

Non-parametric test used in lieu of parametric prediction limit because censored data exceeded 50%. Limit is highest of 30 background values. 83.33% NDs. Well-constituent pair annual alpha = 0.004011. Individual comparison alpha = 0.002008 (1 of 2).

Constituent: Lead Analysis Run 9/11/2024 4:13 PM View: Appendix I Intrawell

Plant Bowen Client: Southern Company Data: Bowen 3-4 CCR

Sanitas™ v.10.0.22 Software licensed to Groundwater Stats Consulting. UG
Hollow symbols indicate censored values.

Within Limit

Prediction Limit

Intrawell Non-parametric

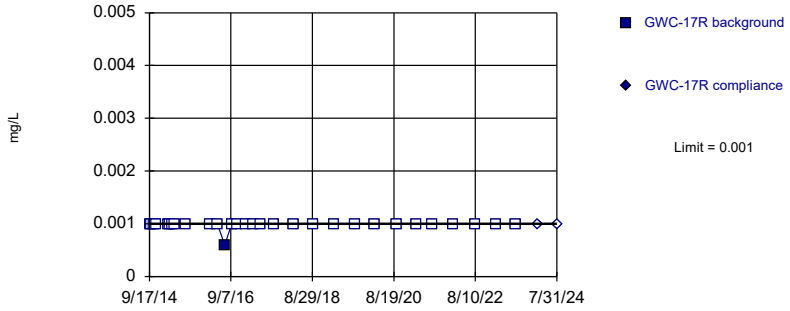

Non-parametric test used in lieu of parametric prediction limit because censored data exceeded 50%. Limit is highest of 30 background values. 96.67% NDs. Well-constituent pair annual alpha = 0.004011. Individual comparison alpha = 0.002008 (1 of 2).

Constituent: Lead Analysis Run 9/11/2024 4:13 PM View: Appendix I Intrawell

Plant Bowen Client: Southern Company Data: Bowen 3-4 CCR

Sanitas™ v.10.0.22 Software licensed to Groundwater Stats Consulting. UG
Hollow symbols indicate censored values.

Within Limit

Prediction Limit

Intrawell Non-parametric

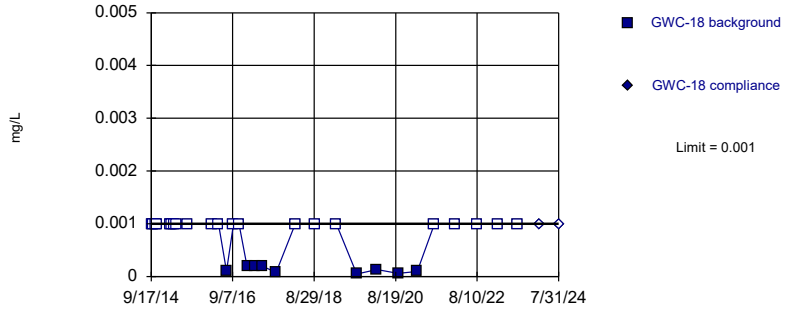

Non-parametric test used in lieu of parametric prediction limit because censored data exceeded 50%. Limit is highest of 30 background values. 70% NDs. Well-constituent pair annual alpha = 0.004011. Individual comparison alpha = 0.002008 (1 of 2).

Constituent: Lead Analysis Run 9/11/2024 4:13 PM View: Appendix I Intrawell

Plant Bowen Client: Southern Company Data: Bowen 3-4 CCR

Sanitas™ v.10.0.22 Software licensed to Groundwater Stats Consulting. UG
Hollow symbols indicate censored values.

Within Limit

Prediction Limit

Intrawell Non-parametric

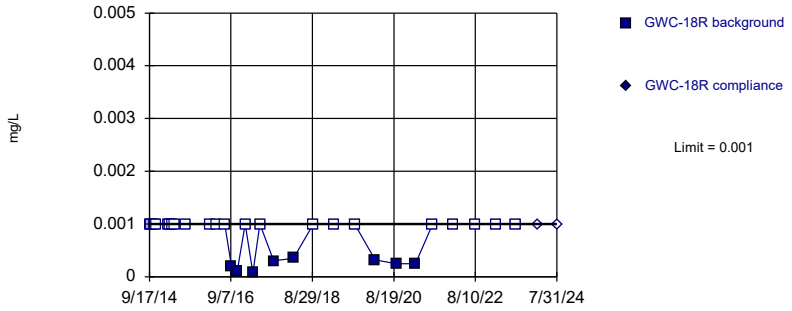

Non-parametric test used in lieu of parametric prediction limit because censored data exceeded 50%. Limit is highest of 30 background values. 73.33% NDs. Well-constituent pair annual alpha = 0.004011. Individual comparison alpha = 0.002008 (1 of 2).

Constituent: Lead Analysis Run 9/11/2024 4:13 PM View: Appendix I Intrawell
Plant Bowen Client: Southern Company Data: Bowen 3-4 CCR

Sanitas™ v.10.0.22 Software licensed to Groundwater Stats Consulting. UG
Hollow symbols indicate censored values.

Within Limit

Prediction Limit

Intrawell Non-parametric

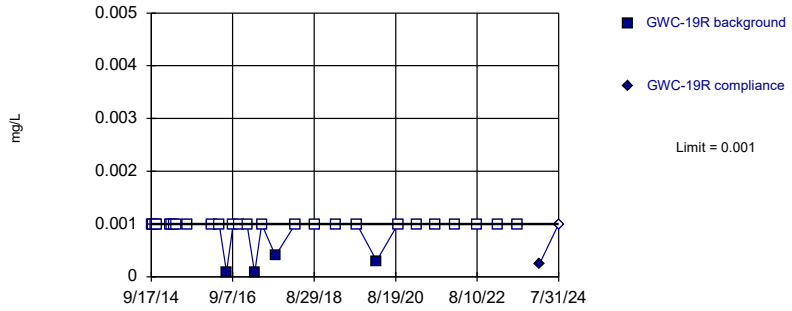

Non-parametric test used in lieu of parametric prediction limit because censored data exceeded 50%. Limit is highest of 30 background values. 86.67% NDs. Well-constituent pair annual alpha = 0.004011. Individual comparison alpha = 0.002008 (1 of 2).

Constituent: Lead Analysis Run 9/11/2024 4:13 PM View: Appendix I Intrawell
Plant Bowen Client: Southern Company Data: Bowen 3-4 CCR

Sanitas™ v.10.0.22 Software licensed to Groundwater Stats Consulting. UG
Hollow symbols indicate censored values.

Within Limit

Prediction Limit

Intrawell Non-parametric

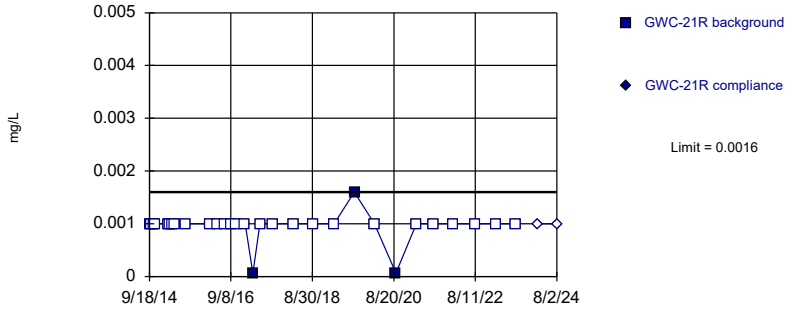

Non-parametric test used in lieu of parametric prediction limit because censored data exceeded 50%. Limit is highest of 30 background values. 90% NDs. Well-constituent pair annual alpha = 0.004011. Individual comparison alpha = 0.002008 (1 of 2).

Constituent: Lead Analysis Run 9/11/2024 4:13 PM View: Appendix I Intrawell
Plant Bowen Client: Southern Company Data: Bowen 3-4 CCR

Sanitas™ v.10.0.22 Software licensed to Groundwater Stats Consulting. UG
Hollow symbols indicate censored values.

Within Limit

Prediction Limit

Intrawell Non-parametric

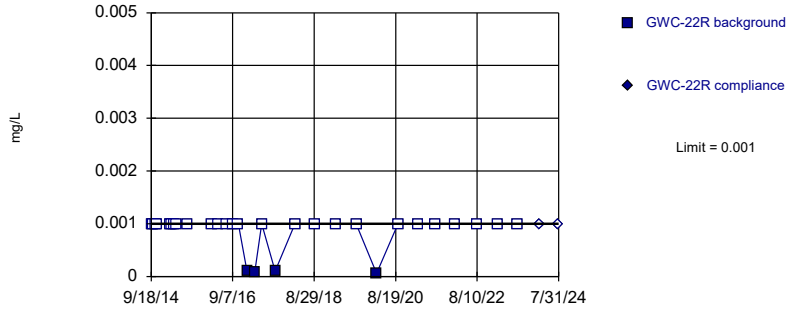

Non-parametric test used in lieu of parametric prediction limit because censored data exceeded 50%. Limit is highest of 30 background values. 86.67% NDs. Well-constituent pair annual alpha = 0.004011. Individual comparison alpha = 0.002008 (1 of 2).

Constituent: Lead Analysis Run 9/11/2024 4:13 PM View: Appendix I Intrawell
Plant Bowen Client: Southern Company Data: Bowen 3-4 CCR

Sanitas™ v.10.0.22 Software licensed to Groundwater Stats Consulting. UG
Hollow symbols indicate censored values.

Within Limit

Prediction Limit

Intrawell Non-parametric

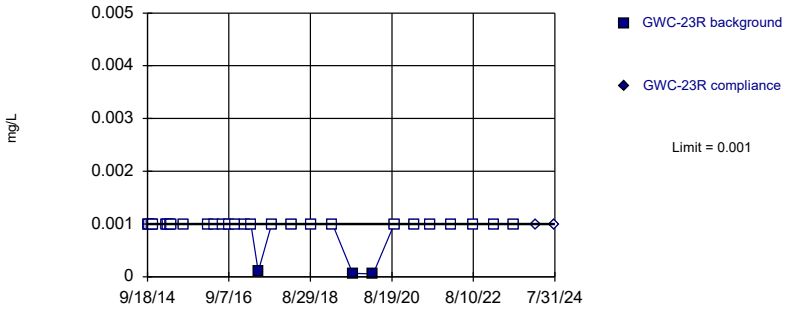

Non-parametric test used in lieu of parametric prediction limit because censored data exceeded 50%. Limit is highest of 30 background values. 90% NDs. Well-constituent pair annual alpha = 0.004011. Individual comparison alpha = 0.002008 (1 of 2).

Constituent: Lead Analysis Run 9/11/2024 4:13 PM View: Appendix I Intrawell
Plant Bowen Client: Southern Company Data: Bowen 3-4 CCR

Sanitas™ v.10.0.22 Software licensed to Groundwater Stats Consulting. UG
Hollow symbols indicate censored values.

Within Limit

Prediction Limit

Intrawell Non-parametric

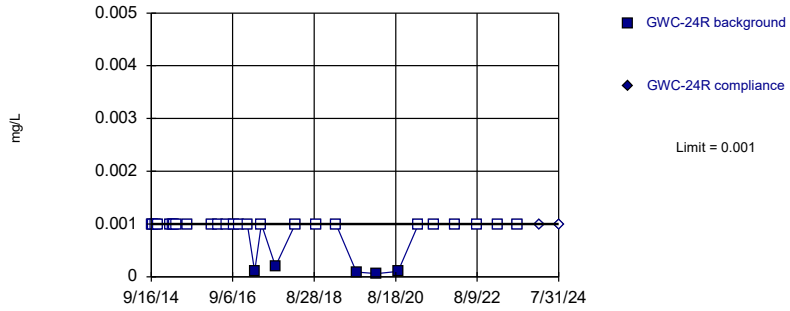

Non-parametric test used in lieu of parametric prediction limit because censored data exceeded 50%. Limit is highest of 30 background values. 83.33% NDs. Well-constituent pair annual alpha = 0.004011. Individual comparison alpha = 0.002008 (1 of 2).

Constituent: Lead Analysis Run 9/11/2024 4:13 PM View: Appendix I Intrawell
Plant Bowen Client: Southern Company Data: Bowen 3-4 CCR

Sanitas™ v.10.0.22 Software licensed to Groundwater Stats Consulting. UG
Hollow symbols indicate censored values.

Within Limit

Prediction Limit

Intrawell Non-parametric

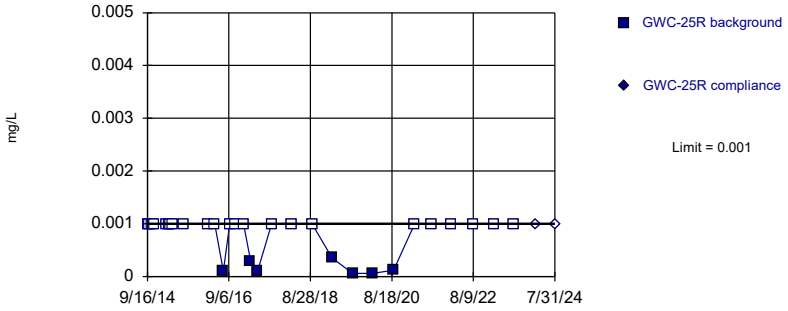

Non-parametric test used in lieu of parametric prediction limit because censored data exceeded 50%. Limit is highest of 30 background values. 76.67% NDs. Well-constituent pair annual alpha = 0.004011. Individual comparison alpha = 0.002008 (1 of 2).

Constituent: Lead Analysis Run 9/11/2024 4:13 PM View: Appendix I Intrawell
Plant Bowen Client: Southern Company Data: Bowen 3-4 CCR

Sanitas™ v.10.0.22 Software licensed to Groundwater Stats Consulting. UG
Hollow symbols indicate censored values.

Within Limit

Prediction Limit

Intrawell Non-parametric

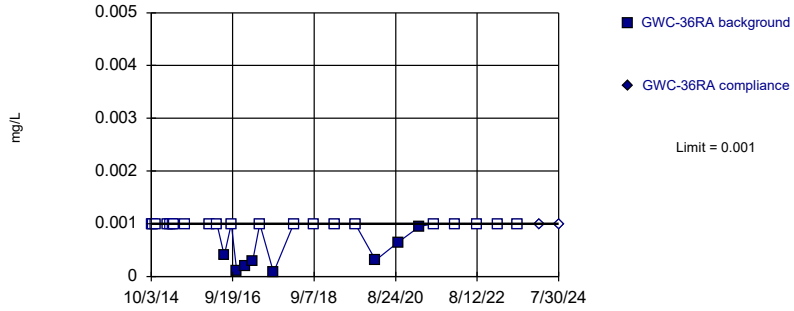

Non-parametric test used in lieu of parametric prediction limit because censored data exceeded 50%. Limit is highest of 29 background values. 72.41% NDs. Well-constituent pair annual alpha = 0.00434. Individual comparison alpha = 0.002172 (1 of 2).

Constituent: Lead Analysis Run 9/11/2024 4:13 PM View: Appendix I Intrawell
Plant Bowen Client: Southern Company Data: Bowen 3-4 CCR

Sanitas™ v.10.0.22 Software licensed to Groundwater Stats Consulting. UG
Hollow symbols indicate censored values.

Within Limit

Prediction Limit

Intrawell Non-parametric

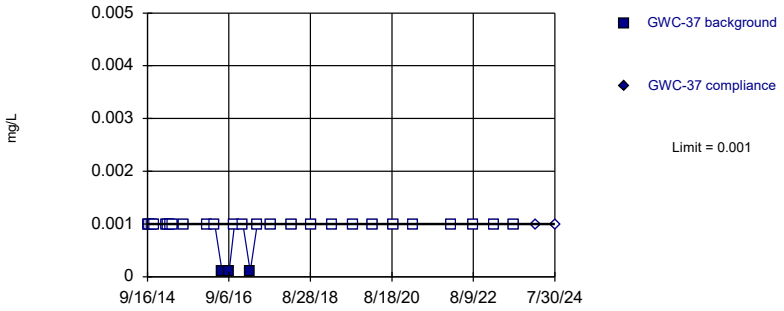

Non-parametric test used in lieu of parametric prediction limit because censored data exceeded 50%. Limit is highest of 29 background values. 89.66% NDs. Well-constituent pair annual alpha = 0.00434. Individual comparison alpha = 0.002172 (1 of 2).

Constituent: Lead Analysis Run 9/11/2024 4:13 PM View: Appendix I Intrawell
Plant Bowen Client: Southern Company Data: Bowen 3-4 CCR

Sanitas™ v.10.0.22 Software licensed to Groundwater Stats Consulting. UG
Hollow symbols indicate censored values.

Within Limit

Prediction Limit

Intrawell Non-parametric

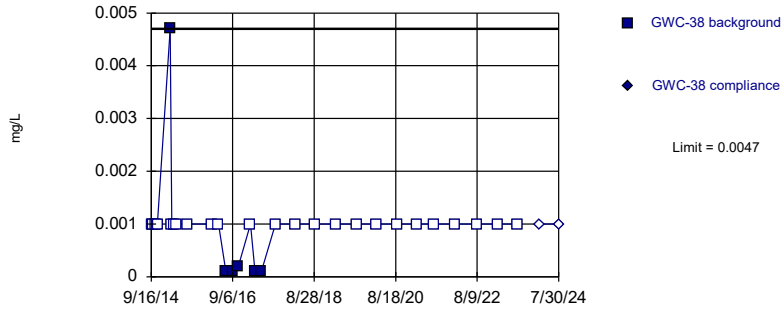

Non-parametric test used in lieu of parametric prediction limit because censored data exceeded 50%. Limit is highest of 30 background values. 80% NDs. Well-constituent pair annual alpha = 0.004011. Individual comparison alpha = 0.002008 (1 of 2).

Constituent: Lead Analysis Run 9/11/2024 4:13 PM View: Appendix I Intrawell
Plant Bowen Client: Southern Company Data: Bowen 3-4 CCR

Sanitas™ v.10.0.22 Software licensed to Groundwater Stats Consulting. UG
Hollow symbols indicate censored values.

Within Limit

Prediction Limit

Intrawell Non-parametric

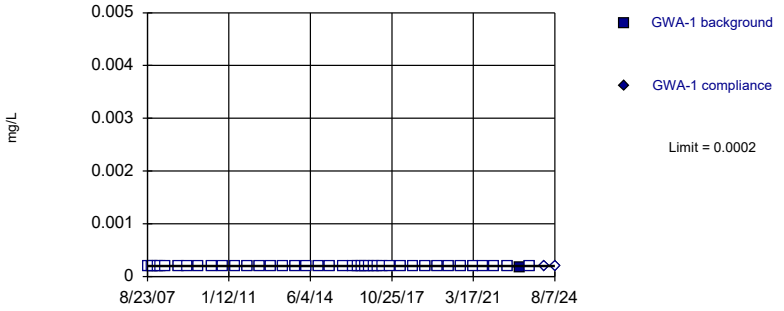

Non-parametric test used in lieu of parametric prediction limit because censored data exceeded 50%. Limit is highest of 42 background values. 97.62% NDs. Well-constituent pair annual alpha = 0.002154. Individual comparison alpha = 0.001077 (1 of 2).

Constituent: Mercury Analysis Run 9/11/2024 4:13 PM View: Appendix I Intrawell
Plant Bowen Client: Southern Company Data: Bowen 3-4 CCR

Sanitas™ v.10.0.22 Software licensed to Groundwater Stats Consulting. UG
Hollow symbols indicate censored values.

Within Limit

Prediction Limit

Intrawell Non-parametric

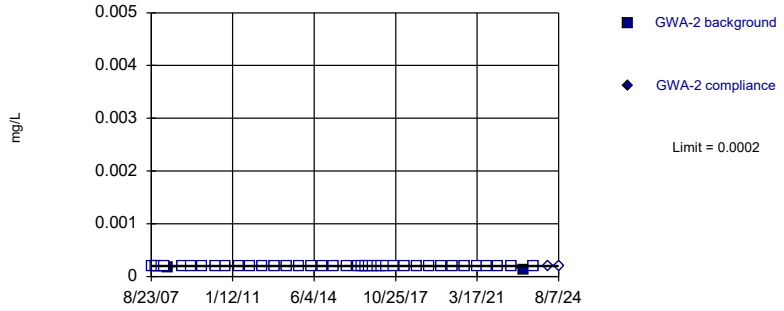

Non-parametric test used in lieu of parametric prediction limit because censored data exceeded 50%. Limit is highest of 42 background values. 95.24% NDs. Well-constituent pair annual alpha = 0.002154. Individual comparison alpha = 0.001077 (1 of 2).

Constituent: Mercury Analysis Run 9/11/2024 4:13 PM View: Appendix I Intrawell
Plant Bowen Client: Southern Company Data: Bowen 3-4 CCR

Sanitas™ v.10.0.22 Software licensed to Groundwater Stats Consulting. UG
Hollow symbols indicate censored values.

Within Limit

Prediction Limit

Intrawell Non-parametric

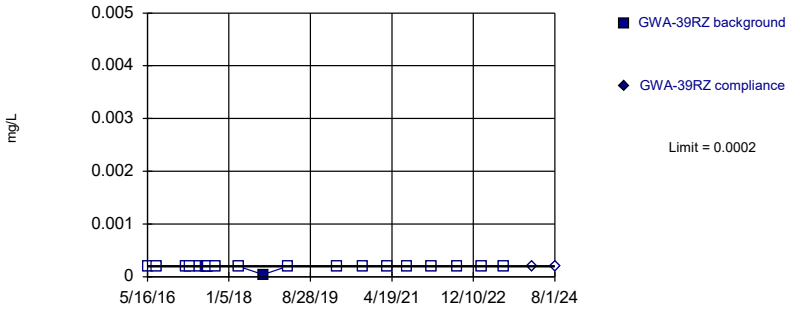

Non-parametric test used in lieu of parametric prediction limit because censored data exceeded 50%. Limit is highest of 20 background values. 95% NDs. Well-constituent pair annual alpha = 0.008564. Individual comparison alpha = 0.004291 (1 of 2).

Constituent: Mercury Analysis Run 9/11/2024 4:13 PM View: Appendix I Intrawell
Plant Bowen Client: Southern Company Data: Bowen 3-4 CCR

Sanitas™ v.10.0.22 Software licensed to Groundwater Stats Consulting. UG
Hollow symbols indicate censored values.

Within Limit

Prediction Limit

Intrawell Non-parametric

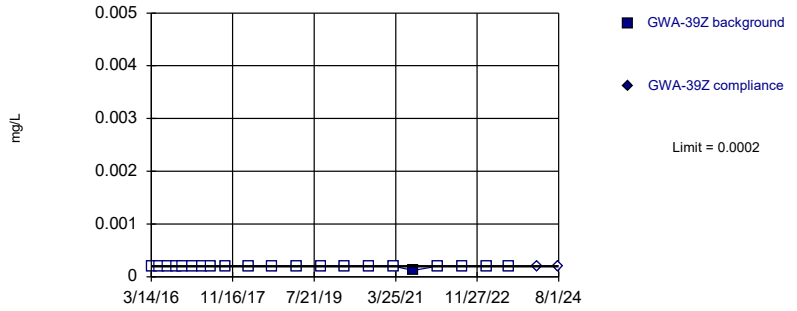

Non-parametric test used in lieu of parametric prediction limit because censored data exceeded 50%. Limit is highest of 21 background values. 95.24% NDs. Well-constituent pair annual alpha = 0.007982. Individual comparison alpha = 0.003999 (1 of 2).

Constituent: Mercury Analysis Run 9/11/2024 4:13 PM View: Appendix I Intrawell
Plant Bowen Client: Southern Company Data: Bowen 3-4 CCR

Sanitas™ v.10.0.22 Software licensed to Groundwater Stats Consulting. UG
Hollow symbols indicate censored values.

Within Limit

Prediction Limit

Intrawell Non-parametric

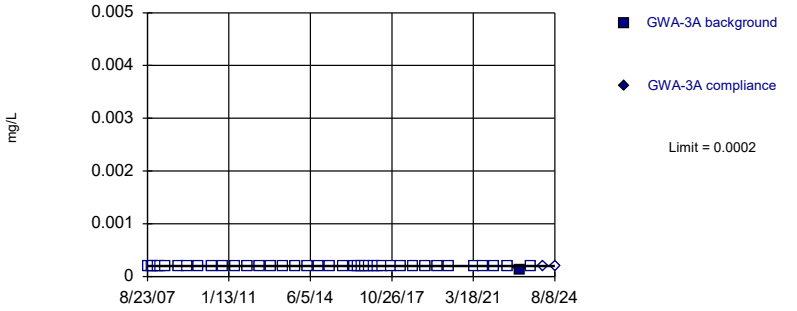

Non-parametric test used in lieu of parametric prediction limit because censored data exceeded 50%. Limit is highest of 41 background values. 97.56% NDs. Well-constituent pair annual alpha = 0.002235. Individual comparison alpha = 0.001118 (1 of 2).

Constituent: Mercury Analysis Run 9/11/2024 4:13 PM View: Appendix I Intrawell
Plant Bowen Client: Southern Company Data: Bowen 3-4 CCR

Sanitas™ v.10.0.22 Software licensed to Groundwater Stats Consulting. UG
Hollow symbols indicate censored values.

Within Limit

Prediction Limit

Intrawell Non-parametric

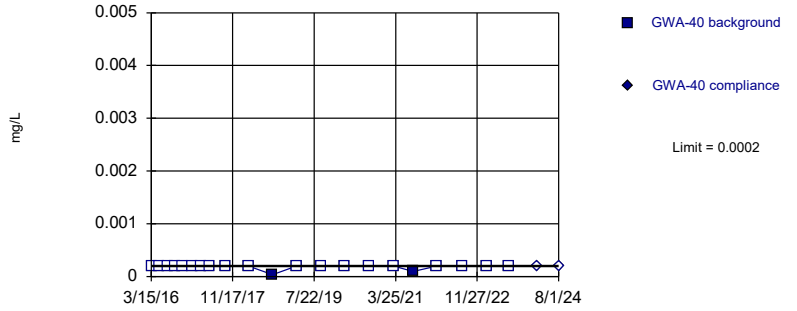

Non-parametric test used in lieu of parametric prediction limit because censored data exceeded 50%. Limit is highest of 21 background values. 90.48% NDs. Well-constituent pair annual alpha = 0.007982. Individual comparison alpha = 0.003999 (1 of 2).

Constituent: Mercury Analysis Run 9/11/2024 4:13 PM View: Appendix I Intrawell
Plant Bowen Client: Southern Company Data: Bowen 3-4 CCR

Sanitas™ v.10.0.22 Software licensed to Groundwater Stats Consulting. UG
Hollow symbols indicate censored values.
Within Limit

Prediction Limit

Intrawell Non-parametric

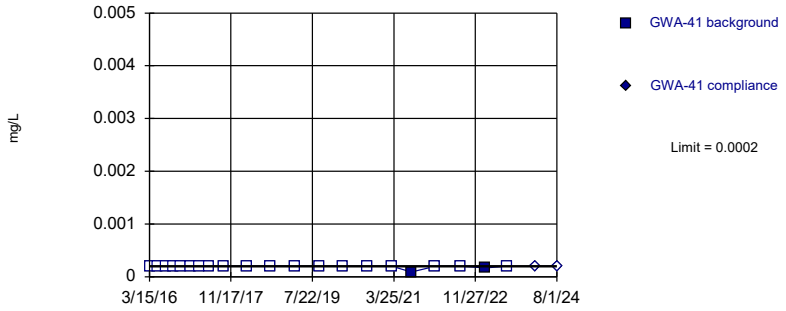

Non-parametric test used in lieu of parametric prediction limit because censored data exceeded 50%. Limit is highest of 21 background values. 90.48% NDs. Well-constituent pair annual alpha = 0.007982. Individual comparison alpha = 0.003999 (1 of 2).

Constituent: Mercury Analysis Run 9/11/2024 4:13 PM View: Appendix I Intrawell
Plant Bowen Client: Southern Company Data: Bowen 3-4 CCR

Sanitas™ v.10.0.22 Software licensed to Groundwater Stats Consulting. UG
Hollow symbols indicate censored values.
Within Limit

Prediction Limit

Intrawell Non-parametric

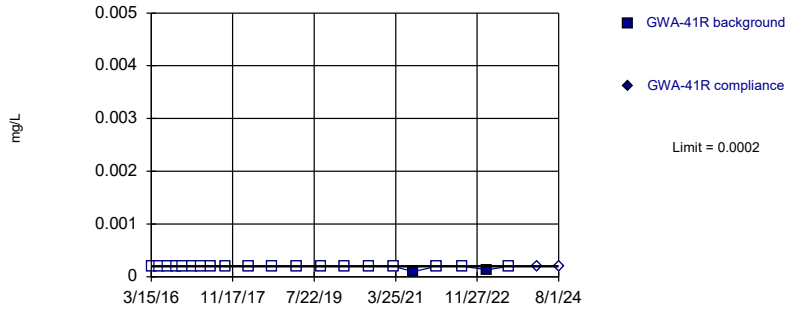

Non-parametric test used in lieu of parametric prediction limit because censored data exceeded 50%. Limit is highest of 21 background values. 90.48% NDs. Well-constituent pair annual alpha = 0.007982. Individual comparison alpha = 0.003999 (1 of 2).

Constituent: Mercury Analysis Run 9/11/2024 4:13 PM View: Appendix I Intrawell
Plant Bowen Client: Southern Company Data: Bowen 3-4 CCR

Sanitas™ v.10.0.22 Software licensed to Groundwater Stats Consulting. UG
Hollow symbols indicate censored values.
Within Limit

Prediction Limit

Intrawell Non-parametric

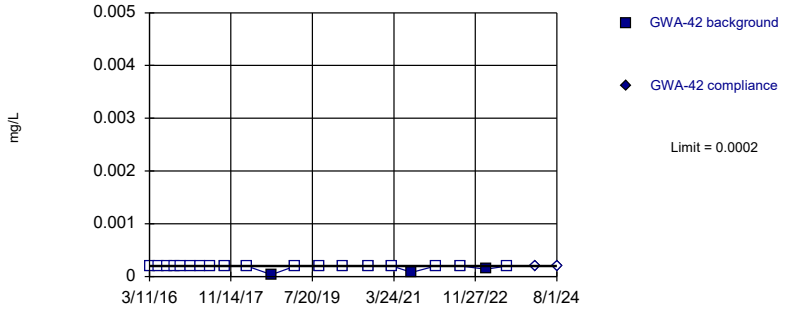

Non-parametric test used in lieu of parametric prediction limit because censored data exceeded 50%. Limit is highest of 21 background values. 85.71% NDs. Well-constituent pair annual alpha = 0.007982. Individual comparison alpha = 0.003999 (1 of 2).

Constituent: Mercury Analysis Run 9/11/2024 4:13 PM View: Appendix I Intrawell
Plant Bowen Client: Southern Company Data: Bowen 3-4 CCR

Sanitas™ v.10.0.22 Software licensed to Groundwater Stats Consulting. UG
Hollow symbols indicate censored values.
Within Limit

Prediction Limit

Intrawell Non-parametric

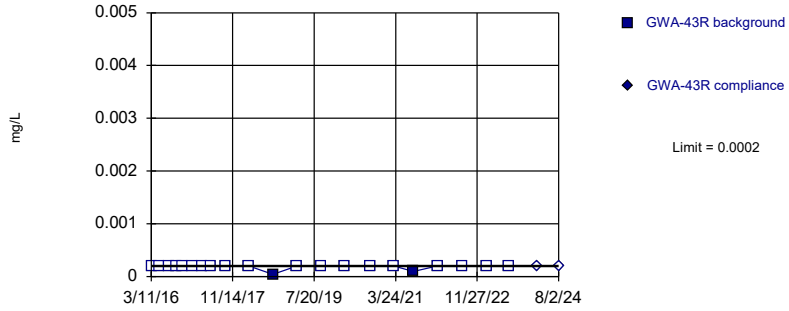

Non-parametric test used in lieu of parametric prediction limit because censored data exceeded 50%. Limit is highest of 21 background values. 90.48% NDs. Well-constituent pair annual alpha = 0.007982. Individual comparison alpha = 0.003999 (1 of 2).

Constituent: Mercury Analysis Run 9/11/2024 4:13 PM View: Appendix I Intrawell
Plant Bowen Client: Southern Company Data: Bowen 3-4 CCR

Sanitas™ v.10.0.22 Software licensed to Groundwater Stats Consulting. UG
Hollow symbols indicate censored values.

Within Limit

Prediction Limit

Intrawell Non-parametric

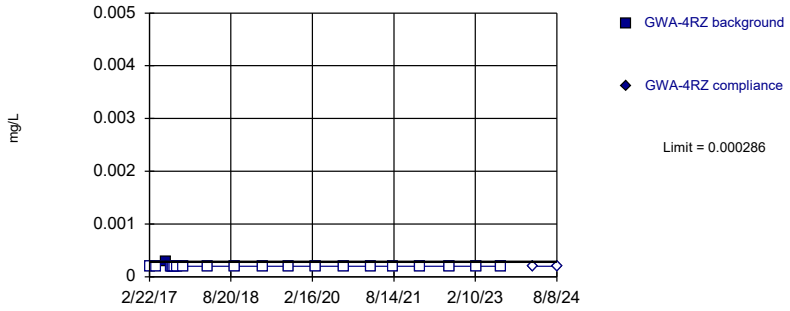

Non-parametric test used in lieu of parametric prediction limit because censored data exceeded 50%. Limit is highest of 21 background values. 95.24% NDs. Well-constituent pair annual alpha = 0.007982. Individual comparison alpha = 0.003999 (1 of 2).

Constituent: Mercury Analysis Run 9/11/2024 4:13 PM View: Appendix I Intrawell
Plant Bowen Client: Southern Company Data: Bowen 3-4 CCR

Sanitas™ v.10.0.22 Software licensed to Groundwater Stats Consulting. UG
Hollow symbols indicate censored values.

Within Limit

Prediction Limit

Intrawell Non-parametric

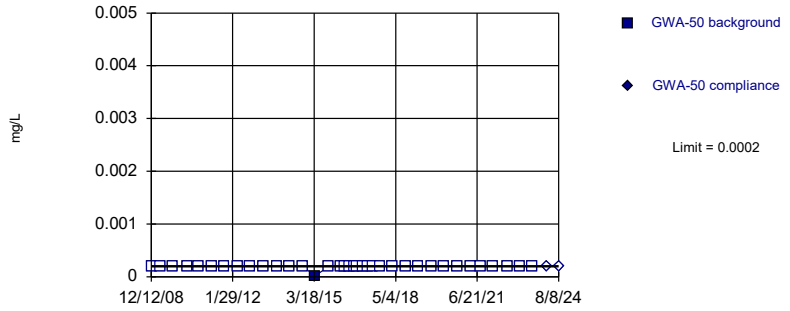

Non-parametric test used in lieu of parametric prediction limit because censored data exceeded 50%. Limit is highest of 36 background values. 97.22% NDs. Well-constituent pair annual alpha = 0.002856. Individual comparison alpha = 0.001429 (1 of 2).

Constituent: Mercury Analysis Run 9/11/2024 4:13 PM View: Appendix I Intrawell
Plant Bowen Client: Southern Company Data: Bowen 3-4 CCR

Sanitas™ v.10.0.22 Software licensed to Groundwater Stats Consulting. UG
Hollow symbols indicate censored values.

Within Limit

Prediction Limit

Intrawell Non-parametric

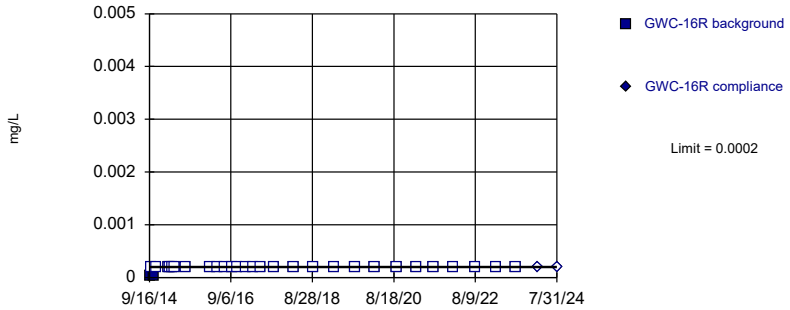

Non-parametric test used in lieu of parametric prediction limit because censored data exceeded 50%. Limit is highest of 30 background values. 93.33% NDs. Well-constituent pair annual alpha = 0.004011. Individual comparison alpha = 0.002008 (1 of 2).

Constituent: Mercury Analysis Run 9/11/2024 4:13 PM View: Appendix I Intrawell
Plant Bowen Client: Southern Company Data: Bowen 3-4 CCR

Sanitas™ v.10.0.22 Software licensed to Groundwater Stats Consulting. UG
Hollow symbols indicate censored values.

Within Limit

Prediction Limit

Intrawell Non-parametric

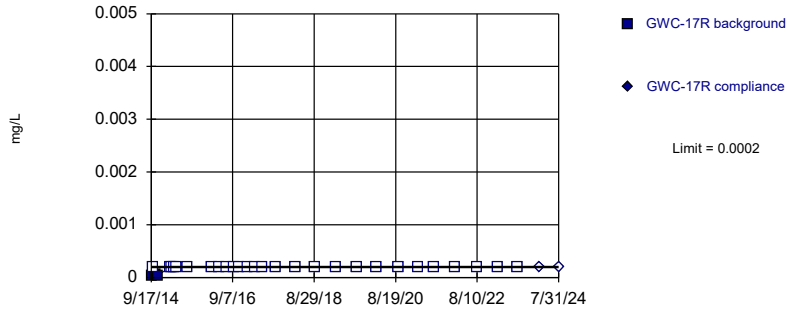

Non-parametric test used in lieu of parametric prediction limit because censored data exceeded 50%. Limit is highest of 30 background values. 90% NDs. Well-constituent pair annual alpha = 0.004011. Individual comparison alpha = 0.002008 (1 of 2).

Constituent: Mercury Analysis Run 9/11/2024 4:13 PM View: Appendix I Intrawell
Plant Bowen Client: Southern Company Data: Bowen 3-4 CCR

Sanitas™ v.10.0.22 Software licensed to Groundwater Stats Consulting. UG
Hollow symbols indicate censored values.

Within Limit

Prediction Limit

Intrawell Non-parametric

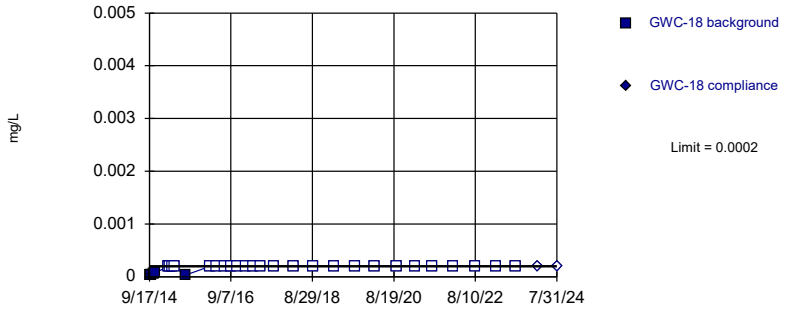

Non-parametric test used in lieu of parametric prediction limit because censored data exceeded 50%. Limit is highest of 30 background values. 83.33% NDs. Well-constituent pair annual alpha = 0.004011. Individual comparison alpha = 0.002008 (1 of 2).

Constituent: Mercury Analysis Run 9/11/2024 4:13 PM View: Appendix I Intrawell
Plant Bowen Client: Southern Company Data: Bowen 3-4 CCR

Sanitas™ v.10.0.22 Software licensed to Groundwater Stats Consulting. UG
Hollow symbols indicate censored values.

Within Limit

Prediction Limit

Intrawell Non-parametric

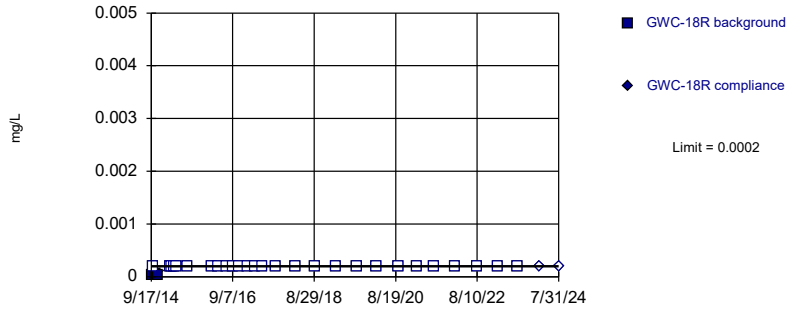

Non-parametric test used in lieu of parametric prediction limit because censored data exceeded 50%. Limit is highest of 30 background values. 90% NDs. Well-constituent pair annual alpha = 0.004011. Individual comparison alpha = 0.002008 (1 of 2).

Constituent: Mercury Analysis Run 9/11/2024 4:13 PM View: Appendix I Intrawell
Plant Bowen Client: Southern Company Data: Bowen 3-4 CCR

Sanitas™ v.10.0.22 Software licensed to Groundwater Stats Consulting. UG
Hollow symbols indicate censored values.

Within Limit

Prediction Limit

Intrawell Non-parametric

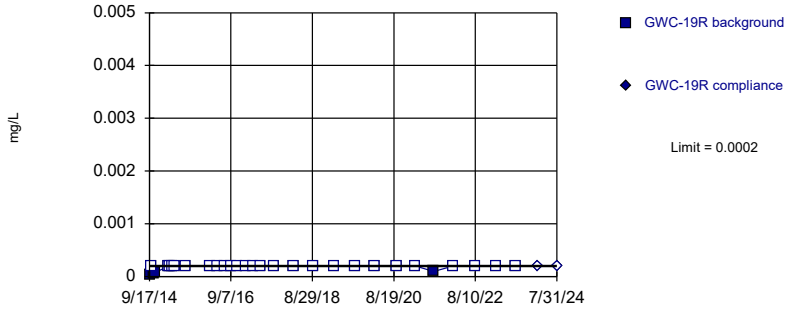

Non-parametric test used in lieu of parametric prediction limit because censored data exceeded 50%. Limit is highest of 30 background values. 86.67% NDs. Well-constituent pair annual alpha = 0.004011. Individual comparison alpha = 0.002008 (1 of 2).

Constituent: Mercury Analysis Run 9/11/2024 4:13 PM View: Appendix I Intrawell
Plant Bowen Client: Southern Company Data: Bowen 3-4 CCR

Sanitas™ v.10.0.22 Software licensed to Groundwater Stats Consulting. UG
Hollow symbols indicate censored values.

Within Limit

Prediction Limit

Intrawell Non-parametric

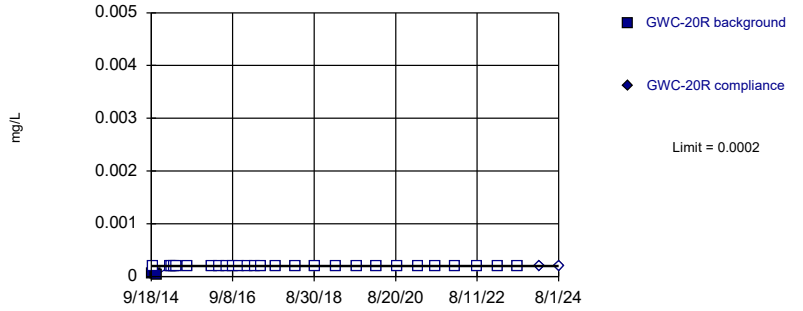

Non-parametric test used in lieu of parametric prediction limit because censored data exceeded 50%. Limit is highest of 30 background values. 90% NDs. Well-constituent pair annual alpha = 0.004011. Individual comparison alpha = 0.002008 (1 of 2).

Constituent: Mercury Analysis Run 9/11/2024 4:13 PM View: Appendix I Intrawell
Plant Bowen Client: Southern Company Data: Bowen 3-4 CCR

Sanitas™ v.10.0.22 Software licensed to Groundwater Stats Consulting. UG
Hollow symbols indicate censored values.

Within Limit

Prediction Limit

Intrawell Non-parametric

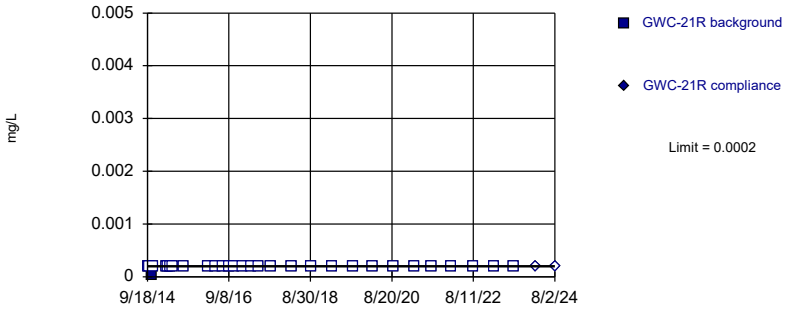

Non-parametric test used in lieu of parametric prediction limit because censored data exceeded 50%. Limit is highest of 30 background values. 96.67% NDs. Well-constituent pair annual alpha = 0.004011. Individual comparison alpha = 0.002008 (1 of 2).

Constituent: Mercury Analysis Run 9/11/2024 4:13 PM View: Appendix I Intrawell
Plant Bowen Client: Southern Company Data: Bowen 3-4 CCR

Sanitas™ v.10.0.22 Software licensed to Groundwater Stats Consulting. UG
Hollow symbols indicate censored values.

Within Limit

Prediction Limit

Intrawell Non-parametric

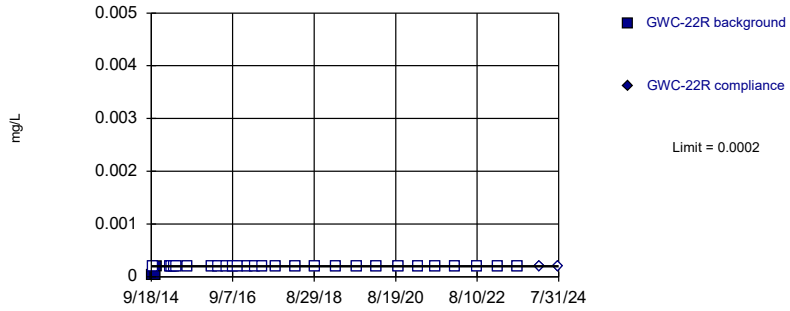

Non-parametric test used in lieu of parametric prediction limit because censored data exceeded 50%. Limit is highest of 30 background values. 90% NDs. Well-constituent pair annual alpha = 0.004011. Individual comparison alpha = 0.002008 (1 of 2).

Constituent: Mercury Analysis Run 9/11/2024 4:13 PM View: Appendix I Intrawell
Plant Bowen Client: Southern Company Data: Bowen 3-4 CCR

Sanitas™ v.10.0.22 Software licensed to Groundwater Stats Consulting. UG
Hollow symbols indicate censored values.

Within Limit

Prediction Limit

Intrawell Non-parametric

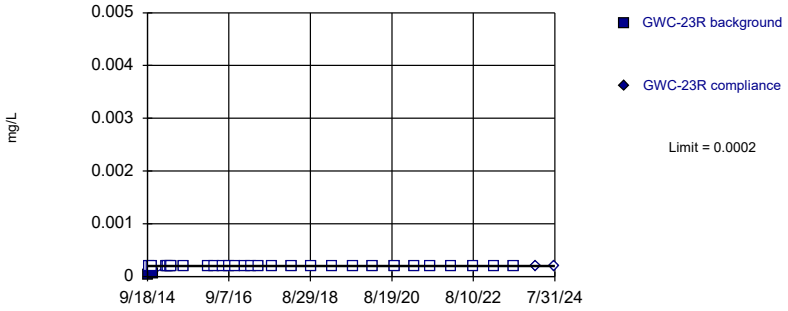

Non-parametric test used in lieu of parametric prediction limit because censored data exceeded 50%. Limit is highest of 30 background values. 93.33% NDs. Well-constituent pair annual alpha = 0.004011. Individual comparison alpha = 0.002008 (1 of 2).

Constituent: Mercury Analysis Run 9/11/2024 4:14 PM View: Appendix I Intrawell
Plant Bowen Client: Southern Company Data: Bowen 3-4 CCR

Sanitas™ v.10.0.22 Software licensed to Groundwater Stats Consulting. UG
Hollow symbols indicate censored values.

Within Limit

Prediction Limit

Intrawell Non-parametric

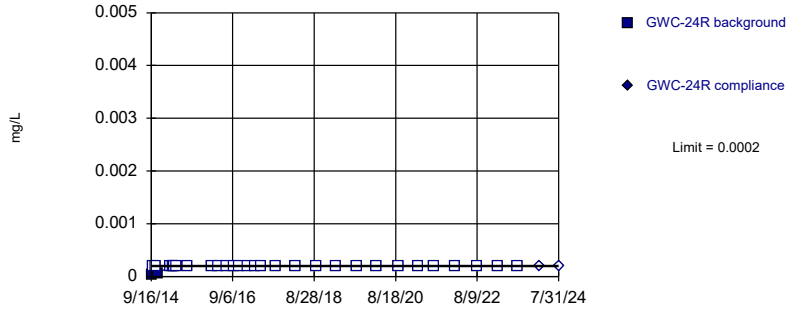

Non-parametric test used in lieu of parametric prediction limit because censored data exceeded 50%. Limit is highest of 30 background values. 93.33% NDs. Well-constituent pair annual alpha = 0.004011. Individual comparison alpha = 0.002008 (1 of 2).

Constituent: Mercury Analysis Run 9/11/2024 4:14 PM View: Appendix I Intrawell
Plant Bowen Client: Southern Company Data: Bowen 3-4 CCR

Sanitas™ v.10.0.22 Software licensed to Groundwater Stats Consulting. UG
Hollow symbols indicate censored values.

Within Limit

Prediction Limit

Intrawell Non-parametric

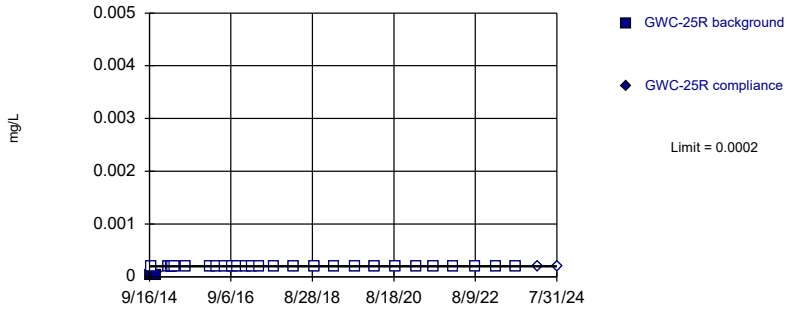

Non-parametric test used in lieu of parametric prediction limit because censored data exceeded 50%. Limit is highest of 30 background values. 90% NDs. Well-constituent pair annual alpha = 0.004011. Individual comparison alpha = 0.002008 (1 of 2).

Constituent: Mercury Analysis Run 9/11/2024 4:14 PM View: Appendix I Intrawell
Plant Bowen Client: Southern Company Data: Bowen 3-4 CCR

Sanitas™ v.10.0.22 Software licensed to Groundwater Stats Consulting. UG
Hollow symbols indicate censored values.

Within Limit

Prediction Limit

Intrawell Non-parametric

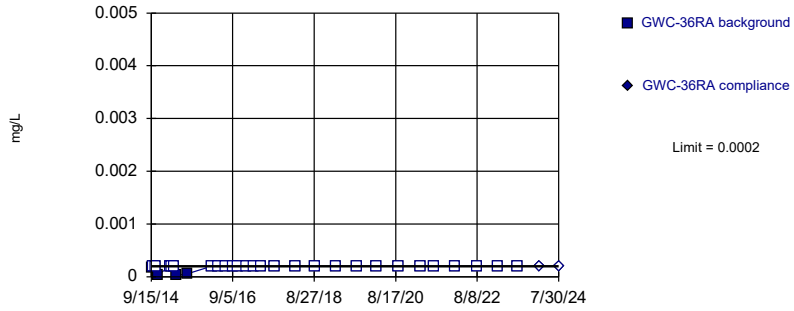

Non-parametric test used in lieu of parametric prediction limit because censored data exceeded 50%. Limit is highest of 30 background values. 86.67% NDs. Well-constituent pair annual alpha = 0.004011. Individual comparison alpha = 0.002008 (1 of 2).

Constituent: Mercury Analysis Run 9/11/2024 4:14 PM View: Appendix I Intrawell
Plant Bowen Client: Southern Company Data: Bowen 3-4 CCR

Sanitas™ v.10.0.22 Software licensed to Groundwater Stats Consulting. UG
Hollow symbols indicate censored values.

Within Limit

Prediction Limit

Intrawell Non-parametric

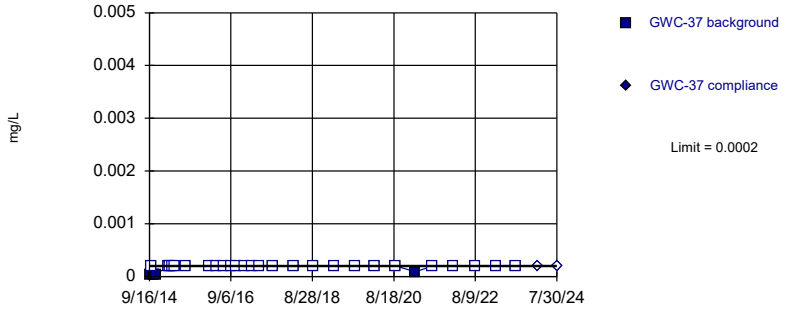

Non-parametric test used in lieu of parametric prediction limit because censored data exceeded 50%. Limit is highest of 30 background values. 86.67% NDs. Well-constituent pair annual alpha = 0.004011. Individual comparison alpha = 0.002008 (1 of 2).

Constituent: Mercury Analysis Run 9/11/2024 4:14 PM View: Appendix I Intrawell
Plant Bowen Client: Southern Company Data: Bowen 3-4 CCR

Sanitas™ v.10.0.22 Software licensed to Groundwater Stats Consulting. UG
Hollow symbols indicate censored values.

Within Limit

Prediction Limit

Intrawell Non-parametric

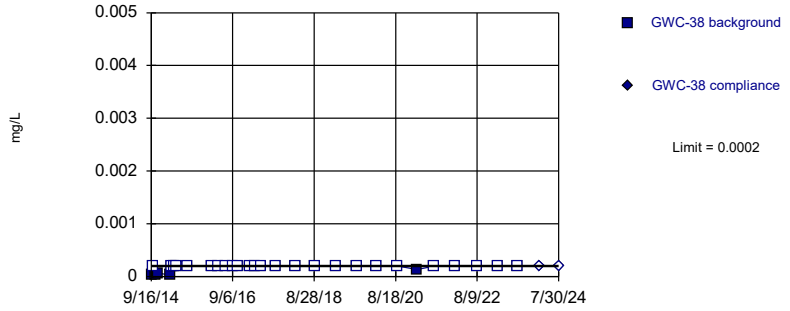

Non-parametric test used in lieu of parametric prediction limit because censored data exceeded 50%. Limit is highest of 30 background values. 83.33% NDs. Well-constituent pair annual alpha = 0.004011. Individual comparison alpha = 0.002008 (1 of 2).

Constituent: Mercury Analysis Run 9/11/2024 4:14 PM View: Appendix I Intrawell
Plant Bowen Client: Southern Company Data: Bowen 3-4 CCR

Sanitas™ v.10.0.22 Software licensed to Groundwater Stats Consulting. UG
Hollow symbols indicate censored values.

Within Limit

Prediction Limit

Intrawell Non-parametric

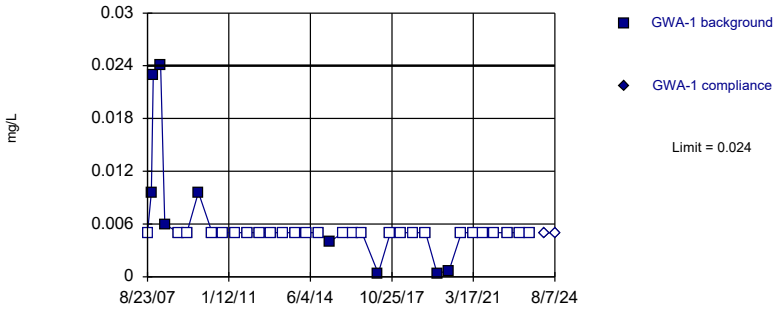

Non-parametric test used in lieu of parametric prediction limit because censored data exceeded 50%. Limit is highest of 36 background values. 75% NDs. Well-constituent pair annual alpha = 0.002856. Individual comparison alpha = 0.001429 (1 of 2).

Constituent: Nickel Analysis Run 9/11/2024 4:14 PM View: Appendix I Intrawell
Plant Bowen Client: Southern Company Data: Bowen 3-4 CCR

Sanitas™ v.10.0.22 Software licensed to Groundwater Stats Consulting. UG
Hollow symbols indicate censored values.

Within Limit

Prediction Limit

Intrawell Non-parametric

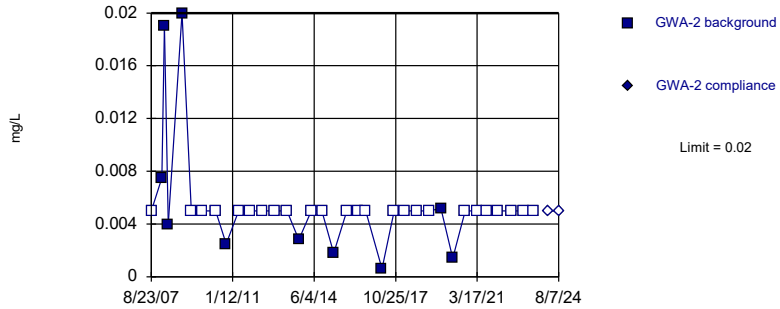

Non-parametric test used in lieu of parametric prediction limit because censored data exceeded 50%. Limit is highest of 35 background values. 71.43% NDs. Well-constituent pair annual alpha = 0.002991. Individual comparison alpha = 0.001497 (1 of 2).

Constituent: Nickel Analysis Run 9/11/2024 4:14 PM View: Appendix I Intrawell
Plant Bowen Client: Southern Company Data: Bowen 3-4 CCR

Sanitas™ v.10.0.22 Software licensed to Groundwater Stats Consulting. UG
Hollow symbols indicate censored values.

Within Limit

Prediction Limit

Intrawell Non-parametric

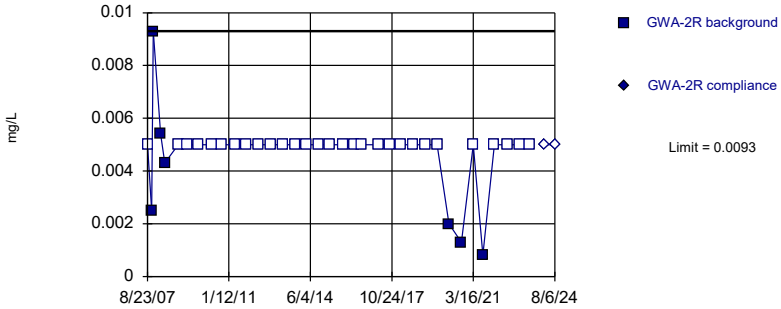

Non-parametric test used in lieu of parametric prediction limit because censored data exceeded 50%. Limit is highest of 36 background values. 80.56% NDs. Well-constituent pair annual alpha = 0.002856. Individual comparison alpha = 0.001429 (1 of 2).

Constituent: Nickel Analysis Run 9/11/2024 4:14 PM View: Appendix I Intrawell
Plant Bowen Client: Southern Company Data: Bowen 3-4 CCR

Sanitas™ v.10.0.22 Software licensed to Groundwater Stats Consulting. UG
Hollow symbols indicate censored values.

Within Limit

Prediction Limit

Intrawell Non-parametric

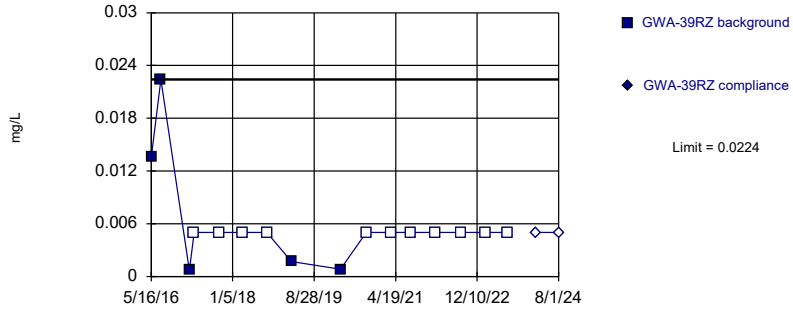

Non-parametric test used in lieu of parametric prediction limit because censored data exceeded 50%. Limit is highest of 16 background values. 68.75% NDs. Well-constituent pair annual alpha = 0.01287. Individual comparison alpha = 0.006456 (1 of 2).

Constituent: Nickel Analysis Run 9/11/2024 4:14 PM View: Appendix I Intrawell
Plant Bowen Client: Southern Company Data: Bowen 3-4 CCR

Sanitas™ v.10.0.22 Software licensed to Groundwater Stats Consulting. UG
Hollow symbols indicate censored values.

Within Limit

Prediction Limit

Intrawell Non-parametric

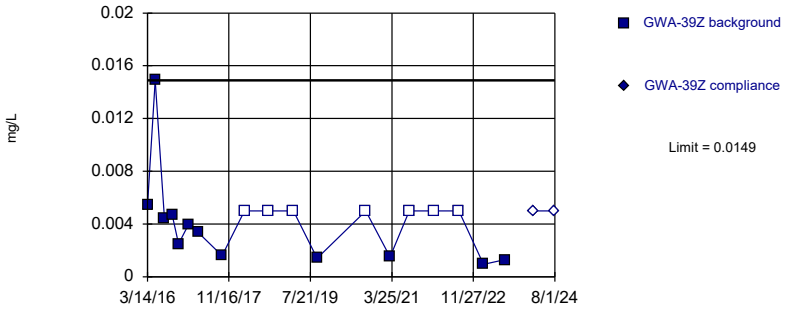

Non-parametric test used in lieu of parametric prediction limit because the Shapiro Wilk normality test showed the data to be non-normal at the 0.05 alpha level. Limit is highest of 19 background values. 36.84% NDs. Well-constituent pair annual alpha = 0.009641. Individual comparison alpha = 0.004832 (1 of 2).

Constituent: Nickel Analysis Run 9/11/2024 4:14 PM View: Appendix I Intrawell
Plant Bowen Client: Southern Company Data: Bowen 3-4 CCR

Sanitas™ v.10.0.22 Software licensed to Groundwater Stats Consulting. UG
Hollow symbols indicate censored values.

Within Limit

Prediction Limit

Intrawell Parametric

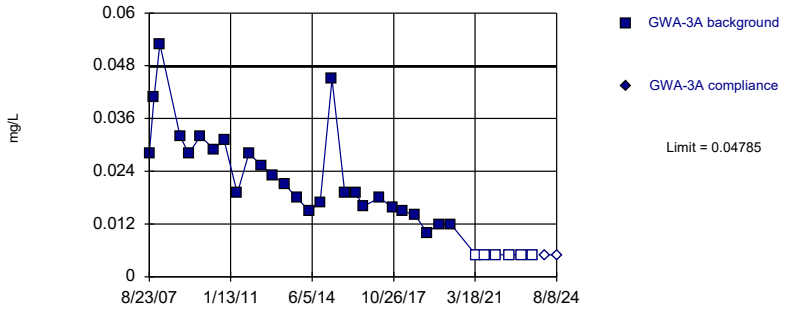

Background Data Summary (after Kaplan-Meier Adjustment): Mean=0.01745, Std. Dev.=0.01242, n=33, 18.18% NDs. Normality test: Shapiro Wilk @alpha = 0.01, calculated = 0.9269, critical = 0.906. Kappa = 2.447 (c=16, w=15, 1 of 2, event alpha = 0.05132). Report alpha = 0.0002195.

Constituent: Nickel Analysis Run 9/11/2024 4:14 PM View: Appendix I Intrawell
Plant Bowen Client: Southern Company Data: Bowen 3-4 CCR

Sanitas™ v.10.0.22 Software licensed to Groundwater Stats Consulting. UG
Hollow symbols indicate censored values.

Within Limit

Prediction Limit

Intrawell Non-parametric

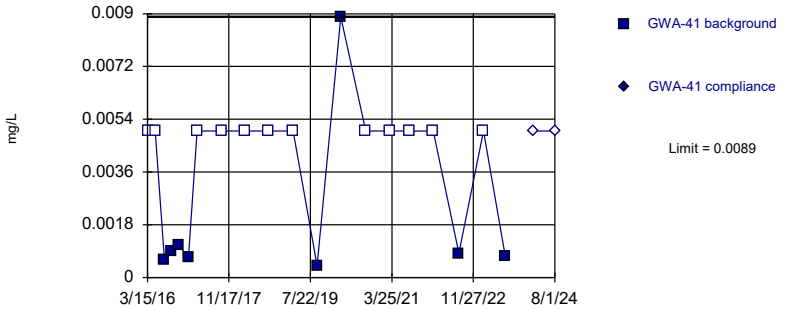

Non-parametric test used in lieu of parametric prediction limit because censored data exceeded 50%. Limit is highest of 20 background values. 60% NDs. Well-constituent pair annual alpha = 0.008564. Individual comparison alpha = 0.004291 (1 of 2).

Constituent: Nickel Analysis Run 9/11/2024 4:14 PM View: Appendix I Intrawell
Plant Bowen Client: Southern Company Data: Bowen 3-4 CCR

Sanitas™ v.10.0.22 Software licensed to Groundwater Stats Consulting. UG
Hollow symbols indicate censored values.

Within Limit

Prediction Limit

Intrawell Non-parametric

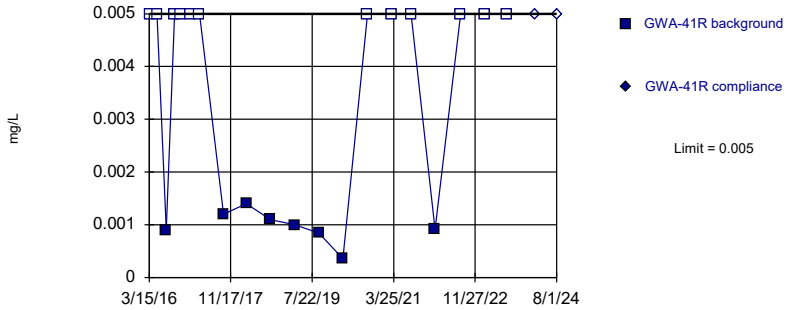

Non-parametric test used in lieu of parametric prediction limit because censored data exceeded 50%. Limit is highest of 20 background values. 60% NDs. Well-constituent pair annual alpha = 0.008564. Individual comparison alpha = 0.004291 (1 of 2).

Constituent: Nickel Analysis Run 9/11/2024 4:14 PM View: Appendix I Intrawell
Plant Bowen Client: Southern Company Data: Bowen 3-4 CCR

Sanitas™ v.10.0.22 Software licensed to Groundwater Stats Consulting. UG
Hollow symbols indicate censored values.

Within Limit

Prediction Limit

Intrawell Non-parametric

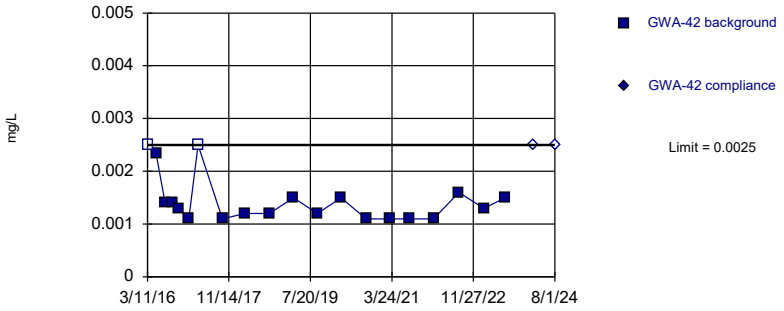

Non-parametric test used in lieu of parametric prediction limit because the Shapiro Wilk normality test showed the data to be non-normal at the 0.01 alpha level. Limit is highest of 20 background values. 10% NDs. Well-constituent pair annual alpha = 0.008564. Individual comparison alpha = 0.004291 (1 of 2).

Constituent: Nickel Analysis Run 9/11/2024 4:14 PM View: Appendix I Intrawell
Plant Bowen Client: Southern Company Data: Bowen 3-4 CCR

Sanitas™ v.10.0.22 Software licensed to Groundwater Stats Consulting. UG
Hollow symbols indicate censored values.

Within Limit

Prediction Limit

Intrawell Non-parametric

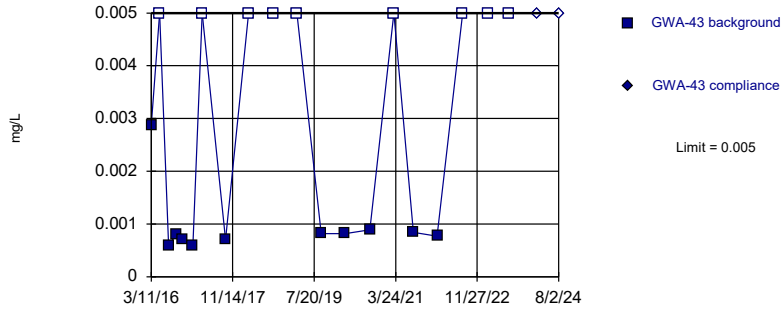

Non-parametric test used in lieu of parametric prediction limit because the Shapiro Wilk normality test showed the data to be non-normal at the 0.01 alpha level. Limit is highest of 20 background values. 45% NDs. Well-constituent pair annual alpha = 0.008564. Individual comparison alpha = 0.004291 (1 of 2).

Constituent: Nickel Analysis Run 9/11/2024 4:14 PM View: Appendix I Intrawell
Plant Bowen Client: Southern Company Data: Bowen 3-4 CCR

Sanitas™ v.10.0.22 Software licensed to Groundwater Stats Consulting. UG
Hollow symbols indicate censored values.

Within Limit

Prediction Limit

Intrawell Non-parametric

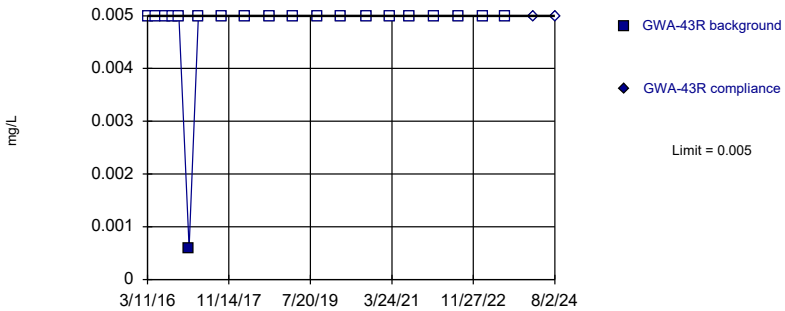

Non-parametric test used in lieu of parametric prediction limit because censored data exceeded 50%. Limit is highest of 20 background values. 95% NDs. Well-constituent pair annual alpha = 0.008564. Individual comparison alpha = 0.004291 (1 of 2).

Constituent: Nickel Analysis Run 9/11/2024 4:14 PM View: Appendix I Intrawell
Plant Bowen Client: Southern Company Data: Bowen 3-4 CCR

Sanitas™ v.10.0.22 Software licensed to Groundwater Stats Consulting. UG
Hollow symbols indicate censored values.

Within Limit

Prediction Limit

Intrawell Non-parametric

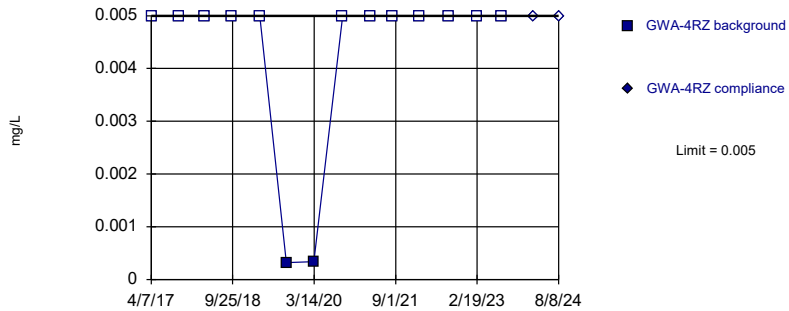

Non-parametric test used in lieu of parametric prediction limit because censored data exceeded 50%. Limit is highest of 14 background values. 85.71% NDs. Well-constituent pair annual alpha = 0.01715. Individual comparison alpha = 0.008612 (1 of 2).

Constituent: Nickel Analysis Run 9/11/2024 4:14 PM View: Appendix I Intrawell
Plant Bowen Client: Southern Company Data: Bowen 3-4 CCR

Sanitas™ v.10.0.22 Software licensed to Groundwater Stats Consulting. UG
Hollow symbols indicate censored values.

Within Limit

Prediction Limit

Intrawell Non-parametric

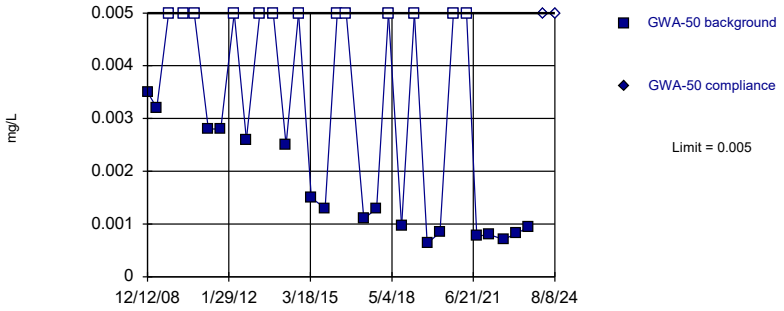

Non-parametric test used in lieu of parametric prediction limit because the Shapiro Wilk normality test showed the data to be non-normal at the 0.01 alpha level. Limit is highest of 31 background values. 41.94% NDs. Well-constituent pair annual alpha = 0.003807. Individual comparison alpha = 0.001905 (1 of 2).

Constituent: Nickel Analysis Run 9/11/2024 4:14 PM View: Appendix I Intrawell
Plant Bowen Client: Southern Company Data: Bowen 3-4 CCR

Sanitas™ v.10.0.22 Software licensed to Groundwater Stats Consulting. UG
Hollow symbols indicate censored values.

Within Limit

Prediction Limit

Intrawell Parametric

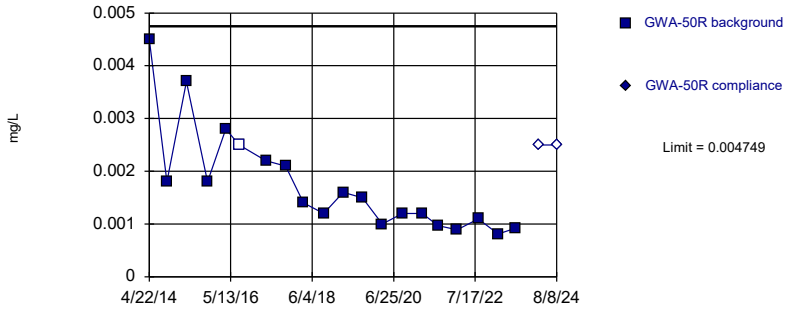

Background Data Summary (based on square root transformation): Mean=0.04065, Std. Dev.=0.01061, n=20, 5% NDs. Normality test: Shapiro Wilk @alpha = 0.01, calculated = 0.8975, critical = 0.868. Kappa = 2.664 (c=16, w=15, 1 of 2, event alpha = 0.05132). Report alpha = 0.0002195.

Constituent: Nickel Analysis Run 9/11/2024 4:14 PM View: Appendix I Intrawell
Plant Bowen Client: Southern Company Data: Bowen 3-4 CCR

Sanitas™ v.10.0.22 Software licensed to Groundwater Stats Consulting. UG
Hollow symbols indicate censored values.

Within Limit

Prediction Limit

Intrawell Parametric

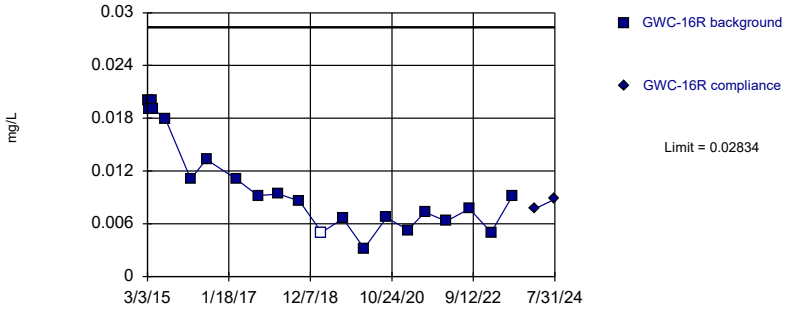

Background Data Summary (based on square root transformation): Mean=0.09934, Std. Dev.=0.02613, n=21, 4.762% NDs. Normality test: Shapiro Wilk @alpha = 0.01, calculated = 0.919, critical = 0.873. Kappa = 2.641 (c=16, w=15, 1 of 2, event alpha = 0.05132). Report alpha = 0.0002195.

Constituent: Nickel Analysis Run 9/11/2024 4:14 PM View: Appendix I Intrawell
Plant Bowen Client: Southern Company Data: Bowen 3-4 CCR

Sanitas™ v.10.0.22 Software licensed to Groundwater Stats Consulting. UG
Hollow symbols indicate censored values.

Within Limit

Prediction Limit

Intrawell Non-parametric

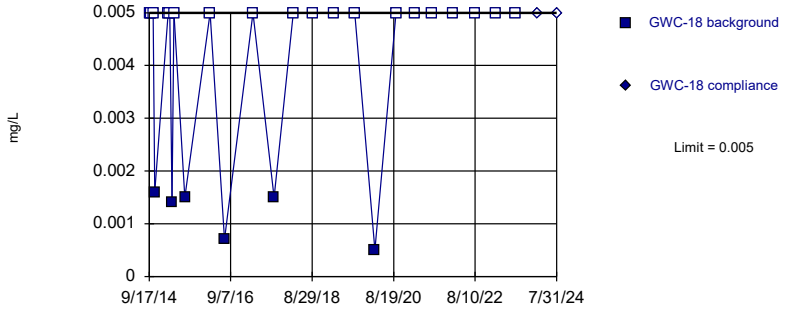

Non-parametric test used in lieu of parametric prediction limit because censored data exceeded 50%. Limit is highest of 25 background values. 76% NDs. Well-constituent pair annual alpha = 0.005656. Individual comparison alpha = 0.002832 (1 of 2).

Constituent: Nickel Analysis Run 9/11/2024 4:14 PM View: Appendix I Intrawell
Plant Bowen Client: Southern Company Data: Bowen 3-4 CCR

Sanitas™ v.10.0.22 Software licensed to Groundwater Stats Consulting. UG
Hollow symbols indicate censored values.

Within Limit

Prediction Limit

Intrawell Non-parametric

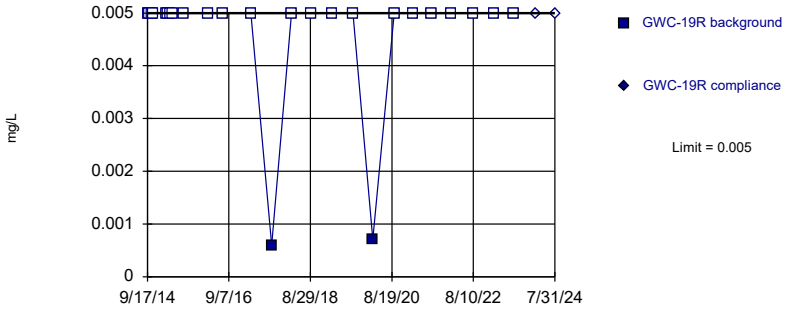

Non-parametric test used in lieu of parametric prediction limit because censored data exceeded 50%. Limit is highest of 25 background values. 92% NDs. Well-constituent pair annual alpha = 0.005656. Individual comparison alpha = 0.002832 (1 of 2).

Constituent: Nickel Analysis Run 9/11/2024 4:14 PM View: Appendix I Intrawell
Plant Bowen Client: Southern Company Data: Bowen 3-4 CCR

Sanitas™ v.10.0.22 Software licensed to Groundwater Stats Consulting. UG
Hollow symbols indicate censored values.

Within Limit

Prediction Limit

Intrawell Non-parametric

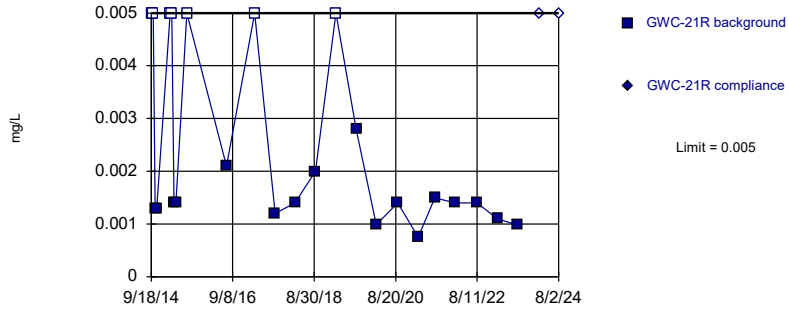

Non-parametric test used in lieu of parametric prediction limit because the Shapiro Wilk normality test showed the data to be non-normal at the 0.01 alpha level. Limit is highest of 24 background values. 29.17% NDs. Well-constituent pair annual alpha = 0.006238. Individual comparison alpha = 0.003124 (1 of 2).

Constituent: Nickel Analysis Run 9/11/2024 4:14 PM View: Appendix I Intrawell
Plant Bowen Client: Southern Company Data: Bowen 3-4 CCR

Sanitas™ v.10.0.22 Software licensed to Groundwater Stats Consulting. UG
Hollow symbols indicate censored values.

Within Limit

Prediction Limit

Intrawell Non-parametric

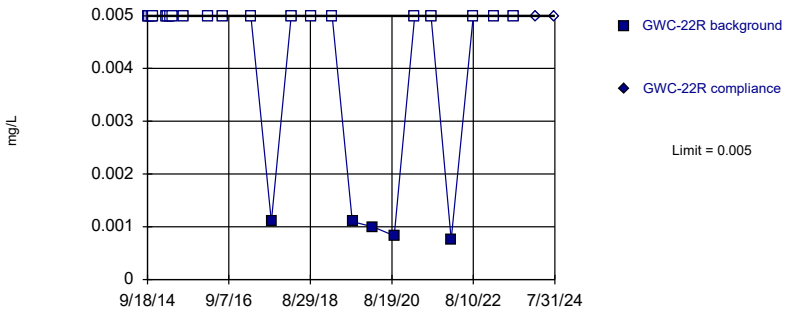

Non-parametric test used in lieu of parametric prediction limit because censored data exceeded 50%. Limit is highest of 25 background values. 80% NDs. Well-constituent pair annual alpha = 0.005656. Individual comparison alpha = 0.002832 (1 of 2).

Constituent: Nickel Analysis Run 9/11/2024 4:14 PM View: Appendix I Intrawell
Plant Bowen Client: Southern Company Data: Bowen 3-4 CCR

Sanitas™ v.10.0.22 Software licensed to Groundwater Stats Consulting. UG
Hollow symbols indicate censored values.

Within Limit

Prediction Limit

Intrawell Non-parametric

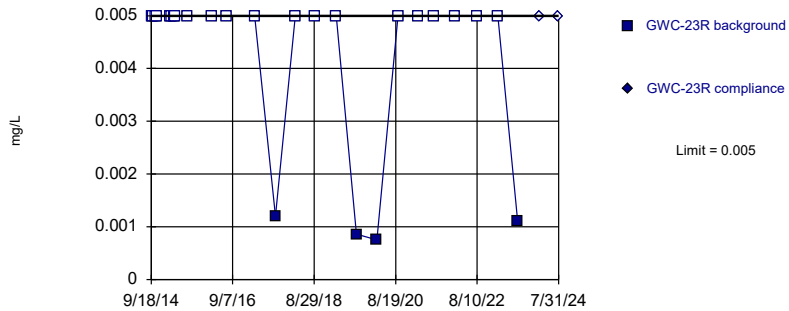

Non-parametric test used in lieu of parametric prediction limit because censored data exceeded 50%. Limit is highest of 25 background values. 84% NDs. Well-constituent pair annual alpha = 0.005656. Individual comparison alpha = 0.002832 (1 of 2).

Constituent: Nickel Analysis Run 9/11/2024 4:14 PM View: Appendix I Intrawell
Plant Bowen Client: Southern Company Data: Bowen 3-4 CCR

Sanitas™ v.10.0.22 Software licensed to Groundwater Stats Consulting. UG
Hollow symbols indicate censored values.

Within Limit

Prediction Limit

Intrawell Non-parametric

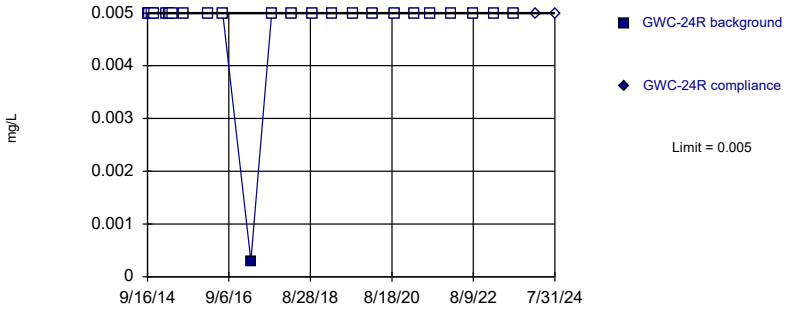

Non-parametric test used in lieu of parametric prediction limit because censored data exceeded 50%. Limit is highest of 25 background values. 96% NDs. Well-constituent pair annual alpha = 0.005656. Individual comparison alpha = 0.002832 (1 of 2).

Constituent: Nickel Analysis Run 9/11/2024 4:14 PM View: Appendix I Intrawell
Plant Bowen Client: Southern Company Data: Bowen 3-4 CCR

Sanitas™ v.10.0.22 Software licensed to Groundwater Stats Consulting. UG
Hollow symbols indicate censored values.

Within Limit

Prediction Limit

Intrawell Non-parametric

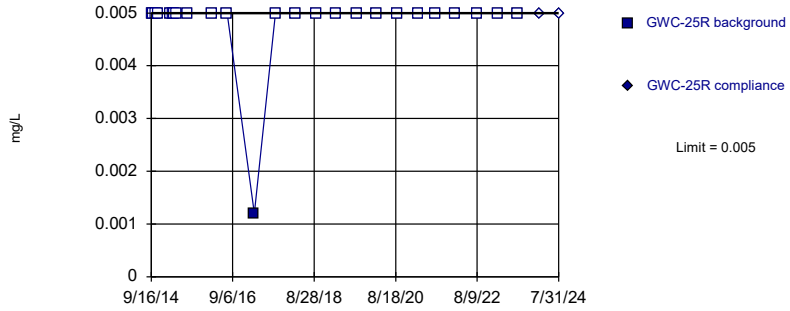

Non-parametric test used in lieu of parametric prediction limit because censored data exceeded 50%. Limit is highest of 25 background values. 96% NDs. Well-constituent pair annual alpha = 0.005656. Individual comparison alpha = 0.002832 (1 of 2).

Constituent: Nickel Analysis Run 9/11/2024 4:14 PM View: Appendix I Intrawell
Plant Bowen Client: Southern Company Data: Bowen 3-4 CCR

Sanitas™ v.10.0.22 Software licensed to Groundwater Stats Consulting. UG
Hollow symbols indicate censored values.

Within Limit

Prediction Limit

Intrawell Non-parametric

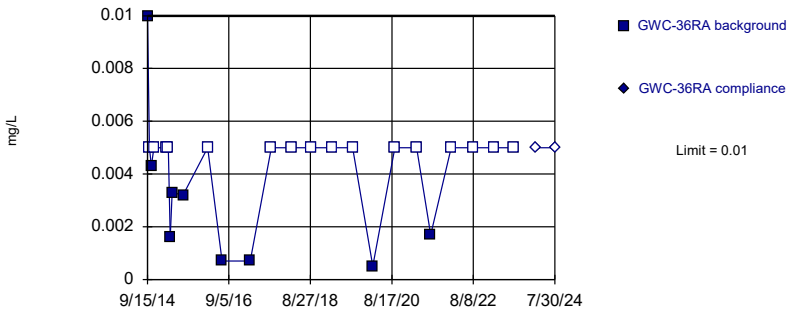

Non-parametric test used in lieu of parametric prediction limit because censored data exceeded 50%. Limit is highest of 25 background values. 64% NDs. Well-constituent pair annual alpha = 0.005656. Individual comparison alpha = 0.002832 (1 of 2).

Constituent: Nickel Analysis Run 9/11/2024 4:14 PM View: Appendix I Intrawell
Plant Bowen Client: Southern Company Data: Bowen 3-4 CCR

Sanitas™ v.10.0.22 Software licensed to Groundwater Stats Consulting. UG
Hollow symbols indicate censored values.

Within Limit

Prediction Limit

Intrawell Parametric

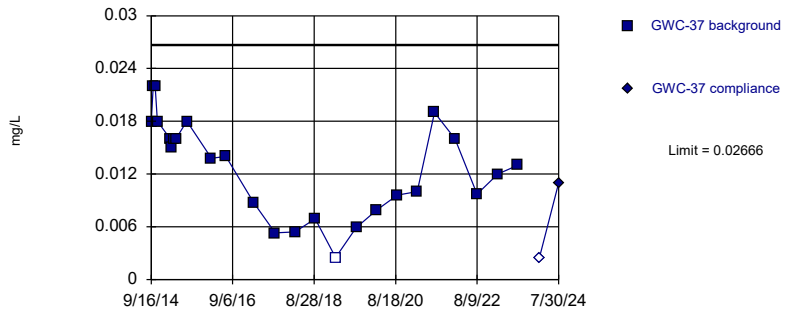

Background Data Summary: Mean=0.01283, Std. Dev.=0.005423, n=25, 4% NDs. Normality test: Shapiro Wilk @alpha = 0.01, calculated = 0.9629, critical = 0.888. Kappa = 2.55 (c=16, w=15, 1 of 2, event alpha = 0.05132). Report alpha = 0.0002195.

Constituent: Nickel Analysis Run 9/11/2024 4:14 PM View: Appendix I Intrawell
Plant Bowen Client: Southern Company Data: Bowen 3-4 CCR

Sanitas™ v.10.0.22 Software licensed to Groundwater Stats Consulting. UG
Hollow symbols indicate censored values.

Within Limit

Prediction Limit

Intrawell Non-parametric

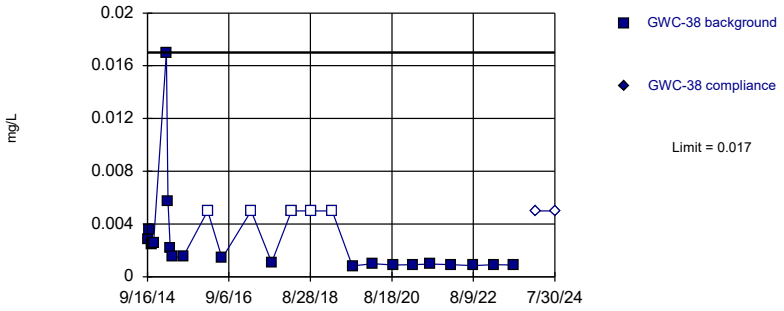

Non-parametric test used in lieu of parametric prediction limit because the Shapiro Wilk normality test showed the data to be non-normal at the 0.01 alpha level. Limit is highest of 25 background values. 20% NDs. Well-constituent pair annual alpha = 0.005656. Individual comparison alpha = 0.002832 (1 of 2).

Constituent: Nickel Analysis Run 9/11/2024 4:14 PM View: Appendix I Intrawell
Plant Bowen Client: Southern Company Data: Bowen 3-4 CCR

Sanitas™ v.10.0.22 Software licensed to Groundwater Stats Consulting. UG
Hollow symbols indicate censored values.

Within Limit

Prediction Limit

Intrawell Non-parametric

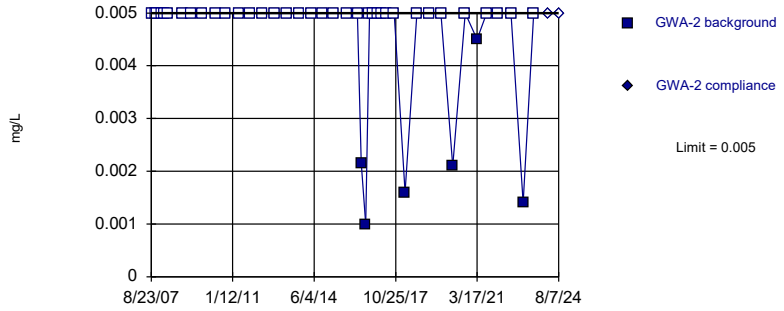

Non-parametric test used in lieu of parametric prediction limit because censored data exceeded 50%. Limit is highest of 42 background values. 85.71% NDs. Well-constituent pair annual alpha = 0.002154. Individual comparison alpha = 0.001077 (1 of 2).

Constituent: Selenium Analysis Run 9/11/2024 4:14 PM View: Appendix I Intrawell
Plant Bowen Client: Southern Company Data: Bowen 3-4 CCR

Sanitas™ v.10.0.22 Software licensed to Groundwater Stats Consulting. UG
Hollow symbols indicate censored values.

Within Limit

Prediction Limit

Intrawell Non-parametric

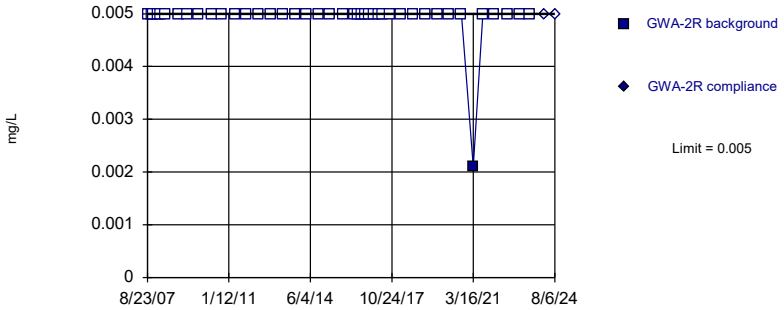

Non-parametric test used in lieu of parametric prediction limit because censored data exceeded 50%. Limit is highest of 42 background values. 97.62% NDs. Well-constituent pair annual alpha = 0.002154. Individual comparison alpha = 0.001077 (1 of 2).

Constituent: Selenium Analysis Run 9/11/2024 4:14 PM View: Appendix I Intrawell
Plant Bowen Client: Southern Company Data: Bowen 3-4 CCR

Sanitas™ v.10.0.22 Software licensed to Groundwater Stats Consulting. UG
Hollow symbols indicate censored values.

Within Limit

Prediction Limit

Intrawell Non-parametric

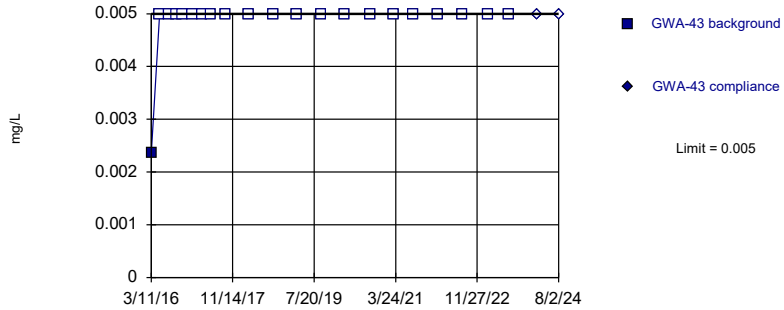

Non-parametric test used in lieu of parametric prediction limit because censored data exceeded 50%. Limit is highest of 21 background values. 95.24% NDs. Well-constituent pair annual alpha = 0.007982. Individual comparison alpha = 0.003999 (1 of 2).

Constituent: Selenium Analysis Run 9/11/2024 4:14 PM View: Appendix I Intrawell
Plant Bowen Client: Southern Company Data: Bowen 3-4 CCR

Sanitas™ v.10.0.22 Software licensed to Groundwater Stats Consulting. UG
Hollow symbols indicate censored values.

Within Limit

Prediction Limit

Intrawell Non-parametric

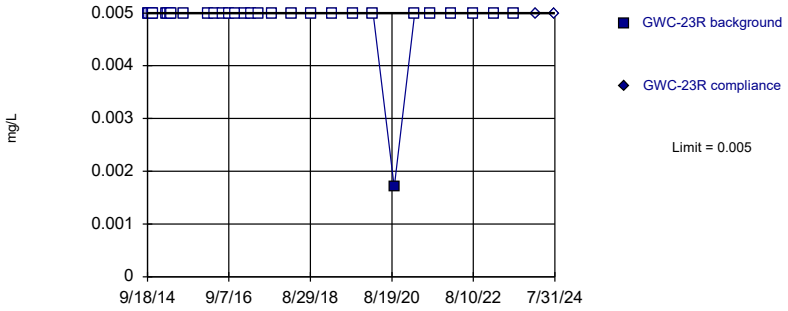

Non-parametric test used in lieu of parametric prediction limit because censored data exceeded 50%. Limit is highest of 30 background values. 96.67% NDs. Well-constituent pair annual alpha = 0.004011. Individual comparison alpha = 0.002008 (1 of 2).

Constituent: Selenium Analysis Run 9/11/2024 4:14 PM View: Appendix I Intrawell
Plant Bowen Client: Southern Company Data: Bowen 3-4 CCR

Sanitas™ v.10.0.22 Software licensed to Groundwater Stats Consulting. UG
Hollow symbols indicate censored values.

Within Limit

Prediction Limit

Intrawell Non-parametric

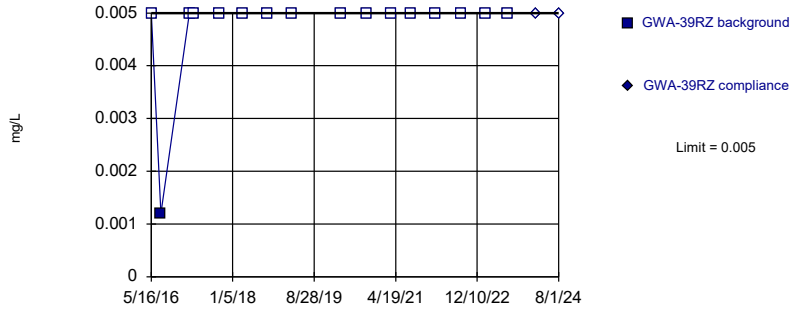

Non-parametric test used in lieu of parametric prediction limit because censored data exceeded 50%. Limit is highest of 16 background values. 93.75% NDs. Well-constituent pair annual alpha = 0.01287. Individual comparison alpha = 0.006456 (1 of 2).

Constituent: Silver Analysis Run 9/11/2024 4:14 PM View: Appendix I Intrawell
Plant Bowen Client: Southern Company Data: Bowen 3-4 CCR

Sanitas™ v.10.0.22 Software licensed to Groundwater Stats Consulting. UG
Hollow symbols indicate censored values.

Within Limit

Prediction Limit

Intrawell Non-parametric

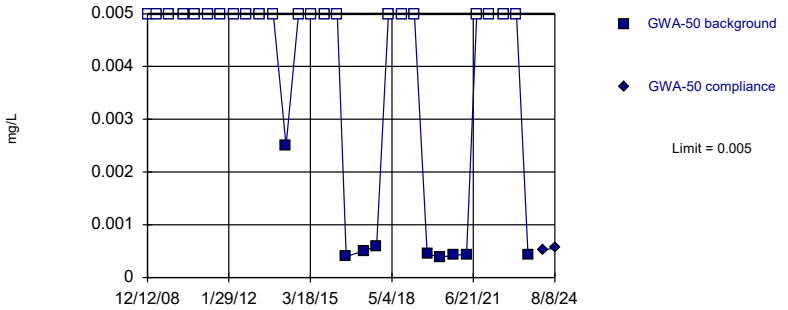

Non-parametric test used in lieu of parametric prediction limit because censored data exceeded 50%. Limit is highest of 31 background values. 70.97% NDs. Well-constituent pair annual alpha = 0.003807. Individual comparison alpha = 0.001905 (1 of 2).

Constituent: Silver Analysis Run 9/11/2024 4:14 PM View: Appendix I Intrawell
Plant Bowen Client: Southern Company Data: Bowen 3-4 CCR

Sanitas™ v.10.0.22 Software licensed to Groundwater Stats Consulting. UG
Hollow symbols indicate censored values.

Within Limit

Prediction Limit

Intrawell Parametric

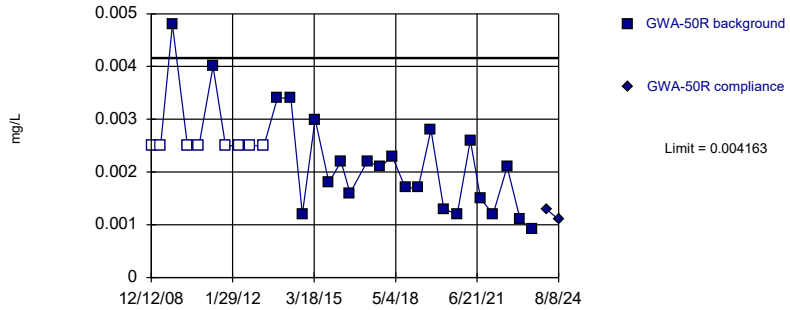

Background Data Summary (after Kaplan-Meier Adjustment): Mean=0.001858, Std. Dev.=0.0009348, n=31, 25.81% NDs. Normality test: Shapiro Wilk @alpha = 0.01, calculated = 0.9337, critical = 0.902. Kappa = 2.466 (c=16, w=15, 1 of 2, event alpha = 0.05132). Report alpha = 0.0002195.

Constituent: Silver Analysis Run 9/11/2024 4:14 PM View: Appendix I Intrawell
Plant Bowen Client: Southern Company Data: Bowen 3-4 CCR

Sanitas™ v.10.0.22 Software licensed to Groundwater Stats Consulting. UG
Hollow symbols indicate censored values.

Within Limit

Prediction Limit

Intrawell Non-parametric

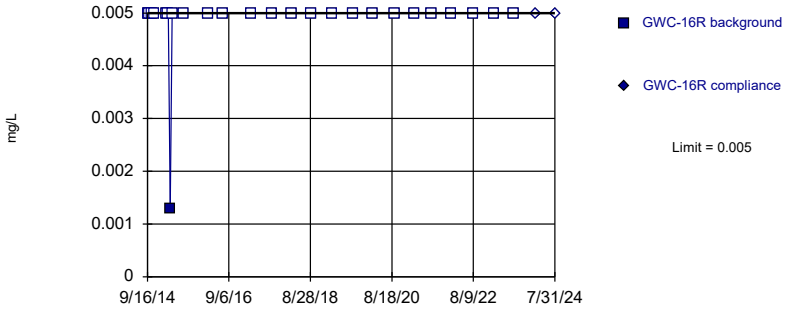

Non-parametric test used in lieu of parametric prediction limit because censored data exceeded 50%. Limit is highest of 25 background values. 96% NDs. Well-constituent pair annual alpha = 0.005656. Individual comparison alpha = 0.002832 (1 of 2).

Constituent: Silver Analysis Run 9/11/2024 4:14 PM View: Appendix I Intrawell
Plant Bowen Client: Southern Company Data: Bowen 3-4 CCR

Sanitas™ v.10.0.22 Software licensed to Groundwater Stats Consulting. UG
Hollow symbols indicate censored values.

Within Limit

Prediction Limit

Intrawell Non-parametric

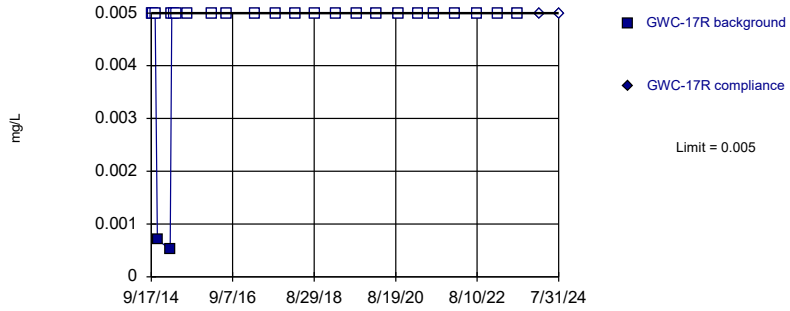

Non-parametric test used in lieu of parametric prediction limit because censored data exceeded 50%. Limit is highest of 25 background values. 92% NDs. Well-constituent pair annual alpha = 0.005656. Individual comparison alpha = 0.002832 (1 of 2).

Constituent: Silver Analysis Run 9/11/2024 4:14 PM View: Appendix I Intrawell
Plant Bowen Client: Southern Company Data: Bowen 3-4 CCR

Sanitas™ v.10.0.22 Software licensed to Groundwater Stats Consulting. UG
Hollow symbols indicate censored values.

Within Limit

Prediction Limit

Intrawell Non-parametric

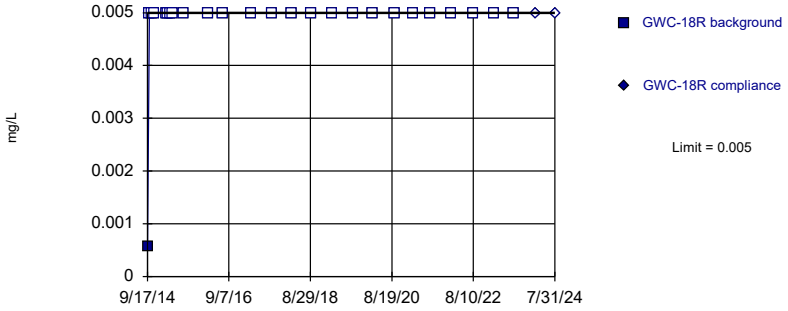

Non-parametric test used in lieu of parametric prediction limit because censored data exceeded 50%. Limit is highest of 25 background values. 96% NDs. Well-constituent pair annual alpha = 0.005656. Individual comparison alpha = 0.002832 (1 of 2).

Constituent: Silver Analysis Run 9/11/2024 4:14 PM View: Appendix I Intrawell
Plant Bowen Client: Southern Company Data: Bowen 3-4 CCR

Sanitas™ v.10.0.22 Software licensed to Groundwater Stats Consulting. UG
Hollow symbols indicate censored values.

Within Limit

Prediction Limit

Intrawell Non-parametric

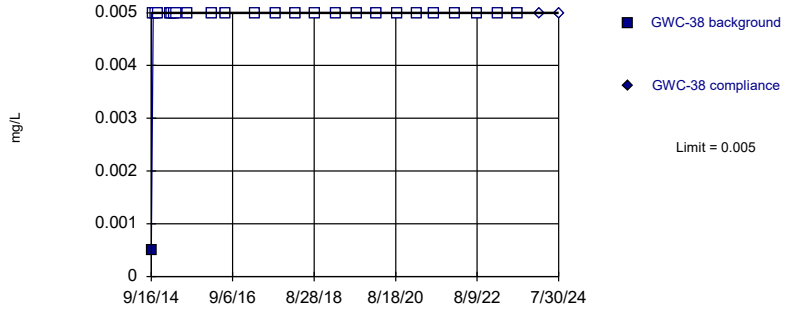

Non-parametric test used in lieu of parametric prediction limit because censored data exceeded 50%. Limit is highest of 25 background values. 96% NDs. Well-constituent pair annual alpha = 0.005656. Individual comparison alpha = 0.002832 (1 of 2).

Constituent: Silver Analysis Run 9/11/2024 4:14 PM View: Appendix I Intrawell
Plant Bowen Client: Southern Company Data: Bowen 3-4 CCR

Sanitas™ v.10.0.22 Software licensed to Groundwater Stats Consulting. UG
Hollow symbols indicate censored values.
Within Limit

Prediction Limit

Intrawell Non-parametric

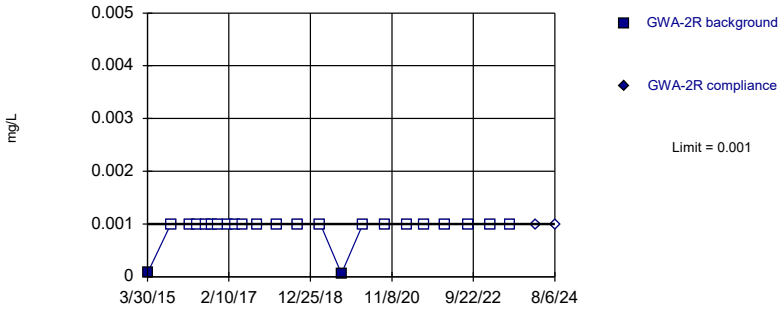

Non-parametric test used in lieu of parametric prediction limit because censored data exceeded 50%. Limit is highest of 23 background values. 91.3% NDs. Well-constituent pair annual alpha = 0.006819. Individual comparison alpha = 0.003415 (1 of 2).

Constituent: Thallium Analysis Run 9/11/2024 4:14 PM View: Appendix I Intrawell
Plant Bowen Client: Southern Company Data: Bowen 3-4 CCR

Sanitas™ v.10.0.22 Software licensed to Groundwater Stats Consulting. UG
Hollow symbols indicate censored values.
Within Limit

Prediction Limit

Intrawell Non-parametric

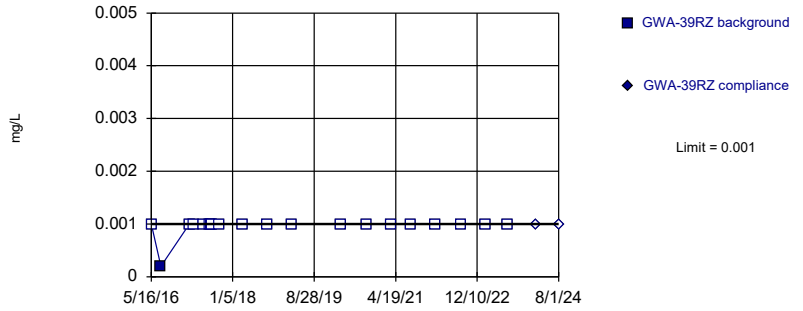

Non-parametric test used in lieu of parametric prediction limit because censored data exceeded 50%. Limit is highest of 20 background values. 95% NDs. Well-constituent pair annual alpha = 0.008564. Individual comparison alpha = 0.004291 (1 of 2).

Constituent: Thallium Analysis Run 9/11/2024 4:14 PM View: Appendix I Intrawell
Plant Bowen Client: Southern Company Data: Bowen 3-4 CCR

Sanitas™ v.10.0.22 Software licensed to Groundwater Stats Consulting. UG
Hollow symbols indicate censored values.
Within Limit

Prediction Limit

Intrawell Non-parametric

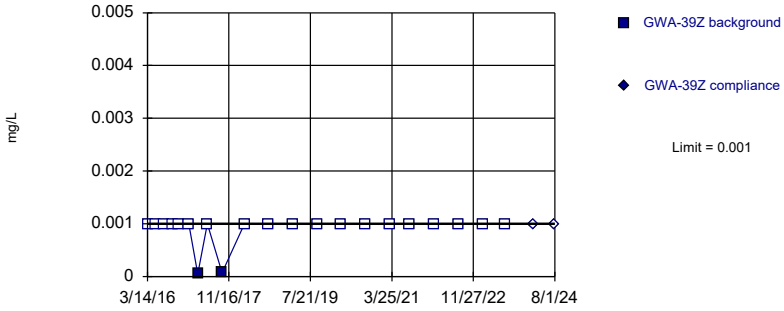

Non-parametric test used in lieu of parametric prediction limit because censored data exceeded 50%. Limit is highest of 21 background values. 90.48% NDs. Well-constituent pair annual alpha = 0.007982. Individual comparison alpha = 0.003999 (1 of 2).

Constituent: Thallium Analysis Run 9/11/2024 4:14 PM View: Appendix I Intrawell
Plant Bowen Client: Southern Company Data: Bowen 3-4 CCR

Sanitas™ v.10.0.22 Software licensed to Groundwater Stats Consulting. UG
Hollow symbols indicate censored values.
Within Limit

Prediction Limit

Intrawell Non-parametric

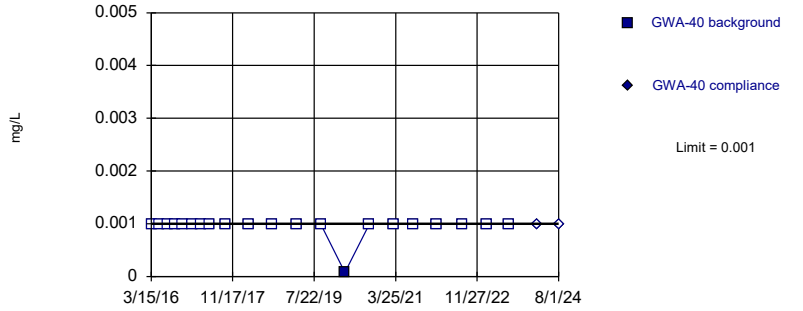

Non-parametric test used in lieu of parametric prediction limit because censored data exceeded 50%. Limit is highest of 21 background values. 95.24% NDs. Well-constituent pair annual alpha = 0.007982. Individual comparison alpha = 0.003999 (1 of 2).

Constituent: Thallium Analysis Run 9/11/2024 4:14 PM View: Appendix I Intrawell
Plant Bowen Client: Southern Company Data: Bowen 3-4 CCR

Sanitas™ v.10.0.22 Software licensed to Groundwater Stats Consulting. UG
Hollow symbols indicate censored values.

Within Limit

Prediction Limit

Intrawell Non-parametric

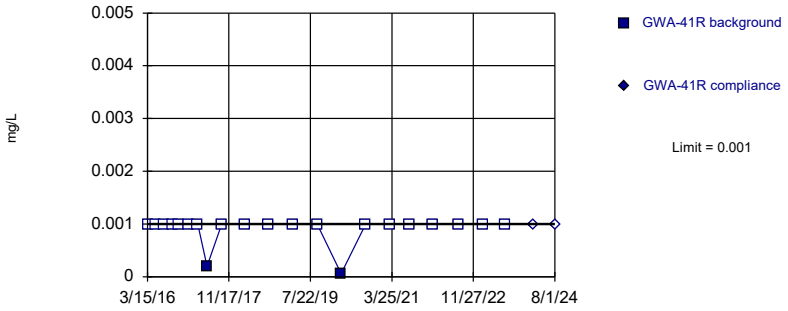

Non-parametric test used in lieu of parametric prediction limit because censored data exceeded 50%. Limit is highest of 21 background values. 90.48% NDs. Well-constituent pair annual alpha = 0.007982. Individual comparison alpha = 0.003999 (1 of 2).

Constituent: Thallium Analysis Run 9/11/2024 4:14 PM View: Appendix I Intrawell
Plant Bowen Client: Southern Company Data: Bowen 3-4 CCR

Sanitas™ v.10.0.22 Software licensed to Groundwater Stats Consulting. UG
Hollow symbols indicate censored values.

Within Limit

Prediction Limit

Intrawell Non-parametric

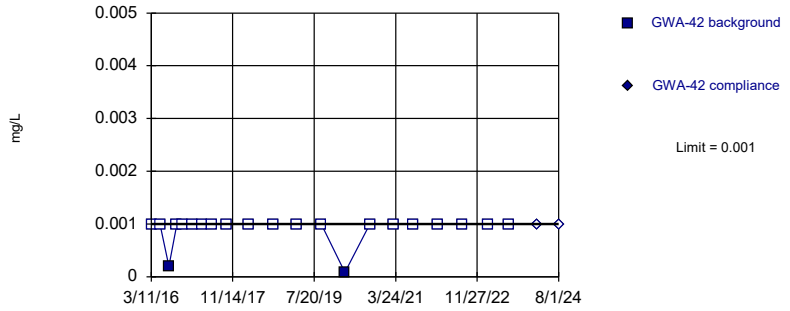

Non-parametric test used in lieu of parametric prediction limit because censored data exceeded 50%. Limit is highest of 21 background values. 90.48% NDs. Well-constituent pair annual alpha = 0.007982. Individual comparison alpha = 0.003999 (1 of 2).

Constituent: Thallium Analysis Run 9/11/2024 4:15 PM View: Appendix I Intrawell
Plant Bowen Client: Southern Company Data: Bowen 3-4 CCR

Sanitas™ v.10.0.22 Software licensed to Groundwater Stats Consulting. UG
Hollow symbols indicate censored values.

Within Limit

Prediction Limit

Intrawell Non-parametric

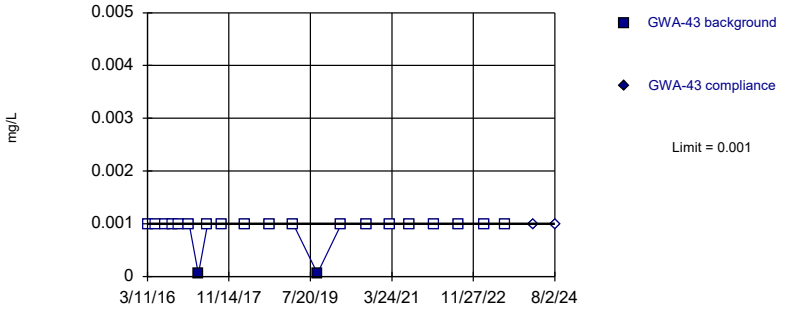

Non-parametric test used in lieu of parametric prediction limit because censored data exceeded 50%. Limit is highest of 21 background values. 90.48% NDs. Well-constituent pair annual alpha = 0.007982. Individual comparison alpha = 0.003999 (1 of 2).

Constituent: Thallium Analysis Run 9/11/2024 4:15 PM View: Appendix I Intrawell
Plant Bowen Client: Southern Company Data: Bowen 3-4 CCR

Sanitas™ v.10.0.22 Software licensed to Groundwater Stats Consulting. UG
Hollow symbols indicate censored values.

Within Limit

Prediction Limit

Intrawell Non-parametric

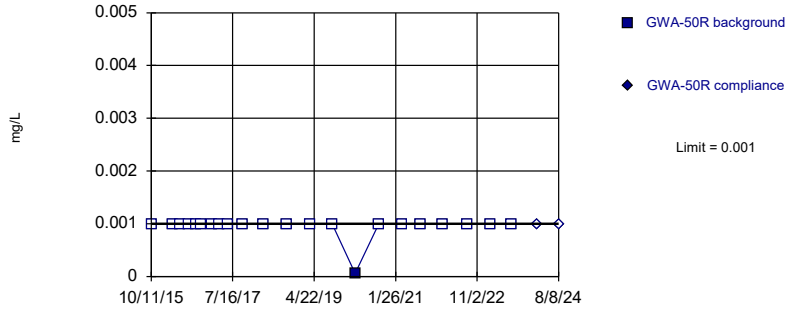

Non-parametric test used in lieu of parametric prediction limit because censored data exceeded 50%. Limit is highest of 22 background values. 95.45% NDs. Well-constituent pair annual alpha = 0.007401. Individual comparison alpha = 0.003707 (1 of 2).

Constituent: Thallium Analysis Run 9/11/2024 4:15 PM View: Appendix I Intrawell
Plant Bowen Client: Southern Company Data: Bowen 3-4 CCR

Sanitas™ v.10.0.22 Software licensed to Groundwater Stats Consulting. UG
Hollow symbols indicate censored values.

Within Limit

Prediction Limit

Intrawell Parametric

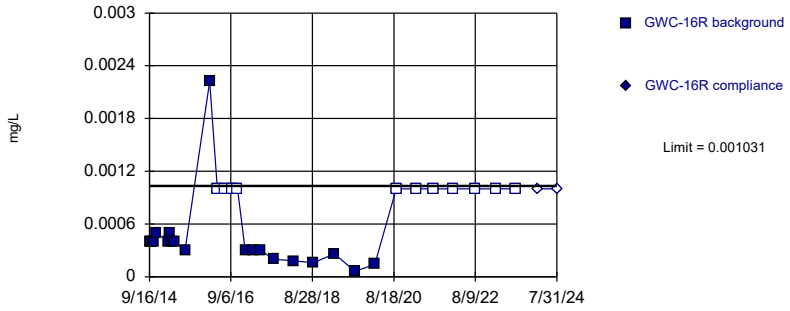

Background Data Summary (based on cube root transformation) (after Kaplan-Meier Adjustment): Mean=0.06016, Std. Dev.=0.01651, n=30, 36.67% NDs. Normality test: Shapiro Wilk @alpha = 0.01, calculated = 0.9166, critical = 0.9. Kappa = 2.475 (c=16, w=15, 1 of 2, event alpha = 0.05132). Report alpha = 0.0002195.

Constituent: Thallium Analysis Run 9/11/2024 4:15 PM View: Appendix I Intrawell
Plant Bowen Client: Southern Company Data: Bowen 3-4 CCR

Sanitas™ v.10.0.22 Software licensed to Groundwater Stats Consulting. UG
Hollow symbols indicate censored values.

Within Limit

Prediction Limit

Intrawell Non-parametric

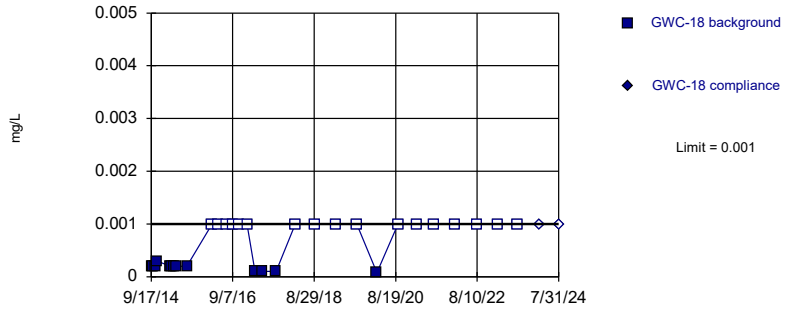

Non-parametric test used in lieu of parametric prediction limit because censored data exceeded 50%. Limit is highest of 30 background values. 56.67% NDs. Well-constituent pair annual alpha = 0.004011. Individual comparison alpha = 0.002008 (1 of 2).

Constituent: Thallium Analysis Run 9/11/2024 4:15 PM View: Appendix I Intrawell
Plant Bowen Client: Southern Company Data: Bowen 3-4 CCR

Sanitas™ v.10.0.22 Software licensed to Groundwater Stats Consulting. UG
Hollow symbols indicate censored values.

Within Limit

Prediction Limit

Intrawell Non-parametric

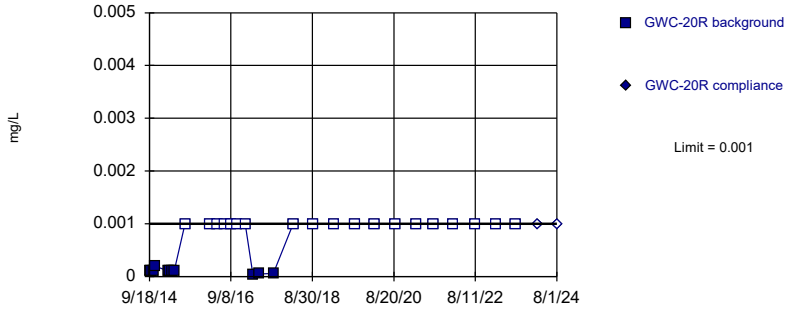

Non-parametric test used in lieu of parametric prediction limit because censored data exceeded 50%. Limit is highest of 30 background values. 63.33% NDs. Well-constituent pair annual alpha = 0.004011. Individual comparison alpha = 0.002008 (1 of 2).

Constituent: Thallium Analysis Run 9/11/2024 4:15 PM View: Appendix I Intrawell
Plant Bowen Client: Southern Company Data: Bowen 3-4 CCR

Sanitas™ v.10.0.22 Software licensed to Groundwater Stats Consulting. UG
Hollow symbols indicate censored values.

Within Limit

Prediction Limit

Intrawell Non-parametric

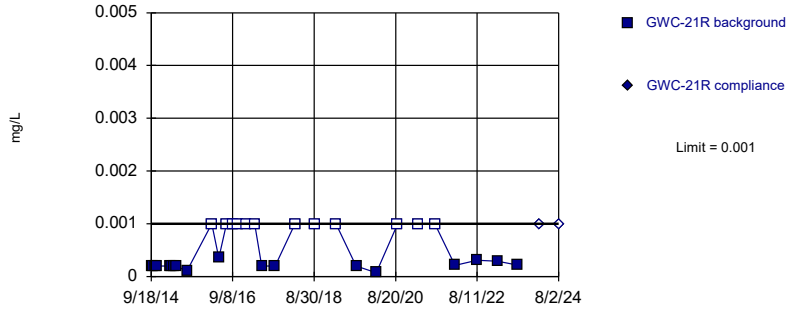

Non-parametric test used in lieu of parametric prediction limit because the Shapiro Wilk normality test showed the data to be non-normal at the 0.01 alpha level. Limit is highest of 30 background values. 40% NDs. Well-constituent pair annual alpha = 0.004011. Individual comparison alpha = 0.002008 (1 of 2).

Constituent: Thallium Analysis Run 9/11/2024 4:15 PM View: Appendix I Intrawell
Plant Bowen Client: Southern Company Data: Bowen 3-4 CCR

Sanitas™ v.10.0.22 Software licensed to Groundwater Stats Consulting. UG
Hollow symbols indicate censored values.

Within Limit

Prediction Limit

Intrawell Non-parametric

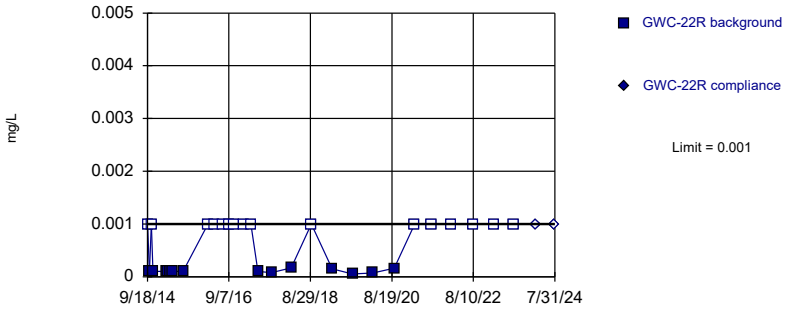

Non-parametric test used in lieu of parametric prediction limit because censored data exceeded 50%. Limit is highest of 30 background values. 53.33% NDs. Well-constituent pair annual alpha = 0.004011. Individual comparison alpha = 0.002008 (1 of 2).

Constituent: Thallium Analysis Run 9/11/2024 4:15 PM View: Appendix I Intrawell
Plant Bowen Client: Southern Company Data: Bowen 3-4 CCR

Sanitas™ v.10.0.22 Software licensed to Groundwater Stats Consulting. UG
Hollow symbols indicate censored values.

Within Limit

Prediction Limit

Intrawell Non-parametric

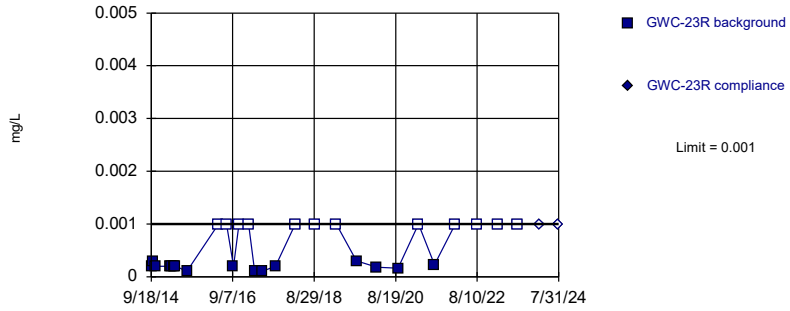

Non-parametric test used in lieu of parametric prediction limit because the Shapiro Wilk normality test showed the data to be non-normal at the 0.01 alpha level. Limit is highest of 28 background values. 42.86% NDs. Well-constituent pair annual alpha = 0.004669. Individual comparison alpha = 0.002337 (1 of 2).

Constituent: Thallium Analysis Run 9/11/2024 4:15 PM View: Appendix I Intrawell
Plant Bowen Client: Southern Company Data: Bowen 3-4 CCR

Sanitas™ v.10.0.22 Software licensed to Groundwater Stats Consulting. UG
Hollow symbols indicate censored values.

Within Limit

Prediction Limit

Intrawell Non-parametric

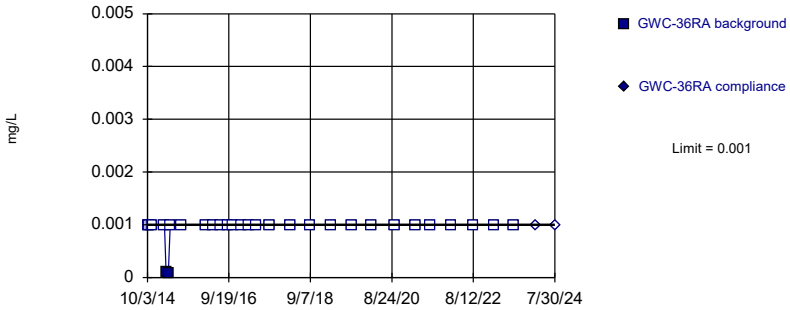

Non-parametric test used in lieu of parametric prediction limit because censored data exceeded 50%. Limit is highest of 29 background values. 93.1% NDs. Well-constituent pair annual alpha = 0.00434. Individual comparison alpha = 0.002172 (1 of 2).

Constituent: Thallium Analysis Run 9/11/2024 4:15 PM View: Appendix I Intrawell
Plant Bowen Client: Southern Company Data: Bowen 3-4 CCR

Sanitas™ v.10.0.22 Software licensed to Groundwater Stats Consulting. UG
Hollow symbols indicate censored values.

Within Limit

Prediction Limit

Intrawell Non-parametric

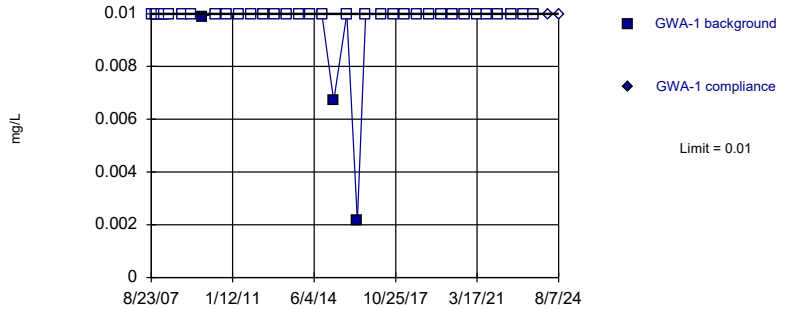

Non-parametric test used in lieu of parametric prediction limit because censored data exceeded 50%. Limit is highest of 37 background values. 91.89% NDs. Well-constituent pair annual alpha = 0.002721. Individual comparison alpha = 0.001361 (1 of 2).

Constituent: Vanadium Analysis Run 9/11/2024 4:15 PM View: Appendix I Intrawell
Plant Bowen Client: Southern Company Data: Bowen 3-4 CCR

Sanitas™ v.10.0.22 Software licensed to Groundwater Stats Consulting. UG
Hollow symbols indicate censored values.

Within Limit

Prediction Limit

Intrawell Non-parametric

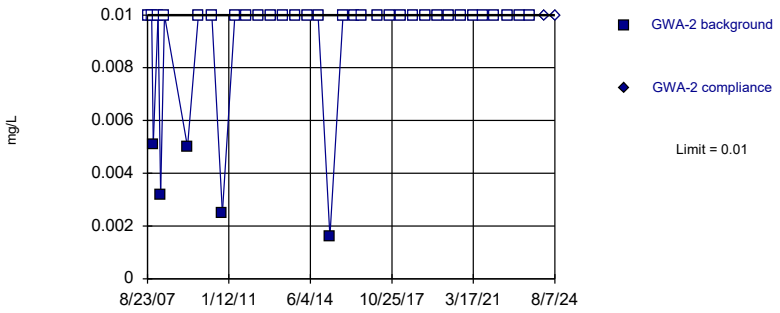

Non-parametric test used in lieu of parametric prediction limit because censored data exceeded 50%. Limit is highest of 36 background values. 86.11% NDs. Well-constituent pair annual alpha = 0.002856. Individual comparison alpha = 0.001429 (1 of 2).

Constituent: Vanadium Analysis Run 9/11/2024 4:15 PM View: Appendix I Intrawell
Plant Bowen Client: Southern Company Data: Bowen 3-4 CCR

Sanitas™ v.10.0.22 Software licensed to Groundwater Stats Consulting. UG
Hollow symbols indicate censored values.

Within Limit

Prediction Limit

Intrawell Non-parametric

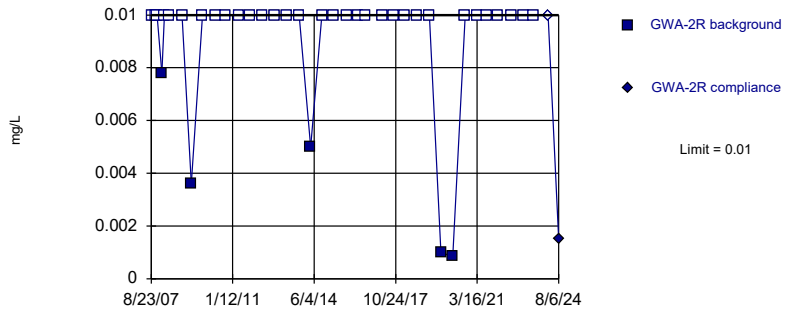

Non-parametric test used in lieu of parametric prediction limit because censored data exceeded 50%. Limit is highest of 37 background values. 86.49% NDs. Well-constituent pair annual alpha = 0.002721. Individual comparison alpha = 0.001361 (1 of 2).

Constituent: Vanadium Analysis Run 9/11/2024 4:15 PM View: Appendix I Intrawell
Plant Bowen Client: Southern Company Data: Bowen 3-4 CCR

Sanitas™ v.10.0.22 Software licensed to Groundwater Stats Consulting. UG
Hollow symbols indicate censored values.

Within Limit

Prediction Limit

Intrawell Non-parametric

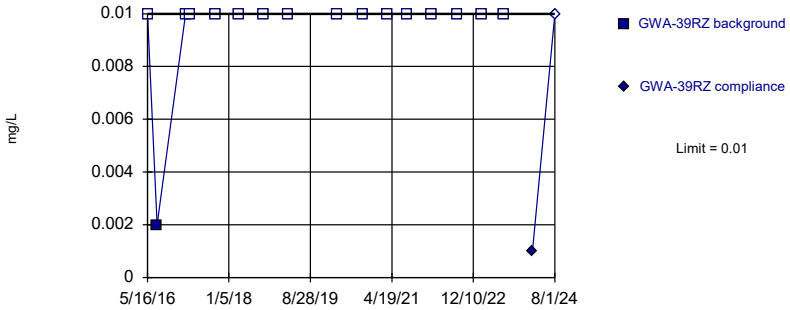

Non-parametric test used in lieu of parametric prediction limit because censored data exceeded 50%. Limit is highest of 16 background values. 93.75% NDs. Well-constituent pair annual alpha = 0.01287. Individual comparison alpha = 0.006456 (1 of 2).

Constituent: Vanadium Analysis Run 9/11/2024 4:15 PM View: Appendix I Intrawell
Plant Bowen Client: Southern Company Data: Bowen 3-4 CCR

Sanitas™ v.10.0.22 Software licensed to Groundwater Stats Consulting. UG
Hollow symbols indicate censored values.

Within Limit

Prediction Limit

Intrawell Non-parametric

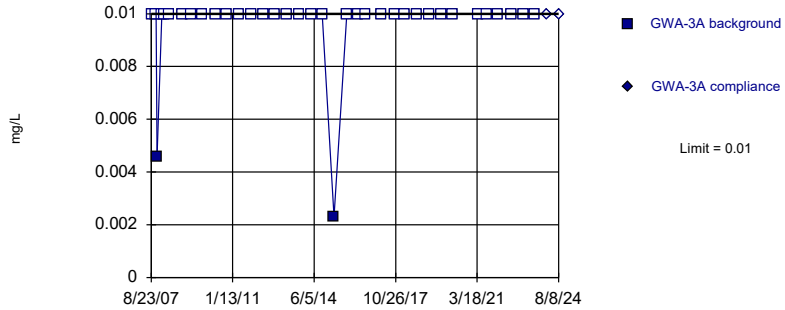

Non-parametric test used in lieu of parametric prediction limit because censored data exceeded 50%. Limit is highest of 36 background values. 94.44% NDs. Well-constituent pair annual alpha = 0.002856. Individual comparison alpha = 0.001429 (1 of 2).

Constituent: Vanadium Analysis Run 9/11/2024 4:15 PM View: Appendix I Intrawell
Plant Bowen Client: Southern Company Data: Bowen 3-4 CCR

Sanitas™ v.10.0.22 Software licensed to Groundwater Stats Consulting. UG
Hollow symbols indicate censored values.

Within Limit

Prediction Limit

Intrawell Non-parametric

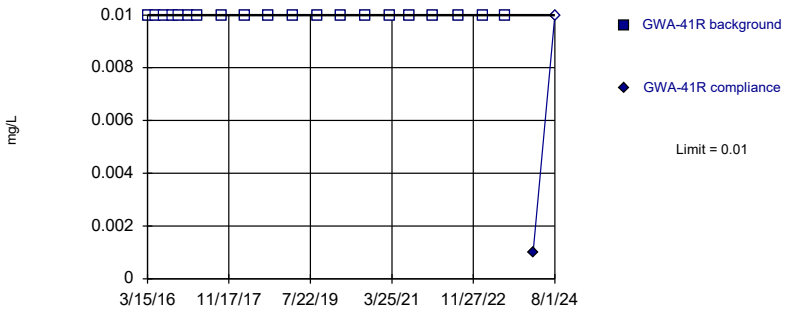

Non-parametric test used in lieu of parametric prediction limit because censored data exceeded 50%. All background values (n = 20) were censored; limit is most recent reporting limit. Well-constituent pair annual alpha = 0.008564. Individual comparison alpha = 0.004291 (1 of 2).

Constituent: Vanadium Analysis Run 9/11/2024 4:15 PM View: Appendix I Intrawell
Plant Bowen Client: Southern Company Data: Bowen 3-4 CCR

Sanitas™ v.10.0.22 Software licensed to Groundwater Stats Consulting. UG
Hollow symbols indicate censored values.
Within Limit
Prediction Limit
Intrawell Non-parametric

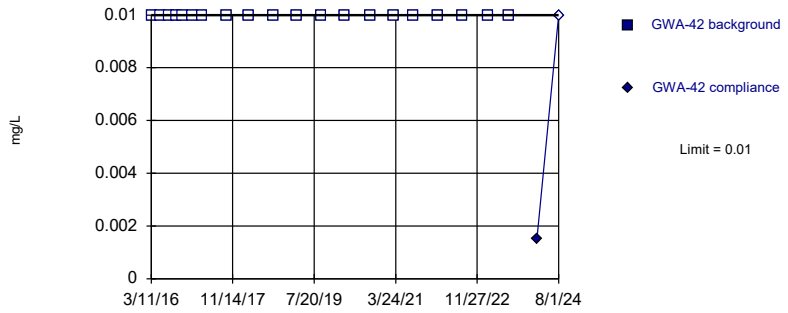

Non-parametric test used in lieu of parametric prediction limit because censored data exceeded 50%. All background values (n = 20) were censored; limit is most recent reporting limit. Well-constituent pair annual alpha = 0.008564. Individual comparison alpha = 0.004291 (1 of 2).

Constituent: Vanadium Analysis Run 9/11/2024 4:15 PM View: Appendix I Intrawell
Plant Bowen Client: Southern Company Data: Bowen 3-4 CCR

Sanitas™ v.10.0.22 Software licensed to Groundwater Stats Consulting. UG
Hollow symbols indicate censored values.
Within Limit
Prediction Limit
Intrawell Non-parametric

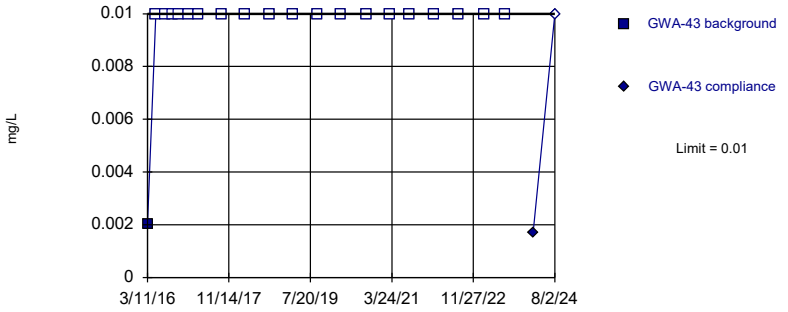

Non-parametric test used in lieu of parametric prediction limit because censored data exceeded 50%. Limit is highest of 20 background values. 95% NDs. Well-constituent pair annual alpha = 0.008564. Individual comparison alpha = 0.004291 (1 of 2).

Constituent: Vanadium Analysis Run 9/11/2024 4:15 PM View: Appendix I Intrawell
Plant Bowen Client: Southern Company Data: Bowen 3-4 CCR

Sanitas™ v.10.0.22 Software licensed to Groundwater Stats Consulting. UG
Hollow symbols indicate censored values.
Within Limit
Prediction Limit
Intrawell Non-parametric

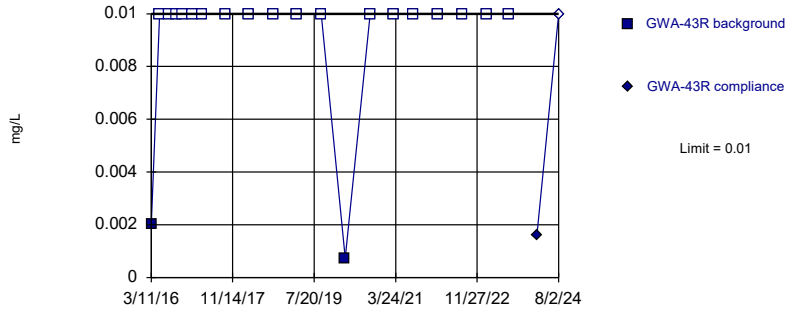

Non-parametric test used in lieu of parametric prediction limit because censored data exceeded 50%. Limit is highest of 20 background values. 90% NDs. Well-constituent pair annual alpha = 0.008564. Individual comparison alpha = 0.004291 (1 of 2).

Constituent: Vanadium Analysis Run 9/11/2024 4:15 PM View: Appendix I Intrawell
Plant Bowen Client: Southern Company Data: Bowen 3-4 CCR

Sanitas™ v.10.0.22 Software licensed to Groundwater Stats Consulting. UG
Hollow symbols indicate censored values.

Within Limit

Prediction Limit

Intrawell Non-parametric

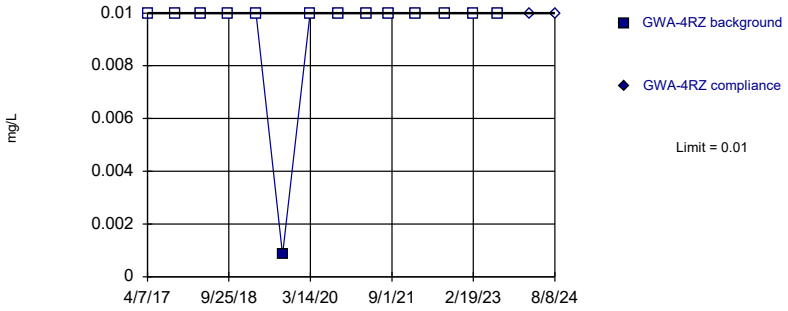

Non-parametric test used in lieu of parametric prediction limit because censored data exceeded 50%. Limit is highest of 14 background values. 92.86% NDs. Well-constituent pair annual alpha = 0.01715. Individual comparison alpha = 0.008612 (1 of 2).

Constituent: Vanadium Analysis Run 9/11/2024 4:15 PM View: Appendix I Intrawell
Plant Bowen Client: Southern Company Data: Bowen 3-4 CCR

Sanitas™ v.10.0.22 Software licensed to Groundwater Stats Consulting. UG
Hollow symbols indicate censored values.

Within Limit

Prediction Limit

Intrawell Non-parametric

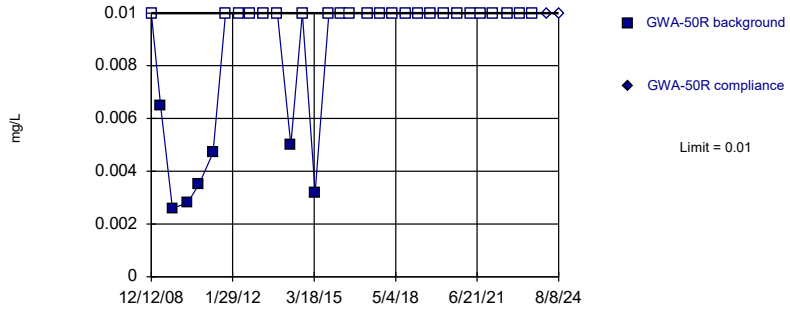

Non-parametric test used in lieu of parametric prediction limit because censored data exceeded 50%. Limit is highest of 31 background values. 77.42% NDs. Well-constituent pair annual alpha = 0.003807. Individual comparison alpha = 0.001905 (1 of 2).

Constituent: Vanadium Analysis Run 9/11/2024 4:15 PM View: Appendix I Intrawell
Plant Bowen Client: Southern Company Data: Bowen 3-4 CCR

Sanitas™ v.10.0.22 Software licensed to Groundwater Stats Consulting. UG
Hollow symbols indicate censored values.

Within Limit

Prediction Limit

Intrawell Non-parametric

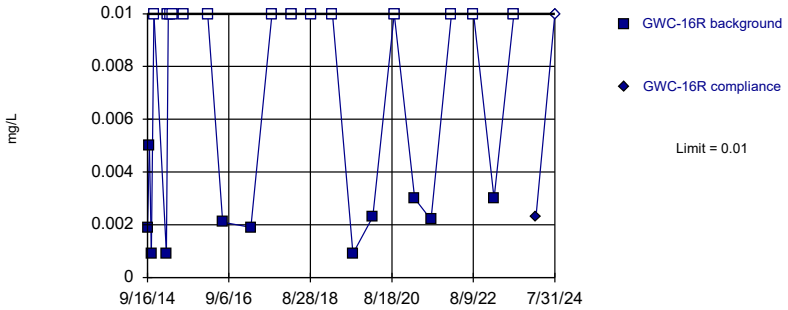

Non-parametric test used in lieu of parametric prediction limit because censored data exceeded 50%. Limit is highest of 25 background values. 56% NDs. Well-constituent pair annual alpha = 0.005656. Individual comparison alpha = 0.002832 (1 of 2).

Constituent: Vanadium Analysis Run 9/11/2024 4:15 PM View: Appendix I Intrawell
Plant Bowen Client: Southern Company Data: Bowen 3-4 CCR

Sanitas™ v.10.0.22 Software licensed to Groundwater Stats Consulting. UG
Hollow symbols indicate censored values.

Within Limit

Prediction Limit

Intrawell Non-parametric

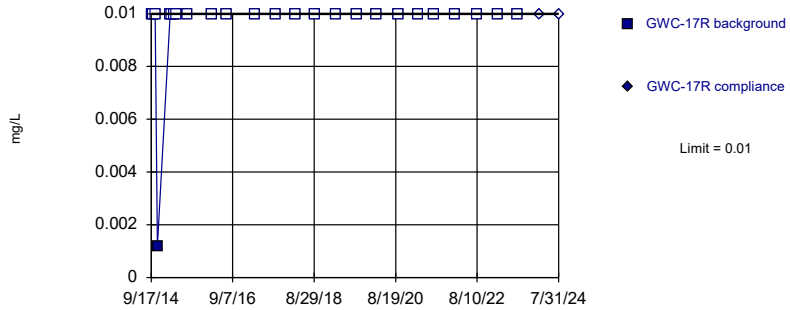

Non-parametric test used in lieu of parametric prediction limit because censored data exceeded 50%. Limit is highest of 25 background values. 96% NDs. Well-constituent pair annual alpha = 0.005656. Individual comparison alpha = 0.002832 (1 of 2).

Constituent: Vanadium Analysis Run 9/11/2024 4:15 PM View: Appendix I Intrawell
Plant Bowen Client: Southern Company Data: Bowen 3-4 CCR

Sanitas™ v.10.0.22 Software licensed to Groundwater Stats Consulting. UG
Hollow symbols indicate censored values.

Within Limit

Prediction Limit

Intrawell Non-parametric

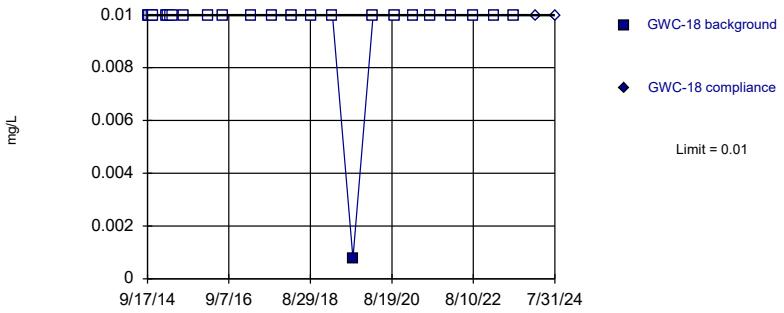

Non-parametric test used in lieu of parametric prediction limit because censored data exceeded 50%. Limit is highest of 25 background values. 96% NDs. Well-constituent pair annual alpha = 0.005656. Individual comparison alpha = 0.002832 (1 of 2).

Constituent: Vanadium Analysis Run 9/11/2024 4:15 PM View: Appendix I Intrawell
Plant Bowen Client: Southern Company Data: Bowen 3-4 CCR

Sanitas™ v.10.0.22 Software licensed to Groundwater Stats Consulting. UG
Hollow symbols indicate censored values.

Within Limit

Prediction Limit

Intrawell Non-parametric

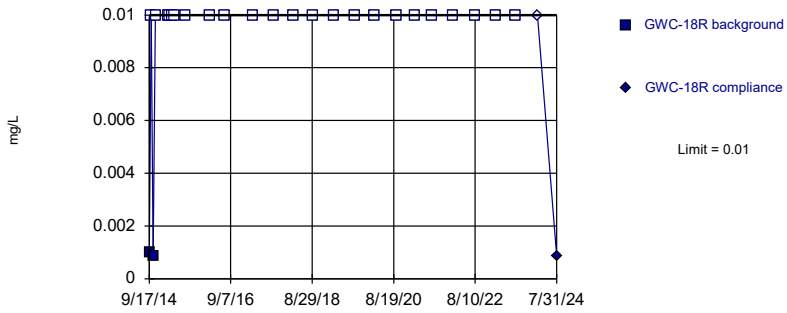

Non-parametric test used in lieu of parametric prediction limit because censored data exceeded 50%. Limit is highest of 25 background values. 92% NDs. Well-constituent pair annual alpha = 0.005656. Individual comparison alpha = 0.002832 (1 of 2).

Constituent: Vanadium Analysis Run 9/11/2024 4:15 PM View: Appendix I Intrawell
Plant Bowen Client: Southern Company Data: Bowen 3-4 CCR

Sanitas™ v.10.0.22 Software licensed to Groundwater Stats Consulting. UG
Hollow symbols indicate censored values.

Within Limit

Prediction Limit

Intrawell Non-parametric

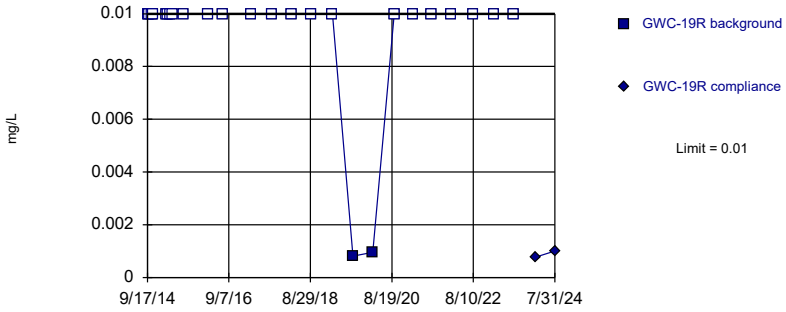

Non-parametric test used in lieu of parametric prediction limit because censored data exceeded 50%. Limit is highest of 25 background values. 92% NDs. Well-constituent pair annual alpha = 0.005656. Individual comparison alpha = 0.002832 (1 of 2).

Constituent: Vanadium Analysis Run 9/11/2024 4:15 PM View: Appendix I Intrawell
Plant Bowen Client: Southern Company Data: Bowen 3-4 CCR

Sanitas™ v.10.0.22 Software licensed to Groundwater Stats Consulting. UG
Hollow symbols indicate censored values.

Within Limit

Prediction Limit

Intrawell Non-parametric

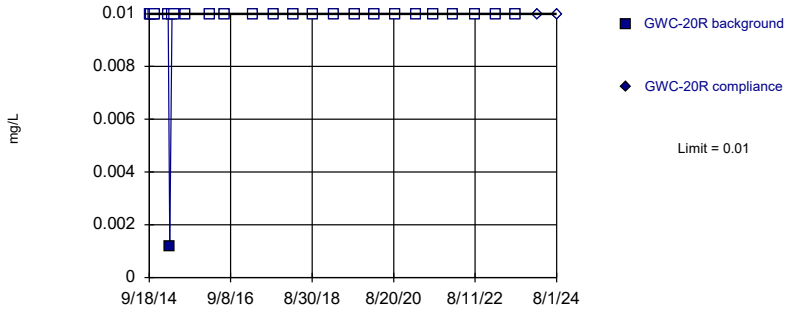

Non-parametric test used in lieu of parametric prediction limit because censored data exceeded 50%. Limit is highest of 25 background values. 96% NDs. Well-constituent pair annual alpha = 0.005656. Individual comparison alpha = 0.002832 (1 of 2).

Constituent: Vanadium Analysis Run 9/11/2024 4:15 PM View: Appendix I Intrawell
Plant Bowen Client: Southern Company Data: Bowen 3-4 CCR

Sanitas™ v.10.0.22 Software licensed to Groundwater Stats Consulting. UG
Hollow symbols indicate censored values.

Within Limit

Prediction Limit

Intrawell Non-parametric

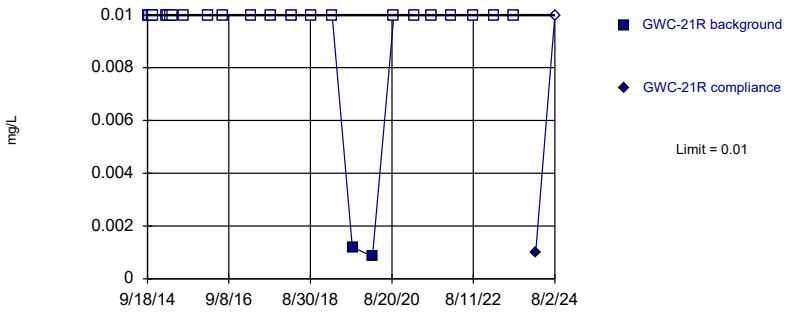

Non-parametric test used in lieu of parametric prediction limit because censored data exceeded 50%. Limit is highest of 25 background values. 92% NDs. Well-constituent pair annual alpha = 0.005656. Individual comparison alpha = 0.002832 (1 of 2).

Constituent: Vanadium Analysis Run 9/11/2024 4:15 PM View: Appendix I Intrawell
Plant Bowen Client: Southern Company Data: Bowen 3-4 CCR

Sanitas™ v.10.0.22 Software licensed to Groundwater Stats Consulting. UG
Hollow symbols indicate censored values.

Within Limit

Prediction Limit

Intrawell Non-parametric

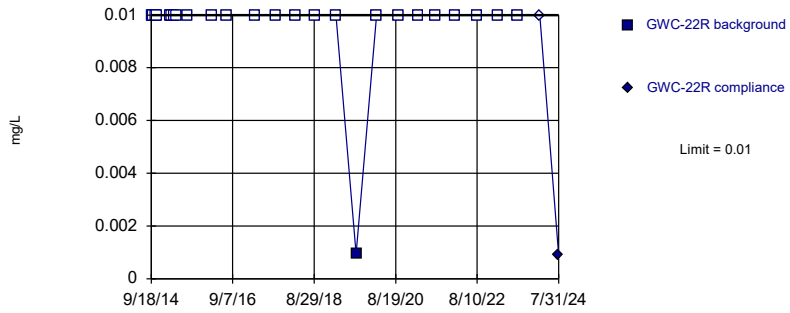

Non-parametric test used in lieu of parametric prediction limit because censored data exceeded 50%. Limit is highest of 25 background values. 96% NDs. Well-constituent pair annual alpha = 0.005656. Individual comparison alpha = 0.002832 (1 of 2).

Constituent: Vanadium Analysis Run 9/11/2024 4:15 PM View: Appendix I Intrawell
Plant Bowen Client: Southern Company Data: Bowen 3-4 CCR

Sanitas™ v.10.0.22 Software licensed to Groundwater Stats Consulting. UG
Hollow symbols indicate censored values.

Within Limit

Prediction Limit

Intrawell Non-parametric

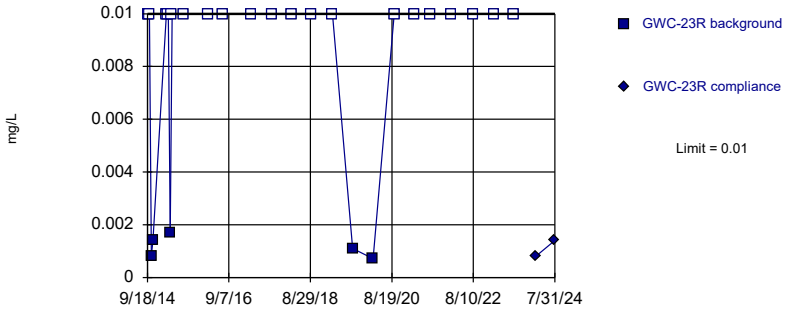

Non-parametric test used in lieu of parametric prediction limit because censored data exceeded 50%. Limit is highest of 25 background values. 80% NDs. Well-constituent pair annual alpha = 0.005656. Individual comparison alpha = 0.002832 (1 of 2).

Constituent: Vanadium Analysis Run 9/11/2024 4:15 PM View: Appendix I Intrawell
Plant Bowen Client: Southern Company Data: Bowen 3-4 CCR

Sanitas™ v.10.0.22 Software licensed to Groundwater Stats Consulting. UG
Hollow symbols indicate censored values.

Within Limit

Prediction Limit

Intrawell Non-parametric

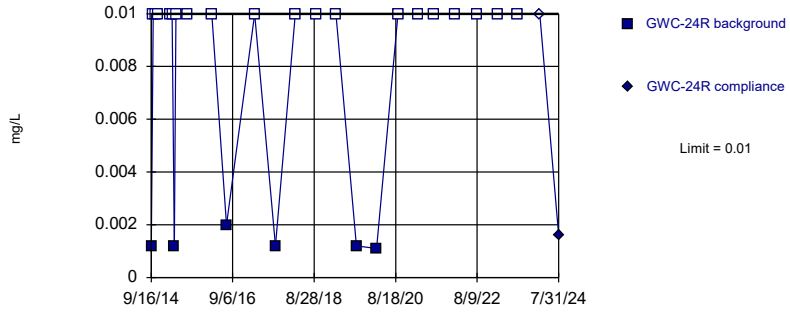

Non-parametric test used in lieu of parametric prediction limit because censored data exceeded 50%. Limit is highest of 25 background values. 76% NDs. Well-constituent pair annual alpha = 0.005656. Individual comparison alpha = 0.002832 (1 of 2).

Constituent: Vanadium Analysis Run 9/11/2024 4:15 PM View: Appendix I Intrawell
Plant Bowen Client: Southern Company Data: Bowen 3-4 CCR

Sanitas™ v.10.0.22 Software licensed to Groundwater Stats Consulting. UG
Hollow symbols indicate censored values.

Within Limit

Prediction Limit

Intrawell Non-parametric

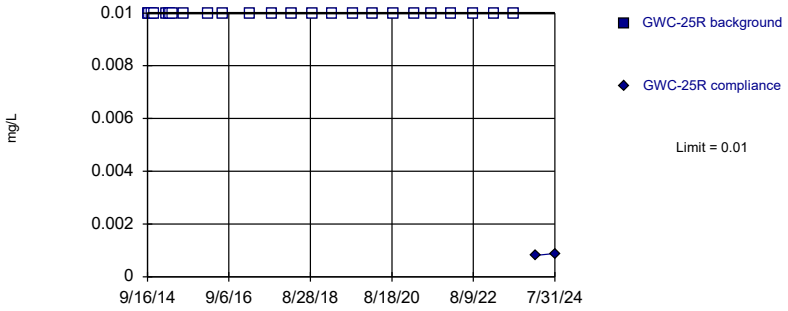

Non-parametric test used in lieu of parametric prediction limit because censored data exceeded 50%. All background values (n = 25) were censored; limit is most recent reporting limit. Well-constituent pair annual alpha = 0.005656. Individual comparison alpha = 0.002832 (1 of 2).

Constituent: Vanadium Analysis Run 9/11/2024 4:15 PM View: Appendix I Intrawell
Plant Bowen Client: Southern Company Data: Bowen 3-4 CCR

Sanitas™ v.10.0.22 Software licensed to Groundwater Stats Consulting. UG
Hollow symbols indicate censored values.

Within Limit

Prediction Limit

Intrawell Non-parametric

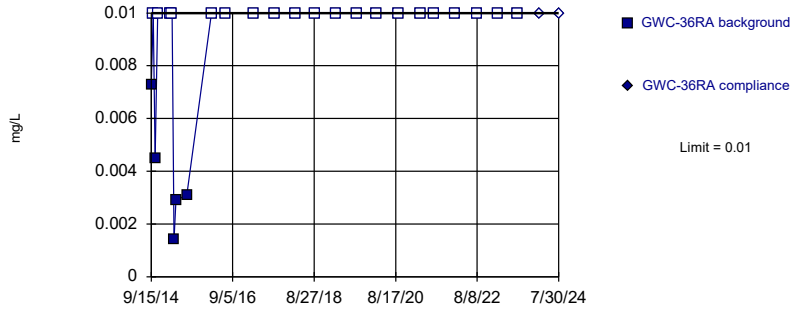

Non-parametric test used in lieu of parametric prediction limit because censored data exceeded 50%. Limit is highest of 25 background values. 80% NDs. Well-constituent pair annual alpha = 0.005656. Individual comparison alpha = 0.002832 (1 of 2).

Constituent: Vanadium Analysis Run 9/11/2024 4:15 PM View: Appendix I Intrawell
Plant Bowen Client: Southern Company Data: Bowen 3-4 CCR

Sanitas™ v.10.0.22 Software licensed to Groundwater Stats Consulting. UG
Hollow symbols indicate censored values.

Within Limit

Prediction Limit

Intrawell Non-parametric

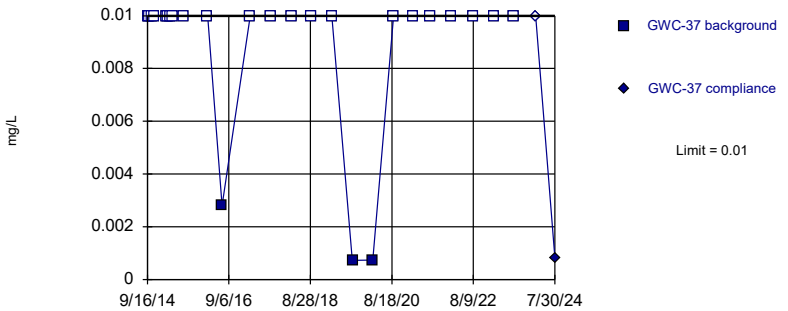

Non-parametric test used in lieu of parametric prediction limit because censored data exceeded 50%. Limit is highest of 25 background values. 88% NDs. Well-constituent pair annual alpha = 0.005656. Individual comparison alpha = 0.002832 (1 of 2).

Constituent: Vanadium Analysis Run 9/11/2024 4:15 PM View: Appendix I Intrawell
Plant Bowen Client: Southern Company Data: Bowen 3-4 CCR

Sanitas™ v.10.0.22 Software licensed to Groundwater Stats Consulting. UG
Hollow symbols indicate censored values.

Within Limit

Prediction Limit

Intrawell Non-parametric

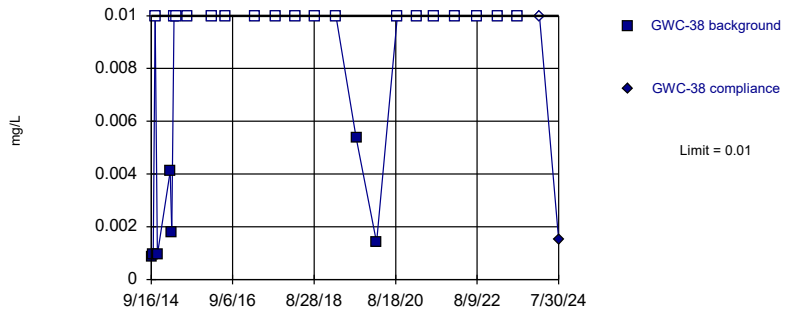

Non-parametric test used in lieu of parametric prediction limit because censored data exceeded 50%. Limit is highest of 25 background values. 72% NDs. Well-constituent pair annual alpha = 0.005656. Individual comparison alpha = 0.002832 (1 of 2).

Constituent: Vanadium Analysis Run 9/11/2024 4:15 PM View: Appendix I Intrawell
Plant Bowen Client: Southern Company Data: Bowen 3-4 CCR

Sanitas™ v.10.0.22 Software licensed to Groundwater Stats Consulting. UG
Hollow symbols indicate censored values.

Within Limit

Prediction Limit

Intrawell Non-parametric

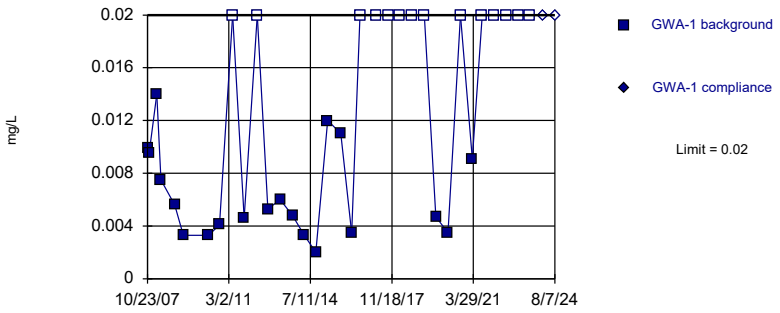

Non-parametric test used in lieu of parametric prediction limit because the Shapiro Wilk normality test showed the data to be non-normal at the 0.01 alpha level. Limit is highest of 34 background values. 41.18% NDs. Well-constituent pair annual alpha = 0.003195. Individual comparison alpha = 0.001599 (1 of 2).

Constituent: Zinc Analysis Run 9/11/2024 4:15 PM View: Appendix I Intrawell
Plant Bowen Client: Southern Company Data: Bowen 3-4 CCR

Sanitas™ v.10.0.22 Software licensed to Groundwater Stats Consulting. UG
Hollow symbols indicate censored values.

Within Limit

Prediction Limit

Intrawell Non-parametric

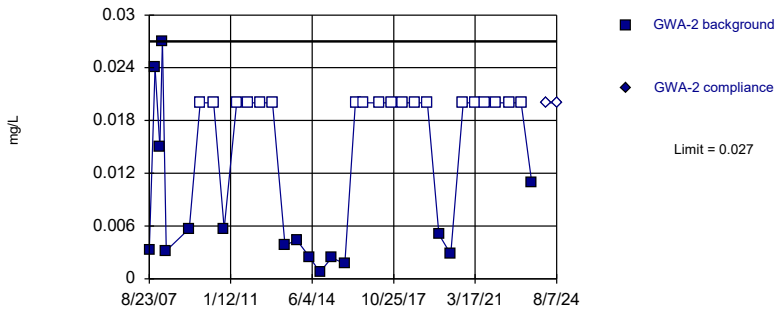

Non-parametric test used in lieu of parametric prediction limit because censored data exceeded 50%. Limit is highest of 35 background values. 54.29% NDs. Well-constituent pair annual alpha = 0.002991. Individual comparison alpha = 0.001497 (1 of 2).

Constituent: Zinc Analysis Run 9/11/2024 4:15 PM View: Appendix I Intrawell
Plant Bowen Client: Southern Company Data: Bowen 3-4 CCR

Sanitas™ v.10.0.22 Software licensed to Groundwater Stats Consulting. UG
Hollow symbols indicate censored values.

Within Limit

Prediction Limit

Intrawell Non-parametric

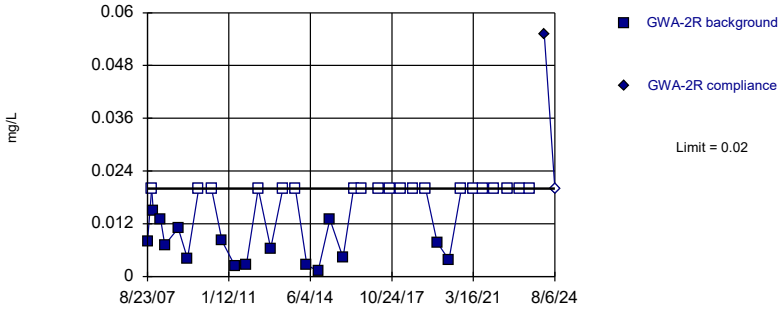

Non-parametric test used in lieu of parametric prediction limit because censored data exceeded 50%. Limit is highest of 36 background values. 55.56% NDs. Well-constituent pair annual alpha = 0.002856. Individual comparison alpha = 0.001429 (1 of 2).

Constituent: Zinc Analysis Run 9/11/2024 4:15 PM View: Appendix I Intrawell
Plant Bowen Client: Southern Company Data: Bowen 3-4 CCR

Sanitas™ v.10.0.22 Software licensed to Groundwater Stats Consulting. UG
Hollow symbols indicate censored values.

Within Limit

Prediction Limit

Intrawell Non-parametric

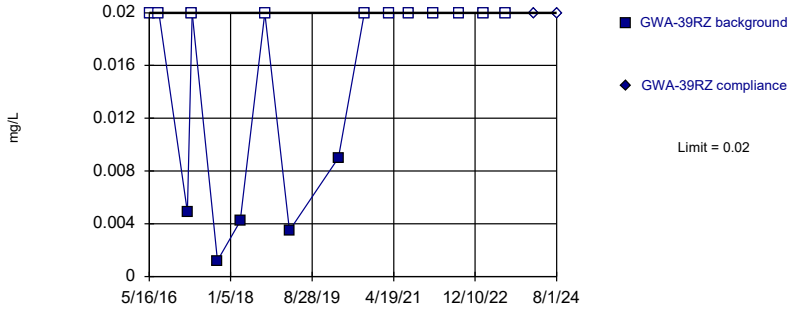

Non-parametric test used in lieu of parametric prediction limit because censored data exceeded 50%. Limit is highest of 16 background values. 68.75% NDs. Well-constituent pair annual alpha = 0.01287. Individual comparison alpha = 0.006456 (1 of 2).

Constituent: Zinc Analysis Run 9/11/2024 4:15 PM View: Appendix I Intrawell
Plant Bowen Client: Southern Company Data: Bowen 3-4 CCR

Sanitas™ v.10.0.22 Software licensed to Groundwater Stats Consulting. UG
Hollow symbols indicate censored values.

Within Limit

Prediction Limit

Intrawell Non-parametric

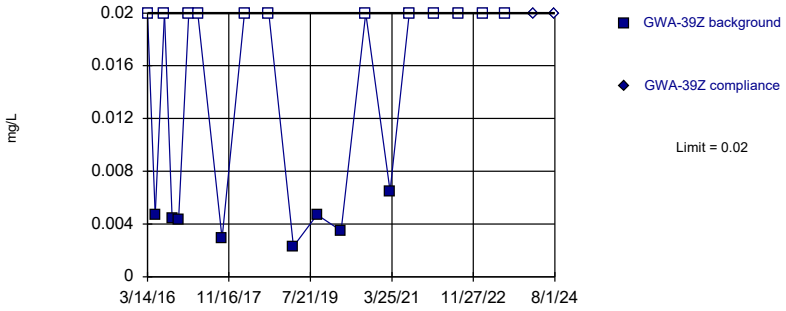

Non-parametric test used in lieu of parametric prediction limit because censored data exceeded 50%. Limit is highest of 20 background values. 60% NDs. Well-constituent pair annual alpha = 0.008564. Individual comparison alpha = 0.004291 (1 of 2).

Constituent: Zinc Analysis Run 9/11/2024 4:15 PM View: Appendix I Intrawell
Plant Bowen Client: Southern Company Data: Bowen 3-4 CCR

Sanitas™ v.10.0.22 Software licensed to Groundwater Stats Consulting. UG
Hollow symbols indicate censored values.

Within Limit

Prediction Limit

Intrawell Parametric

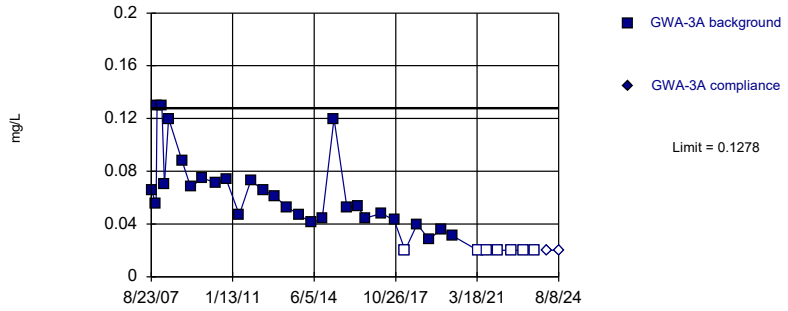

Background Data Summary (based on square root transformation) (after Kaplan-Meier Adjustment): Mean=0.2173, Std. Dev.=0.05789, n=36, 19.44% NDs. Normality test: Shapiro Wilk @alpha = 0.01, calculated = 0.9242, critical = 0.912. Kappa = 2.421 (c=16, w=15, 1 of 2, event alpha = 0.05132). Report alpha = 0.0002195.

Constituent: Zinc Analysis Run 9/11/2024 4:15 PM View: Appendix I Intrawell
Plant Bowen Client: Southern Company Data: Bowen 3-4 CCR

Sanitas™ v.10.0.22 Software licensed to Groundwater Stats Consulting. UG
Hollow symbols indicate censored values.

Within Limit

Prediction Limit

Intrawell Non-parametric

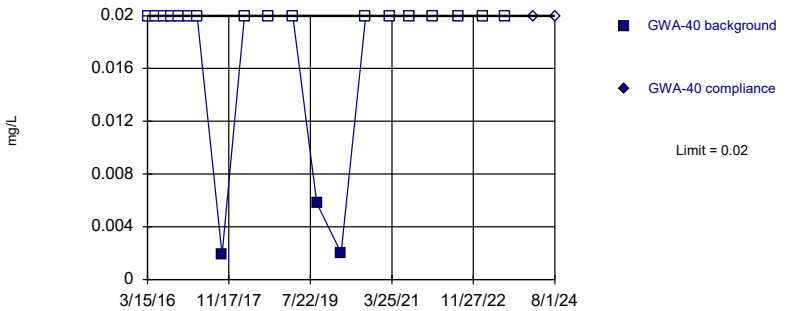

Non-parametric test used in lieu of parametric prediction limit because censored data exceeded 50%. Limit is highest of 20 background values. 85% NDs. Well-constituent pair annual alpha = 0.008564. Individual comparison alpha = 0.004291 (1 of 2).

Constituent: Zinc Analysis Run 9/11/2024 4:15 PM View: Appendix I Intrawell
Plant Bowen Client: Southern Company Data: Bowen 3-4 CCR

Sanitas™ v.10.0.22 Software licensed to Groundwater Stats Consulting. UG
Hollow symbols indicate censored values.

Within Limit

Prediction Limit

Intrawell Non-parametric

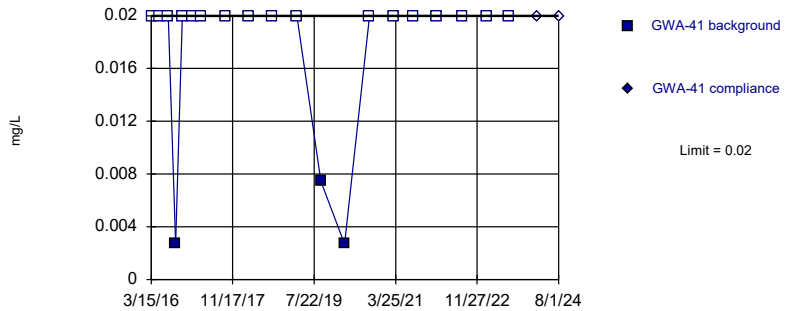

Non-parametric test used in lieu of parametric prediction limit because censored data exceeded 50%. Limit is highest of 20 background values. 85% NDs. Well-constituent pair annual alpha = 0.008564. Individual comparison alpha = 0.004291 (1 of 2).

Constituent: Zinc Analysis Run 9/11/2024 4:16 PM View: Appendix I Intrawell
Plant Bowen Client: Southern Company Data: Bowen 3-4 CCR

Sanitas™ v.10.0.22 Software licensed to Groundwater Stats Consulting. UG
Hollow symbols indicate censored values.

Within Limit

Prediction Limit

Intrawell Non-parametric

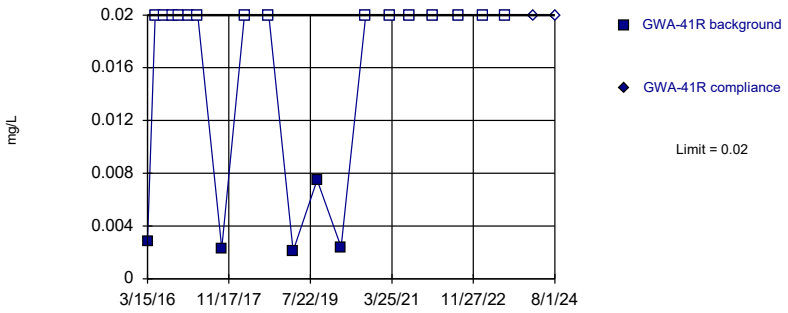

Non-parametric test used in lieu of parametric prediction limit because censored data exceeded 50%. Limit is highest of 20 background values. 75% NDs. Well-constituent pair annual alpha = 0.008564. Individual comparison alpha = 0.004291 (1 of 2).

Constituent: Zinc Analysis Run 9/11/2024 4:16 PM View: Appendix I Intrawell
Plant Bowen Client: Southern Company Data: Bowen 3-4 CCR

Sanitas™ v.10.0.22 Software licensed to Groundwater Stats Consulting. UG
Hollow symbols indicate censored values.

Within Limit

Prediction Limit

Intrawell Non-parametric

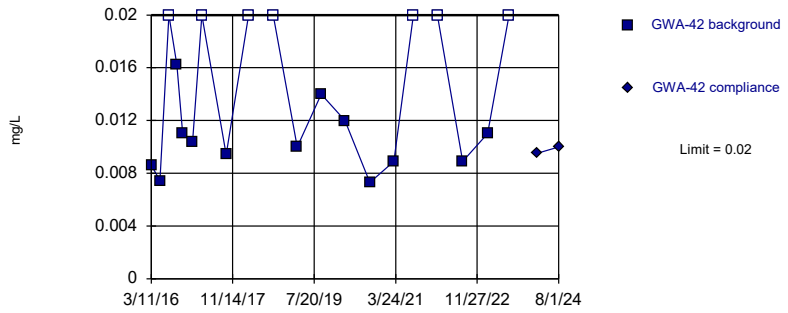

Non-parametric test used in lieu of parametric prediction limit because the Shapiro Wilk normality test showed the data to be non-normal at the 0.01 alpha level. Limit is highest of 20 background values. 35% NDs. Well-constituent pair annual alpha = 0.008564. Individual comparison alpha = 0.004291 (1 of 2).

Constituent: Zinc Analysis Run 9/11/2024 4:16 PM View: Appendix I Intrawell
Plant Bowen Client: Southern Company Data: Bowen 3-4 CCR

Sanitas™ v.10.0.22 Software licensed to Groundwater Stats Consulting. UG
Hollow symbols indicate censored values.

Within Limit

Prediction Limit

Intrawell Non-parametric

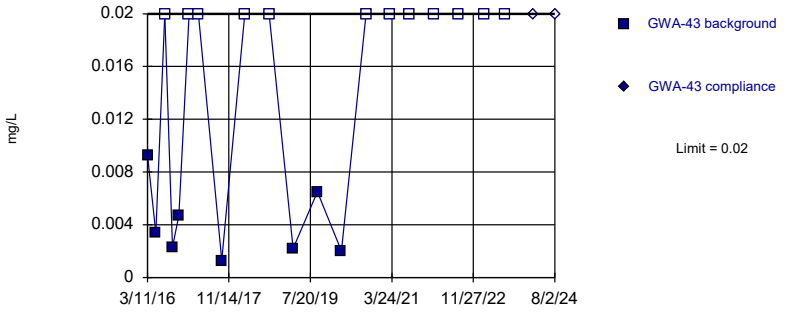

Non-parametric test used in lieu of parametric prediction limit because censored data exceeded 50%. Limit is highest of 20 background values. 60% NDs. Well-constituent pair annual alpha = 0.008564. Individual comparison alpha = 0.004291 (1 of 2).

Constituent: Zinc Analysis Run 9/11/2024 4:16 PM View: Appendix I Intrawell
Plant Bowen Client: Southern Company Data: Bowen 3-4 CCR

Sanitas™ v.10.0.22 Software licensed to Groundwater Stats Consulting. UG
Hollow symbols indicate censored values.

Within Limit

Prediction Limit

Intrawell Non-parametric

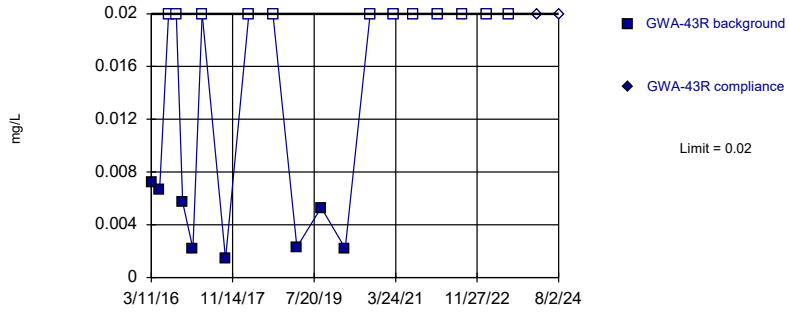

Non-parametric test used in lieu of parametric prediction limit because censored data exceeded 50%. Limit is highest of 20 background values. 60% NDs. Well-constituent pair annual alpha = 0.008564. Individual comparison alpha = 0.004291 (1 of 2).

Constituent: Zinc Analysis Run 9/11/2024 4:16 PM View: Appendix I Intrawell
Plant Bowen Client: Southern Company Data: Bowen 3-4 CCR

Sanitas™ v.10.0.22 Software licensed to Groundwater Stats Consulting. UG
Hollow symbols indicate censored values.

Within Limit

Prediction Limit

Intrawell Non-parametric

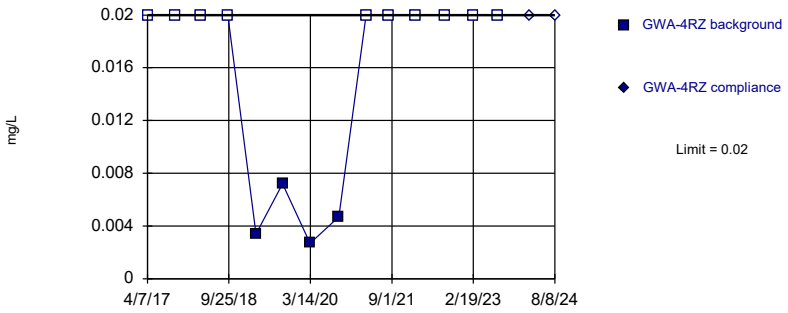

Non-parametric test used in lieu of parametric prediction limit because censored data exceeded 50%. Limit is highest of 14 background values. 71.43% NDs. Well-constituent pair annual alpha = 0.01715. Individual comparison alpha = 0.008612 (1 of 2).

Constituent: Zinc Analysis Run 9/11/2024 4:16 PM View: Appendix I Intrawell
Plant Bowen Client: Southern Company Data: Bowen 3-4 CCR

Sanitas™ v.10.0.22 Software licensed to Groundwater Stats Consulting. UG
Hollow symbols indicate censored values.

Within Limit

Prediction Limit

Intrawell Non-parametric

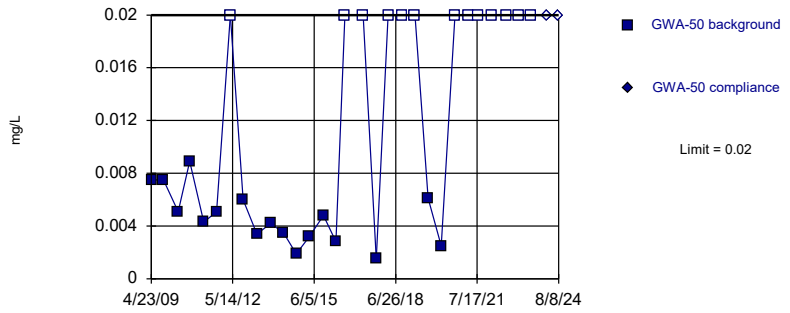

Non-parametric test used in lieu of parametric prediction limit because the Shapiro Wilk normality test showed the data to be non-normal at the 0.01 alpha level. Limit is highest of 30 background values. 43.33% NDs. Well-constituent pair annual alpha = 0.004011. Individual comparison alpha = 0.002008 (1 of 2).

Constituent: Zinc Analysis Run 9/11/2024 4:16 PM View: Appendix I Intrawell
Plant Bowen Client: Southern Company Data: Bowen 3-4 CCR

Sanitas™ v.10.0.22 Software licensed to Groundwater Stats Consulting. UG
Hollow symbols indicate censored values.

Within Limit

Prediction Limit

Intrawell Non-parametric

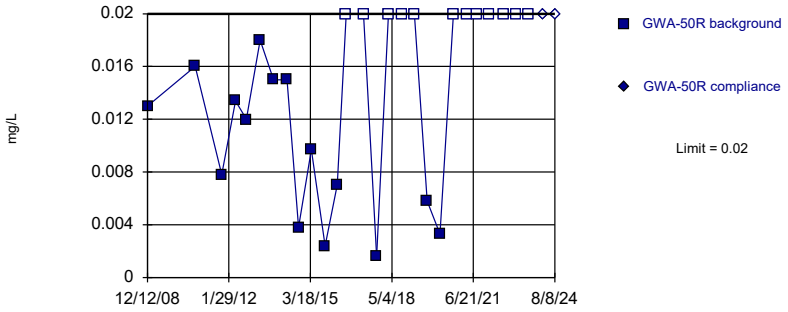

Non-parametric test used in lieu of parametric prediction limit because the Shapiro Wilk normality test showed the data to be non-normal at the 0.01 alpha level. Limit is highest of 27 background values. 44.44% NDs. Well-constituent pair annual alpha = 0.004998. Individual comparison alpha = 0.002502 (1 of 2).

Constituent: Zinc Analysis Run 9/11/2024 4:16 PM View: Appendix I Intrawell
Plant Bowen Client: Southern Company Data: Bowen 3-4 CCR

Sanitas™ v.10.0.22 Software licensed to Groundwater Stats Consulting. UG
Hollow symbols indicate censored values.

Within Limit

Prediction Limit

Intrawell Parametric

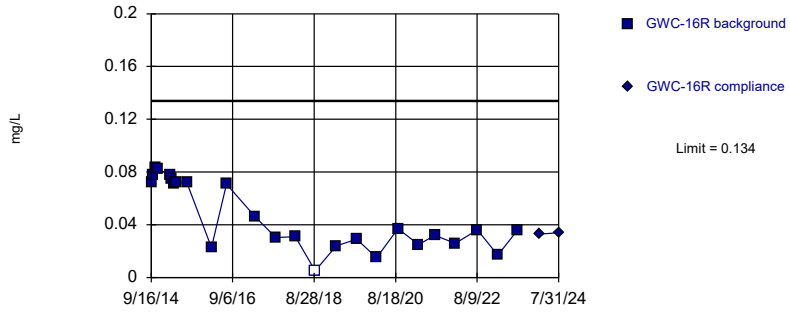

Background Data Summary (based on square root transformation): Mean=0.2072, Std. Dev.=0.06231, n=25, 4% NDs. Normality test: Shapiro Wilk @alpha = 0.01, calculated = 0.9015, critical = 0.888. Kappa = 2.55 (c=16, w=15, 1 of 2, event alpha = 0.05132). Report alpha = 0.0002195.

Constituent: Zinc Analysis Run 9/11/2024 4:16 PM View: Appendix I Intrawell
Plant Bowen Client: Southern Company Data: Bowen 3-4 CCR

Sanitas™ v.10.0.22 Software licensed to Groundwater Stats Consulting. UG
Hollow symbols indicate censored values.

Within Limit

Prediction Limit

Intrawell Non-parametric

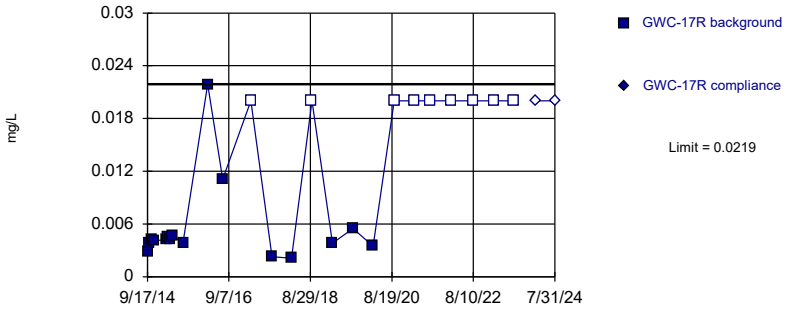

Non-parametric test used in lieu of parametric prediction limit because the Shapiro Wilk normality test showed the data to be non-normal at the 0.01 alpha level. Limit is highest of 25 background values. 36% NDs. Well-constituent pair annual alpha = 0.005656. Individual comparison alpha = 0.002832 (1 of 2).

Constituent: Zinc Analysis Run 9/11/2024 4:16 PM View: Appendix I Intrawell

Plant Bowen Client: Southern Company Data: Bowen 3-4 CCR

Sanitas™ v.10.0.22 Software licensed to Groundwater Stats Consulting. UG
Hollow symbols indicate censored values.

Within Limit

Prediction Limit

Intrawell Non-parametric

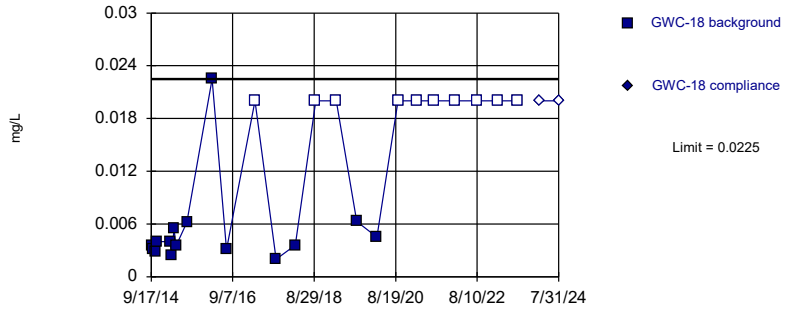

Non-parametric test used in lieu of parametric prediction limit because the Shapiro Wilk normality test showed the data to be non-normal at the 0.01 alpha level. Limit is highest of 25 background values. 40% NDs. Well-constituent pair annual alpha = 0.005656. Individual comparison alpha = 0.002832 (1 of 2).

Constituent: Zinc Analysis Run 9/11/2024 4:16 PM View: Appendix I Intrawell

Plant Bowen Client: Southern Company Data: Bowen 3-4 CCR

Sanitas™ v.10.0.22 Software licensed to Groundwater Stats Consulting. UG
Hollow symbols indicate censored values.

Within Limit

Prediction Limit

Intrawell Non-parametric

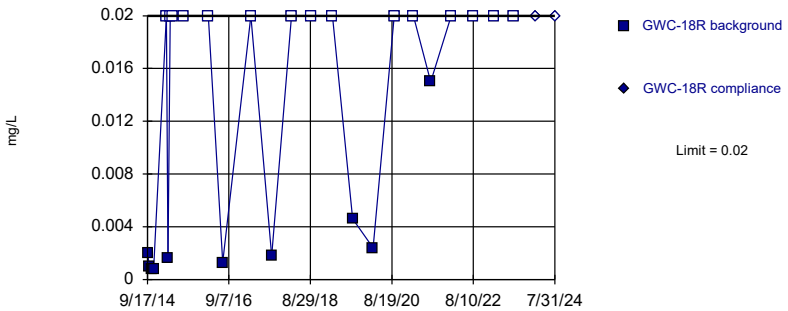

Non-parametric test used in lieu of parametric prediction limit because censored data exceeded 50%. Limit is highest of 25 background values. 60% NDs. Well-constituent pair annual alpha = 0.005656. Individual comparison alpha = 0.002832 (1 of 2).

Constituent: Zinc Analysis Run 9/11/2024 4:16 PM View: Appendix I Intrawell

Plant Bowen Client: Southern Company Data: Bowen 3-4 CCR

Sanitas™ v.10.0.22 Software licensed to Groundwater Stats Consulting. UG
Hollow symbols indicate censored values.

Within Limit

Prediction Limit

Intrawell Non-parametric

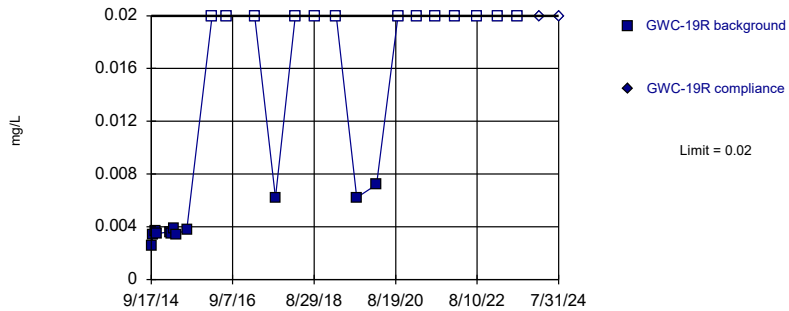

Non-parametric test used in lieu of parametric prediction limit because censored data exceeded 50%. Limit is highest of 25 background values. 52% NDs. Well-constituent pair annual alpha = 0.005656. Individual comparison alpha = 0.002832 (1 of 2).

Constituent: Zinc Analysis Run 9/11/2024 4:16 PM View: Appendix I Intrawell

Plant Bowen Client: Southern Company Data: Bowen 3-4 CCR

Sanitas™ v.10.0.22 Software licensed to Groundwater Stats Consulting. UG
Hollow symbols indicate censored values.

Within Limit

Prediction Limit

Intrawell Non-parametric

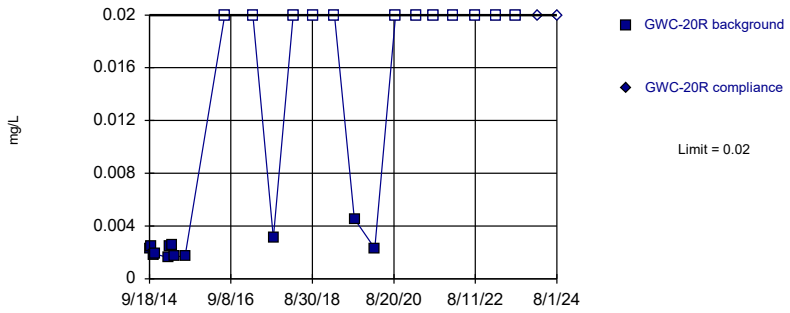

Non-parametric test used in lieu of parametric prediction limit because the Shapiro Wilk normality test showed the data to be non-normal at the 0.01 alpha level. Limit is highest of 24 background values. 50% NDs. Well-constituent pair annual alpha = 0.006238. Individual comparison alpha = 0.003124 (1 of 2).

Constituent: Zinc Analysis Run 9/11/2024 4:16 PM View: Appendix I Intrawell
Plant Bowen Client: Southern Company Data: Bowen 3-4 CCR

Sanitas™ v.10.0.22 Software licensed to Groundwater Stats Consulting. UG
Hollow symbols indicate censored values.

Within Limit

Prediction Limit

Intrawell Non-parametric

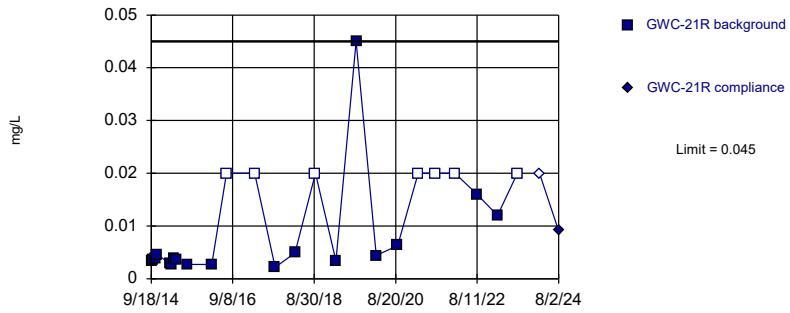

Non-parametric test used in lieu of parametric prediction limit because the Shapiro Wilk normality test showed the data to be non-normal at the 0.01 alpha level. Limit is highest of 25 background values. 28% NDs. Well-constituent pair annual alpha = 0.005656. Individual comparison alpha = 0.002832 (1 of 2).

Constituent: Zinc Analysis Run 9/11/2024 4:16 PM View: Appendix I Intrawell
Plant Bowen Client: Southern Company Data: Bowen 3-4 CCR

Sanitas™ v.10.0.22 Software licensed to Groundwater Stats Consulting. UG
Hollow symbols indicate censored values.

Within Limit

Prediction Limit

Intrawell Non-parametric

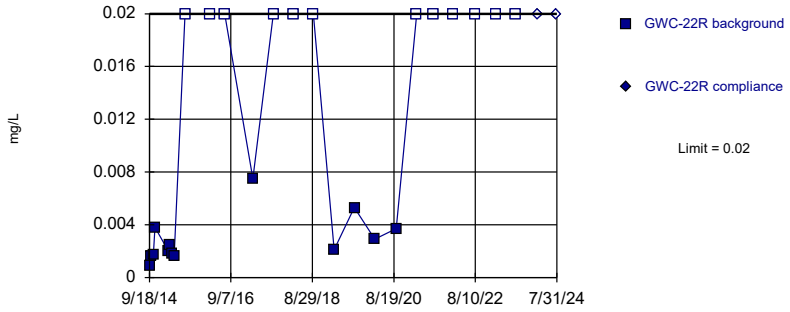

Non-parametric test used in lieu of parametric prediction limit because the Shapiro Wilk normality test showed the data to be non-normal at the 0.01 alpha level. Limit is highest of 25 background values. 48% NDs. Well-constituent pair annual alpha = 0.005656. Individual comparison alpha = 0.002832 (1 of 2).

Constituent: Zinc Analysis Run 9/11/2024 4:16 PM View: Appendix I Intrawell
Plant Bowen Client: Southern Company Data: Bowen 3-4 CCR

Sanitas™ v.10.0.22 Software licensed to Groundwater Stats Consulting. UG
Hollow symbols indicate censored values.

Within Limit

Prediction Limit

Intrawell Non-parametric

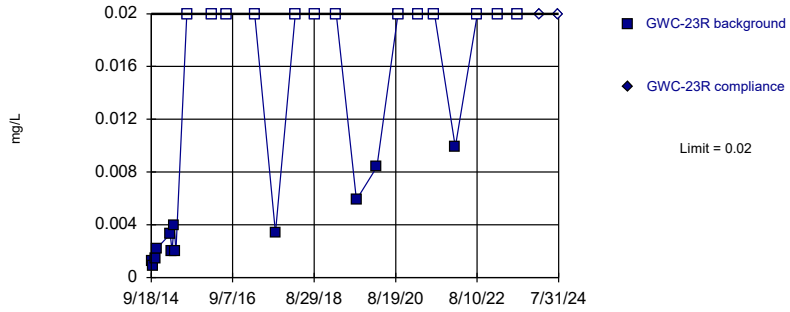

Non-parametric test used in lieu of parametric prediction limit because censored data exceeded 50%. Limit is highest of 25 background values. 52% NDs. Well-constituent pair annual alpha = 0.005656. Individual comparison alpha = 0.002832 (1 of 2).

Constituent: Zinc Analysis Run 9/11/2024 4:16 PM View: Appendix I Intrawell
Plant Bowen Client: Southern Company Data: Bowen 3-4 CCR

Sanitas™ v.10.0.22 Software licensed to Groundwater Stats Consulting. UG
Hollow symbols indicate censored values.

Within Limit

Prediction Limit

Intrawell Non-parametric

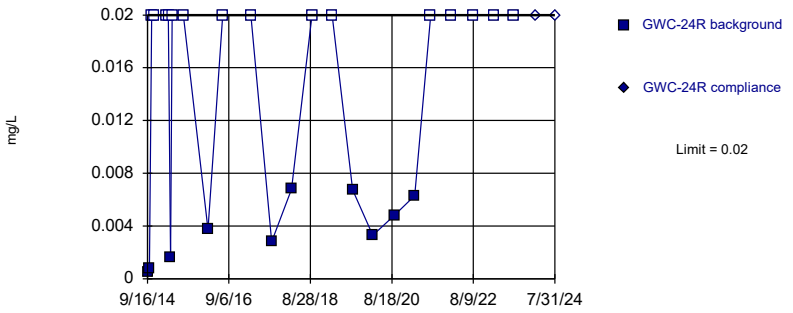

Non-parametric test used in lieu of parametric prediction limit because censored data exceeded 50%. Limit is highest of 25 background values. 60% NDs. Well-constituent pair annual alpha = 0.005656. Individual comparison alpha = 0.002832 (1 of 2).

Constituent: Zinc Analysis Run 9/11/2024 4:16 PM View: Appendix I Intrawell
Plant Bowen Client: Southern Company Data: Bowen 3-4 CCR

Sanitas™ v.10.0.22 Software licensed to Groundwater Stats Consulting. UG
Hollow symbols indicate censored values.

Within Limit

Prediction Limit

Intrawell Non-parametric

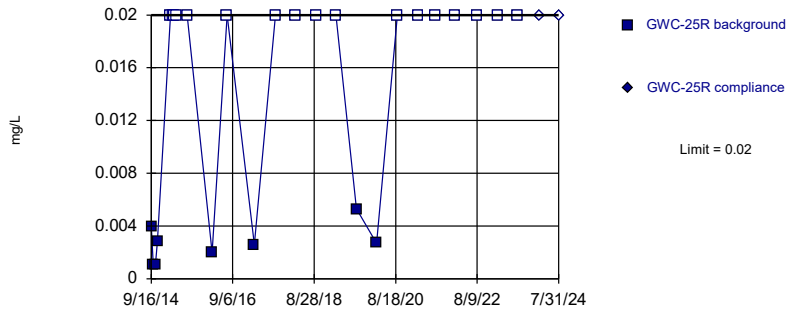

Non-parametric test used in lieu of parametric prediction limit because censored data exceeded 50%. Limit is highest of 25 background values. 68% NDs. Well-constituent pair annual alpha = 0.005656. Individual comparison alpha = 0.002832 (1 of 2).

Constituent: Zinc Analysis Run 9/11/2024 4:16 PM View: Appendix I Intrawell
Plant Bowen Client: Southern Company Data: Bowen 3-4 CCR

Sanitas™ v.10.0.22 Software licensed to Groundwater Stats Consulting. UG
Hollow symbols indicate censored values.

Within Limit

Prediction Limit

Intrawell Parametric

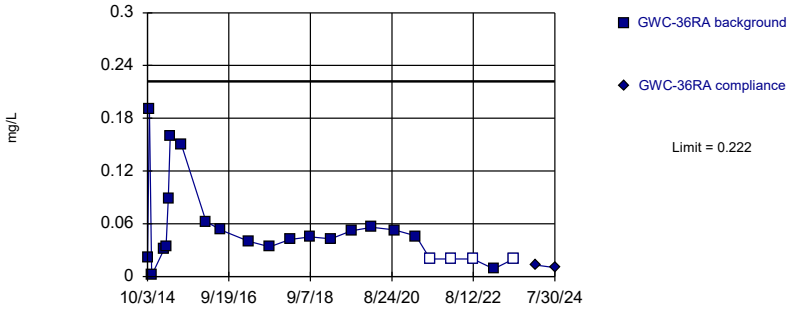

Background Data Summary (based on square root transformation) (after Kaplan-Meier Adjustment): Mean=0.2008, Std. Dev.=0.1051, n=24, 16.67% NDs. Normality test: Shapiro Wilk @alpha = 0.01, calculated = 0.9136, critical = 0.884. Kappa = 2.573 (c=16, w=15, 1 of 2, event alpha = 0.05132). Report alpha = 0.0002195.

Constituent: Zinc Analysis Run 9/11/2024 4:16 PM View: Appendix I Intrawell
Plant Bowen Client: Southern Company Data: Bowen 3-4 CCR

Sanitas™ v.10.0.22 Software licensed to Groundwater Stats Consulting. UG
Hollow symbols indicate censored values.

Within Limit

Prediction Limit

Intrawell Parametric

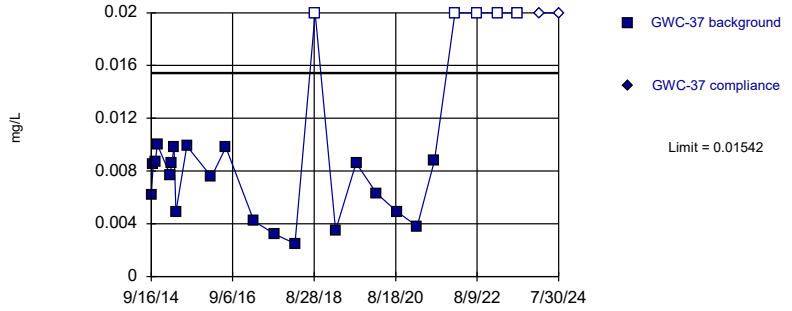

Background Data Summary (based on cube root transformation) (after Kaplan-Meier Adjustment): Mean=0.1823, Std. Dev.=0.02612, n=25, 20% NDs. Normality test: Shapiro Wilk @alpha = 0.01, calculated = 0.9063, critical = 0.888. Kappa = 2.55 (c=16, w=15, 1 of 2, event alpha = 0.05132). Report alpha = 0.0002195.

Constituent: Zinc Analysis Run 9/11/2024 4:16 PM View: Appendix I Intrawell
Plant Bowen Client: Southern Company Data: Bowen 3-4 CCR

Sanitas™ v.10.0.22 Software licensed to Groundwater Stats Consulting. UG
Hollow symbols indicate censored values.

Within Limit

Prediction Limit

Intrawell Non-parametric

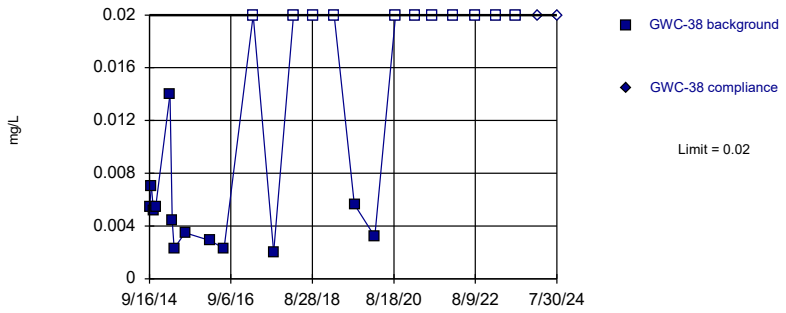

Non-parametric test used in lieu of parametric prediction limit because the Shapiro Wilk normality test showed the data to be non-normal at the 0.01 alpha level. Limit is highest of 24 background values. 45.83% NDs. Well-constituent pair annual alpha = 0.006238. Individual comparison alpha = 0.003124 (1 of 2).

Constituent: Zinc Analysis Run 9/11/2024 4:16 PM View: Appendix I Intrawell

Plant Bowen Client: Southern Company Data: Bowen 3-4 CCR

Prediction Limit

Constituent: Antimony (mg/L) Analysis Run 9/11/2024 4:28 PM View: Appendix I Intrawell

Plant Bowen Client: Southern Company Data: Bowen 3-4 CCR

	GWA-1	GWA-1
8/23/2007	<0.003	
10/23/2007	<0.003	
11/18/2007	<0.003	
1/30/2008	<0.003	
3/10/2008	<0.003	
5/13/2008	<0.003	
12/5/2008	<0.003	
4/15/2009	<0.003	
10/7/2009	<0.003	
5/3/2010	<0.003	
10/12/2010	<0.003	
4/27/2011	<0.003	
10/17/2011	0.0054	
5/2/2012	<0.003	
10/8/2012	<0.003	
4/12/2013	0.0058	
10/16/2013	0.01	
4/11/2014	0.005 (J)	
9/30/2014	0.0068	
3/30/2015	0.0074	
10/13/2015	0.017	
3/22/2016	0.00567	
5/19/2016	0.00319	
7/29/2016	0.0025 (J)	
9/23/2016	0.0051	
11/9/2016	0.0097 (J)	
1/30/2017	0.0032	
3/30/2017	0.0028 (J)	
6/9/2017	<0.003	
10/2/2017	0.0014 (J)	
3/16/2018	0.0014 (J)	
9/17/2018	0.00105 (JD)	
3/20/2019	<0.003	
9/12/2019	0.0037	
3/11/2020	0.00079 (J)	
9/15/2020	0.0061	
3/16/2021	0.0014 (J)	
8/9/2021	0.0027 (J)	
2/1/2022	0.0028 (J)	
8/16/2022	0.0084	
2/16/2023	0.016	
7/27/2023	0.011	
2/22/2024		0.0014 (J)
8/7/2024		0.0028 (J)

ND substitution: RL or RL/2 if <15% NDs.

Prediction Limit

Constituent: Antimony (mg/L) Analysis Run 9/11/2024 4:28 PM View: Appendix I Intrawell

Plant Bowen Client: Southern Company Data: Bowen 3-4 CCR

	GWA-2R	GWA-2R
8/23/2007	<0.003	
10/24/2007	<0.003	
11/18/2007	<0.003	
1/31/2008	<0.003	
3/10/2008	<0.003	
5/13/2008	<0.003	
12/4/2008	<0.003	
4/21/2009	<0.003	
10/8/2009	<0.003	
4/21/2010	<0.003	
9/28/2010	<0.003	
4/12/2011	<0.003	
10/4/2011	<0.003	
4/3/2012	0.0053	
10/9/2012	<0.003	
4/11/2013	0.0075	
10/16/2013	<0.003	
4/10/2014	0.0081	
9/30/2014	0.0022 (J)	
3/30/2015	0.011	
10/13/2015	0.0045 (J)	
3/23/2016	0.00281 (J)	
5/19/2016	0.00264 (J)	
7/29/2016	0.0069	
9/22/2016	0.0066	
11/10/2016	<0.003	
1/31/2017	0.0064	
4/3/2017	0.0049	
6/9/2017	<0.003	
10/2/2017	0.0045	
3/16/2018	0.021 (O)	
9/14/2018	0.0054	
3/19/2019	0.0019 (J)	
9/13/2019	0.0044	
3/11/2020	0.002 (J)	
9/15/2020	0.0037	
3/16/2021	0.005	
8/9/2021	0.0033	
2/1/2022	0.0029 (J)	
8/16/2022	0.002 (J)	
2/16/2023	0.0048	
7/27/2023	0.0095	
2/26/2024		0.0019 (J)
8/6/2024		0.0021 (J)

ND substitution: RL or RL/2 if <15% NDs.

Prediction Limit

Constituent: Antimony (mg/L) Analysis Run 9/11/2024 4:28 PM View: Appendix I Intrawell

Plant Bowen Client: Southern Company Data: Bowen 3-4 CCR

	GWA-39RZ	GWA-39RZ
5/16/2016	<0.003 (D)	
7/27/2016	0.0003 (JD)	
2/21/2017	0.0057	
3/27/2017	0.0013 (JD)	
6/8/2017	<0.003 (*)	
7/17/2017	0.005 (D)	
7/27/2017	0.0033	
8/9/2017	0.0012 (J)	
9/29/2017	0.0013 (JD)	
3/16/2018	0.0078	
9/14/2018	0.0056	
3/14/2019	0.014 (O)	
3/9/2020	0.0013 (J)	
9/16/2020	0.0028 (J)	
3/16/2021	0.00041 (J)	
8/6/2021	<0.003	
2/2/2022	<0.003	
8/16/2022	0.001 (J)	
2/14/2023	0.0019 (J)	
7/25/2023	<0.003	
2/19/2024		0.0016 (J)
8/1/2024		0.00097 (J)

ND substitution: RL or RL/2 if <15% NDs.

Prediction Limit

Constituent: Antimony (mg/L) Analysis Run 9/11/2024 4:28 PM View: Appendix I Intrawell

Plant Bowen Client: Southern Company Data: Bowen 3-4 CCR

	GWA-39Z	GWA-39Z
3/14/2016	<0.003	
5/11/2016	0.000839 (J)	
7/19/2016	0.0024 (J)	
9/15/2016	0.0009 (J)	
11/2/2016	0.001 (J)	
1/18/2017	0.0017 (J)	
3/28/2017	0.0006 (J)	
6/7/2017	0.0003 (J)	
9/26/2017	<0.003	
3/14/2018	<0.003	
9/12/2018	<0.003	
3/15/2019	<0.003	
9/9/2019	0.00079 (J)	
3/9/2020	0.0011 (J)	
9/10/2020	0.0003 (J)	
3/12/2021	0.0039	
8/4/2021	0.00083 (J)	
1/31/2022	<0.003	
8/10/2022	<0.003	
2/13/2023	0.00087 (J)	
7/26/2023	0.0028 (J)	
2/19/2024		0.00081 (J)
8/1/2024		<0.003

ND substitution: RL or RL/2 if <15% NDs.

Prediction Limit

Constituent: Antimony (mg/L) Analysis Run 9/11/2024 4:28 PM View: Appendix I Intrawell

Plant Bowen Client: Southern Company Data: Bowen 3-4 CCR

	GWA-3A	GWA-3A
8/23/2007	<0.003	
11/2/2007	<0.003	
11/18/2007	<0.003	
1/31/2008	<0.003	
3/11/2008	<0.003	
5/14/2008	<0.003	
12/5/2008	<0.003	
4/15/2009	<0.003	
10/8/2009	<0.003	
4/28/2010	<0.003	
10/6/2010	<0.003	
4/21/2011	<0.003	
10/13/2011	<0.003	
5/1/2012	<0.003	
10/9/2012	<0.003	
4/11/2013	<0.003	
10/16/2013	<0.003	
4/23/2014	<0.003	
10/4/2014	0.0031 (J)	
3/31/2015	0.0068	
10/12/2015	<0.003	
3/23/2016	0.0035	
5/23/2016	<0.003	
7/29/2016	0.0029 (J)	
9/22/2016	0.0041	
11/10/2016	0.0048 (J)	
1/31/2017	<0.003	
3/30/2017	0.001 (J)	
6/12/2017	<0.003	
10/4/2017	0.0009 (J)	
3/19/2018	0.0019 (J)	
9/17/2018	0.0011 (J)	
3/20/2019	0.0019 (J)	
9/13/2019	0.0013 (J)	
3/11/2020	0.0045	
3/29/2021	<0.003	
8/9/2021	<0.003	
2/2/2022	<0.003	
8/16/2022	<0.003	
2/17/2023	<0.003	
8/1/2023	<0.003	
2/22/2024		<0.003
8/8/2024		<0.003

ND substitution: RL or RL/2 if <15% NDs.

Prediction Limit

Constituent: Antimony (mg/L) Analysis Run 9/11/2024 4:28 PM View: Appendix I Intrawell

Plant Bowen Client: Southern Company Data: Bowen 3-4 CCR

	GWA-40	GWA-40
3/15/2016	<0.003	
5/11/2016	<0.003	
7/21/2016	<0.003	
9/15/2016	<0.003	
11/3/2016	0.0021 (J)	
1/17/2017	<0.003	
3/24/2017	<0.003	
5/24/2017	<0.003	
9/26/2017	<0.003	
3/14/2018	<0.003	
9/12/2018	<0.003	
3/13/2019	<0.003	
9/9/2019	<0.003	
3/9/2020	<0.003	
9/11/2020	<0.003	
3/10/2021	<0.003	
8/4/2021	<0.003	
1/31/2022	0.0014 (J)	
8/12/2022	<0.003	
2/13/2023	<0.003	
7/26/2023	<0.003	
2/19/2024		<0.003
8/1/2024		<0.003

ND substitution: RL or RL/2 if <15% NDs.

Prediction Limit

Constituent: Antimony (mg/L) Analysis Run 9/11/2024 4:28 PM View: Appendix I Intrawell

Plant Bowen Client: Southern Company Data: Bowen 3-4 CCR

	GWA-41	GWA-41
3/15/2016	<0.003	
5/12/2016	<0.003	
7/20/2016	<0.003	
9/15/2016	<0.003	
11/3/2016	<0.003	
1/18/2017	<0.003	
3/24/2017	<0.003	
6/6/2017	<0.003	
9/25/2017	<0.003	
3/14/2018	<0.003	
9/12/2018	<0.003	
3/14/2019	<0.003	
9/10/2019	<0.003 (D)	
3/6/2020	<0.003	
9/10/2020	<0.003	
3/11/2021	0.00038 (J)	
8/4/2021	<0.003	
1/31/2022	<0.003	
8/11/2022	<0.003	
2/13/2023	<0.003	
7/25/2023	0.0029 (J)	
2/19/2024		<0.003
8/1/2024		<0.003

ND substitution: RL or RL/2 if <15% NDs.

Prediction Limit

Constituent: Antimony (mg/L) Analysis Run 9/11/2024 4:28 PM View: Appendix I Intrawell

Plant Bowen Client: Southern Company Data: Bowen 3-4 CCR

	GWA-41R	GWA-41R
3/15/2016	<0.003	
5/13/2016	<0.003	
7/21/2016	<0.003 (*)	
9/21/2016	<0.003	
11/3/2016	<0.003	
1/17/2017	<0.003	
3/27/2017	0.0008 (J)	
6/6/2017	<0.003	
9/25/2017	0.0035	
3/14/2018	<0.003	
9/12/2018	0.003	
3/14/2019	<0.003	
9/10/2019	0.0029 (J)	
3/9/2020	0.0037	
9/10/2020	0.0019 (J)	
3/10/2021	0.00037 (J)	
8/4/2021	<0.003	
1/31/2022	0.0011 (J)	
8/11/2022	<0.003	
2/13/2023	0.0045	
7/25/2023	0.0021 (J)	
2/19/2024		<0.003
8/1/2024		0.00085 (J)

ND substitution: RL or RL/2 if <15% NDs.

Prediction Limit

Constituent: Antimony (mg/L) Analysis Run 9/11/2024 4:28 PM View: Appendix I Intrawell

Plant Bowen Client: Southern Company Data: Bowen 3-4 CCR

	GWA-42	GWA-42
3/11/2016	<0.003	
5/16/2016	<0.003	
7/22/2016	0.002 (J)	
9/19/2016	<0.003	
11/3/2016	<0.003	
1/17/2017	<0.003	
3/27/2017	<0.003	
6/7/2017	<0.003	
9/26/2017	<0.003	
3/14/2018	<0.003	
9/14/2018	<0.003	
3/14/2019	<0.003	
9/10/2019	<0.003	
3/6/2020	<0.003	
9/10/2020	<0.003	
3/11/2021	<0.003	
8/4/2021	<0.003	
1/31/2022	<0.003	
8/10/2022	<0.003	
2/13/2023	<0.003	
7/26/2023	<0.003	
2/20/2024		<0.003
8/1/2024		<0.003

ND substitution: RL or RL/2 if <15% NDs.

Prediction Limit

Constituent: Antimony (mg/L) Analysis Run 9/11/2024 4:28 PM View: Appendix I Intrawell

Plant Bowen Client: Southern Company Data: Bowen 3-4 CCR

	GWA-43	GWA-43
3/11/2016	<0.003	
5/13/2016	<0.003	
7/19/2016	<0.003 (*)	
9/16/2016	<0.003	
11/2/2016	<0.003	
1/18/2017	<0.003	
3/28/2017	<0.003	
6/6/2017	<0.003	
9/22/2017	<0.003	
3/14/2018	<0.003	
9/12/2018	<0.003	
3/13/2019	<0.003	
9/11/2019	<0.003	
3/9/2020	0.00062 (J)	
9/11/2020	<0.003	
3/11/2021	<0.003	
8/6/2021	<0.003	
1/31/2022	<0.003	
8/11/2022	<0.003	
2/14/2023	<0.003	
7/25/2023	<0.003	
2/20/2024		<0.003
8/2/2024		<0.003

ND substitution: RL or RL/2 if <15% NDs.

Prediction Limit

Constituent: Antimony (mg/L) Analysis Run 9/11/2024 4:28 PM View: Appendix I Intrawell

Plant Bowen Client: Southern Company Data: Bowen 3-4 CCR

	GWA-43R	GWA-43R
3/11/2016	<0.003	
5/13/2016	<0.003	
7/19/2016	<0.003	
9/16/2016	<0.003	
11/2/2016	<0.003	
1/18/2017	0.0013 (J)	
3/28/2017	<0.003	
6/6/2017	0.0007 (J)	
9/22/2017	0.0012 (J)	
3/15/2018	<0.003	
9/12/2018	<0.003	
3/13/2019	<0.003	
9/11/2019	0.00029 (J)	
3/9/2020	0.00037 (J)	
9/14/2020	<0.003	
3/11/2021	0.00074 (J)	
8/5/2021	<0.003	
1/31/2022	<0.003	
8/10/2022	<0.003	
2/13/2023	<0.003	
7/25/2023	<0.003	
2/20/2024		0.0015 (J)
8/2/2024		0.00086 (J)

ND substitution: RL or RL/2 if <15% NDs.

Prediction Limit

Constituent: Antimony (mg/L) Analysis Run 9/11/2024 4:28 PM View: Appendix I Intrawell

Plant Bowen Client: Southern Company Data: Bowen 3-4 CCR

	GWA-4RZ	GWA-4RZ
2/22/2017	0.0018 (J)	
4/7/2017	0.0008 (J)	
6/14/2017	0.00205 (JD)	
7/12/2017	0.0015 (JD)	
7/20/2017	<0.003 (D)	
7/28/2017	<0.003	
8/9/2017	<0.003	
8/24/2017	0.0007 (J)	
10/3/2017	<0.003 (D)	
3/21/2018	<0.003	
9/18/2018	<0.003	
3/21/2019	<0.003 (D)	
9/12/2019	0.00052 (JD)	
3/12/2020	0.0017 (J)	
9/17/2020	0.00087 (J)	
3/16/2021	0.00082 (J)	
8/10/2021	0.0013 (J)	
2/3/2022	<0.003	
8/17/2022	<0.003	
2/17/2023	<0.003	
7/28/2023	<0.003	
2/27/2024		<0.003
8/8/2024		<0.003

ND substitution: RL or RL/2 if <15% NDs.

Prediction Limit

Constituent: Antimony (mg/L) Analysis Run 9/11/2024 4:28 PM View: Appendix I Intrawell

Plant Bowen Client: Southern Company Data: Bowen 3-4 CCR

	GWA-50	GWA-50
12/12/2008	<0.003	
4/23/2009	<0.003	
10/6/2009	<0.003	
4/27/2010	<0.003	
9/30/2010	<0.003	
4/14/2011	<0.003	
10/5/2011	<0.003	
4/11/2012	<0.003	
10/2/2012	<0.003	
4/9/2013	<0.003	
10/15/2013	<0.003	
4/10/2014	<0.003	
10/1/2014	<0.003	
3/30/2015	<0.003	
10/11/2015	<0.003	
3/28/2016	0.00139 (J)	
5/23/2016	0.000677 (J)	
8/1/2016	<0.003	
9/26/2016	<0.003	
11/10/2016	<0.003	
1/30/2017	<0.003	
4/7/2017	<0.003	
6/12/2017	<0.003	
10/2/2017	<0.003	
3/16/2018	<0.003	
9/17/2018	<0.003	
3/19/2019	<0.003	
9/13/2019	<0.003	
3/11/2020	0.0005 (J)	
9/16/2020	<0.003	
3/17/2021	<0.003	
8/9/2021	<0.003	
2/1/2022	0.0015 (J)	
8/16/2022	<0.003	
2/16/2023	<0.003	
7/28/2023	<0.003	
2/22/2024		<0.003
8/8/2024		<0.003

ND substitution: RL or RL/2 if <15% NDs.

Prediction Limit

Constituent: Antimony (mg/L) Analysis Run 9/11/2024 4:28 PM View: Appendix I Intrawell

Plant Bowen Client: Southern Company Data: Bowen 3-4 CCR

	GWA-50R	GWA-50R
12/12/2008	<0.003	
4/23/2009	<0.003	
10/6/2009	<0.003	
5/3/2010	<0.003	
10/11/2010	<0.003	
4/27/2011	<0.003	
10/19/2011	<0.003	
5/1/2012	<0.003	
10/2/2012	<0.003	
4/10/2013	<0.003	
10/16/2013	<0.003	
4/22/2014	<0.003	
10/1/2014	<0.003	
3/30/2015	<0.003	
10/11/2015	<0.003	
3/28/2016	<0.003	
5/25/2016	<0.003	
8/1/2016	<0.003	
9/26/2016	<0.003	
11/11/2016	<0.003	
1/30/2017	<0.003	
4/3/2017	<0.003	
6/12/2017	<0.003	
10/2/2017	<0.003	
3/16/2018	<0.003	
9/18/2018	<0.003	
3/19/2019	<0.003	
9/12/2019	<0.003	
3/11/2020	<0.003	
9/15/2020	0.00048 (J)	
3/17/2021	<0.003	
8/9/2021	<0.003	
2/2/2022	<0.003	
8/17/2022	<0.003	
2/16/2023	<0.003	
7/28/2023	<0.003	
2/22/2024		<0.003
8/8/2024		<0.003

ND substitution: RL or RL/2 if <15% NDs.

Prediction Limit

Constituent: Antimony (mg/L) Analysis Run 9/11/2024 4:28 PM View: Appendix I Intrawell

Plant Bowen Client: Southern Company Data: Bowen 3-4 CCR

	GWC-16R	GWC-16R
9/16/2014	<0.0083	
10/4/2014	<0.0083	
10/21/2014	<0.0083	
11/11/2014	<0.0083	
3/3/2015	<0.0083	
3/18/2015	<0.0083	
4/6/2015	<0.0083	
4/23/2015	<0.0083	
7/29/2015	<0.0083	
3/3/2016	0.00472 (D)	
5/10/2016	0.0047	
7/13/2016	<0.0083	
9/15/2016	0.0013 (J)	
11/2/2016	0.0021 (J)	
1/11/2017	0.0086	
3/20/2017	0.0187	
5/23/2017	0.0097	
9/21/2017	0.0078	
3/14/2018	0.015	
9/7/2018	0.0026 (J)	
3/11/2019	0.02	
9/9/2019	0.011	
3/4/2020	0.019	
9/9/2020	0.015	
3/9/2021	0.018	
7/30/2021	0.019	
1/28/2022	0.027	
8/11/2022	0.0099	
2/10/2023	0.02	
8/4/2023	0.012	
2/15/2024		0.022
7/31/2024		0.0053

ND substitution: RL or RL/2 if <15% NDs.

Prediction Limit

Constituent: Antimony (mg/L) Analysis Run 9/11/2024 4:28 PM View: Appendix I Intrawell

Plant Bowen Client: Southern Company Data: Bowen 3-4 CCR

	GWC-17R	GWC-17R
9/17/2014	<0.003	
10/4/2014	<0.003	
10/21/2014	<0.003	
11/11/2014	<0.003	
3/3/2015	<0.003	
3/18/2015	<0.003	
4/6/2015	<0.003	
4/23/2015	<0.003	
7/29/2015	<0.003	
3/4/2016	<0.003	
5/10/2016	0.000641 (J)	
7/14/2016	<0.003	
9/14/2016	0.0012 (J)	
11/1/2016	<0.003	
1/11/2017	<0.003	
3/21/2017	<0.003	
5/23/2017	<0.003	
9/22/2017	<0.003	
3/14/2018	<0.003	
9/11/2018	<0.003	
3/12/2019	<0.003	
9/10/2019	<0.003	
3/5/2020	<0.003	
9/9/2020	<0.003	
3/10/2021	<0.003	
7/30/2021	<0.003	
1/28/2022	<0.003	
8/11/2022	<0.003	
2/10/2023	<0.003	
8/3/2023	0.0033	
2/15/2024		0.00063 (J)
7/31/2024		<0.003

ND substitution: RL or RL/2 if <15% NDs.

Prediction Limit

Constituent: Antimony (mg/L) Analysis Run 9/11/2024 4:28 PM View: Appendix I Intrawell

Plant Bowen Client: Southern Company Data: Bowen 3-4 CCR

	GWC-18	GWC-18
9/17/2014	<0.003	
10/4/2014	<0.003	
10/21/2014	<0.003	
11/5/2014	<0.003	
3/3/2015	<0.003	
3/18/2015	<0.003	
4/7/2015	<0.003	
4/23/2015	<0.003	
7/29/2015	<0.003	
3/7/2016	0.003	
5/5/2016	<0.003	
7/13/2016	<0.003	
9/13/2016	<0.003	
10/31/2016	<0.003	
1/12/2017	<0.003	
3/23/2017	<0.003	
5/23/2017	<0.003	
9/25/2017	<0.003	
3/14/2018	<0.003	
9/11/2018	<0.003	
3/12/2019	<0.003	
9/9/2019	<0.003	
3/6/2020	0.00049 (J)	
9/9/2020	<0.003	
2/26/2021	<0.003	
7/29/2021	<0.003	
1/28/2022	<0.003	
8/10/2022	<0.003	
2/9/2023	<0.003	
8/3/2023	<0.003	
2/14/2024		<0.003
7/31/2024		<0.003

ND substitution: RL or RL/2 if <15% NDs.

Prediction Limit

Constituent: Antimony (mg/L) Analysis Run 9/11/2024 4:28 PM View: Appendix I Intrawell

Plant Bowen Client: Southern Company Data: Bowen 3-4 CCR

	GWC-18R	GWC-18R
9/17/2014	<0.003	
10/4/2014	<0.003	
10/21/2014	<0.003	
11/11/2014	<0.003	
3/3/2015	<0.003	
3/18/2015	<0.003	
4/7/2015	<0.003	
4/23/2015	<0.003	
7/29/2015	<0.003	
3/7/2016	<0.003	
5/5/2016	0.000672 (J)	
7/13/2016	<0.003	
9/12/2016	<0.003	
11/1/2016	<0.003	
1/11/2017	<0.003	
3/20/2017	0.0005 (J)	
5/22/2017	<0.003	
9/21/2017	0.0008 (J)	
3/14/2018	<0.003	
9/7/2018	<0.003	
3/12/2019	0.00091 (J)	
9/6/2019	0.00028 (J)	
3/5/2020	0.00068 (J)	
9/9/2020	<0.003	
2/26/2021	0.00059 (J)	
7/29/2021	0.0024 (J)	
1/27/2022	<0.003	
8/10/2022	<0.003	
2/9/2023	<0.003	
8/4/2023	<0.003	
2/14/2024		<0.003
7/31/2024		<0.003

ND substitution: RL or RL/2 if <15% NDs.

Prediction Limit

Constituent: Antimony (mg/L) Analysis Run 9/11/2024 4:28 PM View: Appendix I Intrawell

Plant Bowen Client: Southern Company Data: Bowen 3-4 CCR

	GWC-19R	GWC-19R
9/17/2014	<0.003	
10/4/2014	<0.003	
10/21/2014	<0.003	
11/5/2014	<0.003	
3/3/2015	<0.003	
3/19/2015	<0.003	
4/7/2015	<0.003	
4/24/2015	<0.003	
7/29/2015	<0.003	
3/7/2016	<0.003	
5/9/2016	<0.003	
7/14/2016	<0.003	
9/12/2016	<0.003	
10/31/2016	<0.003	
1/11/2017	<0.003	
3/21/2017	<0.003	
5/22/2017	<0.003	
9/20/2017	<0.003	
3/14/2018	<0.003	
9/10/2018	<0.003	
3/12/2019	<0.003	
9/9/2019	<0.003	
3/4/2020	<0.003	
9/9/2020	<0.003	
2/26/2021	<0.003	
8/5/2021	<0.003	
1/27/2022	<0.003	
8/9/2022	<0.003	
2/9/2023	<0.003	
8/4/2023	<0.003	
2/14/2024		<0.003
7/31/2024		0.00091 (J)

ND substitution: RL or RL/2 if <15% NDs.

Prediction Limit

Constituent: Antimony (mg/L) Analysis Run 9/11/2024 4:28 PM View: Appendix I Intrawell

Plant Bowen Client: Southern Company Data: Bowen 3-4 CCR

	GWC-20R	GWC-20R
9/18/2014	<0.003	
10/5/2014	<0.003	
10/22/2014	<0.003	
11/5/2014	<0.003	
3/4/2015	<0.003	
3/19/2015	<0.003	
4/7/2015	<0.003	
4/24/2015	<0.003	
7/30/2015	<0.003	
3/8/2016	<0.003	
5/9/2016	<0.003	
7/14/2016	<0.003	
9/12/2016	<0.003	
10/31/2016	<0.003	
1/12/2017	<0.003	
3/22/2017	<0.003	
5/22/2017	<0.003	
9/19/2017	<0.003	
3/14/2018	<0.003	
9/10/2018	<0.003	
3/12/2019	<0.003	
9/6/2019	0.001755 (JD)	
3/5/2020	<0.003	
9/4/2020	<0.003	
3/9/2021	<0.003	
8/2/2021	<0.003	
1/27/2022	<0.003	
8/9/2022	<0.003	
2/10/2023	<0.003	
8/3/2023	<0.003	
2/15/2024		<0.003
8/1/2024		<0.003

ND substitution: RL or RL/2 if <15% NDs.

Prediction Limit

Constituent: Antimony (mg/L) Analysis Run 9/11/2024 4:28 PM View: Appendix I Intrawell

Plant Bowen Client: Southern Company Data: Bowen 3-4 CCR

	GWC-21R	GWC-21R
9/18/2014	<0.0056	
10/5/2014	<0.0056	
10/22/2014	<0.0056	
11/5/2014	<0.0056	
3/4/2015	<0.0056	
3/19/2015	<0.0056	
4/8/2015	<0.0056	
4/24/2015	<0.0056	
7/30/2015	<0.0056	
3/8/2016	0.00318	
5/9/2016	0.00454	
7/15/2016	<0.0056	
9/9/2016	0.0033	
10/27/2016	0.0046	
1/12/2017	0.0064	
3/21/2017	0.0058	
5/23/2017	0.0023 (J)	
9/19/2017	0.0018 (J)	
3/14/2018	0.0063	
9/10/2018	0.0033	
3/11/2019	0.0029 (J)	
9/6/2019	0.01	
3/3/2020	0.0019 (J)	
9/8/2020	0.0041	
3/9/2021	0.0024 (J)	
8/2/2021	0.0048	
1/28/2022	0.0061	
8/10/2022	0.0081 (J)	
2/9/2023	0.0064	
8/4/2023	0.003	
2/15/2024		0.0017 (J)
8/2/2024		0.005

ND substitution: RL or RL/2 if <15% NDs.

Prediction Limit

Constituent: Antimony (mg/L) Analysis Run 9/11/2024 4:28 PM View: Appendix I Intrawell

Plant Bowen Client: Southern Company Data: Bowen 3-4 CCR

	GWC-23R	GWC-23R
9/18/2014	<0.003	
10/5/2014	<0.003	
10/22/2014	<0.003	
11/5/2014	<0.003	
3/4/2015	<0.003	
3/20/2015	<0.003	
4/8/2015	<0.003	
4/23/2015	<0.003	
7/30/2015	<0.003	
3/9/2016	0.003	
5/6/2016	0.000666 (J)	
7/15/2016	<0.003	
9/14/2016	0.0022 (J)	
11/1/2016	<0.003	
1/25/2017	<0.003	
3/22/2017	0.0006 (J)	
5/24/2017	<0.003	
9/21/2017	<0.003	
3/14/2018	<0.003	
9/11/2018	<0.003	
3/12/2019	<0.003	
9/6/2019	0.00029 (J)	
3/5/2020	<0.003	
9/9/2020	<0.003	
3/10/2021	<0.003	
7/30/2021	<0.003	
1/28/2022	<0.003	
8/11/2022	<0.003	
2/10/2023	<0.003	
8/3/2023	<0.003	
2/16/2024		0.00083 (J)
7/31/2024		<0.003

ND substitution: RL or RL/2 if <15% NDs.

Prediction Limit

Constituent: Antimony (mg/L) Analysis Run 9/11/2024 4:28 PM View: Appendix I Intrawell

Plant Bowen Client: Southern Company Data: Bowen 3-4 CCR

	GWC-24R	GWC-24R
9/16/2014	<0.003	
10/4/2014	<0.003	
10/23/2014	<0.003	
11/10/2014	<0.003	
3/4/2015	<0.003	
3/20/2015	<0.003	
4/8/2015	<0.003	
4/23/2015	<0.003	
7/30/2015	<0.003	
3/4/2016	0.0271 (JO)	
5/5/2016	0.000761 (J)	
7/12/2016	0.0094 (O)	
9/13/2016	0.0072 (O)	
10/27/2016	0.005	
1/13/2017	0.0012 (J)	
3/20/2017	0.0014 (J)	
5/19/2017	0.0006 (J)	
9/19/2017	<0.003	
3/13/2018	0.0016 (J)	
9/11/2018	<0.003	
3/8/2019	<0.003	
9/5/2019	0.00031 (JD)	
3/3/2020	<0.003	
9/9/2020	0.00094 (J)	
3/9/2021	0.00035 (J)	
7/29/2021	0.0011 (J)	
1/28/2022	<0.003	
8/9/2022	<0.003	
2/9/2023	<0.003	
8/3/2023	<0.003	
2/15/2024		<0.003
7/31/2024		<0.003

ND substitution: RL or RL/2 if <15% NDs.

Prediction Limit

Constituent: Antimony (mg/L) Analysis Run 9/11/2024 4:28 PM View: Appendix I Intrawell

Plant Bowen Client: Southern Company Data: Bowen 3-4 CCR

	GWC-25R	GWC-25R
9/16/2014	<0.003	
10/4/2014	<0.003	
10/23/2014	<0.003	
11/10/2014	<0.003	
3/4/2015	<0.003	
3/20/2015	<0.003	
4/9/2015	<0.003	
4/23/2015	<0.003	
7/30/2015	<0.003	
3/8/2016	0.0226 (O)	
5/4/2016	0.00107 (J)	
7/18/2016	0.0004 (J)	
9/13/2016	0.0028 (J)	
10/27/2016	0.0011 (J)	
1/13/2017	<0.003	
3/16/2017	0.0009 (J)	
5/19/2017	<0.003	
9/19/2017	<0.003	
3/13/2018	0.00093 (J)	
9/11/2018	<0.003	
3/8/2019	<0.003	
9/5/2019	<0.003	
3/3/2020	<0.003	
9/4/2020	0.0013 (J)	
3/9/2021	<0.003	
8/2/2021	<0.003	
1/27/2022	<0.003	
8/9/2022	<0.003	
2/9/2023	<0.003	
8/3/2023	<0.003	
2/16/2024		0.00087 (J)
7/31/2024		0.00072 (J)

ND substitution: RL or RL/2 if <15% NDs.

Prediction Limit

Constituent: Antimony (mg/L) Analysis Run 9/11/2024 4:28 PM View: Appendix I Intrawell

Plant Bowen Client: Southern Company Data: Bowen 3-4 CCR

	GWC-36RA	GWC-36RA
9/15/2014	<0.003	
10/3/2014	<0.003	
10/20/2014	<0.003	
11/10/2014	<0.003	
3/2/2015	<0.003	
3/17/2015	<0.003	
4/5/2015	<0.003	
4/21/2015	<0.003	
7/28/2015	<0.003	
3/1/2016	<0.003	
5/2/2016	<0.003	
7/6/2016	<0.003	
9/7/2016	<0.003	
10/25/2016	<0.003	
1/5/2017	<0.003	
3/14/2017	<0.003	
5/16/2017	<0.003	
9/15/2017	<0.003	
3/12/2018	<0.003	
9/6/2018	<0.003	
3/7/2019	<0.003	
9/4/2019	<0.003	
3/2/2020	<0.003	
9/14/2020	<0.003	
3/26/2021	0.00092 (J)	
7/27/2021	<0.003	
1/26/2022	<0.003	
8/8/2022	0.0015 (J)	
2/8/2023	<0.003	
8/3/2023	<0.003	
2/13/2024		<0.003
7/30/2024		<0.003

ND substitution: RL or RL/2 if <15% NDs.

Prediction Limit

Constituent: Antimony (mg/L) Analysis Run 9/11/2024 4:28 PM View: Appendix I Intrawell

Plant Bowen Client: Southern Company Data: Bowen 3-4 CCR

	GWC-37	GWC-37
9/16/2014	<0.003	
10/3/2014	<0.003	
10/20/2014	<0.003	
11/10/2014	<0.003	
3/2/2015	<0.003	
3/17/2015	<0.003	
4/5/2015	<0.003	
4/22/2015	<0.003	
7/28/2015	<0.003	
3/1/2016	0.00214 (J)	
5/3/2016	0.00178 (J)	
7/8/2016	0.0023 (J)	
9/7/2016	0.0039	
10/25/2016	0.0035	
1/6/2017	0.0052	
3/14/2017	0.003	
5/16/2017	0.0026 (J)	
9/15/2017	0.0016 (J)	
3/12/2018	0.0023 (J)	
9/6/2018	0.0024 (J)	
3/6/2019	0.0019 (J)	
9/4/2019	0.0029 (J)	
3/2/2020	0.0018 (J)	
9/3/2020	0.0012 (J)	
2/24/2021	0.0012 (J)	
7/28/2021	0.0016 (J)	
1/26/2022	<0.003	
8/8/2022	0.0018 (J)	
2/8/2023	0.0013 (J)	
8/2/2023	0.0018 (J)	
2/13/2024		<0.003
7/30/2024		<0.003

ND substitution: RL or RL/2 if <15% NDs.

Prediction Limit

Constituent: Arsenic (mg/L) Analysis Run 9/11/2024 4:28 PM View: Appendix I Intrawell

Plant Bowen Client: Southern Company Data: Bowen 3-4 CCR

	GWA-1	GWA-1
8/23/2007	<0.005	
10/23/2007	<0.005	
11/18/2007	<0.005	
1/30/2008	<0.005	
3/10/2008	<0.005	
5/13/2008	<0.005	
12/5/2008	<0.005	
4/15/2009	<0.005	
10/7/2009	<0.005	
5/3/2010	<0.005	
10/12/2010	<0.005	
4/27/2011	<0.005	
10/17/2011	<0.005	
5/2/2012	<0.005	
10/8/2012	<0.005	
4/12/2013	<0.005	
10/16/2013	<0.005	
4/11/2014	<0.005	
9/30/2014	<0.005	
3/30/2015	<0.005	
10/13/2015	<0.005	
3/22/2016	<0.005	
5/19/2016	<0.005	
7/29/2016	<0.005	
9/23/2016	<0.005	
11/9/2016	<0.005	
1/30/2017	<0.005	
3/30/2017	<0.005	
6/9/2017	0.0005 (J)	
10/2/2017	<0.005	
3/16/2018	0.00085 (J)	
9/17/2018	<0.005 (D)	
3/20/2019	<0.005	
9/12/2019	0.0004 (J)	
3/11/2020	0.00088 (J)	
9/15/2020	<0.005	
3/16/2021	<0.005	
8/9/2021	<0.005	
2/1/2022	<0.005	
8/16/2022	<0.005	
2/16/2023	<0.005	
7/27/2023	<0.005	
2/22/2024		<0.005
8/7/2024		<0.005

ND substitution: RL or RL/2 if <15% NDs.

Prediction Limit

Constituent: Arsenic (mg/L) Analysis Run 9/11/2024 4:28 PM View: Appendix I Intrawell

Plant Bowen Client: Southern Company Data: Bowen 3-4 CCR

	GWA-2	GWA-2
8/23/2007	<0.005	
10/24/2007	<0.005	
11/18/2007	<0.005	
1/31/2008	<0.005	
3/11/2008	<0.005	
5/6/2008	<0.005	
12/4/2008	0.012 (O)	
4/21/2009	<0.005	
10/7/2009	<0.005	
4/26/2010	<0.005	
10/4/2010	<0.005	
4/13/2011	<0.005	
10/5/2011	<0.005	
4/11/2012	<0.005	
10/9/2012	<0.005	
4/15/2013	<0.005	
10/15/2013	<0.005	
4/22/2014	<0.005	
9/30/2014	<0.005	
3/30/2015	<0.005	
10/13/2015	<0.005	
3/23/2016	<0.005	
5/20/2016	<0.005	
7/29/2016	<0.005	
9/23/2016	<0.005	
11/9/2016	<0.005	
1/31/2017	<0.005	
3/30/2017	<0.005	
6/12/2017	<0.005	
10/2/2017	<0.005	
3/19/2018	<0.005	
9/14/2018	<0.005	
3/20/2019	<0.005	
9/12/2019	<0.005 (D)	
3/11/2020	<0.005	
9/15/2020	<0.005	
3/17/2021	<0.005	
8/9/2021	<0.005	
2/1/2022	0.0019 (J)	
8/16/2022	<0.005	
2/16/2023	<0.005	
7/27/2023	<0.005	
2/22/2024		<0.005
8/7/2024		<0.005

ND substitution: RL or RL/2 if <15% NDs.

Prediction Limit

Constituent: Arsenic (mg/L) Analysis Run 9/11/2024 4:28 PM View: Appendix I Intrawell

Plant Bowen Client: Southern Company Data: Bowen 3-4 CCR

	GWA-2R	GWA-2R
8/23/2007	<0.005	
10/24/2007	<0.005	
11/18/2007	<0.005	
1/31/2008	0.005	
3/10/2008	<0.005	
5/13/2008	<0.005	
12/4/2008	<0.005	
4/21/2009	<0.005	
10/8/2009	<0.005	
4/21/2010	<0.005	
9/28/2010	<0.005	
4/12/2011	<0.005	
10/4/2011	<0.005	
4/3/2012	<0.005	
10/9/2012	<0.005	
4/11/2013	<0.005	
10/16/2013	0.0056	
4/10/2014	<0.005	
9/30/2014	<0.005	
3/30/2015	<0.005	
10/13/2015	<0.005	
3/23/2016	<0.005	
5/19/2016	<0.005	
7/29/2016	0.0008 (J)	
9/22/2016	<0.005	
11/10/2016	<0.005	
1/31/2017	<0.005	
4/3/2017	0.0007 (J)	
6/9/2017	0.0006 (J)	
10/2/2017	0.0005 (J)	
3/16/2018	0.001 (J)	
9/14/2018	<0.005	
3/19/2019	<0.005	
9/13/2019	0.00051 (J)	
3/11/2020	0.00044 (J)	
9/15/2020	0.00081 (J)	
3/16/2021	<0.005	
8/9/2021	0.0031 (J)	
2/1/2022	0.0053	
8/16/2022	0.0033 (J)	
2/16/2023	<0.005	
7/27/2023	<0.005	
2/26/2024		<0.005
8/6/2024		<0.005

ND substitution: RL or RL/2 if <15% NDs.

Prediction Limit

Constituent: Arsenic (mg/L) Analysis Run 9/11/2024 4:28 PM View: Appendix I Intrawell

Plant Bowen Client: Southern Company Data: Bowen 3-4 CCR

	GWA-39RZ	GWA-39RZ
5/16/2016	<0.005 (D)	
7/27/2016	0.0011 (JD)	
2/21/2017	<0.005	
3/27/2017	0.0007 (JD)	
6/8/2017	0.0007 (JD)	
7/17/2017	0.0005 (JD)	
7/27/2017	<0.005	
8/9/2017	0.0008 (J)	
9/29/2017	<0.005 (D)	
3/16/2018	<0.005	
9/14/2018	<0.005	
3/14/2019	<0.005	
3/9/2020	0.00083 (J)	
9/16/2020	<0.005	
3/16/2021	<0.005	
8/6/2021	<0.005	
2/2/2022	<0.005	
8/16/2022	<0.005	
2/14/2023	<0.005	
7/25/2023	<0.005	
2/19/2024		<0.005
8/1/2024		0.0018 (J)

ND substitution: RL or RL/2 if <15% NDs.

Prediction Limit

Constituent: Arsenic (mg/L) Analysis Run 9/11/2024 4:28 PM View: Appendix I Intrawell

Plant Bowen Client: Southern Company Data: Bowen 3-4 CCR

	GWA-39Z	GWA-39Z
3/14/2016	<0.005	
5/11/2016	<0.005	
7/19/2016	<0.005	
9/15/2016	<0.005	
11/2/2016	<0.005	
1/18/2017	<0.005	
3/28/2017	0.0007 (J)	
6/7/2017	<0.005	
9/26/2017	<0.005	
3/14/2018	<0.005	
9/12/2018	<0.005	
3/15/2019	<0.005	
9/9/2019	0.00043 (J)	
3/9/2020	<0.005	
9/10/2020	<0.005	
3/12/2021	<0.005	
8/4/2021	<0.005	
1/31/2022	0.0021 (J)	
8/10/2022	<0.005	
2/13/2023	<0.005	
7/26/2023	<0.005	
2/19/2024		<0.005
8/1/2024		0.0011 (J)

ND substitution: RL or RL/2 if <15% NDs.

Prediction Limit

Constituent: Arsenic (mg/L) Analysis Run 9/11/2024 4:28 PM View: Appendix I Intrawell

Plant Bowen Client: Southern Company Data: Bowen 3-4 CCR

	GWA-3A	GWA-3A
8/23/2007	<0.005	
11/2/2007	<0.005	
11/18/2007	<0.005	
1/31/2008	<0.005	
3/11/2008	<0.005	
5/14/2008	<0.005	
12/5/2008	<0.005	
4/15/2009	<0.005	
10/8/2009	<0.005	
4/28/2010	<0.005	
10/6/2010	<0.005	
4/21/2011	<0.005	
10/13/2011	<0.005	
5/1/2012	<0.005	
10/9/2012	<0.005	
4/11/2013	<0.005	
10/16/2013	<0.005	
4/23/2014	<0.005	
10/4/2014	<0.005	
3/31/2015	<0.005	
10/12/2015	<0.005	
3/23/2016	<0.005	
5/23/2016	<0.005	
7/29/2016	<0.005	
9/22/2016	<0.005	
11/10/2016	<0.005	
1/31/2017	<0.005	
3/30/2017	<0.005	
6/12/2017	<0.005	
10/4/2017	<0.005	
3/19/2018	<0.005	
9/17/2018	<0.005	
3/20/2019	<0.005	
9/13/2019	<0.005	
3/11/2020	<0.005	
3/29/2021	0.001 (J)	
8/9/2021	<0.005	
2/2/2022	<0.005	
8/16/2022	<0.005	
2/17/2023	<0.005	
8/1/2023	<0.005	
2/22/2024		<0.005
8/8/2024		<0.005

ND substitution: RL or RL/2 if <15% NDs.

Prediction Limit

Constituent: Arsenic (mg/L) Analysis Run 9/11/2024 4:28 PM View: Appendix I Intrawell

Plant Bowen Client: Southern Company Data: Bowen 3-4 CCR

	GWA-40	GWA-40
3/15/2016	<0.005	
5/11/2016	<0.005	
7/21/2016	<0.005	
9/15/2016	<0.005	
11/3/2016	<0.005	
1/17/2017	<0.005	
3/24/2017	<0.005	
5/24/2017	<0.005	
9/26/2017	0.0005 (J)	
3/14/2018	<0.005	
9/12/2018	<0.005	
3/13/2019	<0.005	
9/9/2019	0.00068 (J)	
3/9/2020	<0.005	
9/11/2020	<0.005	
3/10/2021	<0.005	
8/4/2021	<0.005	
1/31/2022	<0.005	
8/12/2022	<0.005	
2/13/2023	<0.005	
7/26/2023	<0.005	
2/19/2024		<0.005
8/1/2024		0.0011 (J)

ND substitution: RL or RL/2 if <15% NDs.

Prediction Limit

Constituent: Arsenic (mg/L) Analysis Run 9/11/2024 4:28 PM View: Appendix I Intrawell

Plant Bowen Client: Southern Company Data: Bowen 3-4 CCR

	GWA-41	GWA-41
3/15/2016	<0.005	
5/12/2016	<0.005	
7/20/2016	<0.005	
9/15/2016	<0.005	
11/3/2016	<0.005	
1/18/2017	<0.005	
3/24/2017	<0.005	
6/6/2017	<0.005 (*)	
9/25/2017	<0.005	
3/14/2018	<0.005	
9/12/2018	<0.005	
3/14/2019	<0.005	
9/10/2019	<0.005 (D)	
3/6/2020	<0.005	
9/10/2020	<0.005	
3/11/2021	<0.005	
8/4/2021	<0.005	
1/31/2022	<0.005	
8/11/2022	<0.005	
2/13/2023	<0.005	
7/25/2023	<0.005	
2/19/2024		<0.005
8/1/2024		0.00092 (J)

ND substitution: RL or RL/2 if <15% NDs.

Prediction Limit

Constituent: Arsenic (mg/L) Analysis Run 9/11/2024 4:28 PM View: Appendix I Intrawell

Plant Bowen Client: Southern Company Data: Bowen 3-4 CCR

	GWA-41R	GWA-41R
3/15/2016	<0.005	
5/13/2016	<0.005	
7/21/2016	0.0012 (J)	
9/21/2016	<0.005	
11/3/2016	<0.005	
1/17/2017	<0.005	
3/27/2017	0.0008 (J)	
6/6/2017	<0.005 (*)	
9/25/2017	0.001 (J)	
3/14/2018	<0.005	
9/12/2018	<0.005	
3/14/2019	<0.005	
9/10/2019	<0.005	
3/9/2020	<0.005	
9/10/2020	<0.005	
3/10/2021	<0.005	
8/4/2021	<0.005	
1/31/2022	<0.005	
8/11/2022	<0.005	
2/13/2023	<0.005	
7/25/2023	<0.005	
2/19/2024		<0.005
8/1/2024		0.0015 (J)

ND substitution: RL or RL/2 if <15% NDs.

Prediction Limit

Constituent: Arsenic (mg/L) Analysis Run 9/11/2024 4:28 PM View: Appendix I Intrawell

Plant Bowen Client: Southern Company Data: Bowen 3-4 CCR

	GWA-42	GWA-42
3/11/2016	<0.005	
5/16/2016	<0.005	
7/22/2016	<0.005	
9/19/2016	<0.005	
11/3/2016	<0.005	
1/17/2017	<0.005	
3/27/2017	<0.005	
6/7/2017	<0.005 (*)	
9/26/2017	<0.005	
3/14/2018	<0.005	
9/14/2018	<0.005	
3/14/2019	<0.005	
9/10/2019	<0.005	
3/6/2020	<0.005	
9/10/2020	<0.005	
3/11/2021	<0.005	
8/4/2021	<0.005	
1/31/2022	<0.005	
8/10/2022	<0.005	
2/13/2023	<0.005	
7/26/2023	<0.005	
2/20/2024		0.001 (J)
8/1/2024		<0.005

ND substitution: RL or RL/2 if <15% NDs.

Prediction Limit

Constituent: Arsenic (mg/L) Analysis Run 9/11/2024 4:28 PM View: Appendix I Intrawell

Plant Bowen Client: Southern Company Data: Bowen 3-4 CCR

	GWA-43	GWA-43
3/11/2016	<0.005	
5/13/2016	<0.005	
7/19/2016	<0.005	
9/16/2016	<0.005	
11/2/2016	<0.005	
1/18/2017	<0.005	
3/28/2017	<0.005	
6/6/2017	<0.005 (*)	
9/22/2017	<0.005	
3/14/2018	<0.005	
9/12/2018	<0.005	
3/13/2019	<0.005	
9/11/2019	<0.005	
3/9/2020	<0.005	
9/11/2020	<0.005	
3/11/2021	<0.005	
8/6/2021	<0.005	
1/31/2022	0.0013 (J)	
8/11/2022	<0.005	
2/14/2023	<0.005	
7/25/2023	<0.005	
2/20/2024		<0.005
8/2/2024		<0.005

ND substitution: RL or RL/2 if <15% NDs.

Prediction Limit

Constituent: Arsenic (mg/L) Analysis Run 9/11/2024 4:28 PM View: Appendix I Intrawell

Plant Bowen Client: Southern Company Data: Bowen 3-4 CCR

	GWA-43R	GWA-43R
3/11/2016	<0.005	
5/13/2016	<0.005	
7/19/2016	<0.005	
9/16/2016	<0.005	
11/2/2016	<0.005	
1/18/2017	<0.005	
3/28/2017	0.0005 (J)	
6/6/2017	<0.005 (*)	
9/22/2017	<0.005	
3/15/2018	<0.005	
9/12/2018	<0.005	
3/13/2019	<0.005	
9/11/2019	<0.005	
3/9/2020	<0.005	
9/14/2020	<0.005	
3/11/2021	<0.005	
8/5/2021	<0.005	
1/31/2022	<0.005	
8/10/2022	<0.005	
2/13/2023	<0.005	
7/25/2023	<0.005	
2/20/2024		<0.005
8/2/2024		<0.005

ND substitution: RL or RL/2 if <15% NDs.

Prediction Limit

Constituent: Arsenic (mg/L) Analysis Run 9/11/2024 4:28 PM View: Appendix I Intrawell

Plant Bowen Client: Southern Company Data: Bowen 3-4 CCR

	GWA-4RZ	GWA-4RZ
2/22/2017	0.0019 (J)	
4/7/2017	0.0008 (J)	
6/14/2017	0.0006 (JD)	
7/12/2017	<0.005 (D)	
7/20/2017	0.0009 (JD)	
7/28/2017	<0.005	
8/9/2017	0.0011 (J)	
8/24/2017	0.0007 (J)	
10/3/2017	0.0005 (JD)	
3/21/2018	0.0012 (J)	
9/18/2018	<0.005	
3/21/2019	<0.005 (D)	
9/12/2019	0.0006 (JD)	
3/12/2020	0.0033 (J)	
9/17/2020	0.0011 (J)	
3/16/2021	0.00098 (J)	
8/10/2021	0.0025 (J)	
2/3/2022	0.0034 (J)	
8/17/2022	<0.005	
2/17/2023	<0.005	
7/28/2023	<0.005	
2/27/2024		<0.005
8/8/2024		0.0016 (J)

ND substitution: RL or RL/2 if <15% NDs.

Prediction Limit

Constituent: Arsenic (mg/L) Analysis Run 9/11/2024 4:28 PM View: Appendix I Intrawell

Plant Bowen Client: Southern Company Data: Bowen 3-4 CCR

	GWC-16R	GWC-16R
9/16/2014	<0.005	
10/4/2014	<0.005	
10/21/2014	<0.005	
11/11/2014	<0.005	
3/3/2015	<0.005	
3/18/2015	<0.005	
4/6/2015	<0.005	
4/23/2015	<0.005	
7/29/2015	<0.005	
3/3/2016	0.08869 (OD)	
5/10/2016	0.00128 (J)	
7/13/2016	0.001 (J)	
9/15/2016	0.0017 (J)	
11/2/2016	<0.005	
1/11/2017	<0.005	
3/20/2017	0.0012 (J)	
5/23/2017	<0.005	
9/21/2017	0.001 (J)	
3/14/2018	0.0013 (J)	
9/7/2018	<0.005	
3/11/2019	<0.005	
9/9/2019	0.00094 (J)	
3/4/2020	0.00088 (J)	
9/9/2020	0.0011 (J)	
3/9/2021	0.00094 (J)	
7/30/2021	0.0025 (J)	
1/28/2022	<0.005	
8/11/2022	<0.005	
2/10/2023	<0.005	
8/4/2023	<0.005	
2/15/2024		0.00097 (J)
7/31/2024		0.0018 (J)

ND substitution: RL or RL/2 if <15% NDs.

Prediction Limit

Constituent: Arsenic (mg/L) Analysis Run 9/11/2024 4:28 PM View: Appendix I Intrawell

Plant Bowen Client: Southern Company Data: Bowen 3-4 CCR

	GWC-17R	GWC-17R
9/17/2014	<0.005	
10/4/2014	<0.005	
10/21/2014	<0.005	
11/11/2014	<0.005	
3/3/2015	<0.005	
3/18/2015	<0.005	
4/6/2015	<0.005	
4/23/2015	<0.005	
7/29/2015	<0.005	
3/4/2016	<0.005	
5/10/2016	<0.005	
7/14/2016	<0.005	
9/14/2016	<0.005	
11/1/2016	<0.005	
1/11/2017	<0.005	
3/21/2017	0.0009 (J)	
5/23/2017	<0.005	
9/22/2017	0.0008 (J)	
3/14/2018	0.00092 (J)	
9/11/2018	<0.005	
3/12/2019	<0.005	
9/10/2019	<0.005	
3/5/2020	<0.005	
9/9/2020	<0.005	
3/10/2021	<0.005	
7/30/2021	0.0053	
1/28/2022	<0.005	
8/11/2022	<0.005	
2/10/2023	<0.005	
8/3/2023	<0.005	
2/15/2024		<0.005
7/31/2024		0.002 (J)

ND substitution: RL or RL/2 if <15% NDs.

Prediction Limit

Constituent: Arsenic (mg/L) Analysis Run 9/11/2024 4:28 PM View: Appendix I Intrawell

Plant Bowen Client: Southern Company Data: Bowen 3-4 CCR

	GWC-18	GWC-18
9/17/2014	<0.005	
10/4/2014	<0.005	
10/21/2014	<0.005	
11/5/2014	<0.005	
3/3/2015	<0.005	
3/18/2015	<0.005	
4/7/2015	<0.005	
4/23/2015	<0.005	
7/29/2015	<0.005	
3/7/2016	<0.005	
5/5/2016	<0.005	
7/13/2016	<0.005	
9/13/2016	<0.005	
10/31/2016	<0.005	
1/12/2017	<0.005	
3/23/2017	<0.005	
5/23/2017	<0.005	
9/25/2017	<0.005	
3/14/2018	0.00091 (J)	
9/11/2018	<0.005	
3/12/2019	<0.005	
9/9/2019	0.00099 (J)	
3/6/2020	<0.005	
9/9/2020	<0.005	
2/26/2021	<0.005	
7/29/2021	0.0015 (J)	
1/28/2022	<0.005	
8/10/2022	<0.005	
2/9/2023	<0.005	
8/3/2023	<0.005	
2/14/2024		<0.005
7/31/2024		0.001 (J)

ND substitution: RL or RL/2 if <15% NDs.

Prediction Limit

Constituent: Arsenic (mg/L) Analysis Run 9/11/2024 4:28 PM View: Appendix I Intrawell

Plant Bowen Client: Southern Company Data: Bowen 3-4 CCR

	GWC-18R	GWC-18R
9/17/2014	<0.005	
10/4/2014	<0.005	
10/21/2014	<0.005	
11/11/2014	0.005	
3/3/2015	<0.005	
3/18/2015	<0.005	
4/7/2015	<0.005	
4/23/2015	<0.005	
7/29/2015	<0.005	
3/7/2016	<0.005	
5/5/2016	<0.005	
7/13/2016	<0.005	
9/12/2016	<0.005	
11/1/2016	<0.005	
1/11/2017	<0.005	
3/20/2017	0.0006 (J)	
5/22/2017	<0.005	
9/21/2017	<0.005	
3/14/2018	0.00057 (J)	
9/7/2018	<0.005	
3/12/2019	<0.005	
9/6/2019	<0.005	
3/5/2020	0.00042 (J)	
9/9/2020	<0.005	
2/26/2021	<0.005	
7/29/2021	0.002 (J)	
1/27/2022	<0.005	
8/10/2022	<0.005	
2/9/2023	<0.005	
8/4/2023	<0.005	
2/14/2024		<0.005
7/31/2024		0.0013 (J)

ND substitution: RL or RL/2 if <15% NDs.

Prediction Limit

Constituent: Arsenic (mg/L) Analysis Run 9/11/2024 4:28 PM View: Appendix I Intrawell

Plant Bowen Client: Southern Company Data: Bowen 3-4 CCR

	GWC-19R	GWC-19R
9/17/2014	<0.005	
10/4/2014	<0.005	
10/21/2014	<0.005	
11/5/2014	<0.005	
3/3/2015	<0.005	
3/19/2015	<0.005	
4/7/2015	<0.005	
4/24/2015	<0.005	
7/29/2015	<0.005	
3/7/2016	<0.005	
5/9/2016	<0.005	
7/14/2016	<0.005	
9/12/2016	<0.005	
10/31/2016	<0.005	
1/11/2017	<0.005	
3/21/2017	0.0007 (J)	
5/22/2017	<0.005	
9/20/2017	<0.005	
3/14/2018	0.00076 (J)	
9/10/2018	<0.005	
3/12/2019	<0.005	
9/9/2019	0.00082 (J)	
3/4/2020	0.00072 (J)	
9/9/2020	<0.005	
2/26/2021	<0.005	
8/5/2021	<0.005	
1/27/2022	<0.005	
8/9/2022	<0.005	
2/9/2023	<0.005	
8/4/2023	<0.005	
2/14/2024		<0.005
7/31/2024		0.0012 (J)

ND substitution: RL or RL/2 if <15% NDs.

Prediction Limit

Constituent: Arsenic (mg/L) Analysis Run 9/11/2024 4:28 PM View: Appendix I Intrawell

Plant Bowen Client: Southern Company Data: Bowen 3-4 CCR

	GWC-20R	GWC-20R
9/18/2014	<0.005	
10/5/2014	<0.005	
10/22/2014	<0.005	
11/5/2014	<0.005	
3/4/2015	<0.005	
3/19/2015	<0.005	
4/7/2015	<0.005	
4/24/2015	<0.005	
7/30/2015	<0.005	
3/8/2016	<0.005	
5/9/2016	<0.005	
7/14/2016	0.0008 (J)	
9/12/2016	<0.005	
10/31/2016	<0.005	
1/12/2017	<0.005	
3/22/2017	<0.005	
5/22/2017	<0.005	
9/19/2017	0.0006 (J)	
3/14/2018	0.0011 (J)	
9/10/2018	<0.005	
3/12/2019	<0.005	
9/6/2019	0.00047 (JD)	
3/5/2020	<0.005	
9/4/2020	<0.005	
3/9/2021	<0.005	
8/2/2021	0.0028 (J)	
1/27/2022	<0.005	
8/9/2022	<0.005	
2/10/2023	<0.005	
8/3/2023	<0.005	
2/15/2024		<0.005
8/1/2024		0.0018 (J)

ND substitution: RL or RL/2 if <15% NDs.

Prediction Limit

Constituent: Arsenic (mg/L) Analysis Run 9/11/2024 4:28 PM View: Appendix I Intrawell

Plant Bowen Client: Southern Company Data: Bowen 3-4 CCR

	GWC-21R	GWC-21R
9/18/2014	<0.005	
10/5/2014	<0.005	
10/22/2014	<0.005	
11/5/2014	<0.005	
3/4/2015	<0.005	
3/19/2015	<0.005	
4/8/2015	<0.005	
4/24/2015	<0.005	
7/30/2015	<0.005	
3/8/2016	0.0148 (O)	
5/9/2016	0.00347 (J)	
7/15/2016	0.0017 (J)	
9/9/2016	<0.005	
10/27/2016	<0.005	
1/12/2017	0.002 (J)	
3/21/2017	0.0021 (J)	
5/23/2017	<0.005	
9/19/2017	0.0013 (J)	
3/14/2018	0.0033 (J)	
9/10/2018	<0.005	
3/11/2019	0.0038 (J)	
9/6/2019	0.0024 (J)	
3/3/2020	0.0015 (J)	
9/8/2020	0.0023 (J)	
3/9/2021	0.0045 (J)	
8/2/2021	0.0071	
1/28/2022	0.0031 (J)	
8/10/2022	0.0025 (J)	
2/9/2023	0.0025 (J)	
8/4/2023	<0.005	
2/15/2024		0.001 (J)
8/2/2024		<0.005

ND substitution: RL or RL/2 if <15% NDs.

Prediction Limit

Constituent: Arsenic (mg/L) Analysis Run 9/11/2024 4:28 PM View: Appendix I Intrawell

Plant Bowen Client: Southern Company Data: Bowen 3-4 CCR

	GWC-22R	GWC-22R
9/18/2014	<0.005	
10/5/2014	<0.005	
10/22/2014	<0.005	
11/5/2014	<0.005	
3/4/2015	<0.005	
3/19/2015	<0.005	
4/8/2015	<0.005	
4/24/2015	<0.005	
7/30/2015	<0.005	
3/7/2016	<0.005	
5/5/2016	<0.005	
7/14/2016	0.001 (J)	
9/12/2016	<0.005	
10/27/2016	<0.005	
1/13/2017	<0.005	
3/20/2017	0.0012 (J)	
5/23/2017	<0.005	
9/19/2017	0.0021 (J)	
3/13/2018	0.00087 (J)	
9/7/2018	<0.005	
3/11/2019	0.00099 (J)	
9/5/2019	0.0024 (J)	
3/3/2020	0.0014 (J)	
9/8/2020	0.0025 (J)	
3/9/2021	0.0018 (J)	
8/2/2021	0.0041 (J)	
1/27/2022	0.0045 (J)	
8/10/2022	0.0035 (J)	
2/9/2023	0.003 (J)	
8/3/2023	<0.005	
2/15/2024		0.002 (J)
7/31/2024		0.0027 (J)

ND substitution: RL or RL/2 if <15% NDs.

Prediction Limit

Constituent: Arsenic (mg/L) Analysis Run 9/11/2024 4:28 PM View: Appendix I Intrawell

Plant Bowen Client: Southern Company Data: Bowen 3-4 CCR

	GWC-23R	GWC-23R
9/18/2014	<0.005	
10/5/2014	<0.005	
10/22/2014	<0.005	
11/5/2014	<0.005	
3/4/2015	<0.005	
3/20/2015	<0.005	
4/8/2015	<0.005	
4/23/2015	<0.005	
7/30/2015	<0.005	
3/9/2016	<0.005	
5/6/2016	<0.005	
7/15/2016	<0.005	
9/14/2016	<0.005	
11/1/2016	<0.005	
1/25/2017	<0.005	
3/22/2017	<0.005	
5/24/2017	0.0006 (J)	
9/21/2017	<0.005	
3/14/2018	0.0014 (J)	
9/11/2018	<0.005	
3/12/2019	<0.005	
9/6/2019	0.00054 (J)	
3/5/2020	<0.005	
9/9/2020	<0.005	
3/10/2021	<0.005	
7/30/2021	0.006	
1/28/2022	0.0026 (J)	
8/11/2022	<0.005	
2/10/2023	0.0032 (J)	
8/3/2023	0.0049 (J)	
2/16/2024		0.0011 (J)
7/31/2024		0.0023 (J)

ND substitution: RL or RL/2 if <15% NDs.

Prediction Limit

Constituent: Arsenic (mg/L) Analysis Run 9/11/2024 4:28 PM View: Appendix I Intrawell

Plant Bowen Client: Southern Company Data: Bowen 3-4 CCR

	GWC-24R	GWC-24R
9/16/2014	<0.005	
10/4/2014	<0.005	
10/23/2014	<0.005	
11/10/2014	<0.005	
3/4/2015	<0.005	
3/20/2015	<0.005	
4/8/2015	<0.005	
4/23/2015	<0.005	
7/30/2015	<0.005	
3/4/2016	0.0015 (J)	
5/5/2016	<0.005	
7/12/2016	0.0009 (J)	
9/13/2016	<0.005	
10/27/2016	<0.005	
1/13/2017	<0.005	
3/20/2017	0.0013 (J)	
5/19/2017	0.001 (J)	
9/19/2017	<0.005	
3/13/2018	0.0015 (J)	
9/11/2018	<0.005	
3/8/2019	<0.005	
9/5/2019	0.0005 (JD)	
3/3/2020	<0.005	
9/9/2020	<0.005	
3/9/2021	<0.005	
7/29/2021	0.0031 (J)	
1/28/2022	0.0021 (J)	
8/9/2022	<0.005	
2/9/2023	<0.005	
8/3/2023	<0.005	
2/15/2024		<0.005
7/31/2024		0.0017 (J)

ND substitution: RL or RL/2 if <15% NDs.

Prediction Limit

Constituent: Arsenic (mg/L) Analysis Run 9/11/2024 4:28 PM View: Appendix I Intrawell

Plant Bowen Client: Southern Company Data: Bowen 3-4 CCR

	GWC-25R	GWC-25R
9/16/2014	<0.005	
10/4/2014	<0.005	
10/23/2014	<0.005	
11/10/2014	<0.005	
3/4/2015	<0.005	
3/20/2015	<0.005	
4/9/2015	<0.005	
4/23/2015	<0.005	
7/30/2015	<0.005	
3/8/2016	<0.005	
5/4/2016	<0.005	
7/18/2016	<0.005	
9/13/2016	<0.005	
10/27/2016	<0.005	
1/13/2017	<0.005	
3/16/2017	0.0004 (J)	
5/19/2017	0.0005 (J)	
9/19/2017	<0.005	
3/13/2018	0.00073 (J)	
9/11/2018	<0.005	
3/8/2019	<0.005	
9/5/2019	<0.005	
3/3/2020	<0.005	
9/4/2020	<0.005	
3/9/2021	<0.005	
8/2/2021	0.0036 (J)	
1/27/2022	<0.005	
8/9/2022	<0.005	
2/9/2023	<0.005	
8/3/2023	<0.005	
2/16/2024		<0.005
7/31/2024		0.0013 (J)

ND substitution: RL or RL/2 if <15% NDs.

Prediction Limit

Constituent: Arsenic (mg/L) Analysis Run 9/11/2024 4:28 PM View: Appendix I Intrawell

Plant Bowen Client: Southern Company Data: Bowen 3-4 CCR

	GWC-36RA	GWC-36RA
9/15/2014	0.0036 (J)	
10/3/2014	<0.005	
10/20/2014	0.0022 (J)	
11/10/2014	<0.005	
3/2/2015	<0.005	
3/17/2015	<0.005	
4/5/2015	<0.005	
4/21/2015	<0.005	
7/28/2015	<0.005	
3/1/2016	<0.005	
5/2/2016	<0.005	
7/6/2016	0.0008 (J)	
9/7/2016	<0.005	
10/25/2016	<0.005	
1/5/2017	<0.005	
3/14/2017	<0.005	
5/16/2017	<0.005	
9/15/2017	0.0007 (J)	
3/12/2018	<0.005	
9/6/2018	<0.005	
3/7/2019	<0.005	
9/4/2019	<0.005	
3/2/2020	<0.005	
9/14/2020	<0.005	
3/26/2021	<0.005	
7/27/2021	<0.005	
1/26/2022	<0.005	
8/8/2022	<0.005	
2/8/2023	<0.005	
8/3/2023	<0.005	
2/13/2024		<0.005
7/30/2024		0.0016 (J)

ND substitution: RL or RL/2 if <15% NDs.

Prediction Limit

Constituent: Arsenic (mg/L) Analysis Run 9/11/2024 4:28 PM View: Appendix I Intrawell

Plant Bowen Client: Southern Company Data: Bowen 3-4 CCR

	GWC-37	GWC-37
9/16/2014	<0.005	
10/3/2014	<0.005	
10/20/2014	<0.005	
11/10/2014	<0.005	
3/2/2015	<0.005	
3/17/2015	<0.005	
4/5/2015	<0.005	
4/22/2015	<0.005	
7/28/2015	<0.005	
3/1/2016	<0.005	
5/3/2016	<0.005	
7/8/2016	<0.005	
9/7/2016	<0.005	
10/25/2016	<0.005	
1/6/2017	<0.005	
3/14/2017	0.0005 (J)	
5/16/2017	<0.005	
9/15/2017	<0.005	
3/12/2018	<0.005	
9/6/2018	<0.005	
3/6/2019	<0.005	
9/4/2019	<0.005	
3/2/2020	0.00053 (J)	
9/3/2020	<0.005	
2/24/2021	<0.005	
7/28/2021	<0.005	
1/26/2022	0.0019 (J)	
8/8/2022	<0.005	
2/8/2023	<0.005	
8/2/2023	<0.005	
2/13/2024		<0.005
7/30/2024		0.0014 (J)

ND substitution: RL or RL/2 if <15% NDs.

Prediction Limit

Constituent: Arsenic (mg/L) Analysis Run 9/11/2024 4:28 PM View: Appendix I Intrawell

Plant Bowen Client: Southern Company Data: Bowen 3-4 CCR

	GWC-38	GWC-38
9/16/2014	<0.005	
10/3/2014	<0.005	
10/20/2014	<0.005	
11/10/2014	<0.005	
3/2/2015	0.0062	
3/17/2015	<0.005	
4/6/2015	<0.005	
4/22/2015	<0.005	
7/28/2015	<0.005	
3/2/2016	<0.005	
5/3/2016	<0.005	
7/7/2016	<0.005	
9/8/2016	<0.005	
10/25/2016	<0.005	
2/9/2017	<0.005	
3/23/2017	<0.005	
5/17/2017	<0.005	
9/19/2017	<0.005	
3/13/2018	0.00061 (J)	
9/6/2018	0.00071 (J)	
3/7/2019	<0.005	
9/4/2019	<0.005	
3/2/2020	0.00059 (J)	
9/3/2020	<0.005	
2/24/2021	<0.005	
7/28/2021	<0.005	
1/25/2022	<0.005	
8/5/2022	<0.005	
2/8/2023	<0.005	
8/2/2023	<0.005	
2/13/2024		<0.005
7/30/2024		0.0017 (J)

ND substitution: RL or RL/2 if <15% NDs.

Prediction Limit

Constituent: Barium (mg/L) Analysis Run 9/11/2024 4:28 PM View: Appendix I Intrawell

Plant Bowen Client: Southern Company Data: Bowen 3-4 CCR

	GWA-1	GWA-1
8/23/2007	0.02	
10/23/2007	0.039	
11/18/2007	0.04 (J)	
1/30/2008	0.04	
3/10/2008	0.033	
5/13/2008	0.03	
12/5/2008	0.0087	
4/15/2009	0.023	
10/7/2009	0.15 (O)	
5/3/2010	0.025	
10/12/2010	0.029	
4/27/2011	0.026	
10/17/2011	0.021	
5/2/2012	0.0212	
10/8/2012	0.019	
4/12/2013	0.022	
10/16/2013	0.02	
4/11/2014	0.018	
9/30/2014	0.013	
3/30/2015	0.021	
10/13/2015	0.012	
3/22/2016	0.0182	
5/19/2016	0.0193	
7/29/2016	0.0174	
9/23/2016	0.0168	
11/9/2016	0.0171	
1/30/2017	0.019	
3/30/2017	0.0184	
6/9/2017	0.0174	
10/2/2017	0.0167	
3/16/2018	0.016	
9/17/2018	0.015 (D)	
3/20/2019	0.019	
9/12/2019	0.018	
3/11/2020	0.016	
9/15/2020	0.019	
3/16/2021	0.018	
8/9/2021	0.019	
2/1/2022	0.015	
8/16/2022	0.017	
2/16/2023	0.018	
7/27/2023	0.018	
2/22/2024		0.018
8/7/2024		0.015

Prediction Limit

Constituent: Barium (mg/L) Analysis Run 9/11/2024 4:28 PM View: Appendix I Intrawell

Plant Bowen Client: Southern Company Data: Bowen 3-4 CCR

	GWA-2	GWA-2
8/23/2007	0.0073	
10/24/2007	0.027	
11/18/2007	0.13 (O)	
1/31/2008	0.0077	
3/11/2008	0.015	
5/6/2008	0.017	
12/4/2008	0.14 (O)	
4/21/2009	0.018	
10/7/2009	0.014	
4/26/2010	0.017	
10/4/2010	0.011	
4/13/2011	0.026	
10/5/2011	0.021	
4/11/2012	0.0311	
10/9/2012	0.018	
4/15/2013	0.056	
10/15/2013	0.018	
4/22/2014	0.035	
9/30/2014	0.0041	
3/30/2015	0.036	
10/13/2015	0.0048	
3/23/2016	0.0271	
5/20/2016	0.0206	
7/29/2016	0.0275	
9/23/2016	0.0384	
11/9/2016	0.0266	
1/31/2017	0.0094 (J)	
3/30/2017	0.0262	
6/12/2017	0.0288	
10/2/2017	0.0048 (J)	
3/19/2018	0.037	
9/14/2018	0.0059 (J)	
3/20/2019	0.0072 (J)	
9/12/2019	0.0058 (JD)	
3/11/2020	0.035	
9/15/2020	0.019	
3/17/2021	0.025	
8/9/2021	0.024	
2/1/2022	0.026	
8/16/2022	0.021	
2/16/2023	0.029	
7/27/2023	0.02	
2/22/2024		0.021
8/7/2024		0.017

Prediction Limit

Constituent: Barium (mg/L) Analysis Run 9/11/2024 4:28 PM View: Appendix I Intrawell

Plant Bowen Client: Southern Company Data: Bowen 3-4 CCR

	GWA-2R	GWA-2R
8/23/2007	0.0098	
10/24/2007	0.015	
11/18/2007	0.011	
1/31/2008	0.13 (O)	
3/10/2008	0.0078	
5/13/2008	0.0077	
12/4/2008	0.0089	
4/21/2009	0.013	
10/8/2009	0.008	
4/21/2010	0.01	
9/28/2010	0.0036	
4/12/2011	0.0084	
10/4/2011	0.0066	
4/3/2012	0.0625 (O)	
10/9/2012	0.01	
4/11/2013	0.021	
10/16/2013	0.033	
4/10/2014	0.021	
9/30/2014	0.0062	
3/30/2015	0.011	
10/13/2015	0.0065	
3/23/2016	0.0206	
5/19/2016	0.0109	
7/29/2016	0.007 (J)	
9/22/2016	0.0071 (J)	
11/10/2016	0.0052 (J)	
1/31/2017	0.0076 (J)	
4/3/2017	0.007 (J)	
6/9/2017	0.0074 (J)	
10/2/2017	0.0085 (J)	
3/16/2018	0.015	
9/14/2018	0.0095 (J)	
3/19/2019	0.024	
9/13/2019	0.012	
3/11/2020	0.027	
9/15/2020	0.013	
3/16/2021	0.013	
8/9/2021	0.029	
2/1/2022	0.024	
8/16/2022	0.027	
2/16/2023	0.028	
7/27/2023	0.024	
2/26/2024		0.021
8/6/2024		0.015

Prediction Limit

Constituent: Barium (mg/L) Analysis Run 9/11/2024 4:28 PM View: Appendix I Intrawell

Plant Bowen Client: Southern Company Data: Bowen 3-4 CCR

	GWA-39RZ	GWA-39RZ
5/16/2016	0.0113 (D)	
7/27/2016	0.0114 (D)	
2/21/2017	0.0178	
3/27/2017	0.0162 (D)	
6/8/2017	0.0156 (D)	
7/17/2017	0.016 (D)	
7/27/2017	0.0184	
8/9/2017	0.0162	
9/29/2017	0.0159 (D)	
3/16/2018	0.016	
9/14/2018	0.015	
3/14/2019	0.018	
3/9/2020	0.017	
9/16/2020	0.027	
3/16/2021	0.014	
8/6/2021	0.014	
2/2/2022	0.013	
8/16/2022	0.013	
2/14/2023	0.014	
7/25/2023	0.014	
2/19/2024		0.015
8/1/2024		0.014

Prediction Limit

Constituent: Barium (mg/L) Analysis Run 9/11/2024 4:28 PM View: Appendix I Intrawell

Plant Bowen Client: Southern Company Data: Bowen 3-4 CCR

	GWA-39Z	GWA-39Z
3/14/2016	0.0234	
5/11/2016	0.00793 (J)	
7/19/2016	0.0045 (J)	
9/15/2016	0.0057 (J)	
11/2/2016	0.0043 (J)	
1/18/2017	<0.01 (*)	
3/28/2017	0.0188	
6/7/2017	0.0273	
9/26/2017	0.0236	
3/14/2018	0.027	
9/12/2018	0.022	
3/15/2019	0.019	
9/9/2019	0.015	
3/9/2020	0.0072 (J)	
9/10/2020	0.0042 (J)	
3/12/2021	0.014	
8/4/2021	0.011	
1/31/2022	0.013	
8/10/2022	0.01	
2/13/2023	0.018	
7/26/2023	0.016	
2/19/2024		0.013
8/1/2024		0.011

ND substitution: RL or RL/2 if <15% NDs.

Prediction Limit

Constituent: Barium (mg/L) Analysis Run 9/11/2024 4:28 PM View: Appendix I Intrawell

Plant Bowen Client: Southern Company Data: Bowen 3-4 CCR

	GWA-3A	GWA-3A
8/23/2007	0.015 (O)	
11/2/2007	0.017 (O)	
11/18/2007	0.019 (O)	
1/31/2008	0.011 (O)	
3/11/2008	0.016 (O)	
5/14/2008	0.013 (O)	
12/5/2008	0.021 (O)	
4/15/2009	0.012 (O)	
10/8/2009	0.011 (O)	
4/28/2010	0.0081	
10/6/2010	0.0083	
4/21/2011	0.0053	
10/13/2011	0.0071	
5/1/2012	0.0067	
10/9/2012	0.0055	
4/11/2013	0.0061	
10/16/2013	0.0062	
4/23/2014	0.0047	
10/4/2014	0.0055	
3/31/2015	0.0076	
10/12/2015	0.0049	
3/23/2016	0.00742 (J)	
5/23/2016	0.00532 (J)	
7/29/2016	0.0053 (J)	
9/22/2016	0.0058 (J)	
11/10/2016	0.0051 (J)	
1/31/2017	0.0054 (J)	
3/30/2017	0.0049 (J)	
6/12/2017	<0.01	
10/4/2017	0.0047 (J)	
3/19/2018	0.0047 (J)	
9/17/2018	0.0041 (J)	
3/20/2019	0.0042 (J)	
9/13/2019	0.0042 (J)	
3/11/2020	0.0041 (J)	
3/29/2021	0.0073	
8/9/2021	0.0073	
2/2/2022	0.0064	
8/16/2022	0.0067	
2/17/2023	0.0065	
8/1/2023	0.0074	
2/22/2024		0.0074
8/8/2024		0.0068

ND substitution: RL or RL/2 if <15% NDs.

Prediction Limit

Constituent: Barium (mg/L) Analysis Run 9/11/2024 4:28 PM View: Appendix I Intrawell

Plant Bowen Client: Southern Company Data: Bowen 3-4 CCR

	GWA-40	GWA-40
3/15/2016	0.0101	
5/11/2016	0.00992 (J)	
7/21/2016	0.009 (J)	
9/15/2016	0.0109	
11/3/2016	0.0115	
1/17/2017	0.0101	
3/24/2017	0.0086 (J)	
5/24/2017	0.0087 (J)	
9/26/2017	0.0075 (J)	
3/14/2018	0.0064 (J)	
9/12/2018	0.0075 (J)	
3/13/2019	0.0076 (J)	
9/9/2019	0.0078 (J)	
3/9/2020	0.0088 (J)	
9/11/2020	0.0079 (J)	
3/10/2021	0.0083	
8/4/2021	0.008	
1/31/2022	0.0081	
8/12/2022	0.0076	
2/13/2023	0.0075	
7/26/2023	0.0081	
2/19/2024		0.0083
8/1/2024		0.0073

Prediction Limit

Constituent: Barium (mg/L) Analysis Run 9/11/2024 4:28 PM View: Appendix I Intrawell

Plant Bowen Client: Southern Company Data: Bowen 3-4 CCR

	GWA-41	GWA-41
3/15/2016	0.0291	
5/12/2016	0.0322	
7/20/2016	0.0313	
9/15/2016	0.0217	
11/3/2016	0.0272	
1/18/2017	0.0286 (J)	
3/24/2017	0.0307	
6/6/2017	0.0242	
9/25/2017	0.0252	
3/14/2018	0.021	
9/12/2018	0.025	
3/14/2019	0.028	
9/10/2019	0.0195 (D)	
3/6/2020	0.022	
9/10/2020	0.024	
3/11/2021	0.024	
8/4/2021	0.021	
1/31/2022	0.022	
8/11/2022	0.022	
2/13/2023	0.029	
7/25/2023	0.018	
2/19/2024		0.017
8/1/2024		0.014

Prediction Limit

Constituent: Barium (mg/L) Analysis Run 9/11/2024 4:28 PM View: Appendix I Intrawell

Plant Bowen Client: Southern Company Data: Bowen 3-4 CCR

	GWA-41R	GWA-41R
3/15/2016	0.0462	
5/13/2016	0.0265	
7/21/2016	0.0243	
9/21/2016	0.0145	
11/3/2016	0.0082 (J)	
1/17/2017	0.007 (J)	
3/27/2017	0.016	
6/6/2017	0.0301	
9/25/2017	0.0169	
3/14/2018	0.036	
9/12/2018	0.021	
3/14/2019	0.04	
9/10/2019	0.031	
3/9/2020	0.031	
9/10/2020	0.031	
3/10/2021	0.023	
8/4/2021	0.021	
1/31/2022	0.031	
8/11/2022	0.019	
2/13/2023	0.028	
7/25/2023	0.023	
2/19/2024		0.027
8/1/2024		0.044

Prediction Limit

Constituent: Barium (mg/L) Analysis Run 9/11/2024 4:28 PM View: Appendix I Intrawell

Plant Bowen Client: Southern Company Data: Bowen 3-4 CCR

	GWA-42	GWA-42
3/11/2016	0.00639 (J)	
5/16/2016	0.00622 (J)	
7/22/2016	0.0062 (J)	
9/19/2016	0.0064 (J)	
11/3/2016	0.0058 (J)	
1/17/2017	0.0061 (J)	
3/27/2017	0.0063 (J)	
6/7/2017	0.0064 (J)	
9/26/2017	0.006 (J)	
3/14/2018	0.0065 (J)	
9/14/2018	0.0065 (J)	
3/14/2019	0.0066 (J)	
9/10/2019	0.0068 (J)	
3/6/2020	0.0066 (J)	
9/10/2020	0.0059 (J)	
3/11/2021	0.0061	
8/4/2021	0.0061	
1/31/2022	0.0063	
8/10/2022	0.0063	
2/13/2023	0.0061	
7/26/2023	0.0064	
2/20/2024		0.007
8/1/2024		0.0063

Prediction Limit

Constituent: Barium (mg/L) Analysis Run 9/11/2024 4:28 PM View: Appendix I Intrawell

Plant Bowen Client: Southern Company Data: Bowen 3-4 CCR

	GWA-43	GWA-43
3/11/2016	0.0116	
5/13/2016	0.0361	
7/19/2016	0.036	
9/16/2016	0.0259	
11/2/2016	0.037	
1/18/2017	0.0248	
3/28/2017	0.0222	
6/6/2017	0.02	
9/22/2017	0.0179	
3/14/2018	0.016	
9/12/2018	0.017	
3/13/2019	0.014	
9/11/2019	0.015	
3/9/2020	0.012	
9/11/2020	0.024	
3/11/2021	0.0096	
8/6/2021	0.015	
1/31/2022	0.014	
8/11/2022	0.016	
2/14/2023	0.011	
7/25/2023	0.012	
2/20/2024		0.011
8/2/2024		0.0099

Prediction Limit

Constituent: Barium (mg/L) Analysis Run 9/11/2024 4:28 PM View: Appendix I Intrawell

Plant Bowen Client: Southern Company Data: Bowen 3-4 CCR

	GWA-43R	GWA-43R
3/11/2016	0.00819 (J)	
5/13/2016	0.00756 (J)	
7/19/2016	0.0079 (J)	
9/16/2016	0.0078 (J)	
11/2/2016	0.0082 (J)	
1/18/2017	0.0085 (J)	
3/28/2017	0.0084 (J)	
6/6/2017	0.0078 (J)	
9/22/2017	0.0076 (J)	
3/15/2018	0.0092 (J)	
9/12/2018	0.008 (J)	
3/13/2019	0.0077 (J)	
9/11/2019	0.0079 (J)	
3/9/2020	0.0069 (J)	
9/14/2020	0.0075 (J)	
3/11/2021	0.0069	
8/5/2021	0.0069	
1/31/2022	0.0076	
8/10/2022	0.0066	
2/13/2023	0.0064	
7/25/2023	0.0073	
2/20/2024		0.0074
8/2/2024		0.0072

Prediction Limit

Constituent: Barium (mg/L) Analysis Run 9/11/2024 4:28 PM View: Appendix I Intrawell

Plant Bowen Client: Southern Company Data: Bowen 3-4 CCR

	GWA-4RZ	GWA-4RZ
2/22/2017	0.0273	
4/7/2017	0.024	
6/14/2017	0.027 (D)	
7/12/2017	0.027 (D)	
7/20/2017	0.0304 (D)	
7/28/2017	0.0269	
8/9/2017	0.0254	
8/24/2017	0.0285	
10/3/2017	0.0294 (D)	
3/21/2018	0.03	
9/18/2018	0.032	
3/21/2019	0.04 (D)	
9/12/2019	0.034 (D)	
3/12/2020	0.053	
9/17/2020	0.036	
3/16/2021	0.042	
8/10/2021	0.045	
2/3/2022	0.063	
8/17/2022	0.034	
2/17/2023	0.043	
7/28/2023	0.043	
2/27/2024		0.046
8/8/2024		0.053

Prediction Limit

Constituent: Barium (mg/L) Analysis Run 9/11/2024 4:28 PM View: Appendix I Intrawell

Plant Bowen Client: Southern Company Data: Bowen 3-4 CCR

	GWA-50	GWA-50
12/12/2008	0.098 (O)	
4/23/2009	0.013	
10/6/2009	0.011	
4/27/2010	0.016	
9/30/2010	0.013	
4/14/2011	0.011	
10/5/2011	0.015	
4/11/2012	0.0102	
10/2/2012	0.0091	
4/9/2013	0.01	
10/15/2013	0.0098	
4/10/2014	0.011	
10/1/2014	0.0033	
3/30/2015	0.0043	
10/11/2015	0.0038	
3/28/2016	0.0133	
5/23/2016	0.0109	
8/1/2016	0.0058 (J)	
9/26/2016	0.0092 (J)	
11/10/2016	0.0083 (J)	
1/30/2017	0.0117	
4/7/2017	0.0109	
6/12/2017	<0.01	
10/2/2017	0.0122	
3/16/2018	0.0084 (J)	
9/17/2018	0.01	
3/19/2019	0.012	
9/13/2019	0.0088 (J)	
3/11/2020	0.0077 (J)	
9/16/2020	0.0081 (J)	
3/17/2021	0.0074	
8/9/2021	0.0071	
2/1/2022	0.0065	
8/16/2022	0.0072	
2/16/2023	0.0067	
7/28/2023	0.0075	
2/22/2024		0.0073
8/8/2024		0.0073

ND substitution: RL or RL/2 if <15% NDs.

Prediction Limit

Constituent: Barium (mg/L) Analysis Run 9/11/2024 4:28 PM View: Appendix I Intrawell

Plant Bowen Client: Southern Company Data: Bowen 3-4 CCR

	GWA-50R	GWA-50R
12/12/2008	0.016	
4/23/2009	0.14 (O)	
10/6/2009	0.12 (O)	
5/3/2010	0.12 (O)	
10/11/2010	0.019	
4/27/2011	0.02	
10/19/2011	0.014	
5/1/2012	0.0199	
10/2/2012	0.015	
4/10/2013	0.016	
10/16/2013	0.017	
4/22/2014	0.017	
10/1/2014	0.013	
3/30/2015	0.014	
10/11/2015	0.0093	
3/28/2016	0.0155	
5/25/2016	0.0143	
8/1/2016	0.0129	
9/26/2016	0.0177	
11/11/2016	0.0117	
1/30/2017	0.0113	
4/3/2017	0.0166	
6/12/2017	0.017	
10/2/2017	0.0157	
3/16/2018	0.012	
9/18/2018	0.0099 (J)	
3/19/2019	0.013	
9/12/2019	0.011	
3/11/2020	0.0095 (J)	
9/15/2020	0.0089 (J)	
3/17/2021	0.012	
8/9/2021	0.0089	
2/2/2022	0.009	
8/17/2022	0.0091	
2/16/2023	0.0081	
7/28/2023	0.0079	
2/22/2024		0.008
8/8/2024		0.0079

Prediction Limit

Constituent: Barium (mg/L) Analysis Run 9/11/2024 4:28 PM View: Appendix I Intrawell

Plant Bowen Client: Southern Company Data: Bowen 3-4 CCR

	GWC-16R	GWC-16R
9/16/2014	0.069	
10/4/2014	0.057	
10/21/2014	0.056	
11/11/2014	0.05	
3/3/2015	0.045	
3/18/2015	0.044	
4/6/2015	0.045	
4/23/2015	0.041	
7/29/2015	0.043	
3/3/2016	0.0806	
5/10/2016	0.0495	
7/13/2016	0.0374	
9/15/2016	0.0542	
11/2/2016	0.0561	
1/11/2017	0.0401	
3/20/2017	0.0383	
5/23/2017	0.0376	
9/21/2017	0.0418	
3/14/2018	0.036	
9/7/2018	0.047	
3/11/2019	0.044	
9/9/2019	0.03	
3/4/2020	0.045	
9/9/2020	0.051	
3/9/2021	0.058	
7/30/2021	0.045	
1/28/2022	0.049	
8/11/2022	0.034	
2/10/2023	0.053	
8/4/2023	0.034	
2/15/2024		0.041
7/31/2024		0.035

Prediction Limit

Constituent: Barium (mg/L) Analysis Run 9/11/2024 4:28 PM View: Appendix I Intrawell

Plant Bowen Client: Southern Company Data: Bowen 3-4 CCR

	GWC-17R	GWC-17R
9/17/2014	0.019	
10/4/2014	0.02	
10/21/2014	0.02	
11/11/2014	0.021	
3/3/2015	0.02	
3/18/2015	0.019	
4/6/2015	0.02	
4/23/2015	0.019	
7/29/2015	0.02	
3/4/2016	0.0262 (JO)	
5/10/2016	0.0204	
7/14/2016	0.0198	
9/14/2016	0.0183	
11/1/2016	0.0209	
1/11/2017	0.0194	
3/21/2017	0.0201	
5/23/2017	0.0199	
9/22/2017	0.0195	
3/14/2018	0.02	
9/11/2018	0.019	
3/12/2019	0.021	
9/10/2019	0.019	
3/5/2020	0.018	
9/9/2020	0.018	
3/10/2021	0.019	
7/30/2021	0.019	
1/28/2022	0.018	
8/11/2022	0.017	
2/10/2023	0.018	
8/3/2023	0.019	
2/15/2024		0.018
7/31/2024		0.018

Prediction Limit

Constituent: Barium (mg/L) Analysis Run 9/11/2024 4:28 PM View: Appendix I Intrawell

Plant Bowen Client: Southern Company Data: Bowen 3-4 CCR

	GWC-18	GWC-18
9/17/2014	0.035	
10/4/2014	0.038	
10/21/2014	0.034	
11/5/2014	0.04	
3/3/2015	0.033	
3/18/2015	0.031	
4/7/2015	0.038	
4/23/2015	0.031	
7/29/2015	0.045	
3/7/2016	<3 (O)	
5/5/2016	0.0278	
7/13/2016	0.0255	
9/13/2016	0.0251	
10/31/2016	0.0277	
1/12/2017	0.0258	
3/23/2017	0.0254	
5/23/2017	0.0247	
9/25/2017	0.0228	
3/14/2018	0.025	
9/11/2018	0.019	
3/12/2019	0.014	
9/9/2019	0.028	
3/6/2020	0.015	
9/9/2020	0.016	
2/26/2021	0.017	
7/29/2021	0.016	
1/28/2022	0.044	
8/10/2022	0.013	
2/9/2023	0.016	
8/3/2023	0.012	
2/14/2024		0.014
7/31/2024		0.013

Prediction Limit

Constituent: Barium (mg/L) Analysis Run 9/11/2024 4:28 PM View: Appendix I Intrawell

Plant Bowen Client: Southern Company Data: Bowen 3-4 CCR

	GWC-18R	GWC-18R
9/17/2014	0.015	
10/4/2014	<0.0013	
10/21/2014	0.027 (O)	
11/11/2014	0.028 (O)	
3/3/2015	0.034 (O)	
3/18/2015	0.014	
4/7/2015	0.017	
4/23/2015	0.013	
7/29/2015	0.013	
3/7/2016	0.0129	
5/5/2016	0.0149	
7/13/2016	0.0132	
9/12/2016	0.0142	
11/1/2016	0.0127	
1/11/2017	0.0146	
3/20/2017	0.0147	
5/22/2017	0.0146	
9/21/2017	0.0152	
3/14/2018	0.014	
9/7/2018	0.015	
3/12/2019	0.014	
9/6/2019	0.014	
3/5/2020	0.015	
9/9/2020	0.014	
2/26/2021	0.015	
7/29/2021	0.015	
1/27/2022	0.014	
8/10/2022	0.014	
2/9/2023	0.015	
8/4/2023	0.013	
2/14/2024		0.014
7/31/2024		0.013

ND substitution: RL or RL/2 if <15% NDs.

Prediction Limit

Constituent: Barium (mg/L) Analysis Run 9/11/2024 4:28 PM View: Appendix I Intrawell

Plant Bowen Client: Southern Company Data: Bowen 3-4 CCR

	GWC-19R	GWC-19R
9/17/2014	0.018	
10/4/2014	0.017	
10/21/2014	0.017	
11/5/2014	0.017	
3/3/2015	0.016	
3/19/2015	0.015	
4/7/2015	0.017	
4/24/2015	0.015	
7/29/2015	0.016	
3/7/2016	<3 (O)	
5/9/2016	0.0162	
7/14/2016	0.0142	
9/12/2016	0.0154	
10/31/2016	0.015	
1/11/2017	0.0148	
3/21/2017	0.0159	
5/22/2017	0.0155	
9/20/2017	0.0164	
3/14/2018	0.016	
9/10/2018	0.016	
3/12/2019	0.016	
9/9/2019	0.015	
3/4/2020	0.017	
9/9/2020	0.014	
2/26/2021	0.016	
8/5/2021	0.017	
1/27/2022	0.016	
8/9/2022	0.014	
2/9/2023	0.015	
8/4/2023	0.014	
2/14/2024		0.015
7/31/2024		0.014

Prediction Limit

Constituent: Barium (mg/L) Analysis Run 9/11/2024 4:28 PM View: Appendix I Intrawell

Plant Bowen Client: Southern Company Data: Bowen 3-4 CCR

	GWC-20R	GWC-20R
9/18/2014	0.031	
10/5/2014	0.032	
10/22/2014	0.03	
11/5/2014	0.031	
3/4/2015	0.026	
3/19/2015	0.028	
4/7/2015	0.031	
4/24/2015	0.027	
7/30/2015	0.032	
3/8/2016	0.0298	
5/9/2016	0.0304	
7/14/2016	0.0307	
9/12/2016	0.0331	
10/31/2016	0.0321	
1/12/2017	0.0291	
3/22/2017	0.025	
5/22/2017	0.0276	
9/19/2017	0.034	
3/14/2018	0.03	
9/10/2018	0.028	
3/12/2019	0.03	
9/6/2019	0.0275 (D)	
3/5/2020	0.028	
9/4/2020	0.033	
3/9/2021	0.027	
8/2/2021	0.03	
1/27/2022	0.028	
8/9/2022	0.029	
2/10/2023	0.031	
8/3/2023	0.035	
2/15/2024		0.031
8/1/2024		0.038

Prediction Limit

Constituent: Barium (mg/L) Analysis Run 9/11/2024 4:28 PM View: Appendix I Intrawell

Plant Bowen Client: Southern Company Data: Bowen 3-4 CCR

	GWC-21R	GWC-21R
9/18/2014	0.023	
10/5/2014	0.025	
10/22/2014	0.025	
11/5/2014	0.025	
3/4/2015	0.024	
3/19/2015	0.024	
4/8/2015	0.027	
4/24/2015	0.025	
7/30/2015	0.025	
3/8/2016	0.0377	
5/9/2016	0.0347	
7/15/2016	0.0259	
9/9/2016	0.0242	
10/27/2016	0.0227	
1/12/2017	0.0253	
3/21/2017	0.0292	
5/23/2017	0.0282	
9/19/2017	0.0276	
3/14/2018	0.024	
9/10/2018	0.016	
3/11/2019	0.015	
9/6/2019	0.041	
3/3/2020	0.022	
9/8/2020	0.015	
3/9/2021	0.014	
8/2/2021	0.024	
1/28/2022	0.037	
8/10/2022	0.03	
2/9/2023	0.031	
8/4/2023	0.025	
2/15/2024		0.024
8/2/2024		0.023

Prediction Limit

Constituent: Barium (mg/L) Analysis Run 9/11/2024 4:28 PM View: Appendix I Intrawell

Plant Bowen Client: Southern Company Data: Bowen 3-4 CCR

	GWC-22R	GWC-22R
9/18/2014	0.057	
10/5/2014	0.052	
10/22/2014	0.052	
11/5/2014	<0.0013	
3/4/2015	0.046	
3/19/2015	0.045	
4/8/2015	0.045	
4/24/2015	0.039	
7/30/2015	0.039	
3/7/2016	0.026	
5/5/2016	0.0374	
7/14/2016	0.0271	
9/12/2016	0.045	
10/27/2016	0.0359	
1/13/2017	0.0338	
3/20/2017	0.033	
5/23/2017	0.0287	
9/19/2017	0.0389	
3/13/2018	0.028	
9/7/2018	0.055	
3/11/2019	0.048	
9/5/2019	0.045	
3/3/2020	0.044	
9/8/2020	0.054	
3/9/2021	0.045	
8/2/2021	0.034	
1/27/2022	0.06	
8/10/2022	0.042	
2/9/2023	0.04	
8/3/2023	0.033	
2/15/2024		0.036
7/31/2024		0.032

ND substitution: RL or RL/2 if <15% NDs.

Prediction Limit

Constituent: Barium (mg/L) Analysis Run 9/11/2024 4:28 PM View: Appendix I Intrawell

Plant Bowen Client: Southern Company Data: Bowen 3-4 CCR

	GWC-23R	GWC-23R
9/18/2014	0.042	
10/5/2014	0.038	
10/22/2014	0.029	
11/5/2014	0.031	
3/4/2015	0.03	
3/20/2015	0.027	
4/8/2015	0.032	
4/23/2015	0.026	
7/30/2015	0.029	
3/9/2016	0.0284 (J)	
5/6/2016	0.0233	
7/15/2016	0.0208	
9/14/2016	0.0198	
11/1/2016	0.0207	
1/25/2017	0.0195	
3/22/2017	0.0211	
5/24/2017	0.0217	
9/21/2017	0.0226	
3/14/2018	0.024	
9/11/2018	0.023	
3/12/2019	0.022	
9/6/2019	0.021	
3/5/2020	0.022	
9/9/2020	0.036	
3/10/2021	0.026	
7/30/2021	0.028	
1/28/2022	0.036	
8/11/2022	0.034	
2/10/2023	0.038	
8/3/2023	0.042	
2/16/2024		0.14
4/3/2024		0.018 (R)
7/31/2024		0.038

Prediction Limit

Constituent: Barium (mg/L) Analysis Run 9/11/2024 4:28 PM View: Appendix I Intrawell

Plant Bowen Client: Southern Company Data: Bowen 3-4 CCR

	GWC-24R	GWC-24R
9/16/2014	0.019	
10/4/2014	0.019	
10/23/2014	0.019	
11/10/2014	0.019	
3/4/2015	0.021	
3/20/2015	0.02	
4/8/2015	0.023	
4/23/2015	0.02	
7/30/2015	0.021	
3/4/2016	0.0422 (O)	
5/5/2016	0.0249	
7/12/2016	0.0246	
9/13/2016	0.0236	
10/27/2016	0.0229	
1/13/2017	0.0292	
3/20/2017	0.029	
5/19/2017	0.0295	
9/19/2017	0.0248	
3/13/2018	0.031	
9/11/2018	0.024	
3/8/2019	0.02	
9/5/2019	0.021 (D)	
3/3/2020	0.02	
9/9/2020	0.024	
3/9/2021	0.021	
7/29/2021	0.014	
1/28/2022	0.025	
8/9/2022	0.015	
2/9/2023	0.018	
8/3/2023	0.017	
2/15/2024		0.018
7/31/2024		0.017

Prediction Limit

Constituent: Barium (mg/L) Analysis Run 9/11/2024 4:28 PM View: Appendix I Intrawell

Plant Bowen Client: Southern Company Data: Bowen 3-4 CCR

	GWC-25R	GWC-25R
9/16/2014	0.015	
10/4/2014	0.015	
10/23/2014	0.015	
11/10/2014	0.015	
3/4/2015	0.016	
3/20/2015	0.015	
4/9/2015	0.016	
4/23/2015	0.015	
7/30/2015	0.015	
3/8/2016	0.0161	
5/4/2016	0.0167	
7/18/2016	0.0162	
9/13/2016	0.0161	
10/27/2016	0.016	
1/13/2017	0.015	
3/16/2017	0.0163	
5/19/2017	0.0164	
9/19/2017	0.0147	
3/13/2018	0.015	
9/11/2018	0.015	
3/8/2019	0.017	
9/5/2019	0.016	
3/3/2020	0.015	
9/4/2020	0.016	
3/9/2021	0.016	
8/2/2021	0.018	
1/27/2022	0.017	
8/9/2022	0.015	
2/9/2023	0.016	
8/3/2023	0.014	
2/16/2024		0.015
7/31/2024		0.014

Prediction Limit

Constituent: Barium (mg/L) Analysis Run 9/11/2024 4:28 PM View: Appendix I Intrawell

Plant Bowen Client: Southern Company Data: Bowen 3-4 CCR

	GWC-36RA	GWC-36RA
9/15/2014	0.031	
10/3/2014	0.024	
10/20/2014	0.024	
11/10/2014	0.014	
3/2/2015	0.013	
3/17/2015	0.013	
4/5/2015	0.022	
4/21/2015	0.018	
7/28/2015	0.022	
3/1/2016	0.021	
5/2/2016	0.0225	
7/6/2016	0.0249	
9/7/2016	0.0251	
10/25/2016	0.0274	
1/5/2017	0.028	
3/14/2017	0.02	
5/16/2017	0.0221	
9/15/2017	0.0231	
3/12/2018	0.023	
9/6/2018	0.024	
3/7/2019	0.018	
9/4/2019	0.026	
3/2/2020	0.024	
9/14/2020	0.03	
3/26/2021	0.02	
7/27/2021	0.043	
1/26/2022	0.035	
8/8/2022	0.038	
2/8/2023	0.038	
8/3/2023	0.033	
2/13/2024		0.036
7/30/2024		0.036

Prediction Limit

Constituent: Barium (mg/L) Analysis Run 9/11/2024 4:28 PM View: Appendix I Intrawell

Plant Bowen Client: Southern Company Data: Bowen 3-4 CCR

	GWC-37	GWC-37
9/16/2014	0.0071	
10/3/2014	0.0087	
10/20/2014	0.0085	
11/10/2014	0.008	
3/2/2015	0.0063	
3/17/2015	0.0066	
4/5/2015	0.0068	
4/22/2015	0.0094	
7/28/2015	0.0057	
3/1/2016	0.0101	
5/3/2016	0.0104	
7/8/2016	0.0095 (J)	
9/7/2016	0.0095 (J)	
10/25/2016	0.0121	
1/6/2017	0.014	
3/14/2017	0.009 (J)	
5/16/2017	0.0084 (J)	
9/15/2017	0.0078 (J)	
3/12/2018	0.006 (J)	
9/6/2018	0.0058 (J)	
3/6/2019	0.0052 (J)	
9/4/2019	0.005 (J)	
3/2/2020	0.005 (J)	
9/3/2020	0.0045 (J)	
2/24/2021	0.0044 (J)	
7/28/2021	0.0052	
1/26/2022	0.0046 (J)	
8/8/2022	0.0035 (J)	
2/8/2023	0.0039 (J)	
8/2/2023	0.0038 (J)	
2/13/2024		<0.005
7/30/2024		0.0035 (J)

ND substitution: RL or RL/2 if <15% NDs.

Prediction Limit

Constituent: Barium (mg/L) Analysis Run 9/11/2024 4:28 PM View: Appendix I Intrawell

Plant Bowen Client: Southern Company Data: Bowen 3-4 CCR

	GWC-38	GWC-38
9/16/2014	0.014	
10/3/2014	0.016	
10/20/2014	0.014	
11/10/2014	0.015	
3/2/2015	0.03 (O)	
3/17/2015	0.018	
4/6/2015	0.014	
4/22/2015	0.012	
7/28/2015	0.012	
3/2/2016	0.0123	
5/3/2016	0.0114	
7/7/2016	0.012	
9/8/2016	0.0131	
10/25/2016	0.0122	
2/9/2017	0.0104	
3/23/2017	0.0128	
5/17/2017	0.0113	
9/19/2017	0.0114	
3/13/2018	0.011	
9/6/2018	0.011	
3/7/2019	0.011	
9/4/2019	0.0115 (D)	
3/2/2020	0.012	
9/3/2020	0.011	
2/24/2021	0.013	
7/28/2021	0.013	
1/25/2022	0.012	
8/5/2022	0.012	
2/8/2023	0.013	
8/2/2023	0.011	
2/13/2024		0.012
7/30/2024		0.012

Prediction Limit

Constituent: Beryllium (mg/L) Analysis Run 9/11/2024 4:28 PM View: Appendix I Intrawell

Plant Bowen Client: Southern Company Data: Bowen 3-4 CCR

	GWA-1	GWA-1
9/30/2014	<0.003	
3/30/2015	0.00029 (J)	
10/13/2015	<0.003	
3/22/2016	<0.003	
5/19/2016	<0.003	
7/29/2016	<0.003	
9/23/2016	<0.003	
11/9/2016	<0.003	
1/30/2017	<0.003	
3/30/2017	<0.003	
6/9/2017	<0.003	
10/2/2017	<0.003	
3/16/2018	<0.003	
9/17/2018	<0.003 (D)	
3/20/2019	<0.003	
9/12/2019	<0.003	
3/11/2020	<0.003	
9/15/2020	<0.003	
3/16/2021	<0.003	
8/9/2021	<0.003	
2/1/2022	<0.003	
8/16/2022	<0.003	
2/16/2023	<0.003	
7/27/2023	<0.003	
2/22/2024		<0.003
8/7/2024		<0.003

ND substitution: RL or RL/2 if <15% NDs.

Prediction Limit

Constituent: Beryllium (mg/L) Analysis Run 9/11/2024 4:28 PM View: Appendix I Intrawell

Plant Bowen Client: Southern Company Data: Bowen 3-4 CCR

	GWA-39RZ	GWA-39RZ
5/16/2016	<0.003 (D)	
7/27/2016	0.0004 (JD)	
2/21/2017	<0.003	
3/27/2017	<0.003 (D)	
6/8/2017	<0.003 (D)	
7/17/2017	<0.003 (D)	
7/27/2017	<0.003	
8/9/2017	<0.003	
9/29/2017	<0.003 (D)	
3/16/2018	<0.003	
9/14/2018	<0.003	
3/14/2019	<0.003	
3/9/2020	<0.003	
9/16/2020	<0.003	
3/16/2021	<0.003	
8/6/2021	<0.003	
2/2/2022	<0.003	
8/16/2022	<0.003	
2/14/2023	<0.003	
7/25/2023	<0.003	
2/19/2024		<0.003
8/1/2024		<0.003

ND substitution: RL or RL/2 if <15% NDs.

Prediction Limit

Constituent: Beryllium (mg/L) Analysis Run 9/11/2024 4:28 PM View: Appendix I Intrawell

Plant Bowen Client: Southern Company Data: Bowen 3-4 CCR

	GWA-41R	GWA-41R
3/15/2016	<0.003	
5/13/2016	<0.003	
7/21/2016	<0.003	
9/21/2016	<0.003	
11/3/2016	<0.003	
1/17/2017	<0.003	
3/27/2017	<0.003	
6/6/2017	<0.003	
9/25/2017	<0.003	
3/14/2018	<0.003	
9/12/2018	<0.003	
3/14/2019	5.2E-05 (J)	
9/10/2019	<0.003	
3/9/2020	<0.003	
9/10/2020	<0.003	
3/10/2021	<0.003	
8/4/2021	<0.003	
1/31/2022	<0.003	
8/11/2022	<0.003	
2/13/2023	<0.003	
7/25/2023	<0.003	
2/19/2024		<0.003
8/1/2024		<0.003

ND substitution: RL or RL/2 if <15% NDs.

Prediction Limit

Constituent: Beryllium (mg/L) Analysis Run 9/11/2024 4:28 PM View: Appendix I Intrawell

Plant Bowen Client: Southern Company Data: Bowen 3-4 CCR

	GWA-42	GWA-42
3/11/2016	<0.003	
5/16/2016	<0.003	
7/22/2016	0.0002 (J)	
9/19/2016	0.0001 (J)	
11/3/2016	0.0002 (J)	
1/17/2017	0.0001 (J)	
3/27/2017	0.0001 (J)	
6/7/2017	0.0001 (J)	
9/26/2017	0.0001 (J)	
3/14/2018	0.00014 (J)	
9/14/2018	0.00012 (J)	
3/14/2019	0.00017 (J)	
9/10/2019	0.00015 (J)	
3/6/2020	0.00017 (J)	
9/10/2020	0.00014 (J)	
3/11/2021	0.00015 (J)	
8/4/2021	0.00012 (J)	
1/31/2022	0.00014 (J)	
8/10/2022	0.00016 (J)	
2/13/2023	0.00015 (J)	
7/26/2023	0.00019 (J)	
2/20/2024		0.00014 (J)
8/1/2024		0.00014 (J)

ND substitution: RL or RL/2 if <15% NDs.

Prediction Limit

Constituent: Beryllium (mg/L) Analysis Run 9/11/2024 4:28 PM View: Appendix I Intrawell

Plant Bowen Client: Southern Company Data: Bowen 3-4 CCR

	GWA-43	GWA-43
3/11/2016	<0.003	
5/13/2016	<0.003	
7/19/2016	<0.003	
9/16/2016	<0.003	
11/2/2016	<0.003	
1/18/2017	<0.003	
3/28/2017	<0.003	
6/6/2017	<0.003	
9/22/2017	<0.003	
3/14/2018	<0.003	
9/12/2018	<0.003	
3/13/2019	<0.003	
9/11/2019	<0.003	
3/9/2020	<0.003	
9/11/2020	6.9E-05 (J)	
3/11/2021	<0.003	
8/6/2021	<0.003	
1/31/2022	<0.003	
8/11/2022	7.6E-05 (J)	
2/14/2023	<0.003	
7/25/2023	<0.003	
2/20/2024		<0.003
8/2/2024		<0.003

ND substitution: RL or RL/2 if <15% NDs.

Prediction Limit

Constituent: Beryllium (mg/L) Analysis Run 9/11/2024 4:28 PM View: Appendix I Intrawell

Plant Bowen Client: Southern Company Data: Bowen 3-4 CCR

	GWA-43R	GWA-43R
3/11/2016	<0.003	
5/13/2016	<0.003	
7/19/2016	<0.003	
9/16/2016	<0.003	
11/2/2016	<0.003	
1/18/2017	<0.003	
3/28/2017	<0.003	
6/6/2017	<0.003	
9/22/2017	<0.003	
3/15/2018	5.1E-05 (J)	
9/12/2018	<0.003	
3/13/2019	<0.003	
9/11/2019	<0.003	
3/9/2020	<0.003	
9/14/2020	<0.003	
3/11/2021	<0.003	
8/5/2021	<0.003	
1/31/2022	<0.003	
8/10/2022	<0.003	
2/13/2023	<0.003	
7/25/2023	<0.003	
2/20/2024		<0.003
8/2/2024		<0.003

ND substitution: RL or RL/2 if <15% NDs.

Prediction Limit

Constituent: Beryllium (mg/L) Analysis Run 9/11/2024 4:28 PM View: Appendix I Intrawell

Plant Bowen Client: Southern Company Data: Bowen 3-4 CCR

	GWA-50R	GWA-50R
10/1/2014	<0.003	
3/30/2015	0.0002 (J)	
10/11/2015	<0.003	
3/28/2016	<0.003	
5/25/2016	<0.003	
8/1/2016	<0.003	
9/26/2016	<0.003	
11/11/2016	<0.003	
1/30/2017	<0.003	
4/3/2017	<0.003	
6/12/2017	<0.003	
10/2/2017	<0.003	
3/16/2018	<0.003	
9/18/2018	<0.003	
3/19/2019	<0.003	
9/12/2019	<0.003	
3/11/2020	<0.003	
9/15/2020	8.5E-05 (J)	
3/17/2021	<0.003	
8/9/2021	<0.003	
2/2/2022	5.5E-05 (J)	
8/17/2022	<0.003	
2/16/2023	<0.003	
7/28/2023	<0.003	
2/22/2024		<0.003
8/8/2024		<0.003

ND substitution: RL or RL/2 if <15% NDs.

Prediction Limit

Constituent: Beryllium (mg/L) Analysis Run 9/11/2024 4:28 PM View: Appendix I Intrawell

Plant Bowen Client: Southern Company Data: Bowen 3-4 CCR

	GWC-18	GWC-18
9/17/2014	<0.003	
10/4/2014	<0.003	
10/21/2014	<0.003	
11/5/2014	9E-05 (J)	
3/3/2015	<0.003	
3/18/2015	<0.003	
4/7/2015	<0.003	
4/23/2015	7.8E-05 (J)	
7/29/2015	<0.003	
3/7/2016	<0.003	
5/5/2016	<0.003	
7/13/2016	<0.003	
9/13/2016	<0.003	
10/31/2016	<0.003	
1/12/2017	<0.003	
3/23/2017	<0.003	
5/23/2017	<0.003	
9/25/2017	<0.003	
3/14/2018	<0.003	
9/11/2018	<0.003	
3/12/2019	<0.003	
9/9/2019	<0.003	
3/6/2020	<0.003	
9/9/2020	<0.003	
2/26/2021	<0.003	
7/29/2021	<0.003	
1/28/2022	<0.003	
8/10/2022	<0.003	
2/9/2023	<0.003	
8/3/2023	<0.003	
2/14/2024		<0.003
7/31/2024		<0.003

ND substitution: RL or RL/2 if <15% NDs.

Prediction Limit

Constituent: Beryllium (mg/L) Analysis Run 9/11/2024 4:28 PM View: Appendix I Intrawell

Plant Bowen Client: Southern Company Data: Bowen 3-4 CCR

	GWC-18R	GWC-18R
9/17/2014	7.8E-05 (J)	
10/4/2014	<0.003	
10/21/2014	<0.003	
11/11/2014	<0.003	
3/3/2015	<0.003	
3/18/2015	<0.003	
4/7/2015	<0.003	
4/23/2015	<0.003	
7/29/2015	<0.003	
3/7/2016	<0.003	
5/5/2016	<0.003	
7/13/2016	<0.003	
9/12/2016	<0.003	
11/1/2016	<0.003	
1/11/2017	<0.003	
3/20/2017	<0.003	
5/22/2017	<0.003	
9/21/2017	<0.003	
3/14/2018	0.00011 (J)	
9/7/2018	<0.003	
3/12/2019	<0.003	
9/6/2019	<0.003	
3/5/2020	0.00013 (J)	
9/9/2020	0.0002 (J)	
2/26/2021	0.0002 (J)	
7/29/2021	0.00015 (J)	
1/27/2022	5.5E-05 (J)	
8/10/2022	5.6E-05 (J)	
2/9/2023	0.00015 (J)	
8/4/2023	<0.003	
2/14/2024		0.0001 (J)
7/31/2024		<0.003

ND substitution: RL or RL/2 if <15% NDs.

Prediction Limit

Constituent: Beryllium (mg/L) Analysis Run 9/11/2024 4:28 PM View: Appendix I Intrawell

Plant Bowen Client: Southern Company Data: Bowen 3-4 CCR

	GWC-19R	GWC-19R
9/17/2014	<0.003	
10/4/2014	<0.003	
10/21/2014	<0.003	
11/5/2014	<0.003	
3/3/2015	<0.003	
3/19/2015	<0.003	
4/7/2015	<0.003	
4/24/2015	<0.003	
7/29/2015	<0.003	
3/7/2016	<0.003	
5/9/2016	<0.003	
7/14/2016	<0.003	
9/12/2016	<0.003	
10/31/2016	<0.003	
1/11/2017	<0.003	
3/21/2017	<0.003	
5/22/2017	<0.003	
9/20/2017	0.0001 (J)	
3/14/2018	6.5E-05 (J)	
9/10/2018	<0.003	
3/12/2019	<0.003	
9/9/2019	<0.003	
3/4/2020	0.00013 (J)	
9/9/2020	<0.003	
2/26/2021	<0.003	
8/5/2021	9.9E-05 (J)	
1/27/2022	<0.003	
8/9/2022	<0.003	
2/9/2023	<0.003	
8/4/2023	<0.003	
2/14/2024		<0.003
7/31/2024		<0.003

ND substitution: RL or RL/2 if <15% NDs.

Prediction Limit

Constituent: Beryllium (mg/L) Analysis Run 9/11/2024 4:28 PM View: Appendix I Intrawell

Plant Bowen Client: Southern Company Data: Bowen 3-4 CCR

	GWC-20R	GWC-20R
9/18/2014	<0.003	
10/5/2014	<0.003	
10/22/2014	<0.003	
11/5/2014	<0.003	
3/4/2015	<0.003	
3/19/2015	<0.003	
4/7/2015	<0.003	
4/24/2015	8.3E-05 (J)	
7/30/2015	<0.003	
3/8/2016	<0.003	
5/9/2016	<0.003	
7/14/2016	<0.003	
9/12/2016	<0.003	
10/31/2016	<0.003	
1/12/2017	<0.003	
3/22/2017	<0.003	
5/22/2017	<0.003	
9/19/2017	<0.003	
3/14/2018	<0.003	
9/10/2018	<0.003	
3/12/2019	<0.003	
9/6/2019	<0.003	
3/5/2020	<0.003	
9/4/2020	<0.003	
3/9/2021	<0.003	
8/2/2021	<0.003	
1/27/2022	<0.003	
8/9/2022	<0.003	
2/10/2023	<0.003	
8/3/2023	<0.003	
2/15/2024		<0.003
8/1/2024		<0.003

ND substitution: RL or RL/2 if <15% NDs.

Prediction Limit

Constituent: Beryllium (mg/L) Analysis Run 9/11/2024 4:28 PM View: Appendix I Intrawell

Plant Bowen Client: Southern Company Data: Bowen 3-4 CCR

	GWC-36RA	GWC-36RA
9/15/2014	0.0032	
10/3/2014	<0.003	
10/20/2014	0.0014	
11/10/2014	<0.003	
3/2/2015	<0.003	
3/17/2015	8.3E-05 (J)	
4/5/2015	0.00038 (J)	
4/21/2015	0.0011 (J)	
7/28/2015	0.00092 (J)	
3/1/2016	<0.003	
5/2/2016	<0.003	
7/6/2016	0.0002 (J)	
9/7/2016	<0.003	
10/25/2016	<0.003	
1/5/2017	0.0001 (J)	
3/14/2017	0.0001 (J)	
5/16/2017	<0.003	
9/15/2017	<0.003	
3/12/2018	5.6E-05 (J)	
9/6/2018	<0.003	
3/7/2019	6.8E-05 (J)	
9/4/2019	<0.003	
3/2/2020	0.00015 (J)	
9/14/2020	0.00012 (J)	
3/26/2021	0.00019 (J)	
7/27/2021	8.1E-05 (J)	
1/26/2022	<0.003	
8/8/2022	<0.003	
2/8/2023	<0.003	
8/3/2023	<0.003	
2/13/2024		<0.003
7/30/2024		<0.003

ND substitution: RL or RL/2 if <15% NDs.

Prediction Limit

Constituent: Beryllium (mg/L) Analysis Run 9/11/2024 4:28 PM View: Appendix I Intrawell

Plant Bowen Client: Southern Company Data: Bowen 3-4 CCR

	GWC-37	GWC-37
9/16/2014	<0.003	
10/3/2014	<0.003	
10/20/2014	<0.003	
11/10/2014	<0.003	
3/2/2015	<0.003	
3/17/2015	<0.003	
4/5/2015	<0.003	
4/22/2015	8.3E-05 (J)	
7/28/2015	<0.003	
3/1/2016	<0.003	
5/3/2016	<0.003	
7/8/2016	<0.003	
9/7/2016	<0.003	
10/25/2016	<0.003	
1/6/2017	<0.003	
3/14/2017	<0.003	
5/16/2017	<0.003	
9/15/2017	<0.003	
3/12/2018	<0.003	
9/6/2018	<0.003	
3/6/2019	<0.003	
9/4/2019	<0.003	
3/2/2020	<0.003	
9/3/2020	<0.003	
2/24/2021	<0.003	
7/28/2021	<0.003	
1/26/2022	<0.003	
8/8/2022	<0.003	
2/8/2023	<0.003	
8/2/2023	<0.003	
2/13/2024		<0.003
7/30/2024		<0.003

ND substitution: RL or RL/2 if <15% NDs.

Prediction Limit

Constituent: Beryllium (mg/L) Analysis Run 9/11/2024 4:28 PM View: Appendix I Intrawell

Plant Bowen Client: Southern Company Data: Bowen 3-4 CCR

	GWC-38	GWC-38
9/16/2014	<0.003	
10/3/2014	8.3E-05 (J)	
10/20/2014	7.8E-05 (J)	
11/10/2014	8E-05 (J)	
3/2/2015	0.00034 (J)	
3/17/2015	0.00014 (J)	
4/6/2015	<0.003	
4/22/2015	7.8E-05 (J)	
7/28/2015	<0.003	
3/2/2016	<0.003	
5/3/2016	<0.003	
7/7/2016	<0.003	
9/8/2016	<0.003	
10/25/2016	<0.003	
2/9/2017	<0.003	
3/23/2017	<0.003	
5/17/2017	<0.003	
9/19/2017	<0.003	
3/13/2018	<0.003	
9/6/2018	<0.003	
3/7/2019	<0.003	
9/4/2019	<0.003	
3/2/2020	<0.003	
9/3/2020	<0.003	
2/24/2021	<0.003	
7/28/2021	<0.003	
1/25/2022	<0.003	
8/5/2022	<0.003	
2/8/2023	<0.003	
8/2/2023	<0.003	
2/13/2024		<0.003
7/30/2024		<0.003

ND substitution: RL or RL/2 if <15% NDs.

Prediction Limit

Constituent: Cadmium (mg/L) Analysis Run 9/11/2024 4:28 PM View: Appendix I Intrawell

Plant Bowen Client: Southern Company Data: Bowen 3-4 CCR

	GWA-1	GWA-1
8/23/2007	<0.0005	
10/23/2007	<0.0005	
11/18/2007	<0.0005	
1/30/2008	<0.0005	
3/10/2008	<0.0005	
5/13/2008	<0.0005	
12/5/2008	<0.0005	
4/15/2009	<0.0005	
10/7/2009	<0.0005	
5/3/2010	<0.0005	
10/12/2010	<0.0005	
4/27/2011	<0.0005	
10/17/2011	<0.0005	
5/2/2012	<0.0005	
10/8/2012	<0.0005	
4/12/2013	<0.0005	
10/16/2013	<0.0005	
4/11/2014	<0.0005	
9/30/2014	<0.0005	
3/30/2015	<0.0005	
10/13/2015	0.0003 (J)	
3/22/2016	<0.0005	
5/19/2016	<0.0005	
7/29/2016	<0.0005	
9/23/2016	<0.0005	
11/9/2016	<0.0005	
1/30/2017	<0.0005	
3/30/2017	<0.0005	
6/9/2017	<0.0005	
10/2/2017	<0.0005	
3/16/2018	<0.0005	
9/17/2018	0.00076 (JD)	
3/20/2019	<0.0005	
9/12/2019	<0.0005	
3/11/2020	<0.0005	
9/15/2020	<0.0005	
3/16/2021	<0.0005	
8/9/2021	<0.0005	
2/1/2022	<0.0005	
8/16/2022	<0.0005	
2/16/2023	<0.0005	
7/27/2023	<0.0005	
2/22/2024		<0.0005
8/7/2024		<0.0005

ND substitution: RL or RL/2 if <15% NDs.

Prediction Limit

Constituent: Cadmium (mg/L) Analysis Run 9/11/2024 4:28 PM View: Appendix I Intrawell

Plant Bowen Client: Southern Company Data: Bowen 3-4 CCR

	GWA-39RZ	GWA-39RZ
5/16/2016	<0.0005 (D)	
7/27/2016	0.0001 (JD)	
2/21/2017	<0.0005	
3/27/2017	<0.0005 (D)	
6/8/2017	<0.0005 (D)	
7/17/2017	<0.0005 (D)	
7/27/2017	<0.0005	
8/9/2017	<0.0005	
9/29/2017	<0.0005 (D)	
3/16/2018	<0.0005	
9/14/2018	<0.0005	
3/14/2019	<0.0005	
3/9/2020	<0.0005	
9/16/2020	<0.0005	
3/16/2021	<0.0005	
8/6/2021	<0.0005	
2/2/2022	<0.0005	
8/16/2022	<0.0005	
2/14/2023	<0.0005	
7/25/2023	<0.0005	
2/19/2024		<0.0005
8/1/2024		<0.0005

ND substitution: RL or RL/2 if <15% NDs.

Prediction Limit

Constituent: Cadmium (mg/L) Analysis Run 9/11/2024 4:28 PM View: Appendix I Intrawell

Plant Bowen Client: Southern Company Data: Bowen 3-4 CCR

	GWA-39Z	GWA-39Z
3/14/2016	0.000188 (J)	
5/11/2016	0.000177 (J)	
7/19/2016	0.0001 (J)	
9/15/2016	8E-05 (J)	
11/2/2016	<0.0005	
1/18/2017	<0.0005	
3/28/2017	<0.0005	
6/7/2017	<0.0005	
9/26/2017	<0.0005	
3/14/2018	<0.0005	
9/12/2018	<0.0005	
3/15/2019	<0.0005	
9/9/2019	<0.0005	
3/9/2020	<0.0005	
9/10/2020	<0.0005	
3/12/2021	<0.0005	
8/4/2021	<0.0005	
1/31/2022	<0.0005	
8/10/2022	<0.0005	
2/13/2023	<0.0005	
7/26/2023	<0.0005	
2/19/2024		<0.0005
8/1/2024		<0.0005

ND substitution: RL or RL/2 if <15% NDs.

Prediction Limit

Constituent: Cadmium (mg/L) Analysis Run 9/11/2024 4:28 PM View: Appendix I Intrawell

Plant Bowen Client: Southern Company Data: Bowen 3-4 CCR

	GWA-42	GWA-42
3/11/2016	0.000121 (J)	
5/16/2016	0.000145 (J)	
7/22/2016	<0.0005	
9/19/2016	0.0001 (J)	
11/3/2016	8E-05 (J)	
1/17/2017	0.0001 (J)	
3/27/2017	0.0002 (J)	
6/7/2017	0.0001 (J)	
9/26/2017	<0.0005	
3/14/2018	0.00011 (J)	
9/14/2018	0.00013 (J)	
3/14/2019	0.00013 (J)	
9/10/2019	0.00014 (J)	
3/6/2020	0.00014 (J)	
9/10/2020	0.00015 (J)	
3/11/2021	0.00017 (J)	
8/4/2021	0.00014 (J)	
1/31/2022	0.00018 (J)	
8/10/2022	0.00034 (J)	
2/13/2023	<0.0005	
7/26/2023	0.00013 (J)	
2/20/2024		0.00016 (J)
8/1/2024		0.00016 (J)

ND substitution: RL or RL/2 if <15% NDs.

Prediction Limit

Constituent: Cadmium (mg/L) Analysis Run 9/11/2024 4:28 PM View: Appendix I Intrawell

Plant Bowen Client: Southern Company Data: Bowen 3-4 CCR

	GWA-43	GWA-43
3/11/2016	<0.0005	
5/13/2016	<0.0005	
7/19/2016	<0.0005	
9/16/2016	<0.0005	
11/2/2016	<0.0005	
1/18/2017	<0.0005	
3/28/2017	<0.0005	
6/6/2017	8E-05 (J)	
9/22/2017	<0.0005	
3/14/2018	<0.0005	
9/12/2018	<0.0005	
3/13/2019	<0.0005	
9/11/2019	<0.0005	
3/9/2020	<0.0005	
9/11/2020	<0.0005	
3/11/2021	<0.0005	
8/6/2021	<0.0005	
1/31/2022	<0.0005	
8/11/2022	<0.0005	
2/14/2023	<0.0005	
7/25/2023	<0.0005	
2/20/2024		<0.0005
8/2/2024		<0.0005

ND substitution: RL or RL/2 if <15% NDs.

Prediction Limit

Constituent: Cadmium (mg/L) Analysis Run 9/11/2024 4:28 PM View: Appendix I Intrawell

Plant Bowen Client: Southern Company Data: Bowen 3-4 CCR

	GWA-50	GWA-50
12/12/2008	<0.0005	
4/23/2009	<0.0005	
10/6/2009	<0.0005	
4/27/2010	<0.0005	
9/30/2010	<0.0005	
4/14/2011	<0.0005	
10/5/2011	<0.0005	
4/11/2012	<0.0005	
10/2/2012	<0.0005	
4/9/2013	<0.0005	
10/15/2013	<0.0005	
4/10/2014	<0.0005	
10/1/2014	<0.0005	
3/30/2015	<0.0005	
10/11/2015	0.00026 (J)	
3/28/2016	<0.0005	
5/23/2016	<0.0005	
8/1/2016	<0.0005	
9/26/2016	<0.0005	
11/10/2016	<0.0005	
1/30/2017	<0.0005	
4/7/2017	<0.0005	
6/12/2017	<0.0005	
10/2/2017	<0.0005	
3/16/2018	<0.0005	
9/17/2018	<0.0005	
3/19/2019	<0.0005	
9/13/2019	<0.0005	
3/11/2020	<0.0005	
9/16/2020	<0.0005	
3/17/2021	0.00012 (J)	
8/9/2021	<0.0005	
2/1/2022	<0.0005	
8/16/2022	<0.0005	
2/16/2023	<0.0005	
7/28/2023	<0.0005	
2/22/2024		<0.0005
8/8/2024		<0.0005

ND substitution: RL or RL/2 if <15% NDs.

Prediction Limit

Constituent: Cadmium (mg/L) Analysis Run 9/11/2024 4:28 PM View: Appendix I Intrawell

Plant Bowen Client: Southern Company Data: Bowen 3-4 CCR

	GWC-18	GWC-18
9/17/2014	<0.0005	
10/4/2014	<0.0005	
10/21/2014	<0.0005	
11/5/2014	<0.0005	
3/3/2015	<0.0005	
3/18/2015	<0.0005	
4/7/2015	<0.0005	
4/23/2015	<0.0005	
7/29/2015	<0.0005	
3/7/2016	<0.0005	
5/5/2016	<0.0005	
7/13/2016	<0.0005	
9/13/2016	<0.0005	
10/31/2016	8E-05 (J)	
1/12/2017	<0.0005	
3/23/2017	<0.0005	
5/23/2017	<0.0005	
9/25/2017	<0.0005	
3/14/2018	<0.0005	
9/11/2018	<0.0005	
3/12/2019	<0.0005	
9/9/2019	<0.0005	
3/6/2020	<0.0005	
9/9/2020	<0.0005	
2/26/2021	<0.0005	
7/29/2021	<0.0005	
1/28/2022	<0.0005	
8/10/2022	<0.0005	
2/9/2023	<0.0005	
8/3/2023	<0.0005	
2/14/2024		<0.0005
7/31/2024		<0.0005

ND substitution: RL or RL/2 if <15% NDs.

Prediction Limit

Constituent: Cadmium (mg/L) Analysis Run 9/11/2024 4:28 PM View: Appendix I Intrawell

Plant Bowen Client: Southern Company Data: Bowen 3-4 CCR

	GWC-21R	GWC-21R
9/18/2014	<0.0005	
10/5/2014	<0.0005	
10/22/2014	<0.0005	
11/5/2014	<0.0005	
3/4/2015	<0.0005	
3/19/2015	<0.0005	
4/8/2015	<0.0005	
4/24/2015	<0.0005	
7/30/2015	<0.0005	
3/8/2016	<0.0005	
5/9/2016	<0.0005	
7/15/2016	<0.0005	
9/9/2016	<0.0005	
10/27/2016	<0.0005	
1/12/2017	<0.0005	
3/21/2017	<0.0005	
5/23/2017	<0.0005	
9/19/2017	<0.0005	
3/14/2018	<0.0005	
9/10/2018	0.00021 (J)	
3/11/2019	<0.0005	
9/6/2019	<0.0005	
3/3/2020	<0.0005	
9/8/2020	<0.0005	
3/9/2021	<0.0005	
8/2/2021	<0.0005	
1/28/2022	<0.0005	
8/10/2022	<0.0005	
2/9/2023	<0.0005	
8/4/2023	<0.0005	
2/15/2024		<0.0005
8/2/2024		<0.0005

ND substitution: RL or RL/2 if <15% NDs.

Prediction Limit

Constituent: Cadmium (mg/L) Analysis Run 9/11/2024 4:28 PM View: Appendix I Intrawell

Plant Bowen Client: Southern Company Data: Bowen 3-4 CCR

	GWC-22R	GWC-22R
9/18/2014	<0.0005	
10/5/2014	<0.0005	
10/22/2014	<0.0005	
11/5/2014	<0.0005	
3/4/2015	<0.0005	
3/19/2015	<0.0005	
4/8/2015	<0.0005	
4/24/2015	<0.0005	
7/30/2015	<0.0005	
3/7/2016	<0.0005	
5/5/2016	<0.0005	
7/14/2016	<0.0005	
9/12/2016	<0.0005	
10/27/2016	<0.0005	
1/13/2017	8E-05 (J)	
3/20/2017	<0.0005	
5/23/2017	<0.0005	
9/19/2017	<0.0005	
3/13/2018	<0.0005	
9/7/2018	<0.0005	
3/11/2019	<0.0005	
9/5/2019	<0.0005	
3/3/2020	<0.0005	
9/8/2020	<0.0005	
3/9/2021	<0.0005	
8/2/2021	<0.0005	
1/27/2022	<0.0005	
8/10/2022	<0.0005	
2/9/2023	<0.0005	
8/3/2023	<0.0005	
2/15/2024		<0.0005
7/31/2024		<0.0005

ND substitution: RL or RL/2 if <15% NDs.

Prediction Limit

Constituent: Cadmium (mg/L) Analysis Run 9/11/2024 4:28 PM View: Appendix I Intrawell

Plant Bowen Client: Southern Company Data: Bowen 3-4 CCR

	GWC-25R	GWC-25R
9/16/2014	<0.0005	
10/4/2014	<0.0005	
10/23/2014	<0.0005	
11/10/2014	<0.0005	
3/4/2015	<0.0005	
3/20/2015	<0.0005	
4/9/2015	<0.0005	
4/23/2015	<0.0005	
7/30/2015	<0.0005	
3/8/2016	<0.0005	
5/4/2016	<0.0005	
7/18/2016	<0.0005	
9/13/2016	<0.0005	
10/27/2016	<0.0005	
1/13/2017	0.0001 (J)	
3/16/2017	<0.0005	
5/19/2017	<0.0005	
9/19/2017	<0.0005	
3/13/2018	<0.0005	
9/11/2018	<0.0005	
3/8/2019	<0.0005	
9/5/2019	<0.0005	
3/3/2020	<0.0005	
9/4/2020	<0.0005	
3/9/2021	<0.0005	
8/2/2021	<0.0005	
1/27/2022	<0.0005	
8/9/2022	<0.0005	
2/9/2023	<0.0005	
8/3/2023	<0.0005	
2/16/2024		<0.0005
7/31/2024		<0.0005

ND substitution: RL or RL/2 if <15% NDs.

Prediction Limit

Constituent: Cadmium (mg/L) Analysis Run 9/11/2024 4:28 PM View: Appendix I Intrawell

Plant Bowen Client: Southern Company Data: Bowen 3-4 CCR

	GWC-36RA	GWC-36RA
9/15/2014	0.001 (J)	
10/3/2014	<0.0005	
10/20/2014	0.00036 (J)	
11/10/2014	<0.0005	
3/2/2015	<0.0005	
3/17/2015	<0.0005	
4/5/2015	<0.0005	
4/21/2015	0.00044 (J)	
7/28/2015	0.00027 (J)	
3/1/2016	0.000207 (J)	
5/2/2016	0.000154 (J)	
7/6/2016	0.0002 (J)	
9/7/2016	0.0002 (J)	
10/25/2016	0.0002 (J)	
1/5/2017	<0.0005	
3/14/2017	<0.0005	
5/16/2017	0.0001 (J)	
9/15/2017	<0.0005	
3/12/2018	0.00013 (J)	
9/6/2018	0.00011 (J)	
3/7/2019	0.00017 (J)	
9/4/2019	0.00016 (J)	
3/2/2020	0.00018 (J)	
9/14/2020	0.00016 (J)	
3/26/2021	0.00015 (J)	
7/27/2021	0.00014 (J)	
1/26/2022	<0.0005	
8/8/2022	0.00016 (J)	
2/8/2023	<0.0005	
8/3/2023	<0.0005	
2/13/2024		<0.0005
7/30/2024		<0.0005

ND substitution: RL or RL/2 if <15% NDs.

Prediction Limit

Constituent: Cadmium (mg/L) Analysis Run 9/11/2024 4:28 PM View: Appendix I Intrawell

Plant Bowen Client: Southern Company Data: Bowen 3-4 CCR

	GWC-37	GWC-37
9/16/2014	<0.0005	
10/3/2014	<0.0005	
10/20/2014	<0.0005	
11/10/2014	0.00026 (J)	
3/2/2015	<0.0005	
3/17/2015	<0.0005	
4/5/2015	<0.0005	
4/22/2015	<0.0005	
7/28/2015	<0.0005	
3/1/2016	0.000103 (J)	
5/3/2016	<0.0005	
7/8/2016	<0.0005	
9/7/2016	<0.0005	
10/25/2016	<0.0005	
1/6/2017	<0.0005	
3/14/2017	<0.0005	
5/16/2017	<0.0005	
9/15/2017	<0.0005	
3/12/2018	<0.0005	
9/6/2018	<0.0005	
3/6/2019	9.3E-05 (J)	
9/4/2019	<0.0005	
3/2/2020	<0.0005	
9/3/2020	<0.0005	
2/24/2021	<0.0005	
7/28/2021	0.00025 (J)	
1/26/2022	<0.0005	
8/8/2022	0.00032 (J)	
2/8/2023	<0.0005	
8/2/2023	<0.0005	
2/13/2024		<0.0005
7/30/2024		<0.0005

ND substitution: RL or RL/2 if <15% NDs.

Prediction Limit

Constituent: Cadmium (mg/L) Analysis Run 9/11/2024 4:28 PM View: Appendix I Intrawell

Plant Bowen Client: Southern Company Data: Bowen 3-4 CCR

	GWC-38	GWC-38
9/16/2014	<0.0005	
10/3/2014	<0.0005	
10/20/2014	<0.0005	
11/10/2014	<0.0005	
3/2/2015	0.00035 (J)	
3/17/2015	<0.0005	
4/6/2015	<0.0005	
4/22/2015	<0.0005	
7/28/2015	<0.0005	
3/2/2016	0.000109 (J)	
5/3/2016	<0.0005	
7/7/2016	<0.0005	
9/8/2016	0.0001 (J)	
10/25/2016	<0.0005	
2/9/2017	0.0001 (J)	
3/23/2017	0.0001 (J)	
5/17/2017	0.0001 (J)	
9/19/2017	<0.0005	
3/13/2018	<0.0005	
9/6/2018	<0.0005	
3/7/2019	<0.0005	
9/4/2019	<0.0005	
3/2/2020	<0.0005	
9/3/2020	<0.0005	
2/24/2021	<0.0005	
7/28/2021	<0.0005	
1/25/2022	<0.0005	
8/5/2022	<0.0005	
2/8/2023	<0.0005	
8/2/2023	<0.0005	
2/13/2024		<0.0005
7/30/2024		<0.0005

ND substitution: RL or RL/2 if <15% NDs.

Prediction Limit

Constituent: Chromium (mg/L) Analysis Run 9/11/2024 4:28 PM View: Appendix I Intrawell

Plant Bowen Client: Southern Company Data: Bowen 3-4 CCR

	GWA-1	GWA-1
8/23/2007	<0.005	
10/23/2007	0.011	
11/18/2007	0.038 (O)	
1/30/2008	0.11 (O)	
3/10/2008	0.038 (O)	
5/13/2008	0.012	
12/5/2008	<0.005	
4/15/2009	<0.005	
10/7/2009	0.0065	
5/3/2010	<0.005	
10/12/2010	<0.005	
4/27/2011	<0.005	
10/17/2011	<0.005	
5/2/2012	<0.005	
10/8/2012	<0.005	
4/12/2013	0.0019	
10/16/2013	0.0024	
4/11/2014	0.0013 (J)	
9/30/2014	<0.005	
3/30/2015	0.0047	
10/13/2015	<0.005	
3/22/2016	<0.005	
5/19/2016	<0.005	
7/29/2016	<0.005	
9/23/2016	<0.005	
11/9/2016	0.0011 (J)	
1/30/2017	<0.005	
3/30/2017	<0.005	
6/9/2017	<0.005	
10/2/2017	<0.005	
3/16/2018	<0.005	
9/17/2018	<0.005 (D)	
3/20/2019	<0.005	
9/12/2019	<0.005	
3/11/2020	0.0012 (J)	
9/15/2020	<0.005	
3/16/2021	<0.005	
8/9/2021	<0.005	
2/1/2022	<0.005	
8/16/2022	<0.005	
2/16/2023	<0.005	
7/27/2023	<0.005	
2/22/2024		<0.005
8/7/2024		<0.005

ND substitution: RL or RL/2 if <15% NDs.

Prediction Limit

Constituent: Chromium (mg/L) Analysis Run 9/11/2024 4:28 PM View: Appendix I Intrawell

Plant Bowen Client: Southern Company Data: Bowen 3-4 CCR

	GWA-2	GWA-2
8/23/2007	0.0045	
10/24/2007	0.039 (O)	
11/18/2007	0.059 (O)	
1/31/2008	0.0067	
3/11/2008	0.03 (O)	
5/6/2008	0.0062	
12/4/2008	0.009	
4/21/2009	0.0022	
10/7/2009	<0.005	
4/26/2010	<0.005	
10/4/2010	<0.005	
4/13/2011	<0.005	
10/5/2011	<0.005	
4/11/2012	<0.005	
10/9/2012	<0.005	
4/15/2013	0.0013	
10/15/2013	0.0023	
4/22/2014	<0.005	
9/30/2014	<0.005	
3/30/2015	0.0011 (J)	
10/13/2015	<0.005	
3/23/2016	<0.005	
5/20/2016	<0.005	
7/29/2016	<0.005	
9/23/2016	<0.005	
11/9/2016	<0.005	
1/31/2017	<0.005	
3/30/2017	<0.005	
6/12/2017	0.0008 (J)	
10/2/2017	<0.005	
3/19/2018	0.0031 (J)	
9/14/2018	<0.005	
3/20/2019	<0.005	
9/12/2019	<0.005 (D)	
3/11/2020	0.0025 (J)	
9/15/2020	0.00086 (J)	
3/17/2021	<0.005	
8/9/2021	<0.005	
2/1/2022	<0.005	
8/16/2022	<0.005	
2/16/2023	<0.005	
7/27/2023	<0.005	
2/22/2024		<0.005
8/7/2024		<0.005

ND substitution: RL or RL/2 if <15% NDs.

Prediction Limit

Constituent: Chromium (mg/L) Analysis Run 9/11/2024 4:28 PM View: Appendix I Intrawell

Plant Bowen Client: Southern Company Data: Bowen 3-4 CCR

	GWA-2R	GWA-2R
8/23/2007	<0.005	
10/24/2007	0.0033	
11/18/2007	0.012	
1/31/2008	0.052 (O)	
3/10/2008	0.01	
5/13/2008	0.0068	
12/4/2008	0.0017	
4/21/2009	<0.005	
10/8/2009	<0.005	
4/21/2010	<0.005	
9/28/2010	<0.005	
4/12/2011	<0.005	
10/4/2011	<0.005	
4/3/2012	<0.005	
10/9/2012	<0.005	
4/11/2013	<0.005	
10/16/2013	<0.005	
4/10/2014	<0.005	
9/30/2014	<0.005	
3/30/2015	<0.005	
10/13/2015	<0.005	
3/23/2016	<0.005	
5/19/2016	<0.005	
7/29/2016	<0.005	
9/22/2016	<0.005	
11/10/2016	<0.005	
1/31/2017	<0.005	
4/3/2017	<0.005	
6/9/2017	<0.005	
10/2/2017	<0.005	
3/16/2018	<0.005	
9/14/2018	<0.005	
3/19/2019	<0.005	
9/13/2019	<0.005	
3/11/2020	0.0042 (J)	
9/15/2020	<0.005	
3/16/2021	<0.005	
8/9/2021	<0.005	
2/1/2022	<0.005	
8/16/2022	<0.005	
2/16/2023	<0.005	
7/27/2023	<0.005	
2/26/2024		<0.005
8/6/2024		<0.005

ND substitution: RL or RL/2 if <15% NDs.

Prediction Limit

Constituent: Chromium (mg/L) Analysis Run 9/11/2024 4:28 PM View: Appendix I Intrawell

Plant Bowen Client: Southern Company Data: Bowen 3-4 CCR

	GWA-39RZ	GWA-39RZ
5/16/2016	<0.005 (D)	
7/27/2016	0.0017 (JD)	
2/21/2017	0.001 (J)	
3/27/2017	<0.005 (D)	
6/8/2017	<0.005 (D)	
7/17/2017	<0.005 (D)	
7/27/2017	0.0005 (J)	
8/9/2017	0.0005 (J)	
9/29/2017	0.0006 (JD)	
3/16/2018	<0.005	
9/14/2018	<0.005	
3/14/2019	0.004 (J)	
3/9/2020	0.0016 (J)	
9/16/2020	0.00058 (J)	
3/16/2021	0.0008 (J)	
8/6/2021	<0.005	
2/2/2022	0.0012 (J)	
8/16/2022	<0.005	
2/14/2023	<0.005	
7/25/2023	<0.005	
2/19/2024		<0.005
8/1/2024		<0.005

ND substitution: RL or RL/2 if <15% NDs.

Prediction Limit

Constituent: Chromium (mg/L) Analysis Run 9/11/2024 4:28 PM View: Appendix I Intrawell

Plant Bowen Client: Southern Company Data: Bowen 3-4 CCR

	GWA-39Z	GWA-39Z
3/14/2016	<0.005	
5/11/2016	<0.005	
7/19/2016	<0.005	
9/15/2016	<0.005	
11/2/2016	<0.005	
1/18/2017	<0.005	
3/28/2017	<0.005 (*)	
6/7/2017	<0.005	
9/26/2017	<0.005	
3/14/2018	<0.005	
9/12/2018	<0.005	
3/15/2019	<0.005	
9/9/2019	<0.005	
3/9/2020	0.069 (O)	
9/10/2020	<0.005	
3/12/2021	0.00064 (J)	
8/4/2021	<0.005	
1/31/2022	<0.005	
8/10/2022	<0.005	
2/13/2023	<0.005	
7/26/2023	<0.005	
2/19/2024		<0.005
8/1/2024		<0.005

ND substitution: RL or RL/2 if <15% NDs.

Prediction Limit

Constituent: Chromium (mg/L) Analysis Run 9/11/2024 4:28 PM View: Appendix I Intrawell

Plant Bowen Client: Southern Company Data: Bowen 3-4 CCR

	GWA-3A	GWA-3A
8/23/2007	<0.005	
11/2/2007	0.027 (O)	
11/18/2007	0.17 (O)	
1/31/2008	0.012	
3/11/2008	0.063 (O)	
5/14/2008	0.057 (O)	
12/5/2008	<0.005	
4/15/2009	<0.005	
10/8/2009	<0.005	
4/28/2010	<0.005	
10/6/2010	<0.005	
4/21/2011	<0.005	
10/13/2011	<0.005	
5/1/2012	<0.005	
10/9/2012	<0.005	
4/11/2013	<0.005	
10/16/2013	0.0013	
4/23/2014	<0.005	
10/4/2014	<0.005	
3/31/2015	<0.005	
10/12/2015	<0.005	
3/23/2016	<0.005	
5/23/2016	<0.005	
7/29/2016	<0.005	
9/22/2016	0.0013 (J)	
11/10/2016	<0.005	
1/31/2017	<0.005	
3/30/2017	<0.005	
6/12/2017	<0.005	
10/4/2017	<0.005	
3/19/2018	<0.005	
9/17/2018	<0.005	
3/20/2019	<0.005	
9/13/2019	0.00073 (J)	
3/11/2020	0.00095 (J)	
3/29/2021	0.00062 (J)	
8/9/2021	<0.005	
2/2/2022	0.0069	
8/16/2022	<0.005	
2/17/2023	<0.005	
8/1/2023	<0.005	
2/22/2024		<0.005
8/8/2024		<0.005

ND substitution: RL or RL/2 if <15% NDs.

Prediction Limit

Constituent: Chromium (mg/L) Analysis Run 9/11/2024 4:28 PM View: Appendix I Intrawell

Plant Bowen Client: Southern Company Data: Bowen 3-4 CCR

	GWA-40	GWA-40
3/15/2016	<0.005	
5/11/2016	<0.005	
7/21/2016	<0.005	
9/15/2016	<0.005	
11/3/2016	<0.005	
1/17/2017	<0.005	
3/24/2017	<0.005 (*)	
5/24/2017	0.0008 (J)	
9/26/2017	0.0005 (J)	
3/14/2018	<0.005	
9/12/2018	<0.005	
3/13/2019	<0.005	
9/9/2019	<0.005	
3/9/2020	0.0009 (J)	
9/11/2020	<0.005	
3/10/2021	0.00075 (J)	
8/4/2021	<0.005	
1/31/2022	<0.005	
8/12/2022	<0.005	
2/13/2023	<0.005	
7/26/2023	<0.005	
2/19/2024		<0.005
8/1/2024		<0.005

ND substitution: RL or RL/2 if <15% NDs.

Prediction Limit

Constituent: Chromium (mg/L) Analysis Run 9/11/2024 4:28 PM View: Appendix I Intrawell

Plant Bowen Client: Southern Company Data: Bowen 3-4 CCR

	GWA-41	GWA-41
3/15/2016	<0.005	
5/12/2016	<0.005	
7/20/2016	<0.005	
9/15/2016	<0.005	
11/3/2016	<0.005	
1/18/2017	<0.005	
3/24/2017	<0.005 (*)	
6/6/2017	<0.005	
9/25/2017	<0.005	
3/14/2018	<0.005	
9/12/2018	<0.005	
3/14/2019	<0.005	
9/10/2019	<0.005 (D)	
3/6/2020	0.015	
9/10/2020	<0.005	
3/11/2021	0.0015 (J)	
8/4/2021	<0.005	
1/31/2022	<0.005	
8/11/2022	<0.005	
2/13/2023	<0.005	
7/25/2023	<0.005	
2/19/2024		<0.005
8/1/2024		<0.005

ND substitution: RL or RL/2 if <15% NDs.

Prediction Limit

Constituent: Chromium (mg/L) Analysis Run 9/11/2024 4:28 PM View: Appendix I Intrawell

Plant Bowen Client: Southern Company Data: Bowen 3-4 CCR

	GWA-41R	GWA-41R
3/15/2016	<0.005	
5/13/2016	<0.005	
7/21/2016	<0.005	
9/21/2016	<0.005	
11/3/2016	<0.005	
1/17/2017	<0.005	
3/27/2017	<0.005	
6/6/2017	0.0004 (J)	
9/25/2017	<0.005	
3/14/2018	<0.005	
9/12/2018	<0.005	
3/14/2019	<0.005	
9/10/2019	<0.005	
3/9/2020	0.0004 (J)	
9/10/2020	<0.005	
3/10/2021	<0.005	
8/4/2021	<0.005	
1/31/2022	<0.005	
8/11/2022	<0.005	
2/13/2023	<0.005	
7/25/2023	<0.005	
2/19/2024		<0.005
8/1/2024		<0.005

ND substitution: RL or RL/2 if <15% NDs.

Prediction Limit

Constituent: Chromium (mg/L) Analysis Run 9/11/2024 4:28 PM View: Appendix I Intrawell

Plant Bowen Client: Southern Company Data: Bowen 3-4 CCR

	GWA-42	GWA-42
3/11/2016	<0.005	
5/16/2016	<0.005	
7/22/2016	<0.005	
9/19/2016	<0.005	
11/3/2016	<0.005	
1/17/2017	<0.005	
3/27/2017	<0.005	
6/7/2017	<0.005	
9/26/2017	<0.005	
3/14/2018	<0.005	
9/14/2018	<0.005	
3/14/2019	<0.005	
9/10/2019	<0.005	
3/6/2020	0.00045 (J)	
9/10/2020	<0.005	
3/11/2021	<0.005	
8/4/2021	<0.005	
1/31/2022	<0.005	
8/10/2022	<0.005	
2/13/2023	<0.005	
7/26/2023	<0.005	
2/20/2024		<0.005
8/1/2024		<0.005

ND substitution: RL or RL/2 if <15% NDs.

Prediction Limit

Constituent: Chromium (mg/L) Analysis Run 9/11/2024 4:28 PM View: Appendix I Intrawell

Plant Bowen Client: Southern Company Data: Bowen 3-4 CCR

	GWA-43	GWA-43
3/11/2016	<0.005	
5/13/2016	<0.005	
7/19/2016	<0.005	
9/16/2016	<0.005	
11/2/2016	<0.005	
1/18/2017	<0.005	
3/28/2017	<0.005 (*)	
6/6/2017	0.0004 (J)	
9/22/2017	0.0008 (J)	
3/14/2018	<0.005	
9/12/2018	<0.005	
3/13/2019	<0.005	
9/11/2019	0.00051 (J)	
3/9/2020	0.0033 (J)	
9/11/2020	<0.005	
3/11/2021	<0.005	
8/6/2021	<0.005	
1/31/2022	<0.005	
8/11/2022	<0.005	
2/14/2023	0.0016 (J)	
7/25/2023	<0.005	
2/20/2024		<0.005
8/2/2024		<0.005

ND substitution: RL or RL/2 if <15% NDs.

Prediction Limit

Constituent: Chromium (mg/L) Analysis Run 9/11/2024 4:28 PM View: Appendix I Intrawell

Plant Bowen Client: Southern Company Data: Bowen 3-4 CCR

	GWA-43R	GWA-43R
3/11/2016	0.00212 (J)	
5/13/2016	<0.005	
7/19/2016	0.0006 (J)	
9/16/2016	<0.005	
11/2/2016	<0.005	
1/18/2017	0.0014 (J)	
3/28/2017	<0.005 (*)	
6/6/2017	0.0009 (J)	
9/22/2017	0.0006 (J)	
3/15/2018	0.0017 (J)	
9/12/2018	<0.005	
3/13/2019	<0.005	
9/11/2019	0.00066 (J)	
3/9/2020	0.0014 (J)	
9/14/2020	0.0011 (J)	
3/11/2021	0.0011 (J)	
8/5/2021	<0.005	
1/31/2022	0.0011 (J)	
8/10/2022	<0.005	
2/13/2023	<0.005	
7/25/2023	<0.005	
2/20/2024		<0.005
8/2/2024		<0.005

ND substitution: RL or RL/2 if <15% NDs.

Prediction Limit

Constituent: Chromium (mg/L) Analysis Run 9/11/2024 4:28 PM View: Appendix I Intrawell

Plant Bowen Client: Southern Company Data: Bowen 3-4 CCR

	GWA-50	GWA-50
12/12/2008	<0.005	
4/23/2009	<0.005	
10/6/2009	<0.005	
4/27/2010	<0.005	
9/30/2010	0.0014	
4/14/2011	0.0014	
10/5/2011	<0.005	
4/11/2012	<0.005	
10/2/2012	<0.005	
4/9/2013	<0.005	
10/15/2013	<0.005	
4/10/2014	0.0013 (J)	
10/1/2014	<0.005	
3/30/2015	<0.005	
10/11/2015	<0.005	
3/28/2016	<0.005	
5/23/2016	<0.005	
8/1/2016	<0.005	
9/26/2016	<0.005	
11/10/2016	<0.005	
1/30/2017	<0.005	
4/7/2017	<0.005	
6/12/2017	<0.005	
10/2/2017	<0.005	
3/16/2018	<0.005	
9/17/2018	<0.005	
3/19/2019	<0.005	
9/13/2019	<0.005	
3/11/2020	0.0011 (J)	
9/16/2020	<0.005	
3/17/2021	<0.005	
8/9/2021	<0.005	
2/1/2022	<0.005	
8/16/2022	<0.005	
2/16/2023	<0.005	
7/28/2023	<0.005	
2/22/2024		<0.005
8/8/2024		<0.005

ND substitution: RL or RL/2 if <15% NDs.

Prediction Limit

Constituent: Chromium (mg/L) Analysis Run 9/11/2024 4:28 PM View: Appendix I Intrawell

Plant Bowen Client: Southern Company Data: Bowen 3-4 CCR

	GWA-50R	GWA-50R
12/12/2008	<0.005	
4/23/2009	0.0031	
10/6/2009	0.0024	
5/3/2010	<0.005	
10/11/2010	0.0028	
4/27/2011	0.0041	
10/19/2011	<0.005	
5/1/2012	<0.005	
10/2/2012	0.0019	
4/10/2013	0.0027	
10/16/2013	0.0029	
4/22/2014	0.0024	
10/1/2014	<0.005	
3/30/2015	0.0022	
10/11/2015	<0.005	
3/28/2016	<0.005	
5/25/2016	<0.005	
8/1/2016	<0.005	
9/26/2016	<0.005	
11/11/2016	<0.005	
1/30/2017	<0.005	
4/3/2017	<0.005	
6/12/2017	0.0005 (J)	
10/2/2017	<0.005	
3/16/2018	<0.005	
9/18/2018	<0.005	
3/19/2019	<0.005	
9/12/2019	<0.005	
3/11/2020	<0.005	
9/15/2020	<0.005	
3/17/2021	<0.005	
8/9/2021	<0.005	
2/2/2022	<0.005	
8/17/2022	<0.005	
2/16/2023	<0.005	
7/28/2023	<0.005	
2/22/2024		<0.005
8/8/2024		<0.005

ND substitution: RL or RL/2 if <15% NDs.

Prediction Limit

Constituent: Chromium (mg/L) Analysis Run 9/11/2024 4:28 PM View: Appendix I Intrawell

Plant Bowen Client: Southern Company Data: Bowen 3-4 CCR

	GWC-16R	GWC-16R
9/16/2014	0.0033	
10/4/2014	0.0011 (J)	
10/21/2014	<0.005	
11/11/2014	<0.005	
3/3/2015	<0.005	
3/18/2015	<0.005	
4/6/2015	<0.005	
4/23/2015	0.001 (J)	
7/29/2015	<0.005	
3/3/2016	<0.005	
5/10/2016	<0.005	
7/13/2016	0.0008 (J)	
9/15/2016	<0.005	
11/2/2016	<0.005	
1/11/2017	0.0012 (J)	
3/20/2017	0.0013 (J)	
5/23/2017	0.0007 (J)	
9/21/2017	<0.005	
3/14/2018	<0.005	
9/7/2018	<0.005	
3/11/2019	<0.005	
9/9/2019	<0.005	
3/4/2020	0.0014 (J)	
9/9/2020	0.00056 (J)	
3/9/2021	0.0024 (J)	
7/30/2021	0.0017 (J)	
1/28/2022	0.0011 (J)	
8/11/2022	<0.005	
2/10/2023	0.0011 (J)	
8/4/2023	<0.005	
2/15/2024		<0.005
7/31/2024		<0.005

ND substitution: RL or RL/2 if <15% NDs.

Prediction Limit

Constituent: Chromium (mg/L) Analysis Run 9/11/2024 4:28 PM View: Appendix I Intrawell

Plant Bowen Client: Southern Company Data: Bowen 3-4 CCR

	GWC-17R	GWC-17R
9/17/2014	<0.005	
10/4/2014	<0.005	
10/21/2014	<0.005	
11/11/2014	0.0014	
3/3/2015	0.001 (J)	
3/18/2015	<0.005	
4/6/2015	<0.005	
4/23/2015	<0.005	
7/29/2015	<0.005	
3/4/2016	<0.005	
5/10/2016	<0.005	
7/14/2016	0.0035 (J)	
9/14/2016	<0.005	
11/1/2016	<0.005	
1/11/2017	<0.005	
3/21/2017	<0.005	
5/23/2017	0.0021 (J)	
9/22/2017	<0.005	
3/14/2018	<0.005	
9/11/2018	<0.005	
3/12/2019	<0.005	
9/10/2019	<0.005	
3/5/2020	0.00063 (J)	
9/9/2020	<0.005	
3/10/2021	<0.005	
7/30/2021	<0.005	
1/28/2022	<0.005	
8/11/2022	<0.005	
2/10/2023	<0.005	
8/3/2023	<0.005	
2/15/2024		<0.005
7/31/2024		<0.005

ND substitution: RL or RL/2 if <15% NDs.

Prediction Limit

Constituent: Chromium (mg/L) Analysis Run 9/11/2024 4:28 PM View: Appendix I Intrawell

Plant Bowen Client: Southern Company Data: Bowen 3-4 CCR

	GWC-18	GWC-18
9/17/2014	<0.005	
10/4/2014	0.0034	
10/21/2014	<0.005	
11/5/2014	0.0042	
3/3/2015	0.0038	
3/18/2015	0.0031	
4/7/2015	0.0037	
4/23/2015	0.0033	
7/29/2015	0.0033	
3/7/2016	<0.01 (O)	
5/5/2016	0.00385 (J)	
7/13/2016	0.0029 (J)	
9/13/2016	0.0029 (J)	
10/31/2016	0.0017 (J)	
1/12/2017	0.0025 (J)	
3/23/2017	<0.01 (O)	
5/23/2017	0.0029 (J)	
9/25/2017	0.0018 (J)	
3/14/2018	0.0021 (J)	
9/11/2018	0.0017 (J)	
3/12/2019	<0.005	
9/9/2019	0.001 (J)	
3/6/2020	0.0019 (J)	
9/9/2020	0.001 (J)	
2/26/2021	0.0014 (J)	
7/29/2021	0.0014 (J)	
1/28/2022	0.0014 (J)	
8/10/2022	0.0014 (J)	
2/9/2023	0.0015 (J)	
8/3/2023	0.0012 (J)	
2/14/2024		<0.005
7/31/2024		<0.005

ND substitution: RL or RL/2 if <15% NDs.

Prediction Limit

Constituent: Chromium (mg/L) Analysis Run 9/11/2024 4:28 PM View: Appendix I Intrawell

Plant Bowen Client: Southern Company Data: Bowen 3-4 CCR

	GWC-18R	GWC-18R
9/17/2014	<0.005	
10/4/2014	0.025 (O)	
10/21/2014	0.024 (O)	
11/11/2014	0.025 (O)	
3/3/2015	0.029 (O)	
3/18/2015	<0.005	
4/7/2015	0.008	
4/23/2015	<0.005	
7/29/2015	<0.005	
3/7/2016	<0.005	
5/5/2016	<0.005	
7/13/2016	0.0006 (J)	
9/12/2016	<0.005	
11/1/2016	<0.005	
1/11/2017	<0.005	
3/20/2017	0.0005	
5/22/2017	0.0005	
9/21/2017	0.0008	
3/14/2018	<0.005	
9/7/2018	<0.005	
3/12/2019	<0.005	
9/6/2019	0.00053 (J)	
3/5/2020	0.0007 (J)	
9/9/2020	<0.005	
2/26/2021	0.00069 (J)	
7/29/2021	<0.005	
1/27/2022	0.0015 (J)	
8/10/2022	<0.005	
2/9/2023	<0.005	
8/4/2023	<0.005	
2/14/2024		<0.005
7/31/2024		<0.005

ND substitution: RL or RL/2 if <15% NDs.

Prediction Limit

Constituent: Chromium (mg/L) Analysis Run 9/11/2024 4:28 PM View: Appendix I Intrawell

Plant Bowen Client: Southern Company Data: Bowen 3-4 CCR

	GWC-19R	GWC-19R
9/17/2014	<0.005	
10/4/2014	0.001 (J)	
10/21/2014	0.0011 (J)	
11/5/2014	0.001 (J)	
3/3/2015	<0.005	
3/19/2015	<0.005	
4/7/2015	<0.005	
4/24/2015	<0.005	
7/29/2015	<0.005	
3/7/2016	<0.005	
5/9/2016	<0.005	
7/14/2016	0.0005 (J)	
9/12/2016	<0.005	
10/31/2016	<0.005	
1/11/2017	<0.005	
3/21/2017	<0.005	
5/22/2017	0.0005 (J)	
9/20/2017	0.0008 (J)	
3/14/2018	<0.005	
9/10/2018	<0.005	
3/12/2019	<0.005	
9/9/2019	0.00056 (J)	
3/4/2020	0.001 (J)	
9/9/2020	<0.005	
2/26/2021	0.00067 (J)	
8/5/2021	<0.005	
1/27/2022	<0.005	
8/9/2022	<0.005	
2/9/2023	<0.005	
8/4/2023	<0.005	
2/14/2024		0.0028 (J)
7/31/2024		<0.005

ND substitution: RL or RL/2 if <15% NDs.

Prediction Limit

Constituent: Chromium (mg/L) Analysis Run 9/11/2024 4:28 PM View: Appendix I Intrawell

Plant Bowen Client: Southern Company Data: Bowen 3-4 CCR

	GWC-20R	GWC-20R
9/18/2014	<0.005	
10/5/2014	<0.005	
10/22/2014	<0.005	
11/5/2014	0.001 (J)	
3/4/2015	<0.005	
3/19/2015	<0.005	
4/7/2015	<0.005	
4/24/2015	<0.005	
7/30/2015	0.001 (J)	
3/8/2016	<0.005	
5/9/2016	<0.005	
7/14/2016	0.0008 (J)	
9/12/2016	<0.005	
10/31/2016	<0.005	
1/12/2017	0.0011 (J)	
3/22/2017	<0.005	
5/22/2017	0.0007 (J)	
9/19/2017	0.0006 (J)	
3/14/2018	<0.005	
9/10/2018	<0.005	
3/12/2019	<0.005	
9/6/2019	0.00071 (JD)	
3/5/2020	0.00075 (J)	
9/4/2020	0.00078 (J)	
3/9/2021	0.00094 (J)	
8/2/2021	<0.005	
1/27/2022	<0.005	
8/9/2022	<0.005	
2/10/2023	<0.005	
8/3/2023	<0.005	
2/15/2024		<0.005
8/1/2024		<0.005

ND substitution: RL or RL/2 if <15% NDs.

Prediction Limit

Constituent: Chromium (mg/L) Analysis Run 9/11/2024 4:28 PM View: Appendix I Intrawell

Plant Bowen Client: Southern Company Data: Bowen 3-4 CCR

	GWC-21R	GWC-21R
9/18/2014	0.001 (J)	
10/5/2014	0.0013	
10/22/2014	0.0016	
11/5/2014	0.0013	
3/4/2015	<0.005	
3/19/2015	<0.005	
4/8/2015	<0.005	
4/24/2015	0.001 (J)	
7/30/2015	<0.005	
3/8/2016	<0.005	
5/9/2016	<0.005	
7/15/2016	<0.005	
9/9/2016	<0.005	
10/27/2016	<0.005	
1/12/2017	<0.005	
3/21/2017	<0.005	
5/23/2017	0.0004 (J)	
9/19/2017	0.0006 (J)	
3/14/2018	<0.005	
9/10/2018	<0.005	
3/11/2019	<0.005	
9/6/2019	0.00078 (J)	
3/3/2020	0.00058 (J)	
9/8/2020	0.0013 (J)	
3/9/2021	<0.005	
8/2/2021	<0.005	
1/28/2022	<0.005	
8/10/2022	0.0023 (J)	
2/9/2023	0.0017 (J)	
8/4/2023	0.0067	
2/15/2024		0.0035 (J)
8/2/2024		<0.005

ND substitution: RL or RL/2 if <15% NDs.

Prediction Limit

Constituent: Chromium (mg/L) Analysis Run 9/11/2024 4:28 PM View: Appendix I Intrawell

Plant Bowen Client: Southern Company Data: Bowen 3-4 CCR

	GWC-22R	GWC-22R
9/18/2014	<0.005	
10/5/2014	<0.005	
10/22/2014	<0.005	
11/5/2014	<0.005	
3/4/2015	<0.005	
3/19/2015	<0.005	
4/8/2015	<0.005	
4/24/2015	<0.005	
7/30/2015	<0.005	
3/7/2016	<0.005	
5/5/2016	<0.005	
7/14/2016	<0.005	
9/12/2016	<0.005	
10/27/2016	<0.005	
1/13/2017	<0.005	
3/20/2017	0.0004 (J)	
5/23/2017	0.0005 (J)	
9/19/2017	<0.005	
3/13/2018	<0.005	
9/7/2018	<0.005	
3/11/2019	<0.005	
9/5/2019	<0.005	
3/3/2020	0.00057 (J)	
9/8/2020	<0.005	
3/9/2021	<0.005	
8/2/2021	<0.005	
1/27/2022	<0.005	
8/10/2022	<0.005	
2/9/2023	<0.005	
8/3/2023	<0.005	
2/15/2024		<0.005
7/31/2024		<0.005

ND substitution: RL or RL/2 if <15% NDs.

Prediction Limit

Constituent: Chromium (mg/L) Analysis Run 9/11/2024 4:28 PM View: Appendix I Intrawell

Plant Bowen Client: Southern Company Data: Bowen 3-4 CCR

	GWC-23R	GWC-23R
9/18/2014	<0.005	
10/5/2014	<0.005	
10/22/2014	<0.005	
11/5/2014	0.0013	
3/4/2015	<0.005	
3/20/2015	<0.005	
4/8/2015	0.0012 (J)	
4/23/2015	<0.005	
7/30/2015	<0.005	
3/9/2016	<0.005	
5/6/2016	<0.005	
7/15/2016	0.0005 (J)	
9/14/2016	<0.005	
11/1/2016	<0.005	
1/25/2017	0.0023 (J)	
3/22/2017	<0.005	
5/24/2017	0.0011 (J)	
9/21/2017	0.0014 (J)	
3/14/2018	<0.005	
9/11/2018	<0.005	
3/12/2019	<0.005	
9/6/2019	<0.005	
3/5/2020	0.00086 (J)	
9/9/2020	<0.005	
3/10/2021	0.00073 (J)	
7/30/2021	<0.005	
1/28/2022	<0.005	
8/11/2022	<0.005	
2/10/2023	<0.005	
8/3/2023	<0.005	
2/16/2024		<0.005
7/31/2024		<0.005

ND substitution: RL or RL/2 if <15% NDs.

Prediction Limit

Constituent: Chromium (mg/L) Analysis Run 9/11/2024 4:28 PM View: Appendix I Intrawell

Plant Bowen Client: Southern Company Data: Bowen 3-4 CCR

	GWC-24R	GWC-24R
9/16/2014	<0.005	
10/4/2014	<0.005	
10/23/2014	<0.005	
11/10/2014	<0.005	
3/4/2015	<0.005	
3/20/2015	<0.005	
4/8/2015	<0.005	
4/23/2015	<0.005	
7/30/2015	<0.005	
3/4/2016	<0.005	
5/5/2016	<0.005	
7/12/2016	<0.005	
9/13/2016	<0.005	
10/27/2016	<0.005	
1/13/2017	<0.005	
3/20/2017	<0.005	
5/19/2017	<0.005	
9/19/2017	<0.005	
3/13/2018	<0.005	
9/11/2018	<0.005	
3/8/2019	<0.005	
9/5/2019	<0.005	
3/3/2020	0.00052 (J)	
9/9/2020	<0.005	
3/9/2021	<0.005	
7/29/2021	<0.005	
1/28/2022	<0.005	
8/9/2022	<0.005	
2/9/2023	<0.005	
8/3/2023	<0.005	
2/15/2024		<0.005
7/31/2024		<0.005

ND substitution: RL or RL/2 if <15% NDs.

Prediction Limit

Constituent: Chromium (mg/L) Analysis Run 9/11/2024 4:28 PM View: Appendix I Intrawell

Plant Bowen Client: Southern Company Data: Bowen 3-4 CCR

	GWC-25R	GWC-25R
9/16/2014	<0.005	
10/4/2014	<0.005	
10/23/2014	<0.005	
11/10/2014	<0.005	
3/4/2015	<0.005	
3/20/2015	<0.005	
4/9/2015	<0.005	
4/23/2015	<0.005	
7/30/2015	<0.005	
3/8/2016	<0.005	
5/4/2016	<0.005	
7/18/2016	0.0005 (J)	
9/13/2016	<0.005	
10/27/2016	<0.005	
1/13/2017	<0.005	
3/16/2017	0.0008 (J)	
5/19/2017	0.0006 (J)	
9/19/2017	0.0007 (J)	
3/13/2018	<0.005	
9/11/2018	<0.005	
3/8/2019	<0.005	
9/5/2019	0.00044 (J)	
3/3/2020	0.00078 (J)	
9/4/2020	0.00073 (J)	
3/9/2021	0.00079 (J)	
8/2/2021	<0.005	
1/27/2022	<0.005	
8/9/2022	<0.005	
2/9/2023	<0.005	
8/3/2023	<0.005	
2/16/2024		0.003 (J)
7/31/2024		<0.005

ND substitution: RL or RL/2 if <15% NDs.

Prediction Limit

Constituent: Chromium (mg/L) Analysis Run 9/11/2024 4:28 PM View: Appendix I Intrawell

Plant Bowen Client: Southern Company Data: Bowen 3-4 CCR

	GWC-36RA	GWC-36RA
9/15/2014	0.0028	
10/3/2014	<0.005	
10/20/2014	0.0029	
11/10/2014	0.0017	
3/2/2015	<0.005	
3/17/2015	<0.005	
4/5/2015	<0.005	
4/21/2015	0.0018	
7/28/2015	0.0015	
3/1/2016	<0.005	
5/2/2016	<0.005	
7/6/2016	0.0005 (J)	
9/7/2016	<0.005	
10/25/2016	<0.005	
1/5/2017	<0.005	
3/14/2017	0.0008 (J)	
5/16/2017	<0.005	
9/15/2017	<0.005	
3/12/2018	<0.005	
9/6/2018	<0.005	
3/7/2019	<0.005	
9/4/2019	0.0013 (J)	
3/2/2020	0.00047 (J)	
9/14/2020	<0.005	
3/26/2021	0.0006 (J)	
7/27/2021	<0.005	
1/26/2022	<0.005	
8/8/2022	<0.005	
2/8/2023	<0.005	
8/3/2023	<0.005	
2/13/2024		<0.005
7/30/2024		<0.005

ND substitution: RL or RL/2 if <15% NDs.

Prediction Limit

Constituent: Chromium (mg/L) Analysis Run 9/11/2024 4:28 PM View: Appendix I Intrawell

Plant Bowen Client: Southern Company Data: Bowen 3-4 CCR

	GWC-37	GWC-37
9/16/2014	0.0015	
10/3/2014	0.0015	
10/20/2014	0.0011 (J)	
11/10/2014	<0.005	
3/2/2015	<0.005	
3/17/2015	<0.005	
4/5/2015	<0.005	
4/22/2015	<0.005	
7/28/2015	<0.005	
3/1/2016	<0.005	
5/3/2016	<0.005	
7/8/2016	<0.005	
9/7/2016	<0.005	
10/25/2016	<0.005	
1/6/2017	<0.005	
3/14/2017	0.0006 (J)	
5/16/2017	<0.005	
9/15/2017	<0.005	
3/12/2018	<0.005	
9/6/2018	<0.005	
3/6/2019	<0.005	
9/4/2019	<0.005	
3/2/2020	<0.005	
9/3/2020	<0.005	
2/24/2021	<0.005	
7/28/2021	0.018 (O)	
1/26/2022	<0.005	
8/8/2022	<0.005	
2/8/2023	<0.005	
8/2/2023	<0.005	
2/13/2024		<0.005
7/30/2024		<0.005

ND substitution: RL or RL/2 if <15% NDs.

Prediction Limit

Constituent: Chromium (mg/L) Analysis Run 9/11/2024 4:28 PM View: Appendix I Intrawell

Plant Bowen Client: Southern Company Data: Bowen 3-4 CCR

	GWC-38	GWC-38
9/16/2014	0.0026	
10/3/2014	0.0021	
10/20/2014	0.0023	
11/10/2014	0.0022	
3/2/2015	0.0021	
3/17/2015	0.0022	
4/6/2015	0.0016	
4/22/2015	0.0013	
7/28/2015	0.0014	
3/2/2016	<0.005	
5/3/2016	<0.005	
7/7/2016	0.002 (J)	
9/8/2016	0.001 (J)	
10/25/2016	0.0028 (J)	
2/9/2017	0.0012 (J)	
3/23/2017	<0.005	
5/17/2017	0.0019 (J)	
9/19/2017	0.0022 (J)	
3/13/2018	0.0017 (J)	
9/6/2018	<0.005	
3/7/2019	<0.005	
9/4/2019	0.00155 (JD)	
3/2/2020	0.0014 (J)	
9/3/2020	0.0013 (J)	
2/24/2021	0.0018 (J)	
7/28/2021	0.0015 (J)	
1/25/2022	0.0014 (J)	
8/5/2022	<0.005	
2/8/2023	0.0012 (J)	
8/2/2023	<0.005	
2/13/2024		<0.005
7/30/2024		<0.005

ND substitution: RL or RL/2 if <15% NDs.

Prediction Limit

Constituent: Cobalt (mg/L) Analysis Run 9/11/2024 4:28 PM View: Appendix I Intrawell

Plant Bowen Client: Southern Company Data: Bowen 3-4 CCR

	GWA-1	GWA-1
8/23/2007	<0.005	
10/23/2007	<0.005	
11/18/2007	<0.005	
1/30/2008	0.0045	
3/10/2008	<0.005	
5/13/2008	<0.005	
12/5/2008	<0.005	
4/15/2009	<0.005	
10/7/2009	0.0041	
5/3/2010	<0.005	
10/12/2010	<0.005	
4/27/2011	<0.005	
10/17/2011	<0.005	
5/2/2012	<0.005	
10/8/2012	<0.005	
4/12/2013	<0.005	
10/16/2013	<0.005	
4/11/2014	<0.005	
9/30/2014	<0.005	
3/30/2015	0.0012 (J)	
10/13/2015	<0.005	
3/22/2016	<0.005	
5/19/2016	<0.005	
7/29/2016	0.0004 (J)	
9/23/2016	<0.005	
11/9/2016	<0.005	
1/30/2017	<0.005	
3/30/2017	<0.005	
6/9/2017	<0.005	
10/2/2017	<0.005	
3/16/2018	<0.005	
9/17/2018	<0.005 (D)	
3/20/2019	0.00078 (J)	
9/12/2019	0.00047 (J)	
3/11/2020	0.00037 (J)	
9/15/2020	0.00048 (J)	
3/16/2021	<0.005	
8/9/2021	<0.005	
2/1/2022	<0.005	
8/16/2022	<0.005	
2/16/2023	<0.005	
7/27/2023	<0.005	
2/22/2024		<0.005
8/7/2024		<0.005

ND substitution: RL or RL/2 if <15% NDs.

Prediction Limit

Constituent: Cobalt (mg/L) Analysis Run 9/11/2024 4:28 PM View: Appendix I Intrawell

Plant Bowen Client: Southern Company Data: Bowen 3-4 CCR

	GWA-2	GWA-2
8/23/2007	<0.005	
10/24/2007	0.013	
11/18/2007	0.0041	
1/31/2008	<0.005	
3/11/2008	<0.005	
5/6/2008	<0.005	
12/4/2008	0.012	
4/21/2009	<0.005	
10/7/2009	<0.005	
4/26/2010	<0.005	
10/4/2010	<0.005	
4/13/2011	<0.005	
10/5/2011	<0.005	
4/11/2012	<0.005	
10/9/2012	<0.005	
4/15/2013	<0.005	
10/15/2013	<0.005	
4/22/2014	<0.005	
9/30/2014	<0.005	
3/30/2015	<0.005	
10/13/2015	<0.005	
3/23/2016	<0.005	
5/20/2016	<0.005	
7/29/2016	<0.005	
9/23/2016	<0.005	
11/9/2016	<0.005	
1/31/2017	<0.005	
3/30/2017	<0.005	
6/12/2017	<0.005	
10/2/2017	<0.005	
3/19/2018	<0.005	
9/14/2018	<0.005	
3/20/2019	<0.005	
9/12/2019	<0.005 (D)	
3/11/2020	<0.005	
9/15/2020	<0.005	
3/17/2021	<0.005	
8/9/2021	<0.005	
2/1/2022	<0.005	
8/16/2022	<0.005	
2/16/2023	<0.005	
7/27/2023	<0.005	
2/22/2024		<0.005
8/7/2024		<0.005

ND substitution: RL or RL/2 if <15% NDs.

Prediction Limit

Constituent: Cobalt (mg/L) Analysis Run 9/11/2024 4:28 PM View: Appendix I Intrawell

Plant Bowen Client: Southern Company Data: Bowen 3-4 CCR

	GWA-2R	GWA-2R
8/23/2007	<0.005	
10/24/2007	<0.005	
11/18/2007	<0.005	
1/31/2008	0.0083 (O)	
3/10/2008	<0.005	
5/13/2008	<0.005	
12/4/2008	<0.005	
4/21/2009	<0.005	
10/8/2009	<0.005	
4/21/2010	<0.005	
9/28/2010	<0.005	
4/12/2011	<0.005	
10/4/2011	<0.005	
4/3/2012	<0.005	
10/9/2012	<0.005	
4/11/2013	<0.005	
10/16/2013	<0.005	
4/10/2014	<0.005	
9/30/2014	<0.005	
3/30/2015	<0.005	
10/13/2015	<0.005	
3/23/2016	<0.005	
5/19/2016	<0.005	
7/29/2016	<0.005	
9/22/2016	<0.005	
11/10/2016	<0.005	
1/31/2017	<0.005	
4/3/2017	<0.005	
6/9/2017	<0.005	
10/2/2017	<0.005	
3/16/2018	<0.005	
9/14/2018	<0.005	
3/19/2019	<0.005	
9/13/2019	<0.005	
3/11/2020	<0.005	
9/15/2020	0.001 (J)	
3/16/2021	<0.005	
8/9/2021	0.0016 (J)	
2/1/2022	0.00093 (J)	
8/16/2022	0.0004 (J)	
2/16/2023	0.00065 (J)	
7/27/2023	<0.005	
2/26/2024		<0.005
8/6/2024		<0.005

ND substitution: RL or RL/2 if <15% NDs.

Prediction Limit

Constituent: Cobalt (mg/L) Analysis Run 9/11/2024 4:28 PM View: Appendix I Intrawell

Plant Bowen Client: Southern Company Data: Bowen 3-4 CCR

	GWA-39RZ	GWA-39RZ
5/16/2016	0.00313 (JD)	
7/27/2016	0.0057 (JD)	
2/21/2017	<0.005	
3/27/2017	<0.005 (D)	
6/8/2017	<0.005 (D)	
7/17/2017	<0.005 (D)	
7/27/2017	<0.005	
8/9/2017	<0.005	
9/29/2017	<0.005 (D)	
3/16/2018	<0.005	
9/14/2018	<0.005	
3/14/2019	<0.005	
3/9/2020	<0.005	
9/16/2020	<0.005	
3/16/2021	<0.005	
8/6/2021	<0.005	
2/2/2022	<0.005	
8/16/2022	<0.005	
2/14/2023	<0.005	
7/25/2023	<0.005	
2/19/2024		<0.005
8/1/2024		<0.005

ND substitution: RL or RL/2 if <15% NDs.

Prediction Limit

Constituent: Cobalt (mg/L) Analysis Run 9/11/2024 4:28 PM View: Appendix I Intrawell

Plant Bowen Client: Southern Company Data: Bowen 3-4 CCR

	GWA-39Z	GWA-39Z
3/14/2016	0.00503 (J)	
5/11/2016	0.0114	
7/19/2016	0.0013 (J)	
9/15/2016	0.002 (J)	
11/2/2016	0.0005 (J)	
1/18/2017	0.0015 (J)	
3/28/2017	0.0025 (J)	
6/7/2017	0.0023 (J)	
9/26/2017	0.0011 (J)	
3/14/2018	0.00058 (J)	
9/12/2018	<0.005	
3/15/2019	<0.005	
9/9/2019	<0.005	
3/9/2020	0.00075 (J)	
9/10/2020	<0.005	
3/12/2021	0.00079 (J)	
8/4/2021	<0.005	
1/31/2022	<0.005	
8/10/2022	<0.005	
2/13/2023	<0.005	
7/26/2023	<0.005	
2/19/2024		<0.005
8/1/2024		<0.005

ND substitution: RL or RL/2 if <15% NDs.

Prediction Limit

Constituent: Cobalt (mg/L) Analysis Run 9/11/2024 4:28 PM View: Appendix I Intrawell

Plant Bowen Client: Southern Company Data: Bowen 3-4 CCR

	GWA-3A	GWA-3A
8/23/2007	0.0033	
11/2/2007	0.0046	
11/18/2007	0.0057	
1/31/2008	0.0055	
3/11/2008	0.0033	
5/14/2008	0.0044	
12/5/2008	0.0035	
4/15/2009	<0.005	
10/8/2009	<0.005	
4/28/2010	<0.005	
10/6/2010	<0.005	
4/21/2011	<0.005	
10/13/2011	<0.005	
5/1/2012	<0.005	
10/9/2012	<0.005	
4/11/2013	<0.005	
10/16/2013	<0.005	
4/23/2014	0.0013 (J)	
10/4/2014	0.00081 (J)	
3/31/2015	0.0021	
10/12/2015	0.00078 (J)	
3/23/2016	<0.005	
5/23/2016	<0.005	
7/29/2016	0.0007 (J)	
9/22/2016	0.0007 (J)	
11/10/2016	0.0007 (J)	
1/31/2017	0.0007 (J)	
3/30/2017	0.0007 (J)	
6/12/2017	0.0007 (J)	
10/4/2017	0.0006 (J)	
3/19/2018	0.00059 (J)	
9/17/2018	0.00057 (J)	
3/20/2019	<0.005	
9/13/2019	0.00046 (J)	
3/11/2020	0.00041 (J)	
3/29/2021	<0.005	
8/9/2021	<0.005	
2/2/2022	<0.005	
8/16/2022	<0.005	
2/17/2023	<0.005	
8/1/2023	<0.005	
2/22/2024		<0.005
8/8/2024		<0.005

ND substitution: RL or RL/2 if <15% NDs.

Prediction Limit

Constituent: Cobalt (mg/L) Analysis Run 9/11/2024 4:28 PM View: Appendix I Intrawell

Plant Bowen Client: Southern Company Data: Bowen 3-4 CCR

	GWA-41R	GWA-41R
3/15/2016	<0.005	
5/13/2016	<0.005	
7/21/2016	0.0006 (J)	
9/21/2016	<0.005	
11/3/2016	<0.005	
1/17/2017	<0.005	
3/27/2017	0.0005 (J)	
6/6/2017	<0.005	
9/25/2017	0.0006 (J)	
3/14/2018	<0.005	
9/12/2018	0.0011 (J)	
3/14/2019	<0.005	
9/10/2019	<0.005	
3/9/2020	<0.005	
9/10/2020	<0.005	
3/10/2021	<0.005	
8/4/2021	<0.005	
1/31/2022	<0.005	
8/11/2022	<0.005	
2/13/2023	<0.005	
7/25/2023	0.00053 (J)	
2/19/2024		<0.005
8/1/2024		0.0011 (J)

ND substitution: RL or RL/2 if <15% NDs.

Prediction Limit

Constituent: Cobalt (mg/L) Analysis Run 9/11/2024 4:28 PM View: Appendix I Intrawell

Plant Bowen Client: Southern Company Data: Bowen 3-4 CCR

	GWA-42	GWA-42
3/11/2016	<0.005	
5/16/2016	<0.005	
7/22/2016	0.0004 (J)	
9/19/2016	<0.005	
11/3/2016	<0.005	
1/17/2017	<0.005	
3/27/2017	<0.005	
6/7/2017	<0.005	
9/26/2017	<0.005	
3/14/2018	<0.005	
9/14/2018	<0.005	
3/14/2019	<0.005	
9/10/2019	<0.005	
3/6/2020	0.00039 (J)	
9/10/2020	<0.005	
3/11/2021	<0.005	
8/4/2021	<0.005	
1/31/2022	<0.005	
8/10/2022	<0.005	
2/13/2023	0.00039 (J)	
7/26/2023	<0.005	
2/20/2024		<0.005
8/1/2024		<0.005

ND substitution: RL or RL/2 if <15% NDs.

Prediction Limit

Constituent: Cobalt (mg/L) Analysis Run 9/11/2024 4:28 PM View: Appendix I Intrawell

Plant Bowen Client: Southern Company Data: Bowen 3-4 CCR

	GWA-43	GWA-43
3/11/2016	<0.005	
5/13/2016	<0.005	
7/19/2016	<0.005	
9/16/2016	<0.005	
11/2/2016	<0.005	
1/18/2017	<0.005	
3/28/2017	<0.005	
6/6/2017	<0.005	
9/22/2017	<0.005	
3/14/2018	<0.005	
9/12/2018	<0.005	
3/13/2019	<0.005	
9/11/2019	<0.005	
3/9/2020	0.00039 (J)	
9/11/2020	<0.005	
3/11/2021	<0.005	
8/6/2021	<0.005	
1/31/2022	<0.005	
8/11/2022	<0.005	
2/14/2023	<0.005	
7/25/2023	<0.005	
2/20/2024		<0.005
8/2/2024		<0.005

ND substitution: RL or RL/2 if <15% NDs.

Prediction Limit

Constituent: Cobalt (mg/L) Analysis Run 9/11/2024 4:28 PM View: Appendix I Intrawell

Plant Bowen Client: Southern Company Data: Bowen 3-4 CCR

	GWA-4RZ	GWA-4RZ
2/22/2017	<0.01	
4/7/2017	0.0018 (J)	
6/14/2017	0.0045 (JD)	
7/12/2017	0.0046 (JD)	
7/20/2017	0.0109 (D)	
7/28/2017	0.0104	
8/9/2017	0.0022 (J)	
8/24/2017	0.0076 (J)	
10/3/2017	0.0028 (JD)	
3/21/2018	0.014	
9/18/2018	0.017	
3/21/2019	0.022 (D)	
9/12/2019	0.02 (D)	
3/12/2020	0.013	
9/17/2020	0.019	
3/16/2021	0.015	
8/10/2021	0.011	
2/3/2022	0.0059	
8/17/2022	0.015	
2/17/2023	0.017	
7/28/2023	0.02	
2/27/2024		0.017
8/8/2024		0.0056

ND substitution: RL or RL/2 if <15% NDs.

Prediction Limit

Constituent: Cobalt (mg/L) Analysis Run 9/11/2024 4:28 PM View: Appendix I Intrawell

Plant Bowen Client: Southern Company Data: Bowen 3-4 CCR

	GWA-50R	GWA-50R
12/12/2008	<0.005	
4/23/2009	0.0029	
10/6/2009	<0.005	
5/3/2010	<0.005	
10/11/2010	<0.005	
4/27/2011	0.0028	
10/19/2011	<0.005	
5/1/2012	<0.005	
10/2/2012	<0.005	
4/10/2013	0.0014	
10/16/2013	0.0014	
4/22/2014	0.0013	
10/1/2014	<0.005	
3/30/2015	0.00079 (J)	
10/11/2015	<0.005	
3/28/2016	<0.005	
5/25/2016	<0.005	
8/1/2016	<0.005	
9/26/2016	<0.005	
11/11/2016	<0.005	
1/30/2017	<0.005	
4/3/2017	<0.005	
6/12/2017	<0.005	
10/2/2017	<0.005	
3/16/2018	<0.005	
9/18/2018	<0.005	
3/19/2019	<0.005	
9/12/2019	<0.005	
3/11/2020	<0.005	
9/15/2020	<0.005	
3/17/2021	<0.005	
8/9/2021	<0.005	
2/2/2022	<0.005	
8/17/2022	<0.005	
2/16/2023	<0.005	
7/28/2023	<0.005	
2/22/2024		<0.005
8/8/2024		<0.005

ND substitution: RL or RL/2 if <15% NDs.

Prediction Limit

Constituent: Cobalt (mg/L) Analysis Run 9/11/2024 4:28 PM View: Appendix I Intrawell

Plant Bowen Client: Southern Company Data: Bowen 3-4 CCR

	GWC-16R	GWC-16R
9/16/2014	0.0026	
10/4/2014	0.0015	
10/21/2014	0.00099 (J)	
11/11/2014	0.00097 (J)	
3/3/2015	0.00078 (J)	
3/18/2015	0.00081 (J)	
4/6/2015	0.0011 (J)	
4/23/2015	0.0007 (J)	
7/29/2015	<0.005	
3/3/2016	0.00451 (JD)	
5/10/2016	0.00478 (J)	
7/13/2016	0.0003 (J)	
9/15/2016	0.0018 (J)	
11/2/2016	0.0022 (J)	
1/11/2017	<0.005	
3/20/2017	<0.005	
5/23/2017	0.001 (J)	
9/21/2017	0.0006 (J)	
3/14/2018	0.00058 (J)	
9/7/2018	0.0034 (J)	
3/11/2019	<0.005	
9/9/2019	<0.005	
3/4/2020	<0.005	
9/9/2020	0.00069 (J)	
3/9/2021	0.00047 (J)	
7/30/2021	0.00052 (J)	
1/28/2022	<0.005	
8/11/2022	<0.005	
2/10/2023	<0.005	
8/4/2023	<0.005	
2/15/2024		<0.005
7/31/2024		<0.005

ND substitution: RL or RL/2 if <15% NDs.

Prediction Limit

Constituent: Cobalt (mg/L) Analysis Run 9/11/2024 4:28 PM View: Appendix I Intrawell

Plant Bowen Client: Southern Company Data: Bowen 3-4 CCR

	GWC-18	GWC-18
9/17/2014	<0.005	
10/4/2014	<0.005	
10/21/2014	<0.005	
11/5/2014	0.0005 (J)	
3/3/2015	<0.005	
3/18/2015	<0.005	
4/7/2015	<0.005	
4/23/2015	<0.005	
7/29/2015	0.00076 (J)	
3/7/2016	<0.005	
5/5/2016	<0.005	
7/13/2016	<0.005	
9/13/2016	<0.005	
10/31/2016	<0.005	
1/12/2017	<0.005	
3/23/2017	<0.005	
5/23/2017	<0.005	
9/25/2017	<0.005	
3/14/2018	<0.005	
9/11/2018	<0.005	
3/12/2019	<0.005	
9/9/2019	<0.005	
3/6/2020	<0.005	
9/9/2020	<0.005	
2/26/2021	<0.005	
7/29/2021	<0.005	
1/28/2022	<0.005	
8/10/2022	<0.005	
2/9/2023	<0.005	
8/3/2023	<0.005	
2/14/2024		<0.005
7/31/2024		<0.005

ND substitution: RL or RL/2 if <15% NDs.

Prediction Limit

Constituent: Cobalt (mg/L) Analysis Run 9/11/2024 4:28 PM View: Appendix I Intrawell

Plant Bowen Client: Southern Company Data: Bowen 3-4 CCR

	GWC-18R	GWC-18R
9/17/2014	<0.005	
10/4/2014	0.00063 (J)	
10/21/2014	0.00058 (J)	
11/11/2014	0.00058 (J)	
3/3/2015	0.00056 (J)	
3/18/2015	<0.005	
4/7/2015	<0.005	
4/23/2015	<0.005	
7/29/2015	<0.005	
3/7/2016	<0.005	
5/5/2016	<0.005	
7/13/2016	<0.005	
9/12/2016	<0.005	
11/1/2016	<0.005	
1/11/2017	<0.005	
3/20/2017	<0.005	
5/22/2017	<0.005	
9/21/2017	<0.005	
3/14/2018	<0.005	
9/7/2018	<0.005	
3/12/2019	<0.005	
9/6/2019	<0.005	
3/5/2020	<0.005	
9/9/2020	<0.005	
2/26/2021	<0.005	
7/29/2021	<0.005	
1/27/2022	<0.005	
8/10/2022	<0.005	
2/9/2023	<0.005	
8/4/2023	<0.005	
2/14/2024		<0.005
7/31/2024		<0.005

ND substitution: RL or RL/2 if <15% NDs.

Prediction Limit

Constituent: Cobalt (mg/L) Analysis Run 9/11/2024 4:28 PM View: Appendix I Intrawell

Plant Bowen Client: Southern Company Data: Bowen 3-4 CCR

	GWC-21R	GWC-21R
9/18/2014	<0.005	
10/5/2014	<0.005	
10/22/2014	<0.005	
11/5/2014	<0.005	
3/4/2015	<0.005	
3/19/2015	<0.005	
4/8/2015	<0.005	
4/24/2015	<0.005	
7/30/2015	<0.005	
3/8/2016	0.0183 (J)	
5/9/2016	0.00239 (J)	
7/15/2016	0.0008 (J)	
9/9/2016	<0.005	
10/27/2016	<0.005	
1/12/2017	<0.005	
3/21/2017	0.0005 (J)	
5/23/2017	<0.005	
9/19/2017	<0.005	
3/14/2018	0.00083 (J)	
9/10/2018	0.00071 (J)	
3/11/2019	0.00056 (J)	
9/6/2019	0.00051 (J)	
3/3/2020	<0.005	
9/8/2020	<0.005	
3/9/2021	0.0004 (J)	
8/2/2021	0.00048 (J)	
1/28/2022	<0.005	
8/10/2022	<0.005	
2/9/2023	<0.005	
8/4/2023	<0.005	
2/15/2024		<0.005
8/2/2024		<0.005

ND substitution: RL or RL/2 if <15% NDs.

Prediction Limit

Constituent: Cobalt (mg/L) Analysis Run 9/11/2024 4:28 PM View: Appendix I Intrawell

Plant Bowen Client: Southern Company Data: Bowen 3-4 CCR

	GWC-22R	GWC-22R
9/18/2014	<0.01	
10/5/2014	<0.01	
10/22/2014	<0.01	
11/5/2014	<0.01	
3/4/2015	<0.01	
3/19/2015	<0.01	
4/8/2015	<0.01	
4/24/2015	<0.01	
7/30/2015	<0.01	
3/7/2016	<0.01	
5/5/2016	<0.01	
7/14/2016	<0.01	
9/12/2016	<0.01	
10/27/2016	<0.01	
1/13/2017	<0.01	
3/20/2017	<0.01	
5/23/2017	<0.01	
9/19/2017	0.0012 (J)	
3/13/2018	<0.01	
9/7/2018	<0.01	
3/11/2019	<0.01	
9/5/2019	0.0012 (J)	
3/3/2020	0.00078 (J)	
9/8/2020	0.00087 (J)	
3/9/2021	0.00066 (J)	
8/2/2021	0.00045 (J)	
1/27/2022	0.0011 (J)	
8/10/2022	0.00078 (J)	
2/9/2023	0.00043 (J)	
8/3/2023	0.00047 (J)	
2/15/2024		0.0004 (J)
7/31/2024		0.00034 (J)

ND substitution: RL or RL/2 if <15% NDs.

Prediction Limit

Constituent: Cobalt (mg/L) Analysis Run 9/11/2024 4:28 PM View: Appendix I Intrawell

Plant Bowen Client: Southern Company Data: Bowen 3-4 CCR

	GWC-23R	GWC-23R
9/18/2014	<0.005	
10/5/2014	<0.005	
10/22/2014	<0.005	
11/5/2014	<0.005	
3/4/2015	<0.005	
3/20/2015	<0.005	
4/8/2015	<0.005	
4/23/2015	<0.005	
7/30/2015	<0.005	
3/9/2016	<0.005	
5/6/2016	<0.005	
7/15/2016	<0.005	
9/14/2016	<0.005	
11/1/2016	<0.005	
1/25/2017	<0.005	
3/22/2017	<0.005	
5/24/2017	<0.005	
9/21/2017	<0.005	
3/14/2018	<0.005	
9/11/2018	<0.005	
3/12/2019	<0.005	
9/6/2019	<0.005	
3/5/2020	<0.005	
9/9/2020	<0.005	
3/10/2021	<0.005	
7/30/2021	<0.005	
1/28/2022	<0.005	
8/11/2022	<0.005	
2/10/2023	<0.005	
8/3/2023	0.00047 (J)	
2/16/2024		0.00034 (J)
7/31/2024		<0.005

ND substitution: RL or RL/2 if <15% NDs.

Prediction Limit

Constituent: Cobalt (mg/L) Analysis Run 9/11/2024 4:28 PM View: Appendix I Intrawell

Plant Bowen Client: Southern Company Data: Bowen 3-4 CCR

	GWC-25R	GWC-25R
9/16/2014	0.0006 (J)	
10/4/2014	<0.005	
10/23/2014	<0.005	
11/10/2014	<0.005	
3/4/2015	<0.005	
3/20/2015	<0.005	
4/9/2015	<0.005	
4/23/2015	<0.005	
7/30/2015	<0.005	
3/8/2016	<0.005	
5/4/2016	<0.005	
7/18/2016	<0.005	
9/13/2016	<0.005	
10/27/2016	<0.005	
1/13/2017	<0.005	
3/16/2017	<0.005	
5/19/2017	<0.005	
9/19/2017	<0.005	
3/13/2018	<0.005	
9/11/2018	<0.005	
3/8/2019	<0.005	
9/5/2019	<0.005	
3/3/2020	<0.005	
9/4/2020	0.0012 (J)	
3/9/2021	<0.005	
8/2/2021	<0.005	
1/27/2022	<0.005	
8/9/2022	<0.005	
2/9/2023	<0.005	
8/3/2023	<0.005	
2/16/2024		<0.005
7/31/2024		<0.005

ND substitution: RL or RL/2 if <15% NDs.

Prediction Limit

Constituent: Cobalt (mg/L) Analysis Run 9/11/2024 4:28 PM View: Appendix I Intrawell

Plant Bowen Client: Southern Company Data: Bowen 3-4 CCR

	GWC-36RA	GWC-36RA
9/15/2014	0.0039	
10/3/2014	<0.005	
10/20/2014	0.0014	
11/10/2014	<0.005	
3/2/2015	<0.005	
3/17/2015	<0.005	
4/5/2015	<0.005	
4/21/2015	0.0012 (J)	
7/28/2015	0.0012 (J)	
3/1/2016	<0.005	
5/2/2016	<0.005	
7/6/2016	<0.005	
9/7/2016	<0.005	
10/25/2016	<0.005	
1/5/2017	<0.005	
3/14/2017	<0.005	
5/16/2017	<0.005	
9/15/2017	<0.005	
3/12/2018	<0.005	
9/6/2018	<0.005	
3/7/2019	<0.005	
9/4/2019	<0.005	
3/2/2020	<0.005	
9/14/2020	<0.005	
3/26/2021	<0.005	
7/27/2021	0.00096 (J)	
1/26/2022	<0.005	
8/8/2022	<0.005	
2/8/2023	<0.005	
8/3/2023	<0.005	
2/13/2024		<0.005
7/30/2024		<0.005

ND substitution: RL or RL/2 if <15% NDs.

Prediction Limit

Constituent: Cobalt (mg/L) Analysis Run 9/11/2024 4:28 PM View: Appendix I Intrawell

Plant Bowen Client: Southern Company Data: Bowen 3-4 CCR

	GWC-37	GWC-37
9/16/2014	0.00077 (J)	
10/3/2014	0.0013	
10/20/2014	0.001 (J)	
11/10/2014	<0.005	
3/2/2015	<0.005	
3/17/2015	<0.005	
4/5/2015	<0.005	
4/22/2015	<0.005	
7/28/2015	<0.005	
3/1/2016	0.00202 (J)	
5/3/2016	<0.005	
7/8/2016	0.0004 (J)	
9/7/2016	0.0009 (J)	
10/25/2016	0.0022 (J)	
1/6/2017	0.0011 (J)	
3/14/2017	0.0009 (J)	
5/16/2017	<0.005	
9/15/2017	<0.005	
3/12/2018	<0.005	
9/6/2018	<0.005	
3/6/2019	<0.005	
9/4/2019	<0.005	
3/2/2020	<0.005	
9/3/2020	<0.005	
2/24/2021	<0.005	
7/28/2021	<0.005	
1/26/2022	<0.005	
8/8/2022	<0.005	
2/8/2023	<0.005	
8/2/2023	<0.005	
2/13/2024		<0.005
7/30/2024		<0.005

ND substitution: RL or RL/2 if <15% NDs.

Prediction Limit

Constituent: Cobalt (mg/L) Analysis Run 9/11/2024 4:28 PM View: Appendix I Intrawell

Plant Bowen Client: Southern Company Data: Bowen 3-4 CCR

	GWC-38	GWC-38
9/16/2014	0.0028	
10/3/2014	0.0029	
10/20/2014	0.0022	
11/10/2014	0.0022	
3/17/2015	0.0044 (O)	
4/6/2015	0.002	
4/22/2015	0.0016	
7/28/2015	0.0017	
3/2/2016	<0.01 (O)	
5/3/2016	<0.01 (O)	
7/7/2016	0.0015 (J)	
9/8/2016	0.0018 (J)	
10/25/2016	0.0019 (J)	
2/9/2017	0.0017 (J)	
3/23/2017	0.0018 (J)	
5/17/2017	0.0016 (J)	
9/19/2017	0.0012 (J)	
3/13/2018	0.0013 (J)	
9/6/2018	0.00094 (J)	
3/7/2019	0.00087 (J)	
9/4/2019	0.000935 (JD)	
3/2/2020	0.0011 (J)	
9/3/2020	0.00091 (J)	
2/24/2021	0.0011 (J)	
7/28/2021	0.001 (J)	
1/25/2022	0.0011 (J)	
8/5/2022	0.00095 (J)	
2/8/2023	0.001 (J)	
8/2/2023	0.001 (J)	
2/13/2024		0.001 (J)
7/30/2024		0.00083 (J)

Prediction Limit

Constituent: Copper (mg/L) Analysis Run 9/11/2024 4:28 PM View: Appendix I Intrawell

Plant Bowen Client: Southern Company Data: Bowen 3-4 CCR

	GWA-1	GWA-1
8/23/2007	0.0066	
10/23/2007	0.0076	
11/18/2007	0.0055 (J)	
1/30/2008	0.0094	
3/10/2008	0.0056	
5/13/2008	0.0027	
12/5/2008	<0.005	
4/15/2009	<0.005	
10/7/2009	0.0076	
5/3/2010	<0.005	
10/12/2010	<0.005	
4/27/2011	<0.005	
10/17/2011	<0.005	
5/2/2012	<0.005	
10/8/2012	<0.005	
4/12/2013	<0.005	
10/16/2013	<0.005	
4/11/2014	0.005 (J)	
9/30/2014	<0.005	
3/30/2015	0.0033 (J)	
10/13/2015	0.0013 (J)	
3/22/2016	<0.005	
7/29/2016	<0.005	
3/30/2017	0.0004 (J)	
10/2/2017	0.0003 (J)	
3/16/2018	<0.005	
9/17/2018	<0.005 (D)	
3/20/2019	<0.005	
9/12/2019	<0.005	
3/11/2020	<0.005	
9/15/2020	<0.005	
3/16/2021	<0.005	
8/9/2021	<0.005	
2/1/2022	<0.005	
8/16/2022	<0.005	
2/16/2023	<0.005	
7/27/2023	0.0012 (J)	
2/22/2024		<0.005
8/7/2024		<0.005

ND substitution: RL or RL/2 if <15% NDs.

Prediction Limit

Constituent: Copper (mg/L) Analysis Run 9/11/2024 4:28 PM View: Appendix I Intrawell

Plant Bowen Client: Southern Company Data: Bowen 3-4 CCR

	GWA-2	GWA-2
8/23/2007	<0.005	
10/24/2007	0.0088	
11/18/2007	0.0075	
1/31/2008	<0.005	
3/11/2008	0.0068	
5/6/2008	<0.005	
12/4/2008	0.013	
4/21/2009	<0.005	
10/7/2009	<0.005	
4/26/2010	<0.005	
10/4/2010	0.0027	
4/13/2011	0.0029	
10/5/2011	<0.005	
4/11/2012	<0.005	
10/9/2012	<0.005	
4/15/2013	<0.005	
10/15/2013	<0.005	
4/22/2014	<0.005	
9/30/2014	<0.005	
3/30/2015	<0.005	
10/13/2015	<0.005	
3/23/2016	<0.005	
7/29/2016	0.0032 (J)	
3/30/2017	<0.005	
10/2/2017	<0.005	
3/19/2018	0.0025 (J)	
9/14/2018	<0.005	
3/20/2019	<0.005	
9/12/2019	0.01273 (JD)	
3/11/2020	0.0002 (J)	
9/15/2020	<0.005	
3/17/2021	<0.005	
8/9/2021	<0.005	
2/1/2022	<0.005	
8/16/2022	<0.005	
2/16/2023	<0.005	
7/27/2023	<0.005	
2/22/2024		<0.005
8/7/2024		0.00082 (J)

ND substitution: RL or RL/2 if <15% NDs.

Prediction Limit

Constituent: Copper (mg/L) Analysis Run 9/11/2024 4:28 PM View: Appendix I Intrawell

Plant Bowen Client: Southern Company Data: Bowen 3-4 CCR

	GWA-2R	GWA-2R
8/23/2007	0.0036	
10/24/2007	<0.005	
11/18/2007	0.013	
1/31/2008	0.0069	
3/10/2008	0.0044	
5/13/2008	0.0033	
12/4/2008	<0.005	
4/21/2009	<0.005	
10/8/2009	<0.005	
4/21/2010	<0.005	
9/28/2010	<0.005	
4/12/2011	<0.005	
10/4/2011	<0.005	
4/3/2012	<0.005	
10/9/2012	<0.005	
4/11/2013	<0.005	
10/16/2013	<0.005	
4/10/2014	0.005 (J)	
9/30/2014	<0.005	
3/30/2015	<0.005	
10/13/2015	<0.005	
3/23/2016	<0.005	
7/29/2016	0.0006 (J)	
4/3/2017	0.0004 (J)	
10/2/2017	0.0003 (J)	
3/16/2018	<0.005	
9/14/2018	<0.005	
3/19/2019	<0.005	
9/13/2019	0.00055 (J)	
3/11/2020	0.0011 (J)	
9/15/2020	<0.005	
3/16/2021	<0.005	
8/9/2021	0.0013 (J)	
2/1/2022	0.00096 (J)	
8/16/2022	<0.005	
2/16/2023	0.0011 (J)	
7/27/2023	0.0017 (J)	
2/26/2024		<0.005
8/6/2024		<0.005

ND substitution: RL or RL/2 if <15% NDs.

Prediction Limit

Constituent: Copper (mg/L) Analysis Run 9/11/2024 4:28 PM View: Appendix I Intrawell

Plant Bowen Client: Southern Company Data: Bowen 3-4 CCR

	GWA-39RZ	GWA-39RZ
5/16/2016	<0.005	
7/27/2016	0.0271 (O)	
2/21/2017	<0.005	
3/27/2017	<0.005	
9/29/2017	<0.005	
3/16/2018	<0.005	
9/14/2018	0.002 (J)	
3/14/2019	<0.005	
3/9/2020	0.011 (J)	
9/16/2020	<0.005	
3/16/2021	<0.005	
8/6/2021	<0.005	
2/2/2022	<0.005	
8/16/2022	<0.005	
2/14/2023	<0.005	
7/25/2023	<0.005	
2/19/2024		<0.005
8/1/2024		<0.005

ND substitution: RL or RL/2 if <15% NDs.

Prediction Limit

Constituent: Copper (mg/L) Analysis Run 9/11/2024 4:28 PM View: Appendix I Intrawell

Plant Bowen Client: Southern Company Data: Bowen 3-4 CCR

	GWA-39Z	GWA-39Z
3/14/2016	<0.005	
5/11/2016	<0.005	
7/19/2016	0.0005 (J)	
9/15/2016	<0.005	
11/2/2016	<0.005	
1/18/2017	<0.005	
3/28/2017	<0.005 (*)	
9/26/2017	0.0005 (J)	
3/14/2018	<0.005	
9/12/2018	<0.005	
3/15/2019	<0.005	
9/9/2019	<0.005	
3/9/2020	0.0007 (J)	
9/10/2020	<0.005	
3/12/2021	<0.005	
8/4/2021	<0.005	
1/31/2022	<0.005	
8/10/2022	<0.005	
2/13/2023	<0.005	
7/26/2023	<0.005	
2/19/2024		<0.005
8/1/2024		<0.005

ND substitution: RL or RL/2 if <15% NDs.

Prediction Limit

Constituent: Copper (mg/L) Analysis Run 9/11/2024 4:28 PM View: Appendix I Intrawell

Plant Bowen Client: Southern Company Data: Bowen 3-4 CCR

	GWA-3A	GWA-3A
8/23/2007	0.017	
11/2/2007	0.016	
11/18/2007	0.048	
1/31/2008	0.039	
3/11/2008	0.037	
5/14/2008	0.051	
12/5/2008	0.038	
4/15/2009	0.033	
10/8/2009	0.037	
4/28/2010	0.037	
10/6/2010	0.041	
4/21/2011	0.034	
10/13/2011	0.048	
5/1/2012	0.0427	
10/9/2012	0.038	
4/11/2013	0.038	
10/16/2013	0.036	
4/23/2014	0.03	
10/4/2014	0.029	
3/31/2015	0.026	
10/12/2015	0.05	
3/23/2016	0.0297	
7/29/2016	0.0419	
3/30/2017	0.0392	
10/4/2017	0.0343	
3/19/2018	0.033	
9/17/2018	0.033	
3/20/2019	0.026	
9/13/2019	0.026	
3/11/2020	0.027	
3/29/2021	<0.005	
8/9/2021	<0.005	
2/2/2022	<0.005	
8/16/2022	<0.005	
2/17/2023	<0.005	
8/1/2023	<0.005	
2/22/2024		<0.005
8/8/2024		<0.005

ND substitution: RL or RL/2 if <15% NDs.

Prediction Limit

Constituent: Copper (mg/L) Analysis Run 9/11/2024 4:28 PM View: Appendix I Intrawell

Plant Bowen Client: Southern Company Data: Bowen 3-4 CCR

	GWA-40	GWA-40
3/15/2016	<0.005	
5/11/2016	<0.005	
7/21/2016	<0.005	
9/15/2016	<0.005	
11/3/2016	<0.005	
1/17/2017	<0.005	
3/24/2017	<0.005	
9/26/2017	<0.005	
3/14/2018	<0.005	
9/12/2018	<0.005	
3/13/2019	<0.005	
9/9/2019	0.0022 (J)	
3/9/2020	<0.005	
9/11/2020	<0.005	
3/10/2021	<0.005	
8/4/2021	<0.005	
1/31/2022	<0.005	
8/12/2022	<0.005	
2/13/2023	<0.005	
7/26/2023	<0.005	
2/19/2024		<0.005
8/1/2024		<0.005

ND substitution: RL or RL/2 if <15% NDs.

Prediction Limit

Constituent: Copper (mg/L) Analysis Run 9/11/2024 4:28 PM View: Appendix I Intrawell

Plant Bowen Client: Southern Company Data: Bowen 3-4 CCR

	GWA-41	GWA-41
3/15/2016	<0.005	
5/12/2016	<0.005	
7/20/2016	<0.005	
9/15/2016	0.0007 (J)	
11/3/2016	<0.005	
1/18/2017	<0.005	
3/24/2017	<0.005	
9/25/2017	0.0003 (J)	
3/14/2018	<0.005	
9/12/2018	<0.005	
3/14/2019	<0.005	
9/10/2019	0.00038 (JD)	
3/6/2020	0.00093 (J)	
9/10/2020	<0.005	
3/11/2021	<0.005	
8/4/2021	<0.005	
1/31/2022	<0.005	
8/11/2022	<0.005	
2/13/2023	<0.005	
7/25/2023	<0.005	
2/19/2024		<0.005
8/1/2024		<0.005

ND substitution: RL or RL/2 if <15% NDs.

Prediction Limit

Constituent: Copper (mg/L) Analysis Run 9/11/2024 4:28 PM View: Appendix I Intrawell

Plant Bowen Client: Southern Company Data: Bowen 3-4 CCR

	GWA-41R	GWA-41R
3/15/2016	<0.005	
5/13/2016	<0.005	
7/21/2016	0.0005 (J)	
9/21/2016	<0.005	
11/3/2016	<0.005	
1/17/2017	<0.005	
3/27/2017	<0.005	
9/25/2017	0.0007 (J)	
3/14/2018	0.0021 (J)	
9/12/2018	<0.005	
3/14/2019	0.0022 (J)	
9/10/2019	0.0022 (J)	
3/9/2020	0.0014 (J)	
9/10/2020	<0.005	
3/10/2021	<0.005	
8/4/2021	0.0008 (J)	
1/31/2022	0.0028 (J)	
8/11/2022	<0.005	
2/13/2023	0.0012 (J)	
7/25/2023	<0.005	
2/19/2024		0.0011 (J)
8/1/2024		0.00053 (J)

ND substitution: RL or RL/2 if <15% NDs.

Prediction Limit

Constituent: Copper (mg/L) Analysis Run 9/11/2024 4:28 PM View: Appendix I Intrawell

Plant Bowen Client: Southern Company Data: Bowen 3-4 CCR

	GWA-42	GWA-42
3/11/2016	<0.005	
5/16/2016	<0.005	
7/22/2016	<0.005	
9/19/2016	0.003 (J)	
11/3/2016	<0.005	
1/17/2017	<0.005	
3/27/2017	<0.005	
9/26/2017	<0.005	
3/14/2018	<0.005	
9/14/2018	<0.005	
3/14/2019	<0.005	
9/10/2019	<0.005	
3/6/2020	0.00019 (J)	
9/10/2020	<0.005	
3/11/2021	<0.005	
8/4/2021	<0.005	
1/31/2022	<0.005	
8/10/2022	<0.005	
2/13/2023	<0.005	
7/26/2023	<0.005	
2/20/2024		<0.005
8/1/2024		<0.005

ND substitution: RL or RL/2 if <15% NDs.

Prediction Limit

Constituent: Copper (mg/L) Analysis Run 9/11/2024 4:28 PM View: Appendix I Intrawell

Plant Bowen Client: Southern Company Data: Bowen 3-4 CCR

	GWA-43	GWA-43
3/11/2016	<0.005	
5/13/2016	<0.005	
7/19/2016	<0.005	
9/16/2016	<0.005	
11/2/2016	<0.005	
1/18/2017	<0.005	
3/28/2017	<0.005 (*)	
9/22/2017	0.0004 (J)	
3/14/2018	<0.005	
9/12/2018	<0.005	
3/13/2019	<0.005	
9/11/2019	0.00036 (J)	
3/9/2020	0.00035 (J)	
9/11/2020	<0.005	
3/11/2021	<0.005	
8/6/2021	<0.005	
1/31/2022	0.0014 (J)	
8/11/2022	<0.005	
2/14/2023	<0.005	
7/25/2023	<0.005	
2/20/2024		0.00068 (J)
8/2/2024		<0.005

ND substitution: RL or RL/2 if <15% NDs.

Prediction Limit

Constituent: Copper (mg/L) Analysis Run 9/11/2024 4:28 PM View: Appendix I Intrawell

Plant Bowen Client: Southern Company Data: Bowen 3-4 CCR

	GWA-43R	GWA-43R
3/11/2016	<0.005	
5/13/2016	<0.005	
7/19/2016	<0.005	
9/16/2016	<0.005	
11/2/2016	<0.005	
1/18/2017	<0.005	
3/28/2017	<0.005 (*)	
9/22/2017	0.0006 (J)	
3/15/2018	<0.005	
9/12/2018	<0.005	
3/13/2019	0.0015 (J)	
9/11/2019	0.00026 (J)	
3/9/2020	0.00035 (J)	
9/14/2020	<0.005	
3/11/2021	<0.005	
8/5/2021	<0.005	
1/31/2022	<0.005	
8/10/2022	<0.005	
2/13/2023	<0.005	
7/25/2023	<0.005	
2/20/2024		<0.005
8/2/2024		<0.005

ND substitution: RL or RL/2 if <15% NDs.

Prediction Limit

Constituent: Copper (mg/L) Analysis Run 9/11/2024 4:28 PM View: Appendix I Intrawell

Plant Bowen Client: Southern Company Data: Bowen 3-4 CCR

	GWA-4RZ	GWA-4RZ
4/7/2017	0.0004 (J)	
10/3/2017	<0.005 (D)	
3/21/2018	<0.005	
9/18/2018	<0.005	
3/21/2019	<0.005 (D)	
9/12/2019	0.00045 (JD)	
3/12/2020	0.0002 (J)	
9/17/2020	<0.005	
3/16/2021	<0.005	
8/10/2021	<0.005	
2/3/2022	<0.005	
8/17/2022	<0.005	
2/17/2023	<0.005	
7/28/2023	<0.005	
2/27/2024		<0.005
8/8/2024		<0.005

ND substitution: RL or RL/2 if <15% NDs.

Prediction Limit

Constituent: Copper (mg/L) Analysis Run 9/11/2024 4:28 PM View: Appendix I Intrawell

Plant Bowen Client: Southern Company Data: Bowen 3-4 CCR

	GWA-50	GWA-50
12/12/2008	0.018	
4/23/2009	0.013	
10/6/2009	0.012	
4/27/2010	0.0095	
9/30/2010	0.0087	
4/14/2011	0.0061	
10/5/2011	<0.025	
4/11/2012	<0.025	
10/2/2012	<0.025	
4/9/2013	0.0053	
10/15/2013	0.0076	
4/10/2014	0.005	
10/1/2014	0.0047 (J)	
3/30/2015	0.0048 (J)	
10/11/2015	0.0055	
3/28/2016	<0.025	
8/1/2016	0.0025 (J)	
4/7/2017	0.003 (J)	
10/2/2017	0.0031 (J)	
3/16/2018	0.0037 (J)	
9/17/2018	0.0028 (J)	
3/19/2019	0.0023 (J)	
9/13/2019	0.0023 (J)	
3/11/2020	0.0026 (J)	
9/16/2020	0.0018 (J)	
3/17/2021	0.0019 (J)	
8/9/2021	0.0017 (J)	
2/1/2022	0.0017 (J)	
8/16/2022	0.0014 (J)	
2/16/2023	0.0015 (J)	
7/28/2023	0.0023 (J)	
2/22/2024		0.0015 (J)
8/8/2024		0.0018 (J)

ND substitution: RL or RL/2 if <15% NDs.

Prediction Limit

Constituent: Copper (mg/L) Analysis Run 9/11/2024 4:28 PM View: Appendix I Intrawell

Plant Bowen Client: Southern Company Data: Bowen 3-4 CCR

	GWA-50R	GWA-50R
12/12/2008	0.064 (O)	
4/23/2009	0.034	
10/6/2009	0.026	
5/3/2010	0.014	
10/11/2010	0.014	
4/27/2011	0.028	
10/19/2011	<0.013	
5/1/2012	0.0198	
10/2/2012	0.011	
4/10/2013	0.018	
10/16/2013	0.016	
4/22/2014	0.014	
10/1/2014	0.0041 (J)	
3/30/2015	0.012	
10/11/2015	0.0049 (J)	
3/28/2016	0.00734 (J)	
8/1/2016	0.0049 (J)	
4/3/2017	0.0023 (J)	
10/2/2017	0.0023 (J)	
3/16/2018	0.0035 (J)	
9/18/2018	0.0041 (J)	
3/19/2019	0.0029 (J)	
9/12/2019	0.0028 (J)	
3/11/2020	0.0035 (J)	
9/15/2020	0.0031 (J)	
3/17/2021	0.0024 (J)	
8/9/2021	0.0028 (J)	
2/2/2022	0.0033 (J)	
8/17/2022	0.0098	
2/16/2023	0.0028 (J)	
7/28/2023	0.0034 (J)	
2/22/2024		0.003 (J)
8/8/2024		0.0027 (J)

Prediction Limit

Constituent: Copper (mg/L) Analysis Run 9/11/2024 4:28 PM View: Appendix I Intrawell

Plant Bowen Client: Southern Company Data: Bowen 3-4 CCR

	GWC-16R	GWC-16R
9/16/2014	0.0042 (J)	
10/4/2014	0.0024 (J)	
10/21/2014	0.002 (J)	
11/11/2014	0.0021 (J)	
3/3/2015	0.0017 (J)	
3/18/2015	0.0019 (J)	
4/6/2015	0.0014 (J)	
4/23/2015	0.0022 (J)	
7/29/2015	0.00098 (J)	
3/3/2016	<0.005	
7/13/2016	0.0022 (J)	
3/20/2017	0.002 (J)	
9/21/2017	0.0018 (J)	
3/14/2018	0.0017 (J)	
9/7/2018	<0.005	
3/11/2019	<0.005	
9/9/2019	0.00082 (J)	
3/4/2020	0.0024 (J)	
9/9/2020	<0.005	
3/9/2021	0.0025 (J)	
7/30/2021	0.0024 (J)	
1/28/2022	0.00088 (J)	
8/11/2022	<0.005	
2/10/2023	0.0012 (J)	
8/4/2023	<0.005	
2/15/2024		0.0017 (J)
7/31/2024		0.0011 (J)

ND substitution: RL or RL/2 if <15% NDs.

Prediction Limit

Constituent: Copper (mg/L) Analysis Run 9/11/2024 4:28 PM View: Appendix I Intrawell

Plant Bowen Client: Southern Company Data: Bowen 3-4 CCR

	GWC-17R	GWC-17R
9/17/2014	<0.005	
10/4/2014	0.0012 (J)	
10/21/2014	0.0011 (J)	
11/11/2014	0.0015 (J)	
3/3/2015	0.0012 (J)	
3/18/2015	<0.005	
4/6/2015	0.00083 (J)	
4/23/2015	0.0012 (J)	
7/29/2015	<0.005	
3/4/2016	<0.005	
7/14/2016	0.0124 (J)	
3/21/2017	0.0005 (J)	
9/22/2017	0.0007 (J)	
3/14/2018	<0.005	
9/11/2018	<0.005	
3/12/2019	<0.005	
9/10/2019	<0.005	
3/5/2020	0.00023 (J)	
9/9/2020	<0.005	
3/10/2021	<0.005	
7/30/2021	<0.005	
1/28/2022	<0.005	
8/11/2022	<0.005	
2/10/2023	<0.005	
8/3/2023	<0.005	
2/15/2024		<0.005
7/31/2024		<0.005

ND substitution: RL or RL/2 if <15% NDs.

Prediction Limit

Constituent: Copper (mg/L) Analysis Run 9/11/2024 4:28 PM View: Appendix I Intrawell

Plant Bowen Client: Southern Company Data: Bowen 3-4 CCR

	GWC-18	GWC-18
9/17/2014	<0.005	
10/4/2014	<0.005	
10/21/2014	<0.005	
11/5/2014	<0.005	
3/3/2015	<0.005	
3/18/2015	<0.005	
4/7/2015	<0.005	
4/23/2015	<0.005	
7/29/2015	<0.005	
3/7/2016	<0.005	
7/13/2016	<0.005	
3/23/2017	<0.005	
9/25/2017	<0.005	
3/14/2018	<0.005	
9/11/2018	<0.005	
3/12/2019	<0.005	
9/9/2019	<0.005	
3/6/2020	0.00023 (J)	
9/9/2020	<0.005	
2/26/2021	<0.005	
7/29/2021	<0.005	
1/28/2022	<0.005	
8/10/2022	<0.005	
2/9/2023	<0.005	
8/3/2023	<0.005	
2/14/2024		<0.005
7/31/2024		<0.005

ND substitution: RL or RL/2 if <15% NDs.

Prediction Limit

Constituent: Copper (mg/L) Analysis Run 9/11/2024 4:28 PM View: Appendix I Intrawell

Plant Bowen Client: Southern Company Data: Bowen 3-4 CCR

	GWC-18R	GWC-18R
9/17/2014	<0.005	
10/4/2014	0.00086 (J)	
10/21/2014	<0.005	
11/11/2014	<0.005	
3/3/2015	<0.005	
3/18/2015	<0.005	
4/7/2015	<0.005	
4/23/2015	<0.005	
7/29/2015	<0.005	
3/7/2016	<0.005	
7/13/2016	<0.005	
3/20/2017	<0.005	
9/21/2017	0.0003 (J)	
3/14/2018	<0.005	
9/7/2018	<0.005	
3/12/2019	<0.005	
9/6/2019	<0.005	
3/5/2020	<0.005	
9/9/2020	<0.005	
2/26/2021	<0.005	
7/29/2021	<0.005	
1/27/2022	<0.005	
8/10/2022	<0.005	
2/9/2023	<0.005	
8/4/2023	<0.005	
2/14/2024		<0.005
7/31/2024		<0.005

ND substitution: RL or RL/2 if <15% NDs.

Prediction Limit

Constituent: Copper (mg/L) Analysis Run 9/11/2024 4:28 PM View: Appendix I Intrawell

Plant Bowen Client: Southern Company Data: Bowen 3-4 CCR

	GWC-19R	GWC-19R
9/17/2014	<0.005	
10/4/2014	<0.005	
10/21/2014	<0.005	
11/5/2014	<0.005	
3/3/2015	<0.005	
3/19/2015	<0.005	
4/7/2015	<0.005	
4/24/2015	<0.005	
7/29/2015	<0.005	
3/7/2016	<0.005	
7/14/2016	<0.005	
3/21/2017	0.0006 (J)	
9/20/2017	0.0003 (J)	
3/14/2018	<0.005	
9/10/2018	<0.005	
3/12/2019	<0.005	
9/9/2019	<0.005	
3/4/2020	0.00036 (J)	
9/9/2020	<0.005	
2/26/2021	<0.005	
8/5/2021	<0.005	
1/27/2022	<0.005	
8/9/2022	<0.005	
2/9/2023	<0.005	
8/4/2023	<0.005	
2/14/2024		<0.005
7/31/2024		<0.005

ND substitution: RL or RL/2 if <15% NDs.

Prediction Limit

Constituent: Copper (mg/L) Analysis Run 9/11/2024 4:28 PM View: Appendix I Intrawell

Plant Bowen Client: Southern Company Data: Bowen 3-4 CCR

	GWC-20R	GWC-20R
9/18/2014	<0.005	
10/5/2014	<0.005	
10/22/2014	<0.005	
11/5/2014	<0.005	
3/4/2015	<0.005	
3/19/2015	<0.005	
4/7/2015	<0.005	
4/24/2015	<0.005	
7/30/2015	<0.005	
3/8/2016	<0.005	
7/14/2016	<0.005	
3/22/2017	<0.005	
9/19/2017	0.0008 (J)	
3/14/2018	<0.005	
9/10/2018	<0.005	
3/12/2019	<0.005	
9/6/2019	<0.005	
3/5/2020	<0.005	
9/4/2020	<0.005	
3/9/2021	<0.005	
8/2/2021	<0.005	
1/27/2022	<0.005	
8/9/2022	<0.005	
2/10/2023	<0.005	
8/3/2023	<0.005	
2/15/2024		<0.005
8/1/2024		<0.005

ND substitution: RL or RL/2 if <15% NDs.

Prediction Limit

Constituent: Copper (mg/L) Analysis Run 9/11/2024 4:28 PM View: Appendix I Intrawell

Plant Bowen Client: Southern Company Data: Bowen 3-4 CCR

	GWC-21R	GWC-21R
9/18/2014	<0.005	
10/5/2014	0.0016 (J)	
10/22/2014	0.0018 (J)	
11/5/2014	0.0015 (J)	
3/4/2015	<0.005	
3/19/2015	<0.005	
4/8/2015	<0.005	
4/24/2015	0.0016 (J)	
7/30/2015	<0.005	
3/8/2016	<0.005	
7/15/2016	0.0009 (J)	
3/21/2017	0.0009 (J)	
9/19/2017	0.0006 (J)	
3/14/2018	<0.005	
9/10/2018	<0.005	
3/11/2019	<0.005	
9/6/2019	0.01 (J)	
3/3/2020	0.00049 (J)	
9/8/2020	<0.005	
3/9/2021	<0.005	
8/2/2021	0.00081 (J)	
1/28/2022	<0.005	
8/10/2022	<0.005	
2/9/2023	0.0011 (J)	
8/4/2023	0.0016 (J)	
2/15/2024		0.00092 (J)
8/2/2024		0.0011 (J)

ND substitution: RL or RL/2 if <15% NDs.

Prediction Limit

Constituent: Copper (mg/L) Analysis Run 9/11/2024 4:28 PM View: Appendix I Intrawell

Plant Bowen Client: Southern Company Data: Bowen 3-4 CCR

	GWC-22R	GWC-22R
9/18/2014	<0.005	
10/5/2014	<0.005	
10/22/2014	<0.005	
11/5/2014	<0.005	
3/4/2015	<0.005	
3/19/2015	<0.005	
4/8/2015	<0.005	
4/24/2015	<0.005	
7/30/2015	<0.005	
3/7/2016	<0.005	
7/14/2016	<0.005	
3/20/2017	0.0012 (J)	
9/19/2017	<0.005	
3/13/2018	<0.005	
9/7/2018	<0.005	
3/11/2019	<0.005	
9/5/2019	<0.005	
3/3/2020	0.00022 (J)	
9/8/2020	<0.005	
3/9/2021	<0.005	
8/2/2021	<0.005	
1/27/2022	<0.005	
8/10/2022	<0.005	
2/9/2023	<0.005	
8/3/2023	<0.005	
2/15/2024		<0.005
7/31/2024		<0.005

ND substitution: RL or RL/2 if <15% NDs.

Prediction Limit

Constituent: Copper (mg/L) Analysis Run 9/11/2024 4:28 PM View: Appendix I Intrawell

Plant Bowen Client: Southern Company Data: Bowen 3-4 CCR

	GWC-23R	GWC-23R
9/18/2014	<0.005	
10/5/2014	<0.005	
10/22/2014	<0.005	
11/5/2014	0.001 (J)	
3/4/2015	0.0014 (J)	
3/20/2015	<0.005	
4/8/2015	0.0014 (J)	
4/23/2015	<0.005	
7/30/2015	<0.005	
3/9/2016	<0.005	
7/15/2016	<0.005	
3/22/2017	0.0005 (J)	
9/21/2017	0.0005 (J)	
3/14/2018	<0.005	
9/11/2018	<0.005	
3/12/2019	<0.005	
9/6/2019	0.00037 (J)	
3/5/2020	0.0003 (J)	
9/9/2020	<0.005	
3/10/2021	<0.005	
7/30/2021	<0.005	
1/28/2022	0.00068 (J)	
8/11/2022	<0.005	
2/10/2023	<0.005	
8/3/2023	<0.005	
2/16/2024		<0.005
7/31/2024		0.0018 (J)

ND substitution: RL or RL/2 if <15% NDs.

Prediction Limit

Constituent: Copper (mg/L) Analysis Run 9/11/2024 4:28 PM View: Appendix I Intrawell

Plant Bowen Client: Southern Company Data: Bowen 3-4 CCR

	GWC-24R	GWC-24R
9/16/2014	<0.005	
10/4/2014	<0.005	
10/23/2014	<0.005	
11/10/2014	<0.005	
3/4/2015	<0.005	
3/20/2015	<0.005	
4/8/2015	<0.005	
4/23/2015	0.0011 (J)	
7/30/2015	<0.005	
3/4/2016	<0.005	
7/12/2016	<0.005	
3/20/2017	0.0003 (J)	
9/19/2017	<0.005	
3/13/2018	<0.005	
9/11/2018	<0.005	
3/8/2019	<0.005	
9/5/2019	0.001 (JD)	
3/3/2020	0.00097 (J)	
9/9/2020	0.0017 (J)	
3/9/2021	<0.005	
7/29/2021	0.00051 (J)	
1/28/2022	<0.005	
8/9/2022	<0.005	
2/9/2023	<0.005	
8/3/2023	<0.005	
2/15/2024		0.00053 (J)
7/31/2024		<0.005

ND substitution: RL or RL/2 if <15% NDs.

Prediction Limit

Constituent: Copper (mg/L) Analysis Run 9/11/2024 4:28 PM View: Appendix I Intrawell

Plant Bowen Client: Southern Company Data: Bowen 3-4 CCR

	GWC-25R	GWC-25R
9/16/2014	<0.005	
10/4/2014	<0.005	
10/23/2014	<0.005	
11/10/2014	<0.005	
3/4/2015	<0.005	
3/20/2015	<0.005	
4/9/2015	<0.005	
4/23/2015	<0.005	
7/30/2015	<0.005	
3/8/2016	<0.005	
7/18/2016	<0.005	
3/16/2017	<0.005	
9/19/2017	<0.005	
3/13/2018	<0.005	
9/11/2018	<0.005	
3/8/2019	<0.005	
9/5/2019	<0.005	
3/3/2020	0.00027 (J)	
9/4/2020	<0.005	
3/9/2021	<0.005	
8/2/2021	<0.005	
1/27/2022	<0.005	
8/9/2022	<0.005	
2/9/2023	<0.005	
8/3/2023	<0.005	
2/16/2024		<0.005
7/31/2024		<0.005

ND substitution: RL or RL/2 if <15% NDs.

Prediction Limit

Constituent: Copper (mg/L) Analysis Run 9/11/2024 4:28 PM View: Appendix I Intrawell

Plant Bowen Client: Southern Company Data: Bowen 3-4 CCR

	GWC-36RA	GWC-36RA
9/15/2014	0.0049 (J)	
10/3/2014	<0.005	
10/20/2014	0.0024 (J)	
11/10/2014	<0.005	
3/2/2015	<0.005	
3/17/2015	<0.005	
4/5/2015	<0.005	
4/21/2015	0.0017 (J)	
7/28/2015	0.00097 (J)	
3/1/2016	<0.005	
7/6/2016	<0.005	
3/14/2017	0.0003 (J)	
9/15/2017	<0.005	
3/12/2018	<0.005	
9/6/2018	<0.005	
3/7/2019	<0.005	
9/4/2019	<0.005	
3/2/2020	0.00043 (J)	
9/14/2020	<0.005	
3/26/2021	<0.005	
7/27/2021	<0.005	
1/26/2022	<0.005	
8/8/2022	<0.005	
2/8/2023	<0.005	
8/3/2023	<0.005	
2/13/2024		0.00049 (J)
7/30/2024		<0.005

ND substitution: RL or RL/2 if <15% NDs.

Prediction Limit

Constituent: Copper (mg/L) Analysis Run 9/11/2024 4:28 PM View: Appendix I Intrawell

Plant Bowen Client: Southern Company Data: Bowen 3-4 CCR

	GWC-37	GWC-37
9/16/2014	0.018	
10/3/2014	0.021	
10/20/2014	0.022	
11/10/2014	0.02	
3/2/2015	0.015	
3/17/2015	0.016	
4/5/2015	0.016	
4/22/2015	0.013	
7/28/2015	0.02	
3/1/2016	0.0103 (J)	
7/8/2016	0.0152 (J)	
3/14/2017	0.0085 (J)	
9/15/2017	0.0058 (J)	
3/12/2018	0.0053 (J)	
9/6/2018	0.0054 (J)	
3/6/2019	<0.005	
9/4/2019	0.0082 (J)	
3/2/2020	0.0068 (J)	
9/3/2020	0.0067 (J)	
2/24/2021	0.0083	
7/28/2021	0.014	
1/26/2022	0.013	
8/8/2022	0.0087	
2/8/2023	0.011	
8/2/2023	0.014	
2/13/2024		<0.005
7/30/2024		0.01

ND substitution: RL or RL/2 if <15% NDs.

Prediction Limit

Constituent: Copper (mg/L) Analysis Run 9/11/2024 4:28 PM View: Appendix I Intrawell

Plant Bowen Client: Southern Company Data: Bowen 3-4 CCR

	GWC-38	GWC-38
9/16/2014	<0.005	
10/3/2014	0.00089 (J)	
10/20/2014	0.00087 (J)	
11/10/2014	<0.005	
3/2/2015	0.004 (J)	
3/17/2015	0.0016 (J)	
4/6/2015	0.00083 (J)	
4/22/2015	0.00085 (J)	
7/28/2015	<0.005	
3/2/2016	<0.005	
7/7/2016	<0.005	
3/23/2017	<0.005	
9/19/2017	0.0004 (J)	
3/13/2018	<0.005	
9/6/2018	<0.005	
3/7/2019	<0.005	
9/4/2019	<0.005	
3/2/2020	0.00019 (J)	
9/3/2020	<0.005	
2/24/2021	<0.005	
7/28/2021	<0.005	
1/25/2022	<0.005	
8/5/2022	<0.005	
2/8/2023	<0.005	
8/2/2023	<0.005	
2/13/2024		<0.005
7/30/2024		<0.005

ND substitution: RL or RL/2 if <15% NDs.

Prediction Limit

Constituent: Lead (mg/L) Analysis Run 9/11/2024 4:28 PM View: Appendix I Intrawell

Plant Bowen Client: Southern Company Data: Bowen 3-4 CCR

	GWA-1	GWA-1
8/23/2007	<0.001	
10/23/2007	<0.001	
11/18/2007	<0.001	
1/30/2008	<0.001	
3/10/2008	<0.001	
5/13/2008	<0.001	
12/5/2008	<0.001	
4/15/2009	<0.001	
10/7/2009	<0.001	
5/3/2010	<0.001	
10/12/2010	<0.001	
4/27/2011	<0.001	
10/17/2011	<0.001	
5/2/2012	<0.001	
10/8/2012	<0.001	
4/12/2013	<0.001	
10/16/2013	<0.001	
4/11/2014	<0.001	
9/30/2014	<0.001	
3/30/2015	0.0028 (J)	
10/13/2015	<0.001	
3/22/2016	<0.001	
5/19/2016	<0.001	
7/29/2016	0.0002 (J)	
9/23/2016	<0.001	
11/9/2016	0.0004 (J)	
1/30/2017	<0.001	
3/30/2017	8E-05 (J)	
6/9/2017	0.0001 (J)	
10/2/2017	0.0002 (J)	
3/16/2018	<0.001	
9/17/2018	<0.001 (D)	
3/20/2019	<0.001	
9/12/2019	<0.001	
3/11/2020	<0.001	
9/15/2020	9.3E-05 (J)	
3/16/2021	5.2E-05 (J)	
8/9/2021	<0.001	
2/1/2022	<0.001	
8/16/2022	<0.001	
2/16/2023	<0.001	
7/27/2023	<0.001	
2/22/2024		<0.001
8/7/2024		<0.001

ND substitution: RL or RL/2 if <15% NDs.

Prediction Limit

Constituent: Lead (mg/L) Analysis Run 9/11/2024 4:28 PM View: Appendix I Intrawell

Plant Bowen Client: Southern Company Data: Bowen 3-4 CCR

	GWA-2	GWA-2
8/23/2007	<0.001	
10/24/2007	<0.001	
11/18/2007	<0.001	
1/31/2008	<0.001	
3/11/2008	<0.001	
5/6/2008	<0.001	
12/4/2008	<0.001	
4/21/2009	<0.001	
10/7/2009	<0.001	
4/26/2010	<0.001	
10/4/2010	<0.001	
4/13/2011	<0.001	
10/5/2011	<0.001	
4/11/2012	<0.001	
10/9/2012	<0.001	
4/15/2013	<0.001	
10/15/2013	<0.001	
4/22/2014	<0.001	
9/30/2014	<0.001	
3/30/2015	<0.001	
10/13/2015	<0.001	
3/23/2016	<0.001	
5/20/2016	<0.001	
7/29/2016	0.0001 (J)	
9/23/2016	<0.001	
11/9/2016	<0.001	
1/31/2017	<0.001	
3/30/2017	<0.001	
6/12/2017	<0.001	
10/2/2017	<0.001	
3/19/2018	<0.001	
9/14/2018	<0.001	
3/20/2019	<0.001	
9/12/2019	0.002536 (JD)	
3/11/2020	<0.001	
9/15/2020	<0.001	
3/17/2021	<0.001	
8/9/2021	<0.001	
2/1/2022	<0.001	
8/16/2022	<0.001	
2/16/2023	<0.001	
7/27/2023	<0.001	
2/22/2024		<0.001
8/7/2024		<0.001

ND substitution: RL or RL/2 if <15% NDs.

Prediction Limit

Constituent: Lead (mg/L) Analysis Run 9/11/2024 4:28 PM View: Appendix I Intrawell

Plant Bowen Client: Southern Company Data: Bowen 3-4 CCR

	GWA-2R	GWA-2R
8/23/2007	<0.001	
10/24/2007	<0.001	
11/18/2007	<0.001	
1/31/2008	<0.001	
3/10/2008	<0.001	
5/13/2008	<0.001	
12/4/2008	<0.001	
4/21/2009	<0.001	
10/8/2009	<0.001	
4/21/2010	<0.001	
9/28/2010	<0.001	
4/12/2011	<0.001	
10/4/2011	<0.001	
4/3/2012	<0.001	
10/9/2012	<0.001	
4/11/2013	<0.001	
10/16/2013	<0.001	
4/10/2014	<0.001	
9/30/2014	<0.001	
3/30/2015	<0.001	
10/13/2015	<0.001	
3/23/2016	<0.001	
5/19/2016	<0.001	
7/29/2016	<0.001	
9/22/2016	<0.001	
11/10/2016	<0.001	
1/31/2017	<0.001	
4/3/2017	<0.001	
6/9/2017	<0.001	
10/2/2017	<0.001	
3/16/2018	<0.001	
9/14/2018	<0.001	
3/19/2019	<0.001	
9/13/2019	<0.001	
3/11/2020	5.8E-05 (J)	
9/15/2020	5E-05 (J)	
3/16/2021	7E-05 (J)	
8/9/2021	<0.001	
2/1/2022	<0.001	
8/16/2022	<0.001	
2/16/2023	<0.001	
7/27/2023	<0.001	
2/26/2024		<0.001
8/6/2024		<0.001

ND substitution: RL or RL/2 if <15% NDs.

Prediction Limit

Constituent: Lead (mg/L) Analysis Run 9/11/2024 4:28 PM View: Appendix I Intrawell

Plant Bowen Client: Southern Company Data: Bowen 3-4 CCR

	GWA-39RZ	GWA-39RZ
5/16/2016	<0.001 (D)	
7/27/2016	0.0011 (JD)	
2/21/2017	<0.001	
3/27/2017	<0.001 (D)	
6/8/2017	<0.001 (D)	
7/17/2017	<0.001 (D)	
7/27/2017	0.0001 (J)	
8/9/2017	<0.001	
9/29/2017	<0.001 (D)	
3/16/2018	<0.001	
9/14/2018	<0.001	
3/14/2019	<0.001	
3/9/2020	0.00027 (J)	
9/16/2020	0.0005 (J)	
3/16/2021	0.0002 (J)	
8/6/2021	<0.001	
2/2/2022	<0.001	
8/16/2022	<0.001	
2/14/2023	<0.001	
7/25/2023	0.00014 (J)	
2/19/2024		<0.001
8/1/2024		<0.001

ND substitution: RL or RL/2 if <15% NDs.

Prediction Limit

Constituent: Lead (mg/L) Analysis Run 9/11/2024 4:28 PM View: Appendix I Intrawell

Plant Bowen Client: Southern Company Data: Bowen 3-4 CCR

	GWA-39Z	GWA-39Z
3/14/2016	<0.001	
5/11/2016	<0.001	
7/19/2016	<0.001	
9/15/2016	<0.001	
11/2/2016	<0.001	
1/18/2017	<0.001	
3/28/2017	<0.001 (*)	
6/7/2017	8E-05 (J)	
9/26/2017	0.0002 (J)	
3/14/2018	<0.001	
9/12/2018	<0.001	
3/15/2019	<0.001	
9/9/2019	<0.001	
3/9/2020	5.5E-05 (J)	
9/10/2020	<0.001	
3/12/2021	0.0002 (J)	
8/4/2021	<0.001	
1/31/2022	<0.001	
8/10/2022	<0.001	
2/13/2023	<0.001	
7/26/2023	<0.001	
2/19/2024		<0.001
8/1/2024		<0.001

ND substitution: RL or RL/2 if <15% NDs.

Prediction Limit

Constituent: Lead (mg/L) Analysis Run 9/11/2024 4:28 PM View: Appendix I Intrawell

Plant Bowen Client: Southern Company Data: Bowen 3-4 CCR

	GWA-40	GWA-40
3/15/2016	<0.001	
5/11/2016	<0.001	
7/21/2016	<0.001	
9/15/2016	<0.001	
11/3/2016	<0.001	
1/17/2017	<0.001	
3/24/2017	<0.001 (*)	
5/24/2017	0.0001 (J)	
9/26/2017	0.0001 (J)	
3/14/2018	0.00046 (J)	
9/12/2018	<0.001	
3/13/2019	<0.001	
9/9/2019	<0.001	
3/9/2020	9.5E-05 (J)	
9/11/2020	<0.001	
3/10/2021	<0.001	
8/4/2021	<0.001	
1/31/2022	<0.001	
8/12/2022	<0.001	
2/13/2023	<0.001	
7/26/2023	<0.001	
2/19/2024		<0.001
8/1/2024		<0.001

ND substitution: RL or RL/2 if <15% NDs.

Prediction Limit

Constituent: Lead (mg/L) Analysis Run 9/11/2024 4:28 PM View: Appendix I Intrawell

Plant Bowen Client: Southern Company Data: Bowen 3-4 CCR

	GWA-41	GWA-41
3/15/2016	<0.001	
5/12/2016	<0.001	
7/20/2016	<0.001	
9/15/2016	<0.001	
11/3/2016	<0.001	
1/18/2017	<0.001	
3/24/2017	<0.001	
6/6/2017	<0.001	
9/25/2017	<0.001	
3/14/2018	<0.001	
9/12/2018	<0.001	
3/14/2019	<0.001	
9/10/2019	<0.001 (D)	
3/6/2020	9.1E-05 (J)	
9/10/2020	<0.001	
3/11/2021	<0.001	
8/4/2021	<0.001	
1/31/2022	<0.001	
8/11/2022	<0.001	
2/13/2023	<0.001	
7/25/2023	<0.001	
2/19/2024		<0.001
8/1/2024		<0.001

ND substitution: RL or RL/2 if <15% NDs.

Prediction Limit

Constituent: Lead (mg/L) Analysis Run 9/11/2024 4:28 PM View: Appendix I Intrawell

Plant Bowen Client: Southern Company Data: Bowen 3-4 CCR

	GWA-41R	GWA-41R
3/15/2016	<0.001	
5/13/2016	<0.001	
7/21/2016	0.0001 (J)	
9/21/2016	<0.001	
11/3/2016	<0.001	
1/17/2017	<0.001	
3/27/2017	<0.001	
6/6/2017	<0.001	
9/25/2017	0.0001 (J)	
3/14/2018	0.00031 (J)	
9/12/2018	<0.001	
3/14/2019	0.00031 (J)	
9/10/2019	<0.001	
3/9/2020	4.9E-05 (J)	
9/10/2020	<0.001	
3/10/2021	0.00012 (J)	
8/4/2021	<0.001	
1/31/2022	<0.001	
8/11/2022	<0.001	
2/13/2023	<0.001	
7/25/2023	<0.001	
2/19/2024		<0.001
8/1/2024		<0.001

ND substitution: RL or RL/2 if <15% NDs.

Prediction Limit

Constituent: Lead (mg/L) Analysis Run 9/11/2024 4:28 PM View: Appendix I Intrawell

Plant Bowen Client: Southern Company Data: Bowen 3-4 CCR

	GWA-42	GWA-42
3/11/2016	<0.001	
5/16/2016	<0.001	
7/22/2016	0.0001 (J)	
9/19/2016	0.0002 (J)	
11/3/2016	<0.001	
1/17/2017	<0.001	
3/27/2017	<0.001	
6/7/2017	<0.001	
9/26/2017	<0.001	
3/14/2018	<0.001	
9/14/2018	<0.001	
3/14/2019	<0.001	
9/10/2019	<0.001	
3/6/2020	0.00011 (J)	
9/10/2020	<0.001	
3/11/2021	<0.001	
8/4/2021	<0.001	
1/31/2022	<0.001	
8/10/2022	<0.001	
2/13/2023	<0.001	
7/26/2023	<0.001	
2/20/2024		<0.001
8/1/2024		<0.001

ND substitution: RL or RL/2 if <15% NDs.

Prediction Limit

Constituent: Lead (mg/L) Analysis Run 9/11/2024 4:28 PM View: Appendix I Intrawell

Plant Bowen Client: Southern Company Data: Bowen 3-4 CCR

	GWA-43	GWA-43
3/11/2016	<0.001	
5/13/2016	<0.001	
7/19/2016	<0.001	
9/16/2016	<0.001	
11/2/2016	<0.001	
1/18/2017	<0.001	
3/28/2017	<0.001	
6/6/2017	7E-05 (J)	
9/22/2017	8E-05 (J)	
3/14/2018	<0.001	
9/12/2018	<0.001	
3/13/2019	<0.001	
9/11/2019	0.0001 (J)	
3/9/2020	9.1E-05 (J)	
9/11/2020	4.6E-05 (J)	
3/11/2021	6.3E-05 (J)	
8/6/2021	<0.001	
1/31/2022	<0.001	
8/11/2022	<0.001	
2/14/2023	<0.001	
7/25/2023	0.00018 (J)	
2/20/2024		<0.001
8/2/2024		<0.001

ND substitution: RL or RL/2 if <15% NDs.

Prediction Limit

Constituent: Lead (mg/L) Analysis Run 9/11/2024 4:28 PM View: Appendix I Intrawell

Plant Bowen Client: Southern Company Data: Bowen 3-4 CCR

	GWA-43R	GWA-43R
3/11/2016	<0.001	
5/13/2016	<0.001	
7/19/2016	<0.001	
9/16/2016	<0.001	
11/2/2016	<0.001	
1/18/2017	<0.001	
3/28/2017	<0.001	
6/6/2017	0.0001 (J)	
9/22/2017	7E-05 (J)	
3/15/2018	0.0038 (J)	
9/12/2018	<0.001	
3/13/2019	<0.001	
9/11/2019	9.2E-05 (J)	
3/9/2020	9.6E-05 (J)	
9/14/2020	6.6E-05 (J)	
3/11/2021	0.00013 (J)	
8/5/2021	<0.001	
1/31/2022	<0.001	
8/10/2022	<0.001	
2/13/2023	<0.001	
7/25/2023	<0.001	
2/20/2024		<0.001
8/2/2024		<0.001

ND substitution: RL or RL/2 if <15% NDs.

Prediction Limit

Constituent: Lead (mg/L) Analysis Run 9/11/2024 4:28 PM View: Appendix I Intrawell

Plant Bowen Client: Southern Company Data: Bowen 3-4 CCR

	GWA-4RZ	GWA-4RZ
2/22/2017	0.0002 (J)	
4/7/2017	<0.001	
6/14/2017	<0.001 (D)	
7/12/2017	<0.001 (D)	
7/20/2017	<0.001 (D)	
7/28/2017	<0.001	
8/9/2017	<0.001	
8/24/2017	<0.001	
10/3/2017	<0.001 (D)	
3/21/2018	<0.001	
9/18/2018	<0.001	
3/21/2019	<0.001 (D)	
9/12/2019	6.5E-05 (JD)	
3/12/2020	<0.001	
9/17/2020	<0.001	
3/16/2021	<0.001	
8/10/2021	<0.001	
2/3/2022	<0.001	
8/17/2022	<0.001	
2/17/2023	<0.001	
7/28/2023	<0.001	
2/27/2024		<0.001
8/8/2024		<0.001

ND substitution: RL or RL/2 if <15% NDs.

Prediction Limit

Constituent: Lead (mg/L) Analysis Run 9/11/2024 4:28 PM View: Appendix I Intrawell

Plant Bowen Client: Southern Company Data: Bowen 3-4 CCR

	GWA-50	GWA-50
12/12/2008	<0.001	
4/23/2009	<0.001	
10/6/2009	<0.001	
4/27/2010	<0.001	
9/30/2010	<0.001	
4/14/2011	<0.001	
10/5/2011	<0.001	
4/11/2012	<0.001	
10/2/2012	<0.001	
4/9/2013	<0.001	
10/15/2013	<0.001	
4/10/2014	<0.001	
10/1/2014	<0.001	
3/30/2015	<0.001	
10/11/2015	<0.001	
3/28/2016	<0.001	
5/23/2016	<0.001	
8/1/2016	<0.001	
9/26/2016	0.0001 (J)	
11/10/2016	<0.001	
1/30/2017	<0.001	
4/7/2017	<0.001	
6/12/2017	<0.001	
10/2/2017	0.0003 (J)	
3/16/2018	<0.001	
9/17/2018	<0.001	
3/19/2019	<0.001	
9/13/2019	<0.001	
3/11/2020	<0.001	
9/16/2020	9.3E-05 (J)	
3/17/2021	<0.001	
8/9/2021	<0.001	
2/1/2022	<0.001	
8/16/2022	<0.001	
2/16/2023	<0.001	
7/28/2023	<0.001	
2/22/2024		<0.001
8/8/2024		<0.001

ND substitution: RL or RL/2 if <15% NDs.

Prediction Limit

Constituent: Lead (mg/L) Analysis Run 9/11/2024 4:28 PM View: Appendix I Intrawell

Plant Bowen Client: Southern Company Data: Bowen 3-4 CCR

	GWA-50R	GWA-50R
12/12/2008	<0.001	
4/23/2009	<0.001	
10/6/2009	<0.001	
5/3/2010	<0.001	
10/11/2010	<0.001	
4/27/2011	<0.001	
10/19/2011	<0.001	
5/1/2012	0.0012	
10/2/2012	<0.001	
4/10/2013	<0.001	
10/16/2013	<0.001	
4/22/2014	<0.001	
10/1/2014	<0.001	
3/30/2015	<0.001	
10/11/2015	<0.001	
3/28/2016	<0.001	
5/25/2016	<0.001	
8/1/2016	<0.001	
9/26/2016	<0.001	
11/11/2016	<0.001	
1/30/2017	<0.001	
4/3/2017	<0.001	
6/12/2017	<0.001	
10/2/2017	<0.001	
3/16/2018	<0.001	
9/18/2018	<0.001	
3/19/2019	<0.001	
9/12/2019	<0.001	
3/11/2020	<0.001	
9/15/2020	<0.001	
3/17/2021	<0.001	
8/9/2021	<0.001	
2/2/2022	<0.001	
8/17/2022	<0.001	
2/16/2023	<0.001	
7/28/2023	<0.001	
2/22/2024		<0.001
8/8/2024		<0.001

ND substitution: RL or RL/2 if <15% NDs.

Prediction Limit

Constituent: Lead (mg/L) Analysis Run 9/11/2024 4:28 PM View: Appendix I Intrawell

Plant Bowen Client: Southern Company Data: Bowen 3-4 CCR

	GWC-16R	GWC-16R
9/16/2014	<0.001	
10/4/2014	<0.001	
10/21/2014	<0.001	
11/11/2014	<0.001	
3/3/2015	<0.001	
3/18/2015	<0.001	
4/6/2015	<0.001	
4/23/2015	<0.001	
7/29/2015	<0.001	
3/3/2016	<0.001	
5/10/2016	<0.001	
7/13/2016	<0.001	
9/15/2016	<0.001	
11/2/2016	<0.001	
1/11/2017	0.0001 (J)	
3/20/2017	<0.001	
5/23/2017	8E-05 (J)	
9/21/2017	9E-05 (J)	
3/14/2018	<0.001	
9/7/2018	<0.001	
3/11/2019	<0.001	
9/9/2019	<0.001	
3/4/2020	<0.001	
9/9/2020	0.00017 (J)	
3/9/2021	0.00011 (J)	
7/30/2021	<0.001	
1/28/2022	<0.001	
8/11/2022	<0.001	
2/10/2023	<0.001	
8/4/2023	<0.001	
2/15/2024		<0.001
7/31/2024		<0.001

ND substitution: RL or RL/2 if <15% NDs.

Prediction Limit

Constituent: Lead (mg/L) Analysis Run 9/11/2024 4:28 PM View: Appendix I Intrawell

Plant Bowen Client: Southern Company Data: Bowen 3-4 CCR

	GWC-17R	GWC-17R
9/17/2014	<0.001	
10/4/2014	<0.001	
10/21/2014	<0.001	
11/11/2014	<0.001	
3/3/2015	<0.001	
3/18/2015	<0.001	
4/6/2015	<0.001	
4/23/2015	<0.001	
7/29/2015	<0.001	
3/4/2016	<0.001	
5/10/2016	<0.001	
7/14/2016	0.0006 (J)	
9/14/2016	<0.001	
11/1/2016	<0.001	
1/11/2017	<0.001	
3/21/2017	<0.001	
5/23/2017	<0.001	
9/22/2017	<0.001	
3/14/2018	<0.001	
9/11/2018	<0.001	
3/12/2019	<0.001	
9/10/2019	<0.001	
3/5/2020	<0.001	
9/9/2020	<0.001	
3/10/2021	<0.001	
7/30/2021	<0.001	
1/28/2022	<0.001	
8/11/2022	<0.001	
2/10/2023	<0.001	
8/3/2023	<0.001	
2/15/2024		<0.001
7/31/2024		<0.001

ND substitution: RL or RL/2 if <15% NDs.

Prediction Limit

Constituent: Lead (mg/L) Analysis Run 9/11/2024 4:28 PM View: Appendix I Intrawell

Plant Bowen Client: Southern Company Data: Bowen 3-4 CCR

	GWC-18	GWC-18
9/17/2014	<0.001	
10/4/2014	<0.001	
10/21/2014	<0.001	
11/5/2014	<0.001	
3/3/2015	<0.001	
3/18/2015	<0.001	
4/7/2015	<0.001	
4/23/2015	<0.001	
7/29/2015	<0.001	
3/7/2016	<0.001	
5/5/2016	<0.001	
7/13/2016	0.0001 (J)	
9/13/2016	<0.001	
10/31/2016	<0.001	
1/12/2017	0.0002 (J)	
3/23/2017	0.0002 (J)	
5/23/2017	0.0002 (J)	
9/25/2017	8E-05 (J)	
3/14/2018	<0.001	
9/11/2018	<0.001	
3/12/2019	<0.001	
9/9/2019	5E-05 (J)	
3/6/2020	0.00013 (J)	
9/9/2020	6E-05 (J)	
2/26/2021	9.4E-05 (J)	
7/29/2021	<0.001	
1/28/2022	<0.001	
8/10/2022	<0.001	
2/9/2023	<0.001	
8/3/2023	<0.001	
2/14/2024		<0.001
7/31/2024		<0.001

ND substitution: RL or RL/2 if <15% NDs.

Prediction Limit

Constituent: Lead (mg/L) Analysis Run 9/11/2024 4:28 PM View: Appendix I Intrawell

Plant Bowen Client: Southern Company Data: Bowen 3-4 CCR

	GWC-18R	GWC-18R
9/17/2014	<0.001	
10/4/2014	<0.001	
10/21/2014	<0.001	
11/11/2014	<0.001	
3/3/2015	<0.001	
3/18/2015	<0.001	
4/7/2015	<0.001	
4/23/2015	<0.001	
7/29/2015	<0.001	
3/7/2016	<0.001	
5/5/2016	<0.001	
7/13/2016	<0.001	
9/12/2016	0.0002 (J)	
11/1/2016	0.0001 (J)	
1/11/2017	<0.001	
3/20/2017	7E-05 (J)	
5/22/2017	<0.001	
9/21/2017	0.0003 (J)	
3/14/2018	0.00035 (J)	
9/7/2018	<0.001	
3/12/2019	<0.001	
9/6/2019	<0.001	
3/5/2020	0.00032 (J)	
9/9/2020	0.00025 (J)	
2/26/2021	0.00025 (J)	
7/29/2021	<0.001	
1/27/2022	<0.001	
8/10/2022	<0.001	
2/9/2023	<0.001	
8/4/2023	<0.001	
2/14/2024		<0.001
7/31/2024		<0.001

ND substitution: RL or RL/2 if <15% NDs.

Prediction Limit

Constituent: Lead (mg/L) Analysis Run 9/11/2024 4:28 PM View: Appendix I Intrawell

Plant Bowen Client: Southern Company Data: Bowen 3-4 CCR

	GWC-19R	GWC-19R
9/17/2014	<0.001	
10/4/2014	<0.001	
10/21/2014	<0.001	
11/5/2014	<0.001	
3/3/2015	<0.001	
3/19/2015	<0.001	
4/7/2015	<0.001	
4/24/2015	<0.001	
7/29/2015	<0.001	
3/7/2016	<0.001	
5/9/2016	<0.001	
7/14/2016	9E-05 (J)	
9/12/2016	<0.001	
10/31/2016	<0.001	
1/11/2017	<0.001	
3/21/2017	7E-05 (J)	
5/22/2017	<0.001	
9/20/2017	0.0004 (J)	
3/14/2018	<0.001	
9/10/2018	<0.001	
3/12/2019	<0.001	
9/9/2019	<0.001	
3/4/2020	0.0003 (J)	
9/9/2020	<0.001	
2/26/2021	<0.001	
8/5/2021	<0.001	
1/27/2022	<0.001	
8/9/2022	<0.001	
2/9/2023	<0.001	
8/4/2023	<0.001	
2/14/2024		0.00024 (J)
7/31/2024		<0.001

ND substitution: RL or RL/2 if <15% NDs.

Prediction Limit

Constituent: Lead (mg/L) Analysis Run 9/11/2024 4:28 PM View: Appendix I Intrawell

Plant Bowen Client: Southern Company Data: Bowen 3-4 CCR

	GWC-21R	GWC-21R
9/18/2014	<0.001	
10/5/2014	<0.001	
10/22/2014	<0.001	
11/5/2014	<0.001	
3/4/2015	<0.001	
3/19/2015	<0.001	
4/8/2015	<0.001	
4/24/2015	<0.001	
7/30/2015	<0.001	
3/8/2016	<0.001	
5/9/2016	<0.001	
7/15/2016	<0.001	
9/9/2016	<0.001	
10/27/2016	<0.001	
1/12/2017	<0.001	
3/21/2017	6E-05 (J)	
5/23/2017	<0.001	
9/19/2017	<0.001	
3/14/2018	<0.001	
9/10/2018	<0.001	
3/11/2019	<0.001	
9/6/2019	0.0016 (J)	
3/3/2020	<0.001	
9/8/2020	6.7E-05 (J)	
3/9/2021	<0.001	
8/2/2021	<0.001	
1/28/2022	<0.001	
8/10/2022	<0.001	
2/9/2023	<0.001	
8/4/2023	<0.001	
2/15/2024		<0.001
8/2/2024		<0.001

ND substitution: RL or RL/2 if <15% NDs.

Prediction Limit

Constituent: Lead (mg/L) Analysis Run 9/11/2024 4:28 PM View: Appendix I Intrawell

Plant Bowen Client: Southern Company Data: Bowen 3-4 CCR

	GWC-22R	GWC-22R
9/18/2014	<0.001	
10/5/2014	<0.001	
10/22/2014	<0.001	
11/5/2014	<0.001	
3/4/2015	<0.001	
3/19/2015	<0.001	
4/8/2015	<0.001	
4/24/2015	<0.001	
7/30/2015	<0.001	
3/7/2016	<0.001	
5/5/2016	<0.001	
7/14/2016	<0.001	
9/12/2016	<0.001	
10/27/2016	<0.001	
1/13/2017	0.0001 (J)	
3/20/2017	7E-05 (J)	
5/23/2017	<0.001	
9/19/2017	0.0001 (J)	
3/13/2018	<0.001	
9/7/2018	<0.001	
3/11/2019	<0.001	
9/5/2019	<0.001	
3/3/2020	5.9E-05 (J)	
9/8/2020	<0.001	
3/9/2021	<0.001	
8/2/2021	<0.001	
1/27/2022	<0.001	
8/10/2022	<0.001	
2/9/2023	<0.001	
8/3/2023	<0.001	
2/15/2024		<0.001
7/31/2024		<0.001

ND substitution: RL or RL/2 if <15% NDs.

Prediction Limit

Constituent: Lead (mg/L) Analysis Run 9/11/2024 4:28 PM View: Appendix I Intrawell

Plant Bowen Client: Southern Company Data: Bowen 3-4 CCR

	GWC-23R	GWC-23R
9/18/2014	<0.001	
10/5/2014	<0.001	
10/22/2014	<0.001	
11/5/2014	<0.001	
3/4/2015	<0.001	
3/20/2015	<0.001	
4/8/2015	<0.001	
4/23/2015	<0.001	
7/30/2015	<0.001	
3/9/2016	<0.001	
5/6/2016	<0.001	
7/15/2016	<0.001	
9/14/2016	<0.001	
11/1/2016	<0.001	
1/25/2017	<0.001	
3/22/2017	<0.001	
5/24/2017	0.0001 (J)	
9/21/2017	<0.001	
3/14/2018	<0.001	
9/11/2018	<0.001	
3/12/2019	<0.001	
9/6/2019	6.8E-05 (J)	
3/5/2020	5.2E-05 (J)	
9/9/2020	<0.001	
3/10/2021	<0.001	
7/30/2021	<0.001	
1/28/2022	<0.001	
8/11/2022	<0.001	
2/10/2023	<0.001	
8/3/2023	<0.001	
2/16/2024		<0.001
7/31/2024		<0.001

ND substitution: RL or RL/2 if <15% NDs.

Prediction Limit

Constituent: Lead (mg/L) Analysis Run 9/11/2024 4:28 PM View: Appendix I Intrawell

Plant Bowen Client: Southern Company Data: Bowen 3-4 CCR

	GWC-24R	GWC-24R
9/16/2014	<0.001	
10/4/2014	<0.001	
10/23/2014	<0.001	
11/10/2014	<0.001	
3/4/2015	<0.001	
3/20/2015	<0.001	
4/8/2015	<0.001	
4/23/2015	<0.001	
7/30/2015	<0.001	
3/4/2016	<0.001	
5/5/2016	<0.001	
7/12/2016	<0.001	
9/13/2016	<0.001	
10/27/2016	<0.001	
1/13/2017	<0.001	
3/20/2017	0.0001 (J)	
5/19/2017	<0.001	
9/19/2017	0.0002 (J)	
3/13/2018	<0.001	
9/11/2018	<0.001	
3/8/2019	<0.001	
9/5/2019	9.05E-05 (JD)	
3/3/2020	5.7E-05 (J)	
9/9/2020	0.0001 (J)	
3/9/2021	<0.001	
7/29/2021	<0.001	
1/28/2022	<0.001	
8/9/2022	<0.001	
2/9/2023	<0.001	
8/3/2023	<0.001	
2/15/2024		<0.001
7/31/2024		<0.001

ND substitution: RL or RL/2 if <15% NDs.

Prediction Limit

Constituent: Lead (mg/L) Analysis Run 9/11/2024 4:28 PM View: Appendix I Intrawell

Plant Bowen Client: Southern Company Data: Bowen 3-4 CCR

	GWC-25R	GWC-25R
9/16/2014	<0.001	
10/4/2014	<0.001	
10/23/2014	<0.001	
11/10/2014	<0.001	
3/4/2015	<0.001	
3/20/2015	<0.001	
4/9/2015	<0.001	
4/23/2015	<0.001	
7/30/2015	<0.001	
3/8/2016	<0.001	
5/4/2016	<0.001	
7/18/2016	0.0001 (J)	
9/13/2016	<0.001	
10/27/2016	<0.001	
1/13/2017	<0.001	
3/16/2017	0.0003 (J)	
5/19/2017	0.0001 (J)	
9/19/2017	<0.001	
3/13/2018	<0.001	
9/11/2018	<0.001	
3/8/2019	0.00035 (J)	
9/5/2019	6E-05 (J)	
3/3/2020	5.9E-05 (J)	
9/4/2020	0.00012 (J)	
3/9/2021	<0.001	
8/2/2021	<0.001	
1/27/2022	<0.001	
8/9/2022	<0.001	
2/9/2023	<0.001	
8/3/2023	<0.001	
2/16/2024		<0.001
7/31/2024		<0.001

ND substitution: RL or RL/2 if <15% NDs.

Prediction Limit

Constituent: Lead (mg/L) Analysis Run 9/11/2024 4:28 PM View: Appendix I Intrawell

Plant Bowen Client: Southern Company Data: Bowen 3-4 CCR

	GWC-36RA	GWC-36RA
9/15/2014	0.0069 (JO)	
10/3/2014	<0.001	
10/20/2014	<0.001	
11/10/2014	<0.001	
3/2/2015	<0.001	
3/17/2015	<0.001	
4/5/2015	<0.001	
4/21/2015	<0.001	
7/28/2015	<0.001	
3/1/2016	<0.001	
5/2/2016	<0.001	
7/6/2016	0.0004 (J)	
9/7/2016	<0.001	
10/25/2016	0.0001 (J)	
1/5/2017	0.0002 (J)	
3/14/2017	0.0003 (J)	
5/16/2017	<0.001	
9/15/2017	8E-05 (J)	
3/12/2018	<0.001	
9/6/2018	<0.001	
3/7/2019	<0.001	
9/4/2019	<0.001	
3/2/2020	0.00031 (J)	
9/14/2020	0.00065 (J)	
3/26/2021	0.00095 (J)	
7/27/2021	<0.001	
1/26/2022	<0.001	
8/8/2022	<0.001	
2/8/2023	<0.001	
8/3/2023	<0.001	
2/13/2024		<0.001
7/30/2024		<0.001

ND substitution: RL or RL/2 if <15% NDs.

Prediction Limit

Constituent: Lead (mg/L) Analysis Run 9/11/2024 4:28 PM View: Appendix I Intrawell

Plant Bowen Client: Southern Company Data: Bowen 3-4 CCR

	GWC-37	GWC-37
9/16/2014	<0.001	
10/3/2014	<0.001	
10/20/2014	<0.001	
11/10/2014	<0.001	
3/2/2015	<0.001	
3/17/2015	<0.001	
4/5/2015	<0.001	
4/22/2015	<0.001	
7/28/2015	<0.001	
3/1/2016	<0.001	
5/3/2016	<0.001	
7/8/2016	0.0001 (J)	
9/7/2016	0.0001 (J)	
10/25/2016	<0.001	
1/6/2017	<0.001	
3/14/2017	0.0001 (J)	
5/16/2017	<0.001	
9/15/2017	<0.001	
3/12/2018	<0.001	
9/6/2018	<0.001	
3/6/2019	<0.001	
9/4/2019	<0.001	
3/2/2020	<0.001	
9/3/2020	<0.001	
2/24/2021	<0.001	
7/28/2021	0.13 (O)	
1/26/2022	<0.001	
8/8/2022	<0.001	
2/8/2023	<0.001	
8/2/2023	<0.001	
2/13/2024		<0.001
7/30/2024		<0.001

ND substitution: RL or RL/2 if <15% NDs.

Prediction Limit

Constituent: Lead (mg/L) Analysis Run 9/11/2024 4:28 PM View: Appendix I Intrawell

Plant Bowen Client: Southern Company Data: Bowen 3-4 CCR

	GWC-38	GWC-38
9/16/2014	<0.001	
10/3/2014	<0.001	
10/20/2014	<0.001	
11/10/2014	<0.001	
3/2/2015	0.0047 (J)	
3/17/2015	<0.001	
4/6/2015	<0.001	
4/22/2015	<0.001	
7/28/2015	<0.001	
3/2/2016	<0.001	
5/3/2016	<0.001	
7/7/2016	0.0001 (J)	
9/8/2016	0.0001 (J)	
10/25/2016	0.0002 (J)	
2/9/2017	<0.001	
3/23/2017	0.0001 (J)	
5/17/2017	0.0001 (J)	
9/19/2017	<0.001	
3/13/2018	<0.001	
9/6/2018	<0.001	
3/7/2019	<0.001	
9/4/2019	<0.001	
3/2/2020	<0.001	
9/3/2020	<0.001	
2/24/2021	<0.001	
7/28/2021	<0.001	
1/25/2022	<0.001	
8/5/2022	<0.001	
2/8/2023	<0.001	
8/2/2023	<0.001	
2/13/2024		<0.001
7/30/2024		<0.001

ND substitution: RL or RL/2 if <15% NDs.

Prediction Limit

Constituent: Mercury (mg/L) Analysis Run 9/11/2024 4:28 PM View: Appendix I Intrawell

Plant Bowen Client: Southern Company Data: Bowen 3-4 CCR

	GWA-1	GWA-1
8/23/2007	<0.0002	
10/23/2007	<0.0002	
11/18/2007	<0.0002	
1/30/2008	<0.0002	
3/10/2008	<0.0002	
5/13/2008	<0.0002	
12/5/2008	<0.0002	
4/15/2009	<0.0002	
10/7/2009	<0.0002	
5/3/2010	<0.0002	
10/12/2010	<0.0002	
4/27/2011	<0.0002	
10/17/2011	<0.0002	
5/2/2012	<0.0002	
10/8/2012	<0.0002	
4/12/2013	<0.0002	
10/16/2013	<0.0002	
4/11/2014	<0.0002	
9/30/2014	<0.0002	
3/30/2015	<0.0002	
10/13/2015	<0.0002	
3/22/2016	<0.0002	
5/19/2016	<0.0002	
7/29/2016	<0.0002	
9/23/2016	<0.0002	
11/9/2016	<0.0002	
1/30/2017	<0.0002	
3/30/2017	<0.0002	
6/9/2017	<0.0002	
10/2/2017	<0.0002	
3/16/2018	<0.0002	
9/17/2018	<0.0002 (D)	
3/20/2019	<0.0002	
9/12/2019	<0.0002	
3/11/2020	<0.0002	
9/15/2020	<0.0002	
3/16/2021	<0.0002	
8/9/2021	<0.0002	
2/1/2022	<0.0002	
8/16/2022	<0.0002	
2/16/2023	0.00017 (J)	
7/27/2023	<0.0002	
2/22/2024		<0.0002
8/7/2024		<0.0002

ND substitution: RL or RL/2 if <15% NDs.

Prediction Limit

Constituent: Mercury (mg/L) Analysis Run 9/11/2024 4:28 PM View: Appendix I Intrawell

Plant Bowen Client: Southern Company Data: Bowen 3-4 CCR

	GWA-2	GWA-2
8/23/2007	<0.0002	
10/24/2007	<0.0002	
11/18/2007	<0.0002	
1/31/2008	<0.0002	
3/11/2008	<0.0002	
5/6/2008	0.000175	
12/4/2008	<0.0002	
4/21/2009	<0.0002	
10/7/2009	<0.0002	
4/26/2010	<0.0002	
10/4/2010	<0.0002	
4/13/2011	<0.0002	
10/5/2011	<0.0002	
4/11/2012	<0.0002	
10/9/2012	<0.0002	
4/15/2013	<0.0002	
10/15/2013	<0.0002	
4/22/2014	<0.0002	
9/30/2014	<0.0002	
3/30/2015	<0.0002	
10/13/2015	<0.0002	
3/23/2016	<0.0002	
5/20/2016	<0.0002	
7/29/2016	<0.0002	
9/23/2016	<0.0002	
11/9/2016	<0.0002	
1/31/2017	<0.0002	
3/30/2017	<0.0002	
6/12/2017	<0.0002	
10/2/2017	<0.0002	
3/19/2018	<0.0002	
9/14/2018	<0.0002	
3/20/2019	<0.0002	
9/12/2019	<0.0002 (D)	
3/11/2020	<0.0002	
9/15/2020	<0.0002	
3/17/2021	<0.0002	
8/9/2021	<0.0002	
2/1/2022	<0.0002	
8/16/2022	<0.0002	
2/16/2023	0.00013 (J)	
7/27/2023	<0.0002	
2/22/2024		<0.0002
8/7/2024		<0.0002

ND substitution: RL or RL/2 if <15% NDs.

Prediction Limit

Constituent: Mercury (mg/L) Analysis Run 9/11/2024 4:28 PM View: Appendix I Intrawell

Plant Bowen Client: Southern Company Data: Bowen 3-4 CCR

	GWA-39RZ	GWA-39RZ
5/16/2016	<0.0002 (D)	
7/27/2016	<0.0002 (D)	
2/21/2017	<0.0002	
3/27/2017	<0.0002 (D)	
6/8/2017	<0.0002 (D)	
7/17/2017	<0.0002 (D)	
7/27/2017	<0.0002	
8/9/2017	<0.0002	
9/29/2017	<0.0002 (D)	
3/16/2018	<0.0002	
9/14/2018	4.1E-05 (J)	
3/14/2019	<0.0002	
3/9/2020	<0.0002	
9/16/2020	<0.0002	
3/16/2021	<0.0002	
8/6/2021	<0.0002	
2/2/2022	<0.0002	
8/16/2022	<0.0002	
2/14/2023	<0.0002	
7/25/2023	<0.0002	
2/19/2024		<0.0002
8/1/2024		<0.0002

ND substitution: RL or RL/2 if <15% NDs.

Prediction Limit

Constituent: Mercury (mg/L) Analysis Run 9/11/2024 4:28 PM View: Appendix I Intrawell

Plant Bowen Client: Southern Company Data: Bowen 3-4 CCR

	GWA-39Z	GWA-39Z
3/14/2016	<0.0002	
5/11/2016	<0.0002	
7/19/2016	<0.0002	
9/15/2016	<0.0002	
11/2/2016	<0.0002	
1/18/2017	<0.0002	
3/28/2017	<0.0002	
6/7/2017	<0.0002	
9/26/2017	<0.0002	
3/14/2018	<0.0002	
9/12/2018	<0.0002	
3/15/2019	<0.0002	
9/9/2019	<0.0002	
3/9/2020	<0.0002	
9/10/2020	<0.0002	
3/12/2021	<0.0002	
8/4/2021	0.00012 (J)	
1/31/2022	<0.0002	
8/10/2022	<0.0002	
2/13/2023	<0.0002	
7/26/2023	<0.0002	
2/19/2024		<0.0002
8/1/2024		<0.0002

ND substitution: RL or RL/2 if <15% NDs.

Prediction Limit

Constituent: Mercury (mg/L) Analysis Run 9/11/2024 4:28 PM View: Appendix I Intrawell

Plant Bowen Client: Southern Company Data: Bowen 3-4 CCR

	GWA-3A	GWA-3A
8/23/2007	<0.0002	
11/2/2007	<0.0002	
11/18/2007	<0.0002	
1/31/2008	<0.0002	
3/11/2008	<0.0002	
5/14/2008	<0.0002	
12/5/2008	<0.0002	
4/15/2009	<0.0002	
10/8/2009	<0.0002	
4/28/2010	<0.0002	
10/6/2010	<0.0002	
4/21/2011	<0.0002	
10/13/2011	<0.0002	
5/1/2012	<0.0002	
10/9/2012	<0.0002	
4/11/2013	<0.0002	
10/16/2013	<0.0002	
4/23/2014	<0.0002	
10/4/2014	<0.0002	
3/31/2015	<0.0002	
10/12/2015	<0.0002	
3/23/2016	<0.0002	
5/23/2016	<0.0002	
7/29/2016	<0.0002	
9/22/2016	<0.0002	
11/10/2016	<0.0002	
1/31/2017	<0.0002	
3/30/2017	<0.0002	
6/12/2017	<0.0002	
10/4/2017	<0.0002	
3/19/2018	<0.0002	
9/17/2018	<0.0002	
3/20/2019	<0.0002	
9/13/2019	<0.0002	
3/11/2020	<0.0002	
3/29/2021	<0.0002	
8/9/2021	<0.0002	
2/2/2022	<0.0002	
8/16/2022	<0.0002	
2/17/2023	0.00013 (J)	
8/1/2023	<0.0002	
2/22/2024		<0.0002
8/8/2024		<0.0002

ND substitution: RL or RL/2 if <15% NDs.

Prediction Limit

Constituent: Mercury (mg/L) Analysis Run 9/11/2024 4:28 PM View: Appendix I Intrawell

Plant Bowen Client: Southern Company Data: Bowen 3-4 CCR

	GWA-40	GWA-40
3/15/2016	<0.0002	
5/11/2016	<0.0002	
7/21/2016	<0.0002	
9/15/2016	<0.0002	
11/3/2016	<0.0002	
1/17/2017	<0.0002	
3/24/2017	<0.0002	
5/24/2017	<0.0002	
9/26/2017	<0.0002	
3/14/2018	<0.0002	
9/12/2018	3.8E-05 (J)	
3/13/2019	<0.0002	
9/9/2019	<0.0002	
3/9/2020	<0.0002	
9/11/2020	<0.0002	
3/10/2021	<0.0002	
8/4/2021	9.4E-05 (J)	
1/31/2022	<0.0002	
8/12/2022	<0.0002	
2/13/2023	<0.0002	
7/26/2023	<0.0002	
2/19/2024		<0.0002
8/1/2024		<0.0002

ND substitution: RL or RL/2 if <15% NDs.

Prediction Limit

Constituent: Mercury (mg/L) Analysis Run 9/11/2024 4:28 PM View: Appendix I Intrawell

Plant Bowen Client: Southern Company Data: Bowen 3-4 CCR

	GWA-41	GWA-41
3/15/2016	<0.0002	
5/12/2016	<0.0002	
7/20/2016	<0.0002	
9/15/2016	<0.0002	
11/3/2016	<0.0002	
1/18/2017	<0.0002	
3/24/2017	<0.0002	
6/6/2017	<0.0002	
9/25/2017	<0.0002	
3/14/2018	<0.0002	
9/12/2018	<0.0002	
3/14/2019	<0.0002	
9/10/2019	<0.0002 (D)	
3/6/2020	<0.0002	
9/10/2020	<0.0002	
3/11/2021	<0.0002	
8/4/2021	9E-05 (J)	
1/31/2022	<0.0002	
8/11/2022	<0.0002	
2/13/2023	0.00017 (J)	
7/25/2023	<0.0002	
2/19/2024		<0.0002
8/1/2024		<0.0002

ND substitution: RL or RL/2 if <15% NDs.

Prediction Limit

Constituent: Mercury (mg/L) Analysis Run 9/11/2024 4:28 PM View: Appendix I Intrawell

Plant Bowen Client: Southern Company Data: Bowen 3-4 CCR

	GWA-41R	GWA-41R
3/15/2016	<0.0002	
5/13/2016	<0.0002	
7/21/2016	<0.0002	
9/21/2016	<0.0002	
11/3/2016	<0.0002	
1/17/2017	<0.0002	
3/27/2017	<0.0002	
6/6/2017	<0.0002	
9/25/2017	<0.0002	
3/14/2018	<0.0002	
9/12/2018	<0.0002	
3/14/2019	<0.0002	
9/10/2019	<0.0002	
3/9/2020	<0.0002	
9/10/2020	<0.0002	
3/10/2021	<0.0002	
8/4/2021	9.4E-05 (J)	
1/31/2022	<0.0002	
8/11/2022	<0.0002	
2/13/2023	0.00013 (J)	
7/25/2023	<0.0002	
2/19/2024		<0.0002
8/1/2024		<0.0002

ND substitution: RL or RL/2 if <15% NDs.

Prediction Limit

Constituent: Mercury (mg/L) Analysis Run 9/11/2024 4:28 PM View: Appendix I Intrawell

Plant Bowen Client: Southern Company Data: Bowen 3-4 CCR

	GWA-42	GWA-42
3/11/2016	<0.0002	
5/16/2016	<0.0002	
7/22/2016	<0.0002	
9/19/2016	<0.0002	
11/3/2016	<0.0002	
1/17/2017	<0.0002	
3/27/2017	<0.0002	
6/7/2017	<0.0002	
9/26/2017	<0.0002	
3/14/2018	<0.0002	
9/14/2018	3.8E-05 (J)	
3/14/2019	<0.0002	
9/10/2019	<0.0002	
3/6/2020	<0.0002	
9/10/2020	<0.0002	
3/11/2021	<0.0002	
8/4/2021	8E-05 (J)	
1/31/2022	<0.0002	
8/10/2022	<0.0002	
2/13/2023	0.00014 (J)	
7/26/2023	<0.0002	
2/20/2024		<0.0002
8/1/2024		<0.0002

ND substitution: RL or RL/2 if <15% NDs.

Prediction Limit

Constituent: Mercury (mg/L) Analysis Run 9/11/2024 4:28 PM View: Appendix I Intrawell

Plant Bowen Client: Southern Company Data: Bowen 3-4 CCR

	GWA-43R	GWA-43R
3/11/2016	<0.0002	
5/13/2016	<0.0002	
7/19/2016	<0.0002	
9/16/2016	<0.0002	
11/2/2016	<0.0002	
1/18/2017	<0.0002	
3/28/2017	<0.0002	
6/6/2017	<0.0002	
9/22/2017	<0.0002	
3/15/2018	<0.0002	
9/12/2018	3.9E-05 (J)	
3/13/2019	<0.0002	
9/11/2019	<0.0002	
3/9/2020	<0.0002	
9/14/2020	<0.0002	
3/11/2021	<0.0002	
8/5/2021	9.6E-05 (J)	
1/31/2022	<0.0002	
8/10/2022	<0.0002	
2/13/2023	<0.0002	
7/25/2023	<0.0002	
2/20/2024		<0.0002
8/2/2024		<0.0002

ND substitution: RL or RL/2 if <15% NDs.

Prediction Limit

Constituent: Mercury (mg/L) Analysis Run 9/11/2024 4:28 PM View: Appendix I Intrawell

Plant Bowen Client: Southern Company Data: Bowen 3-4 CCR

	GWA-4RZ	GWA-4RZ
2/22/2017	<0.0002	
4/7/2017	<0.0002	
6/14/2017	0.000286 (JD)	
7/12/2017	<0.0002 (D)	
7/20/2017	<0.0002 (D)	
7/28/2017	<0.0002	
8/9/2017	<0.0002	
8/24/2017	<0.0002	
10/3/2017	<0.0002 (D)	
3/21/2018	<0.0002	
9/18/2018	<0.0002	
3/21/2019	<0.0002 (D)	
9/12/2019	<0.0002 (D)	
3/12/2020	<0.0002	
9/17/2020	<0.0002	
3/16/2021	<0.0002	
8/10/2021	<0.0002	
2/3/2022	<0.0002	
8/17/2022	<0.0002	
2/17/2023	<0.0002	
7/28/2023	<0.0002	
2/27/2024		<0.0002
8/8/2024		<0.0002

ND substitution: RL or RL/2 if <15% NDs.

Prediction Limit

Constituent: Mercury (mg/L) Analysis Run 9/11/2024 4:28 PM View: Appendix I Intrawell

Plant Bowen Client: Southern Company Data: Bowen 3-4 CCR

	GWA-50	GWA-50
12/12/2008	<0.0002	
4/23/2009	<0.0002	
10/6/2009	<0.0002	
4/27/2010	<0.0002	
9/30/2010	<0.0002	
4/14/2011	<0.0002	
10/5/2011	<0.0002	
4/11/2012	<0.0002	
10/2/2012	<0.0002	
4/9/2013	<0.0002	
10/15/2013	<0.0002	
4/10/2014	<0.0002	
10/1/2014	<0.0002	
3/30/2015	2.02E-05 (J)	
10/11/2015	<0.0002	
3/28/2016	<0.0002	
5/23/2016	<0.0002	
8/1/2016	<0.0002	
9/26/2016	<0.0002	
11/10/2016	<0.0002	
1/30/2017	<0.0002	
4/7/2017	<0.0002	
6/12/2017	<0.0002	
10/2/2017	<0.0002	
3/16/2018	<0.0002	
9/17/2018	<0.0002	
3/19/2019	<0.0002	
9/13/2019	<0.0002	
3/11/2020	<0.0002	
9/16/2020	<0.0002	
3/17/2021	<0.0002	
8/9/2021	<0.0002	
2/1/2022	<0.0002	
8/16/2022	<0.0002	
2/16/2023	<0.0002	
7/28/2023	<0.0002	
2/22/2024		<0.0002
8/8/2024		<0.0002

ND substitution: RL or RL/2 if <15% NDs.

Prediction Limit

Constituent: Mercury (mg/L) Analysis Run 9/11/2024 4:28 PM View: Appendix I Intrawell

Plant Bowen Client: Southern Company Data: Bowen 3-4 CCR

	GWC-16R	GWC-16R
9/16/2014	2.69E-05 (J)	
10/4/2014	<0.0002	
10/21/2014	3.18E-05 (J)	
11/11/2014	<0.0002	
3/3/2015	<0.0002	
3/18/2015	<0.0002	
4/6/2015	<0.0002	
4/23/2015	<0.0002	
7/29/2015	<0.0002	
3/3/2016	<0.0002	
5/10/2016	<0.0002	
7/13/2016	<0.0002	
9/15/2016	<0.0002	
11/2/2016	<0.0002	
1/11/2017	<0.0002	
3/20/2017	<0.0002	
5/23/2017	<0.0002	
9/21/2017	<0.0002	
3/14/2018	<0.0002	
9/7/2018	<0.0002	
3/11/2019	<0.0002	
9/9/2019	<0.0002	
3/4/2020	<0.0002	
9/9/2020	<0.0002	
3/9/2021	<0.0002	
7/30/2021	<0.0002	
1/28/2022	<0.0002	
8/11/2022	<0.0002	
2/10/2023	<0.0002	
8/4/2023	<0.0002	
2/15/2024		<0.0002
7/31/2024		<0.0002

ND substitution: RL or RL/2 if <15% NDs.

Prediction Limit

Constituent: Mercury (mg/L) Analysis Run 9/11/2024 4:28 PM View: Appendix I Intrawell

Plant Bowen Client: Southern Company Data: Bowen 3-4 CCR

	GWC-17R	GWC-17R
9/17/2014	2.97E-05 (J)	
10/4/2014	<0.0002	
10/21/2014	5.02E-05 (J)	
11/11/2014	3.66E-05 (J)	
3/3/2015	<0.0002	
3/18/2015	<0.0002	
4/6/2015	<0.0002	
4/23/2015	<0.0002	
7/29/2015	<0.0002	
3/4/2016	<0.0002	
5/10/2016	<0.0002	
7/14/2016	<0.0002	
9/14/2016	<0.0002	
11/1/2016	<0.0002	
1/11/2017	<0.0002	
3/21/2017	<0.0002	
5/23/2017	<0.0002	
9/22/2017	<0.0002	
3/14/2018	<0.0002	
9/11/2018	<0.0002	
3/12/2019	<0.0002	
9/10/2019	<0.0002	
3/5/2020	<0.0002	
9/9/2020	<0.0002	
3/10/2021	<0.0002	
7/30/2021	<0.0002	
1/28/2022	<0.0002	
8/11/2022	<0.0002	
2/10/2023	<0.0002	
8/3/2023	<0.0002	
2/15/2024		<0.0002
7/31/2024		<0.0002

ND substitution: RL or RL/2 if <15% NDs.

Prediction Limit

Constituent: Mercury (mg/L) Analysis Run 9/11/2024 4:28 PM View: Appendix I Intrawell

Plant Bowen Client: Southern Company Data: Bowen 3-4 CCR

	GWC-18	GWC-18
9/17/2014	4.24E-05 (J)	
10/4/2014	2.5E-05 (J)	
10/21/2014	6.4E-05 (J)	
11/5/2014	7.02E-05 (J)	
3/3/2015	<0.0002	
3/18/2015	<0.0002	
4/7/2015	<0.0002	
4/23/2015	<0.0002	
7/29/2015	3.14E-05 (J)	
3/7/2016	<0.0002	
5/5/2016	<0.0002	
7/13/2016	<0.0002	
9/13/2016	<0.0002	
10/31/2016	<0.0002	
1/12/2017	<0.0002	
3/23/2017	<0.0002	
5/23/2017	<0.0002	
9/25/2017	<0.0002	
3/14/2018	<0.0002	
9/11/2018	<0.0002	
3/12/2019	<0.0002	
9/9/2019	<0.0002	
3/6/2020	<0.0002	
9/9/2020	<0.0002	
2/26/2021	<0.0002	
7/29/2021	<0.0002	
1/28/2022	<0.0002	
8/10/2022	<0.0002	
2/9/2023	<0.0002	
8/3/2023	<0.0002	
2/14/2024		<0.0002
7/31/2024		<0.0002

ND substitution: RL or RL/2 if <15% NDs.

Prediction Limit

Constituent: Mercury (mg/L) Analysis Run 9/11/2024 4:28 PM View: Appendix I Intrawell

Plant Bowen Client: Southern Company Data: Bowen 3-4 CCR

	GWC-18R	GWC-18R
9/17/2014	3.5E-05 (J)	
10/4/2014	<0.0002	
10/21/2014	5.35E-05 (J)	
11/11/2014	4.64E-05 (J)	
3/3/2015	<0.0002	
3/18/2015	<0.0002	
4/7/2015	<0.0002	
4/23/2015	<0.0002	
7/29/2015	<0.0002	
3/7/2016	<0.0002	
5/5/2016	<0.0002	
7/13/2016	<0.0002	
9/12/2016	<0.0002	
11/1/2016	<0.0002	
1/11/2017	<0.0002	
3/20/2017	<0.0002	
5/22/2017	<0.0002	
9/21/2017	<0.0002	
3/14/2018	<0.0002	
9/7/2018	<0.0002	
3/12/2019	<0.0002	
9/6/2019	<0.0002	
3/5/2020	<0.0002	
9/9/2020	<0.0002	
2/26/2021	<0.0002	
7/29/2021	<0.0002	
1/27/2022	<0.0002	
8/10/2022	<0.0002	
2/9/2023	<0.0002	
8/4/2023	<0.0002	
2/14/2024		<0.0002
7/31/2024		<0.0002

ND substitution: RL or RL/2 if <15% NDs.

Prediction Limit

Constituent: Mercury (mg/L) Analysis Run 9/11/2024 4:28 PM View: Appendix I Intrawell

Plant Bowen Client: Southern Company Data: Bowen 3-4 CCR

	GWC-19R	GWC-19R
9/17/2014	4.15E-05 (J)	
10/4/2014	<0.0002	
10/21/2014	5.89E-05 (J)	
11/5/2014	7.28E-05 (J)	
3/3/2015	<0.0002	
3/19/2015	<0.0002	
4/7/2015	<0.0002	
4/24/2015	<0.0002	
7/29/2015	<0.0002	
3/7/2016	<0.0002	
5/9/2016	<0.0002	
7/14/2016	<0.0002	
9/12/2016	<0.0002	
10/31/2016	<0.0002	
1/11/2017	<0.0002	
3/21/2017	<0.0002	
5/22/2017	<0.0002	
9/20/2017	<0.0002	
3/14/2018	<0.0002	
9/10/2018	<0.0002	
3/12/2019	<0.0002	
9/9/2019	<0.0002	
3/4/2020	<0.0002	
9/9/2020	<0.0002	
2/26/2021	<0.0002	
8/5/2021	9.4E-05 (J)	
1/27/2022	<0.0002	
8/9/2022	<0.0002	
2/9/2023	<0.0002	
8/4/2023	<0.0002	
2/14/2024		<0.0002
7/31/2024		<0.0002

ND substitution: RL or RL/2 if <15% NDs.

Prediction Limit

Constituent: Mercury (mg/L) Analysis Run 9/11/2024 4:28 PM View: Appendix I Intrawell

Plant Bowen Client: Southern Company Data: Bowen 3-4 CCR

	GWC-20R	GWC-20R
9/18/2014	5.34E-05 (J)	
10/5/2014	<0.0002	
10/22/2014	4.88E-05 (J)	
11/5/2014	2.85E-05 (J)	
3/4/2015	<0.0002	
3/19/2015	<0.0002	
4/7/2015	<0.0002	
4/24/2015	<0.0002	
7/30/2015	<0.0002	
3/8/2016	<0.0002	
5/9/2016	<0.0002	
7/14/2016	<0.0002	
9/12/2016	<0.0002	
10/31/2016	<0.0002	
1/12/2017	<0.0002	
3/22/2017	<0.0002	
5/22/2017	<0.0002	
9/19/2017	<0.0002	
3/14/2018	<0.0002	
9/10/2018	<0.0002	
3/12/2019	<0.0002	
9/6/2019	<0.0002	
3/5/2020	<0.0002	
9/4/2020	<0.0002	
3/9/2021	<0.0002	
8/2/2021	<0.0002	
1/27/2022	<0.0002	
8/9/2022	<0.0002	
2/10/2023	<0.0002	
8/3/2023	<0.0002	
2/15/2024		<0.0002
8/1/2024		<0.0002

ND substitution: RL or RL/2 if <15% NDs.

Prediction Limit

Constituent: Mercury (mg/L) Analysis Run 9/11/2024 4:28 PM View: Appendix I Intrawell

Plant Bowen Client: Southern Company Data: Bowen 3-4 CCR

	GWC-21R	GWC-21R
9/18/2014	<0.0002	
10/5/2014	<0.0002	
10/22/2014	2.57E-05 (J)	
11/5/2014	<0.0002	
3/4/2015	<0.0002	
3/19/2015	<0.0002	
4/8/2015	<0.0002	
4/24/2015	<0.0002	
7/30/2015	<0.0002	
3/8/2016	<0.0002	
5/9/2016	<0.0002	
7/15/2016	<0.0002	
9/9/2016	<0.0002	
10/27/2016	<0.0002	
1/12/2017	<0.0002	
3/21/2017	<0.0002	
5/23/2017	<0.0002	
9/19/2017	<0.0002	
3/14/2018	<0.0002	
9/10/2018	<0.0002	
3/11/2019	<0.0002	
9/6/2019	<0.0002	
3/3/2020	<0.0002	
9/8/2020	<0.0002	
3/9/2021	<0.0002	
8/2/2021	<0.0002	
1/28/2022	<0.0002	
8/10/2022	<0.0002	
2/9/2023	<0.0002	
8/4/2023	<0.0002	
2/15/2024		<0.0002
8/2/2024		<0.0002

ND substitution: RL or RL/2 if <15% NDs.

Prediction Limit

Constituent: Mercury (mg/L) Analysis Run 9/11/2024 4:28 PM View: Appendix I Intrawell

Plant Bowen Client: Southern Company Data: Bowen 3-4 CCR

	GWC-22R	GWC-22R
9/18/2014	2.54E-05 (J)	
10/5/2014	<0.0002	
10/22/2014	2.83E-05 (J)	
11/5/2014	0.0002	
3/4/2015	<0.0002	
3/19/2015	<0.0002	
4/8/2015	<0.0002	
4/24/2015	<0.0002	
7/30/2015	<0.0002	
3/7/2016	<0.0002	
5/5/2016	<0.0002	
7/14/2016	<0.0002	
9/12/2016	<0.0002	
10/27/2016	<0.0002	
1/13/2017	<0.0002	
3/20/2017	<0.0002	
5/23/2017	<0.0002	
9/19/2017	<0.0002	
3/13/2018	<0.0002	
9/7/2018	<0.0002	
3/11/2019	<0.0002	
9/5/2019	<0.0002	
3/3/2020	<0.0002	
9/8/2020	<0.0002	
3/9/2021	<0.0002	
8/2/2021	<0.0002	
1/27/2022	<0.0002	
8/10/2022	<0.0002	
2/9/2023	<0.0002	
8/3/2023	<0.0002	
2/15/2024		<0.0002
7/31/2024		<0.0002

ND substitution: RL or RL/2 if <15% NDs.

Prediction Limit

Constituent: Mercury (mg/L) Analysis Run 9/11/2024 4:28 PM View: Appendix I Intrawell

Plant Bowen Client: Southern Company Data: Bowen 3-4 CCR

	GWC-23R	GWC-23R
9/18/2014	2.82E-05 (J)	
10/5/2014	<0.0002	
10/22/2014	<0.0002	
11/5/2014	4.83E-05 (J)	
3/4/2015	<0.0002	
3/20/2015	<0.0002	
4/8/2015	<0.0002	
4/23/2015	<0.0002	
7/30/2015	<0.0002	
3/9/2016	<0.0002	
5/6/2016	<0.0002	
7/15/2016	<0.0002	
9/14/2016	<0.0002	
11/1/2016	<0.0002	
1/25/2017	<0.0002	
3/22/2017	<0.0002	
5/24/2017	<0.0002	
9/21/2017	<0.0002	
3/14/2018	<0.0002	
9/11/2018	<0.0002	
3/12/2019	<0.0002	
9/6/2019	<0.0002	
3/5/2020	<0.0002	
9/9/2020	<0.0002	
3/10/2021	<0.0002	
7/30/2021	<0.0002	
1/28/2022	<0.0002	
8/11/2022	<0.0002	
2/10/2023	<0.0002	
8/3/2023	<0.0002	
2/16/2024		<0.0002
7/31/2024		<0.0002

ND substitution: RL or RL/2 if <15% NDs.

Prediction Limit

Constituent: Mercury (mg/L) Analysis Run 9/11/2024 4:28 PM View: Appendix I Intrawell

Plant Bowen Client: Southern Company Data: Bowen 3-4 CCR

	GWC-24R	GWC-24R
9/16/2014	2.81E-05 (J)	
10/4/2014	<0.0002	
10/23/2014	<0.0002	
11/10/2014	5.15E-05 (J)	
3/4/2015	<0.0002	
3/20/2015	<0.0002	
4/8/2015	<0.0002	
4/23/2015	<0.0002	
7/30/2015	<0.0002	
3/4/2016	<0.0002	
5/5/2016	<0.0002	
7/12/2016	<0.0002	
9/13/2016	<0.0002	
10/27/2016	<0.0002	
1/13/2017	<0.0002	
3/20/2017	<0.0002	
5/19/2017	<0.0002	
9/19/2017	<0.0002	
3/13/2018	<0.0002	
9/11/2018	<0.0002	
3/8/2019	<0.0002	
9/5/2019	<0.0002	
3/3/2020	<0.0002	
9/9/2020	<0.0002	
3/9/2021	<0.0002	
7/29/2021	<0.0002	
1/28/2022	<0.0002	
8/9/2022	<0.0002	
2/9/2023	<0.0002	
8/3/2023	<0.0002	
2/15/2024		<0.0002
7/31/2024		<0.0002

ND substitution: RL or RL/2 if <15% NDs.

Prediction Limit

Constituent: Mercury (mg/L) Analysis Run 9/11/2024 4:28 PM View: Appendix I Intrawell

Plant Bowen Client: Southern Company Data: Bowen 3-4 CCR

	GWC-25R	GWC-25R
9/16/2014	3.13E-05 (J)	
10/4/2014	<0.0002	
10/23/2014	4.6E-05 (J)	
11/10/2014	2.5E-05 (J)	
3/4/2015	<0.0002	
3/20/2015	<0.0002	
4/9/2015	<0.0002	
4/23/2015	<0.0002	
7/30/2015	<0.0002	
3/8/2016	<0.0002	
5/4/2016	<0.0002	
7/18/2016	<0.0002	
9/13/2016	<0.0002	
10/27/2016	<0.0002	
1/13/2017	<0.0002	
3/16/2017	<0.0002	
5/19/2017	<0.0002	
9/19/2017	<0.0002	
3/13/2018	<0.0002	
9/11/2018	<0.0002	
3/8/2019	<0.0002	
9/5/2019	<0.0002	
3/3/2020	<0.0002	
9/4/2020	<0.0002	
3/9/2021	<0.0002	
8/2/2021	<0.0002	
1/27/2022	<0.0002	
8/9/2022	<0.0002	
2/9/2023	<0.0002	
8/3/2023	<0.0002	
2/16/2024		<0.0002
7/31/2024		<0.0002

ND substitution: RL or RL/2 if <15% NDs.

Prediction Limit

Constituent: Mercury (mg/L) Analysis Run 9/11/2024 4:28 PM View: Appendix I Intrawell

Plant Bowen Client: Southern Company Data: Bowen 3-4 CCR

	GWC-36RA	GWC-36RA
9/15/2014	0.000172 (J)	
10/3/2014	<0.0002	
10/20/2014	<0.0002	
11/10/2014	3.84E-05 (J)	
3/2/2015	<0.0002	
3/17/2015	<0.0002	
4/5/2015	<0.0002	
4/21/2015	2.39E-05 (J)	
7/28/2015	5.2E-05 (J)	
3/1/2016	<0.0002	
5/2/2016	<0.0002	
7/6/2016	<0.0002	
9/7/2016	<0.0002	
10/25/2016	<0.0002	
1/5/2017	<0.0002	
3/14/2017	<0.0002	
5/16/2017	<0.0002	
9/15/2017	<0.0002	
3/12/2018	<0.0002	
9/6/2018	<0.0002	
3/7/2019	<0.0002	
9/4/2019	<0.0002	
3/2/2020	<0.0002	
9/14/2020	<0.0002	
3/26/2021	<0.0002	
7/27/2021	<0.0002	
1/26/2022	<0.0002	
8/8/2022	<0.0002	
2/8/2023	<0.0002	
8/3/2023	<0.0002	
2/13/2024		<0.0002
7/30/2024		<0.0002

ND substitution: RL or RL/2 if <15% NDs.

Prediction Limit

Constituent: Mercury (mg/L) Analysis Run 9/11/2024 4:28 PM View: Appendix I Intrawell

Plant Bowen Client: Southern Company Data: Bowen 3-4 CCR

	GWC-37	GWC-37
9/16/2014	4.23E-05 (J)	
10/3/2014	<0.0002	
10/20/2014	3.87E-05 (J)	
11/10/2014	3.34E-05 (J)	
3/2/2015	<0.0002	
3/17/2015	<0.0002	
4/5/2015	<0.0002	
4/22/2015	<0.0002	
7/28/2015	<0.0002	
3/1/2016	<0.0002	
5/3/2016	<0.0002	
7/8/2016	<0.0002	
9/7/2016	<0.0002	
10/25/2016	<0.0002	
1/6/2017	<0.0002	
3/14/2017	<0.0002	
5/16/2017	<0.0002	
9/15/2017	<0.0002	
3/12/2018	<0.0002	
9/6/2018	<0.0002	
3/6/2019	<0.0002	
9/4/2019	<0.0002	
3/2/2020	<0.0002	
9/3/2020	<0.0002	
2/24/2021	9.1E-05 (J)	
7/28/2021	<0.0002	
1/26/2022	<0.0002	
8/8/2022	<0.0002	
2/8/2023	<0.0002	
8/2/2023	<0.0002	
2/13/2024		<0.0002
7/30/2024		<0.0002

ND substitution: RL or RL/2 if <15% NDs.

Prediction Limit

Constituent: Mercury (mg/L) Analysis Run 9/11/2024 4:28 PM View: Appendix I Intrawell

Plant Bowen Client: Southern Company Data: Bowen 3-4 CCR

	GWC-38	GWC-38
9/16/2014	2.75E-05 (J)	
10/3/2014	<0.0002	
10/20/2014	4.07E-05 (J)	
11/10/2014	6.86E-05 (J)	
3/2/2015	3.07E-05 (J)	
3/17/2015	<0.0002	
4/6/2015	<0.0002	
4/22/2015	<0.0002	
7/28/2015	<0.0002	
3/2/2016	<0.0002	
5/3/2016	<0.0002	
7/7/2016	<0.0002	
9/8/2016	<0.0002	
10/25/2016	<0.0002	
2/9/2017	<0.0002	
3/23/2017	<0.0002	
5/17/2017	<0.0002	
9/19/2017	<0.0002	
3/13/2018	<0.0002	
9/6/2018	<0.0002	
3/7/2019	<0.0002	
9/4/2019	<0.0002	
3/2/2020	<0.0002	
9/3/2020	<0.0002	
2/24/2021	0.00013 (J)	
7/28/2021	<0.0002	
1/25/2022	<0.0002	
8/5/2022	<0.0002	
2/8/2023	<0.0002	
8/2/2023	<0.0002	
2/13/2024		<0.0002
7/30/2024		<0.0002

ND substitution: RL or RL/2 if <15% NDs.

Prediction Limit

Constituent: Nickel (mg/L) Analysis Run 9/11/2024 4:28 PM View: Appendix I Intrawell

Plant Bowen Client: Southern Company Data: Bowen 3-4 CCR

	GWA-1	GWA-1
8/23/2007	<0.005	
10/23/2007	0.0096	
11/18/2007	0.023	
1/30/2008	0.11 (O)	
3/10/2008	0.024	
5/13/2008	0.006	
12/5/2008	<0.005	
4/15/2009	<0.005	
10/7/2009	0.0096	
5/3/2010	<0.005	
10/12/2010	<0.005	
4/27/2011	<0.005	
10/17/2011	<0.005	
5/2/2012	<0.005	
10/8/2012	<0.005	
4/12/2013	<0.005	
10/16/2013	<0.005	
4/11/2014	<0.005	
9/30/2014	<0.005	
3/30/2015	0.004	
10/13/2015	<0.005	
3/22/2016	<0.005	
7/29/2016	<0.005	
3/30/2017	0.0004 (J)	
10/2/2017	<0.005	
3/16/2018	<0.005	
9/17/2018	<0.005 (D)	
3/20/2019	<0.005	
9/12/2019	0.00038 (J)	
3/11/2020	0.00068 (J)	
9/15/2020	<0.005	
3/16/2021	<0.005	
8/9/2021	<0.005	
2/1/2022	<0.005	
8/16/2022	<0.005	
2/16/2023	<0.005	
7/27/2023	<0.005	
2/22/2024		<0.005
8/7/2024		<0.005

ND substitution: RL or RL/2 if <15% NDs.

Prediction Limit

Constituent: Nickel (mg/L) Analysis Run 9/11/2024 4:28 PM View: Appendix I Intrawell

Plant Bowen Client: Southern Company Data: Bowen 3-4 CCR

	GWA-2	GWA-2
8/23/2007	<0.005	
10/24/2007	0.026 (O)	
11/18/2007	0.043 (O)	
1/31/2008	0.0075	
3/11/2008	0.019	
5/6/2008	0.004	
12/4/2008	0.02	
4/21/2009	<0.005	
10/7/2009	<0.005	
4/26/2010	<0.005	
10/4/2010	0.0025	
4/13/2011	<0.005	
10/5/2011	<0.005	
4/11/2012	<0.005	
10/9/2012	<0.005	
4/15/2013	<0.005	
10/15/2013	0.0028	
4/22/2014	<0.005	
9/30/2014	<0.005	
3/30/2015	0.0018 (J)	
10/13/2015	<0.005	
3/23/2016	<0.005	
7/29/2016	<0.005	
3/30/2017	0.0006 (J)	
10/2/2017	<0.005	
3/19/2018	<0.005	
9/14/2018	<0.005	
3/20/2019	<0.005	
9/12/2019	0.00518 (JD)	
3/11/2020	0.0014 (J)	
9/15/2020	<0.005	
3/17/2021	<0.005	
8/9/2021	<0.005	
2/1/2022	<0.005	
8/16/2022	<0.005	
2/16/2023	<0.005	
7/27/2023	<0.005	
2/22/2024		<0.005
8/7/2024		<0.005

ND substitution: RL or RL/2 if <15% NDs.

Prediction Limit

Constituent: Nickel (mg/L) Analysis Run 9/11/2024 4:28 PM View: Appendix I Intrawell

Plant Bowen Client: Southern Company Data: Bowen 3-4 CCR

	GWA-2R	GWA-2R
8/23/2007	<0.005	
10/24/2007	0.0025	
11/18/2007	0.0093	
1/31/2008	0.054 (O)	
3/10/2008	0.0054	
5/13/2008	0.0043	
12/4/2008	<0.005	
4/21/2009	<0.005	
10/8/2009	<0.005	
4/21/2010	<0.005	
9/28/2010	<0.005	
4/12/2011	<0.005	
10/4/2011	<0.005	
4/3/2012	<0.005	
10/9/2012	<0.005	
4/11/2013	<0.005	
10/16/2013	<0.005	
4/10/2014	<0.005	
9/30/2014	<0.005	
3/30/2015	<0.005	
10/13/2015	<0.005	
3/23/2016	<0.005	
7/29/2016	<0.005	
4/3/2017	<0.005	
10/2/2017	<0.005	
3/16/2018	<0.005	
9/14/2018	<0.005	
3/19/2019	<0.005	
9/13/2019	<0.005	
3/11/2020	0.002 (J)	
9/15/2020	0.0013 (J)	
3/16/2021	<0.005	
8/9/2021	0.00081 (J)	
2/1/2022	<0.005	
8/16/2022	<0.005	
2/16/2023	<0.005	
7/27/2023	<0.005	
2/26/2024		<0.005
8/6/2024		<0.005

ND substitution: RL or RL/2 if <15% NDs.

Prediction Limit

Constituent: Nickel (mg/L) Analysis Run 9/11/2024 4:28 PM View: Appendix I Intrawell

Plant Bowen Client: Southern Company Data: Bowen 3-4 CCR

	GWA-39RZ	GWA-39RZ
5/16/2016	0.0136 (D)	
7/27/2016	0.0224 (D)	
2/21/2017	0.0007 (J)	
3/27/2017	<0.005 (D)	
9/29/2017	<0.005 (D)	
3/16/2018	<0.005	
9/14/2018	<0.005	
3/14/2019	0.0017 (J)	
3/9/2020	0.00083 (J)	
9/16/2020	<0.005	
3/16/2021	<0.005	
8/6/2021	<0.005	
2/2/2022	<0.005	
8/16/2022	<0.005	
2/14/2023	<0.005	
7/25/2023	<0.005	
2/19/2024		<0.005
8/1/2024		<0.005

ND substitution: RL or RL/2 if <15% NDs.

Prediction Limit

Constituent: Nickel (mg/L) Analysis Run 9/11/2024 4:28 PM View: Appendix I Intrawell

Plant Bowen Client: Southern Company Data: Bowen 3-4 CCR

	GWA-39Z	GWA-39Z
3/14/2016	0.00544 (J)	
5/11/2016	0.0149	
7/19/2016	0.0044 (J)	
9/15/2016	0.0047 (J)	
11/2/2016	0.0025 (J)	
1/18/2017	0.004 (J)	
3/28/2017	0.0034 (J)	
9/26/2017	0.0016 (J)	
3/14/2018	<0.005	
9/12/2018	<0.005	
3/15/2019	<0.005	
9/9/2019	0.0014 (J)	
3/9/2020	0.04 (O)	
9/10/2020	<0.005	
3/12/2021	0.0015 (J)	
8/4/2021	<0.005	
1/31/2022	<0.005	
8/10/2022	<0.005	
2/13/2023	0.00095 (J)	
7/26/2023	0.0013 (J)	
2/19/2024		<0.005
8/1/2024		<0.005

ND substitution: RL or RL/2 if <15% NDs.

Prediction Limit

Constituent: Nickel (mg/L) Analysis Run 9/11/2024 4:28 PM View: Appendix I Intrawell

Plant Bowen Client: Southern Company Data: Bowen 3-4 CCR

	GWA-3A	GWA-3A
8/23/2007	0.028	
11/2/2007	0.041	
11/18/2007	0.14 (O)	
1/31/2008	0.053	
3/11/2008	0.076 (O)	
5/14/2008	0.074 (O)	
12/5/2008	0.032	
4/15/2009	0.028	
10/8/2009	0.032	
4/28/2010	0.029	
10/6/2010	0.031	
4/21/2011	0.019	
10/13/2011	0.028	
5/1/2012	0.0253	
10/9/2012	0.023	
4/11/2013	0.021	
10/16/2013	0.018	
4/23/2014	0.015	
10/4/2014	0.017	
3/31/2015	0.045	
10/12/2015	0.019	
3/23/2016	0.019	
7/29/2016	0.0161	
3/30/2017	0.018	
10/4/2017	0.0158	
3/19/2018	0.015	
9/17/2018	0.014	
3/20/2019	0.01	
9/13/2019	0.012	
3/11/2020	0.012	
3/29/2021	<0.005	
8/9/2021	<0.005	
2/2/2022	<0.005	
8/16/2022	<0.005	
2/17/2023	<0.005	
8/1/2023	<0.005	
2/22/2024		<0.005
8/8/2024		<0.005

ND substitution: RL or RL/2 if <15% NDs.

Prediction Limit

Constituent: Nickel (mg/L) Analysis Run 9/11/2024 4:28 PM View: Appendix I Intrawell

Plant Bowen Client: Southern Company Data: Bowen 3-4 CCR

	GWA-41	GWA-41
3/15/2016	<0.005	
5/12/2016	<0.005	
7/20/2016	0.0006 (J)	
9/15/2016	0.0009 (J)	
11/3/2016	0.0011 (J)	
1/18/2017	0.0007 (J)	
3/24/2017	<0.005 (*)	
9/25/2017	<0.005	
3/14/2018	<0.005	
9/12/2018	<0.005	
3/14/2019	<0.005	
9/10/2019	0.0004 (JD)	
3/6/2020	0.0089 (J)	
9/10/2020	<0.005	
3/11/2021	<0.005	
8/4/2021	<0.005	
1/31/2022	<0.005	
8/11/2022	0.00083 (J)	
2/13/2023	<0.005	
7/25/2023	0.00073 (J)	
2/19/2024		<0.005
8/1/2024		<0.005

ND substitution: RL or RL/2 if <15% NDs.

Prediction Limit

Constituent: Nickel (mg/L) Analysis Run 9/11/2024 4:28 PM View: Appendix I Intrawell

Plant Bowen Client: Southern Company Data: Bowen 3-4 CCR

	GWA-41R	GWA-41R
3/15/2016	<0.005	
5/13/2016	<0.005	
7/21/2016	0.0009 (J)	
9/21/2016	<0.005	
11/3/2016	<0.005	
1/17/2017	<0.005	
3/27/2017	<0.005 (*)	
9/25/2017	0.0012 (J)	
3/14/2018	0.0014 (J)	
9/12/2018	0.0011 (J)	
3/14/2019	0.001 (J)	
9/10/2019	0.00084 (J)	
3/9/2020	0.00036 (J)	
9/10/2020	<0.005	
3/10/2021	<0.005	
8/4/2021	<0.005	
1/31/2022	0.00091 (J)	
8/11/2022	<0.005	
2/13/2023	<0.005	
7/25/2023	<0.005	
2/19/2024		<0.005
8/1/2024		<0.005

ND substitution: RL or RL/2 if <15% NDs.

Prediction Limit

Constituent: Nickel (mg/L) Analysis Run 9/11/2024 4:28 PM View: Appendix I Intrawell

Plant Bowen Client: Southern Company Data: Bowen 3-4 CCR

	GWA-42	GWA-42
3/11/2016	<0.005	
5/16/2016	0.00233 (J)	
7/22/2016	0.0014 (J)	
9/19/2016	0.0014 (J)	
11/3/2016	0.0013 (J)	
1/17/2017	0.0011 (J)	
3/27/2017	<0.005 (*)	
9/26/2017	0.0011 (J)	
3/14/2018	0.0012 (J)	
9/14/2018	0.0012 (J)	
3/14/2019	0.0015 (J)	
9/10/2019	0.0012 (J)	
3/6/2020	0.0015 (J)	
9/10/2020	0.0011 (J)	
3/11/2021	0.0011 (J)	
8/4/2021	0.0011 (J)	
1/31/2022	0.0011 (J)	
8/10/2022	0.0016 (J)	
2/13/2023	0.0013 (J)	
7/26/2023	0.0015 (J)	
2/20/2024		<0.005
8/1/2024		<0.005

ND substitution: RL or RL/2 if <15% NDs.

Prediction Limit

Constituent: Nickel (mg/L) Analysis Run 9/11/2024 4:28 PM View: Appendix I Intrawell

Plant Bowen Client: Southern Company Data: Bowen 3-4 CCR

	GWA-43	GWA-43
3/11/2016	0.00288 (J)	
5/13/2016	<0.005	
7/19/2016	0.0006 (J)	
9/16/2016	0.0008 (J)	
11/2/2016	0.0007 (J)	
1/18/2017	0.0006 (J)	
3/28/2017	<0.005 (*)	
9/22/2017	0.0007 (J)	
3/14/2018	<0.005	
9/12/2018	<0.005	
3/13/2019	<0.005	
9/11/2019	0.00082 (J)	
3/9/2020	0.00082 (J)	
9/11/2020	0.00089 (J)	
3/11/2021	<0.005	
8/6/2021	0.00084 (J)	
1/31/2022	0.00077 (J)	
8/11/2022	<0.005	
2/14/2023	<0.005	
7/25/2023	<0.005	
2/20/2024		<0.005
8/2/2024		<0.005

ND substitution: RL or RL/2 if <15% NDs.

Prediction Limit

Constituent: Nickel (mg/L) Analysis Run 9/11/2024 4:28 PM View: Appendix I Intrawell

Plant Bowen Client: Southern Company Data: Bowen 3-4 CCR

	GWA-43R	GWA-43R
3/11/2016	<0.005	
5/13/2016	<0.005	
7/19/2016	<0.005	
9/16/2016	<0.005	
11/2/2016	<0.005	
1/18/2017	0.0006 (J)	
3/28/2017	<0.005 (*)	
9/22/2017	<0.005	
3/15/2018	<0.005	
9/12/2018	<0.005	
3/13/2019	<0.005	
9/11/2019	<0.005	
3/9/2020	<0.005	
9/14/2020	<0.005	
3/11/2021	<0.005	
8/5/2021	<0.005	
1/31/2022	<0.005	
8/10/2022	<0.005	
2/13/2023	<0.005	
7/25/2023	<0.005	
2/20/2024		<0.005
8/2/2024		<0.005

ND substitution: RL or RL/2 if <15% NDs.

Prediction Limit

Constituent: Nickel (mg/L) Analysis Run 9/11/2024 4:28 PM View: Appendix I Intrawell

Plant Bowen Client: Southern Company Data: Bowen 3-4 CCR

	GWA-4RZ	GWA-4RZ
4/7/2017	<0.005	
10/3/2017	<0.005 (D)	
3/21/2018	<0.005	
9/18/2018	<0.005	
3/21/2019	<0.005 (D)	
9/12/2019	0.00032 (JD)	
3/12/2020	0.00034 (J)	
9/17/2020	<0.005	
3/16/2021	<0.005	
8/10/2021	<0.005	
2/3/2022	<0.005	
8/17/2022	<0.005	
2/17/2023	<0.005	
7/28/2023	<0.005	
2/27/2024		<0.005
8/8/2024		<0.005

ND substitution: RL or RL/2 if <15% NDs.

Prediction Limit

Constituent: Nickel (mg/L) Analysis Run 9/11/2024 4:28 PM View: Appendix I Intrawell

Plant Bowen Client: Southern Company Data: Bowen 3-4 CCR

	GWA-50	GWA-50
12/12/2008	0.0035	
4/23/2009	0.0032	
10/6/2009	<0.005	
4/27/2010	<0.005	
9/30/2010	<0.005	
4/14/2011	0.0028	
10/5/2011	0.0028	
4/11/2012	<0.005	
10/2/2012	0.0026	
4/9/2013	<0.005	
10/15/2013	<0.005	
4/10/2014	0.0025 (J)	
10/1/2014	<0.005	
3/30/2015	0.0015 (J)	
10/11/2015	0.0013 (J)	
3/28/2016	<0.005	
8/1/2016	<0.005	
4/7/2017	0.0011 (J)	
10/2/2017	0.0013 (J)	
3/16/2018	<0.005	
9/17/2018	0.00096 (J)	
3/19/2019	<0.005	
9/13/2019	0.00063 (J)	
3/11/2020	0.00084 (J)	
9/16/2020	<0.005	
3/17/2021	<0.005	
8/9/2021	0.00077 (J)	
2/1/2022	0.0008 (J)	
8/16/2022	0.00071 (J)	
2/16/2023	0.00082 (J)	
7/28/2023	0.00094 (J)	
2/22/2024		<0.005
8/8/2024		<0.005

ND substitution: RL or RL/2 if <15% NDs.

Prediction Limit

Constituent: Nickel (mg/L) Analysis Run 9/11/2024 4:28 PM View: Appendix I Intrawell

Plant Bowen Client: Southern Company Data: Bowen 3-4 CCR

	GWA-50R	GWA-50R
12/12/2008	0.0096	
4/23/2009	0.015	
10/6/2009	0.008	
5/3/2010	0.0053	
10/11/2010	0.0061	
4/27/2011	0.0087	
10/19/2011	0.0039	
5/1/2012	0.0054	
10/2/2012	0.0044	
4/10/2013	0.0053	
10/16/2013	0.0047	
4/22/2014	0.0045	
10/1/2014	0.0018 (J)	
3/30/2015	0.0037	
10/11/2015	0.0018 (J)	
3/28/2016	0.0028 (J)	
8/1/2016	<0.005	
4/3/2017	0.0022 (J)	
10/2/2017	0.0021 (J)	
3/16/2018	0.0014 (J)	
9/18/2018	0.0012 (J)	
3/19/2019	0.0016 (J)	
9/12/2019	0.0015 (J)	
3/11/2020	0.001 (J)	
9/15/2020	0.0012 (J)	
3/17/2021	0.0012 (J)	
8/9/2021	0.00097 (J)	
2/2/2022	0.00089 (J)	
8/17/2022	0.0011 (J)	
2/16/2023	0.00081 (J)	
7/28/2023	0.00092 (J)	
2/22/2024		<0.005
8/8/2024		<0.005

ND substitution: RL or RL/2 if <15% NDs.

Prediction Limit

Constituent: Nickel (mg/L) Analysis Run 9/11/2024 4:28 PM View: Appendix I Intrawell

Plant Bowen Client: Southern Company Data: Bowen 3-4 CCR

	GWC-16R	GWC-16R
9/16/2014	0.03	
10/4/2014	0.029	
10/21/2014	0.026	
11/11/2014	0.023	
3/3/2015	0.02	
3/18/2015	0.019	
4/6/2015	0.02	
4/23/2015	0.019	
7/29/2015	0.018	
3/3/2016	0.0111	
7/13/2016	0.0133	
3/20/2017	0.0111	
9/21/2017	0.0092 (J)	
3/14/2018	0.0094 (J)	
9/7/2018	0.0086 (J)	
3/11/2019	<0.01	
9/9/2019	0.0066 (J)	
3/4/2020	0.0032 (J)	
9/9/2020	0.0067 (J)	
3/9/2021	0.0053	
7/30/2021	0.0073	
1/28/2022	0.0063	
8/11/2022	0.0077	
2/10/2023	0.005	
8/4/2023	0.0091	
2/15/2024		0.0077
7/31/2024		0.0088

ND substitution: RL or RL/2 if <15% NDs.

Prediction Limit

Constituent: Nickel (mg/L) Analysis Run 9/11/2024 4:28 PM View: Appendix I Intrawell

Plant Bowen Client: Southern Company Data: Bowen 3-4 CCR

	GWC-18	GWC-18
9/17/2014	<0.005	
10/4/2014	<0.005	
10/21/2014	<0.005	
11/5/2014	0.0016 (J)	
3/3/2015	<0.005	
3/18/2015	<0.005	
4/7/2015	0.0014 (J)	
4/23/2015	<0.005	
7/29/2015	0.0015 (J)	
3/7/2016	<0.005	
7/13/2016	0.0007 (J)	
3/23/2017	<0.005	
9/25/2017	0.0015 (J)	
3/14/2018	<0.005	
9/11/2018	<0.005	
3/12/2019	<0.005	
9/9/2019	<0.005	
3/6/2020	0.0005 (J)	
9/9/2020	<0.005	
2/26/2021	<0.005	
7/29/2021	<0.005	
1/28/2022	<0.005	
8/10/2022	<0.005	
2/9/2023	<0.005	
8/3/2023	<0.005	
2/14/2024		<0.005
7/31/2024		<0.005

ND substitution: RL or RL/2 if <15% NDs.

Prediction Limit

Constituent: Nickel (mg/L) Analysis Run 9/11/2024 4:28 PM View: Appendix I Intrawell

Plant Bowen Client: Southern Company Data: Bowen 3-4 CCR

	GWC-19R	GWC-19R
9/17/2014	<0.005	
10/4/2014	<0.005	
10/21/2014	<0.005	
11/5/2014	<0.005	
3/3/2015	<0.005	
3/19/2015	<0.005	
4/7/2015	<0.005	
4/24/2015	<0.005	
7/29/2015	<0.005	
3/7/2016	<0.005	
7/14/2016	<0.005	
3/21/2017	<0.005	
9/20/2017	0.0006 (J)	
3/14/2018	<0.005	
9/10/2018	<0.005	
3/12/2019	<0.005	
9/9/2019	<0.005	
3/4/2020	0.00071 (J)	
9/9/2020	<0.005	
2/26/2021	<0.005	
8/5/2021	<0.005	
1/27/2022	<0.005	
8/9/2022	<0.005	
2/9/2023	<0.005	
8/4/2023	<0.005	
2/14/2024		<0.005
7/31/2024		<0.005

ND substitution: RL or RL/2 if <15% NDs.

Prediction Limit

Constituent: Nickel (mg/L) Analysis Run 9/11/2024 4:28 PM View: Appendix I Intrawell

Plant Bowen Client: Southern Company Data: Bowen 3-4 CCR

	GWC-21R	GWC-21R
9/18/2014	<0.005	
10/5/2014	<0.005	
10/22/2014	0.0013 (J)	
11/5/2014	0.0013 (J)	
3/4/2015	<0.005	
3/19/2015	<0.005	
4/8/2015	0.0014 (J)	
4/24/2015	0.0014 (J)	
7/30/2015	<0.005	
3/8/2016	0.0261 (O)	
7/15/2016	0.0021 (J)	
3/21/2017	<0.005	
9/19/2017	0.0012 (J)	
3/14/2018	0.0014 (J)	
9/10/2018	0.002 (J)	
3/11/2019	<0.005	
9/6/2019	0.0028 (J)	
3/3/2020	0.00099 (J)	
9/8/2020	0.0014 (J)	
3/9/2021	0.00075 (J)	
8/2/2021	0.0015 (J)	
1/28/2022	0.0014 (J)	
8/10/2022	0.0014 (J)	
2/9/2023	0.0011 (J)	
8/4/2023	0.00098 (J)	
2/15/2024		<0.005
8/2/2024		<0.005

ND substitution: RL or RL/2 if <15% NDs.

Prediction Limit

Constituent: Nickel (mg/L) Analysis Run 9/11/2024 4:28 PM View: Appendix I Intrawell

Plant Bowen Client: Southern Company Data: Bowen 3-4 CCR

	GWC-22R	GWC-22R
9/18/2014	<0.005	
10/5/2014	<0.005	
10/22/2014	<0.005	
11/5/2014	<0.005	
3/4/2015	<0.005	
3/19/2015	<0.005	
4/8/2015	<0.005	
4/24/2015	<0.005	
7/30/2015	<0.005	
3/7/2016	<0.005	
7/14/2016	<0.005	
3/20/2017	<0.005	
9/19/2017	0.0011 (J)	
3/13/2018	<0.005	
9/7/2018	<0.005	
3/11/2019	<0.005	
9/5/2019	0.0011 (J)	
3/3/2020	0.001 (J)	
9/8/2020	0.00083 (J)	
3/9/2021	<0.005	
8/2/2021	<0.005	
1/27/2022	0.00076 (J)	
8/10/2022	<0.005	
2/9/2023	<0.005	
8/3/2023	<0.005	
2/15/2024		<0.005
7/31/2024		<0.005

ND substitution: RL or RL/2 if <15% NDs.

Prediction Limit

Constituent: Nickel (mg/L) Analysis Run 9/11/2024 4:28 PM View: Appendix I Intrawell

Plant Bowen Client: Southern Company Data: Bowen 3-4 CCR

	GWC-23R	GWC-23R
9/18/2014	<0.005	
10/5/2014	<0.005	
10/22/2014	<0.005	
11/5/2014	<0.005	
3/4/2015	<0.005	
3/20/2015	<0.005	
4/8/2015	<0.005	
4/23/2015	<0.005	
7/30/2015	<0.005	
3/9/2016	<0.005	
7/15/2016	<0.005	
3/22/2017	<0.005	
9/21/2017	0.0012 (J)	
3/14/2018	<0.005	
9/11/2018	<0.005	
3/12/2019	<0.005	
9/6/2019	0.00086 (J)	
3/5/2020	0.00075 (J)	
9/9/2020	<0.005	
3/10/2021	<0.005	
7/30/2021	<0.005	
1/28/2022	<0.005	
8/11/2022	<0.005	
2/10/2023	<0.005	
8/3/2023	0.0011 (J)	
2/16/2024		<0.005
7/31/2024		<0.005

ND substitution: RL or RL/2 if <15% NDs.

Prediction Limit

Constituent: Nickel (mg/L) Analysis Run 9/11/2024 4:28 PM View: Appendix I Intrawell

Plant Bowen Client: Southern Company Data: Bowen 3-4 CCR

	GWC-24R	GWC-24R
9/16/2014	<0.005	
10/4/2014	<0.005	
10/23/2014	<0.005	
11/10/2014	<0.005	
3/4/2015	<0.005	
3/20/2015	<0.005	
4/8/2015	<0.005	
4/23/2015	<0.005	
7/30/2015	<0.005	
3/4/2016	<0.005	
7/12/2016	<0.005	
3/20/2017	0.0003 (J)	
9/19/2017	<0.005	
3/13/2018	<0.005	
9/11/2018	<0.005	
3/8/2019	<0.005	
9/5/2019	<0.005	
3/3/2020	<0.005	
9/9/2020	<0.005	
3/9/2021	<0.005	
7/29/2021	<0.005	
1/28/2022	<0.005	
8/9/2022	<0.005	
2/9/2023	<0.005	
8/3/2023	<0.005	
2/15/2024		<0.005
7/31/2024		<0.005

ND substitution: RL or RL/2 if <15% NDs.

Prediction Limit

Constituent: Nickel (mg/L) Analysis Run 9/11/2024 4:28 PM View: Appendix I Intrawell

Plant Bowen Client: Southern Company Data: Bowen 3-4 CCR

	GWC-25R	GWC-25R
9/16/2014	<0.005	
10/4/2014	<0.005	
10/23/2014	<0.005	
11/10/2014	<0.005	
3/4/2015	<0.005	
3/20/2015	<0.005	
4/9/2015	<0.005	
4/23/2015	<0.005	
7/30/2015	<0.005	
3/8/2016	<0.005	
7/18/2016	<0.005	
3/16/2017	0.0012 (J)	
9/19/2017	<0.005	
3/13/2018	<0.005	
9/11/2018	<0.005	
3/8/2019	<0.005	
9/5/2019	<0.005	
3/3/2020	<0.005	
9/4/2020	<0.005	
3/9/2021	<0.005	
8/2/2021	<0.005	
1/27/2022	<0.005	
8/9/2022	<0.005	
2/9/2023	<0.005	
8/3/2023	<0.005	
2/16/2024		<0.005
7/31/2024		<0.005

ND substitution: RL or RL/2 if <15% NDs.

Prediction Limit

Constituent: Nickel (mg/L) Analysis Run 9/11/2024 4:28 PM View: Appendix I Intrawell

Plant Bowen Client: Southern Company Data: Bowen 3-4 CCR

	GWC-36RA	GWC-36RA
9/15/2014	0.01	
10/3/2014	<0.005	
10/20/2014	0.0043	
11/10/2014	<0.005	
3/2/2015	<0.005	
3/17/2015	<0.005	
4/5/2015	0.0016 (J)	
4/21/2015	0.0033	
7/28/2015	0.0032	
3/1/2016	<0.005	
7/6/2016	0.0007 (J)	
3/14/2017	0.0007 (J)	
9/15/2017	<0.005	
3/12/2018	<0.005	
9/6/2018	<0.005	
3/7/2019	<0.005	
9/4/2019	<0.005	
3/2/2020	0.00051 (J)	
9/14/2020	<0.005	
3/26/2021	<0.005	
7/27/2021	0.0017 (J)	
1/26/2022	<0.005	
8/8/2022	<0.005	
2/8/2023	<0.005	
8/3/2023	<0.005	
2/13/2024		<0.005
7/30/2024		<0.005

ND substitution: RL or RL/2 if <15% NDs.

Prediction Limit

Constituent: Nickel (mg/L) Analysis Run 9/11/2024 4:28 PM View: Appendix I Intrawell

Plant Bowen Client: Southern Company Data: Bowen 3-4 CCR

	GWC-37	GWC-37
9/16/2014	0.018	
10/3/2014	0.022	
10/20/2014	0.022	
11/10/2014	0.018	
3/2/2015	0.016	
3/17/2015	0.015	
4/5/2015	0.016	
4/22/2015	0.016	
7/28/2015	0.018	
3/1/2016	0.0138	
7/8/2016	0.014	
3/14/2017	0.0087 (J)	
9/15/2017	0.0053 (J)	
3/12/2018	0.0054 (J)	
9/6/2018	0.0069 (J)	
3/6/2019	<0.005	
9/4/2019	0.0059 (J)	
3/2/2020	0.0079 (J)	
9/3/2020	0.0096 (J)	
2/24/2021	0.01	
7/28/2021	0.019	
1/26/2022	0.016	
8/8/2022	0.0097	
2/8/2023	0.012	
8/2/2023	0.013	
2/13/2024		<0.005
7/30/2024		0.011

ND substitution: RL or RL/2 if <15% NDs.

Prediction Limit

Constituent: Nickel (mg/L) Analysis Run 9/11/2024 4:28 PM View: Appendix I Intrawell

Plant Bowen Client: Southern Company Data: Bowen 3-4 CCR

	GWC-38	GWC-38
9/16/2014	0.0028	
10/3/2014	0.0036	
10/20/2014	0.0025	
11/10/2014	0.0026	
3/2/2015	0.017	
3/17/2015	0.0057	
4/6/2015	0.0022 (J)	
4/22/2015	0.0015 (J)	
7/28/2015	0.0015 (J)	
3/2/2016	<0.005	
7/7/2016	0.0014 (J)	
3/23/2017	<0.005	
9/19/2017	0.0011 (J)	
3/13/2018	<0.005	
9/6/2018	<0.005	
3/7/2019	<0.005	
9/4/2019	0.000825 (JD)	
3/2/2020	0.001 (J)	
9/3/2020	0.00089 (J)	
2/24/2021	0.00091 (J)	
7/28/2021	0.00096 (J)	
1/25/2022	0.00093 (J)	
8/5/2022	0.00085 (J)	
2/8/2023	0.00091 (J)	
8/2/2023	0.0009 (J)	
2/13/2024		<0.005
7/30/2024		<0.005

ND substitution: RL or RL/2 if <15% NDs.

Prediction Limit

Constituent: Selenium (mg/L) Analysis Run 9/11/2024 4:28 PM View: Appendix I Intrawell

Plant Bowen Client: Southern Company Data: Bowen 3-4 CCR

	GWA-2	GWA-2
8/23/2007	<0.005	
10/24/2007	<0.005	
11/18/2007	<0.005	
1/31/2008	<0.005	
3/11/2008	<0.005	
5/6/2008	<0.005	
12/4/2008	<0.005	
4/21/2009	<0.005	
10/7/2009	<0.005	
4/26/2010	<0.005	
10/4/2010	<0.005	
4/13/2011	<0.005	
10/5/2011	<0.005	
4/11/2012	<0.005	
10/9/2012	<0.005	
4/15/2013	<0.005	
10/15/2013	<0.005	
4/22/2014	<0.005	
9/30/2014	<0.005	
3/30/2015	<0.005	
10/13/2015	<0.005	
3/23/2016	<0.005	
5/20/2016	0.00216 (J)	
7/29/2016	0.001 (J)	
9/23/2016	<0.005	
11/9/2016	<0.005	
1/31/2017	<0.005	
3/30/2017	<0.005	
6/12/2017	<0.005	
10/2/2017	<0.005	
3/19/2018	0.0016 (J)	
9/14/2018	<0.005	
3/20/2019	<0.005	
9/12/2019	<0.005 (D)	
3/11/2020	0.0021 (J)	
9/15/2020	<0.005	
3/17/2021	0.0045 (J)	
8/9/2021	<0.005	
2/1/2022	<0.005	
8/16/2022	<0.005	
2/16/2023	0.0014 (J)	
7/27/2023	<0.005	
2/22/2024		<0.005
8/7/2024		<0.005

ND substitution: RL or RL/2 if <15% NDs.

Prediction Limit

Constituent: Selenium (mg/L) Analysis Run 9/11/2024 4:28 PM View: Appendix I Intrawell

Plant Bowen Client: Southern Company Data: Bowen 3-4 CCR

	GWA-2R	GWA-2R
8/23/2007	<0.005	
10/24/2007	<0.005	
11/18/2007	<0.005	
1/31/2008	<0.005	
3/10/2008	<0.005	
5/13/2008	<0.005	
12/4/2008	<0.005	
4/21/2009	<0.005	
10/8/2009	<0.005	
4/21/2010	<0.005	
9/28/2010	<0.005	
4/12/2011	<0.005	
10/4/2011	<0.005	
4/3/2012	<0.005	
10/9/2012	<0.005	
4/11/2013	<0.005	
10/16/2013	<0.005	
4/10/2014	<0.005	
9/30/2014	<0.005	
3/30/2015	<0.005	
10/13/2015	<0.005	
3/23/2016	<0.005	
5/19/2016	<0.005	
7/29/2016	<0.005	
9/22/2016	<0.005	
11/10/2016	<0.005	
1/31/2017	<0.005	
4/3/2017	<0.005	
6/9/2017	<0.005	
10/2/2017	<0.005	
3/16/2018	<0.005	
9/14/2018	<0.005	
3/19/2019	<0.005	
9/13/2019	<0.005	
3/11/2020	<0.005	
9/15/2020	<0.005	
3/16/2021	0.0021 (J)	
8/9/2021	<0.005	
2/1/2022	<0.005	
8/16/2022	<0.005	
2/16/2023	<0.005	
7/27/2023	<0.005	
2/26/2024		<0.005
8/6/2024		<0.005

ND substitution: RL or RL/2 if <15% NDs.

Prediction Limit

Constituent: Selenium (mg/L) Analysis Run 9/11/2024 4:28 PM View: Appendix I Intrawell

Plant Bowen Client: Southern Company Data: Bowen 3-4 CCR

	GWA-43	GWA-43
3/11/2016	0.00236 (J)	
5/13/2016	<0.005	
7/19/2016	<0.005	
9/16/2016	<0.005	
11/2/2016	<0.005	
1/18/2017	<0.005	
3/28/2017	<0.005	
6/6/2017	<0.005	
9/22/2017	<0.005	
3/14/2018	<0.005	
9/12/2018	<0.005	
3/13/2019	<0.005	
9/11/2019	<0.005	
3/9/2020	<0.005	
9/11/2020	<0.005	
3/11/2021	<0.005	
8/6/2021	<0.005	
1/31/2022	<0.005	
8/11/2022	<0.005	
2/14/2023	<0.005	
7/25/2023	<0.005	
2/20/2024		<0.005
8/2/2024		<0.005

ND substitution: RL or RL/2 if <15% NDs.

Prediction Limit

Constituent: Selenium (mg/L) Analysis Run 9/11/2024 4:28 PM View: Appendix I Intrawell

Plant Bowen Client: Southern Company Data: Bowen 3-4 CCR

	GWC-23R	GWC-23R
9/18/2014	<0.005	
10/5/2014	<0.005	
10/22/2014	<0.005	
11/5/2014	<0.005	
3/4/2015	<0.005	
3/20/2015	<0.005	
4/8/2015	<0.005	
4/23/2015	<0.005	
7/30/2015	<0.005	
3/9/2016	<0.005	
5/6/2016	<0.005	
7/15/2016	<0.005	
9/14/2016	<0.005	
11/1/2016	<0.005	
1/25/2017	<0.005	
3/22/2017	<0.005	
5/24/2017	<0.005	
9/21/2017	<0.005	
3/14/2018	<0.005	
9/11/2018	<0.005	
3/12/2019	<0.005	
9/6/2019	<0.005	
3/5/2020	<0.005	
9/9/2020	0.0017 (J)	
3/10/2021	<0.005	
7/30/2021	<0.005	
1/28/2022	<0.005	
8/11/2022	<0.005	
2/10/2023	<0.005	
8/3/2023	<0.005	
2/16/2024		<0.005
7/31/2024		<0.005

ND substitution: RL or RL/2 if <15% NDs.

Prediction Limit

Constituent: Silver (mg/L) Analysis Run 9/11/2024 4:28 PM View: Appendix I Intrawell

Plant Bowen Client: Southern Company Data: Bowen 3-4 CCR

	GWA-39RZ	GWA-39RZ
5/16/2016	<0.005 (D)	
7/27/2016	0.0012 (JD)	
2/21/2017	<0.005	
3/27/2017	<0.005 (D)	
9/29/2017	<0.005 (D)	
3/16/2018	<0.005	
9/14/2018	<0.005	
3/14/2019	<0.005	
3/9/2020	<0.005	
9/16/2020	<0.005	
3/16/2021	<0.005	
8/6/2021	<0.005	
2/2/2022	<0.005	
8/16/2022	<0.005	
2/14/2023	<0.005	
7/25/2023	<0.005	
2/19/2024		<0.005
8/1/2024		<0.005

ND substitution: RL or RL/2 if <15% NDs.

Prediction Limit

Constituent: Silver (mg/L) Analysis Run 9/11/2024 4:28 PM View: Appendix I Intrawell

Plant Bowen Client: Southern Company Data: Bowen 3-4 CCR

	GWA-50	GWA-50
12/12/2008	<0.005	
4/23/2009	<0.005	
10/6/2009	<0.005	
4/27/2010	<0.005	
9/30/2010	<0.005	
4/14/2011	<0.005	
10/5/2011	<0.005	
4/11/2012	<0.005	
10/2/2012	<0.005	
4/9/2013	<0.005	
10/15/2013	<0.005	
4/10/2014	0.0025 (J)	
10/1/2014	<0.005	
3/30/2015	<0.005	
10/11/2015	<0.005	
3/28/2016	<0.005	
8/1/2016	0.0004 (J)	
4/7/2017	0.0005 (J)	
10/2/2017	0.0006 (J)	
3/16/2018	<0.005	
9/17/2018	<0.005	
3/19/2019	<0.005	
9/13/2019	0.00045 (J)	
3/11/2020	0.00039 (J)	
9/16/2020	0.00042 (J)	
3/17/2021	0.00044 (J)	
8/9/2021	<0.005	
2/1/2022	<0.005	
8/16/2022	<0.005	
2/16/2023	<0.005	
7/28/2023	0.00044 (J)	
2/22/2024		0.00052 (J)
8/8/2024		0.00056 (J)

ND substitution: RL or RL/2 if <15% NDs.

Prediction Limit

Constituent: Silver (mg/L) Analysis Run 9/11/2024 4:28 PM View: Appendix I Intrawell

Plant Bowen Client: Southern Company Data: Bowen 3-4 CCR

	GWA-50R	GWA-50R
12/12/2008	<0.0025	
4/23/2009	<0.0025	
10/6/2009	0.0048	
5/3/2010	<0.0025	
10/11/2010	<0.0025	
4/27/2011	0.004	
10/19/2011	<0.0025	
5/1/2012	<0.0025	
10/2/2012	<0.0025	
4/10/2013	<0.0025	
10/16/2013	0.0034	
4/22/2014	0.0034	
10/1/2014	0.0012 (J)	
3/30/2015	0.003	
10/11/2015	0.0018 (J)	
3/28/2016	0.0022 (J)	
8/1/2016	0.0016 (J)	
4/3/2017	0.0022 (J)	
10/2/2017	0.0021 (J)	
3/16/2018	0.0023 (J)	
9/18/2018	0.0017 (J)	
3/19/2019	0.0017 (J)	
9/12/2019	0.0028 (J)	
3/11/2020	0.0013 (J)	
9/15/2020	0.0012 (J)	
3/17/2021	0.0026 (J)	
8/9/2021	0.0015 (J)	
2/2/2022	0.0012 (J)	
8/17/2022	0.0021 (J)	
2/16/2023	0.0011 (J)	
7/28/2023	0.00091 (J)	
2/22/2024		0.0013 (J)
8/8/2024		0.0011 (J)

ND substitution: RL or RL/2 if <15% NDs.

Prediction Limit

Constituent: Silver (mg/L) Analysis Run 9/11/2024 4:28 PM View: Appendix I Intrawell

Plant Bowen Client: Southern Company Data: Bowen 3-4 CCR

	GWC-16R	GWC-16R
9/16/2014	<0.005	
10/4/2014	<0.005	
10/21/2014	<0.005	
11/11/2014	<0.005	
3/3/2015	<0.005	
3/18/2015	<0.005	
4/6/2015	0.0013 (J)	
4/23/2015	<0.005	
7/29/2015	<0.005	
3/3/2016	<0.005	
7/13/2016	<0.005	
3/20/2017	<0.005	
9/21/2017	<0.005	
3/14/2018	<0.005	
9/7/2018	<0.005	
3/11/2019	<0.005	
9/9/2019	<0.005	
3/4/2020	<0.005	
9/9/2020	<0.005	
3/9/2021	<0.005	
7/30/2021	<0.005	
1/28/2022	<0.005	
8/11/2022	<0.005	
2/10/2023	<0.005	
8/4/2023	<0.005	
2/15/2024		<0.005
7/31/2024		<0.005

ND substitution: RL or RL/2 if <15% NDs.

Prediction Limit

Constituent: Silver (mg/L) Analysis Run 9/11/2024 4:28 PM View: Appendix I Intrawell

Plant Bowen Client: Southern Company Data: Bowen 3-4 CCR

	GWC-17R	GWC-17R
9/17/2014	<0.005	
10/4/2014	<0.005	
10/21/2014	<0.005	
11/11/2014	0.0007 (J)	
3/3/2015	0.00052 (J)	
3/18/2015	<0.005	
4/6/2015	<0.005	
4/23/2015	<0.005	
7/29/2015	<0.005	
3/4/2016	<0.005	
7/14/2016	<0.005	
3/21/2017	<0.005	
9/22/2017	<0.005	
3/14/2018	<0.005	
9/11/2018	<0.005	
3/12/2019	<0.005	
9/10/2019	<0.005	
3/5/2020	<0.005	
9/9/2020	<0.005	
3/10/2021	<0.005	
7/30/2021	<0.005	
1/28/2022	<0.005	
8/11/2022	<0.005	
2/10/2023	<0.005	
8/3/2023	<0.005	
2/15/2024		<0.005
7/31/2024		<0.005

ND substitution: RL or RL/2 if <15% NDs.

Prediction Limit

Constituent: Silver (mg/L) Analysis Run 9/11/2024 4:28 PM View: Appendix I Intrawell

Plant Bowen Client: Southern Company Data: Bowen 3-4 CCR

	GWC-18R	GWC-18R
9/17/2014	0.00058 (J)	
10/4/2014	<0.005	
10/21/2014	<0.005	
11/11/2014	<0.005	
3/3/2015	<0.005	
3/18/2015	<0.005	
4/7/2015	<0.005	
4/23/2015	<0.005	
7/29/2015	<0.005	
3/7/2016	<0.005	
7/13/2016	<0.005	
3/20/2017	<0.005	
9/21/2017	<0.005	
3/14/2018	<0.005	
9/7/2018	<0.005	
3/12/2019	<0.005	
9/6/2019	<0.005	
3/5/2020	<0.005	
9/9/2020	<0.005	
2/26/2021	<0.005	
7/29/2021	<0.005	
1/27/2022	<0.005	
8/10/2022	<0.005	
2/9/2023	<0.005	
8/4/2023	<0.005	
2/14/2024		<0.005
7/31/2024		<0.005

ND substitution: RL or RL/2 if <15% NDs.

Prediction Limit

Constituent: Silver (mg/L) Analysis Run 9/11/2024 4:28 PM View: Appendix I Intrawell

Plant Bowen Client: Southern Company Data: Bowen 3-4 CCR

	GWC-38	GWC-38
9/16/2014	0.00051 (J)	
10/3/2014	<0.005	
10/20/2014	<0.005	
11/10/2014	<0.005	
3/2/2015	<0.005	
3/17/2015	<0.005	
4/6/2015	<0.005	
4/22/2015	<0.005	
7/28/2015	<0.005	
3/2/2016	<0.005	
7/7/2016	<0.005	
3/23/2017	<0.005	
9/19/2017	<0.005	
3/13/2018	<0.005	
9/6/2018	<0.005	
3/7/2019	<0.005	
9/4/2019	<0.005 (D)	
3/2/2020	<0.005	
9/3/2020	<0.005	
2/24/2021	<0.005	
7/28/2021	<0.005	
1/25/2022	<0.005	
8/5/2022	<0.005	
2/8/2023	<0.005	
8/2/2023	<0.005	
2/13/2024		<0.005
7/30/2024		<0.005

ND substitution: RL or RL/2 if <15% NDs.

Prediction Limit

Constituent: Thallium (mg/L) Analysis Run 9/11/2024 4:28 PM View: Appendix I Intrawell

Plant Bowen Client: Southern Company Data: Bowen 3-4 CCR

	GWA-2R	GWA-2R
3/30/2015	7E-05	
10/13/2015	<0.001	
3/23/2016	<0.001	
5/19/2016	<0.001	
7/29/2016	<0.001	
9/22/2016	<0.001	
11/10/2016	<0.001	
1/31/2017	<0.001	
4/3/2017	<0.001	
6/9/2017	<0.001	
10/2/2017	<0.001	
3/16/2018	<0.001	
9/14/2018	<0.001	
3/19/2019	<0.001	
9/13/2019	6.2E-05 (J)	
3/11/2020	<0.001	
9/15/2020	<0.001	
3/16/2021	<0.001	
8/9/2021	<0.001	
2/1/2022	<0.001	
8/16/2022	<0.001	
2/16/2023	<0.001	
7/27/2023	<0.001	
2/26/2024		<0.001
8/6/2024		<0.001

ND substitution: RL or RL/2 if <15% NDs.

Prediction Limit

Constituent: Thallium (mg/L) Analysis Run 9/11/2024 4:28 PM View: Appendix I Intrawell

Plant Bowen Client: Southern Company Data: Bowen 3-4 CCR

	GWA-39RZ	GWA-39RZ
5/16/2016	<0.001 (D)	
7/27/2016	0.0002 (JD)	
2/21/2017	<0.001	
3/27/2017	<0.001 (D)	
6/8/2017	<0.001 (D)	
7/17/2017	<0.001 (D)	
7/27/2017	<0.001	
8/9/2017	<0.001	
9/29/2017	<0.001 (D)	
3/16/2018	<0.001	
9/14/2018	<0.001	
3/14/2019	<0.001	
3/9/2020	<0.001	
9/16/2020	<0.001	
3/16/2021	<0.001	
8/6/2021	<0.001	
2/2/2022	<0.001	
8/16/2022	<0.001	
2/14/2023	<0.001	
7/25/2023	<0.001	
2/19/2024		<0.001
8/1/2024		<0.001

ND substitution: RL or RL/2 if <15% NDs.

Prediction Limit

Constituent: Thallium (mg/L) Analysis Run 9/11/2024 4:28 PM View: Appendix I Intrawell

Plant Bowen Client: Southern Company Data: Bowen 3-4 CCR

	GWA-39Z	GWA-39Z
3/14/2016	<0.001	
5/11/2016	<0.001	
7/19/2016	<0.001 (*)	
9/15/2016	<0.001	
11/2/2016	<0.001	
1/18/2017	<0.001	
3/28/2017	5E-05 (J)	
6/7/2017	<0.001	
9/26/2017	7E-05 (J)	
3/14/2018	<0.001	
9/12/2018	<0.001	
3/15/2019	<0.001	
9/9/2019	<0.001	
3/9/2020	<0.001	
9/10/2020	<0.001	
3/12/2021	<0.001	
8/4/2021	<0.001	
1/31/2022	<0.001	
8/10/2022	<0.001	
2/13/2023	<0.001	
7/26/2023	<0.001	
2/19/2024		<0.001
8/1/2024		<0.001

ND substitution: RL or RL/2 if <15% NDs.

Prediction Limit

Constituent: Thallium (mg/L) Analysis Run 9/11/2024 4:28 PM View: Appendix I Intrawell

Plant Bowen Client: Southern Company Data: Bowen 3-4 CCR

	GWA-40	GWA-40
3/15/2016	<0.001	
5/11/2016	<0.001	
7/21/2016	<0.001	
9/15/2016	<0.001	
11/3/2016	<0.001	
1/17/2017	<0.001	
3/24/2017	<0.001	
5/24/2017	<0.001	
9/26/2017	<0.001	
3/14/2018	<0.001	
9/12/2018	<0.001	
3/13/2019	<0.001	
9/9/2019	<0.001	
3/9/2020	7.8E-05 (J)	
9/11/2020	<0.001	
3/10/2021	<0.001	
8/4/2021	<0.001	
1/31/2022	<0.001	
8/12/2022	<0.001	
2/13/2023	<0.001	
7/26/2023	<0.001	
2/19/2024		<0.001
8/1/2024		<0.001

ND substitution: RL or RL/2 if <15% NDs.

Prediction Limit

Constituent: Thallium (mg/L) Analysis Run 9/11/2024 4:28 PM View: Appendix I Intrawell

Plant Bowen Client: Southern Company Data: Bowen 3-4 CCR

	GWA-41R	GWA-41R
3/15/2016	<0.001	
5/13/2016	<0.001	
7/21/2016	<0.001	
9/21/2016	<0.001	
11/3/2016	<0.001	
1/17/2017	<0.001	
3/27/2017	<0.001	
6/6/2017	0.0002 (J)	
9/25/2017	<0.001	
3/14/2018	<0.001	
9/12/2018	<0.001	
3/14/2019	<0.001	
9/10/2019	<0.001	
3/9/2020	6.1E-05 (J)	
9/10/2020	<0.001	
3/10/2021	<0.001	
8/4/2021	<0.001	
1/31/2022	<0.001	
8/11/2022	<0.001	
2/13/2023	<0.001	
7/25/2023	<0.001	
2/19/2024		<0.001
8/1/2024		<0.001

ND substitution: RL or RL/2 if <15% NDs.

Prediction Limit

Constituent: Thallium (mg/L) Analysis Run 9/11/2024 4:28 PM View: Appendix I Intrawell

Plant Bowen Client: Southern Company Data: Bowen 3-4 CCR

	GWA-42	GWA-42
3/11/2016	<0.001	
5/16/2016	<0.001	
7/22/2016	0.0002 (J)	
9/19/2016	<0.001	
11/3/2016	<0.001	
1/17/2017	<0.001	
3/27/2017	<0.001	
6/7/2017	<0.001	
9/26/2017	<0.001	
3/14/2018	<0.001	
9/14/2018	<0.001	
3/14/2019	<0.001	
9/10/2019	<0.001	
3/6/2020	8.6E-05 (J)	
9/10/2020	<0.001	
3/11/2021	<0.001	
8/4/2021	<0.001	
1/31/2022	<0.001	
8/10/2022	<0.001	
2/13/2023	<0.001	
7/26/2023	<0.001	
2/20/2024		<0.001
8/1/2024		<0.001

ND substitution: RL or RL/2 if <15% NDs.

Prediction Limit

Constituent: Thallium (mg/L) Analysis Run 9/11/2024 4:28 PM View: Appendix I Intrawell

Plant Bowen Client: Southern Company Data: Bowen 3-4 CCR

	GWA-43	GWA-43
3/11/2016	<0.001	
5/13/2016	<0.001	
7/19/2016	<0.001 (*)	
9/16/2016	<0.001	
11/2/2016	<0.001	
1/18/2017	<0.001	
3/28/2017	5E-05 (J)	
6/6/2017	<0.001	
9/22/2017	<0.001	
3/14/2018	<0.001	
9/12/2018	<0.001	
3/13/2019	<0.001	
9/11/2019	6.2E-05 (J)	
3/9/2020	<0.001	
9/11/2020	<0.001	
3/11/2021	<0.001	
8/6/2021	<0.001	
1/31/2022	<0.001	
8/11/2022	<0.001	
2/14/2023	<0.001	
7/25/2023	<0.001	
2/20/2024		<0.001
8/2/2024		<0.001

ND substitution: RL or RL/2 if <15% NDs.

Prediction Limit

Constituent: Thallium (mg/L) Analysis Run 9/11/2024 4:28 PM View: Appendix I Intrawell

Plant Bowen Client: Southern Company Data: Bowen 3-4 CCR

	GWA-50R	GWA-50R
10/11/2015	<0.001	
3/28/2016	<0.001	
5/25/2016	<0.001	
8/1/2016	<0.001	
9/26/2016	<0.001	
11/11/2016	<0.001	
1/30/2017	<0.001	
4/3/2017	<0.001	
6/12/2017	<0.001	
10/2/2017	<0.001	
3/16/2018	<0.001	
9/18/2018	<0.001	
3/19/2019	<0.001	
9/12/2019	<0.001	
3/11/2020	5.9E-05 (J)	
9/15/2020	<0.001	
3/17/2021	<0.001	
8/9/2021	<0.001	
2/2/2022	<0.001	
8/17/2022	<0.001	
2/16/2023	<0.001	
7/28/2023	<0.001	
2/22/2024		<0.001
8/8/2024		<0.001

ND substitution: RL or RL/2 if <15% NDs.

Prediction Limit

Constituent: Thallium (mg/L) Analysis Run 9/11/2024 4:28 PM View: Appendix I Intrawell

Plant Bowen Client: Southern Company Data: Bowen 3-4 CCR

	GWC-16R	GWC-16R
9/16/2014	0.0004 (J)	
10/4/2014	0.0004 (J)	
10/21/2014	0.0004 (J)	
11/11/2014	0.0005 (J)	
3/3/2015	0.0004 (J)	
3/18/2015	0.0005 (J)	
4/6/2015	0.0004 (J)	
4/23/2015	0.0004 (J)	
7/29/2015	0.0003 (J)	
3/3/2016	0.002222 (JD)	
5/10/2016	<0.001	
7/13/2016	<0.001	
9/15/2016	<0.001	
11/2/2016	<0.001	
1/11/2017	0.0003 (J)	
3/20/2017	0.0003 (J)	
5/23/2017	0.0003 (J)	
9/21/2017	0.0002 (J)	
3/14/2018	0.00018 (J)	
9/7/2018	0.00016 (J)	
3/11/2019	0.00026 (J)	
9/9/2019	6E-05 (J)	
3/4/2020	0.00014 (J)	
9/9/2020	<0.001	
3/9/2021	<0.001	
7/30/2021	<0.001	
1/28/2022	<0.001	
8/11/2022	<0.001	
2/10/2023	<0.001	
8/4/2023	<0.001	
2/15/2024		<0.001
7/31/2024		<0.001

ND substitution: RL or RL/2 if <15% NDs.

Prediction Limit

Constituent: Thallium (mg/L) Analysis Run 9/11/2024 4:28 PM View: Appendix I Intrawell

Plant Bowen Client: Southern Company Data: Bowen 3-4 CCR

	GWC-18	GWC-18
9/17/2014	0.0002 (J)	
10/4/2014	0.0002 (J)	
10/21/2014	0.0002 (J)	
11/5/2014	0.0003 (J)	
3/3/2015	0.0002 (J)	
3/18/2015	0.0002 (J)	
4/7/2015	0.0002 (J)	
4/23/2015	0.0002 (J)	
7/29/2015	0.0002 (J)	
3/7/2016	<0.001	
5/5/2016	<0.001	
7/13/2016	<0.001	
9/13/2016	<0.001	
10/31/2016	<0.001	
1/12/2017	<0.001	
3/23/2017	0.0001 (J)	
5/23/2017	0.0001 (J)	
9/25/2017	0.0001 (J)	
3/14/2018	<0.001	
9/11/2018	<0.001	
3/12/2019	<0.001	
9/9/2019	<0.001	
3/6/2020	7.6E-05 (J)	
9/9/2020	<0.001	
2/26/2021	<0.001	
7/29/2021	<0.001	
1/28/2022	<0.001	
8/10/2022	<0.001	
2/9/2023	<0.001	
8/3/2023	<0.001	
2/14/2024		<0.001
7/31/2024		<0.001

ND substitution: RL or RL/2 if <15% NDs.

Prediction Limit

Constituent: Thallium (mg/L) Analysis Run 9/11/2024 4:28 PM View: Appendix I Intrawell

Plant Bowen Client: Southern Company Data: Bowen 3-4 CCR

	GWC-20R	GWC-20R
9/18/2014	0.0001 (J)	
10/5/2014	0.0001 (J)	
10/22/2014	0.0001 (J)	
11/5/2014	0.0002 (J)	
3/4/2015	0.0001 (J)	
3/19/2015	0.0001 (J)	
4/7/2015	0.0001 (J)	
4/24/2015	0.0001 (J)	
7/30/2015	<0.001	
3/8/2016	<0.001	
5/9/2016	<0.001	
7/14/2016	<0.001	
9/12/2016	<0.001	
10/31/2016	<0.001	
1/12/2017	<0.001	
3/22/2017	4E-05 (J)	
5/22/2017	5E-05 (J)	
9/19/2017	6E-05 (J)	
3/14/2018	<0.001	
9/10/2018	<0.001	
3/12/2019	<0.001	
9/6/2019	<0.001	
3/5/2020	<0.001	
9/4/2020	<0.001	
3/9/2021	<0.001	
8/2/2021	<0.001	
1/27/2022	<0.001	
8/9/2022	<0.001	
2/10/2023	<0.001	
8/3/2023	<0.001	
2/15/2024		<0.001
8/1/2024		<0.001

ND substitution: RL or RL/2 if <15% NDs.

Prediction Limit

Constituent: Thallium (mg/L) Analysis Run 9/11/2024 4:28 PM View: Appendix I Intrawell

Plant Bowen Client: Southern Company Data: Bowen 3-4 CCR

	GWC-21R	GWC-21R
9/18/2014	0.0002 (J)	
10/5/2014	0.0002 (J)	
10/22/2014	0.0002 (J)	
11/5/2014	0.0002 (J)	
3/4/2015	0.0002 (J)	
3/19/2015	0.0002 (J)	
4/8/2015	0.0002 (J)	
4/24/2015	0.0002 (J)	
7/30/2015	0.0001 (J)	
3/8/2016	<0.001	
5/9/2016	0.000353 (J)	
7/15/2016	<0.001	
9/9/2016	<0.001	
10/27/2016	<0.001	
1/12/2017	<0.001	
3/21/2017	<0.001	
5/23/2017	0.0002 (J)	
9/19/2017	0.0002 (J)	
3/14/2018	<0.001	
9/10/2018	<0.001	
3/11/2019	<0.001	
9/6/2019	0.0002 (J)	
3/3/2020	7.1E-05 (J)	
9/8/2020	<0.001	
3/9/2021	<0.001	
8/2/2021	<0.001	
1/28/2022	0.00021 (J)	
8/10/2022	0.00031 (J)	
2/9/2023	0.00029 (J)	
8/4/2023	0.00022 (J)	
2/15/2024		<0.001
8/2/2024		<0.001

ND substitution: RL or RL/2 if <15% NDs.

Prediction Limit

Constituent: Thallium (mg/L) Analysis Run 9/11/2024 4:28 PM View: Appendix I Intrawell

Plant Bowen Client: Southern Company Data: Bowen 3-4 CCR

	GWC-22R	GWC-22R
9/18/2014	<0.001	
10/5/2014	0.0001 (J)	
10/22/2014	<0.001	
11/5/2014	0.0001 (J)	
3/4/2015	0.0001 (J)	
3/19/2015	0.0001 (J)	
4/8/2015	0.0001 (J)	
4/24/2015	0.0001 (J)	
7/30/2015	0.0001 (J)	
3/7/2016	<0.001	
5/5/2016	<0.001	
7/14/2016	<0.001	
9/12/2016	<0.001	
10/27/2016	<0.001	
1/13/2017	<0.001	
3/20/2017	<0.001	
5/23/2017	0.0001 (J)	
9/19/2017	8E-05 (J)	
3/13/2018	0.00017 (J)	
9/7/2018	<0.001	
3/11/2019	0.00015 (J)	
9/5/2019	5.5E-05 (J)	
3/3/2020	7.2E-05 (J)	
9/8/2020	0.00016 (J)	
3/9/2021	<0.001	
8/2/2021	<0.001	
1/27/2022	<0.001	
8/10/2022	<0.001	
2/9/2023	<0.001	
8/3/2023	<0.001	
2/15/2024		<0.001
7/31/2024		<0.001

ND substitution: RL or RL/2 if <15% NDs.

Prediction Limit

Constituent: Thallium (mg/L) Analysis Run 9/11/2024 4:28 PM View: Appendix I Intrawell

Plant Bowen Client: Southern Company Data: Bowen 3-4 CCR

	GWC-23R	GWC-23R
9/18/2014	0.0002 (J)	
10/5/2014	0.0003 (J)	
10/22/2014	0.0002 (J)	
3/4/2015	0.0002 (J)	
3/20/2015	0.0002 (J)	
4/8/2015	0.0002 (J)	
4/23/2015	0.0002 (J)	
7/30/2015	0.0001 (J)	
3/9/2016	0.0033 (JO)	
5/6/2016	<0.001	
7/15/2016	<0.001	
9/14/2016	0.0002 (J)	
11/1/2016	<0.001	
1/25/2017	<0.001	
3/22/2017	0.0001 (J)	
5/24/2017	0.0001 (J)	
9/21/2017	0.0002 (J)	
3/14/2018	<0.001	
9/11/2018	<0.001	
3/12/2019	<0.001	
9/6/2019	0.0003 (J)	
3/5/2020	0.00018 (J)	
9/9/2020	0.00016 (J)	
3/10/2021	<0.001	
7/30/2021	0.00023 (J)	
1/28/2022	<0.001	
8/11/2022	<0.001	
2/10/2023	<0.001	
8/3/2023	<0.001	
2/16/2024		<0.001
7/31/2024		<0.001

ND substitution: RL or RL/2 if <15% NDs.

Prediction Limit

Constituent: Thallium (mg/L) Analysis Run 9/11/2024 4:28 PM View: Appendix I Intrawell

Plant Bowen Client: Southern Company Data: Bowen 3-4 CCR

	GWC-36RA	GWC-36RA
10/3/2014	<0.001	
10/20/2014	<0.001	
11/10/2014	<0.001	
3/2/2015	<0.001	
3/17/2015	0.0001 (J)	
4/5/2015	7E-05 (J)	
4/21/2015	<0.001	
7/28/2015	<0.001	
3/1/2016	<0.001	
5/2/2016	<0.001	
7/6/2016	<0.001	
9/7/2016	<0.001	
10/25/2016	<0.001	
1/5/2017	<0.001	
3/14/2017	<0.001	
5/16/2017	<0.001	
9/15/2017	<0.001	
3/12/2018	<0.001	
9/6/2018	<0.001	
3/7/2019	<0.001	
9/4/2019	<0.001	
3/2/2020	<0.001	
9/14/2020	<0.001	
3/26/2021	<0.001	
7/27/2021	<0.001	
1/26/2022	<0.001	
8/8/2022	<0.001	
2/8/2023	<0.001	
8/3/2023	<0.001	
2/13/2024		<0.001
7/30/2024		<0.001

ND substitution: RL or RL/2 if <15% NDs.

Prediction Limit

Constituent: Vanadium (mg/L) Analysis Run 9/11/2024 4:28 PM View: Appendix I Intrawell

Plant Bowen Client: Southern Company Data: Bowen 3-4 CCR

	GWA-1	GWA-1
8/23/2007	<0.01	
10/23/2007	<0.01	
11/18/2007	<0.01	
1/30/2008	<0.01	
3/10/2008	<0.01	
5/13/2008	<0.01	
12/5/2008	<0.01	
4/15/2009	<0.01	
10/7/2009	0.0099	
5/3/2010	<0.01	
10/12/2010	<0.01	
4/27/2011	<0.01	
10/17/2011	<0.01	
5/2/2012	<0.01	
10/8/2012	<0.01	
4/12/2013	<0.01	
10/16/2013	<0.01	
4/11/2014	<0.01	
9/30/2014	<0.01	
3/30/2015	0.0067	
10/13/2015	<0.01	
3/22/2016	0.00214 (J)	
7/29/2016	<0.01	
3/30/2017	<0.01	
10/2/2017	<0.01	
3/16/2018	<0.01	
9/17/2018	<0.01 (D)	
3/20/2019	<0.01	
9/12/2019	<0.01	
3/11/2020	<0.01	
9/15/2020	<0.01	
3/16/2021	<0.01	
8/9/2021	<0.01	
2/1/2022	<0.01	
8/16/2022	<0.01	
2/16/2023	<0.01	
7/27/2023	<0.01	
2/22/2024		<0.01
8/7/2024		<0.01

ND substitution: RL or RL/2 if <15% NDs.

Prediction Limit

Constituent: Vanadium (mg/L) Analysis Run 9/11/2024 4:28 PM View: Appendix I Intrawell

Plant Bowen Client: Southern Company Data: Bowen 3-4 CCR

	GWA-2	GWA-2
8/23/2007	<0.01	
10/24/2007	<0.01	
11/18/2007	0.0051	
1/31/2008	<0.01	
3/11/2008	0.0032	
5/6/2008	<0.01	
12/4/2008	0.016 (O)	
4/21/2009	0.005	
10/7/2009	<0.01	
4/26/2010	<0.01	
10/4/2010	0.0025	
4/13/2011	<0.01	
10/5/2011	<0.01	
4/11/2012	<0.01	
10/9/2012	<0.01	
4/15/2013	<0.01	
10/15/2013	<0.01	
4/22/2014	<0.01	
9/30/2014	<0.01	
3/30/2015	0.0016 (J)	
10/13/2015	<0.01	
3/23/2016	<0.01	
7/29/2016	<0.01	
3/30/2017	<0.01	
10/2/2017	<0.01	
3/19/2018	<0.01	
9/14/2018	<0.01	
3/20/2019	<0.01	
9/12/2019	<0.01 (D)	
3/11/2020	<0.01	
9/15/2020	<0.01	
3/17/2021	<0.01	
8/9/2021	<0.01	
2/1/2022	<0.01	
8/16/2022	<0.01	
2/16/2023	<0.01	
7/27/2023	<0.01	
2/22/2024		<0.01
8/7/2024		<0.01

ND substitution: RL or RL/2 if <15% NDs.

Prediction Limit

Constituent: Vanadium (mg/L) Analysis Run 9/11/2024 4:28 PM View: Appendix I Intrawell

Plant Bowen Client: Southern Company Data: Bowen 3-4 CCR

	GWA-2R	GWA-2R
8/23/2007	<0.01	
10/24/2007	<0.01	
11/18/2007	<0.01	
1/31/2008	0.0078	
3/10/2008	<0.01	
5/13/2008	<0.01	
12/4/2008	<0.01	
4/21/2009	0.0036	
10/8/2009	<0.01	
4/21/2010	<0.01	
9/28/2010	<0.01	
4/12/2011	<0.01	
10/4/2011	<0.01	
4/3/2012	<0.01	
10/9/2012	<0.01	
4/11/2013	<0.01	
10/16/2013	<0.01	
4/10/2014	0.005 (J)	
9/30/2014	<0.01	
3/30/2015	<0.01	
10/13/2015	<0.01	
3/23/2016	<0.01	
7/29/2016	<0.01	
4/3/2017	<0.01	
10/2/2017	<0.01	
3/16/2018	<0.01	
9/14/2018	<0.01	
3/19/2019	<0.01	
9/13/2019	0.001 (J)	
3/11/2020	0.00084 (J)	
9/15/2020	<0.01	
3/16/2021	<0.01	
8/9/2021	<0.01	
2/1/2022	<0.01	
8/16/2022	<0.01	
2/16/2023	<0.01	
7/27/2023	<0.01	
2/26/2024		<0.01
8/6/2024		0.0015 (J)

ND substitution: RL or RL/2 if <15% NDs.

Prediction Limit

Constituent: Vanadium (mg/L) Analysis Run 9/11/2024 4:28 PM View: Appendix I Intrawell

Plant Bowen Client: Southern Company Data: Bowen 3-4 CCR

	GWA-39RZ	GWA-39RZ
5/16/2016	<0.01 (D)	
7/27/2016	0.002 (JD)	
2/21/2017	<0.01	
3/27/2017	<0.01 (D)	
9/29/2017	<0.01 (D)	
3/16/2018	<0.01	
9/14/2018	<0.01	
3/14/2019	<0.01	
3/9/2020	<0.01	
9/16/2020	<0.01	
3/16/2021	<0.01	
8/6/2021	<0.01	
2/2/2022	<0.01	
8/16/2022	<0.01	
2/14/2023	<0.01	
7/25/2023	<0.01	
2/19/2024		0.001 (J)
8/1/2024		<0.01

ND substitution: RL or RL/2 if <15% NDs.

Prediction Limit

Constituent: Vanadium (mg/L) Analysis Run 9/11/2024 4:28 PM View: Appendix I Intrawell

Plant Bowen Client: Southern Company Data: Bowen 3-4 CCR

	GWA-3A	GWA-3A
8/23/2007	<0.01	
11/2/2007	<0.01	
11/18/2007	0.0046	
1/31/2008	<0.01	
3/11/2008	<0.01	
5/14/2008	<0.01	
12/5/2008	<0.01	
4/15/2009	<0.01	
10/8/2009	<0.01	
4/28/2010	<0.01	
10/6/2010	<0.01	
4/21/2011	<0.01	
10/13/2011	<0.01	
5/1/2012	<0.01	
10/9/2012	<0.01	
4/11/2013	<0.01	
10/16/2013	<0.01	
4/23/2014	<0.01	
10/4/2014	<0.01	
3/31/2015	0.0023 (J)	
10/12/2015	<0.01	
3/23/2016	<0.01	
7/29/2016	<0.01	
3/30/2017	<0.01	
10/4/2017	<0.01	
3/19/2018	<0.01	
9/17/2018	<0.01	
3/20/2019	<0.01	
9/13/2019	<0.01	
3/11/2020	<0.01	
3/29/2021	<0.01	
8/9/2021	<0.01	
2/2/2022	<0.01	
8/16/2022	<0.01	
2/17/2023	<0.01	
8/1/2023	<0.01	
2/22/2024		<0.01
8/8/2024		<0.01

ND substitution: RL or RL/2 if <15% NDs.

Prediction Limit

Constituent: Vanadium (mg/L) Analysis Run 9/11/2024 4:28 PM View: Appendix I Intrawell

Plant Bowen Client: Southern Company Data: Bowen 3-4 CCR

	GWA-41R	GWA-41R
3/15/2016	<0.01	
5/13/2016	<0.01	
7/21/2016	<0.01	
9/21/2016	<0.01	
11/3/2016	<0.01	
1/17/2017	<0.01	
3/27/2017	<0.01	
9/25/2017	<0.01	
3/14/2018	<0.01	
9/12/2018	<0.01	
3/14/2019	<0.01	
9/10/2019	<0.01	
3/9/2020	<0.01	
9/10/2020	<0.01	
3/10/2021	<0.01	
8/4/2021	<0.01	
1/31/2022	<0.01	
8/11/2022	<0.01	
2/13/2023	<0.01	
7/25/2023	<0.01	
2/19/2024		0.001 (J)
8/1/2024		<0.01

ND substitution: RL or RL/2 if <15% NDs.

Prediction Limit

Constituent: Vanadium (mg/L) Analysis Run 9/11/2024 4:28 PM View: Appendix I Intrawell

Plant Bowen Client: Southern Company Data: Bowen 3-4 CCR

	GWA-42	GWA-42
3/11/2016	<0.01	
5/16/2016	<0.01	
7/22/2016	<0.01	
9/19/2016	<0.01	
11/3/2016	<0.01	
1/17/2017	<0.01	
3/27/2017	<0.01	
9/26/2017	<0.01	
3/14/2018	<0.01	
9/14/2018	<0.01	
3/14/2019	<0.01	
9/10/2019	<0.01	
3/6/2020	<0.01	
9/10/2020	<0.01	
3/11/2021	<0.01	
8/4/2021	<0.01	
1/31/2022	<0.01	
8/10/2022	<0.01	
2/13/2023	<0.01	
7/26/2023	<0.01	
2/20/2024		0.0015 (J)
8/1/2024		<0.01

ND substitution: RL or RL/2 if <15% NDs.

Prediction Limit

Constituent: Vanadium (mg/L) Analysis Run 9/11/2024 4:28 PM View: Appendix I Intrawell

Plant Bowen Client: Southern Company Data: Bowen 3-4 CCR

	GWA-43	GWA-43
3/11/2016	0.00204 (J)	
5/13/2016	<0.01	
7/19/2016	<0.01	
9/16/2016	<0.01	
11/2/2016	<0.01	
1/18/2017	<0.01	
3/28/2017	<0.01	
9/22/2017	<0.01	
3/14/2018	<0.01	
9/12/2018	<0.01	
3/13/2019	<0.01	
9/11/2019	<0.01	
3/9/2020	<0.01	
9/11/2020	<0.01	
3/11/2021	<0.01	
8/6/2021	<0.01	
1/31/2022	<0.01	
8/11/2022	<0.01	
2/14/2023	<0.01	
7/25/2023	<0.01	
2/20/2024		0.0017 (J)
8/2/2024		<0.01

ND substitution: RL or RL/2 if <15% NDs.

Prediction Limit

Constituent: Vanadium (mg/L) Analysis Run 9/11/2024 4:28 PM View: Appendix I Intrawell

Plant Bowen Client: Southern Company Data: Bowen 3-4 CCR

	GWA-43R	GWA-43R
3/11/2016	0.00202 (J)	
5/13/2016	<0.01	
7/19/2016	<0.01	
9/16/2016	<0.01	
11/2/2016	<0.01	
1/18/2017	<0.01	
3/28/2017	<0.01	
9/22/2017	<0.01	
3/15/2018	<0.01	
9/12/2018	<0.01	
3/13/2019	<0.01	
9/11/2019	<0.01	
3/9/2020	0.00074 (J)	
9/14/2020	<0.01	
3/11/2021	<0.01	
8/5/2021	<0.01	
1/31/2022	<0.01	
8/10/2022	<0.01	
2/13/2023	<0.01	
7/25/2023	<0.01	
2/20/2024		0.0016 (J)
8/2/2024		<0.01

ND substitution: RL or RL/2 if <15% NDs.

Prediction Limit

Constituent: Vanadium (mg/L) Analysis Run 9/11/2024 4:28 PM View: Appendix I Intrawell

Plant Bowen Client: Southern Company Data: Bowen 3-4 CCR

	GWA-4RZ	GWA-4RZ
4/7/2017	<0.01	
10/3/2017	<0.01 (D)	
3/21/2018	<0.01	
9/18/2018	<0.01	
3/21/2019	<0.01 (D)	
9/12/2019	0.00084 (JD)	
3/12/2020	<0.01	
9/17/2020	<0.01	
3/16/2021	<0.01	
8/10/2021	<0.01	
2/3/2022	<0.01	
8/17/2022	<0.01	
2/17/2023	<0.01	
7/28/2023	<0.01	
2/27/2024		<0.01
8/8/2024		<0.01

ND substitution: RL or RL/2 if <15% NDs.

Prediction Limit

Constituent: Vanadium (mg/L) Analysis Run 9/11/2024 4:28 PM View: Appendix I Intrawell

Plant Bowen Client: Southern Company Data: Bowen 3-4 CCR

	GWA-50R	GWA-50R
12/12/2008	<0.01	
4/23/2009	0.0065	
10/6/2009	0.0026	
5/3/2010	0.0028	
10/11/2010	0.0035	
4/27/2011	0.0047	
10/19/2011	<0.01	
5/1/2012	<0.01	
10/2/2012	<0.01	
4/10/2013	<0.01	
10/16/2013	<0.01	
4/22/2014	0.005 (J)	
10/1/2014	<0.01	
3/30/2015	0.0032 (J)	
10/11/2015	<0.01	
3/28/2016	<0.01	
8/1/2016	<0.01	
4/3/2017	<0.01	
10/2/2017	<0.01	
3/16/2018	<0.01	
9/18/2018	<0.01	
3/19/2019	<0.01	
9/12/2019	<0.01	
3/11/2020	<0.01	
9/15/2020	<0.01	
3/17/2021	<0.01	
8/9/2021	<0.01	
2/2/2022	<0.01	
8/17/2022	<0.01	
2/16/2023	<0.01	
7/28/2023	<0.01	
2/22/2024		<0.01
8/8/2024		<0.01

ND substitution: RL or RL/2 if <15% NDs.

Prediction Limit

Constituent: Vanadium (mg/L) Analysis Run 9/11/2024 4:28 PM View: Appendix I Intrawell

Plant Bowen Client: Southern Company Data: Bowen 3-4 CCR

	GWC-16R	GWC-16R
9/16/2014	0.0019 (J)	
10/4/2014	0.005	
10/21/2014	0.00089 (J)	
11/11/2014	<0.01	
3/3/2015	0.00093 (J)	
3/18/2015	<0.01	
4/6/2015	<0.01	
4/23/2015	<0.01	
7/29/2015	<0.01	
3/3/2016	<0.01	
7/13/2016	0.0021 (J)	
3/20/2017	0.0019 (J)	
9/21/2017	<0.01	
3/14/2018	<0.01	
9/7/2018	<0.01	
3/11/2019	<0.01	
9/9/2019	0.00091 (J)	
3/4/2020	0.0023 (J)	
9/9/2020	<0.01	
3/9/2021	0.003 (J)	
7/30/2021	0.0022 (J)	
1/28/2022	<0.01	
8/11/2022	<0.01	
2/10/2023	0.003 (J)	
8/4/2023	<0.01	
2/15/2024		0.0023 (J)
7/31/2024		<0.01

ND substitution: RL or RL/2 if <15% NDs.

Prediction Limit

Constituent: Vanadium (mg/L) Analysis Run 9/11/2024 4:28 PM View: Appendix I Intrawell

Plant Bowen Client: Southern Company Data: Bowen 3-4 CCR

	GWC-17R	GWC-17R
9/17/2014	<0.01	
10/4/2014	<0.01	
10/21/2014	<0.01	
11/11/2014	0.0012 (J)	
3/3/2015	<0.01	
3/18/2015	<0.01	
4/6/2015	<0.01	
4/23/2015	<0.01	
7/29/2015	<0.01	
3/4/2016	<0.01	
7/14/2016	<0.01	
3/21/2017	<0.01	
9/22/2017	<0.01	
3/14/2018	<0.01	
9/11/2018	<0.01	
3/12/2019	<0.01	
9/10/2019	<0.01	
3/5/2020	<0.01	
9/9/2020	<0.01	
3/10/2021	<0.01	
7/30/2021	<0.01	
1/28/2022	<0.01	
8/11/2022	<0.01	
2/10/2023	<0.01	
8/3/2023	<0.01	
2/15/2024		<0.01
7/31/2024		<0.01

ND substitution: RL or RL/2 if <15% NDs.

Prediction Limit

Constituent: Vanadium (mg/L) Analysis Run 9/11/2024 4:28 PM View: Appendix I Intrawell

Plant Bowen Client: Southern Company Data: Bowen 3-4 CCR

	GWC-18	GWC-18
9/17/2014	<0.01	
10/4/2014	<0.01	
10/21/2014	<0.01	
11/5/2014	<0.01	
3/3/2015	<0.01	
3/18/2015	<0.01	
4/7/2015	<0.01	
4/23/2015	<0.01	
7/29/2015	<0.01	
3/7/2016	<0.01	
7/13/2016	<0.01	
3/23/2017	<0.01	
9/25/2017	<0.01	
3/14/2018	<0.01	
9/11/2018	<0.01	
3/12/2019	<0.01	
9/9/2019	0.00078 (J)	
3/6/2020	<0.01	
9/9/2020	<0.01	
2/26/2021	<0.01	
7/29/2021	<0.01	
1/28/2022	<0.01	
8/10/2022	<0.01	
2/9/2023	<0.01	
8/3/2023	<0.01	
2/14/2024		<0.01
7/31/2024		<0.01

ND substitution: RL or RL/2 if <15% NDs.

Prediction Limit

Constituent: Vanadium (mg/L) Analysis Run 9/11/2024 4:28 PM View: Appendix I Intrawell

Plant Bowen Client: Southern Company Data: Bowen 3-4 CCR

	GWC-18R	GWC-18R
9/17/2014	0.001 (J)	
10/4/2014	<0.01	
10/21/2014	0.00084 (J)	
11/11/2014	<0.01	
3/3/2015	<0.01	
3/18/2015	<0.01	
4/7/2015	<0.01	
4/23/2015	<0.01	
7/29/2015	<0.01	
3/7/2016	<0.01	
7/13/2016	<0.01	
3/20/2017	<0.01	
9/21/2017	<0.01	
3/14/2018	<0.01	
9/7/2018	<0.01	
3/12/2019	<0.01	
9/6/2019	<0.01	
3/5/2020	<0.01	
9/9/2020	<0.01	
2/26/2021	<0.01	
7/29/2021	<0.01	
1/27/2022	<0.01	
8/10/2022	<0.01	
2/9/2023	<0.01	
8/4/2023	<0.01	
2/14/2024		<0.01
7/31/2024		0.00087 (J)

ND substitution: RL or RL/2 if <15% NDs.

Prediction Limit

Constituent: Vanadium (mg/L) Analysis Run 9/11/2024 4:28 PM View: Appendix I Intrawell

Plant Bowen Client: Southern Company Data: Bowen 3-4 CCR

	GWC-19R	GWC-19R
9/17/2014	<0.01	
10/4/2014	<0.01	
10/21/2014	<0.01	
11/5/2014	<0.01	
3/3/2015	<0.01	
3/19/2015	<0.01	
4/7/2015	<0.01	
4/24/2015	<0.01	
7/29/2015	<0.01	
3/7/2016	<0.01	
7/14/2016	<0.01	
3/21/2017	<0.01	
9/20/2017	<0.01	
3/14/2018	<0.01	
9/10/2018	<0.01	
3/12/2019	<0.01	
9/9/2019	0.00081 (J)	
3/4/2020	0.00096 (J)	
9/9/2020	<0.01	
2/26/2021	<0.01	
8/5/2021	<0.01	
1/27/2022	<0.01	
8/9/2022	<0.01	
2/9/2023	<0.01	
8/4/2023	<0.01	
2/14/2024		0.00078 (J)
7/31/2024		0.001 (J)

ND substitution: RL or RL/2 if <15% NDs.

Prediction Limit

Constituent: Vanadium (mg/L) Analysis Run 9/11/2024 4:28 PM View: Appendix I Intrawell

Plant Bowen Client: Southern Company Data: Bowen 3-4 CCR

	GWC-20R	GWC-20R
9/18/2014	<0.01	
10/5/2014	<0.01	
10/22/2014	<0.01	
11/5/2014	<0.01	
3/4/2015	<0.01	
3/19/2015	0.0012 (J)	
4/7/2015	<0.01	
4/24/2015	<0.01	
7/30/2015	<0.01	
3/8/2016	<0.01	
7/14/2016	<0.01	
3/22/2017	<0.01	
9/19/2017	<0.01	
3/14/2018	<0.01	
9/10/2018	<0.01	
3/12/2019	<0.01	
9/6/2019	<0.01	
3/5/2020	<0.01	
9/4/2020	<0.01	
3/9/2021	<0.01	
8/2/2021	<0.01	
1/27/2022	<0.01	
8/9/2022	<0.01	
2/10/2023	<0.01	
8/3/2023	<0.01	
2/15/2024		<0.01
8/1/2024		<0.01

ND substitution: RL or RL/2 if <15% NDs.

Prediction Limit

Constituent: Vanadium (mg/L) Analysis Run 9/11/2024 4:28 PM View: Appendix I Intrawell

Plant Bowen Client: Southern Company Data: Bowen 3-4 CCR

	GWC-21R	GWC-21R
9/18/2014	<0.01	
10/5/2014	<0.01	
10/22/2014	<0.01	
11/5/2014	<0.01	
3/4/2015	<0.01	
3/19/2015	<0.01	
4/8/2015	<0.01	
4/24/2015	<0.01	
7/30/2015	<0.01	
3/8/2016	<0.01	
7/15/2016	<0.01	
3/21/2017	<0.01	
9/19/2017	<0.01	
3/14/2018	<0.01	
9/10/2018	<0.01	
3/11/2019	<0.01	
9/6/2019	0.0012 (J)	
3/3/2020	0.00085 (J)	
9/8/2020	<0.01	
3/9/2021	<0.01	
8/2/2021	<0.01	
1/28/2022	<0.01	
8/10/2022	<0.01	
2/9/2023	<0.01	
8/4/2023	<0.01	
2/15/2024		0.00098 (J)
8/2/2024		<0.01

ND substitution: RL or RL/2 if <15% NDs.

Prediction Limit

Constituent: Vanadium (mg/L) Analysis Run 9/11/2024 4:28 PM View: Appendix I Intrawell

Plant Bowen Client: Southern Company Data: Bowen 3-4 CCR

	GWC-22R	GWC-22R
9/18/2014	<0.01	
10/5/2014	<0.01	
10/22/2014	<0.01	
11/5/2014	<0.01	
3/4/2015	<0.01	
3/19/2015	<0.01	
4/8/2015	<0.01	
4/24/2015	<0.01	
7/30/2015	<0.01	
3/7/2016	<0.01	
7/14/2016	<0.01	
3/20/2017	<0.01	
9/19/2017	<0.01	
3/13/2018	<0.01	
9/7/2018	<0.01	
3/11/2019	<0.01	
9/5/2019	0.00094 (J)	
3/3/2020	<0.01	
9/8/2020	<0.01	
3/9/2021	<0.01	
8/2/2021	<0.01	
1/27/2022	<0.01	
8/10/2022	<0.01	
2/9/2023	<0.01	
8/3/2023	<0.01	
2/15/2024		<0.01
7/31/2024		0.00089 (J)

ND substitution: RL or RL/2 if <15% NDs.

Prediction Limit

Constituent: Vanadium (mg/L) Analysis Run 9/11/2024 4:28 PM View: Appendix I Intrawell

Plant Bowen Client: Southern Company Data: Bowen 3-4 CCR

	GWC-23R	GWC-23R
9/18/2014	<0.01	
10/5/2014	<0.01	
10/22/2014	0.00083 (J)	
11/5/2014	0.0014 (J)	
3/4/2015	<0.01	
3/20/2015	<0.01	
4/8/2015	0.0017 (J)	
4/23/2015	<0.01	
7/30/2015	<0.01	
3/9/2016	<0.01	
7/15/2016	<0.01	
3/22/2017	<0.01	
9/21/2017	<0.01	
3/14/2018	<0.01	
9/11/2018	<0.01	
3/12/2019	<0.01	
9/6/2019	0.0011 (J)	
3/5/2020	0.00071 (J)	
9/9/2020	<0.01	
3/10/2021	<0.01	
7/30/2021	<0.01	
1/28/2022	<0.01	
8/11/2022	<0.01	
2/10/2023	<0.01	
8/3/2023	<0.01	
2/16/2024		0.00081 (J)
7/31/2024		0.0014 (J)

ND substitution: RL or RL/2 if <15% NDs.

Prediction Limit

Constituent: Vanadium (mg/L) Analysis Run 9/11/2024 4:28 PM View: Appendix I Intrawell

Plant Bowen Client: Southern Company Data: Bowen 3-4 CCR

	GWC-24R	GWC-24R
9/16/2014	0.0012 (J)	
10/4/2014	<0.01	
10/23/2014	<0.01	
11/10/2014	<0.01	
3/4/2015	<0.01	
3/20/2015	<0.01	
4/8/2015	0.0012 (J)	
4/23/2015	<0.01	
7/30/2015	<0.01	
3/4/2016	<0.01	
7/12/2016	0.002 (J)	
3/20/2017	<0.01	
9/19/2017	0.0012 (J)	
3/13/2018	<0.01	
9/11/2018	<0.01	
3/8/2019	<0.01	
9/5/2019	0.0012 (JD)	
3/3/2020	0.0011 (J)	
9/9/2020	<0.01	
3/9/2021	<0.01	
7/29/2021	<0.01	
1/28/2022	<0.01	
8/9/2022	<0.01	
2/9/2023	<0.01	
8/3/2023	<0.01	
2/15/2024		<0.01
7/31/2024		0.0016 (J)

ND substitution: RL or RL/2 if <15% NDs.

Prediction Limit

Constituent: Vanadium (mg/L) Analysis Run 9/11/2024 4:28 PM View: Appendix I Intrawell

Plant Bowen Client: Southern Company Data: Bowen 3-4 CCR

	GWC-25R	GWC-25R
9/16/2014	<0.01	
10/4/2014	<0.01	
10/23/2014	<0.01	
11/10/2014	<0.01	
3/4/2015	<0.01	
3/20/2015	<0.01	
4/9/2015	<0.01	
4/23/2015	<0.01	
7/30/2015	<0.01	
3/8/2016	<0.01	
7/18/2016	<0.01	
3/16/2017	<0.01	
9/19/2017	<0.01	
3/13/2018	<0.01	
9/11/2018	<0.01	
3/8/2019	<0.01	
9/5/2019	<0.01	
3/3/2020	<0.01	
9/4/2020	<0.01	
3/9/2021	<0.01	
8/2/2021	<0.01	
1/27/2022	<0.01	
8/9/2022	<0.01	
2/9/2023	<0.01	
8/3/2023	<0.01	
2/16/2024		0.00081 (J)
7/31/2024		0.00088 (J)

ND substitution: RL or RL/2 if <15% NDs.

Prediction Limit

Constituent: Vanadium (mg/L) Analysis Run 9/11/2024 4:28 PM View: Appendix I Intrawell

Plant Bowen Client: Southern Company Data: Bowen 3-4 CCR

	GWC-36RA	GWC-36RA
9/15/2014	0.0073	
10/3/2014	<0.01	
10/20/2014	0.0045 (J)	
11/10/2014	<0.01	
3/2/2015	<0.01	
3/17/2015	<0.01	
4/5/2015	0.0014 (J)	
4/21/2015	0.0029 (J)	
7/28/2015	0.0031 (J)	
3/1/2016	<0.01	
7/6/2016	<0.01	
3/14/2017	<0.01	
9/15/2017	<0.01	
3/12/2018	<0.01	
9/6/2018	<0.01	
3/7/2019	<0.01	
9/4/2019	<0.01	
3/2/2020	<0.01	
9/14/2020	<0.01	
3/26/2021	<0.01	
7/27/2021	<0.01	
1/26/2022	<0.01	
8/8/2022	<0.01	
2/8/2023	<0.01	
8/3/2023	<0.01	
2/13/2024		<0.01
7/30/2024		<0.01

ND substitution: RL or RL/2 if <15% NDs.

Prediction Limit

Constituent: Vanadium (mg/L) Analysis Run 9/11/2024 4:28 PM View: Appendix I Intrawell

Plant Bowen Client: Southern Company Data: Bowen 3-4 CCR

	GWC-37	GWC-37
9/16/2014	<0.01	
10/3/2014	<0.01	
10/20/2014	<0.01	
11/10/2014	<0.01	
3/2/2015	<0.01	
3/17/2015	<0.01	
4/5/2015	<0.01	
4/22/2015	<0.01	
7/28/2015	<0.01	
3/1/2016	<0.01	
7/8/2016	0.0028 (J)	
3/14/2017	<0.01	
9/15/2017	<0.01	
3/12/2018	<0.01	
9/6/2018	<0.01	
3/6/2019	<0.01	
9/4/2019	0.00073 (J)	
3/2/2020	0.00074 (J)	
9/3/2020	<0.01	
2/24/2021	<0.01	
7/28/2021	<0.01	
1/26/2022	<0.01	
8/8/2022	<0.01	
2/8/2023	<0.01	
8/2/2023	<0.01	
2/13/2024		<0.01
7/30/2024		0.00083 (J)

ND substitution: RL or RL/2 if <15% NDs.

Prediction Limit

Constituent: Vanadium (mg/L) Analysis Run 9/11/2024 4:28 PM View: Appendix I Intrawell

Plant Bowen Client: Southern Company Data: Bowen 3-4 CCR

	GWC-38	GWC-38
9/16/2014	0.00085 (J)	
10/3/2014	0.00096 (J)	
10/20/2014	<0.01	
11/10/2014	0.00095 (J)	
3/2/2015	0.0041 (J)	
3/17/2015	0.0018 (J)	
4/6/2015	<0.01	
4/22/2015	<0.01	
7/28/2015	<0.01	
3/2/2016	<0.01	
7/7/2016	<0.01	
3/23/2017	<0.01	
9/19/2017	<0.01	
3/13/2018	<0.01	
9/6/2018	<0.01	
3/7/2019	<0.01	
9/4/2019	0.00538 (JD)	
3/2/2020	0.0014 (J)	
9/3/2020	<0.01	
2/24/2021	<0.01	
7/28/2021	<0.01	
1/25/2022	<0.01	
8/5/2022	<0.01	
2/8/2023	<0.01	
8/2/2023	<0.01	
2/13/2024		<0.01
7/30/2024		0.0015 (J)

ND substitution: RL or RL/2 if <15% NDs.

Prediction Limit

Constituent: Zinc (mg/L) Analysis Run 9/11/2024 4:28 PM View: Appendix I Intrawell

Plant Bowen Client: Southern Company Data: Bowen 3-4 CCR

	GWA-1	GWA-1
8/23/2007	0.032 (O)	
10/23/2007	0.0099	
11/18/2007	0.0095 (J)	
1/30/2008	0.022 (O)	
3/10/2008	0.014	
5/13/2008	0.0075	
12/5/2008	0.0056 (J)	
4/15/2009	0.0033	
10/7/2009	0.061 (O)	
5/3/2010	0.0033	
10/12/2010	0.0041	
4/27/2011	<0.02	
10/17/2011	0.0046	
5/2/2012	<0.02	
10/8/2012	0.0053	
4/12/2013	0.006	
10/16/2013	0.0048	
4/11/2014	0.0033	
9/30/2014	0.002 (J)	
3/30/2015	0.012	
10/13/2015	0.011	
3/22/2016	0.00346 (J)	
7/29/2016	<0.02	
3/30/2017	<0.02	
10/2/2017	<0.02	
3/16/2018	<0.02	
9/17/2018	<0.02 (D)	
3/20/2019	<0.02	
9/12/2019	0.0047 (J)	
3/11/2020	0.0035 (J)	
9/15/2020	<0.02	
3/16/2021	0.0091 (J)	
8/9/2021	<0.02	
2/1/2022	<0.02	
8/16/2022	<0.02	
2/16/2023	<0.02	
7/27/2023	<0.02	
2/22/2024		<0.02
8/7/2024		<0.02

ND substitution: RL or RL/2 if <15% NDs.

Prediction Limit

Constituent: Zinc (mg/L) Analysis Run 9/11/2024 4:28 PM View: Appendix I Intrawell

Plant Bowen Client: Southern Company Data: Bowen 3-4 CCR

	GWA-2	GWA-2
8/23/2007	0.0033	
10/24/2007	0.043 (O)	
11/18/2007	0.024	
1/31/2008	0.015	
3/11/2008	0.027	
5/6/2008	0.0032	
12/4/2008	0.081 (O)	
4/21/2009	0.0057	
10/7/2009	<0.02	
4/26/2010	<0.02	
10/4/2010	0.0057	
4/13/2011	<0.02	
10/5/2011	<0.02	
4/11/2012	<0.02	
10/9/2012	<0.02	
4/15/2013	0.0038	
10/15/2013	0.0044	
4/22/2014	0.0025 (J)	
9/30/2014	0.00076 (J)	
3/30/2015	0.0024 (J)	
10/13/2015	0.0017 (J)	
3/23/2016	<0.02	
7/29/2016	<0.02	
3/30/2017	<0.02	
10/2/2017	<0.02	
3/19/2018	<0.02	
9/14/2018	<0.02	
3/20/2019	<0.02	
9/12/2019	0.00505 (JD)	
3/11/2020	0.0028 (J)	
9/15/2020	<0.02	
3/17/2021	<0.02	
8/9/2021	<0.02	
2/1/2022	<0.02	
8/16/2022	<0.02	
2/16/2023	<0.02	
7/27/2023	0.011 (J)	
2/22/2024		<0.02
8/7/2024		<0.02

ND substitution: RL or RL/2 if <15% NDs.

Prediction Limit

Constituent: Zinc (mg/L) Analysis Run 9/11/2024 4:28 PM View: Appendix I Intrawell

Plant Bowen Client: Southern Company Data: Bowen 3-4 CCR

	GWA-2R	GWA-2R
8/23/2007	0.0079	
10/24/2007	<0.02	
11/18/2007	0.015	
1/31/2008	0.063 (O)	
3/10/2008	0.013 (J)	
5/13/2008	0.0072	
12/4/2008	0.011 (J)	
4/21/2009	0.0041	
10/8/2009	<0.02	
4/21/2010	<0.02	
9/28/2010	0.0081	
4/12/2011	0.0025	
10/4/2011	0.0027	
4/3/2012	<0.02	
10/9/2012	0.0064	
4/11/2013	<0.02	
10/16/2013	<0.02	
4/10/2014	0.0026	
9/30/2014	0.0012 (J)	
3/30/2015	0.013	
10/13/2015	0.0043	
3/23/2016	<0.02	
7/29/2016	<0.02	
4/3/2017	<0.02	
10/2/2017	<0.02	
3/16/2018	<0.02	
9/14/2018	<0.02	
3/19/2019	<0.02	
9/13/2019	0.0078 (J)	
3/11/2020	0.0038 (J)	
9/15/2020	<0.02	
3/16/2021	<0.02	
8/9/2021	<0.02	
2/1/2022	<0.02	
8/16/2022	<0.02	
2/16/2023	<0.02	
7/27/2023	<0.02	
2/26/2024		0.055
8/6/2024		<0.02

ND substitution: RL or RL/2 if <15% NDs.

Prediction Limit

Constituent: Zinc (mg/L) Analysis Run 9/11/2024 4:28 PM View: Appendix I Intrawell

Plant Bowen Client: Southern Company Data: Bowen 3-4 CCR

	GWA-39RZ	GWA-39RZ
5/16/2016	<0.02 (D)	
7/27/2016	<0.02 (*)	
2/21/2017	0.0049 (J)	
3/27/2017	<0.02 (*)	
9/29/2017	0.0012 (JD)	
3/16/2018	0.0042 (J)	
9/14/2018	<0.02	
3/14/2019	0.0035 (J)	
3/9/2020	0.009 (J)	
9/16/2020	<0.02	
3/16/2021	<0.02	
8/6/2021	<0.02	
2/2/2022	<0.02	
8/16/2022	<0.02	
2/14/2023	<0.02	
7/25/2023	<0.02	
2/19/2024		<0.02
8/1/2024		<0.02

ND substitution: RL or RL/2 if <15% NDs.

Prediction Limit

Constituent: Zinc (mg/L) Analysis Run 9/11/2024 4:28 PM View: Appendix I Intrawell

Plant Bowen Client: Southern Company Data: Bowen 3-4 CCR

	GWA-39Z	GWA-39Z
3/14/2016	<0.02	
5/11/2016	0.00467 (J)	
7/19/2016	<0.02 (*)	
9/15/2016	0.0044 (J)	
11/2/2016	0.0043 (J)	
1/18/2017	<0.02 (*)	
3/28/2017	<0.02 (*)	
9/26/2017	0.0029 (J)	
3/14/2018	<0.02	
9/12/2018	<0.02	
3/15/2019	0.0023 (J)	
9/9/2019	0.0047 (J)	
3/9/2020	0.0035 (J)	
9/10/2020	<0.02	
3/12/2021	0.0065 (J)	
8/4/2021	<0.02	
1/31/2022	<0.02	
8/10/2022	<0.02	
2/13/2023	<0.02	
7/26/2023	<0.02	
2/19/2024		<0.02
8/1/2024		<0.02

ND substitution: RL or RL/2 if <15% NDs.

Prediction Limit

Constituent: Zinc (mg/L) Analysis Run 9/11/2024 4:28 PM View: Appendix I Intrawell

Plant Bowen Client: Southern Company Data: Bowen 3-4 CCR

	GWA-3A	GWA-3A
8/23/2007	0.066	
11/2/2007	0.055	
11/18/2007	0.13	
1/31/2008	0.13	
3/11/2008	0.07	
5/14/2008	0.12	
12/5/2008	0.088	
4/15/2009	0.068	
10/8/2009	0.075	
4/28/2010	0.071	
10/6/2010	0.074	
4/21/2011	0.047	
10/13/2011	0.073	
5/1/2012	0.0652	
10/9/2012	0.061	
4/11/2013	0.053	
10/16/2013	0.047	
4/23/2014	0.041	
10/4/2014	0.044 (V)	
3/31/2015	0.12	
10/12/2015	0.053	
3/23/2016	0.0532	
7/29/2016	0.0446	
3/30/2017	0.0479	
10/4/2017	0.0429	
3/19/2018	<0.02	
9/17/2018	0.04	
3/20/2019	0.028	
9/13/2019	0.036	
3/11/2020	0.031	
3/29/2021	<0.02	
8/9/2021	<0.02	
2/2/2022	<0.02	
8/16/2022	<0.02	
2/17/2023	<0.02	
8/1/2023	<0.02	
2/22/2024		<0.02
8/8/2024		<0.02

ND substitution: RL or RL/2 if <15% NDs.

Prediction Limit

Constituent: Zinc (mg/L) Analysis Run 9/11/2024 4:28 PM View: Appendix I Intrawell

Plant Bowen Client: Southern Company Data: Bowen 3-4 CCR

	GWA-40	GWA-40
3/15/2016	<0.02	
5/11/2016	<0.02	
7/21/2016	<0.02 (*)	
9/15/2016	<0.02	
11/3/2016	<0.02	
1/17/2017	<0.02	
3/24/2017	<0.02 (*)	
9/26/2017	0.0019 (J)	
3/14/2018	<0.02	
9/12/2018	<0.02	
3/13/2019	<0.02	
9/9/2019	0.0058 (J)	
3/9/2020	0.002 (J)	
9/11/2020	<0.02	
3/10/2021	<0.02	
8/4/2021	<0.02	
1/31/2022	<0.02	
8/12/2022	<0.02	
2/13/2023	<0.02	
7/26/2023	<0.02	
2/19/2024		<0.02
8/1/2024		<0.02

ND substitution: RL or RL/2 if <15% NDs.

Prediction Limit

Constituent: Zinc (mg/L) Analysis Run 9/11/2024 4:28 PM View: Appendix I Intrawell

Plant Bowen Client: Southern Company Data: Bowen 3-4 CCR

	GWA-41	GWA-41
3/15/2016	<0.02	
5/12/2016	<0.02	
7/20/2016	<0.02	
9/15/2016	0.0027 (J)	
11/3/2016	<0.02	
1/18/2017	<0.02 (*)	
3/24/2017	<0.02 (*)	
9/25/2017	<0.02	
3/14/2018	<0.02	
9/12/2018	<0.02	
3/14/2019	<0.02	
9/10/2019	0.00745 (JD)	
3/6/2020	0.0027 (J)	
9/10/2020	<0.02	
3/11/2021	<0.02	
8/4/2021	<0.02	
1/31/2022	<0.02	
8/11/2022	<0.02	
2/13/2023	<0.02	
7/25/2023	<0.02	
2/19/2024		<0.02
8/1/2024		<0.02

ND substitution: RL or RL/2 if <15% NDs.

Prediction Limit

Constituent: Zinc (mg/L) Analysis Run 9/11/2024 4:28 PM View: Appendix I Intrawell

Plant Bowen Client: Southern Company Data: Bowen 3-4 CCR

	GWA-41R	GWA-41R
3/15/2016	0.00286 (J)	
5/13/2016	<0.02	
7/21/2016	<0.02 (*)	
9/21/2016	<0.02	
11/3/2016	<0.02	
1/17/2017	<0.02	
3/27/2017	<0.02 (*)	
9/25/2017	0.0023 (J)	
3/14/2018	<0.02	
9/12/2018	<0.02	
3/14/2019	0.0021 (J)	
9/10/2019	0.0075 (J)	
3/9/2020	0.0024 (J)	
9/10/2020	<0.02	
3/10/2021	<0.02	
8/4/2021	<0.02	
1/31/2022	<0.02	
8/11/2022	<0.02	
2/13/2023	<0.02	
7/25/2023	<0.02	
2/19/2024		<0.02
8/1/2024		<0.02

ND substitution: RL or RL/2 if <15% NDs.

Prediction Limit

Constituent: Zinc (mg/L) Analysis Run 9/11/2024 4:28 PM View: Appendix I Intrawell

Plant Bowen Client: Southern Company Data: Bowen 3-4 CCR

	GWA-42	GWA-42
3/11/2016	0.00862 (J)	
5/16/2016	0.00744 (J)	
7/22/2016	<0.02 (*)	
9/19/2016	0.0162	
11/3/2016	0.011	
1/17/2017	0.0104	
3/27/2017	<0.02 (*)	
9/26/2017	0.0094 (J)	
3/14/2018	<0.02	
9/14/2018	<0.02	
3/14/2019	0.01	
9/10/2019	0.014	
3/6/2020	0.012	
9/10/2020	0.0073 (J)	
3/11/2021	0.0089 (J)	
8/4/2021	<0.02	
1/31/2022	<0.02	
8/10/2022	0.0089 (J)	
2/13/2023	0.011 (J)	
7/26/2023	<0.02	
2/20/2024		0.0095 (J)
8/1/2024		0.01 (J)

ND substitution: RL or RL/2 if <15% NDs.

Prediction Limit

Constituent: Zinc (mg/L) Analysis Run 9/11/2024 4:28 PM View: Appendix I Intrawell

Plant Bowen Client: Southern Company Data: Bowen 3-4 CCR

	GWA-43	GWA-43
3/11/2016	0.0093 (J)	
5/13/2016	0.00336 (J)	
7/19/2016	<0.02 (*)	
9/16/2016	0.0023 (J)	
11/2/2016	0.0047 (J)	
1/18/2017	<0.02	
3/28/2017	<0.02 (*)	
9/22/2017	0.0013 (J)	
3/14/2018	<0.02	
9/12/2018	<0.02	
3/13/2019	0.0022 (J)	
9/11/2019	0.0065 (J)	
3/9/2020	0.002 (J)	
9/11/2020	<0.02	
3/11/2021	<0.02	
8/6/2021	<0.02	
1/31/2022	<0.02	
8/11/2022	<0.02	
2/14/2023	<0.02	
7/25/2023	<0.02	
2/20/2024		<0.02
8/2/2024		<0.02

ND substitution: RL or RL/2 if <15% NDs.

Prediction Limit

Constituent: Zinc (mg/L) Analysis Run 9/11/2024 4:28 PM View: Appendix I Intrawell

Plant Bowen Client: Southern Company Data: Bowen 3-4 CCR

	GWA-43R	GWA-43R
3/11/2016	0.00722 (J)	
5/13/2016	0.00666 (J)	
7/19/2016	<0.02 (*)	
9/16/2016	<0.02	
11/2/2016	0.0057 (J)	
1/18/2017	0.0022 (J)	
3/28/2017	<0.02	
9/22/2017	0.0014 (J)	
3/15/2018	<0.02	
9/12/2018	<0.02	
3/13/2019	0.0023 (J)	
9/11/2019	0.0053 (J)	
3/9/2020	0.0022 (J)	
9/14/2020	<0.02	
3/11/2021	<0.02	
8/5/2021	<0.02	
1/31/2022	<0.02	
8/10/2022	<0.02	
2/13/2023	<0.02	
7/25/2023	<0.02	
2/20/2024		<0.02
8/2/2024		<0.02

ND substitution: RL or RL/2 if <15% NDs.

Prediction Limit

Constituent: Zinc (mg/L) Analysis Run 9/11/2024 4:28 PM View: Appendix I Intrawell

Plant Bowen Client: Southern Company Data: Bowen 3-4 CCR

	GWA-4RZ	GWA-4RZ
4/7/2017	<0.02	
10/3/2017	<0.02 (D)	
3/21/2018	<0.02	
9/18/2018	<0.02	
3/21/2019	0.0034 (JD)	
9/12/2019	0.0072 (JD)	
3/12/2020	0.0027 (J)	
9/17/2020	0.0047 (J)	
3/16/2021	<0.02	
8/10/2021	<0.02	
2/3/2022	<0.02	
8/17/2022	<0.02	
2/17/2023	<0.02	
7/28/2023	<0.02	
2/27/2024		<0.02
8/8/2024		<0.02

ND substitution: RL or RL/2 if <15% NDs.

Prediction Limit

Constituent: Zinc (mg/L) Analysis Run 9/11/2024 4:28 PM View: Appendix I Intrawell

Plant Bowen Client: Southern Company Data: Bowen 3-4 CCR

	GWA-50	GWA-50
12/12/2008	0.048 (O)	
4/23/2009	0.0075	
10/6/2009	0.0075	
4/27/2010	0.0051	
9/30/2010	0.0089	
4/14/2011	0.0043	
10/5/2011	0.0051	
4/11/2012	<0.02	
10/2/2012	0.006	
4/9/2013	0.0034	
10/15/2013	0.0042	
4/10/2014	0.0035	
10/1/2014	0.0019 (J)	
3/30/2015	0.0032	
10/11/2015	0.0048	
3/28/2016	0.00282 (J)	
8/1/2016	<0.02	
4/7/2017	<0.02	
10/2/2017	0.0015 (J)	
3/16/2018	<0.02	
9/17/2018	<0.02	
3/19/2019	<0.02	
9/13/2019	0.0061 (J)	
3/11/2020	0.0025 (J)	
9/16/2020	<0.02	
3/17/2021	<0.02	
8/9/2021	<0.02	
2/1/2022	<0.02	
8/16/2022	<0.02	
2/16/2023	<0.02	
7/28/2023	<0.02	
2/22/2024		<0.02
8/8/2024		<0.02

ND substitution: RL or RL/2 if <15% NDs.

Prediction Limit

Constituent: Zinc (mg/L) Analysis Run 9/11/2024 4:28 PM View: Appendix I Intrawell

Plant Bowen Client: Southern Company Data: Bowen 3-4 CCR

	GWA-50R	GWA-50R
12/12/2008	0.013 (J)	
4/23/2009	0.075 (O)	
10/6/2009	0.056 (O)	
5/3/2010	0.051 (O)	
10/11/2010	0.016	
4/27/2011	0.025 (O)	
10/19/2011	0.0078	
5/1/2012	0.0134	
10/2/2012	0.012	
4/10/2013	0.018	
10/16/2013	0.015	
4/22/2014	0.015	
10/1/2014	0.0038	
3/30/2015	0.0097	
10/11/2015	0.0024 (J)	
3/28/2016	0.00703 (J)	
8/1/2016	<0.02	
4/3/2017	<0.02	
10/2/2017	0.0016 (J)	
3/16/2018	<0.02	
9/18/2018	<0.02	
3/19/2019	<0.02	
9/12/2019	0.0058 (J)	
3/11/2020	0.0033 (J)	
9/15/2020	<0.02	
3/17/2021	<0.02	
8/9/2021	<0.02	
2/2/2022	<0.02	
8/17/2022	<0.02	
2/16/2023	<0.02	
7/28/2023	<0.02	
2/22/2024		<0.02
8/8/2024		<0.02

ND substitution: RL or RL/2 if <15% NDs.

Prediction Limit

Constituent: Zinc (mg/L) Analysis Run 9/11/2024 4:28 PM View: Appendix I Intrawell

Plant Bowen Client: Southern Company Data: Bowen 3-4 CCR

	GWC-16R	GWC-16R
9/16/2014	0.072	
10/4/2014	0.078	
10/21/2014	0.083	
11/11/2014	0.082	
3/3/2015	0.078	
3/18/2015	0.075	
4/6/2015	0.071	
4/23/2015	0.072	
7/29/2015	0.072	
3/3/2016	0.0227	
7/13/2016	0.0709	
3/20/2017	0.0465	
9/21/2017	0.0302	
3/14/2018	0.031	
9/7/2018	<0.01	
3/11/2019	0.024	
9/9/2019	0.029	
3/4/2020	0.015	
9/9/2020	0.037	
3/9/2021	0.025	
7/30/2021	0.032	
1/28/2022	0.026	
8/11/2022	0.036 (J)	
2/10/2023	0.017 (J)	
8/4/2023	0.036	
2/15/2024		0.033
7/31/2024		0.034

ND substitution: RL or RL/2 if <15% NDs.

Prediction Limit

Constituent: Zinc (mg/L) Analysis Run 9/11/2024 4:28 PM View: Appendix I Intrawell

Plant Bowen Client: Southern Company Data: Bowen 3-4 CCR

	GWC-17R	GWC-17R
9/17/2014	0.0028	
10/4/2014	0.0038	
10/21/2014	0.0043	
11/11/2014	0.0041	
3/3/2015	0.0042	
3/18/2015	0.0046	
4/6/2015	0.0043	
4/23/2015	0.0047	
7/29/2015	0.0039	
3/4/2016	0.0219 (J)	
7/14/2016	0.0111	
3/21/2017	<0.02	
9/22/2017	0.0023 (J)	
3/14/2018	0.0021 (J)	
9/11/2018	<0.02	
3/12/2019	0.0038 (J)	
9/10/2019	0.0055 (J)	
3/5/2020	0.0035 (J)	
9/9/2020	<0.02	
3/10/2021	<0.02	
7/30/2021	<0.02	
1/28/2022	<0.02	
8/11/2022	<0.02	
2/10/2023	<0.02	
8/3/2023	<0.02	
2/15/2024		<0.02
7/31/2024		<0.02

ND substitution: RL or RL/2 if <15% NDs.

Prediction Limit

Constituent: Zinc (mg/L) Analysis Run 9/11/2024 4:28 PM View: Appendix I Intrawell

Plant Bowen Client: Southern Company Data: Bowen 3-4 CCR

	GWC-18	GWC-18
9/17/2014	0.0035	
10/4/2014	0.0032	
10/21/2014	0.0028	
11/5/2014	0.004	
3/3/2015	0.004	
3/18/2015	0.0024 (J)	
4/7/2015	0.0055	
4/23/2015	0.0035	
7/29/2015	0.0062	
3/7/2016	0.0225 (J)	
7/13/2016	0.0031 (J)	
3/23/2017	<0.02	
9/25/2017	0.002 (J)	
3/14/2018	0.0036 (J)	
9/11/2018	<0.02	
3/12/2019	<0.02	
9/9/2019	0.0063 (J)	
3/6/2020	0.0045 (J)	
9/9/2020	<0.02	
2/26/2021	<0.02	
7/29/2021	<0.02	
1/28/2022	<0.02	
8/10/2022	<0.02	
2/9/2023	<0.02	
8/3/2023	<0.02	
2/14/2024		<0.02
7/31/2024		<0.02

ND substitution: RL or RL/2 if <15% NDs.

Prediction Limit

Constituent: Zinc (mg/L) Analysis Run 9/11/2024 4:28 PM View: Appendix I Intrawell

Plant Bowen Client: Southern Company Data: Bowen 3-4 CCR

	GWC-18R	GWC-18R
9/17/2014	0.002 (J)	
10/4/2014	0.001 (J)	
10/21/2014	0.00082 (J)	
11/11/2014	0.00076 (J)	
3/3/2015	<0.02	
3/18/2015	0.0016 (J)	
4/7/2015	<0.02	
4/23/2015	<0.02	
7/29/2015	<0.02	
3/7/2016	<0.02	
7/13/2016	0.0013 (J)	
3/20/2017	<0.02	
9/21/2017	0.0018 (J)	
3/14/2018	<0.02	
9/7/2018	<0.02	
3/12/2019	<0.02	
9/6/2019	0.0046 (J)	
3/5/2020	0.0024 (J)	
9/9/2020	<0.02	
2/26/2021	<0.02	
7/29/2021	0.015 (J)	
1/27/2022	<0.02	
8/10/2022	<0.02	
2/9/2023	<0.02	
8/4/2023	<0.02	
2/14/2024		<0.02
7/31/2024		<0.02

ND substitution: RL or RL/2 if <15% NDs.

Prediction Limit

Constituent: Zinc (mg/L) Analysis Run 9/11/2024 4:28 PM View: Appendix I Intrawell

Plant Bowen Client: Southern Company Data: Bowen 3-4 CCR

	GWC-19R	GWC-19R
9/17/2014	0.0026	
10/4/2014	0.0034	
10/21/2014	0.0037	
11/5/2014	0.0035	
3/3/2015	0.0036	
3/19/2015	0.0035	
4/7/2015	0.0039	
4/24/2015	0.0034	
7/29/2015	0.0038	
3/7/2016	<0.02	
7/14/2016	<0.02	
3/21/2017	<0.02	
9/20/2017	0.0062 (J)	
3/14/2018	<0.02	
9/10/2018	<0.02	
3/12/2019	<0.02	
9/9/2019	0.0062 (J)	
3/4/2020	0.0072 (J)	
9/9/2020	<0.02	
2/26/2021	<0.02	
8/5/2021	<0.02	
1/27/2022	<0.02	
8/9/2022	<0.02	
2/9/2023	<0.02	
8/4/2023	<0.02	
2/14/2024		<0.02
7/31/2024		<0.02

ND substitution: RL or RL/2 if <15% NDs.

Prediction Limit

Constituent: Zinc (mg/L) Analysis Run 9/11/2024 4:28 PM View: Appendix I Intrawell

Plant Bowen Client: Southern Company Data: Bowen 3-4 CCR

	GWC-20R	GWC-20R
9/18/2014	0.0023 (J)	
10/5/2014	0.0025	
10/22/2014	0.0018 (J)	
11/5/2014	0.0019 (J)	
3/4/2015	0.0016 (J)	
3/19/2015	0.0025	
4/7/2015	0.0026	
4/24/2015	0.0017 (J)	
7/30/2015	0.0017 (J)	
3/8/2016	0.557 (O)	
7/14/2016	<0.02	
3/22/2017	<0.02	
9/19/2017	0.0031 (J)	
3/14/2018	<0.02	
9/10/2018	<0.02	
3/12/2019	<0.02	
9/6/2019	0.00455 (JD)	
3/5/2020	0.0023 (J)	
9/4/2020	<0.02	
3/9/2021	<0.02	
8/2/2021	<0.02	
1/27/2022	<0.02	
8/9/2022	<0.02	
2/10/2023	<0.02	
8/3/2023	<0.02	
2/15/2024		<0.02
8/1/2024		<0.02

ND substitution: RL or RL/2 if <15% NDs.

Prediction Limit

Constituent: Zinc (mg/L) Analysis Run 9/11/2024 4:28 PM View: Appendix I Intrawell

Plant Bowen Client: Southern Company Data: Bowen 3-4 CCR

	GWC-21R	GWC-21R
9/18/2014	0.0033	
10/5/2014	0.0036	
10/22/2014	0.0038	
11/5/2014	0.0046	
3/4/2015	0.0029	
3/19/2015	0.0027	
4/8/2015	0.0039	
4/24/2015	0.0035	
7/30/2015	0.0027	
3/8/2016	0.00273 (J)	
7/15/2016	<0.02	
3/21/2017	<0.02	
9/19/2017	0.0022 (J)	
3/14/2018	0.0049 (J)	
9/10/2018	<0.02	
3/11/2019	0.0034 (J)	
9/6/2019	0.045	
3/3/2020	0.0044 (J)	
9/8/2020	0.0063 (J)	
3/9/2021	<0.02	
8/2/2021	<0.02	
1/28/2022	<0.02	
8/10/2022	0.016 (J)	
2/9/2023	0.012 (J)	
8/4/2023	<0.02	
2/15/2024		<0.02
8/2/2024		0.0091 (J)

ND substitution: RL or RL/2 if <15% NDs.

Prediction Limit

Constituent: Zinc (mg/L) Analysis Run 9/11/2024 4:28 PM View: Appendix I Intrawell

Plant Bowen Client: Southern Company Data: Bowen 3-4 CCR

	GWC-22R	GWC-22R
9/18/2014	0.00089 (J)	
10/5/2014	0.0016 (J)	
10/22/2014	0.0017 (J)	
11/5/2014	0.0038	
3/4/2015	0.002 (J)	
3/19/2015	0.0025	
4/8/2015	0.0018 (J)	
4/24/2015	0.0016 (J)	
7/30/2015	<0.02	
3/7/2016	<0.02	
7/14/2016	<0.02	
3/20/2017	0.0075 (J)	
9/19/2017	<0.02	
3/13/2018	<0.02	
9/7/2018	<0.02	
3/11/2019	0.0021 (J)	
9/5/2019	0.0053 (J)	
3/3/2020	0.0029 (J)	
9/8/2020	0.0037 (J)	
3/9/2021	<0.02	
8/2/2021	<0.02	
1/27/2022	<0.02	
8/10/2022	<0.02	
2/9/2023	<0.02	
8/3/2023	<0.02	
2/15/2024		<0.02
7/31/2024		<0.02

ND substitution: RL or RL/2 if <15% NDs.

Prediction Limit

Constituent: Zinc (mg/L) Analysis Run 9/11/2024 4:28 PM View: Appendix I Intrawell

Plant Bowen Client: Southern Company Data: Bowen 3-4 CCR

	GWC-23R	GWC-23R
9/18/2014	0.0013 (J)	
10/5/2014	0.00085 (J)	
10/22/2014	0.0014 (J)	
11/5/2014	0.0022 (J)	
3/4/2015	0.0033	
3/20/2015	0.002 (J)	
4/8/2015	0.004	
4/23/2015	0.002 (J)	
7/30/2015	<0.02	
3/9/2016	<0.02	
7/15/2016	<0.02	
3/22/2017	<0.02	
9/21/2017	0.0034 (J)	
3/14/2018	<0.02	
9/11/2018	<0.02	
3/12/2019	<0.02	
9/6/2019	0.0059 (J)	
3/5/2020	0.0084 (J)	
9/9/2020	<0.02	
3/10/2021	<0.02	
7/30/2021	<0.02	
1/28/2022	0.0099 (J)	
8/11/2022	<0.02	
2/10/2023	<0.02	
8/3/2023	<0.02	
2/16/2024		<0.02
7/31/2024		<0.02

ND substitution: RL or RL/2 if <15% NDs.

Prediction Limit

Constituent: Zinc (mg/L) Analysis Run 9/11/2024 4:28 PM View: Appendix I Intrawell

Plant Bowen Client: Southern Company Data: Bowen 3-4 CCR

	GWC-24R	GWC-24R
9/16/2014	0.00054 (J)	
10/4/2014	0.0008 (J)	
10/23/2014	<0.02	
11/10/2014	<0.02	
3/4/2015	<0.02	
3/20/2015	<0.02	
4/8/2015	0.0016 (J)	
4/23/2015	<0.02	
7/30/2015	<0.02	
3/4/2016	0.00374 (J)	
7/12/2016	<0.02	
3/20/2017	<0.02	
9/19/2017	0.0028 (J)	
3/13/2018	0.0068 (J)	
9/11/2018	<0.02	
3/8/2019	<0.02	
9/5/2019	0.00675 (JD)	
3/3/2020	0.0033 (J)	
9/9/2020	0.0048 (J)	
3/9/2021	0.0063 (J)	
7/29/2021	<0.02	
1/28/2022	<0.02	
8/9/2022	<0.02	
2/9/2023	<0.02	
8/3/2023	<0.02	
2/15/2024		<0.02
7/31/2024		<0.02

ND substitution: RL or RL/2 if <15% NDs.

Prediction Limit

Constituent: Zinc (mg/L) Analysis Run 9/11/2024 4:28 PM View: Appendix I Intrawell

Plant Bowen Client: Southern Company Data: Bowen 3-4 CCR

	GWC-25R	GWC-25R
9/16/2014	0.004	
10/4/2014	0.0011 (J)	
10/23/2014	0.0011 (J)	
11/10/2014	0.0028	
3/4/2015	<0.02	
3/20/2015	<0.02	
4/9/2015	<0.02	
4/23/2015	<0.02	
7/30/2015	<0.02	
3/8/2016	0.00198 (J)	
7/18/2016	<0.02	
3/16/2017	0.0026 (J)	
9/19/2017	<0.02	
3/13/2018	<0.02	
9/11/2018	<0.02	
3/8/2019	<0.02	
9/5/2019	0.0053 (J)	
3/3/2020	0.0027 (J)	
9/4/2020	<0.02	
3/9/2021	<0.02	
8/2/2021	<0.02	
1/27/2022	<0.02	
8/9/2022	<0.02	
2/9/2023	<0.02	
8/3/2023	<0.02	
2/16/2024		<0.02
7/31/2024		<0.02

ND substitution: RL or RL/2 if <15% NDs.

Prediction Limit

Constituent: Zinc (mg/L) Analysis Run 9/11/2024 4:28 PM View: Appendix I Intrawell

Plant Bowen Client: Southern Company Data: Bowen 3-4 CCR

	GWC-36RA	GWC-36RA
9/15/2014	0.44 (O)	
10/3/2014	0.021	
10/20/2014	0.19	
11/10/2014	0.0014 (J)	
3/2/2015	0.032	
3/17/2015	0.034	
4/5/2015	0.089	
4/21/2015	0.16	
7/28/2015	0.15	
3/1/2016	0.0627	
7/6/2016	0.0532	
3/14/2017	0.0401	
9/15/2017	0.0338	
3/12/2018	0.042	
9/6/2018	0.045	
3/7/2019	0.043	
9/4/2019	0.052	
3/2/2020	0.056	
9/14/2020	0.053	
3/26/2021	0.046	
7/27/2021	<0.02	
1/26/2022	<0.02	
8/8/2022	<0.02	
2/8/2023	0.0086 (J)	
8/3/2023	<0.02	
2/13/2024		0.013 (J)
7/30/2024		0.01 (J)

ND substitution: RL or RL/2 if <15% NDs.

Prediction Limit

Constituent: Zinc (mg/L) Analysis Run 9/11/2024 4:28 PM View: Appendix I Intrawell

Plant Bowen Client: Southern Company Data: Bowen 3-4 CCR

	GWC-37	GWC-37
9/16/2014	0.0062	
10/3/2014	0.0085	
10/20/2014	0.0087	
11/10/2014	0.01	
3/2/2015	0.0077	
3/17/2015	0.0086	
4/5/2015	0.0098	
4/22/2015	0.0049	
7/28/2015	0.0099	
3/1/2016	0.00756 (J)	
7/8/2016	0.0098 (J)	
3/14/2017	0.0042 (J)	
9/15/2017	0.0032 (J)	
3/12/2018	0.0025 (J)	
9/6/2018	<0.02	
3/6/2019	0.0035 (J)	
9/4/2019	0.0086 (J)	
3/2/2020	0.0063 (J)	
9/3/2020	0.0049 (J)	
2/24/2021	0.0038 (J)	
7/28/2021	0.0088 (J)	
1/26/2022	<0.02	
8/8/2022	<0.02	
2/8/2023	<0.02	
8/2/2023	<0.02	
2/13/2024		<0.02
7/30/2024		<0.02

ND substitution: RL or RL/2 if <15% NDs.

Prediction Limit

Constituent: Zinc (mg/L) Analysis Run 9/11/2024 4:28 PM View: Appendix I Intrawell

Plant Bowen Client: Southern Company Data: Bowen 3-4 CCR

	GWC-38	GWC-38
9/16/2014	0.0054	
10/3/2014	0.007	
10/20/2014	0.0052	
11/10/2014	0.0054	
3/2/2015	0.041 (O)	
3/17/2015	0.014	
4/6/2015	0.0044	
4/22/2015	0.0023 (J)	
7/28/2015	0.0035	
3/2/2016	0.0029 (J)	
7/7/2016	0.0023 (J)	
3/23/2017	<0.02	
9/19/2017	0.002 (J)	
3/13/2018	<0.02	
9/6/2018	<0.02	
3/7/2019	<0.02	
9/4/2019	0.00565 (JD)	
3/2/2020	0.0032 (J)	
9/3/2020	<0.02	
2/24/2021	<0.02	
7/28/2021	<0.02	
1/25/2022	<0.02	
8/5/2022	<0.02	
2/8/2023	<0.02	
8/2/2023	<0.02	
2/13/2024		<0.02
7/30/2024		<0.02

ND substitution: RL or RL/2 if <15% NDs.

FIGURE E.

Appendix I Interwell Prediction Limits - Two-Step - All Results (No Significant)

Plant Bowen Client: Southern Company Data: Bowen 3-4 CCR Printed 9/11/2024, 4:39 PM

Constituent	Well	Upper Lim.	Lower Lim.	Date	Observ.	Sig.	Bg N	Bg Mean	Std. Dev.	%NDs	ND Adj.	Transform	Alpha	Method
Barium (mg/L)	GWC-20R	0.071	n/a	8/1/2024	0.038	No	663	n/a	n/a	1.357	n/a	n/a	0.0000491	NP Inter (normality) 1 of 2

Sanitas™ v.10.0.22 Software licensed to Groundwater Stats Consulting. UG

Within Limit

Prediction Limit

Interwell Non-parametric

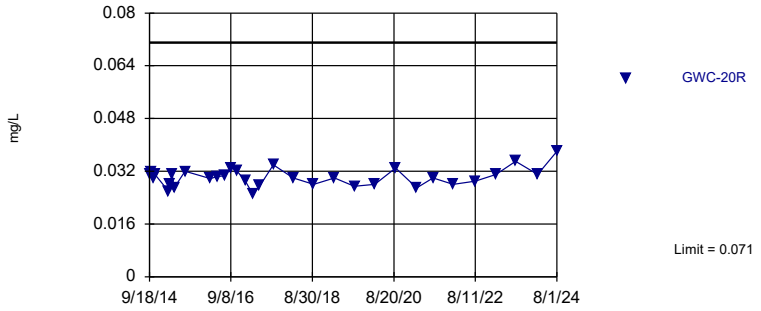

Non-parametric test used in lieu of parametric prediction limit because the Chi Squared normality test showed the data to be non-normal at the 0.01 alpha level. Limit is highest of 663 background values. 1.357% NDs. Annual per-constituent alpha = 0.001472. Individual comparison alpha = 0.0000491 (1 of 2). Assumes 14 future values.

Constituent: Barium Analysis Run 9/11/2024 4:37 PM View: Appendix I Interwell Two-Step

Plant Bowen Client: Southern Company Data: Bowen 3-4 CCR

Prediction Limit

Constituent: Barium (mg/L) Analysis Run 9/11/2024 4:39 PM View: Appendix I Interwell Two-Step

Plant Bowen Client: Southern Company Data: Bowen 3-4 CCR

	GWA-1 (bg)	GWA-2R (bg)	GWA-2 (bg)	GWA-50R (bg)	GWA-50 (bg)	GWA-3A (bg)	GWC-20R	GWA-51RZ (bg)	GWA-52 (bg)
8/23/2007	0.02	0.0098	0.0073			0.015 (O)			
10/23/2007	0.039								
10/24/2007		0.015	0.027						
11/2/2007						0.017 (O)			
11/18/2007	0.04 (J)	0.011	0.13 (O)			0.019 (O)			
1/30/2008	0.04								
1/31/2008		0.13 (O)	0.0077			0.011 (O)			
3/10/2008	0.033	0.0078							
3/11/2008			0.015			0.016 (O)			
5/6/2008			0.017						
5/13/2008	0.03	0.0077							
5/14/2008						0.013 (O)			
12/4/2008		0.0089	0.14 (O)						
12/5/2008	0.0087					0.021 (O)			
12/12/2008				0.016	0.098 (O)				
4/15/2009	0.023					0.012 (O)			
4/21/2009		0.013	0.018						
4/23/2009				0.14 (O)	0.013				
10/6/2009				0.12 (O)	0.011				
10/7/2009	0.15 (O)		0.014						
10/8/2009		0.008				0.011 (O)			
4/21/2010		0.01							
4/26/2010			0.017						
4/27/2010					0.016				
4/28/2010						0.0081			
5/3/2010	0.025			0.12 (O)					
9/28/2010		0.0036							
9/30/2010					0.013				
10/4/2010			0.011						
10/6/2010						0.0083			
10/11/2010				0.019					
10/12/2010	0.029								
4/12/2011		0.0084							
4/13/2011			0.026						
4/14/2011					0.011				
4/21/2011						0.0053			
4/27/2011	0.026			0.02					
10/4/2011		0.0066							
10/5/2011			0.021		0.015				
10/13/2011						0.0071			
10/17/2011	0.021								
10/19/2011				0.014					
4/3/2012		0.0625 (O)							
4/11/2012			0.0311		0.0102				
5/1/2012				0.0199		0.0067			
5/2/2012	0.0212								
10/2/2012				0.015	0.0091				
10/8/2012	0.019								
10/9/2012		0.01	0.018			0.0055			
4/9/2013					0.01				
4/10/2013				0.016					
4/11/2013		0.021				0.0061			

Prediction Limit

Constituent: Barium (mg/L) Analysis Run 9/11/2024 4:39 PM View: Appendix I Interwell Two-Step

Plant Bowen Client: Southern Company Data: Bowen 3-4 CCR

	GWA-1 (bg)	GWA-2R (bg)	GWA-2 (bg)	GWA-50R (bg)	GWA-50 (bg)	GWA-3A (bg)	GWC-20R	GWA-51RZ (bg)	GWA-52 (bg)
4/12/2013	0.022								
4/15/2013			0.056						
10/15/2013			0.018		0.0098				
10/16/2013	0.02	0.033		0.017		0.0062			
4/10/2014		0.021			0.011				
4/11/2014	0.018								
4/22/2014			0.035	0.017					
4/23/2014						0.0047			
9/18/2014							0.031		
9/30/2014	0.013	0.0062	0.0041						
10/1/2014				0.013	0.0033				
10/4/2014						0.0055			
10/5/2014							0.032		
10/22/2014							0.03		
11/5/2014							0.031		
3/4/2015							0.026		
3/19/2015							0.028		
3/30/2015	0.021	0.011	0.036	0.014	0.0043				
3/31/2015						0.0076			
4/7/2015							0.031		
4/24/2015							0.027		
5/8/2015								0.0094	0.033
5/9/2015									
5/17/2015								0.014	0.04
5/18/2015									
5/19/2015									
5/25/2015								0.012	0.039
5/26/2015									
6/8/2015								0.0094	0.031
6/9/2015									
6/17/2015									
6/18/2015								0.0075	0.039
6/24/2015								0.0056	0.042
6/25/2015									
6/30/2015								0.0047	0.033
7/1/2015									
7/6/2015								0.0047	0.031
7/7/2015									
7/30/2015							0.032		
8/12/2015								0.00383 (J)	<0.01
10/11/2015				0.0093	0.0038				
10/12/2015						0.0049			
10/13/2015	0.012	0.0065	0.0048						
2/29/2016									0.028
3/2/2016									
3/3/2016									
3/8/2016							0.0298		
3/11/2016									
3/14/2016									
3/15/2016									
3/22/2016	0.0182								
3/23/2016		0.0206	0.0271			0.00742 (J)			

ND substitution: RL or RL/2 if <15% NDs.

Prediction Limit

Constituent: Barium (mg/L) Analysis Run 9/11/2024 4:39 PM View: Appendix I Interwell Two-Step

Plant Bowen Client: Southern Company Data: Bowen 3-4 CCR

	GWA-1 (bg)	GWA-2R (bg)	GWA-2 (bg)	GWA-50R (bg)	GWA-50 (bg)	GWA-3A (bg)	GWC-20R	GWA-51RZ (bg)	GWA-52 (bg)
3/28/2016				0.0155	0.0133				
5/3/2016									
5/4/2016								0.0207	0.0273
5/9/2016							0.0304		
5/11/2016									
5/12/2016									
5/13/2016									
5/16/2016									
5/19/2016	0.0193	0.0109							
5/20/2016			0.0206						
5/23/2016					0.0109	0.00532 (J)			
5/25/2016				0.0143					
7/7/2016								0.0207	
7/8/2016									0.0284
7/11/2016									
7/14/2016							0.0307		
7/19/2016									
7/20/2016									
7/21/2016									
7/22/2016									
7/27/2016									
7/29/2016	0.0174	0.007 (J)	0.0275			0.0053 (J)			
8/1/2016				0.0129	0.0058 (J)				
9/7/2016									
9/8/2016								0.0278	0.0242
9/9/2016									
9/12/2016							0.0331		
9/15/2016									
9/16/2016									
9/19/2016									
9/21/2016									
9/22/2016		0.0071 (J)				0.0058 (J)			
9/23/2016	0.0168		0.0384						
9/26/2016				0.0177	0.0092 (J)				
10/26/2016								0.0204	0.021
10/27/2016									
10/31/2016							0.0321		
11/2/2016									
11/3/2016									
11/9/2016	0.0171		0.0266						
11/10/2016		0.0052 (J)			0.0083 (J)	0.0051 (J)			
11/11/2016				0.0117					
1/6/2017								0.0221	0.0219
1/9/2017									
1/12/2017							0.0291		
1/17/2017									
1/18/2017									
1/30/2017	0.019			0.0113	0.0117				
1/31/2017		0.0076 (J)	0.0094 (J)			0.0054 (J)			
2/21/2017									
2/22/2017									
3/15/2017								0.0172	0.0202

Prediction Limit

Constituent: Barium (mg/L) Analysis Run 9/11/2024 4:39 PM View: Appendix I Interwell Two-Step

Plant Bowen Client: Southern Company Data: Bowen 3-4 CCR

	GWA-1 (bg)	GWA-2R (bg)	GWA-2 (bg)	GWA-50R (bg)	GWA-50 (bg)	GWA-3A (bg)	GWC-20R	GWA-51RZ (bg)	GWA-52 (bg)
3/16/2017									
3/22/2017							0.025		
3/24/2017									
3/27/2017									
3/28/2017									
3/30/2017	0.0184		0.0262			0.0049 (J)			
4/3/2017		0.007 (J)		0.0166					
4/7/2017					0.0109				
5/17/2017									0.0219
5/18/2017								0.0181	
5/19/2017									
5/22/2017							0.0276		
5/24/2017									
6/6/2017									
6/7/2017									
6/8/2017									
6/9/2017	0.0174	0.0074 (J)							
6/12/2017			0.0288	0.017	<0.01	<0.01			
6/14/2017									
7/12/2017									
7/17/2017									
7/19/2017								0.018	
7/20/2017									
7/27/2017									
7/28/2017									
8/9/2017									
8/24/2017									
9/15/2017									0.0209
9/18/2017									
9/19/2017							0.034	0.0271	
9/22/2017									
9/25/2017									
9/26/2017									
9/29/2017									
10/2/2017	0.0167	0.0085 (J)	0.0048 (J)	0.0157	0.0122				
10/3/2017									
10/4/2017						0.0047 (J)			
3/12/2018									
3/13/2018								0.017	0.02
3/14/2018							0.03		
3/15/2018									
3/16/2018	0.016	0.015		0.012	0.0084 (J)				
3/19/2018			0.037			0.0047 (J)			
3/21/2018									
9/6/2018									0.024
9/7/2018								0.022	
9/10/2018							0.028		
9/11/2018									
9/12/2018									
9/14/2018		0.0095 (J)	0.0059 (J)						
9/17/2018	0.015 (D)				0.01	0.0041 (J)			
9/18/2018				0.0099 (J)					

ND substitution: RL or RL/2 if <15% NDs.

Prediction Limit

Constituent: Barium (mg/L) Analysis Run 9/11/2024 4:39 PM View: Appendix I Interwell Two-Step

Plant Bowen Client: Southern Company Data: Bowen 3-4 CCR

	GWA-1 (bg)	GWA-2R (bg)	GWA-2 (bg)	GWA-50R (bg)	GWA-50 (bg)	GWA-3A (bg)	GWC-20R	GWA-51RZ (bg)	GWA-52 (bg)
3/7/2019									0.025
3/8/2019								0.015	
3/12/2019							0.03		
3/13/2019									
3/14/2019									
3/15/2019									
3/19/2019		0.024		0.013	0.012				
3/20/2019	0.019		0.0072 (J)			0.0042 (J)			
3/21/2019									
9/4/2019								0.018	0.02
9/5/2019									
9/6/2019							0.0275 (D)		
9/9/2019									
9/10/2019									
9/11/2019									
9/12/2019	0.018		0.0058 (JD)	0.011					
9/13/2019		0.012			0.0088 (J)	0.0042 (J)			
3/2/2020									0.023
3/3/2020								0.017	
3/4/2020									
3/5/2020							0.028		
3/6/2020									
3/9/2020									
3/11/2020	0.016	0.027	0.035	0.0095 (J)	0.0077 (J)	0.0041 (J)			
3/12/2020									
9/3/2020									0.017
9/4/2020							0.033		
9/8/2020									
9/9/2020								0.017	
9/10/2020									
9/11/2020									
9/14/2020									
9/15/2020	0.019	0.013	0.019	0.0089 (J)					
9/16/2020					0.0081 (J)				
9/17/2020									
2/24/2021									0.025
2/25/2021								0.018	
2/26/2021									
3/9/2021							0.027		
3/10/2021									
3/11/2021									
3/12/2021									
3/16/2021	0.018	0.013							
3/17/2021			0.025	0.012	0.0074				
3/29/2021						0.0073			
7/27/2021									0.026
7/28/2021								0.019	
7/29/2021									
8/2/2021							0.03		
8/4/2021									
8/5/2021									
8/6/2021									

Prediction Limit

Constituent: Barium (mg/L) Analysis Run 9/11/2024 4:39 PM View: Appendix I Interwell Two-Step

Plant Bowen Client: Southern Company Data: Bowen 3-4 CCR

	GWA-1 (bg)	GWA-2R (bg)	GWA-2 (bg)	GWA-50R (bg)	GWA-50 (bg)	GWA-3A (bg)	GWC-20R	GWA-51RZ (bg)	GWA-52 (bg)
8/9/2021	0.019	0.029	0.024	0.0089	0.0071	0.0073			
8/10/2021									
1/25/2022									0.023
1/26/2022								0.034	
1/27/2022							0.028		
1/31/2022									
2/1/2022	0.015	0.024	0.026		0.0065				
2/2/2022				0.009		0.0064			
2/3/2022									
8/5/2022									0.019
8/8/2022									
8/9/2022							0.029	0.015	
8/10/2022									
8/11/2022									
8/12/2022									
8/16/2022	0.017	0.027	0.021		0.0072	0.0067			
8/17/2022				0.0091					
2/10/2023							0.031		
2/13/2023									
2/14/2023									
2/16/2023	0.018	0.028	0.029	0.0081	0.0067				
2/17/2023						0.0065			
7/25/2023									
7/26/2023									
7/27/2023	0.018	0.024	0.02						
7/28/2023				0.0079	0.0075				
8/1/2023						0.0074			
8/3/2023							0.035		
2/15/2024							0.031		
2/19/2024									
2/20/2024									
2/22/2024	0.018		0.021	0.008	0.0073	0.0074			
2/26/2024		0.021							
2/27/2024									
8/1/2024							0.038		
8/2/2024									
8/6/2024		0.015							
8/7/2024	0.015		0.017						
8/8/2024				0.0079	0.0073	0.0068			

Prediction Limit

Constituent: Barium (mg/L) Analysis Run 9/11/2024 4:39 PM View: Appendix I Interwell Two-Step

Plant Bowen Client: Southern Company Data: Bowen 3-4 CCR

	GWA-53R (bg)	GWA-54 (bg)	GWA-53 (bg)	GWA-55R (bg)	GWA-55 (bg)	GWA-56 (bg)	GWA-43R (bg)	GWA-42 (bg)	GWA-43 (bg)
8/23/2007									
10/23/2007									
10/24/2007									
11/2/2007									
11/18/2007									
1/30/2008									
1/31/2008									
3/10/2008									
3/11/2008									
5/6/2008									
5/13/2008									
5/14/2008									
12/4/2008									
12/5/2008									
12/12/2008									
4/15/2009									
4/21/2009									
4/23/2009									
10/6/2009									
10/7/2009									
10/8/2009									
4/21/2010									
4/26/2010									
4/27/2010									
4/28/2010									
5/3/2010									
9/28/2010									
9/30/2010									
10/4/2010									
10/6/2010									
10/11/2010									
10/12/2010									
4/12/2011									
4/13/2011									
4/14/2011									
4/21/2011									
4/27/2011									
10/4/2011									
10/5/2011									
10/13/2011									
10/17/2011									
10/19/2011									
4/3/2012									
4/11/2012									
5/1/2012									
5/2/2012									
10/2/2012									
10/8/2012									
10/9/2012									
4/9/2013									
4/10/2013									
4/11/2013									

Prediction Limit

Constituent: Barium (mg/L) Analysis Run 9/11/2024 4:39 PM View: Appendix I Interwell Two-Step

Plant Bowen Client: Southern Company Data: Bowen 3-4 CCR

	GWA-53R (bg)	GWA-54 (bg)	GWA-53 (bg)	GWA-55R (bg)	GWA-55 (bg)	GWA-56 (bg)	GWA-43R (bg)	GWA-42 (bg)	GWA-43 (bg)
4/12/2013									
4/15/2013									
10/15/2013									
10/16/2013									
4/10/2014									
4/11/2014									
4/22/2014									
4/23/2014									
9/18/2014									
9/30/2014									
10/1/2014									
10/4/2014									
10/5/2014									
10/22/2014									
11/5/2014									
3/4/2015									
3/19/2015									
3/30/2015									
3/31/2015									
4/7/2015									
4/24/2015									
5/8/2015	0.014								
5/9/2015		0.054	0.044	0.042	0.022	0.018			
5/17/2015	0.015								
5/18/2015		0.058	0.04	0.063	0.031				
5/19/2015						0.02			
5/25/2015	0.014	0.051	0.036						
5/26/2015				0.057	0.028	0.02			
6/8/2015	0.014		0.028						
6/9/2015		0.034		0.07	0.031	0.02			
6/17/2015		0.032	0.026	0.065	0.029	0.019			
6/18/2015	0.013								
6/24/2015	0.014		0.021						
6/25/2015		0.032		0.068	0.024	0.019			
6/30/2015	0.014		0.018						
7/1/2015		0.029		0.069	0.026	0.018			
7/6/2015	0.013		0.018						
7/7/2015		0.029		0.071	0.027	0.019			
7/30/2015									
8/12/2015	0.015 (J)	<0.01	<0.01	<0.01	<0.01	<0.01			
10/11/2015									
10/12/2015									
10/13/2015									
2/29/2016									
3/2/2016	0.015	0.0297	0.017		0.0276				
3/3/2016				0.0424		0.0259			
3/8/2016									
3/11/2016							0.00819 (J)	0.00639 (J)	0.0116
3/14/2016									
3/15/2016									
3/22/2016									
3/23/2016									

ND substitution: RL or RL/2 if <15% NDs.

Prediction Limit

Constituent: Barium (mg/L) Analysis Run 9/11/2024 4:39 PM View: Appendix I Interwell Two-Step

Plant Bowen Client: Southern Company Data: Bowen 3-4 CCR

	GWA-53R (bg)	GWA-54 (bg)	GWA-53 (bg)	GWA-55R (bg)	GWA-55 (bg)	GWA-56 (bg)	GWA-43R (bg)	GWA-42 (bg)	GWA-43 (bg)
3/28/2016									
5/3/2016	0.0144		0.016	0.0477	0.0291				
5/4/2016		0.0299							
5/9/2016						0.0236			
5/11/2016									
5/12/2016									
5/13/2016							0.00756 (J)		0.0361
5/16/2016								0.00622 (J)	
5/19/2016									
5/20/2016									
5/23/2016									
5/25/2016									
7/7/2016									
7/8/2016		0.0294	0.0156						
7/11/2016	0.0145			0.0506	0.0225	0.0295			
7/14/2016									
7/19/2016							0.0079 (J)		0.036
7/20/2016									
7/21/2016									
7/22/2016								0.0062 (J)	
7/27/2016									
7/29/2016									
8/1/2016									
9/7/2016	0.014								
9/8/2016		0.0275	0.0144						
9/9/2016				0.0478	0.018	0.0259			
9/12/2016									
9/15/2016									
9/16/2016							0.0078 (J)		0.0259
9/19/2016								0.0064 (J)	
9/21/2016									
9/22/2016									
9/23/2016									
9/26/2016									
10/26/2016		0.0263	0.0128		0.0177	0.0231			
10/27/2016	0.0142			0.0472					
10/31/2016									
11/2/2016							0.0082 (J)		0.037
11/3/2016								0.0058 (J)	
11/9/2016									
11/10/2016									
11/11/2016									
1/6/2017	0.0139								
1/9/2017		0.0263	0.0134	0.0507	0.0183	0.0273			
1/12/2017									
1/17/2017								0.0061 (J)	
1/18/2017							0.0085 (J)		0.0248
1/30/2017									
1/31/2017									
2/21/2017									
2/22/2017									
3/15/2017		0.0262				0.0286			

Prediction Limit

Constituent: Barium (mg/L) Analysis Run 9/11/2024 4:39 PM View: Appendix I Interwell Two-Step

Plant Bowen Client: Southern Company Data: Bowen 3-4 CCR

	GWA-53R (bg)	GWA-54 (bg)	GWA-53 (bg)	GWA-55R (bg)	GWA-55 (bg)	GWA-56 (bg)	GWA-43R (bg)	GWA-42 (bg)	GWA-43 (bg)
3/16/2017	0.0145		0.0129	0.0497	0.0175				
3/22/2017									
3/24/2017									
3/27/2017								0.0063 (J)	
3/28/2017							0.0084 (J)		0.0222
3/30/2017									
4/3/2017									
4/7/2017									
5/17/2017									
5/18/2017		0.0276		0.0466	0.0203	0.0253			
5/19/2017	0.0161		0.0141						
5/22/2017									
5/24/2017									
6/6/2017							0.0078 (J)		0.02
6/7/2017								0.0064 (J)	
6/8/2017									
6/9/2017									
6/12/2017									
6/14/2017									
7/12/2017									
7/17/2017									
7/19/2017									
7/20/2017									
7/27/2017									
7/28/2017									
8/9/2017									
8/24/2017									
9/15/2017		0.0281			0.0197	0.0247			
9/18/2017				0.0436					
9/19/2017	0.0153		0.0127						
9/22/2017							0.0076 (J)		0.0179
9/25/2017									
9/26/2017								0.006 (J)	
9/29/2017									
10/2/2017									
10/3/2017									
10/4/2017									
3/12/2018				0.041	0.023				
3/13/2018	0.015	0.034	0.013			0.031			
3/14/2018								0.0065 (J)	0.016
3/15/2018							0.0092 (J)		
3/16/2018									
3/19/2018									
3/21/2018									
9/6/2018		0.04							
9/7/2018				0.039	0.025	0.034			
9/10/2018									
9/11/2018	0.015		0.013						
9/12/2018							0.008 (J)		0.017
9/14/2018								0.0065 (J)	
9/17/2018									
9/18/2018									

Prediction Limit

Constituent: Barium (mg/L) Analysis Run 9/11/2024 4:39 PM View: Appendix I Interwell Two-Step

Plant Bowen Client: Southern Company Data: Bowen 3-4 CCR

	GWA-53R (bg)	GWA-54 (bg)	GWA-53 (bg)	GWA-55R (bg)	GWA-55 (bg)	GWA-56 (bg)	GWA-43R (bg)	GWA-42 (bg)	GWA-43 (bg)
3/7/2019		0.039		0.033		0.042			
3/8/2019			0.012		0.027				
3/12/2019	0.016								
3/13/2019							0.0077 (J)		0.014
3/14/2019								0.0066 (J)	
3/15/2019									
3/19/2019									
3/20/2019									
3/21/2019									
9/4/2019						0.033			
9/5/2019	0.014	0.034	0.013	0.032	0.024				
9/6/2019									
9/9/2019									
9/10/2019								0.0068 (J)	
9/11/2019							0.0079 (J)		0.015
9/12/2019									
9/13/2019									
3/2/2020									
3/3/2020		0.031			0.023				
3/4/2020	0.015		0.013	0.029		0.039			
3/5/2020									
3/6/2020								0.0066 (J)	
3/9/2020							0.0069 (J)		0.012
3/11/2020									
3/12/2020									
9/3/2020									
9/4/2020				0.032	0.022	0.033			
9/8/2020	0.013	0.035	0.012						
9/9/2020									
9/10/2020								0.0059 (J)	
9/11/2020									0.024
9/14/2020							0.0075 (J)		
9/15/2020									
9/16/2020									
9/17/2020									
2/24/2021									
2/25/2021		0.034		0.034	0.028	0.032			
2/26/2021	0.015		0.013						
3/9/2021									
3/10/2021									
3/11/2021							0.0069	0.0061	0.0096
3/12/2021									
3/16/2021									
3/17/2021									
3/29/2021									
7/27/2021		0.028							
7/28/2021				0.03	0.027	0.035			
7/29/2021	0.015		0.013						
8/2/2021									
8/4/2021								0.0061	
8/5/2021							0.0069		
8/6/2021									0.015

Prediction Limit

Constituent: Barium (mg/L) Analysis Run 9/11/2024 4:39 PM View: Appendix I Interwell Two-Step

Plant Bowen Client: Southern Company Data: Bowen 3-4 CCR

	GWA-53R (bg)	GWA-54 (bg)	GWA-53 (bg)	GWA-55R (bg)	GWA-55 (bg)	GWA-56 (bg)	GWA-43R (bg)	GWA-42 (bg)	GWA-43 (bg)
8/9/2021									
8/10/2021									
1/25/2022		0.031							
1/26/2022	0.014		0.013		0.026	0.032			
1/27/2022				0.032					
1/31/2022							0.0076	0.0063	0.014
2/1/2022									
2/2/2022									
2/3/2022									
8/5/2022		0.03				0.033			
8/8/2022	0.013		0.011	0.027	0.026				
8/9/2022									
8/10/2022							0.0066	0.0063	
8/11/2022									0.016
8/12/2022									
8/16/2022									
8/17/2022									
2/10/2023									
2/13/2023							0.0064	0.0061	
2/14/2023									0.011
2/16/2023									
2/17/2023									
7/25/2023							0.0073		0.012
7/26/2023								0.0064	
7/27/2023									
7/28/2023									
8/1/2023									
8/3/2023									
2/15/2024									
2/19/2024									
2/20/2024							0.0074	0.007	0.011
2/22/2024									
2/26/2024									
2/27/2024									
8/1/2024								0.0063	
8/2/2024							0.0072		0.0099
8/6/2024									
8/7/2024									
8/8/2024									

Prediction Limit

Constituent: Barium (mg/L) Analysis Run 9/11/2024 4:39 PM View: Appendix I Interwell Two-Step

Plant Bowen Client: Southern Company Data: Bowen 3-4 CCR

	GWA-39Z (bg)	GWA-40 (bg)	GWA-41 (bg)	GWA-41R (bg)	GWA-39RZ (bg)	GWA-4RZ (bg)
8/23/2007						
10/23/2007						
10/24/2007						
11/2/2007						
11/18/2007						
1/30/2008						
1/31/2008						
3/10/2008						
3/11/2008						
5/6/2008						
5/13/2008						
5/14/2008						
12/4/2008						
12/5/2008						
12/12/2008						
4/15/2009						
4/21/2009						
4/23/2009						
10/6/2009						
10/7/2009						
10/8/2009						
4/21/2010						
4/26/2010						
4/27/2010						
4/28/2010						
5/3/2010						
9/28/2010						
9/30/2010						
10/4/2010						
10/6/2010						
10/11/2010						
10/12/2010						
4/12/2011						
4/13/2011						
4/14/2011						
4/21/2011						
4/27/2011						
10/4/2011						
10/5/2011						
10/13/2011						
10/17/2011						
10/19/2011						
4/3/2012						
4/11/2012						
5/1/2012						
5/2/2012						
10/2/2012						
10/8/2012						
10/9/2012						
4/9/2013						
4/10/2013						
4/11/2013						

Prediction Limit

Constituent: Barium (mg/L) Analysis Run 9/11/2024 4:39 PM View: Appendix I Interwell Two-Step

Plant Bowen Client: Southern Company Data: Bowen 3-4 CCR

	GWA-39Z (bg)	GWA-40 (bg)	GWA-41 (bg)	GWA-41R (bg)	GWA-39RZ (bg)	GWA-4RZ (bg)
4/12/2013						
4/15/2013						
10/15/2013						
10/16/2013						
4/10/2014						
4/11/2014						
4/22/2014						
4/23/2014						
9/18/2014						
9/30/2014						
10/1/2014						
10/4/2014						
10/5/2014						
10/22/2014						
11/5/2014						
3/4/2015						
3/19/2015						
3/30/2015						
3/31/2015						
4/7/2015						
4/24/2015						
5/8/2015						
5/9/2015						
5/17/2015						
5/18/2015						
5/19/2015						
5/25/2015						
5/26/2015						
6/8/2015						
6/9/2015						
6/17/2015						
6/18/2015						
6/24/2015						
6/25/2015						
6/30/2015						
7/1/2015						
7/6/2015						
7/7/2015						
7/30/2015						
8/12/2015						
10/11/2015						
10/12/2015						
10/13/2015						
2/29/2016						
3/2/2016						
3/3/2016						
3/8/2016						
3/11/2016						
3/14/2016	0.0234					
3/15/2016		0.0101	0.0291	0.0462		
3/22/2016						
3/23/2016						

Prediction Limit

Constituent: Barium (mg/L) Analysis Run 9/11/2024 4:39 PM View: Appendix I Interwell Two-Step

Plant Bowen Client: Southern Company Data: Bowen 3-4 CCR

	GWA-39Z (bg)	GWA-40 (bg)	GWA-41 (bg)	GWA-41R (bg)	GWA-39RZ (bg)	GWA-4RZ (bg)
3/28/2016						
5/3/2016						
5/4/2016						
5/9/2016						
5/11/2016	0.00793 (J)	0.00992 (J)				
5/12/2016			0.0322			
5/13/2016				0.0265		
5/16/2016					0.0113 (D)	
5/19/2016						
5/20/2016						
5/23/2016						
5/25/2016						
7/7/2016						
7/8/2016						
7/11/2016						
7/14/2016						
7/19/2016	0.0045 (J)					
7/20/2016			0.0313			
7/21/2016		0.009 (J)		0.0243		
7/22/2016						
7/27/2016					0.0114 (D)	
7/29/2016						
8/1/2016						
9/7/2016						
9/8/2016						
9/9/2016						
9/12/2016						
9/15/2016	0.0057 (J)	0.0109	0.0217			
9/16/2016						
9/19/2016						
9/21/2016				0.0145		
9/22/2016						
9/23/2016						
9/26/2016						
10/26/2016						
10/27/2016						
10/31/2016						
11/2/2016	0.0043 (J)					
11/3/2016		0.0115	0.0272	0.0082 (J)		
11/9/2016						
11/10/2016						
11/11/2016						
1/6/2017						
1/9/2017						
1/12/2017						
1/17/2017		0.0101		0.007 (J)		
1/18/2017	<0.01 (*)		0.0286 (J)			
1/30/2017						
1/31/2017						
2/21/2017					0.0178	
2/22/2017						0.0273
3/15/2017						

ND substitution: RL or RL/2 if <15% NDs.

Prediction Limit

Constituent: Barium (mg/L) Analysis Run 9/11/2024 4:39 PM View: Appendix I Interwell Two-Step

Plant Bowen Client: Southern Company Data: Bowen 3-4 CCR

	GWA-39Z (bg)	GWA-40 (bg)	GWA-41 (bg)	GWA-41R (bg)	GWA-39RZ (bg)	GWA-4RZ (bg)
3/16/2017						
3/22/2017						
3/24/2017		0.0086 (J)	0.0307			
3/27/2017				0.016	0.0162 (D)	
3/28/2017	0.0188					
3/30/2017						
4/3/2017						
4/7/2017						0.024
5/17/2017						
5/18/2017						
5/19/2017						
5/22/2017						
5/24/2017		0.0087 (J)				
6/6/2017			0.0242	0.0301		
6/7/2017	0.0273					
6/8/2017					0.0156 (D)	
6/9/2017						
6/12/2017						
6/14/2017						0.027 (D)
7/12/2017						0.027 (D)
7/17/2017					0.016 (D)	
7/19/2017						
7/20/2017						0.0304 (D)
7/27/2017					0.0184	
7/28/2017						0.0269
8/9/2017					0.0162	0.0254
8/24/2017						0.0285
9/15/2017						
9/18/2017						
9/19/2017						
9/22/2017						
9/25/2017			0.0252	0.0169		
9/26/2017	0.0236	0.0075 (J)				
9/29/2017					0.0159 (D)	
10/2/2017						
10/3/2017						0.0294 (D)
10/4/2017						
3/12/2018						
3/13/2018						
3/14/2018	0.027	0.0064 (J)	0.021	0.036		
3/15/2018						
3/16/2018					0.016	
3/19/2018						
3/21/2018						0.03
9/6/2018						
9/7/2018						
9/10/2018						
9/11/2018						
9/12/2018	0.022	0.0075 (J)	0.025	0.021		
9/14/2018					0.015	
9/17/2018						
9/18/2018						0.032

Prediction Limit

Constituent: Barium (mg/L) Analysis Run 9/11/2024 4:39 PM View: Appendix I Interwell Two-Step

Plant Bowen Client: Southern Company Data: Bowen 3-4 CCR

	GWA-39Z (bg)	GWA-40 (bg)	GWA-41 (bg)	GWA-41R (bg)	GWA-39RZ (bg)	GWA-4RZ (bg)
3/7/2019						
3/8/2019						
3/12/2019						
3/13/2019		0.0076 (J)				
3/14/2019			0.028	0.04	0.018	
3/15/2019	0.019					
3/19/2019						
3/20/2019						
3/21/2019						0.04 (D)
9/4/2019						
9/5/2019						
9/6/2019						
9/9/2019	0.015	0.0078 (J)				
9/10/2019			0.0195 (D)	0.031		
9/11/2019						
9/12/2019						0.034 (D)
9/13/2019						
3/2/2020						
3/3/2020						
3/4/2020						
3/5/2020						
3/6/2020			0.022			
3/9/2020	0.0072 (J)	0.0088 (J)		0.031	0.017	
3/11/2020						
3/12/2020						0.053
9/3/2020						
9/4/2020						
9/8/2020						
9/9/2020						
9/10/2020	0.0042 (J)		0.024	0.031		
9/11/2020		0.0079 (J)				
9/14/2020						
9/15/2020						
9/16/2020					0.027	
9/17/2020						0.036
2/24/2021						
2/25/2021						
2/26/2021						
3/9/2021						
3/10/2021		0.0083		0.023		
3/11/2021			0.024			
3/12/2021	0.014					
3/16/2021					0.014	0.042
3/17/2021						
3/29/2021						
7/27/2021						
7/28/2021						
7/29/2021						
8/2/2021						
8/4/2021	0.011	0.008	0.021	0.021		
8/5/2021						
8/6/2021					0.014	

Prediction Limit

Constituent: Barium (mg/L) Analysis Run 9/11/2024 4:39 PM View: Appendix I Interwell Two-Step

Plant Bowen Client: Southern Company Data: Bowen 3-4 CCR

	GWA-39Z (bg)	GWA-40 (bg)	GWA-41 (bg)	GWA-41R (bg)	GWA-39RZ (bg)	GWA-4RZ (bg)
8/9/2021						
8/10/2021						0.045
1/25/2022						
1/26/2022						
1/27/2022						
1/31/2022	0.013	0.0081	0.022	0.031		
2/1/2022						
2/2/2022					0.013	
2/3/2022						0.063
8/5/2022						
8/8/2022						
8/9/2022						
8/10/2022	0.01					
8/11/2022			0.022	0.019		
8/12/2022		0.0076				
8/16/2022					0.013	
8/17/2022						0.034
2/10/2023						
2/13/2023	0.018	0.0075	0.029	0.028		
2/14/2023					0.014	
2/16/2023						
2/17/2023						0.043
7/25/2023			0.018	0.023	0.014	
7/26/2023	0.016	0.0081				
7/27/2023						
7/28/2023						0.043
8/1/2023						
8/3/2023						
2/15/2024						
2/19/2024	0.013	0.0083	0.017	0.027	0.015	
2/20/2024						
2/22/2024						
2/26/2024						
2/27/2024						0.046
8/1/2024	0.011	0.0073	0.014	0.044	0.014	
8/2/2024						
8/6/2024						
8/7/2024						
8/8/2024						0.053

FIGURE F.

Appendix I Trend Tests - Significant Results

Plant Bowen Client: Southern Company Data: Bowen 3-4 CCR Printed 9/11/2024, 4:43 PM

Constituent	Well	Slope	Calc.	Critical	Sig.	N	%NDs	Normality	Alpha	Method
Barium (mg/L)	**GWA-1 (bg)**	**-0.0005942**	**-4.608**	**-2.58**	**Yes**	**43**	**0**	**n/a**	**0.01**	**NP**
Barium (mg/L)	**GWA-2R (bg)**	**0.000607**	**2.756**	**2.58**	**Yes**	**42**	**0**	**n/a**	**0.01**	**NP**
Barium (mg/L)	**GWA-41 (bg)**	**-0.001409**	**-136**	**-98**	**Yes**	**23**	**0**	**n/a**	**0.01**	**NP**
Barium (mg/L)	**GWA-43 (bg)**	**-0.002027**	**-154**	**-98**	**Yes**	**23**	**0**	**n/a**	**0.01**	**NP**
Barium (mg/L)	**GWA-43R (bg)**	**-0.0001438**	**-125**	**-98**	**Yes**	**23**	**0**	**n/a**	**0.01**	**NP**
Barium (mg/L)	**GWA-4RZ (bg)**	**0.003226**	**179**	**98**	**Yes**	**23**	**0**	**n/a**	**0.01**	**NP**
Barium (mg/L)	**GWA-50 (bg)**	**-0.0003365**	**-261**	**-199**	**Yes**	**37**	**2.703**	**n/a**	**0.01**	**NP**
Barium (mg/L)	**GWA-50R (bg)**	**-0.0007279**	**-380**	**-184**	**Yes**	**35**	**0**	**n/a**	**0.01**	**NP**
Barium (mg/L)	**GWA-52 (bg)**	**-0.002386**	**-193**	**-131**	**Yes**	**28**	**3.571**	**n/a**	**0.01**	**NP**
Barium (mg/L)	**GWA-53 (bg)**	**-0.001855**	**-249**	**-131**	**Yes**	**28**	**3.571**	**n/a**	**0.01**	**NP**
Barium (mg/L)	**GWA-55R (bg)**	**-0.004851**	**-221**	**-131**	**Yes**	**28**	**3.571**	**n/a**	**0.01**	**NP**
Barium (mg/L)	**GWA-56 (bg)**	**0.002669**	**238**	**131**	**Yes**	**28**	**3.571**	**n/a**	**0.01**	**NP**

Appendix I Trend Tests - All Results

Plant Bowen Client: Southern Company Data: Bowen 3-4 CCR Printed 9/11/2024, 4:43 PM

Constituent	Well	Slope	Calc.	Critical	Sig.	N	%NDs	Normality	Alpha	Method
Barium (mg/L)	**GWA-1 (bg)**	**-0.0005942**	**-4.608**	**-2.58**	**Yes**	**43**	**0**	**n/a**	**0.01**	**NP**
Barium (mg/L)	GWA-2 (bg)	0.0002879	0.9328	2.58	No	42	0	n/a	0.01	NP
Barium (mg/L)	**GWA-2R (bg)**	**0.000607**	**2.756**	**2.58**	**Yes**	**42**	**0**	**n/a**	**0.01**	**NP**
Barium (mg/L)	GWA-39RZ (bg)	-0.0002609	-39	-92	No	22	0	n/a	0.01	NP
Barium (mg/L)	GWA-39Z (bg)	-0.0001906	-9	-98	No	23	4.348	n/a	0.01	NP
Barium (mg/L)	GWA-3A (bg)	-0.00008677	-72	-176	No	34	2.941	n/a	0.01	NP
Barium (mg/L)	GWA-40 (bg)	-0.0002338	-98	-98	No	23	0	n/a	0.01	NP
Barium (mg/L)	**GWA-41 (bg)**	**-0.001409**	**-136**	**-98**	**Yes**	**23**	**0**	**n/a**	**0.01**	**NP**
Barium (mg/L)	GWA-41R (bg)	0.001014	39	98	No	23	0	n/a	0.01	NP
Barium (mg/L)	GWA-42 (bg)	0.00001857	36	98	No	23	0	n/a	0.01	NP
Barium (mg/L)	**GWA-43 (bg)**	**-0.002027**	**-154**	**-98**	**Yes**	**23**	**0**	**n/a**	**0.01**	**NP**
Barium (mg/L)	**GWA-43R (bg)**	**-0.0001438**	**-125**	**-98**	**Yes**	**23**	**0**	**n/a**	**0.01**	**NP**
Barium (mg/L)	**GWA-4RZ (bg)**	**0.003226**	**179**	**98**	**Yes**	**23**	**0**	**n/a**	**0.01**	**NP**
Barium (mg/L)	**GWA-50 (bg)**	**-0.0003365**	**-261**	**-199**	**Yes**	**37**	**2.703**	**n/a**	**0.01**	**NP**
Barium (mg/L)	**GWA-50R (bg)**	**-0.0007279**	**-380**	**-184**	**Yes**	**35**	**0**	**n/a**	**0.01**	**NP**
Barium (mg/L)	GWA-51RZ (bg)	0.001487	92	131	No	28	0	n/a	0.01	NP
Barium (mg/L)	**GWA-52 (bg)**	**-0.002386**	**-193**	**-131**	**Yes**	**28**	**3.571**	**n/a**	**0.01**	**NP**
Barium (mg/L)	**GWA-53 (bg)**	**-0.001855**	**-249**	**-131**	**Yes**	**28**	**3.571**	**n/a**	**0.01**	**NP**
Barium (mg/L)	GWA-53R (bg)	0	51	131	No	28	0	n/a	0.01	NP
Barium (mg/L)	GWA-54 (bg)	-0.0004323	-42	-131	No	28	3.571	n/a	0.01	NP
Barium (mg/L)	GWA-55 (bg)	-0.0002675	-33	-131	No	28	3.571	n/a	0.01	NP
Barium (mg/L)	**GWA-55R (bg)**	**-0.004851**	**-221**	**-131**	**Yes**	**28**	**3.571**	**n/a**	**0.01**	**NP**
Barium (mg/L)	**GWA-56 (bg)**	**0.002669**	**238**	**131**	**Yes**	**28**	**3.571**	**n/a**	**0.01**	**NP**
Barium (mg/L)	GWC-20R	0.00004254	28	161	No	32	0	n/a	0.01	NP

Sanitas™ v.10.0.22 Software licensed to Groundwater Stats Consulting. UG

Sen's Slope Estimator

GWA-1 (bg)

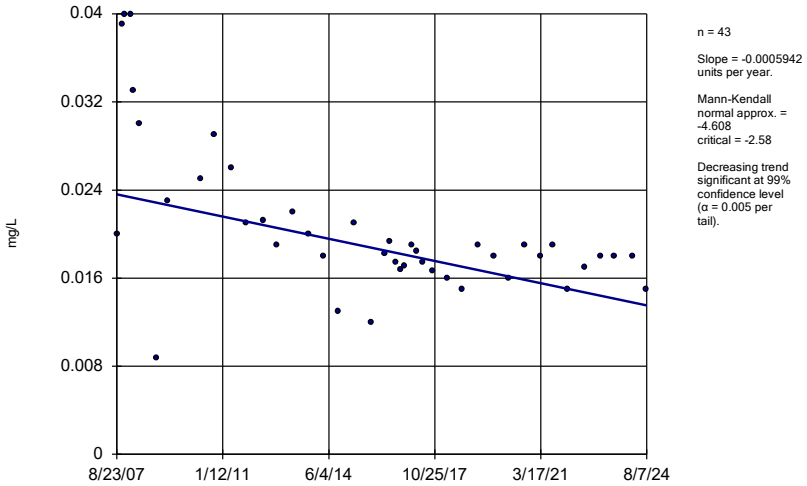

n = 43

Slope = -0.0005942 units per year.

Mann-Kendall normal approx. = -4.608 critical = -2.58

Decreasing trend significant at 99% confidence level (α = 0.005 per tail).

Constituent: Barium Analysis Run 9/11/2024 4:41 PM View: Appendix I Trend Tests

Plant Bowen Client: Southern Company Data: Bowen 3-4 CCR

Sanitas™ v.10.0.22 Software licensed to Groundwater Stats Consulting. UG

Sen's Slope Estimator

GWA-2 (bg)

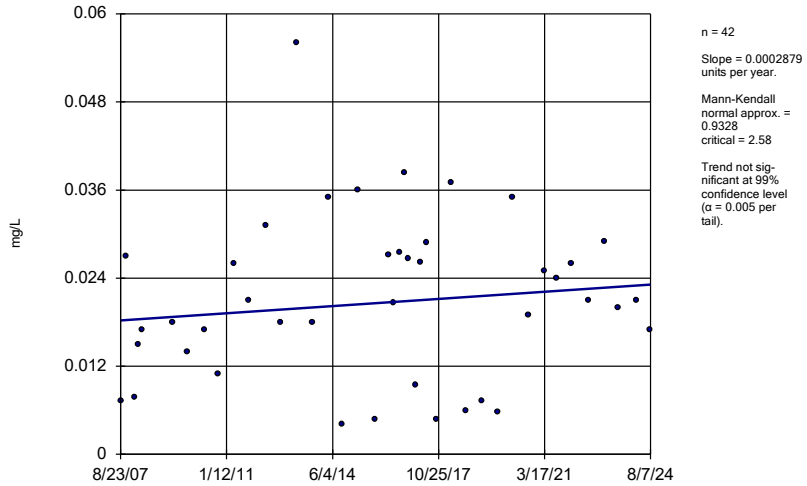

n = 42

Slope = 0.0002879 units per year.

Mann-Kendall normal approx. = 0.9328 critical = 2.58

Trend not sig-nificant at 99% confidence level (α = 0.005 per tail).

Constituent: Barium Analysis Run 9/11/2024 4:41 PM View: Appendix I Trend Tests

Plant Bowen Client: Southern Company Data: Bowen 3-4 CCR

Sanitas™ v.10.0.22 Software licensed to Groundwater Stats Consulting. UG

Sen's Slope Estimator

GWA-2R (bg)

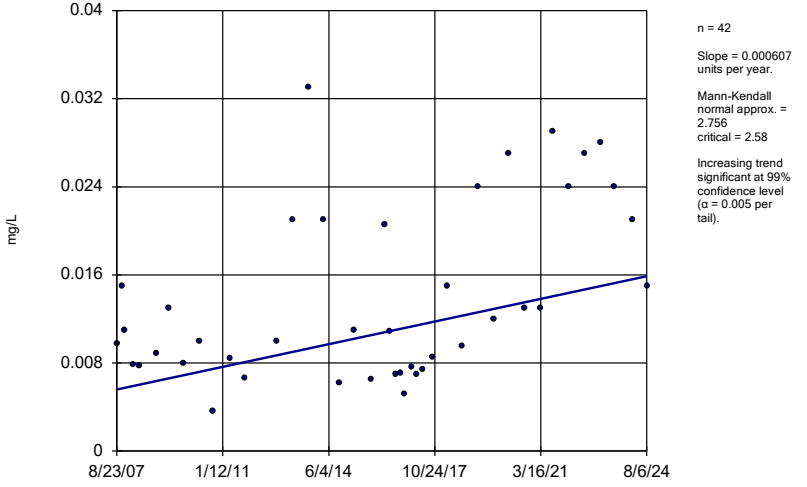

n = 42

Slope = 0.000607 units per year.

Mann-Kendall normal approx. = 2.756 critical = 2.58

Increasing trend significant at 99% confidence level (α = 0.005 per tail).

Constituent: Barium Analysis Run 9/11/2024 4:41 PM View: Appendix I Trend Tests

Plant Bowen Client: Southern Company Data: Bowen 3-4 CCR

Sanitas™ v.10.0.22 Software licensed to Groundwater Stats Consulting. UG

Sen's Slope Estimator

GWA-39RZ (bg)

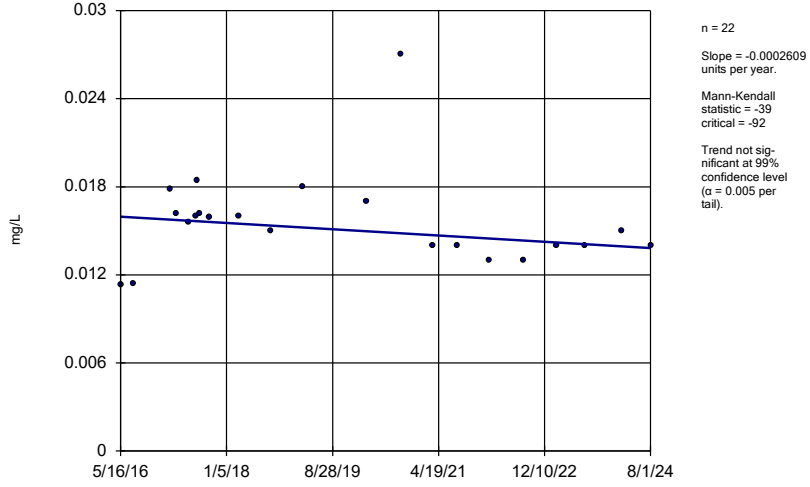

n = 22

Slope = -0.0002609 units per year.

Mann-Kendall statistic = -39 critical = -92

Trend not sig-nificant at 99% confidence level (α = 0.005 per tail).

Constituent: Barium Analysis Run 9/11/2024 4:41 PM View: Appendix I Trend Tests

Plant Bowen Client: Southern Company Data: Bowen 3-4 CCR

Sanitas™ v.10.0.22 Software licensed to Groundwater Stats Consulting. UG
Hollow symbols indicate censored values.

Sen's Slope Estimator

GWA-39Z (bg)

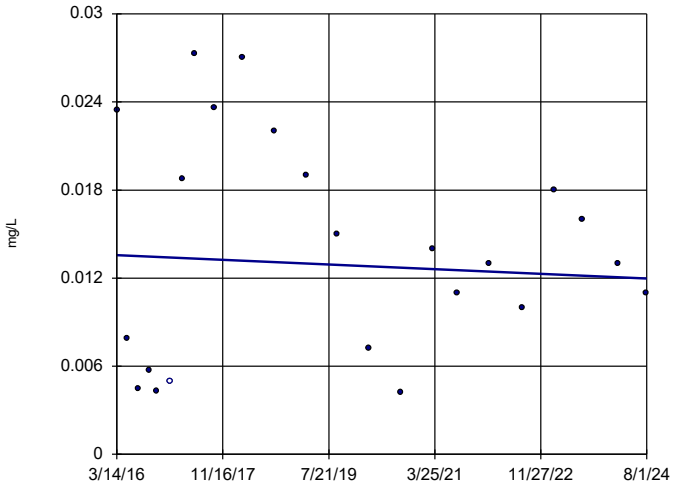

n = 23

Slope = -0.0001906 units per year.

Mann-Kendall statistic = -9
critical = -98

Trend not significant at 99% confidence level (α = 0.005 per tail).

Constituent: Barium Analysis Run 9/11/2024 4:41 PM View: Appendix I Trend Tests
Plant Bowen Client: Southern Company Data: Bowen 3-4 CCR

Sanitas™ v.10.0.22 Software licensed to Groundwater Stats Consulting. UG
Hollow symbols indicate censored values.

Sen's Slope Estimator

GWA-3A (bg)

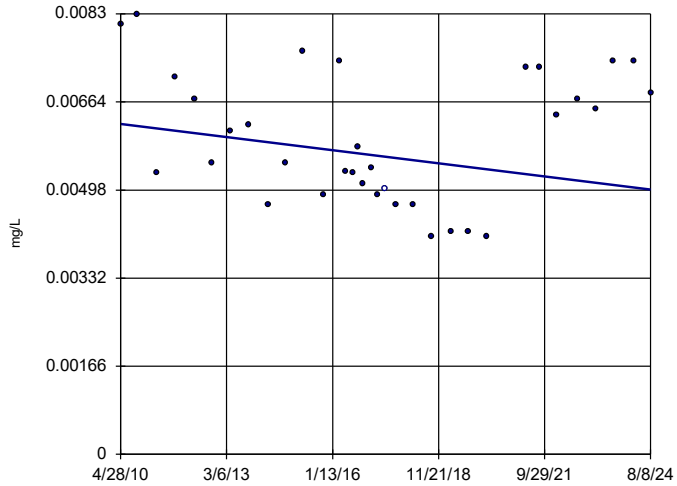

n = 34

Slope = -0.00008677 units per year.

Mann-Kendall statistic = -72
critical = -176

Trend not significant at 99% confidence level (α = 0.005 per tail).

Constituent: Barium Analysis Run 9/11/2024 4:41 PM View: Appendix I Trend Tests
Plant Bowen Client: Southern Company Data: Bowen 3-4 CCR

Sanitas™ v.10.0.22 Software licensed to Groundwater Stats Consulting. UG

Sen's Slope Estimator

GWA-40 (bg)

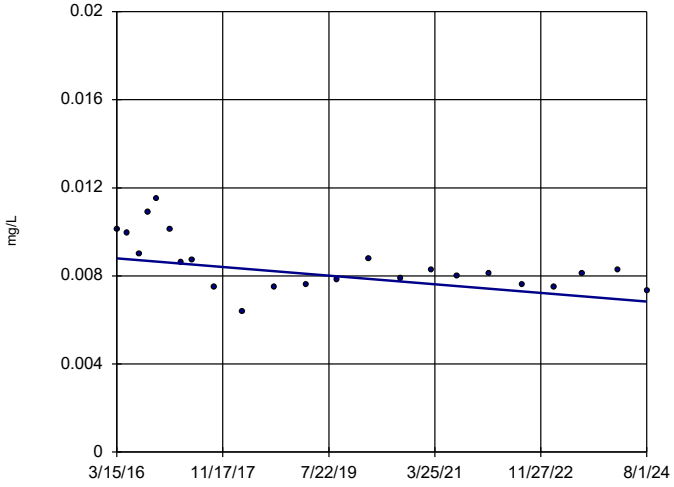

n = 23

Slope = -0.0002338 units per year.

Mann-Kendall statistic = -98
critical = -98

Trend not significant at 99% confidence level (α = 0.005 per tail).

Constituent: Barium Analysis Run 9/11/2024 4:41 PM View: Appendix I Trend Tests
Plant Bowen Client: Southern Company Data: Bowen 3-4 CCR

Sanitas™ v.10.0.22 Software licensed to Groundwater Stats Consulting. UG

Sen's Slope Estimator

GWA-41 (bg)

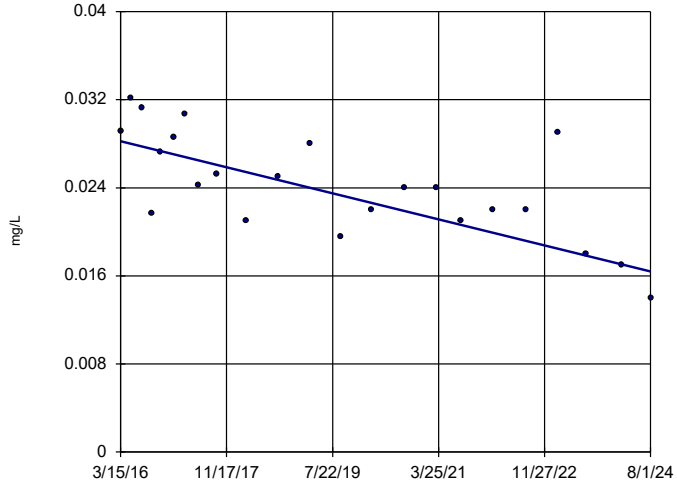

n = 23

Slope = -0.001409 units per year.

Mann-Kendall statistic = -136
critical = -98

Decreasing trend significant at 99% confidence level (α = 0.005 per tail).

Constituent: Barium Analysis Run 9/11/2024 4:41 PM View: Appendix I Trend Tests
Plant Bowen Client: Southern Company Data: Bowen 3-4 CCR

Sanitas™ v.10.0.22 Software licensed to Groundwater Stats Consulting. UG

Sen's Slope Estimator

GWA-41R (bg)

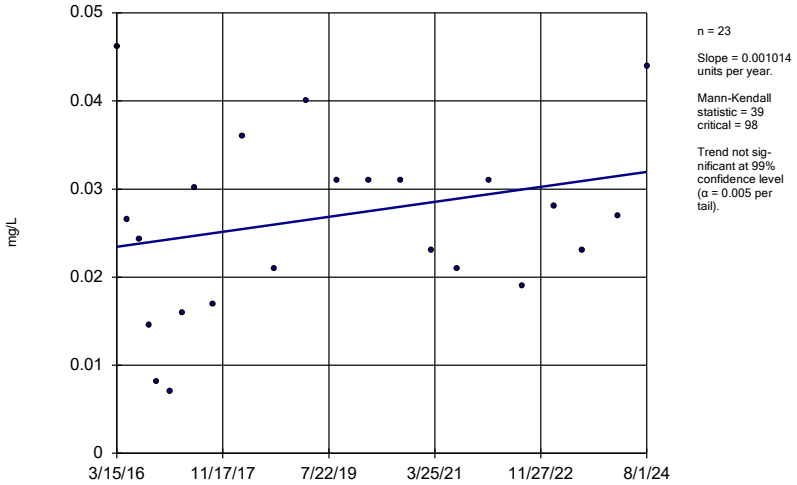

n = 23

Slope = 0.001014 units per year.

Mann-Kendall statistic = 39 critical = 98

Trend not significant at 99% confidence level (α = 0.005 per tail).

Constituent: Barium Analysis Run 9/11/2024 4:41 PM View: Appendix I Trend Tests

Plant Bowen Client: Southern Company Data: Bowen 3-4 CCR

Sanitas™ v.10.0.22 Software licensed to Groundwater Stats Consulting. UG

Sen's Slope Estimator

GWA-42 (bg)

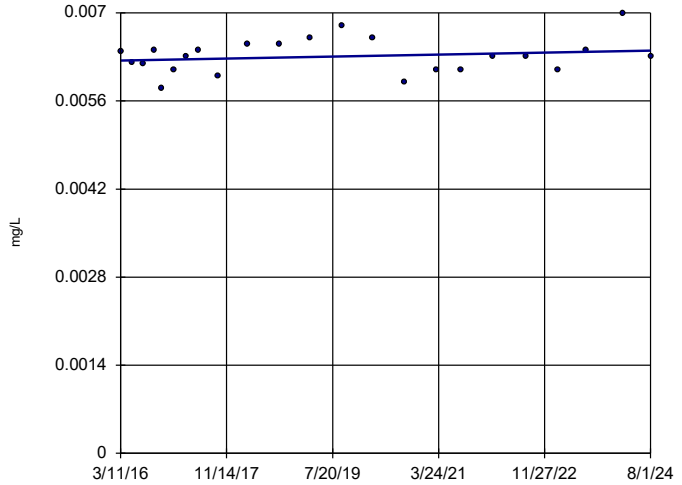

n = 23

Slope = 0.00001857 units per year.

Mann-Kendall statistic = 36 critical = 98

Trend not significant at 99% confidence level (α = 0.005 per tail).

Constituent: Barium Analysis Run 9/11/2024 4:41 PM View: Appendix I Trend Tests

Plant Bowen Client: Southern Company Data: Bowen 3-4 CCR

Sanitas™ v.10.0.22 Software licensed to Groundwater Stats Consulting. UG

Sen's Slope Estimator

GWA-43 (bg)

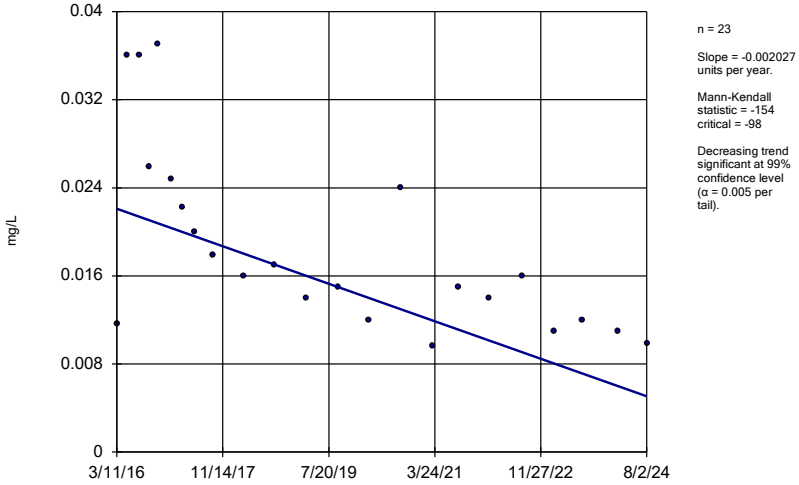

n = 23

Slope = -0.002027 units per year.

Mann-Kendall statistic = -154 critical = -98

Decreasing trend significant at 99% confidence level (α = 0.005 per tail).

Constituent: Barium Analysis Run 9/11/2024 4:41 PM View: Appendix I Trend Tests

Plant Bowen Client: Southern Company Data: Bowen 3-4 CCR

Sanitas™ v.10.0.22 Software licensed to Groundwater Stats Consulting. UG

Sen's Slope Estimator

GWA-43R (bg)

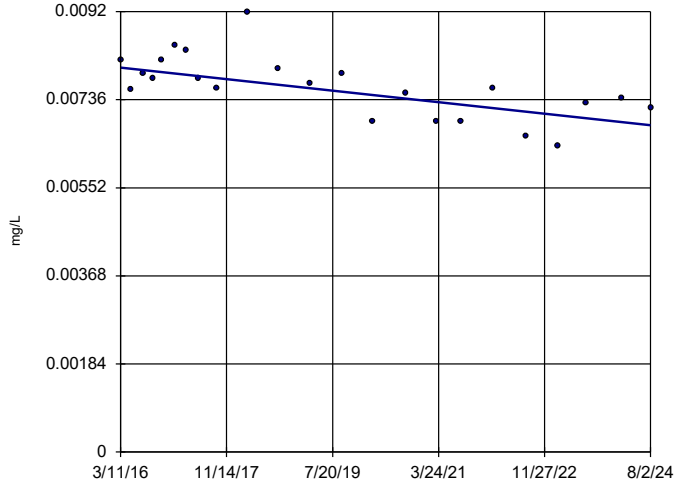

n = 23

Slope = -0.0001438 units per year.

Mann-Kendall statistic = -125 critical = -98

Decreasing trend significant at 99% confidence level (α = 0.005 per tail).

Constituent: Barium Analysis Run 9/11/2024 4:41 PM View: Appendix I Trend Tests

Plant Bowen Client: Southern Company Data: Bowen 3-4 CCR

Sanitas™ v.10.0.22 Software licensed to Groundwater Stats Consulting. UG

Sen's Slope Estimator

GWA-4RZ (bg)

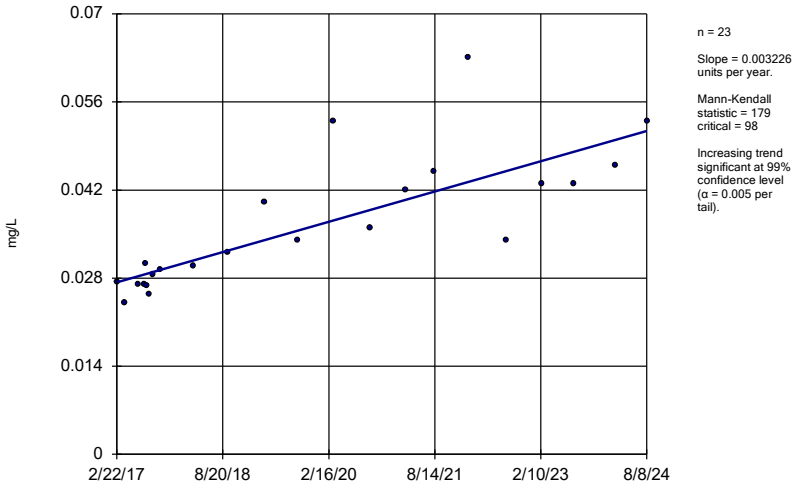

n = 23

Slope = 0.003226 units per year.

Mann-Kendall statistic = 179 critical = 98

Increasing trend significant at 99% confidence level (α = 0.005 per tail).

Constituent: Barium Analysis Run 9/11/2024 4:41 PM View: Appendix I Trend Tests

Plant Bowen Client: Southern Company Data: Bowen 3-4 CCR

Sanitas™ v.10.0.22 Software licensed to Groundwater Stats Consulting. UG

Hollow symbols indicate censored values.

Sen's Slope Estimator

GWA-50 (bg)

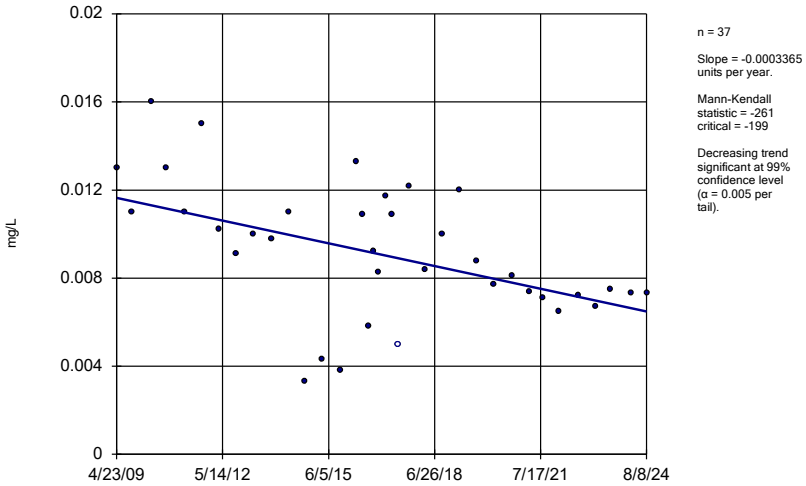

n = 37

Slope = -0.0003365 units per year.

Mann-Kendall statistic = -261 critical = -199

Decreasing trend significant at 99% confidence level (α = 0.005 per tail).

Constituent: Barium Analysis Run 9/11/2024 4:41 PM View: Appendix I Trend Tests

Plant Bowen Client: Southern Company Data: Bowen 3-4 CCR

Sanitas™ v.10.0.22 Software licensed to Groundwater Stats Consulting. UG

Sen's Slope Estimator

GWA-50R (bg)

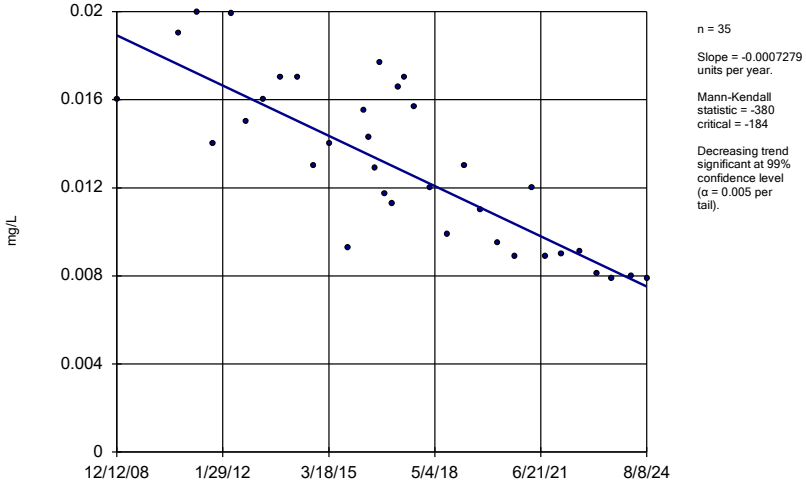

n = 35

Slope = -0.0007279 units per year.

Mann-Kendall statistic = -380 critical = -184

Decreasing trend significant at 99% confidence level (α = 0.005 per tail).

Constituent: Barium Analysis Run 9/11/2024 4:41 PM View: Appendix I Trend Tests

Plant Bowen Client: Southern Company Data: Bowen 3-4 CCR

Sanitas™ v.10.0.22 Software licensed to Groundwater Stats Consulting. UG

Sen's Slope Estimator

GWA-51RZ (bg)

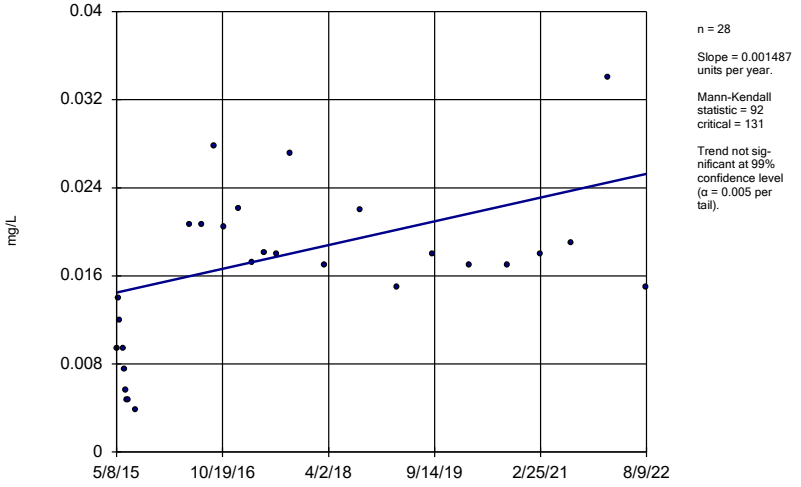

n = 28

Slope = 0.001487 units per year.

Mann-Kendall statistic = 92 critical = 131

Trend not significant at 99% confidence level (α = 0.005 per tail).

Constituent: Barium Analysis Run 9/11/2024 4:41 PM View: Appendix I Trend Tests

Plant Bowen Client: Southern Company Data: Bowen 3-4 CCR

Sanitas™ v.10.0.22 Software licensed to Groundwater Stats Consulting. UG
Hollow symbols indicate censored values.

Sen's Slope Estimator

GWA-52 (bg)

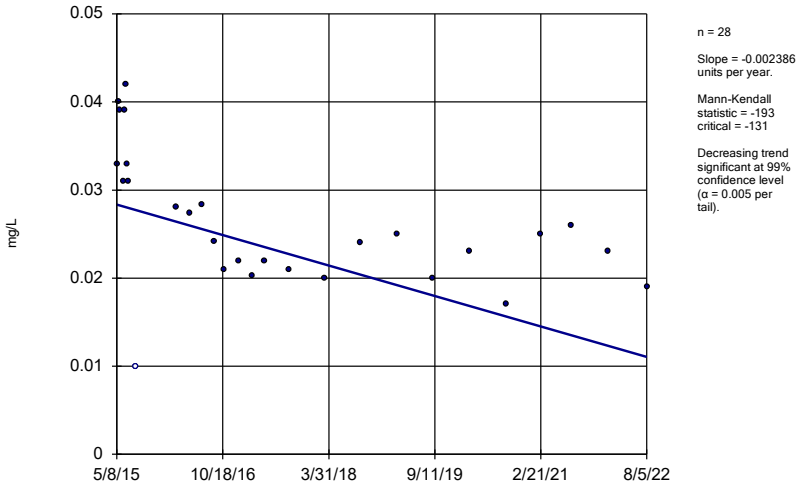

n = 28

Slope = -0.002386 units per year.

Mann-Kendall statistic = -193
critical = -131

Decreasing trend significant at 99% confidence level (α = 0.005 per tail).

Constituent: Barium Analysis Run 9/11/2024 4:41 PM View: Appendix I Trend Tests
Plant Bowen Client: Southern Company Data: Bowen 3-4 CCR

Sanitas™ v.10.0.22 Software licensed to Groundwater Stats Consulting. UG
Hollow symbols indicate censored values.

Sen's Slope Estimator

GWA-53 (bg)

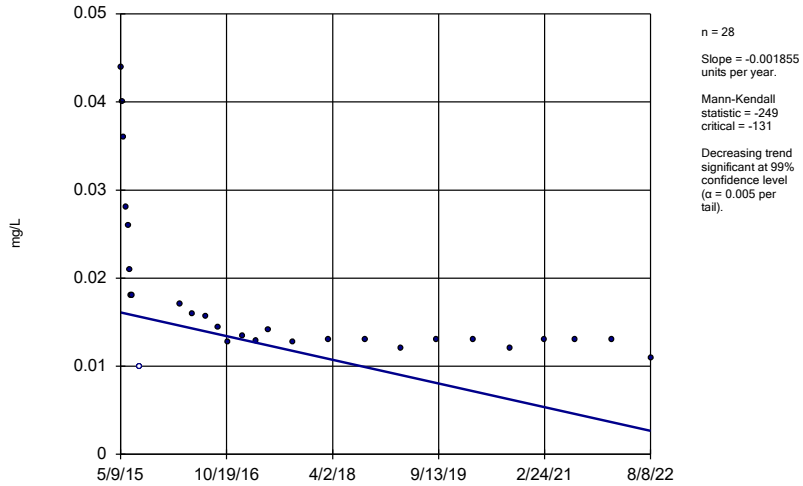

n = 28

Slope = -0.001855 units per year.

Mann-Kendall statistic = -249
critical = -131

Decreasing trend significant at 99% confidence level (α = 0.005 per tail).

Constituent: Barium Analysis Run 9/11/2024 4:41 PM View: Appendix I Trend Tests
Plant Bowen Client: Southern Company Data: Bowen 3-4 CCR

Sanitas™ v.10.0.22 Software licensed to Groundwater Stats Consulting. UG

Sen's Slope Estimator

GWA-53R (bg)

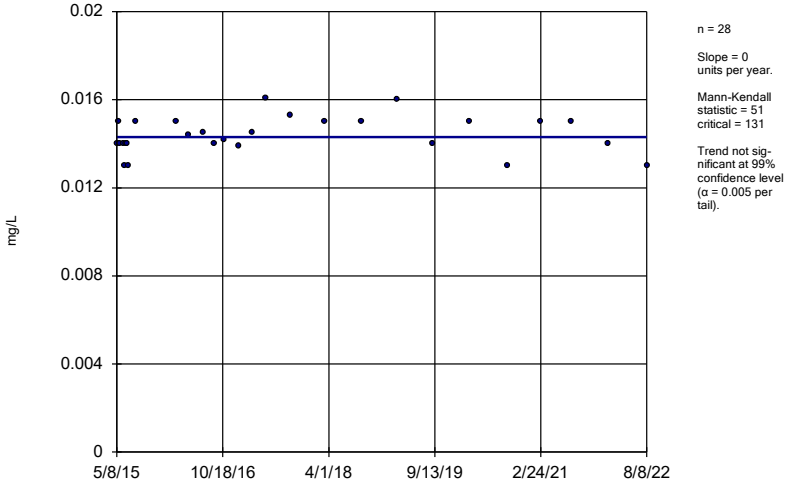

n = 28

Slope = 0 units per year.

Mann-Kendall statistic = 51
critical = 131

Trend not significant at 99% confidence level (α = 0.005 per tail).

Constituent: Barium Analysis Run 9/11/2024 4:41 PM View: Appendix I Trend Tests
Plant Bowen Client: Southern Company Data: Bowen 3-4 CCR

Sanitas™ v.10.0.22 Software licensed to Groundwater Stats Consulting. UG
Hollow symbols indicate censored values.

Sen's Slope Estimator

GWA-54 (bg)

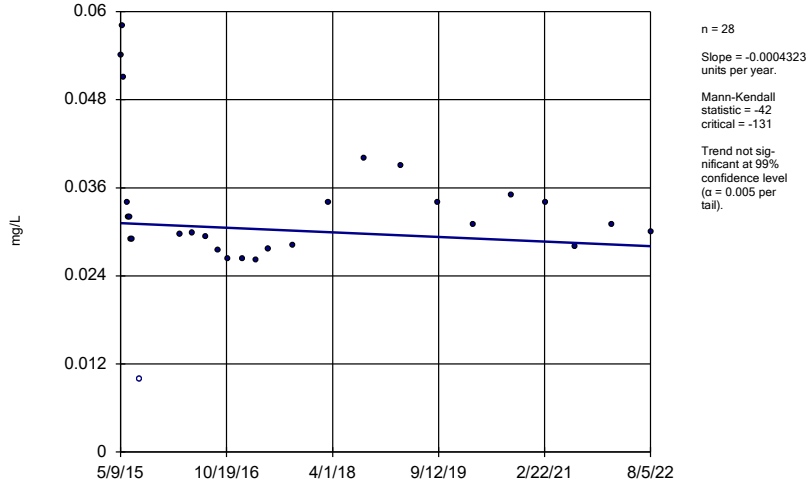

n = 28

Slope = -0.0004323 units per year.

Mann-Kendall statistic = -42
critical = -131

Trend not significant at 99% confidence level (α = 0.005 per tail).

Constituent: Barium Analysis Run 9/11/2024 4:41 PM View: Appendix I Trend Tests
Plant Bowen Client: Southern Company Data: Bowen 3-4 CCR

Sanitas™ v.10.0.22 Software licensed to Groundwater Stats Consulting. UG
Hollow symbols indicate censored values.

Sen's Slope Estimator

GWA-55 (bg)

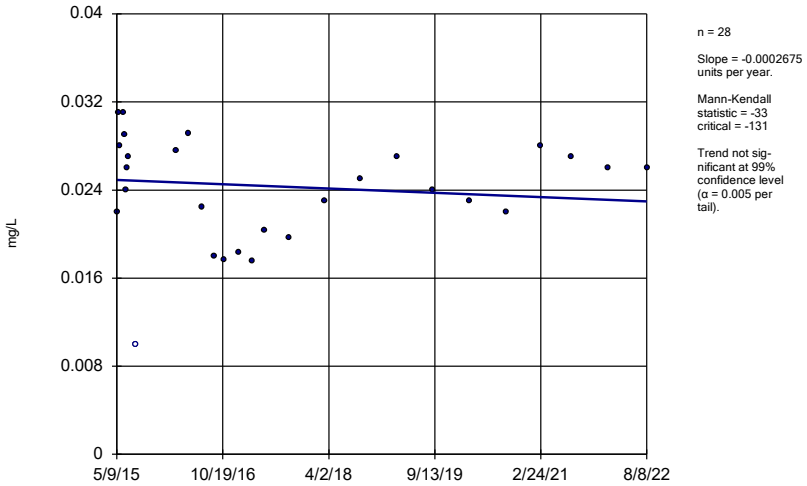

n = 28

Slope = -0.0002675 units per year.

Mann-Kendall statistic = -33
critical = -131

Trend not significant at 99% confidence level (α = 0.005 per tail).

Constituent: Barium Analysis Run 9/11/2024 4:41 PM View: Appendix I Trend Tests
Plant Bowen Client: Southern Company Data: Bowen 3-4 CCR

Sanitas™ v.10.0.22 Software licensed to Groundwater Stats Consulting. UG
Hollow symbols indicate censored values.

Sen's Slope Estimator

GWA-55R (bg)

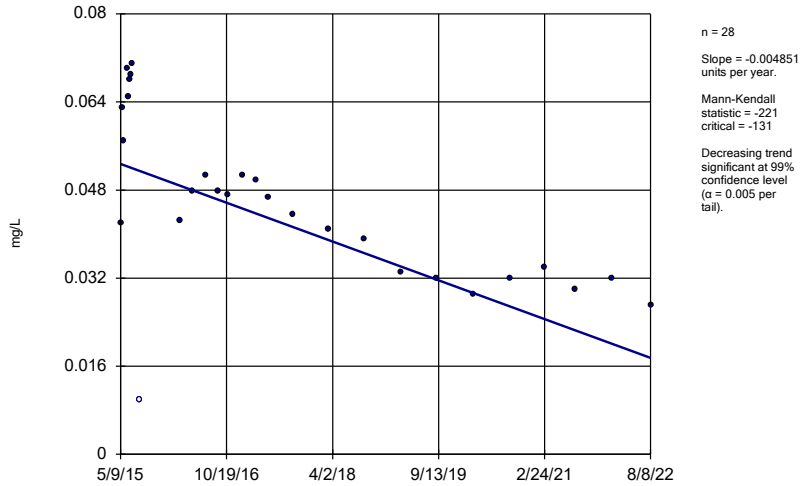

n = 28

Slope = -0.004851 units per year.

Mann-Kendall statistic = -221
critical = -131

Decreasing trend significant at 99% confidence level (α = 0.005 per tail).

Constituent: Barium Analysis Run 9/11/2024 4:41 PM View: Appendix I Trend Tests
Plant Bowen Client: Southern Company Data: Bowen 3-4 CCR

Sanitas™ v.10.0.22 Software licensed to Groundwater Stats Consulting. UG
Hollow symbols indicate censored values.

Sen's Slope Estimator

GWA-56 (bg)

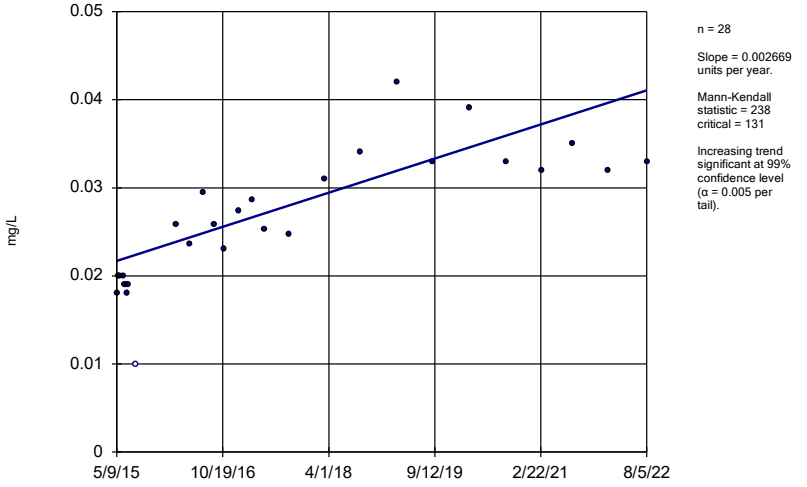

n = 28

Slope = 0.002669 units per year.

Mann-Kendall statistic = 238
critical = 131

Increasing trend significant at 99% confidence level (α = 0.005 per tail).

Constituent: Barium Analysis Run 9/11/2024 4:41 PM View: Appendix I Trend Tests
Plant Bowen Client: Southern Company Data: Bowen 3-4 CCR

Sanitas™ v.10.0.22 Software licensed to Groundwater Stats Consulting. UG

Sen's Slope Estimator

GWC-20R

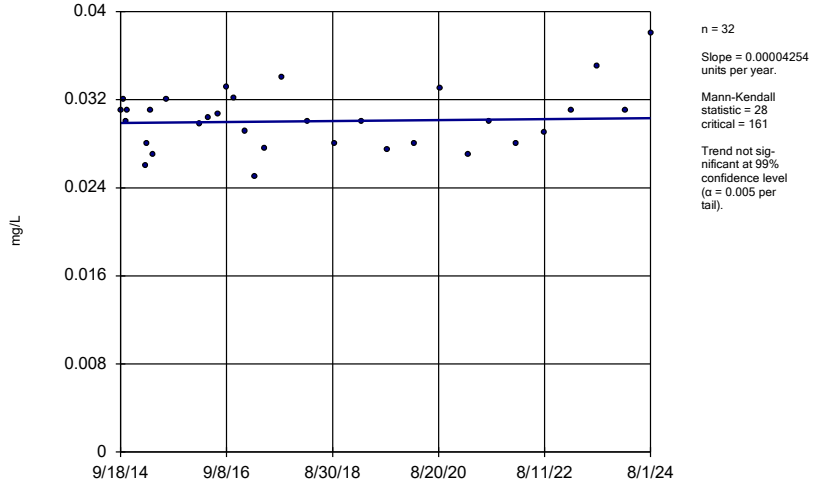

n = 32

Slope = 0.00004254 units per year.

Mann-Kendall statistic = 28
critical = 161

Trend not significant at 99% confidence level (α = 0.005 per tail).

Constituent: Barium Analysis Run 9/11/2024 4:41 PM View: Appendix I Trend Tests
Plant Bowen Client: Southern Company Data: Bowen 3-4 CCR

FIGURE G.

Appendix III Intrawell Prediction Limits - Significant Results

Plant Bowen Client: Southern Company Data: Bowen 3-4 CCR Printed 9/10/2024, 10:40 PM

Constituent	Well	Upper Lim.	Lower Lim.	Date	Observ.	Sig.	Bg N	Bg Mean	Std. Dev.	%NDs	ND Adj.	Transform	Alpha	Method
Chloride (mg/L)	GWA-3A	6.3	n/a	8/8/2024	7.3	Yes	20	n/a	n/a	5	n/a	n/a	0.004291	NP Intra (normality) 1 of 2
Chloride (mg/L)	GWC-38	3.734	n/a	7/30/2024	3.8	Yes	21	2.721	0.4245	0	None	No	0.0005016	Param Intra 1 of 2
pH (pH_units)	GWA-50	6.599	4.756	8/8/2024	4.68	Yes	21	5.678	0.386	0	None	No	0.0002508	Param Intra 1 of 2
pH (pH_units)	GWC-16R	7.534	6.756	7/31/2024	6.72	Yes	21	7.145	0.1629	0	None	No	0.0002508	Param Intra 1 of 2
pH (pH_units)	GWC-17R	7.389	7.007	7/31/2024	6.88	Yes	21	7.198	0.08004	0	None	No	0.0002508	Param Intra 1 of 2
pH (pH_units)	GWC-22R	8.122	6.686	7/31/2024	6.56	Yes	22	7.404	0.3033	0	None	No	0.0002508	Param Intra 1 of 2
pH (pH_units)	GWC-37	6.363	4.552	7/30/2024	4.43	Yes	21	5.458	0.3795	0	None	No	0.0002508	Param Intra 1 of 2
pH (pH_units)	GWC-38	6.164	4.516	7/30/2024	4.29	Yes	21	5.34	0.3451	0	None	No	0.0002508	Param Intra 1 of 2
Sulfate (mg/L)	GWC-25R	2.299	n/a	7/31/2024	2.3	Yes	21	1.708	0.2474	0	None	No	0.0005016	Param Intra 1 of 2
Total Dissolved Solids (mg/l)	GWA-3A	117	n/a	8/8/2024	150	Yes	20	n/a	n/a	25	n/a	n/a	0.004291	NP Intra (normality) 1 of 2
Total Dissolved Solids (mg/l)	GWA-43R	184.9	n/a	8/2/2024	188	Yes	21	140.1	18.76	0	None	No	0.0005016	Param Intra 1 of 2
Total Dissolved Solids (mg/l)	GWA-50	41.38	n/a	8/8/2024	147	Yes	21	21.19	8.46	38.1	Kaplan-Meier	No	0.0005016	Param Intra 1 of 2
Total Dissolved Solids (mg/l)	GWC-20R	236.3	n/a	8/1/2024	245	Yes	21	191.6	18.71	0	None	No	0.0005016	Param Intra 1 of 2

Appendix III Intrawell Prediction Limits - All Results

Plant Bowen Client: Southern Company Data: Bowen 3-4 CCR Printed 9/10/2024, 10:40 PM

Constituent	Well	Upper Lim.	Lower Lim.	Date	Observ.	Sig.	Bg N	Bg Mean	Std. Dev.	%NDs	ND Adj.	Transform	Alpha	Method
Chloride (mg/L)	GWA-1	2.149	n/a	8/7/2024	1.3	No	21	1.436	0.2988	4.762	None	No	0.0005016	Param Intra 1 of 2
Chloride (mg/L)	GWA-2	2.571	n/a	8/7/2024	1.4	No	21	1.46	0.4653	4.762	None	No	0.0005016	Param Intra 1 of 2
Chloride (mg/L)	GWA-2R	1.998	n/a	8/6/2024	1.1	No	21	1.008	0.1052	0	None	x^(1/3)	0.0005016	Param Intra 1 of 2
Chloride (mg/L)	GWA-39RZ	3.717	n/a	8/1/2024	1.5	No	21	2.116	0.6706	0	None	No	0.0005016	Param Intra 1 of 2
Chloride (mg/L)	GWA-39Z	2.253	n/a	8/1/2024	1.2	No	21	1.451	0.3363	0	None	No	0.0005016	Param Intra 1 of 2
Chloride (mg/L)	**GWA-3A**	**6.3**	**n/a**	**8/8/2024**	**7.3**	**Yes**	**20**	**n/a**	**n/a**	**5**	**n/a**	**n/a**	**0.004291**	**NP Intra (normality) 1 of 2**
Chloride (mg/L)	GWA-40	3.353	n/a	8/1/2024	0.96J	No	22	1.073	0.1791	4.545	None	x^(1/3)	0.0005016	Param Intra 1 of 2
Chloride (mg/L)	GWA-41	3.943	n/a	8/1/2024	1.3	No	21	0.4751	0.3758	0	None	ln(x)	0.0005016	Param Intra 1 of 2
Chloride (mg/L)	GWA-41R	5.576	n/a	8/1/2024	1.6	No	21	2.454	1.308	0	None	No	0.0005016	Param Intra 1 of 2
Chloride (mg/L)	GWA-42	3.71	n/a	8/1/2024	2.5	No	21	2.548	0.4868	0	None	No	0.0005016	Param Intra 1 of 2
Chloride (mg/L)	GWA-43	1.557	n/a	8/2/2024	1.2	No	21	1.313	0.1021	0	None	No	0.0005016	Param Intra 1 of 2
Chloride (mg/L)	GWA-43R	5.219	n/a	8/2/2024	2.2	No	21	2.909	0.9679	0	None	No	0.0005016	Param Intra 1 of 2
Chloride (mg/L)	GWA-4RZ	3.81	n/a	8/8/2024	2.2	No	21	2.69	0.4689	0	None	No	0.0005016	Param Intra 1 of 2
Chloride (mg/L)	GWA-50	1.505	n/a	8/8/2024	1.1	No	21	1.051	0.1904	4.762	None	No	0.0005016	Param Intra 1 of 2
Chloride (mg/L)	GWA-50R	1.177	n/a	8/8/2024	0.86J	No	21	0.7934	0.1609	14.29	None	No	0.0005016	Param Intra 1 of 2
Chloride (mg/L)	GWC-16R	2.845	n/a	7/31/2024	1.4	No	21	1.67	0.4925	0	None	No	0.0005016	Param Intra 1 of 2
Chloride (mg/L)	GWC-17R	8.044	n/a	7/31/2024	4.8	No	21	5.595	1.026	0	None	No	0.0005016	Param Intra 1 of 2
Chloride (mg/L)	GWC-18	2.672	n/a	7/31/2024	2.2	No	21	2.177	0.2073	0	None	No	0.0005016	Param Intra 1 of 2
Chloride (mg/L)	GWC-18R	3.3	n/a	7/31/2024	2.6	No	21	n/a	n/a	0	n/a	n/a	0.003999	NP Intra (normality) 1 of 2
Chloride (mg/L)	GWC-19R	2.933	n/a	7/31/2024	2.6	No	21	2.443	0.2053	0	None	No	0.0005016	Param Intra 1 of 2
Chloride (mg/L)	GWC-20R	2.489	n/a	8/1/2024	1.7	No	21	1.77	0.3016	0	None	No	0.0005016	Param Intra 1 of 2
Chloride (mg/L)	GWC-21R	5.534	n/a	8/2/2024	3.2	No	21	4.167	0.5732	0	None	No	0.0005016	Param Intra 1 of 2
Chloride (mg/L)	GWC-22R	3.257	n/a	7/31/2024	2.7	No	21	2.694	0.2358	0	None	No	0.0005016	Param Intra 1 of 2
Chloride (mg/L)	GWC-23R	2.775	n/a	7/31/2024	1.6	No	21	1.932	0.3532	0	None	No	0.0005016	Param Intra 1 of 2
Chloride (mg/L)	GWC-24R	3.172	n/a	7/31/2024	2.4	No	21	5.639	1.853	4.762	None	x^2	0.0005016	Param Intra 1 of 2
Chloride (mg/L)	GWC-25R	3.099	n/a	7/31/2024	2.5	No	21	2.552	0.2293	0	None	No	0.0005016	Param Intra 1 of 2
Chloride (mg/L)	GWC-36RA	3.624	n/a	7/30/2024	3.2	No	21	2.877	0.3129	0	None	No	0.0005016	Param Intra 1 of 2
Chloride (mg/L)	GWC-37	1.41	n/a	7/30/2024	1.1	No	21	0.9633	0.1873	4.762	None	No	0.0005016	Param Intra 1 of 2
Chloride (mg/L)	**GWC-38**	**3.734**	**n/a**	**7/30/2024**	**3.8**	**Yes**	**21**	**2.721**	**0.4245**	**0**	**None**	**No**	**0.0005016**	**Param Intra 1 of 2**
pH (pH_units)	GWA-1	7.784	7.183	8/7/2024	7.51	No	21	23844	1981	0	None	x^5	0.0002508	Param Intra 1 of 2
pH (pH_units)	GWA-2	7.065	5.166	8/7/2024	6.73	No	21	1602	372.7	0	None	x^4	0.0002508	Param Intra 1 of 2
pH (pH_units)	GWA-2R	7.882	6.383	8/6/2024	7.61	No	21	20509	4155	0	None	x^5	0.0002508	Param Intra 1 of 2
pH (pH_units)	GWA-39RZ	8.053	6.987	8/1/2024	7.08	No	23	56.84	3.414	0	None	x^2	0.0002508	Param Intra 1 of 2
pH (pH_units)	GWA-39Z	7.514	5.281	8/1/2024	5.88	No	22	6.397	0.4716	0	None	No	0.0002508	Param Intra 1 of 2
pH (pH_units)	GWA-3A	8.04	5.07	8/8/2024	7.86	No	20	n/a	n/a	0	n/a	n/a	0.008582	NP Intra (normality) 1 of 2
pH (pH_units)	GWA-40	7.963	6.459	8/1/2024	7.06	No	23	7.211	0.3203	0	None	No	0.0002508	Param Intra 1 of 2
pH (pH_units)	GWA-41	7.33	5.546	8/1/2024	6.03	No	20	6.438	0.3708	0	None	No	0.0002508	Param Intra 1 of 2
pH (pH_units)	GWA-41R	7.733	6.218	8/1/2024	7.17	No	21	6.976	0.3175	0	None	No	0.0002508	Param Intra 1 of 2
pH (pH_units)	GWA-42	7.63	6.83	8/1/2024	7.49	No	21	n/a	n/a	0	n/a	n/a	0.007998	NP Intra (normality) 1 of 2
pH (pH_units)	GWA-43	6.987	4.691	8/2/2024	5.28	No	21	5.839	0.4811	0	None	No	0.0002508	Param Intra 1 of 2
pH (pH_units)	GWA-43R	8.04	7.31	8/2/2024	7.74	No	22	n/a	n/a	0	n/a	n/a	0.007415	NP Intra (normality) 1 of 2
pH (pH_units)	GWA-4RZ	7.55	6.49	8/8/2024	7.01	No	27	n/a	n/a	0	n/a	n/a	0.005004	NP Intra (normality) 1 of 2
pH (pH_units)	**GWA-50**	**6.599**	**4.756**	**8/8/2024**	**4.68**	**Yes**	**21**	**5.678**	**0.386**	**0**	**None**	**No**	**0.0002508**	**Param Intra 1 of 2**
pH (pH_units)	GWA-50R	7.295	4.163	8/8/2024	4.25	No	21	5.729	0.6561	0	None	No	0.0002508	Param Intra 1 of 2
pH (pH_units)	**GWC-16R**	**7.534**	**6.756**	**7/31/2024**	**6.72**	**Yes**	**21**	**7.145**	**0.1629**	**0**	**None**	**No**	**0.0002508**	**Param Intra 1 of 2**
pH (pH_units)	**GWC-17R**	**7.389**	**7.007**	**7/31/2024**	**6.88**	**Yes**	**21**	**7.198**	**0.08004**	**0**	**None**	**No**	**0.0002508**	**Param Intra 1 of 2**
pH (pH_units)	GWC-18	7.462	5.989	7/31/2024	6.66	No	21	6.726	0.3086	0	None	No	0.0002508	Param Intra 1 of 2
pH (pH_units)	GWC-18R	8.051	7.373	7/31/2024	7.76	No	21	7.712	0.142	0	None	No	0.0002508	Param Intra 1 of 2
pH (pH_units)	GWC-19R	7.79	7.2	7/31/2024	7.69	No	21	n/a	n/a	0	n/a	n/a	0.007998	NP Intra (normality) 1 of 2
pH (pH_units)	GWC-20R	7.983	7.26	8/1/2024	7.49	No	22	7.621	0.1526	0	None	No	0.0002508	Param Intra 1 of 2
pH (pH_units)	GWC-21R	7.347	6.688	8/2/2024	7.13	No	21	7.017	0.1381	0	None	No	0.0002508	Param Intra 1 of 2
pH (pH_units)	**GWC-22R**	**8.122**	**6.686**	**7/31/2024**	**6.56**	**Yes**	**22**	**7.404**	**0.3033**	**0**	**None**	**No**	**0.0002508**	**Param Intra 1 of 2**
pH (pH_units)	GWC-23R	7.869	6.699	7/31/2024	6.87	No	23	7.284	0.2493	0	None	No	0.0002508	Param Intra 1 of 2
pH (pH_units)	GWC-24R	7.981	6.833	7/31/2024	7.17	No	21	7.407	0.2405	0	None	No	0.0002508	Param Intra 1 of 2
pH (pH_units)	GWC-25R	7.96	7.165	7/31/2024	7.33	No	21	7.562	0.1664	0	None	No	0.0002508	Param Intra 1 of 2
pH (pH_units)	GWC-36RA	7.743	6.772	7/30/2024	7.32	No	21	7.257	0.2036	0	None	No	0.0002508	Param Intra 1 of 2
pH (pH_units)	**GWC-37**	**6.363**	**4.552**	**7/30/2024**	**4.43**	**Yes**	**21**	**5.458**	**0.3795**	**0**	**None**	**No**	**0.0002508**	**Param Intra 1 of 2**
pH (pH_units)	**GWC-38**	**6.164**	**4.516**	**7/30/2024**	**4.29**	**Yes**	**21**	**5.34**	**0.3451**	**0**	**None**	**No**	**0.0002508**	**Param Intra 1 of 2**

Appendix III Intrawell Prediction Limits - All Results

Plant Bowen Client: Southern Company Data: Bowen 3-4 CCR Printed 9/10/2024, 10:40 PM

Constituent	Well	Upper Lim.	Lower Lim.	Date	Observ.	Sig.	Bg N	Bg Mean	Std. Dev.	%NDs	ND Adj.	Transform	Alpha	Method
Sulfate (mg/L)	GWA-1	2.524	n/a	8/7/2024	1.1	No	21	1.457	0.4474	0	None	No	0.0005016	Param Intra 1 of 2
Sulfate (mg/L)	GWA-2	164	n/a	8/7/2024	47.5	No	21	58.87	44.05	0	None	No	0.0005016	Param Intra 1 of 2
Sulfate (mg/L)	GWA-2R	38.9	n/a	8/6/2024	5.8	No	21	n/a	n/a	0	n/a	n/a	0.003999	NP Intra (normality) 1 of 2
Sulfate (mg/L)	GWA-39RZ	25.5	n/a	8/1/2024	3.3	No	21	9.752	6.6	0	None	No	0.0005016	Param Intra 1 of 2
Sulfate (mg/L)	GWA-39Z	8.69	n/a	8/1/2024	1.2	No	21	3.31	2.255	0	None	No	0.0005016	Param Intra 1 of 2
Sulfate (mg/L)	GWA-3A	9.038	n/a	8/8/2024	3.9	No	20	0.08903	0.8782	10	None	ln(x)	0.0005016	Param Intra 1 of 2
Sulfate (mg/L)	GWA-40	7.4	n/a	8/1/2024	1.5	No	22	n/a	n/a	4.545	n/a	n/a	0.003707	NP Intra (normality) 1 of 2
Sulfate (mg/L)	GWA-41	11.5	n/a	8/1/2024	0.75J	No	21	n/a	n/a	0	n/a	n/a	0.003999	NP Intra (normality) 1 of 2
Sulfate (mg/L)	GWA-41R	12.82	n/a	8/1/2024	2.7	No	21	5.842	2.922	4.762	None	No	0.0005016	Param Intra 1 of 2
Sulfate (mg/L)	GWA-42	2.457	n/a	8/1/2024	1.1	No	21	1.514	0.3952	4.762	None	No	0.0005016	Param Intra 1 of 2
Sulfate (mg/L)	GWA-43	1.695	n/a	8/2/2024	1ND	No	21	0.7235	0.4069	42.86	Kaplan-Meier	No	0.0005016	Param Intra 1 of 2
Sulfate (mg/L)	GWA-43R	10.07	n/a	8/2/2024	3.2	No	21	5.066	2.097	0	None	No	0.0005016	Param Intra 1 of 2
Sulfate (mg/L)	GWA-4RZ	27.14	n/a	8/8/2024	12.2	No	22	20.91	2.63	0	None	No	0.0005016	Param Intra 1 of 2
Sulfate (mg/L)	GWA-50	1	n/a	8/8/2024	0.53J	No	21	n/a	n/a	38.1	n/a	n/a	0.003999	NP Intra (normality) 1 of 2
Sulfate (mg/L)	GWA-50R	1.58	n/a	8/8/2024	0.69J	No	21	0.8976	0.2859	4.762	None	No	0.0005016	Param Intra 1 of 2
Sulfate (mg/L)	GWC-16R	14.82	n/a	7/31/2024	7	No	21	7.551	3.048	0	None	No	0.0005016	Param Intra 1 of 2
Sulfate (mg/L)	GWC-17R	8.884	n/a	7/31/2024	7.7	No	20	6.715	0.9017	0	None	No	0.0005016	Param Intra 1 of 2
Sulfate (mg/L)	GWC-18	2.586	n/a	7/31/2024	1.7	No	21	1.925	0.2773	0	None	No	0.0005016	Param Intra 1 of 2
Sulfate (mg/L)	GWC-18R	2.78	n/a	7/31/2024	2.3	No	20	2.257	0.2175	0	None	No	0.0005016	Param Intra 1 of 2
Sulfate (mg/L)	GWC-19R	4.237	n/a	7/31/2024	3.2	No	21	3.57	0.2794	0	None	No	0.0005016	Param Intra 1 of 2
Sulfate (mg/L)	GWC-20R	1.947	n/a	8/1/2024	1.5	No	21	2.039	0.7338	0	None	x^2	0.0005016	Param Intra 1 of 2
Sulfate (mg/L)	GWC-21R	16.71	n/a	8/2/2024	5.2	No	20	6.336	4.312	5	None	No	0.0005016	Param Intra 1 of 2
Sulfate (mg/L)	GWC-22R	2.849	n/a	7/31/2024	1.8	No	20	1.928	0.3827	0	None	No	0.0005016	Param Intra 1 of 2
Sulfate (mg/L)	GWC-23R	143	n/a	7/31/2024	57.8	No	23	n/a	n/a	0	n/a	n/a	0.003415	NP Intra (normality) 1 of 2
Sulfate (mg/L)	GWC-24R	11.3	n/a	7/31/2024	2.8	No	21	n/a	n/a	0	n/a	n/a	0.003999	NP Intra (normality) 1 of 2
Sulfate (mg/L)	**GWC-25R**	**2.299**	**n/a**	**7/31/2024**	**2.3**	**Yes**	**21**	**1.708**	**0.2474**	**0**	**None**	**No**	**0.0005016**	**Param Intra 1 of 2**
Sulfate (mg/L)	GWC-36RA	21.76	n/a	7/30/2024	15.5	No	21	1.631	0.4865	0	None	x^(1/3)	0.0005016	Param Intra 1 of 2
Sulfate (mg/L)	GWC-37	1.014	n/a	7/30/2024	0.58J	No	21	0.483	0.2284	33.33	Kaplan-Meier	x^2	0.0005016	Param Intra 1 of 2
Sulfate (mg/L)	GWC-38	2.47	n/a	7/30/2024	0.94J	No	21	1.046	0.5966	4.762	None	No	0.0005016	Param Intra 1 of 2
Total Dissolved Solids (mg/l)	GWA-1	184.7	n/a	8/7/2024	179	No	21	153.6	13.03	0	None	No	0.0005016	Param Intra 1 of 2
Total Dissolved Solids (mg/l)	GWA-2	372.1	n/a	8/7/2024	183	No	21	151.4	92.48	4.762	None	No	0.0005016	Param Intra 1 of 2
Total Dissolved Solids (mg/l)	GWA-2R	228.3	n/a	8/6/2024	105	No	21	125.6	43.03	0	None	No	0.0005016	Param Intra 1 of 2
Total Dissolved Solids (mg/l)	GWA-39RZ	239.3	n/a	8/1/2024	161	No	21	161.6	32.58	0	None	No	0.0005016	Param Intra 1 of 2
Total Dissolved Solids (mg/l)	GWA-39Z	151.7	n/a	8/1/2024	68	No	20	69.3	34.24	0	None	No	0.0005016	Param Intra 1 of 2
Total Dissolved Solids (mg/l)	**GWA-3A**	**117**	**n/a**	**8/8/2024**	**150**	**Yes**	**20**	**n/a**	**n/a**	**25**	**n/a**	**n/a**	**0.004291**	**NP Intra (normality) 1 of 2**
Total Dissolved Solids (mg/l)	GWA-40	213	n/a	8/1/2024	96	No	21	4.697	0.5343	0	None	x^(1/3)	0.0005016	Param Intra 1 of 2
Total Dissolved Solids (mg/l)	GWA-41	181.4	n/a	8/1/2024	49	No	21	83.38	41.08	0	None	No	0.0005016	Param Intra 1 of 2
Total Dissolved Solids (mg/l)	GWA-41R	250.1	n/a	8/1/2024	197	No	21	161.5	37.15	0	None	No	0.0005016	Param Intra 1 of 2
Total Dissolved Solids (mg/l)	GWA-42	204.2	n/a	8/1/2024	158	No	21	5.155	0.3076	0	None	x^(1/3)	0.0005016	Param Intra 1 of 2
Total Dissolved Solids (mg/l)	GWA-43	82.81	n/a	8/2/2024	33	No	21	36.31	19.49	19.05	Kaplan-Meier	No	0.0005016	Param Intra 1 of 2
Total Dissolved Solids (mg/l)	**GWA-43R**	**184.9**	**n/a**	**8/2/2024**	**188**	**Yes**	**21**	**140.1**	**18.76**	**0**	**None**	**No**	**0.0005016**	**Param Intra 1 of 2**
Total Dissolved Solids (mg/l)	GWA-4RZ	400	n/a	8/8/2024	258	No	21	n/a	n/a	0	n/a	n/a	0.003999	NP Intra (normality) 1 of 2
Total Dissolved Solids (mg/l)	**GWA-50**	**41.38**	**n/a**	**8/8/2024**	**147**	**Yes**	**21**	**21.19**	**8.46**	**38.1**	**Kaplan-Meier**	**No**	**0.0005016**	**Param Intra 1 of 2**
Total Dissolved Solids (mg/l)	GWA-50R	90.04	n/a	8/8/2024	64	No	21	5.18	1.805	28.57	Kaplan-Meier	sqrt(x)	0.0005016	Param Intra 1 of 2
Total Dissolved Solids (mg/l)	GWC-16R	373.2	n/a	7/31/2024	315	No	21	301.3	30.12	0	None	No	0.0005016	Param Intra 1 of 2
Total Dissolved Solids (mg/l)	GWC-17R	382	n/a	7/31/2024	300	No	21	315.6	27.83	0	None	No	0.0005016	Param Intra 1 of 2
Total Dissolved Solids (mg/l)	GWC-18	163	n/a	7/31/2024	87	No	21	97.67	27.4	0	None	No	0.0005016	Param Intra 1 of 2
Total Dissolved Solids (mg/l)	GWC-18R	184.4	n/a	7/31/2024	156	No	21	142.7	17.47	0	None	No	0.0005016	Param Intra 1 of 2
Total Dissolved Solids (mg/l)	GWC-19R	219.2	n/a	7/31/2024	144	No	21	162.5	23.76	0	None	No	0.0005016	Param Intra 1 of 2
Total Dissolved Solids (mg/l)	**GWC-20R**	**236.3**	**n/a**	**8/1/2024**	**245**	**Yes**	**21**	**191.6**	**18.71**	**0**	**None**	**No**	**0.0005016**	**Param Intra 1 of 2**
Total Dissolved Solids (mg/l)	GWC-21R	385	n/a	8/2/2024	313	No	21	n/a	n/a	0	n/a	n/a	0.003999	NP Intra (normality) 1 of 2
Total Dissolved Solids (mg/l)	GWC-22R	193.1	n/a	7/31/2024	181	No	20	163.4	12.36	0	None	No	0.0005016	Param Intra 1 of 2
Total Dissolved Solids (mg/l)	GWC-23R	470.6	n/a	7/31/2024	403	No	18	5.736	0.1694	0	None	ln(x)	0.0005016	Param Intra 1 of 2
Total Dissolved Solids (mg/l)	GWC-24R	209	n/a	7/31/2024	152	No	21	n/a	n/a	0	n/a	n/a	0.003999	NP Intra (normality) 1 of 2
Total Dissolved Solids (mg/l)	GWC-25R	195.1	n/a	7/31/2024	166	No	21	25595	5225	0	None	x^2	0.0005016	Param Intra 1 of 2
Total Dissolved Solids (mg/l)	GWC-36RA	250.8	n/a	7/30/2024	217	No	21	164.5	36.16	0	None	No	0.0005016	Param Intra 1 of 2
Total Dissolved Solids (mg/l)	GWC-37	34	n/a	7/30/2024	25ND	No	19	n/a	n/a	36.84	n/a	n/a	0.004832	NP Intra (normality) 1 of 2
Total Dissolved Solids (mg/l)	GWC-38	101.3	n/a	7/30/2024	53	No	21	3.114	0.6487	23.81	Kaplan-Meier	x^(1/3)	0.0005016	Param Intra 1 of 2

Sanitas™ v.10.0.22 Software licensed to Groundwater Stats Consulting. UG
Hollow symbols indicate censored values.

Within Limit

Prediction Limit

Intrawell Parametric

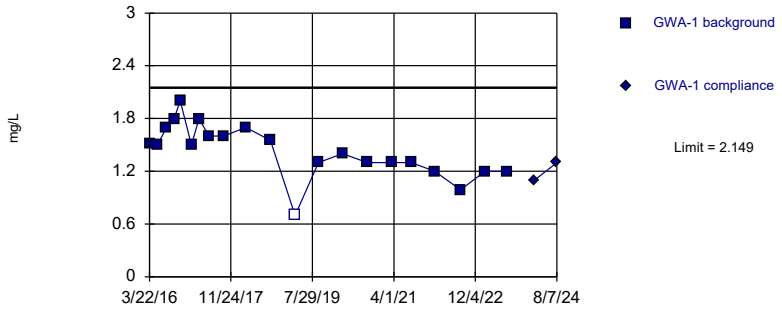

Background Data Summary: Mean=1.436, Std. Dev.=0.2988, n=21, 4.762% NDs. Normality test: Shapiro Wilk @alpha = 0.01, calculated = 0.9721, critical = 0.873. Kappa = 2.386 (c=7, w=15, 1 of 2, event alpha = 0.05132). Report alpha = 0.0005016.

Constituent: Chloride Analysis Run 9/10/2024 10:30 PM View: Appendix III Intrawell
Plant Bowen Client: Southern Company Data: Bowen 3-4 CCR

Sanitas™ v.10.0.22 Software licensed to Groundwater Stats Consulting. UG
Hollow symbols indicate censored values.

Within Limit

Prediction Limit

Intrawell Parametric

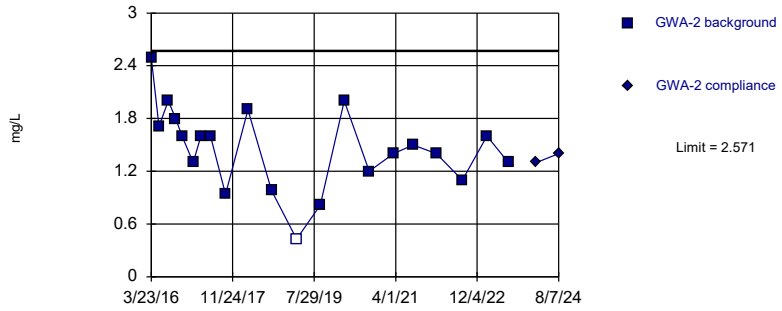

Background Data Summary: Mean=1.46, Std. Dev.=0.4653, n=21, 4.762% NDs. Normality test: Shapiro Wilk @alpha = 0.01, calculated = 0.9876, critical = 0.873. Kappa = 2.386 (c=7, w=15, 1 of 2, event alpha = 0.05132). Report alpha = 0.0005016.

Constituent: Chloride Analysis Run 9/10/2024 10:30 PM View: Appendix III Intrawell
Plant Bowen Client: Southern Company Data: Bowen 3-4 CCR

Sanitas™ v.10.0.22 Software licensed to Groundwater Stats Consulting. UG

Within Limit

Prediction Limit

Intrawell Parametric

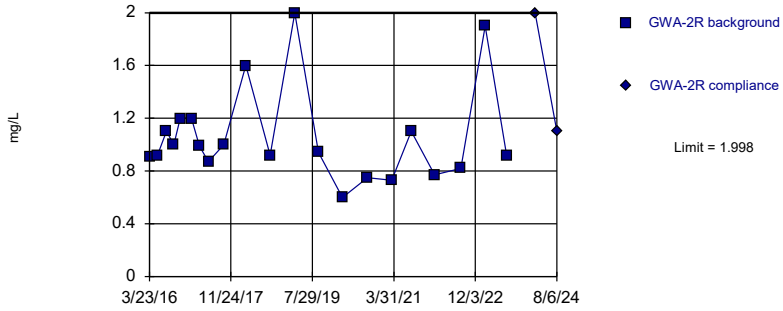

Background Data Summary (based on cube root transformation): Mean=1.008, Std. Dev.=0.1052, n=21. Normality test: Shapiro Wilk @alpha = 0.01, calculated = 0.889, critical = 0.873. Kappa = 2.386 (c=7, w=15, 1 of 2, event alpha = 0.05132). Report alpha = 0.0005016.

Constituent: Chloride Analysis Run 9/10/2024 10:30 PM View: Appendix III Intrawell
Plant Bowen Client: Southern Company Data: Bowen 3-4 CCR

Sanitas™ v.10.0.22 Software licensed to Groundwater Stats Consulting. UG

Within Limit

Prediction Limit

Intrawell Parametric

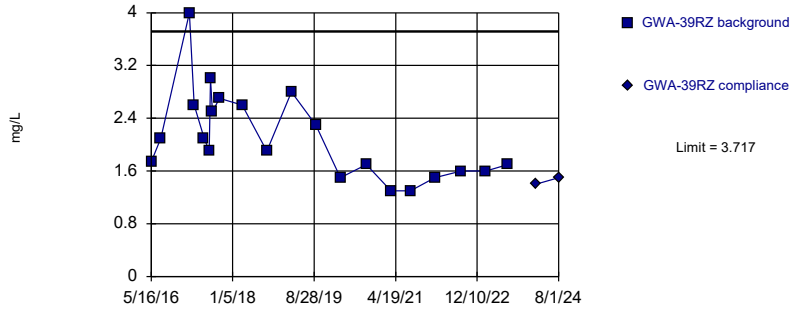

Background Data Summary: Mean=2.116, Std. Dev.=0.6706, n=21. Normality test: Shapiro Wilk @alpha = 0.01, calculated = 0.9081, critical = 0.873. Kappa = 2.386 (c=7, w=15, 1 of 2, event alpha = 0.05132). Report alpha = 0.0005016.

Constituent: Chloride Analysis Run 9/10/2024 10:30 PM View: Appendix III Intrawell
Plant Bowen Client: Southern Company Data: Bowen 3-4 CCR

Sanitas™ v.10.0.22 Software licensed to Groundwater Stats Consulting. UG

Within Limit

Prediction Limit

Intrawell Parametric

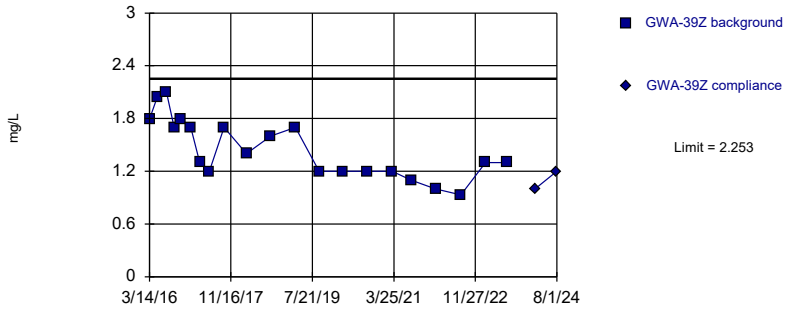

Background Data Summary: Mean=1.451, Std. Dev.=0.3363, n=21. Normality test: Shapiro Wilk @alpha = 0.01, calculated = 0.9307, critical = 0.873. Kappa = 2.386 (c=7, w=15, 1 of 2, event alpha = 0.05132). Report alpha = 0.0005016.

Constituent: Chloride Analysis Run 9/10/2024 10:30 PM View: Appendix III Intrawell

Plant Bowen Client: Southern Company Data: Bowen 3-4 CCR

Sanitas™ v.10.0.22 Software licensed to Groundwater Stats Consulting. UG

Hollow symbols indicate censored values.

Exceeds Limit

Prediction Limit

Intrawell Non-parametric

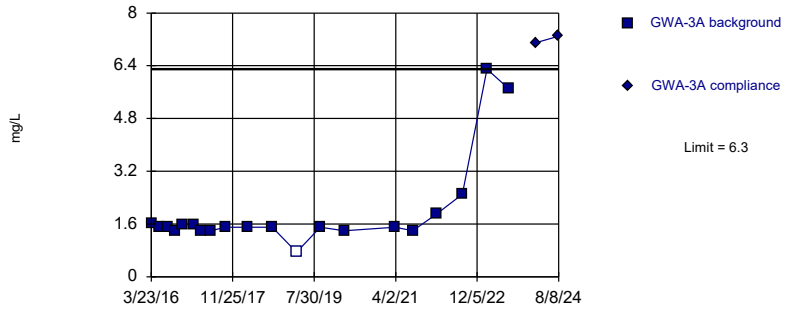

Non-parametric test used in lieu of parametric prediction limit because the Shapiro Wilk normality test showed the data to be non-normal at the 0.01 alpha level. Limit is highest of 20 background values. 5% NDs. Well-constituent pair annual alpha = 0.008564. Individual comparison alpha = 0.004291 (1 of 2).

Constituent: Chloride Analysis Run 9/10/2024 10:30 PM View: Appendix III Intrawell

Plant Bowen Client: Southern Company Data: Bowen 3-4 CCR

Sanitas™ v.10.0.22 Software licensed to Groundwater Stats Consulting. UG

Hollow symbols indicate censored values.

Within Limit

Prediction Limit

Intrawell Parametric

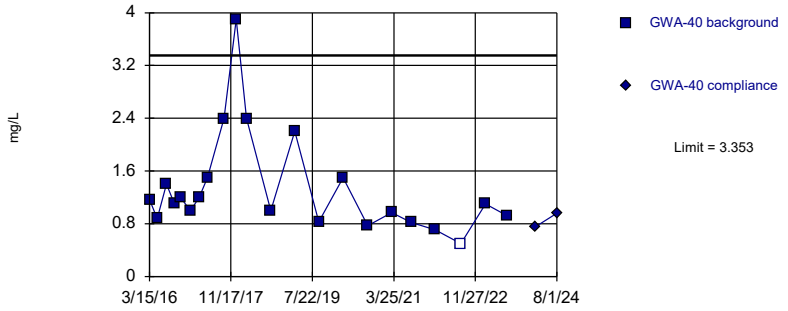

Background Data Summary (based on cube root transformation): Mean=1.073, Std. Dev.=0.1791, n=22, 4.545% NDs. Normality test: Shapiro Wilk @alpha = 0.01, calculated = 0.8982, critical = 0.878. Kappa = 2.367 (c=7, w=15, 1 of 2, event alpha = 0.05132). Report alpha = 0.0005016.

Constituent: Chloride Analysis Run 9/10/2024 10:30 PM View: Appendix III Intrawell

Plant Bowen Client: Southern Company Data: Bowen 3-4 CCR

Sanitas™ v.10.0.22 Software licensed to Groundwater Stats Consulting. UG

Within Limit

Prediction Limit

Intrawell Parametric

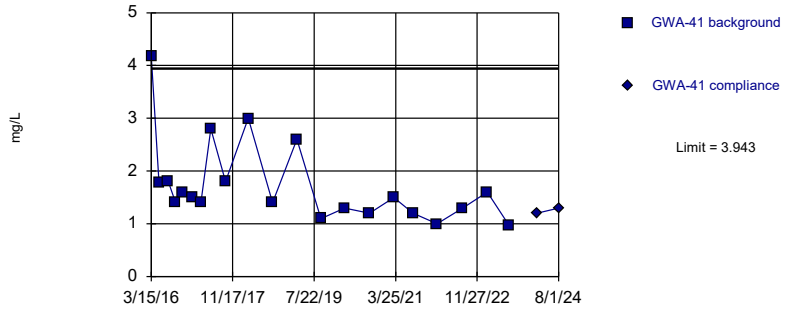

Background Data Summary (based on natural log transformation): Mean=0.4751, Std. Dev.=0.3758, n=21. Normality test: Shapiro Wilk @alpha = 0.01, calculated = 0.9079, critical = 0.873. Kappa = 2.386 (c=7, w=15, 1 of 2, event alpha = 0.05132). Report alpha = 0.0005016.

Constituent: Chloride Analysis Run 9/10/2024 10:30 PM View: Appendix III Intrawell

Plant Bowen Client: Southern Company Data: Bowen 3-4 CCR

Sanitas™ v.10.0.22 Software licensed to Groundwater Stats Consulting. UG

Within Limit

Prediction Limit

Intrawell Parametric

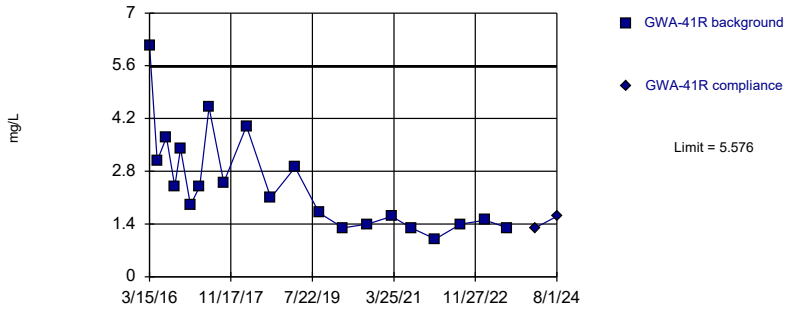

Background Data Summary: Mean=2.454, Std. Dev.=1.308, n=21. Normality test: Shapiro Wilk @alpha = 0.01, calculated = 0.8745, critical = 0.873. Kappa = 2.386 (c=7, w=15, 1 of 2, event alpha = 0.05132). Report alpha = 0.0005016.

Constituent: Chloride Analysis Run 9/10/2024 10:30 PM View: Appendix III Intrawell

Plant Bowen Client: Southern Company Data: Bowen 3-4 CCR

Sanitas™ v.10.0.22 Software licensed to Groundwater Stats Consulting. UG

Within Limit

Prediction Limit

Intrawell Parametric

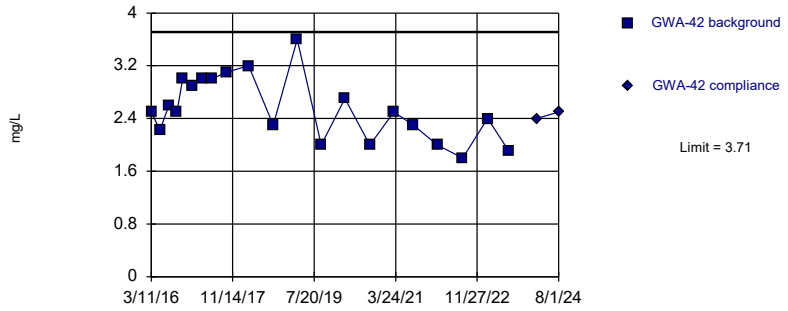

Background Data Summary: Mean=2.548, Std. Dev.=0.4868, n=21. Normality test: Shapiro Wilk @alpha = 0.01, calculated = 0.963, critical = 0.873. Kappa = 2.386 (c=7, w=15, 1 of 2, event alpha = 0.05132). Report alpha = 0.0005016.

Constituent: Chloride Analysis Run 9/10/2024 10:31 PM View: Appendix III Intrawell

Plant Bowen Client: Southern Company Data: Bowen 3-4 CCR

Sanitas™ v.10.0.22 Software licensed to Groundwater Stats Consulting. UG

Within Limit

Prediction Limit

Intrawell Parametric

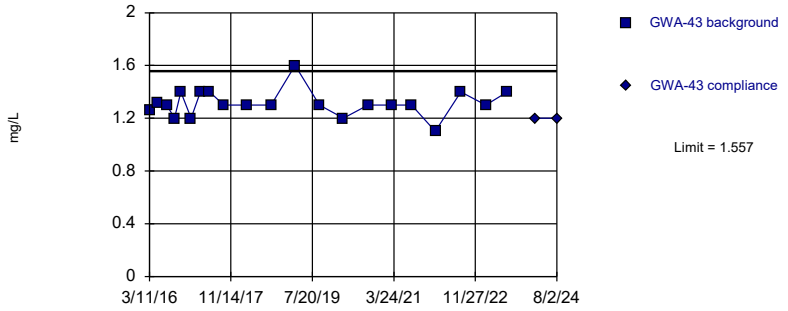

Background Data Summary: Mean=1.313, Std. Dev.=0.1021, n=21. Normality test: Shapiro Wilk @alpha = 0.01, calculated = 0.8898, critical = 0.873. Kappa = 2.386 (c=7, w=15, 1 of 2, event alpha = 0.05132). Report alpha = 0.0005016.

Constituent: Chloride Analysis Run 9/10/2024 10:31 PM View: Appendix III Intrawell

Plant Bowen Client: Southern Company Data: Bowen 3-4 CCR

Sanitas™ v.10.0.22 Software licensed to Groundwater Stats Consulting. UG

Within Limit

Prediction Limit

Intrawell Parametric

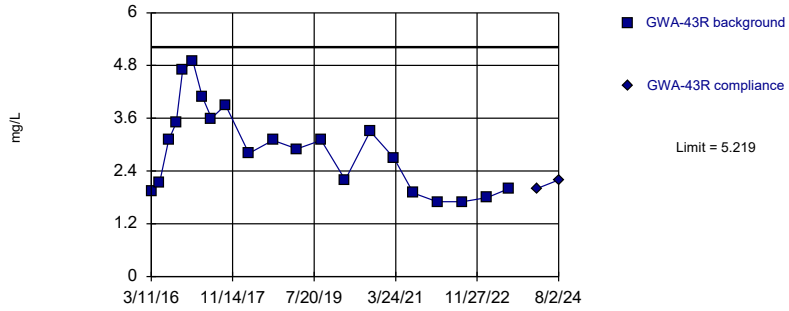

Background Data Summary: Mean=2.909, Std. Dev.=0.9679, n=21. Normality test: Shapiro Wilk @alpha = 0.01, calculated = 0.934, critical = 0.873. Kappa = 2.386 (c=7, w=15, 1 of 2, event alpha = 0.05132). Report alpha = 0.0005016.

Constituent: Chloride Analysis Run 9/10/2024 10:31 PM View: Appendix III Intrawell

Plant Bowen Client: Southern Company Data: Bowen 3-4 CCR

Sanitas™ v.10.0.22 Software licensed to Groundwater Stats Consulting. UG

Within Limit

Prediction Limit

Intrawell Parametric

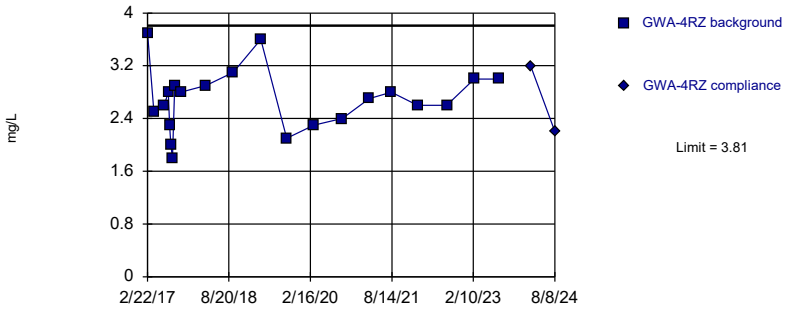

Background Data Summary: Mean=2.69, Std. Dev.=0.4689, n=21. Normality test: Shapiro Wilk @alpha = 0.01, calculated = 0.9696, critical = 0.873. Kappa = 2.386 (c=7, w=15, 1 of 2, event alpha = 0.05132). Report alpha = 0.0005016.

Constituent: Chloride Analysis Run 9/10/2024 10:31 PM View: Appendix III Intrawell

Plant Bowen Client: Southern Company Data: Bowen 3-4 CCR

Sanitas™ v.10.0.22 Software licensed to Groundwater Stats Consulting. UG

Hollow symbols indicate censored values.

Within Limit

Prediction Limit

Intrawell Parametric

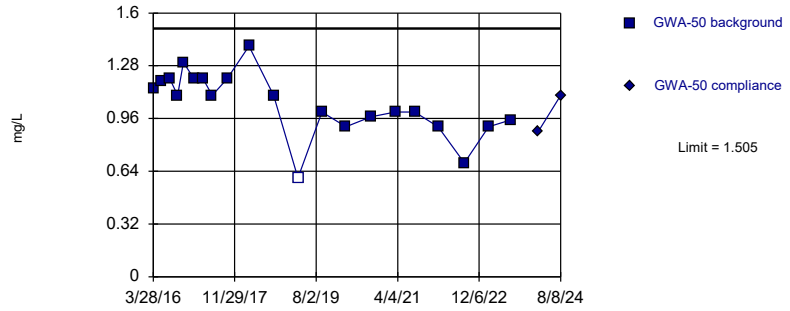

Background Data Summary: Mean=1.051, Std. Dev.=0.1904, n=21, 4.762% NDs. Normality test: Shapiro Wilk @alpha = 0.01, calculated = 0.9513, critical = 0.873. Kappa = 2.386 (c=7, w=15, 1 of 2, event alpha = 0.05132). Report alpha = 0.0005016.

Constituent: Chloride Analysis Run 9/10/2024 10:31 PM View: Appendix III Intrawell

Plant Bowen Client: Southern Company Data: Bowen 3-4 CCR

Sanitas™ v.10.0.22 Software licensed to Groundwater Stats Consulting. UG

Hollow symbols indicate censored values.

Within Limit

Prediction Limit

Intrawell Parametric

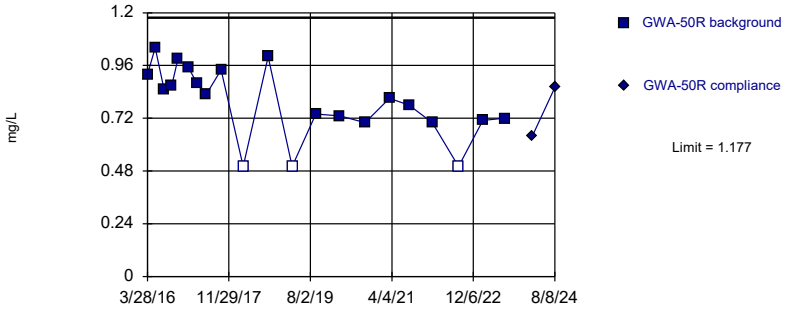

Background Data Summary: Mean=0.7934, Std. Dev.=0.1609, n=21, 14.29% NDs. Normality test: Shapiro Wilk @alpha = 0.01, calculated = 0.9366, critical = 0.873. Kappa = 2.386 (c=7, w=15, 1 of 2, event alpha = 0.05132). Report alpha = 0.0005016.

Constituent: Chloride Analysis Run 9/10/2024 10:31 PM View: Appendix III Intrawell

Plant Bowen Client: Southern Company Data: Bowen 3-4 CCR

Sanitas™ v.10.0.22 Software licensed to Groundwater Stats Consulting. UG

Within Limit

Prediction Limit

Intrawell Parametric

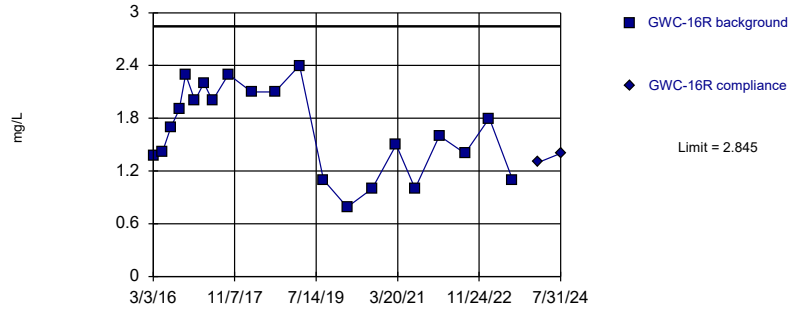

Background Data Summary: Mean=1.67, Std. Dev.=0.4925, n=21. Normality test: Shapiro Wilk @alpha = 0.01, calculated = 0.9482, critical = 0.873. Kappa = 2.386 (c=7, w=15, 1 of 2, event alpha = 0.05132). Report alpha = 0.0005016.

Constituent: Chloride Analysis Run 9/10/2024 10:31 PM View: Appendix III Intrawell

Plant Bowen Client: Southern Company Data: Bowen 3-4 CCR

Sanitas™ v.10.0.22 Software licensed to Groundwater Stats Consulting. UG

Within Limit

Prediction Limit

Intrawell Parametric

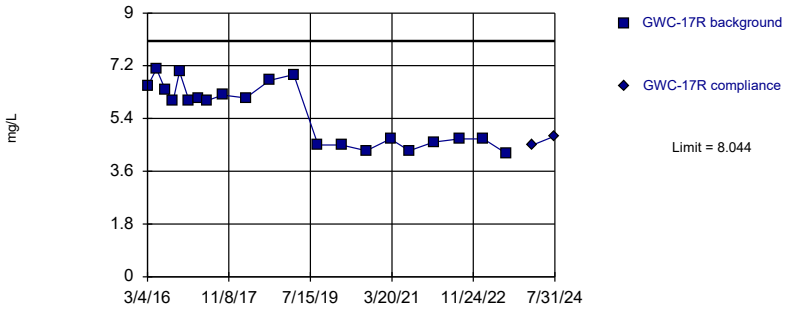

Background Data Summary: Mean=5.595, Std. Dev.=1.026, n=21. Normality test: Shapiro Wilk @alpha = 0.01, calculated = 0.8737, critical = 0.873. Kappa = 2.386 (c=7, w=15, 1 of 2, event alpha = 0.05132). Report alpha = 0.0005016.

Constituent: Chloride Analysis Run 9/10/2024 10:31 PM View: Appendix III Intrawell

Plant Bowen Client: Southern Company Data: Bowen 3-4 CCR

Sanitas™ v.10.0.22 Software licensed to Groundwater Stats Consulting. UG

Within Limit

Prediction Limit

Intrawell Parametric

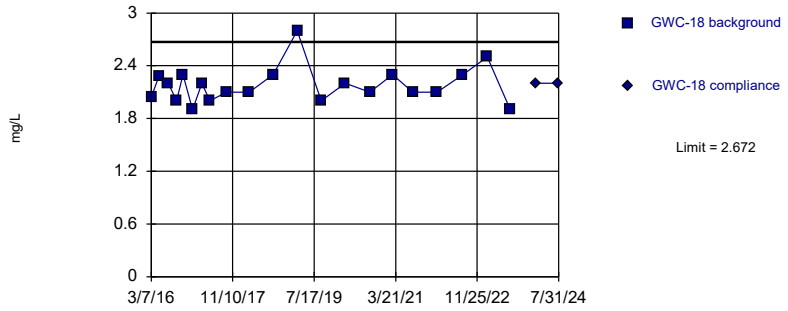

Background Data Summary: Mean=2.177, Std. Dev.=0.2073, n=21. Normality test: Shapiro Wilk @alpha = 0.01, calculated = 0.8871, critical = 0.873. Kappa = 2.386 (c=7, w=15, 1 of 2, event alpha = 0.05132). Report alpha = 0.0005016.

Constituent: Chloride Analysis Run 9/10/2024 10:31 PM View: Appendix III Intrawell

Plant Bowen Client: Southern Company Data: Bowen 3-4 CCR

Sanitas™ v.10.0.22 Software licensed to Groundwater Stats Consulting. UG

Within Limit

Prediction Limit

Intrawell Non-parametric

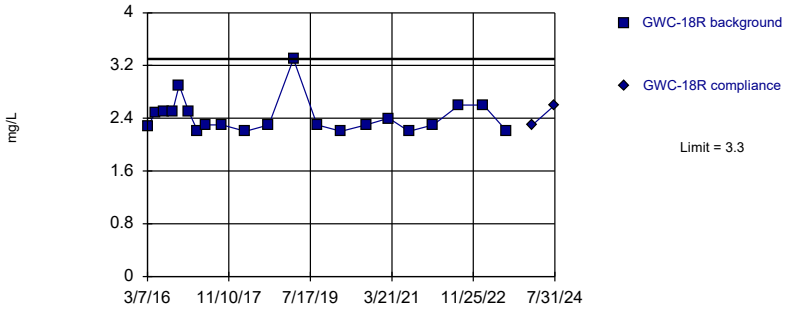

Non-parametric test used in lieu of parametric prediction limit because the Shapiro Wilk normality test showed the data to be non-normal at the 0.01 alpha level. Limit is highest of 21 background values. Well-constituent pair annual alpha = 0.007982. Individual comparison alpha = 0.003999 (1 of 2).

Constituent: Chloride Analysis Run 9/10/2024 10:31 PM View: Appendix III Intrawell

Plant Bowen Client: Southern Company Data: Bowen 3-4 CCR

Sanitas™ v.10.0.22 Software licensed to Groundwater Stats Consulting. UG

Within Limit

Prediction Limit

Intrawell Parametric

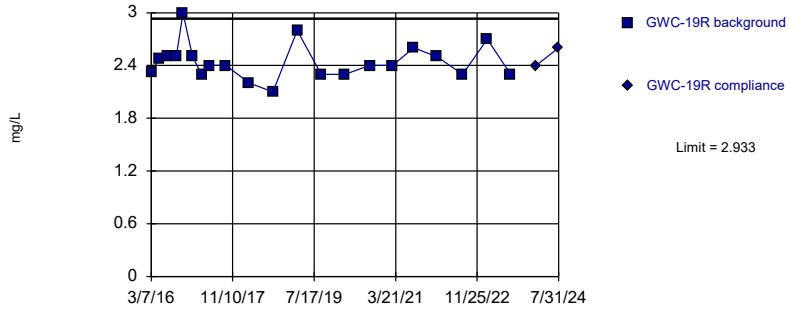

Background Data Summary: Mean=2.443, Std. Dev.=0.2053, n=21. Normality test: Shapiro Wilk @alpha = 0.01, calculated = 0.9155, critical = 0.873. Kappa = 2.386 (c=7, w=15, 1 of 2, event alpha = 0.05132). Report alpha = 0.0005016.

Constituent: Chloride Analysis Run 9/10/2024 10:31 PM View: Appendix III Intrawell

Plant Bowen Client: Southern Company Data: Bowen 3-4 CCR

Sanitas™ v.10.0.22 Software licensed to Groundwater Stats Consulting. UG

Within Limit

Prediction Limit

Intrawell Parametric

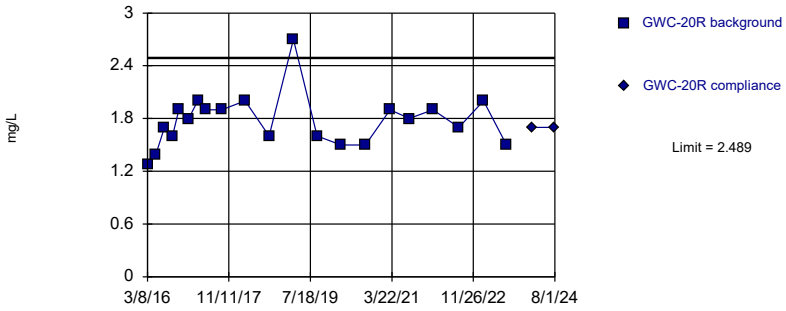

Background Data Summary: Mean=1.77, Std. Dev.=0.3016, n=21. Normality test: Shapiro Wilk @alpha = 0.01, calculated = 0.8929, critical = 0.873. Kappa = 2.386 (c=7, w=15, 1 of 2, event alpha = 0.05132). Report alpha = 0.0005016.

Constituent: Chloride Analysis Run 9/10/2024 10:31 PM View: Appendix III Intrawell

Plant Bowen Client: Southern Company Data: Bowen 3-4 CCR

Sanitas™ v.10.0.22 Software licensed to Groundwater Stats Consulting. UG

Within Limit

Prediction Limit

Intrawell Parametric

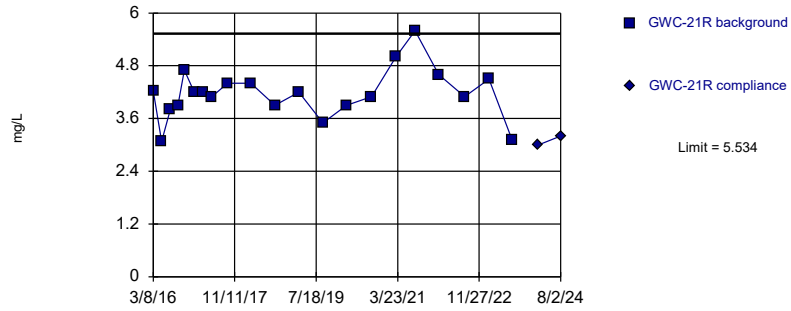

Background Data Summary: Mean=4.167, Std. Dev.=0.5732, n=21. Normality test: Shapiro Wilk @alpha = 0.01, calculated = 0.9513, critical = 0.873. Kappa = 2.386 (c=7, w=15, 1 of 2, event alpha = 0.05132). Report alpha = 0.0005016.

Constituent: Chloride Analysis Run 9/10/2024 10:31 PM View: Appendix III Intrawell

Plant Bowen Client: Southern Company Data: Bowen 3-4 CCR

Sanitas™ v.10.0.22 Software licensed to Groundwater Stats Consulting. UG

Within Limit

Prediction Limit

Intrawell Parametric

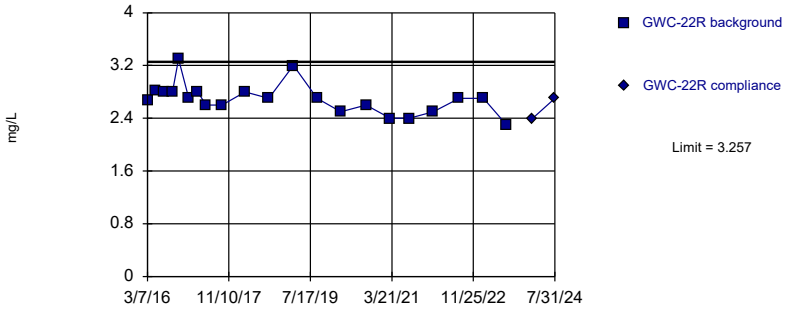

Background Data Summary: Mean=2.694, Std. Dev.=0.2358, n=21. Normality test: Shapiro Wilk @alpha = 0.01, calculated = 0.8987, critical = 0.873. Kappa = 2.386 (c=7, w=15, 1 of 2, event alpha = 0.05132). Report alpha = 0.0005016.

Constituent: Chloride Analysis Run 9/10/2024 10:31 PM View: Appendix III Intrawell

Plant Bowen Client: Southern Company Data: Bowen 3-4 CCR

Sanitas™ v.10.0.22 Software licensed to Groundwater Stats Consulting. UG

Within Limit

Prediction Limit

Intrawell Parametric

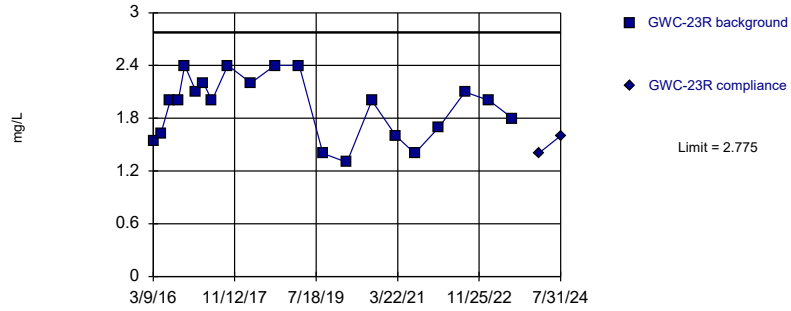

Background Data Summary: Mean=1.932, Std. Dev.=0.3532, n=21. Normality test: Shapiro Wilk @alpha = 0.01, calculated = 0.9285, critical = 0.873. Kappa = 2.386 (c=7, w=15, 1 of 2, event alpha = 0.05132). Report alpha = 0.0005016.

Constituent: Chloride Analysis Run 9/10/2024 10:31 PM View: Appendix III Intrawell

Plant Bowen Client: Southern Company Data: Bowen 3-4 CCR

Sanitas™ v.10.0.22 Software licensed to Groundwater Stats Consulting. UG
Hollow symbols indicate censored values.

Within Limit

Prediction Limit

Intrawell Parametric

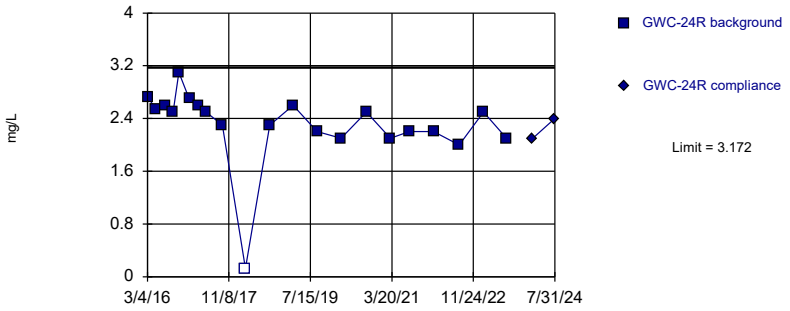

Background Data Summary (based on square transformation): Mean=5.639, Std. Dev.=1.853, n=21, 4.762% NDs. Normality test: Shapiro Wilk @alpha = 0.01, calculated = 0.8938, critical = 0.873. Kappa = 2.386 (c=7, w=15, 1 of 2, event alpha = 0.05132). Report alpha = 0.0005016.

Constituent: Chloride Analysis Run 9/10/2024 10:31 PM View: Appendix III Intrawell

Plant Bowen Client: Southern Company Data: Bowen 3-4 CCR

Sanitas™ v.10.0.22 Software licensed to Groundwater Stats Consulting. UG

Within Limit

Prediction Limit

Intrawell Parametric

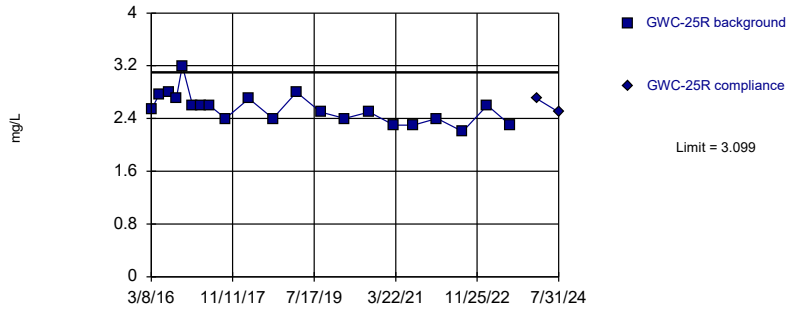

Background Data Summary: Mean=2.552, Std. Dev.=0.2293, n=21. Normality test: Shapiro Wilk @alpha = 0.01, calculated = 0.9314, critical = 0.873. Kappa = 2.386 (c=7, w=15, 1 of 2, event alpha = 0.05132). Report alpha = 0.0005016.

Constituent: Chloride Analysis Run 9/10/2024 10:31 PM View: Appendix III Intrawell

Plant Bowen Client: Southern Company Data: Bowen 3-4 CCR

Sanitas™ v.10.0.22 Software licensed to Groundwater Stats Consulting. UG

Within Limit

Prediction Limit

Intrawell Parametric

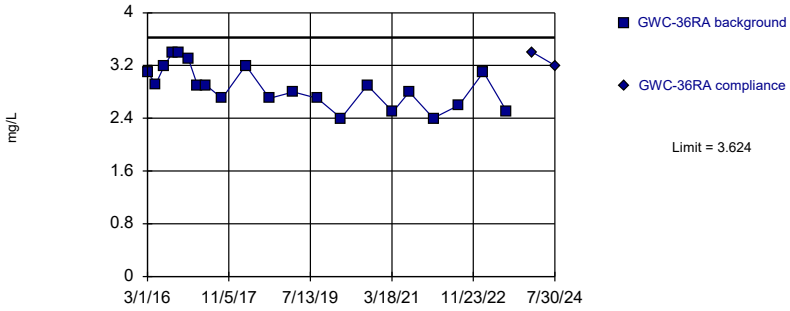

Background Data Summary: Mean=2.877, Std. Dev.=0.3129, n=21. Normality test: Shapiro Wilk @alpha = 0.01, calculated = 0.9536, critical = 0.873. Kappa = 2.386 (c=7, w=15, 1 of 2, event alpha = 0.05132). Report alpha = 0.0005016.

Constituent: Chloride Analysis Run 9/10/2024 10:31 PM View: Appendix III Intrawell

Plant Bowen Client: Southern Company Data: Bowen 3-4 CCR

Sanitas™ v.10.0.22 Software licensed to Groundwater Stats Consulting. UG
Hollow symbols indicate censored values.

Within Limit

Prediction Limit

Intrawell Parametric

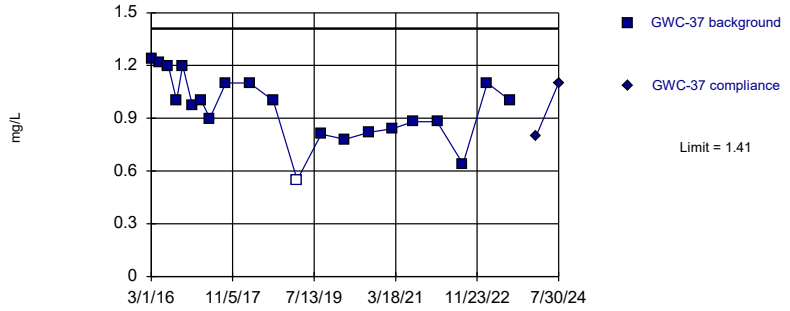

Background Data Summary: Mean=0.9633, Std. Dev.=0.1873, n=21, 4.762% NDs. Normality test: Shapiro Wilk @alpha = 0.01, calculated = 0.9591, critical = 0.873. Kappa = 2.386 (c=7, w=15, 1 of 2, event alpha = 0.05132). Report alpha = 0.0005016.

Constituent: Chloride Analysis Run 9/10/2024 10:31 PM View: Appendix III Intrawell

Plant Bowen Client: Southern Company Data: Bowen 3-4 CCR

Sanitas™ v.10.0.22 Software licensed to Groundwater Stats Consulting. UG

Exceeds Limit

Prediction Limit

Intrawell Parametric

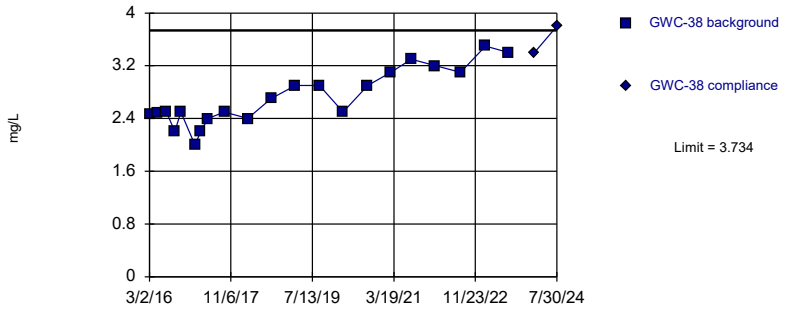

Background Data Summary: Mean=2.721, Std. Dev.=0.4245, n=21. Normality test: Shapiro Wilk @alpha = 0.01, calculated = 0.9463, critical = 0.873. Kappa = 2.386 (c=7, w=15, 1 of 2, event alpha = 0.05132). Report alpha = 0.0005016.

Constituent: Chloride Analysis Run 9/10/2024 10:31 PM View: Appendix III Intrawell

Plant Bowen Client: Southern Company Data: Bowen 3-4 CCR

Sanitas™ v.10.0.22 Software licensed to Groundwater Stats Consulting. UG

Within Limits

Prediction Limit

Intrawell Parametric

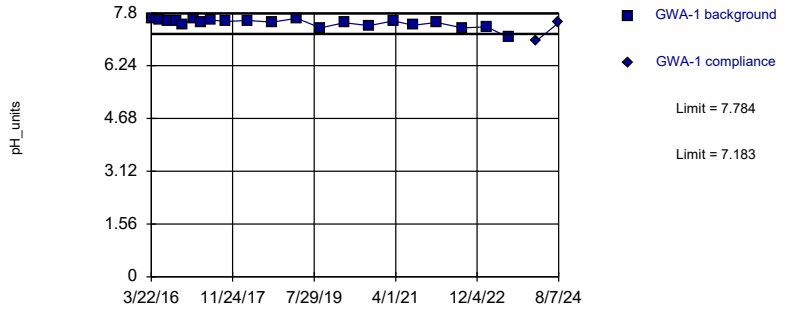

Background Data Summary (based on x^5 transformation): Mean=23844, Std. Dev.=1981, n=21. Normality test: Shapiro Wilk @alpha = 0.01, calculated = 0.8802, critical = 0.873. Kappa = 2.386 (c=7, w=15, 1 of 2, event alpha = 0.05132). Report alpha = 0.0005016.

Constituent: pH Analysis Run 9/10/2024 10:31 PM View: Appendix III Intrawell

Plant Bowen Client: Southern Company Data: Bowen 3-4 CCR

Sanitas™ v.10.0.22 Software licensed to Groundwater Stats Consulting. UG

Within Limits

Prediction Limit

Intrawell Parametric

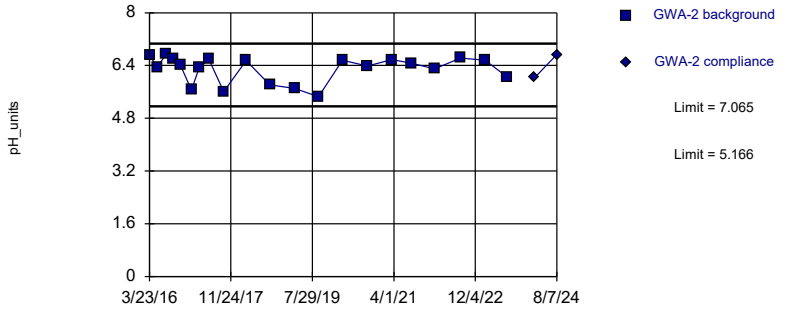

Background Data Summary (based on x^4 transformation): Mean=1602, Std. Dev.=372.7, n=21. Normality test: Shapiro Wilk @alpha = 0.01, calculated = 0.8809, critical = 0.873. Kappa = 2.386 (c=7, w=15, 1 of 2, event alpha = 0.05132). Report alpha = 0.0005016.

Constituent: pH Analysis Run 9/10/2024 10:31 PM View: Appendix III Intrawell

Plant Bowen Client: Southern Company Data: Bowen 3-4 CCR

Sanitas™ v.10.0.22 Software licensed to Groundwater Stats Consulting. UG

Within Limits

Prediction Limit

Intrawell Parametric

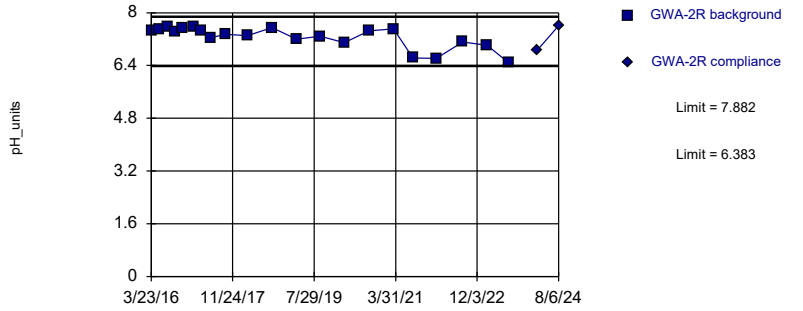

Background Data Summary (based on x^5 transformation): Mean=20509, Std. Dev.=4155, n=21. Normality test: Shapiro Wilk @alpha = 0.01, calculated = 0.8786, critical = 0.873. Kappa = 2.386 (c=7, w=15, 1 of 2, event alpha = 0.05132). Report alpha = 0.0005016.

Constituent: pH Analysis Run 9/10/2024 10:31 PM View: Appendix III Intrawell

Plant Bowen Client: Southern Company Data: Bowen 3-4 CCR

Sanitas™ v.10.0.22 Software licensed to Groundwater Stats Consulting. UG

Within Limits

Prediction Limit

Intrawell Parametric

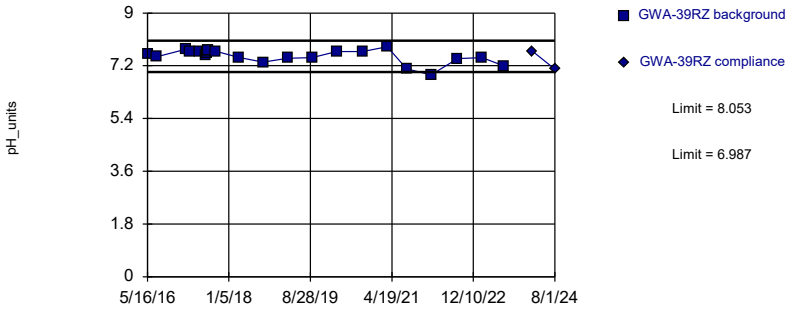

Background Data Summary (based on square transformation): Mean=56.84, Std. Dev.=3.414, n=23. Normality test: Shapiro Wilk @alpha = 0.01, calculated = 0.8904, critical = 0.881. Kappa = 2.348 (c=7, w=15, 1 of 2, event alpha = 0.05132). Report alpha = 0.0005016.

Constituent: pH Analysis Run 9/10/2024 10:31 PM View: Appendix III Intrawell

Plant Bowen Client: Southern Company Data: Bowen 3-4 CCR

Sanitas™ v.10.0.22 Software licensed to Groundwater Stats Consulting. UG

Within Limits

Prediction Limit

Intrawell Parametric

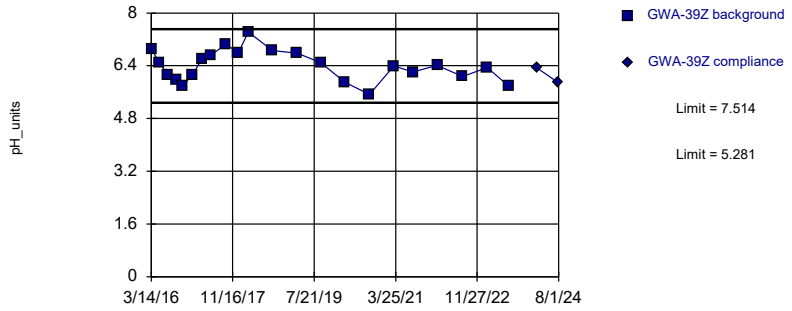

Background Data Summary: Mean=6.397, Std. Dev.=0.4716, n=22. Normality test: Shapiro Wilk @alpha = 0.01, calculated = 0.9886, critical = 0.878. Kappa = 2.367 (c=7, w=15, 1 of 2, event alpha = 0.05132). Report alpha = 0.0005016.

Constituent: pH Analysis Run 9/10/2024 10:31 PM View: Appendix III Intrawell

Plant Bowen Client: Southern Company Data: Bowen 3-4 CCR

Sanitas™ v.10.0.22 Software licensed to Groundwater Stats Consulting. UG

Within Limits

Prediction Limit

Intrawell Non-parametric

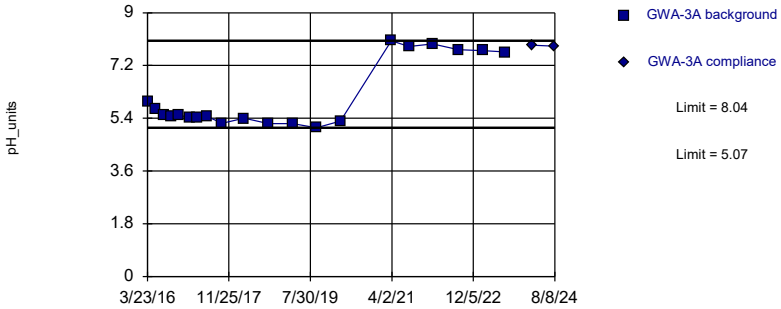

Non-parametric test used in lieu of parametric prediction limit because the Shapiro Wilk normality test showed the data to be non-normal at the 0.01 alpha level. Limits are highest and lowest of 20 background values. Well-constituent pair annual alpha = 0.01713. Individual comparison alpha = 0.008582 (1 of 2).

Constituent: pH Analysis Run 9/10/2024 10:31 PM View: Appendix III Intrawell

Plant Bowen Client: Southern Company Data: Bowen 3-4 CCR

Sanitas™ v.10.0.22 Software licensed to Groundwater Stats Consulting. UG

Within Limits

Prediction Limit

Intrawell Parametric

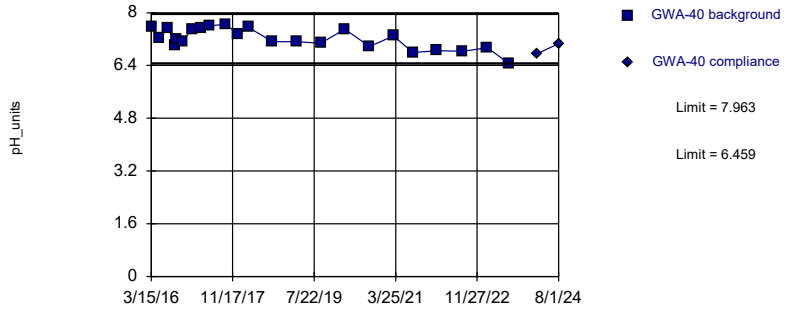

Background Data Summary: Mean=7.211, Std. Dev.=0.3203, n=23. Normality test: Shapiro Wilk @alpha = 0.01, calculated = 0.945, critical = 0.881. Kappa = 2.348 (c=7, w=15, 1 of 2, event alpha = 0.05132). Report alpha = 0.0005016.

Constituent: pH Analysis Run 9/10/2024 10:31 PM View: Appendix III Intrawell

Plant Bowen Client: Southern Company Data: Bowen 3-4 CCR

Sanitas™ v.10.0.22 Software licensed to Groundwater Stats Consulting. UG

Within Limits

Prediction Limit

Intrawell Parametric

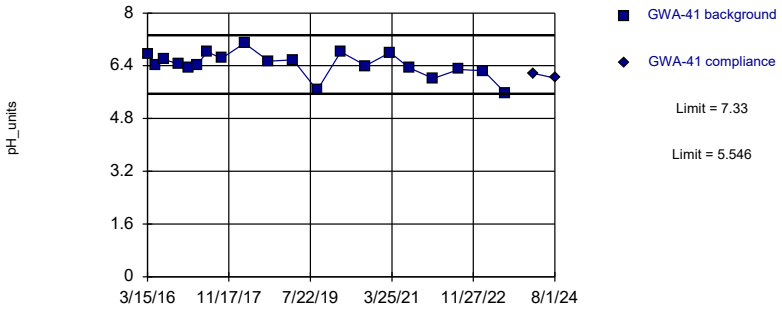

Background Data Summary: Mean=6.438, Std. Dev.=0.3708, n=20. Normality test: Shapiro Wilk @alpha = 0.01, calculated = 0.9329, critical = 0.868. Kappa = 2.406 (c=7, w=15, 1 of 2, event alpha = 0.05132). Report alpha = 0.0005016.

Constituent: pH Analysis Run 9/10/2024 10:31 PM View: Appendix III Intrawell

Plant Bowen Client: Southern Company Data: Bowen 3-4 CCR

Sanitas™ v.10.0.22 Software licensed to Groundwater Stats Consulting. UG

Within Limits

Prediction Limit

Intrawell Parametric

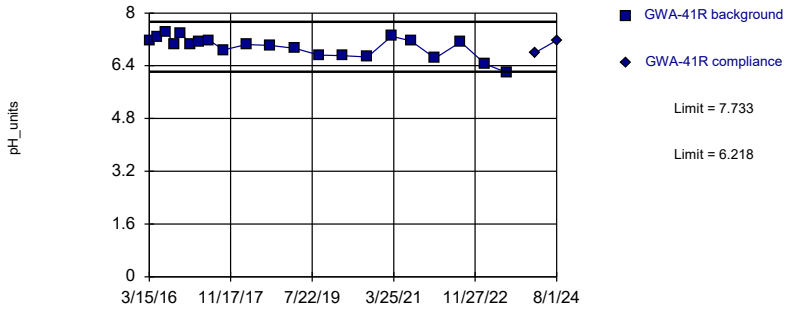

Background Data Summary: Mean=6.976, Std. Dev.=0.3175, n=21. Normality test: Shapiro Wilk @alpha = 0.01, calculated = 0.9412, critical = 0.873. Kappa = 2.386 (c=7, w=15, 1 of 2, event alpha = 0.05132). Report alpha = 0.0005016.

Constituent: pH Analysis Run 9/10/2024 10:31 PM View: Appendix III Intrawell

Plant Bowen Client: Southern Company Data: Bowen 3-4 CCR

Sanitas™ v.10.0.22 Software licensed to Groundwater Stats Consulting. UG

Within Limits

Prediction Limit

Intrawell Non-parametric

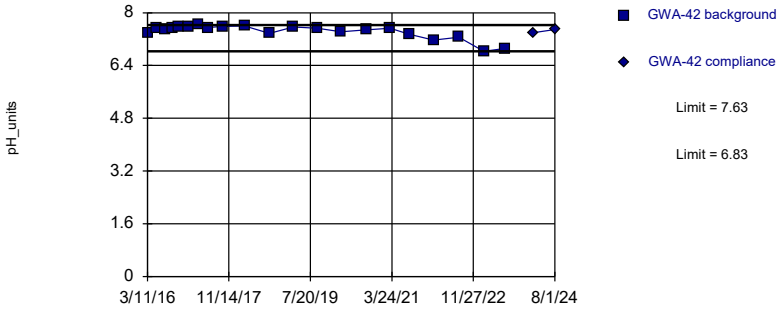

Non-parametric test used in lieu of parametric prediction limit because the Shapiro Wilk normality test showed the data to be non-normal at the 0.01 alpha level. Limits are highest and lowest of 21 background values. Well-constituent pair annual alpha = 0.01596. Individual comparison alpha = 0.007998 (1 of 2).

Constituent: pH Analysis Run 9/10/2024 10:31 PM View: Appendix III Intrawell

Plant Bowen Client: Southern Company Data: Bowen 3-4 CCR

Sanitas™ v.10.0.22 Software licensed to Groundwater Stats Consulting. UG

Within Limits

Prediction Limit

Intrawell Parametric

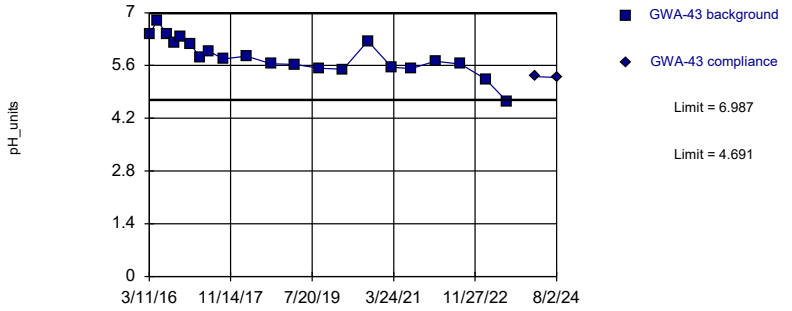

Background Data Summary: Mean=5.839, Std. Dev.=0.4811, n=21. Normality test: Shapiro Wilk @alpha = 0.01, calculated = 0.961, critical = 0.873. Kappa = 2.386 (c=7, w=15, 1 of 2, event alpha = 0.05132). Report alpha = 0.0005016.

Constituent: pH Analysis Run 9/10/2024 10:31 PM View: Appendix III Intrawell

Plant Bowen Client: Southern Company Data: Bowen 3-4 CCR

Sanitas™ v.10.0.22 Software licensed to Groundwater Stats Consulting. UG

Within Limits

Prediction Limit

Intrawell Non-parametric

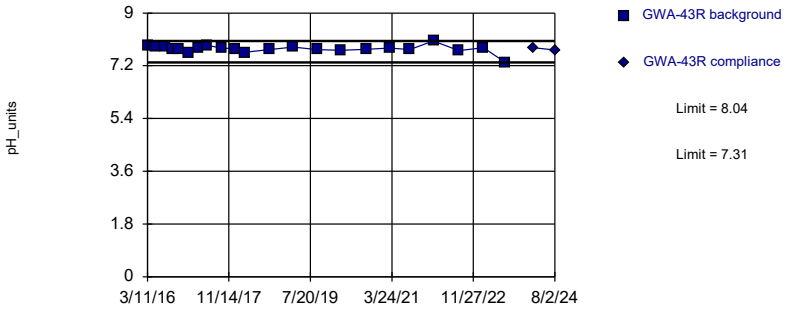

Non-parametric test used in lieu of parametric prediction limit because the Shapiro Wilk normality test showed the data to be non-normal at the 0.01 alpha level. Limits are highest and lowest of 22 background values. Well-constituent pair annual alpha = 0.0148. Individual comparison alpha = 0.007415 (1 of 2).

Constituent: pH Analysis Run 9/10/2024 10:31 PM View: Appendix III Intrawell

Plant Bowen Client: Southern Company Data: Bowen 3-4 CCR

Sanitas™ v.10.0.22 Software licensed to Groundwater Stats Consulting. UG

Within Limits

Prediction Limit

Intrawell Non-parametric

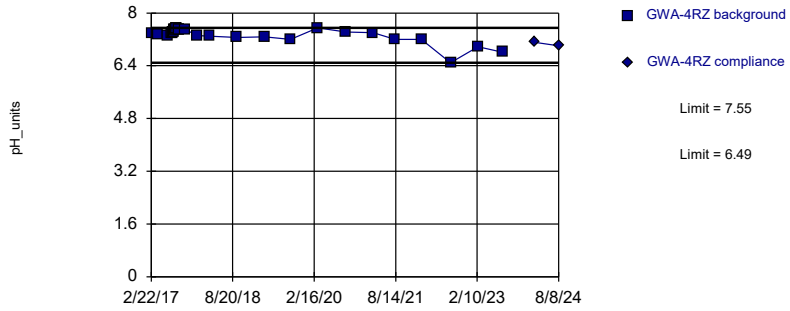

Non-parametric test used in lieu of parametric prediction limit because the Shapiro Wilk normality test showed the data to be non-normal at the 0.01 alpha level. Limits are highest and lowest of 27 background values. Well-constituent pair annual alpha = 0.009996. Individual comparison alpha = 0.005004 (1 of 2).

Constituent: pH Analysis Run 9/10/2024 10:31 PM View: Appendix III Intrawell

Plant Bowen Client: Southern Company Data: Bowen 3-4 CCR

Sanitas™ v.10.0.22 Software licensed to Groundwater Stats Consulting. UG

Exceeds Limits

Prediction Limit

Intrawell Parametric

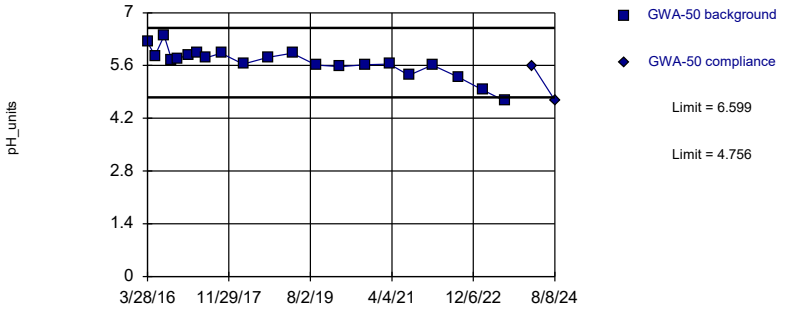

Background Data Summary: Mean=5.678, Std. Dev.=0.386, n=21. Normality test: Shapiro Wilk @alpha = 0.01, calculated = 0.9209, critical = 0.873. Kappa = 2.386 (c=7, w=15, 1 of 2, event alpha = 0.05132). Report alpha = 0.0005016.

Constituent: pH Analysis Run 9/10/2024 10:31 PM View: Appendix III Intrawell

Plant Bowen Client: Southern Company Data: Bowen 3-4 CCR

Sanitas™ v.10.0.22 Software licensed to Groundwater Stats Consulting. UG

Within Limits

Prediction Limit

Intrawell Parametric

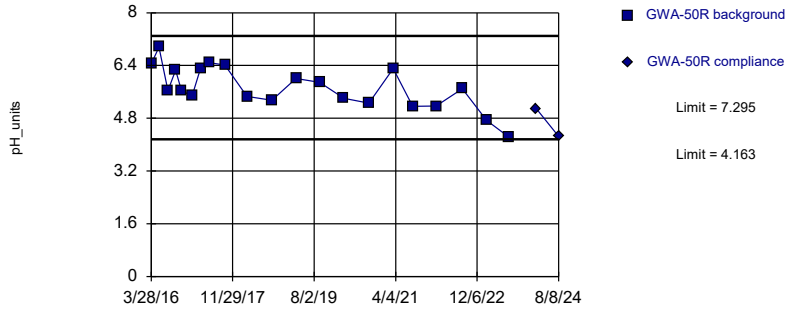

Background Data Summary: Mean=5.729, Std. Dev.=0.6561, n=21. Normality test: Shapiro Wilk @alpha = 0.01, calculated = 0.9736, critical = 0.873. Kappa = 2.386 (c=7, w=15, 1 of 2, event alpha = 0.05132). Report alpha = 0.0005016.

Constituent: pH Analysis Run 9/10/2024 10:31 PM View: Appendix III Intrawell

Plant Bowen Client: Southern Company Data: Bowen 3-4 CCR

Sanitas™ v.10.0.22 Software licensed to Groundwater Stats Consulting. UG

Exceeds Limits

Prediction Limit

Intrawell Parametric

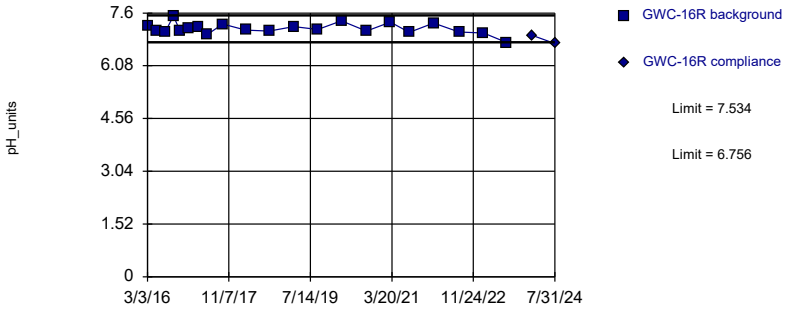

Background Data Summary: Mean=7.145, Std. Dev.=0.1629, n=21. Normality test: Shapiro Wilk @alpha = 0.01, calculated = 0.9605, critical = 0.873. Kappa = 2.386 (c=7, w=15, 1 of 2, event alpha = 0.05132). Report alpha = 0.0005016.

Constituent: pH Analysis Run 9/10/2024 10:31 PM View: Appendix III Intrawell

Plant Bowen Client: Southern Company Data: Bowen 3-4 CCR

Sanitas™ v.10.0.22 Software licensed to Groundwater Stats Consulting. UG

Exceeds Limits

Prediction Limit

Intrawell Parametric

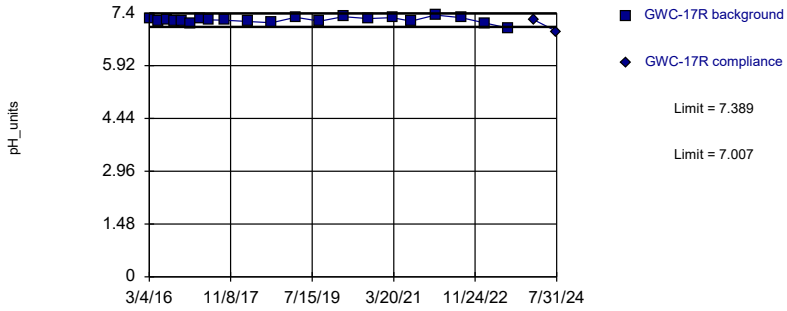

Background Data Summary: Mean=7.198, Std. Dev.=0.08004, n=21. Normality test: Shapiro Wilk @alpha = 0.01, calculated = 0.9439, critical = 0.873. Kappa = 2.386 (c=7, w=15, 1 of 2, event alpha = 0.05132). Report alpha = 0.0005016.

Constituent: pH Analysis Run 9/10/2024 10:31 PM View: Appendix III Intrawell

Plant Bowen Client: Southern Company Data: Bowen 3-4 CCR

Sanitas™ v.10.0.22 Software licensed to Groundwater Stats Consulting. UG

Within Limits

Prediction Limit

Intrawell Parametric

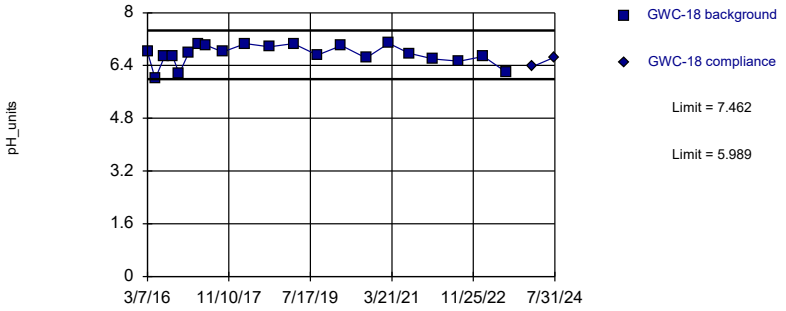

Background Data Summary: Mean=6.726, Std. Dev.=0.3086, n=21. Normality test: Shapiro Wilk @alpha = 0.01, calculated = 0.8845, critical = 0.873. Kappa = 2.386 (c=7, w=15, 1 of 2, event alpha = 0.05132). Report alpha = 0.0005016.

Constituent: pH Analysis Run 9/10/2024 10:31 PM View: Appendix III Intrawell

Plant Bowen Client: Southern Company Data: Bowen 3-4 CCR

Sanitas™ v.10.0.22 Software licensed to Groundwater Stats Consulting. UG

Within Limits

Prediction Limit

Intrawell Parametric

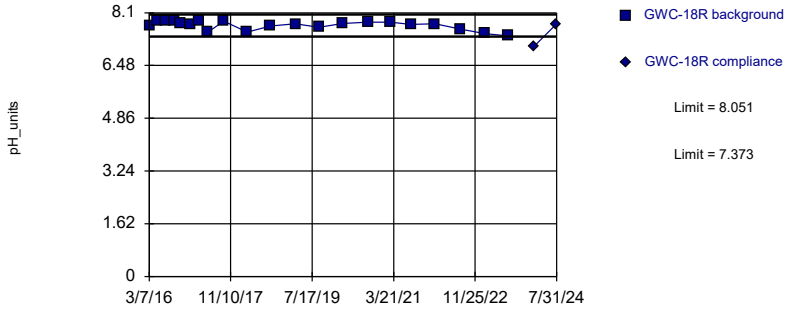

Background Data Summary: Mean=7.712, Std. Dev.=0.142, n=21. Normality test: Shapiro Wilk @alpha = 0.01, calculated = 0.8836, critical = 0.873. Kappa = 2.386 (c=7, w=15, 1 of 2, event alpha = 0.05132). Report alpha = 0.0005016.

Constituent: pH Analysis Run 9/10/2024 10:31 PM View: Appendix III Intrawell

Plant Bowen Client: Southern Company Data: Bowen 3-4 CCR

Sanitas™ v.10.0.22 Software licensed to Groundwater Stats Consulting. UG

Within Limits

Prediction Limit

Intrawell Non-parametric

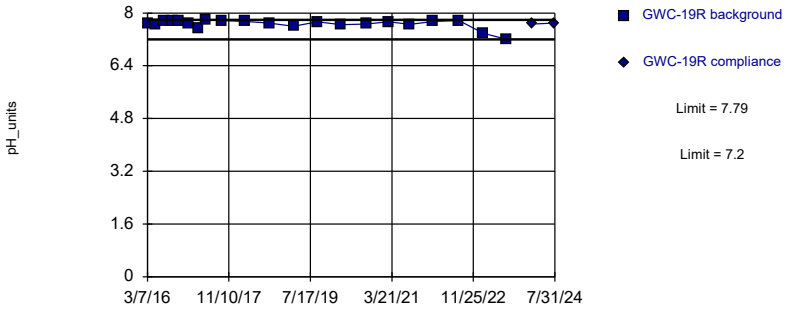

Non-parametric test used in lieu of parametric prediction limit because the Shapiro Wilk normality test showed the data to be non-normal at the 0.01 alpha level. Limits are highest and lowest of 21 background values. Well-constituent pair annual alpha = 0.01596. Individual comparison alpha = 0.007998 (1 of 2).

Constituent: pH Analysis Run 9/10/2024 10:31 PM View: Appendix III Intrawell
Plant Bowen Client: Southern Company Data: Bowen 3-4 CCR

Sanitas™ v.10.0.22 Software licensed to Groundwater Stats Consulting. UG

Within Limits

Prediction Limit

Intrawell Parametric

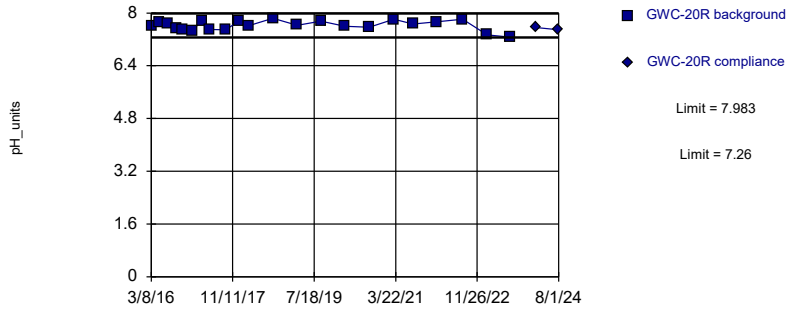

Background Data Summary: Mean=7.621, Std. Dev.=0.1526, n=22. Normality test: Shapiro Wilk @alpha = 0.01, calculated = 0.954, critical = 0.878. Kappa = 2.367 (c=7, w=15, 1 of 2, event alpha = 0.05132). Report alpha = 0.0005016.

Constituent: pH Analysis Run 9/10/2024 10:31 PM View: Appendix III Intrawell
Plant Bowen Client: Southern Company Data: Bowen 3-4 CCR

Sanitas™ v.10.0.22 Software licensed to Groundwater Stats Consulting. UG

Within Limits

Prediction Limit

Intrawell Parametric

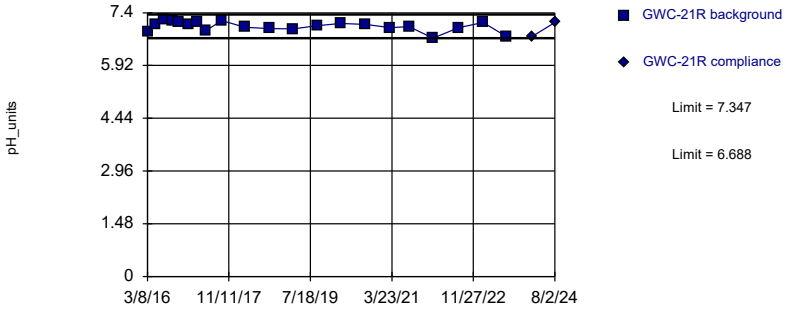

Background Data Summary: Mean=7.017, Std. Dev.=0.1381, n=21. Normality test: Shapiro Wilk @alpha = 0.01, calculated = 0.9262, critical = 0.873. Kappa = 2.386 (c=7, w=15, 1 of 2, event alpha = 0.05132). Report alpha = 0.0005016.

Constituent: pH Analysis Run 9/10/2024 10:31 PM View: Appendix III Intrawell
Plant Bowen Client: Southern Company Data: Bowen 3-4 CCR

Sanitas™ v.10.0.22 Software licensed to Groundwater Stats Consulting. UG

Exceeds Limits

Prediction Limit

Intrawell Parametric

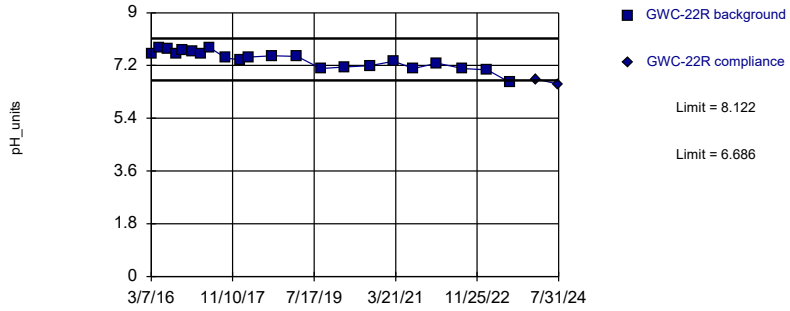

Background Data Summary: Mean=7.404, Std. Dev.=0.3033, n=22. Normality test: Shapiro Wilk @alpha = 0.01, calculated = 0.9378, critical = 0.878. Kappa = 2.367 (c=7, w=15, 1 of 2, event alpha = 0.05132). Report alpha = 0.0005016.

Constituent: pH Analysis Run 9/10/2024 10:31 PM View: Appendix III Intrawell
Plant Bowen Client: Southern Company Data: Bowen 3-4 CCR

Sanitas™ v.10.0.22 Software licensed to Groundwater Stats Consulting. UG

Within Limits

Prediction Limit

Intrawell Parametric

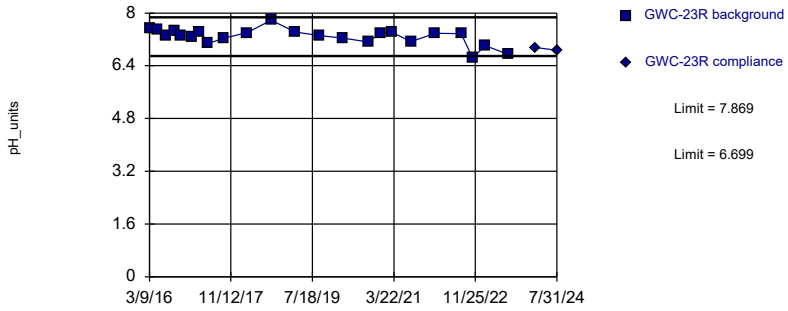

Background Data Summary: Mean=7.284, Std. Dev.=0.2493, n=23. Normality test: Shapiro Wilk @alpha = 0.01, calculated = 0.918, critical = 0.881. Kappa = 2.348 (c=7, w=15, 1 of 2, event alpha = 0.05132). Report alpha = 0.0005016.

Constituent: pH Analysis Run 9/10/2024 10:31 PM View: Appendix III Intrawell

Plant Bowen Client: Southern Company Data: Bowen 3-4 CCR

Sanitas™ v.10.0.22 Software licensed to Groundwater Stats Consulting. UG

Within Limits

Prediction Limit

Intrawell Parametric

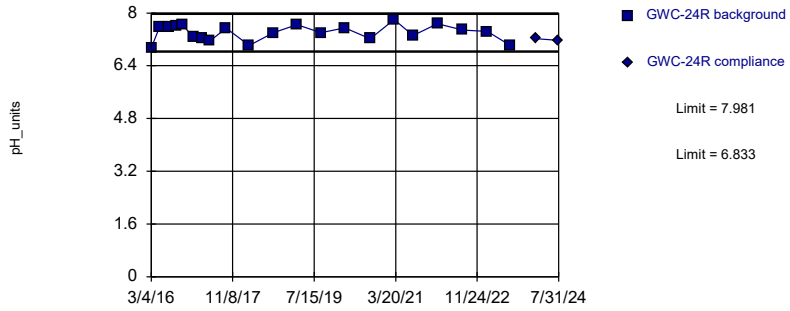

Background Data Summary: Mean=7.407, Std. Dev.=0.2405, n=21. Normality test: Shapiro Wilk @alpha = 0.01, calculated = 0.9537, critical = 0.873. Kappa = 2.386 (c=7, w=15, 1 of 2, event alpha = 0.05132). Report alpha = 0.0005016.

Constituent: pH Analysis Run 9/10/2024 10:31 PM View: Appendix III Intrawell

Plant Bowen Client: Southern Company Data: Bowen 3-4 CCR

Sanitas™ v.10.0.22 Software licensed to Groundwater Stats Consulting. UG

Within Limits

Prediction Limit

Intrawell Parametric

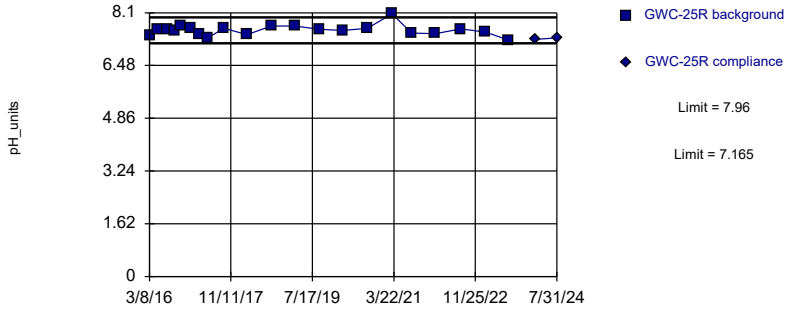

Background Data Summary: Mean=7.562, Std. Dev.=0.1664, n=21. Normality test: Shapiro Wilk @alpha = 0.01, calculated = 0.8988, critical = 0.873. Kappa = 2.386 (c=7, w=15, 1 of 2, event alpha = 0.05132). Report alpha = 0.0005016.

Constituent: pH Analysis Run 9/10/2024 10:31 PM View: Appendix III Intrawell

Plant Bowen Client: Southern Company Data: Bowen 3-4 CCR

Sanitas™ v.10.0.22 Software licensed to Groundwater Stats Consulting. UG

Within Limits

Prediction Limit

Intrawell Parametric

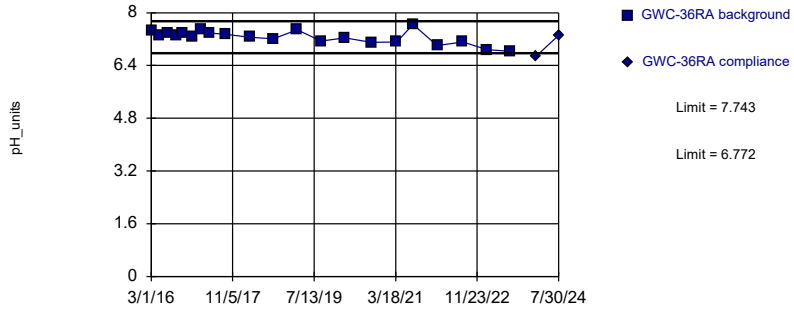

Background Data Summary: Mean=7.257, Std. Dev.=0.2036, n=21. Normality test: Shapiro Wilk @alpha = 0.01, calculated = 0.9744, critical = 0.873. Kappa = 2.386 (c=7, w=15, 1 of 2, event alpha = 0.05132). Report alpha = 0.0005016.

Constituent: pH Analysis Run 9/10/2024 10:31 PM View: Appendix III Intrawell

Plant Bowen Client: Southern Company Data: Bowen 3-4 CCR

Sanitas™ v.10.0.22 Software licensed to Groundwater Stats Consulting. UG

Exceeds Limits

Prediction Limit

Intrawell Parametric

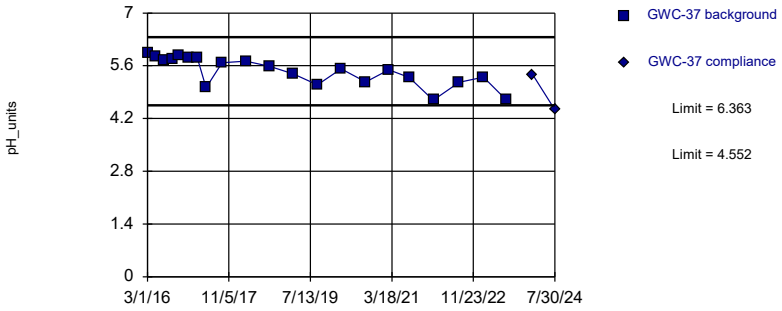

Background Data Summary: Mean=5.458, Std. Dev.=0.3795, n=21. Normality test: Shapiro Wilk @alpha = 0.01, calculated = 0.9195, critical = 0.873. Kappa = 2.386 (c=7, w=15, 1 of 2, event alpha = 0.05132). Report alpha = 0.0005016.

Constituent: pH Analysis Run 9/10/2024 10:31 PM View: Appendix III Intrawell

Plant Bowen Client: Southern Company Data: Bowen 3-4 CCR

Sanitas™ v.10.0.22 Software licensed to Groundwater Stats Consulting. UG

Exceeds Limits

Prediction Limit

Intrawell Parametric

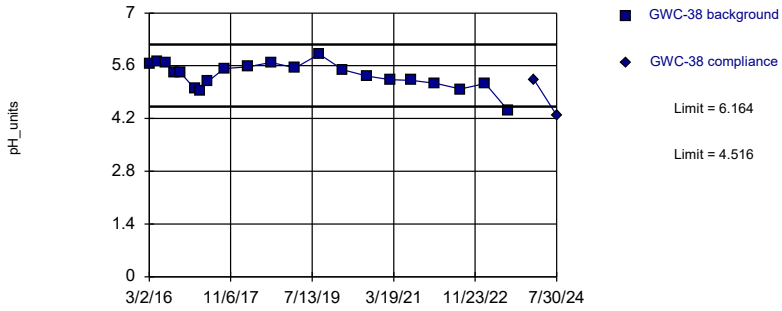

Background Data Summary: Mean=5.34, Std. Dev.=0.3451, n=21. Normality test: Shapiro Wilk @alpha = 0.01, calculated = 0.952, critical = 0.873. Kappa = 2.386 (c=7, w=15, 1 of 2, event alpha = 0.05132). Report alpha = 0.0005016.

Constituent: pH Analysis Run 9/10/2024 10:31 PM View: Appendix III Intrawell

Plant Bowen Client: Southern Company Data: Bowen 3-4 CCR

Sanitas™ v.10.0.22 Software licensed to Groundwater Stats Consulting. UG

Within Limit

Prediction Limit

Intrawell Parametric

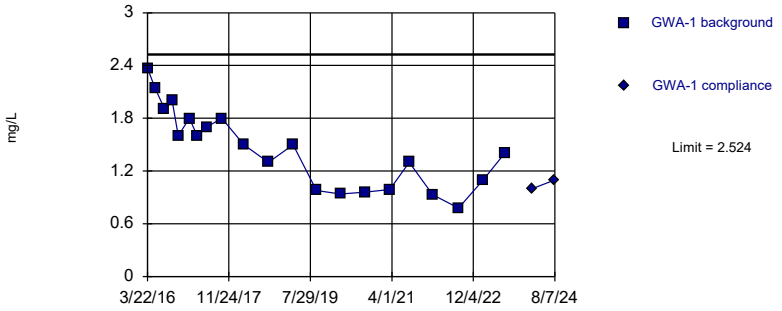

Background Data Summary: Mean=1.457, Std. Dev.=0.4474, n=21. Normality test: Shapiro Wilk @alpha = 0.01, calculated = 0.9588, critical = 0.873. Kappa = 2.386 (c=7, w=15, 1 of 2, event alpha = 0.05132). Report alpha = 0.0005016.

Constituent: Sulfate Analysis Run 9/10/2024 10:31 PM View: Appendix III Intrawell

Plant Bowen Client: Southern Company Data: Bowen 3-4 CCR

Sanitas™ v.10.0.22 Software licensed to Groundwater Stats Consulting. UG

Within Limit

Prediction Limit

Intrawell Parametric

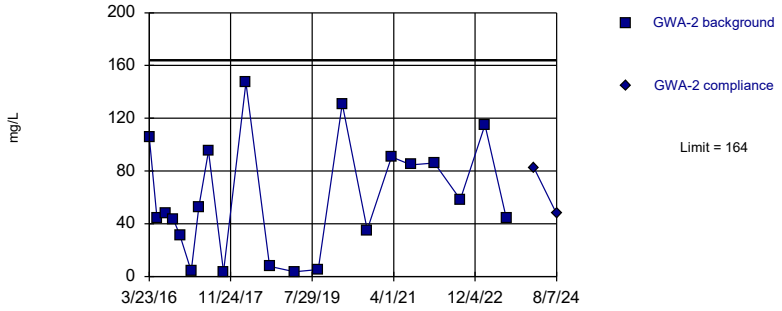

Background Data Summary: Mean=58.87, Std. Dev.=44.05, n=21. Normality test: Shapiro Wilk @alpha = 0.01, calculated = 0.9346, critical = 0.873. Kappa = 2.386 (c=7, w=15, 1 of 2, event alpha = 0.05132). Report alpha = 0.0005016.

Constituent: Sulfate Analysis Run 9/10/2024 10:31 PM View: Appendix III Intrawell

Plant Bowen Client: Southern Company Data: Bowen 3-4 CCR

Sanitas™ v.10.0.22 Software licensed to Groundwater Stats Consulting. UG

Within Limit

Prediction Limit

Intrawell Non-parametric

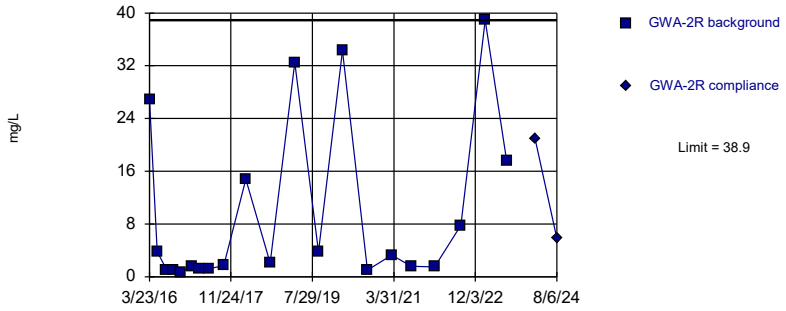

Non-parametric test used in lieu of parametric prediction limit because the Shapiro Wilk normality test showed the data to be non-normal at the 0.01 alpha level. Limit is highest of 21 background values. Well-constituent pair annual alpha = 0.007982. Individual comparison alpha = 0.003999 (1 of 2).

Constituent: Sulfate Analysis Run 9/10/2024 10:31 PM View: Appendix III Intrawell

Plant Bowen Client: Southern Company Data: Bowen 3-4 CCR

Sanitas™ v.10.0.22 Software licensed to Groundwater Stats Consulting. UG

Within Limit

Prediction Limit

Intrawell Parametric

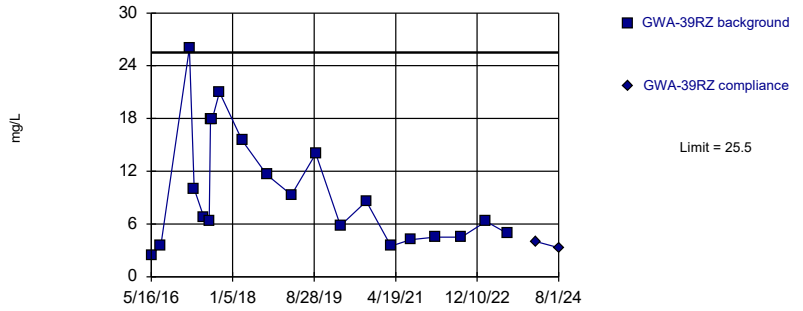

Background Data Summary: Mean=9.752, Std. Dev.=6.6, n=21. Normality test: Shapiro Wilk @alpha = 0.01, calculated = 0.8802, critical = 0.873. Kappa = 2.386 (c=7, w=15, 1 of 2, event alpha = 0.05132). Report alpha = 0.0005016.

Constituent: Sulfate Analysis Run 9/10/2024 10:31 PM View: Appendix III Intrawell

Plant Bowen Client: Southern Company Data: Bowen 3-4 CCR

Sanitas™ v.10.0.22 Software licensed to Groundwater Stats Consulting. UG

Within Limit

Prediction Limit

Intrawell Parametric

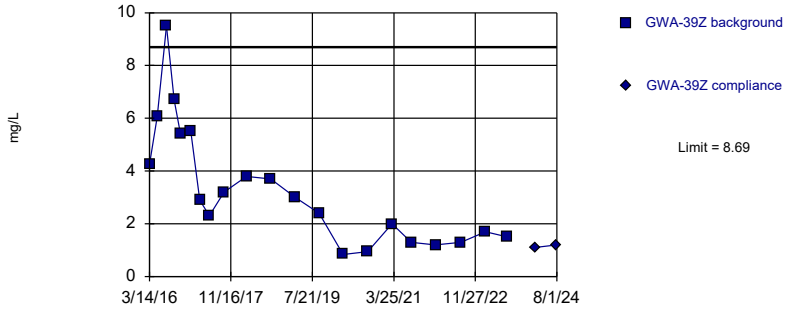

Background Data Summary: Mean=3.31, Std. Dev.=2.255, n=21. Normality test: Shapiro Wilk @alpha = 0.01, calculated = 0.8913, critical = 0.873. Kappa = 2.386 (c=7, w=15, 1 of 2, event alpha = 0.05132). Report alpha = 0.0005016.

Constituent: Sulfate Analysis Run 9/10/2024 10:31 PM View: Appendix III Intrawell

Plant Bowen Client: Southern Company Data: Bowen 3-4 CCR

Sanitas™ v.10.0.22 Software licensed to Groundwater Stats Consulting. UG

Hollow symbols indicate censored values.

Within Limit

Prediction Limit

Intrawell Parametric

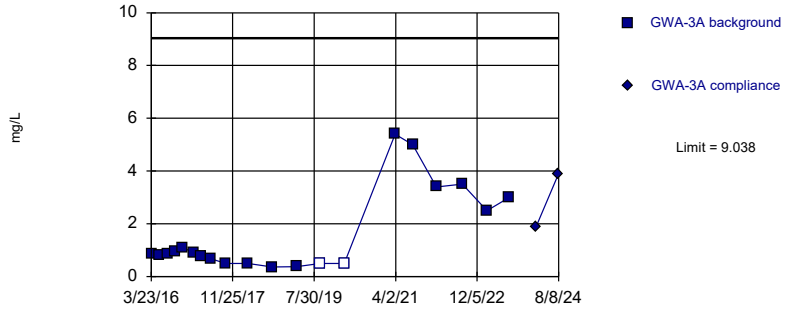

Background Data Summary (based on natural log transformation): Mean=0.08903, Std. Dev.=0.8782, n=20, 10% NDs. Normality test: Shapiro Wilk @alpha = 0.01, calculated = 0.8842, critical = 0.868. Kappa = 2.406 (c=7, w=15, 1 of 2, event alpha = 0.05132). Report alpha = 0.0005016.

Constituent: Sulfate Analysis Run 9/10/2024 10:31 PM View: Appendix III Intrawell

Plant Bowen Client: Southern Company Data: Bowen 3-4 CCR

Sanitas™ v.10.0.22 Software licensed to Groundwater Stats Consulting. UG
Hollow symbols indicate censored values.

Within Limit

Prediction Limit

Intrawell Non-parametric

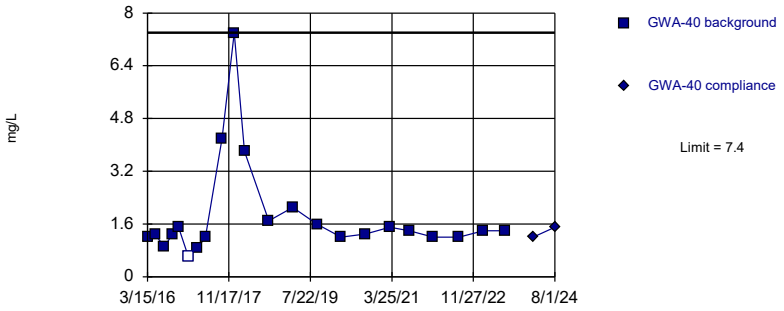

Non-parametric test used in lieu of parametric prediction limit because the Shapiro Wilk normality test showed the data to be non-normal at the 0.01 alpha level. Limit is highest of 22 background values. 4.545% NDs. Well-constituent pair annual alpha = 0.007401. Individual comparison alpha = 0.003707 (1 of 2).

Constituent: Sulfate Analysis Run 9/10/2024 10:32 PM View: Appendix III Intrawell

Plant Bowen Client: Southern Company Data: Bowen 3-4 CCR

Sanitas™ v.10.0.22 Software licensed to Groundwater Stats Consulting. UG

Within Limit

Prediction Limit

Intrawell Non-parametric

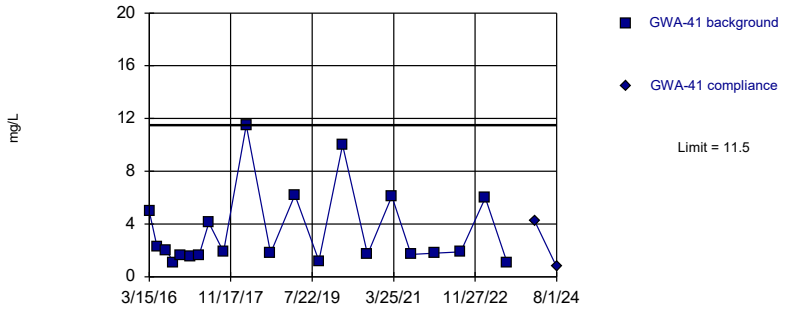

Non-parametric test used in lieu of parametric prediction limit because the Shapiro Wilk normality test showed the data to be non-normal at the 0.01 alpha level. Limit is highest of 21 background values. Well-constituent pair annual alpha = 0.007982. Individual comparison alpha = 0.003999 (1 of 2).

Constituent: Sulfate Analysis Run 9/10/2024 10:32 PM View: Appendix III Intrawell

Plant Bowen Client: Southern Company Data: Bowen 3-4 CCR

Sanitas™ v.10.0.22 Software licensed to Groundwater Stats Consulting. UG
Hollow symbols indicate censored values.

Within Limit

Prediction Limit

Intrawell Parametric

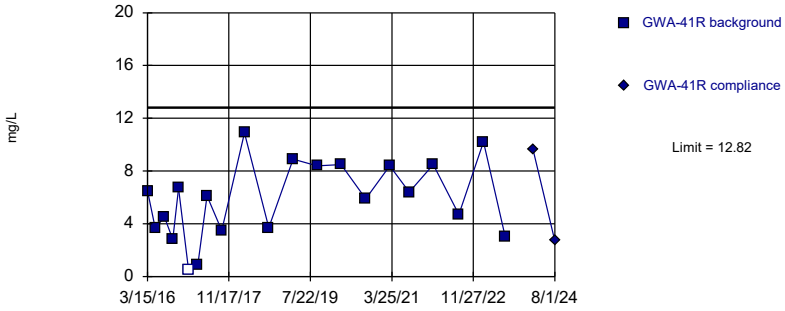

Background Data Summary: Mean=5.842, Std. Dev.=2.922, n=21, 4.762% NDs. Normality test: Shapiro Wilk @alpha = 0.01, calculated = 0.9665, critical = 0.873. Kappa = 2.386 (c=7, w=15, 1 of 2, event alpha = 0.05132). Report alpha = 0.0005016.

Constituent: Sulfate Analysis Run 9/10/2024 10:32 PM View: Appendix III Intrawell

Plant Bowen Client: Southern Company Data: Bowen 3-4 CCR

Sanitas™ v.10.0.22 Software licensed to Groundwater Stats Consulting. UG
Hollow symbols indicate censored values.

Within Limit

Prediction Limit

Intrawell Parametric

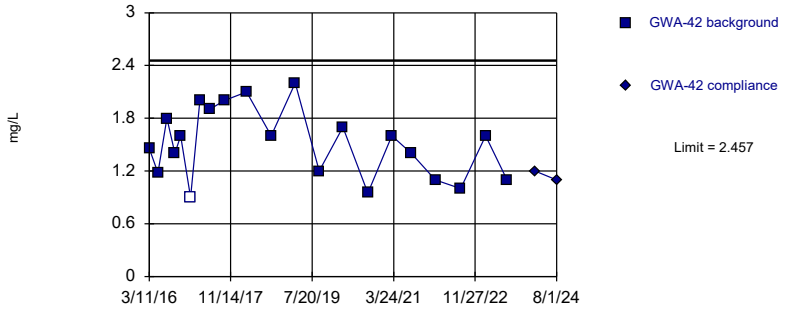

Background Data Summary: Mean=1.514, Std. Dev.=0.3952, n=21, 4.762% NDs. Normality test: Shapiro Wilk @alpha = 0.01, calculated = 0.9573, critical = 0.873. Kappa = 2.386 (c=7, w=15, 1 of 2, event alpha = 0.05132). Report alpha = 0.0005016.

Constituent: Sulfate Analysis Run 9/10/2024 10:32 PM View: Appendix III Intrawell

Plant Bowen Client: Southern Company Data: Bowen 3-4 CCR

Sanitas™ v.10.0.22 Software licensed to Groundwater Stats Consulting. UG
Hollow symbols indicate censored values.

Within Limit

Prediction Limit

Intrawell Parametric

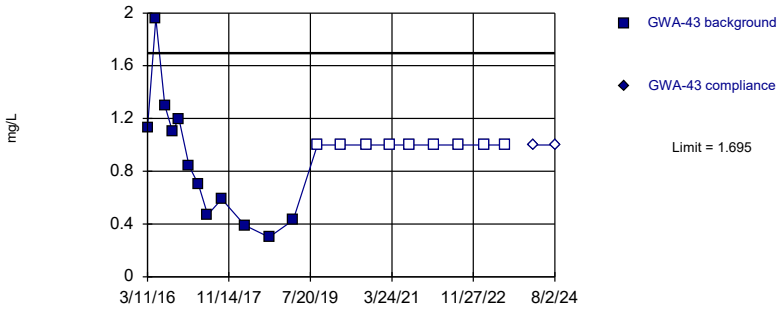

Background Data Summary (after Kaplan-Meier Adjustment): Mean=0.7235, Std. Dev.=0.4069, n=21, 42.86% NDs. Normality test: Shapiro Wilk @alpha = 0.01, calculated = 0.8832, critical = 0.873. Kappa = 2.386 (c=7, w=15, 1 of 2, event alpha = 0.05132). Report alpha = 0.0005016.

Constituent: Sulfate Analysis Run 9/10/2024 10:32 PM View: Appendix III Intrawell

Plant Bowen Client: Southern Company Data: Bowen 3-4 CCR

Sanitas™ v.10.0.22 Software licensed to Groundwater Stats Consulting. UG

Within Limit

Prediction Limit

Intrawell Parametric

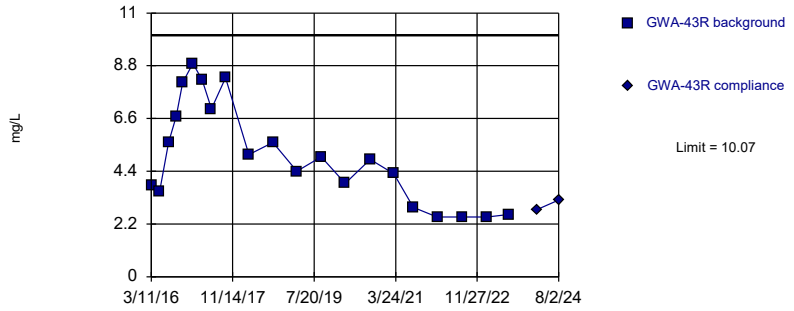

Background Data Summary: Mean=5.066, Std. Dev.=2.097, n=21. Normality test: Shapiro Wilk @alpha = 0.01, calculated = 0.9199, critical = 0.873. Kappa = 2.386 (c=7, w=15, 1 of 2, event alpha = 0.05132). Report alpha = 0.0005016.

Constituent: Sulfate Analysis Run 9/10/2024 10:32 PM View: Appendix III Intrawell

Plant Bowen Client: Southern Company Data: Bowen 3-4 CCR

Sanitas™ v.10.0.22 Software licensed to Groundwater Stats Consulting. UG

Within Limit

Prediction Limit

Intrawell Parametric

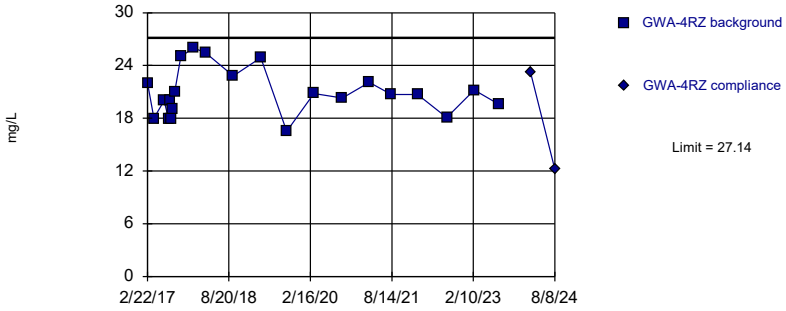

Background Data Summary: Mean=20.91, Std. Dev.=2.63, n=22. Normality test: Shapiro Wilk @alpha = 0.01, calculated = 0.9432, critical = 0.878. Kappa = 2.367 (c=7, w=15, 1 of 2, event alpha = 0.05132). Report alpha = 0.0005016.

Constituent: Sulfate Analysis Run 9/10/2024 10:32 PM View: Appendix III Intrawell

Plant Bowen Client: Southern Company Data: Bowen 3-4 CCR

Sanitas™ v.10.0.22 Software licensed to Groundwater Stats Consulting. UG
Hollow symbols indicate censored values.

Within Limit

Prediction Limit

Intrawell Non-parametric

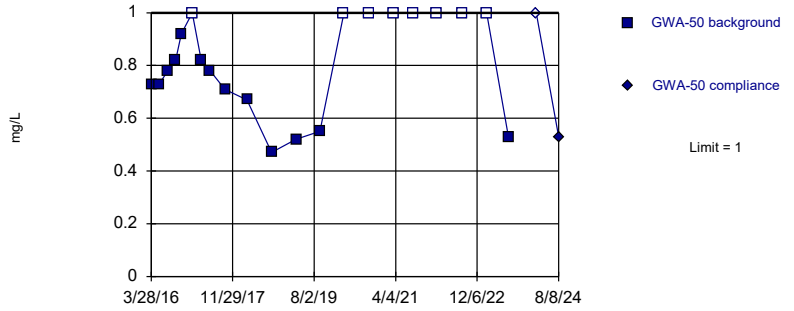

Non-parametric test used in lieu of parametric prediction limit because the Shapiro Wilk normality test showed the data to be non-normal at the 0.01 alpha level. Limit is highest of 21 background values. 38.1% NDs. Well-constituent pair annual alpha = 0.007982. Individual comparison alpha = 0.003999 (1 of 2).

Constituent: Sulfate Analysis Run 9/10/2024 10:32 PM View: Appendix III Intrawell

Plant Bowen Client: Southern Company Data: Bowen 3-4 CCR

Sanitas™ v.10.0.22 Software licensed to Groundwater Stats Consulting. UG
Hollow symbols indicate censored values.

Within Limit

Prediction Limit

Intrawell Parametric

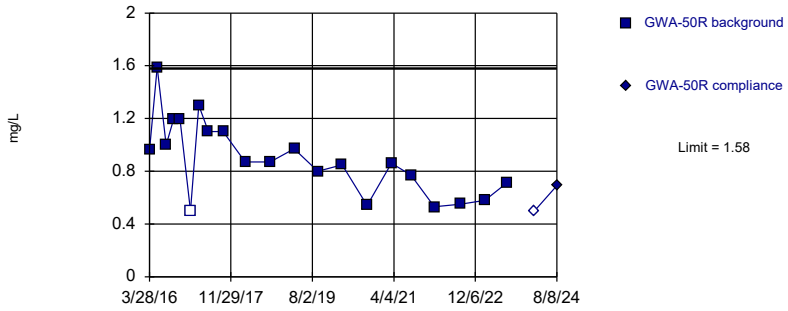

Background Data Summary: Mean=0.8976, Std. Dev.=0.2859, n=21, 4.762% NDs. Normality test: Shapiro Wilk @alpha = 0.01, calculated = 0.9541, critical = 0.873. Kappa = 2.386 (c=7, w=15, 1 of 2, event alpha = 0.05132). Report alpha = 0.0005016.

Constituent: Sulfate Analysis Run 9/10/2024 10:32 PM View: Appendix III Intrawell

Plant Bowen Client: Southern Company Data: Bowen 3-4 CCR

Sanitas™ v.10.0.22 Software licensed to Groundwater Stats Consulting. UG

Within Limit

Prediction Limit

Intrawell Parametric

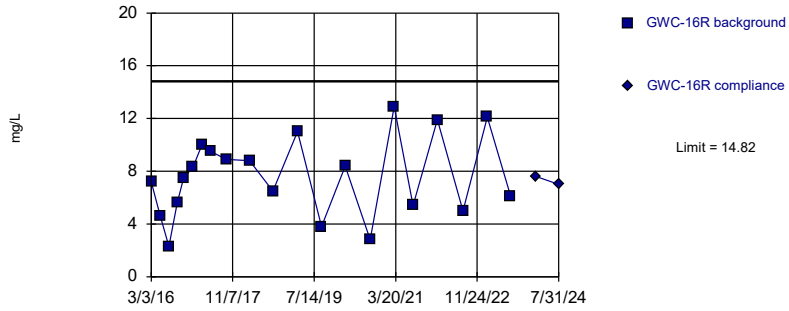

Background Data Summary: Mean=7.551, Std. Dev.=3.048, n=21. Normality test: Shapiro Wilk @alpha = 0.01, calculated = 0.9776, critical = 0.873. Kappa = 2.386 (c=7, w=15, 1 of 2, event alpha = 0.05132). Report alpha = 0.0005016.

Constituent: Sulfate Analysis Run 9/10/2024 10:32 PM View: Appendix III Intrawell

Plant Bowen Client: Southern Company Data: Bowen 3-4 CCR

Sanitas™ v.10.0.22 Software licensed to Groundwater Stats Consulting. UG

Within Limit

Prediction Limit

Intrawell Parametric

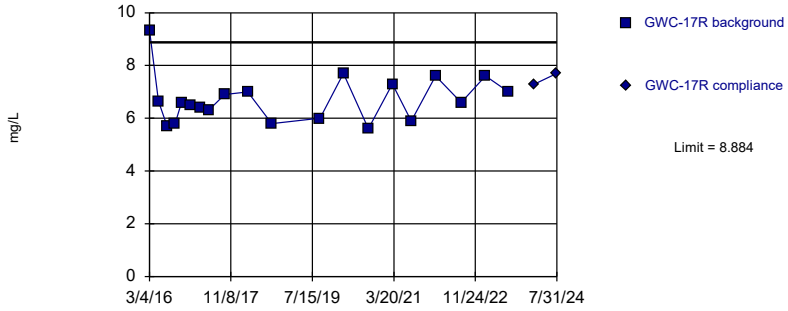

Background Data Summary: Mean=6.715, Std. Dev.=0.9017, n=20. Normality test: Shapiro Wilk @alpha = 0.01, calculated = 0.902, critical = 0.868. Kappa = 2.406 (c=7, w=15, 1 of 2, event alpha = 0.05132). Report alpha = 0.0005016.

Constituent: Sulfate Analysis Run 9/10/2024 10:32 PM View: Appendix III Intrawell

Plant Bowen Client: Southern Company Data: Bowen 3-4 CCR

Sanitas™ v.10.0.22 Software licensed to Groundwater Stats Consulting. UG

Within Limit

Prediction Limit

Intrawell Parametric

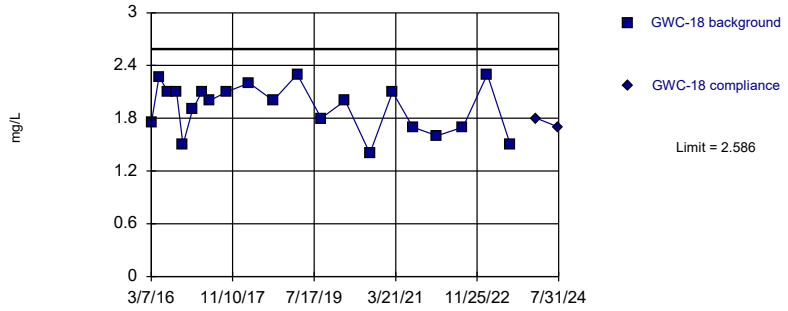

Background Data Summary: Mean=1.925, Std. Dev.=0.2773, n=21. Normality test: Shapiro Wilk @alpha = 0.01, calculated = 0.9318, critical = 0.873. Kappa = 2.386 (c=7, w=15, 1 of 2, event alpha = 0.05132). Report alpha = 0.0005016.

Constituent: Sulfate Analysis Run 9/10/2024 10:32 PM View: Appendix III Intrawell

Plant Bowen Client: Southern Company Data: Bowen 3-4 CCR

Sanitas™ v.10.0.22 Software licensed to Groundwater Stats Consulting. UG

Within Limit

Prediction Limit

Intrawell Parametric

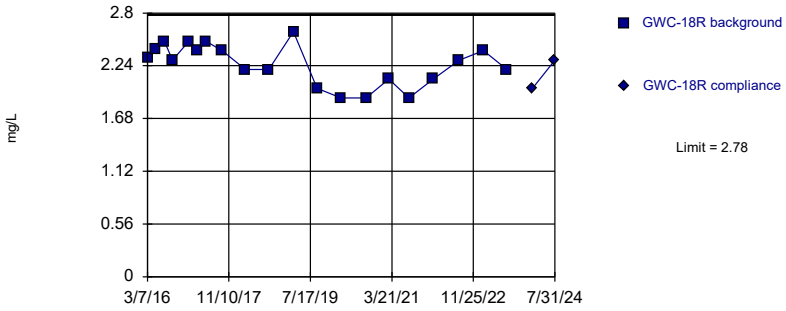

Background Data Summary: Mean=2.257, Std. Dev.=0.2175, n=20. Normality test: Shapiro Wilk @alpha = 0.01, calculated = 0.9337, critical = 0.868. Kappa = 2.406 (c=7, w=15, 1 of 2, event alpha = 0.05132). Report alpha = 0.0005016.

Constituent: Sulfate Analysis Run 9/10/2024 10:32 PM View: Appendix III Intrawell

Plant Bowen Client: Southern Company Data: Bowen 3-4 CCR

Sanitas™ v.10.0.22 Software licensed to Groundwater Stats Consulting. UG

Within Limit

Prediction Limit

Intrawell Parametric

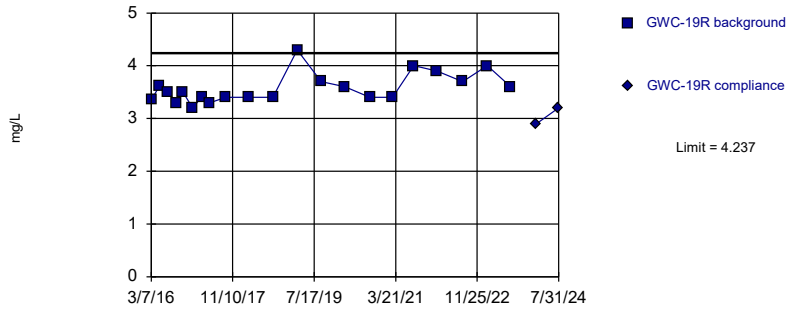

Background Data Summary: Mean=3.57, Std. Dev.=0.2794, n=21. Normality test: Shapiro Wilk @alpha = 0.01, calculated = 0.887, critical = 0.873. Kappa = 2.386 (c=7, w=15, 1 of 2, event alpha = 0.05132). Report alpha = 0.0005016.

Constituent: Sulfate Analysis Run 9/10/2024 10:32 PM View: Appendix III Intrawell

Plant Bowen Client: Southern Company Data: Bowen 3-4 CCR

Sanitas™ v.10.0.22 Software licensed to Groundwater Stats Consulting. UG

Within Limit

Prediction Limit

Intrawell Parametric

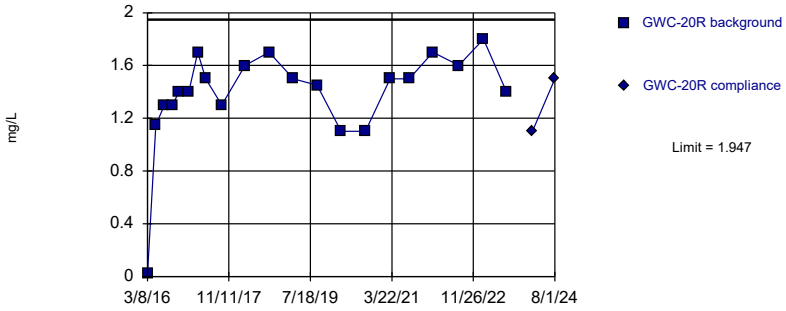

Background Data Summary (based on square transformation): Mean=2.039, Std. Dev.=0.7338, n=21. Normality test: Shapiro Wilk @alpha = 0.01, calculated = 0.9419, critical = 0.873. Kappa = 2.386 (c=7, w=15, 1 of 2, event alpha = 0.05132). Report alpha = 0.0005016.

Constituent: Sulfate Analysis Run 9/10/2024 10:32 PM View: Appendix III Intrawell

Plant Bowen Client: Southern Company Data: Bowen 3-4 CCR

Sanitas™ v.10.0.22 Software licensed to Groundwater Stats Consulting. UG

Hollow symbols indicate censored values.

Within Limit

Prediction Limit

Intrawell Parametric

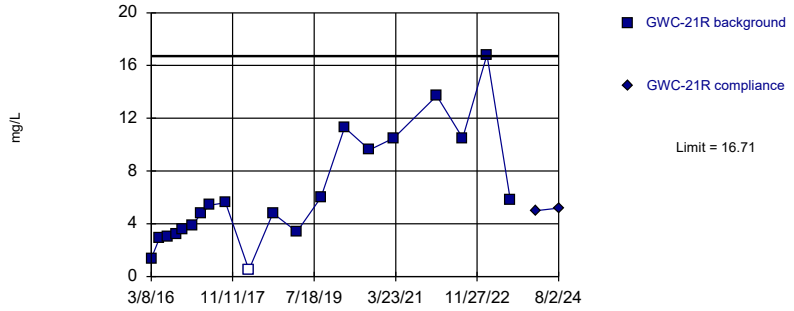

Background Data Summary: Mean=6.336, Std. Dev.=4.312, n=20, 5% NDs. Normality test: Shapiro Wilk @alpha = 0.01, calculated = 0.9025, critical = 0.868. Kappa = 2.406 (c=7, w=15, 1 of 2, event alpha = 0.05132). Report alpha = 0.0005016.

Constituent: Sulfate Analysis Run 9/10/2024 10:32 PM View: Appendix III Intrawell

Plant Bowen Client: Southern Company Data: Bowen 3-4 CCR

Sanitas™ v.10.0.22 Software licensed to Groundwater Stats Consulting. UG

Within Limit

Prediction Limit

Intrawell Parametric

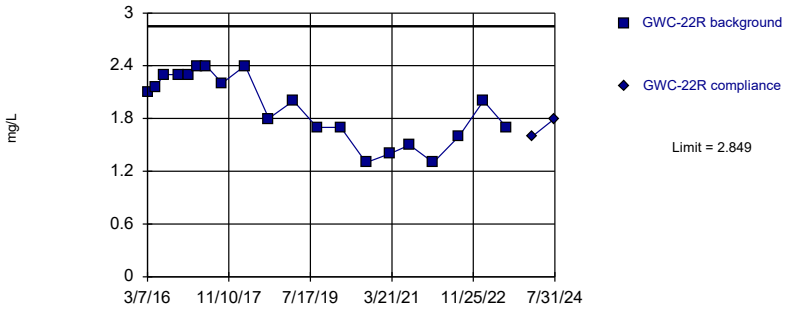

Background Data Summary: Mean=1.928, Std. Dev.=0.3827, n=20. Normality test: Shapiro Wilk @alpha = 0.01, calculated = 0.9102, critical = 0.868. Kappa = 2.406 (c=7, w=15, 1 of 2, event alpha = 0.05132). Report alpha = 0.0005016.

Constituent: Sulfate Analysis Run 9/10/2024 10:32 PM View: Appendix III Intrawell

Plant Bowen Client: Southern Company Data: Bowen 3-4 CCR

Sanitas™ v.10.0.22 Software licensed to Groundwater Stats Consulting. UG

Within Limit

Prediction Limit

Intrawell Non-parametric

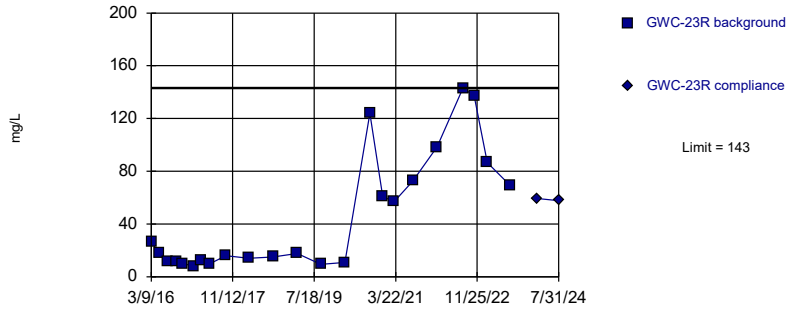

Non-parametric test used in lieu of parametric prediction limit because the Shapiro Wilk normality test showed the data to be non-normal at the 0.01 alpha level. Limit is highest of 23 background values. Well-constituent pair annual alpha = 0.006819. Individual comparison alpha = 0.003415 (1 of 2).

Constituent: Sulfate Analysis Run 9/10/2024 10:32 PM View: Appendix III Intrawell

Plant Bowen Client: Southern Company Data: Bowen 3-4 CCR

Sanitas™ v.10.0.22 Software licensed to Groundwater Stats Consulting. UG

Within Limit

Prediction Limit

Intrawell Non-parametric

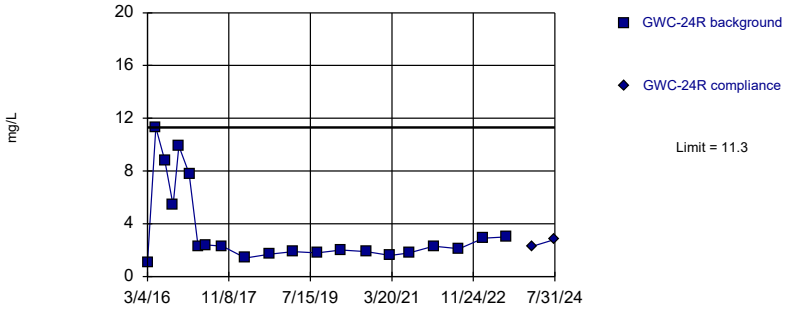

Non-parametric test used in lieu of parametric prediction limit because the Shapiro Wilk normality test showed the data to be non-normal at the 0.01 alpha level. Limit is highest of 21 background values. Well-constituent pair annual alpha = 0.007982. Individual comparison alpha = 0.003999 (1 of 2).

Constituent: Sulfate Analysis Run 9/10/2024 10:32 PM View: Appendix III Intrawell

Plant Bowen Client: Southern Company Data: Bowen 3-4 CCR

Sanitas™ v.10.0.22 Software licensed to Groundwater Stats Consulting. UG

Exceeds Limit

Prediction Limit

Intrawell Parametric

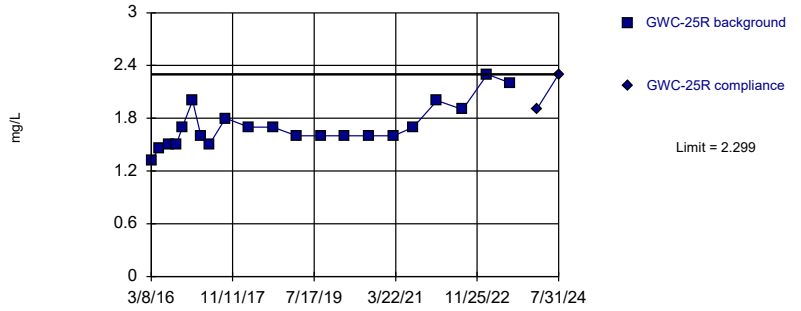

Background Data Summary: Mean=1.708, Std. Dev.=0.2474, n=21. Normality test: Shapiro Wilk @alpha = 0.01, calculated = 0.9041, critical = 0.873. Kappa = 2.386 (c=7, w=15, 1 of 2, event alpha = 0.05132). Report alpha = 0.0005016.

Constituent: Sulfate Analysis Run 9/10/2024 10:32 PM View: Appendix III Intrawell

Plant Bowen Client: Southern Company Data: Bowen 3-4 CCR

Sanitas™ v.10.0.22 Software licensed to Groundwater Stats Consulting. UG

Within Limit

Prediction Limit

Intrawell Parametric

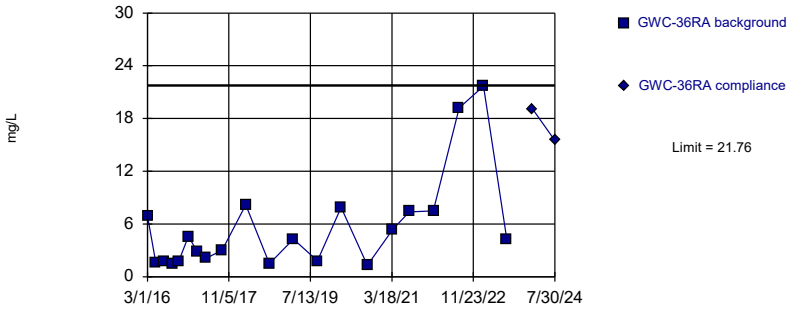

Background Data Summary (based on cube root transformation): Mean=1.631, Std. Dev.=0.4865, n=21. Normality test: Shapiro Wilk @alpha = 0.01, calculated = 0.8808, critical = 0.873. Kappa = 2.386 (c=7, w=15, 1 of 2, event alpha = 0.05132). Report alpha = 0.0005016.

Constituent: Sulfate Analysis Run 9/10/2024 10:32 PM View: Appendix III Intrawell

Plant Bowen Client: Southern Company Data: Bowen 3-4 CCR

Sanitas™ v.10.0.22 Software licensed to Groundwater Stats Consulting. UG

Hollow symbols indicate censored values.

Within Limit

Prediction Limit

Intrawell Parametric

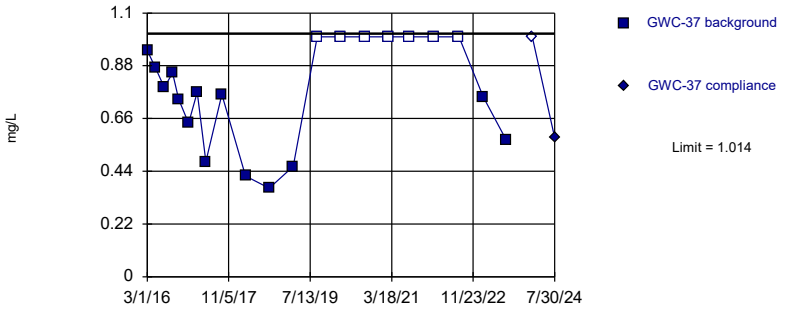

Background Data Summary (based on square transformation) (after Kaplan-Meier Adjustment): Mean=0.483, Std. Dev.=0.2284, n=21, 33.33% NDs. Normality test: Shapiro Wilk @alpha = 0.01, calculated = 0.8782, critical = 0.873. Kappa = 2.386 (c=7, w=15, 1 of 2, event alpha = 0.05132). Report alpha = 0.0005016.

Constituent: Sulfate Analysis Run 9/10/2024 10:32 PM View: Appendix III Intrawell

Plant Bowen Client: Southern Company Data: Bowen 3-4 CCR

Sanitas™ v.10.0.22 Software licensed to Groundwater Stats Consulting. UG

Hollow symbols indicate censored values.

Within Limit

Prediction Limit

Intrawell Parametric

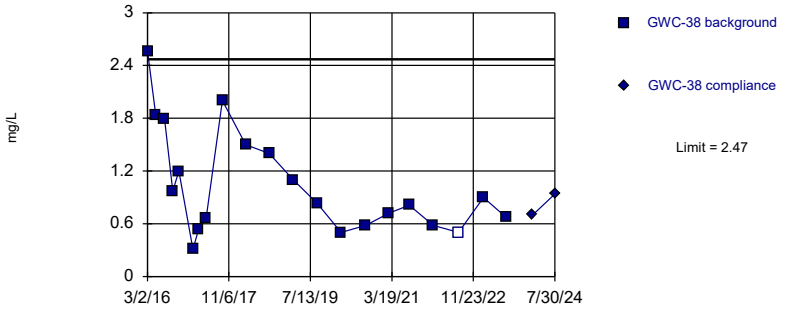

Background Data Summary: Mean=1.046, Std. Dev.=0.5966, n=21, 4.762% NDs. Normality test: Shapiro Wilk @alpha = 0.01, calculated = 0.8914, critical = 0.873. Kappa = 2.386 (c=7, w=15, 1 of 2, event alpha = 0.05132). Report alpha = 0.0005016.

Constituent: Sulfate Analysis Run 9/10/2024 10:32 PM View: Appendix III Intrawell

Plant Bowen Client: Southern Company Data: Bowen 3-4 CCR

Sanitas™ v.10.0.22 Software licensed to Groundwater Stats Consulting. UG

Within Limit

Prediction Limit

Intrawell Parametric

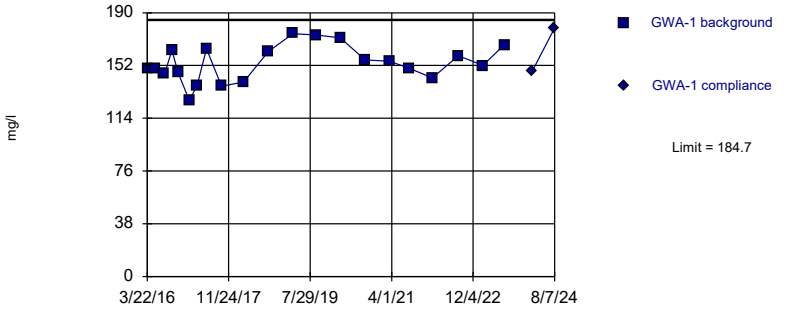

Background Data Summary: Mean=153.6, Std. Dev.=13.03, n=21. Normality test: Shapiro Wilk @alpha = 0.01, calculated = 0.979, critical = 0.873. Kappa = 2.386 (c=7, w=15, 1 of 2, event alpha = 0.05132). Report alpha = 0.0005016.

Constituent: Total Dissolved Solids Analysis Run 9/10/2024 10:32 PM View: Appendix III Intrawell

Plant Bowen Client: Southern Company Data: Bowen 3-4 CCR

Sanitas™ v.10.0.22 Software licensed to Groundwater Stats Consulting. UG
Hollow symbols indicate censored values.

Within Limit

Prediction Limit

Intrawell Parametric

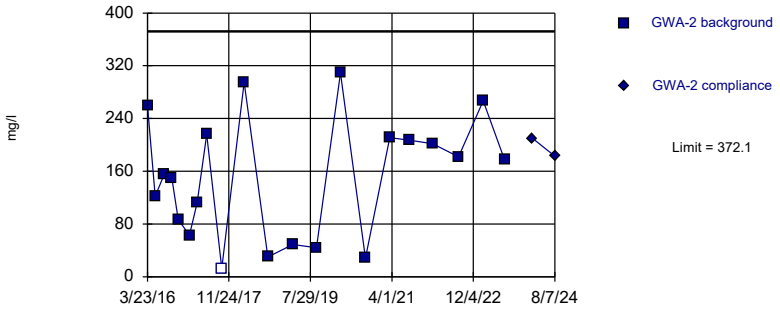

Background Data Summary: Mean=151.4, Std. Dev.=92.48, n=21, 4.762% NDs. Normality test: Shapiro Wilk @alpha = 0.01, calculated = 0.9508, critical = 0.873. Kappa = 2.386 (c=7, w=15, 1 of 2, event alpha = 0.05132). Report alpha = 0.0005016.

Constituent: Total Dissolved Solids Analysis Run 9/10/2024 10:32 PM View: Appendix III Intrawell
Plant Bowen Client: Southern Company Data: Bowen 3-4 CCR

Sanitas™ v.10.0.22 Software licensed to Groundwater Stats Consulting. UG

Within Limit

Prediction Limit

Intrawell Parametric

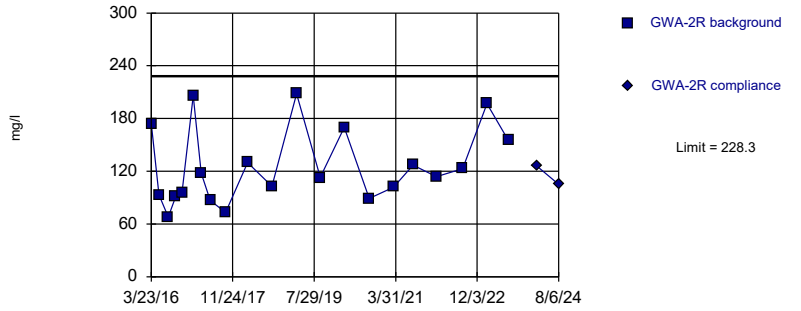

Background Data Summary: Mean=125.6, Std. Dev.=43.03, n=21. Normality test: Shapiro Wilk @alpha = 0.01, calculated = 0.9048, critical = 0.873. Kappa = 2.386 (c=7, w=15, 1 of 2, event alpha = 0.05132). Report alpha = 0.0005016.

Constituent: Total Dissolved Solids Analysis Run 9/10/2024 10:32 PM View: Appendix III Intrawell
Plant Bowen Client: Southern Company Data: Bowen 3-4 CCR

Sanitas™ v.10.0.22 Software licensed to Groundwater Stats Consulting. UG

Within Limit

Prediction Limit

Intrawell Parametric

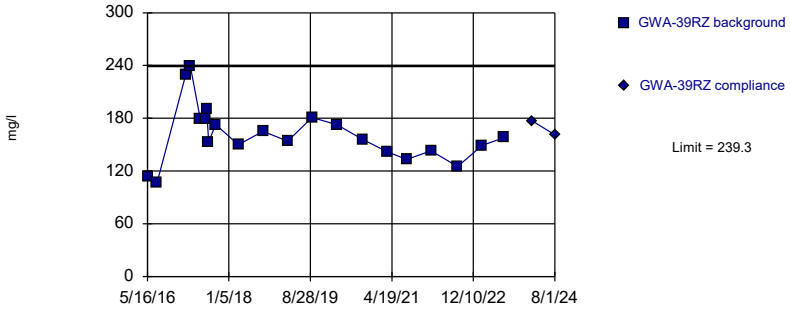

Background Data Summary: Mean=161.6, Std. Dev.=32.58, n=21. Normality test: Shapiro Wilk @alpha = 0.01, calculated = 0.9455, critical = 0.873. Kappa = 2.386 (c=7, w=15, 1 of 2, event alpha = 0.05132). Report alpha = 0.0005016.

Constituent: Total Dissolved Solids Analysis Run 9/10/2024 10:32 PM View: Appendix III Intrawell
Plant Bowen Client: Southern Company Data: Bowen 3-4 CCR

Sanitas™ v.10.0.22 Software licensed to Groundwater Stats Consulting. UG

Within Limit

Prediction Limit

Intrawell Parametric

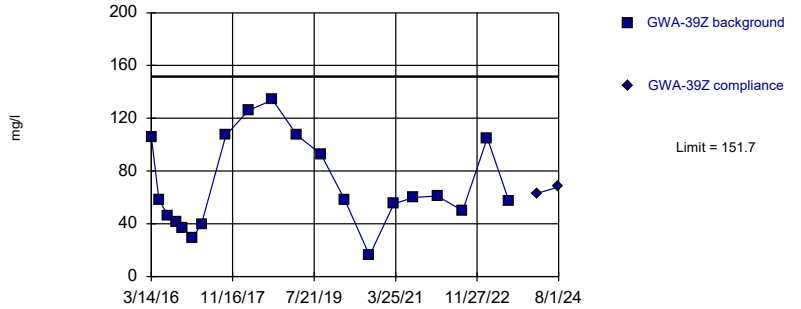

Background Data Summary: Mean=69.3, Std. Dev.=34.24, n=20. Normality test: Shapiro Wilk @alpha = 0.01, calculated = 0.9138, critical = 0.868. Kappa = 2.406 (c=7, w=15, 1 of 2, event alpha = 0.05132). Report alpha = 0.0005016.

Constituent: Total Dissolved Solids Analysis Run 9/10/2024 10:32 PM View: Appendix III Intrawell
Plant Bowen Client: Southern Company Data: Bowen 3-4 CCR

Sanitas™ v.10.0.22 Software licensed to Groundwater Stats Consulting. UG
Hollow symbols indicate censored values.

Exceeds Limit

Prediction Limit

Intrawell Non-parametric

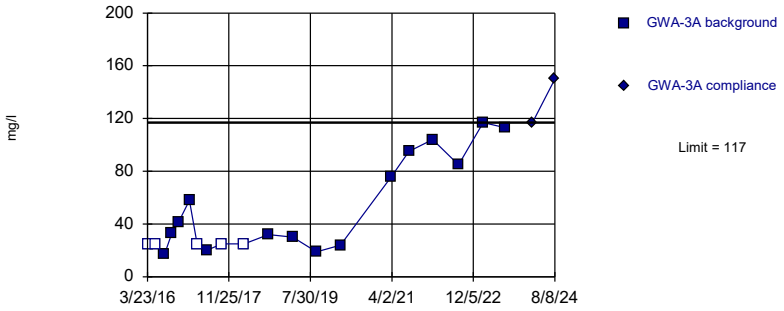

Non-parametric test used in lieu of parametric prediction limit because the Shapiro Wilk normality test showed the data to be non-normal at the 0.01 alpha level. Limit is highest of 20 background values. 25% NDs. Well-constituent pair annual alpha = 0.008564. Individual comparison alpha = 0.004291 (1 of 2).

Constituent: Total Dissolved Solids Analysis Run 9/10/2024 10:32 PM View: Appendix III Intrawell

Plant Bowen Client: Southern Company Data: Bowen 3-4 CCR

Sanitas™ v.10.0.22 Software licensed to Groundwater Stats Consulting. UG

Within Limit

Prediction Limit

Intrawell Parametric

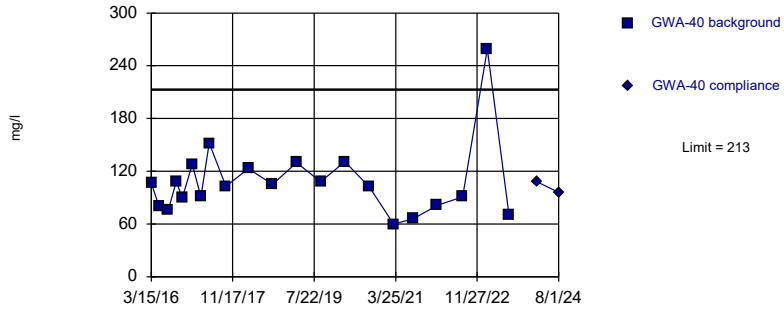

Background Data Summary (based on cube root transformation): Mean=4.697, Std. Dev.=0.5343, n=21. Normality test: Shapiro Wilk @alpha = 0.01, calculated = 0.8953, critical = 0.873. Kappa = 2.386 (c=7, w=15, 1 of 2, event alpha = 0.05132). Report alpha = 0.0005016.

Constituent: Total Dissolved Solids Analysis Run 9/10/2024 10:32 PM View: Appendix III Intrawell

Plant Bowen Client: Southern Company Data: Bowen 3-4 CCR

Sanitas™ v.10.0.22 Software licensed to Groundwater Stats Consulting. UG

Within Limit

Prediction Limit

Intrawell Parametric

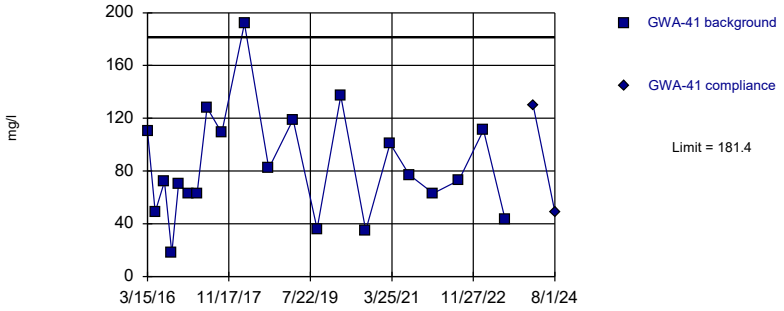

Background Data Summary: Mean=83.38, Std. Dev.=41.08, n=21. Normality test: Shapiro Wilk @alpha = 0.01, calculated = 0.9524, critical = 0.873. Kappa = 2.386 (c=7, w=15, 1 of 2, event alpha = 0.05132). Report alpha = 0.0005016.

Constituent: Total Dissolved Solids Analysis Run 9/10/2024 10:32 PM View: Appendix III Intrawell

Plant Bowen Client: Southern Company Data: Bowen 3-4 CCR

Sanitas™ v.10.0.22 Software licensed to Groundwater Stats Consulting. UG

Within Limit

Prediction Limit

Intrawell Parametric

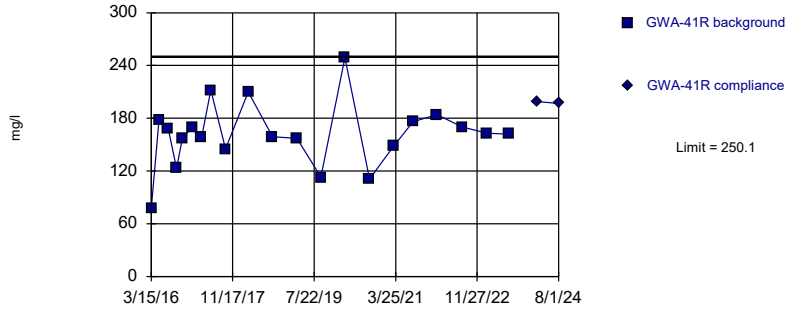

Background Data Summary: Mean=161.5, Std. Dev.=37.15, n=21. Normality test: Shapiro Wilk @alpha = 0.01, calculated = 0.9535, critical = 0.873. Kappa = 2.386 (c=7, w=15, 1 of 2, event alpha = 0.05132). Report alpha = 0.0005016.

Constituent: Total Dissolved Solids Analysis Run 9/10/2024 10:32 PM View: Appendix III Intrawell

Plant Bowen Client: Southern Company Data: Bowen 3-4 CCR

Sanitas™ v.10.0.22 Software licensed to Groundwater Stats Consulting. UG

Within Limit

Prediction Limit

Intrawell Parametric

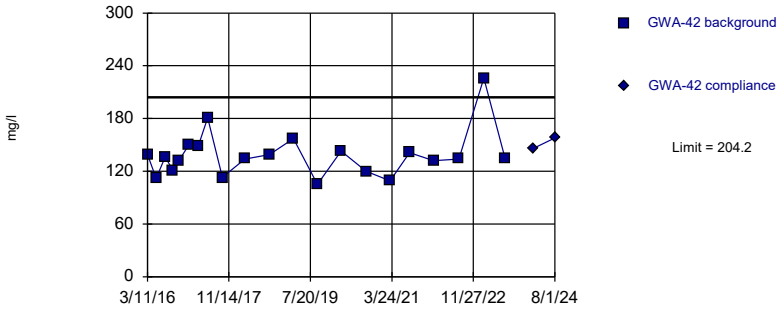

Background Data Summary (based on cube root transformation): Mean=5.155, Std. Dev.=0.3076, n=21. Normality test: Shapiro Wilk @alpha = 0.01, calculated = 0.8828, critical = 0.873. Kappa = 2.386 (c=7, w=15, 1 of 2, event alpha = 0.05132). Report alpha = 0.0005016.

Constituent: Total Dissolved Solids Analysis Run 9/10/2024 10:32 PM View: Appendix III Intrawell

Plant Bowen Client: Southern Company Data: Bowen 3-4 CCR

Sanitas™ v.10.0.22 Software licensed to Groundwater Stats Consulting. UG

Hollow symbols indicate censored values.

Within Limit

Prediction Limit

Intrawell Parametric

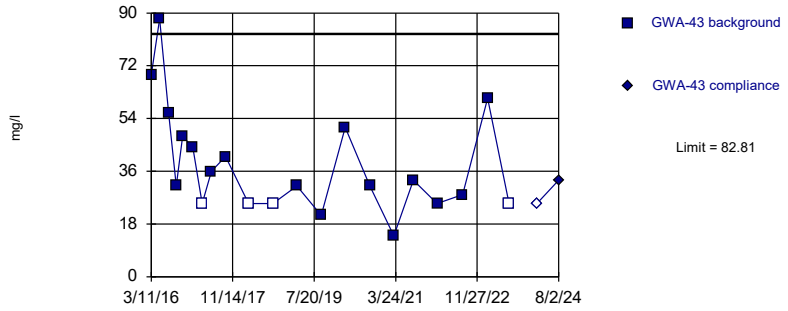

Background Data Summary (after Kaplan-Meier Adjustment): Mean=36.31, Std. Dev.=19.49, n=21, 19.05% NDs. Normality test: Shapiro Wilk @alpha = 0.01, calculated = 0.8893, critical = 0.873. Kappa = 2.386 (c=7, w=15, 1 of 2, event alpha = 0.05132). Report alpha = 0.0005016.

Constituent: Total Dissolved Solids Analysis Run 9/10/2024 10:32 PM View: Appendix III Intrawell

Plant Bowen Client: Southern Company Data: Bowen 3-4 CCR

Sanitas™ v.10.0.22 Software licensed to Groundwater Stats Consulting. UG

Exceeds Limit

Prediction Limit

Intrawell Parametric

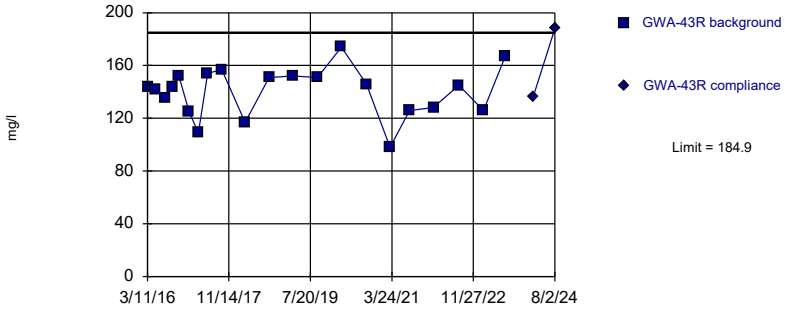

Background Data Summary: Mean=140.1, Std. Dev.=18.76, n=21. Normality test: Shapiro Wilk @alpha = 0.01, calculated = 0.965, critical = 0.873. Kappa = 2.386 (c=7, w=15, 1 of 2, event alpha = 0.05132). Report alpha = 0.0005016.

Constituent: Total Dissolved Solids Analysis Run 9/10/2024 10:32 PM View: Appendix III Intrawell

Plant Bowen Client: Southern Company Data: Bowen 3-4 CCR

Sanitas™ v.10.0.22 Software licensed to Groundwater Stats Consulting. UG

Within Limit

Prediction Limit

Intrawell Non-parametric

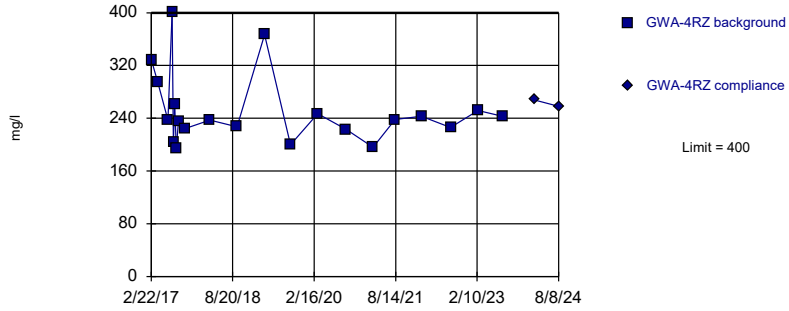

Non-parametric test used in lieu of parametric prediction limit because the Shapiro Wilk normality test showed the data to be non-normal at the 0.01 alpha level. Limit is highest of 21 background values. Well-constituent pair annual alpha = 0.007982. Individual comparison alpha = 0.003999 (1 of 2).

Constituent: Total Dissolved Solids Analysis Run 9/10/2024 10:32 PM View: Appendix III Intrawell

Plant Bowen Client: Southern Company Data: Bowen 3-4 CCR

Sanitas™ v.10.0.22 Software licensed to Groundwater Stats Consulting. UG
Hollow symbols indicate censored values.

Exceeds Limit

Prediction Limit

Intrawell Parametric

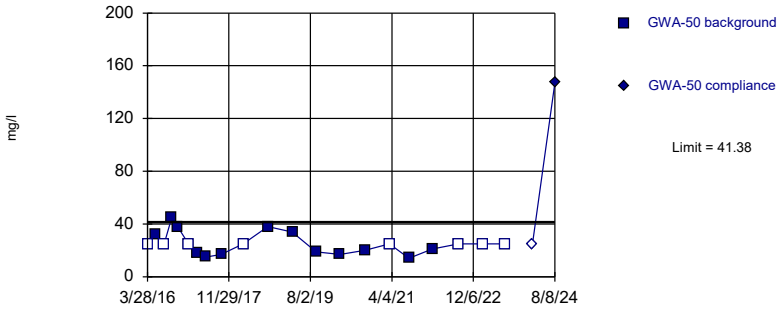

Background Data Summary (after Kaplan-Meier Adjustment): Mean=21.19, Std. Dev.=8.46, n=21, 38.1% NDs. Normality test: Shapiro Wilk @alpha = 0.01, calculated = 0.9058, critical = 0.873. Kappa = 2.386 (c=7, w=15, 1 of 2, event alpha = 0.05132). Report alpha = 0.0005016.

Constituent: Total Dissolved Solids Analysis Run 9/10/2024 10:32 PM View: Appendix III Intrawell
Plant Bowen Client: Southern Company Data: Bowen 3-4 CCR

Sanitas™ v.10.0.22 Software licensed to Groundwater Stats Consulting. UG
Hollow symbols indicate censored values.

Within Limit

Prediction Limit

Intrawell Parametric

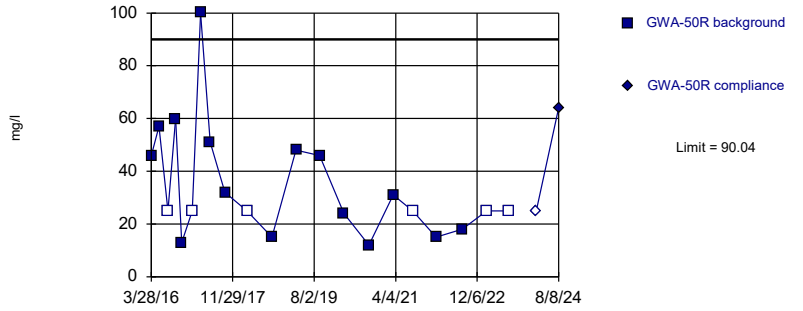

Background Data Summary (based on square root transformation) (after Kaplan-Meier Adjustment): Mean=5.18, Std. Dev.=1.805, n=21, 28.57% NDs. Normality test: Shapiro Wilk @alpha = 0.01, calculated = 0.9129, critical = 0.873. Kappa = 2.386 (c=7, w=15, 1 of 2, event alpha = 0.05132). Report alpha = 0.0005016.

Constituent: Total Dissolved Solids Analysis Run 9/10/2024 10:32 PM View: Appendix III Intrawell
Plant Bowen Client: Southern Company Data: Bowen 3-4 CCR

Sanitas™ v.10.0.22 Software licensed to Groundwater Stats Consulting. UG

Within Limit

Prediction Limit

Intrawell Parametric

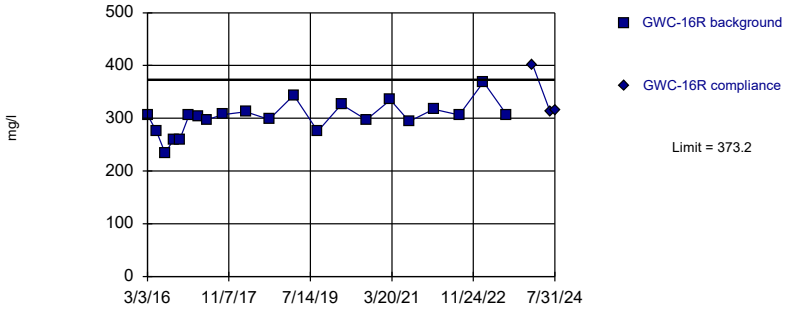

Background Data Summary: Mean=301.3, Std. Dev.=30.12, n=21. Normality test: Shapiro Wilk @alpha = 0.01, calculated = 0.9599, critical = 0.873. Kappa = 2.386 (c=7, w=15, 1 of 2, event alpha = 0.05132). Report alpha = 0.0005016.

Constituent: Total Dissolved Solids Analysis Run 9/10/2024 10:32 PM View: Appendix III Intrawell
Plant Bowen Client: Southern Company Data: Bowen 3-4 CCR

Sanitas™ v.10.0.22 Software licensed to Groundwater Stats Consulting. UG

Within Limit

Prediction Limit

Intrawell Parametric

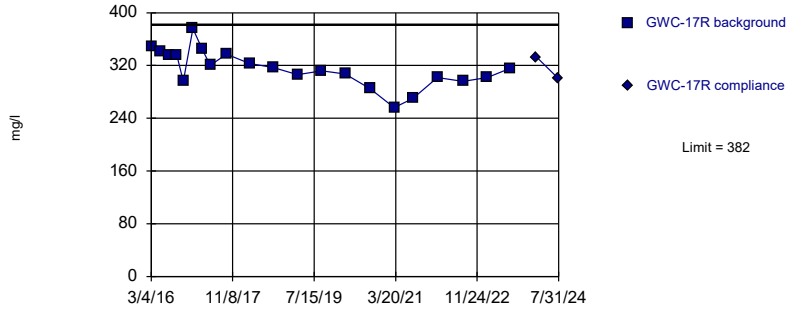

Background Data Summary: Mean=315.6, Std. Dev.=27.83, n=21. Normality test: Shapiro Wilk @alpha = 0.01, calculated = 0.9855, critical = 0.873. Kappa = 2.386 (c=7, w=15, 1 of 2, event alpha = 0.05132). Report alpha = 0.0005016.

Constituent: Total Dissolved Solids Analysis Run 9/10/2024 10:32 PM View: Appendix III Intrawell
Plant Bowen Client: Southern Company Data: Bowen 3-4 CCR

Sanitas™ v.10.0.22 Software licensed to Groundwater Stats Consulting. UG

Within Limit

Prediction Limit

Intrawell Parametric

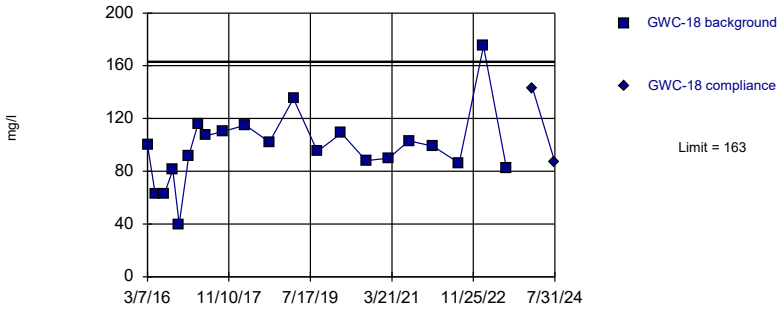

Background Data Summary: Mean=97.67, Std. Dev.=27.4, n=21. Normality test: Shapiro Wilk @alpha = 0.01, calculated = 0.9328, critical = 0.873. Kappa = 2.386 (c=7, w=15, 1 of 2, event alpha = 0.05132). Report alpha = 0.0005016.

Constituent: Total Dissolved Solids Analysis Run 9/10/2024 10:32 PM View: Appendix III Intrawell

Plant Bowen Client: Southern Company Data: Bowen 3-4 CCR

Sanitas™ v.10.0.22 Software licensed to Groundwater Stats Consulting. UG

Within Limit

Prediction Limit

Intrawell Parametric

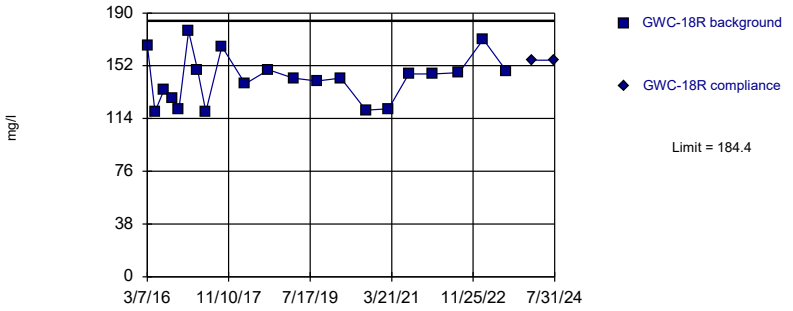

Background Data Summary: Mean=142.7, Std. Dev.=17.47, n=21. Normality test: Shapiro Wilk @alpha = 0.01, calculated = 0.9269, critical = 0.873. Kappa = 2.386 (c=7, w=15, 1 of 2, event alpha = 0.05132). Report alpha = 0.0005016.

Constituent: Total Dissolved Solids Analysis Run 9/10/2024 10:32 PM View: Appendix III Intrawell

Plant Bowen Client: Southern Company Data: Bowen 3-4 CCR

Sanitas™ v.10.0.22 Software licensed to Groundwater Stats Consulting. UG

Within Limit

Prediction Limit

Intrawell Parametric

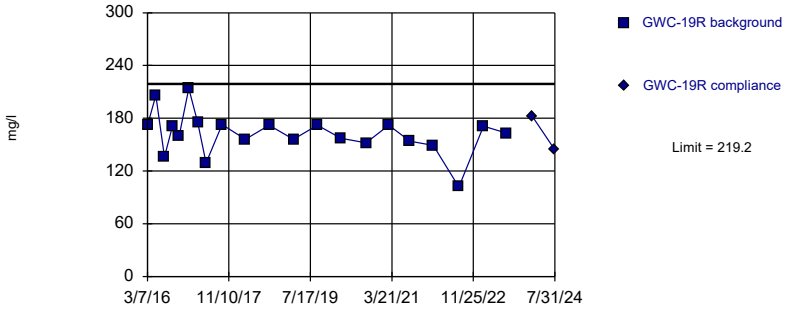

Background Data Summary: Mean=162.5, Std. Dev.=23.76, n=21. Normality test: Shapiro Wilk @alpha = 0.01, calculated = 0.9167, critical = 0.873. Kappa = 2.386 (c=7, w=15, 1 of 2, event alpha = 0.05132). Report alpha = 0.0005016.

Constituent: Total Dissolved Solids Analysis Run 9/10/2024 10:32 PM View: Appendix III Intrawell

Plant Bowen Client: Southern Company Data: Bowen 3-4 CCR

Sanitas™ v.10.0.22 Software licensed to Groundwater Stats Consulting. UG

Exceeds Limit

Prediction Limit

Intrawell Parametric

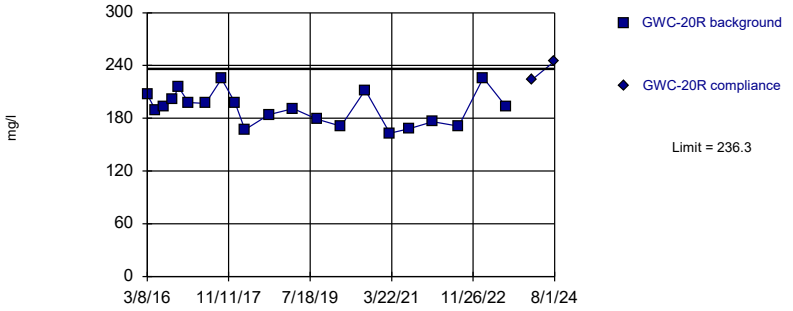

Background Data Summary: Mean=191.6, Std. Dev.=18.71, n=21. Normality test: Shapiro Wilk @alpha = 0.01, calculated = 0.9596, critical = 0.873. Kappa = 2.386 (c=7, w=15, 1 of 2, event alpha = 0.05132). Report alpha = 0.0005016.

Constituent: Total Dissolved Solids Analysis Run 9/10/2024 10:32 PM View: Appendix III Intrawell

Plant Bowen Client: Southern Company Data: Bowen 3-4 CCR

Sanitas™ v.10.0.22 Software licensed to Groundwater Stats Consulting. UG

Within Limit

Prediction Limit

Intrawell Non-parametric

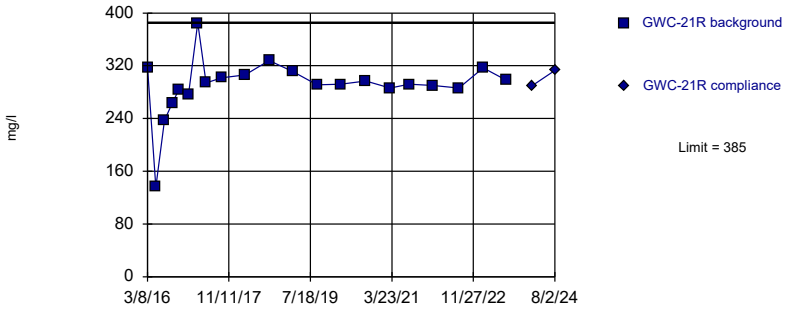

Non-parametric test used in lieu of parametric prediction limit because the Shapiro Wilk normality test showed the data to be non-normal at the 0.01 alpha level. Limit is highest of 21 background values. Well-constituent pair annual alpha = 0.007982. Individual comparison alpha = 0.003999 (1 of 2).

Constituent: Total Dissolved Solids Analysis Run 9/10/2024 10:32 PM View: Appendix III Intrawell

Plant Bowen Client: Southern Company Data: Bowen 3-4 CCR

Sanitas™ v.10.0.22 Software licensed to Groundwater Stats Consulting. UG

Within Limit

Prediction Limit

Intrawell Parametric

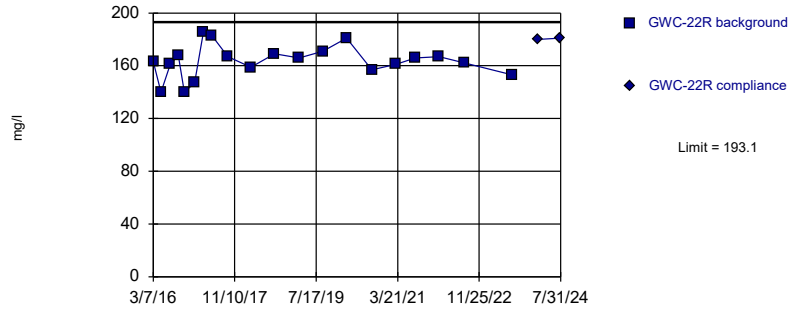

Background Data Summary: Mean=163.4, Std. Dev.=12.36, n=20. Normality test: Shapiro Wilk @alpha = 0.01, calculated = 0.9512, critical = 0.868. Kappa = 2.406 (c=7, w=15, 1 of 2, event alpha = 0.05132). Report alpha = 0.0005016.

Constituent: Total Dissolved Solids Analysis Run 9/10/2024 10:32 PM View: Appendix III Intrawell

Plant Bowen Client: Southern Company Data: Bowen 3-4 CCR

Sanitas™ v.10.0.22 Software licensed to Groundwater Stats Consulting. UG

Within Limit

Prediction Limit

Intrawell Parametric

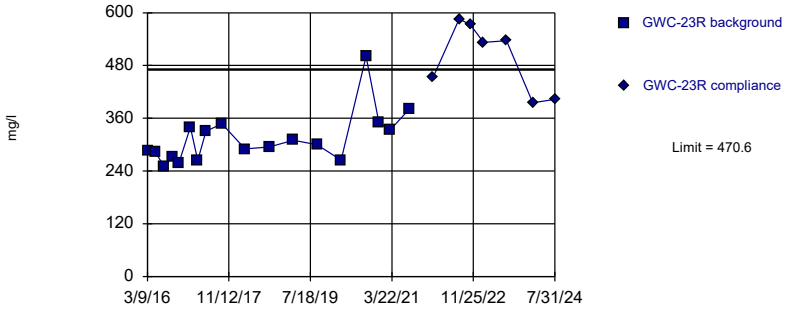

Background Data Summary (based on natural log transformation): Mean=5.736, Std. Dev.=0.1694, n=18. Normality test: Shapiro Wilk @alpha = 0.05, calculated = 0.9047, critical = 0.897. Kappa = 2.468 (c=7, w=15, 1 of 2, event alpha = 0.05132). Report alpha = 0.0005016.

Constituent: Total Dissolved Solids Analysis Run 9/10/2024 10:32 PM View: Appendix III Intrawell

Plant Bowen Client: Southern Company Data: Bowen 3-4 CCR

Sanitas™ v.10.0.22 Software licensed to Groundwater Stats Consulting. UG

Within Limit

Prediction Limit

Intrawell Non-parametric

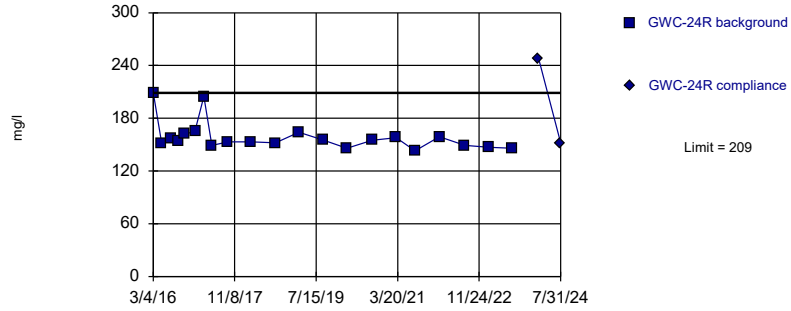

Non-parametric test used in lieu of parametric prediction limit because the Shapiro Wilk normality test showed the data to be non-normal at the 0.01 alpha level. Limit is highest of 21 background values. Well-constituent pair annual alpha = 0.007982. Individual comparison alpha = 0.003999 (1 of 2).

Constituent: Total Dissolved Solids Analysis Run 9/10/2024 10:32 PM View: Appendix III Intrawell

Plant Bowen Client: Southern Company Data: Bowen 3-4 CCR

Sanitas™ v.10.0.22 Software licensed to Groundwater Stats Consulting. UG

Within Limit

Prediction Limit

Intrawell Parametric

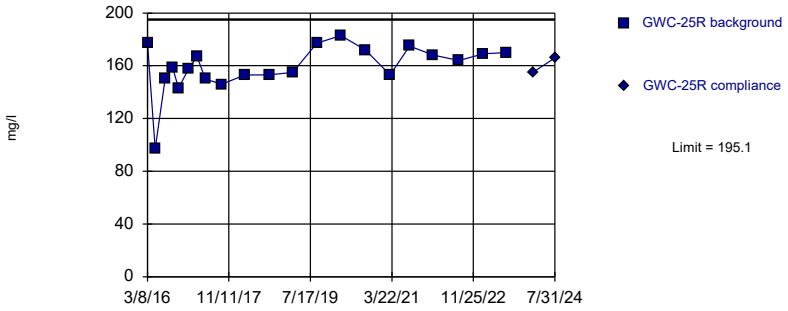

Background Data Summary (based on square transformation): Mean=25595, Std. Dev.=5225, n=21. Normality test: Shapiro Wilk @alpha = 0.01, calculated = 0.8986, critical = 0.873. Kappa = 2.386 (c=7, w=15, 1 of 2, event alpha = 0.05132). Report alpha = 0.0005016.

Constituent: Total Dissolved Solids Analysis Run 9/10/2024 10:33 PM View: Appendix III Intrawell

Plant Bowen Client: Southern Company Data: Bowen 3-4 CCR

Sanitas™ v.10.0.22 Software licensed to Groundwater Stats Consulting. UG

Within Limit

Prediction Limit

Intrawell Parametric

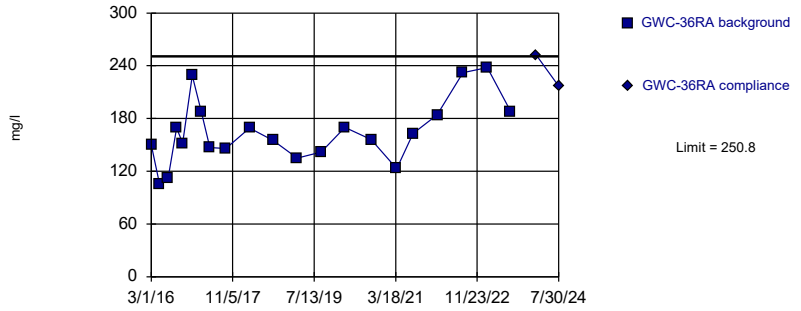

Background Data Summary: Mean=164.5, Std. Dev.=36.16, n=21. Normality test: Shapiro Wilk @alpha = 0.01, calculated = 0.9387, critical = 0.873. Kappa = 2.386 (c=7, w=15, 1 of 2, event alpha = 0.05132). Report alpha = 0.0005016.

Constituent: Total Dissolved Solids Analysis Run 9/10/2024 10:33 PM View: Appendix III Intrawell

Plant Bowen Client: Southern Company Data: Bowen 3-4 CCR

Sanitas™ v.10.0.22 Software licensed to Groundwater Stats Consulting. UG

Hollow symbols indicate censored values.

Within Limit

Prediction Limit

Intrawell Non-parametric

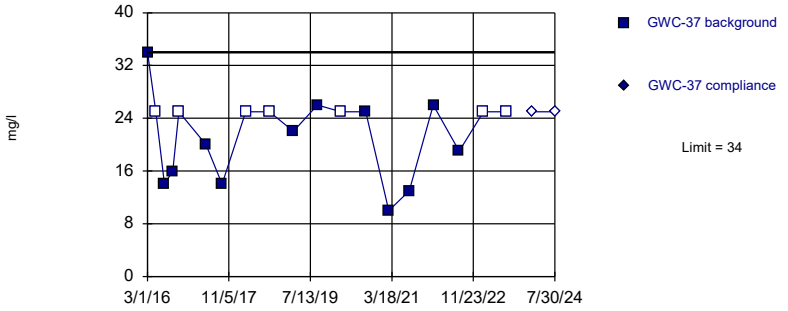

Non-parametric test used in lieu of parametric prediction limit because the Shapiro Wilk normality test showed the data to be non-normal at the 0.05 alpha level. Limit is highest of 19 background values. 36.84% NDs. Well-constituent pair annual alpha = 0.009641. Individual comparison alpha = 0.004832 (1 of 2).

Constituent: Total Dissolved Solids Analysis Run 9/10/2024 10:33 PM View: Appendix III Intrawell

Plant Bowen Client: Southern Company Data: Bowen 3-4 CCR

Sanitas™ v.10.0.22 Software licensed to Groundwater Stats Consulting. UG

Hollow symbols indicate censored values.

Within Limit

Prediction Limit

Intrawell Parametric

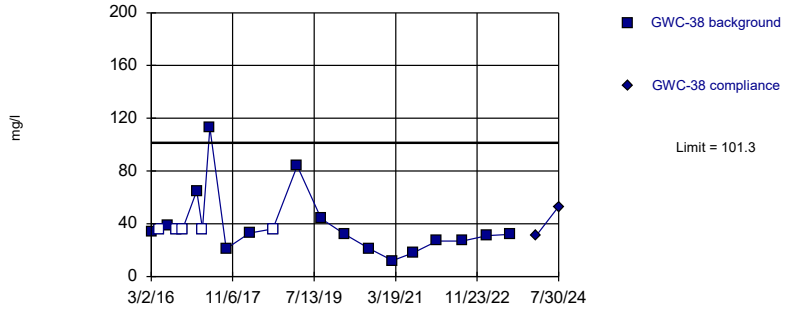

Background Data Summary (based on cube root transformation) (after Kaplan-Meier Adjustment): Mean=3.114, Std. Dev.=0.6487, n=21, 23.81% NDs. Normality test: Shapiro Wilk @alpha = 0.01, calculated = 0.8814, critical = 0.873. Kappa = 2.386 (c=7, w=15, 1 of 2, event alpha = 0.05132). Report alpha = 0.0005016.

Constituent: Total Dissolved Solids Analysis Run 9/10/2024 10:33 PM View: Appendix III Intrawell

Plant Bowen Client: Southern Company Data: Bowen 3-4 CCR

Prediction Limit

Constituent: Chloride (mg/L) Analysis Run 9/10/2024 10:40 PM View: Appendix III Intrawell

Plant Bowen Client: Southern Company Data: Bowen 3-4 CCR

	GWA-1	GWA-1
3/22/2016	1.5101	
5/19/2016	1.5	
7/29/2016	1.7	
9/23/2016	1.8	
11/9/2016	2	
1/30/2017	1.5	
3/30/2017	1.8	
6/9/2017	1.6	
10/2/2017	1.6	
3/16/2018	1.7	
9/17/2018	1.55 (D)	
3/20/2019	<1.4	
9/12/2019	1.3	
3/11/2020	1.4	
9/15/2020	1.3	
3/16/2021	1.3	
8/9/2021	1.3	
2/1/2022	1.2	
8/16/2022	0.99 (J)	
2/16/2023	1.2	
7/27/2023	1.2	
2/22/2024		1.1
8/7/2024		1.3

ND substitution: RL or RL/2 if <15% NDs.

Prediction Limit

Constituent: Chloride (mg/L) Analysis Run 9/10/2024 10:40 PM View: Appendix III Intrawell

Plant Bowen Client: Southern Company Data: Bowen 3-4 CCR

	GWA-2	GWA-2
3/23/2016	2.4904	
5/20/2016	1.71	
7/29/2016	2	
9/23/2016	1.8	
11/9/2016	1.6	
1/31/2017	1.3	
3/30/2017	1.6	
6/12/2017	1.6	
10/2/2017	0.94	
3/19/2018	1.9	
9/14/2018	0.98	
3/20/2019	<0.86	
9/12/2019	0.815 (JD)	
3/11/2020	2	
9/15/2020	1.2	
3/17/2021	1.4	
8/9/2021	1.5	
2/1/2022	1.4	
8/16/2022	1.1	
2/16/2023	1.6	
7/27/2023	1.3	
2/22/2024		1.3
8/7/2024		1.4

ND substitution: RL or RL/2 if <15% NDs.

Prediction Limit

Constituent: Chloride (mg/L) Analysis Run 9/10/2024 10:40 PM View: Appendix III Intrawell

Plant Bowen Client: Southern Company Data: Bowen 3-4 CCR

	GWA-2R	GWA-2R
3/23/2016	0.9079	
5/19/2016	0.9136	
7/29/2016	1.1	
9/22/2016	1	
11/10/2016	1.2	
1/31/2017	1.2	
4/3/2017	0.99	
6/9/2017	0.87	
10/2/2017	1	
3/16/2018	1.6	
9/14/2018	0.92	
3/19/2019	2	
9/13/2019	0.94 (J)	
3/11/2020	0.6 (J)	
9/15/2020	0.75 (J)	
3/16/2021	0.73 (J)	
8/9/2021	1.1	
2/1/2022	0.77 (J)	
8/16/2022	0.82 (J)	
2/16/2023	1.9	
7/27/2023	0.92 (J)	
2/26/2024		2
8/6/2024		1.1

Prediction Limit

Constituent: Chloride (mg/L) Analysis Run 9/10/2024 10:40 PM View: Appendix III Intrawell

Plant Bowen Client: Southern Company Data: Bowen 3-4 CCR

	GWA-39RZ	GWA-39RZ
5/16/2016	1.74 (D)	
7/27/2016	2.1 (D)	
2/21/2017	4 (D)	
3/27/2017	2.6 (D)	
6/8/2017	2.1 (D)	
7/17/2017	1.9 (D)	
7/27/2017	3 (D)	
8/9/2017	2.5 (D)	
9/29/2017	2.7 (D)	
3/16/2018	2.6	
9/14/2018	1.9	
3/14/2019	2.8	
9/10/2019	2.3	
3/9/2020	1.5	
9/16/2020	1.7	
3/16/2021	1.3	
8/6/2021	1.3	
2/2/2022	1.5	
8/16/2022	1.6	
2/14/2023	1.6	
7/25/2023	1.7	
2/19/2024		1.4
8/1/2024		1.5

Prediction Limit

Constituent: Chloride (mg/L) Analysis Run 9/10/2024 10:40 PM View: Appendix III Intrawell

Plant Bowen Client: Southern Company Data: Bowen 3-4 CCR

	GWA-39Z	GWA-39Z
3/14/2016	1.795	
5/11/2016	2.04	
7/19/2016	2.1	
9/15/2016	1.7	
11/2/2016	1.8	
1/18/2017	1.7	
3/28/2017	1.3	
6/7/2017	1.2	
9/26/2017	1.7	
3/14/2018	1.4	
9/12/2018	1.6	
3/15/2019	1.7	
9/9/2019	1.2	
3/9/2020	1.2	
9/10/2020	1.2	
3/12/2021	1.2	
8/4/2021	1.1	
1/31/2022	1	
8/10/2022	0.93 (J)	
2/13/2023	1.3	
7/26/2023	1.3	
2/19/2024		1
8/1/2024		1.2

Prediction Limit

Constituent: Chloride (mg/L) Analysis Run 9/10/2024 10:40 PM View: Appendix III Intrawell

Plant Bowen Client: Southern Company Data: Bowen 3-4 CCR

	GWA-3A	GWA-3A
3/23/2016	1.6092	
5/23/2016	1.52	
7/29/2016	1.5	
9/22/2016	1.4	
11/10/2016	1.6	
1/31/2017	1.6	
3/30/2017	1.4	
6/12/2017	1.4	
10/4/2017	1.5	
3/19/2018	1.5	
9/17/2018	1.5	
3/20/2019	<1.5	
9/13/2019	1.5	
3/11/2020	1.4	
3/29/2021	1.5	
8/9/2021	1.4	
2/2/2022	1.9	
8/16/2022	2.5	
2/17/2023	6.3	
8/1/2023	5.7	
2/22/2024		7.1
8/8/2024		7.3

ND substitution: RL or RL/2 if <15% NDs.

Prediction Limit

Constituent: Chloride (mg/L) Analysis Run 9/10/2024 10:40 PM View: Appendix III Intrawell

Plant Bowen Client: Southern Company Data: Bowen 3-4 CCR

	GWA-40	GWA-40
3/15/2016	1.1671	
5/11/2016	0.8763	
7/21/2016	1.4	
9/19/2016	1.1	
11/3/2016	1.2	
1/17/2017	1	
3/24/2017	1.2	
5/24/2017	1.5	
9/26/2017	2.4	
12/28/2017	3.9 (Y)	
3/14/2018	2.4	
9/12/2018	1	
3/13/2019	2.2	
9/9/2019	0.83 (X)	
3/9/2020	1.5	
9/11/2020	0.77 (J)	
3/10/2021	0.97 (J)	
8/4/2021	0.82 (J)	
1/31/2022	0.71 (J)	
8/12/2022	<1	
2/13/2023	1.1	
7/26/2023	0.92 (J)	
2/19/2024		0.75 (J)
8/1/2024		0.96 (J)

ND substitution: RL or RL/2 if <15% NDs.

Prediction Limit

Constituent: Chloride (mg/L) Analysis Run 9/10/2024 10:40 PM View: Appendix III Intrawell

Plant Bowen Client: Southern Company Data: Bowen 3-4 CCR

	GWA-41	GWA-41
3/15/2016	4.1666	
5/12/2016	1.78	
7/20/2016	1.8	
9/15/2016	1.4	
11/3/2016	1.6	
1/18/2017	1.5	
3/24/2017	1.4	
6/6/2017	2.8	
9/25/2017	1.8	
3/14/2018	3	
9/12/2018	1.4	
3/14/2019	2.6	
9/10/2019	1.1	
3/6/2020	1.3	
9/10/2020	1.2	
3/11/2021	1.5	
8/4/2021	1.2	
1/31/2022	1	
8/11/2022	1.3	
2/13/2023	1.6	
7/25/2023	0.97 (J)	
2/19/2024		1.2
8/1/2024		1.3

Prediction Limit

Constituent: Chloride (mg/L) Analysis Run 9/10/2024 10:40 PM View: Appendix III Intrawell

Plant Bowen Client: Southern Company Data: Bowen 3-4 CCR

	GWA-41R	GWA-41R
3/15/2016	6.1465	
5/13/2016	3.08	
7/21/2016	3.7	
9/21/2016	2.4	
11/3/2016	3.4	
1/17/2017	1.9	
3/27/2017	2.4	
6/6/2017	4.5	
9/25/2017	2.5	
3/14/2018	4 (J)	
9/12/2018	2.1	
3/14/2019	2.9	
9/10/2019	1.7	
3/9/2020	1.3	
9/10/2020	1.4	
3/10/2021	1.6	
8/4/2021	1.3	
1/31/2022	1	
8/11/2022	1.4	
2/13/2023	1.5	
7/25/2023	1.3	
2/19/2024		1.3
8/1/2024		1.6

Prediction Limit

Constituent: Chloride (mg/L) Analysis Run 9/10/2024 10:40 PM View: Appendix III Intrawell

Plant Bowen Client: Southern Company Data: Bowen 3-4 CCR

	GWA-42	GWA-42
3/11/2016	2.4984	
5/16/2016	2.22	
7/22/2016	2.6	
9/19/2016	2.5	
11/3/2016	3	
1/17/2017	2.9	
3/27/2017	3	
6/7/2017	3	
9/26/2017	3.1	
3/14/2018	3.2	
9/14/2018	2.3	
3/14/2019	3.6	
9/10/2019	2	
3/6/2020	2.7	
9/10/2020	2	
3/11/2021	2.5	
8/4/2021	2.3	
1/31/2022	2	
8/10/2022	1.8	
2/13/2023	2.4	
7/26/2023	1.9	
2/20/2024		2.4
8/1/2024		2.5

Prediction Limit

Constituent: Chloride (mg/L) Analysis Run 9/10/2024 10:40 PM View: Appendix III Intrawell

Plant Bowen Client: Southern Company Data: Bowen 3-4 CCR

	GWA-43	GWA-43
3/11/2016	1.2562	
5/13/2016	1.32	
7/19/2016	1.3	
9/16/2016	1.2	
11/2/2016	1.4	
1/18/2017	1.2	
3/28/2017	1.4	
6/6/2017	1.4	
9/22/2017	1.3	
3/14/2018	1.3	
9/12/2018	1.3	
3/13/2019	1.6	
9/11/2019	1.3	
3/9/2020	1.2	
9/11/2020	1.3	
3/11/2021	1.3	
8/6/2021	1.3	
1/31/2022	1.1	
8/11/2022	1.4	
2/14/2023	1.3	
7/25/2023	1.4	
2/20/2024		1.2
8/2/2024		1.2

Prediction Limit

Constituent: Chloride (mg/L) Analysis Run 9/10/2024 10:40 PM View: Appendix III Intrawell

Plant Bowen Client: Southern Company Data: Bowen 3-4 CCR

	GWA-43R	GWA-43R
3/11/2016	1.9467	
5/13/2016	2.14	
7/19/2016	3.1	
9/16/2016	3.5	
11/2/2016	4.7	
1/18/2017	4.9	
3/28/2017	4.1	
6/6/2017	3.6	
9/22/2017	3.9	
3/15/2018	2.8	
9/12/2018	3.1	
3/13/2019	2.9	
9/11/2019	3.1	
3/9/2020	2.2	
9/14/2020	3.3	
3/11/2021	2.7	
8/5/2021	1.9	
1/31/2022	1.7	
8/10/2022	1.7	
2/13/2023	1.8	
7/25/2023	2	
2/20/2024		2
8/2/2024		2.2

Prediction Limit

Constituent: Chloride (mg/L) Analysis Run 9/10/2024 10:40 PM View: Appendix III Intrawell

Plant Bowen Client: Southern Company Data: Bowen 3-4 CCR

	GWA-4RZ	GWA-4RZ
2/22/2017	3.7 (D)	
4/7/2017	2.5 (D)	
6/14/2017	2.6 (D)	
7/12/2017	2.8 (D)	
7/20/2017	2.3 (D)	
7/28/2017	2 (D)	
8/9/2017	1.8 (D)	
8/24/2017	2.9 (D)	
10/3/2017	2.8 (D)	
3/21/2018	2.9	
9/18/2018	3.1	
3/21/2019	3.6 (D)	
9/12/2019	2.1 (D)	
3/12/2020	2.3	
9/17/2020	2.4	
3/16/2021	2.7	
8/10/2021	2.8	
2/3/2022	2.6	
8/17/2022	2.6	
2/17/2023	3	
7/28/2023	3	
2/27/2024		3.2
8/8/2024		2.2

Prediction Limit

Constituent: Chloride (mg/L) Analysis Run 9/10/2024 10:40 PM View: Appendix III Intrawell

Plant Bowen Client: Southern Company Data: Bowen 3-4 CCR

	GWA-50	GWA-50
3/28/2016	1.14	
5/23/2016	1.19	
8/1/2016	1.2	
9/26/2016	1.1	
11/10/2016	1.3	
1/30/2017	1.2	
4/7/2017	1.2	
6/12/2017	1.1	
10/2/2017	1.2	
3/16/2018	1.4	
9/17/2018	1.1	
3/19/2019	<1.2	
9/13/2019	1	
3/11/2020	0.91 (J)	
9/16/2020	0.97 (J)	
3/17/2021	1 (J)	
8/9/2021	1 (J)	
2/1/2022	0.91 (J)	
8/16/2022	0.69 (J)	
2/16/2023	0.91 (J)	
7/28/2023	0.95 (J)	
2/22/2024		0.88 (J)
8/8/2024		1.1

ND substitution: RL or RL/2 if <15% NDs.

Prediction Limit

Constituent: Chloride (mg/L) Analysis Run 9/10/2024 10:40 PM View: Appendix III Intrawell

Plant Bowen Client: Southern Company Data: Bowen 3-4 CCR

	GWA-50R	GWA-50R
3/28/2016	0.9204	
5/25/2016	1.04	
8/1/2016	0.85	
9/26/2016	0.87	
11/11/2016	0.99	
1/30/2017	0.95	
4/3/2017	0.88	
6/12/2017	0.83	
10/2/2017	0.94	
3/16/2018	<1	
9/18/2018	1	
3/19/2019	<1	
9/12/2019	0.74 (J)	
3/11/2020	0.73 (J)	
9/15/2020	0.7 (J)	
3/17/2021	0.81 (J)	
8/9/2021	0.78 (J)	
2/2/2022	0.7 (J)	
8/17/2022	<1	
2/16/2023	0.71 (J)	
7/28/2023	0.72 (J)	
2/22/2024		0.64 (J)
8/8/2024		0.86 (J)

ND substitution: RL or RL/2 if <15% NDs.

Prediction Limit

Constituent: Chloride (mg/L) Analysis Run 9/10/2024 10:40 PM View: Appendix III Intrawell

Plant Bowen Client: Southern Company Data: Bowen 3-4 CCR

	GWC-16R	GWC-16R
3/3/2016	1.3707 (D)	
5/10/2016	1.41	
7/13/2016	1.7	
9/15/2016	1.9	
11/2/2016	2.3	
1/11/2017	2	
3/20/2017	2.2	
5/23/2017	2	
9/21/2017	2.3	
3/14/2018	2.1	
9/7/2018	2.1	
3/11/2019	2.4	
9/9/2019	1.1	
3/4/2020	0.79 (J)	
9/9/2020	1 (J)	
3/9/2021	1.5	
7/30/2021	1	
1/28/2022	1.6	
8/11/2022	1.4	
2/10/2023	1.8	
8/4/2023	1.1	
2/15/2024		1.3
7/31/2024		1.4

Prediction Limit

Constituent: Chloride (mg/L) Analysis Run 9/10/2024 10:40 PM View: Appendix III Intrawell

Plant Bowen Client: Southern Company Data: Bowen 3-4 CCR

	GWC-17R	GWC-17R
3/4/2016	6.4905	
5/10/2016	7.1	
7/14/2016	6.4	
9/14/2016	6	
11/1/2016	7	
1/11/2017	6	
3/21/2017	6.1	
5/23/2017	6	
9/22/2017	6.2	
3/14/2018	6.1	
9/11/2018	6.7	
3/12/2019	6.9	
9/10/2019	4.5	
3/5/2020	4.5	
9/9/2020	4.3	
3/10/2021	4.7	
7/30/2021	4.3	
1/28/2022	4.6	
8/11/2022	4.7	
2/10/2023	4.7	
8/3/2023	4.2	
2/15/2024		4.5
7/31/2024		4.8

Prediction Limit

Constituent: Chloride (mg/L) Analysis Run 9/10/2024 10:40 PM View: Appendix III Intrawell

Plant Bowen Client: Southern Company Data: Bowen 3-4 CCR

	GWC-18	GWC-18
3/7/2016	2.0446	
5/5/2016	2.28	
7/13/2016	2.2	
9/13/2016	2	
10/31/2016	2.3	
1/12/2017	1.9	
3/23/2017	2.2	
5/23/2017	2	
9/25/2017	2.1	
3/14/2018	2.1	
9/11/2018	2.3	
3/12/2019	2.8	
9/9/2019	2	
3/6/2020	2.2	
9/9/2020	2.1	
2/26/2021	2.3	
7/29/2021	2.1	
1/28/2022	2.1	
8/10/2022	2.3	
2/9/2023	2.5	
8/3/2023	1.9	
2/14/2024		2.2
7/31/2024		2.2

Prediction Limit

Constituent: Chloride (mg/L) Analysis Run 9/10/2024 10:40 PM View: Appendix III Intrawell

Plant Bowen Client: Southern Company Data: Bowen 3-4 CCR

	GWC-18R	GWC-18R
3/7/2016	2.2698	
5/5/2016	2.48	
7/13/2016	2.5	
9/12/2016	2.5	
11/1/2016	2.9	
1/11/2017	2.5	
3/20/2017	2.2	
5/22/2017	2.3	
9/21/2017	2.3	
3/14/2018	2.2	
9/7/2018	2.3	
3/12/2019	3.3	
9/6/2019	2.3	
3/5/2020	2.2	
9/9/2020	2.3	
2/26/2021	2.4	
7/29/2021	2.2	
1/27/2022	2.3	
8/10/2022	2.6	
2/9/2023	2.6	
8/4/2023	2.2	
2/14/2024		2.3
7/31/2024		2.6

Prediction Limit

Constituent: Chloride (mg/L) Analysis Run 9/10/2024 10:40 PM View: Appendix III Intrawell

Plant Bowen Client: Southern Company Data: Bowen 3-4 CCR

	GWC-19R	GWC-19R
3/7/2016	2.3254	
5/9/2016	2.48	
7/14/2016	2.5	
9/12/2016	2.5	
10/31/2016	3	
1/11/2017	2.5	
3/21/2017	2.3	
5/22/2017	2.4	
9/20/2017	2.4	
3/14/2018	2.2	
9/10/2018	2.1	
3/12/2019	2.8	
9/9/2019	2.3	
3/4/2020	2.3	
9/9/2020	2.4	
2/26/2021	2.4	
8/5/2021	2.6	
1/27/2022	2.5	
8/9/2022	2.3	
2/9/2023	2.7	
8/4/2023	2.3	
2/14/2024		2.4
7/31/2024		2.6

Prediction Limit

Constituent: Chloride (mg/L) Analysis Run 9/10/2024 10:40 PM View: Appendix III Intrawell

Plant Bowen Client: Southern Company Data: Bowen 3-4 CCR

	GWC-20R	GWC-20R
3/8/2016	1.2699	
5/9/2016	1.39	
7/14/2016	1.7	
9/12/2016	1.6	
10/31/2016	1.9	
1/12/2017	1.8	
3/22/2017	2	
5/22/2017	1.9	
9/19/2017	1.9	
3/14/2018	2	
9/10/2018	1.6	
3/12/2019	2.7	
9/6/2019	1.6	
3/5/2020	1.5	
9/4/2020	1.5	
3/9/2021	1.9	
8/2/2021	1.8	
1/27/2022	1.9	
8/9/2022	1.7	
2/10/2023	2	
8/3/2023	1.5	
2/15/2024		1.7
8/1/2024		1.7

Prediction Limit

Constituent: Chloride (mg/L) Analysis Run 9/10/2024 10:40 PM View: Appendix III Intrawell

Plant Bowen Client: Southern Company Data: Bowen 3-4 CCR

	GWC-21R	GWC-21R
3/8/2016	4.2184	
5/9/2016	3.08	
7/15/2016	3.8	
9/9/2016	3.9	
10/27/2016	4.7	
1/12/2017	4.2	
3/21/2017	4.2	
5/23/2017	4.1	
9/19/2017	4.4	
3/14/2018	4.4	
9/10/2018	3.9	
3/11/2019	4.2	
9/6/2019	3.5	
3/3/2020	3.9	
9/8/2020	4.1	
3/9/2021	5	
8/2/2021	5.6	
1/28/2022	4.6	
8/10/2022	4.1	
2/9/2023	4.5	
8/4/2023	3.1	
2/15/2024		3
8/2/2024		3.2

Prediction Limit

Constituent: Chloride (mg/L) Analysis Run 9/10/2024 10:40 PM View: Appendix III Intrawell

Plant Bowen Client: Southern Company Data: Bowen 3-4 CCR

	GWC-22R	GWC-22R
3/7/2016	2.6729	
5/5/2016	2.81	
7/14/2016	2.8	
9/12/2016	2.8	
10/27/2016	3.3	
1/13/2017	2.7	
3/20/2017	2.8	
5/23/2017	2.6	
9/19/2017	2.6	
3/13/2018	2.8	
9/7/2018	2.7	
3/11/2019	3.2	
9/5/2019	2.7	
3/3/2020	2.5	
9/8/2020	2.6	
3/9/2021	2.4	
8/2/2021	2.4	
1/27/2022	2.5	
8/10/2022	2.7	
2/9/2023	2.7	
8/3/2023	2.3	
2/15/2024		2.4
7/31/2024		2.7

Prediction Limit

Constituent: Chloride (mg/L) Analysis Run 9/10/2024 10:40 PM View: Appendix III Intrawell

Plant Bowen Client: Southern Company Data: Bowen 3-4 CCR

	GWC-23R	GWC-23R
3/9/2016	1.5349	
5/6/2016	1.63	
7/15/2016	2	
9/14/2016	2	
11/1/2016	2.4	
1/25/2017	2.1	
3/22/2017	2.2	
5/24/2017	2	
9/21/2017	2.4	
3/14/2018	2.2	
9/11/2018	2.4	
3/12/2019	2.4	
9/6/2019	1.4	
3/5/2020	1.3	
9/9/2020	2	
3/10/2021	1.6	
7/30/2021	1.4	
1/28/2022	1.7	
8/11/2022	2.1	
2/10/2023	2	
8/3/2023	1.8	
2/16/2024		1.4
7/31/2024		1.6

Prediction Limit

Constituent: Chloride (mg/L) Analysis Run 9/10/2024 10:40 PM View: Appendix III Intrawell

Plant Bowen Client: Southern Company Data: Bowen 3-4 CCR

	GWC-24R	GWC-24R
3/4/2016	2.7291	
5/5/2016	2.54	
7/12/2016	2.6	
9/13/2016	2.5	
10/27/2016	3.1	
1/13/2017	2.7	
3/20/2017	2.6	
5/19/2017	2.5	
9/19/2017	2.3	
3/13/2018	<0.25	
9/11/2018	2.3	
3/8/2019	2.6	
9/5/2019	2.2	
3/3/2020	2.1	
9/9/2020	2.5	
3/9/2021	2.1	
7/29/2021	2.2	
1/28/2022	2.2	
8/9/2022	2	
2/9/2023	2.5	
8/3/2023	2.1	
2/15/2024		2.1
7/31/2024		2.4

ND substitution: RL or RL/2 if <15% NDs.

Prediction Limit

Constituent: Chloride (mg/L) Analysis Run 9/10/2024 10:40 PM View: Appendix III Intrawell

Plant Bowen Client: Southern Company Data: Bowen 3-4 CCR

	GWC-25R	GWC-25R
3/8/2016	2.5307	
5/4/2016	2.76	
7/18/2016	2.8	
9/13/2016	2.7	
10/27/2016	3.2	
1/13/2017	2.6	
3/16/2017	2.6	
5/19/2017	2.6	
9/19/2017	2.4	
3/13/2018	2.7	
9/11/2018	2.4	
3/8/2019	2.8	
9/5/2019	2.5	
3/3/2020	2.4	
9/4/2020	2.5	
3/9/2021	2.3	
8/2/2021	2.3	
1/27/2022	2.4	
8/9/2022	2.2	
2/9/2023	2.6	
8/3/2023	2.3	
2/16/2024		2.7
7/31/2024		2.5

Prediction Limit

Constituent: Chloride (mg/L) Analysis Run 9/10/2024 10:40 PM View: Appendix III Intrawell

Plant Bowen Client: Southern Company Data: Bowen 3-4 CCR

	GWC-36RA	GWC-36RA
3/1/2016	3.096	
5/2/2016	2.92	
7/6/2016	3.2	
9/7/2016	3.4	
10/25/2016	3.4	
1/5/2017	3.3	
3/14/2017	2.9	
5/16/2017	2.9	
9/15/2017	2.7	
3/12/2018	3.2	
9/6/2018	2.7	
3/7/2019	2.8	
9/4/2019	2.7	
3/2/2020	2.4	
9/14/2020	2.9	
3/26/2021	2.5	
7/27/2021	2.8	
1/26/2022	2.4	
8/8/2022	2.6	
2/8/2023	3.1	
8/3/2023	2.5	
2/13/2024		3.4
7/30/2024		3.2

Prediction Limit

Constituent: Chloride (mg/L) Analysis Run 9/10/2024 10:40 PM View: Appendix III Intrawell

Plant Bowen Client: Southern Company Data: Bowen 3-4 CCR

	GWC-37	GWC-37
3/1/2016	1.2389	
5/3/2016	1.22	
7/8/2016	1.2	
9/7/2016	1	
10/25/2016	1.2	
1/6/2017	0.97	
3/14/2017	1	
5/16/2017	0.9	
9/15/2017	1.1	
3/12/2018	1.1	
9/6/2018	1	
3/6/2019	<1.1	
9/4/2019	0.81 (J)	
3/2/2020	0.78 (J)	
9/3/2020	0.82 (J)	
2/24/2021	0.84 (J)	
7/28/2021	0.88 (J)	
1/26/2022	0.88 (J)	
8/8/2022	0.64 (J)	
2/8/2023	1.1	
8/2/2023	1	
2/13/2024		0.8 (J)
7/30/2024		1.1

ND substitution: RL or RL/2 if <15% NDs.

Prediction Limit

Constituent: Chloride (mg/L) Analysis Run 9/10/2024 10:40 PM View: Appendix III Intrawell

Plant Bowen Client: Southern Company Data: Bowen 3-4 CCR

	GWC-38	GWC-38
3/2/2016	2.4559	
5/3/2016	2.49	
7/7/2016	2.5	
9/8/2016	2.2	
10/25/2016	2.5	
2/9/2017	2	
3/23/2017	2.2	
5/17/2017	2.4	
9/19/2017	2.5	
3/13/2018	2.4	
9/6/2018	2.7	
3/7/2019	2.9	
9/4/2019	2.9	
3/2/2020	2.5	
9/3/2020	2.9	
2/24/2021	3.1	
7/28/2021	3.3	
1/25/2022	3.2	
8/5/2022	3.1	
2/8/2023	3.5	
8/2/2023	3.4	
2/13/2024		3.4
7/30/2024		3.8

Prediction Limit

Constituent: pH (pH_units) Analysis Run 9/10/2024 10:40 PM View: Appendix III Intrawell

Plant Bowen Client: Southern Company Data: Bowen 3-4 CCR

	GWA-1	GWA-1
3/22/2016	7.65	
5/19/2016	7.6	
7/29/2016	7.58	
9/23/2016	7.57	
11/9/2016	7.45	
1/30/2017	7.64	
3/30/2017	7.51	
6/9/2017	7.6	
10/2/2017	7.55	
3/16/2018	7.58	
9/17/2018	7.53 (D)	
3/20/2019	7.64	
9/12/2019	7.36	
3/11/2020	7.51	
9/15/2020	7.43	
3/16/2021	7.57	
8/9/2021	7.44	
2/1/2022	7.52	
8/16/2022	7.36	
2/16/2023	7.39	
7/27/2023	7.08	
2/22/2024		6.97
8/7/2024		7.51

Prediction Limit

Constituent: pH (pH_units) Analysis Run 9/10/2024 10:40 PM View: Appendix III Intrawell

Plant Bowen Client: Southern Company Data: Bowen 3-4 CCR

	GWA-2	GWA-2
3/23/2016	6.7	
5/20/2016	6.36	
7/29/2016	6.75	
9/23/2016	6.62	
11/9/2016	6.42	
1/31/2017	5.66	
3/30/2017	6.33	
6/12/2017	6.6	
10/2/2017	5.61	
3/19/2018	6.55	
9/14/2018	5.81	
3/20/2019	5.71	
9/12/2019	5.45 (D)	
3/11/2020	6.56	
9/15/2020	6.38	
3/17/2021	6.58	
8/9/2021	6.47	
2/1/2022	6.3	
8/16/2022	6.63	
2/16/2023	6.56	
7/27/2023	6.06	
2/22/2024		6.03
8/7/2024		6.73

Prediction Limit

Constituent: pH (pH_units) Analysis Run 9/10/2024 10:40 PM View: Appendix III Intrawell

Plant Bowen Client: Southern Company Data: Bowen 3-4 CCR

	GWA-2R	GWA-2R
3/23/2016	7.45	
5/19/2016	7.5	
7/29/2016	7.59	
9/22/2016	7.44	
11/10/2016	7.55	
1/31/2017	7.56	
4/3/2017	7.46	
6/9/2017	7.24	
10/2/2017	7.35	
3/16/2018	7.31	
9/14/2018	7.55	
3/19/2019	7.2	
9/13/2019	7.29	
3/11/2020	7.09	
9/15/2020	7.45	
3/16/2021	7.51	
8/9/2021	6.63	
2/1/2022	6.62	
8/16/2022	7.11	
2/16/2023	7.02	
7/27/2023	6.49	
2/26/2024		6.85
8/6/2024		7.61

Prediction Limit

Constituent: pH (pH_units) Analysis Run 9/10/2024 10:40 PM View: Appendix III Intrawell

Plant Bowen Client: Southern Company Data: Bowen 3-4 CCR

	GWA-39RZ	GWA-39RZ
5/16/2016	7.61 (D)	
7/27/2016	7.51 (D)	
2/21/2017	7.76 (D)	
3/27/2017	7.7 (D)	
6/8/2017	7.69 (D)	
7/17/2017	7.57 (D)	
7/26/2017	7.63	
7/27/2017	7.63	
8/8/2017	7.73	
8/9/2017	7.73	
9/29/2017	7.7 (D)	
3/16/2018	7.49	
9/14/2018	7.32	
3/14/2019	7.46	
9/10/2019	7.48	
3/9/2020	7.68	
9/16/2020	7.68	
3/16/2021	7.85	
8/6/2021	7.09	
2/2/2022	6.89	
8/16/2022	7.45	
2/14/2023	7.48	
7/25/2023	7.19	
2/19/2024		7.7
8/1/2024		7.08

Prediction Limit

Constituent: pH (pH_units) Analysis Run 9/10/2024 10:40 PM View: Appendix III Intrawell

Plant Bowen Client: Southern Company Data: Bowen 3-4 CCR

	GWA-39Z	GWA-39Z
3/14/2016	6.91	
5/11/2016	6.51	
7/19/2016	6.12	
9/15/2016	5.96	
11/2/2016	5.78	
1/18/2017	6.13	
3/28/2017	6.59	
6/7/2017	6.72	
9/26/2017	7.05	
12/28/2017	6.79 (Y)	
3/14/2018	7.42	
9/12/2018	6.86	
3/15/2019	6.78	
9/9/2019	6.49	
3/9/2020	5.9	
9/10/2020	5.53	
3/12/2021	6.39	
8/4/2021	6.21	
1/31/2022	6.41	
8/10/2022	6.07	
2/13/2023	6.35	
7/26/2023	5.77	
2/19/2024		6.34
8/1/2024		5.88

Prediction Limit

Constituent: pH (pH_units) Analysis Run 9/10/2024 10:40 PM View: Appendix III Intrawell

Plant Bowen Client: Southern Company Data: Bowen 3-4 CCR

	GWA-3A	GWA-3A
3/23/2016	5.96	
5/23/2016	5.73	
7/29/2016	5.51	
9/22/2016	5.45	
11/10/2016	5.51	
1/31/2017	5.42	
3/30/2017	5.43	
6/12/2017	5.47	
10/4/2017	5.23	
3/19/2018	5.4	
9/17/2018	5.22	
3/20/2019	5.22	
9/13/2019	5.07	
3/11/2020	5.31	
3/29/2021	8.04	
8/9/2021	7.85	
2/2/2022	7.94	
8/16/2022	7.74	
2/17/2023	7.71	
8/1/2023	7.66	
2/22/2024		7.89
8/8/2024		7.86

Prediction Limit

Constituent: pH (pH_units) Analysis Run 9/10/2024 10:40 PM View: Appendix III Intrawell

Plant Bowen Client: Southern Company Data: Bowen 3-4 CCR

	GWA-40	GWA-40
3/15/2016	7.58	
5/11/2016	7.24	
7/21/2016	7.53	
9/15/2016	7	
9/19/2016	7.19	
11/3/2016	7.13	
1/17/2017	7.51	
3/24/2017	7.55	
5/24/2017	7.6	
9/26/2017	7.66	
12/28/2017	7.34 (Y)	
3/14/2018	7.56	
9/12/2018	7.12	
3/13/2019	7.12	
9/9/2019	7.07	
3/9/2020	7.5	
9/11/2020	6.98	
3/10/2021	7.3	
8/4/2021	6.79	
1/31/2022	6.85	
8/12/2022	6.83	
2/13/2023	6.94	
7/26/2023	6.46	
2/19/2024		6.75
8/1/2024		7.06

Prediction Limit

Constituent: pH (pH_units) Analysis Run 9/10/2024 10:40 PM View: Appendix III Intrawell

Plant Bowen Client: Southern Company Data: Bowen 3-4 CCR

	GWA-41	GWA-41
3/15/2016	6.74	
5/12/2016	6.41	
7/20/2016	6.59	
11/3/2016	6.45	
1/18/2017	6.34	
3/24/2017	6.42	
6/6/2017	6.82	
9/25/2017	6.63	
3/14/2018	7.08	
9/12/2018	6.54	
3/14/2019	6.58	
9/10/2019	5.66	
3/6/2020	6.82	
9/10/2020	6.4	
3/11/2021	6.8	
8/4/2021	6.34	
1/31/2022	6.02	
8/11/2022	6.29	
2/13/2023	6.25	
7/25/2023	5.58	
2/19/2024		6.17
8/1/2024		6.03

Prediction Limit

Constituent: pH (pH_units) Analysis Run 9/10/2024 10:40 PM View: Appendix III Intrawell

Plant Bowen Client: Southern Company Data: Bowen 3-4 CCR

	GWA-41R	GWA-41R
3/15/2016	7.15	
5/13/2016	7.29	
7/21/2016	7.43	
9/21/2016	7.05	
11/3/2016	7.4	
1/17/2017	7.06	
3/27/2017	7.13	
6/6/2017	7.18	
9/25/2017	6.88	
3/14/2018	7.04	
9/12/2018	7.02	
3/14/2019	6.93	
9/10/2019	6.72	
3/9/2020	6.7	
9/10/2020	6.67	
3/10/2021	7.3	
8/4/2021	7.15	
1/31/2022	6.63	
8/11/2022	7.12	
2/13/2023	6.45	
7/25/2023	6.19	
2/19/2024		6.79
8/1/2024		7.17

Prediction Limit

Constituent: pH (pH_units) Analysis Run 9/10/2024 10:40 PM View: Appendix III Intrawell

Plant Bowen Client: Southern Company Data: Bowen 3-4 CCR

	GWA-42	GWA-42
3/11/2016	7.37	
5/16/2016	7.55	
7/22/2016	7.51	
9/19/2016	7.52	
11/3/2016	7.56	
1/17/2017	7.59	
3/27/2017	7.63	
6/7/2017	7.55	
9/26/2017	7.59	
3/14/2018	7.6	
9/14/2018	7.37	
3/14/2019	7.57	
9/10/2019	7.53	
3/6/2020	7.42	
9/10/2020	7.48	
3/11/2021	7.53	
8/4/2021	7.35	
1/31/2022	7.17	
8/10/2022	7.26	
2/13/2023	6.83	
7/26/2023	6.92	
2/20/2024		7.39
8/1/2024		7.49

Prediction Limit

Constituent: pH (pH_units) Analysis Run 9/10/2024 10:40 PM View: Appendix III Intrawell

Plant Bowen Client: Southern Company Data: Bowen 3-4 CCR

	GWA-43	GWA-43
3/11/2016	6.43	
5/13/2016	6.8	
7/19/2016	6.42	
9/16/2016	6.19	
11/2/2016	6.36	
1/18/2017	6.16	
3/28/2017	5.8	
6/6/2017	5.97	
9/22/2017	5.77	
3/14/2018	5.85	
9/12/2018	5.65	
3/13/2019	5.63	
9/11/2019	5.53	
3/9/2020	5.5	
9/11/2020	6.25	
3/11/2021	5.55	
8/6/2021	5.52	
1/31/2022	5.71	
8/11/2022	5.64	
2/14/2023	5.24	
7/25/2023	4.64	
2/20/2024		5.31
8/2/2024		5.28

Prediction Limit

Constituent: pH (pH_units) Analysis Run 9/10/2024 10:40 PM View: Appendix III Intrawell

Plant Bowen Client: Southern Company Data: Bowen 3-4 CCR

	GWA-43R	GWA-43R
3/11/2016	7.89	
5/13/2016	7.86	
7/19/2016	7.83	
9/16/2016	7.75	
11/2/2016	7.77	
1/18/2017	7.65	
3/28/2017	7.79	
6/6/2017	7.89	
9/22/2017	7.8	
12/28/2017	7.78 (Y)	
3/15/2018	7.66	
9/12/2018	7.75	
3/13/2019	7.84	
9/11/2019	7.75	
3/9/2020	7.73	
9/14/2020	7.76	
3/11/2021	7.81	
8/5/2021	7.75	
1/31/2022	8.04	
8/10/2022	7.72	
2/13/2023	7.82	
7/25/2023	7.31	
2/20/2024		7.82
8/2/2024		7.74

Prediction Limit

Constituent: pH (pH_units) Analysis Run 9/10/2024 10:40 PM View: Appendix III Intrawell

Plant Bowen Client: Southern Company Data: Bowen 3-4 CCR

	GWA-4RZ	GWA-4RZ
2/22/2017	7.38 (D)	
4/7/2017	7.35 (D)	
6/14/2017	7.3 (D)	
7/11/2017	7.39	
7/12/2017	7.39 (D)	
7/19/2017	7.44	
7/20/2017	7.44 (D)	
7/27/2017	7.5	
7/28/2017	7.5	
8/8/2017	7.52	
8/9/2017	7.52	
8/23/2017	7.5	
8/24/2017	7.5	
10/3/2017	7.51 (D)	
12/28/2017	7.32 (Y)	
3/21/2018	7.3	
9/18/2018	7.26	
3/21/2019	7.28 (D)	
9/12/2019	7.2 (D)	
3/12/2020	7.55	
9/17/2020	7.42	
3/16/2021	7.4	
8/10/2021	7.2	
2/3/2022	7.2	
8/17/2022	6.49	
2/17/2023	6.98	
7/28/2023	6.815 (D)	
2/27/2024		7.11
8/8/2024		7.01

Prediction Limit

Constituent: pH (pH_units) Analysis Run 9/10/2024 10:40 PM View: Appendix III Intrawell

Plant Bowen Client: Southern Company Data: Bowen 3-4 CCR

	GWA-50	GWA-50
3/28/2016	6.22	
5/23/2016	5.86	
8/1/2016	6.39	
9/26/2016	5.74	
11/10/2016	5.78	
1/30/2017	5.88	
4/7/2017	5.94	
6/12/2017	5.81	
10/2/2017	5.93	
3/16/2018	5.64	
9/17/2018	5.82	
3/19/2019	5.93	
9/13/2019	5.61	
3/11/2020	5.57	
9/16/2020	5.62	
3/17/2021	5.64	
8/9/2021	5.34	
2/1/2022	5.61	
8/16/2022	5.29	
2/16/2023	4.95	
7/28/2023	4.66	
2/22/2024		5.6
8/8/2024		4.68

Prediction Limit

Constituent: pH (pH_units) Analysis Run 9/10/2024 10:40 PM View: Appendix III Intrawell

Plant Bowen Client: Southern Company Data: Bowen 3-4 CCR

	GWA-50R	GWA-50R
3/28/2016	6.45	
5/25/2016	6.96	
8/1/2016	5.64	
9/26/2016	6.26	
11/11/2016	5.62	
1/30/2017	5.49	
4/3/2017	6.32	
6/12/2017	6.48	
10/2/2017	6.41	
3/16/2018	5.46	
9/18/2018	5.35	
3/19/2019	6.01	
9/12/2019	5.89	
3/11/2020	5.4	
9/15/2020	5.26	
3/17/2021	6.31	
8/9/2021	5.16	
2/2/2022	5.17	
8/17/2022	5.7	
2/16/2023	4.73	
7/28/2023	4.24	
2/22/2024		5.09
8/8/2024		4.25

Prediction Limit

Constituent: pH (pH_units) Analysis Run 9/10/2024 10:40 PM View: Appendix III Intrawell

Plant Bowen Client: Southern Company Data: Bowen 3-4 CCR

	GWC-16R	GWC-16R
3/3/2016	7.22	
5/10/2016	7.08	
7/13/2016	7.05	
9/15/2016	7.51	
11/2/2016	7.1	
1/11/2017	7.16	
3/20/2017	7.19	
5/23/2017	6.97	
9/21/2017	7.28	
3/14/2018	7.11	
9/7/2018	7.08	
3/11/2019	7.21	
9/9/2019	7.13	
3/4/2020	7.37	
9/9/2020	7.08	
3/9/2021	7.34	
7/30/2021	7.04	
1/28/2022	7.31	
8/11/2022	7.05	
2/10/2023	7.02	
8/4/2023	6.745 (D)	
2/15/2024		6.95
7/31/2024		6.72

Prediction Limit

Constituent: pH (pH_units) Analysis Run 9/10/2024 10:40 PM View: Appendix III Intrawell

Plant Bowen Client: Southern Company Data: Bowen 3-4 CCR

	GWC-17R	GWC-17R
3/4/2016	7.24	
5/10/2016	7.18	
7/14/2016	7.21	
9/13/2016	7.17	
11/1/2016	7.18	
1/11/2017	7.11	
3/21/2017	7.24	
5/23/2017	7.21	
9/22/2017	7.2	
3/14/2018	7.16	
9/11/2018	7.13	
3/12/2019	7.28	
9/10/2019	7.17	
3/5/2020	7.3	
9/9/2020	7.24	
3/10/2021	7.27	
7/30/2021	7.17	
1/28/2022	7.34	
8/11/2022	7.27	
2/10/2023	7.12	
8/3/2023	6.97 (D)	
2/15/2024		7.2
7/31/2024		6.88

Prediction Limit

Constituent: pH (pH_units) Analysis Run 9/10/2024 10:40 PM View: Appendix III Intrawell

Plant Bowen Client: Southern Company Data: Bowen 3-4 CCR

	GWC-18	GWC-18
3/7/2016	6.81	
5/5/2016	6	
7/13/2016	6.67	
9/13/2016	6.67	
10/31/2016	6.15	
1/12/2017	6.79	
3/23/2017	7.04	
5/23/2017	7.02	
9/25/2017	6.81	
3/14/2018	7.06	
9/11/2018	6.97	
3/12/2019	7.06	
9/9/2019	6.71	
3/6/2020	7.01	
9/9/2020	6.63	
2/26/2021	7.07	
7/29/2021	6.77	
1/28/2022	6.6	
8/10/2022	6.53	
2/9/2023	6.68	
8/3/2023	6.19	
2/14/2024		6.37
7/31/2024		6.66

Prediction Limit

Constituent: pH (pH_units) Analysis Run 9/10/2024 10:40 PM View: Appendix III Intrawell

Plant Bowen Client: Southern Company Data: Bowen 3-4 CCR

	GWC-18R	GWC-18R
3/7/2016	7.7	
5/5/2016	7.85	
7/13/2016	7.85	
9/12/2016	7.87	
11/1/2016	7.78	
1/11/2017	7.75	
3/20/2017	7.86	
5/22/2017	7.51	
9/21/2017	7.84	
3/14/2018	7.51	
9/7/2018	7.69	
3/12/2019	7.76	
9/6/2019	7.65	
3/5/2020	7.77	
9/9/2020	7.81	
2/26/2021	7.81	
7/29/2021	7.74	
1/27/2022	7.76	
8/10/2022	7.59	
2/9/2023	7.46	
8/4/2023	7.39	
2/14/2024		7.07
7/31/2024		7.76

Prediction Limit

Constituent: pH (pH_units) Analysis Run 9/10/2024 10:40 PM View: Appendix III Intrawell

Plant Bowen Client: Southern Company Data: Bowen 3-4 CCR

	GWC-19R	GWC-19R
3/7/2016	7.68	
5/9/2016	7.66	
7/14/2016	7.74	
9/12/2016	7.76	
10/31/2016	7.74	
1/11/2017	7.69	
3/21/2017	7.54	
5/22/2017	7.79	
9/20/2017	7.77	
3/14/2018	7.74	
9/10/2018	7.69	
3/12/2019	7.6	
9/9/2019	7.73	
3/4/2020	7.65	
9/9/2020	7.67	
2/26/2021	7.73	
8/5/2021	7.66	
1/27/2022	7.74	
8/9/2022	7.77	
2/9/2023	7.38	
8/4/2023	7.2	
2/14/2024		7.67
7/31/2024		7.69

Prediction Limit

Constituent: pH (pH_units) Analysis Run 9/10/2024 10:40 PM View: Appendix III Intrawell

Plant Bowen Client: Southern Company Data: Bowen 3-4 CCR

	GWC-20R	GWC-20R
3/8/2016	7.62	
5/9/2016	7.72	
7/14/2016	7.69	
9/12/2016	7.52	
10/31/2016	7.51	
1/12/2017	7.46	
3/22/2017	7.77	
5/22/2017	7.5	
9/19/2017	7.49	
12/29/2017	7.75 (Y)	
3/14/2018	7.62	
9/10/2018	7.84	
3/12/2019	7.63	
9/6/2019	7.75	
3/5/2020	7.6	
9/4/2020	7.57	
3/9/2021	7.81	
8/2/2021	7.67	
1/27/2022	7.73	
8/9/2022	7.81	
2/10/2023	7.34	
8/3/2023	7.27	
2/15/2024		7.56
8/1/2024		7.49

Prediction Limit

Constituent: pH (pH_units) Analysis Run 9/10/2024 10:40 PM View: Appendix III Intrawell

Plant Bowen Client: Southern Company Data: Bowen 3-4 CCR

	GWC-21R	GWC-21R
3/8/2016	6.86	
5/9/2016	7.08	
7/15/2016	7.2	
9/9/2016	7.17	
10/27/2016	7.14	
1/12/2017	7.06	
3/21/2017	7.14	
5/23/2017	6.9	
9/19/2017	7.18	
3/14/2018	6.99	
9/10/2018	6.96	
3/11/2019	6.95	
9/6/2019	7.04	
3/3/2020	7.1	
9/8/2020	7.07	
3/9/2021	6.98	
8/2/2021	7.01	
1/28/2022	6.69	
8/10/2022	6.98	
2/9/2023	7.13	
8/4/2023	6.73	
2/15/2024		6.74
8/2/2024		7.13

Prediction Limit

Constituent: pH (pH_units) Analysis Run 9/10/2024 10:40 PM View: Appendix III Intrawell

Plant Bowen Client: Southern Company Data: Bowen 3-4 CCR

	GWC-22R	GWC-22R
3/7/2016	7.61	
5/5/2016	7.79	
7/14/2016	7.76	
9/12/2016	7.6	
10/27/2016	7.73	
1/13/2017	7.68	
3/20/2017	7.6	
5/23/2017	7.81	
9/19/2017	7.46	
1/9/2018	7.39 (Y)	
3/13/2018	7.49	
9/7/2018	7.53	
3/11/2019	7.51	
9/5/2019	7.09	
3/3/2020	7.15	
9/8/2020	7.19	
3/9/2021	7.35	
8/2/2021	7.1	
1/27/2022	7.28	
8/10/2022	7.1	
2/9/2023	7.05	
8/3/2023	6.62	
2/15/2024		6.73
7/31/2024		6.56

Prediction Limit

Constituent: pH (pH_units) Analysis Run 9/10/2024 10:40 PM View: Appendix III Intrawell

Plant Bowen Client: Southern Company Data: Bowen 3-4 CCR

	GWC-23R	GWC-23R
3/9/2016	7.54	
5/6/2016	7.5	
7/15/2016	7.33	
9/14/2016	7.47	
11/1/2016	7.31	
1/25/2017	7.28	
3/22/2017	7.43	
5/24/2017	7.07	
9/21/2017	7.24	
3/14/2018	7.4	
9/11/2018	7.78	
3/12/2019	7.42	
9/6/2019	7.32	
3/5/2020	7.24	
9/9/2020	7.12	
12/15/2020	7.39	
3/10/2021	7.41	
7/30/2021	7.13	
1/28/2022	7.38	
8/11/2022	7.37	
11/3/2022	6.65	
2/10/2023	7.01	
8/3/2023	6.74 (D)	
2/16/2024		6.955 (D)
7/31/2024		6.87

Prediction Limit

Constituent: pH (pH_units) Analysis Run 9/10/2024 10:40 PM View: Appendix III Intrawell

Plant Bowen Client: Southern Company Data: Bowen 3-4 CCR

	GWC-24R	GWC-24R
3/4/2016	6.95	
5/5/2016	7.58	
7/12/2016	7.58	
9/13/2016	7.62	
10/27/2016	7.64	
1/13/2017	7.28	
3/20/2017	7.23	
5/19/2017	7.15	
9/19/2017	7.54	
3/13/2018	7.02	
9/11/2018	7.4	
3/8/2019	7.65	
9/5/2019	7.4	
3/3/2020	7.55	
9/9/2020	7.22	
3/9/2021	7.8	
7/29/2021	7.32	
1/28/2022	7.68	
8/9/2022	7.48	
2/9/2023	7.44	
8/3/2023	7.02	
2/15/2024		7.22
7/31/2024		7.17

Prediction Limit

Constituent: pH (pH_units) Analysis Run 9/10/2024 10:40 PM View: Appendix III Intrawell

Plant Bowen Client: Southern Company Data: Bowen 3-4 CCR

	GWC-25R	GWC-25R
3/8/2016	7.4	
5/4/2016	7.6	
7/18/2016	7.61	
9/13/2016	7.56	
10/27/2016	7.69	
1/13/2017	7.62	
3/16/2017	7.43	
5/19/2017	7.32	
9/19/2017	7.62	
3/13/2018	7.43	
9/11/2018	7.69	
3/8/2019	7.69	
9/5/2019	7.59	
3/3/2020	7.56	
9/4/2020	7.62	
3/9/2021	8.07	
8/2/2021	7.48	
1/27/2022	7.46	
8/9/2022	7.6	
2/9/2023	7.51	
8/3/2023	7.26	
2/16/2024		7.28
7/31/2024		7.33

Prediction Limit

Constituent: pH (pH_units) Analysis Run 9/10/2024 10:40 PM View: Appendix III Intrawell

Plant Bowen Client: Southern Company Data: Bowen 3-4 CCR

	GWC-36RA	GWC-36RA
3/1/2016	7.45	
5/2/2016	7.31	
7/6/2016	7.4	
9/7/2016	7.32	
10/25/2016	7.4	
1/5/2017	7.29	
3/14/2017	7.48	
5/16/2017	7.38	
9/15/2017	7.35	
3/12/2018	7.26	
9/6/2018	7.21	
3/7/2019	7.48	
9/4/2019	7.14	
3/2/2020	7.24	
9/14/2020	7.1	
3/26/2021	7.11	
7/27/2021	7.65	
1/26/2022	7.01	
8/8/2022	7.11	
2/8/2023	6.88	
8/3/2023	6.835 (D)	
2/13/2024		6.69
7/30/2024		7.32

Prediction Limit

Constituent: pH (pH_units) Analysis Run 9/10/2024 10:40 PM View: Appendix III Intrawell

Plant Bowen Client: Southern Company Data: Bowen 3-4 CCR

	GWC-37	GWC-37
3/1/2016	5.94	
5/3/2016	5.85	
7/8/2016	5.74	
9/7/2016	5.79	
10/25/2016	5.88	
1/6/2017	5.82	
3/14/2017	5.8	
5/16/2017	5.02	
9/15/2017	5.68	
3/12/2018	5.72	
9/6/2018	5.59	
3/6/2019	5.38	
9/4/2019	5.09	
3/2/2020	5.52	
9/3/2020	5.17	
2/24/2021	5.49	
7/28/2021	5.29	
1/26/2022	4.69	
8/8/2022	5.16	
2/8/2023	5.3	
8/2/2023	4.69	
2/13/2024		5.37
7/30/2024		4.43

Prediction Limit

Constituent: pH (pH_units) Analysis Run 9/10/2024 10:40 PM View: Appendix III Intrawell

Plant Bowen Client: Southern Company Data: Bowen 3-4 CCR

	GWC-38	GWC-38
3/2/2016	5.65	
5/3/2016	5.72	
7/7/2016	5.68	
9/8/2016	5.42	
10/25/2016	5.41	
2/9/2017	4.99	
3/23/2017	4.94	
5/17/2017	5.18	
9/19/2017	5.53	
3/13/2018	5.57	
9/6/2018	5.69	
3/7/2019	5.54	
9/4/2019	5.91	
3/2/2020	5.49	
9/3/2020	5.32	
2/24/2021	5.23	
7/28/2021	5.21	
1/25/2022	5.14	
8/5/2022	4.98	
2/8/2023	5.13	
8/2/2023	4.41	
2/13/2024		5.22
7/30/2024		4.29

Prediction Limit

Constituent: Sulfate (mg/L) Analysis Run 9/10/2024 10:40 PM View: Appendix III Intrawell

Plant Bowen Client: Southern Company Data: Bowen 3-4 CCR

	GWA-1	GWA-1
3/22/2016	2.3685	
5/19/2016	2.14	
7/29/2016	1.9	
9/23/2016	2	
11/9/2016	1.6	
1/30/2017	1.8	
3/30/2017	1.6	
6/9/2017	1.7	
10/2/2017	1.8	
3/16/2018	1.5	
9/17/2018	1.3 (D)	
3/20/2019	1.5	
9/12/2019	0.98 (J)	
3/11/2020	0.94 (J)	
9/15/2020	0.96 (J)	
3/16/2021	0.99 (J)	
8/9/2021	1.3	
2/1/2022	0.93 (J)	
8/16/2022	0.78 (J)	
2/16/2023	1.1	
7/27/2023	1.4	
2/22/2024		1
8/7/2024		1.1

Prediction Limit

Constituent: Sulfate (mg/L) Analysis Run 9/10/2024 10:40 PM View: Appendix III Intrawell

Plant Bowen Client: Southern Company Data: Bowen 3-4 CCR

	GWA-2	GWA-2
3/23/2016	105.552	
5/20/2016	44.3	
7/29/2016	48	
9/23/2016	43	
11/9/2016	31	
1/31/2017	4.2	
3/30/2017	53	
6/12/2017	95	
10/2/2017	3.5	
3/19/2018	147	
9/14/2018	7.7	
3/20/2019	3.6	
9/12/2019	5.2	
3/11/2020	131	
9/15/2020	35.3	
3/17/2021	90.7	
8/9/2021	84.7	
2/1/2022	86.1	
8/16/2022	58.5	
2/16/2023	115	
7/27/2023	44	
2/22/2024		82
8/7/2024		47.5

Prediction Limit

Constituent: Sulfate (mg/L) Analysis Run 9/10/2024 10:40 PM View: Appendix III Intrawell

Plant Bowen Client: Southern Company Data: Bowen 3-4 CCR

	GWA-2R	GWA-2R
3/23/2016	26.8249	
5/19/2016	3.81	
7/29/2016	1.1	
9/22/2016	0.96 (J)	
11/10/2016	0.72 (J)	
1/31/2017	1.5	
4/3/2017	1.3	
6/9/2017	1.2	
10/2/2017	1.7	
3/16/2018	14.8 (J)	
9/14/2018	2.1	
3/19/2019	32.5 (J)	
9/13/2019	3.8	
3/11/2020	34.3	
9/15/2020	1	
3/16/2021	3.3	
8/9/2021	1.6	
2/1/2022	1.5	
8/16/2022	7.8	
2/16/2023	38.9	
7/27/2023	17.6	
2/26/2024		20.9
8/6/2024		5.8

Prediction Limit

Constituent: Sulfate (mg/L) Analysis Run 9/10/2024 10:40 PM View: Appendix III Intrawell

Plant Bowen Client: Southern Company Data: Bowen 3-4 CCR

	GWA-39RZ	GWA-39RZ
5/16/2016	2.4 (D)	
7/27/2016	3.6 (D)	
2/21/2017	26 (D)	
3/27/2017	10 (D)	
6/8/2017	6.7 (D)	
7/17/2017	6.4 (D)	
7/27/2017	18 (D)	
8/9/2017	18 (D)	
9/29/2017	21 (D)	
3/16/2018	15.5	
9/14/2018	11.6	
3/14/2019	9.3	
9/10/2019	14	
3/9/2020	5.8	
9/16/2020	8.6	
3/16/2021	3.5	
8/6/2021	4.2	
2/2/2022	4.5	
8/16/2022	4.5	
2/14/2023	6.3	
7/25/2023	4.9	
2/19/2024		4
8/1/2024		3.3

Prediction Limit

Constituent: Sulfate (mg/L) Analysis Run 9/10/2024 10:40 PM View: Appendix III Intrawell

Plant Bowen Client: Southern Company Data: Bowen 3-4 CCR

	GWA-39Z	GWA-39Z
3/14/2016	4.2598	
5/11/2016	6.05	
7/19/2016	9.5	
9/15/2016	6.7	
11/2/2016	5.4	
1/18/2017	5.5	
3/28/2017	2.9	
6/7/2017	2.3	
9/26/2017	3.2	
3/14/2018	3.8	
9/12/2018	3.7	
3/15/2019	3	
9/9/2019	2.4	
3/9/2020	0.84 (J)	
9/10/2020	0.95 (J)	
3/12/2021	2	
8/4/2021	1.3	
1/31/2022	1.2	
8/10/2022	1.3	
2/13/2023	1.7	
7/26/2023	1.5	
2/19/2024		1.1
8/1/2024		1.2

Prediction Limit

Constituent: Sulfate (mg/L) Analysis Run 9/10/2024 10:40 PM View: Appendix III Intrawell

Plant Bowen Client: Southern Company Data: Bowen 3-4 CCR

	GWA-3A	GWA-3A
3/23/2016	0.8724 (J)	
5/23/2016	0.805 (J)	
7/29/2016	0.84 (J)	
9/22/2016	0.94 (J)	
11/10/2016	1.1	
1/31/2017	0.92 (J)	
3/30/2017	0.77 (J)	
6/12/2017	0.68 (J)	
10/4/2017	0.5 (J)	
3/19/2018	0.49 (J)	
9/17/2018	0.36 (J)	
3/20/2019	0.38 (J)	
9/13/2019	<1	
3/11/2020	<1	
3/29/2021	5.4	
8/9/2021	5	
2/2/2022	3.4	
8/16/2022	3.5	
2/17/2023	2.5	
8/1/2023	3	
2/22/2024		1.9
8/8/2024		3.9

ND substitution: RL or RL/2 if <15% NDs.

Prediction Limit

Constituent: Sulfate (mg/L) Analysis Run 9/10/2024 10:40 PM View: Appendix III Intrawell

Plant Bowen Client: Southern Company Data: Bowen 3-4 CCR

	GWA-40	GWA-40
3/15/2016	1.2104	
5/11/2016	1.28	
7/21/2016	0.91 (J)	
9/19/2016	1.3	
11/3/2016	1.5	
1/17/2017	<1.2 (*)	
3/24/2017	0.86 (J)	
5/24/2017	1.2	
9/26/2017	4.2	
12/28/2017	7.4 (Y)	
3/14/2018	3.8	
9/12/2018	1.7	
3/13/2019	2.1	
9/9/2019	1.6	
3/9/2020	1.2	
9/11/2020	1.3	
3/10/2021	1.5	
8/4/2021	1.4	
1/31/2022	1.2	
8/12/2022	1.2	
2/13/2023	1.4	
7/26/2023	1.4	
2/19/2024		1.2
8/1/2024		1.5

ND substitution: RL or RL/2 if <15% NDs.

Prediction Limit

Constituent: Sulfate (mg/L) Analysis Run 9/10/2024 10:40 PM View: Appendix III Intrawell

Plant Bowen Client: Southern Company Data: Bowen 3-4 CCR

	GWA-41	GWA-41
3/15/2016	4.9347	
5/12/2016	2.3	
7/20/2016	2	
9/15/2016	1.1	
11/3/2016	1.6	
1/18/2017	1.5	
3/24/2017	1.6	
6/6/2017	4.1	
9/25/2017	1.9	
3/14/2018	11.5	
9/12/2018	1.8	
3/14/2019	6.2	
9/10/2019	1.2	
3/6/2020	10	
9/10/2020	1.7	
3/11/2021	6.1	
8/4/2021	1.7	
1/31/2022	1.8	
8/11/2022	1.9	
2/13/2023	6	
7/25/2023	1.1	
2/19/2024		4.2
8/1/2024		0.75 (J)

Prediction Limit

Constituent: Sulfate (mg/L) Analysis Run 9/10/2024 10:40 PM View: Appendix III Intrawell

Plant Bowen Client: Southern Company Data: Bowen 3-4 CCR

	GWA-41R	GWA-41R
3/15/2016	6.4987	
5/13/2016	3.68	
7/21/2016	4.5	
9/21/2016	2.8	
11/3/2016	6.7	
1/17/2017	<1.1 (*)	
3/27/2017	0.85 (J)	
6/6/2017	6.1	
9/25/2017	3.5	
3/14/2018	10.9 (J)	
9/12/2018	3.7	
3/14/2019	8.9	
9/10/2019	8.4	
3/9/2020	8.5	
9/10/2020	5.9	
3/10/2021	8.4	
8/4/2021	6.4	
1/31/2022	8.5	
8/11/2022	4.7	
2/13/2023	10.2	
7/25/2023	3	
2/19/2024		9.6
8/1/2024		2.7

ND substitution: RL or RL/2 if <15% NDs.

Prediction Limit

Constituent: Sulfate (mg/L) Analysis Run 9/10/2024 10:40 PM View: Appendix III Intrawell

Plant Bowen Client: Southern Company Data: Bowen 3-4 CCR

	GWA-42	GWA-42
3/11/2016	1.4538	
5/16/2016	1.18	
7/22/2016	1.8	
9/19/2016	1.4	
11/3/2016	1.6	
1/17/2017	<1.8 (*)	
3/27/2017	2	
6/7/2017	1.9	
9/26/2017	2	
3/14/2018	2.1	
9/14/2018	1.6	
3/14/2019	2.2	
9/10/2019	1.2	
3/6/2020	1.7	
9/10/2020	0.95 (J)	
3/11/2021	1.6	
8/4/2021	1.4	
1/31/2022	1.1	
8/10/2022	1	
2/13/2023	1.6	
7/26/2023	1.1	
2/20/2024		1.2
8/1/2024		1.1

ND substitution: RL or RL/2 if <15% NDs.

Prediction Limit

Constituent: Sulfate (mg/L) Analysis Run 9/10/2024 10:40 PM View: Appendix III Intrawell

Plant Bowen Client: Southern Company Data: Bowen 3-4 CCR

	GWA-43	GWA-43
3/11/2016	1.1313	
5/13/2016	1.96	
7/19/2016	1.3	
9/16/2016	1.1	
11/2/2016	1.2	
1/18/2017	0.84 (J)	
3/28/2017	0.7 (J)	
6/6/2017	0.47 (J)	
9/22/2017	0.59 (J)	
3/14/2018	0.39 (J)	
9/12/2018	0.3 (J)	
3/13/2019	0.43 (X)	
9/11/2019	<1	
3/9/2020	<1	
9/11/2020	<1	
3/11/2021	<1	
8/6/2021	<1	
1/31/2022	<1	
8/11/2022	<1	
2/14/2023	<1	
7/25/2023	<1	
2/20/2024		<1
8/2/2024		<1

ND substitution: RL or RL/2 if <15% NDs.

Prediction Limit

Constituent: Sulfate (mg/L) Analysis Run 9/10/2024 10:40 PM View: Appendix III Intrawell

Plant Bowen Client: Southern Company Data: Bowen 3-4 CCR

	GWA-43R	GWA-43R
3/11/2016	3.8282	
5/13/2016	3.56	
7/19/2016	5.6	
9/16/2016	6.7	
11/2/2016	8.1	
1/18/2017	8.9	
3/28/2017	8.2	
6/6/2017	7	
9/22/2017	8.3	
3/15/2018	5.1	
9/12/2018	5.6	
3/13/2019	4.4	
9/11/2019	5	
3/9/2020	3.9	
9/14/2020	4.9	
3/11/2021	4.3	
8/5/2021	2.9	
1/31/2022	2.5	
8/10/2022	2.5	
2/13/2023	2.5	
7/25/2023	2.6	
2/20/2024		2.8
8/2/2024		3.2

Prediction Limit

Constituent: Sulfate (mg/L) Analysis Run 9/10/2024 10:40 PM View: Appendix III Intrawell

Plant Bowen Client: Southern Company Data: Bowen 3-4 CCR

	GWA-4RZ	GWA-4RZ
2/22/2017	22 (D)	
4/7/2017	18 (D)	
6/14/2017	20 (D)	
7/12/2017	18 (D)	
7/20/2017	20 (D)	
7/28/2017	18 (D)	
8/9/2017	19 (D)	
8/24/2017	21 (D)	
10/3/2017	25 (D)	
12/28/2017	26 (Y)	
3/21/2018	25.4	
9/18/2018	22.8	
3/21/2019	24.9 (D)	
9/12/2019	16.5 (D)	
3/12/2020	20.8	
9/17/2020	20.3	
3/16/2021	22.1	
8/10/2021	20.7	
2/3/2022	20.7	
8/17/2022	18.1	
2/17/2023	21.2	
7/28/2023	19.6	
2/27/2024		23.2
8/8/2024		12.2

Prediction Limit

Constituent: Sulfate (mg/L) Analysis Run 9/10/2024 10:40 PM View: Appendix III Intrawell

Plant Bowen Client: Southern Company Data: Bowen 3-4 CCR

	GWA-50	GWA-50
3/28/2016	0.7283 (J)	
5/23/2016	0.728 (J)	
8/1/2016	0.78 (J)	
9/26/2016	0.82 (J)	
11/10/2016	0.92 (J)	
1/30/2017	<1	
4/7/2017	0.82 (J)	
6/12/2017	0.78 (J)	
10/2/2017	0.71 (J)	
3/16/2018	0.67 (J)	
9/17/2018	0.47 (J)	
3/19/2019	0.52 (J)	
9/13/2019	0.55 (J)	
3/11/2020	<1	
9/16/2020	<1	
3/17/2021	<1	
8/9/2021	<1	
2/1/2022	<1	
8/16/2022	<1	
2/16/2023	<1	
7/28/2023	0.53 (J)	
2/22/2024		<1
8/8/2024		0.53 (J)

ND substitution: RL or RL/2 if <15% NDs.

Prediction Limit

Constituent: Sulfate (mg/L) Analysis Run 9/10/2024 10:40 PM View: Appendix III Intrawell

Plant Bowen Client: Southern Company Data: Bowen 3-4 CCR

	GWA-50R	GWA-50R
3/28/2016	0.9594 (J)	
5/25/2016	1.59	
8/1/2016	1	
9/26/2016	1.2	
11/11/2016	1.2	
1/30/2017	<1	
4/3/2017	1.3	
6/12/2017	1.1	
10/2/2017	1.1	
3/16/2018	0.87 (J)	
9/18/2018	0.87 (J)	
3/19/2019	0.97 (J)	
9/12/2019	0.8 (J)	
3/11/2020	0.85 (J)	
9/15/2020	0.54 (J)	
3/17/2021	0.86 (J)	
8/9/2021	0.77 (J)	
2/2/2022	0.53 (J)	
8/17/2022	0.55 (J)	
2/16/2023	0.58 (J)	
7/28/2023	0.71 (J)	
2/22/2024		<1
8/8/2024		0.69 (J)

ND substitution: RL or RL/2 if <15% NDs.

Prediction Limit

Constituent: Sulfate (mg/L) Analysis Run 9/10/2024 10:40 PM View: Appendix III Intrawell

Plant Bowen Client: Southern Company Data: Bowen 3-4 CCR

	GWC-16R	GWC-16R
3/3/2016	7.1809	
5/10/2016	4.6	
7/13/2016	2.3	
9/15/2016	5.6	
11/2/2016	7.5	
1/11/2017	8.3	
3/20/2017	10	
5/23/2017	9.5	
9/21/2017	8.9	
3/14/2018	8.8	
9/7/2018	6.5	
3/11/2019	11	
9/9/2019	3.8	
3/4/2020	8.4	
9/9/2020	2.8	
3/9/2021	12.9	
7/30/2021	5.4	
1/28/2022	11.9	
8/11/2022	5	
2/10/2023	12.1	
8/4/2023	6.1	
2/15/2024		7.6
7/31/2024		7

Prediction Limit

Constituent: Sulfate (mg/L) Analysis Run 9/10/2024 10:40 PM View: Appendix III Intrawell

Plant Bowen Client: Southern Company Data: Bowen 3-4 CCR

	GWC-17R	GWC-17R
3/4/2016	9.3417	
5/10/2016	6.65	
7/14/2016	5.7	
9/14/2016	5.8	
11/1/2016	6.6	
1/11/2017	6.5	
3/21/2017	6.4	
5/23/2017	6.3	
9/22/2017	6.9	
3/14/2018	7	
9/11/2018	5.8	
3/12/2019	25.9 (O)	
9/10/2019	6	
3/5/2020	7.7	
9/9/2020	5.6	
3/10/2021	7.3	
7/30/2021	5.9	
1/28/2022	7.6	
8/11/2022	6.6	
2/10/2023	7.6	
8/3/2023	7	
2/15/2024		7.3
7/31/2024		7.7

Prediction Limit

Constituent: Sulfate (mg/L) Analysis Run 9/10/2024 10:40 PM View: Appendix III Intrawell

Plant Bowen Client: Southern Company Data: Bowen 3-4 CCR

	GWC-18	GWC-18
3/7/2016	1.7468	
5/5/2016	2.27	
7/13/2016	2.1	
9/13/2016	2.1	
10/31/2016	1.5	
1/12/2017	1.9	
3/23/2017	2.1	
5/23/2017	2	
9/25/2017	2.1	
3/14/2018	2.2	
9/11/2018	2	
3/12/2019	2.3	
9/9/2019	1.8	
3/6/2020	2	
9/9/2020	1.4	
2/26/2021	2.1	
7/29/2021	1.7	
1/28/2022	1.6	
8/10/2022	1.7	
2/9/2023	2.3	
8/3/2023	1.5	
2/14/2024		1.8
7/31/2024		1.7

Prediction Limit

Constituent: Sulfate (mg/L) Analysis Run 9/10/2024 10:40 PM View: Appendix III Intrawell

Plant Bowen Client: Southern Company Data: Bowen 3-4 CCR

	GWC-18R	GWC-18R
3/7/2016	2.3258	
5/5/2016	2.42	
7/13/2016	2.5	
9/12/2016	2.3	
1/11/2017	2.5	
3/20/2017	2.4	
5/22/2017	2.5	
9/21/2017	2.4	
3/14/2018	2.2	
9/7/2018	2.2	
3/12/2019	2.6	
9/6/2019	2	
3/5/2020	1.9	
9/9/2020	1.9	
2/26/2021	2.1	
7/29/2021	1.9	
1/27/2022	2.1	
8/10/2022	2.3	
2/9/2023	2.4	
8/4/2023	2.2	
2/14/2024		2
7/31/2024		2.3

Prediction Limit

Constituent: Sulfate (mg/L) Analysis Run 9/10/2024 10:40 PM View: Appendix III Intrawell

Plant Bowen Client: Southern Company Data: Bowen 3-4 CCR

	GWC-19R	GWC-19R
3/7/2016	3.3556	
5/9/2016	3.62	
7/14/2016	3.5	
9/12/2016	3.3	
10/31/2016	3.5	
1/11/2017	3.2	
3/21/2017	3.4	
5/22/2017	3.3	
9/20/2017	3.4	
3/14/2018	3.4	
9/10/2018	3.4	
3/12/2019	4.3	
9/9/2019	3.7	
3/4/2020	3.6	
9/9/2020	3.4	
2/26/2021	3.4	
8/5/2021	4	
1/27/2022	3.9	
8/9/2022	3.7	
2/9/2023	4	
8/4/2023	3.6	
2/14/2024		2.9
7/31/2024		3.2

Prediction Limit

Constituent: Sulfate (mg/L) Analysis Run 9/10/2024 10:40 PM View: Appendix III Intrawell

Plant Bowen Client: Southern Company Data: Bowen 3-4 CCR

	GWC-20R	GWC-20R
3/8/2016	0.0196 (J)	
5/9/2016	1.15	
7/14/2016	1.3	
9/12/2016	1.3	
10/31/2016	1.4	
1/12/2017	1.4	
3/22/2017	1.7	
5/22/2017	1.5	
9/19/2017	1.3	
3/14/2018	1.6	
9/10/2018	1.7	
3/12/2019	1.5	
9/6/2019	1.45 (D)	
3/5/2020	1.1	
9/4/2020	1.1	
3/9/2021	1.5	
8/2/2021	1.5	
1/27/2022	1.7	
8/9/2022	1.6	
2/10/2023	1.8	
8/3/2023	1.4	
2/15/2024		1.1
8/1/2024		1.5

Prediction Limit

Constituent: Sulfate (mg/L) Analysis Run 9/10/2024 10:40 PM View: Appendix III Intrawell

Plant Bowen Client: Southern Company Data: Bowen 3-4 CCR

	GWC-21R	GWC-21R
3/8/2016	1.3858	
5/9/2016	2.94	
7/15/2016	3	
9/9/2016	3.2	
10/27/2016	3.6	
1/12/2017	3.9	
3/21/2017	4.8	
5/23/2017	5.4	
9/19/2017	5.6	
3/14/2018	<1	
9/10/2018	4.8	
3/11/2019	3.4	
9/6/2019	6	
3/3/2020	11.3	
9/8/2020	9.6	
3/9/2021	10.5	
8/2/2021	21.5 (O)	
1/28/2022	13.7	
8/10/2022	10.5	
2/9/2023	16.8	
8/4/2023	5.8	
2/15/2024		5
8/2/2024		5.2

ND substitution: RL or RL/2 if <15% NDs.

Prediction Limit

Constituent: Sulfate (mg/L) Analysis Run 9/10/2024 10:40 PM View: Appendix III Intrawell

Plant Bowen Client: Southern Company Data: Bowen 3-4 CCR

	GWC-22R	GWC-22R
3/7/2016	2.1008	
5/5/2016	2.16	
7/14/2016	2.3	
10/27/2016	2.3	
1/13/2017	2.3	
3/20/2017	2.4	
5/23/2017	2.4	
9/19/2017	2.2	
3/13/2018	2.4	
9/7/2018	1.8	
3/11/2019	2	
9/5/2019	1.7	
3/3/2020	1.7	
9/8/2020	1.3	
3/9/2021	1.4	
8/2/2021	1.5	
1/27/2022	1.3	
8/10/2022	1.6	
2/9/2023	2	
8/3/2023	1.7	
2/15/2024		1.6
7/31/2024		1.8

Prediction Limit

Constituent: Sulfate (mg/L) Analysis Run 9/10/2024 10:40 PM View: Appendix III Intrawell

Plant Bowen Client: Southern Company Data: Bowen 3-4 CCR

	GWC-23R	GWC-23R
3/9/2016	26.4322	
5/6/2016	17.7	
7/15/2016	12	
9/14/2016	12	
11/1/2016	10	
1/25/2017	8.2	
3/22/2017	13	
5/24/2017	10	
9/21/2017	16	
3/14/2018	14	
9/11/2018	14.9	
3/12/2019	17.7	
9/6/2019	9.5	
3/5/2020	10.8	
9/9/2020	124	
12/15/2020	61.2	
3/10/2021	56.8	
7/30/2021	72.6	
1/28/2022	98.4	
8/11/2022	143	
11/3/2022	137 (J)	
2/10/2023	86.7	
8/3/2023	69.2	
2/16/2024		59.5
7/31/2024		57.8

Prediction Limit

Constituent: Sulfate (mg/L) Analysis Run 9/10/2024 10:40 PM View: Appendix III Intrawell

Plant Bowen Client: Southern Company Data: Bowen 3-4 CCR

	GWC-24R	GWC-24R
3/4/2016	1.0816	
5/5/2016	11.3	
7/12/2016	8.8	
9/13/2016	5.4	
10/27/2016	9.9	
1/13/2017	7.8	
3/20/2017	2.3	
5/19/2017	2.4	
9/19/2017	2.3	
3/13/2018	1.4	
9/11/2018	1.7	
3/8/2019	1.9	
9/5/2019	1.8	
3/3/2020	2	
9/9/2020	1.9	
3/9/2021	1.6	
7/29/2021	1.8	
1/28/2022	2.3	
8/9/2022	2.1	
2/9/2023	2.9	
8/3/2023	3	
2/15/2024		2.3
7/31/2024		2.8

Prediction Limit

Constituent: Sulfate (mg/L) Analysis Run 9/10/2024 10:40 PM View: Appendix III Intrawell

Plant Bowen Client: Southern Company Data: Bowen 3-4 CCR

	GWC-25R	GWC-25R
3/8/2016	1.3157	
5/4/2016	1.46	
7/18/2016	1.5	
9/13/2016	1.5	
10/27/2016	1.7	
1/13/2017	2	
3/16/2017	1.6	
5/19/2017	1.5	
9/19/2017	1.8	
3/13/2018	1.7	
9/11/2018	1.7	
3/8/2019	1.6	
9/5/2019	1.6	
3/3/2020	1.6	
9/4/2020	1.6	
3/9/2021	1.6	
8/2/2021	1.7	
1/27/2022	2	
8/9/2022	1.9	
2/9/2023	2.3	
8/3/2023	2.2	
2/16/2024		1.9
7/31/2024		2.3

Prediction Limit

Constituent: Sulfate (mg/L) Analysis Run 9/10/2024 10:40 PM View: Appendix III Intrawell

Plant Bowen Client: Southern Company Data: Bowen 3-4 CCR

	GWC-36RA	GWC-36RA
3/1/2016	6.8929	
5/2/2016	1.6	
7/6/2016	1.7	
9/7/2016	1.5	
10/25/2016	1.8	
1/5/2017	4.6	
3/14/2017	2.8	
5/16/2017	2.1	
9/15/2017	3	
3/12/2018	8.2	
9/6/2018	1.5	
3/7/2019	4.3	
9/4/2019	1.8	
3/2/2020	7.9	
9/14/2020	1.3	
3/26/2021	5.4	
7/27/2021	7.4	
1/26/2022	7.5	
8/8/2022	19.2	
2/8/2023	21.7	
8/3/2023	4.2	
2/13/2024		19.1
7/30/2024		15.5

Prediction Limit

Constituent: Sulfate (mg/L) Analysis Run 9/10/2024 10:40 PM View: Appendix III Intrawell

Plant Bowen Client: Southern Company Data: Bowen 3-4 CCR

	GWC-37	GWC-37
3/1/2016	0.9427 (J)	
5/3/2016	0.87 (J)	
7/8/2016	0.79 (J)	
9/7/2016	0.85 (J)	
10/25/2016	0.74 (J)	
1/6/2017	0.64 (J)	
3/14/2017	0.77 (J)	
5/16/2017	0.48 (J)	
9/15/2017	0.76 (J)	
3/12/2018	0.42 (J)	
9/6/2018	0.37 (J)	
3/6/2019	0.46 (J)	
9/4/2019	<1	
3/2/2020	<1	
9/3/2020	<1	
2/24/2021	<1	
7/28/2021	<1	
1/26/2022	<1	
8/8/2022	<1	
2/8/2023	0.75 (J)	
8/2/2023	0.57 (J)	
2/13/2024		<1
7/30/2024		0.58 (J)

ND substitution: RL or RL/2 if <15% NDs.

Prediction Limit

Constituent: Sulfate (mg/L) Analysis Run 9/10/2024 10:40 PM View: Appendix III Intrawell

Plant Bowen Client: Southern Company Data: Bowen 3-4 CCR

	GWC-38	GWC-38
3/2/2016	2.5669	
5/3/2016	1.83	
7/7/2016	1.8	
9/8/2016	0.97 (J)	
10/25/2016	1.2	
2/9/2017	0.31 (J)	
3/23/2017	0.54 (J)	
5/17/2017	0.66 (J)	
9/19/2017	2	
3/13/2018	1.5	
9/6/2018	1.4	
3/7/2019	1.1	
9/4/2019	0.83 (J)	
3/2/2020	0.5 (J)	
9/3/2020	0.58 (J)	
2/24/2021	0.72 (J)	
7/28/2021	0.81 (J)	
1/25/2022	0.58 (J)	
8/5/2022	<1	
2/8/2023	0.9 (J)	
8/2/2023	0.67 (J)	
2/13/2024		0.7 (J)
7/30/2024		0.94 (J)

ND substitution: RL or RL/2 if <15% NDs.

Prediction Limit

Constituent: Total Dissolved Solids (mg/l) Analysis Run 9/10/2024 10:40 PM View: Appendix III Intrawell

Plant Bowen Client: Southern Company Data: Bowen 3-4 CCR

	GWA-1	GWA-1
3/22/2016	150	
5/19/2016	150	
7/29/2016	146	
9/23/2016	163	
11/9/2016	147	
1/30/2017	127	
3/30/2017	137	
6/9/2017	164	
10/2/2017	137	
3/16/2018	140	
9/17/2018	162	
3/20/2019	175	
9/12/2019	174	
3/11/2020	172	
9/15/2020	156	
3/16/2021	155	
8/9/2021	150	
2/1/2022	143	
8/16/2022	159	
2/16/2023	152 (J)	
7/27/2023	167	
2/22/2024		148
8/7/2024		179

Prediction Limit

Constituent: Total Dissolved Solids (mg/l) Analysis Run 9/10/2024 10:40 PM View: Appendix III Intrawell

Plant Bowen Client: Southern Company Data: Bowen 3-4 CCR

	GWA-2	GWA-2
3/23/2016	259	
5/20/2016	122	
7/29/2016	156	
9/23/2016	150	
11/9/2016	87	
1/31/2017	63	
3/30/2017	112	
6/12/2017	216	
10/2/2017	<25	
3/19/2018	295	
9/14/2018	30	
3/20/2019	49	
9/12/2019	44	
3/11/2020	309	
9/15/2020	28	
3/17/2021	211	
8/9/2021	207	
2/1/2022	202	
8/16/2022	182	
2/16/2023	267 (J)	
7/27/2023	177	
2/22/2024		210
8/7/2024		183

ND substitution: RL or RL/2 if <15% NDs.

Prediction Limit

Constituent: Total Dissolved Solids (mg/l) Analysis Run 9/10/2024 10:40 PM View: Appendix III Intrawell

Plant Bowen Client: Southern Company Data: Bowen 3-4 CCR

	GWA-2R	GWA-2R
3/23/2016	174	
5/19/2016	93	
7/29/2016	68	
9/22/2016	91	
11/10/2016	96	
1/31/2017	206	
4/3/2017	118	
6/9/2017	87	
10/2/2017	73	
3/16/2018	130	
9/14/2018	103	
3/19/2019	208	
9/13/2019	113	
3/11/2020	170	
9/15/2020	89	
3/16/2021	102	
8/9/2021	127	
2/1/2022	114	
8/16/2022	123	
2/16/2023	197 (J)	
7/27/2023	155	
2/26/2024		126
8/6/2024		105

Prediction Limit

Constituent: Total Dissolved Solids (mg/l) Analysis Run 9/10/2024 10:40 PM View: Appendix III Intrawell

Plant Bowen Client: Southern Company Data: Bowen 3-4 CCR

	GWA-39RZ	GWA-39RZ
5/16/2016	114 (D)	
7/27/2016	107 (D)	
2/21/2017	229 (D)	
3/27/2017	239 (D)	
6/8/2017	179 (D)	
7/17/2017	180 (D)	
7/27/2017	190 (D)	
8/9/2017	153 (D)	
9/29/2017	173 (D)	
3/16/2018	150	
9/14/2018	165	
3/14/2019	154	
9/10/2019	181	
3/9/2020	173	
9/16/2020	156	
3/16/2021	142	
8/6/2021	133	
2/2/2022	143	
8/16/2022	125	
2/14/2023	149 (J)	
7/25/2023	158	
2/19/2024		177
8/1/2024		161

Prediction Limit

Constituent: Total Dissolved Solids (mg/l) Analysis Run 9/10/2024 10:40 PM View: Appendix III Intrawell

Plant Bowen Client: Southern Company Data: Bowen 3-4 CCR

	GWA-39Z	GWA-39Z
3/14/2016	106	
5/11/2016	58	
7/19/2016	46	
9/15/2016	41	
11/2/2016	37	
1/18/2017	29	
3/28/2017	40	
9/26/2017	107	
3/14/2018	126	
9/12/2018	134	
3/15/2019	107	
9/9/2019	93	
3/9/2020	58	
9/10/2020	16	
3/12/2021	55	
8/4/2021	60	
1/31/2022	61	
8/10/2022	50	
2/13/2023	105 (J)	
7/26/2023	57	
2/19/2024		63
8/1/2024		68

Prediction Limit

Constituent: Total Dissolved Solids (mg/l) Analysis Run 9/10/2024 10:40 PM View: Appendix III Intrawell

Plant Bowen Client: Southern Company Data: Bowen 3-4 CCR

	GWA-3A	GWA-3A
3/23/2016	<25	
5/23/2016	<25	
7/29/2016	17 (J)	
9/22/2016	33	
11/10/2016	41	
1/31/2017	58	
3/30/2017	<25	
6/12/2017	20 (J)	
10/4/2017	<25	
3/19/2018	<25	
9/17/2018	32	
3/20/2019	30	
9/13/2019	19	
3/11/2020	24	
3/29/2021	76	
8/9/2021	95	
2/2/2022	104	
8/16/2022	85	
2/17/2023	117 (J)	
8/1/2023	113	
2/22/2024		117
8/8/2024		150

ND substitution: RL or RL/2 if <15% NDs.

Prediction Limit

Constituent: Total Dissolved Solids (mg/l) Analysis Run 9/10/2024 10:40 PM View: Appendix III Intrawell

Plant Bowen Client: Southern Company Data: Bowen 3-4 CCR

	GWA-40	GWA-40
3/15/2016	107	
5/11/2016	80	
7/21/2016	76	
9/19/2016	108	
11/3/2016	90	
1/17/2017	128	
3/24/2017	91	
5/24/2017	152	
9/26/2017	103	
3/14/2018	123	
9/12/2018	105	
3/13/2019	130	
9/9/2019	108	
3/9/2020	131	
9/11/2020	102	
3/10/2021	60	
8/4/2021	66	
1/31/2022	81	
8/12/2022	91	
2/13/2023	259 (J)	
7/26/2023	70	
2/19/2024		108
8/1/2024		96

Prediction Limit

Constituent: Total Dissolved Solids (mg/l) Analysis Run 9/10/2024 10:40 PM View: Appendix III Intrawell

Plant Bowen Client: Southern Company Data: Bowen 3-4 CCR

	GWA-41	GWA-41
3/15/2016	110	
5/12/2016	49	
7/20/2016	72	
9/15/2016	18 (J)	
11/3/2016	70	
1/18/2017	63	
3/24/2017	63	
6/6/2017	128	
9/25/2017	109	
3/14/2018	192	
9/12/2018	82	
3/14/2019	119	
9/10/2019	36	
3/6/2020	137	
9/10/2020	35	
3/11/2021	101	
8/4/2021	77	
1/31/2022	63	
8/11/2022	73	
2/13/2023	111 (J)	
7/25/2023	43	
2/19/2024		130
8/1/2024		49

Prediction Limit

Constituent: Total Dissolved Solids (mg/l) Analysis Run 9/10/2024 10:40 PM View: Appendix III Intrawell

Plant Bowen Client: Southern Company Data: Bowen 3-4 CCR

	GWA-41R	GWA-41R
3/15/2016	78	
5/13/2016	178	
7/21/2016	168	
9/21/2016	123	
11/3/2016	157	
1/17/2017	170	
3/27/2017	158	
6/6/2017	212	
9/25/2017	145	
3/14/2018	210	
9/12/2018	159	
3/14/2019	157	
9/10/2019	113	
3/9/2020	249	
9/10/2020	111	
3/10/2021	148	
8/4/2021	176	
1/31/2022	184	
8/11/2022	170	
2/13/2023	163 (J)	
7/25/2023	162	
2/19/2024		199
8/1/2024		197

Prediction Limit

Constituent: Total Dissolved Solids (mg/l) Analysis Run 9/10/2024 10:40 PM View: Appendix III Intrawell

Plant Bowen Client: Southern Company Data: Bowen 3-4 CCR

	GWA-42	GWA-42
3/11/2016	139	
5/16/2016	112	
7/22/2016	136	
9/19/2016	121	
11/3/2016	132	
1/17/2017	150	
3/27/2017	148	
6/7/2017	181	
9/26/2017	113	
3/14/2018	134	
9/14/2018	139	
3/14/2019	157	
9/10/2019	105	
3/6/2020	143	
9/10/2020	120	
3/11/2021	109	
8/4/2021	141	
1/31/2022	132	
8/10/2022	134	
2/13/2023	226	
7/26/2023	134	
2/20/2024		146
8/1/2024		158

Prediction Limit

Constituent: Total Dissolved Solids (mg/l) Analysis Run 9/10/2024 10:40 PM View: Appendix III Intrawell

Plant Bowen Client: Southern Company Data: Bowen 3-4 CCR

	GWA-43	GWA-43
3/11/2016	69	
5/13/2016	88	
7/19/2016	56	
9/16/2016	31	
11/2/2016	48	
1/18/2017	44	
3/28/2017	<25	
6/6/2017	36	
9/22/2017	41	
3/14/2018	<25	
9/12/2018	<25	
3/13/2019	31	
9/11/2019	21	
3/9/2020	51	
9/11/2020	31	
3/11/2021	14	
8/6/2021	33	
1/31/2022	25	
8/11/2022	28	
2/14/2023	60.9	
7/25/2023	<25	
2/20/2024		<25
8/2/2024		33

ND substitution: RL or RL/2 if <15% NDs.

Prediction Limit

Constituent: Total Dissolved Solids (mg/l) Analysis Run 9/10/2024 10:40 PM View: Appendix III Intrawell

Plant Bowen Client: Southern Company Data: Bowen 3-4 CCR

	GWA-43R	GWA-43R
3/11/2016	144	
5/13/2016	142	
7/19/2016	135	
9/16/2016	144	
11/2/2016	152	
1/18/2017	125	
3/28/2017	109	
6/6/2017	154	
9/22/2017	157	
3/15/2018	117	
9/12/2018	151	
3/13/2019	152	
9/11/2019	151	
3/9/2020	174	
9/14/2020	146	
3/11/2021	98	
8/5/2021	126	
1/31/2022	128	
8/10/2022	145	
2/13/2023	126	
7/25/2023	167	
2/20/2024		136
8/2/2024		188

Prediction Limit

Constituent: Total Dissolved Solids (mg/l) Analysis Run 9/10/2024 10:40 PM View: Appendix III Intrawell

Plant Bowen Client: Southern Company Data: Bowen 3-4 CCR

	GWA-4RZ	GWA-4RZ
2/22/2017	329 (D)	
4/7/2017	295 (D)	
6/14/2017	237 (D)	
7/12/2017	400 (D)	
7/20/2017	203 (D)	
7/28/2017	262 (D)	
8/9/2017	195 (D)	
8/24/2017	236 (D)	
10/3/2017	224 (D)	
3/21/2018	237	
9/18/2018	227	
3/21/2019	367 (D)	
9/12/2019	200 (D)	
3/12/2020	247	
9/17/2020	223	
3/16/2021	196	
8/10/2021	238	
2/3/2022	243	
8/17/2022	226	
2/17/2023	252 (J)	
7/28/2023	243	
2/27/2024		268
8/8/2024		258

Prediction Limit

Constituent: Total Dissolved Solids (mg/l) Analysis Run 9/10/2024 10:40 PM View: Appendix III Intrawell

Plant Bowen Client: Southern Company Data: Bowen 3-4 CCR

	GWA-50	GWA-50
3/28/2016	<25	
5/23/2016	32	
8/1/2016	<25	
9/26/2016	45	
11/10/2016	38	
1/30/2017	<25	
4/7/2017	18 (J)	
6/12/2017	15 (J)	
10/2/2017	17 (J)	
3/16/2018	<25	
9/17/2018	38	
3/19/2019	34	
9/13/2019	19	
3/11/2020	17	
9/16/2020	20	
3/17/2021	<25	
8/9/2021	14	
2/1/2022	21	
8/16/2022	<25	
2/16/2023	<25	
7/28/2023	<25	
2/22/2024		<25
8/8/2024		147

ND substitution: RL or RL/2 if <15% NDs.

Prediction Limit

Constituent: Total Dissolved Solids (mg/l) Analysis Run 9/10/2024 10:40 PM View: Appendix III Intrawell

Plant Bowen Client: Southern Company Data: Bowen 3-4 CCR

	GWA-50R	GWA-50R
3/28/2016	46	
5/25/2016	57	
8/1/2016	<25	
9/26/2016	60	
11/11/2016	13 (J)	
1/30/2017	<25	
4/3/2017	100	
6/12/2017	51	
10/2/2017	32	
3/16/2018	<25	
9/18/2018	15 (J)	
3/19/2019	48	
9/12/2019	46	
3/11/2020	24	
9/15/2020	12	
3/17/2021	31	
8/9/2021	<25	
2/2/2022	15	
8/17/2022	18 (J)	
2/16/2023	<25	
7/28/2023	<25	
2/22/2024		<25
8/8/2024		64

ND substitution: RL or RL/2 if <15% NDs.

Prediction Limit

Constituent: Total Dissolved Solids (mg/l) Analysis Run 9/10/2024 10:40 PM View: Appendix III Intrawell

Plant Bowen Client: Southern Company Data: Bowen 3-4 CCR

	GWC-16R	GWC-16R
3/3/2016	306	
5/10/2016	275	
7/13/2016	234	
9/15/2016	259	
11/2/2016	260	
1/11/2017	306	
3/20/2017	304	
5/23/2017	297	
9/21/2017	307	
3/14/2018	312	
9/7/2018	298	
3/11/2019	344	
9/9/2019	275	
3/4/2020	326	
9/9/2020	297	
3/9/2021	335	
7/30/2021	294	
1/28/2022	317	
8/11/2022	306	
2/10/2023	369	
8/4/2023	306	
2/15/2024		401
6/26/2024		313 (R)
7/31/2024		315

Prediction Limit

Constituent: Total Dissolved Solids (mg/l) Analysis Run 9/10/2024 10:40 PM View: Appendix III Intrawell

Plant Bowen Client: Southern Company Data: Bowen 3-4 CCR

	GWC-17R	GWC-17R
3/4/2016	348	
5/10/2016	342	
7/14/2016	335	
9/14/2016	335	
11/1/2016	296	
1/11/2017	376	
3/21/2017	346	
5/23/2017	320	
9/22/2017	337	
3/14/2018	323	
9/11/2018	317	
3/12/2019	306	
9/10/2019	312	
3/5/2020	307	
9/9/2020	285	
3/10/2021	256	
7/30/2021	270	
1/28/2022	302	
8/11/2022	296	
2/10/2023	302	
8/3/2023	316	
2/15/2024		333
7/31/2024		300

Prediction Limit

Constituent: Total Dissolved Solids (mg/l) Analysis Run 9/10/2024 10:40 PM View: Appendix III Intrawell

Plant Bowen Client: Southern Company Data: Bowen 3-4 CCR

	GWC-18	GWC-18
3/7/2016	100	
5/5/2016	63	
7/13/2016	63	
9/13/2016	81	
10/31/2016	40	
1/12/2017	92	
3/23/2017	116	
5/23/2017	107	
9/25/2017	110	
3/14/2018	115	
9/11/2018	102	
3/12/2019	135 (J)	
9/9/2019	95	
3/6/2020	109	
9/9/2020	88	
2/26/2021	90	
7/29/2021	103	
1/28/2022	99	
8/10/2022	86	
2/9/2023	175	
8/3/2023	82	
2/14/2024		143
7/31/2024		87

Prediction Limit

Constituent: Total Dissolved Solids (mg/l) Analysis Run 9/10/2024 10:40 PM View: Appendix III Intrawell

Plant Bowen Client: Southern Company Data: Bowen 3-4 CCR

	GWC-18R	GWC-18R
3/7/2016	167	
5/5/2016	119	
7/13/2016	135	
9/12/2016	129	
11/1/2016	121	
1/11/2017	177	
3/20/2017	149	
5/22/2017	119	
9/21/2017	166	
3/14/2018	139	
9/7/2018	149	
3/12/2019	143 (J)	
9/6/2019	141	
3/5/2020	143	
9/9/2020	120	
2/26/2021	121	
7/29/2021	146	
1/27/2022	146	
8/10/2022	147	
2/9/2023	171	
8/4/2023	148	
2/14/2024		156
7/31/2024		156

Prediction Limit

Constituent: Total Dissolved Solids (mg/l) Analysis Run 9/10/2024 10:40 PM View: Appendix III Intrawell

Plant Bowen Client: Southern Company Data: Bowen 3-4 CCR

	GWC-19R	GWC-19R
3/7/2016	172	
5/9/2016	206	
7/14/2016	136	
9/12/2016	171	
10/31/2016	160	
1/11/2017	214	
3/21/2017	175 (J)	
5/22/2017	129	
9/20/2017	173	
3/14/2018	156	
9/10/2018	172	
3/12/2019	156 (J)	
9/9/2019	172	
3/4/2020	157	
9/9/2020	152	
2/26/2021	172	
8/5/2021	154	
1/27/2022	149	
8/9/2022	102	
2/9/2023	171	
8/4/2023	163	
2/14/2024		182
7/31/2024		144

Prediction Limit

Constituent: Total Dissolved Solids (mg/l) Analysis Run 9/10/2024 10:40 PM View: Appendix III Intrawell

Plant Bowen Client: Southern Company Data: Bowen 3-4 CCR

	GWC-20R	GWC-20R
3/8/2016	207	
5/9/2016	189	
7/14/2016	193	
9/12/2016	201	
10/31/2016	215	
1/12/2017	198	
5/22/2017	197	
9/19/2017	225	
12/29/2017	198 (Y)	
3/14/2018	167	
9/10/2018	184	
3/12/2019	191 (J)	
9/6/2019	179	
3/5/2020	171	
9/4/2020	212	
3/9/2021	163	
8/2/2021	168	
1/27/2022	176	
8/9/2022	171	
2/10/2023	226 (J)	
8/3/2023	193	
2/15/2024		224
8/1/2024		245

Prediction Limit

Constituent: Total Dissolved Solids (mg/l) Analysis Run 9/10/2024 10:40 PM View: Appendix III Intrawell

Plant Bowen Client: Southern Company Data: Bowen 3-4 CCR

	GWC-21R	GWC-21R
3/8/2016	318	
5/9/2016	136	
7/15/2016	237	
9/9/2016	263	
10/27/2016	283	
1/12/2017	276	
3/21/2017	385	
5/23/2017	294	
9/19/2017	302	
3/14/2018	306	
9/10/2018	328	
3/11/2019	311	
9/6/2019	291	
3/3/2020	292	
9/8/2020	297	
3/9/2021	286	
8/2/2021	292	
1/28/2022	290	
8/10/2022	286	
2/9/2023	317	
8/4/2023	298	
2/15/2024		290
8/2/2024		313

Prediction Limit

Constituent: Total Dissolved Solids (mg/l) Analysis Run 9/10/2024 10:40 PM View: Appendix III Intrawell

Plant Bowen Client: Southern Company Data: Bowen 3-4 CCR

	GWC-22R	GWC-22R
3/7/2016	163	
5/5/2016	140	
7/14/2016	161	
9/12/2016	168	
10/27/2016	140	
1/13/2017	147 (J)	
3/20/2017	186	
5/23/2017	183	
9/19/2017	167	
3/13/2018	159	
9/7/2018	169	
3/11/2019	166	
9/5/2019	171	
3/3/2020	181	
9/8/2020	157	
3/9/2021	161	
8/2/2021	166	
1/27/2022	167	
8/10/2022	162	
2/9/2023	328 (O)	
8/3/2023	153	
2/15/2024		180
7/31/2024		181

Prediction Limit

Constituent: Total Dissolved Solids (mg/l) Analysis Run 9/10/2024 10:40 PM View: Appendix III Intrawell

Plant Bowen Client: Southern Company Data: Bowen 3-4 CCR

	GWC-23R	GWC-23R
3/9/2016	287	
5/6/2016	284	
7/15/2016	249	
9/14/2016	273	
11/1/2016	258	
1/25/2017	340	
3/22/2017	264	
5/24/2017	331	
9/21/2017	347	
3/14/2018	290	
9/11/2018	295	
3/12/2019	310 (J)	
9/6/2019	300	
3/5/2020	265	
9/9/2020	501	
12/15/2020	351	
3/10/2021	333	
7/30/2021	380	
1/28/2022		454
8/11/2022		586
11/3/2022		573 (J)
2/10/2023		533
8/3/2023		536
2/16/2024		395
7/31/2024		403

Prediction Limit

Constituent: Total Dissolved Solids (mg/l) Analysis Run 9/10/2024 10:40 PM View: Appendix III Intrawell

Plant Bowen Client: Southern Company Data: Bowen 3-4 CCR

	GWC-24R	GWC-24R
3/4/2016	209	
5/5/2016	152	
7/12/2016	157	
9/13/2016	154	
10/27/2016	162	
1/13/2017	165	
3/20/2017	205 (J)	
5/19/2017	149	
9/19/2017	153	
3/13/2018	153	
9/11/2018	152	
3/8/2019	164	
9/5/2019	155.5 (D)	
3/3/2020	146	
9/9/2020	155	
3/9/2021	158	
7/29/2021	143	
1/28/2022	159	
8/9/2022	149	
2/9/2023	147	
8/3/2023	146	
2/15/2024		248
7/31/2024		152

Prediction Limit

Constituent: Total Dissolved Solids (mg/l) Analysis Run 9/10/2024 10:40 PM View: Appendix III Intrawell

Plant Bowen Client: Southern Company Data: Bowen 3-4 CCR

	GWC-25R	GWC-25R
3/8/2016	177	
5/4/2016	97	
7/18/2016	150	
9/13/2016	159	
10/27/2016	143	
1/13/2017	158	
3/16/2017	167	
5/19/2017	150	
9/19/2017	146	
3/13/2018	153	
9/11/2018	153	
3/8/2019	155	
9/5/2019	177	
3/3/2020	183	
9/4/2020	172	
3/9/2021	153	
8/2/2021	175	
1/27/2022	168	
8/9/2022	164	
2/9/2023	169	
8/3/2023	170	
2/16/2024		155
7/31/2024		166

Prediction Limit

Constituent: Total Dissolved Solids (mg/l) Analysis Run 9/10/2024 10:40 PM View: Appendix III Intrawell

Plant Bowen Client: Southern Company Data: Bowen 3-4 CCR

	GWC-36RA	GWC-36RA
3/1/2016	150	
5/2/2016	105	
7/6/2016	113	
9/7/2016	169	
10/25/2016	152	
1/5/2017	229	
3/14/2017	188	
5/16/2017	147	
9/15/2017	146	
3/12/2018	169	
9/6/2018	155	
3/7/2019	135	
9/4/2019	142	
3/2/2020	170	
9/14/2020	156	
3/26/2021	123	
7/27/2021	163	
1/26/2022	184	
8/8/2022	232 (J)	
2/8/2023	238	
8/3/2023	188	
2/13/2024		252
7/30/2024		217

Prediction Limit

Constituent: Total Dissolved Solids (mg/l) Analysis Run 9/10/2024 10:40 PM View: Appendix III Intrawell

Plant Bowen Client: Southern Company Data: Bowen 3-4 CCR

	GWC-37	GWC-37
3/1/2016	34	
5/3/2016	<25	
7/8/2016	14 (J)	
9/7/2016	16 (J)	
10/25/2016	<25	
1/6/2017	189 (O)	
3/14/2017	90 (O)	
5/16/2017	20 (J)	
9/15/2017	14 (J)	
3/12/2018	<25	
9/6/2018	<25	
3/6/2019	22 (J)	
9/4/2019	26	
3/2/2020	<25	
9/3/2020	25	
2/24/2021	10	
7/28/2021	13	
1/26/2022	26	
8/8/2022	19 (J)	
2/8/2023	<25	
8/2/2023	<25	
2/13/2024		<25
7/30/2024		<25

ND substitution: RL or RL/2 if <15% NDs.

Prediction Limit

Constituent: Total Dissolved Solids (mg/l) Analysis Run 9/10/2024 10:40 PM View: Appendix III Intrawell

Plant Bowen Client: Southern Company Data: Bowen 3-4 CCR

	GWC-38	GWC-38
3/2/2016	34	
5/3/2016	<36	
7/7/2016	39	
9/8/2016	<36	
10/25/2016	<36	
2/9/2017	65	
3/23/2017	<36	
5/17/2017	113	
9/19/2017	21 (J)	
3/13/2018	33	
9/6/2018	<36	
3/7/2019	84	
9/4/2019	44	
3/2/2020	32	
9/3/2020	21	
2/24/2021	12	
7/28/2021	18	
1/25/2022	27	
8/5/2022	27	
2/8/2023	31	
8/2/2023	32	
2/13/2024		31
7/30/2024		53

ND substitution: RL or RL/2 if <15% NDs.

FIGURE H.

Appendix III Interwell Prediction Limits - Two-Step - All Results (No Significant)

Plant Bowen Client: Southern Company Data: Bowen 3-4 CCR Printed 9/10/2024, 10:44 PM

Constituent	Well	Upper Lim.	Lower Lim.	Date	Observ.	Sig.	Bg N	Bg Mean	Std. Dev.	%NDs	ND Adj.	Transform	Alpha	Method
Chloride (mg/L)	GWC-38	7.3	n/a	7/30/2024	3.8	No	345	n/a	n/a	2.319	n/a	n/a	0.0000491	NP Inter (normality) 1 of 2
pH (pH_units)	GWC-16R	8.04	4.24	7/31/2024	6.72	No	355	n/a	n/a	0	n/a	n/a	0.0000982	NP Inter (normality) 1 of 2
pH (pH_units)	GWC-17R	8.04	4.24	7/31/2024	6.88	No	355	n/a	n/a	0	n/a	n/a	0.0000982	NP Inter (normality) 1 of 2
pH (pH_units)	GWC-22R	8.04	4.24	7/31/2024	6.56	No	355	n/a	n/a	0	n/a	n/a	0.0000982	NP Inter (normality) 1 of 2
pH (pH_units)	GWC-37	8.04	4.24	7/30/2024	4.43	No	355	n/a	n/a	0	n/a	n/a	0.0000982	NP Inter (normality) 1 of 2
pH (pH_units)	GWC-38	8.04	4.24	7/30/2024	4.29	No	355	n/a	n/a	0	n/a	n/a	0.0000982	NP Inter (normality) 1 of 2
Sulfate (mg/L)	GWC-25R	147	n/a	7/31/2024	2.3	No	346	n/a	n/a	7.803	n/a	n/a	0.0000491	NP Inter (normality) 1 of 2
Total Dissolved Solids (mg/l)	GWC-20R	400	n/a	8/1/2024	245	No	343	n/a	n/a	7.872	n/a	n/a	0.0000491	NP Inter (normality) 1 of 2

Sanitas™ v.10.0.22 Software licensed to Groundwater Stats Consulting. UG

Within Limit

Prediction Limit

Interwell Non-parametric

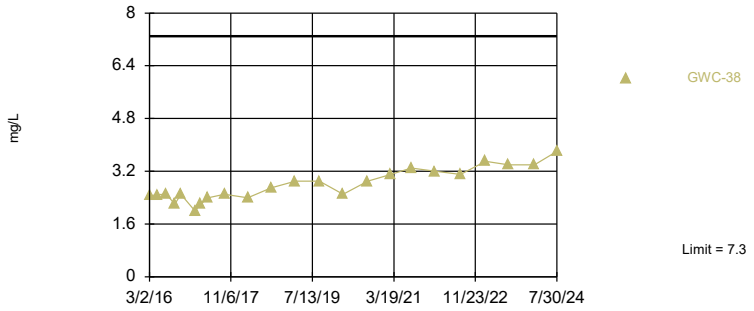

Non-parametric test used in lieu of parametric prediction limit because the Chi Squared normality test showed the data to be non-normal at the 0.01 alpha level. Limit is highest of 345 background values. 2.319% NDs. Annual per-constituent alpha = 0.001472. Individual comparison alpha = 0.0000491 (1 of 2). Assumes 14 future values.

Constituent: Chloride Analysis Run 9/10/2024 10:43 PM View: Appendix III Interwell - Two-Step
Plant Bowen Client: Southern Company Data: Bowen 3-4 CCR

Sanitas™ v.10.0.22 Software licensed to Groundwater Stats Consulting. UG

Within Limits

Prediction Limit

Interwell Non-parametric

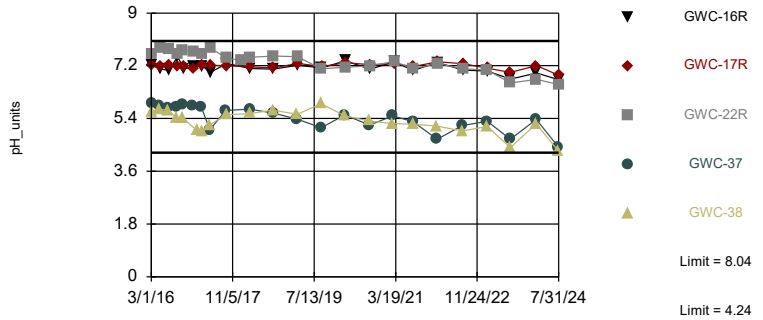

Non-parametric test used in lieu of parametric prediction limit because the Chi Squared normality test showed the data to be non-normal at the 0.01 alpha level. Limits are highest and lowest of 355 background values. Annual per-constituent alpha = 0.002944. Individual comparison alpha = 0.0000982 (1 of 2). Comparing 5 points to limit. Assumes 10 future values.

Constituent: pH Analysis Run 9/10/2024 10:43 PM View: Appendix III Interwell - Two-Step
Plant Bowen Client: Southern Company Data: Bowen 3-4 CCR

Sanitas™ v.10.0.22 Software licensed to Groundwater Stats Consulting. UG

Within Limit

Prediction Limit

Interwell Non-parametric

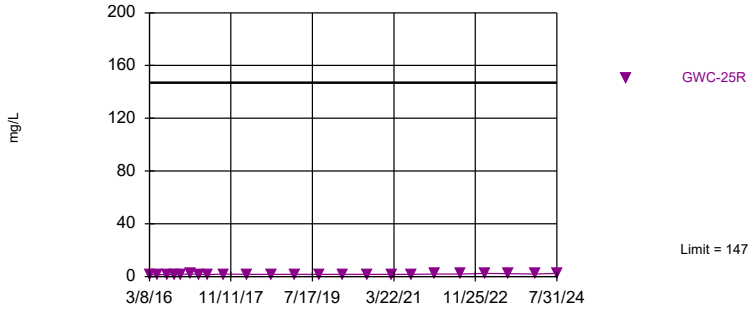

Non-parametric test used in lieu of parametric prediction limit because the Chi Squared normality test showed the data to be non-normal at the 0.01 alpha level. Limit is highest of 346 background values. 7.803% NDs. Annual per-constituent alpha = 0.001472. Individual comparison alpha = 0.0000491 (1 of 2). Assumes 14 future values.

Constituent: Sulfate Analysis Run 9/10/2024 10:43 PM View: Appendix III Interwell - Two-Step
Plant Bowen Client: Southern Company Data: Bowen 3-4 CCR

Sanitas™ v.10.0.22 Software licensed to Groundwater Stats Consulting. UG

Within Limit

Prediction Limit

Interwell Non-parametric

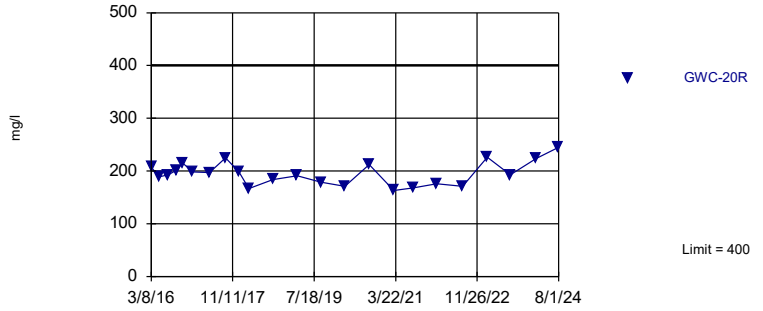

Non-parametric test used in lieu of parametric prediction limit because the Chi Squared normality test showed the data to be non-normal at the 0.01 alpha level. Limit is highest of 343 background values. 7.872% NDs. Annual per-constituent alpha = 0.001472. Individual comparison alpha = 0.0000491 (1 of 2). Assumes 14 future values.

Constituent: Total Dissolved Solids Analysis Run 9/10/2024 10:43 PM View: Appendix III Interwell - Two-S
Plant Bowen Client: Southern Company Data: Bowen 3-4 CCR

Prediction Limit

Constituent: Chloride (mg/L) Analysis Run 9/10/2024 10:44 PM View: Appendix III Interwell - Two-Step

Plant Bowen Client: Southern Company Data: Bowen 3-4 CCR

	GWC-38	GWA-42 (bg)	GWA-43 (bg)	GWA-43R (bg)	GWA-39Z (bg)	GWA-40 (bg)	GWA-41 (bg)	GWA-41R (bg)	GWA-1 (bg)
3/2/2016	2.4559								
3/11/2016		2.4984	1.2562	1.9467					
3/14/2016					1.795				
3/15/2016						1.1671	4.1666	6.1465	
3/22/2016									1.5101
3/23/2016									
3/28/2016									
5/3/2016	2.49								
5/11/2016					2.04	0.8763			
5/12/2016							1.78		
5/13/2016			1.32	2.14				3.08	
5/16/2016		2.22							
5/19/2016									1.5
5/20/2016									
5/23/2016									
5/25/2016									
7/7/2016	2.5								
7/19/2016			1.3	3.1	2.1				
7/20/2016							1.8		
7/21/2016						1.4		3.7	
7/22/2016		2.6							
7/27/2016									
7/29/2016									1.7
8/1/2016									
9/8/2016	2.2								
9/15/2016					1.7		1.4		
9/16/2016			1.2	3.5					
9/19/2016		2.5				1.1			
9/21/2016								2.4	
9/22/2016									
9/23/2016									1.8
9/26/2016									
10/25/2016	2.5								
11/2/2016			1.4	4.7	1.8				
11/3/2016		3				1.2	1.6	3.4	
11/9/2016									2
11/10/2016									
11/11/2016									
1/17/2017		2.9				1		1.9	
1/18/2017			1.2	4.9	1.7		1.5		
1/30/2017									1.5
1/31/2017									
2/9/2017	2								
2/21/2017									
2/22/2017									
3/23/2017	2.2								
3/24/2017						1.2	1.4		
3/27/2017		3						2.4	
3/28/2017			1.4	4.1	1.3				
3/30/2017									1.8
4/3/2017									
4/7/2017									

Prediction Limit

Constituent: Chloride (mg/L) Analysis Run 9/10/2024 10:44 PM View: Appendix III Interwell - Two-Step

Plant Bowen Client: Southern Company Data: Bowen 3-4 CCR

	GWC-38	GWA-42 (bg)	GWA-43 (bg)	GWA-43R (bg)	GWA-39Z (bg)	GWA-40 (bg)	GWA-41 (bg)	GWA-41R (bg)	GWA-1 (bg)
5/17/2017	2.4								
5/24/2017						1.5			
6/6/2017			1.4	3.6			2.8	4.5	
6/7/2017		3			1.2				
6/8/2017									
6/9/2017									1.6
6/12/2017									
6/14/2017									
7/12/2017									
7/17/2017									
7/20/2017									
7/27/2017									
7/28/2017									
8/9/2017									
8/24/2017									
9/19/2017	2.5								
9/22/2017			1.3	3.9					
9/25/2017							1.8	2.5	
9/26/2017		3.1			1.7	2.4			
9/29/2017									
10/2/2017									1.6
10/3/2017									
10/4/2017									
12/28/2017						3.9 (Y)			
3/13/2018	2.4								
3/14/2018		3.2	1.3		1.4	2.4	3	4 (J)	
3/15/2018				2.8					
3/16/2018									1.7
3/19/2018									
3/21/2018									
9/6/2018	2.7								
9/12/2018			1.3	3.1	1.6	1	1.4	2.1	
9/14/2018		2.3							
9/17/2018									1.55 (D)
9/18/2018									
3/7/2019	2.9								
3/13/2019			1.6	2.9		2.2			
3/14/2019		3.6					2.6	2.9	
3/15/2019					1.7				
3/19/2019									
3/20/2019									<1
3/21/2019									
9/4/2019	2.9								
9/9/2019					1.2	0.83 (X)			
9/10/2019		2					1.1	1.7	
9/11/2019			1.3	3.1					
9/12/2019									1.3
9/13/2019									
3/2/2020	2.5								
3/6/2020		2.7					1.3		
3/9/2020			1.2	2.2	1.2	1.5		1.3	
3/11/2020									1.4

ND substitution: RL or RL/2 if <15% NDs.

Prediction Limit

Constituent: Chloride (mg/L) Analysis Run 9/10/2024 10:44 PM View: Appendix III Interwell - Two-Step

Plant Bowen Client: Southern Company Data: Bowen 3-4 CCR

	GWC-38	GWA-42 (bg)	GWA-43 (bg)	GWA-43R (bg)	GWA-39Z (bg)	GWA-40 (bg)	GWA-41 (bg)	GWA-41R (bg)	GWA-1 (bg)
3/12/2020									
9/3/2020	2.9								
9/10/2020		2			1.2		1.2	1.4	
9/11/2020			1.3			0.77 (J)			
9/14/2020				3.3					
9/15/2020									1.3
9/16/2020									
9/17/2020									
2/24/2021	3.1								
3/10/2021						0.97 (J)		1.6	
3/11/2021		2.5	1.3	2.7			1.5		
3/12/2021					1.2				
3/16/2021									1.3
3/17/2021									
3/29/2021									
7/28/2021	3.3								
8/4/2021		2.3			1.1	0.82 (J)	1.2	1.3	
8/5/2021				1.9					
8/6/2021			1.3						
8/9/2021									1.3
8/10/2021									
1/25/2022	3.2								
1/31/2022		2	1.1	1.7	1	0.71 (J)	1	1	
2/1/2022									1.2
2/2/2022									
2/3/2022									
8/5/2022	3.1								
8/10/2022		1.8		1.7	0.93 (J)				
8/11/2022			1.4				1.3	1.4	
8/12/2022						<1			
8/16/2022									0.99 (J)
8/17/2022									
2/8/2023	3.5								
2/13/2023		2.4		1.8	1.3	1.1	1.6	1.5	
2/14/2023			1.3						
2/16/2023									1.2
2/17/2023									
7/25/2023			1.4	2			0.97 (J)	1.3	
7/26/2023		1.9			1.3	0.92 (J)			
7/27/2023									1.2
7/28/2023									
8/1/2023									
8/2/2023	3.4								
2/13/2024	3.4								
2/19/2024					1	0.75 (J)	1.2	1.3	
2/20/2024		2.4	1.2	2					
2/22/2024									1.1
2/26/2024									
2/27/2024									
7/30/2024	3.8								
8/1/2024		2.5			1.2	0.96 (J)	1.3	1.6	
8/2/2024			1.2	2.2					

ND substitution: RL or RL/2 if <15% NDs.

Prediction Limit

Constituent: Chloride (mg/L) Analysis Run 9/10/2024 10:44 PM View: Appendix III Interwell - Two-Step

Plant Bowen Client: Southern Company Data: Bowen 3-4 CCR

	GWC-38	GWA-42 (bg)	GWA-43 (bg)	GWA-43R (bg)	GWA-39Z (bg)	GWA-40 (bg)	GWA-41 (bg)	GWA-41R (bg)	GWA-1 (bg)
8/6/2024									
8/7/2024									1.3
8/8/2024									

Prediction Limit

Constituent: Chloride (mg/L) Analysis Run 9/10/2024 10:44 PM View: Appendix III Interwell - Two-Step

Plant Bowen Client: Southern Company Data: Bowen 3-4 CCR

	GWA-3A (bg)	GWA-2R (bg)	GWA-2 (bg)	GWA-50R (bg)	GWA-50 (bg)	GWA-39RZ (bg)	GWA-4RZ (bg)
3/2/2016							
3/11/2016							
3/14/2016							
3/15/2016							
3/22/2016							
3/23/2016	1.6092	0.9079	2.4904				
3/28/2016				0.9204	1.14		
5/3/2016							
5/11/2016							
5/12/2016							
5/13/2016							
5/16/2016						1.74 (D)	
5/19/2016		0.9136					
5/20/2016			1.71				
5/23/2016	1.52				1.19		
5/25/2016				1.04			
7/7/2016							
7/19/2016							
7/20/2016							
7/21/2016							
7/22/2016							
7/27/2016						2.1 (D)	
7/29/2016	1.5	1.1	2				
8/1/2016				0.85	1.2		
9/8/2016							
9/15/2016							
9/16/2016							
9/19/2016							
9/21/2016							
9/22/2016	1.4	1					
9/23/2016			1.8				
9/26/2016				0.87	1.1		
10/25/2016							
11/2/2016							
11/3/2016							
11/9/2016			1.6				
11/10/2016	1.6	1.2			1.3		
11/11/2016				0.99			
1/17/2017							
1/18/2017							
1/30/2017				0.95	1.2		
1/31/2017	1.6	1.2	1.3				
2/9/2017							
2/21/2017						4 (D)	
2/22/2017							3.7 (D)
3/23/2017							
3/24/2017							
3/27/2017						2.6 (D)	
3/28/2017							
3/30/2017	1.4		1.6				
4/3/2017		0.99		0.88			
4/7/2017					1.2		2.5 (D)

Prediction Limit

Constituent: Chloride (mg/L) Analysis Run 9/10/2024 10:44 PM View: Appendix III Interwell - Two-Step

Plant Bowen Client: Southern Company Data: Bowen 3-4 CCR

	GWA-3A (bg)	GWA-2R (bg)	GWA-2 (bg)	GWA-50R (bg)	GWA-50 (bg)	GWA-39RZ (bg)	GWA-4RZ (bg)
5/17/2017							
5/24/2017							
6/6/2017							
6/7/2017							
6/8/2017						2.1 (D)	
6/9/2017		0.87					
6/12/2017	1.4		1.6	0.83	1.1		
6/14/2017							2.6 (D)
7/12/2017							2.8 (D)
7/17/2017						1.9 (D)	
7/20/2017							2.3 (D)
7/27/2017						3 (D)	
7/28/2017							2 (D)
8/9/2017						2.5 (D)	1.8 (D)
8/24/2017							2.9 (D)
9/19/2017							
9/22/2017							
9/25/2017							
9/26/2017							
9/29/2017						2.7 (D)	
10/2/2017		1	0.94	0.94	1.2		
10/3/2017							2.8 (D)
10/4/2017	1.5						
12/28/2017							
3/13/2018							
3/14/2018							
3/15/2018							
3/16/2018		1.6		<1	1.4	2.6	
3/19/2018	1.5		1.9				
3/21/2018							2.9
9/6/2018							
9/12/2018							
9/14/2018		0.92	0.98			1.9	
9/17/2018	1.5				1.1		
9/18/2018				1			3.1
3/7/2019							
3/13/2019							
3/14/2019						2.8	
3/15/2019							
3/19/2019		2		<1	<1		
3/20/2019	<1		<1				
3/21/2019							3.6 (D)
9/4/2019							
9/9/2019							
9/10/2019						2.3	
9/11/2019							
9/12/2019			0.815 (JD)	0.74 (J)			2.1 (D)
9/13/2019	1.5	0.94 (J)			1		
3/2/2020							
3/6/2020							
3/9/2020						1.5	
3/11/2020	1.4	0.6 (J)	2	0.73 (J)	0.91 (J)		

ND substitution: RL or RL/2 if <15% NDs.

Prediction Limit

Constituent: Chloride (mg/L) Analysis Run 9/10/2024 10:44 PM View: Appendix III Interwell - Two-Step

Plant Bowen Client: Southern Company Data: Bowen 3-4 CCR

	GWA-3A (bg)	GWA-2R (bg)	GWA-2 (bg)	GWA-50R (bg)	GWA-50 (bg)	GWA-39RZ (bg)	GWA-4RZ (bg)
3/12/2020							2.3
9/3/2020							
9/10/2020							
9/11/2020							
9/14/2020							
9/15/2020		0.75 (J)	1.2	0.7 (J)			
9/16/2020					0.97 (J)	1.7	
9/17/2020							2.4
2/24/2021							
3/10/2021							
3/11/2021							
3/12/2021							
3/16/2021		0.73 (J)				1.3	2.7
3/17/2021			1.4	0.81 (J)	1 (J)		
3/29/2021	1.5						
7/28/2021							
8/4/2021							
8/5/2021							
8/6/2021						1.3	
8/9/2021	1.4	1.1	1.5	0.78 (J)	1 (J)		
8/10/2021							2.8
1/25/2022							
1/31/2022							
2/1/2022		0.77 (J)	1.4		0.91 (J)		
2/2/2022	1.9			0.7 (J)		1.5	
2/3/2022							2.6
8/5/2022							
8/10/2022							
8/11/2022							
8/12/2022							
8/16/2022	2.5	0.82 (J)	1.1		0.69 (J)	1.6	
8/17/2022				<1			2.6
2/8/2023							
2/13/2023							
2/14/2023						1.6	
2/16/2023		1.9	1.6	0.71 (J)	0.91 (J)		
2/17/2023	6.3						3
7/25/2023						1.7	
7/26/2023							
7/27/2023		0.92 (J)	1.3				
7/28/2023				0.72 (J)	0.95 (J)		3
8/1/2023	5.7						
8/2/2023							
2/13/2024							
2/19/2024						1.4	
2/20/2024							
2/22/2024	7.1		1.3	0.64 (J)	0.88 (J)		
2/26/2024		2					
2/27/2024							3.2
7/30/2024							
8/1/2024						1.5	
8/2/2024							

ND substitution: RL or RL/2 if <15% NDs.

Prediction Limit

Constituent: Chloride (mg/L) Analysis Run 9/10/2024 10:44 PM View: Appendix III Interwell - Two-Step

Plant Bowen Client: Southern Company Data: Bowen 3-4 CCR

	GWA-3A (bg)	GWA-2R (bg)	GWA-2 (bg)	GWA-50R (bg)	GWA-50 (bg)	GWA-39RZ (bg)	GWA-4RZ (bg)
8/6/2024		1.1					
8/7/2024			1.4				
8/8/2024	7.3			0.86 (J)	1.1		2.2

Prediction Limit

Constituent: pH (pH_units) Analysis Run 9/10/2024 10:44 PM View: Appendix III Interwell - Two-Step

Plant Bowen Client: Southern Company Data: Bowen 3-4 CCR

	GWC-37	GWC-38	GWC-16R	GWC-17R	GWC-22R	GWA-42 (bg)	GWA-43 (bg)	GWA-43R (bg)	GWA-39Z (bg)
3/1/2016	5.94								
3/2/2016		5.65							
3/3/2016			7.22						
3/4/2016				7.24					
3/7/2016					7.61				
3/11/2016						7.37	6.43	7.89	
3/14/2016									6.91
3/15/2016									
3/22/2016									
3/23/2016									
3/28/2016									
5/3/2016	5.85	5.72							
5/5/2016					7.79				
5/10/2016			7.08	7.18					
5/11/2016									6.51
5/12/2016									
5/13/2016							6.8	7.86	
5/16/2016						7.55			
5/19/2016									
5/20/2016									
5/23/2016									
5/25/2016									
7/7/2016		5.68							
7/8/2016	5.74								
7/13/2016			7.05						
7/14/2016				7.21	7.76				
7/19/2016							6.42	7.83	6.12
7/20/2016									
7/21/2016									
7/22/2016						7.51			
7/27/2016									
7/29/2016									
8/1/2016									
9/7/2016	5.79								
9/8/2016		5.42							
9/12/2016					7.6				
9/13/2016				7.17					
9/15/2016			7.51						5.96
9/16/2016							6.19	7.75	
9/19/2016						7.52			
9/21/2016									
9/22/2016									
9/23/2016									
9/26/2016									
10/25/2016	5.88	5.41							
10/27/2016					7.73				
11/1/2016				7.18					
11/2/2016			7.1				6.36	7.77	5.78
11/3/2016						7.56			
11/9/2016									
11/10/2016									
11/11/2016									

Prediction Limit

Constituent: pH (pH_units) Analysis Run 9/10/2024 10:44 PM View: Appendix III Interwell - Two-Step

Plant Bowen Client: Southern Company Data: Bowen 3-4 CCR

	GWC-37	GWC-38	GWC-16R	GWC-17R	GWC-22R	GWA-42 (bg)	GWA-43 (bg)	GWA-43R (bg)	GWA-39Z (bg)
1/6/2017	5.82								
1/11/2017			7.16	7.11					
1/13/2017					7.68				
1/17/2017						7.59			
1/18/2017							6.16	7.65	6.13
1/30/2017									
1/31/2017									
2/9/2017		4.99							
2/21/2017									
2/22/2017									
3/14/2017	5.8								
3/20/2017			7.19		7.6				
3/21/2017				7.24					
3/23/2017		4.94							
3/24/2017									
3/27/2017						7.63			
3/28/2017							5.8	7.79	6.59
3/30/2017									
4/3/2017									
4/7/2017									
5/16/2017	5.02								
5/17/2017		5.18							
5/23/2017			6.97	7.21	7.81				
5/24/2017									
6/6/2017							5.97	7.89	
6/7/2017						7.55			6.72
6/8/2017									
6/9/2017									
6/12/2017									
6/14/2017									
7/11/2017									
7/12/2017									
7/17/2017									
7/19/2017									
7/20/2017									
7/26/2017									
7/27/2017									
7/28/2017									
8/8/2017									
8/9/2017									
8/23/2017									
8/24/2017									
9/15/2017	5.68								
9/19/2017		5.53			7.46				
9/21/2017			7.28						
9/22/2017				7.2			5.77	7.8	
9/25/2017									
9/26/2017						7.59			7.05
9/29/2017									
10/2/2017									
10/3/2017									
10/4/2017									

Prediction Limit

Constituent: pH (pH_units) Analysis Run 9/10/2024 10:44 PM View: Appendix III Interwell - Two-Step

Plant Bowen Client: Southern Company Data: Bowen 3-4 CCR

	GWC-37	GWC-38	GWC-16R	GWC-17R	GWC-22R	GWA-42 (bg)	GWA-43 (bg)	GWA-43R (bg)	GWA-39Z (bg)
12/28/2017								7.78 (Y)	6.79 (Y)
1/9/2018					7.39 (Y)				
3/12/2018	5.72								
3/13/2018		5.57			7.49				
3/14/2018			7.11	7.16		7.6	5.85		7.42
3/15/2018								7.66	
3/16/2018									
3/19/2018									
3/21/2018									
9/6/2018	5.59	5.69							
9/7/2018			7.08		7.53				
9/11/2018				7.13					
9/12/2018							5.65	7.75	6.86
9/14/2018						7.37			
9/17/2018									
9/18/2018									
3/6/2019	5.38								
3/7/2019		5.54							
3/11/2019			7.21		7.51				
3/12/2019				7.28					
3/13/2019							5.63	7.84	
3/14/2019						7.57			
3/15/2019									6.78
3/19/2019									
3/20/2019									
3/21/2019									
9/4/2019	5.09	5.91							
9/5/2019					7.09				
9/9/2019			7.13						6.49
9/10/2019				7.17		7.53			
9/11/2019							5.53	7.75	
9/12/2019									
9/13/2019									
3/2/2020	5.52	5.49							
3/3/2020					7.15				
3/4/2020			7.37						
3/5/2020				7.3					
3/6/2020						7.42			
3/9/2020							5.5	7.73	5.9
3/11/2020									
3/12/2020									
9/3/2020	5.17	5.32							
9/8/2020					7.19				
9/9/2020			7.08	7.24					
9/10/2020						7.48			5.53
9/11/2020							6.25		
9/14/2020								7.76	
9/15/2020									
9/16/2020									
9/17/2020									
2/24/2021	5.49	5.23							
3/9/2021			7.34		7.35				

Prediction Limit

Constituent: pH (pH_units) Analysis Run 9/10/2024 10:44 PM View: Appendix III Interwell - Two-Step

Plant Bowen Client: Southern Company Data: Bowen 3-4 CCR

	GWC-37	GWC-38	GWC-16R	GWC-17R	GWC-22R	GWA-42 (bg)	GWA-43 (bg)	GWA-43R (bg)	GWA-39Z (bg)
3/10/2021				7.27					
3/11/2021						7.53	5.55	7.81	
3/12/2021									6.39
3/16/2021									
3/17/2021									
3/29/2021									
7/28/2021	5.29	5.21							
7/30/2021			7.04	7.17					
8/2/2021					7.1				
8/4/2021						7.35			6.21
8/5/2021								7.75	
8/6/2021							5.52		
8/9/2021									
8/10/2021									
1/25/2022		5.14							
1/26/2022	4.69								
1/27/2022					7.28				
1/28/2022			7.31	7.34					
1/31/2022						7.17	5.71	8.04	6.41
2/1/2022									
2/2/2022									
2/3/2022									
8/5/2022		4.98							
8/8/2022	5.16								
8/10/2022					7.1	7.26		7.72	6.07
8/11/2022			7.05	7.27			5.64		
8/12/2022									
8/16/2022									
8/17/2022									
2/8/2023	5.3	5.13							
2/9/2023					7.05				
2/10/2023			7.02	7.12					
2/13/2023						6.83		7.82	6.35
2/14/2023							5.24		
2/16/2023									
2/17/2023									
7/25/2023							4.64	7.31	
7/26/2023						6.92			5.77
7/27/2023									
7/28/2023									
8/1/2023									
8/2/2023	4.69	4.41							
8/3/2023				6.97 (D)	6.62				
8/4/2023			6.745 (D)						
2/13/2024	5.37	5.22							
2/15/2024			6.95	7.2	6.73				
2/19/2024									6.34
2/20/2024						7.39	5.31	7.82	
2/22/2024									
2/26/2024									
2/27/2024									
7/30/2024	4.43	4.29							

Prediction Limit

Constituent: pH (pH_units) Analysis Run 9/10/2024 10:44 PM View: Appendix III Interwell - Two-Step

Plant Bowen Client: Southern Company Data: Bowen 3-4 CCR

	GWC-37	GWC-38	GWC-16R	GWC-17R	GWC-22R	GWA-42 (bg)	GWA-43 (bg)	GWA-43R (bg)	GWA-39Z (bg)
7/31/2024			6.72	6.88	6.56				
8/1/2024						7.49			5.88
8/2/2024							5.28	7.74	
8/6/2024									
8/7/2024									
8/8/2024									

Prediction Limit

Constituent: pH (pH_units) Analysis Run 9/10/2024 10:44 PM View: Appendix III Interwell - Two-Step

Plant Bowen Client: Southern Company Data: Bowen 3-4 CCR

	GWA-40 (bg)	GWA-41 (bg)	GWA-41R (bg)	GWA-1 (bg)	GWA-3A (bg)	GWA-2 (bg)	GWA-2R (bg)	GWA-50R (bg)	GWA-50 (bg)
3/1/2016									
3/2/2016									
3/3/2016									
3/4/2016									
3/7/2016									
3/11/2016									
3/14/2016									
3/15/2016	7.58	6.74	7.15						
3/22/2016				7.65					
3/23/2016					5.96	6.7	7.45		
3/28/2016								6.45	6.22
5/3/2016									
5/5/2016									
5/10/2016									
5/11/2016	7.24								
5/12/2016		6.41							
5/13/2016			7.29						
5/16/2016									
5/19/2016				7.6			7.5		
5/20/2016						6.36			
5/23/2016					5.73				5.86
5/25/2016								6.96	
7/7/2016									
7/8/2016									
7/13/2016									
7/14/2016									
7/19/2016									
7/20/2016		6.59							
7/21/2016	7.53		7.43						
7/22/2016									
7/27/2016									
7/29/2016				7.58	5.51	6.75	7.59		
8/1/2016								5.64	6.39
9/7/2016									
9/8/2016									
9/12/2016									
9/13/2016									
9/15/2016	7								
9/16/2016									
9/19/2016	7.19								
9/21/2016			7.05						
9/22/2016					5.45		7.44		
9/23/2016				7.57		6.62			
9/26/2016								6.26	5.74
10/25/2016									
10/27/2016									
11/1/2016									
11/2/2016									
11/3/2016	7.13	6.45	7.4						
11/9/2016				7.45		6.42			
11/10/2016					5.51		7.55		5.78
11/11/2016								5.62	

Prediction Limit

Constituent: pH (pH_units) Analysis Run 9/10/2024 10:44 PM View: Appendix III Interwell - Two-Step

Plant Bowen Client: Southern Company Data: Bowen 3-4 CCR

	GWA-40 (bg)	GWA-41 (bg)	GWA-41R (bg)	GWA-1 (bg)	GWA-3A (bg)	GWA-2 (bg)	GWA-2R (bg)	GWA-50R (bg)	GWA-50 (bg)
1/6/2017									
1/11/2017									
1/13/2017									
1/17/2017	7.51		7.06						
1/18/2017		6.34							
1/30/2017				7.64				5.49	5.88
1/31/2017					5.42	5.66	7.56		
2/9/2017									
2/21/2017									
2/22/2017									
3/14/2017									
3/20/2017									
3/21/2017									
3/23/2017									
3/24/2017	7.55	6.42							
3/27/2017			7.13						
3/28/2017									
3/30/2017				7.51	5.43	6.33			
4/3/2017							7.46	6.32	
4/7/2017									5.94
5/16/2017									
5/17/2017									
5/23/2017									
5/24/2017	7.6								
6/6/2017		6.82	7.18						
6/7/2017									
6/8/2017									
6/9/2017				7.6			7.24		
6/12/2017					5.47	6.6		6.48	5.81
6/14/2017									
7/11/2017									
7/12/2017									
7/17/2017									
7/19/2017									
7/20/2017									
7/26/2017									
7/27/2017									
7/28/2017									
8/8/2017									
8/9/2017									
8/23/2017									
8/24/2017									
9/15/2017									
9/19/2017									
9/21/2017									
9/22/2017									
9/25/2017		6.63	6.88						
9/26/2017	7.66								
9/29/2017									
10/2/2017				7.55		5.61	7.35	6.41	5.93
10/3/2017									
10/4/2017					5.23				

Prediction Limit

Constituent: pH (pH_units) Analysis Run 9/10/2024 10:44 PM View: Appendix III Interwell - Two-Step

Plant Bowen Client: Southern Company Data: Bowen 3-4 CCR

	GWA-40 (bg)	GWA-41 (bg)	GWA-41R (bg)	GWA-1 (bg)	GWA-3A (bg)	GWA-2 (bg)	GWA-2R (bg)	GWA-50R (bg)	GWA-50 (bg)
12/28/2017	7.34 (Y)								
1/9/2018									
3/12/2018									
3/13/2018									
3/14/2018	7.56	7.08	7.04						
3/15/2018									
3/16/2018				7.58			7.31	5.46	5.64
3/19/2018					5.4	6.55			
3/21/2018									
9/6/2018									
9/7/2018									
9/11/2018									
9/12/2018	7.12	6.54	7.02						
9/14/2018						5.81	7.55		
9/17/2018				7.53 (D)	5.22				5.82
9/18/2018								5.35	
3/6/2019									
3/7/2019									
3/11/2019									
3/12/2019									
3/13/2019	7.12								
3/14/2019		6.58	6.93						
3/15/2019									
3/19/2019							7.2	6.01	5.93
3/20/2019				7.64	5.22	5.71			
3/21/2019									
9/4/2019									
9/5/2019									
9/9/2019	7.07								
9/10/2019		5.66	6.72						
9/11/2019									
9/12/2019				7.36		5.45 (D)		5.89	
9/13/2019					5.07		7.29		5.61
3/2/2020									
3/3/2020									
3/4/2020									
3/5/2020									
3/6/2020		6.82							
3/9/2020	7.5		6.7						
3/11/2020				7.51	5.31	6.56	7.09	5.4	5.57
3/12/2020									
9/3/2020									
9/8/2020									
9/9/2020									
9/10/2020		6.4	6.67						
9/11/2020	6.98								
9/14/2020									
9/15/2020				7.43		6.38	7.45	5.26	
9/16/2020									5.62
9/17/2020									
2/24/2021									
3/9/2021									

Prediction Limit

Constituent: pH (pH_units) Analysis Run 9/10/2024 10:44 PM View: Appendix III Interwell - Two-Step

Plant Bowen Client: Southern Company Data: Bowen 3-4 CCR

	GWA-40 (bg)	GWA-41 (bg)	GWA-41R (bg)	GWA-1 (bg)	GWA-3A (bg)	GWA-2 (bg)	GWA-2R (bg)	GWA-50R (bg)	GWA-50 (bg)
3/10/2021	7.3		7.3						
3/11/2021		6.8							
3/12/2021									
3/16/2021				7.57			7.51		
3/17/2021						6.58		6.31	5.64
3/29/2021					8.04				
7/28/2021									
7/30/2021									
8/2/2021									
8/4/2021	6.79	6.34	7.15						
8/5/2021									
8/6/2021									
8/9/2021				7.44	7.85	6.47	6.63	5.16	5.34
8/10/2021									
1/25/2022									
1/26/2022									
1/27/2022									
1/28/2022									
1/31/2022	6.85	6.02	6.63						
2/1/2022				7.52		6.3	6.62		5.61
2/2/2022					7.94			5.17	
2/3/2022									
8/5/2022									
8/8/2022									
8/10/2022									
8/11/2022		6.29	7.12						
8/12/2022	6.83								
8/16/2022				7.36	7.74	6.63	7.11		5.29
8/17/2022								5.7	
2/8/2023									
2/9/2023									
2/10/2023									
2/13/2023	6.94	6.25	6.45						
2/14/2023									
2/16/2023				7.39		6.56	7.02	4.73	4.95
2/17/2023					7.71				
7/25/2023		5.58	6.19						
7/26/2023	6.46								
7/27/2023				7.08		6.06	6.49		
7/28/2023								4.24	4.66
8/1/2023					7.66				
8/2/2023									
8/3/2023									
8/4/2023									
2/13/2024									
2/15/2024									
2/19/2024	6.75	6.17	6.79						
2/20/2024									
2/22/2024				6.97	7.89	6.03		5.09	5.6
2/26/2024							6.85		
2/27/2024									
7/30/2024									

Prediction Limit

Constituent: pH (pH_units) Analysis Run 9/10/2024 10:44 PM View: Appendix III Interwell - Two-Step

Plant Bowen Client: Southern Company Data: Bowen 3-4 CCR

	GWA-40 (bg)	GWA-41 (bg)	GWA-41R (bg)	GWA-1 (bg)	GWA-3A (bg)	GWA-2 (bg)	GWA-2R (bg)	GWA-50R (bg)	GWA-50 (bg)
7/31/2024									
8/1/2024	7.06	6.03	7.17						
8/2/2024									
8/6/2024							7.61		
8/7/2024				7.51		6.73			
8/8/2024					7.86			4.25	4.68

Prediction Limit

Constituent: pH (pH_units) Analysis Run 9/10/2024 10:44 PM View: Appendix III Interwell - Two-Step

Plant Bowen Client: Southern Company Data: Bowen 3-4 CCR

	GWA-39RZ (bg)	GWA-4RZ (bg)
3/1/2016		
3/2/2016		
3/3/2016		
3/4/2016		
3/7/2016		
3/11/2016		
3/14/2016		
3/15/2016		
3/22/2016		
3/23/2016		
3/28/2016		
5/3/2016		
5/5/2016		
5/10/2016		
5/11/2016		
5/12/2016		
5/13/2016		
5/16/2016	7.61 (D)	
5/19/2016		
5/20/2016		
5/23/2016		
5/25/2016		
7/7/2016		
7/8/2016		
7/13/2016		
7/14/2016		
7/19/2016		
7/20/2016		
7/21/2016		
7/22/2016		
7/27/2016	7.51 (D)	
7/29/2016		
8/1/2016		
9/7/2016		
9/8/2016		
9/12/2016		
9/13/2016		
9/15/2016		
9/16/2016		
9/19/2016		
9/21/2016		
9/22/2016		
9/23/2016		
9/26/2016		
10/25/2016		
10/27/2016		
11/1/2016		
11/2/2016		
11/3/2016		
11/9/2016		
11/10/2016		
11/11/2016		

Prediction Limit

Constituent: pH (pH_units) Analysis Run 9/10/2024 10:44 PM View: Appendix III Interwell - Two-Step

Plant Bowen Client: Southern Company Data: Bowen 3-4 CCR

	GWA-39RZ (bg)	GWA-4RZ (bg)
1/6/2017		
1/11/2017		
1/13/2017		
1/17/2017		
1/18/2017		
1/30/2017		
1/31/2017		
2/9/2017		
2/21/2017	7.76 (D)	
2/22/2017		7.38 (D)
3/14/2017		
3/20/2017		
3/21/2017		
3/23/2017		
3/24/2017		
3/27/2017	7.7 (D)	
3/28/2017		
3/30/2017		
4/3/2017		
4/7/2017		7.35 (D)
5/16/2017		
5/17/2017		
5/23/2017		
5/24/2017		
6/6/2017		
6/7/2017		
6/8/2017	7.69 (D)	
6/9/2017		
6/12/2017		
6/14/2017		7.3 (D)
7/11/2017		7.39
7/12/2017		7.39 (D)
7/17/2017	7.57 (D)	
7/19/2017		7.44
7/20/2017		7.44 (D)
7/26/2017	7.63	
7/27/2017	7.63	7.5
7/28/2017		7.5
8/8/2017	7.73	7.52
8/9/2017	7.73	7.52
8/23/2017		7.5
8/24/2017		7.5
9/15/2017		
9/19/2017		
9/21/2017		
9/22/2017		
9/25/2017		
9/26/2017		
9/29/2017	7.7 (D)	
10/2/2017		
10/3/2017		7.51 (D)
10/4/2017		

Prediction Limit

Constituent: pH (pH_units) Analysis Run 9/10/2024 10:44 PM View: Appendix III Interwell - Two-Step

Plant Bowen Client: Southern Company Data: Bowen 3-4 CCR

	GWA-39RZ (bg)	GWA-4RZ (bg)
12/28/2017		7.32 (Y)
1/9/2018		
3/12/2018		
3/13/2018		
3/14/2018		
3/15/2018		
3/16/2018	7.49	
3/19/2018		
3/21/2018		7.3
9/6/2018		
9/7/2018		
9/11/2018		
9/12/2018		
9/14/2018	7.32	
9/17/2018		
9/18/2018		7.26
3/6/2019		
3/7/2019		
3/11/2019		
3/12/2019		
3/13/2019		
3/14/2019	7.46	
3/15/2019		
3/19/2019		
3/20/2019		
3/21/2019		7.28 (D)
9/4/2019		
9/5/2019		
9/9/2019		
9/10/2019	7.48	
9/11/2019		
9/12/2019		7.2 (D)
9/13/2019		
3/2/2020		
3/3/2020		
3/4/2020		
3/5/2020		
3/6/2020		
3/9/2020	7.68	
3/11/2020		
3/12/2020		7.55
9/3/2020		
9/8/2020		
9/9/2020		
9/10/2020		
9/11/2020		
9/14/2020		
9/15/2020		
9/16/2020	7.68	
9/17/2020		7.42
2/24/2021		
3/9/2021		

Prediction Limit

Constituent: pH (pH_units) Analysis Run 9/10/2024 10:44 PM View: Appendix III Interwell - Two-Step

Plant Bowen Client: Southern Company Data: Bowen 3-4 CCR

	GWA-39RZ (bg)	GWA-4RZ (bg)
3/10/2021		
3/11/2021		
3/12/2021		
3/16/2021	7.85	7.4
3/17/2021		
3/29/2021		
7/28/2021		
7/30/2021		
8/2/2021		
8/4/2021		
8/5/2021		
8/6/2021	7.09	
8/9/2021		
8/10/2021		7.2
1/25/2022		
1/26/2022		
1/27/2022		
1/28/2022		
1/31/2022		
2/1/2022		
2/2/2022	6.89	
2/3/2022		7.2
8/5/2022		
8/8/2022		
8/10/2022		
8/11/2022		
8/12/2022		
8/16/2022	7.45	
8/17/2022		6.49
2/8/2023		
2/9/2023		
2/10/2023		
2/13/2023		
2/14/2023	7.48	
2/16/2023		
2/17/2023		6.98
7/25/2023	7.19	
7/26/2023		
7/27/2023		
7/28/2023		6.815 (D)
8/1/2023		
8/2/2023		
8/3/2023		
8/4/2023		
2/13/2024		
2/15/2024		
2/19/2024	7.7	
2/20/2024		
2/22/2024		
2/26/2024		
2/27/2024		7.11
7/30/2024		

Prediction Limit

Constituent: pH (pH_units) Analysis Run 9/10/2024 10:44 PM View: Appendix III Interwell - Two-Step

Plant Bowen Client: Southern Company Data: Bowen 3-4 CCR

	GWA-39RZ (bg)	GWA-4RZ (bg)
7/31/2024		
8/1/2024	7.08	
8/2/2024		
8/6/2024		
8/7/2024		
8/8/2024		7.01

Prediction Limit

Constituent: Sulfate (mg/L) Analysis Run 9/10/2024 10:44 PM View: Appendix III Interwell - Two-Step

Plant Bowen Client: Southern Company Data: Bowen 3-4 CCR

	GWC-25R	GWA-43R (bg)	GWA-43 (bg)	GWA-42 (bg)	GWA-39Z (bg)	GWA-41R (bg)	GWA-41 (bg)	GWA-40 (bg)	GWA-1 (bg)
3/8/2016	1.3157								
3/11/2016		3.8282	1.1313	1.4538					
3/14/2016					4.2598				
3/15/2016						6.4987	4.9347	1.2104	
3/22/2016									2.3685
3/23/2016									
3/28/2016									
5/4/2016	1.46								
5/11/2016					6.05			1.28	
5/12/2016							2.3		
5/13/2016		3.56	1.96			3.68			
5/16/2016				1.18					
5/19/2016									2.14
5/20/2016									
5/23/2016									
5/25/2016									
7/18/2016	1.5								
7/19/2016		5.6	1.3		9.5				
7/20/2016							2		
7/21/2016						4.5		0.91 (J)	
7/22/2016				1.8					
7/27/2016									
7/29/2016									1.9
8/1/2016									
9/13/2016	1.5								
9/15/2016					6.7		1.1		
9/16/2016		6.7	1.1						
9/19/2016				1.4				1.3	
9/21/2016						2.8			
9/22/2016									
9/23/2016									2
9/26/2016									
10/27/2016	1.7								
11/2/2016		8.1	1.2		5.4				
11/3/2016				1.6		6.7	1.6	1.5	
11/9/2016									1.6
11/10/2016									
11/11/2016									
1/13/2017	2								
1/17/2017				<1 (*)		<1 (*)		<1 (*)	
1/18/2017		8.9	0.84 (J)		5.5		1.5		
1/30/2017									1.8
1/31/2017									
2/21/2017									
2/22/2017									
3/16/2017	1.6								
3/24/2017							1.6	0.86 (J)	
3/27/2017				2		0.85 (J)			
3/28/2017		8.2	0.7 (J)		2.9				
3/30/2017									1.6
4/3/2017									
4/7/2017									

ND substitution: RL or RL/2 if <15% NDs.

Prediction Limit

Constituent: Sulfate (mg/L) Analysis Run 9/10/2024 10:44 PM View: Appendix III Interwell - Two-Step

Plant Bowen Client: Southern Company Data: Bowen 3-4 CCR

	GWC-25R	GWA-43R (bg)	GWA-43 (bg)	GWA-42 (bg)	GWA-39Z (bg)	GWA-41R (bg)	GWA-41 (bg)	GWA-40 (bg)	GWA-1 (bg)
5/19/2017	1.5								
5/24/2017								1.2	
6/6/2017		7	0.47 (J)			6.1	4.1		
6/7/2017				1.9	2.3				
6/8/2017									
6/9/2017									1.7
6/12/2017									
6/14/2017									
7/12/2017									
7/17/2017									
7/20/2017									
7/27/2017									
7/28/2017									
8/9/2017									
8/24/2017									
9/19/2017	1.8								
9/22/2017		8.3	0.59 (J)						
9/25/2017						3.5	1.9		
9/26/2017				2	3.2			4.2	
9/29/2017									
10/2/2017									1.8
10/3/2017									
10/4/2017									
12/28/2017								7.4 (Y)	
3/13/2018	1.7								
3/14/2018			0.39 (J)	2.1	3.8	10.9 (J)	11.5	3.8	
3/15/2018		5.1							
3/16/2018									1.5
3/19/2018									
3/21/2018									
9/11/2018	1.7								
9/12/2018		5.6	0.3 (J)		3.7	3.7	1.8	1.7	
9/14/2018				1.6					
9/17/2018									1.3 (D)
9/18/2018									
3/8/2019	1.6								
3/13/2019		4.4	0.43 (X)					2.1	
3/14/2019				2.2		8.9	6.2		
3/15/2019					3				
3/19/2019									
3/20/2019									1.5
3/21/2019									
9/5/2019	1.6								
9/9/2019					2.4			1.6	
9/10/2019				1.2		8.4	1.2		
9/11/2019		5	<1						
9/12/2019									0.98 (J)
9/13/2019									
3/3/2020	1.6								
3/6/2020				1.7			10		
3/9/2020		3.9	<1		0.84 (J)	8.5		1.2	
3/11/2020									0.94 (J)

ND substitution: RL or RL/2 if <15% NDs.

Prediction Limit

Constituent: Sulfate (mg/L) Analysis Run 9/10/2024 10:44 PM View: Appendix III Interwell - Two-Step

Plant Bowen Client: Southern Company Data: Bowen 3-4 CCR

	GWC-25R	GWA-43R (bg)	GWA-43 (bg)	GWA-42 (bg)	GWA-39Z (bg)	GWA-41R (bg)	GWA-41 (bg)	GWA-40 (bg)	GWA-1 (bg)
3/12/2020									
9/4/2020	1.6								
9/10/2020				0.95 (J)	0.95 (J)	5.9	1.7		
9/11/2020			<1					1.3	
9/14/2020		4.9							
9/15/2020									0.96 (J)
9/16/2020									
9/17/2020									
3/9/2021	1.6								
3/10/2021						8.4		1.5	
3/11/2021		4.3	<1	1.6			6.1		
3/12/2021					2				
3/16/2021									0.99 (J)
3/17/2021									
3/29/2021									
8/2/2021	1.7								
8/4/2021				1.4	1.3	6.4	1.7	1.4	
8/5/2021		2.9							
8/6/2021			<1						
8/9/2021									1.3
8/10/2021									
1/27/2022	2								
1/31/2022		2.5	<1	1.1	1.2	8.5	1.8	1.2	
2/1/2022									0.93 (J)
2/2/2022									
2/3/2022									
8/9/2022	1.9								
8/10/2022		2.5		1	1.3				
8/11/2022			<1			4.7	1.9		
8/12/2022								1.2	
8/16/2022									0.78 (J)
8/17/2022									
2/9/2023	2.3								
2/13/2023		2.5		1.6	1.7	10.2	6	1.4	
2/14/2023			<1						
2/16/2023									1.1
2/17/2023									
7/25/2023		2.6	<1			3	1.1		
7/26/2023				1.1	1.5			1.4	
7/27/2023									1.4
7/28/2023									
8/1/2023									
8/3/2023	2.2								
2/16/2024	1.9								
2/19/2024					1.1	9.6	4.2	1.2	
2/20/2024		2.8	<1	1.2					
2/22/2024									1
2/26/2024									
2/27/2024									
7/31/2024	2.3								
8/1/2024				1.1	1.2	2.7	0.75 (J)	1.5	
8/2/2024		3.2	<1						

ND substitution: RL or RL/2 if <15% NDs.

Prediction Limit

Constituent: Sulfate (mg/L) Analysis Run 9/10/2024 10:44 PM View: Appendix III Interwell - Two-Step

Plant Bowen Client: Southern Company Data: Bowen 3-4 CCR

	GWC-25R	GWA-43R (bg)	GWA-43 (bg)	GWA-42 (bg)	GWA-39Z (bg)	GWA-41R (bg)	GWA-41 (bg)	GWA-40 (bg)	GWA-1 (bg)
8/6/2024									
8/7/2024									1.1
8/8/2024									

Prediction Limit

Constituent: Sulfate (mg/L) Analysis Run 9/10/2024 10:44 PM View: Appendix III Interwell - Two-Step

Plant Bowen Client: Southern Company Data: Bowen 3-4 CCR

	GWA-2R (bg)	GWA-3A (bg)	GWA-2 (bg)	GWA-50R (bg)	GWA-50 (bg)	GWA-39RZ (bg)	GWA-4RZ (bg)
3/8/2016							
3/11/2016							
3/14/2016							
3/15/2016							
3/22/2016							
3/23/2016	26.8249	0.8724 (J)	105.552				
3/28/2016				0.9594 (J)	0.7283 (J)		
5/4/2016							
5/11/2016							
5/12/2016							
5/13/2016							
5/16/2016						2.4 (D)	
5/19/2016	3.81						
5/20/2016			44.3				
5/23/2016		0.805 (J)			0.728 (J)		
5/25/2016				1.59			
7/18/2016							
7/19/2016							
7/20/2016							
7/21/2016							
7/22/2016							
7/27/2016						3.6 (D)	
7/29/2016	1.1	0.84 (J)	48				
8/1/2016				1	0.78 (J)		
9/13/2016							
9/15/2016							
9/16/2016							
9/19/2016							
9/21/2016							
9/22/2016	0.96 (J)	0.94 (J)					
9/23/2016			43				
9/26/2016				1.2	0.82 (J)		
10/27/2016							
11/2/2016							
11/3/2016							
11/9/2016			31				
11/10/2016	0.72 (J)	1.1			0.92 (J)		
11/11/2016				1.2			
1/13/2017							
1/17/2017							
1/18/2017							
1/30/2017				<1	<1		
1/31/2017	1.5	0.92 (J)	4.2				
2/21/2017						26 (D)	
2/22/2017							22 (D)
3/16/2017							
3/24/2017							
3/27/2017						10 (D)	
3/28/2017							
3/30/2017		0.77 (J)	53				
4/3/2017	1.3			1.3			
4/7/2017					0.82 (J)		18 (D)

ND substitution: RL or RL/2 if <15% NDs.

Prediction Limit

Constituent: Sulfate (mg/L) Analysis Run 9/10/2024 10:44 PM View: Appendix III Interwell - Two-Step

Plant Bowen Client: Southern Company Data: Bowen 3-4 CCR

	GWA-2R (bg)	GWA-3A (bg)	GWA-2 (bg)	GWA-50R (bg)	GWA-50 (bg)	GWA-39RZ (bg)	GWA-4RZ (bg)
5/19/2017							
5/24/2017							
6/6/2017							
6/7/2017							
6/8/2017						6.7 (D)	
6/9/2017	1.2						
6/12/2017		0.68 (J)	95	1.1	0.78 (J)		
6/14/2017							20 (D)
7/12/2017							18 (D)
7/17/2017						6.4 (D)	
7/20/2017							20 (D)
7/27/2017						18 (D)	
7/28/2017							18 (D)
8/9/2017						18 (D)	19 (D)
8/24/2017							21 (D)
9/19/2017							
9/22/2017							
9/25/2017							
9/26/2017							
9/29/2017						21 (D)	
10/2/2017	1.7		3.5	1.1	0.71 (J)		
10/3/2017							25 (D)
10/4/2017		0.5 (J)					
12/28/2017							26 (Y)
3/13/2018							
3/14/2018							
3/15/2018							
3/16/2018	14.8 (J)			0.87 (J)	0.67 (J)	15.5	
3/19/2018		0.49 (J)	147				
3/21/2018							25.4
9/11/2018							
9/12/2018							
9/14/2018	2.1		7.7			11.6	
9/17/2018		0.36 (J)			0.47 (J)		
9/18/2018				0.87 (J)			22.8
3/8/2019							
3/13/2019							
3/14/2019						9.3	
3/15/2019							
3/19/2019	32.5 (J)			0.97 (J)	0.52 (J)		
3/20/2019		0.38 (J)	3.6				
3/21/2019							24.9 (D)
9/5/2019							
9/9/2019							
9/10/2019						14	
9/11/2019							
9/12/2019			5.2	0.8 (J)			16.5 (D)
9/13/2019	3.8	<1			0.55 (J)		
3/3/2020							
3/6/2020							
3/9/2020						5.8	
3/11/2020	34.3	<1	131	0.85 (J)	<1		

ND substitution: RL or RL/2 if <15% NDs.

Prediction Limit

Constituent: Sulfate (mg/L) Analysis Run 9/10/2024 10:44 PM View: Appendix III Interwell - Two-Step

Plant Bowen Client: Southern Company Data: Bowen 3-4 CCR

	GWA-2R (bg)	GWA-3A (bg)	GWA-2 (bg)	GWA-50R (bg)	GWA-50 (bg)	GWA-39RZ (bg)	GWA-4RZ (bg)
3/12/2020							20.8
9/4/2020							
9/10/2020							
9/11/2020							
9/14/2020							
9/15/2020	1		35.3	0.54 (J)			
9/16/2020					<1	8.6	
9/17/2020							20.3
3/9/2021							
3/10/2021							
3/11/2021							
3/12/2021							
3/16/2021	3.3					3.5	22.1
3/17/2021			90.7	0.86 (J)	<1		
3/29/2021		5.4					
8/2/2021							
8/4/2021							
8/5/2021							
8/6/2021						4.2	
8/9/2021	1.6	5	84.7	0.77 (J)	<1		
8/10/2021							20.7
1/27/2022							
1/31/2022							
2/1/2022	1.5		86.1		<1		
2/2/2022		3.4		0.53 (J)		4.5	
2/3/2022							20.7
8/9/2022							
8/10/2022							
8/11/2022							
8/12/2022							
8/16/2022	7.8	3.5	58.5		<1	4.5	
8/17/2022				0.55 (J)			18.1
2/9/2023							
2/13/2023							
2/14/2023						6.3	
2/16/2023	38.9		115	0.58 (J)	<1		
2/17/2023		2.5					21.2
7/25/2023						4.9	
7/26/2023							
7/27/2023	17.6		44				
7/28/2023				0.71 (J)	0.53 (J)		19.6
8/1/2023		3					
8/3/2023							
2/16/2024							
2/19/2024						4	
2/20/2024							
2/22/2024		1.9	82	<1	<1		
2/26/2024	20.9						
2/27/2024							23.2
7/31/2024							
8/1/2024						3.3	
8/2/2024							

ND substitution: RL or RL/2 if <15% NDs.

Prediction Limit

Constituent: Sulfate (mg/L) Analysis Run 9/10/2024 10:44 PM View: Appendix III Interwell - Two-Step

Plant Bowen Client: Southern Company Data: Bowen 3-4 CCR

	GWA-2R (bg)	GWA-3A (bg)	GWA-2 (bg)	GWA-50R (bg)	GWA-50 (bg)	GWA-39RZ (bg)	GWA-4RZ (bg)
8/6/2024	5.8						
8/7/2024			47.5				
8/8/2024		3.9		0.69 (J)	0.53 (J)		12.2

Prediction Limit

Constituent: Total Dissolved Solids (mg/l) Analysis Run 9/10/2024 10:44 PM View: Appendix III Interwell - Two-Step

Plant Bowen Client: Southern Company Data: Bowen 3-4 CCR

	GWC-20R	GWA-43R (bg)	GWA-43 (bg)	GWA-42 (bg)	GWA-39Z (bg)	GWA-41R (bg)	GWA-41 (bg)	GWA-40 (bg)	GWA-1 (bg)
3/8/2016	207								
3/11/2016		144	69	139					
3/14/2016					106				
3/15/2016						78	110	107	
3/22/2016									150
3/23/2016									
3/28/2016									
5/9/2016	189								
5/11/2016					58			80	
5/12/2016							49		
5/13/2016		142	88			178			
5/16/2016				112					
5/19/2016									150
5/20/2016									
5/23/2016									
5/25/2016									
7/14/2016	193								
7/19/2016		135	56		46				
7/20/2016							72		
7/21/2016						168		76	
7/22/2016				136					
7/27/2016									
7/29/2016									146
8/1/2016									
9/12/2016	201								
9/15/2016					41		18 (J)		
9/16/2016		144	31						
9/19/2016				121				108	
9/21/2016						123			
9/22/2016									
9/23/2016									163
9/26/2016									
10/31/2016	215								
11/2/2016		152	48		37				
11/3/2016				132		157	70	90	
11/9/2016									147
11/10/2016									
11/11/2016									
1/12/2017	198								
1/17/2017				150		170		128	
1/18/2017		125	44		29		63		
1/30/2017									127
1/31/2017									
2/21/2017									
2/22/2017									
3/24/2017							63	91	
3/27/2017				148		158			
3/28/2017		109	<25		40				
3/30/2017									137
4/3/2017									
4/7/2017									
5/22/2017	197								

ND substitution: RL or RL/2 if <15% NDs.

Prediction Limit

Constituent: Total Dissolved Solids (mg/l) Analysis Run 9/10/2024 10:44 PM View: Appendix III Interwell - Two-Step

Plant Bowen Client: Southern Company Data: Bowen 3-4 CCR

	GWC-20R	GWA-43R (bg)	GWA-43 (bg)	GWA-42 (bg)	GWA-39Z (bg)	GWA-41R (bg)	GWA-41 (bg)	GWA-40 (bg)	GWA-1 (bg)
5/24/2017								152	
6/6/2017		154	36			212	128		
6/7/2017				181					
6/8/2017									
6/9/2017									164
6/12/2017									
6/14/2017									
7/12/2017									
7/17/2017									
7/20/2017									
7/27/2017									
7/28/2017									
8/9/2017									
8/24/2017									
9/19/2017	225								
9/22/2017		157	41						
9/25/2017						145	109		
9/26/2017				113	107			103	
9/29/2017									
10/2/2017									137
10/3/2017									
10/4/2017									
12/29/2017	198 (Y)								
3/14/2018	167		<25	134	126	210	192	123	
3/15/2018		117							
3/16/2018									140
3/19/2018									
3/21/2018									
9/10/2018	184								
9/12/2018		151	<25		134	159	82	105	
9/14/2018				139					
9/17/2018									162
9/18/2018									
3/12/2019	191 (J)								
3/13/2019		152	31					130	
3/14/2019				157		157	119		
3/15/2019					107				
3/19/2019									
3/20/2019									175
3/21/2019									
9/6/2019	179								
9/9/2019					93			108	
9/10/2019				105		113	36		
9/11/2019		151	21						
9/12/2019									174
9/13/2019									
3/5/2020	171								
3/6/2020				143			137		
3/9/2020		174	51		58	249		131	
3/11/2020									172
3/12/2020									
9/4/2020	212								

ND substitution: RL or RL/2 if <15% NDs.

Prediction Limit

Constituent: Total Dissolved Solids (mg/l) Analysis Run 9/10/2024 10:44 PM View: Appendix III Interwell - Two-Step

Plant Bowen Client: Southern Company Data: Bowen 3-4 CCR

	GWC-20R	GWA-43R (bg)	GWA-43 (bg)	GWA-42 (bg)	GWA-39Z (bg)	GWA-41R (bg)	GWA-41 (bg)	GWA-40 (bg)	GWA-1 (bg)
9/10/2020				120	16	111	35		
9/11/2020			31					102	
9/14/2020		146							
9/15/2020									156
9/16/2020									
9/17/2020									
3/9/2021	163								
3/10/2021						148		60	
3/11/2021		98	14	109			101		
3/12/2021					55				
3/16/2021									155
3/17/2021									
3/29/2021									
8/2/2021	168								
8/4/2021				141	60	176	77	66	
8/5/2021		126							
8/6/2021			33						
8/9/2021									150
8/10/2021									
1/27/2022	176								
1/31/2022		128	25	132	61	184	63	81	
2/1/2022									143
2/2/2022									
2/3/2022									
8/9/2022	171								
8/10/2022		145		134	50				
8/11/2022			28			170	73		
8/12/2022								91	
8/16/2022									159
8/17/2022									
2/10/2023	226 (J)								
2/13/2023		126		226	105 (J)	163 (J)	111 (J)	259 (J)	
2/14/2023			60.9						
2/16/2023									152 (J)
2/17/2023									
7/25/2023		167	<25			162	43		
7/26/2023				134	57			70	
7/27/2023									167
7/28/2023									
8/1/2023									
8/3/2023	193								
2/15/2024	224								
2/19/2024					63	199	130	108	
2/20/2024		136	<25	146					
2/22/2024									148
2/26/2024									
2/27/2024									
8/1/2024	245			158	68	197	49	96	
8/2/2024		188	33						
8/6/2024									
8/7/2024									179
8/8/2024									

ND substitution: RL or RL/2 if <15% NDs.

Prediction Limit

Constituent: Total Dissolved Solids (mg/l) Analysis Run 9/10/2024 10:44 PM View: Appendix III Interwell - Two-Step

Plant Bowen Client: Southern Company Data: Bowen 3-4 CCR

	GWA-3A (bg)	GWA-2 (bg)	GWA-2R (bg)	GWA-50R (bg)	GWA-50 (bg)	GWA-39RZ (bg)	GWA-4RZ (bg)
3/8/2016							
3/11/2016							
3/14/2016							
3/15/2016							
3/22/2016							
3/23/2016	<25	259	174				
3/28/2016				46	<25		
5/9/2016							
5/11/2016							
5/12/2016							
5/13/2016							
5/16/2016						114 (D)	
5/19/2016			93				
5/20/2016		122					
5/23/2016	<25				32		
5/25/2016				57			
7/14/2016							
7/19/2016							
7/20/2016							
7/21/2016							
7/22/2016							
7/27/2016						107 (D)	
7/29/2016	17 (J)	156	68				
8/1/2016				<25	<25		
9/12/2016							
9/15/2016							
9/16/2016							
9/19/2016							
9/21/2016							
9/22/2016	33		91				
9/23/2016		150					
9/26/2016				60	45		
10/31/2016							
11/2/2016							
11/3/2016							
11/9/2016		87					
11/10/2016	41		96		38		
11/11/2016				13 (J)			
1/12/2017							
1/17/2017							
1/18/2017							
1/30/2017				<25	<25		
1/31/2017	58	63	206				
2/21/2017						229 (D)	
2/22/2017							329 (D)
3/24/2017							
3/27/2017						239 (D)	
3/28/2017							
3/30/2017	<25	112					
4/3/2017			118	100			
4/7/2017					18 (J)		295 (D)
5/22/2017							

ND substitution: RL or RL/2 if <15% NDs.

Prediction Limit

Constituent: Total Dissolved Solids (mg/l) Analysis Run 9/10/2024 10:44 PM View: Appendix III Interwell - Two-Step

Plant Bowen Client: Southern Company Data: Bowen 3-4 CCR

	GWA-3A (bg)	GWA-2 (bg)	GWA-2R (bg)	GWA-50R (bg)	GWA-50 (bg)	GWA-39RZ (bg)	GWA-4RZ (bg)
5/24/2017							
6/6/2017							
6/7/2017							
6/8/2017						179 (D)	
6/9/2017			87				
6/12/2017	20 (J)	216		51	15 (J)		
6/14/2017							237 (D)
7/12/2017							400 (D)
7/17/2017						180 (D)	
7/20/2017							203 (D)
7/27/2017						190 (D)	
7/28/2017							262 (D)
8/9/2017						153 (D)	195 (D)
8/24/2017							236 (D)
9/19/2017							
9/22/2017							
9/25/2017							
9/26/2017							
9/29/2017						173 (D)	
10/2/2017		<25	73	32	17 (J)		
10/3/2017							224 (D)
10/4/2017	<25						
12/29/2017							
3/14/2018							
3/15/2018							
3/16/2018			130	<25	<25	150	
3/19/2018	<25	295					
3/21/2018							237
9/10/2018							
9/12/2018							
9/14/2018		30	103			165	
9/17/2018	32				38		
9/18/2018				15 (J)			227
3/12/2019							
3/13/2019							
3/14/2019						154	
3/15/2019							
3/19/2019			208	48	34		
3/20/2019	30	49					
3/21/2019							367 (D)
9/6/2019							
9/9/2019							
9/10/2019						181	
9/11/2019							
9/12/2019		44		46			200 (D)
9/13/2019	19		113		19		
3/5/2020							
3/6/2020							
3/9/2020						173	
3/11/2020	24	309	170	24	17		
3/12/2020							247
9/4/2020							

ND substitution: RL or RL/2 if <15% NDs.

Prediction Limit

Constituent: Total Dissolved Solids (mg/l) Analysis Run 9/10/2024 10:44 PM View: Appendix III Interwell - Two-Step

Plant Bowen Client: Southern Company Data: Bowen 3-4 CCR

	GWA-3A (bg)	GWA-2 (bg)	GWA-2R (bg)	GWA-50R (bg)	GWA-50 (bg)	GWA-39RZ (bg)	GWA-4RZ (bg)
9/10/2020							
9/11/2020							
9/14/2020							
9/15/2020		28	89	12			
9/16/2020					20	156	
9/17/2020							223
3/9/2021							
3/10/2021							
3/11/2021							
3/12/2021							
3/16/2021			102			142	196
3/17/2021		211		31	<25		
3/29/2021	76						
8/2/2021							
8/4/2021							
8/5/2021							
8/6/2021						133	
8/9/2021	95	207	127	<25	14		
8/10/2021							238
1/27/2022							
1/31/2022							
2/1/2022		202	114		21		
2/2/2022	104			15		143	
2/3/2022							243
8/9/2022							
8/10/2022							
8/11/2022							
8/12/2022							
8/16/2022	85	182	123		<25	125	
8/17/2022				18 (J)			226
2/10/2023							
2/13/2023							
2/14/2023						149 (J)	
2/16/2023		267 (J)	197 (J)	<25	<25		
2/17/2023	117 (J)						252 (J)
7/25/2023						158	
7/26/2023							
7/27/2023		177	155				
7/28/2023				<25	<25		243
8/1/2023	113						
8/3/2023							
2/15/2024							
2/19/2024						177	
2/20/2024							
2/22/2024	117	210		<25	<25		
2/26/2024			126				
2/27/2024							268
8/1/2024						161	
8/2/2024							
8/6/2024			105				
8/7/2024		183					
8/8/2024	150			64	147		258

ND substitution: RL or RL/2 if <15% NDs.

FIGURE I.

Appendix III Interwell Prediction Limits - Significant Results

Plant Bowen Client: Southern Company Data: Bowen 3-4 CCR Printed 9/11/2024, 5:02 PM

Constituent	Well	Upper Lim.	Lower Lim.	Date	Observ.	Sig.	Bg N	Bg Mean	Std. Dev.	%NDs	ND Adj.	Transform	Alpha	Method
Calcium (mg/L)	**GWC-16R**	**66.6**	**n/a**	**7/31/2024**	**73.1**	**Yes**	**497**	**n/a**	**n/a**	**0**	**n/a**	**n/a**	**0.0000491**	**NP Inter (normality) 1 of 2**
Calcium (mg/L)	**GWC-17R**	**66.6**	**n/a**	**7/31/2024**	**70.2**	**Yes**	**497**	**n/a**	**n/a**	**0**	**n/a**	**n/a**	**0.0000491**	**NP Inter (normality) 1 of 2**
Calcium (mg/L)	**GWC-21R**	**66.6**	**n/a**	**8/2/2024**	**69.8**	**Yes**	**497**	**n/a**	**n/a**	**0**	**n/a**	**n/a**	**0.0000491**	**NP Inter (normality) 1 of 2**
Calcium (mg/L)	**GWC-23R**	**66.6**	**n/a**	**7/31/2024**	**74.6**	**Yes**	**497**	**n/a**	**n/a**	**0**	**n/a**	**n/a**	**0.0000491**	**NP Inter (normality) 1 of 2**

Appendix III Interwell Prediction Limits - All Results

Plant Bowen Client: Southern Company Data: Bowen 3-4 CCR Printed 9/11/2024, 5:02 PM

Constituent	Well	Upper Lim.	Lower Lim.	Date	Observ.	Sig.	Bg N	Bg Mean	Std. Dev.	%NDs	ND Adj.	Transform	Alpha	Method
Boron (mg/L)	GWC-16R	0.04	n/a	7/31/2024	0.04ND	No	496	n/a	n/a	67.34	n/a	n/a	0.0000491	NP Inter (NDs) 1 of 2
Boron (mg/L)	GWC-17R	0.04	n/a	7/31/2024	0.04ND	No	496	n/a	n/a	67.34	n/a	n/a	0.0000491	NP Inter (NDs) 1 of 2
Boron (mg/L)	GWC-18	0.04	n/a	7/31/2024	0.04ND	No	496	n/a	n/a	67.34	n/a	n/a	0.0000491	NP Inter (NDs) 1 of 2
Boron (mg/L)	GWC-18R	0.04	n/a	7/31/2024	0.04ND	No	496	n/a	n/a	67.34	n/a	n/a	0.0000491	NP Inter (NDs) 1 of 2
Boron (mg/L)	GWC-19R	0.04	n/a	7/31/2024	0.04ND	No	496	n/a	n/a	67.34	n/a	n/a	0.0000491	NP Inter (NDs) 1 of 2
Boron (mg/L)	GWC-20R	0.04	n/a	8/1/2024	0.04ND	No	496	n/a	n/a	67.34	n/a	n/a	0.0000491	NP Inter (NDs) 1 of 2
Boron (mg/L)	GWC-21R	0.04	n/a	8/2/2024	0.04ND	No	496	n/a	n/a	67.34	n/a	n/a	0.0000491	NP Inter (NDs) 1 of 2
Boron (mg/L)	GWC-22R	0.04	n/a	7/31/2024	0.04ND	No	496	n/a	n/a	67.34	n/a	n/a	0.0000491	NP Inter (NDs) 1 of 2
Boron (mg/L)	GWC-23R	0.04	n/a	7/31/2024	0.04ND	No	496	n/a	n/a	67.34	n/a	n/a	0.0000491	NP Inter (NDs) 1 of 2
Boron (mg/L)	GWC-24R	0.04	n/a	7/31/2024	0.04ND	No	496	n/a	n/a	67.34	n/a	n/a	0.0000491	NP Inter (NDs) 1 of 2
Boron (mg/L)	GWC-25R	0.04	n/a	7/31/2024	0.04ND	No	496	n/a	n/a	67.34	n/a	n/a	0.0000491	NP Inter (NDs) 1 of 2
Boron (mg/L)	GWC-36RA	0.04	n/a	7/30/2024	0.014J	No	496	n/a	n/a	67.34	n/a	n/a	0.0000491	NP Inter (NDs) 1 of 2
Boron (mg/L)	GWC-37	0.04	n/a	7/30/2024	0.04ND	No	496	n/a	n/a	67.34	n/a	n/a	0.0000491	NP Inter (NDs) 1 of 2
Boron (mg/L)	GWC-38	0.04	n/a	7/30/2024	0.04ND	No	496	n/a	n/a	67.34	n/a	n/a	0.0000491	NP Inter (NDs) 1 of 2
Calcium (mg/L)	**GWC-16R**	**66.6**	**n/a**	**7/31/2024**	**73.1**	**Yes**	**497**	**n/a**	**n/a**	**0**	**n/a**	**n/a**	**0.0000491**	**NP Inter (normality) 1 of 2**
Calcium (mg/L)	**GWC-17R**	**66.6**	**n/a**	**7/31/2024**	**70.2**	**Yes**	**497**	**n/a**	**n/a**	**0**	**n/a**	**n/a**	**0.0000491**	**NP Inter (normality) 1 of 2**
Calcium (mg/L)	GWC-18	66.6	n/a	7/31/2024	17.3	No	497	n/a	n/a	0	n/a	n/a	0.0000491	NP Inter (normality) 1 of 2
Calcium (mg/L)	GWC-18R	66.6	n/a	7/31/2024	31.9	No	497	n/a	n/a	0	n/a	n/a	0.0000491	NP Inter (normality) 1 of 2
Calcium (mg/L)	GWC-19R	66.6	n/a	7/31/2024	34.2	No	497	n/a	n/a	0	n/a	n/a	0.0000491	NP Inter (normality) 1 of 2
Calcium (mg/L)	GWC-20R	66.6	n/a	8/1/2024	46.1	No	497	n/a	n/a	0	n/a	n/a	0.0000491	NP Inter (normality) 1 of 2
Calcium (mg/L)	**GWC-21R**	**66.6**	**n/a**	**8/2/2024**	**69.8**	**Yes**	**497**	**n/a**	**n/a**	**0**	**n/a**	**n/a**	**0.0000491**	**NP Inter (normality) 1 of 2**
Calcium (mg/L)	GWC-22R	66.6	n/a	7/31/2024	33.1	No	497	n/a	n/a	0	n/a	n/a	0.0000491	NP Inter (normality) 1 of 2
Calcium (mg/L)	**GWC-23R**	**66.6**	**n/a**	**7/31/2024**	**74.6**	**Yes**	**497**	**n/a**	**n/a**	**0**	**n/a**	**n/a**	**0.0000491**	**NP Inter (normality) 1 of 2**
Calcium (mg/L)	GWC-24R	66.6	n/a	7/31/2024	33.2	No	497	n/a	n/a	0	n/a	n/a	0.0000491	NP Inter (normality) 1 of 2
Calcium (mg/L)	GWC-25R	66.6	n/a	7/31/2024	33.9	No	497	n/a	n/a	0	n/a	n/a	0.0000491	NP Inter (normality) 1 of 2
Calcium (mg/L)	GWC-36RA	66.6	n/a	7/30/2024	50.4	No	497	n/a	n/a	0	n/a	n/a	0.0000491	NP Inter (normality) 1 of 2
Calcium (mg/L)	GWC-37	66.6	n/a	7/30/2024	0.73J	No	497	n/a	n/a	0	n/a	n/a	0.0000491	NP Inter (normality) 1 of 2
Calcium (mg/L)	GWC-38	66.6	n/a	7/30/2024	1.6	No	497	n/a	n/a	0	n/a	n/a	0.0000491	NP Inter (normality) 1 of 2
Fluoride (mg/L)	GWC-16R	0.4	n/a	7/31/2024	0.065J	No	495	n/a	n/a	54.95	n/a	n/a	0.0000491	NP Inter (NDs) 1 of 2
Fluoride (mg/L)	GWC-17R	0.4	n/a	7/31/2024	0.1ND	No	495	n/a	n/a	54.95	n/a	n/a	0.0000491	NP Inter (NDs) 1 of 2
Fluoride (mg/L)	GWC-18	0.4	n/a	7/31/2024	0.1ND	No	495	n/a	n/a	54.95	n/a	n/a	0.0000491	NP Inter (NDs) 1 of 2
Fluoride (mg/L)	GWC-18R	0.4	n/a	7/31/2024	0.1ND	No	495	n/a	n/a	54.95	n/a	n/a	0.0000491	NP Inter (NDs) 1 of 2
Fluoride (mg/L)	GWC-19R	0.4	n/a	7/31/2024	0.1ND	No	495	n/a	n/a	54.95	n/a	n/a	0.0000491	NP Inter (NDs) 1 of 2
Fluoride (mg/L)	GWC-20R	0.4	n/a	8/1/2024	0.1ND	No	495	n/a	n/a	54.95	n/a	n/a	0.0000491	NP Inter (NDs) 1 of 2
Fluoride (mg/L)	GWC-21R	0.4	n/a	8/2/2024	0.062J	No	495	n/a	n/a	54.95	n/a	n/a	0.0000491	NP Inter (NDs) 1 of 2
Fluoride (mg/L)	GWC-22R	0.4	n/a	7/31/2024	0.1ND	No	495	n/a	n/a	54.95	n/a	n/a	0.0000491	NP Inter (NDs) 1 of 2
Fluoride (mg/L)	GWC-23R	0.4	n/a	7/31/2024	0.1ND	No	495	n/a	n/a	54.95	n/a	n/a	0.0000491	NP Inter (NDs) 1 of 2
Fluoride (mg/L)	GWC-24R	0.4	n/a	7/31/2024	0.1ND	No	495	n/a	n/a	54.95	n/a	n/a	0.0000491	NP Inter (NDs) 1 of 2
Fluoride (mg/L)	GWC-25R	0.4	n/a	7/31/2024	0.1ND	No	495	n/a	n/a	54.95	n/a	n/a	0.0000491	NP Inter (NDs) 1 of 2
Fluoride (mg/L)	GWC-36RA	0.4	n/a	7/30/2024	0.1ND	No	495	n/a	n/a	54.95	n/a	n/a	0.0000491	NP Inter (NDs) 1 of 2
Fluoride (mg/L)	GWC-37	0.4	n/a	7/30/2024	0.1ND	No	495	n/a	n/a	54.95	n/a	n/a	0.0000491	NP Inter (NDs) 1 of 2
Fluoride (mg/L)	GWC-38	0.4	n/a	7/30/2024	0.1ND	No	495	n/a	n/a	54.95	n/a	n/a	0.0000491	NP Inter (NDs) 1 of 2

Sanitas™ v.10.0.22 Software licensed to Groundwater Stats Consulting. UG
Hollow symbols indicate censored values.
Within Limit

Prediction Limit

Interwell Non-parametric

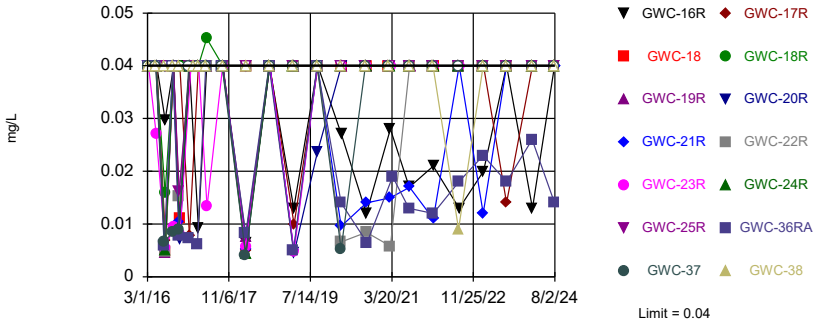

Non-parametric test used in lieu of parametric prediction limit because censored data exceeded 50%. Limit is highest of 496 background values. 67.34% NDs. Annual per-constituent alpha = 0.001472. Individual comparison alpha = 0.0000491 (1 of 2). Comparing 14 points to limit. Assumes 1 future value.

Constituent: Boron Analysis Run 9/11/2024 5:00 PM View: Appendix III Interwell
Plant Bowen Client: Southern Company Data: Bowen 3-4 CCR

Sanitas™ v.10.0.22 Software licensed to Groundwater Stats Consulting. UG

Exceeds Limit: GWC-16R, GWC-17R, GWC-21R, GWC-23R

Prediction Limit

Interwell Non-parametric

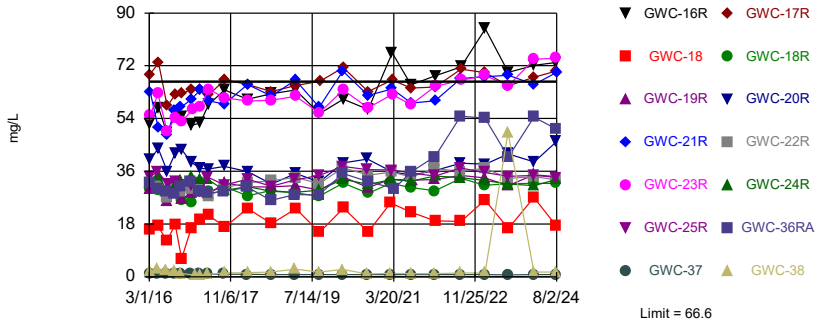

Non-parametric test used in lieu of parametric prediction limit because the Chi Squared normality test showed the data to be non-normal at the 0.01 alpha level. Limit is highest of 497 background values. Annual per-constituent alpha = 0.001472. Individual comparison alpha = 0.0000491 (1 of 2). Comparing 14 points to limit. Assumes 1 future value.

Constituent: Calcium Analysis Run 9/11/2024 5:00 PM View: Appendix III Interwell
Plant Bowen Client: Southern Company Data: Bowen 3-4 CCR

Sanitas™ v.10.0.22 Software licensed to Groundwater Stats Consulting. UG
Hollow symbols indicate censored values.
Within Limit

Prediction Limit

Interwell Non-parametric

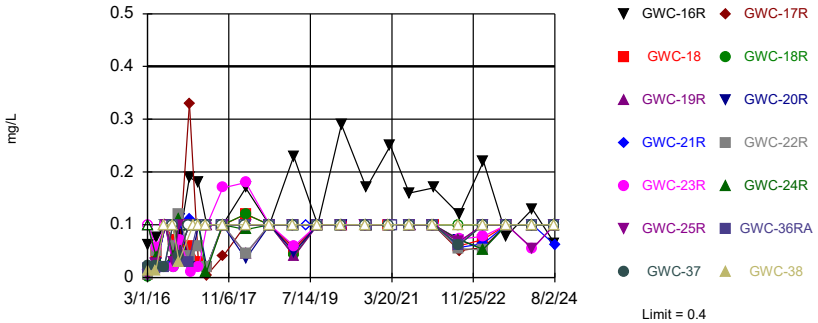

Non-parametric test used in lieu of parametric prediction limit because censored data exceeded 50%. Limit is highest of 495 background values. 54.95% NDs. Annual per-constituent alpha = 0.001472. Individual comparison alpha = 0.0000491 (1 of 2). Comparing 14 points to limit. Assumes 1 future value.

Constituent: Fluoride Analysis Run 9/11/2024 5:00 PM View: Appendix III Interwell
Plant Bowen Client: Southern Company Data: Bowen 3-4 CCR

Prediction Limit

Constituent: Boron (mg/L) Analysis Run 9/11/2024 5:02 PM View: Appendix III Interwell

Plant Bowen Client: Southern Company Data: Bowen 3-4 CCR

	GWA-52 (bg)	GWC-36RA	GWC-37	GWC-38	GWA-53 (bg)	GWA-54 (bg)	GWA-53R (bg)	GWA-55 (bg)	GWA-55R (bg)
2/29/2016	<0.04								
3/1/2016		<0.04	<0.04						
3/2/2016				<0.04	<0.04	<0.04	<0.04	<0.04	
3/3/2016									<0.04
3/4/2016									
3/7/2016									
3/8/2016									
3/9/2016									
3/11/2016									
3/14/2016									
3/15/2016									
3/22/2016									
3/23/2016									
3/28/2016									
5/2/2016		<0.04							
5/3/2016			<0.04	<0.04	<0.04		<0.04	<0.04	<0.04
5/4/2016	<0.04					<0.04			
5/5/2016									
5/6/2016									
5/9/2016									
5/10/2016									
5/11/2016									
5/12/2016									
5/13/2016									
5/16/2016									
5/19/2016									
5/20/2016									
5/23/2016									
5/25/2016									
7/6/2016		0.0059 (J)							
7/7/2016				<0.04					
7/8/2016	0.009 (J)		0.0067 (J)		<0.04	0.0046 (J)			
7/11/2016							<0.04	0.0054 (J)	0.0047 (J)
7/12/2016									
7/13/2016									
7/14/2016									
7/15/2016									
7/18/2016									
7/19/2016									
7/20/2016									
7/21/2016									
7/22/2016									
7/27/2016									
7/29/2016									
8/1/2016									
9/7/2016		<0.04	0.0084 (J)				<0.04		
9/8/2016	<0.04			<0.04	<0.04	0.0081 (J)			
9/9/2016								<0.04	<0.04
9/12/2016									
9/13/2016									
9/14/2016									
9/15/2016									

ND substitution: RL or RL/2 if <15% NDs.

Prediction Limit

Constituent: Boron (mg/L) Analysis Run 9/11/2024 5:02 PM View: Appendix III Interwell

Plant Bowen Client: Southern Company Data: Bowen 3-4 CCR

	GWA-52 (bg)	GWC-36RA	GWC-37	GWC-38	GWA-53 (bg)	GWA-54 (bg)	GWA-53R (bg)	GWA-55 (bg)	GWA-55R (bg)
9/16/2016									
9/19/2016									
9/21/2016									
9/22/2016									
9/23/2016									
9/26/2016									
10/25/2016		0.0077 (J)	0.0089 (J)	<0.04					
10/26/2016	0.0077 (J)				0.0095 (J)	0.0088 (J)		0.0144 (J)	
10/27/2016							0.0148 (J)		0.0108 (J)
10/31/2016									
11/1/2016									
11/2/2016									
11/3/2016									
11/9/2016									
11/10/2016									
11/11/2016									
1/5/2017		0.0074 (J)							
1/6/2017	0.0084 (J)		<0.04				<0.04		
1/9/2017					<0.04	<0.04		<0.04	<0.04
1/11/2017									
1/12/2017									
1/13/2017									
1/17/2017									
1/18/2017									
1/25/2017									
1/30/2017									
1/31/2017									
2/9/2017				<0.04					
2/21/2017									
2/22/2017									
3/14/2017		0.0062 (J)	<0.04						
3/15/2017	<0.04					<0.04			
3/16/2017					<0.04		<0.04	<0.04	<0.04
3/20/2017									
3/21/2017									
3/22/2017									
3/23/2017				<0.04					
3/24/2017									
3/27/2017									
3/28/2017									
3/30/2017									
4/3/2017									
4/7/2017									
5/16/2017		<0.04	<0.04						
5/17/2017	<0.04			<0.04					
5/18/2017						<0.04		<0.04	<0.04
5/19/2017					<0.04		<0.04		
5/22/2017									
5/23/2017									
5/24/2017									
6/6/2017									
6/7/2017									

ND substitution: RL or RL/2 if <15% NDs.

Prediction Limit

Constituent: Boron (mg/L) Analysis Run 9/11/2024 5:02 PM View: Appendix III Interwell

Plant Bowen Client: Southern Company Data: Bowen 3-4 CCR

	GWA-52 (bg)	GWC-36RA	GWC-37	GWC-38	GWA-53 (bg)	GWA-54 (bg)	GWA-53R (bg)	GWA-55 (bg)	GWA-55R (bg)
6/8/2017									
6/9/2017									
6/12/2017									
6/14/2017									
7/12/2017									
7/17/2017									
7/19/2017									
7/20/2017									
7/27/2017									
7/28/2017									
8/9/2017									
8/24/2017									
9/15/2017	<0.04	<0.04	<0.04			<0.04		<0.04	
9/18/2017									<0.04
9/19/2017				<0.04	<0.04		<0.04		
9/20/2017									
9/21/2017									
9/22/2017									
9/25/2017									
9/26/2017									
9/29/2017									
10/2/2017									
10/3/2017									
10/4/2017									
3/12/2018		0.0082 (J)	0.004 (J)					0.0055 (J)	0.0041 (J)
3/13/2018	0.0084 (J)			<0.04	<0.04	0.0053 (J)	<0.04		
3/14/2018									
3/15/2018									
3/16/2018									
3/19/2018									
3/21/2018									
9/6/2018	<0.04	<0.04	<0.04	<0.04		<0.04			
9/7/2018								<0.04	<0.04
9/10/2018									
9/11/2018					<0.04		<0.04		
9/12/2018									
9/14/2018									
9/17/2018									
9/18/2018									
3/6/2019			<0.04						
3/7/2019	<0.04	0.0049 (J)		<0.04		<0.04			<0.04
3/8/2019					<0.04			0.0056 (J)	
3/11/2019									
3/12/2019							<0.04		
3/13/2019									
3/14/2019									
3/15/2019									
3/19/2019									
3/20/2019									
3/21/2019									
9/4/2019	<0.04	<0.04	<0.04	<0.04					
9/5/2019					<0.04	<0.04	<0.04	<0.04	<0.04

ND substitution: RL or RL/2 if <15% NDs.

Prediction Limit

Constituent: Boron (mg/L) Analysis Run 9/11/2024 5:02 PM View: Appendix III Interwell

Plant Bowen Client: Southern Company Data: Bowen 3-4 CCR

	GWA-52 (bg)	GWC-36RA	GWC-37	GWC-38	GWA-53 (bg)	GWA-54 (bg)	GWA-53R (bg)	GWA-55 (bg)	GWA-55R (bg)
9/6/2019									
9/9/2019									
9/10/2019									
9/11/2019									
9/12/2019									
9/13/2019									
3/2/2020	0.007 (J)	0.014 (J)	0.0052 (J)	<0.04					
3/3/2020						0.0084 (J)		0.01 (J)	
3/4/2020					0.0064 (J)		<0.04		0.0063 (J)
3/5/2020									
3/6/2020									
3/9/2020									
3/11/2020									
3/12/2020									
9/3/2020	<0.04		<0.04	<0.04					
9/4/2020								0.0053 (J)	<0.04
9/8/2020					0.0072 (J)	<0.04	<0.04		
9/9/2020									
9/10/2020									
9/11/2020									
9/14/2020		0.0065 (J)							
9/15/2020									
9/16/2020									
9/17/2020									
2/24/2021	0.0099 (J)		<0.04	<0.04					
2/25/2021						<0.04		0.0075 (J)	0.0055 (J)
2/26/2021					<0.04		<0.04		
3/9/2021									
3/10/2021									
3/11/2021									
3/12/2021									
3/16/2021									
3/17/2021									
3/26/2021		0.019 (J)							
3/29/2021									
7/27/2021	0.021 (J)	0.013 (J)				<0.04			
7/28/2021			<0.04	<0.04				<0.04	<0.04
7/29/2021					<0.04		<0.04		
7/30/2021									
8/2/2021									
8/4/2021									
8/5/2021									
8/6/2021									
8/9/2021									
8/10/2021									
1/25/2022	<0.04			<0.04		<0.04			
1/26/2022		0.012 (J)	<0.04		<0.04		<0.04	<0.04	
1/27/2022									<0.04
1/28/2022									
1/31/2022									
2/1/2022									
2/2/2022									

ND substitution: RL or RL/2 if <15% NDs.

Prediction Limit

Constituent: Boron (mg/L) Analysis Run 9/11/2024 5:02 PM View: Appendix III Interwell

Plant Bowen Client: Southern Company Data: Bowen 3-4 CCR

	GWA-52 (bg)	GWC-36RA	GWC-37	GWC-38	GWA-53 (bg)	GWA-54 (bg)	GWA-53R (bg)	GWA-55 (bg)	GWA-55R (bg)
2/3/2022									
8/5/2022	<0.04			0.009 (J)		<0.04			
8/8/2022		0.018 (J)	<0.04		<0.04		<0.04	<0.04	<0.04
8/9/2022									
8/10/2022									
8/11/2022									
8/12/2022									
8/16/2022									
8/17/2022									
2/8/2023		0.023 (J)	<0.04	<0.04					
2/9/2023									
2/10/2023									
2/13/2023									
2/14/2023									
2/16/2023									
2/17/2023									
7/25/2023									
7/26/2023									
7/27/2023									
7/28/2023									
8/1/2023									
8/2/2023			<0.04	<0.04					
8/3/2023		0.018 (J)							
8/4/2023									
2/13/2024		0.026 (J)	<0.04	<0.04					
2/14/2024									
2/15/2024									
2/16/2024									
2/19/2024									
2/20/2024									
2/22/2024									
2/26/2024									
2/27/2024									
7/30/2024		0.014 (J)	<0.04	<0.04					
7/31/2024									
8/1/2024									
8/2/2024									
8/6/2024									
8/7/2024									
8/8/2024									

ND substitution: RL or RL/2 if <15% NDs.

Prediction Limit

Constituent: Boron (mg/L) Analysis Run 9/11/2024 5:02 PM View: Appendix III Interwell

Plant Bowen Client: Southern Company Data: Bowen 3-4 CCR

	GWC-16R	GWA-56 (bg)	GWC-17R	GWC-24R	GWC-18	GWC-22R	GWC-18R	GWC-19R	GWC-20R
2/29/2016									
3/1/2016									
3/2/2016									
3/3/2016	<0.04	<0.04							
3/4/2016			<0.04	<0.04					
3/7/2016					<0.04	<0.04	<0.04	<0.04	
3/8/2016									<0.04
3/9/2016									
3/11/2016									
3/14/2016									
3/15/2016									
3/22/2016									
3/23/2016									
3/28/2016									
5/2/2016									
5/3/2016									
5/4/2016									
5/5/2016				<0.04	<0.04	<0.04	<0.04		
5/6/2016									
5/9/2016		<0.04						<0.04	<0.04
5/10/2016	<0.04		<0.04						
5/11/2016									
5/12/2016									
5/13/2016									
5/16/2016									
5/19/2016									
5/20/2016									
5/23/2016									
5/25/2016									
7/6/2016									
7/7/2016									
7/8/2016									
7/11/2016		0.0128 (J)							
7/12/2016				0.005 (J)					
7/13/2016	0.0297 (J)				0.0047 (J)		0.0159 (J)		
7/14/2016			0.0069 (J)			0.0047 (J)		0.0045 (J)	<0.04
7/15/2016									
7/18/2016									
7/19/2016									
7/20/2016									
7/21/2016									
7/22/2016									
7/27/2016									
7/29/2016									
8/1/2016									
9/7/2016									
9/8/2016									
9/9/2016		0.0158 (J)							
9/12/2016						<0.04	<0.04	<0.04	<0.04
9/13/2016				<0.04	<0.04				
9/14/2016			<0.04						
9/15/2016	<0.04								

ND substitution: RL or RL/2 if <15% NDs.

Prediction Limit

Constituent: Boron (mg/L) Analysis Run 9/11/2024 5:02 PM View: Appendix III Interwell

Plant Bowen Client: Southern Company Data: Bowen 3-4 CCR

	GWC-16R	GWA-56 (bg)	GWC-17R	GWC-24R	GWC-18	GWC-22R	GWC-18R	GWC-19R	GWC-20R
9/16/2016									
9/19/2016									
9/21/2016									
9/22/2016									
9/23/2016									
9/26/2016									
10/25/2016									
10/26/2016		0.0257 (J)							
10/27/2016				0.0093 (J)		0.0153 (J)			
10/31/2016					0.0111 (J)			0.0086 (J)	0.007 (J)
11/1/2016			<0.04				<0.04		
11/2/2016	<0.04								
11/3/2016									
11/9/2016									
11/10/2016									
11/11/2016									
1/5/2017									
1/6/2017									
1/9/2017		0.0219 (J)							
1/11/2017	<0.04		0.0078 (J)				<0.04	<0.04	
1/12/2017					<0.04				<0.04
1/13/2017				<0.04		<0.04			
1/17/2017									
1/18/2017									
1/25/2017									
1/30/2017									
1/31/2017									
2/9/2017									
2/21/2017									
2/22/2017									
3/14/2017									
3/15/2017		0.0253 (J)							
3/16/2017									
3/20/2017	0.0092 (J)			<0.04		<0.04	<0.04		
3/21/2017			<0.04					<0.04	
3/22/2017									<0.04
3/23/2017					<0.04				
3/24/2017									
3/27/2017									
3/28/2017									
3/30/2017									
4/3/2017									
4/7/2017									
5/16/2017									
5/17/2017									
5/18/2017		0.0249 (J)							
5/19/2017				<0.04					
5/22/2017							0.0452	<0.04	<0.04
5/23/2017	<0.04		<0.04		<0.04	<0.04			
5/24/2017									
6/6/2017									
6/7/2017									

ND substitution: RL or RL/2 if <15% NDs.

Prediction Limit

Constituent: Boron (mg/L) Analysis Run 9/11/2024 5:02 PM View: Appendix III Interwell

Plant Bowen Client: Southern Company Data: Bowen 3-4 CCR

	GWC-16R	GWA-56 (bg)	GWC-17R	GWC-24R	GWC-18	GWC-22R	GWC-18R	GWC-19R	GWC-20R
6/8/2017									
6/9/2017									
6/12/2017									
6/14/2017									
7/12/2017									
7/17/2017									
7/19/2017									
7/20/2017									
7/27/2017									
7/28/2017									
8/9/2017									
8/24/2017									
9/15/2017		<0.04							
9/18/2017									
9/19/2017				<0.04		<0.04			<0.04
9/20/2017								<0.04	
9/21/2017	<0.04						<0.04		
9/22/2017			<0.04						
9/25/2017					<0.04				
9/26/2017									
9/29/2017									
10/2/2017									
10/3/2017									
10/4/2017									
3/12/2018									
3/13/2018		0.024 (J)		0.0042 (J)		<0.04			
3/14/2018	0.0065 (J)		0.0051 (J)		<0.04		<0.04	0.0076 (J)	<0.04
3/15/2018									
3/16/2018									
3/19/2018									
3/21/2018									
9/6/2018									
9/7/2018	<0.04	0.024 (J)				<0.04	<0.04		
9/10/2018								<0.04	<0.04
9/11/2018			<0.04	<0.04	<0.04				
9/12/2018									
9/14/2018									
9/17/2018									
9/18/2018									
3/6/2019									
3/7/2019		0.02 (J)							
3/8/2019				<0.04					
3/11/2019	0.013 (J)					<0.04			
3/12/2019			0.0099 (J)		<0.04		<0.04	<0.04	0.0045 (J)
3/13/2019									
3/14/2019									
3/15/2019									
3/19/2019									
3/20/2019									
3/21/2019									
9/4/2019		0.015 (J)							
9/5/2019				<0.04		<0.04			

ND substitution: RL or RL/2 if <15% NDs.

Prediction Limit

Constituent: Boron (mg/L) Analysis Run 9/11/2024 5:02 PM View: Appendix III Interwell

Plant Bowen Client: Southern Company Data: Bowen 3-4 CCR

	GWC-16R	GWA-56 (bg)	GWC-17R	GWC-24R	GWC-18	GWC-22R	GWC-18R	GWC-19R	GWC-20R
9/6/2019							<0.04		0.02365 (JD)
9/9/2019	<0.04				<0.04			<0.04	
9/10/2019			<0.04						
9/11/2019									
9/12/2019									
9/13/2019									
3/2/2020									
3/3/2020				<0.04		0.0066 (J)			
3/4/2020	0.027 (J)	0.022 (J)						<0.04	
3/5/2020			<0.04				<0.04		<0.04
3/6/2020					<0.04				
3/9/2020									
3/11/2020									
3/12/2020									
9/3/2020									
9/4/2020		0.015 (J)							<0.04
9/8/2020						0.0084 (J)			
9/9/2020	0.012 (J)		<0.04	<0.04	<0.04		<0.04	<0.04	
9/10/2020									
9/11/2020									
9/14/2020									
9/15/2020									
9/16/2020									
9/17/2020									
2/24/2021									
2/25/2021		0.017 (J)							
2/26/2021					<0.04		<0.04	<0.04	
3/9/2021	0.028 (J)			<0.04		0.0058 (J)			<0.04
3/10/2021			<0.04						
3/11/2021									
3/12/2021									
3/16/2021									
3/17/2021									
3/26/2021									
3/29/2021									
7/27/2021									
7/28/2021		0.016 (J)							
7/29/2021				<0.04	<0.04		<0.04		
7/30/2021	0.017 (J)		<0.04						
8/2/2021						<0.04			<0.04
8/4/2021									
8/5/2021								<0.04	
8/6/2021									
8/9/2021									
8/10/2021									
1/25/2022									
1/26/2022		0.014 (J)							
1/27/2022						<0.04	<0.04	<0.04	<0.04
1/28/2022	0.021 (J)		<0.04	<0.04	<0.04				
1/31/2022									
2/1/2022									
2/2/2022									

Prediction Limit

Constituent: Boron (mg/L) Analysis Run 9/11/2024 5:02 PM View: Appendix III Interwell

Plant Bowen Client: Southern Company Data: Bowen 3-4 CCR

	GWC-16R	GWA-56 (bg)	GWC-17R	GWC-24R	GWC-18	GWC-22R	GWC-18R	GWC-19R	GWC-20R
2/3/2022									
8/5/2022		0.015 (J)							
8/8/2022									
8/9/2022				<0.04				<0.04	<0.04
8/10/2022					<0.04	<0.04	<0.04		
8/11/2022	0.013 (J)		<0.04						
8/12/2022									
8/16/2022									
8/17/2022									
2/8/2023									
2/9/2023				<0.04	<0.04	<0.04	<0.04	<0.04	
2/10/2023	0.02 (J)		<0.04						<0.04
2/13/2023									
2/14/2023									
2/16/2023									
2/17/2023									
7/25/2023									
7/26/2023									
7/27/2023									
7/28/2023									
8/1/2023									
8/2/2023									
8/3/2023			0.014 (J)	<0.04	<0.04	<0.04			<0.04
8/4/2023	<0.04						<0.04	<0.04	
2/13/2024									
2/14/2024					<0.04		<0.04	<0.04	
2/15/2024	0.013 (J)		<0.04	<0.04		<0.04			<0.04
2/16/2024									
2/19/2024									
2/20/2024									
2/22/2024									
2/26/2024									
2/27/2024									
7/30/2024									
7/31/2024	<0.04		<0.04	<0.04	<0.04	<0.04	<0.04	<0.04	
8/1/2024									<0.04
8/2/2024									
8/6/2024									
8/7/2024									
8/8/2024									

ND substitution: RL or RL/2 if <15% NDs.

Prediction Limit

Constituent: Boron (mg/L) Analysis Run 9/11/2024 5:02 PM View: Appendix III Interwell

Plant Bowen Client: Southern Company Data: Bowen 3-4 CCR

	GWC-25R	GWC-21R	GWC-23R	GWA-42 (bg)	GWA-43R (bg)	GWA-43 (bg)	GWA-39Z (bg)	GWA-41R (bg)	GWA-40 (bg)
2/29/2016									
3/1/2016									
3/2/2016									
3/3/2016									
3/4/2016									
3/7/2016									
3/8/2016	<0.04	<0.04							
3/9/2016			<0.04						
3/11/2016				<0.04	<0.04	<0.04			
3/14/2016							<0.04		
3/15/2016								<0.04	<0.04
3/22/2016									
3/23/2016									
3/28/2016									
5/2/2016									
5/3/2016									
5/4/2016	<0.04								
5/5/2016									
5/6/2016			0.0271 (J)						
5/9/2016		<0.04							
5/10/2016									
5/11/2016							<0.04		<0.04
5/12/2016									
5/13/2016					<0.04	<0.04		<0.04	
5/16/2016				<0.04					
5/19/2016									
5/20/2016									
5/23/2016									
5/25/2016									
7/6/2016									
7/7/2016									
7/8/2016									
7/11/2016									
7/12/2016									
7/13/2016									
7/14/2016									
7/15/2016		<0.04	0.0055 (J)						
7/18/2016	<0.04								
7/19/2016					<0.04 (*)	<0.04 (*)	<0.04 (*)		
7/20/2016									
7/21/2016								<0.04 (*)	<0.04
7/22/2016				0.0076 (J)					
7/27/2016									
7/29/2016									
8/1/2016									
9/7/2016									
9/8/2016									
9/9/2016		<0.04							
9/12/2016									
9/13/2016	<0.04								
9/14/2016			0.0094 (J)						
9/15/2016							0.0067 (J)		<0.04

ND substitution: RL or RL/2 if <15% NDs.

Prediction Limit

Constituent: Boron (mg/L) Analysis Run 9/11/2024 5:02 PM View: Appendix III Interwell

Plant Bowen Client: Southern Company Data: Bowen 3-4 CCR

	GWC-25R	GWC-21R	GWC-23R	GWA-42 (bg)	GWA-43R (bg)	GWA-43 (bg)	GWA-39Z (bg)	GWA-41R (bg)	GWA-40 (bg)
9/16/2016					0.0246 (J)	<0.04			
9/19/2016				<0.04					
9/21/2016								<0.04 (*)	
9/22/2016									
9/23/2016									
9/26/2016									
10/25/2016									
10/26/2016									
10/27/2016	0.0162 (J)	0.0103 (J)							
10/31/2016									
11/1/2016			0.008 (J)						
11/2/2016					0.0279 (J)	<0.04	<0.04		
11/3/2016				<0.04				<0.04	<0.04 (*)
11/9/2016									
11/10/2016									
11/11/2016									
1/5/2017									
1/6/2017									
1/9/2017									
1/11/2017									
1/12/2017		<0.04							
1/13/2017	<0.04								
1/17/2017				<0.04				<0.04	<0.04
1/18/2017					0.0336 (J)	<0.04	<0.04		
1/25/2017			<0.04						
1/30/2017									
1/31/2017									
2/9/2017									
2/21/2017									
2/22/2017									
3/14/2017									
3/15/2017									
3/16/2017	<0.04								
3/20/2017									
3/21/2017		<0.04							
3/22/2017			<0.04						
3/23/2017									
3/24/2017									<0.04
3/27/2017				0.0101 (J)				0.0173 (J)	
3/28/2017					0.0313 (J)	<0.04	<0.04		
3/30/2017									
4/3/2017									
4/7/2017									
5/16/2017									
5/17/2017									
5/18/2017									
5/19/2017	<0.04								
5/22/2017									
5/23/2017		<0.04							
5/24/2017			0.0133 (J)						<0.04
6/6/2017					<0.04 (*)	<0.04 (*)		<0.04 (*)	
6/7/2017				<0.04 (*)			<0.04 (*)		

ND substitution: RL or RL/2 if <15% NDs.

Prediction Limit

Constituent: Boron (mg/L) Analysis Run 9/11/2024 5:02 PM View: Appendix III Interwell

Plant Bowen Client: Southern Company Data: Bowen 3-4 CCR

	GWC-25R	GWC-21R	GWC-23R	GWA-42 (bg)	GWA-43R (bg)	GWA-43 (bg)	GWA-39Z (bg)	GWA-41R (bg)	GWA-40 (bg)
6/8/2017									
6/9/2017									
6/12/2017									
6/14/2017									
7/12/2017									
7/17/2017									
7/19/2017									
7/20/2017									
7/27/2017									
7/28/2017									
8/9/2017									
8/24/2017									
9/15/2017									
9/18/2017									
9/19/2017	<0.04	<0.04							
9/20/2017									
9/21/2017			<0.04						
9/22/2017					0.0294 (J)	<0.04			
9/25/2017								0.0141 (J)	
9/26/2017				<0.04			<0.04		0.0075 (J)
9/29/2017									
10/2/2017									
10/3/2017									
10/4/2017									
3/12/2018									
3/13/2018	<0.04								
3/14/2018		0.0053 (J)	0.0056 (J)	<0.04		<0.04	<0.04	0.014 (J)	0.0093 (J)
3/15/2018					0.018 (J)				
3/16/2018									
3/19/2018									
3/21/2018									
9/6/2018									
9/7/2018									
9/10/2018		<0.04							
9/11/2018	<0.04		<0.04						
9/12/2018					0.018 (J)	<0.04	<0.04	0.013 (J)	<0.04
9/14/2018				<0.04					
9/17/2018									
9/18/2018									
3/6/2019									
3/7/2019									
3/8/2019	<0.04								
3/11/2019		0.005 (J)							
3/12/2019			0.0047 (J)						
3/13/2019					0.012 (X)	<0.04			<0.04
3/14/2019				<0.04				0.015 (X)	
3/15/2019							0.005 (X)		
3/19/2019									
3/20/2019									
3/21/2019									
9/4/2019									
9/5/2019	<0.04								

ND substitution: RL or RL/2 if <15% NDs.

Prediction Limit

Constituent: Boron (mg/L) Analysis Run 9/11/2024 5:02 PM View: Appendix III Interwell

Plant Bowen Client: Southern Company Data: Bowen 3-4 CCR

	GWC-25R	GWC-21R	GWC-23R	GWA-42 (bg)	GWA-43R (bg)	GWA-43 (bg)	GWA-39Z (bg)	GWA-41R (bg)	GWA-40 (bg)
9/6/2019		<0.04	<0.04						
9/9/2019							<0.04		<0.04
9/10/2019				<0.04				0.015 (X)	
9/11/2019					0.021 (X)	0.0059 (X)			
9/12/2019									
9/13/2019									
3/2/2020									
3/3/2020	<0.04	0.0096 (J)							
3/4/2020									
3/5/2020			<0.04						
3/6/2020				0.0068 (J)					
3/9/2020					0.017 (J)	<0.04	<0.04	0.021 (J)	0.0074 (J)
3/11/2020									
3/12/2020									
9/3/2020									
9/4/2020	<0.04								
9/8/2020		0.014 (J)							
9/9/2020			<0.04						
9/10/2020				<0.04			<0.04	0.016 (J)	
9/11/2020						<0.04			<0.04
9/14/2020					0.018 (J)				
9/15/2020									
9/16/2020									
9/17/2020									
2/24/2021									
2/25/2021									
2/26/2021									
3/9/2021	<0.04	0.015 (J)							
3/10/2021			<0.04					0.0098 (J)	<0.04
3/11/2021				<0.04	0.017 (J)	<0.04			
3/12/2021							0.011 (J)		
3/16/2021									
3/17/2021									
3/26/2021									
3/29/2021									
7/27/2021									
7/28/2021									
7/29/2021									
7/30/2021			<0.04						
8/2/2021	<0.04	0.017 (J)							
8/4/2021				<0.04			<0.04	0.01 (J)	<0.04
8/5/2021					0.0098 (J)				
8/6/2021						<0.04			
8/9/2021									
8/10/2021									
1/25/2022									
1/26/2022									
1/27/2022	<0.04								
1/28/2022		0.011 (J)	<0.04						
1/31/2022				<0.04	0.011 (J)	<0.04	<0.04	0.016 (J)	<0.04
2/1/2022									
2/2/2022									

ND substitution: RL or RL/2 if <15% NDs.

Prediction Limit

Constituent: Boron (mg/L) Analysis Run 9/11/2024 5:02 PM View: Appendix III Interwell

Plant Bowen Client: Southern Company Data: Bowen 3-4 CCR

	GWC-25R	GWC-21R	GWC-23R	GWA-42 (bg)	GWA-43R (bg)	GWA-43 (bg)	GWA-39Z (bg)	GWA-41R (bg)	GWA-40 (bg)
2/3/2022									
8/5/2022									
8/8/2022									
8/9/2022	<0.04								
8/10/2022		<0.04		<0.04	0.01 (J)		<0.04		
8/11/2022			<0.04			<0.04		<0.04	
8/12/2022									<0.04
8/16/2022									
8/17/2022									
2/8/2023									
2/9/2023	<0.04	0.012 (J)							
2/10/2023			<0.04						
2/13/2023				<0.04	<0.04		<0.04	0.017 (J)	<0.04
2/14/2023						<0.04			
2/16/2023									
2/17/2023									
7/25/2023					0.012 (J)	<0.04		0.011 (J)	
7/26/2023				<0.04			0.012 (J)		0.0091 (J)
7/27/2023									
7/28/2023									
8/1/2023									
8/2/2023									
8/3/2023	<0.04		<0.04						
8/4/2023		<0.04							
2/13/2024									
2/14/2024									
2/15/2024		<0.04							
2/16/2024	<0.04		<0.04						
2/19/2024							<0.04	0.012 (J)	<0.04
2/20/2024				0.031 (J)	<0.04	0.02 (J)			
2/22/2024									
2/26/2024									
2/27/2024									
7/30/2024									
7/31/2024	<0.04		<0.04						
8/1/2024				<0.04			<0.04	<0.04	<0.04
8/2/2024		<0.04			0.015 (J)	<0.04			
8/6/2024									
8/7/2024									
8/8/2024									

Prediction Limit

Constituent: Boron (mg/L) Analysis Run 9/11/2024 5:02 PM View: Appendix III Interwell

Plant Bowen Client: Southern Company Data: Bowen 3-4 CCR

	GWA-41 (bg)	GWA-1 (bg)	GWA-2R (bg)	GWA-3A (bg)	GWA-2 (bg)	GWA-50R (bg)	GWA-50 (bg)	GWA-51RZ (bg)	GWA-39RZ (bg)
2/29/2016									
3/1/2016									
3/2/2016									
3/3/2016									
3/4/2016									
3/7/2016									
3/8/2016									
3/9/2016									
3/11/2016									
3/14/2016									
3/15/2016	<0.04								
3/22/2016		<0.04							
3/23/2016			<0.04	<0.04	<0.04				
3/28/2016						<0.04	<0.04		
5/2/2016									
5/3/2016									
5/4/2016								<0.04	
5/5/2016									
5/6/2016									
5/9/2016									
5/10/2016									
5/11/2016									
5/12/2016	<0.04								
5/13/2016									
5/16/2016									<0.04 (D)
5/19/2016		<0.04	<0.04						
5/20/2016					<0.04				
5/23/2016				<0.04			<0.04		
5/25/2016						<0.04			
7/6/2016									
7/7/2016								0.0096 (J)	
7/8/2016									
7/11/2016									
7/12/2016									
7/13/2016									
7/14/2016									
7/15/2016									
7/18/2016									
7/19/2016									
7/20/2016	<0.04								
7/21/2016									
7/22/2016									
7/27/2016									<0.04 (*)
7/29/2016		<0.04	<0.04	<0.04	<0.04				
8/1/2016						<0.04	<0.04		
9/7/2016									
9/8/2016								0.0137 (J)	
9/9/2016									
9/12/2016									
9/13/2016									
9/14/2016									
9/15/2016	<0.04								

ND substitution: RL or RL/2 if <15% NDs.

Prediction Limit

Constituent: Boron (mg/L) Analysis Run 9/11/2024 5:02 PM View: Appendix III Interwell

Plant Bowen Client: Southern Company Data: Bowen 3-4 CCR

	GWA-41 (bg)	GWA-1 (bg)	GWA-2R (bg)	GWA-3A (bg)	GWA-2 (bg)	GWA-50R (bg)	GWA-50 (bg)	GWA-51RZ (bg)	GWA-39RZ (bg)
9/16/2016									
9/19/2016									
9/21/2016									
9/22/2016			<0.04	<0.04					
9/23/2016		<0.04			<0.04				
9/26/2016						<0.04	<0.04		
10/25/2016									
10/26/2016								0.0247 (J)	
10/27/2016									
10/31/2016									
11/1/2016									
11/2/2016									
11/3/2016	<0.04								
11/9/2016		<0.04			<0.04				
11/10/2016			<0.04	<0.04			<0.04		
11/11/2016						0.0193 (J)			
1/5/2017									
1/6/2017								0.0082 (J)	
1/9/2017									
1/11/2017									
1/12/2017									
1/13/2017									
1/17/2017									
1/18/2017	<0.04								
1/25/2017									
1/30/2017		<0.04				<0.04	<0.04		
1/31/2017			<0.04	<0.04	<0.04				
2/9/2017									
2/21/2017									0.0218 (JD)
2/22/2017									
3/14/2017									
3/15/2017								<0.04	
3/16/2017									
3/20/2017									
3/21/2017									
3/22/2017									
3/23/2017									
3/24/2017	0.0154 (J)								
3/27/2017									0.0262 (JD)
3/28/2017									
3/30/2017		0.0065 (J)		<0.04	<0.04				
4/3/2017			<0.04			<0.04			
4/7/2017							0.008 (J)		
5/16/2017									
5/17/2017									
5/18/2017								0.0076 (J)	
5/19/2017									
5/22/2017									
5/23/2017									
5/24/2017									
6/6/2017	<0.04								
6/7/2017									

ND substitution: RL or RL/2 if <15% NDs.

Prediction Limit

Constituent: Boron (mg/L) Analysis Run 9/11/2024 5:02 PM View: Appendix III Interwell

Plant Bowen Client: Southern Company Data: Bowen 3-4 CCR

	GWA-41 (bg)	GWA-1 (bg)	GWA-2R (bg)	GWA-3A (bg)	GWA-2 (bg)	GWA-50R (bg)	GWA-50 (bg)	GWA-51RZ (bg)	GWA-39RZ (bg)
6/8/2017									0.0067 (JD)
6/9/2017		<0.04	<0.04						
6/12/2017				<0.04	<0.04	<0.04	<0.04		
6/14/2017									
7/12/2017									
7/17/2017									0.0165 (JD)
7/19/2017								0.0193 (J)	
7/20/2017									
7/27/2017									0.0138 (JD)
7/28/2017									
8/9/2017									0.0069 (JD)
8/24/2017									
9/15/2017									
9/18/2017									
9/19/2017								0.0132 (J)	
9/20/2017									
9/21/2017									
9/22/2017									
9/25/2017	<0.04								
9/26/2017									
9/29/2017									0.0066 (JD)
10/2/2017		<0.04	<0.04		<0.04	<0.04	<0.04		
10/3/2017									
10/4/2017				<0.04					
3/12/2018									
3/13/2018								0.013 (J)	
3/14/2018	0.011 (J)								
3/15/2018									
3/16/2018		<0.04	0.0077 (J)			<0.04	<0.04		0.0067 (J)
3/19/2018				0.0057 (J)	0.013 (J)				
3/21/2018									
9/6/2018									
9/7/2018								<0.04	
9/10/2018									
9/11/2018									
9/12/2018	<0.04								
9/14/2018			<0.04		<0.04				0.0059 (J)
9/17/2018		0.00625 (JD)		<0.04			<0.04		
9/18/2018						<0.04			
3/6/2019									
3/7/2019									
3/8/2019								0.0085 (J)	
3/11/2019									
3/12/2019									
3/13/2019									
3/14/2019	0.007 (X)								0.0059 (X)
3/15/2019									
3/19/2019			0.014 (J)			<0.04	<0.04		
3/20/2019		0.0042 (J)		<0.04	<0.04				
3/21/2019									
9/4/2019								0.01 (J)	
9/5/2019									

ND substitution: RL or RL/2 if <15% NDs.

Prediction Limit

Constituent: Boron (mg/L) Analysis Run 9/11/2024 5:02 PM View: Appendix III Interwell

Plant Bowen Client: Southern Company Data: Bowen 3-4 CCR

	GWA-41 (bg)	GWA-1 (bg)	GWA-2R (bg)	GWA-3A (bg)	GWA-2 (bg)	GWA-50R (bg)	GWA-50 (bg)	GWA-51RZ (bg)	GWA-39RZ (bg)
9/6/2019									
9/9/2019									
9/10/2019	<0.04								0.0081 (X)
9/11/2019									
9/12/2019		<0.04			<0.04 (D)	<0.04			
9/13/2019			0.012 (J)	<0.04			<0.04		
3/2/2020									
3/3/2020								0.0096 (J)	
3/4/2020									
3/5/2020									
3/6/2020	0.013 (J)								
3/9/2020									0.0065 (J)
3/11/2020		<0.04	0.017 (J)	0.0071 (J)	0.0068 (J)	0.007 (J)	0.0063 (J)		
3/12/2020									
9/3/2020									
9/4/2020									
9/8/2020									
9/9/2020								0.0054 (J)	
9/10/2020	<0.04								
9/11/2020									
9/14/2020									
9/15/2020		0.01 (J)	0.0074 (J)		0.0053 (J)	<0.04			
9/16/2020							<0.04		0.015 (J)
9/17/2020									
2/24/2021									
2/25/2021								0.0052 (J)	
2/26/2021									
3/9/2021									
3/10/2021									
3/11/2021	0.0075 (J)								
3/12/2021									
3/16/2021		<0.04	0.0061 (J)						<0.04
3/17/2021					<0.04	<0.04	<0.04		
3/26/2021									
3/29/2021				<0.04					
7/27/2021									
7/28/2021								<0.04	
7/29/2021									
7/30/2021									
8/2/2021									
8/4/2021	<0.04								
8/5/2021									
8/6/2021									<0.04
8/9/2021		<0.04	0.012 (J)	<0.04	<0.04	<0.04	<0.04		
8/10/2021									
1/25/2022									
1/26/2022								0.0088 (J)	
1/27/2022									
1/28/2022									
1/31/2022	<0.04								
2/1/2022		<0.04	<0.04		<0.04		<0.04		
2/2/2022				<0.04		<0.04			<0.04

Prediction Limit

Constituent: Boron (mg/L) Analysis Run 9/11/2024 5:02 PM View: Appendix III Interwell

Plant Bowen Client: Southern Company Data: Bowen 3-4 CCR

	GWA-41 (bg)	GWA-1 (bg)	GWA-2R (bg)	GWA-3A (bg)	GWA-2 (bg)	GWA-50R (bg)	GWA-50 (bg)	GWA-51RZ (bg)	GWA-39RZ (bg)
2/3/2022									
8/5/2022									
8/8/2022									
8/9/2022								<0.04	
8/10/2022									
8/11/2022	<0.04								
8/12/2022									
8/16/2022		<0.04	<0.04	<0.04	<0.04		<0.04		<0.04
8/17/2022						<0.04			
2/8/2023									
2/9/2023									
2/10/2023									
2/13/2023	<0.04								
2/14/2023									<0.04
2/16/2023		<0.04	0.017 (J)		<0.04	<0.04	<0.04		
2/17/2023				<0.04					
7/25/2023	0.012 (J)								<0.04
7/26/2023									
7/27/2023		0.015 (J)	0.015 (J)		<0.04				
7/28/2023						<0.04	<0.04		
8/1/2023				<0.04					
8/2/2023									
8/3/2023									
8/4/2023									
2/13/2024									
2/14/2024									
2/15/2024									
2/16/2024									
2/19/2024	<0.04								<0.04
2/20/2024									
2/22/2024		<0.04		<0.04	<0.04	<0.04	<0.04		
2/26/2024			0.018 (J)						
2/27/2024									
7/30/2024									
7/31/2024									
8/1/2024	<0.04								<0.04
8/2/2024									
8/6/2024			<0.04						
8/7/2024		<0.04			<0.04				
8/8/2024				<0.04		<0.04	<0.04		

Prediction Limit

Constituent: Boron (mg/L) Analysis Run 9/11/2024 5:02 PM View: Appendix III Interwell

Plant Bowen Client: Southern Company Data: Bowen 3-4 CCR

	GWA-4RZ (bg)
2/29/2016	
3/1/2016	
3/2/2016	
3/3/2016	
3/4/2016	
3/7/2016	
3/8/2016	
3/9/2016	
3/11/2016	
3/14/2016	
3/15/2016	
3/22/2016	
3/23/2016	
3/28/2016	
5/2/2016	
5/3/2016	
5/4/2016	
5/5/2016	
5/6/2016	
5/9/2016	
5/10/2016	
5/11/2016	
5/12/2016	
5/13/2016	
5/16/2016	
5/19/2016	
5/20/2016	
5/23/2016	
5/25/2016	
7/6/2016	
7/7/2016	
7/8/2016	
7/11/2016	
7/12/2016	
7/13/2016	
7/14/2016	
7/15/2016	
7/18/2016	
7/19/2016	
7/20/2016	
7/21/2016	
7/22/2016	
7/27/2016	
7/29/2016	
8/1/2016	
9/7/2016	
9/8/2016	
9/9/2016	
9/12/2016	
9/13/2016	
9/14/2016	
9/15/2016	

Prediction Limit

Constituent: Boron (mg/L) Analysis Run 9/11/2024 5:02 PM View: Appendix III Interwell

Plant Bowen Client: Southern Company Data: Bowen 3-4 CCR

	GWA-4RZ (bg)
9/16/2016	
9/19/2016	
9/21/2016	
9/22/2016	
9/23/2016	
9/26/2016	
10/25/2016	
10/26/2016	
10/27/2016	
10/31/2016	
11/1/2016	
11/2/2016	
11/3/2016	
11/9/2016	
11/10/2016	
11/11/2016	
1/5/2017	
1/6/2017	
1/9/2017	
1/11/2017	
1/12/2017	
1/13/2017	
1/17/2017	
1/18/2017	
1/25/2017	
1/30/2017	
1/31/2017	
2/9/2017	
2/21/2017	
2/22/2017	0.022 (JD)
3/14/2017	
3/15/2017	
3/16/2017	
3/20/2017	
3/21/2017	
3/22/2017	
3/23/2017	
3/24/2017	
3/27/2017	
3/28/2017	
3/30/2017	
4/3/2017	
4/7/2017	0.0082 (JD)
5/16/2017	
5/17/2017	
5/18/2017	
5/19/2017	
5/22/2017	
5/23/2017	
5/24/2017	
6/6/2017	
6/7/2017	

Prediction Limit

Constituent: Boron (mg/L) Analysis Run 9/11/2024 5:02 PM View: Appendix III Interwell

Plant Bowen Client: Southern Company Data: Bowen 3-4 CCR

	GWA-4RZ (bg)
6/8/2017	
6/9/2017	
6/12/2017	
6/14/2017	0.008 (JD)
7/12/2017	0.0082 (JD)
7/17/2017	
7/19/2017	
7/20/2017	0.0091 (JD)
7/27/2017	
7/28/2017	<0.04 (D)
8/9/2017	0.0071 (JD)
8/24/2017	0.0062 (JD)
9/15/2017	
9/18/2017	
9/19/2017	
9/20/2017	
9/21/2017	
9/22/2017	
9/25/2017	
9/26/2017	
9/29/2017	
10/2/2017	
10/3/2017	0.006 (JD)
10/4/2017	
3/12/2018	
3/13/2018	
3/14/2018	
3/15/2018	
3/16/2018	
3/19/2018	
3/21/2018	0.0062 (J)
9/6/2018	
9/7/2018	
9/10/2018	
9/11/2018	
9/12/2018	
9/14/2018	
9/17/2018	
9/18/2018	0.0096 (J)
3/6/2019	
3/7/2019	
3/8/2019	
3/11/2019	
3/12/2019	
3/13/2019	
3/14/2019	
3/15/2019	
3/19/2019	
3/20/2019	
3/21/2019	0.0066 (JD)
9/4/2019	
9/5/2019	

Prediction Limit

Constituent: Boron (mg/L) Analysis Run 9/11/2024 5:02 PM View: Appendix III Interwell

Plant Bowen Client: Southern Company Data: Bowen 3-4 CCR

	GWA-4RZ (bg)
9/6/2019	
9/9/2019	
9/10/2019	
9/11/2019	
9/12/2019	0.012 (JD)
9/13/2019	
3/2/2020	
3/3/2020	
3/4/2020	
3/5/2020	
3/6/2020	
3/9/2020	
3/11/2020	
3/12/2020	0.014 (J)
9/3/2020	
9/4/2020	
9/8/2020	
9/9/2020	
9/10/2020	
9/11/2020	
9/14/2020	
9/15/2020	
9/16/2020	
9/17/2020	0.015 (J)
2/24/2021	
2/25/2021	
2/26/2021	
3/9/2021	
3/10/2021	
3/11/2021	
3/12/2021	
3/16/2021	0.0092 (J)
3/17/2021	
3/26/2021	
3/29/2021	
7/27/2021	
7/28/2021	
7/29/2021	
7/30/2021	
8/2/2021	
8/4/2021	
8/5/2021	
8/6/2021	
8/9/2021	
8/10/2021	0.01 (J)
1/25/2022	
1/26/2022	
1/27/2022	
1/28/2022	
1/31/2022	
2/1/2022	
2/2/2022	

Prediction Limit

Constituent: Boron (mg/L) Analysis Run 9/11/2024 5:02 PM View: Appendix III Interwell

Plant Bowen Client: Southern Company Data: Bowen 3-4 CCR

	GWA-4RZ (bg)
2/3/2022	<0.04
8/5/2022	
8/8/2022	
8/9/2022	
8/10/2022	
8/11/2022	
8/12/2022	
8/16/2022	
8/17/2022	<0.04
2/8/2023	
2/9/2023	
2/10/2023	
2/13/2023	
2/14/2023	
2/16/2023	
2/17/2023	<0.04
7/25/2023	
7/26/2023	
7/27/2023	
7/28/2023	<0.04
8/1/2023	
8/2/2023	
8/3/2023	
8/4/2023	
2/13/2024	
2/14/2024	
2/15/2024	
2/16/2024	
2/19/2024	
2/20/2024	
2/22/2024	
2/26/2024	
2/27/2024	<0.04
7/30/2024	
7/31/2024	
8/1/2024	
8/2/2024	
8/6/2024	
8/7/2024	
8/8/2024	<0.04

Prediction Limit

Constituent: Calcium (mg/L) Analysis Run 9/11/2024 5:02 PM View: Appendix III Interwell

Plant Bowen Client: Southern Company Data: Bowen 3-4 CCR

	GWA-52 (bg)	GWC-36RA	GWC-37	GWA-53 (bg)	GWA-55 (bg)	GWA-53R (bg)	GWC-38	GWA-54 (bg)	GWC-16R
2/29/2016	30								
3/1/2016		32	0.98						
3/2/2016				29	38	29	2	27	
3/3/2016									52
3/4/2016									
3/7/2016									
3/8/2016									
3/9/2016									
3/11/2016									
3/14/2016									
3/15/2016									
3/22/2016									
3/23/2016									
3/28/2016									
5/2/2016		30							
5/3/2016			1.12	31.2	48.7	31	2.68		
5/4/2016	30							27.6	
5/5/2016									
5/6/2016									
5/9/2016									
5/10/2016									57.6
5/11/2016									
5/12/2016									
5/13/2016									
5/16/2016									
5/19/2016									
5/20/2016									
5/23/2016									
5/25/2016									
7/6/2016		29.2							
7/7/2016							2.21		
7/8/2016	30.1		1	30				25.7	
7/11/2016					34.8	28.2			
7/12/2016									
7/13/2016									49
7/14/2016									
7/15/2016									
7/18/2016									
7/19/2016									
7/20/2016									
7/21/2016									
7/22/2016									
7/27/2016									
7/29/2016									
8/1/2016									
9/7/2016		28.4	0.858			27.6			
9/8/2016	26.8			28.6			1.8	26.3	
9/9/2016					32.1				
9/12/2016									
9/13/2016									
9/14/2016									
9/15/2016									55.4

Prediction Limit

Constituent: Calcium (mg/L) Analysis Run 9/11/2024 5:02 PM View: Appendix III Interwell

Plant Bowen Client: Southern Company Data: Bowen 3-4 CCR

	GWA-52 (bg)	GWC-36RA	GWC-37	GWA-53 (bg)	GWA-55 (bg)	GWA-53R (bg)	GWC-38	GWA-54 (bg)	GWC-16R
9/16/2016									
9/19/2016									
9/21/2016									
9/22/2016									
9/23/2016									
9/26/2016									
10/25/2016		30.8	0.859				1.15		
10/26/2016	26.9			25.5	32.9			24	
10/27/2016						26.5			
10/31/2016									
11/1/2016									
11/2/2016									54.8
11/3/2016									
11/9/2016									
11/10/2016									
11/11/2016									
1/5/2017		32.6							
1/6/2017	27.6		1			26			
1/9/2017				26.1	32.5			24.1	
1/11/2017									51.6
1/12/2017									
1/13/2017									
1/17/2017									
1/18/2017									
1/25/2017									
1/30/2017									
1/31/2017									
2/9/2017							0.495 (J)		
2/21/2017									
2/22/2017									
3/14/2017		29.1	0.844						
3/15/2017	26.2							24.1	
3/16/2017				26.7	30.8	26.6			
3/20/2017									52.5
3/21/2017									
3/22/2017									
3/23/2017							0.543		
3/24/2017									
3/27/2017									
3/28/2017									
3/30/2017									
4/3/2017									
4/7/2017									
5/16/2017		28.5	0.922						
5/17/2017	27.6						0.889		
5/18/2017					37.2			26.7	
5/19/2017				29.2		30.9			
5/22/2017									
5/23/2017									58.7
5/24/2017									
6/6/2017									
6/7/2017									

Prediction Limit

Constituent: Calcium (mg/L) Analysis Run 9/11/2024 5:02 PM View: Appendix III Interwell

Plant Bowen Client: Southern Company Data: Bowen 3-4 CCR

	GWA-52 (bg)	GWC-36RA	GWC-37	GWA-53 (bg)	GWA-55 (bg)	GWA-53R (bg)	GWC-38	GWA-54 (bg)	GWC-16R
6/8/2017									
6/9/2017									
6/12/2017									
6/14/2017									
7/12/2017									
7/17/2017									
7/19/2017									
7/20/2017									
7/27/2017									
7/28/2017									
8/9/2017									
8/24/2017									
9/15/2017	27.7	29.1	0.85		38.5			25.1	
9/18/2017									
9/19/2017				26.9		28.5	1.28		
9/20/2017									
9/21/2017									63.8
9/22/2017									
9/25/2017									
9/26/2017									
9/29/2017									
10/2/2017									
10/3/2017									
10/4/2017									
12/28/2017									
3/12/2018		30.6	0.81		39.6				
3/13/2018	26.2			28.6		29.3	1.4	24.3 (J)	
3/14/2018									60.6
3/15/2018									
3/16/2018									
3/19/2018									
3/21/2018									
9/6/2018	27.9	26.1	0.79				1.6	25.6	
9/7/2018					45.2				62.4
9/10/2018									
9/11/2018				27.3		26.3			
9/12/2018									
9/14/2018									
9/17/2018									
9/18/2018									
3/6/2019			0.78						
3/7/2019	29.5	28					2.6	23.8 (J)	
3/8/2019				25.9	45.2				
3/11/2019									63.8
3/12/2019						28			
3/13/2019									
3/14/2019									
3/15/2019									
3/19/2019									
3/20/2019									
3/21/2019									
9/4/2019	28.1	27.9	0.76				1.65 (D)		

Prediction Limit

Constituent: Calcium (mg/L) Analysis Run 9/11/2024 5:02 PM View: Appendix III Interwell

Plant Bowen Client: Southern Company Data: Bowen 3-4 CCR

	GWA-52 (bg)	GWC-36RA	GWC-37	GWA-53 (bg)	GWA-55 (bg)	GWA-53R (bg)	GWC-38	GWA-54 (bg)	GWC-16R
9/5/2019				29.3	46.2	29		24.6	
9/6/2019									
9/9/2019									55.7
9/10/2019									
9/11/2019									
9/12/2019									
9/13/2019									
3/2/2020	33.7	35.2	0.77 (J)				2.5		
3/3/2020					40.1			27.1	
3/4/2020				31.2		31.6			60.6
3/5/2020									
3/6/2020									
3/9/2020									
3/11/2020									
3/12/2020									
9/3/2020	28.9		0.73 (J)				1		
9/4/2020					47.2				
9/8/2020				28.5		29.4		24.5	
9/9/2020									57.1
9/10/2020									
9/11/2020									
9/14/2020		32.4							
9/15/2020									
9/16/2020									
9/17/2020									
2/24/2021	37.1		0.71 (J)				1.2		
2/25/2021					48.5			25.3	
2/26/2021				29.6		31.1			
3/9/2021									76.4
3/10/2021									
3/11/2021									
3/12/2021									
3/16/2021									
3/17/2021									
3/26/2021		30.1							
3/29/2021									
7/27/2021	36.8	35.7						24.3	
7/28/2021			0.75 (J)		48.8		1.1		
7/29/2021				29.4		29.4			
7/30/2021									65.5
8/2/2021									
8/4/2021									
8/5/2021									
8/6/2021									
8/9/2021									
8/10/2021									
1/25/2022	28.6						1.1	24.3	
1/26/2022		41	0.7 (J)	29.6	53.2	30.4			
1/27/2022									
1/28/2022									68.5
1/31/2022									
2/1/2022									

Prediction Limit

Constituent: Calcium (mg/L) Analysis Run 9/11/2024 5:02 PM View: Appendix III Interwell

Plant Bowen Client: Southern Company Data: Bowen 3-4 CCR

	GWA-52 (bg)	GWC-36RA	GWC-37	GWA-53 (bg)	GWA-55 (bg)	GWA-53R (bg)	GWC-38	GWA-54 (bg)	GWC-16R
2/2/2022									
2/3/2022									
8/5/2022	29.2						1.3 (J)	23.8	
8/8/2022		54.8	0.74 (J)	30.4	52.3	31.8			
8/9/2022									
8/10/2022									
8/11/2022									71.6
8/12/2022									
8/16/2022									
8/17/2022									
2/8/2023		54.1	0.7 (J)				1.3		
2/9/2023									
2/10/2023									84.6
2/13/2023									
2/14/2023									
2/16/2023									
2/17/2023									
7/25/2023									
7/26/2023									
7/27/2023									
7/28/2023									
8/1/2023									
8/2/2023			0.64 (J)				49.2		
8/3/2023		40.8							
8/4/2023									69.8
2/13/2024		54.5	0.72 (J)				1.6		
2/14/2024									
2/15/2024									72.1
2/16/2024									
2/19/2024									
2/20/2024									
2/22/2024									
2/26/2024									
2/27/2024									
7/30/2024		50.4	0.73 (J)				1.6		
7/31/2024									73.1
8/1/2024									
8/2/2024									
8/6/2024									
8/7/2024									
8/8/2024									

Prediction Limit

Constituent: Calcium (mg/L) Analysis Run 9/11/2024 5:02 PM View: Appendix III Interwell

Plant Bowen Client: Southern Company Data: Bowen 3-4 CCR

	GWA-55R (bg)	GWA-56 (bg)	GWC-24R	GWC-17R	GWC-22R	GWC-19R	GWC-18R	GWC-18	GWC-21R
2/29/2016									
3/1/2016									
3/2/2016									
3/3/2016	36	36							
3/4/2016			32	69					
3/7/2016					32	30	30	16	
3/8/2016									63
3/9/2016									
3/11/2016									
3/14/2016									
3/15/2016									
3/22/2016									
3/23/2016									
3/28/2016									
5/2/2016									
5/3/2016	39.1								
5/4/2016									
5/5/2016			34.6		32.2		29.6	17.2	
5/6/2016									
5/9/2016		39				32.6			50.8
5/10/2016				72.9					
5/11/2016									
5/12/2016									
5/13/2016									
5/16/2016									
5/19/2016									
5/20/2016									
5/23/2016									
5/25/2016									
7/6/2016									
7/7/2016									
7/8/2016									
7/11/2016	31.6	35.7							
7/12/2016			29.6						
7/13/2016							27.8	12.3	
7/14/2016				58.2	26.8	25.6			
7/15/2016									48.2
7/18/2016									
7/19/2016									
7/20/2016									
7/21/2016									
7/22/2016									
7/27/2016									
7/29/2016									
8/1/2016									
9/7/2016									
9/8/2016									
9/9/2016	29.8	32							56.9
9/12/2016					31.1	29.6	29.1		
9/13/2016			31.1					17.8	
9/14/2016				62.2					
9/15/2016									

Prediction Limit

Constituent: Calcium (mg/L) Analysis Run 9/11/2024 5:02 PM View: Appendix III Interwell

Plant Bowen Client: Southern Company Data: Bowen 3-4 CCR

	GWA-55R (bg)	GWA-56 (bg)	GWC-24R	GWC-17R	GWC-22R	GWC-19R	GWC-18R	GWC-18	GWC-21R
9/16/2016									
9/19/2016									
9/21/2016									
9/22/2016									
9/23/2016									
9/26/2016									
10/25/2016									
10/26/2016		28.5							
10/27/2016	28.9		32.8		29.2				57.9
10/31/2016						26.5		6.22	
11/1/2016				62.5			26.2		
11/2/2016									
11/3/2016									
11/9/2016									
11/10/2016									
11/11/2016									
1/5/2017									
1/6/2017									
1/9/2017	27.9	27.5							
1/11/2017				63.9		28.5	25.2		
1/12/2017								16.6	60.5
1/13/2017			34		30				
1/17/2017									
1/18/2017									
1/25/2017									
1/30/2017									
1/31/2017									
2/9/2017									
2/21/2017									
2/22/2017									
3/14/2017									
3/15/2017		24.8							
3/16/2017	28.2								
3/20/2017			33.4		32		29.9		
3/21/2017				63.8		29.1			63.7
3/22/2017									
3/23/2017								19.6	
3/24/2017									
3/27/2017									
3/28/2017									
3/30/2017									
4/3/2017									
4/7/2017									
5/16/2017									
5/17/2017									
5/18/2017	31.3	26.9							
5/19/2017			33.2						
5/22/2017						28.2	28.9		
5/23/2017				62	27.5			21	60
5/24/2017									
6/6/2017									
6/7/2017									

Prediction Limit

Constituent: Calcium (mg/L) Analysis Run 9/11/2024 5:02 PM View: Appendix III Interwell

Plant Bowen Client: Southern Company Data: Bowen 3-4 CCR

	GWA-55R (bg)	GWA-56 (bg)	GWC-24R	GWC-17R	GWC-22R	GWC-19R	GWC-18R	GWC-18	GWC-21R
6/8/2017									
6/9/2017									
6/12/2017									
6/14/2017									
7/12/2017									
7/17/2017									
7/19/2017									
7/20/2017									
7/27/2017									
7/28/2017									
8/9/2017									
8/24/2017									
9/15/2017		19.6							
9/18/2017	29.7								
9/19/2017			29.5		30.3				58.9
9/20/2017						32.1			
9/21/2017							30.8		
9/22/2017				67.2					
9/25/2017								17	
9/26/2017									
9/29/2017									
10/2/2017									
10/3/2017									
10/4/2017									
12/28/2017									
3/12/2018	38.2								
3/13/2018		26	30.8		32.1				
3/14/2018				65.6		30.7	27.6	23.4 (J)	65.6
3/15/2018									
3/16/2018									
3/19/2018									
3/21/2018									
9/6/2018									
9/7/2018	40.3	25.1			32.7		29.5		
9/10/2018						30.7			61.7
9/11/2018			29.1	63.2				18.1 (J)	
9/12/2018									
9/14/2018									
9/17/2018									
9/18/2018									
3/6/2019									
3/7/2019	40.4	33.3							
3/8/2019			28.8						
3/11/2019					33.9				67.1
3/12/2019				65.3		31.1	28.6	23.2 (J)	
3/13/2019									
3/14/2019									
3/15/2019									
3/19/2019									
3/20/2019									
3/21/2019									
9/4/2019		31.6							

Prediction Limit

Constituent: Calcium (mg/L) Analysis Run 9/11/2024 5:02 PM View: Appendix III Interwell

Plant Bowen Client: Southern Company Data: Bowen 3-4 CCR

	GWA-55R (bg)	GWA-56 (bg)	GWC-24R	GWC-17R	GWC-22R	GWC-19R	GWC-18R	GWC-18	GWC-21R
9/5/2019	34.6		29.6 (D)		31.8				
9/6/2019							27.5		57.8
9/9/2019						29.6		15.2	
9/10/2019				66.7					
9/11/2019									
9/12/2019									
9/13/2019									
3/2/2020									
3/3/2020			33.3		37.2				70.2
3/4/2020	39.9	38				34			
3/5/2020				71.4			32		
3/6/2020								23.5	
3/9/2020									
3/11/2020									
3/12/2020									
9/3/2020									
9/4/2020	34.4	34.5							
9/8/2020					34.7				61.9
9/9/2020			31.5	63.2		30.5	28.5	15.3	
9/10/2020									
9/11/2020									
9/14/2020									
9/15/2020									
9/16/2020									
9/17/2020									
2/24/2021									
2/25/2021	44.8	36							
2/26/2021						33.3	31.9	25.2	
3/9/2021			33.2		35.7				64.1
3/10/2021				67.1					
3/11/2021									
3/12/2021									
3/16/2021									
3/17/2021									
3/26/2021									
3/29/2021									
7/27/2021									
7/28/2021	44.9	35.1							
7/29/2021			32.6				30.5	22	
7/30/2021				64.4					
8/2/2021					34.1				59.3
8/4/2021									
8/5/2021						33			
8/6/2021									
8/9/2021									
8/10/2021									
1/25/2022									
1/26/2022		37.6							
1/27/2022	44.4				36.9	33.2	29.3		
1/28/2022			34.4	64.7				19.1	60
1/31/2022									
2/1/2022									

Prediction Limit

Constituent: Calcium (mg/L) Analysis Run 9/11/2024 5:02 PM View: Appendix III Interwell

Plant Bowen Client: Southern Company Data: Bowen 3-4 CCR

	GWA-55R (bg)	GWA-56 (bg)	GWC-24R	GWC-17R	GWC-22R	GWC-19R	GWC-18R	GWC-18	GWC-21R
2/2/2022									
2/3/2022									
8/5/2022		38							
8/8/2022	47								
8/9/2022			33.8			34.6			
8/10/2022					36		33.6	18.9	67.7
8/11/2022				70.8					
8/12/2022									
8/16/2022									
8/17/2022									
2/8/2023									
2/9/2023			32.8		37	33.7	31.2	26.2	68.2
2/10/2023				69.6					
2/13/2023									
2/14/2023									
2/16/2023									
2/17/2023									
7/25/2023									
7/26/2023									
7/27/2023									
7/28/2023									
8/1/2023									
8/2/2023									
8/3/2023			31.7	65.2	33.6			16.5	
8/4/2023						31.1	31.8		68.8
2/13/2024									
2/14/2024						34.8	31.9	27.1	
2/15/2024			31.1	68.1	34.2				65.6
2/16/2024									
2/19/2024									
2/20/2024									
2/22/2024									
2/26/2024									
2/27/2024									
7/30/2024									
7/31/2024			33.2	70.2	33.1	34.2	31.9	17.3	
8/1/2024									
8/2/2024									69.8
8/6/2024									
8/7/2024									
8/8/2024									

Prediction Limit

Constituent: Calcium (mg/L) Analysis Run 9/11/2024 5:02 PM View: Appendix III Interwell

Plant Bowen Client: Southern Company Data: Bowen 3-4 CCR

	GWC-25R	GWC-20R	GWC-23R	GWA-42 (bg)	GWA-43R (bg)	GWA-43 (bg)	GWA-39Z (bg)	GWA-41R (bg)	GWA-40 (bg)
2/29/2016									
3/1/2016									
3/2/2016									
3/3/2016									
3/4/2016									
3/7/2016									
3/8/2016	34	40							
3/9/2016			55						
3/11/2016				31	30	13			
3/14/2016							20		
3/15/2016								38	24
3/22/2016									
3/23/2016									
3/28/2016									
5/2/2016									
5/3/2016									
5/4/2016	36								
5/5/2016									
5/6/2016			62.4						
5/9/2016		43.8							
5/10/2016									
5/11/2016							9.76		22.1
5/12/2016									
5/13/2016					27.8	18.7 (o)		36	
5/16/2016				32					
5/19/2016									
5/20/2016									
5/23/2016									
5/25/2016									
7/6/2016									
7/7/2016									
7/8/2016									
7/11/2016									
7/12/2016									
7/13/2016									
7/14/2016		36							
7/15/2016			49.5						
7/18/2016	31.7								
7/19/2016					25.3	12	3.04		
7/20/2016									
7/21/2016								33.5	19.3
7/22/2016				28.5					
7/27/2016									
7/29/2016									
8/1/2016									
9/7/2016									
9/8/2016									
9/9/2016									
9/12/2016		42.1							
9/13/2016	32.5								
9/14/2016			54.4						
9/15/2016							4.78		18.2

Prediction Limit

Constituent: Calcium (mg/L) Analysis Run 9/11/2024 5:02 PM View: Appendix III Interwell

Plant Bowen Client: Southern Company Data: Bowen 3-4 CCR

	GWC-25R	GWC-20R	GWC-23R	GWA-42 (bg)	GWA-43R (bg)	GWA-43 (bg)	GWA-39Z (bg)	GWA-41R (bg)	GWA-40 (bg)
9/16/2016					27.5	8.48			
9/19/2016				28.6					
9/21/2016								31.9	
9/22/2016									
9/23/2016									
9/26/2016									
10/25/2016									
10/26/2016									
10/27/2016	30.9								
10/31/2016		43.4							
11/1/2016			52.8						
11/2/2016					26.2	11.4	2.46		
11/3/2016				26.6				28.9	18.2
11/9/2016									
11/10/2016									
11/11/2016									
1/5/2017									
1/6/2017									
1/9/2017									
1/11/2017									
1/12/2017		39.1							
1/13/2017	31.2								
1/17/2017				28.7				31.4	22
1/18/2017					26.6	6.81	5.46		
1/25/2017			57.2						
1/30/2017									
1/31/2017									
2/9/2017									
2/21/2017									
2/22/2017									
3/14/2017									
3/15/2017									
3/16/2017	29								
3/20/2017									
3/21/2017									
3/22/2017		37	58.1						
3/23/2017									
3/24/2017									21.1
3/27/2017				30.4				31.7	
3/28/2017					29	5.61	13		
3/30/2017									
4/3/2017									
4/7/2017									
5/16/2017									
5/17/2017									
5/18/2017									
5/19/2017	33.9								
5/22/2017		36.8							
5/23/2017									
5/24/2017			64						23.5
6/6/2017					29.3	4.99		42.9	
6/7/2017				31.3			17		

Prediction Limit

Constituent: Calcium (mg/L) Analysis Run 9/11/2024 5:02 PM View: Appendix III Interwell

Plant Bowen Client: Southern Company Data: Bowen 3-4 CCR

	GWC-25R	GWC-20R	GWC-23R	GWA-42 (bg)	GWA-43R (bg)	GWA-43 (bg)	GWA-39Z (bg)	GWA-41R (bg)	GWA-40 (bg)
6/8/2017									
6/9/2017									
6/12/2017									
6/14/2017									
7/12/2017									
7/17/2017									
7/19/2017									
7/20/2017									
7/27/2017									
7/28/2017									
8/9/2017									
8/24/2017									
9/15/2017									
9/18/2017									
9/19/2017	31.3	37.7							
9/20/2017									
9/21/2017			61.1						
9/22/2017					32.2	4.24			
9/25/2017								29.3	
9/26/2017				29.5			24.9		24.1
9/29/2017									
10/2/2017									
10/3/2017									
10/4/2017									
12/28/2017					29 (Y)		17.9 (Y)		
3/12/2018									
3/13/2018	33.3								
3/14/2018		35.9	59.9	32.6		3.6	26.4	41.4	25.7
3/15/2018					28				
3/16/2018									
3/19/2018									
3/21/2018									
9/6/2018									
9/7/2018									
9/10/2018		31.6							
9/11/2018	30.9		60.2						
9/12/2018					28.7	3.7	25.1	29	18.4 (J)
9/14/2018				30.5					
9/17/2018									
9/18/2018									
3/6/2019									
3/7/2019									
3/8/2019	33.1								
3/11/2019									
3/12/2019		35.2	61.6						
3/13/2019					29.2	2.9			23.8 (X)
3/14/2019				32				31.9	
3/15/2019							20.3 (X)		
3/19/2019									
3/20/2019									
3/21/2019									
9/4/2019									

Prediction Limit

Constituent: Calcium (mg/L) Analysis Run 9/11/2024 5:02 PM View: Appendix III Interwell

Plant Bowen Client: Southern Company Data: Bowen 3-4 CCR

	GWC-25R	GWC-20R	GWC-23R	GWA-42 (bg)	GWA-43R (bg)	GWA-43 (bg)	GWA-39Z (bg)	GWA-41R (bg)	GWA-40 (bg)
9/5/2019	34.6								
9/6/2019		32.35 (D)	55.9						
9/9/2019							11.3		15.4
9/10/2019				34				29.6	
9/11/2019					29.5	3.2			
9/12/2019									
9/13/2019									
3/2/2020									
3/3/2020	37.6								
3/4/2020									
3/5/2020		38.9	63.7						
3/6/2020				38					
3/9/2020					31.7	2.6	3.2	25.5	29.4
3/11/2020									
3/12/2020									
9/3/2020									
9/4/2020	36.6	40.2							
9/8/2020									
9/9/2020			57.6						
9/10/2020				31.1			1	22.9	
9/11/2020						9			17.7
9/14/2020					31				
9/15/2020									
9/16/2020									
9/17/2020									
2/24/2021									
2/25/2021									
2/26/2021									
3/9/2021	36.4	35.8							
3/10/2021			62.2					40.3	22.8
3/11/2021				34.8	31.2	2.1			
3/12/2021							11		
3/16/2021									
3/17/2021									
3/26/2021									
3/29/2021									
7/27/2021									
7/28/2021									
7/29/2021									
7/30/2021			58.7						
8/2/2021	35.4	34.7							
8/4/2021				34			10.6	38.5	17.1
8/5/2021					29				
8/6/2021						4			
8/9/2021									
8/10/2021									
1/25/2022									
1/26/2022									
1/27/2022	34.4	36.2							
1/28/2022			64.9						
1/31/2022				37.3	30.6	2.2	12.7	39.3	18.5
2/1/2022									

Prediction Limit

Constituent: Calcium (mg/L) Analysis Run 9/11/2024 5:02 PM View: Appendix III Interwell

Plant Bowen Client: Southern Company Data: Bowen 3-4 CCR

	GWC-25R	GWC-20R	GWC-23R	GWA-42 (bg)	GWA-43R (bg)	GWA-43 (bg)	GWA-39Z (bg)	GWA-41R (bg)	GWA-40 (bg)
2/2/2022									
2/3/2022									
8/5/2022									
8/8/2022									
8/9/2022	37.1	38.7							
8/10/2022				40.5	33.1		8.7		
8/11/2022			67			4.8		39.7	
8/12/2022									18.5
8/16/2022									
8/17/2022									
2/8/2023									
2/9/2023	35.6								
2/10/2023		38.4	68.7						
2/13/2023				35.7	28.5		12.8	38.6	18.4
2/14/2023						2.2			
2/16/2023									
2/17/2023									
7/25/2023					34.2	2.2		36.7	
7/26/2023				35.7			12.5		18
7/27/2023									
7/28/2023									
8/1/2023									
8/2/2023									
8/3/2023	34.3	41.9	65.2						
8/4/2023									
2/13/2024									
2/14/2024									
2/15/2024		39.2							
2/16/2024	34.6		74.2						
2/19/2024							10.8	44.9	22.1
2/20/2024				39.4	31.4	2			
2/22/2024									
2/26/2024									
2/27/2024									
7/30/2024									
7/31/2024	33.9		74.6						
8/1/2024		46.1		36.9			11.5	40	19
8/2/2024					32.8	2			
8/6/2024									
8/7/2024									
8/8/2024									

Prediction Limit

Constituent: Calcium (mg/L) Analysis Run 9/11/2024 5:02 PM View: Appendix III Interwell

Plant Bowen Client: Southern Company Data: Bowen 3-4 CCR

	GWA-41 (bg)	GWA-1 (bg)	GWA-2R (bg)	GWA-2 (bg)	GWA-3A (bg)	GWA-50R (bg)	GWA-50 (bg)	GWA-51RZ (bg)	GWA-39RZ (bg)
2/29/2016									
3/1/2016									
3/2/2016									
3/3/2016									
3/4/2016									
3/7/2016									
3/8/2016									
3/9/2016									
3/11/2016									
3/14/2016									
3/15/2016	24								
3/22/2016		32.6							
3/23/2016			46.5	54.1	2.05				
3/28/2016						7.04	3.89		
5/2/2016									
5/3/2016									
5/4/2016								43.4	
5/5/2016									
5/6/2016									
5/9/2016									
5/10/2016									
5/11/2016									
5/12/2016	15.5								
5/13/2016									
5/16/2016									27.8 (D)
5/19/2016		33.4	24.6						
5/20/2016				23.9					
5/23/2016					1.29		2.16		
5/25/2016						13.5			
7/6/2016									
7/7/2016								40.1	
7/8/2016									
7/11/2016									
7/12/2016									
7/13/2016									
7/14/2016									
7/15/2016									
7/18/2016									
7/19/2016									
7/20/2016	16.5								
7/21/2016									
7/22/2016									
7/27/2016									21.2 (D)
7/29/2016		26	14.9	25.3	1.29				
8/1/2016						2.2	1.37		
9/7/2016									
9/8/2016								37.1	
9/9/2016									
9/12/2016									
9/13/2016									
9/14/2016									
9/15/2016	6.1								

Prediction Limit

Constituent: Calcium (mg/L) Analysis Run 9/11/2024 5:02 PM View: Appendix III Interwell

Plant Bowen Client: Southern Company Data: Bowen 3-4 CCR

	GWA-41 (bg)	GWA-1 (bg)	GWA-2R (bg)	GWA-2 (bg)	GWA-3A (bg)	GWA-50R (bg)	GWA-50 (bg)	GWA-51RZ (bg)	GWA-39RZ (bg)
9/16/2016									
9/19/2016									
9/21/2016									
9/22/2016			15		1.51				
9/23/2016		28.8		26.6					
9/26/2016						5.72	1.86		
10/25/2016									
10/26/2016								38.8	
10/27/2016									
10/31/2016									
11/1/2016									
11/2/2016									
11/3/2016	13.7								
11/9/2016		27.9		16.1					
11/10/2016			12.6		1.54		1.86		
11/11/2016						2.5			
1/5/2017									
1/6/2017								39.6	
1/9/2017									
1/11/2017									
1/12/2017									
1/13/2017									
1/17/2017									
1/18/2017	13.1								
1/25/2017									
1/30/2017		29.2				2.01	2.86		
1/31/2017			16.5	5.68	1.34				
2/9/2017									
2/21/2017									31.7 (D)
2/22/2017									
3/14/2017									
3/15/2017								36.1	
3/16/2017									
3/20/2017									
3/21/2017									
3/22/2017									
3/23/2017									
3/24/2017	17.3								
3/27/2017									31.9 (D)
3/28/2017									
3/30/2017		30		25.2	1.31				
4/3/2017			16.6			6.26			
4/7/2017							2.34		
5/16/2017									
5/17/2017									
5/18/2017								40.1	
5/19/2017									
5/22/2017									
5/23/2017									
5/24/2017									
6/6/2017	29.1								
6/7/2017									

Prediction Limit

Constituent: Calcium (mg/L) Analysis Run 9/11/2024 5:02 PM View: Appendix III Interwell

Plant Bowen Client: Southern Company Data: Bowen 3-4 CCR

	GWA-41 (bg)	GWA-1 (bg)	GWA-2R (bg)	GWA-2 (bg)	GWA-3A (bg)	GWA-50R (bg)	GWA-50 (bg)	GWA-51RZ (bg)	GWA-39RZ (bg)
6/8/2017									35 (D)
6/9/2017		30.9	17.8						
6/12/2017				34.2	1.4	7.44	1.87		
6/14/2017									
7/12/2017									
7/17/2017									35.9 (D)
7/19/2017								46.9	
7/20/2017									
7/27/2017									34.9 (D)
7/28/2017									
8/9/2017									33.7 (D)
8/24/2017									
9/15/2017									
9/18/2017									
9/19/2017								47.7	
9/20/2017									
9/21/2017									
9/22/2017									
9/25/2017	17.6								
9/26/2017									
9/29/2017									33.4 (D)
10/2/2017		31.5	20.6	1.69		6.55	2.53		
10/3/2017									
10/4/2017					1.13				
12/28/2017									
3/12/2018									
3/13/2018								46.1	
3/14/2018	39.6								
3/15/2018									
3/16/2018		28.5	33			2.6	1.8		32.6
3/19/2018				63	1.2				
3/21/2018									
9/6/2018									
9/7/2018								44.2	
9/10/2018									
9/11/2018									
9/12/2018	14.2 (J)								
9/14/2018			22.8 (J)	2.4					29.2
9/17/2018		30.8			0.95		2.3		
9/18/2018						1.3			
3/6/2019									
3/7/2019									
3/8/2019								46.6	
3/11/2019									
3/12/2019									
3/13/2019									
3/14/2019	22.7 (X)								33
3/15/2019									
3/19/2019			59.2			4.6	4.2		
3/20/2019		30.1		4.3	0.96				
3/21/2019									
9/4/2019								40.7	

Prediction Limit

Constituent: Calcium (mg/L) Analysis Run 9/11/2024 5:02 PM View: Appendix III Interwell

Plant Bowen Client: Southern Company Data: Bowen 3-4 CCR

	GWA-41 (bg)	GWA-1 (bg)	GWA-2R (bg)	GWA-2 (bg)	GWA-3A (bg)	GWA-50R (bg)	GWA-50 (bg)	GWA-51RZ (bg)	GWA-39RZ (bg)
9/5/2019									
9/6/2019									
9/9/2019									
9/10/2019	6								33.8
9/11/2019									
9/12/2019		31.9		1.8		3.7			
9/13/2019			27		0.94		1.9		
3/2/2020									
3/3/2020								47.6	
3/4/2020									
3/5/2020									
3/6/2020	29.2								
3/9/2020									35.6
3/11/2020		31.8	46.8	66.6	1	1.2	1.6		
3/12/2020									
9/3/2020									
9/4/2020									
9/8/2020									
9/9/2020								44.1	
9/10/2020	13.5								
9/11/2020									
9/14/2020									
9/15/2020		30.8	21.4	18.4		0.94 (J)			
9/16/2020							1.7		34.9
9/17/2020									
2/24/2021									
2/25/2021								49.8	
2/26/2021									
3/9/2021									
3/10/2021									
3/11/2021	25.9								
3/12/2021									
3/16/2021		34.6	26.7						32.4
3/17/2021				40.4		5.4	1.4		
3/26/2021									
3/29/2021					19				
7/27/2021									
7/28/2021								47.1	
7/29/2021									
7/30/2021									
8/2/2021									
8/4/2021	15.7								
8/5/2021									
8/6/2021									33
8/9/2021		32	31.5	41	19.4	1.7	1.5		
8/10/2021									
1/25/2022									
1/26/2022								50.5	
1/27/2022									
1/28/2022									
1/31/2022	14.5								
2/1/2022		34.1	34.1	48			1.5		

Prediction Limit

Constituent: Calcium (mg/L) Analysis Run 9/11/2024 5:02 PM View: Appendix III Interwell

Plant Bowen Client: Southern Company Data: Bowen 3-4 CCR

	GWA-41 (bg)	GWA-1 (bg)	GWA-2R (bg)	GWA-2 (bg)	GWA-3A (bg)	GWA-50R (bg)	GWA-50 (bg)	GWA-51RZ (bg)	GWA-39RZ (bg)
2/2/2022					22.6	0.93 (J)			32.6
2/3/2022									
8/5/2022									
8/8/2022									
8/9/2022								46.1	
8/10/2022									
8/11/2022	16.2								
8/12/2022									
8/16/2022		34	37.9	39.5	22.2		1.6		32
8/17/2022						3.8			
2/8/2023									
2/9/2023									
2/10/2023									
2/13/2023	26.9								
2/14/2023									31.4
2/16/2023		33.3	51.6	60.5		0.81 (J)	1.4		
2/17/2023					22.4				
7/25/2023	10.8								35.7
7/26/2023									
7/27/2023		29.1	28	23.3					
7/28/2023						0.6 (J)	1.3		
8/1/2023					22.6				
8/2/2023									
8/3/2023									
8/4/2023									
2/13/2024									
2/14/2024									
2/15/2024									
2/16/2024									
2/19/2024	24.9								34.8
2/20/2024									
2/22/2024		31.8		45.6	22.9	0.78 (J)	1.7		
2/26/2024			30.6						
2/27/2024									
7/30/2024									
7/31/2024									
8/1/2024	8.5								33.9
8/2/2024									
8/6/2024			25.5						
8/7/2024		31.6		32.3					
8/8/2024					23	0.72 (J)	1.7		

Prediction Limit

Constituent: Calcium (mg/L) Analysis Run 9/11/2024 5:02 PM View: Appendix III Interwell

Plant Bowen Client: Southern Company Data: Bowen 3-4 CCR

	GWA-4RZ (bg)
2/29/2016	
3/1/2016	
3/2/2016	
3/3/2016	
3/4/2016	
3/7/2016	
3/8/2016	
3/9/2016	
3/11/2016	
3/14/2016	
3/15/2016	
3/22/2016	
3/23/2016	
3/28/2016	
5/2/2016	
5/3/2016	
5/4/2016	
5/5/2016	
5/6/2016	
5/9/2016	
5/10/2016	
5/11/2016	
5/12/2016	
5/13/2016	
5/16/2016	
5/19/2016	
5/20/2016	
5/23/2016	
5/25/2016	
7/6/2016	
7/7/2016	
7/8/2016	
7/11/2016	
7/12/2016	
7/13/2016	
7/14/2016	
7/15/2016	
7/18/2016	
7/19/2016	
7/20/2016	
7/21/2016	
7/22/2016	
7/27/2016	
7/29/2016	
8/1/2016	
9/7/2016	
9/8/2016	
9/9/2016	
9/12/2016	
9/13/2016	
9/14/2016	
9/15/2016	

Prediction Limit

Constituent: Calcium (mg/L) Analysis Run 9/11/2024 5:02 PM View: Appendix III Interwell

Plant Bowen Client: Southern Company Data: Bowen 3-4 CCR

	GWA-4RZ (bg)
9/16/2016	
9/19/2016	
9/21/2016	
9/22/2016	
9/23/2016	
9/26/2016	
10/25/2016	
10/26/2016	
10/27/2016	
10/31/2016	
11/1/2016	
11/2/2016	
11/3/2016	
11/9/2016	
11/10/2016	
11/11/2016	
1/5/2017	
1/6/2017	
1/9/2017	
1/11/2017	
1/12/2017	
1/13/2017	
1/17/2017	
1/18/2017	
1/25/2017	
1/30/2017	
1/31/2017	
2/9/2017	
2/21/2017	
2/22/2017	54.7 (D)
3/14/2017	
3/15/2017	
3/16/2017	
3/20/2017	
3/21/2017	
3/22/2017	
3/23/2017	
3/24/2017	
3/27/2017	
3/28/2017	
3/30/2017	
4/3/2017	
4/7/2017	46.8 (D)
5/16/2017	
5/17/2017	
5/18/2017	
5/19/2017	
5/22/2017	
5/23/2017	
5/24/2017	
6/6/2017	
6/7/2017	

Prediction Limit

Constituent: Calcium (mg/L) Analysis Run 9/11/2024 5:02 PM View: Appendix III Interwell

Plant Bowen Client: Southern Company Data: Bowen 3-4 CCR

	GWA-4RZ (bg)
6/8/2017	
6/9/2017	
6/12/2017	
6/14/2017	52.4 (D)
7/12/2017	51.1 (D)
7/17/2017	
7/19/2017	
7/20/2017	47.5 (D)
7/27/2017	
7/28/2017	44 (D)
8/9/2017	48.3 (D)
8/24/2017	41.9 (D)
9/15/2017	
9/18/2017	
9/19/2017	
9/20/2017	
9/21/2017	
9/22/2017	
9/25/2017	
9/26/2017	
9/29/2017	
10/2/2017	
10/3/2017	47.7 (D)
10/4/2017	
12/28/2017	
3/12/2018	
3/13/2018	
3/14/2018	
3/15/2018	
3/16/2018	
3/19/2018	
3/21/2018	47.5
9/6/2018	
9/7/2018	
9/10/2018	
9/11/2018	
9/12/2018	
9/14/2018	
9/17/2018	
9/18/2018	48.1
3/6/2019	
3/7/2019	
3/8/2019	
3/11/2019	
3/12/2019	
3/13/2019	
3/14/2019	
3/15/2019	
3/19/2019	
3/20/2019	
3/21/2019	49.9 (D)
9/4/2019	

Prediction Limit

Constituent: Calcium (mg/L) Analysis Run 9/11/2024 5:02 PM View: Appendix III Interwell

Plant Bowen Client: Southern Company Data: Bowen 3-4 CCR

	GWA-4RZ (bg)
9/5/2019	
9/6/2019	
9/9/2019	
9/10/2019	
9/11/2019	
9/12/2019	49.9 (D)
9/13/2019	
3/2/2020	
3/3/2020	
3/4/2020	
3/5/2020	
3/6/2020	
3/9/2020	
3/11/2020	
3/12/2020	54.2
9/3/2020	
9/4/2020	
9/8/2020	
9/9/2020	
9/10/2020	
9/11/2020	
9/14/2020	
9/15/2020	
9/16/2020	
9/17/2020	48.4
2/24/2021	
2/25/2021	
2/26/2021	
3/9/2021	
3/10/2021	
3/11/2021	
3/12/2021	
3/16/2021	53.7
3/17/2021	
3/26/2021	
3/29/2021	
7/27/2021	
7/28/2021	
7/29/2021	
7/30/2021	
8/2/2021	
8/4/2021	
8/5/2021	
8/6/2021	
8/9/2021	
8/10/2021	56.5
1/25/2022	
1/26/2022	
1/27/2022	
1/28/2022	
1/31/2022	
2/1/2022	

Prediction Limit

Constituent: Calcium (mg/L) Analysis Run 9/11/2024 5:02 PM View: Appendix III Interwell

Plant Bowen Client: Southern Company Data: Bowen 3-4 CCR

	GWA-4RZ (bg)
2/2/2022	
2/3/2022	57.7
8/5/2022	
8/8/2022	
8/9/2022	
8/10/2022	
8/11/2022	
8/12/2022	
8/16/2022	
8/17/2022	54.7
2/8/2023	
2/9/2023	
2/10/2023	
2/13/2023	
2/14/2023	
2/16/2023	
2/17/2023	59.4
7/25/2023	
7/26/2023	
7/27/2023	
7/28/2023	43
8/1/2023	
8/2/2023	
8/3/2023	
8/4/2023	
2/13/2024	
2/14/2024	
2/15/2024	
2/16/2024	
2/19/2024	
2/20/2024	
2/22/2024	
2/26/2024	
2/27/2024	63.1
7/30/2024	
7/31/2024	
8/1/2024	
8/2/2024	
8/6/2024	
8/7/2024	
8/8/2024	56.4

Prediction Limit

Constituent: Fluoride (mg/L) Analysis Run 9/11/2024 5:02 PM View: Appendix III Interwell

Plant Bowen Client: Southern Company Data: Bowen 3-4 CCR

	GWA-52 (bg)	GWC-36RA	GWC-37	GWA-55 (bg)	GWA-53 (bg)	GWA-53R (bg)	GWC-38	GWA-54 (bg)	GWA-56 (bg)
2/29/2016	0.0375 (J)								
3/1/2016		0.0172 (J)	0.0215 (J)						
3/2/2016				0.0293 (J)	0.0202 (J)	0.0238 (J)	0.0121 (J)	0.0427 (J)	
3/3/2016									0.1143 (J)
3/4/2016									
3/7/2016									
3/8/2016									
3/9/2016									
3/11/2016									
3/14/2016									
3/15/2016									
3/22/2016									
3/23/2016									
3/28/2016									
5/2/2016		0.018 (J)							
5/3/2016			0.023 (J)	0.049 (J)	0.025 (J)	0.027 (J)	0.013 (J)		
5/4/2016	0.04 (J)							0.048 (J)	
5/5/2016									
5/6/2016									
5/9/2016									0.0383 (J)
5/10/2016									
5/11/2016									
5/12/2016									
5/13/2016									
5/16/2016									
5/19/2016									
5/20/2016									
5/23/2016									
5/25/2016									
7/6/2016		0.02 (J)							
7/7/2016							<0.1		
7/8/2016	0.11 (J)		0.02 (J)		0.09 (J)			0.12 (J)	
7/11/2016				<0.1		<0.1			<0.1
7/12/2016									
7/13/2016									
7/14/2016									
7/15/2016									
7/18/2016									
7/19/2016									
7/20/2016									
7/21/2016									
7/22/2016									
7/27/2016									
7/29/2016									
8/1/2016									
9/7/2016		<0.1	<0.1			<0.1			
9/8/2016	<0.1				<0.1		<0.1	<0.1	
9/9/2016				0.05 (J)					0.1 (J)
9/12/2016									
9/13/2016									
9/14/2016									
9/15/2016									

ND substitution: RL or RL/2 if <15% NDs.

Prediction Limit

Constituent: Fluoride (mg/L) Analysis Run 9/11/2024 5:02 PM View: Appendix III Interwell

Plant Bowen Client: Southern Company Data: Bowen 3-4 CCR

	GWA-52 (bg)	GWC-36RA	GWC-37	GWA-55 (bg)	GWA-53 (bg)	GWA-53R (bg)	GWC-38	GWA-54 (bg)	GWA-56 (bg)
9/16/2016									
9/19/2016									
9/21/2016									
9/22/2016									
9/23/2016									
9/26/2016									
10/25/2016		0.03 (J)	0.04 (J)				0.03 (J)		
10/26/2016	0.04 (J)			0.08 (J)	0.04 (J)			0.11 (J)	0.2 (J)
10/27/2016						0.1 (J)			
10/31/2016									
11/1/2016									
11/2/2016									
11/3/2016									
11/9/2016									
11/10/2016									
11/11/2016									
1/5/2017		0.03 (J)							
1/6/2017	0.04 (J)		<0.1			0.02 (J)			
1/9/2017				0.05 (J)	0.02 (J)			0.04 (J)	0.26 (J)
1/11/2017									
1/12/2017									
1/13/2017									
1/17/2017									
1/18/2017									
1/25/2017									
1/30/2017									
1/31/2017									
2/9/2017							<0.1		
2/21/2017									
2/22/2017									
3/14/2017		<0.1	<0.1						
3/15/2017	<0.1							0.009 (J)	0.19 (J)
3/16/2017				0.07 (J)	<0.1	0.04 (J)			
3/20/2017									
3/21/2017									
3/22/2017									
3/23/2017							<0.1		
3/24/2017									
3/27/2017									
3/28/2017									
3/30/2017									
4/3/2017									
4/7/2017									
5/16/2017		<0.1	<0.1						
5/17/2017	0.01 (J)						<0.1		
5/18/2017				<0.1				0.02 (J)	0.19 (J)
5/19/2017					<0.1	0.004 (J)			
5/22/2017									
5/23/2017									
5/24/2017									
6/6/2017									
6/7/2017									

ND substitution: RL or RL/2 if <15% NDs.

Prediction Limit

Constituent: Fluoride (mg/L) Analysis Run 9/11/2024 5:02 PM View: Appendix III Interwell

Plant Bowen Client: Southern Company Data: Bowen 3-4 CCR

	GWA-52 (bg)	GWC-36RA	GWC-37	GWA-55 (bg)	GWA-53 (bg)	GWA-53R (bg)	GWC-38	GWA-54 (bg)	GWA-56 (bg)
6/8/2017									
6/9/2017									
6/12/2017									
6/14/2017									
7/12/2017									
7/17/2017									
7/19/2017									
7/20/2017									
7/27/2017									
7/28/2017									
8/9/2017									
8/24/2017									
9/15/2017	<0.1	<0.1	<0.1	<0.1				0.03 (J)	0.24 (J)
9/18/2017									
9/19/2017					<0.1	<0.1	<0.1		
9/20/2017									
9/21/2017									
9/22/2017									
9/25/2017									
9/26/2017									
9/29/2017									
10/2/2017									
10/3/2017									
10/4/2017									
3/12/2018		<0.1	<0.1	<0.1					
3/13/2018	0.084 (J)				<0.1	0.032 (J)	<0.1	0.054 (J)	0.4
3/14/2018									
3/15/2018									
3/16/2018									
3/19/2018									
3/21/2018									
9/6/2018	<0.1	<0.1	<0.1				<0.1	<0.1	
9/7/2018				<0.1					0.14 (J)
9/10/2018									
9/11/2018					<0.1	<0.1			
9/12/2018									
9/14/2018									
9/17/2018									
9/18/2018									
3/6/2019			<0.1						
3/7/2019	<0.1	<0.1					<0.1	<0.1	0.089 (J)
3/8/2019				<0.1	<0.1				
3/11/2019									
3/12/2019						0.046 (J)			
3/13/2019									
3/14/2019									
3/15/2019									
3/19/2019									
3/20/2019									
3/21/2019									
6/18/2019									
9/4/2019	<0.1	<0.1	<0.1				<0.1		0.11 (J)

Prediction Limit

Constituent: Fluoride (mg/L) Analysis Run 9/11/2024 5:02 PM View: Appendix III Interwell

Plant Bowen Client: Southern Company Data: Bowen 3-4 CCR

	GWA-52 (bg)	GWC-36RA	GWC-37	GWA-55 (bg)	GWA-53 (bg)	GWA-53R (bg)	GWC-38	GWA-54 (bg)	GWA-56 (bg)
9/5/2019				<0.1	<0.1	<0.1		<0.1	
9/6/2019									
9/9/2019									
9/10/2019									
9/11/2019									
9/12/2019									
9/13/2019									
3/2/2020	<0.1	<0.1	<0.1				<0.1		
3/3/2020				<0.1				<0.1	
3/4/2020					<0.1	<0.1			0.086 (J)
3/5/2020									
3/6/2020									
3/9/2020									
3/11/2020									
3/12/2020									
9/3/2020	<0.1		<0.1				<0.1		
9/4/2020				<0.1					0.086 (J)
9/8/2020					<0.1	<0.1		<0.1	
9/9/2020									
9/10/2020									
9/11/2020									
9/14/2020		<0.1							
9/15/2020									
9/16/2020									
9/17/2020									
2/24/2021	<0.1		<0.1				<0.1		
2/25/2021				<0.1				<0.1	0.097 (J)
2/26/2021					<0.1	<0.1			
3/9/2021									
3/10/2021									
3/11/2021									
3/12/2021									
3/16/2021									
3/17/2021									
3/26/2021		<0.1							
3/29/2021									
7/27/2021	<0.1	<0.1						<0.1	
7/28/2021			<0.1	<0.1			<0.1		0.091 (J)
7/29/2021					<0.1	<0.1			
7/30/2021									
8/2/2021									
8/4/2021									
8/5/2021									
8/6/2021									
8/9/2021									
8/10/2021									
1/25/2022	<0.1						<0.1	<0.1	
1/26/2022		<0.1	<0.1	<0.1	<0.1	<0.1			0.076 (J)
1/27/2022									
1/28/2022									
1/31/2022									
2/1/2022									

Prediction Limit

Constituent: Fluoride (mg/L) Analysis Run 9/11/2024 5:02 PM View: Appendix III Interwell

Plant Bowen Client: Southern Company Data: Bowen 3-4 CCR

	GWA-52 (bg)	GWC-36RA	GWC-37	GWA-55 (bg)	GWA-53 (bg)	GWA-53R (bg)	GWC-38	GWA-54 (bg)	GWA-56 (bg)
2/2/2022									
2/3/2022									
8/5/2022	0.065 (J)						<0.1	0.073 (J)	0.094 (J)
8/8/2022		0.062 (J)	0.061 (J)	0.078 (J)	0.067 (J)	0.066 (J)			
8/9/2022									
8/10/2022									
8/11/2022									
8/12/2022									
8/16/2022									
8/17/2022									
2/8/2023		<0.1	<0.1				<0.1		
2/9/2023									
2/10/2023									
2/13/2023									
2/14/2023									
2/16/2023									
2/17/2023									
7/25/2023									
7/26/2023									
7/27/2023									
7/28/2023									
8/1/2023									
8/2/2023			<0.1				<0.1		
8/3/2023		<0.1							
8/4/2023									
2/13/2024		<0.1	<0.1				<0.1		
2/14/2024									
2/15/2024									
2/16/2024									
2/19/2024									
2/20/2024									
2/22/2024									
2/26/2024									
2/27/2024									
7/30/2024		<0.1	<0.1				<0.1		
7/31/2024									
8/1/2024									
8/2/2024									
8/6/2024									
8/7/2024									
8/8/2024									

ND substitution: RL or RL/2 if <15% NDs.

Prediction Limit

Constituent: Fluoride (mg/L) Analysis Run 9/11/2024 5:02 PM View: Appendix III Interwell

Plant Bowen Client: Southern Company Data: Bowen 3-4 CCR

	GWC-16R	GWA-55R (bg)	GWC-24R	GWC-22R	GWC-19R	GWC-18R	GWC-18	GWC-21R	GWC-25R
2/29/2016									
3/1/2016									
3/2/2016									
3/3/2016	0.06259 (JD)	0.0392 (J)							
3/4/2016			<0.1						
3/7/2016				0.00526 (J)	<0.1	0.00232 (J)	0.00623 (J)		
3/8/2016								0.00287 (J)	0.00246 (J)
3/9/2016									
3/11/2016									
3/14/2016									
3/15/2016									
3/22/2016									
3/23/2016									
3/28/2016									
5/2/2016									
5/3/2016		0.058 (J)							
5/4/2016									0.027 (J)
5/5/2016			0.039 (J)	0.049 (J)		0.025 (J)	0.045 (J)		
5/6/2016									
5/9/2016					0.0246 (J)			0.0222 (J)	
5/10/2016	0.0767 (J)								
5/11/2016									
5/12/2016									
5/13/2016									
5/16/2016									
5/19/2016									
5/20/2016									
5/23/2016									
5/25/2016									
7/6/2016									
7/7/2016									
7/8/2016									
7/11/2016		<0.1							
7/12/2016			<0.1						
7/13/2016	<0.1					<0.1	<0.1		
7/14/2016				<0.1	<0.1				
7/15/2016								<0.1	
7/18/2016									<0.1
7/19/2016									
7/20/2016									
7/21/2016									
7/22/2016									
7/27/2016									
7/29/2016									
8/1/2016									
9/7/2016									
9/8/2016									
9/9/2016		0.02 (J)						0.03 (J)	
9/12/2016				0.06 (J)	0.03 (J)	0.02 (J)			
9/13/2016			0.04 (J)				0.07 (J)		0.03 (J)
9/14/2016									
9/15/2016	<0.1								

ND substitution: RL or RL/2 if <15% NDs.

Prediction Limit

Constituent: Fluoride (mg/L) Analysis Run 9/11/2024 5:02 PM View: Appendix III Interwell

Plant Bowen Client: Southern Company Data: Bowen 3-4 CCR

	GWC-16R	GWA-55R (bg)	GWC-24R	GWC-22R	GWC-19R	GWC-18R	GWC-18	GWC-21R	GWC-25R
9/16/2016									
9/19/2016									
9/21/2016									
9/22/2016									
9/23/2016									
9/26/2016									
10/25/2016									
10/26/2016									
10/27/2016		0.12 (J)	0.11 (J)	0.12 (J)				0.1 (J)	0.1 (J)
10/31/2016					0.05 (J)		0.05 (J)		
11/1/2016						0.05 (J)			
11/2/2016	0.08 (J)								
11/3/2016									
11/9/2016									
11/10/2016									
11/11/2016									
1/5/2017									
1/6/2017									
1/9/2017		0.06 (J)							
1/11/2017	0.19 (J)				<0.1	<0.1			
1/12/2017							0.06 (J)	0.11 (J)	
1/13/2017			<0.1	0.04 (J)					<0.1
1/17/2017									
1/18/2017									
1/25/2017									
1/30/2017									
1/31/2017									
2/9/2017									
2/21/2017									
2/22/2017									
3/14/2017									
3/15/2017									
3/16/2017		0.08 (J)							<0.1
3/20/2017	0.18 (J)		<0.1	0.06 (J)		<0.1			
3/21/2017					<0.1			<0.1	
3/22/2017									
3/23/2017							0.03 (J)		
3/24/2017									
3/27/2017									
3/28/2017									
3/30/2017									
4/3/2017									
4/7/2017									
5/16/2017									
5/17/2017									
5/18/2017		0.04 (J)							
5/19/2017			0.01 (J)						<0.1
5/22/2017					<0.1	<0.1			
5/23/2017	0.1 (J)			0.02 (J)			0.02 (J)	<0.1	
5/24/2017									
6/6/2017									
6/7/2017									

ND substitution: RL or RL/2 if <15% NDs.

Prediction Limit

Constituent: Fluoride (mg/L) Analysis Run 9/11/2024 5:02 PM View: Appendix III Interwell

Plant Bowen Client: Southern Company Data: Bowen 3-4 CCR

	GWC-16R	GWA-55R (bg)	GWC-24R	GWC-22R	GWC-19R	GWC-18R	GWC-18	GWC-21R	GWC-25R
6/8/2017									
6/9/2017									
6/12/2017									
6/14/2017									
7/12/2017									
7/17/2017									
7/19/2017									
7/20/2017									
7/27/2017									
7/28/2017									
8/9/2017									
8/24/2017									
9/15/2017									
9/18/2017		<0.1							
9/19/2017			<0.1	<0.1				<0.1	<0.1
9/20/2017					<0.1				
9/21/2017	<0.1					<0.1			
9/22/2017									
9/25/2017							0.1 (J)		
9/26/2017									
9/29/2017									
10/2/2017									
10/3/2017									
10/4/2017									
3/12/2018		<0.1							
3/13/2018			0.091 (J)	0.046 (J)					<0.1
3/14/2018	0.17 (J)				0.045 (J)	0.12 (J)	0.12 (J)	<0.1	
3/15/2018									
3/16/2018									
3/19/2018									
3/21/2018									
9/6/2018									
9/7/2018	<0.1	<0.1		<0.1		<0.1			
9/10/2018					<0.1			<0.1	
9/11/2018			<0.1				<0.1		<0.1
9/12/2018									
9/14/2018									
9/17/2018									
9/18/2018									
3/6/2019									
3/7/2019		<0.1							
3/8/2019			<0.1						<0.1
3/11/2019	0.23 (J)			<0.1				0.51 (O)	
3/12/2019					0.04 (J)	0.042 (J)	0.05 (J)		
3/13/2019									
3/14/2019									
3/15/2019									
3/19/2019									
3/20/2019									
3/21/2019									
6/18/2019								<0.1	
9/4/2019									

ND substitution: RL or RL/2 if <15% NDs.

Prediction Limit

Constituent: Fluoride (mg/L) Analysis Run 9/11/2024 5:02 PM View: Appendix III Interwell

Plant Bowen Client: Southern Company Data: Bowen 3-4 CCR

	GWC-16R	GWA-55R (bg)	GWC-24R	GWC-22R	GWC-19R	GWC-18R	GWC-18	GWC-21R	GWC-25R
9/5/2019		<0.1	<0.1	<0.1					<0.1
9/6/2019						<0.1		<0.1	
9/9/2019	<0.1				<0.1		<0.1		
9/10/2019									
9/11/2019									
9/12/2019									
9/13/2019									
3/2/2020									
3/3/2020			<0.1	<0.1				<0.1	<0.1
3/4/2020	0.29 (J)	<0.1			<0.1				
3/5/2020						<0.1			
3/6/2020							<0.1		
3/9/2020									
3/11/2020									
3/12/2020									
9/3/2020									
9/4/2020		<0.1							<0.1
9/8/2020				<0.1				<0.1	
9/9/2020	0.17 (J)		<0.1		<0.1	<0.1	<0.1		
9/10/2020									
9/11/2020									
9/14/2020									
9/15/2020									
9/16/2020									
9/17/2020									
2/24/2021									
2/25/2021		<0.1							
2/26/2021					<0.1	<0.1	<0.1		
3/9/2021	0.25		<0.1	<0.1				<0.1	<0.1
3/10/2021									
3/11/2021									
3/12/2021									
3/16/2021									
3/17/2021									
3/26/2021									
3/29/2021									
7/27/2021									
7/28/2021		<0.1							
7/29/2021			<0.1			<0.1	<0.1		
7/30/2021	0.16								
8/2/2021				<0.1				<0.1	<0.1
8/4/2021									
8/5/2021					<0.1				
8/6/2021									
8/9/2021									
8/10/2021									
1/25/2022									
1/26/2022									
1/27/2022		<0.1		<0.1	<0.1	<0.1			<0.1
1/28/2022	0.17		<0.1				<0.1	<0.1	
1/31/2022									
2/1/2022									

ND substitution: RL or RL/2 if <15% NDs.

Prediction Limit

Constituent: Fluoride (mg/L) Analysis Run 9/11/2024 5:02 PM View: Appendix III Interwell

Plant Bowen Client: Southern Company Data: Bowen 3-4 CCR

	GWC-16R	GWA-55R (bg)	GWC-24R	GWC-22R	GWC-19R	GWC-18R	GWC-18	GWC-21R	GWC-25R
2/2/2022									
2/3/2022									
8/5/2022									
8/8/2022		0.07 (J)							
8/9/2022			0.072 (J)		0.067 (J)				0.068 (J)
8/10/2022				0.055 (J)		<0.1	0.06 (J)	0.057 (J)	
8/11/2022	0.12								
8/12/2022									
8/16/2022									
8/17/2022									
2/8/2023									
2/9/2023			0.053 (J)	0.052 (J)	<0.1	<0.1	0.072 (J)	0.064 (J)	<0.1
2/10/2023	0.22								
2/13/2023									
2/14/2023									
2/16/2023									
2/17/2023									
7/25/2023									
7/26/2023									
7/27/2023									
7/28/2023									
8/1/2023									
8/2/2023									
8/3/2023			<0.1	<0.1			<0.1		<0.1
8/4/2023	0.079 (J)				<0.1	<0.1		<0.1	
2/13/2024									
2/14/2024					<0.1	<0.1	<0.1		
2/15/2024	0.13		<0.1	<0.1				<0.1	
2/16/2024									0.055 (J)
2/19/2024									
2/20/2024									
2/22/2024									
2/26/2024									
2/27/2024									
7/30/2024									
7/31/2024	0.065 (J)		<0.1	<0.1	<0.1	<0.1	<0.1		<0.1
8/1/2024									
8/2/2024								0.062 (J)	
8/6/2024									
8/7/2024									
8/8/2024									

Prediction Limit

Constituent: Fluoride (mg/L) Analysis Run 9/11/2024 5:02 PM View: Appendix III Interwell

Plant Bowen Client: Southern Company Data: Bowen 3-4 CCR

	GWC-20R	GWC-23R	GWA-42 (bg)	GWA-43R (bg)	GWA-43 (bg)	GWA-39Z (bg)	GWA-41R (bg)	GWA-40 (bg)	GWA-41 (bg)
2/29/2016									
3/1/2016									
3/2/2016									
3/3/2016									
3/4/2016									
3/7/2016									
3/8/2016	0.00425 (J)								
3/9/2016		<0.1							
3/11/2016			0.0296 (J)	0.0141 (J)	0.0329 (J)				
3/14/2016						0.0657 (J)			
3/15/2016							0.0394 (J)	0.0267 (J)	0.0285 (J)
3/22/2016									
3/23/2016									
3/28/2016									
5/2/2016									
5/3/2016									
5/4/2016									
5/5/2016									
5/6/2016		0.056 (J)							
5/9/2016	0.0259 (J)								
5/10/2016									
5/11/2016						0.0401 (J)		0.0255 (J)	
5/12/2016									0.022 (J)
5/13/2016				0.0141 (J)	0.0459 (J)		0.0234 (J)		
5/16/2016			0.0287 (J)						
5/19/2016									
5/20/2016									
5/23/2016									
5/25/2016									
7/6/2016									
7/7/2016									
7/8/2016									
7/11/2016									
7/12/2016									
7/13/2016									
7/14/2016	<0.1								
7/15/2016		<0.1							
7/18/2016									
7/19/2016				<0.1	<0.1	<0.1			
7/20/2016									<0.1
7/21/2016							<0.1	<0.1	
7/22/2016			0.04 (J)						
7/27/2016									
7/29/2016									
8/1/2016									
9/7/2016									
9/8/2016									
9/9/2016									
9/12/2016	0.03 (J)								
9/13/2016									
9/14/2016		0.02 (J)							
9/15/2016						<0.1			<0.1

Prediction Limit

Constituent: Fluoride (mg/L) Analysis Run 9/11/2024 5:02 PM View: Appendix III Interwell

Plant Bowen Client: Southern Company Data: Bowen 3-4 CCR

	GWC-20R	GWC-23R	GWA-42 (bg)	GWA-43R (bg)	GWA-43 (bg)	GWA-39Z (bg)	GWA-41R (bg)	GWA-40 (bg)	GWA-41 (bg)
9/16/2016				<0.1	<0.1				
9/19/2016			<0.1					<0.1	
9/21/2016							<0.1		
9/22/2016									
9/23/2016									
9/26/2016									
10/25/2016									
10/26/2016									
10/27/2016									
10/31/2016	0.11 (J)								
11/1/2016		0.07 (J)							
11/2/2016				0.04 (J)	0.04 (J)	0.04 (J)			
11/3/2016			0.04 (J)				0.12 (J)	0.11 (J)	0.05 (J)
11/9/2016									
11/10/2016									
11/11/2016									
1/5/2017									
1/6/2017									
1/9/2017									
1/11/2017									
1/12/2017	0.02 (J)								
1/13/2017									
1/17/2017			0.02 (J)				0.01 (J)	0.02 (J)	
1/18/2017				0.02 (J)	<0.1	0.03 (J)			0.02 (J)
1/25/2017		0.01 (J)							
1/30/2017									
1/31/2017									
2/9/2017									
2/21/2017									
2/22/2017									
3/14/2017									
3/15/2017									
3/16/2017									
3/20/2017									
3/21/2017									
3/22/2017	0.1 (J)	0.02 (J)							
3/23/2017									
3/24/2017								<0.1	<0.1
3/27/2017			<0.1				<0.1		
3/28/2017				<0.1	<0.1	0.06 (J)			
3/30/2017									
4/3/2017									
4/7/2017									
5/16/2017									
5/17/2017									
5/18/2017									
5/19/2017									
5/22/2017	0.02 (J)								
5/23/2017									
5/24/2017		<0.1						<0.1	
6/6/2017				<0.1	<0.1		<0.1		<0.1
6/7/2017			<0.1			0.06 (J)			

ND substitution: RL or RL/2 if <15% NDs.

Prediction Limit

Constituent: Fluoride (mg/L) Analysis Run 9/11/2024 5:02 PM View: Appendix III Interwell

Plant Bowen Client: Southern Company Data: Bowen 3-4 CCR

	GWC-20R	GWC-23R	GWA-42 (bg)	GWA-43R (bg)	GWA-43 (bg)	GWA-39Z (bg)	GWA-41R (bg)	GWA-40 (bg)	GWA-41 (bg)
6/8/2017									
6/9/2017									
6/12/2017									
6/14/2017									
7/12/2017									
7/17/2017									
7/19/2017									
7/20/2017									
7/27/2017									
7/28/2017									
8/9/2017									
8/24/2017									
9/15/2017									
9/18/2017									
9/19/2017	<0.1								
9/20/2017									
9/21/2017		0.17 (J)							
9/22/2017				<0.1	<0.1				
9/25/2017							<0.1		<0.1
9/26/2017			<0.1			0.04 (J)		<0.1	
9/29/2017									
10/2/2017									
10/3/2017									
10/4/2017									
3/12/2018									
3/13/2018									
3/14/2018	0.035 (J)	0.18 (J)	0.06 (J)		<0.1	0.14 (J)	<0.1	0.055 (J)	<0.1
3/15/2018				<0.1					
3/16/2018									
3/19/2018									
3/21/2018									
9/6/2018									
9/7/2018									
9/10/2018	<0.1								
9/11/2018		<0.1							
9/12/2018				<0.1	<0.1	<0.1	<0.1	<0.1	<0.1
9/14/2018			<0.1						
9/17/2018									
9/18/2018									
3/6/2019									
3/7/2019									
3/8/2019									
3/11/2019									
3/12/2019	0.048 (J)	0.06 (J)							
3/13/2019				0.036 (X)	<0.1			0.045 (X)	
3/14/2019			0.058 (X)				0.04 (X)		0.039 (X)
3/15/2019						<0.1			
3/19/2019									
3/20/2019									
3/21/2019									
6/18/2019									
9/4/2019									

Prediction Limit

Constituent: Fluoride (mg/L) Analysis Run 9/11/2024 5:02 PM View: Appendix III Interwell

Plant Bowen Client: Southern Company Data: Bowen 3-4 CCR

	GWC-20R	GWC-23R	GWA-42 (bg)	GWA-43R (bg)	GWA-43 (bg)	GWA-39Z (bg)	GWA-41R (bg)	GWA-40 (bg)	GWA-41 (bg)
9/5/2019									
9/6/2019	<0.1	<0.1							
9/9/2019						0.054 (X)		<0.1	
9/10/2019			<0.1				<0.1		<0.1
9/11/2019				<0.1	<0.1				
9/12/2019									
9/13/2019									
3/2/2020									
3/3/2020									
3/4/2020									
3/5/2020	<0.1	<0.1							
3/6/2020			<0.1						<0.1
3/9/2020				<0.1	<0.1	<0.1	<0.1	<0.1	
3/11/2020									
3/12/2020									
9/3/2020									
9/4/2020	<0.1								
9/8/2020									
9/9/2020		<0.1							
9/10/2020			<0.1			<0.1	<0.1		<0.1
9/11/2020					<0.1			<0.1	
9/14/2020				<0.1					
9/15/2020									
9/16/2020									
9/17/2020									
2/24/2021									
2/25/2021									
2/26/2021									
3/9/2021	<0.1								
3/10/2021		<0.1					<0.1	<0.1	
3/11/2021			<0.1	<0.1	<0.1				<0.1
3/12/2021						0.051 (J)			
3/16/2021									
3/17/2021									
3/26/2021									
3/29/2021									
7/27/2021									
7/28/2021									
7/29/2021									
7/30/2021		<0.1							
8/2/2021	<0.1								
8/4/2021			<0.1			<0.1	<0.1	<0.1	<0.1
8/5/2021				<0.1					
8/6/2021					<0.1				
8/9/2021									
8/10/2021									
1/25/2022									
1/26/2022									
1/27/2022	<0.1								
1/28/2022		<0.1							
1/31/2022			<0.1	<0.1	<0.1	<0.1	<0.1	<0.1	<0.1
2/1/2022									

Prediction Limit

Constituent: Fluoride (mg/L) Analysis Run 9/11/2024 5:02 PM View: Appendix III Interwell

Plant Bowen Client: Southern Company Data: Bowen 3-4 CCR

	GWC-20R	GWC-23R	GWA-42 (bg)	GWA-43R (bg)	GWA-43 (bg)	GWA-39Z (bg)	GWA-41R (bg)	GWA-40 (bg)	GWA-41 (bg)
2/2/2022									
2/3/2022									
8/5/2022									
8/8/2022									
8/9/2022	0.072 (J)								
8/10/2022			0.068 (J)	0.062 (J)		0.075 (J)			
8/11/2022		0.073 (J)			<0.1		<0.1		<0.1
8/12/2022								0.068 (J)	
8/16/2022									
8/17/2022									
2/8/2023									
2/9/2023									
2/10/2023	0.054 (J)	0.078 (J)							
2/13/2023			0.056 (J)	<0.1		0.064 (J)	<0.1	0.054 (J)	0.05 (J)
2/14/2023					0.052 (J)				
2/16/2023									
2/17/2023									
7/25/2023				<0.1	<0.1		<0.1		<0.1
7/26/2023			<0.1			0.055 (J)		<0.1	
7/27/2023									
7/28/2023									
8/1/2023									
8/2/2023									
8/3/2023	<0.1	<0.1							
8/4/2023									
2/13/2024									
2/14/2024									
2/15/2024	<0.1								
2/16/2024		0.054 (J)							
2/19/2024						0.057 (J)	<0.1	<0.1	<0.1
2/20/2024			<0.1	<0.1	<0.1				
2/22/2024									
2/26/2024									
2/27/2024									
7/30/2024									
7/31/2024		<0.1							
8/1/2024	<0.1		<0.1			<0.1	<0.1	<0.1	<0.1
8/2/2024				<0.1	<0.1				
8/6/2024									
8/7/2024									
8/8/2024									

ND substitution: RL or RL/2 if <15% NDs.

Prediction Limit

Constituent: Fluoride (mg/L) Analysis Run 9/11/2024 5:02 PM View: Appendix III Interwell

Plant Bowen Client: Southern Company Data: Bowen 3-4 CCR

	GWA-1 (bg)	GWA-2R (bg)	GWA-3A (bg)	GWA-2 (bg)	GWA-50 (bg)	GWA-50R (bg)	GWA-51RZ (bg)	GWC-17R	GWA-39RZ (bg)
2/29/2016									
3/1/2016									
3/2/2016									
3/3/2016									
3/4/2016								2.1421 (O)	
3/7/2016									
3/8/2016									
3/9/2016									
3/11/2016									
3/14/2016									
3/15/2016									
3/22/2016	0.0614 (J)								
3/23/2016		0.0826 (J)	<0.1	0.0477 (J)					
3/28/2016					0.0314 (J)	0.0326 (J)			
5/2/2016									
5/3/2016									
5/4/2016							0.057 (JD)		
5/5/2016									
5/6/2016									
5/9/2016									
5/10/2016								0.0258 (J)	
5/11/2016									
5/12/2016									
5/13/2016									
5/16/2016									0.0202 (JD)
5/19/2016	0.064 (J)	0.0409 (J)							
5/20/2016				0.033 (J)					
5/23/2016			<0.1		0.027 (J)				
5/25/2016						0.0285 (J)			
7/6/2016									
7/7/2016							0.09 (JD)		
7/8/2016									
7/11/2016									
7/12/2016									
7/13/2016									
7/14/2016								<0.1	
7/15/2016									
7/18/2016									
7/19/2016									
7/20/2016									
7/21/2016									
7/22/2016									
7/27/2016									0.08 (JD)
7/29/2016	0.11 (J)	0.07 (J)	<0.1	0.16 (J)					
8/1/2016					<0.1	<0.1			
9/7/2016									
9/8/2016							0.03 (JD)		
9/9/2016									
9/12/2016									
9/13/2016									
9/14/2016								<0.1	
9/15/2016									

Prediction Limit

Constituent: Fluoride (mg/L) Analysis Run 9/11/2024 5:02 PM View: Appendix III Interwell

Plant Bowen Client: Southern Company Data: Bowen 3-4 CCR

	GWA-1 (bg)	GWA-2R (bg)	GWA-3A (bg)	GWA-2 (bg)	GWA-50 (bg)	GWA-50R (bg)	GWA-51RZ (bg)	GWC-17R	GWA-39RZ (bg)
9/16/2016									
9/19/2016									
9/21/2016									
9/22/2016		<0.1	<0.1						
9/23/2016	0.03 (J)			0.1 (J)					
9/26/2016					<0.1	<0.1			
10/25/2016									
10/26/2016							0.15 (JD)		
10/27/2016									
10/31/2016									
11/1/2016								0.06 (J)	
11/2/2016									
11/3/2016									
11/9/2016	0.1 (J)			0.04 (J)					
11/10/2016		0.03 (J)	<0.1		0.04 (J)				
11/11/2016						<0.1			
1/5/2017									
1/6/2017							0.11 (JD)		
1/9/2017									
1/11/2017								0.33	
1/12/2017									
1/13/2017									
1/17/2017									
1/18/2017									
1/25/2017									
1/30/2017	<0.1				<0.1	<0.1			
1/31/2017		<0.1	<0.1	<0.1					
2/9/2017									
2/21/2017									0.17 (JD)
2/22/2017									
3/14/2017									
3/15/2017							0.004 (JD)		
3/16/2017									
3/20/2017									
3/21/2017								0.03 (J)	
3/22/2017									
3/23/2017									
3/24/2017									
3/27/2017									0.09 (JD)
3/28/2017									
3/30/2017	0.01 (J)		<0.1	0.02 (J)					
4/3/2017		0.02 (J)				0.04 (J)			
4/7/2017					<0.1				
5/16/2017									
5/17/2017									
5/18/2017							0.007 (JD)		
5/19/2017									
5/22/2017									
5/23/2017								0.004 (J)	
5/24/2017									
6/6/2017									
6/7/2017									

ND substitution: RL or RL/2 if <15% NDs.

Prediction Limit

Constituent: Fluoride (mg/L) Analysis Run 9/11/2024 5:02 PM View: Appendix III Interwell

Plant Bowen Client: Southern Company Data: Bowen 3-4 CCR

	GWA-1 (bg)	GWA-2R (bg)	GWA-3A (bg)	GWA-2 (bg)	GWA-50 (bg)	GWA-50R (bg)	GWA-51RZ (bg)	GWC-17R	GWA-39RZ (bg)
6/8/2017									0.05 (JD)
6/9/2017	0.04 (J)	0.06 (J)							
6/12/2017			<0.1	0.17 (J)	0.07 (J)	0.06 (J)			
6/14/2017									
7/12/2017									
7/17/2017									0.05 (JD)
7/19/2017							0.12 (JD)		
7/20/2017									
7/27/2017									0.08 (JD)
7/28/2017									
8/9/2017									<0.1 (*)
8/24/2017									
9/15/2017									
9/18/2017									
9/19/2017							0.07 (JD)		
9/20/2017									
9/21/2017									
9/22/2017								0.04 (J)	
9/25/2017									
9/26/2017									
9/29/2017									0.04 (JD)
10/2/2017	0.07 (J)	<0.1		<0.1	<0.1	<0.1			
10/3/2017									
10/4/2017			<0.1						
3/12/2018									
3/13/2018							0.16 (J)		
3/14/2018								<0.1	
3/15/2018									
3/16/2018	0.029 (J)	<0.1			<0.1	<0.1			0.27 (J)
3/19/2018			<0.1	1.1 (O)					
3/21/2018									
9/6/2018									
9/7/2018							<0.1		
9/10/2018									
9/11/2018								<0.1	
9/12/2018									
9/14/2018		<0.1		<0.1					0.1 (J)
9/17/2018	<0.1 (D)		<0.1		<0.1				
9/18/2018						<0.1			
3/6/2019									
3/7/2019									
3/8/2019							0.075 (J)		
3/11/2019									
3/12/2019								0.056 (J)	
3/13/2019									
3/14/2019									0.066 (X)
3/15/2019									
3/19/2019		0.056 (J)			<0.1	<0.1			
3/20/2019	<0.1		<0.1	<0.1					
3/21/2019									
6/18/2019									
9/4/2019							<0.1		

Prediction Limit

Constituent: Fluoride (mg/L) Analysis Run 9/11/2024 5:02 PM View: Appendix III Interwell

Plant Bowen Client: Southern Company Data: Bowen 3-4 CCR

	GWA-1 (bg)	GWA-2R (bg)	GWA-3A (bg)	GWA-2 (bg)	GWA-50 (bg)	GWA-50R (bg)	GWA-51RZ (bg)	GWC-17R	GWA-39RZ (bg)
9/5/2019									
9/6/2019									
9/9/2019									
9/10/2019								<0.1	0.055 (X)
9/11/2019									
9/12/2019	0.051 (J)			<0.1 (D)		<0.1			
9/13/2019		0.055 (J)	<0.1		<0.1				
3/2/2020									
3/3/2020							<0.1		
3/4/2020									
3/5/2020								<0.1	
3/6/2020									
3/9/2020									<0.1
3/11/2020	0.052 (J)	0.052 (J)	<0.1	<0.1	<0.1	<0.1			
3/12/2020									
9/3/2020									
9/4/2020									
9/8/2020									
9/9/2020							<0.1	<0.1	
9/10/2020									
9/11/2020									
9/14/2020									
9/15/2020	0.05 (J)	<0.1		<0.1		<0.1			
9/16/2020					<0.1				<0.1
9/17/2020									
2/24/2021									
2/25/2021							<0.1		
2/26/2021									
3/9/2021									
3/10/2021								<0.1	
3/11/2021									
3/12/2021									
3/16/2021	<0.1	<0.1							<0.1
3/17/2021				<0.1	<0.1	<0.1			
3/26/2021									
3/29/2021			0.053 (J)						
7/27/2021									
7/28/2021							<0.1		
7/29/2021									
7/30/2021								<0.1	
8/2/2021									
8/4/2021									
8/5/2021									
8/6/2021									<0.1
8/9/2021	<0.1	<0.1	0.055 (J)	<0.1	<0.1	<0.1			
8/10/2021									
1/25/2022									
1/26/2022							<0.1		
1/27/2022									
1/28/2022								<0.1	
1/31/2022									
2/1/2022	<0.1	<0.1		<0.1	<0.1				

ND substitution: RL or RL/2 if <15% NDs.

Prediction Limit

Constituent: Fluoride (mg/L) Analysis Run 9/11/2024 5:02 PM View: Appendix III Interwell

Plant Bowen Client: Southern Company Data: Bowen 3-4 CCR

	GWA-1 (bg)	GWA-2R (bg)	GWA-3A (bg)	GWA-2 (bg)	GWA-50 (bg)	GWA-50R (bg)	GWA-51RZ (bg)	GWC-17R	GWA-39RZ (bg)
2/2/2022			<0.1			<0.1			<0.1
2/3/2022									
8/5/2022									
8/8/2022									
8/9/2022							0.072 (J)		
8/10/2022									
8/11/2022								0.051 (J)	
8/12/2022									
8/16/2022	0.089 (J)	0.09 (J)	0.082 (J)	0.086 (J)	0.06 (J)				<0.1
8/17/2022						0.063 (J)			
2/8/2023									
2/9/2023									
2/10/2023								0.057 (J)	
2/13/2023									
2/14/2023									0.074 (J)
2/16/2023	0.07 (J)	0.079 (J)		0.061 (J)	<0.1	<0.1			
2/17/2023			0.055 (J)						
7/25/2023									<0.1
7/26/2023									
7/27/2023	0.054 (J)	0.062 (J)		0.057 (J)					
7/28/2023					<0.1	<0.1			
8/1/2023			<0.1						
8/2/2023									
8/3/2023								<0.1	
8/4/2023									
2/13/2024									
2/14/2024									
2/15/2024								<0.1	
2/16/2024									
2/19/2024									<0.1
2/20/2024									
2/22/2024	0.061 (J)		<0.1	0.062 (J)	<0.1	<0.1			
2/26/2024		0.05 (J)							
2/27/2024									
7/30/2024									
7/31/2024								<0.1	
8/1/2024									<0.1
8/2/2024									
8/6/2024		0.076 (J)							
8/7/2024	0.08 (J)			0.083 (J)					
8/8/2024			0.063 (J)		<0.1	<0.1			

Prediction Limit

Constituent: Fluoride (mg/L) Analysis Run 9/11/2024 5:02 PM View: Appendix III Interwell

Plant Bowen Client: Southern Company Data: Bowen 3-4 CCR

	GWA-4RZ (bg)
2/29/2016	
3/1/2016	
3/2/2016	
3/3/2016	
3/4/2016	
3/7/2016	
3/8/2016	
3/9/2016	
3/11/2016	
3/14/2016	
3/15/2016	
3/22/2016	
3/23/2016	
3/28/2016	
5/2/2016	
5/3/2016	
5/4/2016	
5/5/2016	
5/6/2016	
5/9/2016	
5/10/2016	
5/11/2016	
5/12/2016	
5/13/2016	
5/16/2016	
5/19/2016	
5/20/2016	
5/23/2016	
5/25/2016	
7/6/2016	
7/7/2016	
7/8/2016	
7/11/2016	
7/12/2016	
7/13/2016	
7/14/2016	
7/15/2016	
7/18/2016	
7/19/2016	
7/20/2016	
7/21/2016	
7/22/2016	
7/27/2016	
7/29/2016	
8/1/2016	
9/7/2016	
9/8/2016	
9/9/2016	
9/12/2016	
9/13/2016	
9/14/2016	
9/15/2016	

Prediction Limit

Constituent: Fluoride (mg/L) Analysis Run 9/11/2024 5:02 PM View: Appendix III Interwell

Plant Bowen Client: Southern Company Data: Bowen 3-4 CCR

	GWA-4RZ (bg)
9/16/2016	
9/19/2016	
9/21/2016	
9/22/2016	
9/23/2016	
9/26/2016	
10/25/2016	
10/26/2016	
10/27/2016	
10/31/2016	
11/1/2016	
11/2/2016	
11/3/2016	
11/9/2016	
11/10/2016	
11/11/2016	
1/5/2017	
1/6/2017	
1/9/2017	
1/11/2017	
1/12/2017	
1/13/2017	
1/17/2017	
1/18/2017	
1/25/2017	
1/30/2017	
1/31/2017	
2/9/2017	
2/21/2017	
2/22/2017	0.3 (D)
3/14/2017	
3/15/2017	
3/16/2017	
3/20/2017	
3/21/2017	
3/22/2017	
3/23/2017	
3/24/2017	
3/27/2017	
3/28/2017	
3/30/2017	
4/3/2017	
4/7/2017	0.19 (JD)
5/16/2017	
5/17/2017	
5/18/2017	
5/19/2017	
5/22/2017	
5/23/2017	
5/24/2017	
6/6/2017	
6/7/2017	

Prediction Limit

Constituent: Fluoride (mg/L) Analysis Run 9/11/2024 5:02 PM View: Appendix III Interwell

Plant Bowen Client: Southern Company Data: Bowen 3-4 CCR

	GWA-4RZ (bg)
6/8/2017	
6/9/2017	
6/12/2017	
6/14/2017	0.19 (JD)
7/12/2017	0.18 (JD)
7/17/2017	
7/19/2017	
7/20/2017	0.17 (JD)
7/27/2017	
7/28/2017	0.13 (JD)
8/9/2017	0.245 (JD)
8/24/2017	0.16 (JD)
9/15/2017	
9/18/2017	
9/19/2017	
9/20/2017	
9/21/2017	
9/22/2017	
9/25/2017	
9/26/2017	
9/29/2017	
10/2/2017	
10/3/2017	0.17 (JD)
10/4/2017	
3/12/2018	
3/13/2018	
3/14/2018	
3/15/2018	
3/16/2018	
3/19/2018	
3/21/2018	0.24 (J)
9/6/2018	
9/7/2018	
9/10/2018	
9/11/2018	
9/12/2018	
9/14/2018	
9/17/2018	
9/18/2018	<0.1
3/6/2019	
3/7/2019	
3/8/2019	
3/11/2019	
3/12/2019	
3/13/2019	
3/14/2019	
3/15/2019	
3/19/2019	
3/20/2019	
3/21/2019	0.19 (JD)
6/18/2019	
9/4/2019	

Prediction Limit

Constituent: Fluoride (mg/L) Analysis Run 9/11/2024 5:02 PM View: Appendix III Interwell

Plant Bowen Client: Southern Company Data: Bowen 3-4 CCR

	GWA-4RZ (bg)
9/5/2019	
9/6/2019	
9/9/2019	
9/10/2019	
9/11/2019	
9/12/2019	0.1 (JD)
9/13/2019	
3/2/2020	
3/3/2020	
3/4/2020	
3/5/2020	
3/6/2020	
3/9/2020	
3/11/2020	
3/12/2020	0.18 (J)
9/3/2020	
9/4/2020	
9/8/2020	
9/9/2020	
9/10/2020	
9/11/2020	
9/14/2020	
9/15/2020	
9/16/2020	
9/17/2020	0.12 (J)
2/24/2021	
2/25/2021	
2/26/2021	
3/9/2021	
3/10/2021	
3/11/2021	
3/12/2021	
3/16/2021	0.1
3/17/2021	
3/26/2021	
3/29/2021	
7/27/2021	
7/28/2021	
7/29/2021	
7/30/2021	
8/2/2021	
8/4/2021	
8/5/2021	
8/6/2021	
8/9/2021	
8/10/2021	0.087 (J)
1/25/2022	
1/26/2022	
1/27/2022	
1/28/2022	
1/31/2022	
2/1/2022	

Prediction Limit

Constituent: Fluoride (mg/L) Analysis Run 9/11/2024 5:02 PM View: Appendix III Interwell

Plant Bowen Client: Southern Company Data: Bowen 3-4 CCR

	GWA-4RZ (bg)
2/2/2022	
2/3/2022	0.15
8/5/2022	
8/8/2022	
8/9/2022	
8/10/2022	
8/11/2022	
8/12/2022	
8/16/2022	
8/17/2022	0.11
2/8/2023	
2/9/2023	
2/10/2023	
2/13/2023	
2/14/2023	
2/16/2023	
2/17/2023	0.11
7/25/2023	
7/26/2023	
7/27/2023	
7/28/2023	0.077 (J)
8/1/2023	
8/2/2023	
8/3/2023	
8/4/2023	
2/13/2024	
2/14/2024	
2/15/2024	
2/16/2024	
2/19/2024	
2/20/2024	
2/22/2024	
2/26/2024	
2/27/2024	0.087 (J)
7/30/2024	
7/31/2024	
8/1/2024	
8/2/2024	
8/6/2024	
8/7/2024	
8/8/2024	0.16

FIGURE J.

Appendix III Trend Tests - Significant Results

Plant Bowen Client: Southern Company Data: Bowen 3-4 CCR Printed 9/10/2024, 10:52 PM

Constituent	Well	Slope	Calc.	Critical	Sig.	N	%NDs	Normality	Alpha	Method
Calcium (mg/L)	GWA-2R (bg)	2.286	101	98	Yes	23	0	n/a	0.01	NP
Calcium (mg/L)	GWA-42 (bg)	1.088	164	98	Yes	23	0	n/a	0.01	NP
Calcium (mg/L)	GWA-43 (bg)	-0.79	-165	-92	Yes	22	0	n/a	0.01	NP
Calcium (mg/L)	GWA-43R (bg)	0.6055	137	105	Yes	24	0	n/a	0.01	NP
Calcium (mg/L)	GWA-4RZ (bg)	1.4	100	98	Yes	23	0	n/a	0.01	NP
Calcium (mg/L)	GWA-50 (bg)	-0.08891	-104	-98	Yes	23	0	n/a	0.01	NP
Calcium (mg/L)	GWA-50R (bg)	-0.5419	-143	-98	Yes	23	0	n/a	0.01	NP
Calcium (mg/L)	GWA-51RZ (bg)	1.383	83	74	Yes	19	0	n/a	0.01	NP
Calcium (mg/L)	GWA-55 (bg)	2.879	106	74	Yes	19	0	n/a	0.01	NP
Calcium (mg/L)	GWA-55R (bg)	1.995	83	74	Yes	19	0	n/a	0.01	NP
Calcium (mg/L)	GWC-16R	2.712	171	98	Yes	23	0	n/a	0.01	NP
Calcium (mg/L)	GWC-21R	1.373	129	98	Yes	23	0	n/a	0.01	NP
Calcium (mg/L)	GWC-23R	1.84	155	98	Yes	23	0	n/a	0.01	NP
Chloride (mg/L)	GWA-1 (bg)	-0.07146	-142	-98	Yes	23	4.348	n/a	0.01	NP
Chloride (mg/L)	GWA-39RZ (bg)	-0.1421	-116	-98	Yes	23	0	n/a	0.01	NP
Chloride (mg/L)	GWA-39Z (bg)	-0.1029	-154	-98	Yes	23	0	n/a	0.01	NP
Chloride (mg/L)	GWA-41 (bg)	-0.0823	-115	-98	Yes	23	0	n/a	0.01	NP
Chloride (mg/L)	GWA-41R (bg)	-0.2763	-150	-98	Yes	23	0	n/a	0.01	NP
Chloride (mg/L)	GWA-43R (bg)	-0.2187	-101	-98	Yes	23	0	n/a	0.01	NP
Chloride (mg/L)	GWA-50 (bg)	-0.03962	-119	-98	Yes	23	4.348	n/a	0.01	NP
Chloride (mg/L)	GWA-50R (bg)	-0.03531	-109	-98	Yes	23	13.04	n/a	0.01	NP
Chloride (mg/L)	GWA-53 (bg)	-0.06294	-88	-74	Yes	19	0	n/a	0.01	NP
Chloride (mg/L)	GWA-53R (bg)	-0.05267	-79	-74	Yes	19	0	n/a	0.01	NP
Chloride (mg/L)	GWA-54 (bg)	-0.1218	-89	-74	Yes	19	5.263	n/a	0.01	NP
Chloride (mg/L)	GWC-38	0.1533	182	98	Yes	23	0	n/a	0.01	NP
pH (pH_units)	GWA-1 (bg)	-0.03514	-137	-98	Yes	23	0	n/a	0.01	NP
pH (pH_units)	GWA-2R (bg)	-0.07931	-109	-98	Yes	23	0	n/a	0.01	NP
pH (pH_units)	GWA-40 (bg)	-0.07496	-149	-111	Yes	25	0	n/a	0.01	NP
pH (pH_units)	GWA-41 (bg)	-0.06906	-95	-92	Yes	22	0	n/a	0.01	NP
pH (pH_units)	GWA-41R (bg)	-0.08358	-108	-98	Yes	23	0	n/a	0.01	NP
pH (pH_units)	GWA-43 (bg)	-0.1417	-187	-98	Yes	23	0	n/a	0.01	NP
pH (pH_units)	GWA-4RZ (bg)	-0.05261	-149	-139	Yes	29	0	n/a	0.01	NP
pH (pH_units)	GWA-50 (bg)	-0.1151	-168	-98	Yes	23	0	n/a	0.01	NP
pH (pH_units)	GWA-50R (bg)	-0.2002	-151	-98	Yes	23	0	n/a	0.01	NP
pH (pH_units)	GWA-54 (bg)	-0.04576	-75	-74	Yes	19	0	n/a	0.01	NP
pH (pH_units)	GWC-22R	-0.1196	-206	-105	Yes	24	0	n/a	0.01	NP
pH (pH_units)	GWC-37	-0.1163	-166	-98	Yes	23	0	n/a	0.01	NP
pH (pH_units)	GWC-38	-0.08423	-113	-98	Yes	23	0	n/a	0.01	NP
Sulfate (mg/L)	GWA-1 (bg)	-0.1435	-160	-98	Yes	23	0	n/a	0.01	NP
Sulfate (mg/L)	GWA-39Z (bg)	-0.5703	-163	-98	Yes	23	0	n/a	0.01	NP
Sulfate (mg/L)	GWA-43R (bg)	-0.5306	-125	-98	Yes	23	0	n/a	0.01	NP
Sulfate (mg/L)	GWA-50R (bg)	-0.07442	-145	-98	Yes	23	8.696	n/a	0.01	NP
Sulfate (mg/L)	GWA-51RZ (bg)	1.159	82	74	Yes	19	0	n/a	0.01	NP
Sulfate (mg/L)	GWA-53 (bg)	-0.1066	-100	-74	Yes	19	0	n/a	0.01	NP
Sulfate (mg/L)	GWA-53R (bg)	-0.08398	-86	-74	Yes	19	0	n/a	0.01	NP
Sulfate (mg/L)	GWA-54 (bg)	-1.072	-154	-74	Yes	19	0	n/a	0.01	NP
Sulfate (mg/L)	GWC-25R	0.07019	138	98	Yes	23	0	n/a	0.01	NP
Total Dissolved Solids (mg/l)	GWA-3A (bg)	12.23	124	92	Yes	22	22.73	n/a	0.01	NP
Total Dissolved Solids (mg/l)	GWA-55 (bg)	11.85	102	74	Yes	19	0	n/a	0.01	NP
Total Dissolved Solids (mg/l)	GWA-55R (bg)	8.787	98	74	Yes	19	0	n/a	0.01	NP

Appendix III Trend Tests - All Results

Plant Bowen Client: Southern Company Data: Bowen 3-4 CCR Printed 9/10/2024, 10:52 PM

Constituent	Well	Slope	Calc.	Critical	Sig.	N	%NDs	Normality	Alpha	Method
Calcium (mg/L)	GWA-1 (bg)	0.4216	79	98	No	23	0	n/a	0.01	NP
Calcium (mg/L)	GWA-2 (bg)	2.091	41	98	No	23	0	n/a	0.01	NP
Calcium (mg/L)	**GWA-2R (bg)**	**2.286**	**101**	**98**	**Yes**	**23**	**0**	**n/a**	**0.01**	**NP**
Calcium (mg/L)	GWA-39RZ (bg)	0.2053	38	98	No	23	0	n/a	0.01	NP
Calcium (mg/L)	GWA-39Z (bg)	0.06126	4	105	No	24	0	n/a	0.01	NP
Calcium (mg/L)	GWA-3A (bg)	2.313	81	92	No	22	0	n/a	0.01	NP
Calcium (mg/L)	GWA-40 (bg)	-0.2076	-37	-98	No	23	0	n/a	0.01	NP
Calcium (mg/L)	GWA-41 (bg)	-0.03349	-1	-98	No	23	0	n/a	0.01	NP
Calcium (mg/L)	GWA-41R (bg)	0.5009	44	98	No	23	0	n/a	0.01	NP
Calcium (mg/L)	**GWA-42 (bg)**	**1.088**	**164**	**98**	**Yes**	**23**	**0**	**n/a**	**0.01**	**NP**
Calcium (mg/L)	**GWA-43 (bg)**	**-0.79**	**-165**	**-92**	**Yes**	**22**	**0**	**n/a**	**0.01**	**NP**
Calcium (mg/L)	**GWA-43R (bg)**	**0.6055**	**137**	**105**	**Yes**	**24**	**0**	**n/a**	**0.01**	**NP**
Calcium (mg/L)	**GWA-4RZ (bg)**	**1.4**	**100**	**98**	**Yes**	**23**	**0**	**n/a**	**0.01**	**NP**
Calcium (mg/L)	**GWA-50 (bg)**	**-0.08891**	**-104**	**-98**	**Yes**	**23**	**0**	**n/a**	**0.01**	**NP**
Calcium (mg/L)	**GWA-50R (bg)**	**-0.5419**	**-143**	**-98**	**Yes**	**23**	**0**	**n/a**	**0.01**	**NP**
Calcium (mg/L)	**GWA-51RZ (bg)**	**1.383**	**83**	**74**	**Yes**	**19**	**0**	**n/a**	**0.01**	**NP**
Calcium (mg/L)	GWA-52 (bg)	0.3552	48	74	No	19	0	n/a	0.01	NP
Calcium (mg/L)	GWA-53 (bg)	0.2237	38	74	No	19	0	n/a	0.01	NP
Calcium (mg/L)	GWA-53R (bg)	0.4349	61	74	No	19	0	n/a	0.01	NP
Calcium (mg/L)	GWA-54 (bg)	-0.2535	-50	-74	No	19	0	n/a	0.01	NP
Calcium (mg/L)	**GWA-55 (bg)**	**2.879**	**106**	**74**	**Yes**	**19**	**0**	**n/a**	**0.01**	**NP**
Calcium (mg/L)	**GWA-55R (bg)**	**1.995**	**83**	**74**	**Yes**	**19**	**0**	**n/a**	**0.01**	**NP**
Calcium (mg/L)	GWA-56 (bg)	0.6697	25	74	No	19	0	n/a	0.01	NP
Calcium (mg/L)	**GWC-16R**	**2.712**	**171**	**98**	**Yes**	**23**	**0**	**n/a**	**0.01**	**NP**
Calcium (mg/L)	GWC-17R	0.576	76	98	No	23	0	n/a	0.01	NP
Calcium (mg/L)	**GWC-21R**	**1.373**	**129**	**98**	**Yes**	**23**	**0**	**n/a**	**0.01**	**NP**
Calcium (mg/L)	**GWC-23R**	**1.84**	**155**	**98**	**Yes**	**23**	**0**	**n/a**	**0.01**	**NP**
Chloride (mg/L)	**GWA-1 (bg)**	**-0.07146**	**-142**	**-98**	**Yes**	**23**	**4.348**	**n/a**	**0.01**	**NP**
Chloride (mg/L)	GWA-2 (bg)	-0.05432	-76	-98	No	23	4.348	n/a	0.01	NP
Chloride (mg/L)	GWA-2R (bg)	0	6	98	No	23	0	n/a	0.01	NP
Chloride (mg/L)	**GWA-39RZ (bg)**	**-0.1421**	**-116**	**-98**	**Yes**	**23**	**0**	**n/a**	**0.01**	**NP**
Chloride (mg/L)	**GWA-39Z (bg)**	**-0.1029**	**-154**	**-98**	**Yes**	**23**	**0**	**n/a**	**0.01**	**NP**
Chloride (mg/L)	GWA-3A (bg)	0.1031	67	92	No	22	4.545	n/a	0.01	NP
Chloride (mg/L)	GWA-40 (bg)	-0.05747	-89	-105	No	24	4.167	n/a	0.01	NP
Chloride (mg/L)	**GWA-41 (bg)**	**-0.0823**	**-115**	**-98**	**Yes**	**23**	**0**	**n/a**	**0.01**	**NP**
Chloride (mg/L)	**GWA-41R (bg)**	**-0.2763**	**-150**	**-98**	**Yes**	**23**	**0**	**n/a**	**0.01**	**NP**
Chloride (mg/L)	GWA-42 (bg)	-0.06733	-58	-98	No	23	0	n/a	0.01	NP
Chloride (mg/L)	GWA-43 (bg)	0	-23	-98	No	23	0	n/a	0.01	NP
Chloride (mg/L)	**GWA-43R (bg)**	**-0.2187**	**-101**	**-98**	**Yes**	**23**	**0**	**n/a**	**0.01**	**NP**
Chloride (mg/L)	GWA-4RZ (bg)	0.02662	26	98	No	23	0	n/a	0.01	NP
Chloride (mg/L)	**GWA-50 (bg)**	**-0.03962**	**-119**	**-98**	**Yes**	**23**	**4.348**	**n/a**	**0.01**	**NP**
Chloride (mg/L)	**GWA-50R (bg)**	**-0.03531**	**-109**	**-98**	**Yes**	**23**	**13.04**	**n/a**	**0.01**	**NP**
Chloride (mg/L)	GWA-51RZ (bg)	-0.06734	-46	-74	No	19	0	n/a	0.01	NP
Chloride (mg/L)	GWA-52 (bg)	-0.09812	-12	-74	No	19	0	n/a	0.01	NP
Chloride (mg/L)	**GWA-53 (bg)**	**-0.06294**	**-88**	**-74**	**Yes**	**19**	**0**	**n/a**	**0.01**	**NP**
Chloride (mg/L)	**GWA-53R (bg)**	**-0.05267**	**-79**	**-74**	**Yes**	**19**	**0**	**n/a**	**0.01**	**NP**
Chloride (mg/L)	**GWA-54 (bg)**	**-0.1218**	**-89**	**-74**	**Yes**	**19**	**5.263**	**n/a**	**0.01**	**NP**
Chloride (mg/L)	GWA-55 (bg)	0.26	61	74	No	19	0	n/a	0.01	NP
Chloride (mg/L)	GWA-55R (bg)	0.2336	73	74	No	19	0	n/a	0.01	NP
Chloride (mg/L)	GWA-56 (bg)	-0.2704	-31	-74	No	19	0	n/a	0.01	NP
Chloride (mg/L)	**GWC-38**	**0.1533**	**182**	**98**	**Yes**	**23**	**0**	**n/a**	**0.01**	**NP**
pH (pH_units)	**GWA-1 (bg)**	**-0.03514**	**-137**	**-98**	**Yes**	**23**	**0**	**n/a**	**0.01**	**NP**
pH (pH_units)	GWA-2 (bg)	-0.01041	-16	-98	No	23	0	n/a	0.01	NP
pH (pH_units)	**GWA-2R (bg)**	**-0.07931**	**-109**	**-98**	**Yes**	**23**	**0**	**n/a**	**0.01**	**NP**
pH (pH_units)	GWA-39RZ (bg)	-0.04527	-95	-111	No	25	0	n/a	0.01	NP

Appendix III Trend Tests - All Results

Plant Bowen Client: Southern Company Data: Bowen 3-4 CCR Printed 9/10/2024, 10:52 PM

Constituent	Well	Slope	Calc.	Critical	Sig.	N	%NDs	Normality	Alpha	Method
pH (pH_units)	GWA-39Z (bg)	-0.05762	-68	-105	No	24	0	n/a	0.01	NP
pH (pH_units)	GWA-3A (bg)	0.2266	33	92	No	22	0	n/a	0.01	NP
pH (pH_units)	**GWA-40 (bg)**	**-0.07496**	**-149**	**-111**	**Yes**	**25**	**0**	**n/a**	**0.01**	**NP**
pH (pH_units)	**GWA-41 (bg)**	**-0.06906**	**-95**	**-92**	**Yes**	**22**	**0**	**n/a**	**0.01**	**NP**
pH (pH_units)	**GWA-41R (bg)**	**-0.08358**	**-108**	**-98**	**Yes**	**23**	**0**	**n/a**	**0.01**	**NP**
pH (pH_units)	GWA-42 (bg)	-0.02888	-95	-98	No	23	0	n/a	0.01	NP
pH (pH_units)	**GWA-43 (bg)**	**-0.1417**	**-187**	**-98**	**Yes**	**23**	**0**	**n/a**	**0.01**	**NP**
pH (pH_units)	GWA-43R (bg)	-0.007517	-54	-105	No	24	0	n/a	0.01	NP
pH (pH_units)	**GWA-4RZ (bg)**	**-0.05261**	**-149**	**-139**	**Yes**	**29**	**0**	**n/a**	**0.01**	**NP**
pH (pH_units)	**GWA-50 (bg)**	**-0.1151**	**-168**	**-98**	**Yes**	**23**	**0**	**n/a**	**0.01**	**NP**
pH (pH_units)	**GWA-50R (bg)**	**-0.2002**	**-151**	**-98**	**Yes**	**23**	**0**	**n/a**	**0.01**	**NP**
pH (pH_units)	GWA-51RZ (bg)	-0.01096	-9	-81	No	20	0	n/a	0.01	NP
pH (pH_units)	GWA-52 (bg)	-0.02658	-65	-74	No	19	0	n/a	0.01	NP
pH (pH_units)	GWA-53 (bg)	-0.02035	-69	-74	No	19	0	n/a	0.01	NP
pH (pH_units)	GWA-53R (bg)	-0.02694	-72	-74	No	19	0	n/a	0.01	NP
pH (pH_units)	**GWA-54 (bg)**	**-0.04576**	**-75**	**-74**	**Yes**	**19**	**0**	**n/a**	**0.01**	**NP**
pH (pH_units)	GWA-55 (bg)	-0.05556	-65	-74	No	19	0	n/a	0.01	NP
pH (pH_units)	GWA-55R (bg)	-0.07241	-72	-74	No	19	0	n/a	0.01	NP
pH (pH_units)	GWA-56 (bg)	-0.03349	-38	-81	No	20	0	n/a	0.01	NP
pH (pH_units)	GWC-16R	-0.02737	-79	-98	No	23	0	n/a	0.01	NP
pH (pH_units)	GWC-17R	-0.002263	-19	-98	No	23	0	n/a	0.01	NP
pH (pH_units)	**GWC-22R**	**-0.1196**	**-206**	**-105**	**Yes**	**24**	**0**	**n/a**	**0.01**	**NP**
pH (pH_units)	**GWC-37**	**-0.1163**	**-166**	**-98**	**Yes**	**23**	**0**	**n/a**	**0.01**	**NP**
pH (pH_units)	**GWC-38**	**-0.08423**	**-113**	**-98**	**Yes**	**23**	**0**	**n/a**	**0.01**	**NP**
Sulfate (mg/L)	**GWA-1 (bg)**	**-0.1435**	**-160**	**-98**	**Yes**	**23**	**0**	**n/a**	**0.01**	**NP**
Sulfate (mg/L)	GWA-2 (bg)	2.13	23	98	No	23	0	n/a	0.01	NP
Sulfate (mg/L)	GWA-2R (bg)	0.6145	80	98	No	23	0	n/a	0.01	NP
Sulfate (mg/L)	GWA-39RZ (bg)	-1.008	-85	-98	No	23	0	n/a	0.01	NP
Sulfate (mg/L)	**GWA-39Z (bg)**	**-0.5703**	**-163**	**-98**	**Yes**	**23**	**0**	**n/a**	**0.01**	**NP**
Sulfate (mg/L)	GWA-3A (bg)	0.2019	46	92	No	22	9.091	n/a	0.01	NP
Sulfate (mg/L)	GWA-40 (bg)	0	13	105	No	24	4.167	n/a	0.01	NP
Sulfate (mg/L)	GWA-41 (bg)	-0.03453	-12	-98	No	23	0	n/a	0.01	NP
Sulfate (mg/L)	GWA-41R (bg)	0.3431	47	98	No	23	4.348	n/a	0.01	NP
Sulfate (mg/L)	GWA-42 (bg)	-0.0532	-53	-98	No	23	4.348	n/a	0.01	NP
Sulfate (mg/L)	GWA-43 (bg)	0	-30	-98	No	23	47.83	n/a	0.01	NP
Sulfate (mg/L)	**GWA-43R (bg)**	**-0.5306**	**-125**	**-98**	**Yes**	**23**	**0**	**n/a**	**0.01**	**NP**
Sulfate (mg/L)	GWA-4RZ (bg)	0	3	105	No	24	0	n/a	0.01	NP
Sulfate (mg/L)	GWA-50 (bg)	0	32	98	No	23	39.13	n/a	0.01	NP
Sulfate (mg/L)	**GWA-50R (bg)**	**-0.07442**	**-145**	**-98**	**Yes**	**23**	**8.696**	**n/a**	**0.01**	**NP**
Sulfate (mg/L)	**GWA-51RZ (bg)**	**1.159**	**82**	**74**	**Yes**	**19**	**0**	**n/a**	**0.01**	**NP**
Sulfate (mg/L)	GWA-52 (bg)	0.4686	24	74	No	19	0	n/a	0.01	NP
Sulfate (mg/L)	**GWA-53 (bg)**	**-0.1066**	**-100**	**-74**	**Yes**	**19**	**0**	**n/a**	**0.01**	**NP**
Sulfate (mg/L)	**GWA-53R (bg)**	**-0.08398**	**-86**	**-74**	**Yes**	**19**	**0**	**n/a**	**0.01**	**NP**
Sulfate (mg/L)	**GWA-54 (bg)**	**-1.072**	**-154**	**-74**	**Yes**	**19**	**0**	**n/a**	**0.01**	**NP**
Sulfate (mg/L)	GWA-55 (bg)	2.654	49	74	No	19	0	n/a	0.01	NP
Sulfate (mg/L)	GWA-55R (bg)	0.646	62	74	No	19	0	n/a	0.01	NP
Sulfate (mg/L)	GWA-56 (bg)	-5.801	-45	-74	No	19	0	n/a	0.01	NP
Sulfate (mg/L)	**GWC-25R**	**0.07019**	**138**	**98**	**Yes**	**23**	**0**	**n/a**	**0.01**	**NP**
Total Dissolved Solids (mg/l)	GWA-1 (bg)	1.441	53	98	No	23	0	n/a	0.01	NP
Total Dissolved Solids (mg/l)	GWA-2 (bg)	5.809	23	98	No	23	4.348	n/a	0.01	NP
Total Dissolved Solids (mg/l)	GWA-2R (bg)	4.216	53	98	No	23	0	n/a	0.01	NP
Total Dissolved Solids (mg/l)	GWA-39RZ (bg)	-3.618	-46	-98	No	23	0	n/a	0.01	NP
Total Dissolved Solids (mg/l)	GWA-39Z (bg)	0.9746	17	92	No	22	0	n/a	0.01	NP
Total Dissolved Solids (mg/l)	**GWA-3A (bg)**	**12.23**	**124**	**92**	**Yes**	**22**	**22.73**	**n/a**	**0.01**	**NP**
Total Dissolved Solids (mg/l)	GWA-40 (bg)	0	-3	-98	No	23	0	n/a	0.01	NP

Appendix III Trend Tests - All Results

Plant Bowen Client: Southern Company Data: Bowen 3-4 CCR Printed 9/10/2024, 10:52 PM

Constituent	Well	Slope	Calc.	Critical	Sig.	N	%NDs	Normality	Alpha	Method
Total Dissolved Solids (mg/l)	GWA-41 (bg)	0.2981	9	98	No	23	0	n/a	0.01	NP
Total Dissolved Solids (mg/l)	GWA-41R (bg)	2.915	49	98	No	23	0	n/a	0.01	NP
Total Dissolved Solids (mg/l)	GWA-42 (bg)	1.472	38	98	No	23	0	n/a	0.01	NP
Total Dissolved Solids (mg/l)	GWA-43 (bg)	-2.829	-86	-98	No	23	21.74	n/a	0.01	NP
Total Dissolved Solids (mg/l)	GWA-43R (bg)	0.9211	23	98	No	23	0	n/a	0.01	NP
Total Dissolved Solids (mg/l)	GWA-4RZ (bg)	0	-1	-98	No	23	0	n/a	0.01	NP
Total Dissolved Solids (mg/l)	GWA-50 (bg)	0	-9	-98	No	23	39.13	n/a	0.01	NP
Total Dissolved Solids (mg/l)	GWA-50R (bg)	-1.698	-48	-98	No	23	30.43	n/a	0.01	NP
Total Dissolved Solids (mg/l)	GWA-51RZ (bg)	0.9489	9	74	No	19	0	n/a	0.01	NP
Total Dissolved Solids (mg/l)	GWA-52 (bg)	1.996	24	68	No	18	0	n/a	0.01	NP
Total Dissolved Solids (mg/l)	GWA-53 (bg)	3.456	36	74	No	19	0	n/a	0.01	NP
Total Dissolved Solids (mg/l)	GWA-53R (bg)	0.8352	15	68	No	18	0	n/a	0.01	NP
Total Dissolved Solids (mg/l)	GWA-54 (bg)	-1.665	-24	-74	No	19	0	n/a	0.01	NP
Total Dissolved Solids (mg/l)	**GWA-55 (bg)**	**11.85**	**102**	**74**	**Yes**	**19**	**0**	**n/a**	**0.01**	**NP**
Total Dissolved Solids (mg/l)	**GWA-55R (bg)**	**8.787**	**98**	**74**	**Yes**	**19**	**0**	**n/a**	**0.01**	**NP**
Total Dissolved Solids (mg/l)	GWA-56 (bg)	-2.005	-7	-74	No	19	0	n/a	0.01	NP
Total Dissolved Solids (mg/l)	GWC-20R	-0.8933	-14	-98	No	23	0	n/a	0.01	NP

Sanitas™ v.10.0.22 Software licensed to Groundwater Stats Consulting. UG

Sen's Slope Estimator

GWA-1 (bg)

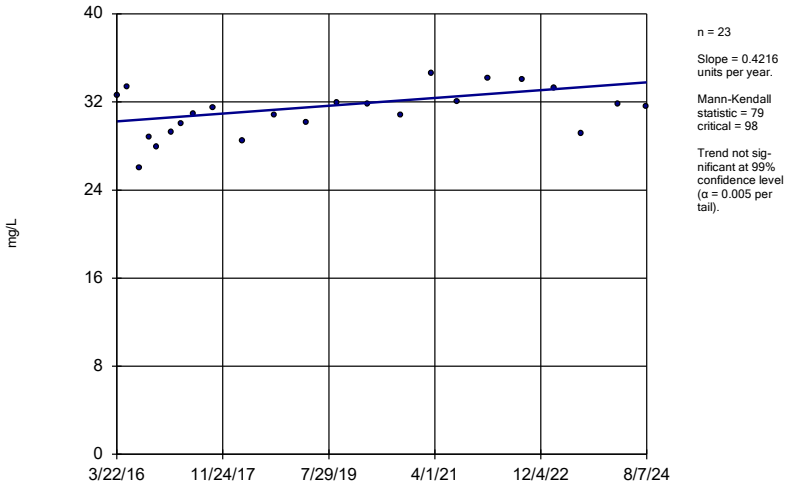

n = 23

Slope = 0.4216 units per year.

Mann-Kendall statistic = 79 critical = 98

Trend not significant at 99% confidence level (α = 0.005 per tail).

Constituent: Calcium Analysis Run 9/10/2024 10:50 PM View: Appendix III - Trend Tests

Plant Bowen Client: Southern Company Data: Bowen 3-4 CCR

Sanitas™ v.10.0.22 Software licensed to Groundwater Stats Consulting. UG

Sen's Slope Estimator

GWA-2 (bg)

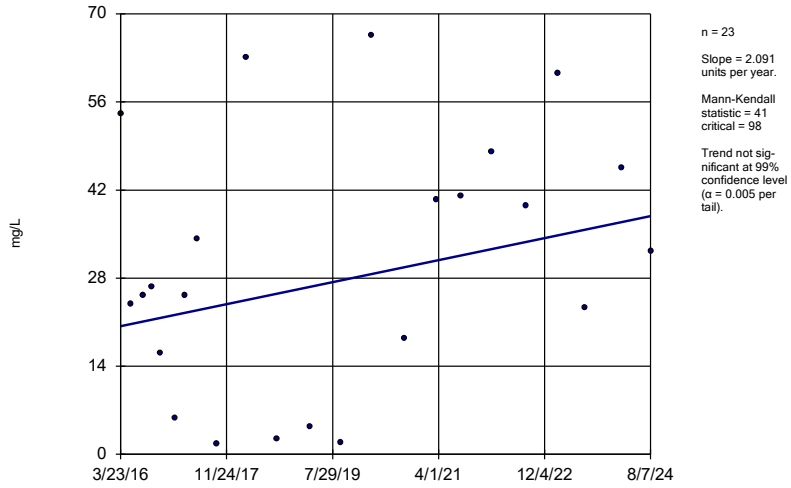

n = 23

Slope = 2.091 units per year.

Mann-Kendall statistic = 41 critical = 98

Trend not significant at 99% confidence level (α = 0.005 per tail).

Constituent: Calcium Analysis Run 9/10/2024 10:50 PM View: Appendix III - Trend Tests

Plant Bowen Client: Southern Company Data: Bowen 3-4 CCR

Sanitas™ v.10.0.22 Software licensed to Groundwater Stats Consulting. UG

Sen's Slope Estimator

GWA-2R (bg)

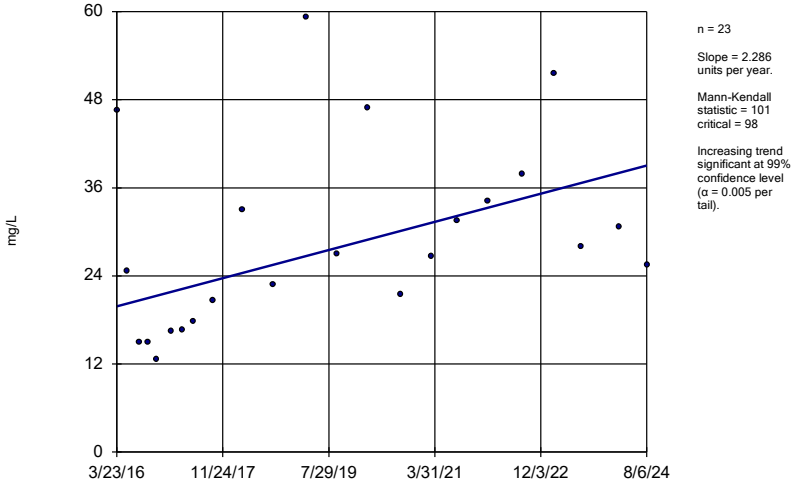

n = 23

Slope = 2.286 units per year.

Mann-Kendall statistic = 101 critical = 98

Increasing trend significant at 99% confidence level (α = 0.005 per tail).

Constituent: Calcium Analysis Run 9/10/2024 10:50 PM View: Appendix III - Trend Tests

Plant Bowen Client: Southern Company Data: Bowen 3-4 CCR

Sanitas™ v.10.0.22 Software licensed to Groundwater Stats Consulting. UG

Sen's Slope Estimator

GWA-39RZ (bg)

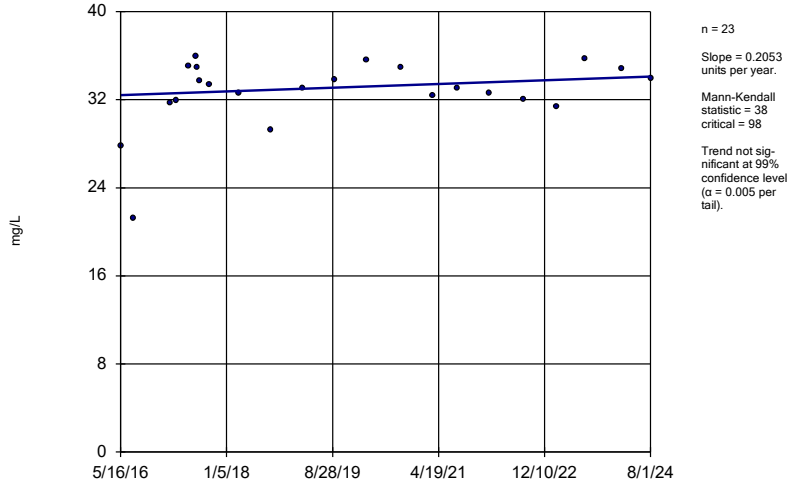

n = 23

Slope = 0.2053 units per year.

Mann-Kendall statistic = 38 critical = 98

Trend not significant at 99% confidence level (α = 0.005 per tail).

Constituent: Calcium Analysis Run 9/10/2024 10:50 PM View: Appendix III - Trend Tests

Plant Bowen Client: Southern Company Data: Bowen 3-4 CCR

Sanitas™ v.10.0.22 Software licensed to Groundwater Stats Consulting. UG

Sen's Slope Estimator

GWA-39Z (bg)

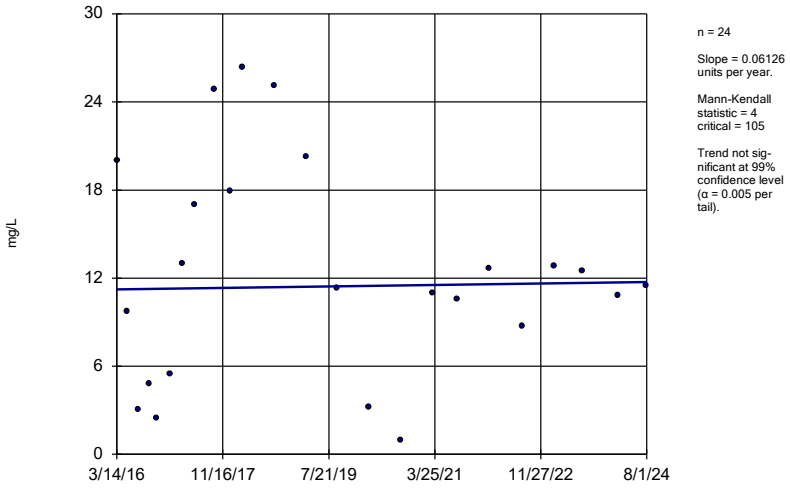

n = 24

Slope = 0.06126 units per year.

Mann-Kendall statistic = 4 critical = 105

Trend not significant at 99% confidence level (α = 0.005 per tail).

Constituent: Calcium Analysis Run 9/10/2024 10:50 PM View: Appendix III - Trend Tests

Plant Bowen Client: Southern Company Data: Bowen 3-4 CCR

Sanitas™ v.10.0.22 Software licensed to Groundwater Stats Consulting. UG

Sen's Slope Estimator

GWA-3A (bg)

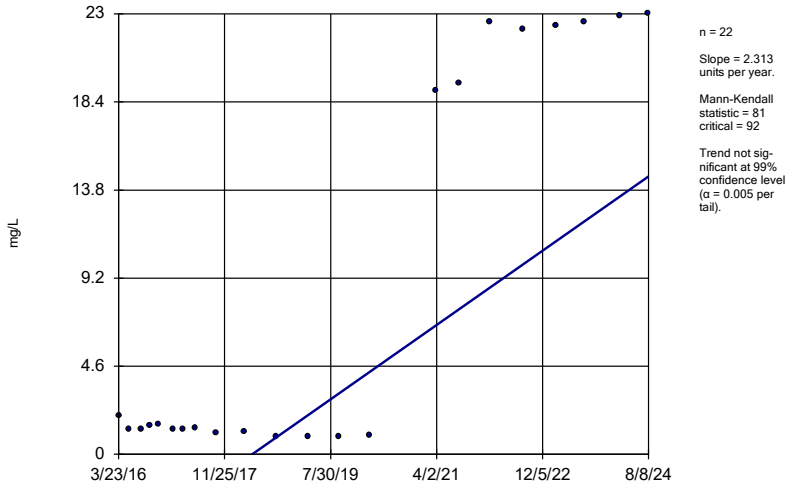

n = 22

Slope = 2.313 units per year.

Mann-Kendall statistic = 81 critical = 92

Trend not significant at 99% confidence level (α = 0.005 per tail).

Constituent: Calcium Analysis Run 9/10/2024 10:50 PM View: Appendix III - Trend Tests

Plant Bowen Client: Southern Company Data: Bowen 3-4 CCR

Sanitas™ v.10.0.22 Software licensed to Groundwater Stats Consulting. UG

Sen's Slope Estimator

GWA-40 (bg)

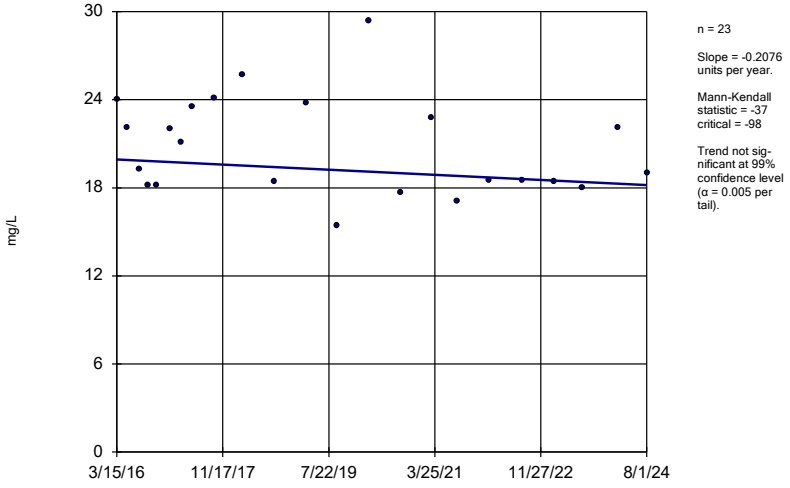

n = 23

Slope = -0.2076 units per year.

Mann-Kendall statistic = -37 critical = -98

Trend not significant at 99% confidence level (α = 0.005 per tail).

Constituent: Calcium Analysis Run 9/10/2024 10:50 PM View: Appendix III - Trend Tests

Plant Bowen Client: Southern Company Data: Bowen 3-4 CCR

Sanitas™ v.10.0.22 Software licensed to Groundwater Stats Consulting. UG

Sen's Slope Estimator

GWA-41 (bg)

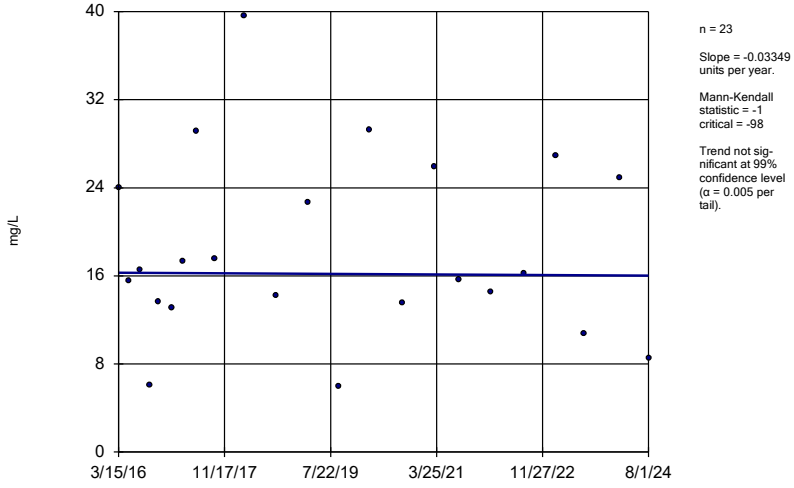

n = 23

Slope = -0.03349 units per year.

Mann-Kendall statistic = -1 critical = -98

Trend not significant at 99% confidence level (α = 0.005 per tail).

Constituent: Calcium Analysis Run 9/10/2024 10:50 PM View: Appendix III - Trend Tests

Plant Bowen Client: Southern Company Data: Bowen 3-4 CCR

Sanitas™ v.10.0.22 Software licensed to Groundwater Stats Consulting. UG

Sen's Slope Estimator

GWA-41R (bg)

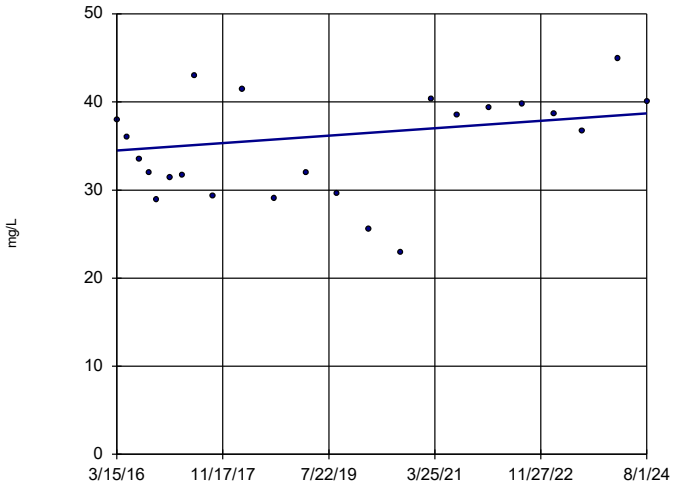

n = 23

Slope = 0.5009 units per year.

Mann-Kendall statistic = 44 critical = 98

Trend not significant at 99% confidence level (α = 0.005 per tail).

Constituent: Calcium Analysis Run 9/10/2024 10:50 PM View: Appendix III - Trend Tests

Plant Bowen Client: Southern Company Data: Bowen 3-4 CCR

Sanitas™ v.10.0.22 Software licensed to Groundwater Stats Consulting. UG

Sen's Slope Estimator

GWA-42 (bg)

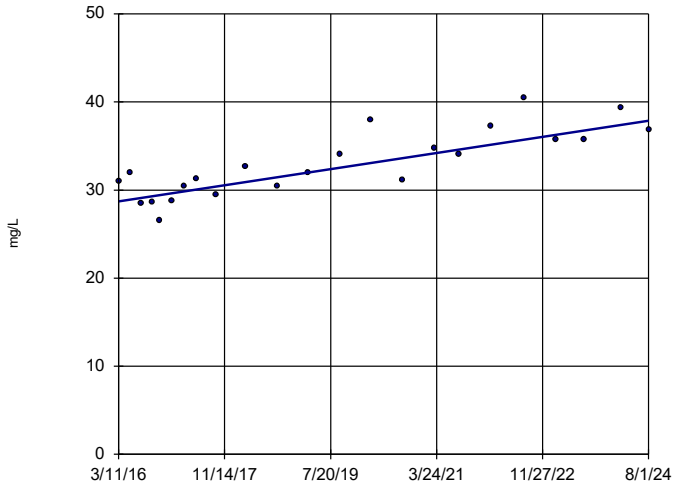

n = 23

Slope = 1.088 units per year.

Mann-Kendall statistic = 164 critical = 98

Increasing trend significant at 99% confidence level (α = 0.005 per tail).

Constituent: Calcium Analysis Run 9/10/2024 10:50 PM View: Appendix III - Trend Tests

Plant Bowen Client: Southern Company Data: Bowen 3-4 CCR

Sanitas™ v.10.0.22 Software licensed to Groundwater Stats Consulting. UG

Sen's Slope Estimator

GWA-43 (bg)

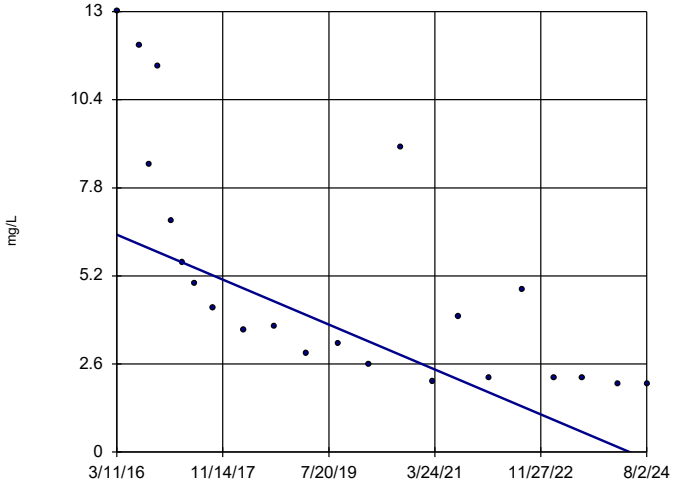

n = 22

Slope = -0.79 units per year.

Mann-Kendall statistic = -165 critical = -92

Decreasing trend significant at 99% confidence level (α = 0.005 per tail).

Constituent: Calcium Analysis Run 9/10/2024 10:50 PM View: Appendix III - Trend Tests

Plant Bowen Client: Southern Company Data: Bowen 3-4 CCR

Sanitas™ v.10.0.22 Software licensed to Groundwater Stats Consulting. UG

Sen's Slope Estimator

GWA-43R (bg)

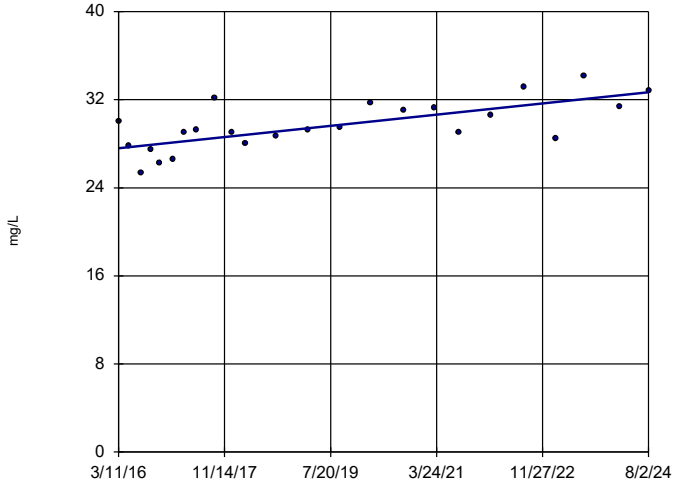

n = 24

Slope = 0.6055 units per year.

Mann-Kendall statistic = 137 critical = 105

Increasing trend significant at 99% confidence level (α = 0.005 per tail).

Constituent: Calcium Analysis Run 9/10/2024 10:50 PM View: Appendix III - Trend Tests

Plant Bowen Client: Southern Company Data: Bowen 3-4 CCR

Sanitas™ v.10.0.22 Software licensed to Groundwater Stats Consulting. UG

Sen's Slope Estimator

GWA-4RZ (bg)

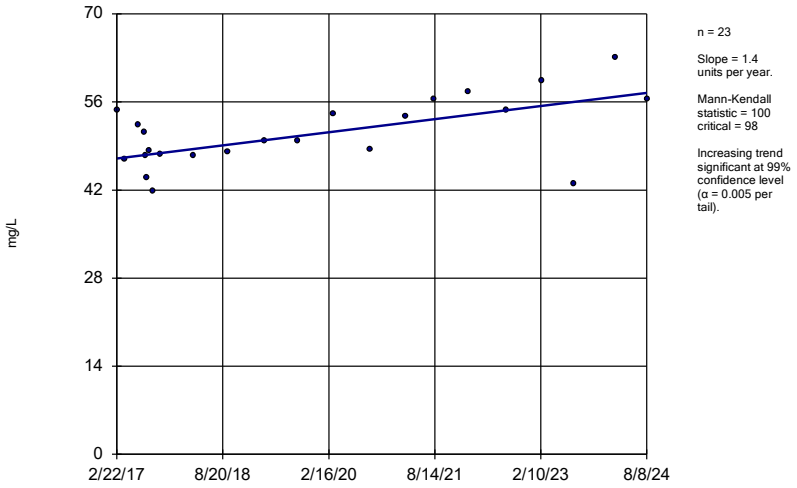

n = 23

Slope = 1.4 units per year.

Mann-Kendall statistic = 100 critical = 98

Increasing trend significant at 99% confidence level (α = 0.005 per tail).

Constituent: Calcium Analysis Run 9/10/2024 10:50 PM View: Appendix III - Trend Tests

Plant Bowen Client: Southern Company Data: Bowen 3-4 CCR

Sanitas™ v.10.0.22 Software licensed to Groundwater Stats Consulting. UG

Sen's Slope Estimator

GWA-50 (bg)

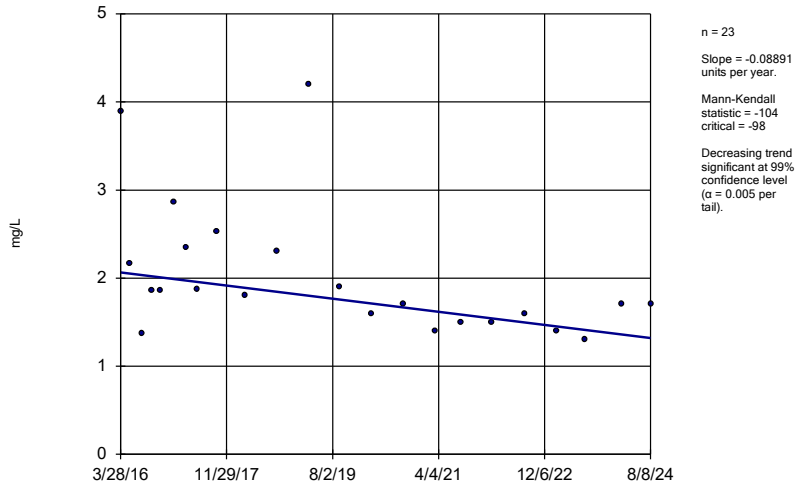

n = 23

Slope = -0.08891 units per year.

Mann-Kendall statistic = -104 critical = -98

Decreasing trend significant at 99% confidence level (α = 0.005 per tail).

Constituent: Calcium Analysis Run 9/10/2024 10:50 PM View: Appendix III - Trend Tests

Plant Bowen Client: Southern Company Data: Bowen 3-4 CCR

Sanitas™ v.10.0.22 Software licensed to Groundwater Stats Consulting. UG

Sen's Slope Estimator

GWA-50R (bg)

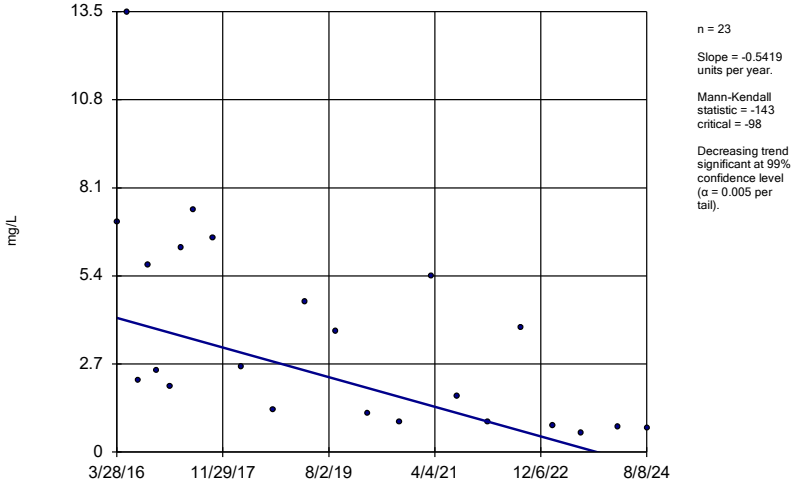

n = 23

Slope = -0.5419 units per year.

Mann-Kendall statistic = -143 critical = -98

Decreasing trend significant at 99% confidence level (α = 0.005 per tail).

Constituent: Calcium Analysis Run 9/10/2024 10:50 PM View: Appendix III - Trend Tests

Plant Bowen Client: Southern Company Data: Bowen 3-4 CCR

Sanitas™ v.10.0.22 Software licensed to Groundwater Stats Consulting. UG

Sen's Slope Estimator

GWA-51RZ (bg)

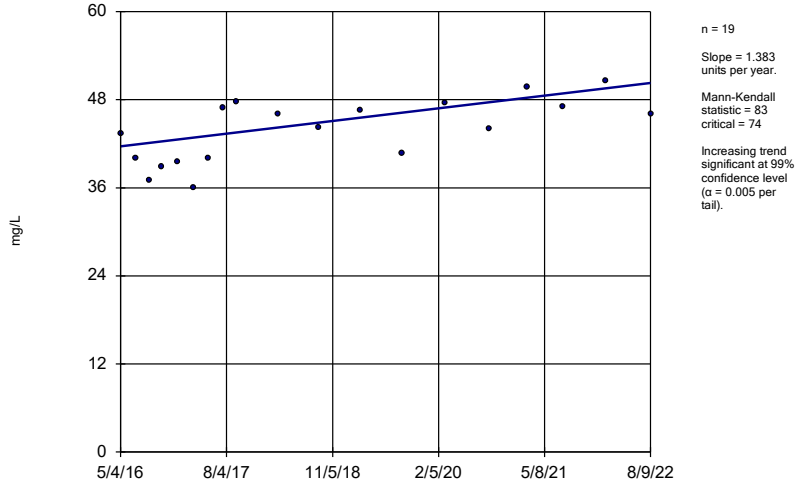

n = 19

Slope = 1.383 units per year.

Mann-Kendall statistic = 83 critical = 74

Increasing trend significant at 99% confidence level (α = 0.005 per tail).

Constituent: Calcium Analysis Run 9/10/2024 10:50 PM View: Appendix III - Trend Tests

Plant Bowen Client: Southern Company Data: Bowen 3-4 CCR

Sanitas™ v.10.0.22 Software licensed to Groundwater Stats Consulting. UG

Sen's Slope Estimator

GWA-52 (bg)

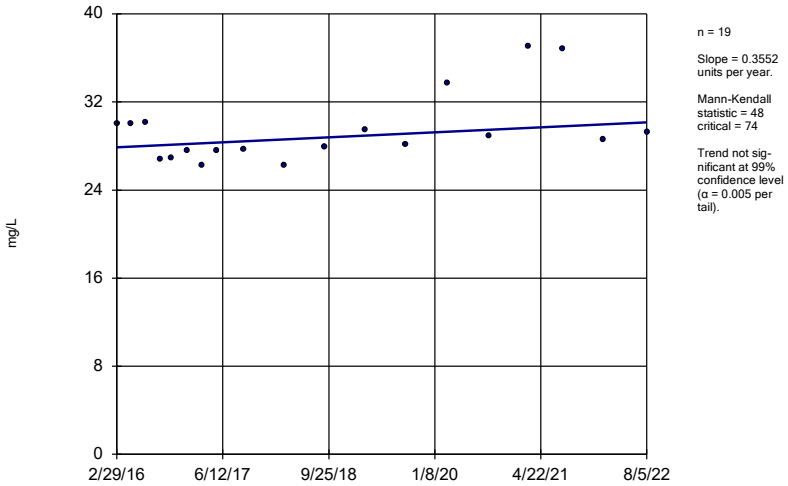

n = 19

Slope = 0.3552 units per year.

Mann-Kendall statistic = 48
critical = 74

Trend not significant at 99% confidence level (α = 0.005 per tail).

Constituent: Calcium Analysis Run 9/10/2024 10:50 PM View: Appendix III - Trend Tests
Plant Bowen Client: Southern Company Data: Bowen 3-4 CCR

Sanitas™ v.10.0.22 Software licensed to Groundwater Stats Consulting. UG

Sen's Slope Estimator

GWA-53 (bg)

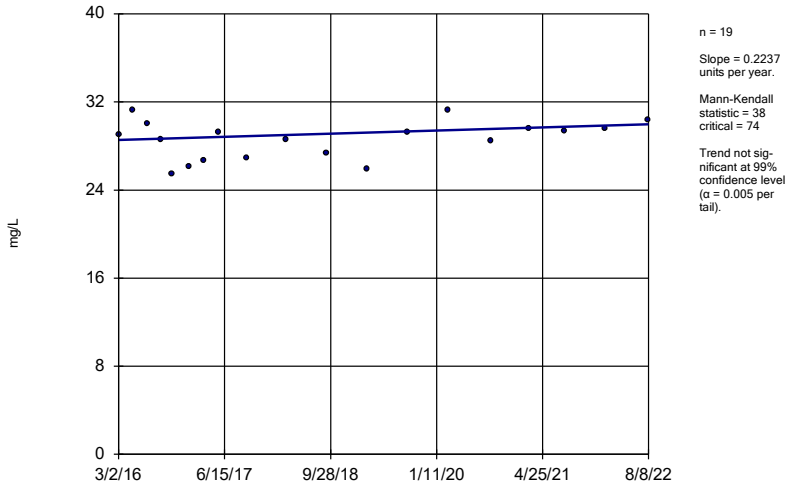

n = 19

Slope = 0.2237 units per year.

Mann-Kendall statistic = 38
critical = 74

Trend not significant at 99% confidence level (α = 0.005 per tail).

Constituent: Calcium Analysis Run 9/10/2024 10:50 PM View: Appendix III - Trend Tests
Plant Bowen Client: Southern Company Data: Bowen 3-4 CCR

Sanitas™ v.10.0.22 Software licensed to Groundwater Stats Consulting. UG

Sen's Slope Estimator

GWA-53R (bg)

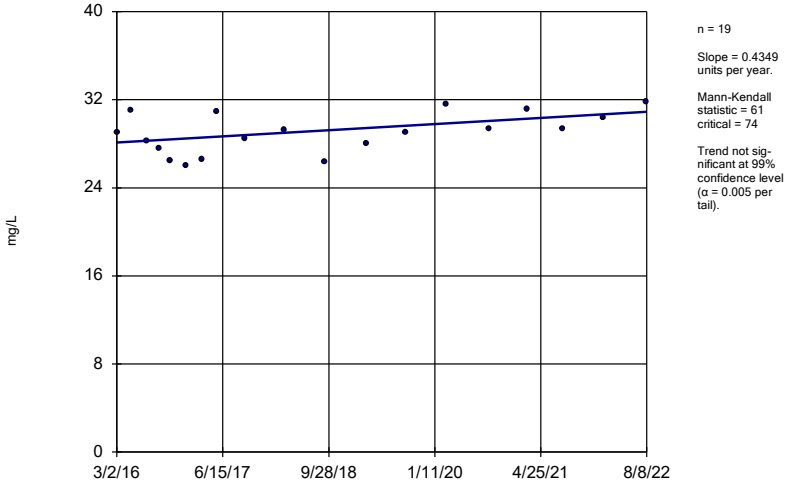

n = 19

Slope = 0.4349 units per year.

Mann-Kendall statistic = 61
critical = 74

Trend not significant at 99% confidence level (α = 0.005 per tail).

Constituent: Calcium Analysis Run 9/10/2024 10:50 PM View: Appendix III - Trend Tests
Plant Bowen Client: Southern Company Data: Bowen 3-4 CCR

Sanitas™ v.10.0.22 Software licensed to Groundwater Stats Consulting. UG

Sen's Slope Estimator

GWA-54 (bg)

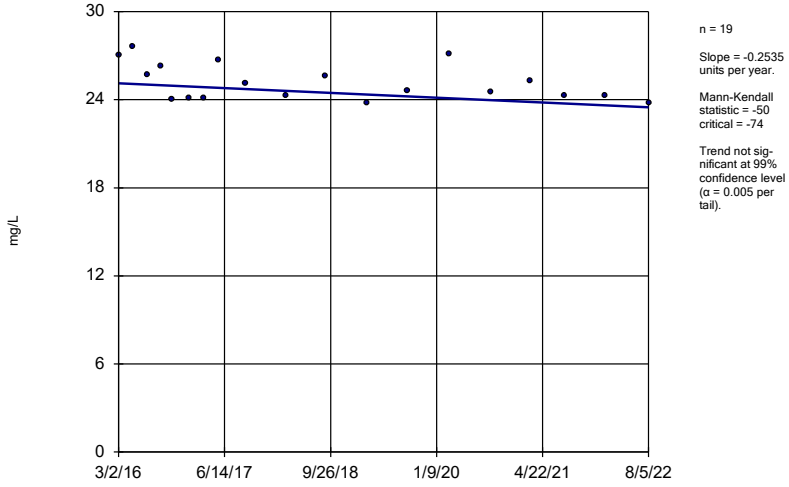

n = 19

Slope = -0.2535 units per year.

Mann-Kendall statistic = -50
critical = -74

Trend not significant at 99% confidence level (α = 0.005 per tail).

Constituent: Calcium Analysis Run 9/10/2024 10:50 PM View: Appendix III - Trend Tests
Plant Bowen Client: Southern Company Data: Bowen 3-4 CCR

Sanitas™ v.10.0.22 Software licensed to Groundwater Stats Consulting. UG

Sen's Slope Estimator

GWA-55 (bg)

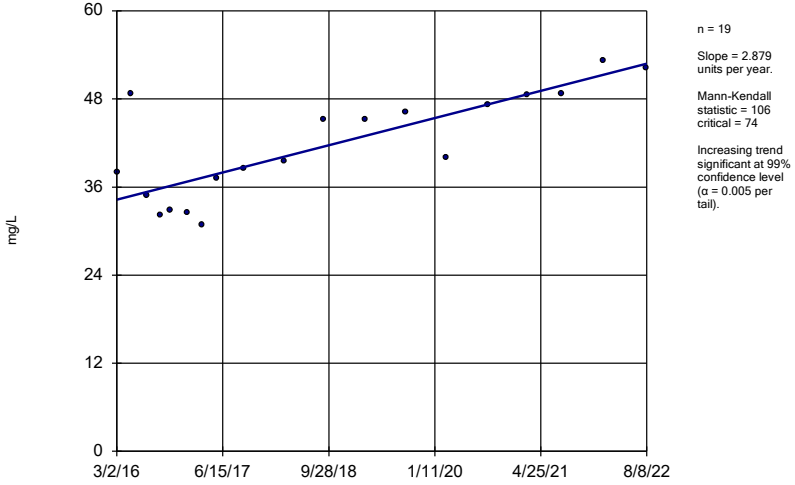

n = 19

Slope = 2.879 units per year.

Mann-Kendall statistic = 106 critical = 74

Increasing trend significant at 99% confidence level (α = 0.005 per tail).

Constituent: Calcium Analysis Run 9/10/2024 10:50 PM View: Appendix III - Trend Tests

Plant Bowen Client: Southern Company Data: Bowen 3-4 CCR

Sanitas™ v.10.0.22 Software licensed to Groundwater Stats Consulting. UG

Sen's Slope Estimator

GWA-55R (bg)

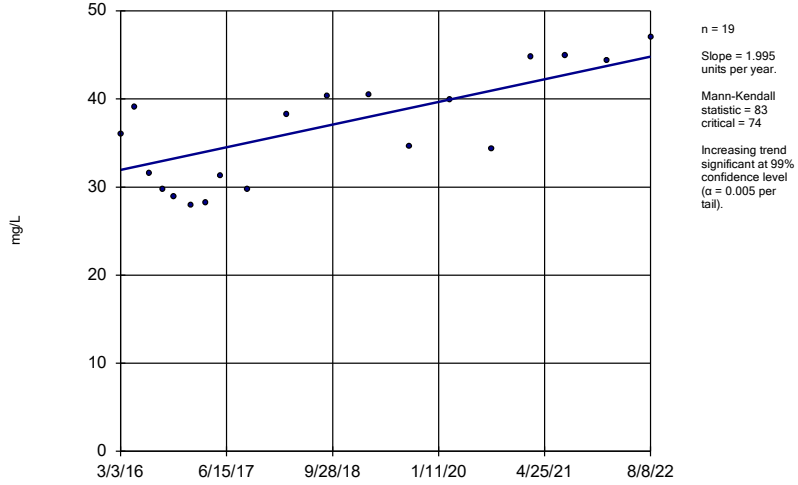

n = 19

Slope = 1.995 units per year.

Mann-Kendall statistic = 83 critical = 74

Increasing trend significant at 99% confidence level (α = 0.005 per tail).

Constituent: Calcium Analysis Run 9/10/2024 10:50 PM View: Appendix III - Trend Tests

Plant Bowen Client: Southern Company Data: Bowen 3-4 CCR

Sanitas™ v.10.0.22 Software licensed to Groundwater Stats Consulting. UG

Sen's Slope Estimator

GWA-56 (bg)

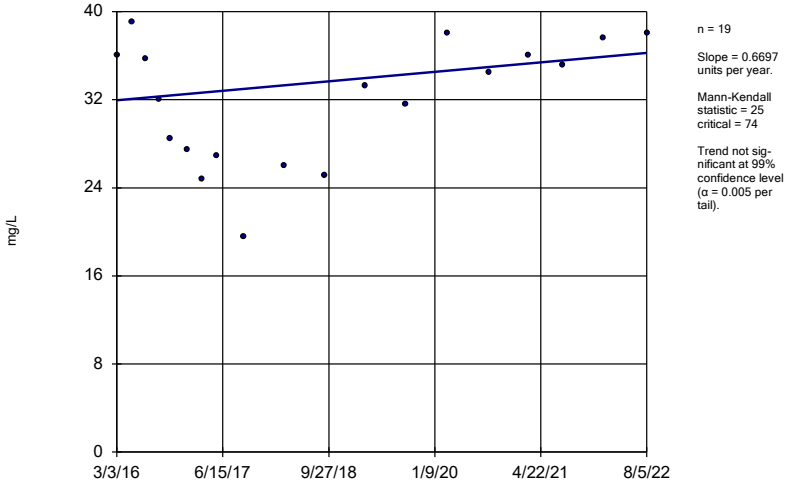

n = 19

Slope = 0.6697 units per year.

Mann-Kendall statistic = 25 critical = 74

Trend not significant at 99% confidence level (α = 0.005 per tail).

Constituent: Calcium Analysis Run 9/10/2024 10:50 PM View: Appendix III - Trend Tests

Plant Bowen Client: Southern Company Data: Bowen 3-4 CCR

Sanitas™ v.10.0.22 Software licensed to Groundwater Stats Consulting. UG

Sen's Slope Estimator

GWC-16R

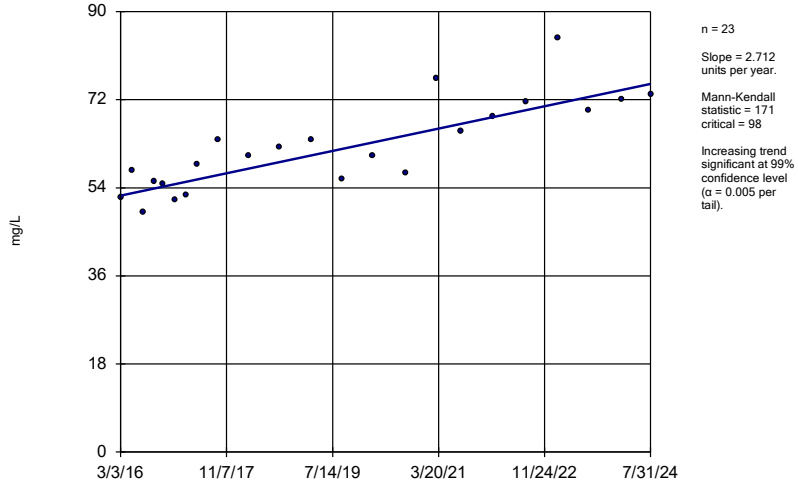

n = 23

Slope = 2.712 units per year.

Mann-Kendall statistic = 171 critical = 98

Increasing trend significant at 99% confidence level (α = 0.005 per tail).

Constituent: Calcium Analysis Run 9/10/2024 10:50 PM View: Appendix III - Trend Tests

Plant Bowen Client: Southern Company Data: Bowen 3-4 CCR

Sanitas™ v.10.0.22 Software licensed to Groundwater Stats Consulting. UG

Sen's Slope Estimator

GWC-17R

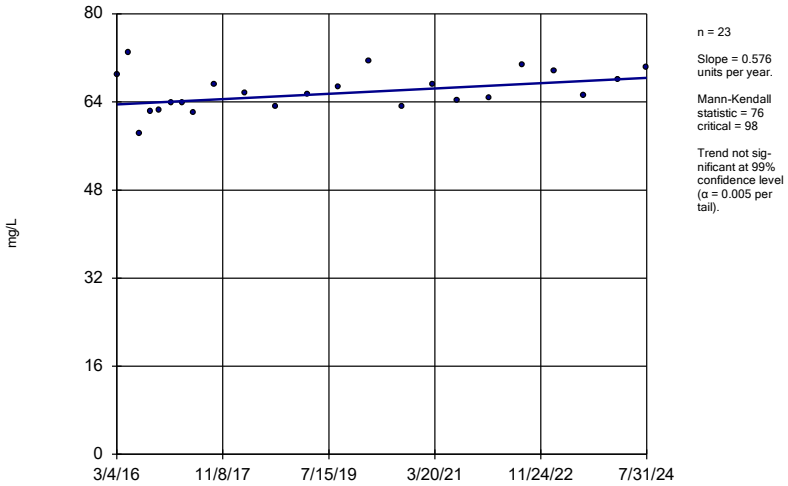

n = 23

Slope = 0.576 units per year.

Mann-Kendall statistic = 76 critical = 98

Trend not significant at 99% confidence level (α = 0.005 per tail).

Constituent: Calcium Analysis Run 9/10/2024 10:50 PM View: Appendix III - Trend Tests

Plant Bowen Client: Southern Company Data: Bowen 3-4 CCR

Sanitas™ v.10.0.22 Software licensed to Groundwater Stats Consulting. UG

Sen's Slope Estimator

GWC-21R

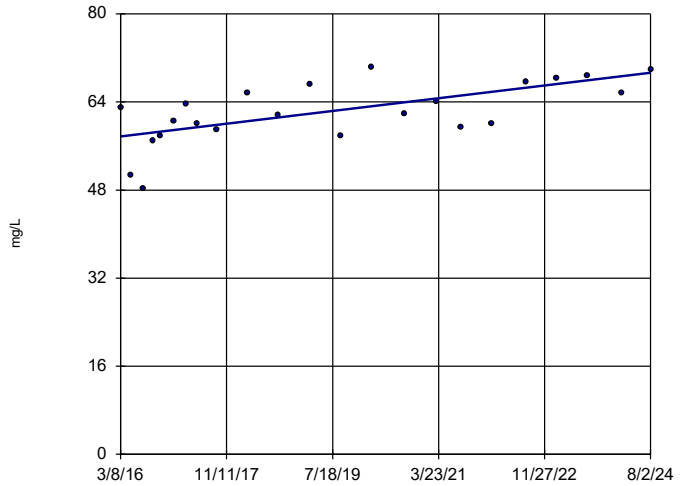

n = 23

Slope = 1.373 units per year.

Mann-Kendall statistic = 129 critical = 98

Increasing trend significant at 99% confidence level (α = 0.005 per tail).

Constituent: Calcium Analysis Run 9/10/2024 10:50 PM View: Appendix III - Trend Tests

Plant Bowen Client: Southern Company Data: Bowen 3-4 CCR

Sanitas™ v.10.0.22 Software licensed to Groundwater Stats Consulting. UG

Sen's Slope Estimator

GWC-23R

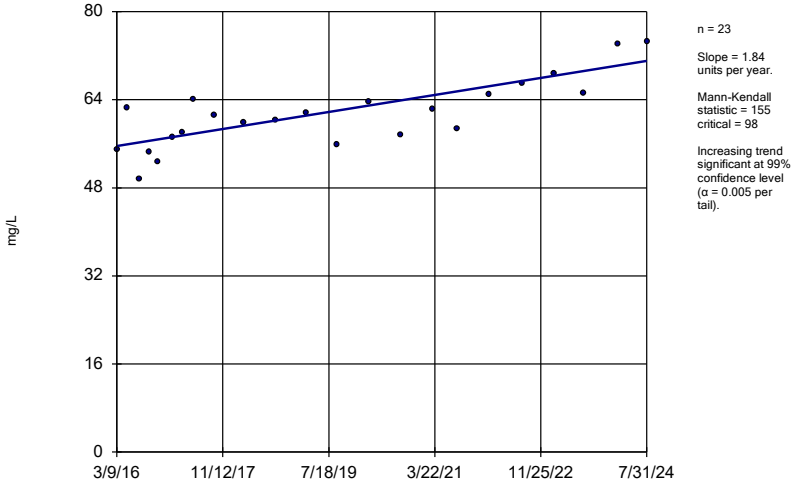

n = 23

Slope = 1.84 units per year.

Mann-Kendall statistic = 155 critical = 98

Increasing trend significant at 99% confidence level (α = 0.005 per tail).

Constituent: Calcium Analysis Run 9/10/2024 10:50 PM View: Appendix III - Trend Tests

Plant Bowen Client: Southern Company Data: Bowen 3-4 CCR

Sanitas™ v.10.0.22 Software licensed to Groundwater Stats Consulting. UG

Hollow symbols indicate censored values.

Sen's Slope Estimator

GWA-1 (bg)

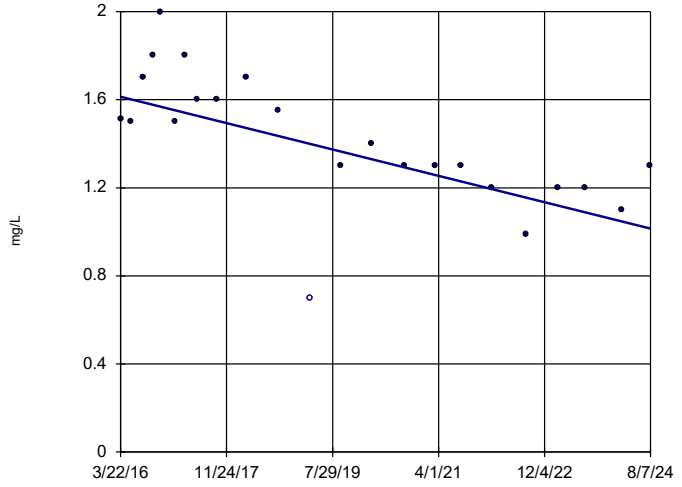

n = 23

Slope = -0.07146 units per year.

Mann-Kendall statistic = -142 critical = -98

Decreasing trend significant at 99% confidence level (α = 0.005 per tail).

Constituent: Chloride Analysis Run 9/10/2024 10:50 PM View: Appendix III - Trend Tests

Plant Bowen Client: Southern Company Data: Bowen 3-4 CCR

Sanitas™ v.10.0.22 Software licensed to Groundwater Stats Consulting. UG
Hollow symbols indicate censored values.

Sen's Slope Estimator

GWA-2 (bg)

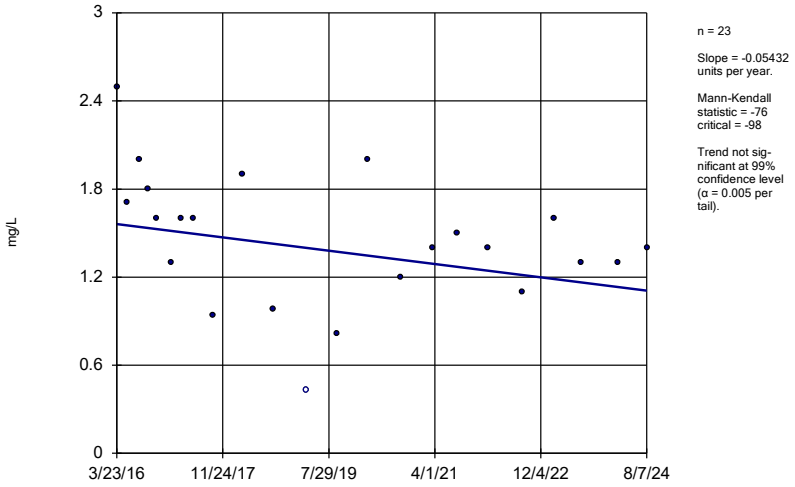

n = 23

Slope = -0.05432 units per year.

Mann-Kendall statistic = -76
critical = -98

Trend not significant at 99% confidence level (α = 0.005 per tail).

Constituent: Chloride Analysis Run 9/10/2024 10:50 PM View: Appendix III - Trend Tests
Plant Bowen Client: Southern Company Data: Bowen 3-4 CCR

Sanitas™ v.10.0.22 Software licensed to Groundwater Stats Consulting. UG

Sen's Slope Estimator

GWA-2R (bg)

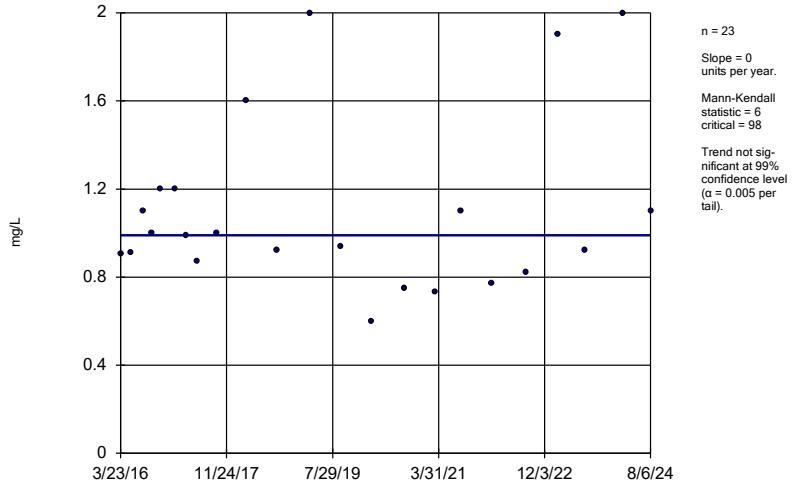

n = 23

Slope = 0 units per year.

Mann-Kendall statistic = 6
critical = 98

Trend not significant at 99% confidence level (α = 0.005 per tail).

Constituent: Chloride Analysis Run 9/10/2024 10:50 PM View: Appendix III - Trend Tests
Plant Bowen Client: Southern Company Data: Bowen 3-4 CCR

Sanitas™ v.10.0.22 Software licensed to Groundwater Stats Consulting. UG

Sen's Slope Estimator

GWA-39RZ (bg)

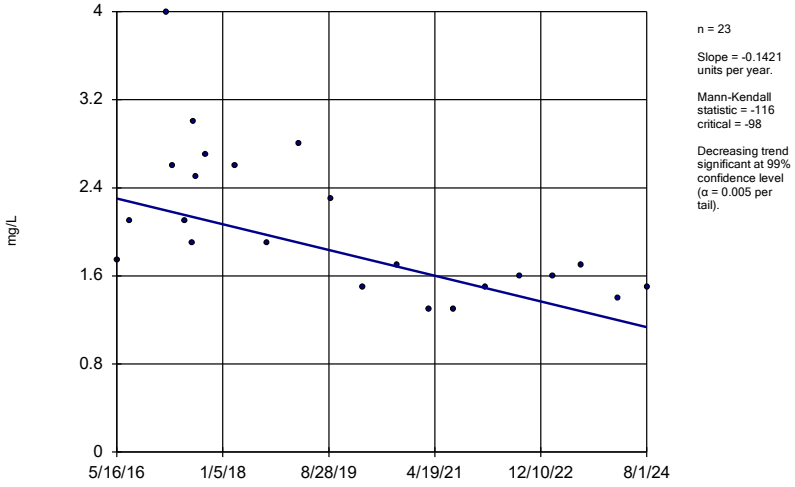

n = 23

Slope = -0.1421 units per year.

Mann-Kendall statistic = -116
critical = -98

Decreasing trend significant at 99% confidence level (α = 0.005 per tail).

Constituent: Chloride Analysis Run 9/10/2024 10:50 PM View: Appendix III - Trend Tests
Plant Bowen Client: Southern Company Data: Bowen 3-4 CCR

Sanitas™ v.10.0.22 Software licensed to Groundwater Stats Consulting. UG

Sen's Slope Estimator

GWA-39Z (bg)

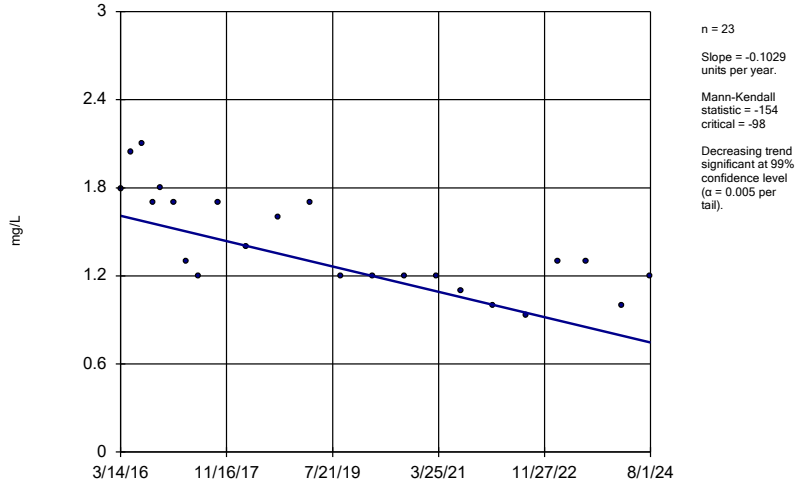

n = 23

Slope = -0.1029 units per year.

Mann-Kendall statistic = -154
critical = -98

Decreasing trend significant at 99% confidence level (α = 0.005 per tail).

Constituent: Chloride Analysis Run 9/10/2024 10:50 PM View: Appendix III - Trend Tests
Plant Bowen Client: Southern Company Data: Bowen 3-4 CCR

Sanitas™ v.10.0.22 Software licensed to Groundwater Stats Consulting. UG
Hollow symbols indicate censored values.

Sen's Slope Estimator

GWA-3A (bg)

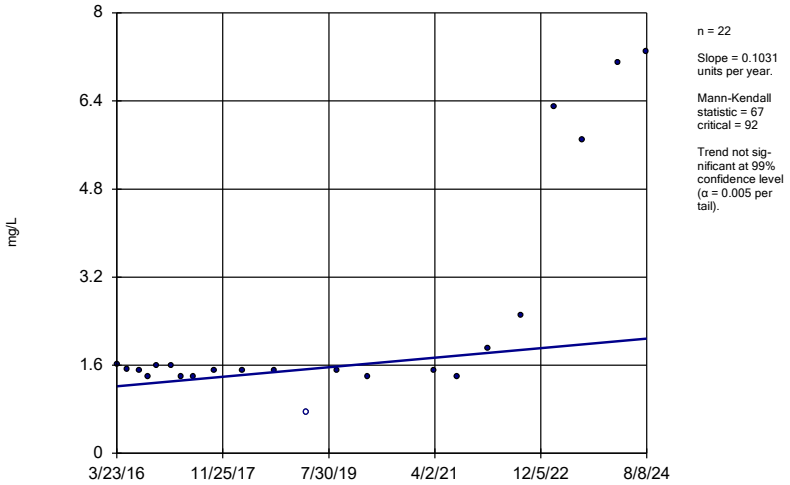

n = 22

Slope = 0.1031 units per year.

Mann-Kendall statistic = 67 critical = 92

Trend not significant at 99% confidence level (α = 0.005 per tail).

Constituent: Chloride Analysis Run 9/10/2024 10:50 PM View: Appendix III - Trend Tests

Plant Bowen Client: Southern Company Data: Bowen 3-4 CCR

Sanitas™ v.10.0.22 Software licensed to Groundwater Stats Consulting. UG
Hollow symbols indicate censored values.

Sen's Slope Estimator

GWA-40 (bg)

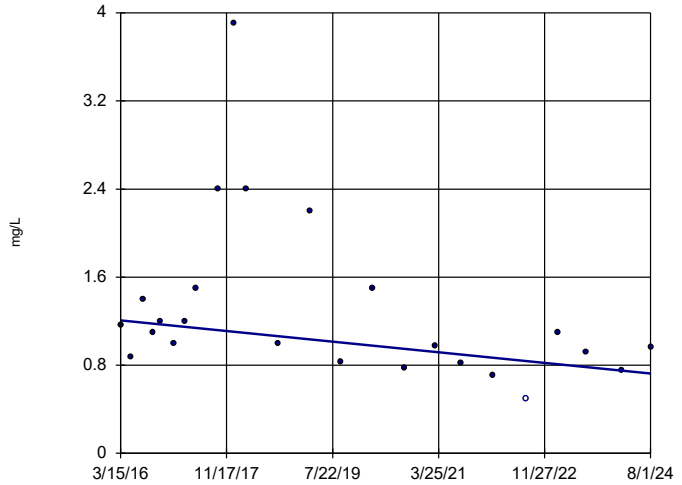

n = 24

Slope = -0.05747 units per year.

Mann-Kendall statistic = -89 critical = -105

Trend not significant at 99% confidence level (α = 0.005 per tail).

Constituent: Chloride Analysis Run 9/10/2024 10:50 PM View: Appendix III - Trend Tests

Plant Bowen Client: Southern Company Data: Bowen 3-4 CCR

Sanitas™ v.10.0.22 Software licensed to Groundwater Stats Consulting. UG

Sen's Slope Estimator

GWA-41 (bg)

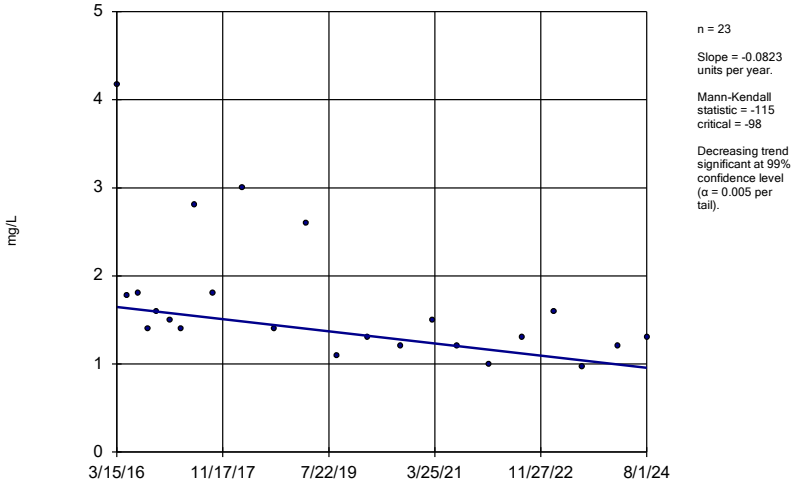

n = 23

Slope = -0.0823 units per year.

Mann-Kendall statistic = -115 critical = -98

Decreasing trend significant at 99% confidence level (α = 0.005 per tail).

Constituent: Chloride Analysis Run 9/10/2024 10:50 PM View: Appendix III - Trend Tests

Plant Bowen Client: Southern Company Data: Bowen 3-4 CCR

Sanitas™ v.10.0.22 Software licensed to Groundwater Stats Consulting. UG

Sen's Slope Estimator

GWA-41R (bg)

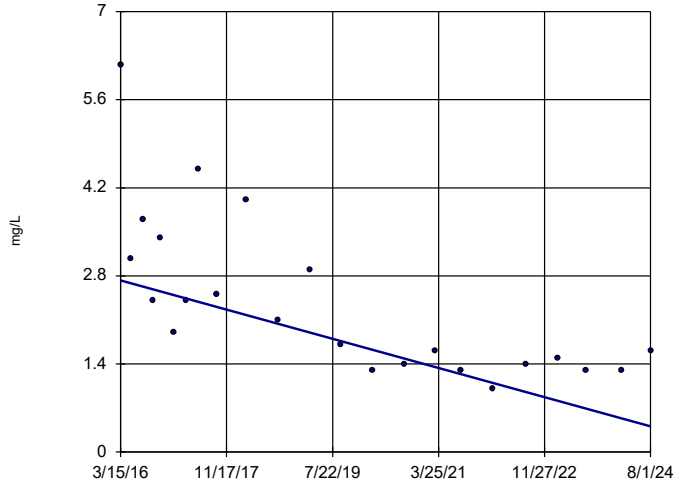

n = 23

Slope = -0.2763 units per year.

Mann-Kendall statistic = -150 critical = -98

Decreasing trend significant at 99% confidence level (α = 0.005 per tail).

Constituent: Chloride Analysis Run 9/10/2024 10:50 PM View: Appendix III - Trend Tests

Plant Bowen Client: Southern Company Data: Bowen 3-4 CCR

Sanitas™ v.10.0.22 Software licensed to Groundwater Stats Consulting. UG

Sen's Slope Estimator

GWA-42 (bg)

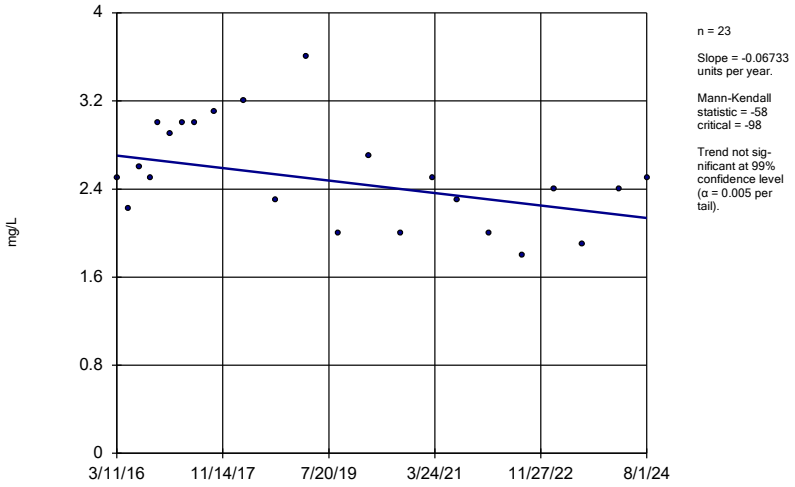

n = 23

Slope = -0.06733 units per year.

Mann-Kendall statistic = -58
critical = -98

Trend not significant at 99% confidence level (α = 0.005 per tail).

Constituent: Chloride Analysis Run 9/10/2024 10:50 PM View: Appendix III - Trend Tests
Plant Bowen Client: Southern Company Data: Bowen 3-4 CCR

Sanitas™ v.10.0.22 Software licensed to Groundwater Stats Consulting. UG

Sen's Slope Estimator

GWA-43 (bg)

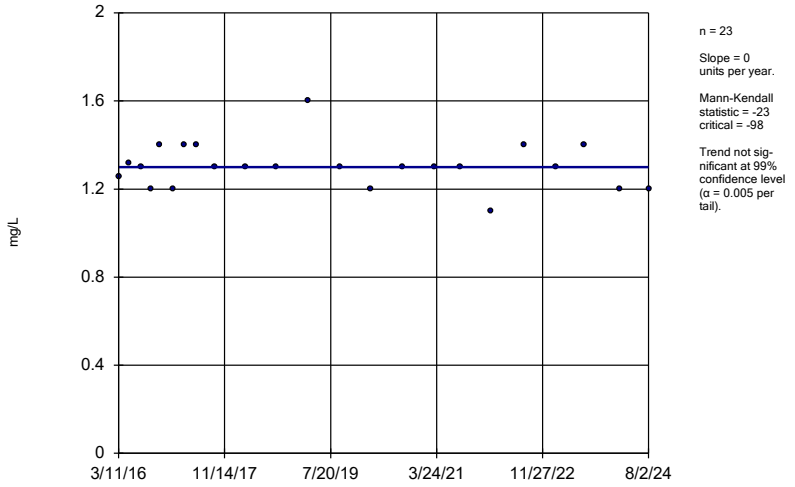

n = 23

Slope = 0 units per year.

Mann-Kendall statistic = -23
critical = -98

Trend not significant at 99% confidence level (α = 0.005 per tail).

Constituent: Chloride Analysis Run 9/10/2024 10:50 PM View: Appendix III - Trend Tests
Plant Bowen Client: Southern Company Data: Bowen 3-4 CCR

Sanitas™ v.10.0.22 Software licensed to Groundwater Stats Consulting. UG

Sen's Slope Estimator

GWA-43R (bg)

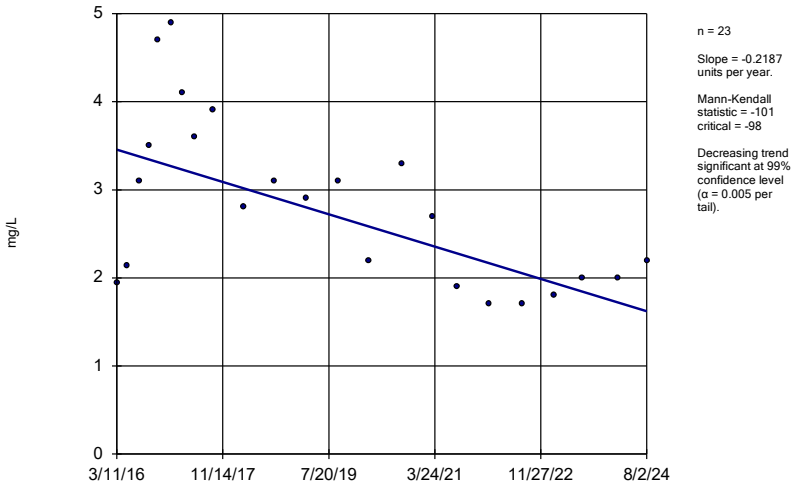

n = 23

Slope = -0.2187 units per year.

Mann-Kendall statistic = -101
critical = -98

Decreasing trend significant at 99% confidence level (α = 0.005 per tail).

Constituent: Chloride Analysis Run 9/10/2024 10:50 PM View: Appendix III - Trend Tests
Plant Bowen Client: Southern Company Data: Bowen 3-4 CCR

Sanitas™ v.10.0.22 Software licensed to Groundwater Stats Consulting. UG

Sen's Slope Estimator

GWA-4RZ (bg)

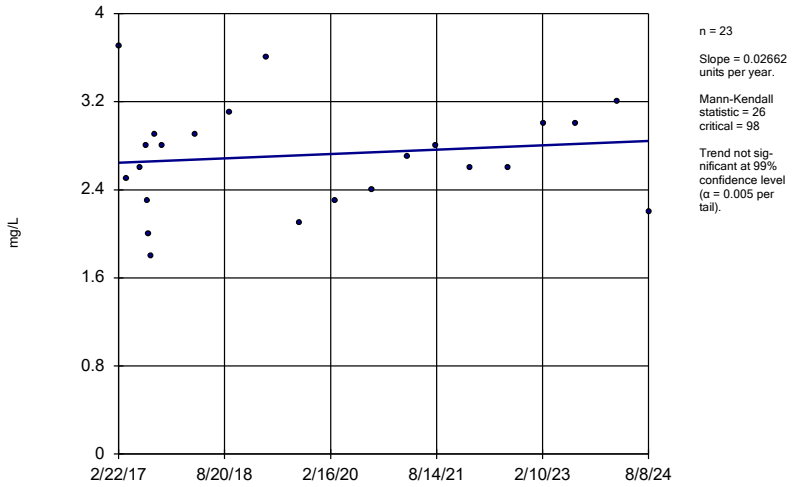

n = 23

Slope = 0.02662 units per year.

Mann-Kendall statistic = 26
critical = 98

Trend not significant at 99% confidence level (α = 0.005 per tail).

Constituent: Chloride Analysis Run 9/10/2024 10:50 PM View: Appendix III - Trend Tests
Plant Bowen Client: Southern Company Data: Bowen 3-4 CCR

Sanitas™ v.10.0.22 Software licensed to Groundwater Stats Consulting. UG
Hollow symbols indicate censored values.

Sen's Slope Estimator

GWA-50 (bg)

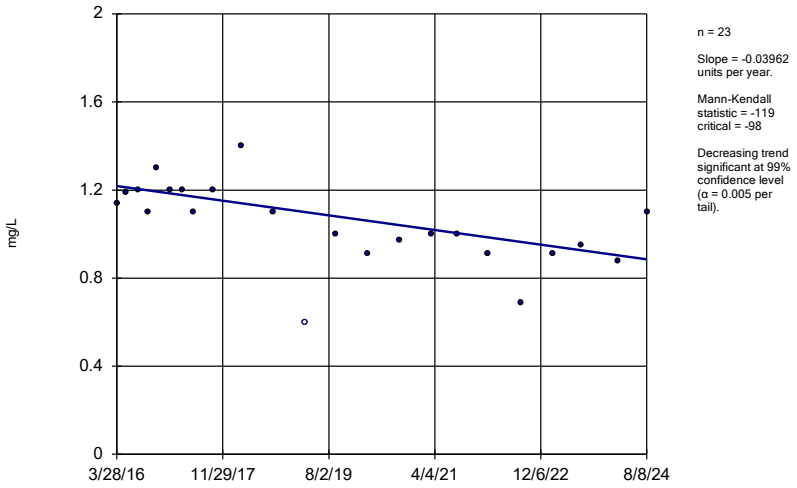

n = 23

Slope = -0.03962 units per year.

Mann-Kendall statistic = -119
critical = -98

Decreasing trend significant at 99% confidence level (α = 0.005 per tail).

Constituent: Chloride Analysis Run 9/10/2024 10:50 PM View: Appendix III - Trend Tests
Plant Bowen Client: Southern Company Data: Bowen 3-4 CCR

Sanitas™ v.10.0.22 Software licensed to Groundwater Stats Consulting. UG
Hollow symbols indicate censored values.

Sen's Slope Estimator

GWA-50R (bg)

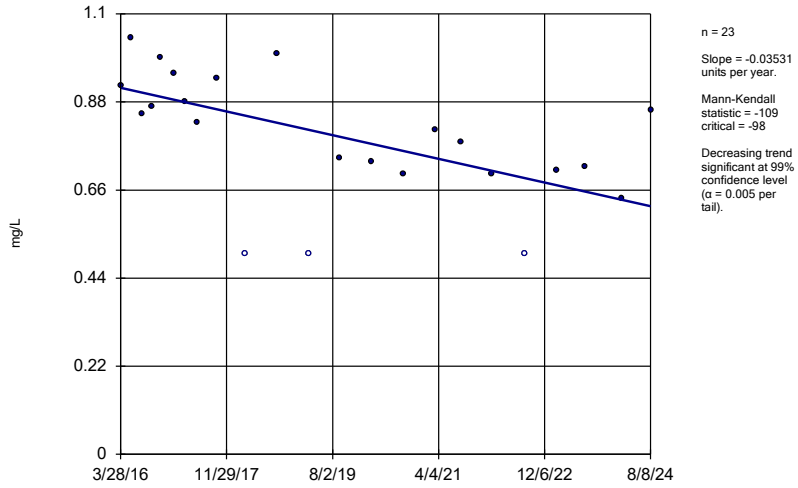

n = 23

Slope = -0.03531 units per year.

Mann-Kendall statistic = -109
critical = -98

Decreasing trend significant at 99% confidence level (α = 0.005 per tail).

Constituent: Chloride Analysis Run 9/10/2024 10:50 PM View: Appendix III - Trend Tests
Plant Bowen Client: Southern Company Data: Bowen 3-4 CCR

Sanitas™ v.10.0.22 Software licensed to Groundwater Stats Consulting. UG

Sen's Slope Estimator

GWA-51RZ (bg)

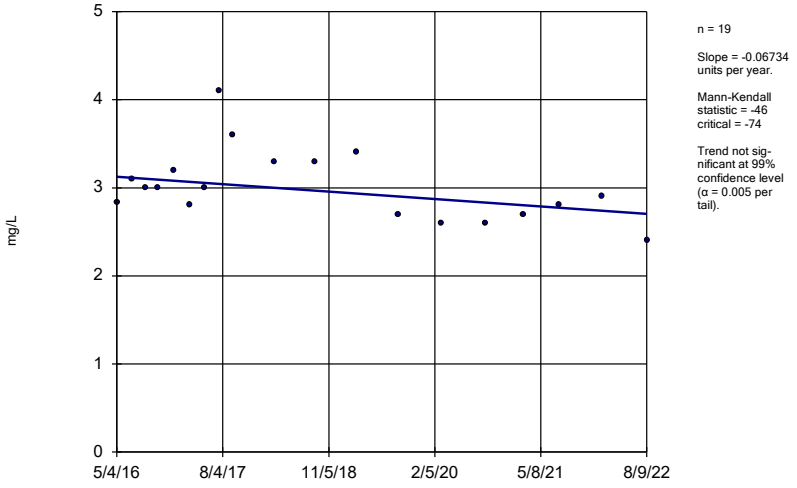

n = 19

Slope = -0.06734 units per year.

Mann-Kendall statistic = -46
critical = -74

Trend not significant at 99% confidence level (α = 0.005 per tail).

Constituent: Chloride Analysis Run 9/10/2024 10:50 PM View: Appendix III - Trend Tests
Plant Bowen Client: Southern Company Data: Bowen 3-4 CCR

Sanitas™ v.10.0.22 Software licensed to Groundwater Stats Consulting. UG

Sen's Slope Estimator

GWA-52 (bg)

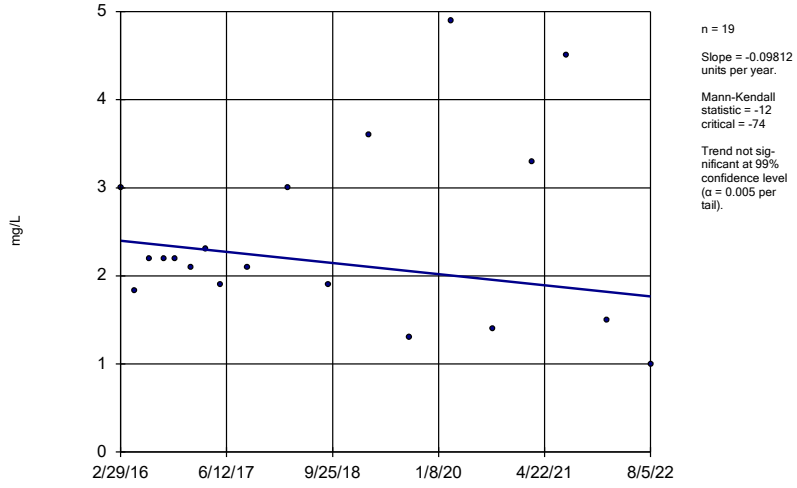

n = 19

Slope = -0.09812 units per year.

Mann-Kendall statistic = -12
critical = -74

Trend not significant at 99% confidence level (α = 0.005 per tail).

Constituent: Chloride Analysis Run 9/10/2024 10:50 PM View: Appendix III - Trend Tests
Plant Bowen Client: Southern Company Data: Bowen 3-4 CCR

Sanitas™ v.10.0.22 Software licensed to Groundwater Stats Consulting. UG

Sen's Slope Estimator

GWA-53 (bg)

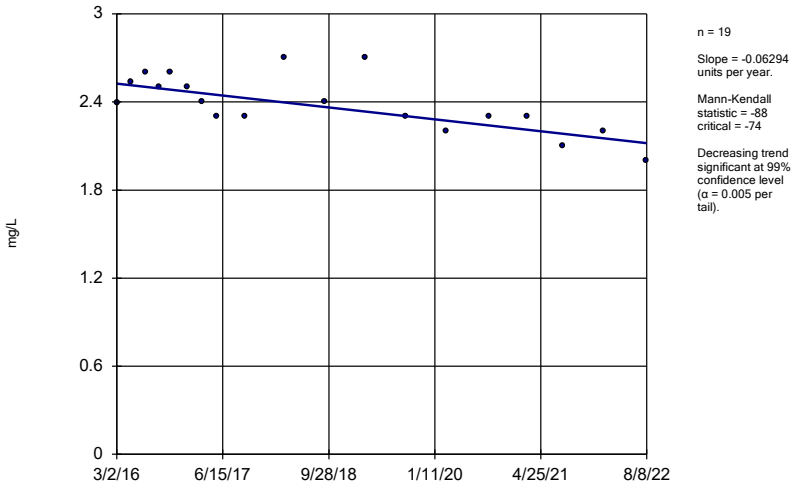

n = 19

Slope = -0.06294 units per year.

Mann-Kendall statistic = -88 critical = -74

Decreasing trend significant at 99% confidence level (α = 0.005 per tail).

Constituent: Chloride Analysis Run 9/10/2024 10:50 PM View: Appendix III - Trend Tests

Plant Bowen Client: Southern Company Data: Bowen 3-4 CCR

Sanitas™ v.10.0.22 Software licensed to Groundwater Stats Consulting. UG

Sen's Slope Estimator

GWA-53R (bg)

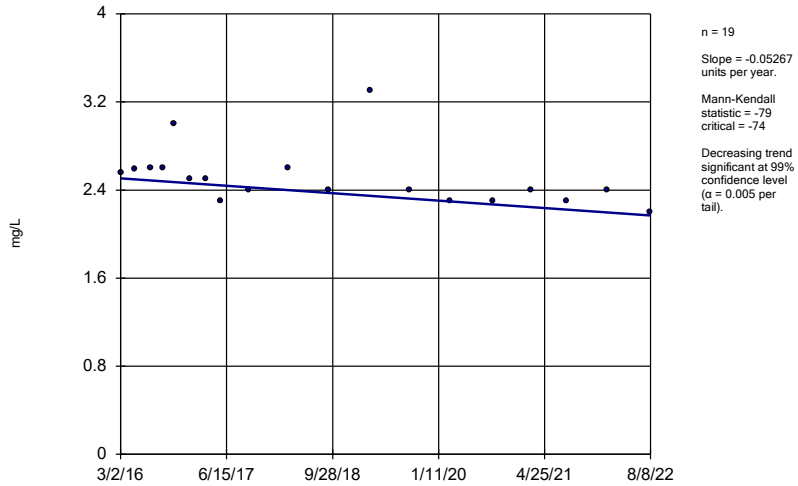

n = 19

Slope = -0.05267 units per year.

Mann-Kendall statistic = -79 critical = -74

Decreasing trend significant at 99% confidence level (α = 0.005 per tail).

Constituent: Chloride Analysis Run 9/10/2024 10:50 PM View: Appendix III - Trend Tests

Plant Bowen Client: Southern Company Data: Bowen 3-4 CCR

Sanitas™ v.10.0.22 Software licensed to Groundwater Stats Consulting. UG

Hollow symbols indicate censored values.

Sen's Slope Estimator

GWA-54 (bg)

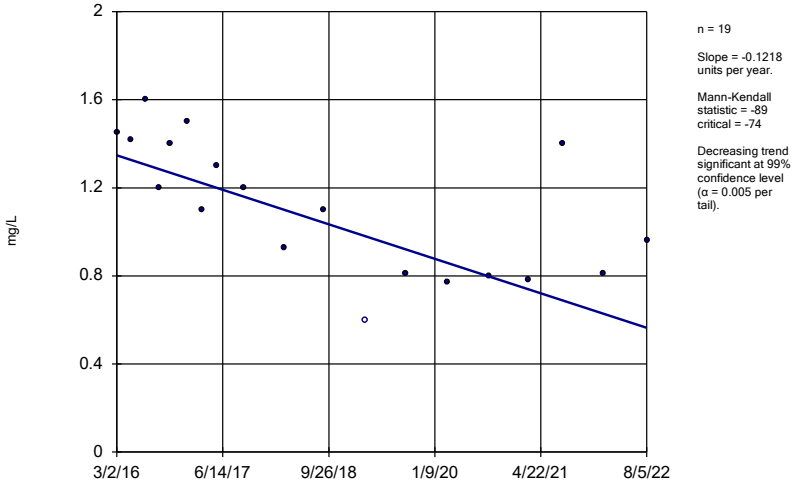

n = 19

Slope = -0.1218 units per year.

Mann-Kendall statistic = -89 critical = -74

Decreasing trend significant at 99% confidence level (α = 0.005 per tail).

Constituent: Chloride Analysis Run 9/10/2024 10:50 PM View: Appendix III - Trend Tests

Plant Bowen Client: Southern Company Data: Bowen 3-4 CCR

Sanitas™ v.10.0.22 Software licensed to Groundwater Stats Consulting. UG

Sen's Slope Estimator

GWA-55 (bg)

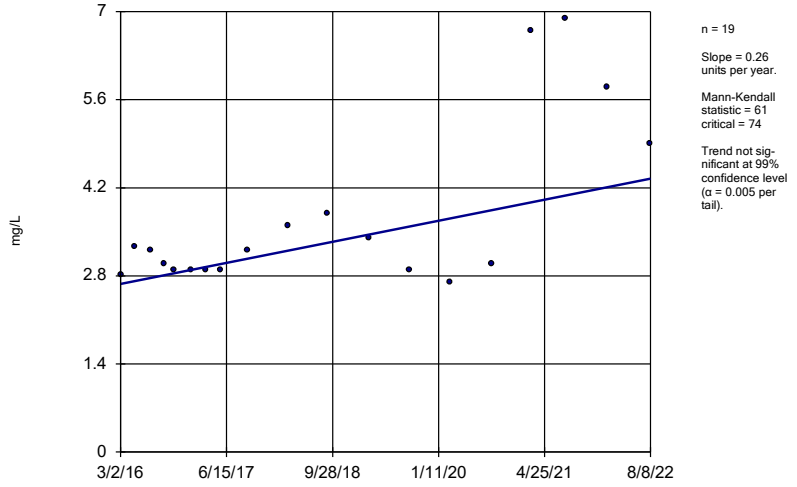

n = 19

Slope = 0.26 units per year.

Mann-Kendall statistic = 61 critical = 74

Trend not sig-nificant at 99% confidence level (α = 0.005 per tail).

Constituent: Chloride Analysis Run 9/10/2024 10:50 PM View: Appendix III - Trend Tests

Plant Bowen Client: Southern Company Data: Bowen 3-4 CCR

Sanitas™ v.10.0.22 Software licensed to Groundwater Stats Consulting. UG

Sen's Slope Estimator

GWA-55R (bg)

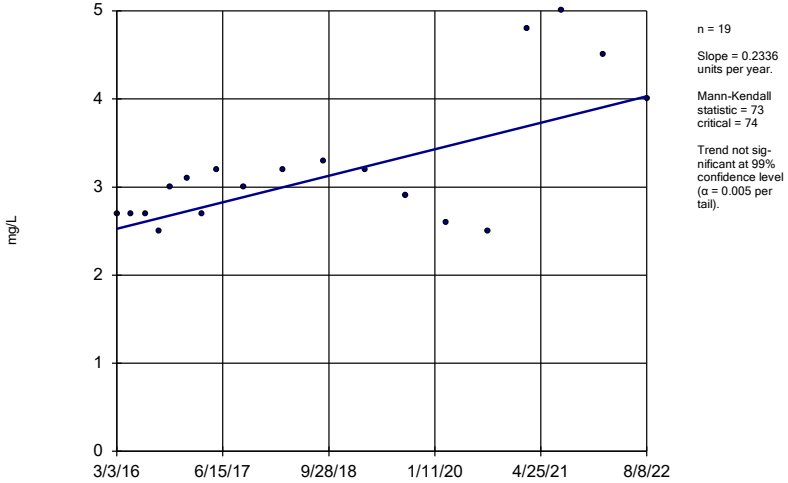

n = 19

Slope = 0.2336 units per year.

Mann-Kendall statistic = 73 critical = 74

Trend not significant at 99% confidence level (α = 0.005 per tail).

Constituent: Chloride Analysis Run 9/10/2024 10:50 PM View: Appendix III - Trend Tests

Plant Bowen Client: Southern Company Data: Bowen 3-4 CCR

Sanitas™ v.10.0.22 Software licensed to Groundwater Stats Consulting. UG

Sen's Slope Estimator

GWA-56 (bg)

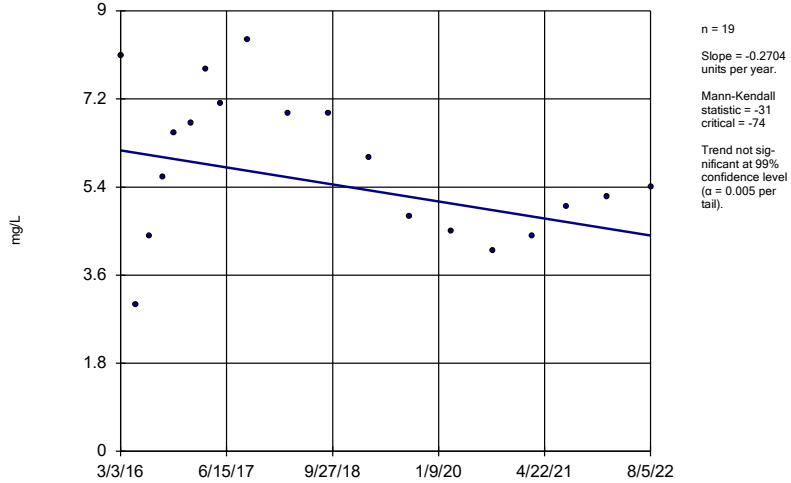

n = 19

Slope = -0.2704 units per year.

Mann-Kendall statistic = -31 critical = -74

Trend not significant at 99% confidence level (α = 0.005 per tail).

Constituent: Chloride Analysis Run 9/10/2024 10:50 PM View: Appendix III - Trend Tests

Plant Bowen Client: Southern Company Data: Bowen 3-4 CCR

Sanitas™ v.10.0.22 Software licensed to Groundwater Stats Consulting. UG

Sen's Slope Estimator

GWC-38

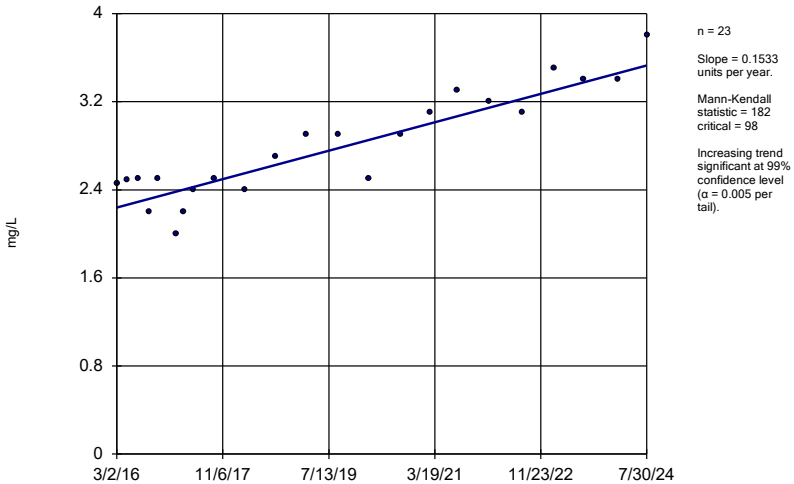

n = 23

Slope = 0.1533 units per year.

Mann-Kendall statistic = 182 critical = 98

Increasing trend significant at 99% confidence level (α = 0.005 per tail).

Constituent: Chloride Analysis Run 9/10/2024 10:50 PM View: Appendix III - Trend Tests

Plant Bowen Client: Southern Company Data: Bowen 3-4 CCR

Sanitas™ v.10.0.22 Software licensed to Groundwater Stats Consulting. UG

Sen's Slope Estimator

GWA-1 (bg)

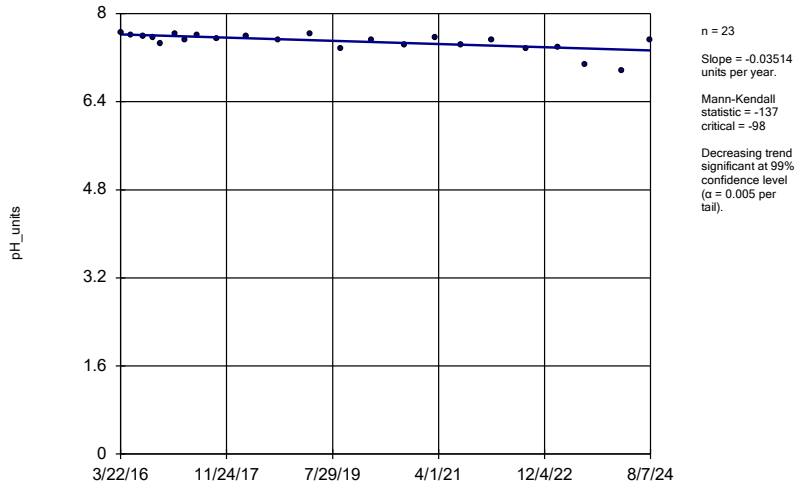

n = 23

Slope = -0.03514 units per year.

Mann-Kendall statistic = -137 critical = -98

Decreasing trend significant at 99% confidence level (α = 0.005 per tail).

Constituent: pH Analysis Run 9/10/2024 10:50 PM View: Appendix III - Trend Tests

Plant Bowen Client: Southern Company Data: Bowen 3-4 CCR

Sanitas™ v.10.0.22 Software licensed to Groundwater Stats Consulting. UG

Sen's Slope Estimator

GWA-2 (bg)

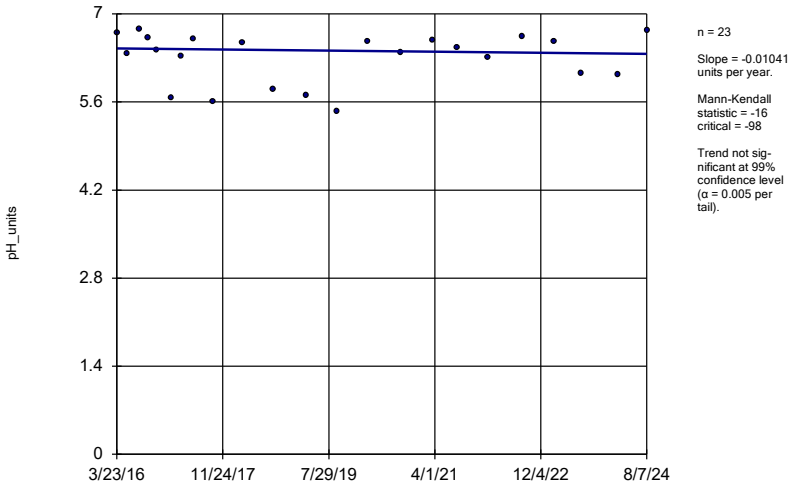

n = 23

Slope = -0.01041 units per year.

Mann-Kendall statistic = -16
critical = -98

Trend not significant at 99% confidence level (α = 0.005 per tail).

Constituent: pH Analysis Run 9/10/2024 10:50 PM View: Appendix III - Trend Tests

Plant Bowen Client: Southern Company Data: Bowen 3-4 CCR

Sanitas™ v.10.0.22 Software licensed to Groundwater Stats Consulting. UG

Sen's Slope Estimator

GWA-2R (bg)

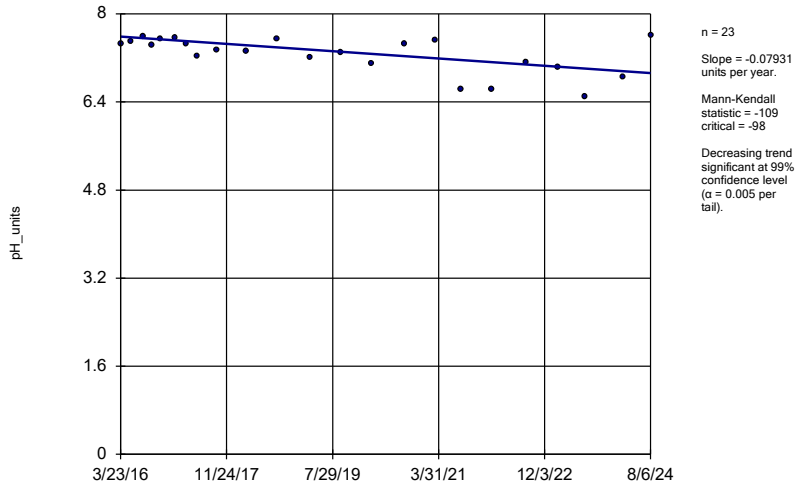

n = 23

Slope = -0.07931 units per year.

Mann-Kendall statistic = -109
critical = -98

Decreasing trend significant at 99% confidence level (α = 0.005 per tail).

Constituent: pH Analysis Run 9/10/2024 10:50 PM View: Appendix III - Trend Tests

Plant Bowen Client: Southern Company Data: Bowen 3-4 CCR

Sanitas™ v.10.0.22 Software licensed to Groundwater Stats Consulting. UG

Sen's Slope Estimator

GWA-39RZ (bg)

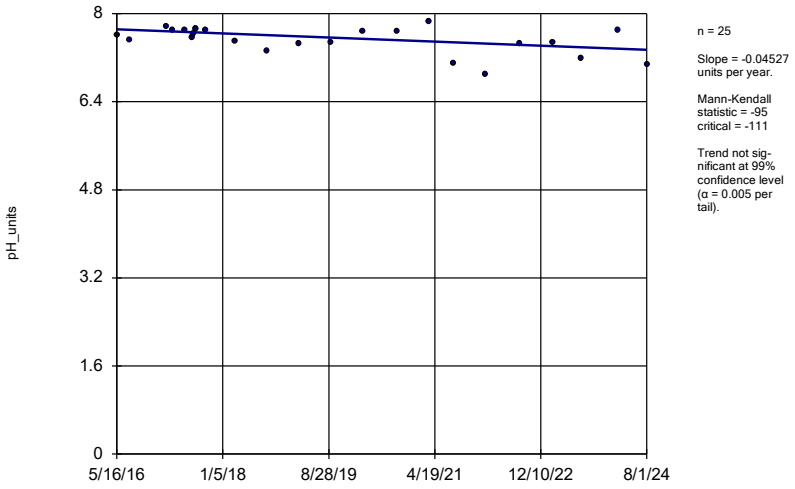

n = 25

Slope = -0.04527 units per year.

Mann-Kendall statistic = -95
critical = -111

Trend not significant at 99% confidence level (α = 0.005 per tail).

Constituent: pH Analysis Run 9/10/2024 10:50 PM View: Appendix III - Trend Tests

Plant Bowen Client: Southern Company Data: Bowen 3-4 CCR

Sanitas™ v.10.0.22 Software licensed to Groundwater Stats Consulting. UG

Sen's Slope Estimator

GWA-39Z (bg)

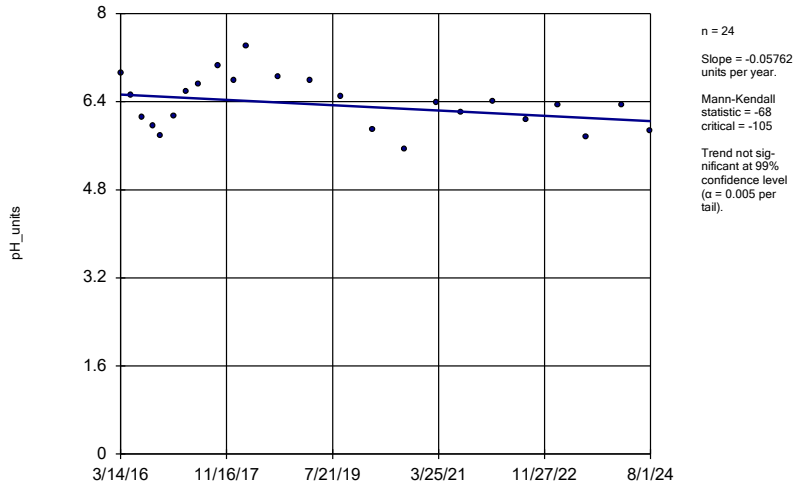

n = 24

Slope = -0.05762 units per year.

Mann-Kendall statistic = -68
critical = -105

Trend not significant at 99% confidence level (α = 0.005 per tail).

Constituent: pH Analysis Run 9/10/2024 10:50 PM View: Appendix III - Trend Tests

Plant Bowen Client: Southern Company Data: Bowen 3-4 CCR

Sanitas™ v.10.0.22 Software licensed to Groundwater Stats Consulting. UG

Sen's Slope Estimator

GWA-3A (bg)

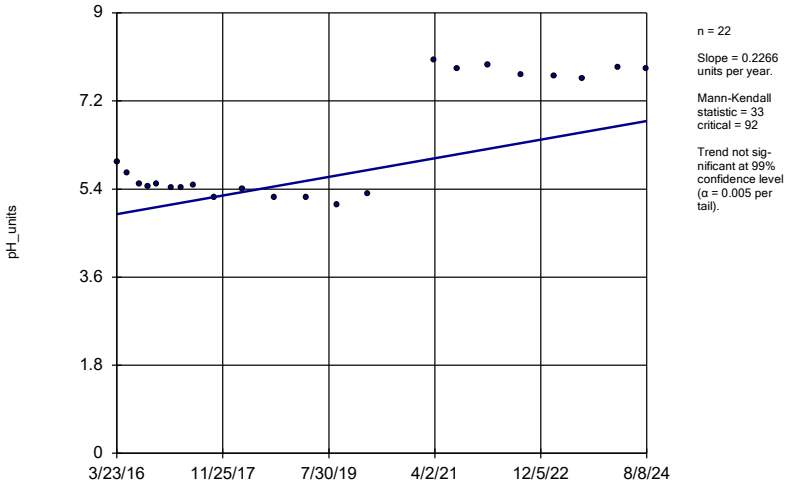

n = 22

Slope = 0.2266 units per year.

Mann-Kendall statistic = 33
critical = 92

Trend not significant at 99% confidence level (α = 0.005 per tail).

Constituent: pH Analysis Run 9/10/2024 10:50 PM View: Appendix III - Trend Tests

Plant Bowen Client: Southern Company Data: Bowen 3-4 CCR

Sanitas™ v.10.0.22 Software licensed to Groundwater Stats Consulting. UG

Sen's Slope Estimator

GWA-40 (bg)

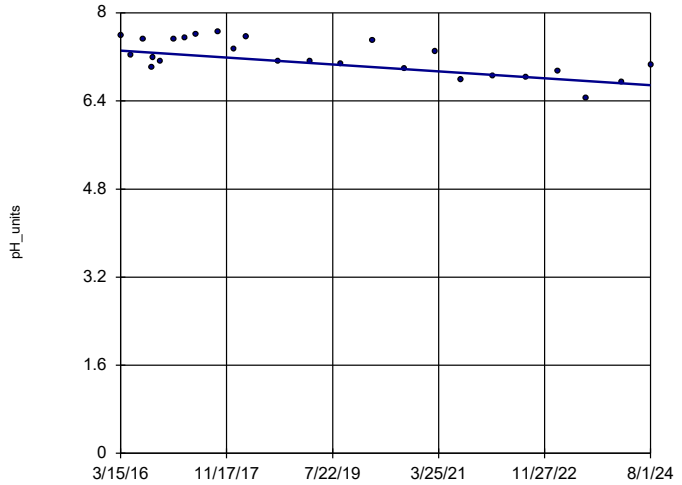

n = 25

Slope = -0.07496 units per year.

Mann-Kendall statistic = -149
critical = -111

Decreasing trend significant at 99% confidence level (α = 0.005 per tail).

Constituent: pH Analysis Run 9/10/2024 10:50 PM View: Appendix III - Trend Tests

Plant Bowen Client: Southern Company Data: Bowen 3-4 CCR

Sanitas™ v.10.0.22 Software licensed to Groundwater Stats Consulting. UG

Sen's Slope Estimator

GWA-41 (bg)

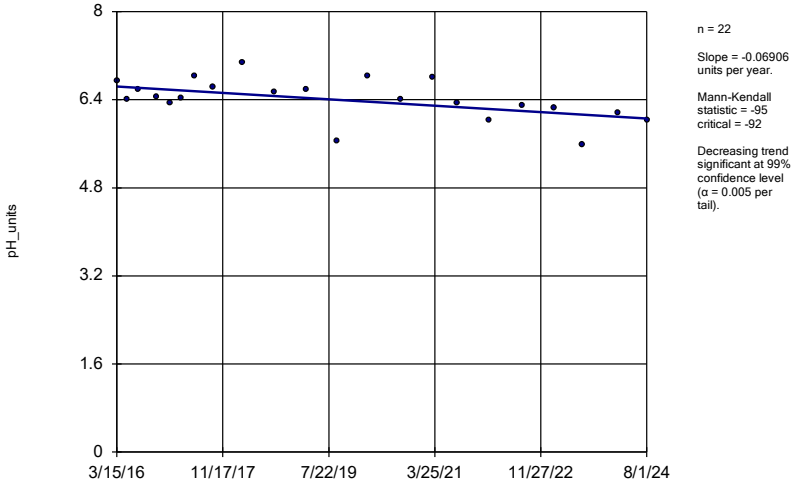

n = 22

Slope = -0.06906 units per year.

Mann-Kendall statistic = -95
critical = -92

Decreasing trend significant at 99% confidence level (α = 0.005 per tail).

Constituent: pH Analysis Run 9/10/2024 10:50 PM View: Appendix III - Trend Tests

Plant Bowen Client: Southern Company Data: Bowen 3-4 CCR

Sanitas™ v.10.0.22 Software licensed to Groundwater Stats Consulting. UG

Sen's Slope Estimator

GWA-41R (bg)

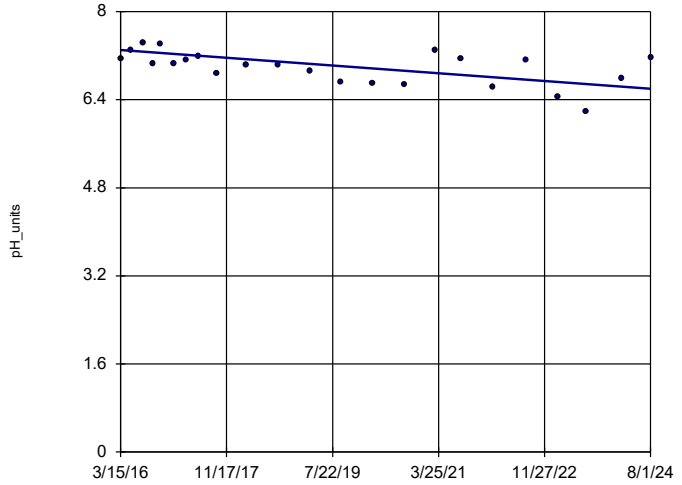

n = 23

Slope = -0.08358 units per year.

Mann-Kendall statistic = -108
critical = -98

Decreasing trend significant at 99% confidence level (α = 0.005 per tail).

Constituent: pH Analysis Run 9/10/2024 10:50 PM View: Appendix III - Trend Tests

Plant Bowen Client: Southern Company Data: Bowen 3-4 CCR

Sanitas™ v.10.0.22 Software licensed to Groundwater Stats Consulting. UG

Sen's Slope Estimator

GWA-42 (bg)

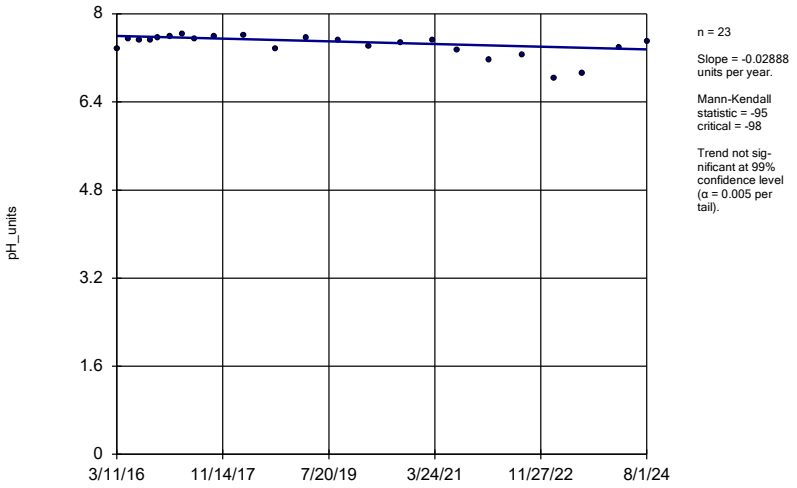

n = 23

Slope = -0.02888 units per year.

Mann-Kendall statistic = -95
critical = -98

Trend not significant at 99% confidence level (α = 0.005 per tail).

Constituent: pH Analysis Run 9/10/2024 10:51 PM View: Appendix III - Trend Tests
Plant Bowen Client: Southern Company Data: Bowen 3-4 CCR

Sanitas™ v.10.0.22 Software licensed to Groundwater Stats Consulting. UG

Sen's Slope Estimator

GWA-43 (bg)

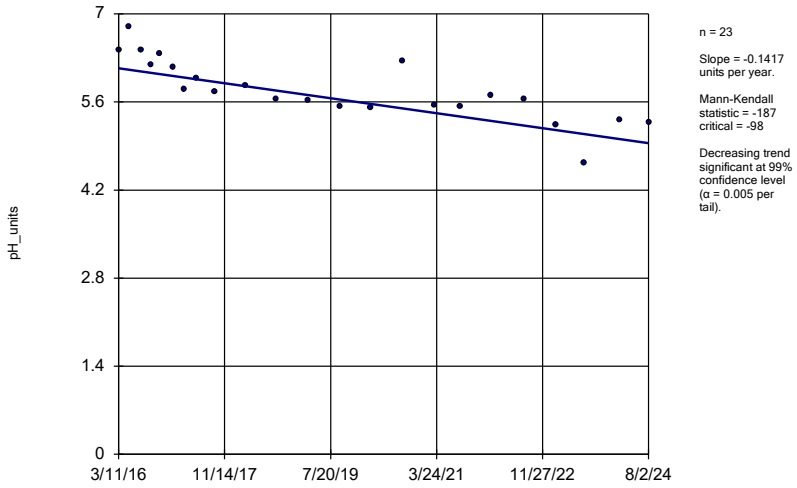

n = 23

Slope = -0.1417 units per year.

Mann-Kendall statistic = -187
critical = -98

Decreasing trend significant at 99% confidence level (α = 0.005 per tail).

Constituent: pH Analysis Run 9/10/2024 10:51 PM View: Appendix III - Trend Tests
Plant Bowen Client: Southern Company Data: Bowen 3-4 CCR

Sanitas™ v.10.0.22 Software licensed to Groundwater Stats Consulting. UG

Sen's Slope Estimator

GWA-43R (bg)

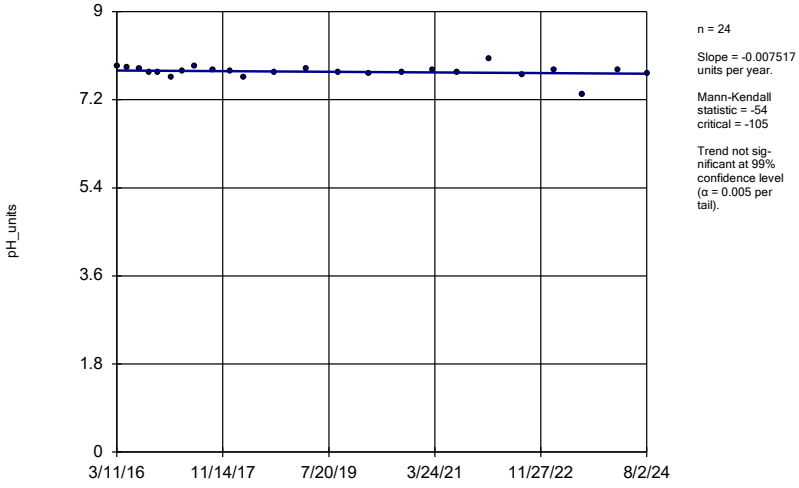

n = 24

Slope = -0.007517 units per year.

Mann-Kendall statistic = -54
critical = -105

Trend not significant at 99% confidence level (α = 0.005 per tail).

Constituent: pH Analysis Run 9/10/2024 10:51 PM View: Appendix III - Trend Tests
Plant Bowen Client: Southern Company Data: Bowen 3-4 CCR

Sanitas™ v.10.0.22 Software licensed to Groundwater Stats Consulting. UG

Sen's Slope Estimator

GWA-4RZ (bg)

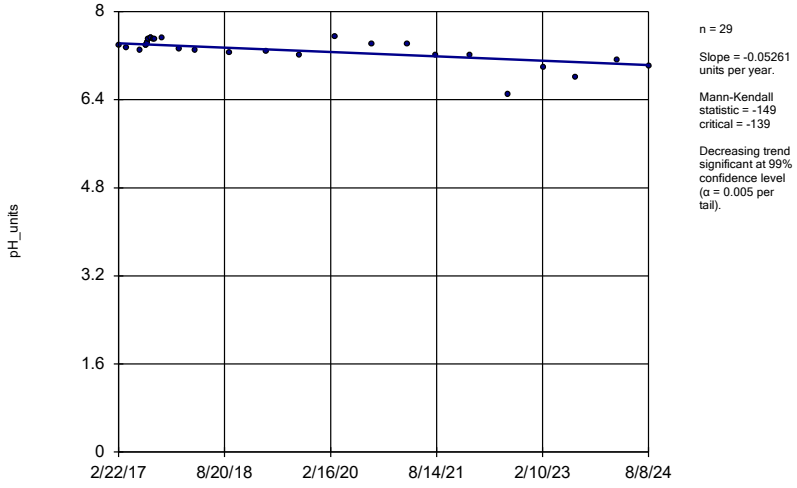

n = 29

Slope = -0.05261 units per year.

Mann-Kendall statistic = -149
critical = -139

Decreasing trend significant at 99% confidence level (α = 0.005 per tail).

Constituent: pH Analysis Run 9/10/2024 10:51 PM View: Appendix III - Trend Tests
Plant Bowen Client: Southern Company Data: Bowen 3-4 CCR

Sanitas™ v.10.0.22 Software licensed to Groundwater Stats Consulting. UG

Sen's Slope Estimator

GWA-50 (bg)

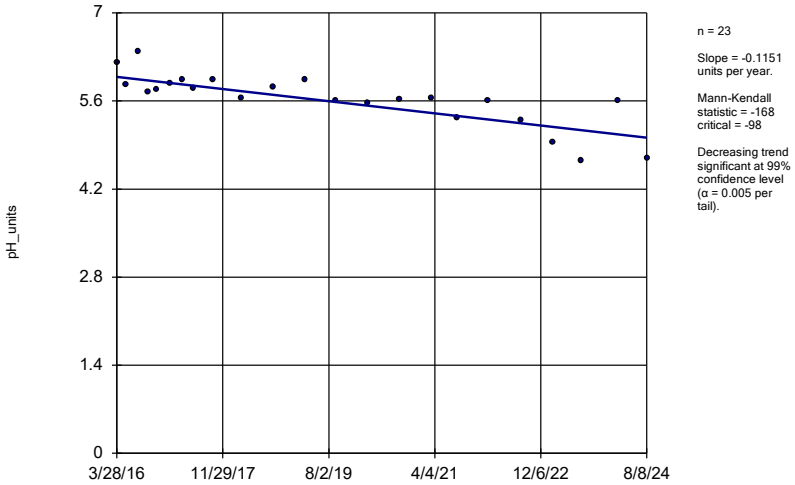

n = 23

Slope = -0.1151 units per year.

Mann-Kendall statistic = -168 critical = -98

Decreasing trend significant at 99% confidence level (α = 0.005 per tail).

Constituent: pH Analysis Run 9/10/2024 10:51 PM View: Appendix III - Trend Tests

Plant Bowen Client: Southern Company Data: Bowen 3-4 CCR

Sanitas™ v.10.0.22 Software licensed to Groundwater Stats Consulting. UG

Sen's Slope Estimator

GWA-50R (bg)

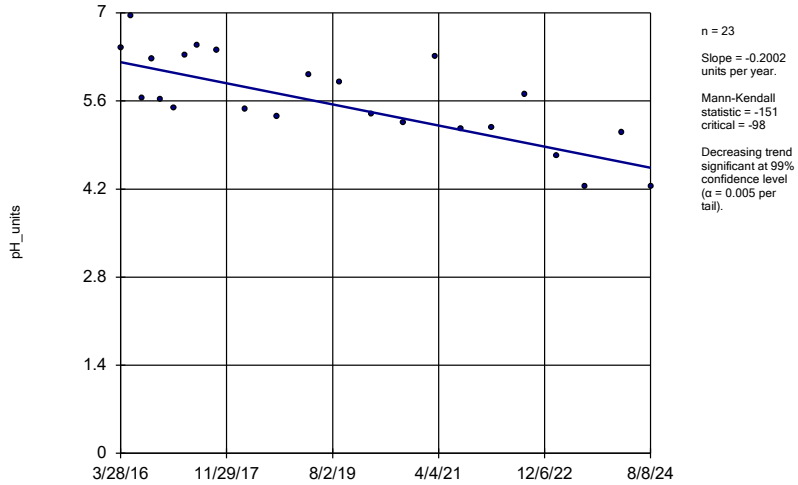

n = 23

Slope = -0.2002 units per year.

Mann-Kendall statistic = -151 critical = -98

Decreasing trend significant at 99% confidence level (α = 0.005 per tail).

Constituent: pH Analysis Run 9/10/2024 10:51 PM View: Appendix III - Trend Tests

Plant Bowen Client: Southern Company Data: Bowen 3-4 CCR

Sanitas™ v.10.0.22 Software licensed to Groundwater Stats Consulting. UG

Sen's Slope Estimator

GWA-51RZ (bg)

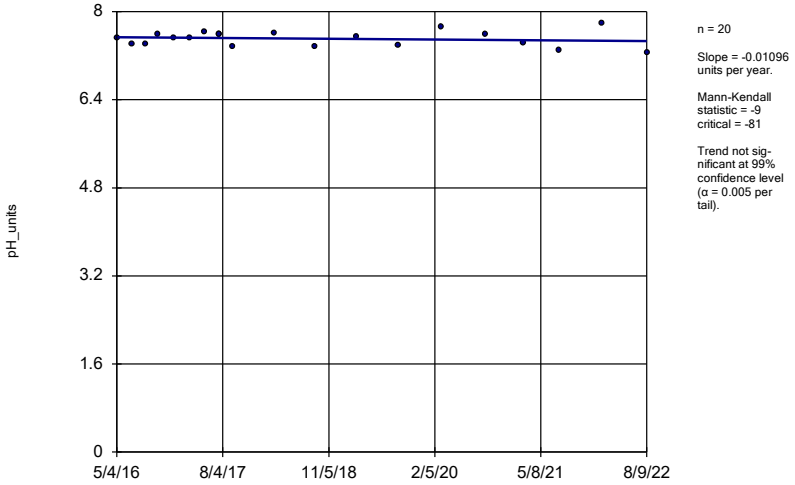

n = 20

Slope = -0.01096 units per year.

Mann-Kendall statistic = -9 critical = -81

Trend not significant at 99% confidence level (α = 0.005 per tail).

Constituent: pH Analysis Run 9/10/2024 10:51 PM View: Appendix III - Trend Tests

Plant Bowen Client: Southern Company Data: Bowen 3-4 CCR

Sanitas™ v.10.0.22 Software licensed to Groundwater Stats Consulting. UG

Sen's Slope Estimator

GWA-52 (bg)

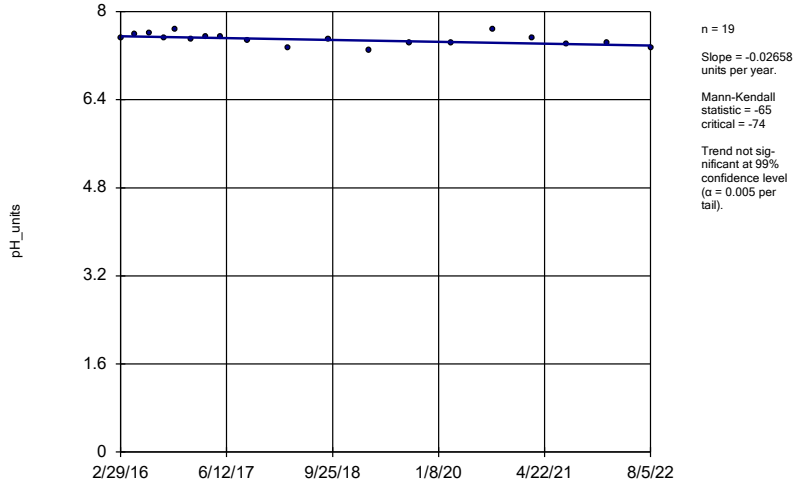

n = 19

Slope = -0.02658 units per year.

Mann-Kendall statistic = -65 critical = -74

Trend not significant at 99% confidence level (α = 0.005 per tail).

Constituent: pH Analysis Run 9/10/2024 10:51 PM View: Appendix III - Trend Tests

Plant Bowen Client: Southern Company Data: Bowen 3-4 CCR

Sanitas™ v.10.0.22 Software licensed to Groundwater Stats Consulting. UG

Sen's Slope Estimator

GWA-53 (bg)

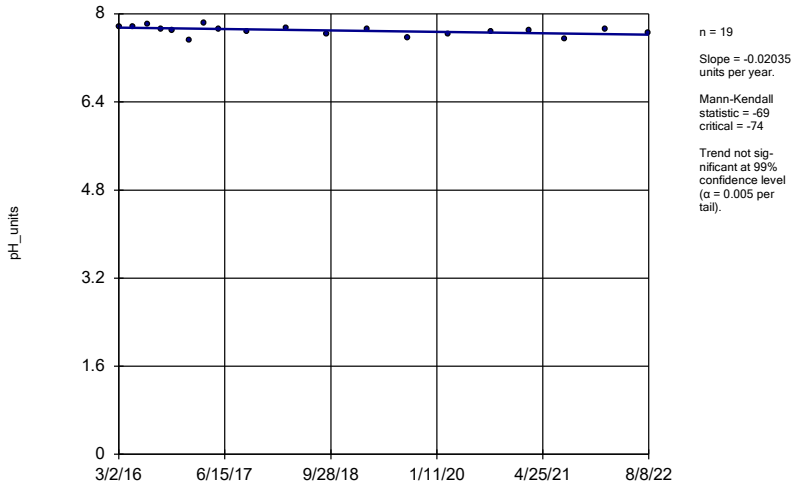

n = 19

Slope = -0.02035 units per year.

Mann-Kendall statistic = -69
critical = -74

Trend not significant at 99% confidence level (α = 0.005 per tail).

Constituent: pH Analysis Run 9/10/2024 10:51 PM View: Appendix III - Trend Tests

Plant Bowen Client: Southern Company Data: Bowen 3-4 CCR

Sanitas™ v.10.0.22 Software licensed to Groundwater Stats Consulting. UG

Sen's Slope Estimator

GWA-53R (bg)

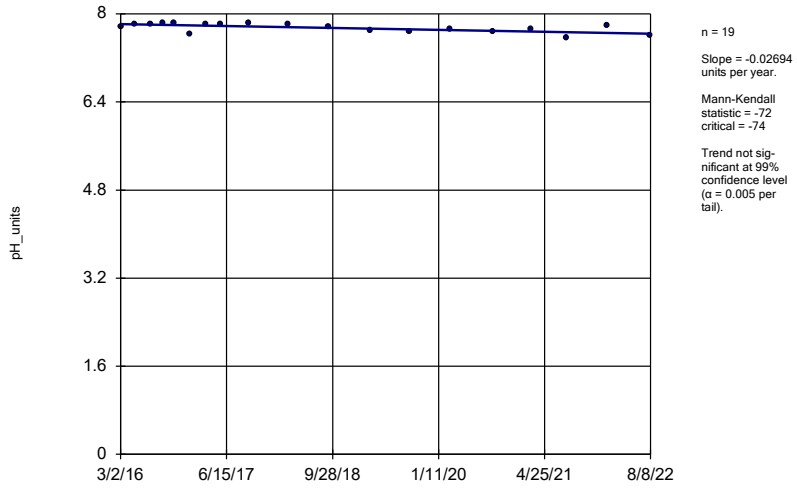

n = 19

Slope = -0.02694 units per year.

Mann-Kendall statistic = -72
critical = -74

Trend not significant at 99% confidence level (α = 0.005 per tail).

Constituent: pH Analysis Run 9/10/2024 10:51 PM View: Appendix III - Trend Tests

Plant Bowen Client: Southern Company Data: Bowen 3-4 CCR

Sanitas™ v.10.0.22 Software licensed to Groundwater Stats Consulting. UG

Sen's Slope Estimator

GWA-54 (bg)

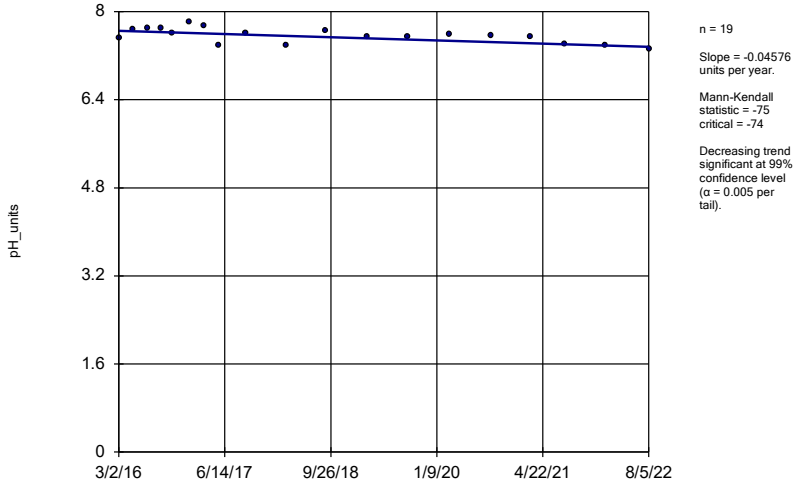

n = 19

Slope = -0.04576 units per year.

Mann-Kendall statistic = -75
critical = -74

Decreasing trend significant at 99% confidence level (α = 0.005 per tail).

Constituent: pH Analysis Run 9/10/2024 10:51 PM View: Appendix III - Trend Tests

Plant Bowen Client: Southern Company Data: Bowen 3-4 CCR

Sanitas™ v.10.0.22 Software licensed to Groundwater Stats Consulting. UG

Sen's Slope Estimator

GWA-55 (bg)

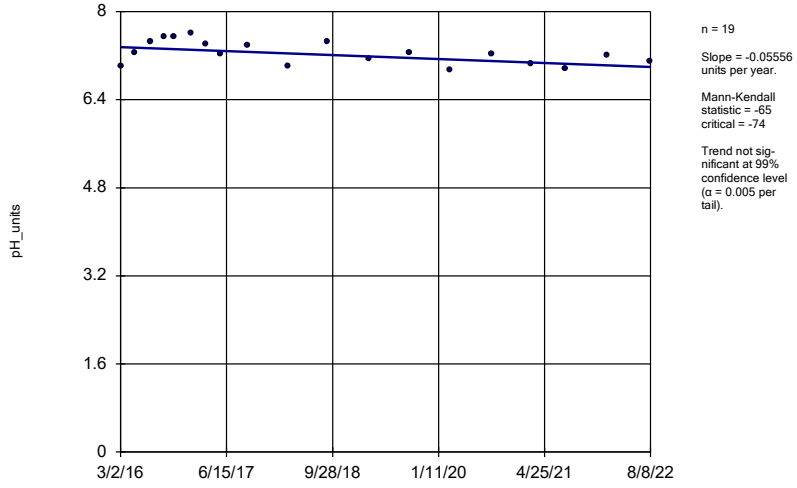

n = 19

Slope = -0.05556 units per year.

Mann-Kendall statistic = -65
critical = -74

Trend not significant at 99% confidence level (α = 0.005 per tail).

Constituent: pH Analysis Run 9/10/2024 10:51 PM View: Appendix III - Trend Tests

Plant Bowen Client: Southern Company Data: Bowen 3-4 CCR

Sanitas™ v.10.0.22 Software licensed to Groundwater Stats Consulting. UG

Sen's Slope Estimator

GWA-55R (bg)

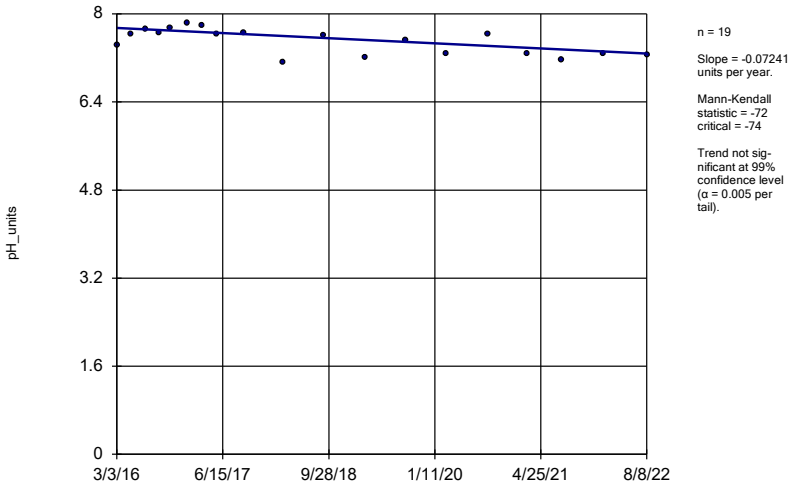

n = 19

Slope = -0.07241 units per year.

Mann-Kendall statistic = -72
critical = -74

Trend not significant at 99% confidence level (α = 0.005 per tail).

Constituent: pH Analysis Run 9/10/2024 10:51 PM View: Appendix III - Trend Tests

Plant Bowen Client: Southern Company Data: Bowen 3-4 CCR

Sanitas™ v.10.0.22 Software licensed to Groundwater Stats Consulting. UG

Sen's Slope Estimator

GWA-56 (bg)

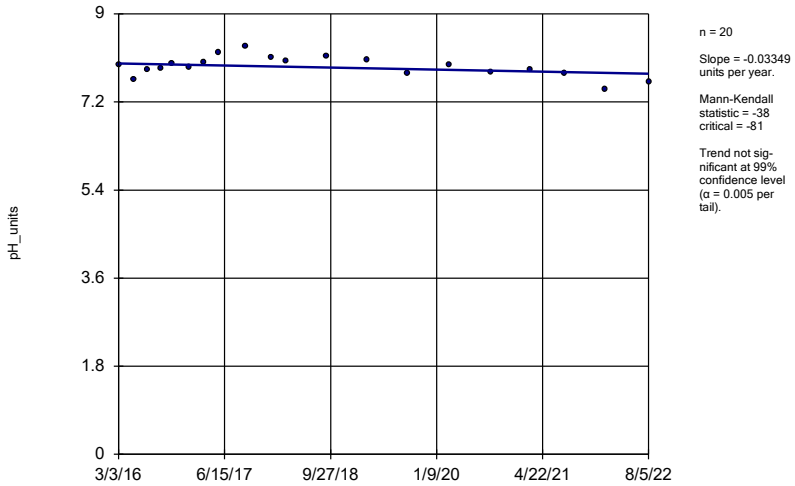

n = 20

Slope = -0.03349 units per year.

Mann-Kendall statistic = -38
critical = -81

Trend not significant at 99% confidence level (α = 0.005 per tail).

Constituent: pH Analysis Run 9/10/2024 10:51 PM View: Appendix III - Trend Tests

Plant Bowen Client: Southern Company Data: Bowen 3-4 CCR

Sanitas™ v.10.0.22 Software licensed to Groundwater Stats Consulting. UG

Sen's Slope Estimator

GWC-16R

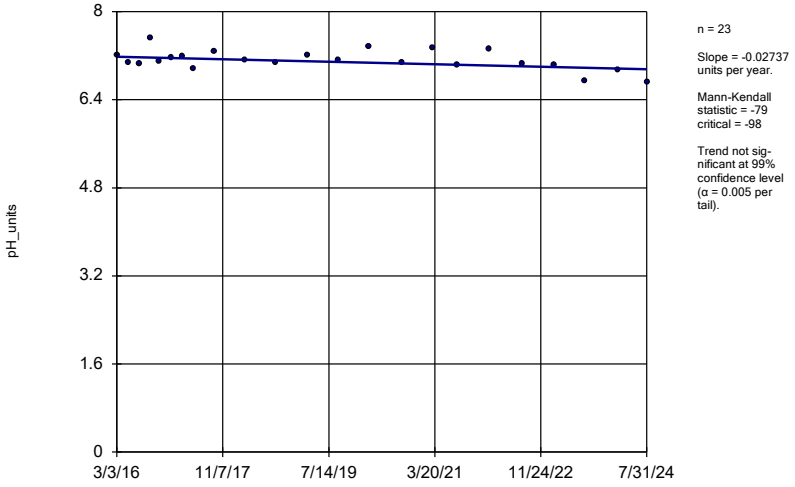

n = 23

Slope = -0.02737 units per year.

Mann-Kendall statistic = -79
critical = -98

Trend not significant at 99% confidence level (α = 0.005 per tail).

Constituent: pH Analysis Run 9/10/2024 10:51 PM View: Appendix III - Trend Tests

Plant Bowen Client: Southern Company Data: Bowen 3-4 CCR

Sanitas™ v.10.0.22 Software licensed to Groundwater Stats Consulting. UG

Sen's Slope Estimator

GWC-17R

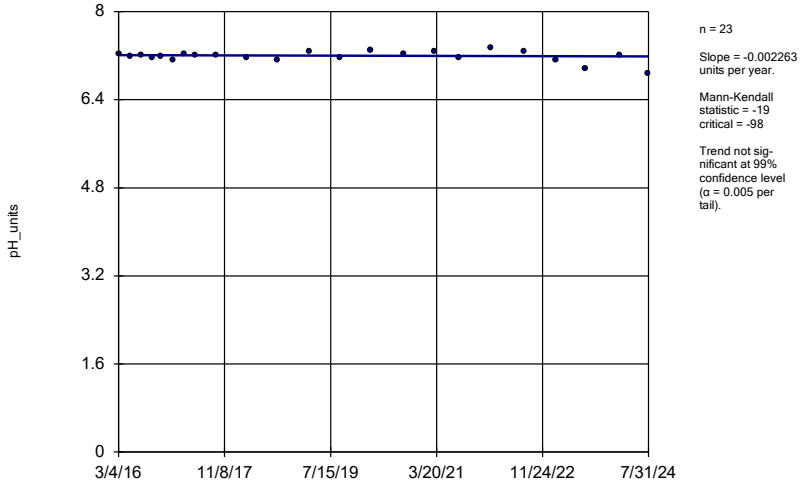

n = 23

Slope = -0.002263 units per year.

Mann-Kendall statistic = -19
critical = -98

Trend not significant at 99% confidence level (α = 0.005 per tail).

Constituent: pH Analysis Run 9/10/2024 10:51 PM View: Appendix III - Trend Tests

Plant Bowen Client: Southern Company Data: Bowen 3-4 CCR

Sanitas™ v.10.0.22 Software licensed to Groundwater Stats Consulting. UG

Sen's Slope Estimator

GWC-22R

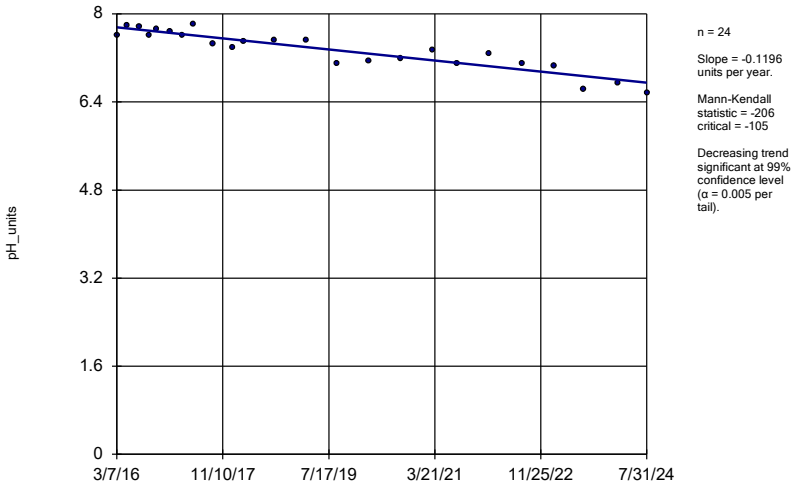

Constituent: pH Analysis Run 9/10/2024 10:51 PM View: Appendix III - Trend Tests

Plant Bowen Client: Southern Company Data: Bowen 3-4 CCR

Sanitas™ v.10.0.22 Software licensed to Groundwater Stats Consulting. UG

Sen's Slope Estimator

GWC-37

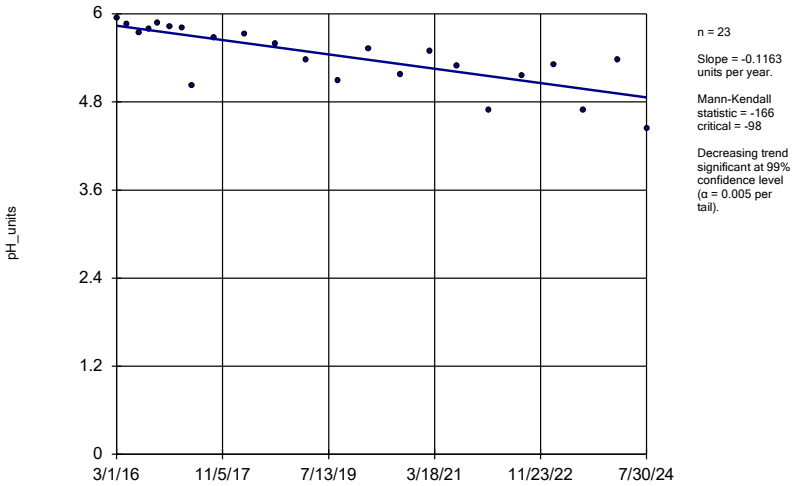

Constituent: pH Analysis Run 9/10/2024 10:51 PM View: Appendix III - Trend Tests

Plant Bowen Client: Southern Company Data: Bowen 3-4 CCR

Sanitas™ v.10.0.22 Software licensed to Groundwater Stats Consulting. UG

Sen's Slope Estimator

GWC-38

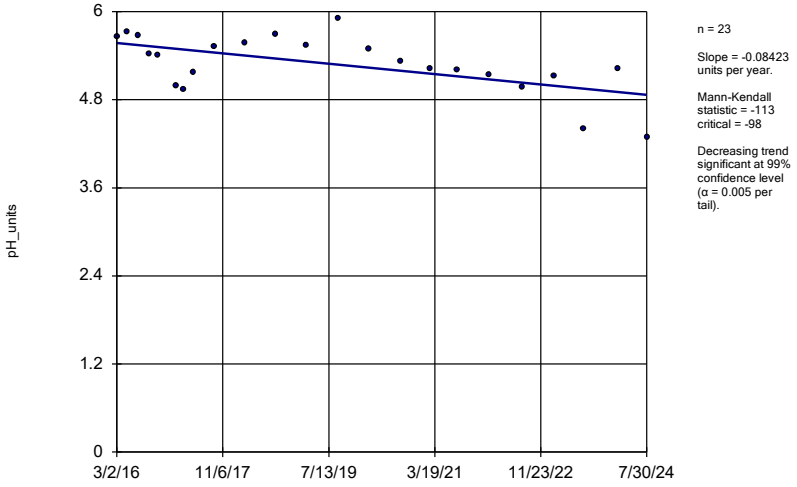

Constituent: pH Analysis Run 9/10/2024 10:51 PM View: Appendix III - Trend Tests

Plant Bowen Client: Southern Company Data: Bowen 3-4 CCR

Sanitas™ v.10.0.22 Software licensed to Groundwater Stats Consulting. UG

Sen's Slope Estimator

GWA-1 (bg)

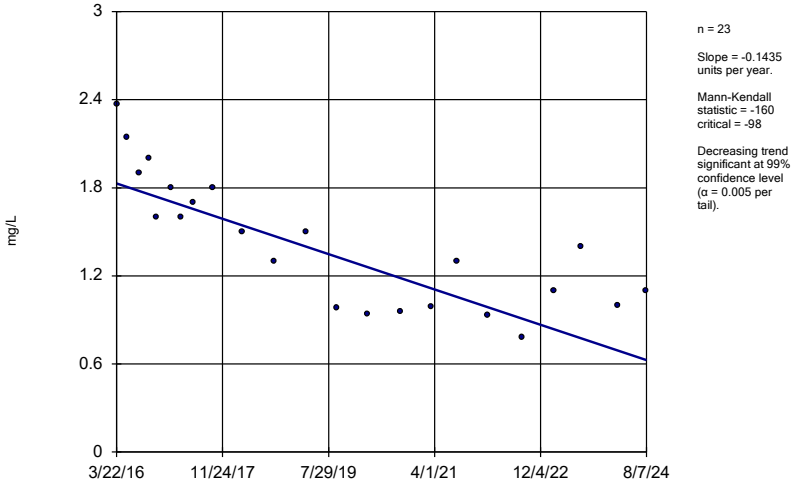

Constituent: Sulfate Analysis Run 9/10/2024 10:51 PM View: Appendix III - Trend Tests

Plant Bowen Client: Southern Company Data: Bowen 3-4 CCR

Sanitas™ v.10.0.22 Software licensed to Groundwater Stats Consulting. UG

Sen's Slope Estimator

GWA-2 (bg)

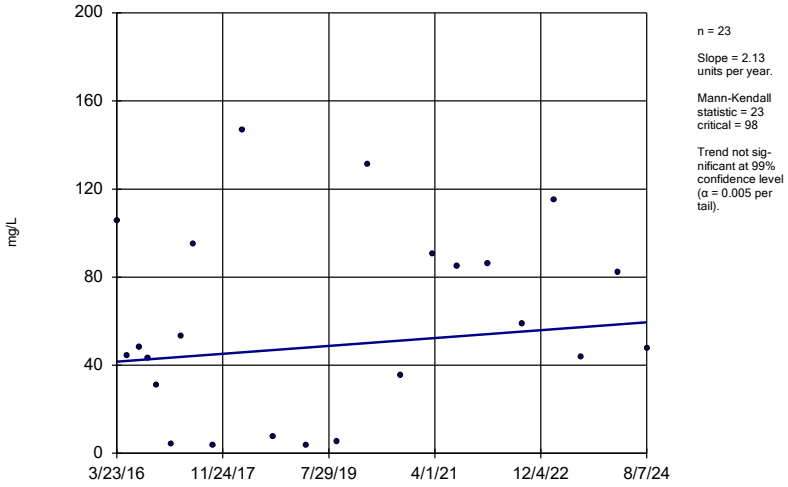

n = 23

Slope = 2.13 units per year.

Mann-Kendall statistic = 23 critical = 98

Trend not significant at 99% confidence level (α = 0.005 per tail).

Constituent: Sulfate Analysis Run 9/10/2024 10:51 PM View: Appendix III - Trend Tests

Plant Bowen Client: Southern Company Data: Bowen 3-4 CCR

Sanitas™ v.10.0.22 Software licensed to Groundwater Stats Consulting. UG

Sen's Slope Estimator

GWA-2R (bg)

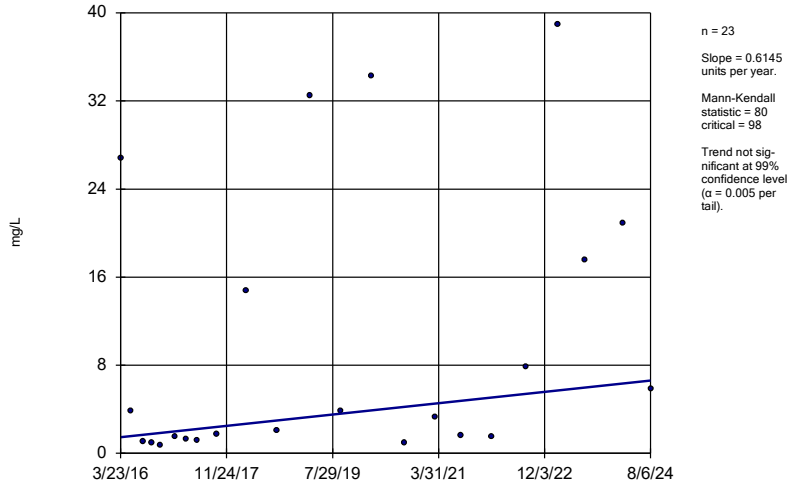

n = 23

Slope = 0.6145 units per year.

Mann-Kendall statistic = 80 critical = 98

Trend not significant at 99% confidence level (α = 0.005 per tail).

Constituent: Sulfate Analysis Run 9/10/2024 10:51 PM View: Appendix III - Trend Tests

Plant Bowen Client: Southern Company Data: Bowen 3-4 CCR

Sanitas™ v.10.0.22 Software licensed to Groundwater Stats Consulting. UG

Sen's Slope Estimator

GWA-39RZ (bg)

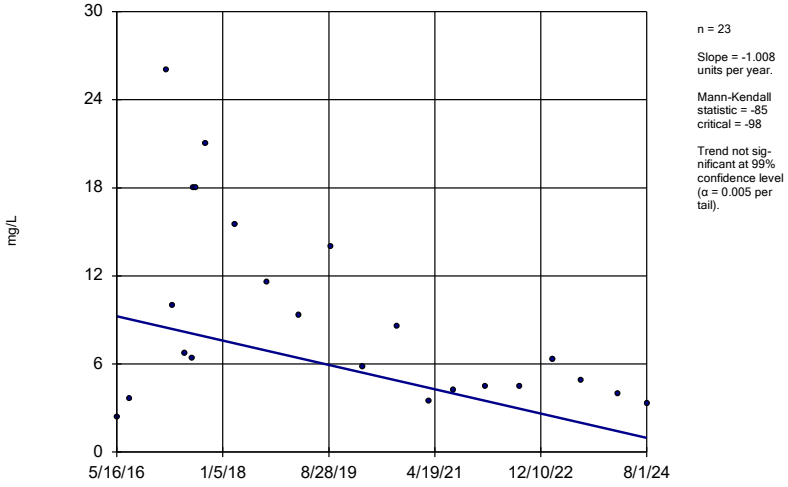

n = 23

Slope = -1.008 units per year.

Mann-Kendall statistic = -85 critical = -98

Trend not significant at 99% confidence level (α = 0.005 per tail).

Constituent: Sulfate Analysis Run 9/10/2024 10:51 PM View: Appendix III - Trend Tests

Plant Bowen Client: Southern Company Data: Bowen 3-4 CCR

Sanitas™ v.10.0.22 Software licensed to Groundwater Stats Consulting. UG

Sen's Slope Estimator

GWA-39Z (bg)

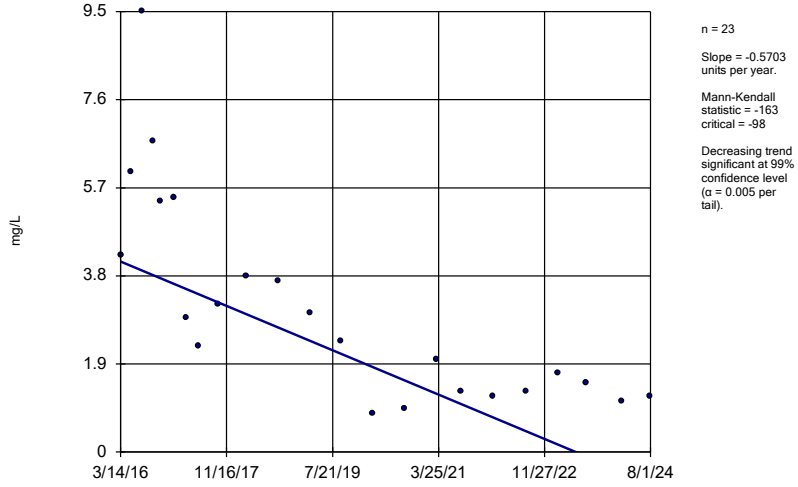

n = 23

Slope = -0.5703 units per year.

Mann-Kendall statistic = -163 critical = -98

Decreasing trend significant at 99% confidence level (α = 0.005 per tail).

Constituent: Sulfate Analysis Run 9/10/2024 10:51 PM View: Appendix III - Trend Tests

Plant Bowen Client: Southern Company Data: Bowen 3-4 CCR

Sanitas™ v.10.0.22 Software licensed to Groundwater Stats Consulting. UG
Hollow symbols indicate censored values.

Sen's Slope Estimator

GWA-3A (bg)

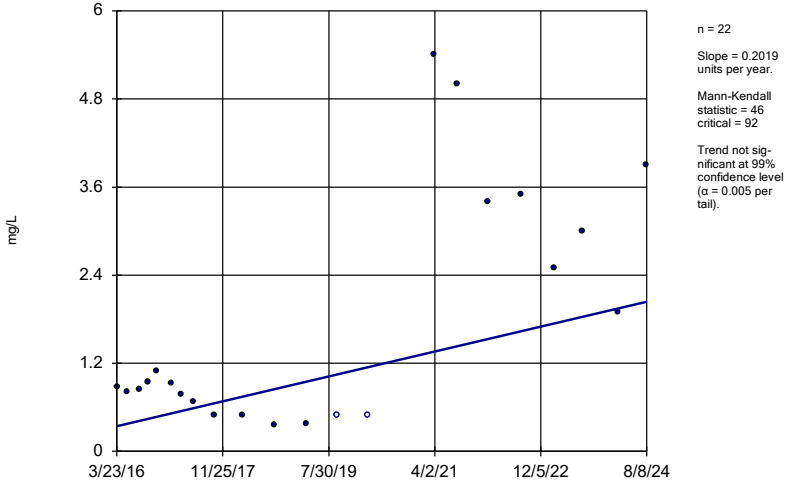

n = 22

Slope = 0.2019 units per year.

Mann-Kendall statistic = 46
critical = 92

Trend not significant at 99% confidence level (α = 0.005 per tail).

Constituent: Sulfate Analysis Run 9/10/2024 10:51 PM View: Appendix III - Trend Tests
Plant Bowen Client: Southern Company Data: Bowen 3-4 CCR

Sanitas™ v.10.0.22 Software licensed to Groundwater Stats Consulting. UG
Hollow symbols indicate censored values.

Sen's Slope Estimator

GWA-40 (bg)

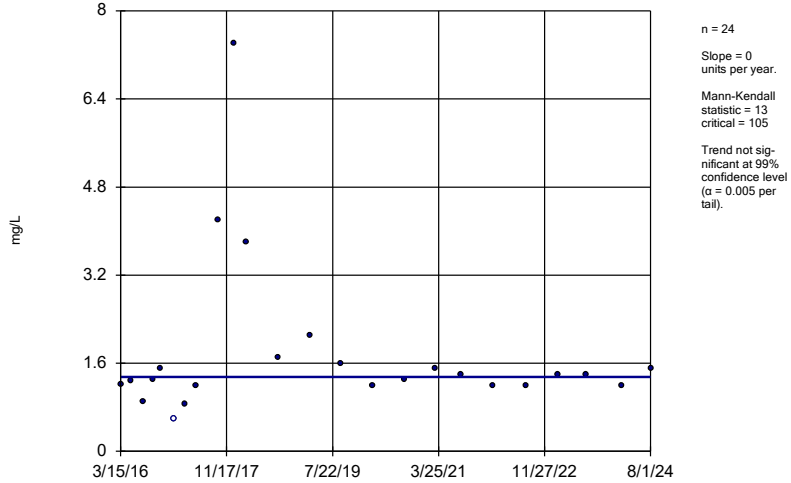

n = 24

Slope = 0 units per year.

Mann-Kendall statistic = 13
critical = 105

Trend not significant at 99% confidence level (α = 0.005 per tail).

Constituent: Sulfate Analysis Run 9/10/2024 10:51 PM View: Appendix III - Trend Tests
Plant Bowen Client: Southern Company Data: Bowen 3-4 CCR

Sanitas™ v.10.0.22 Software licensed to Groundwater Stats Consulting. UG

Sen's Slope Estimator

GWA-41 (bg)

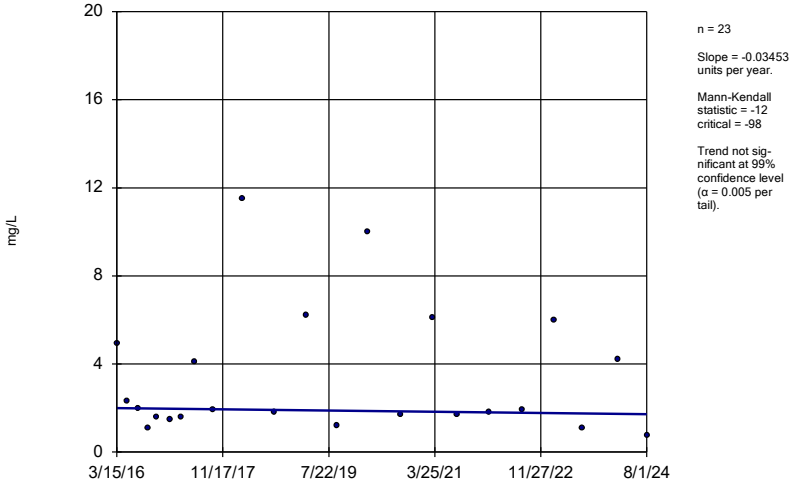

n = 23

Slope = -0.03453 units per year.

Mann-Kendall statistic = -12
critical = -98

Trend not significant at 99% confidence level (α = 0.005 per tail).

Constituent: Sulfate Analysis Run 9/10/2024 10:51 PM View: Appendix III - Trend Tests
Plant Bowen Client: Southern Company Data: Bowen 3-4 CCR

Sanitas™ v.10.0.22 Software licensed to Groundwater Stats Consulting. UG
Hollow symbols indicate censored values.

Sen's Slope Estimator

GWA-41R (bg)

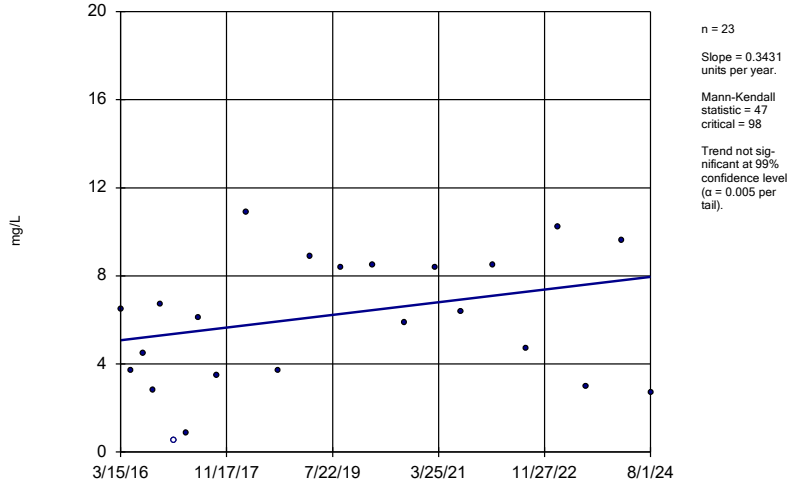

n = 23

Slope = 0.3431 units per year.

Mann-Kendall statistic = 47
critical = 98

Trend not significant at 99% confidence level (α = 0.005 per tail).

Constituent: Sulfate Analysis Run 9/10/2024 10:51 PM View: Appendix III - Trend Tests
Plant Bowen Client: Southern Company Data: Bowen 3-4 CCR

Sanitas™ v.10.0.22 Software licensed to Groundwater Stats Consulting. UG
Hollow symbols indicate censored values.

Sen's Slope Estimator

GWA-42 (bg)

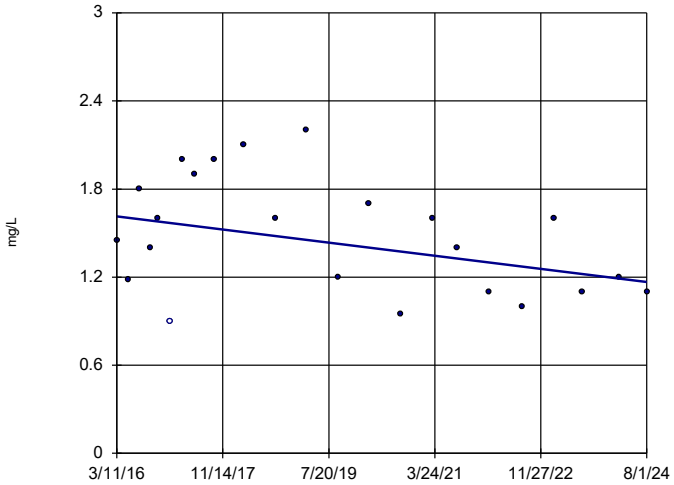

n = 23

Slope = -0.0532 units per year.

Mann-Kendall statistic = -53
critical = -98

Trend not significant at 99% confidence level (α = 0.005 per tail).

Constituent: Sulfate Analysis Run 9/10/2024 10:51 PM View: Appendix III - Trend Tests
Plant Bowen Client: Southern Company Data: Bowen 3-4 CCR

Sanitas™ v.10.0.22 Software licensed to Groundwater Stats Consulting. UG
Hollow symbols indicate censored values.

Sen's Slope Estimator

GWA-43 (bg)

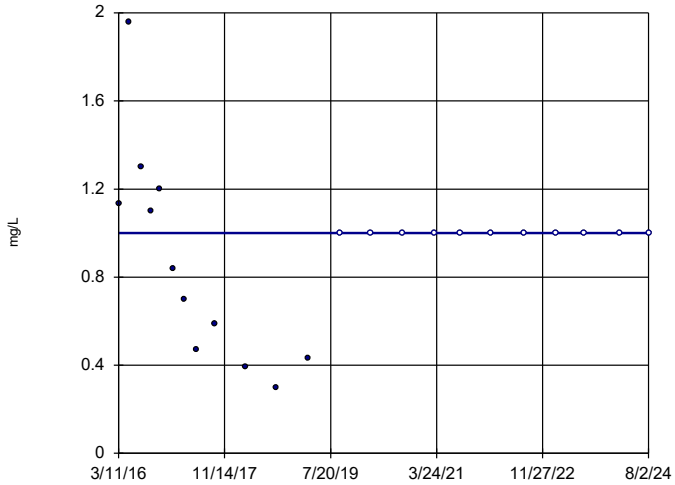

n = 23

Slope = 0 units per year.

Mann-Kendall statistic = -30
critical = -98

Trend not significant at 99% confidence level (α = 0.005 per tail).

Constituent: Sulfate Analysis Run 9/10/2024 10:51 PM View: Appendix III - Trend Tests
Plant Bowen Client: Southern Company Data: Bowen 3-4 CCR

Sanitas™ v.10.0.22 Software licensed to Groundwater Stats Consulting. UG

Sen's Slope Estimator

GWA-43R (bg)

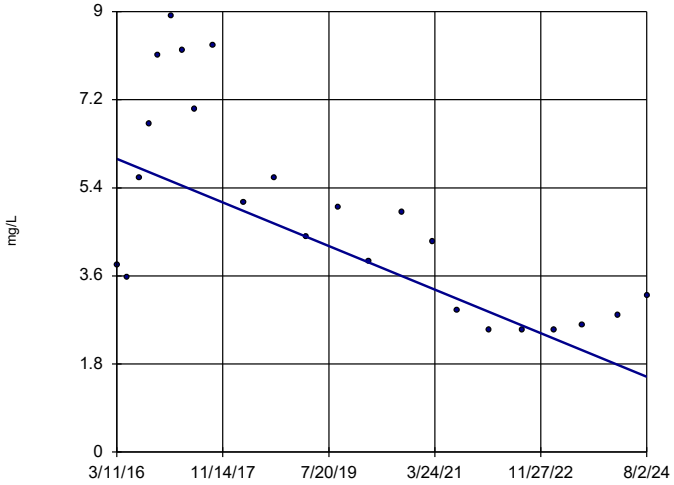

n = 23

Slope = -0.5306 units per year.

Mann-Kendall statistic = -125
critical = -98

Decreasing trend significant at 99% confidence level (α = 0.005 per tail).

Constituent: Sulfate Analysis Run 9/10/2024 10:51 PM View: Appendix III - Trend Tests
Plant Bowen Client: Southern Company Data: Bowen 3-4 CCR

Sanitas™ v.10.0.22 Software licensed to Groundwater Stats Consulting. UG

Sen's Slope Estimator

GWA-4RZ (bg)

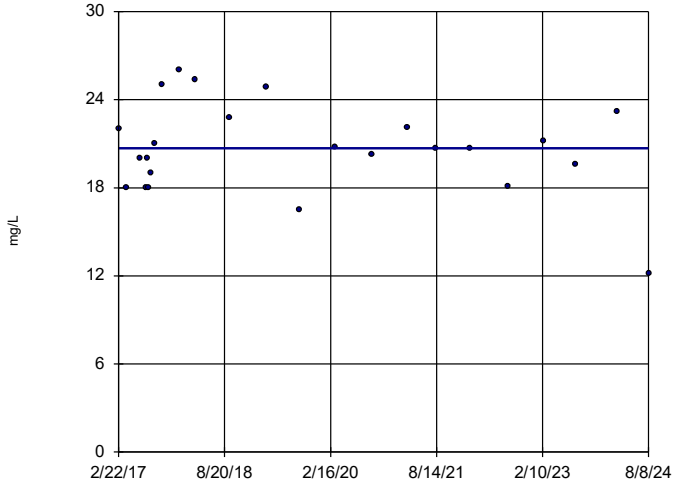

n = 24

Slope = 0 units per year.

Mann-Kendall statistic = 3
critical = 105

Trend not significant at 99% confidence level (α = 0.005 per tail).

Constituent: Sulfate Analysis Run 9/10/2024 10:51 PM View: Appendix III - Trend Tests
Plant Bowen Client: Southern Company Data: Bowen 3-4 CCR

Sanitas™ v.10.0.22 Software licensed to Groundwater Stats Consulting. UG
Hollow symbols indicate censored values.

Sen's Slope Estimator

GWA-50 (bg)

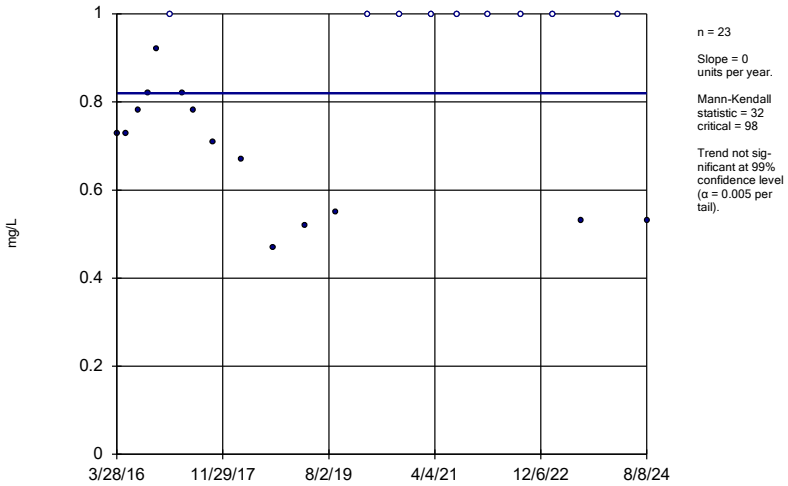

n = 23

Slope = 0 units per year.

Mann-Kendall statistic = 32 critical = 98

Trend not significant at 99% confidence level (α = 0.005 per tail).

Constituent: Sulfate Analysis Run 9/10/2024 10:51 PM View: Appendix III - Trend Tests
Plant Bowen Client: Southern Company Data: Bowen 3-4 CCR

Sanitas™ v.10.0.22 Software licensed to Groundwater Stats Consulting. UG
Hollow symbols indicate censored values.

Sen's Slope Estimator

GWA-50R (bg)

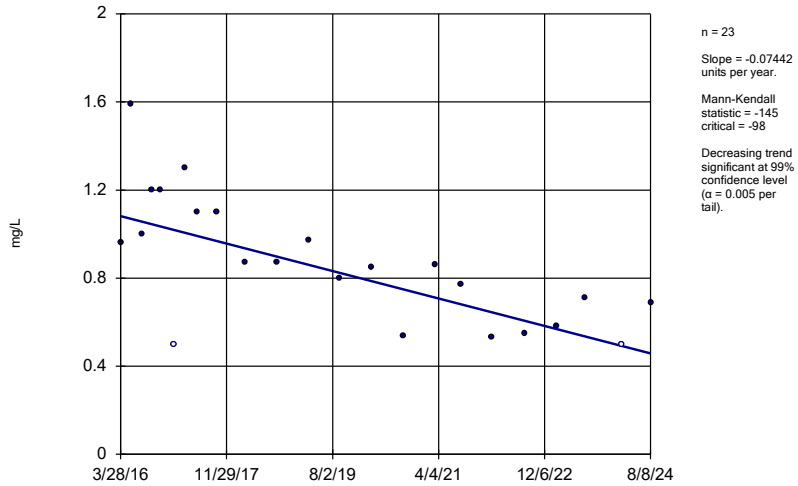

n = 23

Slope = -0.07442 units per year.

Mann-Kendall statistic = -145 critical = -98

Decreasing trend significant at 99% confidence level (α = 0.005 per tail).

Constituent: Sulfate Analysis Run 9/10/2024 10:51 PM View: Appendix III - Trend Tests
Plant Bowen Client: Southern Company Data: Bowen 3-4 CCR

Sanitas™ v.10.0.22 Software licensed to Groundwater Stats Consulting. UG

Sen's Slope Estimator

GWA-51RZ (bg)

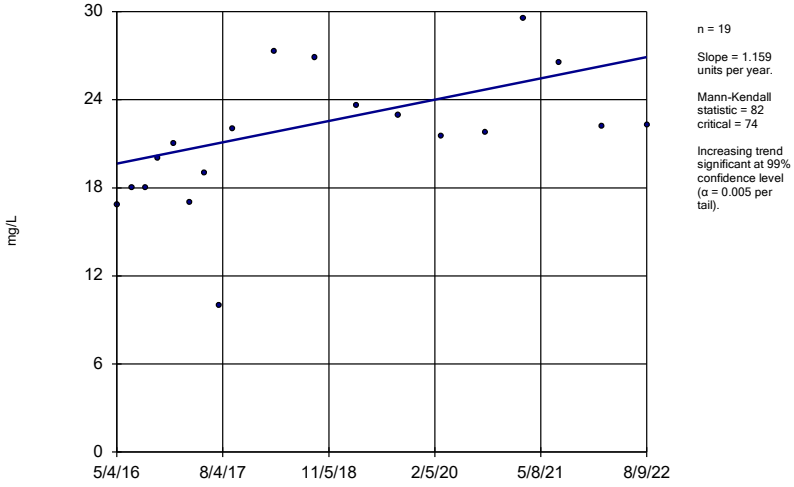

n = 19

Slope = 1.159 units per year.

Mann-Kendall statistic = 82 critical = 74

Increasing trend significant at 99% confidence level (α = 0.005 per tail).

Constituent: Sulfate Analysis Run 9/10/2024 10:51 PM View: Appendix III - Trend Tests
Plant Bowen Client: Southern Company Data: Bowen 3-4 CCR

Sanitas™ v.10.0.22 Software licensed to Groundwater Stats Consulting. UG

Sen's Slope Estimator

GWA-52 (bg)

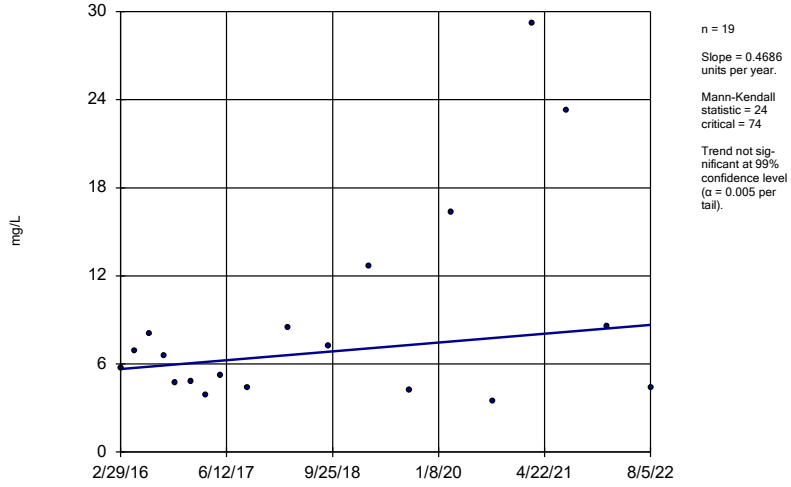

n = 19

Slope = 0.4686 units per year.

Mann-Kendall statistic = 24 critical = 74

Trend not significant at 99% confidence level (α = 0.005 per tail).

Constituent: Sulfate Analysis Run 9/10/2024 10:51 PM View: Appendix III - Trend Tests
Plant Bowen Client: Southern Company Data: Bowen 3-4 CCR

Sanitas™ v.10.0.22 Software licensed to Groundwater Stats Consulting. UG

Sen's Slope Estimator

GWA-53 (bg)

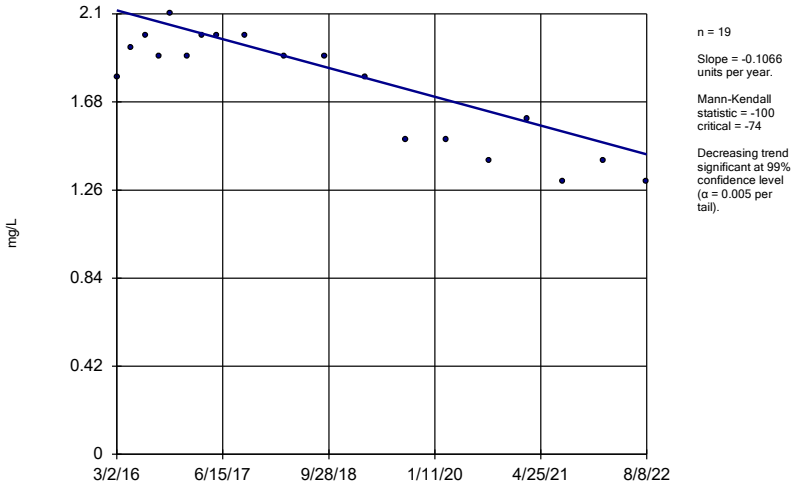

n = 19

Slope = -0.1066 units per year.

Mann-Kendall statistic = -100 critical = -74

Decreasing trend significant at 99% confidence level (α = 0.005 per tail).

Constituent: Sulfate Analysis Run 9/10/2024 10:51 PM View: Appendix III - Trend Tests

Plant Bowen Client: Southern Company Data: Bowen 3-4 CCR

Sanitas™ v.10.0.22 Software licensed to Groundwater Stats Consulting. UG

Sen's Slope Estimator

GWA-53R (bg)

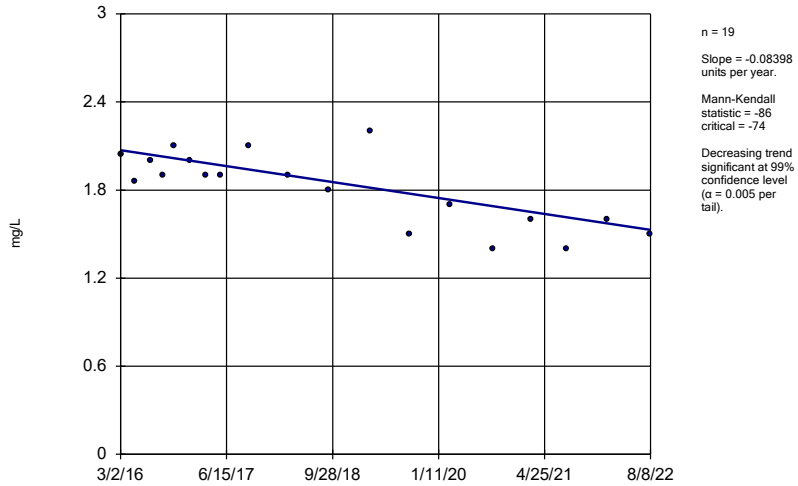

n = 19

Slope = -0.08398 units per year.

Mann-Kendall statistic = -86 critical = -74

Decreasing trend significant at 99% confidence level (α = 0.005 per tail).

Constituent: Sulfate Analysis Run 9/10/2024 10:51 PM View: Appendix III - Trend Tests

Plant Bowen Client: Southern Company Data: Bowen 3-4 CCR

Sanitas™ v.10.0.22 Software licensed to Groundwater Stats Consulting. UG

Sen's Slope Estimator

GWA-54 (bg)

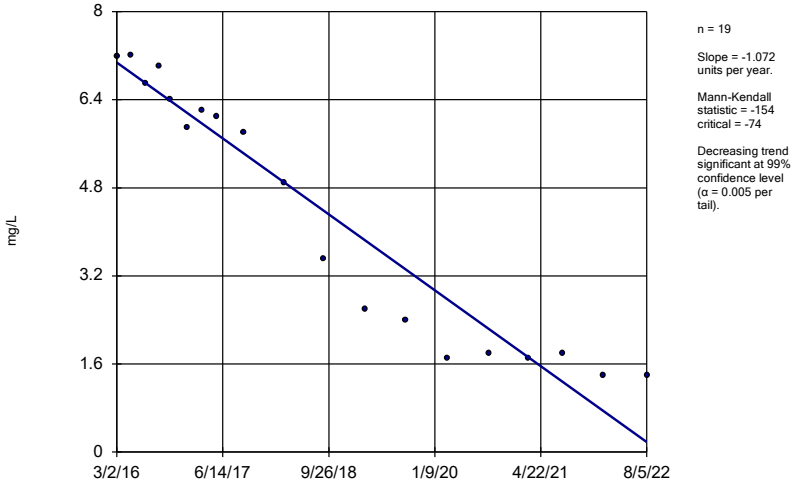

n = 19

Slope = -1.072 units per year.

Mann-Kendall statistic = -154 critical = -74

Decreasing trend significant at 99% confidence level (α = 0.005 per tail).

Constituent: Sulfate Analysis Run 9/10/2024 10:51 PM View: Appendix III - Trend Tests

Plant Bowen Client: Southern Company Data: Bowen 3-4 CCR

Sanitas™ v.10.0.22 Software licensed to Groundwater Stats Consulting. UG

Sen's Slope Estimator

GWA-55 (bg)

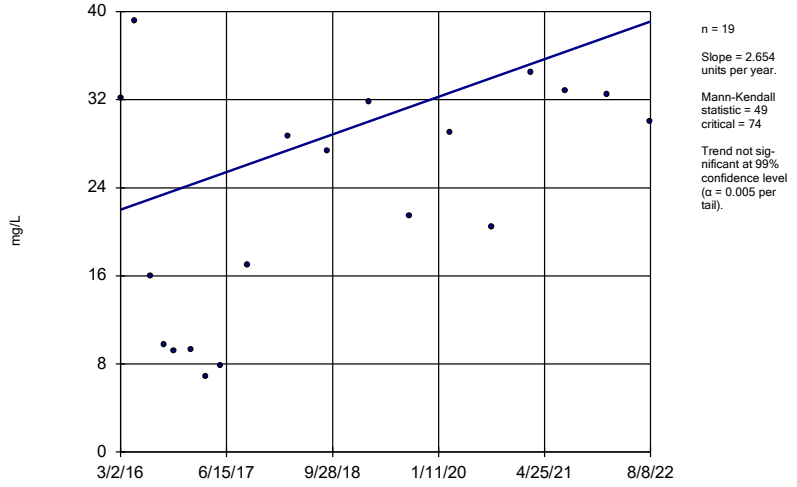

n = 19

Slope = 2.654 units per year.

Mann-Kendall statistic = 49 critical = 74

Trend not significant at 99% confidence level (α = 0.005 per tail).

Constituent: Sulfate Analysis Run 9/10/2024 10:51 PM View: Appendix III - Trend Tests

Plant Bowen Client: Southern Company Data: Bowen 3-4 CCR

Sanitas™ v.10.0.22 Software licensed to Groundwater Stats Consulting. UG

Sen's Slope Estimator

GWA-55R (bg)

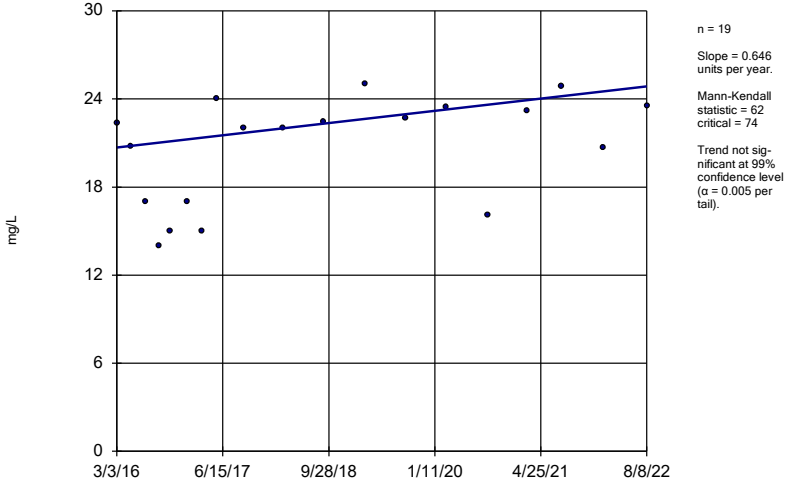

n = 19

Slope = 0.646 units per year.

Mann-Kendall statistic = 62 critical = 74

Trend not significant at 99% confidence level (α = 0.005 per tail).

Constituent: Sulfate Analysis Run 9/10/2024 10:51 PM View: Appendix III - Trend Tests

Plant Bowen Client: Southern Company Data: Bowen 3-4 CCR

Sanitas™ v.10.0.22 Software licensed to Groundwater Stats Consulting. UG

Sen's Slope Estimator

GWA-56 (bg)

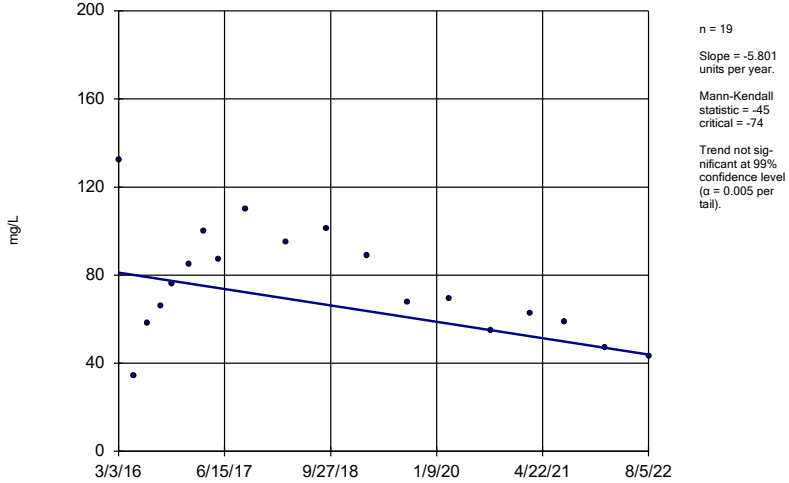

n = 19

Slope = -5.801 units per year.

Mann-Kendall statistic = -45 critical = -74

Trend not significant at 99% confidence level (α = 0.005 per tail).

Constituent: Sulfate Analysis Run 9/10/2024 10:51 PM View: Appendix III - Trend Tests

Plant Bowen Client: Southern Company Data: Bowen 3-4 CCR

Sanitas™ v.10.0.22 Software licensed to Groundwater Stats Consulting. UG

Sen's Slope Estimator

GWC-25R

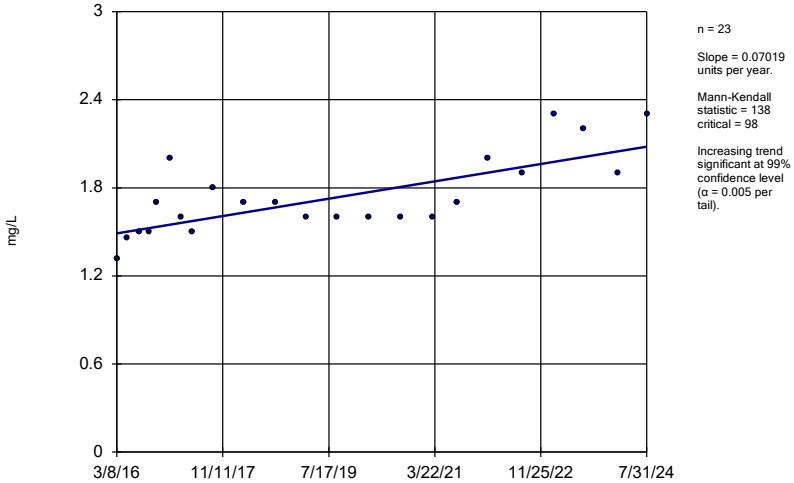

n = 23

Slope = 0.07019 units per year.

Mann-Kendall statistic = 138 critical = 98

Increasing trend significant at 99% confidence level (α = 0.005 per tail).

Constituent: Sulfate Analysis Run 9/10/2024 10:51 PM View: Appendix III - Trend Tests

Plant Bowen Client: Southern Company Data: Bowen 3-4 CCR

Sanitas™ v.10.0.22 Software licensed to Groundwater Stats Consulting. UG

Sen's Slope Estimator

GWA-1 (bg)

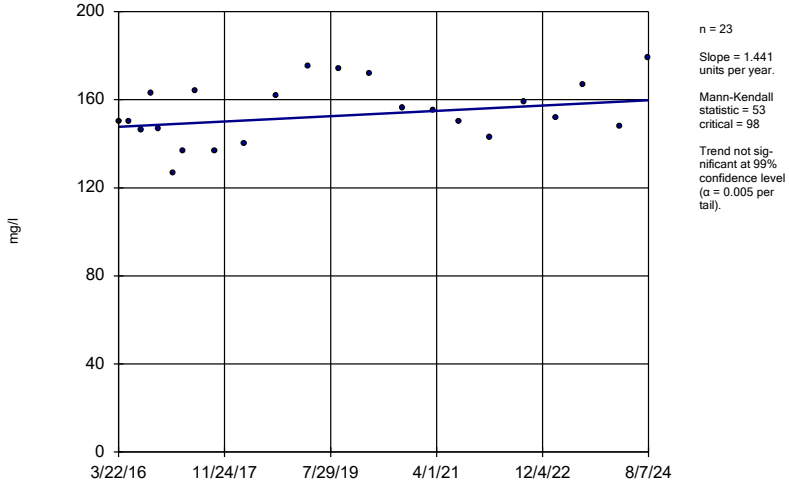

n = 23

Slope = 1.441 units per year.

Mann-Kendall statistic = 53 critical = 98

Trend not significant at 99% confidence level (α = 0.005 per tail).

Constituent: Total Dissolved Solids Analysis Run 9/10/2024 10:51 PM View: Appendix III - Trend Tests

Plant Bowen Client: Southern Company Data: Bowen 3-4 CCR

Sanitas™ v.10.0.22 Software licensed to Groundwater Stats Consulting. UG

Hollow symbols indicate censored values.

Sen's Slope Estimator

GWA-2 (bg)

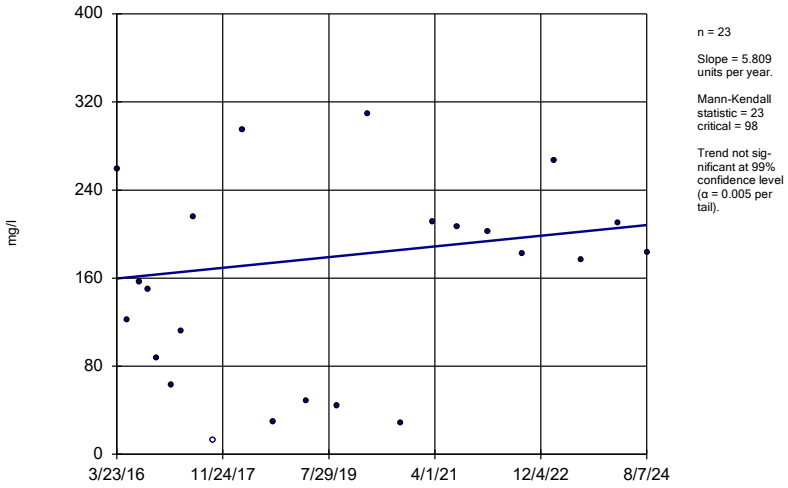

n = 23

Slope = 5.809 units per year.

Mann-Kendall statistic = 23 critical = 98

Trend not significant at 99% confidence level (α = 0.005 per tail).

Constituent: Total Dissolved Solids Analysis Run 9/10/2024 10:51 PM View: Appendix III - Trend Tests

Plant Bowen Client: Southern Company Data: Bowen 3-4 CCR

Sanitas™ v.10.0.22 Software licensed to Groundwater Stats Consulting. UG

Sen's Slope Estimator

GWA-2R (bg)

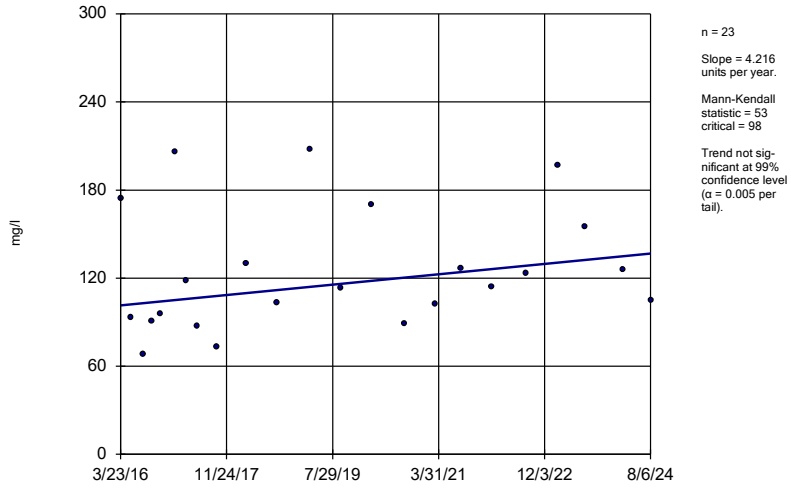

n = 23

Slope = 4.216 units per year.

Mann-Kendall statistic = 53 critical = 98

Trend not significant at 99% confidence level (α = 0.005 per tail).

Constituent: Total Dissolved Solids Analysis Run 9/10/2024 10:51 PM View: Appendix III - Trend Tests

Plant Bowen Client: Southern Company Data: Bowen 3-4 CCR

Sanitas™ v.10.0.22 Software licensed to Groundwater Stats Consulting. UG

Sen's Slope Estimator

GWA-39RZ (bg)

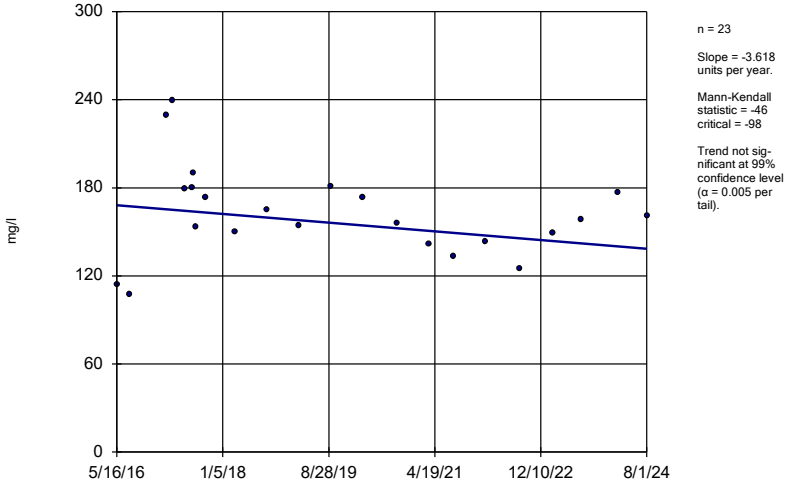

n = 23

Slope = -3.618 units per year.

Mann-Kendall statistic = -46 critical = -98

Trend not significant at 99% confidence level (α = 0.005 per tail).

Constituent: Total Dissolved Solids Analysis Run 9/10/2024 10:51 PM View: Appendix III - Trend Tests

Plant Bowen Client: Southern Company Data: Bowen 3-4 CCR

Sanitas™ v.10.0.22 Software licensed to Groundwater Stats Consulting. UG

Sen's Slope Estimator

GWA-39Z (bg)

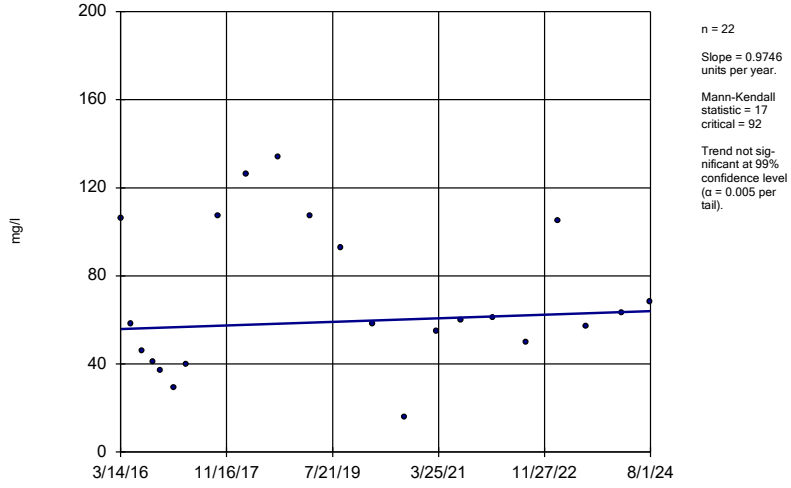

n = 22

Slope = 0.9746 units per year.

Mann-Kendall statistic = 17 critical = 92

Trend not significant at 99% confidence level (α = 0.005 per tail).

Constituent: Total Dissolved Solids Analysis Run 9/10/2024 10:51 PM View: Appendix III - Trend Tests

Plant Bowen Client: Southern Company Data: Bowen 3-4 CCR

Sanitas™ v.10.0.22 Software licensed to Groundwater Stats Consulting. UG
Hollow symbols indicate censored values.

Sen's Slope Estimator

GWA-3A (bg)

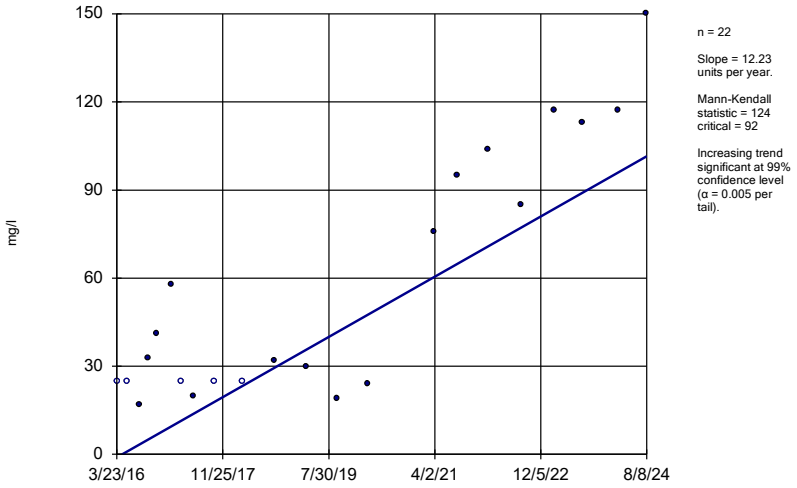

n = 22

Slope = 12.23 units per year.

Mann-Kendall statistic = 124 critical = 92

Increasing trend significant at 99% confidence level (α = 0.005 per tail).

Constituent: Total Dissolved Solids Analysis Run 9/10/2024 10:51 PM View: Appendix III - Trend Tests

Plant Bowen Client: Southern Company Data: Bowen 3-4 CCR

Sanitas™ v.10.0.22 Software licensed to Groundwater Stats Consulting. UG

Sen's Slope Estimator

GWA-40 (bg)

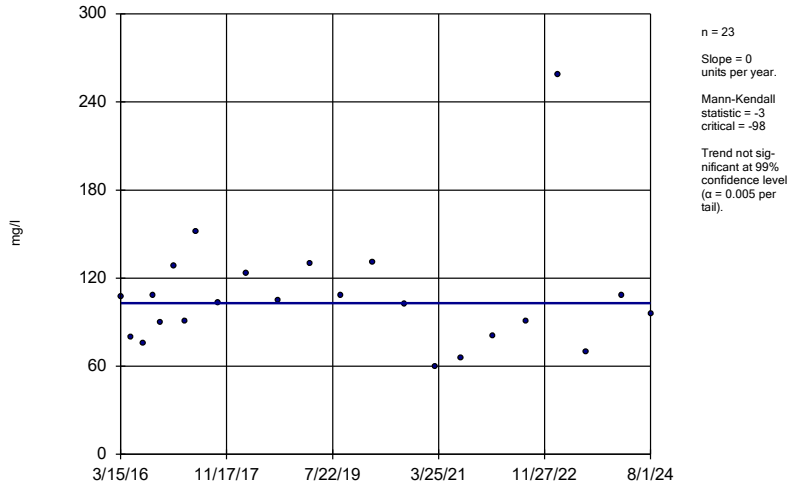

n = 23

Slope = 0 units per year.

Mann-Kendall statistic = -3 critical = -98

Trend not significant at 99% confidence level (α = 0.005 per tail).

Constituent: Total Dissolved Solids Analysis Run 9/10/2024 10:51 PM View: Appendix III - Trend Tests

Plant Bowen Client: Southern Company Data: Bowen 3-4 CCR

Sanitas™ v.10.0.22 Software licensed to Groundwater Stats Consulting. UG

Sen's Slope Estimator

GWA-41 (bg)

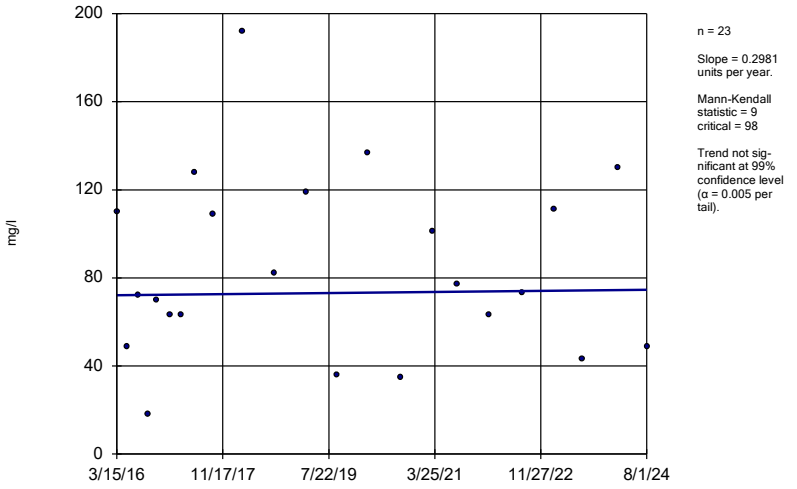

n = 23

Slope = 0.2981 units per year.

Mann-Kendall statistic = 9 critical = 98

Trend not significant at 99% confidence level (α = 0.005 per tail).

Constituent: Total Dissolved Solids Analysis Run 9/10/2024 10:51 PM View: Appendix III - Trend Tests

Plant Bowen Client: Southern Company Data: Bowen 3-4 CCR

Sanitas™ v.10.0.22 Software licensed to Groundwater Stats Consulting. UG

Sen's Slope Estimator

GWA-41R (bg)

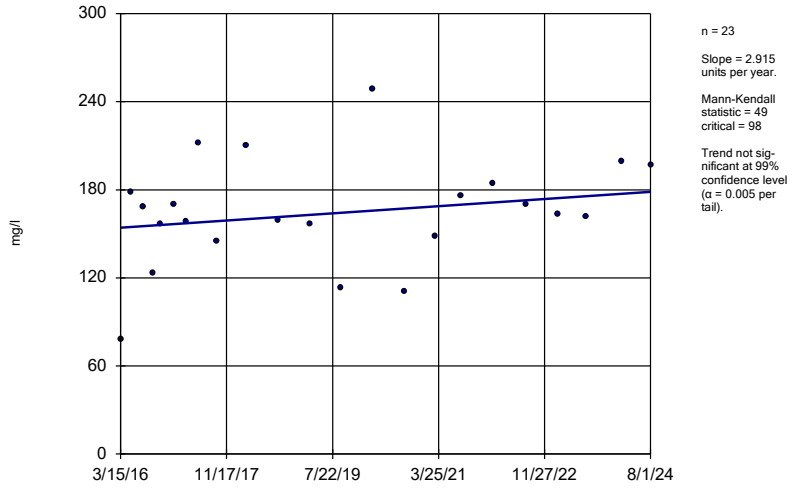

n = 23

Slope = 2.915 units per year.

Mann-Kendall statistic = 49 critical = 98

Trend not significant at 99% confidence level (α = 0.005 per tail).

Constituent: Total Dissolved Solids Analysis Run 9/10/2024 10:51 PM View: Appendix III - Trend Tests

Plant Bowen Client: Southern Company Data: Bowen 3-4 CCR

Sanitas™ v.10.0.22 Software licensed to Groundwater Stats Consulting. UG

Sen's Slope Estimator

GWA-42 (bg)

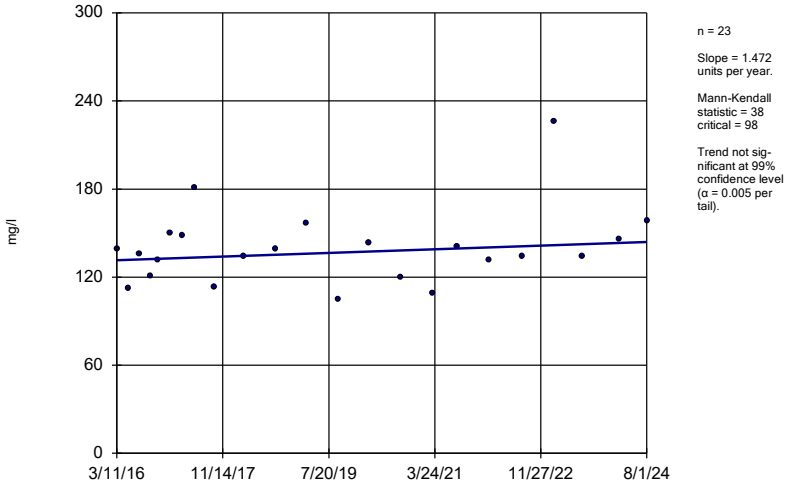

n = 23

Slope = 1.472 units per year.

Mann-Kendall statistic = 38 critical = 98

Trend not sig-nificant at 99% confidence level (α = 0.005 per tail).

Constituent: Total Dissolved Solids Analysis Run 9/10/2024 10:51 PM View: Appendix III - Trend Tests

Plant Bowen Client: Southern Company Data: Bowen 3-4 CCR

Sanitas™ v.10.0.22 Software licensed to Groundwater Stats Consulting. UG

Hollow symbols indicate censored values.

Sen's Slope Estimator

GWA-43 (bg)

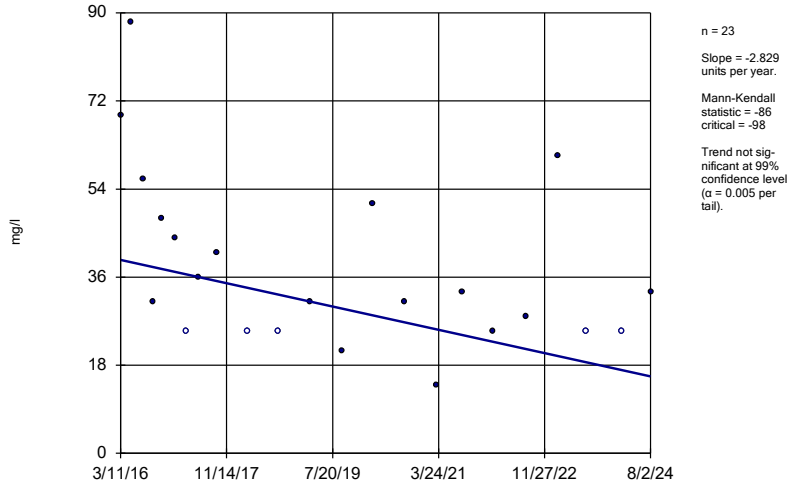

n = 23

Slope = -2.829 units per year.

Mann-Kendall statistic = -86 critical = -98

Trend not sig-nificant at 99% confidence level (α = 0.005 per tail).

Constituent: Total Dissolved Solids Analysis Run 9/10/2024 10:51 PM View: Appendix III - Trend Tests

Plant Bowen Client: Southern Company Data: Bowen 3-4 CCR

Sanitas™ v.10.0.22 Software licensed to Groundwater Stats Consulting. UG

Sen's Slope Estimator

GWA-43R (bg)

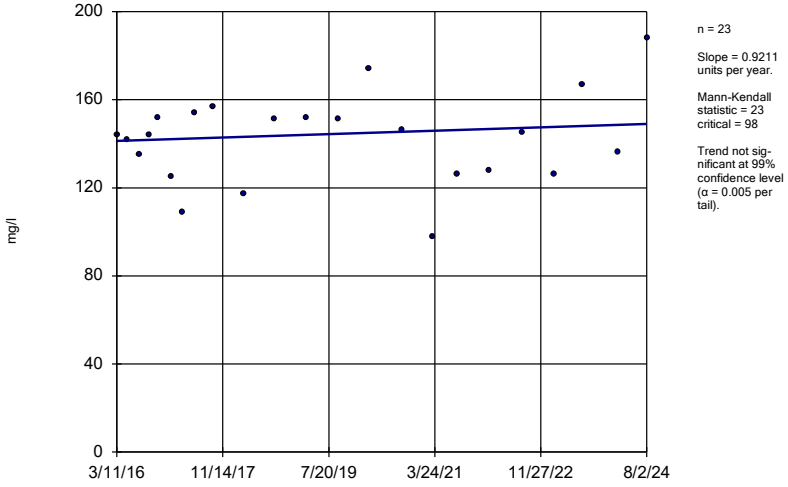

n = 23

Slope = 0.9211 units per year.

Mann-Kendall statistic = 23 critical = 98

Trend not sig-nificant at 99% confidence level (α = 0.005 per tail).

Constituent: Total Dissolved Solids Analysis Run 9/10/2024 10:51 PM View: Appendix III - Trend Tests

Plant Bowen Client: Southern Company Data: Bowen 3-4 CCR

Sanitas™ v.10.0.22 Software licensed to Groundwater Stats Consulting. UG

Sen's Slope Estimator

GWA-4RZ (bg)

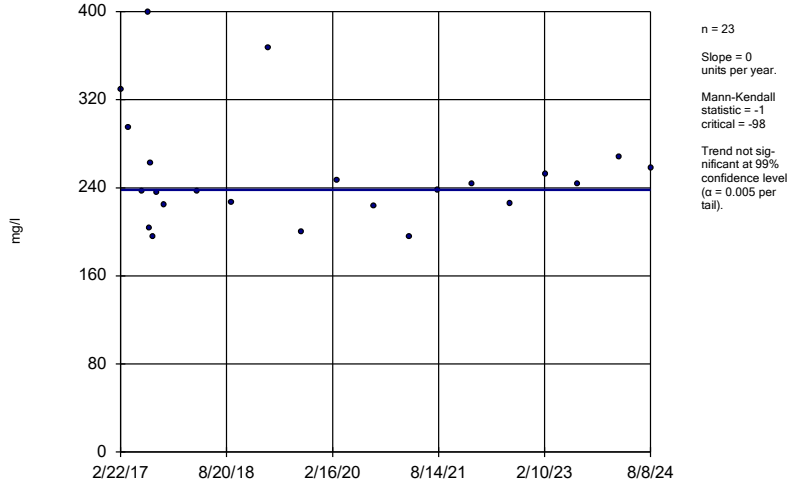

n = 23

Slope = 0 units per year.

Mann-Kendall statistic = -1 critical = -98

Trend not sig-nificant at 99% confidence level (α = 0.005 per tail).

Constituent: Total Dissolved Solids Analysis Run 9/10/2024 10:51 PM View: Appendix III - Trend Tests

Plant Bowen Client: Southern Company Data: Bowen 3-4 CCR

Sanitas™ v.10.0.22 Software licensed to Groundwater Stats Consulting. UG
Hollow symbols indicate censored values.

Sen's Slope Estimator

GWA-50 (bg)

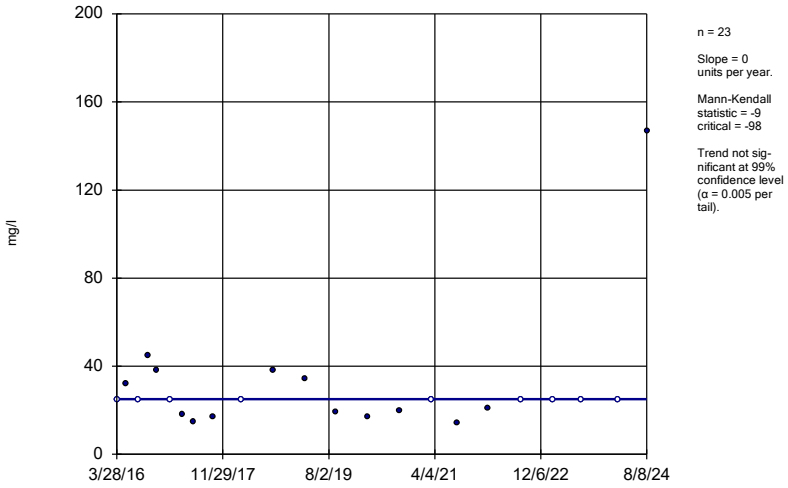

n = 23

Slope = 0 units per year.

Mann-Kendall statistic = -9
critical = -98

Trend not significant at 99% confidence level (α = 0.005 per tail).

Constituent: Total Dissolved Solids Analysis Run 9/10/2024 10:51 PM View: Appendix III - Trend Tests
Plant Bowen Client: Southern Company Data: Bowen 3-4 CCR

Sanitas™ v.10.0.22 Software licensed to Groundwater Stats Consulting. UG
Hollow symbols indicate censored values.

Sen's Slope Estimator

GWA-50R (bg)

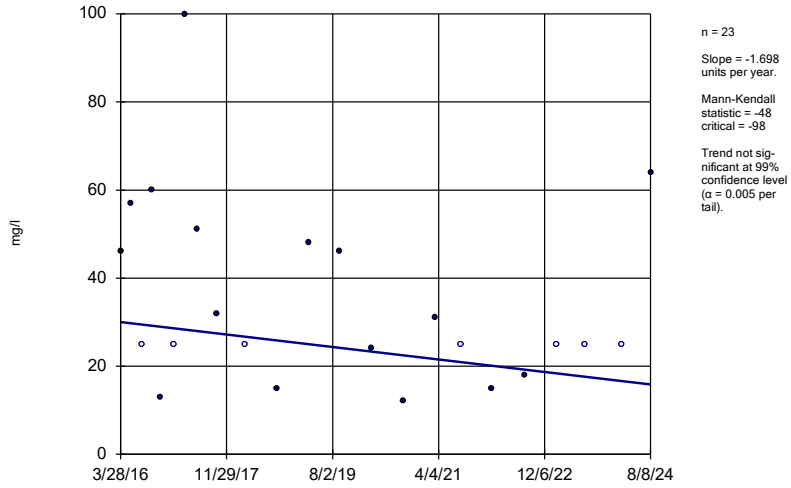

n = 23

Slope = -1.698 units per year.

Mann-Kendall statistic = -48
critical = -98

Trend not significant at 99% confidence level (α = 0.005 per tail).

Constituent: Total Dissolved Solids Analysis Run 9/10/2024 10:51 PM View: Appendix III - Trend Tests
Plant Bowen Client: Southern Company Data: Bowen 3-4 CCR

Sanitas™ v.10.0.22 Software licensed to Groundwater Stats Consulting. UG

Sen's Slope Estimator

GWA-51RZ (bg)

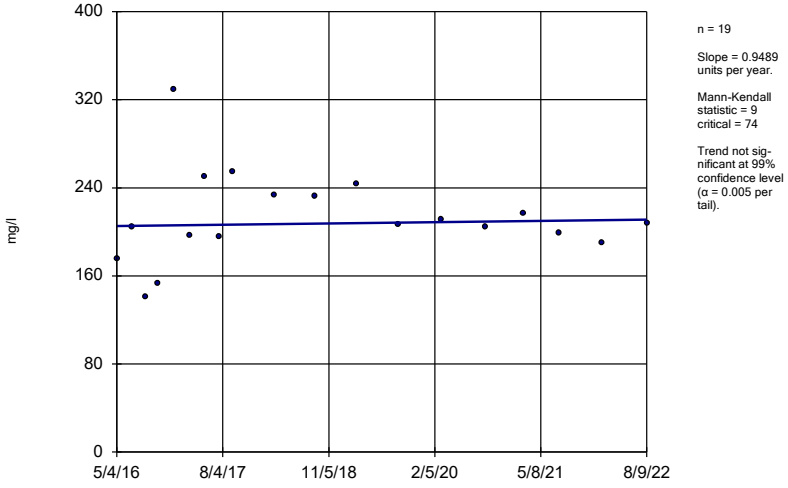

n = 19

Slope = 0.9489 units per year.

Mann-Kendall statistic = 9
critical = 74

Trend not significant at 99% confidence level (α = 0.005 per tail).

Constituent: Total Dissolved Solids Analysis Run 9/10/2024 10:51 PM View: Appendix III - Trend Tests
Plant Bowen Client: Southern Company Data: Bowen 3-4 CCR

Sanitas™ v.10.0.22 Software licensed to Groundwater Stats Consulting. UG

Sen's Slope Estimator

GWA-52 (bg)

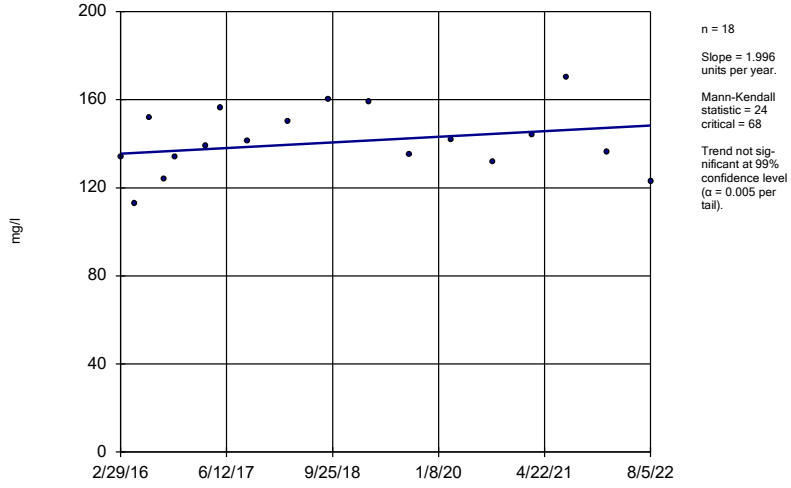

n = 18

Slope = 1.996 units per year.

Mann-Kendall statistic = 24
critical = 68

Trend not significant at 99% confidence level (α = 0.005 per tail).

Constituent: Total Dissolved Solids Analysis Run 9/10/2024 10:51 PM View: Appendix III - Trend Tests
Plant Bowen Client: Southern Company Data: Bowen 3-4 CCR

Sanitas™ v.10.0.22 Software licensed to Groundwater Stats Consulting. UG

Sen's Slope Estimator

GWA-53 (bg)

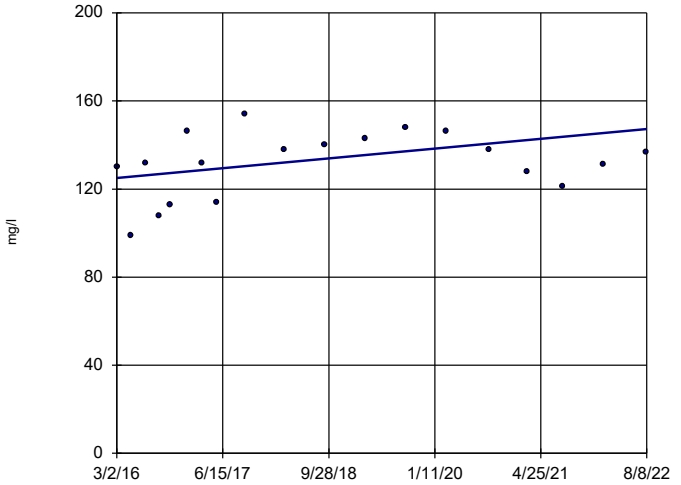

n = 19

Slope = 3.456 units per year.

Mann-Kendall statistic = 36 critical = 74

Trend not sig-nificant at 99% confidence level (α = 0.005 per tail).

Constituent: Total Dissolved Solids Analysis Run 9/10/2024 10:51 PM View: Appendix III - Trend Tests

Plant Bowen Client: Southern Company Data: Bowen 3-4 CCR

Sanitas™ v.10.0.22 Software licensed to Groundwater Stats Consulting. UG

Sen's Slope Estimator

GWA-53R (bg)

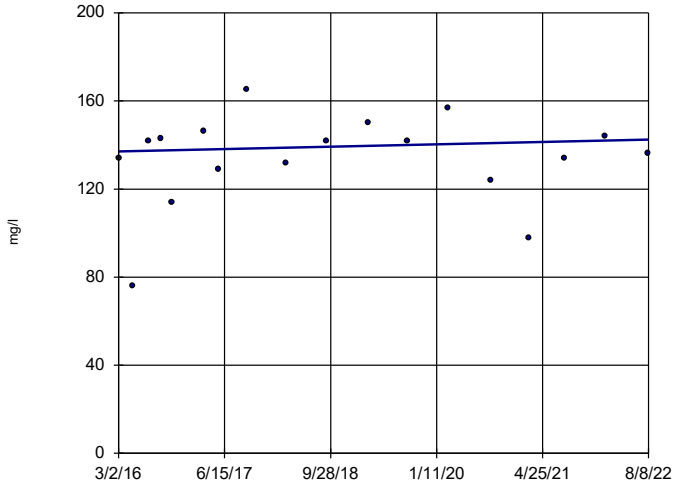

n = 18

Slope = 0.8352 units per year.

Mann-Kendall statistic = 15 critical = 68

Trend not sig-nificant at 99% confidence level (α = 0.005 per tail).

Constituent: Total Dissolved Solids Analysis Run 9/10/2024 10:51 PM View: Appendix III - Trend Tests

Plant Bowen Client: Southern Company Data: Bowen 3-4 CCR

Sanitas™ v.10.0.22 Software licensed to Groundwater Stats Consulting. UG

Sen's Slope Estimator

GWA-54 (bg)

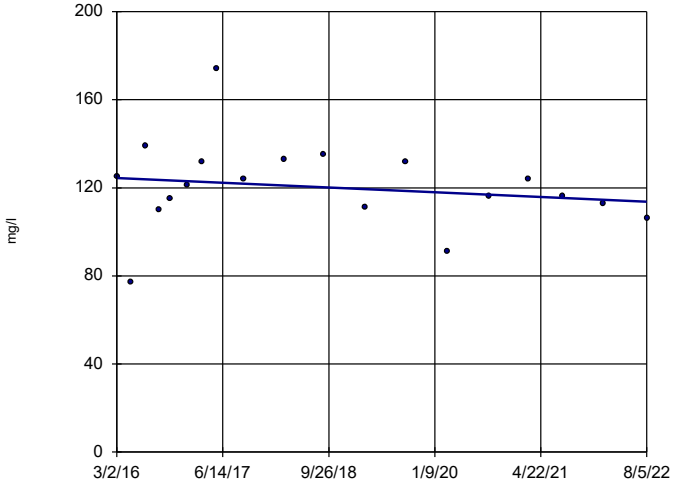

n = 19

Slope = -1.665 units per year.

Mann-Kendall statistic = -24 critical = -74

Trend not sig-nificant at 99% confidence level (α = 0.005 per tail).

Constituent: Total Dissolved Solids Analysis Run 9/10/2024 10:51 PM View: Appendix III - Trend Tests

Plant Bowen Client: Southern Company Data: Bowen 3-4 CCR

Sanitas™ v.10.0.22 Software licensed to Groundwater Stats Consulting. UG

Sen's Slope Estimator

GWA-55 (bg)

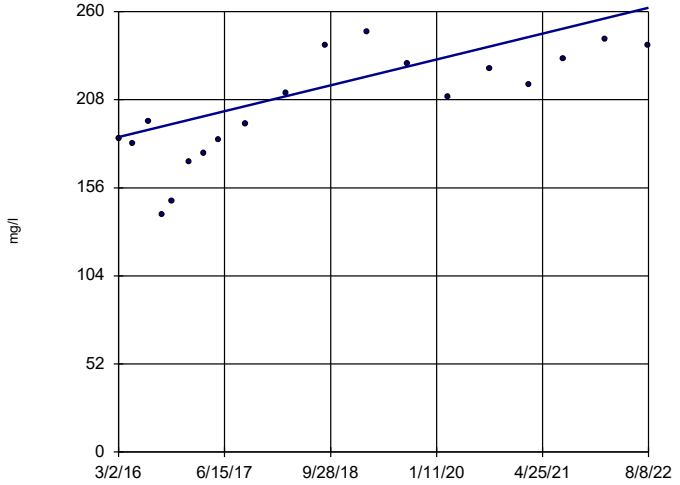

n = 19

Slope = 11.85 units per year.

Mann-Kendall statistic = 102 critical = 74

Increasing trend significant at 99% confidence level (α = 0.005 per tail).

Constituent: Total Dissolved Solids Analysis Run 9/10/2024 10:51 PM View: Appendix III - Trend Tests

Plant Bowen Client: Southern Company Data: Bowen 3-4 CCR

Sanitas™ v.10.0.22 Software licensed to Groundwater Stats Consulting. UG

Sen's Slope Estimator

GWA-55R (bg)

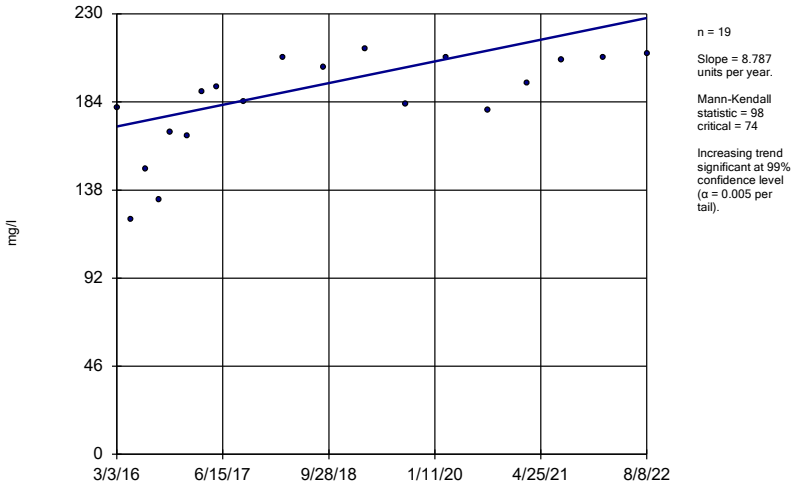

n = 19

Slope = 8.787 units per year.

Mann-Kendall statistic = 98
critical = 74

Increasing trend significant at 99% confidence level (α = 0.005 per tail).

Constituent: Total Dissolved Solids Analysis Run 9/10/2024 10:51 PM View: Appendix III - Trend Tests

Plant Bowen Client: Southern Company Data: Bowen 3-4 CCR

Sanitas™ v.10.0.22 Software licensed to Groundwater Stats Consulting. UG

Sen's Slope Estimator

GWA-56 (bg)

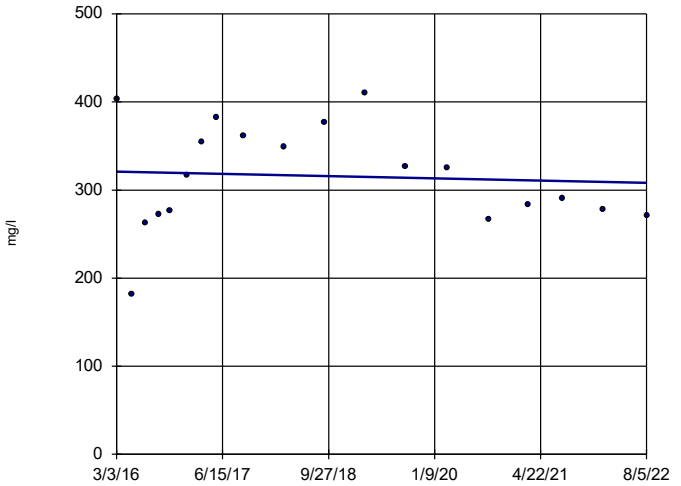

n = 19

Slope = -2.005 units per year.

Mann-Kendall statistic = -7
critical = -74

Trend not significant at 99% confidence level (α = 0.005 per tail).

Constituent: Total Dissolved Solids Analysis Run 9/10/2024 10:51 PM View: Appendix III - Trend Tests

Plant Bowen Client: Southern Company Data: Bowen 3-4 CCR

Sanitas™ v.10.0.22 Software licensed to Groundwater Stats Consulting. UG

Sen's Slope Estimator

GWC-20R

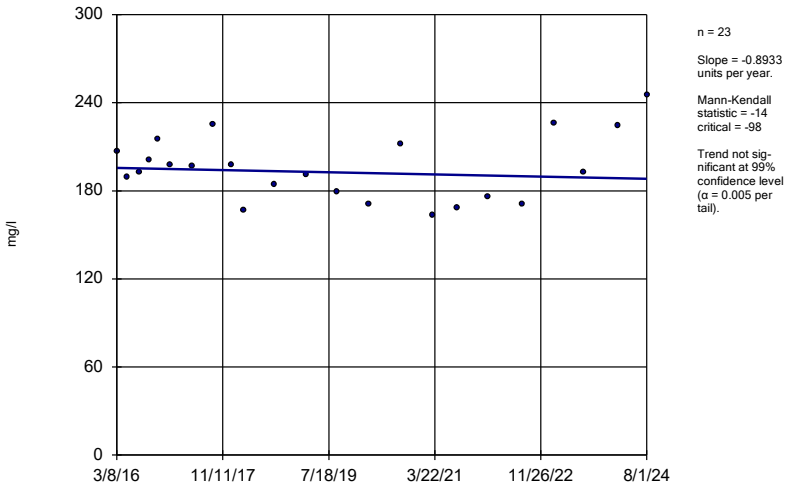

n = 23

Slope = -0.8933 units per year.

Mann-Kendall statistic = -14
critical = -98

Trend not significant at 99% confidence level (α = 0.005 per tail).

Constituent: Total Dissolved Solids Analysis Run 9/10/2024 10:51 PM View: Appendix III - Trend Tests

Plant Bowen Client: Southern Company Data: Bowen 3-4 CCR

GROUNDWATER STATS CONSULTING

August 30, 2024

Southern Company Services
Attn: Ms. Kristen Jurinko
241 Ralph McGill Blvd NE, Bin 10160
Atlanta, Georgia 30308-3374

Re: Plant Bowen Landfill Cells 3 & 4
February 2024 Background Update & Statistical Analysis

Dear Ms. Jurinko,

Groundwater Stats Consulting, formerly the statistical consulting division of Sanitas Technologies, is pleased to provide the background update and statistical analysis of groundwater quality for the February 2024 sample event for Georgia Power Company's Plant Bowen Landfill Cells 3 & 4. The analysis complies with the federal rule for the Disposal of Coal Combustion Residuals (CCR) from Electric Utilities (CCR Rule, 2015), the Georgia Environmental Protection Division (EPD) Rules for Solid Waste Management Chapter 391-3-4-.10, and follows the United States Environmental Protection Agency (USEPA) Unified Guidance (2009).

Semi-annual sampling is conducted for USEPA's CCR Appendix III parameters, in addition to 16 parameters in accordance with the Georgia EPD's Solid Waste Permit. The monitoring well network, as provided by Southern Company Services, consists of the following:

The current monitoring well network, as provided by Southern Company Services, consists of the following:

- **Upgradient**: GWA-1, GWA-2, GWA-2R, GWA-3A, GWA-4RZ, GWA-39RZ, GWA-39Z, GWA-40, GWA-41, GWA-41R, GWA-42, GWA-43, GWA-43R, GWA-50, GWA-50R,
  - **Abandoned Upgradient**: GWA-51RZ, GWA-52, GWA-53, GWA-53R, GWA-54, GWA-55, GWA-55R, and GWA-56

- **Downgradient**: GWC-16R, GWC-17R, GWC-18, GWC-18R, GWC-19R, GWC-20R, GWC-21R, GWC-22R, GWC-23R, GWC-24R, GWC-25R, and GWC-36A, GWC-36RA, GWC-37, and GWC-38 (formerly GWA-36A, GWA-36RA, GWA-37, and GWA-38, respectively)

As described in the Minor Modification demonstration, data from upgradient wells GWA-51RZ, GWA-52, GWA-53, GWA-53R, GWA-54, GWA-55, GWA-55R, and GWA-56 (50-series upgradient wells), which represent historical groundwater quality upgradient of Cells 3 & 4 based on groundwater flow, are pooled with existing upgradient wells for the purpose of combining data for construction interwell prediction limits. While the 50-series upgradient wells are no longer sampled, data from these well are included in the construction of interwell statistical limits, but are not evaluated with intrawell prediction limits.

Note that wells GWA-36A, GWA-36RA, GWA-37, and GWA-38 are referenced as GWC wells, similar to neighboring downgradient wells. Well GWC-36A was originally installed as a replacement well for upgradient well GWA-36, which was abandoned due to a damaged well casing in 2022, but has been redesignated as a downgradient well, as mentioned above. Well GWC-36A will be evaluated with intrawell prediction limits once the required minimum 8 samples are available.

Data were sent electronically to Groundwater Stats Consulting, and the statistical analysis was reviewed by Kristina Rayner, Senior Statistician and Founder of Groundwater Stats Consulting. The analysis was prepared according to the recommended statistical methodology provided in the Fall 2017 by Dr. Kirk Cameron, PhD Statistician with MacStat Consulting and primary author of the USEPA Unified Guidance.

The constituents listed below are evaluated in this report. The terms "parameters" and "constituents" are interchangeable.

- **CCR Appendix III:** boron, calcium, chloride, fluoride, pH, sulfate, and total dissolved solids (TDS)
- **Georgia Appendix I EPD:** antimony, arsenic, barium, beryllium, cadmium, chromium, cobalt, copper, lead, mercury, nickel, selenium, silver, thallium, vanadium, and zinc

Note that when there are no detections present in downgradient wells for a given constituent, statistical analyses are not required. A summary of Appendix I well/constituent pairs with 100% non-detects follows this letter.

Time series plots for all well/constituent pairs are provided and are particularly useful for screening parameters detected in downgradient wells which require statistical analyses (Figure A). Additionally, a separate section of box plots is included for all constituents at upgradient and downgradient wells (Figure B). The time series plots are used to initially screen for suspected outliers and trends, while the box plots provide visual representation of variation within individual wells and between all wells. Values in background which have been flagged as outliers may be seen in a lighter font and as a disconnected symbol on the graphs. A summary of flagged outliers follows this report (Figure C).

Due to varying detection limits in background data sets, a substitution of the most recent reporting limit is used for all non-detects. Note that for calculation of intrawell prediction limits, substitution of the most recent reporting limit is performed separately for each well/parameter pair. In some cases, the reporting limit provided by the laboratory contains varying limits for a given parameter; therefore, the substitution may differ from well to well. This generally gives the most conservative limit in each case.

Reporting limit changes may occur depending on laboratory capabilities. In the case of beryllium, a change in laboratories resulted in a decrease in the reporting limit. The historic reporting limit of 0.003 mg/L was substituted in place of the most recent reporting limit of 0.0005 mg/L, as requested by Stantec, to be consistent with previous statistical limits.

In earlier analyses, data at all wells for constituents detected in downgradient wells were evaluated for the following: 1) outliers; 2) trends; 3) most appropriate statistical method based on site characteristics of groundwater data upgradient of the facility; and 4) eligibility of downgradient wells when intrawell statistical methods are recommended. Power curves are provided with this report to demonstrate that the selected statistical methods for the parameters listed above comply with the USEPA Unified Guidance and the Georgia Environmental Protection Division Rules for Solid Waste Management Chapter 391-3-4-.10. The EPA suggests the selected statistical method should provide at least 55% power at 3 standard deviations or at least 80% power at 4 standard deviations. Power curves were based on the following statistical methods:

Georgia EPD Appendix I Constituents:

- Semi-Annual Sampling
- Intrawell Prediction Limits with 1-of-2 resample plan (all parameters)
- # Constituents: 16
- # Downgradient wells: 11

CCR Appendix III Constituents:

- Semi-Annual Sampling
- Intrawell Prediction Limits with 1-of-2 resample plan – (chloride, pH, sulfate, and TDS)
- Interwell Prediction Limits with 1-of-2 resample plan – (boron, calcium, fluoride)
- # Constituents: 7
- # Downgradient wells: 11

Parametric prediction limits are utilized when the screened historical data follow a normal or transformed-normal distribution. When data cannot be normalized or the majority of data are non-detects, a nonparametric test is utilized. The distribution of data is tested using the Shapiro-Wilk/Shapiro-Francia test for normality. After testing for normality and performing any adjustments as discussed below (US EPA, 2009), data are analyzed using either parametric or non-parametric prediction limits. Non-detects are handled as follows:

- No statistical analyses are required on wells and analytes containing 100% non-detects (USEPA Unified Guidance, 2009, Chapter 6).
- When data contain <15% non-detects, simple substitution of one-half the reporting limit is utilized in the statistical analysis. The reporting limit utilized for non-detects is the most recent practical quantification limit (PQL) as reported by the laboratory.
- When data contain between 15-50% non-detects, the Kaplan-Meier non-detect adjustment is applied to the background data. This technique adjusts the mean and standard deviation of the historical concentrations to account for concentrations below the reporting limit.
- Nonparametric prediction limits are used on data containing greater than 50% non-detects.

Natural systems continuously evolve due to physical changes made to the environment. Examples include capping a landfill, paving areas near a well, or lining a drainage channel to prevent erosion. Periodic updating of background statistical limits is necessary to accommodate these types of changes. In the interwell case, prediction limits are updated with upgradient well data during each event after careful screening for any new outliers. In the intrawell case, data for all wells and constituents may be re-evaluated when a minimum of 4 new data points are available to determine whether earlier concentrations are representative of present-day groundwater quality. In some cases, the earlier portion of data are deselected prior to construction of limits to provide sensitive limits that will rapidly detect changes in groundwater quality. Even though the data are excluded from the calculation, the values will continue to be reported and shown in tables and graphs.

Two-Step Statistical Analysis

Intrawell statistical methods, combined with a 1-of-2 resample plan, may be used as a conservative first step for identifying potential facility impacts in downgradient wells. Intrawell methods use background data for individual wells and may be overly sensitive to spatial variation. In particular for nonparametric limits with small background sample sizes, the probability of a false positive is much higher than the desired annual sitewide rate of 10%. Therefore, a large number of exceedances may occur as a result of spatial variation rather than facility impacts. A second step can be used to further evaluate those exceedances and reduce the overall number of statistically significant increases (SSIs) that result from spatial variation. In instances where intrawell statistical methods identify an apparent SSI, a second step of interwell statistical evaluation may be used to determine whether the measurement exceeds the sitewide background limit based on pooled upgradient well data. This is similar in concept to the procedure used in compliance monitoring programs where an interwell statistical limit is used to determine "background" (USEPA Unified Guidance (2009), Chapter 7, Section 7.5). For the detection monitoring program, if the result does not exceed sitewide (interwell) background, an SSI is not declared.

When the result exceeds the sitewide (interwell) background, the 1-of-2 resample plan allows for collection of an independent resample to confirm or disconfirm the initial finding. A statistically significant increase is not declared unless the resample also exceeds the intrawell prediction limit (United States Environmental Protection Agency (USEPA) Unified Guidance, March 2009, Chapter 19). When the resample confirms the initial exceedance, further research would be required to identify the cause of the exceedance (i.e., impact from the site, natural variation, or an off-site source). When any resample falls within the statistical limit, the initial exceedance is considered to be a false positive result, and no further action is necessary. In cases where intrawell and interwell exceedances are noted and no resamples are collected, the initial exceedance will be considered a confirmed statistically significant increase (SSI).

Trend tests, in addition to interwell prediction limits, are recommended for well/constituent pairs found to have an initial intrawell SSI. Trend analysis will provide for detection of long-term changes and potential facility impacts at a given well in cases where the concentrations at that well remain below the sitewide upgradient limits. Thus, the two-step approach has additional capability to detect long-term changes at downgradient wells compared to interwell methods alone. While a trend may be identified by visual inspection, a quantification of the trend and its significance is needed to identify whether concentrations are statistically significantly increasing, decreasing, or remaining stable over time. The absence of a statistically significant increasing trend indicates that

an initial intrawell exceedance is short-term and may be the result of spatial variation rather than facility impact to groundwater. If a facility impact has occurred, it will likely result in additional exceedances in future sampling events. When a statistically significant increasing trend is noted, additional data may be needed to demonstrate that there is reasonable evidence that the initial intrawell statistical exceedance is a result of variation rather than a result of impact to groundwater quality downgradient of the facility.

Summary of Background Screening Georgia EPD Constituents – Conducted in August 2019

A summary of the initial background screening is provided below for historical purposes. As mentioned earlier, the current monitoring well network is in accordance with the 2024 Minor Modification demonstration.

Outliers Analysis

Time series plots were used to identify suspected outliers, or extreme values that would result in limits that are not representative of the current background data population. Suspected outliers for all wells and parameters are formally tested using Tukey's box plot method and, when identified, flagged in the computer database with "o" and deselected prior to construction of statistical limits. The results of Tukey's outlier test as well as a discussion of potential outliers and flagged values were included with the background screening report.

Seasonality

No obvious seasonal patterns were observed on the time series plots for any of the detected data; therefore, no deseasonalizing adjustments were made to the data. When seasonal patterns are observed, data may be deseasonalized so that the resulting limits will correctly account for the seasonality as a predictable pattern rather than random variation or a release.

Trend Testing

While trends may be identified by visual inspection, a quantification of the trend and its significance is needed. The Sen's Slope/Mann Kendall trend test, which tests for statistically significant increasing or decreasing trends, was used to evaluate data at all upgradient wells and downgradient wells with detections.

In the absence of suspected contamination, significant trending data are typically not included as part of the background data used for construction of prediction limits. This step serves to eliminate the influence of the trend and reduce variation in background. When statistically significant decreasing trends are present, all available data are evaluated to determine whether earlier concentration levels are significantly different from current reported concentrations and will be deselected as necessary. When any records of data are truncated for the reasons above, a summary report will be provided to show the date ranges used in construction of the statistical limits.

Several statistically significant decreasing trends were noted, but adjustments were required only for barium in well GWA-53, copper in well GWA-37, and nickel in well GWC-16R. The magnitudes of all other trends were low relative to the average concentrations at each respective well. However, the decreasing trend for the zinc record at well GWC-16R may require adjustment in the future, if it persists, in order to obtain a more conservative prediction limit. Statistically significant increasing trends were also noted but adjustments to eliminate the trends were required only for barium and zinc in upgradient well GWA-36 because the magnitudes of trends identified for all other well/constituent pairs were low relative to the average concentrations. Truncation of earlier data was based on the assumption that the increasing trend was not the result of the facility. A summary of the background date ranges used for well/constituent pairs was submitted with the screening.

Summary of Appendix I & Appendix III Background Update – Conducted in 2024

Outlier Analysis

Prior to updating background data, all Appendix I data were evaluated for the purpose of updating background data sets. Tukey's outlier test and visual screening were used to evaluate data for all wells and constituent through August 2023. Tukey's test identified several potential outliers and confirmed previously flagged values. A high measurement for TDS in downgradient well GWC-22R was flagged during this update to construct statistical limits that are conservative (i.e., lower) from a regulatory perspective. Additionally, high values that were not identified by Tukey's test (such as the highest value for calcium at upgradient well GWA-43) were flagged as outliers to reduce variation among background datasets which results in statistical limits that are conservative (in most cases, lower) from a regulatory perspective. During this analysis, previously flagged outliers for antimony at upgradient well GWA-1 and beryllium at upgradient well GWA-42 were unflagged as the measurements were similar to more recent concentrations.

Any flagged data are displayed in a lighter font and as a disconnected symbol on the time series reports, as well as in a lighter font on the accompanying data pages. The Appendix I outliers are included in the outlier summary following this letter (Figure C).

Mann-Whitney

For all Appendix I constituents and Appendix III constituents evaluated with intrawell prediction limits (calcium, pH, sulfate, and TDS), the Mann-Whitney (Wilcoxon Rank Sum) test was used to compare the medians of historical data through August 2021 to the new compliance samples at each well through August 2023 (Figures D and E, respectively). When the medians of the two groups are not statistically significantly different at the 99% confidence level, background data sets are updated to include the newer compliance data. Several well/constituent pairs with statistically significant results were identified.

Typically, when the test concludes that the medians of the two groups are significantly different, particularly in the downgradient wells, the background data sets are not updated to include the newer data unless it can be reasonably justified that the change in concentrations reflects an occurring shift unrelated to practices at the site.

For the cases identified by the Mann-Whitney with statistically significant higher medians in more recent data compared to the historical medians, the more recent medians were either within the range of historic concentrations or were slightly higher than the background medians and would have minimal increases on resulting statistical limits. Note that while a statistically significant increase in median was identified for sulfate at downgradient well GWC-23R due to the variation within this record, the statistical limit remains similar to previous limits when updating the background data set with more recent data. For chloride and TDS at upgradient well GWA-3A, these records were also updated as a result of similar concentrations within the historic record and concentrations at upgradient wells represent groundwater quality upgradient of the facility, which are assumed to be unimpacted by practices at the facility.

In order to maintain a conservative (i.e., lower) statistical limit, TDS at downgradient well GWC-23R was not updated at this time since the more recent compliance concentrations were elevated above historic concentrations within the same well and were above reported concentrations upgradient of the facility.

Earlier portions of the record were truncated for copper and nickel at upgradient well GWA-50R, copper at downgradient well GWC-37, and nickel at downgradient well GWC-16R during previous updates and remain truncated in order to construct statistical

limits that are more conservative (i.e., lower) and representative of present-day groundwater quality conditions.

For the cases identified by the Mann-Whitney with statistically significant lower medians in more recent data compared to the historical medians, the more recent concentrations were also similar to those reported historically or resulted from more recent trace measurements compared to historical non-detect measurements.

All records, with the exception of TDS at downgradient well GWC-23R, were updated through August 2023. Additionally, the previously truncated records, which continue to use the more recent portion of data, were updated with newer data through August 2023. All records for Appendix I constituents will be re-evaluated during the next background update.

Upgradient Well Trend Tests – Interwell

The Sen's Slope/Mann Kendall trend test was used to evaluate data at upgradient wells for each of the parameters tested using interwell prediction limits (boron, calcium, and fluoride) to identify statistically significant increasing or decreasing trends in background at the 99% confidence level (Figure F). Several statistically significant trends were identified and a summary of the results follows this report.

Increasing

- Boron: GWA-4RZ
- Calcium: GWA-2R, GWA-42, GWA-43R, GWA-51RZ, GWA-55, and GWA-55R

Decreasing

- Boron: GWA-41R, GWA-43R, and GWA-56
- Calcium: GWA-43, GWA-50, and GWA-50R
- Fluoride: GWA-4RZ

Truncation of earlier data reported in upgradient well records to remove trends should be done with caution since similar concentrations could appear in future years at downgradient wells in the absence of facility impacts. No adjustments were required for the significant trends for boron as the trends are an artifact of laboratory censoring at a higher level than detected values. For calcium, wells identified with significant increasing and decreasing trends exhibit similar patterns at other upgradient wells across the site. Although the statistically significant increasing trend noted for calcium in upgradient well GWA-3A results from an abrupt increase in concentrations, all observations at this well are lower than or equal to surrounding upgradient wells and truncation of earlier data would not impact resulting statistical limits. Regarding fluoride at GWA-4RZ,

concentrations throughout the record are of similar magnitude to those found at other upgradient wells. Additionally, resulting statistical limits for boron, calcium, and fluoride are representative of current groundwater quality conditions. Therefore, no adjustments were required for these records.

All well/constituent pairs were updated using all available data from upgradient wells through March 2024. Interwell prediction limits pool upgradient well data to establish background limits for boron, calcium, and fluoride and will be used to evaluate future semi-annual compliance samples at each downgradient well.

Evaluation of Georgia EPD Appendix I Constituents – February 2024

Intrawell limits constructed from screened background data from within each well serve to provide statistical limits that are representative of the background data population, and that will rapidly identify a change in more recent compliance data from within a given well. The most recent sample from the same well is compared to its respective background. This statistical method removes the element of variation from across wells and eliminates the chance of mistaking spatial variation for a release from the facility.

In cases where downgradient average concentrations are higher than observed upgradient concentrations for a given constituent where intrawell analyses are recommended, the current assumption is that this is due to spatial variation rather than a result of practices at the landfill. Further validation of this assumption requires a separate analysis or investigation that is beyond the scope of this data screening study. However, for this site, the pre-waste data support the assumption of variation rather than impacts of the landfill.

Intrawell Prediction Limits

Intrawell prediction limits, combined with a 1-of-2 resample plan, were constructed using all available data through August 2023, except for the cases mentioned above, within each well with detections (Figure G). As mentioned above, intrawell prediction limits are not constructed on upgradient wells GWA-51RZ, GWA-52, GWA-53, GWA-53R, GWA-54, GWA-55, GWA-55R, and GWA-56 as these wells were abandoned in 2022.

As discussed earlier, the most recent reporting limit is substituted on a well-by-well basis for computing intrawell prediction limits. Therefore, individual wells can have different substitutions for a given parameter depending on what the laboratory has reported for each well. Regarding beryllium, prediction limits were set at or near the reporting limit of 0.003 mg/L as a result of the historical non-detects contained in each background record.

No statistical exceedances resulted for beryllium as compliance data were either reported trace values (i.e., estimated measurements less than the reporting limit) or non-detects. The February 2024 data from each well were compared to these intrawell background limits. No statistical analyses were included for well/constituent pairs with 100% non-detects and a list of these well/constituent pairs follows this report.

In the event of an initial exceedance of compliance well data, the 1-of-2 resample plan allows for collection of one additional sample to determine whether the initial exceedance is confirmed. When the resample confirms the initial exceedance, a statistically significant increase (SSI) is identified, and further research would be required to identify the cause of the exceedance (i.e., impact from the site, natural variation, or an off-site source). If any resample falls within the statistical limit, the initial exceedance is considered to be a false positive result, and no further action is necessary. A summary of the Georgia EPD Appendix I prediction limits follows this report. Exceedances were identified for the following well/constituent pairs:

- Barium: GWA-42 (upgradient) and GWC-23R
- Zinc: GWA-2R (upgradient)

Two-Step Analysis

Following the two-step analysis as described above, interwell prediction limits were constructed using pooled upgradient well data to evaluate the apparent intrawell prediction limit exceedances among downgradient wells (Figure H). The following exceedance was identified:

- Barium: GWC-23R

Trend Tests

When prediction limit exceedances occur in any of the downgradient wells, data are further evaluated using the Sen's Slope/Mann Kendall trend test to determine whether concentrations are statistically increasing, decreasing, or stable at the 99% confidence level (Figure I). Upgradient wells are included in the trend analyses to identify whether similar patterns exist upgradient of the site which is an indication of variability in groundwater unrelated to practices at the site. Statistically significant trends were identified for the following well/constituent pairs:

Increasing

- Barium: GWA-2R, GWA-4RZ, and GWA-56 (all upgradient)

Decreasing

- Barium: GWA-1, GWA-41, GWA-43, GWA-43R, GWA-50, GWA-50R, GWA-52, GWA-53, and GWA-55R (all upgradient)

Evaluation of Appendix III Parameters – February 2024

Intrawell Prediction Limits

For chloride, pH, sulfate, and TDS, intrawell prediction limits, combined with a 1-of-2 resample plan, were constructed using all historical data through August 2023 (Figure J). The February 2024 sample from each well was compared to its respective background limit to determine whether exceedances over background are present. Apparent intrawell prediction limit exceedances were identified for the following well/constituent pairs:

- Chloride: GWA-2R and GWA-3A (both upgradient)
- pH (lower limit): GWA-1 (upgradient), GWC-18R, and GWC-36RA
- TDS: GWC-16R, GWC-24R, and GWC-36RA

Two-Step Analysis

Following the two-step analysis as described above, interwell prediction limits were then constructed using pooled upgradient well data to evaluate the apparent intrawell prediction limit exceedances among downgradient wells (Figure K). The following exceedance was identified:

- TDS: GWC-16R

Interwell Prediction Limits

For boron, calcium, and fluoride, interwell prediction limits, combined with a 1-of-2 resample plan, were constructed using all pooled upgradient well data through February 2024 (Figure L). Interwell prediction limits pool upgradient well data to establish a background limit for an individual constituent. As mentioned above, abandoned wells GWA-51RZ, GWA-52, GWA-53, GWA-53R, GWA-54, GWA-55, GWA-55R, and GWA-56 were not sampled, but historic data were used to construct statistical limits.

Upgradient well data were reassessed for potential outliers during this analysis. When values in background are flagged as outliers, the measurements may be seen in a lighter font and as a disconnected symbol on the graphs. No additional values were flagged as

outliers at any of the upgradient wells for Appendix III constituents evaluated with interwell prediction limits.

The February 2024 sample from each downgradient well was compared to the background limits to determine whether exceedances over background are present. The following interwell prediction limits exceedances were noted:

- Calcium: GWC-16R, GWC-17R, and GWC-23R

Trend Tests

Data from downgradient well/constituent pairs found to exceed their respective prediction limit for both intrawell and interwell methods were further evaluated using the Sen's Slope/Mann Kendall trend test at the 99% confidence level along with upgradient wells for the same constituents (Figure M). Complete graphical results of the trend tests follow this letter. Statistically significant trends were identified for the following well/constituent pairs:

Increasing
- Calcium: GWA-2R, GWA-42, GWA-43R, GWA-51RZ, GWA-55, GWA-55R (all upgradient), GWC-16R, and GWC-23R
- TDS: GWA-3A, GWA-55, GWA-55R (all upgradient), and GWC-16R

Decreasing
- Calcium: GWA-43, GWA-50, and GWA-50R (all upgradient)
- pH: GWA-1, GWA-2R, GWA-40, GWA-41R, GWA-42, GWA-43, GWA-50, GWA-50R, GWA-54 (all upgradient), GWC-18R, and GWC-36RA

Resample Reports – April & June 2024

Appendix III Constituents

Resamples were collected in April and June 2024 for barium in downgradient well GWC-23R and TDS in downgradient well GWC-16R, respectively, and time series plots were provided for these wells along with all upgradient wells (Figure N). Intrawell prediction limits, combined with a 1-of-2 resample plan, were constructed for barium at well GWC-23R and TDS at GWC-16R using all available data through August 2023 to evaluate the respective resamples (Figures O and P, respectively). No exceedances were identified; therefore, no further action was required.

Summary

Based on the results of the Appendix I and III constituents requiring intrawell prediction limits, interwell prediction limits for apparent intrawell prediction limit exceedances according to the Two-Step Approach, Appendix III constituents evaluated using interwell prediction limits, and the April and June 2024 resamples, the following prediction limit exceedances were identified in downgradient wells:

Appendix I

- None

Appendix III

- Calcium: GWC-16R, GWC-17R, and GWC-23R

Thank you for the opportunity to assist you in the statistical analysis of groundwater quality for Plant Bowen Landfill at Cells 3 & 4. If you have any questions or comments, please feel free to contact us.

For Groundwater Stats Consulting,



Andrew T. Collins
Project Manager



Kristina L. Rayner
Senior Statistician

Sanitas™ v.10.0.16e Software licensed to . UG

Appendix I Intrawell Power Curve

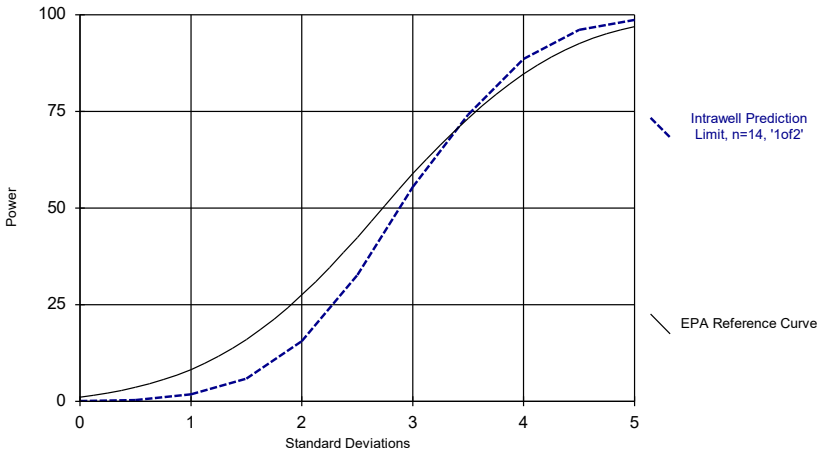

Kappa = 2.85, based on 11 compliance wells and 16 constituents, evaluated semi-annually (this report reflects annual total).

Analysis Run 5/16/2024 12:35 PM

Plant Bowen Data: Bowen 3-4 CCR

Sanitas™ v.10.0.16e Software licensed to . UG

Appendix III Intrawell Power Curve

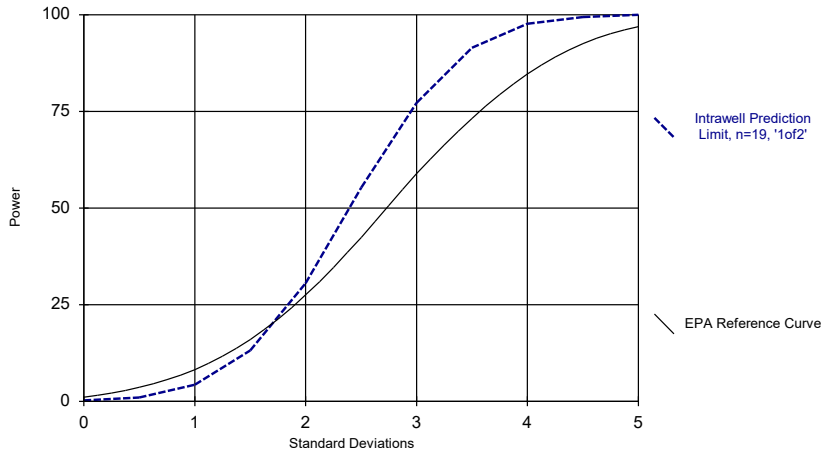

Kappa = 2.334, based on 11 compliance wells and 7 constituents, evaluated semi-annually (this report reflects annual total).

Analysis Run 5/16/2024 12:36 PM

Plant Bowen Data: Bowen 3-4 CCR

Sanitas™ v.10.0.16e Software licensed to . UG

100% Non-Detects: Appendix I

Analysis Run 5/10/2024 3:48 PM View: Appendix I Intrawell
Plant Bowen Data: Bowen 3-4 CCR

Antimony (mg/L)
GWA-2, GWC-19R, GWC-22R, GWC-38

Arsenic (mg/L)
GWA-41, GWA-50, GWA-50R

Beryllium (mg/L)
GWA-2, GWA-2R, GWA-39Z, GWA-3A, GWA-40, GWA-41, GWA-4RZ, GWA-50, GWC-16R, GWC-17R, GWC-21R, GWC-22R, GWC-23R, GWC-24R, GWC-25R

Cadmium (mg/L)
GWA-2, GWA-2R, GWA-3A, GWA-40, GWA-41, GWA-41R, GWA-43R, GWA-4RZ, GWA-50R, GWC-16R, GWC-17R, GWC-18R, GWC-19R, GWC-20R, GWC-23R, GWC-24R

Chromium (mg/L)
GWA-4RZ

Cobalt (mg/L)
GWA-40, GWA-41, GWA-43R, GWA-50, GWC-17R, GWC-19R, GWC-20R, GWC-24R

Lead (mg/L)
GWA-3A, GWC-20R

Mercury (mg/L)
GWA-2R, GWA-43, GWA-50R

Nickel (mg/L)
GWA-40, GWC-17R, GWC-18R, GWC-20R

Selenium (mg/L)
GWA-1, GWA-39RZ, GWA-39Z, GWA-3A, GWA-40, GWA-41, GWA-41R, GWA-42, GWA-43R, GWA-4RZ, GWA-50, GWA-50R, GWC-16R, GWC-17R, GWC-18, GWC-18R, GWC-19R, GWC-20R, GWC-21R, GWC-22R, GWC-24R, GWC-25R, GWC-36RA, GWC-37, GWC-38

Silver (mg/L)
GWA-1, GWA-2, GWA-2R, GWA-39Z, GWA-3A, GWA-40, GWA-41, GWA-41R, GWA-42, GWA-43, GWA-43R, GWA-4RZ, GWC-18, GWC-19R, GWC-20R, GWC-21R, GWC-22R, GWC-23R, GWC-24R, GWC-25R, GWC-36RA, GWC-37

Thallium (mg/L)
GWA-1, GWA-2, GWA-3A, GWA-41, GWA-43R, GWA-4RZ, GWA-50, GWC-17R, GWC-18R, GWC-19R, GWC-24R, GWC-25R, GWC-37, GWC-38

Vanadium (mg/L)
GWA-39Z, GWA-40, GWA-41, GWA-50

Sanitas™ v.10.0.16e Software licensed to . UG

Date Ranges

Date: 5/10/2024 3:56 PM

Plant Bowen Data: Bowen 3-4 CCR

Copper (mg/L)
- GWA-50R background:4/22/2014-7/28/2023
- GWC-37 background:3/17/2015-8/2/2023

Nickel (mg/L)
- GWA-50R background:4/22/2014-7/28/2023
- GWC-16R background:3/3/2015-8/4/2023

Total Dissolved Solids (mg/l)
- GWC-23R background:3/9/2016-7/30/2021

Appendix I Welch's t-test/Mann-Whitney - Significant Results

Plant Bowen Data: Bowen 3-4 CCR Printed 5/13/2024, 9:57 AM

Constituent	Well	Calc.	0.01	Alpha	Sig.	Method
Arsenic (mg/L)	**GWA-2 (bg)**	**-3.124**	**Yes**	**0.01**	**Yes**	**Mann-W**
Barium (mg/L)	**GWA-2R (bg)**	**2.707**	**Yes**	**0.01**	**Yes**	**Mann-W**
Barium (mg/L)	**GWA-50R (bg)**	**-3.008**	**Yes**	**0.01**	**Yes**	**Mann-W**
Barium (mg/L)	**GWC-17R**	**-2.7**	**Yes**	**0.01**	**Yes**	**Mann-W**
Barium (mg/L)	**GWC-23R**	**2.686**	**Yes**	**0.01**	**Yes**	**Mann-W**
Barium (mg/L)	**GWC-36RA**	**2.903**	**Yes**	**0.01**	**Yes**	**Mann-W**
Barium (mg/L)	**GWC-37**	**-3.082**	**Yes**	**0.01**	**Yes**	**Mann-W**
Cobalt (mg/L)	**GWA-2R (bg)**	**-4.251**	**Yes**	**0.01**	**Yes**	**Mann-W**
Cobalt (mg/L)	**GWC-22R**	**-3.273**	**Yes**	**0.01**	**Yes**	**Mann-W**
Cobalt (mg/L)	**GWC-23R**	**-2.648**	**Yes**	**0.01**	**Yes**	**Mann-W**
Copper (mg/L)	**GWA-3A (bg)**	**-3.056**	**Yes**	**0.01**	**Yes**	**Mann-W**
Copper (mg/L)	**GWA-50 (bg)**	**-2.951**	**Yes**	**0.01**	**Yes**	**Mann-W**
Mercury (mg/L)	**GWA-1 (bg)**	**-3.163**	**Yes**	**0.01**	**Yes**	**Mann-W**
Mercury (mg/L)	**GWA-3A (bg)**	**-3.124**	**Yes**	**0.01**	**Yes**	**Mann-W**
Nickel (mg/L)	**GWA-3A (bg)**	**-3.018**	**Yes**	**0.01**	**Yes**	**Mann-W**
Nickel (mg/L)	**GWA-50 (bg)**	**-2.847**	**Yes**	**0.01**	**Yes**	**Mann-W**
Nickel (mg/L)	**GWA-50R (bg)**	**-2.887**	**Yes**	**0.01**	**Yes**	**Mann-W**
Silver (mg/L)	**GWA-50R (bg)**	**-2.677**	**Yes**	**0.01**	**Yes**	**Mann-W**
Zinc (mg/L)	**GWA-3A (bg)**	**-2.956**	**Yes**	**0.01**	**Yes**	**Mann-W**
Zinc (mg/L)	**GWC-36RA**	**-2.717**	**Yes**	**0.01**	**Yes**	**Mann-W**
Zinc (mg/L)	**GWC-37**	**2.941**	**Yes**	**0.01**	**Yes**	**Mann-W**

Appendix I Welch's t-test/Mann-Whitney - All Results

Plant Bowen Data: Bowen 3-4 CCR Printed 5/13/2024, 9:57 AM

Constituent	Well	Calc.	0.01	Alpha	Sig.	Method
Antimony (mg/L)	GWA-1 (bg)	1.764	No	0.01	No	Mann-W
Antimony (mg/L)	GWA-2R (bg)	-0.228	No	0.01	No	Mann-W
Antimony (mg/L)	GWA-39RZ (bg)	-0.5559	No	0.01	No	Mann-W
Antimony (mg/L)	GWA-39Z (bg)	0.867	No	0.01	No	Mann-W
Antimony (mg/L)	GWA-3A (bg)	0.07983	No	0.01	No	Mann-W
Antimony (mg/L)	GWA-40 (bg)	-1.318	No	0.01	No	Mann-W
Antimony (mg/L)	GWA-41 (bg)	-1.142	No	0.01	No	Mann-W
Antimony (mg/L)	GWA-41R (bg)	-0.2418	No	0.01	No	Mann-W
Antimony (mg/L)	GWA-42 (bg)	0.3638	No	0.01	No	Mann-W
Antimony (mg/L)	GWA-43 (bg)	0.3638	No	0.01	No	Mann-W
Antimony (mg/L)	GWA-43R (bg)	1.291	No	0.01	No	Mann-W
Antimony (mg/L)	GWA-4RZ (bg)	1.886	No	0.01	No	Mann-W
Antimony (mg/L)	GWA-50 (bg)	-0.8301	No	0.01	No	Mann-W
Antimony (mg/L)	GWA-50R (bg)	0.2652	No	0.01	No	Mann-W
Antimony (mg/L)	GWC-16R	2.239	No	0.01	No	Mann-W
Antimony (mg/L)	GWC-17R	1.816	No	0.01	No	Mann-W
Antimony (mg/L)	GWC-18	0.4937	No	0.01	No	Mann-W
Antimony (mg/L)	GWC-18R	1.215	No	0.01	No	Mann-W
Antimony (mg/L)	GWC-20R	0.2942	No	0.01	No	Mann-W
Antimony (mg/L)	GWC-21R	1.554	No	0.01	No	Mann-W
Antimony (mg/L)	GWC-23R	0.8926	No	0.01	No	Mann-W
Antimony (mg/L)	GWC-24R	1.221	No	0.01	No	Mann-W
Antimony (mg/L)	GWC-25R	1.137	No	0.01	No	Mann-W
Antimony (mg/L)	GWC-36RA	-1.552	No	0.01	No	Mann-W
Antimony (mg/L)	GWC-37	-1.306	No	0.01	No	Mann-W
Arsenic (mg/L)	GWA-1 (bg)	0.6309	No	0.01	No	Mann-W
Arsenic (mg/L)	**GWA-2 (bg)**	**-3.124**	**Yes**	**0.01**	**Yes**	**Mann-W**
Arsenic (mg/L)	GWA-2R (bg)	0.7585	No	0.01	No	Mann-W
Arsenic (mg/L)	GWA-39RZ (bg)	1.34	No	0.01	No	Mann-W
Arsenic (mg/L)	GWA-39Z (bg)	-0.5883	No	0.01	No	Mann-W
Arsenic (mg/L)	GWA-3A (bg)	0.2466	No	0.01	No	Mann-W
Arsenic (mg/L)	GWA-40 (bg)	0.6151	No	0.01	No	Mann-W
Arsenic (mg/L)	GWA-41R (bg)	0.809	No	0.01	No	Mann-W
Arsenic (mg/L)	GWA-43 (bg)	-2.183	No	0.01	No	Mann-W
Arsenic (mg/L)	GWA-43R (bg)	0.3638	No	0.01	No	Mann-W
Arsenic (mg/L)	GWA-4RZ (bg)	2.146	No	0.01	No	Mann-W
Arsenic (mg/L)	GWC-16R	1.559	No	0.01	No	Mann-W
Arsenic (mg/L)	GWC-17R	0.3613	No	0.01	No	Mann-W
Arsenic (mg/L)	GWC-18	0.6443	No	0.01	No	Mann-W
Arsenic (mg/L)	GWC-18R	0.5168	No	0.01	No	Mann-W
Arsenic (mg/L)	GWC-19R	0.7742	No	0.01	No	Mann-W
Arsenic (mg/L)	GWC-20R	0.8926	No	0.01	No	Mann-W
Arsenic (mg/L)	GWC-21R	-0.8055	No	0.01	No	Mann-W
Arsenic (mg/L)	GWC-22R	-0.4383	No	0.01	No	Mann-W
Arsenic (mg/L)	GWC-23R	-2.427	No	0.01	No	Mann-W
Arsenic (mg/L)	GWC-24R	0.2352	No	0.01	No	Mann-W
Arsenic (mg/L)	GWC-25R	0.7742	No	0.01	No	Mann-W
Arsenic (mg/L)	GWC-36RA	0.7742	No	0.01	No	Mann-W
Arsenic (mg/L)	GWC-37	-0.9958	No	0.01	No	Mann-W
Arsenic (mg/L)	GWC-38	0.3613	No	0.01	No	Mann-W
Barium (mg/L)	GWA-1 (bg)	-1.673	No	0.01	No	Mann-W
Barium (mg/L)	GWA-2 (bg)	0.7442	No	0.01	No	Mann-W
Barium (mg/L)	**GWA-2R (bg)**	**2.707**	**Yes**	**0.01**	**Yes**	**Mann-W**
Barium (mg/L)	GWA-39RZ (bg)	-2.137	No	0.01	No	Mann-W
Barium (mg/L)	GWA-39Z (bg)	0.04478	No	0.01	No	Mann-W
Barium (mg/L)	GWA-3A (bg)	1.597	No	0.01	No	Mann-W
Barium (mg/L)	GWA-40 (bg)	-1.346	No	0.01	No	Mann-W

Appendix I Welch's t-test/Mann-Whitney - All Results

Plant Bowen Data: Bowen 3-4 CCR Printed 5/13/2024, 9:57 AM

Constituent	Well	Calc.	0.01	Alpha	Sig.	Method
Barium (mg/L)	GWA-41 (bg)	-1.122	No	0.01	No	Mann-W
Barium (mg/L)	GWA-41R (bg)	0.04496	No	0.01	No	Mann-W
Barium (mg/L)	GWA-42 (bg)	-0.1803	No	0.01	No	Mann-W
Barium (mg/L)	GWA-43 (bg)	-1.883	No	0.01	No	Mann-W
Barium (mg/L)	GWA-43R (bg)	-2.334	No	0.01	No	Mann-W
Barium (mg/L)	GWA-4RZ (bg)	2.152	No	0.01	No	Mann-W
Barium (mg/L)	GWA-50 (bg)	-2.049	No	0.01	No	Mann-W
Barium (mg/L)	**GWA-50R (bg)**	**-3.008**	**Yes**	**0.01**	**Yes**	**Mann-W**
Barium (mg/L)	GWC-16R	-0.9469	No	0.01	No	Mann-W
Barium (mg/L)	**GWC-17R**	**-2.7**	**Yes**	**0.01**	**Yes**	**Mann-W**
Barium (mg/L)	GWC-18	-1.487	No	0.01	No	Mann-W
Barium (mg/L)	GWC-18R	-0.4849	No	0.01	No	Mann-W
Barium (mg/L)	GWC-19R	-2.021	No	0.01	No	Mann-W
Barium (mg/L)	GWC-20R	0.5204	No	0.01	No	Mann-W
Barium (mg/L)	GWC-21R	1.962	No	0.01	No	Mann-W
Barium (mg/L)	GWC-22R	0.3058	No	0.01	No	Mann-W
Barium (mg/L)	**GWC-23R**	**2.686**	**Yes**	**0.01**	**Yes**	**Mann-W**
Barium (mg/L)	GWC-24R	-1.681	No	0.01	No	Mann-W
Barium (mg/L)	GWC-25R	-0.4127	No	0.01	No	Mann-W
Barium (mg/L)	**GWC-36RA**	**2.903**	**Yes**	**0.01**	**Yes**	**Mann-W**
Barium (mg/L)	**GWC-37**	**-3.082**	**Yes**	**0.01**	**Yes**	**Mann-W**
Barium (mg/L)	GWC-38	-0.5419	No	0.01	No	Mann-W
Beryllium (mg/L)	GWA-1 (bg)	0.3354	No	0.01	No	Mann-W
Beryllium (mg/L)	GWA-39RZ (bg)	0.375	No	0.01	No	Mann-W
Beryllium (mg/L)	GWA-41R (bg)	0.3638	No	0.01	No	Mann-W
Beryllium (mg/L)	GWA-42 (bg)	0.6788	No	0.01	No	Mann-W
Beryllium (mg/L)	GWA-43 (bg)	-1.142	No	0.01	No	Mann-W
Beryllium (mg/L)	GWA-43R (bg)	0.3638	No	0.01	No	Mann-W
Beryllium (mg/L)	GWA-50R (bg)	-1.011	No	0.01	No	Mann-W
Beryllium (mg/L)	GWC-18	0.4937	No	0.01	No	Mann-W
Beryllium (mg/L)	GWC-18R	-2.484	No	0.01	No	Mann-W
Beryllium (mg/L)	GWC-19R	0.7742	No	0.01	No	Mann-W
Beryllium (mg/L)	GWC-20R	0.2942	No	0.01	No	Mann-W
Beryllium (mg/L)	GWC-36RA	1.663	No	0.01	No	Mann-W
Beryllium (mg/L)	GWC-37	0.2942	No	0.01	No	Mann-W
Beryllium (mg/L)	GWC-38	1.004	No	0.01	No	Mann-W
Cadmium (mg/L)	GWA-1 (bg)	-0.05805	No	0.01	No	Mann-W
Cadmium (mg/L)	GWA-39RZ (bg)	0.375	No	0.01	No	Mann-W
Cadmium (mg/L)	GWA-39Z (bg)	0.9797	No	0.01	No	Mann-W
Cadmium (mg/L)	GWA-42 (bg)	1.756	No	0.01	No	Mann-W
Cadmium (mg/L)	GWA-43 (bg)	0.3638	No	0.01	No	Mann-W
Cadmium (mg/L)	GWA-50 (bg)	0.4437	No	0.01	No	Mann-W
Cadmium (mg/L)	GWC-18	0.2942	No	0.01	No	Mann-W
Cadmium (mg/L)	GWC-21R	0.2942	No	0.01	No	Mann-W
Cadmium (mg/L)	GWC-22R	0.2942	No	0.01	No	Mann-W
Cadmium (mg/L)	GWC-25R	0.2942	No	0.01	No	Mann-W
Cadmium (mg/L)	GWC-36RA	1.096	No	0.01	No	Mann-W
Cadmium (mg/L)	GWC-37	-0.3289	No	0.01	No	Mann-W
Cadmium (mg/L)	GWC-38	1.006	No	0.01	No	Mann-W
Chromium (mg/L)	GWA-1 (bg)	0.3449	No	0.01	No	Mann-W
Chromium (mg/L)	GWA-2 (bg)	0.6511	No	0.01	No	Mann-W
Chromium (mg/L)	GWA-2R (bg)	-0.03573	No	0.01	No	Mann-W
Chromium (mg/L)	GWA-39RZ (bg)	1.111	No	0.01	No	Mann-W
Chromium (mg/L)	GWA-39Z (bg)	0.375	No	0.01	No	Mann-W
Chromium (mg/L)	GWA-3A (bg)	1.503	No	0.01	No	Mann-W
Chromium (mg/L)	GWA-40 (bg)	0.9797	No	0.01	No	Mann-W
Chromium (mg/L)	GWA-41 (bg)	-0.08787	No	0.01	No	Mann-W

Appendix I Welch's t-test/Mann-Whitney - All Results

Plant Bowen Data: Bowen 3-4 CCR Printed 5/13/2024, 9:57 AM

Constituent	Well	Calc.	0.01	Alpha	Sig.	Method
Chromium (mg/L)	GWA-41R (bg)	0.6158	No	0.01	No	Mann-W
Chromium (mg/L)	GWA-42 (bg)	0.3638	No	0.01	No	Mann-W
Chromium (mg/L)	GWA-43 (bg)	0	No	0.01	No	Mann-W
Chromium (mg/L)	GWA-43R (bg)	1.045	No	0.01	No	Mann-W
Chromium (mg/L)	GWA-50 (bg)	0.6919	No	0.01	No	Mann-W
Chromium (mg/L)	GWA-50R (bg)	1.243	No	0.01	No	Mann-W
Chromium (mg/L)	GWC-16R	-0.4386	No	0.01	No	Mann-W
Chromium (mg/L)	GWC-17R	0.8926	No	0.01	No	Mann-W
Chromium (mg/L)	GWC-18	-2.403	No	0.01	No	Mann-W
Chromium (mg/L)	GWC-18R	0.3767	No	0.01	No	Mann-W
Chromium (mg/L)	GWC-19R	1.318	No	0.01	No	Mann-W
Chromium (mg/L)	GWC-20R	1.418	No	0.01	No	Mann-W
Chromium (mg/L)	GWC-21R	0.776	No	0.01	No	Mann-W
Chromium (mg/L)	GWC-22R	0.6443	No	0.01	No	Mann-W
Chromium (mg/L)	GWC-23R	1.215	No	0.01	No	Mann-W
Chromium (mg/L)	GWC-24R	0.2942	No	0.01	No	Mann-W
Chromium (mg/L)	GWC-25R	1.215	No	0.01	No	Mann-W
Chromium (mg/L)	GWC-36RA	1.418	No	0.01	No	Mann-W
Chromium (mg/L)	GWC-37	0.7913	No	0.01	No	Mann-W
Chromium (mg/L)	GWC-38	0.06147	No	0.01	No	Mann-W
Cobalt (mg/L)	GWA-1 (bg)	0.9691	No	0.01	No	Mann-W
Cobalt (mg/L)	GWA-2 (bg)	-0.2399	No	0.01	No	Mann-W
Cobalt (mg/L)	**GWA-2R (bg)**	**-4.251**	**Yes**	**0.01**	**Yes**	**Mann-W**
Cobalt (mg/L)	GWA-39RZ (bg)	-0.09068	No	0.01	No	Mann-W
Cobalt (mg/L)	GWA-39Z (bg)	1.446	No	0.01	No	Mann-W
Cobalt (mg/L)	GWA-3A (bg)	1.646	No	0.01	No	Mann-W
Cobalt (mg/L)	GWA-41R (bg)	-0.2398	No	0.01	No	Mann-W
Cobalt (mg/L)	GWA-42 (bg)	-0.8097	No	0.01	No	Mann-W
Cobalt (mg/L)	GWA-43 (bg)	0.3638	No	0.01	No	Mann-W
Cobalt (mg/L)	GWA-4RZ (bg)	1.165	No	0.01	No	Mann-W
Cobalt (mg/L)	GWA-50R (bg)	0.8918	No	0.01	No	Mann-W
Cobalt (mg/L)	GWC-16R	2.455	No	0.01	No	Mann-W
Cobalt (mg/L)	GWC-18	0.4937	No	0.01	No	Mann-W
Cobalt (mg/L)	GWC-18R	0.7745	No	0.01	No	Mann-W
Cobalt (mg/L)	GWC-21R	1.127	No	0.01	No	Mann-W
Cobalt (mg/L)	**GWC-22R**	**-3.273**	**Yes**	**0.01**	**Yes**	**Mann-W**
Cobalt (mg/L)	**GWC-23R**	**-2.648**	**Yes**	**0.01**	**Yes**	**Mann-W**
Cobalt (mg/L)	GWC-25R	0.4937	No	0.01	No	Mann-W
Cobalt (mg/L)	GWC-36RA	0.8929	No	0.01	No	Mann-W
Cobalt (mg/L)	GWC-37	1.317	No	0.01	No	Mann-W
Cobalt (mg/L)	GWC-38	-1.816	No	0.01	No	Mann-W
Copper (mg/L)	GWA-1 (bg)	-1.032	No	0.01	No	Mann-W
Copper (mg/L)	GWA-2 (bg)	-0.03127	No	0.01	No	Mann-W
Copper (mg/L)	GWA-2R (bg)	-1.789	No	0.01	No	Mann-W
Copper (mg/L)	GWA-39RZ (bg)	-0.1103	No	0.01	No	Mann-W
Copper (mg/L)	GWA-39Z (bg)	0.8368	No	0.01	No	Mann-W
Copper (mg/L)	**GWA-3A (bg)**	**-3.056**	**Yes**	**0.01**	**Yes**	**Mann-W**
Copper (mg/L)	GWA-40 (bg)	0.375	No	0.01	No	Mann-W
Copper (mg/L)	GWA-41 (bg)	1.014	No	0.01	No	Mann-W
Copper (mg/L)	GWA-41R (bg)	0.05174	No	0.01	No	Mann-W
Copper (mg/L)	GWA-42 (bg)	0.6348	No	0.01	No	Mann-W
Copper (mg/L)	GWA-43 (bg)	-0.1352	No	0.01	No	Mann-W
Copper (mg/L)	GWA-43R (bg)	1.014	No	0.01	No	Mann-W
Copper (mg/L)	GWA-4RZ (bg)	1.082	No	0.01	No	Mann-W
Copper (mg/L)	**GWA-50 (bg)**	**-2.951**	**Yes**	**0.01**	**Yes**	**Mann-W**
Copper (mg/L)	GWA-50R (bg)	-0.04739	No	0.01	No	Mann-W
Copper (mg/L)	GWC-16R	-0.1121	No	0.01	No	Mann-W

Appendix I Welch's t-test/Mann-Whitney - All Results

Plant Bowen Data: Bowen 3-4 CCR Printed 5/13/2024, 9:57 AM

Constituent	Well	Calc.	0.01	Alpha	Sig.	Method
Copper (mg/L)	GWC-17R	1.298	No	0.01	No	Mann-W
Copper (mg/L)	GWC-18	0.3273	No	0.01	No	Mann-W
Copper (mg/L)	GWC-18R	0.5512	No	0.01	No	Mann-W
Copper (mg/L)	GWC-19R	0.722	No	0.01	No	Mann-W
Copper (mg/L)	GWC-20R	0.3273	No	0.01	No	Mann-W
Copper (mg/L)	GWC-21R	-0.12	No	0.01	No	Mann-W
Copper (mg/L)	GWC-22R	0.5512	No	0.01	No	Mann-W
Copper (mg/L)	GWC-23R	0.3134	No	0.01	No	Mann-W
Copper (mg/L)	GWC-24R	1.138	No	0.01	No	Mann-W
Copper (mg/L)	GWC-25R	0.3273	No	0.01	No	Mann-W
Copper (mg/L)	GWC-36RA	1.138	No	0.01	No	Mann-W
Copper (mg/L)	GWC-37	0.6149	No	0.01	No	Mann-W
Copper (mg/L)	GWC-38	1.387	No	0.01	No	Mann-W
Lead (mg/L)	GWA-1 (bg)	0.7191	No	0.01	No	Mann-W
Lead (mg/L)	GWA-2 (bg)	-0.05805	No	0.01	No	Mann-W
Lead (mg/L)	GWA-2R (bg)	0.5277	No	0.01	No	Mann-W
Lead (mg/L)	GWA-39RZ (bg)	-0.3495	No	0.01	No	Mann-W
Lead (mg/L)	GWA-39Z (bg)	0.9803	No	0.01	No	Mann-W
Lead (mg/L)	GWA-40 (bg)	0.9803	No	0.01	No	Mann-W
Lead (mg/L)	GWA-41 (bg)	0.3638	No	0.01	No	Mann-W
Lead (mg/L)	GWA-41R (bg)	1.292	No	0.01	No	Mann-W
Lead (mg/L)	GWA-42 (bg)	0.809	No	0.01	No	Mann-W
Lead (mg/L)	GWA-43 (bg)	0.6402	No	0.01	No	Mann-W
Lead (mg/L)	GWA-43R (bg)	1.014	No	0.01	No	Mann-W
Lead (mg/L)	GWA-4RZ (bg)	0.6151	No	0.01	No	Mann-W
Lead (mg/L)	GWA-50 (bg)	0.5775	No	0.01	No	Mann-W
Lead (mg/L)	GWA-50R (bg)	-0.4419	No	0.01	No	Mann-W
Lead (mg/L)	GWC-16R	0.8926	No	0.01	No	Mann-W
Lead (mg/L)	GWC-17R	0.2942	No	0.01	No	Mann-W
Lead (mg/L)	GWC-18	1.318	No	0.01	No	Mann-W
Lead (mg/L)	GWC-18R	1.215	No	0.01	No	Mann-W
Lead (mg/L)	GWC-19R	0.7742	No	0.01	No	Mann-W
Lead (mg/L)	GWC-21R	0.1757	No	0.01	No	Mann-W
Lead (mg/L)	GWC-22R	0.7745	No	0.01	No	Mann-W
Lead (mg/L)	GWC-23R	0.6443	No	0.01	No	Mann-W
Lead (mg/L)	GWC-24R	0.8929	No	0.01	No	Mann-W
Lead (mg/L)	GWC-25R	1.111	No	0.01	No	Mann-W
Lead (mg/L)	GWC-36RA	1.244	No	0.01	No	Mann-W
Lead (mg/L)	GWC-37	0.6591	No	0.01	No	Mann-W
Lead (mg/L)	GWC-38	0.6563	No	0.01	No	Mann-W
Mercury (mg/L)	**GWA-1 (bg)**	**-3.163**	**Yes**	**0.01**	**Yes**	**Mann-W**
Mercury (mg/L)	GWA-2 (bg)	-2.09	No	0.01	No	Mann-W
Mercury (mg/L)	GWA-39RZ (bg)	0.375	No	0.01	No	Mann-W
Mercury (mg/L)	GWA-39Z (bg)	0.3638	No	0.01	No	Mann-W
Mercury (mg/L)	**GWA-3A (bg)**	**-3.124**	**Yes**	**0.01**	**Yes**	**Mann-W**
Mercury (mg/L)	GWA-40 (bg)	0.6151	No	0.01	No	Mann-W
Mercury (mg/L)	GWA-41 (bg)	-1.142	No	0.01	No	Mann-W
Mercury (mg/L)	GWA-41R (bg)	-1.142	No	0.01	No	Mann-W
Mercury (mg/L)	GWA-42 (bg)	-0.5883	No	0.01	No	Mann-W
Mercury (mg/L)	GWA-43R (bg)	0.6151	No	0.01	No	Mann-W
Mercury (mg/L)	GWA-4RZ (bg)	-0.6063	No	0.01	No	Mann-W
Mercury (mg/L)	GWA-50 (bg)	0.2652	No	0.01	No	Mann-W
Mercury (mg/L)	GWC-16R	0.4937	No	0.01	No	Mann-W
Mercury (mg/L)	GWC-17R	0.6443	No	0.01	No	Mann-W
Mercury (mg/L)	GWC-18	0.8926	No	0.01	No	Mann-W
Mercury (mg/L)	GWC-18R	0.6443	No	0.01	No	Mann-W
Mercury (mg/L)	GWC-19R	0.7742	No	0.01	No	Mann-W

Appendix I Welch's t-test/Mann-Whitney - All Results

Plant Bowen Data: Bowen 3-4 CCR Printed 5/13/2024, 9:57 AM

Constituent	Well	Calc.	0.01	Alpha	Sig.	Method
Mercury (mg/L)	GWC-20R	0.6443	No	0.01	No	Mann-W
Mercury (mg/L)	GWC-21R	0.2942	No	0.01	No	Mann-W
Mercury (mg/L)	GWC-22R	0.1757	No	0.01	No	Mann-W
Mercury (mg/L)	GWC-23R	0.4937	No	0.01	No	Mann-W
Mercury (mg/L)	GWC-24R	0.4937	No	0.01	No	Mann-W
Mercury (mg/L)	GWC-25R	0.6443	No	0.01	No	Mann-W
Mercury (mg/L)	GWC-36RA	0.7742	No	0.01	No	Mann-W
Mercury (mg/L)	GWC-37	0.7742	No	0.01	No	Mann-W
Mercury (mg/L)	GWC-38	0.8926	No	0.01	No	Mann-W
Nickel (mg/L)	GWA-1 (bg)	-0.1655	No	0.01	No	Mann-W
Nickel (mg/L)	GWA-2 (bg)	0.2276	No	0.01	No	Mann-W
Nickel (mg/L)	GWA-2R (bg)	0.4007	No	0.01	No	Mann-W
Nickel (mg/L)	GWA-39RZ (bg)	0.2212	No	0.01	No	Mann-W
Nickel (mg/L)	GWA-39Z (bg)	-0.9742	No	0.01	No	Mann-W
Nickel (mg/L)	**GWA-3A (bg)**	**-3.018**	**Yes**	**0.01**	**Yes**	**Mann-W**
Nickel (mg/L)	GWA-41 (bg)	-0.6932	No	0.01	No	Mann-W
Nickel (mg/L)	GWA-41R (bg)	0.5333	No	0.01	No	Mann-W
Nickel (mg/L)	GWA-42 (bg)	0.3366	No	0.01	No	Mann-W
Nickel (mg/L)	GWA-43 (bg)	1.041	No	0.01	No	Mann-W
Nickel (mg/L)	GWA-43R (bg)	0.375	No	0.01	No	Mann-W
Nickel (mg/L)	GWA-4RZ (bg)	0.8122	No	0.01	No	Mann-W
Nickel (mg/L)	**GWA-50 (bg)**	**-2.847**	**Yes**	**0.01**	**Yes**	**Mann-W**
Nickel (mg/L)	**GWA-50R (bg)**	**-2.887**	**Yes**	**0.01**	**Yes**	**Mann-W**
Nickel (mg/L)	GWC-16R	-1.479	No	0.01	No	Mann-W
Nickel (mg/L)	GWC-18	1.138	No	0.01	No	Mann-W
Nickel (mg/L)	GWC-19R	0.5512	No	0.01	No	Mann-W
Nickel (mg/L)	GWC-21R	-1.858	No	0.01	No	Mann-W
Nickel (mg/L)	GWC-22R	-0.5305	No	0.01	No	Mann-W
Nickel (mg/L)	GWC-23R	-0.5224	No	0.01	No	Mann-W
Nickel (mg/L)	GWC-24R	0.3273	No	0.01	No	Mann-W
Nickel (mg/L)	GWC-25R	0.3273	No	0.01	No	Mann-W
Nickel (mg/L)	GWC-36RA	1.165	No	0.01	No	Mann-W
Nickel (mg/L)	GWC-37	-0.223	No	0.01	No	Mann-W
Nickel (mg/L)	GWC-38	-2.531	No	0.01	No	Mann-W
Selenium (mg/L)	GWA-2 (bg)	-0.7745	No	0.01	No	Mann-W
Selenium (mg/L)	GWA-2R (bg)	0.2433	No	0.01	No	Mann-W
Selenium (mg/L)	GWA-43 (bg)	0.3638	No	0.01	No	Mann-W
Selenium (mg/L)	GWC-23R	0.2942	No	0.01	No	Mann-W
Silver (mg/L)	GWA-39RZ (bg)	0.433	No	0.01	No	Mann-W
Silver (mg/L)	GWA-50 (bg)	0.1102	No	0.01	No	Mann-W
Silver (mg/L)	**GWA-50R (bg)**	**-2.677**	**Yes**	**0.01**	**Yes**	**Mann-W**
Silver (mg/L)	GWC-16R	0.3273	No	0.01	No	Mann-W
Silver (mg/L)	GWC-17R	0.5512	No	0.01	No	Mann-W
Silver (mg/L)	GWC-18R	0.3273	No	0.01	No	Mann-W
Silver (mg/L)	GWC-38	0.3273	No	0.01	No	Mann-W
Thallium (mg/L)	GWA-2R (bg)	0.5805	No	0.01	No	Mann-W
Thallium (mg/L)	GWA-39RZ (bg)	0.375	No	0.01	No	Mann-W
Thallium (mg/L)	GWA-39Z (bg)	0.6151	No	0.01	No	Mann-W
Thallium (mg/L)	GWA-40 (bg)	0.3638	No	0.01	No	Mann-W
Thallium (mg/L)	GWA-41R (bg)	0.6151	No	0.01	No	Mann-W
Thallium (mg/L)	GWA-42 (bg)	0.6151	No	0.01	No	Mann-W
Thallium (mg/L)	GWA-43 (bg)	0.6151	No	0.01	No	Mann-W
Thallium (mg/L)	GWA-50R (bg)	0.3536	No	0.01	No	Mann-W
Thallium (mg/L)	GWC-16R	2.107	No	0.01	No	Mann-W
Thallium (mg/L)	GWC-18	1.741	No	0.01	No	Mann-W
Thallium (mg/L)	GWC-20R	1.531	No	0.01	No	Mann-W
Thallium (mg/L)	GWC-21R	-0.03238	No	0.01	No	Mann-W

Appendix I Welch's t-test/Mann-Whitney - All Results

Plant Bowen Data: Bowen 3-4 CCR Printed 5/13/2024, 9:57 AM

Constituent	Well	Calc.	0.01	Alpha	Sig.	Method
Thallium (mg/L)	GWC-22R	1.842	No	0.01	No	Mann-W
Thallium (mg/L)	GWC-23R	2.183	No	0.01	No	Mann-W
Thallium (mg/L)	GWC-36RA	0.5037	No	0.01	No	Mann-W
Vanadium (mg/L)	GWA-1 (bg)	0.5682	No	0.01	No	Mann-W
Vanadium (mg/L)	GWA-2 (bg)	0.7952	No	0.01	No	Mann-W
Vanadium (mg/L)	GWA-2R (bg)	0.7818	No	0.01	No	Mann-W
Vanadium (mg/L)	GWA-39RZ (bg)	0.433	No	0.01	No	Mann-W
Vanadium (mg/L)	GWA-3A (bg)	0.4437	No	0.01	No	Mann-W
Vanadium (mg/L)	GWA-43 (bg)	0.375	No	0.01	No	Mann-W
Vanadium (mg/L)	GWA-43R (bg)	0.6348	No	0.01	No	Mann-W
Vanadium (mg/L)	GWA-4RZ (bg)	0.4743	No	0.01	No	Mann-W
Vanadium (mg/L)	GWA-50R (bg)	1.086	No	0.01	No	Mann-W
Vanadium (mg/L)	GWC-16R	1.021	No	0.01	No	Mann-W
Vanadium (mg/L)	GWC-17R	0.3273	No	0.01	No	Mann-W
Vanadium (mg/L)	GWC-18	0.3273	No	0.01	No	Mann-W
Vanadium (mg/L)	GWC-18R	0.5512	No	0.01	No	Mann-W
Vanadium (mg/L)	GWC-19R	0.5512	No	0.01	No	Mann-W
Vanadium (mg/L)	GWC-20R	0.3273	No	0.01	No	Mann-W
Vanadium (mg/L)	GWC-21R	0.5512	No	0.01	No	Mann-W
Vanadium (mg/L)	GWC-22R	0.3273	No	0.01	No	Mann-W
Vanadium (mg/L)	GWC-23R	1.008	No	0.01	No	Mann-W
Vanadium (mg/L)	GWC-24R	1.141	No	0.01	No	Mann-W
Vanadium (mg/L)	GWC-36RA	1.008	No	0.01	No	Mann-W
Vanadium (mg/L)	GWC-37	0.722	No	0.01	No	Mann-W
Vanadium (mg/L)	GWC-38	1.263	No	0.01	No	Mann-W
Zinc (mg/L)	GWA-1 (bg)	2.19	No	0.01	No	Mann-W
Zinc (mg/L)	GWA-2 (bg)	0.707	No	0.01	No	Mann-W
Zinc (mg/L)	GWA-2R (bg)	1.742	No	0.01	No	Mann-W
Zinc (mg/L)	GWA-39RZ (bg)	1.401	No	0.01	No	Mann-W
Zinc (mg/L)	GWA-39Z (bg)	1.653	No	0.01	No	Mann-W
Zinc (mg/L)	**GWA-3A (bg)**	**-2.956**	**Yes**	**0.01**	**Yes**	**Mann-W**
Zinc (mg/L)	GWA-40 (bg)	0.836	No	0.01	No	Mann-W
Zinc (mg/L)	GWA-41 (bg)	0.8368	No	0.01	No	Mann-W
Zinc (mg/L)	GWA-41R (bg)	1.18	No	0.01	No	Mann-W
Zinc (mg/L)	GWA-42 (bg)	0.5314	No	0.01	No	Mann-W
Zinc (mg/L)	GWA-43 (bg)	1.653	No	0.01	No	Mann-W
Zinc (mg/L)	GWA-43R (bg)	1.654	No	0.01	No	Mann-W
Zinc (mg/L)	GWA-4RZ (bg)	1.329	No	0.01	No	Mann-W
Zinc (mg/L)	GWA-50 (bg)	2.132	No	0.01	No	Mann-W
Zinc (mg/L)	GWA-50R (bg)	2.108	No	0.01	No	Mann-W
Zinc (mg/L)	GWC-16R	-1.299	No	0.01	No	Mann-W
Zinc (mg/L)	GWC-17R	2.088	No	0.01	No	Mann-W
Zinc (mg/L)	GWC-18	1.954	No	0.01	No	Mann-W
Zinc (mg/L)	GWC-18R	1.632	No	0.01	No	Mann-W
Zinc (mg/L)	GWC-19R	1.88	No	0.01	No	Mann-W
Zinc (mg/L)	GWC-20R	1.947	No	0.01	No	Mann-W
Zinc (mg/L)	GWC-21R	1.686	No	0.01	No	Mann-W
Zinc (mg/L)	GWC-22R	2.004	No	0.01	No	Mann-W
Zinc (mg/L)	GWC-23R	1.319	No	0.01	No	Mann-W
Zinc (mg/L)	GWC-24R	1.632	No	0.01	No	Mann-W
Zinc (mg/L)	GWC-25R	1.387	No	0.01	No	Mann-W
Zinc (mg/L)	**GWC-36RA**	**-2.717**	**Yes**	**0.01**	**Yes**	**Mann-W**
Zinc (mg/L)	**GWC-37**	**2.941**	**Yes**	**0.01**	**Yes**	**Mann-W**
Zinc (mg/L)	GWC-38	2.078	No	0.01	No	Mann-W

Appendix III Welch's t-test/Mann-Whitney - Significant Results

Plant Bowen Data: Bowen 3-4 CCR Printed 5/1/2024, 3:55 PM

Constituent	Well	Calc.	0.01	Alpha	Sig.	Method
Boron (mg/L)	**GWA-4RZ (bg)**	**2.842**	**Yes**	**0.01**	**Yes**	**Mann-W**
Calcium (mg/L)	**GWA-3A (bg)**	**2.979**	**Yes**	**0.01**	**Yes**	**Mann-W**
Calcium (mg/L)	**GWA-42 (bg)**	**2.734**	**Yes**	**0.01**	**Yes**	**Mann-W**
Calcium (mg/L)	**GWC-16R**	**2.733**	**Yes**	**0.01**	**Yes**	**Mann-W**
Calcium (mg/L)	**GWC-23R**	**3**	**Yes**	**0.01**	**Yes**	**Mann-W**
Calcium (mg/L)	**GWC-36RA**	**3.001**	**Yes**	**0.01**	**Yes**	**Mann-W**
Calcium (mg/L)	**GWC-37**	**-2.913**	**Yes**	**0.01**	**Yes**	**Mann-W**
Chloride (mg/L)	**GWA-1 (bg)**	**-2.748**	**Yes**	**0.01**	**Yes**	**Mann-W**
Chloride (mg/L)	**GWA-3A (bg)**	**3.041**	**Yes**	**0.01**	**Yes**	**Mann-W**
Chloride (mg/L)	**GWA-43R (bg)**	**-2.916**	**Yes**	**0.01**	**Yes**	**Mann-W**
Chloride (mg/L)	**GWC-38**	**2.792**	**Yes**	**0.01**	**Yes**	**Mann-W**
pH (pH_units)	**GWA-2R (bg)**	**-2.823**	**Yes**	**0.01**	**Yes**	**Mann-W**
pH (pH_units)	**GWA-39RZ (bg)**	**-2.599**	**Yes**	**0.01**	**Yes**	**Mann-W**
pH (pH_units)	**GWA-40 (bg)**	**-2.88**	**Yes**	**0.01**	**Yes**	**Mann-W**
pH (pH_units)	**GWA-41 (bg)**	**-2.79**	**Yes**	**0.01**	**Yes**	**Mann-W**
pH (pH_units)	**GWA-42 (bg)**	**-3.094**	**Yes**	**0.01**	**Yes**	**Mann-W**
pH (pH_units)	**GWA-4RZ (bg)**	**-3.114**	**Yes**	**0.01**	**Yes**	**Mann-W**
pH (pH_units)	**GWA-50 (bg)**	**-2.869**	**Yes**	**0.01**	**Yes**	**Mann-W**
pH (pH_units)	**GWC-22R**	**-2.64**	**Yes**	**0.01**	**Yes**	**Mann-W**
pH (pH_units)	**GWC-36RA**	**-2.958**	**Yes**	**0.01**	**Yes**	**Mann-W**
pH (pH_units)	**GWC-38**	**-2.642**	**Yes**	**0.01**	**Yes**	**Mann-W**
Sulfate (mg/L)	**GWA-43R (bg)**	**-3.095**	**Yes**	**0.01**	**Yes**	**Mann-W**
Sulfate (mg/L)	**GWC-23R**	**3.021**	**Yes**	**0.01**	**Yes**	**Mann-W**
Sulfate (mg/L)	**GWC-25R**	**2.914**	**Yes**	**0.01**	**Yes**	**Mann-W**
Total Dissolved Solids (mg/l)	**GWA-3A (bg)**	**2.904**	**Yes**	**0.01**	**Yes**	**Mann-W**
Total Dissolved Solids (mg/l)	**GWC-23R**	**3.242**	**Yes**	**0.01**	**Yes**	**Mann-W**
Total Dissolved Solids (mg/l)	**GWC-36RA**	**2.689**	**Yes**	**0.01**	**Yes**	**Mann-W**

Appendix III Welch's t-test/Mann-Whitney - All Results

Plant Bowen Data: Bowen 3-4 CCR Printed 5/1/2024, 3:55 PM

Constituent	Well	Calc.	0.01	Alpha	Sig.	Method
Boron (mg/L)	GWA-1 (bg)	0.1198	No	0.01	No	Mann-W
Boron (mg/L)	GWA-2 (bg)	0.809	No	0.01	No	Mann-W
Boron (mg/L)	GWA-2R (bg)	0.1987	No	0.01	No	Mann-W
Boron (mg/L)	GWA-39RZ (bg)	2.35	No	0.01	No	Mann-W
Boron (mg/L)	GWA-39Z (bg)	-0.1959	No	0.01	No	Mann-W
Boron (mg/L)	GWA-3A (bg)	0.6348	No	0.01	No	Mann-W
Boron (mg/L)	GWA-40 (bg)	-0.3266	No	0.01	No	Mann-W
Boron (mg/L)	GWA-41 (bg)	0.1684	No	0.01	No	Mann-W
Boron (mg/L)	GWA-41R (bg)	-0.3226	No	0.01	No	Mann-W
Boron (mg/L)	GWA-42 (bg)	0.809	No	0.01	No	Mann-W
Boron (mg/L)	GWA-43 (bg)	0.3638	No	0.01	No	Mann-W
Boron (mg/L)	GWA-43R (bg)	-1.445	No	0.01	No	Mann-W
Boron (mg/L)	**GWA-4RZ (bg)**	**2.842**	**Yes**	**0.01**	**Yes**	**Mann-W**
Boron (mg/L)	GWA-50 (bg)	0.6151	No	0.01	No	Mann-W
Boron (mg/L)	GWA-50R (bg)	0.6151	No	0.01	No	Mann-W
Boron (mg/L)	GWC-16R	-0.806	No	0.01	No	Mann-W
Boron (mg/L)	GWC-17R	0.1198	No	0.01	No	Mann-W
Boron (mg/L)	GWC-18	0.6151	No	0.01	No	Mann-W
Boron (mg/L)	GWC-18R	-0.08787	No	0.01	No	Mann-W
Boron (mg/L)	GWC-19R	0.809	No	0.01	No	Mann-W
Boron (mg/L)	GWC-20R	0.809	No	0.01	No	Mann-W
Boron (mg/L)	GWC-21R	-0.2481	No	0.01	No	Mann-W
Boron (mg/L)	GWC-22R	1.139	No	0.01	No	Mann-W
Boron (mg/L)	GWC-23R	1.44	No	0.01	No	Mann-W
Boron (mg/L)	GWC-24R	0.809	No	0.01	No	Mann-W
Boron (mg/L)	GWC-25R	0.3638	No	0.01	No	Mann-W
Boron (mg/L)	GWC-36RA	0.04563	No	0.01	No	Mann-W
Boron (mg/L)	GWC-37	1.139	No	0.01	No	Mann-W
Boron (mg/L)	GWC-38	-2.183	No	0.01	No	Mann-W
Calcium (mg/L)	GWA-1 (bg)	1.478	No	0.01	No	Mann-W
Calcium (mg/L)	GWA-2 (bg)	1.209	No	0.01	No	Mann-W
Calcium (mg/L)	GWA-2R (bg)	1.926	No	0.01	No	Mann-W
Calcium (mg/L)	GWA-39RZ (bg)	-0.3586	No	0.01	No	Mann-W
Calcium (mg/L)	GWA-39Z (bg)	-0.04256	No	0.01	No	Mann-W
Calcium (mg/L)	**GWA-3A (bg)**	**2.979**	**Yes**	**0.01**	**Yes**	**Mann-W**
Calcium (mg/L)	GWA-40 (bg)	-1.255	No	0.01	No	Mann-W
Calcium (mg/L)	GWA-41 (bg)	-0.403	No	0.01	No	Mann-W
Calcium (mg/L)	GWA-41R (bg)	1.747	No	0.01	No	Mann-W
Calcium (mg/L)	**GWA-42 (bg)**	**2.734**	**Yes**	**0.01**	**Yes**	**Mann-W**
Calcium (mg/L)	GWA-43 (bg)	-2.035	No	0.01	No	Mann-W
Calcium (mg/L)	GWA-43R (bg)	1.662	No	0.01	No	Mann-W
Calcium (mg/L)	GWA-4RZ (bg)	1.434	No	0.01	No	Mann-W
Calcium (mg/L)	GWA-50 (bg)	-2.421	No	0.01	No	Mann-W
Calcium (mg/L)	GWA-50R (bg)	-2.284	No	0.01	No	Mann-W
Calcium (mg/L)	**GWC-16R**	**2.733**	**Yes**	**0.01**	**Yes**	**Mann-W**
Calcium (mg/L)	GWC-17R	1.209	No	0.01	No	Mann-W
Calcium (mg/L)	GWC-18	0.6717	No	0.01	No	Mann-W
Calcium (mg/L)	GWC-18R	1.926	No	0.01	No	Mann-W
Calcium (mg/L)	GWC-19R	2.241	No	0.01	No	Mann-W
Calcium (mg/L)	GWC-20R	0.5822	No	0.01	No	Mann-W
Calcium (mg/L)	GWC-21R	1.881	No	0.01	No	Mann-W
Calcium (mg/L)	GWC-22R	2.285	No	0.01	No	Mann-W
Calcium (mg/L)	**GWC-23R**	**3**	**Yes**	**0.01**	**Yes**	**Mann-W**
Calcium (mg/L)	GWC-24R	1.345	No	0.01	No	Mann-W
Calcium (mg/L)	GWC-25R	1.478	No	0.01	No	Mann-W

Appendix III Welch's t-test/Mann-Whitney - All Results

Plant Bowen Data: Bowen 3-4 CCR Printed 5/1/2024, 3:55 PM

Constituent	Well	Calc.	0.01	Alpha	Sig.	Method
Calcium (mg/L)	**GWC-36RA**	**3.001**	**Yes**	**0.01**	**Yes**	**Mann-W**
Calcium (mg/L)	**GWC-37**	**-2.913**	**Yes**	**0.01**	**Yes**	**Mann-W**
Calcium (mg/L)	GWC-38	0.2689	No	0.01	No	Mann-W
Chloride (mg/L)	**GWA-1 (bg)**	**-2.748**	**Yes**	**0.01**	**Yes**	**Mann-W**
Chloride (mg/L)	GWA-2 (bg)	-0.8095	No	0.01	No	Mann-W
Chloride (mg/L)	GWA-2R (bg)	-0.5381	No	0.01	No	Mann-W
Chloride (mg/L)	GWA-39RZ (bg)	-2.02	No	0.01	No	Mann-W
Chloride (mg/L)	GWA-39Z (bg)	-1.947	No	0.01	No	Mann-W
Chloride (mg/L)	**GWA-3A (bg)**	**3.041**	**Yes**	**0.01**	**Yes**	**Mann-W**
Chloride (mg/L)	GWA-40 (bg)	-2.131	No	0.01	No	Mann-W
Chloride (mg/L)	GWA-41 (bg)	-1.931	No	0.01	No	Mann-W
Chloride (mg/L)	GWA-41R (bg)	-2.513	No	0.01	No	Mann-W
Chloride (mg/L)	GWA-42 (bg)	-2.561	No	0.01	No	Mann-W
Chloride (mg/L)	GWA-43 (bg)	0.2352	No	0.01	No	Mann-W
Chloride (mg/L)	**GWA-43R (bg)**	**-2.916**	**Yes**	**0.01**	**Yes**	**Mann-W**
Chloride (mg/L)	GWA-4RZ (bg)	0.764	No	0.01	No	Mann-W
Chloride (mg/L)	GWA-50 (bg)	-2.571	No	0.01	No	Mann-W
Chloride (mg/L)	GWA-50R (bg)	-2.243	No	0.01	No	Mann-W
Chloride (mg/L)	GWC-16R	-0.9868	No	0.01	No	Mann-W
Chloride (mg/L)	GWC-17R	-1.933	No	0.01	No	Mann-W
Chloride (mg/L)	GWC-18	0.3175	No	0.01	No	Mann-W
Chloride (mg/L)	GWC-18R	0.4568	No	0.01	No	Mann-W
Chloride (mg/L)	GWC-19R	0	No	0.01	No	Mann-W
Chloride (mg/L)	GWC-20R	0.2717	No	0.01	No	Mann-W
Chloride (mg/L)	GWC-21R	0.1349	No	0.01	No	Mann-W
Chloride (mg/L)	GWC-22R	-1.359	No	0.01	No	Mann-W
Chloride (mg/L)	GWC-23R	-0.3622	No	0.01	No	Mann-W
Chloride (mg/L)	GWC-24R	-1.715	No	0.01	No	Mann-W
Chloride (mg/L)	GWC-25R	-1.852	No	0.01	No	Mann-W
Chloride (mg/L)	GWC-36RA	-1.664	No	0.01	No	Mann-W
Chloride (mg/L)	GWC-37	-0.5852	No	0.01	No	Mann-W
Chloride (mg/L)	**GWC-38**	**2.792**	**Yes**	**0.01**	**Yes**	**Mann-W**
Fluoride (mg/L)	GWA-1 (bg)	0.4985	No	0.01	No	Mann-W
Fluoride (mg/L)	GWA-2 (bg)	-1.111	No	0.01	No	Mann-W
Fluoride (mg/L)	GWA-2R (bg)	0.2332	No	0.01	No	Mann-W
Fluoride (mg/L)	GWA-39RZ (bg)	0.8296	No	0.01	No	Mann-W
Fluoride (mg/L)	GWA-39Z (bg)	0.09217	No	0.01	No	Mann-W
Fluoride (mg/L)	GWA-3A (bg)	-1.488	No	0.01	No	Mann-W
Fluoride (mg/L)	GWA-40 (bg)	-0.4612	No	0.01	No	Mann-W
Fluoride (mg/L)	GWA-41 (bg)	0.337	No	0.01	No	Mann-W
Fluoride (mg/L)	GWA-41R (bg)	0.6592	No	0.01	No	Mann-W
Fluoride (mg/L)	GWA-42 (bg)	0.1489	No	0.01	No	Mann-W
Fluoride (mg/L)	GWA-43 (bg)	-0.1959	No	0.01	No	Mann-W
Fluoride (mg/L)	GWA-43R (bg)	0.3932	No	0.01	No	Mann-W
Fluoride (mg/L)	GWA-4RZ (bg)	-2.11	No	0.01	No	Mann-W
Fluoride (mg/L)	GWA-50 (bg)	0	No	0.01	No	Mann-W
Fluoride (mg/L)	GWA-50R (bg)	0.1198	No	0.01	No	Mann-W
Fluoride (mg/L)	GWC-16R	-1.219	No	0.01	No	Mann-W
Fluoride (mg/L)	GWC-17R	-0.2586	No	0.01	No	Mann-W
Fluoride (mg/L)	GWC-18	0.4667	No	0.01	No	Mann-W
Fluoride (mg/L)	GWC-18R	0.842	No	0.01	No	Mann-W
Fluoride (mg/L)	GWC-19R	0.393	No	0.01	No	Mann-W
Fluoride (mg/L)	GWC-20R	0.3319	No	0.01	No	Mann-W
Fluoride (mg/L)	GWC-21R	-0.907	No	0.01	No	Mann-W
Fluoride (mg/L)	GWC-22R	-0.1452	No	0.01	No	Mann-W

Appendix III Welch's t-test/Mann-Whitney - All Results

Plant Bowen Data: Bowen 3-4 CCR Printed 5/1/2024, 3:55 PM

Constituent	Well	Calc.	0.01	Alpha	Sig.	Method
Fluoride (mg/L)	GWC-23R	-0.1452	No	0.01	No	Mann-W
Fluoride (mg/L)	GWC-24R	-0.907	No	0.01	No	Mann-W
Fluoride (mg/L)	GWC-25R	0	No	0.01	No	Mann-W
Fluoride (mg/L)	GWC-36RA	0.3932	No	0.01	No	Mann-W
Fluoride (mg/L)	GWC-37	0.1198	No	0.01	No	Mann-W
Fluoride (mg/L)	GWC-38	0.809	No	0.01	No	Mann-W
pH (pH_units)	GWA-1 (bg)	-2.423	No	0.01	No	Mann-W
pH (pH_units)	GWA-2 (bg)	0.1792	No	0.01	No	Mann-W
pH (pH_units)	**GWA-2R (bg)**	**-2.823**	**Yes**	**0.01**	**Yes**	**Mann-W**
pH (pH_units)	**GWA-39RZ (bg)**	**-2.599**	**Yes**	**0.01**	**Yes**	**Mann-W**
pH (pH_units)	GWA-39Z (bg)	-1.405	No	0.01	No	Mann-W
pH (pH_units)	GWA-3A (bg)	2.317	No	0.01	No	Mann-W
pH (pH_units)	**GWA-40 (bg)**	**-2.88**	**Yes**	**0.01**	**Yes**	**Mann-W**
pH (pH_units)	**GWA-41 (bg)**	**-2.79**	**Yes**	**0.01**	**Yes**	**Mann-W**
pH (pH_units)	GWA-41R (bg)	-2.285	No	0.01	No	Mann-W
pH (pH_units)	**GWA-42 (bg)**	**-3.094**	**Yes**	**0.01**	**Yes**	**Mann-W**
pH (pH_units)	GWA-43 (bg)	-2.105	No	0.01	No	Mann-W
pH (pH_units)	GWA-43R (bg)	-0.2989	No	0.01	No	Mann-W
pH (pH_units)	**GWA-4RZ (bg)**	**-3.114**	**Yes**	**0.01**	**Yes**	**Mann-W**
pH (pH_units)	**GWA-50 (bg)**	**-2.869**	**Yes**	**0.01**	**Yes**	**Mann-W**
pH (pH_units)	GWA-50R (bg)	-2.284	No	0.01	No	Mann-W
pH (pH_units)	GWC-16R	-1.525	No	0.01	No	Mann-W
pH (pH_units)	GWC-17R	-0.1798	No	0.01	No	Mann-W
pH (pH_units)	GWC-18	-2.107	No	0.01	No	Mann-W
pH (pH_units)	GWC-18R	-2.242	No	0.01	No	Mann-W
pH (pH_units)	GWC-19R	-0.5848	No	0.01	No	Mann-W
pH (pH_units)	GWC-20R	-0.5964	No	0.01	No	Mann-W
pH (pH_units)	GWC-21R	-1.613	No	0.01	No	Mann-W
pH (pH_units)	**GWC-22R**	**-2.64**	**Yes**	**0.01**	**Yes**	**Mann-W**
pH (pH_units)	GWC-23R	-2.05	No	0.01	No	Mann-W
pH (pH_units)	GWC-24R	0.08965	No	0.01	No	Mann-W
pH (pH_units)	GWC-25R	-1.528	No	0.01	No	Mann-W
pH (pH_units)	**GWC-36RA**	**-2.958**	**Yes**	**0.01**	**Yes**	**Mann-W**
pH (pH_units)	GWC-37	-2.553	No	0.01	No	Mann-W
pH (pH_units)	**GWC-38**	**-2.642**	**Yes**	**0.01**	**Yes**	**Mann-W**
Sulfate (mg/L)	GWA-1 (bg)	-2.197	No	0.01	No	Mann-W
Sulfate (mg/L)	GWA-2 (bg)	1.03	No	0.01	No	Mann-W
Sulfate (mg/L)	GWA-2R (bg)	1.433	No	0.01	No	Mann-W
Sulfate (mg/L)	GWA-39RZ (bg)	-1.568	No	0.01	No	Mann-W
Sulfate (mg/L)	GWA-39Z (bg)	-2.15	No	0.01	No	Mann-W
Sulfate (mg/L)	GWA-3A (bg)	2.224	No	0.01	No	Mann-W
Sulfate (mg/L)	GWA-40 (bg)	-0.8124	No	0.01	No	Mann-W
Sulfate (mg/L)	GWA-41 (bg)	-0.4485	No	0.01	No	Mann-W
Sulfate (mg/L)	GWA-41R (bg)	0.5377	No	0.01	No	Mann-W
Sulfate (mg/L)	GWA-42 (bg)	-1.799	No	0.01	No	Mann-W
Sulfate (mg/L)	GWA-43 (bg)	0.3264	No	0.01	No	Mann-W
Sulfate (mg/L)	**GWA-43R (bg)**	**-3.095**	**Yes**	**0.01**	**Yes**	**Mann-W**
Sulfate (mg/L)	GWA-4RZ (bg)	-0.6822	No	0.01	No	Mann-W
Sulfate (mg/L)	GWA-50 (bg)	1.014	No	0.01	No	Mann-W
Sulfate (mg/L)	GWA-50R (bg)	-2.465	No	0.01	No	Mann-W
Sulfate (mg/L)	GWC-16R	0.6717	No	0.01	No	Mann-W
Sulfate (mg/L)	GWC-17R	1.656	No	0.01	No	Mann-W
Sulfate (mg/L)	GWC-18	-1.084	No	0.01	No	Mann-W
Sulfate (mg/L)	GWC-18R	-0.4281	No	0.01	No	Mann-W
Sulfate (mg/L)	GWC-19R	2.087	No	0.01	No	Mann-W

Appendix III Welch's t-test/Mann-Whitney - All Results

Plant Bowen Data: Bowen 3-4 CCR Printed 5/1/2024, 3:55 PM

Constituent	Well	Calc.	0.01	Alpha	Sig.	Method
Sulfate (mg/L)	GWC-20R	1.896	No	0.01	No	Mann-W
Sulfate (mg/L)	GWC-21R	2.459	No	0.01	No	Mann-W
Sulfate (mg/L)	GWC-22R	-1.757	No	0.01	No	Mann-W
Sulfate (mg/L)	**GWC-23R**	**3.021**	**Yes**	**0.01**	**Yes**	**Mann-W**
Sulfate (mg/L)	GWC-24R	0.7628	No	0.01	No	Mann-W
Sulfate (mg/L)	**GWC-25R**	**2.914**	**Yes**	**0.01**	**Yes**	**Mann-W**
Sulfate (mg/L)	GWC-36RA	2.196	No	0.01	No	Mann-W
Sulfate (mg/L)	GWC-37	0.4106	No	0.01	No	Mann-W
Sulfate (mg/L)	GWC-38	-1.479	No	0.01	No	Mann-W
Total Dissolved Solids (mg/l)	GWA-1 (bg)	0.314	No	0.01	No	Mann-W
Total Dissolved Solids (mg/l)	GWA-2 (bg)	1.209	No	0.01	No	Mann-W
Total Dissolved Solids (mg/l)	GWA-2R (bg)	1.299	No	0.01	No	Mann-W
Total Dissolved Solids (mg/l)	GWA-39RZ (bg)	-1.478	No	0.01	No	Mann-W
Total Dissolved Solids (mg/l)	GWA-39Z (bg)	0.1418	No	0.01	No	Mann-W
Total Dissolved Solids (mg/l)	**GWA-3A (bg)**	**2.904**	**Yes**	**0.01**	**Yes**	**Mann-W**
Total Dissolved Solids (mg/l)	GWA-40 (bg)	-0.5377	No	0.01	No	Mann-W
Total Dissolved Solids (mg/l)	GWA-41 (bg)	-0.4932	No	0.01	No	Mann-W
Total Dissolved Solids (mg/l)	GWA-41R (bg)	0.9858	No	0.01	No	Mann-W
Total Dissolved Solids (mg/l)	GWA-42 (bg)	0.3589	No	0.01	No	Mann-W
Total Dissolved Solids (mg/l)	GWA-43 (bg)	-0.677	No	0.01	No	Mann-W
Total Dissolved Solids (mg/l)	GWA-43R (bg)	0	No	0.01	No	Mann-W
Total Dissolved Solids (mg/l)	GWA-4RZ (bg)	0.4929	No	0.01	No	Mann-W
Total Dissolved Solids (mg/l)	GWA-50 (bg)	0.09217	No	0.01	No	Mann-W
Total Dissolved Solids (mg/l)	GWA-50R (bg)	-1.541	No	0.01	No	Mann-W
Total Dissolved Solids (mg/l)	GWC-16R	1.663	No	0.01	No	Mann-W
Total Dissolved Solids (mg/l)	GWC-17R	-1.434	No	0.01	No	Mann-W
Total Dissolved Solids (mg/l)	GWC-18	-0.1344	No	0.01	No	Mann-W
Total Dissolved Solids (mg/l)	GWC-18R	1.525	No	0.01	No	Mann-W
Total Dissolved Solids (mg/l)	GWC-19R	-1.439	No	0.01	No	Mann-W
Total Dissolved Solids (mg/l)	GWC-20R	-0.1345	No	0.01	No	Mann-W
Total Dissolved Solids (mg/l)	GWC-21R	0.1792	No	0.01	No	Mann-W
Total Dissolved Solids (mg/l)	GWC-22R	-0.5831	No	0.01	No	Mann-W
Total Dissolved Solids (mg/l)	**GWC-23R**	**3.242**	**Yes**	**0.01**	**Yes**	**Mann-W**
Total Dissolved Solids (mg/l)	GWC-24R	-1.48	No	0.01	No	Mann-W
Total Dissolved Solids (mg/l)	GWC-25R	1.122	No	0.01	No	Mann-W
Total Dissolved Solids (mg/l)	**GWC-36RA**	**2.689**	**Yes**	**0.01**	**Yes**	**Mann-W**
Total Dissolved Solids (mg/l)	GWC-37	0.832	No	0.01	No	Mann-W
Total Dissolved Solids (mg/l)	GWC-38	-1.624	No	0.01	No	Mann-W

Trend Tests - Upgradient Wells - Significant Results

Plant Bowen Data: Bowen 3-4 CCR Printed 5/9/2024, 4:07 PM

Constituent	Well	Slope	Calc.	Critical	Sig.	N	%NDs	Normality	Alpha	Method
Boron (mg/L)	**GWA-41R (bg)**	**-0.002611**	**-99**	**-92**	**Yes**	**22**	**36.36**	**n/a**	**0.01**	**NP**
Boron (mg/L)	**GWA-43R (bg)**	**-0.003253**	**-103**	**-92**	**Yes**	**22**	**27.27**	**n/a**	**0.01**	**NP**
Boron (mg/L)	**GWA-4RZ (bg)**	**0.002145**	**94**	**92**	**Yes**	**22**	**27.27**	**n/a**	**0.01**	**NP**
Boron (mg/L)	**GWA-56 (bg)**	**-0.002045**	**-78**	**-74**	**Yes**	**19**	**15.79**	**n/a**	**0.01**	**NP**
Calcium (mg/L)	**GWA-2R (bg)**	**2.61**	**103**	**92**	**Yes**	**22**	**0**	**n/a**	**0.01**	**NP**
Calcium (mg/L)	**GWA-42 (bg)**	**1.151**	**150**	**92**	**Yes**	**22**	**0**	**n/a**	**0.01**	**NP**
Calcium (mg/L)	**GWA-43 (bg)**	**-0.8992**	**-145**	**-87**	**Yes**	**21**	**0**	**n/a**	**0.01**	**NP**
Calcium (mg/L)	**GWA-43R (bg)**	**0.6016**	**118**	**98**	**Yes**	**23**	**0**	**n/a**	**0.01**	**NP**
Calcium (mg/L)	**GWA-50 (bg)**	**-0.09605**	**-100**	**-92**	**Yes**	**22**	**0**	**n/a**	**0.01**	**NP**
Calcium (mg/L)	**GWA-50R (bg)**	**-0.5592**	**-123**	**-92**	**Yes**	**22**	**0**	**n/a**	**0.01**	**NP**
Calcium (mg/L)	**GWA-51RZ (bg)**	**1.383**	**83**	**74**	**Yes**	**19**	**0**	**n/a**	**0.01**	**NP**
Calcium (mg/L)	**GWA-55 (bg)**	**2.879**	**106**	**74**	**Yes**	**19**	**0**	**n/a**	**0.01**	**NP**
Calcium (mg/L)	**GWA-55R (bg)**	**1.995**	**83**	**74**	**Yes**	**19**	**0**	**n/a**	**0.01**	**NP**
Fluoride (mg/L)	**GWA-4RZ (bg)**	**-0.01841**	**-140**	**-92**	**Yes**	**22**	**4.545**	**n/a**	**0.01**	**NP**

Trend Tests - Upgradient Wells - All Results

Plant Bowen Data: Bowen 3-4 CCR Printed 5/9/2024, 4:07 PM

Constituent	Well	Slope	Calc.	Critical	Sig.	N	%NDs	Normality	Alpha	Method
Boron (mg/L)	GWA-1 (bg)	0	-13	-92	No	22	77.27	n/a	0.01	NP
Boron (mg/L)	GWA-2 (bg)	0	-12	-92	No	22	86.36	n/a	0.01	NP
Boron (mg/L)	GWA-2R (bg)	-0.0008352	-75	-92	No	22	54.55	n/a	0.01	NP
Boron (mg/L)	GWA-39RZ (bg)	0	33	92	No	22	40.91	n/a	0.01	NP
Boron (mg/L)	GWA-39Z (bg)	0	-10	-92	No	22	81.82	n/a	0.01	NP
Boron (mg/L)	GWA-3A (bg)	0	-3	-87	No	21	90.48	n/a	0.01	NP
Boron (mg/L)	GWA-40 (bg)	0	-16	-92	No	22	81.82	n/a	0.01	NP
Boron (mg/L)	GWA-41 (bg)	0	-25	-92	No	22	72.73	n/a	0.01	NP
Boron (mg/L)	**GWA-41R (bg)**	**-0.002611**	**-99**	**-92**	**Yes**	**22**	**36.36**	**n/a**	**0.01**	**NP**
Boron (mg/L)	GWA-42 (bg)	0	2	92	No	22	81.82	n/a	0.01	NP
Boron (mg/L)	GWA-43 (bg)	0	-23	-92	No	22	90.91	n/a	0.01	NP
Boron (mg/L)	**GWA-43R (bg)**	**-0.003253**	**-103**	**-92**	**Yes**	**22**	**27.27**	**n/a**	**0.01**	**NP**
Boron (mg/L)	**GWA-4RZ (bg)**	**0.002145**	**94**	**92**	**Yes**	**22**	**27.27**	**n/a**	**0.01**	**NP**
Boron (mg/L)	GWA-50 (bg)	0	3	92	No	22	90.91	n/a	0.01	NP
Boron (mg/L)	GWA-50R (bg)	0	7	92	No	22	90.91	n/a	0.01	NP
Boron (mg/L)	GWA-51RZ (bg)	-0.0006352	-28	-74	No	19	26.32	n/a	0.01	NP
Boron (mg/L)	GWA-52 (bg)	0	4	74	No	19	63.16	n/a	0.01	NP
Boron (mg/L)	GWA-53 (bg)	0	-9	-74	No	19	84.21	n/a	0.01	NP
Boron (mg/L)	GWA-53R (bg)	0	10	74	No	19	94.74	n/a	0.01	NP
Boron (mg/L)	GWA-54 (bg)	0	32	74	No	19	73.68	n/a	0.01	NP
Boron (mg/L)	GWA-55 (bg)	0	-9	-74	No	19	63.16	n/a	0.01	NP
Boron (mg/L)	GWA-55R (bg)	0	4	74	No	19	73.68	n/a	0.01	NP
Boron (mg/L)	**GWA-56 (bg)**	**-0.002045**	**-78**	**-74**	**Yes**	**19**	**15.79**	**n/a**	**0.01**	**NP**
Calcium (mg/L)	GWA-1 (bg)	0.4688	77	92	No	22	0	n/a	0.01	NP
Calcium (mg/L)	GWA-2 (bg)	2.561	39	92	No	22	0	n/a	0.01	NP
Calcium (mg/L)	**GWA-2R (bg)**	**2.61**	**103**	**92**	**Yes**	**22**	**0**	**n/a**	**0.01**	**NP**
Calcium (mg/L)	GWA-39RZ (bg)	0.2179	30	92	No	22	0	n/a	0.01	NP
Calcium (mg/L)	GWA-39Z (bg)	0.07858	3	98	No	23	0	n/a	0.01	NP
Calcium (mg/L)	GWA-3A (bg)	1.577	60	87	No	21	0	n/a	0.01	NP
Calcium (mg/L)	GWA-40 (bg)	-0.2076	-35	-92	No	22	0	n/a	0.01	NP
Calcium (mg/L)	GWA-41 (bg)	0.2779	17	92	No	22	0	n/a	0.01	NP
Calcium (mg/L)	GWA-41R (bg)	0.4562	30	92	No	22	0	n/a	0.01	NP
Calcium (mg/L)	**GWA-42 (bg)**	**1.151**	**150**	**92**	**Yes**	**22**	**0**	**n/a**	**0.01**	**NP**
Calcium (mg/L)	**GWA-43 (bg)**	**-0.8992**	**-145**	**-87**	**Yes**	**21**	**0**	**n/a**	**0.01**	**NP**
Calcium (mg/L)	**GWA-43R (bg)**	**0.6016**	**118**	**98**	**Yes**	**23**	**0**	**n/a**	**0.01**	**NP**
Calcium (mg/L)	GWA-4RZ (bg)	1.473	86	92	No	22	0	n/a	0.01	NP
Calcium (mg/L)	**GWA-50 (bg)**	**-0.09605**	**-100**	**-92**	**Yes**	**22**	**0**	**n/a**	**0.01**	**NP**
Calcium (mg/L)	**GWA-50R (bg)**	**-0.5592**	**-123**	**-92**	**Yes**	**22**	**0**	**n/a**	**0.01**	**NP**
Calcium (mg/L)	**GWA-51RZ (bg)**	**1.383**	**83**	**74**	**Yes**	**19**	**0**	**n/a**	**0.01**	**NP**
Calcium (mg/L)	GWA-52 (bg)	0.3552	48	74	No	19	0	n/a	0.01	NP
Calcium (mg/L)	GWA-53 (bg)	0.2237	38	74	No	19	0	n/a	0.01	NP
Calcium (mg/L)	GWA-53R (bg)	0.4349	61	74	No	19	0	n/a	0.01	NP
Calcium (mg/L)	GWA-54 (bg)	-0.2535	-50	-74	No	19	0	n/a	0.01	NP
Calcium (mg/L)	**GWA-55 (bg)**	**2.879**	**106**	**74**	**Yes**	**19**	**0**	**n/a**	**0.01**	**NP**
Calcium (mg/L)	**GWA-55R (bg)**	**1.995**	**83**	**74**	**Yes**	**19**	**0**	**n/a**	**0.01**	**NP**
Calcium (mg/L)	GWA-56 (bg)	0.6697	25	74	No	19	0	n/a	0.01	NP
Fluoride (mg/L)	GWA-1 (bg)	0	7	92	No	22	27.27	n/a	0.01	NP
Fluoride (mg/L)	GWA-2 (bg)	0	-17	-87	No	21	47.62	n/a	0.01	NP
Fluoride (mg/L)	GWA-2R (bg)	0	7	92	No	22	40.91	n/a	0.01	NP
Fluoride (mg/L)	GWA-39RZ (bg)	0.002215	58	92	No	22	40.91	n/a	0.01	NP
Fluoride (mg/L)	GWA-39Z (bg)	0	11	92	No	22	36.36	n/a	0.01	NP
Fluoride (mg/L)	GWA-3A (bg)	0	-45	-87	No	21	80.95	n/a	0.01	NP
Fluoride (mg/L)	GWA-40 (bg)	0	20	92	No	22	63.64	n/a	0.01	NP
Fluoride (mg/L)	GWA-41 (bg)	0	50	92	No	22	72.73	n/a	0.01	NP
Fluoride (mg/L)	GWA-41R (bg)	0	37	92	No	22	77.27	n/a	0.01	NP

Trend Tests - Upgradient Wells - All Results

Plant Bowen Data: Bowen 3-4 CCR Printed 5/9/2024, 4:07 PM

Constituent	Well	Slope	Calc.	Critical	Sig.	N	%NDs	Normality	Alpha	Method
Fluoride (mg/L)	GWA-42 (bg)	0	68	92	No	22	59.09	n/a	0.01	NP
Fluoride (mg/L)	GWA-43 (bg)	0	40	92	No	22	81.82	n/a	0.01	NP
Fluoride (mg/L)	GWA-43R (bg)	0	58	92	No	22	72.73	n/a	0.01	NP
Fluoride (mg/L)	**GWA-4RZ (bg)**	**-0.01841**	**-140**	**-92**	**Yes**	**22**	**4.545**	**n/a**	**0.01**	**NP**
Fluoride (mg/L)	GWA-50 (bg)	0	51	92	No	22	77.27	n/a	0.01	NP
Fluoride (mg/L)	GWA-50R (bg)	0	49	92	No	22	77.27	n/a	0.01	NP
Fluoride (mg/L)	GWA-51RZ (bg)	0	20	74	No	19	36.84	n/a	0.01	NP
Fluoride (mg/L)	GWA-52 (bg)	0	35	74	No	19	57.89	n/a	0.01	NP
Fluoride (mg/L)	GWA-53 (bg)	0	51	74	No	19	68.42	n/a	0.01	NP
Fluoride (mg/L)	GWA-53R (bg)	3.4e-10	44	74	No	19	52.63	n/a	0.01	NP
Fluoride (mg/L)	GWA-54 (bg)	0	25	74	No	19	47.37	n/a	0.01	NP
Fluoride (mg/L)	GWA-55 (bg)	0	66	74	No	19	63.16	n/a	0.01	NP
Fluoride (mg/L)	GWA-55R (bg)	0	46	74	No	19	57.89	n/a	0.01	NP
Fluoride (mg/L)	GWA-56 (bg)	-0.008787	-49	-74	No	19	5.263	n/a	0.01	NP

Appendix I Intrawell Prediction Limits - Significant Results

Plant Bowen Data: Bowen 3-4 CCR Printed 5/13/2024, 10:19 AM

Constituent	Well	Upper Lim.	Lower Lim.	Date	Observ.	Sig.	Bg N	Bg Mean	Std. Dev.	%NDs	ND Adj.	Transform	Alpha	Method
Barium (mg/L)	**GWA-42**	**0.006939**	**n/a**	**2/20/2024**	**0.007**	**Yes**	**21**	**0.006286**	**0.000247**	**0**	**None**	**No**	**0.0002195**	**Param Intra 1 of 2**
Barium (mg/L)	**GWC-23R**	**0.04462**	**n/a**	**2/16/2024**	**0.14**	**Yes**	**30**	**0.0278**	**0.006798**	**0**	**None**	**No**	**0.0002195**	**Param Intra 1 of 2**
Zinc (mg/L)	**GWA-2R**	**0.02**	**n/a**	**2/26/2024**	**0.055**	**Yes**	**36**	**n/a**	**n/a**	**55.56**	**n/a**	**n/a**	**0.001429**	**NP Intra (NDs) 1 of 2**

Appendix I Intrawell Prediction Limits - All Results

Plant Bowen Data: Bowen 3-4 CCR Printed 5/13/2024, 10:19 AM

Constituent	Well	Upper Lim.	Lower Lim.	Date	Observ.	Sig.	Bg N	Bg Mean	Std. Dev.	%NDs	ND Adj.	Transform	Alpha	Method
Antimony (mg/L)	GWA-1	0.017	n/a	2/22/2024	0.0014J	No	42	n/a	n/a	38.1	n/a	n/a	0.001077	NP Intra (normality) 1 of 2
Antimony (mg/L)	GWA-2R	0.011	n/a	2/26/2024	0.0019J	No	41	n/a	n/a	41.46	n/a	n/a	0.001118	NP Intra (normality) 1 of 2
Antimony (mg/L)	GWA-39RZ	0.008096	n/a	2/19/2024	0.0016J	No	19	0.002291	0.002147	26.32	Kaplan-Meier	No	0.0002195	Param Intra 1 of 2
Antimony (mg/L)	GWA-39Z	0.0039	n/a	2/19/2024	0.00081J	No	21	n/a	n/a	33.33	n/a	n/a	0.003999	NP Intra (normality) 1 of 2
Antimony (mg/L)	GWA-3A	0.0068	n/a	2/22/2024	0.003ND	No	41	n/a	n/a	68.29	n/a	n/a	0.001118	NP Intra (NDs) 1 of 2
Antimony (mg/L)	GWA-40	0.003	n/a	2/19/2024	0.003ND	No	21	n/a	n/a	90.48	n/a	n/a	0.003999	NP Intra (NDs) 1 of 2
Antimony (mg/L)	GWA-41	0.003	n/a	2/19/2024	0.003ND	No	21	n/a	n/a	90.48	n/a	n/a	0.003999	NP Intra (NDs) 1 of 2
Antimony (mg/L)	GWA-41R	0.0045	n/a	2/19/2024	0.003ND	No	21	n/a	n/a	52.38	n/a	n/a	0.003999	NP Intra (NDs) 1 of 2
Antimony (mg/L)	GWA-42	0.003	n/a	2/20/2024	0.003ND	No	21	n/a	n/a	95.24	n/a	n/a	0.003999	NP Intra (NDs) 1 of 2
Antimony (mg/L)	GWA-43	0.003	n/a	2/20/2024	0.003ND	No	21	n/a	n/a	95.24	n/a	n/a	0.003999	NP Intra (NDs) 1 of 2
Antimony (mg/L)	GWA-43R	0.003	n/a	2/20/2024	0.0015J	No	21	n/a	n/a	71.43	n/a	n/a	0.003999	NP Intra (NDs) 1 of 2
Antimony (mg/L)	GWA-4RZ	0.003	n/a	2/27/2024	0.003ND	No	21	n/a	n/a	52.38	n/a	n/a	0.003999	NP Intra (NDs) 1 of 2
Antimony (mg/L)	GWA-50	0.003	n/a	2/22/2024	0.003ND	No	36	n/a	n/a	88.89	n/a	n/a	0.001429	NP Intra (NDs) 1 of 2
Antimony (mg/L)	GWA-50R	0.003	n/a	2/22/2024	0.003ND	No	36	n/a	n/a	97.22	n/a	n/a	0.001429	NP Intra (NDs) 1 of 2
Antimony (mg/L)	GWC-16R	0.02489	n/a	2/15/2024	0.022	No	30	0.008342	0.006685	33.33	Kaplan-Meier	No	0.0002195	Param Intra 1 of 2
Antimony (mg/L)	GWC-17R	0.0033	n/a	2/15/2024	0.00063J	No	30	n/a	n/a	90	n/a	n/a	0.002008	NP Intra (NDs) 1 of 2
Antimony (mg/L)	GWC-18	0.003	n/a	2/14/2024	0.003ND	No	30	n/a	n/a	93.33	n/a	n/a	0.002008	NP Intra (NDs) 1 of 2
Antimony (mg/L)	GWC-18R	0.003	n/a	2/14/2024	0.003ND	No	30	n/a	n/a	73.33	n/a	n/a	0.002008	NP Intra (NDs) 1 of 2
Antimony (mg/L)	GWC-20R	0.003	n/a	2/15/2024	0.003ND	No	30	n/a	n/a	96.67	n/a	n/a	0.002008	NP Intra (NDs) 1 of 2
Antimony (mg/L)	GWC-21R	0.008764	n/a	2/15/2024	0.0017J	No	30	0.003977	0.001934	33.33	Kaplan-Meier	No	0.0002195	Param Intra 1 of 2
Antimony (mg/L)	GWC-23R	0.003	n/a	2/16/2024	0.00083J	No	30	n/a	n/a	83.33	n/a	n/a	0.002008	NP Intra (NDs) 1 of 2
Antimony (mg/L)	GWC-24R	0.005	n/a	2/15/2024	0.003ND	No	27	n/a	n/a	62.96	n/a	n/a	0.002502	NP Intra (NDs) 1 of 2
Antimony (mg/L)	GWC-25R	0.003	n/a	2/16/2024	0.00087J	No	29	n/a	n/a	75.86	n/a	n/a	0.002172	NP Intra (NDs) 1 of 2
Antimony (mg/L)	GWC-36RA	0.003	n/a	2/13/2024	0.003ND	No	30	n/a	n/a	93.33	n/a	n/a	0.002008	NP Intra (NDs) 1 of 2
Antimony (mg/L)	GWC-37	0.004388	n/a	2/13/2024	0.003ND	No	30	0.002096	0.0009259	33.33	Kaplan-Meier	No	0.0002195	Param Intra 1 of 2
Arsenic (mg/L)	GWA-1	0.005	n/a	2/22/2024	0.005ND	No	42	n/a	n/a	90.48	n/a	n/a	0.001077	NP Intra (NDs) 1 of 2
Arsenic (mg/L)	GWA-2	0.005	n/a	2/22/2024	0.005ND	No	41	n/a	n/a	97.56	n/a	n/a	0.001118	NP Intra (NDs) 1 of 2
Arsenic (mg/L)	GWA-2R	0.0056	n/a	2/26/2024	0.005ND	No	42	n/a	n/a	69.05	n/a	n/a	0.001077	NP Intra (NDs) 1 of 2
Arsenic (mg/L)	GWA-39RZ	0.005	n/a	2/19/2024	0.005ND	No	20	n/a	n/a	70	n/a	n/a	0.004291	NP Intra (NDs) 1 of 2
Arsenic (mg/L)	GWA-39Z	0.005	n/a	2/19/2024	0.005ND	No	21	n/a	n/a	85.71	n/a	n/a	0.003999	NP Intra (NDs) 1 of 2
Arsenic (mg/L)	GWA-3A	0.005	n/a	2/22/2024	0.005ND	No	41	n/a	n/a	97.56	n/a	n/a	0.001118	NP Intra (NDs) 1 of 2
Arsenic (mg/L)	GWA-40	0.005	n/a	2/19/2024	0.005ND	No	21	n/a	n/a	90.48	n/a	n/a	0.003999	NP Intra (NDs) 1 of 2
Arsenic (mg/L)	GWA-41R	0.005	n/a	2/19/2024	0.005ND	No	21	n/a	n/a	85.71	n/a	n/a	0.003999	NP Intra (NDs) 1 of 2
Arsenic (mg/L)	GWA-42	0.005	n/a	2/20/2024	0.001J	No	21	n/a	n/a	100	n/a	n/a	0.003999	NP Intra (NDs) 1 of 2
Arsenic (mg/L)	GWA-43	0.005	n/a	2/20/2024	0.005ND	No	21	n/a	n/a	95.24	n/a	n/a	0.003999	NP Intra (NDs) 1 of 2
Arsenic (mg/L)	GWA-43R	0.005	n/a	2/20/2024	0.005ND	No	21	n/a	n/a	95.24	n/a	n/a	0.003999	NP Intra (NDs) 1 of 2
Arsenic (mg/L)	GWA-4RZ	0.005	n/a	2/27/2024	0.005ND	No	21	n/a	n/a	33.33	n/a	n/a	0.003999	NP Intra (normality) 1 of 2
Arsenic (mg/L)	GWC-16R	0.005	n/a	2/15/2024	0.00097J	No	29	n/a	n/a	62.07	n/a	n/a	0.002172	NP Intra (NDs) 1 of 2
Arsenic (mg/L)	GWC-17R	0.0053	n/a	2/15/2024	0.005ND	No	30	n/a	n/a	86.67	n/a	n/a	0.002008	NP Intra (NDs) 1 of 2
Arsenic (mg/L)	GWC-18	0.005	n/a	2/14/2024	0.005ND	No	30	n/a	n/a	90	n/a	n/a	0.002008	NP Intra (NDs) 1 of 2
Arsenic (mg/L)	GWC-18R	0.005	n/a	2/14/2024	0.005ND	No	30	n/a	n/a	83.33	n/a	n/a	0.002008	NP Intra (NDs) 1 of 2
Arsenic (mg/L)	GWC-19R	0.005	n/a	2/14/2024	0.005ND	No	30	n/a	n/a	86.67	n/a	n/a	0.002008	NP Intra (NDs) 1 of 2
Arsenic (mg/L)	GWC-20R	0.005	n/a	2/15/2024	0.005ND	No	30	n/a	n/a	83.33	n/a	n/a	0.002008	NP Intra (NDs) 1 of 2
Arsenic (mg/L)	GWC-21R	0.0071	n/a	2/15/2024	0.001J	No	29	n/a	n/a	48.28	n/a	n/a	0.002172	NP Intra (normality) 1 of 2
Arsenic (mg/L)	GWC-22R	0.005	n/a	2/15/2024	0.002J	No	30	n/a	n/a	56.67	n/a	n/a	0.002008	NP Intra (NDs) 1 of 2
Arsenic (mg/L)	GWC-23R	0.006	n/a	2/16/2024	0.0011J	No	30	n/a	n/a	76.67	n/a	n/a	0.002008	NP Intra (NDs) 1 of 2
Arsenic (mg/L)	GWC-24R	0.005	n/a	2/15/2024	0.005ND	No	30	n/a	n/a	73.33	n/a	n/a	0.002008	NP Intra (NDs) 1 of 2
Arsenic (mg/L)	GWC-25R	0.005	n/a	2/16/2024	0.005ND	No	30	n/a	n/a	86.67	n/a	n/a	0.002008	NP Intra (NDs) 1 of 2
Arsenic (mg/L)	GWC-36RA	0.005	n/a	2/13/2024	0.005ND	No	30	n/a	n/a	86.67	n/a	n/a	0.002008	NP Intra (NDs) 1 of 2
Arsenic (mg/L)	GWC-37	0.005	n/a	2/13/2024	0.005ND	No	30	n/a	n/a	90	n/a	n/a	0.002008	NP Intra (NDs) 1 of 2
Arsenic (mg/L)	GWC-38	0.0062	n/a	2/13/2024	0.005ND	No	30	n/a	n/a	86.67	n/a	n/a	0.002008	NP Intra (NDs) 1 of 2
Barium (mg/L)	GWA-1	0.04	n/a	2/22/2024	0.018	No	41	n/a	n/a	0	n/a	n/a	0.001118	NP Intra (normality) 1 of 2
Barium (mg/L)	GWA-2	0.04853	n/a	2/22/2024	0.021	No	40	0.02121	0.01142	0	None	No	0.0002195	Param Intra 1 of 2
Barium (mg/L)	GWA-2R	0.04407	n/a	2/26/2024	0.021	No	40	-4.448	0.5541	0	None	ln(x)	0.0002195	Param Intra 1 of 2
Barium (mg/L)	GWA-39RZ	0.02494	n/a	2/19/2024	0.015	No	20	0.1247	0.01249	0	None	sqrt(x)	0.0002195	Param Intra 1 of 2
Barium (mg/L)	GWA-39Z	0.03458	n/a	2/19/2024	0.013	No	21	0.01414	0.007741	4.762	None	No	0.0002195	Param Intra 1 of 2
Barium (mg/L)	GWA-3A	0.008897	n/a	2/22/2024	0.0074	No	32	0.00587	0.001232	3.125	None	No	0.0002195	Param Intra 1 of 2
Barium (mg/L)	GWA-40	0.01194	n/a	2/19/2024	0.0083	No	21	0.008568	0.001278	0	None	No	0.0002195	Param Intra 1 of 2

Appendix I Intrawell Prediction Limits - All Results

Plant Bowen Data: Bowen 3-4 CCR Printed 5/13/2024, 10:19 AM

Constituent	Well	Upper Lim.	Lower Lim.	Date	Observ.	Sig.	Bg N	Bg Mean	Std. Dev.	%NDs	ND Adj.	Transform	Alpha	Method
Barium (mg/L)	GWA-41	0.03585	n/a	2/19/2024	0.017	No	21	0.02503	0.004095	0	None	No	0.0002195	Param Intra 1 of 2
Barium (mg/L)	GWA-41R	0.05084	n/a	2/19/2024	0.027	No	21	0.02499	0.009788	0	None	No	0.0002195	Param Intra 1 of 2
Barium (mg/L)	**GWA-42**	**0.006939**	**n/a**	**2/20/2024**	**0.007**	**Yes**	**21**	**0.006286**	**0.000247**	**0**	**None**	**No**	**0.0002195**	**Param Intra 1 of 2**
Barium (mg/L)	GWA-43	0.04499	n/a	2/20/2024	0.011	No	21	0.1364	0.02867	0	None	sqrt(x)	0.0002195	Param Intra 1 of 2
Barium (mg/L)	GWA-43R	0.009439	n/a	2/20/2024	0.0074	No	21	0.00766	0.000674	0	None	No	0.0002195	Param Intra 1 of 2
Barium (mg/L)	GWA-4RZ	0.06173	n/a	2/27/2024	0.046	No	21	0.03528	0.01002	0	None	No	0.0002195	Param Intra 1 of 2
Barium (mg/L)	GWA-50	0.0167	n/a	2/22/2024	0.0073	No	35	0.009291	0.003053	2.857	None	No	0.0002195	Param Intra 1 of 2
Barium (mg/L)	GWA-50R	0.02216	n/a	2/22/2024	0.008	No	33	0.0134	0.003582	0	None	No	0.0002195	Param Intra 1 of 2
Barium (mg/L)	GWC-16R	0.0734	n/a	2/15/2024	0.041	No	30	0.04705	0.01064	0	None	No	0.0002195	Param Intra 1 of 2
Barium (mg/L)	GWC-17R	0.02182	n/a	2/15/2024	0.018	No	29	0.01936	0.0009905	0	None	No	0.0002195	Param Intra 1 of 2
Barium (mg/L)	GWC-18	0.04987	n/a	2/14/2024	0.014	No	29	0.02637	0.009437	0	None	No	0.0002195	Param Intra 1 of 2
Barium (mg/L)	GWC-18R	0.017	n/a	2/14/2024	0.014	No	27	n/a	n/a	3.704	n/a	n/a	0.002502	NP Intra (normality) 1 of 2
Barium (mg/L)	GWC-19R	0.01839	n/a	2/14/2024	0.015	No	29	0.01577	0.001052	0	None	No	0.0002195	Param Intra 1 of 2
Barium (mg/L)	GWC-20R	0.03578	n/a	2/15/2024	0.031	No	30	0.02988	0.002386	0	None	No	0.0002195	Param Intra 1 of 2
Barium (mg/L)	GWC-21R	0.04143	n/a	2/15/2024	0.024	No	30	0.02575	0.006335	0	None	No	0.0002195	Param Intra 1 of 2
Barium (mg/L)	GWC-22R	0.06946	n/a	2/15/2024	0.036	No	30	0.04032	0.01178	3.333	None	No	0.0002195	Param Intra 1 of 2
Barium (mg/L)	**GWC-23R**	**0.04462**	**n/a**	**2/16/2024**	**0.14**	**Yes**	**30**	**0.0278**	**0.006798**	**0**	**None**	**No**	**0.0002195**	**Param Intra 1 of 2**
Barium (mg/L)	GWC-24R	0.03249	n/a	2/15/2024	0.018	No	29	0.02205	0.004194	0	None	No	0.0002195	Param Intra 1 of 2
Barium (mg/L)	GWC-25R	0.01781	n/a	2/16/2024	0.015	No	30	0.01568	0.0008607	0	None	No	0.0002195	Param Intra 1 of 2
Barium (mg/L)	GWC-36RA	0.04282	n/a	2/13/2024	0.036	No	30	0.0249	0.007239	0	None	No	0.0002195	Param Intra 1 of 2
Barium (mg/L)	GWC-37	0.0136	n/a	2/13/2024	0.0025ND	No	30	0.00716	0.002604	0	None	No	0.0002195	Param Intra 1 of 2
Barium (mg/L)	GWC-38	0.01694	n/a	2/13/2024	0.012	No	29	-4.387	0.1243	0	None	ln(x)	0.0002195	Param Intra 1 of 2
Beryllium (mg/L)	GWA-1	0.003	n/a	2/22/2024	0.003ND	No	24	n/a	n/a	95.83	n/a	n/a	0.003124	NP Intra (NDs) 1 of 2
Beryllium (mg/L)	GWA-39RZ	0.003	n/a	2/19/2024	0.003ND	No	20	n/a	n/a	95	n/a	n/a	0.004291	NP Intra (NDs) 1 of 2
Beryllium (mg/L)	GWA-41R	0.003	n/a	2/19/2024	0.003ND	No	21	n/a	n/a	95.24	n/a	n/a	0.003999	NP Intra (NDs) 1 of 2
Beryllium (mg/L)	GWA-42	0.0015	n/a	2/20/2024	0.00014J	No	21	n/a	n/a	9.524	n/a	n/a	0.003999	NP Intra (normality) 1 of 2
Beryllium (mg/L)	GWA-43	0.003	n/a	2/20/2024	0.003ND	No	21	n/a	n/a	90.48	n/a	n/a	0.003999	NP Intra (NDs) 1 of 2
Beryllium (mg/L)	GWA-43R	0.003	n/a	2/20/2024	0.003ND	No	21	n/a	n/a	95.24	n/a	n/a	0.003999	NP Intra (NDs) 1 of 2
Beryllium (mg/L)	GWA-50R	0.003	n/a	2/22/2024	0.003ND	No	24	n/a	n/a	87.5	n/a	n/a	0.003124	NP Intra (NDs) 1 of 2
Beryllium (mg/L)	GWC-18	0.003	n/a	2/14/2024	0.003ND	No	30	n/a	n/a	93.33	n/a	n/a	0.002008	NP Intra (NDs) 1 of 2
Beryllium (mg/L)	GWC-18R	0.003	n/a	2/14/2024	0.0001J	No	30	n/a	n/a	70	n/a	n/a	0.002008	NP Intra (NDs) 1 of 2
Beryllium (mg/L)	GWC-19R	0.003	n/a	2/14/2024	0.003ND	No	30	n/a	n/a	86.67	n/a	n/a	0.002008	NP Intra (NDs) 1 of 2
Beryllium (mg/L)	GWC-20R	0.003	n/a	2/15/2024	0.003ND	No	30	n/a	n/a	96.67	n/a	n/a	0.002008	NP Intra (NDs) 1 of 2
Beryllium (mg/L)	GWC-36RA	0.0032	n/a	2/13/2024	0.003ND	No	30	n/a	n/a	50	n/a	n/a	0.002008	NP Intra (normality) 1 of 2
Beryllium (mg/L)	GWC-37	0.003	n/a	2/13/2024	0.003ND	No	30	n/a	n/a	96.67	n/a	n/a	0.002008	NP Intra (NDs) 1 of 2
Beryllium (mg/L)	GWC-38	0.003	n/a	2/13/2024	0.003ND	No	30	n/a	n/a	80	n/a	n/a	0.002008	NP Intra (NDs) 1 of 2
Cadmium (mg/L)	GWA-1	0.00076	n/a	2/22/2024	0.0005ND	No	42	n/a	n/a	95.24	n/a	n/a	0.001077	NP Intra (NDs) 1 of 2
Cadmium (mg/L)	GWA-39RZ	0.0005	n/a	2/19/2024	0.0005ND	No	20	n/a	n/a	95	n/a	n/a	0.004291	NP Intra (NDs) 1 of 2
Cadmium (mg/L)	GWA-39Z	0.0005	n/a	2/19/2024	0.0005ND	No	21	n/a	n/a	80.95	n/a	n/a	0.003999	NP Intra (NDs) 1 of 2
Cadmium (mg/L)	GWA-42	0.0003516	n/a	2/20/2024	0.00016J	No	21	0.01242	0.002396	14.29	None	sqrt(x)	0.0002195	Param Intra 1 of 2
Cadmium (mg/L)	GWA-43	0.0005	n/a	2/20/2024	0.0005ND	No	21	n/a	n/a	95.24	n/a	n/a	0.003999	NP Intra (NDs) 1 of 2
Cadmium (mg/L)	GWA-50	0.0005	n/a	2/22/2024	0.0005ND	No	36	n/a	n/a	94.44	n/a	n/a	0.001429	NP Intra (NDs) 1 of 2
Cadmium (mg/L)	GWC-18	0.0005	n/a	2/14/2024	0.0005ND	No	30	n/a	n/a	96.67	n/a	n/a	0.002008	NP Intra (NDs) 1 of 2
Cadmium (mg/L)	GWC-21R	0.0005	n/a	2/15/2024	0.0005ND	No	30	n/a	n/a	96.67	n/a	n/a	0.002008	NP Intra (NDs) 1 of 2
Cadmium (mg/L)	GWC-22R	0.0005	n/a	2/15/2024	0.0005ND	No	30	n/a	n/a	96.67	n/a	n/a	0.002008	NP Intra (NDs) 1 of 2
Cadmium (mg/L)	GWC-25R	0.0005	n/a	2/16/2024	0.0005ND	No	30	n/a	n/a	96.67	n/a	n/a	0.002008	NP Intra (NDs) 1 of 2
Cadmium (mg/L)	GWC-36RA	0.001	n/a	2/13/2024	0.0005ND	No	30	n/a	n/a	36.67	n/a	n/a	0.002008	NP Intra (normality) 1 of 2
Cadmium (mg/L)	GWC-37	0.0005	n/a	2/13/2024	0.0005ND	No	30	n/a	n/a	83.33	n/a	n/a	0.002008	NP Intra (NDs) 1 of 2
Cadmium (mg/L)	GWC-38	0.0005	n/a	2/13/2024	0.0005ND	No	30	n/a	n/a	80	n/a	n/a	0.002008	NP Intra (NDs) 1 of 2
Chromium (mg/L)	GWA-1	0.012	n/a	2/22/2024	0.005ND	No	39	n/a	n/a	76.92	n/a	n/a	0.001226	NP Intra (NDs) 1 of 2
Chromium (mg/L)	GWA-2	0.009	n/a	2/22/2024	0.005ND	No	39	n/a	n/a	69.23	n/a	n/a	0.001226	NP Intra (NDs) 1 of 2
Chromium (mg/L)	GWA-2R	0.012	n/a	2/26/2024	0.005ND	No	41	n/a	n/a	85.37	n/a	n/a	0.001118	NP Intra (NDs) 1 of 2
Chromium (mg/L)	GWA-39RZ	0.005	n/a	2/19/2024	0.005ND	No	20	n/a	n/a	50	n/a	n/a	0.004291	NP Intra (normality) 1 of 2
Chromium (mg/L)	GWA-39Z	0.005	n/a	2/19/2024	0.005ND	No	20	n/a	n/a	95	n/a	n/a	0.004291	NP Intra (NDs) 1 of 2
Chromium (mg/L)	GWA-3A	0.012	n/a	2/22/2024	0.005ND	No	37	n/a	n/a	81.08	n/a	n/a	0.001361	NP Intra (NDs) 1 of 2
Chromium (mg/L)	GWA-40	0.005	n/a	2/19/2024	0.005ND	No	21	n/a	n/a	80.95	n/a	n/a	0.003999	NP Intra (NDs) 1 of 2
Chromium (mg/L)	GWA-41	0.015	n/a	2/19/2024	0.005ND	No	21	n/a	n/a	90.48	n/a	n/a	0.003999	NP Intra (NDs) 1 of 2
Chromium (mg/L)	GWA-41R	0.005	n/a	2/19/2024	0.005ND	No	21	n/a	n/a	90.48	n/a	n/a	0.003999	NP Intra (NDs) 1 of 2

Appendix I Intrawell Prediction Limits - All Results

Plant Bowen Data: Bowen 3-4 CCR Printed 5/13/2024, 10:19 AM

Constituent	Well	Upper Lim.	Lower Lim.	Date	Observ.	Sig.	Bg N	Bg Mean	Std. Dev.	%NDs	ND Adj.	Transform	Alpha	Method
Chromium (mg/L)	GWA-42	0.005	n/a	2/20/2024	0.005ND	No	21	n/a	n/a	95.24	n/a	n/a	0.003999	NP Intra (NDs) 1 of 2
Chromium (mg/L)	GWA-43	0.005	n/a	2/20/2024	0.005ND	No	21	n/a	n/a	76.19	n/a	n/a	0.003999	NP Intra (NDs) 1 of 2
Chromium (mg/L)	GWA-43R	0.005	n/a	2/20/2024	0.005ND	No	21	n/a	n/a	47.62	n/a	n/a	0.003999	NP Intra (normality) 1 of 2
Chromium (mg/L)	GWA-50	0.005	n/a	2/22/2024	0.005ND	No	36	n/a	n/a	88.89	n/a	n/a	0.001429	NP Intra (NDs) 1 of 2
Chromium (mg/L)	GWA-50R	0.005	n/a	2/22/2024	0.005ND	No	36	n/a	n/a	72.22	n/a	n/a	0.001429	NP Intra (NDs) 1 of 2
Chromium (mg/L)	GWC-16R	0.005	n/a	2/15/2024	0.005ND	No	30	n/a	n/a	56.67	n/a	n/a	0.002008	NP Intra (NDs) 1 of 2
Chromium (mg/L)	GWC-17R	0.005	n/a	2/15/2024	0.005ND	No	30	n/a	n/a	83.33	n/a	n/a	0.002008	NP Intra (NDs) 1 of 2
Chromium (mg/L)	GWC-18	0.004785	n/a	2/14/2024	0.0025ND	No	28	0.002387	0.0009572	10.71	None	No	0.0002195	Param Intra 1 of 2
Chromium (mg/L)	GWC-18R	0.008	n/a	2/14/2024	0.005ND	No	26	n/a	n/a	65.38	n/a	n/a	0.002667	NP Intra (NDs) 1 of 2
Chromium (mg/L)	GWC-19R	0.005	n/a	2/14/2024	0.0028J	No	30	n/a	n/a	70	n/a	n/a	0.002008	NP Intra (NDs) 1 of 2
Chromium (mg/L)	GWC-20R	0.005	n/a	2/15/2024	0.005ND	No	30	n/a	n/a	66.67	n/a	n/a	0.002008	NP Intra (NDs) 1 of 2
Chromium (mg/L)	GWC-21R	0.0067	n/a	2/15/2024	0.0035J	No	30	n/a	n/a	56.67	n/a	n/a	0.002008	NP Intra (NDs) 1 of 2
Chromium (mg/L)	GWC-22R	0.005	n/a	2/15/2024	0.005ND	No	30	n/a	n/a	90	n/a	n/a	0.002008	NP Intra (NDs) 1 of 2
Chromium (mg/L)	GWC-23R	0.005	n/a	2/16/2024	0.005ND	No	30	n/a	n/a	73.33	n/a	n/a	0.002008	NP Intra (NDs) 1 of 2
Chromium (mg/L)	GWC-24R	0.005	n/a	2/15/2024	0.005ND	No	30	n/a	n/a	96.67	n/a	n/a	0.002008	NP Intra (NDs) 1 of 2
Chromium (mg/L)	GWC-25R	0.005	n/a	2/16/2024	0.003J	No	30	n/a	n/a	73.33	n/a	n/a	0.002008	NP Intra (NDs) 1 of 2
Chromium (mg/L)	GWC-36RA	0.005	n/a	2/13/2024	0.005ND	No	30	n/a	n/a	66.67	n/a	n/a	0.002008	NP Intra (NDs) 1 of 2
Chromium (mg/L)	GWC-37	0.005	n/a	2/13/2024	0.005ND	No	29	n/a	n/a	86.21	n/a	n/a	0.002172	NP Intra (NDs) 1 of 2
Chromium (mg/L)	GWC-38	0.005	n/a	2/13/2024	0.005ND	No	30	n/a	n/a	23.33	n/a	n/a	0.002008	NP Intra (normality) 1 of 2
Cobalt (mg/L)	GWA-1	0.005	n/a	2/22/2024	0.005ND	No	42	n/a	n/a	80.95	n/a	n/a	0.001077	NP Intra (NDs) 1 of 2
Cobalt (mg/L)	GWA-2	0.013	n/a	2/22/2024	0.005ND	No	42	n/a	n/a	92.86	n/a	n/a	0.001077	NP Intra (NDs) 1 of 2
Cobalt (mg/L)	GWA-2R	0.005	n/a	2/26/2024	0.005ND	No	41	n/a	n/a	87.8	n/a	n/a	0.001118	NP Intra (NDs) 1 of 2
Cobalt (mg/L)	GWA-39RZ	0.0057	n/a	2/19/2024	0.005ND	No	20	n/a	n/a	90	n/a	n/a	0.004291	NP Intra (NDs) 1 of 2
Cobalt (mg/L)	GWA-39Z	0.008476	n/a	2/19/2024	0.005ND	No	21	0.1154	0.03352	42.86	Kaplan-Meier	x^(1/3)	0.0002195	Param Intra 1 of 2
Cobalt (mg/L)	GWA-3A	0.0057	n/a	2/22/2024	0.005ND	No	41	n/a	n/a	46.34	n/a	n/a	0.001118	NP Intra (normality) 1 of 2
Cobalt (mg/L)	GWA-41R	0.005	n/a	2/19/2024	0.005ND	No	21	n/a	n/a	76.19	n/a	n/a	0.003999	NP Intra (NDs) 1 of 2
Cobalt (mg/L)	GWA-42	0.005	n/a	2/20/2024	0.005ND	No	21	n/a	n/a	85.71	n/a	n/a	0.003999	NP Intra (NDs) 1 of 2
Cobalt (mg/L)	GWA-43	0.005	n/a	2/20/2024	0.005ND	No	21	n/a	n/a	95.24	n/a	n/a	0.003999	NP Intra (NDs) 1 of 2
Cobalt (mg/L)	GWA-4RZ	0.02856	n/a	2/27/2024	0.017	No	21	0.01137	0.00651	4.762	None	No	0.0002195	Param Intra 1 of 2
Cobalt (mg/L)	GWA-50R	0.005	n/a	2/22/2024	0.005ND	No	36	n/a	n/a	83.33	n/a	n/a	0.001429	NP Intra (NDs) 1 of 2
Cobalt (mg/L)	GWC-16R	0.005	n/a	2/15/2024	0.005ND	No	30	n/a	n/a	33.33	n/a	n/a	0.002008	NP Intra (normality) 1 of 2
Cobalt (mg/L)	GWC-18	0.005	n/a	2/14/2024	0.005ND	No	30	n/a	n/a	93.33	n/a	n/a	0.002008	NP Intra (NDs) 1 of 2
Cobalt (mg/L)	GWC-18R	0.005	n/a	2/14/2024	0.005ND	No	30	n/a	n/a	86.67	n/a	n/a	0.002008	NP Intra (NDs) 1 of 2
Cobalt (mg/L)	GWC-21R	0.0183	n/a	2/15/2024	0.005ND	No	30	n/a	n/a	66.67	n/a	n/a	0.002008	NP Intra (NDs) 1 of 2
Cobalt (mg/L)	GWC-22R	0.01	n/a	2/15/2024	0.0004J	No	30	n/a	n/a	66.67	n/a	n/a	0.002008	NP Intra (NDs) 1 of 2
Cobalt (mg/L)	GWC-23R	0.005	n/a	2/16/2024	0.00034J	No	30	n/a	n/a	96.67	n/a	n/a	0.002008	NP Intra (NDs) 1 of 2
Cobalt (mg/L)	GWC-25R	0.005	n/a	2/16/2024	0.005ND	No	30	n/a	n/a	93.33	n/a	n/a	0.002008	NP Intra (NDs) 1 of 2
Cobalt (mg/L)	GWC-36RA	0.005	n/a	2/13/2024	0.005ND	No	30	n/a	n/a	83.33	n/a	n/a	0.002008	NP Intra (NDs) 1 of 2
Cobalt (mg/L)	GWC-37	0.005	n/a	2/13/2024	0.005ND	No	30	n/a	n/a	70	n/a	n/a	0.002008	NP Intra (NDs) 1 of 2
Cobalt (mg/L)	GWC-38	0.003166	n/a	2/13/2024	0.001J	No	26	0.03814	0.00715	0	None	sqrt(x)	0.0002195	Param Intra 1 of 2
Copper (mg/L)	GWA-1	0.0094	n/a	2/22/2024	0.005ND	No	37	n/a	n/a	64.86	n/a	n/a	0.001361	NP Intra (NDs) 1 of 2
Copper (mg/L)	GWA-2	0.013	n/a	2/22/2024	0.005ND	No	37	n/a	n/a	72.97	n/a	n/a	0.001361	NP Intra (NDs) 1 of 2
Copper (mg/L)	GWA-2R	0.013	n/a	2/26/2024	0.005ND	No	37	n/a	n/a	59.46	n/a	n/a	0.001361	NP Intra (NDs) 1 of 2
Copper (mg/L)	GWA-39RZ	0.011	n/a	2/19/2024	0.005ND	No	15	n/a	n/a	86.67	n/a	n/a	0.007533	NP Intra (NDs) 1 of 2
Copper (mg/L)	GWA-39Z	0.005	n/a	2/19/2024	0.005ND	No	20	n/a	n/a	85	n/a	n/a	0.004291	NP Intra (NDs) 1 of 2
Copper (mg/L)	GWA-3A	0.05216	n/a	2/22/2024	0.005ND	No	36	0.0008768	0.0007617	16.67	Kaplan-Meier	x^2	0.0002195	Param Intra 1 of 2
Copper (mg/L)	GWA-40	0.005	n/a	2/19/2024	0.005ND	No	20	n/a	n/a	95	n/a	n/a	0.004291	NP Intra (NDs) 1 of 2
Copper (mg/L)	GWA-41	0.005	n/a	2/19/2024	0.005ND	No	20	n/a	n/a	80	n/a	n/a	0.004291	NP Intra (NDs) 1 of 2
Copper (mg/L)	GWA-41R	0.005	n/a	2/19/2024	0.0011J	No	20	n/a	n/a	55	n/a	n/a	0.004291	NP Intra (NDs) 1 of 2
Copper (mg/L)	GWA-42	0.005	n/a	2/20/2024	0.005ND	No	20	n/a	n/a	90	n/a	n/a	0.004291	NP Intra (NDs) 1 of 2
Copper (mg/L)	GWA-43	0.005	n/a	2/20/2024	0.00068J	No	20	n/a	n/a	80	n/a	n/a	0.004291	NP Intra (NDs) 1 of 2
Copper (mg/L)	GWA-43R	0.005	n/a	2/20/2024	0.005ND	No	20	n/a	n/a	80	n/a	n/a	0.004291	NP Intra (NDs) 1 of 2
Copper (mg/L)	GWA-4RZ	0.005	n/a	2/27/2024	0.005ND	No	14	n/a	n/a	78.57	n/a	n/a	0.008612	NP Intra (NDs) 1 of 2
Copper (mg/L)	GWA-50	0.02216	n/a	2/22/2024	0.0015J	No	31	0.1702	0.04492	12.9	None	x^(1/3)	0.0002195	Param Intra 1 of 2
Copper (mg/L)	GWA-50R	0.014	n/a	2/22/2024	0.003J	No	20	n/a	n/a	0	n/a	n/a	0.004291	NP Intra (normality) 1 of 2
Copper (mg/L)	GWC-16R	0.004711	n/a	2/15/2024	0.0017J	No	25	-6.455	0.43	24	Kaplan-Meier	ln(x)	0.0002195	Param Intra 1 of 2
Copper (mg/L)	GWC-17R	0.0124	n/a	2/15/2024	0.005ND	No	25	n/a	n/a	60	n/a	n/a	0.002832	NP Intra (NDs) 1 of 2
Copper (mg/L)	GWC-18	0.005	n/a	2/14/2024	0.005ND	No	25	n/a	n/a	96	n/a	n/a	0.002832	NP Intra (NDs) 1 of 2

Appendix I Intrawell Prediction Limits - All Results

Plant Bowen Data: Bowen 3-4 CCR Printed 5/13/2024, 10:19 AM

Constituent	Well	Upper Lim.	Lower Lim.	Date	Observ.	Sig.	Bg N	Bg Mean	Std. Dev.	%NDs	ND Adj.	Transform	Alpha	Method
Copper (mg/L)	GWC-18R	0.005	n/a	2/14/2024	0.005ND	No	25	n/a	n/a	92	n/a	n/a	0.002832	NP Intra (NDs) 1 of 2
Copper (mg/L)	GWC-19R	0.005	n/a	2/14/2024	0.005ND	No	25	n/a	n/a	88	n/a	n/a	0.002832	NP Intra (NDs) 1 of 2
Copper (mg/L)	GWC-20R	0.005	n/a	2/15/2024	0.005ND	No	25	n/a	n/a	96	n/a	n/a	0.002832	NP Intra (NDs) 1 of 2
Copper (mg/L)	GWC-21R	0.01	n/a	2/15/2024	0.00092J	No	25	n/a	n/a	52	n/a	n/a	0.002832	NP Intra (NDs) 1 of 2
Copper (mg/L)	GWC-22R	0.005	n/a	2/15/2024	0.005ND	No	25	n/a	n/a	92	n/a	n/a	0.002832	NP Intra (NDs) 1 of 2
Copper (mg/L)	GWC-23R	0.005	n/a	2/16/2024	0.005ND	No	25	n/a	n/a	68	n/a	n/a	0.002832	NP Intra (NDs) 1 of 2
Copper (mg/L)	GWC-24R	0.005	n/a	2/15/2024	0.00053J	No	25	n/a	n/a	76	n/a	n/a	0.002832	NP Intra (NDs) 1 of 2
Copper (mg/L)	GWC-25R	0.005	n/a	2/16/2024	0.005ND	No	25	n/a	n/a	96	n/a	n/a	0.002832	NP Intra (NDs) 1 of 2
Copper (mg/L)	GWC-36RA	0.005	n/a	2/13/2024	0.00049J	No	25	n/a	n/a	76	n/a	n/a	0.002832	NP Intra (NDs) 1 of 2
Copper (mg/L)	GWC-37	0.02257	n/a	2/13/2024	0.0025ND	No	20	0.01043	0.004558	5	None	No	0.0002195	Param Intra 1 of 2
Copper (mg/L)	GWC-38	0.005	n/a	2/13/2024	0.005ND	No	25	n/a	n/a	68	n/a	n/a	0.002832	NP Intra (NDs) 1 of 2
Lead (mg/L)	GWA-1	0.0028	n/a	2/22/2024	0.001ND	No	42	n/a	n/a	80.95	n/a	n/a	0.001077	NP Intra (NDs) 1 of 2
Lead (mg/L)	GWA-2	0.002536	n/a	2/22/2024	0.001ND	No	42	n/a	n/a	95.24	n/a	n/a	0.001077	NP Intra (NDs) 1 of 2
Lead (mg/L)	GWA-2R	0.001	n/a	2/26/2024	0.001ND	No	42	n/a	n/a	92.86	n/a	n/a	0.001077	NP Intra (NDs) 1 of 2
Lead (mg/L)	GWA-39RZ	0.0011	n/a	2/19/2024	0.001ND	No	20	n/a	n/a	70	n/a	n/a	0.004291	NP Intra (NDs) 1 of 2
Lead (mg/L)	GWA-39Z	0.001	n/a	2/19/2024	0.001ND	No	21	n/a	n/a	80.95	n/a	n/a	0.003999	NP Intra (NDs) 1 of 2
Lead (mg/L)	GWA-40	0.001	n/a	2/19/2024	0.001ND	No	21	n/a	n/a	80.95	n/a	n/a	0.003999	NP Intra (NDs) 1 of 2
Lead (mg/L)	GWA-41	0.001	n/a	2/19/2024	0.001ND	No	21	n/a	n/a	95.24	n/a	n/a	0.003999	NP Intra (NDs) 1 of 2
Lead (mg/L)	GWA-41R	0.001	n/a	2/19/2024	0.001ND	No	21	n/a	n/a	71.43	n/a	n/a	0.003999	NP Intra (NDs) 1 of 2
Lead (mg/L)	GWA-42	0.001	n/a	2/20/2024	0.001ND	No	21	n/a	n/a	85.71	n/a	n/a	0.003999	NP Intra (NDs) 1 of 2
Lead (mg/L)	GWA-43	0.001	n/a	2/20/2024	0.001ND	No	21	n/a	n/a	66.67	n/a	n/a	0.003999	NP Intra (NDs) 1 of 2
Lead (mg/L)	GWA-43R	0.0038	n/a	2/20/2024	0.001ND	No	21	n/a	n/a	66.67	n/a	n/a	0.003999	NP Intra (NDs) 1 of 2
Lead (mg/L)	GWA-4RZ	0.001	n/a	2/27/2024	0.001ND	No	21	n/a	n/a	90.48	n/a	n/a	0.003999	NP Intra (NDs) 1 of 2
Lead (mg/L)	GWA-50	0.001	n/a	2/22/2024	0.001ND	No	36	n/a	n/a	91.67	n/a	n/a	0.001429	NP Intra (NDs) 1 of 2
Lead (mg/L)	GWA-50R	0.0012	n/a	2/22/2024	0.001ND	No	36	n/a	n/a	97.22	n/a	n/a	0.001429	NP Intra (NDs) 1 of 2
Lead (mg/L)	GWC-16R	0.001	n/a	2/15/2024	0.001ND	No	30	n/a	n/a	83.33	n/a	n/a	0.002008	NP Intra (NDs) 1 of 2
Lead (mg/L)	GWC-17R	0.001	n/a	2/15/2024	0.001ND	No	30	n/a	n/a	96.67	n/a	n/a	0.002008	NP Intra (NDs) 1 of 2
Lead (mg/L)	GWC-18	0.001	n/a	2/14/2024	0.001ND	No	30	n/a	n/a	70	n/a	n/a	0.002008	NP Intra (NDs) 1 of 2
Lead (mg/L)	GWC-18R	0.001	n/a	2/14/2024	0.001ND	No	30	n/a	n/a	73.33	n/a	n/a	0.002008	NP Intra (NDs) 1 of 2
Lead (mg/L)	GWC-19R	0.001	n/a	2/14/2024	0.00024J	No	30	n/a	n/a	86.67	n/a	n/a	0.002008	NP Intra (NDs) 1 of 2
Lead (mg/L)	GWC-21R	0.0016	n/a	2/15/2024	0.001ND	No	30	n/a	n/a	90	n/a	n/a	0.002008	NP Intra (NDs) 1 of 2
Lead (mg/L)	GWC-22R	0.001	n/a	2/15/2024	0.001ND	No	30	n/a	n/a	86.67	n/a	n/a	0.002008	NP Intra (NDs) 1 of 2
Lead (mg/L)	GWC-23R	0.001	n/a	2/16/2024	0.001ND	No	30	n/a	n/a	90	n/a	n/a	0.002008	NP Intra (NDs) 1 of 2
Lead (mg/L)	GWC-24R	0.001	n/a	2/15/2024	0.001ND	No	30	n/a	n/a	83.33	n/a	n/a	0.002008	NP Intra (NDs) 1 of 2
Lead (mg/L)	GWC-25R	0.001	n/a	2/16/2024	0.001ND	No	30	n/a	n/a	76.67	n/a	n/a	0.002008	NP Intra (NDs) 1 of 2
Lead (mg/L)	GWC-36RA	0.001	n/a	2/13/2024	0.001ND	No	29	n/a	n/a	72.41	n/a	n/a	0.002172	NP Intra (NDs) 1 of 2
Lead (mg/L)	GWC-37	0.001	n/a	2/13/2024	0.001ND	No	29	n/a	n/a	89.66	n/a	n/a	0.002172	NP Intra (NDs) 1 of 2
Lead (mg/L)	GWC-38	0.0047	n/a	2/13/2024	0.001ND	No	30	n/a	n/a	80	n/a	n/a	0.002008	NP Intra (NDs) 1 of 2
Mercury (mg/L)	GWA-1	0.0002	n/a	2/22/2024	0.0002ND	No	42	n/a	n/a	97.62	n/a	n/a	0.001077	NP Intra (NDs) 1 of 2
Mercury (mg/L)	GWA-2	0.0002	n/a	2/22/2024	0.0002ND	No	42	n/a	n/a	95.24	n/a	n/a	0.001077	NP Intra (NDs) 1 of 2
Mercury (mg/L)	GWA-39RZ	0.0002	n/a	2/19/2024	0.0002ND	No	20	n/a	n/a	95	n/a	n/a	0.004291	NP Intra (NDs) 1 of 2
Mercury (mg/L)	GWA-39Z	0.0002	n/a	2/19/2024	0.0002ND	No	21	n/a	n/a	95.24	n/a	n/a	0.003999	NP Intra (NDs) 1 of 2
Mercury (mg/L)	GWA-3A	0.0002	n/a	2/22/2024	0.0002ND	No	41	n/a	n/a	97.56	n/a	n/a	0.001118	NP Intra (NDs) 1 of 2
Mercury (mg/L)	GWA-40	0.0002	n/a	2/19/2024	0.0002ND	No	21	n/a	n/a	90.48	n/a	n/a	0.003999	NP Intra (NDs) 1 of 2
Mercury (mg/L)	GWA-41	0.0002	n/a	2/19/2024	0.0002ND	No	21	n/a	n/a	90.48	n/a	n/a	0.003999	NP Intra (NDs) 1 of 2
Mercury (mg/L)	GWA-41R	0.0002	n/a	2/19/2024	0.0002ND	No	21	n/a	n/a	90.48	n/a	n/a	0.003999	NP Intra (NDs) 1 of 2
Mercury (mg/L)	GWA-42	0.0002	n/a	2/20/2024	0.0002ND	No	21	n/a	n/a	85.71	n/a	n/a	0.003999	NP Intra (NDs) 1 of 2
Mercury (mg/L)	GWA-43R	0.0002	n/a	2/20/2024	0.0002ND	No	21	n/a	n/a	90.48	n/a	n/a	0.003999	NP Intra (NDs) 1 of 2
Mercury (mg/L)	GWA-4RZ	0.000286	n/a	2/27/2024	0.0002ND	No	21	n/a	n/a	95.24	n/a	n/a	0.003999	NP Intra (NDs) 1 of 2
Mercury (mg/L)	GWA-50	0.0002	n/a	2/22/2024	0.0002ND	No	36	n/a	n/a	97.22	n/a	n/a	0.001429	NP Intra (NDs) 1 of 2
Mercury (mg/L)	GWC-16R	0.0002	n/a	2/15/2024	0.0002ND	No	30	n/a	n/a	93.33	n/a	n/a	0.002008	NP Intra (NDs) 1 of 2
Mercury (mg/L)	GWC-17R	0.0002	n/a	2/15/2024	0.0002ND	No	30	n/a	n/a	90	n/a	n/a	0.002008	NP Intra (NDs) 1 of 2
Mercury (mg/L)	GWC-18	0.0002	n/a	2/14/2024	0.0002ND	No	30	n/a	n/a	83.33	n/a	n/a	0.002008	NP Intra (NDs) 1 of 2
Mercury (mg/L)	GWC-18R	0.0002	n/a	2/14/2024	0.0002ND	No	30	n/a	n/a	90	n/a	n/a	0.002008	NP Intra (NDs) 1 of 2
Mercury (mg/L)	GWC-19R	0.0002	n/a	2/14/2024	0.0002ND	No	30	n/a	n/a	86.67	n/a	n/a	0.002008	NP Intra (NDs) 1 of 2
Mercury (mg/L)	GWC-20R	0.0002	n/a	2/15/2024	0.0002ND	No	30	n/a	n/a	90	n/a	n/a	0.002008	NP Intra (NDs) 1 of 2
Mercury (mg/L)	GWC-21R	0.0002	n/a	2/15/2024	0.0002ND	No	30	n/a	n/a	96.67	n/a	n/a	0.002008	NP Intra (NDs) 1 of 2
Mercury (mg/L)	GWC-22R	0.0002	n/a	2/15/2024	0.0002ND	No	30	n/a	n/a	90	n/a	n/a	0.002008	NP Intra (NDs) 1 of 2

Appendix I Intrawell Prediction Limits - All Results

Plant Bowen Data: Bowen 3-4 CCR Printed 5/13/2024, 10:19 AM

Constituent	Well	Upper Lim.	Lower Lim.	Date	Observ.	Sig.	Bg N	Bg Mean	Std. Dev.	%NDs	ND Adj.	Transform	Alpha	Method
Mercury (mg/L)	GWC-23R	0.0002	n/a	2/16/2024	0.0002ND	No	30	n/a	n/a	93.33	n/a	n/a	0.002008	NP Intra (NDs) 1 of 2
Mercury (mg/L)	GWC-24R	0.0002	n/a	2/15/2024	0.0002ND	No	30	n/a	n/a	93.33	n/a	n/a	0.002008	NP Intra (NDs) 1 of 2
Mercury (mg/L)	GWC-25R	0.0002	n/a	2/16/2024	0.0002ND	No	30	n/a	n/a	90	n/a	n/a	0.002008	NP Intra (NDs) 1 of 2
Mercury (mg/L)	GWC-36RA	0.0002	n/a	2/13/2024	0.0002ND	No	30	n/a	n/a	86.67	n/a	n/a	0.002008	NP Intra (NDs) 1 of 2
Mercury (mg/L)	GWC-37	0.0002	n/a	2/13/2024	0.0002ND	No	30	n/a	n/a	86.67	n/a	n/a	0.002008	NP Intra (NDs) 1 of 2
Mercury (mg/L)	GWC-38	0.0002	n/a	2/13/2024	0.0002ND	No	30	n/a	n/a	83.33	n/a	n/a	0.002008	NP Intra (NDs) 1 of 2
Nickel (mg/L)	GWA-1	0.024	n/a	2/22/2024	0.005ND	No	36	n/a	n/a	75	n/a	n/a	0.001429	NP Intra (NDs) 1 of 2
Nickel (mg/L)	GWA-2	0.02	n/a	2/22/2024	0.005ND	No	35	n/a	n/a	71.43	n/a	n/a	0.001497	NP Intra (NDs) 1 of 2
Nickel (mg/L)	GWA-2R	0.0093	n/a	2/26/2024	0.005ND	No	36	n/a	n/a	80.56	n/a	n/a	0.001429	NP Intra (NDs) 1 of 2
Nickel (mg/L)	GWA-39RZ	0.0224	n/a	2/19/2024	0.005ND	No	16	n/a	n/a	68.75	n/a	n/a	0.006456	NP Intra (NDs) 1 of 2
Nickel (mg/L)	GWA-39Z	0.0149	n/a	2/19/2024	0.005ND	No	19	n/a	n/a	36.84	n/a	n/a	0.004832	NP Intra (normality) 1 of 2
Nickel (mg/L)	GWA-3A	0.04785	n/a	2/22/2024	0.005ND	No	33	0.01745	0.01242	18.18	Kaplan-Meier	No	0.0002195	Param Intra 1 of 2
Nickel (mg/L)	GWA-41	0.0089	n/a	2/19/2024	0.005ND	No	20	n/a	n/a	60	n/a	n/a	0.004291	NP Intra (NDs) 1 of 2
Nickel (mg/L)	GWA-41R	0.005	n/a	2/19/2024	0.005ND	No	20	n/a	n/a	60	n/a	n/a	0.004291	NP Intra (NDs) 1 of 2
Nickel (mg/L)	GWA-42	0.0025	n/a	2/20/2024	0.0025ND	No	20	n/a	n/a	10	n/a	n/a	0.004291	NP Intra (normality) 1 of 2
Nickel (mg/L)	GWA-43	0.005	n/a	2/20/2024	0.005ND	No	20	n/a	n/a	45	n/a	n/a	0.004291	NP Intra (normality) 1 of 2
Nickel (mg/L)	GWA-43R	0.005	n/a	2/20/2024	0.005ND	No	20	n/a	n/a	95	n/a	n/a	0.004291	NP Intra (NDs) 1 of 2
Nickel (mg/L)	GWA-4RZ	0.005	n/a	2/27/2024	0.005ND	No	14	n/a	n/a	85.71	n/a	n/a	0.008612	NP Intra (NDs) 1 of 2
Nickel (mg/L)	GWA-50	0.005	n/a	2/22/2024	0.005ND	No	31	n/a	n/a	41.94	n/a	n/a	0.001905	NP Intra (normality) 1 of 2
Nickel (mg/L)	GWA-50R	0.004749	n/a	2/22/2024	0.0025ND	No	20	0.04065	0.01061	5	None	sqrt(x)	0.0002195	Param Intra 1 of 2
Nickel (mg/L)	GWC-16R	0.02834	n/a	2/15/2024	0.0077	No	21	0.09934	0.02613	4.762	None	sqrt(x)	0.0002195	Param Intra 1 of 2
Nickel (mg/L)	GWC-18	0.005	n/a	2/14/2024	0.005ND	No	25	n/a	n/a	76	n/a	n/a	0.002832	NP Intra (NDs) 1 of 2
Nickel (mg/L)	GWC-19R	0.005	n/a	2/14/2024	0.005ND	No	25	n/a	n/a	92	n/a	n/a	0.002832	NP Intra (NDs) 1 of 2
Nickel (mg/L)	GWC-21R	0.005	n/a	2/15/2024	0.005ND	No	24	n/a	n/a	29.17	n/a	n/a	0.003124	NP Intra (normality) 1 of 2
Nickel (mg/L)	GWC-22R	0.005	n/a	2/15/2024	0.005ND	No	25	n/a	n/a	80	n/a	n/a	0.002832	NP Intra (NDs) 1 of 2
Nickel (mg/L)	GWC-23R	0.005	n/a	2/16/2024	0.005ND	No	25	n/a	n/a	84	n/a	n/a	0.002832	NP Intra (NDs) 1 of 2
Nickel (mg/L)	GWC-24R	0.005	n/a	2/15/2024	0.005ND	No	25	n/a	n/a	96	n/a	n/a	0.002832	NP Intra (NDs) 1 of 2
Nickel (mg/L)	GWC-25R	0.005	n/a	2/16/2024	0.005ND	No	25	n/a	n/a	96	n/a	n/a	0.002832	NP Intra (NDs) 1 of 2
Nickel (mg/L)	GWC-36RA	0.01	n/a	2/13/2024	0.005ND	No	25	n/a	n/a	64	n/a	n/a	0.002832	NP Intra (NDs) 1 of 2
Nickel (mg/L)	GWC-37	0.02666	n/a	2/13/2024	0.0025ND	No	25	0.01283	0.005423	4	None	No	0.0002195	Param Intra 1 of 2
Nickel (mg/L)	GWC-38	0.017	n/a	2/13/2024	0.005ND	No	25	n/a	n/a	20	n/a	n/a	0.002832	NP Intra (normality) 1 of 2
Selenium (mg/L)	GWA-2	0.005	n/a	2/22/2024	0.005ND	No	42	n/a	n/a	85.71	n/a	n/a	0.001077	NP Intra (NDs) 1 of 2
Selenium (mg/L)	GWA-2R	0.005	n/a	2/26/2024	0.005ND	No	42	n/a	n/a	97.62	n/a	n/a	0.001077	NP Intra (NDs) 1 of 2
Selenium (mg/L)	GWA-43	0.005	n/a	2/20/2024	0.005ND	No	21	n/a	n/a	95.24	n/a	n/a	0.003999	NP Intra (NDs) 1 of 2
Selenium (mg/L)	GWC-23R	0.005	n/a	2/16/2024	0.005ND	No	30	n/a	n/a	96.67	n/a	n/a	0.002008	NP Intra (NDs) 1 of 2
Silver (mg/L)	GWA-39RZ	0.005	n/a	2/19/2024	0.005ND	No	16	n/a	n/a	93.75	n/a	n/a	0.006456	NP Intra (NDs) 1 of 2
Silver (mg/L)	GWA-50	0.005	n/a	2/22/2024	0.00052J	No	31	n/a	n/a	70.97	n/a	n/a	0.001905	NP Intra (NDs) 1 of 2
Silver (mg/L)	GWA-50R	0.004163	n/a	2/22/2024	0.0013J	No	31	0.001858	0.0009348	25.81	Kaplan-Meier	No	0.0002195	Param Intra 1 of 2
Silver (mg/L)	GWC-16R	0.005	n/a	2/15/2024	0.005ND	No	25	n/a	n/a	96	n/a	n/a	0.002832	NP Intra (NDs) 1 of 2
Silver (mg/L)	GWC-17R	0.005	n/a	2/15/2024	0.005ND	No	25	n/a	n/a	92	n/a	n/a	0.002832	NP Intra (NDs) 1 of 2
Silver (mg/L)	GWC-18R	0.005	n/a	2/14/2024	0.005ND	No	25	n/a	n/a	96	n/a	n/a	0.002832	NP Intra (NDs) 1 of 2
Silver (mg/L)	GWC-38	0.005	n/a	2/13/2024	0.005ND	No	25	n/a	n/a	96	n/a	n/a	0.002832	NP Intra (NDs) 1 of 2
Thallium (mg/L)	GWA-2R	0.001	n/a	2/26/2024	0.001ND	No	23	n/a	n/a	91.3	n/a	n/a	0.003415	NP Intra (NDs) 1 of 2
Thallium (mg/L)	GWA-39RZ	0.001	n/a	2/19/2024	0.001ND	No	20	n/a	n/a	95	n/a	n/a	0.004291	NP Intra (NDs) 1 of 2
Thallium (mg/L)	GWA-39Z	0.001	n/a	2/19/2024	0.001ND	No	21	n/a	n/a	90.48	n/a	n/a	0.003999	NP Intra (NDs) 1 of 2
Thallium (mg/L)	GWA-40	0.001	n/a	2/19/2024	0.001ND	No	21	n/a	n/a	95.24	n/a	n/a	0.003999	NP Intra (NDs) 1 of 2
Thallium (mg/L)	GWA-41R	0.001	n/a	2/19/2024	0.001ND	No	21	n/a	n/a	90.48	n/a	n/a	0.003999	NP Intra (NDs) 1 of 2
Thallium (mg/L)	GWA-42	0.001	n/a	2/20/2024	0.001ND	No	21	n/a	n/a	90.48	n/a	n/a	0.003999	NP Intra (NDs) 1 of 2
Thallium (mg/L)	GWA-43	0.001	n/a	2/20/2024	0.001ND	No	21	n/a	n/a	90.48	n/a	n/a	0.003999	NP Intra (NDs) 1 of 2
Thallium (mg/L)	GWA-50R	0.001	n/a	2/22/2024	0.001ND	No	22	n/a	n/a	95.45	n/a	n/a	0.003707	NP Intra (NDs) 1 of 2
Thallium (mg/L)	GWC-16R	0.001031	n/a	2/15/2024	0.001ND	No	30	0.06016	0.01651	36.67	Kaplan-Meier	x^(1/3)	0.0002195	Param Intra 1 of 2
Thallium (mg/L)	GWC-18	0.001	n/a	2/14/2024	0.001ND	No	30	n/a	n/a	56.67	n/a	n/a	0.002008	NP Intra (NDs) 1 of 2
Thallium (mg/L)	GWC-20R	0.001	n/a	2/15/2024	0.001ND	No	30	n/a	n/a	63.33	n/a	n/a	0.002008	NP Intra (NDs) 1 of 2
Thallium (mg/L)	GWC-21R	0.001	n/a	2/15/2024	0.001ND	No	30	n/a	n/a	40	n/a	n/a	0.002008	NP Intra (normality) 1 of 2
Thallium (mg/L)	GWC-22R	0.001	n/a	2/15/2024	0.001ND	No	30	n/a	n/a	53.33	n/a	n/a	0.002008	NP Intra (NDs) 1 of 2
Thallium (mg/L)	GWC-23R	0.001	n/a	2/16/2024	0.001ND	No	28	n/a	n/a	42.86	n/a	n/a	0.002337	NP Intra (normality) 1 of 2
Thallium (mg/L)	GWC-36RA	0.001	n/a	2/13/2024	0.001ND	No	29	n/a	n/a	93.1	n/a	n/a	0.002172	NP Intra (NDs) 1 of 2
Vanadium (mg/L)	GWA-1	0.01	n/a	2/22/2024	0.01ND	No	37	n/a	n/a	91.89	n/a	n/a	0.001361	NP Intra (NDs) 1 of 2

Appendix I Intrawell Prediction Limits - All Results

Plant Bowen Data: Bowen 3-4 CCR Printed 5/13/2024, 10:19 AM

Constituent	Well	Upper Lim.	Lower Lim.	Date	Observ.	Sig.	Bg N	Bg Mean	Std. Dev.	%NDs	ND Adj.	Transform	Alpha	Method
Vanadium (mg/L)	GWA-2	0.01	n/a	2/22/2024	0.01ND	No	36	n/a	n/a	86.11	n/a	n/a	0.001429	NP Intra (NDs) 1 of 2
Vanadium (mg/L)	GWA-2R	0.01	n/a	2/26/2024	0.01ND	No	37	n/a	n/a	86.49	n/a	n/a	0.001361	NP Intra (NDs) 1 of 2
Vanadium (mg/L)	GWA-39RZ	0.01	n/a	2/19/2024	0.001J	No	16	n/a	n/a	93.75	n/a	n/a	0.006456	NP Intra (NDs) 1 of 2
Vanadium (mg/L)	GWA-3A	0.01	n/a	2/22/2024	0.01ND	No	36	n/a	n/a	94.44	n/a	n/a	0.001429	NP Intra (NDs) 1 of 2
Vanadium (mg/L)	GWA-41R	0.01	n/a	2/19/2024	0.001J	No	20	n/a	n/a	100	n/a	n/a	0.004291	NP Intra (NDs) 1 of 2
Vanadium (mg/L)	GWA-42	0.01	n/a	2/20/2024	0.0015J	No	20	n/a	n/a	100	n/a	n/a	0.004291	NP Intra (NDs) 1 of 2
Vanadium (mg/L)	GWA-43	0.01	n/a	2/20/2024	0.0017J	No	20	n/a	n/a	95	n/a	n/a	0.004291	NP Intra (NDs) 1 of 2
Vanadium (mg/L)	GWA-43R	0.01	n/a	2/20/2024	0.0016J	No	20	n/a	n/a	90	n/a	n/a	0.004291	NP Intra (NDs) 1 of 2
Vanadium (mg/L)	GWA-4RZ	0.01	n/a	2/27/2024	0.01ND	No	14	n/a	n/a	92.86	n/a	n/a	0.008612	NP Intra (NDs) 1 of 2
Vanadium (mg/L)	GWA-50R	0.01	n/a	2/22/2024	0.01ND	No	31	n/a	n/a	77.42	n/a	n/a	0.001905	NP Intra (NDs) 1 of 2
Vanadium (mg/L)	GWC-16R	0.01	n/a	2/15/2024	0.0023J	No	25	n/a	n/a	56	n/a	n/a	0.002832	NP Intra (NDs) 1 of 2
Vanadium (mg/L)	GWC-17R	0.01	n/a	2/15/2024	0.01ND	No	25	n/a	n/a	96	n/a	n/a	0.002832	NP Intra (NDs) 1 of 2
Vanadium (mg/L)	GWC-18	0.01	n/a	2/14/2024	0.01ND	No	25	n/a	n/a	96	n/a	n/a	0.002832	NP Intra (NDs) 1 of 2
Vanadium (mg/L)	GWC-18R	0.01	n/a	2/14/2024	0.01ND	No	25	n/a	n/a	92	n/a	n/a	0.002832	NP Intra (NDs) 1 of 2
Vanadium (mg/L)	GWC-19R	0.01	n/a	2/14/2024	0.00078J	No	25	n/a	n/a	92	n/a	n/a	0.002832	NP Intra (NDs) 1 of 2
Vanadium (mg/L)	GWC-20R	0.01	n/a	2/15/2024	0.01ND	No	25	n/a	n/a	96	n/a	n/a	0.002832	NP Intra (NDs) 1 of 2
Vanadium (mg/L)	GWC-21R	0.01	n/a	2/15/2024	0.00098J	No	25	n/a	n/a	92	n/a	n/a	0.002832	NP Intra (NDs) 1 of 2
Vanadium (mg/L)	GWC-22R	0.01	n/a	2/15/2024	0.01ND	No	25	n/a	n/a	96	n/a	n/a	0.002832	NP Intra (NDs) 1 of 2
Vanadium (mg/L)	GWC-23R	0.01	n/a	2/16/2024	0.00081J	No	25	n/a	n/a	80	n/a	n/a	0.002832	NP Intra (NDs) 1 of 2
Vanadium (mg/L)	GWC-24R	0.01	n/a	2/15/2024	0.01ND	No	25	n/a	n/a	76	n/a	n/a	0.002832	NP Intra (NDs) 1 of 2
Vanadium (mg/L)	GWC-25R	0.01	n/a	2/16/2024	0.00081J	No	25	n/a	n/a	100	n/a	n/a	0.002832	NP Intra (NDs) 1 of 2
Vanadium (mg/L)	GWC-36RA	0.01	n/a	2/13/2024	0.01ND	No	25	n/a	n/a	80	n/a	n/a	0.002832	NP Intra (NDs) 1 of 2
Vanadium (mg/L)	GWC-37	0.01	n/a	2/13/2024	0.01ND	No	25	n/a	n/a	88	n/a	n/a	0.002832	NP Intra (NDs) 1 of 2
Vanadium (mg/L)	GWC-38	0.01	n/a	2/13/2024	0.01ND	No	25	n/a	n/a	72	n/a	n/a	0.002832	NP Intra (NDs) 1 of 2
Zinc (mg/L)	GWA-1	0.02	n/a	2/22/2024	0.02ND	No	34	n/a	n/a	41.18	n/a	n/a	0.001599	NP Intra (normality) 1 of 2
Zinc (mg/L)	GWA-2	0.027	n/a	2/22/2024	0.02ND	No	35	n/a	n/a	54.29	n/a	n/a	0.001497	NP Intra (NDs) 1 of 2
Zinc (mg/L)	**GWA-2R**	**0.02**	**n/a**	**2/26/2024**	**0.055**	**Yes**	**36**	**n/a**	**n/a**	**55.56**	**n/a**	**n/a**	**0.001429**	**NP Intra (NDs) 1 of 2**
Zinc (mg/L)	GWA-39RZ	0.02	n/a	2/19/2024	0.02ND	No	16	n/a	n/a	68.75	n/a	n/a	0.006456	NP Intra (NDs) 1 of 2
Zinc (mg/L)	GWA-39Z	0.02	n/a	2/19/2024	0.02ND	No	20	n/a	n/a	60	n/a	n/a	0.004291	NP Intra (NDs) 1 of 2
Zinc (mg/L)	GWA-3A	0.1278	n/a	2/22/2024	0.02ND	No	36	0.2173	0.05789	19.44	Kaplan-Meier	sqrt(x)	0.0002195	Param Intra 1 of 2
Zinc (mg/L)	GWA-40	0.02	n/a	2/19/2024	0.02ND	No	20	n/a	n/a	85	n/a	n/a	0.004291	NP Intra (NDs) 1 of 2
Zinc (mg/L)	GWA-41	0.02	n/a	2/19/2024	0.02ND	No	20	n/a	n/a	85	n/a	n/a	0.004291	NP Intra (NDs) 1 of 2
Zinc (mg/L)	GWA-41R	0.02	n/a	2/19/2024	0.02ND	No	20	n/a	n/a	75	n/a	n/a	0.004291	NP Intra (NDs) 1 of 2
Zinc (mg/L)	GWA-42	0.02	n/a	2/20/2024	0.0095J	No	20	n/a	n/a	35	n/a	n/a	0.004291	NP Intra (normality) 1 of 2
Zinc (mg/L)	GWA-43	0.02	n/a	2/20/2024	0.02ND	No	20	n/a	n/a	60	n/a	n/a	0.004291	NP Intra (NDs) 1 of 2
Zinc (mg/L)	GWA-43R	0.02	n/a	2/20/2024	0.02ND	No	20	n/a	n/a	60	n/a	n/a	0.004291	NP Intra (NDs) 1 of 2
Zinc (mg/L)	GWA-4RZ	0.02	n/a	2/27/2024	0.02ND	No	14	n/a	n/a	71.43	n/a	n/a	0.008612	NP Intra (NDs) 1 of 2
Zinc (mg/L)	GWA-50	0.02	n/a	2/22/2024	0.02ND	No	30	n/a	n/a	43.33	n/a	n/a	0.002008	NP Intra (normality) 1 of 2
Zinc (mg/L)	GWA-50R	0.02	n/a	2/22/2024	0.02ND	No	27	n/a	n/a	44.44	n/a	n/a	0.002502	NP Intra (normality) 1 of 2
Zinc (mg/L)	GWC-16R	0.134	n/a	2/15/2024	0.033	No	25	0.2072	0.06231	4	None	sqrt(x)	0.0002195	Param Intra 1 of 2
Zinc (mg/L)	GWC-17R	0.0219	n/a	2/15/2024	0.02ND	No	25	n/a	n/a	36	n/a	n/a	0.002832	NP Intra (normality) 1 of 2
Zinc (mg/L)	GWC-18	0.0225	n/a	2/14/2024	0.02ND	No	25	n/a	n/a	40	n/a	n/a	0.002832	NP Intra (normality) 1 of 2
Zinc (mg/L)	GWC-18R	0.02	n/a	2/14/2024	0.02ND	No	25	n/a	n/a	60	n/a	n/a	0.002832	NP Intra (NDs) 1 of 2
Zinc (mg/L)	GWC-19R	0.02	n/a	2/14/2024	0.02ND	No	25	n/a	n/a	52	n/a	n/a	0.002832	NP Intra (NDs) 1 of 2
Zinc (mg/L)	GWC-20R	0.02	n/a	2/15/2024	0.02ND	No	24	n/a	n/a	50	n/a	n/a	0.003124	NP Intra (normality) 1 of 2
Zinc (mg/L)	GWC-21R	0.045	n/a	2/15/2024	0.02ND	No	25	n/a	n/a	28	n/a	n/a	0.002832	NP Intra (normality) 1 of 2
Zinc (mg/L)	GWC-22R	0.02	n/a	2/15/2024	0.02ND	No	25	n/a	n/a	48	n/a	n/a	0.002832	NP Intra (normality) 1 of 2
Zinc (mg/L)	GWC-23R	0.02	n/a	2/16/2024	0.02ND	No	25	n/a	n/a	52	n/a	n/a	0.002832	NP Intra (NDs) 1 of 2
Zinc (mg/L)	GWC-24R	0.02	n/a	2/15/2024	0.02ND	No	25	n/a	n/a	60	n/a	n/a	0.002832	NP Intra (NDs) 1 of 2
Zinc (mg/L)	GWC-25R	0.02	n/a	2/16/2024	0.02ND	No	25	n/a	n/a	68	n/a	n/a	0.002832	NP Intra (NDs) 1 of 2
Zinc (mg/L)	GWC-36RA	0.222	n/a	2/13/2024	0.013J	No	24	0.2008	0.1051	16.67	Kaplan-Meier	sqrt(x)	0.0002195	Param Intra 1 of 2
Zinc (mg/L)	GWC-37	0.01542	n/a	2/13/2024	0.02ND	No	25	0.1823	0.02612	20	Kaplan-Meier	x^(1/3)	0.0002195	Param Intra 1 of 2
Zinc (mg/L)	GWC-38	0.02	n/a	2/13/2024	0.02ND	No	24	n/a	n/a	45.83	n/a	n/a	0.003124	NP Intra (normality) 1 of 2

Appendix I Interwell Prediction Limits - Two-Step - All/Significant Results

Plant Bowen Data: Bowen 3-4 CCR Printed 5/10/2024, 4:10 PM

Constituent	Well	Upper Lim.	Lower Lim.	Date	Observ.	Sig.	Bg N	Bg Mean	Std. Dev.	%NDs	ND Adj.	Transform	Alpha	Method
Barium (mg/L)	**GWC-23R**	**0.071**	**n/a**	**2/16/2024**	**0.14**	**Yes**	**648**	**n/a**	**n/a**	**1.389**	**n/a**	**n/a**	**0.0000491**	**NP Inter (normality) 1 of 2**

Appendix I Trend Tests - Significant Results

Plant Bowen Data: Bowen 3-4 CCR Printed 5/10/2024, 4:08 PM

Constituent	Well	Slope	Calc.	Critical	Sig.	N	%NDs	Normality	Alpha	Method
Barium (mg/L)	**GWA-1 (bg)**	**-0.0006023**	**-4.402**	**-2.58**	**Yes**	**42**	**0**	**n/a**	**0.01**	**NP**
Barium (mg/L)	**GWA-2R (bg)**	**0.0006451**	**2.687**	**2.58**	**Yes**	**41**	**0**	**n/a**	**0.01**	**NP**
Barium (mg/L)	**GWA-41 (bg)**	**-0.00128**	**-114**	**-92**	**Yes**	**22**	**0**	**n/a**	**0.01**	**NP**
Barium (mg/L)	**GWA-43 (bg)**	**-0.002144**	**-134**	**-92**	**Yes**	**22**	**0**	**n/a**	**0.01**	**NP**
Barium (mg/L)	**GWA-43R (bg)**	**-0.000163**	**-113**	**-92**	**Yes**	**22**	**0**	**n/a**	**0.01**	**NP**
Barium (mg/L)	**GWA-4RZ (bg)**	**0.003011**	**160**	**92**	**Yes**	**22**	**0**	**n/a**	**0.01**	**NP**
Barium (mg/L)	**GWA-50 (bg)**	**-0.0003465**	**-244**	**-191**	**Yes**	**36**	**2.778**	**n/a**	**0.01**	**NP**
Barium (mg/L)	**GWA-50R (bg)**	**-0.0007331**	**-347**	**-176**	**Yes**	**34**	**0**	**n/a**	**0.01**	**NP**
Barium (mg/L)	**GWA-52 (bg)**	**-0.002386**	**-193**	**-131**	**Yes**	**28**	**3.571**	**n/a**	**0.01**	**NP**
Barium (mg/L)	**GWA-53 (bg)**	**-0.001855**	**-249**	**-131**	**Yes**	**28**	**3.571**	**n/a**	**0.01**	**NP**
Barium (mg/L)	**GWA-55R (bg)**	**-0.004851**	**-221**	**-131**	**Yes**	**28**	**3.571**	**n/a**	**0.01**	**NP**
Barium (mg/L)	**GWA-56 (bg)**	**0.002669**	**238**	**131**	**Yes**	**28**	**3.571**	**n/a**	**0.01**	**NP**

Appendix I Trend Tests - All Results

Plant Bowen Data: Bowen 3-4 CCR Printed 5/10/2024, 4:08 PM

Constituent	Well	Slope	Calc.	Critical	Sig.	N	%NDs	Normality	Alpha	Method
Barium (mg/L)	**GWA-1 (bg)**	**-0.0006023**	**-4.402**	**-2.58**	**Yes**	**42**	**0**	**n/a**	**0.01**	**NP**
Barium (mg/L)	GWA-2 (bg)	0.0003462	1.135	2.58	No	41	0	n/a	0.01	NP
Barium (mg/L)	**GWA-2R (bg)**	**0.0006451**	**2.687**	**2.58**	**Yes**	**41**	**0**	**n/a**	**0.01**	**NP**
Barium (mg/L)	GWA-39RZ (bg)	-0.0002532	-30	-87	No	21	0	n/a	0.01	NP
Barium (mg/L)	GWA-39Z (bg)	-0.00007232	-4	-92	No	22	4.545	n/a	0.01	NP
Barium (mg/L)	GWA-3A (bg)	-0.0001019	-87	-167	No	33	3.03	n/a	0.01	NP
Barium (mg/L)	GWA-40 (bg)	-0.0002421	-78	-92	No	22	0	n/a	0.01	NP
Barium (mg/L)	**GWA-41 (bg)**	**-0.00128**	**-114**	**-92**	**Yes**	**22**	**0**	**n/a**	**0.01**	**NP**
Barium (mg/L)	GWA-41R (bg)	0.0003559	19	92	No	22	0	n/a	0.01	NP
Barium (mg/L)	GWA-42 (bg)	0.00002594	37	92	No	22	0	n/a	0.01	NP
Barium (mg/L)	**GWA-43 (bg)**	**-0.002144**	**-134**	**-92**	**Yes**	**22**	**0**	**n/a**	**0.01**	**NP**
Barium (mg/L)	**GWA-43R (bg)**	**-0.000163**	**-113**	**-92**	**Yes**	**22**	**0**	**n/a**	**0.01**	**NP**
Barium (mg/L)	**GWA-4RZ (bg)**	**0.003011**	**160**	**92**	**Yes**	**22**	**0**	**n/a**	**0.01**	**NP**
Barium (mg/L)	**GWA-50 (bg)**	**-0.0003465**	**-244**	**-191**	**Yes**	**36**	**2.778**	**n/a**	**0.01**	**NP**
Barium (mg/L)	**GWA-50R (bg)**	**-0.0007331**	**-347**	**-176**	**Yes**	**34**	**0**	**n/a**	**0.01**	**NP**
Barium (mg/L)	GWA-51RZ (bg)	0.001487	92	131	No	28	0	n/a	0.01	NP
Barium (mg/L)	**GWA-52 (bg)**	**-0.002386**	**-193**	**-131**	**Yes**	**28**	**3.571**	**n/a**	**0.01**	**NP**
Barium (mg/L)	**GWA-53 (bg)**	**-0.001855**	**-249**	**-131**	**Yes**	**28**	**3.571**	**n/a**	**0.01**	**NP**
Barium (mg/L)	GWA-53R (bg)	0	51	131	No	28	0	n/a	0.01	NP
Barium (mg/L)	GWA-54 (bg)	-0.0004323	-42	-131	No	28	3.571	n/a	0.01	NP
Barium (mg/L)	GWA-55 (bg)	-0.0002675	-33	-131	No	28	3.571	n/a	0.01	NP
Barium (mg/L)	**GWA-55R (bg)**	**-0.004851**	**-221**	**-131**	**Yes**	**28**	**3.571**	**n/a**	**0.01**	**NP**
Barium (mg/L)	**GWA-56 (bg)**	**0.002669**	**238**	**131**	**Yes**	**28**	**3.571**	**n/a**	**0.01**	**NP**
Barium (mg/L)	GWC-23R	0.0002722	17	152	No	31	0	n/a	0.01	NP

Appendix III Intrawell Prediction Limits - Significant Results

Plant Bowen Data: Bowen 3-4 CCR Printed 5/9/2024, 5:14 PM

Constituent	Well	Upper Lim.	Lower Lim.	Date	Observ.	Sig.	Bg N	Bg Mean	Std. Dev.	%NDs	ND Adj.	Transform	Alpha	Method
Chloride (mg/L)	**GWA-2R**	**1.998**	**n/a**	**2/26/2024**	**2**	**Yes**	**21**	**1.008**	**0.1052**	**0**	**None**	**x^(1/3)**	**0.0005016**	**Param Intra 1 of 2**
Chloride (mg/L)	**GWA-3A**	**6.3**	**n/a**	**2/22/2024**	**7.1**	**Yes**	**20**	**n/a**	**n/a**	**5**	**n/a**	**n/a**	**0.004291**	**NP Intra (normality) 1 of 2**
pH (pH_units)	**GWA-1**	**7.784**	**7.183**	**2/22/2024**	**6.97**	**Yes**	**21**	**23844**	**1981**	**0**	**None**	**x^5**	**0.0002508**	**Param Intra 1 of 2**
pH (pH_units)	**GWC-18R**	**8.051**	**7.373**	**2/14/2024**	**7.07**	**Yes**	**21**	**7.712**	**0.142**	**0**	**None**	**No**	**0.0002508**	**Param Intra 1 of 2**
pH (pH_units)	**GWC-36RA**	**7.743**	**6.772**	**2/13/2024**	**6.69**	**Yes**	**21**	**7.257**	**0.2036**	**0**	**None**	**No**	**0.0002508**	**Param Intra 1 of 2**
Total Dissolved Solids (mg/l)	**GWC-16R**	**373.2**	**n/a**	**2/15/2024**	**401**	**Yes**	**21**	**301.3**	**30.12**	**0**	**None**	**No**	**0.0005016**	**Param Intra 1 of 2**
Total Dissolved Solids (mg/l)	**GWC-24R**	**209**	**n/a**	**2/15/2024**	**248**	**Yes**	**21**	**n/a**	**n/a**	**0**	**n/a**	**n/a**	**0.003999**	**NP Intra (normality) 1 of 2**
Total Dissolved Solids (mg/l)	**GWC-36RA**	**250.8**	**n/a**	**2/13/2024**	**252**	**Yes**	**21**	**164.5**	**36.16**	**0**	**None**	**No**	**0.0005016**	**Param Intra 1 of 2**

Appendix III Intrawell Prediction Limits - All Results

Plant Bowen Data: Bowen 3-4 CCR Printed 5/9/2024, 5:14 PM

Constituent	Well	Upper Lim.	Lower Lim.	Date	Observ.	Sig.	Bg N	Bg Mean	Std. Dev.	%NDs	ND Adj.	Transform	Alpha	Method
Chloride (mg/L)	GWA-1	2.149	n/a	2/22/2024	1.1	No	21	1.436	0.2988	4.762	None	No	0.0005016	Param Intra 1 of 2
Chloride (mg/L)	GWA-2	2.571	n/a	2/22/2024	1.3	No	21	1.46	0.4653	4.762	None	No	0.0005016	Param Intra 1 of 2
Chloride (mg/L)	**GWA-2R**	**1.998**	**n/a**	**2/26/2024**	**2**	**Yes**	**21**	**1.008**	**0.1052**	**0**	**None**	**x^(1/3)**	**0.0005016**	**Param Intra 1 of 2**
Chloride (mg/L)	GWA-39RZ	3.717	n/a	2/19/2024	1.4	No	21	2.116	0.6706	0	None	No	0.0005016	Param Intra 1 of 2
Chloride (mg/L)	GWA-39Z	2.253	n/a	2/19/2024	1	No	21	1.451	0.3363	0	None	No	0.0005016	Param Intra 1 of 2
Chloride (mg/L)	**GWA-3A**	**6.3**	**n/a**	**2/22/2024**	**7.1**	**Yes**	**20**	**n/a**	**n/a**	**5**	**n/a**	**n/a**	**0.004291**	**NP Intra (normality) 1 of 2**
Chloride (mg/L)	GWA-40	3.353	n/a	2/19/2024	0.75J	No	22	1.073	0.1791	4.545	None	x^(1/3)	0.0005016	Param Intra 1 of 2
Chloride (mg/L)	GWA-41	3.943	n/a	2/19/2024	1.2	No	21	0.4751	0.3758	0	None	ln(x)	0.0005016	Param Intra 1 of 2
Chloride (mg/L)	GWA-41R	5.576	n/a	2/19/2024	1.3	No	21	2.454	1.308	0	None	No	0.0005016	Param Intra 1 of 2
Chloride (mg/L)	GWA-42	3.71	n/a	2/20/2024	2.4	No	21	2.548	0.4868	0	None	No	0.0005016	Param Intra 1 of 2
Chloride (mg/L)	GWA-43	1.557	n/a	2/20/2024	1.2	No	21	1.313	0.1021	0	None	No	0.0005016	Param Intra 1 of 2
Chloride (mg/L)	GWA-43R	5.219	n/a	2/20/2024	2	No	21	2.909	0.9679	0	None	No	0.0005016	Param Intra 1 of 2
Chloride (mg/L)	GWA-4RZ	3.81	n/a	2/27/2024	3.2	No	21	2.69	0.4689	0	None	No	0.0005016	Param Intra 1 of 2
Chloride (mg/L)	GWA-50	1.505	n/a	2/22/2024	0.88J	No	21	1.051	0.1904	4.762	None	No	0.0005016	Param Intra 1 of 2
Chloride (mg/L)	GWA-50R	1.177	n/a	2/22/2024	0.64J	No	21	0.7934	0.1609	14.29	None	No	0.0005016	Param Intra 1 of 2
Chloride (mg/L)	GWC-16R	2.845	n/a	2/15/2024	1.3	No	21	1.67	0.4925	0	None	No	0.0005016	Param Intra 1 of 2
Chloride (mg/L)	GWC-17R	8.044	n/a	2/15/2024	4.5	No	21	5.595	1.026	0	None	No	0.0005016	Param Intra 1 of 2
Chloride (mg/L)	GWC-18	2.672	n/a	2/14/2024	2.2	No	21	2.177	0.2073	0	None	No	0.0005016	Param Intra 1 of 2
Chloride (mg/L)	GWC-18R	3.3	n/a	2/14/2024	2.3	No	21	n/a	n/a	0	n/a	n/a	0.003999	NP Intra (normality) 1 of 2
Chloride (mg/L)	GWC-19R	2.933	n/a	2/14/2024	2.4	No	21	2.443	0.2053	0	None	No	0.0005016	Param Intra 1 of 2
Chloride (mg/L)	GWC-20R	2.489	n/a	2/15/2024	1.7	No	21	1.77	0.3016	0	None	No	0.0005016	Param Intra 1 of 2
Chloride (mg/L)	GWC-21R	5.534	n/a	2/15/2024	3	No	21	4.167	0.5732	0	None	No	0.0005016	Param Intra 1 of 2
Chloride (mg/L)	GWC-22R	3.257	n/a	2/15/2024	2.4	No	21	2.694	0.2358	0	None	No	0.0005016	Param Intra 1 of 2
Chloride (mg/L)	GWC-23R	2.775	n/a	2/16/2024	1.4	No	21	1.932	0.3532	0	None	No	0.0005016	Param Intra 1 of 2
Chloride (mg/L)	GWC-24R	3.172	n/a	2/15/2024	2.1	No	21	5.639	1.853	4.762	None	x^2	0.0005016	Param Intra 1 of 2
Chloride (mg/L)	GWC-25R	3.099	n/a	2/16/2024	2.7	No	21	2.552	0.2293	0	None	No	0.0005016	Param Intra 1 of 2
Chloride (mg/L)	GWC-36RA	3.624	n/a	2/13/2024	3.4	No	21	2.877	0.3129	0	None	No	0.0005016	Param Intra 1 of 2
Chloride (mg/L)	GWC-37	1.41	n/a	2/13/2024	0.8J	No	21	0.9633	0.1873	4.762	None	No	0.0005016	Param Intra 1 of 2
Chloride (mg/L)	GWC-38	3.734	n/a	2/13/2024	3.4	No	21	2.721	0.4245	0	None	No	0.0005016	Param Intra 1 of 2
pH (pH_units)	**GWA-1**	**7.784**	**7.183**	**2/22/2024**	**6.97**	**Yes**	**21**	**23844**	**1981**	**0**	**None**	**x^5**	**0.0002508**	**Param Intra 1 of 2**
pH (pH_units)	GWA-2	7.065	5.166	2/22/2024	6.03	No	21	1602	372.7	0	None	x^4	0.0002508	Param Intra 1 of 2
pH (pH_units)	GWA-2R	7.882	6.383	2/26/2024	6.85	No	21	20509	4155	0	None	x^5	0.0002508	Param Intra 1 of 2
pH (pH_units)	GWA-39RZ	8.053	6.987	2/19/2024	7.7	No	23	56.84	3.414	0	None	x^2	0.0002508	Param Intra 1 of 2
pH (pH_units)	GWA-39Z	7.514	5.281	2/19/2024	6.34	No	22	6.397	0.4716	0	None	No	0.0002508	Param Intra 1 of 2
pH (pH_units)	GWA-3A	8.04	5.07	2/22/2024	7.89	No	20	n/a	n/a	0	n/a	n/a	0.008582	NP Intra (normality) 1 of 2
pH (pH_units)	GWA-40	7.963	6.459	2/19/2024	6.75	No	23	7.211	0.3203	0	None	No	0.0002508	Param Intra 1 of 2
pH (pH_units)	GWA-41	7.33	5.546	2/19/2024	6.17	No	20	6.438	0.3708	0	None	No	0.0002508	Param Intra 1 of 2
pH (pH_units)	GWA-41R	7.733	6.218	2/19/2024	6.79	No	21	6.976	0.3175	0	None	No	0.0002508	Param Intra 1 of 2
pH (pH_units)	GWA-42	7.63	6.83	2/20/2024	7.39	No	21	n/a	n/a	0	n/a	n/a	0.007998	NP Intra (normality) 1 of 2
pH (pH_units)	GWA-43	6.987	4.691	2/20/2024	5.31	No	21	5.839	0.4811	0	None	No	0.0002508	Param Intra 1 of 2
pH (pH_units)	GWA-43R	8.04	7.31	2/20/2024	7.82	No	22	n/a	n/a	0	n/a	n/a	0.007415	NP Intra (normality) 1 of 2
pH (pH_units)	GWA-4RZ	7.55	6.49	2/27/2024	7.11	No	27	n/a	n/a	0	n/a	n/a	0.005004	NP Intra (normality) 1 of 2
pH (pH_units)	GWA-50	6.599	4.756	2/22/2024	5.6	No	21	5.678	0.386	0	None	No	0.0002508	Param Intra 1 of 2
pH (pH_units)	GWA-50R	7.295	4.163	2/22/2024	5.09	No	21	5.729	0.6561	0	None	No	0.0002508	Param Intra 1 of 2
pH (pH_units)	GWC-16R	7.534	6.756	2/15/2024	6.95	No	21	7.145	0.1629	0	None	No	0.0002508	Param Intra 1 of 2
pH (pH_units)	GWC-17R	7.389	7.007	2/15/2024	7.2	No	21	7.198	0.08004	0	None	No	0.0002508	Param Intra 1 of 2
pH (pH_units)	GWC-18	7.462	5.989	2/14/2024	6.37	No	21	6.726	0.3086	0	None	No	0.0002508	Param Intra 1 of 2
pH (pH_units)	**GWC-18R**	**8.051**	**7.373**	**2/14/2024**	**7.07**	**Yes**	**21**	**7.712**	**0.142**	**0**	**None**	**No**	**0.0002508**	**Param Intra 1 of 2**
pH (pH_units)	GWC-19R	7.79	7.2	2/14/2024	7.67	No	21	n/a	n/a	0	n/a	n/a	0.007998	NP Intra (normality) 1 of 2
pH (pH_units)	GWC-20R	7.983	7.26	2/15/2024	7.56	No	22	7.621	0.1526	0	None	No	0.0002508	Param Intra 1 of 2
pH (pH_units)	GWC-21R	7.347	6.688	2/15/2024	6.74	No	21	7.017	0.1381	0	None	No	0.0002508	Param Intra 1 of 2
pH (pH_units)	GWC-22R	8.122	6.686	2/15/2024	6.73	No	22	7.404	0.3033	0	None	No	0.0002508	Param Intra 1 of 2
pH (pH_units)	GWC-23R	7.869	6.699	2/16/2024	6.955	No	23	7.284	0.2493	0	None	No	0.0002508	Param Intra 1 of 2
pH (pH_units)	GWC-24R	7.981	6.833	2/15/2024	7.22	No	21	7.407	0.2405	0	None	No	0.0002508	Param Intra 1 of 2
pH (pH_units)	GWC-25R	7.96	7.165	2/16/2024	7.28	No	21	7.562	0.1664	0	None	No	0.0002508	Param Intra 1 of 2
pH (pH_units)	**GWC-36RA**	**7.743**	**6.772**	**2/13/2024**	**6.69**	**Yes**	**21**	**7.257**	**0.2036**	**0**	**None**	**No**	**0.0002508**	**Param Intra 1 of 2**
pH (pH_units)	GWC-37	6.363	4.552	2/13/2024	5.37	No	21	5.458	0.3795	0	None	No	0.0002508	Param Intra 1 of 2
pH (pH_units)	GWC-38	6.164	4.516	2/13/2024	5.22	No	21	5.34	0.3451	0	None	No	0.0002508	Param Intra 1 of 2

Appendix III Intrawell Prediction Limits - All Results

Plant Bowen Data: Bowen 3-4 CCR Printed 5/9/2024, 5:14 PM

Constituent	Well	Upper Lim.	Lower Lim.	Date	Observ.	Sig.	Bg N	Bg Mean	Std. Dev.	%NDs	ND Adj.	Transform	Alpha	Method
Sulfate (mg/L)	GWA-1	2.524	n/a	2/22/2024	1	No	21	1.457	0.4474	0	None	No	0.0005016	Param Intra 1 of 2
Sulfate (mg/L)	GWA-2	164	n/a	2/22/2024	82	No	21	58.87	44.05	0	None	No	0.0005016	Param Intra 1 of 2
Sulfate (mg/L)	GWA-2R	38.9	n/a	2/26/2024	20.9	No	21	n/a	n/a	0	n/a	n/a	0.003999	NP Intra (normality) 1 of 2
Sulfate (mg/L)	GWA-39RZ	25.5	n/a	2/19/2024	4	No	21	9.752	6.6	0	None	No	0.0005016	Param Intra 1 of 2
Sulfate (mg/L)	GWA-39Z	8.69	n/a	2/19/2024	1.1	No	21	3.31	2.255	0	None	No	0.0005016	Param Intra 1 of 2
Sulfate (mg/L)	GWA-3A	9.038	n/a	2/22/2024	1.9	No	20	0.08903	0.8782	10	None	ln(x)	0.0005016	Param Intra 1 of 2
Sulfate (mg/L)	GWA-40	7.4	n/a	2/19/2024	1.2	No	22	n/a	n/a	4.545	n/a	n/a	0.003707	NP Intra (normality) 1 of 2
Sulfate (mg/L)	GWA-41	11.5	n/a	2/19/2024	4.2	No	21	n/a	n/a	0	n/a	n/a	0.003999	NP Intra (normality) 1 of 2
Sulfate (mg/L)	GWA-41R	12.82	n/a	2/19/2024	9.6	No	21	5.842	2.922	4.762	None	No	0.0005016	Param Intra 1 of 2
Sulfate (mg/L)	GWA-42	2.457	n/a	2/20/2024	1.2	No	21	1.514	0.3952	4.762	None	No	0.0005016	Param Intra 1 of 2
Sulfate (mg/L)	GWA-43	1.695	n/a	2/20/2024	1ND	No	21	0.7235	0.4069	42.86	Kaplan-Meier	No	0.0005016	Param Intra 1 of 2
Sulfate (mg/L)	GWA-43R	10.07	n/a	2/20/2024	2.8	No	21	5.066	2.097	0	None	No	0.0005016	Param Intra 1 of 2
Sulfate (mg/L)	GWA-4RZ	27.14	n/a	2/27/2024	23.2	No	22	20.91	2.63	0	None	No	0.0005016	Param Intra 1 of 2
Sulfate (mg/L)	GWA-50	1	n/a	2/22/2024	1ND	No	21	n/a	n/a	38.1	n/a	n/a	0.003999	NP Intra (normality) 1 of 2
Sulfate (mg/L)	GWA-50R	1.58	n/a	2/22/2024	0.5ND	No	21	0.8976	0.2859	4.762	None	No	0.0005016	Param Intra 1 of 2
Sulfate (mg/L)	GWC-16R	14.82	n/a	2/15/2024	7.6	No	21	7.551	3.048	0	None	No	0.0005016	Param Intra 1 of 2
Sulfate (mg/L)	GWC-17R	8.884	n/a	2/15/2024	7.3	No	20	6.715	0.9017	0	None	No	0.0005016	Param Intra 1 of 2
Sulfate (mg/L)	GWC-18	2.586	n/a	2/14/2024	1.8	No	21	1.925	0.2773	0	None	No	0.0005016	Param Intra 1 of 2
Sulfate (mg/L)	GWC-18R	2.78	n/a	2/14/2024	2	No	20	2.257	0.2175	0	None	No	0.0005016	Param Intra 1 of 2
Sulfate (mg/L)	GWC-19R	4.237	n/a	2/14/2024	2.9	No	21	3.57	0.2794	0	None	No	0.0005016	Param Intra 1 of 2
Sulfate (mg/L)	GWC-20R	1.947	n/a	2/15/2024	1.1	No	21	2.039	0.7338	0	None	x^2	0.0005016	Param Intra 1 of 2
Sulfate (mg/L)	GWC-21R	16.71	n/a	2/15/2024	5	No	20	6.336	4.312	5	None	No	0.0005016	Param Intra 1 of 2
Sulfate (mg/L)	GWC-22R	2.849	n/a	2/15/2024	1.6	No	20	1.928	0.3827	0	None	No	0.0005016	Param Intra 1 of 2
Sulfate (mg/L)	GWC-23R	143	n/a	2/16/2024	59.5	No	23	n/a	n/a	0	n/a	n/a	0.003415	NP Intra (normality) 1 of 2
Sulfate (mg/L)	GWC-24R	11.3	n/a	2/15/2024	2.3	No	21	n/a	n/a	0	n/a	n/a	0.003999	NP Intra (normality) 1 of 2
Sulfate (mg/L)	GWC-25R	2.299	n/a	2/16/2024	1.9	No	21	1.708	0.2474	0	None	No	0.0005016	Param Intra 1 of 2
Sulfate (mg/L)	GWC-36RA	21.76	n/a	2/13/2024	19.1	No	21	1.631	0.4865	0	None	x^(1/3)	0.0005016	Param Intra 1 of 2
Sulfate (mg/L)	GWC-37	1.014	n/a	2/13/2024	1ND	No	21	0.483	0.2284	33.33	Kaplan-Meier	x^2	0.0005016	Param Intra 1 of 2
Sulfate (mg/L)	GWC-38	2.47	n/a	2/13/2024	0.7J	No	21	1.046	0.5966	4.762	None	No	0.0005016	Param Intra 1 of 2
Total Dissolved Solids (mg/l)	GWA-1	184.7	n/a	2/22/2024	148	No	21	153.6	13.03	0	None	No	0.0005016	Param Intra 1 of 2
Total Dissolved Solids (mg/l)	GWA-2	372.1	n/a	2/22/2024	210	No	21	151.4	92.48	4.762	None	No	0.0005016	Param Intra 1 of 2
Total Dissolved Solids (mg/l)	GWA-2R	228.3	n/a	2/26/2024	126	No	21	125.6	43.03	0	None	No	0.0005016	Param Intra 1 of 2
Total Dissolved Solids (mg/l)	GWA-39RZ	239.3	n/a	2/19/2024	177	No	21	161.6	32.58	0	None	No	0.0005016	Param Intra 1 of 2
Total Dissolved Solids (mg/l)	GWA-39Z	151.7	n/a	2/19/2024	63	No	20	69.3	34.24	0	None	No	0.0005016	Param Intra 1 of 2
Total Dissolved Solids (mg/l)	GWA-3A	117	n/a	2/22/2024	117	No	20	n/a	n/a	25	n/a	n/a	0.004291	NP Intra (normality) 1 of 2
Total Dissolved Solids (mg/l)	GWA-40	213	n/a	2/19/2024	108	No	21	4.697	0.5343	0	None	x^(1/3)	0.0005016	Param Intra 1 of 2
Total Dissolved Solids (mg/l)	GWA-41	181.4	n/a	2/19/2024	130	No	21	83.38	41.08	0	None	No	0.0005016	Param Intra 1 of 2
Total Dissolved Solids (mg/l)	GWA-41R	250.1	n/a	2/19/2024	199	No	21	161.5	37.15	0	None	No	0.0005016	Param Intra 1 of 2
Total Dissolved Solids (mg/l)	GWA-42	204.2	n/a	2/20/2024	146	No	21	5.155	0.3076	0	None	x^(1/3)	0.0005016	Param Intra 1 of 2
Total Dissolved Solids (mg/l)	GWA-43	82.81	n/a	2/20/2024	25ND	No	21	36.31	19.49	19.05	Kaplan-Meier	No	0.0005016	Param Intra 1 of 2
Total Dissolved Solids (mg/l)	GWA-43R	184.9	n/a	2/20/2024	136	No	21	140.1	18.76	0	None	No	0.0005016	Param Intra 1 of 2
Total Dissolved Solids (mg/l)	GWA-4RZ	400	n/a	2/27/2024	268	No	21	n/a	n/a	0	n/a	n/a	0.003999	NP Intra (normality) 1 of 2
Total Dissolved Solids (mg/l)	GWA-50	41.38	n/a	2/22/2024	25ND	No	21	21.19	8.46	38.1	Kaplan-Meier	No	0.0005016	Param Intra 1 of 2
Total Dissolved Solids (mg/l)	GWA-50R	90.04	n/a	2/22/2024	25ND	No	21	5.18	1.805	28.57	Kaplan-Meier	sqrt(x)	0.0005016	Param Intra 1 of 2
Total Dissolved Solids (mg/l)	**GWC-16R**	**373.2**	**n/a**	**2/15/2024**	**401**	**Yes**	**21**	**301.3**	**30.12**	**0**	**None**	**No**	**0.0005016**	**Param Intra 1 of 2**
Total Dissolved Solids (mg/l)	GWC-17R	382	n/a	2/15/2024	333	No	21	315.6	27.83	0	None	No	0.0005016	Param Intra 1 of 2
Total Dissolved Solids (mg/l)	GWC-18	163	n/a	2/14/2024	143	No	21	97.67	27.4	0	None	No	0.0005016	Param Intra 1 of 2
Total Dissolved Solids (mg/l)	GWC-18R	184.4	n/a	2/14/2024	156	No	21	142.7	17.47	0	None	No	0.0005016	Param Intra 1 of 2
Total Dissolved Solids (mg/l)	GWC-19R	219.2	n/a	2/14/2024	182	No	21	162.5	23.76	0	None	No	0.0005016	Param Intra 1 of 2
Total Dissolved Solids (mg/l)	GWC-20R	236.3	n/a	2/15/2024	224	No	21	191.6	18.71	0	None	No	0.0005016	Param Intra 1 of 2
Total Dissolved Solids (mg/l)	GWC-21R	385	n/a	2/15/2024	290	No	21	n/a	n/a	0	n/a	n/a	0.003999	NP Intra (normality) 1 of 2
Total Dissolved Solids (mg/l)	GWC-22R	193.1	n/a	2/15/2024	180	No	20	163.4	12.36	0	None	No	0.0005016	Param Intra 1 of 2
Total Dissolved Solids (mg/l)	GWC-23R	470.6	n/a	2/16/2024	395	No	18	5.736	0.1694	0	None	ln(x)	0.0005016	Param Intra 1 of 2
Total Dissolved Solids (mg/l)	**GWC-24R**	**209**	**n/a**	**2/15/2024**	**248**	**Yes**	**21**	**n/a**	**n/a**	**0**	**n/a**	**n/a**	**0.003999**	**NP Intra (normality) 1 of 2**
Total Dissolved Solids (mg/l)	GWC-25R	195.1	n/a	2/16/2024	155	No	21	25595	5225	0	None	x^2	0.0005016	Param Intra 1 of 2
Total Dissolved Solids (mg/l)	**GWC-36RA**	**250.8**	**n/a**	**2/13/2024**	**252**	**Yes**	**21**	**164.5**	**36.16**	**0**	**None**	**No**	**0.0005016**	**Param Intra 1 of 2**
Total Dissolved Solids (mg/l)	GWC-37	34	n/a	2/13/2024	25ND	No	19	n/a	n/a	36.84	n/a	n/a	0.004832	NP Intra (normality) 1 of 2
Total Dissolved Solids (mg/l)	GWC-38	101.3	n/a	2/13/2024	31	No	21	3.114	0.6487	23.81	Kaplan-Meier	x^(1/3)	0.0005016	Param Intra 1 of 2

Appendix III Interwell Prediction Limits - Two-Step - Significant Results

Plant Bowen Data: Bowen 3-4 CCR Printed 5/9/2024, 5:17 PM

Constituent	Well	Upper Lim.	Lower Lim.	Date	Observ.	Sig.	Bg N	Bg Mean	Std. Dev.	%NDs	ND Adj.	Transform	Alpha	Method
Total Dissolved Solids (mg/l)	**GWC-16R**	**400**	**n/a**	**2/15/2024**	**401**	**Yes**	**328**	**n/a**	**n/a**	**8.232**	**n/a**	**n/a**	**0.0000491**	**NP Inter (normality) 1 of 2**

Appendix III Interwell Prediction Limits - Two-Step - All Results

Plant Bowen Data: Bowen 3-4 CCR Printed 5/9/2024, 5:17 PM

Constituent	Well	Upper Lim.	Lower Lim.	Date	Observ.	Sig.	Bg N	Bg Mean	Std. Dev.	%NDs	ND Adj.	Transform	Alpha	Method
Chloride (mg/L)	GWC-16R	7.1	n/a	2/15/2024	1.3	No	330	n/a	n/a	2.424	n/a	n/a	0.0000491	NP Inter (normality) 1 of 2
Chloride (mg/L)	GWC-17R	7.1	n/a	2/15/2024	4.5	No	330	n/a	n/a	2.424	n/a	n/a	0.0000491	NP Inter (normality) 1 of 2
Chloride (mg/L)	GWC-18	7.1	n/a	2/14/2024	2.2	No	330	n/a	n/a	2.424	n/a	n/a	0.0000491	NP Inter (normality) 1 of 2
Chloride (mg/L)	GWC-18R	7.1	n/a	2/14/2024	2.3	No	330	n/a	n/a	2.424	n/a	n/a	0.0000491	NP Inter (normality) 1 of 2
Chloride (mg/L)	GWC-19R	7.1	n/a	2/14/2024	2.4	No	330	n/a	n/a	2.424	n/a	n/a	0.0000491	NP Inter (normality) 1 of 2
Chloride (mg/L)	GWC-20R	7.1	n/a	2/15/2024	1.7	No	330	n/a	n/a	2.424	n/a	n/a	0.0000491	NP Inter (normality) 1 of 2
Chloride (mg/L)	GWC-21R	7.1	n/a	2/15/2024	3	No	330	n/a	n/a	2.424	n/a	n/a	0.0000491	NP Inter (normality) 1 of 2
Chloride (mg/L)	GWC-22R	7.1	n/a	2/15/2024	2.4	No	330	n/a	n/a	2.424	n/a	n/a	0.0000491	NP Inter (normality) 1 of 2
Chloride (mg/L)	GWC-23R	7.1	n/a	2/16/2024	1.4	No	330	n/a	n/a	2.424	n/a	n/a	0.0000491	NP Inter (normality) 1 of 2
Chloride (mg/L)	GWC-24R	7.1	n/a	2/15/2024	2.1	No	330	n/a	n/a	2.424	n/a	n/a	0.0000491	NP Inter (normality) 1 of 2
Chloride (mg/L)	GWC-25R	7.1	n/a	2/16/2024	2.7	No	330	n/a	n/a	2.424	n/a	n/a	0.0000491	NP Inter (normality) 1 of 2
Chloride (mg/L)	GWC-36RA	7.1	n/a	2/13/2024	3.4	No	330	n/a	n/a	2.424	n/a	n/a	0.0000491	NP Inter (normality) 1 of 2
Chloride (mg/L)	GWC-37	7.1	n/a	2/13/2024	0.8J	No	330	n/a	n/a	2.424	n/a	n/a	0.0000491	NP Inter (normality) 1 of 2
Chloride (mg/L)	GWC-38	7.1	n/a	2/13/2024	3.4	No	330	n/a	n/a	2.424	n/a	n/a	0.0000491	NP Inter (normality) 1 of 2
pH (pH_units)	GWC-16R	8.04	4.24	2/15/2024	6.95	No	340	n/a	n/a	0	n/a	n/a	0.0000982	NP Inter (normality) 1 of 2
pH (pH_units)	GWC-17R	8.04	4.24	2/15/2024	7.2	No	340	n/a	n/a	0	n/a	n/a	0.0000982	NP Inter (normality) 1 of 2
pH (pH_units)	GWC-18	8.04	4.24	2/14/2024	6.37	No	340	n/a	n/a	0	n/a	n/a	0.0000982	NP Inter (normality) 1 of 2
pH (pH_units)	GWC-18R	8.04	4.24	2/14/2024	7.07	No	340	n/a	n/a	0	n/a	n/a	0.0000982	NP Inter (normality) 1 of 2
pH (pH_units)	GWC-19R	8.04	4.24	2/14/2024	7.67	No	340	n/a	n/a	0	n/a	n/a	0.0000982	NP Inter (normality) 1 of 2
pH (pH_units)	GWC-20R	8.04	4.24	2/15/2024	7.56	No	340	n/a	n/a	0	n/a	n/a	0.0000982	NP Inter (normality) 1 of 2
pH (pH_units)	GWC-21R	8.04	4.24	2/15/2024	6.74	No	340	n/a	n/a	0	n/a	n/a	0.0000982	NP Inter (normality) 1 of 2
pH (pH_units)	GWC-22R	8.04	4.24	2/15/2024	6.73	No	340	n/a	n/a	0	n/a	n/a	0.0000982	NP Inter (normality) 1 of 2
pH (pH_units)	GWC-23R	8.04	4.24	2/16/2024	6.955	No	340	n/a	n/a	0	n/a	n/a	0.0000982	NP Inter (normality) 1 of 2
pH (pH_units)	GWC-24R	8.04	4.24	2/15/2024	7.22	No	340	n/a	n/a	0	n/a	n/a	0.0000982	NP Inter (normality) 1 of 2
pH (pH_units)	GWC-25R	8.04	4.24	2/16/2024	7.28	No	340	n/a	n/a	0	n/a	n/a	0.0000982	NP Inter (normality) 1 of 2
pH (pH_units)	GWC-36RA	8.04	4.24	2/13/2024	6.69	No	340	n/a	n/a	0	n/a	n/a	0.0000982	NP Inter (normality) 1 of 2
pH (pH_units)	GWC-37	8.04	4.24	2/13/2024	5.37	No	340	n/a	n/a	0	n/a	n/a	0.0000982	NP Inter (normality) 1 of 2
pH (pH_units)	GWC-38	8.04	4.24	2/13/2024	5.22	No	340	n/a	n/a	0	n/a	n/a	0.0000982	NP Inter (normality) 1 of 2
Sulfate (mg/L)	GWC-16R	147	n/a	2/15/2024	7.6	No	331	n/a	n/a	7.855	n/a	n/a	0.0000491	NP Inter (normality) 1 of 2
Sulfate (mg/L)	GWC-17R	147	n/a	2/15/2024	7.3	No	331	n/a	n/a	7.855	n/a	n/a	0.0000491	NP Inter (normality) 1 of 2
Sulfate (mg/L)	GWC-18	147	n/a	2/14/2024	1.8	No	331	n/a	n/a	7.855	n/a	n/a	0.0000491	NP Inter (normality) 1 of 2
Sulfate (mg/L)	GWC-18R	147	n/a	2/14/2024	2	No	331	n/a	n/a	7.855	n/a	n/a	0.0000491	NP Inter (normality) 1 of 2
Sulfate (mg/L)	GWC-19R	147	n/a	2/14/2024	2.9	No	331	n/a	n/a	7.855	n/a	n/a	0.0000491	NP Inter (normality) 1 of 2
Sulfate (mg/L)	GWC-20R	147	n/a	2/15/2024	1.1	No	331	n/a	n/a	7.855	n/a	n/a	0.0000491	NP Inter (normality) 1 of 2
Sulfate (mg/L)	GWC-21R	147	n/a	2/15/2024	5	No	331	n/a	n/a	7.855	n/a	n/a	0.0000491	NP Inter (normality) 1 of 2
Sulfate (mg/L)	GWC-22R	147	n/a	2/15/2024	1.6	No	331	n/a	n/a	7.855	n/a	n/a	0.0000491	NP Inter (normality) 1 of 2
Sulfate (mg/L)	GWC-23R	147	n/a	2/16/2024	59.5	No	331	n/a	n/a	7.855	n/a	n/a	0.0000491	NP Inter (normality) 1 of 2
Sulfate (mg/L)	GWC-24R	147	n/a	2/15/2024	2.3	No	331	n/a	n/a	7.855	n/a	n/a	0.0000491	NP Inter (normality) 1 of 2
Sulfate (mg/L)	GWC-25R	147	n/a	2/16/2024	1.9	No	331	n/a	n/a	7.855	n/a	n/a	0.0000491	NP Inter (normality) 1 of 2
Sulfate (mg/L)	GWC-36RA	147	n/a	2/13/2024	19.1	No	331	n/a	n/a	7.855	n/a	n/a	0.0000491	NP Inter (normality) 1 of 2
Sulfate (mg/L)	GWC-37	147	n/a	2/13/2024	0.5ND	No	331	n/a	n/a	7.855	n/a	n/a	0.0000491	NP Inter (normality) 1 of 2
Sulfate (mg/L)	GWC-38	147	n/a	2/13/2024	0.7J	No	331	n/a	n/a	7.855	n/a	n/a	0.0000491	NP Inter (normality) 1 of 2
Total Dissolved Solids (mg/l)	**GWC-16R**	**400**	**n/a**	**2/15/2024**	**401**	**Yes**	**328**	**n/a**	**n/a**	**8.232**	**n/a**	**n/a**	**0.0000491**	**NP Inter (normality) 1 of 2**
Total Dissolved Solids (mg/l)	GWC-17R	400	n/a	2/15/2024	333	No	328	n/a	n/a	8.232	n/a	n/a	0.0000491	NP Inter (normality) 1 of 2
Total Dissolved Solids (mg/l)	GWC-18	400	n/a	2/14/2024	143	No	328	n/a	n/a	8.232	n/a	n/a	0.0000491	NP Inter (normality) 1 of 2
Total Dissolved Solids (mg/l)	GWC-18R	400	n/a	2/14/2024	156	No	328	n/a	n/a	8.232	n/a	n/a	0.0000491	NP Inter (normality) 1 of 2
Total Dissolved Solids (mg/l)	GWC-19R	400	n/a	2/14/2024	182	No	328	n/a	n/a	8.232	n/a	n/a	0.0000491	NP Inter (normality) 1 of 2
Total Dissolved Solids (mg/l)	GWC-20R	400	n/a	2/15/2024	224	No	328	n/a	n/a	8.232	n/a	n/a	0.0000491	NP Inter (normality) 1 of 2
Total Dissolved Solids (mg/l)	GWC-21R	400	n/a	2/15/2024	290	No	328	n/a	n/a	8.232	n/a	n/a	0.0000491	NP Inter (normality) 1 of 2
Total Dissolved Solids (mg/l)	GWC-22R	400	n/a	2/15/2024	180	No	328	n/a	n/a	8.232	n/a	n/a	0.0000491	NP Inter (normality) 1 of 2
Total Dissolved Solids (mg/l)	GWC-23R	400	n/a	2/16/2024	395	No	328	n/a	n/a	8.232	n/a	n/a	0.0000491	NP Inter (normality) 1 of 2
Total Dissolved Solids (mg/l)	GWC-24R	400	n/a	2/15/2024	248	No	328	n/a	n/a	8.232	n/a	n/a	0.0000491	NP Inter (normality) 1 of 2
Total Dissolved Solids (mg/l)	GWC-25R	400	n/a	2/16/2024	155	No	328	n/a	n/a	8.232	n/a	n/a	0.0000491	NP Inter (normality) 1 of 2
Total Dissolved Solids (mg/l)	GWC-36RA	400	n/a	2/13/2024	252	No	328	n/a	n/a	8.232	n/a	n/a	0.0000491	NP Inter (normality) 1 of 2
Total Dissolved Solids (mg/l)	GWC-37	400	n/a	2/13/2024	12.5ND	No	328	n/a	n/a	8.232	n/a	n/a	0.0000491	NP Inter (normality) 1 of 2
Total Dissolved Solids (mg/l)	GWC-38	400	n/a	2/13/2024	31	No	328	n/a	n/a	8.232	n/a	n/a	0.0000491	NP Inter (normality) 1 of 2

Appendix III Interwell Prediction Limits - Significant Results

Plant Bowen Data: Bowen 3-4 CCR Printed 5/9/2024, 4:18 PM

Constituent	Well	Upper Lim.	Lower Lim.	Date	Observ.	Sig.	Bg N	Bg Mean	Std. Dev.	%NDs	ND Adj.	Transform	Alpha	Method
Calcium (mg/L)	**GWC-16R**	**66.6**	**n/a**	**2/15/2024**	**72.1**	**Yes**	**482**	**n/a**	**n/a**	**0**	**n/a**	**n/a**	**0.0000491**	**NP Inter (normality) 1 of 2**
Calcium (mg/L)	**GWC-17R**	**66.6**	**n/a**	**2/15/2024**	**68.1**	**Yes**	**482**	**n/a**	**n/a**	**0**	**n/a**	**n/a**	**0.0000491**	**NP Inter (normality) 1 of 2**
Calcium (mg/L)	**GWC-23R**	**66.6**	**n/a**	**2/16/2024**	**74.2**	**Yes**	**482**	**n/a**	**n/a**	**0**	**n/a**	**n/a**	**0.0000491**	**NP Inter (normality) 1 of 2**

Appendix III Interwell Prediction Limits - All Results

Plant Bowen Data: Bowen 3-4 CCR Printed 5/9/2024, 4:18 PM

Constituent	Well	Upper Lim.	Lower Lim.	Date	Observ.	Sig.	Bg N	Bg Mean	Std. Dev.	%NDs	ND Adj.	Transform	Alpha	Method
Boron (mg/L)	GWC-16R	0.04	n/a	2/15/2024	0.013J	No	481	n/a	n/a	66.53	n/a	n/a	0.0000491	NP Inter (NDs) 1 of 2
Boron (mg/L)	GWC-17R	0.04	n/a	2/15/2024	0.04ND	No	481	n/a	n/a	66.53	n/a	n/a	0.0000491	NP Inter (NDs) 1 of 2
Boron (mg/L)	GWC-18	0.04	n/a	2/14/2024	0.04ND	No	481	n/a	n/a	66.53	n/a	n/a	0.0000491	NP Inter (NDs) 1 of 2
Boron (mg/L)	GWC-18R	0.04	n/a	2/14/2024	0.04ND	No	481	n/a	n/a	66.53	n/a	n/a	0.0000491	NP Inter (NDs) 1 of 2
Boron (mg/L)	GWC-19R	0.04	n/a	2/14/2024	0.04ND	No	481	n/a	n/a	66.53	n/a	n/a	0.0000491	NP Inter (NDs) 1 of 2
Boron (mg/L)	GWC-20R	0.04	n/a	2/15/2024	0.04ND	No	481	n/a	n/a	66.53	n/a	n/a	0.0000491	NP Inter (NDs) 1 of 2
Boron (mg/L)	GWC-21R	0.04	n/a	2/15/2024	0.04ND	No	481	n/a	n/a	66.53	n/a	n/a	0.0000491	NP Inter (NDs) 1 of 2
Boron (mg/L)	GWC-22R	0.04	n/a	2/15/2024	0.04ND	No	481	n/a	n/a	66.53	n/a	n/a	0.0000491	NP Inter (NDs) 1 of 2
Boron (mg/L)	GWC-23R	0.04	n/a	2/16/2024	0.04ND	No	481	n/a	n/a	66.53	n/a	n/a	0.0000491	NP Inter (NDs) 1 of 2
Boron (mg/L)	GWC-24R	0.04	n/a	2/15/2024	0.04ND	No	481	n/a	n/a	66.53	n/a	n/a	0.0000491	NP Inter (NDs) 1 of 2
Boron (mg/L)	GWC-25R	0.04	n/a	2/16/2024	0.04ND	No	481	n/a	n/a	66.53	n/a	n/a	0.0000491	NP Inter (NDs) 1 of 2
Boron (mg/L)	GWC-36A	0.04	n/a	2/13/2024	0.034J	No	481	n/a	n/a	66.53	n/a	n/a	0.0000491	NP Inter (NDs) 1 of 2
Boron (mg/L)	GWC-36RA	0.04	n/a	2/13/2024	0.026J	No	481	n/a	n/a	66.53	n/a	n/a	0.0000491	NP Inter (NDs) 1 of 2
Boron (mg/L)	GWC-37	0.04	n/a	2/13/2024	0.04ND	No	481	n/a	n/a	66.53	n/a	n/a	0.0000491	NP Inter (NDs) 1 of 2
Boron (mg/L)	GWC-38	0.04	n/a	2/13/2024	0.04ND	No	481	n/a	n/a	66.53	n/a	n/a	0.0000491	NP Inter (NDs) 1 of 2
Calcium (mg/L)	**GWC-16R**	**66.6**	**n/a**	**2/15/2024**	**72.1**	**Yes**	**482**	**n/a**	**n/a**	**0**	**n/a**	**n/a**	**0.0000491**	**NP Inter (normality) 1 of 2**
Calcium (mg/L)	**GWC-17R**	**66.6**	**n/a**	**2/15/2024**	**68.1**	**Yes**	**482**	**n/a**	**n/a**	**0**	**n/a**	**n/a**	**0.0000491**	**NP Inter (normality) 1 of 2**
Calcium (mg/L)	GWC-18	66.6	n/a	2/14/2024	27.1	No	482	n/a	n/a	0	n/a	n/a	0.0000491	NP Inter (normality) 1 of 2
Calcium (mg/L)	GWC-18R	66.6	n/a	2/14/2024	31.9	No	482	n/a	n/a	0	n/a	n/a	0.0000491	NP Inter (normality) 1 of 2
Calcium (mg/L)	GWC-19R	66.6	n/a	2/14/2024	34.8	No	482	n/a	n/a	0	n/a	n/a	0.0000491	NP Inter (normality) 1 of 2
Calcium (mg/L)	GWC-20R	66.6	n/a	2/15/2024	39.2	No	482	n/a	n/a	0	n/a	n/a	0.0000491	NP Inter (normality) 1 of 2
Calcium (mg/L)	GWC-21R	66.6	n/a	2/15/2024	65.6	No	482	n/a	n/a	0	n/a	n/a	0.0000491	NP Inter (normality) 1 of 2
Calcium (mg/L)	GWC-22R	66.6	n/a	2/15/2024	34.2	No	482	n/a	n/a	0	n/a	n/a	0.0000491	NP Inter (normality) 1 of 2
Calcium (mg/L)	**GWC-23R**	**66.6**	**n/a**	**2/16/2024**	**74.2**	**Yes**	**482**	**n/a**	**n/a**	**0**	**n/a**	**n/a**	**0.0000491**	**NP Inter (normality) 1 of 2**
Calcium (mg/L)	GWC-24R	66.6	n/a	2/15/2024	31.1	No	482	n/a	n/a	0	n/a	n/a	0.0000491	NP Inter (normality) 1 of 2
Calcium (mg/L)	GWC-25R	66.6	n/a	2/16/2024	34.6	No	482	n/a	n/a	0	n/a	n/a	0.0000491	NP Inter (normality) 1 of 2
Calcium (mg/L)	GWC-36A	66.6	n/a	2/13/2024	52	No	482	n/a	n/a	0	n/a	n/a	0.0000491	NP Inter (normality) 1 of 2
Calcium (mg/L)	GWC-36RA	66.6	n/a	2/13/2024	54.5	No	482	n/a	n/a	0	n/a	n/a	0.0000491	NP Inter (normality) 1 of 2
Calcium (mg/L)	GWC-37	66.6	n/a	2/13/2024	0.72J	No	482	n/a	n/a	0	n/a	n/a	0.0000491	NP Inter (normality) 1 of 2
Calcium (mg/L)	GWC-38	66.6	n/a	2/13/2024	1.6	No	482	n/a	n/a	0	n/a	n/a	0.0000491	NP Inter (normality) 1 of 2
Fluoride (mg/L)	GWC-16R	0.4	n/a	2/15/2024	0.13	No	480	n/a	n/a	54.58	n/a	n/a	0.0000491	NP Inter (NDs) 1 of 2
Fluoride (mg/L)	GWC-17R	0.4	n/a	2/15/2024	0.1ND	No	480	n/a	n/a	54.58	n/a	n/a	0.0000491	NP Inter (NDs) 1 of 2
Fluoride (mg/L)	GWC-18	0.4	n/a	2/14/2024	0.1ND	No	480	n/a	n/a	54.58	n/a	n/a	0.0000491	NP Inter (NDs) 1 of 2
Fluoride (mg/L)	GWC-18R	0.4	n/a	2/14/2024	0.1ND	No	480	n/a	n/a	54.58	n/a	n/a	0.0000491	NP Inter (NDs) 1 of 2
Fluoride (mg/L)	GWC-19R	0.4	n/a	2/14/2024	0.1ND	No	480	n/a	n/a	54.58	n/a	n/a	0.0000491	NP Inter (NDs) 1 of 2
Fluoride (mg/L)	GWC-20R	0.4	n/a	2/15/2024	0.1ND	No	480	n/a	n/a	54.58	n/a	n/a	0.0000491	NP Inter (NDs) 1 of 2
Fluoride (mg/L)	GWC-21R	0.4	n/a	2/15/2024	0.1ND	No	480	n/a	n/a	54.58	n/a	n/a	0.0000491	NP Inter (NDs) 1 of 2
Fluoride (mg/L)	GWC-22R	0.4	n/a	2/15/2024	0.1ND	No	480	n/a	n/a	54.58	n/a	n/a	0.0000491	NP Inter (NDs) 1 of 2
Fluoride (mg/L)	GWC-23R	0.4	n/a	2/16/2024	0.054J	No	480	n/a	n/a	54.58	n/a	n/a	0.0000491	NP Inter (NDs) 1 of 2
Fluoride (mg/L)	GWC-24R	0.4	n/a	2/15/2024	0.1ND	No	480	n/a	n/a	54.58	n/a	n/a	0.0000491	NP Inter (NDs) 1 of 2
Fluoride (mg/L)	GWC-25R	0.4	n/a	2/16/2024	0.055J	No	480	n/a	n/a	54.58	n/a	n/a	0.0000491	NP Inter (NDs) 1 of 2
Fluoride (mg/L)	GWC-36A	0.4	n/a	2/13/2024	0.1ND	No	480	n/a	n/a	54.58	n/a	n/a	0.0000491	NP Inter (NDs) 1 of 2
Fluoride (mg/L)	GWC-36RA	0.4	n/a	2/13/2024	0.1ND	No	480	n/a	n/a	54.58	n/a	n/a	0.0000491	NP Inter (NDs) 1 of 2
Fluoride (mg/L)	GWC-37	0.4	n/a	2/13/2024	0.1ND	No	480	n/a	n/a	54.58	n/a	n/a	0.0000491	NP Inter (NDs) 1 of 2
Fluoride (mg/L)	GWC-38	0.4	n/a	2/13/2024	0.1ND	No	480	n/a	n/a	54.58	n/a	n/a	0.0000491	NP Inter (NDs) 1 of 2

Appendix III Trend Tests - Significant Results

Plant Bowen Data: Bowen 3-4 CCR Printed 5/9/2024, 6:05 PM

Constituent	Well	Slope	Calc.	Critical	Sig.	N	%NDs	Normality	Alpha	Method
Calcium (mg/L)	GWA-2R (bg)	2.61	103	92	Yes	22	0	n/a	0.01	NP
Calcium (mg/L)	GWA-42 (bg)	1.151	150	92	Yes	22	0	n/a	0.01	NP
Calcium (mg/L)	GWA-43 (bg)	-0.8992	-145	-87	Yes	21	0	n/a	0.01	NP
Calcium (mg/L)	GWA-43R (bg)	0.6016	118	98	Yes	23	0	n/a	0.01	NP
Calcium (mg/L)	GWA-50 (bg)	-0.09605	-100	-92	Yes	22	0	n/a	0.01	NP
Calcium (mg/L)	GWA-50R (bg)	-0.5592	-123	-92	Yes	22	0	n/a	0.01	NP
Calcium (mg/L)	GWA-51RZ (bg)	1.383	83	74	Yes	19	0	n/a	0.01	NP
Calcium (mg/L)	GWA-55 (bg)	2.879	106	74	Yes	19	0	n/a	0.01	NP
Calcium (mg/L)	GWA-55R (bg)	1.995	83	74	Yes	19	0	n/a	0.01	NP
Calcium (mg/L)	GWC-16R	2.773	153	92	Yes	22	0	n/a	0.01	NP
Calcium (mg/L)	GWC-23R	1.738	133	92	Yes	22	0	n/a	0.01	NP
pH (pH_units)	GWA-1 (bg)	-0.03763	-133	-92	Yes	22	0	n/a	0.01	NP
pH (pH_units)	GWA-2R (bg)	-0.08848	-131	-92	Yes	22	0	n/a	0.01	NP
pH (pH_units)	GWA-40 (bg)	-0.08389	-141	-105	Yes	24	0	n/a	0.01	NP
pH (pH_units)	GWA-41R (bg)	-0.1011	-120	-92	Yes	22	0	n/a	0.01	NP
pH (pH_units)	GWA-42 (bg)	-0.03475	-93	-92	Yes	22	0	n/a	0.01	NP
pH (pH_units)	GWA-43 (bg)	-0.1559	-169	-92	Yes	22	0	n/a	0.01	NP
pH (pH_units)	GWA-50 (bg)	-0.1031	-148	-92	Yes	22	0	n/a	0.01	NP
pH (pH_units)	GWA-50R (bg)	-0.176	-131	-92	Yes	22	0	n/a	0.01	NP
pH (pH_units)	GWA-54 (bg)	-0.04576	-75	-74	Yes	19	0	n/a	0.01	NP
pH (pH_units)	GWC-18R	-0.03156	-99	-92	Yes	22	0	n/a	0.01	NP
pH (pH_units)	GWC-36RA	-0.06917	-134	-92	Yes	22	0	n/a	0.01	NP
Total Dissolved Solids (mg/l)	GWA-3A (bg)	11.28	103	87	Yes	21	23.81	n/a	0.01	NP
Total Dissolved Solids (mg/l)	GWA-55 (bg)	11.85	102	74	Yes	19	0	n/a	0.01	NP
Total Dissolved Solids (mg/l)	GWA-55R (bg)	8.787	98	74	Yes	19	0	n/a	0.01	NP
Total Dissolved Solids (mg/l)	GWC-16R	7.957	99	92	Yes	22	0	n/a	0.01	NP

Appendix III Trend Tests - All Results

Plant Bowen Data: Bowen 3-4 CCR Printed 5/9/2024, 6:05 PM

Constituent	Well	Slope	Calc.	Critical	Sig.	N	%NDs	Normality	Alpha	Method
Calcium (mg/L)	GWA-1 (bg)	0.4688	77	92	No	22	0	n/a	0.01	NP
Calcium (mg/L)	GWA-2 (bg)	2.561	39	92	No	22	0	n/a	0.01	NP
Calcium (mg/L)	**GWA-2R (bg)**	**2.61**	**103**	**92**	**Yes**	**22**	**0**	**n/a**	**0.01**	**NP**
Calcium (mg/L)	GWA-39RZ (bg)	0.2179	30	92	No	22	0	n/a	0.01	NP
Calcium (mg/L)	GWA-39Z (bg)	0.07858	3	98	No	23	0	n/a	0.01	NP
Calcium (mg/L)	GWA-3A (bg)	1.577	60	87	No	21	0	n/a	0.01	NP
Calcium (mg/L)	GWA-40 (bg)	-0.2076	-35	-92	No	22	0	n/a	0.01	NP
Calcium (mg/L)	GWA-41 (bg)	0.2779	17	92	No	22	0	n/a	0.01	NP
Calcium (mg/L)	GWA-41R (bg)	0.4562	30	92	No	22	0	n/a	0.01	NP
Calcium (mg/L)	**GWA-42 (bg)**	**1.151**	**150**	**92**	**Yes**	**22**	**0**	**n/a**	**0.01**	**NP**
Calcium (mg/L)	**GWA-43 (bg)**	**-0.8992**	**-145**	**-87**	**Yes**	**21**	**0**	**n/a**	**0.01**	**NP**
Calcium (mg/L)	**GWA-43R (bg)**	**0.6016**	**118**	**98**	**Yes**	**23**	**0**	**n/a**	**0.01**	**NP**
Calcium (mg/L)	GWA-4RZ (bg)	1.473	86	92	No	22	0	n/a	0.01	NP
Calcium (mg/L)	**GWA-50 (bg)**	**-0.09605**	**-100**	**-92**	**Yes**	**22**	**0**	**n/a**	**0.01**	**NP**
Calcium (mg/L)	**GWA-50R (bg)**	**-0.5592**	**-123**	**-92**	**Yes**	**22**	**0**	**n/a**	**0.01**	**NP**
Calcium (mg/L)	**GWA-51RZ (bg)**	**1.383**	**83**	**74**	**Yes**	**19**	**0**	**n/a**	**0.01**	**NP**
Calcium (mg/L)	GWA-52 (bg)	0.3552	48	74	No	19	0	n/a	0.01	NP
Calcium (mg/L)	GWA-53 (bg)	0.2237	38	74	No	19	0	n/a	0.01	NP
Calcium (mg/L)	GWA-53R (bg)	0.4349	61	74	No	19	0	n/a	0.01	NP
Calcium (mg/L)	GWA-54 (bg)	-0.2535	-50	-74	No	19	0	n/a	0.01	NP
Calcium (mg/L)	**GWA-55 (bg)**	**2.879**	**106**	**74**	**Yes**	**19**	**0**	**n/a**	**0.01**	**NP**
Calcium (mg/L)	**GWA-55R (bg)**	**1.995**	**83**	**74**	**Yes**	**19**	**0**	**n/a**	**0.01**	**NP**
Calcium (mg/L)	GWA-56 (bg)	0.6697	25	74	No	19	0	n/a	0.01	NP
Calcium (mg/L)	**GWC-16R**	**2.773**	**153**	**92**	**Yes**	**22**	**0**	**n/a**	**0.01**	**NP**
Calcium (mg/L)	GWC-17R	0.5014	60	92	No	22	0	n/a	0.01	NP
Calcium (mg/L)	**GWC-23R**	**1.738**	**133**	**92**	**Yes**	**22**	**0**	**n/a**	**0.01**	**NP**
pH (pH_units)	**GWA-1 (bg)**	**-0.03763**	**-133**	**-92**	**Yes**	**22**	**0**	**n/a**	**0.01**	**NP**
pH (pH_units)	GWA-2 (bg)	-0.02898	-36	-92	No	22	0	n/a	0.01	NP
pH (pH_units)	**GWA-2R (bg)**	**-0.08848**	**-131**	**-92**	**Yes**	**22**	**0**	**n/a**	**0.01**	**NP**
pH (pH_units)	GWA-39RZ (bg)	-0.03218	-73	-105	No	24	0	n/a	0.01	NP
pH (pH_units)	GWA-39Z (bg)	-0.04984	-51	-98	No	23	0	n/a	0.01	NP
pH (pH_units)	GWA-3A (bg)	0.1579	18	87	No	21	0	n/a	0.01	NP
pH (pH_units)	**GWA-40 (bg)**	**-0.08389**	**-141**	**-105**	**Yes**	**24**	**0**	**n/a**	**0.01**	**NP**
pH (pH_units)	GWA-41 (bg)	-0.06679	-80	-87	No	21	0	n/a	0.01	NP
pH (pH_units)	**GWA-41R (bg)**	**-0.1011**	**-120**	**-92**	**Yes**	**22**	**0**	**n/a**	**0.01**	**NP**
pH (pH_units)	**GWA-42 (bg)**	**-0.03475**	**-93**	**-92**	**Yes**	**22**	**0**	**n/a**	**0.01**	**NP**
pH (pH_units)	**GWA-43 (bg)**	**-0.1559**	**-169**	**-92**	**Yes**	**22**	**0**	**n/a**	**0.01**	**NP**
pH (pH_units)	GWA-43R (bg)	-0.008321	-41	-98	No	23	0	n/a	0.01	NP
pH (pH_units)	GWA-4RZ (bg)	-0.04906	-127	-131	No	28	0	n/a	0.01	NP
pH (pH_units)	**GWA-50 (bg)**	**-0.1031**	**-148**	**-92**	**Yes**	**22**	**0**	**n/a**	**0.01**	**NP**
pH (pH_units)	**GWA-50R (bg)**	**-0.176**	**-131**	**-92**	**Yes**	**22**	**0**	**n/a**	**0.01**	**NP**
pH (pH_units)	GWA-51RZ (bg)	-0.01096	-9	-81	No	20	0	n/a	0.01	NP
pH (pH_units)	GWA-52 (bg)	-0.02658	-65	-74	No	19	0	n/a	0.01	NP
pH (pH_units)	GWA-53 (bg)	-0.02035	-69	-74	No	19	0	n/a	0.01	NP
pH (pH_units)	GWA-53R (bg)	-0.02694	-72	-74	No	19	0	n/a	0.01	NP
pH (pH_units)	**GWA-54 (bg)**	**-0.04576**	**-75**	**-74**	**Yes**	**19**	**0**	**n/a**	**0.01**	**NP**
pH (pH_units)	GWA-55 (bg)	-0.05556	-65	-74	No	19	0	n/a	0.01	NP
pH (pH_units)	GWA-55R (bg)	-0.07241	-72	-74	No	19	0	n/a	0.01	NP
pH (pH_units)	GWA-56 (bg)	-0.03349	-38	-81	No	20	0	n/a	0.01	NP
pH (pH_units)	**GWC-18R**	**-0.03156**	**-99**	**-92**	**Yes**	**22**	**0**	**n/a**	**0.01**	**NP**
pH (pH_units)	**GWC-36RA**	**-0.06917**	**-134**	**-92**	**Yes**	**22**	**0**	**n/a**	**0.01**	**NP**
Total Dissolved Solids (mg/l)	GWA-1 (bg)	1.036	31	92	No	22	0	n/a	0.01	NP
Total Dissolved Solids (mg/l)	GWA-2 (bg)	7.131	19	92	No	22	4.545	n/a	0.01	NP
Total Dissolved Solids (mg/l)	GWA-2R (bg)	5.08	57	92	No	22	0	n/a	0.01	NP
Total Dissolved Solids (mg/l)	GWA-39RZ (bg)	-4.482	-48	-92	No	22	0	n/a	0.01	NP

Appendix III Trend Tests - All Results

Plant Bowen Data: Bowen 3-4 CCR Printed 5/9/2024, 6:05 PM

Constituent	Well	Slope	Calc.	Critical	Sig.	N	%NDs	Normality	Alpha	Method
Total Dissolved Solids (mg/l)	GWA-39Z (bg)	0.6466	10	87	No	21	0	n/a	0.01	NP
Total Dissolved Solids (mg/l)	**GWA-3A (bg)**	**11.28**	**103**	**87**	**Yes**	**21**	**23.81**	**n/a**	**0.01**	**NP**
Total Dissolved Solids (mg/l)	GWA-40 (bg)	0	1	92	No	22	0	n/a	0.01	NP
Total Dissolved Solids (mg/l)	GWA-41 (bg)	1.857	22	92	No	22	0	n/a	0.01	NP
Total Dissolved Solids (mg/l)	GWA-41R (bg)	2.252	35	92	No	22	0	n/a	0.01	NP
Total Dissolved Solids (mg/l)	GWA-42 (bg)	0.9924	20	92	No	22	0	n/a	0.01	NP
Total Dissolved Solids (mg/l)	GWA-43 (bg)	-3.149	-89	-92	No	22	22.73	n/a	0.01	NP
Total Dissolved Solids (mg/l)	GWA-43R (bg)	0	1	92	No	22	0	n/a	0.01	NP
Total Dissolved Solids (mg/l)	GWA-4RZ (bg)	-1.798	-11	-92	No	22	0	n/a	0.01	NP
Total Dissolved Solids (mg/l)	GWA-50 (bg)	0	-31	-92	No	22	40.91	n/a	0.01	NP
Total Dissolved Solids (mg/l)	GWA-50R (bg)	-2.862	-68	-92	No	22	31.82	n/a	0.01	NP
Total Dissolved Solids (mg/l)	GWA-51RZ (bg)	0.9489	9	74	No	19	0	n/a	0.01	NP
Total Dissolved Solids (mg/l)	GWA-52 (bg)	1.996	24	68	No	18	0	n/a	0.01	NP
Total Dissolved Solids (mg/l)	GWA-53 (bg)	3.456	36	74	No	19	0	n/a	0.01	NP
Total Dissolved Solids (mg/l)	GWA-53R (bg)	0.8352	15	68	No	18	0	n/a	0.01	NP
Total Dissolved Solids (mg/l)	GWA-54 (bg)	-1.665	-24	-74	No	19	0	n/a	0.01	NP
Total Dissolved Solids (mg/l)	**GWA-55 (bg)**	**11.85**	**102**	**74**	**Yes**	**19**	**0**	**n/a**	**0.01**	**NP**
Total Dissolved Solids (mg/l)	**GWA-55R (bg)**	**8.787**	**98**	**74**	**Yes**	**19**	**0**	**n/a**	**0.01**	**NP**
Total Dissolved Solids (mg/l)	GWA-56 (bg)	-2.005	-7	-74	No	19	0	n/a	0.01	NP
Total Dissolved Solids (mg/l)	**GWC-16R**	**7.957**	**99**	**92**	**Yes**	**22**	**0**	**n/a**	**0.01**	**NP**
Total Dissolved Solids (mg/l)	GWC-24R	-1.161	-51	-92	No	22	0	n/a	0.01	NP
Total Dissolved Solids (mg/l)	GWC-36RA	8.701	91	92	No	22	0	n/a	0.01	NP

Appendix I Intrawell Prediction Limit - April 2024 Resample - All Results (No Significant)

Plant Bowen Data: Bowen 3-4 CCR Printed 5/17/2024, 2:50 PM

Constituent	Well	Upper Lim.	Lower Lim.	Date	Observ.	Sig.	Bg N	Bg Mean	Std. Dev.	%NDs	ND Adj.	Transform	Alpha	Method
Barium (mg/L)	GWC-23R	0.04462	n/a	4/3/2024	0.018	No	30	0.0278	0.006798	0	None	No	0.0002195	Param Intra 1 of 2

Appendix III Intrawell Prediction Limit - June 2024 Resample - All Results (No Significant)

Plant Bowen Client: Southern Company Data: Bowen 3-4 CCR Printed 7/8/2024, 11:58 AM

Constituent	Well	Upper Lim.	Lower Lim.	Date	Observ.	Sig.	Bg N	Bg Mean	Std. Dev.	%NDs	ND Adj.	Transform	Alpha	Method
Total Dissolved Solids (mg/l)	GWC-16R	373.2	n/a	6/26/2024	313	No	21	301.3	30.12	0	None	No	0.0005016	Param Intra 1 of 2

Table of Contents

Figure A. Time Series	56
Figure B. Box Plots	529
Figure C. Outlier Summary & Tukey's Outlier Tests	553
Figure D. Appendix I Mann-Whitney	729
Figure E. Appendix III Mann-Whitney	1161
Figure F. Upgradient Wells Trend Tests	1421
Figure G. Appendix I Intrawell Prediction Limits	1443
Figure H. Appendix I Interwell Prediction Limits - Two-Step	1880
Figure I. Appendix I Trend Tests	1901
Figure J. Appendix III Intrawell Prediction Limits	1910
Figure K. Appendix III Interwell Prediction Limits - Two-Step	2059
Figure L. Appendix III Interwell Prediction Limits	2143
Figure M. Appendix III Trend Tests	2222
Figure N. Time Series - Resample	2246
Figure O. Appendix I Intrawell Prediction Limits - Resample	2267
Figure P. Appendix III Intrawell Prediction Limits - Resample	2271

FIGURE A.

Sanitas™ v.10.0.16e Software licensed to . UG
Hollow symbols indicate censored values.

Time Series

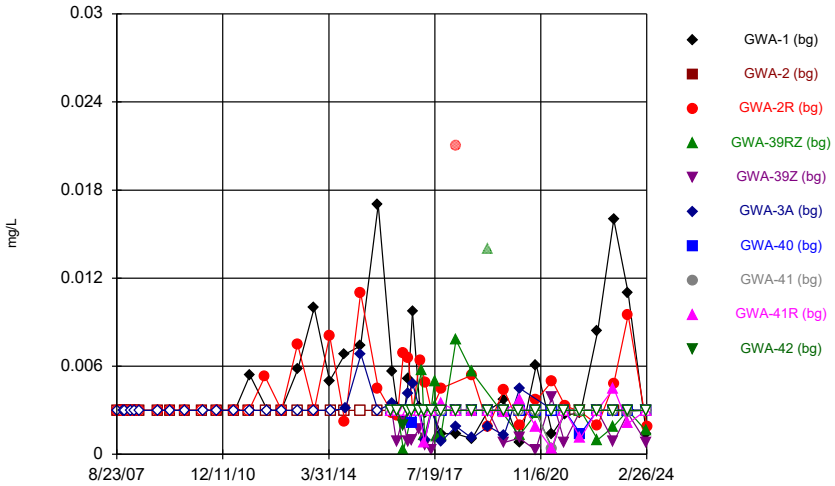

Constituent: Antimony Analysis Run 5/13/2024 9:34 AM
Plant Bowen Data: Bowen 3-4 CCR

Sanitas™ v.10.0.16e Software licensed to . UG
Hollow symbols indicate censored values.

Time Series

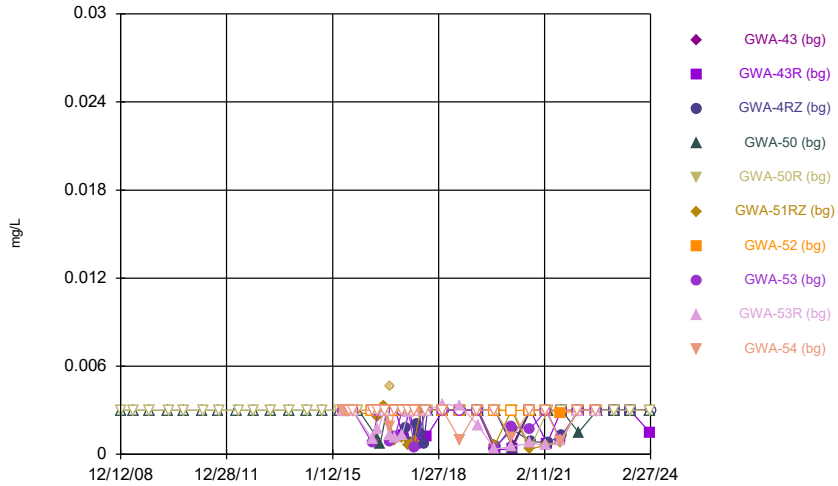

Constituent: Antimony Analysis Run 5/13/2024 9:34 AM
Plant Bowen Data: Bowen 3-4 CCR

Sanitas™ v.10.0.16e Software licensed to . UG
Hollow symbols indicate censored values.

Time Series

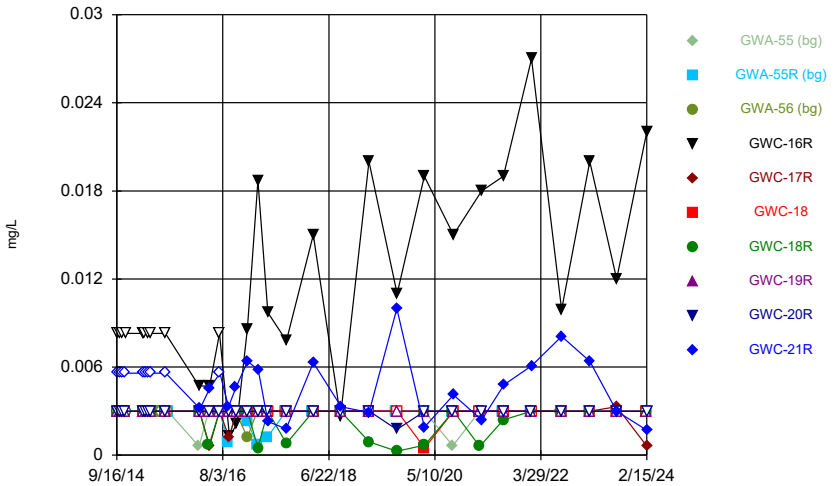

Constituent: Antimony Analysis Run 5/13/2024 9:34 AM
Plant Bowen Data: Bowen 3-4 CCR

Sanitas™ v.10.0.16e Software licensed to . UG
Hollow symbols indicate censored values.

Time Series

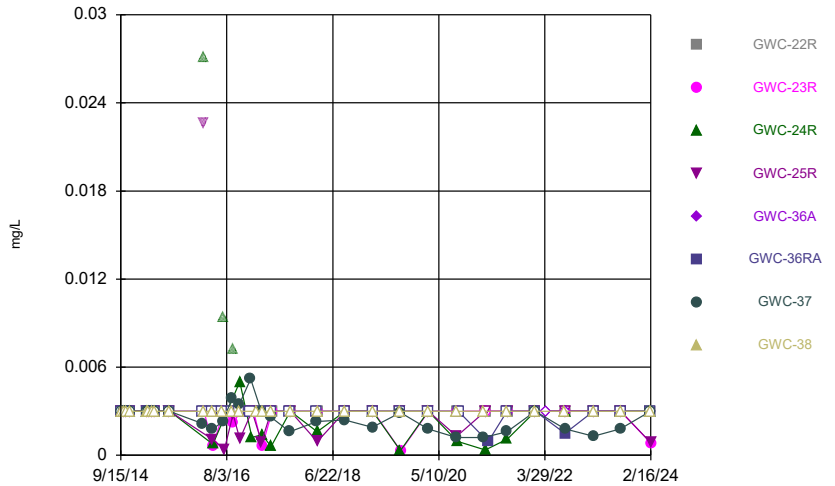

Constituent: Antimony Analysis Run 5/13/2024 9:34 AM
Plant Bowen Data: Bowen 3-4 CCR

Sanitas™ v.10.0.16e Software licensed to . UG
Hollow symbols indicate censored values.

Time Series



Constituent: Arsenic Analysis Run 5/13/2024 9:34 AM
Plant Bowen Data: Bowen 3-4 CCR

Sanitas™ v.10.0.16e Software licensed to . UG
Hollow symbols indicate censored values.

Time Series

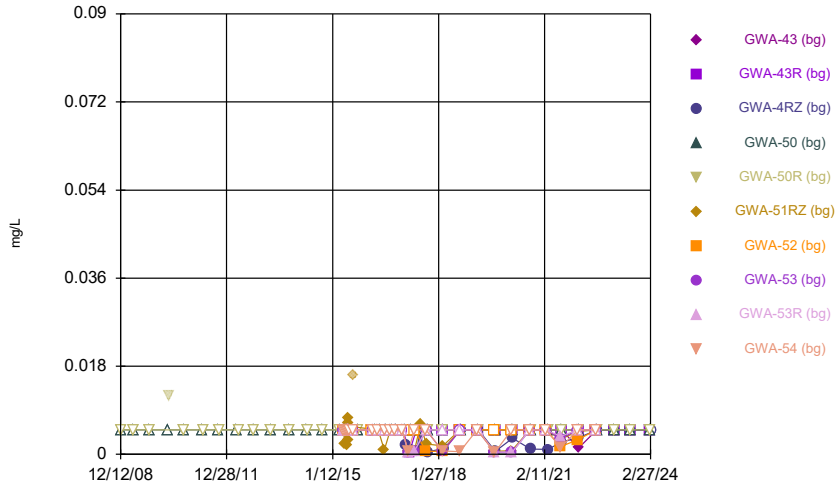

Constituent: Arsenic Analysis Run 5/13/2024 9:34 AM
Plant Bowen Data: Bowen 3-4 CCR

Sanitas™ v.10.0.16e Software licensed to . UG
Hollow symbols indicate censored values.

Time Series

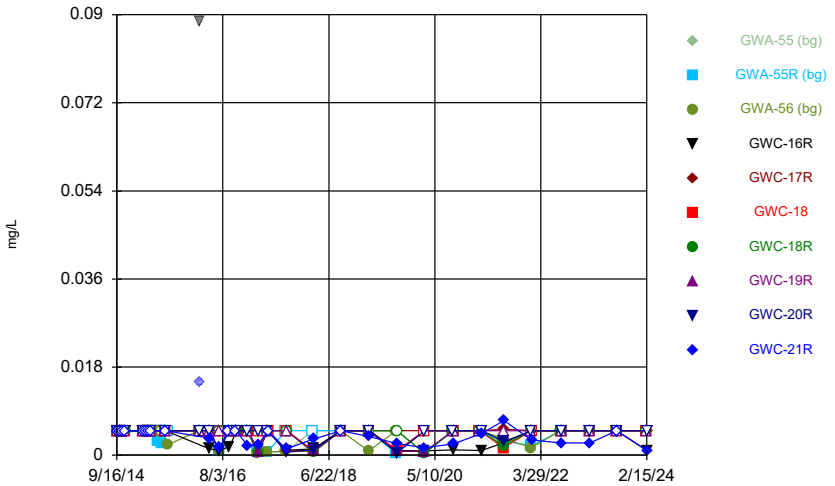

Constituent: Arsenic Analysis Run 5/13/2024 9:34 AM
Plant Bowen Data: Bowen 3-4 CCR

Sanitas™ v.10.0.16e Software licensed to . UG
Hollow symbols indicate censored values.

Time Series

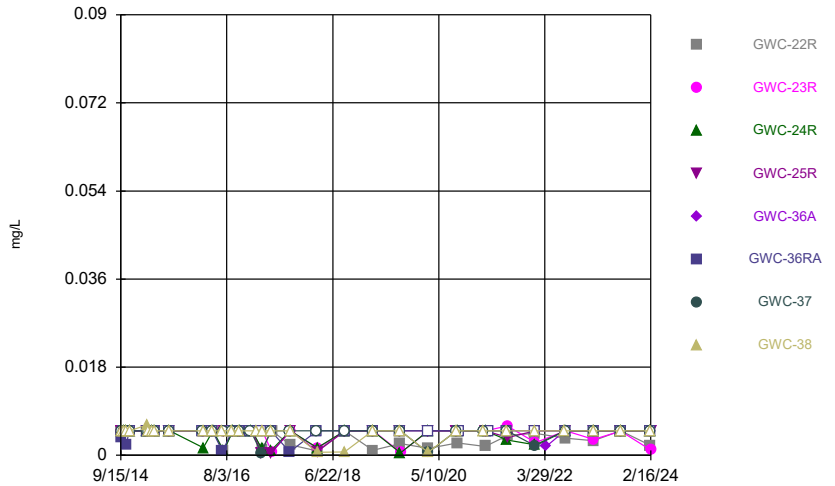

Constituent: Arsenic Analysis Run 5/13/2024 9:34 AM
Plant Bowen Data: Bowen 3-4 CCR

Sanitas™ v.10.0.16e Software licensed to . UG
Hollow symbols indicate censored values.

Time Series

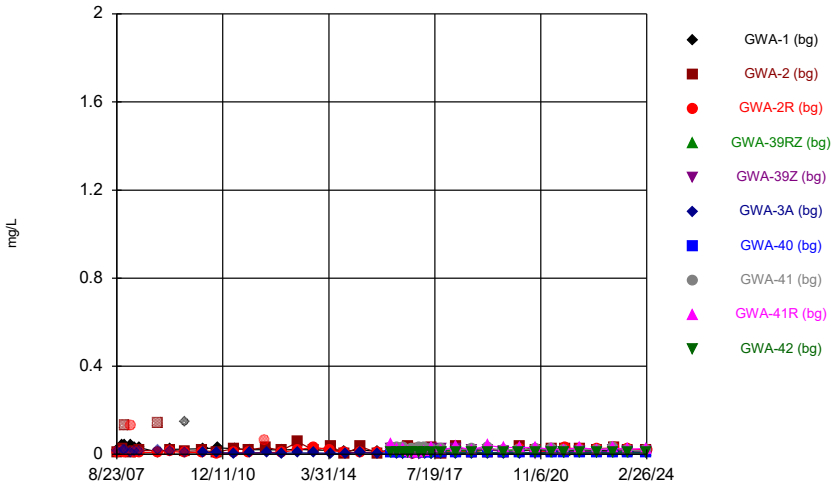

Constituent: Barium Analysis Run 5/13/2024 9:34 AM
Plant Bowen Data: Bowen 3-4 CCR

Sanitas™ v.10.0.16e Software licensed to . UG
Hollow symbols indicate censored values.

Time Series

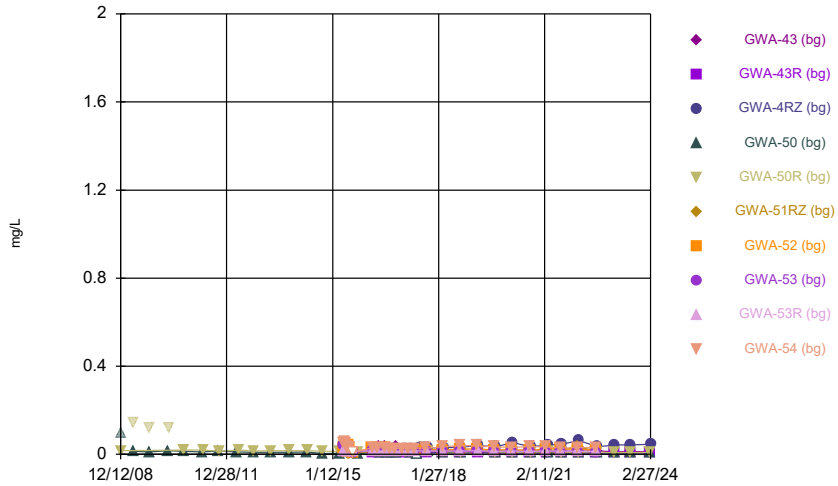

Constituent: Barium Analysis Run 5/13/2024 9:34 AM
Plant Bowen Data: Bowen 3-4 CCR

Sanitas™ v.10.0.16e Software licensed to . UG
Hollow symbols indicate censored values.

Time Series

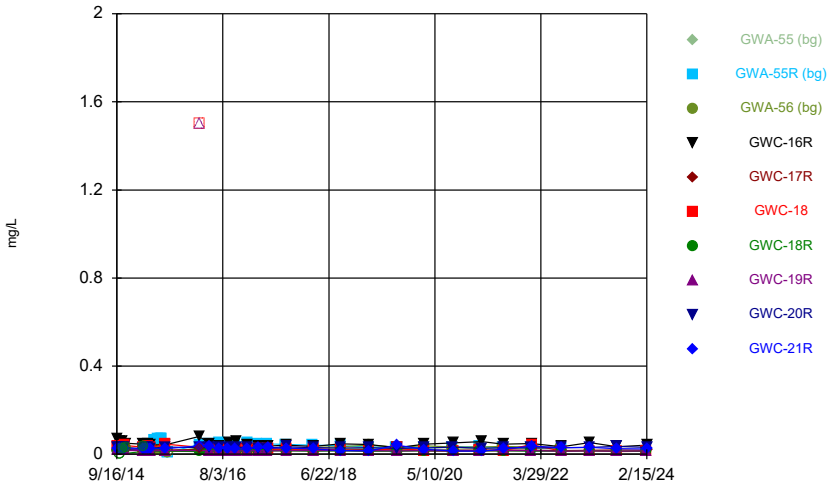

Constituent: Barium Analysis Run 5/13/2024 9:34 AM
Plant Bowen Data: Bowen 3-4 CCR

Sanitas™ v.10.0.16e Software licensed to . UG
Hollow symbols indicate censored values.

Time Series

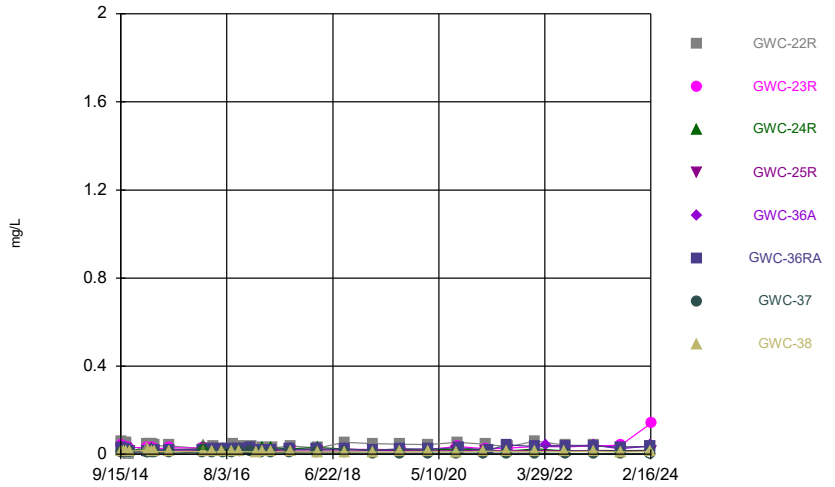

Constituent: Barium Analysis Run 5/13/2024 9:34 AM
Plant Bowen Data: Bowen 3-4 CCR

Sanitas™ v.10.0.16e Software licensed to . UG
Hollow symbols indicate censored values.

Time Series

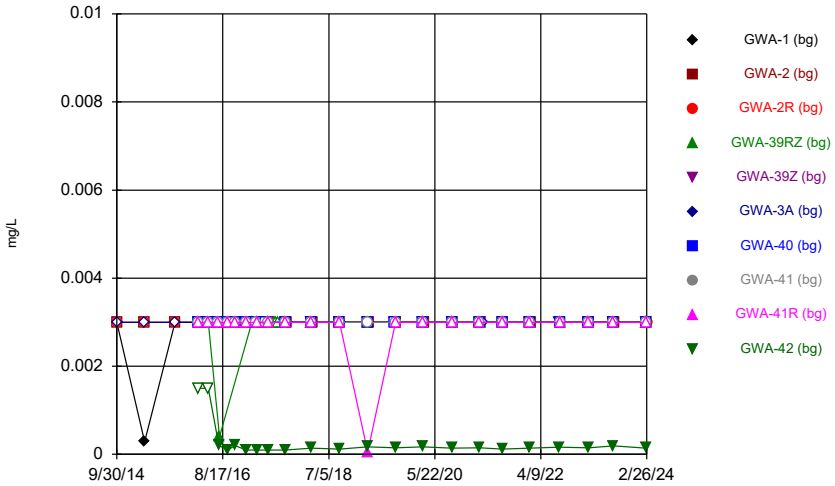

Constituent: Beryllium Analysis Run 5/13/2024 9:34 AM
Plant Bowen Data: Bowen 3-4 CCR

Sanitas™ v.10.0.16e Software licensed to . UG
Hollow symbols indicate censored values.

Time Series

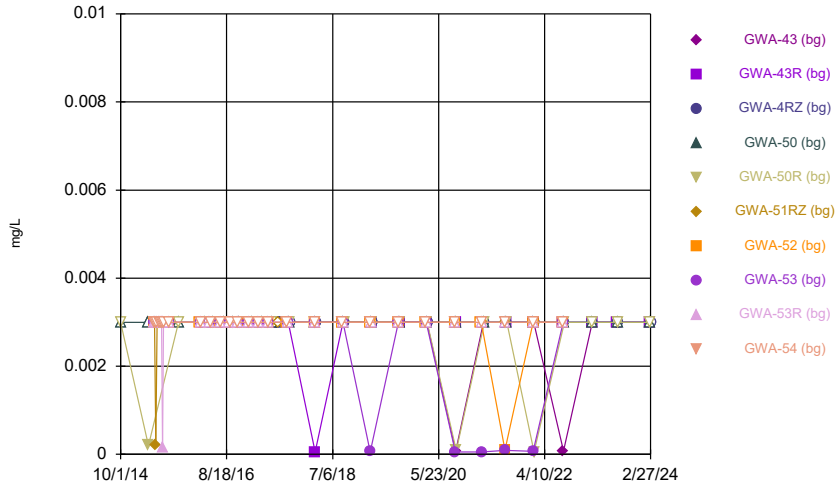

Constituent: Beryllium Analysis Run 5/13/2024 9:34 AM
Plant Bowen Data: Bowen 3-4 CCR

Sanitas™ v.10.0.16e Software licensed to . UG
Hollow symbols indicate censored values.

Time Series

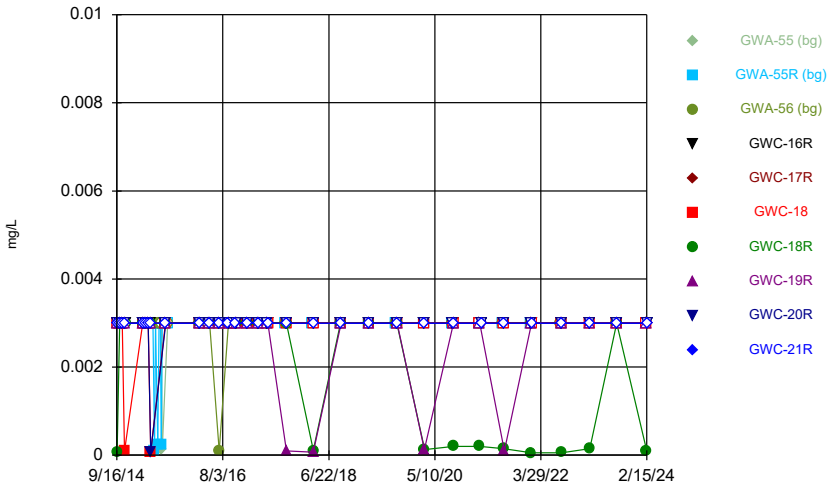

Constituent: Beryllium Analysis Run 5/13/2024 9:34 AM
Plant Bowen Data: Bowen 3-4 CCR

Sanitas™ v.10.0.16e Software licensed to . UG
Hollow symbols indicate censored values.

Time Series

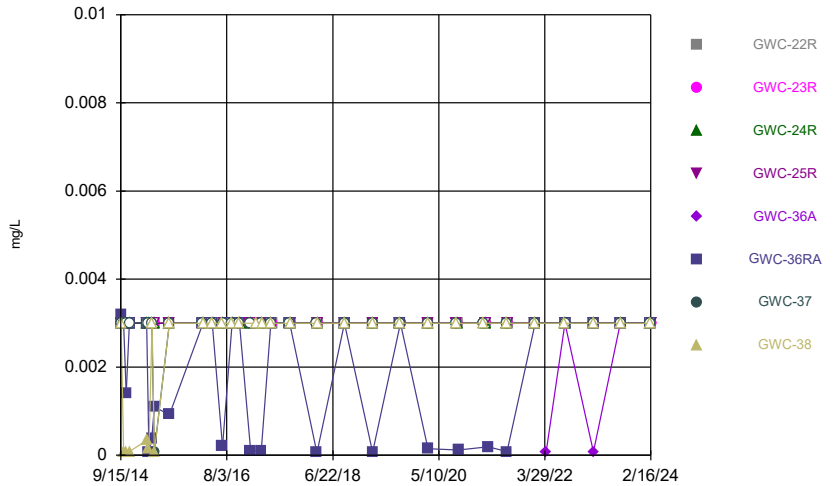

Constituent: Beryllium Analysis Run 5/13/2024 9:34 AM
Plant Bowen Data: Bowen 3-4 CCR

Sanitas™ v.10.0.16e Software licensed to . UG
Hollow symbols indicate censored values.

Time Series

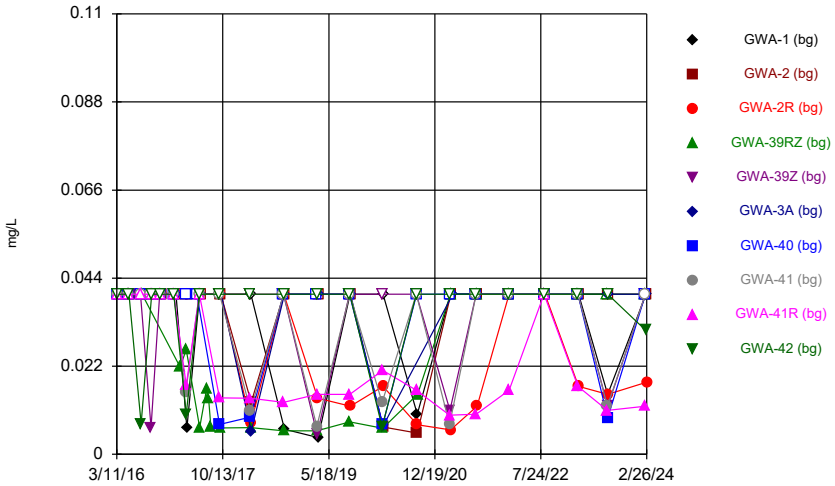

Constituent: Boron Analysis Run 5/13/2024 9:34 AM
Plant Bowen Data: Bowen 3-4 CCR

Sanitas™ v.10.0.16e Software licensed to . UG
Hollow symbols indicate censored values.

Time Series

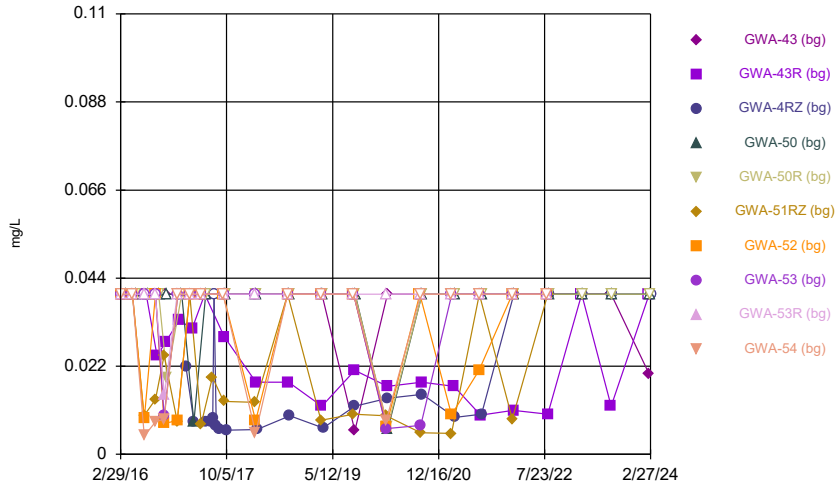

Constituent: Boron Analysis Run 5/13/2024 9:34 AM
Plant Bowen Data: Bowen 3-4 CCR

Sanitas™ v.10.0.16e Software licensed to . UG
Hollow symbols indicate censored values.

Time Series

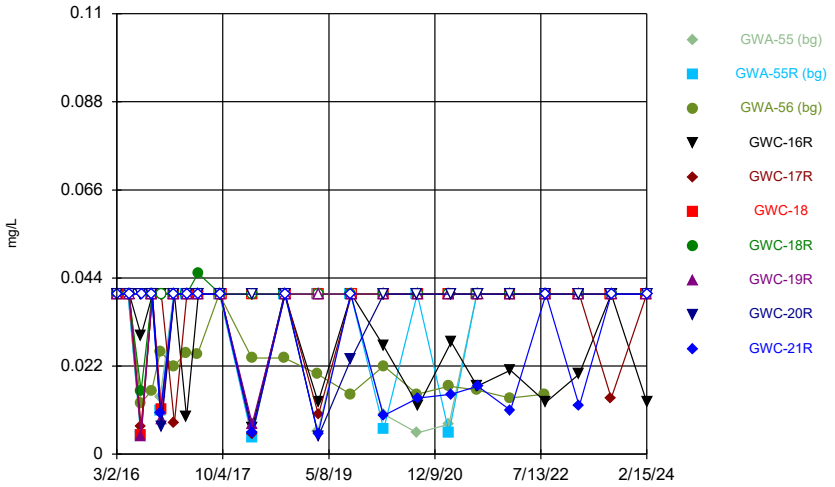

Constituent: Boron Analysis Run 5/13/2024 9:34 AM
Plant Bowen Data: Bowen 3-4 CCR

Sanitas™ v.10.0.16e Software licensed to . UG
Hollow symbols indicate censored values.

Time Series

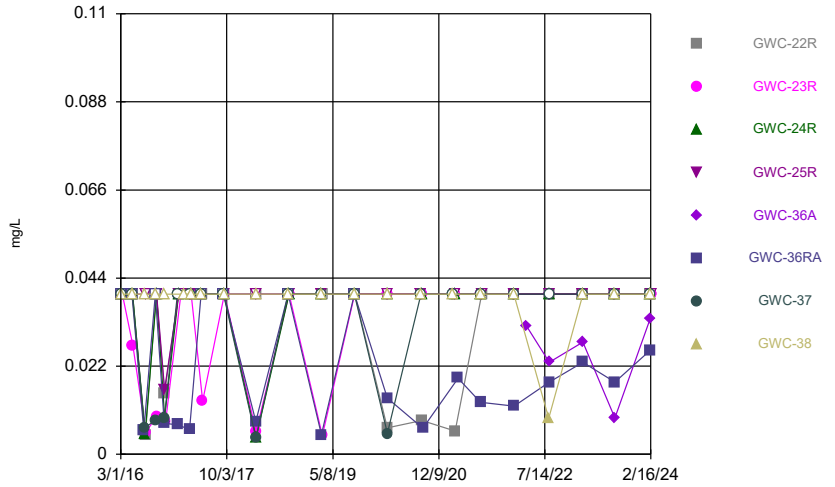

Constituent: Boron Analysis Run 5/13/2024 9:34 AM
Plant Bowen Data: Bowen 3-4 CCR

Sanitas™ v.10.0.16e Software licensed to . UG
Hollow symbols indicate censored values.

Time Series

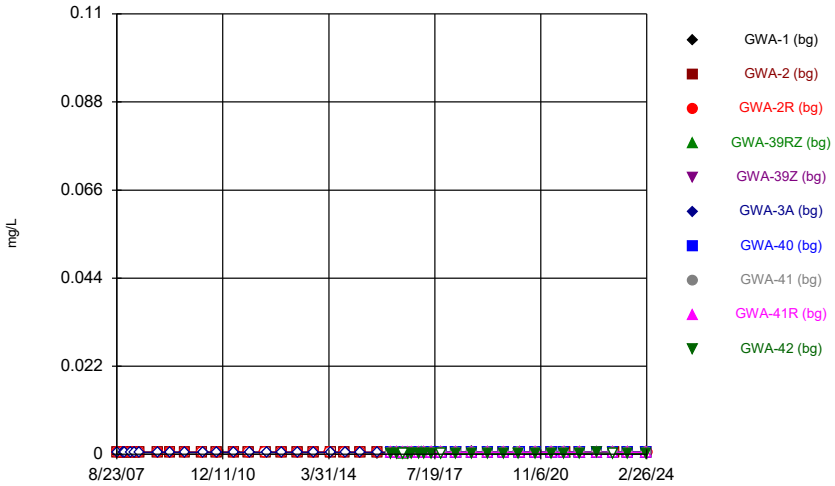

Constituent: Cadmium Analysis Run 5/13/2024 9:34 AM
Plant Bowen Data: Bowen 3-4 CCR

Sanitas™ v.10.0.16e Software licensed to . UG
Hollow symbols indicate censored values.

Time Series



Constituent: Cadmium Analysis Run 5/13/2024 9:34 AM
Plant Bowen Data: Bowen 3-4 CCR

Sanitas™ v.10.0.16e Software licensed to . UG
Hollow symbols indicate censored values.

Time Series

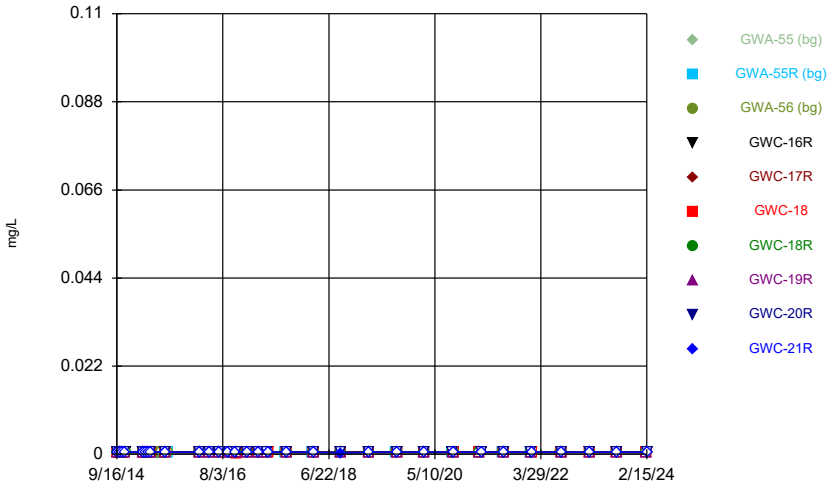

Constituent: Cadmium Analysis Run 5/13/2024 9:34 AM
Plant Bowen Data: Bowen 3-4 CCR

Sanitas™ v.10.0.16e Software licensed to . UG
Hollow symbols indicate censored values.

Time Series

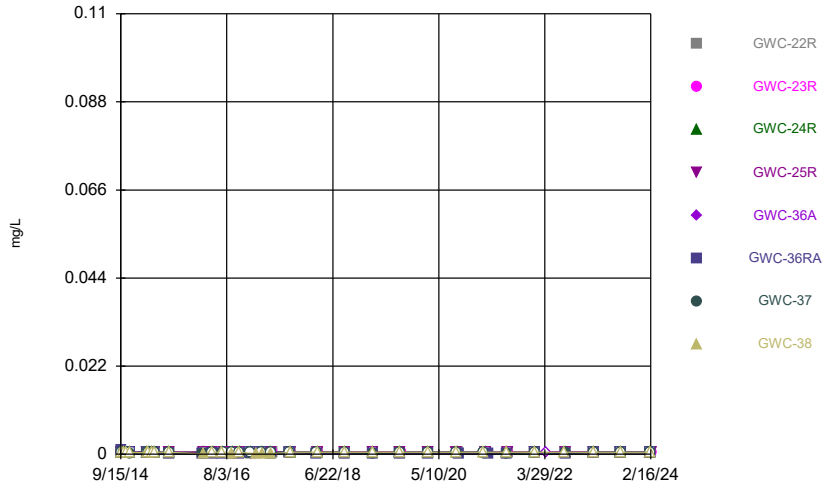

Constituent: Cadmium Analysis Run 5/13/2024 9:34 AM
Plant Bowen Data: Bowen 3-4 CCR

Sanitas™ v.10.0.16e Software licensed to . UG

Time Series

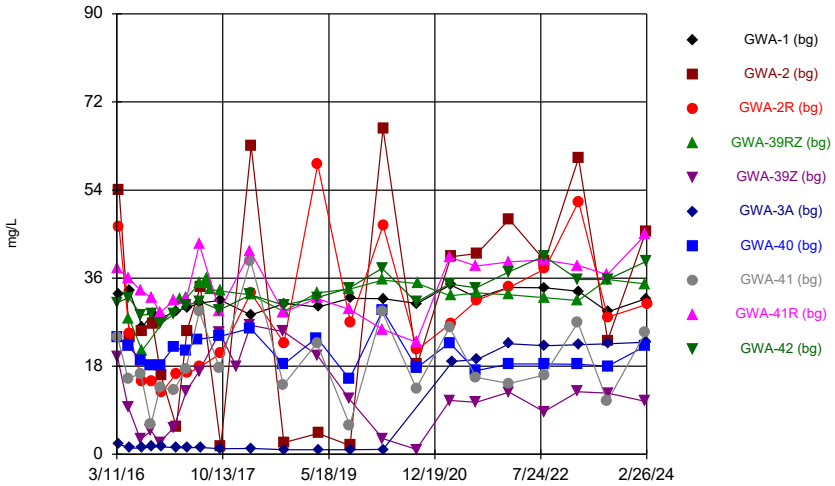

Constituent: Calcium Analysis Run 5/13/2024 9:34 AM
Plant Bowen Data: Bowen 3-4 CCR

Sanitas™ v.10.0.16e Software licensed to . UG

Time Series

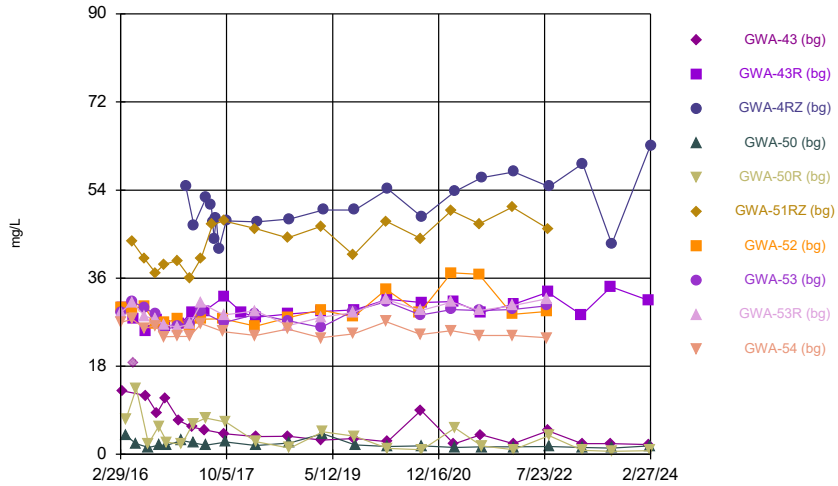

Constituent: Calcium Analysis Run 5/13/2024 9:34 AM
Plant Bowen Data: Bowen 3-4 CCR

Sanitas™ v.10.0.16e Software licensed to . UG

Time Series

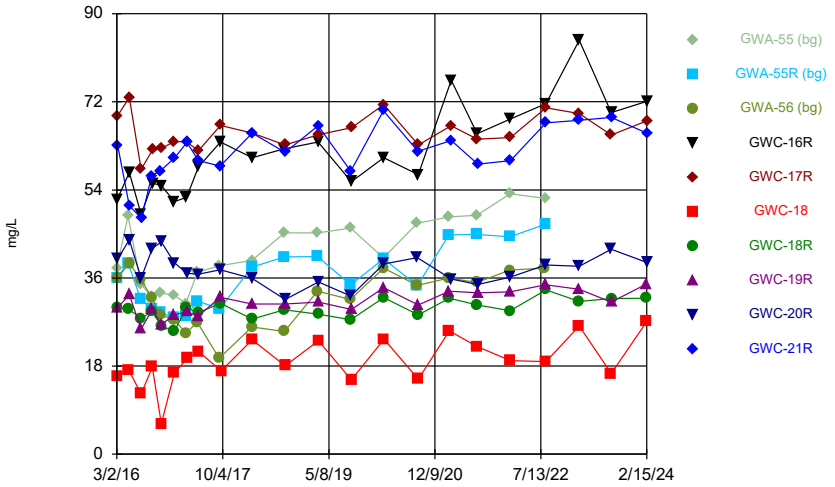

Constituent: Calcium Analysis Run 5/13/2024 9:35 AM
Plant Bowen Data: Bowen 3-4 CCR

Sanitas™ v.10.0.16e Software licensed to . UG

Time Series

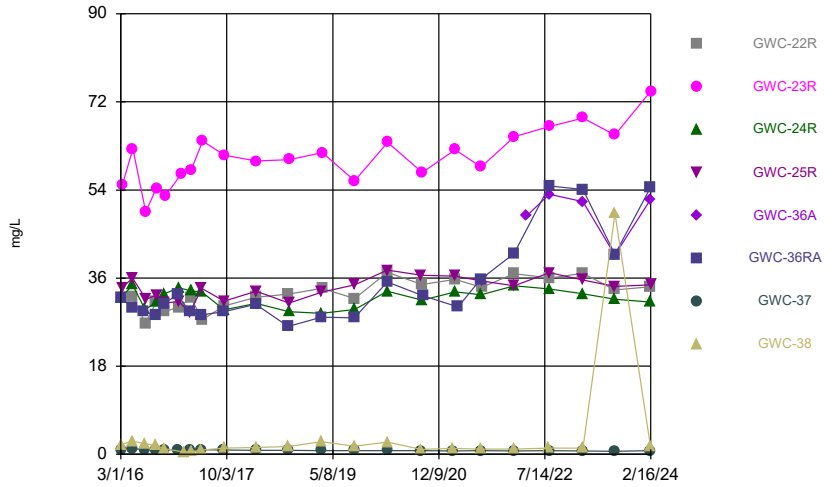

Constituent: Calcium Analysis Run 5/13/2024 9:35 AM
Plant Bowen Data: Bowen 3-4 CCR

Sanitas™ v.10.0.16e Software licensed to . UG
Hollow symbols indicate censored values.

Time Series

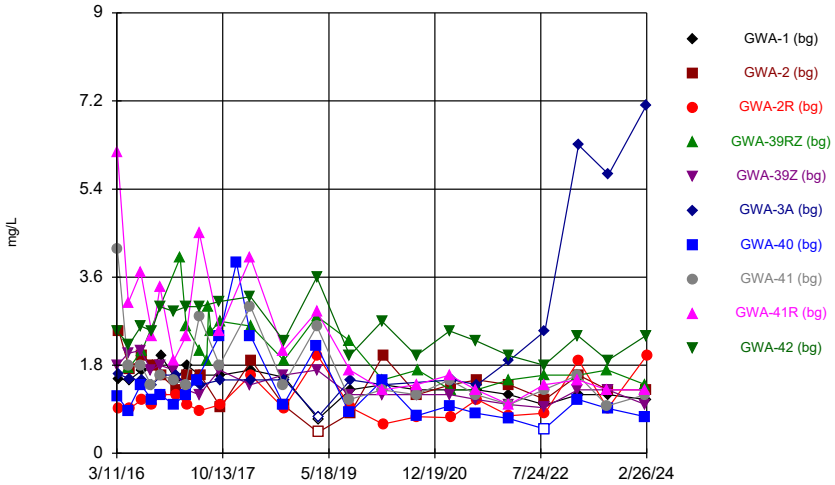

Constituent: Chloride Analysis Run 5/13/2024 9:35 AM
Plant Bowen Data: Bowen 3-4 CCR

Sanitas™ v.10.0.16e Software licensed to . UG
Hollow symbols indicate censored values.

Time Series

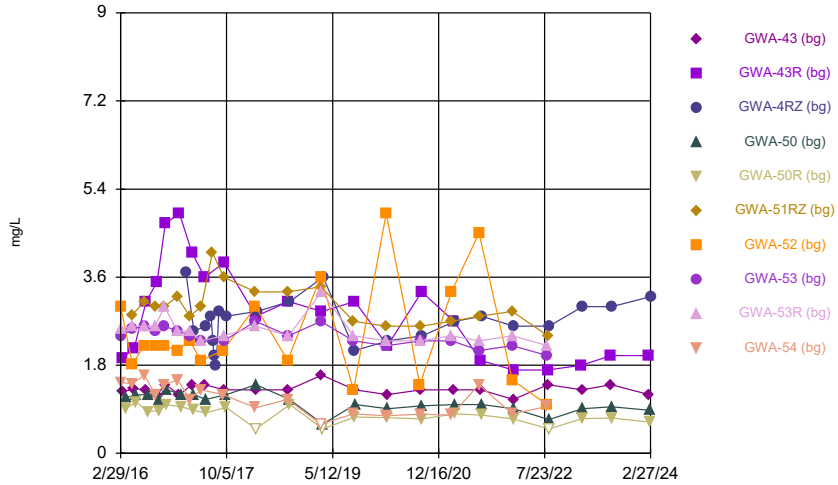

Constituent: Chloride Analysis Run 5/13/2024 9:35 AM
Plant Bowen Data: Bowen 3-4 CCR

Sanitas™ v.10.0.16e Software licensed to . UG

Time Series

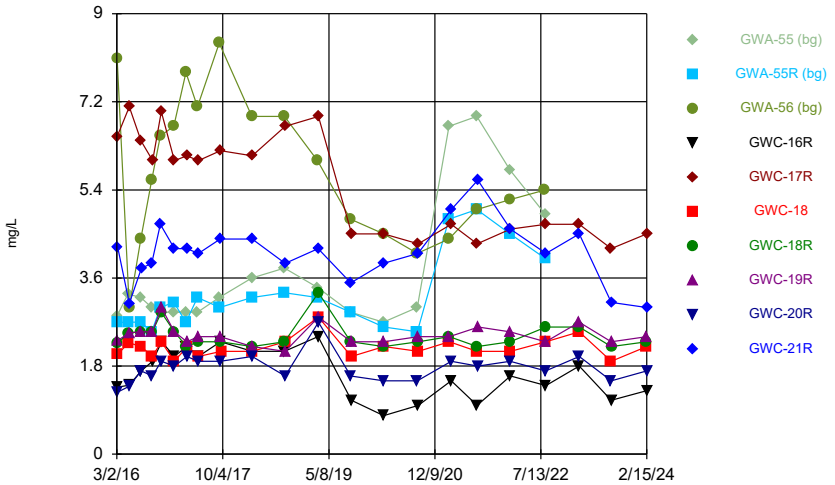

Constituent: Chloride Analysis Run 5/13/2024 9:35 AM
Plant Bowen Data: Bowen 3-4 CCR

Sanitas™ v.10.0.16e Software licensed to . UG
Hollow symbols indicate censored values.

Time Series

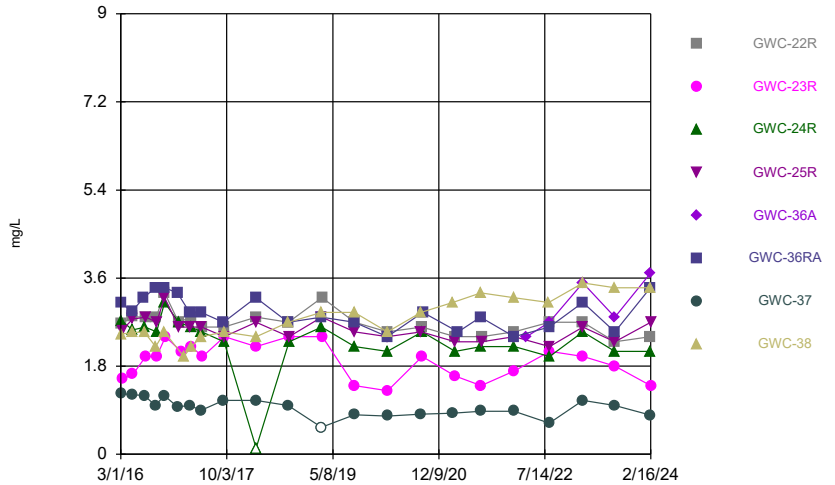

Constituent: Chloride Analysis Run 5/13/2024 9:35 AM
Plant Bowen Data: Bowen 3-4 CCR

Sanitas™ v.10.0.16e Software licensed to . UG
Hollow symbols indicate censored values.

Time Series

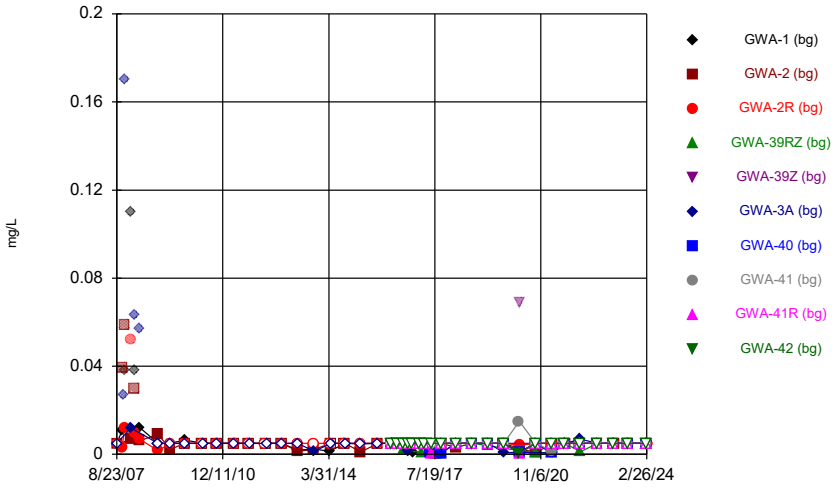

Constituent: Chromium Analysis Run 5/13/2024 9:35 AM
Plant Bowen Data: Bowen 3-4 CCR

Sanitas™ v.10.0.16e Software licensed to . UG
Hollow symbols indicate censored values.

Time Series

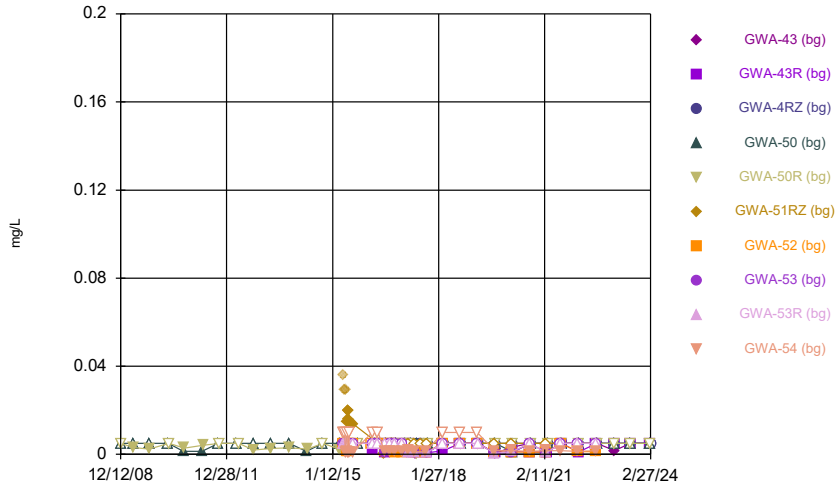

Constituent: Chromium Analysis Run 5/13/2024 9:35 AM
Plant Bowen Data: Bowen 3-4 CCR

Sanitas™ v.10.0.16e Software licensed to . UG
Hollow symbols indicate censored values.

Time Series

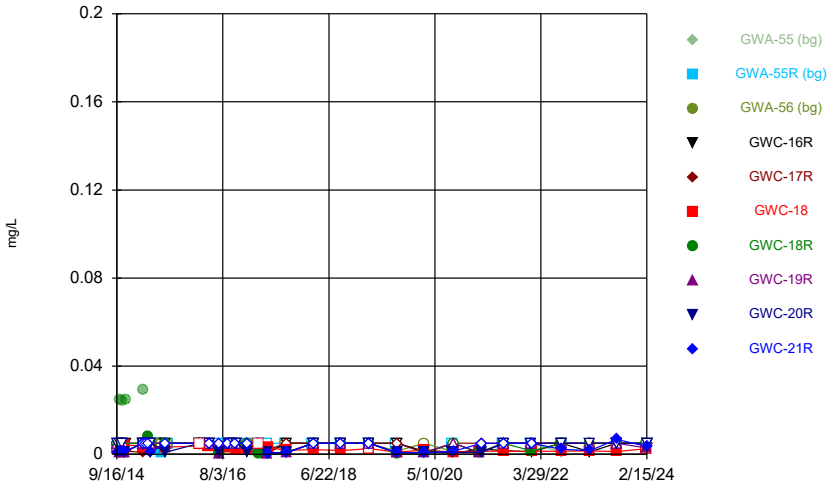

Constituent: Chromium Analysis Run 5/13/2024 9:35 AM
Plant Bowen Data: Bowen 3-4 CCR

Sanitas™ v.10.0.16e Software licensed to . UG
Hollow symbols indicate censored values.

Time Series

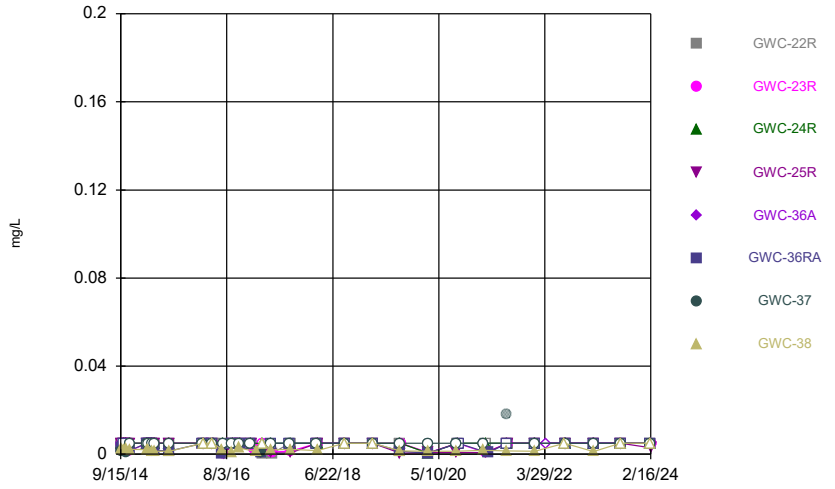

Constituent: Chromium Analysis Run 5/13/2024 9:35 AM
Plant Bowen Data: Bowen 3-4 CCR

Sanitas™ v.10.0.16e Software licensed to . UG
Hollow symbols indicate censored values.

Time Series

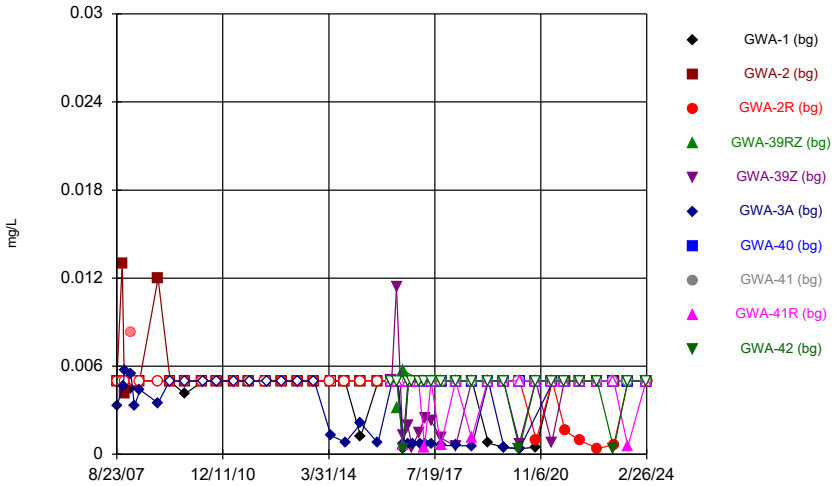

Constituent: Cobalt Analysis Run 5/13/2024 9:35 AM
Plant Bowen Data: Bowen 3-4 CCR

Sanitas™ v.10.0.16e Software licensed to . UG
Hollow symbols indicate censored values.

Time Series

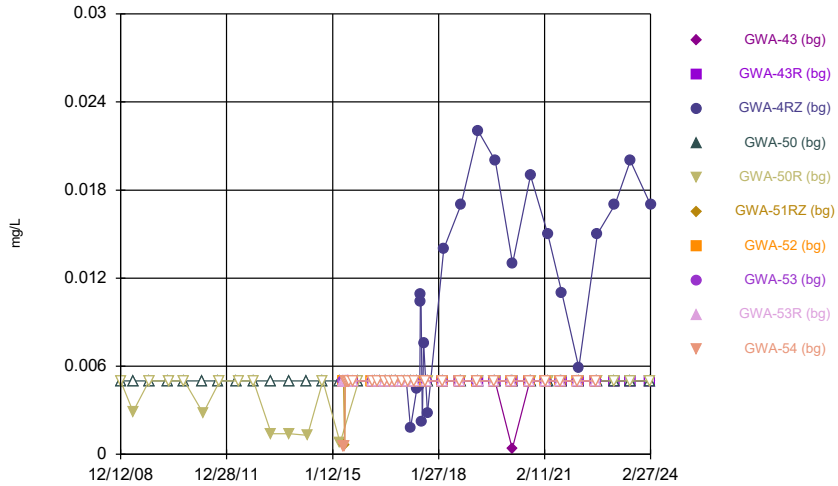

Constituent: Cobalt Analysis Run 5/13/2024 9:35 AM
Plant Bowen Data: Bowen 3-4 CCR

Sanitas™ v.10.0.16e Software licensed to . UG
Hollow symbols indicate censored values.

Time Series

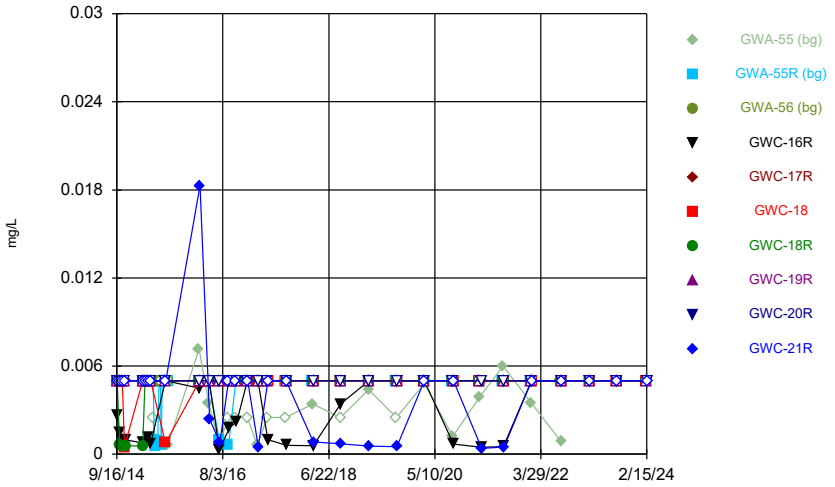

Constituent: Cobalt Analysis Run 5/13/2024 9:35 AM
Plant Bowen Data: Bowen 3-4 CCR

Sanitas™ v.10.0.16e Software licensed to . UG
Hollow symbols indicate censored values.

Time Series

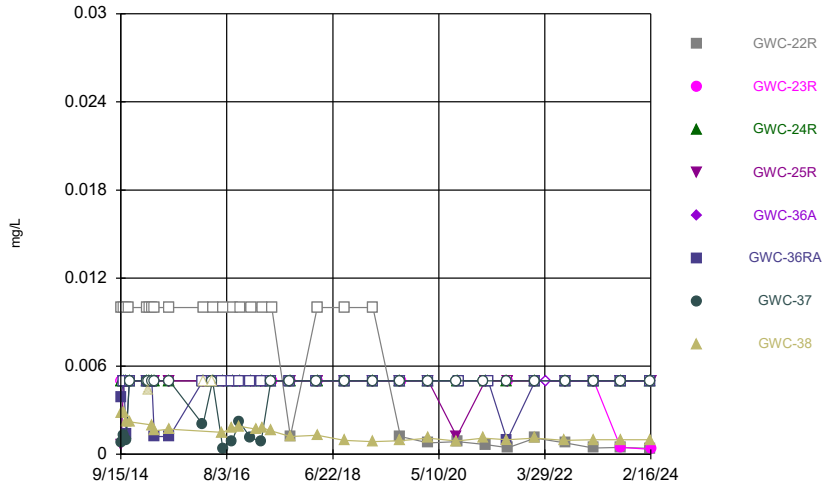

Constituent: Cobalt Analysis Run 5/13/2024 9:35 AM
Plant Bowen Data: Bowen 3-4 CCR

Sanitas™ v.10.0.16e Software licensed to . UG
Hollow symbols indicate censored values.

Time Series

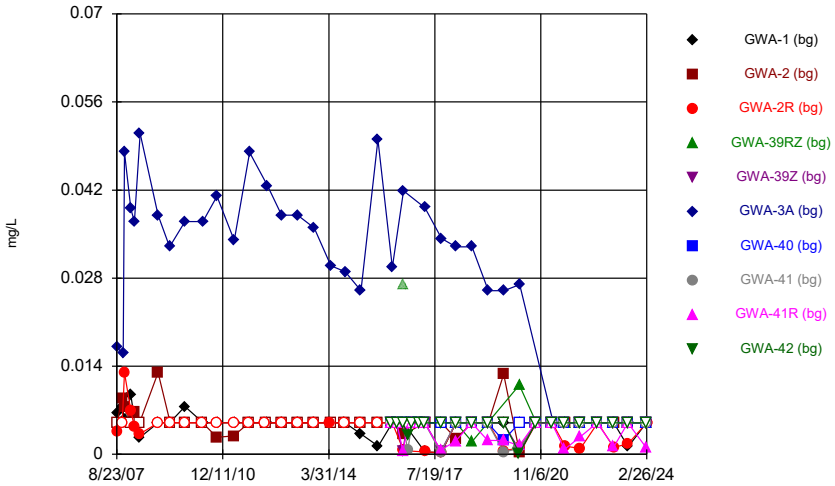

Constituent: Copper Analysis Run 5/13/2024 9:35 AM
Plant Bowen Data: Bowen 3-4 CCR

Sanitas™ v.10.0.16e Software licensed to . UG
Hollow symbols indicate censored values.

Time Series

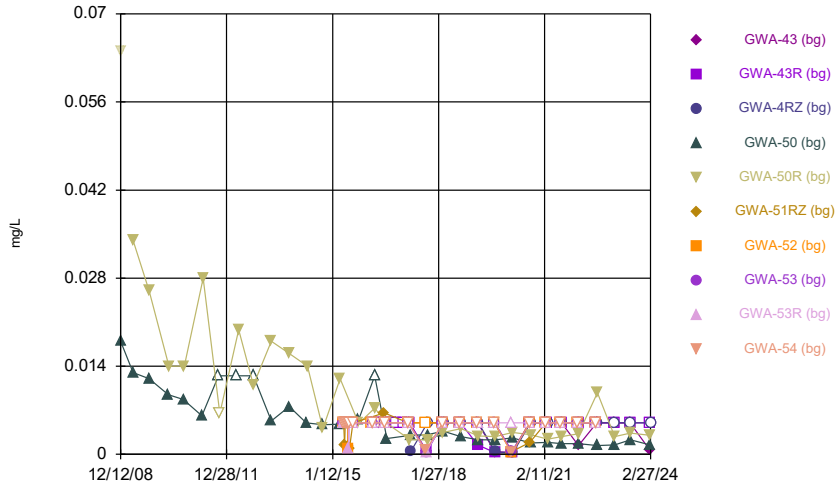

Constituent: Copper Analysis Run 5/13/2024 9:35 AM
Plant Bowen Data: Bowen 3-4 CCR

Sanitas™ v.10.0.16e Software licensed to . UG
Hollow symbols indicate censored values.

Time Series

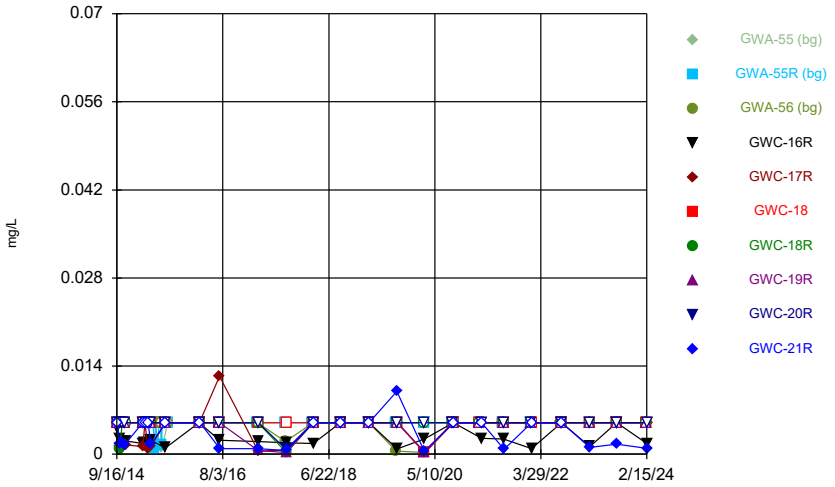

Constituent: Copper Analysis Run 5/13/2024 9:35 AM
Plant Bowen Data: Bowen 3-4 CCR

Sanitas™ v.10.0.16e Software licensed to . UG
Hollow symbols indicate censored values.

Time Series

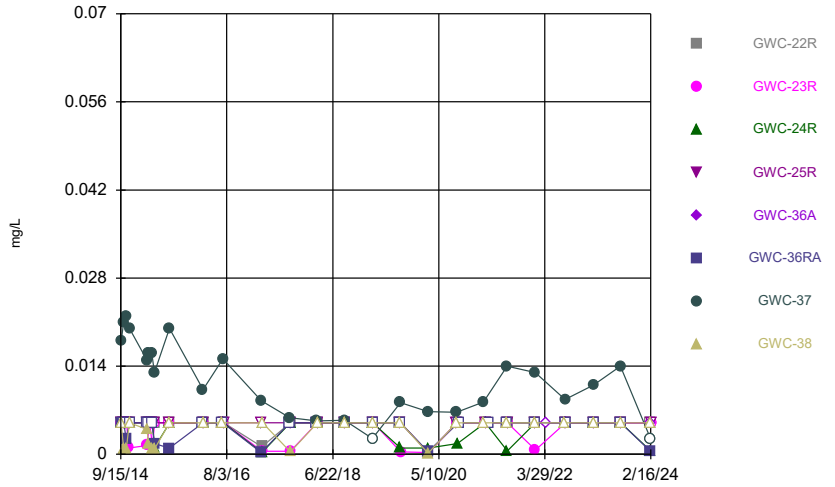

Constituent: Copper Analysis Run 5/13/2024 9:35 AM
Plant Bowen Data: Bowen 3-4 CCR

Sanitas™ v.10.0.16e Software licensed to . UG
Hollow symbols indicate censored values.

Time Series

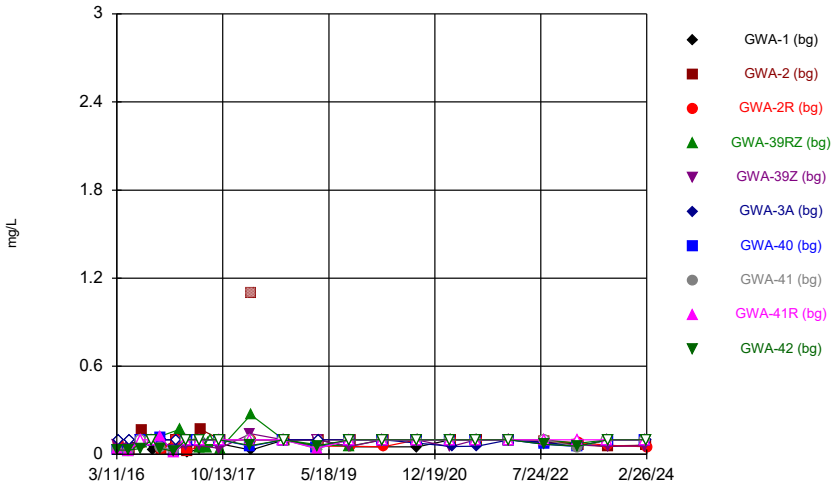

Constituent: Fluoride Analysis Run 5/13/2024 9:35 AM
Plant Bowen Data: Bowen 3-4 CCR

Sanitas™ v.10.0.16e Software licensed to . UG
Hollow symbols indicate censored values.

Time Series

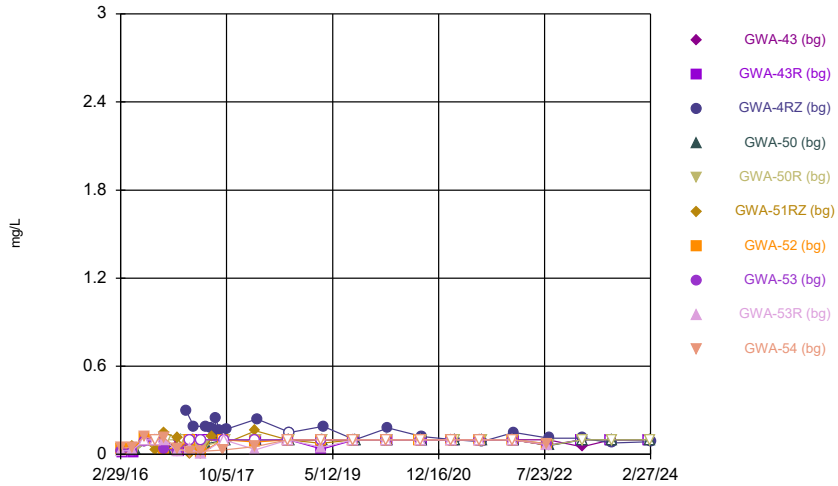

Constituent: Fluoride Analysis Run 5/13/2024 9:35 AM
Plant Bowen Data: Bowen 3-4 CCR

Sanitas™ v.10.0.16e Software licensed to . UG
Hollow symbols indicate censored values.

Time Series

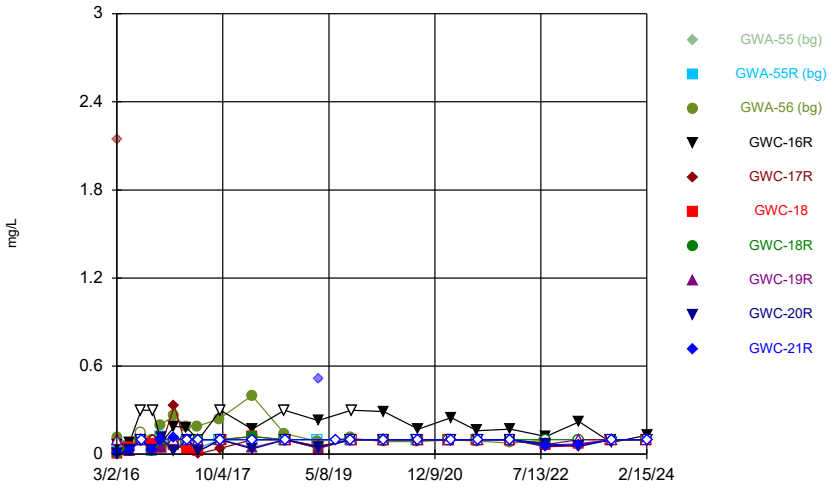

Constituent: Fluoride Analysis Run 5/13/2024 9:35 AM
Plant Bowen Data: Bowen 3-4 CCR

Sanitas™ v.10.0.16e Software licensed to . UG
Hollow symbols indicate censored values.

Time Series

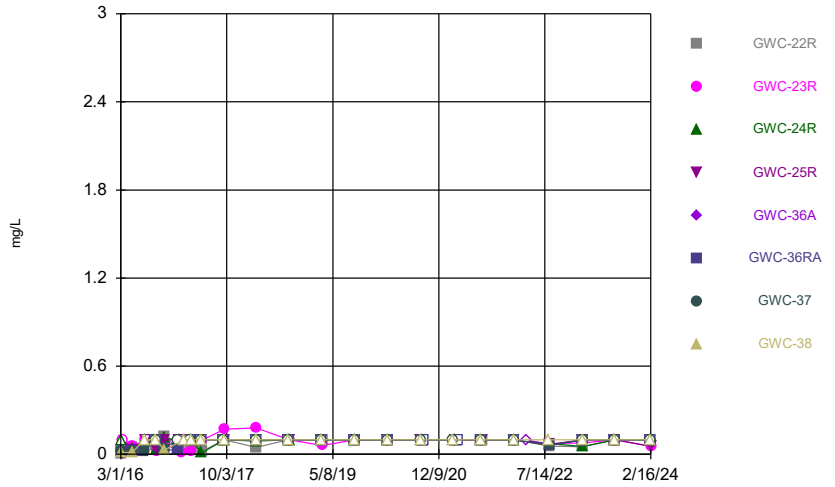

Constituent: Fluoride Analysis Run 5/13/2024 9:35 AM
Plant Bowen Data: Bowen 3-4 CCR

Sanitas™ v.10.0.16e Software licensed to . UG
Hollow symbols indicate censored values.

Time Series



Constituent: Lead Analysis Run 5/13/2024 9:35 AM
Plant Bowen Data: Bowen 3-4 CCR

Sanitas™ v.10.0.16e Software licensed to . UG
Hollow symbols indicate censored values.

Time Series

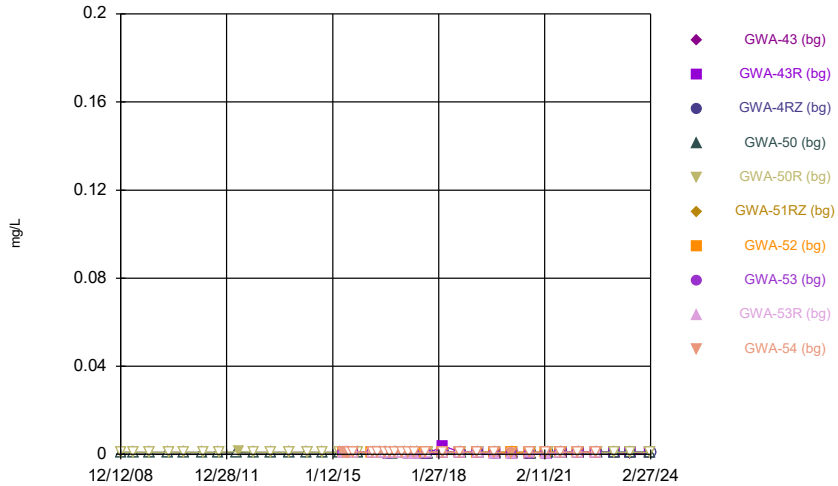

Constituent: Lead Analysis Run 5/13/2024 9:35 AM
Plant Bowen Data: Bowen 3-4 CCR

Sanitas™ v.10.0.16e Software licensed to . UG
Hollow symbols indicate censored values.

Time Series

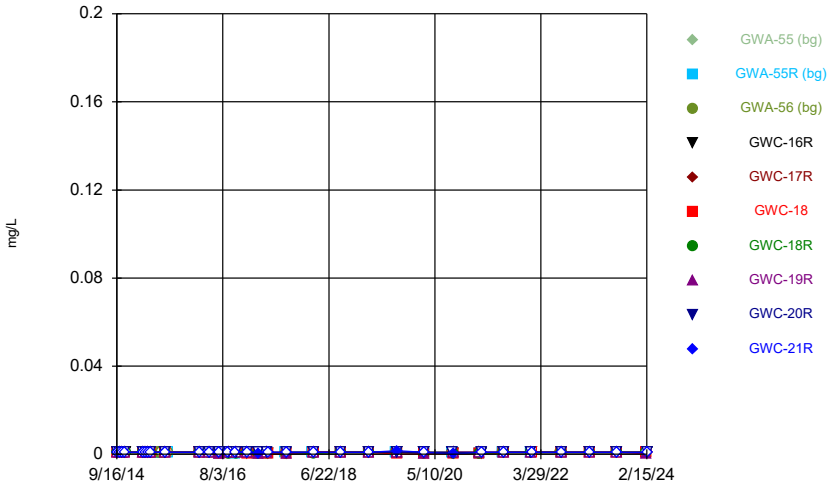

Constituent: Lead Analysis Run 5/13/2024 9:35 AM
Plant Bowen Data: Bowen 3-4 CCR

Sanitas™ v.10.0.16e Software licensed to . UG
Hollow symbols indicate censored values.

Time Series

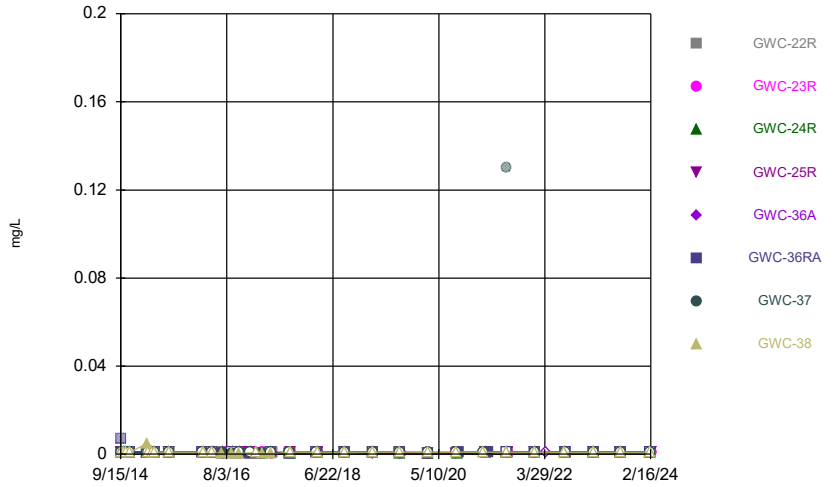

Constituent: Lead Analysis Run 5/13/2024 9:35 AM
Plant Bowen Data: Bowen 3-4 CCR

Sanitas™ v.10.0.16e Software licensed to . UG
Hollow symbols indicate censored values.

Time Series

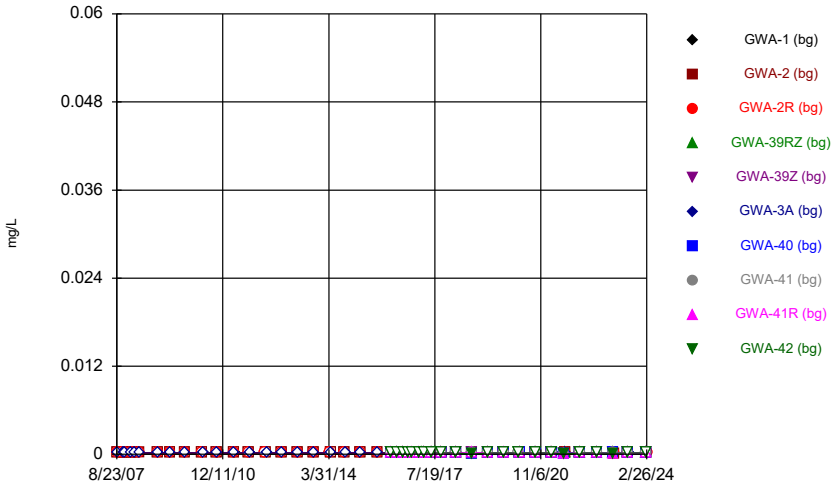

Constituent: Mercury Analysis Run 5/13/2024 9:35 AM
Plant Bowen Data: Bowen 3-4 CCR

Sanitas™ v.10.0.16e Software licensed to . UG
Hollow symbols indicate censored values.

Time Series

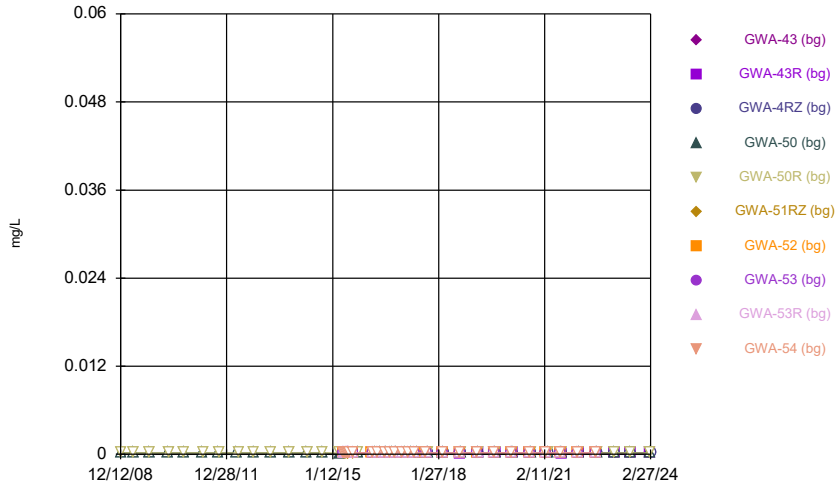

Constituent: Mercury Analysis Run 5/13/2024 9:35 AM
Plant Bowen Data: Bowen 3-4 CCR

Sanitas™ v.10.0.16e Software licensed to . UG
Hollow symbols indicate censored values.

Time Series

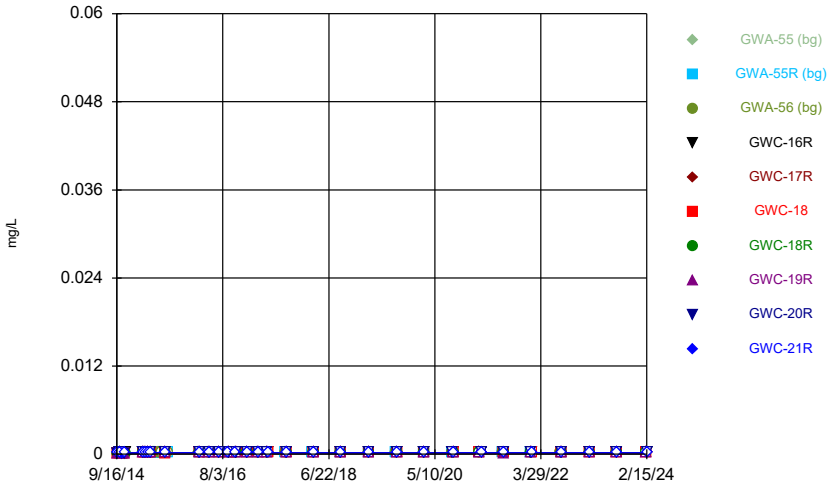

Constituent: Mercury Analysis Run 5/13/2024 9:35 AM
Plant Bowen Data: Bowen 3-4 CCR

Sanitas™ v.10.0.16e Software licensed to . UG
Hollow symbols indicate censored values.

Time Series

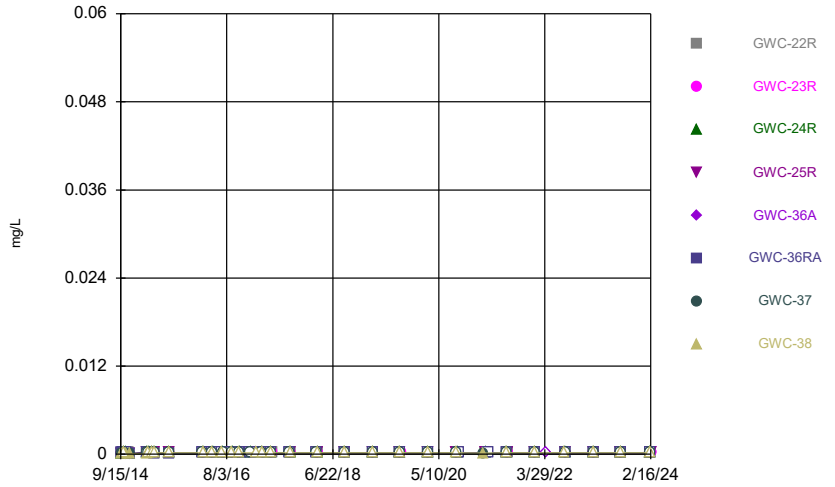

Constituent: Mercury Analysis Run 5/13/2024 9:35 AM
Plant Bowen Data: Bowen 3-4 CCR

Sanitas™ v.10.0.16e Software licensed to . UG
Hollow symbols indicate censored values.

Time Series

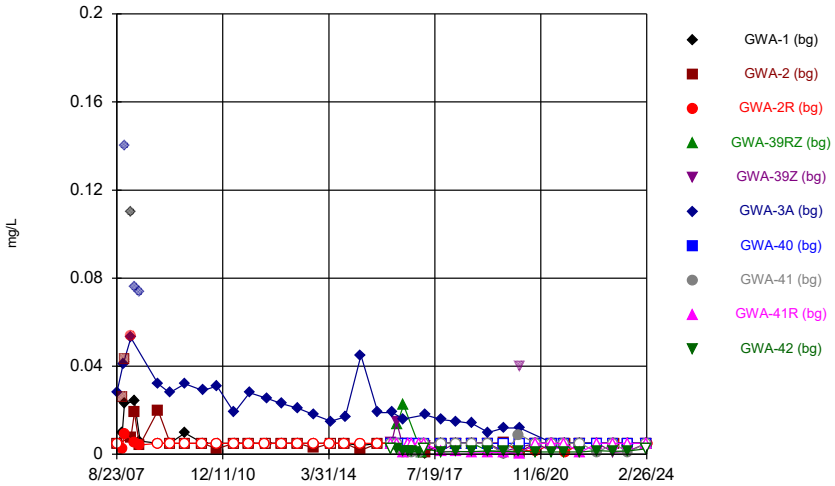

Constituent: Nickel Analysis Run 5/13/2024 9:35 AM
Plant Bowen Data: Bowen 3-4 CCR

Sanitas™ v.10.0.16e Software licensed to . UG
Hollow symbols indicate censored values.

Time Series

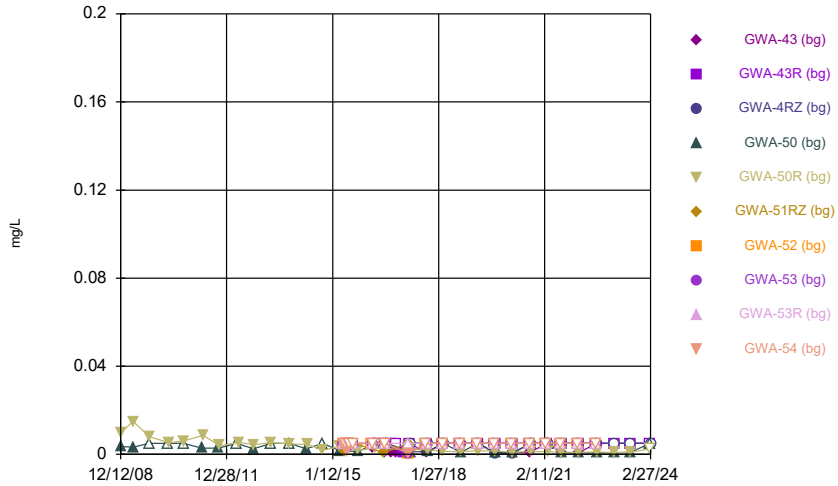

Constituent: Nickel Analysis Run 5/13/2024 9:35 AM
Plant Bowen Data: Bowen 3-4 CCR

Sanitas™ v.10.0.16e Software licensed to . UG
Hollow symbols indicate censored values.

Time Series

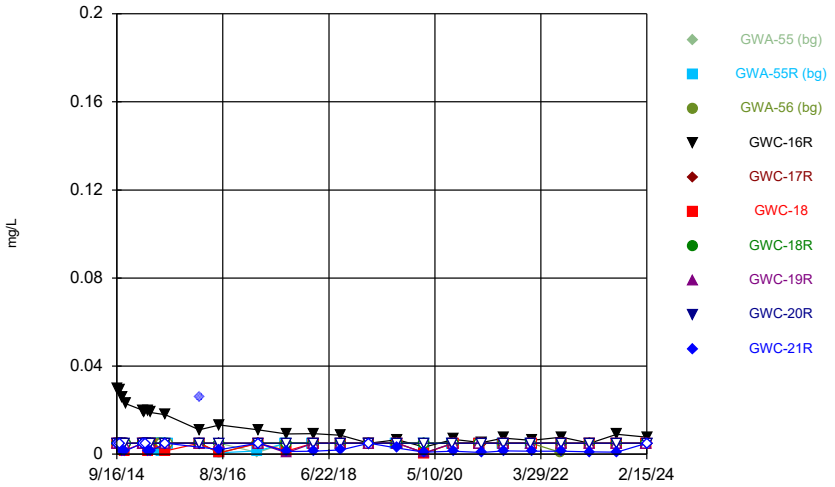

Constituent: Nickel Analysis Run 5/13/2024 9:35 AM
Plant Bowen Data: Bowen 3-4 CCR

Sanitas™ v.10.0.16e Software licensed to . UG
Hollow symbols indicate censored values.

Time Series

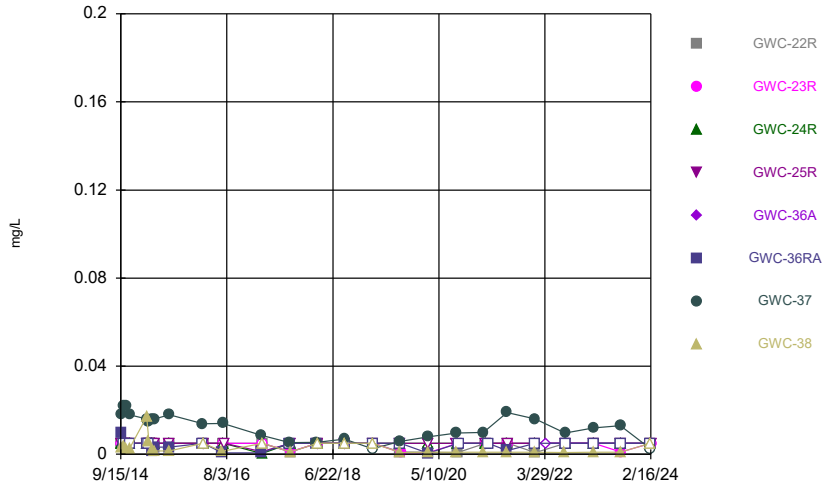

Constituent: Nickel Analysis Run 5/13/2024 9:35 AM
Plant Bowen Data: Bowen 3-4 CCR

Sanitas™ v.10.0.16e Software licensed to . UG

Time Series

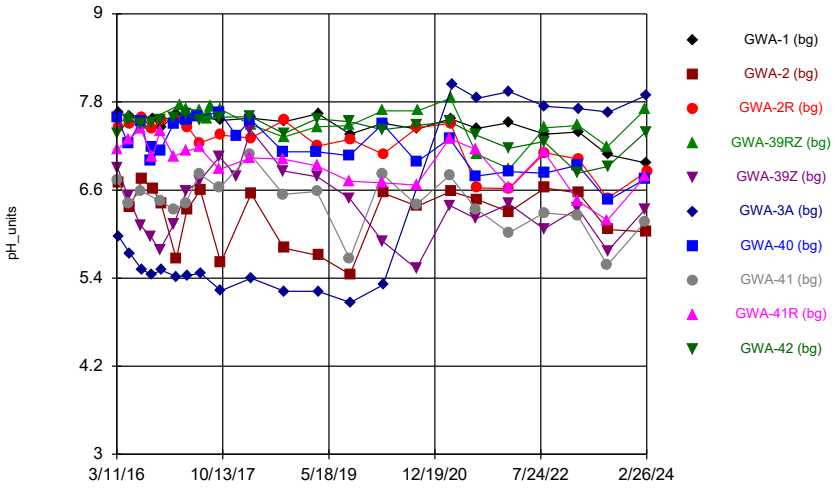

Constituent: pH Analysis Run 5/13/2024 9:35 AM
Plant Bowen Data: Bowen 3-4 CCR

Sanitas™ v.10.0.16e Software licensed to . UG

Time Series

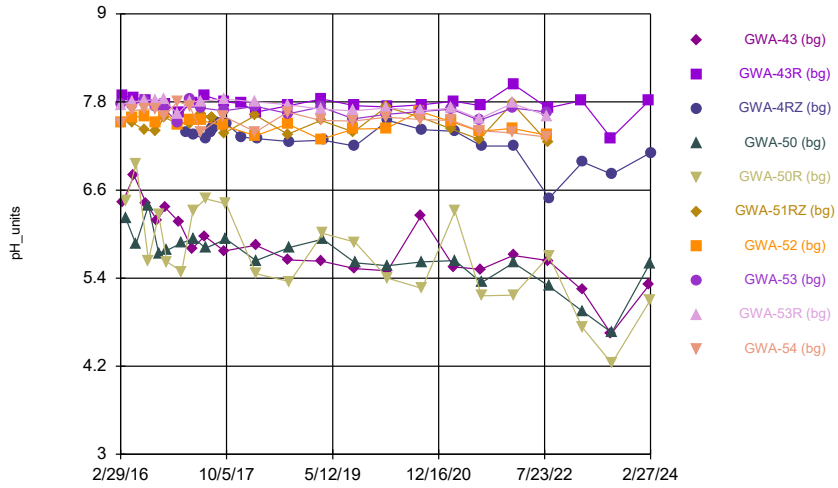

Constituent: pH Analysis Run 5/13/2024 9:35 AM
Plant Bowen Data: Bowen 3-4 CCR

Sanitas™ v.10.0.16e Software licensed to . UG

Time Series

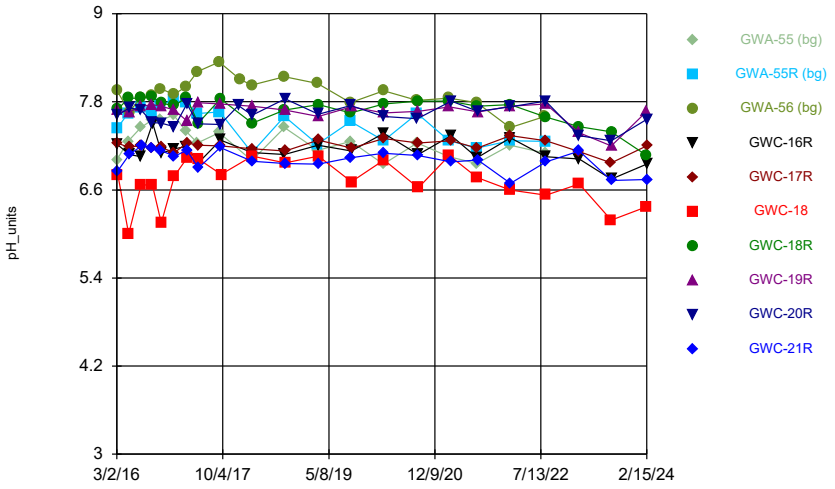

Constituent: pH Analysis Run 5/13/2024 9:35 AM
Plant Bowen Data: Bowen 3-4 CCR

Sanitas™ v.10.0.16e Software licensed to . UG

Time Series

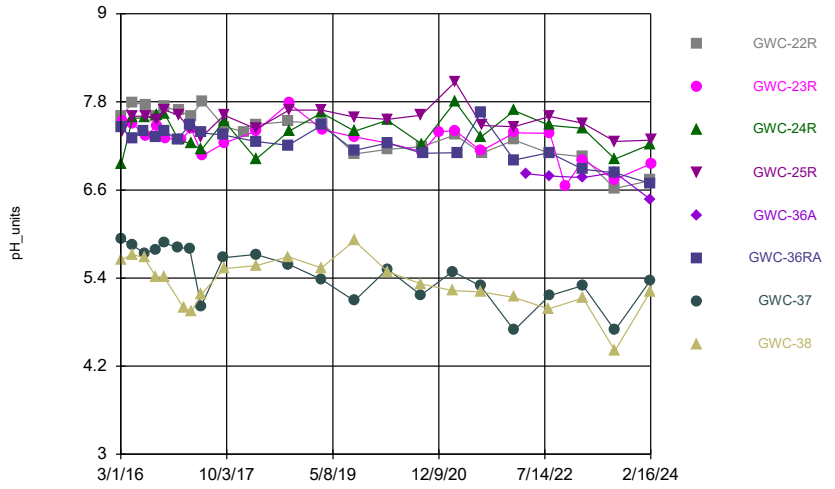

Constituent: pH Analysis Run 5/13/2024 9:35 AM
Plant Bowen Data: Bowen 3-4 CCR

Sanitas™ v.10.0.16e Software licensed to . UG
Hollow symbols indicate censored values.

Time Series

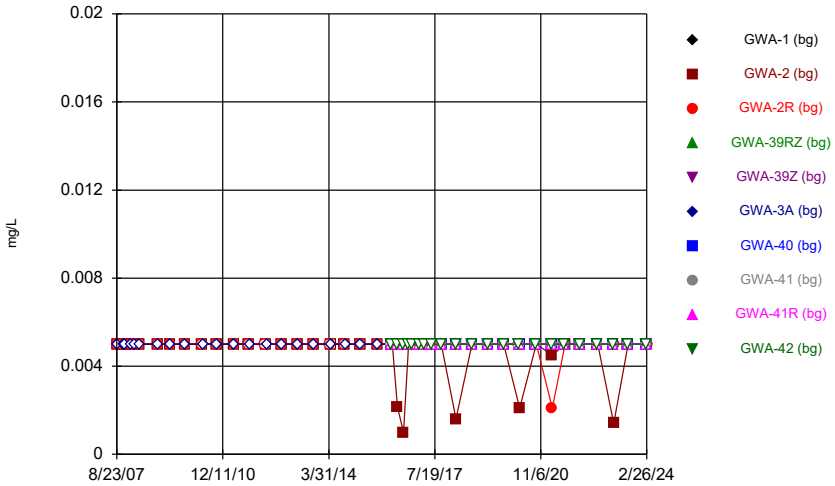

Constituent: Selenium Analysis Run 5/13/2024 9:35 AM
Plant Bowen Data: Bowen 3-4 CCR

Sanitas™ v.10.0.16e Software licensed to . UG
Hollow symbols indicate censored values.

Time Series

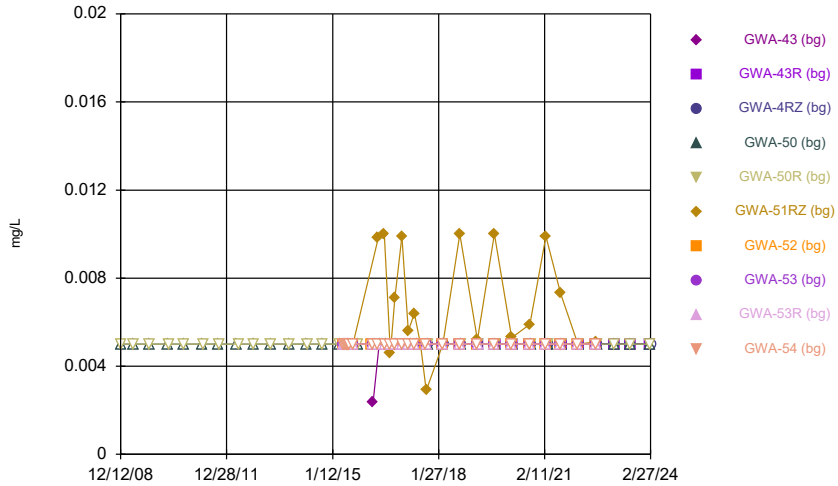

Constituent: Selenium Analysis Run 5/13/2024 9:35 AM
Plant Bowen Data: Bowen 3-4 CCR

Sanitas™ v.10.0.16e Software licensed to . UG
Hollow symbols indicate censored values.

Time Series

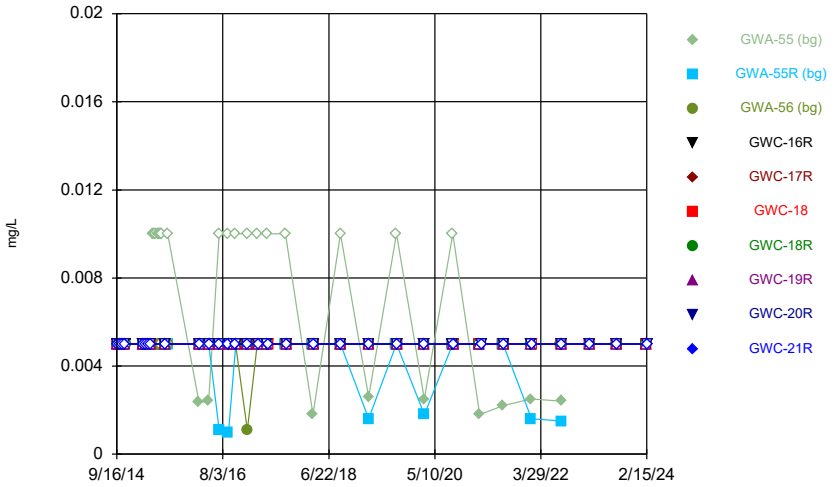

Constituent: Selenium Analysis Run 5/13/2024 9:35 AM
Plant Bowen Data: Bowen 3-4 CCR

Sanitas™ v.10.0.16e Software licensed to . UG
Hollow symbols indicate censored values.

Time Series

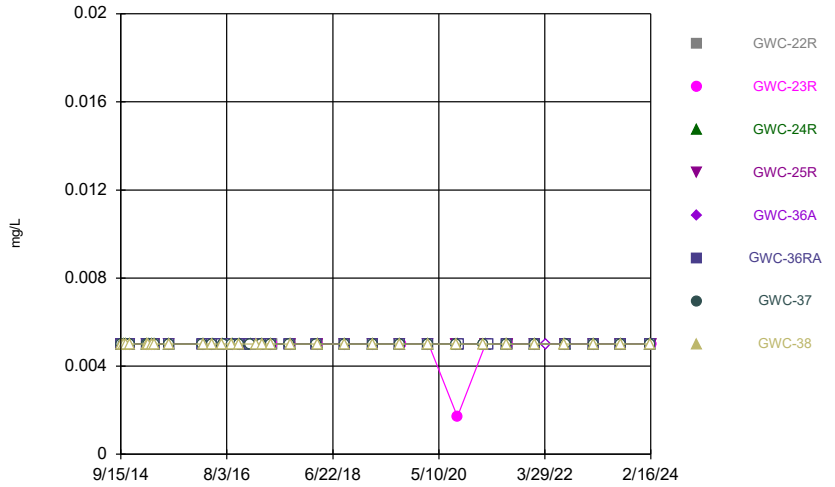

Constituent: Selenium Analysis Run 5/13/2024 9:35 AM
Plant Bowen Data: Bowen 3-4 CCR

Sanitas™ v.10.0.16e Software licensed to . UG
Hollow symbols indicate censored values.

Time Series

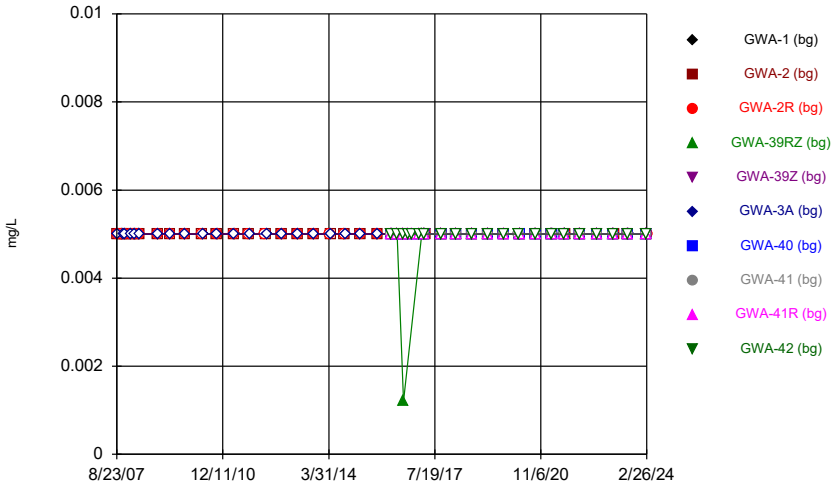

Constituent: Silver Analysis Run 5/13/2024 9:36 AM
Plant Bowen Data: Bowen 3-4 CCR

Sanitas™ v.10.0.16e Software licensed to . UG
Hollow symbols indicate censored values.

Time Series

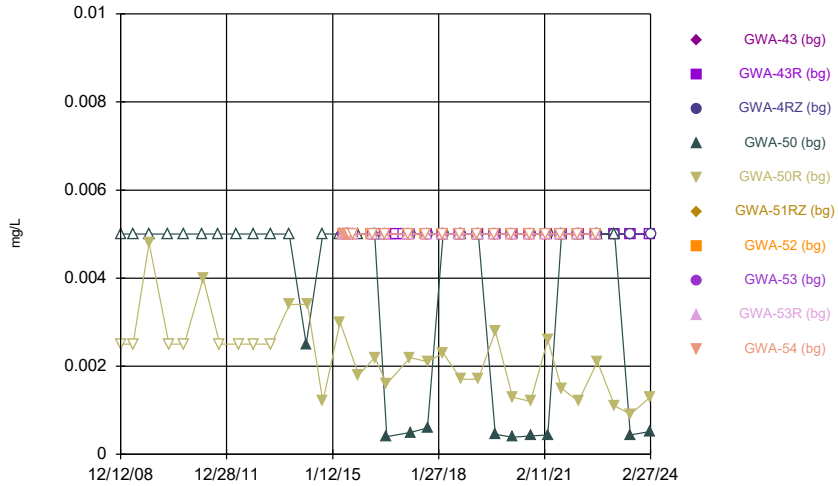

Constituent: Silver Analysis Run 5/13/2024 9:36 AM
Plant Bowen Data: Bowen 3-4 CCR

Sanitas™ v.10.0.16e Software licensed to . UG
Hollow symbols indicate censored values.

Time Series

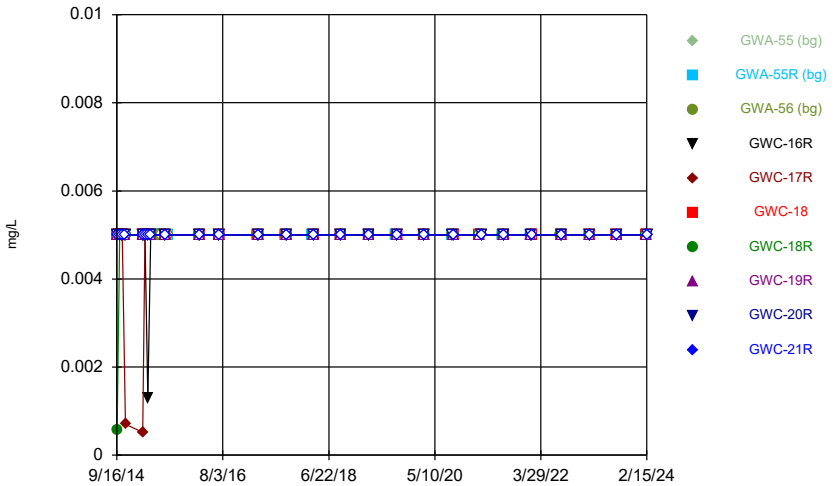

Constituent: Silver Analysis Run 5/13/2024 9:36 AM
Plant Bowen Data: Bowen 3-4 CCR

Sanitas™ v.10.0.16e Software licensed to . UG
Hollow symbols indicate censored values.

Time Series

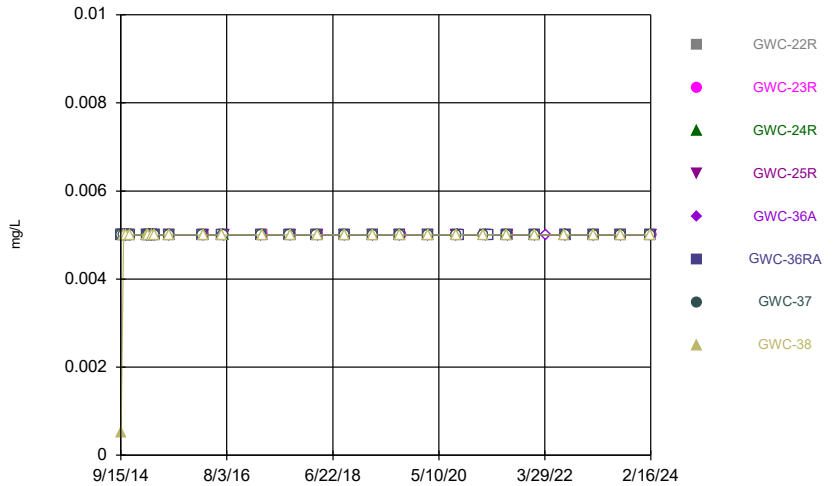

Constituent: Silver Analysis Run 5/13/2024 9:36 AM
Plant Bowen Data: Bowen 3-4 CCR

Sanitas™ v.10.0.16e Software licensed to . UG
Hollow symbols indicate censored values.

Time Series

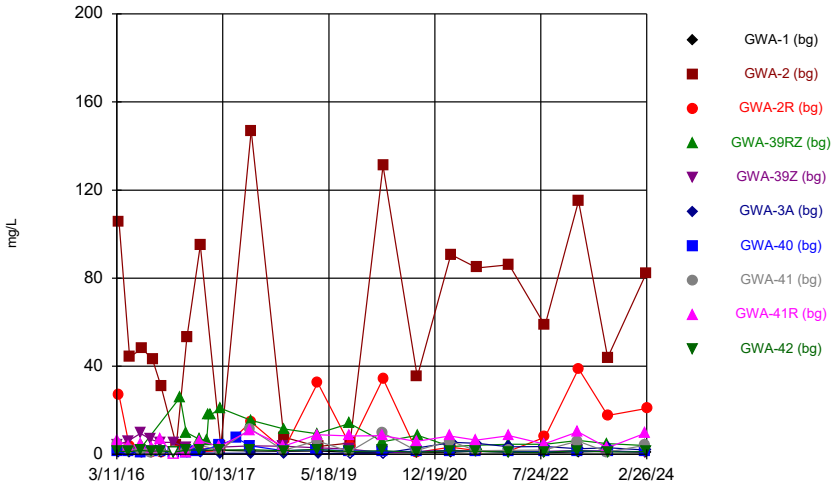

Constituent: Sulfate Analysis Run 5/13/2024 9:36 AM
Plant Bowen Data: Bowen 3-4 CCR

Sanitas™ v.10.0.16e Software licensed to . UG
Hollow symbols indicate censored values.

Time Series

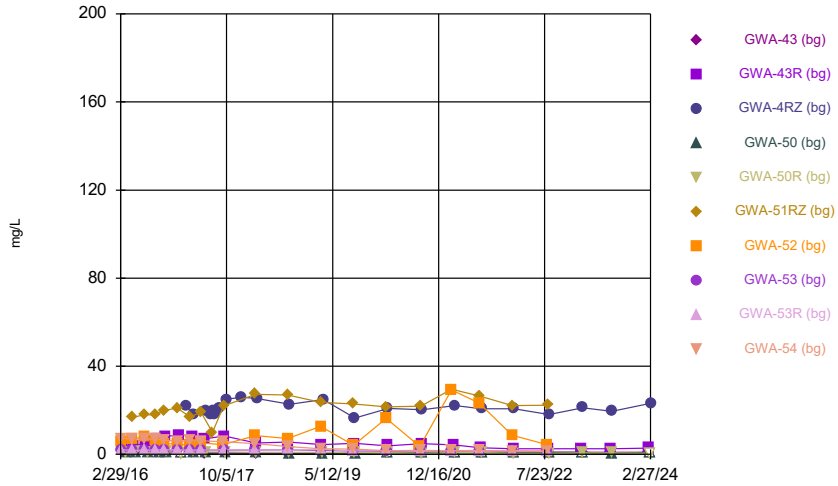

Constituent: Sulfate Analysis Run 5/13/2024 9:36 AM
Plant Bowen Data: Bowen 3-4 CCR

Sanitas™ v.10.0.16e Software licensed to . UG
Hollow symbols indicate censored values.

Time Series

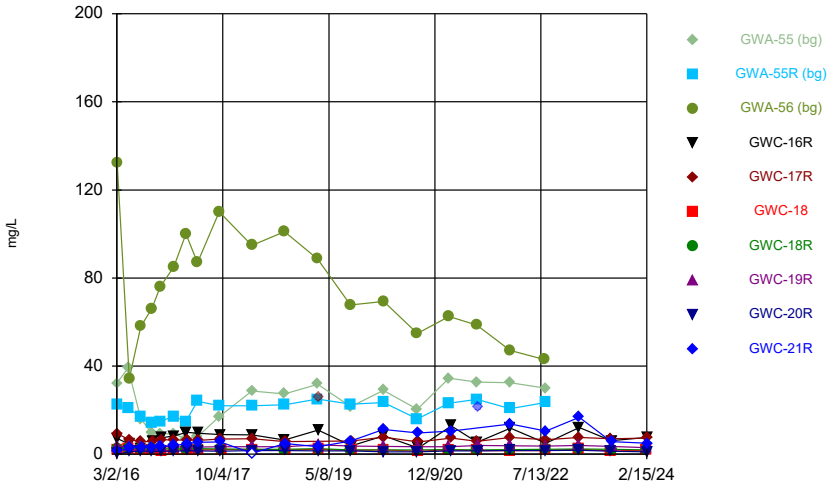

Constituent: Sulfate Analysis Run 5/13/2024 9:36 AM
Plant Bowen Data: Bowen 3-4 CCR

Sanitas™ v.10.0.16e Software licensed to . UG
Hollow symbols indicate censored values.

Time Series

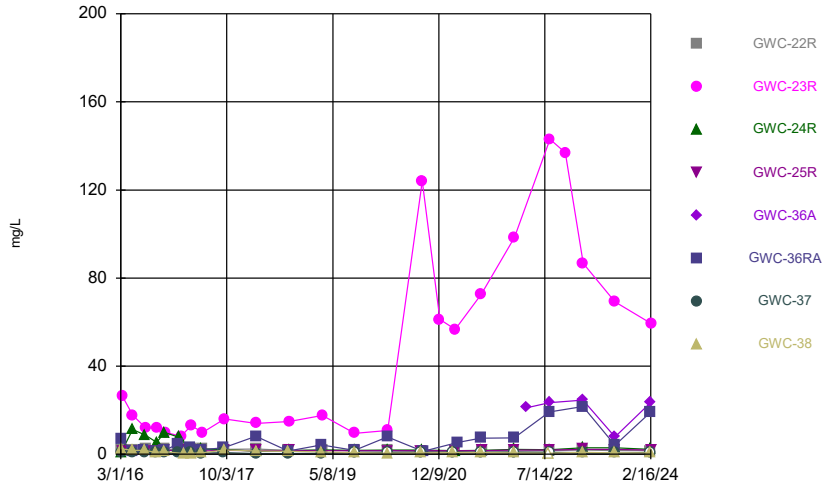

Constituent: Sulfate Analysis Run 5/13/2024 9:36 AM
Plant Bowen Data: Bowen 3-4 CCR

Sanitas™ v.10.0.16e Software licensed to . UG
Hollow symbols indicate censored values.

Time Series

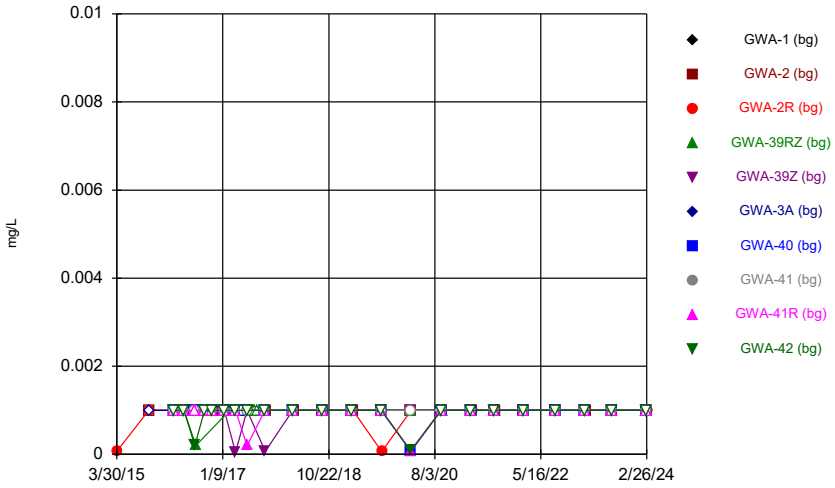

Constituent: Thallium Analysis Run 5/13/2024 9:36 AM
Plant Bowen Data: Bowen 3-4 CCR

Sanitas™ v.10.0.16e Software licensed to . UG
Hollow symbols indicate censored values.

Time Series

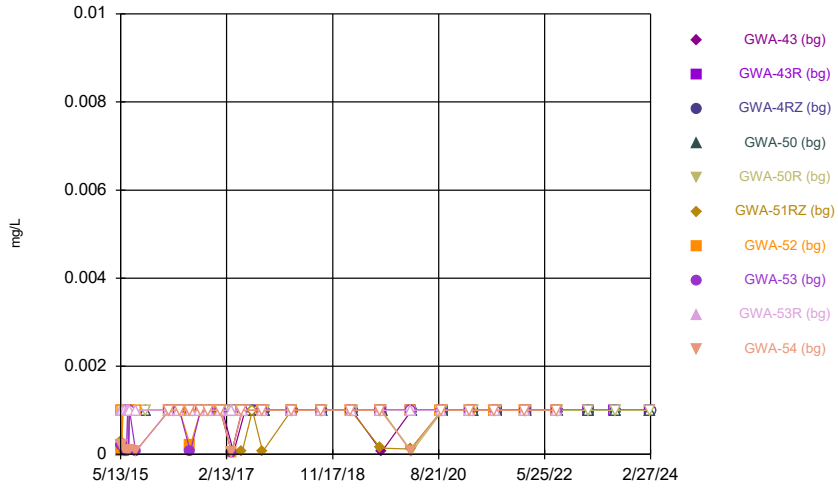

Constituent: Thallium Analysis Run 5/13/2024 9:36 AM
Plant Bowen Data: Bowen 3-4 CCR

Sanitas™ v.10.0.16e Software licensed to . UG
Hollow symbols indicate censored values.

Time Series

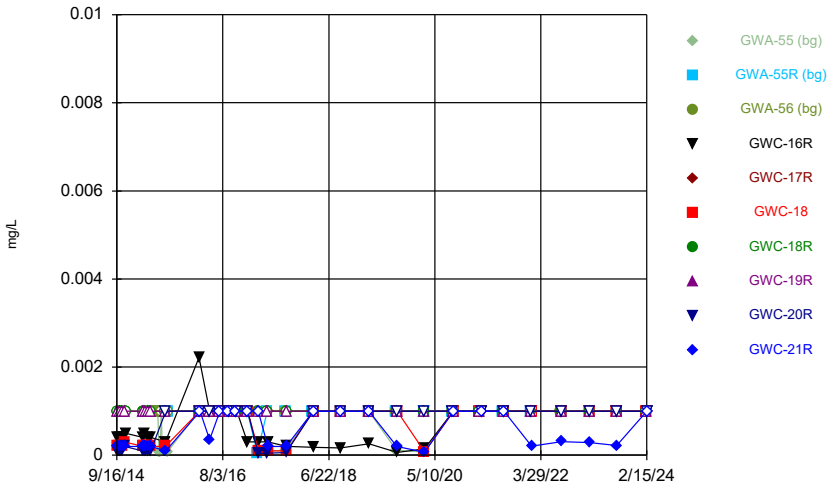

Constituent: Thallium Analysis Run 5/13/2024 9:36 AM
Plant Bowen Data: Bowen 3-4 CCR

Sanitas™ v.10.0.16e Software licensed to . UG
Hollow symbols indicate censored values.

Time Series

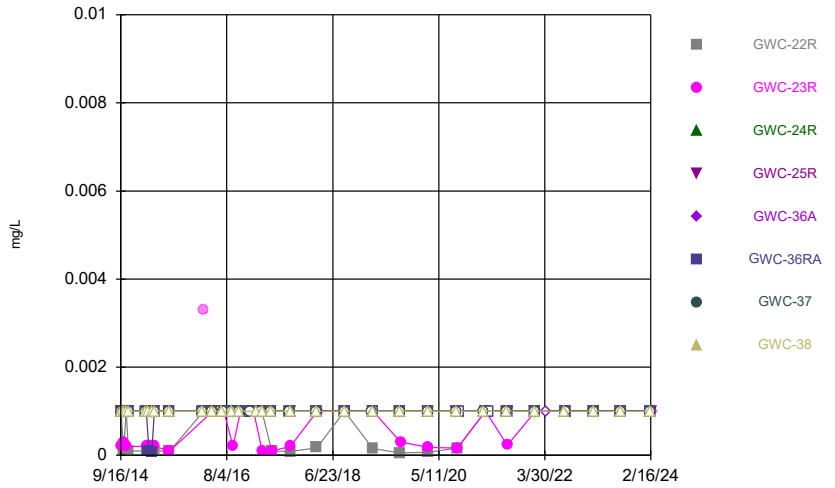

Constituent: Thallium Analysis Run 5/13/2024 9:36 AM
Plant Bowen Data: Bowen 3-4 CCR

Sanitas™ v.10.0.16e Software licensed to . UG
Hollow symbols indicate censored values.

Time Series

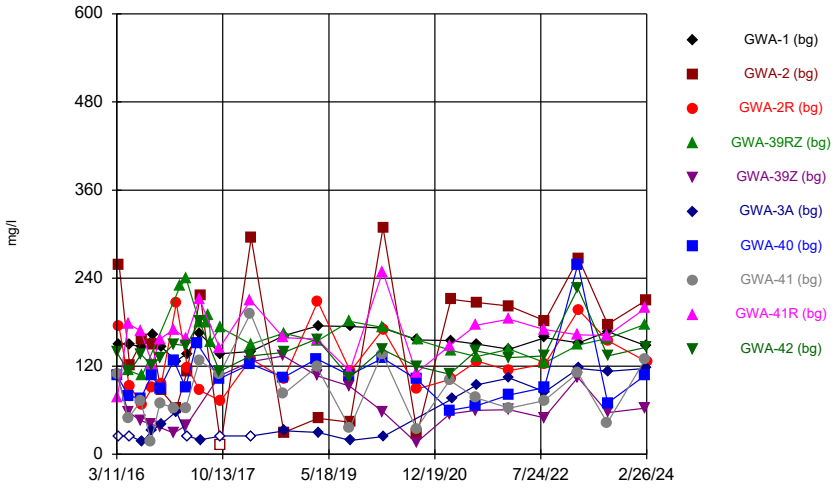

Constituent: Total Dissolved Solids Analysis Run 5/13/2024 9:36 AM
Plant Bowen Data: Bowen 3-4 CCR

Sanitas™ v.10.0.16e Software licensed to . UG
Hollow symbols indicate censored values.

Time Series

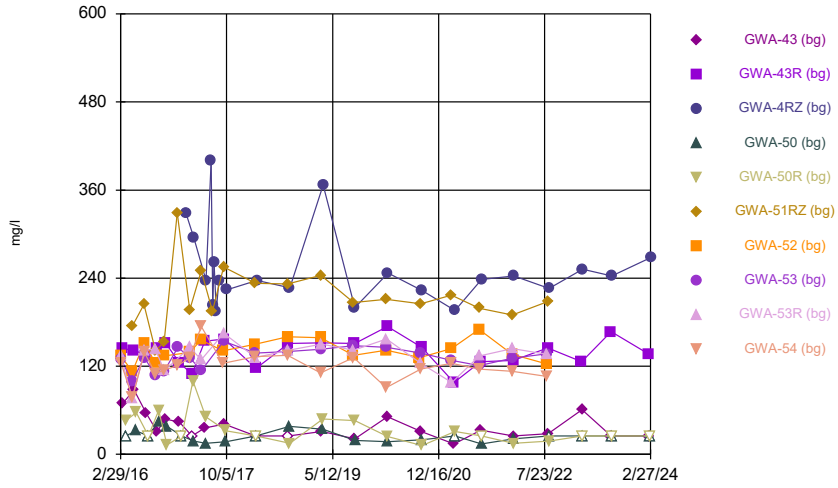

Constituent: Total Dissolved Solids Analysis Run 5/13/2024 9:36 AM
Plant Bowen Data: Bowen 3-4 CCR

Sanitas™ v.10.0.16e Software licensed to . UG

Time Series

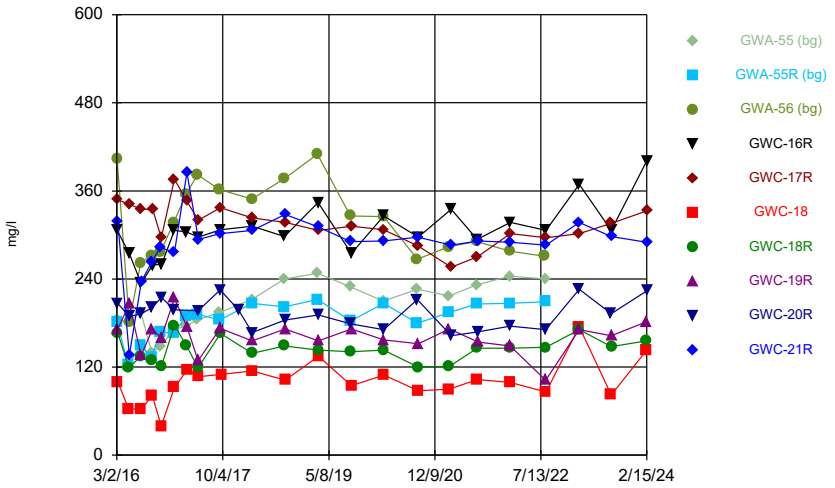

Constituent: Total Dissolved Solids Analysis Run 5/13/2024 9:36 AM
Plant Bowen Data: Bowen 3-4 CCR

Sanitas™ v.10.0.16e Software licensed to . UG
Hollow symbols indicate censored values.

Time Series

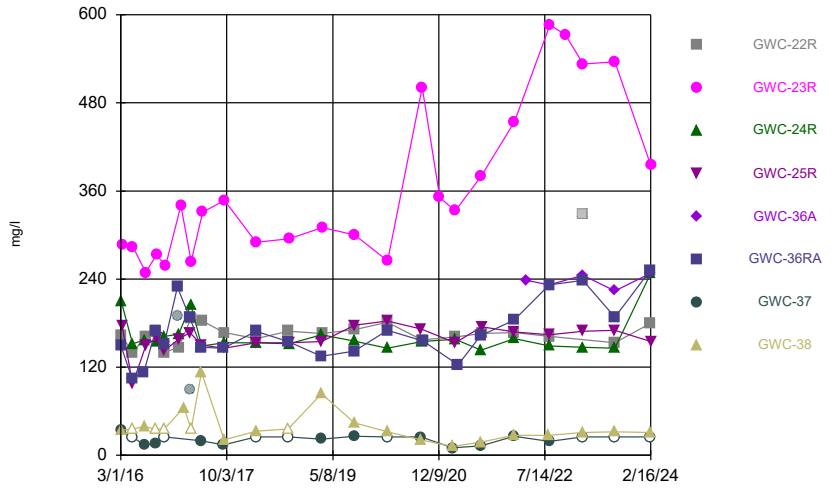

Constituent: Total Dissolved Solids Analysis Run 5/13/2024 9:36 AM
Plant Bowen Data: Bowen 3-4 CCR

Sanitas™ v.10.0.16e Software licensed to . UG
Hollow symbols indicate censored values.

Time Series

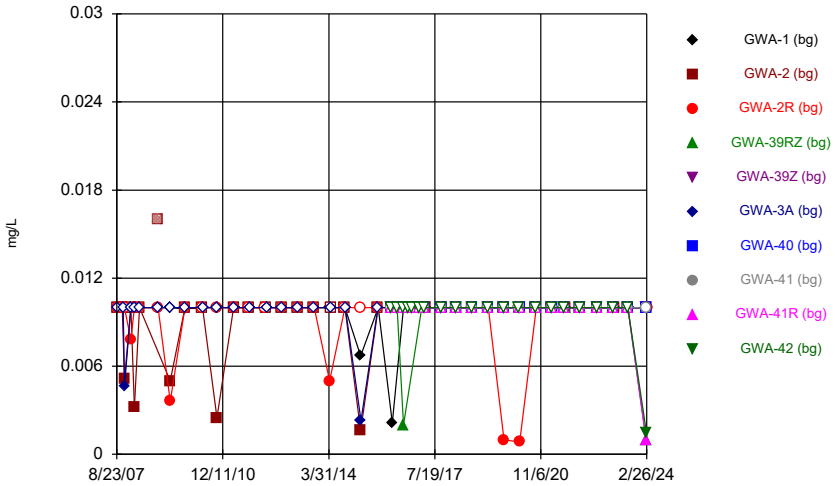

Constituent: Vanadium Analysis Run 5/13/2024 9:36 AM
Plant Bowen Data: Bowen 3-4 CCR

Sanitas™ v.10.0.16e Software licensed to . UG
Hollow symbols indicate censored values.

Time Series

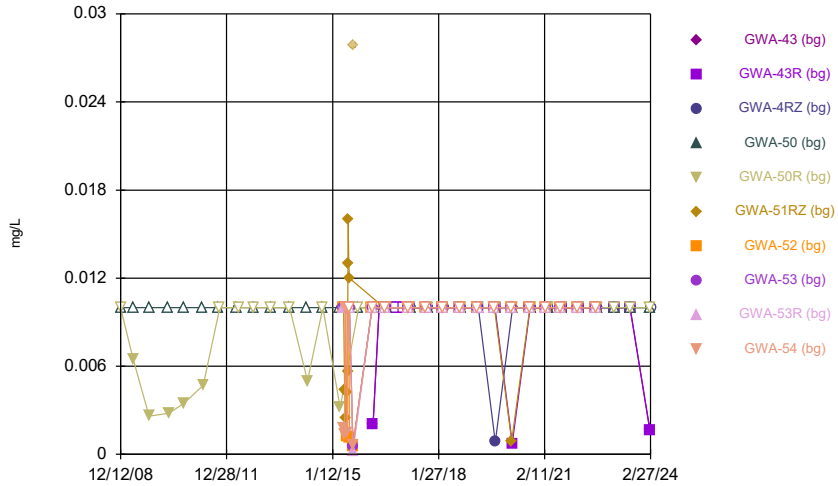

Constituent: Vanadium Analysis Run 5/13/2024 9:36 AM
Plant Bowen Data: Bowen 3-4 CCR

Sanitas™ v.10.0.16e Software licensed to . UG
Hollow symbols indicate censored values.

Time Series

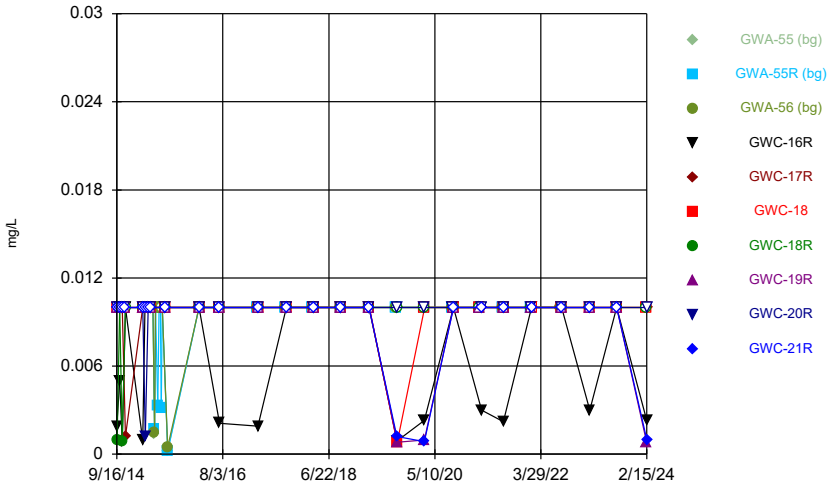

Constituent: Vanadium Analysis Run 5/13/2024 9:36 AM
Plant Bowen Data: Bowen 3-4 CCR

Sanitas™ v.10.0.16e Software licensed to . UG
Hollow symbols indicate censored values.

Time Series

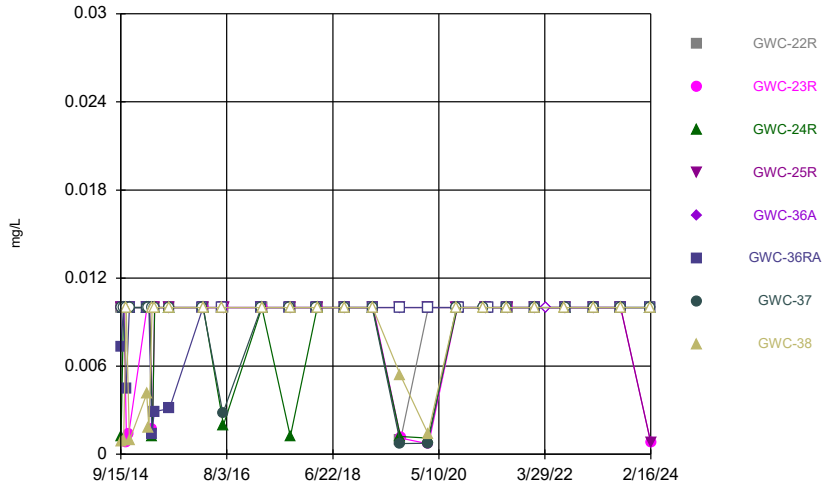

Constituent: Vanadium Analysis Run 5/13/2024 9:36 AM
Plant Bowen Data: Bowen 3-4 CCR

Sanitas™ v.10.0.16e Software licensed to . UG
Hollow symbols indicate censored values.

Time Series

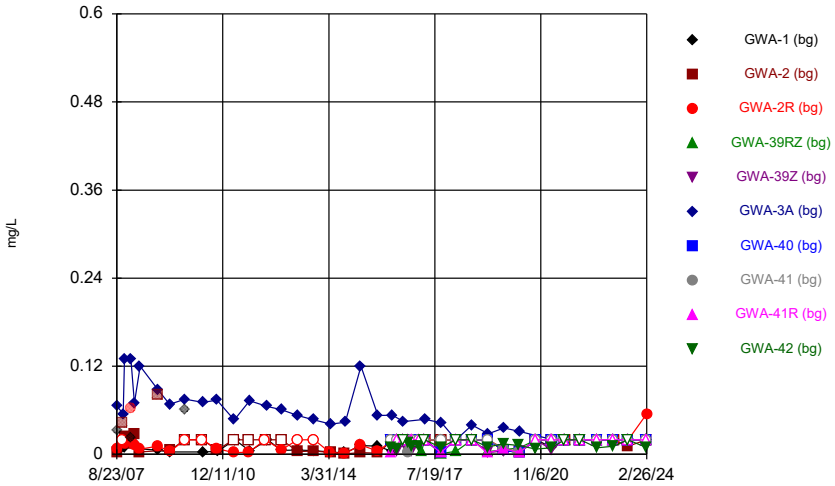

Constituent: Zinc Analysis Run 5/13/2024 9:36 AM
Plant Bowen Data: Bowen 3-4 CCR

Sanitas™ v.10.0.16e Software licensed to . UG
Hollow symbols indicate censored values.

Time Series

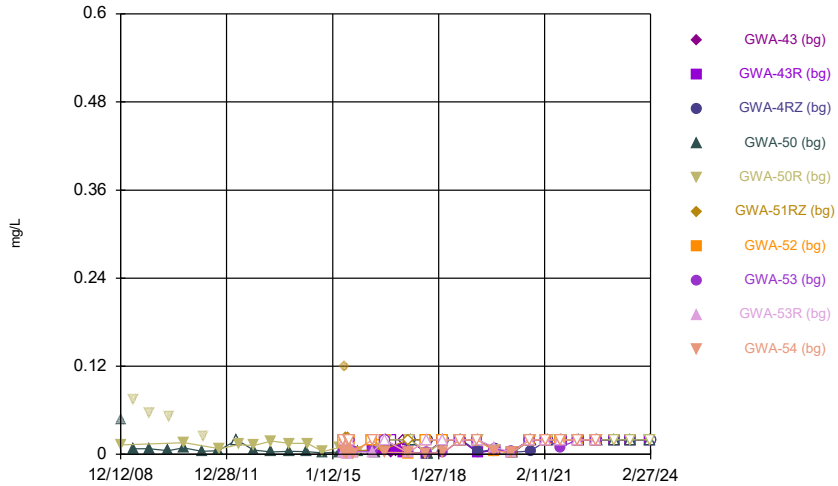

Constituent: Zinc Analysis Run 5/13/2024 9:36 AM
Plant Bowen Data: Bowen 3-4 CCR

Sanitas™ v.10.0.16e Software licensed to . UG
Hollow symbols indicate censored values.

Time Series

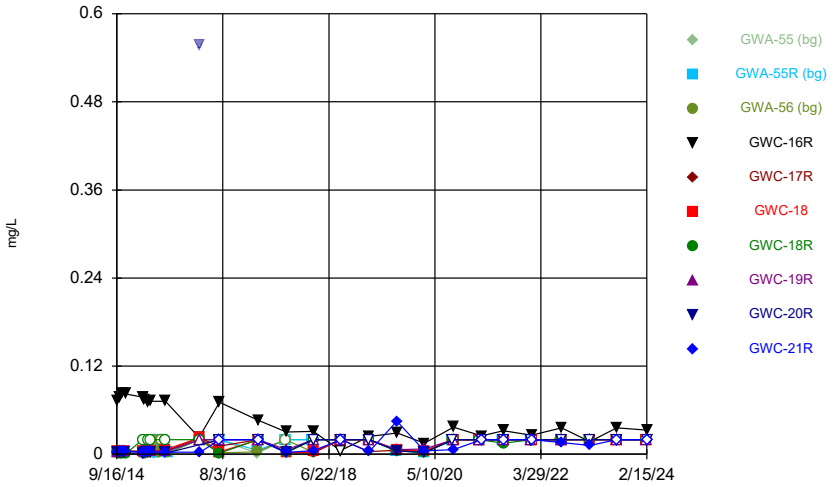

Constituent: Zinc Analysis Run 5/13/2024 9:36 AM
Plant Bowen Data: Bowen 3-4 CCR

Sanitas™ v.10.0.16e Software licensed to . UG
Hollow symbols indicate censored values.

Time Series

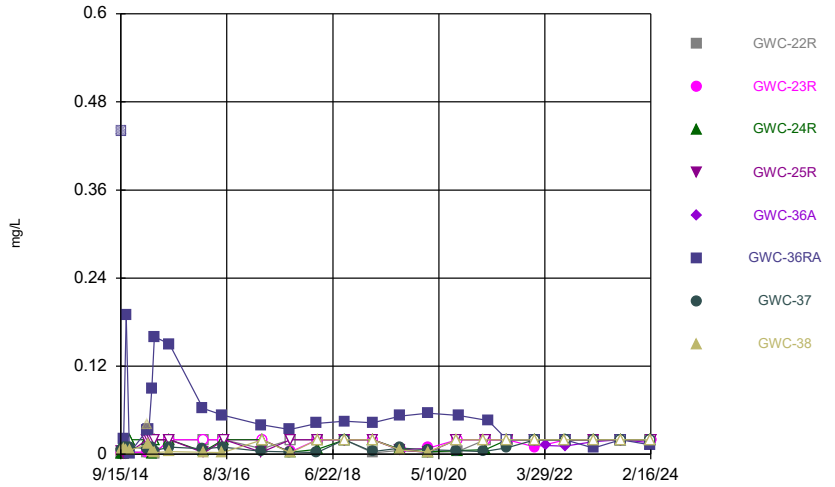

Constituent: Zinc Analysis Run 5/13/2024 9:36 AM
Plant Bowen Data: Bowen 3-4 CCR

Time Series

Constituent: Antimony (mg/L) Analysis Run 5/13/2024 9:40 AM

Plant Bowen Data: Bowen 3-4 CCR

	GWA-1 (bg)	GWA-2 (bg)	GWA-2R (bg)	GWA-39RZ (bg)	GWA-39Z (bg)	GWA-3A (bg)	GWA-40 (bg)	GWA-41 (bg)	GWA-41R (bg)
8/23/2007	<0.003	<0.003	<0.003			<0.003			
10/23/2007	<0.003								
10/24/2007		<0.003	<0.003						
11/2/2007						<0.003			
11/18/2007	<0.003	<0.003	<0.003			<0.003			
1/30/2008	<0.003								
1/31/2008		<0.003	<0.003			<0.003			
3/10/2008	<0.003		<0.003						
3/11/2008		<0.003				<0.003			
5/6/2008		<0.003							
5/13/2008	<0.003		<0.003						
5/14/2008						<0.003			
12/4/2008		<0.003	<0.003						
12/5/2008	<0.003					<0.003			
4/15/2009	<0.003					<0.003			
4/21/2009		<0.003	<0.003						
10/7/2009	<0.003	<0.003							
10/8/2009			<0.003			<0.003			
4/21/2010			<0.003						
4/26/2010		<0.003							
4/28/2010						<0.003			
5/3/2010	<0.003								
9/28/2010			<0.003						
10/4/2010		<0.003							
10/6/2010						<0.003			
10/12/2010	<0.003								
4/12/2011			<0.003						
4/13/2011		<0.003							
4/21/2011						<0.003			
4/27/2011	<0.003								
10/4/2011			<0.003						
10/5/2011		<0.003							
10/13/2011						<0.003			
10/17/2011	0.0054								
4/3/2012			0.0053						
4/11/2012		<0.003							
5/1/2012						<0.003			
5/2/2012	<0.003								
10/8/2012	<0.003								
10/9/2012		<0.003	<0.003			<0.003			
4/11/2013			0.0075			<0.003			
4/12/2013	0.0058								
4/15/2013		<0.003							
10/15/2013		<0.003							
10/16/2013	0.01		<0.003			<0.003			
4/10/2014			0.0081						
4/11/2014	0.005 (J)								
4/22/2014		<0.003							
4/23/2014						<0.003			
9/30/2014	0.0068	<0.003	0.0022 (J)						
10/4/2014						0.0031 (J)			
3/30/2015	0.0074	<0.003	0.011						

ND substitution: RL or RL/2 if <15% NDs.

Time Series

Constituent: Antimony (mg/L) Analysis Run 5/13/2024 9:40 AM

Plant Bowen Data: Bowen 3-4 CCR

	GWA-1 (bg)	GWA-2 (bg)	GWA-2R (bg)	GWA-39RZ (bg)	GWA-39Z (bg)	GWA-3A (bg)	GWA-40 (bg)	GWA-41 (bg)	GWA-41R (bg)
3/31/2015						0.0068			
10/12/2015						<0.003			
10/13/2015	0.017	<0.003	0.0045 (J)						
3/11/2016									
3/14/2016					<0.003				
3/15/2016							<0.003	<0.003	<0.003
3/22/2016	0.00567								
3/23/2016		<0.003	0.00281 (J)			0.0035			
5/11/2016					0.000839 (J)		<0.003		
5/12/2016								<0.003	
5/13/2016									<0.003
5/16/2016				<0.003 (D)					
5/19/2016	0.00319		0.00264 (J)						
5/20/2016		<0.003							
5/23/2016						<0.003			
7/19/2016					0.0024 (J)				
7/20/2016								<0.003	
7/21/2016							<0.003		<0.003 (*)
7/22/2016									
7/27/2016				0.0003 (JD)					
7/29/2016	0.0025 (J)	<0.003	0.0069			0.0029 (J)			
9/15/2016					0.0009 (J)		<0.003	<0.003	
9/19/2016									
9/21/2016									<0.003
9/22/2016			0.0066			0.0041			
9/23/2016	0.0051	<0.003							
11/2/2016					0.001 (J)				
11/3/2016							0.0021 (J)	<0.003	<0.003
11/9/2016	0.0097 (J)	<0.003							
11/10/2016			<0.003			0.0048 (J)			
1/17/2017							<0.003		<0.003
1/18/2017					0.0017 (J)			<0.003	
1/30/2017	0.0032								
1/31/2017		<0.003	0.0064			<0.003			
2/21/2017				0.0057					
3/24/2017							<0.003	<0.003	
3/27/2017				0.0013 (JD)					0.0008 (J)
3/28/2017					0.0006 (J)				
3/30/2017	0.0028 (J)	<0.003				0.001 (J)			
4/3/2017			0.0049						
5/24/2017							<0.003		
6/6/2017								<0.003	<0.003
6/7/2017					0.0003 (J)				
6/8/2017				<0.003 (*)					
6/9/2017	<0.003		<0.003						
6/12/2017		<0.003				<0.003			
7/17/2017				0.005 (D)					
7/27/2017				0.0033					
8/9/2017				0.0012 (J)					
9/25/2017								<0.003	0.0035
9/26/2017					<0.003		<0.003		
9/29/2017				0.0013 (JD)					

ND substitution: RL or RL/2 if <15% NDs.

Time Series

Constituent: Antimony (mg/L) Analysis Run 5/13/2024 9:40 AM

Plant Bowen Data: Bowen 3-4 CCR

	GWA-1 (bg)	GWA-2 (bg)	GWA-2R (bg)	GWA-39RZ (bg)	GWA-39Z (bg)	GWA-3A (bg)	GWA-40 (bg)	GWA-41 (bg)	GWA-41R (bg)
10/2/2017	0.0014 (J)	<0.003	0.0045						
10/4/2017						0.0009 (J)			
3/14/2018					<0.003		<0.003	<0.003	<0.003
3/16/2018	0.0014 (J)		0.021 (O)	0.0078					
3/19/2018		<0.003				0.0019 (J)			
9/12/2018					<0.003		<0.003	<0.003	0.003
9/14/2018		<0.003	0.0054	0.0056					
9/17/2018	0.00105 (JD)					0.0011 (J)			
3/13/2019							<0.003		
3/14/2019				0.014 (O)				<0.003	<0.003
3/15/2019					<0.003				
3/19/2019			0.0019 (J)						
3/20/2019	<0.003	<0.003				0.0019 (J)			
9/9/2019					0.00079 (J)		<0.003		
9/10/2019								<0.003 (D)	0.0029 (J)
9/12/2019	0.0037	<0.003 (D)							
9/13/2019			0.0044			0.0013 (J)			
3/6/2020								<0.003	
3/9/2020				0.0013 (J)	0.0011 (J)		<0.003		0.0037
3/11/2020	0.00079 (J)	<0.003	0.002 (J)			0.0045			
9/10/2020					0.0003 (J)			<0.003	0.0019 (J)
9/11/2020							<0.003		
9/15/2020	0.0061	<0.003	0.0037						
9/16/2020				0.0028 (J)					
3/10/2021							<0.003		0.00037 (J)
3/11/2021								0.00038 (J)	
3/12/2021					0.0039				
3/16/2021	0.0014 (J)		0.005	0.00041 (J)					
3/17/2021		<0.003							
3/29/2021						<0.003			
8/4/2021					0.00083 (J)		<0.003	<0.003	<0.003
8/6/2021				<0.003					
8/9/2021	0.0027 (J)	<0.003	0.0033			<0.003			
1/31/2022					<0.003		0.0014 (J)	<0.003	0.0011 (J)
2/1/2022	0.0028 (J)	<0.003	0.0029 (J)						
2/2/2022				<0.003		<0.003			
8/10/2022					<0.003				
8/11/2022								<0.003	<0.003
8/12/2022							<0.003		
8/16/2022	0.0084	<0.003	0.002 (J)	0.001 (J)		<0.003			
2/13/2023					0.00087 (J)		<0.003	<0.003	0.0045
2/14/2023				0.0019 (J)					
2/16/2023	0.016	<0.003	0.0048						
2/17/2023						<0.003			
7/25/2023				<0.003				0.0029 (J)	0.0021 (J)
7/26/2023					0.0028 (J)		<0.003		
7/27/2023	0.011	<0.003	0.0095						
8/1/2023						<0.003			
2/19/2024				0.0016 (J)	0.00081 (J)		<0.003	<0.003	<0.003
2/20/2024									
2/22/2024	0.0014 (J)	<0.003				<0.003			
2/26/2024			0.0019 (J)						

ND substitution: RL or RL/2 if <15% NDs.

Time Series

Constituent: Antimony (mg/L) Analysis Run 5/13/2024 9:40 AM

Plant Bowen Data: Bowen 3-4 CCR

	GWA-42 (bg)
8/23/2007	
10/23/2007	
10/24/2007	
11/2/2007	
11/18/2007	
1/30/2008	
1/31/2008	
3/10/2008	
3/11/2008	
5/6/2008	
5/13/2008	
5/14/2008	
12/4/2008	
12/5/2008	
4/15/2009	
4/21/2009	
10/7/2009	
10/8/2009	
4/21/2010	
4/26/2010	
4/28/2010	
5/3/2010	
9/28/2010	
10/4/2010	
10/6/2010	
10/12/2010	
4/12/2011	
4/13/2011	
4/21/2011	
4/27/2011	
10/4/2011	
10/5/2011	
10/13/2011	
10/17/2011	
4/3/2012	
4/11/2012	
5/1/2012	
5/2/2012	
10/8/2012	
10/9/2012	
4/11/2013	
4/12/2013	
4/15/2013	
10/15/2013	
10/16/2013	
4/10/2014	
4/11/2014	
4/22/2014	
4/23/2014	
9/30/2014	
10/4/2014	
3/30/2015	

Time Series

Constituent: Antimony (mg/L) Analysis Run 5/13/2024 9:40 AM

Plant Bowen Data: Bowen 3-4 CCR

	GWA-42 (bg)
3/31/2015	
10/12/2015	
10/13/2015	
3/11/2016	<0.003
3/14/2016	
3/15/2016	
3/22/2016	
3/23/2016	
5/11/2016	
5/12/2016	
5/13/2016	
5/16/2016	<0.003
5/19/2016	
5/20/2016	
5/23/2016	
7/19/2016	
7/20/2016	
7/21/2016	
7/22/2016	0.002 (J)
7/27/2016	
7/29/2016	
9/15/2016	
9/19/2016	<0.003
9/21/2016	
9/22/2016	
9/23/2016	
11/2/2016	
11/3/2016	<0.003
11/9/2016	
11/10/2016	
1/17/2017	<0.003
1/18/2017	
1/30/2017	
1/31/2017	
2/21/2017	
3/24/2017	
3/27/2017	<0.003
3/28/2017	
3/30/2017	
4/3/2017	
5/24/2017	
6/6/2017	
6/7/2017	<0.003
6/8/2017	
6/9/2017	
6/12/2017	
7/17/2017	
7/27/2017	
8/9/2017	
9/25/2017	
9/26/2017	<0.003
9/29/2017	

ND substitution: RL or RL/2 if <15% NDs.

Time Series

Constituent: Antimony (mg/L) Analysis Run 5/13/2024 9:40 AM

Plant Bowen Data: Bowen 3-4 CCR

	GWA-42 (bg)
10/2/2017	
10/4/2017	
3/14/2018	<0.003
3/16/2018	
3/19/2018	
9/12/2018	
9/14/2018	<0.003
9/17/2018	
3/13/2019	
3/14/2019	<0.003
3/15/2019	
3/19/2019	
3/20/2019	
9/9/2019	
9/10/2019	<0.003
9/12/2019	
9/13/2019	
3/6/2020	<0.003
3/9/2020	
3/11/2020	
9/10/2020	<0.003
9/11/2020	
9/15/2020	
9/16/2020	
3/10/2021	
3/11/2021	<0.003
3/12/2021	
3/16/2021	
3/17/2021	
3/29/2021	
8/4/2021	<0.003
8/6/2021	
8/9/2021	
1/31/2022	<0.003
2/1/2022	
2/2/2022	
8/10/2022	<0.003
8/11/2022	
8/12/2022	
8/16/2022	
2/13/2023	<0.003
2/14/2023	
2/16/2023	
2/17/2023	
7/25/2023	
7/26/2023	<0.003
7/27/2023	
8/1/2023	
2/19/2024	
2/20/2024	<0.003
2/22/2024	
2/26/2024	

ND substitution: RL or RL/2 if <15% NDs.

Time Series

Constituent: Antimony (mg/L) Analysis Run 5/13/2024 9:40 AM

Plant Bowen Data: Bowen 3-4 CCR

	GWA-43 (bg)	GWA-43R (bg)	GWA-4RZ (bg)	GWA-50 (bg)	GWA-50R (bg)	GWA-51RZ (bg)	GWA-52 (bg)	GWA-53 (bg)	GWA-53R (bg)
12/12/2008				<0.003	<0.003				
4/23/2009				<0.003	<0.003				
10/6/2009				<0.003	<0.003				
4/27/2010				<0.003					
5/3/2010					<0.003				
9/30/2010				<0.003					
10/11/2010					<0.003				
4/14/2011				<0.003					
4/27/2011					<0.003				
10/5/2011				<0.003					
10/19/2011					<0.003				
4/11/2012				<0.003					
5/1/2012					<0.003				
10/2/2012				<0.003	<0.003				
4/9/2013				<0.003					
4/10/2013					<0.003				
10/15/2013				<0.003					
10/16/2013					<0.003				
4/10/2014				<0.003					
4/22/2014					<0.003				
10/1/2014				<0.003	<0.003				
3/30/2015				<0.003	<0.003				
5/8/2015						<0.003	<0.003		<0.003
5/9/2015								<0.003	
5/17/2015						<0.003	<0.003		<0.003
5/18/2015								<0.003	
5/25/2015						<0.003	<0.003	<0.003	<0.003
6/8/2015						<0.003	<0.003	<0.003	<0.003
6/9/2015									
6/17/2015								<0.003	
6/18/2015						<0.003	<0.003		<0.003
6/24/2015						<0.003	<0.003	<0.003	<0.003
6/25/2015									
6/30/2015						<0.003	<0.003	<0.003	<0.003
7/1/2015									
7/6/2015						<0.003	<0.003	<0.003	<0.003
7/7/2015									
8/12/2015						<0.003	<0.003	<0.003	<0.003
10/11/2015				<0.003	<0.003				
2/29/2016							<0.003		
3/2/2016								0.000782 (J)	0.00106 (J)
3/11/2016	<0.003	<0.003							
3/28/2016				0.00139 (J)	<0.003				
5/3/2016								<0.003	0.00171 (J)
5/4/2016						0.00254 (J)	<0.003		
5/13/2016	<0.003	<0.003							
5/23/2016				0.000677 (J)					
5/25/2016					<0.003				
7/7/2016						0.0033 (D)			
7/8/2016							<0.003	<0.003	
7/11/2016									<0.003
7/19/2016	<0.003 (*)	<0.003							

ND substitution: RL or RL/2 if <15% NDs.

Time Series

Constituent: Antimony (mg/L) Analysis Run 5/13/2024 9:40 AM

Plant Bowen Data: Bowen 3-4 CCR

	GWA-43 (bg)	GWA-43R (bg)	GWA-4RZ (bg)	GWA-50 (bg)	GWA-50R (bg)	GWA-51RZ (bg)	GWA-52 (bg)	GWA-53 (bg)	GWA-53R (bg)
8/1/2016				<0.003	<0.003				
9/7/2016									0.0013 (J)
9/8/2016						0.0046 (O)	<0.003	0.0009 (J)	
9/16/2016	<0.003	<0.003							
9/26/2016				<0.003	<0.003				
10/26/2016						0.001 (J)	<0.003	0.0012 (J)	
10/27/2016									0.0011 (J)
11/2/2016	<0.003	<0.003							
11/10/2016				<0.003					
11/11/2016					<0.003				
1/6/2017						0.0011 (J)	<0.003		0.0013 (J)
1/9/2017								<0.003	
1/18/2017	<0.003	0.0013 (J)							
1/30/2017				<0.003	<0.003				
2/22/2017			0.0018 (J)						
3/15/2017						0.0006 (J)	<0.003		
3/16/2017								<0.003	0.0029 (J)
3/28/2017	<0.003	<0.003							
4/3/2017					<0.003				
4/7/2017			0.0008 (J)	<0.003					
5/17/2017							<0.003		
5/18/2017						0.0009 (J)			
5/19/2017								0.0005 (J)	<0.003
6/6/2017	<0.003	0.0007 (J)							
6/12/2017				<0.003	<0.003				
6/14/2017			0.00205 (JD)						
7/12/2017			0.0015 (JD)						
7/19/2017						<0.003			
7/20/2017			<0.003 (D)						
7/28/2017			<0.003						
8/9/2017			<0.003						
8/24/2017			0.0007 (J)						
9/15/2017							<0.003		
9/19/2017						<0.003		<0.003	<0.003
9/22/2017	<0.003	0.0012 (J)							
10/2/2017				<0.003	<0.003				
10/3/2017			<0.003 (D)						
3/13/2018						<0.003	<0.003	<0.003	0.0034
3/14/2018	<0.003								
3/15/2018		<0.003							
3/16/2018				<0.003	<0.003				
3/21/2018			<0.003						
9/6/2018							<0.003		
9/7/2018						<0.003			
9/11/2018								<0.003	0.0033
9/12/2018	<0.003	<0.003							
9/17/2018				<0.003					
9/18/2018			<0.003		<0.003				
3/7/2019							<0.003		
3/8/2019						<0.003		<0.003	
3/12/2019									0.002 (J)
3/13/2019	<0.003	<0.003							

Time Series

Constituent: Antimony (mg/L) Analysis Run 5/13/2024 9:40 AM

Plant Bowen Data: Bowen 3-4 CCR

	GWA-43 (bg)	GWA-43R (bg)	GWA-4RZ (bg)	GWA-50 (bg)	GWA-50R (bg)	GWA-51RZ (bg)	GWA-52 (bg)	GWA-53 (bg)	GWA-53R (bg)
3/19/2019				<0.003	<0.003				
3/21/2019			<0.003 (D)						
9/4/2019						0.0006 (J)	<0.003		
9/5/2019								0.00035 (J)	0.00035 (J)
9/11/2019	<0.003	0.00029 (J)							
9/12/2019			0.00052 (JD)		<0.003				
9/13/2019				<0.003					
3/2/2020							<0.003		
3/3/2020						<0.003			
3/4/2020								0.0019 (J)	0.00053 (J)
3/9/2020	0.00062 (J)	0.00037 (J)							
3/11/2020				0.0005 (J)	<0.003				
3/12/2020			0.0017 (J)						
9/3/2020							<0.003		
9/8/2020								0.0017 (J)	0.00078 (J)
9/9/2020						0.00035 (J)			
9/11/2020	<0.003								
9/14/2020		<0.003							
9/15/2020					0.00048 (J)				
9/16/2020				<0.003					
9/17/2020			0.00087 (J)						
2/24/2021							<0.003		
2/25/2021						0.00061 (J)			
2/26/2021								<0.003	0.0006 (J)
3/11/2021	<0.003	0.00074 (J)							
3/16/2021			0.00082 (J)						
3/17/2021				<0.003	<0.003				
7/27/2021							0.0028 (J)		
7/28/2021						0.00082 (J)			
7/29/2021								0.00096 (J)	0.00096 (J)
8/5/2021		<0.003							
8/6/2021	<0.003								
8/9/2021				<0.003	<0.003				
8/10/2021			0.0013 (J)						
1/25/2022							<0.003		
1/26/2022						<0.003		<0.003	<0.003
1/31/2022	<0.003	<0.003							
2/1/2022				0.0015 (J)					
2/2/2022					<0.003				
2/3/2022			<0.003						
8/5/2022							<0.003		
8/8/2022								<0.003	<0.003
8/9/2022						<0.003			
8/10/2022		<0.003							
8/11/2022	<0.003								
8/16/2022				<0.003					
8/17/2022			<0.003		<0.003				
2/13/2023		<0.003							
2/14/2023	<0.003								
2/16/2023				<0.003	<0.003				
2/17/2023			<0.003						
7/25/2023	<0.003	<0.003							

ND substitution: RL or RL/2 if <15% NDs.

Time Series

Constituent: Antimony (mg/L) Analysis Run 5/13/2024 9:40 AM

Plant Bowen Data: Bowen 3-4 CCR

	GWA-43 (bg)	GWA-43R (bg)	GWA-4RZ (bg)	GWA-50 (bg)	GWA-50R (bg)	GWA-51RZ (bg)	GWA-52 (bg)	GWA-53 (bg)	GWA-53R (bg)
7/28/2023			<0.003	<0.003	<0.003				
2/20/2024	<0.003	0.0015 (J)							
2/22/2024				<0.003	<0.003				
2/27/2024			<0.003						

ND substitution: RL or RL/2 if <15% NDs.

Time Series

Constituent: Antimony (mg/L) Analysis Run 5/13/2024 9:40 AM

Plant Bowen Data: Bowen 3-4 CCR

	GWA-54 (bg)
12/12/2008	
4/23/2009	
10/6/2009	
4/27/2010	
5/3/2010	
9/30/2010	
10/11/2010	
4/14/2011	
4/27/2011	
10/5/2011	
10/19/2011	
4/11/2012	
5/1/2012	
10/2/2012	
4/9/2013	
4/10/2013	
10/15/2013	
10/16/2013	
4/10/2014	
4/22/2014	
10/1/2014	
3/30/2015	
5/8/2015	
5/9/2015	<0.003
5/17/2015	
5/18/2015	<0.003
5/25/2015	<0.003
6/8/2015	
6/9/2015	<0.003
6/17/2015	<0.003
6/18/2015	
6/24/2015	
6/25/2015	<0.003
6/30/2015	
7/1/2015	<0.003
7/6/2015	
7/7/2015	<0.003
8/12/2015	<0.003
10/11/2015	
2/29/2016	
3/2/2016	<0.003
3/11/2016	
3/28/2016	
5/3/2016	
5/4/2016	<0.003
5/13/2016	
5/23/2016	
5/25/2016	
7/7/2016	
7/8/2016	<0.003
7/11/2016	
7/19/2016	

ND substitution: RL or RL/2 if <15% NDs.

Time Series

Constituent: Antimony (mg/L) Analysis Run 5/13/2024 9:40 AM

Plant Bowen Data: Bowen 3-4 CCR

	GWA-54 (bg)
8/1/2016	
9/7/2016	
9/8/2016	0.0019 (J)
9/16/2016	
9/26/2016	
10/26/2016	<0.003
10/27/2016	
11/2/2016	
11/10/2016	
11/11/2016	
1/6/2017	
1/9/2017	<0.003
1/18/2017	
1/30/2017	
2/22/2017	
3/15/2017	<0.003
3/16/2017	
3/28/2017	
4/3/2017	
4/7/2017	
5/17/2017	
5/18/2017	<0.003
5/19/2017	
6/6/2017	
6/12/2017	
6/14/2017	
7/12/2017	
7/19/2017	
7/20/2017	
7/28/2017	
8/9/2017	
8/24/2017	
9/15/2017	<0.003
9/19/2017	
9/22/2017	
10/2/2017	
10/3/2017	
3/13/2018	<0.003
3/14/2018	
3/15/2018	
3/16/2018	
3/21/2018	
9/6/2018	0.001 (J)
9/7/2018	
9/11/2018	
9/12/2018	
9/17/2018	
9/18/2018	
3/7/2019	<0.003
3/8/2019	
3/12/2019	
3/13/2019	

Time Series

Constituent: Antimony (mg/L) Analysis Run 5/13/2024 9:40 AM

Plant Bowen Data: Bowen 3-4 CCR

	GWA-54 (bg)
3/19/2019	
3/21/2019	
9/4/2019	
9/5/2019	<0.003
9/11/2019	
9/12/2019	
9/13/2019	
3/2/2020	
3/3/2020	0.0011 (J)
3/4/2020	
3/9/2020	
3/11/2020	
3/12/2020	
9/3/2020	
9/8/2020	<0.003
9/9/2020	
9/11/2020	
9/14/2020	
9/15/2020	
9/16/2020	
9/17/2020	
2/24/2021	
2/25/2021	<0.003
2/26/2021	
3/11/2021	
3/16/2021	
3/17/2021	
7/27/2021	0.00086 (J)
7/28/2021	
7/29/2021	
8/5/2021	
8/6/2021	
8/9/2021	
8/10/2021	
1/25/2022	<0.003
1/26/2022	
1/31/2022	
2/1/2022	
2/2/2022	
2/3/2022	
8/5/2022	<0.003
8/8/2022	
8/9/2022	
8/10/2022	
8/11/2022	
8/16/2022	
8/17/2022	
2/13/2023	
2/14/2023	
2/16/2023	
2/17/2023	
7/25/2023	

ND substitution: RL or RL/2 if <15% NDs.

Time Series

Constituent: Antimony (mg/L) Analysis Run 5/13/2024 9:40 AM

Plant Bowen Data: Bowen 3-4 CCR

	GWA-54 (bg)
7/28/2023	
2/20/2024	
2/22/2024	
2/27/2024	

Time Series

Constituent: Antimony (mg/L) Analysis Run 5/13/2024 9:40 AM

Plant Bowen Data: Bowen 3-4 CCR

	GWA-55 (bg)	GWA-55R (bg)	GWA-56 (bg)	GWC-16R	GWC-17R	GWC-18	GWC-18R	GWC-19R	GWC-20R
9/16/2014				<0.0083					
9/17/2014					<0.003	<0.003	<0.003	<0.003	
9/18/2014									<0.003
10/4/2014				<0.0083	<0.003	<0.003	<0.003	<0.003	
10/5/2014									<0.003
10/21/2014				<0.0083	<0.003	<0.003	<0.003	<0.003	
10/22/2014									<0.003
11/5/2014						<0.003		<0.003	<0.003
11/11/2014				<0.0083	<0.003		<0.003		
3/3/2015				<0.0083	<0.003	<0.003	<0.003	<0.003	
3/4/2015									<0.003
3/18/2015				<0.0083	<0.003	<0.003	<0.003		
3/19/2015								<0.003	<0.003
4/6/2015				<0.0083	<0.003				
4/7/2015						<0.003	<0.003	<0.003	<0.003
4/8/2015									
4/23/2015				<0.0083	<0.003	<0.003	<0.003		
4/24/2015								<0.003	<0.003
5/9/2015	<0.003	<0.003	<0.003						
5/18/2015	<0.003	<0.003							
5/19/2015			<0.003						
5/26/2015	<0.003	<0.003	<0.003						
6/9/2015	<0.003	<0.003	<0.003						
6/17/2015	<0.003	<0.003	<0.003						
6/25/2015	<0.003	<0.003	<0.003						
7/1/2015	<0.003	<0.003	<0.003						
7/7/2015	<0.003	<0.003	<0.003						
7/29/2015				<0.0083	<0.003	<0.003	<0.003	<0.003	
7/30/2015									<0.003
8/13/2015	<0.003	<0.003	<0.003						
3/2/2016	0.000608 (J)								
3/3/2016		<0.003	<0.003	0.00472 (D)					
3/4/2016					<0.003				
3/7/2016						0.003	<0.003	<0.003	
3/8/2016									<0.003
5/3/2016	<0.003	<0.003							
5/5/2016						<0.003	0.000672 (J)		
5/9/2016			<0.003					<0.003	<0.003
5/10/2016				0.0047	0.000641 (J)				
7/11/2016	<0.003	<0.003	<0.003						
7/13/2016				<0.0083		<0.003	<0.003		
7/14/2016					<0.003			<0.003	<0.003
7/15/2016									
9/9/2016	<0.003	0.0009 (J)	<0.003						
9/12/2016							<0.003	<0.003	<0.003
9/13/2016						<0.003			
9/14/2016					0.0012 (J)				
9/15/2016				0.0013 (J)					
10/26/2016	<0.003		<0.003						
10/27/2016		<0.003							
10/31/2016						<0.003		<0.003	<0.003
11/1/2016					<0.003		<0.003		

ND substitution: RL or RL/2 if <15% NDs.

Time Series

Constituent: Antimony (mg/L) Analysis Run 5/13/2024 9:40 AM

Plant Bowen Data: Bowen 3-4 CCR

	GWA-55 (bg)	GWA-55R (bg)	GWA-56 (bg)	GWC-16R	GWC-17R	GWC-18	GWC-18R	GWC-19R	GWC-20R
11/2/2016				0.0021 (J)					
1/9/2017	<0.003	0.0023 (J)	0.0012 (J)						
1/11/2017				0.0086	<0.003		<0.003	<0.003	
1/12/2017						<0.003			<0.003
3/15/2017			<0.003						
3/16/2017	<0.003	0.0007 (J)							
3/20/2017				0.0187			0.0005 (J)		
3/21/2017					<0.003			<0.003	
3/22/2017									<0.003
3/23/2017						<0.003			
5/18/2017	<0.003	0.0012 (J)	<0.003						
5/22/2017							<0.003	<0.003	<0.003
5/23/2017				0.0097	<0.003	<0.003			
9/15/2017	<0.003		<0.003						
9/18/2017		<0.003							
9/19/2017									<0.003
9/20/2017								<0.003	
9/21/2017				0.0078			0.0008 (J)		
9/22/2017					<0.003				
9/25/2017						<0.003			
3/12/2018	<0.003	<0.003							
3/13/2018			<0.003						
3/14/2018				0.015	<0.003	<0.003	<0.003	<0.003	<0.003
9/7/2018	<0.003	<0.003	<0.003	0.0026 (J)			<0.003		
9/10/2018								<0.003	<0.003
9/11/2018					<0.003	<0.003			
3/7/2019		<0.003	<0.003						
3/8/2019	<0.003								
3/11/2019				0.02					
3/12/2019					<0.003	<0.003	0.00091 (J)	<0.003	<0.003
9/4/2019			<0.003						
9/5/2019	<0.003	<0.003							
9/6/2019							0.00028 (J)		0.001755 (JD)
9/9/2019				0.011		<0.003		<0.003	
9/10/2019					<0.003				
3/3/2020	<0.003								
3/4/2020		<0.003	<0.003	0.019				<0.003	
3/5/2020					<0.003		0.00068 (J)		<0.003
3/6/2020						0.00049 (J)			
9/4/2020	0.00065 (J)	<0.003	<0.003						<0.003
9/8/2020									
9/9/2020				0.015	<0.003	<0.003	<0.003	<0.003	
2/25/2021	<0.003	<0.003	<0.003						
2/26/2021						<0.003	0.00059 (J)	<0.003	
3/9/2021				0.018					<0.003
3/10/2021					<0.003				
7/28/2021	<0.003	<0.003	<0.003						
7/29/2021						<0.003	0.0024 (J)		
7/30/2021				0.019	<0.003				
8/2/2021									<0.003
8/5/2021								<0.003	
1/26/2022	<0.003		<0.003						

ND substitution: RL or RL/2 if <15% NDs.

Time Series

Constituent: Antimony (mg/L) Analysis Run 5/13/2024 9:40 AM

Plant Bowen Data: Bowen 3-4 CCR

	GWA-55 (bg)	GWA-55R (bg)	GWA-56 (bg)	GWC-16R	GWC-17R	GWC-18	GWC-18R	GWC-19R	GWC-20R
1/27/2022		<0.003					<0.003	<0.003	<0.003
1/28/2022				0.027	<0.003	<0.003			
8/5/2022			<0.003						
8/8/2022	<0.003	<0.003							
8/9/2022								<0.003	<0.003
8/10/2022						<0.003	<0.003		
8/11/2022				0.0099	<0.003				
2/9/2023						<0.003	<0.003	<0.003	
2/10/2023				0.02	<0.003				<0.003
8/3/2023					0.0033	<0.003			<0.003
8/4/2023				0.012			<0.003	<0.003	
2/14/2024						<0.003	<0.003	<0.003	
2/15/2024				0.022	0.00063 (J)				<0.003

Time Series

Constituent: Antimony (mg/L) Analysis Run 5/13/2024 9:40 AM

Plant Bowen Data: Bowen 3-4 CCR

	GWC-21R
9/16/2014	
9/17/2014	
9/18/2014	<0.0056
10/4/2014	
10/5/2014	<0.0056
10/21/2014	
10/22/2014	<0.0056
11/5/2014	<0.0056
11/11/2014	
3/3/2015	
3/4/2015	<0.0056
3/18/2015	
3/19/2015	<0.0056
4/6/2015	
4/7/2015	
4/8/2015	<0.0056
4/23/2015	
4/24/2015	<0.0056
5/9/2015	
5/18/2015	
5/19/2015	
5/26/2015	
6/9/2015	
6/17/2015	
6/25/2015	
7/1/2015	
7/7/2015	
7/29/2015	
7/30/2015	<0.0056
8/13/2015	
3/2/2016	
3/3/2016	
3/4/2016	
3/7/2016	
3/8/2016	0.00318
5/3/2016	
5/5/2016	
5/9/2016	0.00454
5/10/2016	
7/11/2016	
7/13/2016	
7/14/2016	
7/15/2016	<0.0056
9/9/2016	0.0033
9/12/2016	
9/13/2016	
9/14/2016	
9/15/2016	
10/26/2016	
10/27/2016	0.0046
10/31/2016	
11/1/2016	

ND substitution: RL or RL/2 if <15% NDs.

Time Series

Constituent: Antimony (mg/L) Analysis Run 5/13/2024 9:40 AM

Plant Bowen Data: Bowen 3-4 CCR

	GWC-21R
11/2/2016	
1/9/2017	
1/11/2017	
1/12/2017	0.0064
3/15/2017	
3/16/2017	
3/20/2017	
3/21/2017	0.0058
3/22/2017	
3/23/2017	
5/18/2017	
5/22/2017	
5/23/2017	0.0023 (J)
9/15/2017	
9/18/2017	
9/19/2017	0.0018 (J)
9/20/2017	
9/21/2017	
9/22/2017	
9/25/2017	
3/12/2018	
3/13/2018	
3/14/2018	0.0063
9/7/2018	
9/10/2018	0.0033
9/11/2018	
3/7/2019	
3/8/2019	
3/11/2019	0.0029 (J)
3/12/2019	
9/4/2019	
9/5/2019	
9/6/2019	0.01
9/9/2019	
9/10/2019	
3/3/2020	0.0019 (J)
3/4/2020	
3/5/2020	
3/6/2020	
9/4/2020	
9/8/2020	0.0041
9/9/2020	
2/25/2021	
2/26/2021	
3/9/2021	0.0024 (J)
3/10/2021	
7/28/2021	
7/29/2021	
7/30/2021	
8/2/2021	0.0048
8/5/2021	
1/26/2022	

Time Series

Constituent: Antimony (mg/L) Analysis Run 5/13/2024 9:40 AM

Plant Bowen Data: Bowen 3-4 CCR

	GWC-21R
1/27/2022	
1/28/2022	0.0061
8/5/2022	
8/8/2022	
8/9/2022	
8/10/2022	0.0081 (J)
8/11/2022	
2/9/2023	0.0064
2/10/2023	
8/3/2023	
8/4/2023	0.003
2/14/2024	
2/15/2024	0.0017 (J)

Time Series

Constituent: Antimony (mg/L) Analysis Run 5/13/2024 9:40 AM

Plant Bowen Data: Bowen 3-4 CCR

	GWC-22R	GWC-23R	GWC-24R	GWC-25R	GWC-36A	GWC-36RA	GWC-37	GWC-38
9/15/2014						<0.003		
9/16/2014			<0.003	<0.003			<0.003	<0.003
9/18/2014	<0.003	<0.003						
10/3/2014						<0.003	<0.003	<0.003
10/4/2014			<0.003	<0.003				
10/5/2014	<0.003	<0.003						
10/20/2014						<0.003	<0.003	<0.003
10/22/2014	<0.003	<0.003						
10/23/2014			<0.003	<0.003				
11/5/2014	<0.003	<0.003						
11/10/2014			<0.003	<0.003		<0.003	<0.003	<0.003
3/2/2015						<0.003	<0.003	<0.003
3/4/2015	<0.003	<0.003	<0.003	<0.003				
3/17/2015						<0.003	<0.003	<0.003
3/19/2015	<0.003							
3/20/2015		<0.003	<0.003	<0.003				
4/5/2015						<0.003	<0.003	
4/6/2015								<0.003
4/8/2015	<0.003	<0.003	<0.003					
4/9/2015				<0.003				
4/21/2015						<0.003		
4/22/2015							<0.003	<0.003
4/23/2015		<0.003	<0.003	<0.003				
4/24/2015	<0.003							
7/28/2015						<0.003	<0.003	<0.003
7/30/2015	<0.003	<0.003	<0.003	<0.003				
3/1/2016						<0.003	0.00214 (J)	
3/2/2016								<0.003
3/4/2016			0.0271 (JO)					
3/7/2016	<0.003							
3/8/2016				0.0226 (O)				
3/9/2016		0.003						
5/2/2016						<0.003		
5/3/2016							0.00178 (J)	<0.003
5/4/2016				0.00107 (J)				
5/5/2016	<0.003		0.000761 (J)					
5/6/2016		0.000666 (J)						
7/6/2016						<0.003		
7/7/2016								<0.003
7/8/2016							0.0023 (J)	
7/12/2016			0.0094 (O)					
7/14/2016	<0.003							
7/15/2016		<0.003						
7/18/2016				0.0004 (J)				
9/7/2016						<0.003	0.0039	
9/8/2016								<0.003
9/12/2016	<0.003							
9/13/2016			0.0072 (O)	0.0028 (J)				
9/14/2016		0.0022 (J)						
10/25/2016						<0.003	0.0035	<0.003
10/27/2016	<0.003		0.005	0.0011 (J)				
11/1/2016		<0.003						

ND substitution: RL or RL/2 if <15% NDs.

Time Series

Constituent: Antimony (mg/L) Analysis Run 5/13/2024 9:40 AM

Plant Bowen Data: Bowen 3-4 CCR

	GWC-22R	GWC-23R	GWC-24R	GWC-25R	GWC-36A	GWC-36RA	GWC-37	GWC-38
1/5/2017						<0.003		
1/6/2017							0.0052	
1/13/2017	<0.003		0.0012 (J)	<0.003				
1/25/2017		<0.003						
2/9/2017								<0.003
3/14/2017						<0.003	0.003	
3/16/2017				0.0009 (J)				
3/20/2017	<0.003		0.0014 (J)					
3/22/2017		0.0006 (J)						
3/23/2017								<0.003
5/16/2017						<0.003	0.0026 (J)	
5/17/2017								<0.003
5/19/2017			0.0006 (J)	<0.003				
5/23/2017	<0.003							
5/24/2017		<0.003						
9/15/2017						<0.003	0.0016 (J)	
9/19/2017	<0.003		<0.003	<0.003				<0.003
9/21/2017		<0.003						
3/12/2018						<0.003	0.0023 (J)	
3/13/2018	<0.003		0.0016 (J)	0.00093 (J)				<0.003
3/14/2018		<0.003						
9/6/2018						<0.003	0.0024 (J)	<0.003
9/7/2018	<0.003							
9/11/2018		<0.003	<0.003	<0.003				
3/6/2019							0.0019 (J)	
3/7/2019						<0.003		<0.003
3/8/2019			<0.003	<0.003				
3/11/2019	<0.003							
3/12/2019		<0.003						
9/4/2019						<0.003	0.0029 (J)	<0.003
9/5/2019	<0.003		0.00031 (JD)	<0.003				
9/6/2019		0.00029 (J)						
3/2/2020						<0.003	0.0018 (J)	<0.003
3/3/2020	<0.003		<0.003	<0.003				
3/5/2020		<0.003						
9/3/2020							0.0012 (J)	<0.003
9/4/2020				0.0013 (J)				
9/8/2020	<0.003							
9/9/2020		<0.003	0.00094 (J)					
9/14/2020						<0.003		
2/24/2021							0.0012 (J)	<0.003
3/9/2021	<0.003		0.00035 (J)	<0.003				
3/10/2021		<0.003						
3/26/2021						0.00092 (J)		
7/27/2021						<0.003		
7/28/2021							0.0016 (J)	<0.003
7/29/2021			0.0011 (J)					
7/30/2021		<0.003						
8/2/2021	<0.003			<0.003				
1/25/2022								<0.003
1/26/2022						<0.003	<0.003	
1/27/2022	<0.003			<0.003				

ND substitution: RL or RL/2 if <15% NDs.

Time Series

Constituent: Antimony (mg/L) Analysis Run 5/13/2024 9:40 AM

Plant Bowen Data: Bowen 3-4 CCR

	GWC-22R	GWC-23R	GWC-24R	GWC-25R	GWC-36A	GWC-36RA	GWC-37	GWC-38
1/28/2022		<0.003	<0.003					
4/6/2022					<0.003			
8/5/2022								<0.003
8/8/2022					<0.003	0.0015 (J)	0.0018 (J)	
8/9/2022			<0.003	<0.003				
8/10/2022	<0.003							
8/11/2022		<0.003						
2/8/2023					<0.003	<0.003	0.0013 (J)	<0.003
2/9/2023	<0.003		<0.003	<0.003				
2/10/2023		<0.003						
8/2/2023					<0.003		0.0018 (J)	<0.003
8/3/2023	<0.003	<0.003	<0.003	<0.003		<0.003		
2/13/2024					<0.003	<0.003	<0.003	<0.003
2/15/2024	<0.003		<0.003					
2/16/2024		0.00083 (J)		0.00087 (J)				

ND substitution: RL or RL/2 if <15% NDs.

Time Series

Constituent: Arsenic (mg/L) Analysis Run 5/13/2024 9:40 AM

Plant Bowen Data: Bowen 3-4 CCR

	GWA-1 (bg)	GWA-2 (bg)	GWA-2R (bg)	GWA-39RZ (bg)	GWA-39Z (bg)	GWA-3A (bg)	GWA-40 (bg)	GWA-41 (bg)	GWA-41R (bg)
8/23/2007	<0.005	<0.005	<0.005			<0.005			
10/23/2007	<0.005								
10/24/2007		<0.005	<0.005						
11/2/2007						<0.005			
11/18/2007	<0.005	<0.005	<0.005			<0.005			
1/30/2008	<0.005								
1/31/2008		<0.005	0.005			<0.005			
3/10/2008	<0.005		<0.005						
3/11/2008		<0.005				<0.005			
5/6/2008		<0.005							
5/13/2008	<0.005		<0.005						
5/14/2008						<0.005			
12/4/2008		0.012 (O)	<0.005						
12/5/2008	<0.005					<0.005			
4/15/2009	<0.005					<0.005			
4/21/2009		<0.005	<0.005						
10/7/2009	<0.005	<0.005							
10/8/2009			<0.005			<0.005			
4/21/2010			<0.005						
4/26/2010		<0.005							
4/28/2010						<0.005			
5/3/2010	<0.005								
9/28/2010			<0.005						
10/4/2010		<0.005							
10/6/2010						<0.005			
10/12/2010	<0.005								
4/12/2011			<0.005						
4/13/2011		<0.005							
4/21/2011						<0.005			
4/27/2011	<0.005								
10/4/2011			<0.005						
10/5/2011		<0.005							
10/13/2011						<0.005			
10/17/2011	<0.005								
4/3/2012			<0.005						
4/11/2012		<0.005							
5/1/2012						<0.005			
5/2/2012	<0.005								
10/8/2012	<0.005								
10/9/2012		<0.005	<0.005			<0.005			
4/11/2013			<0.005			<0.005			
4/12/2013	<0.005								
4/15/2013		<0.005							
10/15/2013		<0.005							
10/16/2013	<0.005		0.0056			<0.005			
4/10/2014			<0.005						
4/11/2014	<0.005								
4/22/2014		<0.005							
4/23/2014						<0.005			
9/30/2014	<0.005	<0.005	<0.005						
10/4/2014						<0.005			
3/30/2015	<0.005	<0.005	<0.005						

ND substitution: RL or RL/2 if <15% NDs.

Time Series

Constituent: Arsenic (mg/L) Analysis Run 5/13/2024 9:40 AM

Plant Bowen Data: Bowen 3-4 CCR

	GWA-1 (bg)	GWA-2 (bg)	GWA-2R (bg)	GWA-39RZ (bg)	GWA-39Z (bg)	GWA-3A (bg)	GWA-40 (bg)	GWA-41 (bg)	GWA-41R (bg)
3/31/2015						<0.005			
10/12/2015						<0.005			
10/13/2015	<0.005	<0.005	<0.005						
3/11/2016									
3/14/2016					<0.005				
3/15/2016							<0.005	<0.005	<0.005
3/22/2016	<0.005								
3/23/2016		<0.005	<0.005			<0.005			
5/11/2016					<0.005		<0.005		
5/12/2016								<0.005	
5/13/2016									<0.005
5/16/2016				<0.005 (D)					
5/19/2016	<0.005		<0.005						
5/20/2016		<0.005							
5/23/2016						<0.005			
7/19/2016					<0.005				
7/20/2016								<0.005	
7/21/2016							<0.005		0.0012 (J)
7/22/2016									
7/27/2016				0.0011 (JD)					
7/29/2016	<0.005	<0.005	0.0008 (J)			<0.005			
9/15/2016					<0.005		<0.005	<0.005	
9/19/2016									
9/21/2016									<0.005
9/22/2016			<0.005			<0.005			
9/23/2016	<0.005	<0.005							
11/2/2016					<0.005				
11/3/2016							<0.005	<0.005	<0.005
11/9/2016	<0.005	<0.005							
11/10/2016			<0.005			<0.005			
1/17/2017							<0.005		<0.005
1/18/2017					<0.005			<0.005	
1/30/2017	<0.005								
1/31/2017		<0.005	<0.005			<0.005			
2/21/2017				<0.005					
3/24/2017							<0.005	<0.005	
3/27/2017				0.0007 (JD)					0.0008 (J)
3/28/2017					0.0007 (J)				
3/30/2017	<0.005	<0.005				<0.005			
4/3/2017			0.0007 (J)						
5/24/2017							<0.005		
6/6/2017								<0.005 (*)	<0.005 (*)
6/7/2017					<0.005				
6/8/2017				0.0007 (JD)					
6/9/2017	0.0005 (J)		0.0006 (J)						
6/12/2017		<0.005				<0.005			
7/17/2017				0.0005 (JD)					
7/27/2017				<0.005					
8/9/2017				0.0008 (J)					
9/25/2017								<0.005	0.001 (J)
9/26/2017					<0.005		0.0005 (J)		
9/29/2017				<0.005 (D)					

ND substitution: RL or RL/2 if <15% NDs.

Time Series

Constituent: Arsenic (mg/L) Analysis Run 5/13/2024 9:40 AM

Plant Bowen Data: Bowen 3-4 CCR

	GWA-1 (bg)	GWA-2 (bg)	GWA-2R (bg)	GWA-39RZ (bg)	GWA-39Z (bg)	GWA-3A (bg)	GWA-40 (bg)	GWA-41 (bg)	GWA-41R (bg)
10/2/2017	<0.005	<0.005	0.0005 (J)						
10/4/2017						<0.005			
3/14/2018					<0.005		<0.005	<0.005	<0.005
3/16/2018	0.00085 (J)		0.001 (J)	<0.005					
3/19/2018		<0.005				<0.005			
9/12/2018					<0.005		<0.005	<0.005	<0.005
9/14/2018		<0.005	<0.005	<0.005					
9/17/2018	<0.005 (D)					<0.005			
3/13/2019							<0.005		
3/14/2019				<0.005				<0.005	<0.005
3/15/2019					<0.005				
3/19/2019			<0.005						
3/20/2019	<0.005	<0.005				<0.005			
9/9/2019					0.00043 (J)		0.00068 (J)		
9/10/2019								<0.005 (D)	<0.005
9/12/2019	0.0004 (J)	<0.005 (D)							
9/13/2019			0.00051 (J)			<0.005			
3/6/2020								<0.005	
3/9/2020				0.00083 (J)	<0.005		<0.005		<0.005
3/11/2020	0.00088 (J)	<0.005	0.00044 (J)			<0.005			
9/10/2020					<0.005			<0.005	<0.005
9/11/2020							<0.005		
9/15/2020	<0.005	<0.005	0.00081 (J)						
9/16/2020				<0.005					
3/10/2021							<0.005		<0.005
3/11/2021								<0.005	
3/12/2021					<0.005				
3/16/2021	<0.005		<0.005	<0.005					
3/17/2021		<0.005							
3/29/2021						0.001 (J)			
8/4/2021					<0.005		<0.005	<0.005	<0.005
8/6/2021				<0.005					
8/9/2021	<0.005	<0.005	0.0031 (J)			<0.005			
1/31/2022					0.0021 (J)		<0.005	<0.005	<0.005
2/1/2022	<0.005	0.0019 (J)	0.0053						
2/2/2022				<0.005		<0.005			
8/10/2022					<0.005				
8/11/2022								<0.005	<0.005
8/12/2022							<0.005		
8/16/2022	<0.005	<0.005	0.0033 (J)	<0.005		<0.005			
2/13/2023					<0.005		<0.005	<0.005	<0.005
2/14/2023				<0.005					
2/16/2023	<0.005	<0.005	<0.005						
2/17/2023						<0.005			
7/25/2023				<0.005				<0.005	<0.005
7/26/2023					<0.005		<0.005		
7/27/2023	<0.005	<0.005	<0.005						
8/1/2023						<0.005			
2/19/2024				<0.005	<0.005		<0.005	<0.005	<0.005
2/20/2024									
2/22/2024	<0.005	<0.005				<0.005			
2/26/2024			<0.005						

ND substitution: RL or RL/2 if <15% NDs.

Time Series

Constituent: Arsenic (mg/L) Analysis Run 5/13/2024 9:40 AM

Plant Bowen Data: Bowen 3-4 CCR

	GWA-42 (bg)
8/23/2007	
10/23/2007	
10/24/2007	
11/2/2007	
11/18/2007	
1/30/2008	
1/31/2008	
3/10/2008	
3/11/2008	
5/6/2008	
5/13/2008	
5/14/2008	
12/4/2008	
12/5/2008	
4/15/2009	
4/21/2009	
10/7/2009	
10/8/2009	
4/21/2010	
4/26/2010	
4/28/2010	
5/3/2010	
9/28/2010	
10/4/2010	
10/6/2010	
10/12/2010	
4/12/2011	
4/13/2011	
4/21/2011	
4/27/2011	
10/4/2011	
10/5/2011	
10/13/2011	
10/17/2011	
4/3/2012	
4/11/2012	
5/1/2012	
5/2/2012	
10/8/2012	
10/9/2012	
4/11/2013	
4/12/2013	
4/15/2013	
10/15/2013	
10/16/2013	
4/10/2014	
4/11/2014	
4/22/2014	
4/23/2014	
9/30/2014	
10/4/2014	
3/30/2015	

Time Series

Constituent: Arsenic (mg/L) Analysis Run 5/13/2024 9:40 AM

Plant Bowen Data: Bowen 3-4 CCR

	GWA-42 (bg)
3/31/2015	
10/12/2015	
10/13/2015	
3/11/2016	<0.005
3/14/2016	
3/15/2016	
3/22/2016	
3/23/2016	
5/11/2016	
5/12/2016	
5/13/2016	
5/16/2016	<0.005
5/19/2016	
5/20/2016	
5/23/2016	
7/19/2016	
7/20/2016	
7/21/2016	
7/22/2016	<0.005
7/27/2016	
7/29/2016	
9/15/2016	
9/19/2016	<0.005
9/21/2016	
9/22/2016	
9/23/2016	
11/2/2016	
11/3/2016	<0.005
11/9/2016	
11/10/2016	
1/17/2017	<0.005
1/18/2017	
1/30/2017	
1/31/2017	
2/21/2017	
3/24/2017	
3/27/2017	<0.005
3/28/2017	
3/30/2017	
4/3/2017	
5/24/2017	
6/6/2017	
6/7/2017	<0.005 (*)
6/8/2017	
6/9/2017	
6/12/2017	
7/17/2017	
7/27/2017	
8/9/2017	
9/25/2017	
9/26/2017	<0.005
9/29/2017	

ND substitution: RL or RL/2 if <15% NDs.

Time Series

Constituent: Arsenic (mg/L) Analysis Run 5/13/2024 9:40 AM

Plant Bowen Data: Bowen 3-4 CCR

	GWA-42 (bg)
10/2/2017	
10/4/2017	
3/14/2018	<0.005
3/16/2018	
3/19/2018	
9/12/2018	
9/14/2018	<0.005
9/17/2018	
3/13/2019	
3/14/2019	<0.005
3/15/2019	
3/19/2019	
3/20/2019	
9/9/2019	
9/10/2019	<0.005
9/12/2019	
9/13/2019	
3/6/2020	<0.005
3/9/2020	
3/11/2020	
9/10/2020	<0.005
9/11/2020	
9/15/2020	
9/16/2020	
3/10/2021	
3/11/2021	<0.005
3/12/2021	
3/16/2021	
3/17/2021	
3/29/2021	
8/4/2021	<0.005
8/6/2021	
8/9/2021	
1/31/2022	<0.005
2/1/2022	
2/2/2022	
8/10/2022	<0.005
8/11/2022	
8/12/2022	
8/16/2022	
2/13/2023	<0.005
2/14/2023	
2/16/2023	
2/17/2023	
7/25/2023	
7/26/2023	<0.005
7/27/2023	
8/1/2023	
2/19/2024	
2/20/2024	0.001 (J)
2/22/2024	
2/26/2024	

ND substitution: RL or RL/2 if <15% NDs.

Time Series

Constituent: Arsenic (mg/L) Analysis Run 5/13/2024 9:40 AM

Plant Bowen Data: Bowen 3-4 CCR

	GWA-43 (bg)	GWA-43R (bg)	GWA-4RZ (bg)	GWA-50 (bg)	GWA-50R (bg)	GWA-51RZ (bg)	GWA-52 (bg)	GWA-53 (bg)	GWA-53R (bg)
12/12/2008				<0.005	<0.005				
4/23/2009				<0.005	<0.005				
10/6/2009				<0.005	<0.005				
4/27/2010				<0.005					
5/3/2010					0.012 (O)				
9/30/2010				<0.005					
10/11/2010					<0.005				
4/14/2011				<0.005					
4/27/2011					<0.005				
10/5/2011				<0.005					
10/19/2011					<0.005				
4/11/2012				<0.005					
5/1/2012					<0.005				
10/2/2012				<0.005	<0.005				
4/9/2013				<0.005					
4/10/2013					<0.005				
10/15/2013				<0.005					
10/16/2013					<0.005				
4/10/2014				<0.005					
4/22/2014					<0.005				
10/1/2014				<0.005	<0.005				
3/30/2015				<0.005	<0.005				
5/8/2015						<0.005	<0.005		<0.005
5/9/2015								<0.005	
5/17/2015						0.0021 (J)	<0.005		<0.005
5/18/2015								<0.005	
5/25/2015						<0.005	<0.005	<0.005	<0.005
6/8/2015						0.002 (J)	<0.005	<0.005	<0.005
6/9/2015									
6/17/2015								<0.005	
6/18/2015						0.0028 (J)	<0.005		<0.005
6/24/2015						0.0074	<0.005	<0.005	<0.005
6/25/2015									
6/30/2015						0.0065	<0.005	<0.005	<0.005
7/1/2015									
7/6/2015						0.0057	<0.005	<0.005	<0.005
7/7/2015									
8/12/2015						0.0162 (O)	<0.005	<0.005	<0.005
10/11/2015				<0.005	<0.005				
2/29/2016							<0.005		
3/2/2016								<0.005	<0.005
3/11/2016	<0.005	<0.005							
3/28/2016				<0.005	<0.005				
5/3/2016								<0.005	<0.005
5/4/2016						<0.005	<0.005		
5/13/2016	<0.005	<0.005							
5/23/2016				<0.005					
5/25/2016					<0.005				
7/7/2016						0.0009 (J)			
7/8/2016							<0.005	<0.005	
7/11/2016									<0.005
7/19/2016	<0.005	<0.005							

ND substitution: RL or RL/2 if <15% NDs.

Time Series

Constituent: Arsenic (mg/L) Analysis Run 5/13/2024 9:40 AM

Plant Bowen Data: Bowen 3-4 CCR

	GWA-43 (bg)	GWA-43R (bg)	GWA-4RZ (bg)	GWA-50 (bg)	GWA-50R (bg)	GWA-51RZ (bg)	GWA-52 (bg)	GWA-53 (bg)	GWA-53R (bg)
8/1/2016				<0.005	<0.005				
9/7/2016									<0.005
9/8/2016						<0.005	<0.005	<0.005	
9/16/2016	<0.005	<0.005							
9/26/2016				<0.005	<0.005				
10/26/2016						<0.005	<0.005	<0.005	
10/27/2016									<0.005
11/2/2016	<0.005	<0.005							
11/10/2016				<0.005					
11/11/2016					<0.005				
1/6/2017						<0.005	<0.005		<0.005
1/9/2017								<0.005	
1/18/2017	<0.005	<0.005							
1/30/2017				<0.005	<0.005				
2/22/2017			0.0019 (J)						
3/15/2017						0.0006 (J)	<0.005		
3/16/2017								0.0005 (J)	0.0005 (J)
3/28/2017	<0.005	0.0005 (J)							
4/3/2017					<0.005				
4/7/2017			0.0008 (J)	<0.005					
5/17/2017							<0.005		
5/18/2017						0.0007 (J)			
5/19/2017								0.0007 (J)	0.0007 (J)
6/6/2017	<0.005 (*)	<0.005 (*)							
6/12/2017				<0.005	<0.005				
6/14/2017			0.0006 (JD)						
7/12/2017			<0.005 (D)						
7/19/2017						0.0061			
7/20/2017			0.0009 (JD)						
7/28/2017			<0.005						
8/9/2017			0.0011 (J)						
8/24/2017			0.0007 (J)						
9/15/2017							0.0006 (J)		
9/19/2017						0.0021 (J)		<0.005	<0.005
9/22/2017	<0.005	<0.005							
10/2/2017				<0.005	<0.005				
10/3/2017			0.0005 (JD)						
3/13/2018						0.0017 (J)	0.00063 (J)	0.00058 (J)	<0.005
3/14/2018	<0.005								
3/15/2018		<0.005							
3/16/2018				<0.005	<0.005				
3/21/2018			0.0012 (J)						
9/6/2018							<0.005		
9/7/2018						<0.005			
9/11/2018								<0.005	<0.005
9/12/2018	<0.005	<0.005							
9/17/2018				<0.005					
9/18/2018			<0.005		<0.005				
3/7/2019							<0.005		
3/8/2019						<0.005		<0.005	
3/12/2019									<0.005
3/13/2019	<0.005	<0.005							

ND substitution: RL or RL/2 if <15% NDs.

Time Series

Constituent: Arsenic (mg/L) Analysis Run 5/13/2024 9:40 AM

Plant Bowen Data: Bowen 3-4 CCR

	GWA-43 (bg)	GWA-43R (bg)	GWA-4RZ (bg)	GWA-50 (bg)	GWA-50R (bg)	GWA-51RZ (bg)	GWA-52 (bg)	GWA-53 (bg)	GWA-53R (bg)
3/19/2019				<0.005	<0.005				
3/21/2019			<0.005 (D)						
9/4/2019						0.00061 (J)	<0.005		
9/5/2019								0.00039 (J)	0.00046 (J)
9/11/2019	<0.005	<0.005							
9/12/2019			0.0006 (JD)		<0.005				
9/13/2019				<0.005					
3/2/2020							<0.005		
3/3/2020						0.00073 (J)			
3/4/2020								0.00044 (J)	0.00043 (J)
3/9/2020	<0.005	<0.005							
3/11/2020				<0.005	<0.005				
3/12/2020			0.0033 (J)						
9/3/2020							<0.005		
9/8/2020								<0.005	<0.005
9/9/2020						<0.005			
9/11/2020	<0.005								
9/14/2020		<0.005							
9/15/2020					<0.005				
9/16/2020				<0.005					
9/17/2020			0.0011 (J)						
2/24/2021							<0.005		
2/25/2021						<0.005			
2/26/2021								<0.005	<0.005
3/11/2021	<0.005	<0.005							
3/16/2021			0.00098 (J)						
3/17/2021				<0.005	<0.005				
7/27/2021							0.0016 (J)		
7/28/2021						0.0031 (J)			
7/29/2021								0.0032 (J)	0.0037 (J)
8/5/2021		<0.005							
8/6/2021	<0.005								
8/9/2021				<0.005	<0.005				
8/10/2021			0.0025 (J)						
1/25/2022							0.003 (J)		
1/26/2022						0.0047 (J)		<0.005	<0.005
1/31/2022	0.0013 (J)	<0.005							
2/1/2022				<0.005					
2/2/2022					<0.005				
2/3/2022			0.0034 (J)						
8/5/2022							<0.005		
8/8/2022								<0.005	<0.005
8/9/2022						<0.005			
8/10/2022		<0.005							
8/11/2022	<0.005								
8/16/2022				<0.005					
8/17/2022			<0.005		<0.005				
2/13/2023		<0.005							
2/14/2023	<0.005								
2/16/2023				<0.005	<0.005				
2/17/2023			<0.005						
7/25/2023	<0.005	<0.005							

ND substitution: RL or RL/2 if <15% NDs.

Time Series

Constituent: Arsenic (mg/L) Analysis Run 5/13/2024 9:40 AM

Plant Bowen Data: Bowen 3-4 CCR

	GWA-43 (bg)	GWA-43R (bg)	GWA-4RZ (bg)	GWA-50 (bg)	GWA-50R (bg)	GWA-51RZ (bg)	GWA-52 (bg)	GWA-53 (bg)	GWA-53R (bg)
7/28/2023			<0.005	<0.005	<0.005				
2/20/2024	<0.005	<0.005							
2/22/2024				<0.005	<0.005				
2/27/2024			<0.005						

ND substitution: RL or RL/2 if <15% NDs.

Time Series

Constituent: Arsenic (mg/L) Analysis Run 5/13/2024 9:40 AM

Plant Bowen Data: Bowen 3-4 CCR

	GWA-54 (bg)
12/12/2008	
4/23/2009	
10/6/2009	
4/27/2010	
5/3/2010	
9/30/2010	
10/11/2010	
4/14/2011	
4/27/2011	
10/5/2011	
10/19/2011	
4/11/2012	
5/1/2012	
10/2/2012	
4/9/2013	
4/10/2013	
10/15/2013	
10/16/2013	
4/10/2014	
4/22/2014	
10/1/2014	
3/30/2015	
5/8/2015	
5/9/2015	<0.005
5/17/2015	
5/18/2015	<0.005
5/25/2015	<0.005
6/8/2015	
6/9/2015	<0.005
6/17/2015	<0.005
6/18/2015	
6/24/2015	
6/25/2015	<0.005
6/30/2015	
7/1/2015	<0.005
7/6/2015	
7/7/2015	<0.005
8/12/2015	<0.005
10/11/2015	
2/29/2016	
3/2/2016	<0.005
3/11/2016	
3/28/2016	
5/3/2016	
5/4/2016	<0.005
5/13/2016	
5/23/2016	
5/25/2016	
7/7/2016	
7/8/2016	<0.005
7/11/2016	
7/19/2016	

ND substitution: RL or RL/2 if <15% NDs.

Time Series

Constituent: Arsenic (mg/L) Analysis Run 5/13/2024 9:40 AM

Plant Bowen Data: Bowen 3-4 CCR

	GWA-54 (bg)
8/1/2016	
9/7/2016	
9/8/2016	<0.005
9/16/2016	
9/26/2016	
10/26/2016	<0.005
10/27/2016	
11/2/2016	
11/10/2016	
11/11/2016	
1/6/2017	
1/9/2017	<0.005
1/18/2017	
1/30/2017	
2/22/2017	
3/15/2017	0.0006 (J)
3/16/2017	
3/28/2017	
4/3/2017	
4/7/2017	
5/17/2017	
5/18/2017	<0.005
5/19/2017	
6/6/2017	
6/12/2017	
6/14/2017	
7/12/2017	
7/19/2017	
7/20/2017	
7/28/2017	
8/9/2017	
8/24/2017	
9/15/2017	<0.005
9/19/2017	
9/22/2017	
10/2/2017	
10/3/2017	
3/13/2018	0.00066 (J)
3/14/2018	
3/15/2018	
3/16/2018	
3/21/2018	
9/6/2018	0.00057 (J)
9/7/2018	
9/11/2018	
9/12/2018	
9/17/2018	
9/18/2018	
3/7/2019	<0.005
3/8/2019	
3/12/2019	
3/13/2019	

Time Series

Constituent: Arsenic (mg/L) Analysis Run 5/13/2024 9:40 AM

Plant Bowen Data: Bowen 3-4 CCR

	GWA-54 (bg)
3/19/2019	
3/21/2019	
9/4/2019	
9/5/2019	0.00038 (J)
9/11/2019	
9/12/2019	
9/13/2019	
3/2/2020	
3/3/2020	<0.005
3/4/2020	
3/9/2020	
3/11/2020	
3/12/2020	
9/3/2020	
9/8/2020	<0.005
9/9/2020	
9/11/2020	
9/14/2020	
9/15/2020	
9/16/2020	
9/17/2020	
2/24/2021	
2/25/2021	<0.005
2/26/2021	
3/11/2021	
3/16/2021	
3/17/2021	
7/27/2021	0.0014 (J)
7/28/2021	
7/29/2021	
8/5/2021	
8/6/2021	
8/9/2021	
8/10/2021	
1/25/2022	<0.005
1/26/2022	
1/31/2022	
2/1/2022	
2/2/2022	
2/3/2022	
8/5/2022	<0.005
8/8/2022	
8/9/2022	
8/10/2022	
8/11/2022	
8/16/2022	
8/17/2022	
2/13/2023	
2/14/2023	
2/16/2023	
2/17/2023	
7/25/2023	

ND substitution: RL or RL/2 if <15% NDs.

Time Series

Constituent: Arsenic (mg/L) Analysis Run 5/13/2024 9:40 AM

Plant Bowen Data: Bowen 3-4 CCR

	GWA-54 (bg)
7/28/2023	
2/20/2024	
2/22/2024	
2/27/2024	

Time Series

Constituent: Arsenic (mg/L) Analysis Run 5/13/2024 9:40 AM

Plant Bowen Data: Bowen 3-4 CCR

	GWA-55 (bg)	GWA-55R (bg)	GWA-56 (bg)	GWC-16R	GWC-17R	GWC-18	GWC-18R	GWC-19R	GWC-20R
9/16/2014				<0.005					
9/17/2014					<0.005	<0.005	<0.005	<0.005	
9/18/2014									<0.005
10/4/2014				<0.005	<0.005	<0.005	<0.005	<0.005	
10/5/2014									<0.005
10/21/2014				<0.005	<0.005	<0.005	<0.005	<0.005	
10/22/2014									<0.005
11/5/2014						<0.005		<0.005	<0.005
11/11/2014				<0.005	<0.005		0.005		
3/3/2015				<0.005	<0.005	<0.005	<0.005	<0.005	
3/4/2015									<0.005
3/18/2015				<0.005	<0.005	<0.005	<0.005		
3/19/2015								<0.005	<0.005
4/6/2015				<0.005	<0.005				
4/7/2015						<0.005	<0.005	<0.005	<0.005
4/8/2015									
4/23/2015				<0.005	<0.005	<0.005	<0.005		
4/24/2015								<0.005	<0.005
5/9/2015	<0.005	<0.005	<0.005						
5/18/2015	<0.005	<0.005							
5/19/2015			<0.005						
5/26/2015	<0.005	<0.005	<0.005						
6/9/2015	<0.005	0.0028 (J)	<0.005						
6/17/2015	<0.005	<0.005	<0.005						
6/25/2015	<0.005	<0.005	<0.005						
7/1/2015	<0.005	0.0024 (J)	<0.005						
7/7/2015	<0.005	<0.005	<0.005						
7/29/2015				<0.005	<0.005	<0.005	<0.005	<0.005	
7/30/2015									<0.005
8/13/2015	<0.005	<0.005	0.0021 (J)						
3/2/2016	<0.005								
3/3/2016		<0.005	<0.005	0.08869 (OD)					
3/4/2016					<0.005				
3/7/2016						<0.005	<0.005	<0.005	
3/8/2016									<0.005
5/3/2016	<0.005	<0.005							
5/5/2016						<0.005	<0.005		
5/9/2016			<0.005					<0.005	<0.005
5/10/2016				0.00128 (J)	<0.005				
7/11/2016	<0.005	0.001 (J)	0.001 (J)						
7/13/2016				0.001 (J)		<0.005	<0.005		
7/14/2016					<0.005			<0.005	0.0008 (J)
7/15/2016									
9/9/2016	<0.005	<0.005	<0.005						
9/12/2016							<0.005	<0.005	<0.005
9/13/2016						<0.005			
9/14/2016					<0.005				
9/15/2016				0.0017 (J)					
10/26/2016	<0.005		<0.005						
10/27/2016		<0.005							
10/31/2016						<0.005		<0.005	<0.005
11/1/2016					<0.005		<0.005		

ND substitution: RL or RL/2 if <15% NDs.

Time Series

Constituent: Arsenic (mg/L) Analysis Run 5/13/2024 9:40 AM

Plant Bowen Data: Bowen 3-4 CCR

	GWA-55 (bg)	GWA-55R (bg)	GWA-56 (bg)	GWC-16R	GWC-17R	GWC-18	GWC-18R	GWC-19R	GWC-20R
11/2/2016				<0.005					
1/9/2017	<0.005	<0.005	<0.005						
1/11/2017				<0.005	<0.005		<0.005	<0.005	
1/12/2017						<0.005			<0.005
3/15/2017			0.0005 (J)						
3/16/2017	0.0005 (J)	0.0007 (J)							
3/20/2017				0.0012 (J)			0.0006 (J)		
3/21/2017					0.0009 (J)			0.0007 (J)	
3/22/2017									<0.005
3/23/2017						<0.005			
5/18/2017	0.0006 (J)	0.0006 (J)	0.0006 (J)						
5/22/2017							<0.005	<0.005	<0.005
5/23/2017				<0.005	<0.005	<0.005			
9/15/2017	0.0007 (J)		0.0008 (J)						
9/18/2017		<0.005							
9/19/2017									0.0006 (J)
9/20/2017								<0.005	
9/21/2017				0.001 (J)			<0.005		
9/22/2017					0.0008 (J)				
9/25/2017						<0.005			
3/12/2018	<0.005	<0.005							
3/13/2018			0.00088 (J)						
3/14/2018				0.0013 (J)	0.00092 (J)	0.00091 (J)	0.00057 (J)	0.00076 (J)	0.0011 (J)
9/7/2018	<0.005	<0.005	<0.005	<0.005			<0.005		
9/10/2018								<0.005	<0.005
9/11/2018					<0.005	<0.005			
3/7/2019		<0.005	0.00085 (J)						
3/8/2019	<0.005								
3/11/2019				<0.005					
3/12/2019					<0.005	<0.005	<0.005	<0.005	<0.005
9/4/2019			<0.005						
9/5/2019	0.00044 (J)	0.00042 (J)							
9/6/2019							<0.005		0.00047 (JD)
9/9/2019				0.00094 (J)		0.00099 (J)		0.00082 (J)	
9/10/2019					<0.005				
3/3/2020	<0.005								
3/4/2020		<0.005	0.0004 (J)	0.00088 (J)				0.00072 (J)	
3/5/2020					<0.005		0.00042 (J)		<0.005
3/6/2020						<0.005			
9/4/2020	<0.005	<0.005	<0.005						<0.005
9/8/2020									
9/9/2020				0.0011 (J)	<0.005	<0.005	<0.005	<0.005	
2/25/2021	<0.005	<0.005	<0.005						
2/26/2021						<0.005	<0.005	<0.005	
3/9/2021				0.00094 (J)					<0.005
3/10/2021					<0.005				
7/28/2021	0.0026 (J)	0.0029 (J)	0.0034 (J)						
7/29/2021						0.0015 (J)	0.002 (J)		
7/30/2021				0.0025 (J)	0.0053				
8/2/2021									0.0028 (J)
8/5/2021								<0.005	
1/26/2022	<0.005		0.0015 (J)						

ND substitution: RL or RL/2 if <15% NDs.

Time Series

Constituent: Arsenic (mg/L) Analysis Run 5/13/2024 9:40 AM

Plant Bowen Data: Bowen 3-4 CCR

	GWA-55 (bg)	GWA-55R (bg)	GWA-56 (bg)	GWC-16R	GWC-17R	GWC-18	GWC-18R	GWC-19R	GWC-20R
1/27/2022		0.0019 (J)					<0.005	<0.005	<0.005
1/28/2022				<0.005	<0.005	<0.005			
8/5/2022			<0.005						
8/8/2022	<0.005	<0.005							
8/9/2022								<0.005	<0.005
8/10/2022						<0.005	<0.005		
8/11/2022				<0.005	<0.005				
2/9/2023						<0.005	<0.005	<0.005	
2/10/2023				<0.005	<0.005				<0.005
8/3/2023					<0.005	<0.005			<0.005
8/4/2023				<0.005			<0.005	<0.005	
2/14/2024						<0.005	<0.005	<0.005	
2/15/2024				0.00097 (J)	<0.005				<0.005

ND substitution: RL or RL/2 if <15% NDs.

Time Series

Constituent: Arsenic (mg/L) Analysis Run 5/13/2024 9:40 AM

Plant Bowen Data: Bowen 3-4 CCR

	GWC-21R
9/16/2014	
9/17/2014	
9/18/2014	<0.005
10/4/2014	
10/5/2014	<0.005
10/21/2014	
10/22/2014	<0.005
11/5/2014	<0.005
11/11/2014	
3/3/2015	
3/4/2015	<0.005
3/18/2015	
3/19/2015	<0.005
4/6/2015	
4/7/2015	
4/8/2015	<0.005
4/23/2015	
4/24/2015	<0.005
5/9/2015	
5/18/2015	
5/19/2015	
5/26/2015	
6/9/2015	
6/17/2015	
6/25/2015	
7/1/2015	
7/7/2015	
7/29/2015	
7/30/2015	<0.005
8/13/2015	
3/2/2016	
3/3/2016	
3/4/2016	
3/7/2016	
3/8/2016	0.0148 (O)
5/3/2016	
5/5/2016	
5/9/2016	0.00347 (J)
5/10/2016	
7/11/2016	
7/13/2016	
7/14/2016	
7/15/2016	0.0017 (J)
9/9/2016	<0.005
9/12/2016	
9/13/2016	
9/14/2016	
9/15/2016	
10/26/2016	
10/27/2016	<0.005
10/31/2016	
11/1/2016	

Time Series

Constituent: Arsenic (mg/L) Analysis Run 5/13/2024 9:40 AM

Plant Bowen Data: Bowen 3-4 CCR

	GWC-21R
11/2/2016	
1/9/2017	
1/11/2017	
1/12/2017	0.002 (J)
3/15/2017	
3/16/2017	
3/20/2017	
3/21/2017	0.0021 (J)
3/22/2017	
3/23/2017	
5/18/2017	
5/22/2017	
5/23/2017	<0.005
9/15/2017	
9/18/2017	
9/19/2017	0.0013 (J)
9/20/2017	
9/21/2017	
9/22/2017	
9/25/2017	
3/12/2018	
3/13/2018	
3/14/2018	0.0033 (J)
9/7/2018	
9/10/2018	<0.005
9/11/2018	
3/7/2019	
3/8/2019	
3/11/2019	0.0038 (J)
3/12/2019	
9/4/2019	
9/5/2019	
9/6/2019	0.0024 (J)
9/9/2019	
9/10/2019	
3/3/2020	0.0015 (J)
3/4/2020	
3/5/2020	
3/6/2020	
9/4/2020	
9/8/2020	0.0023 (J)
9/9/2020	
2/25/2021	
2/26/2021	
3/9/2021	0.0045 (J)
3/10/2021	
7/28/2021	
7/29/2021	
7/30/2021	
8/2/2021	0.0071
8/5/2021	
1/26/2022	

Time Series

Constituent: Arsenic (mg/L) Analysis Run 5/13/2024 9:40 AM

Plant Bowen Data: Bowen 3-4 CCR

	GWC-21R
1/27/2022	
1/28/2022	0.0031 (J)
8/5/2022	
8/8/2022	
8/9/2022	
8/10/2022	0.0025 (J)
8/11/2022	
2/9/2023	0.0025 (J)
2/10/2023	
8/3/2023	
8/4/2023	<0.005
2/14/2024	
2/15/2024	0.001 (J)

ND substitution: RL or RL/2 if <15% NDs.

Time Series

Constituent: Arsenic (mg/L) Analysis Run 5/13/2024 9:40 AM

Plant Bowen Data: Bowen 3-4 CCR

	GWC-22R	GWC-23R	GWC-24R	GWC-25R	GWC-36A	GWC-36RA	GWC-37	GWC-38
9/15/2014						0.0036 (J)		
9/16/2014			<0.005	<0.005			<0.005	<0.005
9/18/2014	<0.005	<0.005						
10/3/2014						<0.005	<0.005	<0.005
10/4/2014			<0.005	<0.005				
10/5/2014	<0.005	<0.005						
10/20/2014						0.0022 (J)	<0.005	<0.005
10/22/2014	<0.005	<0.005						
10/23/2014			<0.005	<0.005				
11/5/2014	<0.005	<0.005						
11/10/2014			<0.005	<0.005		<0.005	<0.005	<0.005
3/2/2015						<0.005	<0.005	0.0062
3/4/2015	<0.005	<0.005	<0.005	<0.005				
3/17/2015						<0.005	<0.005	<0.005
3/19/2015	<0.005							
3/20/2015		<0.005	<0.005	<0.005				
4/5/2015						<0.005	<0.005	
4/6/2015								<0.005
4/8/2015	<0.005	<0.005	<0.005					
4/9/2015				<0.005				
4/21/2015						<0.005		
4/22/2015							<0.005	<0.005
4/23/2015		<0.005	<0.005	<0.005				
4/24/2015	<0.005							
7/28/2015						<0.005	<0.005	<0.005
7/30/2015	<0.005	<0.005	<0.005	<0.005				
3/1/2016						<0.005	<0.005	
3/2/2016								<0.005
3/4/2016			0.0015 (J)					
3/7/2016	<0.005							
3/8/2016				<0.005				
3/9/2016		<0.005						
5/2/2016						<0.005		
5/3/2016							<0.005	<0.005
5/4/2016				<0.005				
5/5/2016	<0.005		<0.005					
5/6/2016		<0.005						
7/6/2016						0.0008 (J)		
7/7/2016								<0.005
7/8/2016							<0.005	
7/12/2016			0.0009 (J)					
7/14/2016	0.001 (J)							
7/15/2016		<0.005						
7/18/2016				<0.005				
9/7/2016						<0.005	<0.005	
9/8/2016								<0.005
9/12/2016	<0.005							
9/13/2016			<0.005	<0.005				
9/14/2016		<0.005						
10/25/2016						<0.005	<0.005	<0.005
10/27/2016	<0.005		<0.005	<0.005				
11/1/2016		<0.005						

ND substitution: RL or RL/2 if <15% NDs.

Time Series

Constituent: Arsenic (mg/L) Analysis Run 5/13/2024 9:40 AM

Plant Bowen Data: Bowen 3-4 CCR

	GWC-22R	GWC-23R	GWC-24R	GWC-25R	GWC-36A	GWC-36RA	GWC-37	GWC-38
1/5/2017						<0.005		
1/6/2017							<0.005	
1/13/2017	<0.005		<0.005	<0.005				
1/25/2017		<0.005						
2/9/2017								<0.005
3/14/2017						<0.005	0.0005 (J)	
3/16/2017				0.0004 (J)				
3/20/2017	0.0012 (J)		0.0013 (J)					
3/22/2017		<0.005						
3/23/2017								<0.005
5/16/2017						<0.005	<0.005	
5/17/2017								<0.005
5/19/2017			0.001 (J)	0.0005 (J)				
5/23/2017	<0.005							
5/24/2017		0.0006 (J)						
9/15/2017						0.0007 (J)	<0.005	
9/19/2017	0.0021 (J)		<0.005	<0.005				<0.005
9/21/2017		<0.005						
3/12/2018						<0.005	<0.005	
3/13/2018	0.00087 (J)		0.0015 (J)	0.00073 (J)				0.00061 (J)
3/14/2018		0.0014 (J)						
9/6/2018						<0.005	<0.005	0.00071 (J)
9/7/2018	<0.005							
9/11/2018		<0.005	<0.005	<0.005				
3/6/2019							<0.005	
3/7/2019						<0.005		<0.005
3/8/2019			<0.005	<0.005				
3/11/2019	0.00099 (J)							
3/12/2019		<0.005						
9/4/2019						<0.005	<0.005	<0.005
9/5/2019	0.0024 (J)		0.0005 (JD)	<0.005				
9/6/2019		0.00054 (J)						
3/2/2020						<0.005	0.00053 (J)	0.00059 (J)
3/3/2020	0.0014 (J)		<0.005	<0.005				
3/5/2020		<0.005						
9/3/2020							<0.005	<0.005
9/4/2020				<0.005				
9/8/2020	0.0025 (J)							
9/9/2020		<0.005	<0.005					
9/14/2020						<0.005		
2/24/2021							<0.005	<0.005
3/9/2021	0.0018 (J)		<0.005	<0.005				
3/10/2021		<0.005						
3/26/2021						<0.005		
7/27/2021						<0.005		
7/28/2021							<0.005	<0.005
7/29/2021			0.0031 (J)					
7/30/2021		0.006						
8/2/2021	0.0041 (J)			0.0036 (J)				
1/25/2022								<0.005
1/26/2022						<0.005	0.0019 (J)	
1/27/2022	0.0045 (J)			<0.005				

ND substitution: RL or RL/2 if <15% NDs.

Time Series

Constituent: Arsenic (mg/L) Analysis Run 5/13/2024 9:40 AM

Plant Bowen Data: Bowen 3-4 CCR

	GWC-22R	GWC-23R	GWC-24R	GWC-25R	GWC-36A	GWC-36RA	GWC-37	GWC-38
1/28/2022		0.0026 (J)	0.0021 (J)					
4/6/2022					0.0018 (J)			
8/5/2022								<0.005
8/8/2022					<0.005	<0.005	<0.005	
8/9/2022			<0.005	<0.005				
8/10/2022	0.0035 (J)							
8/11/2022		<0.005						
2/8/2023					<0.005	<0.005	<0.005	<0.005
2/9/2023	0.003 (J)		<0.005	<0.005				
2/10/2023		0.0032 (J)						
8/2/2023					<0.005		<0.005	<0.005
8/3/2023	<0.005	0.0049 (J)	<0.005	<0.005		<0.005		
2/13/2024					<0.005	<0.005	<0.005	<0.005
2/15/2024	0.002 (J)		<0.005					
2/16/2024		0.0011 (J)		<0.005				

ND substitution: RL or RL/2 if <15% NDs.

Time Series

Constituent: Barium (mg/L) Analysis Run 5/13/2024 9:40 AM

Plant Bowen Data: Bowen 3-4 CCR

	GWA-1 (bg)	GWA-2 (bg)	GWA-2R (bg)	GWA-39RZ (bg)	GWA-39Z (bg)	GWA-3A (bg)	GWA-40 (bg)	GWA-41 (bg)	GWA-41R (bg)
8/23/2007	0.02	0.0073	0.0098			0.015 (O)			
10/23/2007	0.039								
10/24/2007		0.027	0.015						
11/2/2007						0.017 (O)			
11/18/2007	0.04 (J)	0.13 (O)	0.011			0.019 (O)			
1/30/2008	0.04								
1/31/2008		0.0077	0.13 (O)			0.011 (O)			
3/10/2008	0.033		0.0078						
3/11/2008		0.015				0.016 (O)			
5/6/2008		0.017							
5/13/2008	0.03		0.0077						
5/14/2008						0.013 (O)			
12/4/2008		0.14 (O)	0.0089						
12/5/2008	0.0087					0.021 (O)			
4/15/2009	0.023					0.012 (O)			
4/21/2009		0.018	0.013						
10/7/2009	0.15 (O)	0.014							
10/8/2009			0.008			0.011 (O)			
4/21/2010			0.01						
4/26/2010		0.017							
4/28/2010						0.0081			
5/3/2010	0.025								
9/28/2010			0.0036						
10/4/2010		0.011							
10/6/2010						0.0083			
10/12/2010	0.029								
4/12/2011			0.0084						
4/13/2011		0.026							
4/21/2011						0.0053			
4/27/2011	0.026								
10/4/2011			0.0066						
10/5/2011		0.021							
10/13/2011						0.0071			
10/17/2011	0.021								
4/3/2012			0.0625 (O)						
4/11/2012		0.0311							
5/1/2012						0.0067			
5/2/2012	0.0212								
10/8/2012	0.019								
10/9/2012		0.018	0.01			0.0055			
4/11/2013			0.021			0.0061			
4/12/2013	0.022								
4/15/2013		0.056							
10/15/2013		0.018							
10/16/2013	0.02		0.033			0.0062			
4/10/2014			0.021						
4/11/2014	0.018								
4/22/2014		0.035							
4/23/2014						0.0047			
9/30/2014	0.013	0.0041	0.0062						
10/4/2014						0.0055			
3/30/2015	0.021	0.036	0.011						

Time Series

Constituent: Barium (mg/L) Analysis Run 5/13/2024 9:40 AM

Plant Bowen Data: Bowen 3-4 CCR

	GWA-1 (bg)	GWA-2 (bg)	GWA-2R (bg)	GWA-39RZ (bg)	GWA-39Z (bg)	GWA-3A (bg)	GWA-40 (bg)	GWA-41 (bg)	GWA-41R (bg)
3/31/2015						0.0076			
10/12/2015						0.0049			
10/13/2015	0.012	0.0048	0.0065						
3/11/2016									
3/14/2016					0.0234				
3/15/2016							0.0101	0.0291	0.0462
3/22/2016	0.0182								
3/23/2016		0.0271	0.0206			0.00742 (J)			
5/11/2016					0.00793 (J)		0.00992 (J)		
5/12/2016								0.0322	
5/13/2016									0.0265
5/16/2016				0.0113 (D)					
5/19/2016	0.0193		0.0109						
5/20/2016		0.0206							
5/23/2016						0.00532 (J)			
7/19/2016					0.0045 (J)				
7/20/2016								0.0313	
7/21/2016							0.009 (J)		0.0243
7/22/2016									
7/27/2016				0.0114 (D)					
7/29/2016	0.0174	0.0275	0.007 (J)			0.0053 (J)			
9/15/2016					0.0057 (J)		0.0109	0.0217	
9/19/2016									
9/21/2016									0.0145
9/22/2016			0.0071 (J)			0.0058 (J)			
9/23/2016	0.0168	0.0384							
11/2/2016					0.0043 (J)				
11/3/2016							0.0115	0.0272	0.0082 (J)
11/9/2016	0.0171	0.0266							
11/10/2016			0.0052 (J)			0.0051 (J)			
1/17/2017							0.0101		0.007 (J)
1/18/2017					<0.01 (*)			0.0286 (J)	
1/30/2017	0.019								
1/31/2017		0.0094 (J)	0.0076 (J)			0.0054 (J)			
2/21/2017				0.0178					
3/24/2017							0.0086 (J)	0.0307	
3/27/2017				0.0162 (D)					0.016
3/28/2017					0.0188				
3/30/2017	0.0184	0.0262				0.0049 (J)			
4/3/2017			0.007 (J)						
5/24/2017							0.0087 (J)		
6/6/2017								0.0242	0.0301
6/7/2017					0.0273				
6/8/2017				0.0156 (D)					
6/9/2017	0.0174		0.0074 (J)						
6/12/2017		0.0288				<0.01			
7/17/2017				0.016 (D)					
7/27/2017				0.0184					
8/9/2017				0.0162					
9/25/2017								0.0252	0.0169
9/26/2017					0.0236		0.0075 (J)		
9/29/2017				0.0159 (D)					

ND substitution: RL or RL/2 if <15% NDs.

Time Series

Constituent: Barium (mg/L) Analysis Run 5/13/2024 9:40 AM

Plant Bowen Data: Bowen 3-4 CCR

	GWA-1 (bg)	GWA-2 (bg)	GWA-2R (bg)	GWA-39RZ (bg)	GWA-39Z (bg)	GWA-3A (bg)	GWA-40 (bg)	GWA-41 (bg)	GWA-41R (bg)
10/2/2017	0.0167	0.0048 (J)	0.0085 (J)						
10/4/2017						0.0047 (J)			
3/14/2018					0.027		0.0064 (J)	0.021	0.036
3/16/2018	0.016		0.015	0.016					
3/19/2018		0.037				0.0047 (J)			
9/12/2018					0.022		0.0075 (J)	0.025	0.021
9/14/2018		0.0059 (J)	0.0095 (J)	0.015					
9/17/2018	0.015 (D)					0.0041 (J)			
3/13/2019							0.0076 (J)		
3/14/2019				0.018				0.028	0.04
3/15/2019					0.019				
3/19/2019			0.024						
3/20/2019	0.019	0.0072 (J)				0.0042 (J)			
9/9/2019					0.015		0.0078 (J)		
9/10/2019								0.0195 (D)	0.031
9/12/2019	0.018	0.0058 (JD)							
9/13/2019			0.012			0.0042 (J)			
3/6/2020								0.022	
3/9/2020				0.017	0.0072 (J)		0.0088 (J)		0.031
3/11/2020	0.016	0.035	0.027			0.0041 (J)			
9/10/2020					0.0042 (J)			0.024	0.031
9/11/2020							0.0079 (J)		
9/15/2020	0.019	0.019	0.013						
9/16/2020				0.027					
3/10/2021							0.0083		0.023
3/11/2021								0.024	
3/12/2021					0.014				
3/16/2021	0.018		0.013	0.014					
3/17/2021		0.025							
3/29/2021						0.0073			
8/4/2021					0.011		0.008	0.021	0.021
8/6/2021				0.014					
8/9/2021	0.019	0.024	0.029			0.0073			
1/31/2022					0.013		0.0081	0.022	0.031
2/1/2022	0.015	0.026	0.024						
2/2/2022				0.013		0.0064			
8/10/2022					0.01				
8/11/2022								0.022	0.019
8/12/2022							0.0076		
8/16/2022	0.017	0.021	0.027	0.013		0.0067			
2/13/2023					0.018		0.0075	0.029	0.028
2/14/2023				0.014					
2/16/2023	0.018	0.029	0.028						
2/17/2023						0.0065			
7/25/2023				0.014				0.018	0.023
7/26/2023					0.016		0.0081		
7/27/2023	0.018	0.02	0.024						
8/1/2023						0.0074			
2/19/2024				0.015	0.013		0.0083	0.017	0.027
2/20/2024									
2/22/2024	0.018	0.021				0.0074			
2/26/2024			0.021						

Time Series

Constituent: Barium (mg/L) Analysis Run 5/13/2024 9:40 AM

Plant Bowen Data: Bowen 3-4 CCR

	GWA-42 (bg)
8/23/2007	
10/23/2007	
10/24/2007	
11/2/2007	
11/18/2007	
1/30/2008	
1/31/2008	
3/10/2008	
3/11/2008	
5/6/2008	
5/13/2008	
5/14/2008	
12/4/2008	
12/5/2008	
4/15/2009	
4/21/2009	
10/7/2009	
10/8/2009	
4/21/2010	
4/26/2010	
4/28/2010	
5/3/2010	
9/28/2010	
10/4/2010	
10/6/2010	
10/12/2010	
4/12/2011	
4/13/2011	
4/21/2011	
4/27/2011	
10/4/2011	
10/5/2011	
10/13/2011	
10/17/2011	
4/3/2012	
4/11/2012	
5/1/2012	
5/2/2012	
10/8/2012	
10/9/2012	
4/11/2013	
4/12/2013	
4/15/2013	
10/15/2013	
10/16/2013	
4/10/2014	
4/11/2014	
4/22/2014	
4/23/2014	
9/30/2014	
10/4/2014	
3/30/2015	

Time Series

Constituent: Barium (mg/L) Analysis Run 5/13/2024 9:40 AM

Plant Bowen Data: Bowen 3-4 CCR

	GWA-42 (bg)
3/31/2015	
10/12/2015	
10/13/2015	
3/11/2016	0.00639 (J)
3/14/2016	
3/15/2016	
3/22/2016	
3/23/2016	
5/11/2016	
5/12/2016	
5/13/2016	
5/16/2016	0.00622 (J)
5/19/2016	
5/20/2016	
5/23/2016	
7/19/2016	
7/20/2016	
7/21/2016	
7/22/2016	0.0062 (J)
7/27/2016	
7/29/2016	
9/15/2016	
9/19/2016	0.0064 (J)
9/21/2016	
9/22/2016	
9/23/2016	
11/2/2016	
11/3/2016	0.0058 (J)
11/9/2016	
11/10/2016	
1/17/2017	0.0061 (J)
1/18/2017	
1/30/2017	
1/31/2017	
2/21/2017	
3/24/2017	
3/27/2017	0.0063 (J)
3/28/2017	
3/30/2017	
4/3/2017	
5/24/2017	
6/6/2017	
6/7/2017	0.0064 (J)
6/8/2017	
6/9/2017	
6/12/2017	
7/17/2017	
7/27/2017	
8/9/2017	
9/25/2017	
9/26/2017	0.006 (J)
9/29/2017	

Time Series

Constituent: Barium (mg/L) Analysis Run 5/13/2024 9:40 AM

Plant Bowen Data: Bowen 3-4 CCR

	GWA-42 (bg)
10/2/2017	
10/4/2017	
3/14/2018	0.0065 (J)
3/16/2018	
3/19/2018	
9/12/2018	
9/14/2018	0.0065 (J)
9/17/2018	
3/13/2019	
3/14/2019	0.0066 (J)
3/15/2019	
3/19/2019	
3/20/2019	
9/9/2019	
9/10/2019	0.0068 (J)
9/12/2019	
9/13/2019	
3/6/2020	0.0066 (J)
3/9/2020	
3/11/2020	
9/10/2020	0.0059 (J)
9/11/2020	
9/15/2020	
9/16/2020	
3/10/2021	
3/11/2021	0.0061
3/12/2021	
3/16/2021	
3/17/2021	
3/29/2021	
8/4/2021	0.0061
8/6/2021	
8/9/2021	
1/31/2022	0.0063
2/1/2022	
2/2/2022	
8/10/2022	0.0063
8/11/2022	
8/12/2022	
8/16/2022	
2/13/2023	0.0061
2/14/2023	
2/16/2023	
2/17/2023	
7/25/2023	
7/26/2023	0.0064
7/27/2023	
8/1/2023	
2/19/2024	
2/20/2024	0.007
2/22/2024	
2/26/2024	

Time Series

Constituent: Barium (mg/L) Analysis Run 5/13/2024 9:40 AM

Plant Bowen Data: Bowen 3-4 CCR

	GWA-43 (bg)	GWA-43R (bg)	GWA-4RZ (bg)	GWA-50 (bg)	GWA-50R (bg)	GWA-51RZ (bg)	GWA-52 (bg)	GWA-53 (bg)	GWA-53R (bg)
12/12/2008				0.098 (O)	0.016				
4/23/2009				0.013	0.14 (O)				
10/6/2009				0.011	0.12 (O)				
4/27/2010				0.016					
5/3/2010					0.12 (O)				
9/30/2010				0.013					
10/11/2010					0.019				
4/14/2011				0.011					
4/27/2011					0.02				
10/5/2011				0.015					
10/19/2011					0.014				
4/11/2012				0.0102					
5/1/2012					0.0199				
10/2/2012				0.0091	0.015				
4/9/2013				0.01					
4/10/2013					0.016				
10/15/2013				0.0098					
10/16/2013					0.017				
4/10/2014				0.011					
4/22/2014					0.017				
10/1/2014				0.0033	0.013				
3/30/2015				0.0043	0.014				
5/8/2015						0.0094	0.033		0.014
5/9/2015								0.044	
5/17/2015						0.014	0.04		0.015
5/18/2015								0.04	
5/25/2015						0.012	0.039	0.036	0.014
6/8/2015						0.0094	0.031	0.028	0.014
6/9/2015									
6/17/2015								0.026	
6/18/2015						0.0075	0.039		0.013
6/24/2015						0.0056	0.042	0.021	0.014
6/25/2015									
6/30/2015						0.0047	0.033	0.018	0.014
7/1/2015									
7/6/2015						0.0047	0.031	0.018	0.013
7/7/2015									
8/12/2015						0.00383 (J)	<0.02	<0.02	0.015 (J)
10/11/2015				0.0038	0.0093				
2/29/2016							0.028		
3/2/2016								0.017	0.015
3/11/2016	0.0116	0.00819 (J)							
3/28/2016				0.0133	0.0155				
5/3/2016								0.016	0.0144
5/4/2016						0.0207	0.0273		
5/13/2016	0.0361	0.00756 (J)							
5/23/2016				0.0109					
5/25/2016					0.0143				
7/7/2016						0.0207			
7/8/2016							0.0284	0.0156	
7/11/2016									0.0145
7/19/2016	0.036	0.0079 (J)							

ND substitution: RL or RL/2 if <15% NDs.

Time Series

Constituent: Barium (mg/L) Analysis Run 5/13/2024 9:40 AM

Plant Bowen Data: Bowen 3-4 CCR

	GWA-43 (bg)	GWA-43R (bg)	GWA-4RZ (bg)	GWA-50 (bg)	GWA-50R (bg)	GWA-51RZ (bg)	GWA-52 (bg)	GWA-53 (bg)	GWA-53R (bg)
8/1/2016				0.0058 (J)	0.0129				
9/7/2016									0.014
9/8/2016						0.0278	0.0242	0.0144	
9/16/2016	0.0259	0.0078 (J)							
9/26/2016				0.0092 (J)	0.0177				
10/26/2016						0.0204	0.021	0.0128	
10/27/2016									0.0142
11/2/2016	0.037	0.0082 (J)							
11/10/2016				0.0083 (J)					
11/11/2016					0.0117				
1/6/2017						0.0221	0.0219		0.0139
1/9/2017								0.0134	
1/18/2017	0.0248	0.0085 (J)							
1/30/2017				0.0117	0.0113				
2/22/2017			0.0273						
3/15/2017						0.0172	0.0202		
3/16/2017								0.0129	0.0145
3/28/2017	0.0222	0.0084 (J)							
4/3/2017					0.0166				
4/7/2017			0.024	0.0109					
5/17/2017							0.0219		
5/18/2017						0.0181			
5/19/2017								0.0141	0.0161
6/6/2017	0.02	0.0078 (J)							
6/12/2017				<0.01	0.017				
6/14/2017			0.027 (D)						
7/12/2017			0.027 (D)						
7/19/2017						0.018			
7/20/2017			0.0304 (D)						
7/28/2017			0.0269						
8/9/2017			0.0254						
8/24/2017			0.0285						
9/15/2017							0.0209		
9/19/2017						0.0271		0.0127	0.0153
9/22/2017	0.0179	0.0076 (J)							
10/2/2017				0.0122	0.0157				
10/3/2017			0.0294 (D)						
3/13/2018						0.017	0.02	0.013	0.015
3/14/2018	0.016								
3/15/2018		0.0092 (J)							
3/16/2018				0.0084 (J)	0.012				
3/21/2018			0.03						
9/6/2018							0.024		
9/7/2018						0.022			
9/11/2018								0.013	0.015
9/12/2018	0.017	0.008 (J)							
9/17/2018				0.01					
9/18/2018			0.032		0.0099 (J)				
3/7/2019							0.025		
3/8/2019						0.015		0.012	
3/12/2019									0.016
3/13/2019	0.014	0.0077 (J)							

ND substitution: RL or RL/2 if <15% NDs.

Time Series

Constituent: Barium (mg/L) Analysis Run 5/13/2024 9:40 AM

Plant Bowen Data: Bowen 3-4 CCR

	GWA-43 (bg)	GWA-43R (bg)	GWA-4RZ (bg)	GWA-50 (bg)	GWA-50R (bg)	GWA-51RZ (bg)	GWA-52 (bg)	GWA-53 (bg)	GWA-53R (bg)
3/19/2019				0.012	0.013				
3/21/2019			0.04 (D)						
9/4/2019						0.018	0.02		
9/5/2019								0.013	0.014
9/11/2019	0.015	0.0079 (J)							
9/12/2019			0.034 (D)		0.011				
9/13/2019				0.0088 (J)					
3/2/2020							0.023		
3/3/2020						0.017			
3/4/2020								0.013	0.015
3/9/2020	0.012	0.0069 (J)							
3/11/2020				0.0077 (J)	0.0095 (J)				
3/12/2020			0.053						
9/3/2020							0.017		
9/8/2020								0.012	0.013
9/9/2020						0.017			
9/11/2020	0.024								
9/14/2020		0.0075 (J)							
9/15/2020					0.0089 (J)				
9/16/2020				0.0081 (J)					
9/17/2020			0.036						
2/24/2021							0.025		
2/25/2021						0.018			
2/26/2021								0.013	0.015
3/11/2021	0.0096	0.0069							
3/16/2021			0.042						
3/17/2021				0.0074	0.012				
7/27/2021							0.026		
7/28/2021						0.019			
7/29/2021								0.013	0.015
8/5/2021		0.0069							
8/6/2021	0.015								
8/9/2021				0.0071	0.0089				
8/10/2021			0.045						
1/25/2022							0.023		
1/26/2022						0.034		0.013	0.014
1/31/2022	0.014	0.0076							
2/1/2022				0.0065					
2/2/2022					0.009				
2/3/2022			0.063						
8/5/2022							0.019		
8/8/2022								0.011	0.013
8/9/2022						0.015			
8/10/2022		0.0066							
8/11/2022	0.016								
8/16/2022				0.0072					
8/17/2022			0.034		0.0091				
2/13/2023		0.0064							
2/14/2023	0.011								
2/16/2023				0.0067	0.0081				
2/17/2023			0.043						
7/25/2023	0.012	0.0073							

Time Series

Constituent: Barium (mg/L) Analysis Run 5/13/2024 9:40 AM

Plant Bowen Data: Bowen 3-4 CCR

	GWA-43 (bg)	GWA-43R (bg)	GWA-4RZ (bg)	GWA-50 (bg)	GWA-50R (bg)	GWA-51RZ (bg)	GWA-52 (bg)	GWA-53 (bg)	GWA-53R (bg)
7/28/2023			0.043	0.0075	0.0079				
2/20/2024	0.011	0.0074							
2/22/2024				0.0073	0.008				
2/27/2024			0.046						

Time Series

Constituent: Barium (mg/L) Analysis Run 5/13/2024 9:40 AM

Plant Bowen Data: Bowen 3-4 CCR

	GWA-54 (bg)
12/12/2008	
4/23/2009	
10/6/2009	
4/27/2010	
5/3/2010	
9/30/2010	
10/11/2010	
4/14/2011	
4/27/2011	
10/5/2011	
10/19/2011	
4/11/2012	
5/1/2012	
10/2/2012	
4/9/2013	
4/10/2013	
10/15/2013	
10/16/2013	
4/10/2014	
4/22/2014	
10/1/2014	
3/30/2015	
5/8/2015	
5/9/2015	0.054
5/17/2015	
5/18/2015	0.058
5/25/2015	0.051
6/8/2015	
6/9/2015	0.034
6/17/2015	0.032
6/18/2015	
6/24/2015	
6/25/2015	0.032
6/30/2015	
7/1/2015	0.029
7/6/2015	
7/7/2015	0.029
8/12/2015	<0.02
10/11/2015	
2/29/2016	
3/2/2016	0.0297
3/11/2016	
3/28/2016	
5/3/2016	
5/4/2016	0.0299
5/13/2016	
5/23/2016	
5/25/2016	
7/7/2016	
7/8/2016	0.0294
7/11/2016	
7/19/2016	

Time Series

Constituent: Barium (mg/L) Analysis Run 5/13/2024 9:40 AM

Plant Bowen Data: Bowen 3-4 CCR

	GWA-54 (bg)
8/1/2016	
9/7/2016	
9/8/2016	0.0275
9/16/2016	
9/26/2016	
10/26/2016	0.0263
10/27/2016	
11/2/2016	
11/10/2016	
11/11/2016	
1/6/2017	
1/9/2017	0.0263
1/18/2017	
1/30/2017	
2/22/2017	
3/15/2017	0.0262
3/16/2017	
3/28/2017	
4/3/2017	
4/7/2017	
5/17/2017	
5/18/2017	0.0276
5/19/2017	
6/6/2017	
6/12/2017	
6/14/2017	
7/12/2017	
7/19/2017	
7/20/2017	
7/28/2017	
8/9/2017	
8/24/2017	
9/15/2017	0.0281
9/19/2017	
9/22/2017	
10/2/2017	
10/3/2017	
3/13/2018	0.034
3/14/2018	
3/15/2018	
3/16/2018	
3/21/2018	
9/6/2018	0.04
9/7/2018	
9/11/2018	
9/12/2018	
9/17/2018	
9/18/2018	
3/7/2019	0.039
3/8/2019	
3/12/2019	
3/13/2019	

Time Series

Constituent: Barium (mg/L) Analysis Run 5/13/2024 9:40 AM

Plant Bowen Data: Bowen 3-4 CCR

	GWA-54 (bg)
3/19/2019	
3/21/2019	
9/4/2019	
9/5/2019	0.034
9/11/2019	
9/12/2019	
9/13/2019	
3/2/2020	
3/3/2020	0.031
3/4/2020	
3/9/2020	
3/11/2020	
3/12/2020	
9/3/2020	
9/8/2020	0.035
9/9/2020	
9/11/2020	
9/14/2020	
9/15/2020	
9/16/2020	
9/17/2020	
2/24/2021	
2/25/2021	0.034
2/26/2021	
3/11/2021	
3/16/2021	
3/17/2021	
7/27/2021	0.028
7/28/2021	
7/29/2021	
8/5/2021	
8/6/2021	
8/9/2021	
8/10/2021	
1/25/2022	0.031
1/26/2022	
1/31/2022	
2/1/2022	
2/2/2022	
2/3/2022	
8/5/2022	0.03
8/8/2022	
8/9/2022	
8/10/2022	
8/11/2022	
8/16/2022	
8/17/2022	
2/13/2023	
2/14/2023	
2/16/2023	
2/17/2023	
7/25/2023	

Time Series

Constituent: Barium (mg/L) Analysis Run 5/13/2024 9:40 AM

Plant Bowen Data: Bowen 3-4 CCR

	GWA-54 (bg)
7/28/2023	
2/20/2024	
2/22/2024	
2/27/2024	

Time Series

Constituent: Barium (mg/L) Analysis Run 5/13/2024 9:40 AM

Plant Bowen Data: Bowen 3-4 CCR

	GWA-55 (bg)	GWA-55R (bg)	GWA-56 (bg)	GWC-16R	GWC-17R	GWC-18	GWC-18R	GWC-19R	GWC-20R
9/16/2014				0.069					
9/17/2014					0.019	0.035	0.015	0.018	
9/18/2014									0.031
10/4/2014				0.057	0.02	0.038	<0.0013	0.017	
10/5/2014									0.032
10/21/2014				0.056	0.02	0.034	0.027 (O)	0.017	
10/22/2014									0.03
11/5/2014						0.04		0.017	0.031
11/11/2014				0.05	0.021		0.028 (O)		
3/3/2015				0.045	0.02	0.033	0.034 (O)	0.016	
3/4/2015									0.026
3/18/2015				0.044	0.019	0.031	0.014		
3/19/2015								0.015	0.028
4/6/2015				0.045	0.02				
4/7/2015						0.038	0.017	0.017	0.031
4/8/2015									
4/23/2015				0.041	0.019	0.031	0.013		
4/24/2015								0.015	0.027
5/9/2015	0.022	0.042	0.018						
5/18/2015	0.031	0.063							
5/19/2015			0.02						
5/26/2015	0.028	0.057	0.02						
6/9/2015	0.031	0.07	0.02						
6/17/2015	0.029	0.065	0.019						
6/25/2015	0.024	0.068	0.019						
7/1/2015	0.026	0.069	0.018						
7/7/2015	0.027	0.071	0.019						
7/29/2015				0.043	0.02	0.045	0.013	0.016	
7/30/2015									0.032
8/12/2015	<0.02	<0.02	<0.02						
3/2/2016	0.0276								
3/3/2016		0.0424	0.0259	0.0806					
3/4/2016					0.0262 (JO)				
3/7/2016						<3 (O)	0.0129	<3 (O)	
3/8/2016									0.0298
5/3/2016	0.0291	0.0477							
5/5/2016						0.0278	0.0149		
5/9/2016			0.0236					0.0162	0.0304
5/10/2016				0.0495	0.0204				
7/11/2016	0.0225	0.0506	0.0295						
7/13/2016				0.0374		0.0255	0.0132		
7/14/2016					0.0198			0.0142	0.0307
7/15/2016									
9/9/2016	0.018	0.0478	0.0259						
9/12/2016							0.0142	0.0154	0.0331
9/13/2016						0.0251			
9/14/2016					0.0183				
9/15/2016				0.0542					
10/26/2016	0.0177		0.0231						
10/27/2016		0.0472							
10/31/2016						0.0277		0.015	0.0321
11/1/2016					0.0209		0.0127		

ND substitution: RL or RL/2 if <15% NDs.

Time Series

Constituent: Barium (mg/L) Analysis Run 5/13/2024 9:40 AM

Plant Bowen Data: Bowen 3-4 CCR

	GWA-55 (bg)	GWA-55R (bg)	GWA-56 (bg)	GWC-16R	GWC-17R	GWC-18	GWC-18R	GWC-19R	GWC-20R
11/2/2016				0.0561					
1/9/2017	0.0183	0.0507	0.0273						
1/11/2017				0.0401	0.0194		0.0146	0.0148	
1/12/2017						0.0258			0.0291
3/15/2017			0.0286						
3/16/2017	0.0175	0.0497							
3/20/2017				0.0383			0.0147		
3/21/2017					0.0201			0.0159	
3/22/2017									0.025
3/23/2017						0.0254			
5/18/2017	0.0203	0.0466	0.0253						
5/22/2017							0.0146	0.0155	0.0276
5/23/2017				0.0376	0.0199	0.0247			
9/15/2017	0.0197		0.0247						
9/18/2017		0.0436							
9/19/2017									0.034
9/20/2017								0.0164	
9/21/2017				0.0418			0.0152		
9/22/2017					0.0195				
9/25/2017						0.0228			
3/12/2018	0.023	0.041							
3/13/2018			0.031						
3/14/2018				0.036	0.02	0.025	0.014	0.016	0.03
9/7/2018	0.025	0.039	0.034	0.047			0.015		
9/10/2018								0.016	0.028
9/11/2018					0.019	0.019			
3/7/2019		0.033	0.042						
3/8/2019	0.027								
3/11/2019				0.044					
3/12/2019					0.021	0.014	0.014	0.016	0.03
9/4/2019			0.033						
9/5/2019	0.024	0.032							
9/6/2019							0.014		0.0275 (D)
9/9/2019				0.03		0.028		0.015	
9/10/2019					0.019				
3/3/2020	0.023								
3/4/2020		0.029	0.039	0.045				0.017	
3/5/2020					0.018		0.015		0.028
3/6/2020						0.015			
9/4/2020	0.022	0.032	0.033						0.033
9/8/2020									
9/9/2020				0.051	0.018	0.016	0.014	0.014	
2/25/2021	0.028	0.034	0.032						
2/26/2021						0.017	0.015	0.016	
3/9/2021				0.058					0.027
3/10/2021					0.019				
7/28/2021	0.027	0.03	0.035						
7/29/2021						0.016	0.015		
7/30/2021				0.045	0.019				
8/2/2021									0.03
8/5/2021								0.017	
1/26/2022	0.026		0.032						

Time Series

Constituent: Barium (mg/L) Analysis Run 5/13/2024 9:40 AM

Plant Bowen Data: Bowen 3-4 CCR

	GWA-55 (bg)	GWA-55R (bg)	GWA-56 (bg)	GWC-16R	GWC-17R	GWC-18	GWC-18R	GWC-19R	GWC-20R
1/27/2022		0.032					0.014	0.016	0.028
1/28/2022				0.049	0.018	0.044			
8/5/2022			0.033						
8/8/2022	0.026	0.027							
8/9/2022								0.014	0.029
8/10/2022						0.013	0.014		
8/11/2022				0.034	0.017				
2/9/2023						0.016	0.015	0.015	
2/10/2023				0.053	0.018				0.031
8/3/2023					0.019	0.012			0.035
8/4/2023				0.034			0.013	0.014	
2/14/2024						0.014	0.014	0.015	
2/15/2024				0.041	0.018				0.031

Time Series

Constituent: Barium (mg/L) Analysis Run 5/13/2024 9:40 AM

Plant Bowen Data: Bowen 3-4 CCR

	GWC-21R
9/16/2014	
9/17/2014	
9/18/2014	0.023
10/4/2014	
10/5/2014	0.025
10/21/2014	
10/22/2014	0.025
11/5/2014	0.025
11/11/2014	
3/3/2015	
3/4/2015	0.024
3/18/2015	
3/19/2015	0.024
4/6/2015	
4/7/2015	
4/8/2015	0.027
4/23/2015	
4/24/2015	0.025
5/9/2015	
5/18/2015	
5/19/2015	
5/26/2015	
6/9/2015	
6/17/2015	
6/25/2015	
7/1/2015	
7/7/2015	
7/29/2015	
7/30/2015	0.025
8/12/2015	
3/2/2016	
3/3/2016	
3/4/2016	
3/7/2016	
3/8/2016	0.0377
5/3/2016	
5/5/2016	
5/9/2016	0.0347
5/10/2016	
7/11/2016	
7/13/2016	
7/14/2016	
7/15/2016	0.0259
9/9/2016	0.0242
9/12/2016	
9/13/2016	
9/14/2016	
9/15/2016	
10/26/2016	
10/27/2016	0.0227
10/31/2016	
11/1/2016	

Time Series

Constituent: Barium (mg/L) Analysis Run 5/13/2024 9:40 AM

Plant Bowen Data: Bowen 3-4 CCR

	GWC-21R
11/2/2016	
1/9/2017	
1/11/2017	
1/12/2017	0.0253
3/15/2017	
3/16/2017	
3/20/2017	
3/21/2017	0.0292
3/22/2017	
3/23/2017	
5/18/2017	
5/22/2017	
5/23/2017	0.0282
9/15/2017	
9/18/2017	
9/19/2017	0.0276
9/20/2017	
9/21/2017	
9/22/2017	
9/25/2017	
3/12/2018	
3/13/2018	
3/14/2018	0.024
9/7/2018	
9/10/2018	0.016
9/11/2018	
3/7/2019	
3/8/2019	
3/11/2019	0.015
3/12/2019	
9/4/2019	
9/5/2019	
9/6/2019	0.041
9/9/2019	
9/10/2019	
3/3/2020	0.022
3/4/2020	
3/5/2020	
3/6/2020	
9/4/2020	
9/8/2020	0.015
9/9/2020	
2/25/2021	
2/26/2021	
3/9/2021	0.014
3/10/2021	
7/28/2021	
7/29/2021	
7/30/2021	
8/2/2021	0.024
8/5/2021	
1/26/2022	

Time Series

Constituent: Barium (mg/L) Analysis Run 5/13/2024 9:40 AM

Plant Bowen Data: Bowen 3-4 CCR

	GWC-21R
1/27/2022	
1/28/2022	0.037
8/5/2022	
8/8/2022	
8/9/2022	
8/10/2022	0.03
8/11/2022	
2/9/2023	0.031
2/10/2023	
8/3/2023	
8/4/2023	0.025
2/14/2024	
2/15/2024	0.024

Time Series

Constituent: Barium (mg/L) Analysis Run 5/13/2024 9:40 AM

Plant Bowen Data: Bowen 3-4 CCR

	GWC-22R	GWC-23R	GWC-24R	GWC-25R	GWC-36A	GWC-36RA	GWC-37	GWC-38
9/15/2014						0.031		
9/16/2014			0.019	0.015			0.0071	0.014
9/18/2014	0.057	0.042						
10/3/2014						0.024	0.0087	0.016
10/4/2014			0.019	0.015				
10/5/2014	0.052	0.038						
10/20/2014						0.024	0.0085	0.014
10/22/2014	0.052	0.029						
10/23/2014			0.019	0.015				
11/5/2014	<0.0013	0.031						
11/10/2014			0.019	0.015		0.014	0.008	0.015
3/2/2015						0.013	0.0063	0.03 (O)
3/4/2015	0.046	0.03	0.021	0.016				
3/17/2015						0.013	0.0066	0.018
3/19/2015	0.045							
3/20/2015		0.027	0.02	0.015				
4/5/2015						0.022	0.0068	
4/6/2015								0.014
4/8/2015	0.045	0.032	0.023					
4/9/2015				0.016				
4/21/2015						0.018		
4/22/2015							0.0094	0.012
4/23/2015		0.026	0.02	0.015				
4/24/2015	0.039							
7/28/2015						0.022	0.0057	0.012
7/30/2015	0.039	0.029	0.021	0.015				
3/1/2016						0.021	0.0101	
3/2/2016								0.0123
3/4/2016			0.0422 (O)					
3/7/2016	0.026							
3/8/2016				0.0161				
3/9/2016		0.0284 (J)						
5/2/2016						0.0225		
5/3/2016							0.0104	0.0114
5/4/2016				0.0167				
5/5/2016	0.0374		0.0249					
5/6/2016		0.0233						
7/6/2016						0.0249		
7/7/2016								0.012
7/8/2016							0.0095 (J)	
7/12/2016			0.0246					
7/14/2016	0.0271							
7/15/2016		0.0208						
7/18/2016				0.0162				
9/7/2016						0.0251	0.0095 (J)	
9/8/2016								0.0131
9/12/2016	0.045							
9/13/2016			0.0236	0.0161				
9/14/2016		0.0198						
10/25/2016						0.0274	0.0121	0.0122
10/27/2016	0.0359		0.0229	0.016				
11/1/2016		0.0207						

ND substitution: RL or RL/2 if <15% NDs.

Time Series

Constituent: Barium (mg/L) Analysis Run 5/13/2024 9:40 AM

Plant Bowen Data: Bowen 3-4 CCR

	GWC-22R	GWC-23R	GWC-24R	GWC-25R	GWC-36A	GWC-36RA	GWC-37	GWC-38
1/5/2017						0.028		
1/6/2017							0.014	
1/13/2017	0.0338		0.0292	0.015				
1/25/2017		0.0195						
2/9/2017								0.0104
3/14/2017						0.02	0.009 (J)	
3/16/2017				0.0163				
3/20/2017	0.033		0.029					
3/22/2017		0.0211						
3/23/2017								0.0128
5/16/2017						0.0221	0.0084 (J)	
5/17/2017								0.0113
5/19/2017			0.0295	0.0164				
5/23/2017	0.0287							
5/24/2017		0.0217						
9/15/2017						0.0231	0.0078 (J)	
9/19/2017	0.0389		0.0248	0.0147				0.0114
9/21/2017		0.0226						
3/12/2018						0.023	0.006 (J)	
3/13/2018	0.028		0.031	0.015				0.011
3/14/2018		0.024						
9/6/2018						0.024	0.0058 (J)	0.011
9/7/2018	0.055							
9/11/2018		0.023	0.024	0.015				
3/6/2019							0.0052 (J)	
3/7/2019						0.018		0.011
3/8/2019			0.02	0.017				
3/11/2019	0.048							
3/12/2019		0.022						
9/4/2019						0.026	0.005 (J)	0.0115 (D)
9/5/2019	0.045		0.021 (D)	0.016				
9/6/2019		0.021						
3/2/2020						0.024	0.005 (J)	0.012
3/3/2020	0.044		0.02	0.015				
3/5/2020		0.022						
9/3/2020							0.0045 (J)	0.011
9/4/2020				0.016				
9/8/2020	0.054							
9/9/2020		0.036	0.024					
9/14/2020						0.03		
2/24/2021							0.0044 (J)	0.013
3/9/2021	0.045		0.021	0.016				
3/10/2021		0.026						
3/26/2021						0.02		
7/27/2021						0.043		
7/28/2021							0.0052	0.013
7/29/2021			0.014					
7/30/2021		0.028						
8/2/2021	0.034			0.018				
1/25/2022								0.012
1/26/2022						0.035	0.0046 (J)	
1/27/2022	0.06			0.017				

Time Series

Constituent: Barium (mg/L) Analysis Run 5/13/2024 9:40 AM

Plant Bowen Data: Bowen 3-4 CCR

	GWC-22R	GWC-23R	GWC-24R	GWC-25R	GWC-36A	GWC-36RA	GWC-37	GWC-38
1/28/2022		0.036	0.025					
4/6/2022					0.041			
8/5/2022								0.012
8/8/2022					0.037	0.038	0.0035 (J)	
8/9/2022			0.015	0.015				
8/10/2022	0.042							
8/11/2022		0.034						
2/8/2023					0.041	0.038	0.0039 (J)	0.013
2/9/2023	0.04		0.018	0.016				
2/10/2023		0.038						
8/2/2023					0.026		0.0038 (J)	0.011
8/3/2023	0.033	0.042	0.017	0.014		0.033		
2/13/2024					0.039	0.036	<0.005	0.012
2/15/2024	0.036		0.018					
2/16/2024		0.14		0.015				

ND substitution: RL or RL/2 if <15% NDs.

Time Series

Constituent: Beryllium (mg/L) Analysis Run 5/13/2024 9:40 AM

Plant Bowen Data: Bowen 3-4 CCR

	GWA-1 (bg)	GWA-2 (bg)	GWA-2R (bg)	GWA-39RZ (bg)	GWA-39Z (bg)	GWA-3A (bg)	GWA-40 (bg)	GWA-41 (bg)	GWA-41R (bg)
9/30/2014	<0.003	<0.003	<0.003						
10/4/2014						<0.003			
3/30/2015	0.00029 (J)	<0.003	<0.003						
3/31/2015						<0.003			
10/12/2015						<0.003			
10/13/2015	<0.003	<0.003	<0.003						
3/11/2016									
3/14/2016					<0.003				
3/15/2016							<0.003	<0.003	<0.003
3/22/2016	<0.003								
3/23/2016		<0.003	<0.003			<0.003			
5/11/2016					<0.003		<0.003		
5/12/2016								<0.003	
5/13/2016									<0.003
5/16/2016				<0.003 (D)					
5/19/2016	<0.003		<0.003						
5/20/2016		<0.003							
5/23/2016						<0.003			
7/19/2016					<0.003				
7/20/2016								<0.003	
7/21/2016							<0.003		<0.003
7/22/2016									
7/27/2016				0.0004 (JD)					
7/29/2016	<0.003	<0.003	<0.003			<0.003			
9/15/2016					<0.003		<0.003	<0.003	
9/19/2016									
9/21/2016									<0.003
9/22/2016			<0.003			<0.003			
9/23/2016	<0.003	<0.003							
11/2/2016					<0.003				
11/3/2016							<0.003	<0.003	<0.003
11/9/2016	<0.003	<0.003							
11/10/2016			<0.003			<0.003			
1/17/2017							<0.003		<0.003
1/18/2017					<0.003			<0.003	
1/30/2017	<0.003								
1/31/2017		<0.003	<0.003			<0.003			
2/21/2017				<0.003					
3/24/2017							<0.003	<0.003	
3/27/2017				<0.003 (D)					<0.003
3/28/2017					<0.003				
3/30/2017	<0.003	<0.003				<0.003			
4/3/2017			<0.003						
5/24/2017							<0.003		
6/6/2017								<0.003	<0.003
6/7/2017					<0.003				
6/8/2017				<0.003 (D)					
6/9/2017	<0.003		<0.003						
6/12/2017		<0.003				<0.003			
7/17/2017				<0.003 (D)					
7/27/2017				<0.003					
8/9/2017				<0.003					

ND substitution: RL or RL/2 if <15% NDs.

Time Series

Constituent: Beryllium (mg/L) Analysis Run 5/13/2024 9:40 AM

Plant Bowen Data: Bowen 3-4 CCR

	GWA-1 (bg)	GWA-2 (bg)	GWA-2R (bg)	GWA-39RZ (bg)	GWA-39Z (bg)	GWA-3A (bg)	GWA-40 (bg)	GWA-41 (bg)	GWA-41R (bg)
9/25/2017								<0.003	<0.003
9/26/2017					<0.003		<0.003		
9/29/2017				<0.003 (D)					
10/2/2017	<0.003	<0.003	<0.003						
10/4/2017						<0.003			
3/14/2018					<0.003		<0.003	<0.003	<0.003
3/16/2018	<0.003		<0.003	<0.003					
3/19/2018		<0.003				<0.003			
9/12/2018					<0.003		<0.003	<0.003	<0.003
9/14/2018		<0.003	<0.003	<0.003					
9/17/2018	<0.003 (D)					<0.003			
3/13/2019							<0.003		
3/14/2019				<0.003				<0.003	5.2E-05 (J)
3/15/2019					<0.003				
3/19/2019			<0.003						
3/20/2019	<0.003	<0.003				<0.003			
9/9/2019					<0.003		<0.003		
9/10/2019								<0.003 (D)	<0.003
9/12/2019	<0.003	<0.003 (D)							
9/13/2019			<0.003			<0.003			
3/6/2020								<0.003	
3/9/2020				<0.003	<0.003		<0.003		<0.003
3/11/2020	<0.003	<0.003	<0.003			<0.003			
9/10/2020					<0.003			<0.003	<0.003
9/11/2020							<0.003		
9/15/2020	<0.003	<0.003	<0.003						
9/16/2020				<0.003					
3/10/2021							<0.003		<0.003
3/11/2021								<0.003	
3/12/2021					<0.003				
3/16/2021	<0.003		<0.003	<0.003					
3/17/2021		<0.003							
3/29/2021						<0.003			
8/4/2021					<0.003		<0.003	<0.003	<0.003
8/6/2021				<0.003					
8/9/2021	<0.003	<0.003	<0.003			<0.003			
1/31/2022					<0.003		<0.003	<0.003	<0.003
2/1/2022	<0.003	<0.003	<0.003						
2/2/2022				<0.003		<0.003			
8/10/2022					<0.003				
8/11/2022								<0.003	<0.003
8/12/2022							<0.003		
8/16/2022	<0.003	<0.003	<0.003	<0.003		<0.003			
2/13/2023					<0.003		<0.003	<0.003	<0.003
2/14/2023				<0.003					
2/16/2023	<0.003	<0.003	<0.003						
2/17/2023						<0.003			
7/25/2023				<0.003				<0.003	<0.003
7/26/2023					<0.003		<0.003		
7/27/2023	<0.003	<0.003	<0.003						
8/1/2023						<0.003			
2/19/2024				<0.003	<0.003		<0.003	<0.003	<0.003

ND substitution: RL or RL/2 if <15% NDs.

Time Series

Constituent: Beryllium (mg/L) Analysis Run 5/13/2024 9:40 AM

Plant Bowen Data: Bowen 3-4 CCR

	GWA-1 (bg)	GWA-2 (bg)	GWA-2R (bg)	GWA-39RZ (bg)	GWA-39Z (bg)	GWA-3A (bg)	GWA-40 (bg)	GWA-41 (bg)	GWA-41R (bg)
2/20/2024									
2/22/2024	<0.003	<0.003				<0.003			
2/26/2024			<0.003						

ND substitution: RL or RL/2 if <15% NDs.

Time Series

Constituent: Beryllium (mg/L) Analysis Run 5/13/2024 9:40 AM

Plant Bowen Data: Bowen 3-4 CCR

	GWA-42 (bg)
9/30/2014	
10/4/2014	
3/30/2015	
3/31/2015	
10/12/2015	
10/13/2015	
3/11/2016	<0.003
3/14/2016	
3/15/2016	
3/22/2016	
3/23/2016	
5/11/2016	
5/12/2016	
5/13/2016	
5/16/2016	<0.003
5/19/2016	
5/20/2016	
5/23/2016	
7/19/2016	
7/20/2016	
7/21/2016	
7/22/2016	0.0002 (J)
7/27/2016	
7/29/2016	
9/15/2016	
9/19/2016	0.0001 (J)
9/21/2016	
9/22/2016	
9/23/2016	
11/2/2016	
11/3/2016	0.0002 (J)
11/9/2016	
11/10/2016	
1/17/2017	0.0001 (J)
1/18/2017	
1/30/2017	
1/31/2017	
2/21/2017	
3/24/2017	
3/27/2017	0.0001 (J)
3/28/2017	
3/30/2017	
4/3/2017	
5/24/2017	
6/6/2017	
6/7/2017	0.0001 (J)
6/8/2017	
6/9/2017	
6/12/2017	
7/17/2017	
7/27/2017	
8/9/2017	

Time Series

Constituent: Beryllium (mg/L) Analysis Run 5/13/2024 9:40 AM

Plant Bowen Data: Bowen 3-4 CCR

	GWA-42 (bg)
9/25/2017	
9/26/2017	0.0001 (J)
9/29/2017	
10/2/2017	
10/4/2017	
3/14/2018	0.00014 (J)
3/16/2018	
3/19/2018	
9/12/2018	
9/14/2018	0.00012 (J)
9/17/2018	
3/13/2019	
3/14/2019	0.00017 (J)
3/15/2019	
3/19/2019	
3/20/2019	
9/9/2019	
9/10/2019	0.00015 (J)
9/12/2019	
9/13/2019	
3/6/2020	0.00017 (J)
3/9/2020	
3/11/2020	
9/10/2020	0.00014 (J)
9/11/2020	
9/15/2020	
9/16/2020	
3/10/2021	
3/11/2021	0.00015 (J)
3/12/2021	
3/16/2021	
3/17/2021	
3/29/2021	
8/4/2021	0.00012 (J)
8/6/2021	
8/9/2021	
1/31/2022	0.00014 (J)
2/1/2022	
2/2/2022	
8/10/2022	0.00016 (J)
8/11/2022	
8/12/2022	
8/16/2022	
2/13/2023	0.00015 (J)
2/14/2023	
2/16/2023	
2/17/2023	
7/25/2023	
7/26/2023	0.00019 (J)
7/27/2023	
8/1/2023	
2/19/2024	

Time Series

Constituent: Beryllium (mg/L) Analysis Run 5/13/2024 9:40 AM

Plant Bowen Data: Bowen 3-4 CCR

	GWA-42 (bg)
2/20/2024	0.00014 (J)
2/22/2024	
2/26/2024	

Time Series

Constituent: Beryllium (mg/L) Analysis Run 5/13/2024 9:40 AM

Plant Bowen Data: Bowen 3-4 CCR

	GWA-43 (bg)	GWA-43R (bg)	GWA-4RZ (bg)	GWA-50 (bg)	GWA-50R (bg)	GWA-51RZ (bg)	GWA-52 (bg)	GWA-53 (bg)	GWA-53R (bg)
10/1/2014				<0.003	<0.003				
3/30/2015				<0.003	0.0002 (J)				
5/8/2015						<0.003	<0.003		<0.003
5/9/2015								<0.003	
5/17/2015						0.00022 (J)	<0.003		<0.003
5/18/2015								<0.003	
5/25/2015						<0.003	<0.003	<0.003	<0.003
6/8/2015						<0.003	<0.003	<0.003	<0.003
6/9/2015									
6/17/2015								<0.003	
6/18/2015						<0.003	<0.003		<0.003
6/24/2015						<0.003	<0.003	<0.003	<0.003
6/25/2015									
6/30/2015						<0.003	<0.003	<0.003	0.00014 (J)
7/1/2015									
7/6/2015						<0.003	<0.003	<0.003	<0.003
7/7/2015									
8/12/2015						<0.003	<0.003	<0.003	<0.003
10/11/2015				<0.003	<0.003				
2/29/2016							<0.003		
3/2/2016								<0.003	<0.003
3/11/2016	<0.003	<0.003							
3/28/2016				<0.003	<0.003				
5/3/2016								<0.003	<0.003
5/4/2016						<0.003	<0.003		
5/13/2016	<0.003	<0.003							
5/23/2016				<0.003					
5/25/2016					<0.003				
7/7/2016						<0.003			
7/8/2016							<0.003	<0.003	
7/11/2016									<0.003
7/19/2016	<0.003	<0.003							
8/1/2016				<0.003	<0.003				
9/7/2016									<0.003
9/8/2016						<0.003	<0.003	<0.003	
9/16/2016	<0.003	<0.003							
9/26/2016				<0.003	<0.003				
10/26/2016						<0.003	<0.003	<0.003	
10/27/2016									<0.003
11/2/2016	<0.003	<0.003							
11/10/2016				<0.003					
11/11/2016					<0.003				
1/6/2017						<0.003	<0.003		<0.003
1/9/2017								<0.003	
1/18/2017	<0.003	<0.003							
1/30/2017				<0.003	<0.003				
2/22/2017			<0.003						
3/15/2017						<0.003	<0.003		
3/16/2017								<0.003	<0.003
3/28/2017	<0.003	<0.003							
4/3/2017					<0.003				
4/7/2017			<0.003	<0.003					

ND substitution: RL or RL/2 if <15% NDs.

Time Series

Constituent: Beryllium (mg/L) Analysis Run 5/13/2024 9:40 AM

Plant Bowen Data: Bowen 3-4 CCR

	GWA-43 (bg)	GWA-43R (bg)	GWA-4RZ (bg)	GWA-50 (bg)	GWA-50R (bg)	GWA-51RZ (bg)	GWA-52 (bg)	GWA-53 (bg)	GWA-53R (bg)
5/17/2017							<0.003		
5/18/2017						<0.003			
5/19/2017								<0.003	<0.003
6/6/2017	<0.003	<0.003							
6/12/2017				<0.003	<0.003				
6/14/2017			<0.003 (D)						
7/12/2017			<0.003 (D)						
7/19/2017						<0.003			
7/20/2017			<0.003 (D)						
7/28/2017			<0.003						
8/9/2017			<0.003						
8/24/2017			<0.003						
9/15/2017							<0.003		
9/19/2017						<0.003		<0.003	<0.003
9/22/2017	<0.003	<0.003							
10/2/2017				<0.003	<0.003				
10/3/2017			<0.003 (D)						
3/13/2018						<0.003	<0.003	<0.003	<0.003
3/14/2018	<0.003								
3/15/2018		5.1E-05 (J)							
3/16/2018				<0.003	<0.003				
3/21/2018			<0.003						
9/6/2018							<0.003		
9/7/2018						<0.003			
9/11/2018								<0.003	<0.003
9/12/2018	<0.003	<0.003							
9/17/2018				<0.003					
9/18/2018			<0.003		<0.003				
3/7/2019							<0.003		
3/8/2019						<0.003		5.7E-05 (J)	
3/12/2019									<0.003
3/13/2019	<0.003	<0.003							
3/19/2019				<0.003	<0.003				
3/21/2019			<0.003 (D)						
9/4/2019						<0.003	<0.003		
9/5/2019								<0.003	<0.003
9/11/2019	<0.003	<0.003							
9/12/2019			<0.003 (D)		<0.003				
9/13/2019				<0.003					
3/2/2020							<0.003		
3/3/2020						<0.003			
3/4/2020								<0.003	<0.003
3/9/2020	<0.003	<0.003							
3/11/2020				<0.003	<0.003				
3/12/2020			<0.003						
9/3/2020							<0.003		
9/8/2020								5.5E-05 (J)	<0.003
9/9/2020						<0.003			
9/11/2020	6.9E-05 (J)								
9/14/2020		<0.003							
9/15/2020					8.5E-05 (J)				
9/16/2020				<0.003					

ND substitution: RL or RL/2 if <15% NDs.

Time Series

Constituent: Beryllium (mg/L) Analysis Run 5/13/2024 9:40 AM

Plant Bowen Data: Bowen 3-4 CCR

	GWA-43 (bg)	GWA-43R (bg)	GWA-4RZ (bg)	GWA-50 (bg)	GWA-50R (bg)	GWA-51RZ (bg)	GWA-52 (bg)	GWA-53 (bg)	GWA-53R (bg)
9/17/2020			<0.003						
2/24/2021							<0.003		
2/25/2021						<0.003			
2/26/2021								5.1E-05 (J)	<0.003
3/11/2021	<0.003	<0.003							
3/16/2021			<0.003						
3/17/2021				<0.003	<0.003				
7/27/2021							9.7E-05 (J)		
7/28/2021						<0.003			
7/29/2021								9E-05 (J)	<0.003
8/5/2021		<0.003							
8/6/2021	<0.003								
8/9/2021				<0.003	<0.003				
8/10/2021			<0.003						
1/25/2022							<0.003		
1/26/2022						<0.003		7E-05 (J)	<0.003
1/31/2022	<0.003	<0.003							
2/1/2022				<0.003					
2/2/2022					5.5E-05 (J)				
2/3/2022			<0.003						
8/5/2022							<0.003		
8/8/2022								<0.003	<0.003
8/9/2022						<0.003			
8/10/2022		<0.003							
8/11/2022	7.6E-05 (J)								
8/16/2022				<0.003					
8/17/2022			<0.003		<0.003				
2/13/2023		<0.003							
2/14/2023	<0.003								
2/16/2023				<0.003	<0.003				
2/17/2023			<0.003						
7/25/2023	<0.003	<0.003							
7/28/2023			<0.003	<0.003	<0.003				
2/20/2024	<0.003	<0.003							
2/22/2024				<0.003	<0.003				
2/27/2024			<0.003						

ND substitution: RL or RL/2 if <15% NDs.

Time Series

Constituent: Beryllium (mg/L) Analysis Run 5/13/2024 9:40 AM

Plant Bowen Data: Bowen 3-4 CCR

	GWA-54 (bg)
10/1/2014	
3/30/2015	
5/8/2015	
5/9/2015	<0.003
5/17/2015	
5/18/2015	<0.003
5/25/2015	<0.003
6/8/2015	
6/9/2015	<0.003
6/17/2015	<0.003
6/18/2015	
6/24/2015	
6/25/2015	<0.003
6/30/2015	
7/1/2015	<0.003
7/6/2015	
7/7/2015	<0.003
8/12/2015	<0.003
10/11/2015	
2/29/2016	
3/2/2016	<0.003
3/11/2016	
3/28/2016	
5/3/2016	
5/4/2016	<0.003
5/13/2016	
5/23/2016	
5/25/2016	
7/7/2016	
7/8/2016	<0.003
7/11/2016	
7/19/2016	
8/1/2016	
9/7/2016	
9/8/2016	<0.003
9/16/2016	
9/26/2016	
10/26/2016	<0.003
10/27/2016	
11/2/2016	
11/10/2016	
11/11/2016	
1/6/2017	
1/9/2017	<0.003
1/18/2017	
1/30/2017	
2/22/2017	
3/15/2017	<0.003
3/16/2017	
3/28/2017	
4/3/2017	
4/7/2017	

ND substitution: RL or RL/2 if <15% NDs.

Time Series

Constituent: Beryllium (mg/L) Analysis Run 5/13/2024 9:40 AM

Plant Bowen Data: Bowen 3-4 CCR

	GWA-54 (bg)
5/17/2017	
5/18/2017	<0.003
5/19/2017	
6/6/2017	
6/12/2017	
6/14/2017	
7/12/2017	
7/19/2017	
7/20/2017	
7/28/2017	
8/9/2017	
8/24/2017	
9/15/2017	<0.003
9/19/2017	
9/22/2017	
10/2/2017	
10/3/2017	
3/13/2018	<0.003
3/14/2018	
3/15/2018	
3/16/2018	
3/21/2018	
9/6/2018	<0.003
9/7/2018	
9/11/2018	
9/12/2018	
9/17/2018	
9/18/2018	
3/7/2019	<0.003
3/8/2019	
3/12/2019	
3/13/2019	
3/19/2019	
3/21/2019	
9/4/2019	
9/5/2019	<0.003
9/11/2019	
9/12/2019	
9/13/2019	
3/2/2020	
3/3/2020	<0.003
3/4/2020	
3/9/2020	
3/11/2020	
3/12/2020	
9/3/2020	
9/8/2020	<0.003
9/9/2020	
9/11/2020	
9/14/2020	
9/15/2020	
9/16/2020	

ND substitution: RL or RL/2 if <15% NDs.

Time Series

Constituent: Beryllium (mg/L) Analysis Run 5/13/2024 9:40 AM

Plant Bowen Data: Bowen 3-4 CCR

	GWA-54 (bg)
9/17/2020	
2/24/2021	
2/25/2021	<0.003
2/26/2021	
3/11/2021	
3/16/2021	
3/17/2021	
7/27/2021	<0.003
7/28/2021	
7/29/2021	
8/5/2021	
8/6/2021	
8/9/2021	
8/10/2021	
1/25/2022	<0.003
1/26/2022	
1/31/2022	
2/1/2022	
2/2/2022	
2/3/2022	
8/5/2022	<0.003
8/8/2022	
8/9/2022	
8/10/2022	
8/11/2022	
8/16/2022	
8/17/2022	
2/13/2023	
2/14/2023	
2/16/2023	
2/17/2023	
7/25/2023	
7/28/2023	
2/20/2024	
2/22/2024	
2/27/2024	

ND substitution: RL or RL/2 if <15% NDs.

Time Series

Constituent: Beryllium (mg/L) Analysis Run 5/13/2024 9:40 AM

Plant Bowen Data: Bowen 3-4 CCR

	GWA-55 (bg)	GWA-55R (bg)	GWA-56 (bg)	GWC-16R	GWC-17R	GWC-18	GWC-18R	GWC-19R	GWC-20R
9/16/2014				<0.003					
9/17/2014					<0.003	<0.003	7.8E-05 (J)	<0.003	
9/18/2014									<0.003
10/4/2014				<0.003	<0.003	<0.003	<0.003	<0.003	
10/5/2014									<0.003
10/21/2014				<0.003	<0.003	<0.003	<0.003	<0.003	
10/22/2014									<0.003
11/5/2014						9E-05 (J)		<0.003	<0.003
11/11/2014				<0.003	<0.003		<0.003		
3/3/2015				<0.003	<0.003	<0.003	<0.003	<0.003	
3/4/2015									<0.003
3/18/2015				<0.003	<0.003	<0.003	<0.003		
3/19/2015								<0.003	<0.003
4/6/2015				<0.003	<0.003				
4/7/2015						<0.003	<0.003	<0.003	<0.003
4/8/2015									
4/23/2015				<0.003	<0.003	7.8E-05 (J)	<0.003		
4/24/2015								<0.003	8.3E-05 (J)
5/9/2015	<0.003	<0.003	<0.003						
5/18/2015	<0.003	0.00011 (J)							
5/19/2015			<0.003						
5/26/2015	<0.003	<0.003	<0.003						
6/9/2015	<0.003	0.00025 (J)	<0.003						
6/17/2015	<0.003	<0.003	<0.003						
6/25/2015	<0.003	<0.003	<0.003						
7/1/2015	<0.003	0.00024 (J)	<0.003						
7/7/2015	0.00012 (J)	<0.003	<0.003						
7/29/2015				<0.003	<0.003	<0.003	<0.003	<0.003	
7/30/2015									<0.003
8/12/2015	<0.003	<0.003	<0.003						
3/2/2016	<0.003								
3/3/2016		<0.003	<0.003	<0.003					
3/4/2016					<0.003				
3/7/2016						<0.003	<0.003	<0.003	
3/8/2016									<0.003
5/3/2016	<0.003	<0.003							
5/5/2016						<0.003	<0.003		
5/9/2016			<0.003					<0.003	<0.003
5/10/2016				<0.003	<0.003				
7/11/2016	<0.003	<0.003	0.0001 (J)						
7/13/2016				<0.003		<0.003	<0.003		
7/14/2016					<0.003			<0.003	<0.003
7/15/2016									
9/9/2016	<0.003	<0.003	<0.003						
9/12/2016							<0.003	<0.003	<0.003
9/13/2016						<0.003			
9/14/2016					<0.003				
9/15/2016				<0.003					
10/26/2016	<0.003		<0.003						
10/27/2016		<0.003							
10/31/2016						<0.003		<0.003	<0.003
11/1/2016					<0.003		<0.003		

ND substitution: RL or RL/2 if <15% NDs.

Time Series

Constituent: Beryllium (mg/L) Analysis Run 5/13/2024 9:40 AM

Plant Bowen Data: Bowen 3-4 CCR

	GWA-55 (bg)	GWA-55R (bg)	GWA-56 (bg)	GWC-16R	GWC-17R	GWC-18	GWC-18R	GWC-19R	GWC-20R
11/2/2016				<0.003					
1/9/2017	<0.003	<0.003	<0.003						
1/11/2017				<0.003	<0.003		<0.003	<0.003	
1/12/2017						<0.003			<0.003
3/15/2017			<0.003						
3/16/2017	<0.003	<0.003							
3/20/2017				<0.003			<0.003		
3/21/2017					<0.003			<0.003	
3/22/2017									<0.003
3/23/2017						<0.003			
5/18/2017	<0.003	<0.003	<0.003						
5/22/2017							<0.003	<0.003	<0.003
5/23/2017				<0.003	<0.003	<0.003			
9/15/2017	<0.003		<0.003						
9/18/2017		<0.003							
9/19/2017									<0.003
9/20/2017								0.0001 (J)	
9/21/2017				<0.003			<0.003		
9/22/2017					<0.003				
9/25/2017						<0.003			
3/12/2018	<0.003	<0.003							
3/13/2018			<0.003						
3/14/2018				<0.003	<0.003	<0.003	0.00011 (J)	6.5E-05 (J)	<0.003
9/7/2018	<0.003	<0.003	<0.003	<0.003			<0.003		
9/10/2018								<0.003	<0.003
9/11/2018					<0.003	<0.003			
3/7/2019		<0.003	<0.003						
3/8/2019	<0.003								
3/11/2019				<0.003					
3/12/2019					<0.003	<0.003	<0.003	<0.003	<0.003
9/4/2019			<0.003						
9/5/2019	<0.003	<0.003							
9/6/2019							<0.003		<0.003
9/9/2019				<0.003		<0.003		<0.003	
9/10/2019					<0.003				
3/3/2020	<0.003								
3/4/2020		<0.003	<0.003	<0.003				0.00013 (J)	
3/5/2020					<0.003		0.00013 (J)		<0.003
3/6/2020						<0.003			
9/4/2020	<0.003	<0.003	<0.003						<0.003
9/8/2020									
9/9/2020				<0.003	<0.003	<0.003	0.0002 (J)	<0.003	
2/25/2021	<0.003	<0.003	<0.003						
2/26/2021						<0.003	0.0002 (J)	<0.003	
3/9/2021				<0.003					<0.003
3/10/2021					<0.003				
7/28/2021	<0.003	<0.003	<0.003						
7/29/2021						<0.003	0.00015 (J)		
7/30/2021				<0.003	<0.003				
8/2/2021									<0.003
8/5/2021								9.9E-05 (J)	
1/26/2022	<0.003		<0.003						

ND substitution: RL or RL/2 if <15% NDs.

Time Series

Constituent: Beryllium (mg/L) Analysis Run 5/13/2024 9:40 AM

Plant Bowen Data: Bowen 3-4 CCR

	GWA-55 (bg)	GWA-55R (bg)	GWA-56 (bg)	GWC-16R	GWC-17R	GWC-18	GWC-18R	GWC-19R	GWC-20R
1/27/2022		<0.003					5.5E-05 (J)	<0.003	<0.003
1/28/2022				<0.003	<0.003	<0.003			
8/5/2022			<0.003						
8/8/2022	<0.003	<0.003							
8/9/2022								<0.003	<0.003
8/10/2022						<0.003	5.6E-05 (J)		
8/11/2022				<0.003	<0.003				
2/9/2023						<0.003	0.00015 (J)	<0.003	
2/10/2023				<0.003	<0.003				<0.003
8/3/2023					<0.003	<0.003			<0.003
8/4/2023				<0.003			<0.003	<0.003	
2/14/2024						<0.003	0.0001 (J)	<0.003	
2/15/2024				<0.003	<0.003				<0.003

ND substitution: RL or RL/2 if <15% NDs.

Time Series

Constituent: Beryllium (mg/L) Analysis Run 5/13/2024 9:40 AM

Plant Bowen Data: Bowen 3-4 CCR

	GWC-21R
9/16/2014	
9/17/2014	
9/18/2014	<0.003
10/4/2014	
10/5/2014	<0.003
10/21/2014	
10/22/2014	<0.003
11/5/2014	<0.003
11/11/2014	
3/3/2015	
3/4/2015	<0.003
3/18/2015	
3/19/2015	<0.003
4/6/2015	
4/7/2015	
4/8/2015	<0.003
4/23/2015	
4/24/2015	<0.003
5/9/2015	
5/18/2015	
5/19/2015	
5/26/2015	
6/9/2015	
6/17/2015	
6/25/2015	
7/1/2015	
7/7/2015	
7/29/2015	
7/30/2015	<0.003
8/12/2015	
3/2/2016	
3/3/2016	
3/4/2016	
3/7/2016	
3/8/2016	<0.003
5/3/2016	
5/5/2016	
5/9/2016	<0.003
5/10/2016	
7/11/2016	
7/13/2016	
7/14/2016	
7/15/2016	<0.003
9/9/2016	<0.003
9/12/2016	
9/13/2016	
9/14/2016	
9/15/2016	
10/26/2016	
10/27/2016	<0.003
10/31/2016	
11/1/2016	

ND substitution: RL or RL/2 if <15% NDs.

Time Series

Constituent: Beryllium (mg/L) Analysis Run 5/13/2024 9:40 AM

Plant Bowen Data: Bowen 3-4 CCR

	GWC-21R
11/2/2016	
1/9/2017	
1/11/2017	
1/12/2017	<0.003
3/15/2017	
3/16/2017	
3/20/2017	
3/21/2017	<0.003
3/22/2017	
3/23/2017	
5/18/2017	
5/22/2017	
5/23/2017	<0.003
9/15/2017	
9/18/2017	
9/19/2017	<0.003
9/20/2017	
9/21/2017	
9/22/2017	
9/25/2017	
3/12/2018	
3/13/2018	
3/14/2018	<0.003
9/7/2018	
9/10/2018	<0.003
9/11/2018	
3/7/2019	
3/8/2019	
3/11/2019	<0.003
3/12/2019	
9/4/2019	
9/5/2019	
9/6/2019	<0.003
9/9/2019	
9/10/2019	
3/3/2020	<0.003
3/4/2020	
3/5/2020	
3/6/2020	
9/4/2020	
9/8/2020	<0.003
9/9/2020	
2/25/2021	
2/26/2021	
3/9/2021	<0.003
3/10/2021	
7/28/2021	
7/29/2021	
7/30/2021	
8/2/2021	<0.003
8/5/2021	
1/26/2022	

ND substitution: RL or RL/2 if <15% NDs.

Time Series

Constituent: Beryllium (mg/L) Analysis Run 5/13/2024 9:40 AM

Plant Bowen Data: Bowen 3-4 CCR

	GWC-21R
1/27/2022	
1/28/2022	<0.003
8/5/2022	
8/8/2022	
8/9/2022	
8/10/2022	<0.003
8/11/2022	
2/9/2023	<0.003
2/10/2023	
8/3/2023	
8/4/2023	<0.003
2/14/2024	
2/15/2024	<0.003

Time Series

Constituent: Beryllium (mg/L) Analysis Run 5/13/2024 9:40 AM

Plant Bowen Data: Bowen 3-4 CCR

	GWC-22R	GWC-23R	GWC-24R	GWC-25R	GWC-36A	GWC-36RA	GWC-37	GWC-38
9/15/2014						0.0032		
9/16/2014			<0.003	<0.003			<0.003	<0.003
9/18/2014	<0.003	<0.003						
10/3/2014						<0.003	<0.003	8.3E-05 (J)
10/4/2014			<0.003	<0.003				
10/5/2014	<0.003	<0.003						
10/20/2014						0.0014	<0.003	7.8E-05 (J)
10/22/2014	<0.003	<0.003						
10/23/2014			<0.003	<0.003				
11/5/2014	<0.003	<0.003						
11/10/2014			<0.003	<0.003		<0.003	<0.003	8E-05 (J)
3/2/2015						<0.003	<0.003	0.00034 (J)
3/4/2015	<0.003	<0.003	<0.003	<0.003				
3/17/2015						8.3E-05 (J)	<0.003	0.00014 (J)
3/19/2015	<0.003							
3/20/2015		<0.003	<0.003	<0.003				
4/5/2015						0.00038 (J)	<0.003	
4/6/2015								<0.003
4/8/2015	<0.003	<0.003	<0.003					
4/9/2015				<0.003				
4/21/2015						0.0011 (J)		
4/22/2015							8.3E-05 (J)	7.8E-05 (J)
4/23/2015		<0.003	<0.003	<0.003				
4/24/2015	<0.003							
7/28/2015						0.00092 (J)	<0.003	<0.003
7/30/2015	<0.003	<0.003	<0.003	<0.003				
3/1/2016						<0.003	<0.003	
3/2/2016								<0.003
3/4/2016			<0.003					
3/7/2016	<0.003							
3/8/2016				<0.003				
3/9/2016		<0.003						
5/2/2016						<0.003		
5/3/2016							<0.003	<0.003
5/4/2016				<0.003				
5/5/2016	<0.003		<0.003					
5/6/2016		<0.003						
7/6/2016						0.0002 (J)		
7/7/2016								<0.003
7/8/2016							<0.003	
7/12/2016			<0.003					
7/14/2016	<0.003							
7/15/2016		<0.003						
7/18/2016				<0.003				
9/7/2016						<0.003	<0.003	
9/8/2016								<0.003
9/12/2016	<0.003							
9/13/2016			<0.003	<0.003				
9/14/2016		<0.003						
10/25/2016						<0.003	<0.003	<0.003
10/27/2016	<0.003		<0.003	<0.003				
11/1/2016		<0.003						

ND substitution: RL or RL/2 if <15% NDs.

Time Series

Constituent: Beryllium (mg/L) Analysis Run 5/13/2024 9:40 AM

Plant Bowen Data: Bowen 3-4 CCR

	GWC-22R	GWC-23R	GWC-24R	GWC-25R	GWC-36A	GWC-36RA	GWC-37	GWC-38
1/5/2017						0.0001 (J)		
1/6/2017							<0.003	
1/13/2017	<0.003		<0.003	<0.003				
1/25/2017		<0.003						
2/9/2017								<0.003
3/14/2017						0.0001 (J)	<0.003	
3/16/2017				<0.003				
3/20/2017	<0.003		<0.003					
3/22/2017		<0.003						
3/23/2017								<0.003
5/16/2017						<0.003	<0.003	
5/17/2017								<0.003
5/19/2017			<0.003	<0.003				
5/23/2017	<0.003							
5/24/2017		<0.003						
9/15/2017						<0.003	<0.003	
9/19/2017	<0.003		<0.003	<0.003				<0.003
9/21/2017		<0.003						
3/12/2018						5.6E-05 (J)	<0.003	
3/13/2018	<0.003		<0.003	<0.003				<0.003
3/14/2018		<0.003						
9/6/2018						<0.003	<0.003	<0.003
9/7/2018	<0.003							
9/11/2018		<0.003	<0.003	<0.003				
3/6/2019							<0.003	
3/7/2019						6.8E-05 (J)		<0.003
3/8/2019			<0.003	<0.003				
3/11/2019	<0.003							
3/12/2019		<0.003						
9/4/2019						<0.003	<0.003	<0.003
9/5/2019	<0.003		<0.003	<0.003				
9/6/2019		<0.003						
3/2/2020						0.00015 (J)	<0.003	<0.003
3/3/2020	<0.003		<0.003	<0.003				
3/5/2020		<0.003						
9/3/2020							<0.003	<0.003
9/4/2020				<0.003				
9/8/2020	<0.003							
9/9/2020		<0.003	<0.003					
9/14/2020						0.00012 (J)		
2/24/2021							<0.003	<0.003
3/9/2021	<0.003		<0.003	<0.003				
3/10/2021		<0.003						
3/26/2021						0.00019 (J)		
7/27/2021						8.1E-05 (J)		
7/28/2021							<0.003	<0.003
7/29/2021			<0.003					
7/30/2021		<0.003						
8/2/2021	<0.003			<0.003				
1/25/2022								<0.003
1/26/2022						<0.003	<0.003	
1/27/2022	<0.003			<0.003				

ND substitution: RL or RL/2 if <15% NDs.

Time Series

Constituent: Beryllium (mg/L) Analysis Run 5/13/2024 9:40 AM

Plant Bowen Data: Bowen 3-4 CCR

	GWC-22R	GWC-23R	GWC-24R	GWC-25R	GWC-36A	GWC-36RA	GWC-37	GWC-38
1/28/2022		<0.003	<0.003					
4/6/2022					6.1E-05 (J)			
8/5/2022								<0.003
8/8/2022					<0.003	<0.003	<0.003	
8/9/2022			<0.003	<0.003				
8/10/2022	<0.003							
8/11/2022		<0.003						
2/8/2023					7.7E-05 (J)	<0.003	<0.003	<0.003
2/9/2023	<0.003		<0.003	<0.003				
2/10/2023		<0.003						
8/2/2023					<0.003		<0.003	<0.003
8/3/2023	<0.003	<0.003	<0.003	<0.003		<0.003		
2/13/2024					<0.003	<0.003	<0.003	<0.003
2/15/2024	<0.003		<0.003					
2/16/2024		<0.003		<0.003				

ND substitution: RL or RL/2 if <15% NDs.

Time Series

Constituent: Boron (mg/L) Analysis Run 5/13/2024 9:40 AM

Plant Bowen Data: Bowen 3-4 CCR

	GWA-1 (bg)	GWA-2 (bg)	GWA-2R (bg)	GWA-39RZ (bg)	GWA-39Z (bg)	GWA-3A (bg)	GWA-40 (bg)	GWA-41 (bg)	GWA-41R (bg)
3/11/2016									
3/14/2016					<0.04				
3/15/2016							<0.04	<0.04	<0.04
3/22/2016	<0.04								
3/23/2016		<0.04	<0.04			<0.04			
5/11/2016					<0.04		<0.04		
5/12/2016								<0.04	
5/13/2016									<0.04
5/16/2016				<0.04 (D)					
5/19/2016	<0.04		<0.04						
5/20/2016		<0.04							
5/23/2016						<0.04			
7/19/2016					<0.04 (*)				
7/20/2016								<0.04	
7/21/2016							<0.04		<0.04 (*)
7/22/2016									
7/27/2016				<0.04 (*)					
7/29/2016	<0.04	<0.04	<0.04			<0.04			
9/15/2016					0.0067 (J)		<0.04	<0.04	
9/19/2016									
9/21/2016									<0.04 (*)
9/22/2016			<0.04			<0.04			
9/23/2016	<0.04	<0.04							
11/2/2016					<0.04				
11/3/2016							<0.04 (*)	<0.04	<0.04
11/9/2016	<0.04	<0.04							
11/10/2016			<0.04			<0.04			
1/17/2017							<0.04		<0.04
1/18/2017					<0.04			<0.04	
1/30/2017	<0.04								
1/31/2017		<0.04	<0.04			<0.04			
2/21/2017				0.0218 (JD)					
3/24/2017							<0.04	0.0154 (J)	
3/27/2017				0.0262 (JD)					0.0173 (J)
3/28/2017					<0.04				
3/30/2017	0.0065 (J)	<0.04				<0.04			
4/3/2017			<0.04						
5/24/2017							<0.04		
6/6/2017								<0.04	<0.04 (*)
6/7/2017					<0.04 (*)				
6/8/2017				0.0067 (JD)					
6/9/2017	<0.04		<0.04						
6/12/2017		<0.04				<0.04			
7/17/2017				0.0165 (JD)					
7/27/2017				0.0138 (JD)					
8/9/2017				0.0069 (JD)					
9/25/2017								<0.04	0.0141 (J)
9/26/2017					<0.04		0.0075 (J)		
9/29/2017				0.0066 (JD)					
10/2/2017	<0.04	<0.04	<0.04						
10/4/2017						<0.04			
3/14/2018					<0.04		0.0093 (J)	0.011 (J)	0.014 (J)

ND substitution: RL or RL/2 if <15% NDs.

Time Series

Constituent: Boron (mg/L) Analysis Run 5/13/2024 9:40 AM

Plant Bowen Data: Bowen 3-4 CCR

	GWA-1 (bg)	GWA-2 (bg)	GWA-2R (bg)	GWA-39RZ (bg)	GWA-39Z (bg)	GWA-3A (bg)	GWA-40 (bg)	GWA-41 (bg)	GWA-41R (bg)
3/16/2018	<0.04		0.0077 (J)	0.0067 (J)					
3/19/2018		0.013 (J)				0.0057 (J)			
9/12/2018					<0.04		<0.04	<0.04	0.013 (J)
9/14/2018		<0.04	<0.04	0.0059 (J)					
9/17/2018	0.00625 (JD)					<0.04			
3/13/2019							<0.04		
3/14/2019				0.0059 (X)				0.007 (X)	0.015 (X)
3/15/2019					0.005 (X)				
3/19/2019			0.014 (J)						
3/20/2019	0.0042 (J)	<0.04				<0.04			
9/9/2019					<0.04		<0.04		
9/10/2019				0.0081 (X)				<0.04	0.015 (X)
9/12/2019	<0.04	<0.04 (D)							
9/13/2019			0.012 (J)			<0.04			
3/6/2020								0.013 (J)	
3/9/2020				0.0065 (J)	<0.04		0.0074 (J)		0.021 (J)
3/11/2020	<0.04	0.0068 (J)	0.017 (J)			0.0071 (J)			
9/10/2020					<0.04			<0.04	0.016 (J)
9/11/2020							<0.04		
9/15/2020	0.01 (J)	0.0053 (J)	0.0074 (J)						
9/16/2020				0.015 (J)					
3/10/2021							<0.04		0.0098 (J)
3/11/2021								0.0075 (J)	
3/12/2021					0.011 (J)				
3/16/2021	<0.04		0.0061 (J)	<0.04					
3/17/2021		<0.04							
3/29/2021						<0.04			
8/4/2021					<0.04		<0.04	<0.04	0.01 (J)
8/6/2021				<0.04					
8/9/2021	<0.04	<0.04	0.012 (J)			<0.04			
1/31/2022					<0.04		<0.04	<0.04	0.016 (J)
2/1/2022	<0.04	<0.04	<0.04						
2/2/2022				<0.04		<0.04			
8/10/2022					<0.04				
8/11/2022								<0.04	<0.04
8/12/2022							<0.04		
8/16/2022	<0.04	<0.04	<0.04	<0.04		<0.04			
2/13/2023					<0.04		<0.04	<0.04	0.017 (J)
2/14/2023				<0.04					
2/16/2023	<0.04	<0.04	0.017 (J)						
2/17/2023						<0.04			
7/25/2023				<0.04				0.012 (J)	0.011 (J)
7/26/2023					0.012 (J)		0.0091 (J)		
7/27/2023	0.015 (J)	<0.04	0.015 (J)						
8/1/2023						<0.04			
2/19/2024				<0.04	<0.04		<0.04	<0.04	0.012 (J)
2/20/2024									
2/22/2024	<0.04	<0.04				<0.04			
2/26/2024			0.018 (J)						

ND substitution: RL or RL/2 if <15% NDs.

Time Series

Constituent: Boron (mg/L) Analysis Run 5/13/2024 9:40 AM

Plant Bowen Data: Bowen 3-4 CCR

	GWA-42 (bg)
3/11/2016	<0.04
3/14/2016	
3/15/2016	
3/22/2016	
3/23/2016	
5/11/2016	
5/12/2016	
5/13/2016	
5/16/2016	<0.04
5/19/2016	
5/20/2016	
5/23/2016	
7/19/2016	
7/20/2016	
7/21/2016	
7/22/2016	0.0076 (J)
7/27/2016	
7/29/2016	
9/15/2016	
9/19/2016	<0.04
9/21/2016	
9/22/2016	
9/23/2016	
11/2/2016	
11/3/2016	<0.04
11/9/2016	
11/10/2016	
1/17/2017	<0.04
1/18/2017	
1/30/2017	
1/31/2017	
2/21/2017	
3/24/2017	
3/27/2017	0.0101 (J)
3/28/2017	
3/30/2017	
4/3/2017	
5/24/2017	
6/6/2017	
6/7/2017	<0.04 (*)
6/8/2017	
6/9/2017	
6/12/2017	
7/17/2017	
7/27/2017	
8/9/2017	
9/25/2017	
9/26/2017	<0.04
9/29/2017	
10/2/2017	
10/4/2017	
3/14/2018	<0.04

Time Series

Constituent: Boron (mg/L) Analysis Run 5/13/2024 9:40 AM

Plant Bowen Data: Bowen 3-4 CCR

	GWA-42 (bg)
3/16/2018	
3/19/2018	
9/12/2018	
9/14/2018	<0.04
9/17/2018	
3/13/2019	
3/14/2019	<0.04
3/15/2019	
3/19/2019	
3/20/2019	
9/9/2019	
9/10/2019	<0.04
9/12/2019	
9/13/2019	
3/6/2020	0.0068 (J)
3/9/2020	
3/11/2020	
9/10/2020	<0.04
9/11/2020	
9/15/2020	
9/16/2020	
3/10/2021	
3/11/2021	<0.04
3/12/2021	
3/16/2021	
3/17/2021	
3/29/2021	
8/4/2021	<0.04
8/6/2021	
8/9/2021	
1/31/2022	<0.04
2/1/2022	
2/2/2022	
8/10/2022	<0.04
8/11/2022	
8/12/2022	
8/16/2022	
2/13/2023	<0.04
2/14/2023	
2/16/2023	
2/17/2023	
7/25/2023	
7/26/2023	<0.04
7/27/2023	
8/1/2023	
2/19/2024	
2/20/2024	0.031 (J)
2/22/2024	
2/26/2024	

ND substitution: RL or RL/2 if <15% NDs.

Time Series

Constituent: Boron (mg/L) Analysis Run 5/13/2024 9:40 AM

Plant Bowen Data: Bowen 3-4 CCR

	GWA-43 (bg)	GWA-43R (bg)	GWA-4RZ (bg)	GWA-50 (bg)	GWA-50R (bg)	GWA-51RZ (bg)	GWA-52 (bg)	GWA-53 (bg)	GWA-53R (bg)
2/29/2016							<0.04		
3/2/2016								<0.04	<0.04
3/11/2016	<0.04	<0.04							
3/28/2016				<0.04	<0.04				
5/3/2016								<0.04	<0.04
5/4/2016						<0.04	<0.04		
5/13/2016	<0.04	<0.04							
5/23/2016				<0.04					
5/25/2016					<0.04				
7/7/2016						0.0096 (J)			
7/8/2016							0.009 (J)	<0.04	
7/11/2016									<0.04
7/19/2016	<0.04 (*)	<0.04 (*)							
8/1/2016				<0.04	<0.04				
9/7/2016									<0.04
9/8/2016						0.0137 (J)	<0.04	<0.04	
9/16/2016	<0.04	0.0246 (J)							
9/26/2016				<0.04	<0.04				
10/26/2016						0.0247 (J)	0.0077 (J)	0.0095 (J)	
10/27/2016									0.0148 (J)
11/2/2016	<0.04	0.0279 (J)							
11/10/2016				<0.04					
11/11/2016					0.0193 (J)				
1/6/2017						0.0082 (J)	0.0084 (J)		<0.04
1/9/2017								<0.04	
1/18/2017	<0.04	0.0336 (J)							
1/30/2017				<0.04	<0.04				
2/22/2017			0.022 (JD)						
3/15/2017						<0.04	<0.04		
3/16/2017								<0.04	<0.04
3/28/2017	<0.04	0.0313 (J)							
4/3/2017					<0.04				
4/7/2017			0.0082 (JD)	0.008 (J)					
5/17/2017							<0.04		
5/18/2017						0.0076 (J)			
5/19/2017								<0.04	<0.04
6/6/2017	<0.04 (*)	<0.04 (*)							
6/12/2017				<0.04	<0.04				
6/14/2017			0.008 (JD)						
7/12/2017			0.0082 (JD)						
7/19/2017						0.0193 (J)			
7/20/2017			0.0091 (JD)						
7/28/2017			<0.04 (D)						
8/9/2017			0.0071 (JD)						
8/24/2017			0.0062 (JD)						
9/15/2017							<0.04		
9/19/2017						0.0132 (J)		<0.04	<0.04
9/22/2017	<0.04	0.0294 (J)							
10/2/2017				<0.04	<0.04				
10/3/2017			0.006 (JD)						
3/13/2018						0.013 (J)	0.0084 (J)	<0.04	<0.04
3/14/2018	<0.04								

ND substitution: RL or RL/2 if <15% NDs.

Time Series

Constituent: Boron (mg/L) Analysis Run 5/13/2024 9:40 AM

Plant Bowen Data: Bowen 3-4 CCR

	GWA-43 (bg)	GWA-43R (bg)	GWA-4RZ (bg)	GWA-50 (bg)	GWA-50R (bg)	GWA-51RZ (bg)	GWA-52 (bg)	GWA-53 (bg)	GWA-53R (bg)
3/15/2018		0.018 (J)							
3/16/2018				<0.04	<0.04				
3/21/2018			0.0062 (J)						
9/6/2018							<0.04		
9/7/2018						<0.04			
9/11/2018								<0.04	<0.04
9/12/2018	<0.04	0.018 (J)							
9/17/2018				<0.04					
9/18/2018			0.0096 (J)		<0.04				
3/7/2019							<0.04		
3/8/2019						0.0085 (J)		<0.04	
3/12/2019									<0.04
3/13/2019	<0.04	0.012 (X)							
3/19/2019				<0.04	<0.04				
3/21/2019			0.0066 (JD)						
9/4/2019						0.01 (J)	<0.04		
9/5/2019								<0.04	<0.04
9/11/2019	0.0059 (X)	0.021 (X)							
9/12/2019			0.012 (JD)		<0.04				
9/13/2019				<0.04					
3/2/2020							0.007 (J)		
3/3/2020						0.0096 (J)			
3/4/2020								0.0064 (J)	<0.04
3/9/2020	<0.04	0.017 (J)							
3/11/2020				0.0063 (J)	0.007 (J)				
3/12/2020			0.014 (J)						
9/3/2020							<0.04		
9/8/2020								0.0072 (J)	<0.04
9/9/2020						0.0054 (J)			
9/11/2020	<0.04								
9/14/2020		0.018 (J)							
9/15/2020					<0.04				
9/16/2020				<0.04					
9/17/2020			0.015 (J)						
2/24/2021							0.0099 (J)		
2/25/2021						0.0052 (J)			
2/26/2021								<0.04	<0.04
3/11/2021	<0.04	0.017 (J)							
3/16/2021			0.0092 (J)						
3/17/2021				<0.04	<0.04				
7/27/2021							0.021 (J)		
7/28/2021						<0.04			
7/29/2021								<0.04	<0.04
8/5/2021		0.0098 (J)							
8/6/2021	<0.04								
8/9/2021				<0.04	<0.04				
8/10/2021			0.01 (J)						
1/25/2022							<0.04		
1/26/2022						0.0088 (J)		<0.04	<0.04
1/31/2022	<0.04	0.011 (J)							
2/1/2022				<0.04					
2/2/2022					<0.04				

Time Series

Constituent: Boron (mg/L) Analysis Run 5/13/2024 9:40 AM

Plant Bowen Data: Bowen 3-4 CCR

	GWA-43 (bg)	GWA-43R (bg)	GWA-4RZ (bg)	GWA-50 (bg)	GWA-50R (bg)	GWA-51RZ (bg)	GWA-52 (bg)	GWA-53 (bg)	GWA-53R (bg)
2/3/2022			<0.04						
8/5/2022							<0.04		
8/8/2022								<0.04	<0.04
8/9/2022						<0.04			
8/10/2022		0.01 (J)							
8/11/2022	<0.04								
8/16/2022				<0.04					
8/17/2022			<0.04		<0.04				
2/13/2023		<0.04							
2/14/2023	<0.04								
2/16/2023				<0.04	<0.04				
2/17/2023			<0.04						
7/25/2023	<0.04	0.012 (J)							
7/28/2023			<0.04	<0.04	<0.04				
2/20/2024	0.02 (J)	<0.04							
2/22/2024				<0.04	<0.04				
2/27/2024			<0.04						

ND substitution: RL or RL/2 if <15% NDs.

Time Series

Constituent: Boron (mg/L) Analysis Run 5/13/2024 9:40 AM

Plant Bowen Data: Bowen 3-4 CCR

	GWA-54 (bg)
2/29/2016	
3/2/2016	<0.04
3/11/2016	
3/28/2016	
5/3/2016	
5/4/2016	<0.04
5/13/2016	
5/23/2016	
5/25/2016	
7/7/2016	
7/8/2016	0.0046 (J)
7/11/2016	
7/19/2016	
8/1/2016	
9/7/2016	
9/8/2016	0.0081 (J)
9/16/2016	
9/26/2016	
10/26/2016	0.0088 (J)
10/27/2016	
11/2/2016	
11/10/2016	
11/11/2016	
1/6/2017	
1/9/2017	<0.04
1/18/2017	
1/30/2017	
2/22/2017	
3/15/2017	<0.04
3/16/2017	
3/28/2017	
4/3/2017	
4/7/2017	
5/17/2017	
5/18/2017	<0.04
5/19/2017	
6/6/2017	
6/12/2017	
6/14/2017	
7/12/2017	
7/19/2017	
7/20/2017	
7/28/2017	
8/9/2017	
8/24/2017	
9/15/2017	<0.04
9/19/2017	
9/22/2017	
10/2/2017	
10/3/2017	
3/13/2018	0.0053 (J)
3/14/2018	

Time Series

Constituent: Boron (mg/L) Analysis Run 5/13/2024 9:40 AM

Plant Bowen Data: Bowen 3-4 CCR

	GWA-54 (bg)
3/15/2018	
3/16/2018	
3/21/2018	
9/6/2018	<0.04
9/7/2018	
9/11/2018	
9/12/2018	
9/17/2018	
9/18/2018	
3/7/2019	<0.04
3/8/2019	
3/12/2019	
3/13/2019	
3/19/2019	
3/21/2019	
9/4/2019	
9/5/2019	<0.04
9/11/2019	
9/12/2019	
9/13/2019	
3/2/2020	
3/3/2020	0.0084 (J)
3/4/2020	
3/9/2020	
3/11/2020	
3/12/2020	
9/3/2020	
9/8/2020	<0.04
9/9/2020	
9/11/2020	
9/14/2020	
9/15/2020	
9/16/2020	
9/17/2020	
2/24/2021	
2/25/2021	<0.04
2/26/2021	
3/11/2021	
3/16/2021	
3/17/2021	
7/27/2021	<0.04
7/28/2021	
7/29/2021	
8/5/2021	
8/6/2021	
8/9/2021	
8/10/2021	
1/25/2022	<0.04
1/26/2022	
1/31/2022	
2/1/2022	
2/2/2022	

ND substitution: RL or RL/2 if <15% NDs.

Time Series

Constituent: Boron (mg/L) Analysis Run 5/13/2024 9:40 AM

Plant Bowen Data: Bowen 3-4 CCR

	GWA-54 (bg)
2/3/2022	
8/5/2022	<0.04
8/8/2022	
8/9/2022	
8/10/2022	
8/11/2022	
8/16/2022	
8/17/2022	
2/13/2023	
2/14/2023	
2/16/2023	
2/17/2023	
7/25/2023	
7/28/2023	
2/20/2024	
2/22/2024	
2/27/2024	

ND substitution: RL or RL/2 if <15% NDs.

Time Series

Constituent: Boron (mg/L) Analysis Run 5/13/2024 9:40 AM

Plant Bowen Data: Bowen 3-4 CCR

	GWA-55 (bg)	GWA-55R (bg)	GWA-56 (bg)	GWC-16R	GWC-17R	GWC-18	GWC-18R	GWC-19R	GWC-20R
3/2/2016	<0.04								
3/3/2016		<0.04	<0.04	<0.04					
3/4/2016					<0.04				
3/7/2016						<0.04	<0.04	<0.04	
3/8/2016									<0.04
5/3/2016	<0.04	<0.04							
5/5/2016						<0.04	<0.04		
5/9/2016			<0.04					<0.04	<0.04
5/10/2016				<0.04	<0.04				
7/11/2016	0.0054 (J)	0.0047 (J)	0.0128 (J)						
7/13/2016				0.0297 (J)		0.0047 (J)	0.0159 (J)		
7/14/2016					0.0069 (J)			0.0045 (J)	<0.04
7/15/2016									
9/9/2016	<0.04	<0.04	0.0158 (J)						
9/12/2016							<0.04	<0.04	<0.04
9/13/2016						<0.04			
9/14/2016					<0.04				
9/15/2016				<0.04					
10/26/2016	0.0144 (J)		0.0257 (J)						
10/27/2016		0.0108 (J)							
10/31/2016						0.0111 (J)		0.0086 (J)	0.007 (J)
11/1/2016					<0.04		<0.04		
11/2/2016				<0.04					
1/9/2017	<0.04	<0.04	0.0219 (J)						
1/11/2017				<0.04	0.0078 (J)		<0.04	<0.04	
1/12/2017						<0.04			<0.04
3/15/2017			0.0253 (J)						
3/16/2017	<0.04	<0.04							
3/20/2017				0.0092 (J)			<0.04		
3/21/2017					<0.04			<0.04	
3/22/2017									<0.04
3/23/2017						<0.04			
5/18/2017	<0.04	<0.04	0.0249 (J)						
5/22/2017							0.0452	<0.04	<0.04
5/23/2017				<0.04	<0.04	<0.04			
9/15/2017	<0.04		<0.04						
9/18/2017		<0.04							
9/19/2017									<0.04
9/20/2017								<0.04	
9/21/2017				<0.04			<0.04		
9/22/2017					<0.04				
9/25/2017						<0.04			
3/12/2018	0.0055 (J)	0.0041 (J)							
3/13/2018			0.024 (J)						
3/14/2018				0.0065 (J)	0.0051 (J)	<0.04	<0.04	0.0076 (J)	<0.04
9/7/2018	<0.04	<0.04	0.024 (J)	<0.04			<0.04		
9/10/2018								<0.04	<0.04
9/11/2018					<0.04	<0.04			
3/7/2019		<0.04	0.02 (J)						
3/8/2019	0.0056 (J)								
3/11/2019				0.013 (J)					
3/12/2019					0.0099 (J)	<0.04	<0.04	<0.04	0.0045 (J)

ND substitution: RL or RL/2 if <15% NDs.

Time Series

Constituent: Boron (mg/L) Analysis Run 5/13/2024 9:40 AM

Plant Bowen Data: Bowen 3-4 CCR

	GWA-55 (bg)	GWA-55R (bg)	GWA-56 (bg)	GWC-16R	GWC-17R	GWC-18	GWC-18R	GWC-19R	GWC-20R
9/4/2019			0.015 (J)						
9/5/2019	<0.04	<0.04							
9/6/2019							<0.04		0.02365 (JD)
9/9/2019				<0.04		<0.04		<0.04	
9/10/2019					<0.04				
3/3/2020	0.01 (J)								
3/4/2020		0.0063 (J)	0.022 (J)	0.027 (J)				<0.04	
3/5/2020					<0.04		<0.04		<0.04
3/6/2020						<0.04			
9/4/2020	0.0053 (J)	<0.04	0.015 (J)						<0.04
9/8/2020									
9/9/2020				0.012 (J)	<0.04	<0.04	<0.04	<0.04	
2/25/2021	0.0075 (J)	0.0055 (J)	0.017 (J)						
2/26/2021						<0.04	<0.04	<0.04	
3/9/2021				0.028 (J)					<0.04
3/10/2021					<0.04				
7/28/2021	<0.04	<0.04	0.016 (J)						
7/29/2021						<0.04	<0.04		
7/30/2021				0.017 (J)	<0.04				
8/2/2021									<0.04
8/5/2021								<0.04	
1/26/2022	<0.04		0.014 (J)						
1/27/2022		<0.04					<0.04	<0.04	<0.04
1/28/2022				0.021 (J)	<0.04	<0.04			
8/5/2022			0.015 (J)						
8/8/2022	<0.04	<0.04							
8/9/2022								<0.04	<0.04
8/10/2022						<0.04	<0.04		
8/11/2022				0.013 (J)	<0.04				
2/9/2023						<0.04	<0.04	<0.04	
2/10/2023				0.02 (J)	<0.04				<0.04
8/3/2023					0.014 (J)	<0.04			<0.04
8/4/2023				<0.04			<0.04	<0.04	
2/14/2024						<0.04	<0.04	<0.04	
2/15/2024				0.013 (J)	<0.04				<0.04

ND substitution: RL or RL/2 if <15% NDs.

Time Series

Constituent: Boron (mg/L) Analysis Run 5/13/2024 9:40 AM

Plant Bowen Data: Bowen 3-4 CCR

	GWC-21R
3/2/2016	
3/3/2016	
3/4/2016	
3/7/2016	
3/8/2016	<0.04
5/3/2016	
5/5/2016	
5/9/2016	<0.04
5/10/2016	
7/11/2016	
7/13/2016	
7/14/2016	
7/15/2016	<0.04
9/9/2016	<0.04
9/12/2016	
9/13/2016	
9/14/2016	
9/15/2016	
10/26/2016	
10/27/2016	0.0103 (J)
10/31/2016	
11/1/2016	
11/2/2016	
1/9/2017	
1/11/2017	
1/12/2017	<0.04
3/15/2017	
3/16/2017	
3/20/2017	
3/21/2017	<0.04
3/22/2017	
3/23/2017	
5/18/2017	
5/22/2017	
5/23/2017	<0.04
9/15/2017	
9/18/2017	
9/19/2017	<0.04
9/20/2017	
9/21/2017	
9/22/2017	
9/25/2017	
3/12/2018	
3/13/2018	
3/14/2018	0.0053 (J)
9/7/2018	
9/10/2018	<0.04
9/11/2018	
3/7/2019	
3/8/2019	
3/11/2019	0.005 (J)
3/12/2019	

ND substitution: RL or RL/2 if <15% NDs.

Time Series

Constituent: Boron (mg/L) Analysis Run 5/13/2024 9:40 AM

Plant Bowen Data: Bowen 3-4 CCR

	GWC-21R
9/4/2019	
9/5/2019	
9/6/2019	<0.04
9/9/2019	
9/10/2019	
3/3/2020	0.0096 (J)
3/4/2020	
3/5/2020	
3/6/2020	
9/4/2020	
9/8/2020	0.014 (J)
9/9/2020	
2/25/2021	
2/26/2021	
3/9/2021	0.015 (J)
3/10/2021	
7/28/2021	
7/29/2021	
7/30/2021	
8/2/2021	0.017 (J)
8/5/2021	
1/26/2022	
1/27/2022	
1/28/2022	0.011 (J)
8/5/2022	
8/8/2022	
8/9/2022	
8/10/2022	<0.04
8/11/2022	
2/9/2023	0.012 (J)
2/10/2023	
8/3/2023	
8/4/2023	<0.04
2/14/2024	
2/15/2024	<0.04

ND substitution: RL or RL/2 if <15% NDs.

Time Series

Constituent: Boron (mg/L) Analysis Run 5/13/2024 9:40 AM

Plant Bowen Data: Bowen 3-4 CCR

	GWC-22R	GWC-23R	GWC-24R	GWC-25R	GWC-36A	GWC-36RA	GWC-37	GWC-38
3/1/2016						<0.04	<0.04	
3/2/2016								<0.04
3/4/2016			<0.04					
3/7/2016	<0.04							
3/8/2016				<0.04				
3/9/2016		<0.04						
5/2/2016						<0.04		
5/3/2016							<0.04	<0.04
5/4/2016				<0.04				
5/5/2016	<0.04		<0.04					
5/6/2016		0.0271 (J)						
7/6/2016						0.0059 (J)		
7/7/2016								<0.04
7/8/2016							0.0067 (J)	
7/12/2016			0.005 (J)					
7/14/2016	0.0047 (J)							
7/15/2016		0.0055 (J)						
7/18/2016				<0.04				
9/7/2016						<0.04	0.0084 (J)	
9/8/2016								<0.04
9/12/2016	<0.04							
9/13/2016			<0.04	<0.04				
9/14/2016		0.0094 (J)						
10/25/2016						0.0077 (J)	0.0089 (J)	<0.04
10/27/2016	0.0153 (J)		0.0093 (J)	0.0162 (J)				
11/1/2016		0.008 (J)						
1/5/2017						0.0074 (J)		
1/6/2017							<0.04	
1/13/2017	<0.04		<0.04	<0.04				
1/25/2017		<0.04						
2/9/2017								<0.04
3/14/2017						0.0062 (J)	<0.04	
3/16/2017				<0.04				
3/20/2017	<0.04		<0.04					
3/22/2017		<0.04						
3/23/2017								<0.04
5/16/2017						<0.04	<0.04	
5/17/2017								<0.04
5/19/2017			<0.04	<0.04				
5/23/2017	<0.04							
5/24/2017		0.0133 (J)						
9/15/2017						<0.04	<0.04	
9/19/2017	<0.04		<0.04	<0.04				<0.04
9/21/2017		<0.04						
3/12/2018						0.0082 (J)	0.004 (J)	
3/13/2018	<0.04		0.0042 (J)	<0.04				<0.04
3/14/2018		0.0056 (J)						
9/6/2018						<0.04	<0.04	<0.04
9/7/2018	<0.04							
9/11/2018		<0.04	<0.04	<0.04				
3/6/2019							<0.04	
3/7/2019						0.0049 (J)		<0.04

ND substitution: RL or RL/2 if <15% NDs.

Time Series

Constituent: Boron (mg/L) Analysis Run 5/13/2024 9:40 AM

Plant Bowen Data: Bowen 3-4 CCR

	GWC-22R	GWC-23R	GWC-24R	GWC-25R	GWC-36A	GWC-36RA	GWC-37	GWC-38
3/8/2019			<0.04	<0.04				
3/11/2019	<0.04							
3/12/2019		0.0047 (J)						
9/4/2019						<0.04	<0.04	<0.04
9/5/2019	<0.04		<0.04	<0.04				
9/6/2019		<0.04						
3/2/2020						0.014 (J)	0.0052 (J)	<0.04
3/3/2020	0.0066 (J)		<0.04	<0.04				
3/5/2020		<0.04						
9/3/2020							<0.04	<0.04
9/4/2020				<0.04				
9/8/2020	0.0084 (J)							
9/9/2020		<0.04	<0.04					
9/14/2020						0.0065 (J)		
2/24/2021							<0.04	<0.04
3/9/2021	0.0058 (J)		<0.04	<0.04				
3/10/2021		<0.04						
3/26/2021						0.019 (J)		
7/27/2021						0.013 (J)		
7/28/2021							<0.04	<0.04
7/29/2021			<0.04					
7/30/2021		<0.04						
8/2/2021	<0.04			<0.04				
1/25/2022								<0.04
1/26/2022						0.012 (J)	<0.04	
1/27/2022	<0.04			<0.04				
1/28/2022		<0.04	<0.04					
4/6/2022					0.032 (J)			
8/5/2022								0.009 (J)
8/8/2022					0.023 (J)	0.018 (J)	<0.04	
8/9/2022			<0.04	<0.04				
8/10/2022	<0.04							
8/11/2022		<0.04						
2/8/2023					0.028 (J)	0.023 (J)	<0.04	<0.04
2/9/2023	<0.04		<0.04	<0.04				
2/10/2023		<0.04						
8/2/2023					0.0091 (J)		<0.04	<0.04
8/3/2023	<0.04	<0.04	<0.04	<0.04		0.018 (J)		
2/13/2024					0.034 (J)	0.026 (J)	<0.04	<0.04
2/15/2024	<0.04		<0.04					
2/16/2024		<0.04		<0.04				

ND substitution: RL or RL/2 if <15% NDs.

Time Series

Constituent: Cadmium (mg/L) Analysis Run 5/13/2024 9:40 AM

Plant Bowen Data: Bowen 3-4 CCR

	GWA-1 (bg)	GWA-2 (bg)	GWA-2R (bg)	GWA-39RZ (bg)	GWA-39Z (bg)	GWA-3A (bg)	GWA-40 (bg)	GWA-41 (bg)	GWA-41R (bg)
8/23/2007	<0.0005	<0.0005	<0.0005			<0.0005			
10/23/2007	<0.0005								
10/24/2007		<0.0005	<0.0005						
11/2/2007						<0.0005			
11/18/2007	<0.0005	<0.0005	<0.0005			<0.0005			
1/30/2008	<0.0005								
1/31/2008		<0.0005	<0.0005			<0.0005			
3/10/2008	<0.0005		<0.0005						
3/11/2008		<0.0005				<0.0005			
5/6/2008		<0.0005							
5/13/2008	<0.0005		<0.0005						
5/14/2008						<0.0005			
12/4/2008		<0.0005	<0.0005						
12/5/2008	<0.0005					<0.0005			
4/15/2009	<0.0005					<0.0005			
4/21/2009		<0.0005	<0.0005						
10/7/2009	<0.0005	<0.0005							
10/8/2009			<0.0005			<0.0005			
4/21/2010			<0.0005						
4/26/2010		<0.0005							
4/28/2010						<0.0005			
5/3/2010	<0.0005								
9/28/2010			<0.0005						
10/4/2010		<0.0005							
10/6/2010						<0.0005			
10/12/2010	<0.0005								
4/12/2011			<0.0005						
4/13/2011		<0.0005							
4/21/2011						<0.0005			
4/27/2011	<0.0005								
10/4/2011			<0.0005						
10/5/2011		<0.0005							
10/13/2011						<0.0005			
10/17/2011	<0.0005								
4/3/2012			<0.0005						
4/11/2012		<0.0005							
5/1/2012						<0.0005			
5/2/2012	<0.0005								
10/8/2012	<0.0005								
10/9/2012		<0.0005	<0.0005			<0.0005			
4/11/2013			<0.0005			<0.0005			
4/12/2013	<0.0005								
4/15/2013		<0.0005							
10/15/2013		<0.0005							
10/16/2013	<0.0005		<0.0005			<0.0005			
4/10/2014			<0.0005						
4/11/2014	<0.0005								
4/22/2014		<0.0005							
4/23/2014						<0.0005			
9/30/2014	<0.0005	<0.0005	<0.0005						
10/4/2014						<0.0005			
3/30/2015	<0.0005	<0.0005	<0.0005						

ND substitution: RL or RL/2 if <15% NDs.

Time Series

Constituent: Cadmium (mg/L) Analysis Run 5/13/2024 9:40 AM

Plant Bowen Data: Bowen 3-4 CCR

	GWA-1 (bg)	GWA-2 (bg)	GWA-2R (bg)	GWA-39RZ (bg)	GWA-39Z (bg)	GWA-3A (bg)	GWA-40 (bg)	GWA-41 (bg)	GWA-41R (bg)
3/31/2015						<0.0005			
10/12/2015						<0.0005			
10/13/2015	0.0003 (J)	<0.0005	<0.0005						
3/11/2016									
3/14/2016					0.000188 (J)				
3/15/2016							<0.0005	<0.0005	<0.0005
3/22/2016	<0.0005								
3/23/2016		<0.0005	<0.0005			<0.0005			
5/11/2016					0.000177 (J)		<0.0005		
5/12/2016								<0.0005	
5/13/2016									<0.0005
5/16/2016				<0.0005 (D)					
5/19/2016	<0.0005		<0.0005						
5/20/2016		<0.0005							
5/23/2016						<0.0005			
7/19/2016					0.0001 (J)				
7/20/2016								<0.0005	
7/21/2016							<0.0005		<0.0005
7/22/2016									
7/27/2016				0.0001 (JD)					
7/29/2016	<0.0005	<0.0005	<0.0005			<0.0005			
9/15/2016					8E-05 (J)		<0.0005	<0.0005	
9/19/2016									
9/21/2016									<0.0005
9/22/2016			<0.0005			<0.0005			
9/23/2016	<0.0005	<0.0005							
11/2/2016					<0.0005				
11/3/2016							<0.0005	<0.0005	<0.0005
11/9/2016	<0.0005	<0.0005							
11/10/2016			<0.0005			<0.0005			
1/17/2017							<0.0005		<0.0005
1/18/2017					<0.0005			<0.0005	
1/30/2017	<0.0005								
1/31/2017		<0.0005	<0.0005			<0.0005			
2/21/2017				<0.0005					
3/24/2017							<0.0005	<0.0005	
3/27/2017				<0.0005 (D)					<0.0005
3/28/2017					<0.0005				
3/30/2017	<0.0005	<0.0005				<0.0005			
4/3/2017			<0.0005						
5/24/2017							<0.0005		
6/6/2017								<0.0005	<0.0005
6/7/2017					<0.0005				
6/8/2017				<0.0005 (D)					
6/9/2017	<0.0005		<0.0005						
6/12/2017		<0.0005				<0.0005			
7/17/2017				<0.0005 (D)					
7/27/2017				<0.0005					
8/9/2017				<0.0005					
9/25/2017								<0.0005	<0.0005
9/26/2017					<0.0005		<0.0005		
9/29/2017				<0.0005 (D)					

ND substitution: RL or RL/2 if <15% NDs.

Time Series

Constituent: Cadmium (mg/L) Analysis Run 5/13/2024 9:40 AM

Plant Bowen Data: Bowen 3-4 CCR

	GWA-1 (bg)	GWA-2 (bg)	GWA-2R (bg)	GWA-39RZ (bg)	GWA-39Z (bg)	GWA-3A (bg)	GWA-40 (bg)	GWA-41 (bg)	GWA-41R (bg)
10/2/2017	<0.0005	<0.0005	<0.0005						
10/4/2017						<0.0005			
3/14/2018					<0.0005		<0.0005	<0.0005	<0.0005
3/16/2018	<0.0005		<0.0005	<0.0005					
3/19/2018		<0.0005				<0.0005			
9/12/2018					<0.0005		<0.0005	<0.0005	<0.0005
9/14/2018		<0.0005	<0.0005	<0.0005					
9/17/2018	0.00076 (JD)					<0.0005			
3/13/2019							<0.0005		
3/14/2019				<0.0005				<0.0005	<0.0005
3/15/2019					<0.0005				
3/19/2019			<0.0005						
3/20/2019	<0.0005	<0.0005				<0.0005			
9/9/2019					<0.0005		<0.0005		
9/10/2019								<0.0005 (D)	<0.0005
9/12/2019	<0.0005	<0.0005 (D)							
9/13/2019			<0.0005			<0.0005			
3/6/2020								<0.0005	
3/9/2020				<0.0005	<0.0005		<0.0005		<0.0005
3/11/2020	<0.0005	<0.0005	<0.0005			<0.0005			
9/10/2020					<0.0005			<0.0005	<0.0005
9/11/2020							<0.0005		
9/15/2020	<0.0005	<0.0005	<0.0005						
9/16/2020				<0.0005					
3/10/2021							<0.0005		<0.0005
3/11/2021								<0.0005	
3/12/2021					<0.0005				
3/16/2021	<0.0005		<0.0005	<0.0005					
3/17/2021		<0.0005							
3/29/2021						<0.0005			
8/4/2021					<0.0005		<0.0005	<0.0005	<0.0005
8/6/2021				<0.0005					
8/9/2021	<0.0005	<0.0005	<0.0005			<0.0005			
1/31/2022					<0.0005		<0.0005	<0.0005	<0.0005
2/1/2022	<0.0005	<0.0005	<0.0005						
2/2/2022				<0.0005		<0.0005			
8/10/2022					<0.0005				
8/11/2022								<0.0005	<0.0005
8/12/2022							<0.0005		
8/16/2022	<0.0005	<0.0005	<0.0005	<0.0005		<0.0005			
2/13/2023					<0.0005		<0.0005	<0.0005	<0.0005
2/14/2023				<0.0005					
2/16/2023	<0.0005	<0.0005	<0.0005						
2/17/2023						<0.0005			
7/25/2023				<0.0005				<0.0005	<0.0005
7/26/2023					<0.0005		<0.0005		
7/27/2023	<0.0005	<0.0005	<0.0005						
8/1/2023						<0.0005			
2/19/2024				<0.0005	<0.0005		<0.0005	<0.0005	<0.0005
2/20/2024									
2/22/2024	<0.0005	<0.0005				<0.0005			
2/26/2024			<0.0005						

ND substitution: RL or RL/2 if <15% NDs.

Time Series

Constituent: Cadmium (mg/L) Analysis Run 5/13/2024 9:40 AM

Plant Bowen Data: Bowen 3-4 CCR

	GWA-42 (bg)
8/23/2007	
10/23/2007	
10/24/2007	
11/2/2007	
11/18/2007	
1/30/2008	
1/31/2008	
3/10/2008	
3/11/2008	
5/6/2008	
5/13/2008	
5/14/2008	
12/4/2008	
12/5/2008	
4/15/2009	
4/21/2009	
10/7/2009	
10/8/2009	
4/21/2010	
4/26/2010	
4/28/2010	
5/3/2010	
9/28/2010	
10/4/2010	
10/6/2010	
10/12/2010	
4/12/2011	
4/13/2011	
4/21/2011	
4/27/2011	
10/4/2011	
10/5/2011	
10/13/2011	
10/17/2011	
4/3/2012	
4/11/2012	
5/1/2012	
5/2/2012	
10/8/2012	
10/9/2012	
4/11/2013	
4/12/2013	
4/15/2013	
10/15/2013	
10/16/2013	
4/10/2014	
4/11/2014	
4/22/2014	
4/23/2014	
9/30/2014	
10/4/2014	
3/30/2015	

Time Series

Constituent: Cadmium (mg/L) Analysis Run 5/13/2024 9:40 AM

Plant Bowen Data: Bowen 3-4 CCR

	GWA-42 (bg)
3/31/2015	
10/12/2015	
10/13/2015	
3/11/2016	0.000121 (J)
3/14/2016	
3/15/2016	
3/22/2016	
3/23/2016	
5/11/2016	
5/12/2016	
5/13/2016	
5/16/2016	0.000145 (J)
5/19/2016	
5/20/2016	
5/23/2016	
7/19/2016	
7/20/2016	
7/21/2016	
7/22/2016	<0.0005
7/27/2016	
7/29/2016	
9/15/2016	
9/19/2016	0.0001 (J)
9/21/2016	
9/22/2016	
9/23/2016	
11/2/2016	
11/3/2016	8E-05 (J)
11/9/2016	
11/10/2016	
1/17/2017	0.0001 (J)
1/18/2017	
1/30/2017	
1/31/2017	
2/21/2017	
3/24/2017	
3/27/2017	0.0002 (J)
3/28/2017	
3/30/2017	
4/3/2017	
5/24/2017	
6/6/2017	
6/7/2017	0.0001 (J)
6/8/2017	
6/9/2017	
6/12/2017	
7/17/2017	
7/27/2017	
8/9/2017	
9/25/2017	
9/26/2017	<0.0005
9/29/2017	

ND substitution: RL or RL/2 if <15% NDs.

Time Series

Constituent: Cadmium (mg/L) Analysis Run 5/13/2024 9:40 AM

Plant Bowen Data: Bowen 3-4 CCR

	GWA-42 (bg)
10/2/2017	
10/4/2017	
3/14/2018	0.00011 (J)
3/16/2018	
3/19/2018	
9/12/2018	
9/14/2018	0.00013 (J)
9/17/2018	
3/13/2019	
3/14/2019	0.00013 (J)
3/15/2019	
3/19/2019	
3/20/2019	
9/9/2019	
9/10/2019	0.00014 (J)
9/12/2019	
9/13/2019	
3/6/2020	0.00014 (J)
3/9/2020	
3/11/2020	
9/10/2020	0.00015 (J)
9/11/2020	
9/15/2020	
9/16/2020	
3/10/2021	
3/11/2021	0.00017 (J)
3/12/2021	
3/16/2021	
3/17/2021	
3/29/2021	
8/4/2021	0.00014 (J)
8/6/2021	
8/9/2021	
1/31/2022	0.00018 (J)
2/1/2022	
2/2/2022	
8/10/2022	0.00034 (J)
8/11/2022	
8/12/2022	
8/16/2022	
2/13/2023	<0.0005
2/14/2023	
2/16/2023	
2/17/2023	
7/25/2023	
7/26/2023	0.00013 (J)
7/27/2023	
8/1/2023	
2/19/2024	
2/20/2024	0.00016 (J)
2/22/2024	
2/26/2024	

ND substitution: RL or RL/2 if <15% NDs.

Time Series

Constituent: Cadmium (mg/L) Analysis Run 5/13/2024 9:40 AM

Plant Bowen Data: Bowen 3-4 CCR

	GWA-43 (bg)	GWA-43R (bg)	GWA-4RZ (bg)	GWA-50 (bg)	GWA-50R (bg)	GWA-51RZ (bg)	GWA-52 (bg)	GWA-53 (bg)	GWA-53R (bg)
12/12/2008				<0.0005	<0.0005				
4/23/2009				<0.0005	<0.0005				
10/6/2009				<0.0005	<0.0005				
4/27/2010				<0.0005					
5/3/2010					<0.0005				
9/30/2010				<0.0005					
10/11/2010					<0.0005				
4/14/2011				<0.0005					
4/27/2011					<0.0005				
10/5/2011				<0.0005					
10/19/2011					<0.0005				
4/11/2012				<0.0005					
5/1/2012					<0.0005				
10/2/2012				<0.0005	<0.0005				
4/9/2013				<0.0005					
4/10/2013					<0.0005				
10/15/2013				<0.0005					
10/16/2013					<0.0005				
4/10/2014				<0.0005					
4/22/2014					<0.0005				
10/1/2014				<0.0005	<0.0005				
3/30/2015				<0.0005	<0.0005				
5/8/2015						<0.0005	<0.0005		<0.0005
5/9/2015								<0.0005	
5/17/2015						0.00029 (J)	<0.0005		<0.0005
5/18/2015								<0.0005	
5/25/2015						<0.0005	<0.0005	<0.0005	<0.0005
6/8/2015						<0.0005	<0.0005	<0.0005	<0.0005
6/9/2015									
6/17/2015								<0.0005	
6/18/2015						<0.0005	<0.0005		<0.0005
6/24/2015						<0.0005	<0.0005	<0.0005	<0.0005
6/25/2015									
6/30/2015						<0.0005	<0.0005	<0.0005	<0.0005
7/1/2015									
7/6/2015						<0.0005	<0.0005	<0.0005	<0.0005
7/7/2015									
8/12/2015						<0.0005	<0.0005	<0.0005	<0.0005
10/11/2015				0.00026 (J)	<0.0005				
2/29/2016							<0.0005		
3/2/2016								<0.0005	<0.0005
3/11/2016	<0.0005	<0.0005							
3/28/2016				<0.0005	<0.0005				
5/3/2016								<0.0005	<0.0005
5/4/2016						<0.0005	<0.0005		
5/13/2016	<0.0005	<0.0005							
5/23/2016				<0.0005					
5/25/2016					<0.0005				
7/7/2016						<0.0005			
7/8/2016							<0.0005	<0.0005	
7/11/2016									<0.0005
7/19/2016	<0.0005	<0.0005							

ND substitution: RL or RL/2 if <15% NDs.

Time Series

Constituent: Cadmium (mg/L) Analysis Run 5/13/2024 9:40 AM

Plant Bowen Data: Bowen 3-4 CCR

	GWA-43 (bg)	GWA-43R (bg)	GWA-4RZ (bg)	GWA-50 (bg)	GWA-50R (bg)	GWA-51RZ (bg)	GWA-52 (bg)	GWA-53 (bg)	GWA-53R (bg)
8/1/2016				<0.0005	<0.0005				
9/7/2016									<0.0005
9/8/2016						<0.0005	<0.0005	<0.0005	
9/16/2016	<0.0005	<0.0005							
9/26/2016				<0.0005	<0.0005				
10/26/2016						<0.0005	<0.0005	<0.0005	
10/27/2016									<0.0005
11/2/2016	<0.0005	<0.0005							
11/10/2016				<0.0005					
11/11/2016					<0.0005				
1/6/2017						<0.0005	<0.0005		<0.0005
1/9/2017								<0.0005	
1/18/2017	<0.0005	<0.0005							
1/30/2017				<0.0005	<0.0005				
2/22/2017			<0.0005						
3/15/2017						0.00055 (JD)	<0.0005		
3/16/2017								<0.0005	<0.0005
3/28/2017	<0.0005	<0.0005							
4/3/2017					<0.0005				
4/7/2017			<0.0005	<0.0005					
5/17/2017							<0.0005		
5/18/2017						<0.0005 (D)			
5/19/2017								<0.0005	<0.0005
6/6/2017	8E-05 (J)	<0.0005							
6/12/2017				<0.0005	<0.0005				
6/14/2017			<0.0005 (D)						
7/12/2017			<0.0005 (D)						
7/19/2017						<0.0005 (D)			
7/20/2017			<0.0005 (D)						
7/28/2017			<0.0005						
8/9/2017			<0.0005						
8/24/2017			<0.0005						
9/15/2017							<0.0005		
9/19/2017						<0.0005 (D)		<0.0005	<0.0005
9/22/2017	<0.0005	<0.0005							
10/2/2017				<0.0005	<0.0005				
10/3/2017			<0.0005 (D)						
3/13/2018						<0.0005	<0.0005	<0.0005	<0.0005
3/14/2018	<0.0005								
3/15/2018		<0.0005							
3/16/2018				<0.0005	<0.0005				
3/21/2018			<0.0005						
9/6/2018							<0.0005		
9/7/2018						<0.0005			
9/11/2018								<0.0005	<0.0005
9/12/2018	<0.0005	<0.0005							
9/17/2018				<0.0005					
9/18/2018			<0.0005		<0.0005				
3/7/2019							<0.0005		
3/8/2019						<0.0005		<0.0005	
3/12/2019									<0.0005
3/13/2019	<0.0005	<0.0005							

ND substitution: RL or RL/2 if <15% NDs.

Time Series

Constituent: Cadmium (mg/L) Analysis Run 5/13/2024 9:40 AM

Plant Bowen Data: Bowen 3-4 CCR

	GWA-43 (bg)	GWA-43R (bg)	GWA-4RZ (bg)	GWA-50 (bg)	GWA-50R (bg)	GWA-51RZ (bg)	GWA-52 (bg)	GWA-53 (bg)	GWA-53R (bg)
3/19/2019				<0.0005	<0.0005				
3/21/2019			<0.0005 (D)						
9/4/2019						<0.0005	<0.0005		
9/5/2019								<0.0005	<0.0005
9/11/2019	<0.0005	<0.0005							
9/12/2019			<0.0005 (D)		<0.0005				
9/13/2019				<0.0005					
3/2/2020							<0.0005		
3/3/2020						<0.0005			
3/4/2020								<0.0005	<0.0005
3/9/2020	<0.0005	<0.0005							
3/11/2020				<0.0005	<0.0005				
3/12/2020			<0.0005						
9/3/2020							<0.0005		
9/8/2020								<0.0005	<0.0005
9/9/2020						<0.0005			
9/11/2020	<0.0005								
9/14/2020		<0.0005							
9/15/2020					<0.0005				
9/16/2020				<0.0005					
9/17/2020			<0.0005						
2/24/2021							<0.0005		
2/25/2021						<0.0005			
2/26/2021								<0.0005	<0.0005
3/11/2021	<0.0005	<0.0005							
3/16/2021			<0.0005						
3/17/2021				0.00012 (J)	<0.0005				
7/27/2021							<0.0005		
7/28/2021						<0.0005			
7/29/2021								<0.0005	<0.0005
8/5/2021		<0.0005							
8/6/2021	<0.0005								
8/9/2021				<0.0005	<0.0005				
8/10/2021			<0.0005						
1/25/2022							<0.0005		
1/26/2022						<0.0005		<0.0005	<0.0005
1/31/2022	<0.0005	<0.0005							
2/1/2022				<0.0005					
2/2/2022					<0.0005				
2/3/2022			<0.0005						
8/5/2022							<0.0005		
8/8/2022								0.0004 (J)	0.00022 (J)
8/9/2022						<0.0005			
8/10/2022		<0.0005							
8/11/2022	<0.0005								
8/16/2022				<0.0005					
8/17/2022			<0.0005		<0.0005				
2/13/2023		<0.0005							
2/14/2023	<0.0005								
2/16/2023				<0.0005	<0.0005				
2/17/2023			<0.0005						
7/25/2023	<0.0005	<0.0005							

ND substitution: RL or RL/2 if <15% NDs.

Time Series

Constituent: Cadmium (mg/L) Analysis Run 5/13/2024 9:40 AM

Plant Bowen Data: Bowen 3-4 CCR

	GWA-43 (bg)	GWA-43R (bg)	GWA-4RZ (bg)	GWA-50 (bg)	GWA-50R (bg)	GWA-51RZ (bg)	GWA-52 (bg)	GWA-53 (bg)	GWA-53R (bg)
7/28/2023			<0.0005	<0.0005	<0.0005				
2/20/2024	<0.0005	<0.0005							
2/22/2024				<0.0005	<0.0005				
2/27/2024			<0.0005						

ND substitution: RL or RL/2 if <15% NDs.

Time Series

Constituent: Cadmium (mg/L) Analysis Run 5/13/2024 9:40 AM

Plant Bowen Data: Bowen 3-4 CCR

	GWA-54 (bg)
12/12/2008	
4/23/2009	
10/6/2009	
4/27/2010	
5/3/2010	
9/30/2010	
10/11/2010	
4/14/2011	
4/27/2011	
10/5/2011	
10/19/2011	
4/11/2012	
5/1/2012	
10/2/2012	
4/9/2013	
4/10/2013	
10/15/2013	
10/16/2013	
4/10/2014	
4/22/2014	
10/1/2014	
3/30/2015	
5/8/2015	
5/9/2015	<0.0005
5/17/2015	
5/18/2015	<0.0005
5/25/2015	<0.0005
6/8/2015	
6/9/2015	<0.0005
6/17/2015	<0.0005
6/18/2015	
6/24/2015	
6/25/2015	<0.0005
6/30/2015	
7/1/2015	<0.0005
7/6/2015	
7/7/2015	<0.0005
8/12/2015	<0.0005
10/11/2015	
2/29/2016	
3/2/2016	<0.0005
3/11/2016	
3/28/2016	
5/3/2016	
5/4/2016	<0.0005
5/13/2016	
5/23/2016	
5/25/2016	
7/7/2016	
7/8/2016	<0.0005
7/11/2016	
7/19/2016	

ND substitution: RL or RL/2 if <15% NDs.

Time Series

Constituent: Cadmium (mg/L) Analysis Run 5/13/2024 9:40 AM

Plant Bowen Data: Bowen 3-4 CCR

	GWA-54 (bg)
8/1/2016	
9/7/2016	
9/8/2016	<0.0005
9/16/2016	
9/26/2016	
10/26/2016	<0.0005
10/27/2016	
11/2/2016	
11/10/2016	
11/11/2016	
1/6/2017	
1/9/2017	<0.0005
1/18/2017	
1/30/2017	
2/22/2017	
3/15/2017	<0.0005
3/16/2017	
3/28/2017	
4/3/2017	
4/7/2017	
5/17/2017	
5/18/2017	<0.0005
5/19/2017	
6/6/2017	
6/12/2017	
6/14/2017	
7/12/2017	
7/19/2017	
7/20/2017	
7/28/2017	
8/9/2017	
8/24/2017	
9/15/2017	<0.0005
9/19/2017	
9/22/2017	
10/2/2017	
10/3/2017	
3/13/2018	<0.0005
3/14/2018	
3/15/2018	
3/16/2018	
3/21/2018	
9/6/2018	<0.0005
9/7/2018	
9/11/2018	
9/12/2018	
9/17/2018	
9/18/2018	
3/7/2019	<0.0005
3/8/2019	
3/12/2019	
3/13/2019	

ND substitution: RL or RL/2 if <15% NDs.

Time Series

Constituent: Cadmium (mg/L) Analysis Run 5/13/2024 9:40 AM

Plant Bowen Data: Bowen 3-4 CCR

	GWA-54 (bg)
3/19/2019	
3/21/2019	
9/4/2019	
9/5/2019	<0.0005
9/11/2019	
9/12/2019	
9/13/2019	
3/2/2020	
3/3/2020	<0.0005
3/4/2020	
3/9/2020	
3/11/2020	
3/12/2020	
9/3/2020	
9/8/2020	<0.0005
9/9/2020	
9/11/2020	
9/14/2020	
9/15/2020	
9/16/2020	
9/17/2020	
2/24/2021	
2/25/2021	<0.0005
2/26/2021	
3/11/2021	
3/16/2021	
3/17/2021	
7/27/2021	<0.0005
7/28/2021	
7/29/2021	
8/5/2021	
8/6/2021	
8/9/2021	
8/10/2021	
1/25/2022	<0.0005
1/26/2022	
1/31/2022	
2/1/2022	
2/2/2022	
2/3/2022	
8/5/2022	<0.0005
8/8/2022	
8/9/2022	
8/10/2022	
8/11/2022	
8/16/2022	
8/17/2022	
2/13/2023	
2/14/2023	
2/16/2023	
2/17/2023	
7/25/2023	

ND substitution: RL or RL/2 if <15% NDs.

Time Series

Constituent: Cadmium (mg/L) Analysis Run 5/13/2024 9:40 AM

Plant Bowen Data: Bowen 3-4 CCR

	GWA-54 (bg)
7/28/2023	
2/20/2024	
2/22/2024	
2/27/2024	

Time Series

Constituent: Cadmium (mg/L) Analysis Run 5/13/2024 9:40 AM

Plant Bowen Data: Bowen 3-4 CCR

	GWA-55 (bg)	GWA-55R (bg)	GWA-56 (bg)	GWC-16R	GWC-17R	GWC-18	GWC-18R	GWC-19R	GWC-20R
9/16/2014				<0.0005					
9/17/2014					<0.0005	<0.0005	<0.0005	<0.0005	
9/18/2014									<0.0005
10/4/2014				<0.0005	<0.0005	<0.0005	<0.0005	<0.0005	
10/5/2014									<0.0005
10/21/2014				<0.0005	<0.0005	<0.0005	<0.0005	<0.0005	
10/22/2014									<0.0005
11/5/2014						<0.0005		<0.0005	<0.0005
11/11/2014				<0.0005	<0.0005		<0.0005		
3/3/2015				<0.0005	<0.0005	<0.0005	<0.0005	<0.0005	
3/4/2015									<0.0005
3/18/2015				<0.0005	<0.0005	<0.0005	<0.0005		
3/19/2015								<0.0005	<0.0005
4/6/2015				<0.0005	<0.0005				
4/7/2015						<0.0005	<0.0005	<0.0005	<0.0005
4/8/2015									
4/23/2015				<0.0005	<0.0005	<0.0005	<0.0005		
4/24/2015								<0.0005	<0.0005
5/9/2015	<0.0005	<0.0005	<0.0005						
5/18/2015	<0.0005	<0.0005							
5/19/2015			<0.0005						
5/26/2015	<0.0005	<0.0005	<0.0005						
6/9/2015	<0.0005	<0.0005	<0.0005						
6/17/2015	<0.0005	<0.0005	<0.0005						
6/25/2015	<0.0005	<0.0005	<0.0005						
7/1/2015	<0.0005	<0.0005	<0.0005						
7/7/2015	<0.0005	<0.0005	<0.0005						
7/29/2015				<0.0005	<0.0005	<0.0005	<0.0005	<0.0005	
7/30/2015									<0.0005
8/13/2015	<0.0005	<0.0005	<0.0005						
3/2/2016	<0.0005								
3/3/2016		<0.0005	<0.0005	<0.0005					
3/4/2016					<0.0005				
3/7/2016						<0.0005	<0.0005	<0.0005	
3/8/2016									<0.0005
5/3/2016	<0.0005	<0.0005							
5/5/2016						<0.0005	<0.0005		
5/9/2016			<0.0005					<0.0005	<0.0005
5/10/2016				<0.0005	<0.0005				
7/11/2016	<0.0005	<0.0005	<0.0005						
7/13/2016				<0.0005		<0.0005	<0.0005		
7/14/2016					<0.0005			<0.0005	<0.0005
7/15/2016									
9/9/2016	<0.0005	<0.0005	<0.0005						
9/12/2016							<0.0005	<0.0005	<0.0005
9/13/2016						<0.0005			
9/14/2016					<0.0005				
9/15/2016				<0.0005					
10/26/2016	<0.0005		<0.0005						
10/27/2016		<0.0005							
10/31/2016						8E-05 (J)		<0.0005	<0.0005
11/1/2016					<0.0005		<0.0005		

ND substitution: RL or RL/2 if <15% NDs.

Time Series

Constituent: Cadmium (mg/L) Analysis Run 5/13/2024 9:40 AM

Plant Bowen Data: Bowen 3-4 CCR

	GWA-55 (bg)	GWA-55R (bg)	GWA-56 (bg)	GWC-16R	GWC-17R	GWC-18	GWC-18R	GWC-19R	GWC-20R
11/2/2016				<0.0005					
1/9/2017	<0.0005	<0.0005	<0.0005						
1/11/2017				<0.0005	<0.0005		<0.0005	<0.0005	
1/12/2017						<0.0005			<0.0005
3/15/2017			<0.0005						
3/16/2017	<0.0005	<0.0005							
3/20/2017				<0.0005			<0.0005		
3/21/2017					<0.0005			<0.0005	
3/22/2017									<0.0005
3/23/2017						<0.0005			
5/18/2017	<0.0005	<0.0005	<0.0005						
5/22/2017							<0.0005	<0.0005	<0.0005
5/23/2017				<0.0005	<0.0005	<0.0005			
9/15/2017	<0.0005		<0.0005						
9/18/2017		<0.0005							
9/19/2017									<0.0005
9/20/2017								<0.0005	
9/21/2017				<0.0005			<0.0005		
9/22/2017					<0.0005				
9/25/2017						<0.0005			
3/12/2018	<0.0005	<0.0005							
3/13/2018			<0.0005						
3/14/2018				<0.0005	<0.0005	<0.0005	<0.0005	<0.0005	<0.0005
9/7/2018	<0.0005	<0.0005	<0.0005	<0.0005			<0.0005		
9/10/2018								<0.0005	<0.0005
9/11/2018					<0.0005	<0.0005			
3/7/2019		<0.0005	<0.0005						
3/8/2019	<0.0005								
3/11/2019				<0.0005					
3/12/2019					<0.0005	<0.0005	<0.0005	<0.0005	<0.0005
9/4/2019			<0.0005						
9/5/2019	<0.0005	<0.0005							
9/6/2019							<0.0005		<0.0005
9/9/2019				<0.0005		<0.0005		<0.0005	
9/10/2019					<0.0005				
3/3/2020	<0.0005								
3/4/2020		<0.0005	<0.0005	<0.0005				<0.0005	
3/5/2020					<0.0005		<0.0005		<0.0005
3/6/2020						<0.0005			
9/4/2020	<0.0005	<0.0005	<0.0005						<0.0005
9/8/2020									
9/9/2020				<0.0005	<0.0005	<0.0005	<0.0005	<0.0005	
2/25/2021	<0.0005	<0.0005	<0.0005						
2/26/2021						<0.0005	<0.0005	<0.0005	
3/9/2021				<0.0005					<0.0005
3/10/2021					<0.0005				
7/28/2021	<0.0005	<0.0005	<0.0005						
7/29/2021						<0.0005	<0.0005		
7/30/2021				<0.0005	<0.0005				
8/2/2021									<0.0005
8/5/2021								<0.0005	
1/26/2022	<0.0005		<0.0005						

ND substitution: RL or RL/2 if <15% NDs.

Time Series

Constituent: Cadmium (mg/L) Analysis Run 5/13/2024 9:40 AM

Plant Bowen Data: Bowen 3-4 CCR

	GWA-55 (bg)	GWA-55R (bg)	GWA-56 (bg)	GWC-16R	GWC-17R	GWC-18	GWC-18R	GWC-19R	GWC-20R
1/27/2022		<0.0005					<0.0005	<0.0005	<0.0005
1/28/2022				<0.0005	<0.0005	<0.0005			
8/5/2022			<0.0005						
8/8/2022	<0.0005	<0.0005							
8/9/2022								<0.0005	<0.0005
8/10/2022						<0.0005	<0.0005		
8/11/2022				<0.0005	<0.0005				
2/9/2023						<0.0005	<0.0005	<0.0005	
2/10/2023				<0.0005	<0.0005				<0.0005
8/3/2023					<0.0005	<0.0005			<0.0005
8/4/2023				<0.0005			<0.0005	<0.0005	
2/14/2024						<0.0005	<0.0005	<0.0005	
2/15/2024				<0.0005	<0.0005				<0.0005

ND substitution: RL or RL/2 if <15% NDs.

Time Series

Constituent: Cadmium (mg/L) Analysis Run 5/13/2024 9:40 AM

Plant Bowen Data: Bowen 3-4 CCR

	GWC-21R
9/16/2014	
9/17/2014	
9/18/2014	<0.0005
10/4/2014	
10/5/2014	<0.0005
10/21/2014	
10/22/2014	<0.0005
11/5/2014	<0.0005
11/11/2014	
3/3/2015	
3/4/2015	<0.0005
3/18/2015	
3/19/2015	<0.0005
4/6/2015	
4/7/2015	
4/8/2015	<0.0005
4/23/2015	
4/24/2015	<0.0005
5/9/2015	
5/18/2015	
5/19/2015	
5/26/2015	
6/9/2015	
6/17/2015	
6/25/2015	
7/1/2015	
7/7/2015	
7/29/2015	
7/30/2015	<0.0005
8/13/2015	
3/2/2016	
3/3/2016	
3/4/2016	
3/7/2016	
3/8/2016	<0.0005
5/3/2016	
5/5/2016	
5/9/2016	<0.0005
5/10/2016	
7/11/2016	
7/13/2016	
7/14/2016	
7/15/2016	<0.0005
9/9/2016	<0.0005
9/12/2016	
9/13/2016	
9/14/2016	
9/15/2016	
10/26/2016	
10/27/2016	<0.0005
10/31/2016	
11/1/2016	

ND substitution: RL or RL/2 if <15% NDs.

Time Series

Constituent: Cadmium (mg/L) Analysis Run 5/13/2024 9:40 AM

Plant Bowen Data: Bowen 3-4 CCR

	GWC-21R
11/2/2016	
1/9/2017	
1/11/2017	
1/12/2017	<0.0005
3/15/2017	
3/16/2017	
3/20/2017	
3/21/2017	<0.0005
3/22/2017	
3/23/2017	
5/18/2017	
5/22/2017	
5/23/2017	<0.0005
9/15/2017	
9/18/2017	
9/19/2017	<0.0005
9/20/2017	
9/21/2017	
9/22/2017	
9/25/2017	
3/12/2018	
3/13/2018	
3/14/2018	<0.0005
9/7/2018	
9/10/2018	0.00021 (J)
9/11/2018	
3/7/2019	
3/8/2019	
3/11/2019	<0.0005
3/12/2019	
9/4/2019	
9/5/2019	
9/6/2019	<0.0005
9/9/2019	
9/10/2019	
3/3/2020	<0.0005
3/4/2020	
3/5/2020	
3/6/2020	
9/4/2020	
9/8/2020	<0.0005
9/9/2020	
2/25/2021	
2/26/2021	
3/9/2021	<0.0005
3/10/2021	
7/28/2021	
7/29/2021	
7/30/2021	
8/2/2021	<0.0005
8/5/2021	
1/26/2022	

Time Series

Constituent: Cadmium (mg/L) Analysis Run 5/13/2024 9:40 AM

Plant Bowen Data: Bowen 3-4 CCR

	GWC-21R
1/27/2022	
1/28/2022	<0.0005
8/5/2022	
8/8/2022	
8/9/2022	
8/10/2022	<0.0005
8/11/2022	
2/9/2023	<0.0005
2/10/2023	
8/3/2023	
8/4/2023	<0.0005
2/14/2024	
2/15/2024	<0.0005

ND substitution: RL or RL/2 if <15% NDs.

Time Series

Constituent: Cadmium (mg/L) Analysis Run 5/13/2024 9:40 AM

Plant Bowen Data: Bowen 3-4 CCR

	GWC-22R	GWC-23R	GWC-24R	GWC-25R	GWC-36A	GWC-36RA	GWC-37	GWC-38
9/15/2014						0.001 (J)		
9/16/2014			<0.0005	<0.0005			<0.0005	<0.0005
9/18/2014	<0.0005	<0.0005						
10/3/2014						<0.0005	<0.0005	<0.0005
10/4/2014			<0.0005	<0.0005				
10/5/2014	<0.0005	<0.0005						
10/20/2014						0.00036 (J)	<0.0005	<0.0005
10/22/2014	<0.0005	<0.0005						
10/23/2014			<0.0005	<0.0005				
11/5/2014	<0.0005	<0.0005						
11/10/2014			<0.0005	<0.0005		<0.0005	0.00026 (J)	<0.0005
3/2/2015						<0.0005	<0.0005	0.00035 (J)
3/4/2015	<0.0005	<0.0005	<0.0005	<0.0005				
3/17/2015						<0.0005	<0.0005	<0.0005
3/19/2015	<0.0005							
3/20/2015		<0.0005	<0.0005	<0.0005				
4/5/2015						<0.0005	<0.0005	
4/6/2015								<0.0005
4/8/2015	<0.0005	<0.0005	<0.0005					
4/9/2015				<0.0005				
4/21/2015						0.00044 (J)		
4/22/2015							<0.0005	<0.0005
4/23/2015		<0.0005	<0.0005	<0.0005				
4/24/2015	<0.0005							
7/28/2015						0.00027 (J)	<0.0005	<0.0005
7/30/2015	<0.0005	<0.0005	<0.0005	<0.0005				
3/1/2016						0.000207 (J)	0.000103 (J)	
3/2/2016								0.000109 (J)
3/4/2016			<0.0005					
3/7/2016	<0.0005							
3/8/2016				<0.0005				
3/9/2016		<0.0005						
5/2/2016						0.000154 (J)		
5/3/2016							<0.0005	<0.0005
5/4/2016				<0.0005				
5/5/2016	<0.0005		<0.0005					
5/6/2016		<0.0005						
7/6/2016						0.0002 (J)		
7/7/2016								<0.0005
7/8/2016							<0.0005	
7/12/2016			<0.0005					
7/14/2016	<0.0005							
7/15/2016		<0.0005						
7/18/2016				<0.0005				
9/7/2016						0.0002 (J)	<0.0005	
9/8/2016								0.0001 (J)
9/12/2016	<0.0005							
9/13/2016			<0.0005	<0.0005				
9/14/2016		<0.0005						
10/25/2016						0.0002 (J)	<0.0005	<0.0005
10/27/2016	<0.0005		<0.0005	<0.0005				
11/1/2016		<0.0005						

ND substitution: RL or RL/2 if <15% NDs.

Time Series

Constituent: Cadmium (mg/L) Analysis Run 5/13/2024 9:40 AM

Plant Bowen Data: Bowen 3-4 CCR

	GWC-22R	GWC-23R	GWC-24R	GWC-25R	GWC-36A	GWC-36RA	GWC-37	GWC-38
1/5/2017						<0.0005		
1/6/2017							<0.0005	
1/13/2017	8E-05 (J)		<0.0005	0.0001 (J)				
1/25/2017		<0.0005						
2/9/2017								0.0001 (J)
3/14/2017						<0.0005	<0.0005	
3/16/2017				<0.0005				
3/20/2017	<0.0005		<0.0005					
3/22/2017		<0.0005						
3/23/2017								0.0001 (J)
5/16/2017						0.0001 (J)	<0.0005	
5/17/2017								0.0001 (J)
5/19/2017			<0.0005	<0.0005				
5/23/2017	<0.0005							
5/24/2017		<0.0005						
9/15/2017						<0.0005	<0.0005	
9/19/2017	<0.0005		<0.0005	<0.0005				<0.0005
9/21/2017		<0.0005						
3/12/2018						0.00013 (J)	<0.0005	
3/13/2018	<0.0005		<0.0005	<0.0005				<0.0005
3/14/2018		<0.0005						
9/6/2018						0.00011 (J)	<0.0005	<0.0005
9/7/2018	<0.0005							
9/11/2018		<0.0005	<0.0005	<0.0005				
3/6/2019							9.3E-05 (J)	
3/7/2019						0.00017 (J)		<0.0005
3/8/2019			<0.0005	<0.0005				
3/11/2019	<0.0005							
3/12/2019		<0.0005						
9/4/2019						0.00016 (J)	<0.0005	<0.0005
9/5/2019	<0.0005		<0.0005	<0.0005				
9/6/2019		<0.0005						
3/2/2020						0.00018 (J)	<0.0005	<0.0005
3/3/2020	<0.0005		<0.0005	<0.0005				
3/5/2020		<0.0005						
9/3/2020							<0.0005	<0.0005
9/4/2020				<0.0005				
9/8/2020	<0.0005							
9/9/2020		<0.0005	<0.0005					
9/14/2020						0.00016 (J)		
2/24/2021							<0.0005	<0.0005
3/9/2021	<0.0005		<0.0005	<0.0005				
3/10/2021		<0.0005						
3/26/2021						0.00015 (J)		
7/27/2021						0.00014 (J)		
7/28/2021							0.00025 (J)	<0.0005
7/29/2021			<0.0005					
7/30/2021		<0.0005						
8/2/2021	<0.0005			<0.0005				
1/25/2022								<0.0005
1/26/2022						<0.0005	<0.0005	
1/27/2022	<0.0005			<0.0005				

ND substitution: RL or RL/2 if <15% NDs.

Time Series

Constituent: Cadmium (mg/L) Analysis Run 5/13/2024 9:40 AM

Plant Bowen Data: Bowen 3-4 CCR

	GWC-22R	GWC-23R	GWC-24R	GWC-25R	GWC-36A	GWC-36RA	GWC-37	GWC-38
1/28/2022		<0.0005	<0.0005					
4/6/2022					<0.0005			
8/5/2022								<0.0005
8/8/2022					<0.0005	0.00016 (J)	0.00032 (J)	
8/9/2022			<0.0005	<0.0005				
8/10/2022	<0.0005							
8/11/2022		<0.0005						
2/8/2023					<0.0005	<0.0005	<0.0005	<0.0005
2/9/2023	<0.0005		<0.0005	<0.0005				
2/10/2023		<0.0005						
8/2/2023					<0.0005		<0.0005	<0.0005
8/3/2023	<0.0005	<0.0005	<0.0005	<0.0005		<0.0005		
2/13/2024					<0.0005	<0.0005	<0.0005	<0.0005
2/15/2024	<0.0005		<0.0005					
2/16/2024		<0.0005		<0.0005				

ND substitution: RL or RL/2 if <15% NDs.

Time Series

Constituent: Calcium (mg/L) Analysis Run 5/13/2024 9:40 AM

Plant Bowen Data: Bowen 3-4 CCR

	GWA-1 (bg)	GWA-2 (bg)	GWA-2R (bg)	GWA-39RZ (bg)	GWA-39Z (bg)	GWA-3A (bg)	GWA-40 (bg)	GWA-41 (bg)	GWA-41R (bg)
3/11/2016									
3/14/2016					20				
3/15/2016							24	24	38
3/22/2016	32.6								
3/23/2016		54.1	46.5			2.05			
5/11/2016					9.76		22.1		
5/12/2016								15.5	
5/13/2016									36
5/16/2016				27.8 (D)					
5/19/2016	33.4		24.6						
5/20/2016		23.9							
5/23/2016						1.29			
7/19/2016					3.04				
7/20/2016								16.5	
7/21/2016							19.3		33.5
7/22/2016									
7/27/2016				21.2 (D)					
7/29/2016	26	25.3	14.9			1.29			
9/15/2016					4.78		18.2	6.1	
9/19/2016									
9/21/2016									31.9
9/22/2016			15			1.51			
9/23/2016	28.8	26.6							
11/2/2016					2.46				
11/3/2016							18.2	13.7	28.9
11/9/2016	27.9	16.1							
11/10/2016			12.6			1.54			
1/17/2017							22		31.4
1/18/2017					5.46			13.1	
1/30/2017	29.2								
1/31/2017		5.68	16.5			1.34			
2/21/2017				31.7 (D)					
3/24/2017							21.1	17.3	
3/27/2017				31.9 (D)					31.7
3/28/2017					13				
3/30/2017	30	25.2				1.31			
4/3/2017			16.6						
5/24/2017							23.5		
6/6/2017								29.1	42.9
6/7/2017					17				
6/8/2017				35 (D)					
6/9/2017	30.9		17.8						
6/12/2017		34.2				1.4			
7/17/2017				35.9 (D)					
7/27/2017				34.9 (D)					
8/9/2017				33.7 (D)					
9/25/2017								17.6	29.3
9/26/2017					24.9		24.1		
9/29/2017				33.4 (D)					
10/2/2017	31.5	1.69	20.6						
10/4/2017						1.13			
12/28/2017					17.9 (Y)				

Time Series

Constituent: Calcium (mg/L) Analysis Run 5/13/2024 9:40 AM

Plant Bowen Data: Bowen 3-4 CCR

	GWA-1 (bg)	GWA-2 (bg)	GWA-2R (bg)	GWA-39RZ (bg)	GWA-39Z (bg)	GWA-3A (bg)	GWA-40 (bg)	GWA-41 (bg)	GWA-41R (bg)
3/14/2018					26.4		25.7	39.6	41.4
3/16/2018	28.5		33	32.6					
3/19/2018		63				1.2			
9/12/2018					25.1		18.4 (J)	14.2 (J)	29
9/14/2018		2.4	22.8 (J)	29.2					
9/17/2018	30.8					0.95			
3/13/2019							23.8 (X)		
3/14/2019				33				22.7 (X)	31.9
3/15/2019					20.3 (X)				
3/19/2019			59.2						
3/20/2019	30.1	4.3				0.96			
9/9/2019					11.3		15.4		
9/10/2019				33.8				6	29.6
9/12/2019	31.9	1.8							
9/13/2019			27			0.94			
3/6/2020								29.2	
3/9/2020				35.6	3.2		29.4		25.5
3/11/2020	31.8	66.6	46.8			1			
9/10/2020					1			13.5	22.9
9/11/2020							17.7		
9/15/2020	30.8	18.4	21.4						
9/16/2020				34.9					
3/10/2021							22.8		40.3
3/11/2021								25.9	
3/12/2021					11				
3/16/2021	34.6		26.7	32.4					
3/17/2021		40.4							
3/29/2021						19			
8/4/2021					10.6		17.1	15.7	38.5
8/6/2021				33					
8/9/2021	32	41	31.5			19.4			
1/31/2022					12.7		18.5	14.5	39.3
2/1/2022	34.1	48	34.1						
2/2/2022				32.6		22.6			
8/10/2022					8.7				
8/11/2022								16.2	39.7
8/12/2022							18.5		
8/16/2022	34	39.5	37.9	32		22.2			
2/13/2023					12.8		18.4	26.9	38.6
2/14/2023				31.4					
2/16/2023	33.3	60.5	51.6						
2/17/2023						22.4			
7/25/2023				35.7				10.8	36.7
7/26/2023					12.5		18		
7/27/2023	29.1	23.3	28						
8/1/2023						22.6			
2/19/2024				34.8	10.8		22.1	24.9	44.9
2/20/2024									
2/22/2024	31.8	45.6				22.9			
2/26/2024			30.6						

Time Series

Constituent: Calcium (mg/L) Analysis Run 5/13/2024 9:40 AM

Plant Bowen Data: Bowen 3-4 CCR

	GWA-42 (bg)
3/11/2016	31
3/14/2016	
3/15/2016	
3/22/2016	
3/23/2016	
5/11/2016	
5/12/2016	
5/13/2016	
5/16/2016	32
5/19/2016	
5/20/2016	
5/23/2016	
7/19/2016	
7/20/2016	
7/21/2016	
7/22/2016	28.5
7/27/2016	
7/29/2016	
9/15/2016	
9/19/2016	28.6
9/21/2016	
9/22/2016	
9/23/2016	
11/2/2016	
11/3/2016	26.6
11/9/2016	
11/10/2016	
1/17/2017	28.7
1/18/2017	
1/30/2017	
1/31/2017	
2/21/2017	
3/24/2017	
3/27/2017	30.4
3/28/2017	
3/30/2017	
4/3/2017	
5/24/2017	
6/6/2017	
6/7/2017	31.3
6/8/2017	
6/9/2017	
6/12/2017	
7/17/2017	
7/27/2017	
8/9/2017	
9/25/2017	
9/26/2017	29.5
9/29/2017	
10/2/2017	
10/4/2017	
12/28/2017	

Time Series

Constituent: Calcium (mg/L) Analysis Run 5/13/2024 9:40 AM

Plant Bowen Data: Bowen 3-4 CCR

	GWA-42 (bg)
3/14/2018	32.6
3/16/2018	
3/19/2018	
9/12/2018	
9/14/2018	30.5
9/17/2018	
3/13/2019	
3/14/2019	32
3/15/2019	
3/19/2019	
3/20/2019	
9/9/2019	
9/10/2019	34
9/12/2019	
9/13/2019	
3/6/2020	38
3/9/2020	
3/11/2020	
9/10/2020	31.1
9/11/2020	
9/15/2020	
9/16/2020	
3/10/2021	
3/11/2021	34.8
3/12/2021	
3/16/2021	
3/17/2021	
3/29/2021	
8/4/2021	34
8/6/2021	
8/9/2021	
1/31/2022	37.3
2/1/2022	
2/2/2022	
8/10/2022	40.5
8/11/2022	
8/12/2022	
8/16/2022	
2/13/2023	35.7
2/14/2023	
2/16/2023	
2/17/2023	
7/25/2023	
7/26/2023	35.7
7/27/2023	
8/1/2023	
2/19/2024	
2/20/2024	39.4
2/22/2024	
2/26/2024	

Time Series

Constituent: Calcium (mg/L) Analysis Run 5/13/2024 9:40 AM

Plant Bowen Data: Bowen 3-4 CCR

	GWA-43 (bg)	GWA-43R (bg)	GWA-4RZ (bg)	GWA-50 (bg)	GWA-50R (bg)	GWA-51RZ (bg)	GWA-52 (bg)	GWA-53 (bg)	GWA-53R (bg)
2/29/2016							30		
3/2/2016								29	29
3/11/2016	13	30							
3/28/2016				3.89	7.04				
5/3/2016								31.2	31
5/4/2016						43.4	30		
5/13/2016	18.7 (o)	27.8							
5/23/2016				2.16					
5/25/2016					13.5				
7/7/2016						40.1			
7/8/2016							30.1	30	
7/11/2016									28.2
7/19/2016	12	25.3							
8/1/2016				1.37	2.2				
9/7/2016									27.6
9/8/2016						37.1	26.8	28.6	
9/16/2016	8.48	27.5							
9/26/2016				1.86	5.72				
10/26/2016						38.8	26.9	25.5	
10/27/2016									26.5
11/2/2016	11.4	26.2							
11/10/2016				1.86					
11/11/2016					2.5				
1/6/2017						39.6	27.6		26
1/9/2017								26.1	
1/18/2017	6.81	26.6							
1/30/2017				2.86	2.01				
2/22/2017			54.7 (D)						
3/15/2017						36.1	26.2		
3/16/2017								26.7	26.6
3/28/2017	5.61	29							
4/3/2017					6.26				
4/7/2017			46.8 (D)	2.34					
5/17/2017							27.6		
5/18/2017						40.1			
5/19/2017								29.2	30.9
6/6/2017	4.99	29.3							
6/12/2017				1.87	7.44				
6/14/2017			52.4 (D)						
7/12/2017			51.1 (D)						
7/19/2017						46.9			
7/20/2017			47.5 (D)						
7/28/2017			44 (D)						
8/9/2017			48.3 (D)						
8/24/2017			41.9 (D)						
9/15/2017							27.7		
9/19/2017						47.7		26.9	28.5
9/22/2017	4.24	32.2							
10/2/2017				2.53	6.55				
10/3/2017			47.7 (D)						
12/28/2017		29 (Y)							
3/13/2018						46.1	26.2	28.6	29.3

Time Series

Constituent: Calcium (mg/L) Analysis Run 5/13/2024 9:40 AM

Plant Bowen Data: Bowen 3-4 CCR

	GWA-43 (bg)	GWA-43R (bg)	GWA-4RZ (bg)	GWA-50 (bg)	GWA-50R (bg)	GWA-51RZ (bg)	GWA-52 (bg)	GWA-53 (bg)	GWA-53R (bg)
3/14/2018	3.6								
3/15/2018		28							
3/16/2018				1.8	2.6				
3/21/2018			47.5						
9/6/2018							27.9		
9/7/2018						44.2			
9/11/2018								27.3	26.3
9/12/2018	3.7	28.7							
9/17/2018				2.3					
9/18/2018			48.1		1.3				
3/7/2019							29.5		
3/8/2019						46.6		25.9	
3/12/2019									28
3/13/2019	2.9	29.2							
3/19/2019				4.2	4.6				
3/21/2019			49.9 (D)						
9/4/2019						40.7	28.1		
9/5/2019								29.3	29
9/11/2019	3.2	29.5							
9/12/2019			49.9 (D)		3.7				
9/13/2019				1.9					
3/2/2020							33.7		
3/3/2020						47.6			
3/4/2020								31.2	31.6
3/9/2020	2.6	31.7							
3/11/2020				1.6	1.2				
3/12/2020			54.2						
9/3/2020							28.9		
9/8/2020								28.5	29.4
9/9/2020						44.1			
9/11/2020	9								
9/14/2020		31							
9/15/2020					0.94 (J)				
9/16/2020				1.7					
9/17/2020			48.4						
2/24/2021							37.1		
2/25/2021						49.8			
2/26/2021								29.6	31.1
3/11/2021	2.1	31.2							
3/16/2021			53.7						
3/17/2021				1.4	5.4				
7/27/2021							36.8		
7/28/2021						47.1			
7/29/2021								29.4	29.4
8/5/2021		29							
8/6/2021	4								
8/9/2021				1.5	1.7				
8/10/2021			56.5						
1/25/2022							28.6		
1/26/2022						50.5		29.6	30.4
1/31/2022	2.2	30.6							
2/1/2022				1.5					

Time Series

Constituent: Calcium (mg/L) Analysis Run 5/13/2024 9:40 AM

Plant Bowen Data: Bowen 3-4 CCR

	GWA-43 (bg)	GWA-43R (bg)	GWA-4RZ (bg)	GWA-50 (bg)	GWA-50R (bg)	GWA-51RZ (bg)	GWA-52 (bg)	GWA-53 (bg)	GWA-53R (bg)
2/2/2022					0.93 (J)				
2/3/2022			57.7						
8/5/2022							29.2		
8/8/2022								30.4	31.8
8/9/2022						46.1			
8/10/2022		33.1							
8/11/2022	4.8								
8/16/2022				1.6					
8/17/2022			54.7		3.8				
2/13/2023		28.5							
2/14/2023	2.2								
2/16/2023				1.4	0.81 (J)				
2/17/2023			59.4						
7/25/2023	2.2	34.2							
7/28/2023			43	1.3	0.6 (J)				
2/20/2024	2	31.4							
2/22/2024				1.7	0.78 (J)				
2/27/2024			63.1						

Time Series

Constituent: Calcium (mg/L) Analysis Run 5/13/2024 9:40 AM

Plant Bowen Data: Bowen 3-4 CCR

	GWA-54 (bg)
2/29/2016	
3/2/2016	27
3/11/2016	
3/28/2016	
5/3/2016	
5/4/2016	27.6
5/13/2016	
5/23/2016	
5/25/2016	
7/7/2016	
7/8/2016	25.7
7/11/2016	
7/19/2016	
8/1/2016	
9/7/2016	
9/8/2016	26.3
9/16/2016	
9/26/2016	
10/26/2016	24
10/27/2016	
11/2/2016	
11/10/2016	
11/11/2016	
1/6/2017	
1/9/2017	24.1
1/18/2017	
1/30/2017	
2/22/2017	
3/15/2017	24.1
3/16/2017	
3/28/2017	
4/3/2017	
4/7/2017	
5/17/2017	
5/18/2017	26.7
5/19/2017	
6/6/2017	
6/12/2017	
6/14/2017	
7/12/2017	
7/19/2017	
7/20/2017	
7/28/2017	
8/9/2017	
8/24/2017	
9/15/2017	25.1
9/19/2017	
9/22/2017	
10/2/2017	
10/3/2017	
12/28/2017	
3/13/2018	24.3 (J)

Time Series

Constituent: Calcium (mg/L) Analysis Run 5/13/2024 9:40 AM

Plant Bowen Data: Bowen 3-4 CCR

	GWA-54 (bg)
3/14/2018	
3/15/2018	
3/16/2018	
3/21/2018	
9/6/2018	25.6
9/7/2018	
9/11/2018	
9/12/2018	
9/17/2018	
9/18/2018	
3/7/2019	23.8 (J)
3/8/2019	
3/12/2019	
3/13/2019	
3/19/2019	
3/21/2019	
9/4/2019	
9/5/2019	24.6
9/11/2019	
9/12/2019	
9/13/2019	
3/2/2020	
3/3/2020	27.1
3/4/2020	
3/9/2020	
3/11/2020	
3/12/2020	
9/3/2020	
9/8/2020	24.5
9/9/2020	
9/11/2020	
9/14/2020	
9/15/2020	
9/16/2020	
9/17/2020	
2/24/2021	
2/25/2021	25.3
2/26/2021	
3/11/2021	
3/16/2021	
3/17/2021	
7/27/2021	24.3
7/28/2021	
7/29/2021	
8/5/2021	
8/6/2021	
8/9/2021	
8/10/2021	
1/25/2022	24.3
1/26/2022	
1/31/2022	
2/1/2022	

Time Series

Constituent: Calcium (mg/L) Analysis Run 5/13/2024 9:40 AM

Plant Bowen Data: Bowen 3-4 CCR

	GWA-54 (bg)
2/2/2022	
2/3/2022	
8/5/2022	23.8
8/8/2022	
8/9/2022	
8/10/2022	
8/11/2022	
8/16/2022	
8/17/2022	
2/13/2023	
2/14/2023	
2/16/2023	
2/17/2023	
7/25/2023	
7/28/2023	
2/20/2024	
2/22/2024	
2/27/2024	

Time Series

Constituent: Calcium (mg/L) Analysis Run 5/13/2024 9:40 AM

Plant Bowen Data: Bowen 3-4 CCR

	GWA-55 (bg)	GWA-55R (bg)	GWA-56 (bg)	GWC-16R	GWC-17R	GWC-18	GWC-18R	GWC-19R	GWC-20R
3/2/2016	38								
3/3/2016		36	36	52					
3/4/2016					69				
3/7/2016						16	30	30	
3/8/2016									40
5/3/2016	48.7	39.1							
5/5/2016						17.2	29.6		
5/9/2016			39					32.6	43.8
5/10/2016				57.6	72.9				
7/11/2016	34.8	31.6	35.7						
7/13/2016				49		12.3	27.8		
7/14/2016					58.2			25.6	36
7/15/2016									
9/9/2016	32.1	29.8	32						
9/12/2016							29.1	29.6	42.1
9/13/2016						17.8			
9/14/2016					62.2				
9/15/2016				55.4					
10/26/2016	32.9		28.5						
10/27/2016		28.9							
10/31/2016						6.22		26.5	43.4
11/1/2016					62.5		26.2		
11/2/2016				54.8					
1/9/2017	32.5	27.9	27.5						
1/11/2017				51.6	63.9		25.2	28.5	
1/12/2017						16.6			39.1
3/15/2017			24.8						
3/16/2017	30.8	28.2							
3/20/2017				52.5			29.9		
3/21/2017					63.8			29.1	
3/22/2017									37
3/23/2017						19.6			
5/18/2017	37.2	31.3	26.9						
5/22/2017							28.9	28.2	36.8
5/23/2017				58.7	62	21			
9/15/2017	38.5		19.6						
9/18/2017		29.7							
9/19/2017									37.7
9/20/2017								32.1	
9/21/2017				63.8			30.8		
9/22/2017					67.2				
9/25/2017						17			
3/12/2018	39.6	38.2							
3/13/2018			26						
3/14/2018				60.6	65.6	23.4 (J)	27.6	30.7	35.9
9/7/2018	45.2	40.3	25.1	62.4			29.5		
9/10/2018								30.7	31.6
9/11/2018					63.2	18.1 (J)			
3/7/2019		40.4	33.3						
3/8/2019	45.2								
3/11/2019				63.8					
3/12/2019					65.3	23.2 (J)	28.6	31.1	35.2

Time Series

Constituent: Calcium (mg/L) Analysis Run 5/13/2024 9:40 AM

Plant Bowen Data: Bowen 3-4 CCR

	GWA-55 (bg)	GWA-55R (bg)	GWA-56 (bg)	GWC-16R	GWC-17R	GWC-18	GWC-18R	GWC-19R	GWC-20R
9/4/2019			31.6						
9/5/2019	46.2	34.6							
9/6/2019							27.5		32.35 (D)
9/9/2019				55.7		15.2		29.6	
9/10/2019					66.7				
3/3/2020	40.1								
3/4/2020		39.9	38	60.6				34	
3/5/2020					71.4		32		38.9
3/6/2020						23.5			
9/4/2020	47.2	34.4	34.5						40.2
9/8/2020									
9/9/2020				57.1	63.2	15.3	28.5	30.5	
2/25/2021	48.5	44.8	36						
2/26/2021						25.2	31.9	33.3	
3/9/2021				76.4					35.8
3/10/2021					67.1				
7/28/2021	48.8	44.9	35.1						
7/29/2021						22	30.5		
7/30/2021				65.5	64.4				
8/2/2021									34.7
8/5/2021								33	
1/26/2022	53.2		37.6						
1/27/2022		44.4					29.3	33.2	36.2
1/28/2022				68.5	64.7	19.1			
8/5/2022			38						
8/8/2022	52.3	47							
8/9/2022								34.6	38.7
8/10/2022						18.9	33.6		
8/11/2022				71.6	70.8				
2/9/2023						26.2	31.2	33.7	
2/10/2023				84.6	69.6				38.4
8/3/2023					65.2	16.5			41.9
8/4/2023				69.8			31.8	31.1	
2/14/2024						27.1	31.9	34.8	
2/15/2024				72.1	68.1				39.2

Time Series

Constituent: Calcium (mg/L) Analysis Run 5/13/2024 9:40 AM

Plant Bowen Data: Bowen 3-4 CCR

	GWC-21R
3/2/2016	
3/3/2016	
3/4/2016	
3/7/2016	
3/8/2016	63
5/3/2016	
5/5/2016	
5/9/2016	50.8
5/10/2016	
7/11/2016	
7/13/2016	
7/14/2016	
7/15/2016	48.2
9/9/2016	56.9
9/12/2016	
9/13/2016	
9/14/2016	
9/15/2016	
10/26/2016	
10/27/2016	57.9
10/31/2016	
11/1/2016	
11/2/2016	
1/9/2017	
1/11/2017	
1/12/2017	60.5
3/15/2017	
3/16/2017	
3/20/2017	
3/21/2017	63.7
3/22/2017	
3/23/2017	
5/18/2017	
5/22/2017	
5/23/2017	60
9/15/2017	
9/18/2017	
9/19/2017	58.9
9/20/2017	
9/21/2017	
9/22/2017	
9/25/2017	
3/12/2018	
3/13/2018	
3/14/2018	65.6
9/7/2018	
9/10/2018	61.7
9/11/2018	
3/7/2019	
3/8/2019	
3/11/2019	67.1
3/12/2019	

Time Series

Constituent: Calcium (mg/L) Analysis Run 5/13/2024 9:40 AM

Plant Bowen Data: Bowen 3-4 CCR

	GWC-21R
9/4/2019	
9/5/2019	
9/6/2019	57.8
9/9/2019	
9/10/2019	
3/3/2020	70.2
3/4/2020	
3/5/2020	
3/6/2020	
9/4/2020	
9/8/2020	61.9
9/9/2020	
2/25/2021	
2/26/2021	
3/9/2021	64.1
3/10/2021	
7/28/2021	
7/29/2021	
7/30/2021	
8/2/2021	59.3
8/5/2021	
1/26/2022	
1/27/2022	
1/28/2022	60
8/5/2022	
8/8/2022	
8/9/2022	
8/10/2022	67.7
8/11/2022	
2/9/2023	68.2
2/10/2023	
8/3/2023	
8/4/2023	68.8
2/14/2024	
2/15/2024	65.6

Time Series

Constituent: Calcium (mg/L) Analysis Run 5/13/2024 9:40 AM

Plant Bowen Data: Bowen 3-4 CCR

	GWC-22R	GWC-23R	GWC-24R	GWC-25R	GWC-36A	GWC-36RA	GWC-37	GWC-38
3/1/2016						32	0.98	
3/2/2016								2
3/4/2016			32					
3/7/2016	32							
3/8/2016				34				
3/9/2016		55						
5/2/2016						30		
5/3/2016							1.12	2.68
5/4/2016				36				
5/5/2016	32.2		34.6					
5/6/2016		62.4						
7/6/2016						29.2		
7/7/2016								2.21
7/8/2016							1	
7/12/2016			29.6					
7/14/2016	26.8							
7/15/2016		49.5						
7/18/2016				31.7				
9/7/2016						28.4	0.858	
9/8/2016								1.8
9/12/2016	31.1							
9/13/2016			31.1	32.5				
9/14/2016		54.4						
10/25/2016						30.8	0.859	1.15
10/27/2016	29.2		32.8	30.9				
11/1/2016		52.8						
1/5/2017						32.6		
1/6/2017							1	
1/13/2017	30		34	31.2				
1/25/2017		57.2						
2/9/2017								0.495 (J)
3/14/2017						29.1	0.844	
3/16/2017				29				
3/20/2017	32		33.4					
3/22/2017		58.1						
3/23/2017								0.543
5/16/2017						28.5	0.922	
5/17/2017								0.889
5/19/2017			33.2	33.9				
5/23/2017	27.5							
5/24/2017		64						
9/15/2017						29.1	0.85	
9/19/2017	30.3		29.5	31.3				1.28
9/21/2017		61.1						
3/12/2018						30.6	0.81	
3/13/2018	32.1		30.8	33.3				1.4
3/14/2018		59.9						
9/6/2018						26.1	0.79	1.6
9/7/2018	32.7							
9/11/2018		60.2	29.1	30.9				
3/6/2019							0.78	
3/7/2019						28		2.6

Time Series

Constituent: Calcium (mg/L) Analysis Run 5/13/2024 9:40 AM

Plant Bowen Data: Bowen 3-4 CCR

	GWC-22R	GWC-23R	GWC-24R	GWC-25R	GWC-36A	GWC-36RA	GWC-37	GWC-38
3/8/2019			28.8	33.1				
3/11/2019	33.9							
3/12/2019		61.6						
9/4/2019						27.9	0.76	1.65 (D)
9/5/2019	31.8		29.6 (D)	34.6				
9/6/2019		55.9						
3/2/2020						35.2	0.77 (J)	2.5
3/3/2020	37.2		33.3	37.6				
3/5/2020		63.7						
9/3/2020							0.73 (J)	1
9/4/2020				36.6				
9/8/2020	34.7							
9/9/2020		57.6	31.5					
9/14/2020						32.4		
2/24/2021							0.71 (J)	1.2
3/9/2021	35.7		33.2	36.4				
3/10/2021		62.2						
3/26/2021						30.1		
7/27/2021						35.7		
7/28/2021							0.75 (J)	1.1
7/29/2021			32.6					
7/30/2021		58.7						
8/2/2021	34.1			35.4				
1/25/2022								1.1
1/26/2022						41	0.7 (J)	
1/27/2022	36.9			34.4				
1/28/2022		64.9	34.4					
4/6/2022					48.7			
8/5/2022								1.3 (J)
8/8/2022					53.1	54.8	0.74 (J)	
8/9/2022			33.8	37.1				
8/10/2022	36							
8/11/2022		67						
2/8/2023					51.6	54.1	0.7 (J)	1.3
2/9/2023	37		32.8	35.6				
2/10/2023		68.7						
8/2/2023					40.7		0.64 (J)	49.2
8/3/2023	33.6	65.2	31.7	34.3		40.8		
2/13/2024					52	54.5	0.72 (J)	1.6
2/15/2024	34.2		31.1					
2/16/2024		74.2		34.6				

Time Series

Constituent: Chloride (mg/L) Analysis Run 5/13/2024 9:40 AM

Plant Bowen Data: Bowen 3-4 CCR

	GWA-1 (bg)	GWA-2 (bg)	GWA-2R (bg)	GWA-39RZ (bg)	GWA-39Z (bg)	GWA-3A (bg)	GWA-40 (bg)	GWA-41 (bg)	GWA-41R (bg)
3/11/2016									
3/14/2016					1.795				
3/15/2016							1.1671	4.1666	6.1465
3/22/2016	1.5101								
3/23/2016		2.4904	0.9079			1.6092			
5/11/2016					2.04		0.8763		
5/12/2016								1.78	
5/13/2016									3.08
5/16/2016				1.74 (D)					
5/19/2016	1.5		0.9136						
5/20/2016		1.71							
5/23/2016						1.52			
7/19/2016					2.1				
7/20/2016								1.8	
7/21/2016							1.4		3.7
7/22/2016									
7/27/2016				2.1 (D)					
7/29/2016	1.7	2	1.1			1.5			
9/15/2016					1.7			1.4	
9/19/2016							1.1		
9/21/2016									2.4
9/22/2016			1			1.4			
9/23/2016	1.8	1.8							
11/2/2016					1.8				
11/3/2016							1.2	1.6	3.4
11/9/2016	2	1.6							
11/10/2016			1.2			1.6			
1/17/2017							1		1.9
1/18/2017					1.7			1.5	
1/30/2017	1.5								
1/31/2017		1.3	1.2			1.6			
2/21/2017				4 (D)					
3/24/2017							1.2	1.4	
3/27/2017				2.6 (D)					2.4
3/28/2017					1.3				
3/30/2017	1.8	1.6				1.4			
4/3/2017			0.99						
5/24/2017							1.5		
6/6/2017								2.8	4.5
6/7/2017					1.2				
6/8/2017				2.1 (D)					
6/9/2017	1.6		0.87						
6/12/2017		1.6				1.4			
7/17/2017				1.9 (D)					
7/27/2017				3 (D)					
8/9/2017				2.5 (D)					
9/25/2017								1.8	2.5
9/26/2017					1.7		2.4		
9/29/2017				2.7 (D)					
10/2/2017	1.6	0.94	1						
10/4/2017						1.5			
12/28/2017							3.9 (Y)		

Time Series

Constituent: Chloride (mg/L) Analysis Run 5/13/2024 9:40 AM

Plant Bowen Data: Bowen 3-4 CCR

	GWA-1 (bg)	GWA-2 (bg)	GWA-2R (bg)	GWA-39RZ (bg)	GWA-39Z (bg)	GWA-3A (bg)	GWA-40 (bg)	GWA-41 (bg)	GWA-41R (bg)
3/14/2018					1.4		2.4	3	4 (J)
3/16/2018	1.7		1.6	2.6					
3/19/2018		1.9				1.5			
9/12/2018					1.6		1	1.4	2.1
9/14/2018		0.98	0.92	1.9					
9/17/2018	1.55 (D)					1.5			
3/13/2019							2.2		
3/14/2019				2.8				2.6	2.9
3/15/2019					1.7				
3/19/2019			2						
3/20/2019	<1.4	<0.86				<1.5			
9/9/2019					1.2		0.83 (X)		
9/10/2019				2.3				1.1	1.7
9/12/2019	1.3	0.815 (JD)							
9/13/2019			0.94 (J)			1.5			
3/6/2020								1.3	
3/9/2020				1.5	1.2		1.5		1.3
3/11/2020	1.4	2	0.6 (J)			1.4			
9/10/2020					1.2			1.2	1.4
9/11/2020							0.77 (J)		
9/15/2020	1.3	1.2	0.75 (J)						
9/16/2020				1.7					
3/10/2021							0.97 (J)		1.6
3/11/2021								1.5	
3/12/2021					1.2				
3/16/2021	1.3		0.73 (J)	1.3					
3/17/2021		1.4							
3/29/2021						1.5			
8/4/2021					1.1		0.82 (J)	1.2	1.3
8/6/2021				1.3					
8/9/2021	1.3	1.5	1.1			1.4			
1/31/2022					1		0.71 (J)	1	1
2/1/2022	1.2	1.4	0.77 (J)						
2/2/2022				1.5		1.9			
8/10/2022					0.93 (J)				
8/11/2022								1.3	1.4
8/12/2022							<1		
8/16/2022	0.99 (J)	1.1	0.82 (J)	1.6		2.5			
2/13/2023					1.3		1.1	1.6	1.5
2/14/2023				1.6					
2/16/2023	1.2	1.6	1.9						
2/17/2023						6.3			
7/25/2023				1.7				0.97 (J)	1.3
7/26/2023					1.3		0.92 (J)		
7/27/2023	1.2	1.3	0.92 (J)						
8/1/2023						5.7			
2/19/2024				1.4	1		0.75 (J)	1.2	1.3
2/20/2024									
2/22/2024	1.1	1.3				7.1			
2/26/2024			2						

ND substitution: RL or RL/2 if <15% NDs.

Time Series

Constituent: Chloride (mg/L) Analysis Run 5/13/2024 9:40 AM

Plant Bowen Data: Bowen 3-4 CCR

	GWA-42 (bg)
3/11/2016	2.4984
3/14/2016	
3/15/2016	
3/22/2016	
3/23/2016	
5/11/2016	
5/12/2016	
5/13/2016	
5/16/2016	2.22
5/19/2016	
5/20/2016	
5/23/2016	
7/19/2016	
7/20/2016	
7/21/2016	
7/22/2016	2.6
7/27/2016	
7/29/2016	
9/15/2016	
9/19/2016	2.5
9/21/2016	
9/22/2016	
9/23/2016	
11/2/2016	
11/3/2016	3
11/9/2016	
11/10/2016	
1/17/2017	2.9
1/18/2017	
1/30/2017	
1/31/2017	
2/21/2017	
3/24/2017	
3/27/2017	3
3/28/2017	
3/30/2017	
4/3/2017	
5/24/2017	
6/6/2017	
6/7/2017	3
6/8/2017	
6/9/2017	
6/12/2017	
7/17/2017	
7/27/2017	
8/9/2017	
9/25/2017	
9/26/2017	3.1
9/29/2017	
10/2/2017	
10/4/2017	
12/28/2017	

Time Series

Constituent: Chloride (mg/L) Analysis Run 5/13/2024 9:40 AM

Plant Bowen Data: Bowen 3-4 CCR

	GWA-42 (bg)
3/14/2018	3.2
3/16/2018	
3/19/2018	
9/12/2018	
9/14/2018	2.3
9/17/2018	
3/13/2019	
3/14/2019	3.6
3/15/2019	
3/19/2019	
3/20/2019	
9/9/2019	
9/10/2019	2
9/12/2019	
9/13/2019	
3/6/2020	2.7
3/9/2020	
3/11/2020	
9/10/2020	2
9/11/2020	
9/15/2020	
9/16/2020	
3/10/2021	
3/11/2021	2.5
3/12/2021	
3/16/2021	
3/17/2021	
3/29/2021	
8/4/2021	2.3
8/6/2021	
8/9/2021	
1/31/2022	2
2/1/2022	
2/2/2022	
8/10/2022	1.8
8/11/2022	
8/12/2022	
8/16/2022	
2/13/2023	2.4
2/14/2023	
2/16/2023	
2/17/2023	
7/25/2023	
7/26/2023	1.9
7/27/2023	
8/1/2023	
2/19/2024	
2/20/2024	2.4
2/22/2024	
2/26/2024	

Time Series

Constituent: Chloride (mg/L) Analysis Run 5/13/2024 9:40 AM

Plant Bowen Data: Bowen 3-4 CCR

	GWA-43 (bg)	GWA-43R (bg)	GWA-4RZ (bg)	GWA-50 (bg)	GWA-50R (bg)	GWA-51RZ (bg)	GWA-52 (bg)	GWA-53 (bg)	GWA-53R (bg)
2/29/2016							2.9988		
3/2/2016								2.3976	2.556
3/11/2016	1.2562	1.9467							
3/28/2016				1.14	0.9204				
5/3/2016								2.54	2.59
5/4/2016						2.83	1.83		
5/13/2016	1.32	2.14							
5/23/2016				1.19					
5/25/2016					1.04				
7/7/2016						3.1			
7/8/2016							2.2	2.6	
7/11/2016									2.6
7/19/2016	1.3	3.1							
8/1/2016				1.2	0.85				
9/7/2016									2.6
9/8/2016						3	2.2	2.5	
9/16/2016	1.2	3.5							
9/26/2016				1.1	0.87				
10/26/2016						3	2.2	2.6	
10/27/2016									3
11/2/2016	1.4	4.7							
11/10/2016				1.3					
11/11/2016					0.99				
1/6/2017						3.2	2.1		2.5
1/9/2017								2.5	
1/18/2017	1.2	4.9							
1/30/2017				1.2	0.95				
2/22/2017			3.7 (D)						
3/15/2017						2.8	2.3		
3/16/2017								2.4	2.5
3/28/2017	1.4	4.1							
4/3/2017					0.88				
4/7/2017			2.5 (D)	1.2					
5/17/2017							1.9		
5/18/2017						3			
5/19/2017								2.3	2.3
6/6/2017	1.4	3.6							
6/12/2017				1.1	0.83				
6/14/2017			2.6 (D)						
7/12/2017			2.8 (D)						
7/19/2017						4.1			
7/20/2017			2.3 (D)						
7/28/2017			2 (D)						
8/9/2017			1.8 (D)						
8/24/2017			2.9 (D)						
9/15/2017							2.1		
9/19/2017						3.6		2.3	2.4
9/22/2017	1.3	3.9							
10/2/2017				1.2	0.94				
10/3/2017			2.8 (D)						
3/13/2018						3.3	3	2.7	2.6
3/14/2018	1.3								

Time Series

Constituent: Chloride (mg/L) Analysis Run 5/13/2024 9:40 AM

Plant Bowen Data: Bowen 3-4 CCR

	GWA-43 (bg)	GWA-43R (bg)	GWA-4RZ (bg)	GWA-50 (bg)	GWA-50R (bg)	GWA-51RZ (bg)	GWA-52 (bg)	GWA-53 (bg)	GWA-53R (bg)
3/15/2018		2.8							
3/16/2018				1.4	<1				
3/21/2018			2.9						
9/6/2018							1.9		
9/7/2018						3.3			
9/11/2018								2.4	2.4
9/12/2018	1.3	3.1							
9/17/2018				1.1					
9/18/2018			3.1		1				
3/7/2019							3.6		
3/8/2019						3.4		2.7	
3/12/2019									3.3
3/13/2019	1.6	2.9							
3/19/2019				<1.2	<1				
3/21/2019			3.6 (D)						
9/4/2019						2.7	1.3		
9/5/2019								2.3	2.4
9/11/2019	1.3	3.1							
9/12/2019			2.1 (D)		0.74 (J)				
9/13/2019				1					
3/2/2020							4.9		
3/3/2020						2.6			
3/4/2020								2.2	2.3
3/9/2020	1.2	2.2							
3/11/2020				0.91 (J)	0.73 (J)				
3/12/2020			2.3						
9/3/2020							1.4		
9/8/2020								2.3	2.3
9/9/2020						2.6			
9/11/2020	1.3								
9/14/2020		3.3							
9/15/2020					0.7 (J)				
9/16/2020				0.97 (J)					
9/17/2020			2.4						
2/24/2021							3.3		
2/25/2021						2.7			
2/26/2021								2.3	2.4
3/11/2021	1.3	2.7							
3/16/2021			2.7						
3/17/2021				1 (J)	0.81 (J)				
7/27/2021							4.5		
7/28/2021						2.8			
7/29/2021								2.1	2.3
8/5/2021		1.9							
8/6/2021	1.3								
8/9/2021				1 (J)	0.78 (J)				
8/10/2021			2.8						
1/25/2022							1.5		
1/26/2022						2.9		2.2	2.4
1/31/2022	1.1	1.7							
2/1/2022				0.91 (J)					
2/2/2022					0.7 (J)				

Time Series

Constituent: Chloride (mg/L) Analysis Run 5/13/2024 9:40 AM

Plant Bowen Data: Bowen 3-4 CCR

	GWA-43 (bg)	GWA-43R (bg)	GWA-4RZ (bg)	GWA-50 (bg)	GWA-50R (bg)	GWA-51RZ (bg)	GWA-52 (bg)	GWA-53 (bg)	GWA-53R (bg)
2/3/2022			2.6						
8/5/2022							1		
8/8/2022								2	2.2
8/9/2022						2.4			
8/10/2022		1.7							
8/11/2022	1.4								
8/16/2022				0.69 (J)					
8/17/2022			2.6		<1				
2/13/2023		1.8							
2/14/2023	1.3								
2/16/2023				0.91 (J)	0.71 (J)				
2/17/2023			3						
7/25/2023	1.4	2							
7/28/2023			3	0.95 (J)	0.72 (J)				
2/20/2024	1.2	2							
2/22/2024				0.88 (J)	0.64 (J)				
2/27/2024			3.2						

ND substitution: RL or RL/2 if <15% NDs.

Time Series

Constituent: Chloride (mg/L) Analysis Run 5/13/2024 9:40 AM

Plant Bowen Data: Bowen 3-4 CCR

	GWA-54 (bg)
2/29/2016	
3/2/2016	1.4496
3/11/2016	
3/28/2016	
5/3/2016	
5/4/2016	1.42
5/13/2016	
5/23/2016	
5/25/2016	
7/7/2016	
7/8/2016	1.6
7/11/2016	
7/19/2016	
8/1/2016	
9/7/2016	
9/8/2016	1.2
9/16/2016	
9/26/2016	
10/26/2016	1.4
10/27/2016	
11/2/2016	
11/10/2016	
11/11/2016	
1/6/2017	
1/9/2017	1.5
1/18/2017	
1/30/2017	
2/22/2017	
3/15/2017	1.1
3/16/2017	
3/28/2017	
4/3/2017	
4/7/2017	
5/17/2017	
5/18/2017	1.3
5/19/2017	
6/6/2017	
6/12/2017	
6/14/2017	
7/12/2017	
7/19/2017	
7/20/2017	
7/28/2017	
8/9/2017	
8/24/2017	
9/15/2017	1.2
9/19/2017	
9/22/2017	
10/2/2017	
10/3/2017	
3/13/2018	0.93
3/14/2018	

Time Series

Constituent: Chloride (mg/L) Analysis Run 5/13/2024 9:40 AM

Plant Bowen Data: Bowen 3-4 CCR

	GWA-54 (bg)
3/15/2018	
3/16/2018	
3/21/2018	
9/6/2018	1.1
9/7/2018	
9/11/2018	
9/12/2018	
9/17/2018	
9/18/2018	
3/7/2019	<1.2
3/8/2019	
3/12/2019	
3/13/2019	
3/19/2019	
3/21/2019	
9/4/2019	
9/5/2019	0.81 (J)
9/11/2019	
9/12/2019	
9/13/2019	
3/2/2020	
3/3/2020	0.77 (J)
3/4/2020	
3/9/2020	
3/11/2020	
3/12/2020	
9/3/2020	
9/8/2020	0.8 (J)
9/9/2020	
9/11/2020	
9/14/2020	
9/15/2020	
9/16/2020	
9/17/2020	
2/24/2021	
2/25/2021	0.78 (J)
2/26/2021	
3/11/2021	
3/16/2021	
3/17/2021	
7/27/2021	1.4
7/28/2021	
7/29/2021	
8/5/2021	
8/6/2021	
8/9/2021	
8/10/2021	
1/25/2022	0.81 (J)
1/26/2022	
1/31/2022	
2/1/2022	
2/2/2022	

ND substitution: RL or RL/2 if <15% NDs.

Time Series

Constituent: Chloride (mg/L) Analysis Run 5/13/2024 9:40 AM

Plant Bowen Data: Bowen 3-4 CCR

	GWA-54 (bg)
2/3/2022	
8/5/2022	0.96 (J)
8/8/2022	
8/9/2022	
8/10/2022	
8/11/2022	
8/16/2022	
8/17/2022	
2/13/2023	
2/14/2023	
2/16/2023	
2/17/2023	
7/25/2023	
7/28/2023	
2/20/2024	
2/22/2024	
2/27/2024	

Time Series

Constituent: Chloride (mg/L) Analysis Run 5/13/2024 9:40 AM

Plant Bowen Data: Bowen 3-4 CCR

	GWA-55 (bg)	GWA-55R (bg)	GWA-56 (bg)	GWC-16R	GWC-17R	GWC-18	GWC-18R	GWC-19R	GWC-20R
3/2/2016	2.815								
3/3/2016		2.6912	8.0925	1.3707 (D)					
3/4/2016					6.4905				
3/7/2016						2.0446	2.2698	2.3254	
3/8/2016									1.2699
5/3/2016	3.27	2.7							
5/5/2016						2.28	2.48		
5/9/2016			2.99					2.48	1.39
5/10/2016				1.41	7.1				
7/11/2016	3.2	2.7	4.4						
7/13/2016				1.7		2.2	2.5		
7/14/2016					6.4			2.5	1.7
7/15/2016									
9/9/2016	3	2.5	5.6						
9/12/2016							2.5	2.5	1.6
9/13/2016						2			
9/14/2016					6				
9/15/2016				1.9					
10/26/2016	2.9		6.5						
10/27/2016		3							
10/31/2016						2.3		3	1.9
11/1/2016					7		2.9		
11/2/2016				2.3					
1/9/2017	2.9	3.1	6.7						
1/11/2017				2	6		2.5	2.5	
1/12/2017						1.9			1.8
3/15/2017			7.8						
3/16/2017	2.9	2.7							
3/20/2017				2.2			2.2		
3/21/2017					6.1			2.3	
3/22/2017									2
3/23/2017						2.2			
5/18/2017	2.9	3.2	7.1						
5/22/2017							2.3	2.4	1.9
5/23/2017				2	6	2			
9/15/2017	3.2		8.4						
9/18/2017		3							
9/19/2017									1.9
9/20/2017								2.4	
9/21/2017				2.3			2.3		
9/22/2017					6.2				
9/25/2017						2.1			
3/12/2018	3.6	3.2							
3/13/2018			6.9						
3/14/2018				2.1	6.1	2.1	2.2	2.2	2
9/7/2018	3.8	3.3	6.9	2.1			2.3		
9/10/2018								2.1	1.6
9/11/2018					6.7	2.3			
3/7/2019		3.2	6						
3/8/2019	3.4								
3/11/2019				2.4					
3/12/2019					6.9	2.8	3.3	2.8	2.7

Time Series

Constituent: Chloride (mg/L) Analysis Run 5/13/2024 9:40 AM

Plant Bowen Data: Bowen 3-4 CCR

	GWA-55 (bg)	GWA-55R (bg)	GWA-56 (bg)	GWC-16R	GWC-17R	GWC-18	GWC-18R	GWC-19R	GWC-20R
9/4/2019			4.8						
9/5/2019	2.9	2.9							
9/6/2019							2.3		1.6
9/9/2019				1.1		2		2.3	
9/10/2019					4.5				
3/3/2020	2.7								
3/4/2020		2.6	4.5	0.79 (J)				2.3	
3/5/2020					4.5		2.2		1.5
3/6/2020						2.2			
9/4/2020	3	2.5	4.1						1.5
9/8/2020									
9/9/2020				1 (J)	4.3	2.1	2.3	2.4	
2/25/2021	6.7	4.8	4.4						
2/26/2021						2.3	2.4	2.4	
3/9/2021				1.5					1.9
3/10/2021					4.7				
7/28/2021	6.9	5	5						
7/29/2021						2.1	2.2		
7/30/2021				1	4.3				
8/2/2021									1.8
8/5/2021								2.6	
1/26/2022	5.8		5.2						
1/27/2022		4.5					2.3	2.5	1.9
1/28/2022				1.6	4.6	2.1			
8/5/2022			5.4						
8/8/2022	4.9	4							
8/9/2022								2.3	1.7
8/10/2022						2.3	2.6		
8/11/2022				1.4	4.7				
2/9/2023						2.5	2.6	2.7	
2/10/2023				1.8	4.7				2
8/3/2023					4.2	1.9			1.5
8/4/2023				1.1			2.2	2.3	
2/14/2024						2.2	2.3	2.4	
2/15/2024				1.3	4.5				1.7

Time Series

Constituent: Chloride (mg/L) Analysis Run 5/13/2024 9:40 AM

Plant Bowen Data: Bowen 3-4 CCR

	GWC-21R
3/2/2016	
3/3/2016	
3/4/2016	
3/7/2016	
3/8/2016	4.2184
5/3/2016	
5/5/2016	
5/9/2016	3.08
5/10/2016	
7/11/2016	
7/13/2016	
7/14/2016	
7/15/2016	3.8
9/9/2016	3.9
9/12/2016	
9/13/2016	
9/14/2016	
9/15/2016	
10/26/2016	
10/27/2016	4.7
10/31/2016	
11/1/2016	
11/2/2016	
1/9/2017	
1/11/2017	
1/12/2017	4.2
3/15/2017	
3/16/2017	
3/20/2017	
3/21/2017	4.2
3/22/2017	
3/23/2017	
5/18/2017	
5/22/2017	
5/23/2017	4.1
9/15/2017	
9/18/2017	
9/19/2017	4.4
9/20/2017	
9/21/2017	
9/22/2017	
9/25/2017	
3/12/2018	
3/13/2018	
3/14/2018	4.4
9/7/2018	
9/10/2018	3.9
9/11/2018	
3/7/2019	
3/8/2019	
3/11/2019	4.2
3/12/2019	

Time Series

Constituent: Chloride (mg/L) Analysis Run 5/13/2024 9:40 AM

Plant Bowen Data: Bowen 3-4 CCR

	GWC-21R
9/4/2019	
9/5/2019	
9/6/2019	3.5
9/9/2019	
9/10/2019	
3/3/2020	3.9
3/4/2020	
3/5/2020	
3/6/2020	
9/4/2020	
9/8/2020	4.1
9/9/2020	
2/25/2021	
2/26/2021	
3/9/2021	5
3/10/2021	
7/28/2021	
7/29/2021	
7/30/2021	
8/2/2021	5.6
8/5/2021	
1/26/2022	
1/27/2022	
1/28/2022	4.6
8/5/2022	
8/8/2022	
8/9/2022	
8/10/2022	4.1
8/11/2022	
2/9/2023	4.5
2/10/2023	
8/3/2023	
8/4/2023	3.1
2/14/2024	
2/15/2024	3

Time Series

Constituent: Chloride (mg/L) Analysis Run 5/13/2024 9:40 AM

Plant Bowen Data: Bowen 3-4 CCR

	GWC-22R	GWC-23R	GWC-24R	GWC-25R	GWC-36A	GWC-36RA	GWC-37	GWC-38
3/1/2016						3.096	1.2389	
3/2/2016								2.4559
3/4/2016			2.7291					
3/7/2016	2.6729							
3/8/2016				2.5307				
3/9/2016		1.5349						
5/2/2016						2.92		
5/3/2016							1.22	2.49
5/4/2016				2.76				
5/5/2016	2.81		2.54					
5/6/2016		1.63						
7/6/2016						3.2		
7/7/2016								2.5
7/8/2016							1.2	
7/12/2016			2.6					
7/14/2016	2.8							
7/15/2016		2						
7/18/2016				2.8				
9/7/2016						3.4	1	
9/8/2016								2.2
9/12/2016	2.8							
9/13/2016			2.5	2.7				
9/14/2016		2						
10/25/2016						3.4	1.2	2.5
10/27/2016	3.3		3.1	3.2				
11/1/2016		2.4						
1/5/2017						3.3		
1/6/2017							0.97	
1/13/2017	2.7		2.7	2.6				
1/25/2017		2.1						
2/9/2017								2
3/14/2017						2.9	1	
3/16/2017				2.6				
3/20/2017	2.8		2.6					
3/22/2017		2.2						
3/23/2017								2.2
5/16/2017						2.9	0.9	
5/17/2017								2.4
5/19/2017			2.5	2.6				
5/23/2017	2.6							
5/24/2017		2						
9/15/2017						2.7	1.1	
9/19/2017	2.6		2.3	2.4				2.5
9/21/2017		2.4						
3/12/2018						3.2	1.1	
3/13/2018	2.8		<0.25	2.7				2.4
3/14/2018		2.2						
9/6/2018						2.7	1	2.7
9/7/2018	2.7							
9/11/2018		2.4	2.3	2.4				
3/6/2019							<1.1	
3/7/2019						2.8		2.9

ND substitution: RL or RL/2 if <15% NDs.

Time Series

Constituent: Chloride (mg/L) Analysis Run 5/13/2024 9:40 AM

Plant Bowen Data: Bowen 3-4 CCR

	GWC-22R	GWC-23R	GWC-24R	GWC-25R	GWC-36A	GWC-36RA	GWC-37	GWC-38
3/8/2019			2.6	2.8				
3/11/2019	3.2							
3/12/2019		2.4						
9/4/2019						2.7	0.81 (J)	2.9
9/5/2019	2.7		2.2	2.5				
9/6/2019		1.4						
3/2/2020						2.4	0.78 (J)	2.5
3/3/2020	2.5		2.1	2.4				
3/5/2020		1.3						
9/3/2020							0.82 (J)	2.9
9/4/2020				2.5				
9/8/2020	2.6							
9/9/2020		2	2.5					
9/14/2020						2.9		
2/24/2021							0.84 (J)	3.1
3/9/2021	2.4		2.1	2.3				
3/10/2021		1.6						
3/26/2021						2.5		
7/27/2021						2.8		
7/28/2021							0.88 (J)	3.3
7/29/2021			2.2					
7/30/2021		1.4						
8/2/2021	2.4			2.3				
1/25/2022								3.2
1/26/2022						2.4	0.88 (J)	
1/27/2022	2.5			2.4				
1/28/2022		1.7	2.2					
4/6/2022					2.4			
8/5/2022								3.1
8/8/2022					2.7	2.6	0.64 (J)	
8/9/2022			2	2.2				
8/10/2022	2.7							
8/11/2022		2.1						
2/8/2023					3.5	3.1	1.1	3.5
2/9/2023	2.7		2.5	2.6				
2/10/2023		2						
8/2/2023					2.8		1	3.4
8/3/2023	2.3	1.8	2.1	2.3		2.5		
2/13/2024					3.7	3.4	0.8 (J)	3.4
2/15/2024	2.4		2.1					
2/16/2024		1.4		2.7				

Time Series

Constituent: Chromium (mg/L) Analysis Run 5/13/2024 9:40 AM

Plant Bowen Data: Bowen 3-4 CCR

	GWA-1 (bg)	GWA-2 (bg)	GWA-2R (bg)	GWA-39RZ (bg)	GWA-39Z (bg)	GWA-3A (bg)	GWA-40 (bg)	GWA-41 (bg)	GWA-41R (bg)
8/23/2007	<0.005	0.0045	<0.005			<0.005			
10/23/2007	0.011								
10/24/2007		0.039 (O)	0.0033						
11/2/2007						0.027 (O)			
11/18/2007	0.038 (O)	0.059 (O)	0.012			0.17 (O)			
1/30/2008	0.11 (O)								
1/31/2008		0.0067	0.052 (O)			0.012			
3/10/2008	0.038 (O)		0.01						
3/11/2008		0.03 (O)				0.063 (O)			
5/6/2008		0.0062							
5/13/2008	0.012		0.0068						
5/14/2008						0.057 (O)			
12/4/2008		0.009	0.0017						
12/5/2008	<0.005					<0.005			
4/15/2009	<0.005					<0.005			
4/21/2009		0.0022	<0.005						
10/7/2009	0.0065	<0.005							
10/8/2009			<0.005			<0.005			
4/21/2010			<0.005						
4/26/2010		<0.005							
4/28/2010						<0.005			
5/3/2010	<0.005								
9/28/2010			<0.005						
10/4/2010		<0.005							
10/6/2010						<0.005			
10/12/2010	<0.005								
4/12/2011			<0.005						
4/13/2011		<0.005							
4/21/2011						<0.005			
4/27/2011	<0.005								
10/4/2011			<0.005						
10/5/2011		<0.005							
10/13/2011						<0.005			
10/17/2011	<0.005								
4/3/2012			<0.005						
4/11/2012		<0.005							
5/1/2012						<0.005			
5/2/2012	<0.005								
10/8/2012	<0.005								
10/9/2012		<0.005	<0.005			<0.005			
4/11/2013			<0.005			<0.005			
4/12/2013	0.0019								
4/15/2013		0.0013							
10/15/2013		0.0023							
10/16/2013	0.0024		<0.005			0.0013			
4/10/2014			<0.005						
4/11/2014	0.0013 (J)								
4/22/2014		<0.005							
4/23/2014						<0.005			
9/30/2014	<0.005	<0.005	<0.005						
10/4/2014						<0.005			
3/30/2015	0.0047	0.0011 (J)	<0.005						

ND substitution: RL or RL/2 if <15% NDs.

Time Series

Constituent: Chromium (mg/L) Analysis Run 5/13/2024 9:40 AM

Plant Bowen Data: Bowen 3-4 CCR

	GWA-1 (bg)	GWA-2 (bg)	GWA-2R (bg)	GWA-39RZ (bg)	GWA-39Z (bg)	GWA-3A (bg)	GWA-40 (bg)	GWA-41 (bg)	GWA-41R (bg)
3/31/2015						<0.005			
10/12/2015						<0.005			
10/13/2015	<0.005	<0.005	<0.005						
3/11/2016									
3/14/2016					<0.005				
3/15/2016							<0.005	<0.005	<0.005
3/22/2016	<0.005								
3/23/2016		<0.005	<0.005			<0.005			
5/11/2016					<0.005		<0.005		
5/12/2016								<0.005	
5/13/2016									<0.005
5/16/2016				<0.005 (D)					
5/19/2016	<0.005		<0.005						
5/20/2016		<0.005							
5/23/2016						<0.005			
7/19/2016					<0.005				
7/20/2016								<0.005	
7/21/2016							<0.005		<0.005
7/22/2016									
7/27/2016				0.0017 (JD)					
7/29/2016	<0.005	<0.005	<0.005			<0.005			
9/15/2016					<0.005		<0.005	<0.005	
9/19/2016									
9/21/2016									<0.005
9/22/2016			<0.005			0.0013 (J)			
9/23/2016	<0.005	<0.005							
11/2/2016					<0.005				
11/3/2016							<0.005	<0.005	<0.005
11/9/2016	0.0011 (J)	<0.005							
11/10/2016			<0.005			<0.005			
1/17/2017							<0.005		<0.005
1/18/2017					<0.005			<0.005	
1/30/2017	<0.005								
1/31/2017		<0.005	<0.005			<0.005			
2/21/2017				0.001 (J)					
3/24/2017							<0.005 (*)	<0.005 (*)	
3/27/2017				<0.005 (D)					<0.005
3/28/2017					<0.005 (*)				
3/30/2017	<0.005	<0.005				<0.005			
4/3/2017			<0.005						
5/24/2017							0.0008 (J)		
6/6/2017								<0.005	0.0004 (J)
6/7/2017					<0.005				
6/8/2017				<0.005 (D)					
6/9/2017	<0.005		<0.005						
6/12/2017		0.0008 (J)				<0.005			
7/17/2017				<0.005 (D)					
7/27/2017				0.0005 (J)					
8/9/2017				0.0005 (J)					
9/25/2017								<0.005	<0.005
9/26/2017					<0.005		0.0005 (J)		
9/29/2017				0.0006 (JD)					

ND substitution: RL or RL/2 if <15% NDs.

Time Series

Constituent: Chromium (mg/L) Analysis Run 5/13/2024 9:40 AM

Plant Bowen Data: Bowen 3-4 CCR

	GWA-1 (bg)	GWA-2 (bg)	GWA-2R (bg)	GWA-39RZ (bg)	GWA-39Z (bg)	GWA-3A (bg)	GWA-40 (bg)	GWA-41 (bg)	GWA-41R (bg)
10/2/2017	<0.005	<0.005	<0.005						
10/4/2017						<0.005			
3/14/2018					<0.005		<0.005	<0.005	<0.005
3/16/2018	<0.005		<0.005	<0.005					
3/19/2018		0.0031 (J)				<0.005			
9/12/2018					<0.005		<0.005	<0.005	<0.005
9/14/2018		<0.005	<0.005	<0.005					
9/17/2018	<0.005 (D)					<0.005			
3/13/2019							<0.005		
3/14/2019				0.004 (J)				<0.005	<0.005
3/15/2019					<0.005				
3/19/2019			<0.005						
3/20/2019	<0.005	<0.005				<0.005			
9/9/2019					<0.005		<0.005		
9/10/2019								<0.005 (D)	<0.005
9/12/2019	<0.005	<0.005 (D)							
9/13/2019			<0.005			0.00073 (J)			
3/6/2020								0.015	
3/9/2020				0.0016 (J)	0.069 (O)		0.0009 (J)		0.0004 (J)
3/11/2020	0.0012 (J)	0.0025 (J)	0.0042 (J)			0.00095 (J)			
9/10/2020					<0.005			<0.005	<0.005
9/11/2020							<0.005		
9/15/2020	<0.005	0.00086 (J)	<0.005						
9/16/2020				0.00058 (J)					
3/10/2021							0.00075 (J)		<0.005
3/11/2021								0.0015 (J)	
3/12/2021					0.00064 (J)				
3/16/2021	<0.005		<0.005	0.0008 (J)					
3/17/2021		<0.005							
3/29/2021						0.00062 (J)			
8/4/2021					<0.005		<0.005	<0.005	<0.005
8/6/2021				<0.005					
8/9/2021	<0.005	<0.005	<0.005			<0.005			
1/31/2022					<0.005		<0.005	<0.005	<0.005
2/1/2022	<0.005	<0.005	<0.005						
2/2/2022				0.0012 (J)		0.0069			
8/10/2022					<0.005				
8/11/2022								<0.005	<0.005
8/12/2022							<0.005		
8/16/2022	<0.005	<0.005	<0.005	<0.005		<0.005			
2/13/2023					<0.005		<0.005	<0.005	<0.005
2/14/2023				<0.005					
2/16/2023	<0.005	<0.005	<0.005						
2/17/2023						<0.005			
7/25/2023				<0.005				<0.005	<0.005
7/26/2023					<0.005		<0.005		
7/27/2023	<0.005	<0.005	<0.005						
8/1/2023						<0.005			
2/19/2024				<0.005	<0.005		<0.005	<0.005	<0.005
2/20/2024									
2/22/2024	<0.005	<0.005				<0.005			
2/26/2024			<0.005						

ND substitution: RL or RL/2 if <15% NDs.

Time Series

Constituent: Chromium (mg/L) Analysis Run 5/13/2024 9:40 AM

Plant Bowen Data: Bowen 3-4 CCR

	GWA-42 (bg)
8/23/2007	
10/23/2007	
10/24/2007	
11/2/2007	
11/18/2007	
1/30/2008	
1/31/2008	
3/10/2008	
3/11/2008	
5/6/2008	
5/13/2008	
5/14/2008	
12/4/2008	
12/5/2008	
4/15/2009	
4/21/2009	
10/7/2009	
10/8/2009	
4/21/2010	
4/26/2010	
4/28/2010	
5/3/2010	
9/28/2010	
10/4/2010	
10/6/2010	
10/12/2010	
4/12/2011	
4/13/2011	
4/21/2011	
4/27/2011	
10/4/2011	
10/5/2011	
10/13/2011	
10/17/2011	
4/3/2012	
4/11/2012	
5/1/2012	
5/2/2012	
10/8/2012	
10/9/2012	
4/11/2013	
4/12/2013	
4/15/2013	
10/15/2013	
10/16/2013	
4/10/2014	
4/11/2014	
4/22/2014	
4/23/2014	
9/30/2014	
10/4/2014	
3/30/2015	

Time Series

Constituent: Chromium (mg/L) Analysis Run 5/13/2024 9:40 AM

Plant Bowen Data: Bowen 3-4 CCR

	GWA-42 (bg)
3/31/2015	
10/12/2015	
10/13/2015	
3/11/2016	<0.005
3/14/2016	
3/15/2016	
3/22/2016	
3/23/2016	
5/11/2016	
5/12/2016	
5/13/2016	
5/16/2016	<0.005
5/19/2016	
5/20/2016	
5/23/2016	
7/19/2016	
7/20/2016	
7/21/2016	
7/22/2016	<0.005
7/27/2016	
7/29/2016	
9/15/2016	
9/19/2016	<0.005
9/21/2016	
9/22/2016	
9/23/2016	
11/2/2016	
11/3/2016	<0.005
11/9/2016	
11/10/2016	
1/17/2017	<0.005
1/18/2017	
1/30/2017	
1/31/2017	
2/21/2017	
3/24/2017	
3/27/2017	<0.005
3/28/2017	
3/30/2017	
4/3/2017	
5/24/2017	
6/6/2017	
6/7/2017	<0.005
6/8/2017	
6/9/2017	
6/12/2017	
7/17/2017	
7/27/2017	
8/9/2017	
9/25/2017	
9/26/2017	<0.005
9/29/2017	

ND substitution: RL or RL/2 if <15% NDs.

Time Series

Constituent: Chromium (mg/L) Analysis Run 5/13/2024 9:40 AM

Plant Bowen Data: Bowen 3-4 CCR

	GWA-42 (bg)
10/2/2017	
10/4/2017	
3/14/2018	<0.005
3/16/2018	
3/19/2018	
9/12/2018	
9/14/2018	<0.005
9/17/2018	
3/13/2019	
3/14/2019	<0.005
3/15/2019	
3/19/2019	
3/20/2019	
9/9/2019	
9/10/2019	<0.005
9/12/2019	
9/13/2019	
3/6/2020	0.00045 (J)
3/9/2020	
3/11/2020	
9/10/2020	<0.005
9/11/2020	
9/15/2020	
9/16/2020	
3/10/2021	
3/11/2021	<0.005
3/12/2021	
3/16/2021	
3/17/2021	
3/29/2021	
8/4/2021	<0.005
8/6/2021	
8/9/2021	
1/31/2022	<0.005
2/1/2022	
2/2/2022	
8/10/2022	<0.005
8/11/2022	
8/12/2022	
8/16/2022	
2/13/2023	<0.005
2/14/2023	
2/16/2023	
2/17/2023	
7/25/2023	
7/26/2023	<0.005
7/27/2023	
8/1/2023	
2/19/2024	
2/20/2024	<0.005
2/22/2024	
2/26/2024	

ND substitution: RL or RL/2 if <15% NDs.

Time Series

Constituent: Chromium (mg/L) Analysis Run 5/13/2024 9:40 AM

Plant Bowen Data: Bowen 3-4 CCR

	GWA-43 (bg)	GWA-43R (bg)	GWA-4RZ (bg)	GWA-50 (bg)	GWA-50R (bg)	GWA-51RZ (bg)	GWA-52 (bg)	GWA-53 (bg)	GWA-53R (bg)
12/12/2008				<0.005	<0.005				
4/23/2009				<0.005	0.0031				
10/6/2009				<0.005	0.0024				
4/27/2010				<0.005					
5/3/2010					<0.005				
9/30/2010				0.0014					
10/11/2010					0.0028				
4/14/2011				0.0014					
4/27/2011					0.0041				
10/5/2011				<0.005					
10/19/2011					<0.005				
4/11/2012				<0.005					
5/1/2012					<0.005				
10/2/2012				<0.005	0.0019				
4/9/2013				<0.005					
4/10/2013					0.0027				
10/15/2013				<0.005					
10/16/2013					0.0029				
4/10/2014				0.0013 (J)					
4/22/2014					0.0024				
10/1/2014				<0.005	<0.005				
3/30/2015				<0.005	0.0022				
5/8/2015						0.036 (O)	<0.005		<0.005
5/9/2015								<0.005	
5/17/2015						0.029 (O)	<0.005		<0.005
5/18/2015								<0.005	
5/25/2015						0.029 (O)	<0.005	<0.005	<0.005
6/8/2015						0.015	0.0013	<0.005	<0.005
6/9/2015									
6/17/2015								<0.005	
6/18/2015						0.016	<0.005		<0.005
6/24/2015						0.02	0.0013	<0.005	<0.005
6/25/2015									
6/30/2015						0.02	<0.005	<0.005	<0.005
7/1/2015									
7/6/2015						0.015	<0.005	<0.005	<0.005
7/7/2015									
8/12/2015						0.0139	<0.005	<0.005	<0.005
10/11/2015				<0.005	<0.005				
2/29/2016							<0.005		
3/2/2016								<0.005	<0.005
3/11/2016	<0.005	0.00212 (J)							
3/28/2016				<0.005	<0.005				
5/3/2016								<0.005	<0.005
5/4/2016						<0.005	<0.005		
5/13/2016	<0.005	<0.005							
5/23/2016				<0.005					
5/25/2016					<0.005				
7/7/2016						0.0005 (J)			
7/8/2016							0.0014 (J)	0.0007 (J)	
7/11/2016									<0.005
7/19/2016	<0.005	0.0006 (J)							

ND substitution: RL or RL/2 if <15% NDs.

Time Series

Constituent: Chromium (mg/L) Analysis Run 5/13/2024 9:40 AM

Plant Bowen Data: Bowen 3-4 CCR

	GWA-43 (bg)	GWA-43R (bg)	GWA-4RZ (bg)	GWA-50 (bg)	GWA-50R (bg)	GWA-51RZ (bg)	GWA-52 (bg)	GWA-53 (bg)	GWA-53R (bg)
8/1/2016				<0.005	<0.005				
9/7/2016									<0.005
9/8/2016						<0.005	<0.005	<0.005	
9/16/2016	<0.005	<0.005							
9/26/2016				<0.005	<0.005				
10/26/2016						<0.005	0.0011 (J)	<0.005	
10/27/2016									<0.005
11/2/2016	<0.005	<0.005							
11/10/2016				<0.005					
11/11/2016					<0.005				
1/6/2017						<0.005	0.0011 (J)		<0.005
1/9/2017								<0.005	
1/18/2017	<0.005	0.0014 (J)							
1/30/2017				<0.005	<0.005				
2/22/2017			<0.005						
3/15/2017						<0.005	0.0014 (J)		
3/16/2017								0.001 (J)	0.0011 (J)
3/28/2017	<0.005 (*)	<0.005 (*)							
4/3/2017					<0.005				
4/7/2017			<0.005	<0.005					
5/17/2017							0.0011 (J)		
5/18/2017						<0.005			
5/19/2017								0.0006 (J)	0.0007 (J)
6/6/2017	0.0004 (J)	0.0009 (J)							
6/12/2017				<0.005	0.0005 (J)				
6/14/2017			<0.005 (D)						
7/12/2017			<0.005 (D)						
7/19/2017						<0.005			
7/20/2017			<0.005 (D)						
7/28/2017			<0.005						
8/9/2017			<0.005						
8/24/2017			<0.005						
9/15/2017							0.001 (J)		
9/19/2017						<0.005		0.0006 (J)	0.0006 (J)
9/22/2017	0.0008 (J)	0.0006 (J)							
10/2/2017				<0.005	<0.005				
10/3/2017			<0.005 (D)						
3/13/2018						<0.005	<0.005	<0.005	<0.005
3/14/2018	<0.005								
3/15/2018		0.0017 (J)							
3/16/2018				<0.005	<0.005				
3/21/2018			<0.005						
9/6/2018							<0.005		
9/7/2018						<0.005			
9/11/2018								<0.005	<0.005
9/12/2018	<0.005	<0.005							
9/17/2018				<0.005					
9/18/2018			<0.005		<0.005				
3/7/2019							<0.005		
3/8/2019						<0.005		<0.005	
3/12/2019									<0.005
3/13/2019	<0.005	<0.005							

ND substitution: RL or RL/2 if <15% NDs.

Time Series

Constituent: Chromium (mg/L) Analysis Run 5/13/2024 9:40 AM

Plant Bowen Data: Bowen 3-4 CCR

	GWA-43 (bg)	GWA-43R (bg)	GWA-4RZ (bg)	GWA-50 (bg)	GWA-50R (bg)	GWA-51RZ (bg)	GWA-52 (bg)	GWA-53 (bg)	GWA-53R (bg)
3/19/2019				<0.005	<0.005				
3/21/2019			<0.005 (D)						
9/4/2019						<0.005	0.00096 (J)		
9/5/2019								0.00065 (J)	0.00055 (J)
9/11/2019	0.00051 (J)	0.00066 (J)							
9/12/2019			<0.005 (D)		<0.005				
9/13/2019				<0.005					
3/2/2020							0.0011 (J)		
3/3/2020						<0.005			
3/4/2020								0.00076 (J)	0.0012 (J)
3/9/2020	0.0033 (J)	0.0014 (J)							
3/11/2020				0.0011 (J)	<0.005				
3/12/2020			<0.005						
9/3/2020							0.0011 (J)		
9/8/2020								<0.005	<0.005
9/9/2020						<0.005			
9/11/2020	<0.005								
9/14/2020		0.0011 (J)							
9/15/2020					<0.005				
9/16/2020				<0.005					
9/17/2020			<0.005						
2/24/2021							0.00097 (J)		
2/25/2021						<0.005			
2/26/2021								0.0008 (J)	0.00071 (J)
3/11/2021	<0.005	0.0011 (J)							
3/16/2021			<0.005						
3/17/2021				<0.005	<0.005				
7/27/2021							<0.005		
7/28/2021						<0.005			
7/29/2021								<0.005	<0.005
8/5/2021		<0.005							
8/6/2021	<0.005								
8/9/2021				<0.005	<0.005				
8/10/2021			<0.005						
1/25/2022							0.0012 (J)		
1/26/2022						<0.005		<0.005	<0.005
1/31/2022	<0.005	0.0011 (J)							
2/1/2022				<0.005					
2/2/2022					<0.005				
2/3/2022			<0.005						
8/5/2022							0.0012 (J)		
8/8/2022								<0.005	<0.005
8/9/2022						<0.005			
8/10/2022		<0.005							
8/11/2022	<0.005								
8/16/2022				<0.005					
8/17/2022			<0.005		<0.005				
2/13/2023		<0.005							
2/14/2023	0.0016 (J)								
2/16/2023				<0.005	<0.005				
2/17/2023			<0.005						
7/25/2023	<0.005	<0.005							

ND substitution: RL or RL/2 if <15% NDs.

Time Series

Constituent: Chromium (mg/L) Analysis Run 5/13/2024 9:40 AM

Plant Bowen Data: Bowen 3-4 CCR

	GWA-43 (bg)	GWA-43R (bg)	GWA-4RZ (bg)	GWA-50 (bg)	GWA-50R (bg)	GWA-51RZ (bg)	GWA-52 (bg)	GWA-53 (bg)	GWA-53R (bg)
7/28/2023			<0.005	<0.005	<0.005				
2/20/2024	<0.005	<0.005							
2/22/2024				<0.005	<0.005				
2/27/2024			<0.005						

ND substitution: RL or RL/2 if <15% NDs.

Time Series

Constituent: Chromium (mg/L) Analysis Run 5/13/2024 9:40 AM

Plant Bowen Data: Bowen 3-4 CCR

	GWA-54 (bg)
12/12/2008	
4/23/2009	
10/6/2009	
4/27/2010	
5/3/2010	
9/30/2010	
10/11/2010	
4/14/2011	
4/27/2011	
10/5/2011	
10/19/2011	
4/11/2012	
5/1/2012	
10/2/2012	
4/9/2013	
4/10/2013	
10/15/2013	
10/16/2013	
4/10/2014	
4/22/2014	
10/1/2014	
3/30/2015	
5/8/2015	
5/9/2015	<0.01
5/17/2015	
5/18/2015	<0.01
5/25/2015	0.0011 (J)
6/8/2015	
6/9/2015	<0.01
6/17/2015	0.0014
6/18/2015	
6/24/2015	
6/25/2015	0.001 (J)
6/30/2015	
7/1/2015	<0.01
7/6/2015	
7/7/2015	0.0011 (J)
8/12/2015	0.0011 (J)
10/11/2015	
2/29/2016	
3/2/2016	<0.01
3/11/2016	
3/28/2016	
5/3/2016	
5/4/2016	<0.01
5/13/2016	
5/23/2016	
5/25/2016	
7/7/2016	
7/8/2016	0.0014 (J)
7/11/2016	
7/19/2016	

ND substitution: RL or RL/2 if <15% NDs.

Time Series

Constituent: Chromium (mg/L) Analysis Run 5/13/2024 9:40 AM

Plant Bowen Data: Bowen 3-4 CCR

	GWA-54 (bg)
8/1/2016	
9/7/2016	
9/8/2016	0.0015 (J)
9/16/2016	
9/26/2016	
10/26/2016	0.0016 (J)
10/27/2016	
11/2/2016	
11/10/2016	
11/11/2016	
1/6/2017	
1/9/2017	0.0013 (J)
1/18/2017	
1/30/2017	
2/22/2017	
3/15/2017	0.0019 (J)
3/16/2017	
3/28/2017	
4/3/2017	
4/7/2017	
5/17/2017	
5/18/2017	0.0012 (J)
5/19/2017	
6/6/2017	
6/12/2017	
6/14/2017	
7/12/2017	
7/19/2017	
7/20/2017	
7/28/2017	
8/9/2017	
8/24/2017	
9/15/2017	0.0012 (J)
9/19/2017	
9/22/2017	
10/2/2017	
10/3/2017	
3/13/2018	<0.01
3/14/2018	
3/15/2018	
3/16/2018	
3/21/2018	
9/6/2018	<0.01
9/7/2018	
9/11/2018	
9/12/2018	
9/17/2018	
9/18/2018	
3/7/2019	<0.01
3/8/2019	
3/12/2019	
3/13/2019	

ND substitution: RL or RL/2 if <15% NDs.

Time Series

Constituent: Chromium (mg/L) Analysis Run 5/13/2024 9:40 AM

Plant Bowen Data: Bowen 3-4 CCR

	GWA-54 (bg)
3/19/2019	
3/21/2019	
9/4/2019	
9/5/2019	0.0016 (J)
9/11/2019	
9/12/2019	
9/13/2019	
3/2/2020	
3/3/2020	0.0017 (J)
3/4/2020	
3/9/2020	
3/11/2020	
3/12/2020	
9/3/2020	
9/8/2020	0.0014 (J)
9/9/2020	
9/11/2020	
9/14/2020	
9/15/2020	
9/16/2020	
9/17/2020	
2/24/2021	
2/25/2021	0.0017 (J)
2/26/2021	
3/11/2021	
3/16/2021	
3/17/2021	
7/27/2021	0.0016 (J)
7/28/2021	
7/29/2021	
8/5/2021	
8/6/2021	
8/9/2021	
8/10/2021	
1/25/2022	0.0013 (J)
1/26/2022	
1/31/2022	
2/1/2022	
2/2/2022	
2/3/2022	
8/5/2022	0.0016 (J)
8/8/2022	
8/9/2022	
8/10/2022	
8/11/2022	
8/16/2022	
8/17/2022	
2/13/2023	
2/14/2023	
2/16/2023	
2/17/2023	
7/25/2023	

Time Series

Constituent: Chromium (mg/L) Analysis Run 5/13/2024 9:40 AM

Plant Bowen Data: Bowen 3-4 CCR

	GWA-54 (bg)
7/28/2023	
2/20/2024	
2/22/2024	
2/27/2024	

Time Series

Constituent: Chromium (mg/L) Analysis Run 5/13/2024 9:40 AM

Plant Bowen Data: Bowen 3-4 CCR

	GWA-55 (bg)	GWA-55R (bg)	GWA-56 (bg)	GWC-16R	GWC-17R	GWC-18	GWC-18R	GWC-19R	GWC-20R
9/16/2014				0.0033					
9/17/2014					<0.005	<0.005	<0.005	<0.005	
9/18/2014									<0.005
10/4/2014				0.0011 (J)	<0.005	0.0034	0.025 (O)	0.001 (J)	
10/5/2014									<0.005
10/21/2014				<0.005	<0.005	<0.005	0.024 (O)	0.0011 (J)	
10/22/2014									<0.005
11/5/2014						0.0042		0.001 (J)	0.001 (J)
11/11/2014				<0.005	0.0014		0.025 (O)		
3/3/2015				<0.005	0.001 (J)	0.0038	0.029 (O)	<0.005	
3/4/2015									<0.005
3/18/2015				<0.005	<0.005	0.0031	<0.005		
3/19/2015								<0.005	<0.005
4/6/2015				<0.005	<0.005				
4/7/2015						0.0037	0.008	<0.005	<0.005
4/8/2015									
4/23/2015				0.001 (J)	<0.005	0.0033	<0.005		
4/24/2015								<0.005	<0.005
5/9/2015	<0.005	<0.005	<0.005						
5/18/2015	<0.005	<0.005							
5/19/2015			<0.005						
5/26/2015	<0.005	<0.005	<0.005						
6/9/2015	<0.005	0.0017	<0.005						
6/17/2015	<0.005	<0.005	<0.005						
6/25/2015	<0.005	<0.005	<0.005						
7/1/2015	<0.005	0.0011 (J)	<0.005						
7/7/2015	<0.005	<0.005	<0.005						
7/29/2015				<0.005	<0.005	0.0033	<0.005	<0.005	
7/30/2015									0.001 (J)
8/13/2015	<0.005	<0.005	<0.005						
3/2/2016	<0.005								
3/3/2016		<0.005	<0.005	<0.005					
3/4/2016					<0.005				
3/7/2016						<0.01 (O)	<0.005	<0.005	
3/8/2016									<0.005
5/3/2016	<0.005	<0.005							
5/5/2016						0.00385 (J)	<0.005		
5/9/2016			<0.005					<0.005	<0.005
5/10/2016				<0.005	<0.005				
7/11/2016	0.0006 (J)	<0.005	0.0005 (J)						
7/13/2016				0.0008 (J)		0.0029 (J)	0.0006 (J)		
7/14/2016					0.0035 (J)			0.0005 (J)	0.0008 (J)
7/15/2016									
9/9/2016	<0.005	<0.005	<0.005						
9/12/2016							<0.005	<0.005	<0.005
9/13/2016						0.0029 (J)			
9/14/2016					<0.005				
9/15/2016				<0.005					
10/26/2016	<0.005		<0.005						
10/27/2016		<0.005							
10/31/2016						0.0017 (J)		<0.005	<0.005
11/1/2016					<0.005		<0.005		

ND substitution: RL or RL/2 if <15% NDs.

Time Series

Constituent: Chromium (mg/L) Analysis Run 5/13/2024 9:40 AM

Plant Bowen Data: Bowen 3-4 CCR

	GWA-55 (bg)	GWA-55R (bg)	GWA-56 (bg)	GWC-16R	GWC-17R	GWC-18	GWC-18R	GWC-19R	GWC-20R
11/2/2016				<0.005					
1/9/2017	<0.005	<0.005	<0.005						
1/11/2017				0.0012 (J)	<0.005		<0.005	<0.005	
1/12/2017						0.0025 (J)			0.0011 (J)
3/15/2017			<0.005						
3/16/2017	0.0008 (J)	0.0018 (J)							
3/20/2017				0.0013 (J)			0.0005		
3/21/2017					<0.005			<0.005	
3/22/2017									<0.005
3/23/2017						<0.01 (O)			
5/18/2017	0.001 (J)	<0.005	0.0011 (J)						
5/22/2017							0.0005	0.0005 (J)	0.0007 (J)
5/23/2017				0.0007 (J)	0.0021 (J)	0.0029 (J)			
9/15/2017	0.0007 (J)		<0.005						
9/18/2017		<0.005							
9/19/2017									0.0006 (J)
9/20/2017								0.0008 (J)	
9/21/2017				<0.005			0.0008		
9/22/2017					<0.005				
9/25/2017						0.0018 (J)			
3/12/2018	<0.005	<0.005							
3/13/2018			<0.005						
3/14/2018				<0.005	<0.005	0.0021 (J)	<0.005	<0.005	<0.005
9/7/2018	<0.005	<0.005	<0.005	<0.005			<0.005		
9/10/2018								<0.005	<0.005
9/11/2018					<0.005	0.0017 (J)			
3/7/2019		<0.005	<0.005						
3/8/2019	<0.005								
3/11/2019				<0.005					
3/12/2019					<0.005	<0.005	<0.005	<0.005	<0.005
9/4/2019			0.0014 (J)						
9/5/2019	0.00092 (J)	<0.005							
9/6/2019							0.00053 (J)		0.00071 (JD)
9/9/2019				<0.005		0.001 (J)		0.00056 (J)	
9/10/2019					<0.005				
3/3/2020	0.00085 (J)								
3/4/2020		0.00079 (J)	<0.005	0.0014 (J)				0.001 (J)	
3/5/2020					0.00063 (J)		0.0007 (J)		0.00075 (J)
3/6/2020						0.0019 (J)			
9/4/2020	0.0012 (J)	<0.005	0.0012 (J)						0.00078 (J)
9/8/2020									
9/9/2020				0.00056 (J)	<0.005	0.001 (J)	<0.005	<0.005	
2/25/2021	0.00078 (J)	0.00083 (J)	0.001 (J)						
2/26/2021						0.0014 (J)	0.00069 (J)	0.00067 (J)	
3/9/2021				0.0024 (J)					0.00094 (J)
3/10/2021					<0.005				
7/28/2021	<0.005	<0.005	<0.005						
7/29/2021						0.0014 (J)	<0.005		
7/30/2021				0.0017 (J)	<0.005				
8/2/2021									<0.005
8/5/2021								<0.005	
1/26/2022	<0.005		<0.005						

ND substitution: RL or RL/2 if <15% NDs.

Time Series

Constituent: Chromium (mg/L) Analysis Run 5/13/2024 9:40 AM

Plant Bowen Data: Bowen 3-4 CCR

	GWA-55 (bg)	GWA-55R (bg)	GWA-56 (bg)	GWC-16R	GWC-17R	GWC-18	GWC-18R	GWC-19R	GWC-20R
1/27/2022		<0.005					0.0015 (J)	<0.005	<0.005
1/28/2022				0.0011 (J)	<0.005	0.0014 (J)			
8/5/2022			<0.005						
8/8/2022	0.0011 (J)	<0.005							
8/9/2022								<0.005	<0.005
8/10/2022						0.0014 (J)	<0.005		
8/11/2022				<0.005	<0.005				
2/9/2023						0.0015 (J)	<0.005	<0.005	
2/10/2023				0.0011 (J)	<0.005				<0.005
8/3/2023					<0.005	0.0012 (J)			<0.005
8/4/2023				<0.005			<0.005	<0.005	
2/14/2024						<0.005	<0.005	0.0028 (J)	
2/15/2024				<0.005	<0.005				<0.005

ND substitution: RL or RL/2 if <15% NDs.

Time Series

Constituent: Chromium (mg/L) Analysis Run 5/13/2024 9:40 AM

Plant Bowen Data: Bowen 3-4 CCR

	GWC-21R
9/16/2014	
9/17/2014	
9/18/2014	0.001 (J)
10/4/2014	
10/5/2014	0.0013
10/21/2014	
10/22/2014	0.0016
11/5/2014	0.0013
11/11/2014	
3/3/2015	
3/4/2015	<0.005
3/18/2015	
3/19/2015	<0.005
4/6/2015	
4/7/2015	
4/8/2015	<0.005
4/23/2015	
4/24/2015	0.001 (J)
5/9/2015	
5/18/2015	
5/19/2015	
5/26/2015	
6/9/2015	
6/17/2015	
6/25/2015	
7/1/2015	
7/7/2015	
7/29/2015	
7/30/2015	<0.005
8/13/2015	
3/2/2016	
3/3/2016	
3/4/2016	
3/7/2016	
3/8/2016	<0.005
5/3/2016	
5/5/2016	
5/9/2016	<0.005
5/10/2016	
7/11/2016	
7/13/2016	
7/14/2016	
7/15/2016	<0.005
9/9/2016	<0.005
9/12/2016	
9/13/2016	
9/14/2016	
9/15/2016	
10/26/2016	
10/27/2016	<0.005
10/31/2016	
11/1/2016	

Time Series

Constituent: Chromium (mg/L) Analysis Run 5/13/2024 9:40 AM

Plant Bowen Data: Bowen 3-4 CCR

	GWC-21R
11/2/2016	
1/9/2017	
1/11/2017	
1/12/2017	<0.005
3/15/2017	
3/16/2017	
3/20/2017	
3/21/2017	<0.005
3/22/2017	
3/23/2017	
5/18/2017	
5/22/2017	
5/23/2017	0.0004 (J)
9/15/2017	
9/18/2017	
9/19/2017	0.0006 (J)
9/20/2017	
9/21/2017	
9/22/2017	
9/25/2017	
3/12/2018	
3/13/2018	
3/14/2018	<0.005
9/7/2018	
9/10/2018	<0.005
9/11/2018	
3/7/2019	
3/8/2019	
3/11/2019	<0.005
3/12/2019	
9/4/2019	
9/5/2019	
9/6/2019	0.00078 (J)
9/9/2019	
9/10/2019	
3/3/2020	0.00058 (J)
3/4/2020	
3/5/2020	
3/6/2020	
9/4/2020	
9/8/2020	0.0013 (J)
9/9/2020	
2/25/2021	
2/26/2021	
3/9/2021	<0.005
3/10/2021	
7/28/2021	
7/29/2021	
7/30/2021	
8/2/2021	<0.005
8/5/2021	
1/26/2022	

Time Series

Constituent: Chromium (mg/L) Analysis Run 5/13/2024 9:40 AM

Plant Bowen Data: Bowen 3-4 CCR

	GWC-21R
1/27/2022	
1/28/2022	<0.005
8/5/2022	
8/8/2022	
8/9/2022	
8/10/2022	0.0023 (J)
8/11/2022	
2/9/2023	0.0017 (J)
2/10/2023	
8/3/2023	
8/4/2023	0.0067
2/14/2024	
2/15/2024	0.0035 (J)

ND substitution: RL or RL/2 if <15% NDs.

Time Series

Constituent: Chromium (mg/L) Analysis Run 5/13/2024 9:40 AM

Plant Bowen Data: Bowen 3-4 CCR

	GWC-22R	GWC-23R	GWC-24R	GWC-25R	GWC-36A	GWC-36RA	GWC-37	GWC-38
9/15/2014						0.0028		
9/16/2014			<0.005	<0.005			0.0015	0.0026
9/18/2014	<0.005	<0.005						
10/3/2014						<0.005	0.0015	0.0021
10/4/2014			<0.005	<0.005				
10/5/2014	<0.005	<0.005						
10/20/2014						0.0029	0.0011 (J)	0.0023
10/22/2014	<0.005	<0.005						
10/23/2014			<0.005	<0.005				
11/5/2014	<0.005	0.0013						
11/10/2014			<0.005	<0.005		0.0017	<0.005	0.0022
3/2/2015						<0.005	<0.005	0.0021
3/4/2015	<0.005	<0.005	<0.005	<0.005				
3/17/2015						<0.005	<0.005	0.0022
3/19/2015	<0.005							
3/20/2015		<0.005	<0.005	<0.005				
4/5/2015						<0.005	<0.005	
4/6/2015								0.0016
4/8/2015	<0.005	0.0012 (J)	<0.005					
4/9/2015				<0.005				
4/21/2015						0.0018		
4/22/2015							<0.005	0.0013
4/23/2015		<0.005	<0.005	<0.005				
4/24/2015	<0.005							
7/28/2015						0.0015	<0.005	0.0014
7/30/2015	<0.005	<0.005	<0.005	<0.005				
3/1/2016						<0.005	<0.005	
3/2/2016								<0.005
3/4/2016			<0.005					
3/7/2016	<0.005							
3/8/2016				<0.005				
3/9/2016		<0.005						
5/2/2016						<0.005		
5/3/2016							<0.005	<0.005
5/4/2016				<0.005				
5/5/2016	<0.005		<0.005					
5/6/2016		<0.005						
7/6/2016						0.0005 (J)		
7/7/2016								0.002 (J)
7/8/2016							<0.005	
7/12/2016			<0.005					
7/14/2016	<0.005							
7/15/2016		0.0005 (J)						
7/18/2016				0.0005 (J)				
9/7/2016						<0.005	<0.005	
9/8/2016								0.001 (J)
9/12/2016	<0.005							
9/13/2016			<0.005	<0.005				
9/14/2016		<0.005						
10/25/2016						<0.005	<0.005	0.0028 (J)
10/27/2016	<0.005		<0.005	<0.005				
11/1/2016		<0.005						

ND substitution: RL or RL/2 if <15% NDs.

Time Series

Constituent: Chromium (mg/L) Analysis Run 5/13/2024 9:40 AM

Plant Bowen Data: Bowen 3-4 CCR

	GWC-22R	GWC-23R	GWC-24R	GWC-25R	GWC-36A	GWC-36RA	GWC-37	GWC-38
1/5/2017						<0.005		
1/6/2017							<0.005	
1/13/2017	<0.005		<0.005	<0.005				
1/25/2017		0.0023 (J)						
2/9/2017								0.0012 (J)
3/14/2017						0.0008 (J)	0.0006 (J)	
3/16/2017				0.0008 (J)				
3/20/2017	0.0004 (J)		<0.005					
3/22/2017		<0.005						
3/23/2017								<0.005
5/16/2017						<0.005	<0.005	
5/17/2017								0.0019 (J)
5/19/2017			<0.005	0.0006 (J)				
5/23/2017	0.0005 (J)							
5/24/2017		0.0011 (J)						
9/15/2017						<0.005	<0.005	
9/19/2017	<0.005		<0.005	0.0007 (J)				0.0022 (J)
9/21/2017		0.0014 (J)						
3/12/2018						<0.005	<0.005	
3/13/2018	<0.005		<0.005	<0.005				0.0017 (J)
3/14/2018		<0.005						
9/6/2018						<0.005	<0.005	<0.005
9/7/2018	<0.005							
9/11/2018		<0.005	<0.005	<0.005				
3/6/2019							<0.005	
3/7/2019						<0.005		<0.005
3/8/2019			<0.005	<0.005				
3/11/2019	<0.005							
3/12/2019		<0.005						
9/4/2019						0.0013 (J)	<0.005	0.00155 (JD)
9/5/2019	<0.005		<0.005	0.00044 (J)				
9/6/2019		<0.005						
3/2/2020						0.00047 (J)	<0.005	0.0014 (J)
3/3/2020	0.00057 (J)		0.00052 (J)	0.00078 (J)				
3/5/2020		0.00086 (J)						
9/3/2020							<0.005	0.0013 (J)
9/4/2020				0.00073 (J)				
9/8/2020	<0.005							
9/9/2020		<0.005	<0.005					
9/14/2020						<0.005		
2/24/2021							<0.005	0.0018 (J)
3/9/2021	<0.005		<0.005	0.00079 (J)				
3/10/2021		0.00073 (J)						
3/26/2021						0.0006 (J)		
7/27/2021						<0.005		
7/28/2021							0.018 (O)	0.0015 (J)
7/29/2021			<0.005					
7/30/2021		<0.005						
8/2/2021	<0.005			<0.005				
1/25/2022								0.0014 (J)
1/26/2022						<0.005	<0.005	
1/27/2022	<0.005			<0.005				

ND substitution: RL or RL/2 if <15% NDs.

Time Series

Constituent: Chromium (mg/L) Analysis Run 5/13/2024 9:40 AM

Plant Bowen Data: Bowen 3-4 CCR

	GWC-22R	GWC-23R	GWC-24R	GWC-25R	GWC-36A	GWC-36RA	GWC-37	GWC-38
1/28/2022		<0.005	<0.005					
4/6/2022					<0.005			
8/5/2022								<0.005
8/8/2022					<0.005	<0.005	<0.005	
8/9/2022			<0.005	<0.005				
8/10/2022	<0.005							
8/11/2022		<0.005						
2/8/2023					<0.005	<0.005	<0.005	0.0012 (J)
2/9/2023	<0.005		<0.005	<0.005				
2/10/2023		<0.005						
8/2/2023					<0.005		<0.005	<0.005
8/3/2023	<0.005	<0.005	<0.005	<0.005		<0.005		
2/13/2024					<0.005	<0.005	<0.005	<0.005
2/15/2024	<0.005		<0.005					
2/16/2024		<0.005		0.003 (J)				

ND substitution: RL or RL/2 if <15% NDs.

Time Series

Constituent: Cobalt (mg/L) Analysis Run 5/13/2024 9:40 AM

Plant Bowen Data: Bowen 3-4 CCR

	GWA-1 (bg)	GWA-2 (bg)	GWA-2R (bg)	GWA-39RZ (bg)	GWA-39Z (bg)	GWA-3A (bg)	GWA-40 (bg)	GWA-41 (bg)	GWA-41R (bg)
8/23/2007	<0.005	<0.005	<0.005			0.0033			
10/23/2007	<0.005								
10/24/2007		0.013	<0.005						
11/2/2007						0.0046			
11/18/2007	<0.005	0.0041	<0.005			0.0057			
1/30/2008	0.0045								
1/31/2008		<0.005	0.0083 (O)			0.0055			
3/10/2008	<0.005		<0.005						
3/11/2008		<0.005				0.0033			
5/6/2008		<0.005							
5/13/2008	<0.005		<0.005						
5/14/2008						0.0044			
12/4/2008		0.012	<0.005						
12/5/2008	<0.005					0.0035			
4/15/2009	<0.005					<0.005			
4/21/2009		<0.005	<0.005						
10/7/2009	0.0041	<0.005							
10/8/2009			<0.005			<0.005			
4/21/2010			<0.005						
4/26/2010		<0.005							
4/28/2010						<0.005			
5/3/2010	<0.005								
9/28/2010			<0.005						
10/4/2010		<0.005							
10/6/2010						<0.005			
10/12/2010	<0.005								
4/12/2011			<0.005						
4/13/2011		<0.005							
4/21/2011						<0.005			
4/27/2011	<0.005								
10/4/2011			<0.005						
10/5/2011		<0.005							
10/13/2011						<0.005			
10/17/2011	<0.005								
4/3/2012			<0.005						
4/11/2012		<0.005							
5/1/2012						<0.005			
5/2/2012	<0.005								
10/8/2012	<0.005								
10/9/2012		<0.005	<0.005			<0.005			
4/11/2013			<0.005			<0.005			
4/12/2013	<0.005								
4/15/2013		<0.005							
10/15/2013		<0.005							
10/16/2013	<0.005		<0.005			<0.005			
4/10/2014			<0.005						
4/11/2014	<0.005								
4/22/2014		<0.005							
4/23/2014						0.0013 (J)			
9/30/2014	<0.005	<0.005	<0.005						
10/4/2014						0.00081 (J)			
3/30/2015	0.0012 (J)	<0.005	<0.005						

ND substitution: RL or RL/2 if <15% NDs.

Time Series

Constituent: Cobalt (mg/L) Analysis Run 5/13/2024 9:40 AM

Plant Bowen Data: Bowen 3-4 CCR

	GWA-1 (bg)	GWA-2 (bg)	GWA-2R (bg)	GWA-39RZ (bg)	GWA-39Z (bg)	GWA-3A (bg)	GWA-40 (bg)	GWA-41 (bg)	GWA-41R (bg)
3/31/2015						0.0021			
10/12/2015						0.00078 (J)			
10/13/2015	<0.005	<0.005	<0.005						
3/11/2016									
3/14/2016					0.00503 (J)				
3/15/2016							<0.005	<0.005	<0.005
3/22/2016	<0.005								
3/23/2016		<0.005	<0.005			<0.005			
5/11/2016					0.0114		<0.005		
5/12/2016								<0.005	
5/13/2016									<0.005
5/16/2016				0.00313 (JD)					
5/19/2016	<0.005		<0.005						
5/20/2016		<0.005							
5/23/2016						<0.005			
7/19/2016					0.0013 (J)				
7/20/2016								<0.005	
7/21/2016							<0.005		0.0006 (J)
7/22/2016									
7/27/2016				0.0057 (JD)					
7/29/2016	0.0004 (J)	<0.005	<0.005			0.0007 (J)			
9/15/2016					0.002 (J)		<0.005	<0.005	
9/19/2016									
9/21/2016									<0.005
9/22/2016			<0.005			0.0007 (J)			
9/23/2016	<0.005	<0.005							
11/2/2016					0.0005 (J)				
11/3/2016							<0.005	<0.005	<0.005
11/9/2016	<0.005	<0.005							
11/10/2016			<0.005			0.0007 (J)			
1/17/2017							<0.005		<0.005
1/18/2017					0.0015 (J)			<0.005	
1/30/2017	<0.005								
1/31/2017		<0.005	<0.005			0.0007 (J)			
2/21/2017				<0.005					
3/24/2017							<0.005	<0.005	
3/27/2017				<0.005 (D)					0.0005 (J)
3/28/2017					0.0025 (J)				
3/30/2017	<0.005	<0.005				0.0007 (J)			
4/3/2017			<0.005						
5/24/2017							<0.005		
6/6/2017								<0.005	<0.005
6/7/2017					0.0023 (J)				
6/8/2017				<0.005 (D)					
6/9/2017	<0.005		<0.005						
6/12/2017		<0.005				0.0007 (J)			
7/17/2017				<0.005 (D)					
7/27/2017				<0.005					
8/9/2017				<0.005					
9/25/2017								<0.005	0.0006 (J)
9/26/2017					0.0011 (J)		<0.005		
9/29/2017				<0.005 (D)					

ND substitution: RL or RL/2 if <15% NDs.

Time Series

Constituent: Cobalt (mg/L) Analysis Run 5/13/2024 9:40 AM

Plant Bowen Data: Bowen 3-4 CCR

	GWA-1 (bg)	GWA-2 (bg)	GWA-2R (bg)	GWA-39RZ (bg)	GWA-39Z (bg)	GWA-3A (bg)	GWA-40 (bg)	GWA-41 (bg)	GWA-41R (bg)
10/2/2017	<0.005	<0.005	<0.005						
10/4/2017						0.0006 (J)			
3/14/2018					0.00058 (J)		<0.005	<0.005	<0.005
3/16/2018	<0.005		<0.005	<0.005					
3/19/2018		<0.005				0.00059 (J)			
9/12/2018					<0.005		<0.005	<0.005	0.0011 (J)
9/14/2018		<0.005	<0.005	<0.005					
9/17/2018	<0.005 (D)					0.00057 (J)			
3/13/2019							<0.005		
3/14/2019				<0.005				<0.005	<0.005
3/15/2019					<0.005				
3/19/2019			<0.005						
3/20/2019	0.00078 (J)	<0.005				<0.005			
9/9/2019					<0.005		<0.005		
9/10/2019								<0.005 (D)	<0.005
9/12/2019	0.00047 (J)	<0.005 (D)							
9/13/2019			<0.005			0.00046 (J)			
3/6/2020								<0.005	
3/9/2020				<0.005	0.00075 (J)		<0.005		<0.005
3/11/2020	0.00037 (J)	<0.005	<0.005			0.00041 (J)			
9/10/2020					<0.005			<0.005	<0.005
9/11/2020							<0.005		
9/15/2020	0.00048 (J)	<0.005	0.001 (J)						
9/16/2020				<0.005					
3/10/2021							<0.005		<0.005
3/11/2021								<0.005	
3/12/2021					0.00079 (J)				
3/16/2021	<0.005		<0.005	<0.005					
3/17/2021		<0.005							
3/29/2021						<0.005			
8/4/2021					<0.005		<0.005	<0.005	<0.005
8/6/2021				<0.005					
8/9/2021	<0.005	<0.005	0.0016 (J)			<0.005			
1/31/2022					<0.005		<0.005	<0.005	<0.005
2/1/2022	<0.005	<0.005	0.00093 (J)						
2/2/2022				<0.005		<0.005			
8/10/2022					<0.005				
8/11/2022								<0.005	<0.005
8/12/2022							<0.005		
8/16/2022	<0.005	<0.005	0.0004 (J)	<0.005		<0.005			
2/13/2023					<0.005		<0.005	<0.005	<0.005
2/14/2023				<0.005					
2/16/2023	<0.005	<0.005	0.00065 (J)						
2/17/2023						<0.005			
7/25/2023				<0.005				<0.005	0.00053 (J)
7/26/2023					<0.005		<0.005		
7/27/2023	<0.005	<0.005	<0.005						
8/1/2023						<0.005			
2/19/2024				<0.005	<0.005		<0.005	<0.005	<0.005
2/20/2024									
2/22/2024	<0.005	<0.005				<0.005			
2/26/2024			<0.005						

ND substitution: RL or RL/2 if <15% NDs.

Time Series

Constituent: Cobalt (mg/L) Analysis Run 5/13/2024 9:40 AM

Plant Bowen Data: Bowen 3-4 CCR

	GWA-42 (bg)
8/23/2007	
10/23/2007	
10/24/2007	
11/2/2007	
11/18/2007	
1/30/2008	
1/31/2008	
3/10/2008	
3/11/2008	
5/6/2008	
5/13/2008	
5/14/2008	
12/4/2008	
12/5/2008	
4/15/2009	
4/21/2009	
10/7/2009	
10/8/2009	
4/21/2010	
4/26/2010	
4/28/2010	
5/3/2010	
9/28/2010	
10/4/2010	
10/6/2010	
10/12/2010	
4/12/2011	
4/13/2011	
4/21/2011	
4/27/2011	
10/4/2011	
10/5/2011	
10/13/2011	
10/17/2011	
4/3/2012	
4/11/2012	
5/1/2012	
5/2/2012	
10/8/2012	
10/9/2012	
4/11/2013	
4/12/2013	
4/15/2013	
10/15/2013	
10/16/2013	
4/10/2014	
4/11/2014	
4/22/2014	
4/23/2014	
9/30/2014	
10/4/2014	
3/30/2015	

Time Series

Constituent: Cobalt (mg/L) Analysis Run 5/13/2024 9:40 AM

Plant Bowen Data: Bowen 3-4 CCR

	GWA-42 (bg)
3/31/2015	
10/12/2015	
10/13/2015	
3/11/2016	<0.005
3/14/2016	
3/15/2016	
3/22/2016	
3/23/2016	
5/11/2016	
5/12/2016	
5/13/2016	
5/16/2016	<0.005
5/19/2016	
5/20/2016	
5/23/2016	
7/19/2016	
7/20/2016	
7/21/2016	
7/22/2016	0.0004 (J)
7/27/2016	
7/29/2016	
9/15/2016	
9/19/2016	<0.005
9/21/2016	
9/22/2016	
9/23/2016	
11/2/2016	
11/3/2016	<0.005
11/9/2016	
11/10/2016	
1/17/2017	<0.005
1/18/2017	
1/30/2017	
1/31/2017	
2/21/2017	
3/24/2017	
3/27/2017	<0.005
3/28/2017	
3/30/2017	
4/3/2017	
5/24/2017	
6/6/2017	
6/7/2017	<0.005
6/8/2017	
6/9/2017	
6/12/2017	
7/17/2017	
7/27/2017	
8/9/2017	
9/25/2017	
9/26/2017	<0.005
9/29/2017	

ND substitution: RL or RL/2 if <15% NDs.

Time Series

Constituent: Cobalt (mg/L) Analysis Run 5/13/2024 9:40 AM

Plant Bowen Data: Bowen 3-4 CCR

	GWA-42 (bg)
10/2/2017	
10/4/2017	
3/14/2018	<0.005
3/16/2018	
3/19/2018	
9/12/2018	
9/14/2018	<0.005
9/17/2018	
3/13/2019	
3/14/2019	<0.005
3/15/2019	
3/19/2019	
3/20/2019	
9/9/2019	
9/10/2019	<0.005
9/12/2019	
9/13/2019	
3/6/2020	0.00039 (J)
3/9/2020	
3/11/2020	
9/10/2020	<0.005
9/11/2020	
9/15/2020	
9/16/2020	
3/10/2021	
3/11/2021	<0.005
3/12/2021	
3/16/2021	
3/17/2021	
3/29/2021	
8/4/2021	<0.005
8/6/2021	
8/9/2021	
1/31/2022	<0.005
2/1/2022	
2/2/2022	
8/10/2022	<0.005
8/11/2022	
8/12/2022	
8/16/2022	
2/13/2023	0.00039 (J)
2/14/2023	
2/16/2023	
2/17/2023	
7/25/2023	
7/26/2023	<0.005
7/27/2023	
8/1/2023	
2/19/2024	
2/20/2024	<0.005
2/22/2024	
2/26/2024	

ND substitution: RL or RL/2 if <15% NDs.

Time Series

Constituent: Cobalt (mg/L) Analysis Run 5/13/2024 9:40 AM

Plant Bowen Data: Bowen 3-4 CCR

	GWA-43 (bg)	GWA-43R (bg)	GWA-4RZ (bg)	GWA-50 (bg)	GWA-50R (bg)	GWA-51RZ (bg)	GWA-52 (bg)	GWA-53 (bg)	GWA-53R (bg)
12/12/2008				<0.005	<0.005				
4/23/2009				<0.005	0.0029				
10/6/2009				<0.005	<0.005				
4/27/2010				<0.005					
5/3/2010					<0.005				
9/30/2010				<0.005					
10/11/2010					<0.005				
4/14/2011				<0.005					
4/27/2011					0.0028				
10/5/2011				<0.005					
10/19/2011					<0.005				
4/11/2012				<0.005					
5/1/2012					<0.005				
10/2/2012				<0.005	<0.005				
4/9/2013				<0.005					
4/10/2013					0.0014				
10/15/2013				<0.005					
10/16/2013					0.0014				
4/10/2014				<0.005					
4/22/2014					0.0013				
10/1/2014				<0.005	<0.005				
3/30/2015				<0.005	0.00079 (J)				
5/8/2015						<0.005	<0.005		<0.005
5/9/2015								<0.005	
5/17/2015						0.00059 (J)	<0.005		<0.005
5/18/2015								<0.005	
5/25/2015						<0.005	<0.005	<0.005	<0.005
6/8/2015						<0.005	<0.005	<0.005	<0.005
6/9/2015									
6/17/2015								<0.005	
6/18/2015						<0.005	<0.005		<0.005
6/24/2015						<0.005	<0.005	<0.005	<0.005
6/25/2015									
6/30/2015						<0.005	<0.005	<0.005	<0.005
7/1/2015									
7/6/2015						<0.005	<0.005	<0.005	<0.005
7/7/2015									
8/12/2015						<0.005	<0.005	<0.005	<0.005
10/11/2015				<0.005	<0.005				
2/29/2016							<0.005		
3/2/2016								<0.005	<0.005
3/11/2016	<0.005	<0.005							
3/28/2016				<0.005	<0.005				
5/3/2016								<0.005	<0.005
5/4/2016						<0.005	<0.005		
5/13/2016	<0.005	<0.005							
5/23/2016				<0.005					
5/25/2016					<0.005				
7/7/2016						<0.005			
7/8/2016							<0.005	<0.005	
7/11/2016									<0.005
7/19/2016	<0.005	<0.005							

ND substitution: RL or RL/2 if <15% NDs.

Time Series

Constituent: Cobalt (mg/L) Analysis Run 5/13/2024 9:40 AM

Plant Bowen Data: Bowen 3-4 CCR

	GWA-43 (bg)	GWA-43R (bg)	GWA-4RZ (bg)	GWA-50 (bg)	GWA-50R (bg)	GWA-51RZ (bg)	GWA-52 (bg)	GWA-53 (bg)	GWA-53R (bg)
8/1/2016				<0.005	<0.005				
9/7/2016									<0.005
9/8/2016						<0.005	<0.005	<0.005	
9/16/2016	<0.005	<0.005							
9/26/2016				<0.005	<0.005				
10/26/2016						<0.005	<0.005	<0.005	
10/27/2016									<0.005
11/2/2016	<0.005	<0.005							
11/10/2016				<0.005					
11/11/2016					<0.005				
1/6/2017						<0.005	<0.005		<0.005
1/9/2017								<0.005	
1/18/2017	<0.005	<0.005							
1/30/2017				<0.005	<0.005				
2/22/2017			<0.01						
3/15/2017						<0.005	<0.005		
3/16/2017								<0.005	<0.005
3/28/2017	<0.005	<0.005							
4/3/2017					<0.005				
4/7/2017			0.0018 (J)	<0.005					
5/17/2017							<0.005		
5/18/2017						<0.005			
5/19/2017								<0.005	<0.005
6/6/2017	<0.005	<0.005							
6/12/2017				<0.005	<0.005				
6/14/2017			0.0045 (JD)						
7/12/2017			0.0046 (JD)						
7/19/2017						<0.005			
7/20/2017			0.0109 (D)						
7/28/2017			0.0104						
8/9/2017			0.0022 (J)						
8/24/2017			0.0076 (J)						
9/15/2017							<0.005		
9/19/2017						<0.005		<0.005	<0.005
9/22/2017	<0.005	<0.005							
10/2/2017				<0.005	<0.005				
10/3/2017			0.0028 (JD)						
3/13/2018						<0.005	<0.005	<0.005	<0.005
3/14/2018	<0.005								
3/15/2018		<0.005							
3/16/2018				<0.005	<0.005				
3/21/2018			0.014						
9/6/2018							<0.005		
9/7/2018						<0.005			
9/11/2018								<0.005	<0.005
9/12/2018	<0.005	<0.005							
9/17/2018				<0.005					
9/18/2018			0.017		<0.005				
3/7/2019							<0.005		
3/8/2019						<0.005		<0.005	
3/12/2019									<0.005
3/13/2019	<0.005	<0.005							

ND substitution: RL or RL/2 if <15% NDs.

Time Series

Constituent: Cobalt (mg/L) Analysis Run 5/13/2024 9:40 AM

Plant Bowen Data: Bowen 3-4 CCR

	GWA-43 (bg)	GWA-43R (bg)	GWA-4RZ (bg)	GWA-50 (bg)	GWA-50R (bg)	GWA-51RZ (bg)	GWA-52 (bg)	GWA-53 (bg)	GWA-53R (bg)
3/19/2019				<0.005	<0.005				
3/21/2019			0.022 (D)						
9/4/2019						<0.005	<0.005		
9/5/2019								<0.005	<0.005
9/11/2019	<0.005	<0.005							
9/12/2019			0.02 (D)		<0.005				
9/13/2019				<0.005					
3/2/2020							<0.005		
3/3/2020						<0.005			
3/4/2020								<0.005	<0.005
3/9/2020	0.00039 (J)	<0.005							
3/11/2020				<0.005	<0.005				
3/12/2020			0.013						
9/3/2020							<0.005		
9/8/2020								<0.005	<0.005
9/9/2020						<0.005			
9/11/2020	<0.005								
9/14/2020		<0.005							
9/15/2020					<0.005				
9/16/2020				<0.005					
9/17/2020			0.019						
2/24/2021							<0.005		
2/25/2021						<0.005			
2/26/2021								<0.005	<0.005
3/11/2021	<0.005	<0.005							
3/16/2021			0.015						
3/17/2021				<0.005	<0.005				
7/27/2021							<0.005		
7/28/2021						<0.005			
7/29/2021								<0.005	<0.005
8/5/2021		<0.005							
8/6/2021	<0.005								
8/9/2021				<0.005	<0.005				
8/10/2021			0.011						
1/25/2022							<0.005		
1/26/2022						<0.005		<0.005	<0.005
1/31/2022	<0.005	<0.005							
2/1/2022				<0.005					
2/2/2022					<0.005				
2/3/2022			0.0059						
8/5/2022							<0.005		
8/8/2022								<0.005	<0.005
8/9/2022						<0.005			
8/10/2022		<0.005							
8/11/2022	<0.005								
8/16/2022				<0.005					
8/17/2022			0.015		<0.005				
2/13/2023		<0.005							
2/14/2023	<0.005								
2/16/2023				<0.005	<0.005				
2/17/2023			0.017						
7/25/2023	<0.005	<0.005							

ND substitution: RL or RL/2 if <15% NDs.

Time Series

Constituent: Cobalt (mg/L) Analysis Run 5/13/2024 9:40 AM

Plant Bowen Data: Bowen 3-4 CCR

	GWA-43 (bg)	GWA-43R (bg)	GWA-4RZ (bg)	GWA-50 (bg)	GWA-50R (bg)	GWA-51RZ (bg)	GWA-52 (bg)	GWA-53 (bg)	GWA-53R (bg)
7/28/2023			0.02	<0.005	<0.005				
2/20/2024	<0.005	<0.005							
2/22/2024				<0.005	<0.005				
2/27/2024			0.017						

ND substitution: RL or RL/2 if <15% NDs.

Time Series

Constituent: Cobalt (mg/L) Analysis Run 5/13/2024 9:40 AM

Plant Bowen Data: Bowen 3-4 CCR

	GWA-54 (bg)
12/12/2008	
4/23/2009	
10/6/2009	
4/27/2010	
5/3/2010	
9/30/2010	
10/11/2010	
4/14/2011	
4/27/2011	
10/5/2011	
10/19/2011	
4/11/2012	
5/1/2012	
10/2/2012	
4/9/2013	
4/10/2013	
10/15/2013	
10/16/2013	
4/10/2014	
4/22/2014	
10/1/2014	
3/30/2015	
5/8/2015	
5/9/2015	0.00057 (J)
5/17/2015	
5/18/2015	0.00055 (J)
5/25/2015	<0.005
6/8/2015	
6/9/2015	<0.005
6/17/2015	<0.005
6/18/2015	
6/24/2015	
6/25/2015	<0.005
6/30/2015	
7/1/2015	<0.005
7/6/2015	
7/7/2015	<0.005
8/12/2015	<0.005
10/11/2015	
2/29/2016	
3/2/2016	<0.005
3/11/2016	
3/28/2016	
5/3/2016	
5/4/2016	<0.005
5/13/2016	
5/23/2016	
5/25/2016	
7/7/2016	
7/8/2016	<0.005
7/11/2016	
7/19/2016	

ND substitution: RL or RL/2 if <15% NDs.

Time Series

Constituent: Cobalt (mg/L) Analysis Run 5/13/2024 9:40 AM

Plant Bowen Data: Bowen 3-4 CCR

	GWA-54 (bg)
8/1/2016	
9/7/2016	
9/8/2016	<0.005
9/16/2016	
9/26/2016	
10/26/2016	<0.005
10/27/2016	
11/2/2016	
11/10/2016	
11/11/2016	
1/6/2017	
1/9/2017	<0.005
1/18/2017	
1/30/2017	
2/22/2017	
3/15/2017	<0.005
3/16/2017	
3/28/2017	
4/3/2017	
4/7/2017	
5/17/2017	
5/18/2017	<0.005
5/19/2017	
6/6/2017	
6/12/2017	
6/14/2017	
7/12/2017	
7/19/2017	
7/20/2017	
7/28/2017	
8/9/2017	
8/24/2017	
9/15/2017	<0.005
9/19/2017	
9/22/2017	
10/2/2017	
10/3/2017	
3/13/2018	<0.005
3/14/2018	
3/15/2018	
3/16/2018	
3/21/2018	
9/6/2018	<0.005
9/7/2018	
9/11/2018	
9/12/2018	
9/17/2018	
9/18/2018	
3/7/2019	<0.005
3/8/2019	
3/12/2019	
3/13/2019	

Time Series

Constituent: Cobalt (mg/L) Analysis Run 5/13/2024 9:40 AM

Plant Bowen Data: Bowen 3-4 CCR

	GWA-54 (bg)
3/19/2019	
3/21/2019	
9/4/2019	
9/5/2019	<0.005
9/11/2019	
9/12/2019	
9/13/2019	
3/2/2020	
3/3/2020	<0.005
3/4/2020	
3/9/2020	
3/11/2020	
3/12/2020	
9/3/2020	
9/8/2020	<0.005
9/9/2020	
9/11/2020	
9/14/2020	
9/15/2020	
9/16/2020	
9/17/2020	
2/24/2021	
2/25/2021	<0.005
2/26/2021	
3/11/2021	
3/16/2021	
3/17/2021	
7/27/2021	<0.005
7/28/2021	
7/29/2021	
8/5/2021	
8/6/2021	
8/9/2021	
8/10/2021	
1/25/2022	<0.005
1/26/2022	
1/31/2022	
2/1/2022	
2/2/2022	
2/3/2022	
8/5/2022	<0.005
8/8/2022	
8/9/2022	
8/10/2022	
8/11/2022	
8/16/2022	
8/17/2022	
2/13/2023	
2/14/2023	
2/16/2023	
2/17/2023	
7/25/2023	

Time Series

Constituent: Cobalt (mg/L) Analysis Run 5/13/2024 9:40 AM

Plant Bowen Data: Bowen 3-4 CCR

	GWA-54 (bg)
7/28/2023	
2/20/2024	
2/22/2024	
2/27/2024	

Time Series

Constituent: Cobalt (mg/L) Analysis Run 5/13/2024 9:40 AM

Plant Bowen Data: Bowen 3-4 CCR

	GWA-55 (bg)	GWA-55R (bg)	GWA-56 (bg)	GWC-16R	GWC-17R	GWC-18	GWC-18R	GWC-19R	GWC-20R
9/16/2014				0.0026					
9/17/2014					<0.005	<0.005	<0.005	<0.005	
9/18/2014									<0.005
10/4/2014				0.0015	<0.005	<0.005	0.00063 (J)	<0.005	
10/5/2014									<0.005
10/21/2014				0.00099 (J)	<0.005	<0.005	0.00058 (J)	<0.005	
10/22/2014									<0.005
11/5/2014						0.0005 (J)		<0.005	<0.005
11/11/2014				0.00097 (J)	<0.005		0.00058 (J)		
3/3/2015				0.00078 (J)	<0.005	<0.005	0.00056 (J)	<0.005	
3/4/2015									<0.005
3/18/2015				0.00081 (J)	<0.005	<0.005	<0.005		
3/19/2015								<0.005	<0.005
4/6/2015				0.0011 (J)	<0.005				
4/7/2015						<0.005	<0.005	<0.005	<0.005
4/8/2015									
4/23/2015				0.0007 (J)	<0.005	<0.005	<0.005		
4/24/2015								<0.005	<0.005
5/9/2015	<0.0025	<0.005	<0.005						
5/18/2015	0.00071 (J)	0.001 (J)							
5/19/2015			<0.005						
5/26/2015	0.00067 (J)	0.00052 (J)	<0.005						
6/9/2015	0.001 (J)	0.00087 (J)	<0.005						
6/17/2015	0.00093 (J)	<0.005	<0.005						
6/25/2015	0.00059 (J)	<0.005	<0.005						
7/1/2015	0.00059 (J)	0.0006 (J)	<0.005						
7/7/2015	0.00091 (J)	<0.005	<0.005						
7/29/2015				<0.005	<0.005	0.00076 (J)	<0.005	<0.005	
7/30/2015									<0.005
8/13/2015	0.0006 (J)	<0.005	<0.005						
3/2/2016	0.00715 (J)								
3/3/2016		<0.005	<0.005	0.00451 (JD)					
3/4/2016					<0.005				
3/7/2016						<0.005	<0.005	<0.005	
3/8/2016									<0.005
5/3/2016	0.00349 (J)	<0.005							
5/5/2016						<0.005	<0.005		
5/9/2016			<0.005					<0.005	<0.005
5/10/2016				0.00478 (J)	<0.005				
7/11/2016	0.0007 (J)	0.001 (J)	<0.005						
7/13/2016				0.0003 (J)		<0.005	<0.005		
7/14/2016					<0.005			<0.005	<0.005
7/15/2016									
9/9/2016	<0.0025	0.0006 (J)	<0.005						
9/12/2016							<0.005	<0.005	<0.005
9/13/2016						<0.005			
9/14/2016					<0.005				
9/15/2016				0.0018 (J)					
10/26/2016	<0.0025		<0.005						
10/27/2016		<0.005							
10/31/2016						<0.005		<0.005	<0.005
11/1/2016					<0.005		<0.005		

ND substitution: RL or RL/2 if <15% NDs.

Time Series

Constituent: Cobalt (mg/L) Analysis Run 5/13/2024 9:40 AM

Plant Bowen Data: Bowen 3-4 CCR

	GWA-55 (bg)	GWA-55R (bg)	GWA-56 (bg)	GWC-16R	GWC-17R	GWC-18	GWC-18R	GWC-19R	GWC-20R
11/2/2016				0.0022 (J)					
1/9/2017	<0.0025	<0.005	<0.005						
1/11/2017				<0.005	<0.005		<0.005	<0.005	
1/12/2017						<0.005			<0.005
3/15/2017			<0.005						
3/16/2017	0.0006 (J)	<0.005							
3/20/2017				<0.005			<0.005		
3/21/2017					<0.005			<0.005	
3/22/2017									<0.005
3/23/2017						<0.005			
5/18/2017	<0.0025	<0.005	<0.005						
5/22/2017							<0.005	<0.005	<0.005
5/23/2017				0.001 (J)	<0.005	<0.005			
9/15/2017	<0.0025		<0.005						
9/18/2017		<0.005							
9/19/2017									<0.005
9/20/2017								<0.005	
9/21/2017				0.0006 (J)			<0.005		
9/22/2017					<0.005				
9/25/2017						<0.005			
3/12/2018	0.0034 (J)	<0.005							
3/13/2018			<0.005						
3/14/2018				0.00058 (J)	<0.005	<0.005	<0.005	<0.005	<0.005
9/7/2018	<0.0025	<0.005	<0.005	0.0034 (J)			<0.005		
9/10/2018								<0.005	<0.005
9/11/2018					<0.005	<0.005			
3/7/2019		<0.005	<0.005						
3/8/2019	0.0044 (J)								
3/11/2019				<0.005					
3/12/2019					<0.005	<0.005	<0.005	<0.005	<0.005
9/4/2019			<0.005						
9/5/2019	<0.0025	<0.005							
9/6/2019							<0.005		<0.005
9/9/2019				<0.005		<0.005		<0.005	
9/10/2019					<0.005				
3/3/2020	0.0048 (J)								
3/4/2020		<0.005	<0.005	<0.005				<0.005	
3/5/2020					<0.005		<0.005		<0.005
3/6/2020						<0.005			
9/4/2020	0.0012 (J)	<0.005	<0.005						<0.005
9/8/2020									
9/9/2020				0.00069 (J)	<0.005	<0.005	<0.005	<0.005	
2/25/2021	0.0039 (J)	<0.005	<0.005						
2/26/2021						<0.005	<0.005	<0.005	
3/9/2021				0.00047 (J)					<0.005
3/10/2021					<0.005				
7/28/2021	0.006	<0.005	<0.005						
7/29/2021						<0.005	<0.005		
7/30/2021				0.00052 (J)	<0.005				
8/2/2021									<0.005
8/5/2021								<0.005	
1/26/2022	0.0035 (J)		<0.005						

ND substitution: RL or RL/2 if <15% NDs.

Time Series

Constituent: Cobalt (mg/L) Analysis Run 5/13/2024 9:40 AM

Plant Bowen Data: Bowen 3-4 CCR

	GWA-55 (bg)	GWA-55R (bg)	GWA-56 (bg)	GWC-16R	GWC-17R	GWC-18	GWC-18R	GWC-19R	GWC-20R
1/27/2022		<0.005					<0.005	<0.005	<0.005
1/28/2022				<0.005	<0.005	<0.005			
8/5/2022			<0.005						
8/8/2022	0.00084 (J)	<0.005							
8/9/2022								<0.005	<0.005
8/10/2022						<0.005	<0.005		
8/11/2022				<0.005	<0.005				
2/9/2023						<0.005	<0.005	<0.005	
2/10/2023				<0.005	<0.005				<0.005
8/3/2023					<0.005	<0.005			<0.005
8/4/2023				<0.005			<0.005	<0.005	
2/14/2024						<0.005	<0.005	<0.005	
2/15/2024				<0.005	<0.005				<0.005

ND substitution: RL or RL/2 if <15% NDs.

Time Series

Constituent: Cobalt (mg/L) Analysis Run 5/13/2024 9:40 AM

Plant Bowen Data: Bowen 3-4 CCR

	GWC-21R
9/16/2014	
9/17/2014	
9/18/2014	<0.005
10/4/2014	
10/5/2014	<0.005
10/21/2014	
10/22/2014	<0.005
11/5/2014	<0.005
11/11/2014	
3/3/2015	
3/4/2015	<0.005
3/18/2015	
3/19/2015	<0.005
4/6/2015	
4/7/2015	
4/8/2015	<0.005
4/23/2015	
4/24/2015	<0.005
5/9/2015	
5/18/2015	
5/19/2015	
5/26/2015	
6/9/2015	
6/17/2015	
6/25/2015	
7/1/2015	
7/7/2015	
7/29/2015	
7/30/2015	<0.005
8/13/2015	
3/2/2016	
3/3/2016	
3/4/2016	
3/7/2016	
3/8/2016	0.0183 (J)
5/3/2016	
5/5/2016	
5/9/2016	0.00239 (J)
5/10/2016	
7/11/2016	
7/13/2016	
7/14/2016	
7/15/2016	0.0008 (J)
9/9/2016	<0.005
9/12/2016	
9/13/2016	
9/14/2016	
9/15/2016	
10/26/2016	
10/27/2016	<0.005
10/31/2016	
11/1/2016	

ND substitution: RL or RL/2 if <15% NDs.

Time Series

Constituent: Cobalt (mg/L) Analysis Run 5/13/2024 9:40 AM

Plant Bowen Data: Bowen 3-4 CCR

	GWC-21R
11/2/2016	
1/9/2017	
1/11/2017	
1/12/2017	<0.005
3/15/2017	
3/16/2017	
3/20/2017	
3/21/2017	0.0005 (J)
3/22/2017	
3/23/2017	
5/18/2017	
5/22/2017	
5/23/2017	<0.005
9/15/2017	
9/18/2017	
9/19/2017	<0.005
9/20/2017	
9/21/2017	
9/22/2017	
9/25/2017	
3/12/2018	
3/13/2018	
3/14/2018	0.00083 (J)
9/7/2018	
9/10/2018	0.00071 (J)
9/11/2018	
3/7/2019	
3/8/2019	
3/11/2019	0.00056 (J)
3/12/2019	
9/4/2019	
9/5/2019	
9/6/2019	0.00051 (J)
9/9/2019	
9/10/2019	
3/3/2020	<0.005
3/4/2020	
3/5/2020	
3/6/2020	
9/4/2020	
9/8/2020	<0.005
9/9/2020	
2/25/2021	
2/26/2021	
3/9/2021	0.0004 (J)
3/10/2021	
7/28/2021	
7/29/2021	
7/30/2021	
8/2/2021	0.00048 (J)
8/5/2021	
1/26/2022	

ND substitution: RL or RL/2 if <15% NDs.

Time Series

Constituent: Cobalt (mg/L) Analysis Run 5/13/2024 9:40 AM

Plant Bowen Data: Bowen 3-4 CCR

	GWC-21R
1/27/2022	
1/28/2022	<0.005
8/5/2022	
8/8/2022	
8/9/2022	
8/10/2022	<0.005
8/11/2022	
2/9/2023	<0.005
2/10/2023	
8/3/2023	
8/4/2023	<0.005
2/14/2024	
2/15/2024	<0.005

ND substitution: RL or RL/2 if <15% NDs.

Time Series

Constituent: Cobalt (mg/L) Analysis Run 5/13/2024 9:40 AM

Plant Bowen Data: Bowen 3-4 CCR

	GWC-22R	GWC-23R	GWC-24R	GWC-25R	GWC-36A	GWC-36RA	GWC-37	GWC-38
9/15/2014						0.0039		
9/16/2014			<0.005	0.0006 (J)			0.00077 (J)	0.0028
9/18/2014	<0.01	<0.005						
10/3/2014						<0.005	0.0013	0.0029
10/4/2014			<0.005	<0.005				
10/5/2014	<0.01	<0.005						
10/20/2014						0.0014	0.001 (J)	0.0022
10/22/2014	<0.01	<0.005						
10/23/2014			<0.005	<0.005				
11/5/2014	<0.01	<0.005						
11/10/2014			<0.005	<0.005		<0.005	<0.005	0.0022
3/2/2015						<0.005	<0.005	
3/4/2015	<0.01	<0.005	<0.005	<0.005				
3/17/2015						<0.005	<0.005	0.0044 (O)
3/19/2015	<0.01							
3/20/2015		<0.005	<0.005	<0.005				
4/5/2015						<0.005	<0.005	
4/6/2015								0.002
4/8/2015	<0.01	<0.005	<0.005					
4/9/2015				<0.005				
4/21/2015						0.0012 (J)		
4/22/2015							<0.005	0.0016
4/23/2015		<0.005	<0.005	<0.005				
4/24/2015	<0.01							
7/28/2015						0.0012 (J)	<0.005	0.0017
7/30/2015	<0.01	<0.005	<0.005	<0.005				
3/1/2016						<0.005	0.00202 (J)	
3/2/2016								<0.01 (O)
3/4/2016			<0.005					
3/7/2016	<0.01							
3/8/2016				<0.005				
3/9/2016		<0.005						
5/2/2016						<0.005		
5/3/2016							<0.005	<0.01 (O)
5/4/2016				<0.005				
5/5/2016	<0.01		<0.005					
5/6/2016		<0.005						
7/6/2016						<0.005		
7/7/2016								0.0015 (J)
7/8/2016							0.0004 (J)	
7/12/2016			<0.005					
7/14/2016	<0.01							
7/15/2016		<0.005						
7/18/2016				<0.005				
9/7/2016						<0.005	0.0009 (J)	
9/8/2016								0.0018 (J)
9/12/2016	<0.01							
9/13/2016			<0.005	<0.005				
9/14/2016		<0.005						
10/25/2016						<0.005	0.0022 (J)	0.0019 (J)
10/27/2016	<0.01		<0.005	<0.005				
11/1/2016		<0.005						

ND substitution: RL or RL/2 if <15% NDs.

Time Series

Constituent: Cobalt (mg/L) Analysis Run 5/13/2024 9:40 AM

Plant Bowen Data: Bowen 3-4 CCR

	GWC-22R	GWC-23R	GWC-24R	GWC-25R	GWC-36A	GWC-36RA	GWC-37	GWC-38
1/5/2017						<0.005		
1/6/2017							0.0011 (J)	
1/13/2017	<0.01		<0.005	<0.005				
1/25/2017		<0.005						
2/9/2017								0.0017 (J)
3/14/2017						<0.005	0.0009 (J)	
3/16/2017				<0.005				
3/20/2017	<0.01		<0.005					
3/22/2017		<0.005						
3/23/2017								0.0018 (J)
5/16/2017						<0.005	<0.005	
5/17/2017								0.0016 (J)
5/19/2017			<0.005	<0.005				
5/23/2017	<0.01							
5/24/2017		<0.005						
9/15/2017						<0.005	<0.005	
9/19/2017	0.0012 (J)		<0.005	<0.005				0.0012 (J)
9/21/2017		<0.005						
3/12/2018						<0.005	<0.005	
3/13/2018	<0.01		<0.005	<0.005				0.0013 (J)
3/14/2018		<0.005						
9/6/2018						<0.005	<0.005	0.00094 (J)
9/7/2018	<0.01							
9/11/2018		<0.005	<0.005	<0.005				
3/6/2019							<0.005	
3/7/2019						<0.005		0.00087 (J)
3/8/2019			<0.005	<0.005				
3/11/2019	<0.01							
3/12/2019		<0.005						
9/4/2019						<0.005	<0.005	0.000935 (JD)
9/5/2019	0.0012 (J)		<0.005	<0.005				
9/6/2019		<0.005						
3/2/2020						<0.005	<0.005	0.0011 (J)
3/3/2020	0.00078 (J)		<0.005	<0.005				
3/5/2020		<0.005						
9/3/2020							<0.005	0.00091 (J)
9/4/2020				0.0012 (J)				
9/8/2020	0.00087 (J)							
9/9/2020		<0.005	<0.005					
9/14/2020						<0.005		
2/24/2021							<0.005	0.0011 (J)
3/9/2021	0.00066 (J)		<0.005	<0.005				
3/10/2021		<0.005						
3/26/2021						<0.005		
7/27/2021						0.00096 (J)		
7/28/2021							<0.005	0.001 (J)
7/29/2021			<0.005					
7/30/2021		<0.005						
8/2/2021	0.00045 (J)			<0.005				
1/25/2022								0.0011 (J)
1/26/2022						<0.005	<0.005	
1/27/2022	0.0011 (J)			<0.005				

ND substitution: RL or RL/2 if <15% NDs.

Time Series

Constituent: Cobalt (mg/L) Analysis Run 5/13/2024 9:40 AM

Plant Bowen Data: Bowen 3-4 CCR

	GWC-22R	GWC-23R	GWC-24R	GWC-25R	GWC-36A	GWC-36RA	GWC-37	GWC-38
1/28/2022		<0.005	<0.005					
4/6/2022					<0.005			
8/5/2022								0.00095 (J)
8/8/2022					<0.005	<0.005	<0.005	
8/9/2022			<0.005	<0.005				
8/10/2022	0.00078 (J)							
8/11/2022		<0.005						
2/8/2023					<0.005	<0.005	<0.005	0.001 (J)
2/9/2023	0.00043 (J)		<0.005	<0.005				
2/10/2023		<0.005						
8/2/2023					<0.005		<0.005	0.001 (J)
8/3/2023	0.00047 (J)	0.00047 (J)	<0.005	<0.005		<0.005		
2/13/2024					<0.005	<0.005	<0.005	0.001 (J)
2/15/2024	0.0004 (J)		<0.005					
2/16/2024		0.00034 (J)		<0.005				

ND substitution: RL or RL/2 if <15% NDs.

Time Series

Constituent: Copper (mg/L) Analysis Run 5/13/2024 9:40 AM

Plant Bowen Data: Bowen 3-4 CCR

	GWA-1 (bg)	GWA-2 (bg)	GWA-2R (bg)	GWA-39RZ (bg)	GWA-39Z (bg)	GWA-3A (bg)	GWA-40 (bg)	GWA-41 (bg)	GWA-41R (bg)
8/23/2007	0.0066	<0.005	0.0036			0.017			
10/23/2007	0.0076								
10/24/2007		0.0088	<0.005						
11/2/2007						0.016			
11/18/2007	0.0055 (J)	0.0075	0.013			0.048			
1/30/2008	0.0094								
1/31/2008		<0.005	0.0069			0.039			
3/10/2008	0.0056		0.0044						
3/11/2008		0.0068				0.037			
5/6/2008		<0.005							
5/13/2008	0.0027		0.0033						
5/14/2008						0.051			
12/4/2008		0.013	<0.005						
12/5/2008	<0.005					0.038			
4/15/2009	<0.005					0.033			
4/21/2009		<0.005	<0.005						
10/7/2009	0.0076	<0.005							
10/8/2009			<0.005			0.037			
4/21/2010			<0.005						
4/26/2010		<0.005							
4/28/2010						0.037			
5/3/2010	<0.005								
9/28/2010			<0.005						
10/4/2010		0.0027							
10/6/2010						0.041			
10/12/2010	<0.005								
4/12/2011			<0.005						
4/13/2011		0.0029							
4/21/2011						0.034			
4/27/2011	<0.005								
10/4/2011			<0.005						
10/5/2011		<0.005							
10/13/2011						0.048			
10/17/2011	<0.005								
4/3/2012			<0.005						
4/11/2012		<0.005							
5/1/2012						0.0427			
5/2/2012	<0.005								
10/8/2012	<0.005								
10/9/2012		<0.005	<0.005			0.038			
4/11/2013			<0.005			0.038			
4/12/2013	<0.005								
4/15/2013		<0.005							
10/15/2013		<0.005							
10/16/2013	<0.005		<0.005			0.036			
4/10/2014			0.005 (J)						
4/11/2014	0.005 (J)								
4/22/2014		<0.005							
4/23/2014						0.03			
9/30/2014	<0.005	<0.005	<0.005						
10/4/2014						0.029			
3/30/2015	0.0033 (J)	<0.005	<0.005						

ND substitution: RL or RL/2 if <15% NDs.

Time Series

Constituent: Copper (mg/L) Analysis Run 5/13/2024 9:40 AM

Plant Bowen Data: Bowen 3-4 CCR

	GWA-1 (bg)	GWA-2 (bg)	GWA-2R (bg)	GWA-39RZ (bg)	GWA-39Z (bg)	GWA-3A (bg)	GWA-40 (bg)	GWA-41 (bg)	GWA-41R (bg)
3/31/2015						0.026			
10/12/2015						0.05			
10/13/2015	0.0013 (J)	<0.005	<0.005						
3/11/2016									
3/14/2016					<0.005				
3/15/2016							<0.005	<0.005	<0.005
3/22/2016	<0.005								
3/23/2016		<0.005	<0.005			0.0297			
5/11/2016					<0.005		<0.005		
5/12/2016								<0.005	
5/13/2016									<0.005
5/16/2016				<0.005					
7/19/2016					0.0005 (J)				
7/20/2016								<0.005	
7/21/2016							<0.005		0.0005 (J)
7/22/2016									
7/27/2016				0.0271 (O)					
7/29/2016	<0.005	0.0032 (J)	0.0006 (J)			0.0419			
9/15/2016					<0.005		<0.005	0.0007 (J)	
9/19/2016									
9/21/2016									<0.005
11/2/2016					<0.005				
11/3/2016							<0.005	<0.005	<0.005
1/17/2017							<0.005		<0.005
1/18/2017					<0.005			<0.005	
2/21/2017				<0.005					
3/24/2017							<0.005	<0.005	
3/27/2017				<0.005					<0.005
3/28/2017					<0.005 (*)				
3/30/2017	0.0004 (J)	<0.005				0.0392			
4/3/2017			0.0004 (J)						
9/25/2017								0.0003 (J)	0.0007 (J)
9/26/2017					0.0005 (J)		<0.005		
9/29/2017				<0.005					
10/2/2017	0.0003 (J)	<0.005	0.0003 (J)						
10/4/2017						0.0343			
3/14/2018					<0.005		<0.005	<0.005	0.0021 (J)
3/16/2018	<0.005		<0.005	<0.005					
3/19/2018		0.0025 (J)				0.033			
9/12/2018					<0.005		<0.005	<0.005	<0.005
9/14/2018		<0.005	<0.005	0.002 (J)					
9/17/2018	<0.005 (D)					0.033			
3/13/2019							<0.005		
3/14/2019				<0.005				<0.005	0.0022 (J)
3/15/2019					<0.005				
3/19/2019			<0.005						
3/20/2019	<0.005	<0.005				0.026			
9/9/2019					<0.005		0.0022 (J)		
9/10/2019								0.00038 (JD)	0.0022 (J)
9/12/2019	<0.005	0.01273 (JD)							
9/13/2019			0.00055 (J)			0.026			
3/6/2020								0.00093 (J)	

Time Series

Constituent: Copper (mg/L) Analysis Run 5/13/2024 9:40 AM

Plant Bowen Data: Bowen 3-4 CCR

	GWA-1 (bg)	GWA-2 (bg)	GWA-2R (bg)	GWA-39RZ (bg)	GWA-39Z (bg)	GWA-3A (bg)	GWA-40 (bg)	GWA-41 (bg)	GWA-41R (bg)
3/9/2020				0.011 (J)	0.0007 (J)		<0.005		0.0014 (J)
3/11/2020	<0.005	0.0002 (J)	0.0011 (J)			0.027			
9/10/2020					<0.005			<0.005	<0.005
9/11/2020							<0.005		
9/15/2020	<0.005	<0.005	<0.005						
9/16/2020				<0.005					
3/10/2021							<0.005		<0.005
3/11/2021								<0.005	
3/12/2021					<0.005				
3/16/2021	<0.005		<0.005	<0.005					
3/17/2021		<0.005							
3/29/2021						<0.005			
8/4/2021					<0.005		<0.005	<0.005	0.0008 (J)
8/6/2021				<0.005					
8/9/2021	<0.005	<0.005	0.0013 (J)			<0.005			
1/31/2022					<0.005		<0.005	<0.005	0.0028 (J)
2/1/2022	<0.005	<0.005	0.00096 (J)						
2/2/2022				<0.005		<0.005			
8/10/2022					<0.005				
8/11/2022								<0.005	<0.005
8/12/2022							<0.005		
8/16/2022	<0.005	<0.005	<0.005	<0.005		<0.005			
2/13/2023					<0.005		<0.005	<0.005	0.0012 (J)
2/14/2023				<0.005					
2/16/2023	<0.005	<0.005	0.0011 (J)						
2/17/2023						<0.005			
7/25/2023				<0.005				<0.005	<0.005
7/26/2023					<0.005		<0.005		
7/27/2023	0.0012 (J)	<0.005	0.0017 (J)						
8/1/2023						<0.005			
2/19/2024				<0.005	<0.005		<0.005	<0.005	0.0011 (J)
2/20/2024									
2/22/2024	<0.005	<0.005				<0.005			
2/26/2024			<0.005						

ND substitution: RL or RL/2 if <15% NDs.

Time Series

Constituent: Copper (mg/L) Analysis Run 5/13/2024 9:40 AM

Plant Bowen Data: Bowen 3-4 CCR

	GWA-42 (bg)
8/23/2007	
10/23/2007	
10/24/2007	
11/2/2007	
11/18/2007	
1/30/2008	
1/31/2008	
3/10/2008	
3/11/2008	
5/6/2008	
5/13/2008	
5/14/2008	
12/4/2008	
12/5/2008	
4/15/2009	
4/21/2009	
10/7/2009	
10/8/2009	
4/21/2010	
4/26/2010	
4/28/2010	
5/3/2010	
9/28/2010	
10/4/2010	
10/6/2010	
10/12/2010	
4/12/2011	
4/13/2011	
4/21/2011	
4/27/2011	
10/4/2011	
10/5/2011	
10/13/2011	
10/17/2011	
4/3/2012	
4/11/2012	
5/1/2012	
5/2/2012	
10/8/2012	
10/9/2012	
4/11/2013	
4/12/2013	
4/15/2013	
10/15/2013	
10/16/2013	
4/10/2014	
4/11/2014	
4/22/2014	
4/23/2014	
9/30/2014	
10/4/2014	
3/30/2015	

Time Series

Constituent: Copper (mg/L) Analysis Run 5/13/2024 9:40 AM

Plant Bowen Data: Bowen 3-4 CCR

	GWA-42 (bg)
3/31/2015	
10/12/2015	
10/13/2015	
3/11/2016	<0.005
3/14/2016	
3/15/2016	
3/22/2016	
3/23/2016	
5/11/2016	
5/12/2016	
5/13/2016	
5/16/2016	<0.005
7/19/2016	
7/20/2016	
7/21/2016	
7/22/2016	<0.005
7/27/2016	
7/29/2016	
9/15/2016	
9/19/2016	0.003 (J)
9/21/2016	
11/2/2016	
11/3/2016	<0.005
1/17/2017	<0.005
1/18/2017	
2/21/2017	
3/24/2017	
3/27/2017	<0.005
3/28/2017	
3/30/2017	
4/3/2017	
9/25/2017	
9/26/2017	<0.005
9/29/2017	
10/2/2017	
10/4/2017	
3/14/2018	<0.005
3/16/2018	
3/19/2018	
9/12/2018	
9/14/2018	<0.005
9/17/2018	
3/13/2019	
3/14/2019	<0.005
3/15/2019	
3/19/2019	
3/20/2019	
9/9/2019	
9/10/2019	<0.005
9/12/2019	
9/13/2019	
3/6/2020	0.00019 (J)

Time Series

Constituent: Copper (mg/L) Analysis Run 5/13/2024 9:40 AM

Plant Bowen Data: Bowen 3-4 CCR

	GWA-42 (bg)
3/9/2020	
3/11/2020	
9/10/2020	<0.005
9/11/2020	
9/15/2020	
9/16/2020	
3/10/2021	
3/11/2021	<0.005
3/12/2021	
3/16/2021	
3/17/2021	
3/29/2021	
8/4/2021	<0.005
8/6/2021	
8/9/2021	
1/31/2022	<0.005
2/1/2022	
2/2/2022	
8/10/2022	<0.005
8/11/2022	
8/12/2022	
8/16/2022	
2/13/2023	<0.005
2/14/2023	
2/16/2023	
2/17/2023	
7/25/2023	
7/26/2023	<0.005
7/27/2023	
8/1/2023	
2/19/2024	
2/20/2024	<0.005
2/22/2024	
2/26/2024	

ND substitution: RL or RL/2 if <15% NDs.

Time Series

Constituent: Copper (mg/L) Analysis Run 5/13/2024 9:40 AM

Plant Bowen Data: Bowen 3-4 CCR

	GWA-43 (bg)	GWA-43R (bg)	GWA-4RZ (bg)	GWA-50 (bg)	GWA-50R (bg)	GWA-51RZ (bg)	GWA-52 (bg)	GWA-53 (bg)	GWA-53R (bg)
12/12/2008				0.018	0.064 (O)				
4/23/2009				0.013	0.034				
10/6/2009				0.012	0.026				
4/27/2010				0.0095					
5/3/2010					0.014				
9/30/2010				0.0087					
10/11/2010					0.014				
4/14/2011				0.0061					
4/27/2011					0.028				
10/5/2011				<0.025					
10/19/2011					<0.013				
4/11/2012				<0.025					
5/1/2012					0.0198				
10/2/2012				<0.025	0.011				
4/9/2013				0.0053					
4/10/2013					0.018				
10/15/2013				0.0076					
10/16/2013					0.016				
4/10/2014				0.005					
4/22/2014					0.014				
10/1/2014				0.0047 (J)	0.0041 (J)				
3/30/2015				0.0048 (J)	0.012				
5/8/2015						<0.005	<0.005		<0.005
5/9/2015								<0.005	
5/17/2015						0.0015 (J)	<0.005		<0.005
5/18/2015								<0.005	
5/25/2015						<0.005	<0.005	<0.005	<0.005
6/8/2015						<0.005	<0.005	<0.005	<0.005
6/9/2015									
6/17/2015								<0.005	
6/18/2015						<0.005	<0.005		<0.005
6/24/2015						0.0012 (J)	0.00082 (J)	<0.005	<0.005
6/25/2015									
6/30/2015						0.00096 (J)	<0.005	<0.005	0.00093 (J)
7/1/2015									
7/6/2015						0.00091 (J)	<0.005	<0.005	<0.005
7/7/2015									
8/12/2015						<0.005	<0.005	<0.005	<0.005
10/11/2015				0.0055	0.0049 (J)				
2/29/2016							<0.005		
3/2/2016								<0.005	<0.005
3/11/2016	<0.005	<0.005							
3/28/2016				<0.025	0.00734 (J)				
5/13/2016	<0.005	<0.005							
7/7/2016						0.0066 (J)			
7/8/2016							<0.005	<0.005	
7/11/2016									<0.005
7/19/2016	<0.005	<0.005							
8/1/2016				0.0025 (J)	0.0049 (J)				
9/16/2016	<0.005	<0.005							
11/2/2016	<0.005	<0.005							
1/18/2017	<0.005	<0.005							

ND substitution: RL or RL/2 if <15% NDs.

Time Series

Constituent: Copper (mg/L) Analysis Run 5/13/2024 9:40 AM

Plant Bowen Data: Bowen 3-4 CCR

	GWA-43 (bg)	GWA-43R (bg)	GWA-4RZ (bg)	GWA-50 (bg)	GWA-50R (bg)	GWA-51RZ (bg)	GWA-52 (bg)	GWA-53 (bg)	GWA-53R (bg)
3/15/2017						<0.005	<0.005		
3/16/2017								<0.005	<0.005
3/28/2017	<0.005 (*)	<0.005 (*)							
4/3/2017					0.0023 (J)				
4/7/2017			0.0004 (J)	0.003 (J)					
9/15/2017							<0.005		
9/19/2017						<0.005		0.0003 (J)	0.0003 (J)
9/22/2017	0.0004 (J)	0.0006 (J)							
10/2/2017				0.0031 (J)	0.0023 (J)				
10/3/2017			<0.005 (D)						
3/13/2018						<0.005	<0.005	<0.005	<0.005
3/14/2018	<0.005								
3/15/2018		<0.005							
3/16/2018				0.0037 (J)	0.0035 (J)				
3/21/2018			<0.005						
9/6/2018							<0.005		
9/7/2018						<0.005			
9/11/2018								<0.005	<0.005
9/12/2018	<0.005	<0.005							
9/17/2018				0.0028 (J)					
9/18/2018			<0.005		0.0041 (J)				
3/7/2019							<0.005		
3/8/2019						<0.005		<0.005	
3/12/2019									<0.005
3/13/2019	<0.005	0.0015 (J)							
3/19/2019				0.0023 (J)	0.0029 (J)				
3/21/2019			<0.005 (D)						
9/4/2019						<0.005	<0.005		
9/5/2019								<0.005	<0.005
9/11/2019	0.00036 (J)	0.00026 (J)							
9/12/2019			0.00045 (JD)		0.0028 (J)				
9/13/2019				0.0023 (J)					
3/2/2020							0.00024 (J)		
3/3/2020						0.00041 (J)			
3/4/2020								0.00053 (J)	<0.005
3/9/2020	0.00035 (J)	0.00035 (J)							
3/11/2020				0.0026 (J)	0.0035 (J)				
3/12/2020			0.0002 (J)						
9/3/2020							<0.005		
9/8/2020								<0.005	<0.005
9/9/2020						0.0019 (J)			
9/11/2020	<0.005								
9/14/2020		<0.005							
9/15/2020					0.0031 (J)				
9/16/2020				0.0018 (J)					
9/17/2020			<0.005						
2/24/2021							<0.005		
2/25/2021						<0.005			
2/26/2021								<0.005	<0.005
3/11/2021	<0.005	<0.005							
3/16/2021			<0.005						
3/17/2021				0.0019 (J)	0.0024 (J)				

Time Series

Constituent: Copper (mg/L) Analysis Run 5/13/2024 9:40 AM

Plant Bowen Data: Bowen 3-4 CCR

	GWA-43 (bg)	GWA-43R (bg)	GWA-4RZ (bg)	GWA-50 (bg)	GWA-50R (bg)	GWA-51RZ (bg)	GWA-52 (bg)	GWA-53 (bg)	GWA-53R (bg)
7/27/2021							<0.005		
7/28/2021						<0.005			
7/29/2021								<0.005	<0.005
8/5/2021		<0.005							
8/6/2021	<0.005								
8/9/2021				0.0017 (J)	0.0028 (J)				
8/10/2021			<0.005						
1/25/2022							<0.005		
1/26/2022						<0.005		<0.005	<0.005
1/31/2022	0.0014 (J)	<0.005							
2/1/2022				0.0017 (J)					
2/2/2022					0.0033 (J)				
2/3/2022			<0.005						
8/5/2022							<0.005		
8/8/2022								<0.005	<0.005
8/9/2022						<0.005			
8/10/2022		<0.005							
8/11/2022	<0.005								
8/16/2022				0.0014 (J)					
8/17/2022			<0.005		0.0098				
2/13/2023		<0.005							
2/14/2023	<0.005								
2/16/2023				0.0015 (J)	0.0028 (J)				
2/17/2023			<0.005						
7/25/2023	<0.005	<0.005							
7/28/2023			<0.005	0.0023 (J)	0.0034 (J)				
2/20/2024	0.00068 (J)	<0.005							
2/22/2024				0.0015 (J)	0.003 (J)				
2/27/2024			<0.005						

ND substitution: RL or RL/2 if <15% NDs.

Time Series

Constituent: Copper (mg/L) Analysis Run 5/13/2024 9:40 AM

Plant Bowen Data: Bowen 3-4 CCR

	GWA-54 (bg)
12/12/2008	
4/23/2009	
10/6/2009	
4/27/2010	
5/3/2010	
9/30/2010	
10/11/2010	
4/14/2011	
4/27/2011	
10/5/2011	
10/19/2011	
4/11/2012	
5/1/2012	
10/2/2012	
4/9/2013	
4/10/2013	
10/15/2013	
10/16/2013	
4/10/2014	
4/22/2014	
10/1/2014	
3/30/2015	
5/8/2015	
5/9/2015	<0.005
5/17/2015	
5/18/2015	<0.005
5/25/2015	<0.005
6/8/2015	
6/9/2015	<0.005
6/17/2015	<0.005
6/18/2015	
6/24/2015	
6/25/2015	<0.005
6/30/2015	
7/1/2015	<0.005
7/6/2015	
7/7/2015	<0.005
8/12/2015	<0.005
10/11/2015	
2/29/2016	
3/2/2016	<0.005
3/11/2016	
3/28/2016	
5/13/2016	
7/7/2016	
7/8/2016	<0.005
7/11/2016	
7/19/2016	
8/1/2016	
9/16/2016	
11/2/2016	
1/18/2017	

ND substitution: RL or RL/2 if <15% NDs.

Time Series

Constituent: Copper (mg/L) Analysis Run 5/13/2024 9:40 AM

Plant Bowen Data: Bowen 3-4 CCR

	GWA-54 (bg)
3/15/2017	<0.005
3/16/2017	
3/28/2017	
4/3/2017	
4/7/2017	
9/15/2017	0.0007 (J)
9/19/2017	
9/22/2017	
10/2/2017	
10/3/2017	
3/13/2018	<0.005
3/14/2018	
3/15/2018	
3/16/2018	
3/21/2018	
9/6/2018	<0.005
9/7/2018	
9/11/2018	
9/12/2018	
9/17/2018	
9/18/2018	
3/7/2019	<0.005
3/8/2019	
3/12/2019	
3/13/2019	
3/19/2019	
3/21/2019	
9/4/2019	
9/5/2019	<0.005
9/11/2019	
9/12/2019	
9/13/2019	
3/2/2020	
3/3/2020	0.00025 (J)
3/4/2020	
3/9/2020	
3/11/2020	
3/12/2020	
9/3/2020	
9/8/2020	<0.005
9/9/2020	
9/11/2020	
9/14/2020	
9/15/2020	
9/16/2020	
9/17/2020	
2/24/2021	
2/25/2021	<0.005
2/26/2021	
3/11/2021	
3/16/2021	
3/17/2021	

ND substitution: RL or RL/2 if <15% NDs.

Time Series

Constituent: Copper (mg/L) Analysis Run 5/13/2024 9:40 AM

Plant Bowen Data: Bowen 3-4 CCR

	GWA-54 (bg)
7/27/2021	<0.005
7/28/2021	
7/29/2021	
8/5/2021	
8/6/2021	
8/9/2021	
8/10/2021	
1/25/2022	<0.005
1/26/2022	
1/31/2022	
2/1/2022	
2/2/2022	
2/3/2022	
8/5/2022	<0.005
8/8/2022	
8/9/2022	
8/10/2022	
8/11/2022	
8/16/2022	
8/17/2022	
2/13/2023	
2/14/2023	
2/16/2023	
2/17/2023	
7/25/2023	
7/28/2023	
2/20/2024	
2/22/2024	
2/27/2024	

ND substitution: RL or RL/2 if <15% NDs.

Time Series

Constituent: Copper (mg/L) Analysis Run 5/13/2024 9:40 AM

Plant Bowen Data: Bowen 3-4 CCR

	GWA-55 (bg)	GWA-55R (bg)	GWA-56 (bg)	GWC-16R	GWC-17R	GWC-18	GWC-18R	GWC-19R	GWC-20R
9/16/2014				0.0042 (J)					
9/17/2014					<0.005	<0.005	<0.005	<0.005	
9/18/2014									<0.005
10/4/2014				0.0024 (J)	0.0012 (J)	<0.005	0.00086 (J)	<0.005	
10/5/2014									<0.005
10/21/2014				0.002 (J)	0.0011 (J)	<0.005	<0.005	<0.005	
10/22/2014									<0.005
11/5/2014						<0.005		<0.005	<0.005
11/11/2014				0.0021 (J)	0.0015 (J)		<0.005		
3/3/2015				0.0017 (J)	0.0012 (J)	<0.005	<0.005	<0.005	
3/4/2015									<0.005
3/18/2015				0.0019 (J)	<0.005	<0.005	<0.005		
3/19/2015								<0.005	<0.005
4/6/2015				0.0014 (J)	0.00083 (J)				
4/7/2015						<0.005	<0.005	<0.005	<0.005
4/8/2015									
4/23/2015				0.0022 (J)	0.0012 (J)	<0.005	<0.005		
4/24/2015								<0.005	<0.005
5/9/2015	<0.005	<0.005	<0.005						
5/18/2015	<0.005	0.00093 (J)							
5/19/2015			<0.005						
5/26/2015	<0.005	<0.005	<0.005						
6/9/2015	<0.005	0.0014 (J)	<0.005						
6/17/2015	<0.005	<0.005	<0.005						
6/25/2015	<0.005	<0.005	<0.005						
7/1/2015	<0.005	0.0014 (J)	<0.005						
7/7/2015	0.0011 (J)	<0.005	<0.005						
7/29/2015				0.00098 (J)	<0.005	<0.005	<0.005	<0.005	
7/30/2015									<0.005
8/13/2015	<0.005	<0.005	<0.005						
3/2/2016	<0.005								
3/3/2016		<0.005	<0.005	<0.005					
3/4/2016					<0.005				
3/7/2016						<0.005	<0.005	<0.005	
3/8/2016									<0.005
7/11/2016	<0.005	<0.005	<0.005						
7/13/2016				0.0022 (J)		<0.005	<0.005		
7/14/2016					0.0124 (J)			<0.005	<0.005
7/15/2016									
3/15/2017			<0.005						
3/16/2017	<0.005	<0.005							
3/20/2017				0.002 (J)			<0.005		
3/21/2017					0.0005 (J)			0.0006 (J)	
3/22/2017									<0.005
3/23/2017						<0.005			
9/15/2017	<0.005		0.002 (J)						
9/18/2017		<0.005							
9/19/2017									0.0008 (J)
9/20/2017								0.0003 (J)	
9/21/2017				0.0018 (J)			0.0003 (J)		
9/22/2017					0.0007 (J)				
9/25/2017						<0.005			

ND substitution: RL or RL/2 if <15% NDs.

Time Series

Constituent: Copper (mg/L) Analysis Run 5/13/2024 9:40 AM

Plant Bowen Data: Bowen 3-4 CCR

	GWA-55 (bg)	GWA-55R (bg)	GWA-56 (bg)	GWC-16R	GWC-17R	GWC-18	GWC-18R	GWC-19R	GWC-20R
3/12/2018	<0.005	<0.005							
3/13/2018			<0.005						
3/14/2018				0.0017 (J)	<0.005	<0.005	<0.005	<0.005	<0.005
9/7/2018	<0.005	<0.005	<0.005	<0.005			<0.005		
9/10/2018								<0.005	<0.005
9/11/2018					<0.005	<0.005			
3/7/2019		<0.005	<0.005						
3/8/2019	<0.005								
3/11/2019				<0.005					
3/12/2019					<0.005	<0.005	<0.005	<0.005	<0.005
9/4/2019			0.00047 (J)						
9/5/2019	<0.005	<0.005							
9/6/2019							<0.005		<0.005
9/9/2019				0.00082 (J)		<0.005		<0.005	
9/10/2019					<0.005				
3/3/2020	<0.005								
3/4/2020		<0.005	0.0003 (J)	0.0024 (J)				0.00036 (J)	
3/5/2020					0.00023 (J)		<0.005		<0.005
3/6/2020						0.00023 (J)			
9/4/2020	<0.005	<0.005	<0.005						<0.005
9/8/2020									
9/9/2020				<0.005	<0.005	<0.005	<0.005	<0.005	
2/25/2021	<0.005	<0.005	<0.005						
2/26/2021						<0.005	<0.005	<0.005	
3/9/2021				0.0025 (J)					<0.005
3/10/2021					<0.005				
7/28/2021	<0.005	<0.005	<0.005						
7/29/2021						<0.005	<0.005		
7/30/2021				0.0024 (J)	<0.005				
8/2/2021									<0.005
8/5/2021								<0.005	
1/26/2022	<0.005		<0.005						
1/27/2022		<0.005					<0.005	<0.005	<0.005
1/28/2022				0.00088 (J)	<0.005	<0.005			
8/5/2022			<0.005						
8/8/2022	<0.005	<0.005							
8/9/2022								<0.005	<0.005
8/10/2022						<0.005	<0.005		
8/11/2022				<0.005	<0.005				
2/9/2023						<0.005	<0.005	<0.005	
2/10/2023				0.0012 (J)	<0.005				<0.005
8/3/2023					<0.005	<0.005			<0.005
8/4/2023				<0.005			<0.005	<0.005	
2/14/2024						<0.005	<0.005	<0.005	
2/15/2024				0.0017 (J)	<0.005				<0.005

ND substitution: RL or RL/2 if <15% NDs.

Time Series

Constituent: Copper (mg/L) Analysis Run 5/13/2024 9:40 AM

Plant Bowen Data: Bowen 3-4 CCR

	GWC-21R
9/16/2014	
9/17/2014	
9/18/2014	<0.005
10/4/2014	
10/5/2014	0.0016 (J)
10/21/2014	
10/22/2014	0.0018 (J)
11/5/2014	0.0015 (J)
11/11/2014	
3/3/2015	
3/4/2015	<0.005
3/18/2015	
3/19/2015	<0.005
4/6/2015	
4/7/2015	
4/8/2015	<0.005
4/23/2015	
4/24/2015	0.0016 (J)
5/9/2015	
5/18/2015	
5/19/2015	
5/26/2015	
6/9/2015	
6/17/2015	
6/25/2015	
7/1/2015	
7/7/2015	
7/29/2015	
7/30/2015	<0.005
8/13/2015	
3/2/2016	
3/3/2016	
3/4/2016	
3/7/2016	
3/8/2016	<0.005
7/11/2016	
7/13/2016	
7/14/2016	
7/15/2016	0.0009 (J)
3/15/2017	
3/16/2017	
3/20/2017	
3/21/2017	0.0009 (J)
3/22/2017	
3/23/2017	
9/15/2017	
9/18/2017	
9/19/2017	0.0006 (J)
9/20/2017	
9/21/2017	
9/22/2017	
9/25/2017	

Time Series

Constituent: Copper (mg/L) Analysis Run 5/13/2024 9:40 AM

Plant Bowen Data: Bowen 3-4 CCR

	GWC-21R
3/12/2018	
3/13/2018	
3/14/2018	<0.005
9/7/2018	
9/10/2018	<0.005
9/11/2018	
3/7/2019	
3/8/2019	
3/11/2019	<0.005
3/12/2019	
9/4/2019	
9/5/2019	
9/6/2019	0.01 (J)
9/9/2019	
9/10/2019	
3/3/2020	0.00049 (J)
3/4/2020	
3/5/2020	
3/6/2020	
9/4/2020	
9/8/2020	<0.005
9/9/2020	
2/25/2021	
2/26/2021	
3/9/2021	<0.005
3/10/2021	
7/28/2021	
7/29/2021	
7/30/2021	
8/2/2021	0.00081 (J)
8/5/2021	
1/26/2022	
1/27/2022	
1/28/2022	<0.005
8/5/2022	
8/8/2022	
8/9/2022	
8/10/2022	<0.005
8/11/2022	
2/9/2023	0.0011 (J)
2/10/2023	
8/3/2023	
8/4/2023	0.0016 (J)
2/14/2024	
2/15/2024	0.00092 (J)

ND substitution: RL or RL/2 if <15% NDs.

Time Series

Constituent: Copper (mg/L) Analysis Run 5/13/2024 9:40 AM

Plant Bowen Data: Bowen 3-4 CCR

	GWC-22R	GWC-23R	GWC-24R	GWC-25R	GWC-36A	GWC-36RA	GWC-37	GWC-38
9/15/2014						0.0049 (J)		
9/16/2014			<0.005	<0.005			0.018	<0.005
9/18/2014	<0.005	<0.005						
10/3/2014						<0.005	0.021	0.00089 (J)
10/4/2014			<0.005	<0.005				
10/5/2014	<0.005	<0.005						
10/20/2014						0.0024 (J)	0.022	0.00087 (J)
10/22/2014	<0.005	<0.005						
10/23/2014			<0.005	<0.005				
11/5/2014	<0.005	0.001 (J)						
11/10/2014			<0.005	<0.005		<0.005	0.02	<0.005
3/2/2015						<0.005	0.015	0.004 (J)
3/4/2015	<0.005	0.0014 (J)	<0.005	<0.005				
3/17/2015						<0.005	0.016	0.0016 (J)
3/19/2015	<0.005							
3/20/2015		<0.005	<0.005	<0.005				
4/5/2015						<0.005	0.016	
4/6/2015								0.00083 (J)
4/8/2015	<0.005	0.0014 (J)	<0.005					
4/9/2015				<0.005				
4/21/2015						0.0017 (J)		
4/22/2015							0.013	0.00085 (J)
4/23/2015		<0.005	0.0011 (J)	<0.005				
4/24/2015	<0.005							
7/28/2015						0.00097 (J)	0.02	<0.005
7/30/2015	<0.005	<0.005	<0.005	<0.005				
3/1/2016						<0.005	0.0103 (J)	
3/2/2016								<0.005
3/4/2016			<0.005					
3/7/2016	<0.005							
3/8/2016				<0.005				
3/9/2016		<0.005						
7/6/2016						<0.005		
7/7/2016								<0.005
7/8/2016							0.0152 (J)	
7/12/2016			<0.005					
7/14/2016	<0.005							
7/15/2016		<0.005						
7/18/2016				<0.005				
3/14/2017						0.0003 (J)	0.0085 (J)	
3/16/2017				<0.005				
3/20/2017	0.0012 (J)		0.0003 (J)					
3/22/2017		0.0005 (J)						
3/23/2017								<0.005
9/15/2017						<0.005	0.0058 (J)	
9/19/2017	<0.005		<0.005	<0.005				0.0004 (J)
9/21/2017		0.0005 (J)						
3/12/2018						<0.005	0.0053 (J)	
3/13/2018	<0.005		<0.005	<0.005				<0.005
3/14/2018		<0.005						
9/6/2018						<0.005	0.0054 (J)	<0.005
9/7/2018	<0.005							

ND substitution: RL or RL/2 if <15% NDs.

Time Series

Constituent: Copper (mg/L) Analysis Run 5/13/2024 9:40 AM

Plant Bowen Data: Bowen 3-4 CCR

	GWC-22R	GWC-23R	GWC-24R	GWC-25R	GWC-36A	GWC-36RA	GWC-37	GWC-38
9/11/2018		<0.005	<0.005	<0.005				
3/6/2019							<0.005	
3/7/2019						<0.005		<0.005
3/8/2019			<0.005	<0.005				
3/11/2019	<0.005							
3/12/2019		<0.005						
9/4/2019						<0.005	0.0082 (J)	<0.005
9/5/2019	<0.005		0.001 (JD)	<0.005				
9/6/2019		0.00037 (J)						
3/2/2020						0.00043 (J)	0.0068 (J)	0.00019 (J)
3/3/2020	0.00022 (J)		0.00097 (J)	0.00027 (J)				
3/5/2020		0.0003 (J)						
9/3/2020							0.0067 (J)	<0.005
9/4/2020				<0.005				
9/8/2020	<0.005							
9/9/2020		<0.005	0.0017 (J)					
9/14/2020						<0.005		
2/24/2021							0.0083	<0.005
3/9/2021	<0.005		<0.005	<0.005				
3/10/2021		<0.005						
3/26/2021						<0.005		
7/27/2021						<0.005		
7/28/2021							0.014	<0.005
7/29/2021			0.00051 (J)					
7/30/2021		<0.005						
8/2/2021	<0.005			<0.005				
1/25/2022								<0.005
1/26/2022						<0.005	0.013	
1/27/2022	<0.005			<0.005				
1/28/2022		0.00068 (J)	<0.005					
4/6/2022					<0.005			
8/5/2022								<0.005
8/8/2022					<0.005	<0.005	0.0087	
8/9/2022			<0.005	<0.005				
8/10/2022	<0.005							
8/11/2022		<0.005						
2/8/2023					<0.005	<0.005	0.011	<0.005
2/9/2023	<0.005		<0.005	<0.005				
2/10/2023		<0.005						
8/2/2023					<0.005		0.014	<0.005
8/3/2023	<0.005	<0.005	<0.005	<0.005		<0.005		
2/13/2024					<0.005	0.00049 (J)	<0.005	<0.005
2/15/2024	<0.005		0.00053 (J)					
2/16/2024		<0.005		<0.005				

ND substitution: RL or RL/2 if <15% NDs.

Time Series

Constituent: Fluoride (mg/L) Analysis Run 5/13/2024 9:40 AM

Plant Bowen Data: Bowen 3-4 CCR

	GWA-1 (bg)	GWA-2 (bg)	GWA-2R (bg)	GWA-39RZ (bg)	GWA-39Z (bg)	GWA-3A (bg)	GWA-40 (bg)	GWA-41 (bg)	GWA-41R (bg)
3/11/2016									
3/14/2016					0.0657 (J)				
3/15/2016							0.0267 (J)	0.0285 (J)	0.0394 (J)
3/22/2016	0.0614 (J)								
3/23/2016		0.0477 (J)	0.0826 (J)			<0.1			
5/11/2016					0.0401 (J)		0.0255 (J)		
5/12/2016								0.022 (J)	
5/13/2016									0.0234 (J)
5/16/2016				0.0202 (JD)					
5/19/2016	0.064 (J)		0.0409 (J)						
5/20/2016		0.033 (J)							
5/23/2016						<0.1			
7/19/2016					<0.1				
7/20/2016								<0.1	
7/21/2016							<0.1		<0.1
7/22/2016									
7/27/2016				0.08 (JD)					
7/29/2016	0.11 (J)	0.16 (J)	0.07 (J)			<0.1			
9/15/2016					<0.1			<0.1	
9/19/2016							<0.1		
9/21/2016									<0.1
9/22/2016			<0.1			<0.1			
9/23/2016	0.03 (J)	0.1 (J)							
11/2/2016					0.04 (J)				
11/3/2016							0.11 (J)	0.05 (J)	0.12 (J)
11/9/2016	0.1 (J)	0.04 (J)							
11/10/2016			0.03 (J)			<0.1			
1/17/2017							0.02 (J)		0.01 (J)
1/18/2017					0.03 (J)			0.02 (J)	
1/30/2017	<0.1								
1/31/2017		<0.1	<0.1			<0.1			
2/21/2017				0.17 (JD)					
3/24/2017							<0.1	<0.1	
3/27/2017				0.09 (JD)					<0.1
3/28/2017					0.06 (J)				
3/30/2017	0.01 (J)	0.02 (J)				<0.1			
4/3/2017			0.02 (J)						
5/24/2017							<0.1		
6/6/2017								<0.1	<0.1
6/7/2017					0.06 (J)				
6/8/2017				0.05 (JD)					
6/9/2017	0.04 (J)		0.06 (J)						
6/12/2017		0.17 (J)				<0.1			
7/17/2017				0.05 (JD)					
7/27/2017				0.08 (JD)					
8/9/2017				<0.1 (*)					
9/25/2017								<0.1	<0.1
9/26/2017					0.04 (J)		<0.1		
9/29/2017				0.04 (JD)					
10/2/2017	0.07 (J)	<0.1	<0.1						
10/4/2017						<0.1			
3/14/2018					0.14 (J)		0.055 (J)	<0.1	<0.1

ND substitution: RL or RL/2 if <15% NDs.

Time Series

Constituent: Fluoride (mg/L) Analysis Run 5/13/2024 9:40 AM

Plant Bowen Data: Bowen 3-4 CCR

	GWA-1 (bg)	GWA-2 (bg)	GWA-2R (bg)	GWA-39RZ (bg)	GWA-39Z (bg)	GWA-3A (bg)	GWA-40 (bg)	GWA-41 (bg)	GWA-41R (bg)
3/16/2018	0.029 (J)		<0.1	0.27 (J)					
3/19/2018		1.1 (O)				<0.1			
9/12/2018					<0.1		<0.1	<0.1	<0.1
9/14/2018		<0.1	<0.1	0.1 (J)					
9/17/2018	<0.1 (D)					<0.1			
3/13/2019							0.045 (X)		
3/14/2019				0.066 (X)				0.039 (X)	0.04 (X)
3/15/2019					<0.1				
3/19/2019			0.056 (J)						
3/20/2019	<0.1	<0.1				<0.1			
9/9/2019					0.054 (X)		<0.1		
9/10/2019				0.055 (X)				<0.1	<0.1
9/12/2019	0.051 (J)	<0.1 (D)							
9/13/2019			0.055 (J)			<0.1			
3/6/2020								<0.1	
3/9/2020				<0.1	<0.1		<0.1		<0.1
3/11/2020	0.052 (J)	<0.1	0.052 (J)			<0.1			
9/10/2020					<0.1			<0.1	<0.1
9/11/2020							<0.1		
9/15/2020	0.05 (J)	<0.1	<0.1						
9/16/2020				<0.1					
3/10/2021							<0.1		<0.1
3/11/2021								<0.1	
3/12/2021					0.051 (J)				
3/16/2021	<0.1		<0.1	<0.1					
3/17/2021		<0.1							
3/29/2021						0.053 (J)			
8/4/2021					<0.1		<0.1	<0.1	<0.1
8/6/2021				<0.1					
8/9/2021	<0.1	<0.1	<0.1			0.055 (J)			
1/31/2022					<0.1		<0.1	<0.1	<0.1
2/1/2022	<0.1	<0.1	<0.1						
2/2/2022				<0.1		<0.1			
8/10/2022					0.075 (J)				
8/11/2022								<0.1	<0.1
8/12/2022							0.068 (J)		
8/16/2022	0.089 (J)	0.086 (J)	0.09 (J)	<0.1		0.082 (J)			
2/13/2023					0.064 (J)		0.054 (J)	0.05 (J)	<0.1
2/14/2023				0.074 (J)					
2/16/2023	0.07 (J)	0.061 (J)	0.079 (J)						
2/17/2023						0.055 (J)			
7/25/2023				<0.1				<0.1	<0.1
7/26/2023					0.055 (J)		<0.1		
7/27/2023	0.054 (J)	0.057 (J)	0.062 (J)						
8/1/2023						<0.1			
2/19/2024				<0.1	0.057 (J)		<0.1	<0.1	<0.1
2/20/2024									
2/22/2024	0.061 (J)	0.062 (J)				<0.1			
2/26/2024			0.05 (J)						

ND substitution: RL or RL/2 if <15% NDs.

Time Series

Constituent: Fluoride (mg/L) Analysis Run 5/13/2024 9:40 AM

Plant Bowen Data: Bowen 3-4 CCR

	GWA-42 (bg)
3/11/2016	0.0296 (J)
3/14/2016	
3/15/2016	
3/22/2016	
3/23/2016	
5/11/2016	
5/12/2016	
5/13/2016	
5/16/2016	0.0287 (J)
5/19/2016	
5/20/2016	
5/23/2016	
7/19/2016	
7/20/2016	
7/21/2016	
7/22/2016	0.04 (J)
7/27/2016	
7/29/2016	
9/15/2016	
9/19/2016	<0.1
9/21/2016	
9/22/2016	
9/23/2016	
11/2/2016	
11/3/2016	0.04 (J)
11/9/2016	
11/10/2016	
1/17/2017	0.02 (J)
1/18/2017	
1/30/2017	
1/31/2017	
2/21/2017	
3/24/2017	
3/27/2017	<0.1
3/28/2017	
3/30/2017	
4/3/2017	
5/24/2017	
6/6/2017	
6/7/2017	<0.1
6/8/2017	
6/9/2017	
6/12/2017	
7/17/2017	
7/27/2017	
8/9/2017	
9/25/2017	
9/26/2017	<0.1
9/29/2017	
10/2/2017	
10/4/2017	
3/14/2018	0.06 (J)

Time Series

Constituent: Fluoride (mg/L) Analysis Run 5/13/2024 9:40 AM

Plant Bowen Data: Bowen 3-4 CCR

	GWA-42 (bg)
3/16/2018	
3/19/2018	
9/12/2018	
9/14/2018	<0.1
9/17/2018	
3/13/2019	
3/14/2019	0.058 (X)
3/15/2019	
3/19/2019	
3/20/2019	
9/9/2019	
9/10/2019	<0.1
9/12/2019	
9/13/2019	
3/6/2020	<0.1
3/9/2020	
3/11/2020	
9/10/2020	<0.1
9/11/2020	
9/15/2020	
9/16/2020	
3/10/2021	
3/11/2021	<0.1
3/12/2021	
3/16/2021	
3/17/2021	
3/29/2021	
8/4/2021	<0.1
8/6/2021	
8/9/2021	
1/31/2022	<0.1
2/1/2022	
2/2/2022	
8/10/2022	0.068 (J)
8/11/2022	
8/12/2022	
8/16/2022	
2/13/2023	0.056 (J)
2/14/2023	
2/16/2023	
2/17/2023	
7/25/2023	
7/26/2023	<0.1
7/27/2023	
8/1/2023	
2/19/2024	
2/20/2024	<0.1
2/22/2024	
2/26/2024	

ND substitution: RL or RL/2 if <15% NDs.

Time Series

Constituent: Fluoride (mg/L) Analysis Run 5/13/2024 9:40 AM

Plant Bowen Data: Bowen 3-4 CCR

	GWA-43 (bg)	GWA-43R (bg)	GWA-4RZ (bg)	GWA-50 (bg)	GWA-50R (bg)	GWA-51RZ (bg)	GWA-52 (bg)	GWA-53 (bg)	GWA-53R (bg)
2/29/2016							0.0375 (J)		
3/2/2016								0.0202 (J)	0.0238 (J)
3/11/2016	0.0329 (J)	0.0141 (J)							
3/28/2016				0.0314 (J)	0.0326 (J)				
5/3/2016								0.025 (J)	0.027 (J)
5/4/2016						0.057 (JD)	0.04 (J)		
5/13/2016	0.0459 (J)	0.0141 (J)							
5/23/2016				0.027 (J)					
5/25/2016					0.0285 (J)				
7/7/2016						0.09 (JD)			
7/8/2016							0.11 (J)	0.09 (J)	
7/11/2016									<0.1
7/19/2016	<0.1	<0.1							
8/1/2016				<0.1	<0.1				
9/7/2016									<0.1
9/8/2016						0.03 (JD)	<0.1	<0.1	
9/16/2016	<0.1	<0.1							
9/26/2016				<0.1	<0.1				
10/26/2016						0.15 (JD)	0.04 (J)	0.04 (J)	
10/27/2016									0.1 (J)
11/2/2016	0.04 (J)	0.04 (J)							
11/10/2016				0.04 (J)					
11/11/2016					<0.1				
1/6/2017						0.11 (JD)	0.04 (J)		0.02 (J)
1/9/2017								0.02 (J)	
1/18/2017	<0.1	0.02 (J)							
1/30/2017				<0.1	<0.1				
2/22/2017			0.3 (D)						
3/15/2017						0.004 (JD)	<0.1		
3/16/2017								<0.1	0.04 (J)
3/28/2017	<0.1	<0.1							
4/3/2017					0.04 (J)				
4/7/2017			0.19 (JD)	<0.1					
5/17/2017							0.01 (J)		
5/18/2017						0.007 (JD)			
5/19/2017								<0.1	0.004 (J)
6/6/2017	<0.1	<0.1							
6/12/2017				0.07 (J)	0.06 (J)				
6/14/2017			0.19 (JD)						
7/12/2017			0.18 (JD)						
7/19/2017						0.12 (JD)			
7/20/2017			0.17 (JD)						
7/28/2017			0.13 (JD)						
8/9/2017			0.245 (JD)						
8/24/2017			0.16 (JD)						
9/15/2017							<0.1		
9/19/2017						0.07 (JD)		<0.1	<0.1
9/22/2017	<0.1	<0.1							
10/2/2017				<0.1	<0.1				
10/3/2017			0.17 (JD)						
3/13/2018						0.16 (J)	0.084 (J)	<0.1	0.032 (J)
3/14/2018	<0.1								

ND substitution: RL or RL/2 if <15% NDs.

Time Series

Constituent: Fluoride (mg/L) Analysis Run 5/13/2024 9:40 AM

Plant Bowen Data: Bowen 3-4 CCR

	GWA-43 (bg)	GWA-43R (bg)	GWA-4RZ (bg)	GWA-50 (bg)	GWA-50R (bg)	GWA-51RZ (bg)	GWA-52 (bg)	GWA-53 (bg)	GWA-53R (bg)
3/15/2018		<0.1							
3/16/2018				<0.1	<0.1				
3/21/2018			0.24 (J)						
9/6/2018							<0.1		
9/7/2018						<0.1			
9/11/2018								<0.1	<0.1
9/12/2018	<0.1	<0.1							
9/17/2018				<0.1					
9/18/2018			<0.3		<0.1				
3/7/2019							<0.1		
3/8/2019						0.075 (J)		<0.1	
3/12/2019									0.046 (J)
3/13/2019	<0.1	0.036 (X)							
3/19/2019				<0.1	<0.1				
3/21/2019			0.19 (JD)						
9/4/2019						<0.1	<0.1		
9/5/2019								<0.1	<0.1
9/11/2019	<0.1	<0.1							
9/12/2019			0.1 (JD)		<0.1				
9/13/2019				<0.1					
3/2/2020							<0.1		
3/3/2020						<0.1			
3/4/2020								<0.1	<0.1
3/9/2020	<0.1	<0.1							
3/11/2020				<0.1	<0.1				
3/12/2020			0.18 (J)						
9/3/2020							<0.1		
9/8/2020								<0.1	<0.1
9/9/2020						<0.1			
9/11/2020	<0.1								
9/14/2020		<0.1							
9/15/2020					<0.1				
9/16/2020				<0.1					
9/17/2020			0.12 (J)						
2/24/2021							<0.1		
2/25/2021						<0.1			
2/26/2021								<0.1	<0.1
3/11/2021	<0.1	<0.1							
3/16/2021			0.1						
3/17/2021				<0.1	<0.1				
7/27/2021							<0.1		
7/28/2021						<0.1			
7/29/2021								<0.1	<0.1
8/5/2021		<0.1							
8/6/2021	<0.1								
8/9/2021				<0.1	<0.1				
8/10/2021			0.087 (J)						
1/25/2022							<0.1		
1/26/2022						<0.1		<0.1	<0.1
1/31/2022	<0.1	<0.1							
2/1/2022				<0.1					
2/2/2022					<0.1				

Time Series

Constituent: Fluoride (mg/L) Analysis Run 5/13/2024 9:40 AM

Plant Bowen Data: Bowen 3-4 CCR

	GWA-43 (bg)	GWA-43R (bg)	GWA-4RZ (bg)	GWA-50 (bg)	GWA-50R (bg)	GWA-51RZ (bg)	GWA-52 (bg)	GWA-53 (bg)	GWA-53R (bg)
2/3/2022			0.15						
8/5/2022							0.065 (J)		
8/8/2022								0.067 (J)	0.066 (J)
8/9/2022						0.072 (J)			
8/10/2022		0.062 (J)							
8/11/2022	<0.1								
8/16/2022				0.06 (J)					
8/17/2022			0.11		0.063 (J)				
2/13/2023		<0.1							
2/14/2023	0.052 (J)								
2/16/2023				<0.1	<0.1				
2/17/2023			0.11						
7/25/2023	<0.1	<0.1							
7/28/2023			0.077 (J)	<0.1	<0.1				
2/20/2024	<0.1	<0.1							
2/22/2024				<0.1	<0.1				
2/27/2024			0.087 (J)						

ND substitution: RL or RL/2 if <15% NDs.

Time Series

Constituent: Fluoride (mg/L) Analysis Run 5/13/2024 9:40 AM

Plant Bowen Data: Bowen 3-4 CCR

	GWA-54 (bg)
2/29/2016	
3/2/2016	0.0427 (J)
3/11/2016	
3/28/2016	
5/3/2016	
5/4/2016	0.048 (J)
5/13/2016	
5/23/2016	
5/25/2016	
7/7/2016	
7/8/2016	0.12 (J)
7/11/2016	
7/19/2016	
8/1/2016	
9/7/2016	
9/8/2016	<0.1
9/16/2016	
9/26/2016	
10/26/2016	0.11 (J)
10/27/2016	
11/2/2016	
11/10/2016	
11/11/2016	
1/6/2017	
1/9/2017	0.04 (J)
1/18/2017	
1/30/2017	
2/22/2017	
3/15/2017	0.009 (J)
3/16/2017	
3/28/2017	
4/3/2017	
4/7/2017	
5/17/2017	
5/18/2017	0.02 (J)
5/19/2017	
6/6/2017	
6/12/2017	
6/14/2017	
7/12/2017	
7/19/2017	
7/20/2017	
7/28/2017	
8/9/2017	
8/24/2017	
9/15/2017	0.03 (J)
9/19/2017	
9/22/2017	
10/2/2017	
10/3/2017	
3/13/2018	0.054 (J)
3/14/2018	

ND substitution: RL or RL/2 if <15% NDs.

Time Series

Constituent: Fluoride (mg/L) Analysis Run 5/13/2024 9:40 AM

Plant Bowen Data: Bowen 3-4 CCR

	GWA-54 (bg)
3/15/2018	
3/16/2018	
3/21/2018	
9/6/2018	<0.1
9/7/2018	
9/11/2018	
9/12/2018	
9/17/2018	
9/18/2018	
3/7/2019	<0.1
3/8/2019	
3/12/2019	
3/13/2019	
3/19/2019	
3/21/2019	
9/4/2019	
9/5/2019	<0.1
9/11/2019	
9/12/2019	
9/13/2019	
3/2/2020	
3/3/2020	<0.1
3/4/2020	
3/9/2020	
3/11/2020	
3/12/2020	
9/3/2020	
9/8/2020	<0.1
9/9/2020	
9/11/2020	
9/14/2020	
9/15/2020	
9/16/2020	
9/17/2020	
2/24/2021	
2/25/2021	<0.1
2/26/2021	
3/11/2021	
3/16/2021	
3/17/2021	
7/27/2021	<0.1
7/28/2021	
7/29/2021	
8/5/2021	
8/6/2021	
8/9/2021	
8/10/2021	
1/25/2022	<0.1
1/26/2022	
1/31/2022	
2/1/2022	
2/2/2022	

ND substitution: RL or RL/2 if <15% NDs.

Time Series

Constituent: Fluoride (mg/L) Analysis Run 5/13/2024 9:40 AM

Plant Bowen Data: Bowen 3-4 CCR

	GWA-54 (bg)
2/3/2022	
8/5/2022	0.073 (J)
8/8/2022	
8/9/2022	
8/10/2022	
8/11/2022	
8/16/2022	
8/17/2022	
2/13/2023	
2/14/2023	
2/16/2023	
2/17/2023	
7/25/2023	
7/28/2023	
2/20/2024	
2/22/2024	
2/27/2024	

Time Series

Constituent: Fluoride (mg/L) Analysis Run 5/13/2024 9:40 AM

Plant Bowen Data: Bowen 3-4 CCR

	GWA-55 (bg)	GWA-55R (bg)	GWA-56 (bg)	GWC-16R	GWC-17R	GWC-18	GWC-18R	GWC-19R	GWC-20R
3/2/2016	0.0293 (J)								
3/3/2016		0.0392 (J)	0.1143 (J)	0.06259 (JD)					
3/4/2016					2.1421 (O)				
3/7/2016						0.00623 (J)	0.00232 (J)	<0.1	
3/8/2016									0.00425 (J)
5/3/2016	0.049 (J)	0.058 (J)							
5/5/2016						0.045 (J)	0.025 (J)		
5/9/2016			0.0383 (J)					0.0246 (J)	0.0259 (J)
5/10/2016				0.0767 (J)	0.0258 (J)				
7/11/2016	<0.1	<0.1	<0.3						
7/13/2016				<0.3		<0.1	<0.1		
7/14/2016					<0.1			<0.1	<0.1
7/15/2016									
9/9/2016	0.05 (J)	0.02 (J)	0.1 (J)						
9/12/2016							0.02 (J)	0.03 (J)	0.03 (J)
9/13/2016						0.07 (J)			
9/14/2016					<0.1				
9/15/2016				<0.3					
10/26/2016	0.08 (J)		0.2 (J)						
10/27/2016		0.12 (J)							
10/31/2016						0.05 (J)		0.05 (J)	0.11 (J)
11/1/2016					0.06 (J)		0.05 (J)		
11/2/2016				0.08 (J)					
1/9/2017	0.05 (J)	0.06 (J)	0.26 (J)						
1/11/2017				0.19 (J)	0.33		<0.1	<0.1	
1/12/2017						0.06 (J)			0.02 (J)
3/15/2017			0.19 (J)						
3/16/2017	0.07 (J)	0.08 (J)							
3/20/2017				0.18 (J)			<0.1		
3/21/2017					0.03 (J)			<0.1	
3/22/2017									0.1 (J)
3/23/2017						0.03 (J)			
5/18/2017	<0.1	0.04 (J)	0.19 (J)						
5/22/2017							<0.1	<0.1	0.02 (J)
5/23/2017				0.1 (J)	0.004 (J)	0.02 (J)			
9/15/2017	<0.1		0.24 (J)						
9/18/2017		<0.1							
9/19/2017									<0.1
9/20/2017								<0.1	
9/21/2017				<0.3			<0.1		
9/22/2017					0.04 (J)				
9/25/2017						0.1 (J)			
3/12/2018	<0.1	<0.1							
3/13/2018			0.4						
3/14/2018				0.17 (J)	<0.1	0.12 (J)	0.12 (J)	0.045 (J)	0.035 (J)
9/7/2018	<0.1	<0.1	0.14 (J)	<0.3			<0.1		
9/10/2018								<0.1	<0.1
9/11/2018					<0.1	<0.1			
3/7/2019		<0.1	0.089 (J)						
3/8/2019	<0.1								
3/11/2019				0.23 (J)					
3/12/2019					0.056 (J)	0.05 (J)	0.042 (J)	0.04 (J)	0.048 (J)

ND substitution: RL or RL/2 if <15% NDs.

Time Series

Constituent: Fluoride (mg/L) Analysis Run 5/13/2024 9:40 AM

Plant Bowen Data: Bowen 3-4 CCR

	GWA-55 (bg)	GWA-55R (bg)	GWA-56 (bg)	GWC-16R	GWC-17R	GWC-18	GWC-18R	GWC-19R	GWC-20R
6/18/2019									
9/4/2019			0.11 (J)						
9/5/2019	<0.1	<0.1							
9/6/2019							<0.1		<0.1
9/9/2019				<0.3		<0.1		<0.1	
9/10/2019					<0.1				
3/3/2020	<0.1								
3/4/2020		<0.1	0.086 (J)	0.29 (J)				<0.1	
3/5/2020					<0.1		<0.1		<0.1
3/6/2020						<0.1			
9/4/2020	<0.1	<0.1	0.086 (J)						<0.1
9/8/2020									
9/9/2020				0.17 (J)	<0.1	<0.1	<0.1	<0.1	
2/25/2021	<0.1	<0.1	0.097 (J)						
2/26/2021						<0.1	<0.1	<0.1	
3/9/2021				0.25					<0.1
3/10/2021					<0.1				
7/28/2021	<0.1	<0.1	0.091 (J)						
7/29/2021						<0.1	<0.1		
7/30/2021				0.16	<0.1				
8/2/2021									<0.1
8/5/2021								<0.1	
1/26/2022	<0.1		0.076 (J)						
1/27/2022		<0.1					<0.1	<0.1	<0.1
1/28/2022				0.17	<0.1	<0.1			
8/5/2022			0.094 (J)						
8/8/2022	0.078 (J)	0.07 (J)							
8/9/2022								0.067 (J)	0.072 (J)
8/10/2022						0.06 (J)	<0.1		
8/11/2022				0.12	0.051 (J)				
2/9/2023						0.072 (J)	<0.1	<0.1	
2/10/2023				0.22	0.057 (J)				0.054 (J)
8/3/2023					<0.1	<0.1			<0.1
8/4/2023				0.079 (J)			<0.1	<0.1	
2/14/2024						<0.1	<0.1	<0.1	
2/15/2024				0.13	<0.1				<0.1

ND substitution: RL or RL/2 if <15% NDs.

Time Series

Constituent: Fluoride (mg/L) Analysis Run 5/13/2024 9:40 AM

Plant Bowen Data: Bowen 3-4 CCR

	GWC-21R
3/2/2016	
3/3/2016	
3/4/2016	
3/7/2016	
3/8/2016	0.00287 (J)
5/3/2016	
5/5/2016	
5/9/2016	0.0222 (J)
5/10/2016	
7/11/2016	
7/13/2016	
7/14/2016	
7/15/2016	<0.1
9/9/2016	0.03 (J)
9/12/2016	
9/13/2016	
9/14/2016	
9/15/2016	
10/26/2016	
10/27/2016	0.1 (J)
10/31/2016	
11/1/2016	
11/2/2016	
1/9/2017	
1/11/2017	
1/12/2017	0.11 (J)
3/15/2017	
3/16/2017	
3/20/2017	
3/21/2017	<0.1
3/22/2017	
3/23/2017	
5/18/2017	
5/22/2017	
5/23/2017	<0.1
9/15/2017	
9/18/2017	
9/19/2017	<0.1
9/20/2017	
9/21/2017	
9/22/2017	
9/25/2017	
3/12/2018	
3/13/2018	
3/14/2018	<0.1
9/7/2018	
9/10/2018	<0.1
9/11/2018	
3/7/2019	
3/8/2019	
3/11/2019	0.51 (O)
3/12/2019	

ND substitution: RL or RL/2 if <15% NDs.

Time Series

Constituent: Fluoride (mg/L) Analysis Run 5/13/2024 9:40 AM

Plant Bowen Data: Bowen 3-4 CCR

	GWC-21R
6/18/2019	<0.1
9/4/2019	
9/5/2019	
9/6/2019	<0.1
9/9/2019	
9/10/2019	
3/3/2020	<0.1
3/4/2020	
3/5/2020	
3/6/2020	
9/4/2020	
9/8/2020	<0.1
9/9/2020	
2/25/2021	
2/26/2021	
3/9/2021	<0.1
3/10/2021	
7/28/2021	
7/29/2021	
7/30/2021	
8/2/2021	<0.1
8/5/2021	
1/26/2022	
1/27/2022	
1/28/2022	<0.1
8/5/2022	
8/8/2022	
8/9/2022	
8/10/2022	0.057 (J)
8/11/2022	
2/9/2023	0.064 (J)
2/10/2023	
8/3/2023	
8/4/2023	<0.1
2/14/2024	
2/15/2024	<0.1

ND substitution: RL or RL/2 if <15% NDs.

Time Series

Constituent: Fluoride (mg/L) Analysis Run 5/13/2024 9:40 AM

Plant Bowen Data: Bowen 3-4 CCR

	GWC-22R	GWC-23R	GWC-24R	GWC-25R	GWC-36A	GWC-36RA	GWC-37	GWC-38
3/1/2016						0.0172 (J)	0.0215 (J)	
3/2/2016								0.0121 (J)
3/4/2016			<0.1					
3/7/2016	0.00526 (J)							
3/8/2016				0.00246 (J)				
3/9/2016		<0.1						
5/2/2016						0.018 (J)		
5/3/2016							0.023 (J)	0.013 (J)
5/4/2016				0.027 (J)				
5/5/2016	0.049 (J)		0.039 (J)					
5/6/2016		0.056 (J)						
7/6/2016						0.02 (J)		
7/7/2016								<0.1
7/8/2016							0.02 (J)	
7/12/2016			<0.1					
7/14/2016	<0.1							
7/15/2016		<0.1						
7/18/2016				<0.1				
9/7/2016						<0.1	<0.1	
9/8/2016								<0.1
9/12/2016	0.06 (J)							
9/13/2016			0.04 (J)	0.03 (J)				
9/14/2016		0.02 (J)						
10/25/2016						0.03 (J)	0.04 (J)	0.03 (J)
10/27/2016	0.12 (J)		0.11 (J)	0.1 (J)				
11/1/2016		0.07 (J)						
1/5/2017						0.03 (J)		
1/6/2017							<0.1	
1/13/2017	0.04 (J)		<0.1	<0.1				
1/25/2017		0.01 (J)						
2/9/2017								<0.1
3/14/2017						<0.1	<0.1	
3/16/2017				<0.1				
3/20/2017	0.06 (J)		<0.1					
3/22/2017		0.02 (J)						
3/23/2017								<0.1
5/16/2017						<0.1	<0.1	
5/17/2017								<0.1
5/19/2017			0.01 (J)	<0.1				
5/23/2017	0.02 (J)							
5/24/2017		<0.1						
9/15/2017						<0.1	<0.1	
9/19/2017	<0.1		<0.1	<0.1				<0.1
9/21/2017		0.17 (J)						
3/12/2018						<0.1	<0.1	
3/13/2018	0.046 (J)		0.091 (J)	<0.1				<0.1
3/14/2018		0.18 (J)						
9/6/2018						<0.1	<0.1	<0.1
9/7/2018	<0.1							
9/11/2018		<0.1	<0.1	<0.1				
3/6/2019							<0.1	
3/7/2019						<0.1		<0.1

ND substitution: RL or RL/2 if <15% NDs.

Time Series

Constituent: Fluoride (mg/L) Analysis Run 5/13/2024 9:40 AM

Plant Bowen Data: Bowen 3-4 CCR

	GWC-22R	GWC-23R	GWC-24R	GWC-25R	GWC-36A	GWC-36RA	GWC-37	GWC-38
3/8/2019			<0.1	<0.1				
3/11/2019	<0.1							
3/12/2019		0.06 (J)						
9/4/2019						<0.1	<0.1	<0.1
9/5/2019	<0.1		<0.1	<0.1				
9/6/2019		<0.1						
3/2/2020						<0.1	<0.1	<0.1
3/3/2020	<0.1		<0.1	<0.1				
3/5/2020		<0.1						
9/3/2020							<0.1	<0.1
9/4/2020				<0.1				
9/8/2020	<0.1							
9/9/2020		<0.1	<0.1					
9/14/2020						<0.1		
2/24/2021							<0.1	<0.1
3/9/2021	<0.1		<0.1	<0.1				
3/10/2021		<0.1						
3/26/2021						<0.1		
7/27/2021						<0.1		
7/28/2021							<0.1	<0.1
7/29/2021			<0.1					
7/30/2021		<0.1						
8/2/2021	<0.1			<0.1				
1/25/2022								<0.1
1/26/2022						<0.1	<0.1	
1/27/2022	<0.1			<0.1				
1/28/2022		<0.1	<0.1					
4/6/2022					<0.1			
8/5/2022								<0.1
8/8/2022					0.063 (J)	0.062 (J)	0.061 (J)	
8/9/2022			0.072 (J)	0.068 (J)				
8/10/2022	0.055 (J)							
8/11/2022		0.073 (J)						
2/8/2023					<0.1	<0.1	<0.1	<0.1
2/9/2023	0.052 (J)		0.053 (J)	<0.1				
2/10/2023		0.078 (J)						
8/2/2023					<0.1		<0.1	<0.1
8/3/2023	<0.1	<0.1	<0.1	<0.1		<0.1		
2/13/2024					<0.1	<0.1	<0.1	<0.1
2/15/2024	<0.1		<0.1					
2/16/2024		0.054 (J)		0.055 (J)				

ND substitution: RL or RL/2 if <15% NDs.

Time Series

Constituent: Lead (mg/L) Analysis Run 5/13/2024 9:40 AM

Plant Bowen Data: Bowen 3-4 CCR

	GWA-1 (bg)	GWA-2 (bg)	GWA-2R (bg)	GWA-39RZ (bg)	GWA-39Z (bg)	GWA-3A (bg)	GWA-40 (bg)	GWA-41 (bg)	GWA-41R (bg)
8/23/2007	<0.001	<0.001	<0.001			<0.001			
10/23/2007	<0.001								
10/24/2007		<0.001	<0.001						
11/2/2007						<0.001			
11/18/2007	<0.001	<0.001	<0.001			<0.001			
1/30/2008	<0.001								
1/31/2008		<0.001	<0.001			<0.001			
3/10/2008	<0.001		<0.001						
3/11/2008		<0.001				<0.001			
5/6/2008		<0.001							
5/13/2008	<0.001		<0.001						
5/14/2008						<0.001			
12/4/2008		<0.001	<0.001						
12/5/2008	<0.001					<0.001			
4/15/2009	<0.001					<0.001			
4/21/2009		<0.001	<0.001						
10/7/2009	<0.001	<0.001							
10/8/2009			<0.001			<0.001			
4/21/2010			<0.001						
4/26/2010		<0.001							
4/28/2010						<0.001			
5/3/2010	<0.001								
9/28/2010			<0.001						
10/4/2010		<0.001							
10/6/2010						<0.001			
10/12/2010	<0.001								
4/12/2011			<0.001						
4/13/2011		<0.001							
4/21/2011						<0.001			
4/27/2011	<0.001								
10/4/2011			<0.001						
10/5/2011		<0.001							
10/13/2011						<0.001			
10/17/2011	<0.001								
4/3/2012			<0.001						
4/11/2012		<0.001							
5/1/2012						<0.001			
5/2/2012	<0.001								
10/8/2012	<0.001								
10/9/2012		<0.001	<0.001			<0.001			
4/11/2013			<0.001			<0.001			
4/12/2013	<0.001								
4/15/2013		<0.001							
10/15/2013		<0.001							
10/16/2013	<0.001		<0.001			<0.001			
4/10/2014			<0.001						
4/11/2014	<0.001								
4/22/2014		<0.001							
4/23/2014						<0.001			
9/30/2014	<0.001	<0.001	<0.001						
10/4/2014						<0.001			
3/30/2015	0.0028 (J)	<0.001	<0.001						

ND substitution: RL or RL/2 if <15% NDs.

Time Series

Constituent: Lead (mg/L) Analysis Run 5/13/2024 9:40 AM

Plant Bowen Data: Bowen 3-4 CCR

	GWA-1 (bg)	GWA-2 (bg)	GWA-2R (bg)	GWA-39RZ (bg)	GWA-39Z (bg)	GWA-3A (bg)	GWA-40 (bg)	GWA-41 (bg)	GWA-41R (bg)
3/31/2015						<0.001			
10/12/2015						<0.001			
10/13/2015	<0.001	<0.001	<0.001						
3/11/2016									
3/14/2016					<0.001				
3/15/2016							<0.001	<0.001	<0.001
3/22/2016	<0.001								
3/23/2016		<0.001	<0.001			<0.001			
5/11/2016					<0.001		<0.001		
5/12/2016								<0.001	
5/13/2016									<0.001
5/16/2016				<0.001 (D)					
5/19/2016	<0.001		<0.001						
5/20/2016		<0.001							
5/23/2016						<0.001			
7/19/2016					<0.001				
7/20/2016								<0.001	
7/21/2016							<0.001		0.0001 (J)
7/22/2016									
7/27/2016				0.0011 (JD)					
7/29/2016	0.0002 (J)	0.0001 (J)	<0.001			<0.001			
9/15/2016					<0.001		<0.001	<0.001	
9/19/2016									
9/21/2016									<0.001
9/22/2016			<0.001			<0.001			
9/23/2016	<0.001	<0.001							
11/2/2016					<0.001				
11/3/2016							<0.001	<0.001	<0.001
11/9/2016	0.0004 (J)	<0.001							
11/10/2016			<0.001			<0.001			
1/17/2017							<0.001		<0.001
1/18/2017					<0.001			<0.001	
1/30/2017	<0.001								
1/31/2017		<0.001	<0.001			<0.001			
2/21/2017				<0.001					
3/24/2017							<0.001 (*)	<0.001	
3/27/2017				<0.001 (D)					<0.001
3/28/2017					<0.001 (*)				
3/30/2017	8E-05 (J)	<0.001				<0.001			
4/3/2017			<0.001						
5/24/2017							0.0001 (J)		
6/6/2017								<0.001	<0.001
6/7/2017					8E-05 (J)				
6/8/2017				<0.001 (D)					
6/9/2017	0.0001 (J)		<0.001						
6/12/2017		<0.001				<0.001			
7/17/2017				<0.001 (D)					
7/27/2017				0.0001 (J)					
8/9/2017				<0.001					
9/25/2017								<0.001	0.0001 (J)
9/26/2017					0.0002 (J)		0.0001 (J)		
9/29/2017				<0.001 (D)					

ND substitution: RL or RL/2 if <15% NDs.

Time Series

Constituent: Lead (mg/L) Analysis Run 5/13/2024 9:40 AM

Plant Bowen Data: Bowen 3-4 CCR

	GWA-1 (bg)	GWA-2 (bg)	GWA-2R (bg)	GWA-39RZ (bg)	GWA-39Z (bg)	GWA-3A (bg)	GWA-40 (bg)	GWA-41 (bg)	GWA-41R (bg)
10/2/2017	0.0002 (J)	<0.001	<0.001						
10/4/2017						<0.001			
3/14/2018					<0.001		0.00046 (J)	<0.001	0.00031 (J)
3/16/2018	<0.001		<0.001	<0.001					
3/19/2018		<0.001				<0.001			
9/12/2018					<0.001		<0.001	<0.001	<0.001
9/14/2018		<0.001	<0.001	<0.001					
9/17/2018	<0.001 (D)					<0.001			
3/13/2019							<0.001		
3/14/2019				<0.001				<0.001	0.00031 (J)
3/15/2019					<0.001				
3/19/2019			<0.001						
3/20/2019	<0.001	<0.001				<0.001			
9/9/2019					<0.001		<0.001		
9/10/2019								<0.001 (D)	<0.001
9/12/2019	<0.001	0.002536 (JD)							
9/13/2019			<0.001			<0.001			
3/6/2020								9.1E-05 (J)	
3/9/2020				0.00027 (J)	5.5E-05 (J)		9.5E-05 (J)		4.9E-05 (J)
3/11/2020	<0.001	<0.001	5.8E-05 (J)			<0.001			
9/10/2020					<0.001			<0.001	<0.001
9/11/2020							<0.001		
9/15/2020	9.3E-05 (J)	<0.001	5E-05 (J)						
9/16/2020				0.0005 (J)					
3/10/2021							<0.001		0.00012 (J)
3/11/2021								<0.001	
3/12/2021					0.0002 (J)				
3/16/2021	5.2E-05 (J)		7E-05 (J)	0.0002 (J)					
3/17/2021		<0.001							
3/29/2021						<0.001			
8/4/2021					<0.001		<0.001	<0.001	<0.001
8/6/2021				<0.001					
8/9/2021	<0.001	<0.001	<0.001			<0.001			
1/31/2022					<0.001		<0.001	<0.001	<0.001
2/1/2022	<0.001	<0.001	<0.001						
2/2/2022				<0.001		<0.001			
8/10/2022					<0.001				
8/11/2022								<0.001	<0.001
8/12/2022							<0.001		
8/16/2022	<0.001	<0.001	<0.001	<0.001		<0.001			
2/13/2023					<0.001		<0.001	<0.001	<0.001
2/14/2023				<0.001					
2/16/2023	<0.001	<0.001	<0.001						
2/17/2023						<0.001			
7/25/2023				0.00014 (J)				<0.001	<0.001
7/26/2023					<0.001		<0.001		
7/27/2023	<0.001	<0.001	<0.001						
8/1/2023						<0.001			
2/19/2024				<0.001	<0.001		<0.001	<0.001	<0.001
2/20/2024									
2/22/2024	<0.001	<0.001				<0.001			
2/26/2024			<0.001						

ND substitution: RL or RL/2 if <15% NDs.

Time Series

Constituent: Lead (mg/L) Analysis Run 5/13/2024 9:40 AM

Plant Bowen Data: Bowen 3-4 CCR

	GWA-42 (bg)
8/23/2007	
10/23/2007	
10/24/2007	
11/2/2007	
11/18/2007	
1/30/2008	
1/31/2008	
3/10/2008	
3/11/2008	
5/6/2008	
5/13/2008	
5/14/2008	
12/4/2008	
12/5/2008	
4/15/2009	
4/21/2009	
10/7/2009	
10/8/2009	
4/21/2010	
4/26/2010	
4/28/2010	
5/3/2010	
9/28/2010	
10/4/2010	
10/6/2010	
10/12/2010	
4/12/2011	
4/13/2011	
4/21/2011	
4/27/2011	
10/4/2011	
10/5/2011	
10/13/2011	
10/17/2011	
4/3/2012	
4/11/2012	
5/1/2012	
5/2/2012	
10/8/2012	
10/9/2012	
4/11/2013	
4/12/2013	
4/15/2013	
10/15/2013	
10/16/2013	
4/10/2014	
4/11/2014	
4/22/2014	
4/23/2014	
9/30/2014	
10/4/2014	
3/30/2015	

Time Series

Constituent: Lead (mg/L) Analysis Run 5/13/2024 9:40 AM

Plant Bowen Data: Bowen 3-4 CCR

	GWA-42 (bg)
3/31/2015	
10/12/2015	
10/13/2015	
3/11/2016	<0.001
3/14/2016	
3/15/2016	
3/22/2016	
3/23/2016	
5/11/2016	
5/12/2016	
5/13/2016	
5/16/2016	<0.001
5/19/2016	
5/20/2016	
5/23/2016	
7/19/2016	
7/20/2016	
7/21/2016	
7/22/2016	0.0001 (J)
7/27/2016	
7/29/2016	
9/15/2016	
9/19/2016	0.0002 (J)
9/21/2016	
9/22/2016	
9/23/2016	
11/2/2016	
11/3/2016	<0.001
11/9/2016	
11/10/2016	
1/17/2017	<0.001
1/18/2017	
1/30/2017	
1/31/2017	
2/21/2017	
3/24/2017	
3/27/2017	<0.001
3/28/2017	
3/30/2017	
4/3/2017	
5/24/2017	
6/6/2017	
6/7/2017	<0.001
6/8/2017	
6/9/2017	
6/12/2017	
7/17/2017	
7/27/2017	
8/9/2017	
9/25/2017	
9/26/2017	<0.001
9/29/2017	

ND substitution: RL or RL/2 if <15% NDs.

Time Series

Constituent: Lead (mg/L) Analysis Run 5/13/2024 9:40 AM

Plant Bowen Data: Bowen 3-4 CCR

	GWA-42 (bg)
10/2/2017	
10/4/2017	
3/14/2018	<0.001
3/16/2018	
3/19/2018	
9/12/2018	
9/14/2018	<0.001
9/17/2018	
3/13/2019	
3/14/2019	<0.001
3/15/2019	
3/19/2019	
3/20/2019	
9/9/2019	
9/10/2019	<0.001
9/12/2019	
9/13/2019	
3/6/2020	0.00011 (J)
3/9/2020	
3/11/2020	
9/10/2020	<0.001
9/11/2020	
9/15/2020	
9/16/2020	
3/10/2021	
3/11/2021	<0.001
3/12/2021	
3/16/2021	
3/17/2021	
3/29/2021	
8/4/2021	<0.001
8/6/2021	
8/9/2021	
1/31/2022	<0.001
2/1/2022	
2/2/2022	
8/10/2022	<0.001
8/11/2022	
8/12/2022	
8/16/2022	
2/13/2023	<0.001
2/14/2023	
2/16/2023	
2/17/2023	
7/25/2023	
7/26/2023	<0.001
7/27/2023	
8/1/2023	
2/19/2024	
2/20/2024	<0.001
2/22/2024	
2/26/2024	

ND substitution: RL or RL/2 if <15% NDs.

Time Series

Constituent: Lead (mg/L) Analysis Run 5/13/2024 9:40 AM

Plant Bowen Data: Bowen 3-4 CCR

	GWA-43 (bg)	GWA-43R (bg)	GWA-4RZ (bg)	GWA-50 (bg)	GWA-50R (bg)	GWA-51RZ (bg)	GWA-52 (bg)	GWA-53 (bg)	GWA-53R (bg)
12/12/2008				<0.001	<0.001				
4/23/2009				<0.001	<0.001				
10/6/2009				<0.001	<0.001				
4/27/2010				<0.001					
5/3/2010					<0.001				
9/30/2010				<0.001					
10/11/2010					<0.001				
4/14/2011				<0.001					
4/27/2011					<0.001				
10/5/2011				<0.001					
10/19/2011					<0.001				
4/11/2012				<0.001					
5/1/2012					0.0012				
10/2/2012				<0.001	<0.001				
4/9/2013				<0.001					
4/10/2013					<0.001				
10/15/2013				<0.001					
10/16/2013					<0.001				
4/10/2014				<0.001					
4/22/2014					<0.001				
10/1/2014				<0.001	<0.001				
3/30/2015				<0.001	<0.001				
5/8/2015						<0.001	<0.001		<0.001
5/9/2015								<0.001	
5/17/2015						<0.001	<0.001		<0.001
5/18/2015								<0.001	
5/25/2015						<0.001	<0.001	<0.001	<0.001
6/8/2015						<0.001	<0.001	<0.001	<0.001
6/9/2015									
6/17/2015								<0.001	
6/18/2015						<0.001	<0.001		<0.001
6/24/2015						<0.001	<0.001	<0.001	<0.001
6/25/2015									
6/30/2015						<0.001	<0.001	<0.001	<0.001
7/1/2015									
7/6/2015						<0.001	<0.001	<0.001	<0.001
7/7/2015									
8/12/2015						<0.001	<0.001	<0.001	<0.001
10/11/2015				<0.001	<0.001				
2/29/2016							<0.001		
3/2/2016								<0.001	<0.001
3/11/2016	<0.001	<0.001							
3/28/2016				<0.001	<0.001				
5/3/2016								<0.001	<0.001
5/4/2016						<0.001	<0.001		
5/13/2016	<0.001	<0.001							
5/23/2016				<0.001					
5/25/2016					<0.001				
7/7/2016						0.0002 (J)			
7/8/2016							<0.001	0.0002 (J)	
7/11/2016									<0.001
7/19/2016	<0.001	<0.001							

ND substitution: RL or RL/2 if <15% NDs.

Time Series

Constituent: Lead (mg/L) Analysis Run 5/13/2024 9:40 AM

Plant Bowen Data: Bowen 3-4 CCR

	GWA-43 (bg)	GWA-43R (bg)	GWA-4RZ (bg)	GWA-50 (bg)	GWA-50R (bg)	GWA-51RZ (bg)	GWA-52 (bg)	GWA-53 (bg)	GWA-53R (bg)
8/1/2016				<0.001	<0.001				
9/7/2016									<0.001
9/8/2016						<0.001	<0.001	0.0002 (J)	
9/16/2016	<0.001	<0.001							
9/26/2016				0.0001 (J)	<0.001				
10/26/2016						<0.001	<0.001	<0.001	
10/27/2016									<0.001
11/2/2016	<0.001	<0.001							
11/10/2016				<0.001					
11/11/2016					<0.001				
1/6/2017						<0.001	<0.001		<0.001
1/9/2017								<0.001	
1/18/2017	<0.001	<0.001							
1/30/2017				<0.001	<0.001				
2/22/2017			0.0002 (J)						
3/15/2017						<0.001	<0.001		
3/16/2017								0.0001 (J)	5E-05 (J)
3/28/2017	<0.001	<0.001							
4/3/2017					<0.001				
4/7/2017			<0.001	<0.001					
5/17/2017							<0.001		
5/18/2017						<0.001			
5/19/2017								9E-05 (J)	0.0001 (J)
6/6/2017	7E-05 (J)	0.0001 (J)							
6/12/2017				<0.001	<0.001				
6/14/2017			<0.001 (D)						
7/12/2017			<0.001 (D)						
7/19/2017						<0.001			
7/20/2017			<0.001 (D)						
7/28/2017			<0.001						
8/9/2017			<0.001						
8/24/2017			<0.001						
9/15/2017							<0.001		
9/19/2017						<0.001		0.0001 (J)	<0.001
9/22/2017	8E-05 (J)	7E-05 (J)							
10/2/2017				0.0003 (J)	<0.001				
10/3/2017			<0.001 (D)						
3/13/2018						<0.001	<0.001	<0.001	<0.001
3/14/2018	<0.001								
3/15/2018		0.0038 (J)							
3/16/2018				<0.001	<0.001				
3/21/2018			<0.001						
9/6/2018							<0.001		
9/7/2018						<0.001			
9/11/2018								<0.001	<0.001
9/12/2018	<0.001	<0.001							
9/17/2018				<0.001					
9/18/2018			<0.001		<0.001				
3/7/2019							<0.001		
3/8/2019						<0.001		<0.001	
3/12/2019									<0.001
3/13/2019	<0.001	<0.001							

ND substitution: RL or RL/2 if <15% NDs.

Time Series

Constituent: Lead (mg/L) Analysis Run 5/13/2024 9:40 AM

Plant Bowen Data: Bowen 3-4 CCR

	GWA-43 (bg)	GWA-43R (bg)	GWA-4RZ (bg)	GWA-50 (bg)	GWA-50R (bg)	GWA-51RZ (bg)	GWA-52 (bg)	GWA-53 (bg)	GWA-53R (bg)
3/19/2019				<0.001	<0.001				
3/21/2019			<0.001 (D)						
9/4/2019						<0.001	<0.001		
9/5/2019								8E-05 (J)	8.3E-05 (J)
9/11/2019	0.0001 (J)	9.2E-05 (J)							
9/12/2019			6.5E-05 (JD)		<0.001				
9/13/2019				<0.001					
3/2/2020							<0.001		
3/3/2020						5.1E-05 (J)			
3/4/2020								0.00016 (J)	6.6E-05 (J)
3/9/2020	9.1E-05 (J)	9.6E-05 (J)							
3/11/2020				<0.001	<0.001				
3/12/2020			<0.001						
9/3/2020							<0.001		
9/8/2020								0.00012 (J)	0.0006 (J)
9/9/2020						8.9E-05 (J)			
9/11/2020	4.6E-05 (J)								
9/14/2020		6.6E-05 (J)							
9/15/2020					<0.001				
9/16/2020				9.3E-05 (J)					
9/17/2020			<0.001						
2/24/2021							<0.001		
2/25/2021						<0.001			
2/26/2021								0.00012 (J)	6.4E-05 (J)
3/11/2021	6.3E-05 (J)	0.00013 (J)							
3/16/2021			<0.001						
3/17/2021				<0.001	<0.001				
7/27/2021							<0.001		
7/28/2021						<0.001			
7/29/2021								<0.001	<0.001
8/5/2021		<0.001							
8/6/2021	<0.001								
8/9/2021				<0.001	<0.001				
8/10/2021			<0.001						
1/25/2022							<0.001		
1/26/2022						<0.001		<0.001	<0.001
1/31/2022	<0.001	<0.001							
2/1/2022				<0.001					
2/2/2022					<0.001				
2/3/2022			<0.001						
8/5/2022							<0.001		
8/8/2022								<0.001	<0.001
8/9/2022						<0.001			
8/10/2022		<0.001							
8/11/2022	<0.001								
8/16/2022				<0.001					
8/17/2022			<0.001		<0.001				
2/13/2023		<0.001							
2/14/2023	<0.001								
2/16/2023				<0.001	<0.001				
2/17/2023			<0.001						
7/25/2023	0.00018 (J)	<0.001							

ND substitution: RL or RL/2 if <15% NDs.

Time Series

Constituent: Lead (mg/L) Analysis Run 5/13/2024 9:40 AM

Plant Bowen Data: Bowen 3-4 CCR

	GWA-43 (bg)	GWA-43R (bg)	GWA-4RZ (bg)	GWA-50 (bg)	GWA-50R (bg)	GWA-51RZ (bg)	GWA-52 (bg)	GWA-53 (bg)	GWA-53R (bg)
7/28/2023			<0.001	<0.001	<0.001				
2/20/2024	<0.001	<0.001							
2/22/2024				<0.001	<0.001				
2/27/2024			<0.001						

ND substitution: RL or RL/2 if <15% NDs.

Time Series

Constituent: Lead (mg/L) Analysis Run 5/13/2024 9:40 AM

Plant Bowen Data: Bowen 3-4 CCR

	GWA-54 (bg)
12/12/2008	
4/23/2009	
10/6/2009	
4/27/2010	
5/3/2010	
9/30/2010	
10/11/2010	
4/14/2011	
4/27/2011	
10/5/2011	
10/19/2011	
4/11/2012	
5/1/2012	
10/2/2012	
4/9/2013	
4/10/2013	
10/15/2013	
10/16/2013	
4/10/2014	
4/22/2014	
10/1/2014	
3/30/2015	
5/8/2015	
5/9/2015	<0.001
5/17/2015	
5/18/2015	<0.001
5/25/2015	<0.001
6/8/2015	
6/9/2015	<0.001
6/17/2015	<0.001
6/18/2015	
6/24/2015	
6/25/2015	<0.001
6/30/2015	
7/1/2015	<0.001
7/6/2015	
7/7/2015	<0.001
8/12/2015	<0.001
10/11/2015	
2/29/2016	
3/2/2016	<0.001
3/11/2016	
3/28/2016	
5/3/2016	
5/4/2016	<0.001
5/13/2016	
5/23/2016	
5/25/2016	
7/7/2016	
7/8/2016	<0.001
7/11/2016	
7/19/2016	

Time Series

Constituent: Lead (mg/L) Analysis Run 5/13/2024 9:40 AM

Plant Bowen Data: Bowen 3-4 CCR

	GWA-54 (bg)
8/1/2016	
9/7/2016	
9/8/2016	<0.001
9/16/2016	
9/26/2016	
10/26/2016	<0.001
10/27/2016	
11/2/2016	
11/10/2016	
11/11/2016	
1/6/2017	
1/9/2017	<0.001
1/18/2017	
1/30/2017	
2/22/2017	
3/15/2017	<0.001
3/16/2017	
3/28/2017	
4/3/2017	
4/7/2017	
5/17/2017	
5/18/2017	<0.001
5/19/2017	
6/6/2017	
6/12/2017	
6/14/2017	
7/12/2017	
7/19/2017	
7/20/2017	
7/28/2017	
8/9/2017	
8/24/2017	
9/15/2017	<0.001
9/19/2017	
9/22/2017	
10/2/2017	
10/3/2017	
3/13/2018	<0.001
3/14/2018	
3/15/2018	
3/16/2018	
3/21/2018	
9/6/2018	<0.001
9/7/2018	
9/11/2018	
9/12/2018	
9/17/2018	
9/18/2018	
3/7/2019	<0.001
3/8/2019	
3/12/2019	
3/13/2019	

Time Series

Constituent: Lead (mg/L) Analysis Run 5/13/2024 9:40 AM

Plant Bowen Data: Bowen 3-4 CCR

	GWA-54 (bg)
3/19/2019	
3/21/2019	
9/4/2019	
9/5/2019	<0.001
9/11/2019	
9/12/2019	
9/13/2019	
3/2/2020	
3/3/2020	4.8E-05 (J)
3/4/2020	
3/9/2020	
3/11/2020	
3/12/2020	
9/3/2020	
9/8/2020	<0.001
9/9/2020	
9/11/2020	
9/14/2020	
9/15/2020	
9/16/2020	
9/17/2020	
2/24/2021	
2/25/2021	<0.001
2/26/2021	
3/11/2021	
3/16/2021	
3/17/2021	
7/27/2021	<0.001
7/28/2021	
7/29/2021	
8/5/2021	
8/6/2021	
8/9/2021	
8/10/2021	
1/25/2022	<0.001
1/26/2022	
1/31/2022	
2/1/2022	
2/2/2022	
2/3/2022	
8/5/2022	<0.001
8/8/2022	
8/9/2022	
8/10/2022	
8/11/2022	
8/16/2022	
8/17/2022	
2/13/2023	
2/14/2023	
2/16/2023	
2/17/2023	
7/25/2023	

Time Series

Constituent: Lead (mg/L) Analysis Run 5/13/2024 9:40 AM

Plant Bowen Data: Bowen 3-4 CCR

	GWA-54 (bg)
7/28/2023	
2/20/2024	
2/22/2024	
2/27/2024	

Time Series

Constituent: Lead (mg/L) Analysis Run 5/13/2024 9:40 AM

Plant Bowen Data: Bowen 3-4 CCR

	GWA-55 (bg)	GWA-55R (bg)	GWA-56 (bg)	GWC-16R	GWC-17R	GWC-18	GWC-18R	GWC-19R	GWC-20R
9/16/2014				<0.001					
9/17/2014					<0.001	<0.001	<0.001	<0.001	
9/18/2014									<0.001
10/4/2014				<0.001	<0.001	<0.001	<0.001	<0.001	
10/5/2014									<0.001
10/21/2014				<0.001	<0.001	<0.001	<0.001	<0.001	
10/22/2014									<0.001
11/5/2014						<0.001		<0.001	<0.001
11/11/2014				<0.001	<0.001		<0.001		
3/3/2015				<0.001	<0.001	<0.001	<0.001	<0.001	
3/4/2015									<0.001
3/18/2015				<0.001	<0.001	<0.001	<0.001		
3/19/2015								<0.001	<0.001
4/6/2015				<0.001	<0.001				
4/7/2015						<0.001	<0.001	<0.001	<0.001
4/8/2015									
4/23/2015				<0.001	<0.001	<0.001	<0.001		
4/24/2015								<0.001	<0.001
5/9/2015	<0.001	<0.001	<0.001						
5/18/2015	<0.001	<0.001							
5/19/2015			<0.001						
5/26/2015	<0.001	<0.001	<0.001						
6/9/2015	<0.001	<0.001	<0.001						
6/17/2015	<0.001	<0.001	<0.001						
6/25/2015	<0.001	<0.001	<0.001						
7/1/2015	<0.001	<0.001	<0.001						
7/7/2015	<0.001	<0.001	<0.001						
7/29/2015				<0.001	<0.001	<0.001	<0.001	<0.001	
7/30/2015									<0.001
8/13/2015	<0.001	<0.001	<0.001						
3/2/2016	<0.001								
3/3/2016		<0.001	<0.001	<0.001					
3/4/2016					<0.001				
3/7/2016						<0.001	<0.001	<0.001	
3/8/2016									<0.001
5/3/2016	<0.001	<0.001							
5/5/2016						<0.001	<0.001		
5/9/2016			<0.001					<0.001	<0.001
5/10/2016				<0.001	<0.001				
7/11/2016	<0.001	0.0001 (J)	0.0003 (J)						
7/13/2016				<0.001		0.0001 (J)	<0.001		
7/14/2016					0.0006 (J)			9E-05 (J)	<0.001
7/15/2016									
9/9/2016	<0.001	<0.001	0.0001 (J)						
9/12/2016							0.0002 (J)	<0.001	<0.001
9/13/2016						<0.001			
9/14/2016					<0.001				
9/15/2016				<0.001					
10/26/2016	<0.001		<0.001						
10/27/2016		0.0001 (J)							
10/31/2016						<0.001		<0.001	<0.001
11/1/2016					<0.001		0.0001 (J)		

ND substitution: RL or RL/2 if <15% NDs.

Time Series

Constituent: Lead (mg/L) Analysis Run 5/13/2024 9:40 AM

Plant Bowen Data: Bowen 3-4 CCR

	GWA-55 (bg)	GWA-55R (bg)	GWA-56 (bg)	GWC-16R	GWC-17R	GWC-18	GWC-18R	GWC-19R	GWC-20R
11/2/2016				<0.001					
1/9/2017	<0.001	<0.001	<0.001						
1/11/2017				0.0001 (J)	<0.001		<0.001	<0.001	
1/12/2017						0.0002 (J)			<0.001
3/15/2017			0.0001 (J)						
3/16/2017	7E-05 (J)	0.0001 (J)							
3/20/2017				<0.001			7E-05 (J)		
3/21/2017					<0.001			7E-05 (J)	
3/22/2017									<0.001
3/23/2017						0.0002 (J)			
5/18/2017	0.0001 (J)	7E-05 (J)	0.0001 (J)						
5/22/2017							<0.001	<0.001	<0.001
5/23/2017				8E-05 (J)	<0.001	0.0002 (J)			
9/15/2017	<0.001		0.0001 (J)						
9/18/2017		<0.001							
9/19/2017									<0.001
9/20/2017								0.0004 (J)	
9/21/2017				9E-05 (J)			0.0003 (J)		
9/22/2017					<0.001				
9/25/2017						8E-05 (J)			
3/12/2018	<0.001	<0.001							
3/13/2018			<0.001						
3/14/2018				<0.001	<0.001	<0.001	0.00035 (J)	<0.001	<0.001
9/7/2018	<0.001	<0.001	<0.001	<0.001			<0.001		
9/10/2018								<0.001	<0.001
9/11/2018					<0.001	<0.001			
3/7/2019		<0.001	<0.001						
3/8/2019	<0.001								
3/11/2019				<0.001					
3/12/2019					<0.001	<0.001	<0.001	<0.001	<0.001
9/4/2019			<0.001						
9/5/2019	<0.001	<0.001							
9/6/2019							<0.001		<0.001
9/9/2019				<0.001		5E-05 (J)		<0.001	
9/10/2019					<0.001				
3/3/2020	4.8E-05 (J)								
3/4/2020		<0.001	5E-05 (J)	<0.001				0.0003 (J)	
3/5/2020					<0.001		0.00032 (J)		<0.001
3/6/2020						0.00013 (J)			
9/4/2020	0.0001 (J)	<0.001	<0.001						<0.001
9/8/2020									
9/9/2020				0.00017 (J)	<0.001	6E-05 (J)	0.00025 (J)	<0.001	
2/25/2021	9E-05 (J)	3.8E-05 (J)	4.5E-05 (J)						
2/26/2021						9.4E-05 (J)	0.00025 (J)	<0.001	
3/9/2021				0.00011 (J)					<0.001
3/10/2021					<0.001				
7/28/2021	<0.001	<0.001	<0.001						
7/29/2021						<0.001	<0.001		
7/30/2021				<0.001	<0.001				
8/2/2021									<0.001
8/5/2021								<0.001	
1/26/2022	<0.001		<0.001						

Time Series

Constituent: Lead (mg/L) Analysis Run 5/13/2024 9:40 AM

Plant Bowen Data: Bowen 3-4 CCR

	GWA-55 (bg)	GWA-55R (bg)	GWA-56 (bg)	GWC-16R	GWC-17R	GWC-18	GWC-18R	GWC-19R	GWC-20R
1/27/2022		<0.001					<0.001	<0.001	<0.001
1/28/2022				<0.001	<0.001	<0.001			
8/5/2022			<0.001						
8/8/2022	<0.001	<0.001							
8/9/2022								<0.001	<0.001
8/10/2022						<0.001	<0.001		
8/11/2022				<0.001	<0.001				
2/9/2023						<0.001	<0.001	<0.001	
2/10/2023				<0.001	<0.001				<0.001
8/3/2023					<0.001	<0.001			<0.001
8/4/2023				<0.001			<0.001	<0.001	
2/14/2024						<0.001	<0.001	0.00024 (J)	
2/15/2024				<0.001	<0.001				<0.001

ND substitution: RL or RL/2 if <15% NDs.

Time Series

Constituent: Lead (mg/L) Analysis Run 5/13/2024 9:40 AM

Plant Bowen Data: Bowen 3-4 CCR

	GWC-21R
9/16/2014	
9/17/2014	
9/18/2014	<0.001
10/4/2014	
10/5/2014	<0.001
10/21/2014	
10/22/2014	<0.001
11/5/2014	<0.001
11/11/2014	
3/3/2015	
3/4/2015	<0.001
3/18/2015	
3/19/2015	<0.001
4/6/2015	
4/7/2015	
4/8/2015	<0.001
4/23/2015	
4/24/2015	<0.001
5/9/2015	
5/18/2015	
5/19/2015	
5/26/2015	
6/9/2015	
6/17/2015	
6/25/2015	
7/1/2015	
7/7/2015	
7/29/2015	
7/30/2015	<0.001
8/13/2015	
3/2/2016	
3/3/2016	
3/4/2016	
3/7/2016	
3/8/2016	<0.001
5/3/2016	
5/5/2016	
5/9/2016	<0.001
5/10/2016	
7/11/2016	
7/13/2016	
7/14/2016	
7/15/2016	<0.001
9/9/2016	<0.001
9/12/2016	
9/13/2016	
9/14/2016	
9/15/2016	
10/26/2016	
10/27/2016	<0.001
10/31/2016	
11/1/2016	

Time Series

Constituent: Lead (mg/L) Analysis Run 5/13/2024 9:40 AM

Plant Bowen Data: Bowen 3-4 CCR

	GWC-21R
11/2/2016	
1/9/2017	
1/11/2017	
1/12/2017	<0.001
3/15/2017	
3/16/2017	
3/20/2017	
3/21/2017	6E-05 (J)
3/22/2017	
3/23/2017	
5/18/2017	
5/22/2017	
5/23/2017	<0.001
9/15/2017	
9/18/2017	
9/19/2017	<0.001
9/20/2017	
9/21/2017	
9/22/2017	
9/25/2017	
3/12/2018	
3/13/2018	
3/14/2018	<0.001
9/7/2018	
9/10/2018	<0.001
9/11/2018	
3/7/2019	
3/8/2019	
3/11/2019	<0.001
3/12/2019	
9/4/2019	
9/5/2019	
9/6/2019	0.0016 (J)
9/9/2019	
9/10/2019	
3/3/2020	<0.001
3/4/2020	
3/5/2020	
3/6/2020	
9/4/2020	
9/8/2020	6.7E-05 (J)
9/9/2020	
2/25/2021	
2/26/2021	
3/9/2021	<0.001
3/10/2021	
7/28/2021	
7/29/2021	
7/30/2021	
8/2/2021	<0.001
8/5/2021	
1/26/2022	

Time Series

Constituent: Lead (mg/L) Analysis Run 5/13/2024 9:40 AM

Plant Bowen Data: Bowen 3-4 CCR

	GWC-21R
1/27/2022	
1/28/2022	<0.001
8/5/2022	
8/8/2022	
8/9/2022	
8/10/2022	<0.001
8/11/2022	
2/9/2023	<0.001
2/10/2023	
8/3/2023	
8/4/2023	<0.001
2/14/2024	
2/15/2024	<0.001

Time Series

Constituent: Lead (mg/L) Analysis Run 5/13/2024 9:40 AM

Plant Bowen Data: Bowen 3-4 CCR

	GWC-22R	GWC-23R	GWC-24R	GWC-25R	GWC-36A	GWC-36RA	GWC-37	GWC-38
9/15/2014						0.0069 (JO)		
9/16/2014			<0.001	<0.001			<0.001	<0.001
9/18/2014	<0.001	<0.001						
10/3/2014						<0.001	<0.001	<0.001
10/4/2014			<0.001	<0.001				
10/5/2014	<0.001	<0.001						
10/20/2014						<0.001	<0.001	<0.001
10/22/2014	<0.001	<0.001						
10/23/2014			<0.001	<0.001				
11/5/2014	<0.001	<0.001						
11/10/2014			<0.001	<0.001		<0.001	<0.001	<0.001
3/2/2015						<0.001	<0.001	0.0047 (J)
3/4/2015	<0.001	<0.001	<0.001	<0.001				
3/17/2015						<0.001	<0.001	<0.001
3/19/2015	<0.001							
3/20/2015		<0.001	<0.001	<0.001				
4/5/2015						<0.001	<0.001	
4/6/2015								<0.001
4/8/2015	<0.001	<0.001	<0.001					
4/9/2015				<0.001				
4/21/2015						<0.001		
4/22/2015							<0.001	<0.001
4/23/2015		<0.001	<0.001	<0.001				
4/24/2015	<0.001							
7/28/2015						<0.001	<0.001	<0.001
7/30/2015	<0.001	<0.001	<0.001	<0.001				
3/1/2016						<0.001	<0.001	
3/2/2016								<0.001
3/4/2016			<0.001					
3/7/2016	<0.001							
3/8/2016				<0.001				
3/9/2016		<0.001						
5/2/2016						<0.001		
5/3/2016							<0.001	<0.001
5/4/2016				<0.001				
5/5/2016	<0.001		<0.001					
5/6/2016		<0.001						
7/6/2016						0.0004 (J)		
7/7/2016								0.0001 (J)
7/8/2016							0.0001 (J)	
7/12/2016			<0.001					
7/14/2016	<0.001							
7/15/2016		<0.001						
7/18/2016				0.0001 (J)				
9/7/2016						<0.001	0.0001 (J)	
9/8/2016								0.0001 (J)
9/12/2016	<0.001							
9/13/2016			<0.001	<0.001				
9/14/2016		<0.001						
10/25/2016						0.0001 (J)	<0.001	0.0002 (J)
10/27/2016	<0.001		<0.001	<0.001				
11/1/2016		<0.001						

ND substitution: RL or RL/2 if <15% NDs.

Time Series

Constituent: Lead (mg/L) Analysis Run 5/13/2024 9:40 AM

Plant Bowen Data: Bowen 3-4 CCR

	GWC-22R	GWC-23R	GWC-24R	GWC-25R	GWC-36A	GWC-36RA	GWC-37	GWC-38
1/5/2017						0.0002 (J)		
1/6/2017							<0.001	
1/13/2017	0.0001 (J)		<0.001	<0.001				
1/25/2017		<0.001						
2/9/2017								<0.001
3/14/2017						0.0003 (J)	0.0001 (J)	
3/16/2017				0.0003 (J)				
3/20/2017	7E-05 (J)		0.0001 (J)					
3/22/2017		<0.001						
3/23/2017								0.0001 (J)
5/16/2017						<0.001	<0.001	
5/17/2017								0.0001 (J)
5/19/2017			<0.001	0.0001 (J)				
5/23/2017	<0.001							
5/24/2017		0.0001 (J)						
9/15/2017						8E-05 (J)	<0.001	
9/19/2017	0.0001 (J)		0.0002 (J)	<0.001				<0.001
9/21/2017		<0.001						
3/12/2018						<0.001	<0.001	
3/13/2018	<0.001		<0.001	<0.001				<0.001
3/14/2018		<0.001						
9/6/2018						<0.001	<0.001	<0.001
9/7/2018	<0.001							
9/11/2018		<0.001	<0.001	<0.001				
3/6/2019							<0.001	
3/7/2019						<0.001		<0.001
3/8/2019			<0.001	0.00035 (J)				
3/11/2019	<0.001							
3/12/2019		<0.001						
9/4/2019						<0.001	<0.001	<0.001
9/5/2019	<0.001		9.05E-05 (JD)	6E-05 (J)				
9/6/2019		6.8E-05 (J)						
3/2/2020						0.00031 (J)	<0.001	<0.001
3/3/2020	5.9E-05 (J)		5.7E-05 (J)	5.9E-05 (J)				
3/5/2020		5.2E-05 (J)						
9/3/2020							<0.001	<0.001
9/4/2020				0.00012 (J)				
9/8/2020	<0.001							
9/9/2020		<0.001	0.0001 (J)					
9/14/2020						0.00065 (J)		
2/24/2021							<0.001	<0.001
3/9/2021	<0.001		<0.001	<0.001				
3/10/2021		<0.001						
3/26/2021						0.00095 (J)		
7/27/2021						<0.001		
7/28/2021							0.13 (O)	<0.001
7/29/2021			<0.001					
7/30/2021		<0.001						
8/2/2021	<0.001			<0.001				
1/25/2022								<0.001
1/26/2022						<0.001	<0.001	
1/27/2022	<0.001			<0.001				

Time Series

Constituent: Lead (mg/L) Analysis Run 5/13/2024 9:40 AM

Plant Bowen Data: Bowen 3-4 CCR

	GWC-22R	GWC-23R	GWC-24R	GWC-25R	GWC-36A	GWC-36RA	GWC-37	GWC-38
1/28/2022		<0.001	<0.001					
4/6/2022					<0.001			
8/5/2022								<0.001
8/8/2022					<0.001	<0.001	<0.001	
8/9/2022			<0.001	<0.001				
8/10/2022	<0.001							
8/11/2022		<0.001						
2/8/2023					<0.001	<0.001	<0.001	<0.001
2/9/2023	<0.001		<0.001	<0.001				
2/10/2023		<0.001						
8/2/2023					<0.001		<0.001	<0.001
8/3/2023	<0.001	<0.001	<0.001	<0.001		<0.001		
2/13/2024					<0.001	<0.001	<0.001	<0.001
2/15/2024	<0.001		<0.001					
2/16/2024		<0.001		<0.001				

ND substitution: RL or RL/2 if <15% NDs.

Time Series

Constituent: Mercury (mg/L) Analysis Run 5/13/2024 9:40 AM

Plant Bowen Data: Bowen 3-4 CCR

	GWA-1 (bg)	GWA-2 (bg)	GWA-2R (bg)	GWA-39RZ (bg)	GWA-39Z (bg)	GWA-3A (bg)	GWA-40 (bg)	GWA-41 (bg)	GWA-41R (bg)
8/23/2007	<0.0002	<0.0002	<0.0002			<0.0002			
10/23/2007	<0.0002								
10/24/2007		<0.0002	<0.0002						
11/2/2007						<0.0002			
11/18/2007	<0.0002	<0.0002	<0.0002			<0.0002			
1/30/2008	<0.0002								
1/31/2008		<0.0002	<0.0002			<0.0002			
3/10/2008	<0.0002		<0.0002						
3/11/2008		<0.0002				<0.0002			
5/6/2008		0.000175							
5/13/2008	<0.0002		<0.0002						
5/14/2008						<0.0002			
12/4/2008		<0.0002	<0.0002						
12/5/2008	<0.0002					<0.0002			
4/15/2009	<0.0002					<0.0002			
4/21/2009		<0.0002	<0.0002						
10/7/2009	<0.0002	<0.0002							
10/8/2009			<0.0002			<0.0002			
4/21/2010			<0.0002						
4/26/2010		<0.0002							
4/28/2010						<0.0002			
5/3/2010	<0.0002								
9/28/2010			<0.0002						
10/4/2010		<0.0002							
10/6/2010						<0.0002			
10/12/2010	<0.0002								
4/12/2011			<0.0002						
4/13/2011		<0.0002							
4/21/2011						<0.0002			
4/27/2011	<0.0002								
10/4/2011			<0.0002						
10/5/2011		<0.0002							
10/13/2011						<0.0002			
10/17/2011	<0.0002								
4/3/2012			<0.0002						
4/11/2012		<0.0002							
5/1/2012						<0.0002			
5/2/2012	<0.0002								
10/8/2012	<0.0002								
10/9/2012		<0.0002	<0.0002			<0.0002			
4/11/2013			<0.0002			<0.0002			
4/12/2013	<0.0002								
4/15/2013		<0.0002							
10/15/2013		<0.0002							
10/16/2013	<0.0002		<0.0002			<0.0002			
4/10/2014			<0.0002						
4/11/2014	<0.0002								
4/22/2014		<0.0002							
4/23/2014						<0.0002			
9/30/2014	<0.0002	<0.0002	<0.0002						
10/4/2014						<0.0002			
3/30/2015	<0.0002	<0.0002	<0.0002						

ND substitution: RL or RL/2 if <15% NDs.

Time Series

Constituent: Mercury (mg/L) Analysis Run 5/13/2024 9:40 AM

Plant Bowen Data: Bowen 3-4 CCR

	GWA-1 (bg)	GWA-2 (bg)	GWA-2R (bg)	GWA-39RZ (bg)	GWA-39Z (bg)	GWA-3A (bg)	GWA-40 (bg)	GWA-41 (bg)	GWA-41R (bg)
3/31/2015						<0.0002			
10/12/2015						<0.0002			
10/13/2015	<0.0002	<0.0002	<0.0002						
3/11/2016									
3/14/2016					<0.0002				
3/15/2016							<0.0002	<0.0002	<0.0002
3/22/2016	<0.0002								
3/23/2016		<0.0002	<0.0002			<0.0002			
5/11/2016					<0.0002		<0.0002		
5/12/2016								<0.0002	
5/13/2016									<0.0002
5/16/2016				<0.0002 (D)					
5/19/2016	<0.0002		<0.0002						
5/20/2016		<0.0002							
5/23/2016						<0.0002			
7/19/2016					<0.0002				
7/20/2016								<0.0002	
7/21/2016							<0.0002		<0.0002
7/22/2016									
7/27/2016				<0.0002 (D)					
7/29/2016	<0.0002	<0.0002	<0.0002			<0.0002			
9/15/2016					<0.0002		<0.0002	<0.0002	
9/19/2016									
9/21/2016									<0.0002
9/22/2016			<0.0002			<0.0002			
9/23/2016	<0.0002	<0.0002							
11/2/2016					<0.0002				
11/3/2016							<0.0002	<0.0002	<0.0002
11/9/2016	<0.0002	<0.0002							
11/10/2016			<0.0002			<0.0002			
1/17/2017							<0.0002		<0.0002
1/18/2017					<0.0002			<0.0002	
1/30/2017	<0.0002								
1/31/2017		<0.0002	<0.0002			<0.0002			
2/21/2017				<0.0002					
3/24/2017							<0.0002	<0.0002	
3/27/2017				<0.0002 (D)					<0.0002
3/28/2017					<0.0002				
3/30/2017	<0.0002	<0.0002				<0.0002			
4/3/2017			<0.0002						
5/24/2017							<0.0002		
6/6/2017								<0.0002	<0.0002
6/7/2017					<0.0002				
6/8/2017				<0.0002 (D)					
6/9/2017	<0.0002		<0.0002						
6/12/2017		<0.0002				<0.0002			
7/17/2017				<0.0002 (D)					
7/27/2017				<0.0002					
8/9/2017				<0.0002					
9/25/2017								<0.0002	<0.0002
9/26/2017					<0.0002		<0.0002		
9/29/2017				<0.0002 (D)					

ND substitution: RL or RL/2 if <15% NDs.

Time Series

Constituent: Mercury (mg/L) Analysis Run 5/13/2024 9:40 AM

Plant Bowen Data: Bowen 3-4 CCR

	GWA-1 (bg)	GWA-2 (bg)	GWA-2R (bg)	GWA-39RZ (bg)	GWA-39Z (bg)	GWA-3A (bg)	GWA-40 (bg)	GWA-41 (bg)	GWA-41R (bg)
10/2/2017	<0.0002	<0.0002	<0.0002						
10/4/2017						<0.0002			
3/14/2018					<0.0002		<0.0002	<0.0002	<0.0002
3/16/2018	<0.0002		<0.0002	<0.0002					
3/19/2018		<0.0002				<0.0002			
9/12/2018					<0.0002		3.8E-05 (J)	<0.0002	<0.0002
9/14/2018		<0.0002	<0.0002	4.1E-05 (J)					
9/17/2018	<0.0002 (D)					<0.0002			
3/13/2019							<0.0002		
3/14/2019				<0.0002				<0.0002	<0.0002
3/15/2019					<0.0002				
3/19/2019			<0.0002						
3/20/2019	<0.0002	<0.0002				<0.0002			
9/9/2019					<0.0002		<0.0002		
9/10/2019								<0.0002 (D)	<0.0002
9/12/2019	<0.0002	<0.0002 (D)							
9/13/2019			<0.0002			<0.0002			
3/6/2020								<0.0002	
3/9/2020				<0.0002	<0.0002		<0.0002		<0.0002
3/11/2020	<0.0002	<0.0002	<0.0002			<0.0002			
9/10/2020					<0.0002			<0.0002	<0.0002
9/11/2020							<0.0002		
9/15/2020	<0.0002	<0.0002	<0.0002						
9/16/2020				<0.0002					
3/10/2021							<0.0002		<0.0002
3/11/2021								<0.0002	
3/12/2021					<0.0002				
3/16/2021	<0.0002		<0.0002	<0.0002					
3/17/2021		<0.0002							
3/29/2021						<0.0002			
8/4/2021					0.00012 (J)		9.4E-05 (J)	9E-05 (J)	9.4E-05 (J)
8/6/2021				<0.0002					
8/9/2021	<0.0002	<0.0002	<0.0002			<0.0002			
1/31/2022					<0.0002		<0.0002	<0.0002	<0.0002
2/1/2022	<0.0002	<0.0002	<0.0002						
2/2/2022				<0.0002		<0.0002			
8/10/2022					<0.0002				
8/11/2022								<0.0002	<0.0002
8/12/2022							<0.0002		
8/16/2022	<0.0002	<0.0002	<0.0002	<0.0002		<0.0002			
2/13/2023					<0.0002		<0.0002	0.00017 (J)	0.00013 (J)
2/14/2023				<0.0002					
2/16/2023	0.00017 (J)	0.00013 (J)	<0.0002						
2/17/2023						0.00013 (J)			
7/25/2023				<0.0002				<0.0002	<0.0002
7/26/2023					<0.0002		<0.0002		
7/27/2023	<0.0002	<0.0002	<0.0002						
8/1/2023						<0.0002			
2/19/2024				<0.0002	<0.0002		<0.0002	<0.0002	<0.0002
2/20/2024									
2/22/2024	<0.0002	<0.0002				<0.0002			
2/26/2024			<0.0002						

ND substitution: RL or RL/2 if <15% NDs.

Time Series

Constituent: Mercury (mg/L) Analysis Run 5/13/2024 9:40 AM

Plant Bowen Data: Bowen 3-4 CCR

	GWA-42 (bg)
8/23/2007	
10/23/2007	
10/24/2007	
11/2/2007	
11/18/2007	
1/30/2008	
1/31/2008	
3/10/2008	
3/11/2008	
5/6/2008	
5/13/2008	
5/14/2008	
12/4/2008	
12/5/2008	
4/15/2009	
4/21/2009	
10/7/2009	
10/8/2009	
4/21/2010	
4/26/2010	
4/28/2010	
5/3/2010	
9/28/2010	
10/4/2010	
10/6/2010	
10/12/2010	
4/12/2011	
4/13/2011	
4/21/2011	
4/27/2011	
10/4/2011	
10/5/2011	
10/13/2011	
10/17/2011	
4/3/2012	
4/11/2012	
5/1/2012	
5/2/2012	
10/8/2012	
10/9/2012	
4/11/2013	
4/12/2013	
4/15/2013	
10/15/2013	
10/16/2013	
4/10/2014	
4/11/2014	
4/22/2014	
4/23/2014	
9/30/2014	
10/4/2014	
3/30/2015	

Time Series

Constituent: Mercury (mg/L) Analysis Run 5/13/2024 9:40 AM

Plant Bowen Data: Bowen 3-4 CCR

	GWA-42 (bg)
3/31/2015	
10/12/2015	
10/13/2015	
3/11/2016	<0.0002
3/14/2016	
3/15/2016	
3/22/2016	
3/23/2016	
5/11/2016	
5/12/2016	
5/13/2016	
5/16/2016	<0.0002
5/19/2016	
5/20/2016	
5/23/2016	
7/19/2016	
7/20/2016	
7/21/2016	
7/22/2016	<0.0002
7/27/2016	
7/29/2016	
9/15/2016	
9/19/2016	<0.0002
9/21/2016	
9/22/2016	
9/23/2016	
11/2/2016	
11/3/2016	<0.0002
11/9/2016	
11/10/2016	
1/17/2017	<0.0002
1/18/2017	
1/30/2017	
1/31/2017	
2/21/2017	
3/24/2017	
3/27/2017	<0.0002
3/28/2017	
3/30/2017	
4/3/2017	
5/24/2017	
6/6/2017	
6/7/2017	<0.0002
6/8/2017	
6/9/2017	
6/12/2017	
7/17/2017	
7/27/2017	
8/9/2017	
9/25/2017	
9/26/2017	<0.0002
9/29/2017	

ND substitution: RL or RL/2 if <15% NDs.

Time Series

Constituent: Mercury (mg/L) Analysis Run 5/13/2024 9:40 AM

Plant Bowen Data: Bowen 3-4 CCR

	GWA-42 (bg)
10/2/2017	
10/4/2017	
3/14/2018	<0.0002
3/16/2018	
3/19/2018	
9/12/2018	
9/14/2018	3.8E-05 (J)
9/17/2018	
3/13/2019	
3/14/2019	<0.0002
3/15/2019	
3/19/2019	
3/20/2019	
9/9/2019	
9/10/2019	<0.0002
9/12/2019	
9/13/2019	
3/6/2020	<0.0002
3/9/2020	
3/11/2020	
9/10/2020	<0.0002
9/11/2020	
9/15/2020	
9/16/2020	
3/10/2021	
3/11/2021	<0.0002
3/12/2021	
3/16/2021	
3/17/2021	
3/29/2021	
8/4/2021	8E-05 (J)
8/6/2021	
8/9/2021	
1/31/2022	<0.0002
2/1/2022	
2/2/2022	
8/10/2022	<0.0002
8/11/2022	
8/12/2022	
8/16/2022	
2/13/2023	0.00014 (J)
2/14/2023	
2/16/2023	
2/17/2023	
7/25/2023	
7/26/2023	<0.0002
7/27/2023	
8/1/2023	
2/19/2024	
2/20/2024	<0.0002
2/22/2024	
2/26/2024	

ND substitution: RL or RL/2 if <15% NDs.

Time Series

Constituent: Mercury (mg/L) Analysis Run 5/13/2024 9:40 AM

Plant Bowen Data: Bowen 3-4 CCR

	GWA-43 (bg)	GWA-43R (bg)	GWA-4RZ (bg)	GWA-50 (bg)	GWA-50R (bg)	GWA-51RZ (bg)	GWA-52 (bg)	GWA-53 (bg)	GWA-53R (bg)
12/12/2008				<0.0002	<0.0002				
4/23/2009				<0.0002	<0.0002				
10/6/2009				<0.0002	<0.0002				
4/27/2010				<0.0002					
5/3/2010					<0.0002				
9/30/2010				<0.0002					
10/11/2010					<0.0002				
4/14/2011				<0.0002					
4/27/2011					<0.0002				
10/5/2011				<0.0002					
10/19/2011					<0.0002				
4/11/2012				<0.0002					
5/1/2012					<0.0002				
10/2/2012				<0.0002	<0.0002				
4/9/2013				<0.0002					
4/10/2013					<0.0002				
10/15/2013				<0.0002					
10/16/2013					<0.0002				
4/10/2014				<0.0002					
4/22/2014					<0.0002				
10/1/2014				<0.0002	<0.0002				
3/30/2015				2.02E-05 (J)	<0.0002				
5/8/2015						<0.0002	<0.0002		<0.0002
5/9/2015								<0.0002	
5/17/2015						0.000101 (J)	<0.0002		<0.0002
5/18/2015								<0.0002	
5/25/2015						4.88E-05 (J)	<0.0002	<0.0002	<0.0002
6/8/2015						<0.0002	<0.0002	<0.0002	<0.0002
6/9/2015									
6/17/2015								<0.0002	
6/18/2015						4.1E-05 (J)	<0.0002		<0.0002
6/24/2015						8.41E-05 (J)	<0.0002	<0.0002	<0.0002
6/25/2015									
6/30/2015						<0.0002	<0.0002	<0.0002	<0.0002
7/1/2015									
7/6/2015						<0.0002	<0.0002	<0.0002	<0.0002
7/7/2015									
8/12/2015						4.91E-05 (J)	<0.0002	<0.0002	<0.0002
10/11/2015				<0.0002	<0.0002				
2/29/2016							<0.0002		
3/2/2016								<0.0002	<0.0002
3/11/2016	<0.0002	<0.0002							
3/28/2016				<0.0002	<0.0002				
5/3/2016								<0.0002	<0.0002
5/4/2016						<0.0002	<0.0002		
5/13/2016	<0.0002	<0.0002							
5/23/2016				<0.0002					
5/25/2016					<0.0002				
7/7/2016						<0.0002			
7/8/2016							<0.0002	<0.0002	
7/11/2016									<0.0002
7/19/2016	<0.0002	<0.0002							

ND substitution: RL or RL/2 if <15% NDs.

Time Series

Constituent: Mercury (mg/L) Analysis Run 5/13/2024 9:40 AM

Plant Bowen Data: Bowen 3-4 CCR

	GWA-43 (bg)	GWA-43R (bg)	GWA-4RZ (bg)	GWA-50 (bg)	GWA-50R (bg)	GWA-51RZ (bg)	GWA-52 (bg)	GWA-53 (bg)	GWA-53R (bg)
8/1/2016				<0.0002	<0.0002				
9/7/2016									<0.0002
9/8/2016						<0.0002	<0.0002	<0.0002	
9/16/2016	<0.0002	<0.0002							
9/26/2016				<0.0002	<0.0002				
10/26/2016						<0.0002	<0.0002	<0.0002	
10/27/2016									<0.0002
11/2/2016	<0.0002	<0.0002							
11/10/2016				<0.0002					
11/11/2016					<0.0002				
1/6/2017						<0.0002	<0.0002		<0.0002
1/9/2017								<0.0002	
1/18/2017	<0.0002	<0.0002							
1/30/2017				<0.0002	<0.0002				
2/22/2017			<0.0002						
3/15/2017						<0.0002	<0.0002		
3/16/2017								<0.0002	<0.0002
3/28/2017	<0.0002	<0.0002							
4/3/2017					<0.0002				
4/7/2017			<0.0002	<0.0002					
5/17/2017							<0.0002		
5/18/2017						<0.0002			
5/19/2017								<0.0002	<0.0002
6/6/2017	<0.0002	<0.0002							
6/12/2017				<0.0002	<0.0002				
6/14/2017			0.000286 (JD)						
7/12/2017			<0.0002 (D)						
7/19/2017						<0.0002			
7/20/2017			<0.0002 (D)						
7/28/2017			<0.0002						
8/9/2017			<0.0002						
8/24/2017			<0.0002						
9/15/2017							<0.0002		
9/19/2017						<0.0002		<0.0002	<0.0002
9/22/2017	<0.0002	<0.0002							
10/2/2017				<0.0002	<0.0002				
10/3/2017			<0.0002 (D)						
3/13/2018						<0.0002	<0.0002	<0.0002	<0.0002
3/14/2018	<0.0002								
3/15/2018		<0.0002							
3/16/2018				<0.0002	<0.0002				
3/21/2018			<0.0002						
9/6/2018							<0.0002		
9/7/2018						<0.0002			
9/11/2018								<0.0002	<0.0002
9/12/2018	<0.0002	3.9E-05 (J)							
9/17/2018				<0.0002					
9/18/2018			<0.0002		<0.0002				
3/7/2019							<0.0002		
3/8/2019						<0.0002		<0.0002	
3/12/2019									<0.0002
3/13/2019	<0.0002	<0.0002							

ND substitution: RL or RL/2 if <15% NDs.

Time Series

Constituent: Mercury (mg/L) Analysis Run 5/13/2024 9:40 AM

Plant Bowen Data: Bowen 3-4 CCR

	GWA-43 (bg)	GWA-43R (bg)	GWA-4RZ (bg)	GWA-50 (bg)	GWA-50R (bg)	GWA-51RZ (bg)	GWA-52 (bg)	GWA-53 (bg)	GWA-53R (bg)
3/19/2019				<0.0002	<0.0002				
3/21/2019			<0.0002 (D)						
9/4/2019						<0.0002	<0.0002		
9/5/2019								<0.0002	<0.0002
9/11/2019	<0.0002	<0.0002							
9/12/2019			<0.0002 (D)		<0.0002				
9/13/2019				<0.0002					
3/2/2020							<0.0002		
3/3/2020						<0.0002			
3/4/2020								<0.0002	<0.0002
3/9/2020	<0.0002	<0.0002							
3/11/2020				<0.0002	<0.0002				
3/12/2020			<0.0002						
9/3/2020							<0.0002		
9/8/2020								<0.0002	<0.0002
9/9/2020						<0.0002			
9/11/2020	<0.0002								
9/14/2020		<0.0002							
9/15/2020					<0.0002				
9/16/2020				<0.0002					
9/17/2020			<0.0002						
2/24/2021							<0.0002		
2/25/2021						<0.0002			
2/26/2021								<0.0002	<0.0002
3/11/2021	<0.0002	<0.0002							
3/16/2021			<0.0002						
3/17/2021				<0.0002	<0.0002				
7/27/2021							<0.0002		
7/28/2021						<0.0002			
7/29/2021								<0.0002	<0.0002
8/5/2021		9.6E-05 (J)							
8/6/2021	<0.0002								
8/9/2021				<0.0002	<0.0002				
8/10/2021			<0.0002						
1/25/2022							<0.0002		
1/26/2022						<0.0002		<0.0002	<0.0002
1/31/2022	<0.0002	<0.0002							
2/1/2022				<0.0002					
2/2/2022					<0.0002				
2/3/2022			<0.0002						
8/5/2022							<0.0002		
8/8/2022								<0.0002	<0.0002
8/9/2022						<0.0002			
8/10/2022		<0.0002							
8/11/2022	<0.0002								
8/16/2022				<0.0002					
8/17/2022			<0.0002		<0.0002				
2/13/2023		<0.0002							
2/14/2023	<0.0002								
2/16/2023				<0.0002	<0.0002				
2/17/2023			<0.0002						
7/25/2023	<0.0002	<0.0002							

ND substitution: RL or RL/2 if <15% NDs.

Time Series

Constituent: Mercury (mg/L) Analysis Run 5/13/2024 9:40 AM

Plant Bowen Data: Bowen 3-4 CCR

	GWA-43 (bg)	GWA-43R (bg)	GWA-4RZ (bg)	GWA-50 (bg)	GWA-50R (bg)	GWA-51RZ (bg)	GWA-52 (bg)	GWA-53 (bg)	GWA-53R (bg)
7/28/2023			<0.0002	<0.0002	<0.0002				
2/20/2024	<0.0002	<0.0002							
2/22/2024				<0.0002	<0.0002				
2/27/2024			<0.0002						

ND substitution: RL or RL/2 if <15% NDs.

Time Series

Constituent: Mercury (mg/L) Analysis Run 5/13/2024 9:40 AM

Plant Bowen Data: Bowen 3-4 CCR

	GWA-54 (bg)
12/12/2008	
4/23/2009	
10/6/2009	
4/27/2010	
5/3/2010	
9/30/2010	
10/11/2010	
4/14/2011	
4/27/2011	
10/5/2011	
10/19/2011	
4/11/2012	
5/1/2012	
10/2/2012	
4/9/2013	
4/10/2013	
10/15/2013	
10/16/2013	
4/10/2014	
4/22/2014	
10/1/2014	
3/30/2015	
5/8/2015	
5/9/2015	<0.0002
5/17/2015	
5/18/2015	<0.0002
5/25/2015	<0.0002
6/8/2015	
6/9/2015	<0.0002
6/17/2015	<0.0002
6/18/2015	
6/24/2015	
6/25/2015	<0.0002
6/30/2015	
7/1/2015	<0.0002
7/6/2015	
7/7/2015	<0.0002
8/12/2015	<0.0002
10/11/2015	
2/29/2016	
3/2/2016	<0.0002
3/11/2016	
3/28/2016	
5/3/2016	
5/4/2016	<0.0002
5/13/2016	
5/23/2016	
5/25/2016	
7/7/2016	
7/8/2016	<0.0002
7/11/2016	
7/19/2016	

Time Series

Constituent: Mercury (mg/L) Analysis Run 5/13/2024 9:40 AM

Plant Bowen Data: Bowen 3-4 CCR

	GWA-54 (bg)
8/1/2016	
9/7/2016	
9/8/2016	<0.0002
9/16/2016	
9/26/2016	
10/26/2016	<0.0002
10/27/2016	
11/2/2016	
11/10/2016	
11/11/2016	
1/6/2017	
1/9/2017	<0.0002
1/18/2017	
1/30/2017	
2/22/2017	
3/15/2017	<0.0002
3/16/2017	
3/28/2017	
4/3/2017	
4/7/2017	
5/17/2017	
5/18/2017	<0.0002
5/19/2017	
6/6/2017	
6/12/2017	
6/14/2017	
7/12/2017	
7/19/2017	
7/20/2017	
7/28/2017	
8/9/2017	
8/24/2017	
9/15/2017	<0.0002
9/19/2017	
9/22/2017	
10/2/2017	
10/3/2017	
3/13/2018	<0.0002
3/14/2018	
3/15/2018	
3/16/2018	
3/21/2018	
9/6/2018	<0.0002
9/7/2018	
9/11/2018	
9/12/2018	
9/17/2018	
9/18/2018	
3/7/2019	<0.0002
3/8/2019	
3/12/2019	
3/13/2019	

ND substitution: RL or RL/2 if <15% NDs.

Time Series

Constituent: Mercury (mg/L) Analysis Run 5/13/2024 9:40 AM

Plant Bowen Data: Bowen 3-4 CCR

	GWA-54 (bg)
3/19/2019	
3/21/2019	
9/4/2019	
9/5/2019	<0.0002
9/11/2019	
9/12/2019	
9/13/2019	
3/2/2020	
3/3/2020	<0.0002
3/4/2020	
3/9/2020	
3/11/2020	
3/12/2020	
9/3/2020	
9/8/2020	<0.0002
9/9/2020	
9/11/2020	
9/14/2020	
9/15/2020	
9/16/2020	
9/17/2020	
2/24/2021	
2/25/2021	<0.0002
2/26/2021	
3/11/2021	
3/16/2021	
3/17/2021	
7/27/2021	<0.0002
7/28/2021	
7/29/2021	
8/5/2021	
8/6/2021	
8/9/2021	
8/10/2021	
1/25/2022	<0.0002
1/26/2022	
1/31/2022	
2/1/2022	
2/2/2022	
2/3/2022	
8/5/2022	<0.0002
8/8/2022	
8/9/2022	
8/10/2022	
8/11/2022	
8/16/2022	
8/17/2022	
2/13/2023	
2/14/2023	
2/16/2023	
2/17/2023	
7/25/2023	

ND substitution: RL or RL/2 if <15% NDs.

Time Series

Constituent: Mercury (mg/L) Analysis Run 5/13/2024 9:40 AM

Plant Bowen Data: Bowen 3-4 CCR

	GWA-54 (bg)
7/28/2023	
2/20/2024	
2/22/2024	
2/27/2024	

Time Series

Constituent: Mercury (mg/L) Analysis Run 5/13/2024 9:40 AM

Plant Bowen Data: Bowen 3-4 CCR

	GWA-55 (bg)	GWA-55R (bg)	GWA-56 (bg)	GWC-16R	GWC-17R	GWC-18	GWC-18R	GWC-19R	GWC-20R
9/16/2014				2.69E-05 (J)					
9/17/2014					2.97E-05 (J)	4.24E-05 (J)	3.5E-05 (J)	4.15E-05 (J)	
9/18/2014									5.34E-05 (J)
10/4/2014				<0.0002	<0.0002	2.5E-05 (J)	<0.0002	<0.0002	
10/5/2014									<0.0002
10/21/2014				3.18E-05 (J)	5.02E-05 (J)	6.4E-05 (J)	5.35E-05 (J)	5.89E-05 (J)	
10/22/2014									4.88E-05 (J)
11/5/2014						7.02E-05 (J)		7.28E-05 (J)	2.85E-05 (J)
11/11/2014				<0.0002	3.66E-05 (J)		4.64E-05 (J)		
3/3/2015				<0.0002	<0.0002	<0.0002	<0.0002	<0.0002	
3/4/2015									<0.0002
3/18/2015				<0.0002	<0.0002	<0.0002	<0.0002		
3/19/2015								<0.0002	<0.0002
4/6/2015				<0.0002	<0.0002				
4/7/2015						<0.0002	<0.0002	<0.0002	<0.0002
4/8/2015									
4/23/2015				<0.0002	<0.0002	<0.0002	<0.0002		
4/24/2015								<0.0002	<0.0002
5/9/2015	<0.0002	<0.0002	<0.0002						
5/18/2015	<0.0002	<0.0002							
5/19/2015			<0.0002						
5/26/2015	<0.0002	<0.0002	<0.0002						
6/9/2015	<0.0002	<0.0002	<0.0002						
6/17/2015	<0.0002	<0.0002	<0.0002						
6/25/2015	<0.0002	<0.0002	<0.0002						
7/1/2015	<0.0002	<0.0002	<0.0002						
7/7/2015	<0.0002	<0.0002	<0.0002						
7/29/2015				<0.0002	<0.0002	3.14E-05 (J)	<0.0002	<0.0002	
7/30/2015									<0.0002
8/13/2015	<0.0002	<0.0002	<0.0002						
3/2/2016	<0.0002								
3/3/2016		<0.0002	<0.0002	<0.0002					
3/4/2016					<0.0002				
3/7/2016						<0.0002	<0.0002	<0.0002	
3/8/2016									<0.0002
5/3/2016	<0.0002	<0.0002							
5/5/2016						<0.0002	<0.0002		
5/9/2016			<0.0002					<0.0002	<0.0002
5/10/2016				<0.0002	<0.0002				
7/11/2016	<0.0002	<0.0002	<0.0002						
7/13/2016				<0.0002		<0.0002	<0.0002		
7/14/2016					<0.0002			<0.0002	<0.0002
7/15/2016									
9/9/2016	<0.0002	<0.0002	<0.0002						
9/12/2016							<0.0002	<0.0002	<0.0002
9/13/2016						<0.0002			
9/14/2016					<0.0002				
9/15/2016				<0.0002					
10/26/2016	<0.0002		<0.0002						
10/27/2016		<0.0002							
10/31/2016						<0.0002		<0.0002	<0.0002
11/1/2016					<0.0002		<0.0002		

ND substitution: RL or RL/2 if <15% NDs.

Time Series

Constituent: Mercury (mg/L) Analysis Run 5/13/2024 9:40 AM

Plant Bowen Data: Bowen 3-4 CCR

	GWA-55 (bg)	GWA-55R (bg)	GWA-56 (bg)	GWC-16R	GWC-17R	GWC-18	GWC-18R	GWC-19R	GWC-20R
11/2/2016				<0.0002					
1/9/2017	<0.0002	<0.0002	<0.0002						
1/11/2017				<0.0002	<0.0002		<0.0002	<0.0002	
1/12/2017						<0.0002			<0.0002
3/15/2017			<0.0002						
3/16/2017	<0.0002	<0.0002							
3/20/2017				<0.0002			<0.0002		
3/21/2017					<0.0002			<0.0002	
3/22/2017									<0.0002
3/23/2017						<0.0002			
5/18/2017	<0.0002	<0.0002	<0.0002						
5/22/2017							<0.0002	<0.0002	<0.0002
5/23/2017				<0.0002	<0.0002	<0.0002			
9/15/2017	<0.0002		<0.0002						
9/18/2017		<0.0002							
9/19/2017									<0.0002
9/20/2017								<0.0002	
9/21/2017				<0.0002			<0.0002		
9/22/2017					<0.0002				
9/25/2017						<0.0002			
3/12/2018	<0.0002	<0.0002							
3/13/2018			<0.0002						
3/14/2018				<0.0002	<0.0002	<0.0002	<0.0002	<0.0002	<0.0002
9/7/2018	<0.0002	<0.0002	<0.0002	<0.0002			<0.0002		
9/10/2018								<0.0002	<0.0002
9/11/2018					<0.0002	<0.0002			
3/7/2019		<0.0002	<0.0002						
3/8/2019	<0.0002								
3/11/2019				<0.0002					
3/12/2019					<0.0002	<0.0002	<0.0002	<0.0002	<0.0002
9/4/2019			<0.0002						
9/5/2019	<0.0002	<0.0002							
9/6/2019							<0.0002		<0.0002
9/9/2019				<0.0002		<0.0002		<0.0002	
9/10/2019					<0.0002				
3/3/2020	<0.0002								
3/4/2020		<0.0002	<0.0002	<0.0002				<0.0002	
3/5/2020					<0.0002		<0.0002		<0.0002
3/6/2020						<0.0002			
9/4/2020	<0.0002	<0.0002	<0.0002						<0.0002
9/8/2020									
9/9/2020				<0.0002	<0.0002	<0.0002	<0.0002	<0.0002	
2/25/2021	<0.0002	<0.0002	<0.0002						
2/26/2021						<0.0002	<0.0002	<0.0002	
3/9/2021				<0.0002					<0.0002
3/10/2021					<0.0002				
7/28/2021	<0.0002	<0.0002	<0.0002						
7/29/2021						<0.0002	<0.0002		
7/30/2021				<0.0002	<0.0002				
8/2/2021									<0.0002
8/5/2021								9.4E-05 (J)	
1/26/2022	<0.0002		<0.0002						

ND substitution: RL or RL/2 if <15% NDs.

Time Series

Constituent: Mercury (mg/L) Analysis Run 5/13/2024 9:40 AM

Plant Bowen Data: Bowen 3-4 CCR

	GWA-55 (bg)	GWA-55R (bg)	GWA-56 (bg)	GWC-16R	GWC-17R	GWC-18	GWC-18R	GWC-19R	GWC-20R
1/27/2022		<0.0002					<0.0002	<0.0002	<0.0002
1/28/2022				<0.0002	<0.0002	<0.0002			
8/5/2022			<0.0002						
8/8/2022	<0.0002	<0.0002							
8/9/2022								<0.0002	<0.0002
8/10/2022						<0.0002	<0.0002		
8/11/2022				<0.0002	<0.0002				
2/9/2023						<0.0002	<0.0002	<0.0002	
2/10/2023				<0.0002	<0.0002				<0.0002
8/3/2023					<0.0002	<0.0002			<0.0002
8/4/2023				<0.0002			<0.0002	<0.0002	
2/14/2024						<0.0002	<0.0002	<0.0002	
2/15/2024				<0.0002	<0.0002				<0.0002

ND substitution: RL or RL/2 if <15% NDs.

Time Series

Constituent: Mercury (mg/L) Analysis Run 5/13/2024 9:40 AM

Plant Bowen Data: Bowen 3-4 CCR

	GWC-21R
9/16/2014	
9/17/2014	
9/18/2014	<0.0002
10/4/2014	
10/5/2014	<0.0002
10/21/2014	
10/22/2014	2.57E-05 (J)
11/5/2014	<0.0002
11/11/2014	
3/3/2015	
3/4/2015	<0.0002
3/18/2015	
3/19/2015	<0.0002
4/6/2015	
4/7/2015	
4/8/2015	<0.0002
4/23/2015	
4/24/2015	<0.0002
5/9/2015	
5/18/2015	
5/19/2015	
5/26/2015	
6/9/2015	
6/17/2015	
6/25/2015	
7/1/2015	
7/7/2015	
7/29/2015	
7/30/2015	<0.0002
8/13/2015	
3/2/2016	
3/3/2016	
3/4/2016	
3/7/2016	
3/8/2016	<0.0002
5/3/2016	
5/5/2016	
5/9/2016	<0.0002
5/10/2016	
7/11/2016	
7/13/2016	
7/14/2016	
7/15/2016	<0.0002
9/9/2016	<0.0002
9/12/2016	
9/13/2016	
9/14/2016	
9/15/2016	
10/26/2016	
10/27/2016	<0.0002
10/31/2016	
11/1/2016	

Time Series

Constituent: Mercury (mg/L) Analysis Run 5/13/2024 9:40 AM

Plant Bowen Data: Bowen 3-4 CCR

	GWC-21R
11/2/2016	
1/9/2017	
1/11/2017	
1/12/2017	<0.0002
3/15/2017	
3/16/2017	
3/20/2017	
3/21/2017	<0.0002
3/22/2017	
3/23/2017	
5/18/2017	
5/22/2017	
5/23/2017	<0.0002
9/15/2017	
9/18/2017	
9/19/2017	<0.0002
9/20/2017	
9/21/2017	
9/22/2017	
9/25/2017	
3/12/2018	
3/13/2018	
3/14/2018	<0.0002
9/7/2018	
9/10/2018	<0.0002
9/11/2018	
3/7/2019	
3/8/2019	
3/11/2019	<0.0002
3/12/2019	
9/4/2019	
9/5/2019	
9/6/2019	<0.0002
9/9/2019	
9/10/2019	
3/3/2020	<0.0002
3/4/2020	
3/5/2020	
3/6/2020	
9/4/2020	
9/8/2020	<0.0002
9/9/2020	
2/25/2021	
2/26/2021	
3/9/2021	<0.0002
3/10/2021	
7/28/2021	
7/29/2021	
7/30/2021	
8/2/2021	<0.0002
8/5/2021	
1/26/2022	

ND substitution: RL or RL/2 if <15% NDs.

Time Series

Constituent: Mercury (mg/L) Analysis Run 5/13/2024 9:40 AM

Plant Bowen Data: Bowen 3-4 CCR

	GWC-21R
1/27/2022	
1/28/2022	<0.0002
8/5/2022	
8/8/2022	
8/9/2022	
8/10/2022	<0.0002
8/11/2022	
2/9/2023	<0.0002
2/10/2023	
8/3/2023	
8/4/2023	<0.0002
2/14/2024	
2/15/2024	<0.0002

ND substitution: RL or RL/2 if <15% NDs.

Time Series

Constituent: Mercury (mg/L) Analysis Run 5/13/2024 9:40 AM

Plant Bowen Data: Bowen 3-4 CCR

	GWC-22R	GWC-23R	GWC-24R	GWC-25R	GWC-36A	GWC-36RA	GWC-37	GWC-38
9/15/2014						0.000172 (J)		
9/16/2014			2.81E-05 (J)	3.13E-05 (J)			4.23E-05 (J)	2.75E-05 (J)
9/18/2014	2.54E-05 (J)	2.82E-05 (J)						
10/3/2014						<0.0002	<0.0002	<0.0002
10/4/2014			<0.0002	<0.0002				
10/5/2014	<0.0002	<0.0002						
10/20/2014						<0.0002	3.87E-05 (J)	4.07E-05 (J)
10/22/2014	2.83E-05 (J)	<0.0002						
10/23/2014			<0.0002	4.6E-05 (J)				
11/5/2014	0.0002	4.83E-05 (J)						
11/10/2014			5.15E-05 (J)	2.5E-05 (J)		3.84E-05 (J)	3.34E-05 (J)	6.86E-05 (J)
3/2/2015						<0.0002	<0.0002	3.07E-05 (J)
3/4/2015	<0.0002	<0.0002	<0.0002	<0.0002				
3/17/2015						<0.0002	<0.0002	<0.0002
3/19/2015	<0.0002							
3/20/2015		<0.0002	<0.0002	<0.0002				
4/5/2015						<0.0002	<0.0002	
4/6/2015								<0.0002
4/8/2015	<0.0002	<0.0002	<0.0002					
4/9/2015				<0.0002				
4/21/2015						2.39E-05 (J)		
4/22/2015							<0.0002	<0.0002
4/23/2015		<0.0002	<0.0002	<0.0002				
4/24/2015	<0.0002							
7/28/2015						5.2E-05 (J)	<0.0002	<0.0002
7/30/2015	<0.0002	<0.0002	<0.0002	<0.0002				
3/1/2016						<0.0002	<0.0002	
3/2/2016								<0.0002
3/4/2016			<0.0002					
3/7/2016	<0.0002							
3/8/2016				<0.0002				
3/9/2016		<0.0002						
5/2/2016						<0.0002		
5/3/2016							<0.0002	<0.0002
5/4/2016				<0.0002				
5/5/2016	<0.0002		<0.0002					
5/6/2016		<0.0002						
7/6/2016						<0.0002		
7/7/2016								<0.0002
7/8/2016							<0.0002	
7/12/2016			<0.0002					
7/14/2016	<0.0002							
7/15/2016		<0.0002						
7/18/2016				<0.0002				
9/7/2016						<0.0002	<0.0002	
9/8/2016								<0.0002
9/12/2016	<0.0002							
9/13/2016			<0.0002	<0.0002				
9/14/2016		<0.0002						
10/25/2016						<0.0002	<0.0002	<0.0002
10/27/2016	<0.0002		<0.0002	<0.0002				
11/1/2016		<0.0002						

ND substitution: RL or RL/2 if <15% NDs.

Time Series

Constituent: Mercury (mg/L) Analysis Run 5/13/2024 9:40 AM

Plant Bowen Data: Bowen 3-4 CCR

	GWC-22R	GWC-23R	GWC-24R	GWC-25R	GWC-36A	GWC-36RA	GWC-37	GWC-38
1/5/2017						<0.0002		
1/6/2017							<0.0002	
1/13/2017	<0.0002		<0.0002	<0.0002				
1/25/2017		<0.0002						
2/9/2017								<0.0002
3/14/2017						<0.0002	<0.0002	
3/16/2017				<0.0002				
3/20/2017	<0.0002		<0.0002					
3/22/2017		<0.0002						
3/23/2017								<0.0002
5/16/2017						<0.0002	<0.0002	
5/17/2017								<0.0002
5/19/2017			<0.0002	<0.0002				
5/23/2017	<0.0002							
5/24/2017		<0.0002						
9/15/2017						<0.0002	<0.0002	
9/19/2017	<0.0002		<0.0002	<0.0002				<0.0002
9/21/2017		<0.0002						
3/12/2018						<0.0002	<0.0002	
3/13/2018	<0.0002		<0.0002	<0.0002				<0.0002
3/14/2018		<0.0002						
9/6/2018						<0.0002	<0.0002	<0.0002
9/7/2018	<0.0002							
9/11/2018		<0.0002	<0.0002	<0.0002				
3/6/2019							<0.0002	
3/7/2019						<0.0002		<0.0002
3/8/2019			<0.0002	<0.0002				
3/11/2019	<0.0002							
3/12/2019		<0.0002						
9/4/2019						<0.0002	<0.0002	<0.0002
9/5/2019	<0.0002		<0.0002	<0.0002				
9/6/2019		<0.0002						
3/2/2020						<0.0002	<0.0002	<0.0002
3/3/2020	<0.0002		<0.0002	<0.0002				
3/5/2020		<0.0002						
9/3/2020							<0.0002	<0.0002
9/4/2020				<0.0002				
9/8/2020	<0.0002							
9/9/2020		<0.0002	<0.0002					
9/14/2020						<0.0002		
2/24/2021							9.1E-05 (J)	0.00013 (J)
3/9/2021	<0.0002		<0.0002	<0.0002				
3/10/2021		<0.0002						
3/26/2021						<0.0002		
7/27/2021						<0.0002		
7/28/2021							<0.0002	<0.0002
7/29/2021			<0.0002					
7/30/2021		<0.0002						
8/2/2021	<0.0002			<0.0002				
1/25/2022								<0.0002
1/26/2022						<0.0002	<0.0002	
1/27/2022	<0.0002			<0.0002				

ND substitution: RL or RL/2 if <15% NDs.

Time Series

Constituent: Mercury (mg/L) Analysis Run 5/13/2024 9:40 AM

Plant Bowen Data: Bowen 3-4 CCR

	GWC-22R	GWC-23R	GWC-24R	GWC-25R	GWC-36A	GWC-36RA	GWC-37	GWC-38
1/28/2022		<0.0002	<0.0002					
4/6/2022					<0.0002			
8/5/2022								<0.0002
8/8/2022					<0.0002	<0.0002	<0.0002	
8/9/2022			<0.0002	<0.0002				
8/10/2022	<0.0002							
8/11/2022		<0.0002						
2/8/2023					<0.0002	<0.0002	<0.0002	<0.0002
2/9/2023	<0.0002		<0.0002	<0.0002				
2/10/2023		<0.0002						
8/2/2023					<0.0002		<0.0002	<0.0002
8/3/2023	<0.0002	<0.0002	<0.0002	<0.0002		<0.0002		
2/13/2024					<0.0002	<0.0002	<0.0002	<0.0002
2/15/2024	<0.0002		<0.0002					
2/16/2024		<0.0002		<0.0002				

ND substitution: RL or RL/2 if <15% NDs.

Time Series

Constituent: Nickel (mg/L) Analysis Run 5/13/2024 9:40 AM

Plant Bowen Data: Bowen 3-4 CCR

	GWA-1 (bg)	GWA-2 (bg)	GWA-2R (bg)	GWA-39RZ (bg)	GWA-39Z (bg)	GWA-3A (bg)	GWA-40 (bg)	GWA-41 (bg)	GWA-41R (bg)
8/23/2007	<0.005	<0.005	<0.005			0.028			
10/23/2007	0.0096								
10/24/2007		0.026 (O)	0.0025						
11/2/2007						0.041			
11/18/2007	0.023	0.043 (O)	0.0093			0.14 (O)			
1/30/2008	0.11 (O)								
1/31/2008		0.0075	0.054 (O)			0.053			
3/10/2008	0.024		0.0054						
3/11/2008		0.019				0.076 (O)			
5/6/2008		0.004							
5/13/2008	0.006		0.0043						
5/14/2008						0.074 (O)			
12/4/2008		0.02	<0.005						
12/5/2008	<0.005					0.032			
4/15/2009	<0.005					0.028			
4/21/2009		<0.005	<0.005						
10/7/2009	0.0096	<0.005							
10/8/2009			<0.005			0.032			
4/21/2010			<0.005						
4/26/2010		<0.005							
4/28/2010						0.029			
5/3/2010	<0.005								
9/28/2010			<0.005						
10/4/2010		0.0025							
10/6/2010						0.031			
10/12/2010	<0.005								
4/12/2011			<0.005						
4/13/2011		<0.005							
4/21/2011						0.019			
4/27/2011	<0.005								
10/4/2011			<0.005						
10/5/2011		<0.005							
10/13/2011						0.028			
10/17/2011	<0.005								
4/3/2012			<0.005						
4/11/2012		<0.005							
5/1/2012						0.0253			
5/2/2012	<0.005								
10/8/2012	<0.005								
10/9/2012		<0.005	<0.005			0.023			
4/11/2013			<0.005			0.021			
4/12/2013	<0.005								
4/15/2013		<0.005							
10/15/2013		0.0028							
10/16/2013	<0.005		<0.005			0.018			
4/10/2014			<0.005						
4/11/2014	<0.005								
4/22/2014		<0.005							
4/23/2014						0.015			
9/30/2014	<0.005	<0.005	<0.005						
10/4/2014						0.017			
3/30/2015	0.004	0.0018 (J)	<0.005						

ND substitution: RL or RL/2 if <15% NDs.

Time Series

Constituent: Nickel (mg/L) Analysis Run 5/13/2024 9:40 AM

Plant Bowen Data: Bowen 3-4 CCR

	GWA-1 (bg)	GWA-2 (bg)	GWA-2R (bg)	GWA-39RZ (bg)	GWA-39Z (bg)	GWA-3A (bg)	GWA-40 (bg)	GWA-41 (bg)	GWA-41R (bg)
3/31/2015						0.045			
10/12/2015						0.019			
10/13/2015	<0.005	<0.005	<0.005						
3/11/2016									
3/14/2016					0.00544 (J)				
3/15/2016							<0.005	<0.005	<0.005
3/22/2016	<0.005								
3/23/2016		<0.005	<0.005			0.019			
5/11/2016					0.0149		<0.005		
5/12/2016								<0.005	
5/13/2016									<0.005
5/16/2016				0.0136 (D)					
7/19/2016					0.0044 (J)				
7/20/2016								0.0006 (J)	
7/21/2016							<0.005		0.0009 (J)
7/22/2016									
7/27/2016				0.0224 (D)					
7/29/2016	<0.005	<0.005	<0.005			0.0161			
9/15/2016					0.0047 (J)		<0.005	0.0009 (J)	
9/19/2016									
9/21/2016									<0.005
11/2/2016					0.0025 (J)				
11/3/2016							<0.005	0.0011 (J)	<0.005
1/17/2017							<0.005		<0.005
1/18/2017					0.004 (J)			0.0007 (J)	
2/21/2017				0.0007 (J)					
3/24/2017							<0.005 (*)	<0.005 (*)	
3/27/2017				<0.005 (D)					<0.005 (*)
3/28/2017					0.0034 (J)				
3/30/2017	0.0004 (J)	0.0006 (J)				0.018			
4/3/2017			<0.005						
9/25/2017								<0.005	0.0012 (J)
9/26/2017					0.0016 (J)		<0.005		
9/29/2017				<0.005 (D)					
10/2/2017	<0.005	<0.005	<0.005						
10/4/2017						0.0158			
3/14/2018					<0.005		<0.005	<0.005	0.0014 (J)
3/16/2018	<0.005		<0.005	<0.005					
3/19/2018		<0.005				0.015			
9/12/2018					<0.005		<0.005	<0.005	0.0011 (J)
9/14/2018		<0.005	<0.005	<0.005					
9/17/2018	<0.005 (D)					0.014			
3/13/2019							<0.005		
3/14/2019				0.0017 (J)				<0.005	0.001 (J)
3/15/2019					<0.005				
3/19/2019			<0.005						
3/20/2019	<0.005	<0.005				0.01			
9/9/2019					0.0014 (J)		<0.005		
9/10/2019								0.0004 (JD)	0.00084 (J)
9/12/2019	0.00038 (J)	0.00518 (JD)							
9/13/2019			<0.005			0.012			
3/6/2020								0.0089 (J)	

Time Series

Constituent: Nickel (mg/L) Analysis Run 5/13/2024 9:40 AM

Plant Bowen Data: Bowen 3-4 CCR

	GWA-1 (bg)	GWA-2 (bg)	GWA-2R (bg)	GWA-39RZ (bg)	GWA-39Z (bg)	GWA-3A (bg)	GWA-40 (bg)	GWA-41 (bg)	GWA-41R (bg)
3/9/2020				0.00083 (J)	0.04 (O)		<0.005		0.00036 (J)
3/11/2020	0.00068 (J)	0.0014 (J)	0.002 (J)			0.012			
9/10/2020					<0.005			<0.005	<0.005
9/11/2020							<0.005		
9/15/2020	<0.005	<0.005	0.0013 (J)						
9/16/2020				<0.005					
3/10/2021							<0.005		<0.005
3/11/2021								<0.005	
3/12/2021					0.0015 (J)				
3/16/2021	<0.005		<0.005	<0.005					
3/17/2021		<0.005							
3/29/2021						<0.005			
8/4/2021					<0.005		<0.005	<0.005	<0.005
8/6/2021				<0.005					
8/9/2021	<0.005	<0.005	0.00081 (J)			<0.005			
1/31/2022					<0.005		<0.005	<0.005	0.00091 (J)
2/1/2022	<0.005	<0.005	<0.005						
2/2/2022				<0.005		<0.005			
8/10/2022					<0.005				
8/11/2022								0.00083 (J)	<0.005
8/12/2022							<0.005		
8/16/2022	<0.005	<0.005	<0.005	<0.005		<0.005			
2/13/2023					0.00095 (J)		<0.005	<0.005	<0.005
2/14/2023				<0.005					
2/16/2023	<0.005	<0.005	<0.005						
2/17/2023						<0.005			
7/25/2023				<0.005				0.00073 (J)	<0.005
7/26/2023					0.0013 (J)		<0.005		
7/27/2023	<0.005	<0.005	<0.005						
8/1/2023						<0.005			
2/19/2024				<0.005	<0.005		<0.005	<0.005	<0.005
2/20/2024									
2/22/2024	<0.005	<0.005				<0.005			
2/26/2024			<0.005						

ND substitution: RL or RL/2 if <15% NDs.

Time Series

Constituent: Nickel (mg/L) Analysis Run 5/13/2024 9:40 AM

Plant Bowen Data: Bowen 3-4 CCR

	GWA-42 (bg)
8/23/2007	
10/23/2007	
10/24/2007	
11/2/2007	
11/18/2007	
1/30/2008	
1/31/2008	
3/10/2008	
3/11/2008	
5/6/2008	
5/13/2008	
5/14/2008	
12/4/2008	
12/5/2008	
4/15/2009	
4/21/2009	
10/7/2009	
10/8/2009	
4/21/2010	
4/26/2010	
4/28/2010	
5/3/2010	
9/28/2010	
10/4/2010	
10/6/2010	
10/12/2010	
4/12/2011	
4/13/2011	
4/21/2011	
4/27/2011	
10/4/2011	
10/5/2011	
10/13/2011	
10/17/2011	
4/3/2012	
4/11/2012	
5/1/2012	
5/2/2012	
10/8/2012	
10/9/2012	
4/11/2013	
4/12/2013	
4/15/2013	
10/15/2013	
10/16/2013	
4/10/2014	
4/11/2014	
4/22/2014	
4/23/2014	
9/30/2014	
10/4/2014	
3/30/2015	

Time Series

Constituent: Nickel (mg/L) Analysis Run 5/13/2024 9:40 AM

Plant Bowen Data: Bowen 3-4 CCR

	GWA-42 (bg)
3/31/2015	
10/12/2015	
10/13/2015	
3/11/2016	<0.005
3/14/2016	
3/15/2016	
3/22/2016	
3/23/2016	
5/11/2016	
5/12/2016	
5/13/2016	
5/16/2016	0.00233 (J)
7/19/2016	
7/20/2016	
7/21/2016	
7/22/2016	0.0014 (J)
7/27/2016	
7/29/2016	
9/15/2016	
9/19/2016	0.0014 (J)
9/21/2016	
11/2/2016	
11/3/2016	0.0013 (J)
1/17/2017	0.0011 (J)
1/18/2017	
2/21/2017	
3/24/2017	
3/27/2017	<0.005 (*)
3/28/2017	
3/30/2017	
4/3/2017	
9/25/2017	
9/26/2017	0.0011 (J)
9/29/2017	
10/2/2017	
10/4/2017	
3/14/2018	0.0012 (J)
3/16/2018	
3/19/2018	
9/12/2018	
9/14/2018	0.0012 (J)
9/17/2018	
3/13/2019	
3/14/2019	0.0015 (J)
3/15/2019	
3/19/2019	
3/20/2019	
9/9/2019	
9/10/2019	0.0012 (J)
9/12/2019	
9/13/2019	
3/6/2020	0.0015 (J)

Time Series

Constituent: Nickel (mg/L) Analysis Run 5/13/2024 9:40 AM

Plant Bowen Data: Bowen 3-4 CCR

	GWA-42 (bg)
3/9/2020	
3/11/2020	
9/10/2020	0.0011 (J)
9/11/2020	
9/15/2020	
9/16/2020	
3/10/2021	
3/11/2021	0.0011 (J)
3/12/2021	
3/16/2021	
3/17/2021	
3/29/2021	
8/4/2021	0.0011 (J)
8/6/2021	
8/9/2021	
1/31/2022	0.0011 (J)
2/1/2022	
2/2/2022	
8/10/2022	0.0016 (J)
8/11/2022	
8/12/2022	
8/16/2022	
2/13/2023	0.0013 (J)
2/14/2023	
2/16/2023	
2/17/2023	
7/25/2023	
7/26/2023	0.0015 (J)
7/27/2023	
8/1/2023	
2/19/2024	
2/20/2024	<0.005
2/22/2024	
2/26/2024	

ND substitution: RL or RL/2 if <15% NDs.

Time Series

Constituent: Nickel (mg/L) Analysis Run 5/13/2024 9:40 AM

Plant Bowen Data: Bowen 3-4 CCR

	GWA-43 (bg)	GWA-43R (bg)	GWA-4RZ (bg)	GWA-50 (bg)	GWA-50R (bg)	GWA-51RZ (bg)	GWA-52 (bg)	GWA-53 (bg)	GWA-53R (bg)
12/12/2008				0.0035	0.0096				
4/23/2009				0.0032	0.015				
10/6/2009				<0.005	0.008				
4/27/2010				<0.005					
5/3/2010					0.0053				
9/30/2010				<0.005					
10/11/2010					0.0061				
4/14/2011				0.0028					
4/27/2011					0.0087				
10/5/2011				0.0028					
10/19/2011					0.0039				
4/11/2012				<0.005					
5/1/2012					0.0054				
10/2/2012				0.0026	0.0044				
4/9/2013				<0.005					
4/10/2013					0.0053				
10/15/2013				<0.005					
10/16/2013					0.0047				
4/10/2014				0.0025 (J)					
4/22/2014					0.0045				
10/1/2014				<0.005	0.0018 (J)				
3/30/2015				0.0015 (J)	0.0037				
5/8/2015						<0.005	<0.005		<0.005
5/9/2015								<0.005	
5/17/2015						0.0016 (J)	<0.005		<0.005
5/18/2015								<0.005	
5/25/2015						<0.005	<0.005	<0.005	<0.005
6/8/2015						<0.005	<0.005	<0.005	<0.005
6/9/2015									
6/17/2015								<0.005	
6/18/2015						<0.005	<0.005		<0.005
6/24/2015						<0.005	<0.005	0.0034	<0.005
6/25/2015									
6/30/2015						<0.005	<0.005	<0.005	<0.005
7/1/2015									
7/6/2015						<0.005	<0.005	<0.005	<0.005
7/7/2015									
8/12/2015						<0.005	<0.005	<0.005	<0.005
10/11/2015				0.0013 (J)	0.0018 (J)				
2/29/2016							<0.005		
3/2/2016								<0.005	<0.005
3/11/2016	0.00288 (J)	<0.005							
3/28/2016				<0.005	0.0028 (J)				
5/13/2016	<0.005	<0.005							
7/7/2016						0.0008 (J)			
7/8/2016							<0.005	<0.005	
7/11/2016									<0.005
7/19/2016	0.0006 (J)	<0.005							
8/1/2016				<0.005	<0.005				
9/16/2016	0.0008 (J)	<0.005							
11/2/2016	0.0007 (J)	<0.005							
1/18/2017	0.0006 (J)	0.0006 (J)							

ND substitution: RL or RL/2 if <15% NDs.

Time Series

Constituent: Nickel (mg/L) Analysis Run 5/13/2024 9:40 AM

Plant Bowen Data: Bowen 3-4 CCR

	GWA-43 (bg)	GWA-43R (bg)	GWA-4RZ (bg)	GWA-50 (bg)	GWA-50R (bg)	GWA-51RZ (bg)	GWA-52 (bg)	GWA-53 (bg)	GWA-53R (bg)
3/15/2017						<0.005	0.0005 (J)		
3/16/2017								0.0005 (J)	<0.005
3/28/2017	<0.005 (*)	<0.005 (*)							
4/3/2017					0.0022 (J)				
4/7/2017			<0.005	0.0011 (J)					
9/15/2017							<0.005		
9/19/2017						<0.005		<0.005	<0.005
9/22/2017	0.0007 (J)	<0.005							
10/2/2017				0.0013 (J)	0.0021 (J)				
10/3/2017			<0.005 (D)						
3/13/2018						<0.005	<0.005	<0.005	<0.005
3/14/2018	<0.005								
3/15/2018		<0.005							
3/16/2018				<0.005	0.0014 (J)				
3/21/2018			<0.005						
9/6/2018							<0.005		
9/7/2018						<0.005			
9/11/2018								<0.005	<0.005
9/12/2018	<0.005	<0.005							
9/17/2018				0.00096 (J)					
9/18/2018			<0.005		0.0012 (J)				
3/7/2019							<0.005		
3/8/2019						<0.005		<0.005	
3/12/2019									<0.005
3/13/2019	<0.005	<0.005							
3/19/2019				<0.005	0.0016 (J)				
3/21/2019			<0.005 (D)						
9/4/2019						<0.005	<0.005		
9/5/2019								<0.005	<0.005
9/11/2019	0.00082 (J)	<0.005							
9/12/2019			0.00032 (JD)		0.0015 (J)				
9/13/2019				0.00063 (J)					
3/2/2020							<0.005		
3/3/2020						<0.005			
3/4/2020								<0.005	<0.005
3/9/2020	0.00082 (J)	<0.005							
3/11/2020				0.00084 (J)	0.001 (J)				
3/12/2020			0.00034 (J)						
9/3/2020							<0.005		
9/8/2020								<0.005	<0.005
9/9/2020						<0.005			
9/11/2020	0.00089 (J)								
9/14/2020		<0.005							
9/15/2020					0.0012 (J)				
9/16/2020				<0.005					
9/17/2020			<0.005						
2/24/2021							<0.005		
2/25/2021						<0.005			
2/26/2021								<0.005	<0.005
3/11/2021	<0.005	<0.005							
3/16/2021			<0.005						
3/17/2021				<0.005	0.0012 (J)				

ND substitution: RL or RL/2 if <15% NDs.

Time Series

Constituent: Nickel (mg/L) Analysis Run 5/13/2024 9:40 AM

Plant Bowen Data: Bowen 3-4 CCR

	GWA-43 (bg)	GWA-43R (bg)	GWA-4RZ (bg)	GWA-50 (bg)	GWA-50R (bg)	GWA-51RZ (bg)	GWA-52 (bg)	GWA-53 (bg)	GWA-53R (bg)
7/27/2021							<0.005		
7/28/2021						<0.005			
7/29/2021								<0.005	<0.005
8/5/2021		<0.005							
8/6/2021	0.00084 (J)								
8/9/2021				0.00077 (J)	0.00097 (J)				
8/10/2021			<0.005						
1/25/2022							<0.005		
1/26/2022						<0.005		<0.005	<0.005
1/31/2022	0.00077 (J)	<0.005							
2/1/2022				0.0008 (J)					
2/2/2022					0.00089 (J)				
2/3/2022			<0.005						
8/5/2022							<0.005		
8/8/2022								<0.005	<0.005
8/9/2022						<0.005			
8/10/2022		<0.005							
8/11/2022	<0.005								
8/16/2022				0.00071 (J)					
8/17/2022			<0.005		0.0011 (J)				
2/13/2023		<0.005							
2/14/2023	<0.005								
2/16/2023				0.00082 (J)	0.00081 (J)				
2/17/2023			<0.005						
7/25/2023	<0.005	<0.005							
7/28/2023			<0.005	0.00094 (J)	0.00092 (J)				
2/20/2024	<0.005	<0.005							
2/22/2024				<0.005	<0.005				
2/27/2024			<0.005						

ND substitution: RL or RL/2 if <15% NDs.

Time Series

Constituent: Nickel (mg/L) Analysis Run 5/13/2024 9:40 AM

Plant Bowen Data: Bowen 3-4 CCR

	GWA-54 (bg)
12/12/2008	
4/23/2009	
10/6/2009	
4/27/2010	
5/3/2010	
9/30/2010	
10/11/2010	
4/14/2011	
4/27/2011	
10/5/2011	
10/19/2011	
4/11/2012	
5/1/2012	
10/2/2012	
4/9/2013	
4/10/2013	
10/15/2013	
10/16/2013	
4/10/2014	
4/22/2014	
10/1/2014	
3/30/2015	
5/8/2015	
5/9/2015	<0.005
5/17/2015	
5/18/2015	<0.005
5/25/2015	<0.005
6/8/2015	
6/9/2015	0.0015 (J)
6/17/2015	0.0013 (J)
6/18/2015	
6/24/2015	
6/25/2015	<0.005
6/30/2015	
7/1/2015	<0.005
7/6/2015	
7/7/2015	<0.005
8/12/2015	<0.005
10/11/2015	
2/29/2016	
3/2/2016	<0.005
3/11/2016	
3/28/2016	
5/13/2016	
7/7/2016	
7/8/2016	<0.005
7/11/2016	
7/19/2016	
8/1/2016	
9/16/2016	
11/2/2016	
1/18/2017	

ND substitution: RL or RL/2 if <15% NDs.

Time Series

Constituent: Nickel (mg/L) Analysis Run 5/13/2024 9:40 AM

Plant Bowen Data: Bowen 3-4 CCR

	GWA-54 (bg)
3/15/2017	0.0005 (J)
3/16/2017	
3/28/2017	
4/3/2017	
4/7/2017	
9/15/2017	<0.005
9/19/2017	
9/22/2017	
10/2/2017	
10/3/2017	
3/13/2018	<0.005
3/14/2018	
3/15/2018	
3/16/2018	
3/21/2018	
9/6/2018	<0.005
9/7/2018	
9/11/2018	
9/12/2018	
9/17/2018	
9/18/2018	
3/7/2019	<0.005
3/8/2019	
3/12/2019	
3/13/2019	
3/19/2019	
3/21/2019	
9/4/2019	
9/5/2019	<0.005
9/11/2019	
9/12/2019	
9/13/2019	
3/2/2020	
3/3/2020	<0.005
3/4/2020	
3/9/2020	
3/11/2020	
3/12/2020	
9/3/2020	
9/8/2020	<0.005
9/9/2020	
9/11/2020	
9/14/2020	
9/15/2020	
9/16/2020	
9/17/2020	
2/24/2021	
2/25/2021	<0.005
2/26/2021	
3/11/2021	
3/16/2021	
3/17/2021	

ND substitution: RL or RL/2 if <15% NDs.

Time Series

Constituent: Nickel (mg/L) Analysis Run 5/13/2024 9:40 AM

Plant Bowen Data: Bowen 3-4 CCR

	GWA-54 (bg)
7/27/2021	<0.005
7/28/2021	
7/29/2021	
8/5/2021	
8/6/2021	
8/9/2021	
8/10/2021	
1/25/2022	<0.005
1/26/2022	
1/31/2022	
2/1/2022	
2/2/2022	
2/3/2022	
8/5/2022	<0.005
8/8/2022	
8/9/2022	
8/10/2022	
8/11/2022	
8/16/2022	
8/17/2022	
2/13/2023	
2/14/2023	
2/16/2023	
2/17/2023	
7/25/2023	
7/28/2023	
2/20/2024	
2/22/2024	
2/27/2024	

ND substitution: RL or RL/2 if <15% NDs.

Time Series

Constituent: Nickel (mg/L) Analysis Run 5/13/2024 9:40 AM

Plant Bowen Data: Bowen 3-4 CCR

	GWA-55 (bg)	GWA-55R (bg)	GWA-56 (bg)	GWC-16R	GWC-17R	GWC-18	GWC-18R	GWC-19R	GWC-20R
9/16/2014				0.03					
9/17/2014					<0.005	<0.005	<0.005	<0.005	
9/18/2014									<0.005
10/4/2014				0.029	<0.005	<0.005	<0.005	<0.005	
10/5/2014									<0.005
10/21/2014				0.026	<0.005	<0.005	<0.005	<0.005	
10/22/2014									<0.005
11/5/2014						0.0016 (J)		<0.005	<0.005
11/11/2014				0.023	<0.005		<0.005		
3/3/2015				0.02	<0.005	<0.005	<0.005	<0.005	
3/4/2015									<0.005
3/18/2015				0.019	<0.005	<0.005	<0.005		
3/19/2015								<0.005	<0.005
4/6/2015				0.02	<0.005				
4/7/2015						0.0014 (J)	<0.005	<0.005	<0.005
4/8/2015									
4/23/2015				0.019	<0.005	<0.005	<0.005		
4/24/2015								<0.005	<0.005
5/9/2015	<0.005	<0.005	<0.005						
5/18/2015	<0.005	0.0018 (J)							
5/19/2015			<0.005						
5/26/2015	<0.005	<0.005	<0.005						
6/9/2015	<0.005	0.0022 (J)	<0.005						
6/17/2015	<0.005	<0.005	<0.005						
6/25/2015	<0.005	<0.005	<0.005						
7/1/2015	<0.005	0.0016 (J)	<0.005						
7/7/2015	<0.005	<0.005	<0.005						
7/29/2015				0.018	<0.005	0.0015 (J)	<0.005	<0.005	
7/30/2015									<0.005
8/13/2015	<0.005	<0.005	<0.005						
3/2/2016	<0.005								
3/3/2016		<0.005	<0.005	0.0111					
3/4/2016					<0.005				
3/7/2016						<0.005	<0.005	<0.005	
3/8/2016									<0.005
7/11/2016	<0.005	0.0007 (J)	0.0006 (J)						
7/13/2016				0.0133		0.0007 (J)	<0.005		
7/14/2016					<0.005			<0.005	<0.005
7/15/2016									
3/15/2017			<0.005						
3/16/2017	0.0008 (J)	0.0015 (J)							
3/20/2017				0.0111			<0.005		
3/21/2017					<0.005			<0.005	
3/22/2017									<0.005
3/23/2017						<0.005			
9/15/2017	<0.005		<0.005						
9/18/2017		<0.005							
9/19/2017									<0.005
9/20/2017								0.0006 (J)	
9/21/2017				0.0092 (J)			<0.005		
9/22/2017					<0.005				
9/25/2017						0.0015 (J)			

ND substitution: RL or RL/2 if <15% NDs.

Time Series

Constituent: Nickel (mg/L) Analysis Run 5/13/2024 9:40 AM

Plant Bowen Data: Bowen 3-4 CCR

	GWA-55 (bg)	GWA-55R (bg)	GWA-56 (bg)	GWC-16R	GWC-17R	GWC-18	GWC-18R	GWC-19R	GWC-20R
3/12/2018	<0.005	<0.005							
3/13/2018			<0.005						
3/14/2018				0.0094 (J)	<0.005	<0.005	<0.005	<0.005	<0.005
9/7/2018	<0.005	<0.005	<0.005	0.0086 (J)			<0.005		
9/10/2018								<0.005	<0.005
9/11/2018					<0.005	<0.005			
3/7/2019		<0.005	<0.005						
3/8/2019	<0.005								
3/11/2019				<0.01					
3/12/2019					<0.005	<0.005	<0.005	<0.005	<0.005
9/4/2019			<0.005						
9/5/2019	<0.005	<0.005							
9/6/2019							<0.005		<0.005
9/9/2019				0.0066 (J)		<0.005		<0.005	
9/10/2019					<0.005				
3/3/2020	0.00061 (J)								
3/4/2020		<0.005	<0.005	0.0032 (J)				0.00071 (J)	
3/5/2020					<0.005		<0.005		<0.005
3/6/2020						0.0005 (J)			
9/4/2020	<0.005	<0.005	<0.005						<0.005
9/8/2020									
9/9/2020				0.0067 (J)	<0.005	<0.005	<0.005	<0.005	
2/25/2021	<0.005	<0.005	<0.005						
2/26/2021						<0.005	<0.005	<0.005	
3/9/2021				0.0053					<0.005
3/10/2021					<0.005				
7/28/2021	<0.005	<0.005	<0.005						
7/29/2021						<0.005	<0.005		
7/30/2021				0.0073	<0.005				
8/2/2021									<0.005
8/5/2021								<0.005	
1/26/2022	<0.005		<0.005						
1/27/2022		<0.005					<0.005	<0.005	<0.005
1/28/2022				0.0063	<0.005	<0.005			
8/5/2022			0.00082 (J)						
8/8/2022	<0.005	<0.005							
8/9/2022								<0.005	<0.005
8/10/2022						<0.005	<0.005		
8/11/2022				0.0077	<0.005				
2/9/2023						<0.005	<0.005	<0.005	
2/10/2023				0.005	<0.005				<0.005
8/3/2023					<0.005	<0.005			<0.005
8/4/2023				0.0091			<0.005	<0.005	
2/14/2024						<0.005	<0.005	<0.005	
2/15/2024				0.0077	<0.005				<0.005

ND substitution: RL or RL/2 if <15% NDs.

Time Series

Constituent: Nickel (mg/L) Analysis Run 5/13/2024 9:40 AM

Plant Bowen Data: Bowen 3-4 CCR

	GWC-21R
9/16/2014	
9/17/2014	
9/18/2014	<0.005
10/4/2014	
10/5/2014	<0.005
10/21/2014	
10/22/2014	0.0013 (J)
11/5/2014	0.0013 (J)
11/11/2014	
3/3/2015	
3/4/2015	<0.005
3/18/2015	
3/19/2015	<0.005
4/6/2015	
4/7/2015	
4/8/2015	0.0014 (J)
4/23/2015	
4/24/2015	0.0014 (J)
5/9/2015	
5/18/2015	
5/19/2015	
5/26/2015	
6/9/2015	
6/17/2015	
6/25/2015	
7/1/2015	
7/7/2015	
7/29/2015	
7/30/2015	<0.005
8/13/2015	
3/2/2016	
3/3/2016	
3/4/2016	
3/7/2016	
3/8/2016	0.0261 (O)
7/11/2016	
7/13/2016	
7/14/2016	
7/15/2016	0.0021 (J)
3/15/2017	
3/16/2017	
3/20/2017	
3/21/2017	<0.005
3/22/2017	
3/23/2017	
9/15/2017	
9/18/2017	
9/19/2017	0.0012 (J)
9/20/2017	
9/21/2017	
9/22/2017	
9/25/2017	

Time Series

Constituent: Nickel (mg/L) Analysis Run 5/13/2024 9:40 AM

Plant Bowen Data: Bowen 3-4 CCR

	GWC-21R
3/12/2018	
3/13/2018	
3/14/2018	0.0014 (J)
9/7/2018	
9/10/2018	0.002 (J)
9/11/2018	
3/7/2019	
3/8/2019	
3/11/2019	<0.005
3/12/2019	
9/4/2019	
9/5/2019	
9/6/2019	0.0028 (J)
9/9/2019	
9/10/2019	
3/3/2020	0.00099 (J)
3/4/2020	
3/5/2020	
3/6/2020	
9/4/2020	
9/8/2020	0.0014 (J)
9/9/2020	
2/25/2021	
2/26/2021	
3/9/2021	0.00075 (J)
3/10/2021	
7/28/2021	
7/29/2021	
7/30/2021	
8/2/2021	0.0015 (J)
8/5/2021	
1/26/2022	
1/27/2022	
1/28/2022	0.0014 (J)
8/5/2022	
8/8/2022	
8/9/2022	
8/10/2022	0.0014 (J)
8/11/2022	
2/9/2023	0.0011 (J)
2/10/2023	
8/3/2023	
8/4/2023	0.00098 (J)
2/14/2024	
2/15/2024	<0.005

ND substitution: RL or RL/2 if <15% NDs.

Time Series

Constituent: Nickel (mg/L) Analysis Run 5/13/2024 9:40 AM

Plant Bowen Data: Bowen 3-4 CCR

	GWC-22R	GWC-23R	GWC-24R	GWC-25R	GWC-36A	GWC-36RA	GWC-37	GWC-38
9/15/2014						0.01		
9/16/2014			<0.005	<0.005			0.018	0.0028
9/18/2014	<0.005	<0.005						
10/3/2014						<0.005	0.022	0.0036
10/4/2014			<0.005	<0.005				
10/5/2014	<0.005	<0.005						
10/20/2014						0.0043	0.022	0.0025
10/22/2014	<0.005	<0.005						
10/23/2014			<0.005	<0.005				
11/5/2014	<0.005	<0.005						
11/10/2014			<0.005	<0.005		<0.005	0.018	0.0026
3/2/2015						<0.005	0.016	0.017
3/4/2015	<0.005	<0.005	<0.005	<0.005				
3/17/2015						<0.005	0.015	0.0057
3/19/2015	<0.005							
3/20/2015		<0.005	<0.005	<0.005				
4/5/2015						0.0016 (J)	0.016	
4/6/2015								0.0022 (J)
4/8/2015	<0.005	<0.005	<0.005					
4/9/2015				<0.005				
4/21/2015						0.0033		
4/22/2015							0.016	0.0015 (J)
4/23/2015		<0.005	<0.005	<0.005				
4/24/2015	<0.005							
7/28/2015						0.0032	0.018	0.0015 (J)
7/30/2015	<0.005	<0.005	<0.005	<0.005				
3/1/2016						<0.005	0.0138	
3/2/2016								<0.005
3/4/2016			<0.005					
3/7/2016	<0.005							
3/8/2016				<0.005				
3/9/2016		<0.005						
7/6/2016						0.0007 (J)		
7/7/2016								0.0014 (J)
7/8/2016							0.014	
7/12/2016			<0.005					
7/14/2016	<0.005							
7/15/2016		<0.005						
7/18/2016				<0.005				
3/14/2017						0.0007 (J)	0.0087 (J)	
3/16/2017				0.0012 (J)				
3/20/2017	<0.005		0.0003 (J)					
3/22/2017		<0.005						
3/23/2017								<0.005
9/15/2017						<0.005	0.0053 (J)	
9/19/2017	0.0011 (J)		<0.005	<0.005				0.0011 (J)
9/21/2017		0.0012 (J)						
3/12/2018						<0.005	0.0054 (J)	
3/13/2018	<0.005		<0.005	<0.005				<0.005
3/14/2018		<0.005						
9/6/2018						<0.005	0.0069 (J)	<0.005
9/7/2018	<0.005							

ND substitution: RL or RL/2 if <15% NDs.

Time Series

Constituent: Nickel (mg/L) Analysis Run 5/13/2024 9:40 AM

Plant Bowen Data: Bowen 3-4 CCR

	GWC-22R	GWC-23R	GWC-24R	GWC-25R	GWC-36A	GWC-36RA	GWC-37	GWC-38
9/11/2018		<0.005	<0.005	<0.005				
3/6/2019							<0.005	
3/7/2019						<0.005		<0.005
3/8/2019			<0.005	<0.005				
3/11/2019	<0.005							
3/12/2019		<0.005						
9/4/2019						<0.005	0.0059 (J)	0.000825 (JD)
9/5/2019	0.0011 (J)		<0.005	<0.005				
9/6/2019		0.00086 (J)						
3/2/2020						0.00051 (J)	0.0079 (J)	0.001 (J)
3/3/2020	0.001 (J)		<0.005	<0.005				
3/5/2020		0.00075 (J)						
9/3/2020							0.0096 (J)	0.00089 (J)
9/4/2020				<0.005				
9/8/2020	0.00083 (J)							
9/9/2020		<0.005	<0.005					
9/14/2020						<0.005		
2/24/2021							0.01	0.00091 (J)
3/9/2021	<0.005		<0.005	<0.005				
3/10/2021		<0.005						
3/26/2021						<0.005		
7/27/2021						0.0017 (J)		
7/28/2021							0.019	0.00096 (J)
7/29/2021			<0.005					
7/30/2021		<0.005						
8/2/2021	<0.005			<0.005				
1/25/2022								0.00093 (J)
1/26/2022						<0.005	0.016	
1/27/2022	0.00076 (J)			<0.005				
1/28/2022		<0.005	<0.005					
4/6/2022					<0.005			
8/5/2022								0.00085 (J)
8/8/2022					<0.005	<0.005	0.0097	
8/9/2022			<0.005	<0.005				
8/10/2022	<0.005							
8/11/2022		<0.005						
2/8/2023					<0.005	<0.005	0.012	0.00091 (J)
2/9/2023	<0.005		<0.005	<0.005				
2/10/2023		<0.005						
8/2/2023					<0.005		0.013	0.0009 (J)
8/3/2023	<0.005	0.0011 (J)	<0.005	<0.005		<0.005		
2/13/2024					<0.005	<0.005	<0.005	<0.005
2/15/2024	<0.005		<0.005					
2/16/2024		<0.005		<0.005				

ND substitution: RL or RL/2 if <15% NDs.

Time Series

Constituent: pH (pH_units) Analysis Run 5/13/2024 9:40 AM

Plant Bowen Data: Bowen 3-4 CCR

	GWA-1 (bg)	GWA-2 (bg)	GWA-2R (bg)	GWA-39RZ (bg)	GWA-39Z (bg)	GWA-3A (bg)	GWA-40 (bg)	GWA-41 (bg)	GWA-41R (bg)
3/11/2016									
3/14/2016					6.91				
3/15/2016							7.58	6.74	7.15
3/22/2016	7.65								
3/23/2016		6.7	7.45			5.96			
5/11/2016					6.51		7.24		
5/12/2016								6.41	
5/13/2016									7.29
5/16/2016				7.61 (D)					
5/19/2016	7.6		7.5						
5/20/2016		6.36							
5/23/2016						5.73			
7/19/2016					6.12				
7/20/2016								6.59	
7/21/2016							7.53		7.43
7/22/2016									
7/27/2016				7.51 (D)					
7/29/2016	7.58	6.75	7.59			5.51			
9/15/2016					5.96		7		
9/19/2016							7.19		
9/21/2016									7.05
9/22/2016			7.44			5.45			
9/23/2016	7.57	6.62							
11/2/2016					5.78				
11/3/2016							7.13	6.45	7.4
11/9/2016	7.45	6.42							
11/10/2016			7.55			5.51			
1/17/2017							7.51		7.06
1/18/2017					6.13			6.34	
1/30/2017	7.64								
1/31/2017		5.66	7.56			5.42			
2/21/2017				7.76 (D)					
3/24/2017							7.55	6.42	
3/27/2017				7.7 (D)					7.13
3/28/2017					6.59				
3/30/2017	7.51	6.33				5.43			
4/3/2017			7.46						
5/24/2017							7.6		
6/6/2017								6.82	7.18
6/7/2017					6.72				
6/8/2017				7.69 (D)					
6/9/2017	7.6		7.24						
6/12/2017		6.6				5.47			
7/17/2017				7.57 (D)					
7/26/2017				7.63					
7/27/2017				7.63					
8/8/2017				7.73					
8/9/2017				7.73					
9/25/2017								6.63	6.88
9/26/2017					7.05		7.66		
9/29/2017				7.7 (D)					
10/2/2017	7.55	5.61	7.35						

Time Series

Constituent: pH (pH_units) Analysis Run 5/13/2024 9:40 AM

Plant Bowen Data: Bowen 3-4 CCR

	GWA-1 (bg)	GWA-2 (bg)	GWA-2R (bg)	GWA-39RZ (bg)	GWA-39Z (bg)	GWA-3A (bg)	GWA-40 (bg)	GWA-41 (bg)	GWA-41R (bg)
10/4/2017						5.23			
12/28/2017					6.79 (Y)		7.34 (Y)		
3/14/2018					7.42		7.56	7.08	7.04
3/16/2018	7.58		7.31	7.49					
3/19/2018		6.55				5.4			
9/12/2018					6.86		7.12	6.54	7.02
9/14/2018		5.81	7.55	7.32					
9/17/2018	7.53 (D)					5.22			
3/13/2019							7.12		
3/14/2019				7.46				6.58	6.93
3/15/2019					6.78				
3/19/2019			7.2						
3/20/2019	7.64	5.71				5.22			
9/9/2019					6.49		7.07		
9/10/2019				7.48				5.66	6.72
9/12/2019	7.36	5.45 (D)							
9/13/2019			7.29			5.07			
3/6/2020								6.82	
3/9/2020				7.68	5.9		7.5		6.7
3/11/2020	7.51	6.56	7.09			5.31			
9/10/2020					5.53			6.4	6.67
9/11/2020							6.98		
9/15/2020	7.43	6.38	7.45						
9/16/2020				7.68					
3/10/2021							7.3		7.3
3/11/2021								6.8	
3/12/2021					6.39				
3/16/2021	7.57		7.51	7.85					
3/17/2021		6.58							
3/29/2021						8.04			
8/4/2021					6.21		6.79	6.34	7.15
8/6/2021				7.09					
8/9/2021	7.44	6.47	6.63			7.85			
1/31/2022					6.41		6.85	6.02	6.63
2/1/2022	7.52	6.3	6.62						
2/2/2022				6.89		7.94			
8/10/2022					6.07				
8/11/2022								6.29	7.12
8/12/2022							6.83		
8/16/2022	7.36	6.63	7.11	7.45		7.74			
2/13/2023					6.35		6.94	6.25	6.45
2/14/2023				7.48					
2/16/2023	7.39	6.56	7.02						
2/17/2023						7.71			
7/25/2023				7.19				5.58	6.19
7/26/2023					5.77		6.46		
7/27/2023	7.08	6.06	6.49						
8/1/2023						7.66			
2/19/2024				7.7	6.34		6.75	6.17	6.79
2/20/2024									
2/22/2024	6.97	6.03				7.89			
2/26/2024			6.85						

Time Series

Constituent: pH (pH_units) Analysis Run 5/13/2024 9:40 AM

Plant Bowen Data: Bowen 3-4 CCR

	GWA-42 (bg)
3/11/2016	7.37
3/14/2016	
3/15/2016	
3/22/2016	
3/23/2016	
5/11/2016	
5/12/2016	
5/13/2016	
5/16/2016	7.55
5/19/2016	
5/20/2016	
5/23/2016	
7/19/2016	
7/20/2016	
7/21/2016	
7/22/2016	7.51
7/27/2016	
7/29/2016	
9/15/2016	
9/19/2016	7.52
9/21/2016	
9/22/2016	
9/23/2016	
11/2/2016	
11/3/2016	7.56
11/9/2016	
11/10/2016	
1/17/2017	7.59
1/18/2017	
1/30/2017	
1/31/2017	
2/21/2017	
3/24/2017	
3/27/2017	7.63
3/28/2017	
3/30/2017	
4/3/2017	
5/24/2017	
6/6/2017	
6/7/2017	7.55
6/8/2017	
6/9/2017	
6/12/2017	
7/17/2017	
7/26/2017	
7/27/2017	
8/8/2017	
8/9/2017	
9/25/2017	
9/26/2017	7.59
9/29/2017	
10/2/2017	

Time Series

Constituent: pH (pH_units) Analysis Run 5/13/2024 9:40 AM

Plant Bowen Data: Bowen 3-4 CCR

	GWA-42 (bg)
10/4/2017	
12/28/2017	
3/14/2018	7.6
3/16/2018	
3/19/2018	
9/12/2018	
9/14/2018	7.37
9/17/2018	
3/13/2019	
3/14/2019	7.57
3/15/2019	
3/19/2019	
3/20/2019	
9/9/2019	
9/10/2019	7.53
9/12/2019	
9/13/2019	
3/6/2020	7.42
3/9/2020	
3/11/2020	
9/10/2020	7.48
9/11/2020	
9/15/2020	
9/16/2020	
3/10/2021	
3/11/2021	7.53
3/12/2021	
3/16/2021	
3/17/2021	
3/29/2021	
8/4/2021	7.35
8/6/2021	
8/9/2021	
1/31/2022	7.17
2/1/2022	
2/2/2022	
8/10/2022	7.26
8/11/2022	
8/12/2022	
8/16/2022	
2/13/2023	6.83
2/14/2023	
2/16/2023	
2/17/2023	
7/25/2023	
7/26/2023	6.92
7/27/2023	
8/1/2023	
2/19/2024	
2/20/2024	7.39
2/22/2024	
2/26/2024	

Time Series

Constituent: pH (pH_units) Analysis Run 5/13/2024 9:40 AM

Plant Bowen Data: Bowen 3-4 CCR

	GWA-43 (bg)	GWA-43R (bg)	GWA-4RZ (bg)	GWA-50 (bg)	GWA-50R (bg)	GWA-51RZ (bg)	GWA-52 (bg)	GWA-53 (bg)	GWA-53R (bg)
2/29/2016							7.52		
3/2/2016								7.77	7.76
3/11/2016	6.43	7.89							
3/28/2016				6.22	6.45				
5/3/2016								7.76	7.8
5/4/2016						7.52	7.59		
5/13/2016	6.8	7.86							
5/23/2016				5.86					
5/25/2016					6.96				
7/7/2016						7.42			
7/8/2016							7.61	7.82	
7/11/2016									7.82
7/19/2016	6.42	7.83							
8/1/2016				6.39	5.64				
9/7/2016									7.83
9/8/2016						7.4	7.52	7.73	
9/16/2016	6.19	7.75							
9/26/2016				5.74	6.26				
10/26/2016						7.59	7.67	7.71	
10/27/2016									7.84
11/2/2016	6.36	7.77							
11/10/2016				5.78					
11/11/2016					5.62				
1/6/2017						7.51	7.49		7.63
1/9/2017								7.52	
1/18/2017	6.16	7.65							
1/30/2017				5.88	5.49				
2/22/2017			7.38 (D)						
3/15/2017						7.51	7.55		
3/16/2017								7.84	7.8
3/28/2017	5.8	7.79							
4/3/2017					6.32				
4/7/2017			7.35 (D)	5.94					
5/17/2017							7.55		
5/18/2017						7.64			
5/19/2017								7.72	7.81
6/6/2017	5.97	7.89							
6/12/2017				5.81	6.48				
6/14/2017			7.3 (D)						
7/11/2017			7.39						
7/12/2017			7.39 (D)						
7/18/2017						7.58			
7/19/2017			7.44			7.58			
7/20/2017			7.44 (D)						
7/27/2017			7.5						
7/28/2017			7.5						
8/8/2017			7.52						
8/9/2017			7.52						
8/23/2017			7.5						
8/24/2017			7.5						
9/15/2017							7.48		
9/19/2017						7.37		7.68	7.84

Time Series

Constituent: pH (pH_units) Analysis Run 5/13/2024 9:40 AM

Plant Bowen Data: Bowen 3-4 CCR

	GWA-43 (bg)	GWA-43R (bg)	GWA-4RZ (bg)	GWA-50 (bg)	GWA-50R (bg)	GWA-51RZ (bg)	GWA-52 (bg)	GWA-53 (bg)	GWA-53R (bg)
9/22/2017	5.77	7.8							
10/2/2017				5.93	6.41				
10/3/2017			7.51 (D)						
12/28/2017		7.78 (Y)	7.32 (Y)						
3/13/2018						7.62	7.34	7.74	7.8
3/14/2018	5.85								
3/15/2018		7.66							
3/16/2018				5.64	5.46				
3/21/2018			7.3						
9/6/2018							7.5		
9/7/2018						7.36			
9/11/2018								7.64	7.76
9/12/2018	5.65	7.75							
9/17/2018				5.82					
9/18/2018			7.26		5.35				
3/7/2019							7.29		
3/8/2019						7.55		7.73	
3/12/2019									7.7
3/13/2019	5.63	7.84							
3/19/2019				5.93	6.01				
3/21/2019			7.28 (D)						
9/4/2019						7.39	7.43		
9/5/2019								7.57	7.68
9/11/2019	5.53	7.75							
9/12/2019			7.2 (D)		5.89				
9/13/2019				5.61					
3/2/2020							7.44		
3/3/2020						7.73			
3/4/2020								7.63	7.72
3/9/2020	5.5	7.73							
3/11/2020				5.57	5.4				
3/12/2020			7.55						
9/3/2020							7.67		
9/8/2020								7.67	7.68
9/9/2020						7.59			
9/11/2020	6.25								
9/14/2020		7.76							
9/15/2020					5.26				
9/16/2020				5.62					
9/17/2020			7.42						
2/24/2021							7.53		
2/25/2021						7.43			
2/26/2021								7.7	7.72
3/11/2021	5.55	7.81							
3/16/2021			7.4						
3/17/2021				5.64	6.31				
7/27/2021							7.4		
7/28/2021						7.29			
7/29/2021								7.55	7.57
8/5/2021		7.75							
8/6/2021	5.52								
8/9/2021				5.34	5.16				

Time Series

Constituent: pH (pH_units) Analysis Run 5/13/2024 9:40 AM

Plant Bowen Data: Bowen 3-4 CCR

	GWA-43 (bg)	GWA-43R (bg)	GWA-4RZ (bg)	GWA-50 (bg)	GWA-50R (bg)	GWA-51RZ (bg)	GWA-52 (bg)	GWA-53 (bg)	GWA-53R (bg)
8/10/2021			7.2						
1/25/2022							7.44		
1/26/2022						7.78		7.72	7.78
1/31/2022	5.71	8.04							
2/1/2022				5.61					
2/2/2022					5.17				
2/3/2022			7.2						
8/5/2022							7.35		
8/8/2022								7.66	7.61
8/9/2022						7.25			
8/10/2022		7.72							
8/11/2022	5.64								
8/16/2022				5.29					
8/17/2022			6.49		5.7				
2/13/2023		7.82							
2/14/2023	5.24								
2/16/2023				4.95	4.73				
2/17/2023			6.98						
7/25/2023	4.64	7.31							
7/28/2023			6.815 (D)	4.66	4.24				
2/20/2024	5.31	7.82							
2/22/2024				5.6	5.09				
2/27/2024			7.11						

Time Series

Constituent: pH (pH_units) Analysis Run 5/13/2024 9:40 AM

Plant Bowen Data: Bowen 3-4 CCR

	GWA-54 (bg)
2/29/2016	
3/2/2016	7.51
3/11/2016	
3/28/2016	
5/3/2016	
5/4/2016	7.68
5/13/2016	
5/23/2016	
5/25/2016	
7/7/2016	
7/8/2016	7.7
7/11/2016	
7/19/2016	
8/1/2016	
9/7/2016	
9/8/2016	7.71
9/16/2016	
9/26/2016	
10/26/2016	7.6
10/27/2016	
11/2/2016	
11/10/2016	
11/11/2016	
1/6/2017	
1/9/2017	7.81
1/18/2017	
1/30/2017	
2/22/2017	
3/15/2017	7.74
3/16/2017	
3/28/2017	
4/3/2017	
4/7/2017	
5/17/2017	
5/18/2017	7.39
5/19/2017	
6/6/2017	
6/12/2017	
6/14/2017	
7/11/2017	
7/12/2017	
7/18/2017	
7/19/2017	
7/20/2017	
7/27/2017	
7/28/2017	
8/8/2017	
8/9/2017	
8/23/2017	
8/24/2017	
9/15/2017	7.61
9/19/2017	

Time Series

Constituent: pH (pH_units) Analysis Run 5/13/2024 9:40 AM

Plant Bowen Data: Bowen 3-4 CCR

	GWA-54 (bg)
9/22/2017	
10/2/2017	
10/3/2017	
12/28/2017	
3/13/2018	7.39
3/14/2018	
3/15/2018	
3/16/2018	
3/21/2018	
9/6/2018	7.66
9/7/2018	
9/11/2018	
9/12/2018	
9/17/2018	
9/18/2018	
3/7/2019	7.55
3/8/2019	
3/12/2019	
3/13/2019	
3/19/2019	
3/21/2019	
9/4/2019	
9/5/2019	7.54
9/11/2019	
9/12/2019	
9/13/2019	
3/2/2020	
3/3/2020	7.59
3/4/2020	
3/9/2020	
3/11/2020	
3/12/2020	
9/3/2020	
9/8/2020	7.56
9/9/2020	
9/11/2020	
9/14/2020	
9/15/2020	
9/16/2020	
9/17/2020	
2/24/2021	
2/25/2021	7.55
2/26/2021	
3/11/2021	
3/16/2021	
3/17/2021	
7/27/2021	7.41
7/28/2021	
7/29/2021	
8/5/2021	
8/6/2021	
8/9/2021	

Time Series

Constituent: pH (pH_units) Analysis Run 5/13/2024 9:40 AM

Plant Bowen Data: Bowen 3-4 CCR

	GWA-54 (bg)
8/10/2021	
1/25/2022	7.38
1/26/2022	
1/31/2022	
2/1/2022	
2/2/2022	
2/3/2022	
8/5/2022	7.32
8/8/2022	
8/9/2022	
8/10/2022	
8/11/2022	
8/16/2022	
8/17/2022	
2/13/2023	
2/14/2023	
2/16/2023	
2/17/2023	
7/25/2023	
7/28/2023	
2/20/2024	
2/22/2024	
2/27/2024	

Time Series

Constituent: pH (pH_units) Analysis Run 5/13/2024 9:40 AM

Plant Bowen Data: Bowen 3-4 CCR

	GWA-55 (bg)	GWA-55R (bg)	GWA-56 (bg)	GWC-16R	GWC-17R	GWC-18	GWC-18R	GWC-19R	GWC-20R
3/2/2016	7.01								
3/3/2016		7.44	7.95	7.22					
3/4/2016					7.24				
3/7/2016						6.81	7.7	7.68	
3/8/2016									7.62
5/3/2016	7.26	7.64							
5/5/2016						6	7.85		
5/9/2016			7.66					7.66	7.72
5/10/2016				7.08	7.18				
7/11/2016	7.45	7.72	7.86						
7/13/2016				7.05		6.67	7.85		
7/14/2016					7.21			7.74	7.69
7/15/2016									
9/9/2016	7.55	7.66	7.89						
9/12/2016							7.87	7.76	7.52
9/13/2016					7.17	6.67			
9/15/2016				7.51					
10/26/2016	7.55		7.98						
10/27/2016		7.75							
10/31/2016						6.15		7.74	7.51
11/1/2016					7.18		7.78		
11/2/2016				7.1					
1/9/2017	7.62	7.83	7.9						
1/11/2017				7.16	7.11		7.75	7.69	
1/12/2017						6.79			7.46
3/15/2017			8						
3/16/2017	7.4	7.78							
3/20/2017				7.19			7.86		
3/21/2017					7.24			7.54	
3/22/2017									7.77
3/23/2017						7.04			
5/18/2017	7.24	7.64	8.21						
5/22/2017							7.51	7.79	7.5
5/23/2017				6.97	7.21	7.02			
9/15/2017	7.38		8.34						
9/18/2017		7.66							
9/19/2017									7.49
9/20/2017								7.77	
9/21/2017				7.28			7.84		
9/22/2017					7.2				
9/25/2017						6.81			
12/29/2017									7.75 (Y)
1/9/2018			8.1 (Y)						
3/12/2018	7	7.11							
3/13/2018			8.03						
3/14/2018				7.11	7.16	7.06	7.51	7.74	7.62
9/7/2018	7.45	7.6	8.14	7.08			7.69		
9/10/2018								7.69	7.84
9/11/2018					7.13	6.97			
3/7/2019		7.22	8.05						
3/8/2019	7.14								
3/11/2019				7.21					

Time Series

Constituent: pH (pH_units) Analysis Run 5/13/2024 9:40 AM

Plant Bowen Data: Bowen 3-4 CCR

	GWA-55 (bg)	GWA-55R (bg)	GWA-56 (bg)	GWC-16R	GWC-17R	GWC-18	GWC-18R	GWC-19R	GWC-20R
3/12/2019					7.28	7.06	7.76	7.6	7.63
9/4/2019			7.79						
9/5/2019	7.26	7.53							
9/6/2019							7.65		7.75
9/9/2019				7.13		6.71		7.73	
9/10/2019					7.17				
3/3/2020	6.95								
3/4/2020		7.27	7.95	7.37				7.65	
3/5/2020					7.3		7.77		7.6
3/6/2020						7.01			
9/4/2020	7.24	7.64	7.82						7.57
9/8/2020									
9/9/2020				7.08	7.24	6.63	7.81	7.67	
2/25/2021	7.05	7.27	7.85						
2/26/2021						7.07	7.81	7.73	
3/9/2021				7.34					7.81
3/10/2021					7.27				
7/28/2021	6.96	7.17	7.79						
7/29/2021						6.77	7.74		
7/30/2021				7.04	7.17				
8/2/2021									7.67
8/5/2021								7.66	
1/26/2022	7.21		7.45						
1/27/2022		7.27					7.76	7.74	7.73
1/28/2022				7.31	7.34	6.6			
8/5/2022			7.6						
8/8/2022	7.1	7.26							
8/9/2022								7.77	7.81
8/10/2022						6.53	7.59		
8/11/2022				7.05	7.27				
2/9/2023						6.68	7.46	7.38	
2/10/2023				7.02	7.12				7.34
8/3/2023					6.97 (D)	6.19			7.27
8/4/2023				6.745 (D)			7.39	7.2	
2/14/2024						6.37	7.07	7.67	
2/15/2024				6.95	7.2				7.56

Time Series

Constituent: pH (pH_units) Analysis Run 5/13/2024 9:40 AM

Plant Bowen Data: Bowen 3-4 CCR

	GWC-21R
3/2/2016	
3/3/2016	
3/4/2016	
3/7/2016	
3/8/2016	6.86
5/3/2016	
5/5/2016	
5/9/2016	7.08
5/10/2016	
7/11/2016	
7/13/2016	
7/14/2016	
7/15/2016	7.2
9/9/2016	7.17
9/12/2016	
9/13/2016	
9/15/2016	
10/26/2016	
10/27/2016	7.14
10/31/2016	
11/1/2016	
11/2/2016	
1/9/2017	
1/11/2017	
1/12/2017	7.06
3/15/2017	
3/16/2017	
3/20/2017	
3/21/2017	7.14
3/22/2017	
3/23/2017	
5/18/2017	
5/22/2017	
5/23/2017	6.9
9/15/2017	
9/18/2017	
9/19/2017	7.18
9/20/2017	
9/21/2017	
9/22/2017	
9/25/2017	
12/29/2017	
1/9/2018	
3/12/2018	
3/13/2018	
3/14/2018	6.99
9/7/2018	
9/10/2018	6.96
9/11/2018	
3/7/2019	
3/8/2019	
3/11/2019	6.95

Time Series

Constituent: pH (pH_units) Analysis Run 5/13/2024 9:40 AM

Plant Bowen Data: Bowen 3-4 CCR

	GWC-21R
3/12/2019	
9/4/2019	
9/5/2019	
9/6/2019	7.04
9/9/2019	
9/10/2019	
3/3/2020	7.1
3/4/2020	
3/5/2020	
3/6/2020	
9/4/2020	
9/8/2020	7.07
9/9/2020	
2/25/2021	
2/26/2021	
3/9/2021	6.98
3/10/2021	
7/28/2021	
7/29/2021	
7/30/2021	
8/2/2021	7.01
8/5/2021	
1/26/2022	
1/27/2022	
1/28/2022	6.69
8/5/2022	
8/8/2022	
8/9/2022	
8/10/2022	6.98
8/11/2022	
2/9/2023	7.13
2/10/2023	
8/3/2023	
8/4/2023	6.73
2/14/2024	
2/15/2024	6.74

Time Series

Constituent: pH (pH_units) Analysis Run 5/13/2024 9:40 AM

Plant Bowen Data: Bowen 3-4 CCR

	GWC-22R	GWC-23R	GWC-24R	GWC-25R	GWC-36A	GWC-36RA	GWC-37	GWC-38
3/1/2016						7.45	5.94	
3/2/2016								5.65
3/4/2016			6.95					
3/7/2016	7.61							
3/8/2016				7.4				
3/9/2016		7.54						
5/2/2016						7.31		
5/3/2016							5.85	5.72
5/4/2016				7.6				
5/5/2016	7.79		7.58					
5/6/2016		7.5						
7/6/2016						7.4		
7/7/2016								5.68
7/8/2016							5.74	
7/12/2016			7.58					
7/14/2016	7.76							
7/15/2016		7.33						
7/18/2016				7.61				
9/7/2016						7.32	5.79	
9/8/2016								5.42
9/12/2016	7.6							
9/13/2016			7.62	7.56				
9/14/2016		7.47						
10/25/2016						7.4	5.88	5.41
10/27/2016	7.73		7.64	7.69				
11/1/2016		7.31						
1/5/2017						7.29		
1/6/2017							5.82	
1/13/2017	7.68		7.28	7.62				
1/25/2017		7.28						
2/9/2017								4.99
3/14/2017						7.48	5.8	
3/16/2017				7.43				
3/20/2017	7.6		7.23					
3/22/2017		7.43						
3/23/2017								4.94
5/16/2017						7.38	5.02	
5/17/2017								5.18
5/19/2017			7.15	7.32				
5/23/2017	7.81							
5/24/2017		7.07						
9/15/2017						7.35	5.68	
9/19/2017	7.46		7.54	7.62				5.53
9/21/2017		7.24						
1/9/2018	7.39 (Y)							
3/12/2018						7.26	5.72	
3/13/2018	7.49		7.02	7.43				5.57
3/14/2018		7.4						
9/6/2018						7.21	5.59	5.69
9/7/2018	7.53							
9/11/2018		7.78	7.4	7.69				
3/6/2019							5.38	

Time Series

Constituent: pH (pH_units) Analysis Run 5/13/2024 9:40 AM

Plant Bowen Data: Bowen 3-4 CCR

	GWC-22R	GWC-23R	GWC-24R	GWC-25R	GWC-36A	GWC-36RA	GWC-37	GWC-38
3/7/2019						7.48		5.54
3/8/2019			7.65	7.69				
3/11/2019	7.51							
3/12/2019		7.42						
9/4/2019						7.14	5.09	5.91
9/5/2019	7.09		7.4	7.59				
9/6/2019		7.32						
3/2/2020						7.24	5.52	5.49
3/3/2020	7.15		7.55	7.56				
3/5/2020		7.24						
9/3/2020							5.17	5.32
9/4/2020				7.62				
9/8/2020	7.19							
9/9/2020		7.12	7.22					
9/14/2020						7.1		
12/15/2020		7.39						
2/24/2021							5.49	5.23
3/9/2021	7.35		7.8	8.07				
3/10/2021		7.41						
3/26/2021						7.11		
7/27/2021						7.65		
7/28/2021							5.29	5.21
7/29/2021			7.32					
7/30/2021		7.13						
8/2/2021	7.1			7.48				
1/25/2022								5.14
1/26/2022						7.01	4.69	
1/27/2022	7.28			7.46				
1/28/2022		7.38	7.68					
4/6/2022					6.82			
8/5/2022								4.98
8/8/2022					6.79	7.11	5.16	
8/9/2022			7.48	7.6				
8/10/2022	7.1							
8/11/2022		7.37						
11/3/2022		6.65						
2/8/2023					6.77	6.88	5.3	5.13
2/9/2023	7.05		7.44	7.51				
2/10/2023		7.01						
8/2/2023					6.84		4.69	4.41
8/3/2023	6.62	6.74 (D)	7.02	7.26		6.835 (D)		
2/13/2024					6.47	6.69	5.37	5.22
2/15/2024	6.73		7.22					
2/16/2024		6.955 (D)		7.28				

Time Series

Constituent: Selenium (mg/L) Analysis Run 5/13/2024 9:40 AM

Plant Bowen Data: Bowen 3-4 CCR

	GWA-1 (bg)	GWA-2 (bg)	GWA-2R (bg)	GWA-39RZ (bg)	GWA-39Z (bg)	GWA-3A (bg)	GWA-40 (bg)	GWA-41 (bg)	GWA-41R (bg)
8/23/2007	<0.005	<0.005	<0.005			<0.005			
10/23/2007	<0.005								
10/24/2007		<0.005	<0.005						
11/2/2007						<0.005			
11/18/2007	<0.005	<0.005	<0.005			<0.005			
1/30/2008	<0.005								
1/31/2008		<0.005	<0.005			<0.005			
3/10/2008	<0.005		<0.005						
3/11/2008		<0.005				<0.005			
5/6/2008		<0.005							
5/13/2008	<0.005		<0.005						
5/14/2008						<0.005			
12/4/2008		<0.005	<0.005						
12/5/2008	<0.005					<0.005			
4/15/2009	<0.005					<0.005			
4/21/2009		<0.005	<0.005						
10/7/2009	<0.005	<0.005							
10/8/2009			<0.005			<0.005			
4/21/2010			<0.005						
4/26/2010		<0.005							
4/28/2010						<0.005			
5/3/2010	<0.005								
9/28/2010			<0.005						
10/4/2010		<0.005							
10/6/2010						<0.005			
10/12/2010	<0.005								
4/12/2011			<0.005						
4/13/2011		<0.005							
4/21/2011						<0.005			
4/27/2011	<0.005								
10/4/2011			<0.005						
10/5/2011		<0.005							
10/13/2011						<0.005			
10/17/2011	<0.005								
4/3/2012			<0.005						
4/11/2012		<0.005							
5/1/2012						<0.005			
5/2/2012	<0.005								
10/8/2012	<0.005								
10/9/2012		<0.005	<0.005			<0.005			
4/11/2013			<0.005			<0.005			
4/12/2013	<0.005								
4/15/2013		<0.005							
10/15/2013		<0.005							
10/16/2013	<0.005		<0.005			<0.005			
4/10/2014			<0.005						
4/11/2014	<0.005								
4/22/2014		<0.005							
4/23/2014						<0.005			
9/30/2014	<0.005	<0.005	<0.005						
10/4/2014						<0.005			
3/30/2015	<0.005	<0.005	<0.005						

ND substitution: RL or RL/2 if <15% NDs.

Time Series

Constituent: Selenium (mg/L) Analysis Run 5/13/2024 9:40 AM

Plant Bowen Data: Bowen 3-4 CCR

	GWA-1 (bg)	GWA-2 (bg)	GWA-2R (bg)	GWA-39RZ (bg)	GWA-39Z (bg)	GWA-3A (bg)	GWA-40 (bg)	GWA-41 (bg)	GWA-41R (bg)
3/31/2015						<0.005			
10/12/2015						<0.005			
10/13/2015	<0.005	<0.005	<0.005						
3/11/2016									
3/14/2016					<0.005				
3/15/2016							<0.005	<0.005	<0.005
3/22/2016	<0.005								
3/23/2016		<0.005	<0.005			<0.005			
5/11/2016					<0.005		<0.005		
5/12/2016								<0.005	
5/13/2016									<0.005
5/16/2016				<0.005 (D)					
5/19/2016	<0.005		<0.005						
5/20/2016		0.00216 (J)							
5/23/2016						<0.005			
7/19/2016					<0.005				
7/20/2016								<0.005	
7/21/2016							<0.005		<0.005
7/22/2016									
7/27/2016				<0.005 (D)					
7/29/2016	<0.005	0.001 (J)	<0.005			<0.005			
9/15/2016					<0.005		<0.005	<0.005	
9/19/2016									
9/21/2016									<0.005
9/22/2016			<0.005			<0.005			
9/23/2016	<0.005	<0.005							
11/2/2016					<0.005				
11/3/2016							<0.005	<0.005	<0.005
11/9/2016	<0.005	<0.005							
11/10/2016			<0.005			<0.005			
1/17/2017							<0.005		<0.005
1/18/2017					<0.005			<0.005	
1/30/2017	<0.005								
1/31/2017		<0.005	<0.005			<0.005			
2/21/2017				<0.005					
3/24/2017							<0.005	<0.005	
3/27/2017				<0.005 (D)					<0.005
3/28/2017					<0.005				
3/30/2017	<0.005	<0.005				<0.005			
4/3/2017			<0.005						
5/24/2017							<0.005		
6/6/2017								<0.005	<0.005
6/7/2017					<0.005				
6/8/2017				<0.005 (D)					
6/9/2017	<0.005		<0.005						
6/12/2017		<0.005				<0.005			
7/17/2017				<0.005 (D)					
7/27/2017				<0.005					
8/9/2017				<0.005					
9/25/2017								<0.005	<0.005
9/26/2017					<0.005		<0.005		
9/29/2017				<0.005 (D)					

ND substitution: RL or RL/2 if <15% NDs.

Time Series

Constituent: Selenium (mg/L) Analysis Run 5/13/2024 9:40 AM

Plant Bowen Data: Bowen 3-4 CCR

	GWA-1 (bg)	GWA-2 (bg)	GWA-2R (bg)	GWA-39RZ (bg)	GWA-39Z (bg)	GWA-3A (bg)	GWA-40 (bg)	GWA-41 (bg)	GWA-41R (bg)
10/2/2017	<0.005	<0.005	<0.005						
10/4/2017						<0.005			
3/14/2018					<0.005		<0.005	<0.005	<0.005
3/16/2018	<0.005		<0.005	<0.005					
3/19/2018		0.0016 (J)				<0.005			
9/12/2018					<0.005		<0.005	<0.005	<0.005
9/14/2018		<0.005	<0.005	<0.005					
9/17/2018	<0.005 (D)					<0.005			
3/13/2019							<0.005		
3/14/2019				<0.005				<0.005	<0.005
3/15/2019					<0.005				
3/19/2019			<0.005						
3/20/2019	<0.005	<0.005				<0.005			
9/9/2019					<0.005		<0.005		
9/10/2019								<0.005 (D)	<0.005
9/12/2019	<0.005	<0.005 (D)							
9/13/2019			<0.005			<0.005			
3/6/2020								<0.005	
3/9/2020				<0.005	<0.005		<0.005		<0.005
3/11/2020	<0.005	0.0021 (J)	<0.005			<0.005			
9/10/2020					<0.005			<0.005	<0.005
9/11/2020							<0.005		
9/15/2020	<0.005	<0.005	<0.005						
9/16/2020				<0.005					
3/10/2021							<0.005		<0.005
3/11/2021								<0.005	
3/12/2021					<0.005				
3/16/2021	<0.005		0.0021 (J)	<0.005					
3/17/2021		0.0045 (J)							
3/29/2021						<0.005			
8/4/2021					<0.005		<0.005	<0.005	<0.005
8/6/2021				<0.005					
8/9/2021	<0.005	<0.005	<0.005			<0.005			
1/31/2022					<0.005		<0.005	<0.005	<0.005
2/1/2022	<0.005	<0.005	<0.005						
2/2/2022				<0.005		<0.005			
8/10/2022					<0.005				
8/11/2022								<0.005	<0.005
8/12/2022							<0.005		
8/16/2022	<0.005	<0.005	<0.005	<0.005		<0.005			
2/13/2023					<0.005		<0.005	<0.005	<0.005
2/14/2023				<0.005					
2/16/2023	<0.005	0.0014 (J)	<0.005						
2/17/2023						<0.005			
7/25/2023				<0.005				<0.005	<0.005
7/26/2023					<0.005		<0.005		
7/27/2023	<0.005	<0.005	<0.005						
8/1/2023						<0.005			
2/19/2024				<0.005	<0.005		<0.005	<0.005	<0.005
2/20/2024									
2/22/2024	<0.005	<0.005				<0.005			
2/26/2024			<0.005						

ND substitution: RL or RL/2 if <15% NDs.

Time Series

Constituent: Selenium (mg/L) Analysis Run 5/13/2024 9:40 AM

Plant Bowen Data: Bowen 3-4 CCR

	GWA-42 (bg)
8/23/2007	
10/23/2007	
10/24/2007	
11/2/2007	
11/18/2007	
1/30/2008	
1/31/2008	
3/10/2008	
3/11/2008	
5/6/2008	
5/13/2008	
5/14/2008	
12/4/2008	
12/5/2008	
4/15/2009	
4/21/2009	
10/7/2009	
10/8/2009	
4/21/2010	
4/26/2010	
4/28/2010	
5/3/2010	
9/28/2010	
10/4/2010	
10/6/2010	
10/12/2010	
4/12/2011	
4/13/2011	
4/21/2011	
4/27/2011	
10/4/2011	
10/5/2011	
10/13/2011	
10/17/2011	
4/3/2012	
4/11/2012	
5/1/2012	
5/2/2012	
10/8/2012	
10/9/2012	
4/11/2013	
4/12/2013	
4/15/2013	
10/15/2013	
10/16/2013	
4/10/2014	
4/11/2014	
4/22/2014	
4/23/2014	
9/30/2014	
10/4/2014	
3/30/2015	

Time Series

Constituent: Selenium (mg/L) Analysis Run 5/13/2024 9:40 AM

Plant Bowen Data: Bowen 3-4 CCR

	GWA-42 (bg)
3/31/2015	
10/12/2015	
10/13/2015	
3/11/2016	<0.005
3/14/2016	
3/15/2016	
3/22/2016	
3/23/2016	
5/11/2016	
5/12/2016	
5/13/2016	
5/16/2016	<0.005
5/19/2016	
5/20/2016	
5/23/2016	
7/19/2016	
7/20/2016	
7/21/2016	
7/22/2016	<0.005
7/27/2016	
7/29/2016	
9/15/2016	
9/19/2016	<0.005
9/21/2016	
9/22/2016	
9/23/2016	
11/2/2016	
11/3/2016	<0.005
11/9/2016	
11/10/2016	
1/17/2017	<0.005
1/18/2017	
1/30/2017	
1/31/2017	
2/21/2017	
3/24/2017	
3/27/2017	<0.005
3/28/2017	
3/30/2017	
4/3/2017	
5/24/2017	
6/6/2017	
6/7/2017	<0.005
6/8/2017	
6/9/2017	
6/12/2017	
7/17/2017	
7/27/2017	
8/9/2017	
9/25/2017	
9/26/2017	<0.005
9/29/2017	

ND substitution: RL or RL/2 if <15% NDs.

Time Series

Constituent: Selenium (mg/L) Analysis Run 5/13/2024 9:40 AM

Plant Bowen Data: Bowen 3-4 CCR

	GWA-42 (bg)
10/2/2017	
10/4/2017	
3/14/2018	<0.005
3/16/2018	
3/19/2018	
9/12/2018	
9/14/2018	<0.005
9/17/2018	
3/13/2019	
3/14/2019	<0.005
3/15/2019	
3/19/2019	
3/20/2019	
9/9/2019	
9/10/2019	<0.005
9/12/2019	
9/13/2019	
3/6/2020	<0.005
3/9/2020	
3/11/2020	
9/10/2020	<0.005
9/11/2020	
9/15/2020	
9/16/2020	
3/10/2021	
3/11/2021	<0.005
3/12/2021	
3/16/2021	
3/17/2021	
3/29/2021	
8/4/2021	<0.005
8/6/2021	
8/9/2021	
1/31/2022	<0.005
2/1/2022	
2/2/2022	
8/10/2022	<0.005
8/11/2022	
8/12/2022	
8/16/2022	
2/13/2023	<0.005
2/14/2023	
2/16/2023	
2/17/2023	
7/25/2023	
7/26/2023	<0.005
7/27/2023	
8/1/2023	
2/19/2024	
2/20/2024	<0.005
2/22/2024	
2/26/2024	

ND substitution: RL or RL/2 if <15% NDs.

Time Series

Constituent: Selenium (mg/L) Analysis Run 5/13/2024 9:40 AM

Plant Bowen Data: Bowen 3-4 CCR

	GWA-43 (bg)	GWA-43R (bg)	GWA-4RZ (bg)	GWA-50 (bg)	GWA-50R (bg)	GWA-51RZ (bg)	GWA-52 (bg)	GWA-53 (bg)	GWA-53R (bg)
12/12/2008				<0.005	<0.005				
4/23/2009				<0.005	<0.005				
10/6/2009				<0.005	<0.005				
4/27/2010				<0.005					
5/3/2010					<0.005				
9/30/2010				<0.005					
10/11/2010					<0.005				
4/14/2011				<0.005					
4/27/2011					<0.005				
10/5/2011				<0.005					
10/19/2011					<0.005				
4/11/2012				<0.005					
5/1/2012					<0.005				
10/2/2012				<0.005	<0.005				
4/9/2013				<0.005					
4/10/2013					<0.005				
10/15/2013				<0.005					
10/16/2013					<0.005				
4/10/2014				<0.005					
4/22/2014					<0.005				
10/1/2014				<0.005	<0.005				
3/30/2015				<0.005	<0.005				
5/8/2015						<0.005	<0.005		<0.005
5/9/2015								<0.005	
5/17/2015						<0.005	<0.005		<0.005
5/18/2015								<0.005	
5/25/2015						<0.005	<0.005	<0.005	<0.005
6/8/2015						<0.005	<0.005	<0.005	<0.005
6/9/2015									
6/17/2015								<0.005	
6/18/2015						<0.005	<0.005		<0.005
6/24/2015						<0.005	<0.005	<0.005	<0.005
6/25/2015									
6/30/2015						<0.005	<0.005	<0.005	<0.005
7/1/2015									
7/6/2015						<0.005	<0.005	<0.005	<0.005
7/7/2015									
8/12/2015						<0.005	<0.005	<0.005	<0.005
10/11/2015				<0.005	<0.005				
2/29/2016							<0.005		
3/2/2016								<0.005	<0.005
3/11/2016	0.00236 (J)	<0.005							
3/28/2016				<0.005	<0.005				
5/3/2016								<0.005	<0.005
5/4/2016						0.00982 (J)	<0.005		
5/13/2016	<0.005	<0.005							
5/23/2016				<0.005					
5/25/2016					<0.005				
7/7/2016						0.01			
7/8/2016							<0.005	<0.005	
7/11/2016									<0.005
7/19/2016	<0.005	<0.005							

ND substitution: RL or RL/2 if <15% NDs.

Time Series

Constituent: Selenium (mg/L) Analysis Run 5/13/2024 9:40 AM

Plant Bowen Data: Bowen 3-4 CCR

	GWA-43 (bg)	GWA-43R (bg)	GWA-4RZ (bg)	GWA-50 (bg)	GWA-50R (bg)	GWA-51RZ (bg)	GWA-52 (bg)	GWA-53 (bg)	GWA-53R (bg)
8/1/2016				<0.005	<0.005				
9/7/2016									<0.005
9/8/2016						0.0046 (J)	<0.005	<0.005	
9/16/2016	<0.005	<0.005							
9/26/2016				<0.005	<0.005				
10/26/2016						0.0071 (J)	<0.005	<0.005	
10/27/2016									<0.005
11/2/2016	<0.005	<0.005							
11/10/2016				<0.005					
11/11/2016					<0.005				
1/6/2017						0.0099 (J)	<0.005		<0.005
1/9/2017								<0.005	
1/18/2017	<0.005	<0.005							
1/30/2017				<0.005	<0.005				
2/22/2017			<0.005						
3/15/2017						0.0056 (J)	<0.005		
3/16/2017								<0.005	<0.005
3/28/2017	<0.005	<0.005							
4/3/2017					<0.005				
4/7/2017			<0.005	<0.005					
5/17/2017							<0.005		
5/18/2017						0.0064 (J)			
5/19/2017								<0.005	<0.005
6/6/2017	<0.005	<0.005							
6/12/2017				<0.005	<0.005				
6/14/2017			<0.005 (D)						
7/12/2017			<0.005 (D)						
7/19/2017						<0.005			
7/20/2017			<0.005 (D)						
7/28/2017			<0.005						
8/9/2017			<0.005						
8/24/2017			<0.005						
9/15/2017							<0.005		
9/19/2017						0.0029 (J)		<0.005	<0.005
9/22/2017	<0.005	<0.005							
10/2/2017				<0.005	<0.005				
10/3/2017			<0.005 (D)						
3/13/2018						0.005 (J)	<0.005	<0.005	<0.005
3/14/2018	<0.005								
3/15/2018		<0.005							
3/16/2018				<0.005	<0.005				
3/21/2018			<0.005						
9/6/2018							<0.005		
9/7/2018						0.01			
9/11/2018								<0.005	<0.005
9/12/2018	<0.005	<0.005							
9/17/2018				<0.005					
9/18/2018			<0.005		<0.005				
3/7/2019							<0.005		
3/8/2019						0.0052 (J)		<0.005	
3/12/2019									<0.005
3/13/2019	<0.005	<0.005							

Time Series

Constituent: Selenium (mg/L) Analysis Run 5/13/2024 9:40 AM

Plant Bowen Data: Bowen 3-4 CCR

	GWA-43 (bg)	GWA-43R (bg)	GWA-4RZ (bg)	GWA-50 (bg)	GWA-50R (bg)	GWA-51RZ (bg)	GWA-52 (bg)	GWA-53 (bg)	GWA-53R (bg)
3/19/2019				<0.005	<0.005				
3/21/2019			<0.005 (D)						
9/4/2019						0.01	<0.005		
9/5/2019								<0.005	<0.005
9/11/2019	<0.005	<0.005							
9/12/2019			<0.005 (D)		<0.005				
9/13/2019				<0.005					
3/2/2020							<0.005		
3/3/2020						0.0053 (J)			
3/4/2020								<0.005	<0.005
3/9/2020	<0.005	<0.005							
3/11/2020				<0.005	<0.005				
3/12/2020			<0.005						
9/3/2020							<0.005		
9/8/2020								<0.005	<0.005
9/9/2020						0.0059 (J)			
9/11/2020	<0.005								
9/14/2020		<0.005							
9/15/2020					<0.005				
9/16/2020				<0.005					
9/17/2020			<0.005						
2/24/2021							<0.005		
2/25/2021						0.0099			
2/26/2021								<0.005	<0.005
3/11/2021	<0.005	<0.005							
3/16/2021			<0.005						
3/17/2021				<0.005	<0.005				
7/27/2021							<0.005		
7/28/2021						0.0073			
7/29/2021								<0.005	<0.005
8/5/2021		<0.005							
8/6/2021	<0.005								
8/9/2021				<0.005	<0.005				
8/10/2021			<0.005						
1/25/2022							<0.005		
1/26/2022						<0.005		<0.005	<0.005
1/31/2022	<0.005	<0.005							
2/1/2022				<0.005					
2/2/2022					<0.005				
2/3/2022			<0.005						
8/5/2022							<0.005		
8/8/2022								<0.005	<0.005
8/9/2022						0.0051			
8/10/2022		<0.005							
8/11/2022	<0.005								
8/16/2022				<0.005					
8/17/2022			<0.005		<0.005				
2/13/2023		<0.005							
2/14/2023	<0.005								
2/16/2023				<0.005	<0.005				
2/17/2023			<0.005						
7/25/2023	<0.005	<0.005							

ND substitution: RL or RL/2 if <15% NDs.

Time Series

Constituent: Selenium (mg/L) Analysis Run 5/13/2024 9:40 AM

Plant Bowen Data: Bowen 3-4 CCR

	GWA-43 (bg)	GWA-43R (bg)	GWA-4RZ (bg)	GWA-50 (bg)	GWA-50R (bg)	GWA-51RZ (bg)	GWA-52 (bg)	GWA-53 (bg)	GWA-53R (bg)
7/28/2023			<0.005	<0.005	<0.005				
2/20/2024	<0.005	<0.005							
2/22/2024				<0.005	<0.005				
2/27/2024			<0.005						

ND substitution: RL or RL/2 if <15% NDs.

Time Series

Constituent: Selenium (mg/L) Analysis Run 5/13/2024 9:40 AM

Plant Bowen Data: Bowen 3-4 CCR

	GWA-54 (bg)
12/12/2008	
4/23/2009	
10/6/2009	
4/27/2010	
5/3/2010	
9/30/2010	
10/11/2010	
4/14/2011	
4/27/2011	
10/5/2011	
10/19/2011	
4/11/2012	
5/1/2012	
10/2/2012	
4/9/2013	
4/10/2013	
10/15/2013	
10/16/2013	
4/10/2014	
4/22/2014	
10/1/2014	
3/30/2015	
5/8/2015	
5/9/2015	<0.005
5/17/2015	
5/18/2015	<0.005
5/25/2015	<0.005
6/8/2015	
6/9/2015	<0.005
6/17/2015	<0.005
6/18/2015	
6/24/2015	
6/25/2015	<0.005
6/30/2015	
7/1/2015	<0.005
7/6/2015	
7/7/2015	<0.005
8/12/2015	<0.005
10/11/2015	
2/29/2016	
3/2/2016	<0.005
3/11/2016	
3/28/2016	
5/3/2016	
5/4/2016	<0.005
5/13/2016	
5/23/2016	
5/25/2016	
7/7/2016	
7/8/2016	<0.005
7/11/2016	
7/19/2016	

ND substitution: RL or RL/2 if <15% NDs.

Time Series

Constituent: Selenium (mg/L) Analysis Run 5/13/2024 9:40 AM

Plant Bowen Data: Bowen 3-4 CCR

	GWA-54 (bg)
8/1/2016	
9/7/2016	
9/8/2016	<0.005
9/16/2016	
9/26/2016	
10/26/2016	<0.005
10/27/2016	
11/2/2016	
11/10/2016	
11/11/2016	
1/6/2017	
1/9/2017	<0.005
1/18/2017	
1/30/2017	
2/22/2017	
3/15/2017	<0.005
3/16/2017	
3/28/2017	
4/3/2017	
4/7/2017	
5/17/2017	
5/18/2017	<0.005
5/19/2017	
6/6/2017	
6/12/2017	
6/14/2017	
7/12/2017	
7/19/2017	
7/20/2017	
7/28/2017	
8/9/2017	
8/24/2017	
9/15/2017	<0.005
9/19/2017	
9/22/2017	
10/2/2017	
10/3/2017	
3/13/2018	<0.005
3/14/2018	
3/15/2018	
3/16/2018	
3/21/2018	
9/6/2018	<0.005
9/7/2018	
9/11/2018	
9/12/2018	
9/17/2018	
9/18/2018	
3/7/2019	<0.005
3/8/2019	
3/12/2019	
3/13/2019	

Time Series

Constituent: Selenium (mg/L) Analysis Run 5/13/2024 9:40 AM

Plant Bowen Data: Bowen 3-4 CCR

	GWA-54 (bg)
3/19/2019	
3/21/2019	
9/4/2019	
9/5/2019	<0.005
9/11/2019	
9/12/2019	
9/13/2019	
3/2/2020	
3/3/2020	<0.005
3/4/2020	
3/9/2020	
3/11/2020	
3/12/2020	
9/3/2020	
9/8/2020	<0.005
9/9/2020	
9/11/2020	
9/14/2020	
9/15/2020	
9/16/2020	
9/17/2020	
2/24/2021	
2/25/2021	<0.005
2/26/2021	
3/11/2021	
3/16/2021	
3/17/2021	
7/27/2021	<0.005
7/28/2021	
7/29/2021	
8/5/2021	
8/6/2021	
8/9/2021	
8/10/2021	
1/25/2022	<0.005
1/26/2022	
1/31/2022	
2/1/2022	
2/2/2022	
2/3/2022	
8/5/2022	<0.005
8/8/2022	
8/9/2022	
8/10/2022	
8/11/2022	
8/16/2022	
8/17/2022	
2/13/2023	
2/14/2023	
2/16/2023	
2/17/2023	
7/25/2023	

ND substitution: RL or RL/2 if <15% NDs.

Time Series

Constituent: Selenium (mg/L) Analysis Run 5/13/2024 9:40 AM

Plant Bowen Data: Bowen 3-4 CCR

	GWA-54 (bg)
7/28/2023	
2/20/2024	
2/22/2024	
2/27/2024	

Time Series

Constituent: Selenium (mg/L) Analysis Run 5/13/2024 9:40 AM

Plant Bowen Data: Bowen 3-4 CCR

	GWA-55 (bg)	GWA-55R (bg)	GWA-56 (bg)	GWC-16R	GWC-17R	GWC-18	GWC-18R	GWC-19R	GWC-20R
9/16/2014				<0.005					
9/17/2014					<0.005	<0.005	<0.005	<0.005	
9/18/2014									<0.005
10/4/2014				<0.005	<0.005	<0.005	<0.005	<0.005	
10/5/2014									<0.005
10/21/2014				<0.005	<0.005	<0.005	<0.005	<0.005	
10/22/2014									<0.005
11/5/2014						<0.005		<0.005	<0.005
11/11/2014				<0.005	<0.005		<0.005		
3/3/2015				<0.005	<0.005	<0.005	<0.005	<0.005	
3/4/2015									<0.005
3/18/2015				<0.005	<0.005	<0.005	<0.005		
3/19/2015								<0.005	<0.005
4/6/2015				<0.005	<0.005				
4/7/2015						<0.005	<0.005	<0.005	<0.005
4/8/2015									
4/23/2015				<0.005	<0.005	<0.005	<0.005		
4/24/2015								<0.005	<0.005
5/9/2015	<0.01	<0.005	<0.005						
5/18/2015	<0.01	<0.005							
5/19/2015			<0.005						
5/26/2015	<0.01	<0.005	<0.005						
6/9/2015	<0.01	<0.005	<0.005						
6/17/2015	<0.01	<0.005	<0.005						
6/25/2015	<0.01	<0.005	<0.005						
7/1/2015	<0.01	<0.005	<0.005						
7/7/2015	<0.01	<0.005	<0.005						
7/29/2015				<0.005	<0.005	<0.005	<0.005	<0.005	
7/30/2015									<0.005
8/13/2015	<0.01	<0.005	<0.005						
3/2/2016	0.00234 (J)								
3/3/2016		<0.005	<0.005	<0.005					
3/4/2016					<0.005				
3/7/2016						<0.005	<0.005	<0.005	
3/8/2016									<0.005
5/3/2016	0.00241 (J)	<0.005							
5/5/2016						<0.005	<0.005		
5/9/2016			<0.005					<0.005	<0.005
5/10/2016				<0.005	<0.005				
7/11/2016	<0.01	0.0011 (J)	<0.005						
7/13/2016				<0.005		<0.005	<0.005		
7/14/2016					<0.005			<0.005	<0.005
7/15/2016									
9/9/2016	<0.01	0.001 (J)	<0.005						
9/12/2016							<0.005	<0.005	<0.005
9/13/2016						<0.005			
9/14/2016					<0.005				
9/15/2016				<0.005					
10/26/2016	<0.01		<0.005						
10/27/2016		<0.005							
10/31/2016						<0.005		<0.005	<0.005
11/1/2016					<0.005		<0.005		

ND substitution: RL or RL/2 if <15% NDs.

Time Series

Constituent: Selenium (mg/L) Analysis Run 5/13/2024 9:40 AM

Plant Bowen Data: Bowen 3-4 CCR

	GWA-55 (bg)	GWA-55R (bg)	GWA-56 (bg)	GWC-16R	GWC-17R	GWC-18	GWC-18R	GWC-19R	GWC-20R
11/2/2016				<0.005					
1/9/2017	<0.01	<0.005	0.0011 (J)						
1/11/2017				<0.005	<0.005		<0.005	<0.005	
1/12/2017						<0.005			<0.005
3/15/2017			<0.005						
3/16/2017	<0.01	<0.005							
3/20/2017				<0.005			<0.005		
3/21/2017					<0.005			<0.005	
3/22/2017									<0.005
3/23/2017						<0.005			
5/18/2017	<0.01	<0.005	<0.005						
5/22/2017							<0.005	<0.005	<0.005
5/23/2017				<0.005	<0.005	<0.005			
9/15/2017	<0.01		<0.005						
9/18/2017		<0.005							
9/19/2017									<0.005
9/20/2017								<0.005	
9/21/2017				<0.005			<0.005		
9/22/2017					<0.005				
9/25/2017						<0.005			
3/12/2018	0.0018 (J)	<0.005							
3/13/2018			<0.005						
3/14/2018				<0.005	<0.005	<0.005	<0.005	<0.005	<0.005
9/7/2018	<0.01	<0.005	<0.005	<0.005			<0.005		
9/10/2018								<0.005	<0.005
9/11/2018					<0.005	<0.005			
3/7/2019		0.0016 (J)	<0.005						
3/8/2019	0.0026 (J)								
3/11/2019				<0.005					
3/12/2019					<0.005	<0.005	<0.005	<0.005	<0.005
9/4/2019			<0.005						
9/5/2019	<0.01	<0.005							
9/6/2019							<0.005		<0.005
9/9/2019				<0.005		<0.005		<0.005	
9/10/2019					<0.005				
3/3/2020	0.0025 (J)								
3/4/2020		0.0018 (J)	<0.005	<0.005				<0.005	
3/5/2020					<0.005		<0.005		<0.005
3/6/2020						<0.005			
9/4/2020	<0.01	<0.005	<0.005						<0.005
9/8/2020									
9/9/2020				<0.005	<0.005	<0.005	<0.005	<0.005	
2/25/2021	0.0018 (J)	<0.005	<0.005						
2/26/2021						<0.005	<0.005	<0.005	
3/9/2021				<0.005					<0.005
3/10/2021					<0.005				
7/28/2021	0.0022 (J)	<0.005	<0.005						
7/29/2021						<0.005	<0.005		
7/30/2021				<0.005	<0.005				
8/2/2021									<0.005
8/5/2021								<0.005	
1/26/2022	0.0025 (J)		<0.005						

ND substitution: RL or RL/2 if <15% NDs.

Time Series

Constituent: Selenium (mg/L) Analysis Run 5/13/2024 9:40 AM

Plant Bowen Data: Bowen 3-4 CCR

	GWA-55 (bg)	GWA-55R (bg)	GWA-56 (bg)	GWC-16R	GWC-17R	GWC-18	GWC-18R	GWC-19R	GWC-20R
1/27/2022		0.0016 (J)					<0.005	<0.005	<0.005
1/28/2022				<0.005	<0.005	<0.005			
8/5/2022			<0.005						
8/8/2022	0.0024 (J)	0.0015 (J)							
8/9/2022								<0.005	<0.005
8/10/2022						<0.005	<0.005		
8/11/2022				<0.005	<0.005				
2/9/2023						<0.005	<0.005	<0.005	
2/10/2023				<0.005	<0.005				<0.005
8/3/2023					<0.005	<0.005			<0.005
8/4/2023				<0.005			<0.005	<0.005	
2/14/2024						<0.005	<0.005	<0.005	
2/15/2024				<0.005	<0.005				<0.005

ND substitution: RL or RL/2 if <15% NDs.

Time Series

Constituent: Selenium (mg/L) Analysis Run 5/13/2024 9:40 AM

Plant Bowen Data: Bowen 3-4 CCR

	GWC-21R
9/16/2014	
9/17/2014	
9/18/2014	<0.005
10/4/2014	
10/5/2014	<0.005
10/21/2014	
10/22/2014	<0.005
11/5/2014	<0.005
11/11/2014	
3/3/2015	
3/4/2015	<0.005
3/18/2015	
3/19/2015	<0.005
4/6/2015	
4/7/2015	
4/8/2015	<0.005
4/23/2015	
4/24/2015	<0.005
5/9/2015	
5/18/2015	
5/19/2015	
5/26/2015	
6/9/2015	
6/17/2015	
6/25/2015	
7/1/2015	
7/7/2015	
7/29/2015	
7/30/2015	<0.005
8/13/2015	
3/2/2016	
3/3/2016	
3/4/2016	
3/7/2016	
3/8/2016	<0.005
5/3/2016	
5/5/2016	
5/9/2016	<0.005
5/10/2016	
7/11/2016	
7/13/2016	
7/14/2016	
7/15/2016	<0.005
9/9/2016	<0.005
9/12/2016	
9/13/2016	
9/14/2016	
9/15/2016	
10/26/2016	
10/27/2016	<0.005
10/31/2016	
11/1/2016	

Time Series

Constituent: Selenium (mg/L) Analysis Run 5/13/2024 9:40 AM

Plant Bowen Data: Bowen 3-4 CCR

	GWC-21R
11/2/2016	
1/9/2017	
1/11/2017	
1/12/2017	<0.005
3/15/2017	
3/16/2017	
3/20/2017	
3/21/2017	<0.005
3/22/2017	
3/23/2017	
5/18/2017	
5/22/2017	
5/23/2017	<0.005
9/15/2017	
9/18/2017	
9/19/2017	<0.005
9/20/2017	
9/21/2017	
9/22/2017	
9/25/2017	
3/12/2018	
3/13/2018	
3/14/2018	<0.005
9/7/2018	
9/10/2018	<0.005
9/11/2018	
3/7/2019	
3/8/2019	
3/11/2019	<0.005
3/12/2019	
9/4/2019	
9/5/2019	
9/6/2019	<0.005
9/9/2019	
9/10/2019	
3/3/2020	<0.005
3/4/2020	
3/5/2020	
3/6/2020	
9/4/2020	
9/8/2020	<0.005
9/9/2020	
2/25/2021	
2/26/2021	
3/9/2021	<0.005
3/10/2021	
7/28/2021	
7/29/2021	
7/30/2021	
8/2/2021	<0.005
8/5/2021	
1/26/2022	

ND substitution: RL or RL/2 if <15% NDs.

Time Series

Constituent: Selenium (mg/L) Analysis Run 5/13/2024 9:40 AM

Plant Bowen Data: Bowen 3-4 CCR

	GWC-21R
1/27/2022	
1/28/2022	<0.005
8/5/2022	
8/8/2022	
8/9/2022	
8/10/2022	<0.005
8/11/2022	
2/9/2023	<0.005
2/10/2023	
8/3/2023	
8/4/2023	<0.005
2/14/2024	
2/15/2024	<0.005

ND substitution: RL or RL/2 if <15% NDs.

Time Series

Constituent: Selenium (mg/L) Analysis Run 5/13/2024 9:40 AM

Plant Bowen Data: Bowen 3-4 CCR

	GWC-22R	GWC-23R	GWC-24R	GWC-25R	GWC-36A	GWC-36RA	GWC-37	GWC-38
9/15/2014						<0.005		
9/16/2014			<0.005	<0.005			<0.005	<0.005
9/18/2014	<0.005	<0.005						
10/3/2014						<0.005	<0.005	<0.005
10/4/2014			<0.005	<0.005				
10/5/2014	<0.005	<0.005						
10/20/2014						<0.005	<0.005	<0.005
10/22/2014	<0.005	<0.005						
10/23/2014			<0.005	<0.005				
11/5/2014	<0.005	<0.005						
11/10/2014			<0.005	<0.005		<0.005	<0.005	<0.005
3/2/2015						<0.005	<0.005	<0.005
3/4/2015	<0.005	<0.005	<0.005	<0.005				
3/17/2015						<0.005	<0.005	<0.005
3/19/2015	<0.005							
3/20/2015		<0.005	<0.005	<0.005				
4/5/2015						<0.005	<0.005	
4/6/2015								<0.005
4/8/2015	<0.005	<0.005	<0.005					
4/9/2015				<0.005				
4/21/2015						<0.005		
4/22/2015							<0.005	<0.005
4/23/2015		<0.005	<0.005	<0.005				
4/24/2015	<0.005							
7/28/2015						<0.005	<0.005	<0.005
7/30/2015	<0.005	<0.005	<0.005	<0.005				
3/1/2016						<0.005	<0.005	
3/2/2016								<0.005
3/4/2016			<0.005					
3/7/2016	<0.005							
3/8/2016				<0.005				
3/9/2016		<0.005						
5/2/2016						<0.005		
5/3/2016							<0.005	<0.005
5/4/2016				<0.005				
5/5/2016	<0.005		<0.005					
5/6/2016		<0.005						
7/6/2016						<0.005		
7/7/2016								<0.005
7/8/2016							<0.005	
7/12/2016			<0.005					
7/14/2016	<0.005							
7/15/2016		<0.005						
7/18/2016				<0.005				
9/7/2016						<0.005	<0.005	
9/8/2016								<0.005
9/12/2016	<0.005							
9/13/2016			<0.005	<0.005				
9/14/2016		<0.005						
10/25/2016						<0.005	<0.005	<0.005
10/27/2016	<0.005		<0.005	<0.005				
11/1/2016		<0.005						

ND substitution: RL or RL/2 if <15% NDs.

Time Series

Constituent: Selenium (mg/L) Analysis Run 5/13/2024 9:40 AM

Plant Bowen Data: Bowen 3-4 CCR

	GWC-22R	GWC-23R	GWC-24R	GWC-25R	GWC-36A	GWC-36RA	GWC-37	GWC-38
1/5/2017						<0.005		
1/6/2017							<0.005	
1/13/2017	<0.005		<0.005	<0.005				
1/25/2017		<0.005						
2/9/2017								<0.005
3/14/2017						<0.005	<0.005	
3/16/2017				<0.005				
3/20/2017	<0.005		<0.005					
3/22/2017		<0.005						
3/23/2017								<0.005
5/16/2017						<0.005	<0.005	
5/17/2017								<0.005
5/19/2017			<0.005	<0.005				
5/23/2017	<0.005							
5/24/2017		<0.005						
9/15/2017						<0.005	<0.005	
9/19/2017	<0.005		<0.005	<0.005				<0.005
9/21/2017		<0.005						
3/12/2018						<0.005	<0.005	
3/13/2018	<0.005		<0.005	<0.005				<0.005
3/14/2018		<0.005						
9/6/2018						<0.005	<0.005	<0.005
9/7/2018	<0.005							
9/11/2018		<0.005	<0.005	<0.005				
3/6/2019							<0.005	
3/7/2019						<0.005		<0.005
3/8/2019			<0.005	<0.005				
3/11/2019	<0.005							
3/12/2019		<0.005						
9/4/2019						<0.005	<0.005	<0.005
9/5/2019	<0.005		<0.005	<0.005				
9/6/2019		<0.005						
3/2/2020						<0.005	<0.005	<0.005
3/3/2020	<0.005		<0.005	<0.005				
3/5/2020		<0.005						
9/3/2020							<0.005	<0.005
9/4/2020				<0.005				
9/8/2020	<0.005							
9/9/2020		0.0017 (J)	<0.005					
9/14/2020						<0.005		
2/24/2021							<0.005	<0.005
3/9/2021	<0.005		<0.005	<0.005				
3/10/2021		<0.005						
3/26/2021						<0.005		
7/27/2021						<0.005		
7/28/2021							<0.005	<0.005
7/29/2021			<0.005					
7/30/2021		<0.005						
8/2/2021	<0.005			<0.005				
1/25/2022								<0.005
1/26/2022						<0.005	<0.005	
1/27/2022	<0.005			<0.005				

ND substitution: RL or RL/2 if <15% NDs.

Time Series

Constituent: Selenium (mg/L) Analysis Run 5/13/2024 9:40 AM

Plant Bowen Data: Bowen 3-4 CCR

	GWC-22R	GWC-23R	GWC-24R	GWC-25R	GWC-36A	GWC-36RA	GWC-37	GWC-38
1/28/2022		<0.005	<0.005					
4/6/2022					<0.005			
8/5/2022								<0.005
8/8/2022					<0.005	<0.005	<0.005	
8/9/2022			<0.005	<0.005				
8/10/2022	<0.005							
8/11/2022		<0.005						
2/8/2023					<0.005	<0.005	<0.005	<0.005
2/9/2023	<0.005		<0.005	<0.005				
2/10/2023		<0.005						
8/2/2023					<0.005		<0.005	<0.005
8/3/2023	<0.005	<0.005	<0.005	<0.005		<0.005		
2/13/2024					<0.005	<0.005	<0.005	<0.005
2/15/2024	<0.005		<0.005					
2/16/2024		<0.005		<0.005				

ND substitution: RL or RL/2 if <15% NDs.

Time Series

Constituent: Silver (mg/L) Analysis Run 5/13/2024 9:40 AM

Plant Bowen Data: Bowen 3-4 CCR

	GWA-1 (bg)	GWA-2 (bg)	GWA-2R (bg)	GWA-39RZ (bg)	GWA-39Z (bg)	GWA-3A (bg)	GWA-40 (bg)	GWA-41 (bg)	GWA-41R (bg)
8/23/2007	<0.005	<0.005	<0.005			<0.005			
10/23/2007	<0.005								
10/24/2007		<0.005	<0.005						
11/2/2007						<0.005			
11/18/2007	<0.005	<0.005	<0.005			<0.005			
1/30/2008	<0.005								
1/31/2008		<0.005	<0.005			<0.005			
3/10/2008	<0.005		<0.005						
3/11/2008		<0.005				<0.005			
5/6/2008		<0.005							
5/13/2008	<0.005		<0.005						
5/14/2008						<0.005			
12/4/2008		<0.005	<0.005						
12/5/2008	<0.005					<0.005			
4/15/2009	<0.005					<0.005			
4/21/2009		<0.005	<0.005						
10/7/2009	<0.005	<0.005							
10/8/2009			<0.005			<0.005			
4/21/2010			<0.005						
4/26/2010		<0.005							
4/28/2010						<0.005			
5/3/2010	<0.005								
9/28/2010			<0.005						
10/4/2010		<0.005							
10/6/2010						<0.005			
10/12/2010	<0.005								
4/12/2011			<0.005						
4/13/2011		<0.005							
4/21/2011						<0.005			
4/27/2011	<0.005								
10/4/2011			<0.005						
10/5/2011		<0.005							
10/13/2011						<0.005			
10/17/2011	<0.005								
4/3/2012			<0.005						
4/11/2012		<0.005							
5/1/2012						<0.005			
5/2/2012	<0.005								
10/8/2012	<0.005								
10/9/2012		<0.005	<0.005			<0.005			
4/11/2013			<0.005			<0.005			
4/12/2013	<0.005								
4/15/2013		<0.005							
10/15/2013		<0.005							
10/16/2013	<0.005		<0.005			<0.005			
4/10/2014			<0.005						
4/11/2014	<0.005								
4/22/2014		<0.005							
4/23/2014						<0.005			
9/30/2014	<0.005	<0.005	<0.005						
10/4/2014						<0.005			
3/30/2015	<0.005	<0.005	<0.005						

ND substitution: RL or RL/2 if <15% NDs.

Time Series

Constituent: Silver (mg/L) Analysis Run 5/13/2024 9:40 AM

Plant Bowen Data: Bowen 3-4 CCR

	GWA-1 (bg)	GWA-2 (bg)	GWA-2R (bg)	GWA-39RZ (bg)	GWA-39Z (bg)	GWA-3A (bg)	GWA-40 (bg)	GWA-41 (bg)	GWA-41R (bg)
3/31/2015						<0.005			
10/12/2015						<0.005			
10/13/2015	<0.005	<0.005	<0.005						
3/11/2016									
3/14/2016					<0.005				
3/15/2016							<0.005	<0.005	<0.005
3/22/2016	<0.005								
3/23/2016		<0.005	<0.005			<0.005			
5/11/2016					<0.005		<0.005		
5/12/2016								<0.005	
5/13/2016									<0.005
5/16/2016				<0.005 (D)					
7/19/2016					<0.005				
7/20/2016								<0.005	
7/21/2016							<0.005		<0.005
7/22/2016									
7/27/2016				0.0012 (JD)					
7/29/2016	<0.005	<0.005	<0.005			<0.005			
9/15/2016					<0.005		<0.005	<0.005	
9/19/2016									
9/21/2016									<0.005
11/2/2016					<0.005				
11/3/2016							<0.005	<0.005	<0.005
1/17/2017							<0.005		<0.005
1/18/2017					<0.005			<0.005	
2/21/2017				<0.005					
3/24/2017							<0.005	<0.005	
3/27/2017				<0.005 (D)					<0.005
3/28/2017					<0.005				
3/30/2017	<0.005	<0.005				<0.005			
4/3/2017			<0.005						
9/25/2017								<0.005	<0.005
9/26/2017					<0.005		<0.005		
9/29/2017				<0.005 (D)					
10/2/2017	<0.005	<0.005	<0.005						
10/4/2017						<0.005			
3/14/2018					<0.005		<0.005	<0.005	<0.005
3/16/2018	<0.005		<0.005	<0.005					
3/19/2018		<0.005				<0.005			
9/12/2018					<0.005		<0.005	<0.005	<0.005
9/14/2018		<0.005	<0.005	<0.005					
9/17/2018	<0.005 (D)					<0.005			
3/13/2019							<0.005		
3/14/2019				<0.005				<0.005	<0.005
3/15/2019					<0.005				
3/19/2019			<0.005						
3/20/2019	<0.005	<0.005				<0.005			
9/9/2019					<0.005		<0.005		
9/10/2019								<0.005 (D)	<0.005
9/12/2019	<0.005	<0.005 (D)							
9/13/2019			<0.005			<0.005			
3/6/2020								<0.005	

ND substitution: RL or RL/2 if <15% NDs.

Time Series

Constituent: Silver (mg/L) Analysis Run 5/13/2024 9:40 AM

Plant Bowen Data: Bowen 3-4 CCR

	GWA-1 (bg)	GWA-2 (bg)	GWA-2R (bg)	GWA-39RZ (bg)	GWA-39Z (bg)	GWA-3A (bg)	GWA-40 (bg)	GWA-41 (bg)	GWA-41R (bg)
3/9/2020				<0.005	<0.005		<0.005		<0.005
3/11/2020	<0.005	<0.005	<0.005			<0.005			
9/10/2020					<0.005			<0.005	<0.005
9/11/2020							<0.005		
9/15/2020	<0.005	<0.005	<0.005						
9/16/2020				<0.005					
3/10/2021							<0.005		<0.005
3/11/2021								<0.005	
3/12/2021					<0.005				
3/16/2021	<0.005		<0.005	<0.005					
3/17/2021		<0.005							
3/29/2021						<0.005			
8/4/2021					<0.005		<0.005	<0.005	<0.005
8/6/2021				<0.005					
8/9/2021	<0.005	<0.005	<0.005			<0.005			
1/31/2022					<0.005		<0.005	<0.005	<0.005
2/1/2022	<0.005	<0.005	<0.005						
2/2/2022				<0.005		<0.005			
8/10/2022					<0.005				
8/11/2022								<0.005	<0.005
8/12/2022							<0.005		
8/16/2022	<0.005	<0.005	<0.005	<0.005		<0.005			
2/13/2023					<0.005		<0.005	<0.005	<0.005
2/14/2023				<0.005					
2/16/2023	<0.005	<0.005	<0.005						
2/17/2023						<0.005			
7/25/2023				<0.005				<0.005	<0.005
7/26/2023					<0.005		<0.005		
7/27/2023	<0.005	<0.005	<0.005						
8/1/2023						<0.005			
2/19/2024				<0.005	<0.005		<0.005	<0.005	<0.005
2/20/2024									
2/22/2024	<0.005	<0.005				<0.005			
2/26/2024			<0.005						

ND substitution: RL or RL/2 if <15% NDs.

Time Series

Constituent: Silver (mg/L) Analysis Run 5/13/2024 9:40 AM

Plant Bowen Data: Bowen 3-4 CCR

	GWA-42 (bg)
8/23/2007	
10/23/2007	
10/24/2007	
11/2/2007	
11/18/2007	
1/30/2008	
1/31/2008	
3/10/2008	
3/11/2008	
5/6/2008	
5/13/2008	
5/14/2008	
12/4/2008	
12/5/2008	
4/15/2009	
4/21/2009	
10/7/2009	
10/8/2009	
4/21/2010	
4/26/2010	
4/28/2010	
5/3/2010	
9/28/2010	
10/4/2010	
10/6/2010	
10/12/2010	
4/12/2011	
4/13/2011	
4/21/2011	
4/27/2011	
10/4/2011	
10/5/2011	
10/13/2011	
10/17/2011	
4/3/2012	
4/11/2012	
5/1/2012	
5/2/2012	
10/8/2012	
10/9/2012	
4/11/2013	
4/12/2013	
4/15/2013	
10/15/2013	
10/16/2013	
4/10/2014	
4/11/2014	
4/22/2014	
4/23/2014	
9/30/2014	
10/4/2014	
3/30/2015	

Time Series

Constituent: Silver (mg/L) Analysis Run 5/13/2024 9:40 AM

Plant Bowen Data: Bowen 3-4 CCR

	GWA-42 (bg)
3/31/2015	
10/12/2015	
10/13/2015	
3/11/2016	<0.005
3/14/2016	
3/15/2016	
3/22/2016	
3/23/2016	
5/11/2016	
5/12/2016	
5/13/2016	
5/16/2016	<0.005
7/19/2016	
7/20/2016	
7/21/2016	
7/22/2016	<0.005
7/27/2016	
7/29/2016	
9/15/2016	
9/19/2016	<0.005
9/21/2016	
11/2/2016	
11/3/2016	<0.005
1/17/2017	<0.005
1/18/2017	
2/21/2017	
3/24/2017	
3/27/2017	<0.005
3/28/2017	
3/30/2017	
4/3/2017	
9/25/2017	
9/26/2017	<0.005
9/29/2017	
10/2/2017	
10/4/2017	
3/14/2018	<0.005
3/16/2018	
3/19/2018	
9/12/2018	
9/14/2018	<0.005
9/17/2018	
3/13/2019	
3/14/2019	<0.005
3/15/2019	
3/19/2019	
3/20/2019	
9/9/2019	
9/10/2019	<0.005
9/12/2019	
9/13/2019	
3/6/2020	<0.005

Time Series

Constituent: Silver (mg/L) Analysis Run 5/13/2024 9:40 AM

Plant Bowen Data: Bowen 3-4 CCR

	GWA-42 (bg)
3/9/2020	
3/11/2020	
9/10/2020	<0.005
9/11/2020	
9/15/2020	
9/16/2020	
3/10/2021	
3/11/2021	<0.005
3/12/2021	
3/16/2021	
3/17/2021	
3/29/2021	
8/4/2021	<0.005
8/6/2021	
8/9/2021	
1/31/2022	<0.005
2/1/2022	
2/2/2022	
8/10/2022	<0.005
8/11/2022	
8/12/2022	
8/16/2022	
2/13/2023	<0.005
2/14/2023	
2/16/2023	
2/17/2023	
7/25/2023	
7/26/2023	<0.005
7/27/2023	
8/1/2023	
2/19/2024	
2/20/2024	<0.005
2/22/2024	
2/26/2024	

ND substitution: RL or RL/2 if <15% NDs.

Time Series

Constituent: Silver (mg/L) Analysis Run 5/13/2024 9:40 AM

Plant Bowen Data: Bowen 3-4 CCR

	GWA-43 (bg)	GWA-43R (bg)	GWA-4RZ (bg)	GWA-50 (bg)	GWA-50R (bg)	GWA-51RZ (bg)	GWA-52 (bg)	GWA-53 (bg)	GWA-53R (bg)
12/12/2008				<0.005	<0.0025				
4/23/2009				<0.005	<0.0025				
10/6/2009				<0.005	0.0048				
4/27/2010				<0.005					
5/3/2010					<0.0025				
9/30/2010				<0.005					
10/11/2010					<0.0025				
4/14/2011				<0.005					
4/27/2011					0.004				
10/5/2011				<0.005					
10/19/2011					<0.0025				
4/11/2012				<0.005					
5/1/2012					<0.0025				
10/2/2012				<0.005	<0.0025				
4/9/2013				<0.005					
4/10/2013					<0.0025				
10/15/2013				<0.005					
10/16/2013					0.0034				
4/10/2014				0.0025 (J)					
4/22/2014					0.0034				
10/1/2014				<0.005	0.0012 (J)				
3/30/2015				<0.005	0.003				
5/8/2015						<0.005	<0.005		<0.005
5/9/2015								<0.005	
5/17/2015						<0.005	<0.005		<0.005
5/18/2015								<0.005	
5/25/2015						<0.005	<0.005	<0.005	<0.005
6/8/2015						<0.005	<0.005	<0.005	<0.005
6/9/2015									
6/17/2015								<0.005	
6/18/2015						<0.005	<0.005		<0.005
6/24/2015						<0.005	<0.005	<0.005	<0.005
6/25/2015									
6/30/2015						<0.005	<0.005	<0.005	<0.005
7/1/2015									
7/6/2015						<0.005	<0.005	<0.005	<0.005
7/7/2015									
8/12/2015						<0.005	<0.005	<0.005	<0.005
10/11/2015				<0.005	0.0018 (J)				
2/29/2016							<0.005		
3/2/2016								<0.005	<0.005
3/11/2016	<0.005	<0.005							
3/28/2016				<0.005	0.0022 (J)				
5/13/2016	<0.005	<0.005							
7/7/2016						<0.005			
7/8/2016							<0.005	<0.005	
7/11/2016									<0.005
7/19/2016	<0.005	<0.005							
8/1/2016				0.0004 (J)	0.0016 (J)				
9/16/2016	<0.005	<0.005							
11/2/2016	<0.005	<0.005							
1/18/2017	<0.005	<0.005							

ND substitution: RL or RL/2 if <15% NDs.

Time Series

Constituent: Silver (mg/L) Analysis Run 5/13/2024 9:40 AM

Plant Bowen Data: Bowen 3-4 CCR

	GWA-43 (bg)	GWA-43R (bg)	GWA-4RZ (bg)	GWA-50 (bg)	GWA-50R (bg)	GWA-51RZ (bg)	GWA-52 (bg)	GWA-53 (bg)	GWA-53R (bg)
3/15/2017						<0.005	<0.005		
3/16/2017								<0.005	<0.005
3/28/2017	<0.005	<0.005							
4/3/2017					0.0022 (J)				
4/7/2017			<0.005	0.0005 (J)					
9/15/2017							<0.005		
9/19/2017						<0.005		<0.005	<0.005
9/22/2017	<0.005	<0.005							
10/2/2017				0.0006 (J)	0.0021 (J)				
10/3/2017			<0.005 (D)						
3/13/2018						<0.005	<0.005	<0.005	<0.005
3/14/2018	<0.005								
3/15/2018		<0.005							
3/16/2018				<0.005	0.0023 (J)				
3/21/2018			<0.005						
9/6/2018							<0.005		
9/7/2018						<0.005			
9/11/2018								<0.005	<0.005
9/12/2018	<0.005	<0.005							
9/17/2018				<0.005					
9/18/2018			<0.005		0.0017 (J)				
3/7/2019							<0.005		
3/8/2019						<0.005		<0.005	
3/12/2019									<0.005
3/13/2019	<0.005	<0.005							
3/19/2019				<0.005	0.0017 (J)				
3/21/2019			<0.005 (D)						
9/4/2019						<0.005	<0.005		
9/5/2019								<0.005	<0.005
9/11/2019	<0.005	<0.005							
9/12/2019			<0.005 (D)		0.0028 (J)				
9/13/2019				0.00045 (J)					
3/2/2020							<0.005		
3/3/2020						<0.005			
3/4/2020								<0.005	<0.005
3/9/2020	<0.005	<0.005							
3/11/2020				0.00039 (J)	0.0013 (J)				
3/12/2020			<0.005						
9/3/2020							<0.005		
9/8/2020								<0.005	<0.005
9/9/2020						<0.005			
9/11/2020	<0.005								
9/14/2020		<0.005							
9/15/2020					0.0012 (J)				
9/16/2020				0.00042 (J)					
9/17/2020			<0.005						
2/24/2021							<0.005		
2/25/2021						<0.005			
2/26/2021								<0.005	<0.005
3/11/2021	<0.005	<0.005							
3/16/2021			<0.005						
3/17/2021				0.00044 (J)	0.0026 (J)				

ND substitution: RL or RL/2 if <15% NDs.

Time Series

Constituent: Silver (mg/L) Analysis Run 5/13/2024 9:40 AM

Plant Bowen Data: Bowen 3-4 CCR

	GWA-43 (bg)	GWA-43R (bg)	GWA-4RZ (bg)	GWA-50 (bg)	GWA-50R (bg)	GWA-51RZ (bg)	GWA-52 (bg)	GWA-53 (bg)	GWA-53R (bg)
7/27/2021							<0.005		
7/28/2021						<0.005			
7/29/2021								<0.005	<0.005
8/5/2021		<0.005							
8/6/2021	<0.005								
8/9/2021				<0.005	0.0015 (J)				
8/10/2021			<0.005						
1/25/2022							<0.005		
1/26/2022						<0.005		<0.005	<0.005
1/31/2022	<0.005	<0.005							
2/1/2022				<0.005					
2/2/2022					0.0012 (J)				
2/3/2022			<0.005						
8/5/2022							<0.005		
8/8/2022								<0.005	<0.005
8/9/2022						<0.005			
8/10/2022		<0.005							
8/11/2022	<0.005								
8/16/2022				<0.005					
8/17/2022			<0.005		0.0021 (J)				
2/13/2023		<0.005							
2/14/2023	<0.005								
2/16/2023				<0.005	0.0011 (J)				
2/17/2023			<0.005						
7/25/2023	<0.005	<0.005							
7/28/2023			<0.005	0.00044 (J)	0.00091 (J)				
2/20/2024	<0.005	<0.005							
2/22/2024				0.00052 (J)	0.0013 (J)				
2/27/2024			<0.005						

ND substitution: RL or RL/2 if <15% NDs.

Time Series

Constituent: Silver (mg/L) Analysis Run 5/13/2024 9:40 AM

Plant Bowen Data: Bowen 3-4 CCR

	GWA-54 (bg)
12/12/2008	
4/23/2009	
10/6/2009	
4/27/2010	
5/3/2010	
9/30/2010	
10/11/2010	
4/14/2011	
4/27/2011	
10/5/2011	
10/19/2011	
4/11/2012	
5/1/2012	
10/2/2012	
4/9/2013	
4/10/2013	
10/15/2013	
10/16/2013	
4/10/2014	
4/22/2014	
10/1/2014	
3/30/2015	
5/8/2015	
5/9/2015	<0.005
5/17/2015	
5/18/2015	<0.005
5/25/2015	<0.005
6/8/2015	
6/9/2015	<0.005
6/17/2015	<0.005
6/18/2015	
6/24/2015	
6/25/2015	<0.005
6/30/2015	
7/1/2015	<0.005
7/6/2015	
7/7/2015	<0.005
8/12/2015	<0.005
10/11/2015	
2/29/2016	
3/2/2016	<0.005
3/11/2016	
3/28/2016	
5/13/2016	
7/7/2016	
7/8/2016	<0.005
7/11/2016	
7/19/2016	
8/1/2016	
9/16/2016	
11/2/2016	
1/18/2017	

ND substitution: RL or RL/2 if <15% NDs.

Time Series

Constituent: Silver (mg/L) Analysis Run 5/13/2024 9:40 AM

Plant Bowen Data: Bowen 3-4 CCR

	GWA-54 (bg)
3/15/2017	<0.005
3/16/2017	
3/28/2017	
4/3/2017	
4/7/2017	
9/15/2017	<0.005
9/19/2017	
9/22/2017	
10/2/2017	
10/3/2017	
3/13/2018	<0.005
3/14/2018	
3/15/2018	
3/16/2018	
3/21/2018	
9/6/2018	<0.005
9/7/2018	
9/11/2018	
9/12/2018	
9/17/2018	
9/18/2018	
3/7/2019	<0.005
3/8/2019	
3/12/2019	
3/13/2019	
3/19/2019	
3/21/2019	
9/4/2019	
9/5/2019	<0.005
9/11/2019	
9/12/2019	
9/13/2019	
3/2/2020	
3/3/2020	<0.005
3/4/2020	
3/9/2020	
3/11/2020	
3/12/2020	
9/3/2020	
9/8/2020	<0.005
9/9/2020	
9/11/2020	
9/14/2020	
9/15/2020	
9/16/2020	
9/17/2020	
2/24/2021	
2/25/2021	<0.005
2/26/2021	
3/11/2021	
3/16/2021	
3/17/2021	

ND substitution: RL or RL/2 if <15% NDs.

Time Series

Constituent: Silver (mg/L) Analysis Run 5/13/2024 9:40 AM

Plant Bowen Data: Bowen 3-4 CCR

	GWA-54 (bg)
7/27/2021	<0.005
7/28/2021	
7/29/2021	
8/5/2021	
8/6/2021	
8/9/2021	
8/10/2021	
1/25/2022	<0.005
1/26/2022	
1/31/2022	
2/1/2022	
2/2/2022	
2/3/2022	
8/5/2022	<0.005
8/8/2022	
8/9/2022	
8/10/2022	
8/11/2022	
8/16/2022	
8/17/2022	
2/13/2023	
2/14/2023	
2/16/2023	
2/17/2023	
7/25/2023	
7/28/2023	
2/20/2024	
2/22/2024	
2/27/2024	

ND substitution: RL or RL/2 if <15% NDs.

Time Series

Constituent: Silver (mg/L) Analysis Run 5/13/2024 9:40 AM

Plant Bowen Data: Bowen 3-4 CCR

	GWA-55 (bg)	GWA-55R (bg)	GWA-56 (bg)	GWC-16R	GWC-17R	GWC-18	GWC-18R	GWC-19R	GWC-20R
9/16/2014				<0.005					
9/17/2014					<0.005	<0.005	0.00058 (J)	<0.005	
9/18/2014									<0.005
10/4/2014				<0.005	<0.005	<0.005	<0.005	<0.005	
10/5/2014									<0.005
10/21/2014				<0.005	<0.005	<0.005	<0.005	<0.005	
10/22/2014									<0.005
11/5/2014						<0.005		<0.005	<0.005
11/11/2014				<0.005	0.0007 (J)		<0.005		
3/3/2015				<0.005	0.00052 (J)	<0.005	<0.005	<0.005	
3/4/2015									<0.005
3/18/2015				<0.005	<0.005	<0.005	<0.005		
3/19/2015								<0.005	<0.005
4/6/2015				0.0013 (J)	<0.005				
4/7/2015						<0.005	<0.005	<0.005	<0.005
4/8/2015									
4/23/2015				<0.005	<0.005	<0.005	<0.005		
4/24/2015								<0.005	<0.005
5/9/2015	<0.005	<0.005	<0.005						
5/18/2015	<0.005	<0.005							
5/19/2015			<0.005						
5/26/2015	<0.005	<0.005	<0.005						
6/9/2015	<0.005	<0.005	<0.005						
6/17/2015	<0.005	<0.005	<0.005						
6/25/2015	<0.005	<0.005	<0.005						
7/1/2015	<0.005	<0.005	<0.005						
7/7/2015	<0.005	<0.005	<0.005						
7/29/2015				<0.005	<0.005	<0.005	<0.005	<0.005	
7/30/2015									<0.005
8/13/2015	<0.005	<0.005	<0.005						
3/2/2016	<0.005								
3/3/2016		<0.005	<0.005	<0.005					
3/4/2016					<0.005				
3/7/2016						<0.005	<0.005	<0.005	
3/8/2016									<0.005
7/11/2016	<0.005	<0.005	<0.005						
7/13/2016				<0.005		<0.005	<0.005		
7/14/2016					<0.005			<0.005	<0.005
7/15/2016									
3/15/2017			<0.005						
3/16/2017	<0.005	<0.005							
3/20/2017				<0.005			<0.005		
3/21/2017					<0.005			<0.005	
3/22/2017									<0.005
3/23/2017						<0.005			
9/15/2017	<0.005		<0.005						
9/18/2017		<0.005							
9/19/2017									<0.005
9/20/2017								<0.005	
9/21/2017				<0.005			<0.005		
9/22/2017					<0.005				
9/25/2017						<0.005			

ND substitution: RL or RL/2 if <15% NDs.

Time Series

Constituent: Silver (mg/L) Analysis Run 5/13/2024 9:40 AM

Plant Bowen Data: Bowen 3-4 CCR

	GWA-55 (bg)	GWA-55R (bg)	GWA-56 (bg)	GWC-16R	GWC-17R	GWC-18	GWC-18R	GWC-19R	GWC-20R
3/12/2018	<0.005	<0.005							
3/13/2018			<0.005						
3/14/2018				<0.005	<0.005	<0.005	<0.005	<0.005	<0.005
9/7/2018	<0.005	<0.005	<0.005	<0.005			<0.005		
9/10/2018								<0.005	<0.005
9/11/2018					<0.005	<0.005			
3/7/2019		<0.005	<0.005						
3/8/2019	<0.005								
3/11/2019				<0.005					
3/12/2019					<0.005	<0.005	<0.005	<0.005	<0.005
9/4/2019			<0.005						
9/5/2019	<0.005	<0.005							
9/6/2019							<0.005		<0.005
9/9/2019				<0.005		<0.005		<0.005	
9/10/2019					<0.005				
3/3/2020	<0.005								
3/4/2020		<0.005	<0.005	<0.005				<0.005	
3/5/2020					<0.005		<0.005		<0.005
3/6/2020						<0.005			
9/4/2020	<0.005	<0.005	<0.005						<0.005
9/8/2020									
9/9/2020				<0.005	<0.005	<0.005	<0.005	<0.005	
2/25/2021	<0.005	<0.005	<0.005						
2/26/2021						<0.005	<0.005	<0.005	
3/9/2021				<0.005					<0.005
3/10/2021					<0.005				
7/28/2021	<0.005	<0.005	<0.005						
7/29/2021						<0.005	<0.005		
7/30/2021				<0.005	<0.005				
8/2/2021									<0.005
8/5/2021								<0.005	
1/26/2022	<0.005		<0.005						
1/27/2022		<0.005					<0.005	<0.005	<0.005
1/28/2022				<0.005	<0.005	<0.005			
8/5/2022			<0.005						
8/8/2022	<0.005	<0.005							
8/9/2022								<0.005	<0.005
8/10/2022						<0.005	<0.005		
8/11/2022				<0.005	<0.005				
2/9/2023						<0.005	<0.005	<0.005	
2/10/2023				<0.005	<0.005				<0.005
8/3/2023					<0.005	<0.005			<0.005
8/4/2023				<0.005			<0.005	<0.005	
2/14/2024						<0.005	<0.005	<0.005	
2/15/2024				<0.005	<0.005				<0.005

ND substitution: RL or RL/2 if <15% NDs.

Time Series

Constituent: Silver (mg/L) Analysis Run 5/13/2024 9:40 AM

Plant Bowen Data: Bowen 3-4 CCR

	GWC-21R
9/16/2014	
9/17/2014	
9/18/2014	<0.005
10/4/2014	
10/5/2014	<0.005
10/21/2014	
10/22/2014	<0.005
11/5/2014	<0.005
11/11/2014	
3/3/2015	
3/4/2015	<0.005
3/18/2015	
3/19/2015	<0.005
4/6/2015	
4/7/2015	
4/8/2015	<0.005
4/23/2015	
4/24/2015	<0.005
5/9/2015	
5/18/2015	
5/19/2015	
5/26/2015	
6/9/2015	
6/17/2015	
6/25/2015	
7/1/2015	
7/7/2015	
7/29/2015	
7/30/2015	<0.005
8/13/2015	
3/2/2016	
3/3/2016	
3/4/2016	
3/7/2016	
3/8/2016	<0.005
7/11/2016	
7/13/2016	
7/14/2016	
7/15/2016	<0.005
3/15/2017	
3/16/2017	
3/20/2017	
3/21/2017	<0.005
3/22/2017	
3/23/2017	
9/15/2017	
9/18/2017	
9/19/2017	<0.005
9/20/2017	
9/21/2017	
9/22/2017	
9/25/2017	

Time Series

Constituent: Silver (mg/L) Analysis Run 5/13/2024 9:40 AM

Plant Bowen Data: Bowen 3-4 CCR

	GWC-21R
3/12/2018	
3/13/2018	
3/14/2018	<0.005
9/7/2018	
9/10/2018	<0.005
9/11/2018	
3/7/2019	
3/8/2019	
3/11/2019	<0.005
3/12/2019	
9/4/2019	
9/5/2019	
9/6/2019	<0.005
9/9/2019	
9/10/2019	
3/3/2020	<0.005
3/4/2020	
3/5/2020	
3/6/2020	
9/4/2020	
9/8/2020	<0.005
9/9/2020	
2/25/2021	
2/26/2021	
3/9/2021	<0.005
3/10/2021	
7/28/2021	
7/29/2021	
7/30/2021	
8/2/2021	<0.005
8/5/2021	
1/26/2022	
1/27/2022	
1/28/2022	<0.005
8/5/2022	
8/8/2022	
8/9/2022	
8/10/2022	<0.005
8/11/2022	
2/9/2023	<0.005
2/10/2023	
8/3/2023	
8/4/2023	<0.005
2/14/2024	
2/15/2024	<0.005

ND substitution: RL or RL/2 if <15% NDs.

Time Series

Constituent: Silver (mg/L) Analysis Run 5/13/2024 9:40 AM

Plant Bowen Data: Bowen 3-4 CCR

	GWC-22R	GWC-23R	GWC-24R	GWC-25R	GWC-36A	GWC-36RA	GWC-37	GWC-38
9/15/2014						<0.005		
9/16/2014			<0.005	<0.005			<0.005	0.00051 (J)
9/18/2014	<0.005	<0.005						
10/3/2014						<0.005	<0.005	<0.005
10/4/2014			<0.005	<0.005				
10/5/2014	<0.005	<0.005						
10/20/2014						<0.005	<0.005	<0.005
10/22/2014	<0.005	<0.005						
10/23/2014			<0.005	<0.005				
11/5/2014	<0.005	<0.005						
11/10/2014			<0.005	<0.005		<0.005	<0.005	<0.005
3/2/2015						<0.005	<0.005	<0.005
3/4/2015	<0.005	<0.005	<0.005	<0.005				
3/17/2015						<0.005	<0.005	<0.005
3/19/2015	<0.005							
3/20/2015		<0.005	<0.005	<0.005				
4/5/2015						<0.005	<0.005	
4/6/2015								<0.005
4/8/2015	<0.005	<0.005	<0.005					
4/9/2015				<0.005				
4/21/2015						<0.005		
4/22/2015							<0.005	<0.005
4/23/2015		<0.005	<0.005	<0.005				
4/24/2015	<0.005							
7/28/2015						<0.005	<0.005	<0.005
7/30/2015	<0.005	<0.005	<0.005	<0.005				
3/1/2016						<0.005	<0.005	
3/2/2016								<0.005
3/4/2016			<0.005					
3/7/2016	<0.005							
3/8/2016				<0.005				
3/9/2016		<0.005						
7/6/2016						<0.005		
7/7/2016								<0.005
7/8/2016							<0.005	
7/12/2016			<0.005					
7/14/2016	<0.005							
7/15/2016		<0.005						
7/18/2016				<0.005				
3/14/2017						<0.005	<0.005	
3/16/2017				<0.005				
3/20/2017	<0.005		<0.005					
3/22/2017		<0.005						
3/23/2017								<0.005
9/15/2017						<0.005	<0.005	
9/19/2017	<0.005		<0.005	<0.005				<0.005
9/21/2017		<0.005						
3/12/2018						<0.005	<0.005	
3/13/2018	<0.005		<0.005	<0.005				<0.005
3/14/2018		<0.005						
9/6/2018						<0.005	<0.005	<0.005
9/7/2018	<0.005							

ND substitution: RL or RL/2 if <15% NDs.

Time Series

Constituent: Silver (mg/L) Analysis Run 5/13/2024 9:40 AM

Plant Bowen Data: Bowen 3-4 CCR

	GWC-22R	GWC-23R	GWC-24R	GWC-25R	GWC-36A	GWC-36RA	GWC-37	GWC-38
9/11/2018		<0.005	<0.005	<0.005				
3/6/2019							<0.005	
3/7/2019						<0.005		<0.005
3/8/2019			<0.005	<0.005				
3/11/2019	<0.005							
3/12/2019		<0.005						
9/4/2019						<0.005	<0.005	<0.005 (D)
9/5/2019	<0.005		<0.005	<0.005				
9/6/2019		<0.005						
3/2/2020						<0.005	<0.005	<0.005
3/3/2020	<0.005		<0.005	<0.005				
3/5/2020		<0.005						
9/3/2020							<0.005	<0.005
9/4/2020				<0.005				
9/8/2020	<0.005							
9/9/2020		<0.005	<0.005					
9/14/2020						<0.005		
2/24/2021							<0.005	<0.005
3/9/2021	<0.005		<0.005	<0.005				
3/10/2021		<0.005						
3/26/2021						<0.005		
7/27/2021						<0.005		
7/28/2021							<0.005	<0.005
7/29/2021			<0.005					
7/30/2021		<0.005						
8/2/2021	<0.005			<0.005				
1/25/2022								<0.005
1/26/2022						<0.005	<0.005	
1/27/2022	<0.005			<0.005				
1/28/2022		<0.005	<0.005					
4/6/2022					<0.005			
8/5/2022								<0.005
8/8/2022					<0.005	<0.005	<0.005	
8/9/2022			<0.005	<0.005				
8/10/2022	<0.005							
8/11/2022		<0.005						
2/8/2023					<0.005	<0.005	<0.005	<0.005
2/9/2023	<0.005		<0.005	<0.005				
2/10/2023		<0.005						
8/2/2023					<0.005		<0.005	<0.005
8/3/2023	<0.005	<0.005	<0.005	<0.005		<0.005		
2/13/2024					<0.005	<0.005	<0.005	<0.005
2/15/2024	<0.005		<0.005					
2/16/2024		<0.005		<0.005				

ND substitution: RL or RL/2 if <15% NDs.

Time Series

Constituent: Sulfate (mg/L) Analysis Run 5/13/2024 9:40 AM

Plant Bowen Data: Bowen 3-4 CCR

	GWA-1 (bg)	GWA-2 (bg)	GWA-2R (bg)	GWA-39RZ (bg)	GWA-39Z (bg)	GWA-3A (bg)	GWA-40 (bg)	GWA-41 (bg)	GWA-41R (bg)
3/11/2016									
3/14/2016					4.2598				
3/15/2016							1.2104	4.9347	6.4987
3/22/2016	2.3685								
3/23/2016		105.552	26.8249			0.8724 (J)			
5/11/2016					6.05		1.28		
5/12/2016								2.3	
5/13/2016									3.68
5/16/2016				2.4 (D)					
5/19/2016	2.14		3.81						
5/20/2016		44.3							
5/23/2016						0.805 (J)			
7/19/2016					9.5				
7/20/2016								2	
7/21/2016							0.91 (J)		4.5
7/22/2016									
7/27/2016				3.6 (D)					
7/29/2016	1.9	48	1.1			0.84 (J)			
9/15/2016					6.7			1.1	
9/19/2016							1.3		
9/21/2016									2.8
9/22/2016			0.96 (J)			0.94 (J)			
9/23/2016	2	43							
11/2/2016					5.4				
11/3/2016							1.5	1.6	6.7
11/9/2016	1.6	31							
11/10/2016			0.72 (J)			1.1			
1/17/2017							<1.2 (*)		<1.1 (*)
1/18/2017					5.5			1.5	
1/30/2017	1.8								
1/31/2017		4.2	1.5			0.92 (J)			
2/21/2017				26 (D)					
3/24/2017							0.86 (J)	1.6	
3/27/2017				10 (D)					0.85 (J)
3/28/2017					2.9				
3/30/2017	1.6	53				0.77 (J)			
4/3/2017			1.3						
5/24/2017							1.2		
6/6/2017								4.1	6.1
6/7/2017					2.3				
6/8/2017				6.7 (D)					
6/9/2017	1.7		1.2						
6/12/2017		95				0.68 (J)			
7/17/2017				6.4 (D)					
7/27/2017				18 (D)					
8/9/2017				18 (D)					
9/25/2017								1.9	3.5
9/26/2017					3.2		4.2		
9/29/2017				21 (D)					
10/2/2017	1.8	3.5	1.7						
10/4/2017						0.5 (J)			
12/28/2017							7.4 (Y)		

ND substitution: RL or RL/2 if <15% NDs.

Time Series

Constituent: Sulfate (mg/L) Analysis Run 5/13/2024 9:40 AM

Plant Bowen Data: Bowen 3-4 CCR

	GWA-1 (bg)	GWA-2 (bg)	GWA-2R (bg)	GWA-39RZ (bg)	GWA-39Z (bg)	GWA-3A (bg)	GWA-40 (bg)	GWA-41 (bg)	GWA-41R (bg)
3/14/2018					3.8		3.8	11.5	10.9 (J)
3/16/2018	1.5		14.8 (J)	15.5					
3/19/2018		147				0.49 (J)			
9/12/2018					3.7		1.7	1.8	3.7
9/14/2018		7.7	2.1	11.6					
9/17/2018	1.3 (D)					0.36 (J)			
3/13/2019							2.1		
3/14/2019				9.3				6.2	8.9
3/15/2019					3				
3/19/2019			32.5 (J)						
3/20/2019	1.5	3.6				0.38 (J)			
9/9/2019					2.4		1.6		
9/10/2019				14				1.2	8.4
9/12/2019	0.98 (J)	5.2							
9/13/2019			3.8			<1			
3/6/2020								10	
3/9/2020				5.8	0.84 (J)		1.2		8.5
3/11/2020	0.94 (J)	131	34.3			<1			
9/10/2020					0.95 (J)			1.7	5.9
9/11/2020							1.3		
9/15/2020	0.96 (J)	35.3	1						
9/16/2020				8.6					
3/10/2021							1.5		8.4
3/11/2021								6.1	
3/12/2021					2				
3/16/2021	0.99 (J)		3.3	3.5					
3/17/2021		90.7							
3/29/2021						5.4			
8/4/2021					1.3		1.4	1.7	6.4
8/6/2021				4.2					
8/9/2021	1.3	84.7	1.6			5			
1/31/2022					1.2		1.2	1.8	8.5
2/1/2022	0.93 (J)	86.1	1.5						
2/2/2022				4.5		3.4			
8/10/2022					1.3				
8/11/2022								1.9	4.7
8/12/2022							1.2		
8/16/2022	0.78 (J)	58.5	7.8	4.5		3.5			
2/13/2023					1.7		1.4	6	10.2
2/14/2023				6.3					
2/16/2023	1.1	115	38.9						
2/17/2023						2.5			
7/25/2023				4.9				1.1	3
7/26/2023					1.5		1.4		
7/27/2023	1.4	44	17.6						
8/1/2023						3			
2/19/2024				4	1.1		1.2	4.2	9.6
2/20/2024									
2/22/2024	1	82				1.9			
2/26/2024			20.9						

ND substitution: RL or RL/2 if <15% NDs.

Time Series

Constituent: Sulfate (mg/L) Analysis Run 5/13/2024 9:40 AM

Plant Bowen Data: Bowen 3-4 CCR

	GWA-42 (bg)
3/11/2016	1.4538
3/14/2016	
3/15/2016	
3/22/2016	
3/23/2016	
5/11/2016	
5/12/2016	
5/13/2016	
5/16/2016	1.18
5/19/2016	
5/20/2016	
5/23/2016	
7/19/2016	
7/20/2016	
7/21/2016	
7/22/2016	1.8
7/27/2016	
7/29/2016	
9/15/2016	
9/19/2016	1.4
9/21/2016	
9/22/2016	
9/23/2016	
11/2/2016	
11/3/2016	1.6
11/9/2016	
11/10/2016	
1/17/2017	<1.8 (*)
1/18/2017	
1/30/2017	
1/31/2017	
2/21/2017	
3/24/2017	
3/27/2017	2
3/28/2017	
3/30/2017	
4/3/2017	
5/24/2017	
6/6/2017	
6/7/2017	1.9
6/8/2017	
6/9/2017	
6/12/2017	
7/17/2017	
7/27/2017	
8/9/2017	
9/25/2017	
9/26/2017	2
9/29/2017	
10/2/2017	
10/4/2017	
12/28/2017	

ND substitution: RL or RL/2 if <15% NDs.

Time Series

Constituent: Sulfate (mg/L) Analysis Run 5/13/2024 9:40 AM

Plant Bowen Data: Bowen 3-4 CCR

	GWA-42 (bg)
3/14/2018	2.1
3/16/2018	
3/19/2018	
9/12/2018	
9/14/2018	1.6
9/17/2018	
3/13/2019	
3/14/2019	2.2
3/15/2019	
3/19/2019	
3/20/2019	
9/9/2019	
9/10/2019	1.2
9/12/2019	
9/13/2019	
3/6/2020	1.7
3/9/2020	
3/11/2020	
9/10/2020	0.95 (J)
9/11/2020	
9/15/2020	
9/16/2020	
3/10/2021	
3/11/2021	1.6
3/12/2021	
3/16/2021	
3/17/2021	
3/29/2021	
8/4/2021	1.4
8/6/2021	
8/9/2021	
1/31/2022	1.1
2/1/2022	
2/2/2022	
8/10/2022	1
8/11/2022	
8/12/2022	
8/16/2022	
2/13/2023	1.6
2/14/2023	
2/16/2023	
2/17/2023	
7/25/2023	
7/26/2023	1.1
7/27/2023	
8/1/2023	
2/19/2024	
2/20/2024	1.2
2/22/2024	
2/26/2024	

Time Series

Constituent: Sulfate (mg/L) Analysis Run 5/13/2024 9:40 AM

Plant Bowen Data: Bowen 3-4 CCR

	GWA-43 (bg)	GWA-43R (bg)	GWA-4RZ (bg)	GWA-50 (bg)	GWA-50R (bg)	GWA-51RZ (bg)	GWA-52 (bg)	GWA-53 (bg)	GWA-53R (bg)
2/29/2016							5.7396		
3/2/2016								1.799	2.0407
3/11/2016	1.1313	3.8282							
3/28/2016				0.7283 (J)	0.9594 (J)				
5/3/2016								1.94	1.86
5/4/2016						16.8	6.87		
5/13/2016	1.96	3.56							
5/23/2016				0.728 (J)					
5/25/2016					1.59				
7/7/2016						18			
7/8/2016							8.1	2	
7/11/2016									2
7/19/2016	1.3	5.6							
8/1/2016				0.78 (J)	1				
9/7/2016									1.9
9/8/2016						18	6.6	1.9	
9/16/2016	1.1	6.7							
9/26/2016				0.82 (J)	1.2				
10/26/2016						20	4.7	2.1	
10/27/2016									2.1
11/2/2016	1.2	8.1							
11/10/2016				0.92 (J)					
11/11/2016					1.2				
1/6/2017						21	4.8		2
1/9/2017								1.9	
1/18/2017	0.84 (J)	8.9							
1/30/2017				<1	<1				
2/22/2017			22 (D)						
3/15/2017						17	3.9		
3/16/2017								2	1.9
3/28/2017	0.7 (J)	8.2							
4/3/2017					1.3				
4/7/2017			18 (D)	0.82 (J)					
5/17/2017							5.2		
5/18/2017						19			
5/19/2017								2	1.9
6/6/2017	0.47 (J)	7							
6/12/2017				0.78 (J)	1.1				
6/14/2017			20 (D)						
7/12/2017			18 (D)						
7/19/2017						10			
7/20/2017			20 (D)						
7/28/2017			18 (D)						
8/9/2017			19 (D)						
8/24/2017			21 (D)						
9/15/2017							4.4		
9/19/2017						22		2	2.1
9/22/2017	0.59 (J)	8.3							
10/2/2017				0.71 (J)	1.1				
10/3/2017			25 (D)						
12/28/2017			26 (Y)						
3/13/2018						27.3	8.5	1.9	1.9

ND substitution: RL or RL/2 if <15% NDs.

Time Series

Constituent: Sulfate (mg/L) Analysis Run 5/13/2024 9:40 AM

Plant Bowen Data: Bowen 3-4 CCR

	GWA-43 (bg)	GWA-43R (bg)	GWA-4RZ (bg)	GWA-50 (bg)	GWA-50R (bg)	GWA-51RZ (bg)	GWA-52 (bg)	GWA-53 (bg)	GWA-53R (bg)
3/14/2018	0.39 (J)								
3/15/2018		5.1							
3/16/2018				0.67 (J)	0.87 (J)				
3/21/2018			25.4						
9/6/2018							7.2		
9/7/2018						26.9			
9/11/2018								1.9	1.8
9/12/2018	0.3 (J)	5.6							
9/17/2018				0.47 (J)					
9/18/2018			22.8		0.87 (J)				
3/7/2019							12.7		
3/8/2019						23.6		1.8	
3/12/2019									2.2
3/13/2019	0.43 (X)	4.4							
3/19/2019				0.52 (J)	0.97 (J)				
3/21/2019			24.9 (D)						
9/4/2019						22.9	4.2		
9/5/2019								1.5	1.5
9/11/2019	<1	5							
9/12/2019			16.5 (D)		0.8 (J)				
9/13/2019				0.55 (J)					
3/2/2020							16.3		
3/3/2020						21.5			
3/4/2020								1.5	1.7
3/9/2020	<1	3.9							
3/11/2020				<1	0.85 (J)				
3/12/2020			20.8						
9/3/2020							3.5		
9/8/2020								1.4	1.4
9/9/2020						21.8			
9/11/2020	<1								
9/14/2020		4.9							
9/15/2020					0.54 (J)				
9/16/2020				<1					
9/17/2020			20.3						
2/24/2021							29.2		
2/25/2021						29.5			
2/26/2021								1.6	1.6
3/11/2021	<1	4.3							
3/16/2021			22.1						
3/17/2021				<1	0.86 (J)				
7/27/2021							23.3		
7/28/2021						26.5			
7/29/2021								1.3	1.4
8/5/2021		2.9							
8/6/2021	<1								
8/9/2021				<1	0.77 (J)				
8/10/2021			20.7						
1/25/2022							8.6		
1/26/2022						22.2		1.4	1.6
1/31/2022	<1	2.5							
2/1/2022				<1					

ND substitution: RL or RL/2 if <15% NDs.

Time Series

Constituent: Sulfate (mg/L) Analysis Run 5/13/2024 9:40 AM

Plant Bowen Data: Bowen 3-4 CCR

	GWA-43 (bg)	GWA-43R (bg)	GWA-4RZ (bg)	GWA-50 (bg)	GWA-50R (bg)	GWA-51RZ (bg)	GWA-52 (bg)	GWA-53 (bg)	GWA-53R (bg)
2/2/2022					0.53 (J)				
2/3/2022			20.7						
8/5/2022							4.4		
8/8/2022								1.3	1.5
8/9/2022						22.3			
8/10/2022		2.5							
8/11/2022	<1								
8/16/2022				<1					
8/17/2022			18.1		0.55 (J)				
2/13/2023		2.5							
2/14/2023	<1								
2/16/2023				<1	0.58 (J)				
2/17/2023			21.2						
7/25/2023	<1	2.6							
7/28/2023			19.6	0.53 (J)	0.71 (J)				
2/20/2024	<1	2.8							
2/22/2024				<1	<1				
2/27/2024			23.2						

ND substitution: RL or RL/2 if <15% NDs.

Time Series

Constituent: Sulfate (mg/L) Analysis Run 5/13/2024 9:40 AM

Plant Bowen Data: Bowen 3-4 CCR

	GWA-54 (bg)
2/29/2016	
3/2/2016	7.1892
3/11/2016	
3/28/2016	
5/3/2016	
5/4/2016	7.22
5/13/2016	
5/23/2016	
5/25/2016	
7/7/2016	
7/8/2016	6.7
7/11/2016	
7/19/2016	
8/1/2016	
9/7/2016	
9/8/2016	7
9/16/2016	
9/26/2016	
10/26/2016	6.4
10/27/2016	
11/2/2016	
11/10/2016	
11/11/2016	
1/6/2017	
1/9/2017	5.9
1/18/2017	
1/30/2017	
2/22/2017	
3/15/2017	6.2
3/16/2017	
3/28/2017	
4/3/2017	
4/7/2017	
5/17/2017	
5/18/2017	6.1
5/19/2017	
6/6/2017	
6/12/2017	
6/14/2017	
7/12/2017	
7/19/2017	
7/20/2017	
7/28/2017	
8/9/2017	
8/24/2017	
9/15/2017	5.8
9/19/2017	
9/22/2017	
10/2/2017	
10/3/2017	
12/28/2017	
3/13/2018	4.9

Time Series

Constituent: Sulfate (mg/L) Analysis Run 5/13/2024 9:40 AM

Plant Bowen Data: Bowen 3-4 CCR

	GWA-54 (bg)
3/14/2018	
3/15/2018	
3/16/2018	
3/21/2018	
9/6/2018	3.5
9/7/2018	
9/11/2018	
9/12/2018	
9/17/2018	
9/18/2018	
3/7/2019	2.6
3/8/2019	
3/12/2019	
3/13/2019	
3/19/2019	
3/21/2019	
9/4/2019	
9/5/2019	2.4
9/11/2019	
9/12/2019	
9/13/2019	
3/2/2020	
3/3/2020	1.7
3/4/2020	
3/9/2020	
3/11/2020	
3/12/2020	
9/3/2020	
9/8/2020	1.8
9/9/2020	
9/11/2020	
9/14/2020	
9/15/2020	
9/16/2020	
9/17/2020	
2/24/2021	
2/25/2021	1.7
2/26/2021	
3/11/2021	
3/16/2021	
3/17/2021	
7/27/2021	1.8
7/28/2021	
7/29/2021	
8/5/2021	
8/6/2021	
8/9/2021	
8/10/2021	
1/25/2022	1.4
1/26/2022	
1/31/2022	
2/1/2022	

Time Series

Constituent: Sulfate (mg/L) Analysis Run 5/13/2024 9:40 AM

Plant Bowen Data: Bowen 3-4 CCR

	GWA-54 (bg)
2/2/2022	
2/3/2022	
8/5/2022	1.4
8/8/2022	
8/9/2022	
8/10/2022	
8/11/2022	
8/16/2022	
8/17/2022	
2/13/2023	
2/14/2023	
2/16/2023	
2/17/2023	
7/25/2023	
7/28/2023	
2/20/2024	
2/22/2024	
2/27/2024	

Time Series

Constituent: Sulfate (mg/L) Analysis Run 5/13/2024 9:40 AM

Plant Bowen Data: Bowen 3-4 CCR

	GWA-55 (bg)	GWA-55R (bg)	GWA-56 (bg)	GWC-16R	GWC-17R	GWC-18	GWC-18R	GWC-19R	GWC-20R
3/2/2016	32.178								
3/3/2016		22.316	132.4615	7.1809					
3/4/2016					9.3417				
3/7/2016						1.7468	2.3258	3.3556	
3/8/2016									0.0196 (J)
5/3/2016	39.2	20.8							
5/5/2016						2.27	2.42		
5/9/2016			34.3					3.62	1.15
5/10/2016				4.6	6.65				
7/11/2016	16	17	58						
7/13/2016				2.3		2.1	2.5		
7/14/2016					5.7			3.5	1.3
7/15/2016									
9/9/2016	9.7	14	66						
9/12/2016							2.3	3.3	1.3
9/13/2016						2.1			
9/14/2016					5.8				
9/15/2016				5.6					
10/26/2016	9.2		76						
10/27/2016		15							
10/31/2016						1.5		3.5	1.4
11/1/2016					6.6				
11/2/2016				7.5					
1/9/2017	9.3	17	85						
1/11/2017				8.3	6.5		2.5	3.2	
1/12/2017						1.9			1.4
3/15/2017			100						
3/16/2017	6.9	15							
3/20/2017				10			2.4		
3/21/2017					6.4			3.4	
3/22/2017									1.7
3/23/2017						2.1			
5/18/2017	7.9	24	87						
5/22/2017							2.5	3.3	1.5
5/23/2017				9.5	6.3	2			
9/15/2017	17		110						
9/18/2017		22							
9/19/2017									1.3
9/20/2017								3.4	
9/21/2017				8.9			2.4		
9/22/2017					6.9				
9/25/2017						2.1			
3/12/2018	28.7	22							
3/13/2018			94.8						
3/14/2018				8.8	7	2.2	2.2	3.4	1.6
9/7/2018	27.4	22.4	101	6.5			2.2		
9/10/2018								3.4	1.7
9/11/2018					5.8	2			
3/7/2019		25	88.7						
3/8/2019	31.8								
3/11/2019				11					
3/12/2019					25.9 (O)	2.3	2.6	4.3	1.5

Time Series

Constituent: Sulfate (mg/L) Analysis Run 5/13/2024 9:40 AM

Plant Bowen Data: Bowen 3-4 CCR

	GWA-55 (bg)	GWA-55R (bg)	GWA-56 (bg)	GWC-16R	GWC-17R	GWC-18	GWC-18R	GWC-19R	GWC-20R
9/4/2019			67.8						
9/5/2019	21.5	22.7							
9/6/2019							2		1.45 (D)
9/9/2019				3.8		1.8		3.7	
9/10/2019					6				
3/3/2020	29								
3/4/2020		23.4	69.4	8.4				3.6	
3/5/2020					7.7		1.9		1.1
3/6/2020						2			
9/4/2020	20.4	16.1	54.9						1.1
9/8/2020									
9/9/2020				2.8	5.6	1.4	1.9	3.4	
2/25/2021	34.5	23.2	62.6						
2/26/2021						2.1	2.1	3.4	
3/9/2021				12.9					1.5
3/10/2021					7.3				
7/28/2021	32.8	24.9	58.6						
7/29/2021						1.7	1.9		
7/30/2021				5.4	5.9				
8/2/2021									1.5
8/5/2021								4	
1/26/2022	32.5		47.1						
1/27/2022		20.7					2.1	3.9	1.7
1/28/2022				11.9	7.6	1.6			
8/5/2022			42.9						
8/8/2022	30	23.5							
8/9/2022								3.7	1.6
8/10/2022						1.7	2.3		
8/11/2022				5	6.6				
2/9/2023						2.3	2.4	4	
2/10/2023				12.1	7.6				1.8
8/3/2023					7	1.5			1.4
8/4/2023				6.1			2.2	3.6	
2/14/2024						1.8	2	2.9	
2/15/2024				7.6	7.3				1.1

Time Series

Constituent: Sulfate (mg/L) Analysis Run 5/13/2024 9:40 AM

Plant Bowen Data: Bowen 3-4 CCR

	GWC-21R
3/2/2016	
3/3/2016	
3/4/2016	
3/7/2016	
3/8/2016	1.3858
5/3/2016	
5/5/2016	
5/9/2016	2.94
5/10/2016	
7/11/2016	
7/13/2016	
7/14/2016	
7/15/2016	3
9/9/2016	3.2
9/12/2016	
9/13/2016	
9/14/2016	
9/15/2016	
10/26/2016	
10/27/2016	3.6
10/31/2016	
11/1/2016	
11/2/2016	
1/9/2017	
1/11/2017	
1/12/2017	3.9
3/15/2017	
3/16/2017	
3/20/2017	
3/21/2017	4.8
3/22/2017	
3/23/2017	
5/18/2017	
5/22/2017	
5/23/2017	5.4
9/15/2017	
9/18/2017	
9/19/2017	5.6
9/20/2017	
9/21/2017	
9/22/2017	
9/25/2017	
3/12/2018	
3/13/2018	
3/14/2018	<1
9/7/2018	
9/10/2018	4.8
9/11/2018	
3/7/2019	
3/8/2019	
3/11/2019	3.4
3/12/2019	

ND substitution: RL or RL/2 if <15% NDs.

Time Series

Constituent: Sulfate (mg/L) Analysis Run 5/13/2024 9:40 AM

Plant Bowen Data: Bowen 3-4 CCR

	GWC-21R
9/4/2019	
9/5/2019	
9/6/2019	6
9/9/2019	
9/10/2019	
3/3/2020	11.3
3/4/2020	
3/5/2020	
3/6/2020	
9/4/2020	
9/8/2020	9.6
9/9/2020	
2/25/2021	
2/26/2021	
3/9/2021	10.5
3/10/2021	
7/28/2021	
7/29/2021	
7/30/2021	
8/2/2021	21.5 (O)
8/5/2021	
1/26/2022	
1/27/2022	
1/28/2022	13.7
8/5/2022	
8/8/2022	
8/9/2022	
8/10/2022	10.5
8/11/2022	
2/9/2023	16.8
2/10/2023	
8/3/2023	
8/4/2023	5.8
2/14/2024	
2/15/2024	5

Time Series

Constituent: Sulfate (mg/L) Analysis Run 5/13/2024 9:40 AM

Plant Bowen Data: Bowen 3-4 CCR

	GWC-22R	GWC-23R	GWC-24R	GWC-25R	GWC-36A	GWC-36RA	GWC-37	GWC-38
3/1/2016						6.8929	0.9427 (J)	
3/2/2016								2.5669
3/4/2016			1.0816					
3/7/2016	2.1008							
3/8/2016				1.3157				
3/9/2016		26.4322						
5/2/2016						1.6		
5/3/2016							0.87 (J)	1.83
5/4/2016				1.46				
5/5/2016	2.16		11.3					
5/6/2016		17.7						
7/6/2016						1.7		
7/7/2016								1.8
7/8/2016							0.79 (J)	
7/12/2016			8.8					
7/14/2016	2.3							
7/15/2016		12						
7/18/2016				1.5				
9/7/2016						1.5	0.85 (J)	
9/8/2016								0.97 (J)
9/13/2016			5.4	1.5				
9/14/2016		12						
10/25/2016						1.8	0.74 (J)	1.2
10/27/2016	2.3		9.9	1.7				
11/1/2016		10						
1/5/2017						4.6		
1/6/2017							0.64 (J)	
1/13/2017	2.3		7.8	2				
1/25/2017		8.2						
2/9/2017								0.31 (J)
3/14/2017						2.8	0.77 (J)	
3/16/2017				1.6				
3/20/2017	2.4		2.3					
3/22/2017		13						
3/23/2017								0.54 (J)
5/16/2017						2.1	0.48 (J)	
5/17/2017								0.66 (J)
5/19/2017			2.4	1.5				
5/23/2017	2.4							
5/24/2017		10						
9/15/2017						3	0.76 (J)	
9/19/2017	2.2		2.3	1.8				2
9/21/2017		16						
3/12/2018						8.2	0.42 (J)	
3/13/2018	2.4		1.4	1.7				1.5
3/14/2018		14						
9/6/2018						1.5	0.37 (J)	1.4
9/7/2018	1.8							
9/11/2018		14.9	1.7	1.7				
3/6/2019							0.46 (J)	
3/7/2019						4.3		1.1
3/8/2019			1.9	1.6				

Time Series

Constituent: Sulfate (mg/L) Analysis Run 5/13/2024 9:40 AM

Plant Bowen Data: Bowen 3-4 CCR

	GWC-22R	GWC-23R	GWC-24R	GWC-25R	GWC-36A	GWC-36RA	GWC-37	GWC-38
3/11/2019	2							
3/12/2019		17.7						
9/4/2019						1.8	<1	0.83 (J)
9/5/2019	1.7		1.8	1.6				
9/6/2019		9.5						
3/2/2020						7.9	<1	0.5 (J)
3/3/2020	1.7		2	1.6				
3/5/2020		10.8						
9/3/2020							<1	0.58 (J)
9/4/2020				1.6				
9/8/2020	1.3							
9/9/2020		124	1.9					
9/14/2020						1.3		
12/15/2020		61.2						
2/24/2021							<1	0.72 (J)
3/9/2021	1.4		1.6	1.6				
3/10/2021		56.8						
3/26/2021						5.4		
7/27/2021						7.4		
7/28/2021							<1	0.81 (J)
7/29/2021			1.8					
7/30/2021		72.6						
8/2/2021	1.5			1.7				
1/25/2022								0.58 (J)
1/26/2022						7.5	<1	
1/27/2022	1.3			2				
1/28/2022		98.4	2.3					
4/6/2022					21.2			
8/5/2022								<1
8/8/2022					23.4	19.2	<1	
8/9/2022			2.1	1.9				
8/10/2022	1.6							
8/11/2022		143						
11/3/2022		137 (J)						
2/8/2023					24.6	21.7	0.75 (J)	0.9 (J)
2/9/2023	2		2.9	2.3				
2/10/2023		86.7						
8/2/2023					7.9		0.57 (J)	0.67 (J)
8/3/2023	1.7	69.2	3	2.2		4.2		
2/13/2024					23.4	19.1	<1	0.7 (J)
2/15/2024	1.6		2.3					
2/16/2024		59.5		1.9				

ND substitution: RL or RL/2 if <15% NDs.

Time Series

Constituent: Thallium (mg/L) Analysis Run 5/13/2024 9:40 AM

Plant Bowen Data: Bowen 3-4 CCR

	GWA-1 (bg)	GWA-2 (bg)	GWA-2R (bg)	GWA-39RZ (bg)	GWA-39Z (bg)	GWA-3A (bg)	GWA-40 (bg)	GWA-41 (bg)	GWA-41R (bg)
3/30/2015			7E-05						
10/12/2015						<0.001			
10/13/2015	<0.001	<0.001	<0.001						
3/11/2016									
3/14/2016					<0.001				
3/15/2016							<0.001	<0.001	<0.001
3/22/2016	<0.001								
3/23/2016		<0.001	<0.001			<0.001			
5/11/2016					<0.001		<0.001		
5/12/2016								<0.001	
5/13/2016									<0.001
5/16/2016				<0.001 (D)					
5/19/2016	<0.001		<0.001						
5/20/2016		<0.001							
5/23/2016						<0.001			
7/19/2016					<0.001 (*)				
7/20/2016								<0.001	
7/21/2016							<0.001		<0.001
7/22/2016									
7/27/2016				0.0002 (JD)					
7/29/2016	<0.001	<0.001	<0.001			<0.001			
9/15/2016					<0.001		<0.001	<0.001	
9/19/2016									
9/21/2016									<0.001
9/22/2016			<0.001			<0.001			
9/23/2016	<0.001	<0.001							
11/2/2016					<0.001				
11/3/2016							<0.001	<0.001	<0.001
11/9/2016	<0.001	<0.001							
11/10/2016			<0.001			<0.001			
1/17/2017							<0.001		<0.001
1/18/2017					<0.001			<0.001	
1/30/2017	<0.001								
1/31/2017		<0.001	<0.001			<0.001			
2/21/2017				<0.001					
3/24/2017							<0.001	<0.001	
3/27/2017				<0.001 (D)					<0.001
3/28/2017					5E-05 (J)				
3/30/2017	<0.001	<0.001				<0.001			
4/3/2017			<0.001						
5/24/2017							<0.001		
6/6/2017								<0.001	0.0002 (J)
6/7/2017					<0.001				
6/8/2017				<0.001 (D)					
6/9/2017	<0.001		<0.001						
6/12/2017		<0.001				<0.001			
7/17/2017				<0.001 (D)					
7/27/2017				<0.001					
8/9/2017				<0.001					
9/25/2017								<0.001	<0.001
9/26/2017					7E-05 (J)		<0.001		
9/29/2017				<0.001 (D)					

ND substitution: RL or RL/2 if <15% NDs.

Time Series

Constituent: Thallium (mg/L) Analysis Run 5/13/2024 9:40 AM

Plant Bowen Data: Bowen 3-4 CCR

	GWA-1 (bg)	GWA-2 (bg)	GWA-2R (bg)	GWA-39RZ (bg)	GWA-39Z (bg)	GWA-3A (bg)	GWA-40 (bg)	GWA-41 (bg)	GWA-41R (bg)
10/2/2017	<0.001	<0.001	<0.001						
10/4/2017						<0.001			
3/14/2018					<0.001		<0.001	<0.001	<0.001
3/16/2018	<0.001		<0.001	<0.001					
3/19/2018		<0.001				<0.001			
9/12/2018					<0.001		<0.001	<0.001	<0.001
9/14/2018		<0.001	<0.001	<0.001					
9/17/2018	<0.001 (D)					<0.001			
3/13/2019							<0.001		
3/14/2019				<0.001				<0.001	<0.001
3/15/2019					<0.001				
3/19/2019			<0.001						
3/20/2019	<0.001	<0.001				<0.001			
9/9/2019					<0.001		<0.001		
9/10/2019								<0.001 (D)	<0.001
9/12/2019	<0.001	<0.001 (D)							
9/13/2019			6.2E-05 (J)			<0.001			
3/6/2020								<0.001	
3/9/2020				<0.001	<0.001		7.8E-05 (J)		6.1E-05 (J)
3/11/2020	<0.001	<0.001	<0.001			<0.001			
9/10/2020					<0.001			<0.001	<0.001
9/11/2020							<0.001		
9/15/2020	<0.001	<0.001	<0.001						
9/16/2020				<0.001					
3/10/2021							<0.001		<0.001
3/11/2021								<0.001	
3/12/2021					<0.001				
3/16/2021	<0.001		<0.001	<0.001					
3/17/2021		<0.001							
3/29/2021						<0.001			
8/4/2021					<0.001		<0.001	<0.001	<0.001
8/6/2021				<0.001					
8/9/2021	<0.001	<0.001	<0.001			<0.001			
1/31/2022					<0.001		<0.001	<0.001	<0.001
2/1/2022	<0.001	<0.001	<0.001						
2/2/2022				<0.001		<0.001			
8/10/2022					<0.001				
8/11/2022								<0.001	<0.001
8/12/2022							<0.001		
8/16/2022	<0.001	<0.001	<0.001	<0.001		<0.001			
2/13/2023					<0.001		<0.001	<0.001	<0.001
2/14/2023				<0.001					
2/16/2023	<0.001	<0.001	<0.001						
2/17/2023						<0.001			
7/25/2023				<0.001				<0.001	<0.001
7/26/2023					<0.001		<0.001		
7/27/2023	<0.001	<0.001	<0.001						
8/1/2023						<0.001			
2/19/2024				<0.001	<0.001		<0.001	<0.001	<0.001
2/20/2024									
2/22/2024	<0.001	<0.001				<0.001			
2/26/2024			<0.001						

ND substitution: RL or RL/2 if <15% NDs.

Time Series

Constituent: Thallium (mg/L) Analysis Run 5/13/2024 9:40 AM

Plant Bowen Data: Bowen 3-4 CCR

	GWA-42 (bg)
3/30/2015	
10/12/2015	
10/13/2015	
3/11/2016	<0.001
3/14/2016	
3/15/2016	
3/22/2016	
3/23/2016	
5/11/2016	
5/12/2016	
5/13/2016	
5/16/2016	<0.001
5/19/2016	
5/20/2016	
5/23/2016	
7/19/2016	
7/20/2016	
7/21/2016	
7/22/2016	0.0002 (J)
7/27/2016	
7/29/2016	
9/15/2016	
9/19/2016	<0.001
9/21/2016	
9/22/2016	
9/23/2016	
11/2/2016	
11/3/2016	<0.001
11/9/2016	
11/10/2016	
1/17/2017	<0.001
1/18/2017	
1/30/2017	
1/31/2017	
2/21/2017	
3/24/2017	
3/27/2017	<0.001
3/28/2017	
3/30/2017	
4/3/2017	
5/24/2017	
6/6/2017	
6/7/2017	<0.001
6/8/2017	
6/9/2017	
6/12/2017	
7/17/2017	
7/27/2017	
8/9/2017	
9/25/2017	
9/26/2017	<0.001
9/29/2017	

ND substitution: RL or RL/2 if <15% NDs.

Time Series

Constituent: Thallium (mg/L) Analysis Run 5/13/2024 9:40 AM

Plant Bowen Data: Bowen 3-4 CCR

	GWA-42 (bg)
10/2/2017	
10/4/2017	
3/14/2018	<0.001
3/16/2018	
3/19/2018	
9/12/2018	
9/14/2018	<0.001
9/17/2018	
3/13/2019	
3/14/2019	<0.001
3/15/2019	
3/19/2019	
3/20/2019	
9/9/2019	
9/10/2019	<0.001
9/12/2019	
9/13/2019	
3/6/2020	8.6E-05 (J)
3/9/2020	
3/11/2020	
9/10/2020	<0.001
9/11/2020	
9/15/2020	
9/16/2020	
3/10/2021	
3/11/2021	<0.001
3/12/2021	
3/16/2021	
3/17/2021	
3/29/2021	
8/4/2021	<0.001
8/6/2021	
8/9/2021	
1/31/2022	<0.001
2/1/2022	
2/2/2022	
8/10/2022	<0.001
8/11/2022	
8/12/2022	
8/16/2022	
2/13/2023	<0.001
2/14/2023	
2/16/2023	
2/17/2023	
7/25/2023	
7/26/2023	<0.001
7/27/2023	
8/1/2023	
2/19/2024	
2/20/2024	<0.001
2/22/2024	
2/26/2024	

ND substitution: RL or RL/2 if <15% NDs.

Time Series

Constituent: Thallium (mg/L) Analysis Run 5/13/2024 9:40 AM

Plant Bowen Data: Bowen 3-4 CCR

	GWA-43 (bg)	GWA-43R (bg)	GWA-4RZ (bg)	GWA-50 (bg)	GWA-50R (bg)	GWA-51RZ (bg)	GWA-52 (bg)	GWA-53 (bg)	GWA-53R (bg)
5/13/2015						0.0003 (J)	<0.001	0.0002 (J)	<0.001
5/20/2015						9E-05 (J)	6E-05 (J)	0.0002 (J)	<0.001
5/27/2015						<0.001	<0.001	0.0002 (J)	<0.001
6/8/2015						<0.001	<0.001	9E-05 (J)	<0.001
6/9/2015									
6/17/2015								7E-05 (J)	
6/18/2015						<0.001	<0.001		
6/24/2015						<0.001	<0.001	<0.001	<0.001
6/25/2015									
6/30/2015						6E-05 (J)	<0.001	9E-05 (J)	<0.001
7/1/2015									
7/6/2015						<0.001	<0.001	<0.001	<0.001
7/7/2015									
8/12/2015						<0.001	<0.001	7E-05 (J)	<0.001
10/11/2015				<0.001	<0.001				
2/29/2016							<0.001		
3/2/2016								<0.001	<0.001
3/11/2016	<0.001	<0.001							
3/28/2016				<0.001	<0.001				
5/3/2016								<0.001	<0.001
5/4/2016						<0.001	<0.001		
5/13/2016	<0.001	<0.001							
5/23/2016				<0.001					
5/25/2016					<0.001				
7/7/2016						<0.001			
7/8/2016							0.0002 (J)	6E-05 (J)	
7/11/2016									<0.001
7/19/2016	<0.001 (*)	<0.001							
8/1/2016				<0.001	<0.001				
9/7/2016									<0.001
9/8/2016						<0.001	<0.001	<0.001	
9/16/2016	<0.001	<0.001							
9/26/2016				<0.001	<0.001				
10/26/2016						<0.001	<0.001	<0.001	
10/27/2016									<0.001
11/2/2016	<0.001	<0.001							
11/10/2016				<0.001					
11/11/2016					<0.001				
1/6/2017						<0.001	<0.001		<0.001
1/9/2017								<0.001	
1/18/2017	<0.001	<0.001							
1/30/2017				<0.001	<0.001				
2/22/2017			<0.001						
3/15/2017						4E-05 (J)	4E-05 (J)		
3/16/2017								4E-05 (J)	<0.001
3/28/2017	5E-05 (J)	<0.001							
4/3/2017					<0.001				
4/7/2017			<0.001	<0.001					
5/17/2017							<0.001		
5/18/2017						6E-05 (J)			
5/19/2017								<0.001	<0.001
6/6/2017	<0.001	<0.001							

ND substitution: RL or RL/2 if <15% NDs.

Time Series

Constituent: Thallium (mg/L) Analysis Run 5/13/2024 9:40 AM

Plant Bowen Data: Bowen 3-4 CCR

	GWA-43 (bg)	GWA-43R (bg)	GWA-4RZ (bg)	GWA-50 (bg)	GWA-50R (bg)	GWA-51RZ (bg)	GWA-52 (bg)	GWA-53 (bg)	GWA-53R (bg)
6/12/2017				<0.001	<0.001				
6/14/2017			<0.001 (D)						
7/12/2017			<0.001 (D)						
7/19/2017						<0.001			
7/20/2017			<0.001 (D)						
7/28/2017			<0.001						
8/9/2017			<0.001						
8/24/2017			<0.001						
9/15/2017							<0.001		
9/19/2017						6E-05 (J)		<0.001	<0.001
9/22/2017	<0.001	<0.001							
10/2/2017				<0.001	<0.001				
10/3/2017			<0.001 (D)						
3/13/2018						<0.001	<0.001	<0.001	<0.001
3/14/2018	<0.001								
3/15/2018		<0.001							
3/16/2018				<0.001	<0.001				
3/21/2018			<0.001						
9/6/2018							<0.001		
9/7/2018						<0.001			
9/11/2018								<0.001	<0.001
9/12/2018	<0.001	<0.001							
9/17/2018				<0.001					
9/18/2018			<0.001		<0.001				
3/7/2019							<0.001		
3/8/2019						<0.001		<0.001	
3/12/2019									<0.001
3/13/2019	<0.001	<0.001							
3/19/2019				<0.001	<0.001				
3/21/2019			<0.001 (D)						
9/4/2019						0.00014 (J)	<0.001		
9/5/2019								<0.001	<0.001
9/11/2019	6.2E-05 (J)	<0.001							
9/12/2019			<0.001 (D)		<0.001				
9/13/2019				<0.001					
3/2/2020							<0.001		
3/3/2020						0.00012 (J)			
3/4/2020								<0.001	<0.001
3/9/2020	<0.001	<0.001							
3/11/2020				<0.001	5.9E-05 (J)				
3/12/2020			<0.001						
9/3/2020							<0.001		
9/8/2020								<0.001	<0.001
9/9/2020						<0.001			
9/11/2020	<0.001								
9/14/2020		<0.001							
9/15/2020					<0.001				
9/16/2020				<0.001					
9/17/2020			<0.001						
2/24/2021							<0.001		
2/25/2021						<0.001			
2/26/2021								<0.001	<0.001

ND substitution: RL or RL/2 if <15% NDs.

Time Series

Constituent: Thallium (mg/L) Analysis Run 5/13/2024 9:40 AM

Plant Bowen Data: Bowen 3-4 CCR

	GWA-43 (bg)	GWA-43R (bg)	GWA-4RZ (bg)	GWA-50 (bg)	GWA-50R (bg)	GWA-51RZ (bg)	GWA-52 (bg)	GWA-53 (bg)	GWA-53R (bg)
3/11/2021	<0.001	<0.001							
3/16/2021			<0.001						
3/17/2021				<0.001	<0.001				
7/27/2021							<0.001		
7/28/2021						<0.001			
7/29/2021								<0.001	<0.001
8/5/2021		<0.001							
8/6/2021	<0.001								
8/9/2021				<0.001	<0.001				
8/10/2021			<0.001						
1/25/2022							<0.001		
1/26/2022						<0.001		<0.001	<0.001
1/31/2022	<0.001	<0.001							
2/1/2022				<0.001					
2/2/2022					<0.001				
2/3/2022			<0.001						
8/5/2022							<0.001		
8/8/2022								<0.001	<0.001
8/9/2022						<0.001			
8/10/2022		<0.001							
8/11/2022	<0.001								
8/16/2022				<0.001					
8/17/2022			<0.001		<0.001				
2/13/2023		<0.001							
2/14/2023	<0.001								
2/16/2023				<0.001	<0.001				
2/17/2023			<0.001						
7/25/2023	<0.001	<0.001							
7/28/2023			<0.001	<0.001	<0.001				
2/20/2024	<0.001	<0.001							
2/22/2024				<0.001	<0.001				
2/27/2024			<0.001						

ND substitution: RL or RL/2 if <15% NDs.

Time Series

Constituent: Thallium (mg/L) Analysis Run 5/13/2024 9:40 AM

Plant Bowen Data: Bowen 3-4 CCR

	GWA-54 (bg)
5/13/2015	0.0002 (J)
5/20/2015	0.0002 (J)
5/27/2015	0.0002 (J)
6/8/2015	
6/9/2015	0.0001 (J)
6/17/2015	0.0001 (J)
6/18/2015	
6/24/2015	
6/25/2015	0.0001 (J)
6/30/2015	
7/1/2015	0.0001 (J)
7/6/2015	
7/7/2015	9E-05 (J)
8/12/2015	7E-05 (J)
10/11/2015	
2/29/2016	
3/2/2016	<0.001
3/11/2016	
3/28/2016	
5/3/2016	
5/4/2016	<0.001
5/13/2016	
5/23/2016	
5/25/2016	
7/7/2016	
7/8/2016	<0.001
7/11/2016	
7/19/2016	
8/1/2016	
9/7/2016	
9/8/2016	<0.001
9/16/2016	
9/26/2016	
10/26/2016	<0.001
10/27/2016	
11/2/2016	
11/10/2016	
11/11/2016	
1/6/2017	
1/9/2017	<0.001
1/18/2017	
1/30/2017	
2/22/2017	
3/15/2017	4E-05 (J)
3/16/2017	
3/28/2017	
4/3/2017	
4/7/2017	
5/17/2017	
5/18/2017	<0.001
5/19/2017	
6/6/2017	

Time Series

Constituent: Thallium (mg/L) Analysis Run 5/13/2024 9:40 AM

Plant Bowen Data: Bowen 3-4 CCR

	GWA-54 (bg)
6/12/2017	
6/14/2017	
7/12/2017	
7/19/2017	
7/20/2017	
7/28/2017	
8/9/2017	
8/24/2017	
9/15/2017	<0.001
9/19/2017	
9/22/2017	
10/2/2017	
10/3/2017	
3/13/2018	<0.001
3/14/2018	
3/15/2018	
3/16/2018	
3/21/2018	
9/6/2018	<0.001
9/7/2018	
9/11/2018	
9/12/2018	
9/17/2018	
9/18/2018	
3/7/2019	<0.001
3/8/2019	
3/12/2019	
3/13/2019	
3/19/2019	
3/21/2019	
9/4/2019	
9/5/2019	<0.001
9/11/2019	
9/12/2019	
9/13/2019	
3/2/2020	
3/3/2020	7.9E-05 (J)
3/4/2020	
3/9/2020	
3/11/2020	
3/12/2020	
9/3/2020	
9/8/2020	<0.001
9/9/2020	
9/11/2020	
9/14/2020	
9/15/2020	
9/16/2020	
9/17/2020	
2/24/2021	
2/25/2021	<0.001
2/26/2021	

Time Series

Constituent: Thallium (mg/L) Analysis Run 5/13/2024 9:40 AM

Plant Bowen Data: Bowen 3-4 CCR

	GWA-54 (bg)
3/11/2021	
3/16/2021	
3/17/2021	
7/27/2021	<0.001
7/28/2021	
7/29/2021	
8/5/2021	
8/6/2021	
8/9/2021	
8/10/2021	
1/25/2022	<0.001
1/26/2022	
1/31/2022	
2/1/2022	
2/2/2022	
2/3/2022	
8/5/2022	<0.001
8/8/2022	
8/9/2022	
8/10/2022	
8/11/2022	
8/16/2022	
8/17/2022	
2/13/2023	
2/14/2023	
2/16/2023	
2/17/2023	
7/25/2023	
7/28/2023	
2/20/2024	
2/22/2024	
2/27/2024	

ND substitution: RL or RL/2 if <15% NDs.

Time Series

Constituent: Thallium (mg/L) Analysis Run 5/13/2024 9:40 AM

Plant Bowen Data: Bowen 3-4 CCR

	GWA-55 (bg)	GWA-55R (bg)	GWA-56 (bg)	GWC-16R	GWC-17R	GWC-18	GWC-18R	GWC-19R	GWC-20R
9/16/2014				0.0004 (J)					
9/17/2014					<0.001	0.0002 (J)	<0.001	<0.001	
9/18/2014									0.0001 (J)
10/4/2014				0.0004 (J)	<0.001	0.0002 (J)	<0.001	<0.001	
10/5/2014									0.0001 (J)
10/21/2014				0.0004 (J)	<0.001	0.0002 (J)	<0.001	<0.001	
10/22/2014									0.0001 (J)
11/5/2014						0.0003 (J)		<0.001	0.0002 (J)
11/11/2014				0.0005 (J)	<0.001		<0.001		
3/3/2015				0.0004 (J)	<0.001	0.0002 (J)	<0.001	<0.001	
3/4/2015									0.0001 (J)
3/18/2015				0.0005 (J)	<0.001	0.0002 (J)	<0.001		
3/19/2015								<0.001	0.0001 (J)
4/6/2015				0.0004 (J)	<0.001				
4/7/2015						0.0002 (J)	<0.001	<0.001	0.0001 (J)
4/8/2015									
4/23/2015				0.0004 (J)	<0.001	0.0002 (J)	<0.001		
4/24/2015								<0.001	0.0001 (J)
5/13/2015	<0.001	<0.001	<0.001						
5/20/2015	<0.001	<0.001	<0.001						
5/27/2015	<0.001	<0.001	<0.001						
6/9/2015	<0.001	<0.001	<0.001						
6/17/2015	8E-05 (J)	<0.001	<0.001						
6/24/2015		<0.001							
6/25/2015	7E-05 (J)		<0.001						
7/1/2015	<0.001	<0.001	<0.001						
7/7/2015	0.0001 (J)	<0.001	<0.001						
7/29/2015				0.0003 (J)	<0.001	0.0002 (J)	<0.001	<0.001	
7/30/2015									<0.001
8/13/2015	8E-05 (J)	<0.001	<0.001						
3/2/2016	<0.001								
3/3/2016		<0.001	<0.001	0.002222 (JD)					
3/4/2016					<0.001				
3/7/2016						<0.001	<0.001	<0.001	
3/8/2016									<0.001
5/3/2016	<0.001	<0.001							
5/5/2016						<0.001	<0.001		
5/9/2016			<0.001					<0.001	<0.001
5/10/2016				<0.001	<0.001				
7/11/2016	<0.001	<0.001	<0.001						
7/13/2016				<0.001		<0.001	<0.001		
7/14/2016					<0.001			<0.001	<0.001
7/15/2016									
9/9/2016	<0.001	<0.001	<0.001						
9/12/2016							<0.001	<0.001	<0.001
9/13/2016						<0.001			
9/14/2016					<0.001				
9/15/2016				<0.001					
10/26/2016	<0.001		<0.001						
10/27/2016		<0.001							
10/31/2016						<0.001		<0.001	<0.001
11/1/2016					<0.001		<0.001		

ND substitution: RL or RL/2 if <15% NDs.

Time Series

Constituent: Thallium (mg/L) Analysis Run 5/13/2024 9:40 AM

Plant Bowen Data: Bowen 3-4 CCR

	GWA-55 (bg)	GWA-55R (bg)	GWA-56 (bg)	GWC-16R	GWC-17R	GWC-18	GWC-18R	GWC-19R	GWC-20R
11/2/2016				<0.001					
1/9/2017	<0.001	<0.001	<0.001						
1/11/2017				0.0003 (J)	<0.001		<0.001	<0.001	
1/12/2017						<0.001			<0.001
3/15/2017			<0.001						
3/16/2017	0.0001 (J)	5E-05 (J)							
3/20/2017				0.0003 (J)			<0.001		
3/21/2017					<0.001			<0.001	
3/22/2017									4E-05 (J)
3/23/2017						0.0001 (J)			
5/18/2017	0.0001 (J)	<0.001	<0.001						
5/22/2017							<0.001	<0.001	5E-05 (J)
5/23/2017				0.0003 (J)	<0.001	0.0001 (J)			
9/15/2017	0.0001 (J)		<0.001						
9/18/2017		<0.001							
9/19/2017									6E-05 (J)
9/20/2017								<0.001	
9/21/2017				0.0002 (J)			<0.001		
9/22/2017					<0.001				
9/25/2017						0.0001 (J)			
3/12/2018	<0.001	<0.001							
3/13/2018			<0.001						
3/14/2018				0.00018 (J)	<0.001	<0.001	<0.001	<0.001	<0.001
9/7/2018	<0.001	<0.001	<0.001	0.00016 (J)			<0.001		
9/10/2018								<0.001	<0.001
9/11/2018					<0.001	<0.001			
3/7/2019		<0.001	<0.001						
3/8/2019	<0.001								
3/11/2019				0.00026 (J)					
3/12/2019					<0.001	<0.001	<0.001	<0.001	<0.001
9/4/2019			<0.001						
9/5/2019	0.00011 (J)	<0.001							
9/6/2019							<0.001		<0.001
9/9/2019				6E-05 (J)		<0.001		<0.001	
9/10/2019					<0.001				
3/3/2020	6.5E-05 (J)								
3/4/2020		<0.001	<0.001	0.00014 (J)				<0.001	
3/5/2020					<0.001		<0.001		<0.001
3/6/2020						7.6E-05 (J)			
9/4/2020	<0.001	<0.001	<0.001						<0.001
9/8/2020									
9/9/2020				<0.001	<0.001	<0.001	<0.001	<0.001	
2/25/2021	<0.001	<0.001	<0.001						
2/26/2021						<0.001	<0.001	<0.001	
3/9/2021				<0.001					<0.001
3/10/2021					<0.001				
7/28/2021	<0.001	<0.001	<0.001						
7/29/2021						<0.001	<0.001		
7/30/2021				<0.001	<0.001				
8/2/2021									<0.001
8/5/2021								<0.001	
1/26/2022	<0.001		<0.001						

ND substitution: RL or RL/2 if <15% NDs.

Time Series

Constituent: Thallium (mg/L) Analysis Run 5/13/2024 9:40 AM

Plant Bowen Data: Bowen 3-4 CCR

	GWA-55 (bg)	GWA-55R (bg)	GWA-56 (bg)	GWC-16R	GWC-17R	GWC-18	GWC-18R	GWC-19R	GWC-20R
1/27/2022		<0.001					<0.001	<0.001	<0.001
1/28/2022				<0.001	<0.001	<0.001			
8/5/2022			<0.001						
8/8/2022	<0.001	<0.001							
8/9/2022								<0.001	<0.001
8/10/2022						<0.001	<0.001		
8/11/2022				<0.001	<0.001				
2/9/2023						<0.001	<0.001	<0.001	
2/10/2023				<0.001	<0.001				<0.001
8/3/2023					<0.001	<0.001			<0.001
8/4/2023				<0.001			<0.001	<0.001	
2/14/2024						<0.001	<0.001	<0.001	
2/15/2024				<0.001	<0.001				<0.001

Time Series

Constituent: Thallium (mg/L) Analysis Run 5/13/2024 9:40 AM

Plant Bowen Data: Bowen 3-4 CCR

	GWC-21R
9/16/2014	
9/17/2014	
9/18/2014	0.0002 (J)
10/4/2014	
10/5/2014	0.0002 (J)
10/21/2014	
10/22/2014	0.0002 (J)
11/5/2014	0.0002 (J)
11/11/2014	
3/3/2015	
3/4/2015	0.0002 (J)
3/18/2015	
3/19/2015	0.0002 (J)
4/6/2015	
4/7/2015	
4/8/2015	0.0002 (J)
4/23/2015	
4/24/2015	0.0002 (J)
5/13/2015	
5/20/2015	
5/27/2015	
6/9/2015	
6/17/2015	
6/24/2015	
6/25/2015	
7/1/2015	
7/7/2015	
7/29/2015	
7/30/2015	0.0001 (J)
8/13/2015	
3/2/2016	
3/3/2016	
3/4/2016	
3/7/2016	
3/8/2016	<0.001
5/3/2016	
5/5/2016	
5/9/2016	0.000353 (J)
5/10/2016	
7/11/2016	
7/13/2016	
7/14/2016	
7/15/2016	<0.001
9/9/2016	<0.001
9/12/2016	
9/13/2016	
9/14/2016	
9/15/2016	
10/26/2016	
10/27/2016	<0.001
10/31/2016	
11/1/2016	

Time Series

Constituent: Thallium (mg/L) Analysis Run 5/13/2024 9:40 AM

Plant Bowen Data: Bowen 3-4 CCR

	GWC-21R
11/2/2016	
1/9/2017	
1/11/2017	
1/12/2017	<0.001
3/15/2017	
3/16/2017	
3/20/2017	
3/21/2017	<0.001
3/22/2017	
3/23/2017	
5/18/2017	
5/22/2017	
5/23/2017	0.0002 (J)
9/15/2017	
9/18/2017	
9/19/2017	0.0002 (J)
9/20/2017	
9/21/2017	
9/22/2017	
9/25/2017	
3/12/2018	
3/13/2018	
3/14/2018	<0.001
9/7/2018	
9/10/2018	<0.001
9/11/2018	
3/7/2019	
3/8/2019	
3/11/2019	<0.001
3/12/2019	
9/4/2019	
9/5/2019	
9/6/2019	0.0002 (J)
9/9/2019	
9/10/2019	
3/3/2020	7.1E-05 (J)
3/4/2020	
3/5/2020	
3/6/2020	
9/4/2020	
9/8/2020	<0.001
9/9/2020	
2/25/2021	
2/26/2021	
3/9/2021	<0.001
3/10/2021	
7/28/2021	
7/29/2021	
7/30/2021	
8/2/2021	<0.001
8/5/2021	
1/26/2022	

ND substitution: RL or RL/2 if <15% NDs.

Time Series

Constituent: Thallium (mg/L) Analysis Run 5/13/2024 9:40 AM

Plant Bowen Data: Bowen 3-4 CCR

	GWC-21R
1/27/2022	
1/28/2022	0.00021 (J)
8/5/2022	
8/8/2022	
8/9/2022	
8/10/2022	0.00031 (J)
8/11/2022	
2/9/2023	0.00029 (J)
2/10/2023	
8/3/2023	
8/4/2023	0.00022 (J)
2/14/2024	
2/15/2024	<0.001

ND substitution: RL or RL/2 if <15% NDs.

Time Series

Constituent: Thallium (mg/L) Analysis Run 5/13/2024 9:40 AM

Plant Bowen Data: Bowen 3-4 CCR

	GWC-22R	GWC-23R	GWC-24R	GWC-25R	GWC-36A	GWC-36RA	GWC-37	GWC-38
9/16/2014			<0.001	<0.001			<0.001	<0.001
9/18/2014	<0.001	0.0002 (J)						
10/3/2014						<0.001	<0.001	
10/4/2014			<0.001	<0.001				
10/5/2014	0.0001 (J)	0.0003 (J)						
10/6/2014								<0.001
10/20/2014						<0.001	<0.001	<0.001
10/22/2014	<0.001	0.0002 (J)						
10/23/2014			<0.001	<0.001				
11/5/2014	0.0001 (J)							
11/10/2014			<0.001	<0.001		<0.001	<0.001	<0.001
3/2/2015						<0.001	<0.001	<0.001
3/4/2015	0.0001 (J)	0.0002 (J)	<0.001	<0.001				
3/17/2015						0.0001 (J)	<0.001	<0.001
3/19/2015	0.0001 (J)							
3/20/2015		0.0002 (J)	<0.001	<0.001				
4/5/2015						7E-05 (J)	<0.001	
4/6/2015								<0.001
4/8/2015	0.0001 (J)	0.0002 (J)	<0.001					
4/9/2015				<0.001				
4/21/2015						<0.001		
4/22/2015							<0.001	<0.001
4/23/2015		0.0002 (J)	<0.001	<0.001				
4/24/2015	0.0001 (J)							
7/28/2015						<0.001	<0.001	<0.001
7/30/2015	0.0001 (J)	0.0001 (J)	<0.001	<0.001				
3/1/2016						<0.001	<0.001	
3/2/2016								<0.001
3/4/2016			<0.001					
3/7/2016	<0.001							
3/8/2016				<0.001				
3/9/2016		0.0033 (JO)						
5/2/2016						<0.001		
5/3/2016							<0.001	<0.001
5/4/2016				<0.001				
5/5/2016	<0.001		<0.001					
5/6/2016		<0.001						
7/6/2016						<0.001		
7/7/2016								<0.001
7/8/2016							<0.001	
7/12/2016			<0.001					
7/14/2016	<0.001							
7/15/2016		<0.001						
7/18/2016				<0.001				
9/7/2016						<0.001	<0.001	
9/8/2016								<0.001
9/12/2016	<0.001							
9/13/2016			<0.001	<0.001				
9/14/2016		0.0002 (J)						
10/25/2016						<0.001	<0.001	<0.001
10/27/2016	<0.001		<0.001	<0.001				
11/1/2016		<0.001						

ND substitution: RL or RL/2 if <15% NDs.

Time Series

Constituent: Thallium (mg/L) Analysis Run 5/13/2024 9:40 AM

Plant Bowen Data: Bowen 3-4 CCR

	GWC-22R	GWC-23R	GWC-24R	GWC-25R	GWC-36A	GWC-36RA	GWC-37	GWC-38
1/5/2017						<0.001		
1/6/2017							<0.001	
1/13/2017	<0.001		<0.001	<0.001				
1/25/2017		<0.001						
2/9/2017								<0.001
3/14/2017						<0.001	<0.001	
3/16/2017				<0.001				
3/20/2017	<0.001		<0.001					
3/22/2017		0.0001 (J)						
3/23/2017								<0.001
5/16/2017						<0.001	<0.001	
5/17/2017								<0.001
5/19/2017			<0.001	<0.001				
5/23/2017	0.0001 (J)							
5/24/2017		0.0001 (J)						
9/15/2017						<0.001	<0.001	
9/19/2017	8E-05 (J)		<0.001	<0.001				<0.001
9/21/2017		0.0002 (J)						
3/12/2018						<0.001	<0.001	
3/13/2018	0.00017 (J)		<0.001	<0.001				<0.001
3/14/2018		<0.001						
9/6/2018						<0.001	<0.001	<0.001
9/7/2018	<0.001							
9/11/2018		<0.001	<0.001	<0.001				
3/6/2019							<0.001	
3/7/2019						<0.001		<0.001
3/8/2019			<0.001	<0.001				
3/11/2019	0.00015 (J)							
3/12/2019		<0.001						
9/4/2019						<0.001	<0.001	<0.001
9/5/2019	5.5E-05 (J)		<0.001	<0.001				
9/6/2019		0.0003 (J)						
3/2/2020						<0.001	<0.001	<0.001
3/3/2020	7.2E-05 (J)		<0.001	<0.001				
3/5/2020		0.00018 (J)						
9/3/2020							<0.001	<0.001
9/4/2020				<0.001				
9/8/2020	0.00016 (J)							
9/9/2020		0.00016 (J)	<0.001					
9/14/2020						<0.001		
2/24/2021							<0.001	<0.001
3/9/2021	<0.001		<0.001	<0.001				
3/10/2021		<0.001						
3/26/2021						<0.001		
7/27/2021						<0.001		
7/28/2021							<0.001	<0.001
7/29/2021			<0.001					
7/30/2021		0.00023 (J)						
8/2/2021	<0.001			<0.001				
1/25/2022								<0.001
1/26/2022						<0.001	<0.001	
1/27/2022	<0.001			<0.001				

ND substitution: RL or RL/2 if <15% NDs.

Time Series

Constituent: Thallium (mg/L) Analysis Run 5/13/2024 9:40 AM

Plant Bowen Data: Bowen 3-4 CCR

	GWC-22R	GWC-23R	GWC-24R	GWC-25R	GWC-36A	GWC-36RA	GWC-37	GWC-38
1/28/2022		<0.001	<0.001					
4/6/2022					<0.001			
8/5/2022								<0.001
8/8/2022					<0.001	<0.001	<0.001	
8/9/2022			<0.001	<0.001				
8/10/2022	<0.001							
8/11/2022		<0.001						
2/8/2023					<0.001	<0.001	<0.001	<0.001
2/9/2023	<0.001		<0.001	<0.001				
2/10/2023		<0.001						
8/2/2023					<0.001		<0.001	<0.001
8/3/2023	<0.001	<0.001	<0.001	<0.001		<0.001		
2/13/2024					<0.001	<0.001	<0.001	<0.001
2/15/2024	<0.001		<0.001					
2/16/2024		<0.001		<0.001				

ND substitution: RL or RL/2 if <15% NDs.

Time Series

Constituent: Total Dissolved Solids (mg/l) Analysis Run 5/13/2024 9:40 AM

Plant Bowen Data: Bowen 3-4 CCR

	GWA-1 (bg)	GWA-2 (bg)	GWA-2R (bg)	GWA-39RZ (bg)	GWA-39Z (bg)	GWA-3A (bg)	GWA-40 (bg)	GWA-41 (bg)	GWA-41R (bg)
3/11/2016									
3/14/2016					106				
3/15/2016							107	110	78
3/22/2016	150								
3/23/2016		259	174			<25			
5/11/2016					58		80		
5/12/2016								49	
5/13/2016									178
5/16/2016				114 (D)					
5/19/2016	150		93						
5/20/2016		122							
5/23/2016						<25			
7/19/2016					46				
7/20/2016								72	
7/21/2016							76		168
7/22/2016									
7/27/2016				107 (D)					
7/29/2016	146	156	68			17 (J)			
9/15/2016					41			18 (J)	
9/19/2016							108		
9/21/2016									123
9/22/2016			91			33			
9/23/2016	163	150							
11/2/2016					37				
11/3/2016							90	70	157
11/9/2016	147	87							
11/10/2016			96			41			
1/17/2017							128		170
1/18/2017					29			63	
1/30/2017	127								
1/31/2017		63	206			58			
2/21/2017				229 (D)					
3/24/2017							91	63	
3/27/2017				239 (D)					158
3/28/2017					40				
3/30/2017	137	112				<25			
4/3/2017			118						
5/24/2017							152		
6/6/2017								128	212
6/7/2017									
6/8/2017				179 (D)					
6/9/2017	164		87						
6/12/2017		216				20 (J)			
7/17/2017				180 (D)					
7/27/2017				190 (D)					
8/9/2017				153 (D)					
9/25/2017								109	145
9/26/2017					107		103		
9/29/2017				173 (D)					
10/2/2017	137	<25	73						
10/4/2017						<25			
3/14/2018					126		123	192	210

ND substitution: RL or RL/2 if <15% NDs.

Time Series

Constituent: Total Dissolved Solids (mg/l) Analysis Run 5/13/2024 9:40 AM

Plant Bowen Data: Bowen 3-4 CCR

	GWA-1 (bg)	GWA-2 (bg)	GWA-2R (bg)	GWA-39RZ (bg)	GWA-39Z (bg)	GWA-3A (bg)	GWA-40 (bg)	GWA-41 (bg)	GWA-41R (bg)
3/16/2018	140		130	150					
3/19/2018		295				<25			
9/12/2018					134		105	82	159
9/14/2018		30	103	165					
9/17/2018	162					32			
3/13/2019							130		
3/14/2019				154				119	157
3/15/2019					107				
3/19/2019			208						
3/20/2019	175	49				30			
9/9/2019					93		108		
9/10/2019				181				36	113
9/12/2019	174	44							
9/13/2019			113			19			
3/6/2020								137	
3/9/2020				173	58		131		249
3/11/2020	172	309	170			24			
9/10/2020					16			35	111
9/11/2020							102		
9/15/2020	156	28	89						
9/16/2020				156					
3/10/2021							60		148
3/11/2021								101	
3/12/2021					55				
3/16/2021	155		102	142					
3/17/2021		211							
3/29/2021						76			
8/4/2021					60		66	77	176
8/6/2021				133					
8/9/2021	150	207	127			95			
1/31/2022					61		81	63	184
2/1/2022	143	202	114						
2/2/2022				143		104			
8/10/2022					50				
8/11/2022								73	170
8/12/2022							91		
8/16/2022	159	182	123	125		85			
2/13/2023					105 (J)		259 (J)	111 (J)	163 (J)
2/14/2023				149 (J)					
2/16/2023	152 (J)	267 (J)	197 (J)						
2/17/2023						117 (J)			
7/25/2023				158				43	162
7/26/2023					57		70		
7/27/2023	167	177	155						
8/1/2023						113			
2/19/2024				177	63		108	130	199
2/20/2024									
2/22/2024	148	210				117			
2/26/2024			126						

ND substitution: RL or RL/2 if <15% NDs.

Time Series

Constituent: Total Dissolved Solids (mg/l) Analysis Run 5/13/2024 9:40 AM

Plant Bowen Data: Bowen 3-4 CCR

	GWA-42 (bg)
3/11/2016	139
3/14/2016	
3/15/2016	
3/22/2016	
3/23/2016	
5/11/2016	
5/12/2016	
5/13/2016	
5/16/2016	112
5/19/2016	
5/20/2016	
5/23/2016	
7/19/2016	
7/20/2016	
7/21/2016	
7/22/2016	136
7/27/2016	
7/29/2016	
9/15/2016	
9/19/2016	121
9/21/2016	
9/22/2016	
9/23/2016	
11/2/2016	
11/3/2016	132
11/9/2016	
11/10/2016	
1/17/2017	150
1/18/2017	
1/30/2017	
1/31/2017	
2/21/2017	
3/24/2017	
3/27/2017	148
3/28/2017	
3/30/2017	
4/3/2017	
5/24/2017	
6/6/2017	
6/7/2017	181
6/8/2017	
6/9/2017	
6/12/2017	
7/17/2017	
7/27/2017	
8/9/2017	
9/25/2017	
9/26/2017	113
9/29/2017	
10/2/2017	
10/4/2017	
3/14/2018	134

Time Series

Constituent: Total Dissolved Solids (mg/l) Analysis Run 5/13/2024 9:40 AM

Plant Bowen Data: Bowen 3-4 CCR

	GWA-42 (bg)
3/16/2018	
3/19/2018	
9/12/2018	
9/14/2018	139
9/17/2018	
3/13/2019	
3/14/2019	157
3/15/2019	
3/19/2019	
3/20/2019	
9/9/2019	
9/10/2019	105
9/12/2019	
9/13/2019	
3/6/2020	143
3/9/2020	
3/11/2020	
9/10/2020	120
9/11/2020	
9/15/2020	
9/16/2020	
3/10/2021	
3/11/2021	109
3/12/2021	
3/16/2021	
3/17/2021	
3/29/2021	
8/4/2021	141
8/6/2021	
8/9/2021	
1/31/2022	132
2/1/2022	
2/2/2022	
8/10/2022	134
8/11/2022	
8/12/2022	
8/16/2022	
2/13/2023	226
2/14/2023	
2/16/2023	
2/17/2023	
7/25/2023	
7/26/2023	134
7/27/2023	
8/1/2023	
2/19/2024	
2/20/2024	146
2/22/2024	
2/26/2024	

Time Series

Constituent: Total Dissolved Solids (mg/l) Analysis Run 5/13/2024 9:40 AM

Plant Bowen Data: Bowen 3-4 CCR

	GWA-43 (bg)	GWA-43R (bg)	GWA-4RZ (bg)	GWA-50 (bg)	GWA-50R (bg)	GWA-51RZ (bg)	GWA-52 (bg)	GWA-53 (bg)	GWA-53R (bg)
2/29/2016							134		
3/2/2016								130	134
3/11/2016	69	144							
3/28/2016				<25	46				
5/3/2016								99	76
5/4/2016						175	113		
5/13/2016	88	142							
5/23/2016				32					
5/25/2016					57				
7/7/2016						204			
7/8/2016							152	132	
7/11/2016									142
7/19/2016	56	135							
8/1/2016				<25	<25				
9/7/2016									143
9/8/2016						141	124	108	
9/16/2016	31	144							
9/26/2016				45	60				
10/26/2016						153	134	113	
10/27/2016									114
11/2/2016	48	152							
11/10/2016				38					
11/11/2016					13 (J)				
1/6/2017						329			
1/9/2017								146	
1/18/2017	44	125							
1/30/2017				<25	<25				
2/22/2017			329 (D)						
3/15/2017						197	139		
3/16/2017								132	146
3/28/2017	<25	109							
4/3/2017					100				
4/7/2017			295 (D)	18 (J)					
5/17/2017							156		
5/18/2017						250			
5/19/2017								114	129
6/6/2017	36	154							
6/12/2017				15 (J)	51				
6/14/2017			237 (D)						
7/12/2017			400 (D)						
7/19/2017						195			
7/20/2017			203 (D)						
7/28/2017			262 (D)						
8/9/2017			195 (D)						
8/24/2017			236 (D)						
9/15/2017							141		
9/19/2017						255		154	165
9/22/2017	41	157							
10/2/2017				17 (J)	32				
10/3/2017			224 (D)						
3/13/2018						233	150	138	132
3/14/2018	<25								

ND substitution: RL or RL/2 if <15% NDs.

Time Series

Constituent: Total Dissolved Solids (mg/l) Analysis Run 5/13/2024 9:40 AM

Plant Bowen Data: Bowen 3-4 CCR

	GWA-43 (bg)	GWA-43R (bg)	GWA-4RZ (bg)	GWA-50 (bg)	GWA-50R (bg)	GWA-51RZ (bg)	GWA-52 (bg)	GWA-53 (bg)	GWA-53R (bg)
3/15/2018		117							
3/16/2018				<25	<25				
3/21/2018			237						
9/6/2018							160		
9/7/2018						232			
9/11/2018								140	142
9/12/2018	<25	151							
9/17/2018				38					
9/18/2018			227		15 (J)				
3/7/2019							159		
3/8/2019						244		143	
3/12/2019									150 (J)
3/13/2019	31	152							
3/19/2019				34	48				
3/21/2019			367 (D)						
9/4/2019						207	135		
9/5/2019								148	142
9/11/2019	21	151							
9/12/2019			200 (D)		46				
9/13/2019				19					
3/2/2020							142		
3/3/2020						211			
3/4/2020								146	157
3/9/2020	51	174							
3/11/2020				17	24				
3/12/2020			247						
9/3/2020							132		
9/8/2020								138	124
9/9/2020						205			
9/11/2020	31								
9/14/2020		146							
9/15/2020					12				
9/16/2020				20					
9/17/2020			223						
2/24/2021							144		
2/25/2021						217			
2/26/2021								128	98
3/11/2021	14	98							
3/16/2021			196						
3/17/2021				<25	31				
7/27/2021							170		
7/28/2021						199			
7/29/2021								121	134
8/5/2021		126							
8/6/2021	33								
8/9/2021				14	<25				
8/10/2021			238						
1/25/2022							136		
1/26/2022						190		131	144
1/31/2022	25	128							
2/1/2022				21					
2/2/2022					15				

ND substitution: RL or RL/2 if <15% NDs.

Time Series

Constituent: Total Dissolved Solids (mg/l) Analysis Run 5/13/2024 9:40 AM

Plant Bowen Data: Bowen 3-4 CCR

	GWA-43 (bg)	GWA-43R (bg)	GWA-4RZ (bg)	GWA-50 (bg)	GWA-50R (bg)	GWA-51RZ (bg)	GWA-52 (bg)	GWA-53 (bg)	GWA-53R (bg)
2/3/2022			243						
8/5/2022							123		
8/8/2022								137 (J)	136 (J)
8/9/2022						208			
8/10/2022		145							
8/11/2022	28								
8/16/2022				<25					
8/17/2022			226		18 (J)				
2/13/2023		126							
2/14/2023	60.9								
2/16/2023				<25	<25				
2/17/2023			252 (J)						
7/25/2023	<25	167							
7/28/2023			243	<25	<25				
2/20/2024	<25	136							
2/22/2024				<25	<25				
2/27/2024			268						

ND substitution: RL or RL/2 if <15% NDs.

Time Series

Constituent: Total Dissolved Solids (mg/l) Analysis Run 5/13/2024 9:40 AM

Plant Bowen Data: Bowen 3-4 CCR

	GWA-54 (bg)
2/29/2016	
3/2/2016	125
3/11/2016	
3/28/2016	
5/3/2016	
5/4/2016	77
5/13/2016	
5/23/2016	
5/25/2016	
7/7/2016	
7/8/2016	139
7/11/2016	
7/19/2016	
8/1/2016	
9/7/2016	
9/8/2016	110
9/16/2016	
9/26/2016	
10/26/2016	115
10/27/2016	
11/2/2016	
11/10/2016	
11/11/2016	
1/6/2017	
1/9/2017	121
1/18/2017	
1/30/2017	
2/22/2017	
3/15/2017	132
3/16/2017	
3/28/2017	
4/3/2017	
4/7/2017	
5/17/2017	
5/18/2017	174
5/19/2017	
6/6/2017	
6/12/2017	
6/14/2017	
7/12/2017	
7/19/2017	
7/20/2017	
7/28/2017	
8/9/2017	
8/24/2017	
9/15/2017	124
9/19/2017	
9/22/2017	
10/2/2017	
10/3/2017	
3/13/2018	133
3/14/2018	

Time Series

Constituent: Total Dissolved Solids (mg/l) Analysis Run 5/13/2024 9:40 AM

Plant Bowen Data: Bowen 3-4 CCR

	GWA-54 (bg)
3/15/2018	
3/16/2018	
3/21/2018	
9/6/2018	135
9/7/2018	
9/11/2018	
9/12/2018	
9/17/2018	
9/18/2018	
3/7/2019	111
3/8/2019	
3/12/2019	
3/13/2019	
3/19/2019	
3/21/2019	
9/4/2019	
9/5/2019	132
9/11/2019	
9/12/2019	
9/13/2019	
3/2/2020	
3/3/2020	91
3/4/2020	
3/9/2020	
3/11/2020	
3/12/2020	
9/3/2020	
9/8/2020	116
9/9/2020	
9/11/2020	
9/14/2020	
9/15/2020	
9/16/2020	
9/17/2020	
2/24/2021	
2/25/2021	124
2/26/2021	
3/11/2021	
3/16/2021	
3/17/2021	
7/27/2021	116
7/28/2021	
7/29/2021	
8/5/2021	
8/6/2021	
8/9/2021	
8/10/2021	
1/25/2022	113
1/26/2022	
1/31/2022	
2/1/2022	
2/2/2022	

Time Series

Constituent: Total Dissolved Solids (mg/l) Analysis Run 5/13/2024 9:40 AM

Plant Bowen Data: Bowen 3-4 CCR

	GWA-54 (bg)
2/3/2022	
8/5/2022	106
8/8/2022	
8/9/2022	
8/10/2022	
8/11/2022	
8/16/2022	
8/17/2022	
2/13/2023	
2/14/2023	
2/16/2023	
2/17/2023	
7/25/2023	
7/28/2023	
2/20/2024	
2/22/2024	
2/27/2024	

Time Series

Constituent: Total Dissolved Solids (mg/l) Analysis Run 5/13/2024 9:40 AM

Plant Bowen Data: Bowen 3-4 CCR

	GWA-55 (bg)	GWA-55R (bg)	GWA-56 (bg)	GWC-16R	GWC-17R	GWC-18	GWC-18R	GWC-19R	GWC-20R
3/2/2016	185								
3/3/2016		181	403	306					
3/4/2016					348				
3/7/2016						100	167	172	
3/8/2016									207
5/3/2016	182	123							
5/5/2016						63	119		
5/9/2016			182					206	189
5/10/2016				275	342				
7/11/2016	195	149	262						
7/13/2016				234		63	135		
7/14/2016					335			136	193
7/15/2016									
9/9/2016	140	133	272						
9/12/2016							129	171	201
9/13/2016						81			
9/14/2016					335				
9/15/2016				259					
10/26/2016	148		276						
10/27/2016		168							
10/31/2016						40		160	215
11/1/2016					296		121		
11/2/2016				260					
1/9/2017	171	166	317						
1/11/2017				306	376		177	214	
1/12/2017						92			198
3/15/2017			355						
3/16/2017	176	189							
3/20/2017				304			149		
3/21/2017					346			175 (J)	
3/23/2017						116			
5/18/2017	184	192	382						
5/22/2017							119	129	197
5/23/2017				297	320	107			
9/15/2017	194		362						
9/18/2017		184							
9/19/2017									225
9/20/2017								173	
9/21/2017				307			166		
9/22/2017					337				
9/25/2017						110			
12/29/2017									198 (Y)
3/12/2018	212	207							
3/13/2018			349						
3/14/2018				312	323	115	139	156	167
9/7/2018	240	202	377	298			149		
9/10/2018								172	184
9/11/2018					317	102			
3/7/2019		212	410						
3/8/2019	248								
3/11/2019				344					
3/12/2019					306	135 (J)	143 (J)	156 (J)	191 (J)

Time Series

Constituent: Total Dissolved Solids (mg/l) Analysis Run 5/13/2024 9:40 AM

Plant Bowen Data: Bowen 3-4 CCR

	GWA-55 (bg)	GWA-55R (bg)	GWA-56 (bg)	GWC-16R	GWC-17R	GWC-18	GWC-18R	GWC-19R	GWC-20R
9/4/2019			326						
9/5/2019	229	183							
9/6/2019							141		179
9/9/2019				275		95		172	
9/10/2019					312				
3/3/2020	210								
3/4/2020		207	325	326				157	
3/5/2020					307		143		171
3/6/2020						109			
9/4/2020	226	180	267						212
9/8/2020									
9/9/2020				297	285	88	120	152	
2/25/2021	217	194	284						
2/26/2021						90	121	172	
3/9/2021				335					163
3/10/2021					256				
7/28/2021	232	206	291						
7/29/2021						103	146		
7/30/2021				294	270				
8/2/2021									168
8/5/2021								154	
1/26/2022	244		278						
1/27/2022		207					146	149	176
1/28/2022				317	302	99			
8/5/2022			271						
8/8/2022	240 (J)	209 (J)							
8/9/2022								102	171
8/10/2022						86	147		
8/11/2022				306	296				
2/9/2023						175	171	171	
2/10/2023				369	302				226 (J)
8/3/2023					316	82			193
8/4/2023				306			148	163	
2/14/2024						143	156	182	
2/15/2024				401	333				224

Time Series

Constituent: Total Dissolved Solids (mg/l) Analysis Run 5/13/2024 9:40 AM

Plant Bowen Data: Bowen 3-4 CCR

	GWC-21R
3/2/2016	
3/3/2016	
3/4/2016	
3/7/2016	
3/8/2016	318
5/3/2016	
5/5/2016	
5/9/2016	136
5/10/2016	
7/11/2016	
7/13/2016	
7/14/2016	
7/15/2016	237
9/9/2016	263
9/12/2016	
9/13/2016	
9/14/2016	
9/15/2016	
10/26/2016	
10/27/2016	283
10/31/2016	
11/1/2016	
11/2/2016	
1/9/2017	
1/11/2017	
1/12/2017	276
3/15/2017	
3/16/2017	
3/20/2017	
3/21/2017	385
3/23/2017	
5/18/2017	
5/22/2017	
5/23/2017	294
9/15/2017	
9/18/2017	
9/19/2017	302
9/20/2017	
9/21/2017	
9/22/2017	
9/25/2017	
12/29/2017	
3/12/2018	
3/13/2018	
3/14/2018	306
9/7/2018	
9/10/2018	328
9/11/2018	
3/7/2019	
3/8/2019	
3/11/2019	311
3/12/2019	

Time Series

Constituent: Total Dissolved Solids (mg/l) Analysis Run 5/13/2024 9:40 AM

Plant Bowen Data: Bowen 3-4 CCR

	GWC-21R
9/4/2019	
9/5/2019	
9/6/2019	291
9/9/2019	
9/10/2019	
3/3/2020	292
3/4/2020	
3/5/2020	
3/6/2020	
9/4/2020	
9/8/2020	297
9/9/2020	
2/25/2021	
2/26/2021	
3/9/2021	286
3/10/2021	
7/28/2021	
7/29/2021	
7/30/2021	
8/2/2021	292
8/5/2021	
1/26/2022	
1/27/2022	
1/28/2022	290
8/5/2022	
8/8/2022	
8/9/2022	
8/10/2022	286
8/11/2022	
2/9/2023	317
2/10/2023	
8/3/2023	
8/4/2023	298
2/14/2024	
2/15/2024	290

Time Series

Constituent: Total Dissolved Solids (mg/l) Analysis Run 5/13/2024 9:40 AM

Plant Bowen Data: Bowen 3-4 CCR

	GWC-22R	GWC-23R	GWC-24R	GWC-25R	GWC-36A	GWC-36RA	GWC-37	GWC-38
3/1/2016						150	34	
3/2/2016								34
3/4/2016			209					
3/7/2016	163							
3/8/2016				177				
3/9/2016		287						
5/2/2016						105		
5/3/2016							<25	<36
5/4/2016				97				
5/5/2016	140		152					
5/6/2016		284						
7/6/2016						113		
7/7/2016								39
7/8/2016							14 (J)	
7/12/2016			157					
7/14/2016	161							
7/15/2016		249						
7/18/2016				150				
9/7/2016						169	16 (J)	
9/8/2016								<36
9/12/2016	168							
9/13/2016			154	159				
9/14/2016		273						
10/25/2016						152	<25	<36
10/27/2016	140		162	143				
11/1/2016		258						
1/5/2017						229		
1/6/2017							189 (O)	
1/13/2017	147 (J)		165	158				
1/25/2017		340						
2/9/2017								65
3/14/2017						188	90 (O)	
3/16/2017				167				
3/20/2017	186		205 (J)					
3/22/2017		264						
3/23/2017								<36
5/16/2017						147	20 (J)	
5/17/2017								113
5/19/2017			149	150				
5/23/2017	183							
5/24/2017		331						
9/15/2017						146	14 (J)	
9/19/2017	167		153	146				21 (J)
9/21/2017		347						
3/12/2018						169	<25	
3/13/2018	159		153	153				33
3/14/2018		290						
9/6/2018						155	<25	<36
9/7/2018	169							
9/11/2018		295	152	153				
3/6/2019							22 (J)	
3/7/2019						135		84

ND substitution: RL or RL/2 if <15% NDs.

Time Series

Constituent: Total Dissolved Solids (mg/l) Analysis Run 5/13/2024 9:40 AM

Plant Bowen Data: Bowen 3-4 CCR

	GWC-22R	GWC-23R	GWC-24R	GWC-25R	GWC-36A	GWC-36RA	GWC-37	GWC-38
3/8/2019			164	155				
3/11/2019	166							
3/12/2019		310 (J)						
9/4/2019						142	26	44
9/5/2019	171		155.5 (D)	177				
9/6/2019		300						
3/2/2020						170	<25	32
3/3/2020	181		146	183				
3/5/2020		265						
9/3/2020							25	21
9/4/2020				172				
9/8/2020	157							
9/9/2020		501	155					
9/14/2020						156		
12/15/2020		351						
2/24/2021							10	12
3/9/2021	161		158	153				
3/10/2021		333						
3/26/2021						123		
7/27/2021						163		
7/28/2021							13	18
7/29/2021			143					
7/30/2021		380						
8/2/2021	166			175				
1/25/2022								27
1/26/2022						184	26	
1/27/2022	167			168				
1/28/2022		454	159					
4/6/2022					238			
8/5/2022								27
8/8/2022					232 (J)	232 (J)	19 (J)	
8/9/2022			149	164				
8/10/2022	162							
8/11/2022		586						
11/3/2022		573 (J)						
2/8/2023					245	238	<25	31
2/9/2023	328 (O)		147	169				
2/10/2023		533						
8/2/2023					224		<25	32
8/3/2023	153	536	146	170		188		
2/13/2024					248	252	<25	31
2/15/2024	180		248					
2/16/2024		395		155				

ND substitution: RL or RL/2 if <15% NDs.

Time Series

Constituent: Vanadium (mg/L) Analysis Run 5/13/2024 9:40 AM

Plant Bowen Data: Bowen 3-4 CCR

	GWA-1 (bg)	GWA-2 (bg)	GWA-2R (bg)	GWA-39RZ (bg)	GWA-39Z (bg)	GWA-3A (bg)	GWA-40 (bg)	GWA-41 (bg)	GWA-41R (bg)
8/23/2007	<0.01	<0.01	<0.01			<0.01			
10/23/2007	<0.01								
10/24/2007		<0.01	<0.01						
11/2/2007						<0.01			
11/18/2007	<0.01	0.0051	<0.01			0.0046			
1/30/2008	<0.01								
1/31/2008		<0.01	0.0078			<0.01			
3/10/2008	<0.01		<0.01						
3/11/2008		0.0032				<0.01			
5/6/2008		<0.01							
5/13/2008	<0.01		<0.01						
5/14/2008						<0.01			
12/4/2008		0.016 (O)	<0.01						
12/5/2008	<0.01					<0.01			
4/15/2009	<0.01					<0.01			
4/21/2009		0.005	0.0036						
10/7/2009	0.0099	<0.01							
10/8/2009			<0.01			<0.01			
4/21/2010			<0.01						
4/26/2010		<0.01							
4/28/2010						<0.01			
5/3/2010	<0.01								
9/28/2010			<0.01						
10/4/2010		0.0025							
10/6/2010						<0.01			
10/12/2010	<0.01								
4/12/2011			<0.01						
4/13/2011		<0.01							
4/21/2011						<0.01			
4/27/2011	<0.01								
10/4/2011			<0.01						
10/5/2011		<0.01							
10/13/2011						<0.01			
10/17/2011	<0.01								
4/3/2012			<0.01						
4/11/2012		<0.01							
5/1/2012						<0.01			
5/2/2012	<0.01								
10/8/2012	<0.01								
10/9/2012		<0.01	<0.01			<0.01			
4/11/2013			<0.01			<0.01			
4/12/2013	<0.01								
4/15/2013		<0.01							
10/15/2013		<0.01							
10/16/2013	<0.01		<0.01			<0.01			
4/10/2014			0.005 (J)						
4/11/2014	<0.01								
4/22/2014		<0.01							
4/23/2014						<0.01			
9/30/2014	<0.01	<0.01	<0.01						
10/4/2014						<0.01			
3/30/2015	0.0067	0.0016 (J)	<0.01						

ND substitution: RL or RL/2 if <15% NDs.

Time Series

Constituent: Vanadium (mg/L) Analysis Run 5/13/2024 9:40 AM

Plant Bowen Data: Bowen 3-4 CCR

	GWA-1 (bg)	GWA-2 (bg)	GWA-2R (bg)	GWA-39RZ (bg)	GWA-39Z (bg)	GWA-3A (bg)	GWA-40 (bg)	GWA-41 (bg)	GWA-41R (bg)
3/31/2015						0.0023 (J)			
10/12/2015						<0.01			
10/13/2015	<0.01	<0.01	<0.01						
3/11/2016									
3/14/2016					<0.01				
3/15/2016							<0.01	<0.01	<0.01
3/22/2016	0.00214 (J)								
3/23/2016		<0.01	<0.01			<0.01			
5/11/2016					<0.01		<0.01		
5/12/2016								<0.01	
5/13/2016									<0.01
5/16/2016				<0.01 (D)					
7/19/2016					<0.01				
7/20/2016								<0.01	
7/21/2016							<0.01		<0.01
7/22/2016									
7/27/2016				0.002 (JD)					
7/29/2016	<0.01	<0.01	<0.01			<0.01			
9/15/2016					<0.01		<0.01	<0.01	
9/19/2016									
9/21/2016									<0.01
11/2/2016					<0.01				
11/3/2016							<0.01	<0.01	<0.01
1/17/2017							<0.01		<0.01
1/18/2017					<0.01			<0.01	
2/21/2017				<0.01					
3/24/2017							<0.01	<0.01	
3/27/2017				<0.01 (D)					<0.01
3/28/2017					<0.01				
3/30/2017	<0.01	<0.01				<0.01			
4/3/2017			<0.01						
9/25/2017								<0.01	<0.01
9/26/2017					<0.01		<0.01		
9/29/2017				<0.01 (D)					
10/2/2017	<0.01	<0.01	<0.01						
10/4/2017						<0.01			
3/14/2018					<0.01		<0.01	<0.01	<0.01
3/16/2018	<0.01		<0.01	<0.01					
3/19/2018		<0.01				<0.01			
9/12/2018					<0.01		<0.01	<0.01	<0.01
9/14/2018		<0.01	<0.01	<0.01					
9/17/2018	<0.01 (D)					<0.01			
3/13/2019							<0.01		
3/14/2019				<0.01				<0.01	<0.01
3/15/2019					<0.01				
3/19/2019			<0.01						
3/20/2019	<0.01	<0.01				<0.01			
9/9/2019					<0.01		<0.01		
9/10/2019								<0.01 (D)	<0.01
9/12/2019	<0.01	<0.01 (D)							
9/13/2019			0.001 (J)			<0.01			
3/6/2020								<0.01	

ND substitution: RL or RL/2 if <15% NDs.

Time Series

Constituent: Vanadium (mg/L) Analysis Run 5/13/2024 9:40 AM

Plant Bowen Data: Bowen 3-4 CCR

	GWA-1 (bg)	GWA-2 (bg)	GWA-2R (bg)	GWA-39RZ (bg)	GWA-39Z (bg)	GWA-3A (bg)	GWA-40 (bg)	GWA-41 (bg)	GWA-41R (bg)
3/9/2020				<0.01	<0.01		<0.01		<0.01
3/11/2020	<0.01	<0.01	0.00084 (J)			<0.01			
9/10/2020					<0.01			<0.01	<0.01
9/11/2020							<0.01		
9/15/2020	<0.01	<0.01	<0.01						
9/16/2020				<0.01					
3/10/2021							<0.01		<0.01
3/11/2021								<0.01	
3/12/2021					<0.01				
3/16/2021	<0.01		<0.01	<0.01					
3/17/2021		<0.01							
3/29/2021						<0.01			
8/4/2021					<0.01		<0.01	<0.01	<0.01
8/6/2021				<0.01					
8/9/2021	<0.01	<0.01	<0.01			<0.01			
1/31/2022					<0.01		<0.01	<0.01	<0.01
2/1/2022	<0.01	<0.01	<0.01						
2/2/2022				<0.01		<0.01			
8/10/2022					<0.01				
8/11/2022								<0.01	<0.01
8/12/2022							<0.01		
8/16/2022	<0.01	<0.01	<0.01	<0.01		<0.01			
2/13/2023					<0.01		<0.01	<0.01	<0.01
2/14/2023				<0.01					
2/16/2023	<0.01	<0.01	<0.01						
2/17/2023						<0.01			
7/25/2023				<0.01				<0.01	<0.01
7/26/2023					<0.01		<0.01		
7/27/2023	<0.01	<0.01	<0.01						
8/1/2023						<0.01			
2/19/2024				0.001 (J)	<0.01		<0.01	<0.01	0.001 (J)
2/20/2024									
2/22/2024	<0.01	<0.01				<0.01			
2/26/2024			<0.01						

ND substitution: RL or RL/2 if <15% NDs.

Time Series

Constituent: Vanadium (mg/L) Analysis Run 5/13/2024 9:40 AM

Plant Bowen Data: Bowen 3-4 CCR

	GWA-42 (bg)
8/23/2007	
10/23/2007	
10/24/2007	
11/2/2007	
11/18/2007	
1/30/2008	
1/31/2008	
3/10/2008	
3/11/2008	
5/6/2008	
5/13/2008	
5/14/2008	
12/4/2008	
12/5/2008	
4/15/2009	
4/21/2009	
10/7/2009	
10/8/2009	
4/21/2010	
4/26/2010	
4/28/2010	
5/3/2010	
9/28/2010	
10/4/2010	
10/6/2010	
10/12/2010	
4/12/2011	
4/13/2011	
4/21/2011	
4/27/2011	
10/4/2011	
10/5/2011	
10/13/2011	
10/17/2011	
4/3/2012	
4/11/2012	
5/1/2012	
5/2/2012	
10/8/2012	
10/9/2012	
4/11/2013	
4/12/2013	
4/15/2013	
10/15/2013	
10/16/2013	
4/10/2014	
4/11/2014	
4/22/2014	
4/23/2014	
9/30/2014	
10/4/2014	
3/30/2015	

Time Series

Constituent: Vanadium (mg/L) Analysis Run 5/13/2024 9:40 AM

Plant Bowen Data: Bowen 3-4 CCR

	GWA-42 (bg)
3/31/2015	
10/12/2015	
10/13/2015	
3/11/2016	<0.01
3/14/2016	
3/15/2016	
3/22/2016	
3/23/2016	
5/11/2016	
5/12/2016	
5/13/2016	
5/16/2016	<0.01
7/19/2016	
7/20/2016	
7/21/2016	
7/22/2016	<0.01
7/27/2016	
7/29/2016	
9/15/2016	
9/19/2016	<0.01
9/21/2016	
11/2/2016	
11/3/2016	<0.01
1/17/2017	<0.01
1/18/2017	
2/21/2017	
3/24/2017	
3/27/2017	<0.01
3/28/2017	
3/30/2017	
4/3/2017	
9/25/2017	
9/26/2017	<0.01
9/29/2017	
10/2/2017	
10/4/2017	
3/14/2018	<0.01
3/16/2018	
3/19/2018	
9/12/2018	
9/14/2018	<0.01
9/17/2018	
3/13/2019	
3/14/2019	<0.01
3/15/2019	
3/19/2019	
3/20/2019	
9/9/2019	
9/10/2019	<0.01
9/12/2019	
9/13/2019	
3/6/2020	<0.01

ND substitution: RL or RL/2 if <15% NDs.

Time Series

Constituent: Vanadium (mg/L) Analysis Run 5/13/2024 9:40 AM

Plant Bowen Data: Bowen 3-4 CCR

	GWA-42 (bg)
3/9/2020	
3/11/2020	
9/10/2020	<0.01
9/11/2020	
9/15/2020	
9/16/2020	
3/10/2021	
3/11/2021	<0.01
3/12/2021	
3/16/2021	
3/17/2021	
3/29/2021	
8/4/2021	<0.01
8/6/2021	
8/9/2021	
1/31/2022	<0.01
2/1/2022	
2/2/2022	
8/10/2022	<0.01
8/11/2022	
8/12/2022	
8/16/2022	
2/13/2023	<0.01
2/14/2023	
2/16/2023	
2/17/2023	
7/25/2023	
7/26/2023	<0.01
7/27/2023	
8/1/2023	
2/19/2024	
2/20/2024	0.0015 (J)
2/22/2024	
2/26/2024	

ND substitution: RL or RL/2 if <15% NDs.

Time Series

Constituent: Vanadium (mg/L) Analysis Run 5/13/2024 9:40 AM

Plant Bowen Data: Bowen 3-4 CCR

	GWA-43 (bg)	GWA-43R (bg)	GWA-4RZ (bg)	GWA-50 (bg)	GWA-50R (bg)	GWA-51RZ (bg)	GWA-52 (bg)	GWA-53 (bg)	GWA-53R (bg)
12/12/2008				<0.01	<0.01				
4/23/2009				<0.01	0.0065				
10/6/2009				<0.01	0.0026				
4/27/2010				<0.01					
5/3/2010					0.0028				
9/30/2010				<0.01					
10/11/2010					0.0035				
4/14/2011				<0.01					
4/27/2011					0.0047				
10/5/2011				<0.01					
10/19/2011					<0.01				
4/11/2012				<0.01					
5/1/2012					<0.01				
10/2/2012				<0.01	<0.01				
4/9/2013				<0.01					
4/10/2013					<0.01				
10/15/2013				<0.01					
10/16/2013					<0.01				
4/10/2014				<0.01					
4/22/2014					0.005 (J)				
10/1/2014				<0.01	<0.01				
3/30/2015				<0.01	0.0032 (J)				
5/8/2015						<0.01	<0.01		<0.01
5/9/2015								<0.01	
5/17/2015						0.0044 (J)	<0.01		<0.01
5/18/2015								<0.01	
5/25/2015						0.0025 (J)	<0.01	<0.01	<0.01
6/8/2015						0.0042 (J)	0.0012 (J)	<0.01	<0.01
6/9/2015									
6/17/2015								<0.01	
6/18/2015						0.0056	<0.01		<0.01
6/24/2015						0.016	<0.01	<0.01	<0.01
6/25/2015									
6/30/2015						0.013	<0.01	<0.01	<0.01
7/1/2015									
7/6/2015						0.012	0.0011 (J)	<0.01	<0.01
7/7/2015									
8/12/2015						0.0279 (O)	0.000519 (J)	0.000525 (J)	0.000172 (J)
10/11/2015				<0.01	<0.01				
2/29/2016							<0.01		
3/2/2016								<0.01	<0.01
3/11/2016	0.00204 (J)	0.00202 (J)							
3/28/2016				<0.01	<0.01				
5/13/2016	<0.01	<0.01							
7/7/2016						<0.01			
7/8/2016							<0.01	<0.01	
7/11/2016									<0.01
7/19/2016	<0.01	<0.01							
8/1/2016				<0.01	<0.01				
9/16/2016	<0.01	<0.01							
11/2/2016	<0.01	<0.01							
1/18/2017	<0.01	<0.01							

ND substitution: RL or RL/2 if <15% NDs.

Time Series

Constituent: Vanadium (mg/L) Analysis Run 5/13/2024 9:40 AM

Plant Bowen Data: Bowen 3-4 CCR

	GWA-43 (bg)	GWA-43R (bg)	GWA-4RZ (bg)	GWA-50 (bg)	GWA-50R (bg)	GWA-51RZ (bg)	GWA-52 (bg)	GWA-53 (bg)	GWA-53R (bg)
3/15/2017						<0.01	<0.01		
3/16/2017								<0.01	<0.01
3/28/2017	<0.01	<0.01							
4/3/2017					<0.01				
4/7/2017			<0.01	<0.01					
9/15/2017							<0.01		
9/19/2017						<0.01		<0.01	<0.01
9/22/2017	<0.01	<0.01							
10/2/2017				<0.01	<0.01				
10/3/2017			<0.01 (D)						
3/13/2018						<0.01	<0.01	<0.01	<0.01
3/14/2018	<0.01								
3/15/2018		<0.01							
3/16/2018				<0.01	<0.01				
3/21/2018			<0.01						
9/6/2018							<0.01		
9/7/2018						<0.01			
9/11/2018								<0.01	<0.01
9/12/2018	<0.01	<0.01							
9/17/2018				<0.01					
9/18/2018			<0.01		<0.01				
3/7/2019							<0.01		
3/8/2019						<0.01		<0.01	
3/12/2019									<0.01
3/13/2019	<0.01	<0.01							
3/19/2019				<0.01	<0.01				
3/21/2019			<0.01 (D)						
9/4/2019						<0.01	<0.01		
9/5/2019								<0.01	<0.01
9/11/2019	<0.01	<0.01							
9/12/2019			0.00084 (JD)		<0.01				
9/13/2019				<0.01					
3/2/2020							<0.01		
3/3/2020						0.00091 (J)			
3/4/2020								<0.01	<0.01
3/9/2020	<0.01	0.00074 (J)							
3/11/2020				<0.01	<0.01				
3/12/2020			<0.01						
9/3/2020							<0.01		
9/8/2020								<0.01	<0.01
9/9/2020						<0.01			
9/11/2020	<0.01								
9/14/2020		<0.01							
9/15/2020					<0.01				
9/16/2020				<0.01					
9/17/2020			<0.01						
2/24/2021							<0.01		
2/25/2021						<0.01			
2/26/2021								<0.01	<0.01
3/11/2021	<0.01	<0.01							
3/16/2021			<0.01						
3/17/2021				<0.01	<0.01				

Time Series

Constituent: Vanadium (mg/L) Analysis Run 5/13/2024 9:40 AM

Plant Bowen Data: Bowen 3-4 CCR

	GWA-43 (bg)	GWA-43R (bg)	GWA-4RZ (bg)	GWA-50 (bg)	GWA-50R (bg)	GWA-51RZ (bg)	GWA-52 (bg)	GWA-53 (bg)	GWA-53R (bg)
7/27/2021							<0.01		
7/28/2021						<0.01			
7/29/2021								<0.01	<0.01
8/5/2021		<0.01							
8/6/2021	<0.01								
8/9/2021				<0.01	<0.01				
8/10/2021			<0.01						
1/25/2022							<0.01		
1/26/2022						<0.01		<0.01	<0.01
1/31/2022	<0.01	<0.01							
2/1/2022				<0.01					
2/2/2022					<0.01				
2/3/2022			<0.01						
8/5/2022							<0.01		
8/8/2022								<0.01	<0.01
8/9/2022						<0.01			
8/10/2022		<0.01							
8/11/2022	<0.01								
8/16/2022				<0.01					
8/17/2022			<0.01		<0.01				
2/13/2023		<0.01							
2/14/2023	<0.01								
2/16/2023				<0.01	<0.01				
2/17/2023			<0.01						
7/25/2023	<0.01	<0.01							
7/28/2023			<0.01	<0.01	<0.01				
2/20/2024	0.0017 (J)	0.0016 (J)							
2/22/2024				<0.01	<0.01				
2/27/2024			<0.01						

ND substitution: RL or RL/2 if <15% NDs.

Time Series

Constituent: Vanadium (mg/L) Analysis Run 5/13/2024 9:40 AM

Plant Bowen Data: Bowen 3-4 CCR

	GWA-54 (bg)
12/12/2008	
4/23/2009	
10/6/2009	
4/27/2010	
5/3/2010	
9/30/2010	
10/11/2010	
4/14/2011	
4/27/2011	
10/5/2011	
10/19/2011	
4/11/2012	
5/1/2012	
10/2/2012	
4/9/2013	
4/10/2013	
10/15/2013	
10/16/2013	
4/10/2014	
4/22/2014	
10/1/2014	
3/30/2015	
5/8/2015	
5/9/2015	0.0018 (J)
5/17/2015	
5/18/2015	0.0014 (J)
5/25/2015	<0.01
6/8/2015	
6/9/2015	<0.01
6/17/2015	0.0015 (J)
6/18/2015	
6/24/2015	
6/25/2015	<0.01
6/30/2015	
7/1/2015	<0.01
7/6/2015	
7/7/2015	<0.01
8/12/2015	0.000656 (J)
10/11/2015	
2/29/2016	
3/2/2016	<0.01
3/11/2016	
3/28/2016	
5/13/2016	
7/7/2016	
7/8/2016	<0.01
7/11/2016	
7/19/2016	
8/1/2016	
9/16/2016	
11/2/2016	
1/18/2017	

ND substitution: RL or RL/2 if <15% NDs.

Time Series

Constituent: Vanadium (mg/L) Analysis Run 5/13/2024 9:40 AM

Plant Bowen Data: Bowen 3-4 CCR

	GWA-54 (bg)
3/15/2017	<0.01
3/16/2017	
3/28/2017	
4/3/2017	
4/7/2017	
9/15/2017	<0.01
9/19/2017	
9/22/2017	
10/2/2017	
10/3/2017	
3/13/2018	<0.01
3/14/2018	
3/15/2018	
3/16/2018	
3/21/2018	
9/6/2018	<0.01
9/7/2018	
9/11/2018	
9/12/2018	
9/17/2018	
9/18/2018	
3/7/2019	<0.01
3/8/2019	
3/12/2019	
3/13/2019	
3/19/2019	
3/21/2019	
9/4/2019	
9/5/2019	<0.01
9/11/2019	
9/12/2019	
9/13/2019	
3/2/2020	
3/3/2020	<0.01
3/4/2020	
3/9/2020	
3/11/2020	
3/12/2020	
9/3/2020	
9/8/2020	<0.01
9/9/2020	
9/11/2020	
9/14/2020	
9/15/2020	
9/16/2020	
9/17/2020	
2/24/2021	
2/25/2021	<0.01
2/26/2021	
3/11/2021	
3/16/2021	
3/17/2021	

Time Series

Constituent: Vanadium (mg/L) Analysis Run 5/13/2024 9:40 AM

Plant Bowen Data: Bowen 3-4 CCR

	GWA-54 (bg)
7/27/2021	<0.01
7/28/2021	
7/29/2021	
8/5/2021	
8/6/2021	
8/9/2021	
8/10/2021	
1/25/2022	<0.01
1/26/2022	
1/31/2022	
2/1/2022	
2/2/2022	
2/3/2022	
8/5/2022	<0.01
8/8/2022	
8/9/2022	
8/10/2022	
8/11/2022	
8/16/2022	
8/17/2022	
2/13/2023	
2/14/2023	
2/16/2023	
2/17/2023	
7/25/2023	
7/28/2023	
2/20/2024	
2/22/2024	
2/27/2024	

Time Series

Constituent: Vanadium (mg/L) Analysis Run 5/13/2024 9:40 AM

Plant Bowen Data: Bowen 3-4 CCR

	GWA-55 (bg)	GWA-55R (bg)	GWA-56 (bg)	GWC-16R	GWC-17R	GWC-18	GWC-18R	GWC-19R	GWC-20R
9/16/2014				0.0019 (J)					
9/17/2014					<0.01	<0.01	0.001 (J)	<0.01	
9/18/2014									<0.01
10/4/2014				0.005	<0.01	<0.01	<0.01	<0.01	
10/5/2014									<0.01
10/21/2014				0.00089 (J)	<0.01	<0.01	0.00084 (J)	<0.01	
10/22/2014									<0.01
11/5/2014						<0.01		<0.01	<0.01
11/11/2014				<0.01	0.0012 (J)		<0.01		
3/3/2015				0.00093 (J)	<0.01	<0.01	<0.01	<0.01	
3/4/2015									<0.01
3/18/2015				<0.01	<0.01	<0.01	<0.01		
3/19/2015								<0.01	0.0012 (J)
4/6/2015				<0.01	<0.01				
4/7/2015						<0.01	<0.01	<0.01	<0.01
4/8/2015									
4/23/2015				<0.01	<0.01	<0.01	<0.01		
4/24/2015								<0.01	<0.01
5/9/2015	<0.01	<0.01	<0.01						
5/18/2015	0.0014 (J)	0.0017 (J)							
5/19/2015			0.0015 (J)						
5/26/2015	<0.01	<0.01	<0.01						
6/9/2015	<0.01	0.0033 (J)	<0.01						
6/17/2015	<0.01	<0.01	<0.01						
6/25/2015	<0.01	<0.01	<0.01						
7/1/2015	<0.01	0.0031 (J)	<0.01						
7/7/2015	<0.01	<0.01	<0.01						
7/29/2015				<0.01	<0.01	<0.01	<0.01	<0.01	
7/30/2015									<0.01
8/12/2015	0.000246 (J)	0.000187 (J)	0.000497 (J)						
3/2/2016	<0.01								
3/3/2016		<0.01	<0.01	<0.01					
3/4/2016					<0.01				
3/7/2016						<0.01	<0.01	<0.01	
3/8/2016									<0.01
7/11/2016	<0.01	<0.01	<0.01						
7/13/2016				0.0021 (J)		<0.01	<0.01		
7/14/2016					<0.01			<0.01	<0.01
7/15/2016									
3/15/2017			<0.01						
3/16/2017	<0.01	<0.01							
3/20/2017				0.0019 (J)			<0.01		
3/21/2017					<0.01			<0.01	
3/22/2017									<0.01
3/23/2017						<0.01			
9/15/2017	<0.01		<0.01						
9/18/2017		<0.01							
9/19/2017									<0.01
9/20/2017								<0.01	
9/21/2017				<0.01			<0.01		
9/22/2017					<0.01				
9/25/2017						<0.01			

ND substitution: RL or RL/2 if <15% NDs.

Time Series

Constituent: Vanadium (mg/L) Analysis Run 5/13/2024 9:40 AM

Plant Bowen Data: Bowen 3-4 CCR

	GWA-55 (bg)	GWA-55R (bg)	GWA-56 (bg)	GWC-16R	GWC-17R	GWC-18	GWC-18R	GWC-19R	GWC-20R
3/12/2018	<0.01	<0.01							
3/13/2018			<0.01						
3/14/2018				<0.01	<0.01	<0.01	<0.01	<0.01	<0.01
9/7/2018	<0.01	<0.01	<0.01	<0.01			<0.01		
9/10/2018								<0.01	<0.01
9/11/2018					<0.01	<0.01			
3/7/2019		<0.01	<0.01						
3/8/2019	<0.01								
3/11/2019				<0.01					
3/12/2019					<0.01	<0.01	<0.01	<0.01	<0.01
9/4/2019			<0.01						
9/5/2019	<0.01	<0.01							
9/6/2019							<0.01		<0.01
9/9/2019				0.00091 (J)		0.00078 (J)		0.00081 (J)	
9/10/2019					<0.01				
3/3/2020	<0.01								
3/4/2020		<0.01	<0.01	0.0023 (J)				0.00096 (J)	
3/5/2020					<0.01		<0.01		<0.01
3/6/2020						<0.01			
9/4/2020	<0.01	<0.01	<0.01						<0.01
9/8/2020									
9/9/2020				<0.01	<0.01	<0.01	<0.01	<0.01	
2/25/2021	<0.01	<0.01	<0.01						
2/26/2021						<0.01	<0.01	<0.01	
3/9/2021				0.003 (J)					<0.01
3/10/2021					<0.01				
7/28/2021	<0.01	<0.01	<0.01						
7/29/2021						<0.01	<0.01		
7/30/2021				0.0022 (J)	<0.01				
8/2/2021									<0.01
8/5/2021								<0.01	
1/26/2022	<0.01		<0.01						
1/27/2022		<0.01					<0.01	<0.01	<0.01
1/28/2022				<0.01	<0.01	<0.01			
8/5/2022			<0.01						
8/8/2022	<0.01	<0.01							
8/9/2022								<0.01	<0.01
8/10/2022						<0.01	<0.01		
8/11/2022				<0.01	<0.01				
2/9/2023						<0.01	<0.01	<0.01	
2/10/2023				0.003 (J)	<0.01				<0.01
8/3/2023					<0.01	<0.01			<0.01
8/4/2023				<0.01			<0.01	<0.01	
2/14/2024						<0.01	<0.01	0.00078 (J)	
2/15/2024				0.0023 (J)	<0.01				<0.01

ND substitution: RL or RL/2 if <15% NDs.

Time Series

Constituent: Vanadium (mg/L) Analysis Run 5/13/2024 9:40 AM

Plant Bowen Data: Bowen 3-4 CCR

	GWC-21R
9/16/2014	
9/17/2014	
9/18/2014	<0.01
10/4/2014	
10/5/2014	<0.01
10/21/2014	
10/22/2014	<0.01
11/5/2014	<0.01
11/11/2014	
3/3/2015	
3/4/2015	<0.01
3/18/2015	
3/19/2015	<0.01
4/6/2015	
4/7/2015	
4/8/2015	<0.01
4/23/2015	
4/24/2015	<0.01
5/9/2015	
5/18/2015	
5/19/2015	
5/26/2015	
6/9/2015	
6/17/2015	
6/25/2015	
7/1/2015	
7/7/2015	
7/29/2015	
7/30/2015	<0.01
8/12/2015	
3/2/2016	
3/3/2016	
3/4/2016	
3/7/2016	
3/8/2016	<0.01
7/11/2016	
7/13/2016	
7/14/2016	
7/15/2016	<0.01
3/15/2017	
3/16/2017	
3/20/2017	
3/21/2017	<0.01
3/22/2017	
3/23/2017	
9/15/2017	
9/18/2017	
9/19/2017	<0.01
9/20/2017	
9/21/2017	
9/22/2017	
9/25/2017	

ND substitution: RL or RL/2 if <15% NDs.

Time Series

Constituent: Vanadium (mg/L) Analysis Run 5/13/2024 9:40 AM

Plant Bowen Data: Bowen 3-4 CCR

	GWC-21R
3/12/2018	
3/13/2018	
3/14/2018	<0.01
9/7/2018	
9/10/2018	<0.01
9/11/2018	
3/7/2019	
3/8/2019	
3/11/2019	<0.01
3/12/2019	
9/4/2019	
9/5/2019	
9/6/2019	0.0012 (J)
9/9/2019	
9/10/2019	
3/3/2020	0.00085 (J)
3/4/2020	
3/5/2020	
3/6/2020	
9/4/2020	
9/8/2020	<0.01
9/9/2020	
2/25/2021	
2/26/2021	
3/9/2021	<0.01
3/10/2021	
7/28/2021	
7/29/2021	
7/30/2021	
8/2/2021	<0.01
8/5/2021	
1/26/2022	
1/27/2022	
1/28/2022	<0.01
8/5/2022	
8/8/2022	
8/9/2022	
8/10/2022	<0.01
8/11/2022	
2/9/2023	<0.01
2/10/2023	
8/3/2023	
8/4/2023	<0.01
2/14/2024	
2/15/2024	0.00098 (J)

ND substitution: RL or RL/2 if <15% NDs.

Time Series

Constituent: Vanadium (mg/L) Analysis Run 5/13/2024 9:40 AM

Plant Bowen Data: Bowen 3-4 CCR

	GWC-22R	GWC-23R	GWC-24R	GWC-25R	GWC-36A	GWC-36RA	GWC-37	GWC-38
9/15/2014						0.0073		
9/16/2014			0.0012 (J)	<0.01			<0.01	0.00085 (J)
9/18/2014	<0.01	<0.01						
10/3/2014						<0.01	<0.01	0.00096 (J)
10/4/2014			<0.01	<0.01				
10/5/2014	<0.01	<0.01						
10/20/2014						0.0045 (J)	<0.01	<0.01
10/22/2014	<0.01	0.00083 (J)						
10/23/2014			<0.01	<0.01				
11/5/2014	<0.01	0.0014 (J)						
11/10/2014			<0.01	<0.01		<0.01	<0.01	0.00095 (J)
3/2/2015						<0.01	<0.01	0.0041 (J)
3/4/2015	<0.01	<0.01	<0.01	<0.01				
3/17/2015						<0.01	<0.01	0.0018 (J)
3/19/2015	<0.01							
3/20/2015		<0.01	<0.01	<0.01				
4/5/2015						0.0014 (J)	<0.01	
4/6/2015								<0.01
4/8/2015	<0.01	0.0017 (J)	0.0012 (J)					
4/9/2015				<0.01				
4/21/2015						0.0029 (J)		
4/22/2015							<0.01	<0.01
4/23/2015		<0.01	<0.01	<0.01				
4/24/2015	<0.01							
7/28/2015						0.0031 (J)	<0.01	<0.01
7/30/2015	<0.01	<0.01	<0.01	<0.01				
3/1/2016						<0.01	<0.01	
3/2/2016								<0.01
3/4/2016			<0.01					
3/7/2016	<0.01							
3/8/2016				<0.01				
3/9/2016		<0.01						
7/6/2016						<0.01		
7/7/2016								<0.01
7/8/2016							0.0028 (J)	
7/12/2016			0.002 (J)					
7/14/2016	<0.01							
7/15/2016		<0.01						
7/18/2016				<0.01				
3/14/2017						<0.01	<0.01	
3/16/2017				<0.01				
3/20/2017	<0.01		<0.01					
3/22/2017		<0.01						
3/23/2017								<0.01
9/15/2017						<0.01	<0.01	
9/19/2017	<0.01		0.0012 (J)	<0.01				<0.01
9/21/2017		<0.01						
3/12/2018						<0.01	<0.01	
3/13/2018	<0.01		<0.01	<0.01				<0.01
3/14/2018		<0.01						
9/6/2018						<0.01	<0.01	<0.01
9/7/2018	<0.01							

ND substitution: RL or RL/2 if <15% NDs.

Time Series

Constituent: Vanadium (mg/L) Analysis Run 5/13/2024 9:40 AM

Plant Bowen Data: Bowen 3-4 CCR

	GWC-22R	GWC-23R	GWC-24R	GWC-25R	GWC-36A	GWC-36RA	GWC-37	GWC-38
9/11/2018		<0.01	<0.01	<0.01				
3/6/2019							<0.01	
3/7/2019						<0.01		<0.01
3/8/2019			<0.01	<0.01				
3/11/2019	<0.01							
3/12/2019		<0.01						
9/4/2019						<0.01	0.00073 (J)	0.00538 (JD)
9/5/2019	0.00094 (J)		0.0012 (JD)	<0.01				
9/6/2019		0.0011 (J)						
3/2/2020						<0.01	0.00074 (J)	0.0014 (J)
3/3/2020	<0.01		0.0011 (J)	<0.01				
3/5/2020		0.00071 (J)						
9/3/2020							<0.01	<0.01
9/4/2020				<0.01				
9/8/2020	<0.01							
9/9/2020		<0.01	<0.01					
9/14/2020						<0.01		
2/24/2021							<0.01	<0.01
3/9/2021	<0.01		<0.01	<0.01				
3/10/2021		<0.01						
3/26/2021						<0.01		
7/27/2021						<0.01		
7/28/2021							<0.01	<0.01
7/29/2021			<0.01					
7/30/2021		<0.01						
8/2/2021	<0.01			<0.01				
1/25/2022								<0.01
1/26/2022						<0.01	<0.01	
1/27/2022	<0.01			<0.01				
1/28/2022		<0.01	<0.01					
4/6/2022					<0.01			
8/5/2022								<0.01
8/8/2022					<0.01	<0.01	<0.01	
8/9/2022			<0.01	<0.01				
8/10/2022	<0.01							
8/11/2022		<0.01						
2/8/2023					<0.01	<0.01	<0.01	<0.01
2/9/2023	<0.01		<0.01	<0.01				
2/10/2023		<0.01						
8/2/2023					<0.01		<0.01	<0.01
8/3/2023	<0.01	<0.01	<0.01	<0.01		<0.01		
2/13/2024					<0.01	<0.01	<0.01	<0.01
2/15/2024	<0.01		<0.01					
2/16/2024		0.00081 (J)		0.00081 (J)				

ND substitution: RL or RL/2 if <15% NDs.

Time Series

Constituent: Zinc (mg/L) Analysis Run 5/13/2024 9:40 AM

Plant Bowen Data: Bowen 3-4 CCR

	GWA-1 (bg)	GWA-2 (bg)	GWA-2R (bg)	GWA-39RZ (bg)	GWA-39Z (bg)	GWA-3A (bg)	GWA-40 (bg)	GWA-41 (bg)	GWA-41R (bg)
8/23/2007	0.032 (O)	0.0033	0.0079			0.066			
10/23/2007	0.0099								
10/24/2007		0.043 (O)	<0.02						
11/2/2007						0.055			
11/18/2007	0.0095 (J)	0.024	0.015			0.13			
1/30/2008	0.022 (O)								
1/31/2008		0.015	0.063 (O)			0.13			
3/10/2008	0.014		0.013 (J)						
3/11/2008		0.027				0.07			
5/6/2008		0.0032							
5/13/2008	0.0075		0.0072						
5/14/2008						0.12			
12/4/2008		0.081 (O)	0.011 (J)						
12/5/2008	0.0056 (J)					0.088			
4/15/2009	0.0033					0.068			
4/21/2009		0.0057	0.0041						
10/7/2009	0.061 (O)	<0.02							
10/8/2009			<0.02			0.075			
4/21/2010			<0.02						
4/26/2010		<0.02							
4/28/2010						0.071			
5/3/2010	0.0033								
9/28/2010			0.0081						
10/4/2010		0.0057							
10/6/2010						0.074			
10/12/2010	0.0041								
4/12/2011			0.0025						
4/13/2011		<0.02							
4/21/2011						0.047			
4/27/2011	<0.02								
10/4/2011			0.0027						
10/5/2011		<0.02							
10/13/2011						0.073			
10/17/2011	0.0046								
4/3/2012			<0.02						
4/11/2012		<0.02							
5/1/2012						0.0652			
5/2/2012	<0.02								
10/8/2012	0.0053								
10/9/2012		<0.02	0.0064			0.061			
4/11/2013			<0.02			0.053			
4/12/2013	0.006								
4/15/2013		0.0038							
10/15/2013		0.0044							
10/16/2013	0.0048		<0.02			0.047			
4/10/2014			0.0026						
4/11/2014	0.0033								
4/22/2014		0.0025 (J)							
4/23/2014						0.041			
9/30/2014	0.002 (J)	0.00076 (J)	0.0012 (J)						
10/4/2014						0.044 (V)			
3/30/2015	0.012	0.0024 (J)	0.013						

ND substitution: RL or RL/2 if <15% NDs.

Time Series

Constituent: Zinc (mg/L) Analysis Run 5/13/2024 9:40 AM

Plant Bowen Data: Bowen 3-4 CCR

	GWA-1 (bg)	GWA-2 (bg)	GWA-2R (bg)	GWA-39RZ (bg)	GWA-39Z (bg)	GWA-3A (bg)	GWA-40 (bg)	GWA-41 (bg)	GWA-41R (bg)
3/31/2015						0.12			
10/12/2015						0.053			
10/13/2015	0.011	0.0017 (J)	0.0043						
3/11/2016									
3/14/2016					<0.02				
3/15/2016							<0.02	<0.02	0.00286 (J)
3/22/2016	0.00346 (J)								
3/23/2016		<0.02	<0.02			0.0532			
5/11/2016					0.00467 (J)		<0.02		
5/12/2016								<0.02	
5/13/2016									<0.02
5/16/2016				<0.02 (D)					
7/19/2016					<0.02 (*)				
7/20/2016								<0.02	
7/21/2016							<0.02 (*)		<0.02 (*)
7/22/2016									
7/27/2016				<0.02 (*)					
7/29/2016	<0.02	<0.02	<0.02			0.0446			
9/15/2016					0.0044 (J)		<0.02	0.0027 (J)	
9/19/2016									
9/21/2016									<0.02
11/2/2016					0.0043 (J)				
11/3/2016							<0.02	<0.02	<0.02
1/17/2017							<0.02		<0.02
1/18/2017					<0.02 (*)			<0.02 (*)	
2/21/2017				0.0049 (J)					
3/24/2017							<0.02 (*)	<0.02 (*)	
3/27/2017				<0.02 (*)					<0.02 (*)
3/28/2017					<0.02 (*)				
3/30/2017	<0.02	<0.02				0.0479			
4/3/2017			<0.02						
9/25/2017								<0.02	0.0023 (J)
9/26/2017					0.0029 (J)		0.0019 (J)		
9/29/2017				0.0012 (JD)					
10/2/2017	<0.02	<0.02	<0.02						
10/4/2017						0.0429			
3/14/2018					<0.02		<0.02	<0.02	<0.02
3/16/2018	<0.02		<0.02	0.0042 (J)					
3/19/2018		<0.02				<0.02			
9/12/2018					<0.02		<0.02	<0.02	<0.02
9/14/2018		<0.02	<0.02	<0.02					
9/17/2018	<0.02 (D)					0.04			
3/13/2019							<0.02		
3/14/2019				0.0035 (J)				<0.02	0.0021 (J)
3/15/2019					0.0023 (J)				
3/19/2019			<0.02						
3/20/2019	<0.02	<0.02				0.028			
9/9/2019					0.0047 (J)		0.0058 (J)		
9/10/2019								0.00745 (JD)	0.0075 (J)
9/12/2019	0.0047 (J)	0.00505 (JD)							
9/13/2019			0.0078 (J)			0.036			
3/6/2020								0.0027 (J)	

ND substitution: RL or RL/2 if <15% NDs.

Time Series

Constituent: Zinc (mg/L) Analysis Run 5/13/2024 9:40 AM

Plant Bowen Data: Bowen 3-4 CCR

	GWA-1 (bg)	GWA-2 (bg)	GWA-2R (bg)	GWA-39RZ (bg)	GWA-39Z (bg)	GWA-3A (bg)	GWA-40 (bg)	GWA-41 (bg)	GWA-41R (bg)
3/9/2020				0.009 (J)	0.0035 (J)		0.002 (J)		0.0024 (J)
3/11/2020	0.0035 (J)	0.0028 (J)	0.0038 (J)			0.031			
9/10/2020					<0.02			<0.02	<0.02
9/11/2020							<0.02		
9/15/2020	<0.02	<0.02	<0.02						
9/16/2020				<0.02					
3/10/2021							<0.02		<0.02
3/11/2021								<0.02	
3/12/2021					0.0065 (J)				
3/16/2021	0.0091 (J)		<0.02	<0.02					
3/17/2021		<0.02							
3/29/2021						<0.02			
8/4/2021					<0.02		<0.02	<0.02	<0.02
8/6/2021				<0.02					
8/9/2021	<0.02	<0.02	<0.02			<0.02			
1/31/2022					<0.02		<0.02	<0.02	<0.02
2/1/2022	<0.02	<0.02	<0.02						
2/2/2022				<0.02		<0.02			
8/10/2022					<0.02				
8/11/2022								<0.02	<0.02
8/12/2022							<0.02		
8/16/2022	<0.02	<0.02	<0.02	<0.02		<0.02			
2/13/2023					<0.02		<0.02	<0.02	<0.02
2/14/2023				<0.02					
2/16/2023	<0.02	<0.02	<0.02						
2/17/2023						<0.02			
7/25/2023				<0.02				<0.02	<0.02
7/26/2023					<0.02		<0.02		
7/27/2023	<0.02	0.011 (J)	<0.02						
8/1/2023						<0.02			
2/19/2024				<0.02	<0.02		<0.02	<0.02	<0.02
2/20/2024									
2/22/2024	<0.02	<0.02				<0.02			
2/26/2024			0.055						

ND substitution: RL or RL/2 if <15% NDs.

Time Series

Constituent: Zinc (mg/L) Analysis Run 5/13/2024 9:40 AM

Plant Bowen Data: Bowen 3-4 CCR

	GWA-42 (bg)
8/23/2007	
10/23/2007	
10/24/2007	
11/2/2007	
11/18/2007	
1/30/2008	
1/31/2008	
3/10/2008	
3/11/2008	
5/6/2008	
5/13/2008	
5/14/2008	
12/4/2008	
12/5/2008	
4/15/2009	
4/21/2009	
10/7/2009	
10/8/2009	
4/21/2010	
4/26/2010	
4/28/2010	
5/3/2010	
9/28/2010	
10/4/2010	
10/6/2010	
10/12/2010	
4/12/2011	
4/13/2011	
4/21/2011	
4/27/2011	
10/4/2011	
10/5/2011	
10/13/2011	
10/17/2011	
4/3/2012	
4/11/2012	
5/1/2012	
5/2/2012	
10/8/2012	
10/9/2012	
4/11/2013	
4/12/2013	
4/15/2013	
10/15/2013	
10/16/2013	
4/10/2014	
4/11/2014	
4/22/2014	
4/23/2014	
9/30/2014	
10/4/2014	
3/30/2015	

Time Series

Constituent: Zinc (mg/L) Analysis Run 5/13/2024 9:40 AM

Plant Bowen Data: Bowen 3-4 CCR

	GWA-42 (bg)
3/31/2015	
10/12/2015	
10/13/2015	
3/11/2016	0.00862 (J)
3/14/2016	
3/15/2016	
3/22/2016	
3/23/2016	
5/11/2016	
5/12/2016	
5/13/2016	
5/16/2016	0.00744 (J)
7/19/2016	
7/20/2016	
7/21/2016	
7/22/2016	<0.02 (*)
7/27/2016	
7/29/2016	
9/15/2016	
9/19/2016	0.0162
9/21/2016	
11/2/2016	
11/3/2016	0.011
1/17/2017	0.0104
1/18/2017	
2/21/2017	
3/24/2017	
3/27/2017	<0.02 (*)
3/28/2017	
3/30/2017	
4/3/2017	
9/25/2017	
9/26/2017	0.0094 (J)
9/29/2017	
10/2/2017	
10/4/2017	
3/14/2018	<0.02
3/16/2018	
3/19/2018	
9/12/2018	
9/14/2018	<0.02
9/17/2018	
3/13/2019	
3/14/2019	0.01
3/15/2019	
3/19/2019	
3/20/2019	
9/9/2019	
9/10/2019	0.014
9/12/2019	
9/13/2019	
3/6/2020	0.012

Time Series

Constituent: Zinc (mg/L) Analysis Run 5/13/2024 9:40 AM

Plant Bowen Data: Bowen 3-4 CCR

	GWA-42 (bg)
3/9/2020	
3/11/2020	
9/10/2020	0.0073 (J)
9/11/2020	
9/15/2020	
9/16/2020	
3/10/2021	
3/11/2021	0.0089 (J)
3/12/2021	
3/16/2021	
3/17/2021	
3/29/2021	
8/4/2021	<0.02
8/6/2021	
8/9/2021	
1/31/2022	<0.02
2/1/2022	
2/2/2022	
8/10/2022	0.0089 (J)
8/11/2022	
8/12/2022	
8/16/2022	
2/13/2023	0.011 (J)
2/14/2023	
2/16/2023	
2/17/2023	
7/25/2023	
7/26/2023	<0.02
7/27/2023	
8/1/2023	
2/19/2024	
2/20/2024	0.0095 (J)
2/22/2024	
2/26/2024	

Time Series

Constituent: Zinc (mg/L) Analysis Run 5/13/2024 9:40 AM

Plant Bowen Data: Bowen 3-4 CCR

	GWA-43 (bg)	GWA-43R (bg)	GWA-4RZ (bg)	GWA-50 (bg)	GWA-50R (bg)	GWA-51RZ (bg)	GWA-52 (bg)	GWA-53 (bg)	GWA-53R (bg)
12/12/2008				0.048 (O)	0.013 (J)				
4/23/2009				0.0075	0.075 (O)				
10/6/2009				0.0075	0.056 (O)				
4/27/2010				0.0051					
5/3/2010					0.051 (O)				
9/30/2010				0.0089					
10/11/2010					0.016				
4/14/2011				0.0043					
4/27/2011					0.025 (O)				
10/5/2011				0.0051					
10/19/2011					0.0078				
4/11/2012				<0.02					
5/1/2012					0.0134				
10/2/2012				0.006	0.012				
4/9/2013				0.0034					
4/10/2013					0.018				
10/15/2013				0.0042					
10/16/2013					0.015				
4/10/2014				0.0035					
4/22/2014					0.015				
10/1/2014				0.0019 (J)	0.0038				
3/30/2015				0.0032	0.0097				
5/8/2015						0.015	<0.02		0.0022 (J)
5/9/2015								0.0023 (J)	
5/17/2015						0.12 (O)	0.0017 (J)		<0.02
5/18/2015								0.0034	
5/25/2015						0.023	0.003	<0.02	0.0022 (J)
6/8/2015						0.016	0.0025	0.0015 (J)	0.0015 (J)
6/9/2015									
6/17/2015								<0.02	
6/18/2015						0.016	0.0019 (J)		0.0026
6/24/2015						0.022	0.0028	<0.02	0.0015 (J)
6/25/2015									
6/30/2015						0.017	<0.02	<0.02	0.0015 (J)
7/1/2015									
7/6/2015						0.01	<0.02	<0.02	<0.02
7/7/2015									
8/12/2015						0.0047 (BJ)	0.0033 (BJ)	0.004 (BJ)	0.0031 (BJ)
10/11/2015				0.0048	0.0024 (J)				
2/29/2016							<0.02		
3/2/2016								0.0035 (J)	0.0028 (J)
3/11/2016	0.0093 (J)	0.00722 (J)							
3/28/2016				0.00282 (J)	0.00703 (J)				
5/13/2016	0.00336 (J)	0.00666 (J)							
7/7/2016						0.0073 (J)			
7/8/2016							<0.02	<0.02	
7/11/2016									<0.02
7/19/2016	<0.02 (*)	<0.02 (*)							
8/1/2016				<0.02	<0.02				
9/16/2016	0.0023 (J)	<0.02							
11/2/2016	0.0047 (J)	0.0057 (J)							
1/18/2017	<0.02	0.0022 (J)							

ND substitution: RL or RL/2 if <15% NDs.

Time Series

Constituent: Zinc (mg/L) Analysis Run 5/13/2024 9:40 AM

Plant Bowen Data: Bowen 3-4 CCR

	GWA-43 (bg)	GWA-43R (bg)	GWA-4RZ (bg)	GWA-50 (bg)	GWA-50R (bg)	GWA-51RZ (bg)	GWA-52 (bg)	GWA-53 (bg)	GWA-53R (bg)
3/15/2017						<0.02	0.0013 (J)		
3/16/2017								0.0029 (J)	0.0018 (J)
3/28/2017	<0.02 (*)	<0.02							
4/3/2017					<0.02				
4/7/2017			<0.02	<0.02					
9/15/2017							<0.02		
9/19/2017						<0.02		0.0018 (J)	<0.02
9/22/2017	0.0013 (J)	0.0014 (J)							
10/2/2017				0.0015 (J)	0.0016 (J)				
10/3/2017			<0.02 (D)						
3/13/2018						<0.02	<0.02	0.0021 (J)	<0.02
3/14/2018	<0.02								
3/15/2018		<0.02							
3/16/2018				<0.02	<0.02				
3/21/2018			<0.02						
9/6/2018							<0.02		
9/7/2018						<0.02			
9/11/2018								<0.02	<0.02
9/12/2018	<0.02	<0.02							
9/17/2018				<0.02					
9/18/2018			<0.02		<0.02				
3/7/2019							<0.02		
3/8/2019						<0.02		<0.02	
3/12/2019									<0.02
3/13/2019	0.0022 (J)	0.0023 (J)							
3/19/2019				<0.02	<0.02				
3/21/2019			0.0034 (JD)						
9/4/2019						0.0051 (J)	0.0045 (J)		
9/5/2019								0.0064 (J)	0.0098 (J)
9/11/2019	0.0065 (J)	0.0053 (J)							
9/12/2019			0.0072 (JD)		0.0058 (J)				
9/13/2019				0.0061 (J)					
3/2/2020							0.0024 (J)		
3/3/2020						0.0035 (J)			
3/4/2020								0.004 (J)	0.0027 (J)
3/9/2020	0.002 (J)	0.0022 (J)							
3/11/2020				0.0025 (J)	0.0033 (J)				
3/12/2020			0.0027 (J)						
9/3/2020							<0.02		
9/8/2020								<0.02	<0.02
9/9/2020						<0.02			
9/11/2020	<0.02								
9/14/2020		<0.02							
9/15/2020					<0.02				
9/16/2020				<0.02					
9/17/2020			0.0047 (J)						
2/24/2021							<0.02		
2/25/2021						<0.02			
2/26/2021								<0.02	<0.02
3/11/2021	<0.02	<0.02							
3/16/2021			<0.02						
3/17/2021				<0.02	<0.02				

ND substitution: RL or RL/2 if <15% NDs.

Time Series

Constituent: Zinc (mg/L) Analysis Run 5/13/2024 9:40 AM

Plant Bowen Data: Bowen 3-4 CCR

	GWA-43 (bg)	GWA-43R (bg)	GWA-4RZ (bg)	GWA-50 (bg)	GWA-50R (bg)	GWA-51RZ (bg)	GWA-52 (bg)	GWA-53 (bg)	GWA-53R (bg)
7/27/2021							<0.02		
7/28/2021						<0.02			
7/29/2021								0.01 (J)	<0.02
8/5/2021		<0.02							
8/6/2021	<0.02								
8/9/2021				<0.02	<0.02				
8/10/2021			<0.02						
1/25/2022							<0.02		
1/26/2022						<0.02		<0.02	<0.02
1/31/2022	<0.02	<0.02							
2/1/2022				<0.02					
2/2/2022					<0.02				
2/3/2022			<0.02						
8/5/2022							<0.02		
8/8/2022								<0.02	<0.02
8/9/2022						<0.02			
8/10/2022		<0.02							
8/11/2022	<0.02								
8/16/2022				<0.02					
8/17/2022			<0.02		<0.02				
2/13/2023		<0.02							
2/14/2023	<0.02								
2/16/2023				<0.02	<0.02				
2/17/2023			<0.02						
7/25/2023	<0.02	<0.02							
7/28/2023			<0.02	<0.02	<0.02				
2/20/2024	<0.02	<0.02							
2/22/2024				<0.02	<0.02				
2/27/2024			<0.02						

ND substitution: RL or RL/2 if <15% NDs.

Time Series

Constituent: Zinc (mg/L) Analysis Run 5/13/2024 9:40 AM

Plant Bowen Data: Bowen 3-4 CCR

	GWA-54 (bg)
12/12/2008	
4/23/2009	
10/6/2009	
4/27/2010	
5/3/2010	
9/30/2010	
10/11/2010	
4/14/2011	
4/27/2011	
10/5/2011	
10/19/2011	
4/11/2012	
5/1/2012	
10/2/2012	
4/9/2013	
4/10/2013	
10/15/2013	
10/16/2013	
4/10/2014	
4/22/2014	
10/1/2014	
3/30/2015	
5/8/2015	
5/9/2015	<0.02
5/17/2015	
5/18/2015	0.0019 (J)
5/25/2015	0.0022 (J)
6/8/2015	
6/9/2015	0.0015 (J)
6/17/2015	0.0035
6/18/2015	
6/24/2015	
6/25/2015	<0.02
6/30/2015	
7/1/2015	<0.02
7/6/2015	
7/7/2015	<0.02
8/12/2015	0.0015 (BJ)
10/11/2015	
2/29/2016	
3/2/2016	<0.02
3/11/2016	
3/28/2016	
5/13/2016	
7/7/2016	
7/8/2016	0.0029 (J)
7/11/2016	
7/19/2016	
8/1/2016	
9/16/2016	
11/2/2016	
1/18/2017	

ND substitution: RL or RL/2 if <15% NDs.

Time Series

Constituent: Zinc (mg/L) Analysis Run 5/13/2024 9:40 AM

Plant Bowen Data: Bowen 3-4 CCR

	GWA-54 (bg)
3/15/2017	0.0024 (J)
3/16/2017	
3/28/2017	
4/3/2017	
4/7/2017	
9/15/2017	0.0016 (J)
9/19/2017	
9/22/2017	
10/2/2017	
10/3/2017	
3/13/2018	0.0023 (J)
3/14/2018	
3/15/2018	
3/16/2018	
3/21/2018	
9/6/2018	<0.02
9/7/2018	
9/11/2018	
9/12/2018	
9/17/2018	
9/18/2018	
3/7/2019	<0.02
3/8/2019	
3/12/2019	
3/13/2019	
3/19/2019	
3/21/2019	
9/4/2019	
9/5/2019	0.0048 (J)
9/11/2019	
9/12/2019	
9/13/2019	
3/2/2020	
3/3/2020	0.0024 (J)
3/4/2020	
3/9/2020	
3/11/2020	
3/12/2020	
9/3/2020	
9/8/2020	<0.02
9/9/2020	
9/11/2020	
9/14/2020	
9/15/2020	
9/16/2020	
9/17/2020	
2/24/2021	
2/25/2021	<0.02
2/26/2021	
3/11/2021	
3/16/2021	
3/17/2021	

ND substitution: RL or RL/2 if <15% NDs.

Time Series

Constituent: Zinc (mg/L) Analysis Run 5/13/2024 9:40 AM

Plant Bowen Data: Bowen 3-4 CCR

	GWA-54 (bg)
7/27/2021	<0.02
7/28/2021	
7/29/2021	
8/5/2021	
8/6/2021	
8/9/2021	
8/10/2021	
1/25/2022	<0.02
1/26/2022	
1/31/2022	
2/1/2022	
2/2/2022	
2/3/2022	
8/5/2022	<0.02
8/8/2022	
8/9/2022	
8/10/2022	
8/11/2022	
8/16/2022	
8/17/2022	
2/13/2023	
2/14/2023	
2/16/2023	
2/17/2023	
7/25/2023	
7/28/2023	
2/20/2024	
2/22/2024	
2/27/2024	

Time Series

Constituent: Zinc (mg/L) Analysis Run 5/13/2024 9:40 AM

Plant Bowen Data: Bowen 3-4 CCR

	GWA-55 (bg)	GWA-55R (bg)	GWA-56 (bg)	GWC-16R	GWC-17R	GWC-18	GWC-18R	GWC-19R	GWC-20R
9/16/2014				0.072					
9/17/2014					0.0028	0.0035	0.002 (J)	0.0026	
9/18/2014									0.0023 (J)
10/4/2014				0.078	0.0038	0.0032	0.001 (J)	0.0034	
10/5/2014									0.0025
10/21/2014				0.083	0.0043	0.0028	0.00082 (J)	0.0037	
10/22/2014									0.0018 (J)
11/5/2014						0.004		0.0035	0.0019 (J)
11/11/2014				0.082	0.0041		0.00076 (J)		
3/3/2015				0.078	0.0042	0.004	<0.02	0.0036	
3/4/2015									0.0016 (J)
3/18/2015				0.075	0.0046	0.0024 (J)	0.0016 (J)		
3/19/2015								0.0035	0.0025
4/6/2015				0.071	0.0043				
4/7/2015						0.0055	<0.02	0.0039	0.0026
4/8/2015									
4/23/2015				0.072	0.0047	0.0035	<0.02		
4/24/2015								0.0034	0.0017 (J)
5/9/2015	<0.02	<0.02	<0.02						
5/18/2015	0.0016 (J)	0.0033							
5/19/2015			0.0045						
5/26/2015	<0.02	0.0022 (J)	0.0038						
6/9/2015	0.0026	0.0082	0.0037						
6/17/2015	0.0017 (J)	<0.02	0.0018 (J)						
6/25/2015	<0.02	<0.02	<0.02						
7/1/2015	<0.02	0.0064	<0.02						
7/7/2015	<0.02	<0.02	<0.02						
7/29/2015				0.072	0.0039	0.0062	<0.02	0.0038	
7/30/2015									0.0017 (J)
8/13/2015	0.002 (BJ)	0.0028 (BJ)	0.0017 (BJ)						
3/2/2016	<0.02								
3/3/2016		<0.02	<0.02	0.0227					
3/4/2016					0.0219 (J)				
3/7/2016						0.0225 (J)	<0.02	<0.02	
3/8/2016									0.557 (O)
7/11/2016	<0.02	<0.02	0.0018 (J)						
7/13/2016				0.0709		0.0031 (J)	0.0013 (J)		
7/14/2016					0.0111			<0.02	<0.02
7/15/2016									
3/15/2017			0.0034 (J)						
3/16/2017	0.0015 (J)	0.0054 (J)							
3/20/2017				0.0465			<0.02		
3/21/2017					<0.02			<0.02	
3/22/2017									<0.02
3/23/2017						<0.02			
9/15/2017	<0.02		<0.02						
9/18/2017		<0.02							
9/19/2017									0.0031 (J)
9/20/2017								0.0062 (J)	
9/21/2017				0.0302			0.0018 (J)		
9/22/2017					0.0023 (J)				
9/25/2017						0.002 (J)			

ND substitution: RL or RL/2 if <15% NDs.

Time Series

Constituent: Zinc (mg/L) Analysis Run 5/13/2024 9:40 AM

Plant Bowen Data: Bowen 3-4 CCR

	GWA-55 (bg)	GWA-55R (bg)	GWA-56 (bg)	GWC-16R	GWC-17R	GWC-18	GWC-18R	GWC-19R	GWC-20R
3/12/2018	<0.02	<0.02							
3/13/2018			0.0029 (J)						
3/14/2018				0.031	0.0021 (J)	0.0036 (J)	<0.02	<0.02	<0.02
9/7/2018	<0.02	<0.02	<0.02	<0.01			<0.02		
9/10/2018								<0.02	<0.02
9/11/2018					<0.02	<0.02			
3/7/2019		<0.02	<0.02						
3/8/2019	<0.02								
3/11/2019				0.024					
3/12/2019					0.0038 (J)	<0.02	<0.02	<0.02	<0.02
9/4/2019			0.0052 (J)						
9/5/2019	0.0056 (J)	0.0045 (J)							
9/6/2019							0.0046 (J)		0.00455 (JD)
9/9/2019				0.029		0.0063 (J)		0.0062 (J)	
9/10/2019					0.0055 (J)				
3/3/2020	0.005 (J)								
3/4/2020		0.0028 (J)	0.0029 (J)	0.015				0.0072 (J)	
3/5/2020					0.0035 (J)		0.0024 (J)		0.0023 (J)
3/6/2020						0.0045 (J)			
9/4/2020	<0.02	<0.02	<0.02						<0.02
9/8/2020									
9/9/2020				0.037	<0.02	<0.02	<0.02	<0.02	
2/25/2021	<0.02	<0.02	<0.02						
2/26/2021						<0.02	<0.02	<0.02	
3/9/2021				0.025					<0.02
3/10/2021					<0.02				
7/28/2021	<0.02	<0.02	<0.02						
7/29/2021						<0.02	0.015 (J)		
7/30/2021				0.032	<0.02				
8/2/2021									<0.02
8/5/2021								<0.02	
1/26/2022	<0.02		<0.02						
1/27/2022		<0.02					<0.02	<0.02	<0.02
1/28/2022				0.026	<0.02	<0.02			
8/5/2022			<0.02						
8/8/2022	<0.02	<0.02							
8/9/2022								<0.02	<0.02
8/10/2022						<0.02	<0.02		
8/11/2022				0.036 (J)	<0.02				
2/9/2023						<0.02	<0.02	<0.02	
2/10/2023				0.017 (J)	<0.02				<0.02
8/3/2023					<0.02	<0.02			<0.02
8/4/2023				0.036			<0.02	<0.02	
2/14/2024						<0.02	<0.02	<0.02	
2/15/2024				0.033	<0.02				<0.02

ND substitution: RL or RL/2 if <15% NDs.

Time Series

Constituent: Zinc (mg/L) Analysis Run 5/13/2024 9:40 AM

Plant Bowen Data: Bowen 3-4 CCR

	GWC-21R
9/16/2014	
9/17/2014	
9/18/2014	0.0033
10/4/2014	
10/5/2014	0.0036
10/21/2014	
10/22/2014	0.0038
11/5/2014	0.0046
11/11/2014	
3/3/2015	
3/4/2015	0.0029
3/18/2015	
3/19/2015	0.0027
4/6/2015	
4/7/2015	
4/8/2015	0.0039
4/23/2015	
4/24/2015	0.0035
5/9/2015	
5/18/2015	
5/19/2015	
5/26/2015	
6/9/2015	
6/17/2015	
6/25/2015	
7/1/2015	
7/7/2015	
7/29/2015	
7/30/2015	0.0027
8/13/2015	
3/2/2016	
3/3/2016	
3/4/2016	
3/7/2016	
3/8/2016	0.00273 (J)
7/11/2016	
7/13/2016	
7/14/2016	
7/15/2016	<0.02
3/15/2017	
3/16/2017	
3/20/2017	
3/21/2017	<0.02
3/22/2017	
3/23/2017	
9/15/2017	
9/18/2017	
9/19/2017	0.0022 (J)
9/20/2017	
9/21/2017	
9/22/2017	
9/25/2017	

Time Series

Constituent: Zinc (mg/L) Analysis Run 5/13/2024 9:40 AM

Plant Bowen Data: Bowen 3-4 CCR

	GWC-21R
3/12/2018	
3/13/2018	
3/14/2018	0.0049 (J)
9/7/2018	
9/10/2018	<0.02
9/11/2018	
3/7/2019	
3/8/2019	
3/11/2019	0.0034 (J)
3/12/2019	
9/4/2019	
9/5/2019	
9/6/2019	0.045
9/9/2019	
9/10/2019	
3/3/2020	0.0044 (J)
3/4/2020	
3/5/2020	
3/6/2020	
9/4/2020	
9/8/2020	0.0063 (J)
9/9/2020	
2/25/2021	
2/26/2021	
3/9/2021	<0.02
3/10/2021	
7/28/2021	
7/29/2021	
7/30/2021	
8/2/2021	<0.02
8/5/2021	
1/26/2022	
1/27/2022	
1/28/2022	<0.02
8/5/2022	
8/8/2022	
8/9/2022	
8/10/2022	0.016 (J)
8/11/2022	
2/9/2023	0.012 (J)
2/10/2023	
8/3/2023	
8/4/2023	<0.02
2/14/2024	
2/15/2024	<0.02

ND substitution: RL or RL/2 if <15% NDs.

Time Series

Constituent: Zinc (mg/L) Analysis Run 5/13/2024 9:40 AM

Plant Bowen Data: Bowen 3-4 CCR

	GWC-22R	GWC-23R	GWC-24R	GWC-25R	GWC-36A	GWC-36RA	GWC-37	GWC-38
9/15/2014						0.44 (O)		
9/16/2014			0.00054 (J)	0.004			0.0062	0.0054
9/18/2014	0.00089 (J)	0.0013 (J)						
10/3/2014						0.021	0.0085	0.007
10/4/2014			0.0008 (J)	0.0011 (J)				
10/5/2014	0.0016 (J)	0.00085 (J)						
10/20/2014						0.19	0.0087	0.0052
10/22/2014	0.0017 (J)	0.0014 (J)						
10/23/2014			<0.02	0.0011 (J)				
11/5/2014	0.0038	0.0022 (J)						
11/10/2014			<0.02	0.0028		0.0014 (J)	0.01	0.0054
3/2/2015						0.032	0.0077	0.041 (O)
3/4/2015	0.002 (J)	0.0033	<0.02	<0.02				
3/17/2015						0.034	0.0086	0.014
3/19/2015	0.0025							
3/20/2015		0.002 (J)	<0.02	<0.02				
4/5/2015						0.089	0.0098	
4/6/2015								0.0044
4/8/2015	0.0018 (J)	0.004	0.0016 (J)					
4/9/2015				<0.02				
4/21/2015						0.16		
4/22/2015							0.0049	0.0023 (J)
4/23/2015		0.002 (J)	<0.02	<0.02				
4/24/2015	0.0016 (J)							
7/28/2015						0.15	0.0099	0.0035
7/30/2015	<0.02	<0.02	<0.02	<0.02				
3/1/2016						0.0627	0.00756 (J)	
3/2/2016								0.0029 (J)
3/4/2016			0.00374 (J)					
3/7/2016	<0.02							
3/8/2016				0.00198 (J)				
3/9/2016		<0.02						
7/6/2016						0.0532		
7/7/2016								0.0023 (J)
7/8/2016							0.0098 (J)	
7/12/2016			<0.02					
7/14/2016	<0.02							
7/15/2016		<0.02						
7/18/2016				<0.02				
3/14/2017						0.0401	0.0042 (J)	
3/16/2017				0.0026 (J)				
3/20/2017	0.0075 (J)		<0.02					
3/22/2017		<0.02						
3/23/2017								<0.02
9/15/2017						0.0338	0.0032 (J)	
9/19/2017	<0.02		0.0028 (J)	<0.02				0.002 (J)
9/21/2017		0.0034 (J)						
3/12/2018						0.042	0.0025 (J)	
3/13/2018	<0.02		0.0068 (J)	<0.02				<0.02
3/14/2018		<0.02						
9/6/2018						0.045	<0.02	<0.02
9/7/2018	<0.02							

ND substitution: RL or RL/2 if <15% NDs.

Time Series

Constituent: Zinc (mg/L) Analysis Run 5/13/2024 9:40 AM

Plant Bowen Data: Bowen 3-4 CCR

	GWC-22R	GWC-23R	GWC-24R	GWC-25R	GWC-36A	GWC-36RA	GWC-37	GWC-38
9/11/2018		<0.02	<0.02	<0.02				
3/6/2019							0.0035 (J)	
3/7/2019						0.043		<0.02
3/8/2019			<0.02	<0.02				
3/11/2019	0.0021 (J)							
3/12/2019		<0.02						
9/4/2019						0.052	0.0086 (J)	0.00565 (JD)
9/5/2019	0.0053 (J)		0.00675 (JD)	0.0053 (J)				
9/6/2019		0.0059 (J)						
3/2/2020						0.056	0.0063 (J)	0.0032 (J)
3/3/2020	0.0029 (J)		0.0033 (J)	0.0027 (J)				
3/5/2020		0.0084 (J)						
9/3/2020							0.0049 (J)	<0.02
9/4/2020				<0.02				
9/8/2020	0.0037 (J)							
9/9/2020		<0.02	0.0048 (J)					
9/14/2020						0.053		
2/24/2021							0.0038 (J)	<0.02
3/9/2021	<0.02		0.0063 (J)	<0.02				
3/10/2021		<0.02						
3/26/2021						0.046		
7/27/2021						<0.02		
7/28/2021							0.0088 (J)	<0.02
7/29/2021			<0.02					
7/30/2021		<0.02						
8/2/2021	<0.02			<0.02				
1/25/2022								<0.02
1/26/2022						<0.02	<0.02	
1/27/2022	<0.02			<0.02				
1/28/2022		0.0099 (J)	<0.02					
4/6/2022					0.012 (J)			
8/5/2022								<0.02
8/8/2022					0.011 (J)	<0.02	<0.02	
8/9/2022			<0.02	<0.02				
8/10/2022	<0.02							
8/11/2022		<0.02						
2/8/2023					0.017 (J)	0.0086 (J)	<0.02	<0.02
2/9/2023	<0.02		<0.02	<0.02				
2/10/2023		<0.02						
8/2/2023					<0.02		<0.02	<0.02
8/3/2023	<0.02	<0.02	<0.02	<0.02		<0.02		
2/13/2024					0.016 (J)	0.013 (J)	<0.02	<0.02
2/15/2024	<0.02		<0.02					
2/16/2024		<0.02		<0.02				

FIGURE B.

Sanitas™ v.10.0.16e Software licensed to . UG

Box & Whiskers Plot

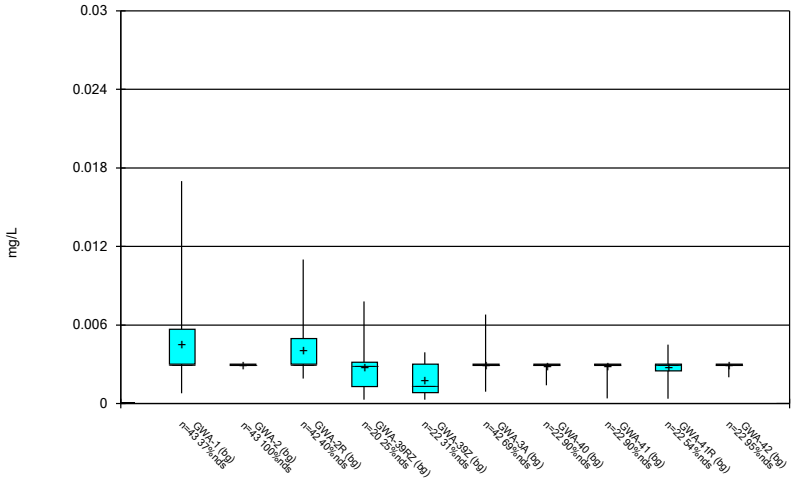

Constituent: Antimony Analysis Run 5/13/2024 9:41 AM

Plant Bowen Data: Bowen 3-4 CCR

Sanitas™ v.10.0.16e Software licensed to . UG

Box & Whiskers Plot

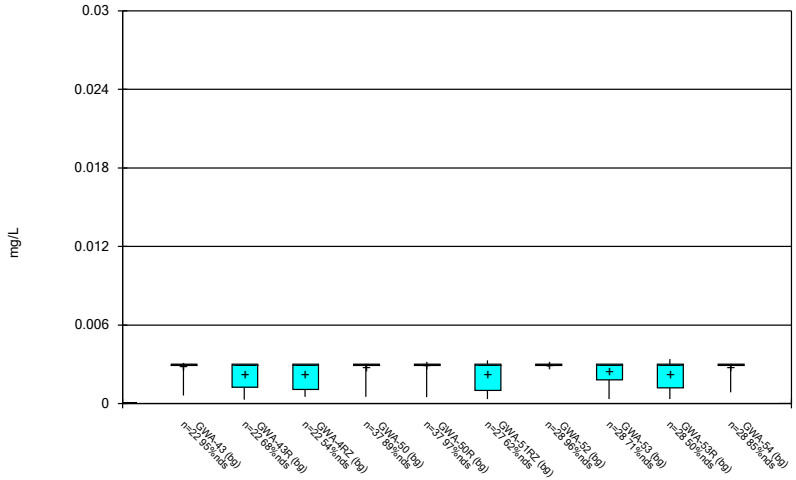

Constituent: Antimony Analysis Run 5/13/2024 9:41 AM

Plant Bowen Data: Bowen 3-4 CCR

Sanitas™ v.10.0.16e Software licensed to . UG

Box & Whiskers Plot

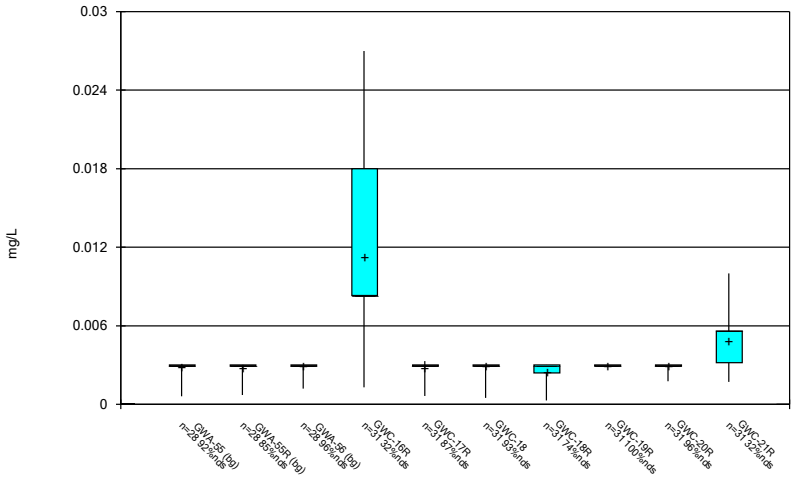

Constituent: Antimony Analysis Run 5/13/2024 9:41 AM

Plant Bowen Data: Bowen 3-4 CCR

Sanitas™ v.10.0.16e Software licensed to . UG

Box & Whiskers Plot

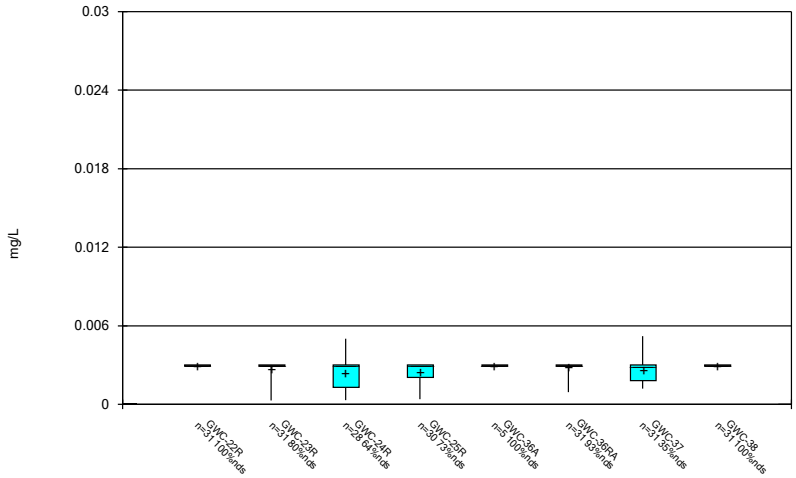

Constituent: Antimony Analysis Run 5/13/2024 9:41 AM

Plant Bowen Data: Bowen 3-4 CCR

Sanitas™ v.10.0.16e Software licensed to . UG

Box & Whiskers Plot

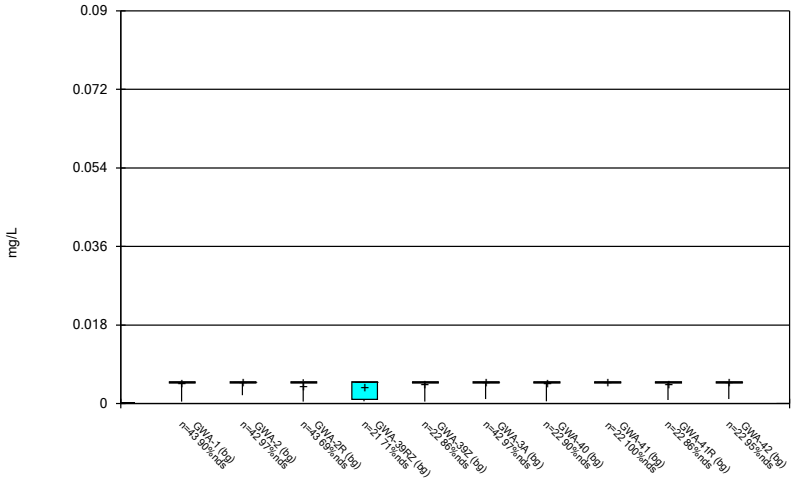

Constituent: Arsenic Analysis Run 5/13/2024 9:41 AM

Plant Bowen Data: Bowen 3-4 CCR

Sanitas™ v.10.0.16e Software licensed to . UG

Box & Whiskers Plot

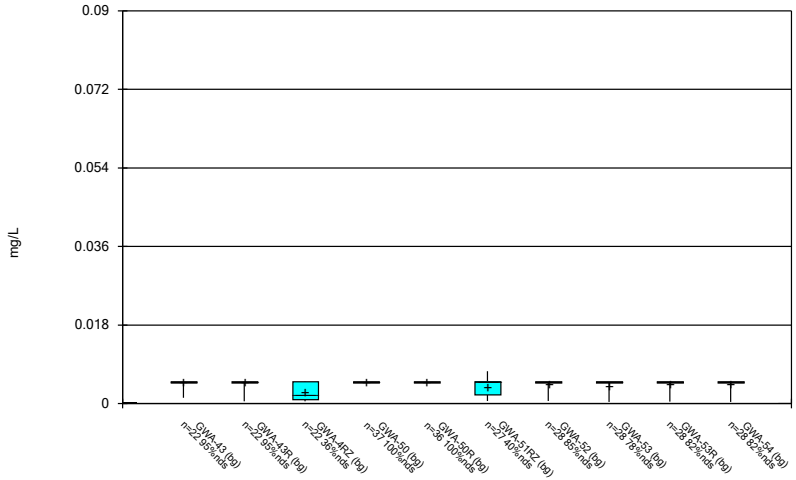

Constituent: Arsenic Analysis Run 5/13/2024 9:41 AM

Plant Bowen Data: Bowen 3-4 CCR

Sanitas™ v.10.0.16e Software licensed to . UG

Box & Whiskers Plot

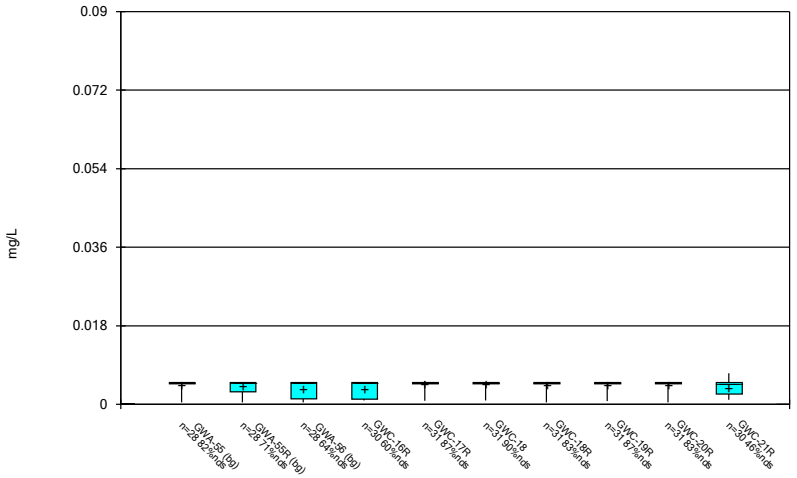

Constituent: Arsenic Analysis Run 5/13/2024 9:41 AM

Plant Bowen Data: Bowen 3-4 CCR

Sanitas™ v.10.0.16e Software licensed to . UG

Box & Whiskers Plot

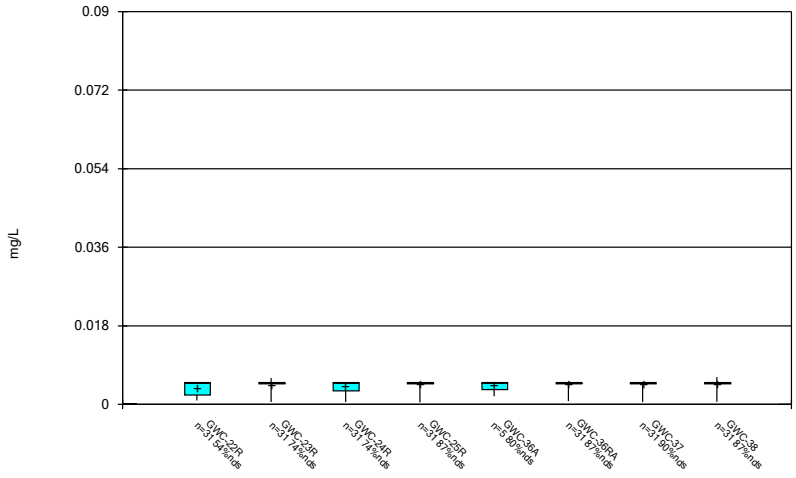

Constituent: Arsenic Analysis Run 5/13/2024 9:41 AM

Plant Bowen Data: Bowen 3-4 CCR

Sanitas™ v.10.0.16e Software licensed to . UG

Box & Whiskers Plot

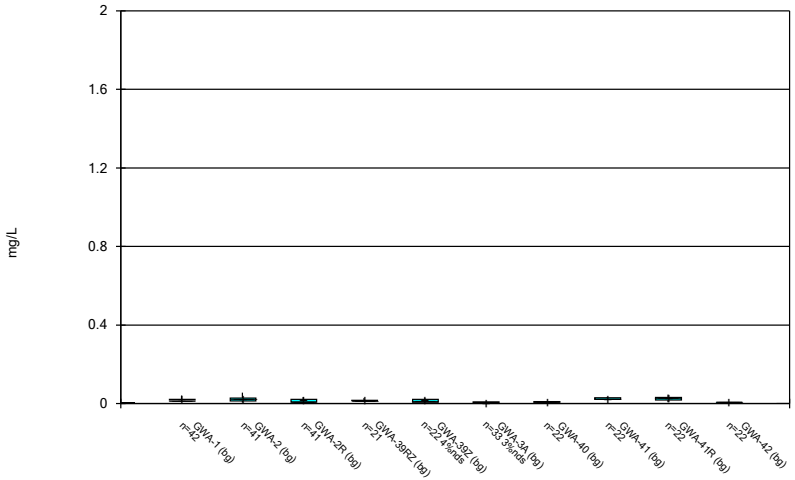

Constituent: Barium Analysis Run 5/13/2024 9:41 AM

Plant Bowen Data: Bowen 3-4 CCR

Sanitas™ v.10.0.16e Software licensed to . UG

Box & Whiskers Plot

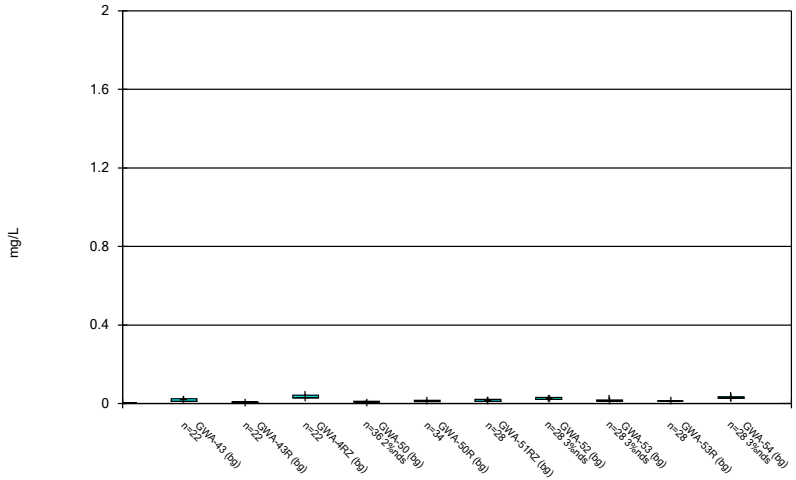

Constituent: Barium Analysis Run 5/13/2024 9:41 AM

Plant Bowen Data: Bowen 3-4 CCR

Sanitas™ v.10.0.16e Software licensed to . UG

Box & Whiskers Plot

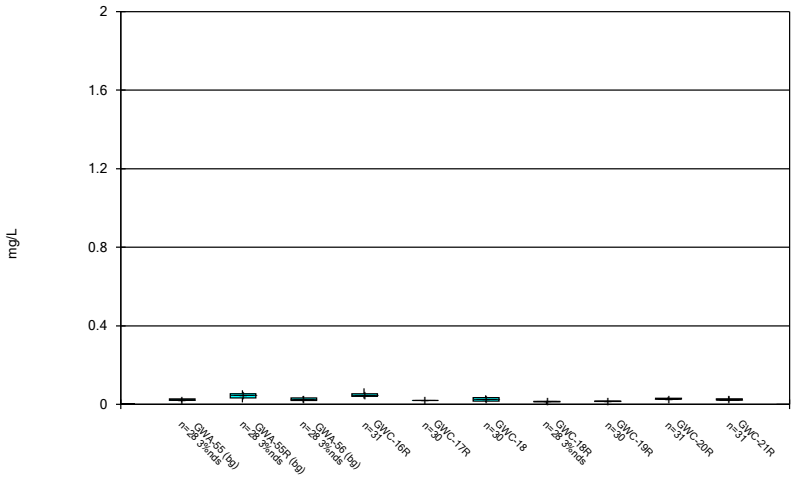

Constituent: Barium Analysis Run 5/13/2024 9:41 AM

Plant Bowen Data: Bowen 3-4 CCR

Sanitas™ v.10.0.16e Software licensed to . UG

Box & Whiskers Plot

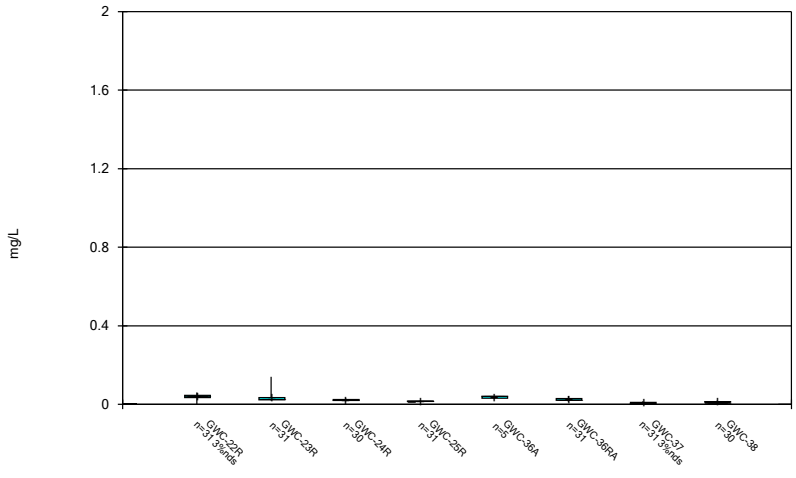

Constituent: Barium Analysis Run 5/13/2024 9:41 AM

Plant Bowen Data: Bowen 3-4 CCR

Sanitas™ v.10.0.16e Software licensed to . UG

Box & Whiskers Plot

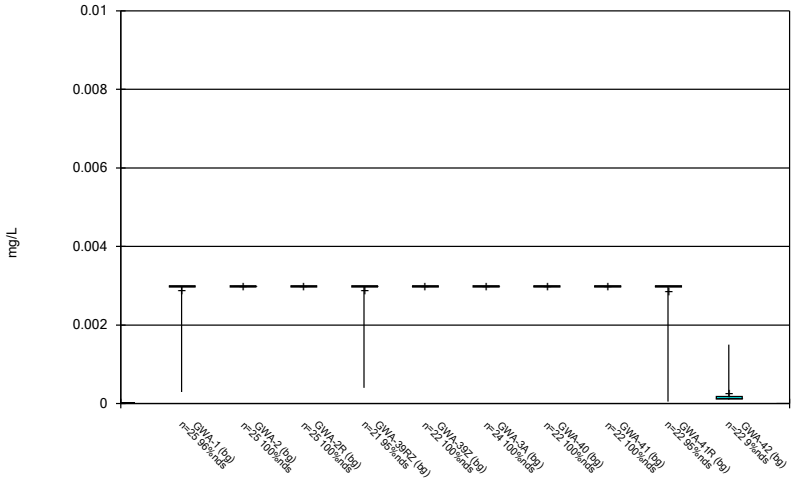

Constituent: Beryllium Analysis Run 5/13/2024 9:41 AM

Plant Bowen Data: Bowen 3-4 CCR

Sanitas™ v.10.0.16e Software licensed to . UG

Box & Whiskers Plot

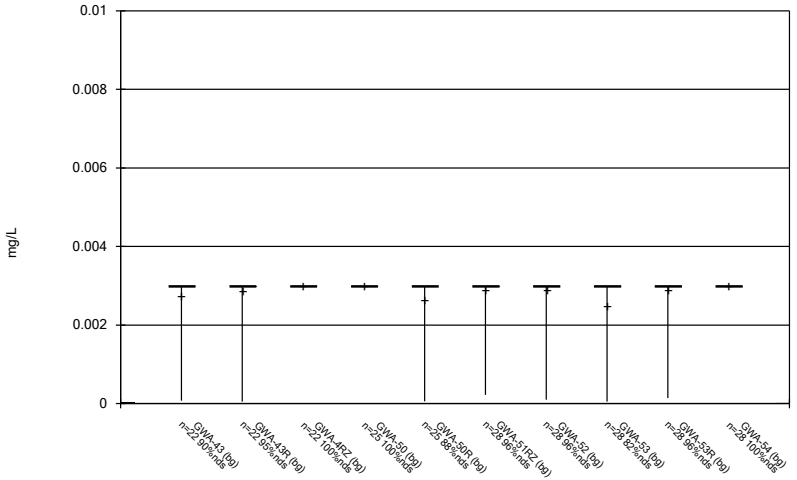

Constituent: Beryllium Analysis Run 5/13/2024 9:41 AM

Plant Bowen Data: Bowen 3-4 CCR

Sanitas™ v.10.0.16e Software licensed to . UG

Box & Whiskers Plot

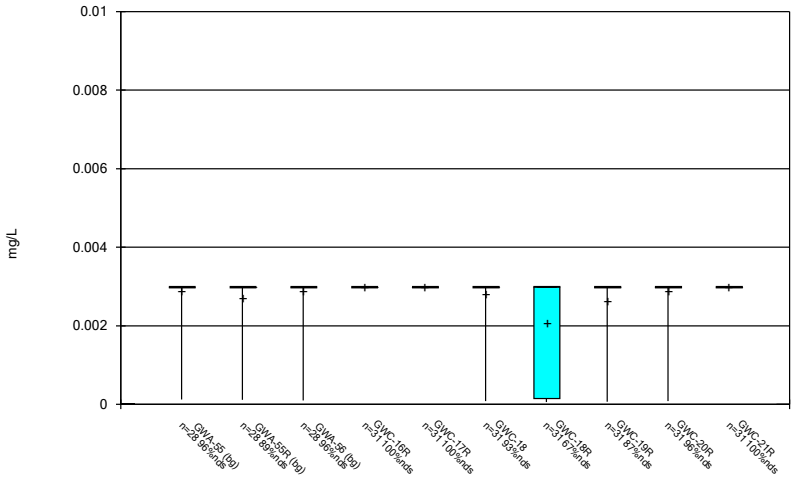

Constituent: Beryllium Analysis Run 5/13/2024 9:41 AM

Plant Bowen Data: Bowen 3-4 CCR

Sanitas™ v.10.0.16e Software licensed to . UG

Box & Whiskers Plot

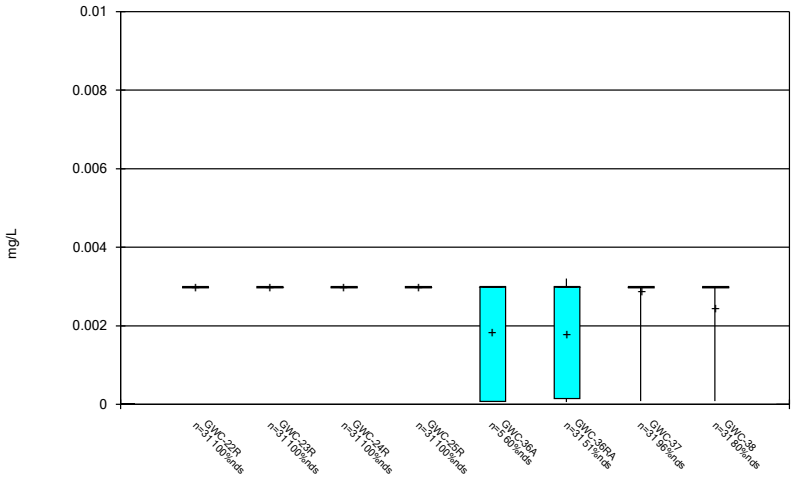

Constituent: Beryllium Analysis Run 5/13/2024 9:41 AM

Plant Bowen Data: Bowen 3-4 CCR

Sanitas™ v.10.0.16e Software licensed to . UG

Box & Whiskers Plot

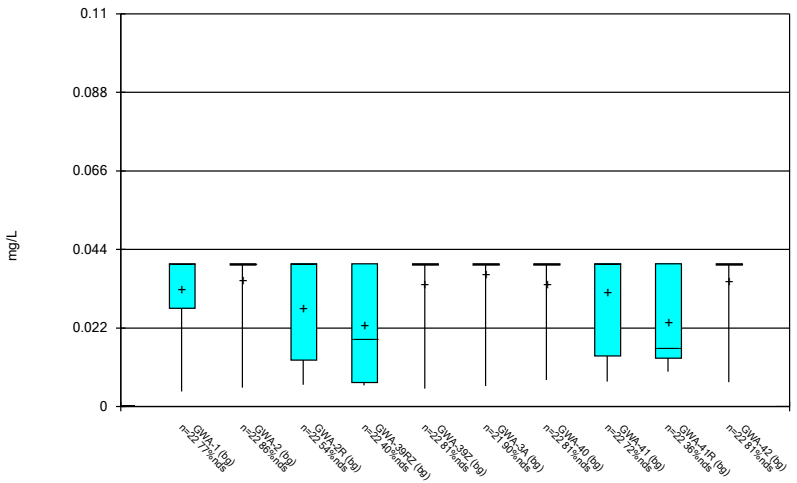

Constituent: Boron Analysis Run 5/13/2024 9:41 AM

Plant Bowen Data: Bowen 3-4 CCR

Sanitas™ v.10.0.16e Software licensed to . UG

Box & Whiskers Plot

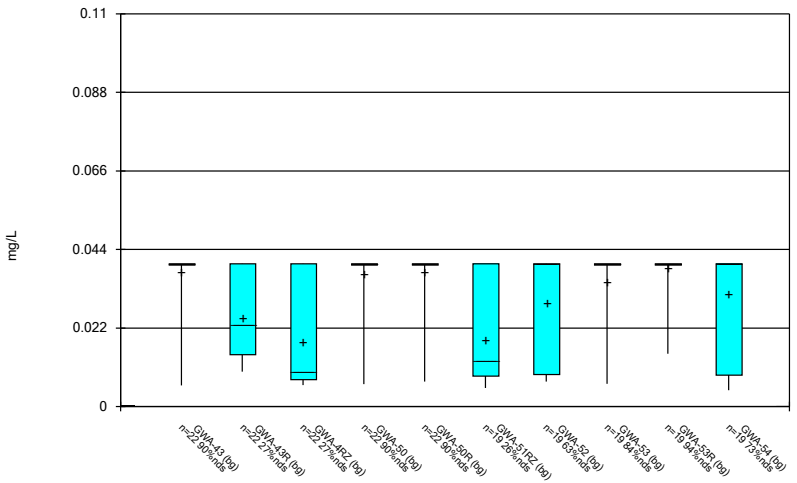

Constituent: Boron Analysis Run 5/13/2024 9:41 AM

Plant Bowen Data: Bowen 3-4 CCR

Sanitas™ v.10.0.16e Software licensed to . UG

Box & Whiskers Plot

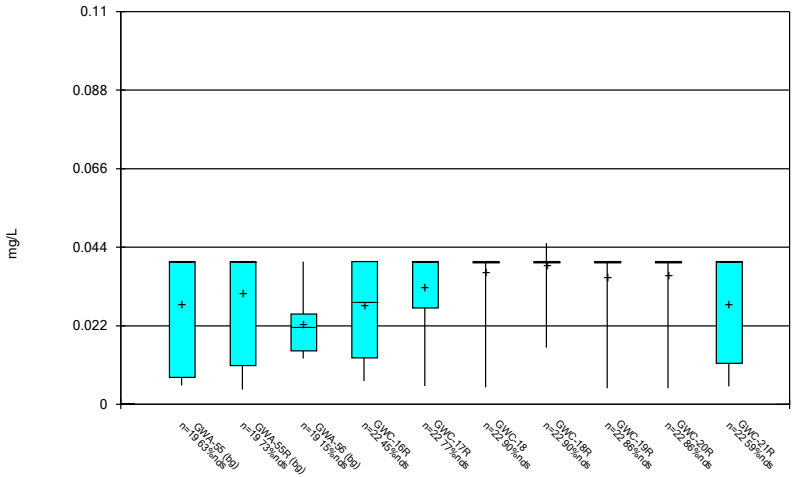

Constituent: Boron Analysis Run 5/13/2024 9:41 AM

Plant Bowen Data: Bowen 3-4 CCR

Sanitas™ v.10.0.16e Software licensed to . UG

Box & Whiskers Plot

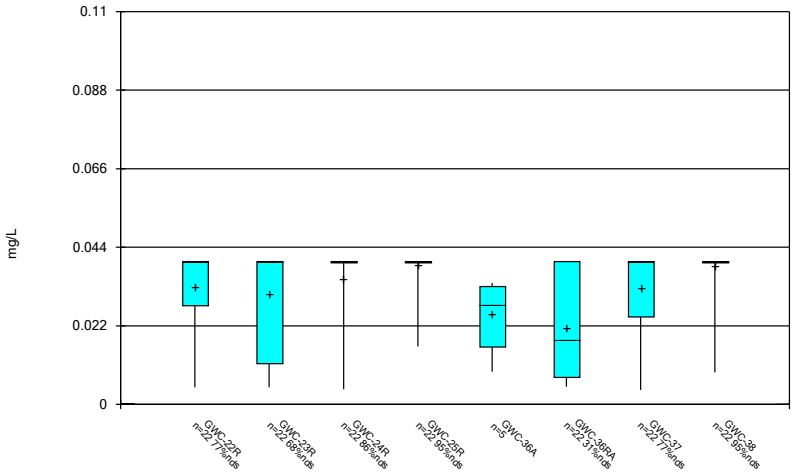

Constituent: Boron Analysis Run 5/13/2024 9:41 AM

Plant Bowen Data: Bowen 3-4 CCR

Sanitas™ v.10.0.16e Software licensed to . UG

Box & Whiskers Plot

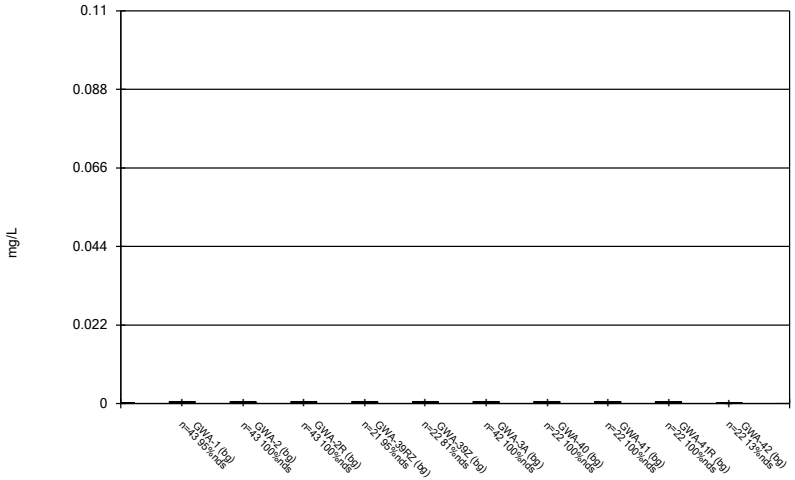

Constituent: Cadmium Analysis Run 5/13/2024 9:41 AM

Plant Bowen Data: Bowen 3-4 CCR

Sanitas™ v.10.0.16e Software licensed to . UG

Box & Whiskers Plot

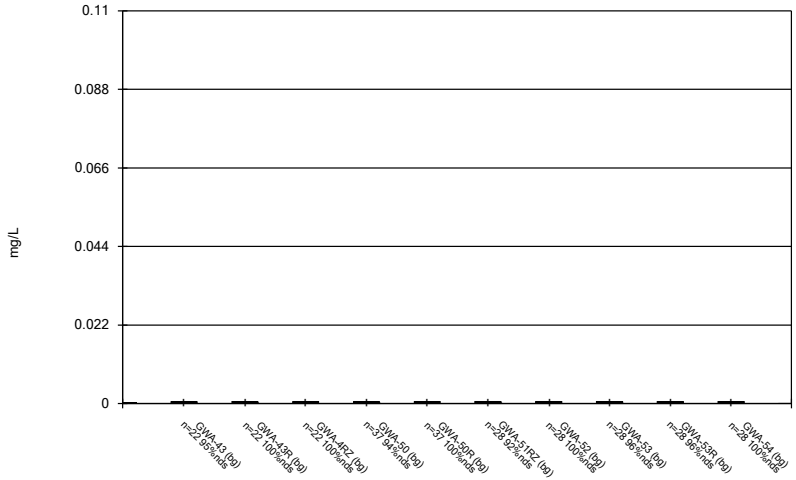

Constituent: Cadmium Analysis Run 5/13/2024 9:41 AM

Plant Bowen Data: Bowen 3-4 CCR

Sanitas™ v.10.0.16e Software licensed to . UG

Box & Whiskers Plot

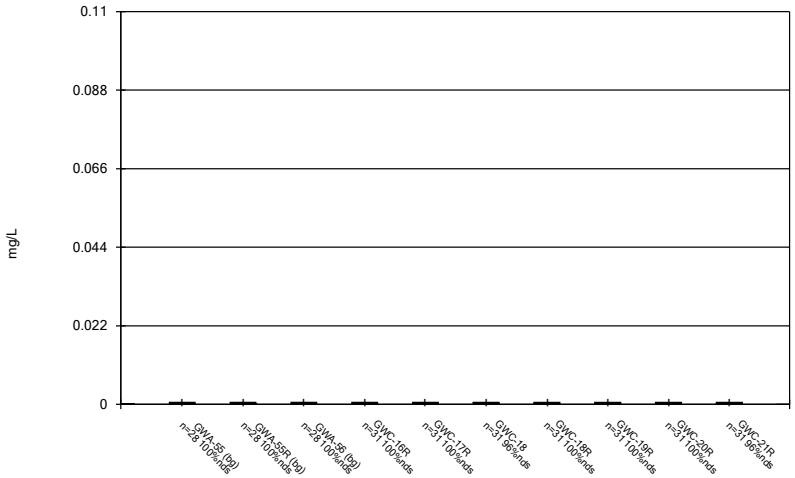

Constituent: Cadmium Analysis Run 5/13/2024 9:41 AM

Plant Bowen Data: Bowen 3-4 CCR

Sanitas™ v.10.0.16e Software licensed to . UG

Box & Whiskers Plot

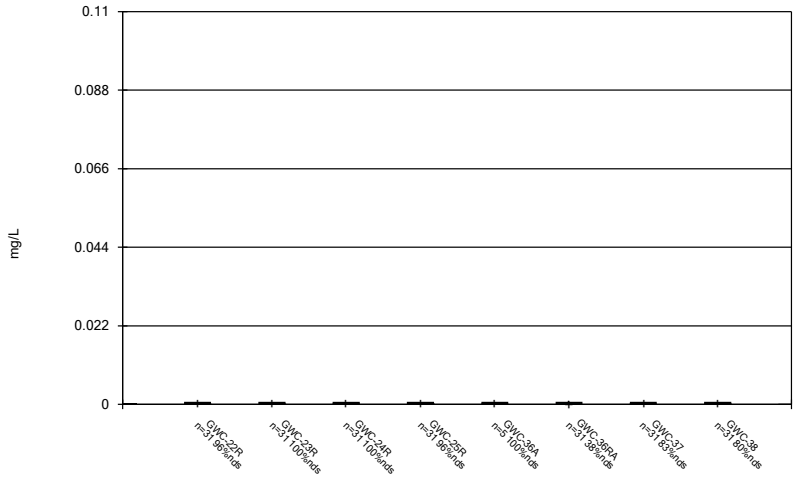

Constituent: Cadmium Analysis Run 5/13/2024 9:41 AM

Plant Bowen Data: Bowen 3-4 CCR

Sanitas™ v.10.0.16e Software licensed to . UG

Box & Whiskers Plot

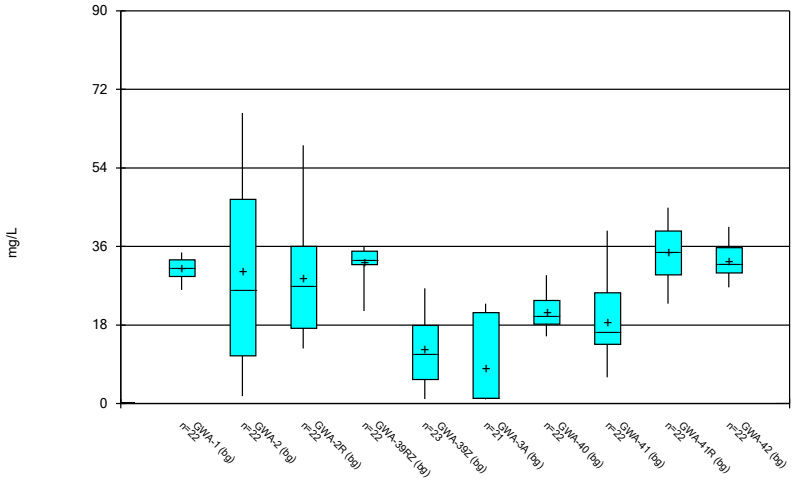

Constituent: Calcium Analysis Run 5/13/2024 9:41 AM

Plant Bowen Data: Bowen 3-4 CCR

Sanitas™ v.10.0.16e Software licensed to . UG

Box & Whiskers Plot

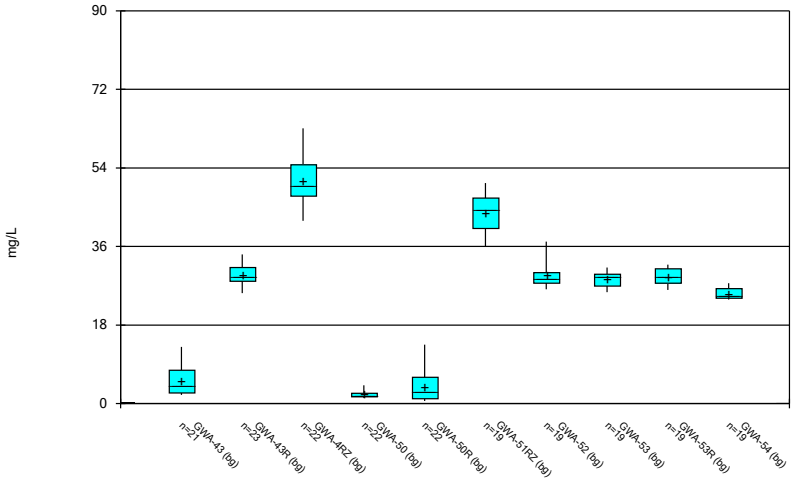

Constituent: Calcium Analysis Run 5/13/2024 9:41 AM

Plant Bowen Data: Bowen 3-4 CCR

Sanitas™ v.10.0.16e Software licensed to . UG

Box & Whiskers Plot

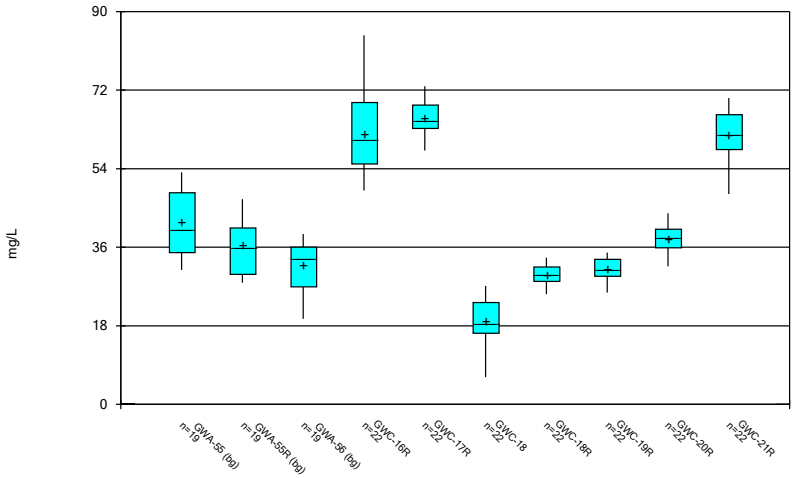

Constituent: Calcium Analysis Run 5/13/2024 9:41 AM

Plant Bowen Data: Bowen 3-4 CCR

Sanitas™ v.10.0.16e Software licensed to . UG

Box & Whiskers Plot

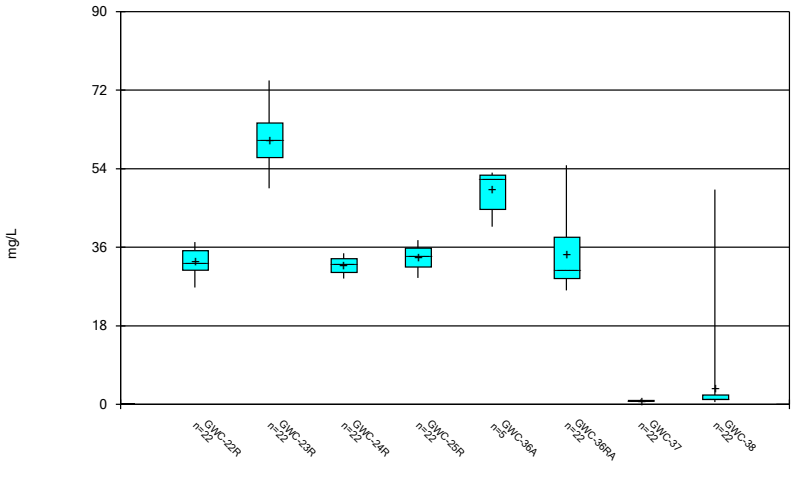

Constituent: Calcium Analysis Run 5/13/2024 9:41 AM

Plant Bowen Data: Bowen 3-4 CCR

Sanitas™ v.10.0.16e Software licensed to . UG

Box & Whiskers Plot

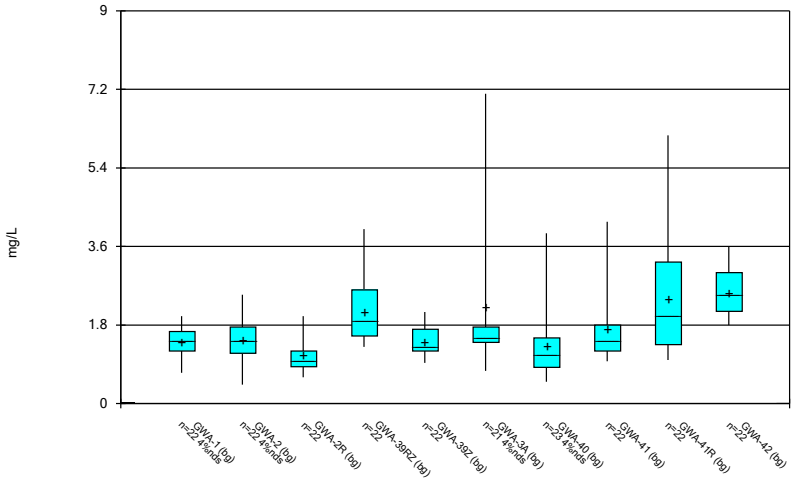

Constituent: Chloride Analysis Run 5/13/2024 9:41 AM

Plant Bowen Data: Bowen 3-4 CCR

Sanitas™ v.10.0.16e Software licensed to . UG

Box & Whiskers Plot

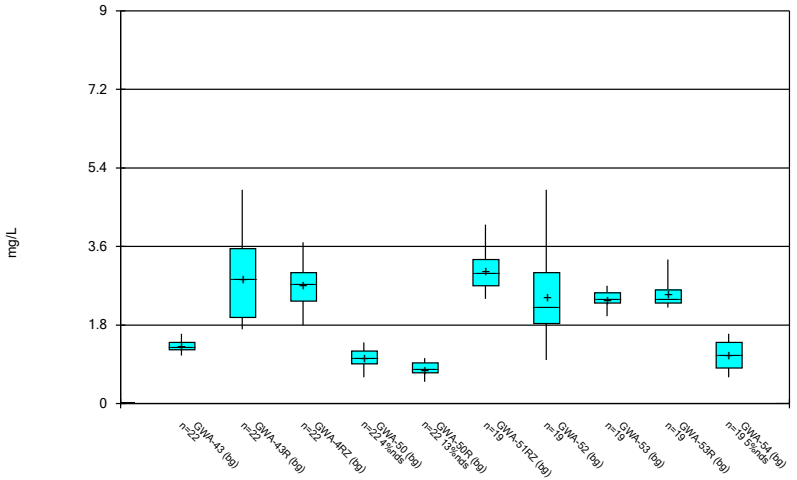

Constituent: Chloride Analysis Run 5/13/2024 9:41 AM

Plant Bowen Data: Bowen 3-4 CCR

Sanitas™ v.10.0.16e Software licensed to . UG

Box & Whiskers Plot

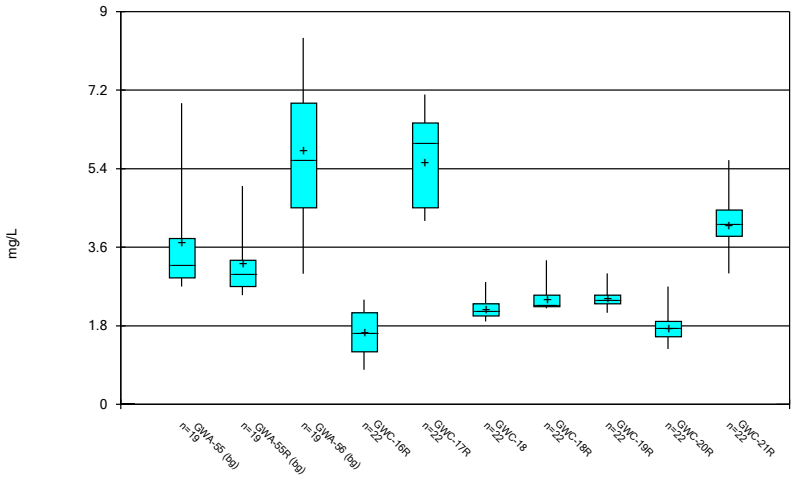

Constituent: Chloride Analysis Run 5/13/2024 9:41 AM

Plant Bowen Data: Bowen 3-4 CCR

Sanitas™ v.10.0.16e Software licensed to . UG

Box & Whiskers Plot

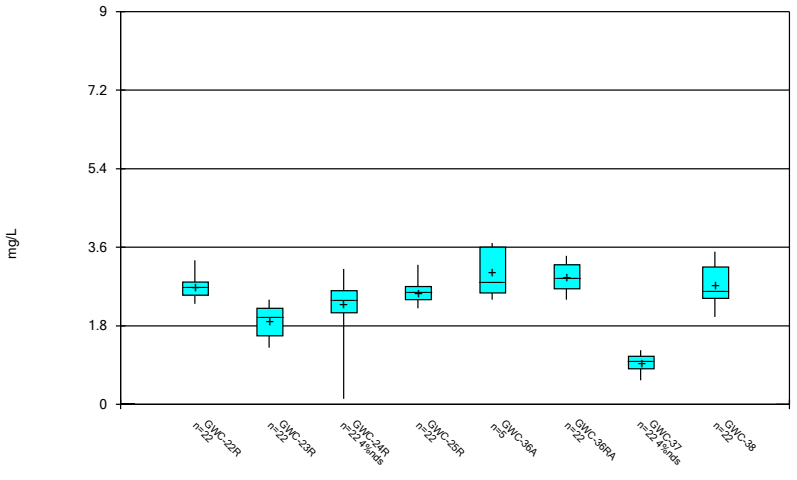

Constituent: Chloride Analysis Run 5/13/2024 9:41 AM

Plant Bowen Data: Bowen 3-4 CCR

Sanitas™ v.10.0.16e Software licensed to . UG

Box & Whiskers Plot

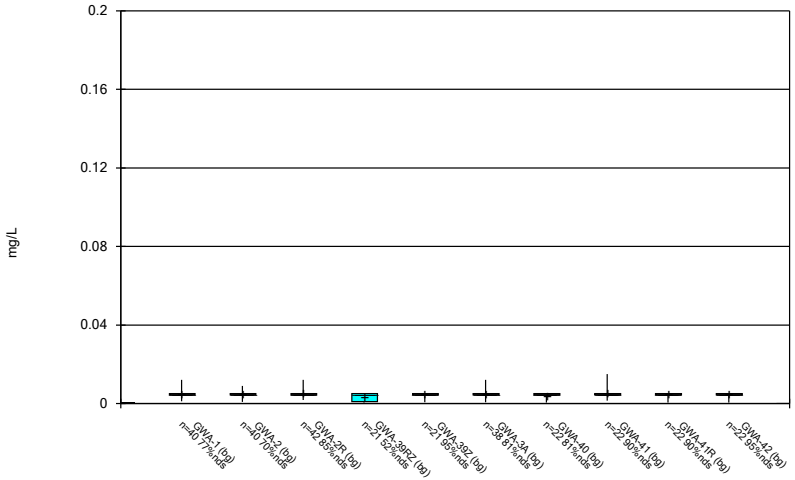

Constituent: Chromium Analysis Run 5/13/2024 9:41 AM

Plant Bowen Data: Bowen 3-4 CCR

Sanitas™ v.10.0.16e Software licensed to . UG

Box & Whiskers Plot

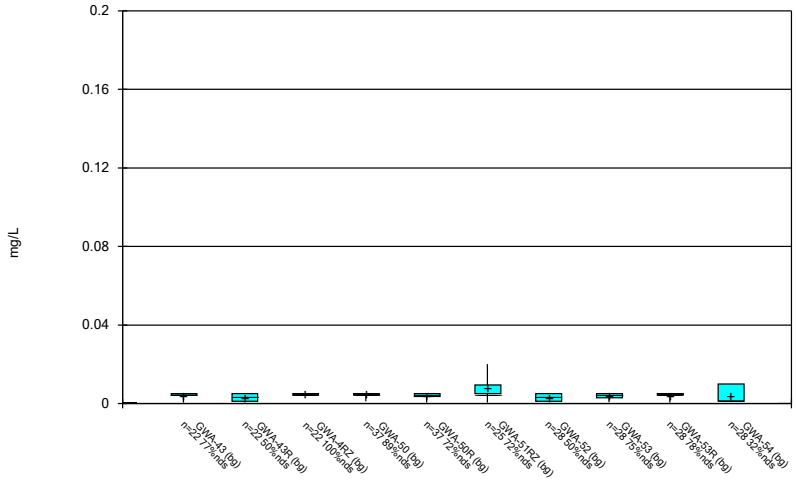

Constituent: Chromium Analysis Run 5/13/2024 9:41 AM

Plant Bowen Data: Bowen 3-4 CCR

Sanitas™ v.10.0.16e Software licensed to . UG

Box & Whiskers Plot

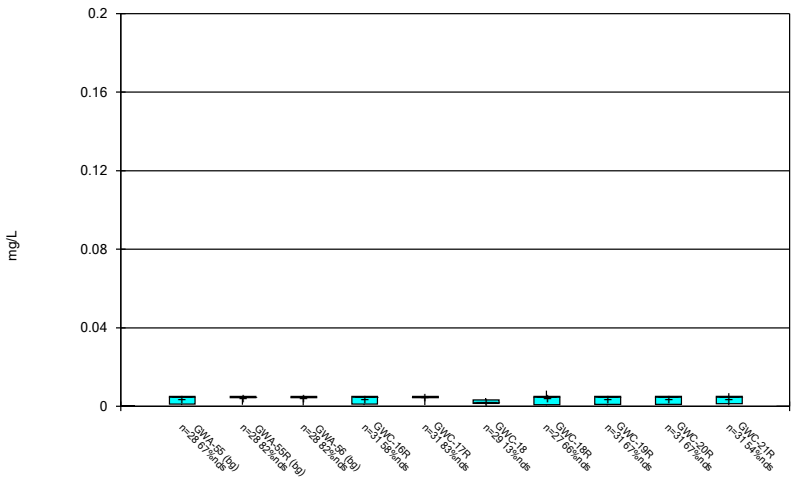

Constituent: Chromium Analysis Run 5/13/2024 9:41 AM

Plant Bowen Data: Bowen 3-4 CCR

Sanitas™ v.10.0.16e Software licensed to . UG

Box & Whiskers Plot

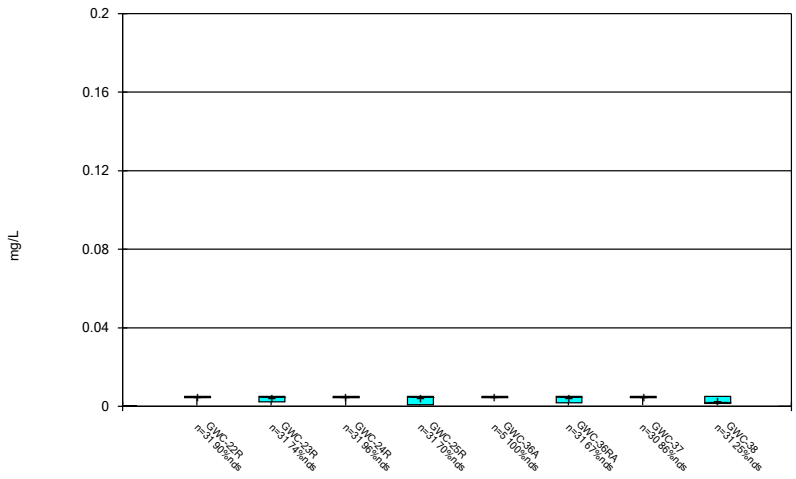

Constituent: Chromium Analysis Run 5/13/2024 9:41 AM

Plant Bowen Data: Bowen 3-4 CCR

Sanitas™ v.10.0.16e Software licensed to . UG

Box & Whiskers Plot

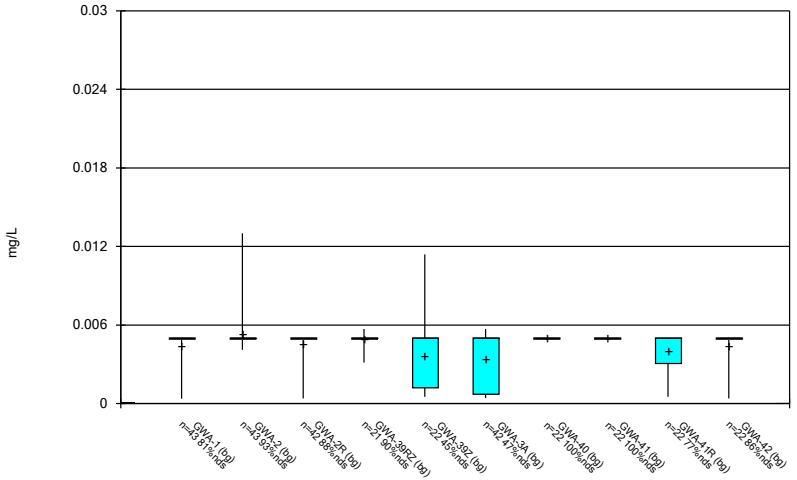

Constituent: Cobalt Analysis Run 5/13/2024 9:41 AM

Plant Bowen Data: Bowen 3-4 CCR

Sanitas™ v.10.0.16e Software licensed to . UG

Box & Whiskers Plot

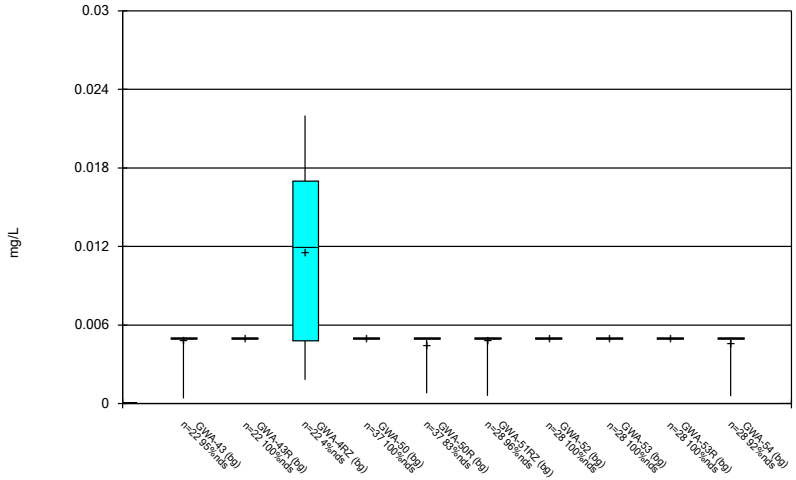

Constituent: Cobalt Analysis Run 5/13/2024 9:41 AM

Plant Bowen Data: Bowen 3-4 CCR

Sanitas™ v.10.0.16e Software licensed to . UG

Box & Whiskers Plot

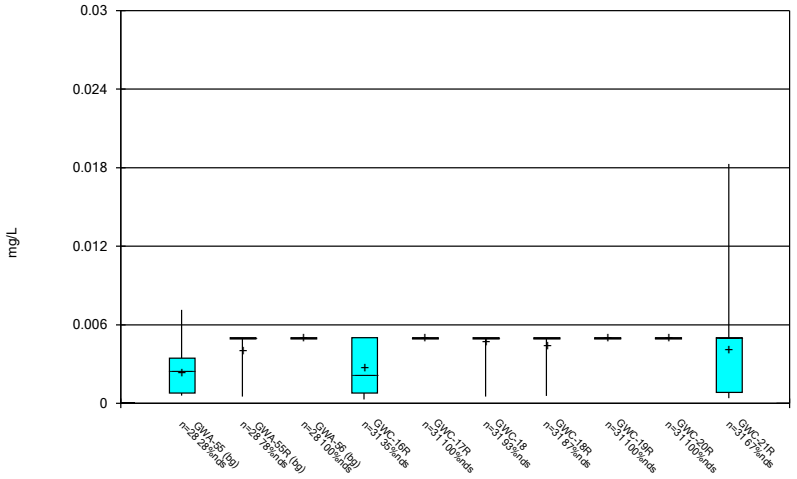

Constituent: Cobalt Analysis Run 5/13/2024 9:41 AM

Plant Bowen Data: Bowen 3-4 CCR

Sanitas™ v.10.0.16e Software licensed to . UG

Box & Whiskers Plot

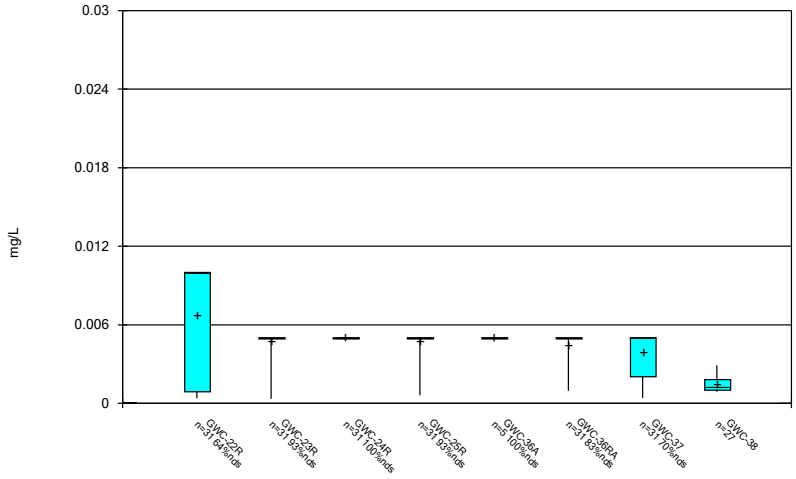

Constituent: Cobalt Analysis Run 5/13/2024 9:42 AM

Plant Bowen Data: Bowen 3-4 CCR

Sanitas™ v.10.0.16e Software licensed to . UG

Box & Whiskers Plot

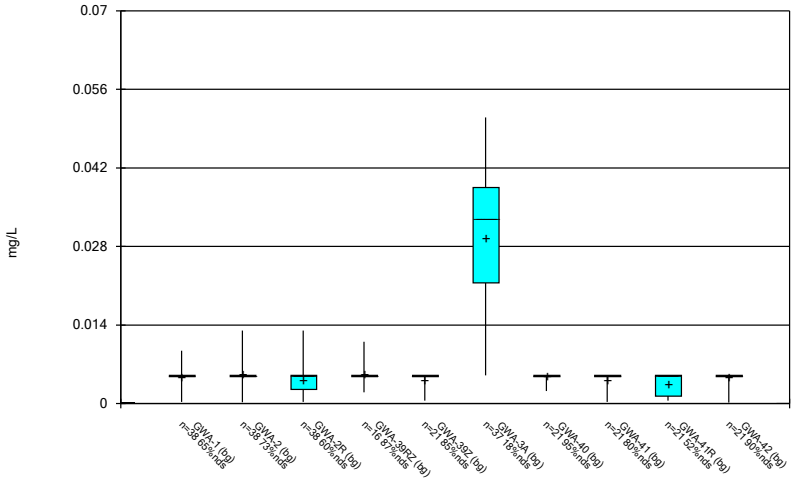

Constituent: Copper Analysis Run 5/13/2024 9:42 AM

Plant Bowen Data: Bowen 3-4 CCR

Sanitas™ v.10.0.16e Software licensed to . UG

Box & Whiskers Plot

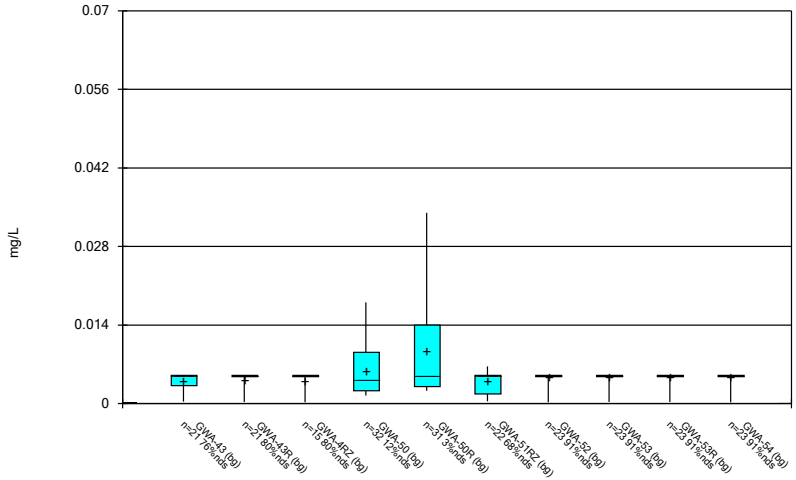

Constituent: Copper Analysis Run 5/13/2024 9:42 AM

Plant Bowen Data: Bowen 3-4 CCR

Sanitas™ v.10.0.16e Software licensed to . UG

Box & Whiskers Plot

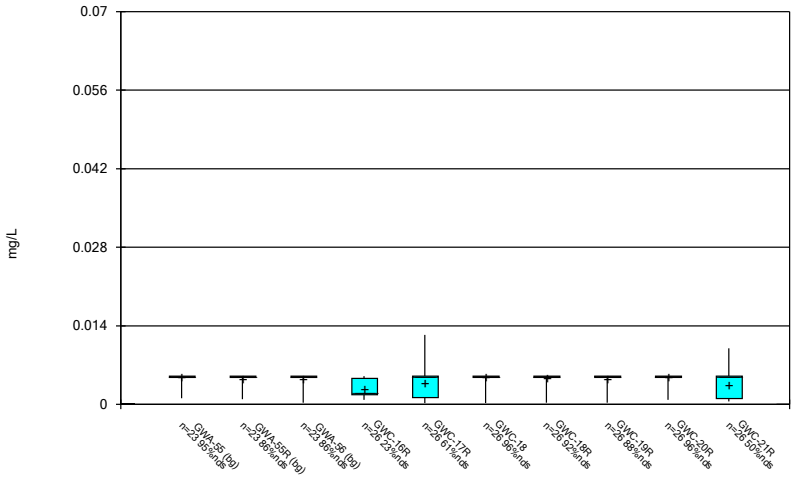

Constituent: Copper Analysis Run 5/13/2024 9:42 AM

Plant Bowen Data: Bowen 3-4 CCR

Sanitas™ v.10.0.16e Software licensed to . UG

Box & Whiskers Plot

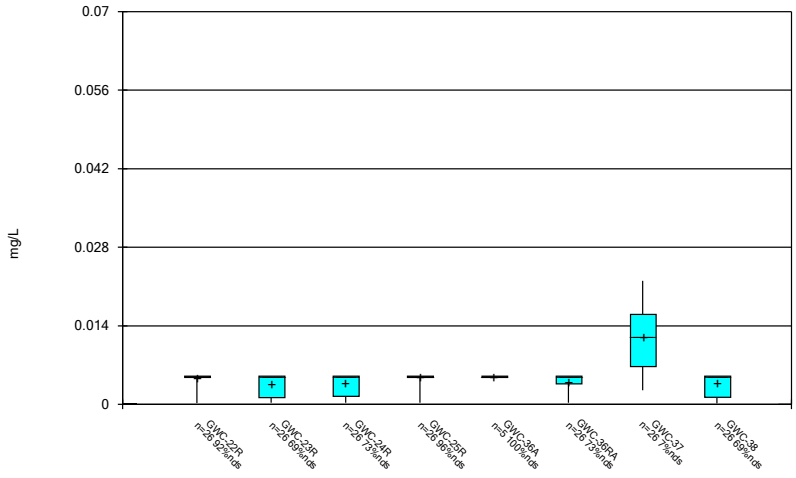

Constituent: Copper Analysis Run 5/13/2024 9:42 AM

Plant Bowen Data: Bowen 3-4 CCR

Sanitas™ v.10.0.16e Software licensed to . UG

Box & Whiskers Plot

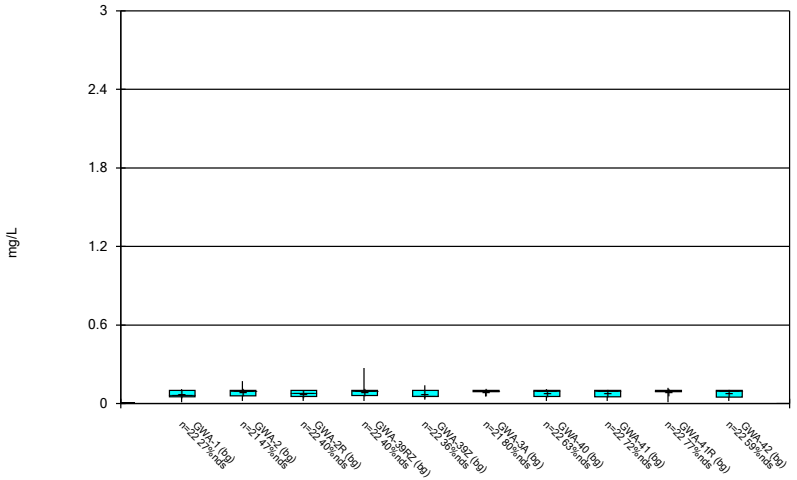

Constituent: Fluoride Analysis Run 5/13/2024 9:42 AM

Plant Bowen Data: Bowen 3-4 CCR

Sanitas™ v.10.0.16e Software licensed to . UG

Box & Whiskers Plot

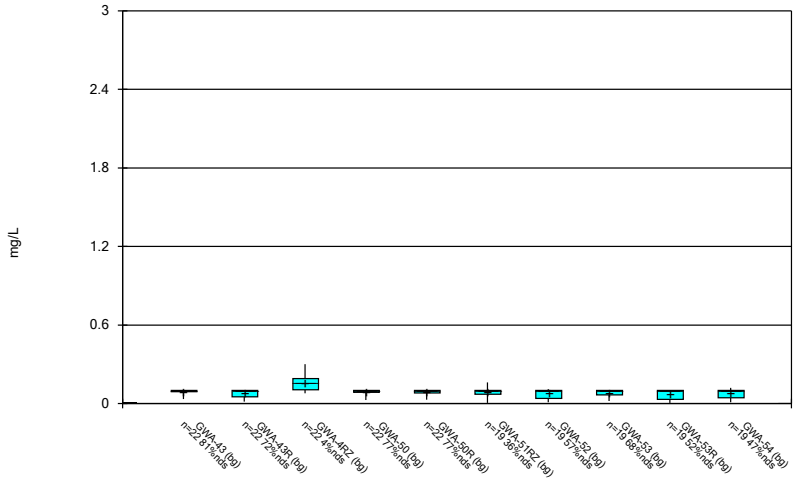

Constituent: Fluoride Analysis Run 5/13/2024 9:42 AM

Plant Bowen Data: Bowen 3-4 CCR

Sanitas™ v.10.0.16e Software licensed to . UG

Box & Whiskers Plot

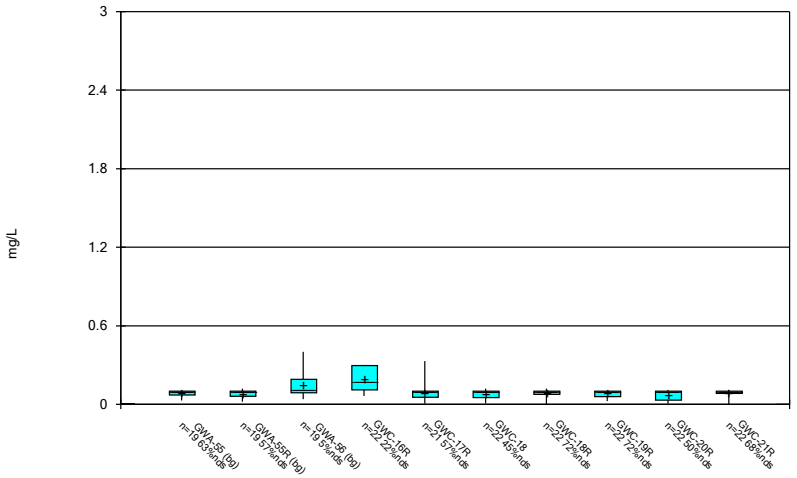

Constituent: Fluoride Analysis Run 5/13/2024 9:42 AM

Plant Bowen Data: Bowen 3-4 CCR

Sanitas™ v.10.0.16e Software licensed to . UG

Box & Whiskers Plot

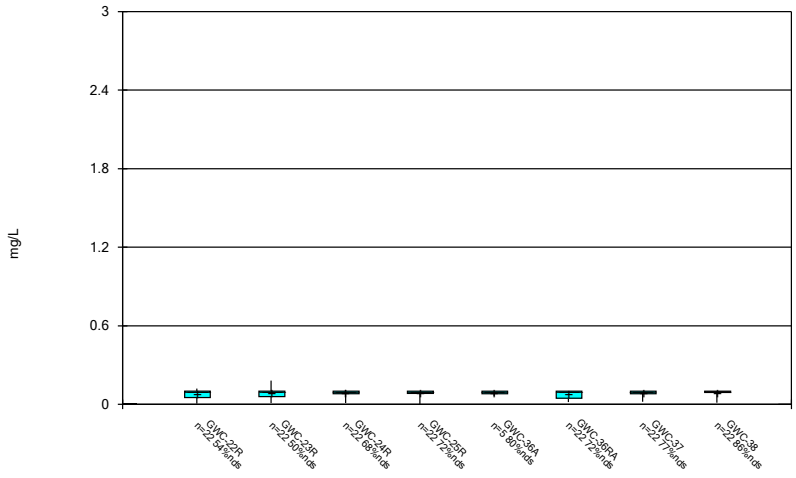

Constituent: Fluoride Analysis Run 5/13/2024 9:42 AM

Plant Bowen Data: Bowen 3-4 CCR

Sanitas™ v.10.0.16e Software licensed to . UG

Box & Whiskers Plot

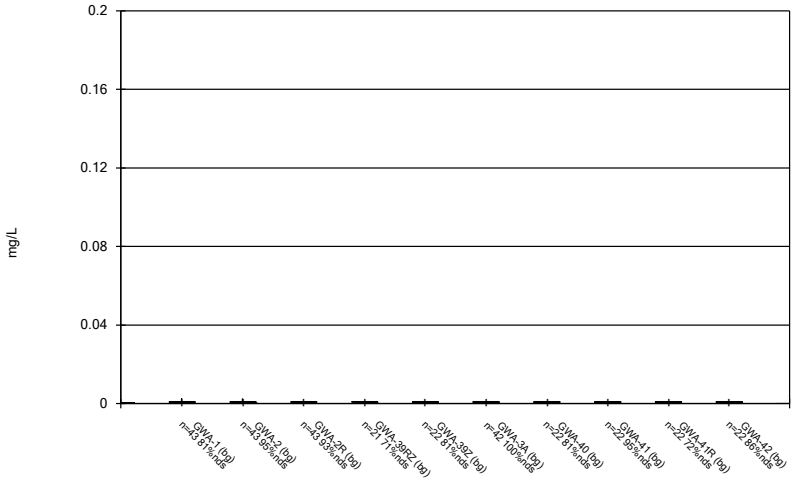

Constituent: Lead Analysis Run 5/13/2024 9:42 AM

Plant Bowen Data: Bowen 3-4 CCR

Sanitas™ v.10.0.16e Software licensed to . UG

Box & Whiskers Plot

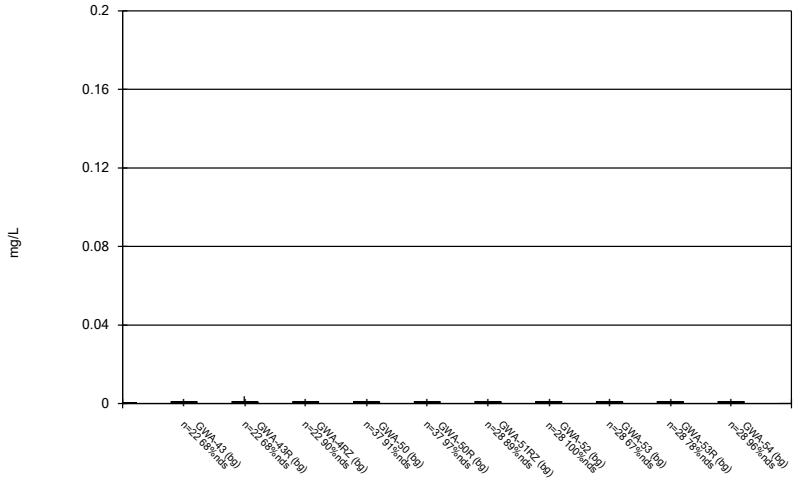

Constituent: Lead Analysis Run 5/13/2024 9:42 AM

Plant Bowen Data: Bowen 3-4 CCR

Sanitas™ v.10.0.16e Software licensed to . UG

Box & Whiskers Plot

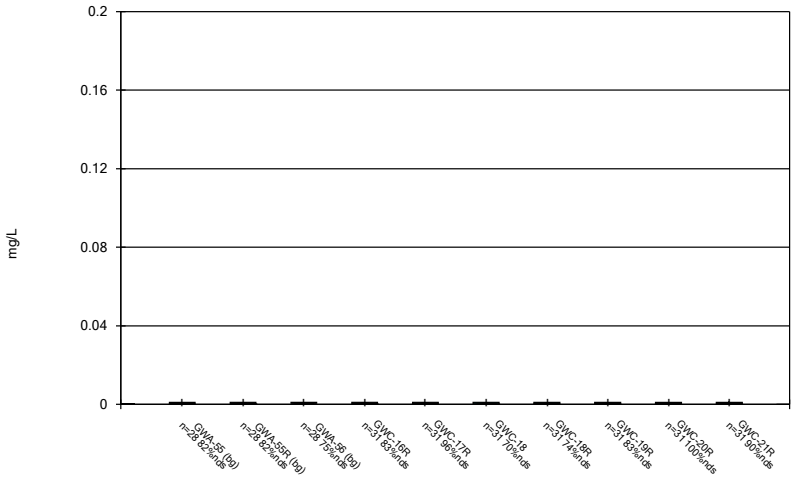

Constituent: Lead Analysis Run 5/13/2024 9:42 AM

Plant Bowen Data: Bowen 3-4 CCR

Sanitas™ v.10.0.16e Software licensed to . UG

Box & Whiskers Plot

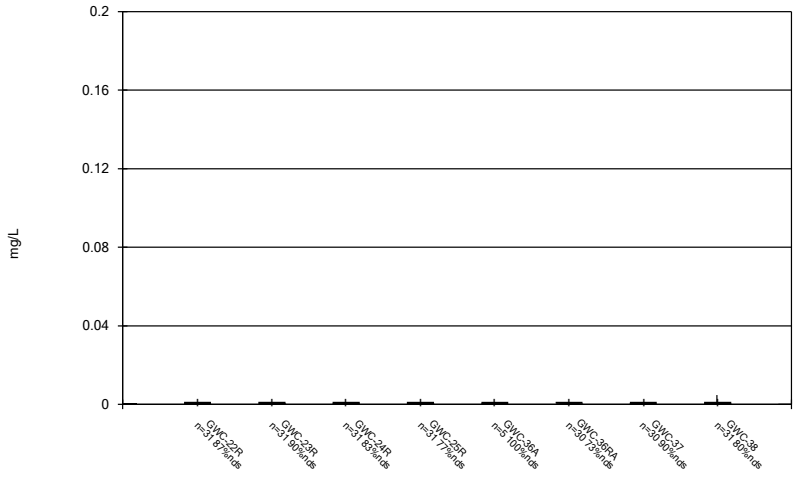

Constituent: Lead Analysis Run 5/13/2024 9:42 AM

Plant Bowen Data: Bowen 3-4 CCR

Sanitas™ v.10.0.16e Software licensed to . UG

Box & Whiskers Plot

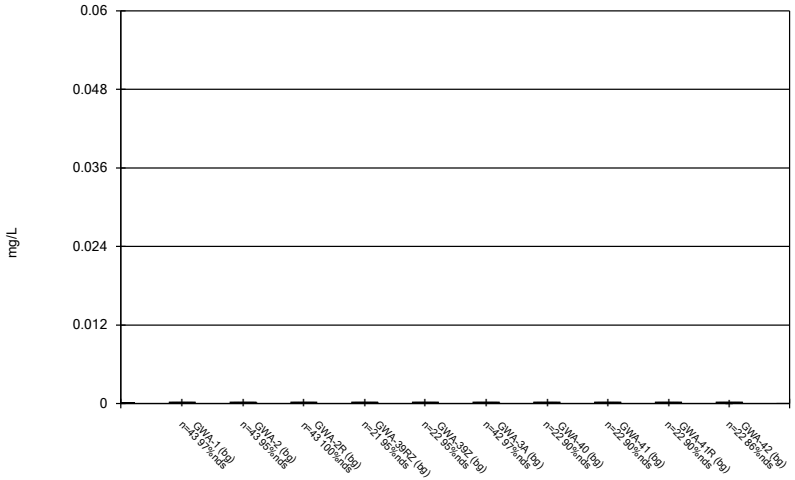

Constituent: Mercury Analysis Run 5/13/2024 9:42 AM

Plant Bowen Data: Bowen 3-4 CCR

Sanitas™ v.10.0.16e Software licensed to . UG

Box & Whiskers Plot

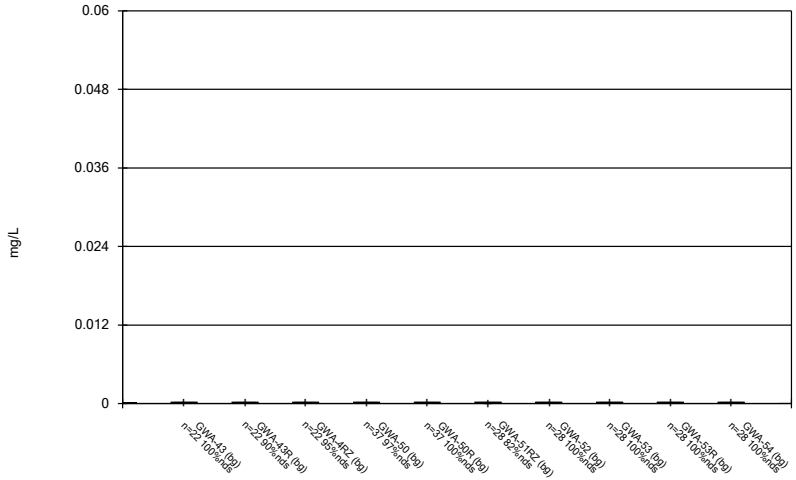

Constituent: Mercury Analysis Run 5/13/2024 9:42 AM

Plant Bowen Data: Bowen 3-4 CCR

Sanitas™ v.10.0.16e Software licensed to . UG

Box & Whiskers Plot

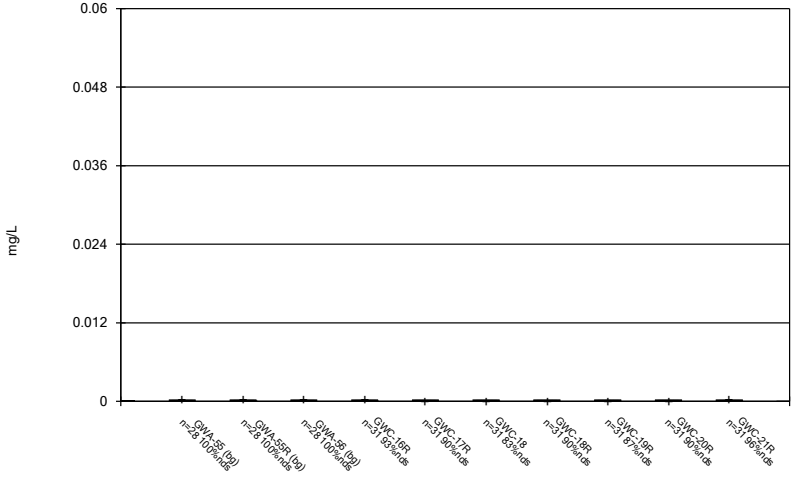

Constituent: Mercury Analysis Run 5/13/2024 9:42 AM

Plant Bowen Data: Bowen 3-4 CCR

Sanitas™ v.10.0.16e Software licensed to . UG

Box & Whiskers Plot

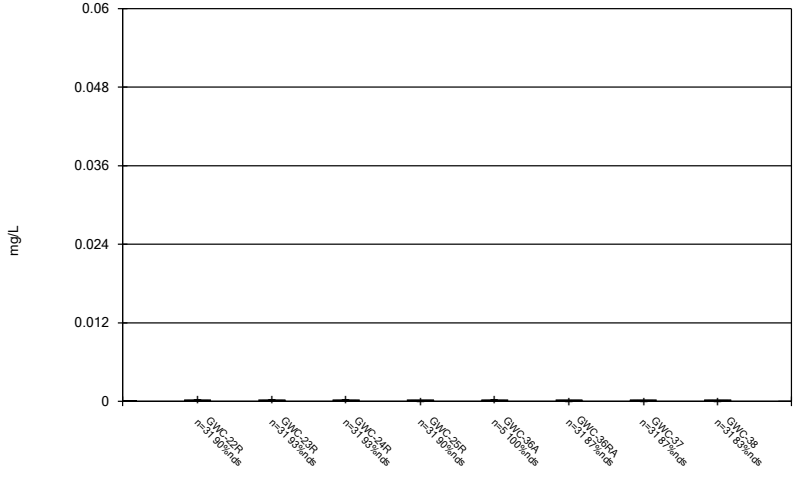

Constituent: Mercury Analysis Run 5/13/2024 9:42 AM

Plant Bowen Data: Bowen 3-4 CCR

Sanitas™ v.10.0.16e Software licensed to . UG

Box & Whiskers Plot

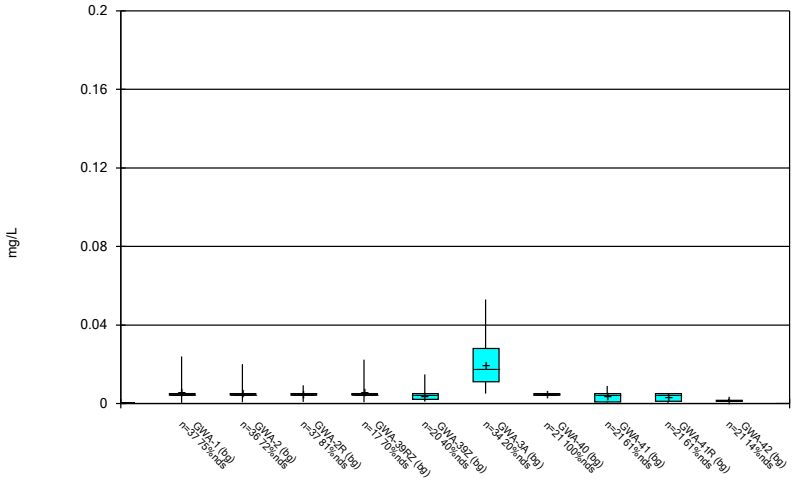

Constituent: Nickel Analysis Run 5/13/2024 9:42 AM

Plant Bowen Data: Bowen 3-4 CCR

Sanitas™ v.10.0.16e Software licensed to . UG

Box & Whiskers Plot

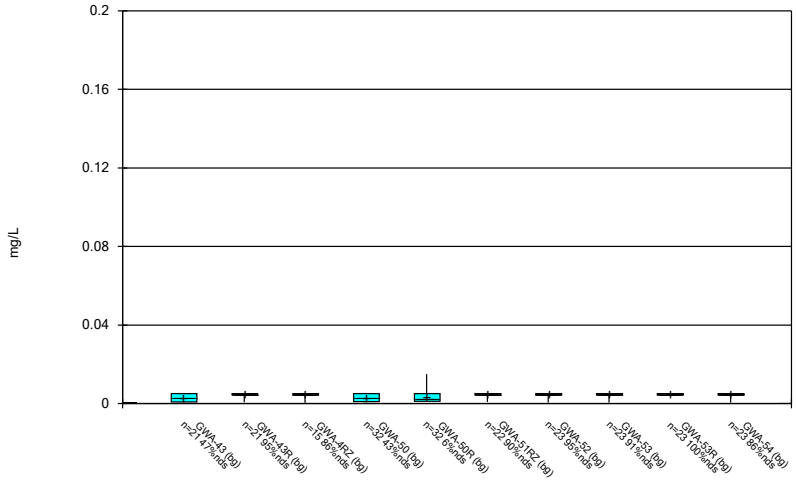

Constituent: Nickel Analysis Run 5/13/2024 9:42 AM

Plant Bowen Data: Bowen 3-4 CCR

Sanitas™ v.10.0.16e Software licensed to . UG

Box & Whiskers Plot

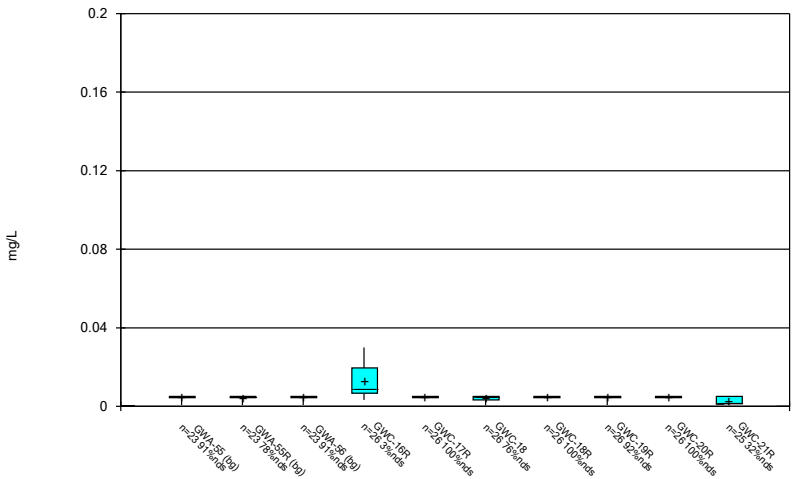

Constituent: Nickel Analysis Run 5/13/2024 9:42 AM

Plant Bowen Data: Bowen 3-4 CCR

Sanitas™ v.10.0.16e Software licensed to . UG

Box & Whiskers Plot

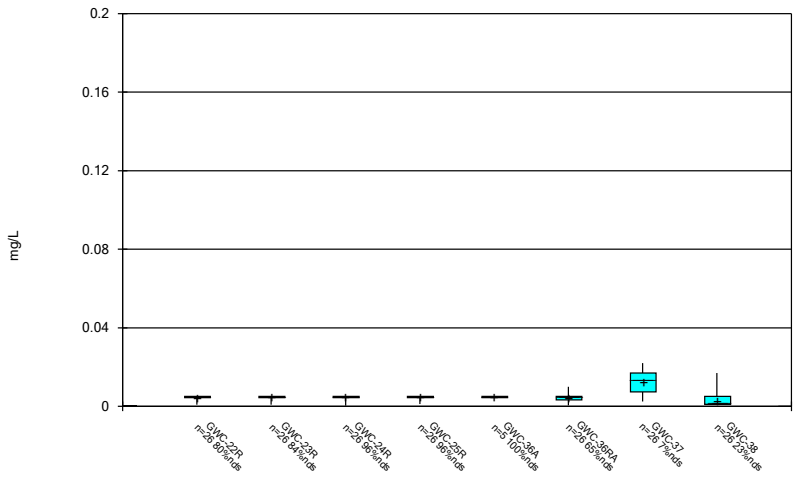

Constituent: Nickel Analysis Run 5/13/2024 9:42 AM

Plant Bowen Data: Bowen 3-4 CCR

Sanitas™ v.10.0.16e Software licensed to . UG

Box & Whiskers Plot

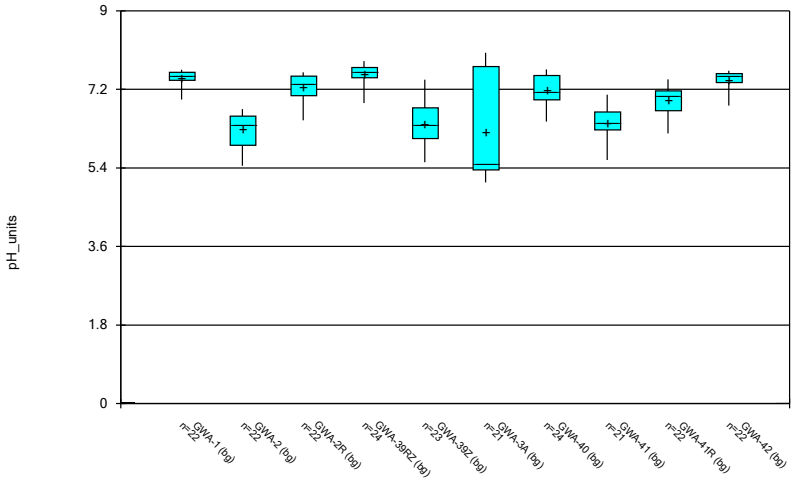

Constituent: pH Analysis Run 5/13/2024 9:42 AM
Plant Bowen Data: Bowen 3-4 CCR

Sanitas™ v.10.0.16e Software licensed to . UG

Box & Whiskers Plot

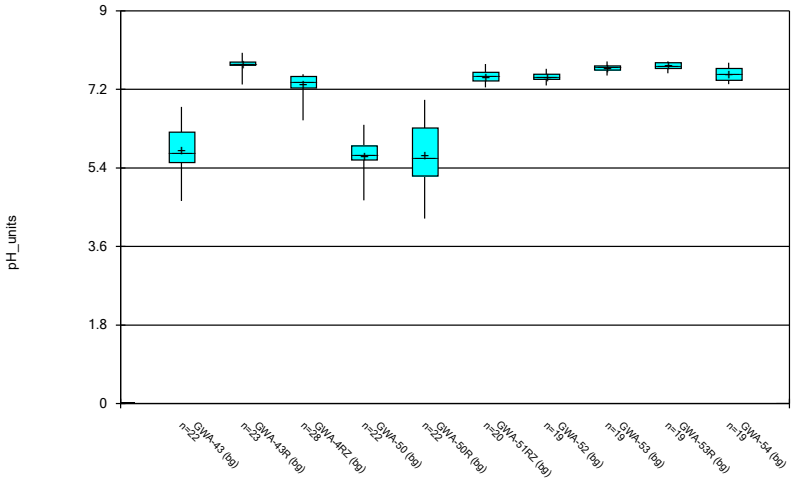

Constituent: pH Analysis Run 5/13/2024 9:42 AM
Plant Bowen Data: Bowen 3-4 CCR

Sanitas™ v.10.0.16e Software licensed to . UG

Box & Whiskers Plot

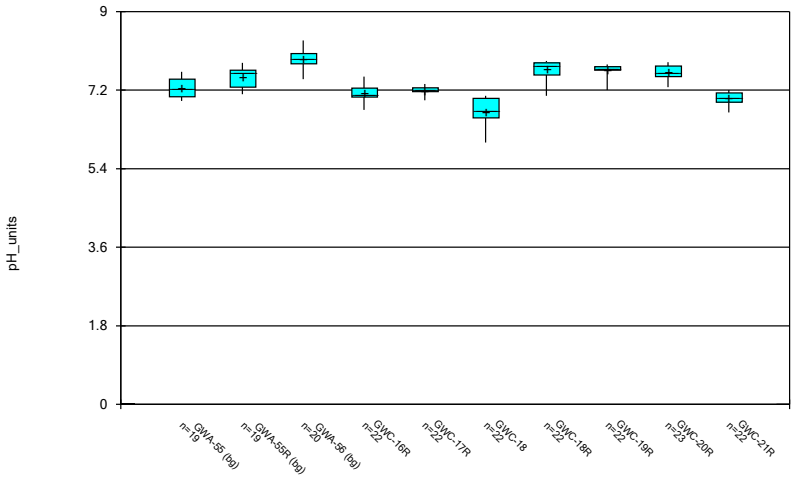

Constituent: pH Analysis Run 5/13/2024 9:42 AM
Plant Bowen Data: Bowen 3-4 CCR

Sanitas™ v.10.0.16e Software licensed to . UG

Box & Whiskers Plot

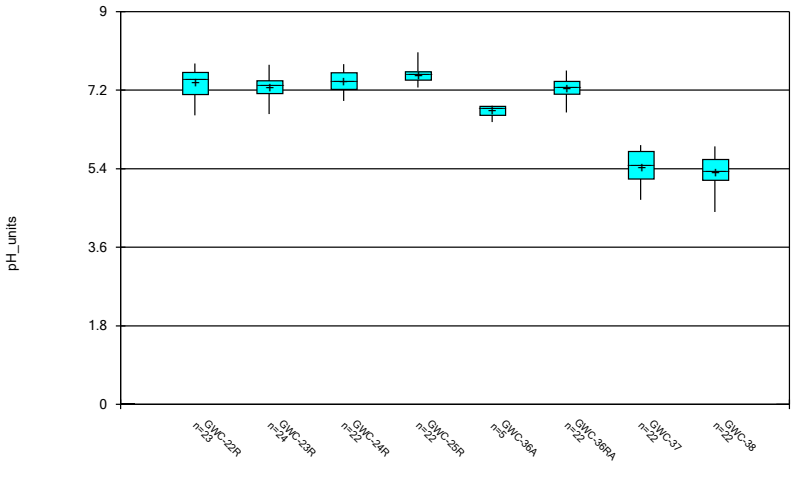

Constituent: pH Analysis Run 5/13/2024 9:42 AM
Plant Bowen Data: Bowen 3-4 CCR

Sanitas™ v.10.0.16e Software licensed to . UG

Box & Whiskers Plot

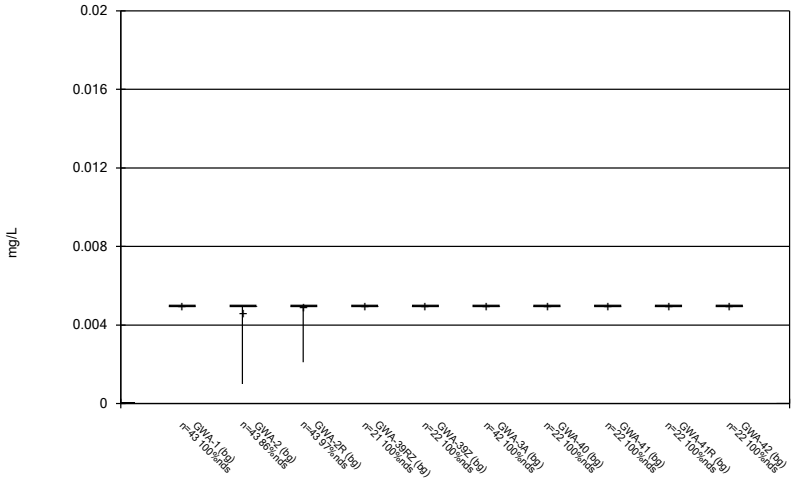

Constituent: Selenium Analysis Run 5/13/2024 9:42 AM
Plant Bowen Data: Bowen 3-4 CCR

Sanitas™ v.10.0.16e Software licensed to . UG

Box & Whiskers Plot

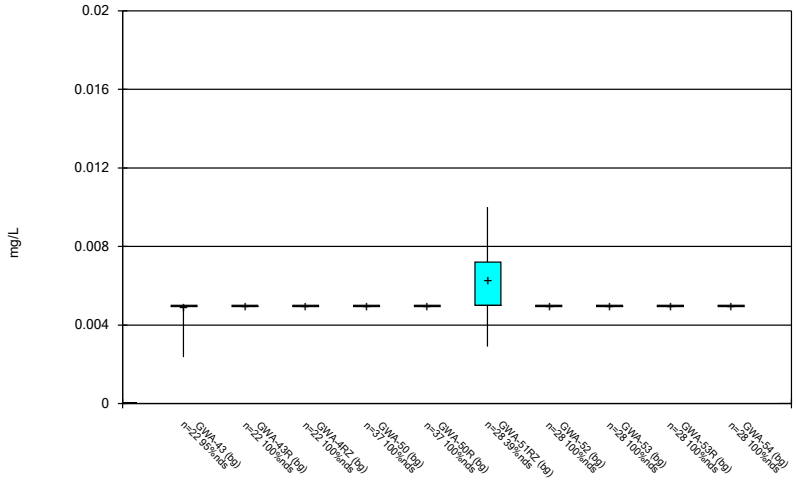

Constituent: Selenium Analysis Run 5/13/2024 9:42 AM
Plant Bowen Data: Bowen 3-4 CCR

Sanitas™ v.10.0.16e Software licensed to . UG

Box & Whiskers Plot

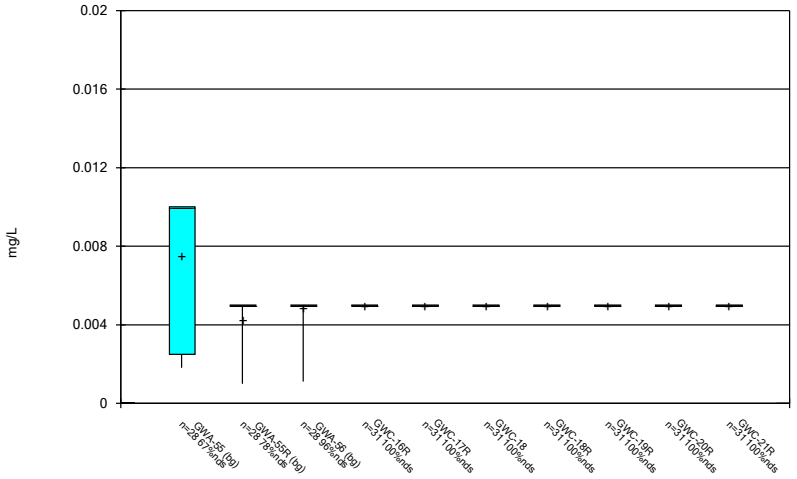

Constituent: Selenium Analysis Run 5/13/2024 9:42 AM
Plant Bowen Data: Bowen 3-4 CCR

Sanitas™ v.10.0.16e Software licensed to . UG

Box & Whiskers Plot

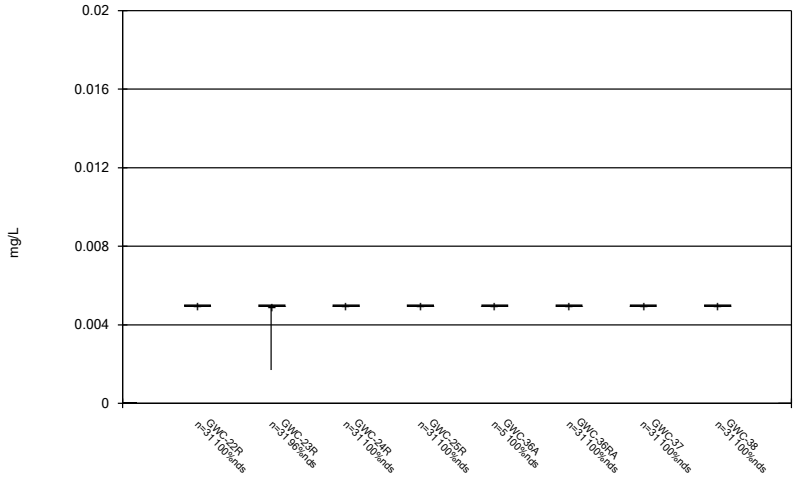

Constituent: Selenium Analysis Run 5/13/2024 9:42 AM
Plant Bowen Data: Bowen 3-4 CCR

Sanitas™ v.10.0.16e Software licensed to . UG

Box & Whiskers Plot

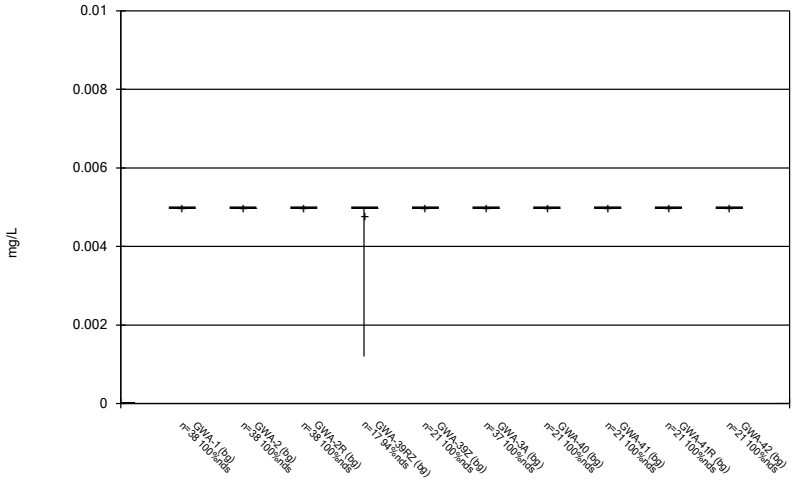

Constituent: Silver Analysis Run 5/13/2024 9:42 AM

Plant Bowen Data: Bowen 3-4 CCR

Sanitas™ v.10.0.16e Software licensed to . UG

Box & Whiskers Plot

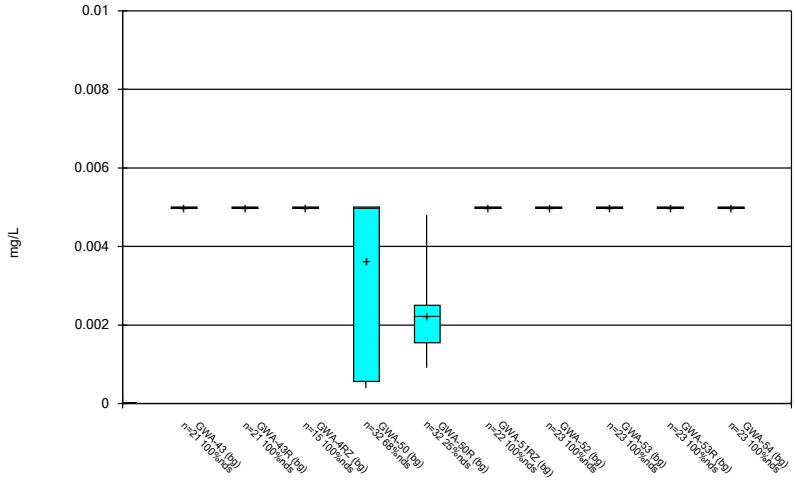

Constituent: Silver Analysis Run 5/13/2024 9:42 AM

Plant Bowen Data: Bowen 3-4 CCR

Sanitas™ v.10.0.16e Software licensed to . UG

Box & Whiskers Plot

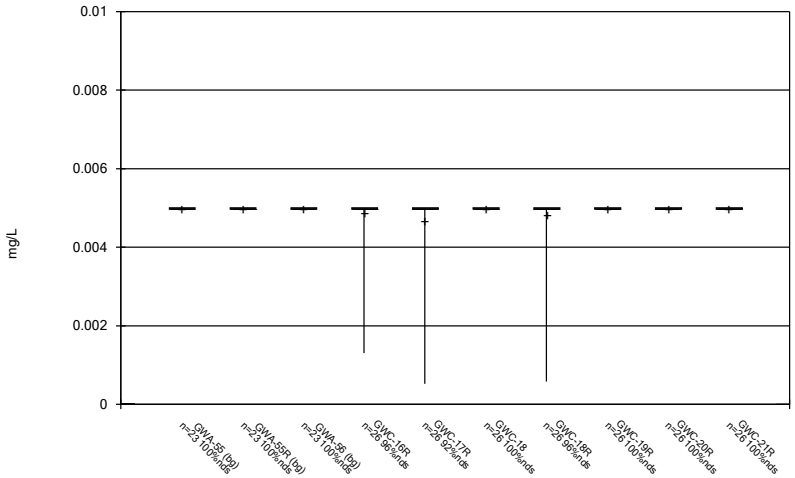

Constituent: Silver Analysis Run 5/13/2024 9:42 AM

Plant Bowen Data: Bowen 3-4 CCR

Sanitas™ v.10.0.16e Software licensed to . UG

Box & Whiskers Plot

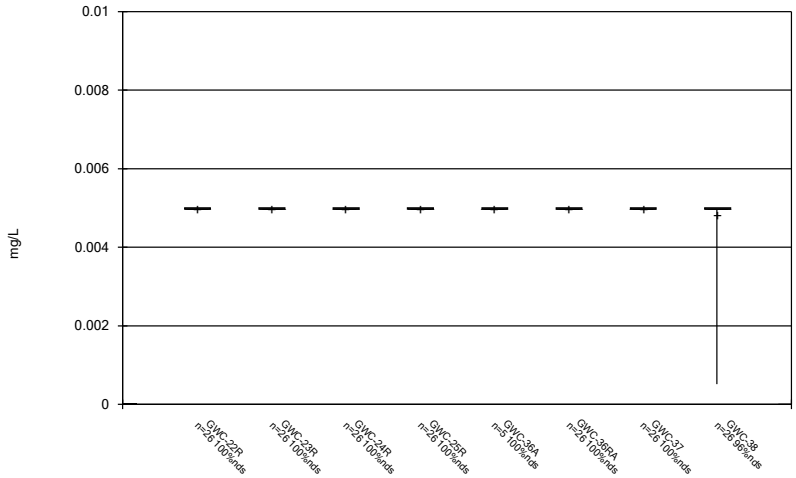

Constituent: Silver Analysis Run 5/13/2024 9:42 AM

Plant Bowen Data: Bowen 3-4 CCR

Sanitas™ v.10.0.16e Software licensed to . UG

Box & Whiskers Plot

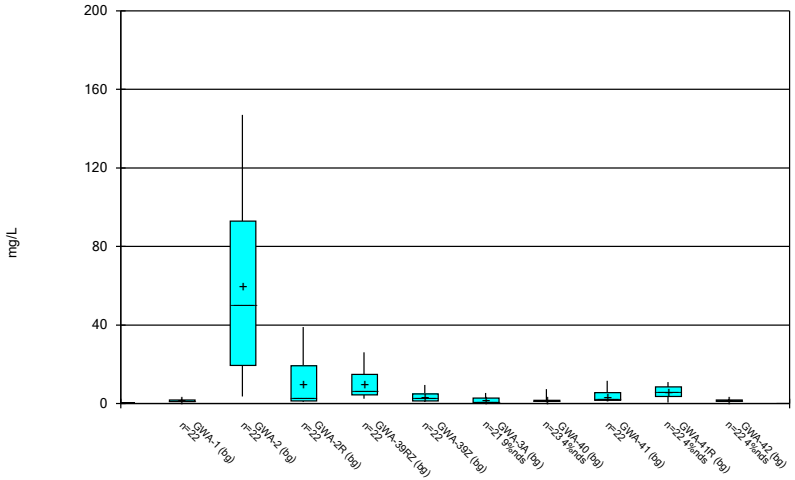

Constituent: Sulfate Analysis Run 5/13/2024 9:42 AM

Plant Bowen Data: Bowen 3-4 CCR

Sanitas™ v.10.0.16e Software licensed to . UG

Box & Whiskers Plot

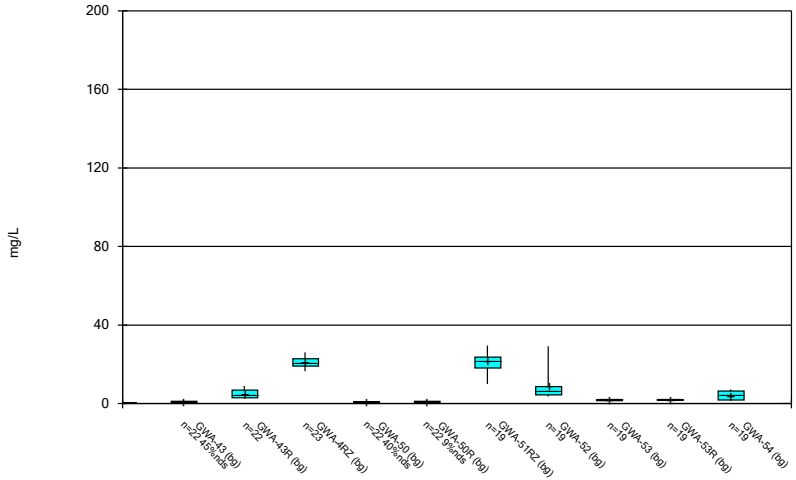

Constituent: Sulfate Analysis Run 5/13/2024 9:42 AM

Plant Bowen Data: Bowen 3-4 CCR

Sanitas™ v.10.0.16e Software licensed to . UG

Box & Whiskers Plot

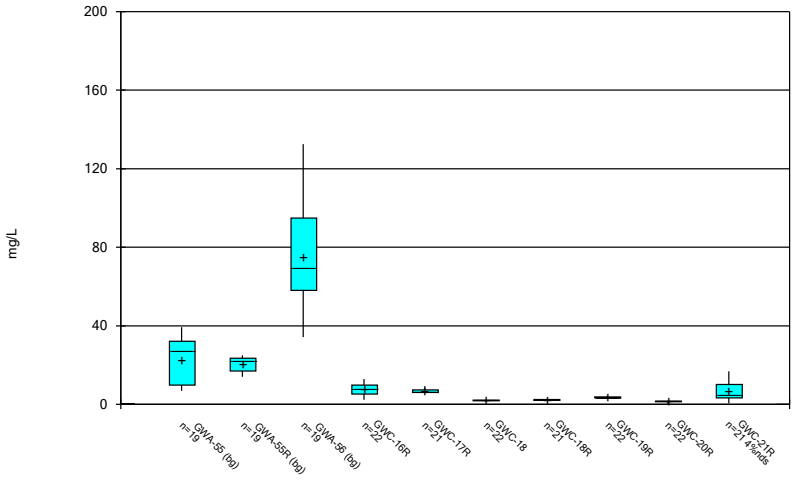

Constituent: Sulfate Analysis Run 5/13/2024 9:42 AM

Plant Bowen Data: Bowen 3-4 CCR

Sanitas™ v.10.0.16e Software licensed to . UG

Box & Whiskers Plot

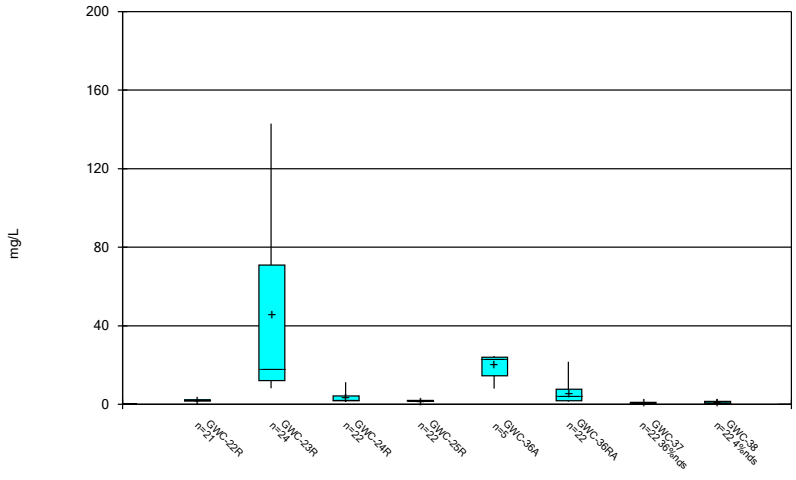

Constituent: Sulfate Analysis Run 5/13/2024 9:42 AM

Plant Bowen Data: Bowen 3-4 CCR

Sanitas™ v.10.0.16e Software licensed to . UG

Box & Whiskers Plot

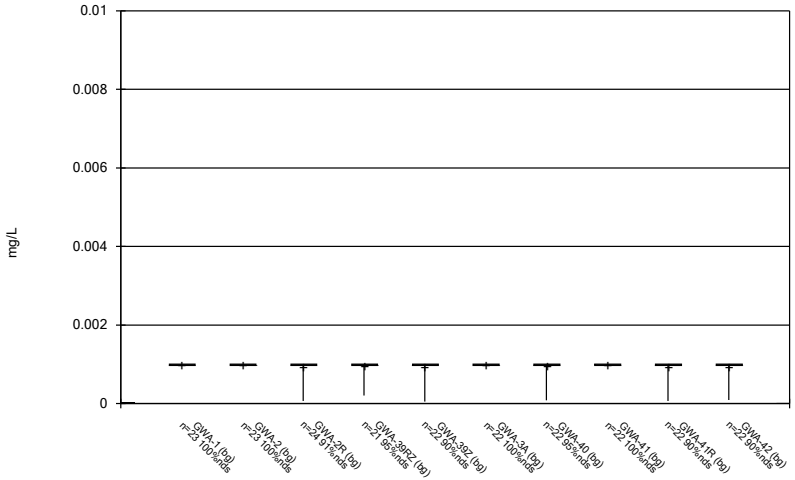

Constituent: Thallium Analysis Run 5/13/2024 9:42 AM

Plant Bowen Data: Bowen 3-4 CCR

Sanitas™ v.10.0.16e Software licensed to . UG

Box & Whiskers Plot

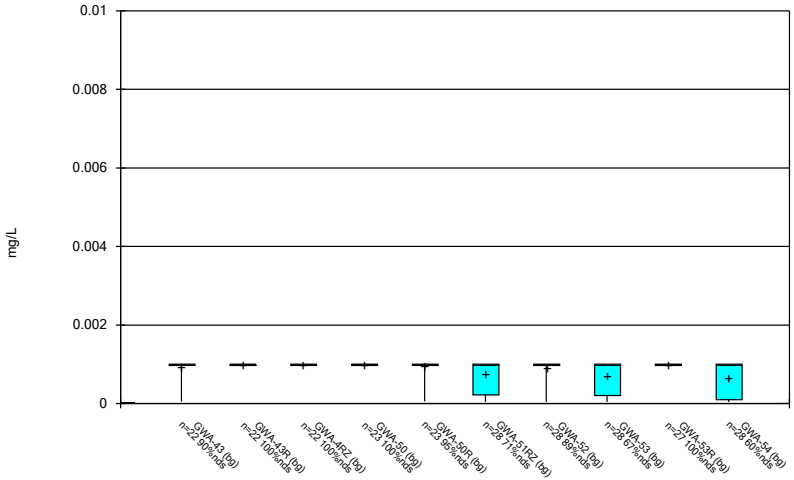

Constituent: Thallium Analysis Run 5/13/2024 9:42 AM

Plant Bowen Data: Bowen 3-4 CCR

Sanitas™ v.10.0.16e Software licensed to . UG

Box & Whiskers Plot

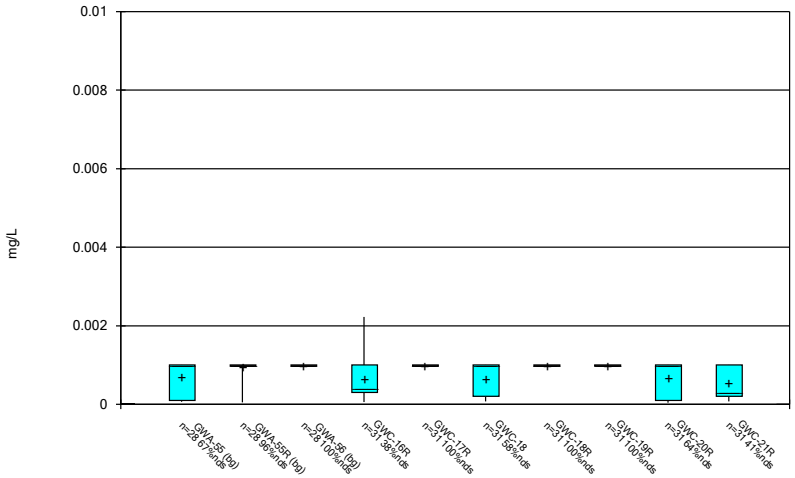

Constituent: Thallium Analysis Run 5/13/2024 9:42 AM

Plant Bowen Data: Bowen 3-4 CCR

Sanitas™ v.10.0.16e Software licensed to . UG

Box & Whiskers Plot

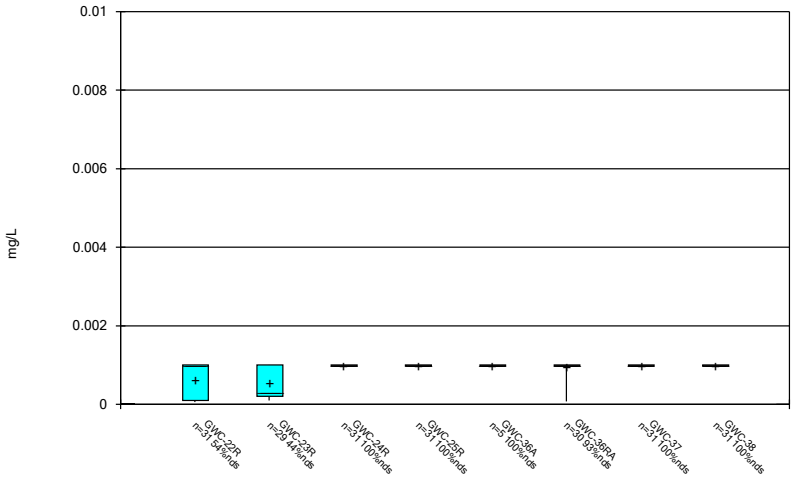

Constituent: Thallium Analysis Run 5/13/2024 9:42 AM

Plant Bowen Data: Bowen 3-4 CCR

Sanitas™ v.10.0.16e Software licensed to . UG

Box & Whiskers Plot

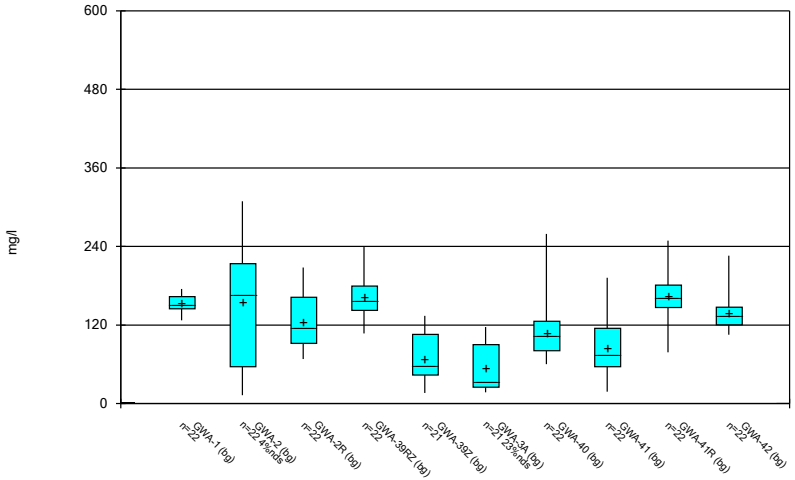

Constituent: Total Dissolved Solids Analysis Run 5/13/2024 9:42 AM

Plant Bowen Data: Bowen 3-4 CCR

Sanitas™ v.10.0.16e Software licensed to . UG

Box & Whiskers Plot

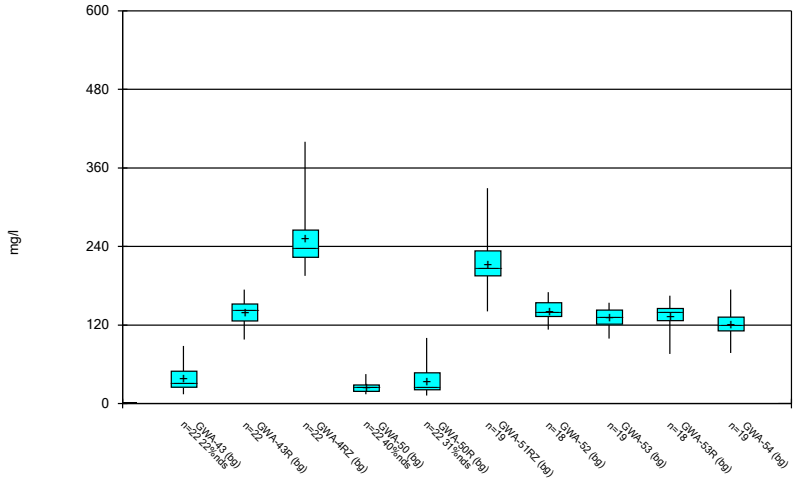

Constituent: Total Dissolved Solids Analysis Run 5/13/2024 9:42 AM

Plant Bowen Data: Bowen 3-4 CCR

Sanitas™ v.10.0.16e Software licensed to . UG

Box & Whiskers Plot

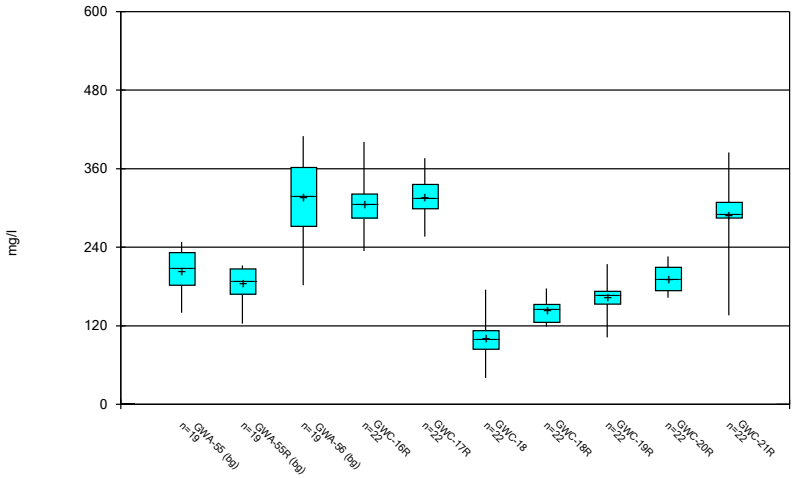

Constituent: Total Dissolved Solids Analysis Run 5/13/2024 9:42 AM

Plant Bowen Data: Bowen 3-4 CCR

Sanitas™ v.10.0.16e Software licensed to . UG

Box & Whiskers Plot

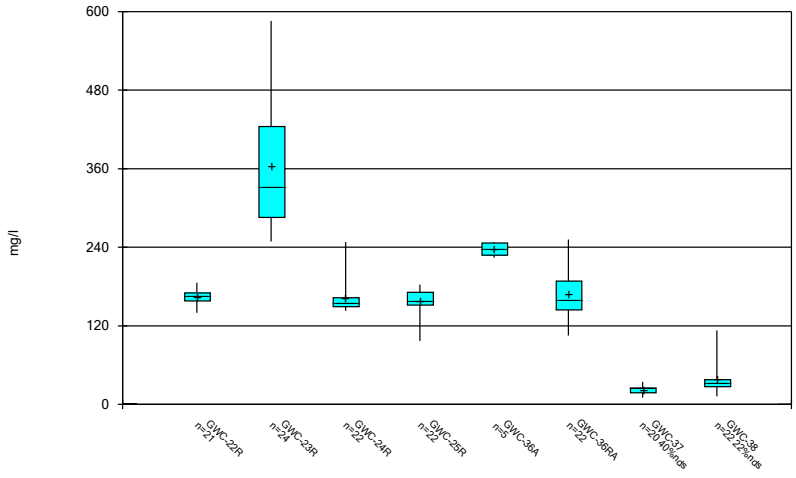

Constituent: Total Dissolved Solids Analysis Run 5/13/2024 9:42 AM

Plant Bowen Data: Bowen 3-4 CCR

Sanitas™ v.10.0.16e Software licensed to . UG

Box & Whiskers Plot

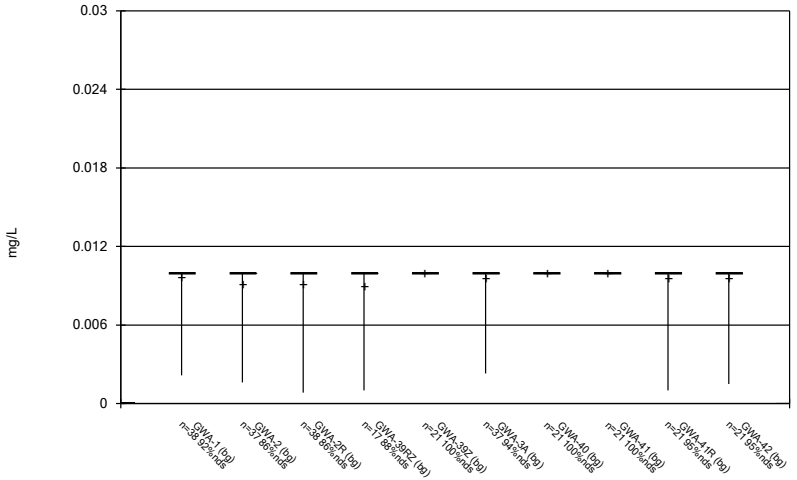

Constituent: Vanadium Analysis Run 5/13/2024 9:42 AM

Plant Bowen Data: Bowen 3-4 CCR

Sanitas™ v.10.0.16e Software licensed to . UG

Box & Whiskers Plot

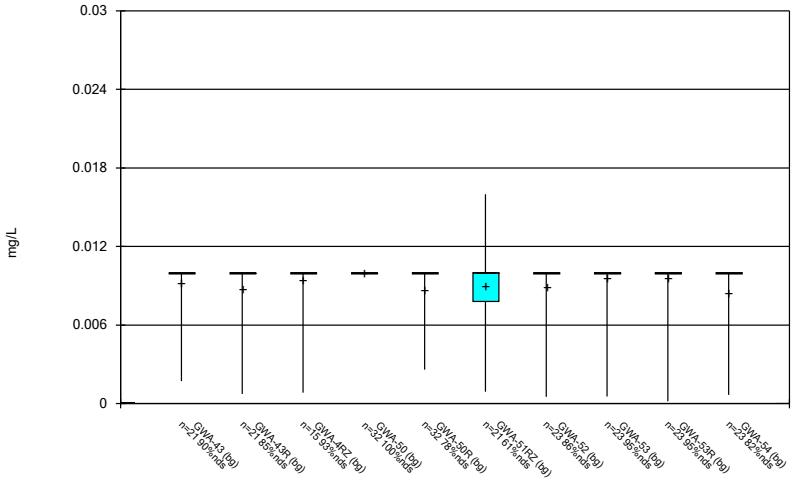

Constituent: Vanadium Analysis Run 5/13/2024 9:42 AM

Plant Bowen Data: Bowen 3-4 CCR

Sanitas™ v.10.0.16e Software licensed to . UG

Box & Whiskers Plot

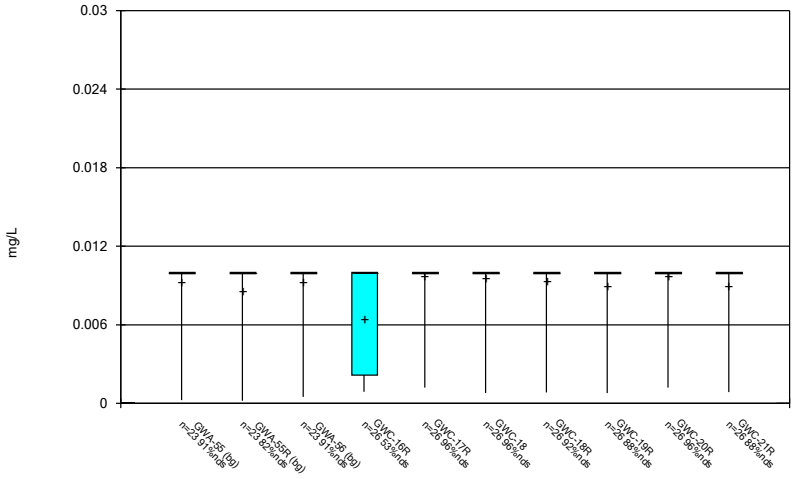

Constituent: Vanadium Analysis Run 5/13/2024 9:42 AM

Plant Bowen Data: Bowen 3-4 CCR

Sanitas™ v.10.0.16e Software licensed to . UG

Box & Whiskers Plot

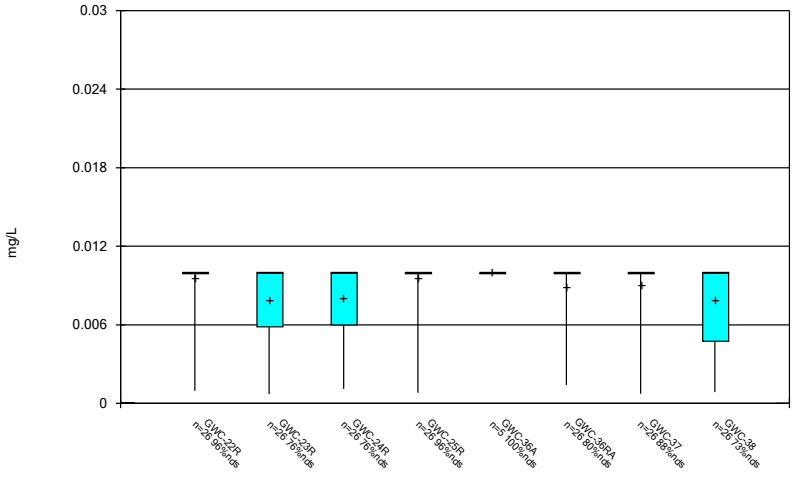

Constituent: Vanadium Analysis Run 5/13/2024 9:42 AM

Plant Bowen Data: Bowen 3-4 CCR

Sanitas™ v.10.0.16e Software licensed to . UG

Box & Whiskers Plot

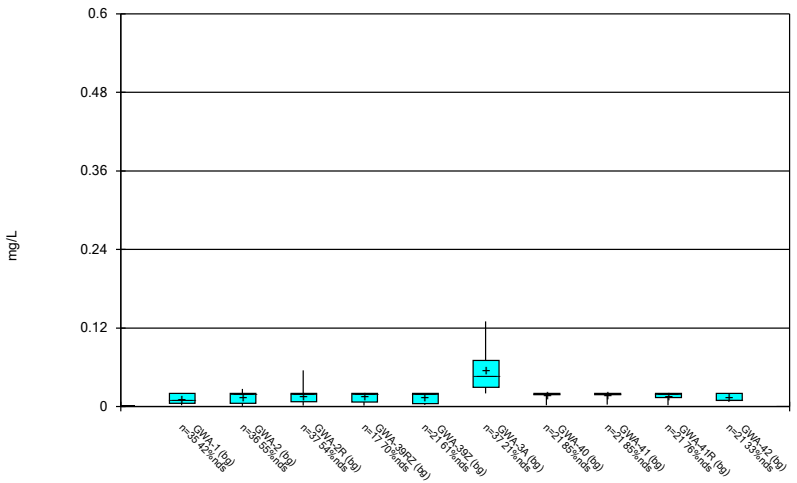

Constituent: Zinc Analysis Run 5/13/2024 9:42 AM

Plant Bowen Data: Bowen 3-4 CCR

Sanitas™ v.10.0.16e Software licensed to . UG

Box & Whiskers Plot

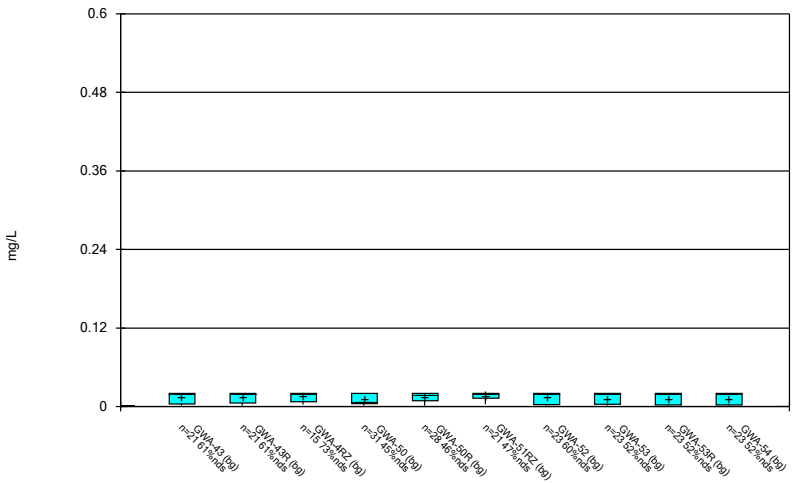

Constituent: Zinc Analysis Run 5/13/2024 9:42 AM

Plant Bowen Data: Bowen 3-4 CCR

Sanitas™ v.10.0.16e Software licensed to . UG

Box & Whiskers Plot

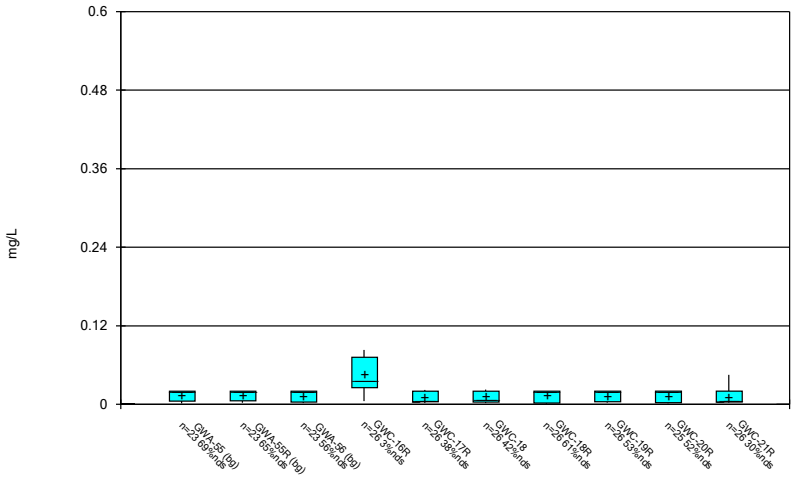

Constituent: Zinc Analysis Run 5/13/2024 9:43 AM

Plant Bowen Data: Bowen 3-4 CCR

Sanitas™ v.10.0.16e Software licensed to . UG

Box & Whiskers Plot

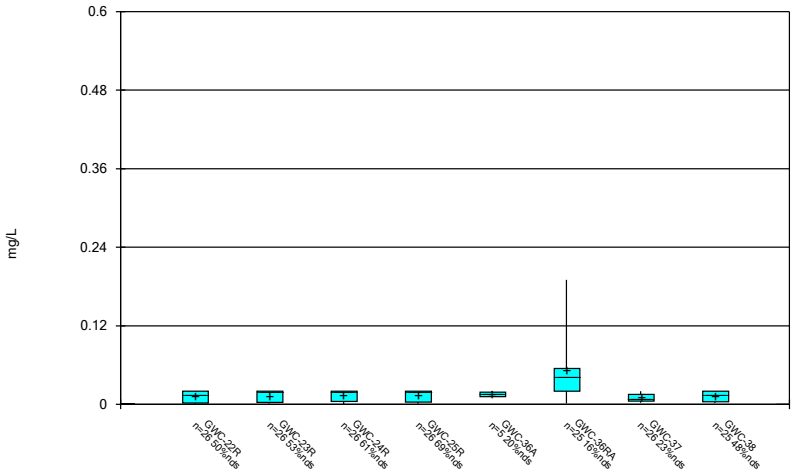

Constituent: Zinc Analysis Run 5/13/2024 9:43 AM

Plant Bowen Data: Bowen 3-4 CCR

FIGURE C.

Outlier Summary

Plant Bowen Data: Bowen 3-4 CCR Printed 5/16/2024, 12:56 PM

	GWA-2R Antimony (mg/L)	GWA-39RZ Antimony (mg/L)	GWA-51RZ Antimony (mg/L)	GWC-24R Antimony (mg/L)	GWC-25R Antimony (mg/L)	GWA-2 Arsenic (mg/L)	GWA-50R Arsenic (mg/L)	GWA-51RZ Arsenic (mg/L)	GWC-16R Arsenic (mg/L)	GWC-21R Arsenic (mg/L)
8/23/2007										
10/24/2007										
11/2/2007										
11/18/2007										
1/30/2008										
1/31/2008										
3/10/2008										
3/11/2008										
5/14/2008										
12/4/2008						0.012 (O)				
12/5/2008										
12/12/2008										
4/15/2009										
4/23/2009										
10/6/2009										
10/7/2009										
10/8/2009										
5/3/2010							0.012 (O)			
4/27/2011										
4/3/2012										
9/15/2014										
10/4/2014										
10/21/2014										
11/11/2014										
3/2/2015										
3/3/2015										
3/17/2015										
5/8/2015										
5/17/2015										
5/25/2015										
8/12/2015								0.0162 (O)		
3/2/2016										
3/3/2016									0.08869 (OD)	
3/4/2016				0.0271 (JO)						
3/7/2016										
3/8/2016					0.0226 (O)					0.0148 (O)
3/9/2016										
5/3/2016										
5/13/2016										
7/12/2016				0.0094 (O)						
7/27/2016										
9/8/2016			0.0046 (O)							
9/13/2016				0.0072 (O)						
1/6/2017										
3/14/2017										
3/23/2017										
3/16/2018	0.021 (O)									
3/19/2018										
3/11/2019										
3/12/2019										
3/14/2019		0.014 (O)								
3/9/2020										
7/28/2021										
8/2/2021										
2/9/2023										

Outlier Summary

Plant Bowen Data: Bowen 3-4 CCR Printed 5/16/2024, 12:56 PM

	GWA-1 Barium (mg/L)	GWA-2 Barium (mg/L)	GWA-2R Barium (mg/L)	GWA-3A Barium (mg/L)	GWA-50 Barium (mg/L)	GWA-50R Barium (mg/L)	GWC-17R Barium (mg/L)	GWC-18 Barium (mg/L)	GWC-18R Barium (mg/L)	GWC-19R Barium (mg/L)
8/23/2007				0.015 (O)						
10/24/2007										
11/2/2007				0.017 (O)						
11/18/2007		0.13 (O)		0.019 (O)						
1/30/2008										
1/31/2008			0.13 (O)	0.011 (O)						
3/10/2008										
3/11/2008				0.016 (O)						
5/14/2008				0.013 (O)						
12/4/2008		0.14 (O)								
12/5/2008				0.021 (O)						
12/12/2008					0.098 (O)					
4/15/2009				0.012 (O)						
4/23/2009						0.14 (O)				
10/6/2009						0.12 (O)				
10/7/2009	0.15 (O)									
10/8/2009				0.011 (O)						
5/3/2010						0.12 (O)				
4/27/2011										
4/3/2012			0.0625 (O)							
9/15/2014										
10/4/2014										
10/21/2014									0.027 (O)	
11/11/2014									0.028 (O)	
3/2/2015										
3/3/2015									0.034 (O)	
3/17/2015										
5/8/2015										
5/17/2015										
5/25/2015										
8/12/2015										
3/2/2016										
3/3/2016										
3/4/2016							0.0262 (JO)			
3/7/2016								<3 (O)		<3 (O)
3/8/2016										
3/9/2016										
5/3/2016										
5/13/2016										
7/12/2016										
7/27/2016										
9/8/2016										
9/13/2016										
1/6/2017										
3/14/2017										
3/23/2017										
3/16/2018										
3/19/2018										
3/11/2019										
3/12/2019										
3/14/2019										
3/9/2020										
7/28/2021										
8/2/2021										
2/9/2023										

Outlier Summary

Plant Bowen Data: Bowen 3-4 CCR Printed 5/16/2024, 12:56 PM

	GWC-24R Barium (mg/L)	GWC-38 Barium (mg/L)	GWA-43 Calcium (mg/L)	GWA-1 Chromium (mg/L)	GWA-2 Chromium (mg/L)	GWA-2R Chromium (mg/L)	GWA-39Z Chromium (mg/L)	GWA-3A Chromium (mg/L)	GWA-51RZ Chromium (mg/L)	GWC-18 Chromium (mg/L)
8/23/2007										
10/24/2007					0.039 (O)					
11/2/2007								0.027 (O)		
11/18/2007				0.038 (O)	0.059 (O)			0.17 (O)		
1/30/2008				0.11 (O)						
1/31/2008						0.052 (O)				
3/10/2008				0.038 (O)						
3/11/2008					0.03 (O)			0.063 (O)		
5/14/2008								0.057 (O)		
12/4/2008										
12/5/2008										
12/12/2008										
4/15/2009										
4/23/2009										
10/6/2009										
10/7/2009										
10/8/2009										
5/3/2010										
4/27/2011										
4/3/2012										
9/15/2014										
10/4/2014										
10/21/2014										
11/11/2014										
3/2/2015		0.03 (O)								
3/3/2015										
3/17/2015										
5/8/2015									0.036 (O)	
5/17/2015									0.029 (O)	
5/25/2015									0.029 (O)	
8/12/2015										
3/2/2016										
3/3/2016										
3/4/2016	0.0422 (O)									
3/7/2016										<0.01 (O)
3/8/2016										
3/9/2016										
5/3/2016										
5/13/2016			18.7 (o)							
7/12/2016										
7/27/2016										
9/8/2016										
9/13/2016										
1/6/2017										
3/14/2017										
3/23/2017										<0.01 (O)
3/16/2018										
3/19/2018										
3/11/2019										
3/12/2019										
3/14/2019										
3/9/2020							0.069 (O)			
7/28/2021										
8/2/2021										
2/9/2023										

Outlier Summary

Plant Bowen Data: Bowen 3-4 CCR Printed 5/16/2024, 12:56 PM

	GWC-18R Chromium (mg/L)	GWC-37 Chromium (mg/L)	GWA-2R Cobalt (mg/L)	GWC-38 Cobalt (mg/L)	GWA-39RZ Copper (mg/L)	GWA-50R Copper (mg/L)	GWA-2 Fluoride (mg/L)	GWC-17R Fluoride (mg/L)	GWC-21R Fluoride (mg/L)	GWC-36RA Lead (mg/L)
8/23/2007										
10/24/2007										
11/2/2007										
11/18/2007										
1/30/2008										
1/31/2008			0.0083 (O)							
3/10/2008										
3/11/2008										
5/14/2008										
12/4/2008										
12/5/2008										
12/12/2008					0.064 (O)					
4/15/2009										
4/23/2009										
10/6/2009										
10/7/2009										
10/8/2009										
5/3/2010										
4/27/2011										
4/3/2012										
9/15/2014										0.0069 (JO)
10/4/2014	0.025 (O)									
10/21/2014	0.024 (O)									
11/11/2014	0.025 (O)									
3/2/2015										
3/3/2015	0.029 (O)									
3/17/2015				0.0044 (O)						
5/8/2015										
5/17/2015										
5/25/2015										
8/12/2015										
3/2/2016				<0.01 (O)						
3/3/2016										
3/4/2016							2.1421 (O)			
3/7/2016										
3/8/2016										
3/9/2016										
5/3/2016				<0.01 (O)						
5/13/2016										
7/12/2016										
7/27/2016					0.0271 (O)					
9/8/2016										
9/13/2016										
1/6/2017										
3/14/2017										
3/23/2017										
3/16/2018										
3/19/2018						1.1 (O)				
3/11/2019								0.51 (O)		
3/12/2019										
3/14/2019										
3/9/2020										
7/28/2021		0.018 (O)								
8/2/2021										
2/9/2023										

Outlier Summary

Plant Bowen Data: Bowen 3-4 CCR Printed 5/16/2024, 12:56 PM

	GWC-37 Lead (mg/L)	GWA-1 Nickel (mg/L)	GWA-2 Nickel (mg/L)	GWA-2R Nickel (mg/L)	GWA-39Z Nickel (mg/L)	GWA-3A Nickel (mg/L)	GWC-21R Nickel (mg/L)	GWC-17R Sulfate (mg/L)	GWC-21R Sulfate (mg/L)	GWC-23R Thallium (mg/L)
8/23/2007										
10/24/2007			0.026 (O)							
11/2/2007										
11/18/2007			0.043 (O)			0.14 (O)				
1/30/2008		0.11 (O)								
1/31/2008				0.054 (O)						
3/10/2008										
3/11/2008						0.076 (O)				
5/14/2008						0.074 (O)				
12/4/2008										
12/5/2008										
12/12/2008										
4/15/2009										
4/23/2009										
10/6/2009										
10/7/2009										
10/8/2009										
5/3/2010										
4/27/2011										
4/3/2012										
9/15/2014										
10/4/2014										
10/21/2014										
11/11/2014										
3/2/2015										
3/3/2015										
3/17/2015										
5/8/2015										
5/17/2015										
5/25/2015										
8/12/2015										
3/2/2016										
3/3/2016										
3/4/2016										
3/7/2016										
3/8/2016							0.0261 (O)			
3/9/2016										0.0033 (JO)
5/3/2016										
5/13/2016										
7/12/2016										
7/27/2016										
9/8/2016										
9/13/2016										
1/6/2017										
3/14/2017										
3/23/2017										
3/16/2018										
3/19/2018										
3/11/2019										
3/12/2019								25.9 (O)		
3/14/2019										
3/9/2020					0.04 (O)					
7/28/2021	0.13 (O)									
8/2/2021									21.5 (O)	
2/9/2023										

Outlier Summary

Plant Bowen Data: Bowen 3-4 CCR Printed 5/16/2024, 12:56 PM

	GWC-22R Total Dissolved Solids (mg/l)	GWC-37 Total Dissolved Solids (mg/l)	GWA-2 Vanadium (mg/L)	GWA-51RZ Vanadium (mg/L)	GWA-1 Zinc (mg/L)	GWA-2 Zinc (mg/L)	GWA-2R Zinc (mg/L)	GWA-50 Zinc (mg/L)	GWA-50R Zinc (mg/L)	GWA-51RZ Zinc (mg/L)
8/23/2007					0.032 (O)					
10/24/2007						0.043 (O)				
11/2/2007										
11/18/2007										
1/30/2008					0.022 (O)					
1/31/2008							0.063 (O)			
3/10/2008										
3/11/2008										
5/14/2008										
12/4/2008			0.016 (O)			0.081 (O)				
12/5/2008										
12/12/2008								0.048 (O)		
4/15/2009										
4/23/2009									0.075 (O)	
10/6/2009									0.056 (O)	
10/7/2009					0.061 (O)					
10/8/2009										
5/3/2010									0.051 (O)	
4/27/2011									0.025 (O)	
4/3/2012										
9/15/2014										
10/4/2014										
10/21/2014										
11/11/2014										
3/2/2015										
3/3/2015										
3/17/2015										
5/8/2015										
5/17/2015										0.12 (O)
5/25/2015										
8/12/2015				0.0279 (O)						
3/2/2016										
3/3/2016										
3/4/2016										
3/7/2016										
3/8/2016										
3/9/2016										
5/3/2016										
5/13/2016										
7/12/2016										
7/27/2016										
9/8/2016										
9/13/2016										
1/6/2017		189 (O)								
3/14/2017		90 (O)								
3/23/2017										
3/16/2018										
3/19/2018										
3/11/2019										
3/12/2019										
3/14/2019										
3/9/2020										
7/28/2021										
8/2/2021										
2/9/2023	328 (O)									

Outlier Summary

Plant Bowen Data: Bowen 3-4 CCR Printed 5/16/2024, 12:56 PM

	GWC-20R Zinc (mg/L)	GWC-36RA Zinc (mg/L)	GWC-38 Zinc (mg/L)
8/23/2007			
10/24/2007			
11/2/2007			
11/18/2007			
1/30/2008			
1/31/2008			
3/10/2008			
3/11/2008			
5/14/2008			
12/4/2008			
12/5/2008			
12/12/2008			
4/15/2009			
4/23/2009			
10/6/2009			
10/7/2009			
10/8/2009			
5/3/2010			
4/27/2011			
4/3/2012			
9/15/2014		0.44 (O)	
10/4/2014			
10/21/2014			
11/11/2014			
3/2/2015			0.041 (O)
3/3/2015			
3/17/2015			
5/8/2015			
5/17/2015			
5/25/2015			
8/12/2015			
3/2/2016			
3/3/2016			
3/4/2016			
3/7/2016			
3/8/2016	0.557 (O)		
3/9/2016			
5/3/2016			
5/13/2016			
7/12/2016			
7/27/2016			
9/8/2016			
9/13/2016			
1/6/2017			
3/14/2017			
3/23/2017			
3/16/2018			
3/19/2018			
3/11/2019			
3/12/2019			
3/14/2019			
3/9/2020			
7/28/2021			
8/2/2021			
2/9/2023			

Tukey's Outlier Test - Significant Results

Plant Bowen Data: Bowen 3-4 CCR Printed 5/1/2024, 2:14 PM

Constituent	Well	Outlier	Value(s)	Method	Alpha	N	Mean	Std. Dev.	Distribution	Normality Test
Antimony (mg/L)	GWA-41R (bg)	Yes	0.0045	NP	NaN	21	0.002708	0.0009643	x^2	ShapiroWilk
Antimony (mg/L)	GWC-25R	Yes	0.0226,0.00107,0.0004,0.0011,0.0009,0.00093,0.001	NP	NaN	30	0.003237	0.003752	ln(x)	ShapiroWilk
Barium (mg/L)	GWA-1 (bg)	Yes	0.15	NP	NaN	42	0.02379	0.02112	ln(x)	ShapiroWilk
Barium (mg/L)	GWA-50 (bg)	Yes	0.098	NP	NaN	36	0.01176	0.01509	ln(x)	ShapiroWilk
Barium (mg/L)	GWA-50R (bg)	Yes	0.14,0.12,0.12	NP	NaN	36	0.02284	0.03205	ln(x)	ShapiroWilk
Barium (mg/L)	GWC-17R	Yes	0.0262	NP	NaN	30	0.01958	0.001584	ln(x)	ShapiroWilk
Barium (mg/L)	GWC-18	Yes	1.5	NP	NaN	30	0.07549	0.2692	ln(x)	ShapiroWilk
Barium (mg/L)	GWC-18R	Yes	0.00065,0.027,0.028,0.034	NP	NaN	30	0.01536	0.005612	normal	ShapiroWilk
Barium (mg/L)	GWC-19R	Yes	1.5	NP	NaN	30	0.06525	0.271	ln(x)	ShapiroWilk
Barium (mg/L)	GWC-38	Yes	0.03	NP	NaN	30	0.01311	0.00359	ln(x)	ShapiroWilk
Beryllium (mg/L)	GWA-42 (bg)	Yes	0.0015,0.0015	NP	NaN	21	0.0002714	0.0004097	ln(x)	ShapiroWilk
Chloride (mg/L)	GWA-3A (bg)	Yes	0.75,2.5,6.3,5.7	NP	NaN	20	1.974	1.414	ln(x)	ShapiroWilk
Chromium (mg/L)	GWA-43 (bg)	Yes	0.0004,0.0008,0.00051,0.0016	NP	NaN	21	0.004124	0.001693	normal	ShapiroWilk
Copper (mg/L)	GWC-24R	Yes	0.0003,0.00051	NP	NaN	25	0.004023	0.001788	ln(x)	ShapiroWilk
Copper (mg/L)	GWC-36RA	Yes	0.0024,0.0017,0.00097,0.0003,0.00043	NP	NaN	25	0.004228	0.001607	normal	ShapiroWilk
Lead (mg/L)	GWC-25R	Yes	0.00006,0.000059	NP	NaN	30	0.000803	0.0003673	x^(1/3)	ShapiroWilk
Lead (mg/L)	GWC-36RA	Yes	0.0069,0.0001,0.0002,0.0003,0.00008,0.00031	NP	NaN	30	0.00103	0.001153	ln(x)	ShapiroWilk
Nickel (mg/L)	GWA-42 (bg)	Yes	0.005,0.005	NP	NaN	20	0.001701	0.001163	ln(x)	ShapiroWilk
Nickel (mg/L)	GWC-18	Yes	0.0005	NP	NaN	25	0.004088	0.00167	ln(x)	ShapiroWilk
pH (pH_units)	GWA-43R (bg)	Yes	7.31	NP	NaN	22	7.77	0.1323	x^6	ShapiroWilk
pH (pH_units)	GWC-19R	Yes	7.2	NP	NaN	21	7.663	0.1408	x^6	ShapiroWilk
Sulfate (mg/L)	GWA-40 (bg)	Yes	7.4	NP	NaN	22	1.83	1.505	ln(x)	ShapiroWilk
Sulfate (mg/L)	GWC-17R	Yes	25.9	NP	NaN	21	7.628	4.278	ln(x)	ShapiroWilk
Total Dissolved Solids (mg/l)	GWA-4RZ (bg)	Yes	400	NP	NaN	21	251.4	54.09	ln(x)	ShapiroWilk
Total Dissolved Solids (mg/l)	GWC-21R	Yes	136,385	NP	NaN	21	289.9	45	x^2	ShapiroWilk
Total Dissolved Solids (mg/l)	GWC-22R	Yes	328	NP	NaN	21	171.2	37.89	ln(x)	ShapiroWilk
Total Dissolved Solids (mg/l)	GWC-24R	Yes	209,205	NP	NaN	21	158.7	17.1	ln(x)	ShapiroWilk
Total Dissolved Solids (mg/l)	GWC-37	Yes	189,90	NP	NaN	21	33	39.13	ln(x)	ShapiroWilk
Total Dissolved Solids (mg/l)	GWC-38	Yes	113	NP	NaN	21	38.71	22.99	ln(x)	ShapiroWilk
Zinc (mg/L)	GWA-41R (bg)	Yes	0.0023,0.0021,0.0024	NP	NaN	20	0.01586	0.007435	ln(x)	ShapiroWilk

Tukey's Outlier Test - All Results

Plant Bowen Data: Bowen 3-4 CCR Printed 5/1/2024, 2:14 PM

Constituent	Well	Outlier	Value(s)	Method	Alpha	N	Mean	Std. Dev.	Distribution	Normality Test
Antimony (mg/L)	GWA-1 (bg)	No	n/a	NP	NaN	42	0.004626	0.003598	ln(x)	ShapiroWilk
Antimony (mg/L)	GWA-2 (bg)	No	n/a	NP	NaN	42	0.003	0	normal	ShapiroWilk
Antimony (mg/L)	GWA-2R (bg)	No	n/a	NP	NaN	42	0.00453	0.003316	ln(x)	ShapiroWilk
Antimony (mg/L)	GWA-39RZ (bg)	No	n/a	NP	NaN	20	0.003396	0.003164	x^(1/3)	ShapiroWilk
Antimony (mg/L)	GWA-39Z (bg)	No	n/a	NP	NaN	21	0.001873	0.00117	x^(1/3)	ShapiroWilk
Antimony (mg/L)	GWA-3A (bg)	n/a	n/a	NP	NaN	41	0.002971	0.0009837	unknown	ShapiroWilk
Antimony (mg/L)	GWA-40 (bg)	n/a	n/a	NP	NaN	21	0.002881	0.0003919	unknown	ShapiroWilk
Antimony (mg/L)	GWA-41 (bg)	n/a	n/a	NP	NaN	21	0.00287	0.0005711	unknown	ShapiroWilk
Antimony (mg/L)	**GWA-41R (bg)**	**Yes**	**0.0045**	**NP**	**NaN**	**21**	**0.002708**	**0.0009643**	**x^2**	**ShapiroWilk**
Antimony (mg/L)	GWA-42 (bg)	n/a	n/a	NP	NaN	21	0.002952	0.0002182	unknown	ShapiroWilk
Antimony (mg/L)	GWA-43 (bg)	n/a	n/a	NP	NaN	21	0.002887	0.0005194	unknown	ShapiroWilk
Antimony (mg/L)	GWA-43R (bg)	No	n/a	NP	NaN	21	0.002362	0.001054	x^(1/3)	ShapiroWilk
Antimony (mg/L)	GWA-4RZ (bg)	No	n/a	NP	NaN	21	0.002146	0.0009853	x^(1/3)	ShapiroWilk
Antimony (mg/L)	GWA-50 (bg)	n/a	n/a	NP	NaN	36	0.00278	0.000649	unknown	ShapiroWilk
Antimony (mg/L)	GWA-50R (bg)	n/a	n/a	NP	NaN	36	0.00293	0.00042	unknown	ShapiroWilk
Antimony (mg/L)	GWC-16R	No	n/a	NP	NaN	30	0.01097	0.006165	sqrt(x)	ShapiroWilk
Antimony (mg/L)	GWC-17R	n/a	n/a	NP	NaN	30	0.002871	0.0005381	unknown	ShapiroWilk
Antimony (mg/L)	GWC-18	n/a	n/a	NP	NaN	30	0.002916	0.0004583	unknown	ShapiroWilk
Antimony (mg/L)	GWC-18R	No	n/a	NP	NaN	30	0.002428	0.001017	ln(x)	ShapiroWilk
Antimony (mg/L)	GWC-19R	No	n/a	NP	NaN	30	0.003	0	normal	ShapiroWilk
Antimony (mg/L)	GWC-20R	n/a	n/a	NP	NaN	30	0.002959	0.0002273	unknown	ShapiroWilk
Antimony (mg/L)	GWC-21R	No	n/a	NP	NaN	30	0.004907	0.001839	sqrt(x)	ShapiroWilk
Antimony (mg/L)	GWC-22R	No	n/a	NP	NaN	30	0.003	0	normal	ShapiroWilk
Antimony (mg/L)	GWC-23R	n/a	n/a	NP	NaN	30	0.002725	0.000764	unknown	ShapiroWilk
Antimony (mg/L)	GWC-24R	No	n/a	NP	NaN	30	0.003599	0.004818	ln(x)	ShapiroWilk
Antimony (mg/L)	**GWC-25R**	**Yes**	**0.0226,0.00107,0.0004,0.0011,0.0009,0.00093,0.001**	**NP**	**NaN**	**30**	**0.003237**	**0.003752**	**ln(x)**	**ShapiroWilk**
Antimony (mg/L)	GWC-36A	No	n/a	NP	NaN	4	0.003	0	normal	ShapiroWilk
Antimony (mg/L)	GWC-36RA	n/a	n/a	NP	NaN	30	0.002881	0.0004605	unknown	ShapiroWilk
Antimony (mg/L)	GWC-37	No	n/a	NP	NaN	30	0.002541	0.0008735	x^(1/3)	ShapiroWilk
Antimony (mg/L)	GWC-38	No	n/a	NP	NaN	30	0.003	0	normal	ShapiroWilk
Arsenic (mg/L)	GWA-1 (bg)	n/a	n/a	NP	NaN	42	0.004586	0.001292	unknown	ShapiroWilk
Arsenic (mg/L)	GWA-2 (bg)	n/a	n/a	NP	NaN	42	0.005093	0.001192	unknown	ShapiroWilk
Arsenic (mg/L)	GWA-2R (bg)	n/a	n/a	NP	NaN	42	0.004111	0.001739	unknown	ShapiroWilk
Arsenic (mg/L)	GWA-39RZ (bg)	No	n/a	NP	NaN	20	0.003731	0.001991	ln(x)	ShapiroWilk
Arsenic (mg/L)	GWA-39Z (bg)	n/a	n/a	NP	NaN	21	0.00444	0.001435	unknown	ShapiroWilk
Arsenic (mg/L)	GWA-3A (bg)	n/a	n/a	NP	NaN	41	0.004902	0.0006247	unknown	ShapiroWilk
Arsenic (mg/L)	GWA-40 (bg)	n/a	n/a	NP	NaN	21	0.00458	0.001327	unknown	ShapiroWilk
Arsenic (mg/L)	GWA-41 (bg)	No	n/a	NP	NaN	21	0.005	0	normal	ShapiroWilk
Arsenic (mg/L)	GWA-41R (bg)	n/a	n/a	NP	NaN	21	0.004429	0.001436	unknown	ShapiroWilk
Arsenic (mg/L)	GWA-42 (bg)	No	n/a	NP	NaN	21	0.005	0	normal	ShapiroWilk
Arsenic (mg/L)	GWA-43 (bg)	n/a	n/a	NP	NaN	21	0.004824	0.0008074	unknown	ShapiroWilk
Arsenic (mg/L)	GWA-43R (bg)	n/a	n/a	NP	NaN	21	0.004786	0.000982	unknown	ShapiroWilk
Arsenic (mg/L)	GWA-4RZ (bg)	No	n/a	NP	NaN	21	0.002599	0.001913	ln(x)	ShapiroWilk
Arsenic (mg/L)	GWA-50 (bg)	No	n/a	NP	NaN	36	0.005	0	normal	ShapiroWilk
Arsenic (mg/L)	GWA-50R (bg)	n/a	n/a	NP	NaN	36	0.005194	0.001167	unknown	ShapiroWilk
Arsenic (mg/L)	GWC-16R	No	n/a	NP	NaN	30	0.006418	0.01565	ln(x)	ShapiroWilk
Arsenic (mg/L)	GWC-17R	n/a	n/a	NP	NaN	30	0.004597	0.001264	unknown	ShapiroWilk
Arsenic (mg/L)	GWC-18	n/a	n/a	NP	NaN	30	0.004613	0.001183	unknown	ShapiroWilk
Arsenic (mg/L)	GWC-18R	n/a	n/a	NP	NaN	30	0.004453	0.001438	unknown	ShapiroWilk
Arsenic (mg/L)	GWC-19R	n/a	n/a	NP	NaN	30	0.004433	0.00147	unknown	ShapiroWilk
Arsenic (mg/L)	GWC-20R	n/a	n/a	NP	NaN	30	0.004359	0.0015	unknown	ShapiroWilk
Arsenic (mg/L)	GWC-21R	No	n/a	NP	NaN	30	0.004279	0.002465	ln(x)	ShapiroWilk
Arsenic (mg/L)	GWC-22R	No	n/a	NP	NaN	30	0.003812	0.001588	normal	ShapiroWilk
Arsenic (mg/L)	GWC-23R	n/a	n/a	NP	NaN	30	0.004475	0.001364	unknown	ShapiroWilk
Arsenic (mg/L)	GWC-24R	No	n/a	NP	NaN	30	0.004063	0.001629	x^(1/3)	ShapiroWilk
Arsenic (mg/L)	GWC-25R	n/a	n/a	NP	NaN	30	0.004508	0.001369	unknown	ShapiroWilk
Arsenic (mg/L)	GWC-36A	No	n/a	NP	NaN	4	0.0042	0.0016	ln(x)	ShapiroWilk
Arsenic (mg/L)	GWC-36RA	n/a	n/a	NP	NaN	30	0.004577	0.001183	unknown	ShapiroWilk
Arsenic (mg/L)	GWC-37	n/a	n/a	NP	NaN	30	0.004598	0.001245	unknown	ShapiroWilk
Arsenic (mg/L)	GWC-38	n/a	n/a	NP	NaN	30	0.004604	0.001363	unknown	ShapiroWilk

Tukey's Outlier Test - All Results

Plant Bowen Data: Bowen 3-4 CCR Printed 5/1/2024, 2:14 PM

Constituent	Well	Outlier	Value(s)	Method	Alpha	N	Mean	Std. Dev.	Distribution	Normality Test
Barium (mg/L)	**GWA-1 (bg)**	**Yes**	**0.15**	**NP**	**NaN**	**42**	**0.02379**	**0.02112**	**ln(x)**	**ShapiroWilk**
Barium (mg/L)	GWA-2 (bg)	No	n/a	NP	NaN	42	0.02663	0.02696	ln(x)	ShapiroWilk
Barium (mg/L)	GWA-2R (bg)	No	n/a	NP	NaN	42	0.01757	0.0208	ln(x)	ShapiroWilk
Barium (mg/L)	GWA-39RZ (bg)	No	n/a	NP	NaN	20	0.01569	0.003337	ln(x)	ShapiroWilk
Barium (mg/L)	GWA-39Z (bg)	No	n/a	NP	NaN	21	0.01414	0.007741	sqrt(x)	ShapiroWilk
Barium (mg/L)	GWA-3A (bg)	No	n/a	NP	NaN	41	0.007874	0.004285	ln(x)	ShapiroWilk
Barium (mg/L)	GWA-40 (bg)	No	n/a	NP	NaN	21	0.008568	0.001278	ln(x)	ShapiroWilk
Barium (mg/L)	GWA-41 (bg)	No	n/a	NP	NaN	21	0.02503	0.004095	ln(x)	ShapiroWilk
Barium (mg/L)	GWA-41R (bg)	No	n/a	NP	NaN	21	0.02499	0.009788	normal	ShapiroWilk
Barium (mg/L)	GWA-42 (bg)	No	n/a	NP	NaN	21	0.006286	0.000247	normal	ShapiroWilk
Barium (mg/L)	GWA-43 (bg)	No	n/a	NP	NaN	21	0.01939	0.008456	ln(x)	ShapiroWilk
Barium (mg/L)	GWA-43R (bg)	No	n/a	NP	NaN	21	0.00766	0.000674	normal	ShapiroWilk
Barium (mg/L)	GWA-4RZ (bg)	No	n/a	NP	NaN	21	0.03528	0.01002	ln(x)	ShapiroWilk
Barium (mg/L)	**GWA-50 (bg)**	**Yes**	**0.098**	**NP**	**NaN**	**36**	**0.01176**	**0.01509**	**ln(x)**	**ShapiroWilk**
Barium (mg/L)	**GWA-50R (bg)**	**Yes**	**0.14,0.12,0.12**	**NP**	**NaN**	**36**	**0.02284**	**0.03205**	**ln(x)**	**ShapiroWilk**
Barium (mg/L)	GWC-16R	No	n/a	NP	NaN	30	0.04705	0.01064	ln(x)	ShapiroWilk
Barium (mg/L)	**GWC-17R**	**Yes**	**0.0262**	**NP**	**NaN**	**30**	**0.01958**	**0.001584**	**ln(x)**	**ShapiroWilk**
Barium (mg/L)	**GWC-18**	**Yes**	**1.5**	**NP**	**NaN**	**30**	**0.07549**	**0.2692**	**ln(x)**	**ShapiroWilk**
Barium (mg/L)	**GWC-18R**	**Yes**	**0.00065,0.027,0.028,0.034**	**NP**	**NaN**	**30**	**0.01536**	**0.005612**	**normal**	**ShapiroWilk**
Barium (mg/L)	**GWC-19R**	**Yes**	**1.5**	**NP**	**NaN**	**30**	**0.06525**	**0.271**	**ln(x)**	**ShapiroWilk**
Barium (mg/L)	GWC-20R	No	n/a	NP	NaN	30	0.02988	0.002386	sqrt(x)	ShapiroWilk
Barium (mg/L)	GWC-21R	No	n/a	NP	NaN	30	0.02575	0.006335	sqrt(x)	ShapiroWilk
Barium (mg/L)	GWC-22R	No	n/a	NP	NaN	30	0.04032	0.01178	x^2	ShapiroWilk
Barium (mg/L)	GWC-23R	No	n/a	NP	NaN	30	0.0278	0.006798	ln(x)	ShapiroWilk
Barium (mg/L)	GWC-24R	No	n/a	NP	NaN	30	0.02272	0.005524	ln(x)	ShapiroWilk
Barium (mg/L)	GWC-25R	No	n/a	NP	NaN	30	0.01568	0.0008607	ln(x)	ShapiroWilk
Barium (mg/L)	GWC-36A	No	n/a	NP	NaN	4	0.03625	0.007089	x^6	ShapiroWilk
Barium (mg/L)	GWC-36RA	No	n/a	NP	NaN	30	0.0249	0.007239	x^(1/3)	ShapiroWilk
Barium (mg/L)	GWC-37	No	n/a	NP	NaN	30	0.00716	0.002604	ln(x)	ShapiroWilk
Barium (mg/L)	**GWC-38**	**Yes**	**0.03**	**NP**	**NaN**	**30**	**0.01311**	**0.00359**	**ln(x)**	**ShapiroWilk**
Beryllium (mg/L)	GWA-1 (bg)	n/a	n/a	NP	NaN	24	0.002887	0.0005532	unknown	ShapiroWilk
Beryllium (mg/L)	GWA-2 (bg)	No	n/a	NP	NaN	24	0.003	0	normal	ShapiroWilk
Beryllium (mg/L)	GWA-2R (bg)	No	n/a	NP	NaN	24	0.003	0	normal	ShapiroWilk
Beryllium (mg/L)	GWA-39RZ (bg)	n/a	n/a	NP	NaN	20	0.00287	0.0005814	unknown	ShapiroWilk
Beryllium (mg/L)	GWA-39Z (bg)	No	n/a	NP	NaN	21	0.003	0	normal	ShapiroWilk
Beryllium (mg/L)	GWA-3A (bg)	No	n/a	NP	NaN	23	0.003	0	normal	ShapiroWilk
Beryllium (mg/L)	GWA-40 (bg)	No	n/a	NP	NaN	21	0.003	0	normal	ShapiroWilk
Beryllium (mg/L)	GWA-41 (bg)	No	n/a	NP	NaN	21	0.003	0	normal	ShapiroWilk
Beryllium (mg/L)	GWA-41R (bg)	n/a	n/a	NP	NaN	21	0.00286	0.0006433	unknown	ShapiroWilk
Beryllium (mg/L)	**GWA-42 (bg)**	**Yes**	**0.0015,0.0015**	**NP**	**NaN**	**21**	**0.0002714**	**0.0004097**	**ln(x)**	**ShapiroWilk**
Beryllium (mg/L)	GWA-43 (bg)	n/a	n/a	NP	NaN	21	0.002721	0.0008806	unknown	ShapiroWilk
Beryllium (mg/L)	GWA-43R (bg)	n/a	n/a	NP	NaN	21	0.00286	0.0006435	unknown	ShapiroWilk
Beryllium (mg/L)	GWA-4RZ (bg)	No	n/a	NP	NaN	21	0.003	0	normal	ShapiroWilk
Beryllium (mg/L)	GWA-50 (bg)	No	n/a	NP	NaN	24	0.003	0	normal	ShapiroWilk
Beryllium (mg/L)	GWA-50R (bg)	n/a	n/a	NP	NaN	24	0.002639	0.0009755	unknown	ShapiroWilk
Beryllium (mg/L)	GWC-16R	No	n/a	NP	NaN	30	0.003	0	normal	ShapiroWilk
Beryllium (mg/L)	GWC-17R	No	n/a	NP	NaN	30	0.003	0	normal	ShapiroWilk
Beryllium (mg/L)	GWC-18	n/a	n/a	NP	NaN	30	0.002806	0.0007398	unknown	ShapiroWilk
Beryllium (mg/L)	GWC-18R	No	n/a	NP	NaN	30	0.002138	0.00134	ln(x)	ShapiroWilk
Beryllium (mg/L)	GWC-19R	n/a	n/a	NP	NaN	30	0.002613	0.001003	unknown	ShapiroWilk
Beryllium (mg/L)	GWC-20R	n/a	n/a	NP	NaN	30	0.002903	0.0005326	unknown	ShapiroWilk
Beryllium (mg/L)	GWC-21R	No	n/a	NP	NaN	30	0.003	0	normal	ShapiroWilk
Beryllium (mg/L)	GWC-22R	No	n/a	NP	NaN	30	0.003	0	normal	ShapiroWilk
Beryllium (mg/L)	GWC-23R	No	n/a	NP	NaN	30	0.003	0	normal	ShapiroWilk
Beryllium (mg/L)	GWC-24R	No	n/a	NP	NaN	30	0.003	0	normal	ShapiroWilk
Beryllium (mg/L)	GWC-25R	No	n/a	NP	NaN	30	0.003	0	normal	ShapiroWilk
Beryllium (mg/L)	GWC-36A	No	n/a	NP	NaN	4	0.001535	0.001692	ln(x)	ShapiroWilk
Beryllium (mg/L)	GWC-36RA	No	n/a	NP	NaN	30	0.001772	0.001382	ln(x)	ShapiroWilk
Beryllium (mg/L)	GWC-37	n/a	n/a	NP	NaN	30	0.002903	0.0005326	unknown	ShapiroWilk
Beryllium (mg/L)	GWC-38	n/a	n/a	NP	NaN	30	0.002427	0.001167	unknown	ShapiroWilk

Tukey's Outlier Test - All Results

Plant Bowen Data: Bowen 3-4 CCR Printed 5/1/2024, 2:14 PM

Constituent	Well	Outlier	Value(s)	Method	Alpha	N	Mean	Std. Dev.	Distribution	Normality Test
Cadmium (mg/L)	GWA-1 (bg)	n/a	n/a	NP	NaN	42	0.0005014	0.00005121	unknown	ShapiroWilk
Cadmium (mg/L)	GWA-2 (bg)	No	n/a	NP	NaN	42	0.0005	0	normal	ShapiroWilk
Cadmium (mg/L)	GWA-2R (bg)	No	n/a	NP	NaN	42	0.0005	0	normal	ShapiroWilk
Cadmium (mg/L)	GWA-39RZ (bg)	n/a	n/a	NP	NaN	20	0.00048	0.00008944	unknown	ShapiroWilk
Cadmium (mg/L)	GWA-39Z (bg)	n/a	n/a	NP	NaN	21	0.0004307	0.0001479	unknown	ShapiroWilk
Cadmium (mg/L)	GWA-3A (bg)	No	n/a	NP	NaN	41	0.0005	0	normal	ShapiroWilk
Cadmium (mg/L)	GWA-40 (bg)	No	n/a	NP	NaN	21	0.0005	0	normal	ShapiroWilk
Cadmium (mg/L)	GWA-41 (bg)	No	n/a	NP	NaN	21	0.0005	0	normal	ShapiroWilk
Cadmium (mg/L)	GWA-41R (bg)	No	n/a	NP	NaN	21	0.0005	0	normal	ShapiroWilk
Cadmium (mg/L)	GWA-42 (bg)	No	n/a	NP	NaN	21	0.0001598	0.0000649	ln(x)	ShapiroWilk
Cadmium (mg/L)	GWA-43 (bg)	n/a	n/a	NP	NaN	21	0.00048	0.00009165	unknown	ShapiroWilk
Cadmium (mg/L)	GWA-43R (bg)	No	n/a	NP	NaN	21	0.0005	0	normal	ShapiroWilk
Cadmium (mg/L)	GWA-4RZ (bg)	No	n/a	NP	NaN	21	0.0005	0	normal	ShapiroWilk
Cadmium (mg/L)	GWA-50 (bg)	n/a	n/a	NP	NaN	36	0.0004828	0.00007393	unknown	ShapiroWilk
Cadmium (mg/L)	GWA-50R (bg)	No	n/a	NP	NaN	36	0.0005	0	normal	ShapiroWilk
Cadmium (mg/L)	GWC-16R	No	n/a	NP	NaN	30	0.0005	0	normal	ShapiroWilk
Cadmium (mg/L)	GWC-17R	No	n/a	NP	NaN	30	0.0005	0	normal	ShapiroWilk
Cadmium (mg/L)	GWC-18	n/a	n/a	NP	NaN	30	0.000486	0.00007668	unknown	ShapiroWilk
Cadmium (mg/L)	GWC-18R	No	n/a	NP	NaN	30	0.0005	0	normal	ShapiroWilk
Cadmium (mg/L)	GWC-19R	No	n/a	NP	NaN	30	0.0005	0	normal	ShapiroWilk
Cadmium (mg/L)	GWC-20R	No	n/a	NP	NaN	30	0.0005	0	normal	ShapiroWilk
Cadmium (mg/L)	GWC-21R	n/a	n/a	NP	NaN	30	0.0004903	0.00005295	unknown	ShapiroWilk
Cadmium (mg/L)	GWC-22R	n/a	n/a	NP	NaN	30	0.000486	0.00007668	unknown	ShapiroWilk
Cadmium (mg/L)	GWC-23R	No	n/a	NP	NaN	30	0.0005	0	normal	ShapiroWilk
Cadmium (mg/L)	GWC-24R	No	n/a	NP	NaN	30	0.0005	0	normal	ShapiroWilk
Cadmium (mg/L)	GWC-25R	n/a	n/a	NP	NaN	30	0.0004867	0.00007303	unknown	ShapiroWilk
Cadmium (mg/L)	GWC-36A	No	n/a	NP	NaN	4	0.0005	0	normal	ShapiroWilk
Cadmium (mg/L)	GWC-36RA	No	n/a	NP	NaN	30	0.000333	0.0002055	ln(x)	ShapiroWilk
Cadmium (mg/L)	GWC-37	n/a	n/a	NP	NaN	30	0.0004509	0.0001179	unknown	ShapiroWilk
Cadmium (mg/L)	GWC-38	n/a	n/a	NP	NaN	30	0.0004286	0.0001512	unknown	ShapiroWilk
Chloride (mg/L)	GWA-1 (bg)	No	n/a	NP	NaN	21	1.436	0.2988	x^2	ShapiroWilk
Chloride (mg/L)	GWA-2 (bg)	No	n/a	NP	NaN	21	1.46	0.4653	normal	ShapiroWilk
Chloride (mg/L)	GWA-2R (bg)	No	n/a	NP	NaN	21	1.059	0.3625	ln(x)	ShapiroWilk
Chloride (mg/L)	GWA-39RZ (bg)	No	n/a	NP	NaN	21	2.116	0.6706	ln(x)	ShapiroWilk
Chloride (mg/L)	GWA-39Z (bg)	No	n/a	NP	NaN	21	1.451	0.3363	ln(x)	ShapiroWilk
Chloride (mg/L)	**GWA-3A (bg)**	**Yes**	**0.75,2.5,6.3,5.7**	**NP**	**NaN**	**20**	**1.974**	**1.414**	**ln(x)**	**ShapiroWilk**
Chloride (mg/L)	GWA-40 (bg)	No	n/a	NP	NaN	22	1.339	0.7714	ln(x)	ShapiroWilk
Chloride (mg/L)	GWA-41 (bg)	No	n/a	NP	NaN	21	1.734	0.7864	ln(x)	ShapiroWilk
Chloride (mg/L)	GWA-41R (bg)	No	n/a	NP	NaN	21	2.454	1.308	ln(x)	ShapiroWilk
Chloride (mg/L)	GWA-42 (bg)	No	n/a	NP	NaN	21	2.548	0.4868	ln(x)	ShapiroWilk
Chloride (mg/L)	GWA-43 (bg)	No	n/a	NP	NaN	21	1.313	0.1021	ln(x)	ShapiroWilk
Chloride (mg/L)	GWA-43R (bg)	No	n/a	NP	NaN	21	2.909	0.9679	x^(1/3)	ShapiroWilk
Chloride (mg/L)	GWA-4RZ (bg)	No	n/a	NP	NaN	21	2.69	0.4689	x^(1/3)	ShapiroWilk
Chloride (mg/L)	GWA-50 (bg)	No	n/a	NP	NaN	21	1.051	0.1904	x^2	ShapiroWilk
Chloride (mg/L)	GWA-50R (bg)	No	n/a	NP	NaN	21	0.7934	0.1609	x^2	ShapiroWilk
Chloride (mg/L)	GWC-16R	No	n/a	NP	NaN	21	1.67	0.4925	normal	ShapiroWilk
Chloride (mg/L)	GWC-17R	No	n/a	NP	NaN	21	5.595	1.026	x^3	ShapiroWilk
Chloride (mg/L)	GWC-18	No	n/a	NP	NaN	21	2.177	0.2073	ln(x)	ShapiroWilk
Chloride (mg/L)	GWC-18R	No	n/a	NP	NaN	21	2.421	0.2687	ln(x)	ShapiroWilk
Chloride (mg/L)	GWC-19R	No	n/a	NP	NaN	21	2.443	0.2053	ln(x)	ShapiroWilk
Chloride (mg/L)	GWC-20R	No	n/a	NP	NaN	21	1.77	0.3016	ln(x)	ShapiroWilk
Chloride (mg/L)	GWC-21R	No	n/a	NP	NaN	21	4.167	0.5732	sqrt(x)	ShapiroWilk
Chloride (mg/L)	GWC-22R	No	n/a	NP	NaN	21	2.694	0.2358	ln(x)	ShapiroWilk
Chloride (mg/L)	GWC-23R	No	n/a	NP	NaN	21	1.932	0.3532	x^2	ShapiroWilk
Chloride (mg/L)	GWC-24R	No	n/a	NP	NaN	21	2.309	0.5675	x^3	ShapiroWilk
Chloride (mg/L)	GWC-25R	No	n/a	NP	NaN	21	2.552	0.2293	ln(x)	ShapiroWilk
Chloride (mg/L)	GWC-36A	No	n/a	NP	NaN	4	2.85	0.4655	ln(x)	ShapiroWilk
Chloride (mg/L)	GWC-36RA	No	n/a	NP	NaN	21	2.877	0.3129	ln(x)	ShapiroWilk
Chloride (mg/L)	GWC-37	No	n/a	NP	NaN	21	0.9633	0.1873	x^2	ShapiroWilk
Chloride (mg/L)	GWC-38	No	n/a	NP	NaN	21	2.721	0.4245	ln(x)	ShapiroWilk

Tukey's Outlier Test - All Results

Plant Bowen Data: Bowen 3-4 CCR Printed 5/1/2024, 2:14 PM

Constituent	Well	Outlier	Value(s)	Method	Alpha	N	Mean	Std. Dev.	Distribution	Normality Test
Chromium (mg/L)	GWA-1 (bg)	n/a	n/a	NP	NaN	42	0.009002	0.01758	unknown	ShapiroWilk
Chromium (mg/L)	GWA-2 (bg)	n/a	n/a	NP	NaN	42	0.007228	0.01059	unknown	ShapiroWilk
Chromium (mg/L)	GWA-2R (bg)	n/a	n/a	NP	NaN	42	0.00631	0.007373	unknown	ShapiroWilk
Chromium (mg/L)	GWA-39RZ (bg)	No	n/a	NP	NaN	20	0.003124	0.002059	ln(x)	ShapiroWilk
Chromium (mg/L)	GWA-39Z (bg)	n/a	n/a	NP	NaN	21	0.00784	0.01405	unknown	ShapiroWilk
Chromium (mg/L)	GWA-3A (bg)	n/a	n/a	NP	NaN	41	0.01197	0.02825	unknown	ShapiroWilk
Chromium (mg/L)	GWA-40 (bg)	n/a	n/a	NP	NaN	21	0.004188	0.001716	unknown	ShapiroWilk
Chromium (mg/L)	GWA-41 (bg)	n/a	n/a	NP	NaN	21	0.00531	0.002348	unknown	ShapiroWilk
Chromium (mg/L)	GWA-41R (bg)	n/a	n/a	NP	NaN	21	0.004562	0.001384	unknown	ShapiroWilk
Chromium (mg/L)	GWA-42 (bg)	n/a	n/a	NP	NaN	21	0.004783	0.0009929	unknown	ShapiroWilk
Chromium (mg/L)	**GWA-43 (bg)**	**Yes**	**0.0004,0.0008,0.00051,0.0016**	**NP**	**NaN**	**21**	**0.004124**	**0.001693**	**normal**	**ShapiroWilk**
Chromium (mg/L)	GWA-43R (bg)	No	n/a	NP	NaN	21	0.002985	0.001998	ln(x)	ShapiroWilk
Chromium (mg/L)	GWA-4RZ (bg)	No	n/a	NP	NaN	21	0.005	0	normal	ShapiroWilk
Chromium (mg/L)	GWA-50 (bg)	n/a	n/a	NP	NaN	36	0.004589	0.00118	unknown	ShapiroWilk
Chromium (mg/L)	GWA-50R (bg)	No	n/a	NP	NaN	36	0.004306	0.001228	normal	ShapiroWilk
Chromium (mg/L)	GWC-16R	No	n/a	NP	NaN	30	0.003422	0.001897	ln(x)	ShapiroWilk
Chromium (mg/L)	GWC-17R	n/a	n/a	NP	NaN	30	0.004454	0.00131	unknown	ShapiroWilk
Chromium (mg/L)	GWC-18	No	n/a	NP	NaN	30	0.003645	0.003034	ln(x)	ShapiroWilk
Chromium (mg/L)	GWC-18R	No	n/a	NP	NaN	30	0.006727	0.007886	ln(x)	ShapiroWilk
Chromium (mg/L)	GWC-19R	No	n/a	NP	NaN	30	0.003738	0.001965	ln(x)	ShapiroWilk
Chromium (mg/L)	GWC-20R	No	n/a	NP	NaN	30	0.003613	0.001998	ln(x)	ShapiroWilk
Chromium (mg/L)	GWC-21R	No	n/a	NP	NaN	30	0.003519	0.002015	ln(x)	ShapiroWilk
Chromium (mg/L)	GWC-22R	n/a	n/a	NP	NaN	30	0.004549	0.001376	unknown	ShapiroWilk
Chromium (mg/L)	GWC-23R	No	n/a	NP	NaN	30	0.00398	0.001742	ln(x)	ShapiroWilk
Chromium (mg/L)	GWC-24R	n/a	n/a	NP	NaN	30	0.004851	0.0008179	unknown	ShapiroWilk
Chromium (mg/L)	GWC-25R	No	n/a	NP	NaN	30	0.003845	0.00195	ln(x)	ShapiroWilk
Chromium (mg/L)	GWC-36A	No	n/a	NP	NaN	4	0.005	0	normal	ShapiroWilk
Chromium (mg/L)	GWC-36RA	No	n/a	NP	NaN	30	0.003812	0.001779	sqrt(x)	ShapiroWilk
Chromium (mg/L)	GWC-37	n/a	n/a	NP	NaN	30	0.004923	0.002803	unknown	ShapiroWilk
Chromium (mg/L)	GWC-38	No	n/a	NP	NaN	30	0.002525	0.001451	ln(x)	ShapiroWilk
Cobalt (mg/L)	GWA-1 (bg)	n/a	n/a	NP	NaN	42	0.00434	0.001551	unknown	ShapiroWilk
Cobalt (mg/L)	GWA-2 (bg)	n/a	n/a	NP	NaN	42	0.005336	0.001631	unknown	ShapiroWilk
Cobalt (mg/L)	GWA-2R (bg)	n/a	n/a	NP	NaN	42	0.004592	0.001466	unknown	ShapiroWilk
Cobalt (mg/L)	GWA-39RZ (bg)	n/a	n/a	NP	NaN	20	0.004941	0.0004541	unknown	ShapiroWilk
Cobalt (mg/L)	GWA-39Z (bg)	No	n/a	NP	NaN	21	0.00356	0.002614	x^(1/3)	ShapiroWilk
Cobalt (mg/L)	GWA-3A (bg)	No	n/a	NP	NaN	41	0.003344	0.002034	x^5	ShapiroWilk
Cobalt (mg/L)	GWA-40 (bg)	No	n/a	NP	NaN	21	0.005	0	normal	ShapiroWilk
Cobalt (mg/L)	GWA-41 (bg)	No	n/a	NP	NaN	21	0.005	0	normal	ShapiroWilk
Cobalt (mg/L)	GWA-41R (bg)	No	n/a	NP	NaN	21	0.003968	0.001895	ln(x)	ShapiroWilk
Cobalt (mg/L)	GWA-42 (bg)	n/a	n/a	NP	NaN	21	0.004342	0.001652	unknown	ShapiroWilk
Cobalt (mg/L)	GWA-43 (bg)	n/a	n/a	NP	NaN	21	0.00478	0.001006	unknown	ShapiroWilk
Cobalt (mg/L)	GWA-43R (bg)	No	n/a	NP	NaN	21	0.005	0	normal	ShapiroWilk
Cobalt (mg/L)	GWA-4RZ (bg)	No	n/a	NP	NaN	21	0.01137	0.00651	normal	ShapiroWilk
Cobalt (mg/L)	GWA-50 (bg)	No	n/a	NP	NaN	36	0.005	0	normal	ShapiroWilk
Cobalt (mg/L)	GWA-50R (bg)	n/a	n/a	NP	NaN	36	0.004461	0.001266	unknown	ShapiroWilk
Cobalt (mg/L)	GWC-16R	No	n/a	NP	NaN	30	0.002677	0.001987	ln(x)	ShapiroWilk
Cobalt (mg/L)	GWC-17R	No	n/a	NP	NaN	30	0.005	0	normal	ShapiroWilk
Cobalt (mg/L)	GWC-18	n/a	n/a	NP	NaN	30	0.004709	0.001109	unknown	ShapiroWilk
Cobalt (mg/L)	GWC-18R	n/a	n/a	NP	NaN	30	0.004412	0.001526	unknown	ShapiroWilk
Cobalt (mg/L)	GWC-19R	No	n/a	NP	NaN	30	0.005	0	normal	ShapiroWilk
Cobalt (mg/L)	GWC-20R	No	n/a	NP	NaN	30	0.005	0	normal	ShapiroWilk
Cobalt (mg/L)	GWC-21R	No	n/a	NP	NaN	30	0.004183	0.003316	x^(1/3)	ShapiroWilk
Cobalt (mg/L)	GWC-22R	No	n/a	NP	NaN	30	0.006931	0.004417	ln(x)	ShapiroWilk
Cobalt (mg/L)	GWC-23R	n/a	n/a	NP	NaN	30	0.004849	0.0008271	unknown	ShapiroWilk
Cobalt (mg/L)	GWC-24R	No	n/a	NP	NaN	30	0.005	0	normal	ShapiroWilk
Cobalt (mg/L)	GWC-25R	n/a	n/a	NP	NaN	30	0.004727	0.001043	unknown	ShapiroWilk
Cobalt (mg/L)	GWC-36A	No	n/a	NP	NaN	4	0.005	0	normal	ShapiroWilk
Cobalt (mg/L)	GWC-36RA	n/a	n/a	NP	NaN	30	0.004455	0.001319	unknown	ShapiroWilk
Cobalt (mg/L)	GWC-37	No	n/a	NP	NaN	30	0.003853	0.001808	ln(x)	ShapiroWilk
Cobalt (mg/L)	GWC-38	No	n/a	NP	NaN	29	0.001845	0.001162	ln(x)	ShapiroWilk

Tukey's Outlier Test - All Results

Plant Bowen Data: Bowen 3-4 CCR Printed 5/1/2024, 2:14 PM

Constituent	Well	Outlier	Value(s)	Method	Alpha	N	Mean	Std. Dev.	Distribution	Normality Test
Copper (mg/L)	GWA-1 (bg)	n/a	n/a	NP	NaN	37	0.00477	0.001777	unknown	ShapiroWilk
Copper (mg/L)	GWA-2 (bg)	n/a	n/a	NP	NaN	37	0.005279	0.002279	unknown	ShapiroWilk
Copper (mg/L)	GWA-2R (bg)	No	n/a	NP	NaN	37	0.004168	0.002363	sqrt(x)	ShapiroWilk
Copper (mg/L)	GWA-39RZ (bg)	n/a	n/a	NP	NaN	16	0.006569	0.005739	unknown	ShapiroWilk
Copper (mg/L)	GWA-39Z (bg)	n/a	n/a	NP	NaN	20	0.004335	0.001625	unknown	ShapiroWilk
Copper (mg/L)	GWA-3A (bg)	No	n/a	NP	NaN	36	0.03016	0.01382	x^2	ShapiroWilk
Copper (mg/L)	GWA-40 (bg)	n/a	n/a	NP	NaN	20	0.00486	0.0006261	unknown	ShapiroWilk
Copper (mg/L)	GWA-41 (bg)	n/a	n/a	NP	NaN	20	0.004115	0.001819	unknown	ShapiroWilk
Copper (mg/L)	GWA-41R (bg)	No	n/a	NP	NaN	20	0.003445	0.00184	x^(1/3)	ShapiroWilk
Copper (mg/L)	GWA-42 (bg)	n/a	n/a	NP	NaN	20	0.004659	0.001143	unknown	ShapiroWilk
Copper (mg/L)	GWA-43 (bg)	n/a	n/a	NP	NaN	20	0.004125	0.001806	unknown	ShapiroWilk
Copper (mg/L)	GWA-43R (bg)	n/a	n/a	NP	NaN	20	0.004135	0.001788	unknown	ShapiroWilk
Copper (mg/L)	GWA-4RZ (bg)	No	n/a	NP	NaN	14	0.004004	0.001981	ln(x)	ShapiroWilk
Copper (mg/L)	GWA-50 (bg)	No	n/a	NP	NaN	31	0.005961	0.004603	ln(x)	ShapiroWilk
Copper (mg/L)	GWA-50R (bg)	No	n/a	NP	NaN	31	0.01121	0.01293	ln(x)	ShapiroWilk
Copper (mg/L)	GWC-16R	No	n/a	NP	NaN	25	0.002671	0.00149	ln(x)	ShapiroWilk
Copper (mg/L)	GWC-17R	No	n/a	NP	NaN	25	0.003834	0.002665	x^(1/3)	ShapiroWilk
Copper (mg/L)	GWC-18	n/a	n/a	NP	NaN	25	0.004809	0.000954	unknown	ShapiroWilk
Copper (mg/L)	GWC-18R	n/a	n/a	NP	NaN	25	0.004646	0.001227	unknown	ShapiroWilk
Copper (mg/L)	GWC-19R	n/a	n/a	NP	NaN	25	0.00445	0.00152	unknown	ShapiroWilk
Copper (mg/L)	GWC-20R	n/a	n/a	NP	NaN	25	0.004832	0.00084	unknown	ShapiroWilk
Copper (mg/L)	GWC-21R	No	n/a	NP	NaN	25	0.003516	0.002356	ln(x)	ShapiroWilk
Copper (mg/L)	GWC-22R	n/a	n/a	NP	NaN	25	0.004657	0.001196	unknown	ShapiroWilk
Copper (mg/L)	GWC-23R	No	n/a	NP	NaN	25	0.003646	0.002029	ln(x)	ShapiroWilk
Copper (mg/L)	**GWC-24R**	**Yes**	**0.0003,0.00051**	**NP**	**NaN**	**25**	**0.004023**	**0.001788**	**ln(x)**	**ShapiroWilk**
Copper (mg/L)	GWC-25R	n/a	n/a	NP	NaN	25	0.004811	0.000946	unknown	ShapiroWilk
Copper (mg/L)	GWC-36A	No	n/a	NP	NaN	4	0.005	0	normal	ShapiroWilk
Copper (mg/L)	**GWC-36RA**	**Yes**	**0.0024,0.0017,0.00097,0.0003,0.00043**	**NP**	**NaN**	**25**	**0.004228**	**0.001607**	**normal**	**ShapiroWilk**
Copper (mg/L)	GWC-37	No	n/a	NP	NaN	25	0.01259	0.005144	sqrt(x)	ShapiroWilk
Copper (mg/L)	GWC-38	No	n/a	NP	NaN	25	0.003785	0.001921	x^(1/3)	ShapiroWilk
Lead (mg/L)	GWA-1 (bg)	n/a	n/a	NP	NaN	42	0.000903	0.0004379	unknown	ShapiroWilk
Lead (mg/L)	GWA-2 (bg)	n/a	n/a	NP	NaN	42	0.001015	0.0002776	unknown	ShapiroWilk
Lead (mg/L)	GWA-2R (bg)	n/a	n/a	NP	NaN	42	0.0009328	0.0002452	unknown	ShapiroWilk
Lead (mg/L)	GWA-39RZ (bg)	n/a	n/a	NP	NaN	20	0.0008155	0.0003481	unknown	ShapiroWilk
Lead (mg/L)	GWA-39Z (bg)	n/a	n/a	NP	NaN	21	0.000835	0.0003498	unknown	ShapiroWilk
Lead (mg/L)	GWA-3A (bg)	No	n/a	NP	NaN	41	0.001	0	normal	ShapiroWilk
Lead (mg/L)	GWA-40 (bg)	n/a	n/a	NP	NaN	21	0.0008455	0.0003339	unknown	ShapiroWilk
Lead (mg/L)	GWA-41 (bg)	n/a	n/a	NP	NaN	21	0.0009567	0.0001984	unknown	ShapiroWilk
Lead (mg/L)	GWA-41R (bg)	No	n/a	NP	NaN	21	0.0007614	0.0003909	ln(x)	ShapiroWilk
Lead (mg/L)	GWA-42 (bg)	n/a	n/a	NP	NaN	21	0.0008767	0.0003101	unknown	ShapiroWilk
Lead (mg/L)	GWA-43 (bg)	No	n/a	NP	NaN	21	0.0006967	0.0004402	ln(x)	ShapiroWilk
Lead (mg/L)	GWA-43R (bg)	No	n/a	NP	NaN	21	0.000874	0.0007891	x^(1/3)	ShapiroWilk
Lead (mg/L)	GWA-4RZ (bg)	n/a	n/a	NP	NaN	21	0.0009174	0.0002618	unknown	ShapiroWilk
Lead (mg/L)	GWA-50 (bg)	n/a	n/a	NP	NaN	36	0.0009304	0.0002359	unknown	ShapiroWilk
Lead (mg/L)	GWA-50R (bg)	n/a	n/a	NP	NaN	36	0.001006	0.00003333	unknown	ShapiroWilk
Lead (mg/L)	GWC-16R	n/a	n/a	NP	NaN	30	0.0008517	0.0003376	unknown	ShapiroWilk
Lead (mg/L)	GWC-17R	n/a	n/a	NP	NaN	30	0.0009867	0.00007303	unknown	ShapiroWilk
Lead (mg/L)	GWC-18	No	n/a	NP	NaN	30	0.0007371	0.0004097	ln(x)	ShapiroWilk
Lead (mg/L)	GWC-18R	No	n/a	NP	NaN	30	0.0007947	0.0003499	ln(x)	ShapiroWilk
Lead (mg/L)	GWC-19R	n/a	n/a	NP	NaN	30	0.0008953	0.0002763	unknown	ShapiroWilk
Lead (mg/L)	GWC-20R	No	n/a	NP	NaN	30	0.001	0	normal	ShapiroWilk
Lead (mg/L)	GWC-21R	n/a	n/a	NP	NaN	30	0.0009576	0.0002665	unknown	ShapiroWilk
Lead (mg/L)	GWC-22R	n/a	n/a	NP	NaN	30	0.0008776	0.0003174	unknown	ShapiroWilk
Lead (mg/L)	GWC-23R	n/a	n/a	NP	NaN	30	0.0009073	0.0002828	unknown	ShapiroWilk
Lead (mg/L)	GWC-24R	n/a	n/a	NP	NaN	30	0.0008516	0.0003381	unknown	ShapiroWilk
Lead (mg/L)	**GWC-25R**	**Yes**	**0.00006,0.000059**	**NP**	**NaN**	**30**	**0.000803**	**0.0003673**	**x^(1/3)**	**ShapiroWilk**
Lead (mg/L)	GWC-36A	No	n/a	NP	NaN	4	0.001	0	normal	ShapiroWilk
Lead (mg/L)	**GWC-36RA**	**Yes**	**0.0069,0.0001,0.0002,0.0003,0.00008,0.00031**	**NP**	**NaN**	**30**	**0.00103**	**0.001153**	**ln(x)**	**ShapiroWilk**
Lead (mg/L)	GWC-37	n/a	n/a	NP	NaN	30	0.00521	0.02357	unknown	ShapiroWilk
Lead (mg/L)	GWC-38	n/a	n/a	NP	NaN	30	0.0009767	0.000778	unknown	ShapiroWilk

Tukey's Outlier Test - All Results

Plant Bowen Data: Bowen 3-4 CCR Printed 5/1/2024, 2:14 PM

Constituent	Well	Outlier	Value(s)	Method	Alpha	N	Mean	Std. Dev.	Distribution	Normality Test
Mercury (mg/L)	GWA-1 (bg)	n/a	n/a	NP	NaN	42	0.0001993	0.000004629	unknown	ShapiroWilk
Mercury (mg/L)	GWA-2 (bg)	n/a	n/a	NP	NaN	42	0.0001977	0.00001138	unknown	ShapiroWilk
Mercury (mg/L)	GWA-2R (bg)	No	n/a	NP	NaN	42	0.0002	0	normal	ShapiroWilk
Mercury (mg/L)	GWA-39RZ (bg)	n/a	n/a	NP	NaN	20	0.000192	0.00003555	unknown	ShapiroWilk
Mercury (mg/L)	GWA-39Z (bg)	n/a	n/a	NP	NaN	21	0.0001962	0.00001746	unknown	ShapiroWilk
Mercury (mg/L)	GWA-3A (bg)	n/a	n/a	NP	NaN	41	0.0001983	0.00001093	unknown	ShapiroWilk
Mercury (mg/L)	GWA-40 (bg)	n/a	n/a	NP	NaN	21	0.0001872	0.00004127	unknown	ShapiroWilk
Mercury (mg/L)	GWA-41 (bg)	n/a	n/a	NP	NaN	21	0.0001933	0.00002456	unknown	ShapiroWilk
Mercury (mg/L)	GWA-41R (bg)	n/a	n/a	NP	NaN	21	0.0001916	0.00002707	unknown	ShapiroWilk
Mercury (mg/L)	GWA-42 (bg)	n/a	n/a	NP	NaN	21	0.0001837	0.00004397	unknown	ShapiroWilk
Mercury (mg/L)	GWA-43 (bg)	No	n/a	NP	NaN	21	0.0002	0	normal	ShapiroWilk
Mercury (mg/L)	GWA-43R (bg)	n/a	n/a	NP	NaN	21	0.0001874	0.00004086	unknown	ShapiroWilk
Mercury (mg/L)	GWA-4RZ (bg)	n/a	n/a	NP	NaN	21	0.0002041	0.00001877	unknown	ShapiroWilk
Mercury (mg/L)	GWA-50 (bg)	n/a	n/a	NP	NaN	36	0.000195	0.00002997	unknown	ShapiroWilk
Mercury (mg/L)	GWA-50R (bg)	No	n/a	NP	NaN	36	0.0002	0	normal	ShapiroWilk
Mercury (mg/L)	GWC-16R	n/a	n/a	NP	NaN	30	0.0001886	0.0000433	unknown	ShapiroWilk
Mercury (mg/L)	GWC-17R	n/a	n/a	NP	NaN	30	0.0001839	0.00004925	unknown	ShapiroWilk
Mercury (mg/L)	GWC-18	n/a	n/a	NP	NaN	30	0.0001744	0.00005861	unknown	ShapiroWilk
Mercury (mg/L)	GWC-18R	n/a	n/a	NP	NaN	30	0.0001845	0.00004737	unknown	ShapiroWilk
Mercury (mg/L)	GWC-19R	n/a	n/a	NP	NaN	30	0.0001822	0.0000466	unknown	ShapiroWilk
Mercury (mg/L)	GWC-20R	n/a	n/a	NP	NaN	30	0.0001844	0.00004786	unknown	ShapiroWilk
Mercury (mg/L)	GWC-21R	n/a	n/a	NP	NaN	30	0.0001942	0.00003182	unknown	ShapiroWilk
Mercury (mg/L)	GWC-22R	n/a	n/a	NP	NaN	30	0.0001885	0.00004393	unknown	ShapiroWilk
Mercury (mg/L)	GWC-23R	n/a	n/a	NP	NaN	30	0.0001892	0.00004112	unknown	ShapiroWilk
Mercury (mg/L)	GWC-24R	n/a	n/a	NP	NaN	30	0.0001893	0.00004076	unknown	ShapiroWilk
Mercury (mg/L)	GWC-25R	n/a	n/a	NP	NaN	30	0.0001834	0.0000507	unknown	ShapiroWilk
Mercury (mg/L)	GWC-36A	No	n/a	NP	NaN	4	0.0002	0	normal	ShapiroWilk
Mercury (mg/L)	GWC-36RA	n/a	n/a	NP	NaN	30	0.0001829	0.00004949	unknown	ShapiroWilk
Mercury (mg/L)	GWC-37	n/a	n/a	NP	NaN	30	0.0001802	0.00005211	unknown	ShapiroWilk
Mercury (mg/L)	GWC-38	n/a	n/a	NP	NaN	30	0.0001766	0.00005556	unknown	ShapiroWilk
Nickel (mg/L)	GWA-1 (bg)	n/a	n/a	NP	NaN	37	0.008721	0.01772	unknown	ShapiroWilk
Nickel (mg/L)	GWA-2 (bg)	n/a	n/a	NP	NaN	37	0.006994	0.007852	unknown	ShapiroWilk
Nickel (mg/L)	GWA-2R (bg)	n/a	n/a	NP	NaN	37	0.006071	0.008206	unknown	ShapiroWilk
Nickel (mg/L)	GWA-39RZ (bg)	n/a	n/a	NP	NaN	16	0.005889	0.005233	unknown	ShapiroWilk
Nickel (mg/L)	GWA-39Z (bg)	No	n/a	NP	NaN	20	0.006054	0.008517	ln(x)	ShapiroWilk
Nickel (mg/L)	GWA-3A (bg)	No	n/a	NP	NaN	36	0.02656	0.02591	ln(x)	ShapiroWilk
Nickel (mg/L)	GWA-40 (bg)	No	n/a	NP	NaN	20	0.005	0	normal	ShapiroWilk
Nickel (mg/L)	GWA-41 (bg)	No	n/a	NP	NaN	20	0.003708	0.002389	normal	ShapiroWilk
Nickel (mg/L)	GWA-41R (bg)	No	n/a	NP	NaN	20	0.003385	0.002037	ln(x)	ShapiroWilk
Nickel (mg/L)	**GWA-42 (bg)**	**Yes**	**0.005,0.005**	**NP**	**NaN**	**20**	**0.001701**	**0.001163**	**ln(x)**	**ShapiroWilk**
Nickel (mg/L)	GWA-43 (bg)	No	n/a	NP	NaN	20	0.002771	0.002121	ln(x)	ShapiroWilk
Nickel (mg/L)	GWA-43R (bg)	n/a	n/a	NP	NaN	20	0.00478	0.0009839	unknown	ShapiroWilk
Nickel (mg/L)	GWA-4RZ (bg)	n/a	n/a	NP	NaN	14	0.004333	0.001696	unknown	ShapiroWilk
Nickel (mg/L)	GWA-50 (bg)	No	n/a	NP	NaN	31	0.003035	0.001852	ln(x)	ShapiroWilk
Nickel (mg/L)	GWA-50R (bg)	No	n/a	NP	NaN	31	0.00368	0.003241	ln(x)	ShapiroWilk
Nickel (mg/L)	GWC-16R	No	n/a	NP	NaN	25	0.01316	0.008029	ln(x)	ShapiroWilk
Nickel (mg/L)	GWC-17R	No	n/a	NP	NaN	25	0.005	0	normal	ShapiroWilk
Nickel (mg/L)	**GWC-18**	**Yes**	**0.0005**	**NP**	**NaN**	**25**	**0.004088**	**0.00167**	**ln(x)**	**ShapiroWilk**
Nickel (mg/L)	GWC-18R	No	n/a	NP	NaN	25	0.005	0	normal	ShapiroWilk
Nickel (mg/L)	GWC-19R	n/a	n/a	NP	NaN	25	0.004652	0.001203	unknown	ShapiroWilk
Nickel (mg/L)	GWC-20R	No	n/a	NP	NaN	25	0.005	0	normal	ShapiroWilk
Nickel (mg/L)	GWC-21R	No	n/a	NP	NaN	25	0.004821	0.005913	ln(x)	ShapiroWilk
Nickel (mg/L)	GWC-22R	n/a	n/a	NP	NaN	25	0.004192	0.001651	unknown	ShapiroWilk
Nickel (mg/L)	GWC-23R	n/a	n/a	NP	NaN	25	0.004356	0.001507	unknown	ShapiroWilk
Nickel (mg/L)	GWC-24R	n/a	n/a	NP	NaN	25	0.004812	0.00094	unknown	ShapiroWilk
Nickel (mg/L)	GWC-25R	n/a	n/a	NP	NaN	25	0.004848	0.00076	unknown	ShapiroWilk
Nickel (mg/L)	GWC-36A	No	n/a	NP	NaN	4	0.005	0	normal	ShapiroWilk
Nickel (mg/L)	GWC-36RA	No	n/a	NP	NaN	25	0.00424	0.002008	normal	ShapiroWilk
Nickel (mg/L)	GWC-37	No	n/a	NP	NaN	25	0.01293	0.005245	normal	ShapiroWilk
Nickel (mg/L)	GWC-38	No	n/a	NP	NaN	25	0.004003	0.004447	ln(x)	ShapiroWilk

Tukey's Outlier Test - All Results

Plant Bowen Data: Bowen 3-4 CCR Printed 5/1/2024, 2:14 PM

Constituent	Well	Outlier	Value(s)	Method	Alpha	N	Mean	Std. Dev.	Distribution	Normality Test
pH (pH_units)	GWA-1 (bg)	No	n/a	NP	NaN	21	7.503	0.1317	x^6	ShapiroWilk
pH (pH_units)	GWA-2 (bg)	No	n/a	NP	NaN	21	6.291	0.4029	x^6	ShapiroWilk
pH (pH_units)	GWA-2R (bg)	No	n/a	NP	NaN	21	7.258	0.3283	x^6	ShapiroWilk
pH (pH_units)	GWA-39RZ (bg)	No	n/a	NP	NaN	23	7.536	0.2308	x^6	ShapiroWilk
pH (pH_units)	GWA-39Z (bg)	No	n/a	NP	NaN	22	6.397	0.4716	ln(x)	ShapiroWilk
pH (pH_units)	GWA-3A (bg)	No	n/a	NP	NaN	20	6.144	1.146	ln(x)	ShapiroWilk
pH (pH_units)	GWA-40 (bg)	No	n/a	NP	NaN	23	7.211	0.3203	x^4	ShapiroWilk
pH (pH_units)	GWA-41 (bg)	No	n/a	NP	NaN	20	6.438	0.3708	x^6	ShapiroWilk
pH (pH_units)	GWA-41R (bg)	No	n/a	NP	NaN	21	6.976	0.3175	x^6	ShapiroWilk
pH (pH_units)	GWA-42 (bg)	No	n/a	NP	NaN	21	7.424	0.2182	x^6	ShapiroWilk
pH (pH_units)	GWA-43 (bg)	No	n/a	NP	NaN	21	5.839	0.4811	x^2	ShapiroWilk
pH (pH_units)	**GWA-43R (bg)**	**Yes**	**7.31**	**NP**	**NaN**	**22**	**7.77**	**0.1323**	**x^6**	**ShapiroWilk**
pH (pH_units)	GWA-4RZ (bg)	No	n/a	NP	NaN	27	7.321	0.2375	x^6	ShapiroWilk
pH (pH_units)	GWA-50 (bg)	No	n/a	NP	NaN	21	5.678	0.386	x^4	ShapiroWilk
pH (pH_units)	GWA-50R (bg)	No	n/a	NP	NaN	21	5.729	0.6561	x^2	ShapiroWilk
pH (pH_units)	GWC-16R	No	n/a	NP	NaN	21	7.145	0.1629	x^2	ShapiroWilk
pH (pH_units)	GWC-17R	No	n/a	NP	NaN	21	7.198	0.08004	x^6	ShapiroWilk
pH (pH_units)	GWC-18	No	n/a	NP	NaN	21	6.726	0.3086	x^6	ShapiroWilk
pH (pH_units)	GWC-18R	No	n/a	NP	NaN	21	7.712	0.142	x^6	ShapiroWilk
pH (pH_units)	**GWC-19R**	**Yes**	**7.2**	**NP**	**NaN**	**21**	**7.663**	**0.1408**	**x^6**	**ShapiroWilk**
pH (pH_units)	GWC-20R	No	n/a	NP	NaN	22	7.621	0.1526	x^6	ShapiroWilk
pH (pH_units)	GWC-21R	No	n/a	NP	NaN	21	7.017	0.1381	x^6	ShapiroWilk
pH (pH_units)	GWC-22R	No	n/a	NP	NaN	22	7.404	0.3033	x^6	ShapiroWilk
pH (pH_units)	GWC-23R	No	n/a	NP	NaN	23	7.284	0.2493	x^6	ShapiroWilk
pH (pH_units)	GWC-24R	No	n/a	NP	NaN	21	7.407	0.2405	x^6	ShapiroWilk
pH (pH_units)	GWC-25R	No	n/a	NP	NaN	21	7.562	0.1664	ln(x)	ShapiroWilk
pH (pH_units)	GWC-36A	No	n/a	NP	NaN	4	6.805	0.03109	normal	ShapiroWilk
pH (pH_units)	GWC-36RA	No	n/a	NP	NaN	21	7.257	0.2036	x^6	ShapiroWilk
pH (pH_units)	GWC-37	No	n/a	NP	NaN	21	5.458	0.3795	x^6	ShapiroWilk
pH (pH_units)	GWC-38	No	n/a	NP	NaN	21	5.34	0.3451	x^5	ShapiroWilk
Selenium (mg/L)	GWA-1 (bg)	No	n/a	NP	NaN	42	0.005	0	normal	ShapiroWilk
Selenium (mg/L)	GWA-2 (bg)	n/a	n/a	NP	NaN	42	0.00459	0.001106	unknown	ShapiroWilk
Selenium (mg/L)	GWA-2R (bg)	n/a	n/a	NP	NaN	42	0.004931	0.0004475	unknown	ShapiroWilk
Selenium (mg/L)	GWA-39RZ (bg)	No	n/a	NP	NaN	20	0.005	0	normal	ShapiroWilk
Selenium (mg/L)	GWA-39Z (bg)	No	n/a	NP	NaN	21	0.005	0	normal	ShapiroWilk
Selenium (mg/L)	GWA-3A (bg)	No	n/a	NP	NaN	41	0.005	0	normal	ShapiroWilk
Selenium (mg/L)	GWA-40 (bg)	No	n/a	NP	NaN	21	0.005	0	normal	ShapiroWilk
Selenium (mg/L)	GWA-41 (bg)	No	n/a	NP	NaN	21	0.005	0	normal	ShapiroWilk
Selenium (mg/L)	GWA-41R (bg)	No	n/a	NP	NaN	21	0.005	0	normal	ShapiroWilk
Selenium (mg/L)	GWA-42 (bg)	No	n/a	NP	NaN	21	0.005	0	normal	ShapiroWilk
Selenium (mg/L)	GWA-43 (bg)	n/a	n/a	NP	NaN	21	0.004874	0.0005761	unknown	ShapiroWilk
Selenium (mg/L)	GWA-43R (bg)	No	n/a	NP	NaN	21	0.005	0	normal	ShapiroWilk
Selenium (mg/L)	GWA-4RZ (bg)	No	n/a	NP	NaN	21	0.005	0	normal	ShapiroWilk
Selenium (mg/L)	GWA-50 (bg)	No	n/a	NP	NaN	36	0.005	0	normal	ShapiroWilk
Selenium (mg/L)	GWA-50R (bg)	No	n/a	NP	NaN	36	0.005	0	normal	ShapiroWilk
Selenium (mg/L)	GWC-16R	No	n/a	NP	NaN	30	0.005	0	normal	ShapiroWilk
Selenium (mg/L)	GWC-17R	No	n/a	NP	NaN	30	0.005	0	normal	ShapiroWilk
Selenium (mg/L)	GWC-18	No	n/a	NP	NaN	30	0.005	0	normal	ShapiroWilk
Selenium (mg/L)	GWC-18R	No	n/a	NP	NaN	30	0.005	0	normal	ShapiroWilk
Selenium (mg/L)	GWC-19R	No	n/a	NP	NaN	30	0.005	0	normal	ShapiroWilk
Selenium (mg/L)	GWC-20R	No	n/a	NP	NaN	30	0.005	0	normal	ShapiroWilk
Selenium (mg/L)	GWC-21R	No	n/a	NP	NaN	30	0.005	0	normal	ShapiroWilk
Selenium (mg/L)	GWC-22R	No	n/a	NP	NaN	30	0.005	0	normal	ShapiroWilk
Selenium (mg/L)	GWC-23R	n/a	n/a	NP	NaN	30	0.00489	0.0006025	unknown	ShapiroWilk
Selenium (mg/L)	GWC-24R	No	n/a	NP	NaN	30	0.005	0	normal	ShapiroWilk
Selenium (mg/L)	GWC-25R	No	n/a	NP	NaN	30	0.005	0	normal	ShapiroWilk
Selenium (mg/L)	GWC-36A	No	n/a	NP	NaN	4	0.005	0	normal	ShapiroWilk
Selenium (mg/L)	GWC-36RA	No	n/a	NP	NaN	30	0.005	0	normal	ShapiroWilk
Selenium (mg/L)	GWC-37	No	n/a	NP	NaN	30	0.005	0	normal	ShapiroWilk
Selenium (mg/L)	GWC-38	No	n/a	NP	NaN	30	0.005	0	normal	ShapiroWilk

Tukey's Outlier Test - All Results

Plant Bowen Data: Bowen 3-4 CCR Printed 5/1/2024, 2:14 PM

Constituent	Well	Outlier	Value(s)	Method	Alpha	N	Mean	Std. Dev.	Distribution	Normality Test
Silver (mg/L)	GWA-1 (bg)	No	n/a	NP	NaN	37	0.005	0	normal	ShapiroWilk
Silver (mg/L)	GWA-2 (bg)	No	n/a	NP	NaN	37	0.005	0	normal	ShapiroWilk
Silver (mg/L)	GWA-2R (bg)	No	n/a	NP	NaN	37	0.005	0	normal	ShapiroWilk
Silver (mg/L)	GWA-39RZ (bg)	n/a	n/a	NP	NaN	16	0.004762	0.00095	unknown	ShapiroWilk
Silver (mg/L)	GWA-39Z (bg)	No	n/a	NP	NaN	20	0.005	0	normal	ShapiroWilk
Silver (mg/L)	GWA-3A (bg)	No	n/a	NP	NaN	36	0.005	0	normal	ShapiroWilk
Silver (mg/L)	GWA-40 (bg)	No	n/a	NP	NaN	20	0.005	0	normal	ShapiroWilk
Silver (mg/L)	GWA-41 (bg)	No	n/a	NP	NaN	20	0.005	0	normal	ShapiroWilk
Silver (mg/L)	GWA-41R (bg)	No	n/a	NP	NaN	20	0.005	0	normal	ShapiroWilk
Silver (mg/L)	GWA-42 (bg)	No	n/a	NP	NaN	20	0.005	0	normal	ShapiroWilk
Silver (mg/L)	GWA-43 (bg)	No	n/a	NP	NaN	20	0.005	0	normal	ShapiroWilk
Silver (mg/L)	GWA-43R (bg)	No	n/a	NP	NaN	20	0.005	0	normal	ShapiroWilk
Silver (mg/L)	GWA-4RZ (bg)	No	n/a	NP	NaN	14	0.005	0	normal	ShapiroWilk
Silver (mg/L)	GWA-50 (bg)	No	n/a	NP	NaN	31	0.003746	0.002023	ln(x)	ShapiroWilk
Silver (mg/L)	GWA-50R (bg)	No	n/a	NP	NaN	31	0.002262	0.000873	x^(1/3)	ShapiroWilk
Silver (mg/L)	GWC-16R	n/a	n/a	NP	NaN	25	0.004852	0.00074	unknown	ShapiroWilk
Silver (mg/L)	GWC-17R	n/a	n/a	NP	NaN	25	0.004649	0.001216	unknown	ShapiroWilk
Silver (mg/L)	GWC-18	No	n/a	NP	NaN	25	0.005	0	normal	ShapiroWilk
Silver (mg/L)	GWC-18R	n/a	n/a	NP	NaN	25	0.004823	0.000884	unknown	ShapiroWilk
Silver (mg/L)	GWC-19R	No	n/a	NP	NaN	25	0.005	0	normal	ShapiroWilk
Silver (mg/L)	GWC-20R	No	n/a	NP	NaN	25	0.005	0	normal	ShapiroWilk
Silver (mg/L)	GWC-21R	No	n/a	NP	NaN	25	0.005	0	normal	ShapiroWilk
Silver (mg/L)	GWC-22R	No	n/a	NP	NaN	25	0.005	0	normal	ShapiroWilk
Silver (mg/L)	GWC-23R	No	n/a	NP	NaN	25	0.005	0	normal	ShapiroWilk
Silver (mg/L)	GWC-24R	No	n/a	NP	NaN	25	0.005	0	normal	ShapiroWilk
Silver (mg/L)	GWC-25R	No	n/a	NP	NaN	25	0.005	0	normal	ShapiroWilk
Silver (mg/L)	GWC-36A	No	n/a	NP	NaN	4	0.005	0	normal	ShapiroWilk
Silver (mg/L)	GWC-36RA	No	n/a	NP	NaN	25	0.005	0	normal	ShapiroWilk
Silver (mg/L)	GWC-37	No	n/a	NP	NaN	25	0.005	0	normal	ShapiroWilk
Silver (mg/L)	GWC-38	n/a	n/a	NP	NaN	25	0.00482	0.000898	unknown	ShapiroWilk
Sulfate (mg/L)	GWA-1 (bg)	No	n/a	NP	NaN	21	1.457	0.4474	sqrt(x)	ShapiroWilk
Sulfate (mg/L)	GWA-2 (bg)	No	n/a	NP	NaN	21	58.87	44.05	normal	ShapiroWilk
Sulfate (mg/L)	GWA-2R (bg)	No	n/a	NP	NaN	21	9.444	12.73	ln(x)	ShapiroWilk
Sulfate (mg/L)	GWA-39RZ (bg)	No	n/a	NP	NaN	21	9.752	6.6	ln(x)	ShapiroWilk
Sulfate (mg/L)	GWA-39Z (bg)	No	n/a	NP	NaN	21	3.31	2.255	ln(x)	ShapiroWilk
Sulfate (mg/L)	GWA-3A (bg)	No	n/a	NP	NaN	20	1.623	1.588	ln(x)	ShapiroWilk
Sulfate (mg/L)	**GWA-40 (bg)**	**Yes**	**7.4**	**NP**	**NaN**	**22**	**1.83**	**1.505**	**ln(x)**	**ShapiroWilk**
Sulfate (mg/L)	GWA-41 (bg)	No	n/a	NP	NaN	21	3.43	2.983	ln(x)	ShapiroWilk
Sulfate (mg/L)	GWA-41R (bg)	No	n/a	NP	NaN	21	5.842	2.922	normal	ShapiroWilk
Sulfate (mg/L)	GWA-42 (bg)	No	n/a	NP	NaN	21	1.514	0.3952	normal	ShapiroWilk
Sulfate (mg/L)	GWA-43 (bg)	No	n/a	NP	NaN	21	0.9243	0.3681	sqrt(x)	ShapiroWilk
Sulfate (mg/L)	GWA-43R (bg)	No	n/a	NP	NaN	21	5.066	2.097	x^(1/3)	ShapiroWilk
Sulfate (mg/L)	GWA-4RZ (bg)	No	n/a	NP	NaN	22	20.91	2.63	ln(x)	ShapiroWilk
Sulfate (mg/L)	GWA-50 (bg)	No	n/a	NP	NaN	21	0.8108	0.186	normal	ShapiroWilk
Sulfate (mg/L)	GWA-50R (bg)	No	n/a	NP	NaN	21	0.8976	0.2859	sqrt(x)	ShapiroWilk
Sulfate (mg/L)	GWC-16R	No	n/a	NP	NaN	21	7.551	3.048	normal	ShapiroWilk
Sulfate (mg/L)	**GWC-17R**	**Yes**	**25.9**	**NP**	**NaN**	**21**	**7.628**	**4.278**	**ln(x)**	**ShapiroWilk**
Sulfate (mg/L)	GWC-18	No	n/a	NP	NaN	21	1.925	0.2773	x^3	ShapiroWilk
Sulfate (mg/L)	GWC-18R	No	n/a	NP	NaN	20	2.257	0.2175	x^4	ShapiroWilk
Sulfate (mg/L)	GWC-19R	No	n/a	NP	NaN	21	3.57	0.2794	ln(x)	ShapiroWilk
Sulfate (mg/L)	GWC-20R	No	n/a	NP	NaN	21	1.382	0.369	x^3	ShapiroWilk
Sulfate (mg/L)	GWC-21R	No	n/a	NP	NaN	21	7.058	5.349	x^(1/3)	ShapiroWilk
Sulfate (mg/L)	GWC-22R	No	n/a	NP	NaN	20	1.928	0.3827	x^2	ShapiroWilk
Sulfate (mg/L)	GWC-23R	No	n/a	NP	NaN	23	45.27	45.04	ln(x)	ShapiroWilk
Sulfate (mg/L)	GWC-24R	No	n/a	NP	NaN	21	3.604	3.083	ln(x)	ShapiroWilk
Sulfate (mg/L)	GWC-25R	No	n/a	NP	NaN	21	1.708	0.2474	ln(x)	ShapiroWilk
Sulfate (mg/L)	GWC-36A	No	n/a	NP	NaN	4	19.28	7.713	x^6	ShapiroWilk
Sulfate (mg/L)	GWC-36RA	No	n/a	NP	NaN	21	5.543	5.515	ln(x)	ShapiroWilk
Sulfate (mg/L)	GWC-37	No	n/a	NP	NaN	21	0.7816	0.2162	x^2	ShapiroWilk
Sulfate (mg/L)	GWC-38	No	n/a	NP	NaN	21	1.046	0.5966	ln(x)	ShapiroWilk

Tukey's Outlier Test - All Results

Plant Bowen Data: Bowen 3-4 CCR Printed 5/1/2024, 2:14 PM

Constituent	Well	Outlier	Value(s)	Method	Alpha	N	Mean	Std. Dev.	Distribution	Normality Test
Thallium (mg/L)	GWA-1 (bg)	No	n/a	NP	NaN	22	0.001	0	normal	ShapiroWilk
Thallium (mg/L)	GWA-2 (bg)	No	n/a	NP	NaN	22	0.001	0	normal	ShapiroWilk
Thallium (mg/L)	GWA-2R (bg)	n/a	n/a	NP	NaN	23	0.0009188	0.0002691	unknown	ShapiroWilk
Thallium (mg/L)	GWA-39RZ (bg)	n/a	n/a	NP	NaN	20	0.00096	0.0001789	unknown	ShapiroWilk
Thallium (mg/L)	GWA-39Z (bg)	n/a	n/a	NP	NaN	21	0.0009105	0.0002828	unknown	ShapiroWilk
Thallium (mg/L)	GWA-3A (bg)	No	n/a	NP	NaN	21	0.001	0	normal	ShapiroWilk
Thallium (mg/L)	GWA-40 (bg)	n/a	n/a	NP	NaN	21	0.0009561	0.0002012	unknown	ShapiroWilk
Thallium (mg/L)	GWA-41 (bg)	No	n/a	NP	NaN	21	0.001	0	normal	ShapiroWilk
Thallium (mg/L)	GWA-41R (bg)	n/a	n/a	NP	NaN	21	0.0009172	0.0002625	unknown	ShapiroWilk
Thallium (mg/L)	GWA-42 (bg)	n/a	n/a	NP	NaN	21	0.0009184	0.0002584	unknown	ShapiroWilk
Thallium (mg/L)	GWA-43 (bg)	n/a	n/a	NP	NaN	21	0.0009101	0.000284	unknown	ShapiroWilk
Thallium (mg/L)	GWA-43R (bg)	No	n/a	NP	NaN	21	0.001	0	normal	ShapiroWilk
Thallium (mg/L)	GWA-4RZ (bg)	No	n/a	NP	NaN	21	0.001	0	normal	ShapiroWilk
Thallium (mg/L)	GWA-50 (bg)	No	n/a	NP	NaN	22	0.001	0	normal	ShapiroWilk
Thallium (mg/L)	GWA-50R (bg)	n/a	n/a	NP	NaN	22	0.0009572	0.0002006	unknown	ShapiroWilk
Thallium (mg/L)	GWC-16R	No	n/a	NP	NaN	30	0.0006274	0.00046	ln(x)	ShapiroWilk
Thallium (mg/L)	GWC-17R	No	n/a	NP	NaN	30	0.001	0	normal	ShapiroWilk
Thallium (mg/L)	GWC-18	No	n/a	NP	NaN	30	0.0006425	0.0004177	ln(x)	ShapiroWilk
Thallium (mg/L)	GWC-18R	No	n/a	NP	NaN	30	0.001	0	normal	ShapiroWilk
Thallium (mg/L)	GWC-19R	No	n/a	NP	NaN	30	0.001	0	normal	ShapiroWilk
Thallium (mg/L)	GWC-20R	No	n/a	NP	NaN	30	0.0006683	0.000444	ln(x)	ShapiroWilk
Thallium (mg/L)	GWC-21R	No	n/a	NP	NaN	30	0.0005251	0.0003974	ln(x)	ShapiroWilk
Thallium (mg/L)	GWC-22R	No	n/a	NP	NaN	30	0.0005829	0.000454	ln(x)	ShapiroWilk
Thallium (mg/L)	GWC-23R	No	n/a	NP	NaN	29	0.0006334	0.0006518	ln(x)	ShapiroWilk
Thallium (mg/L)	GWC-24R	No	n/a	NP	NaN	30	0.001	0	normal	ShapiroWilk
Thallium (mg/L)	GWC-25R	No	n/a	NP	NaN	30	0.001	0	normal	ShapiroWilk
Thallium (mg/L)	GWC-36A	No	n/a	NP	NaN	4	0.001	0	normal	ShapiroWilk
Thallium (mg/L)	GWC-36RA	n/a	n/a	NP	NaN	29	0.0009369	0.000236	unknown	ShapiroWilk
Thallium (mg/L)	GWC-37	No	n/a	NP	NaN	30	0.001	0	normal	ShapiroWilk
Thallium (mg/L)	GWC-38	No	n/a	NP	NaN	30	0.001	0	normal	ShapiroWilk
Total Dissolved Solids (mg/l)	GWA-1 (bg)	No	n/a	NP	NaN	21	153.6	13.03	normal	ShapiroWilk
Total Dissolved Solids (mg/l)	GWA-2 (bg)	No	n/a	NP	NaN	21	151.4	92.48	normal	ShapiroWilk
Total Dissolved Solids (mg/l)	GWA-2R (bg)	No	n/a	NP	NaN	21	125.6	43.03	ln(x)	ShapiroWilk
Total Dissolved Solids (mg/l)	GWA-39RZ (bg)	No	n/a	NP	NaN	21	161.6	32.58	ln(x)	ShapiroWilk
Total Dissolved Solids (mg/l)	GWA-39Z (bg)	No	n/a	NP	NaN	20	69.3	34.24	x^(1/3)	ShapiroWilk
Total Dissolved Solids (mg/l)	GWA-3A (bg)	No	n/a	NP	NaN	20	49.45	34.95	ln(x)	ShapiroWilk
Total Dissolved Solids (mg/l)	GWA-40 (bg)	No	n/a	NP	NaN	21	107.7	42.07	ln(x)	ShapiroWilk
Total Dissolved Solids (mg/l)	GWA-41 (bg)	No	n/a	NP	NaN	21	83.38	41.08	sqrt(x)	ShapiroWilk
Total Dissolved Solids (mg/l)	GWA-41R (bg)	No	n/a	NP	NaN	21	161.5	37.15	normal	ShapiroWilk
Total Dissolved Solids (mg/l)	GWA-42 (bg)	No	n/a	NP	NaN	21	138.4	26.64	ln(x)	ShapiroWilk
Total Dissolved Solids (mg/l)	GWA-43 (bg)	No	n/a	NP	NaN	21	38.47	18.17	ln(x)	ShapiroWilk
Total Dissolved Solids (mg/l)	GWA-43R (bg)	No	n/a	NP	NaN	21	140.1	18.76	x^2	ShapiroWilk
Total Dissolved Solids (mg/l)	**GWA-4RZ (bg)**	**Yes**	**400**	**NP**	**NaN**	**21**	**251.4**	**54.09**	**ln(x)**	**ShapiroWilk**
Total Dissolved Solids (mg/l)	GWA-50 (bg)	No	n/a	NP	NaN	21	25.14	8.193	ln(x)	ShapiroWilk
Total Dissolved Solids (mg/l)	GWA-50R (bg)	No	n/a	NP	NaN	21	34.19	21.02	ln(x)	ShapiroWilk
Total Dissolved Solids (mg/l)	GWC-16R	No	n/a	NP	NaN	21	301.3	30.12	normal	ShapiroWilk
Total Dissolved Solids (mg/l)	GWC-17R	No	n/a	NP	NaN	21	315.6	27.83	normal	ShapiroWilk
Total Dissolved Solids (mg/l)	GWC-18	No	n/a	NP	NaN	21	97.67	27.4	sqrt(x)	ShapiroWilk
Total Dissolved Solids (mg/l)	GWC-18R	No	n/a	NP	NaN	21	142.7	17.47	x^(1/3)	ShapiroWilk
Total Dissolved Solids (mg/l)	GWC-19R	No	n/a	NP	NaN	21	162.5	23.76	normal	ShapiroWilk
Total Dissolved Solids (mg/l)	GWC-20R	No	n/a	NP	NaN	21	191.6	18.71	ln(x)	ShapiroWilk
Total Dissolved Solids (mg/l)	**GWC-21R**	**Yes**	**136,385**	**NP**	**NaN**	**21**	**289.9**	**45**	**x^2**	**ShapiroWilk**
Total Dissolved Solids (mg/l)	**GWC-22R**	**Yes**	**328**	**NP**	**NaN**	**21**	**171.2**	**37.89**	**ln(x)**	**ShapiroWilk**
Total Dissolved Solids (mg/l)	GWC-23R	No	n/a	NP	NaN	23	362.6	109.4	ln(x)	ShapiroWilk
Total Dissolved Solids (mg/l)	**GWC-24R**	**Yes**	**209,205**	**NP**	**NaN**	**21**	**158.7**	**17.1**	**ln(x)**	**ShapiroWilk**
Total Dissolved Solids (mg/l)	GWC-25R	No	n/a	NP	NaN	21	159	18.16	x^5	ShapiroWilk
Total Dissolved Solids (mg/l)	GWC-36A	No	n/a	NP	NaN	4	234.8	8.921	x^3	ShapiroWilk
Total Dissolved Solids (mg/l)	GWC-36RA	No	n/a	NP	NaN	21	164.5	36.16	ln(x)	ShapiroWilk
Total Dissolved Solids (mg/l)	**GWC-37**	**Yes**	**189,90**	**NP**	**NaN**	**21**	**33**	**39.13**	**ln(x)**	**ShapiroWilk**
Total Dissolved Solids (mg/l)	**GWC-38**	**Yes**	**113**	**NP**	**NaN**	**21**	**38.71**	**22.99**	**ln(x)**	**ShapiroWilk**

Tukey's Outlier Test - All Results

Plant Bowen Data: Bowen 3-4 CCR Printed 5/1/2024, 2:14 PM

Constituent	Well	Outlier	Value(s)	Method	Alpha	N	Mean	Std. Dev.	Distribution	Normality Test
Vanadium (mg/L)	GWA-1 (bg)	n/a	n/a	NP	NaN	37	0.009696	0.001387	unknown	ShapiroWilk
Vanadium (mg/L)	GWA-2 (bg)	n/a	n/a	NP	NaN	37	0.009281	0.002576	unknown	ShapiroWilk
Vanadium (mg/L)	GWA-2R (bg)	n/a	n/a	NP	NaN	37	0.009142	0.002406	unknown	ShapiroWilk
Vanadium (mg/L)	GWA-39RZ (bg)	n/a	n/a	NP	NaN	16	0.0095	0.002	unknown	ShapiroWilk
Vanadium (mg/L)	GWA-39Z (bg)	No	n/a	NP	NaN	20	0.01	0	normal	ShapiroWilk
Vanadium (mg/L)	GWA-3A (bg)	n/a	n/a	NP	NaN	36	0.009636	0.001546	unknown	ShapiroWilk
Vanadium (mg/L)	GWA-40 (bg)	No	n/a	NP	NaN	20	0.01	0	normal	ShapiroWilk
Vanadium (mg/L)	GWA-41 (bg)	No	n/a	NP	NaN	20	0.01	0	normal	ShapiroWilk
Vanadium (mg/L)	GWA-41R (bg)	No	n/a	NP	NaN	20	0.01	0	normal	ShapiroWilk
Vanadium (mg/L)	GWA-42 (bg)	No	n/a	NP	NaN	20	0.01	0	normal	ShapiroWilk
Vanadium (mg/L)	GWA-43 (bg)	n/a	n/a	NP	NaN	20	0.009602	0.00178	unknown	ShapiroWilk
Vanadium (mg/L)	GWA-43R (bg)	n/a	n/a	NP	NaN	20	0.009138	0.002661	unknown	ShapiroWilk
Vanadium (mg/L)	GWA-4RZ (bg)	n/a	n/a	NP	NaN	14	0.009346	0.002448	unknown	ShapiroWilk
Vanadium (mg/L)	GWA-50 (bg)	No	n/a	NP	NaN	31	0.01	0	normal	ShapiroWilk
Vanadium (mg/L)	GWA-50R (bg)	n/a	n/a	NP	NaN	31	0.008655	0.00261	unknown	ShapiroWilk
Vanadium (mg/L)	GWC-16R	No	n/a	NP	NaN	25	0.006565	0.00403	ln(x)	ShapiroWilk
Vanadium (mg/L)	GWC-17R	n/a	n/a	NP	NaN	25	0.009648	0.00176	unknown	ShapiroWilk
Vanadium (mg/L)	GWC-18	n/a	n/a	NP	NaN	25	0.009631	0.001844	unknown	ShapiroWilk
Vanadium (mg/L)	GWC-18R	n/a	n/a	NP	NaN	25	0.009274	0.002514	unknown	ShapiroWilk
Vanadium (mg/L)	GWC-19R	n/a	n/a	NP	NaN	25	0.009271	0.002524	unknown	ShapiroWilk
Vanadium (mg/L)	GWC-20R	n/a	n/a	NP	NaN	25	0.009648	0.00176	unknown	ShapiroWilk
Vanadium (mg/L)	GWC-21R	n/a	n/a	NP	NaN	25	0.009282	0.002486	unknown	ShapiroWilk
Vanadium (mg/L)	GWC-22R	n/a	n/a	NP	NaN	25	0.009638	0.001812	unknown	ShapiroWilk
Vanadium (mg/L)	GWC-23R	n/a	n/a	NP	NaN	25	0.00823	0.003618	unknown	ShapiroWilk
Vanadium (mg/L)	GWC-24R	No	n/a	NP	NaN	25	0.007916	0.003788	ln(x)	ShapiroWilk
Vanadium (mg/L)	GWC-25R	No	n/a	NP	NaN	25	0.01	0	normal	ShapiroWilk
Vanadium (mg/L)	GWC-36A	No	n/a	NP	NaN	4	0.01	0	normal	ShapiroWilk
Vanadium (mg/L)	GWC-36RA	n/a	n/a	NP	NaN	25	0.008768	0.002674	unknown	ShapiroWilk
Vanadium (mg/L)	GWC-37	n/a	n/a	NP	NaN	25	0.008971	0.002865	unknown	ShapiroWilk
Vanadium (mg/L)	GWC-38	No	n/a	NP	NaN	25	0.007818	0.003683	sqrt(x)	ShapiroWilk
Zinc (mg/L)	GWA-1 (bg)	No	n/a	NP	NaN	37	0.01411	0.01117	ln(x)	ShapiroWilk
Zinc (mg/L)	GWA-2 (bg)	No	n/a	NP	NaN	37	0.01682	0.0143	x^(1/3)	ShapiroWilk
Zinc (mg/L)	GWA-2R (bg)	No	n/a	NP	NaN	37	0.0155	0.01069	x^(1/3)	ShapiroWilk
Zinc (mg/L)	GWA-39RZ (bg)	No	n/a	NP	NaN	16	0.01517	0.007536	x^(1/3)	ShapiroWilk
Zinc (mg/L)	GWA-39Z (bg)	No	n/a	NP	NaN	20	0.01366	0.008	ln(x)	ShapiroWilk
Zinc (mg/L)	GWA-3A (bg)	No	n/a	NP	NaN	36	0.05597	0.03116	x^(1/3)	ShapiroWilk
Zinc (mg/L)	GWA-40 (bg)	n/a	n/a	NP	NaN	20	0.01748	0.006185	unknown	ShapiroWilk
Zinc (mg/L)	GWA-41 (bg)	n/a	n/a	NP	NaN	20	0.01764	0.005826	unknown	ShapiroWilk
Zinc (mg/L)	**GWA-41R (bg)**	**Yes**	**0.0023,0.0021,0.0024**	**NP**	**NaN**	**20**	**0.01586**	**0.007435**	**ln(x)**	**ShapiroWilk**
Zinc (mg/L)	GWA-42 (bg)	No	n/a	NP	NaN	20	0.01376	0.005113	ln(x)	ShapiroWilk
Zinc (mg/L)	GWA-43 (bg)	No	n/a	NP	NaN	20	0.01358	0.008233	ln(x)	ShapiroWilk
Zinc (mg/L)	GWA-43R (bg)	No	n/a	NP	NaN	20	0.01365	0.008105	ln(x)	ShapiroWilk
Zinc (mg/L)	GWA-4RZ (bg)	No	n/a	NP	NaN	14	0.01557	0.007329	ln(x)	ShapiroWilk
Zinc (mg/L)	GWA-50 (bg)	No	n/a	NP	NaN	31	0.01246	0.0102	ln(x)	ShapiroWilk
Zinc (mg/L)	GWA-50R (bg)	No	n/a	NP	NaN	31	0.01906	0.01562	x^(1/3)	ShapiroWilk
Zinc (mg/L)	GWC-16R	No	n/a	NP	NaN	25	0.04665	0.02534	x^(1/3)	ShapiroWilk
Zinc (mg/L)	GWC-17R	No	n/a	NP	NaN	25	0.01068	0.008094	ln(x)	ShapiroWilk
Zinc (mg/L)	GWC-18	No	n/a	NP	NaN	25	0.01108	0.008343	ln(x)	ShapiroWilk
Zinc (mg/L)	GWC-18R	No	n/a	NP	NaN	25	0.01325	0.008841	ln(x)	ShapiroWilk
Zinc (mg/L)	GWC-19R	No	n/a	NP	NaN	25	0.01244	0.008089	ln(x)	ShapiroWilk
Zinc (mg/L)	GWC-20R	No	n/a	NP	NaN	25	0.03302	0.1095	ln(x)	ShapiroWilk
Zinc (mg/L)	GWC-21R	No	n/a	NP	NaN	25	0.01072	0.01035	ln(x)	ShapiroWilk
Zinc (mg/L)	GWC-22R	No	n/a	NP	NaN	25	0.0111	0.008827	ln(x)	ShapiroWilk
Zinc (mg/L)	GWC-23R	No	n/a	NP	NaN	25	0.01219	0.008531	ln(x)	ShapiroWilk
Zinc (mg/L)	GWC-24R	No	n/a	NP	NaN	25	0.0135	0.008257	x^(1/3)	ShapiroWilk
Zinc (mg/L)	GWC-25R	No	n/a	NP	NaN	25	0.01446	0.008273	ln(x)	ShapiroWilk
Zinc (mg/L)	GWC-36A	No	n/a	NP	NaN	4	0.015	0.004243	x^(1/3)	ShapiroWilk
Zinc (mg/L)	GWC-36RA	No	n/a	NP	NaN	25	0.06931	0.09033	ln(x)	ShapiroWilk
Zinc (mg/L)	GWC-37	No	n/a	NP	NaN	25	0.009498	0.005814	ln(x)	ShapiroWilk
Zinc (mg/L)	GWC-38	No	n/a	NP	NaN	25	0.01297	0.009795	ln(x)	ShapiroWilk

Sanitas™ v.10.0.16e Software licensed to . UG

Tukey's Outlier Screening

GWA-1 (bg)

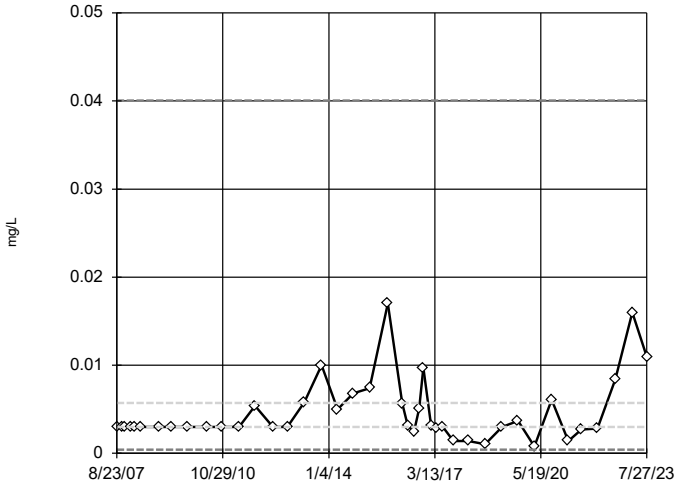

n = 42

No outliers found. Tukey's method selected by user.

Data were natural log transformed to achieve best W statistic (graph shown in original units).

High cutoff = 0.04006, low cutoff = 0.0004295, based on IQR multiplier of 3.

Constituent: Antimony Analysis Run 5/1/2024 1:56 PM View: Outliers

Plant Bowen Data: Bowen 3-4 CCR

Sanitas™ v.10.0.16e Software licensed to . UG

Tukey's Outlier Screening

GWA-2 (bg)

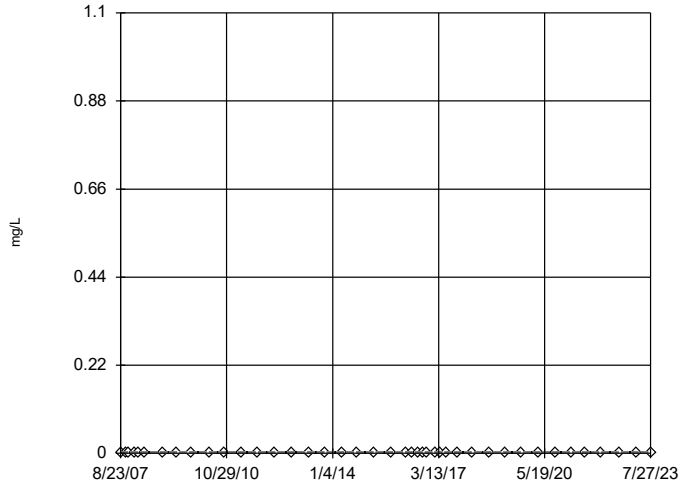

n = 42

No outliers found. Tukey's method selected by user.

All values are the same.

Constituent: Antimony Analysis Run 5/1/2024 1:56 PM View: Outliers

Plant Bowen Data: Bowen 3-4 CCR

Sanitas™ v.10.0.16e Software licensed to . UG

Tukey's Outlier Screening

GWA-2R (bg)

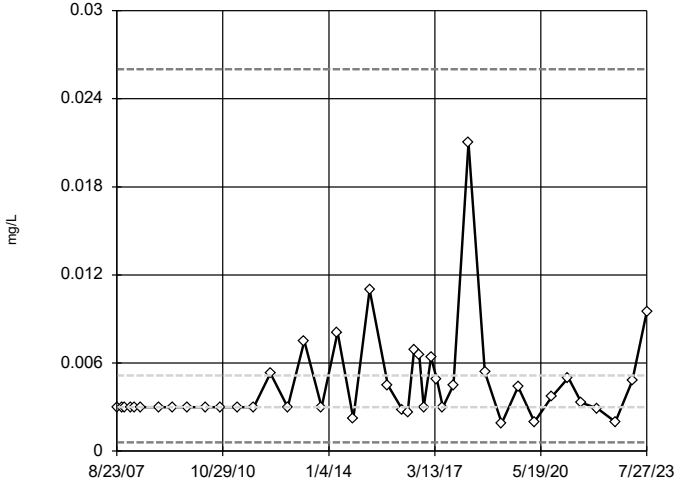

n = 42

No outliers found. Tukey's method selected by user.

Data were natural log transformed to achieve best W statistic (graph shown in original units).

High cutoff = 0.02601, low cutoff = 0.0005938, based on IQR multiplier of 3.

Constituent: Antimony Analysis Run 5/1/2024 1:56 PM View: Outliers

Plant Bowen Data: Bowen 3-4 CCR

Sanitas™ v.10.0.16e Software licensed to . UG

Tukey's Outlier Screening

GWA-39RZ (bg)

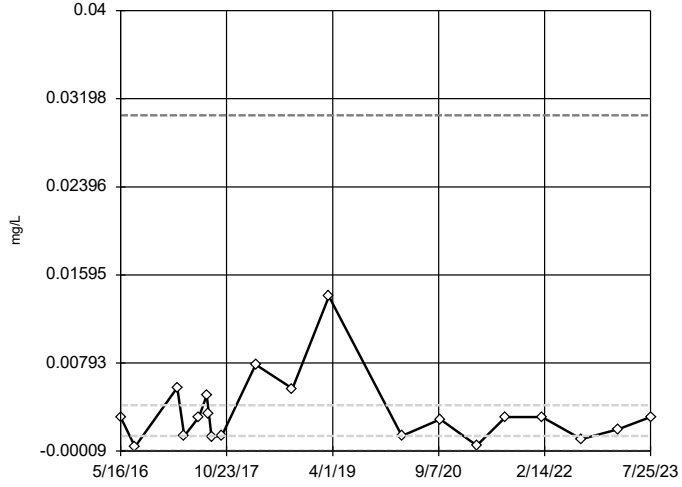

n = 20

No outliers found. Tukey's method selected by user.

Data were cube root transformed to achieve best W statistic (graph shown in original units).

High cutoff = 0.03047, low cutoff = -0.00008096, based on IQR multiplier of 3.

Constituent: Antimony Analysis Run 5/1/2024 1:56 PM View: Outliers

Plant Bowen Data: Bowen 3-4 CCR

Sanitas™ v.10.0.16e Software licensed to . UG

Tukey's Outlier Screening

GWA-39Z (bg)

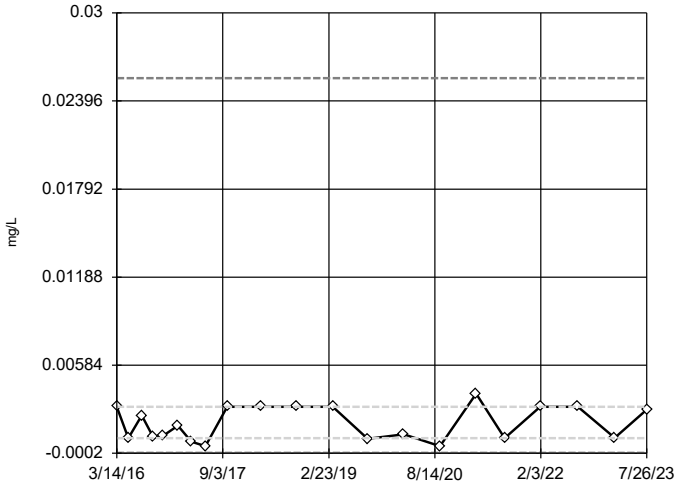

n = 21

No outliers found. Tukey's method selected by user.

Data were cube root transformed to achieve best W statistic (graph shown in original units).

High cutoff = 0.02553, low cutoff = -0.0001764, based on IQR multiplier of 3.

Constituent: Antimony Analysis Run 5/1/2024 1:56 PM View: Outliers

Plant Bowen Data: Bowen 3-4 CCR

Sanitas™ v.10.0.16e Software licensed to . UG

Tukey's Outlier Screening

GWA-3A (bg)

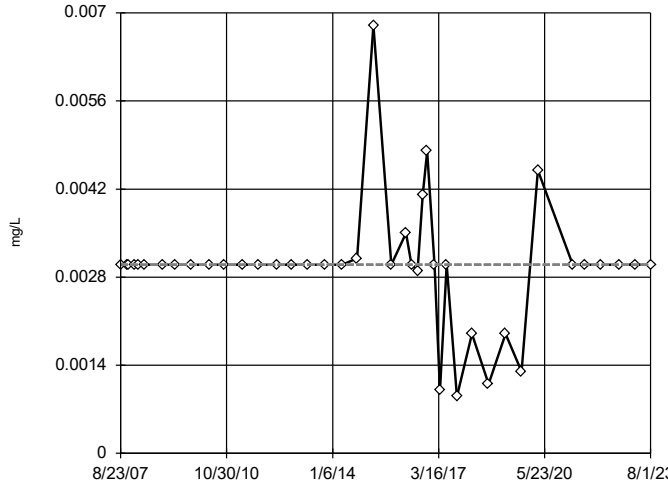

n = 41

No outliers found. Tukey's method selected by user.

Data were square root transformed to achieve best W statistic (graph shown in original units).

The results were invalidated, because the lower and upper quartiles are equal.

Constituent: Antimony Analysis Run 5/1/2024 1:56 PM View: Outliers

Plant Bowen Data: Bowen 3-4 CCR

Sanitas™ v.10.0.16e Software licensed to . UG

Tukey's Outlier Screening

GWA-40 (bg)

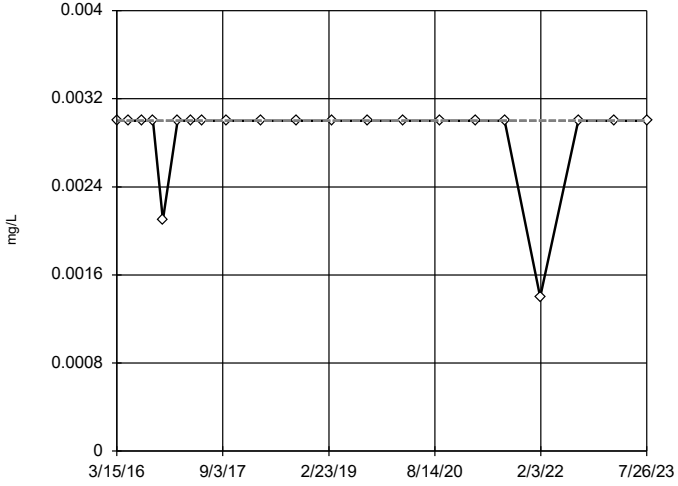

n = 21

No outliers found. Tukey's method selected by user.

Data were cube transformed to achieve best W statistic (graph shown in original units).

The results were invalidated, because the lower and upper quartiles are equal.

Constituent: Antimony Analysis Run 5/1/2024 1:56 PM View: Outliers

Plant Bowen Data: Bowen 3-4 CCR

Sanitas™ v.10.0.16e Software licensed to . UG

Tukey's Outlier Screening

GWA-41 (bg)

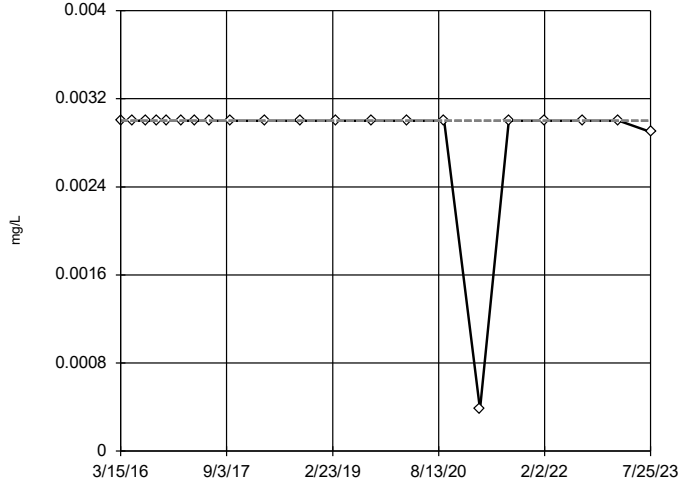

n = 21

No outliers found. Tukey's method selected by user.

Data were x^6 transformed to achieve best W statistic (graph shown in original units).

The results were invalidated, because the lower and upper quartiles are equal.

Constituent: Antimony Analysis Run 5/1/2024 1:56 PM View: Outliers

Plant Bowen Data: Bowen 3-4 CCR

Sanitas™ v.10.0.16e Software licensed to . UG

Tukey's Outlier Screening

GWA-41R (bg)

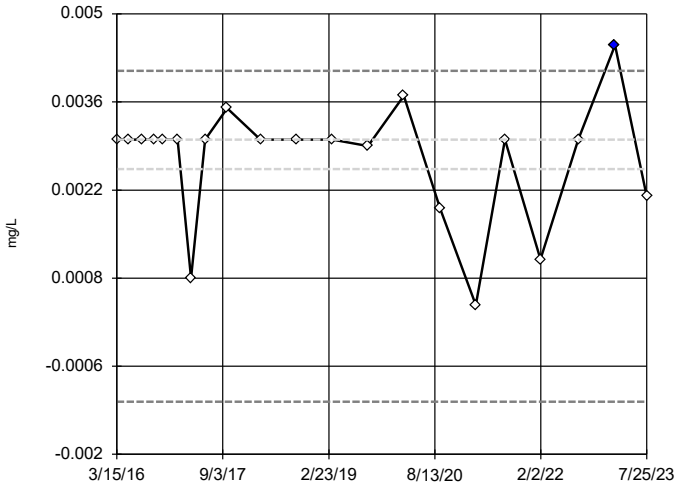

n = 21

Outlier is drawn as solid. Tukey's method selected by user.

Data were square transformed to achieve best W statistic (graph shown in original units).

High cutoff = 0.004095, low cutoff = -0.001166, based on IQR multiplier of 3.

Constituent: Antimony Analysis Run 5/1/2024 1:56 PM View: Outliers

Plant Bowen Data: Bowen 3-4 CCR

Sanitas™ v.10.0.16e Software licensed to . UG

Tukey's Outlier Screening

GWA-42 (bg)

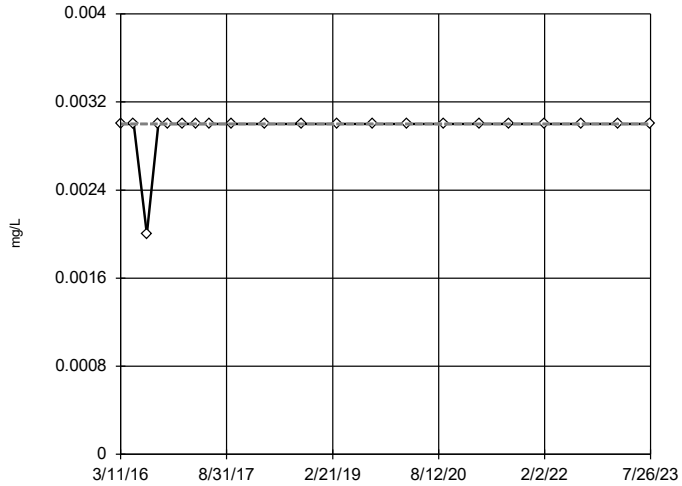

n = 21

No outliers found. Tukey's method selected by user.

Data were x^4 transformed to achieve best W statistic (graph shown in original units).

The results were invalidated, because the lower and upper quartiles are equal.

Constituent: Antimony Analysis Run 5/1/2024 1:56 PM View: Outliers

Plant Bowen Data: Bowen 3-4 CCR

Sanitas™ v.10.0.16e Software licensed to . UG

Tukey's Outlier Screening

GWA-43 (bg)

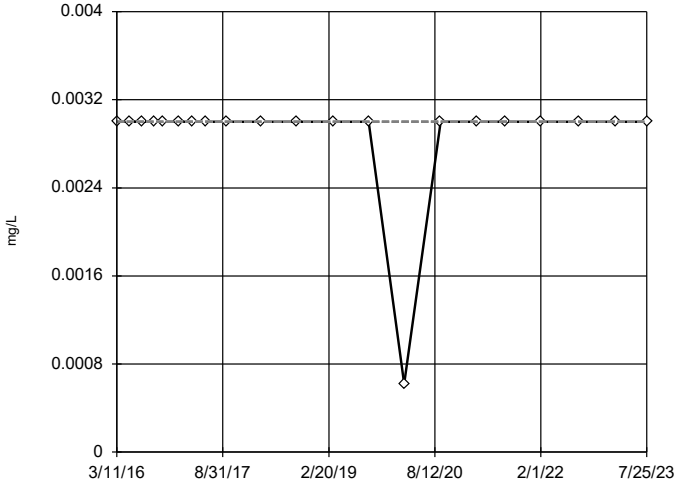

n = 21

No outliers found. Tukey's method selected by user.

Data were x^5 transformed to achieve best W statistic (graph shown in original units).

The results were invalidated, because the lower and upper quartiles are equal.

Constituent: Antimony Analysis Run 5/1/2024 1:56 PM View: Outliers

Plant Bowen Data: Bowen 3-4 CCR

Sanitas™ v.10.0.16e Software licensed to . UG

Tukey's Outlier Screening

GWA-43R (bg)

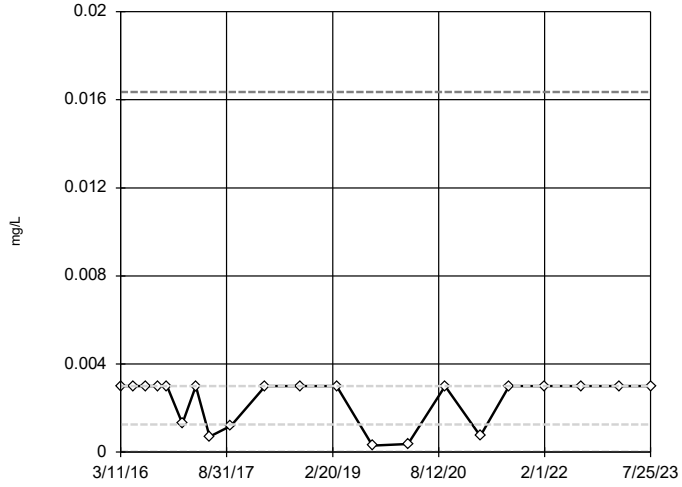

n = 21

No outliers found. Tukey's method selected by user.

Data were cube root transformed to achieve best W statistic (graph shown in original units).

High cutoff = 0.01635, low cutoff = -6.5e-9, based on IQR multiplier of 3.

Constituent: Antimony Analysis Run 5/1/2024 1:56 PM View: Outliers

Plant Bowen Data: Bowen 3-4 CCR

Sanitas™ v.10.0.16e Software licensed to . UG

Tukey's Outlier Screening

GWA-4RZ (bg)

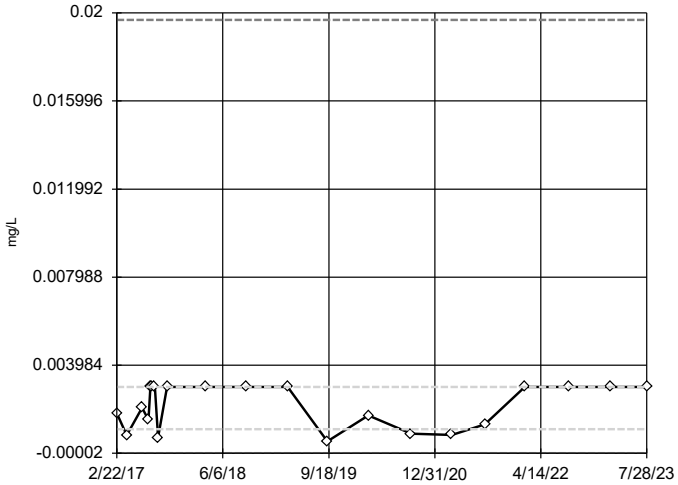

n = 21

No outliers found. Tukey's method selected by user.

Data were cube root transformed to achieve best W statistic (graph shown in original units).

High cutoff = 0.01968, low cutoff = -0.00001293, based on IQR multiplier of 3.

Constituent: Antimony Analysis Run 5/1/2024 1:56 PM View: Outliers

Plant Bowen Data: Bowen 3-4 CCR

Sanitas™ v.10.0.16e Software licensed to . UG

Tukey's Outlier Screening

GWA-50 (bg)

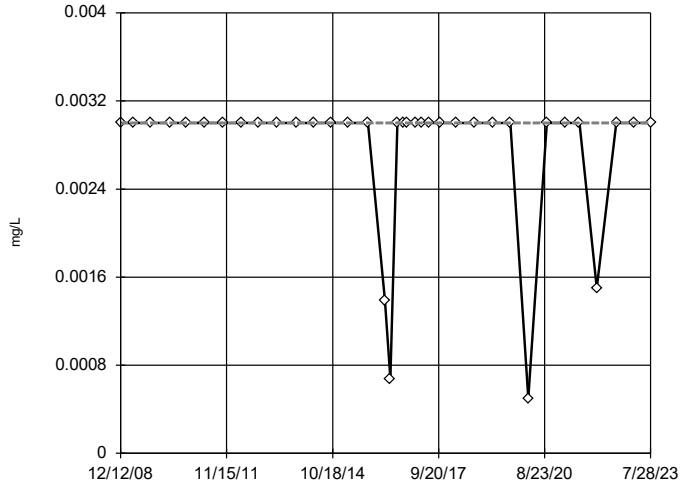

n = 36

No outliers found. Tukey's method selected by user.

Ladder of Powers transformations did not improve normality; analysis run on raw data.

The results were invalidated, because the lower and upper quartiles are equal.

Constituent: Antimony Analysis Run 5/1/2024 1:57 PM View: Outliers

Plant Bowen Data: Bowen 3-4 CCR

Sanitas™ v.10.0.16e Software licensed to . UG

Tukey's Outlier Screening

GWA-50R (bg)

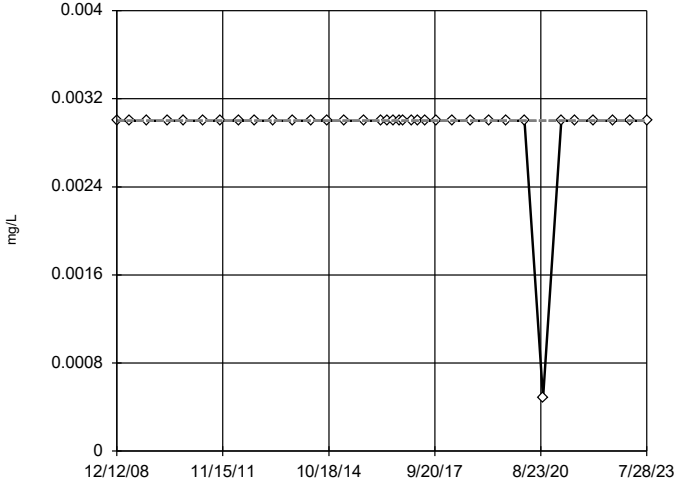

n = 36

No outliers found. Tukey's method selected by user.

Data were natural log transformed to achieve best W statistic (graph shown in original units).

The results were invalidated, because the lower and upper quartiles are equal.

Constituent: Antimony Analysis Run 5/1/2024 1:57 PM View: Outliers

Plant Bowen Data: Bowen 3-4 CCR

Sanitas™ v.10.0.16e Software licensed to . UG

Tukey's Outlier Screening

GWC-16R

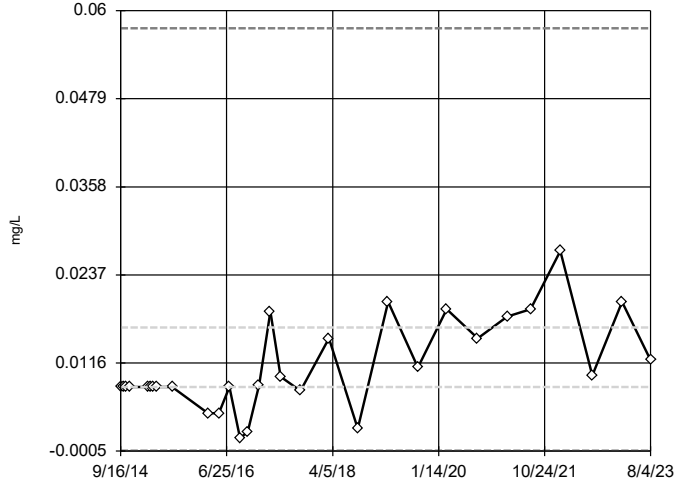

n = 30

No outliers found. Tukey's method selected by user.

Data were square root transformed to achieve best W statistic (graph shown in original units).

High cutoff = 0.05758, low cutoff = -0.0004219, based on IQR multiplier of 3.

Constituent: Antimony Analysis Run 5/1/2024 1:57 PM View: Outliers

Plant Bowen Data: Bowen 3-4 CCR

Sanitas™ v.10.0.16e Software licensed to . UG

Tukey's Outlier Screening

GWC-17R

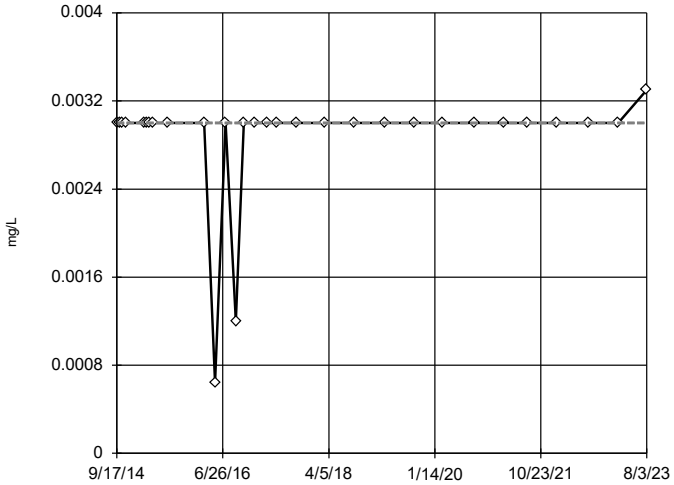

n = 30

No outliers found. Tukey's method selected by user.

Data were x^6 transformed to achieve best W statistic (graph shown in original units).

The results were invalidated, because the lower and upper quartiles are equal.

Constituent: Antimony Analysis Run 5/1/2024 1:57 PM View: Outliers

Plant Bowen Data: Bowen 3-4 CCR

Sanitas™ v.10.0.16e Software licensed to . UG

Tukey's Outlier Screening

GWC-18

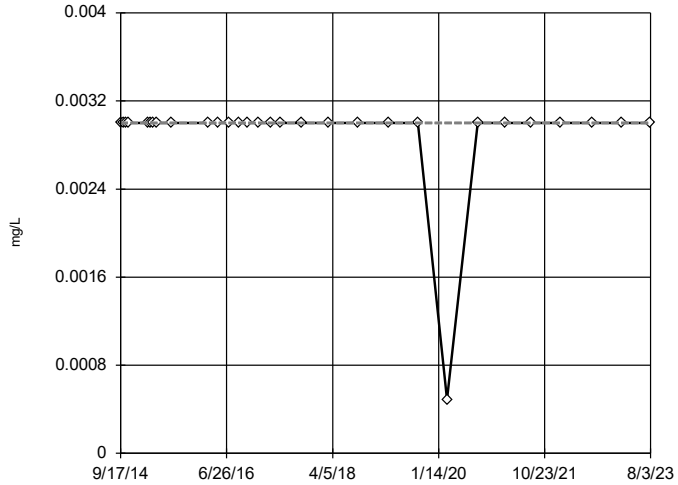

n = 30

No outliers found. Tukey's method selected by user.

Data were x^6 transformed to achieve best W statistic (graph shown in original units).

The results were invalidated, because the lower and upper quartiles are equal.

Constituent: Antimony Analysis Run 5/1/2024 1:57 PM View: Outliers

Plant Bowen Data: Bowen 3-4 CCR

Sanitas™ v.10.0.16e Software licensed to . UG

Tukey's Outlier Screening

GWC-18R

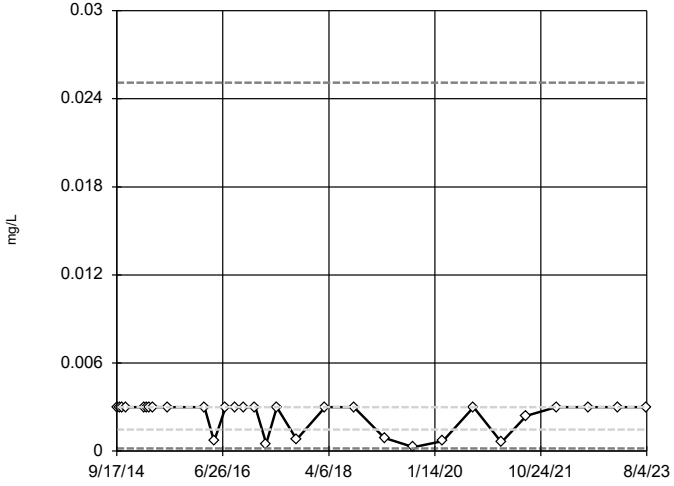

n = 30

No outliers found. Tukey's method selected by user.

Data were natural log transformed to achieve best W statistic (graph shown in original units).

High cutoff = 0.0251, low cutoff = 0.0001767, based on IQR multiplier of 3.

Constituent: Antimony Analysis Run 5/1/2024 1:57 PM View: Outliers

Plant Bowen Data: Bowen 3-4 CCR

Sanitas™ v.10.0.16e Software licensed to . UG

Tukey's Outlier Screening

GWC-19R

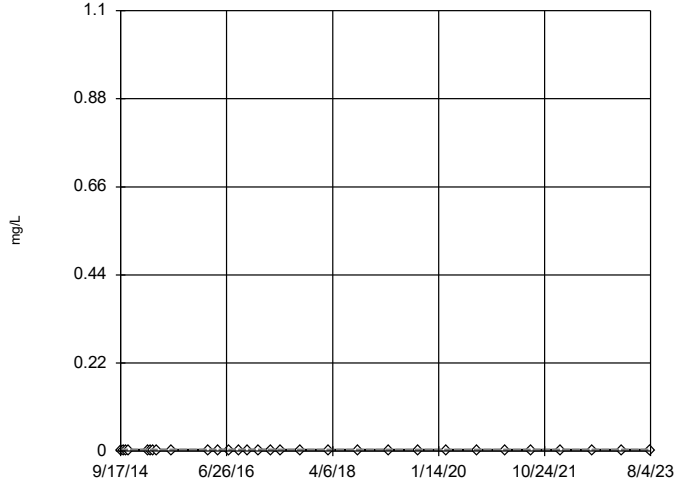

n = 30

No outliers found. Tukey's method selected by user.

All values are the same.

Constituent: Antimony Analysis Run 5/1/2024 1:57 PM View: Outliers

Plant Bowen Data: Bowen 3-4 CCR

Sanitas™ v.10.0.16e Software licensed to . UG

Tukey's Outlier Screening

GWC-20R

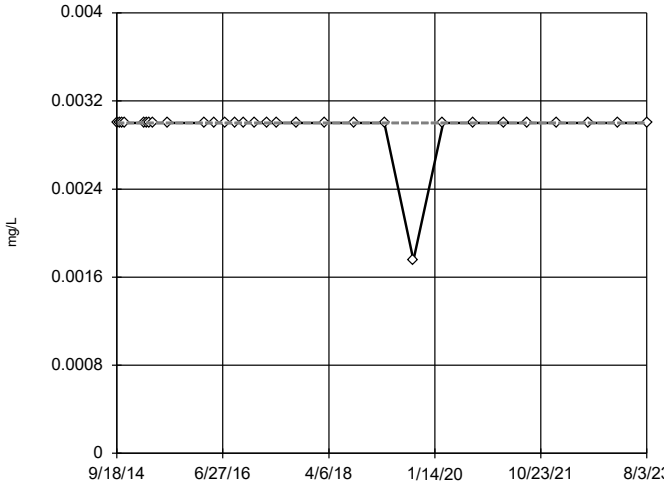

n = 30

No outliers found. Tukey's method selected by user.

Data were cube root transformed to achieve best W statistic (graph shown in original units).

The results were invalidated, because the lower and upper quartiles are equal.

Constituent: Antimony Analysis Run 5/1/2024 1:57 PM View: Outliers

Plant Bowen Data: Bowen 3-4 CCR

Sanitas™ v.10.0.16e Software licensed to . UG

Tukey's Outlier Screening

GWC-21R

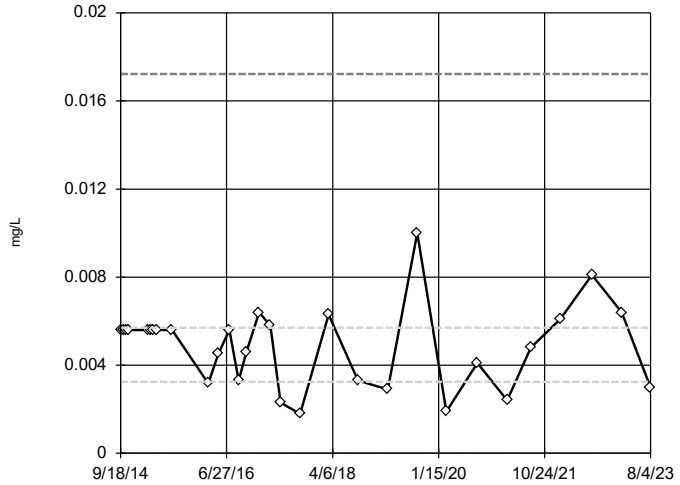

n = 30

No outliers found. Tukey's method selected by user.

Data were square root transformed to achieve best W statistic (graph shown in original units).

High cutoff = 0.01722, low cutoff = 0.000001411, based on IQR multiplier of 3.

Constituent: Antimony Analysis Run 5/1/2024 1:57 PM View: Outliers

Plant Bowen Data: Bowen 3-4 CCR

Sanitas™ v.10.0.16e Software licensed to . UG

Tukey's Outlier Screening

GWC-22R

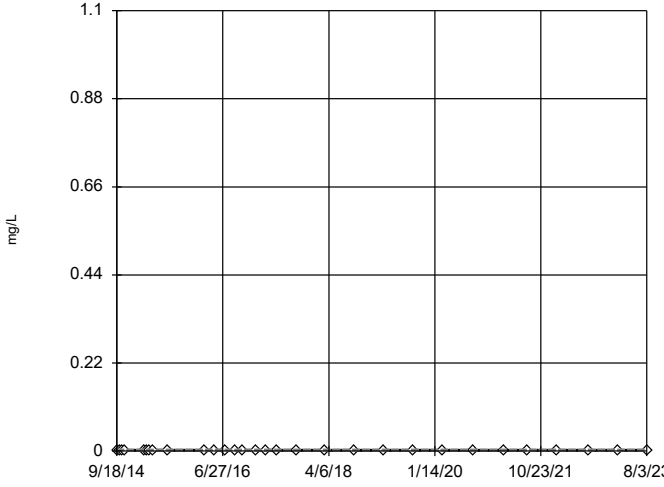

n = 30

No outliers found. Tukey's method selected by user.

All values are the same.

Constituent: Antimony Analysis Run 5/1/2024 1:57 PM View: Outliers

Plant Bowen Data: Bowen 3-4 CCR

Sanitas™ v.10.0.16e Software licensed to . UG

Tukey's Outlier Screening

GWC-23R

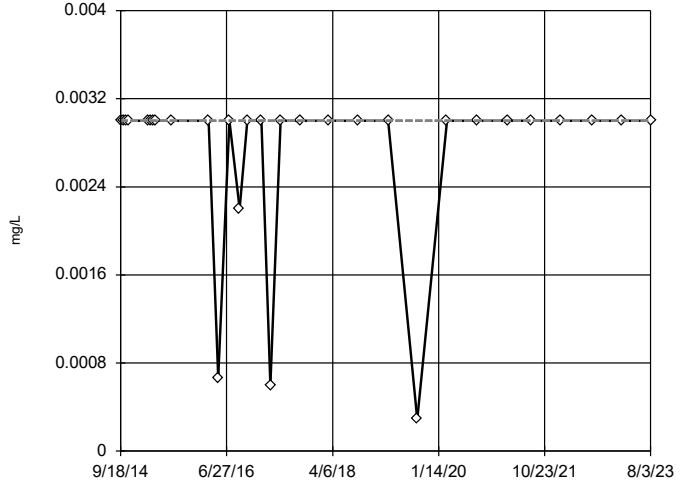

n = 30

No outliers found. Tukey's method selected by user.

Data were x^4 transformed to achieve best W statistic (graph shown in original units).

The results were invalidated, because the lower and upper quartiles are equal.

Constituent: Antimony Analysis Run 5/1/2024 1:57 PM View: Outliers

Plant Bowen Data: Bowen 3-4 CCR

Sanitas™ v.10.0.16e Software licensed to . UG

Tukey's Outlier Screening

GWC-24R

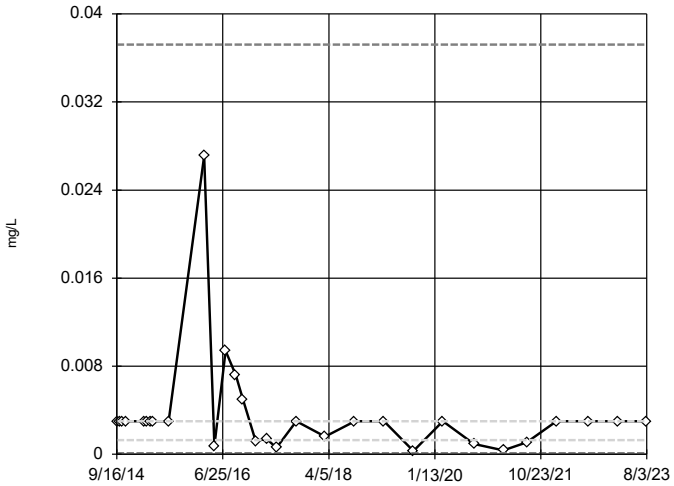

n = 30

No outliers found.
Tukey's method selected by user.

Data were natural log transformed to achieve best W statistic (graph shown in original units).

High cutoff = 0.0372, low cutoff = 0.0001045, based on IQR multiplier of 3.

Constituent: Antimony Analysis Run 5/1/2024 1:57 PM View: Outliers
Plant Bowen Data: Bowen 3-4 CCR

Sanitas™ v.10.0.16e Software licensed to . UG

Tukey's Outlier Screening

GWC-25R

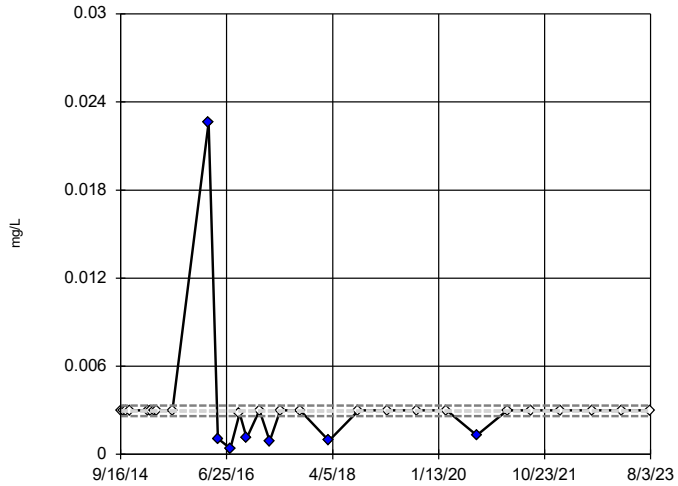

n = 30

Outliers are drawn as solid.
Tukey's method selected by user.

Data were natural log transformed to achieve best W statistic (graph shown in original units).

High cutoff = 0.003327, low cutoff = 0.002613, based on IQR multiplier of 3.

Constituent: Antimony Analysis Run 5/1/2024 1:57 PM View: Outliers
Plant Bowen Data: Bowen 3-4 CCR

Sanitas™ v.10.0.16e Software licensed to . UG

Tukey's Outlier Screening

GWC-36A

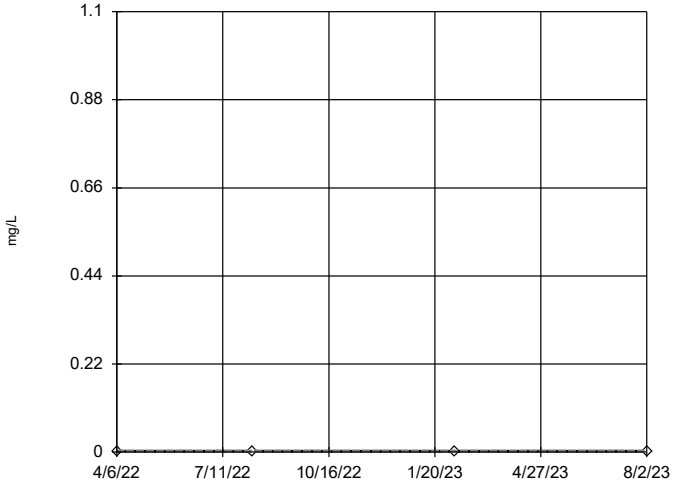

n = 4

No outliers found.
Tukey's method selected by user.

All values are the same.

Constituent: Antimony Analysis Run 5/1/2024 1:57 PM View: Outliers
Plant Bowen Data: Bowen 3-4 CCR

Sanitas™ v.10.0.16e Software licensed to . UG

Tukey's Outlier Screening

GWC-36RA

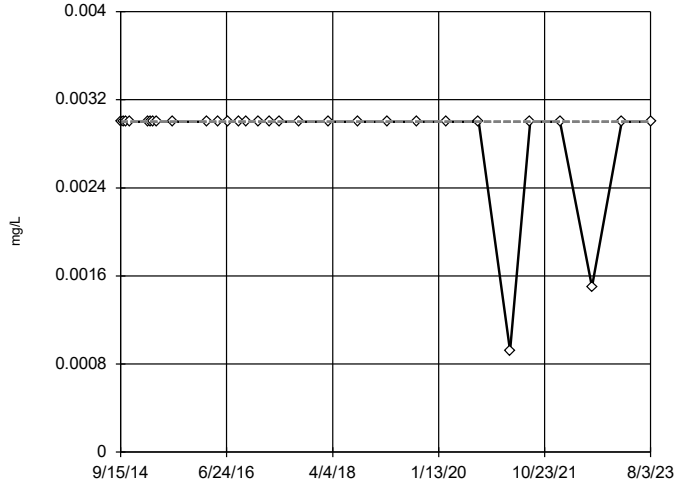

n = 30

No outliers found.
Tukey's method selected by user.

Ladder of Powers transformations did not improve normality; analysis run on raw data.

The results were invalidated, because the lower and upper quartiles are equal.

Constituent: Antimony Analysis Run 5/1/2024 1:57 PM View: Outliers
Plant Bowen Data: Bowen 3-4 CCR

Sanitas™ v.10.0.16e Software licensed to . UG

Tukey's Outlier Screening

GWC-37

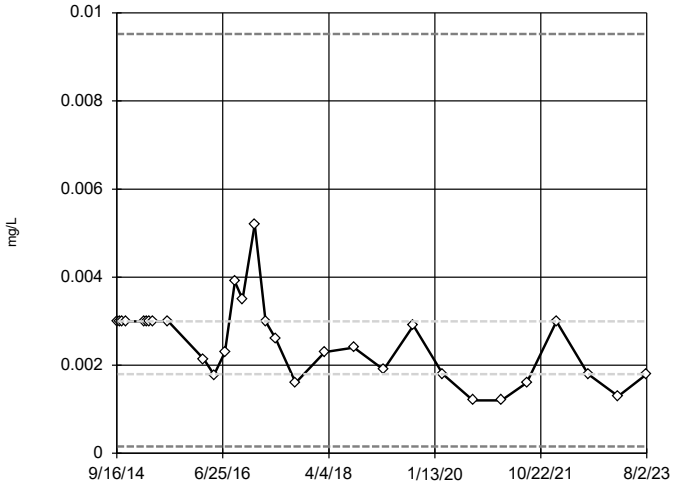

n = 30

No outliers found. Tukey's method selected by user.

Data were cube root transformed to achieve best W statistic (graph shown in original units).

High cutoff = 0.009524, low cutoff = 0.0001566, based on IQR multiplier of 3.

Constituent: Antimony Analysis Run 5/1/2024 1:57 PM View: Outliers

Plant Bowen Data: Bowen 3-4 CCR

Sanitas™ v.10.0.16e Software licensed to . UG

Tukey's Outlier Screening

GWC-38

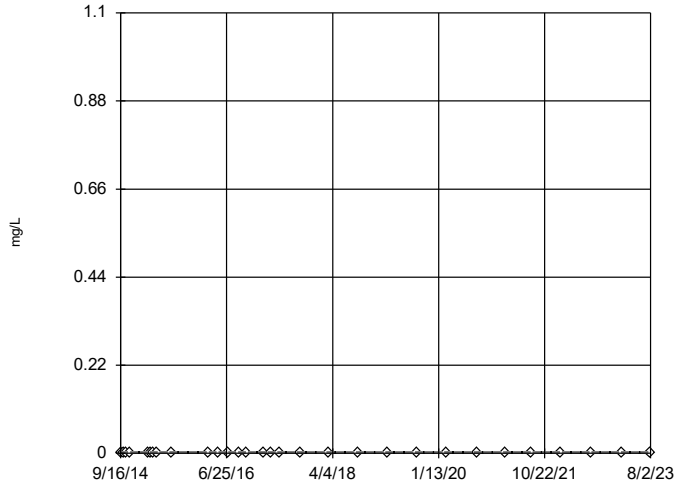

n = 30

No outliers found. Tukey's method selected by user.

All values are the same.

Constituent: Antimony Analysis Run 5/1/2024 1:57 PM View: Outliers

Plant Bowen Data: Bowen 3-4 CCR

Sanitas™ v.10.0.16e Software licensed to . UG

Tukey's Outlier Screening

GWA-1 (bg)

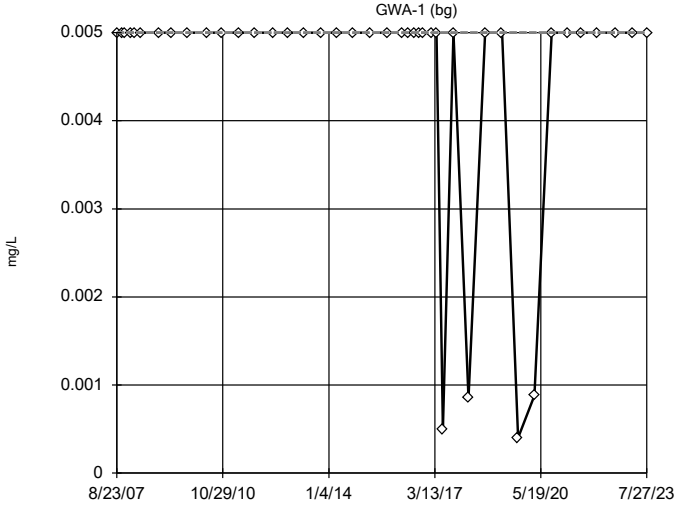

n = 42

No outliers found. Tukey's method selected by user.

Data were natural log transformed to achieve best W statistic (graph shown in original units).

The results were invalidated, because the lower and upper quartiles are equal.

Constituent: Arsenic Analysis Run 5/1/2024 1:57 PM View: Outliers

Plant Bowen Data: Bowen 3-4 CCR

Sanitas™ v.10.0.16e Software licensed to . UG

Tukey's Outlier Screening

GWA-2 (bg)

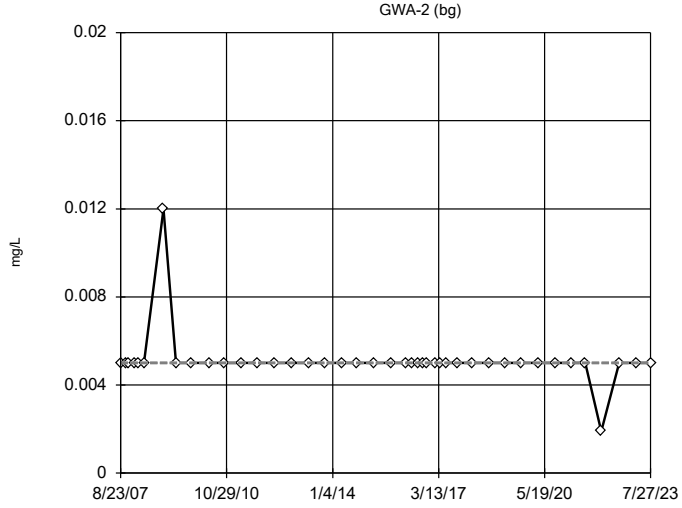

n = 42

No outliers found. Tukey's method selected by user.

Data were natural log transformed to achieve best W statistic (graph shown in original units).

The results were invalidated, because the lower and upper quartiles are equal.

Constituent: Arsenic Analysis Run 5/1/2024 1:57 PM View: Outliers

Plant Bowen Data: Bowen 3-4 CCR

Sanitas™ v.10.0.16e Software licensed to . UG

Tukey's Outlier Screening

GWA-2R (bg)

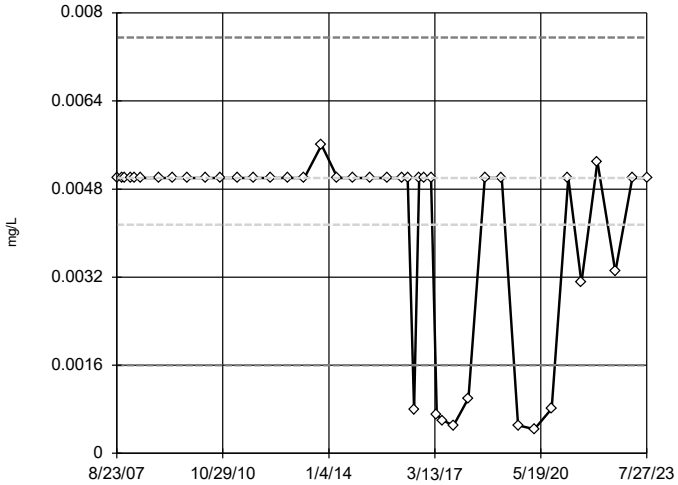

n = 42

No outliers found. Tukey's method selected by user.

Data were x^6 transformed to achieve best W statistic (graph shown in original units).

The results were invalidated, because both the lower and upper quartiles represent reporting limits.

Constituent: Arsenic Analysis Run 5/1/2024 1:57 PM View: Outliers

Plant Bowen Data: Bowen 3-4 CCR

Sanitas™ v.10.0.16e Software licensed to . UG

Tukey's Outlier Screening

GWA-39RZ (bg)

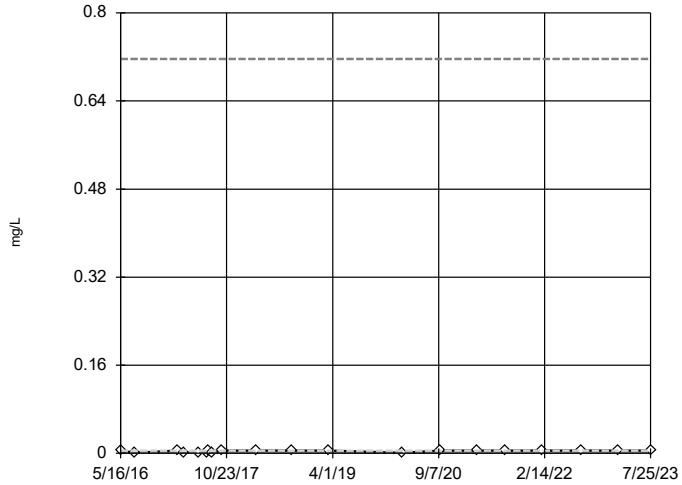

n = 20

No outliers found. Tukey's method selected by user.

Data were natural log transformed to achieve best W statistic (graph shown in original units).

High cutoff = 0.7164, low cutoff = 0.000006669, based on IQR multiplier of 3.

Constituent: Arsenic Analysis Run 5/1/2024 1:57 PM View: Outliers

Plant Bowen Data: Bowen 3-4 CCR

Sanitas™ v.10.0.16e Software licensed to . UG

Tukey's Outlier Screening

GWA-39Z (bg)

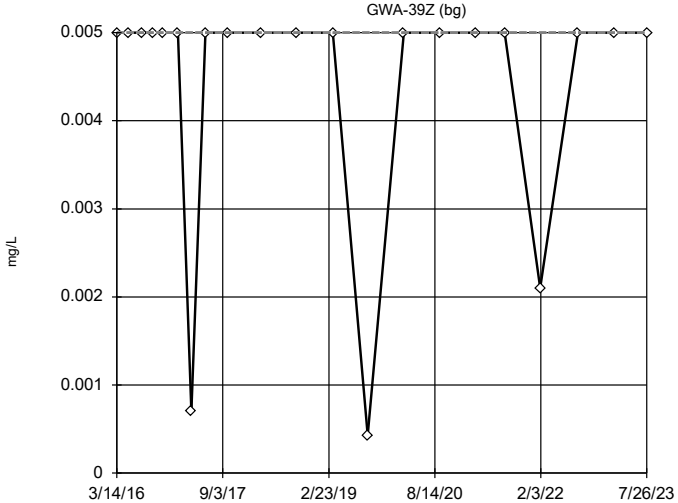

n = 21

No outliers found. Tukey's method selected by user.

Ladder of Powers transformations did not improve normality; analysis run on raw data.

The results were invalidated, because the lower and upper quartiles are equal.

Constituent: Arsenic Analysis Run 5/1/2024 1:57 PM View: Outliers

Plant Bowen Data: Bowen 3-4 CCR

Sanitas™ v.10.0.16e Software licensed to . UG

Tukey's Outlier Screening

GWA-3A (bg)

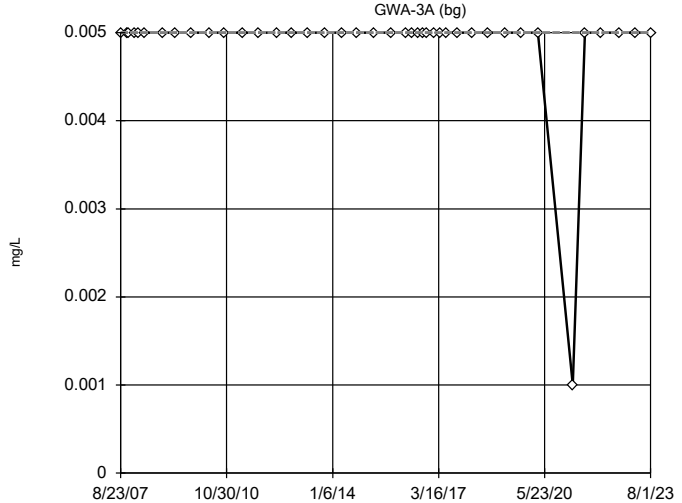

n = 41

No outliers found. Tukey's method selected by user.

Data were x^4 transformed to achieve best W statistic (graph shown in original units).

The results were invalidated, because the lower and upper quartiles are equal.

Constituent: Arsenic Analysis Run 5/1/2024 1:57 PM View: Outliers

Plant Bowen Data: Bowen 3-4 CCR

Sanitas™ v.10.0.16e Software licensed to . UG

Tukey's Outlier Screening

GWA-40 (bg)

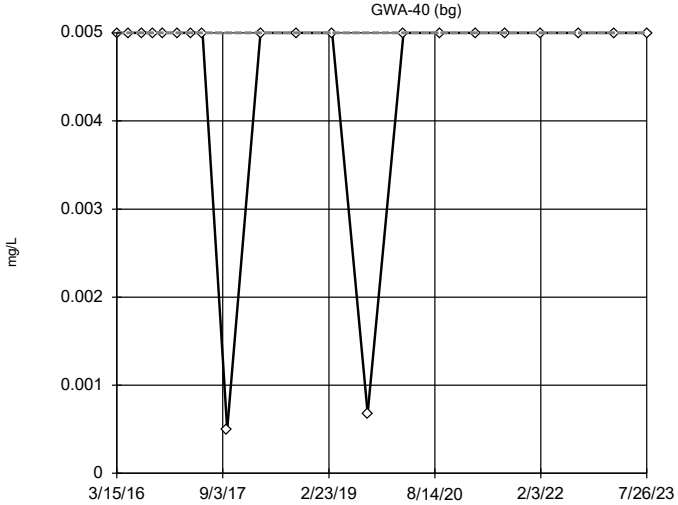

n = 21

No outliers found. Tukey's method selected by user.

Data were natural log transformed to achieve best W statistic (graph shown in original units).

The results were invalidated, because the lower and upper quartiles are equal.

Constituent: Arsenic Analysis Run 5/1/2024 1:57 PM View: Outliers

Plant Bowen Data: Bowen 3-4 CCR

Sanitas™ v.10.0.16e Software licensed to . UG

Tukey's Outlier Screening

GWA-41 (bg)

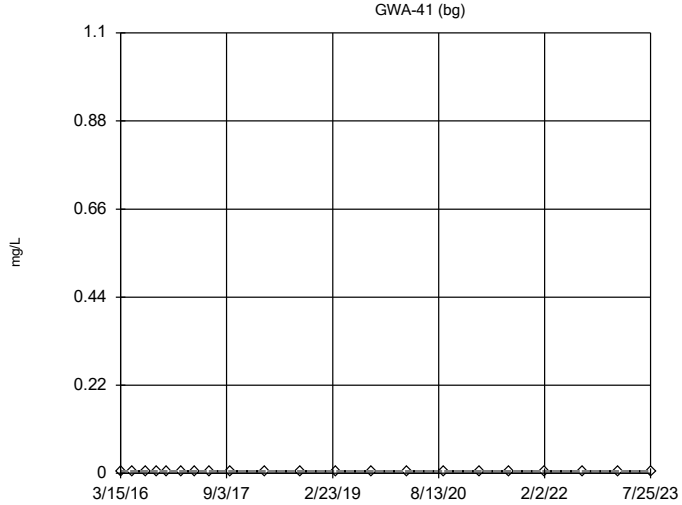

n = 21

No outliers found. Tukey's method selected by user.

All values are the same.

Constituent: Arsenic Analysis Run 5/1/2024 1:57 PM View: Outliers

Plant Bowen Data: Bowen 3-4 CCR

Sanitas™ v.10.0.16e Software licensed to . UG

Tukey's Outlier Screening

GWA-41R (bg)

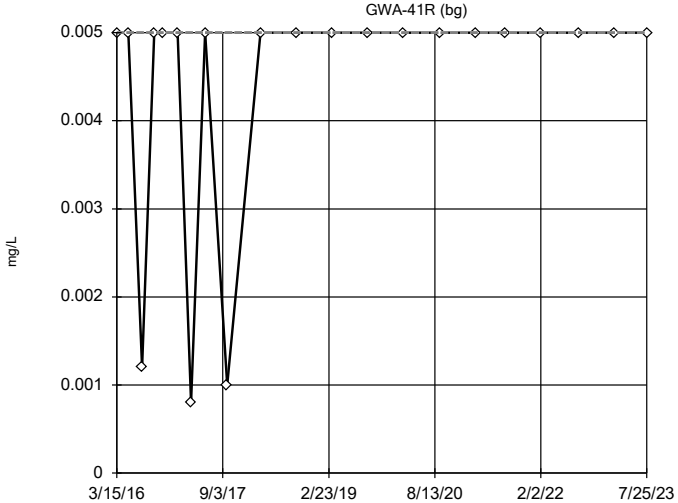

n = 21

No outliers found. Tukey's method selected by user.

Data were natural log transformed to achieve best W statistic (graph shown in original units).

The results were invalidated, because the lower and upper quartiles are equal.

Constituent: Arsenic Analysis Run 5/1/2024 1:57 PM View: Outliers

Plant Bowen Data: Bowen 3-4 CCR

Sanitas™ v.10.0.16e Software licensed to . UG

Tukey's Outlier Screening

GWA-42 (bg)

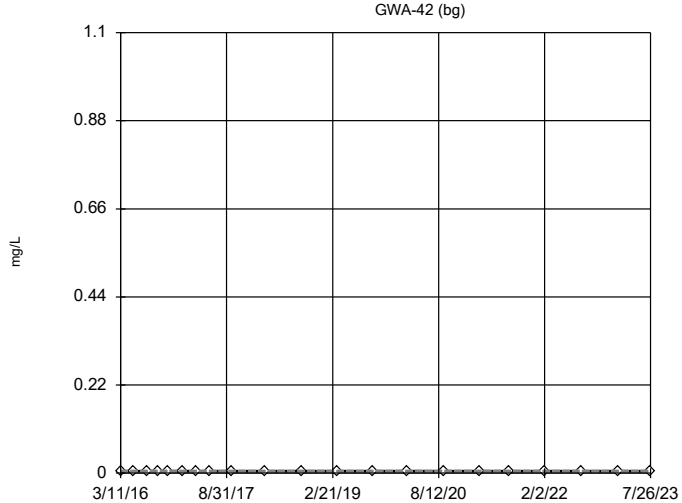

n = 21

No outliers found. Tukey's method selected by user.

All values are the same.

Constituent: Arsenic Analysis Run 5/1/2024 1:57 PM View: Outliers

Plant Bowen Data: Bowen 3-4 CCR

Sanitas™ v.10.0.16e Software licensed to . UG

Tukey's Outlier Screening

GWA-43 (bg)

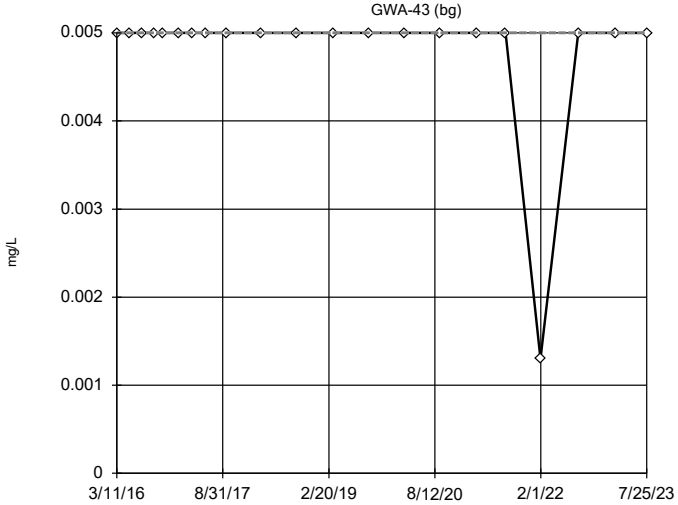

n = 21

No outliers found. Tukey's method selected by user.

Data were x^6 transformed to achieve best W statistic (graph shown in original units).

The results were invalidated, because the lower and upper quartiles are equal.

Constituent: Arsenic Analysis Run 5/1/2024 1:57 PM View: Outliers

Plant Bowen Data: Bowen 3-4 CCR

Sanitas™ v.10.0.16e Software licensed to . UG

Tukey's Outlier Screening

GWA-43R (bg)

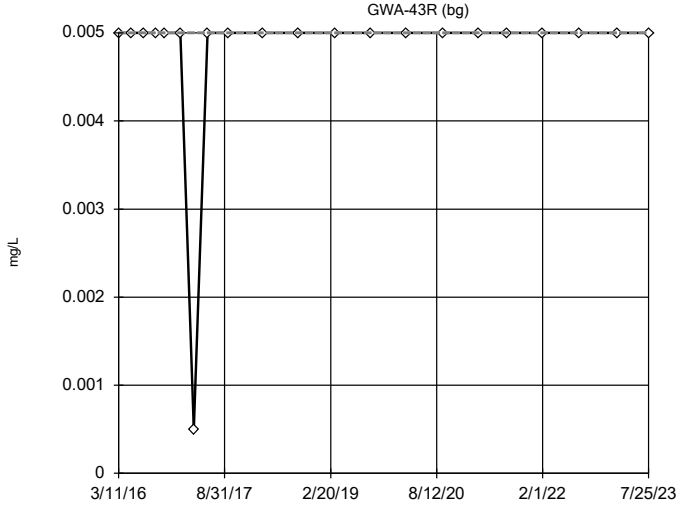

n = 21

No outliers found. Tukey's method selected by user.

Data were natural log transformed to achieve best W statistic (graph shown in original units).

The results were invalidated, because the lower and upper quartiles are equal.

Constituent: Arsenic Analysis Run 5/1/2024 1:57 PM View: Outliers

Plant Bowen Data: Bowen 3-4 CCR

Sanitas™ v.10.0.16e Software licensed to . UG

Tukey's Outlier Screening

GWA-4RZ (bg)

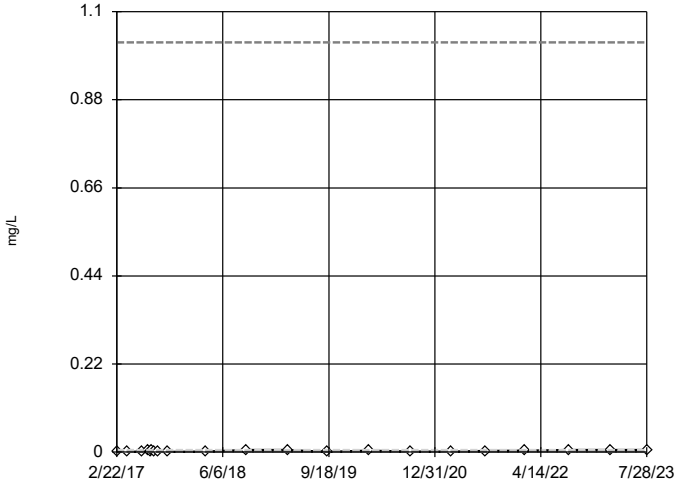

n = 21

No outliers found. Tukey's method selected by user.

Data were natural log transformed to achieve best W statistic (graph shown in original units).

High cutoff = 1.023, low cutoff = 0.000004147, based on IQR multiplier of 3.

Constituent: Arsenic Analysis Run 5/1/2024 1:57 PM View: Outliers

Plant Bowen Data: Bowen 3-4 CCR

Sanitas™ v.10.0.16e Software licensed to . UG

Tukey's Outlier Screening

GWA-50 (bg)

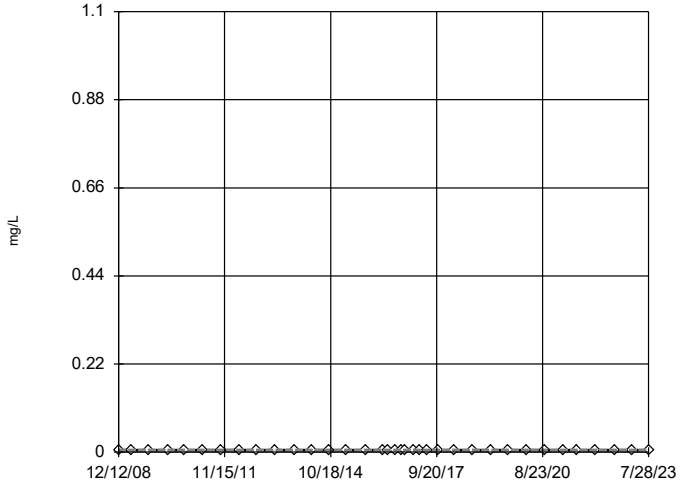

n = 36

No outliers found. Tukey's method selected by user.

All values are the same.

Constituent: Arsenic Analysis Run 5/1/2024 1:57 PM View: Outliers

Plant Bowen Data: Bowen 3-4 CCR

Sanitas™ v.10.0.16e Software licensed to . UG

Tukey's Outlier Screening

GWA-50R (bg)

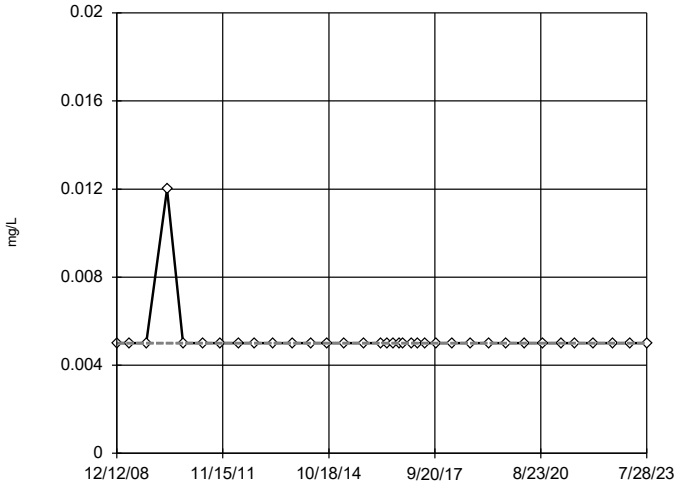

n = 36

No outliers found. Tukey's method selected by user.

Data were x^5 transformed to achieve best W statistic (graph shown in original units).

The results were invalidated, because the lower and upper quartiles are equal.

Constituent: Arsenic Analysis Run 5/1/2024 1:57 PM View: Outliers

Plant Bowen Data: Bowen 3-4 CCR

Sanitas™ v.10.0.16e Software licensed to . UG

Tukey's Outlier Screening

GWC-16R

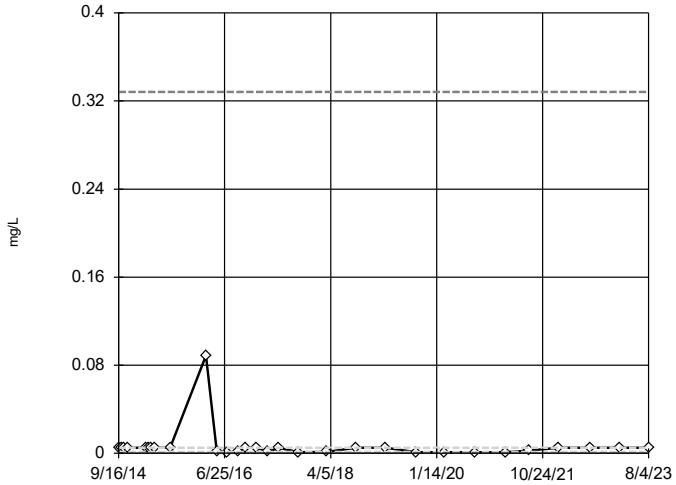

n = 30

No outliers found. Tukey's method selected by user.

Data were natural log transformed to achieve best W statistic (graph shown in original units).

High cutoff = 0.3283, low cutoff = 0.00001887, based on IQR multiplier of 3.

Constituent: Arsenic Analysis Run 5/1/2024 1:57 PM View: Outliers

Plant Bowen Data: Bowen 3-4 CCR

Sanitas™ v.10.0.16e Software licensed to . UG

Tukey's Outlier Screening

GWC-17R

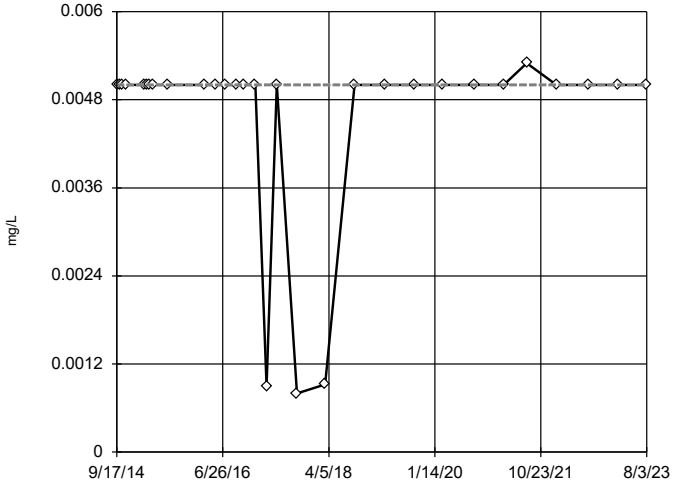

n = 30

No outliers found. Tukey's method selected by user.

Data were x^6 transformed to achieve best W statistic (graph shown in original units).

The results were invalidated, because the lower and upper quartiles are equal.

Constituent: Arsenic Analysis Run 5/1/2024 1:57 PM View: Outliers

Plant Bowen Data: Bowen 3-4 CCR

Sanitas™ v.10.0.16e Software licensed to . UG

Tukey's Outlier Screening

GWC-18

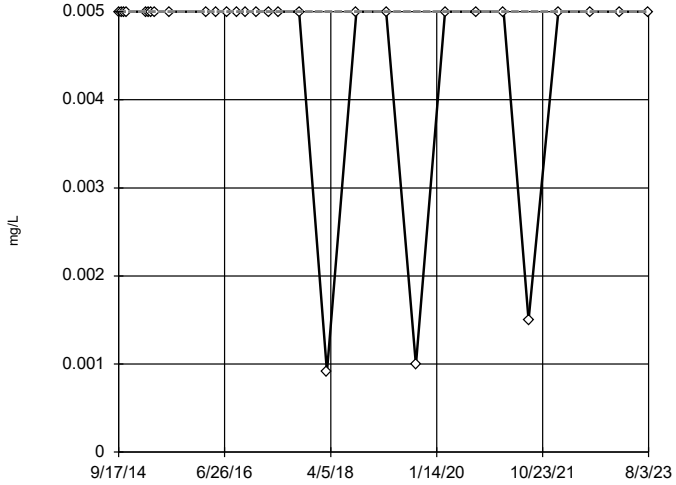

n = 30

No outliers found. Tukey's method selected by user.

Data were natural log transformed to achieve best W statistic (graph shown in original units).

The results were invalidated, because the lower and upper quartiles are equal.

Constituent: Arsenic Analysis Run 5/1/2024 1:57 PM View: Outliers

Plant Bowen Data: Bowen 3-4 CCR

Sanitas™ v.10.0.16e Software licensed to . UG

Tukey's Outlier Screening

GWC-18R

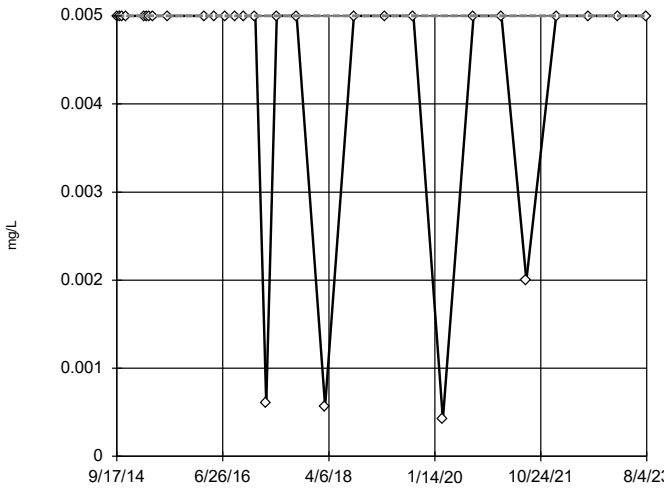

n = 30

No outliers found. Tukey's method selected by user.

Ladder of Powers transformations did not improve normality; analysis run on raw data.

The results were invalidated, because the lower and upper quartiles are equal.

Constituent: Arsenic Analysis Run 5/1/2024 1:57 PM View: Outliers

Plant Bowen Data: Bowen 3-4 CCR

Sanitas™ v.10.0.16e Software licensed to . UG

Tukey's Outlier Screening

GWC-19R

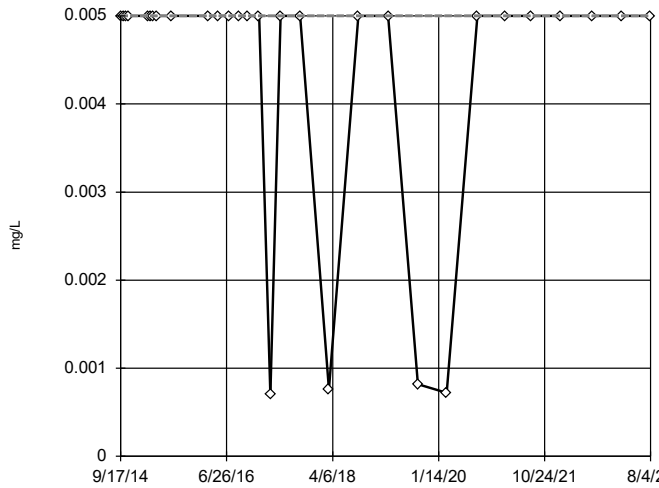

n = 30

No outliers found. Tukey's method selected by user.

Data were natural log transformed to achieve best W statistic (graph shown in original units).

The results were invalidated, because the lower and upper quartiles are equal.

Constituent: Arsenic Analysis Run 5/1/2024 1:57 PM View: Outliers

Plant Bowen Data: Bowen 3-4 CCR

Sanitas™ v.10.0.16e Software licensed to . UG

Tukey's Outlier Screening

GWC-20R

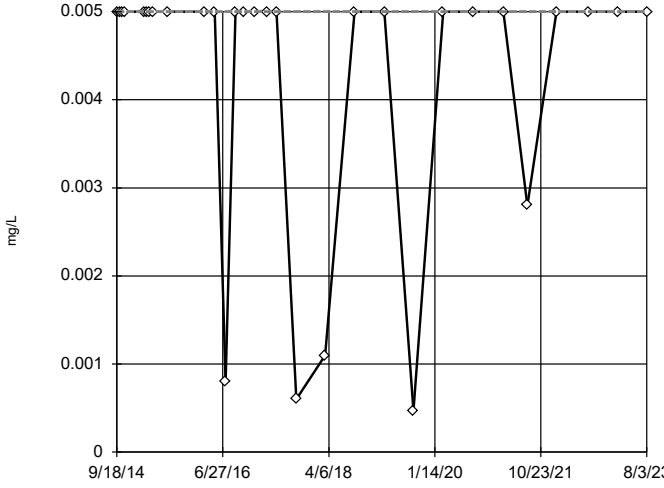

n = 30

No outliers found. Tukey's method selected by user.

Ladder of Powers transformations did not improve normality; analysis run on raw data.

The results were invalidated, because the lower and upper quartiles are equal.

Constituent: Arsenic Analysis Run 5/1/2024 1:57 PM View: Outliers

Plant Bowen Data: Bowen 3-4 CCR

Sanitas™ v.10.0.16e Software licensed to . UG

Tukey's Outlier Screening

GWC-21R

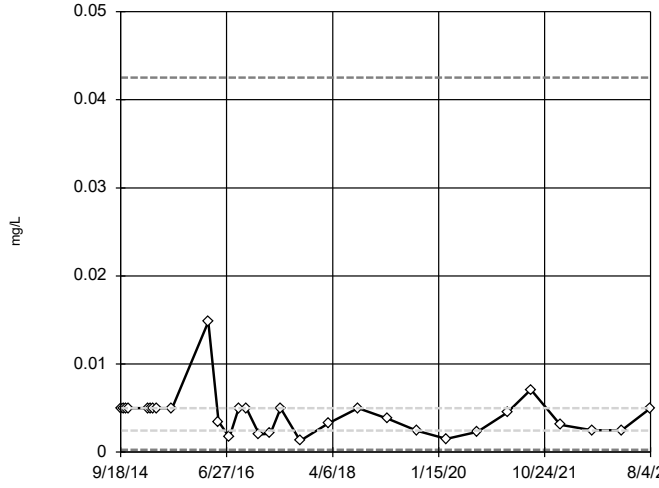

n = 30

No outliers found. Tukey's method selected by user.

Data were natural log transformed to achieve best W statistic (graph shown in original units).

High cutoff = 0.04253, low cutoff = 0.000288, based on IQR multiplier of 3.

Constituent: Arsenic Analysis Run 5/1/2024 1:57 PM View: Outliers

Plant Bowen Data: Bowen 3-4 CCR

Sanitas™ v.10.0.16e Software licensed to . UG

Tukey's Outlier Screening

GWC-22R

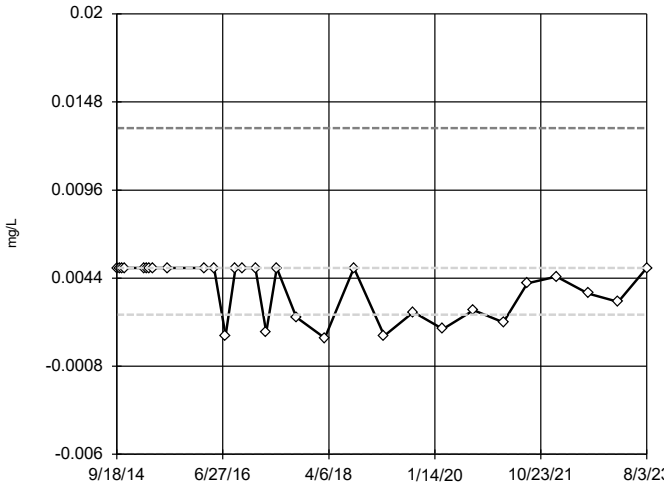

n = 30

No outliers found. Tukey's method selected by user.

Ladder of Powers transformations did not improve normality; analysis run on raw data.

High cutoff = 0.01325, low cutoff = -0.006, based on IQR multiplier of 3.

Constituent: Arsenic Analysis Run 5/1/2024 1:57 PM View: Outliers

Plant Bowen Data: Bowen 3-4 CCR

Sanitas™ v.10.0.16e Software licensed to . UG

Tukey's Outlier Screening

GWC-23R

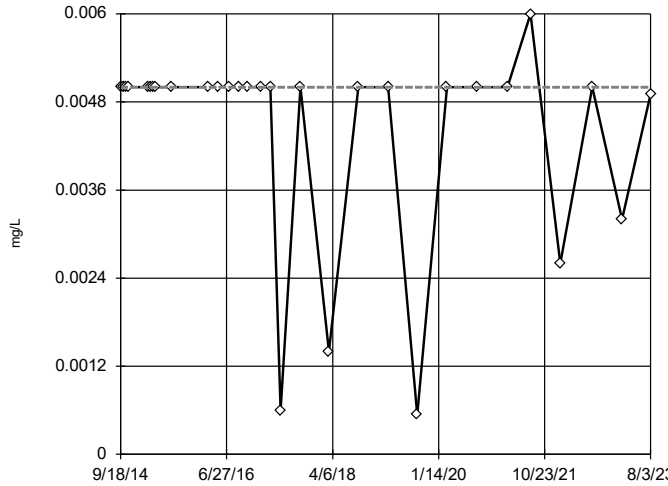

n = 30

No outliers found. Tukey's method selected by user.

Data were x^4 transformed to achieve best W statistic (graph shown in original units).

The results were invalidated, because the lower and upper quartiles are equal.

Constituent: Arsenic Analysis Run 5/1/2024 1:57 PM View: Outliers

Plant Bowen Data: Bowen 3-4 CCR

Sanitas™ v.10.0.16e Software licensed to . UG

Tukey's Outlier Screening

GWC-24R

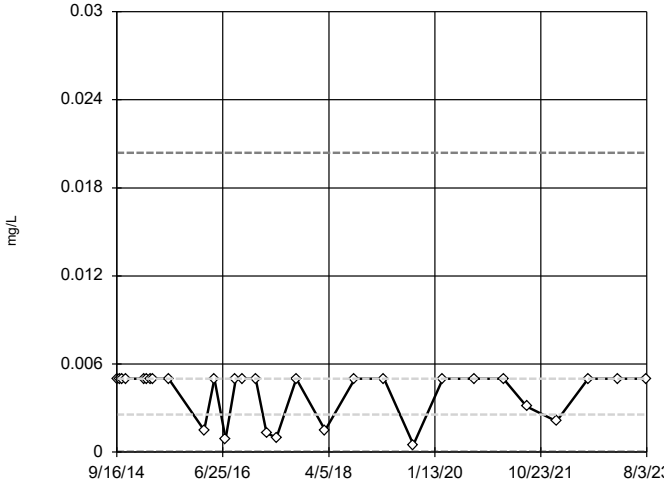

n = 30

No outliers found. Tukey's method selected by user.

Data were cube root transformed to achieve best W statistic (graph shown in original units).

High cutoff = 0.02039, low cutoff = 0.00004194, based on IQR multiplier of 3.

Constituent: Arsenic Analysis Run 5/1/2024 1:57 PM View: Outliers

Plant Bowen Data: Bowen 3-4 CCR

Sanitas™ v.10.0.16e Software licensed to . UG

Tukey's Outlier Screening

GWC-25R

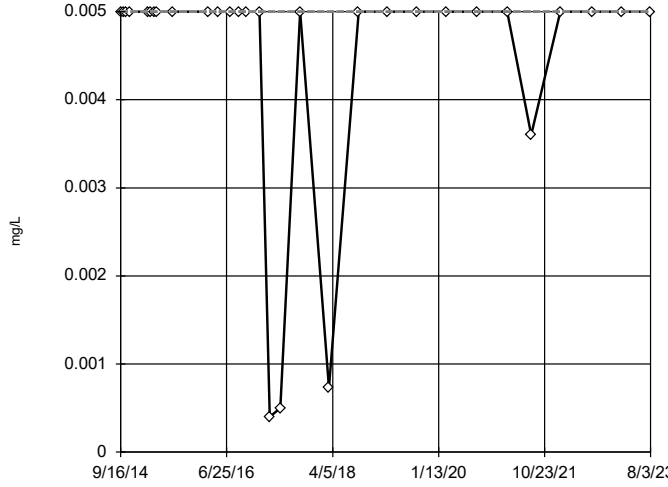

n = 30

No outliers found. Tukey's method selected by user.

Data were x^4 transformed to achieve best W statistic (graph shown in original units).

The results were invalidated, because the lower and upper quartiles are equal.

Constituent: Arsenic Analysis Run 5/1/2024 1:57 PM View: Outliers

Plant Bowen Data: Bowen 3-4 CCR

Sanitas™ v.10.0.16e Software licensed to . UG

Tukey's Outlier Screening

GWC-36A

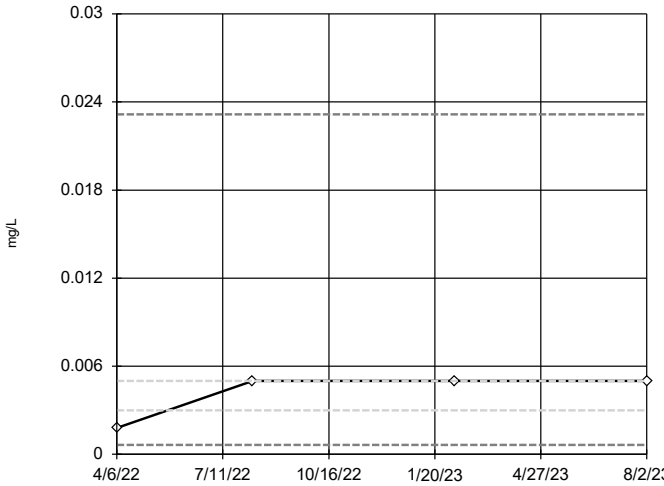

n = 4

No outliers found. Tukey's method selected by user.

Data were natural log transformed to achieve best W statistic (graph shown in original units).

High cutoff = 0.02315, low cutoff = 0.000648, based on IQR multiplier of 3.

Constituent: Arsenic Analysis Run 5/1/2024 1:57 PM View: Outliers

Plant Bowen Data: Bowen 3-4 CCR

Sanitas™ v.10.0.16e Software licensed to . UG

Tukey's Outlier Screening

GWC-36RA

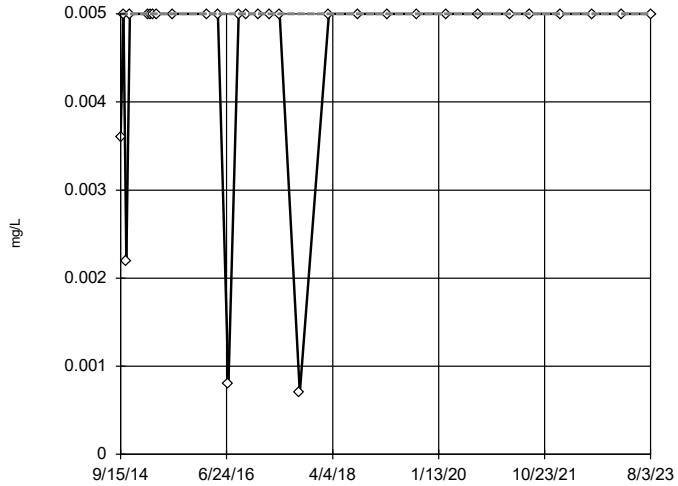

n = 30

No outliers found. Tukey's method selected by user.

Data were cube transformed to achieve best W statistic (graph shown in original units).

The results were invalidated, because the lower and upper quartiles are equal.

Constituent: Arsenic Analysis Run 5/1/2024 1:57 PM View: Outliers

Plant Bowen Data: Bowen 3-4 CCR

Sanitas™ v.10.0.16e Software licensed to . UG

Tukey's Outlier Screening

GWC-37

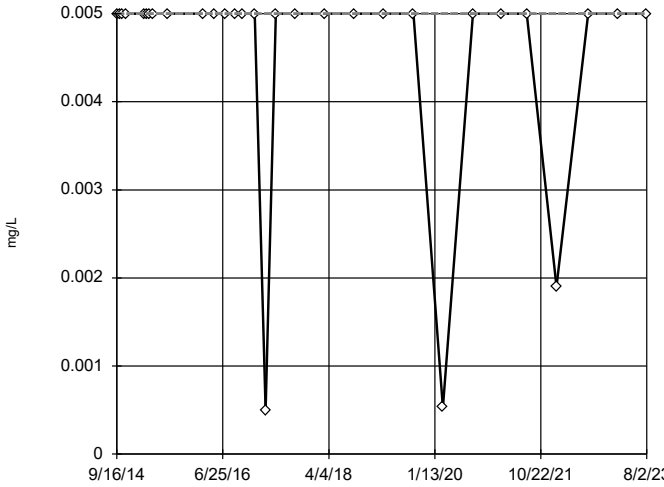

n = 30

No outliers found. Tukey's method selected by user.

Ladder of Powers transformations did not improve normality; analysis run on raw data.

The results were invalidated, because the lower and upper quartiles are equal.

Constituent: Arsenic Analysis Run 5/1/2024 1:57 PM View: Outliers

Plant Bowen Data: Bowen 3-4 CCR

Sanitas™ v.10.0.16e Software licensed to . UG

Tukey's Outlier Screening

GWC-38

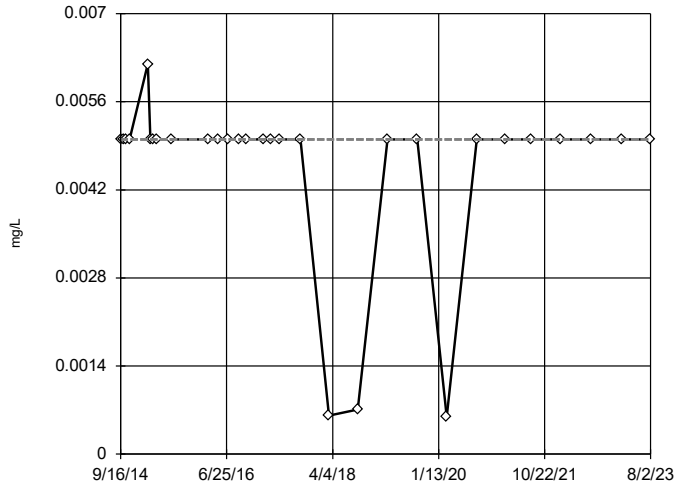

n = 30

No outliers found. Tukey's method selected by user.

Data were x^4 transformed to achieve best W statistic (graph shown in original units).

The results were invalidated, because the lower and upper quartiles are equal.

Constituent: Arsenic Analysis Run 5/1/2024 1:57 PM View: Outliers

Plant Bowen Data: Bowen 3-4 CCR

Sanitas™ v.10.0.16e Software licensed to . UG

Tukey's Outlier Screening

GWA-1 (bg)

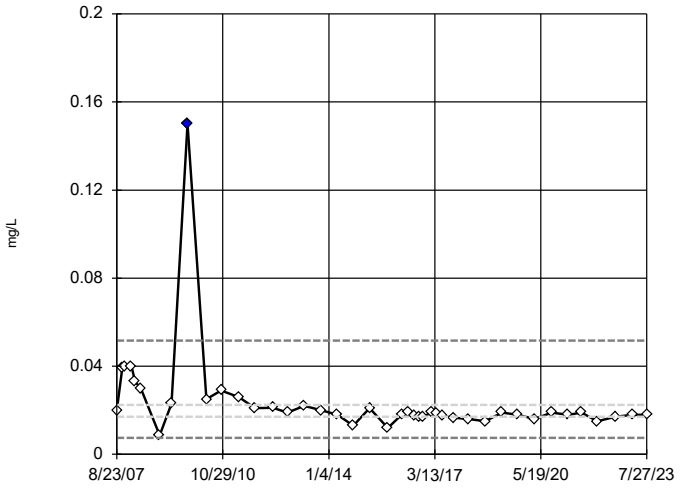

n = 42

Outlier is drawn as solid. Tukey's method selected by user.

Data were natural log transformed to achieve best W statistic (graph shown in original units).

High cutoff = 0.05166, low cutoff = 0.007424, based on IQR multiplier of 3.

Constituent: Barium Analysis Run 5/1/2024 1:57 PM View: Outliers

Plant Bowen Data: Bowen 3-4 CCR

Sanitas™ v.10.0.16e Software licensed to . UG

Tukey's Outlier Screening

GWA-2 (bg)

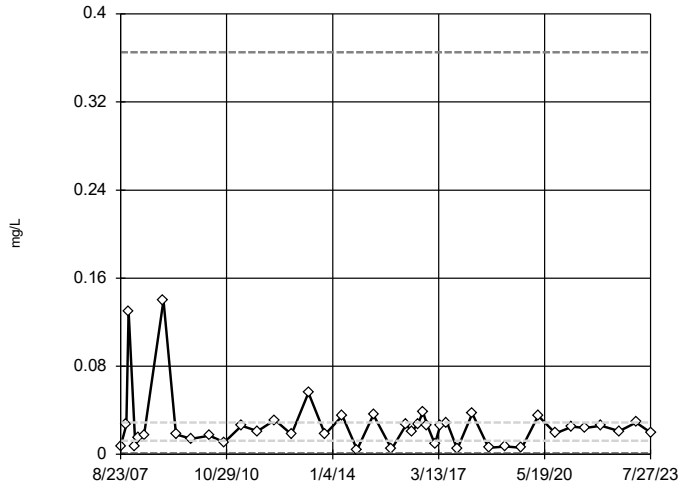

n = 42

No outliers found. Tukey's method selected by user.

Data were natural log transformed to achieve best W statistic (graph shown in original units).

High cutoff = 0.365, low cutoff = 0.0009826, based on IQR multiplier of 3.

Constituent: Barium Analysis Run 5/1/2024 1:57 PM View: Outliers

Plant Bowen Data: Bowen 3-4 CCR

Sanitas™ v.10.0.16e Software licensed to . UG

Tukey's Outlier Screening

GWA-2R (bg)

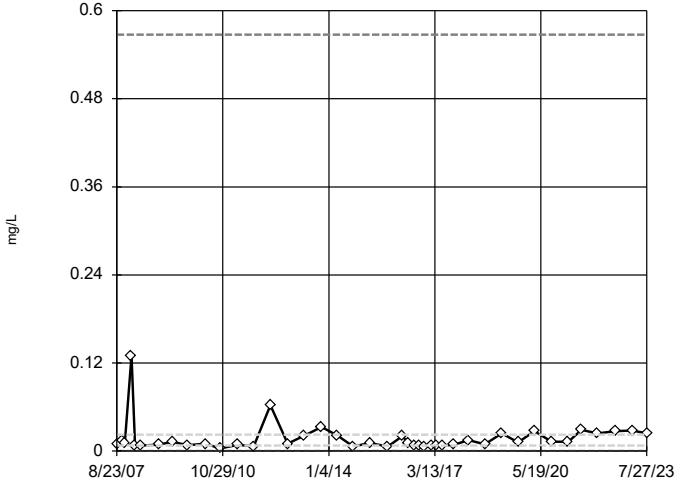

n = 42

No outliers found. Tukey's method selected by user.

Data were natural log transformed to achieve best W statistic (graph shown in original units).

High cutoff = 0.5674, low cutoff = 0.0003027, based on IQR multiplier of 3.

Constituent: Barium Analysis Run 5/1/2024 1:57 PM View: Outliers

Plant Bowen Data: Bowen 3-4 CCR

Sanitas™ v.10.0.16e Software licensed to . UG

Tukey's Outlier Screening

GWA-39RZ (bg)

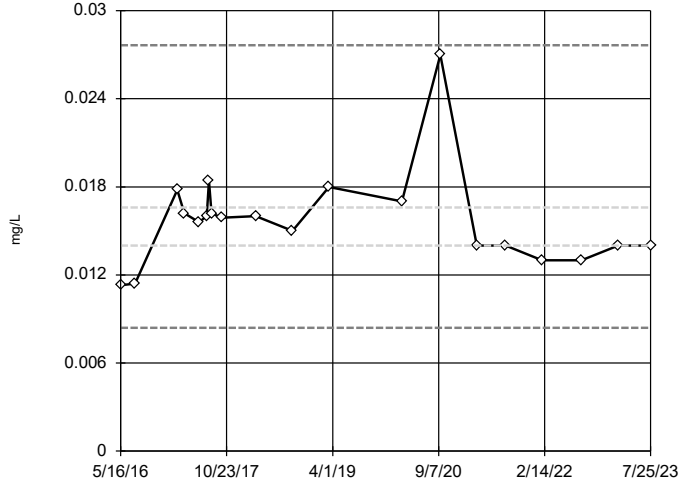

n = 20

No outliers found. Tukey's method selected by user.

Data were natural log transformed to achieve best W statistic (graph shown in original units).

High cutoff = 0.02764, low cutoff = 0.008406, based on IQR multiplier of 3.

Constituent: Barium Analysis Run 5/1/2024 1:57 PM View: Outliers

Plant Bowen Data: Bowen 3-4 CCR

Sanitas™ v.10.0.16e Software licensed to . UG

Tukey's Outlier Screening

GWA-39Z (bg)

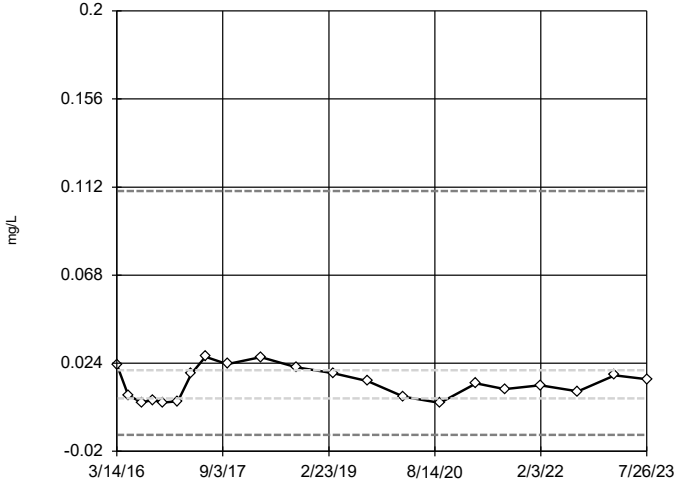

n = 21

No outliers found. Tukey's method selected by user.

Data were square root transformed to achieve best W statistic (graph shown in original units).

High cutoff = 0.1101, low cutoff = -0.01178, based on IQR multiplier of 3.

Constituent: Barium Analysis Run 5/1/2024 1:57 PM View: Outliers

Plant Bowen Data: Bowen 3-4 CCR

Sanitas™ v.10.0.16e Software licensed to . UG

Tukey's Outlier Screening

GWA-3A (bg)

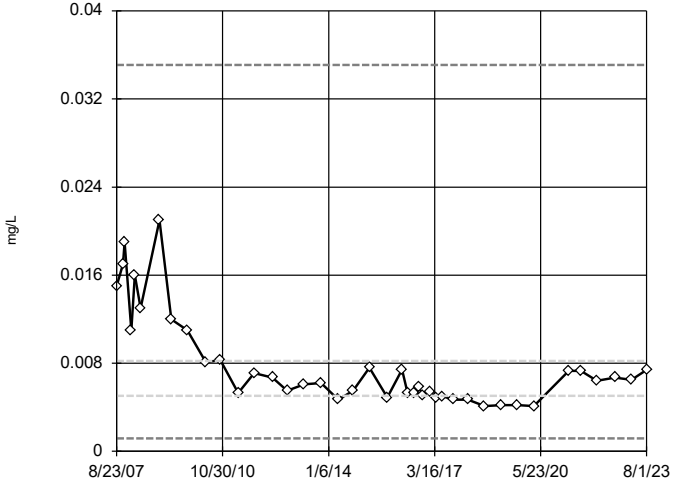

n = 41

No outliers found. Tukey's method selected by user.

Data were natural log transformed to achieve best W statistic (graph shown in original units).

High cutoff = 0.0351, low cutoff = 0.00118, based on IQR multiplier of 3.

Constituent: Barium Analysis Run 5/1/2024 1:57 PM View: Outliers

Plant Bowen Data: Bowen 3-4 CCR

Sanitas™ v.10.0.16e Software licensed to . UG

Tukey's Outlier Screening

GWA-40 (bg)

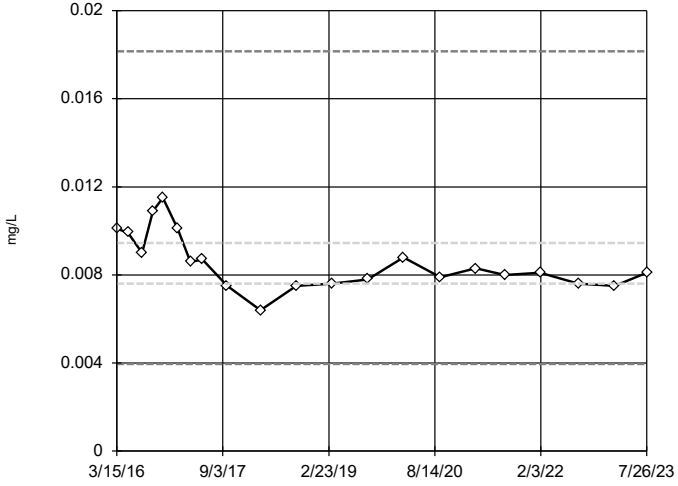

n = 21

No outliers found. Tukey's method selected by user.

Data were natural log transformed to achieve best W statistic (graph shown in original units).

High cutoff = 0.01816, low cutoff = 0.003955, based on IQR multiplier of 3.

Constituent: Barium Analysis Run 5/1/2024 1:57 PM View: Outliers

Plant Bowen Data: Bowen 3-4 CCR

Sanitas™ v.10.0.16e Software licensed to . UG

Tukey's Outlier Screening

GWA-41 (bg)

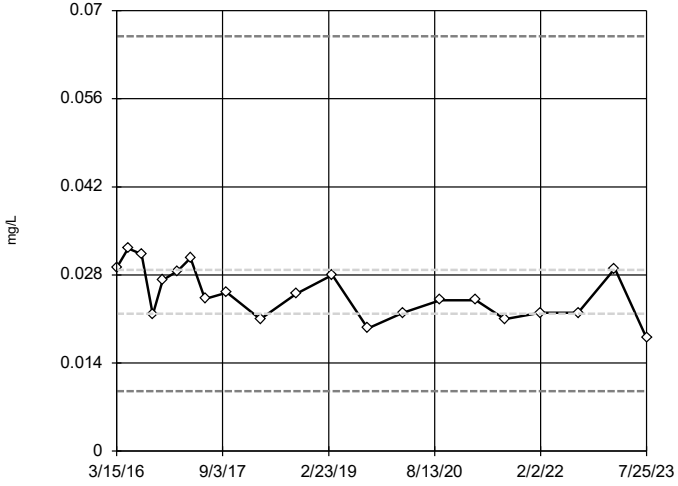

n = 21

No outliers found. Tukey's method selected by user.

Data were natural log transformed to achieve best W statistic (graph shown in original units).

High cutoff = 0.06595, low cutoff = 0.009542, based on IQR multiplier of 3.

Constituent: Barium Analysis Run 5/1/2024 1:57 PM View: Outliers

Plant Bowen Data: Bowen 3-4 CCR

Sanitas™ v.10.0.16e Software licensed to . UG

Tukey's Outlier Screening

GWA-41R (bg)

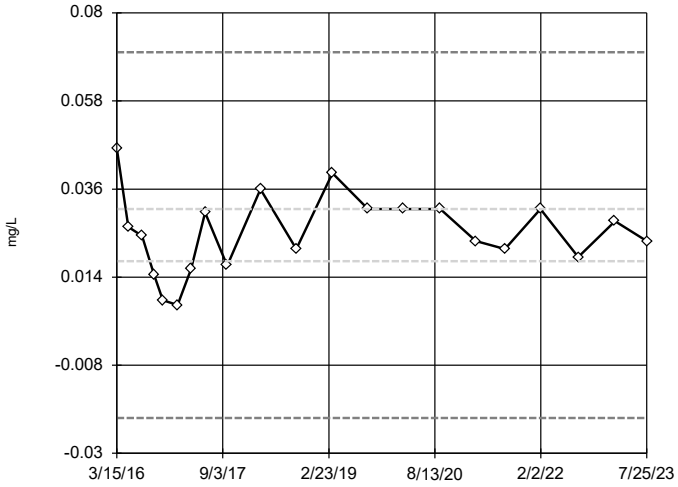

n = 21

No outliers found. Tukey's method selected by user.

Ladder of Powers transformations did not improve normality; analysis run on raw data.

High cutoff = 0.07015, low cutoff = -0.0212, based on IQR multiplier of 3.

Constituent: Barium Analysis Run 5/1/2024 1:57 PM View: Outliers

Plant Bowen Data: Bowen 3-4 CCR

Sanitas™ v.10.0.16e Software licensed to . UG

Tukey's Outlier Screening

GWA-42 (bg)

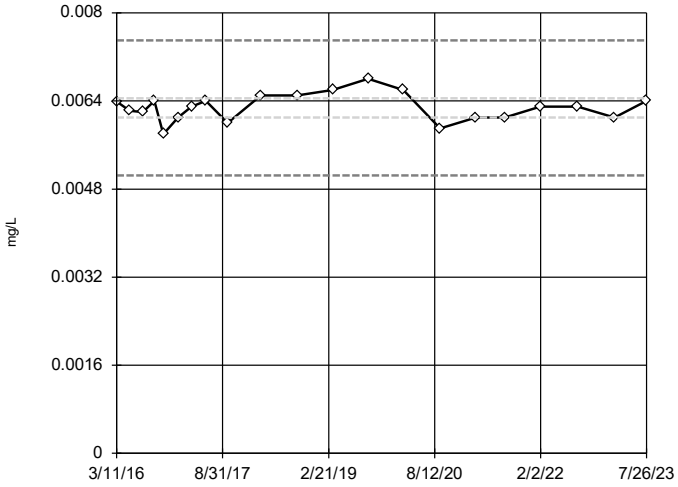

n = 21

No outliers found. Tukey's method selected by user.

Ladder of Powers transformations did not improve normality; analysis run on raw data.

High cutoff = 0.0075, low cutoff = 0.00505, based on IQR multiplier of 3.

Constituent: Barium Analysis Run 5/1/2024 1:57 PM View: Outliers

Plant Bowen Data: Bowen 3-4 CCR

Sanitas™ v.10.0.16e Software licensed to . UG

Tukey's Outlier Screening

GWA-43 (bg)

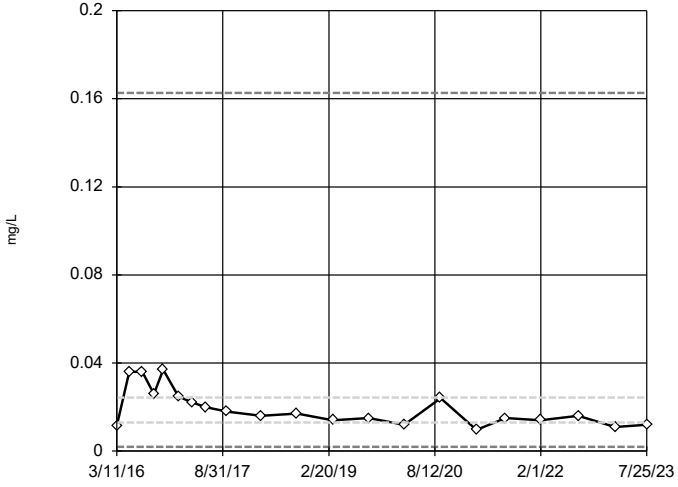

n = 21

No outliers found. Tukey's method selected by user.

Data were natural log transformed to achieve best W statistic (graph shown in original units).

High cutoff = 0.1627, low cutoff = 0.001944, based on IQR multiplier of 3.

Constituent: Barium Analysis Run 5/1/2024 1:57 PM View: Outliers

Plant Bowen Data: Bowen 3-4 CCR

Sanitas™ v.10.0.16e Software licensed to . UG

Tukey's Outlier Screening

GWA-43R (bg)

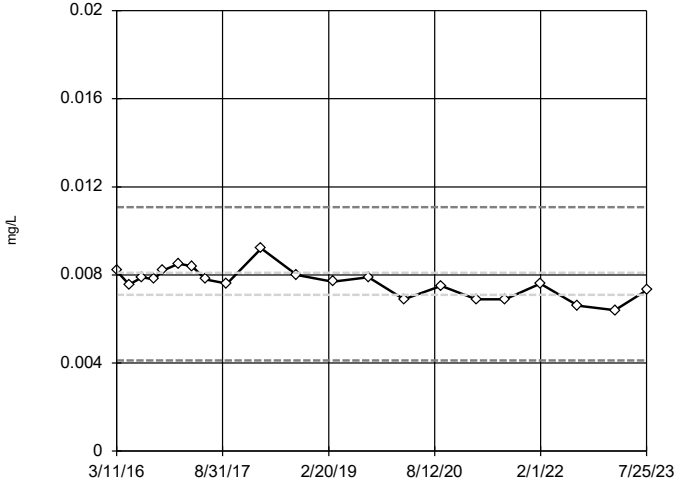

n = 21

No outliers found. Tukey's method selected by user.

Ladder of Powers transformations did not improve normality; analysis run on raw data.

High cutoff = 0.01108, low cutoff = 0.004115, based on IQR multiplier of 3.

Constituent: Barium Analysis Run 5/1/2024 1:57 PM View: Outliers

Plant Bowen Data: Bowen 3-4 CCR

Sanitas™ v.10.0.16e Software licensed to . UG

Tukey's Outlier Screening

GWA-4RZ (bg)

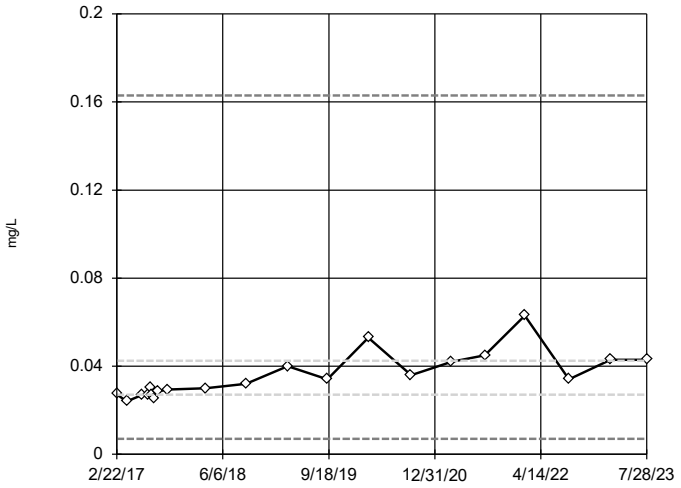

n = 21

No outliers found.
Tukey's method selected by user.

Data were natural log transformed to achieve best W statistic (graph shown in original units).

High cutoff = 0.163, low cutoff = 0.007079, based on IQR multiplier of 3.

Constituent: Barium Analysis Run 5/1/2024 1:57 PM View: Outliers
Plant Bowen Data: Bowen 3-4 CCR

Sanitas™ v.10.0.16e Software licensed to . UG

Tukey's Outlier Screening

GWA-50 (bg)

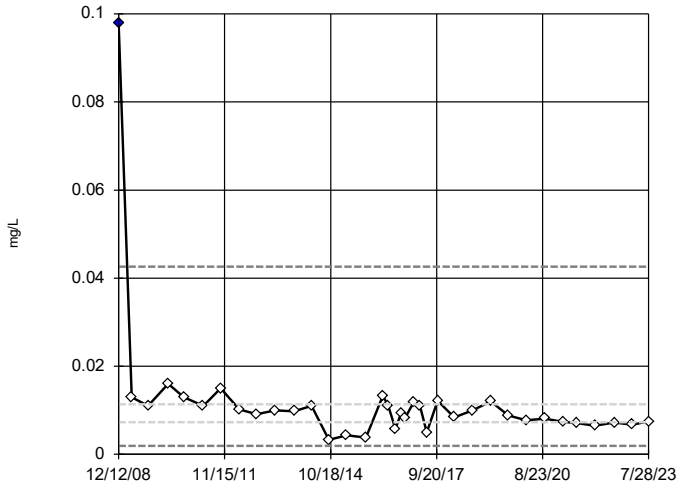

n = 36

Outlier is drawn as solid.
Tukey's method selected by user.

Data were natural log transformed to achieve best W statistic (graph shown in original units).

High cutoff = 0.04259, low cutoff = 0.001944, based on IQR multiplier of 3.

Constituent: Barium Analysis Run 5/1/2024 1:57 PM View: Outliers
Plant Bowen Data: Bowen 3-4 CCR

Sanitas™ v.10.0.16e Software licensed to . UG

Tukey's Outlier Screening

GWA-50R (bg)

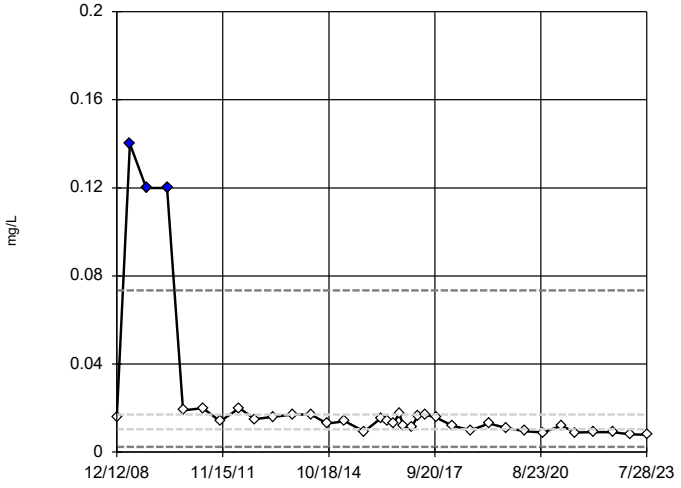

n = 36

Outliers are drawn as solid.
Tukey's method selected by user.

Data were natural log transformed to achieve best W statistic (graph shown in original units).

High cutoff = 0.07349, low cutoff = 0.002414, based on IQR multiplier of 3.

Constituent: Barium Analysis Run 5/1/2024 1:57 PM View: Outliers
Plant Bowen Data: Bowen 3-4 CCR

Sanitas™ v.10.0.16e Software licensed to . UG

Tukey's Outlier Screening

GWC-16R

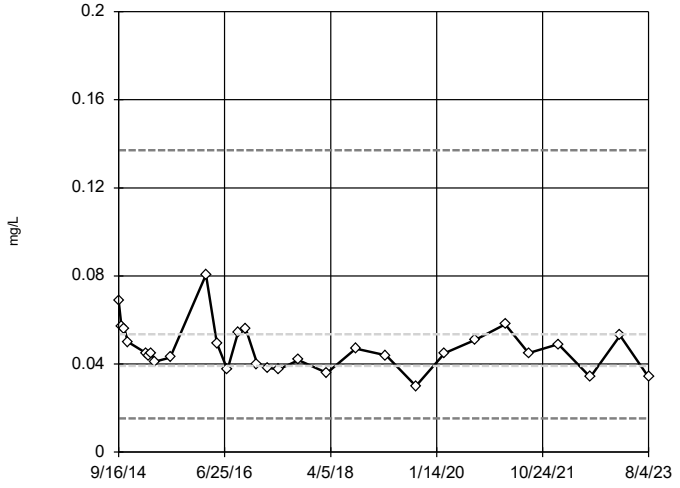

n = 30

No outliers found.
Tukey's method selected by user.

Data were natural log transformed to achieve best W statistic (graph shown in original units).

High cutoff = 0.1371, low cutoff = 0.01532, based on IQR multiplier of 3.

Constituent: Barium Analysis Run 5/1/2024 1:57 PM View: Outliers
Plant Bowen Data: Bowen 3-4 CCR

Sanitas™ v.10.0.16e Software licensed to . UG

Tukey's Outlier Screening

GWC-17R

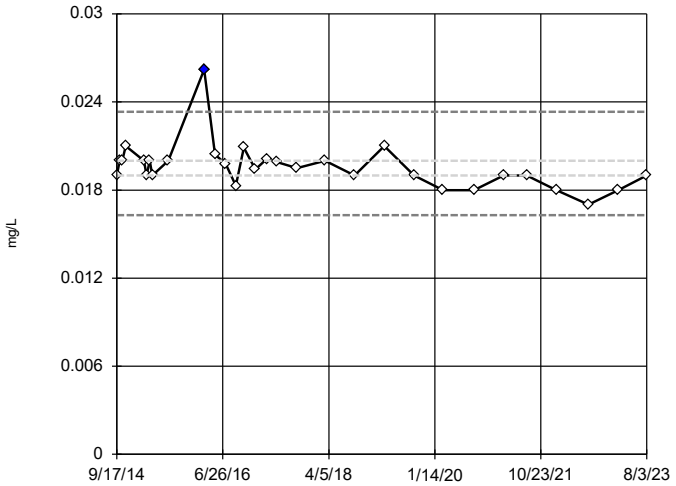

n = 30

Outlier is drawn as solid. Tukey's method selected by user.

Data were natural log transformed to achieve best W statistic (graph shown in original units).

High cutoff = 0.02333, low cutoff = 0.01629, based on IQR multiplier of 3.

Constituent: Barium Analysis Run 5/1/2024 1:57 PM View: Outliers

Plant Bowen Data: Bowen 3-4 CCR

Sanitas™ v.10.0.16e Software licensed to . UG

Tukey's Outlier Screening

GWC-18

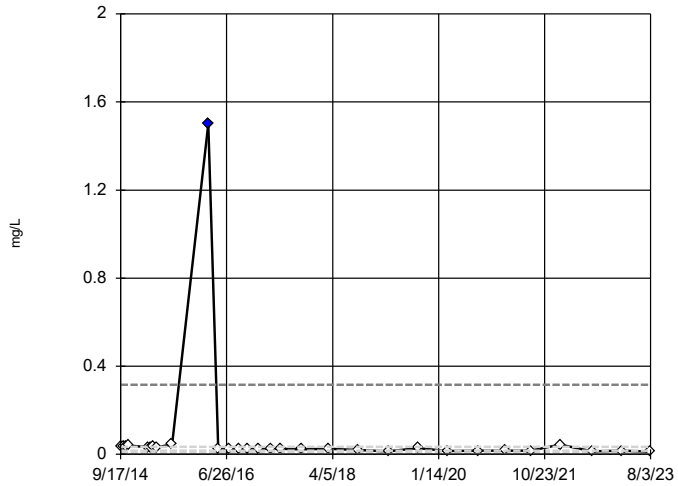

n = 30

Outlier is drawn as solid. Tukey's method selected by user.

Data were natural log transformed to achieve best W statistic (graph shown in original units).

High cutoff = 0.3157, low cutoff = 0.001802, based on IQR multiplier of 3.

Constituent: Barium Analysis Run 5/1/2024 1:57 PM View: Outliers

Plant Bowen Data: Bowen 3-4 CCR

Sanitas™ v.10.0.16e Software licensed to . UG

Tukey's Outlier Screening

GWC-18R

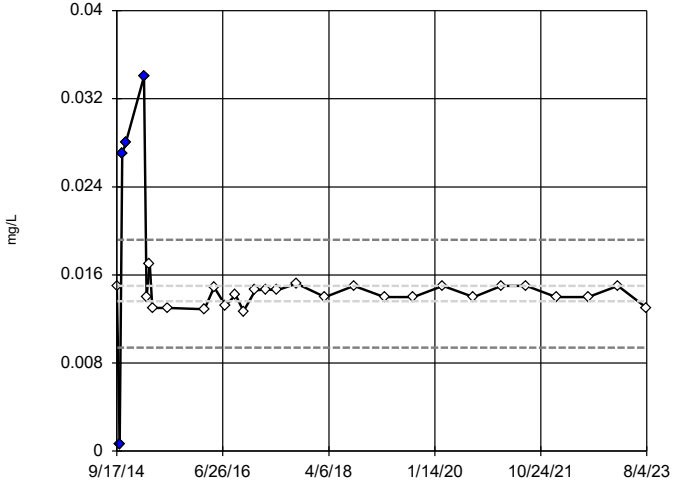

n = 30

Outliers are drawn as solid. Tukey's method selected by user.

Ladder of Powers transformations did not improve normality; analysis run on raw data.

High cutoff = 0.0192, low cutoff = 0.0094, based on IQR multiplier of 3.

Constituent: Barium Analysis Run 5/1/2024 1:57 PM View: Outliers

Plant Bowen Data: Bowen 3-4 CCR

Sanitas™ v.10.0.16e Software licensed to . UG

Tukey's Outlier Screening

GWC-19R

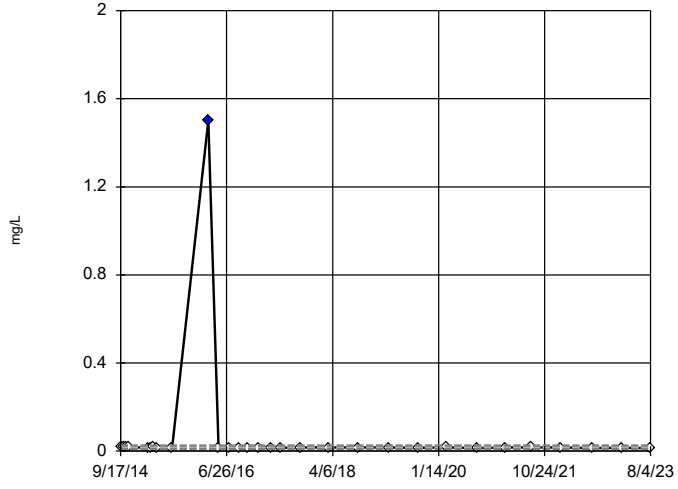

n = 30

Outlier is drawn as solid. Tukey's method selected by user.

Data were natural log transformed to achieve best W statistic (graph shown in original units).

High cutoff = 0.02475, low cutoff = 0.0103, based on IQR multiplier of 3.

Constituent: Barium Analysis Run 5/1/2024 1:57 PM View: Outliers

Plant Bowen Data: Bowen 3-4 CCR

Sanitas™ v.10.0.16e Software licensed to . UG

Tukey's Outlier Screening

GWC-20R

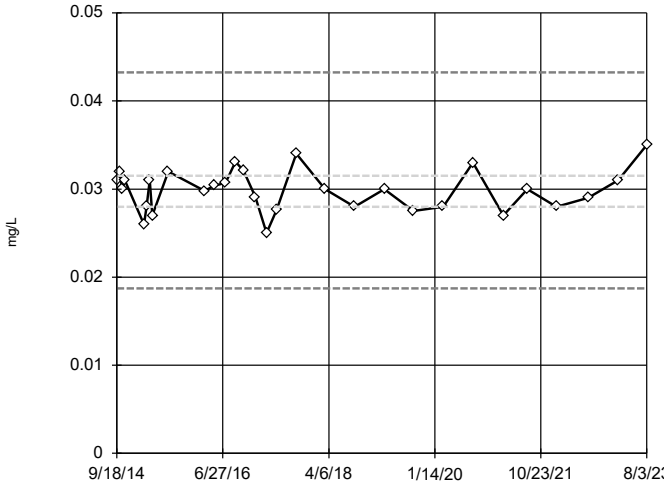

n = 30

No outliers found. Tukey's method selected by user.

Data were square root transformed to achieve best W statistic (graph shown in original units).

High cutoff = 0.04323, low cutoff = 0.01874, based on IQR multiplier of 3.

Constituent: Barium Analysis Run 5/1/2024 1:57 PM View: Outliers
Plant Bowen Data: Bowen 3-4 CCR

Sanitas™ v.10.0.16e Software licensed to . UG

Tukey's Outlier Screening

GWC-21R

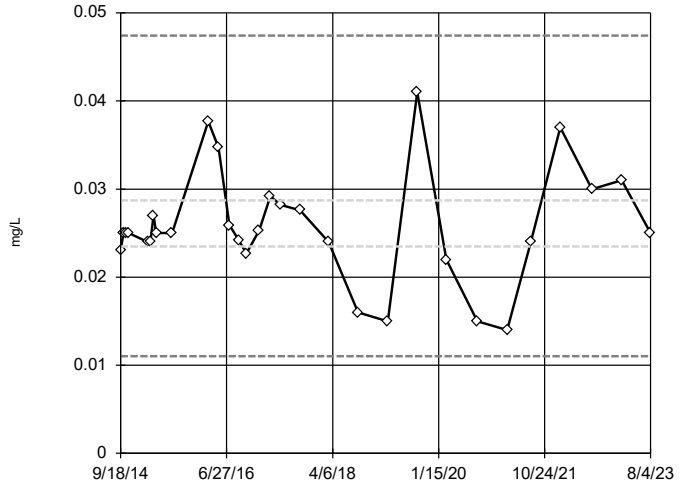

n = 30

No outliers found. Tukey's method selected by user.

Data were square root transformed to achieve best W statistic (graph shown in original units).

High cutoff = 0.04742, low cutoff = 0.01101, based on IQR multiplier of 3.

Constituent: Barium Analysis Run 5/1/2024 1:57 PM View: Outliers
Plant Bowen Data: Bowen 3-4 CCR

Sanitas™ v.10.0.16e Software licensed to . UG

Tukey's Outlier Screening

GWC-22R

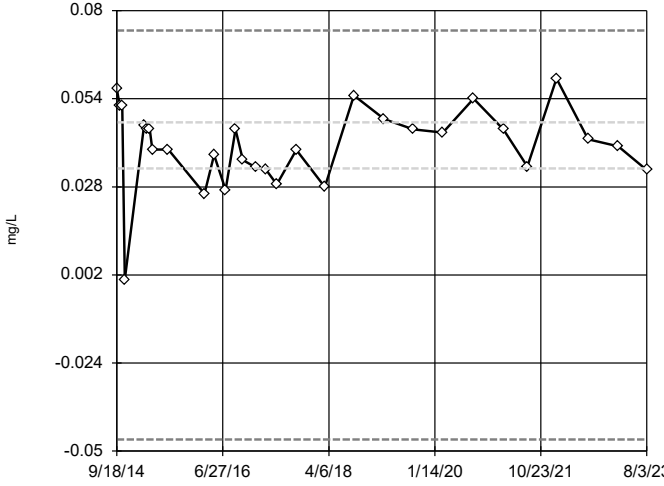

n = 30

No outliers found. Tukey's method selected by user.

Data were square transformed to achieve best W statistic (graph shown in original units).

High cutoff = 0.07411, low cutoff = -0.04655, based on IQR multiplier of 3.

Constituent: Barium Analysis Run 5/1/2024 1:57 PM View: Outliers
Plant Bowen Data: Bowen 3-4 CCR

Sanitas™ v.10.0.16e Software licensed to . UG

Tukey's Outlier Screening

GWC-23R

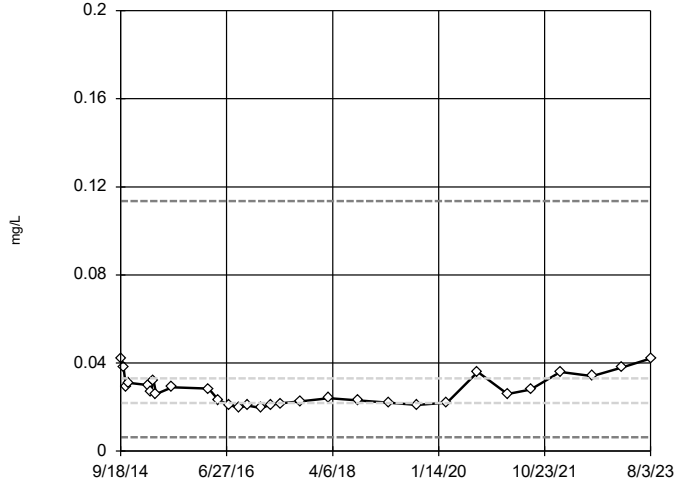

n = 30

No outliers found. Tukey's method selected by user.

Data were natural log transformed to achieve best W statistic (graph shown in original units).

High cutoff = 0.1135, low cutoff = 0.006351, based on IQR multiplier of 3.

Constituent: Barium Analysis Run 5/1/2024 1:57 PM View: Outliers
Plant Bowen Data: Bowen 3-4 CCR

Sanitas™ v.10.0.16e Software licensed to . UG

Tukey's Outlier Screening

GWC-24R

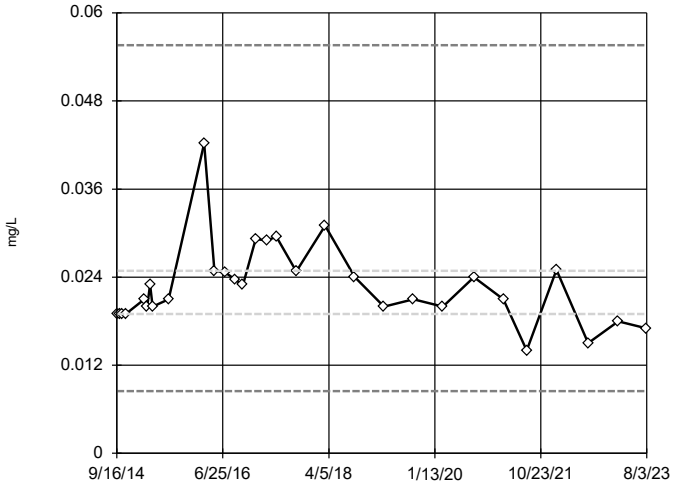

n = 30

No outliers found. Tukey's method selected by user.

Data were natural log transformed to achieve best W statistic (graph shown in original units).

High cutoff = 0.0556, low cutoff = 0.008493, based on IQR multiplier of 3.

Constituent: Barium Analysis Run 5/1/2024 1:57 PM View: Outliers

Plant Bowen Data: Bowen 3-4 CCR

Sanitas™ v.10.0.16e Software licensed to . UG

Tukey's Outlier Screening

GWC-25R

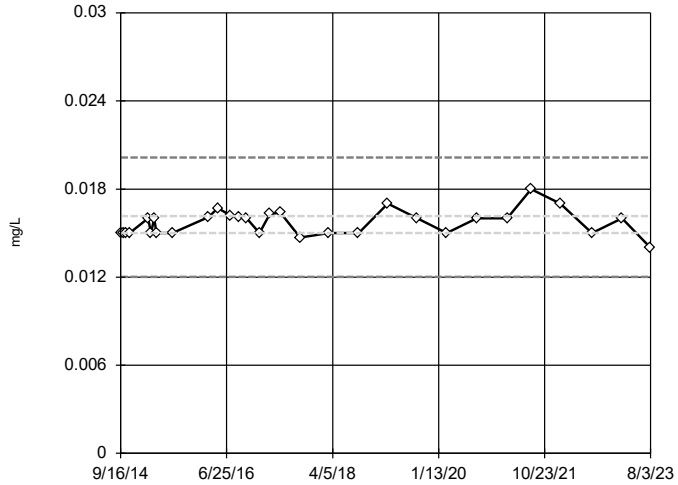

n = 30

No outliers found. Tukey's method selected by user.

Data were natural log transformed to achieve best W statistic (graph shown in original units).

High cutoff = 0.02016, low cutoff = 0.01202, based on IQR multiplier of 3.

Constituent: Barium Analysis Run 5/1/2024 1:57 PM View: Outliers

Plant Bowen Data: Bowen 3-4 CCR

Sanitas™ v.10.0.16e Software licensed to . UG

Tukey's Outlier Screening

GWC-36A

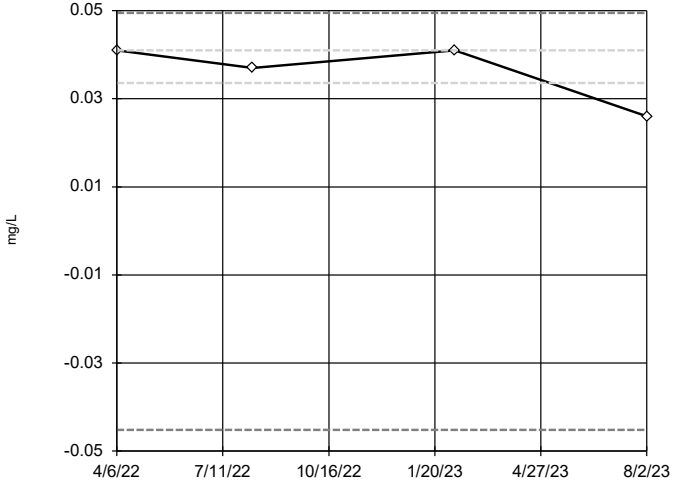

n = 4

No outliers found. Tukey's method selected by user.

Data were x^6 transformed to achieve best W statistic (graph shown in original units).

High cutoff = 0.04949, low cutoff = -0.04518, based on IQR multiplier of 3.

Constituent: Barium Analysis Run 5/1/2024 1:57 PM View: Outliers

Plant Bowen Data: Bowen 3-4 CCR

Sanitas™ v.10.0.16e Software licensed to . UG

Tukey's Outlier Screening

GWC-36RA

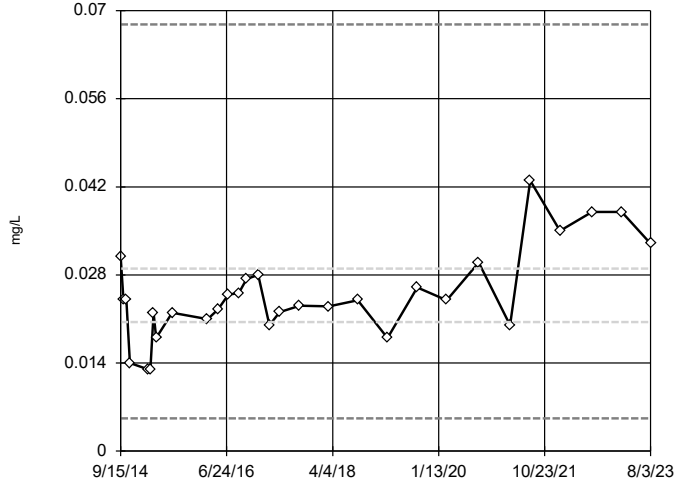

n = 30

No outliers found. Tukey's method selected by user.

Data were cube root transformed to achieve best W statistic (graph shown in original units).

High cutoff = 0.0678, low cutoff = 0.005186, based on IQR multiplier of 3.

Constituent: Barium Analysis Run 5/1/2024 1:58 PM View: Outliers

Plant Bowen Data: Bowen 3-4 CCR

Sanitas™ v.10.0.16e Software licensed to . UG

Tukey's Outlier Screening

GWC-37

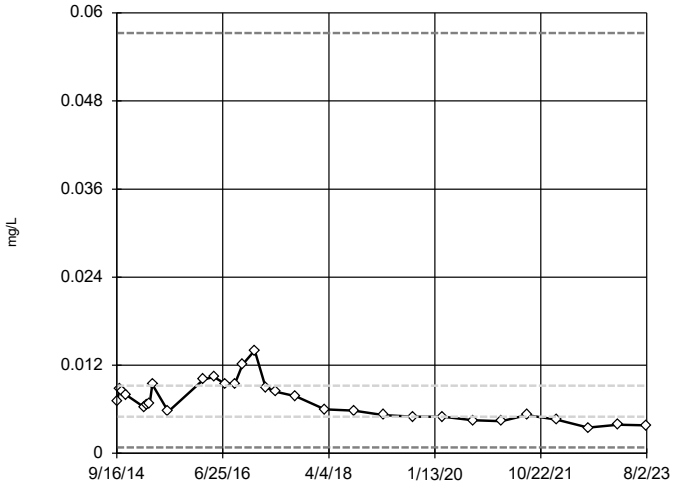

n = 30

No outliers found. Tukey's method selected by user.

Data were natural log transformed to achieve best W statistic (graph shown in original units).

High cutoff = 0.05726, low cutoff = 0.0008032, based on IQR multiplier of 3.

Constituent: Barium Analysis Run 5/1/2024 1:58 PM View: Outliers

Plant Bowen Data: Bowen 3-4 CCR

Sanitas™ v.10.0.16e Software licensed to . UG

Tukey's Outlier Screening

GWC-38

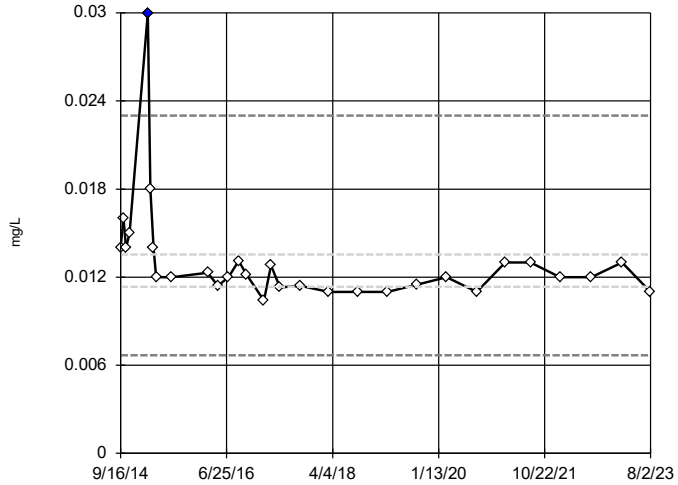

n = 30

Outlier is drawn as solid. Tukey's method selected by user.

Data were natural log transformed to achieve best W statistic (graph shown in original units).

High cutoff = 0.02301, low cutoff = 0.006681, based on IQR multiplier of 3.

Constituent: Barium Analysis Run 5/1/2024 1:58 PM View: Outliers

Plant Bowen Data: Bowen 3-4 CCR

Sanitas™ v.10.0.16e Software licensed to . UG

Tukey's Outlier Screening

GWA-1 (bg)

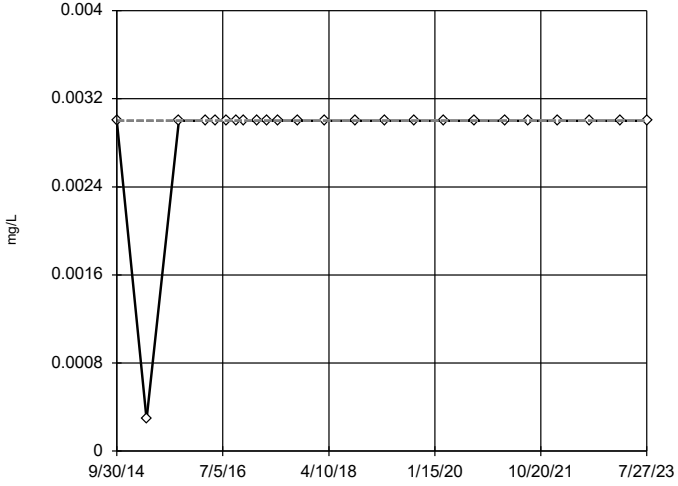

n = 24

No outliers found. Tukey's method selected by user.

Data were square root transformed to achieve best W statistic (graph shown in original units).

The results were invalidated, because the lower and upper quartiles are equal.

Constituent: Beryllium Analysis Run 5/1/2024 1:58 PM View: Outliers

Plant Bowen Data: Bowen 3-4 CCR

Sanitas™ v.10.0.16e Software licensed to . UG

Tukey's Outlier Screening

GWA-2 (bg)

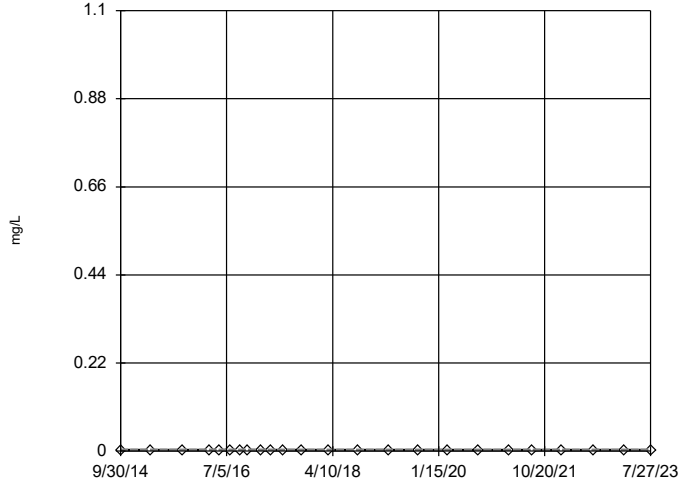

n = 24

No outliers found. Tukey's method selected by user.

All values are the same.

Constituent: Beryllium Analysis Run 5/1/2024 1:58 PM View: Outliers

Plant Bowen Data: Bowen 3-4 CCR

Sanitas™ v.10.0.16e Software licensed to . UG

Tukey's Outlier Screening

GWA-2R (bg)

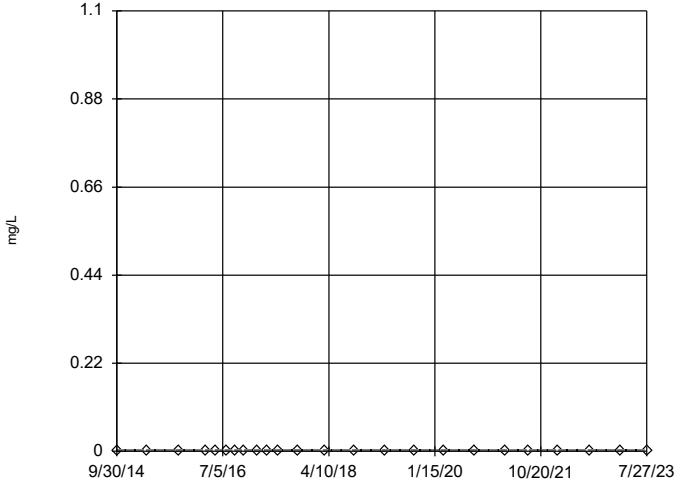

n = 24

No outliers found. Tukey's method selected by user.

All values are the same.

Constituent: Beryllium Analysis Run 5/1/2024 1:58 PM View: Outliers

Plant Bowen Data: Bowen 3-4 CCR

Sanitas™ v.10.0.16e Software licensed to . UG

Tukey's Outlier Screening

GWA-39RZ (bg)

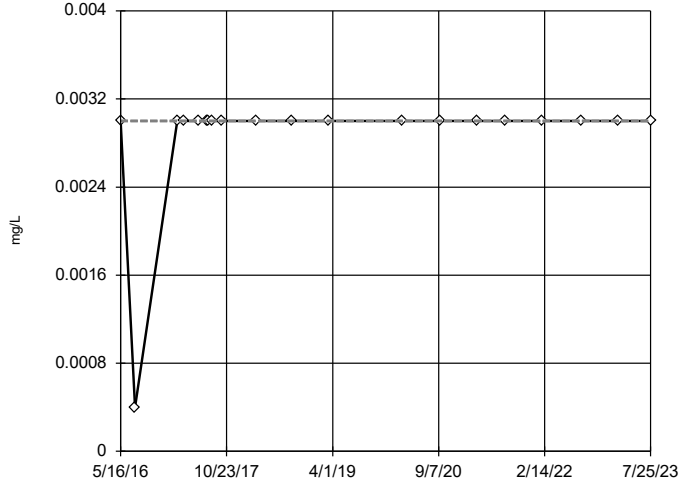

n = 20

No outliers found. Tukey's method selected by user.

Data were natural log transformed to achieve best W statistic (graph shown in original units).

The results were invalidated, because the lower and upper quartiles are equal.

Constituent: Beryllium Analysis Run 5/1/2024 1:58 PM View: Outliers

Plant Bowen Data: Bowen 3-4 CCR

Sanitas™ v.10.0.16e Software licensed to . UG

Tukey's Outlier Screening

GWA-39Z (bg)

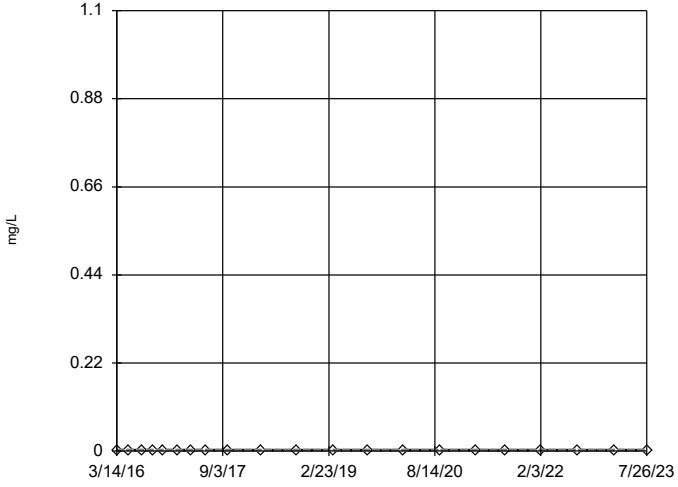

n = 21

No outliers found. Tukey's method selected by user.

All values are the same.

Constituent: Beryllium Analysis Run 5/1/2024 1:58 PM View: Outliers

Plant Bowen Data: Bowen 3-4 CCR

Sanitas™ v.10.0.16e Software licensed to . UG

Tukey's Outlier Screening

GWA-3A (bg)

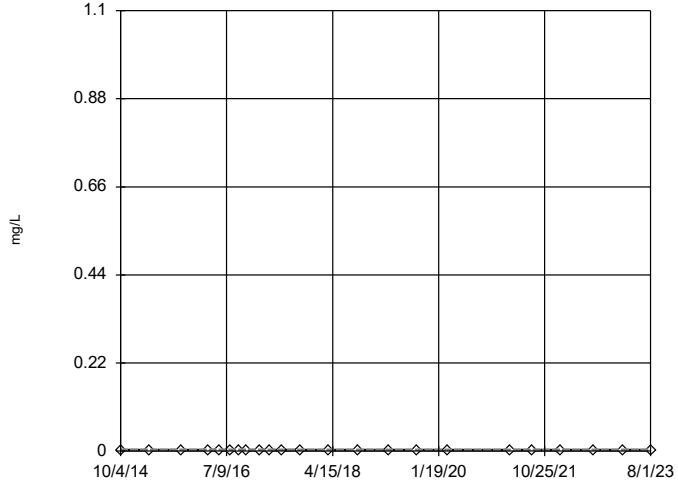

n = 23

No outliers found. Tukey's method selected by user.

All values are the same.

Constituent: Beryllium Analysis Run 5/1/2024 1:58 PM View: Outliers

Plant Bowen Data: Bowen 3-4 CCR

Sanitas™ v.10.0.16e Software licensed to . UG

Tukey's Outlier Screening

GWA-40 (bg)

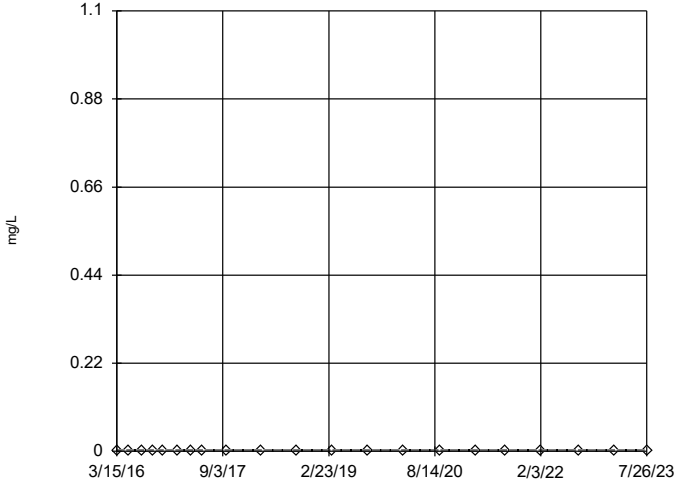

n = 21

No outliers found.
Tukey's method selected by user.

All values are the same.

Constituent: Beryllium Analysis Run 5/1/2024 1:58 PM View: Outliers
Plant Bowen Data: Bowen 3-4 CCR

Sanitas™ v.10.0.16e Software licensed to . UG

Tukey's Outlier Screening

GWA-41 (bg)

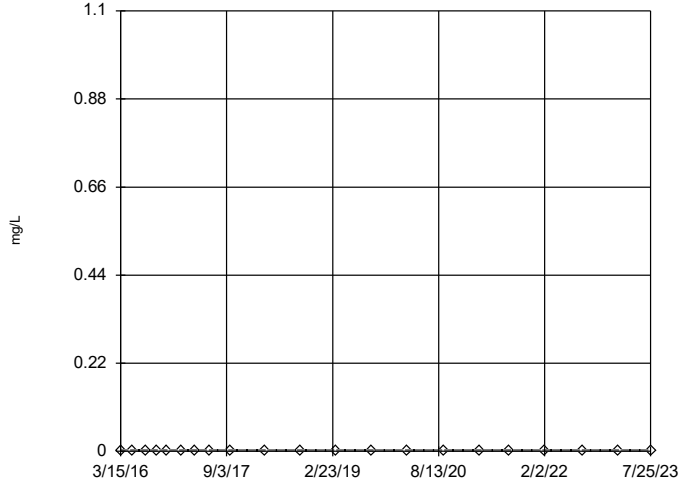

n = 21

No outliers found.
Tukey's method selected by user.

All values are the same.

Constituent: Beryllium Analysis Run 5/1/2024 1:58 PM View: Outliers
Plant Bowen Data: Bowen 3-4 CCR

Sanitas™ v.10.0.16e Software licensed to . UG

Tukey's Outlier Screening

GWA-41R (bg)

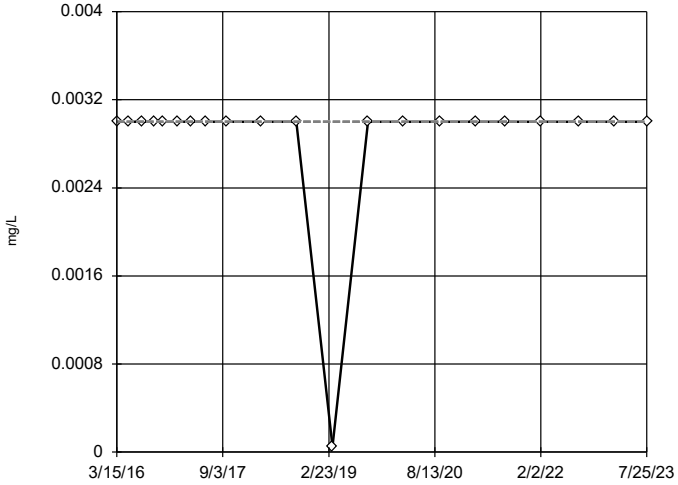

n = 21

No outliers found.
Tukey's method selected by user.

Data were square root transformed to achieve best W statistic (graph shown in original units).

The results were invalidated, because the lower and upper quartiles are equal.

Constituent: Beryllium Analysis Run 5/1/2024 1:58 PM View: Outliers
Plant Bowen Data: Bowen 3-4 CCR

Sanitas™ v.10.0.16e Software licensed to . UG

Tukey's Outlier Screening

GWA-42 (bg)

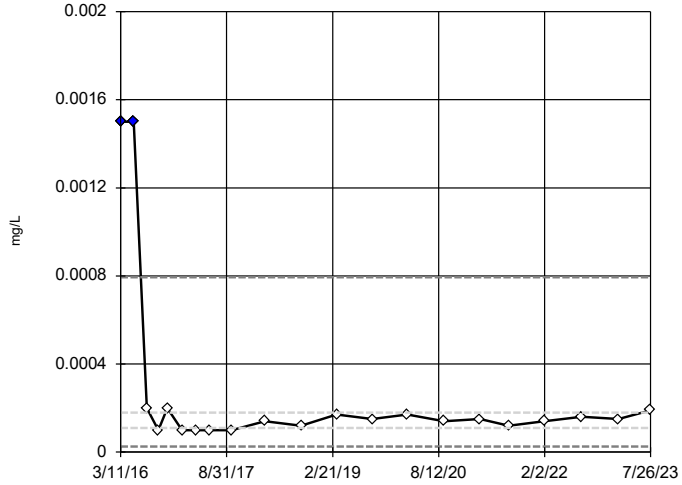

n = 21

Outliers are drawn as solid.
Tukey's method selected by user.

Data were natural log transformed to achieve best W statistic (graph shown in original units).

High cutoff = 0.0007937, low cutoff = 0.00002481, based on IQR multiplier of 3.

Constituent: Beryllium Analysis Run 5/1/2024 1:58 PM View: Outliers
Plant Bowen Data: Bowen 3-4 CCR

Sanitas™ v.10.0.16e Software licensed to . UG

Tukey's Outlier Screening

GWA-43 (bg)

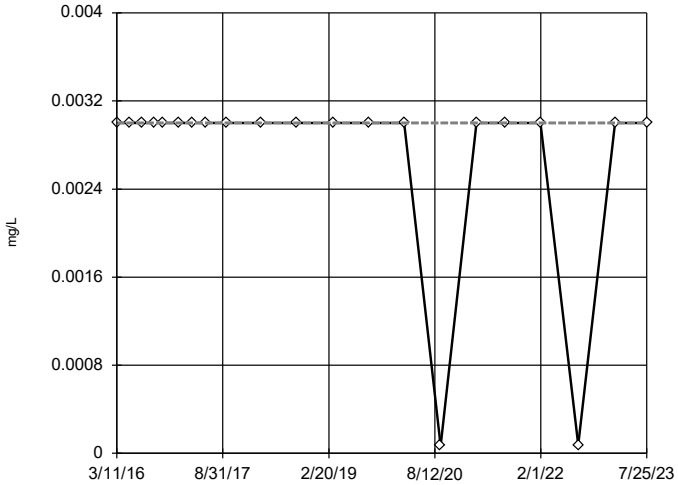

n = 21

No outliers found. Tukey's method selected by user.

Data were natural log transformed to achieve best W statistic (graph shown in original units).

The results were invalidated, because the lower and upper quartiles are equal.

Constituent: Beryllium Analysis Run 5/1/2024 1:58 PM View: Outliers

Plant Bowen Data: Bowen 3-4 CCR

Sanitas™ v.10.0.16e Software licensed to . UG

Tukey's Outlier Screening

GWA-43R (bg)

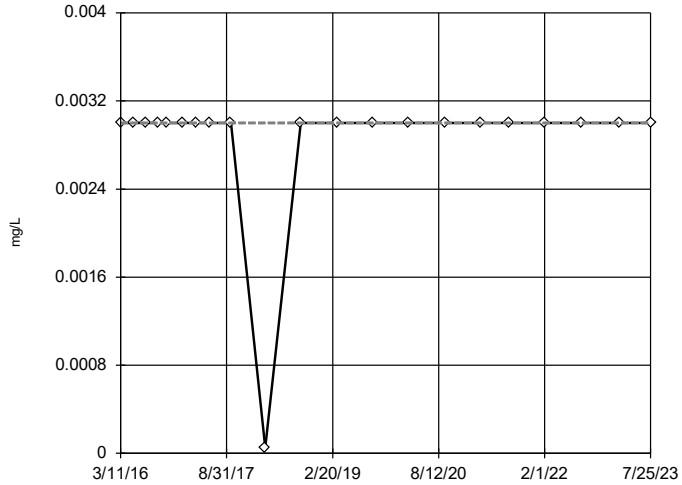

n = 21

No outliers found. Tukey's method selected by user.

Data were cube root transformed to achieve best W statistic (graph shown in original units).

The results were invalidated, because the lower and upper quartiles are equal.

Constituent: Beryllium Analysis Run 5/1/2024 1:58 PM View: Outliers

Plant Bowen Data: Bowen 3-4 CCR

Sanitas™ v.10.0.16e Software licensed to . UG

Tukey's Outlier Screening

GWA-4RZ (bg)

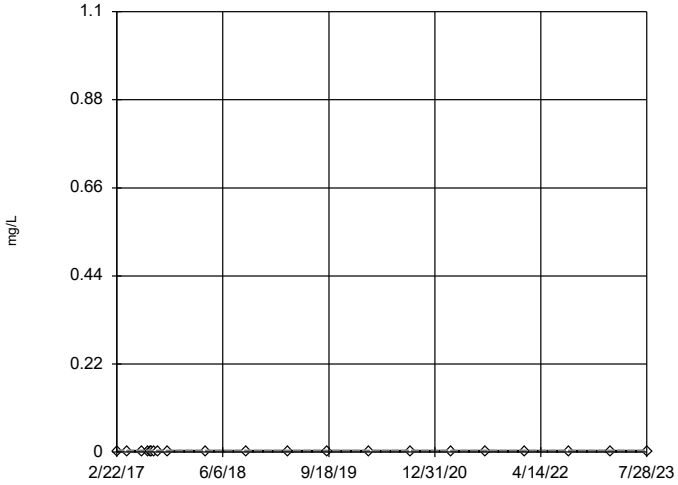

n = 21

No outliers found. Tukey's method selected by user.

All values are the same.

Constituent: Beryllium Analysis Run 5/1/2024 1:58 PM View: Outliers

Plant Bowen Data: Bowen 3-4 CCR

Sanitas™ v.10.0.16e Software licensed to . UG

Tukey's Outlier Screening

GWA-50 (bg)

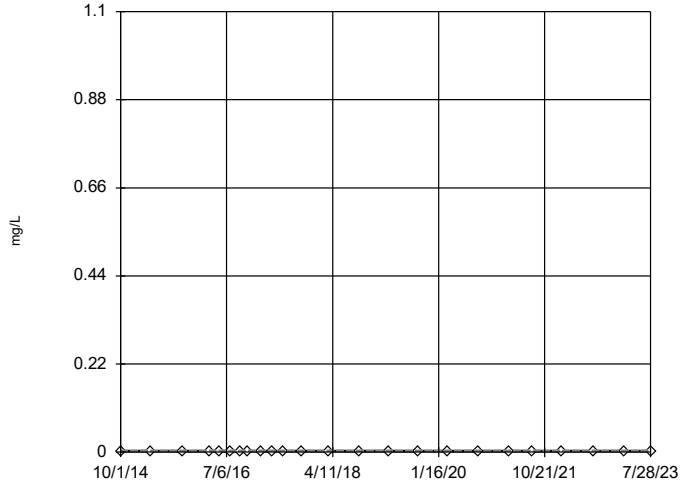

n = 24

No outliers found. Tukey's method selected by user.

All values are the same.

Constituent: Beryllium Analysis Run 5/1/2024 1:58 PM View: Outliers

Plant Bowen Data: Bowen 3-4 CCR

Sanitas™ v.10.0.16e Software licensed to . UG

Tukey's Outlier Screening

GWA-50R (bg)

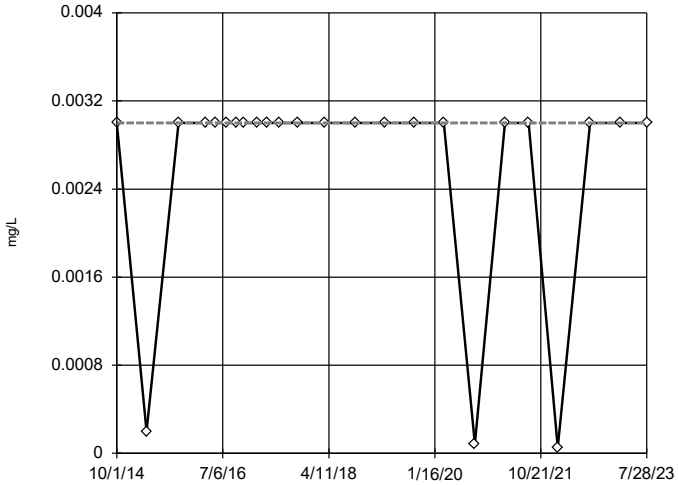

n = 24

No outliers found. Tukey's method selected by user.

Data were natural log transformed to achieve best W statistic (graph shown in original units).

The results were invalidated, because the lower and upper quartiles are equal.

Constituent: Beryllium Analysis Run 5/1/2024 1:58 PM View: Outliers

Plant Bowen Data: Bowen 3-4 CCR

Sanitas™ v.10.0.16e Software licensed to . UG

Tukey's Outlier Screening

GWC-16R

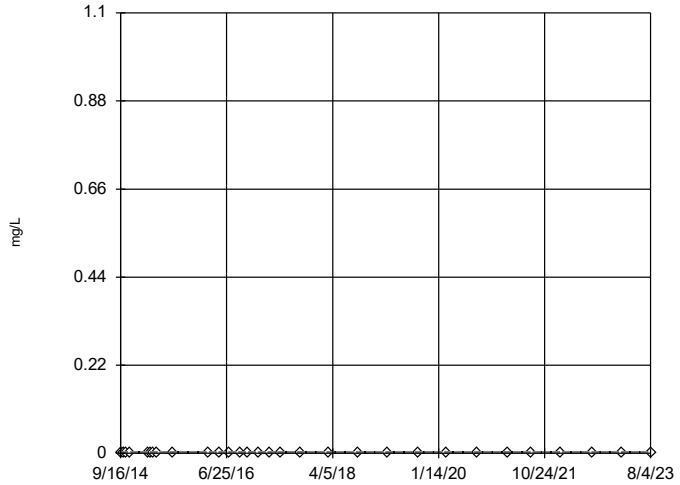

n = 30

No outliers found. Tukey's method selected by user.

All values are the same.

Constituent: Beryllium Analysis Run 5/1/2024 1:58 PM View: Outliers

Plant Bowen Data: Bowen 3-4 CCR

Sanitas™ v.10.0.16e Software licensed to . UG

Tukey's Outlier Screening

GWC-17R

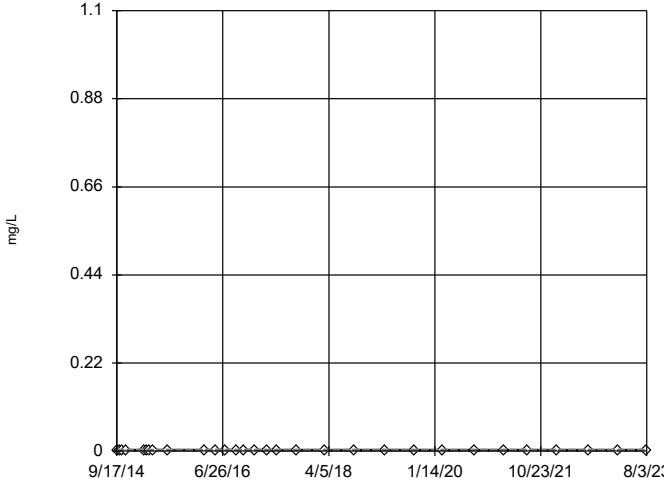

n = 30

No outliers found. Tukey's method selected by user.

All values are the same.

Constituent: Beryllium Analysis Run 5/1/2024 1:58 PM View: Outliers

Plant Bowen Data: Bowen 3-4 CCR

Sanitas™ v.10.0.16e Software licensed to . UG

Tukey's Outlier Screening

GWC-18

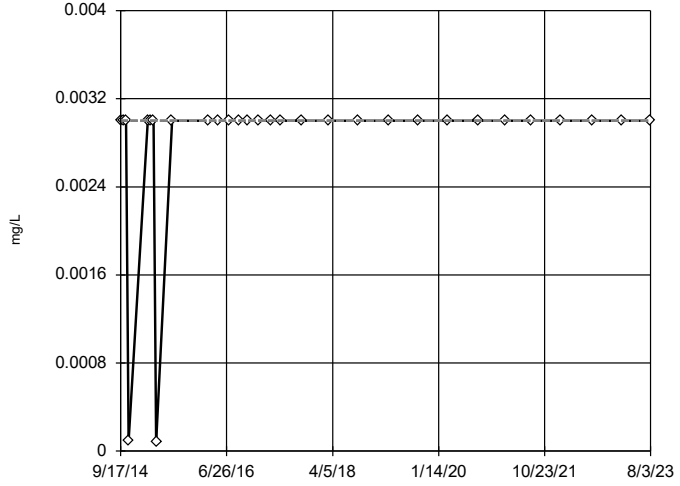

n = 30

No outliers found. Tukey's method selected by user.

Data were natural log transformed to achieve best W statistic (graph shown in original units).

The results were invalidated, because the lower and upper quartiles are equal.

Constituent: Beryllium Analysis Run 5/1/2024 1:58 PM View: Outliers

Plant Bowen Data: Bowen 3-4 CCR

Sanitas™ v.10.0.16e Software licensed to . UG

Tukey's Outlier Screening

GWC-18R

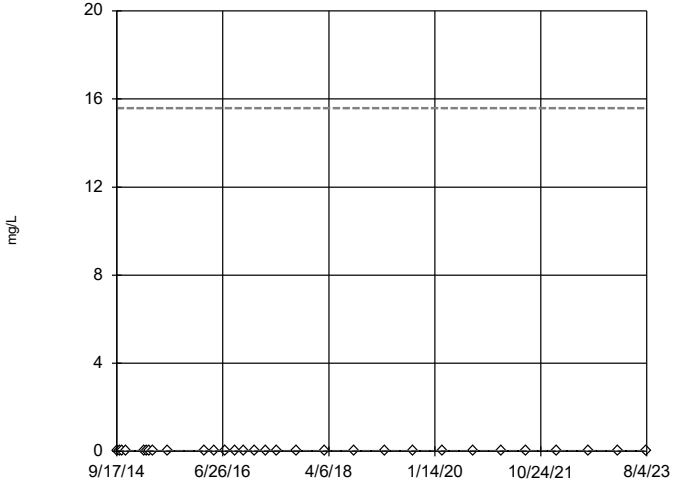

n = 30

No outliers found. Tukey's method selected by user.

Data were natural log transformed to achieve best W statistic (graph shown in original units).

High cutoff = 15.59, low cutoff = 3.3e-8, based on IQR multiplier of 3.

Constituent: Beryllium Analysis Run 5/1/2024 1:58 PM View: Outliers

Plant Bowen Data: Bowen 3-4 CCR

Sanitas™ v.10.0.16e Software licensed to . UG

Tukey's Outlier Screening

GWC-19R

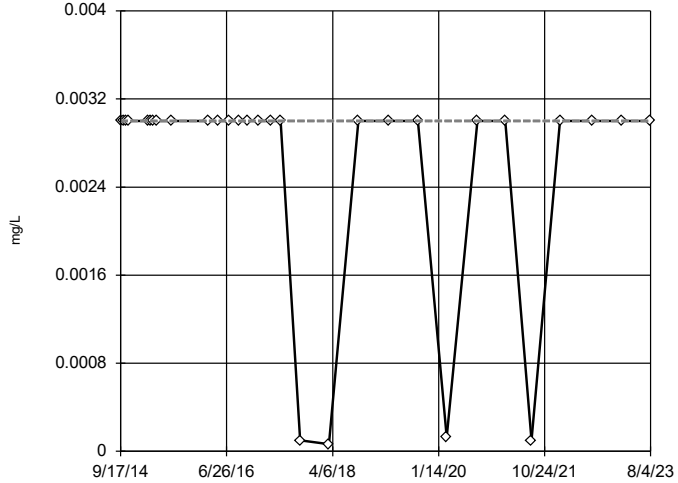

n = 30

No outliers found. Tukey's method selected by user.

Data were natural log transformed to achieve best W statistic (graph shown in original units).

The results were invalidated, because the lower and upper quartiles are equal.

Constituent: Beryllium Analysis Run 5/1/2024 1:58 PM View: Outliers

Plant Bowen Data: Bowen 3-4 CCR

Sanitas™ v.10.0.16e Software licensed to . UG

Tukey's Outlier Screening

GWC-20R

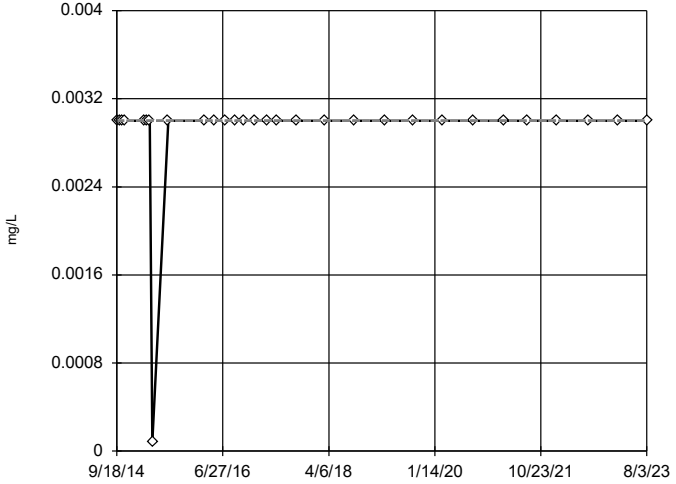

n = 30

No outliers found. Tukey's method selected by user.

Data were square root transformed to achieve best W statistic (graph shown in original units).

The results were invalidated, because the lower and upper quartiles are equal.

Constituent: Beryllium Analysis Run 5/1/2024 1:58 PM View: Outliers

Plant Bowen Data: Bowen 3-4 CCR

Sanitas™ v.10.0.16e Software licensed to . UG

Tukey's Outlier Screening

GWC-21R

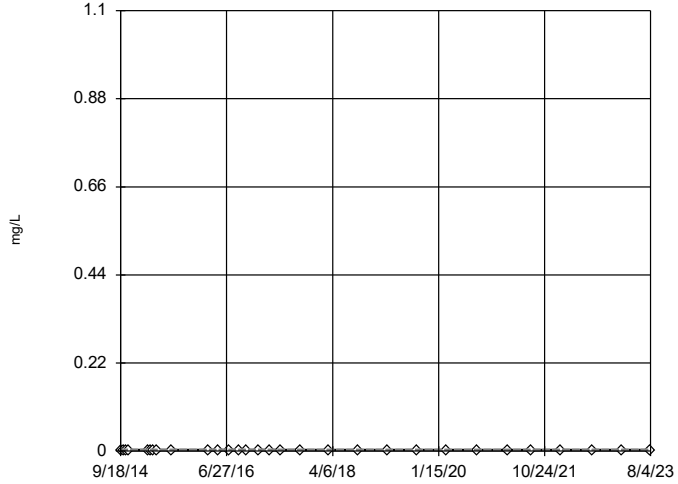

n = 30

No outliers found. Tukey's method selected by user.

All values are the same.

Constituent: Beryllium Analysis Run 5/1/2024 1:58 PM View: Outliers

Plant Bowen Data: Bowen 3-4 CCR

Sanitas™ v.10.0.16e Software licensed to . UG

Tukey's Outlier Screening

GWC-22R

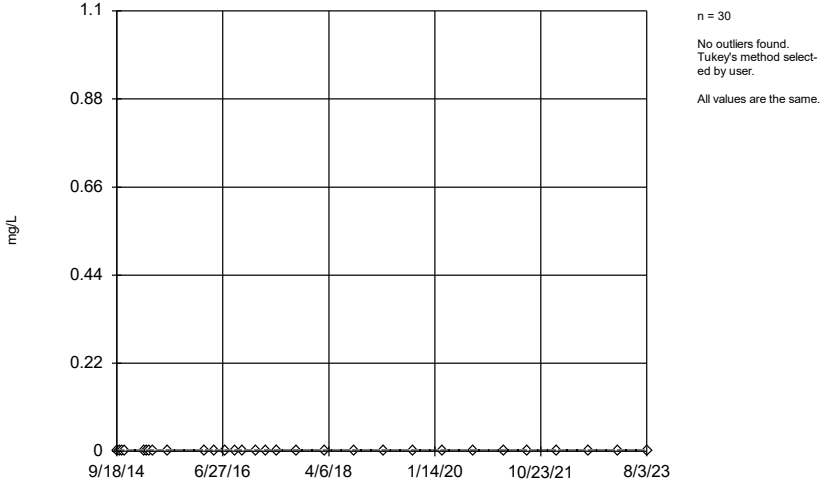

n = 30

No outliers found.
Tukey's method selected by user.

All values are the same.

Constituent: Beryllium Analysis Run 5/1/2024 1:58 PM View: Outliers
Plant Bowen Data: Bowen 3-4 CCR

Sanitas™ v.10.0.16e Software licensed to . UG

Tukey's Outlier Screening

GWC-23R

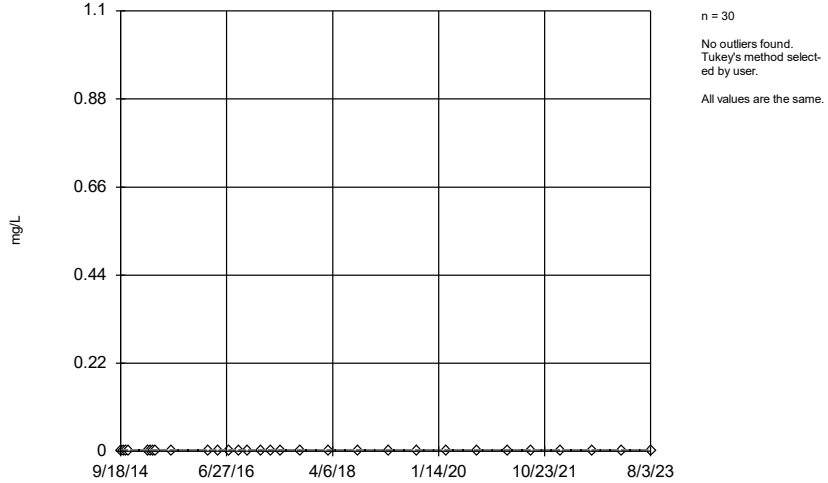

n = 30

No outliers found.
Tukey's method selected by user.

All values are the same.

Constituent: Beryllium Analysis Run 5/1/2024 1:58 PM View: Outliers
Plant Bowen Data: Bowen 3-4 CCR

Sanitas™ v.10.0.16e Software licensed to . UG

Tukey's Outlier Screening

GWC-24R

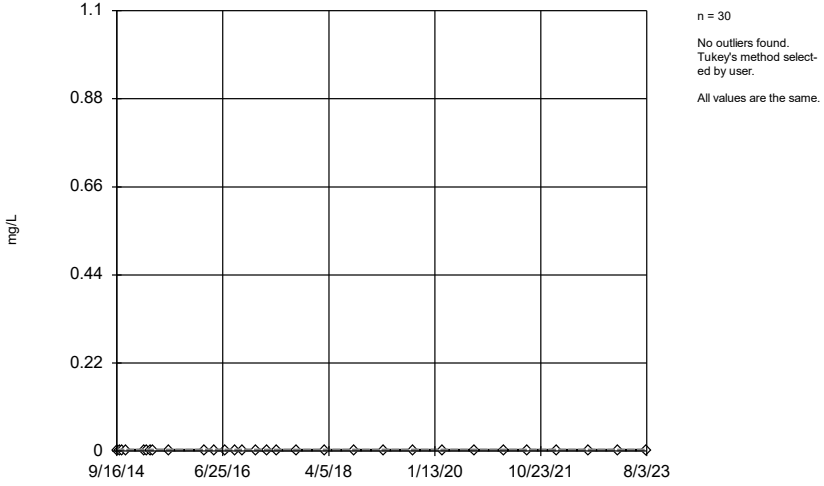

n = 30

No outliers found.
Tukey's method selected by user.

All values are the same.

Constituent: Beryllium Analysis Run 5/1/2024 1:58 PM View: Outliers
Plant Bowen Data: Bowen 3-4 CCR

Sanitas™ v.10.0.16e Software licensed to . UG

Tukey's Outlier Screening

GWC-25R

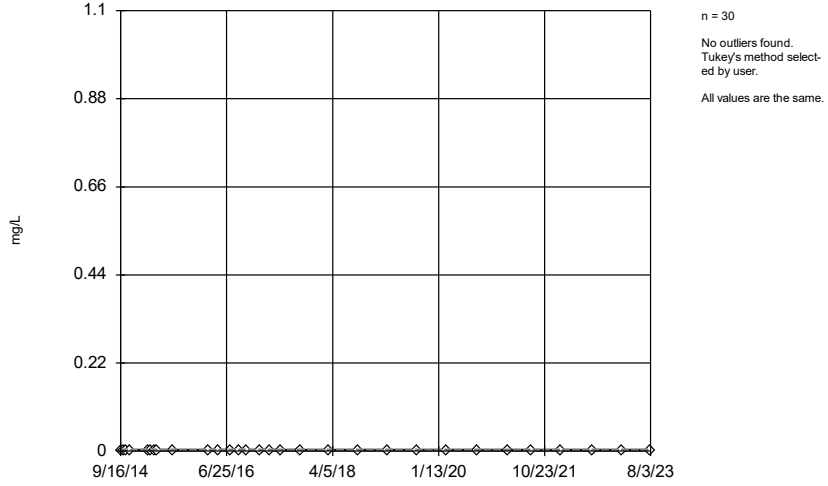

n = 30

No outliers found.
Tukey's method selected by user.

All values are the same.

Constituent: Beryllium Analysis Run 5/1/2024 1:58 PM View: Outliers
Plant Bowen Data: Bowen 3-4 CCR

Sanitas™ v.10.0.16e Software licensed to . UG

Tukey's Outlier Screening

GWC-36A

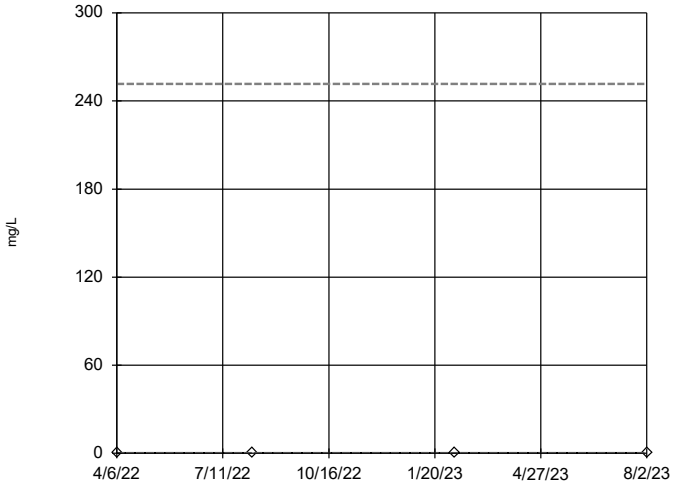

n = 4

No outliers found. Tukey's method selected by user.

Data were natural log transformed to achieve best W statistic (graph shown in original units).

High cutoff = 251.6, low cutoff = 8.2e-10, based on IQR multiplier of 3.

Constituent: Beryllium Analysis Run 5/1/2024 1:58 PM View: Outliers

Plant Bowen Data: Bowen 3-4 CCR

Sanitas™ v.10.0.16e Software licensed to . UG

Tukey's Outlier Screening

GWC-36RA

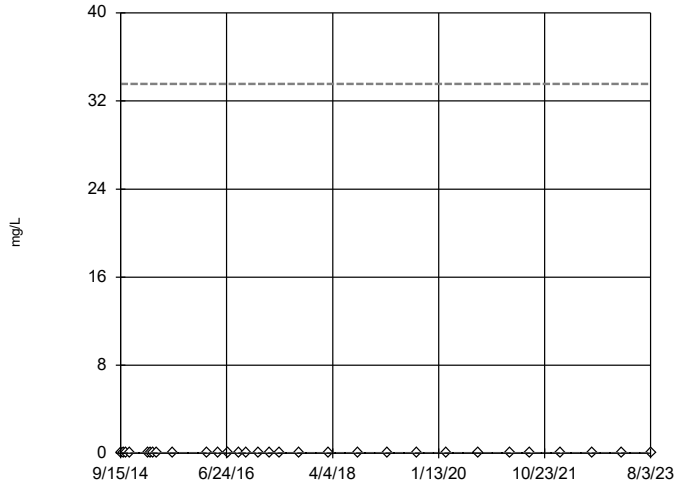

n = 30

No outliers found. Tukey's method selected by user.

Data were natural log transformed to achieve best W statistic (graph shown in original units).

High cutoff = 33.54, low cutoff = 1.2e-8, based on IQR multiplier of 3.

Constituent: Beryllium Analysis Run 5/1/2024 1:58 PM View: Outliers

Plant Bowen Data: Bowen 3-4 CCR

Sanitas™ v.10.0.16e Software licensed to . UG

Tukey's Outlier Screening

GWC-37

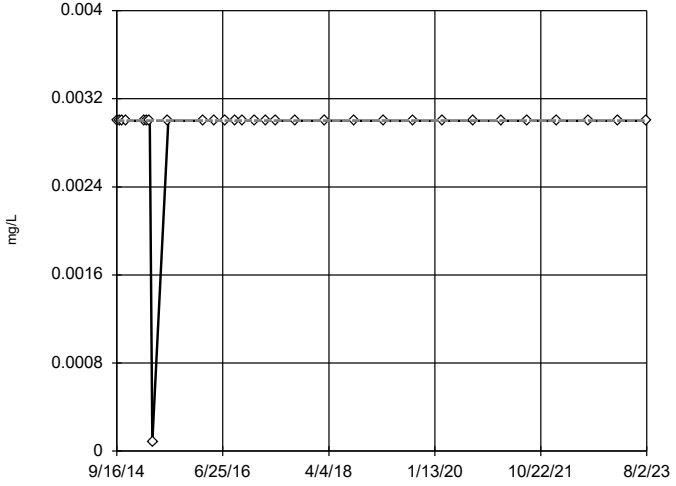

n = 30

No outliers found. Tukey's method selected by user.

Data were square root transformed to achieve best W statistic (graph shown in original units).

The results were invalidated, because the lower and upper quartiles are equal.

Constituent: Beryllium Analysis Run 5/1/2024 1:58 PM View: Outliers

Plant Bowen Data: Bowen 3-4 CCR

Sanitas™ v.10.0.16e Software licensed to . UG

Tukey's Outlier Screening

GWC-38

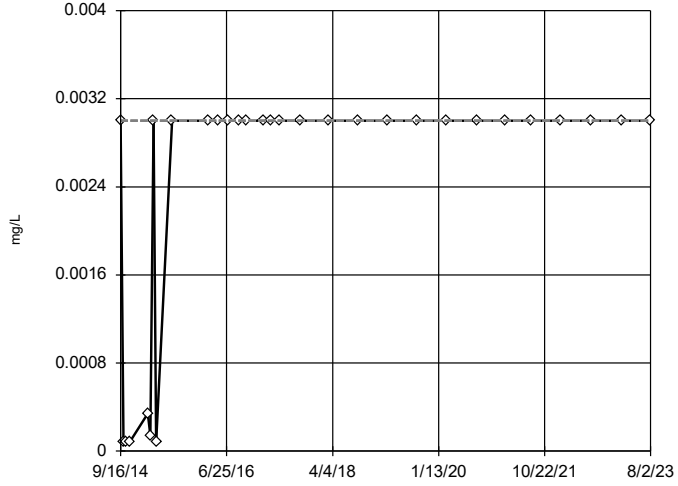

n = 30

No outliers found. Tukey's method selected by user.

Data were natural log transformed to achieve best W statistic (graph shown in original units).

The results were invalidated, because the lower and upper quartiles are equal.

Constituent: Beryllium Analysis Run 5/1/2024 1:58 PM View: Outliers

Plant Bowen Data: Bowen 3-4 CCR

Sanitas™ v.10.0.16e Software licensed to . UG

Tukey's Outlier Screening

GWA-1 (bg)

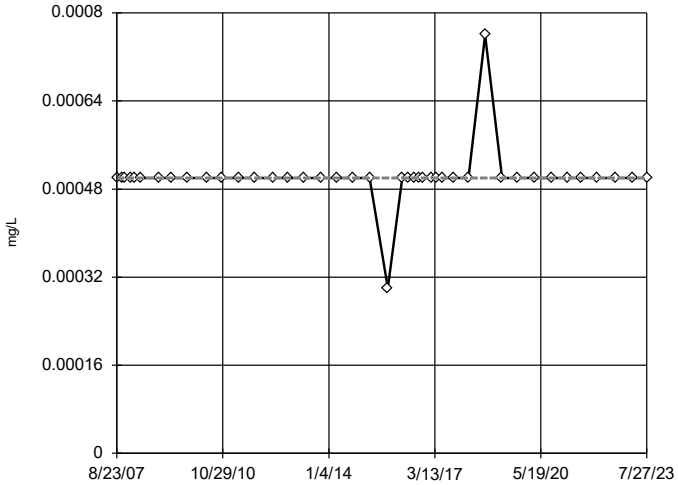

n = 42

No outliers found. Tukey's method selected by user.

Data were square root transformed to achieve best W statistic (graph shown in original units).

The results were invalidated, because the lower and upper quartiles are equal.

Constituent: Cadmium Analysis Run 5/1/2024 1:58 PM View: Outliers

Plant Bowen Data: Bowen 3-4 CCR

Sanitas™ v.10.0.16e Software licensed to . UG

Tukey's Outlier Screening

GWA-2 (bg)

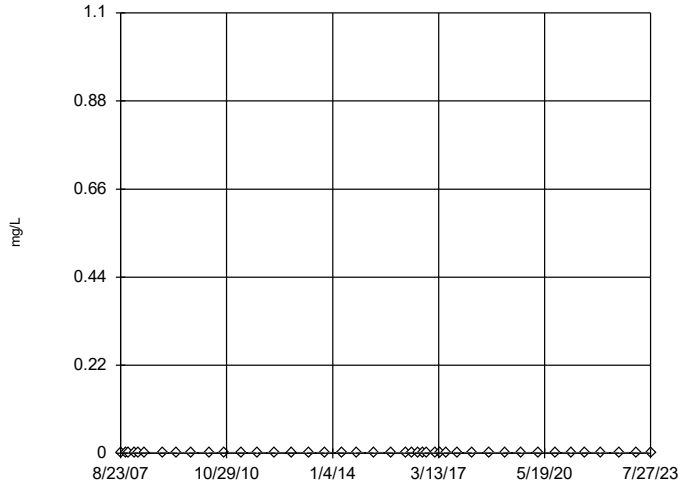

n = 42

No outliers found. Tukey's method selected by user.

All values are the same.

Constituent: Cadmium Analysis Run 5/1/2024 1:58 PM View: Outliers

Plant Bowen Data: Bowen 3-4 CCR

Sanitas™ v.10.0.16e Software licensed to . UG

Tukey's Outlier Screening

GWA-2R (bg)

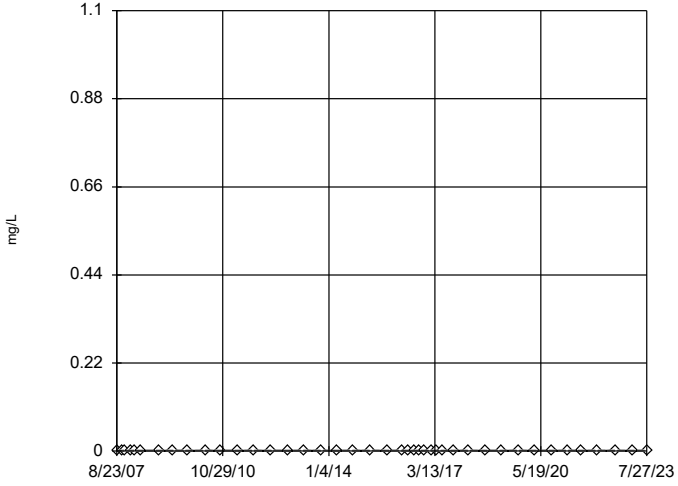

n = 42

No outliers found. Tukey's method selected by user.

All values are the same.

Constituent: Cadmium Analysis Run 5/1/2024 1:58 PM View: Outliers

Plant Bowen Data: Bowen 3-4 CCR

Sanitas™ v.10.0.16e Software licensed to . UG

Tukey's Outlier Screening

GWA-39RZ (bg)

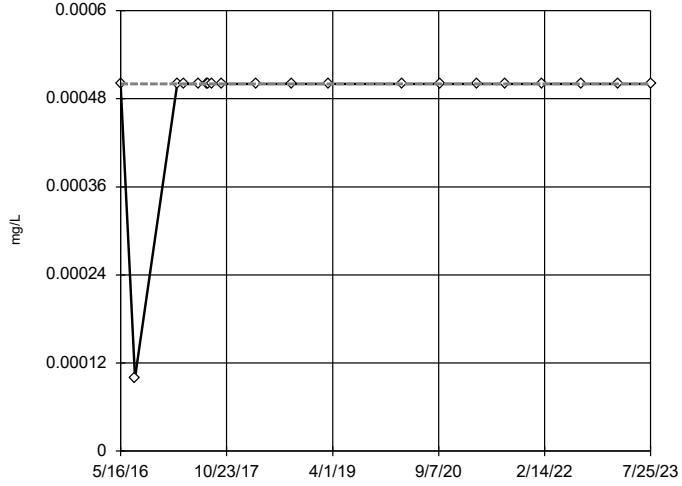

n = 20

No outliers found. Tukey's method selected by user.

Data were square root transformed to achieve best W statistic (graph shown in original units).

The results were invalidated, because the lower and upper quartiles are equal.

Constituent: Cadmium Analysis Run 5/1/2024 1:58 PM View: Outliers

Plant Bowen Data: Bowen 3-4 CCR

Sanitas™ v.10.0.16e Software licensed to . UG

Tukey's Outlier Screening

GWA-39Z (bg)

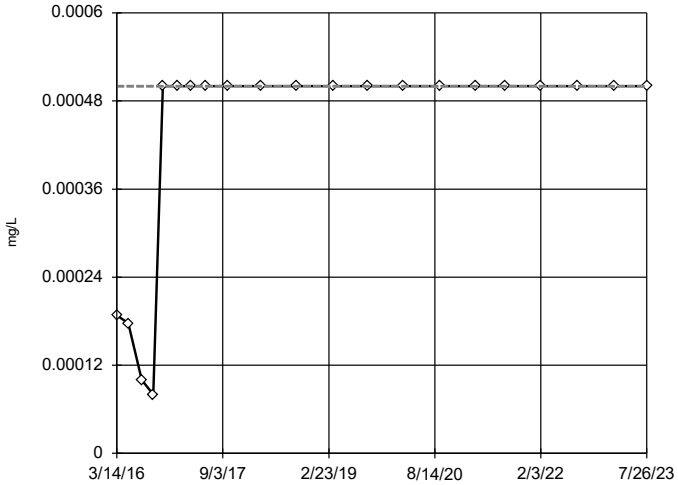

n = 21

No outliers found. Tukey's method selected by user.

Data were cube root transformed to achieve best W statistic (graph shown in original units).

The results were invalidated, because the lower and upper quartiles are equal.

Constituent: Cadmium Analysis Run 5/1/2024 1:58 PM View: Outliers

Plant Bowen Data: Bowen 3-4 CCR

Sanitas™ v.10.0.16e Software licensed to . UG

Tukey's Outlier Screening

GWA-3A (bg)

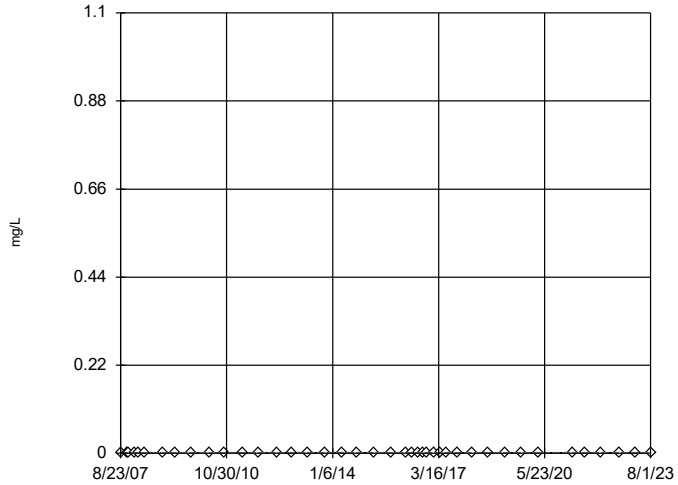

n = 41

No outliers found. Tukey's method selected by user.

All values are the same.

Constituent: Cadmium Analysis Run 5/1/2024 1:58 PM View: Outliers

Plant Bowen Data: Bowen 3-4 CCR

Sanitas™ v.10.0.16e Software licensed to . UG

Tukey's Outlier Screening

GWA-40 (bg)

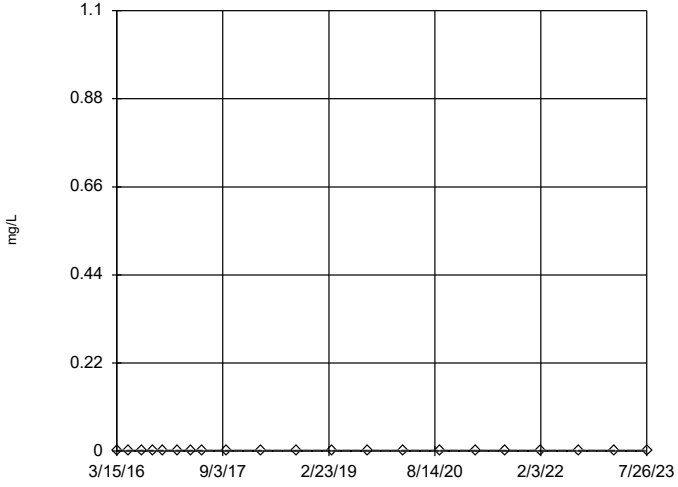

n = 21

No outliers found. Tukey's method selected by user.

All values are the same.

Constituent: Cadmium Analysis Run 5/1/2024 1:58 PM View: Outliers

Plant Bowen Data: Bowen 3-4 CCR

Sanitas™ v.10.0.16e Software licensed to . UG

Tukey's Outlier Screening

GWA-41 (bg)

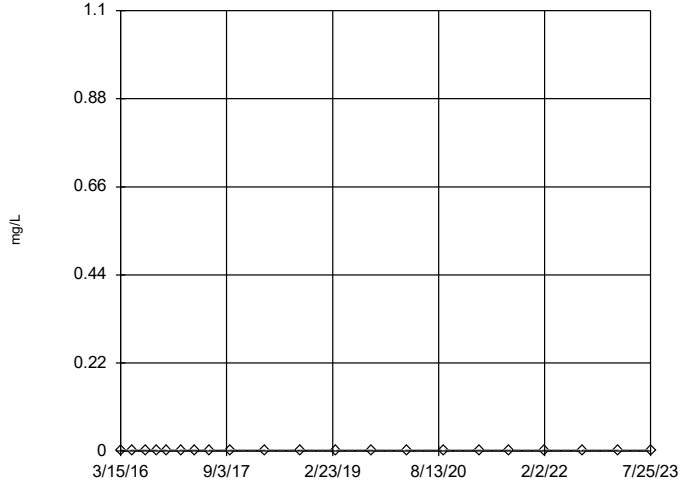

n = 21

No outliers found. Tukey's method selected by user.

All values are the same.

Constituent: Cadmium Analysis Run 5/1/2024 1:58 PM View: Outliers

Plant Bowen Data: Bowen 3-4 CCR

Sanitas™ v.10.0.16e Software licensed to . UG

Tukey's Outlier Screening

GWA-41R (bg)

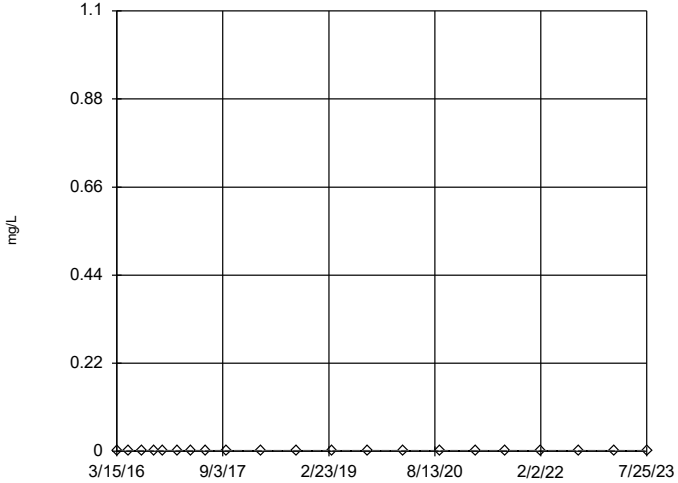

n = 21

No outliers found. Tukey's method selected by user.

All values are the same.

Constituent: Cadmium Analysis Run 5/1/2024 1:58 PM View: Outliers

Plant Bowen Data: Bowen 3-4 CCR

Sanitas™ v.10.0.16e Software licensed to . UG

Tukey's Outlier Screening

GWA-42 (bg)

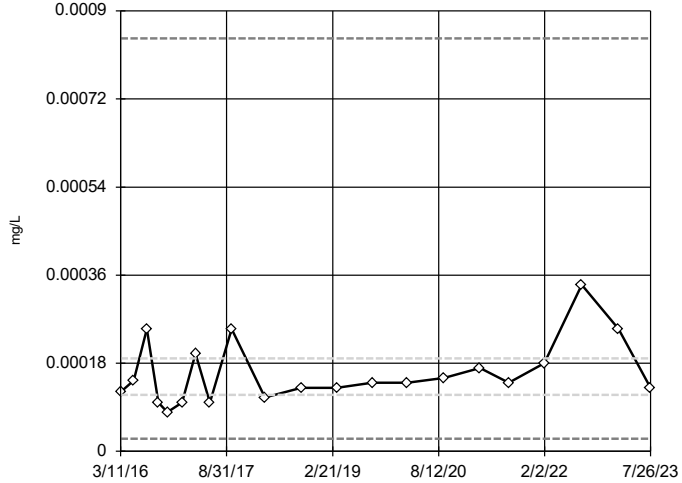

n = 21

No outliers found. Tukey's method selected by user.

Data were natural log transformed to achieve best W statistic (graph shown in original units).

High cutoff = 0.000844, low cutoff = 0.00002594, based on IQR multiplier of 3.

Constituent: Cadmium Analysis Run 5/1/2024 1:58 PM View: Outliers

Plant Bowen Data: Bowen 3-4 CCR

Sanitas™ v.10.0.16e Software licensed to . UG

Tukey's Outlier Screening

GWA-43 (bg)

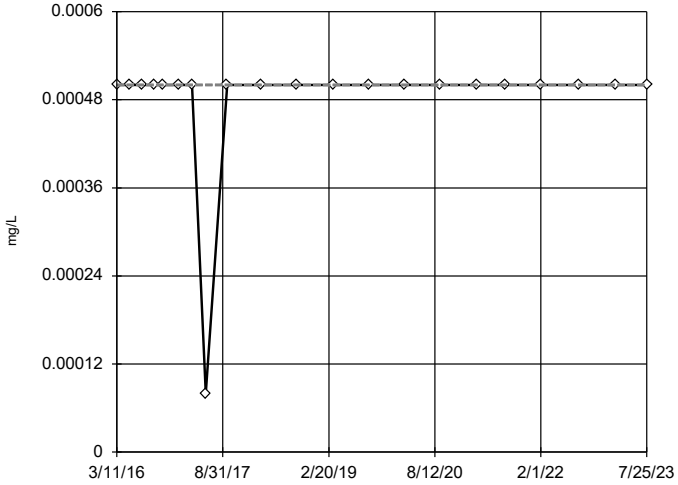

n = 21

No outliers found. Tukey's method selected by user.

Data were natural log transformed to achieve best W statistic (graph shown in original units).

The results were invalidated, because the lower and upper quartiles are equal.

Constituent: Cadmium Analysis Run 5/1/2024 1:58 PM View: Outliers

Plant Bowen Data: Bowen 3-4 CCR

Sanitas™ v.10.0.16e Software licensed to . UG

Tukey's Outlier Screening

GWA-43R (bg)

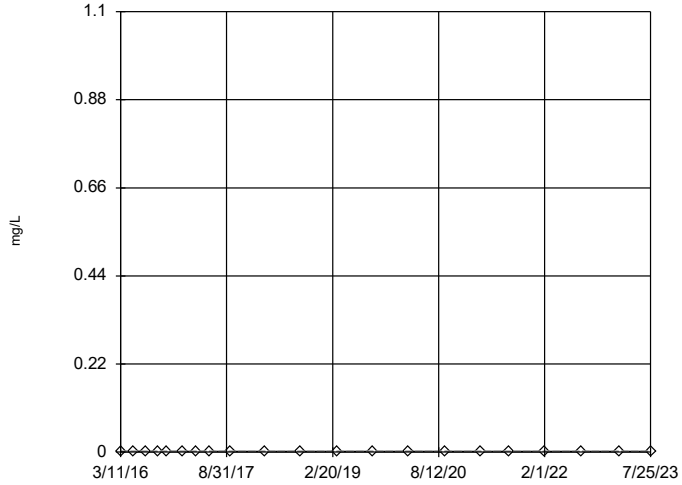

n = 21

No outliers found. Tukey's method selected by user.

All values are the same.

Constituent: Cadmium Analysis Run 5/1/2024 1:58 PM View: Outliers

Plant Bowen Data: Bowen 3-4 CCR

Sanitas™ v.10.0.16e Software licensed to . UG

Tukey's Outlier Screening

GWA-4RZ (bg)

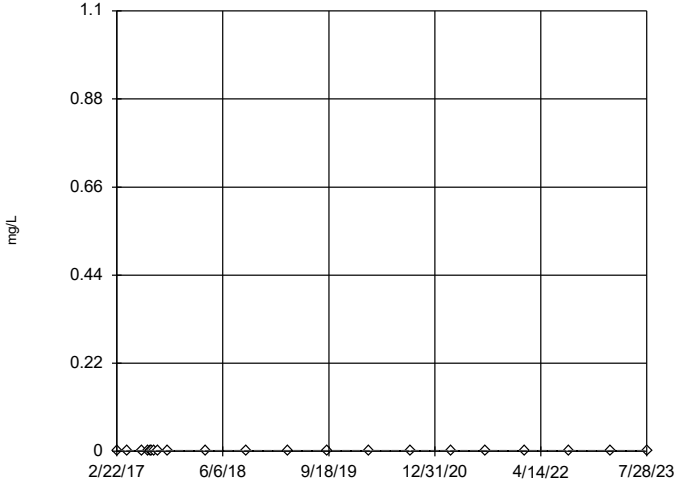

n = 21

No outliers found. Tukey's method selected by user.

All values are the same.

Constituent: Cadmium Analysis Run 5/1/2024 1:58 PM View: Outliers

Plant Bowen Data: Bowen 3-4 CCR

Sanitas™ v.10.0.16e Software licensed to . UG

Tukey's Outlier Screening

GWA-50 (bg)

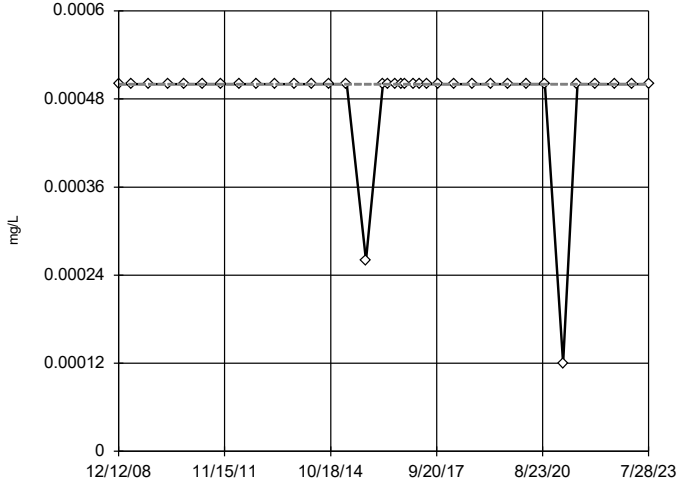

n = 36

No outliers found. Tukey's method selected by user.

Data were square transformed to achieve best W statistic (graph shown in original units).

The results were invalidated, because the lower and upper quartiles are equal.

Constituent: Cadmium Analysis Run 5/1/2024 1:58 PM View: Outliers

Plant Bowen Data: Bowen 3-4 CCR

Sanitas™ v.10.0.16e Software licensed to . UG

Tukey's Outlier Screening

GWA-50R (bg)

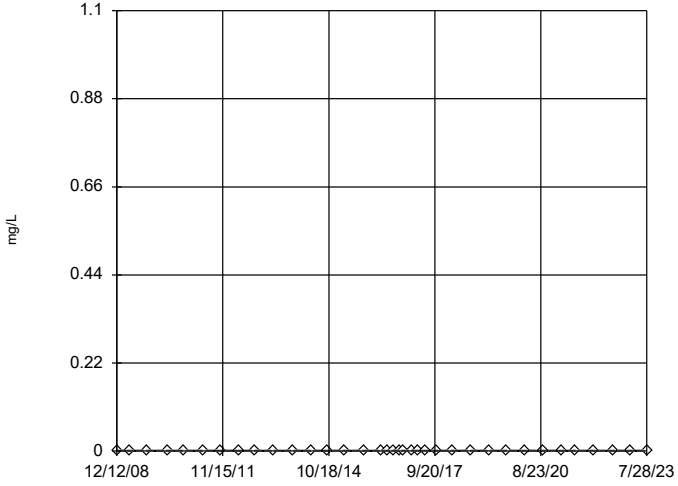

n = 36

No outliers found. Tukey's method selected by user.

All values are the same.

Constituent: Cadmium Analysis Run 5/1/2024 1:58 PM View: Outliers

Plant Bowen Data: Bowen 3-4 CCR

Sanitas™ v.10.0.16e Software licensed to . UG

Tukey's Outlier Screening

GWC-16R

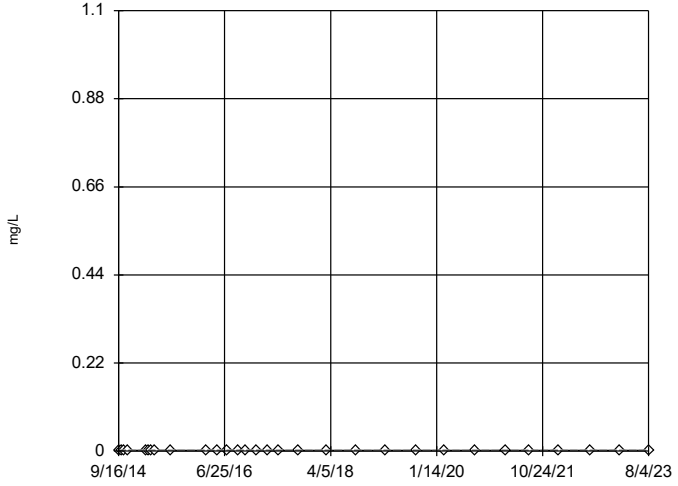

n = 30

No outliers found. Tukey's method selected by user.

All values are the same.

Constituent: Cadmium Analysis Run 5/1/2024 1:58 PM View: Outliers

Plant Bowen Data: Bowen 3-4 CCR

Sanitas™ v.10.0.16e Software licensed to . UG

Tukey's Outlier Screening

GWC-17R

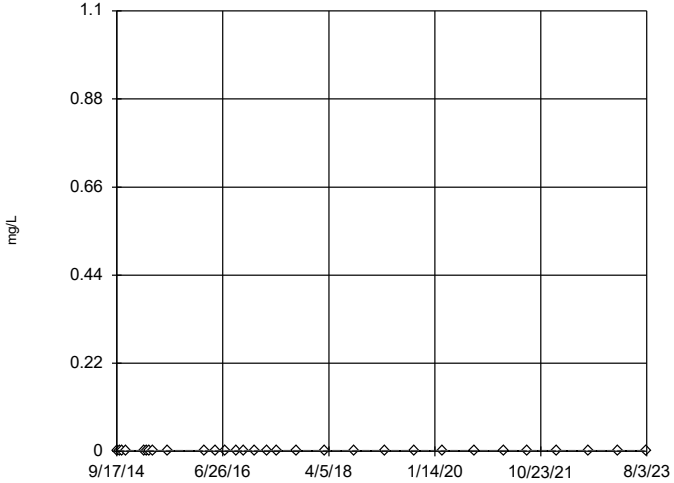

n = 30

No outliers found. Tukey's method selected by user.

All values are the same.

Constituent: Cadmium Analysis Run 5/1/2024 1:58 PM View: Outliers

Plant Bowen Data: Bowen 3-4 CCR

Sanitas™ v.10.0.16e Software licensed to . UG

Tukey's Outlier Screening

GWC-18

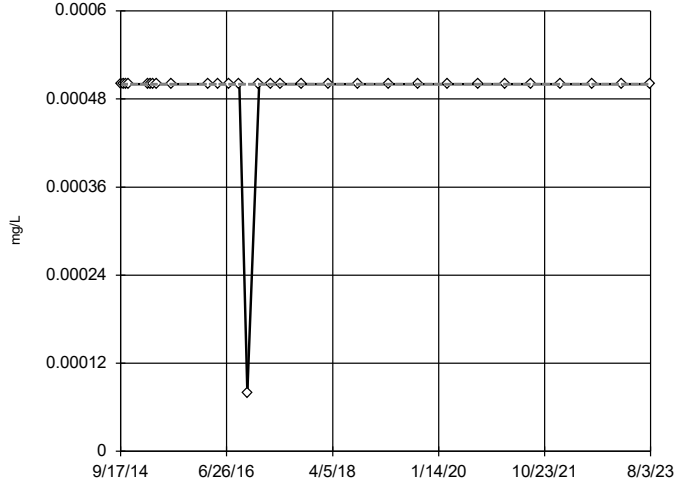

n = 30

No outliers found. Tukey's method selected by user.

Data were cube root transformed to achieve best W statistic (graph shown in original units).

The results were invalidated, because the lower and upper quartiles are equal.

Constituent: Cadmium Analysis Run 5/1/2024 1:58 PM View: Outliers

Plant Bowen Data: Bowen 3-4 CCR

Sanitas™ v.10.0.16e Software licensed to . UG

Tukey's Outlier Screening

GWC-18R

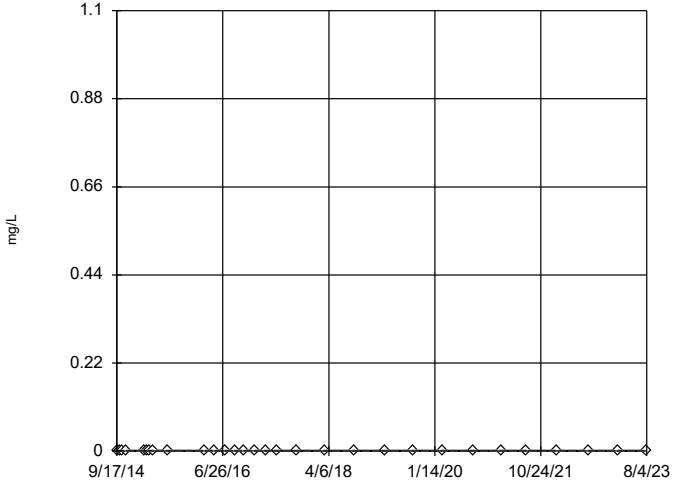

n = 30

No outliers found. Tukey's method selected by user.

All values are the same.

Constituent: Cadmium Analysis Run 5/1/2024 1:58 PM View: Outliers

Plant Bowen Data: Bowen 3-4 CCR

Sanitas™ v.10.0.16e Software licensed to . UG

Tukey's Outlier Screening

GWC-19R

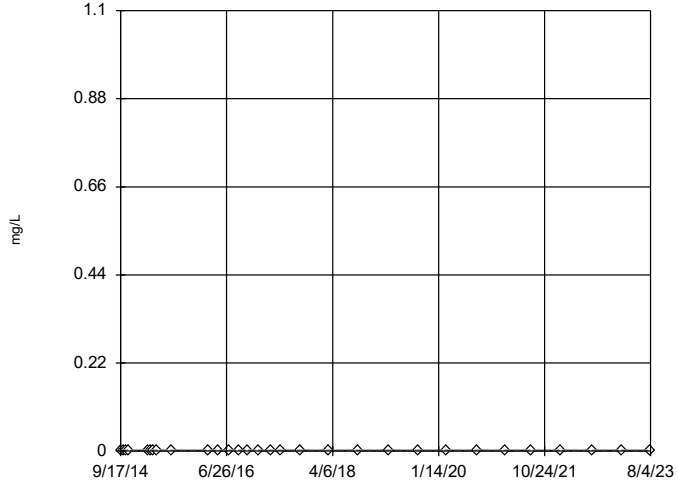

n = 30

No outliers found. Tukey's method selected by user.

All values are the same.

Constituent: Cadmium Analysis Run 5/1/2024 1:58 PM View: Outliers

Plant Bowen Data: Bowen 3-4 CCR

Sanitas™ v.10.0.16e Software licensed to . UG

Tukey's Outlier Screening

GWC-20R

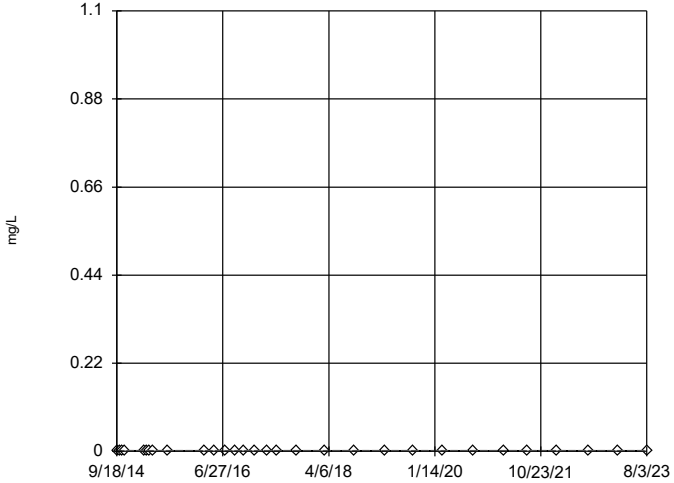

n = 30

No outliers found. Tukey's method selected by user.

All values are the same.

Constituent: Cadmium Analysis Run 5/1/2024 1:58 PM View: Outliers

Plant Bowen Data: Bowen 3-4 CCR

Sanitas™ v.10.0.16e Software licensed to . UG

Tukey's Outlier Screening

GWC-21R

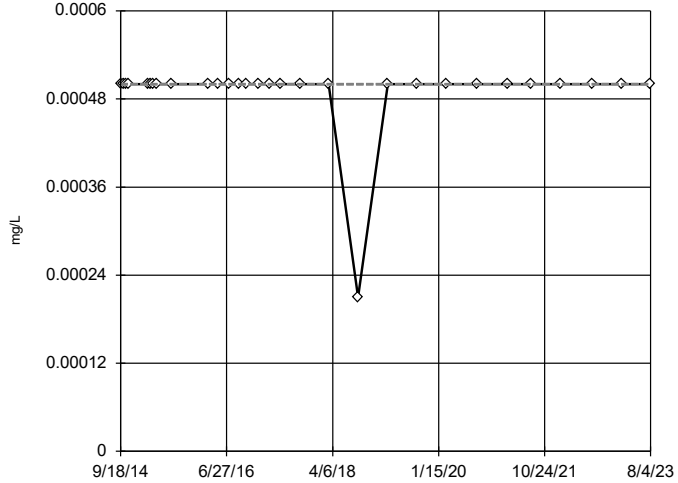

n = 30

No outliers found. Tukey's method selected by user.

Data were x^4 transformed to achieve best W statistic (graph shown in original units).

The results were invalidated, because the lower and upper quartiles are equal.

Constituent: Cadmium Analysis Run 5/1/2024 1:58 PM View: Outliers

Plant Bowen Data: Bowen 3-4 CCR

Sanitas™ v.10.0.16e Software licensed to . UG

Tukey's Outlier Screening

GWC-22R

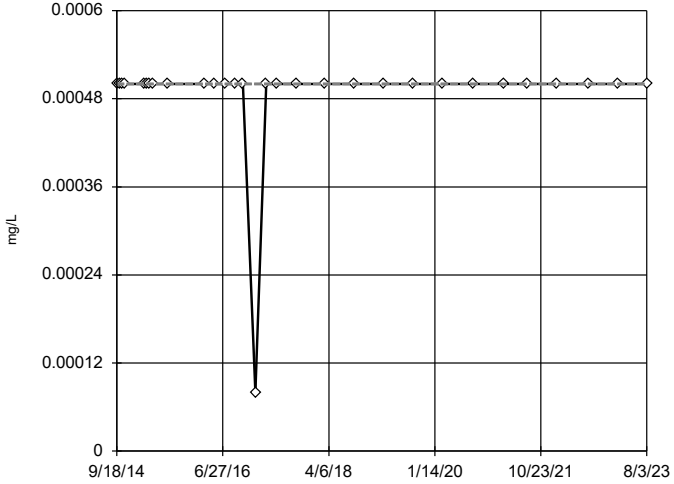

n = 30

No outliers found. Tukey's method selected by user.

Data were cube root transformed to achieve best W statistic (graph shown in original units).

The results were invalidated, because the lower and upper quartiles are equal.

Constituent: Cadmium Analysis Run 5/1/2024 1:58 PM View: Outliers

Plant Bowen Data: Bowen 3-4 CCR

Sanitas™ v.10.0.16e Software licensed to . UG

Tukey's Outlier Screening

GWC-23R

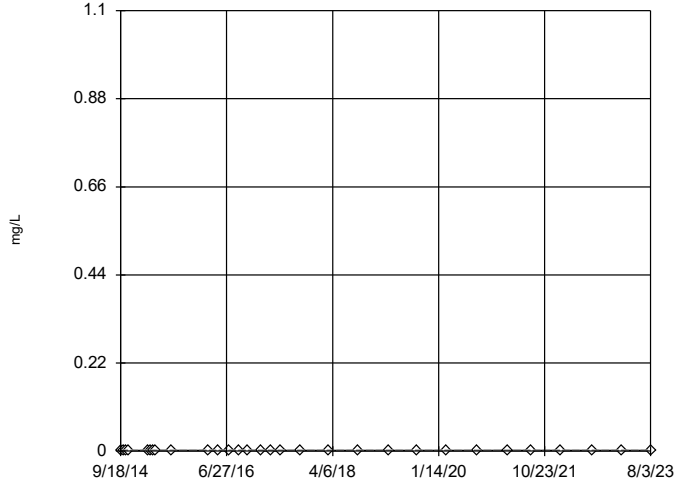

n = 30

No outliers found. Tukey's method selected by user.

All values are the same.

Constituent: Cadmium Analysis Run 5/1/2024 1:58 PM View: Outliers

Plant Bowen Data: Bowen 3-4 CCR

Sanitas™ v.10.0.16e Software licensed to . UG

Tukey's Outlier Screening

GWC-24R

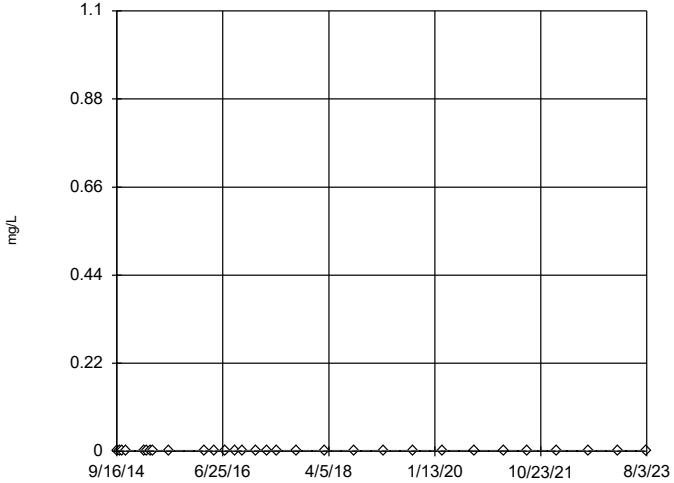

n = 30

No outliers found. Tukey's method selected by user.

All values are the same.

Constituent: Cadmium Analysis Run 5/1/2024 1:58 PM View: Outliers

Plant Bowen Data: Bowen 3-4 CCR

Sanitas™ v.10.0.16e Software licensed to . UG

Tukey's Outlier Screening

GWC-25R

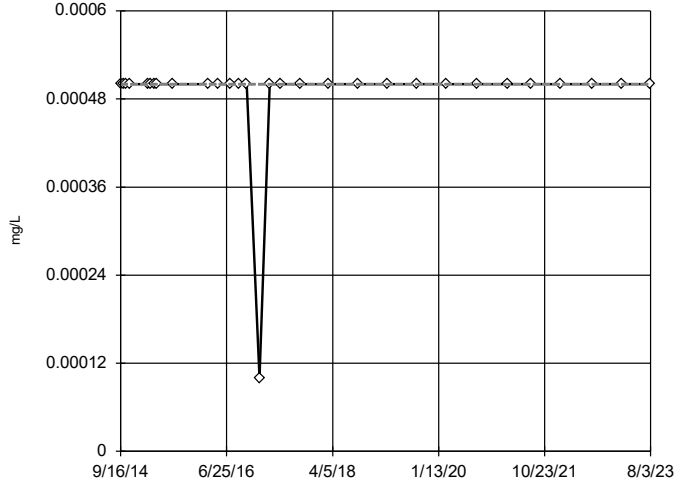

n = 30

No outliers found. Tukey's method selected by user.

Data were cube root transformed to achieve best W statistic (graph shown in original units).

The results were invalidated, because the lower and upper quartiles are equal.

Constituent: Cadmium Analysis Run 5/1/2024 1:58 PM View: Outliers

Plant Bowen Data: Bowen 3-4 CCR

Sanitas™ v.10.0.16e Software licensed to . UG

Tukey's Outlier Screening

GWC-36A

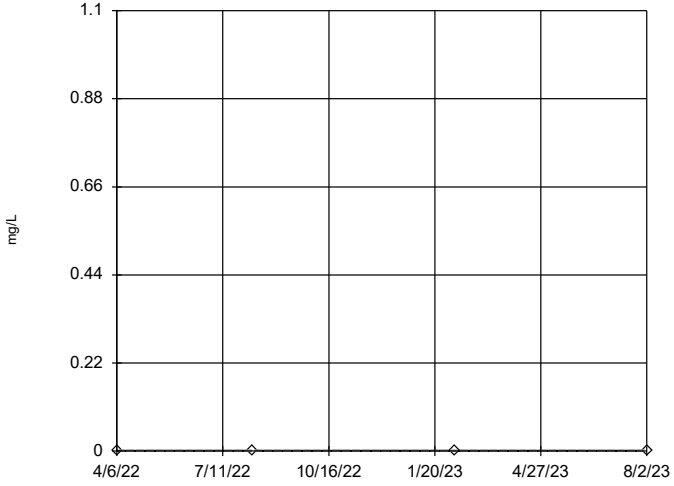

n = 4

No outliers found. Tukey's method selected by user.

All values are the same.

Constituent: Cadmium Analysis Run 5/1/2024 1:58 PM View: Outliers

Plant Bowen Data: Bowen 3-4 CCR

Sanitas™ v.10.0.16e Software licensed to . UG

Tukey's Outlier Screening

GWC-36RA

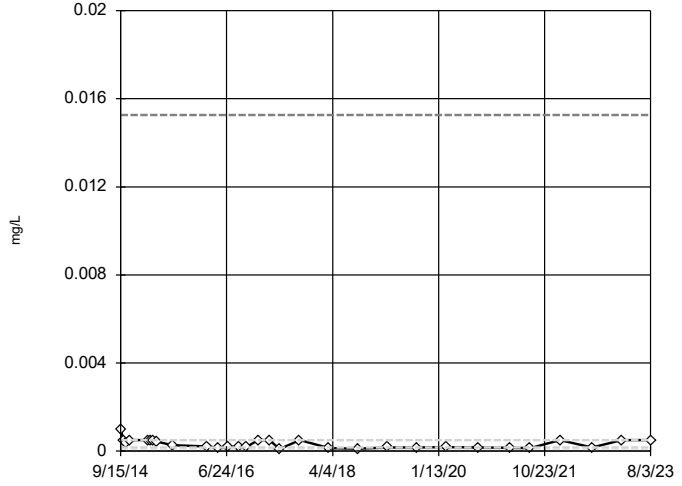

n = 30

No outliers found. Tukey's method selected by user.

Data were natural log transformed to achieve best W statistic (graph shown in original units).

High cutoff = 0.01526, low cutoff = 0.000005243, based on IQR multiplier of 3.

Constituent: Cadmium Analysis Run 5/1/2024 1:58 PM View: Outliers

Plant Bowen Data: Bowen 3-4 CCR

Sanitas™ v.10.0.16e Software licensed to . UG

Tukey's Outlier Screening

GWC-37

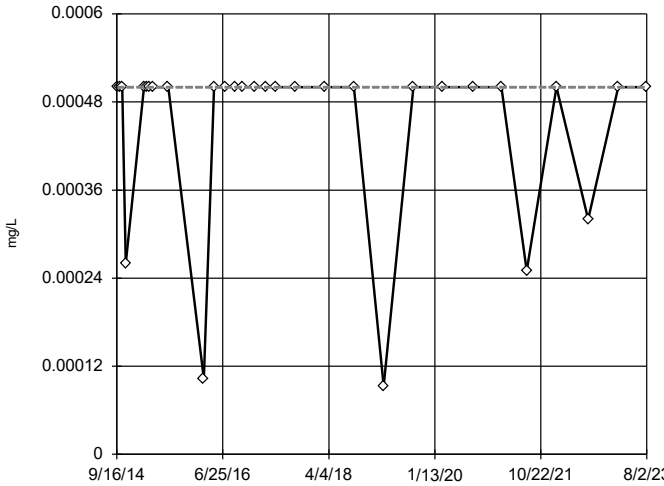

n = 30

No outliers found. Tukey's method selected by user.

Data were square transformed to achieve best W statistic (graph shown in original units).

The results were invalidated, because the lower and upper quartiles are equal.

Constituent: Cadmium Analysis Run 5/1/2024 1:58 PM View: Outliers

Plant Bowen Data: Bowen 3-4 CCR

Sanitas™ v.10.0.16e Software licensed to . UG

Tukey's Outlier Screening

GWC-38

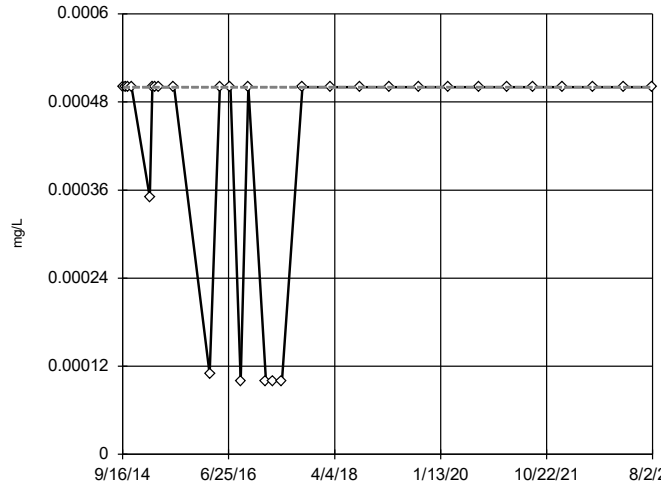

n = 30

No outliers found. Tukey's method selected by user.

Data were cube transformed to achieve best W statistic (graph shown in original units).

The results were invalidated, because the lower and upper quartiles are equal.

Constituent: Cadmium Analysis Run 5/1/2024 1:58 PM View: Outliers

Plant Bowen Data: Bowen 3-4 CCR

Sanitas™ v.10.0.16e Software licensed to . UG

Tukey's Outlier Screening

GWA-1 (bg)

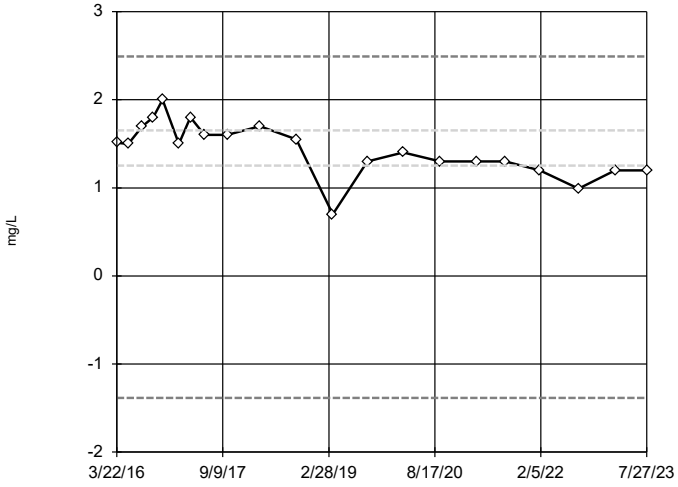

n = 21

No outliers found. Tukey's method selected by user.

Data were square transformed to achieve best W statistic (graph shown in original units).

High cutoff = 2.491, low cutoff = -1.384, based on IQR multiplier of 3.

Constituent: Chloride Analysis Run 5/1/2024 1:58 PM View: Outliers

Plant Bowen Data: Bowen 3-4 CCR

Sanitas™ v.10.0.16e Software licensed to . UG

Tukey's Outlier Screening

GWA-2 (bg)

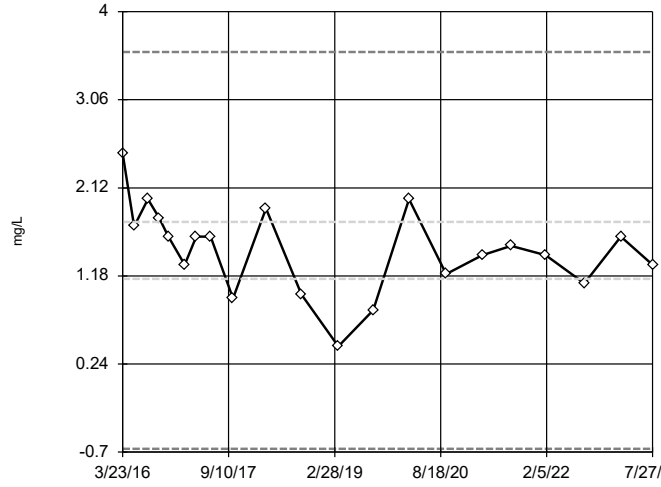

n = 21

No outliers found. Tukey's method selected by user.

Ladder of Powers transformations did not improve normality; analysis run on raw data.

High cutoff = 3.57, low cutoff = -0.665, based on IQR multiplier of 3.

Constituent: Chloride Analysis Run 5/1/2024 1:58 PM View: Outliers

Plant Bowen Data: Bowen 3-4 CCR

Sanitas™ v.10.0.16e Software licensed to . UG

Tukey's Outlier Screening

GWA-2R (bg)

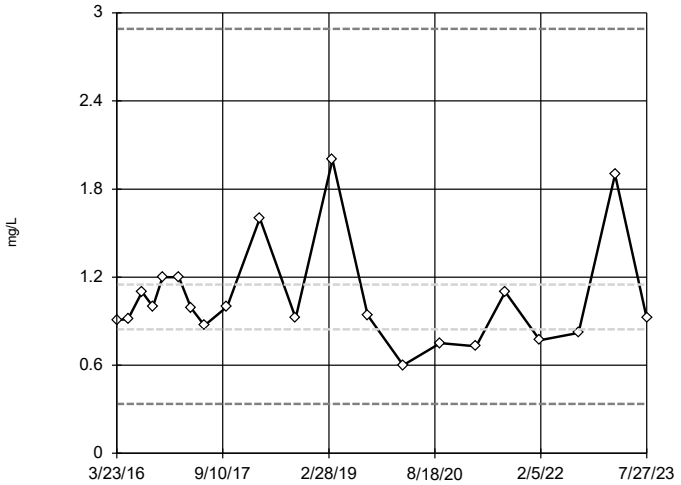

n = 21

No outliers found. Tukey's method selected by user.

Data were natural log transformed to achieve best W statistic (graph shown in original units).

High cutoff = 2.892, low cutoff = 0.3356, based on IQR multiplier of 3.

Constituent: Chloride Analysis Run 5/1/2024 1:58 PM View: Outliers

Plant Bowen Data: Bowen 3-4 CCR

Sanitas™ v.10.0.16e Software licensed to . UG

Tukey's Outlier Screening

GWA-39RZ (bg)

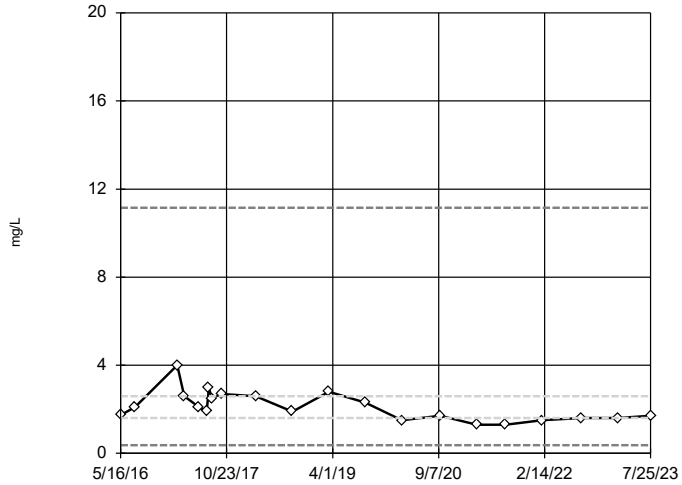

n = 21

No outliers found. Tukey's method selected by user.

Data were natural log transformed to achieve best W statistic (graph shown in original units).

High cutoff = 11.16, low cutoff = 0.3729, based on IQR multiplier of 3.

Constituent: Chloride Analysis Run 5/1/2024 1:58 PM View: Outliers

Plant Bowen Data: Bowen 3-4 CCR

Sanitas™ v.10.0.16e Software licensed to . UG

Tukey's Outlier Screening

GWA-39Z (bg)

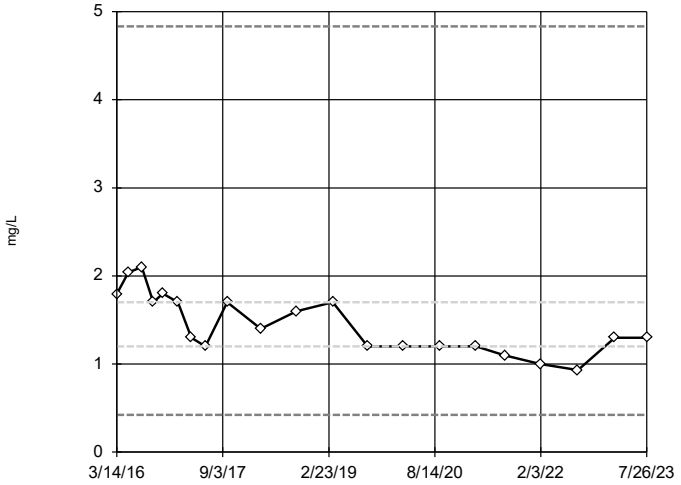

n = 21

No outliers found. Tukey's method selected by user.

Data were natural log transformed to achieve best W statistic (graph shown in original units).

High cutoff = 4.833, low cutoff = 0.4221, based on IQR multiplier of 3.

Constituent: Chloride Analysis Run 5/1/2024 1:58 PM View: Outliers

Plant Bowen Data: Bowen 3-4 CCR

Sanitas™ v.10.0.16e Software licensed to . UG

Tukey's Outlier Screening

GWA-3A (bg)

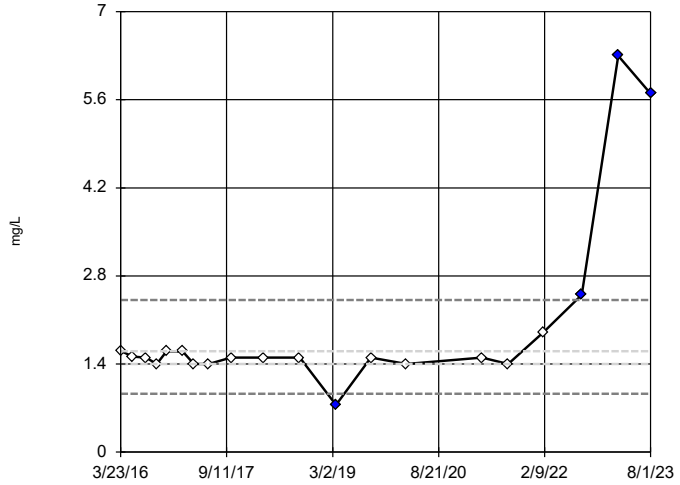

n = 20

Outliers are drawn as solid.
Tukey's method selected by user.

Data were natural log transformed to achieve best W statistic (graph shown in original units).

High cutoff = 2.416, low cutoff = 0.9299, based on IQR multiplier of 3.

Constituent: Chloride Analysis Run 5/1/2024 1:58 PM View: Outliers

Plant Bowen Data: Bowen 3-4 CCR

Sanitas™ v.10.0.16e Software licensed to . UG

Tukey's Outlier Screening

GWA-40 (bg)

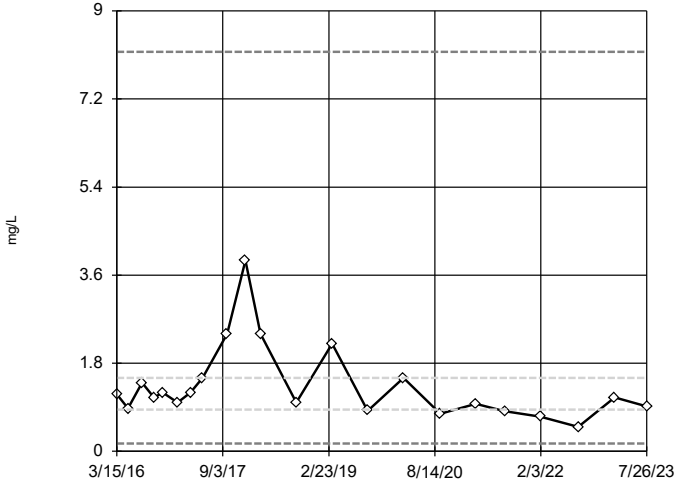

n = 22

No outliers found. Tukey's method selected by user.

Data were natural log transformed to achieve best W statistic (graph shown in original units).

High cutoff = 8.161, low cutoff = 0.1567, based on IQR multiplier of 3.

Constituent: Chloride Analysis Run 5/1/2024 1:58 PM View: Outliers

Plant Bowen Data: Bowen 3-4 CCR

Sanitas™ v.10.0.16e Software licensed to . UG

Tukey's Outlier Screening

GWA-41 (bg)

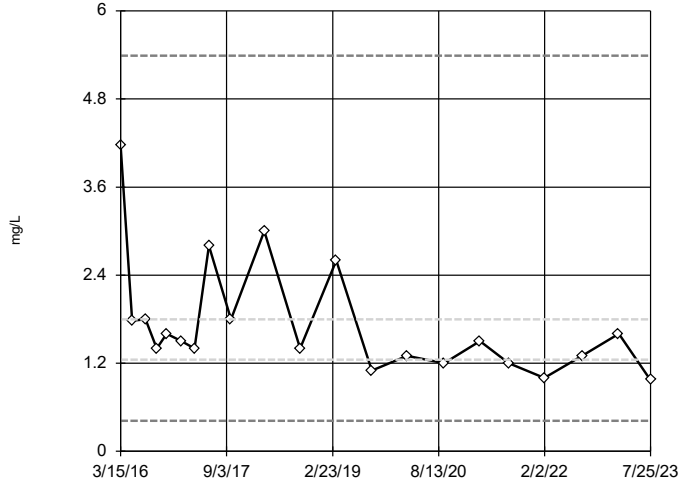

n = 21

No outliers found. Tukey's method selected by user.

Data were natural log transformed to achieve best W statistic (graph shown in original units).

High cutoff = 5.388, low cutoff = 0.4173, based on IQR multiplier of 3.

Constituent: Chloride Analysis Run 5/1/2024 1:58 PM View: Outliers

Plant Bowen Data: Bowen 3-4 CCR

Sanitas™ v.10.0.16e Software licensed to . UG

Tukey's Outlier Screening

GWA-41R (bg)

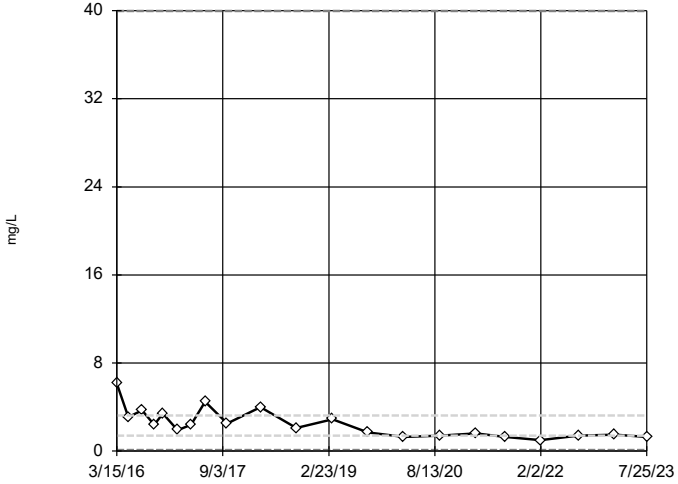

n = 21

No outliers found. Tukey's method selected by user.

Data were natural log transformed to achieve best W statistic (graph shown in original units).

High cutoff = 39.96, low cutoff = 0.1134, based on IQR multiplier of 3.

Constituent: Chloride Analysis Run 5/1/2024 1:58 PM View: Outliers

Plant Bowen Data: Bowen 3-4 CCR

Sanitas™ v.10.0.16e Software licensed to . UG

Tukey's Outlier Screening

GWA-42 (bg)

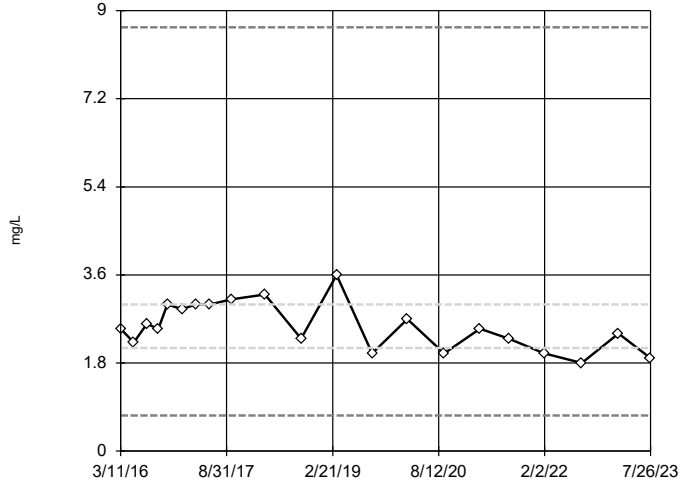

n = 21

No outliers found. Tukey's method selected by user.

Data were natural log transformed to achieve best W statistic (graph shown in original units).

High cutoff = 8.658, low cutoff = 0.7301, based on IQR multiplier of 3.

Constituent: Chloride Analysis Run 5/1/2024 1:58 PM View: Outliers

Plant Bowen Data: Bowen 3-4 CCR

Sanitas™ v.10.0.16e Software licensed to . UG

Tukey's Outlier Screening

GWA-43 (bg)

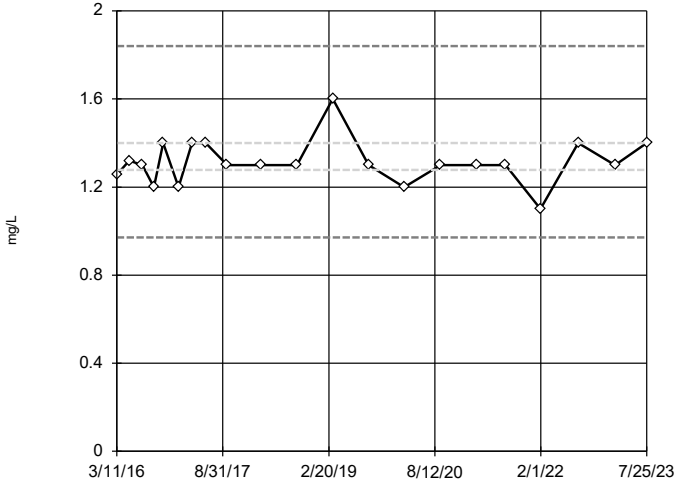

n = 21

No outliers found. Tukey's method selected by user.

Data were natural log transformed to achieve best W statistic (graph shown in original units).

High cutoff = 1.841, low cutoff = 0.9719, based on IQR multiplier of 3.

Constituent: Chloride Analysis Run 5/1/2024 1:58 PM View: Outliers

Plant Bowen Data: Bowen 3-4 CCR

Sanitas™ v.10.0.16e Software licensed to . UG

Tukey's Outlier Screening

GWA-43R (bg)

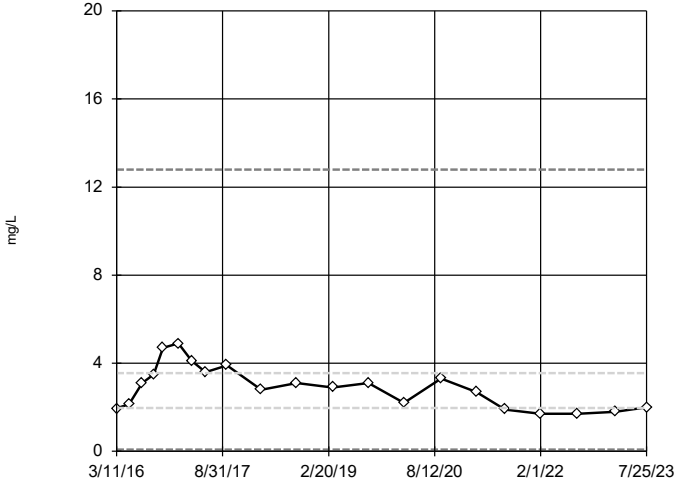

n = 21

No outliers found. Tukey's method selected by user.

Data were cube root transformed to achieve best W statistic (graph shown in original units).

High cutoff = 12.8, low cutoff = 0.08561, based on IQR multiplier of 3.

Constituent: Chloride Analysis Run 5/1/2024 1:59 PM View: Outliers

Plant Bowen Data: Bowen 3-4 CCR

Sanitas™ v.10.0.16e Software licensed to . UG

Tukey's Outlier Screening

GWA-4RZ (bg)

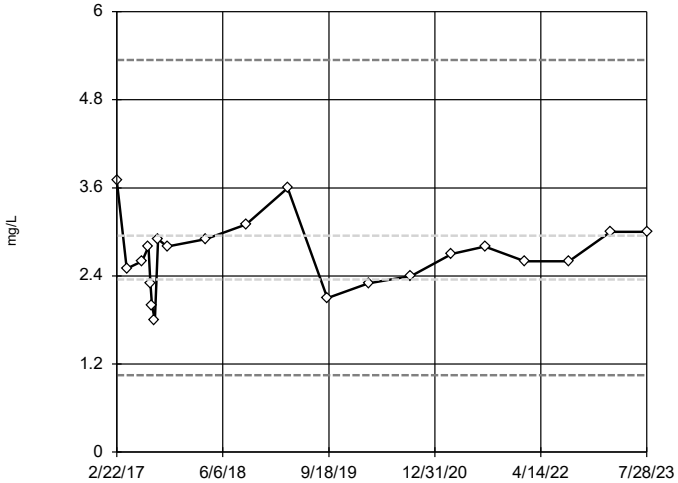

n = 21

No outliers found. Tukey's method selected by user.

Data were cube root transformed to achieve best W statistic (graph shown in original units).

High cutoff = 5.344, low cutoff = 1.047, based on IQR multiplier of 3.

Constituent: Chloride Analysis Run 5/1/2024 1:59 PM View: Outliers

Plant Bowen Data: Bowen 3-4 CCR

Sanitas™ v.10.0.16e Software licensed to . UG

Tukey's Outlier Screening

GWA-50 (bg)

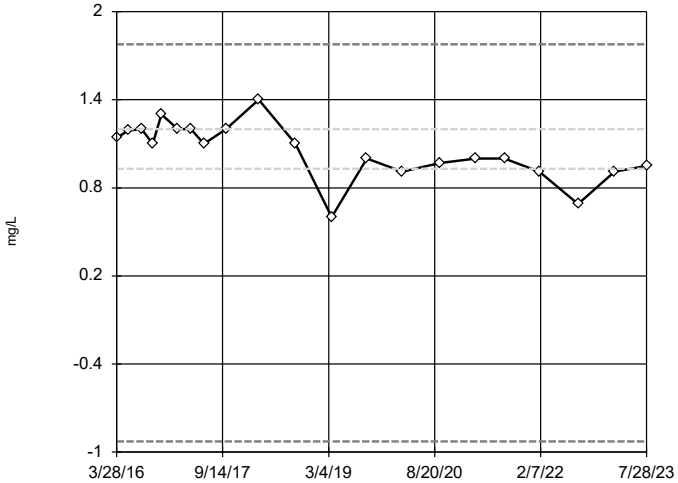

n = 21

No outliers found. Tukey's method selected by user.

Data were square transformed to achieve best W statistic (graph shown in original units).

High cutoff = 1.779, low cutoff = -0.9267, based on IQR multiplier of 3.

Constituent: Chloride Analysis Run 5/1/2024 1:59 PM View: Outliers

Plant Bowen Data: Bowen 3-4 CCR

Sanitas™ v.10.0.16e Software licensed to . UG

Tukey's Outlier Screening

GWA-50R (bg)

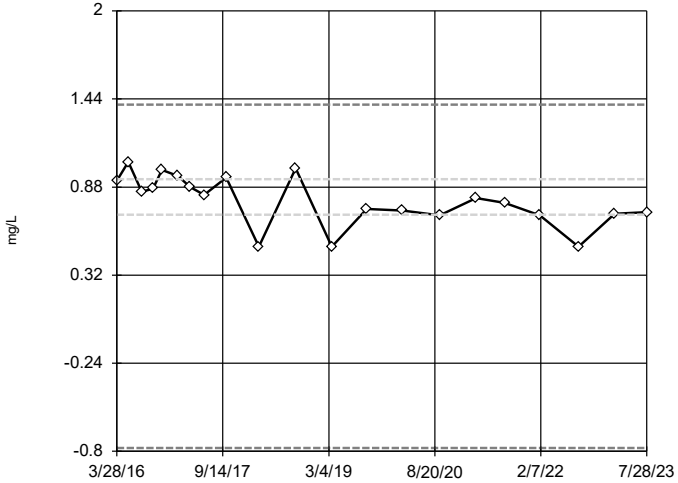

n = 21

No outliers found. Tukey's method selected by user.

Data were square transformed to achieve best W statistic (graph shown in original units).

High cutoff = 1.404, low cutoff = -0.7797, based on IQR multiplier of 3.

Constituent: Chloride Analysis Run 5/1/2024 1:59 PM View: Outliers

Plant Bowen Data: Bowen 3-4 CCR

Sanitas™ v.10.0.16e Software licensed to . UG

Tukey's Outlier Screening

GWC-16R

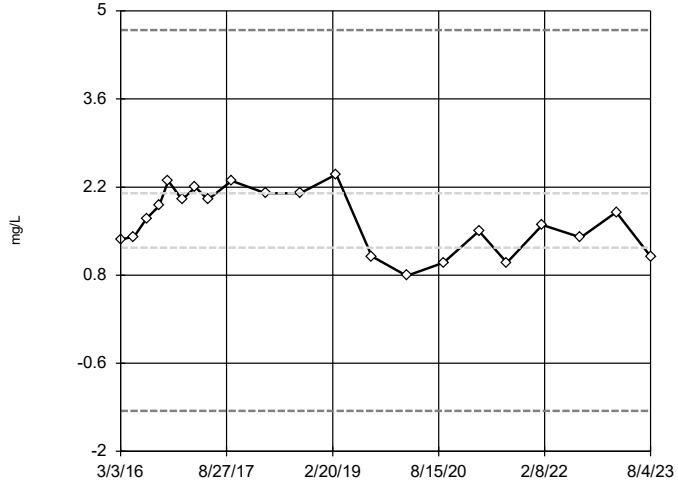

n = 21

No outliers found. Tukey's method selected by user.

Ladder of Powers transformations did not improve normality; analysis run on raw data.

High cutoff = 4.694, low cutoff = -1.359, based on IQR multiplier of 3.

Constituent: Chloride Analysis Run 5/1/2024 1:59 PM View: Outliers

Plant Bowen Data: Bowen 3-4 CCR

Sanitas™ v.10.0.16e Software licensed to . UG

Tukey's Outlier Screening

GWC-17R

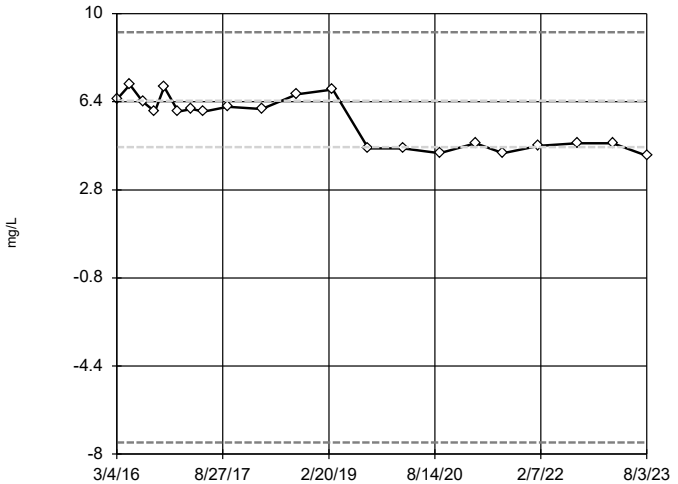

n = 21

No outliers found. Tukey's method selected by user.

Data were cube transformed to achieve best W statistic (graph shown in original units).

High cutoff = 9.238, low cutoff = -7.527, based on IQR multiplier of 3.

Constituent: Chloride Analysis Run 5/1/2024 1:59 PM View: Outliers

Plant Bowen Data: Bowen 3-4 CCR

Sanitas™ v.10.0.16e Software licensed to . UG

Tukey's Outlier Screening

GWC-18

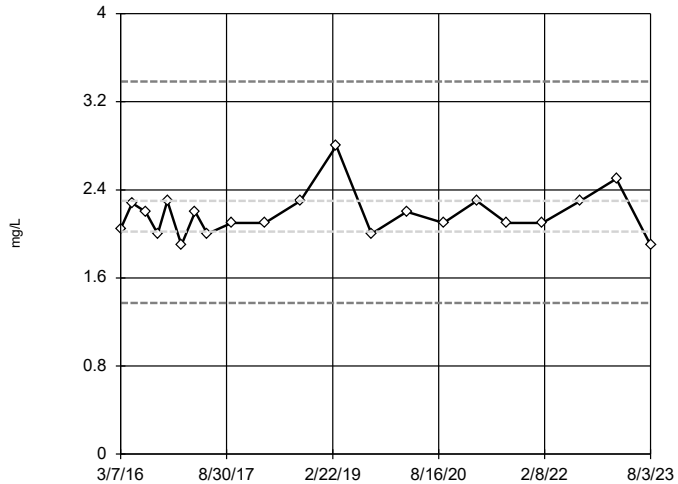

n = 21

No outliers found. Tukey's method selected by user.

Data were natural log transformed to achieve best W statistic (graph shown in original units).

High cutoff = 3.384, low cutoff = 1.374, based on IQR multiplier of 3.

Constituent: Chloride Analysis Run 5/1/2024 1:59 PM View: Outliers

Plant Bowen Data: Bowen 3-4 CCR

Sanitas™ v.10.0.16e Software licensed to . UG

Tukey's Outlier Screening

GWC-18R

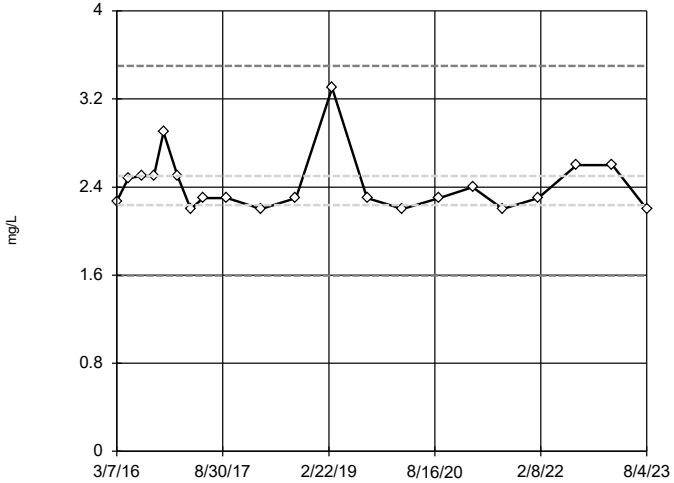

n = 21

No outliers found. Tukey's method selected by user.

Data were natural log transformed to achieve best W statistic (graph shown in original units).

High cutoff = 3.501, low cutoff = 1.596, based on IQR multiplier of 3.

Constituent: Chloride Analysis Run 5/1/2024 1:59 PM View: Outliers

Plant Bowen Data: Bowen 3-4 CCR

Sanitas™ v.10.0.16e Software licensed to . UG

Tukey's Outlier Screening

GWC-19R

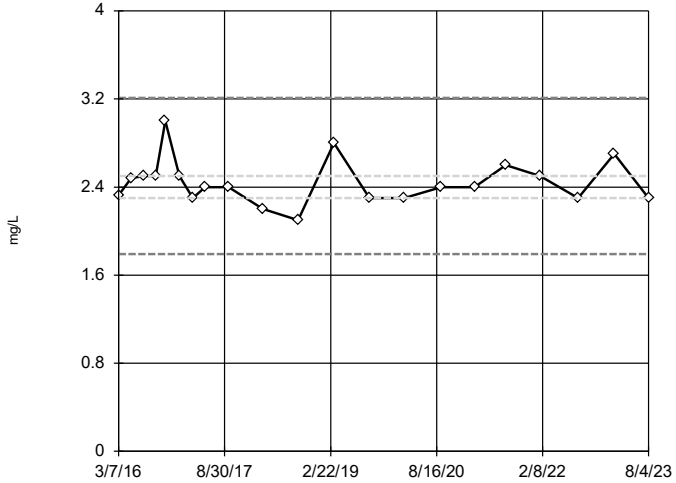

n = 21

No outliers found. Tukey's method selected by user.

Data were natural log transformed to achieve best W statistic (graph shown in original units).

High cutoff = 3.211, low cutoff = 1.791, based on IQR multiplier of 3.

Constituent: Chloride Analysis Run 5/1/2024 1:59 PM View: Outliers

Plant Bowen Data: Bowen 3-4 CCR

Sanitas™ v.10.0.16e Software licensed to . UG

Tukey's Outlier Screening

GWC-20R

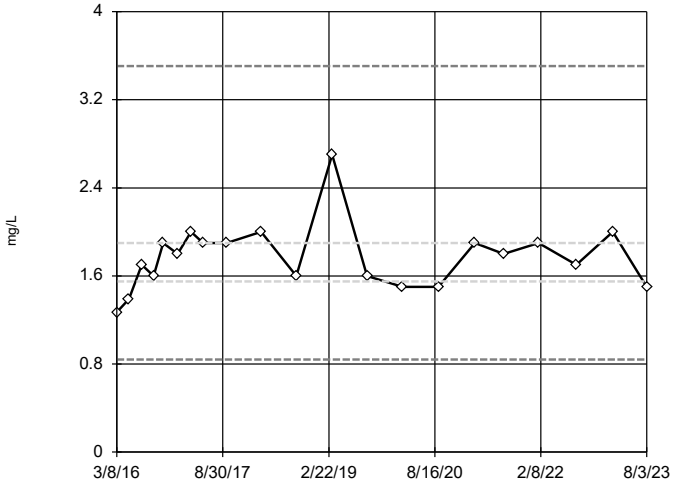

n = 21

No outliers found. Tukey's method selected by user.

Data were natural log transformed to achieve best W statistic (graph shown in original units).

High cutoff = 3.505, low cutoff = 0.8398, based on IQR multiplier of 3.

Constituent: Chloride Analysis Run 5/1/2024 1:59 PM View: Outliers

Plant Bowen Data: Bowen 3-4 CCR

Sanitas™ v.10.0.16e Software licensed to . UG

Tukey's Outlier Screening

GWC-21R

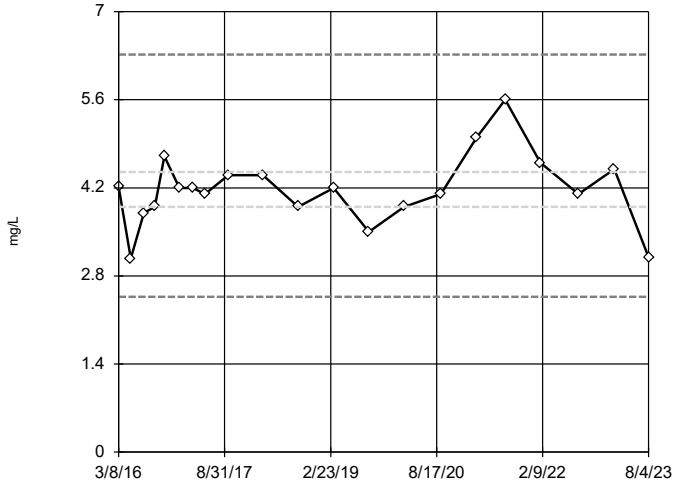

n = 21

No outliers found. Tukey's method selected by user.

Data were square root transformed to achieve best W statistic (graph shown in original units).

High cutoff = 6.317, low cutoff = 2.468, based on IQR multiplier of 3.

Constituent: Chloride Analysis Run 5/1/2024 1:59 PM View: Outliers

Plant Bowen Data: Bowen 3-4 CCR

Sanitas™ v.10.0.16e Software licensed to . UG

Tukey's Outlier Screening

GWC-22R

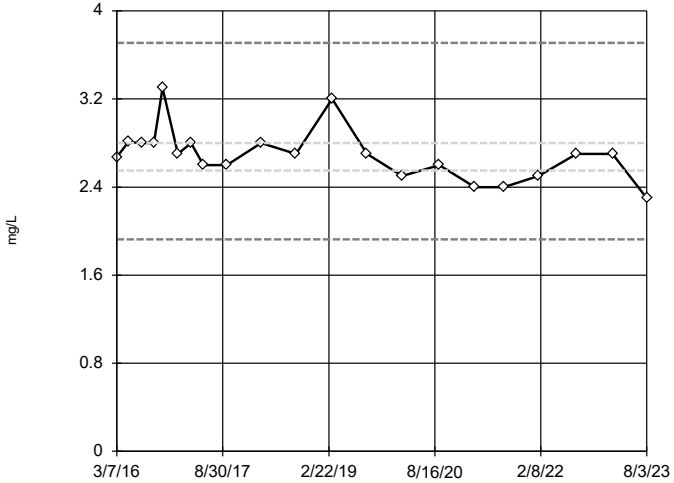

n = 21

No outliers found. Tukey's method selected by user.

Data were natural log transformed to achieve best W statistic (graph shown in original units).

High cutoff = 3.709, low cutoff = 1.925, based on IQR multiplier of 3.

Constituent: Chloride Analysis Run 5/1/2024 1:59 PM View: Outliers

Plant Bowen Data: Bowen 3-4 CCR

Sanitas™ v.10.0.16e Software licensed to . UG

Tukey's Outlier Screening

GWC-23R

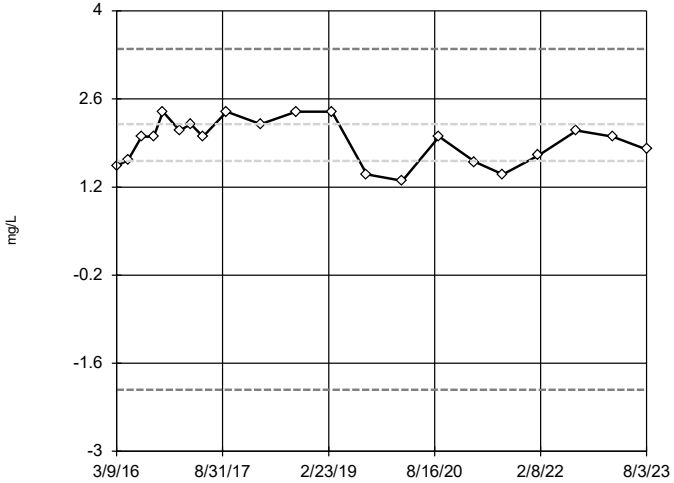

n = 21

No outliers found. Tukey's method selected by user.

Data were square transformed to achieve best W statistic (graph shown in original units).

High cutoff = 3.396, low cutoff = -2.021, based on IQR multiplier of 3.

Constituent: Chloride Analysis Run 5/1/2024 1:59 PM View: Outliers

Plant Bowen Data: Bowen 3-4 CCR

Sanitas™ v.10.0.16e Software licensed to . UG

Tukey's Outlier Screening

GWC-24R

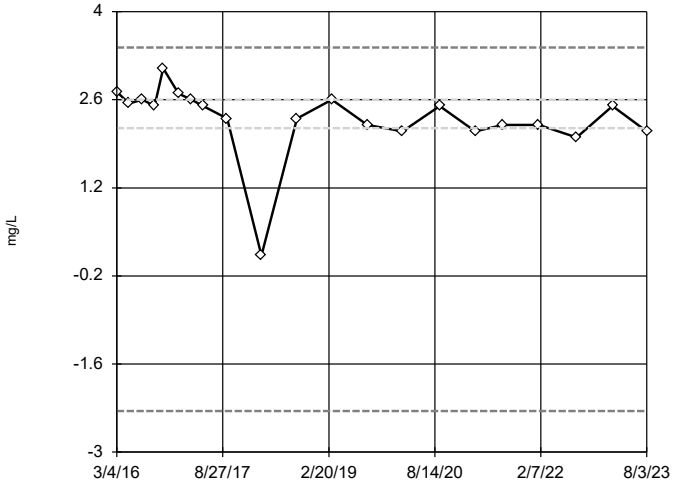

n = 21

No outliers found. Tukey's method selected by user.

Data were cube transformed to achieve best W statistic (graph shown in original units).

High cutoff = 3.432, low cutoff = -2.346, based on IQR multiplier of 3.

Constituent: Chloride Analysis Run 5/1/2024 1:59 PM View: Outliers

Plant Bowen Data: Bowen 3-4 CCR

Sanitas™ v.10.0.16e Software licensed to . UG

Tukey's Outlier Screening

GWC-25R

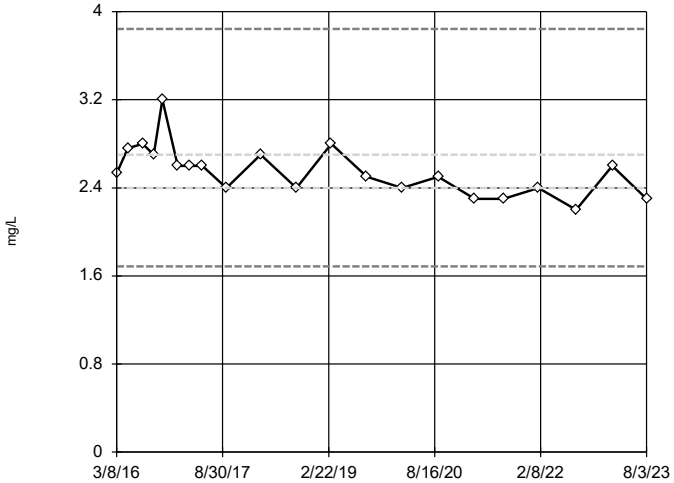

n = 21

No outliers found. Tukey's method selected by user.

Data were natural log transformed to achieve best W statistic (graph shown in original units).

High cutoff = 3.844, low cutoff = 1.686, based on IQR multiplier of 3.

Constituent: Chloride Analysis Run 5/1/2024 1:59 PM View: Outliers

Plant Bowen Data: Bowen 3-4 CCR

Sanitas™ v.10.0.16e Software licensed to . UG

Tukey's Outlier Screening

GWC-36A

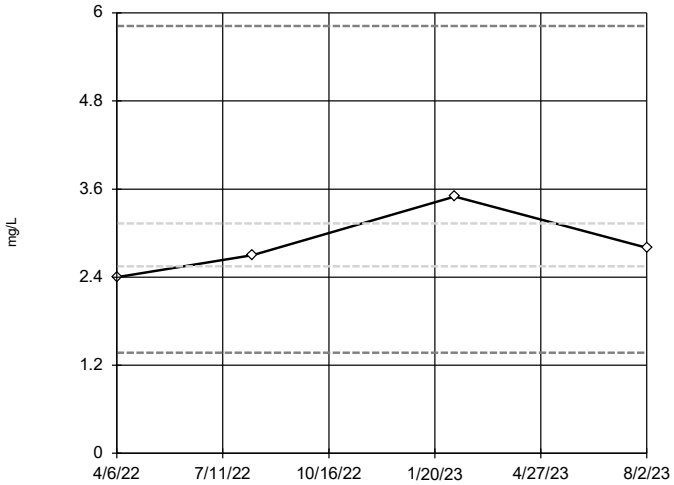

n = 4

No outliers found. Tukey's method selected by user.

Data were natural log transformed to achieve best W statistic (graph shown in original units).

High cutoff = 5.822, low cutoff = 1.369, based on IQR multiplier of 3.

Constituent: Chloride Analysis Run 5/1/2024 1:59 PM View: Outliers

Plant Bowen Data: Bowen 3-4 CCR

Sanitas™ v.10.0.16e Software licensed to . UG

Tukey's Outlier Screening

GWC-36RA

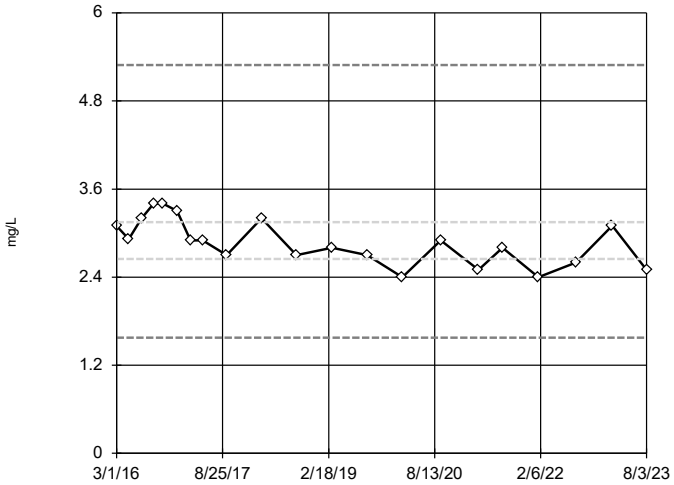

n = 21

No outliers found. Tukey's method selected by user.

Data were natural log transformed to achieve best W statistic (graph shown in original units).

High cutoff = 5.291, low cutoff = 1.577, based on IQR multiplier of 3.

Constituent: Chloride Analysis Run 5/1/2024 1:59 PM View: Outliers

Plant Bowen Data: Bowen 3-4 CCR

Sanitas™ v.10.0.16e Software licensed to . UG

Tukey's Outlier Screening

GWC-37

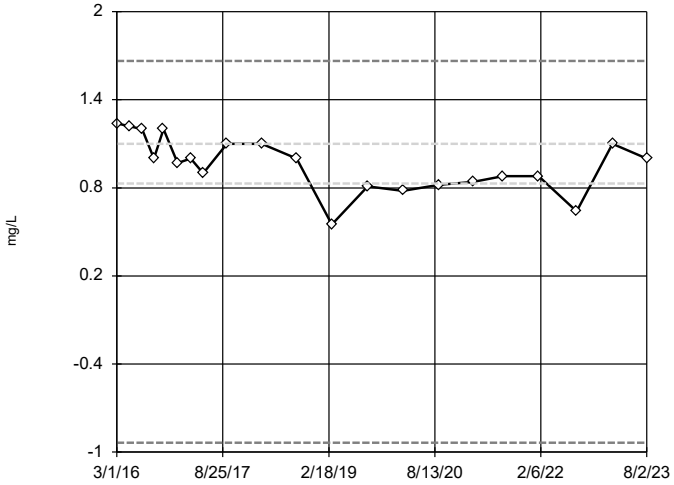

n = 21

No outliers found. Tukey's method selected by user.

Data were square transformed to achieve best W statistic (graph shown in original units).

High cutoff = 1.665, low cutoff = -0.9349, based on IQR multiplier of 3.

Constituent: Chloride Analysis Run 5/1/2024 1:59 PM View: Outliers

Plant Bowen Data: Bowen 3-4 CCR

Sanitas™ v.10.0.16e Software licensed to . UG

Tukey's Outlier Screening

GWC-38

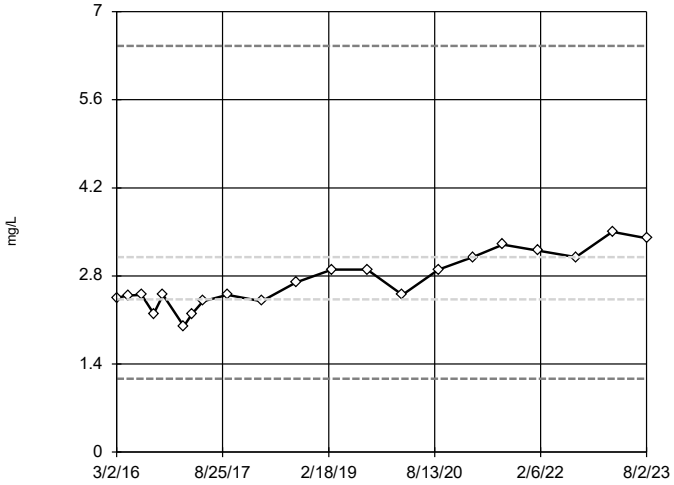

n = 21

No outliers found. Tukey's method selected by user.

Data were natural log transformed to achieve best W statistic (graph shown in original units).

High cutoff = 6.454, low cutoff = 1.166, based on IQR multiplier of 3.

Constituent: Chloride Analysis Run 5/1/2024 1:59 PM View: Outliers

Plant Bowen Data: Bowen 3-4 CCR

Sanitas™ v.10.0.16e Software licensed to . UG

Tukey's Outlier Screening

GWA-1 (bg)

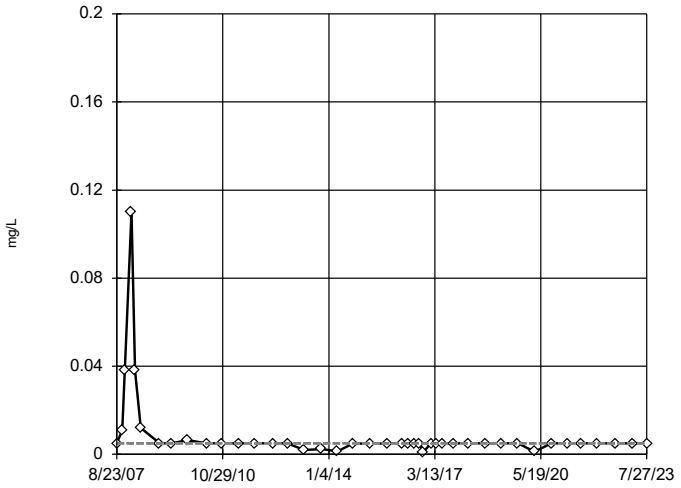

n = 42

No outliers found. Tukey's method selected by user.

Data were natural log transformed to achieve best W statistic (graph shown in original units).

The results were invalidated, because the lower and upper quartiles are equal.

Constituent: Chromium Analysis Run 5/1/2024 1:59 PM View: Outliers

Plant Bowen Data: Bowen 3-4 CCR

Sanitas™ v.10.0.16e Software licensed to . UG

Tukey's Outlier Screening

GWA-2 (bg)

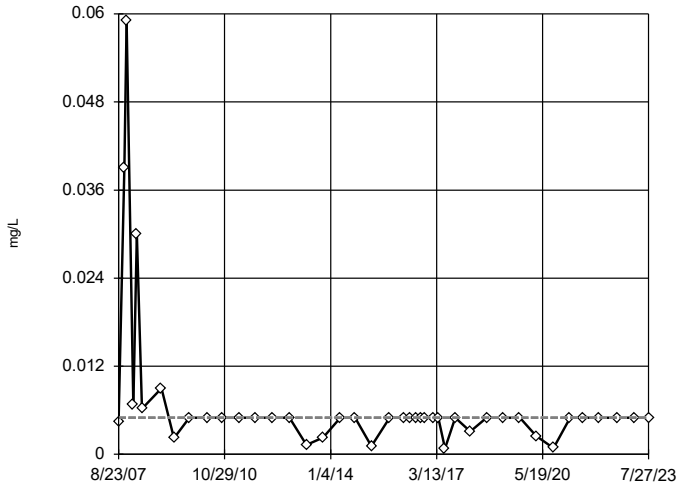

n = 42

No outliers found. Tukey's method selected by user.

Data were natural log transformed to achieve best W statistic (graph shown in original units).

The results were invalidated, because the lower and upper quartiles are equal.

Constituent: Chromium Analysis Run 5/1/2024 1:59 PM View: Outliers

Plant Bowen Data: Bowen 3-4 CCR

Sanitas™ v.10.0.16e Software licensed to . UG

Tukey's Outlier Screening

GWA-2R (bg)

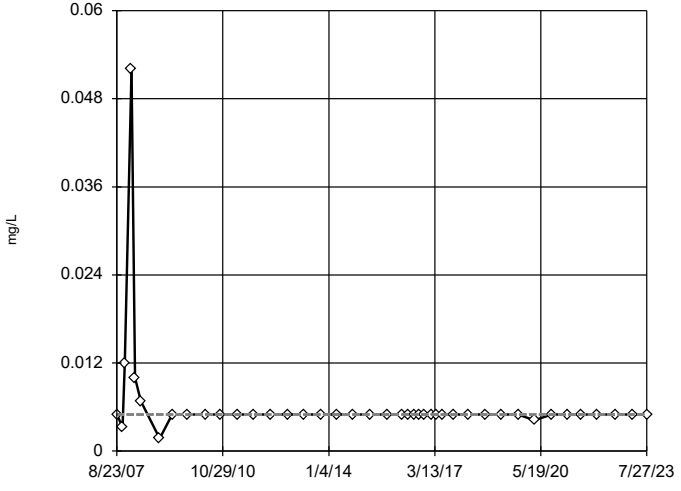

n = 42

No outliers found. Tukey's method selected by user.

Data were natural log transformed to achieve best W statistic (graph shown in original units).

The results were invalidated, because the lower and upper quartiles are equal.

Constituent: Chromium Analysis Run 5/1/2024 1:59 PM View: Outliers

Plant Bowen Data: Bowen 3-4 CCR

Sanitas™ v.10.0.16e Software licensed to . UG

Tukey's Outlier Screening

GWA-39RZ (bg)

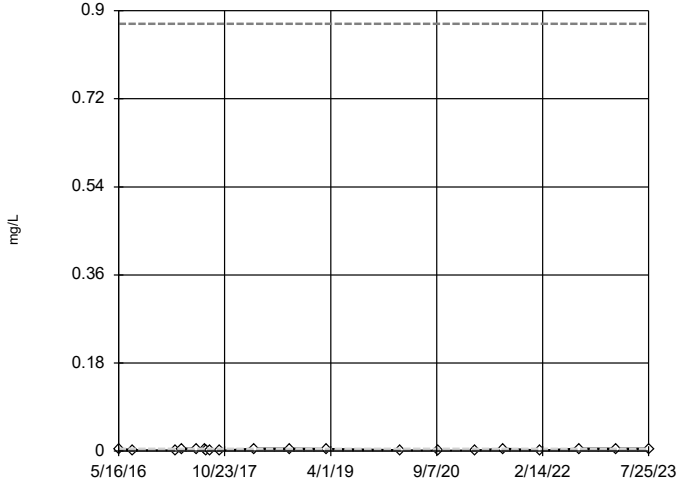

n = 20

No outliers found. Tukey's method selected by user.

Data were natural log transformed to achieve best W statistic (graph shown in original units).

High cutoff = 0.8735, low cutoff = 0.00000512, based on IQR multiplier of 3.

Constituent: Chromium Analysis Run 5/1/2024 1:59 PM View: Outliers

Plant Bowen Data: Bowen 3-4 CCR

Sanitas™ v.10.0.16e Software licensed to . UG

Tukey's Outlier Screening

GWA-39Z (bg)

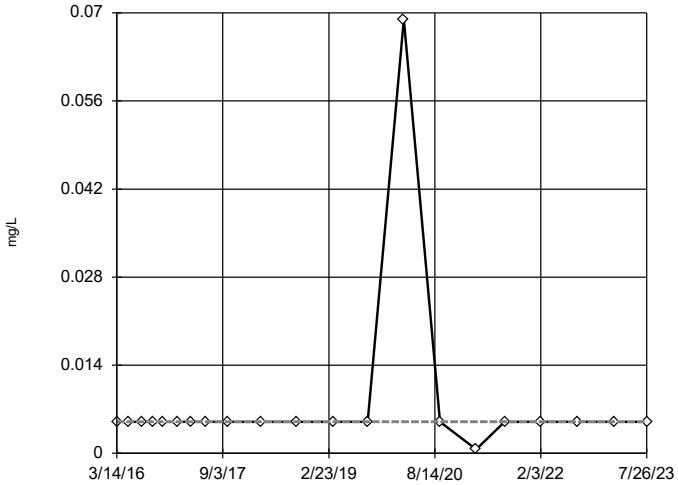

n = 21

No outliers found. Tukey's method selected by user.

Data were natural log transformed to achieve best W statistic (graph shown in original units).

The results were invalidated, because the lower and upper quartiles are equal.

Constituent: Chromium Analysis Run 5/1/2024 1:59 PM View: Outliers

Plant Bowen Data: Bowen 3-4 CCR

Sanitas™ v.10.0.16e Software licensed to . UG

Tukey's Outlier Screening

GWA-3A (bg)

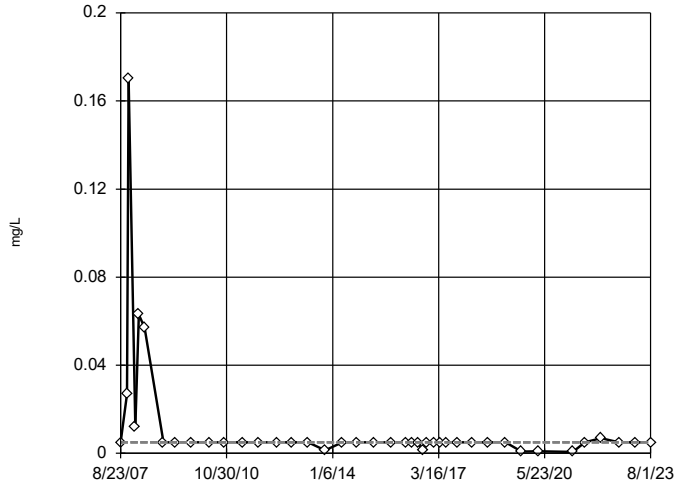

n = 41

No outliers found. Tukey's method selected by user.

Data were natural log transformed to achieve best W statistic (graph shown in original units).

The results were invalidated, because the lower and upper quartiles are equal.

Constituent: Chromium Analysis Run 5/1/2024 1:59 PM View: Outliers

Plant Bowen Data: Bowen 3-4 CCR

Sanitas™ v.10.0.16e Software licensed to . UG

Tukey's Outlier Screening

GWA-40 (bg)

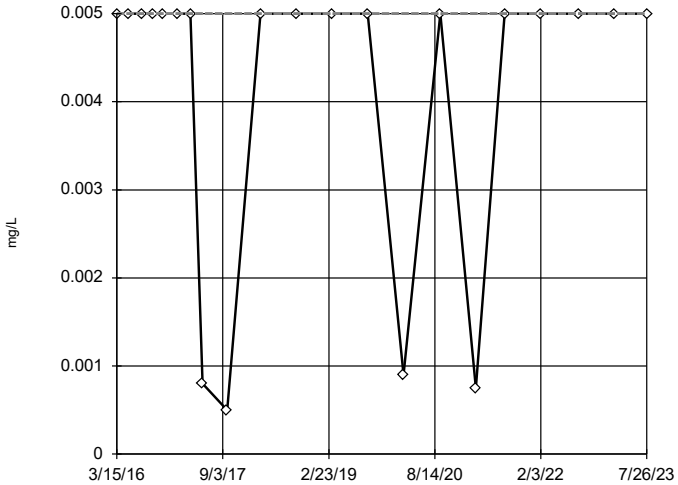

n = 21

No outliers found. Tukey's method selected by user.

Data were natural log transformed to achieve best W statistic (graph shown in original units).

The results were invalidated, because the lower and upper quartiles are equal.

Constituent: Chromium Analysis Run 5/1/2024 1:59 PM View: Outliers

Plant Bowen Data: Bowen 3-4 CCR

Sanitas™ v.10.0.16e Software licensed to . UG

Tukey's Outlier Screening

GWA-41 (bg)

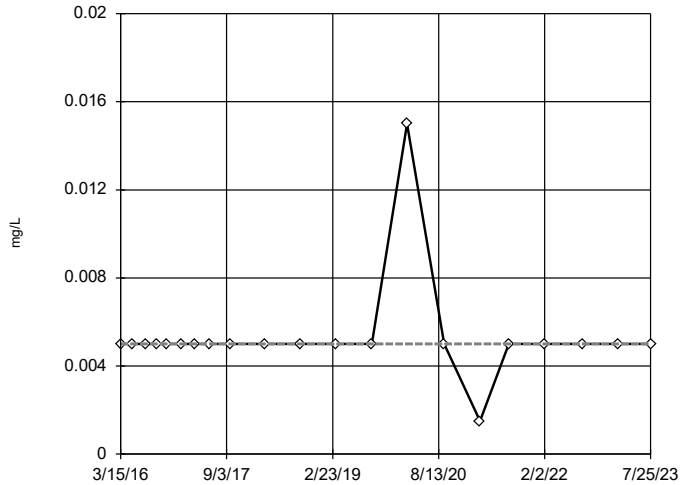

n = 21

No outliers found. Tukey's method selected by user.

Data were natural log transformed to achieve best W statistic (graph shown in original units).

The results were invalidated, because the lower and upper quartiles are equal.

Constituent: Chromium Analysis Run 5/1/2024 1:59 PM View: Outliers

Plant Bowen Data: Bowen 3-4 CCR

Sanitas™ v.10.0.16e Software licensed to . UG

Tukey's Outlier Screening

GWA-41R (bg)

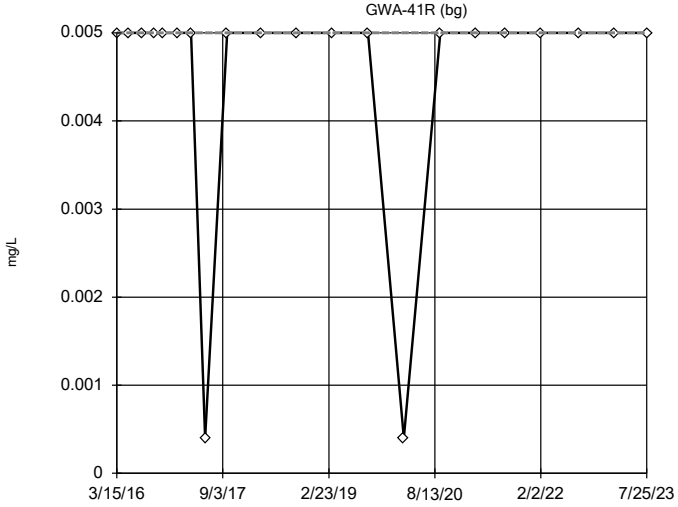

n = 21

No outliers found. Tukey's method selected by user.

Ladder of Powers transformations did not improve normality; analysis run on raw data.

The results were invalidated, because the lower and upper quartiles are equal.

Constituent: Chromium Analysis Run 5/1/2024 1:59 PM View: Outliers

Plant Bowen Data: Bowen 3-4 CCR

Sanitas™ v.10.0.16e Software licensed to . UG

Tukey's Outlier Screening

GWA-42 (bg)

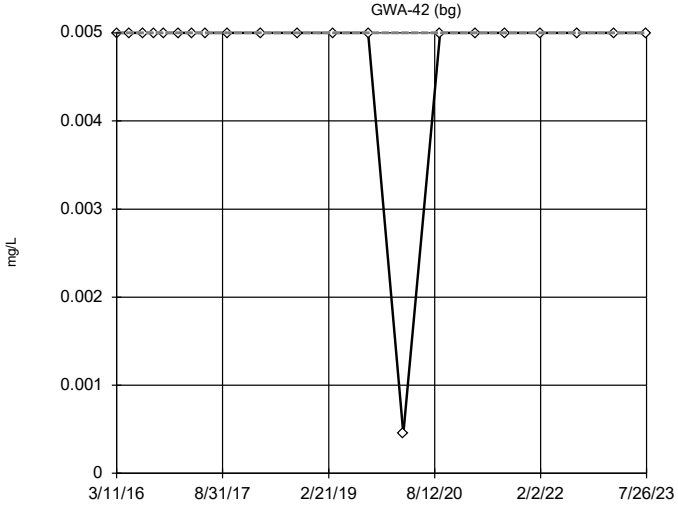

n = 21

No outliers found. Tukey's method selected by user.

Data were cube root transformed to achieve best W statistic (graph shown in original units).

The results were invalidated, because the lower and upper quartiles are equal.

Constituent: Chromium Analysis Run 5/1/2024 1:59 PM View: Outliers

Plant Bowen Data: Bowen 3-4 CCR

Sanitas™ v.10.0.16e Software licensed to . UG

Tukey's Outlier Screening

GWA-43 (bg)

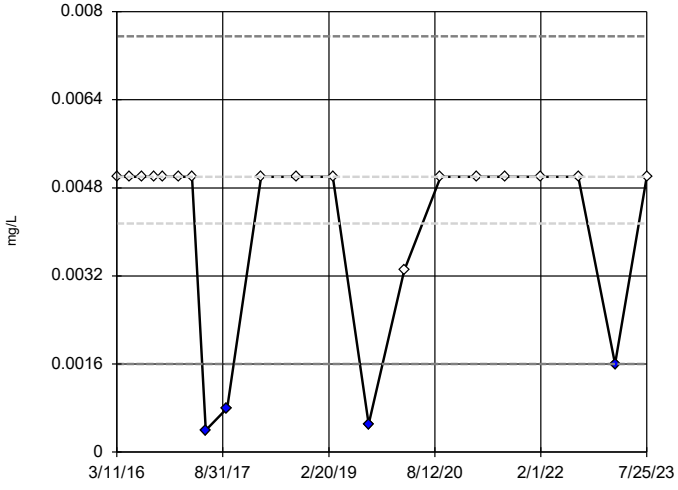

n = 21

Outliers are drawn as solid.
Tukey's method selected by user.

Ladder of Powers transformations did not improve normality; analysis run on raw data.

High cutoff = 0.00755, low cutoff = 0.0016, based on IQR multiplier of 3.

Constituent: Chromium Analysis Run 5/1/2024 1:59 PM View: Outliers

Plant Bowen Data: Bowen 3-4 CCR

Sanitas™ v.10.0.16e Software licensed to . UG

Tukey's Outlier Screening

GWA-43R (bg)

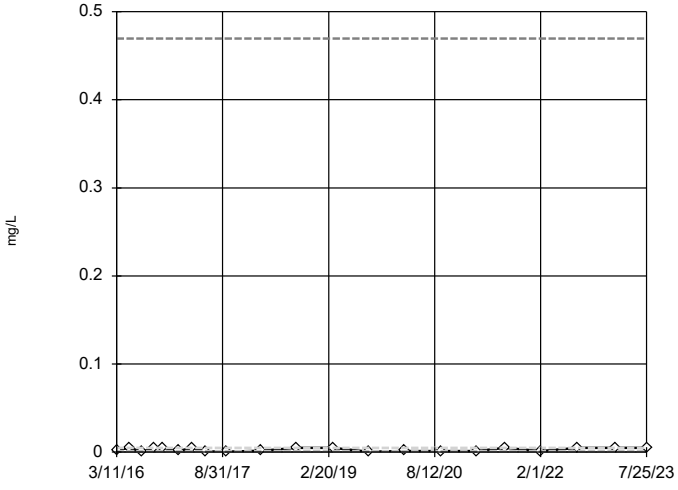

n = 21

No outliers found. Tukey's method selected by user.

Data were natural log transformed to achieve best W statistic (graph shown in original units).

High cutoff = 0.4696, low cutoff = 0.00001171, based on IQR multiplier of 3.

Constituent: Chromium Analysis Run 5/1/2024 1:59 PM View: Outliers

Plant Bowen Data: Bowen 3-4 CCR

Sanitas™ v.10.0.16e Software licensed to . UG

Tukey's Outlier Screening

GWA-4RZ (bg)

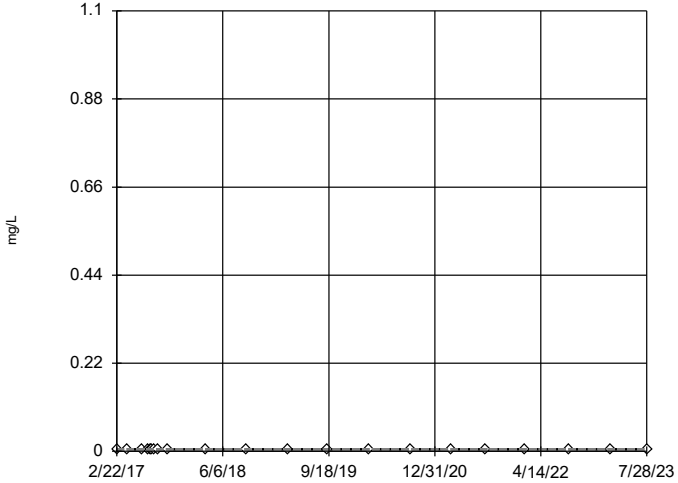

n = 21

No outliers found. Tukey's method selected by user.

All values are the same.

Constituent: Chromium Analysis Run 5/1/2024 1:59 PM View: Outliers

Plant Bowen Data: Bowen 3-4 CCR

Sanitas™ v.10.0.16e Software licensed to . UG

Tukey's Outlier Screening

GWA-50 (bg)

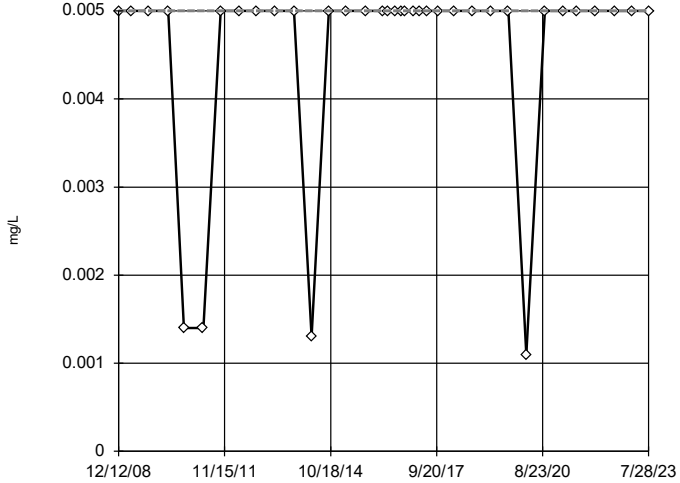

n = 36

No outliers found. Tukey's method selected by user.

Data were natural log transformed to achieve best W statistic (graph shown in original units).

The results were invalidated, because the lower and upper quartiles are equal.

Constituent: Chromium Analysis Run 5/1/2024 1:59 PM View: Outliers

Plant Bowen Data: Bowen 3-4 CCR

Sanitas™ v.10.0.16e Software licensed to . UG

Tukey's Outlier Screening

GWA-50R (bg)

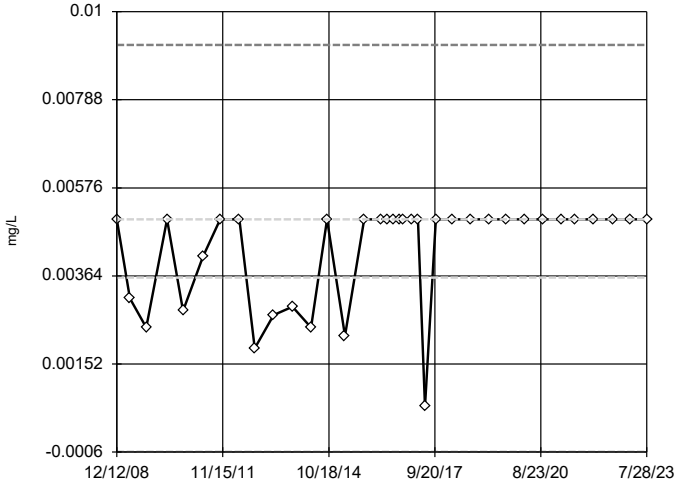

n = 36

No outliers found. Tukey's method selected by user.

Ladder of Powers transformations did not improve normality; analysis run on raw data.

High cutoff = 0.0092, low cutoff = -0.0006, based on IQR multiplier of 3.

Constituent: Chromium Analysis Run 5/1/2024 1:59 PM View: Outliers

Plant Bowen Data: Bowen 3-4 CCR

Sanitas™ v.10.0.16e Software licensed to . UG

Tukey's Outlier Screening

GWC-16R

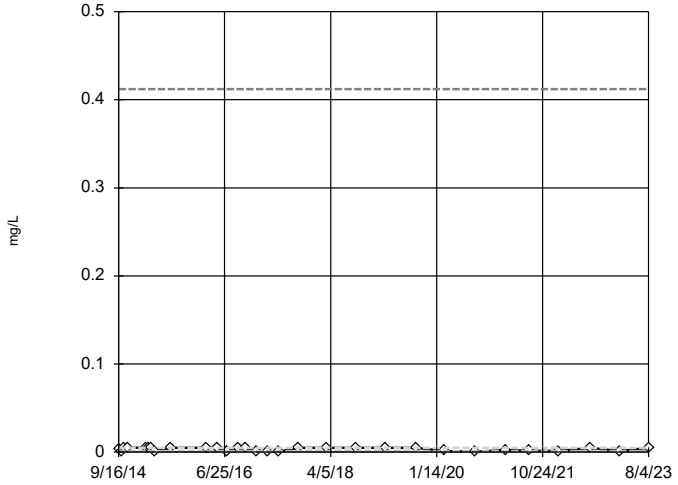

n = 30

No outliers found. Tukey's method selected by user.

Data were natural log transformed to achieve best W statistic (graph shown in original units).

High cutoff = 0.4121, low cutoff = 0.00001394, based on IQR multiplier of 3.

Constituent: Chromium Analysis Run 5/1/2024 1:59 PM View: Outliers

Plant Bowen Data: Bowen 3-4 CCR

Sanitas™ v.10.0.16e Software licensed to . UG

Tukey's Outlier Screening

GWC-17R

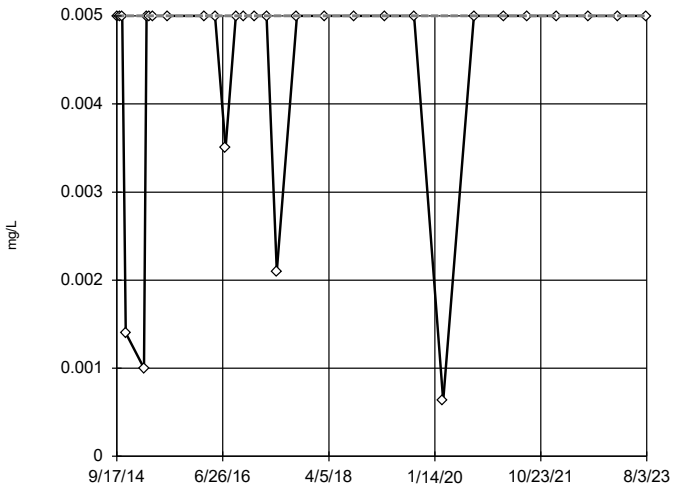

n = 30

No outliers found. Tukey's method selected by user.

Ladder of Powers transformations did not improve normality; analysis run on raw data.

The results were invalidated, because the lower and upper quartiles are equal.

Constituent: Chromium Analysis Run 5/1/2024 1:59 PM View: Outliers

Plant Bowen Data: Bowen 3-4 CCR

Sanitas™ v.10.0.16e Software licensed to . UG

Tukey's Outlier Screening

GWC-18

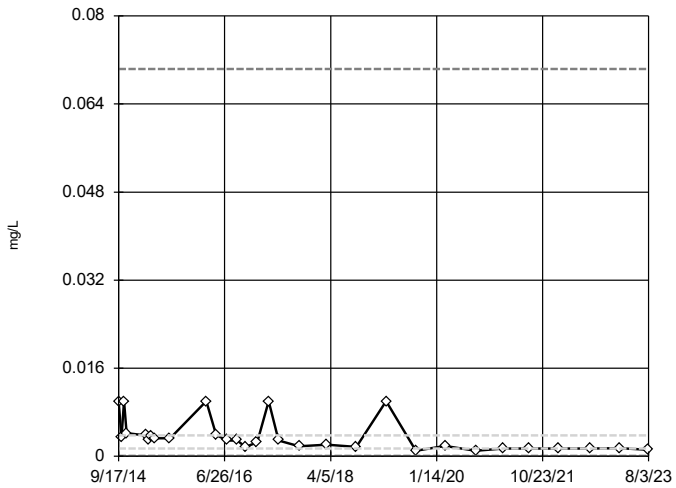

n = 30

No outliers found. Tukey's method selected by user.

Data were natural log transformed to achieve best W statistic (graph shown in original units).

High cutoff = 0.07033, low cutoff = 0.00007881, based on IQR multiplier of 3.

Constituent: Chromium Analysis Run 5/1/2024 1:59 PM View: Outliers

Plant Bowen Data: Bowen 3-4 CCR

Sanitas™ v.10.0.16e Software licensed to . UG

Tukey's Outlier Screening

GWC-18R

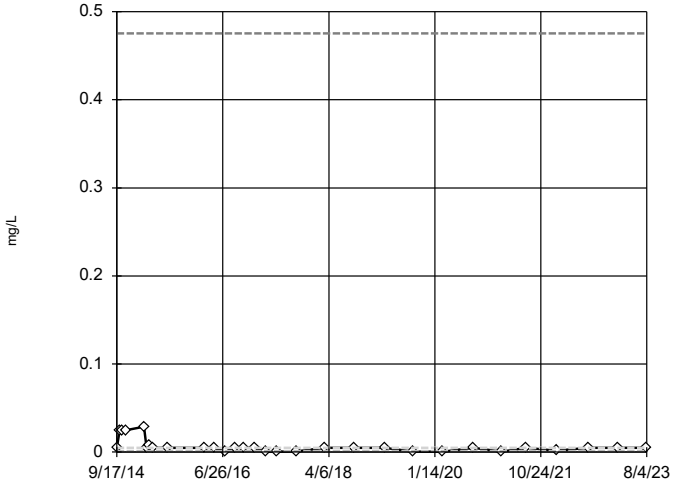

n = 30

No outliers found. Tukey's method selected by user.

Data were natural log transformed to achieve best W statistic (graph shown in original units).

High cutoff = 0.4755, low cutoff = 0.00001152, based on IQR multiplier of 3.

Constituent: Chromium Analysis Run 5/1/2024 1:59 PM View: Outliers

Plant Bowen Data: Bowen 3-4 CCR

Sanitas™ v.10.0.16e Software licensed to . UG

Tukey's Outlier Screening

GWC-19R

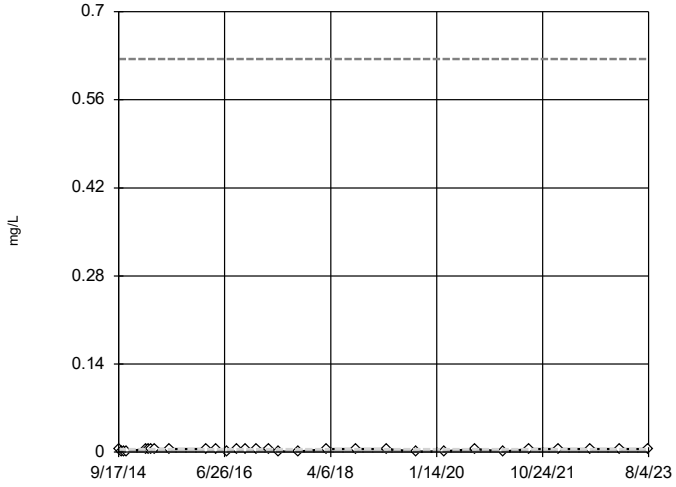

n = 30

No outliers found. Tukey's method selected by user.

Data were natural log transformed to achieve best W statistic (graph shown in original units).

High cutoff = 0.625, low cutoff = 0.000008, based on IQR multiplier of 3.

Constituent: Chromium Analysis Run 5/1/2024 1:59 PM View: Outliers

Plant Bowen Data: Bowen 3-4 CCR

Sanitas™ v.10.0.16e Software licensed to . UG

Tukey's Outlier Screening

GWC-20R

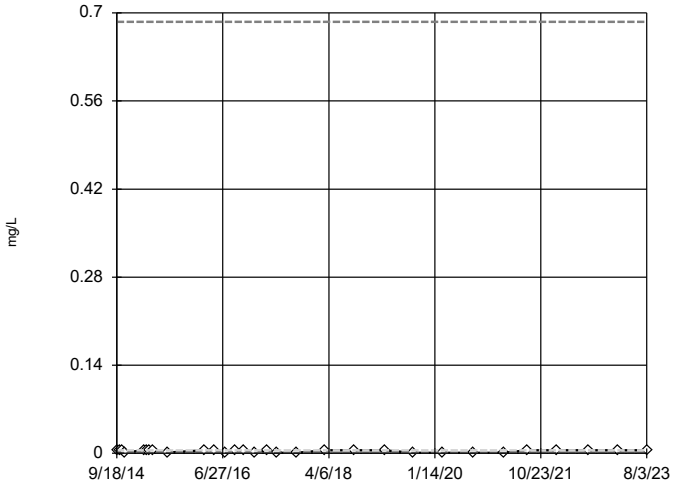

n = 30

No outliers found. Tukey's method selected by user.

Data were natural log transformed to achieve best W statistic (graph shown in original units).

High cutoff = 0.6858, low cutoff = 0.000007069, based on IQR multiplier of 3.

Constituent: Chromium Analysis Run 5/1/2024 1:59 PM View: Outliers

Plant Bowen Data: Bowen 3-4 CCR

Sanitas™ v.10.0.16e Software licensed to . UG

Tukey's Outlier Screening

GWC-21R

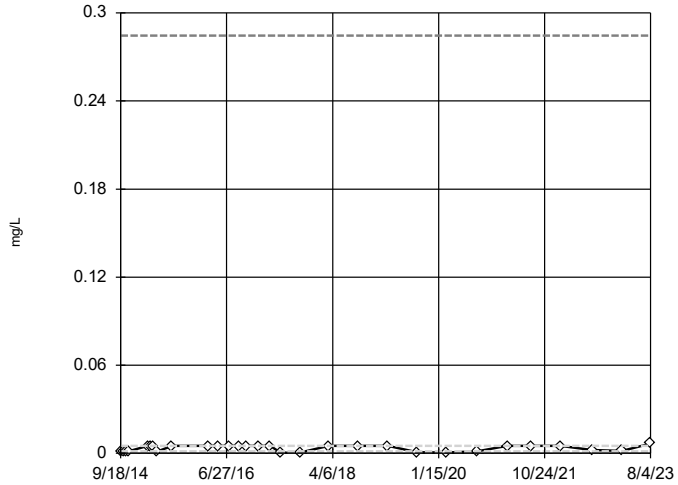

n = 30

No outliers found. Tukey's method selected by user.

Data were natural log transformed to achieve best W statistic (graph shown in original units).

High cutoff = 0.2845, low cutoff = 0.00002285, based on IQR multiplier of 3.

Constituent: Chromium Analysis Run 5/1/2024 1:59 PM View: Outliers

Plant Bowen Data: Bowen 3-4 CCR

Sanitas™ v.10.0.16e Software licensed to . UG

Tukey's Outlier Screening

GWC-22R

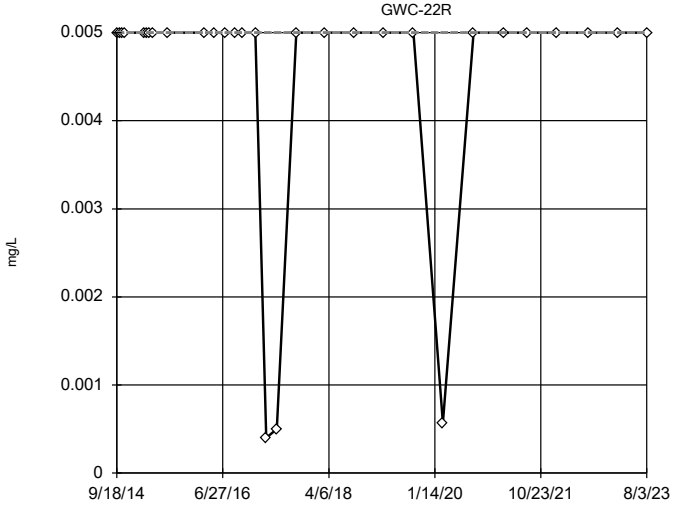

n = 30

No outliers found. Tukey's method selected by user.

Data were natural log transformed to achieve best W statistic (graph shown in original units).

The results were invalidated, because the lower and upper quartiles are equal.

Constituent: Chromium Analysis Run 5/1/2024 1:59 PM View: Outliers

Plant Bowen Data: Bowen 3-4 CCR

Sanitas™ v.10.0.16e Software licensed to . UG

Tukey's Outlier Screening

GWC-23R

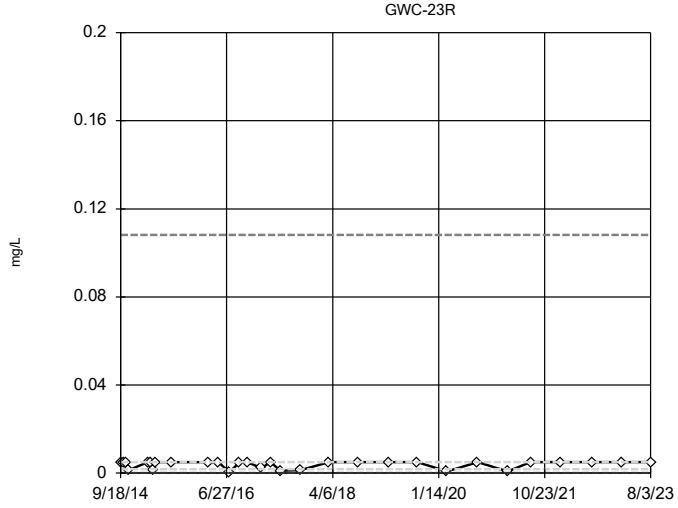

n = 30

No outliers found. Tukey's method selected by user.

Data were natural log transformed to achieve best W statistic (graph shown in original units).

High cutoff = 0.1082, low cutoff = 0.00008295, based on IQR multiplier of 3.

Constituent: Chromium Analysis Run 5/1/2024 1:59 PM View: Outliers

Plant Bowen Data: Bowen 3-4 CCR

Sanitas™ v.10.0.16e Software licensed to . UG

Tukey's Outlier Screening

GWC-24R

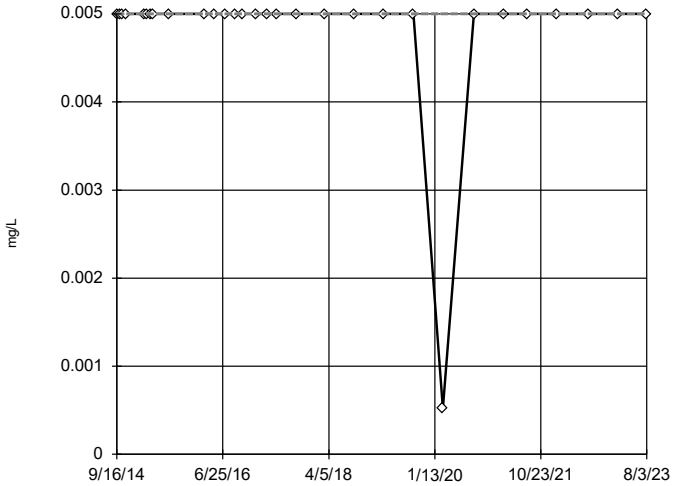

n = 30

No outliers found. Tukey's method selected by user.

Data were square transformed to achieve best W statistic (graph shown in original units).

The results were invalidated, because the lower and upper quartiles are equal.

Constituent: Chromium Analysis Run 5/1/2024 1:59 PM View: Outliers

Plant Bowen Data: Bowen 3-4 CCR

Sanitas™ v.10.0.16e Software licensed to . UG

Tukey's Outlier Screening

GWC-25R

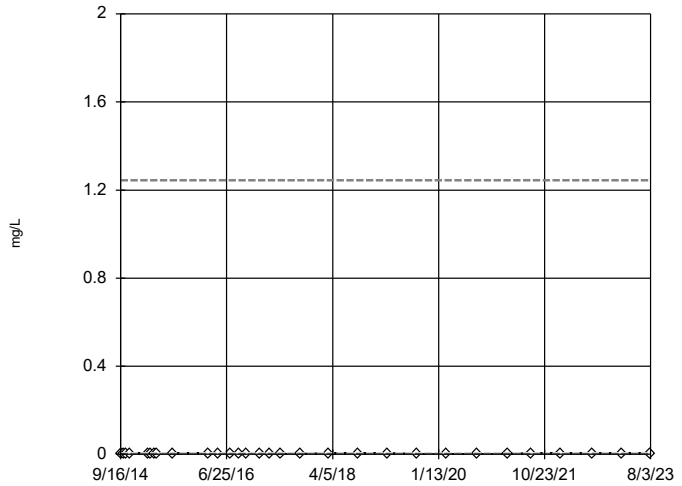

n = 30

No outliers found. Tukey's method selected by user.

Data were natural log transformed to achieve best W statistic (graph shown in original units).

High cutoff = 1.244, low cutoff = 0.000003195, based on IQR multiplier of 3.

Constituent: Chromium Analysis Run 5/1/2024 1:59 PM View: Outliers

Plant Bowen Data: Bowen 3-4 CCR

Sanitas™ v.10.0.16e Software licensed to . UG

Tukey's Outlier Screening

GWC-36A

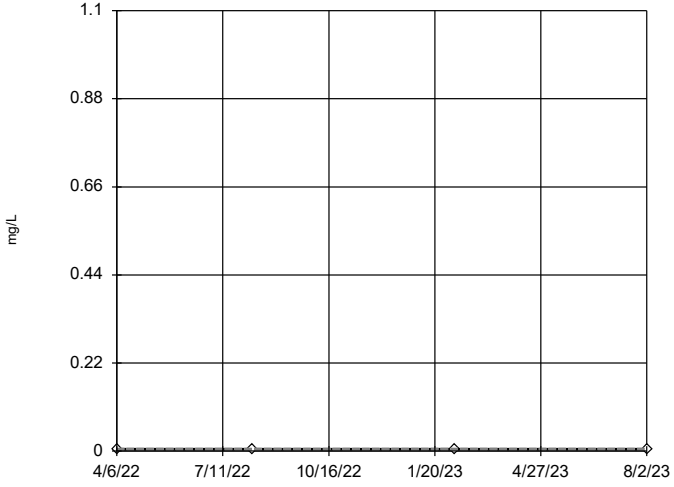

n = 4

No outliers found. Tukey's method selected by user.

All values are the same.

Constituent: Chromium Analysis Run 5/1/2024 1:59 PM View: Outliers

Plant Bowen Data: Bowen 3-4 CCR

Sanitas™ v.10.0.16e Software licensed to . UG

Tukey's Outlier Screening

GWC-36RA

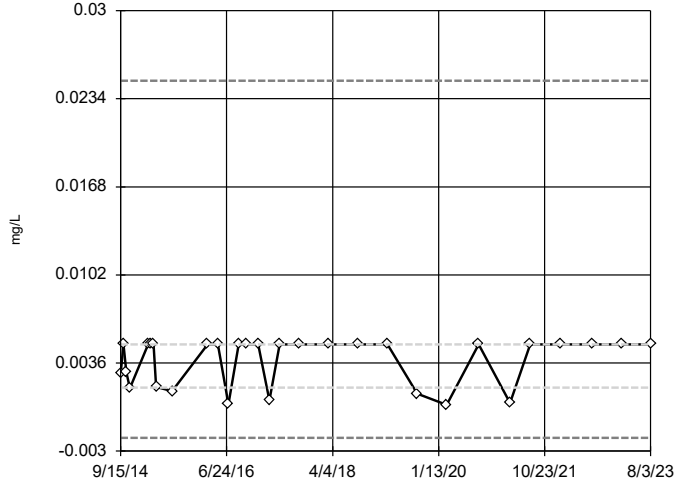

n = 30

No outliers found. Tukey's method selected by user.

Data were square root transformed to achieve best W statistic (graph shown in original units).

High cutoff = 0.02476, low cutoff = -0.002009, based on IQR multiplier of 3.

Constituent: Chromium Analysis Run 5/1/2024 1:59 PM View: Outliers

Plant Bowen Data: Bowen 3-4 CCR

Sanitas™ v.10.0.16e Software licensed to . UG

Tukey's Outlier Screening

GWC-37

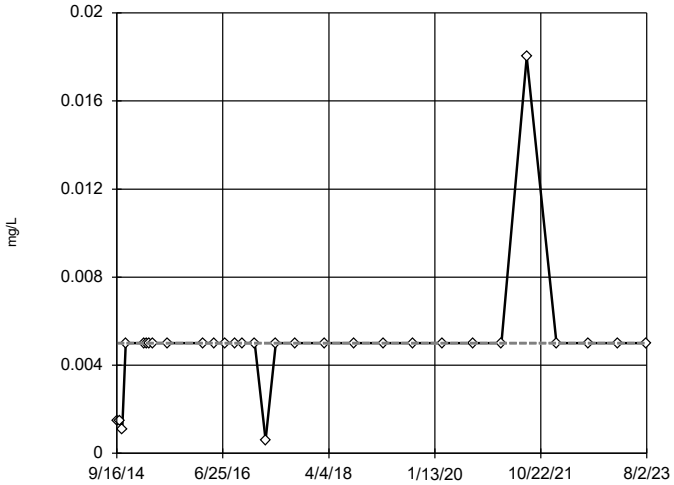

n = 30

No outliers found. Tukey's method selected by user.

Data were cube root transformed to achieve best W statistic (graph shown in original units).

The results were invalidated, because the lower and upper quartiles are equal.

Constituent: Chromium Analysis Run 5/1/2024 1:59 PM View: Outliers

Plant Bowen Data: Bowen 3-4 CCR

Sanitas™ v.10.0.16e Software licensed to . UG

Tukey's Outlier Screening

GWC-38

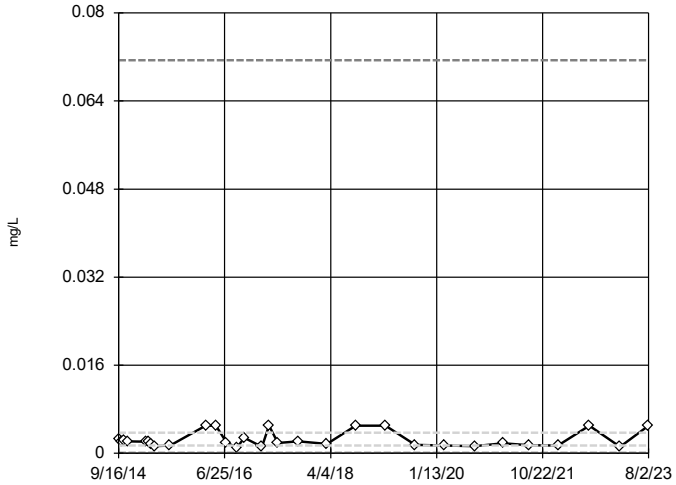

n = 30

No outliers found. Tukey's method selected by user.

Data were natural log transformed to achieve best W statistic (graph shown in original units).

High cutoff = 0.07143, low cutoff = 0.00007334, based on IQR multiplier of 3.

Constituent: Chromium Analysis Run 5/1/2024 1:59 PM View: Outliers

Plant Bowen Data: Bowen 3-4 CCR

Sanitas™ v.10.0.16e Software licensed to . UG

Tukey's Outlier Screening

GWA-1 (bg)

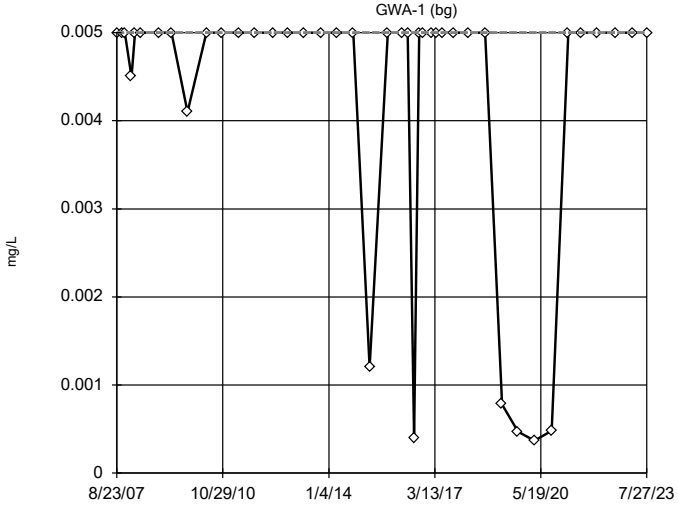

n = 42

No outliers found. Tukey's method selected by user.

Data were x^6 transformed to achieve best W statistic (graph shown in original units).

The results were invalidated, because the lower and upper quartiles are equal.

Constituent: Cobalt Analysis Run 5/1/2024 1:59 PM View: Outliers

Plant Bowen Data: Bowen 3-4 CCR

Sanitas™ v.10.0.16e Software licensed to . UG

Tukey's Outlier Screening

GWA-2 (bg)

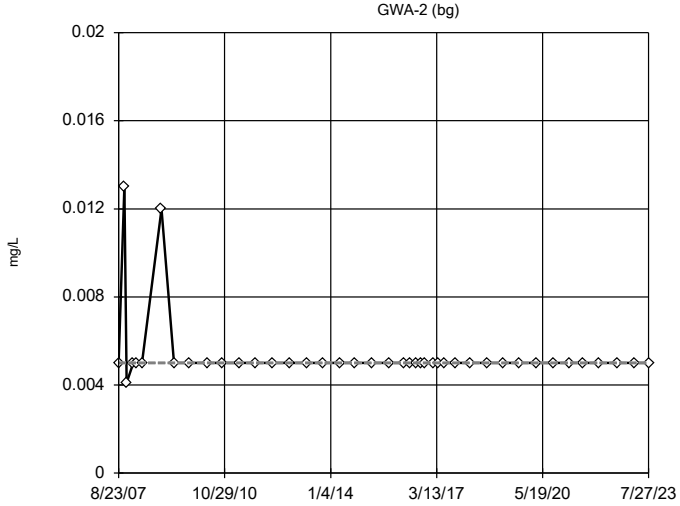

n = 42

No outliers found. Tukey's method selected by user.

Data were natural log transformed to achieve best W statistic (graph shown in original units).

The results were invalidated, because the lower and upper quartiles are equal.

Constituent: Cobalt Analysis Run 5/1/2024 1:59 PM View: Outliers

Plant Bowen Data: Bowen 3-4 CCR

Sanitas™ v.10.0.16e Software licensed to . UG

Tukey's Outlier Screening

GWA-2R (bg)

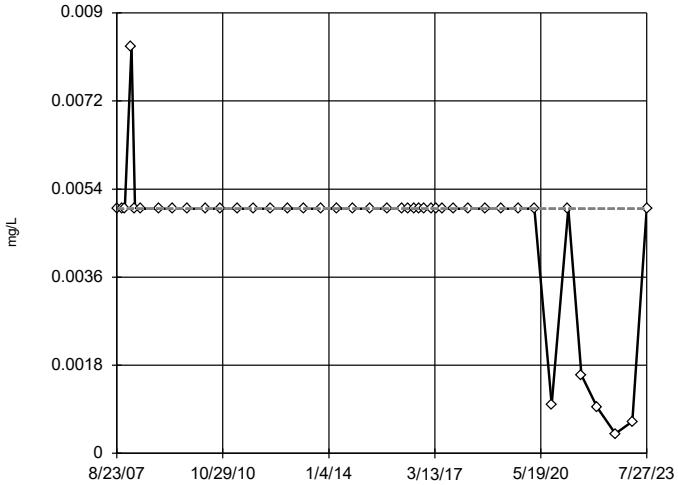

n = 42

No outliers found. Tukey's method selected by user.

Ladder of Powers transformations did not improve normality; analysis run on raw data.

The results were invalidated, because the lower and upper quartiles are equal.

Constituent: Cobalt Analysis Run 5/1/2024 1:59 PM View: Outliers

Plant Bowen Data: Bowen 3-4 CCR

Sanitas™ v.10.0.16e Software licensed to . UG

Tukey's Outlier Screening

GWA-39RZ (bg)

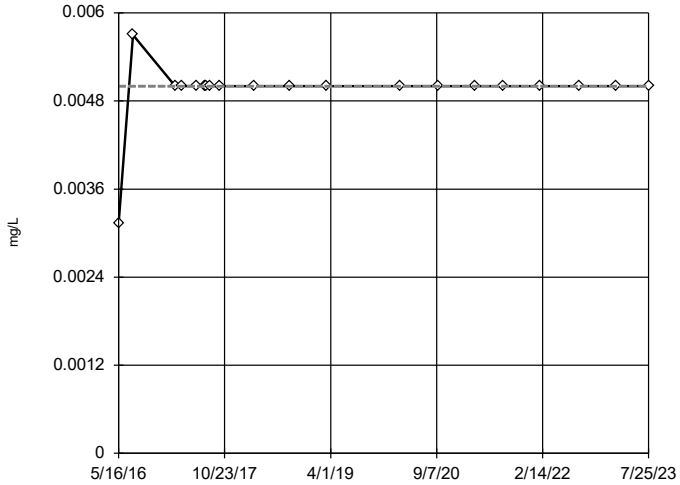

n = 20

No outliers found. Tukey's method selected by user.

Data were x^5 transformed to achieve best W statistic (graph shown in original units).

The results were invalidated, because the lower and upper quartiles are equal.

Constituent: Cobalt Analysis Run 5/1/2024 1:59 PM View: Outliers

Plant Bowen Data: Bowen 3-4 CCR

Sanitas™ v.10.0.16e Software licensed to . UG

Tukey's Outlier Screening

GWA-39Z (bg)

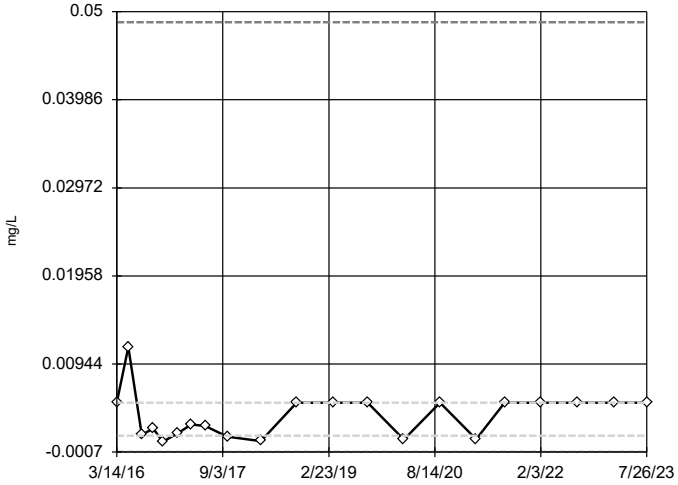

n = 21

No outliers found. Tukey's method selected by user.

Data were cube root transformed to achieve best W statistic (graph shown in original units).

High cutoff = 0.0488, low cutoff = -0.0006875, based on IQR multiplier of 3.

Constituent: Cobalt Analysis Run 5/1/2024 1:59 PM View: Outliers

Plant Bowen Data: Bowen 3-4 CCR

Sanitas™ v.10.0.16e Software licensed to . UG

Tukey's Outlier Screening

GWA-3A (bg)

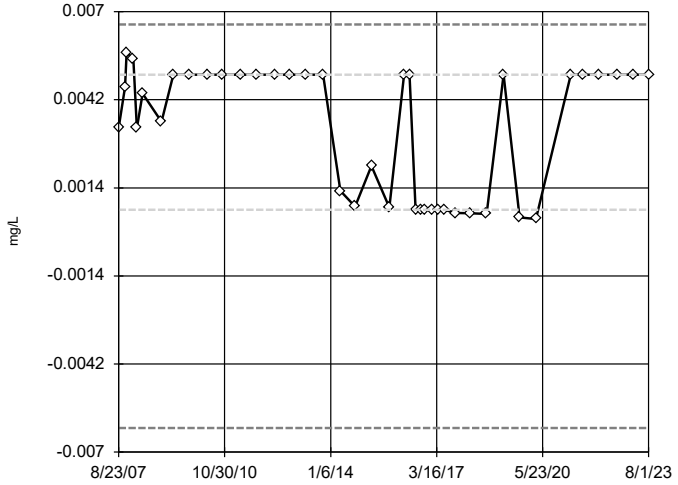

n = 41

No outliers found. Tukey's method selected by user.

Data were x^5 transformed to achieve best W statistic (graph shown in original units).

High cutoff = 0.006597, low cutoff = -0.006229, based on IQR multiplier of 3.

Constituent: Cobalt Analysis Run 5/1/2024 1:59 PM View: Outliers

Plant Bowen Data: Bowen 3-4 CCR

Sanitas™ v.10.0.16e Software licensed to . UG

Tukey's Outlier Screening

GWA-40 (bg)

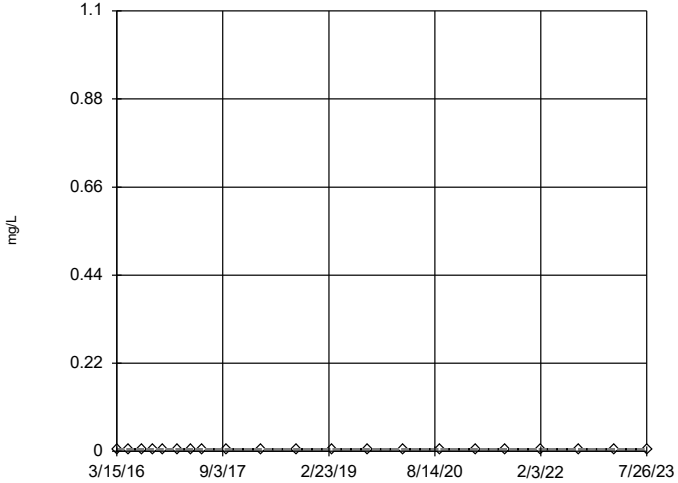

n = 21

No outliers found. Tukey's method selected by user.

All values are the same.

Constituent: Cobalt Analysis Run 5/1/2024 1:59 PM View: Outliers

Plant Bowen Data: Bowen 3-4 CCR

Sanitas™ v.10.0.16e Software licensed to . UG

Tukey's Outlier Screening

GWA-41 (bg)

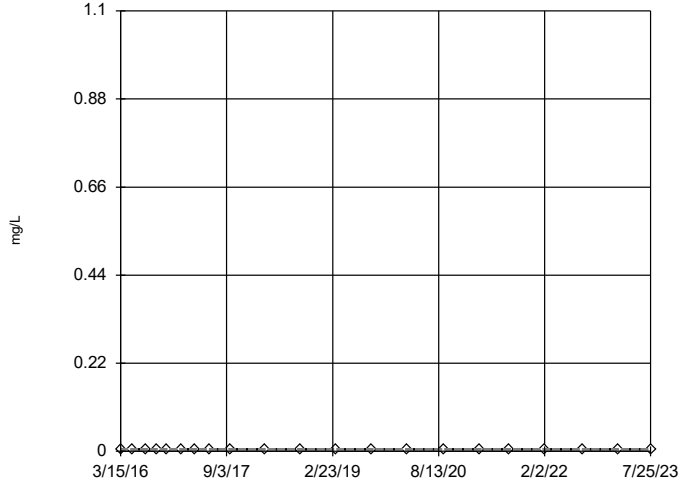

n = 21

No outliers found. Tukey's method selected by user.

All values are the same.

Constituent: Cobalt Analysis Run 5/1/2024 1:59 PM View: Outliers

Plant Bowen Data: Bowen 3-4 CCR

Sanitas™ v.10.0.16e Software licensed to . UG

Tukey's Outlier Screening

GWA-41R (bg)

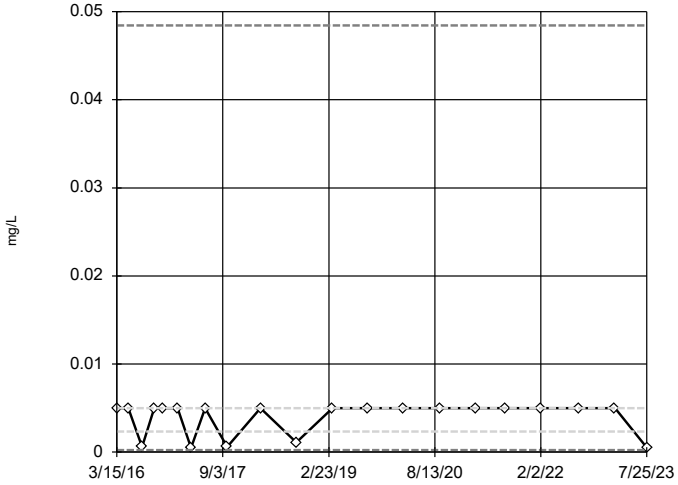

n = 21

No outliers found. Tukey's method selected by user.

Data were natural log transformed to achieve best W statistic (graph shown in original units).

High cutoff = 0.04845, low cutoff = 0.000242, based on IQR multiplier of 3.

Constituent: Cobalt Analysis Run 5/1/2024 1:59 PM View: Outliers

Plant Bowen Data: Bowen 3-4 CCR

Sanitas™ v.10.0.16e Software licensed to . UG

Tukey's Outlier Screening

GWA-42 (bg)

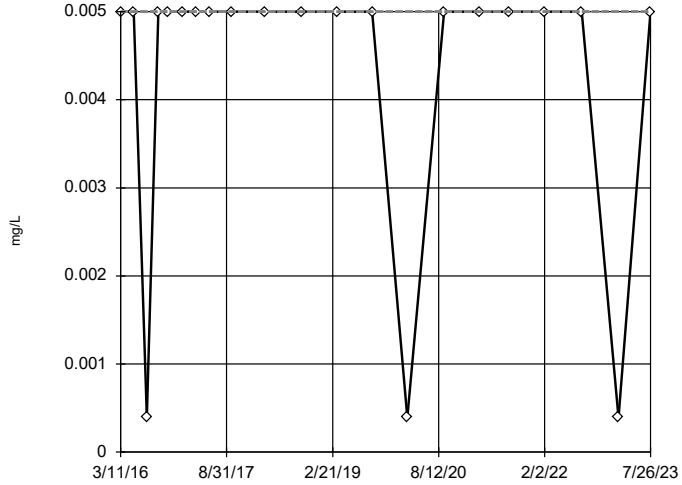

n = 21

No outliers found. Tukey's method selected by user.

Data were natural log transformed to achieve best W statistic (graph shown in original units).

The results were invalidated, because the lower and upper quartiles are equal.

Constituent: Cobalt Analysis Run 5/1/2024 1:59 PM View: Outliers

Plant Bowen Data: Bowen 3-4 CCR

Sanitas™ v.10.0.16e Software licensed to . UG

Tukey's Outlier Screening

GWA-43 (bg)

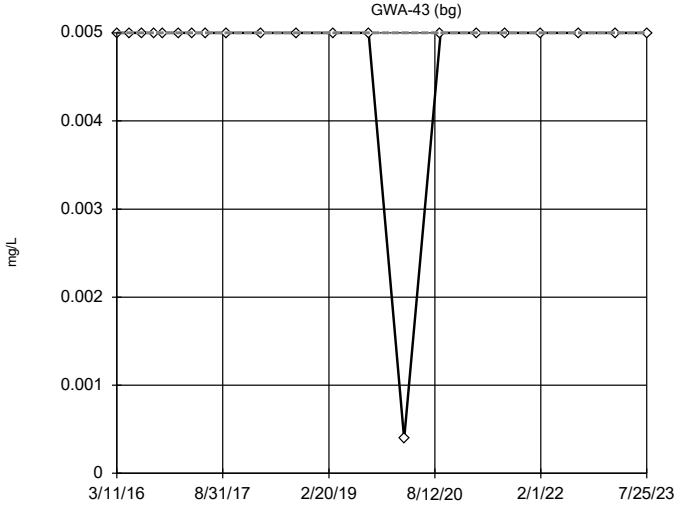

n = 21

No outliers found. Tukey's method selected by user.

Data were x^4 transformed to achieve best W statistic (graph shown in original units).

The results were invalidated, because the lower and upper quartiles are equal.

Constituent: Cobalt Analysis Run 5/1/2024 1:59 PM View: Outliers

Plant Bowen Data: Bowen 3-4 CCR

Sanitas™ v.10.0.16e Software licensed to . UG

Tukey's Outlier Screening

GWA-43R (bg)

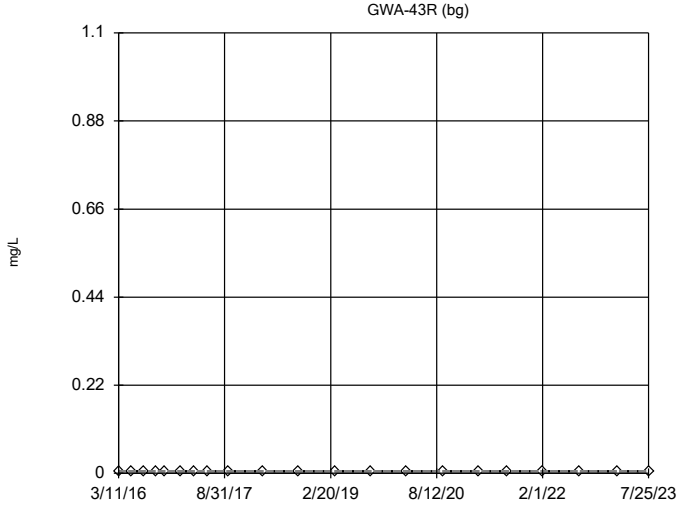

n = 21

No outliers found. Tukey's method selected by user.

All values are the same.

Constituent: Cobalt Analysis Run 5/1/2024 1:59 PM View: Outliers

Plant Bowen Data: Bowen 3-4 CCR

Sanitas™ v.10.0.16e Software licensed to . UG

Tukey's Outlier Screening

GWA-4RZ (bg)

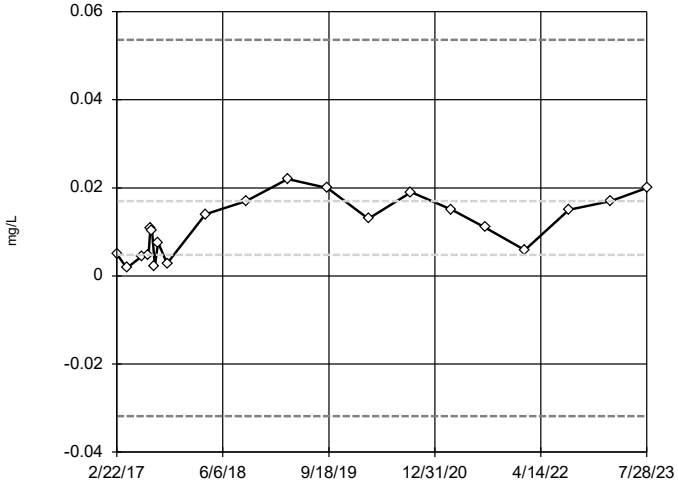

n = 21

No outliers found. Tukey's method selected by user.

Ladder of Powers transformations did not improve normality; analysis run on raw data.

High cutoff = 0.0536, low cutoff = -0.0318, based on IQR multiplier of 3.

Constituent: Cobalt Analysis Run 5/1/2024 1:59 PM View: Outliers

Plant Bowen Data: Bowen 3-4 CCR

Sanitas™ v.10.0.16e Software licensed to . UG

Tukey's Outlier Screening

GWA-50 (bg)

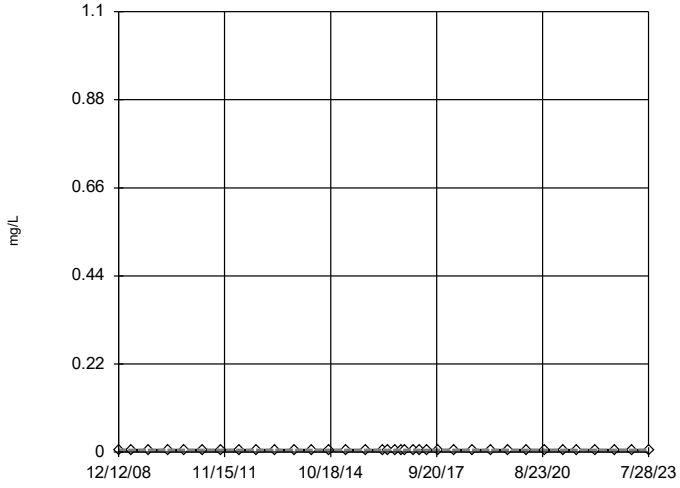

n = 36

No outliers found. Tukey's method selected by user.

All values are the same.

Constituent: Cobalt Analysis Run 5/1/2024 1:59 PM View: Outliers

Plant Bowen Data: Bowen 3-4 CCR

Sanitas™ v.10.0.16e Software licensed to . UG

Tukey's Outlier Screening

GWA-50R (bg)

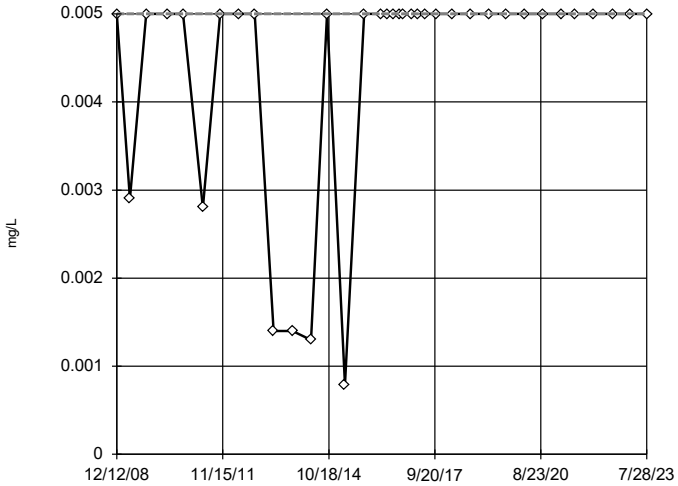

n = 36

No outliers found. Tukey's method selected by user.

Ladder of Powers transformations did not improve normality; analysis run on raw data.

The results were invalidated, because the lower and upper quartiles are equal.

Constituent: Cobalt Analysis Run 5/1/2024 1:59 PM View: Outliers

Plant Bowen Data: Bowen 3-4 CCR

Sanitas™ v.10.0.16e Software licensed to . UG

Tukey's Outlier Screening

GWC-16R

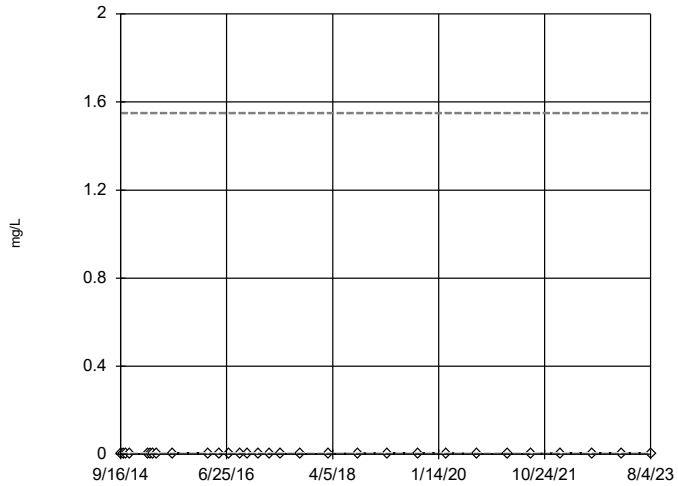

n = 30

No outliers found. Tukey's method selected by user.

Data were natural log transformed to achieve best W statistic (graph shown in original units).

High cutoff = 1.549, low cutoff = 0.000002385, based on IQR multiplier of 3.

Constituent: Cobalt Analysis Run 5/1/2024 1:59 PM View: Outliers

Plant Bowen Data: Bowen 3-4 CCR

Sanitas™ v.10.0.16e Software licensed to . UG

Tukey's Outlier Screening

GWC-17R

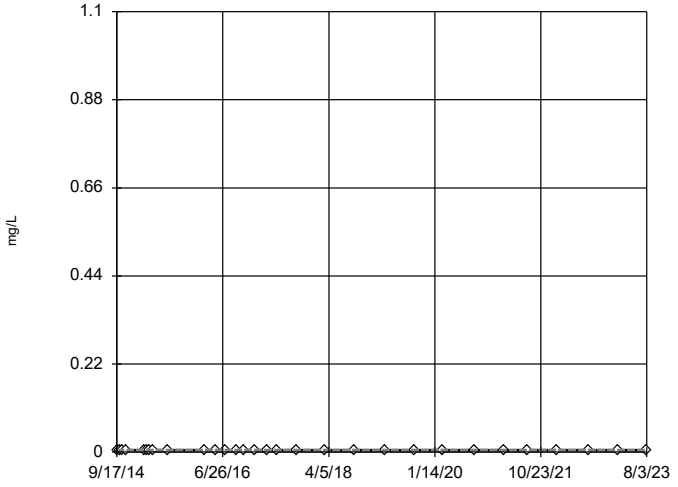

n = 30

No outliers found. Tukey's method selected by user.

All values are the same.

Constituent: Cobalt Analysis Run 5/1/2024 1:59 PM View: Outliers

Plant Bowen Data: Bowen 3-4 CCR

Sanitas™ v.10.0.16e Software licensed to . UG

Tukey's Outlier Screening

GWC-18

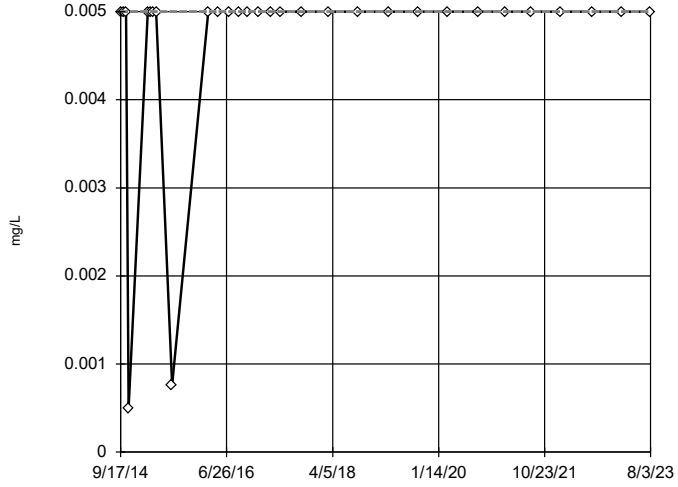

n = 30

No outliers found. Tukey's method selected by user.

Data were natural log transformed to achieve best W statistic (graph shown in original units).

The results were invalidated, because the lower and upper quartiles are equal.

Constituent: Cobalt Analysis Run 5/1/2024 1:59 PM View: Outliers

Plant Bowen Data: Bowen 3-4 CCR

Sanitas™ v.10.0.16e Software licensed to . UG

Tukey's Outlier Screening

GWC-18R

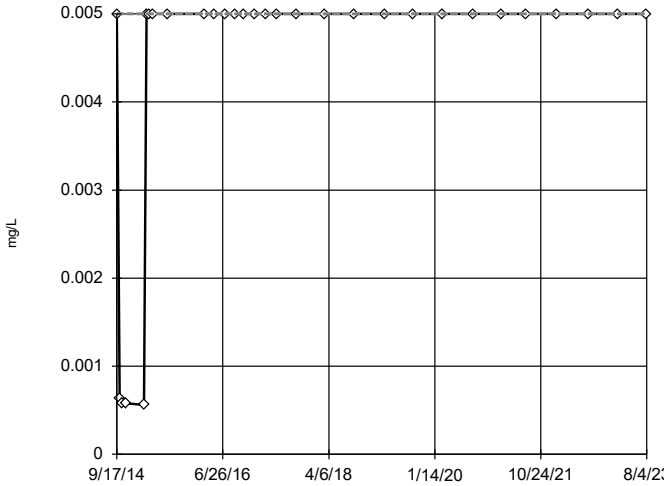

n = 30

No outliers found. Tukey's method selected by user.

Data were natural log transformed to achieve best W statistic (graph shown in original units).

The results were invalidated, because the lower and upper quartiles are equal.

Constituent: Cobalt Analysis Run 5/1/2024 1:59 PM View: Outliers

Plant Bowen Data: Bowen 3-4 CCR

Sanitas™ v.10.0.16e Software licensed to . UG

Tukey's Outlier Screening

GWC-19R

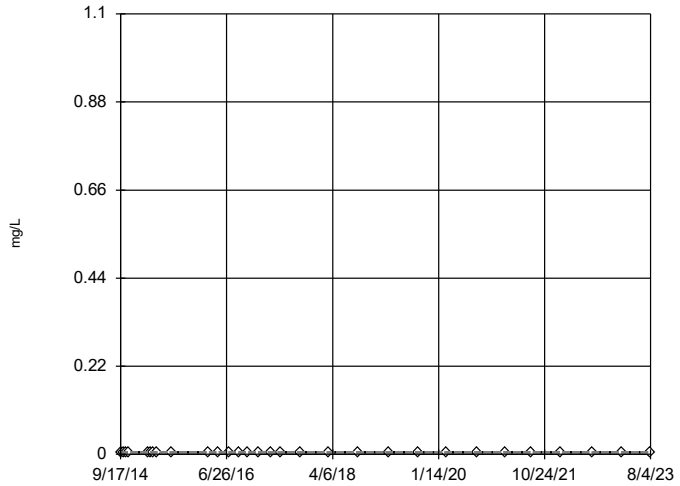

n = 30

No outliers found. Tukey's method selected by user.

All values are the same.

Constituent: Cobalt Analysis Run 5/1/2024 1:59 PM View: Outliers

Plant Bowen Data: Bowen 3-4 CCR

Sanitas™ v.10.0.16e Software licensed to . UG

Tukey's Outlier Screening

GWC-20R

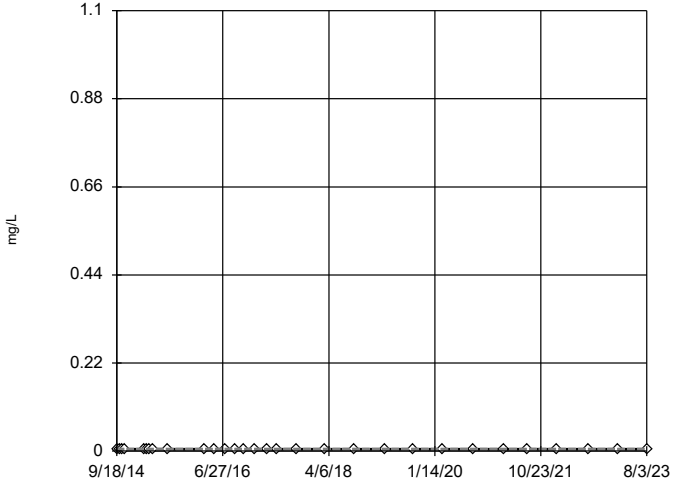

n = 30

No outliers found. Tukey's method selected by user.

All values are the same.

Constituent: Cobalt Analysis Run 5/1/2024 1:59 PM View: Outliers

Plant Bowen Data: Bowen 3-4 CCR

Sanitas™ v.10.0.16e Software licensed to . UG

Tukey's Outlier Screening

GWC-21R

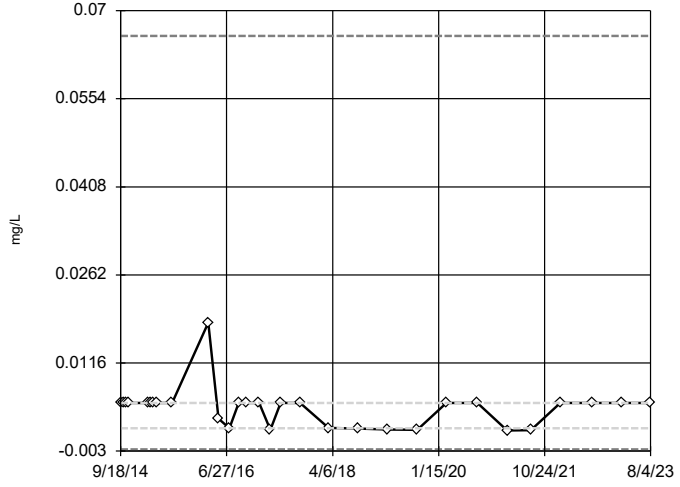

n = 30

No outliers found. Tukey's method selected by user.

Data were cube root transformed to achieve best W statistic (graph shown in original units).

High cutoff = 0.06583, low cutoff = -0.002707, based on IQR multiplier of 3.

Constituent: Cobalt Analysis Run 5/1/2024 1:59 PM View: Outliers

Plant Bowen Data: Bowen 3-4 CCR

Sanitas™ v.10.0.16e Software licensed to . UG

Tukey's Outlier Screening

GWC-22R

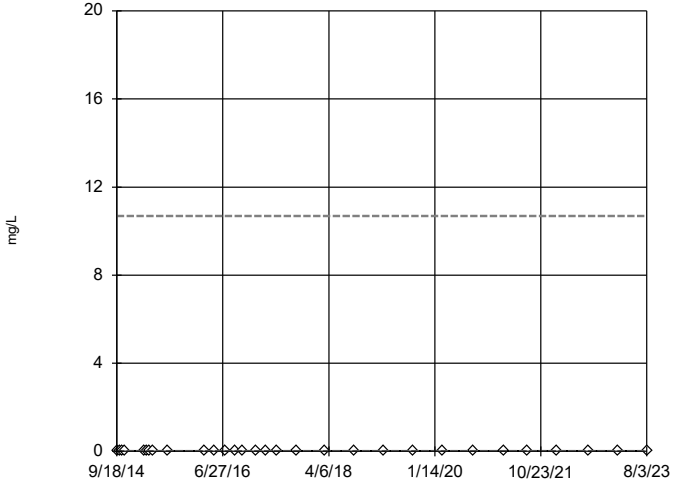

n = 30

No outliers found. Tukey's method selected by user.

Data were natural log transformed to achieve best W statistic (graph shown in original units).

High cutoff = 10.68, low cutoff = 9.2e-7, based on IQR multiplier of 3.

Constituent: Cobalt Analysis Run 5/1/2024 1:59 PM View: Outliers

Plant Bowen Data: Bowen 3-4 CCR

Sanitas™ v.10.0.16e Software licensed to . UG

Tukey's Outlier Screening

GWC-23R

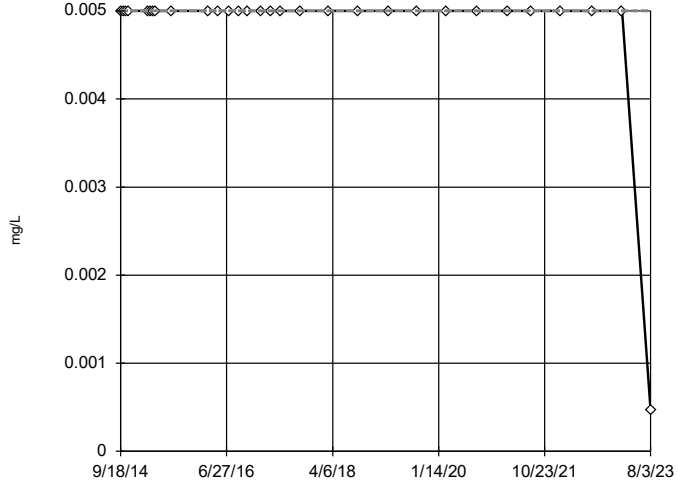

n = 30

No outliers found. Tukey's method selected by user.

Data were square root transformed to achieve best W statistic (graph shown in original units).

The results were invalidated, because the lower and upper quartiles are equal.

Constituent: Cobalt Analysis Run 5/1/2024 1:59 PM View: Outliers

Plant Bowen Data: Bowen 3-4 CCR

Sanitas™ v.10.0.16e Software licensed to . UG

Tukey's Outlier Screening

GWC-24R

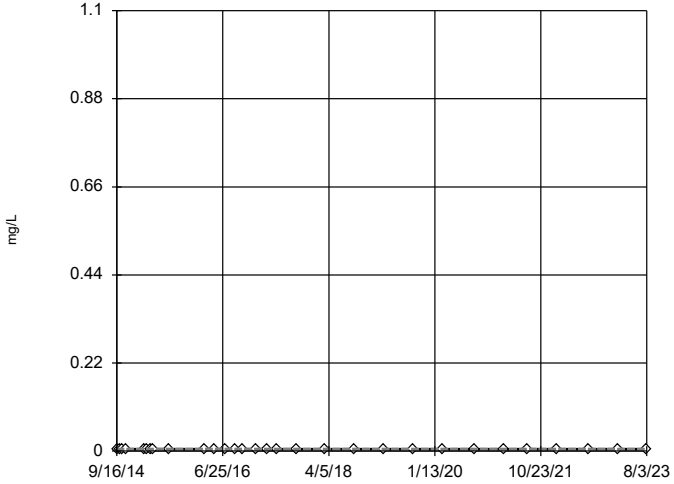

n = 30

No outliers found. Tukey's method selected by user.

All values are the same.

Constituent: Cobalt Analysis Run 5/1/2024 2:00 PM View: Outliers

Plant Bowen Data: Bowen 3-4 CCR

Sanitas™ v.10.0.16e Software licensed to . UG

Tukey's Outlier Screening

GWC-25R

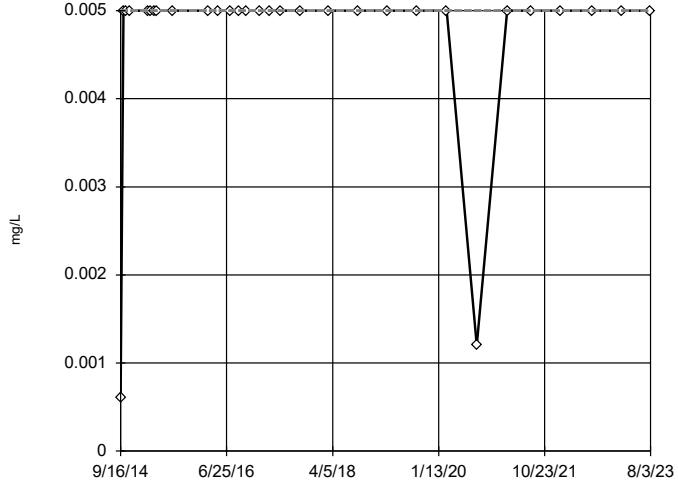

n = 30

No outliers found. Tukey's method selected by user.

Data were cube root transformed to achieve best W statistic (graph shown in original units).

The results were invalidated, because the lower and upper quartiles are equal.

Constituent: Cobalt Analysis Run 5/1/2024 2:00 PM View: Outliers

Plant Bowen Data: Bowen 3-4 CCR

Sanitas™ v.10.0.16e Software licensed to . UG

Tukey's Outlier Screening

GWC-36A

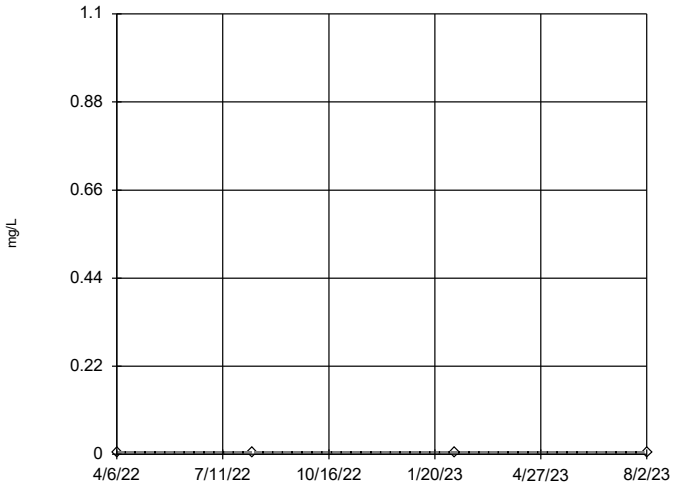

n = 4

No outliers found. Tukey's method selected by user.

All values are the same.

Constituent: Cobalt Analysis Run 5/1/2024 2:00 PM View: Outliers

Plant Bowen Data: Bowen 3-4 CCR

Sanitas™ v.10.0.16e Software licensed to . UG

Tukey's Outlier Screening

GWC-36RA

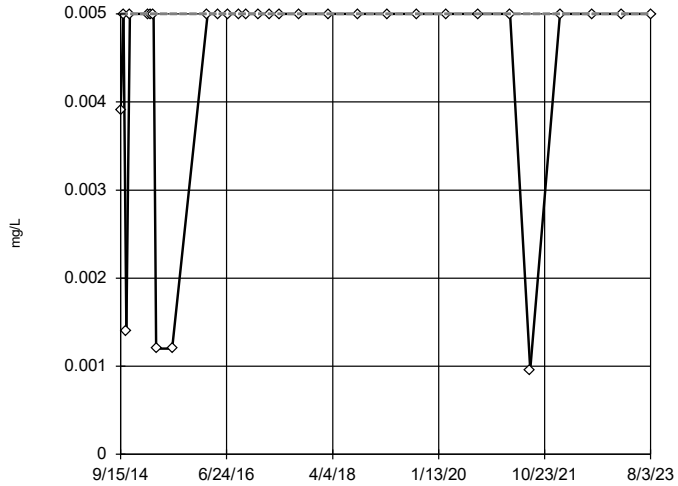

n = 30

No outliers found. Tukey's method selected by user.

Data were x^5 transformed to achieve best W statistic (graph shown in original units).

The results were invalidated, because the lower and upper quartiles are equal.

Constituent: Cobalt Analysis Run 5/1/2024 2:00 PM View: Outliers

Plant Bowen Data: Bowen 3-4 CCR

Sanitas™ v.10.0.16e Software licensed to . UG

Tukey's Outlier Screening

GWC-37

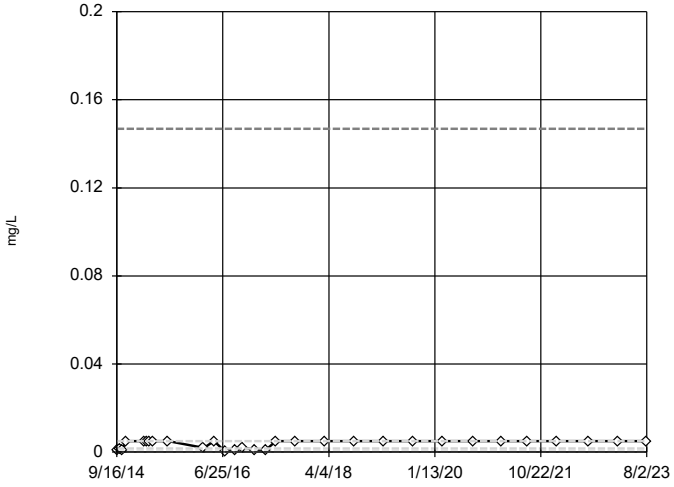

n = 30

No outliers found. Tukey's method selected by user.

Data were natural log transformed to achieve best W statistic (graph shown in original units).

High cutoff = 0.1469, low cutoff = 0.00005517, based on IQR multiplier of 3.

Constituent: Cobalt Analysis Run 5/1/2024 2:00 PM View: Outliers

Plant Bowen Data: Bowen 3-4 CCR

Sanitas™ v.10.0.16e Software licensed to . UG

Tukey's Outlier Screening

GWC-38

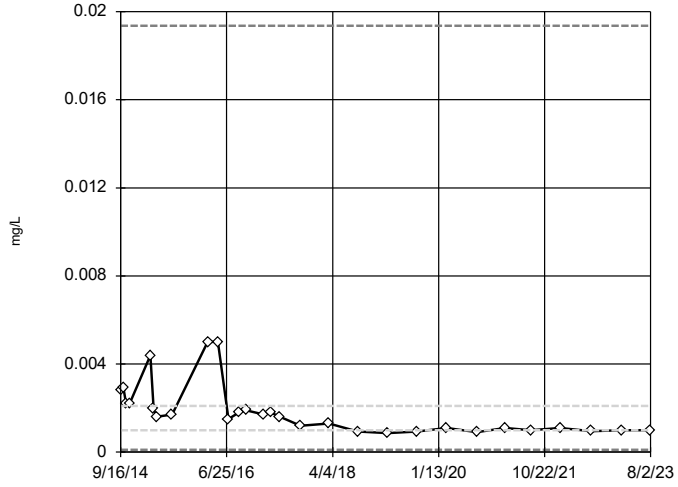

n = 29

No outliers found. Tukey's method selected by user.

Data were natural log transformed to achieve best W statistic (graph shown in original units).

High cutoff = 0.01936, low cutoff = 0.0001083, based on IQR multiplier of 3.

Constituent: Cobalt Analysis Run 5/1/2024 2:00 PM View: Outliers

Plant Bowen Data: Bowen 3-4 CCR

Sanitas™ v.10.0.16e Software licensed to . UG

Tukey's Outlier Screening

GWA-1 (bg)

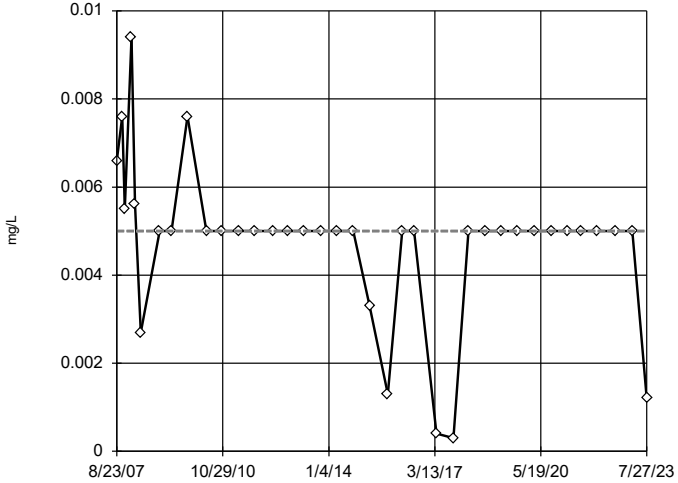

n = 37

No outliers found. Tukey's method selected by user.

Ladder of Powers transformations did not improve normality; analysis run on raw data.

The results were invalidated, because the lower and upper quartiles are equal.

Constituent: Copper Analysis Run 5/1/2024 2:00 PM View: Outliers

Plant Bowen Data: Bowen 3-4 CCR

Sanitas™ v.10.0.16e Software licensed to . UG

Tukey's Outlier Screening

GWA-2 (bg)

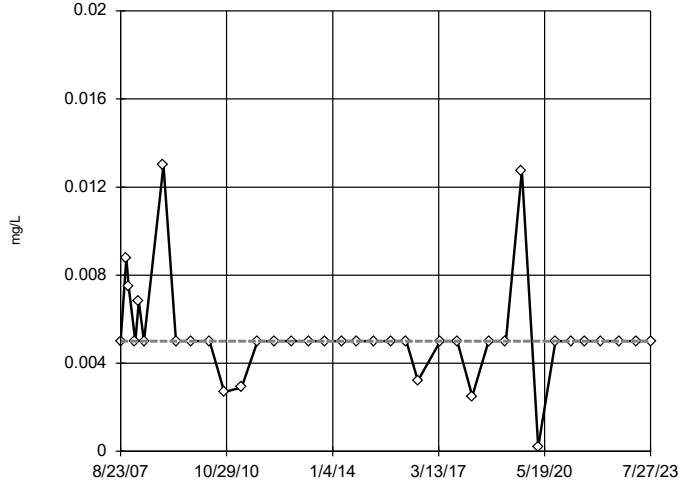

n = 37

No outliers found. Tukey's method selected by user.

Data were square root transformed to achieve best W statistic (graph shown in original units).

The results were invalidated, because the lower and upper quartiles are equal.

Constituent: Copper Analysis Run 5/1/2024 2:00 PM View: Outliers

Plant Bowen Data: Bowen 3-4 CCR

Sanitas™ v.10.0.16e Software licensed to . UG

Tukey's Outlier Screening

GWA-2R (bg)

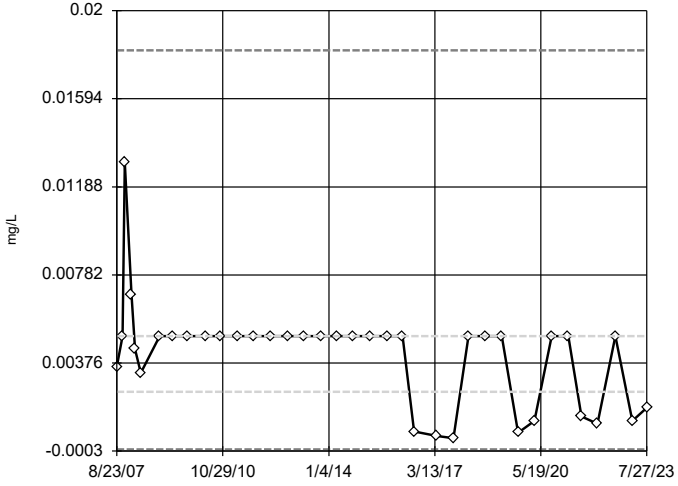

n = 37

No outliers found. Tukey's method selected by user.

Data were square root transformed to achieve best W statistic (graph shown in original units).

High cutoff = 0.01818, low cutoff = -0.0002184, based on IQR multiplier of 3.

Constituent: Copper Analysis Run 5/1/2024 2:00 PM View: Outliers

Plant Bowen Data: Bowen 3-4 CCR

Sanitas™ v.10.0.16e Software licensed to . UG

Tukey's Outlier Screening

GWA-39RZ (bg)

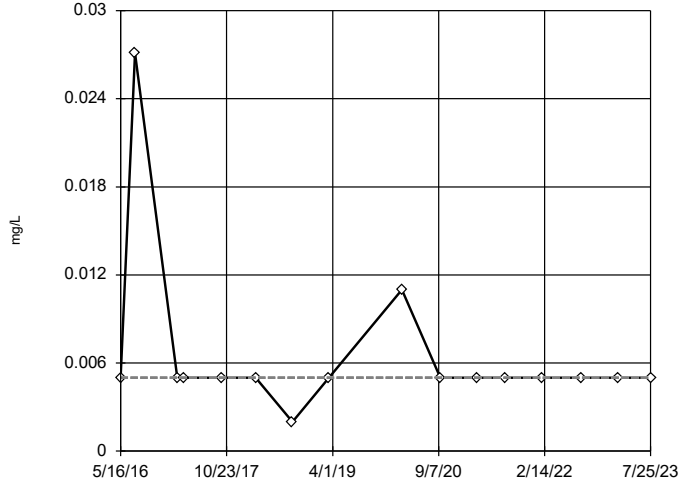

n = 16

No outliers found. Tukey's method selected by user.

Data were natural log transformed to achieve best W statistic (graph shown in original units).

The results were invalidated, because the lower and upper quartiles are equal.

Constituent: Copper Analysis Run 5/1/2024 2:00 PM View: Outliers

Plant Bowen Data: Bowen 3-4 CCR

Sanitas™ v.10.0.16e Software licensed to . UG

Tukey's Outlier Screening

GWA-39Z (bg)

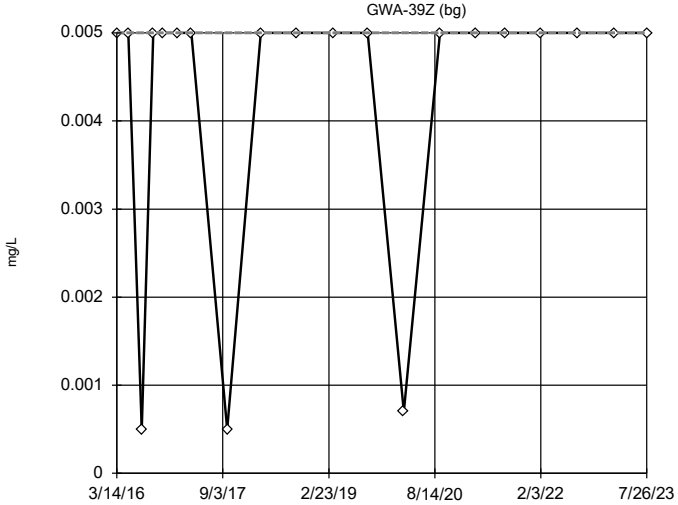

n = 20

No outliers found. Tukey's method selected by user.

Data were natural log transformed to achieve best W statistic (graph shown in original units).

The results were invalidated, because the lower and upper quartiles are equal.

Constituent: Copper Analysis Run 5/1/2024 2:00 PM View: Outliers

Plant Bowen Data: Bowen 3-4 CCR

Sanitas™ v.10.0.16e Software licensed to . UG

Tukey's Outlier Screening

GWA-3A (bg)

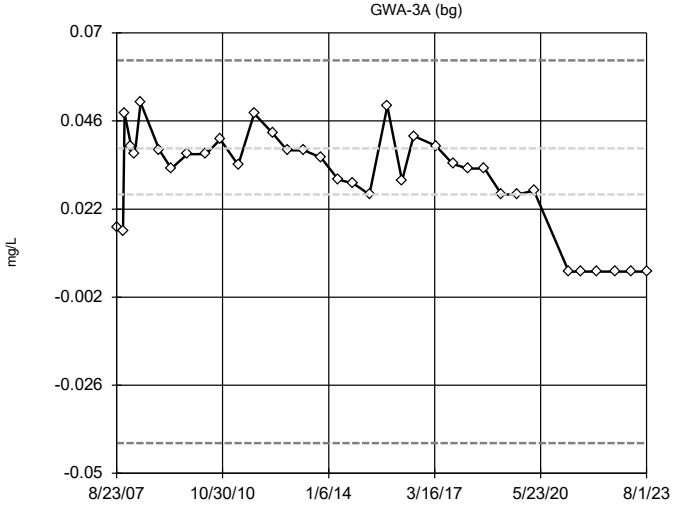

n = 36

No outliers found. Tukey's method selected by user.

Data were square transformed to achieve best W statistic (graph shown in original units).

High cutoff = 0.06247, low cutoff = -0.04176, based on IQR multiplier of 3.

Constituent: Copper Analysis Run 5/1/2024 2:00 PM View: Outliers

Plant Bowen Data: Bowen 3-4 CCR

Sanitas™ v.10.0.16e Software licensed to . UG

Tukey's Outlier Screening

GWA-40 (bg)

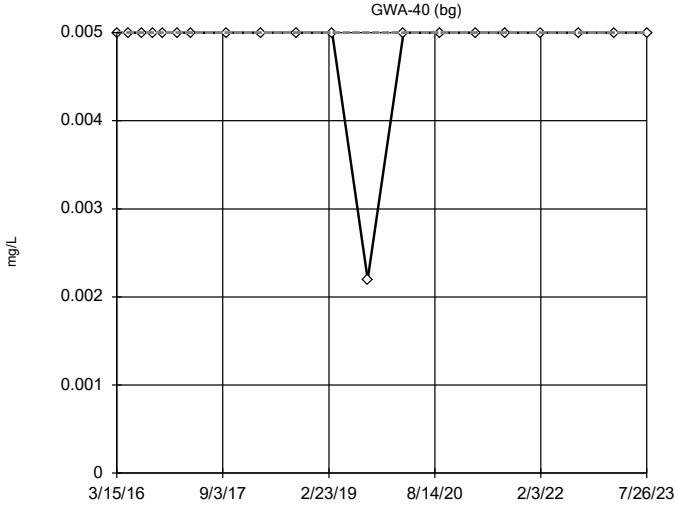

n = 20

No outliers found. Tukey's method selected by user.

Data were cube root transformed to achieve best W statistic (graph shown in original units).

The results were invalidated, because the lower and upper quartiles are equal.

Constituent: Copper Analysis Run 5/1/2024 2:00 PM View: Outliers

Plant Bowen Data: Bowen 3-4 CCR

Sanitas™ v.10.0.16e Software licensed to . UG

Tukey's Outlier Screening

GWA-41 (bg)

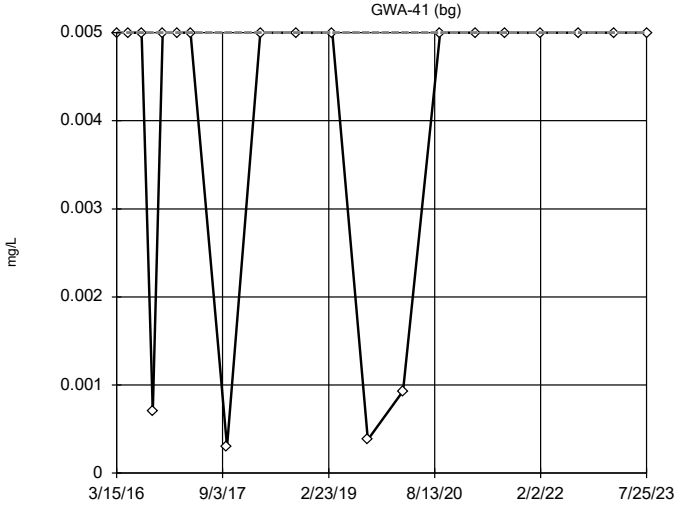

n = 20

No outliers found. Tukey's method selected by user.

Data were natural log transformed to achieve best W statistic (graph shown in original units).

The results were invalidated, because the lower and upper quartiles are equal.

Constituent: Copper Analysis Run 5/1/2024 2:00 PM View: Outliers

Plant Bowen Data: Bowen 3-4 CCR

Sanitas™ v.10.0.16e Software licensed to . UG

Tukey's Outlier Screening

GWA-41R (bg)

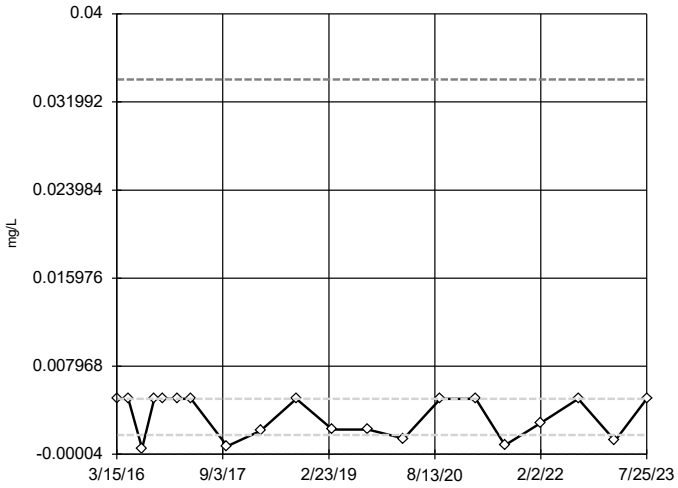

n = 20

No outliers found. Tukey's method selected by user.

Data were cube root transformed to achieve best W statistic (graph shown in original units).

High cutoff = 0.03404, low cutoff = -0.00003639, based on IQR multiplier of 3.

Constituent: Copper Analysis Run 5/1/2024 2:00 PM View: Outliers

Plant Bowen Data: Bowen 3-4 CCR

Sanitas™ v.10.0.16e Software licensed to . UG

Tukey's Outlier Screening

GWA-42 (bg)

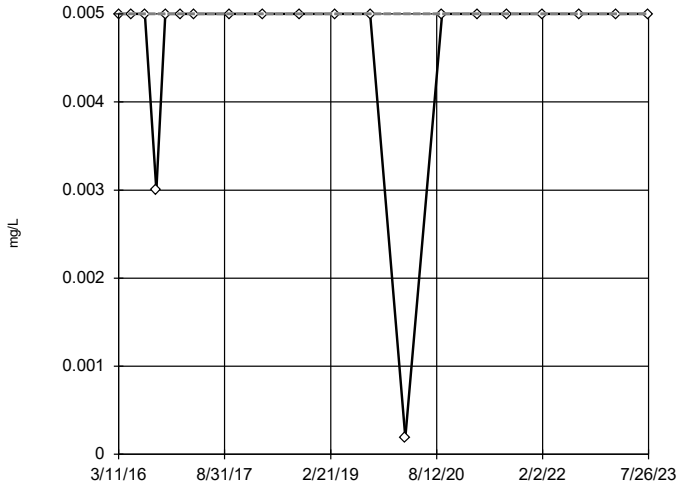

n = 20

No outliers found. Tukey's method selected by user.

Data were square transformed to achieve best W statistic (graph shown in original units).

The results were invalidated, because the lower and upper quartiles are equal.

Constituent: Copper Analysis Run 5/1/2024 2:00 PM View: Outliers

Plant Bowen Data: Bowen 3-4 CCR

Sanitas™ v.10.0.16e Software licensed to . UG

Tukey's Outlier Screening

GWA-43 (bg)

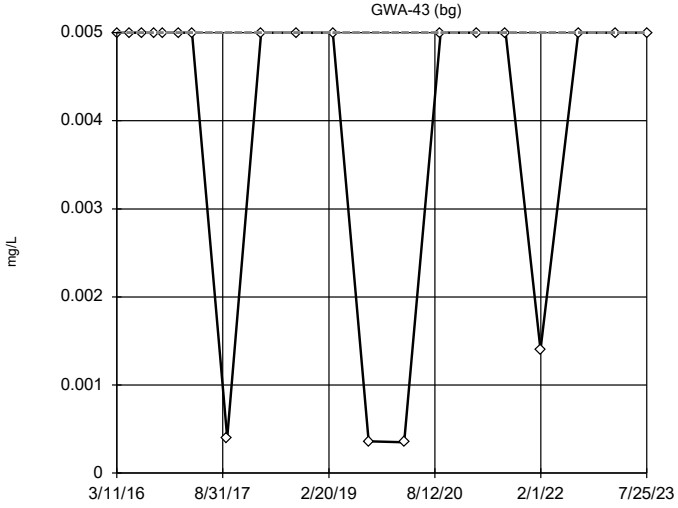

n = 20

No outliers found. Tukey's method selected by user.

Data were square root transformed to achieve best W statistic (graph shown in original units).

The results were invalidated, because the lower and upper quartiles are equal.

Constituent: Copper Analysis Run 5/1/2024 2:00 PM View: Outliers

Plant Bowen Data: Bowen 3-4 CCR

Sanitas™ v.10.0.16e Software licensed to . UG

Tukey's Outlier Screening

GWA-43R (bg)

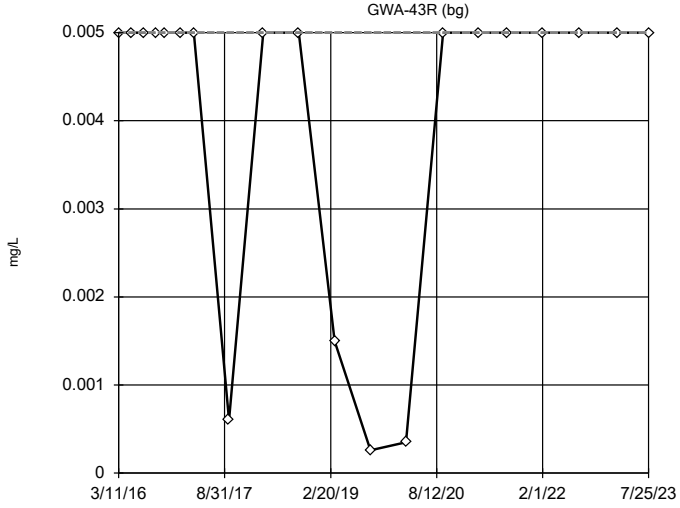

n = 20

No outliers found. Tukey's method selected by user.

Data were cube root transformed to achieve best W statistic (graph shown in original units).

The results were invalidated, because the lower and upper quartiles are equal.

Constituent: Copper Analysis Run 5/1/2024 2:00 PM View: Outliers

Plant Bowen Data: Bowen 3-4 CCR

Sanitas™ v.10.0.16e Software licensed to . UG

Tukey's Outlier Screening

GWA-4RZ (bg)

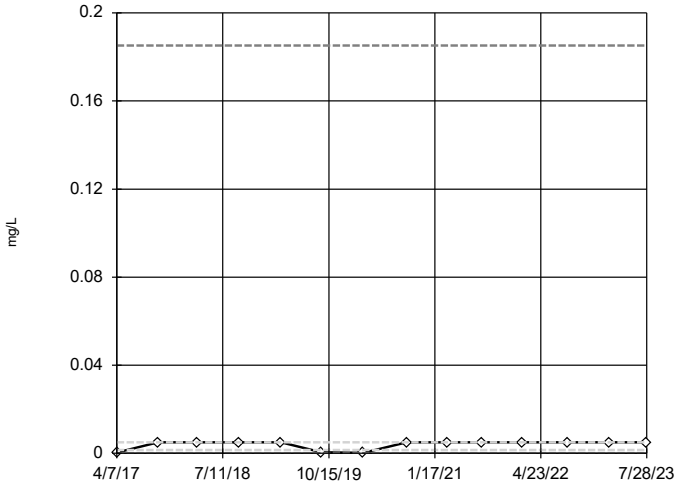

n = 14

No outliers found. Tukey's method selected by user.

Data were natural log transformed to achieve best W statistic (graph shown in original units).

High cutoff = 0.1852, low cutoff = 0.0000405, based on IQR multiplier of 3.

Constituent: Copper Analysis Run 5/1/2024 2:00 PM View: Outliers

Plant Bowen Data: Bowen 3-4 CCR

Sanitas™ v.10.0.16e Software licensed to . UG

Tukey's Outlier Screening

GWA-50 (bg)

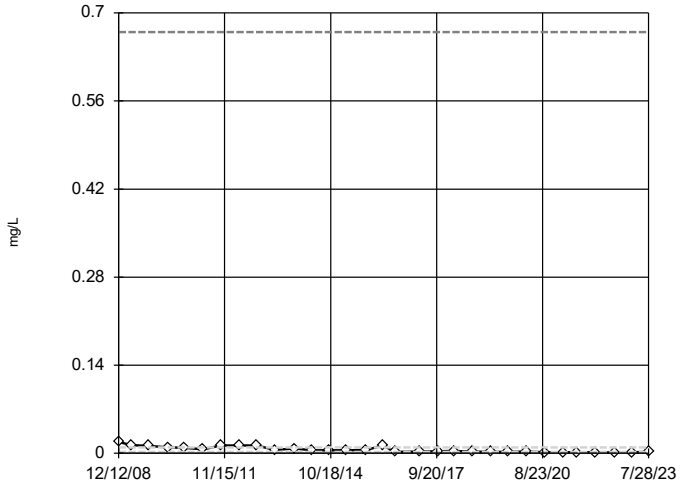

n = 31

No outliers found. Tukey's method selected by user.

Data were natural log transformed to achieve best W statistic (graph shown in original units).

High cutoff = 0.6694, low cutoff = 0.00003264, based on IQR multiplier of 3.

Constituent: Copper Analysis Run 5/1/2024 2:00 PM View: Outliers

Plant Bowen Data: Bowen 3-4 CCR

Sanitas™ v.10.0.16e Software licensed to . UG

Tukey's Outlier Screening

GWA-50R (bg)

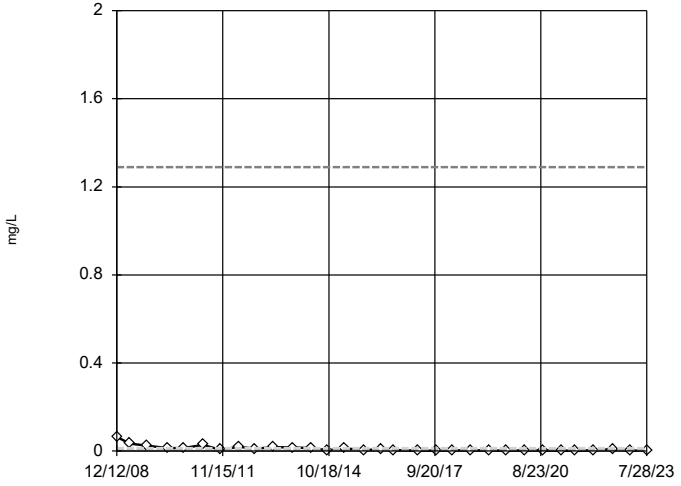

n = 31

No outliers found. Tukey's method selected by user.

Data were natural log transformed to achieve best W statistic (graph shown in original units).

High cutoff = 1.29, low cutoff = 0.00003366, based on IQR multiplier of 3.

Constituent: Copper Analysis Run 5/1/2024 2:00 PM View: Outliers

Plant Bowen Data: Bowen 3-4 CCR

Sanitas™ v.10.0.16e Software licensed to . UG

Tukey's Outlier Screening

GWC-16R

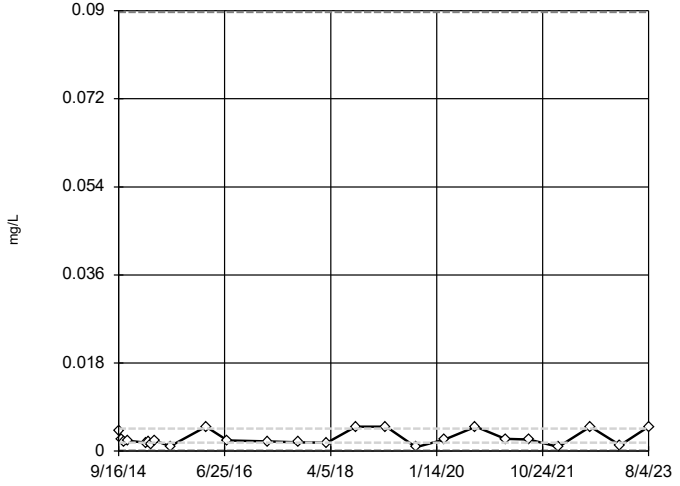

n = 25

No outliers found. Tukey's method selected by user.

Data were natural log transformed to achieve best W statistic (graph shown in original units).

High cutoff = 0.08976, low cutoff = 0.00008679, based on IQR multiplier of 3.

Constituent: Copper Analysis Run 5/1/2024 2:00 PM View: Outliers

Plant Bowen Data: Bowen 3-4 CCR

Sanitas™ v.10.0.16e Software licensed to . UG

Tukey's Outlier Screening

GWC-17R

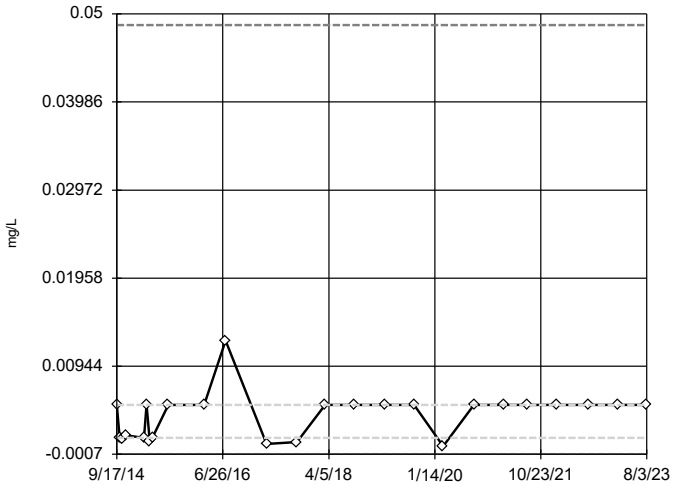

n = 25

No outliers found. Tukey's method selected by user.

Data were cube root transformed to achieve best W statistic (graph shown in original units).

High cutoff = 0.0487, low cutoff = -0.0006798, based on IQR multiplier of 3.

Constituent: Copper Analysis Run 5/1/2024 2:00 PM View: Outliers

Plant Bowen Data: Bowen 3-4 CCR

Sanitas™ v.10.0.16e Software licensed to . UG

Tukey's Outlier Screening

GWC-18

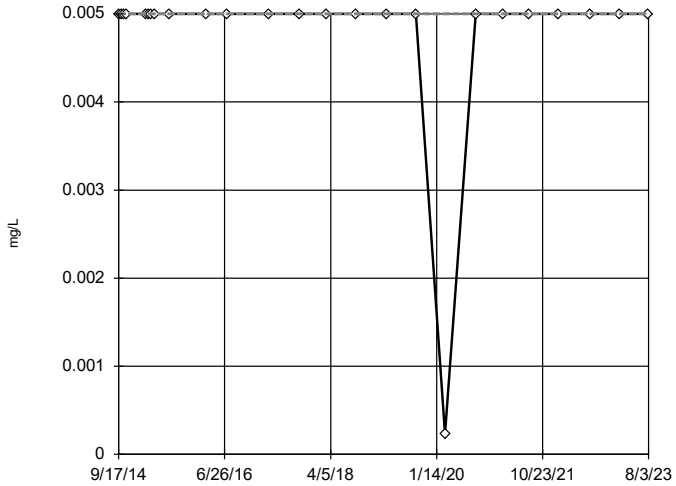

n = 25

No outliers found. Tukey's method selected by user.

Data were x^6 transformed to achieve best W statistic (graph shown in original units).

The results were invalidated, because the lower and upper quartiles are equal.

Constituent: Copper Analysis Run 5/1/2024 2:00 PM View: Outliers

Plant Bowen Data: Bowen 3-4 CCR

Sanitas™ v.10.0.16e Software licensed to . UG

Tukey's Outlier Screening

GWC-18R

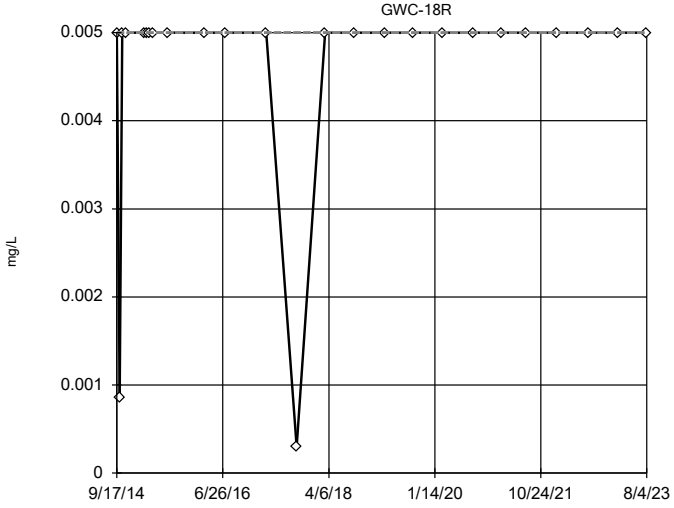

n = 25

No outliers found. Tukey's method selected by user.

Data were cube root transformed to achieve best W statistic (graph shown in original units).

The results were invalidated, because the lower and upper quartiles are equal.

Constituent: Copper Analysis Run 5/1/2024 2:00 PM View: Outliers

Plant Bowen Data: Bowen 3-4 CCR

Sanitas™ v.10.0.16e Software licensed to . UG

Tukey's Outlier Screening

GWC-19R

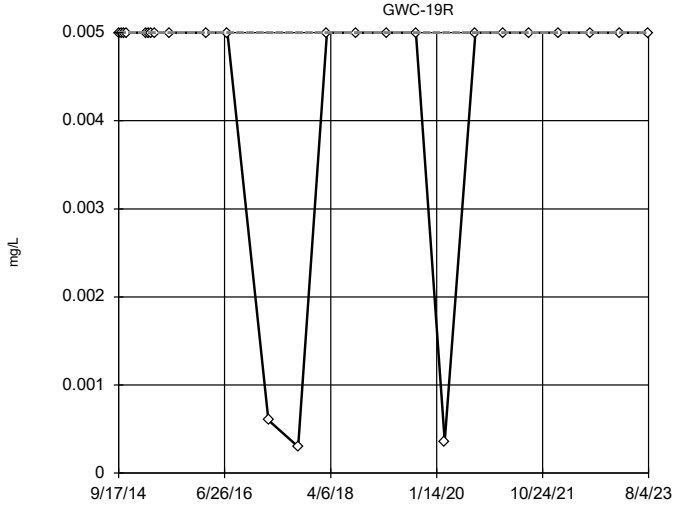

n = 25

No outliers found. Tukey's method selected by user.

Data were natural log transformed to achieve best W statistic (graph shown in original units).

The results were invalidated, because the lower and upper quartiles are equal.

Constituent: Copper Analysis Run 5/1/2024 2:00 PM View: Outliers

Plant Bowen Data: Bowen 3-4 CCR

Sanitas™ v.10.0.16e Software licensed to . UG

Tukey's Outlier Screening

GWC-20R

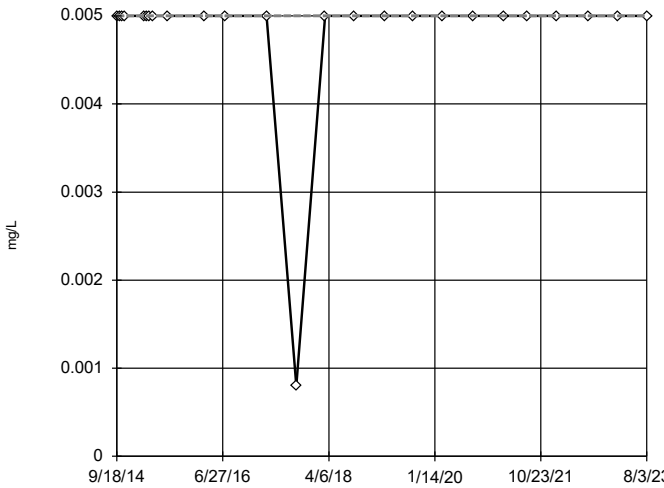

n = 25

No outliers found. Tukey's method selected by user.

Data were x^5 transformed to achieve best W statistic (graph shown in original units).

The results were invalidated, because the lower and upper quartiles are equal.

Constituent: Copper Analysis Run 5/1/2024 2:00 PM View: Outliers

Plant Bowen Data: Bowen 3-4 CCR

Sanitas™ v.10.0.16e Software licensed to . UG

Tukey's Outlier Screening

GWC-21R

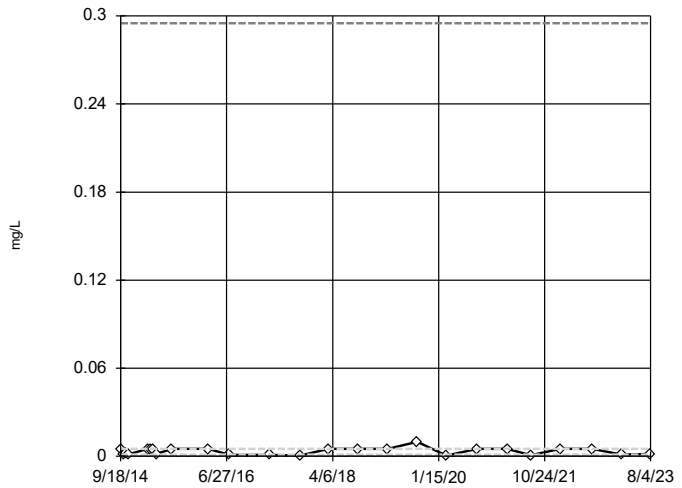

n = 25

No outliers found. Tukey's method selected by user.

Data were natural log transformed to achieve best W statistic (graph shown in original units).

High cutoff = 0.2949, low cutoff = 0.00002178, based on IQR multiplier of 3.

Constituent: Copper Analysis Run 5/1/2024 2:00 PM View: Outliers

Plant Bowen Data: Bowen 3-4 CCR

Sanitas™ v.10.0.16e Software licensed to . UG

Tukey's Outlier Screening

GWC-22R

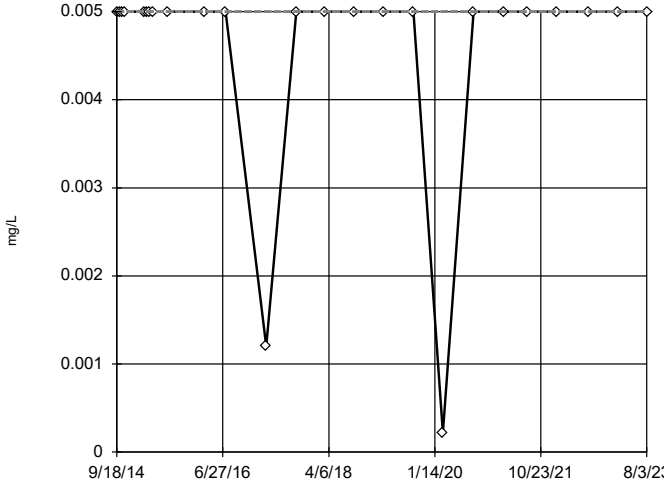

n = 25

No outliers found. Tukey's method selected by user.

Data were square root transformed to achieve best W statistic (graph shown in original units).

The results were invalidated, because the lower and upper quartiles are equal.

Constituent: Copper Analysis Run 5/1/2024 2:00 PM View: Outliers

Plant Bowen Data: Bowen 3-4 CCR

Sanitas™ v.10.0.16e Software licensed to . UG

Tukey's Outlier Screening

GWC-23R

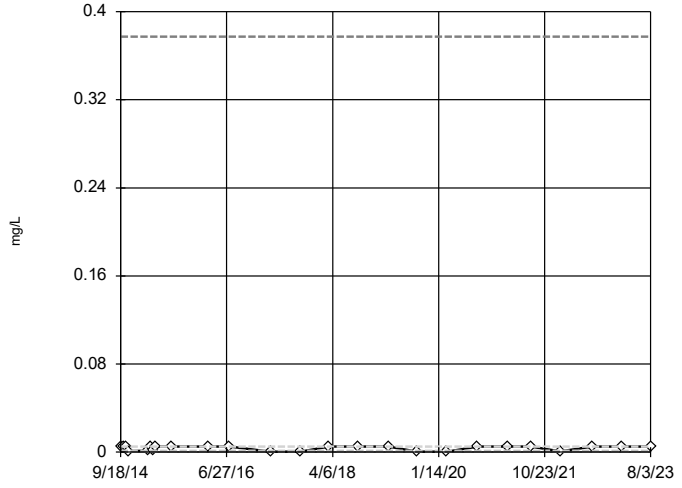

n = 25

No outliers found. Tukey's method selected by user.

Data were natural log transformed to achieve best W statistic (graph shown in original units).

High cutoff = 0.3773, low cutoff = 0.00001568, based on IQR multiplier of 3.

Constituent: Copper Analysis Run 5/1/2024 2:00 PM View: Outliers

Plant Bowen Data: Bowen 3-4 CCR

Sanitas™ v.10.0.16e Software licensed to . UG

Tukey's Outlier Screening

GWC-24R

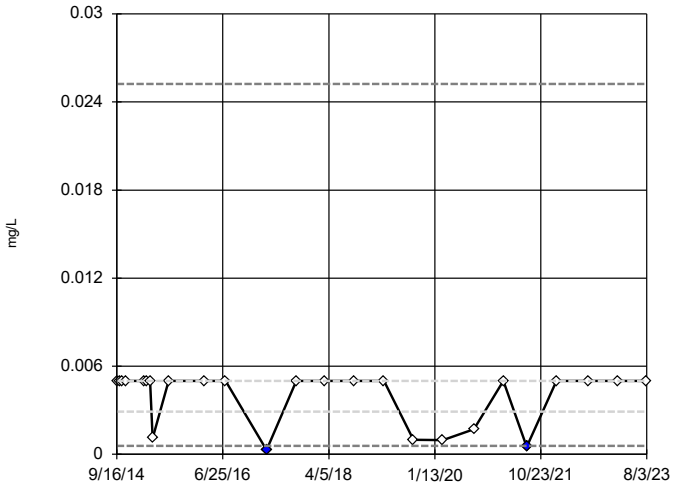

n = 25

Outliers are drawn as solid.
Tukey's method selected by user.

Data were natural log transformed to achieve best W statistic (graph shown in original units).

High cutoff = 0.02522, low cutoff = 0.000578, based on IQR multiplier of 3.

Constituent: Copper Analysis Run 5/1/2024 2:00 PM View: Outliers
Plant Bowen Data: Bowen 3-4 CCR

Sanitas™ v.10.0.16e Software licensed to . UG

Tukey's Outlier Screening

GWC-25R

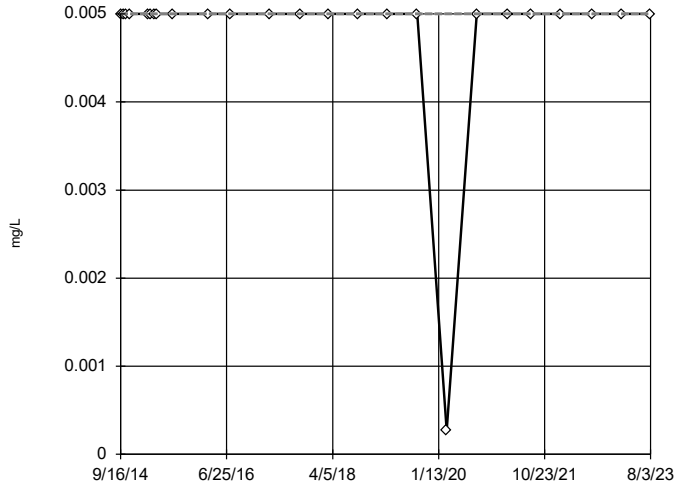

n = 25

No outliers found.
Tukey's method selected by user.

Data were cube transformed to achieve best W statistic (graph shown in original units).

The results were invalidated, because the lower and upper quartiles are equal.

Constituent: Copper Analysis Run 5/1/2024 2:00 PM View: Outliers
Plant Bowen Data: Bowen 3-4 CCR

Sanitas™ v.10.0.16e Software licensed to . UG

Tukey's Outlier Screening

GWC-36A

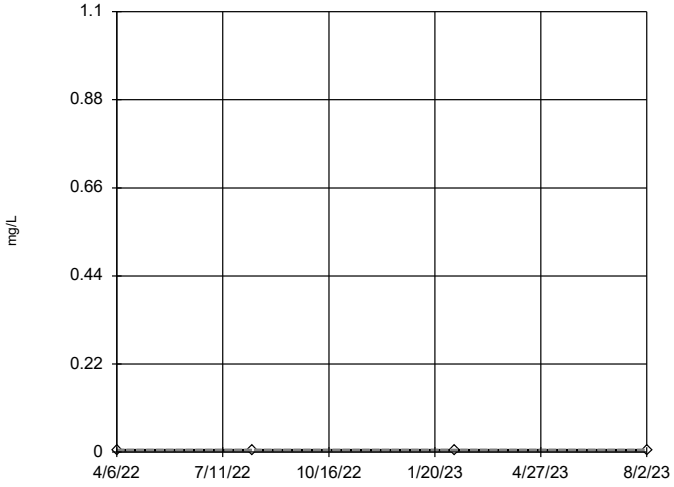

n = 4

No outliers found.
Tukey's method selected by user.

All values are the same.

Constituent: Copper Analysis Run 5/1/2024 2:00 PM View: Outliers
Plant Bowen Data: Bowen 3-4 CCR

Sanitas™ v.10.0.16e Software licensed to . UG

Tukey's Outlier Screening

GWC-36RA

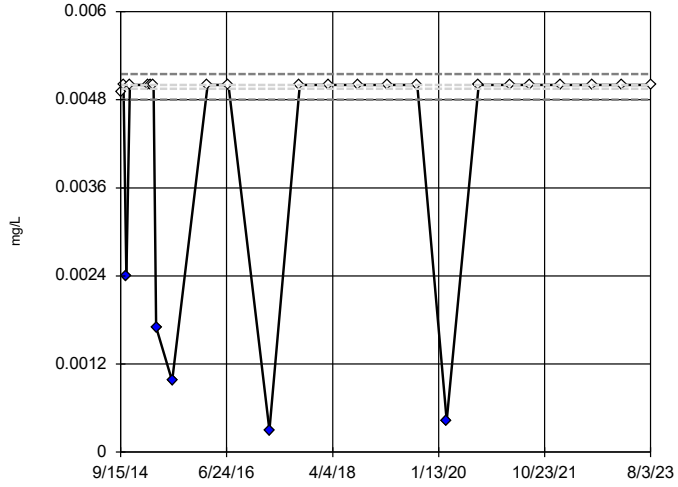

n = 25

Outliers are drawn as solid.
Tukey's method selected by user.

Ladder of Powers transformations did not improve normality; analysis run on raw data.

High cutoff = 0.00515, low cutoff = 0.0048, based on IQR multiplier of 3.

Constituent: Copper Analysis Run 5/1/2024 2:00 PM View: Outliers
Plant Bowen Data: Bowen 3-4 CCR

Sanitas™ v.10.0.16e Software licensed to . UG

Tukey's Outlier Screening

GWC-37

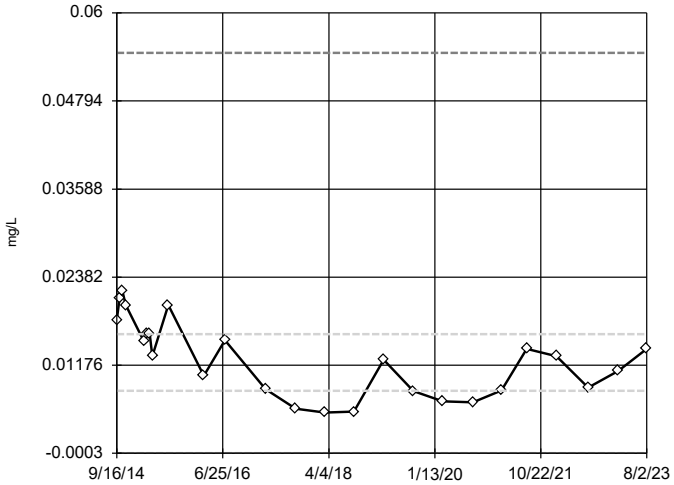

n = 25

No outliers found. Tukey's method selected by user.

Data were square root transformed to achieve best W statistic (graph shown in original units).

High cutoff = 0.05451, low cutoff = -0.000261, based on IQR multiplier of 3.

Constituent: Copper Analysis Run 5/1/2024 2:00 PM View: Outliers

Plant Bowen Data: Bowen 3-4 CCR

Sanitas™ v.10.0.16e Software licensed to . UG

Tukey's Outlier Screening

GWC-38

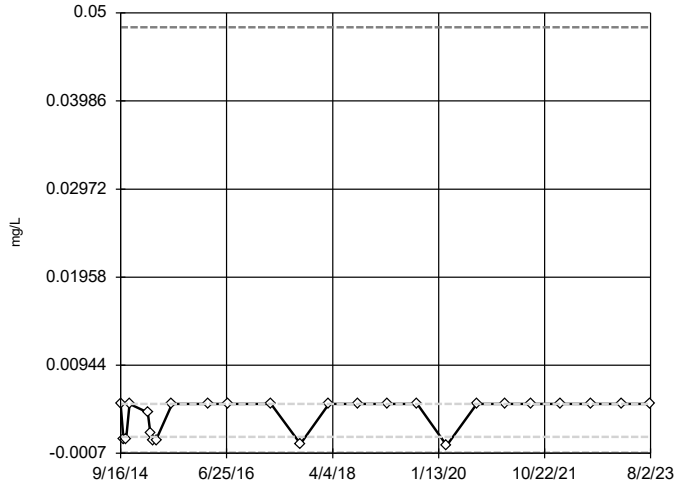

n = 25

No outliers found. Tukey's method selected by user.

Data were cube root transformed to achieve best W statistic (graph shown in original units).

High cutoff = 0.04833, low cutoff = -0.0006515, based on IQR multiplier of 3.

Constituent: Copper Analysis Run 5/1/2024 2:00 PM View: Outliers

Plant Bowen Data: Bowen 3-4 CCR

Sanitas™ v.10.0.16e Software licensed to . UG

Tukey's Outlier Screening

GWA-1 (bg)

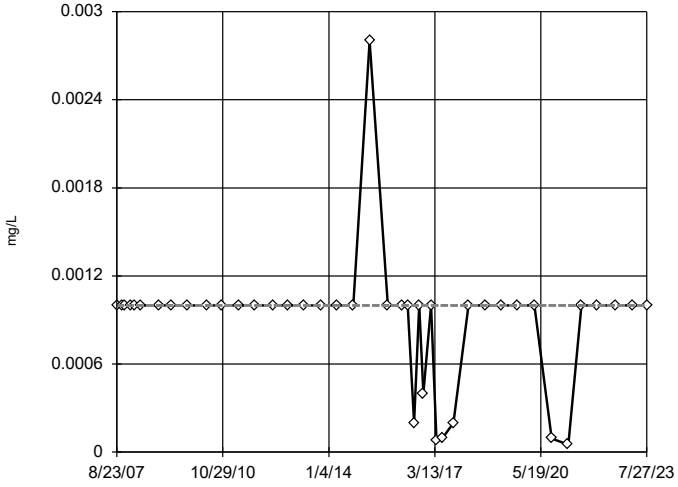

n = 42

No outliers found. Tukey's method selected by user.

Data were square root transformed to achieve best W statistic (graph shown in original units).

The results were invalidated, because the lower and upper quartiles are equal.

Constituent: Lead Analysis Run 5/1/2024 2:00 PM View: Outliers

Plant Bowen Data: Bowen 3-4 CCR

Sanitas™ v.10.0.16e Software licensed to . UG

Tukey's Outlier Screening

GWA-2 (bg)

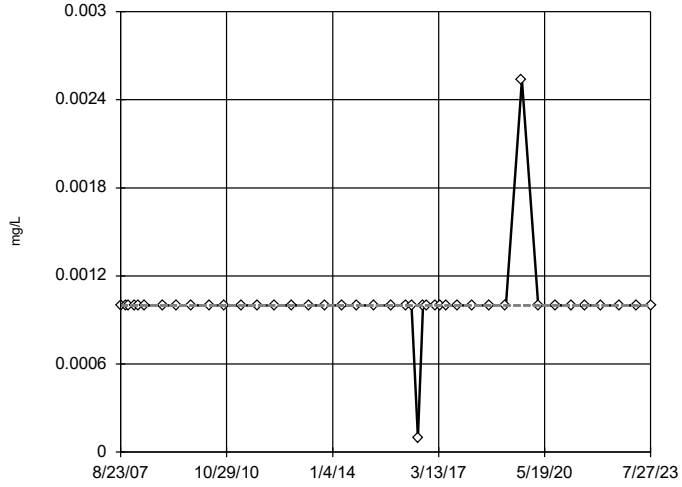

n = 42

No outliers found. Tukey's method selected by user.

Data were square root transformed to achieve best W statistic (graph shown in original units).

The results were invalidated, because the lower and upper quartiles are equal.

Constituent: Lead Analysis Run 5/1/2024 2:00 PM View: Outliers

Plant Bowen Data: Bowen 3-4 CCR

Sanitas™ v.10.0.16e Software licensed to . UG

Tukey's Outlier Screening

GWA-2R (bg)

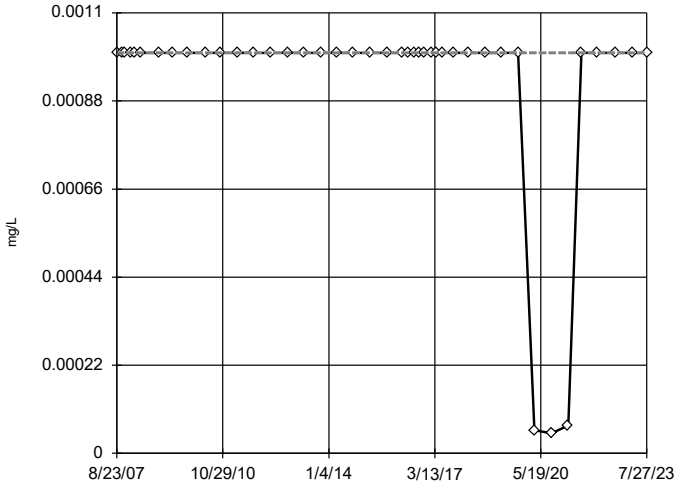

n = 42

No outliers found. Tukey's method selected by user.

Data were natural log transformed to achieve best W statistic (graph shown in original units).

The results were invalidated, because the lower and upper quartiles are equal.

Constituent: Lead Analysis Run 5/1/2024 2:00 PM View: Outliers
Plant Bowen Data: Bowen 3-4 CCR

Sanitas™ v.10.0.16e Software licensed to . UG

Tukey's Outlier Screening

GWA-39RZ (bg)

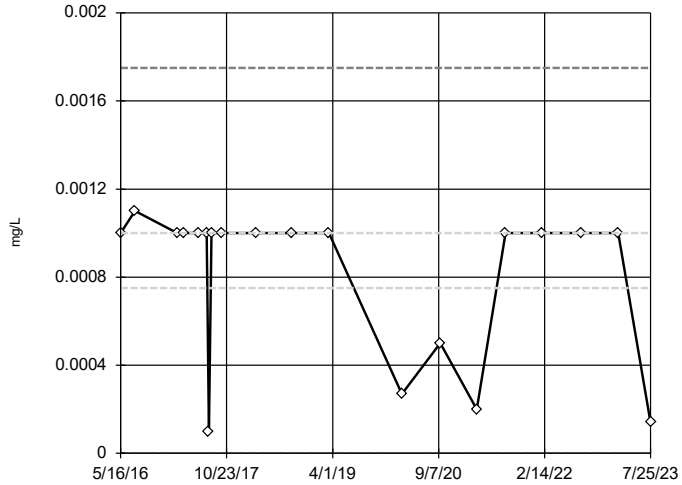

n = 20

No outliers found. Tukey's method selected by user.

Data were x^6 transformed to achieve best W statistic (graph shown in original units).

The results were invalidated, because both the lower and upper quartiles represent reporting limits.

Constituent: Lead Analysis Run 5/1/2024 2:00 PM View: Outliers
Plant Bowen Data: Bowen 3-4 CCR

Sanitas™ v.10.0.16e Software licensed to . UG

Tukey's Outlier Screening

GWA-39Z (bg)

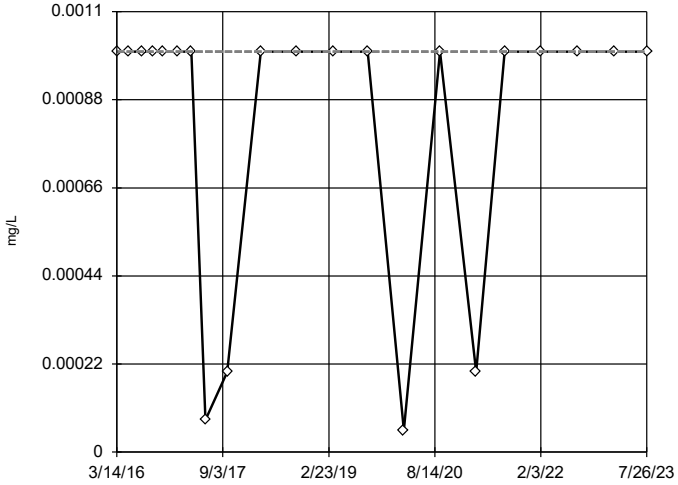

n = 21

No outliers found. Tukey's method selected by user.

Data were natural log transformed to achieve best W statistic (graph shown in original units).

The results were invalidated, because the lower and upper quartiles are equal.

Constituent: Lead Analysis Run 5/1/2024 2:00 PM View: Outliers
Plant Bowen Data: Bowen 3-4 CCR

Sanitas™ v.10.0.16e Software licensed to . UG

Tukey's Outlier Screening

GWA-3A (bg)

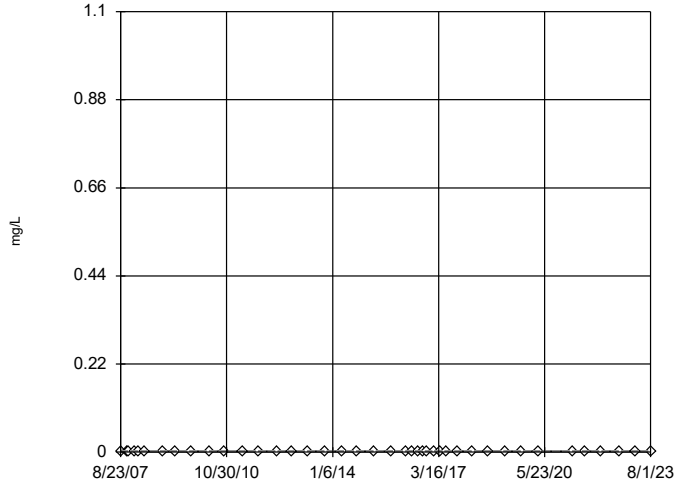

n = 41

No outliers found. Tukey's method selected by user.

All values are the same.

Constituent: Lead Analysis Run 5/1/2024 2:00 PM View: Outliers
Plant Bowen Data: Bowen 3-4 CCR

Sanitas™ v.10.0.16e Software licensed to . UG

Tukey's Outlier Screening

GWA-40 (bg)

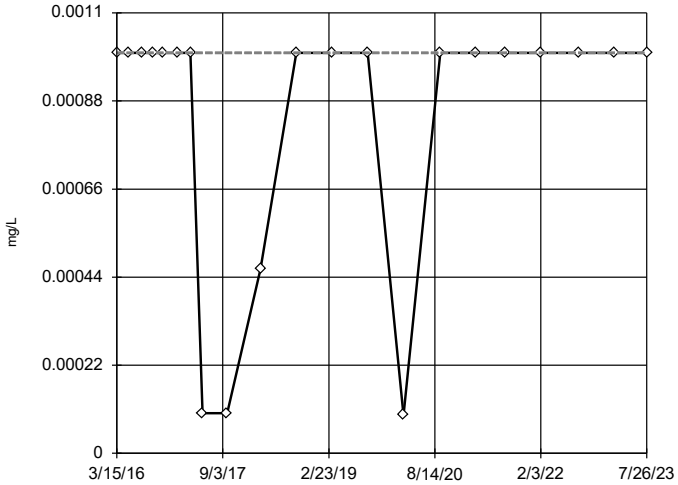

n = 21

No outliers found. Tukey's method selected by user.

Ladder of Powers transformations did not improve normality; analysis run on raw data.

The results were invalidated, because the lower and upper quartiles are equal.

Constituent: Lead Analysis Run 5/1/2024 2:00 PM View: Outliers

Plant Bowen Data: Bowen 3-4 CCR

Sanitas™ v.10.0.16e Software licensed to . UG

Tukey's Outlier Screening

GWA-41 (bg)

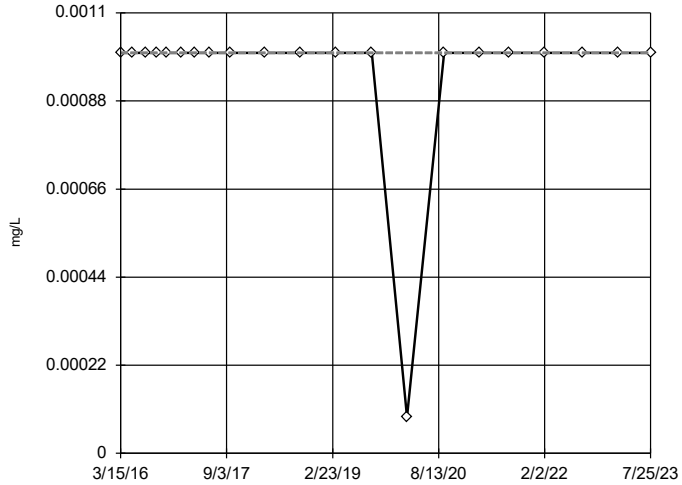

n = 21

No outliers found. Tukey's method selected by user.

Data were natural log transformed to achieve best W statistic (graph shown in original units).

The results were invalidated, because the lower and upper quartiles are equal.

Constituent: Lead Analysis Run 5/1/2024 2:00 PM View: Outliers

Plant Bowen Data: Bowen 3-4 CCR

Sanitas™ v.10.0.16e Software licensed to . UG

Tukey's Outlier Screening

GWA-41R (bg)

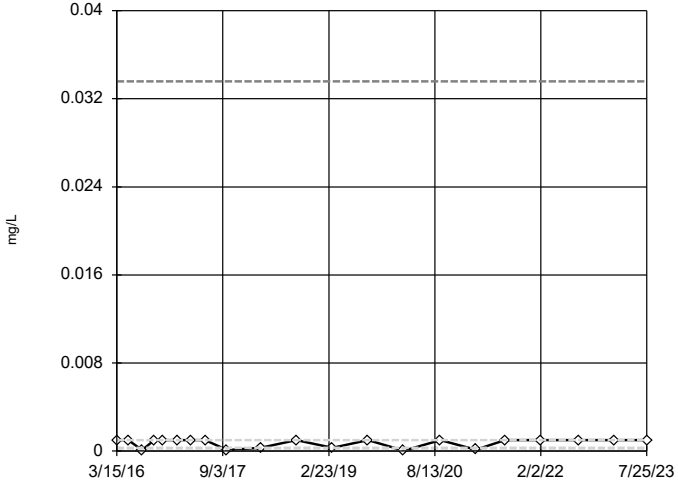

n = 21

No outliers found. Tukey's method selected by user.

Data were natural log transformed to achieve best W statistic (graph shown in original units).

High cutoff = 0.03357, low cutoff = 0.000009235, based on IQR multiplier of 3.

Constituent: Lead Analysis Run 5/1/2024 2:00 PM View: Outliers

Plant Bowen Data: Bowen 3-4 CCR

Sanitas™ v.10.0.16e Software licensed to . UG

Tukey's Outlier Screening

GWA-42 (bg)

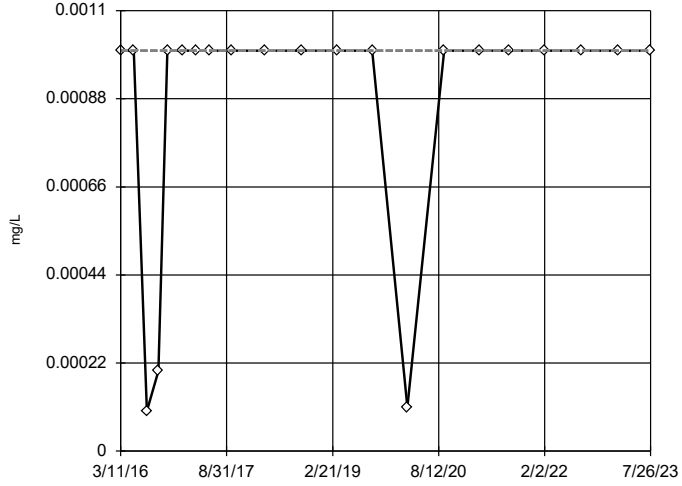

n = 21

No outliers found. Tukey's method selected by user.

Data were natural log transformed to achieve best W statistic (graph shown in original units).

The results were invalidated, because the lower and upper quartiles are equal.

Constituent: Lead Analysis Run 5/1/2024 2:00 PM View: Outliers

Plant Bowen Data: Bowen 3-4 CCR

Sanitas™ v.10.0.16e Software licensed to . UG

Tukey's Outlier Screening

GWA-43 (bg)

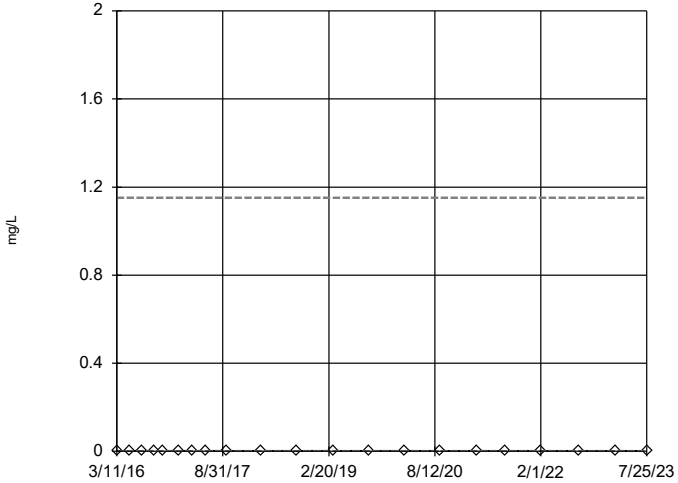

n = 21

No outliers found. Tukey's method selected by user.

Data were natural log transformed to achieve best W statistic (graph shown in original units).

High cutoff = 1.152, low cutoff = 8.3e-8, based on IQR multiplier of 3.

Constituent: Lead Analysis Run 5/1/2024 2:00 PM View: Outliers

Plant Bowen Data: Bowen 3-4 CCR

Sanitas™ v.10.0.16e Software licensed to . UG

Tukey's Outlier Screening

GWA-43R (bg)

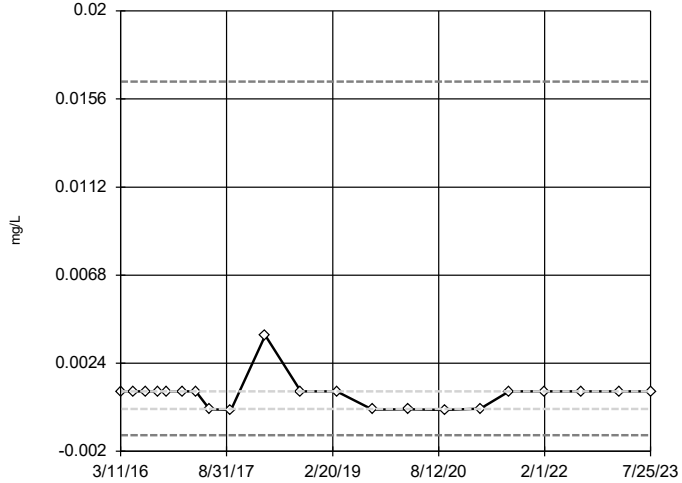

n = 21

No outliers found. Tukey's method selected by user.

Data were cube root transformed to achieve best W statistic (graph shown in original units).

High cutoff = 0.01646, low cutoff = -0.001186, based on IQR multiplier of 3.

Constituent: Lead Analysis Run 5/1/2024 2:00 PM View: Outliers

Plant Bowen Data: Bowen 3-4 CCR

Sanitas™ v.10.0.16e Software licensed to . UG

Tukey's Outlier Screening

GWA-4RZ (bg)

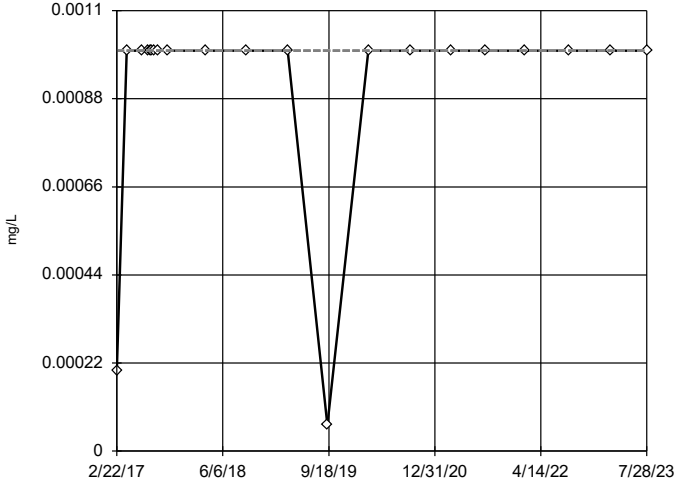

n = 21

No outliers found. Tukey's method selected by user.

Data were cube root transformed to achieve best W statistic (graph shown in original units).

The results were invalidated, because the lower and upper quartiles are equal.

Constituent: Lead Analysis Run 5/1/2024 2:00 PM View: Outliers

Plant Bowen Data: Bowen 3-4 CCR

Sanitas™ v.10.0.16e Software licensed to . UG

Tukey's Outlier Screening

GWA-50 (bg)

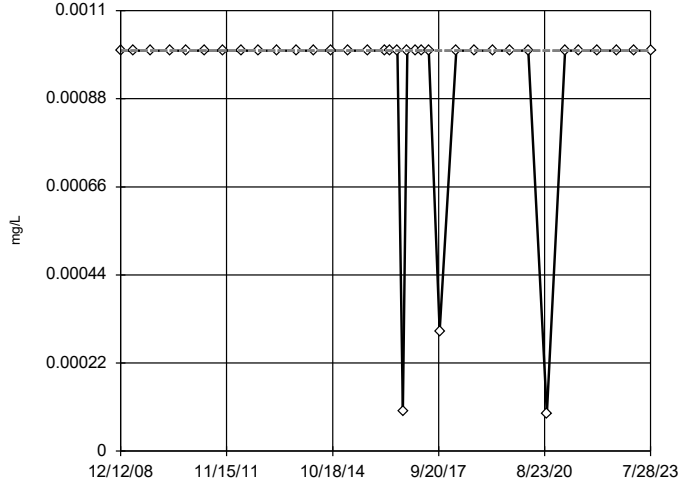

n = 36

No outliers found. Tukey's method selected by user.

Data were square root transformed to achieve best W statistic (graph shown in original units).

The results were invalidated, because the lower and upper quartiles are equal.

Constituent: Lead Analysis Run 5/1/2024 2:00 PM View: Outliers

Plant Bowen Data: Bowen 3-4 CCR

Sanitas™ v.10.0.16e Software licensed to . UG

Tukey's Outlier Screening

GWA-50R (bg)

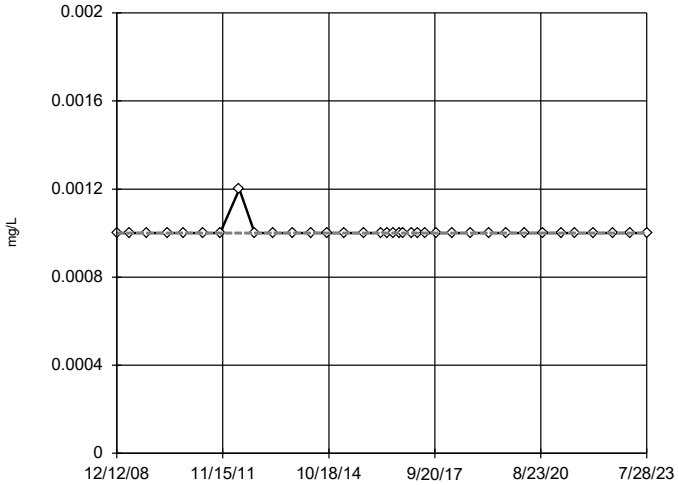

n = 36

No outliers found. Tukey's method selected by user.

Data were cube transformed to achieve best W statistic (graph shown in original units).

The results were invalidated, because the lower and upper quartiles are equal.

Constituent: Lead Analysis Run 5/1/2024 2:00 PM View: Outliers

Plant Bowen Data: Bowen 3-4 CCR

Sanitas™ v.10.0.16e Software licensed to . UG

Tukey's Outlier Screening

GWC-16R

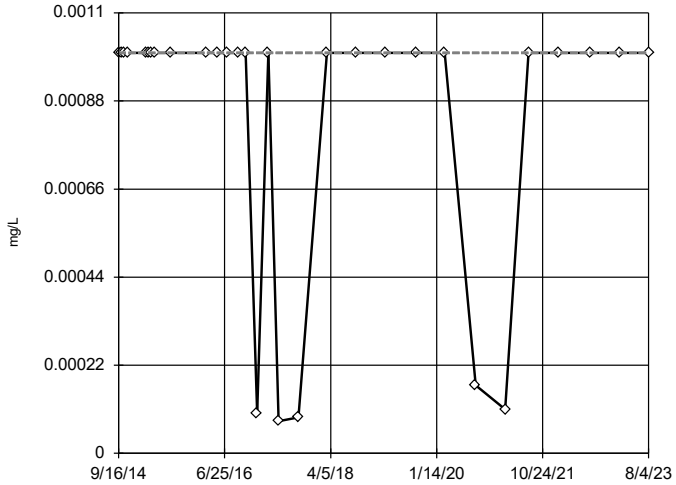

n = 30

No outliers found. Tukey's method selected by user.

Data were natural log transformed to achieve best W statistic (graph shown in original units).

The results were invalidated, because the lower and upper quartiles are equal.

Constituent: Lead Analysis Run 5/1/2024 2:00 PM View: Outliers

Plant Bowen Data: Bowen 3-4 CCR

Sanitas™ v.10.0.16e Software licensed to . UG

Tukey's Outlier Screening

GWC-17R

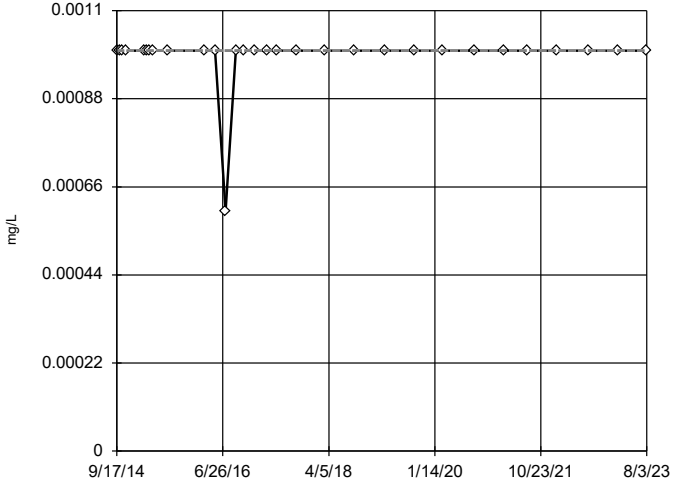

n = 30

No outliers found. Tukey's method selected by user.

Data were cube transformed to achieve best W statistic (graph shown in original units).

The results were invalidated, because the lower and upper quartiles are equal.

Constituent: Lead Analysis Run 5/1/2024 2:00 PM View: Outliers

Plant Bowen Data: Bowen 3-4 CCR

Sanitas™ v.10.0.16e Software licensed to . UG

Tukey's Outlier Screening

GWC-18

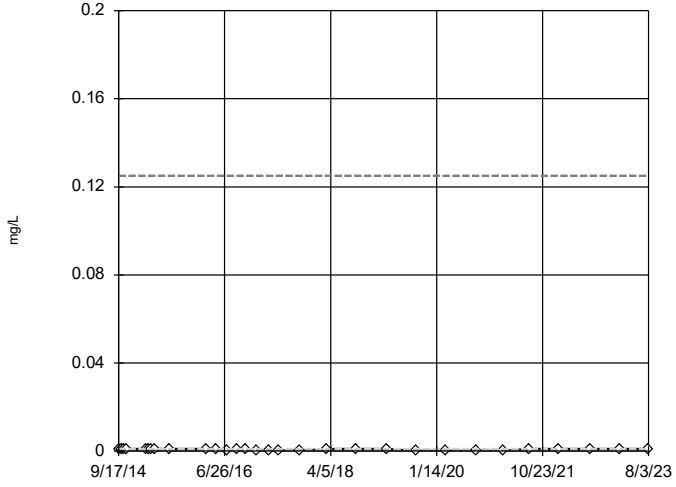

n = 30

No outliers found. Tukey's method selected by user.

Data were natural log transformed to achieve best W statistic (graph shown in original units).

High cutoff = 0.125, low cutoff = 0.0000016, based on IQR multiplier of 3.

Constituent: Lead Analysis Run 5/1/2024 2:00 PM View: Outliers

Plant Bowen Data: Bowen 3-4 CCR

Sanitas™ v.10.0.16e Software licensed to . UG

Tukey's Outlier Screening

GWC-18R

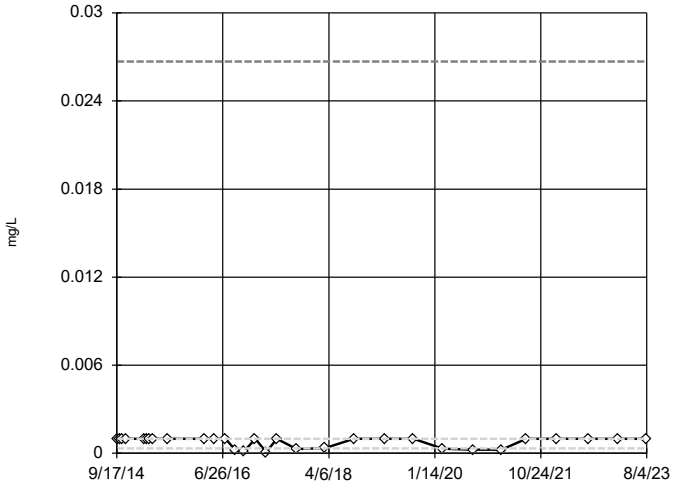

n = 30

No outliers found. Tukey's method selected by user.

Data were natural log transformed to achieve best W statistic (graph shown in original units).

High cutoff = 0.02668, low cutoff = 0.00001254, based on IQR multiplier of 3.

Constituent: Lead Analysis Run 5/1/2024 2:00 PM View: Outliers

Plant Bowen Data: Bowen 3-4 CCR

Sanitas™ v.10.0.16e Software licensed to . UG

Tukey's Outlier Screening

GWC-19R

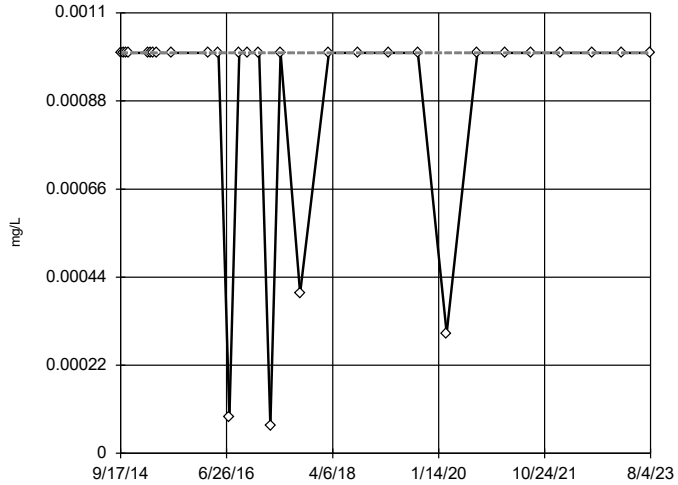

n = 30

No outliers found. Tukey's method selected by user.

Ladder of Powers transformations did not improve normality; analysis run on raw data.

The results were invalidated, because the lower and upper quartiles are equal.

Constituent: Lead Analysis Run 5/1/2024 2:00 PM View: Outliers

Plant Bowen Data: Bowen 3-4 CCR

Sanitas™ v.10.0.16e Software licensed to . UG

Tukey's Outlier Screening

GWC-20R

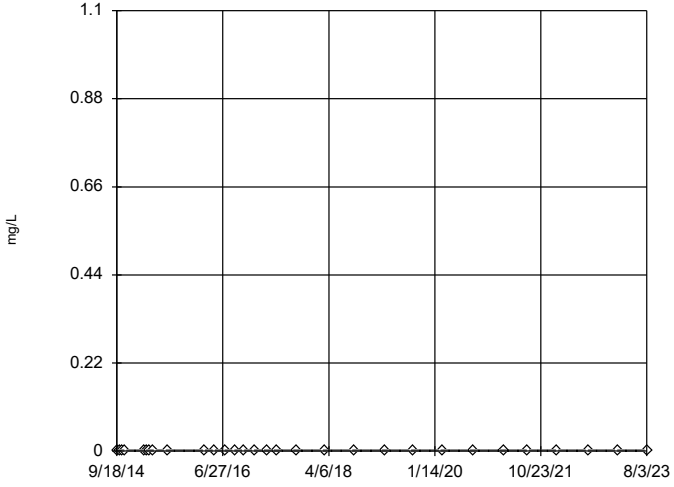

n = 30

No outliers found. Tukey's method selected by user.

All values are the same.

Constituent: Lead Analysis Run 5/1/2024 2:00 PM View: Outliers

Plant Bowen Data: Bowen 3-4 CCR

Sanitas™ v.10.0.16e Software licensed to . UG

Tukey's Outlier Screening

GWC-21R

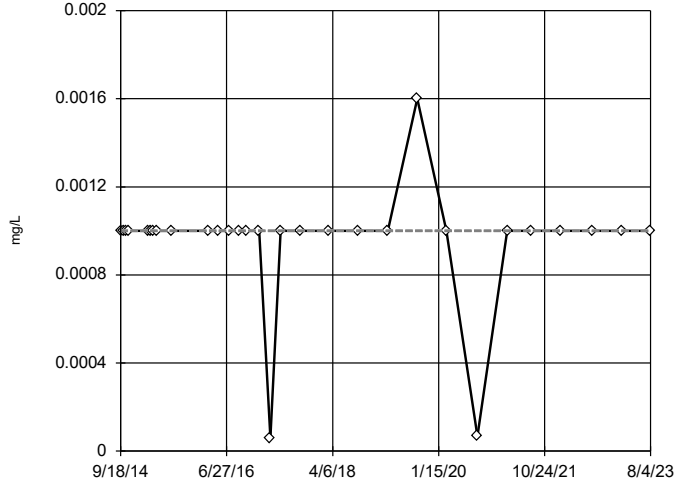

n = 30

No outliers found. Tukey's method selected by user.

Data were square transformed to achieve best W statistic (graph shown in original units).

The results were invalidated, because the lower and upper quartiles are equal.

Constituent: Lead Analysis Run 5/1/2024 2:00 PM View: Outliers

Plant Bowen Data: Bowen 3-4 CCR

Sanitas™ v.10.0.16e Software licensed to . UG

Tukey's Outlier Screening

GWC-22R

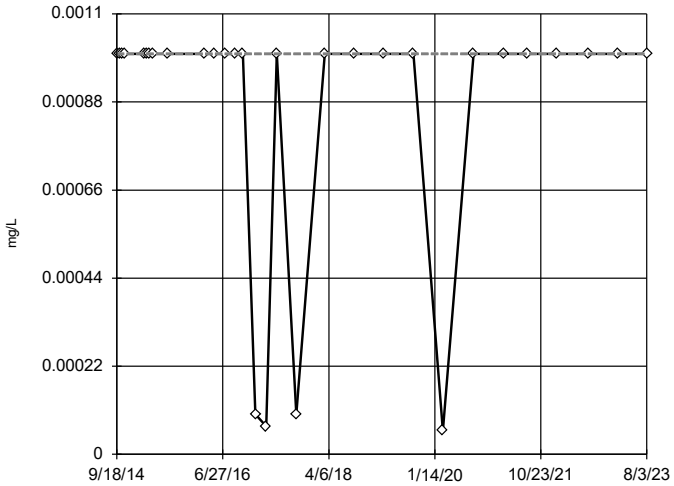

n = 30

No outliers found.
Tukey's method selected by user.

Data were natural log transformed to achieve best W statistic (graph shown in original units).

The results were invalidated, because the lower and upper quartiles are equal.

Constituent: Lead Analysis Run 5/1/2024 2:00 PM View: Outliers
Plant Bowen Data: Bowen 3-4 CCR

Sanitas™ v.10.0.16e Software licensed to . UG

Tukey's Outlier Screening

GWC-23R

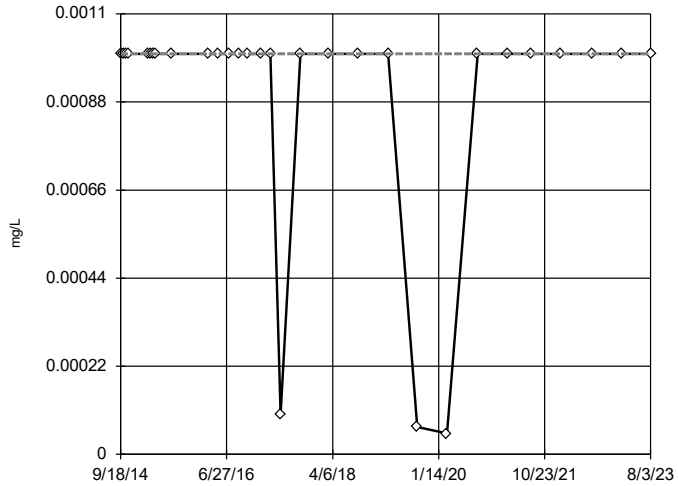

n = 30

No outliers found.
Tukey's method selected by user.

Data were natural log transformed to achieve best W statistic (graph shown in original units).

The results were invalidated, because the lower and upper quartiles are equal.

Constituent: Lead Analysis Run 5/1/2024 2:00 PM View: Outliers
Plant Bowen Data: Bowen 3-4 CCR

Sanitas™ v.10.0.16e Software licensed to . UG

Tukey's Outlier Screening

GWC-24R

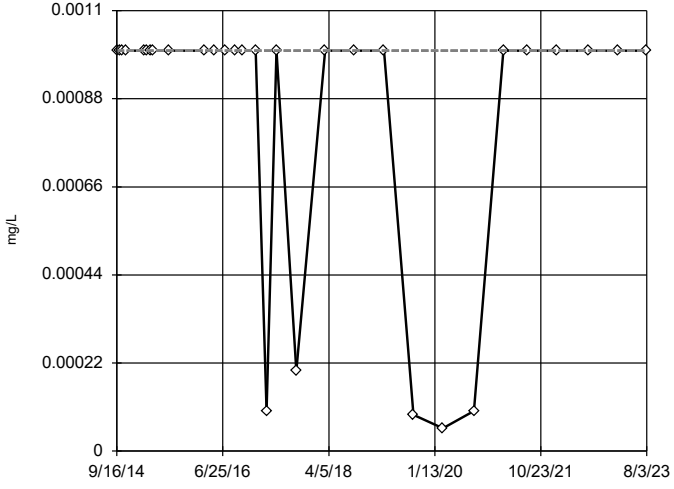

n = 30

No outliers found.
Tukey's method selected by user.

Data were natural log transformed to achieve best W statistic (graph shown in original units).

The results were invalidated, because the lower and upper quartiles are equal.

Constituent: Lead Analysis Run 5/1/2024 2:00 PM View: Outliers
Plant Bowen Data: Bowen 3-4 CCR

Sanitas™ v.10.0.16e Software licensed to . UG

Tukey's Outlier Screening

GWC-25R

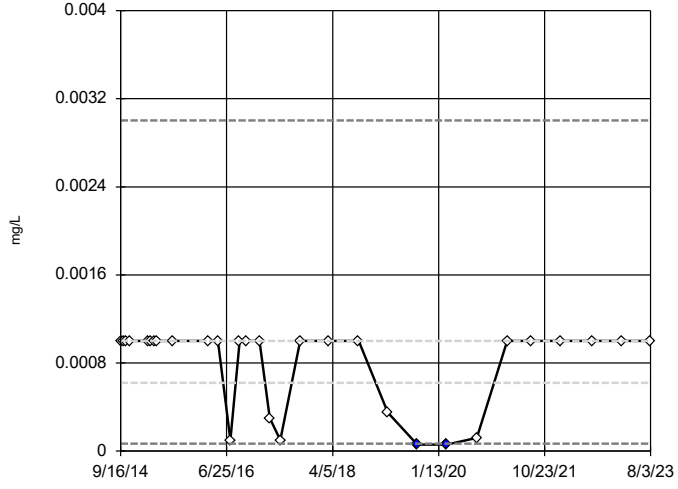

n = 30

Outliers are drawn as solid.
Tukey's method selected by user.

Data were cube root transformed to achieve best W statistic (graph shown in original units).

High cutoff = 0.003004, low cutoff = 0.00006865, based on IQR multiplier of 3.

Constituent: Lead Analysis Run 5/1/2024 2:00 PM View: Outliers
Plant Bowen Data: Bowen 3-4 CCR

Sanitas™ v.10.0.16e Software licensed to . UG

Tukey's Outlier Screening

GWC-36A

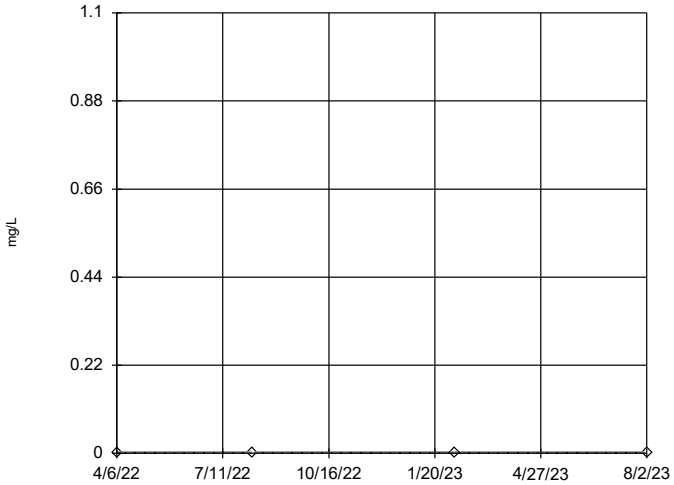

n = 4

No outliers found.
Tukey's method selected by user.

All values are the same.

Constituent: Lead Analysis Run 5/1/2024 2:00 PM View: Outliers
Plant Bowen Data: Bowen 3-4 CCR

Sanitas™ v.10.0.16e Software licensed to . UG

Tukey's Outlier Screening

GWC-36RA

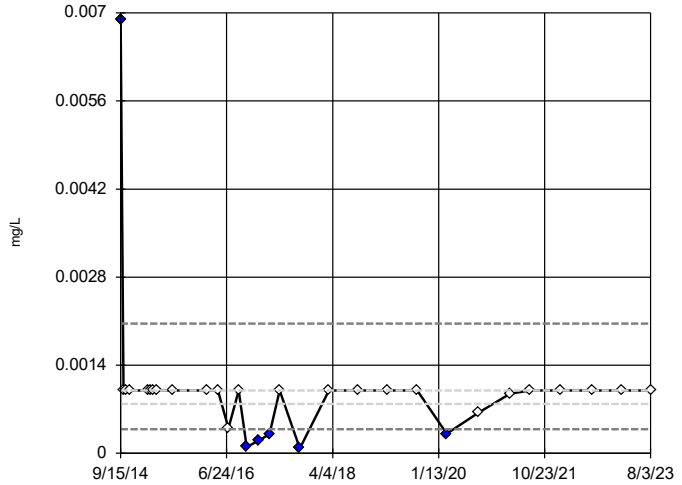

n = 30

Outliers are drawn as solid.
Tukey's method selected by user.

Data were natural log transformed to achieve best W statistic (graph shown in original units).

High cutoff = 0.002061, low cutoff = 0.0003813, based on IQR multiplier of 3.

Constituent: Lead Analysis Run 5/1/2024 2:00 PM View: Outliers
Plant Bowen Data: Bowen 3-4 CCR

Sanitas™ v.10.0.16e Software licensed to . UG

Tukey's Outlier Screening

GWC-37

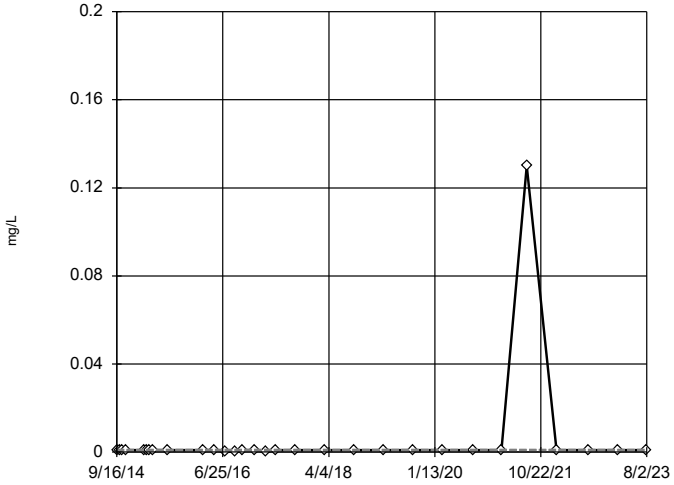

n = 30

No outliers found.
Tukey's method selected by user.

Data were natural log transformed to achieve best W statistic (graph shown in original units).

The results were invalidated, because the lower and upper quartiles are equal.

Constituent: Lead Analysis Run 5/1/2024 2:00 PM View: Outliers
Plant Bowen Data: Bowen 3-4 CCR

Sanitas™ v.10.0.16e Software licensed to . UG

Tukey's Outlier Screening

GWC-38

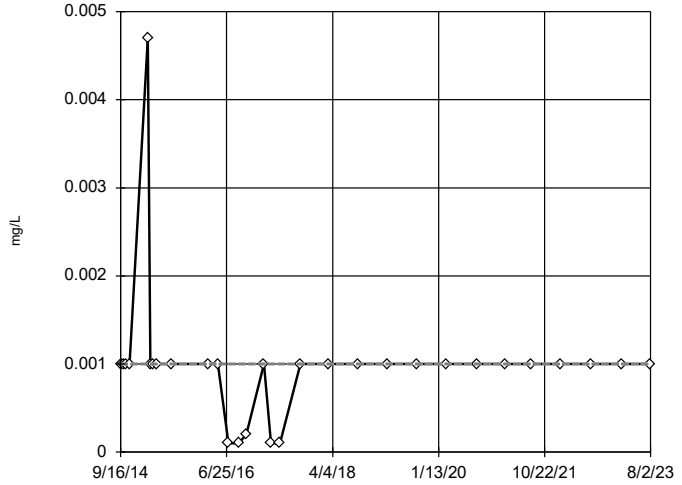

n = 30

No outliers found.
Tukey's method selected by user.

Data were cube root transformed to achieve best W statistic (graph shown in original units).

The results were invalidated, because the lower and upper quartiles are equal.

Constituent: Lead Analysis Run 5/1/2024 2:00 PM View: Outliers
Plant Bowen Data: Bowen 3-4 CCR

Sanitas™ v.10.0.16e Software licensed to . UG

Tukey's Outlier Screening

GWA-1 (bg)

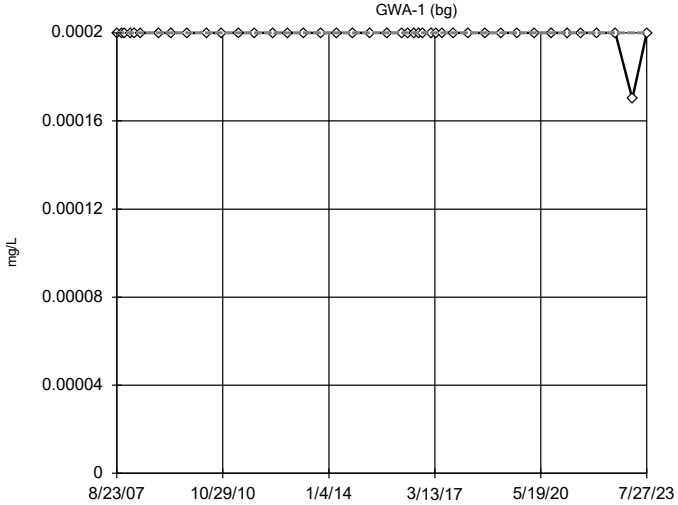

n = 42

No outliers found. Tukey's method selected by user.

Data were cube root transformed to achieve best W statistic (graph shown in original units).

The results were invalidated, because the lower and upper quartiles are equal.

Constituent: Mercury Analysis Run 5/1/2024 2:00 PM View: Outliers

Plant Bowen Data: Bowen 3-4 CCR

Sanitas™ v.10.0.16e Software licensed to . UG

Tukey's Outlier Screening

GWA-2 (bg)

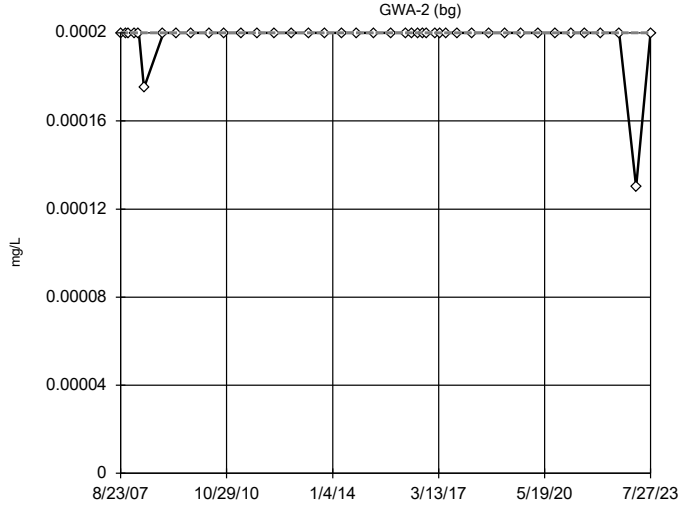

n = 42

No outliers found. Tukey's method selected by user.

Data were x^4 transformed to achieve best W statistic (graph shown in original units).

The results were invalidated, because the lower and upper quartiles are equal.

Constituent: Mercury Analysis Run 5/1/2024 2:00 PM View: Outliers

Plant Bowen Data: Bowen 3-4 CCR

Sanitas™ v.10.0.16e Software licensed to . UG

Tukey's Outlier Screening

GWA-2R (bg)

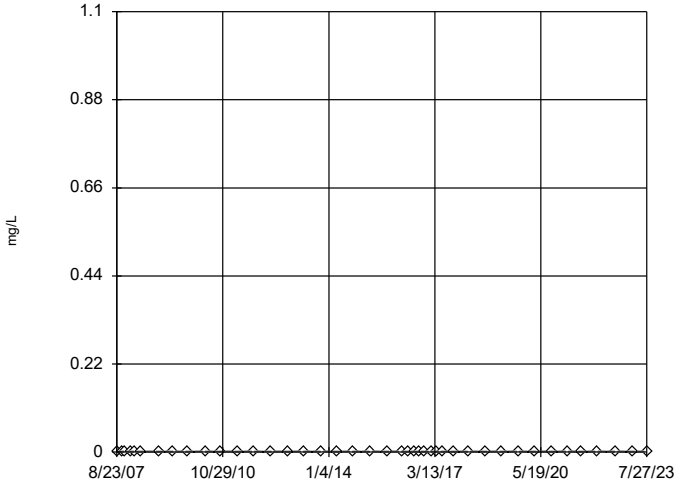

n = 42

No outliers found. Tukey's method selected by user.

All values are the same.

Constituent: Mercury Analysis Run 5/1/2024 2:00 PM View: Outliers

Plant Bowen Data: Bowen 3-4 CCR

Sanitas™ v.10.0.16e Software licensed to . UG

Tukey's Outlier Screening

GWA-39RZ (bg)

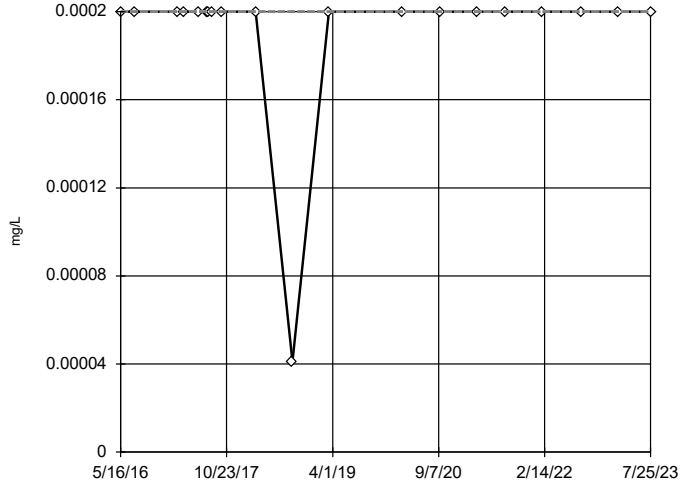

n = 20

No outliers found. Tukey's method selected by user.

Data were square root transformed to achieve best W statistic (graph shown in original units).

The results were invalidated, because the lower and upper quartiles are equal.

Constituent: Mercury Analysis Run 5/1/2024 2:00 PM View: Outliers

Plant Bowen Data: Bowen 3-4 CCR

Sanitas™ v.10.0.16e Software licensed to . UG

Tukey's Outlier Screening

GWA-39Z (bg)

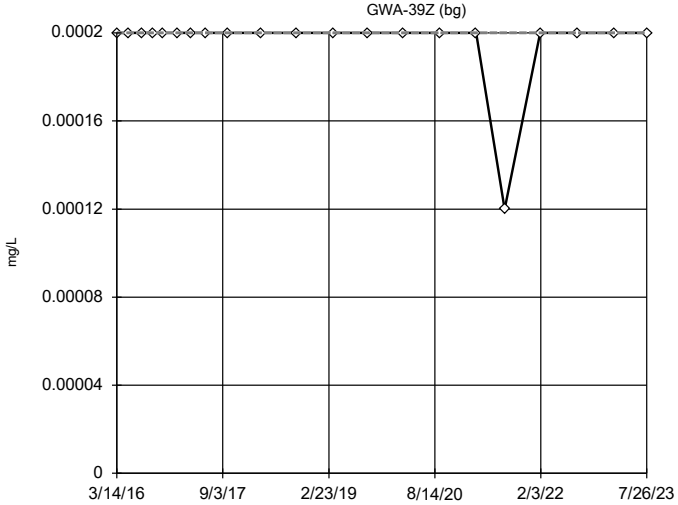

n = 21

No outliers found. Tukey's method selected by user.

Ladder of Powers transformations did not improve normality; analysis run on raw data.

The results were invalidated, because the lower and upper quartiles are equal.

Constituent: Mercury Analysis Run 5/1/2024 2:00 PM View: Outliers

Plant Bowen Data: Bowen 3-4 CCR

Sanitas™ v.10.0.16e Software licensed to . UG

Tukey's Outlier Screening

GWA-3A (bg)

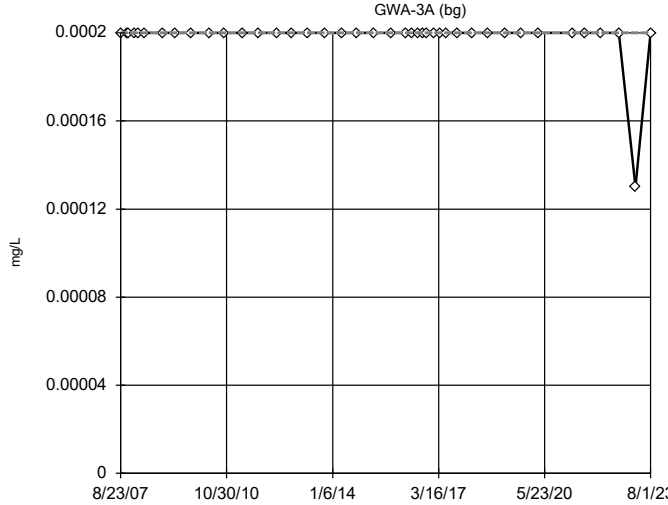

n = 41

No outliers found. Tukey's method selected by user.

Data were x^4 transformed to achieve best W statistic (graph shown in original units).

The results were invalidated, because the lower and upper quartiles are equal.

Constituent: Mercury Analysis Run 5/1/2024 2:01 PM View: Outliers

Plant Bowen Data: Bowen 3-4 CCR

Sanitas™ v.10.0.16e Software licensed to . UG

Tukey's Outlier Screening

GWA-40 (bg)

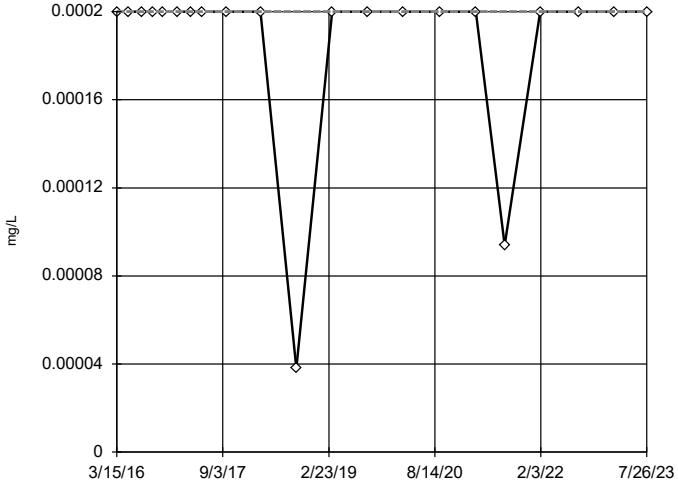

n = 21

No outliers found. Tukey's method selected by user.

Ladder of Powers transformations did not improve normality; analysis run on raw data.

The results were invalidated, because the lower and upper quartiles are equal.

Constituent: Mercury Analysis Run 5/1/2024 2:01 PM View: Outliers

Plant Bowen Data: Bowen 3-4 CCR

Sanitas™ v.10.0.16e Software licensed to . UG

Tukey's Outlier Screening

GWA-41 (bg)

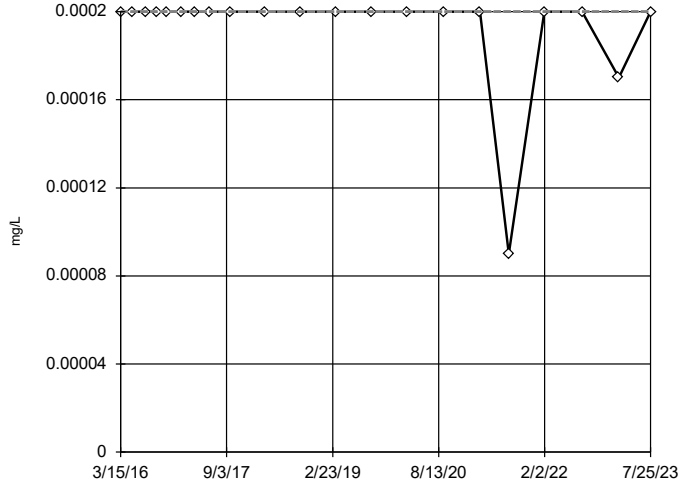

n = 21

No outliers found. Tukey's method selected by user.

Data were x^4 transformed to achieve best W statistic (graph shown in original units).

The results were invalidated, because the lower and upper quartiles are equal.

Constituent: Mercury Analysis Run 5/1/2024 2:01 PM View: Outliers

Plant Bowen Data: Bowen 3-4 CCR

Sanitas™ v.10.0.16e Software licensed to . UG

Tukey's Outlier Screening

GWA-41R (bg)

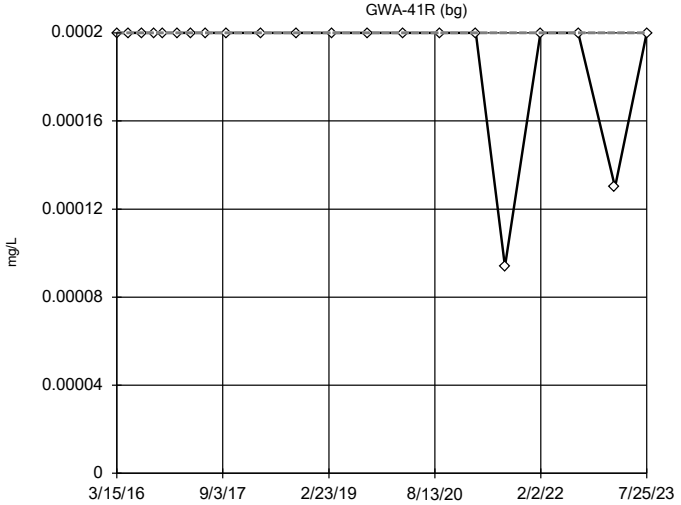

n = 21

No outliers found. Tukey's method selected by user.

Data were square transformed to achieve best W statistic (graph shown in original units).

The results were invalidated, because the lower and upper quartiles are equal.

Constituent: Mercury Analysis Run 5/1/2024 2:01 PM View: Outliers

Plant Bowen Data: Bowen 3-4 CCR

Sanitas™ v.10.0.16e Software licensed to . UG

Tukey's Outlier Screening

GWA-42 (bg)

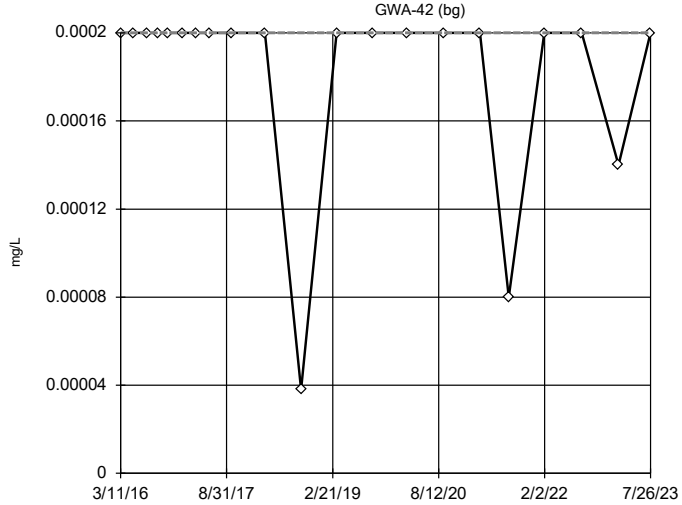

n = 21

No outliers found. Tukey's method selected by user.

Data were square transformed to achieve best W statistic (graph shown in original units).

The results were invalidated, because the lower and upper quartiles are equal.

Constituent: Mercury Analysis Run 5/1/2024 2:01 PM View: Outliers

Plant Bowen Data: Bowen 3-4 CCR

Sanitas™ v.10.0.16e Software licensed to . UG

Tukey's Outlier Screening

GWA-43 (bg)

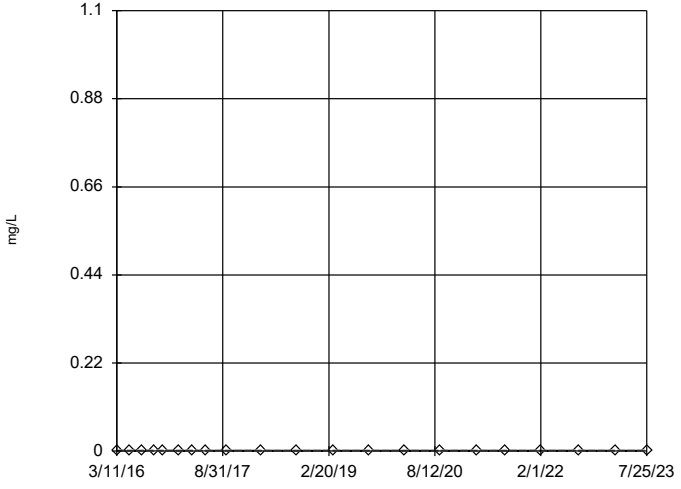

n = 21

No outliers found. Tukey's method selected by user.

All values are the same.

Constituent: Mercury Analysis Run 5/1/2024 2:01 PM View: Outliers

Plant Bowen Data: Bowen 3-4 CCR

Sanitas™ v.10.0.16e Software licensed to . UG

Tukey's Outlier Screening

GWA-43R (bg)

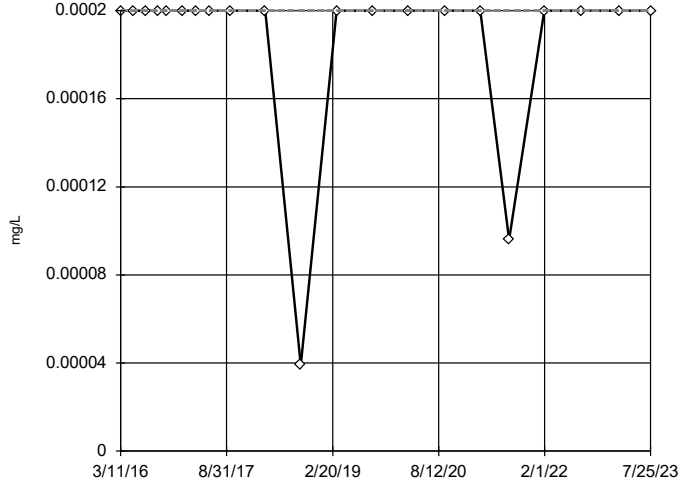

n = 21

No outliers found. Tukey's method selected by user.

Ladder of Powers transformations did not improve normality; analysis run on raw data.

The results were invalidated, because the lower and upper quartiles are equal.

Constituent: Mercury Analysis Run 5/1/2024 2:01 PM View: Outliers

Plant Bowen Data: Bowen 3-4 CCR

Sanitas™ v.10.0.16e Software licensed to . UG

Tukey's Outlier Screening

GWA-4RZ (bg)

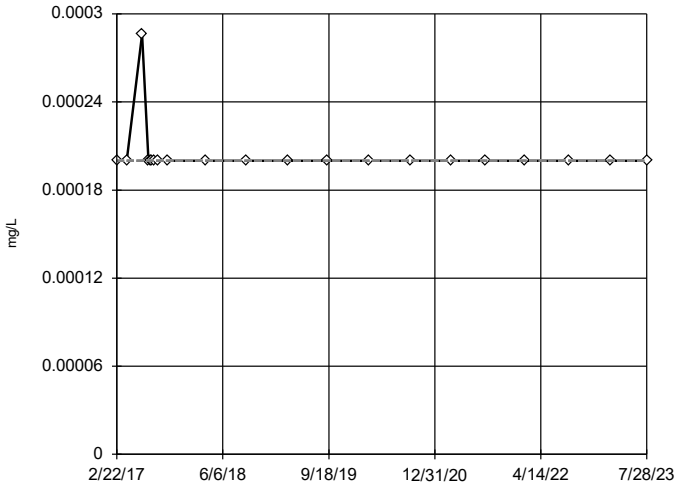

n = 21

No outliers found. Tukey's method selected by user.

Data were natural log transformed to achieve best W statistic (graph shown in original units).

The results were invalidated, because the lower and upper quartiles are equal.

Constituent: Mercury Analysis Run 5/1/2024 2:01 PM View: Outliers

Plant Bowen Data: Bowen 3-4 CCR

Sanitas™ v.10.0.16e Software licensed to . UG

Tukey's Outlier Screening

GWA-50 (bg)

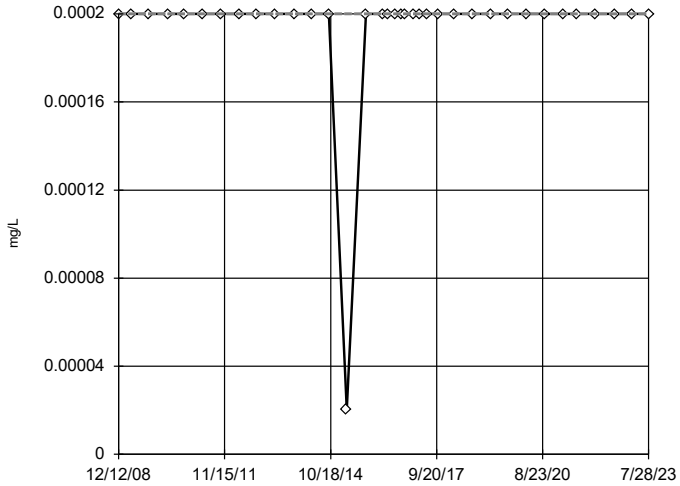

n = 36

No outliers found. Tukey's method selected by user.

Data were square root transformed to achieve best W statistic (graph shown in original units).

The results were invalidated, because the lower and upper quartiles are equal.

Constituent: Mercury Analysis Run 5/1/2024 2:01 PM View: Outliers

Plant Bowen Data: Bowen 3-4 CCR

Sanitas™ v.10.0.16e Software licensed to . UG

Tukey's Outlier Screening

GWA-50R (bg)

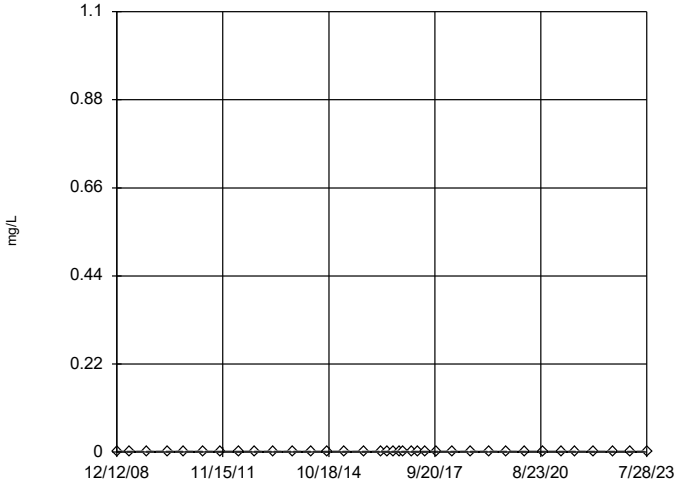

n = 36

No outliers found. Tukey's method selected by user.

All values are the same.

Constituent: Mercury Analysis Run 5/1/2024 2:01 PM View: Outliers

Plant Bowen Data: Bowen 3-4 CCR

Sanitas™ v.10.0.16e Software licensed to . UG

Tukey's Outlier Screening

GWC-16R

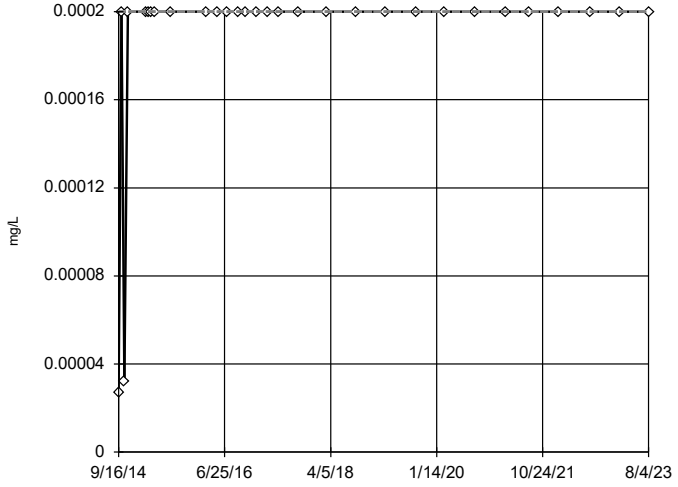

n = 30

No outliers found. Tukey's method selected by user.

Data were natural log transformed to achieve best W statistic (graph shown in original units).

The results were invalidated, because the lower and upper quartiles are equal.

Constituent: Mercury Analysis Run 5/1/2024 2:01 PM View: Outliers

Plant Bowen Data: Bowen 3-4 CCR

Sanitas™ v.10.0.16e Software licensed to . UG

Tukey's Outlier Screening

GWC-17R

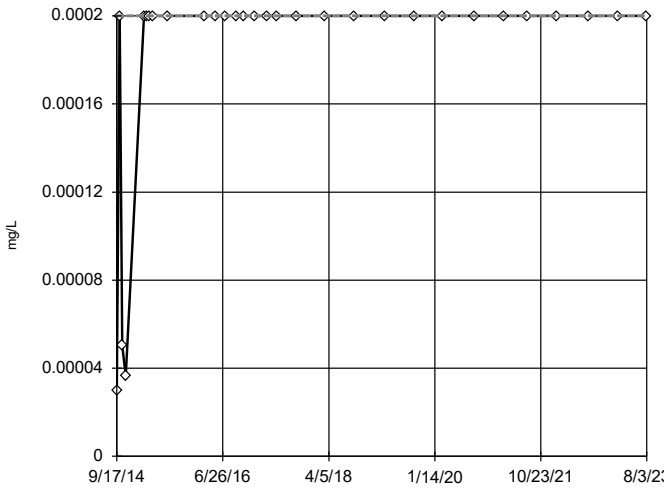

n = 30

No outliers found. Tukey's method selected by user.

Data were natural log transformed to achieve best W statistic (graph shown in original units).

The results were invalidated, because the lower and upper quartiles are equal.

Constituent: Mercury Analysis Run 5/1/2024 2:01 PM View: Outliers

Plant Bowen Data: Bowen 3-4 CCR

Sanitas™ v.10.0.16e Software licensed to . UG

Tukey's Outlier Screening

GWC-18

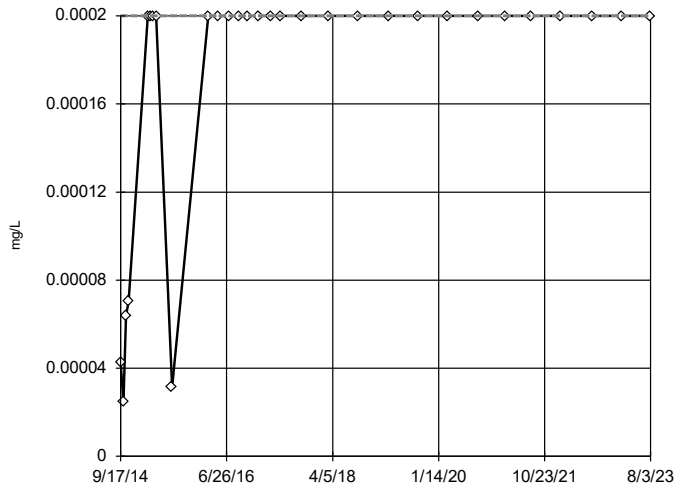

n = 30

No outliers found. Tukey's method selected by user.

Data were natural log transformed to achieve best W statistic (graph shown in original units).

The results were invalidated, because the lower and upper quartiles are equal.

Constituent: Mercury Analysis Run 5/1/2024 2:01 PM View: Outliers

Plant Bowen Data: Bowen 3-4 CCR

Sanitas™ v.10.0.16e Software licensed to . UG

Tukey's Outlier Screening

GWC-18R

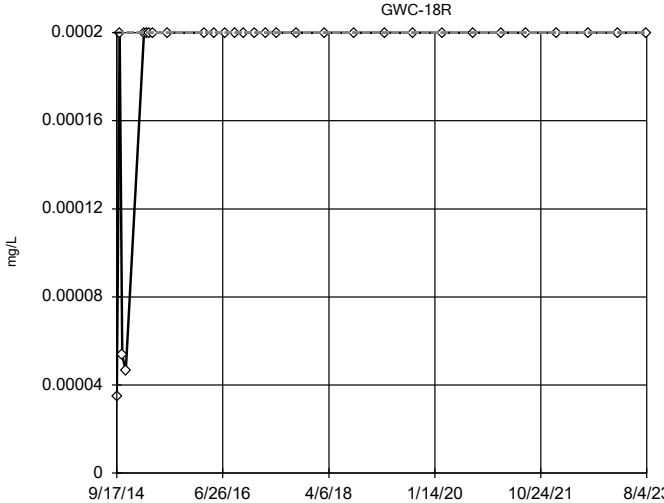

n = 30

No outliers found. Tukey's method selected by user.

Data were natural log transformed to achieve best W statistic (graph shown in original units).

The results were invalidated, because the lower and upper quartiles are equal.

Constituent: Mercury Analysis Run 5/1/2024 2:01 PM View: Outliers

Plant Bowen Data: Bowen 3-4 CCR

Sanitas™ v.10.0.16e Software licensed to . UG

Tukey's Outlier Screening

GWC-19R

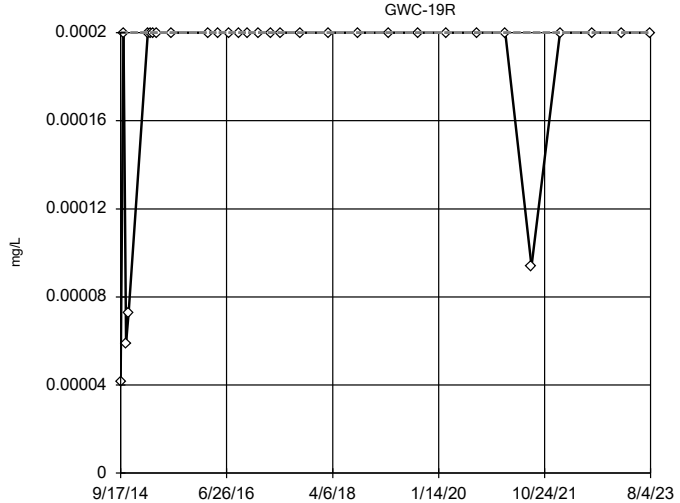

n = 30

No outliers found. Tukey's method selected by user.

Data were natural log transformed to achieve best W statistic (graph shown in original units).

The results were invalidated, because the lower and upper quartiles are equal.

Constituent: Mercury Analysis Run 5/1/2024 2:01 PM View: Outliers

Plant Bowen Data: Bowen 3-4 CCR

Sanitas™ v.10.0.16e Software licensed to . UG

Tukey's Outlier Screening

GWC-20R

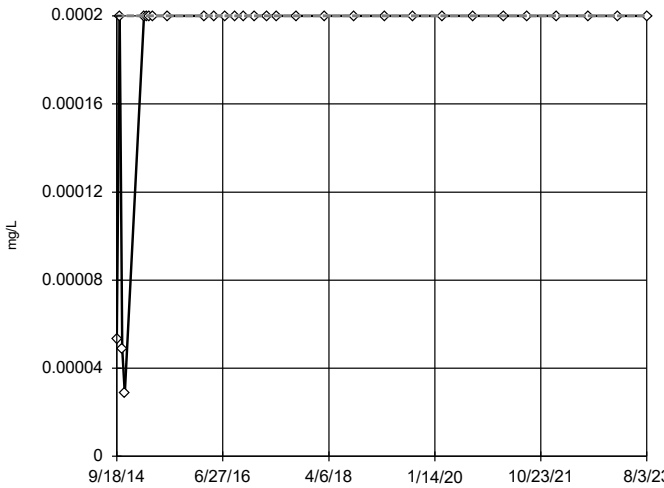

n = 30

No outliers found. Tukey's method selected by user.

Data were natural log transformed to achieve best W statistic (graph shown in original units).

The results were invalidated, because the lower and upper quartiles are equal.

Constituent: Mercury Analysis Run 5/1/2024 2:01 PM View: Outliers

Plant Bowen Data: Bowen 3-4 CCR

Sanitas™ v.10.0.16e Software licensed to . UG

Tukey's Outlier Screening

GWC-21R

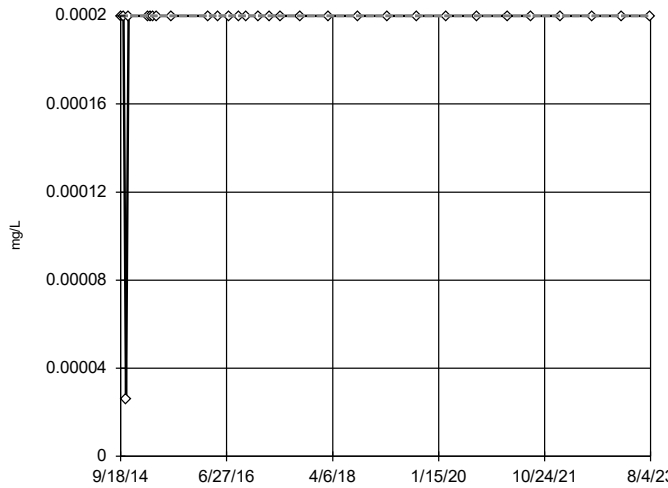

n = 30

No outliers found. Tukey's method selected by user.

Data were cube transformed to achieve best W statistic (graph shown in original units).

The results were invalidated, because the lower and upper quartiles are equal.

Constituent: Mercury Analysis Run 5/1/2024 2:01 PM View: Outliers

Plant Bowen Data: Bowen 3-4 CCR

Sanitas™ v.10.0.16e Software licensed to . UG

Tukey's Outlier Screening

GWC-22R

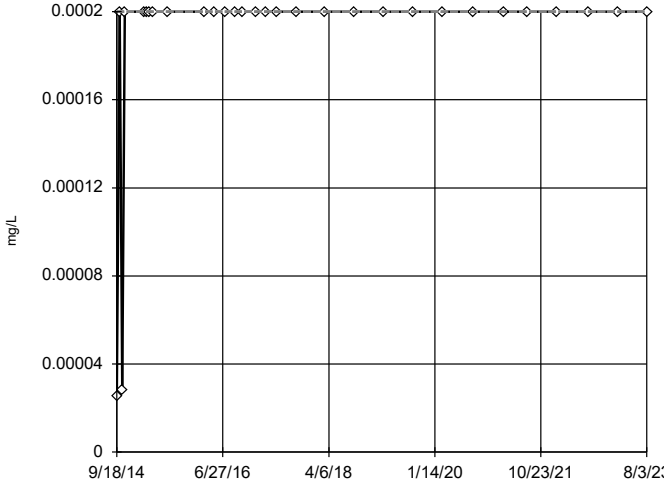

n = 30

No outliers found. Tukey's method selected by user.

Data were natural log transformed to achieve best W statistic (graph shown in original units).

The results were invalidated, because the lower and upper quartiles are equal.

Constituent: Mercury Analysis Run 5/1/2024 2:01 PM View: Outliers

Plant Bowen Data: Bowen 3-4 CCR

Sanitas™ v.10.0.16e Software licensed to . UG

Tukey's Outlier Screening

GWC-23R

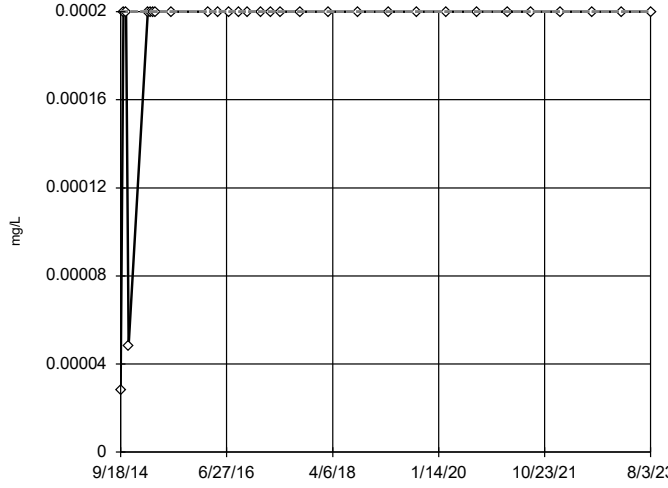

n = 30

No outliers found. Tukey's method selected by user.

Data were natural log transformed to achieve best W statistic (graph shown in original units).

The results were invalidated, because the lower and upper quartiles are equal.

Constituent: Mercury Analysis Run 5/1/2024 2:01 PM View: Outliers

Plant Bowen Data: Bowen 3-4 CCR

Sanitas™ v.10.0.16e Software licensed to . UG

Tukey's Outlier Screening

GWC-24R

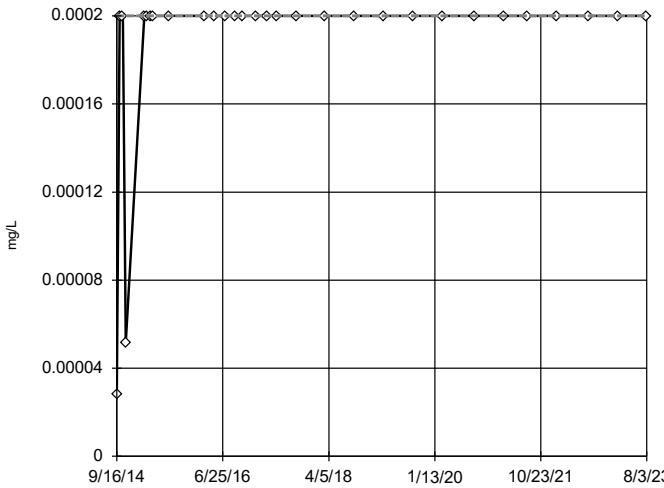

n = 30

No outliers found. Tukey's method selected by user.

Data were natural log transformed to achieve best W statistic (graph shown in original units).

The results were invalidated, because the lower and upper quartiles are equal.

Constituent: Mercury Analysis Run 5/1/2024 2:01 PM View: Outliers

Plant Bowen Data: Bowen 3-4 CCR

Sanitas™ v.10.0.16e Software licensed to . UG

Tukey's Outlier Screening

GWC-25R

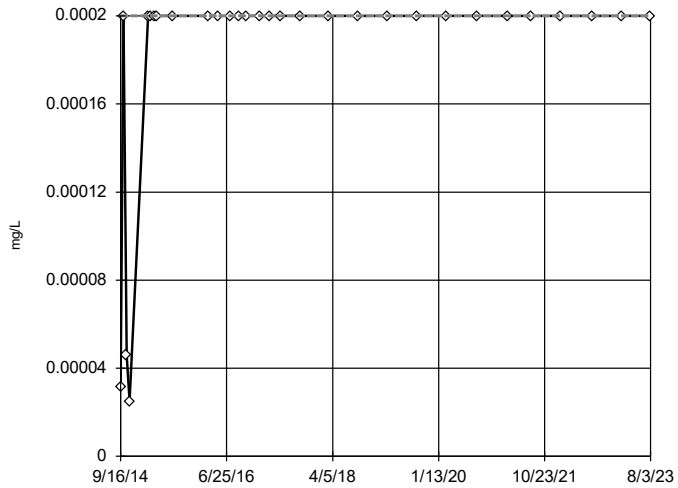

n = 30

No outliers found. Tukey's method selected by user.

Data were natural log transformed to achieve best W statistic (graph shown in original units).

The results were invalidated, because the lower and upper quartiles are equal.

Constituent: Mercury Analysis Run 5/1/2024 2:01 PM View: Outliers

Plant Bowen Data: Bowen 3-4 CCR

Sanitas™ v.10.0.16e Software licensed to . UG

Tukey's Outlier Screening

GWC-36A

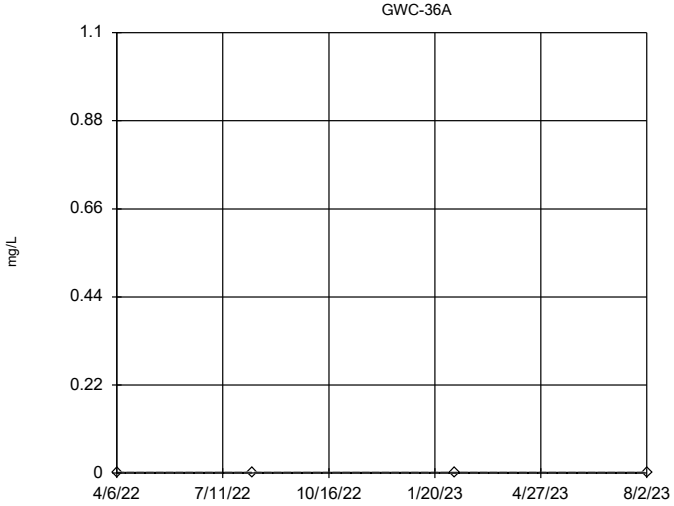

n = 4

No outliers found. Tukey's method selected by user.

All values are the same.

Constituent: Mercury Analysis Run 5/1/2024 2:01 PM View: Outliers

Plant Bowen Data: Bowen 3-4 CCR

Sanitas™ v.10.0.16e Software licensed to . UG

Tukey's Outlier Screening

GWC-36RA

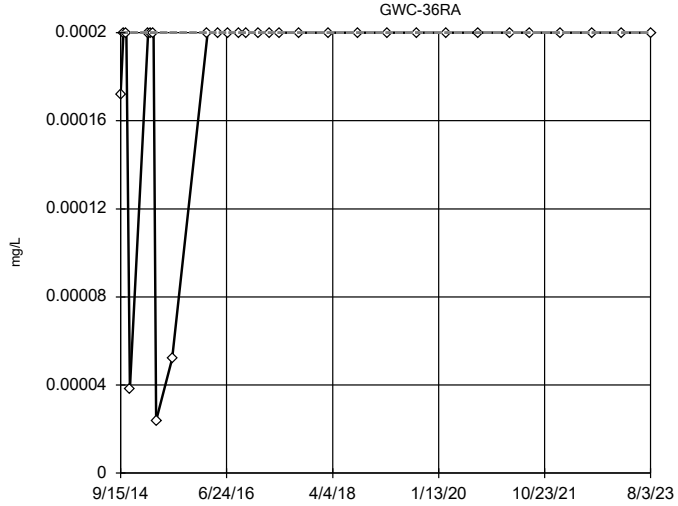

n = 30

No outliers found. Tukey's method selected by user.

Data were x^5 transformed to achieve best W statistic (graph shown in original units).

The results were invalidated, because the lower and upper quartiles are equal.

Constituent: Mercury Analysis Run 5/1/2024 2:01 PM View: Outliers

Plant Bowen Data: Bowen 3-4 CCR

Sanitas™ v.10.0.16e Software licensed to . UG

Tukey's Outlier Screening

GWC-37

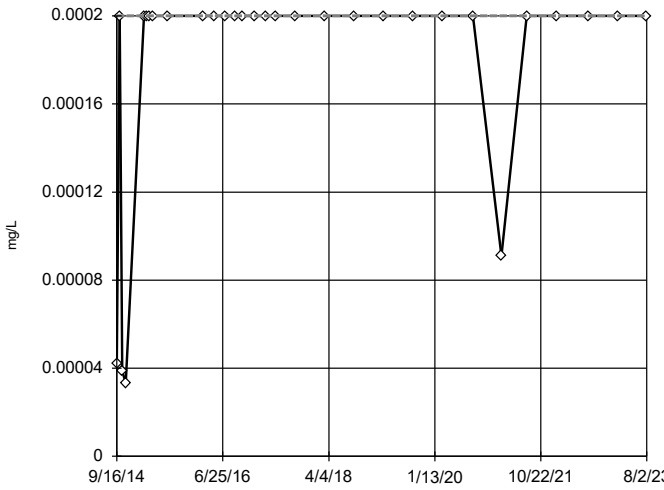

n = 30

No outliers found. Tukey's method selected by user.

Data were square root transformed to achieve best W statistic (graph shown in original units).

The results were invalidated, because the lower and upper quartiles are equal.

Constituent: Mercury Analysis Run 5/1/2024 2:01 PM View: Outliers

Plant Bowen Data: Bowen 3-4 CCR

Sanitas™ v.10.0.16e Software licensed to . UG

Tukey's Outlier Screening

GWC-38

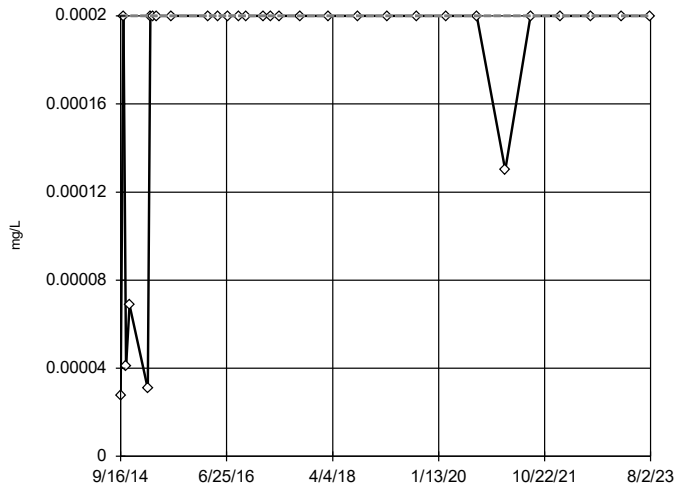

n = 30

No outliers found. Tukey's method selected by user.

Ladder of Powers transformations did not improve normality; analysis run on raw data.

The results were invalidated, because the lower and upper quartiles are equal.

Constituent: Mercury Analysis Run 5/1/2024 2:01 PM View: Outliers

Plant Bowen Data: Bowen 3-4 CCR

Sanitas™ v.10.0.16e Software licensed to . UG

Tukey's Outlier Screening

GWA-1 (bg)

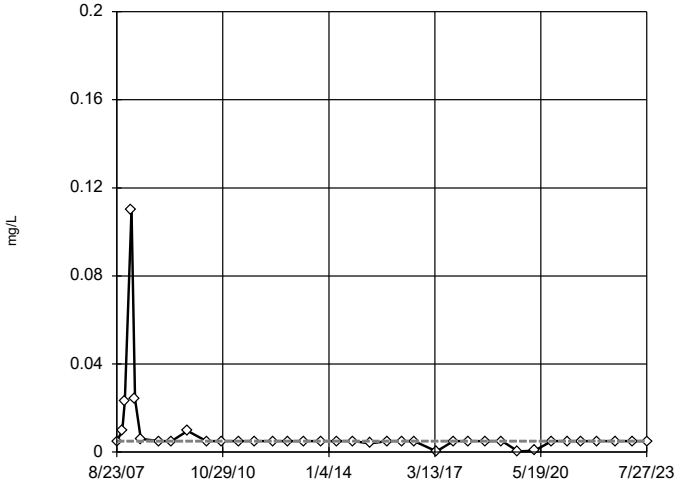

n = 37

No outliers found. Tukey's method selected by user.

Data were natural log transformed to achieve best W statistic (graph shown in original units).

The results were invalidated, because the lower and upper quartiles are equal.

Constituent: Nickel Analysis Run 5/1/2024 2:01 PM View: Outliers

Plant Bowen Data: Bowen 3-4 CCR

Sanitas™ v.10.0.16e Software licensed to . UG

Tukey's Outlier Screening

GWA-2 (bg)

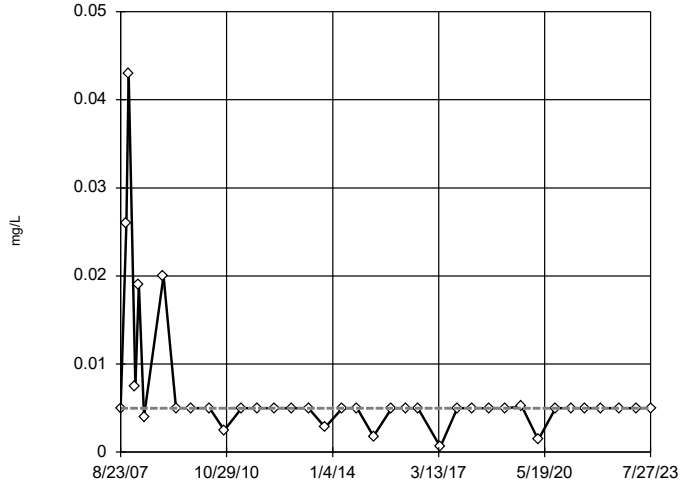

n = 37

No outliers found. Tukey's method selected by user.

Data were natural log transformed to achieve best W statistic (graph shown in original units).

The results were invalidated, because the lower and upper quartiles are equal.

Constituent: Nickel Analysis Run 5/1/2024 2:01 PM View: Outliers

Plant Bowen Data: Bowen 3-4 CCR

Sanitas™ v.10.0.16e Software licensed to . UG

Tukey's Outlier Screening

GWA-2R (bg)

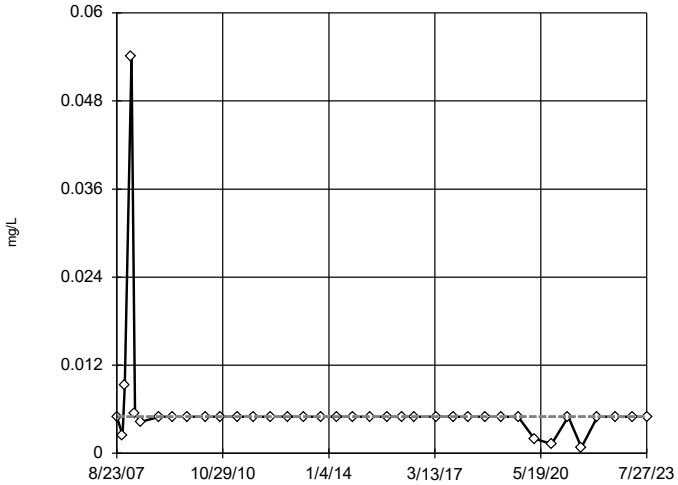

n = 37

No outliers found. Tukey's method selected by user.

Data were natural log transformed to achieve best W statistic (graph shown in original units).

The results were invalidated, because the lower and upper quartiles are equal.

Constituent: Nickel Analysis Run 5/1/2024 2:01 PM View: Outliers

Plant Bowen Data: Bowen 3-4 CCR

Sanitas™ v.10.0.16e Software licensed to . UG

Tukey's Outlier Screening

GWA-39RZ (bg)

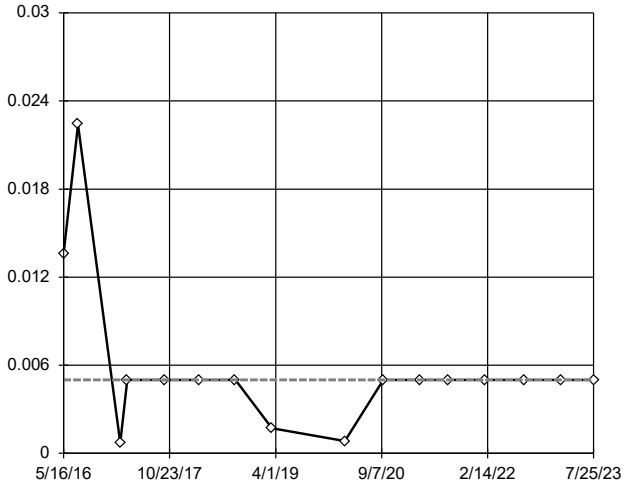

n = 16

No outliers found. Tukey's method selected by user.

Data were cube root transformed to achieve best W statistic (graph shown in original units).

The results were invalidated, because the lower and upper quartiles are equal.

Constituent: Nickel Analysis Run 5/1/2024 2:01 PM View: Outliers

Plant Bowen Data: Bowen 3-4 CCR

Sanitas™ v.10.0.16e Software licensed to . UG

Tukey's Outlier Screening

GWA-39Z (bg)

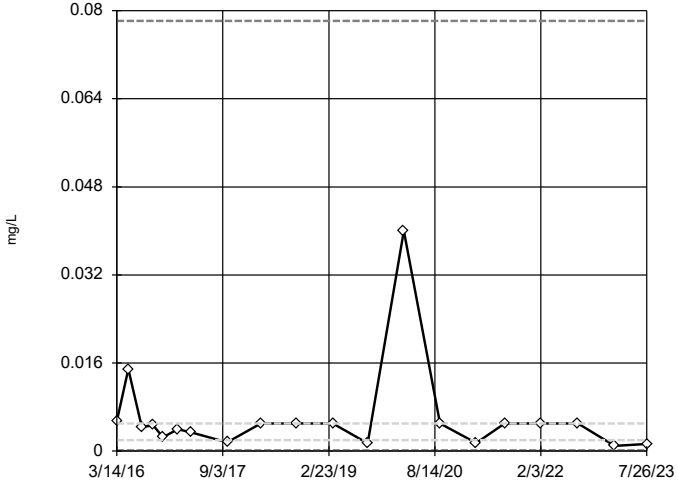

n = 20

No outliers found. Tukey's method selected by user.

Data were natural log transformed to achieve best W statistic (graph shown in original units).

High cutoff = 0.07812, low cutoff = 0.000128, based on IQR multiplier of 3.

Constituent: Nickel Analysis Run 5/1/2024 2:01 PM View: Outliers

Plant Bowen Data: Bowen 3-4 CCR

Sanitas™ v.10.0.16e Software licensed to . UG

Tukey's Outlier Screening

GWA-3A (bg)

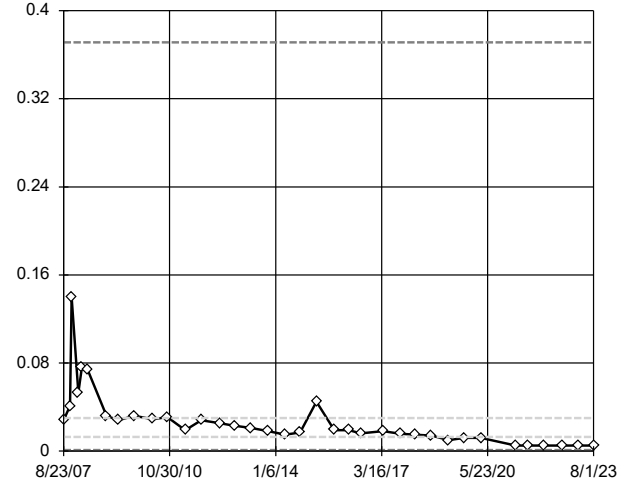

n = 36

No outliers found. Tukey's method selected by user.

Data were natural log transformed to achieve best W statistic (graph shown in original units).

High cutoff = 0.3712, low cutoff = 0.001047, based on IQR multiplier of 3.

Constituent: Nickel Analysis Run 5/1/2024 2:01 PM View: Outliers

Plant Bowen Data: Bowen 3-4 CCR

Sanitas™ v.10.0.16e Software licensed to . UG

Tukey's Outlier Screening

GWA-40 (bg)

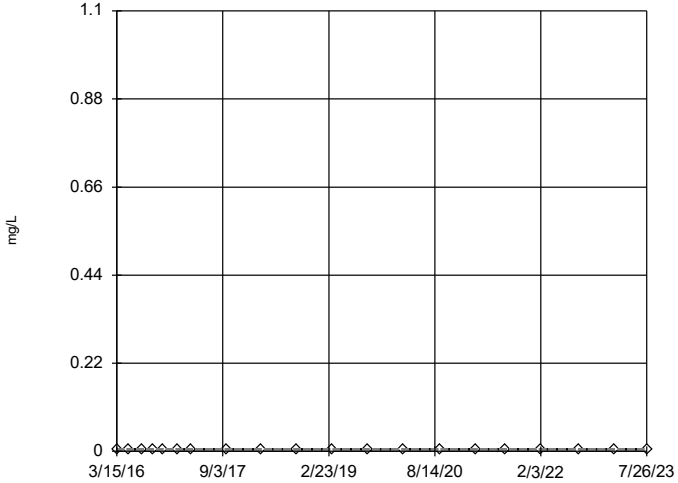

n = 20

No outliers found.
Tukey's method selected by user.

All values are the same.

Constituent: Nickel Analysis Run 5/1/2024 2:01 PM View: Outliers
Plant Bowen Data: Bowen 3-4 CCR

Sanitas™ v.10.0.16e Software licensed to . UG

Tukey's Outlier Screening

GWA-41 (bg)

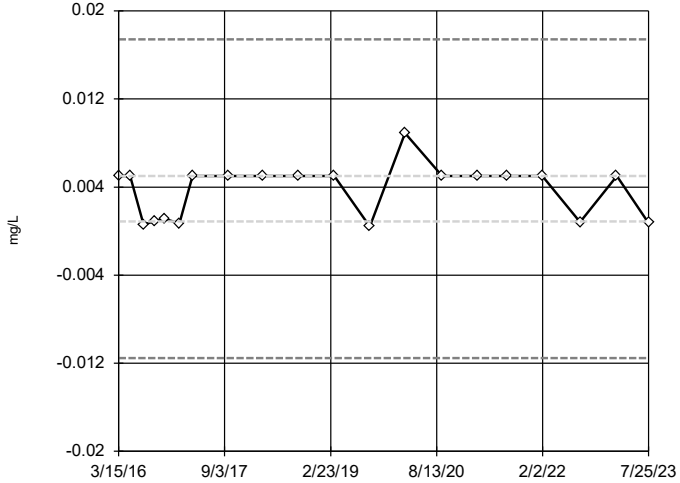

n = 20

No outliers found.
Tukey's method selected by user.

Ladder of Powers transformations did not improve normality; analysis run on raw data.

High cutoff = 0.0174, low cutoff = -0.01154, based on IQR multiplier of 3.

Constituent: Nickel Analysis Run 5/1/2024 2:01 PM View: Outliers
Plant Bowen Data: Bowen 3-4 CCR

Sanitas™ v.10.0.16e Software licensed to . UG

Tukey's Outlier Screening

GWA-41R (bg)

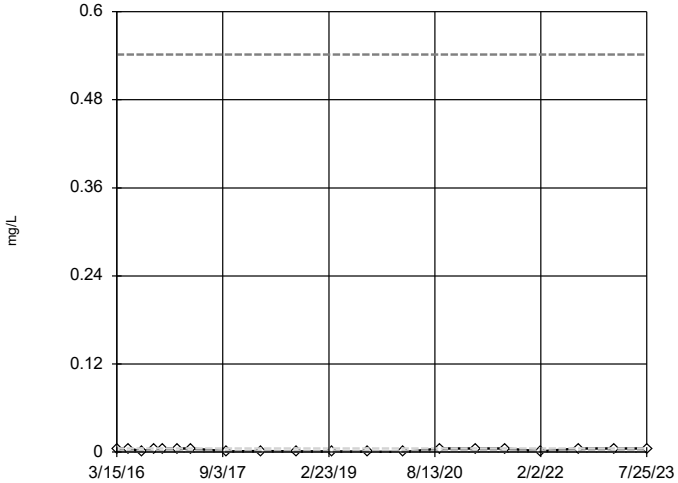

n = 20

No outliers found.
Tukey's method selected by user.

Data were natural log transformed to achieve best W statistic (graph shown in original units).

High cutoff = 0.5417, low cutoff = 0.00000968, based on IQR multiplier of 3.

Constituent: Nickel Analysis Run 5/1/2024 2:01 PM View: Outliers
Plant Bowen Data: Bowen 3-4 CCR

Sanitas™ v.10.0.16e Software licensed to . UG

Tukey's Outlier Screening

GWA-42 (bg)

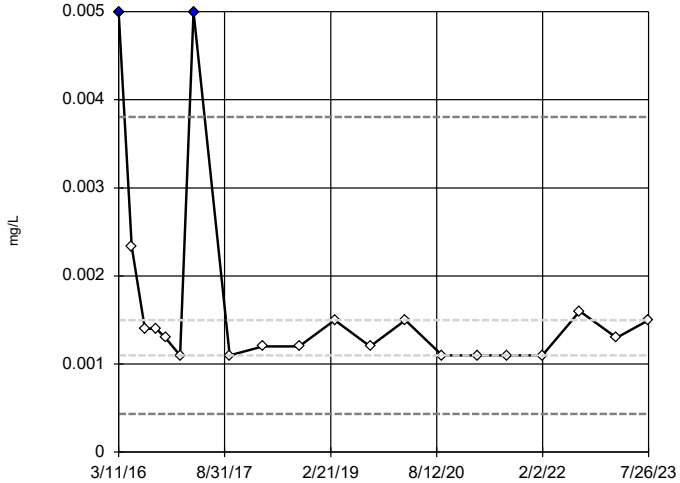

n = 20

Outliers are drawn as solid.
Tukey's method selected by user.

Data were natural log transformed to achieve best W statistic (graph shown in original units).

High cutoff = 0.003804, low cutoff = 0.0004338, based on IQR multiplier of 3.

Constituent: Nickel Analysis Run 5/1/2024 2:01 PM View: Outliers
Plant Bowen Data: Bowen 3-4 CCR

Sanitas™ v.10.0.16e Software licensed to . UG

Tukey's Outlier Screening

GWA-43 (bg)

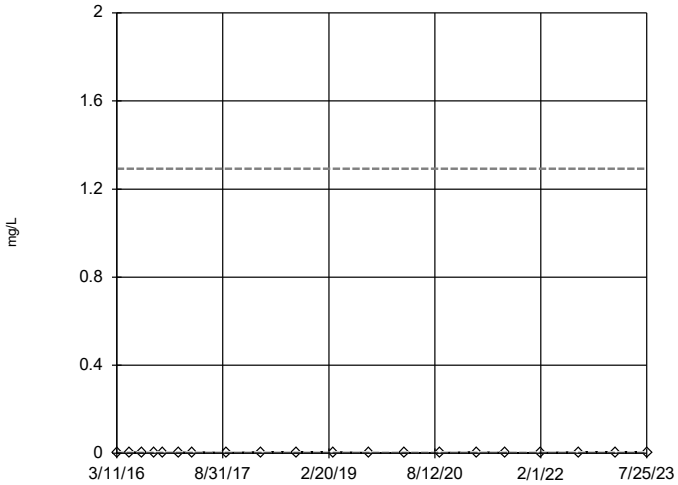

n = 20

No outliers found. Tukey's method selected by user.

Data were natural log transformed to achieve best W statistic (graph shown in original units).

High cutoff = 1.293, low cutoff = 0.000003036, based on IQR multiplier of 3.

Constituent: Nickel Analysis Run 5/1/2024 2:01 PM View: Outliers

Plant Bowen Data: Bowen 3-4 CCR

Sanitas™ v.10.0.16e Software licensed to . UG

Tukey's Outlier Screening

GWA-43R (bg)

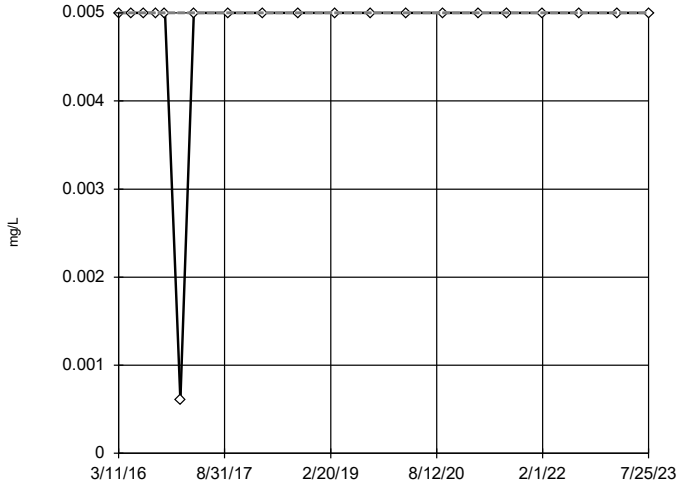

n = 20

No outliers found. Tukey's method selected by user.

Data were x^6 transformed to achieve best W statistic (graph shown in original units).

The results were invalidated, because the lower and upper quartiles are equal.

Constituent: Nickel Analysis Run 5/1/2024 2:01 PM View: Outliers

Plant Bowen Data: Bowen 3-4 CCR

Sanitas™ v.10.0.16e Software licensed to . UG

Tukey's Outlier Screening

GWA-4RZ (bg)

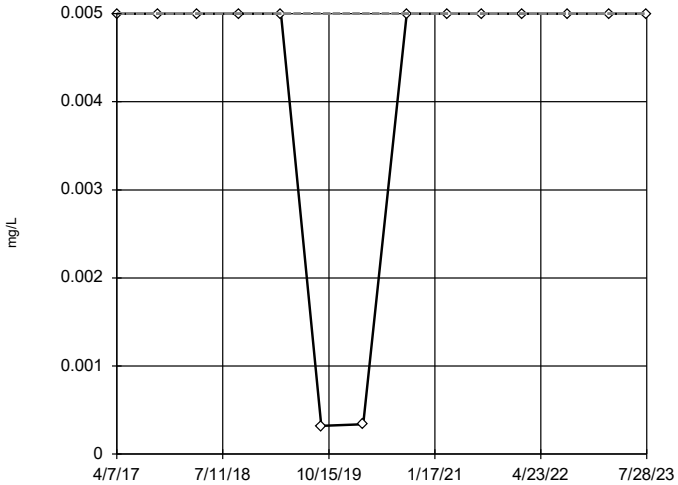

n = 14

No outliers found. Tukey's method selected by user.

Data were natural log transformed to achieve best W statistic (graph shown in original units).

The results were invalidated, because the lower and upper quartiles are equal.

Constituent: Nickel Analysis Run 5/1/2024 2:01 PM View: Outliers

Plant Bowen Data: Bowen 3-4 CCR

Sanitas™ v.10.0.16e Software licensed to . UG

Tukey's Outlier Screening

GWA-50 (bg)

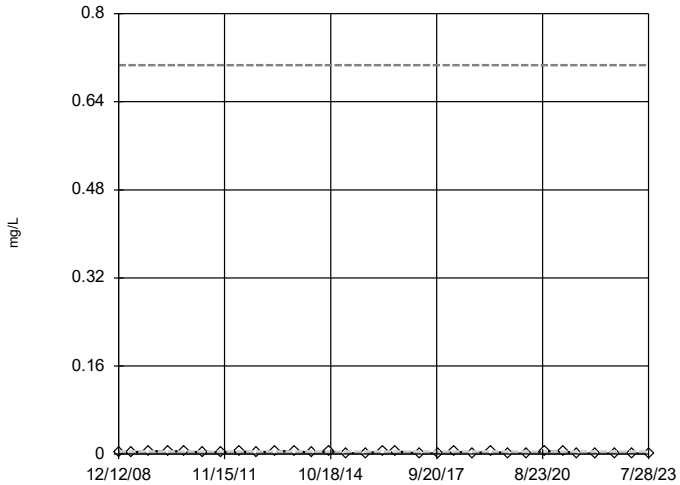

n = 31

No outliers found. Tukey's method selected by user.

Data were natural log transformed to achieve best W statistic (graph shown in original units).

High cutoff = 0.7064, low cutoff = 0.000006795, based on IQR multiplier of 3.

Constituent: Nickel Analysis Run 5/1/2024 2:01 PM View: Outliers

Plant Bowen Data: Bowen 3-4 CCR

Sanitas™ v.10.0.16e Software licensed to . UG

Tukey's Outlier Screening

GWA-50R (bg)

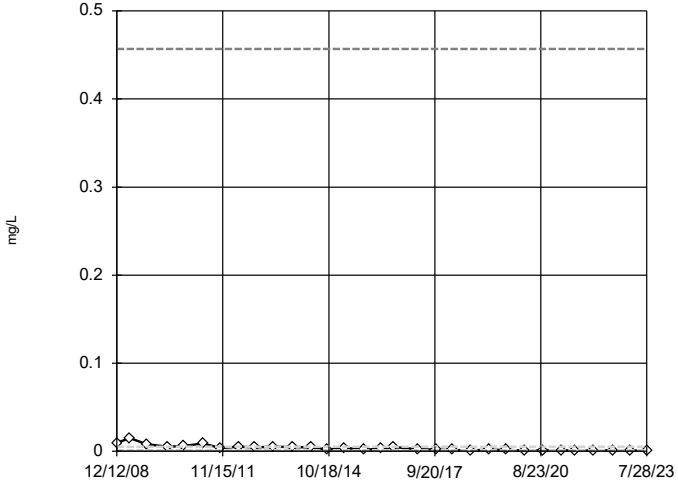

n = 31

No outliers found. Tukey's method selected by user.

Data were natural log transformed to achieve best W statistic (graph shown in original units).

High cutoff = 0.4566, low cutoff = 0.00001393, based on IQR multiplier of 3.

Constituent: Nickel Analysis Run 5/1/2024 2:01 PM View: Outliers

Plant Bowen Data: Bowen 3-4 CCR

Sanitas™ v.10.0.16e Software licensed to . UG

Tukey's Outlier Screening

GWC-16R

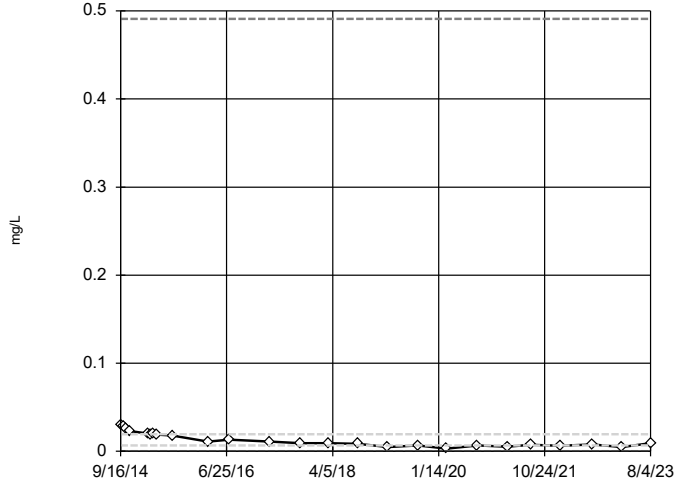

n = 25

No outliers found. Tukey's method selected by user.

Data were natural log transformed to achieve best W statistic (graph shown in original units).

High cutoff = 0.4911, low cutoff = 0.000264, based on IQR multiplier of 3.

Constituent: Nickel Analysis Run 5/1/2024 2:01 PM View: Outliers

Plant Bowen Data: Bowen 3-4 CCR

Sanitas™ v.10.0.16e Software licensed to . UG

Tukey's Outlier Screening

GWC-17R

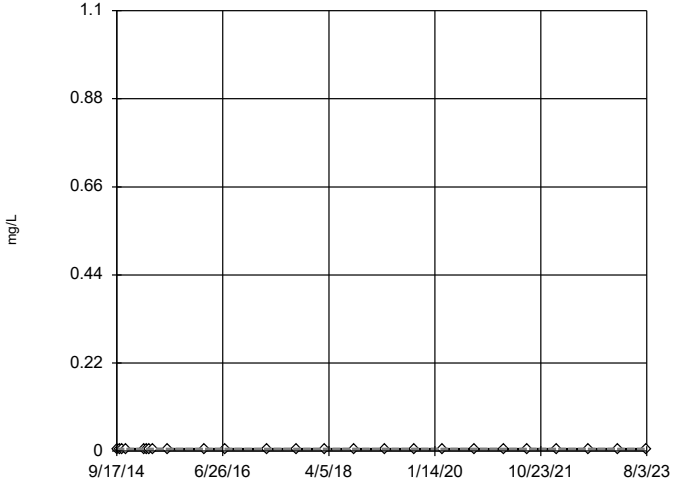

n = 25

No outliers found. Tukey's method selected by user.

All values are the same.

Constituent: Nickel Analysis Run 5/1/2024 2:01 PM View: Outliers

Plant Bowen Data: Bowen 3-4 CCR

Sanitas™ v.10.0.16e Software licensed to . UG

Tukey's Outlier Screening

GWC-18

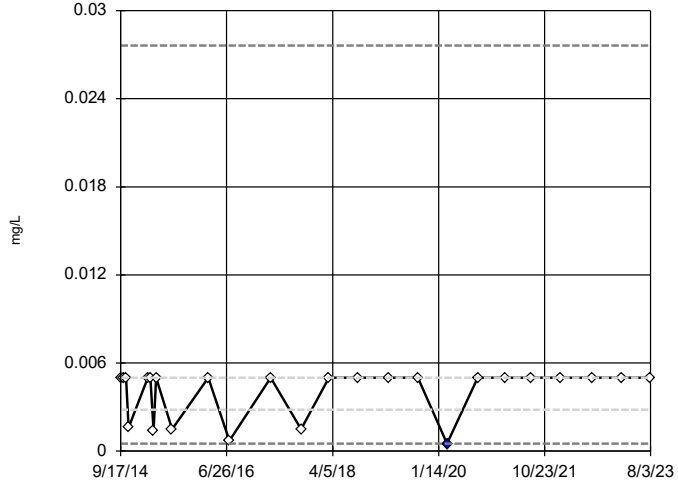

n = 25

Outlier is drawn as solid. Tukey's method selected by user.

Data were natural log transformed to achieve best W statistic (graph shown in original units).

High cutoff = 0.02762, low cutoff = 0.000512, based on IQR multiplier of 3.

Constituent: Nickel Analysis Run 5/1/2024 2:01 PM View: Outliers

Plant Bowen Data: Bowen 3-4 CCR

Sanitas™ v.10.0.16e Software licensed to . UG

Tukey's Outlier Screening

GWC-18R

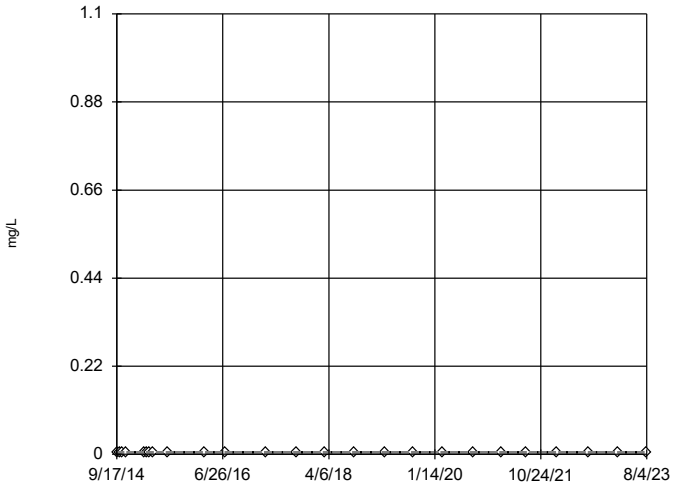

n = 25

No outliers found. Tukey's method selected by user.

All values are the same.

Constituent: Nickel Analysis Run 5/1/2024 2:01 PM View: Outliers

Plant Bowen Data: Bowen 3-4 CCR

Sanitas™ v.10.0.16e Software licensed to . UG

Tukey's Outlier Screening

GWC-19R

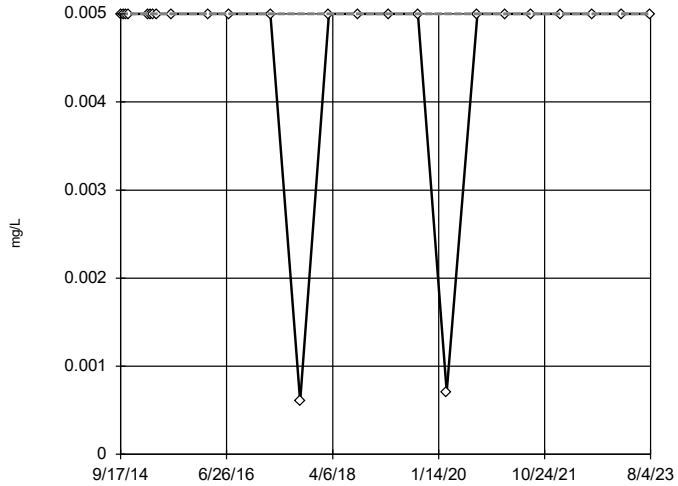

n = 25

No outliers found. Tukey's method selected by user.

Data were natural log transformed to achieve best W statistic (graph shown in original units).

The results were invalidated, because the lower and upper quartiles are equal.

Constituent: Nickel Analysis Run 5/1/2024 2:01 PM View: Outliers

Plant Bowen Data: Bowen 3-4 CCR

Sanitas™ v.10.0.16e Software licensed to . UG

Tukey's Outlier Screening

GWC-20R

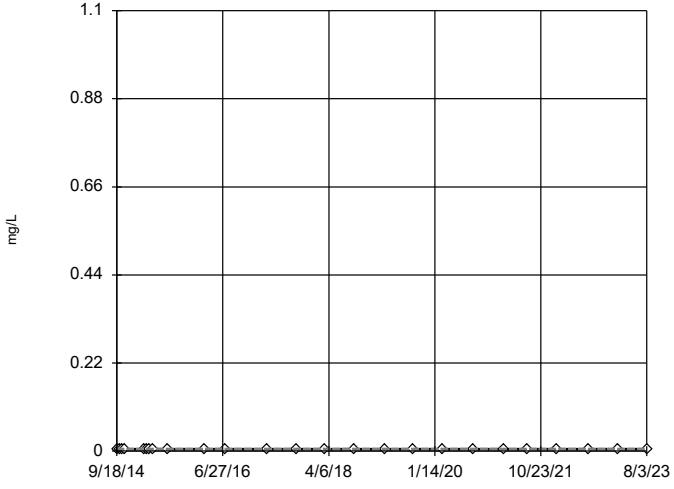

n = 25

No outliers found. Tukey's method selected by user.

All values are the same.

Constituent: Nickel Analysis Run 5/1/2024 2:01 PM View: Outliers

Plant Bowen Data: Bowen 3-4 CCR

Sanitas™ v.10.0.16e Software licensed to . UG

Tukey's Outlier Screening

GWC-21R

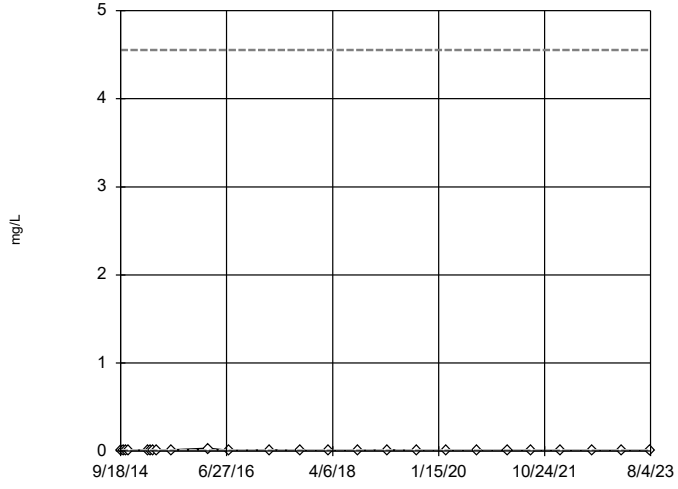

n = 25

No outliers found. Tukey's method selected by user.

Data were natural log transformed to achieve best W statistic (graph shown in original units).

High cutoff = 4.552, low cutoff = 0.000002856, based on IQR multiplier of 3.

Constituent: Nickel Analysis Run 5/1/2024 2:01 PM View: Outliers

Plant Bowen Data: Bowen 3-4 CCR

Sanitas™ v.10.0.16e Software licensed to . UG

Tukey's Outlier Screening

GWC-22R

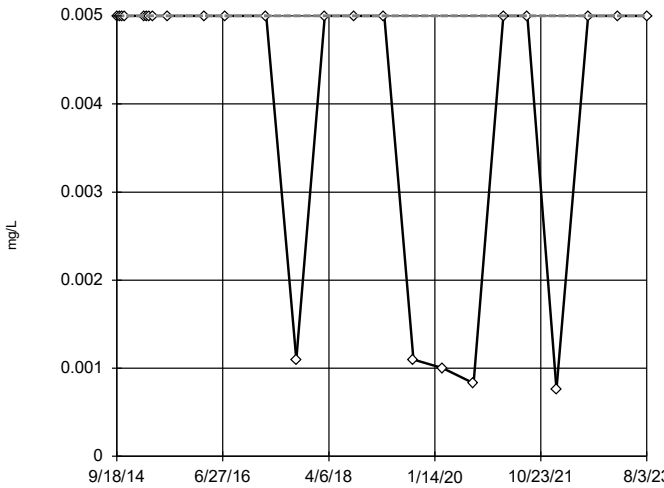

n = 25

No outliers found. Tukey's method selected by user.

Data were natural log transformed to achieve best W statistic (graph shown in original units).

The results were invalidated, because the lower and upper quartiles are equal.

Constituent: Nickel Analysis Run 5/1/2024 2:01 PM View: Outliers

Plant Bowen Data: Bowen 3-4 CCR

Sanitas™ v.10.0.16e Software licensed to . UG

Tukey's Outlier Screening

GWC-23R

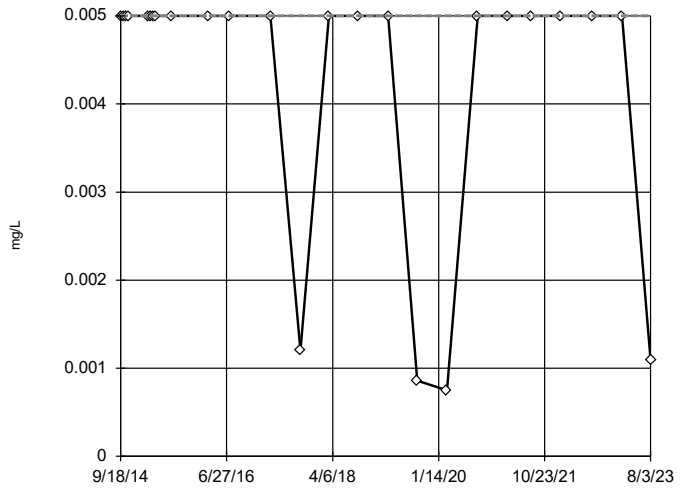

n = 25

No outliers found. Tukey's method selected by user.

Data were natural log transformed to achieve best W statistic (graph shown in original units).

The results were invalidated, because the lower and upper quartiles are equal.

Constituent: Nickel Analysis Run 5/1/2024 2:01 PM View: Outliers

Plant Bowen Data: Bowen 3-4 CCR

Sanitas™ v.10.0.16e Software licensed to . UG

Tukey's Outlier Screening

GWC-24R

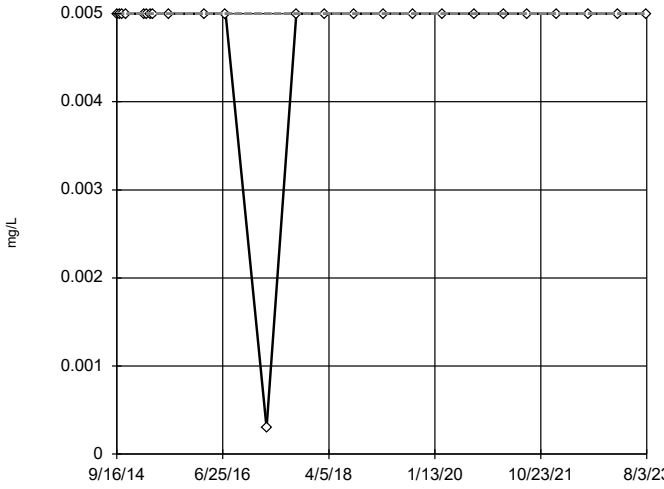

n = 25

No outliers found. Tukey's method selected by user.

Ladder of Powers transformations did not improve normality; analysis run on raw data.

The results were invalidated, because the lower and upper quartiles are equal.

Constituent: Nickel Analysis Run 5/1/2024 2:01 PM View: Outliers

Plant Bowen Data: Bowen 3-4 CCR

Sanitas™ v.10.0.16e Software licensed to . UG

Tukey's Outlier Screening

GWC-25R

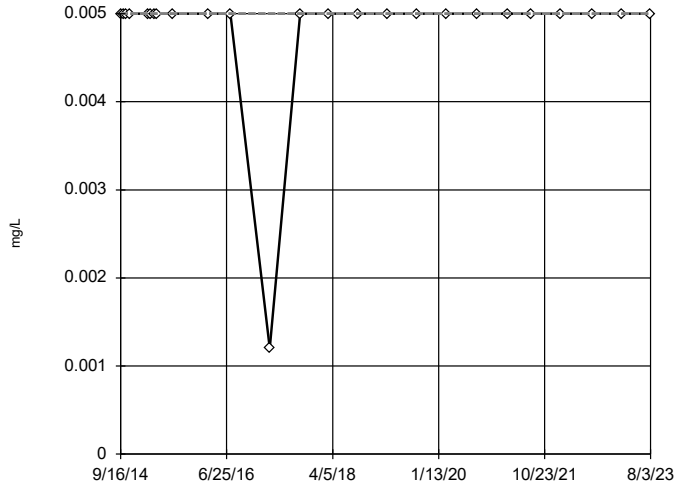

n = 25

No outliers found. Tukey's method selected by user.

Data were x^4 transformed to achieve best W statistic (graph shown in original units).

The results were invalidated, because the lower and upper quartiles are equal.

Constituent: Nickel Analysis Run 5/1/2024 2:01 PM View: Outliers

Plant Bowen Data: Bowen 3-4 CCR

Sanitas™ v.10.0.16e Software licensed to . UG

Tukey's Outlier Screening

GWC-36A

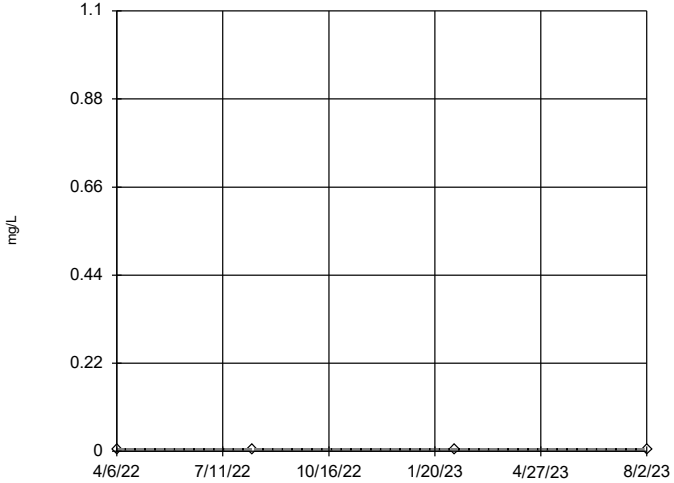

n = 4

No outliers found. Tukey's method selected by user.

All values are the same.

Constituent: Nickel Analysis Run 5/1/2024 2:01 PM View: Outliers

Plant Bowen Data: Bowen 3-4 CCR

Sanitas™ v.10.0.16e Software licensed to . UG

Tukey's Outlier Screening

GWC-36RA

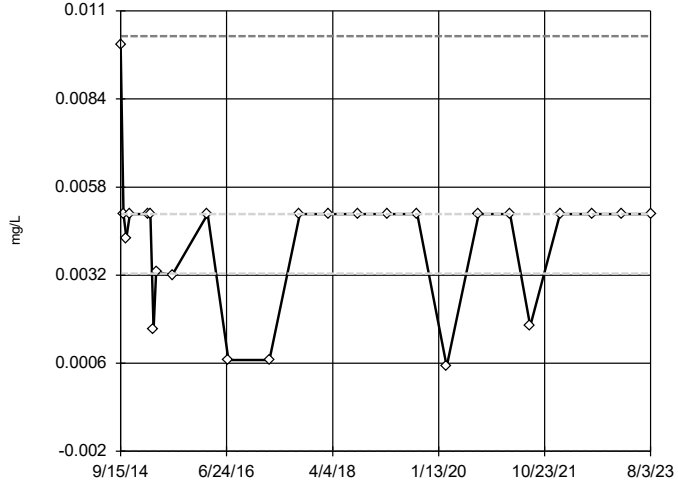

n = 25

No outliers found. Tukey's method selected by user.

Ladder of Powers transformations did not improve normality; analysis run on raw data.

High cutoff = 0.01025, low cutoff = -0.002, based on IQR multiplier of 3.

Constituent: Nickel Analysis Run 5/1/2024 2:01 PM View: Outliers

Plant Bowen Data: Bowen 3-4 CCR

Sanitas™ v.10.0.16e Software licensed to . UG

Tukey's Outlier Screening

GWC-37

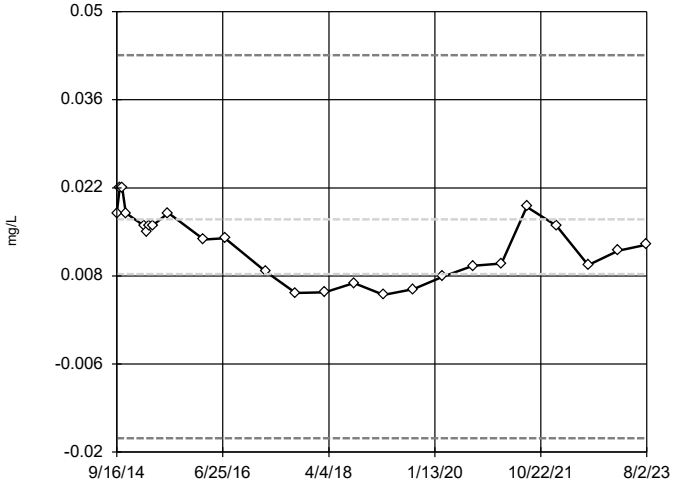

n = 25

No outliers found. Tukey's method selected by user.

Ladder of Powers transformations did not improve normality; analysis run on raw data.

High cutoff = 0.0431, low cutoff = -0.0178, based on IQR multiplier of 3.

Constituent: Nickel Analysis Run 5/1/2024 2:01 PM View: Outliers

Plant Bowen Data: Bowen 3-4 CCR

Sanitas™ v.10.0.16e Software licensed to . UG

Tukey's Outlier Screening

GWC-38

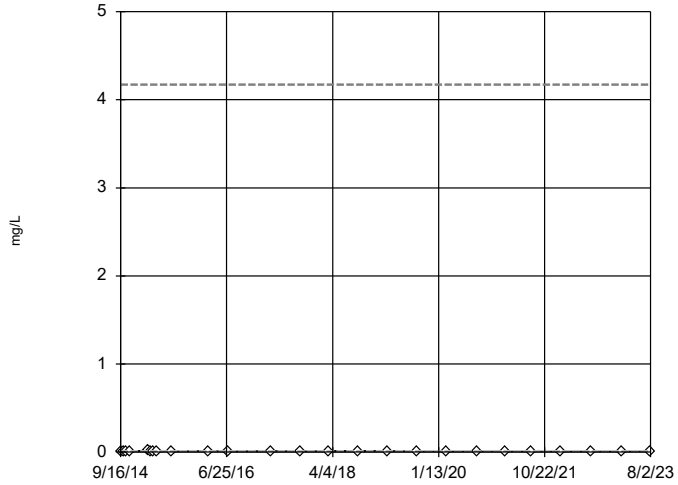

n = 25

No outliers found. Tukey's method selected by user.

Data were natural log transformed to achieve best W statistic (graph shown in original units).

High cutoff = 4.173, low cutoff = 0.000001664, based on IQR multiplier of 3.

Constituent: Nickel Analysis Run 5/1/2024 2:01 PM View: Outliers

Plant Bowen Data: Bowen 3-4 CCR

Sanitas™ v.10.0.16e Software licensed to . UG

Tukey's Outlier Screening

GWA-1 (bg)

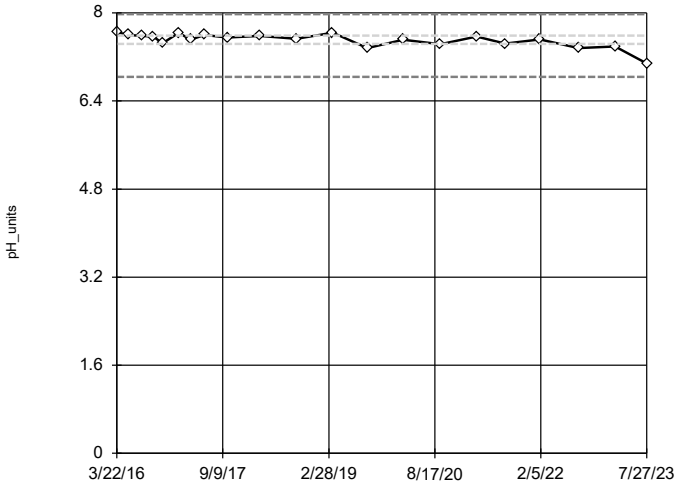

n = 21

No outliers found. Tukey's method selected by user.

Data were x^6 transformed to achieve best W statistic (graph shown in original units).

High cutoff = 7.979, low cutoff = 6.837, based on IQR multiplier of 3.

Constituent: pH Analysis Run 5/1/2024 2:01 PM View: Outliers

Plant Bowen Data: Bowen 3-4 CCR

Sanitas™ v.10.0.16e Software licensed to . UG

Tukey's Outlier Screening

GWA-2 (bg)

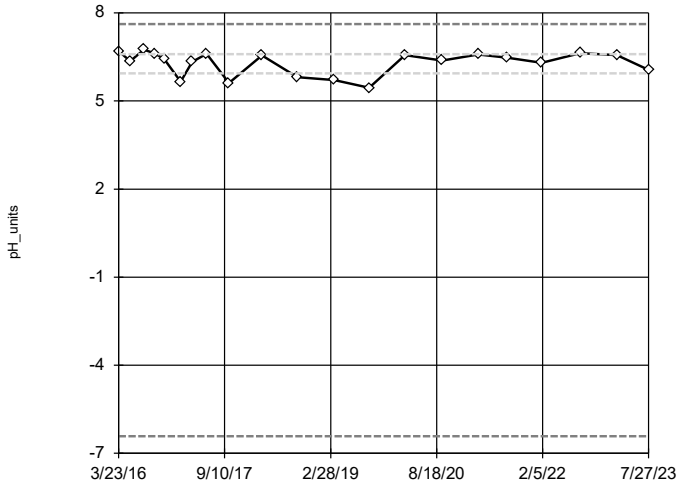

n = 21

No outliers found. Tukey's method selected by user.

Data were x^6 transformed to achieve best W statistic (graph shown in original units).

High cutoff = 7.619, low cutoff = -6.416, based on IQR multiplier of 3.

Constituent: pH Analysis Run 5/1/2024 2:01 PM View: Outliers

Plant Bowen Data: Bowen 3-4 CCR

Sanitas™ v.10.0.16e Software licensed to . UG

Tukey's Outlier Screening

GWA-2R (bg)

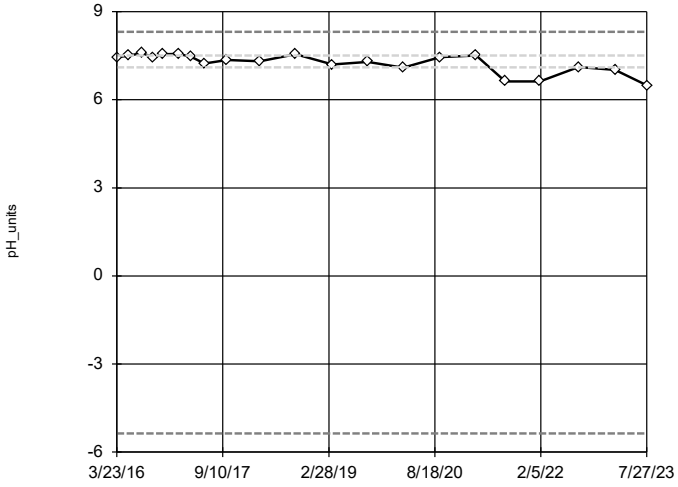

n = 21

No outliers found. Tukey's method selected by user.

Data were x^6 transformed to achieve best W statistic (graph shown in original units).

High cutoff = 8.315, low cutoff = -5.358, based on IQR multiplier of 3.

Constituent: pH Analysis Run 5/1/2024 2:01 PM View: Outliers

Plant Bowen Data: Bowen 3-4 CCR

Sanitas™ v.10.0.16e Software licensed to . UG

Tukey's Outlier Screening

GWA-39RZ (bg)

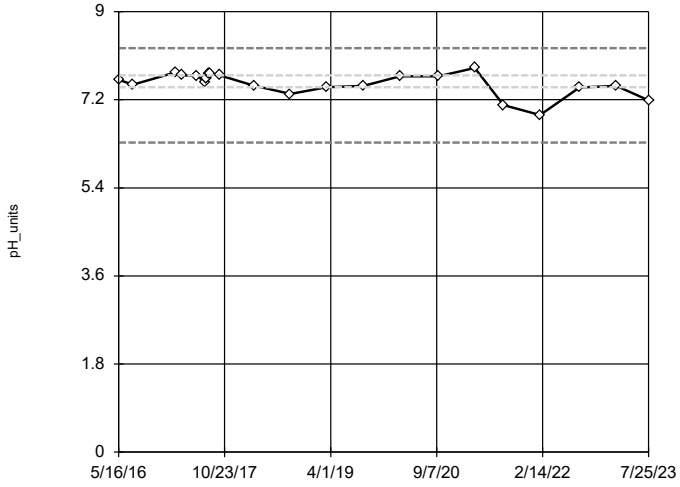

n = 23

No outliers found. Tukey's method selected by user.

Data were x^6 transformed to achieve best W statistic (graph shown in original units).

High cutoff = 8.256, low cutoff = 6.327, based on IQR multiplier of 3.

Constituent: pH Analysis Run 5/1/2024 2:01 PM View: Outliers

Plant Bowen Data: Bowen 3-4 CCR

Sanitas™ v.10.0.16e Software licensed to . UG

Tukey's Outlier Screening

GWA-39Z (bg)

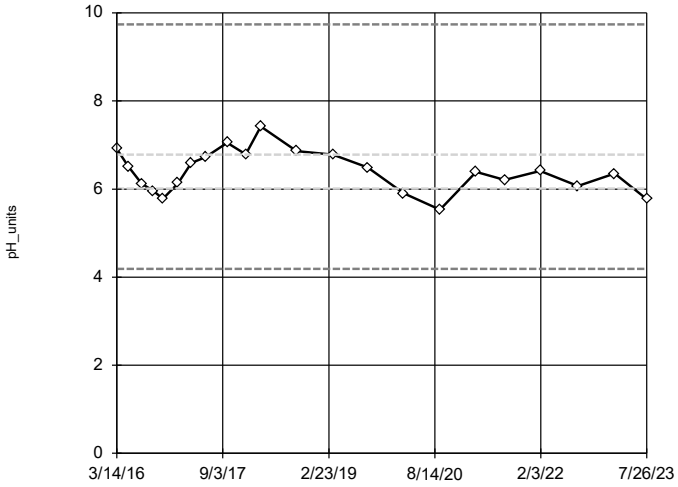

n = 22

No outliers found. Tukey's method selected by user.

Data were natural log transformed to achieve best W statistic (graph shown in original units).

High cutoff = 9.74, low cutoff = 4.19, based on IQR multiplier of 3.

Constituent: pH Analysis Run 5/1/2024 2:01 PM View: Outliers

Plant Bowen Data: Bowen 3-4 CCR

Sanitas™ v.10.0.16e Software licensed to . UG

Tukey's Outlier Screening

GWA-3A (bg)

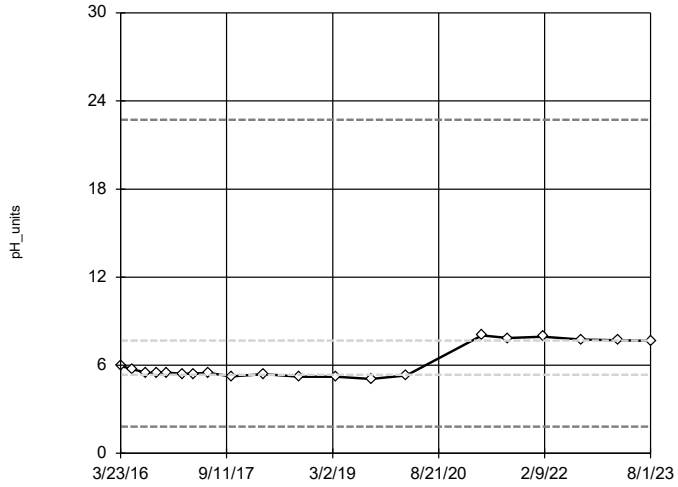

n = 20

No outliers found. Tukey's method selected by user.

Data were natural log transformed to achieve best W statistic (graph shown in original units).

High cutoff = 22.72, low cutoff = 1.812, based on IQR multiplier of 3.

Constituent: pH Analysis Run 5/1/2024 2:01 PM View: Outliers

Plant Bowen Data: Bowen 3-4 CCR

Sanitas™ v.10.0.16e Software licensed to . UG

Tukey's Outlier Screening

GWA-40 (bg)

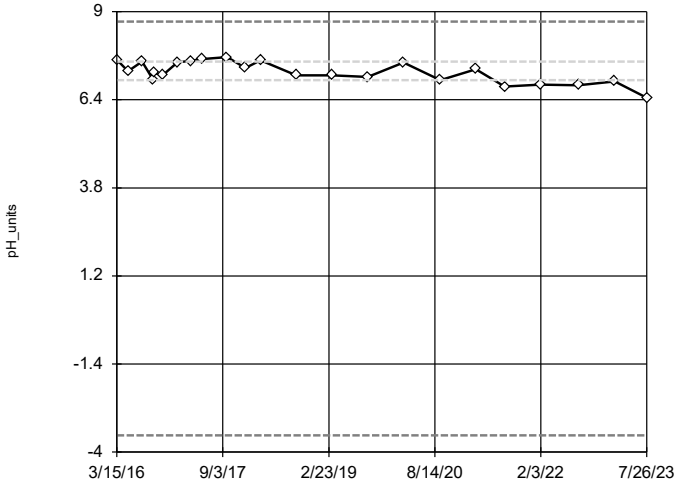

n = 23

No outliers found. Tukey's method selected by user.

Data were x^4 transformed to achieve best W statistic (graph shown in original units).

High cutoff = 8.704, low cutoff = -3.501, based on IQR multiplier of 3.

Constituent: pH Analysis Run 5/1/2024 2:01 PM View: Outliers

Plant Bowen Data: Bowen 3-4 CCR

Sanitas™ v.10.0.16e Software licensed to . UG

Tukey's Outlier Screening

GWA-41 (bg)

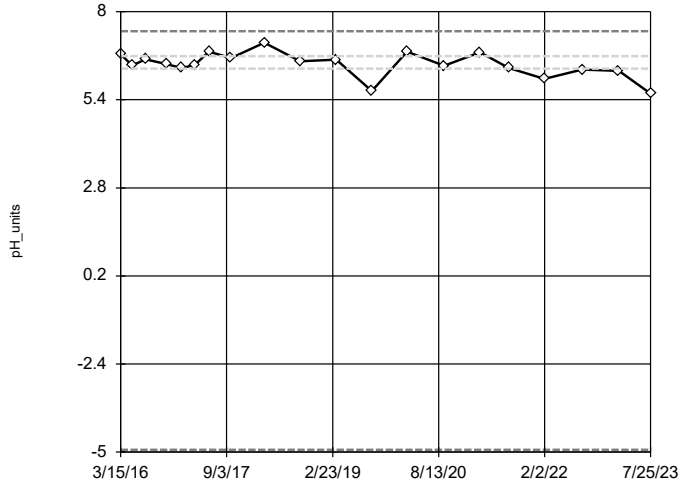

n = 20

No outliers found. Tukey's method selected by user.

Data were x^6 transformed to achieve best W statistic (graph shown in original units).

High cutoff = 7.421, low cutoff = -4.925, based on IQR multiplier of 3.

Constituent: pH Analysis Run 5/1/2024 2:01 PM View: Outliers

Plant Bowen Data: Bowen 3-4 CCR

Sanitas™ v.10.0.16e Software licensed to . UG

Tukey's Outlier Screening

GWA-41R (bg)

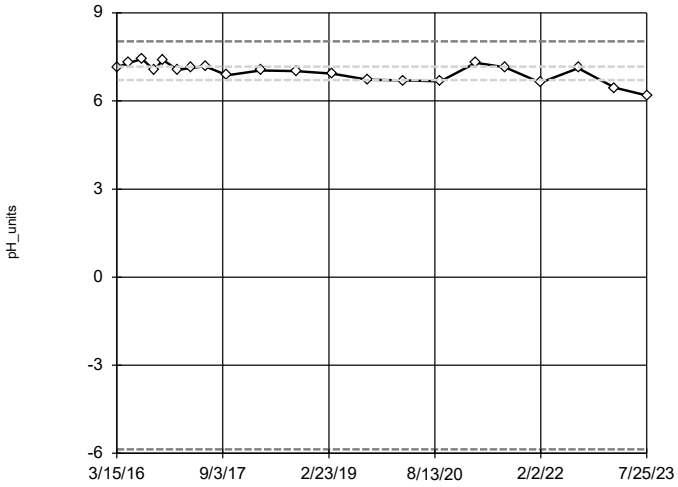

n = 21

No outliers found. Tukey's method selected by user.

Data were x^6 transformed to achieve best W statistic (graph shown in original units).

High cutoff = 8.027, low cutoff = -5.868, based on IQR multiplier of 3.

Constituent: pH Analysis Run 5/1/2024 2:01 PM View: Outliers

Plant Bowen Data: Bowen 3-4 CCR

Sanitas™ v.10.0.16e Software licensed to . UG

Tukey's Outlier Screening

GWA-42 (bg)

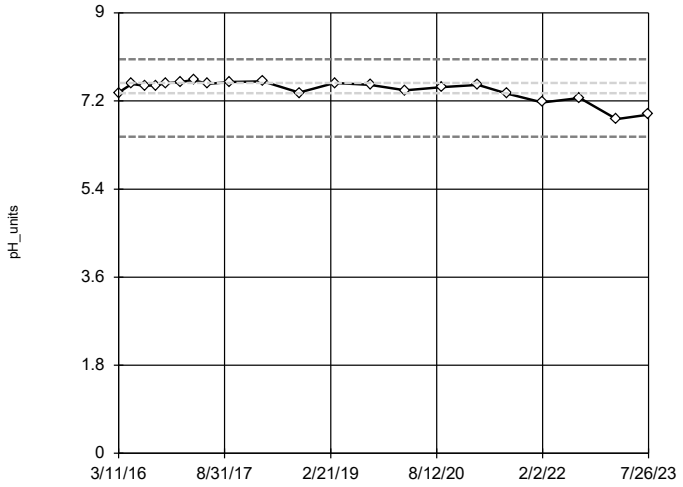

n = 21

No outliers found. Tukey's method selected by user.

Data were x^6 transformed to achieve best W statistic (graph shown in original units).

High cutoff = 8.054, low cutoff = 6.472, based on IQR multiplier of 3.

Constituent: pH Analysis Run 5/1/2024 2:01 PM View: Outliers

Plant Bowen Data: Bowen 3-4 CCR

Sanitas™ v.10.0.16e Software licensed to . UG

Tukey's Outlier Screening

GWA-43 (bg)

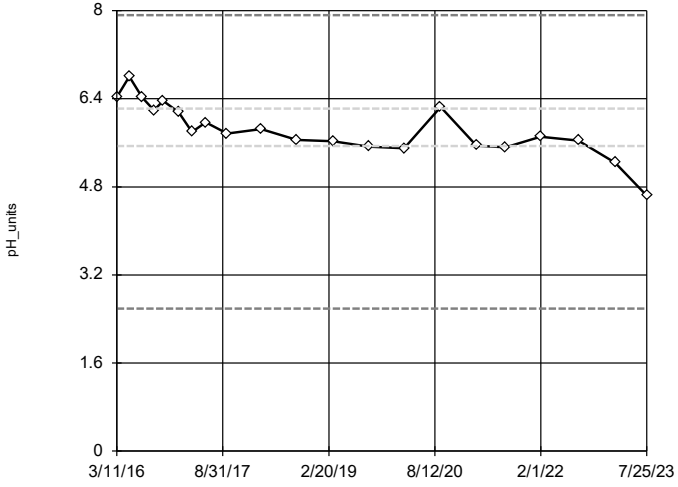

n = 21

No outliers found. Tukey's method selected by user.

Data were square transformed to achieve best W statistic (graph shown in original units).

High cutoff = 7.917, low cutoff = 2.588, based on IQR multiplier of 3.

Constituent: pH Analysis Run 5/1/2024 2:01 PM View: Outliers

Plant Bowen Data: Bowen 3-4 CCR

Sanitas™ v.10.0.16e Software licensed to . UG

Tukey's Outlier Screening

GWA-43R (bg)

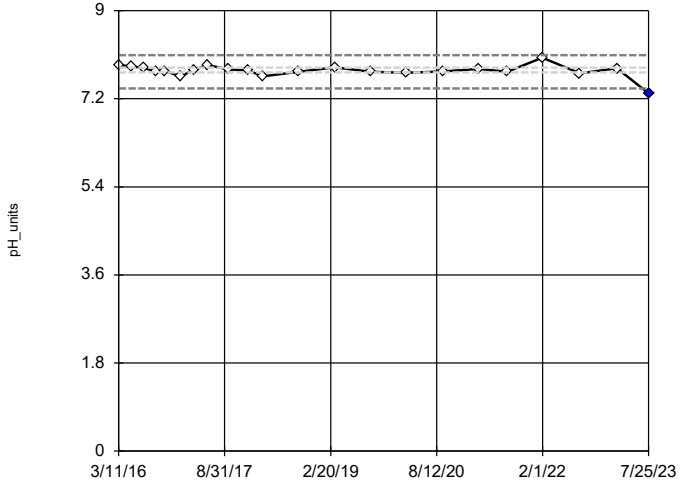

n = 22

Outlier is drawn as solid. Tukey's method selected by user.

Data were x^6 transformed to achieve best W statistic (graph shown in original units).

High cutoff = 8.09, low cutoff = 7.414, based on IQR multiplier of 3.

Constituent: pH Analysis Run 5/1/2024 2:01 PM View: Outliers

Plant Bowen Data: Bowen 3-4 CCR

Sanitas™ v.10.0.16e Software licensed to . UG

Tukey's Outlier Screening

GWA-4RZ (bg)

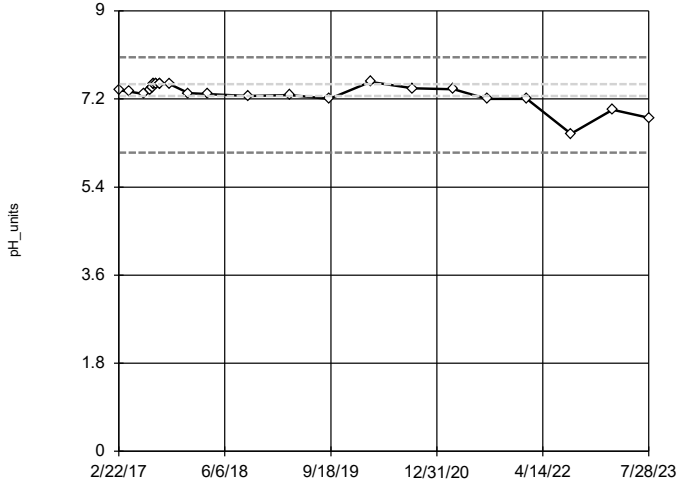

n = 27

No outliers found. Tukey's method selected by user.

Data were x^6 transformed to achieve best W statistic (graph shown in original units).

High cutoff = 8.052, low cutoff = 6.105, based on IQR multiplier of 3.

Constituent: pH Analysis Run 5/1/2024 2:01 PM View: Outliers

Plant Bowen Data: Bowen 3-4 CCR

Sanitas™ v.10.0.16e Software licensed to . UG

Tukey's Outlier Screening

GWA-50 (bg)

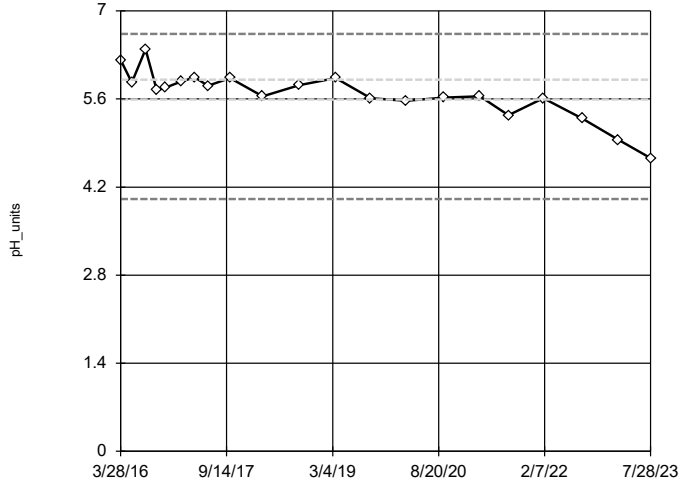

n = 21

No outliers found. Tukey's method selected by user.

Data were x^4 transformed to achieve best W statistic (graph shown in original units).

High cutoff = 6.632, low cutoff = 4.008, based on IQR multiplier of 3.

Constituent: pH Analysis Run 5/1/2024 2:01 PM View: Outliers

Plant Bowen Data: Bowen 3-4 CCR

Sanitas™ v.10.0.16e Software licensed to . UG

Tukey's Outlier Screening

GWA-50R (bg)

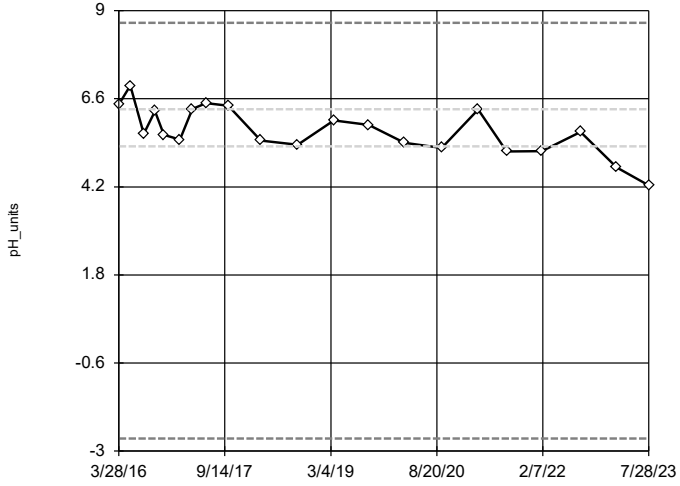

n = 21

No outliers found. Tukey's method selected by user.

Data were square transformed to achieve best W statistic (graph shown in original units).

High cutoff = 8.665, low cutoff = -2.657, based on IQR multiplier of 3.

Constituent: pH Analysis Run 5/1/2024 2:01 PM View: Outliers

Plant Bowen Data: Bowen 3-4 CCR

Sanitas™ v.10.0.16e Software licensed to . UG

Tukey's Outlier Screening

GWC-16R

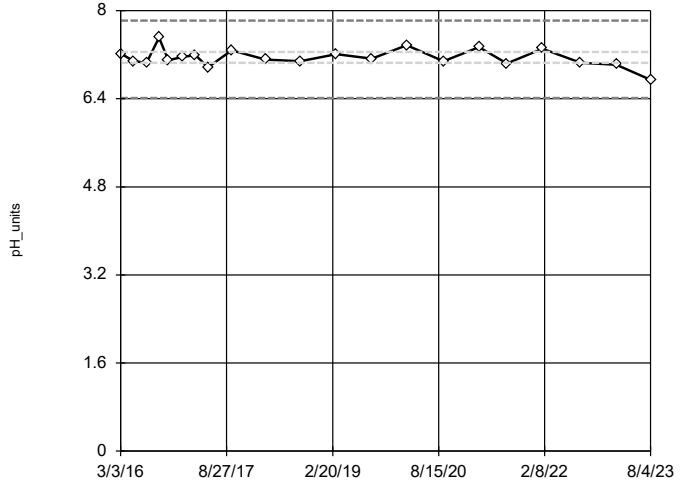

n = 21

No outliers found. Tukey's method selected by user.

Data were square transformed to achieve best W statistic (graph shown in original units).

High cutoff = 7.82, low cutoff = 6.412, based on IQR multiplier of 3.

Constituent: pH Analysis Run 5/1/2024 2:01 PM View: Outliers

Plant Bowen Data: Bowen 3-4 CCR

Sanitas™ v.10.0.16e Software licensed to . UG

Tukey's Outlier Screening

GWC-17R

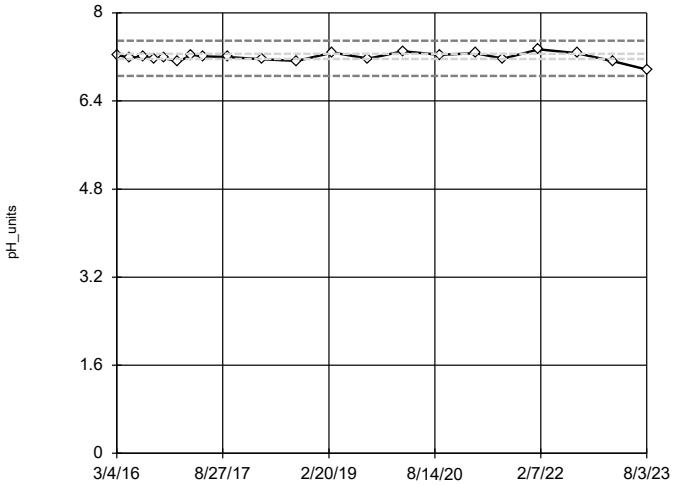

n = 21

No outliers found. Tukey's method selected by user.

Data were x^6 transformed to achieve best W statistic (graph shown in original units).

High cutoff = 7.496, low cutoff = 6.854, based on IQR multiplier of 3.

Constituent: pH Analysis Run 5/1/2024 2:01 PM View: Outliers

Plant Bowen Data: Bowen 3-4 CCR

Sanitas™ v.10.0.16e Software licensed to . UG

Tukey's Outlier Screening

GWC-18

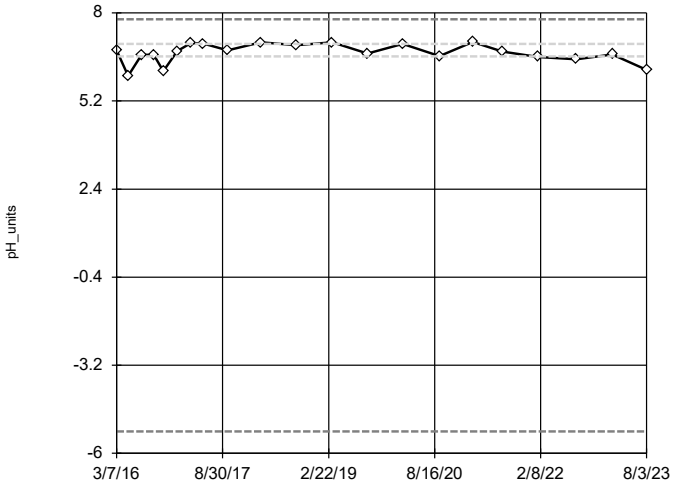

n = 21

No outliers found. Tukey's method selected by user.

Data were x^6 transformed to achieve best W statistic (graph shown in original units).

High cutoff = 7.801, low cutoff = -5.307, based on IQR multiplier of 3.

Constituent: pH Analysis Run 5/1/2024 2:01 PM View: Outliers

Plant Bowen Data: Bowen 3-4 CCR

Sanitas™ v.10.0.16e Software licensed to . UG

Tukey's Outlier Screening

GWC-18R

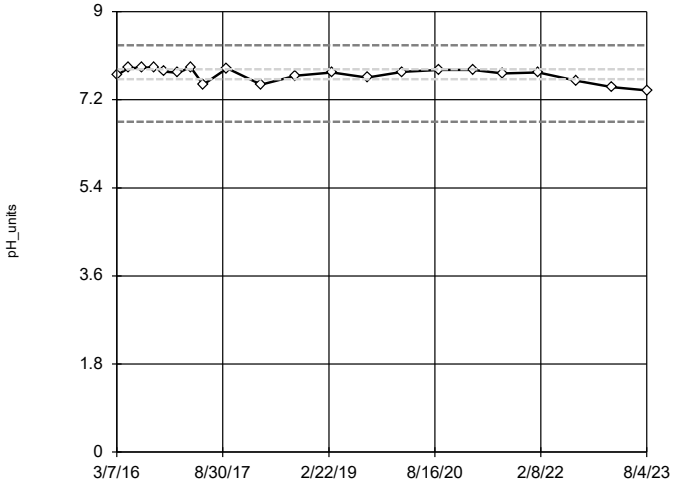

n = 21

No outliers found. Tukey's method selected by user.

Data were x^6 transformed to achieve best W statistic (graph shown in original units).

High cutoff = 8.317, low cutoff = 6.749, based on IQR multiplier of 3.

Constituent: pH Analysis Run 5/1/2024 2:01 PM View: Outliers

Plant Bowen Data: Bowen 3-4 CCR

Sanitas™ v.10.0.16e Software licensed to . UG

Tukey's Outlier Screening

GWC-19R

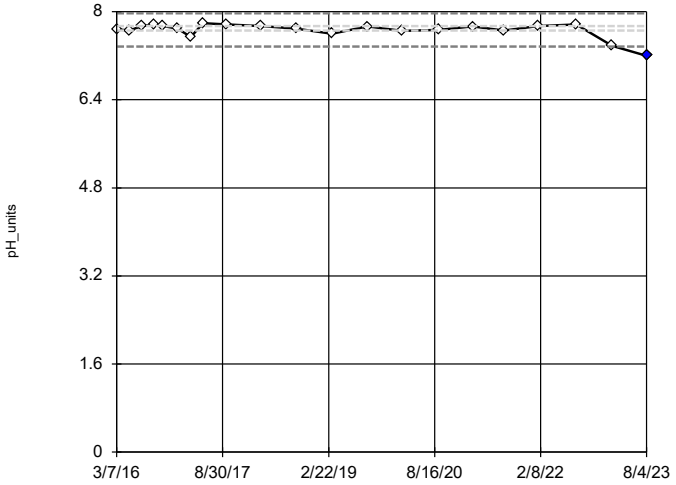

n = 21

Outlier is drawn as solid. Tukey's method selected by user.

Data were x^6 transformed to achieve best W statistic (graph shown in original units).

High cutoff = 7.97, low cutoff = 7.367, based on IQR multiplier of 3.

Constituent: pH Analysis Run 5/1/2024 2:02 PM View: Outliers

Plant Bowen Data: Bowen 3-4 CCR

Sanitas™ v.10.0.16e Software licensed to . UG

Tukey's Outlier Screening

GWC-20R

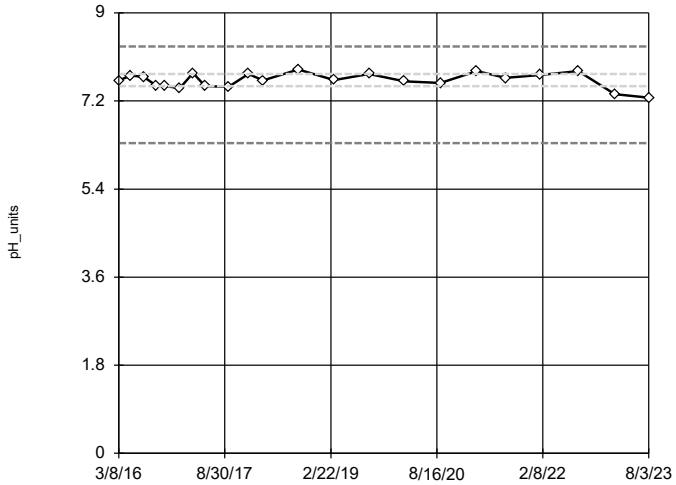

n = 22

No outliers found. Tukey's method selected by user.

Data were x^6 transformed to achieve best W statistic (graph shown in original units).

High cutoff = 8.316, low cutoff = 6.337, based on IQR multiplier of 3.

Constituent: pH Analysis Run 5/1/2024 2:02 PM View: Outliers

Plant Bowen Data: Bowen 3-4 CCR

Sanitas™ v.10.0.16e Software licensed to . UG

Tukey's Outlier Screening

GWC-21R

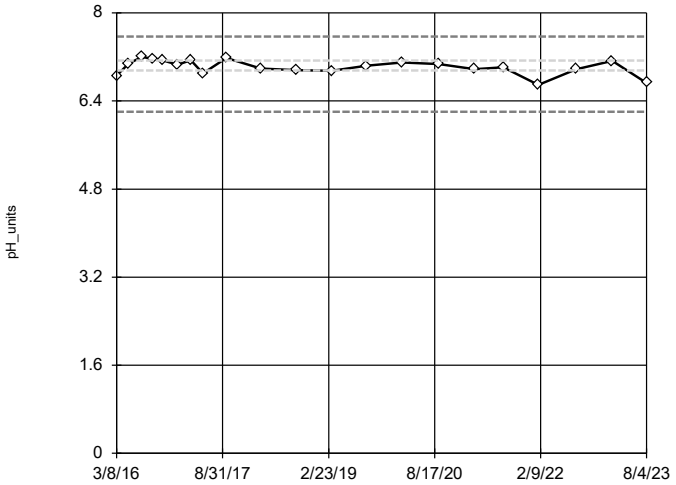

n = 21

No outliers found. Tukey's method selected by user.

Data were x^6 transformed to achieve best W statistic (graph shown in original units).

High cutoff = 7.57, low cutoff = 6.202, based on IQR multiplier of 3.

Constituent: pH Analysis Run 5/1/2024 2:02 PM View: Outliers

Plant Bowen Data: Bowen 3-4 CCR

Sanitas™ v.10.0.16e Software licensed to . UG

Tukey's Outlier Screening

GWC-22R

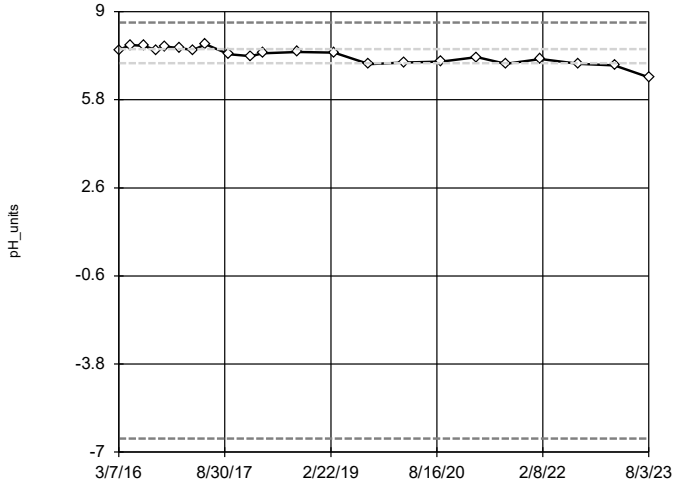

n = 22

No outliers found. Tukey's method selected by user.

Data were x^6 transformed to achieve best W statistic (graph shown in original units).

High cutoff = 8.606, low cutoff = -6.504, based on IQR multiplier of 3.

Constituent: pH Analysis Run 5/1/2024 2:02 PM View: Outliers

Plant Bowen Data: Bowen 3-4 CCR

Sanitas™ v.10.0.16e Software licensed to . UG

Tukey's Outlier Screening

GWC-23R

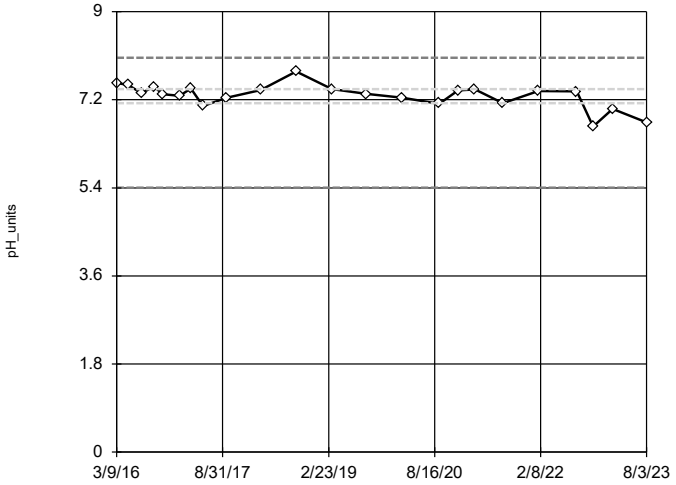

n = 23

No outliers found. Tukey's method selected by user.

Data were x^6 transformed to achieve best W statistic (graph shown in original units).

High cutoff = 8.056, low cutoff = 5.403, based on IQR multiplier of 3.

Constituent: pH Analysis Run 5/1/2024 2:02 PM View: Outliers

Plant Bowen Data: Bowen 3-4 CCR

Sanitas™ v.10.0.16e Software licensed to . UG

Tukey's Outlier Screening

GWC-24R

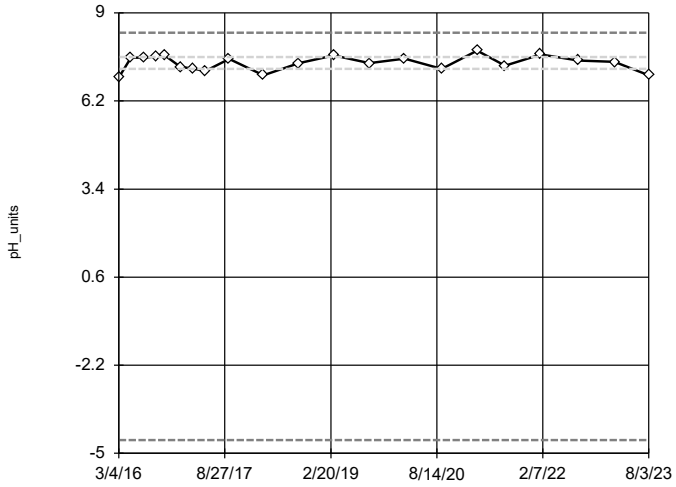

n = 21

No outliers found. Tukey's method selected by user.

Data were x^6 transformed to achieve best W statistic (graph shown in original units).

High cutoff = 8.371, low cutoff = -4.577, based on IQR multiplier of 3.

Constituent: pH Analysis Run 5/1/2024 2:02 PM View: Outliers

Plant Bowen Data: Bowen 3-4 CCR

Sanitas™ v.10.0.16e Software licensed to . UG

Tukey's Outlier Screening

GWC-25R

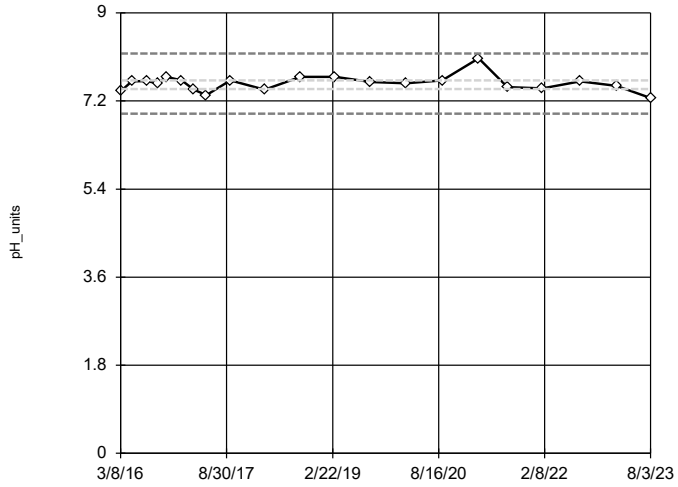

n = 21

No outliers found. Tukey's method selected by user.

Data were natural log transformed to achieve best W statistic (graph shown in original units).

High cutoff = 8.17, low cutoff = 6.944, based on IQR multiplier of 3.

Constituent: pH Analysis Run 5/1/2024 2:02 PM View: Outliers

Plant Bowen Data: Bowen 3-4 CCR

Sanitas™ v.10.0.16e Software licensed to . UG

Tukey's Outlier Screening

GWC-36A

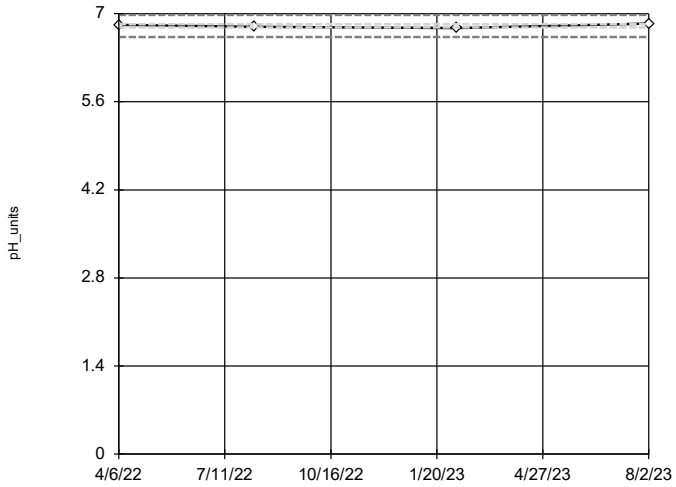

n = 4

No outliers found. Tukey's method selected by user.

Ladder of Powers transformations did not improve normality; analysis run on raw data.

High cutoff = 6.98, low cutoff = 6.63, based on IQR multiplier of 3.

Constituent: pH Analysis Run 5/1/2024 2:02 PM View: Outliers

Plant Bowen Data: Bowen 3-4 CCR

Sanitas™ v.10.0.16e Software licensed to . UG

Tukey's Outlier Screening

GWC-36RA

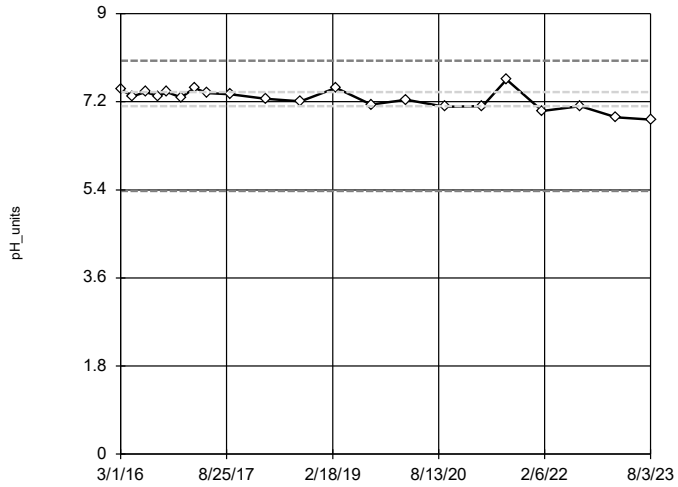

n = 21

No outliers found. Tukey's method selected by user.

Data were x^6 transformed to achieve best W statistic (graph shown in original units).

High cutoff = 8.036, low cutoff = 5.375, based on IQR multiplier of 3.

Constituent: pH Analysis Run 5/1/2024 2:02 PM View: Outliers

Plant Bowen Data: Bowen 3-4 CCR

Sanitas™ v.10.0.16e Software licensed to . UG

Tukey's Outlier Screening

GWC-37

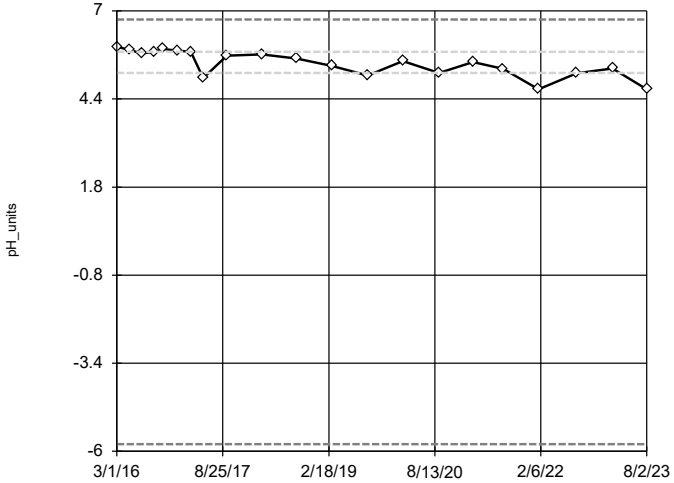

n = 21

No outliers found. Tukey's method selected by user.

Data were x^6 transformed to achieve best W statistic (graph shown in original units).

High cutoff = 6.749, low cutoff = -5.79, based on IQR multiplier of 3.

Constituent: pH Analysis Run 5/1/2024 2:02 PM View: Outliers

Plant Bowen Data: Bowen 3-4 CCR

Sanitas™ v.10.0.16e Software licensed to . UG

Tukey's Outlier Screening

GWC-38

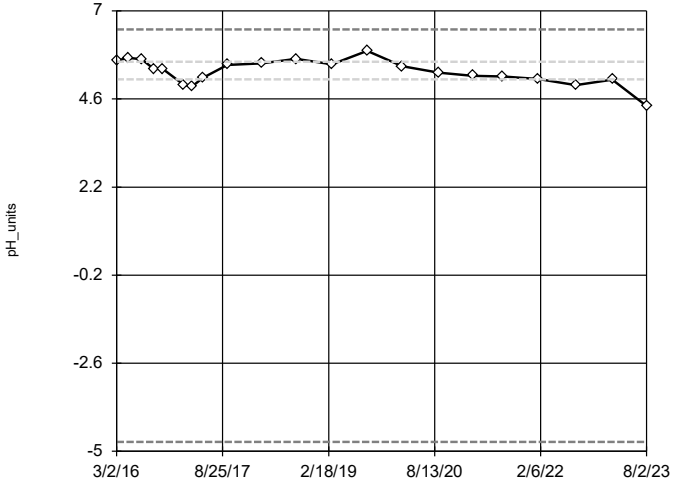

n = 21

No outliers found. Tukey's method selected by user.

Data were x^5 transformed to achieve best W statistic (graph shown in original units).

High cutoff = 6.491, low cutoff = -4.742, based on IQR multiplier of 3.

Constituent: pH Analysis Run 5/1/2024 2:02 PM View: Outliers

Plant Bowen Data: Bowen 3-4 CCR

Sanitas™ v.10.0.16e Software licensed to . UG

Tukey's Outlier Screening

GWA-1 (bg)

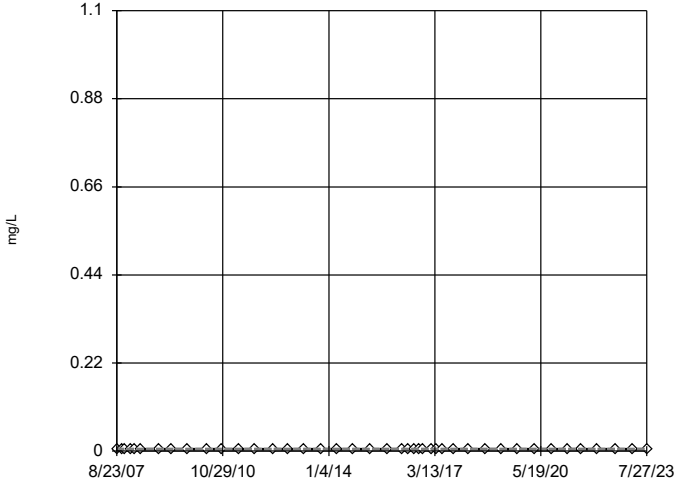

n = 42

No outliers found. Tukey's method selected by user.

All values are the same.

Constituent: Selenium Analysis Run 5/1/2024 2:02 PM View: Outliers

Plant Bowen Data: Bowen 3-4 CCR

Sanitas™ v.10.0.16e Software licensed to . UG

Tukey's Outlier Screening

GWA-2 (bg)

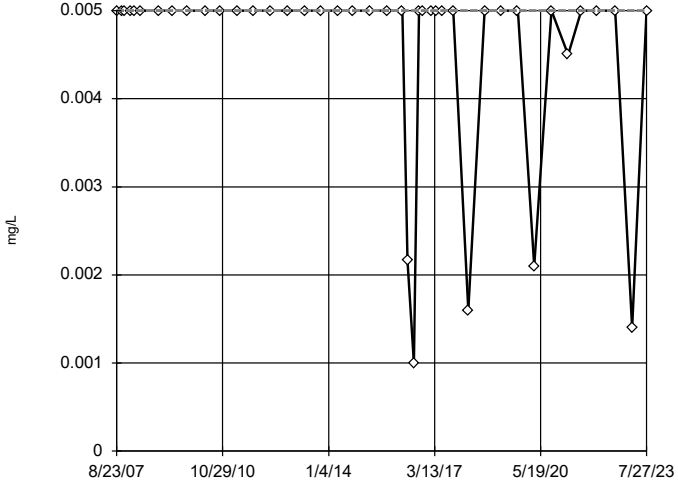

n = 42

No outliers found. Tukey's method selected by user.

Data were x^6 transformed to achieve best W statistic (graph shown in original units).

The results were invalidated, because the lower and upper quartiles are equal.

Constituent: Selenium Analysis Run 5/1/2024 2:02 PM View: Outliers

Plant Bowen Data: Bowen 3-4 CCR

Sanitas™ v.10.0.16e Software licensed to . UG

Tukey's Outlier Screening

GWA-2R (bg)

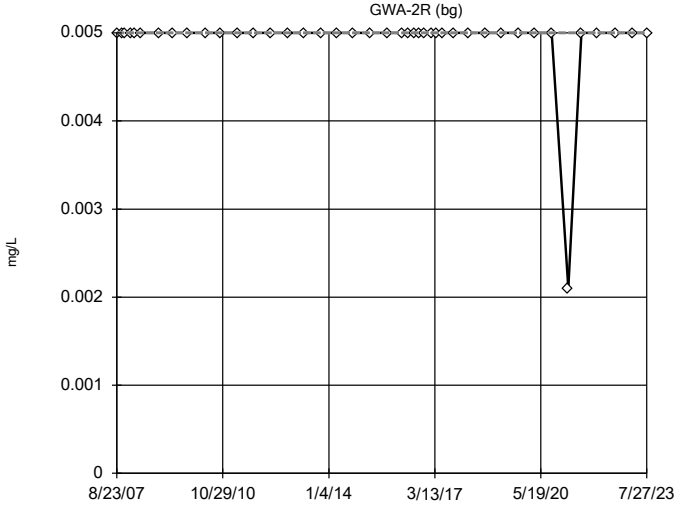

n = 42

No outliers found. Tukey's method selected by user.

Ladder of Powers transformations did not improve normality; analysis run on raw data.

The results were invalidated, because the lower and upper quartiles are equal.

Constituent: Selenium Analysis Run 5/1/2024 2:02 PM View: Outliers

Plant Bowen Data: Bowen 3-4 CCR

Sanitas™ v.10.0.16e Software licensed to . UG

Tukey's Outlier Screening

GWA-39RZ (bg)

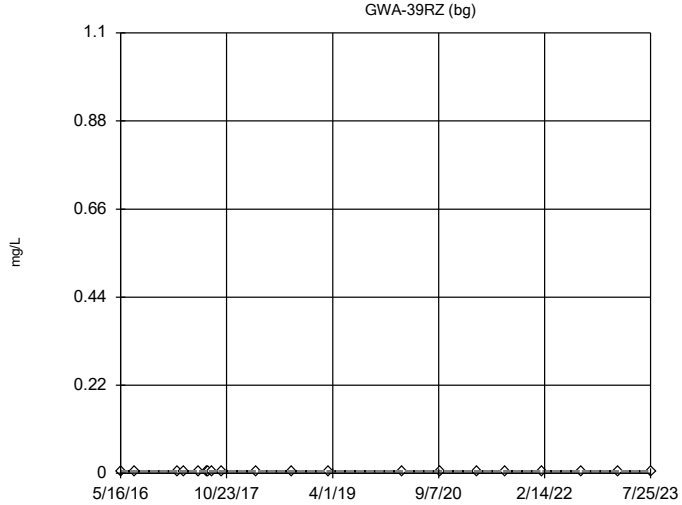

n = 20

No outliers found. Tukey's method selected by user.

All values are the same.

Constituent: Selenium Analysis Run 5/1/2024 2:02 PM View: Outliers

Plant Bowen Data: Bowen 3-4 CCR

Sanitas™ v.10.0.16e Software licensed to . UG

Tukey's Outlier Screening

GWA-39Z (bg)

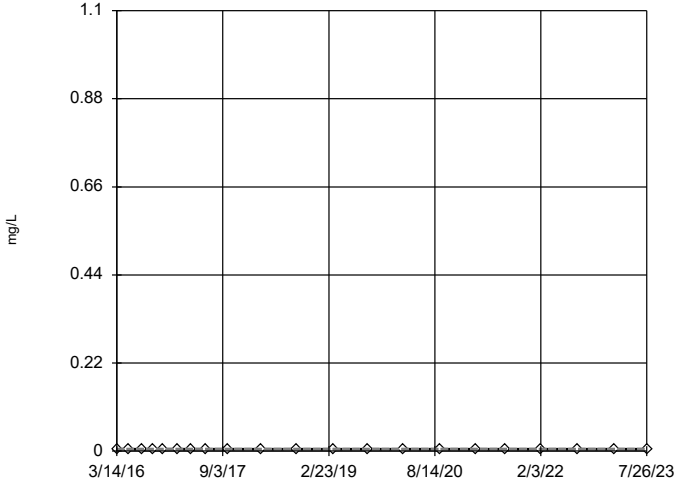

n = 21

No outliers found. Tukey's method selected by user.

All values are the same.

Constituent: Selenium Analysis Run 5/1/2024 2:02 PM View: Outliers

Plant Bowen Data: Bowen 3-4 CCR

Sanitas™ v.10.0.16e Software licensed to . UG

Tukey's Outlier Screening

GWA-3A (bg)

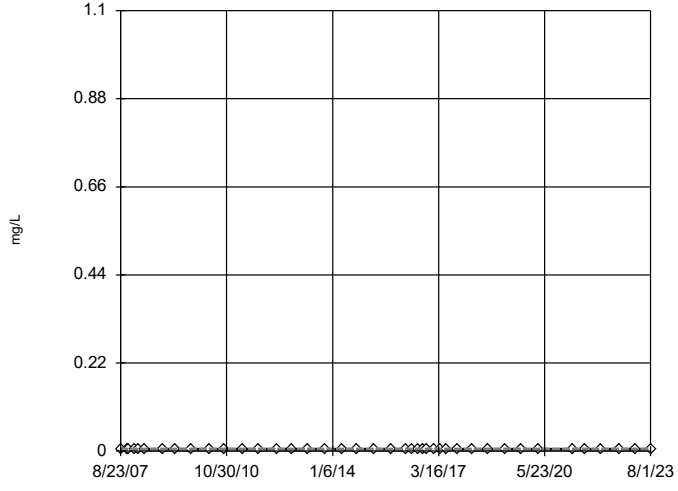

n = 41

No outliers found. Tukey's method selected by user.

All values are the same.

Constituent: Selenium Analysis Run 5/1/2024 2:02 PM View: Outliers

Plant Bowen Data: Bowen 3-4 CCR

Sanitas™ v.10.0.16e Software licensed to . UG

Tukey's Outlier Screening

GWA-40 (bg)

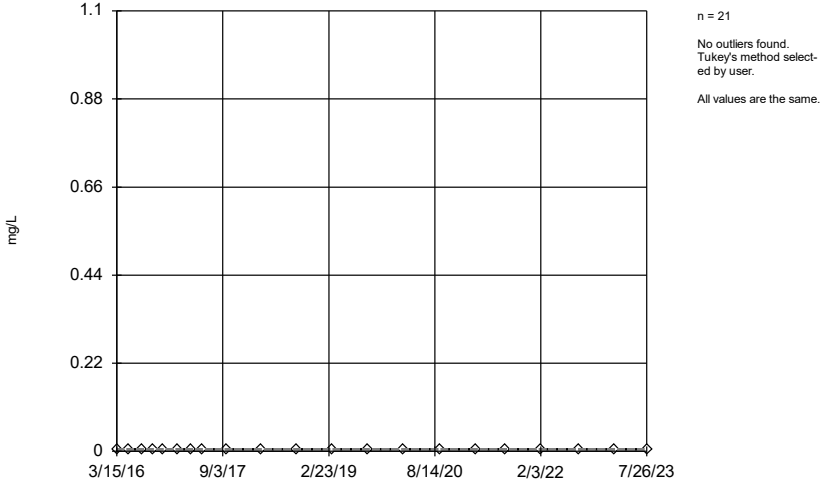

n = 21

No outliers found. Tukey's method selected by user.

All values are the same.

Constituent: Selenium Analysis Run 5/1/2024 2:02 PM View: Outliers

Plant Bowen Data: Bowen 3-4 CCR

Sanitas™ v.10.0.16e Software licensed to . UG

Tukey's Outlier Screening

GWA-41 (bg)

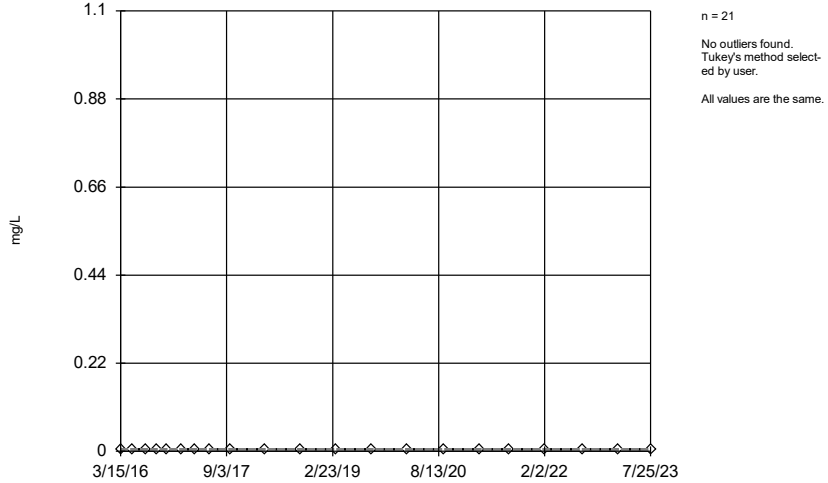

n = 21

No outliers found. Tukey's method selected by user.

All values are the same.

Constituent: Selenium Analysis Run 5/1/2024 2:02 PM View: Outliers

Plant Bowen Data: Bowen 3-4 CCR

Sanitas™ v.10.0.16e Software licensed to . UG

Tukey's Outlier Screening

GWA-41R (bg)

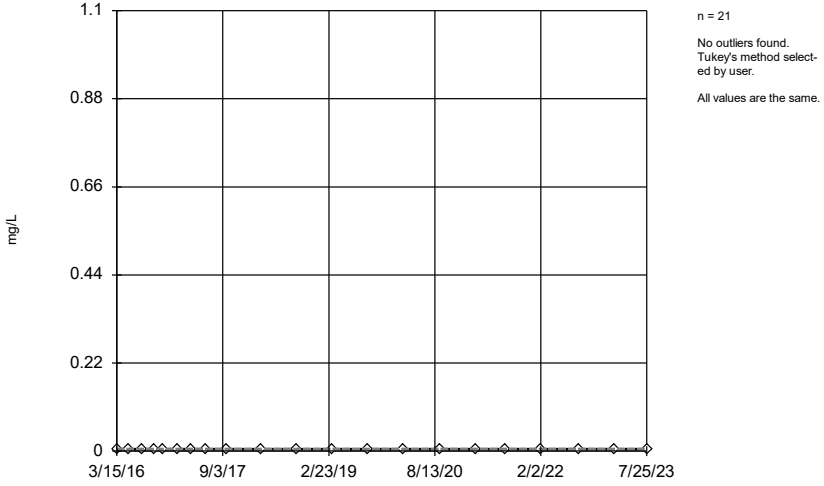

n = 21

No outliers found. Tukey's method selected by user.

All values are the same.

Constituent: Selenium Analysis Run 5/1/2024 2:02 PM View: Outliers

Plant Bowen Data: Bowen 3-4 CCR

Sanitas™ v.10.0.16e Software licensed to . UG

Tukey's Outlier Screening

GWA-42 (bg)

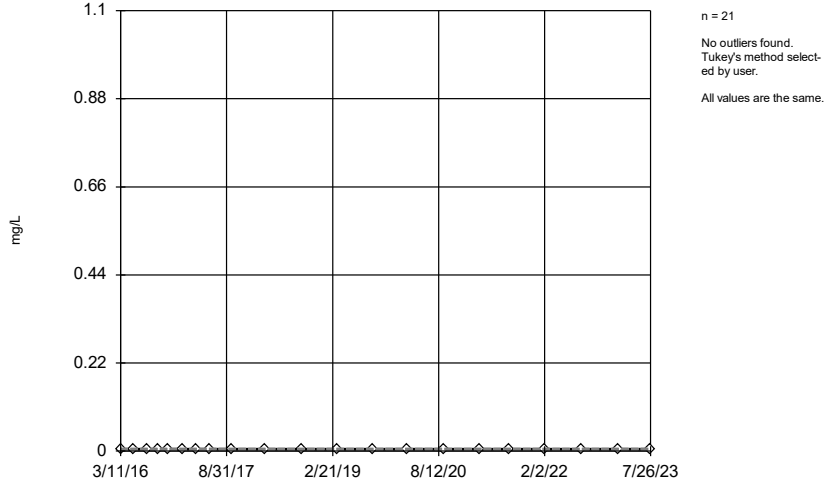

n = 21

No outliers found. Tukey's method selected by user.

All values are the same.

Constituent: Selenium Analysis Run 5/1/2024 2:02 PM View: Outliers

Plant Bowen Data: Bowen 3-4 CCR

Sanitas™ v.10.0.16e Software licensed to . UG

Tukey's Outlier Screening

GWA-43 (bg)

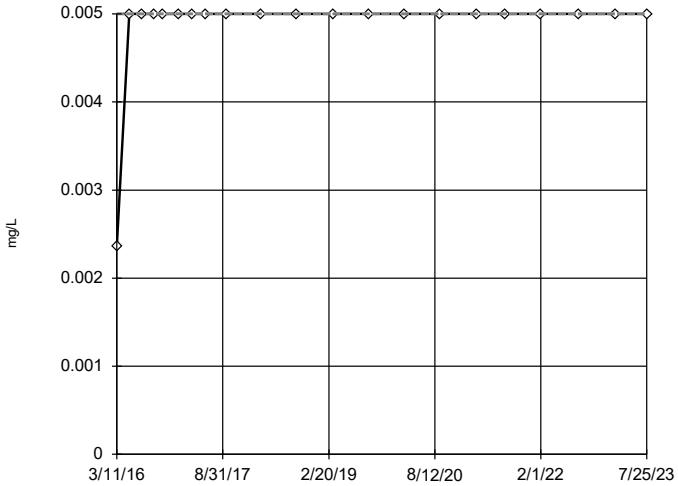

n = 21

No outliers found. Tukey's method selected by user.

Data were cube root transformed to achieve best W statistic (graph shown in original units).

The results were invalidated, because the lower and upper quartiles are equal.

Constituent: Selenium Analysis Run 5/1/2024 2:02 PM View: Outliers

Plant Bowen Data: Bowen 3-4 CCR

Sanitas™ v.10.0.16e Software licensed to . UG

Tukey's Outlier Screening

GWA-43R (bg)

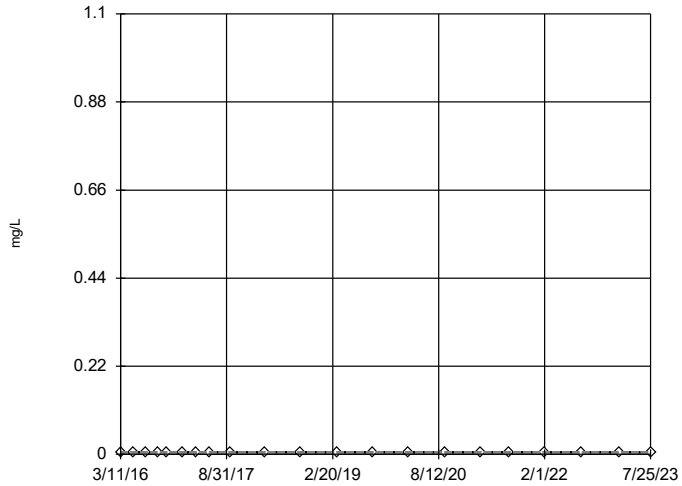

n = 21

No outliers found. Tukey's method selected by user.

All values are the same.

Constituent: Selenium Analysis Run 5/1/2024 2:02 PM View: Outliers

Plant Bowen Data: Bowen 3-4 CCR

Sanitas™ v.10.0.16e Software licensed to . UG

Tukey's Outlier Screening

GWA-4RZ (bg)

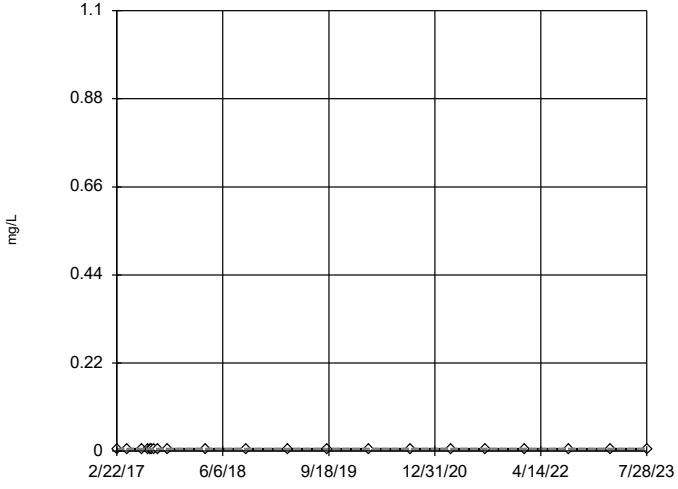

n = 21

No outliers found. Tukey's method selected by user.

All values are the same.

Constituent: Selenium Analysis Run 5/1/2024 2:02 PM View: Outliers

Plant Bowen Data: Bowen 3-4 CCR

Sanitas™ v.10.0.16e Software licensed to . UG

Tukey's Outlier Screening

GWA-50 (bg)

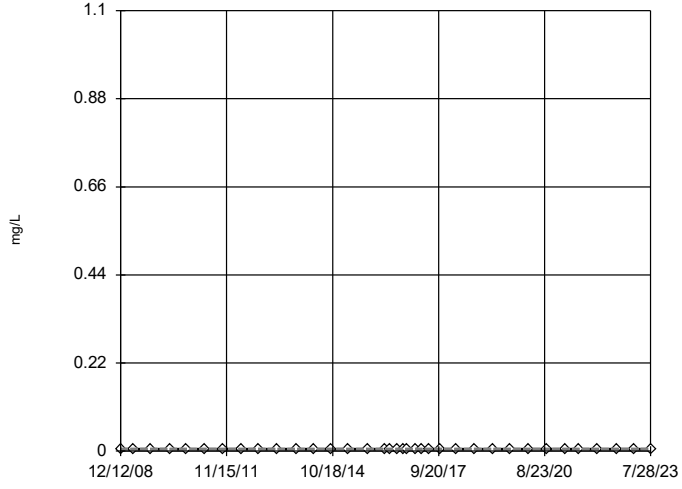

n = 36

No outliers found. Tukey's method selected by user.

All values are the same.

Constituent: Selenium Analysis Run 5/1/2024 2:02 PM View: Outliers

Plant Bowen Data: Bowen 3-4 CCR

Sanitas™ v.10.0.16e Software licensed to . UG

Tukey's Outlier Screening

GWA-50R (bg)

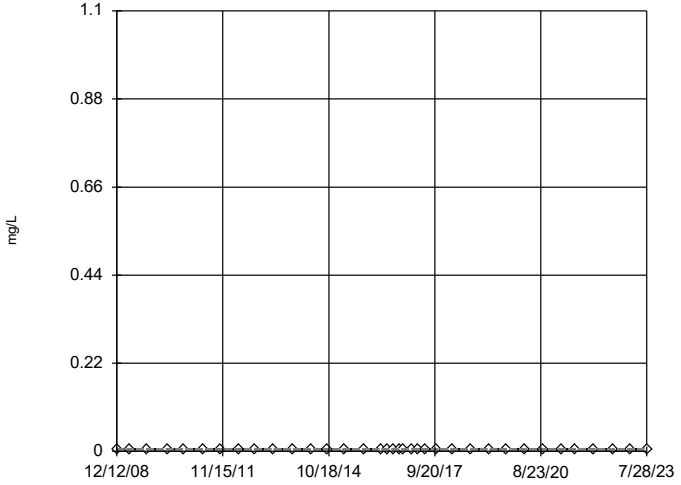

n = 36

No outliers found. Tukey's method selected by user.

All values are the same.

Constituent: Selenium Analysis Run 5/1/2024 2:02 PM View: Outliers

Plant Bowen Data: Bowen 3-4 CCR

Sanitas™ v.10.0.16e Software licensed to . UG

Tukey's Outlier Screening

GWC-16R

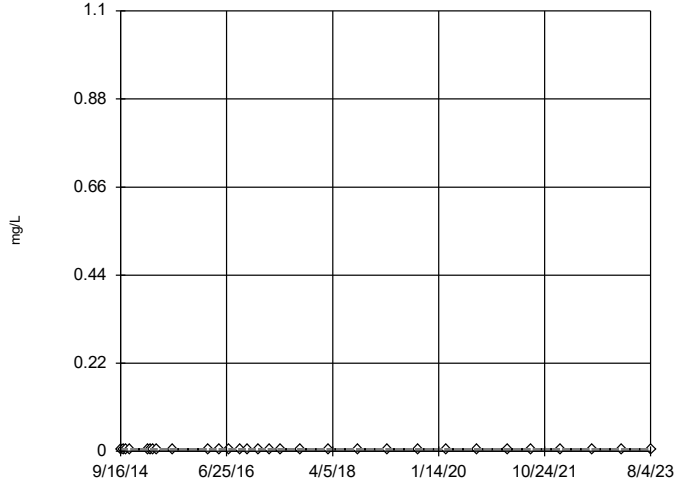

n = 30

No outliers found. Tukey's method selected by user.

All values are the same.

Constituent: Selenium Analysis Run 5/1/2024 2:02 PM View: Outliers

Plant Bowen Data: Bowen 3-4 CCR

Sanitas™ v.10.0.16e Software licensed to . UG

Tukey's Outlier Screening

GWC-17R

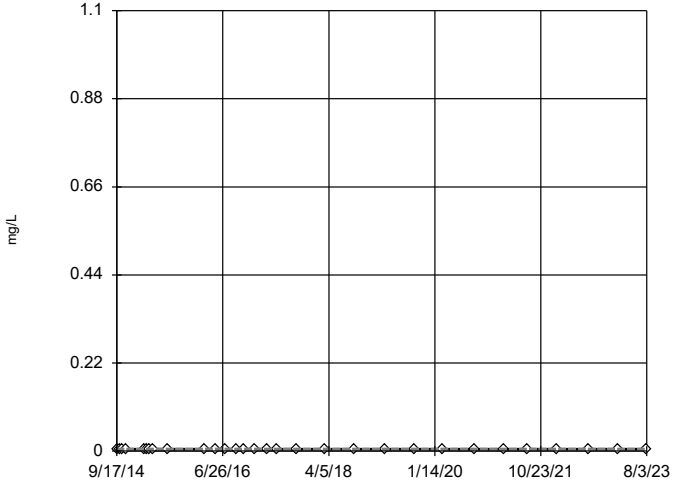

n = 30

No outliers found. Tukey's method selected by user.

All values are the same.

Constituent: Selenium Analysis Run 5/1/2024 2:02 PM View: Outliers

Plant Bowen Data: Bowen 3-4 CCR

Sanitas™ v.10.0.16e Software licensed to . UG

Tukey's Outlier Screening

GWC-18

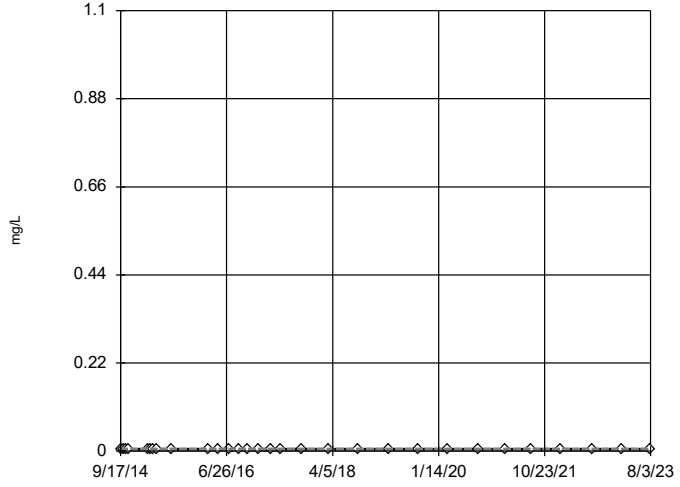

n = 30

No outliers found. Tukey's method selected by user.

All values are the same.

Constituent: Selenium Analysis Run 5/1/2024 2:02 PM View: Outliers

Plant Bowen Data: Bowen 3-4 CCR

Sanitas™ v.10.0.16e Software licensed to . UG

Tukey's Outlier Screening

GWC-18R

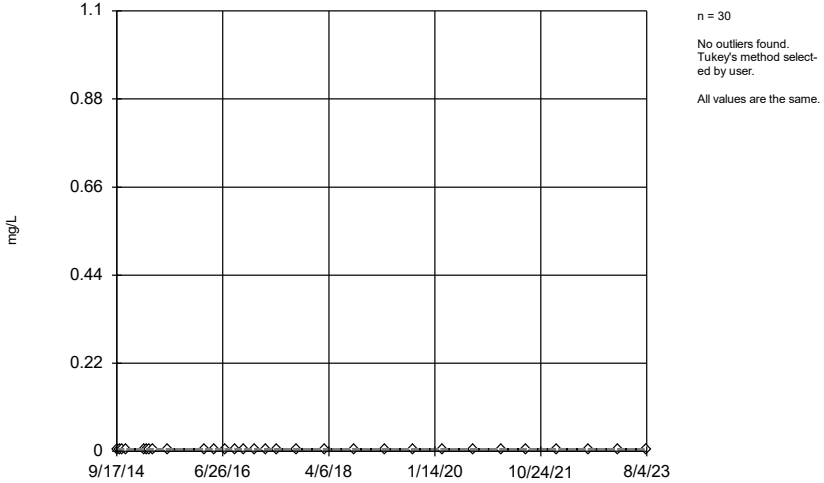

n = 30

No outliers found. Tukey's method selected by user.

All values are the same.

Constituent: Selenium Analysis Run 5/1/2024 2:02 PM View: Outliers

Plant Bowen Data: Bowen 3-4 CCR

Sanitas™ v.10.0.16e Software licensed to . UG

Tukey's Outlier Screening

GWC-19R

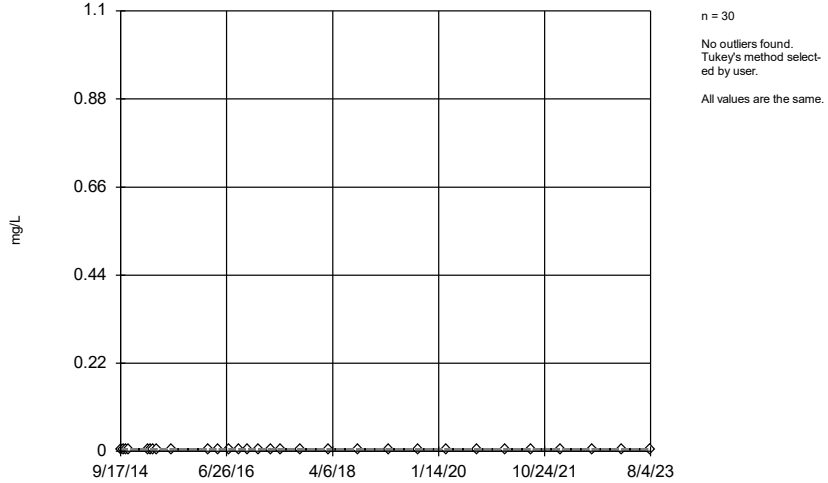

n = 30

No outliers found. Tukey's method selected by user.

All values are the same.

Constituent: Selenium Analysis Run 5/1/2024 2:02 PM View: Outliers

Plant Bowen Data: Bowen 3-4 CCR

Sanitas™ v.10.0.16e Software licensed to . UG

Tukey's Outlier Screening

GWC-20R

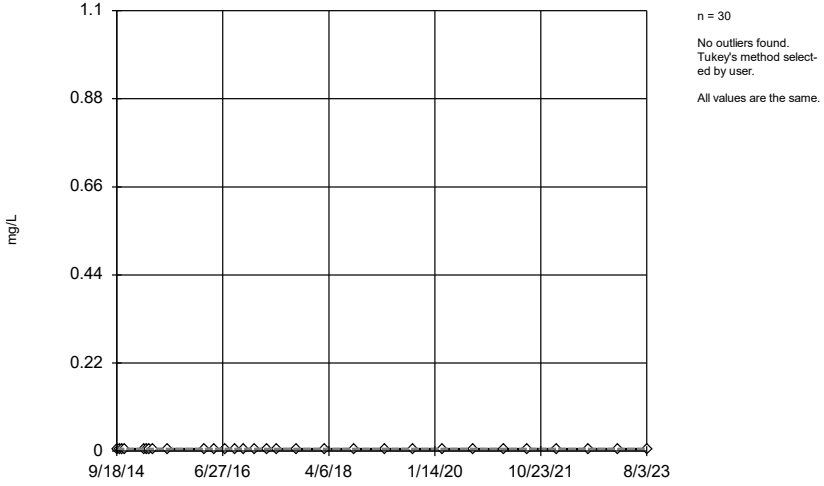

n = 30

No outliers found. Tukey's method selected by user.

All values are the same.

Constituent: Selenium Analysis Run 5/1/2024 2:02 PM View: Outliers

Plant Bowen Data: Bowen 3-4 CCR

Sanitas™ v.10.0.16e Software licensed to . UG

Tukey's Outlier Screening

GWC-21R

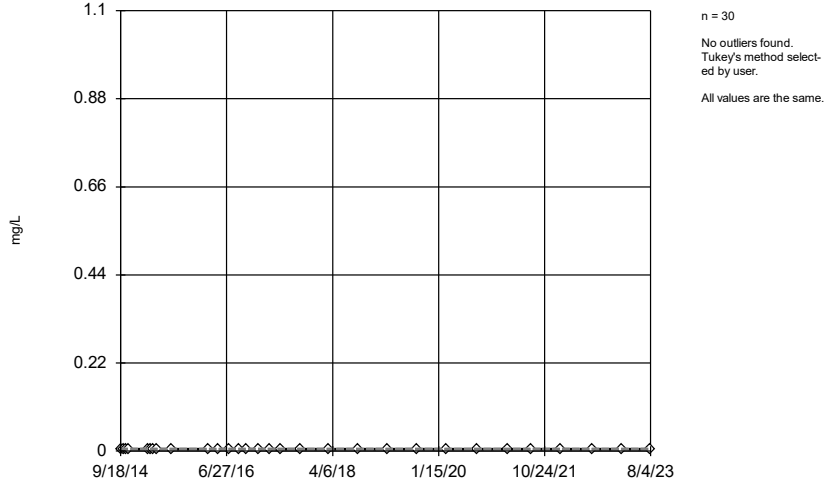

n = 30

No outliers found. Tukey's method selected by user.

All values are the same.

Constituent: Selenium Analysis Run 5/1/2024 2:02 PM View: Outliers

Plant Bowen Data: Bowen 3-4 CCR

Sanitas™ v.10.0.16e Software licensed to . UG

Tukey's Outlier Screening

GWC-22R

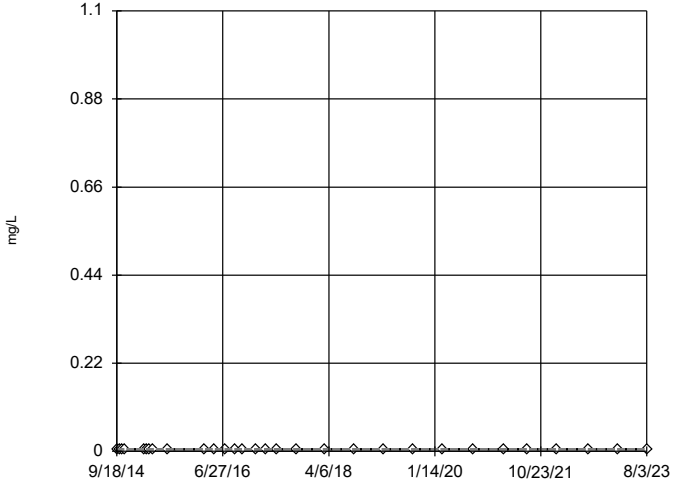

n = 30

No outliers found. Tukey's method selected by user.

All values are the same.

Constituent: Selenium Analysis Run 5/1/2024 2:02 PM View: Outliers

Plant Bowen Data: Bowen 3-4 CCR

Sanitas™ v.10.0.16e Software licensed to . UG

Tukey's Outlier Screening

GWC-23R

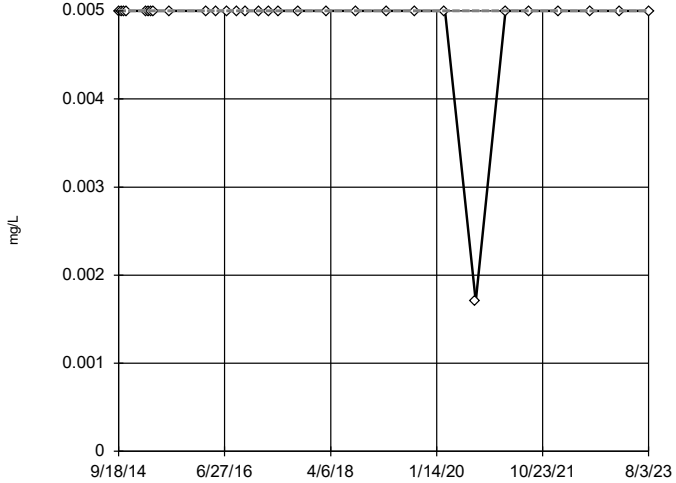

n = 30

No outliers found. Tukey's method selected by user.

Ladder of Powers transformations did not improve normality; analysis run on raw data.

The results were invalidated, because the lower and upper quartiles are equal.

Constituent: Selenium Analysis Run 5/1/2024 2:02 PM View: Outliers

Plant Bowen Data: Bowen 3-4 CCR

Sanitas™ v.10.0.16e Software licensed to . UG

Tukey's Outlier Screening

GWC-24R

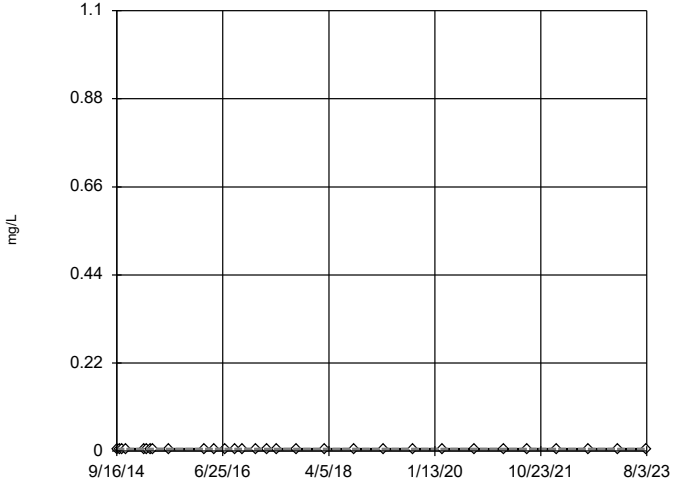

n = 30

No outliers found. Tukey's method selected by user.

All values are the same.

Constituent: Selenium Analysis Run 5/1/2024 2:02 PM View: Outliers

Plant Bowen Data: Bowen 3-4 CCR

Sanitas™ v.10.0.16e Software licensed to . UG

Tukey's Outlier Screening

GWC-25R

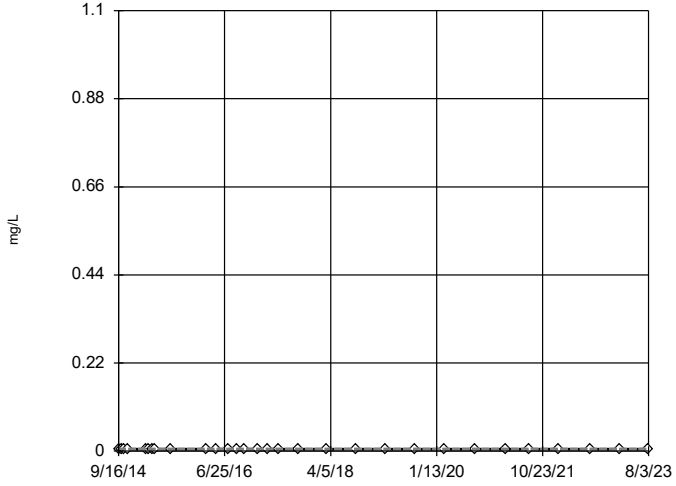

n = 30

No outliers found. Tukey's method selected by user.

All values are the same.

Constituent: Selenium Analysis Run 5/1/2024 2:02 PM View: Outliers

Plant Bowen Data: Bowen 3-4 CCR

Sanitas™ v.10.0.16e Software licensed to . UG

Tukey's Outlier Screening

GWC-36A

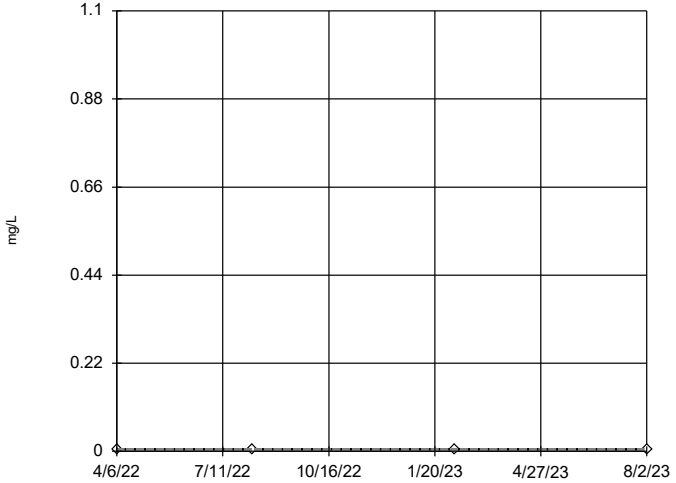

n = 4

No outliers found. Tukey's method selected by user.

All values are the same.

Constituent: Selenium Analysis Run 5/1/2024 2:02 PM View: Outliers

Plant Bowen Data: Bowen 3-4 CCR

Sanitas™ v.10.0.16e Software licensed to . UG

Tukey's Outlier Screening

GWC-36RA

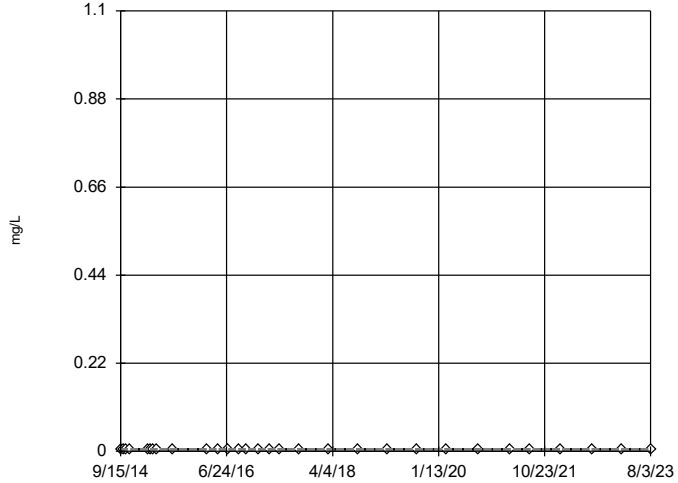

n = 30

No outliers found. Tukey's method selected by user.

All values are the same.

Constituent: Selenium Analysis Run 5/1/2024 2:02 PM View: Outliers

Plant Bowen Data: Bowen 3-4 CCR

Sanitas™ v.10.0.16e Software licensed to . UG

Tukey's Outlier Screening

GWC-37

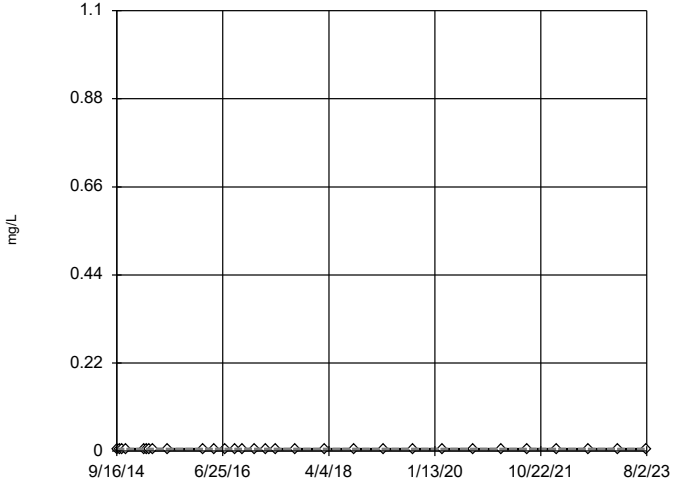

n = 30

No outliers found. Tukey's method selected by user.

All values are the same.

Constituent: Selenium Analysis Run 5/1/2024 2:02 PM View: Outliers

Plant Bowen Data: Bowen 3-4 CCR

Sanitas™ v.10.0.16e Software licensed to . UG

Tukey's Outlier Screening

GWC-38

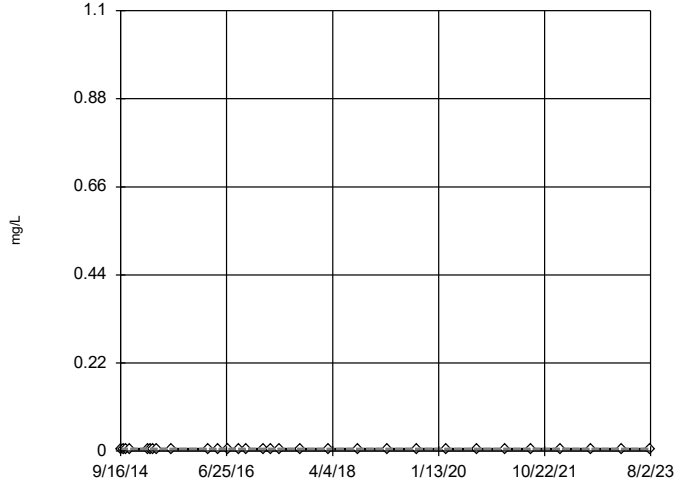

n = 30

No outliers found. Tukey's method selected by user.

All values are the same.

Constituent: Selenium Analysis Run 5/1/2024 2:02 PM View: Outliers

Plant Bowen Data: Bowen 3-4 CCR

Sanitas™ v.10.0.16e Software licensed to . UG

Tukey's Outlier Screening

GWA-1 (bg)

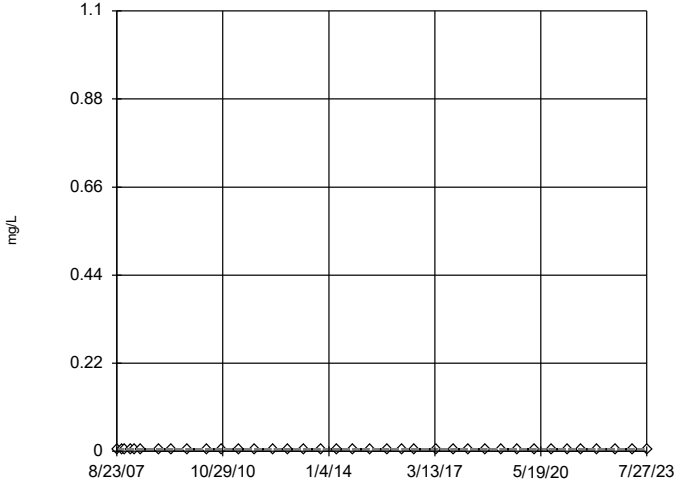

n = 37

No outliers found. Tukey's method selected by user.

All values are the same.

Constituent: Silver Analysis Run 5/1/2024 2:02 PM View: Outliers

Plant Bowen Data: Bowen 3-4 CCR

Sanitas™ v.10.0.16e Software licensed to . UG

Tukey's Outlier Screening

GWA-2 (bg)

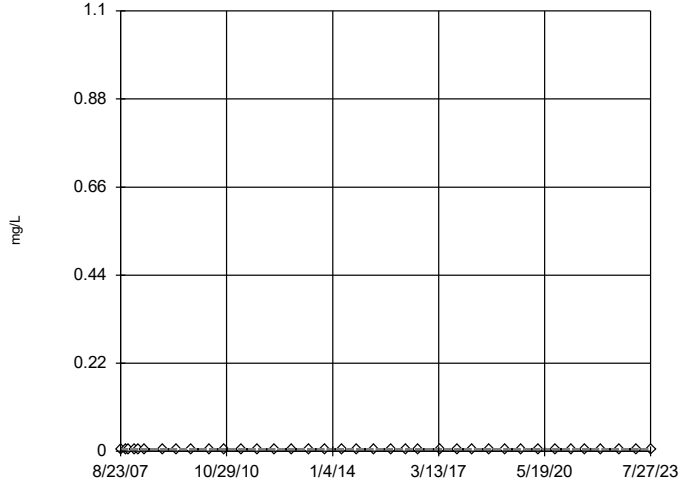

n = 37

No outliers found. Tukey's method selected by user.

All values are the same.

Constituent: Silver Analysis Run 5/1/2024 2:02 PM View: Outliers

Plant Bowen Data: Bowen 3-4 CCR

Sanitas™ v.10.0.16e Software licensed to . UG

Tukey's Outlier Screening

GWA-2R (bg)

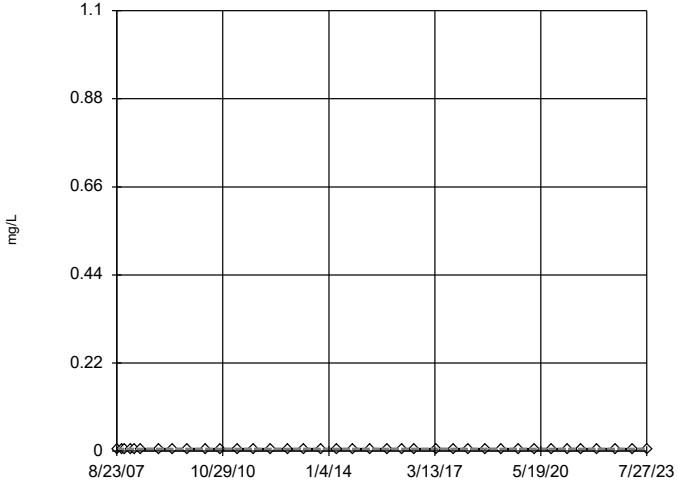

n = 37

No outliers found. Tukey's method selected by user.

All values are the same.

Constituent: Silver Analysis Run 5/1/2024 2:02 PM View: Outliers

Plant Bowen Data: Bowen 3-4 CCR

Sanitas™ v.10.0.16e Software licensed to . UG

Tukey's Outlier Screening

GWA-39RZ (bg)

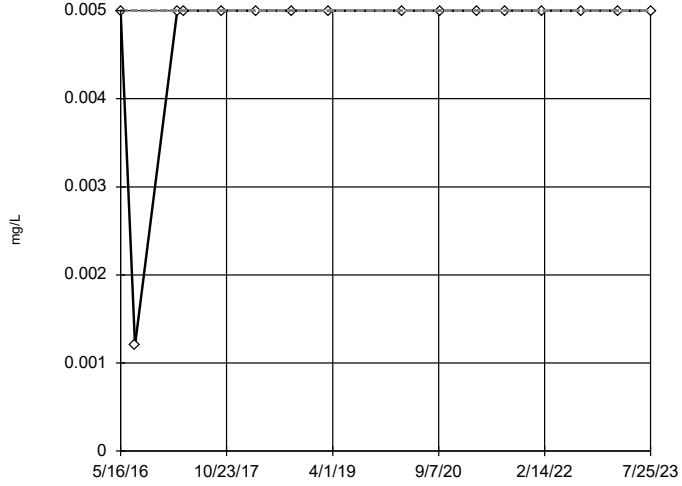

n = 16

No outliers found. Tukey's method selected by user.

Data were square transformed to achieve best W statistic (graph shown in original units).

The results were invalidated, because the lower and upper quartiles are equal.

Constituent: Silver Analysis Run 5/1/2024 2:02 PM View: Outliers

Plant Bowen Data: Bowen 3-4 CCR

Sanitas™ v.10.0.16e Software licensed to . UG

Tukey's Outlier Screening

GWA-39Z (bg)

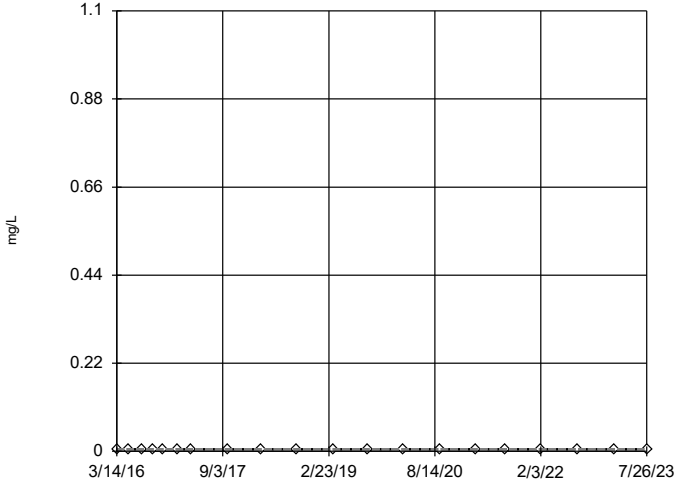

n = 20

No outliers found. Tukey's method selected by user.

All values are the same.

Constituent: Silver Analysis Run 5/1/2024 2:02 PM View: Outliers

Plant Bowen Data: Bowen 3-4 CCR

Sanitas™ v.10.0.16e Software licensed to . UG

Tukey's Outlier Screening

GWA-3A (bg)

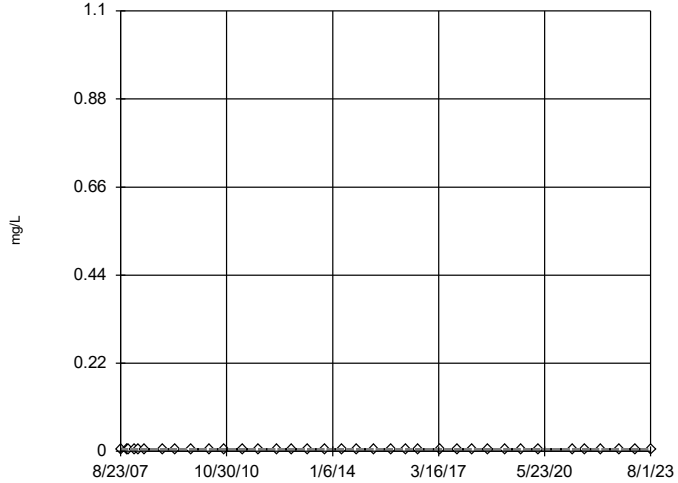

n = 36

No outliers found. Tukey's method selected by user.

All values are the same.

Constituent: Silver Analysis Run 5/1/2024 2:02 PM View: Outliers

Plant Bowen Data: Bowen 3-4 CCR

Sanitas™ v.10.0.16e Software licensed to . UG

Tukey's Outlier Screening

GWA-40 (bg)

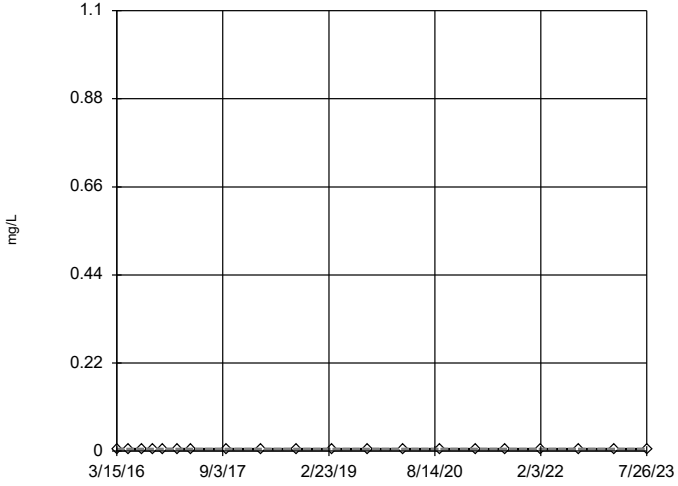

n = 20

No outliers found. Tukey's method selected by user.

All values are the same.

Constituent: Silver Analysis Run 5/1/2024 2:02 PM View: Outliers

Plant Bowen Data: Bowen 3-4 CCR

Sanitas™ v.10.0.16e Software licensed to . UG

Tukey's Outlier Screening

GWA-41 (bg)

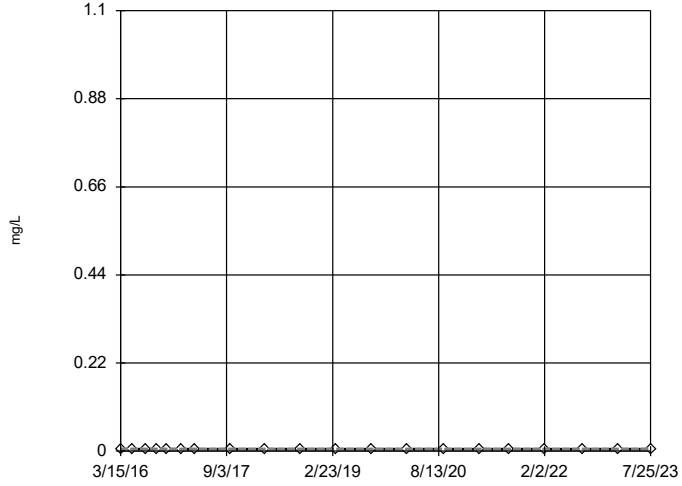

n = 20

No outliers found. Tukey's method selected by user.

All values are the same.

Constituent: Silver Analysis Run 5/1/2024 2:02 PM View: Outliers

Plant Bowen Data: Bowen 3-4 CCR

Sanitas™ v.10.0.16e Software licensed to . UG

Tukey's Outlier Screening

GWA-41R (bg)

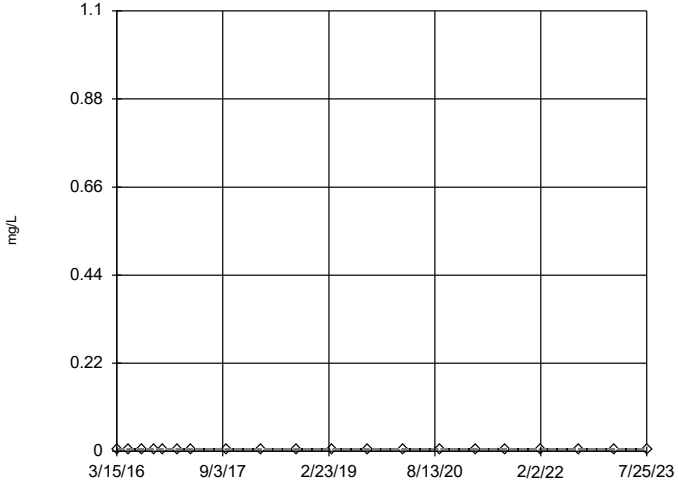

n = 20

No outliers found.
Tukey's method select-ed by user.

All values are the same.

Constituent: Silver Analysis Run 5/1/2024 2:02 PM View: Outliers
Plant Bowen Data: Bowen 3-4 CCR

Sanitas™ v.10.0.16e Software licensed to . UG

Tukey's Outlier Screening

GWA-42 (bg)

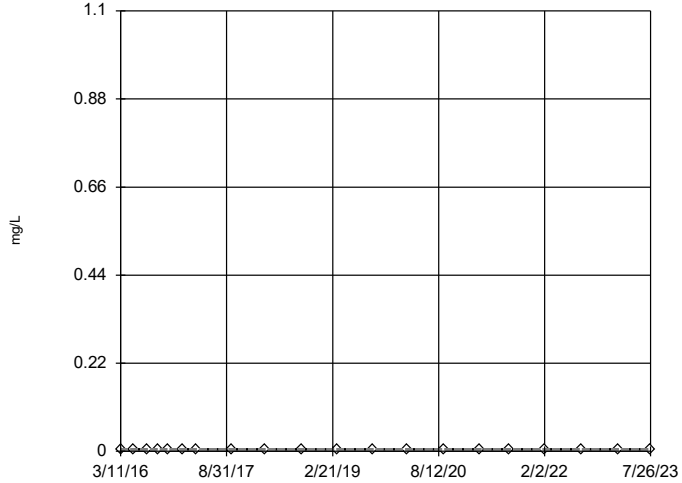

n = 20

No outliers found.
Tukey's method select-ed by user.

All values are the same.

Constituent: Silver Analysis Run 5/1/2024 2:02 PM View: Outliers
Plant Bowen Data: Bowen 3-4 CCR

Sanitas™ v.10.0.16e Software licensed to . UG

Tukey's Outlier Screening

GWA-43 (bg)

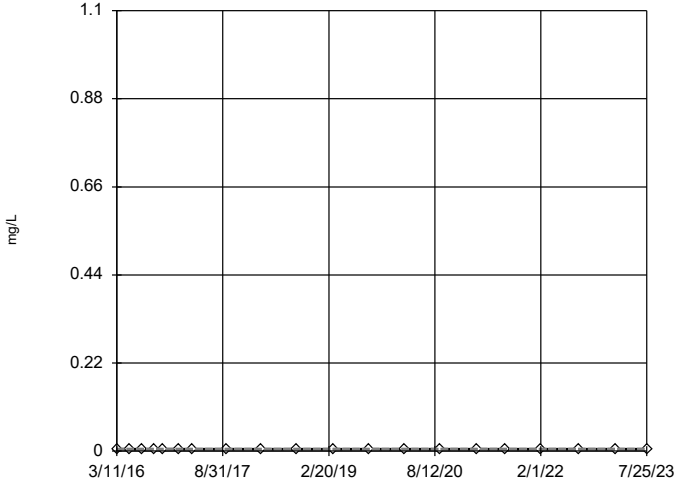

n = 20

No outliers found.
Tukey's method select-ed by user.

All values are the same.

Constituent: Silver Analysis Run 5/1/2024 2:02 PM View: Outliers
Plant Bowen Data: Bowen 3-4 CCR

Sanitas™ v.10.0.16e Software licensed to . UG

Tukey's Outlier Screening

GWA-43R (bg)

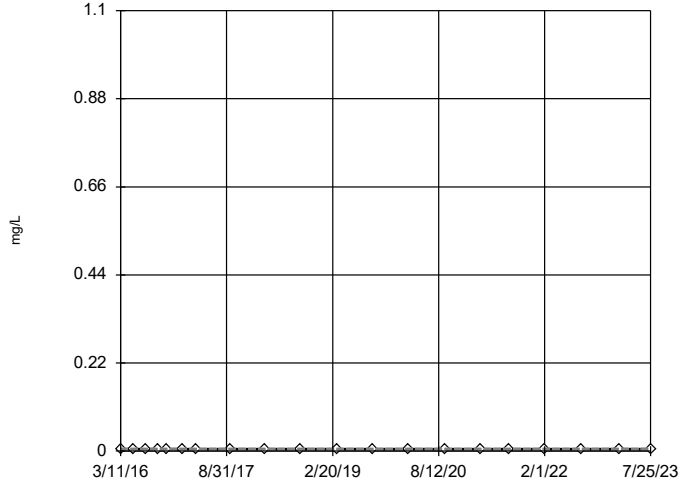

n = 20

No outliers found.
Tukey's method select-ed by user.

All values are the same.

Constituent: Silver Analysis Run 5/1/2024 2:02 PM View: Outliers
Plant Bowen Data: Bowen 3-4 CCR

Sanitas™ v.10.0.16e Software licensed to . UG

Tukey's Outlier Screening

GWA-4RZ (bg)

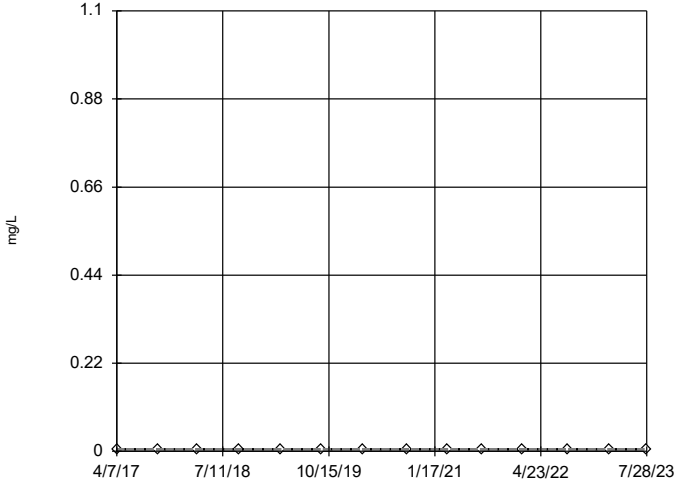

n = 14

No outliers found. Tukey's method selected by user.

All values are the same.

Constituent: Silver Analysis Run 5/1/2024 2:02 PM View: Outliers

Plant Bowen Data: Bowen 3-4 CCR

Sanitas™ v.10.0.16e Software licensed to . UG

Tukey's Outlier Screening

GWA-50 (bg)

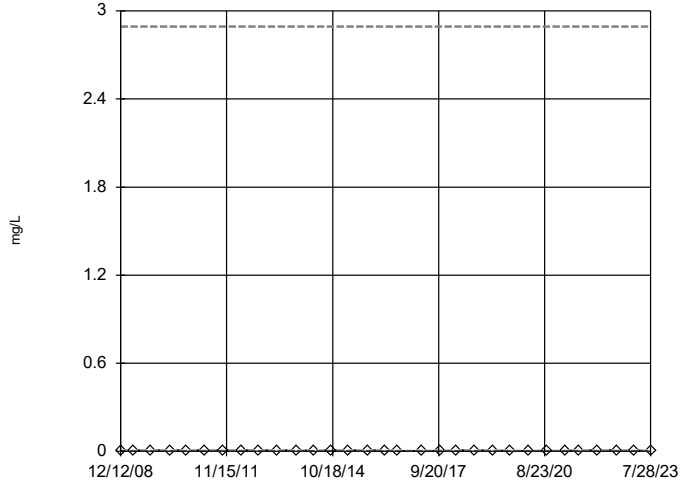

n = 31

No outliers found. Tukey's method selected by user.

Data were natural log transformed to achieve best W statistic (graph shown in original units).

High cutoff = 2.894, low cutoff = 0.000001037, based on IQR multiplier of 3.

Constituent: Silver Analysis Run 5/1/2024 2:02 PM View: Outliers

Plant Bowen Data: Bowen 3-4 CCR

Sanitas™ v.10.0.16e Software licensed to . UG

Tukey's Outlier Screening

GWA-50R (bg)

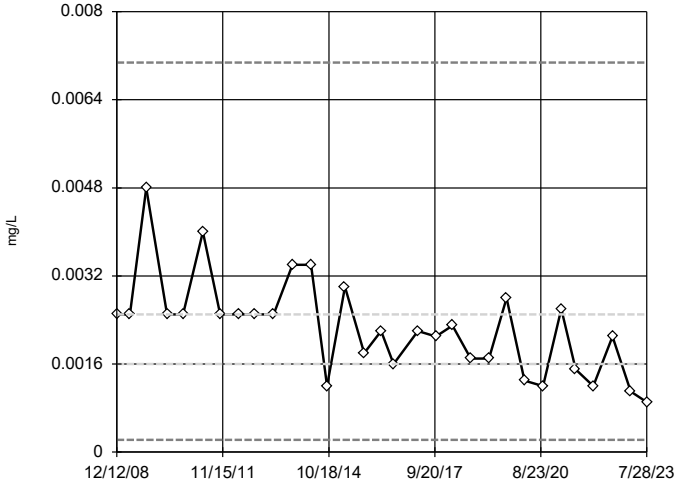

n = 31

No outliers found. Tukey's method selected by user.

Data were cube root transformed to achieve best W statistic (graph shown in original units).

High cutoff = 0.007078, low cutoff = 0.0002234, based on IQR multiplier of 3.

Constituent: Silver Analysis Run 5/1/2024 2:02 PM View: Outliers

Plant Bowen Data: Bowen 3-4 CCR

Sanitas™ v.10.0.16e Software licensed to . UG

Tukey's Outlier Screening

GWC-16R

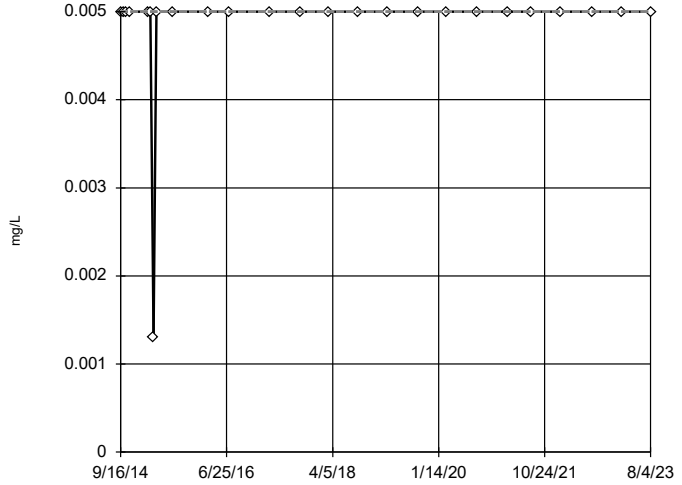

n = 25

No outliers found. Tukey's method selected by user.

Data were square transformed to achieve best W statistic (graph shown in original units).

The results were invalidated, because the lower and upper quartiles are equal.

Constituent: Silver Analysis Run 5/1/2024 2:02 PM View: Outliers

Plant Bowen Data: Bowen 3-4 CCR

Sanitas™ v.10.0.16e Software licensed to . UG

Tukey's Outlier Screening

GWC-17R

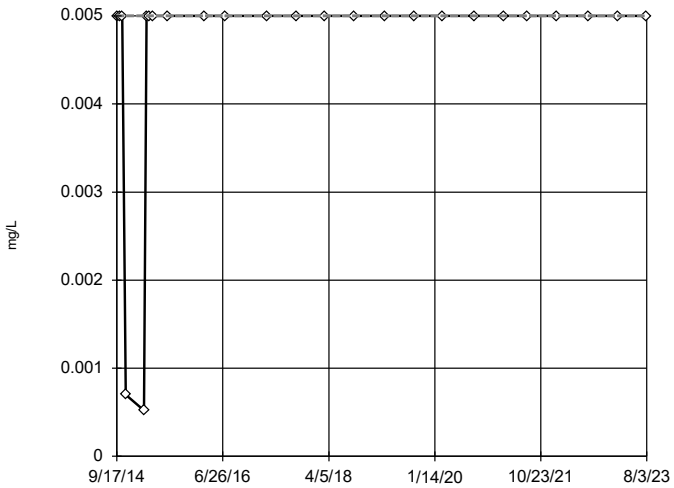

n = 25

No outliers found. Tukey's method selected by user.

Data were natural log transformed to achieve best W statistic (graph shown in original units).

The results were invalidated, because the lower and upper quartiles are equal.

Constituent: Silver Analysis Run 5/1/2024 2:02 PM View: Outliers

Plant Bowen Data: Bowen 3-4 CCR

Sanitas™ v.10.0.16e Software licensed to . UG

Tukey's Outlier Screening

GWC-18

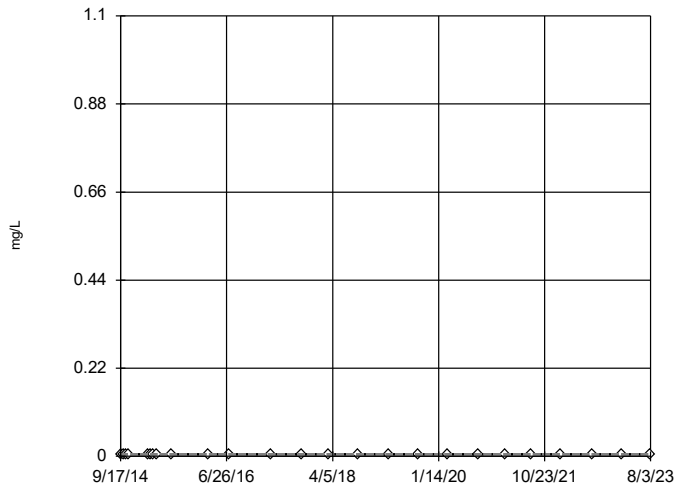

n = 25

No outliers found. Tukey's method selected by user.

All values are the same.

Constituent: Silver Analysis Run 5/1/2024 2:02 PM View: Outliers

Plant Bowen Data: Bowen 3-4 CCR

Sanitas™ v.10.0.16e Software licensed to . UG

Tukey's Outlier Screening

GWC-18R

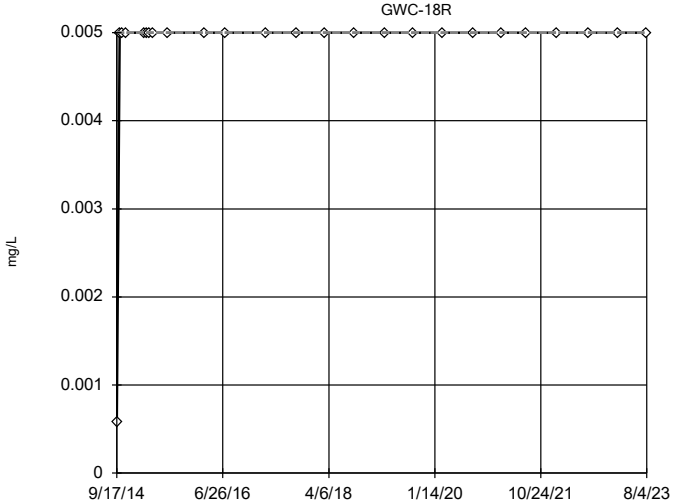

n = 25

No outliers found. Tukey's method selected by user.

Data were square root transformed to achieve best W statistic (graph shown in original units).

The results were invalidated, because the lower and upper quartiles are equal.

Constituent: Silver Analysis Run 5/1/2024 2:02 PM View: Outliers

Plant Bowen Data: Bowen 3-4 CCR

Sanitas™ v.10.0.16e Software licensed to . UG

Tukey's Outlier Screening

GWC-19R

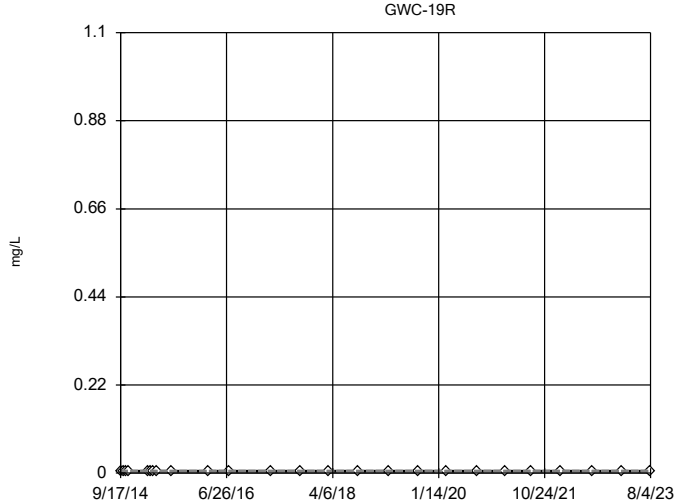

n = 25

No outliers found. Tukey's method selected by user.

All values are the same.

Constituent: Silver Analysis Run 5/1/2024 2:02 PM View: Outliers

Plant Bowen Data: Bowen 3-4 CCR

Sanitas™ v.10.0.16e Software licensed to . UG

Tukey's Outlier Screening

GWC-20R

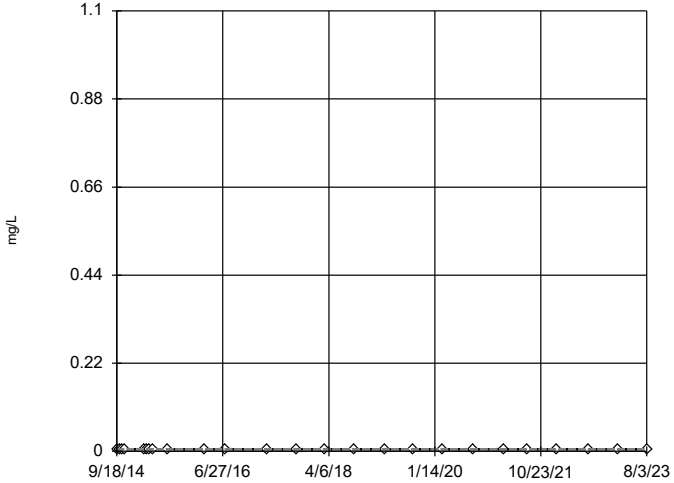

n = 25

No outliers found. Tukey's method selected by user.

All values are the same.

Constituent: Silver Analysis Run 5/1/2024 2:02 PM View: Outliers

Plant Bowen Data: Bowen 3-4 CCR

Sanitas™ v.10.0.16e Software licensed to . UG

Tukey's Outlier Screening

GWC-21R

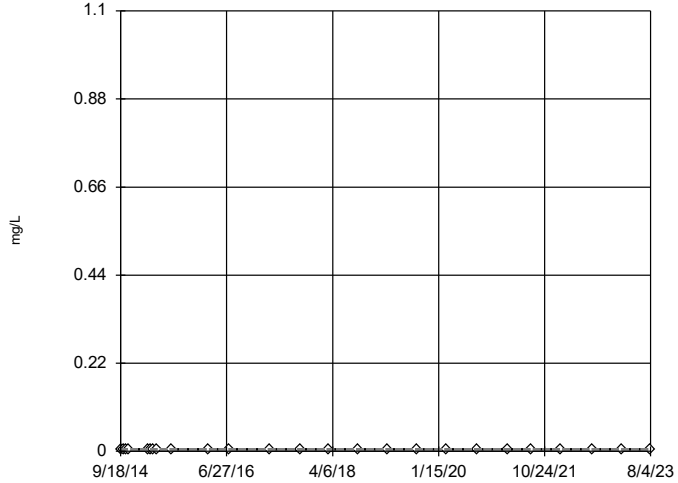

n = 25

No outliers found. Tukey's method selected by user.

All values are the same.

Constituent: Silver Analysis Run 5/1/2024 2:02 PM View: Outliers

Plant Bowen Data: Bowen 3-4 CCR

Sanitas™ v.10.0.16e Software licensed to . UG

Tukey's Outlier Screening

GWC-22R

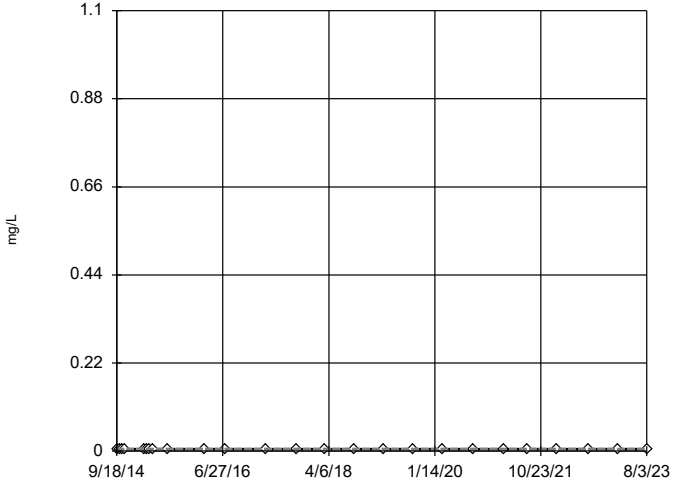

n = 25

No outliers found. Tukey's method selected by user.

All values are the same.

Constituent: Silver Analysis Run 5/1/2024 2:02 PM View: Outliers

Plant Bowen Data: Bowen 3-4 CCR

Sanitas™ v.10.0.16e Software licensed to . UG

Tukey's Outlier Screening

GWC-23R

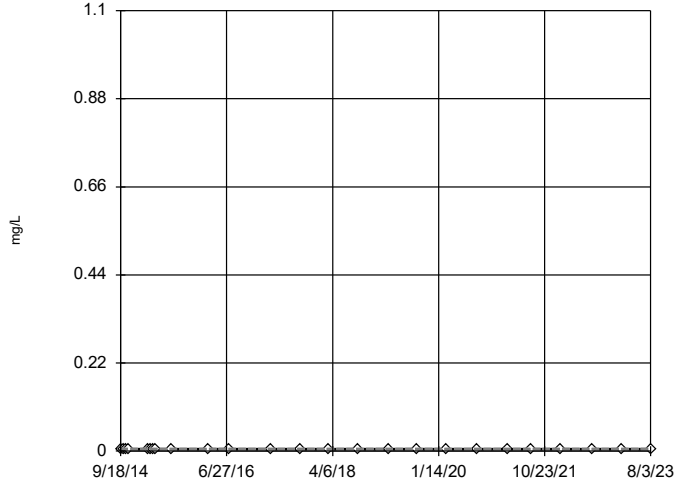

n = 25

No outliers found. Tukey's method selected by user.

All values are the same.

Constituent: Silver Analysis Run 5/1/2024 2:02 PM View: Outliers

Plant Bowen Data: Bowen 3-4 CCR

Sanitas™ v.10.0.16e Software licensed to . UG

Tukey's Outlier Screening

GWC-24R

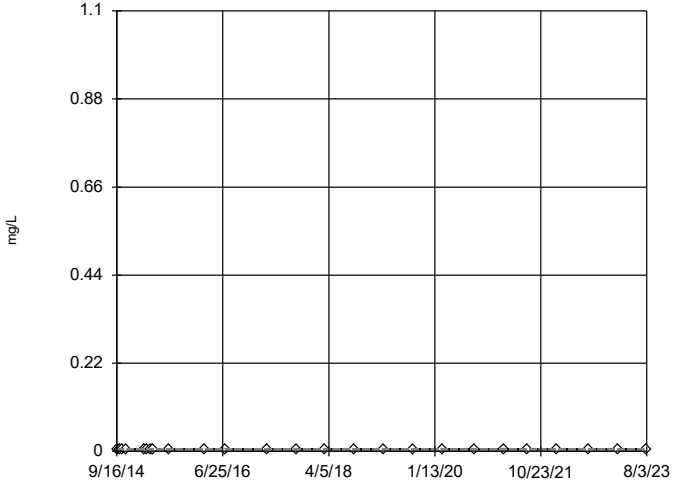

n = 25

No outliers found. Tukey's method selected by user.

All values are the same.

Constituent: Silver Analysis Run 5/1/2024 2:02 PM View: Outliers

Plant Bowen Data: Bowen 3-4 CCR

Sanitas™ v.10.0.16e Software licensed to . UG

Tukey's Outlier Screening

GWC-25R

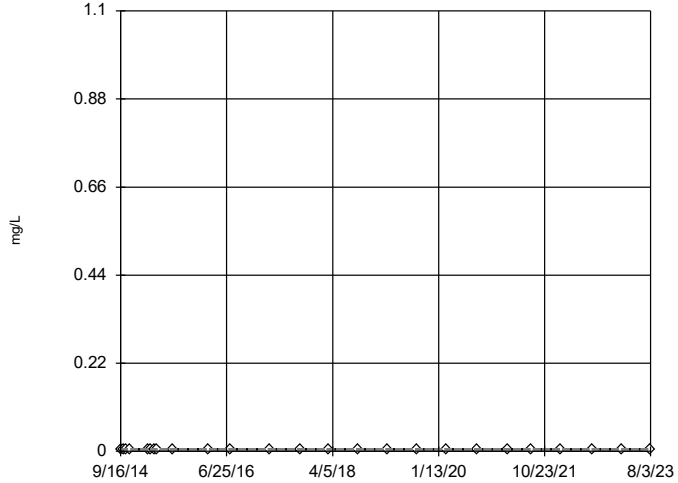

n = 25

No outliers found. Tukey's method selected by user.

All values are the same.

Constituent: Silver Analysis Run 5/1/2024 2:02 PM View: Outliers

Plant Bowen Data: Bowen 3-4 CCR

Sanitas™ v.10.0.16e Software licensed to . UG

Tukey's Outlier Screening

GWC-36A

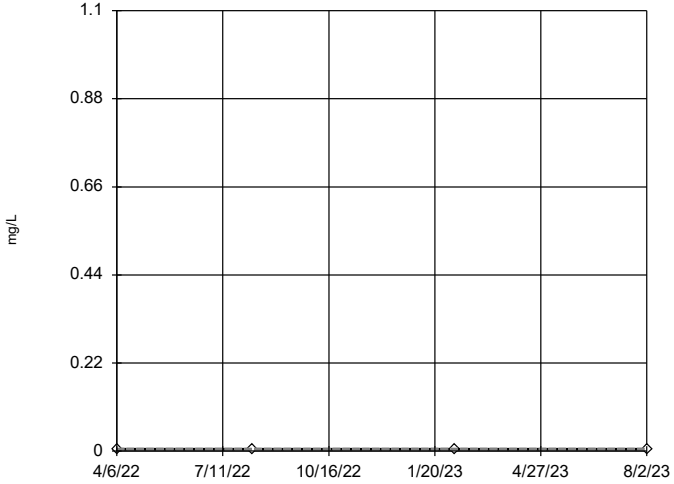

n = 4

No outliers found. Tukey's method selected by user.

All values are the same.

Constituent: Silver Analysis Run 5/1/2024 2:02 PM View: Outliers

Plant Bowen Data: Bowen 3-4 CCR

Sanitas™ v.10.0.16e Software licensed to . UG

Tukey's Outlier Screening

GWC-36RA

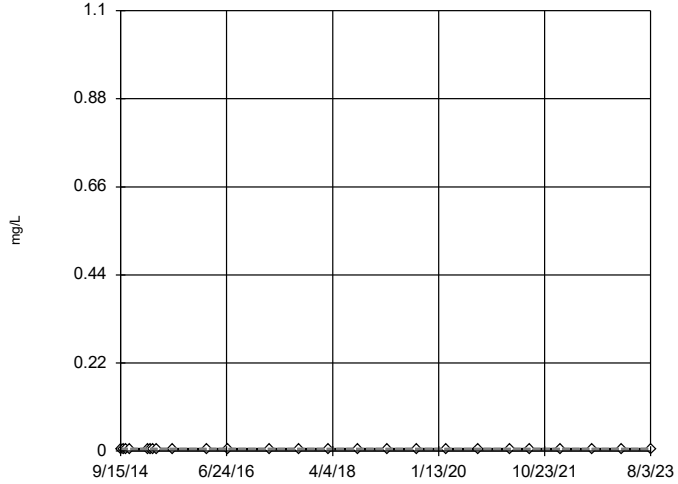

n = 25

No outliers found. Tukey's method selected by user.

All values are the same.

Constituent: Silver Analysis Run 5/1/2024 2:02 PM View: Outliers

Plant Bowen Data: Bowen 3-4 CCR

Sanitas™ v.10.0.16e Software licensed to . UG

Tukey's Outlier Screening

GWC-37

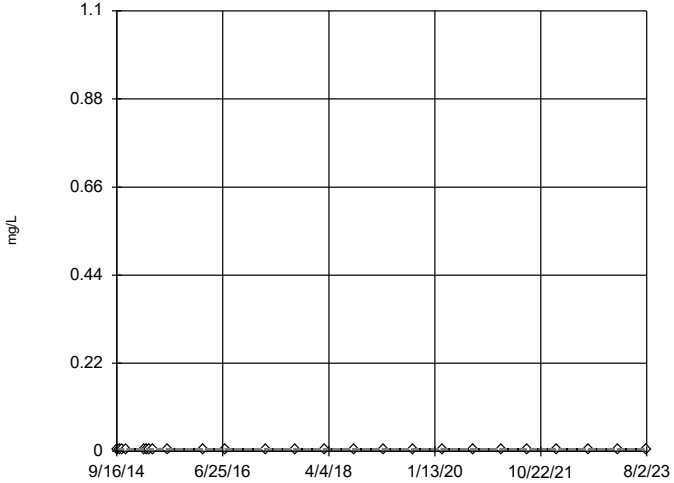

n = 25

No outliers found. Tukey's method selected by user.

All values are the same.

Constituent: Silver Analysis Run 5/1/2024 2:02 PM View: Outliers

Plant Bowen Data: Bowen 3-4 CCR

Sanitas™ v.10.0.16e Software licensed to . UG

Tukey's Outlier Screening

GWC-38

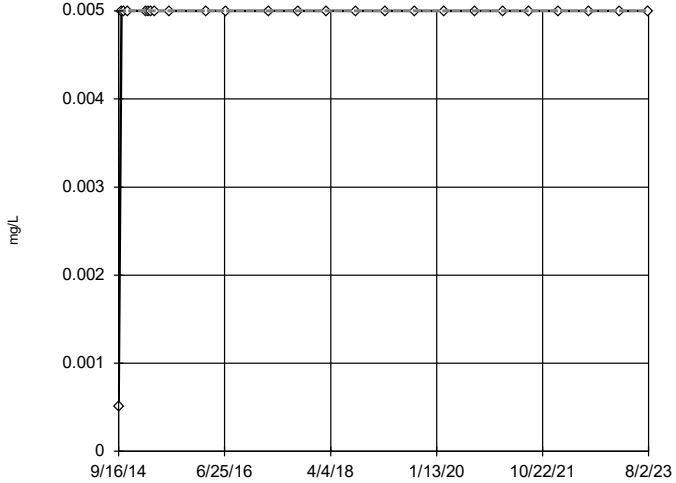

n = 25

No outliers found. Tukey's method selected by user.

Data were cube transformed to achieve best W statistic (graph shown in original units).

The results were invalidated, because the lower and upper quartiles are equal.

Constituent: Silver Analysis Run 5/1/2024 2:02 PM View: Outliers

Plant Bowen Data: Bowen 3-4 CCR

Sanitas™ v.10.0.16e Software licensed to . UG

Tukey's Outlier Screening

GWA-1 (bg)

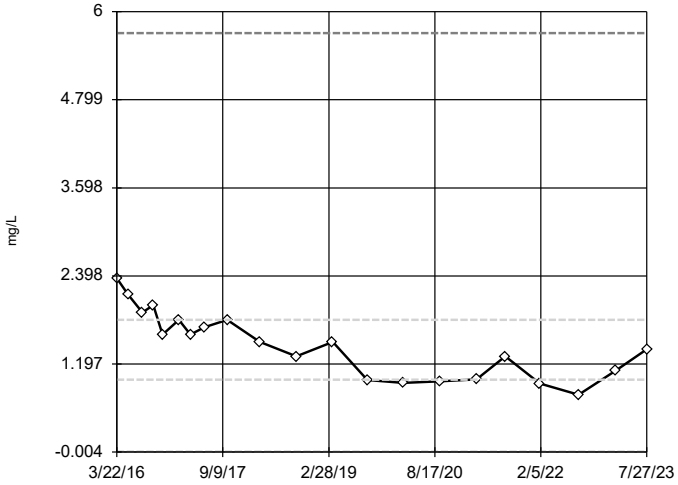

n = 21

No outliers found. Tukey's method selected by user.

Data were square root transformed to achieve best W statistic (graph shown in original units).

High cutoff = 5.708, low cutoff = -0.00303, based on IQR multiplier of 3.

Constituent: Sulfate Analysis Run 5/1/2024 2:02 PM View: Outliers

Plant Bowen Data: Bowen 3-4 CCR

Sanitas™ v.10.0.16e Software licensed to . UG

Tukey's Outlier Screening

GWA-2 (bg)

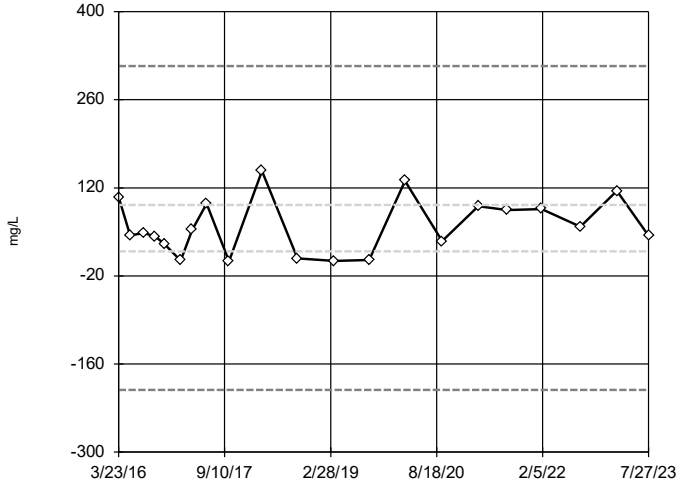

n = 21

No outliers found. Tukey's method selected by user.

Ladder of Powers transformations did not improve normality; analysis run on raw data.

High cutoff = 313.4, low cutoff = -201.2, based on IQR multiplier of 3.

Constituent: Sulfate Analysis Run 5/1/2024 2:02 PM View: Outliers

Plant Bowen Data: Bowen 3-4 CCR

Sanitas™ v.10.0.16e Software licensed to . UG

Tukey's Outlier Screening

GWA-2R (bg)

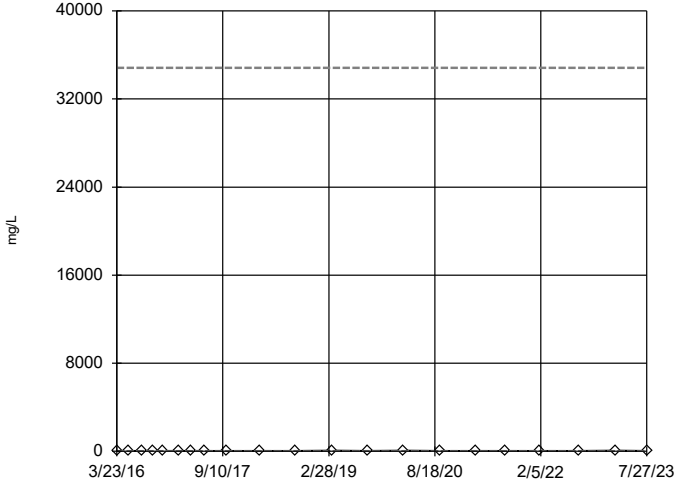

n = 21

No outliers found. Tukey's method selected by user.

Data were natural log transformed to achieve best W statistic (graph shown in original units).

High cutoff = 34823, low cutoff = 0.0005789, based on IQR multiplier of 3.

Constituent: Sulfate Analysis Run 5/1/2024 2:02 PM View: Outliers

Plant Bowen Data: Bowen 3-4 CCR

Sanitas™ v.10.0.16e Software licensed to . UG

Tukey's Outlier Screening

GWA-39RZ (bg)

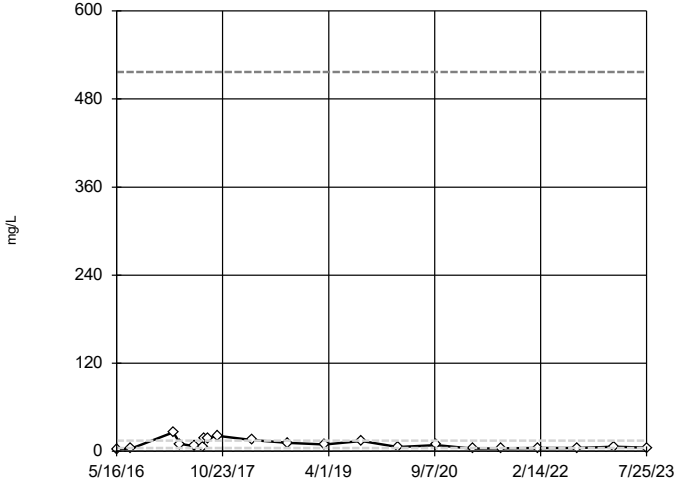

n = 21

No outliers found. Tukey's method selected by user.

Data were natural log transformed to achieve best W statistic (graph shown in original units).

High cutoff = 516.8, low cutoff = 0.1283, based on IQR multiplier of 3.

Constituent: Sulfate Analysis Run 5/1/2024 2:02 PM View: Outliers

Plant Bowen Data: Bowen 3-4 CCR

Sanitas™ v.10.0.16e Software licensed to . UG

Tukey's Outlier Screening

GWA-39Z (bg)

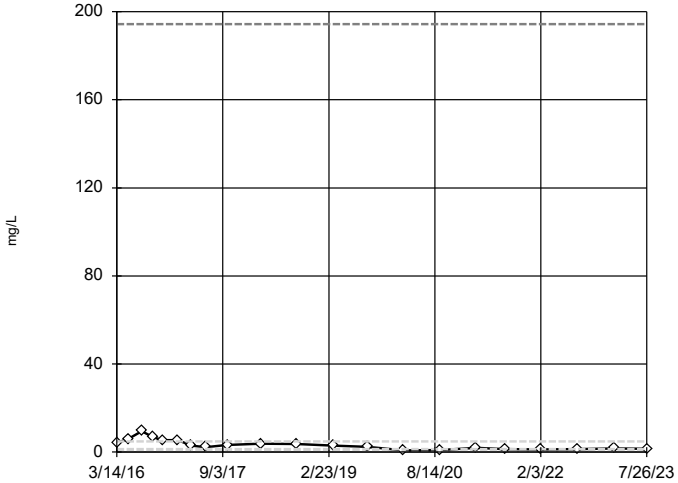

n = 21

No outliers found. Tukey's method selected by user.

Data were natural log transformed to achieve best W statistic (graph shown in original units).

High cutoff = 194.3, low cutoff = 0.03447, based on IQR multiplier of 3.

Constituent: Sulfate Analysis Run 5/1/2024 2:02 PM View: Outliers

Plant Bowen Data: Bowen 3-4 CCR

Sanitas™ v.10.0.16e Software licensed to . UG

Tukey's Outlier Screening

GWA-3A (bg)

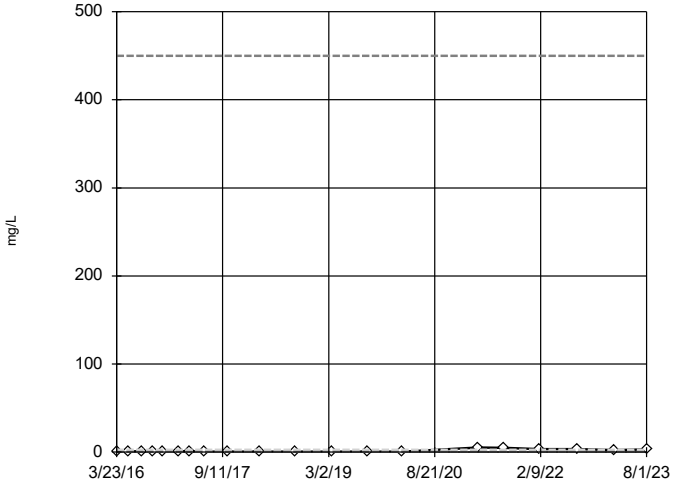

n = 20

No outliers found. Tukey's method selected by user.

Data were natural log transformed to achieve best W statistic (graph shown in original units).

High cutoff = 450, low cutoff = 0.003043, based on IQR multiplier of 3.

Constituent: Sulfate Analysis Run 5/1/2024 2:03 PM View: Outliers

Plant Bowen Data: Bowen 3-4 CCR

Sanitas™ v.10.0.16e Software licensed to . UG

Tukey's Outlier Screening

GWA-40 (bg)

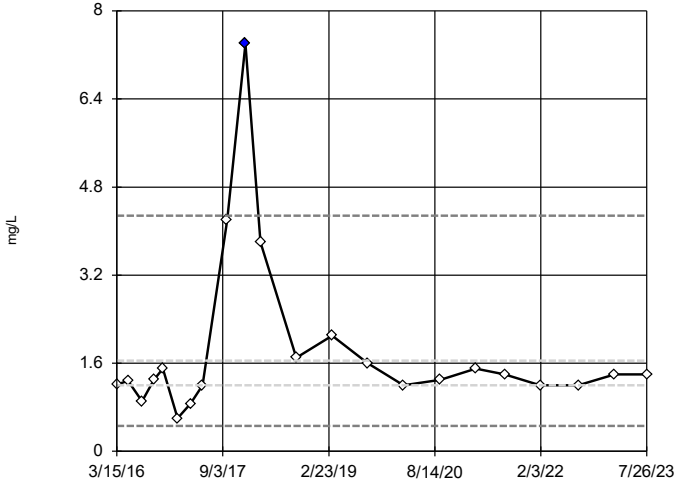

n = 22

Outlier is drawn as solid. Tukey's method selected by user.

Data were natural log transformed to achieve best W statistic (graph shown in original units).

High cutoff = 4.281, low cutoff = 0.4622, based on IQR multiplier of 3.

Constituent: Sulfate Analysis Run 5/1/2024 2:03 PM View: Outliers

Plant Bowen Data: Bowen 3-4 CCR

Sanitas™ v.10.0.16e Software licensed to . UG

Tukey's Outlier Screening

GWA-41 (bg)

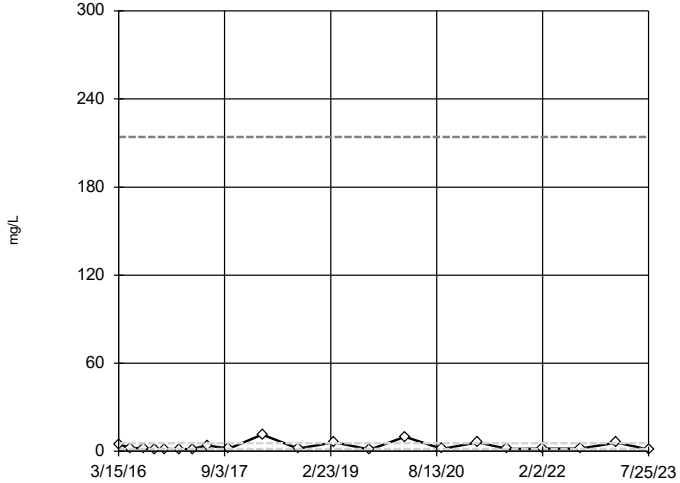

n = 21

No outliers found. Tukey's method selected by user.

Data were natural log transformed to achieve best W statistic (graph shown in original units).

High cutoff = 214, low cutoff = 0.04068, based on IQR multiplier of 3.

Constituent: Sulfate Analysis Run 5/1/2024 2:03 PM View: Outliers

Plant Bowen Data: Bowen 3-4 CCR

Sanitas™ v.10.0.16e Software licensed to . UG

Tukey's Outlier Screening

GWA-41R (bg)

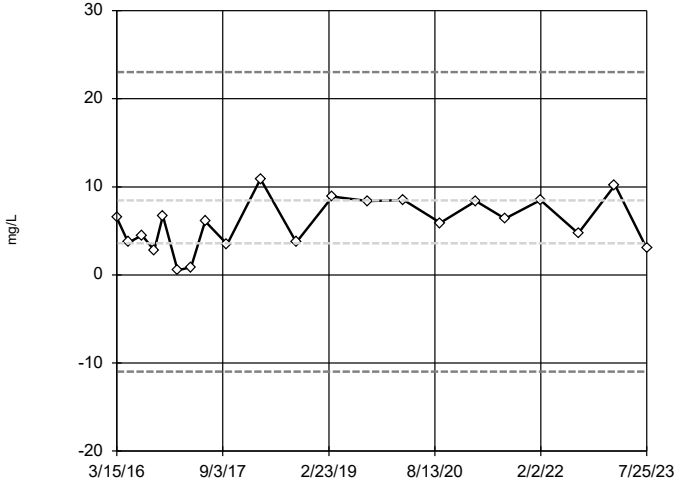

n = 21

No outliers found. Tukey's method selected by user.

Ladder of Powers transformations did not improve normality; analysis run on raw data.

High cutoff = 23.03, low cutoff = -10.99, based on IQR multiplier of 3.

Constituent: Sulfate Analysis Run 5/1/2024 2:03 PM View: Outliers

Plant Bowen Data: Bowen 3-4 CCR

Sanitas™ v.10.0.16e Software licensed to . UG

Tukey's Outlier Screening

GWA-42 (bg)

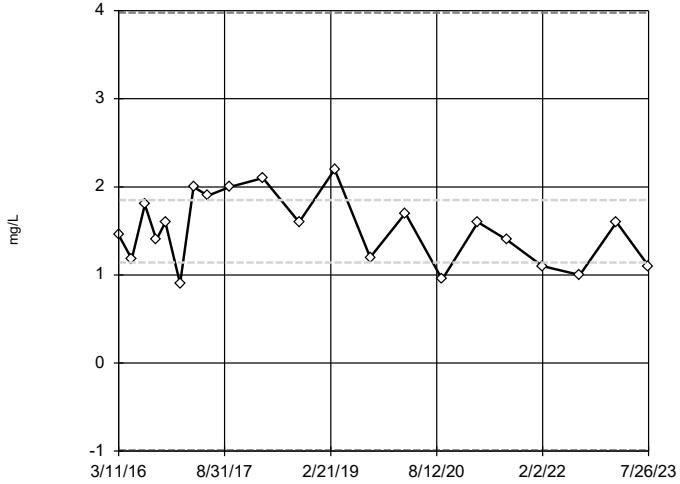

n = 21

No outliers found. Tukey's method selected by user.

Ladder of Powers transformations did not improve normality; analysis run on raw data.

High cutoff = 3.98, low cutoff = -0.99, based on IQR multiplier of 3.

Constituent: Sulfate Analysis Run 5/1/2024 2:03 PM View: Outliers

Plant Bowen Data: Bowen 3-4 CCR

Sanitas™ v.10.0.16e Software licensed to . UG

Tukey's Outlier Screening

GWA-43 (bg)

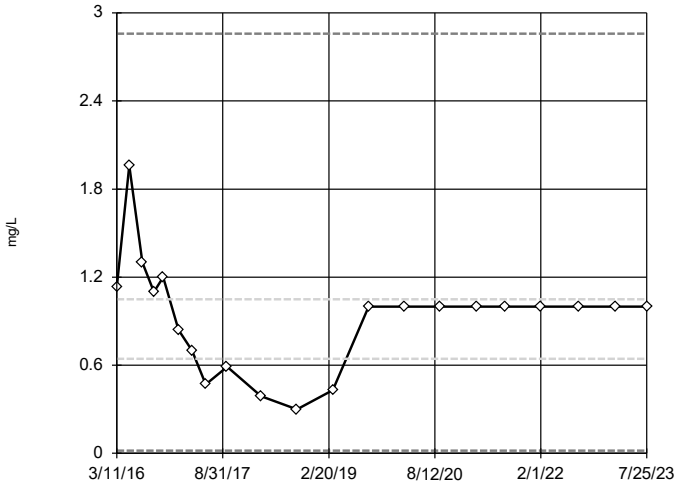

n = 21

No outliers found. Tukey's method selected by user.

Data were square root transformed to achieve best W statistic (graph shown in original units).

High cutoff = 2.858, low cutoff = 0.01859, based on IQR multiplier of 3.

Constituent: Sulfate Analysis Run 5/1/2024 2:03 PM View: Outliers

Plant Bowen Data: Bowen 3-4 CCR

Sanitas™ v.10.0.16e Software licensed to . UG

Tukey's Outlier Screening

GWA-43R (bg)

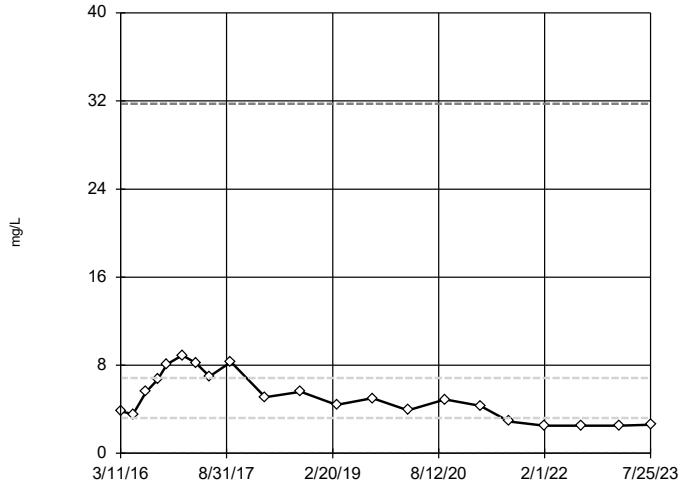

n = 21

No outliers found. Tukey's method selected by user.

Data were cube root transformed to achieve best W statistic (graph shown in original units).

High cutoff = 31.76, low cutoff = 0.009094, based on IQR multiplier of 3.

Constituent: Sulfate Analysis Run 5/1/2024 2:03 PM View: Outliers

Plant Bowen Data: Bowen 3-4 CCR

Sanitas™ v.10.0.16e Software licensed to . UG

Tukey's Outlier Screening

GWA-4RZ (bg)

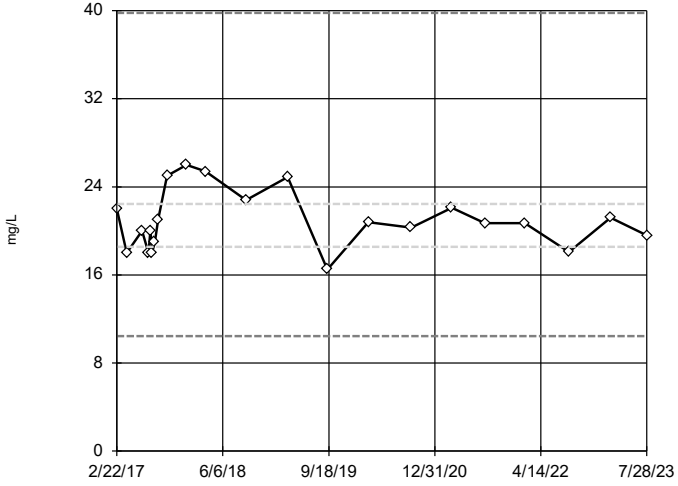

n = 22

No outliers found. Tukey's method selected by user.

Data were natural log transformed to achieve best W statistic (graph shown in original units).

High cutoff = 39.81, low cutoff = 10.46, based on IQR multiplier of 3.

Constituent: Sulfate Analysis Run 5/1/2024 2:03 PM View: Outliers

Plant Bowen Data: Bowen 3-4 CCR

Sanitas™ v.10.0.16e Software licensed to . UG

Tukey's Outlier Screening

GWA-50 (bg)

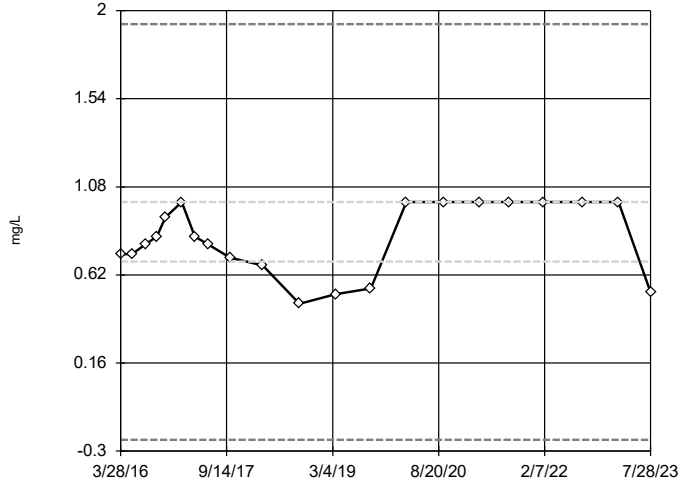

n = 21

No outliers found. Tukey's method selected by user.

Ladder of Powers transformations did not improve normality; analysis run on raw data.

High cutoff = 1.93, low cutoff = -0.24, based on IQR multiplier of 3.

Constituent: Sulfate Analysis Run 5/1/2024 2:03 PM View: Outliers

Plant Bowen Data: Bowen 3-4 CCR

Sanitas™ v.10.0.16e Software licensed to . UG

Tukey's Outlier Screening

GWA-50R (bg)

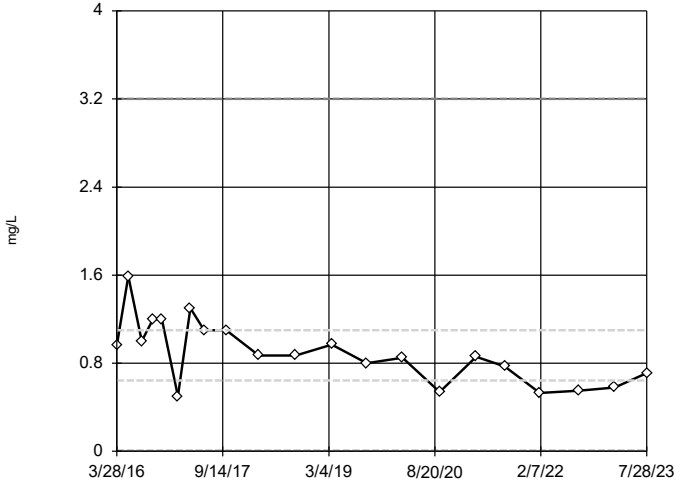

n = 21

No outliers found. Tukey's method selected by user.

Data were square root transformed to achieve best W statistic (graph shown in original units).

High cutoff = 3.2, low cutoff = 0.003839, based on IQR multiplier of 3.

Constituent: Sulfate Analysis Run 5/1/2024 2:03 PM View: Outliers

Plant Bowen Data: Bowen 3-4 CCR

Sanitas™ v.10.0.16e Software licensed to . UG

Tukey's Outlier Screening

GWC-16R

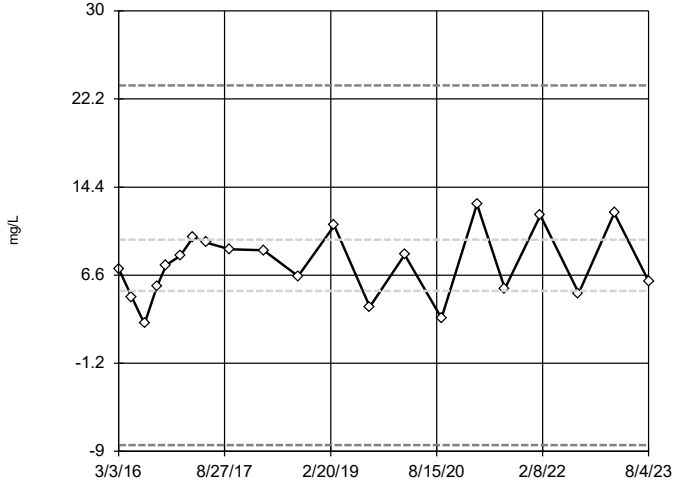

n = 21

No outliers found. Tukey's method selected by user.

Ladder of Powers transformations did not improve normality; analysis run on raw data.

High cutoff = 23.4, low cutoff = -8.45, based on IQR multiplier of 3.

Constituent: Sulfate Analysis Run 5/1/2024 2:03 PM View: Outliers

Plant Bowen Data: Bowen 3-4 CCR

Sanitas™ v.10.0.16e Software licensed to . UG

Tukey's Outlier Screening

GWC-17R

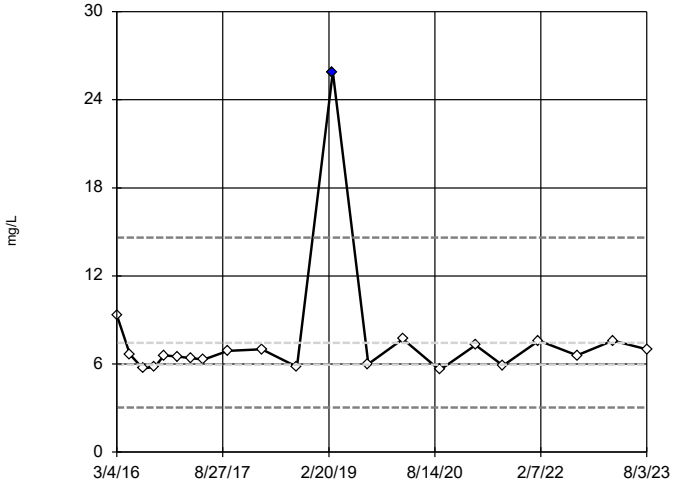

n = 21

Outlier is drawn as solid. Tukey's method selected by user.

Data were natural log transformed to achieve best W statistic (graph shown in original units).

High cutoff = 14.61, low cutoff = 3.033, based on IQR multiplier of 3.

Constituent: Sulfate Analysis Run 5/1/2024 2:03 PM View: Outliers

Plant Bowen Data: Bowen 3-4 CCR

Sanitas™ v.10.0.16e Software licensed to . UG

Tukey's Outlier Screening

GWC-18

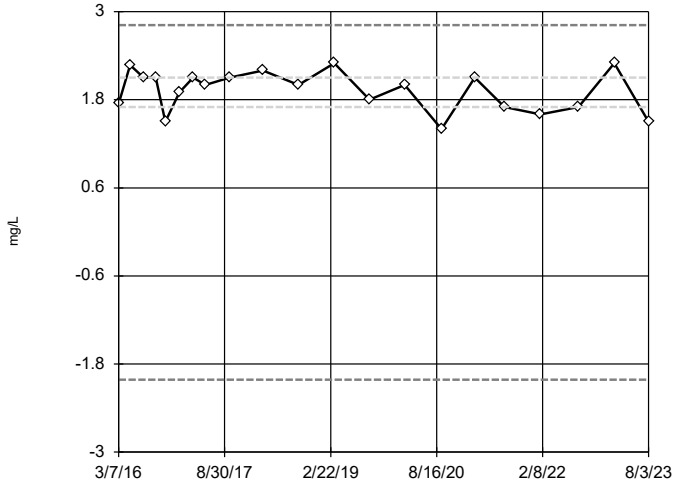

n = 21

No outliers found. Tukey's method selected by user.

Data were cube transformed to achieve best W statistic (graph shown in original units).

High cutoff = 2.815, low cutoff = -2.011, based on IQR multiplier of 3.

Constituent: Sulfate Analysis Run 5/1/2024 2:03 PM View: Outliers

Plant Bowen Data: Bowen 3-4 CCR

Sanitas™ v.10.0.16e Software licensed to . UG

Tukey's Outlier Screening

GWC-18R

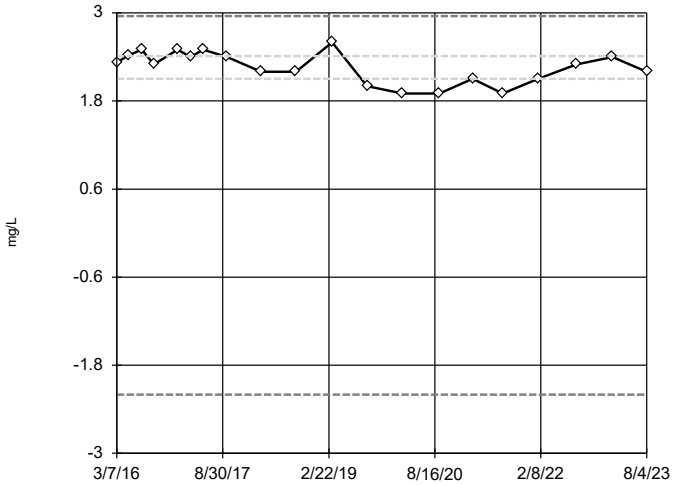

n = 20

No outliers found. Tukey's method selected by user.

Data were x^4 transformed to achieve best W statistic (graph shown in original units).

High cutoff = 2.958, low cutoff = -2.2, based on IQR multiplier of 3.

Constituent: Sulfate Analysis Run 5/1/2024 2:03 PM View: Outliers

Plant Bowen Data: Bowen 3-4 CCR

Sanitas™ v.10.0.16e Software licensed to . UG

Tukey's Outlier Screening

GWC-19R

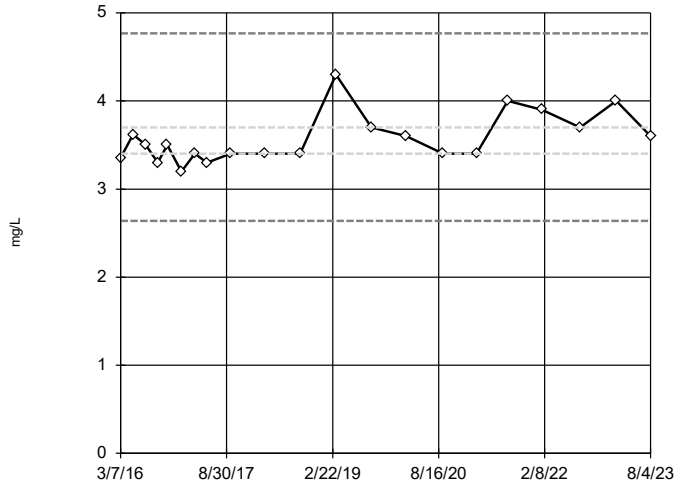

n = 21

No outliers found. Tukey's method selected by user.

Data were natural log transformed to achieve best W statistic (graph shown in original units).

High cutoff = 4.768, low cutoff = 2.638, based on IQR multiplier of 3.

Constituent: Sulfate Analysis Run 5/1/2024 2:03 PM View: Outliers

Plant Bowen Data: Bowen 3-4 CCR

Sanitas™ v.10.0.16e Software licensed to . UG

Tukey's Outlier Screening

GWC-20R

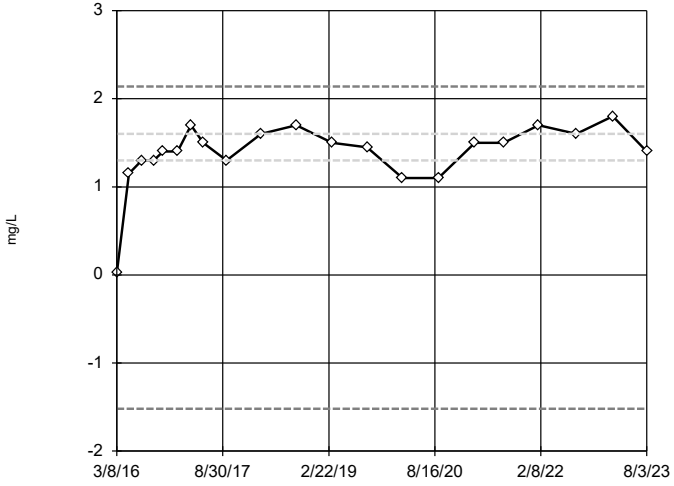

n = 21

No outliers found. Tukey's method selected by user.

Data were cube transformed to achieve best W statistic (graph shown in original units).

High cutoff = 2.139, low cutoff = -1.518, based on IQR multiplier of 3.

Constituent: Sulfate Analysis Run 5/1/2024 2:03 PM View: Outliers

Plant Bowen Data: Bowen 3-4 CCR

Sanitas™ v.10.0.16e Software licensed to . UG

Tukey's Outlier Screening

GWC-21R

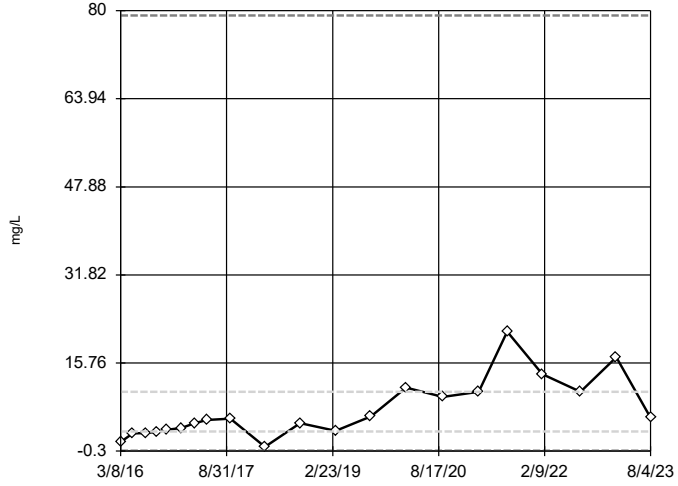

n = 21

No outliers found. Tukey's method selected by user.

Data were cube root transformed to achieve best W statistic (graph shown in original units).

High cutoff = 79.12, low cutoff = -0.2322, based on IQR multiplier of 3.

Constituent: Sulfate Analysis Run 5/1/2024 2:03 PM View: Outliers

Plant Bowen Data: Bowen 3-4 CCR

Sanitas™ v.10.0.16e Software licensed to . UG

Tukey's Outlier Screening

GWC-22R

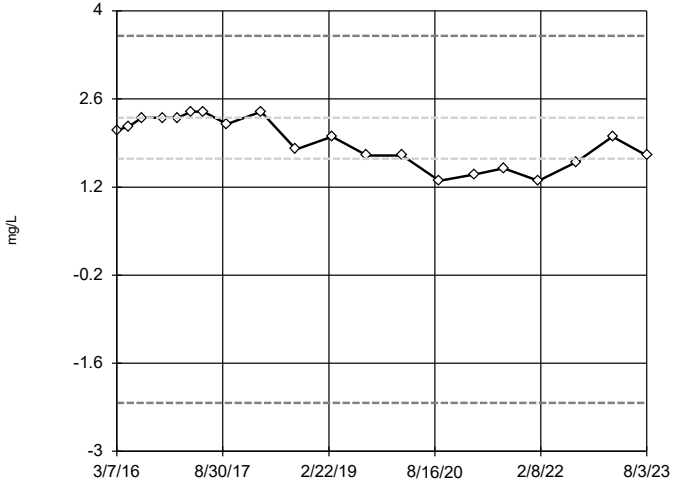

n = 20

No outliers found. Tukey's method selected by user.

Data were square transformed to achieve best W statistic (graph shown in original units).

High cutoff = 3.603, low cutoff = -2.229, based on IQR multiplier of 3.

Constituent: Sulfate Analysis Run 5/1/2024 2:03 PM View: Outliers

Plant Bowen Data: Bowen 3-4 CCR

Sanitas™ v.10.0.16e Software licensed to . UG

Tukey's Outlier Screening

GWC-23R

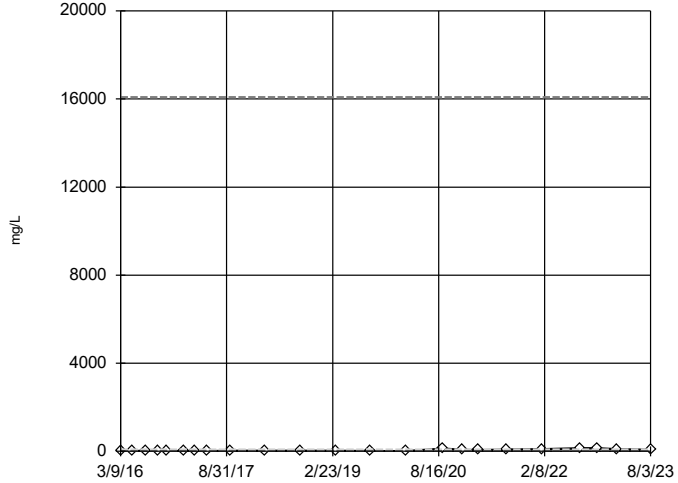

n = 23

No outliers found. Tukey's method selected by user.

Data were natural log transformed to achieve best W statistic (graph shown in original units).

High cutoff = 16077, low cutoff = 0.05419, based on IQR multiplier of 3.

Constituent: Sulfate Analysis Run 5/1/2024 2:03 PM View: Outliers

Plant Bowen Data: Bowen 3-4 CCR

Sanitas™ v.10.0.16e Software licensed to . UG

Tukey's Outlier Screening

GWC-24R

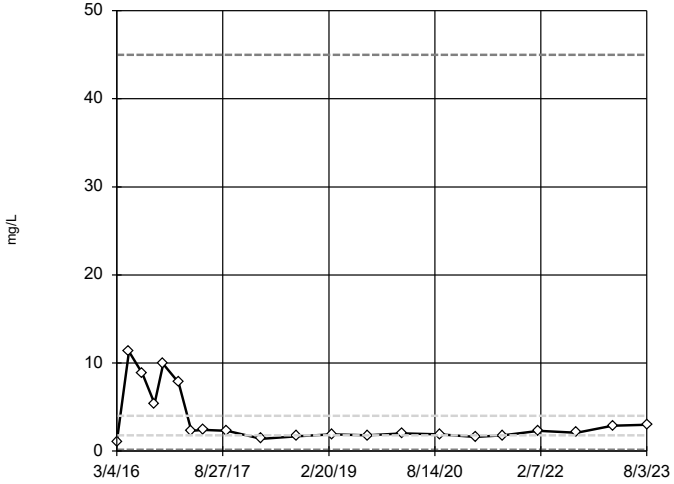

n = 21

No outliers found. Tukey's method selected by user.

Data were natural log transformed to achieve best W statistic (graph shown in original units).

High cutoff = 45, low cutoff = 0.161, based on IQR multiplier of 3.

Constituent: Sulfate Analysis Run 5/1/2024 2:03 PM View: Outliers

Plant Bowen Data: Bowen 3-4 CCR

Sanitas™ v.10.0.16e Software licensed to . UG

Tukey's Outlier Screening

GWC-25R

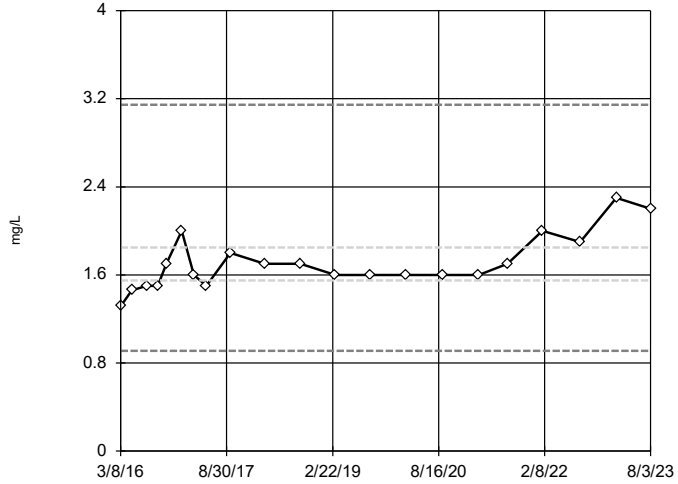

n = 21

No outliers found. Tukey's method selected by user.

Data were natural log transformed to achieve best W statistic (graph shown in original units).

High cutoff = 3.146, low cutoff = 0.9107, based on IQR multiplier of 3.

Constituent: Sulfate Analysis Run 5/1/2024 2:03 PM View: Outliers

Plant Bowen Data: Bowen 3-4 CCR

Sanitas™ v.10.0.16e Software licensed to . UG

Tukey's Outlier Screening

GWC-36A

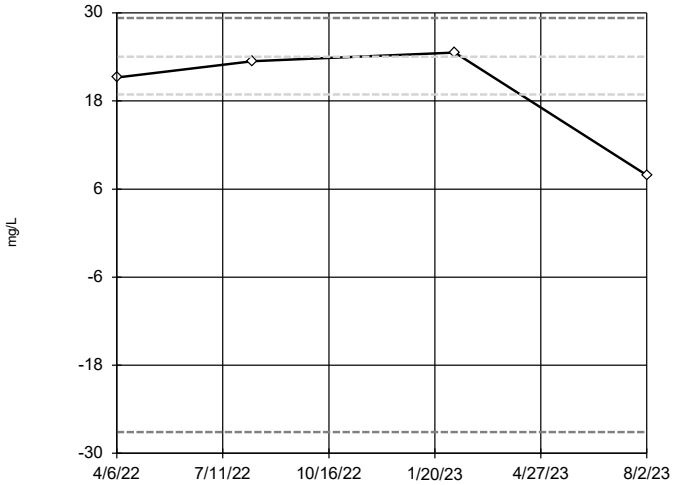

n = 4

No outliers found. Tukey's method selected by user.

Data were x^6 transformed to achieve best W statistic (graph shown in original units).

High cutoff = 29.32, low cutoff = -27.11, based on IQR multiplier of 3.

Constituent: Sulfate Analysis Run 5/1/2024 2:03 PM View: Outliers

Plant Bowen Data: Bowen 3-4 CCR

Sanitas™ v.10.0.16e Software licensed to . UG

Tukey's Outlier Screening

GWC-36RA

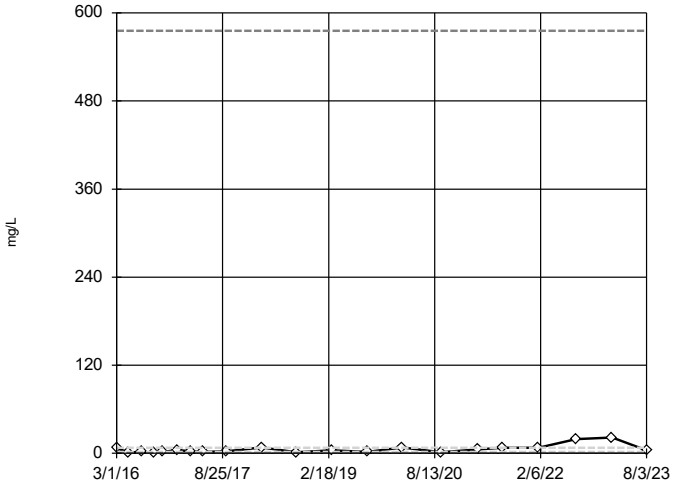

n = 21

No outliers found. Tukey's method selected by user.

Data were natural log transformed to achieve best W statistic (graph shown in original units).

High cutoff = 575.4, low cutoff = 0.02265, based on IQR multiplier of 3.

Constituent: Sulfate Analysis Run 5/1/2024 2:03 PM View: Outliers

Plant Bowen Data: Bowen 3-4 CCR

Sanitas™ v.10.0.16e Software licensed to . UG

Tukey's Outlier Screening

GWC-37

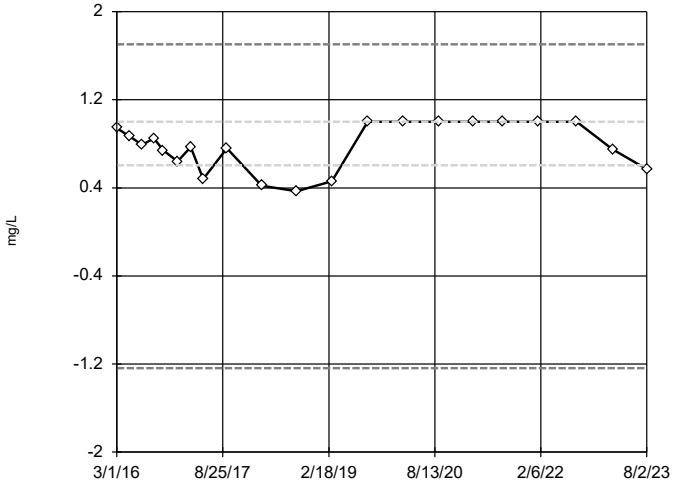

n = 21

No outliers found. Tukey's method selected by user.

Data were square transformed to achieve best W statistic (graph shown in original units).

High cutoff = 1.702, low cutoff = -1.237, based on IQR multiplier of 3.

Constituent: Sulfate Analysis Run 5/1/2024 2:03 PM View: Outliers

Plant Bowen Data: Bowen 3-4 CCR

Sanitas™ v.10.0.16e Software licensed to . UG

Tukey's Outlier Screening

GWC-38

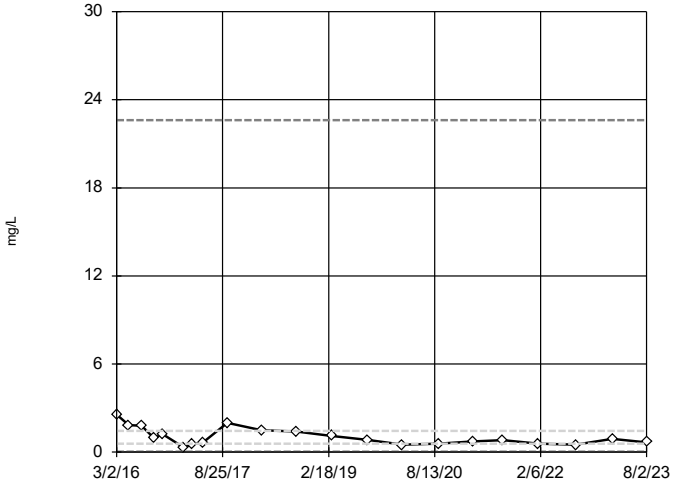

n = 21

No outliers found. Tukey's method selected by user.

Data were natural log transformed to achieve best W statistic (graph shown in original units).

High cutoff = 22.6, low cutoff = 0.03719, based on IQR multiplier of 3.

Constituent: Sulfate Analysis Run 5/1/2024 2:03 PM View: Outliers

Plant Bowen Data: Bowen 3-4 CCR

Sanitas™ v.10.0.16e Software licensed to . UG

Tukey's Outlier Screening

GWA-1 (bg)

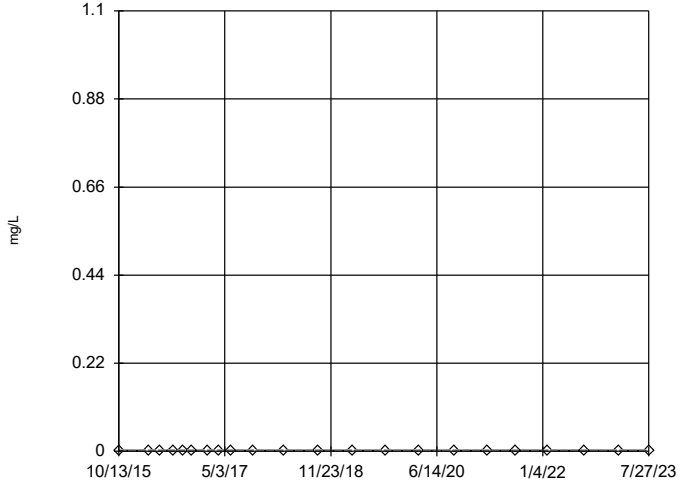

n = 22

No outliers found. Tukey's method selected by user.

All values are the same.

Constituent: Thallium Analysis Run 5/1/2024 2:03 PM View: Outliers

Plant Bowen Data: Bowen 3-4 CCR

Sanitas™ v.10.0.16e Software licensed to . UG

Tukey's Outlier Screening

GWA-2 (bg)

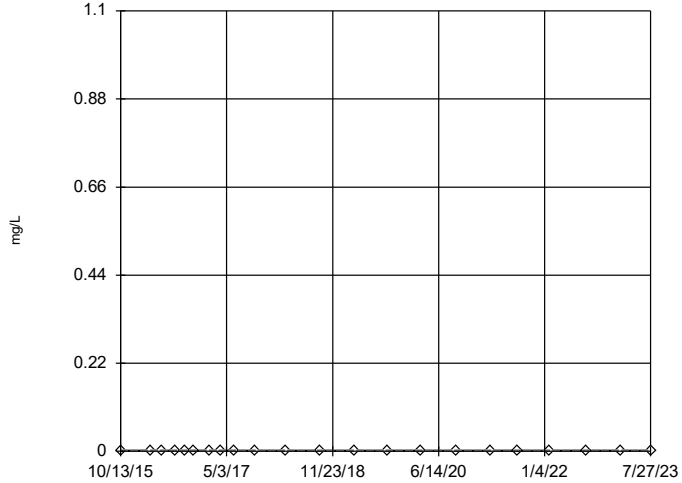

n = 22

No outliers found. Tukey's method selected by user.

All values are the same.

Constituent: Thallium Analysis Run 5/1/2024 2:03 PM View: Outliers

Plant Bowen Data: Bowen 3-4 CCR

Sanitas™ v.10.0.16e Software licensed to . UG

Tukey's Outlier Screening

GWA-2R (bg)

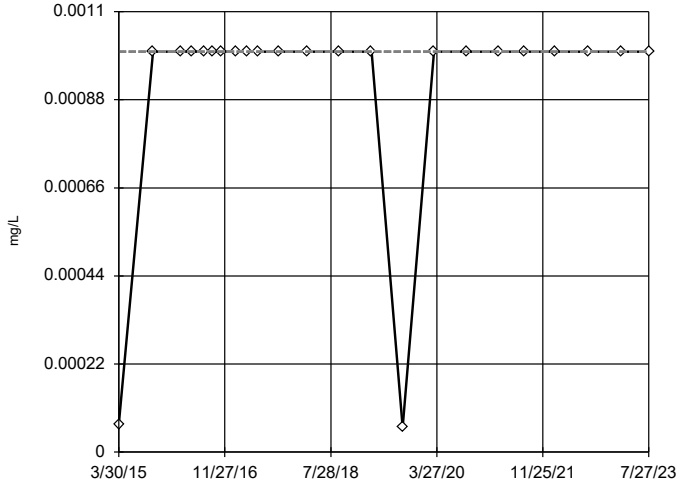

n = 23

No outliers found. Tukey's method selected by user.

Data were natural log transformed to achieve best W statistic (graph shown in original units).

The results were invalidated, because the lower and upper quartiles are equal.

Constituent: Thallium Analysis Run 5/1/2024 2:03 PM View: Outliers

Plant Bowen Data: Bowen 3-4 CCR

Sanitas™ v.10.0.16e Software licensed to . UG

Tukey's Outlier Screening

GWA-39RZ (bg)

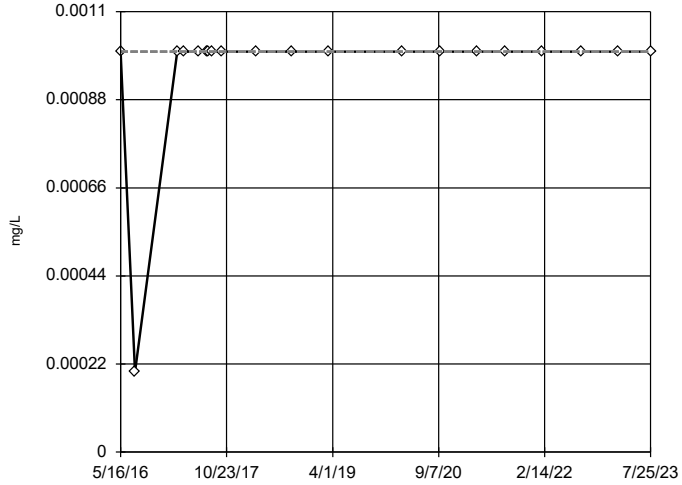

n = 20

No outliers found. Tukey's method selected by user.

Data were natural log transformed to achieve best W statistic (graph shown in original units).

The results were invalidated, because the lower and upper quartiles are equal.

Constituent: Thallium Analysis Run 5/1/2024 2:03 PM View: Outliers

Plant Bowen Data: Bowen 3-4 CCR

Sanitas™ v.10.0.16e Software licensed to . UG

Tukey's Outlier Screening

GWA-39Z (bg)

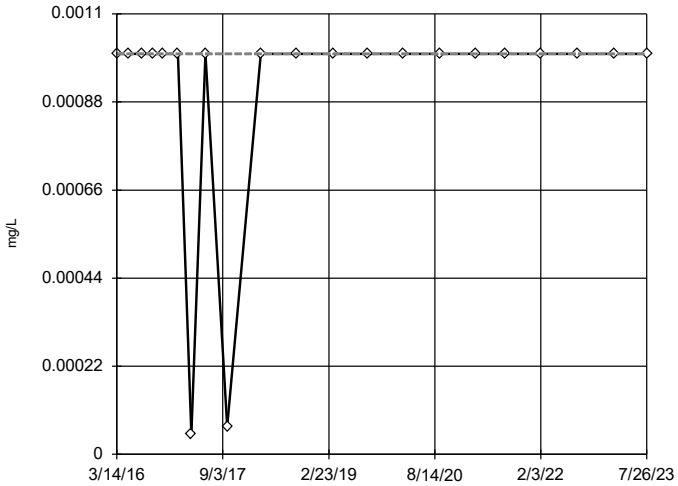

n = 21

No outliers found. Tukey's method selected by user.

Data were natural log transformed to achieve best W statistic (graph shown in original units).

The results were invalidated, because the lower and upper quartiles are equal.

Constituent: Thallium Analysis Run 5/1/2024 2:03 PM View: Outliers

Plant Bowen Data: Bowen 3-4 CCR

Sanitas™ v.10.0.16e Software licensed to . UG

Tukey's Outlier Screening

GWA-3A (bg)

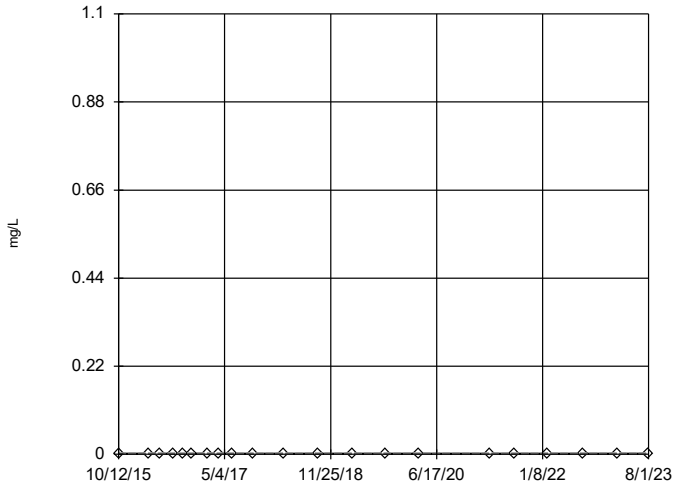

n = 21

No outliers found. Tukey's method selected by user.

All values are the same.

Constituent: Thallium Analysis Run 5/1/2024 2:03 PM View: Outliers

Plant Bowen Data: Bowen 3-4 CCR

Sanitas™ v.10.0.16e Software licensed to . UG

Tukey's Outlier Screening

GWA-40 (bg)

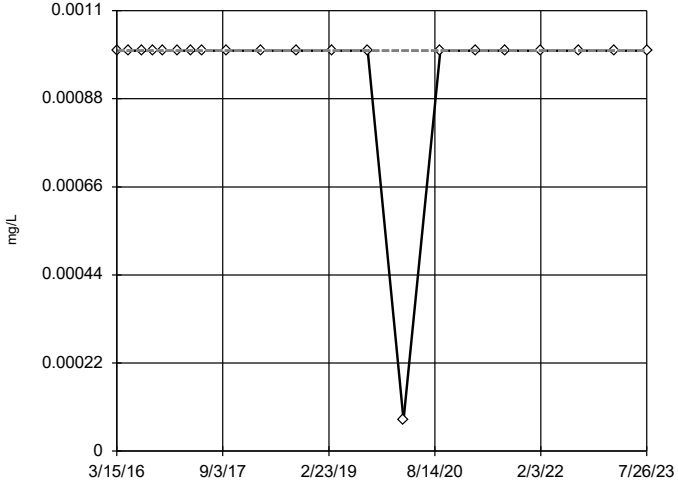

n = 21

No outliers found. Tukey's method selected by user.

Data were x^5 transformed to achieve best W statistic (graph shown in original units).

The results were invalidated, because the lower and upper quartiles are equal.

Constituent: Thallium Analysis Run 5/1/2024 2:03 PM View: Outliers

Plant Bowen Data: Bowen 3-4 CCR

Sanitas™ v.10.0.16e Software licensed to . UG

Tukey's Outlier Screening

GWA-41 (bg)

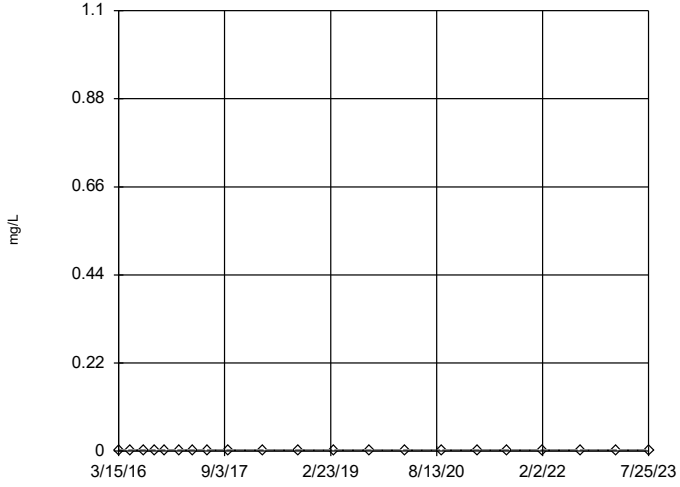

n = 21

No outliers found. Tukey's method selected by user.

All values are the same.

Constituent: Thallium Analysis Run 5/1/2024 2:03 PM View: Outliers

Plant Bowen Data: Bowen 3-4 CCR

Sanitas™ v.10.0.16e Software licensed to . UG

Tukey's Outlier Screening

GWA-41R (bg)

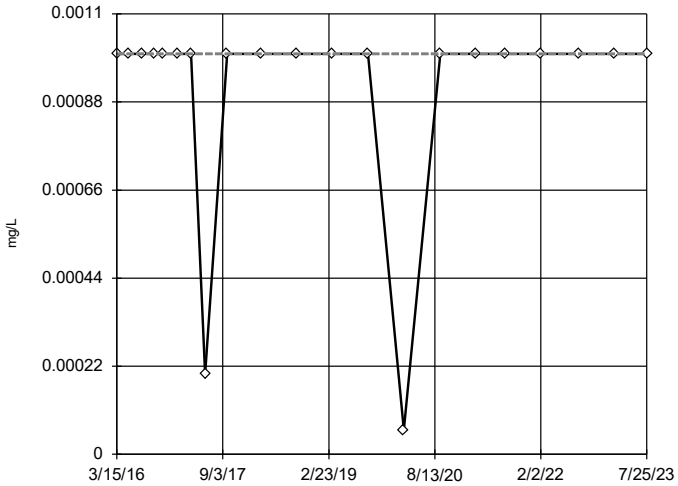

n = 21

No outliers found. Tukey's method selected by user.

Data were square root transformed to achieve best W statistic (graph shown in original units).

The results were invalidated, because the lower and upper quartiles are equal.

Constituent: Thallium Analysis Run 5/1/2024 2:03 PM View: Outliers

Plant Bowen Data: Bowen 3-4 CCR

Sanitas™ v.10.0.16e Software licensed to . UG

Tukey's Outlier Screening

GWA-42 (bg)

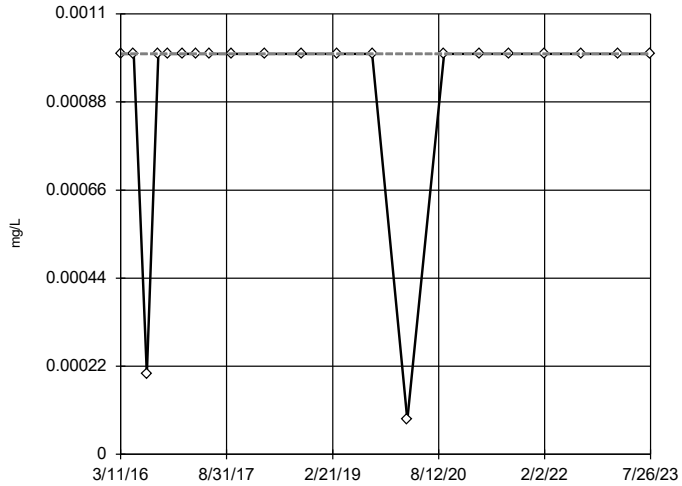

n = 21

No outliers found. Tukey's method selected by user.

Data were cube root transformed to achieve best W statistic (graph shown in original units).

The results were invalidated, because the lower and upper quartiles are equal.

Constituent: Thallium Analysis Run 5/1/2024 2:03 PM View: Outliers

Plant Bowen Data: Bowen 3-4 CCR

Sanitas™ v.10.0.16e Software licensed to . UG

Tukey's Outlier Screening

GWA-43 (bg)

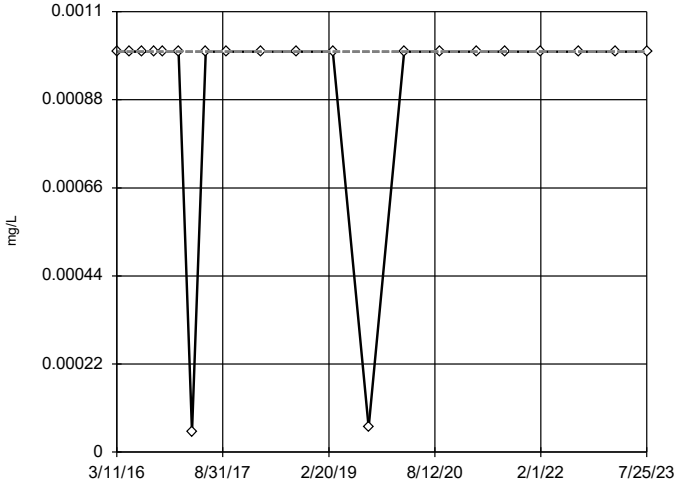

n = 21

No outliers found. Tukey's method selected by user.

Data were natural log transformed to achieve best W statistic (graph shown in original units).

The results were invalidated, because the lower and upper quartiles are equal.

Constituent: Thallium Analysis Run 5/1/2024 2:03 PM View: Outliers

Plant Bowen Data: Bowen 3-4 CCR

Sanitas™ v.10.0.16e Software licensed to . UG

Tukey's Outlier Screening

GWA-43R (bg)

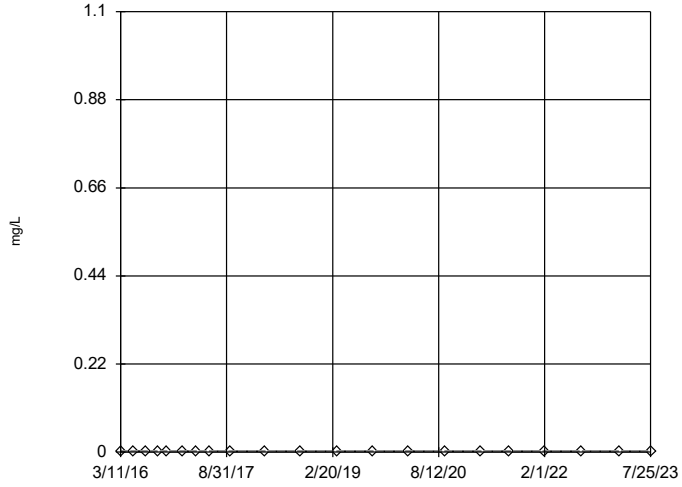

n = 21

No outliers found. Tukey's method selected by user.

All values are the same.

Constituent: Thallium Analysis Run 5/1/2024 2:03 PM View: Outliers

Plant Bowen Data: Bowen 3-4 CCR

Sanitas™ v.10.0.16e Software licensed to . UG

Tukey's Outlier Screening

GWA-4RZ (bg)

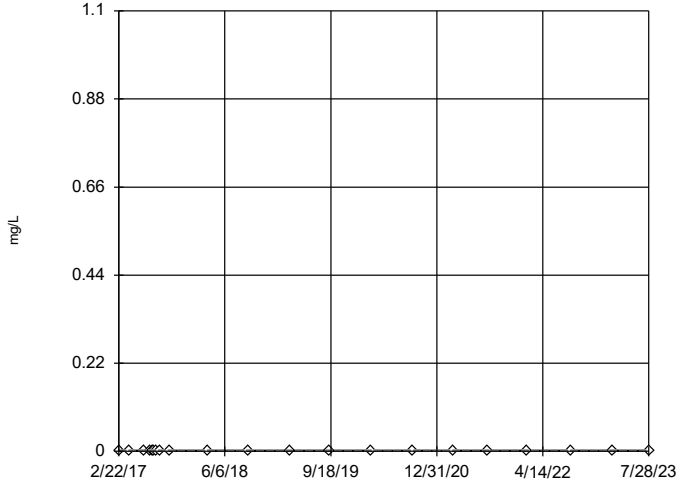

n = 21

No outliers found. Tukey's method selected by user.

All values are the same.

Constituent: Thallium Analysis Run 5/1/2024 2:03 PM View: Outliers

Plant Bowen Data: Bowen 3-4 CCR

Sanitas™ v.10.0.16e Software licensed to . UG

Tukey's Outlier Screening

GWA-50 (bg)

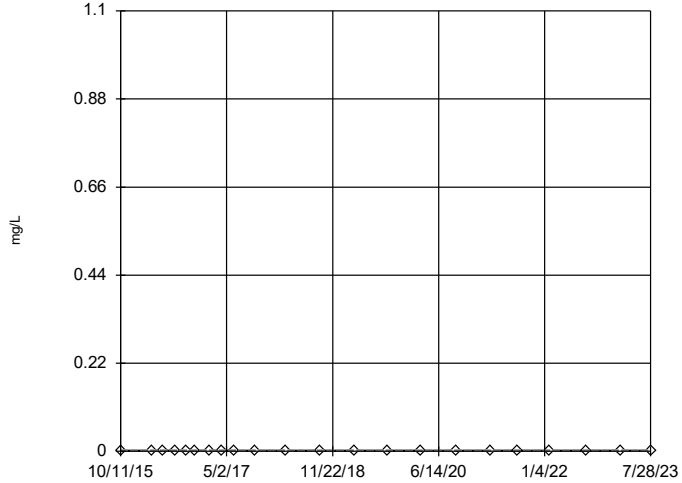

n = 22

No outliers found. Tukey's method selected by user.

All values are the same.

Constituent: Thallium Analysis Run 5/1/2024 2:03 PM View: Outliers

Plant Bowen Data: Bowen 3-4 CCR

Sanitas™ v.10.0.16e Software licensed to . UG

Tukey's Outlier Screening

GWA-50R (bg)

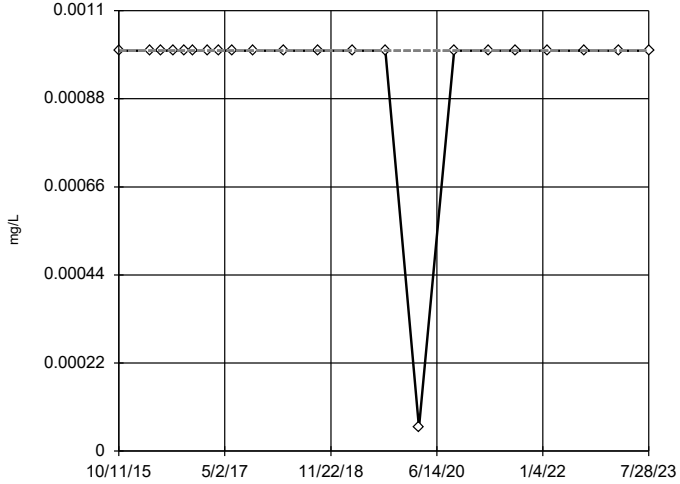

n = 22

No outliers found. Tukey's method selected by user.

Data were x^4 transformed to achieve best W statistic (graph shown in original units).

The results were invalidated, because the lower and upper quartiles are equal.

Constituent: Thallium Analysis Run 5/1/2024 2:03 PM View: Outliers

Plant Bowen Data: Bowen 3-4 CCR

Sanitas™ v.10.0.16e Software licensed to . UG

Tukey's Outlier Screening

GWC-16R

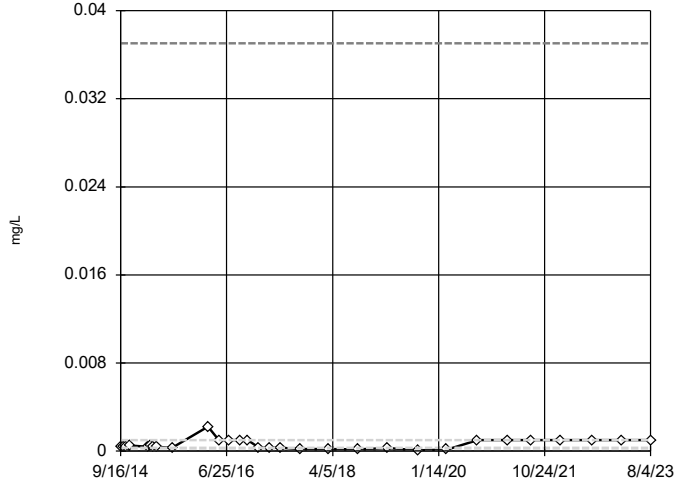

n = 30

No outliers found. Tukey's method selected by user.

Data were natural log transformed to achieve best W statistic (graph shown in original units).

High cutoff = 0.03704, low cutoff = 0.0000081, based on IQR multiplier of 3.

Constituent: Thallium Analysis Run 5/1/2024 2:03 PM View: Outliers

Plant Bowen Data: Bowen 3-4 CCR

Sanitas™ v.10.0.16e Software licensed to . UG

Tukey's Outlier Screening

GWC-17R

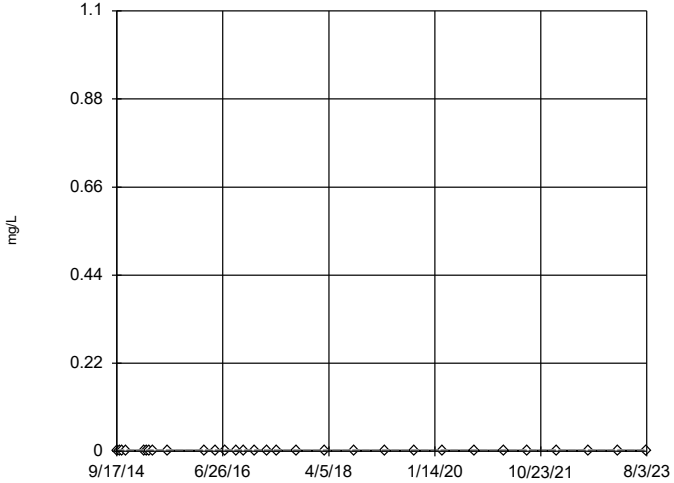

n = 30

No outliers found. Tukey's method selected by user.

All values are the same.

Constituent: Thallium Analysis Run 5/1/2024 2:03 PM View: Outliers

Plant Bowen Data: Bowen 3-4 CCR

Sanitas™ v.10.0.16e Software licensed to . UG

Tukey's Outlier Screening

GWC-18

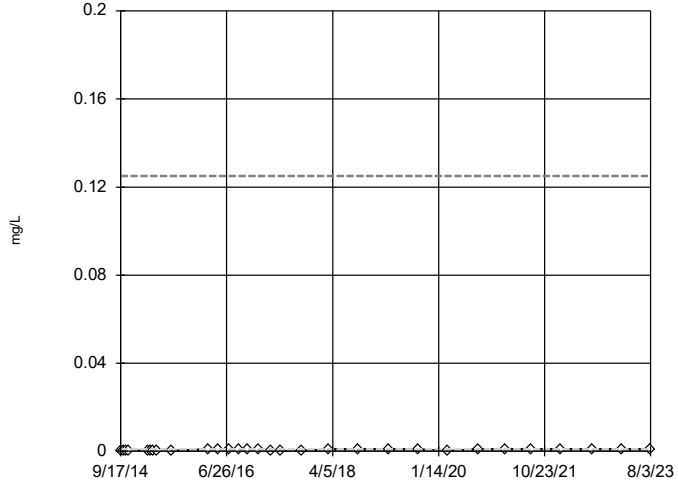

n = 30

No outliers found. Tukey's method selected by user.

Data were natural log transformed to achieve best W statistic (graph shown in original units).

High cutoff = 0.125, low cutoff = 0.0000016, based on IQR multiplier of 3.

Constituent: Thallium Analysis Run 5/1/2024 2:03 PM View: Outliers

Plant Bowen Data: Bowen 3-4 CCR

Sanitas™ v.10.0.16e Software licensed to . UG

Tukey's Outlier Screening

GWC-18R

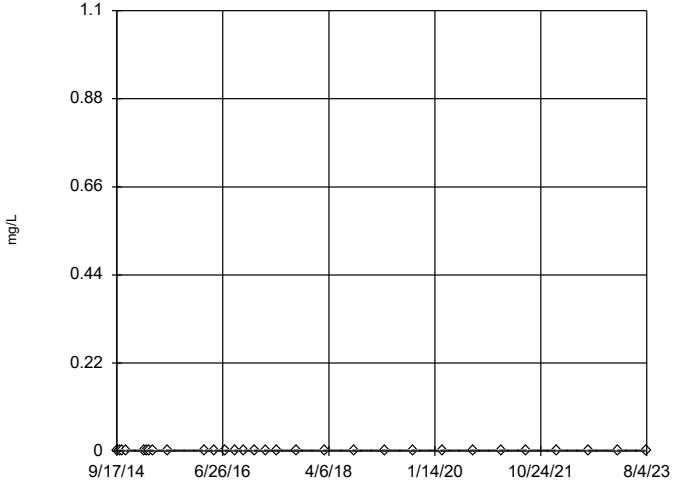

n = 30

No outliers found. Tukey's method selected by user.

All values are the same.

Constituent: Thallium Analysis Run 5/1/2024 2:03 PM View: Outliers

Plant Bowen Data: Bowen 3-4 CCR

Sanitas™ v.10.0.16e Software licensed to . UG

Tukey's Outlier Screening

GWC-19R

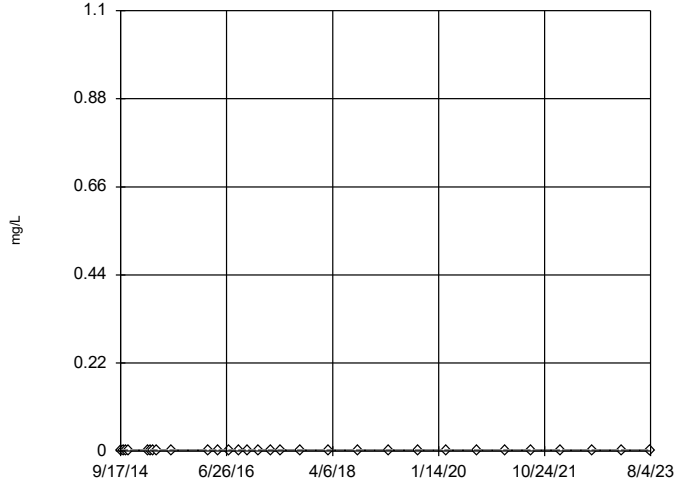

n = 30

No outliers found. Tukey's method selected by user.

All values are the same.

Constituent: Thallium Analysis Run 5/1/2024 2:03 PM View: Outliers

Plant Bowen Data: Bowen 3-4 CCR

Sanitas™ v.10.0.16e Software licensed to . UG

Tukey's Outlier Screening

GWC-20R

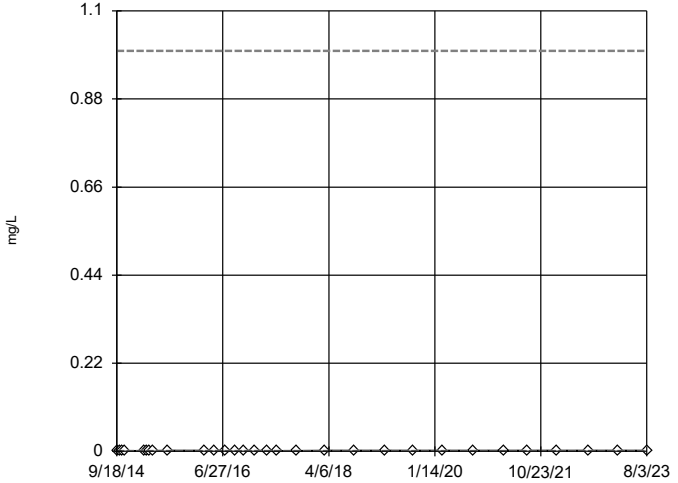

n = 30

No outliers found. Tukey's method selected by user.

Data were natural log transformed to achieve best W statistic (graph shown in original units).

High cutoff = 1, low cutoff = 1.0e-7, based on IQR multiplier of 3.

Constituent: Thallium Analysis Run 5/1/2024 2:03 PM View: Outliers

Plant Bowen Data: Bowen 3-4 CCR

Sanitas™ v.10.0.16e Software licensed to . UG

Tukey's Outlier Screening

GWC-21R

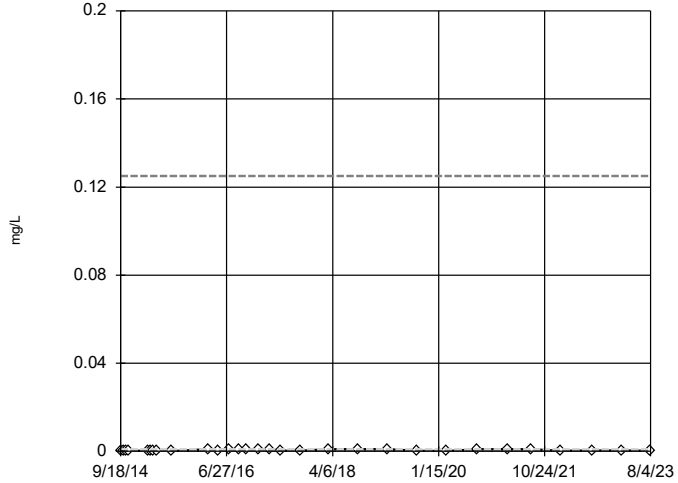

n = 30

No outliers found. Tukey's method selected by user.

Data were natural log transformed to achieve best W statistic (graph shown in original units).

High cutoff = 0.125, low cutoff = 0.0000016, based on IQR multiplier of 3.

Constituent: Thallium Analysis Run 5/1/2024 2:03 PM View: Outliers

Plant Bowen Data: Bowen 3-4 CCR

Sanitas™ v.10.0.16e Software licensed to . UG

Tukey's Outlier Screening

GWC-22R

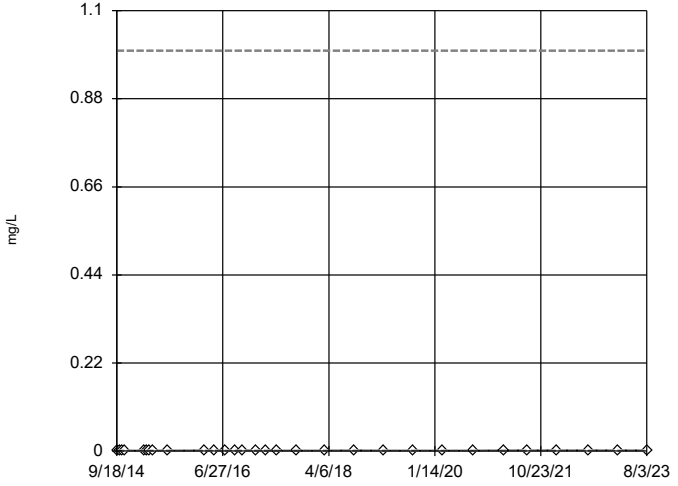

n = 30

No outliers found. Tukey's method selected by user.

Data were natural log transformed to achieve best W statistic (graph shown in original units).

High cutoff = 1, low cutoff = 1.0e-7, based on IQR multiplier of 3.

Constituent: Thallium Analysis Run 5/1/2024 2:03 PM View: Outliers

Plant Bowen Data: Bowen 3-4 CCR

Sanitas™ v.10.0.16e Software licensed to . UG

Tukey's Outlier Screening

GWC-23R

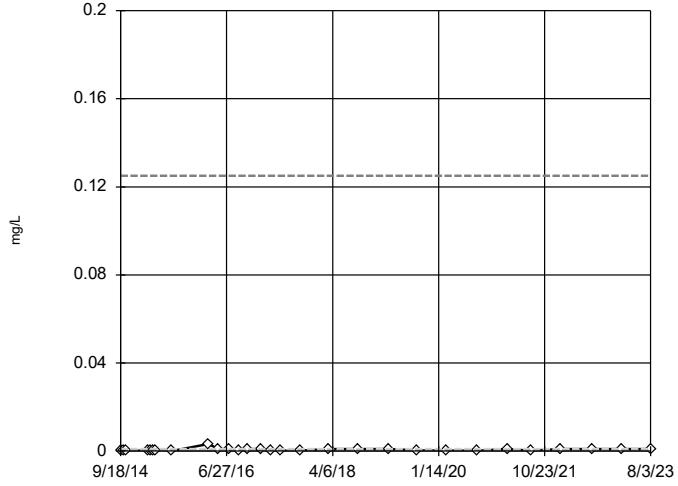

n = 29

No outliers found. Tukey's method selected by user.

Data were natural log transformed to achieve best W statistic (graph shown in original units).

High cutoff = 0.125, low cutoff = 0.0000016, based on IQR multiplier of 3.

Constituent: Thallium Analysis Run 5/1/2024 2:03 PM View: Outliers

Plant Bowen Data: Bowen 3-4 CCR

Sanitas™ v.10.0.16e Software licensed to . UG

Tukey's Outlier Screening

GWC-24R

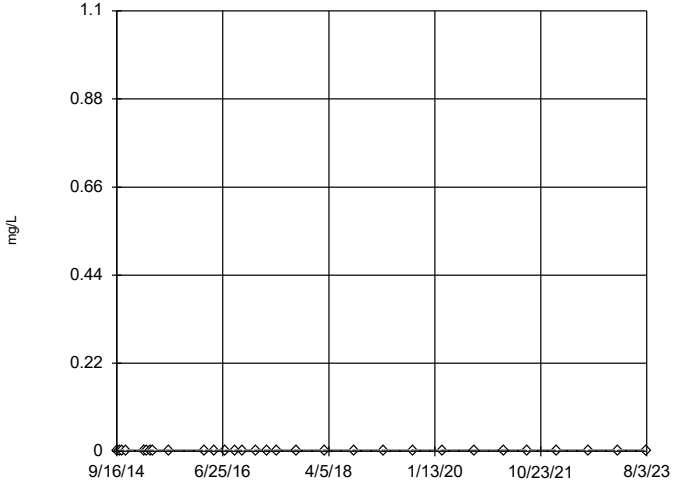

n = 30

No outliers found. Tukey's method selected by user.

All values are the same.

Constituent: Thallium Analysis Run 5/1/2024 2:03 PM View: Outliers

Plant Bowen Data: Bowen 3-4 CCR

Sanitas™ v.10.0.16e Software licensed to . UG

Tukey's Outlier Screening

GWC-25R

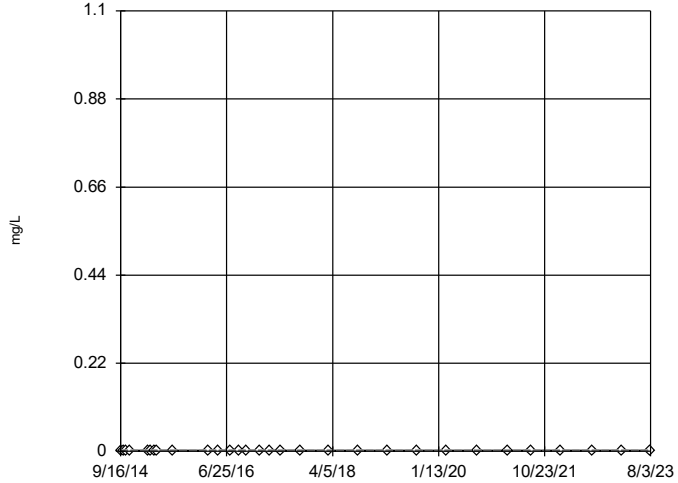

n = 30

No outliers found. Tukey's method selected by user.

All values are the same.

Constituent: Thallium Analysis Run 5/1/2024 2:03 PM View: Outliers

Plant Bowen Data: Bowen 3-4 CCR

Sanitas™ v.10.0.16e Software licensed to . UG

Tukey's Outlier Screening

GWC-36A

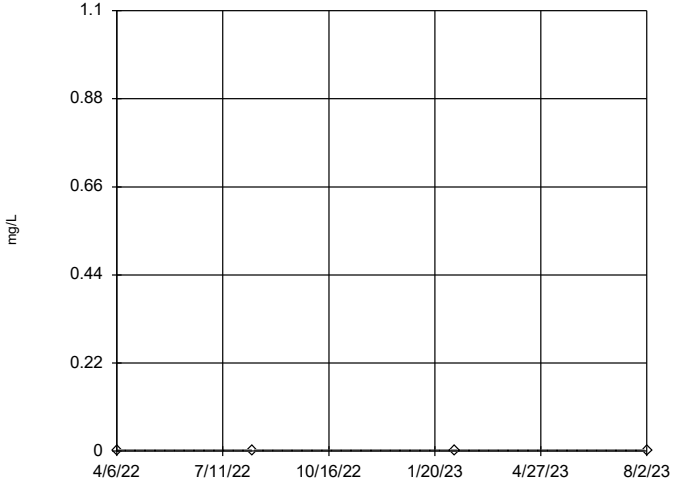

n = 4

No outliers found. Tukey's method selected by user.

All values are the same.

Constituent: Thallium Analysis Run 5/1/2024 2:03 PM View: Outliers

Plant Bowen Data: Bowen 3-4 CCR

Sanitas™ v.10.0.16e Software licensed to . UG

Tukey's Outlier Screening

GWC-36RA

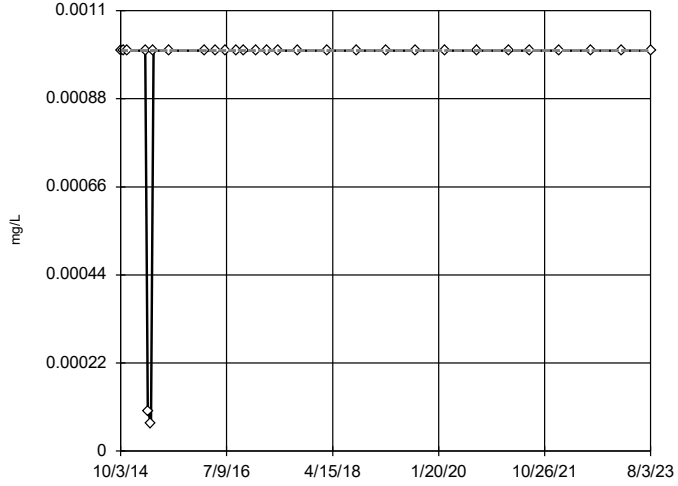

n = 29

No outliers found. Tukey's method selected by user.

Data were natural log transformed to achieve best W statistic (graph shown in original units).

The results were invalidated, because the lower and upper quartiles are equal.

Constituent: Thallium Analysis Run 5/1/2024 2:03 PM View: Outliers

Plant Bowen Data: Bowen 3-4 CCR

Sanitas™ v.10.0.16e Software licensed to . UG

Tukey's Outlier Screening

GWC-37

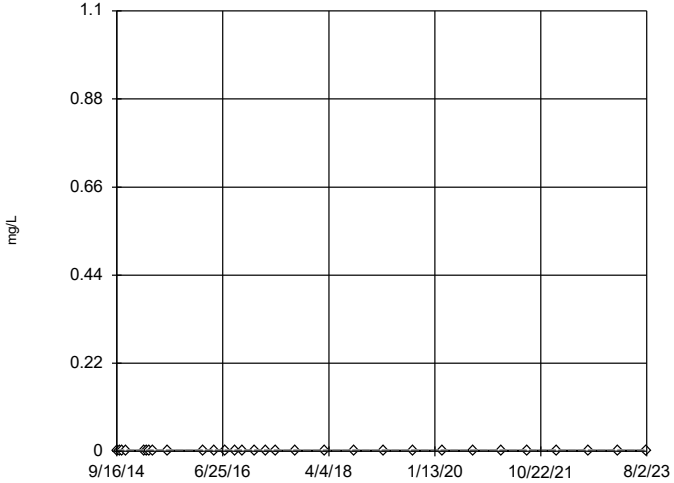

n = 30

No outliers found. Tukey's method selected by user.

All values are the same.

Constituent: Thallium Analysis Run 5/1/2024 2:03 PM View: Outliers

Plant Bowen Data: Bowen 3-4 CCR

Sanitas™ v.10.0.16e Software licensed to . UG

Tukey's Outlier Screening

GWC-38

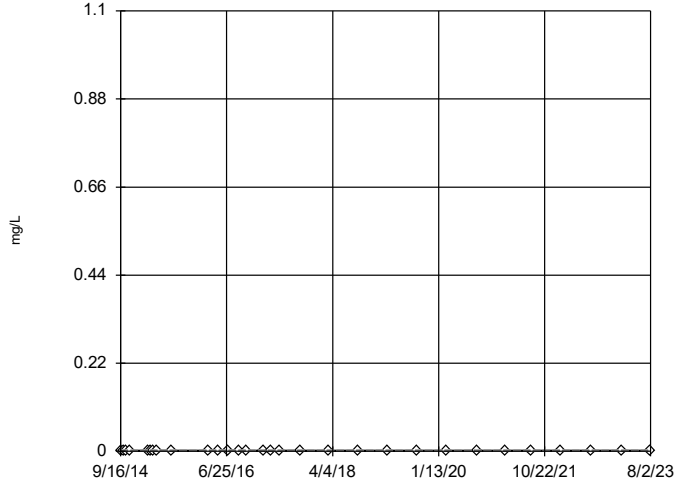

n = 30

No outliers found. Tukey's method selected by user.

All values are the same.

Constituent: Thallium Analysis Run 5/1/2024 2:03 PM View: Outliers

Plant Bowen Data: Bowen 3-4 CCR

Sanitas™ v.10.0.16e Software licensed to . UG

Tukey's Outlier Screening

GWA-1 (bg)

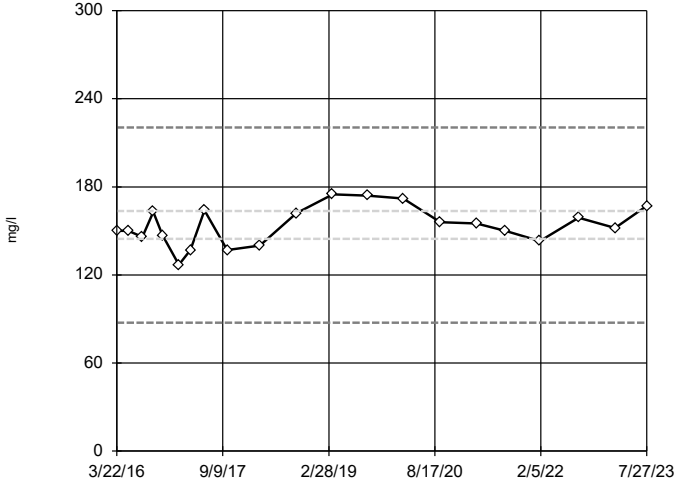

n = 21

No outliers found. Tukey's method selected by user.

Ladder of Powers transformations did not improve normality; analysis run on raw data.

High cutoff = 220.5, low cutoff = 87.5, based on IQR multiplier of 3.

Constituent: Total Dissolved Solids Analysis Run 5/1/2024 2:03 PM View: Outliers

Plant Bowen Data: Bowen 3-4 CCR

Sanitas™ v.10.0.16e Software licensed to . UG

Tukey's Outlier Screening

GWA-2 (bg)

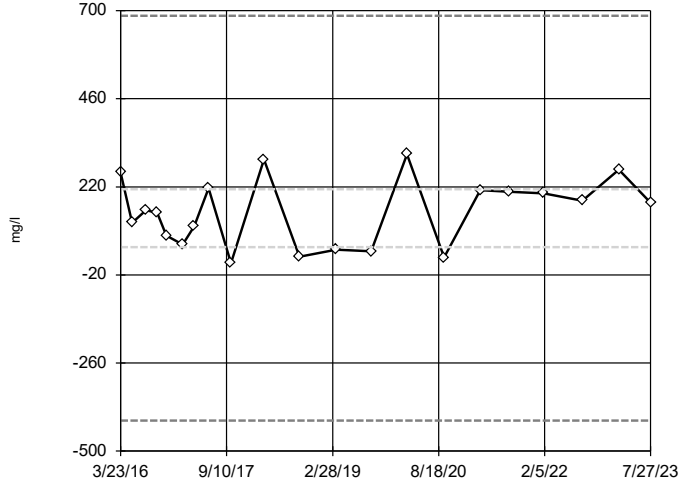

n = 21

No outliers found. Tukey's method selected by user.

Ladder of Powers transformations did not improve normality; analysis run on raw data.

High cutoff = 686, low cutoff = -416.5, based on IQR multiplier of 3.

Constituent: Total Dissolved Solids Analysis Run 5/1/2024 2:03 PM View: Outliers

Plant Bowen Data: Bowen 3-4 CCR

Sanitas™ v.10.0.16e Software licensed to . UG

Tukey's Outlier Screening

GWA-2R (bg)

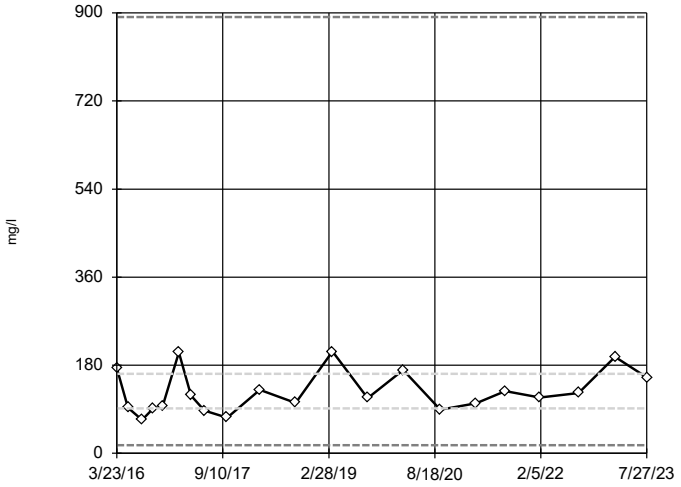

n = 21

No outliers found. Tukey's method selected by user.

Data were natural log transformed to achieve best W statistic (graph shown in original units).

High cutoff = 891.8, low cutoff = 16.74, based on IQR multiplier of 3.

Constituent: Total Dissolved Solids Analysis Run 5/1/2024 2:03 PM View: Outliers

Plant Bowen Data: Bowen 3-4 CCR

Sanitas™ v.10.0.16e Software licensed to . UG

Tukey's Outlier Screening

GWA-39RZ (bg)

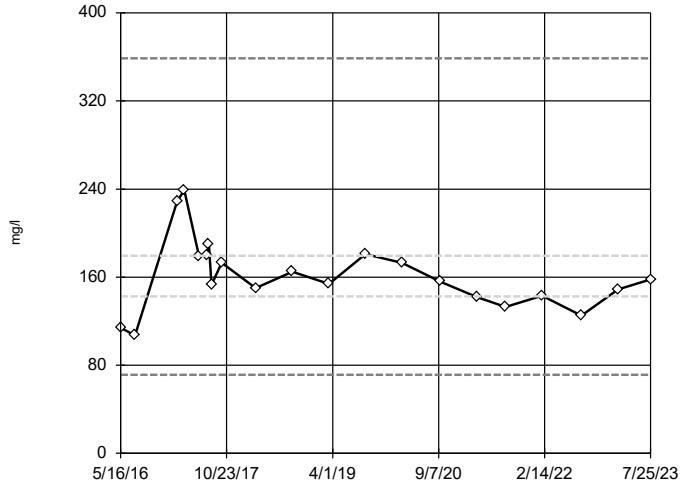

n = 21

No outliers found. Tukey's method selected by user.

Data were natural log transformed to achieve best W statistic (graph shown in original units).

High cutoff = 358.8, low cutoff = 71.3, based on IQR multiplier of 3.

Constituent: Total Dissolved Solids Analysis Run 5/1/2024 2:03 PM View: Outliers

Plant Bowen Data: Bowen 3-4 CCR

Sanitas™ v.10.0.16e Software licensed to . UG

Tukey's Outlier Screening

GWA-39Z (bg)

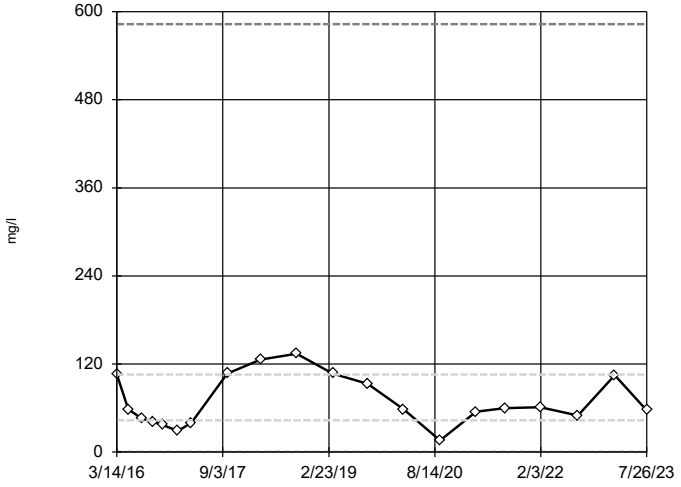

n = 20

No outliers found. Tukey's method selected by user.

Data were cube root transformed to achieve best W statistic (graph shown in original units).

High cutoff = 583, low cutoff = -0.001441, based on IQR multiplier of 3.

Constituent: Total Dissolved Solids Analysis Run 5/1/2024 2:03 PM View: Outliers

Plant Bowen Data: Bowen 3-4 CCR

Sanitas™ v.10.0.16e Software licensed to . UG

Tukey's Outlier Screening

GWA-3A (bg)

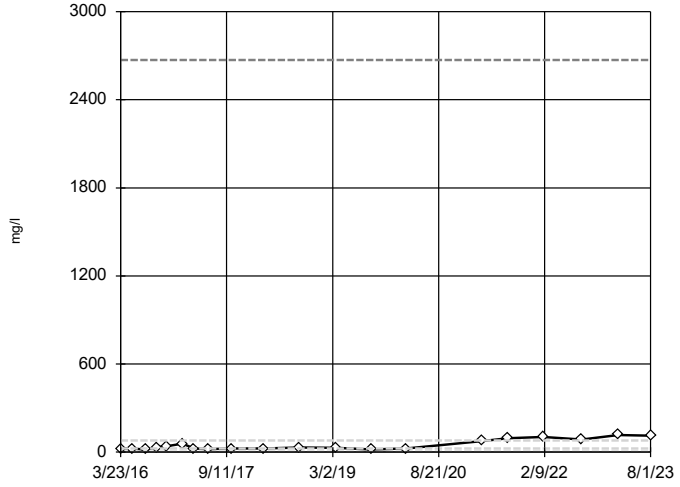

n = 20

No outliers found. Tukey's method selected by user.

Data were natural log transformed to achieve best W statistic (graph shown in original units).

High cutoff = 2671, low cutoff = 0.7523, based on IQR multiplier of 3.

Constituent: Total Dissolved Solids Analysis Run 5/1/2024 2:03 PM View: Outliers

Plant Bowen Data: Bowen 3-4 CCR

Sanitas™ v.10.0.16e Software licensed to . UG

Tukey's Outlier Screening

GWA-40 (bg)

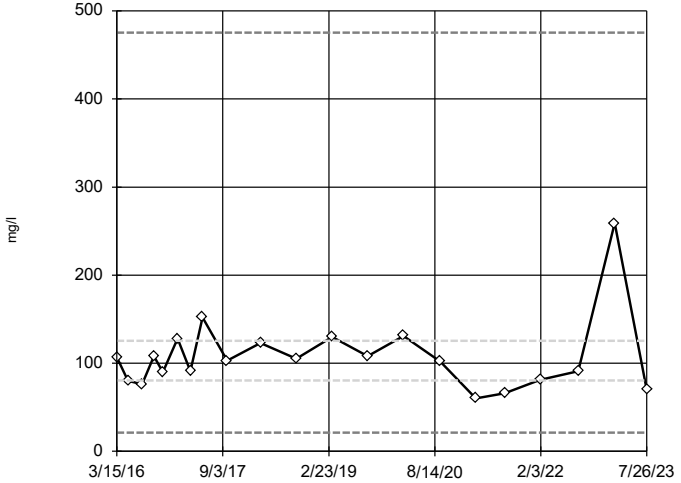

n = 21

No outliers found. Tukey's method selected by user.

Data were natural log transformed to achieve best W statistic (graph shown in original units).

High cutoff = 475.2, low cutoff = 21.26, based on IQR multiplier of 3.

Constituent: Total Dissolved Solids Analysis Run 5/1/2024 2:03 PM View: Outliers

Plant Bowen Data: Bowen 3-4 CCR

Sanitas™ v.10.0.16e Software licensed to . UG

Tukey's Outlier Screening

GWA-41 (bg)

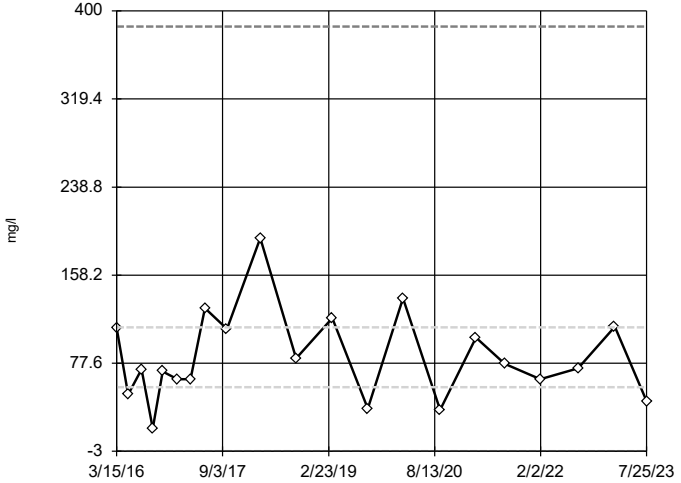

n = 21

No outliers found. Tukey's method selected by user.

Data were square root transformed to achieve best W statistic (graph shown in original units).

High cutoff = 385.8, low cutoff = -2.759, based on IQR multiplier of 3.

Constituent: Total Dissolved Solids Analysis Run 5/1/2024 2:03 PM View: Outliers

Plant Bowen Data: Bowen 3-4 CCR

Sanitas™ v.10.0.16e Software licensed to . UG

Tukey's Outlier Screening

GWA-41R (bg)

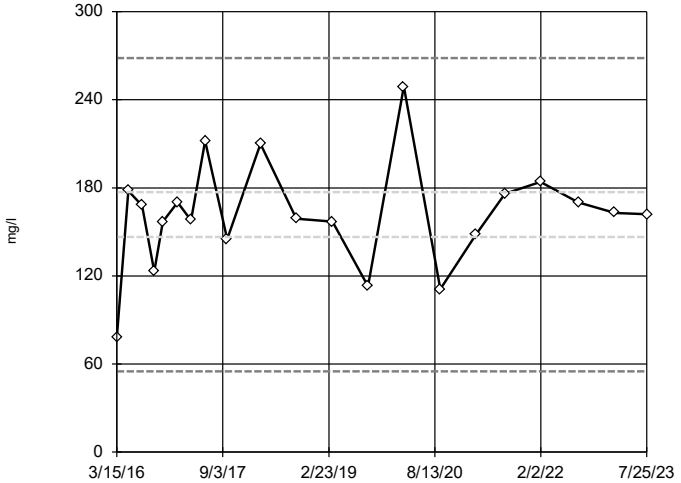

n = 21

No outliers found. Tukey's method selected by user.

Ladder of Powers transformations did not improve normality; analysis run on raw data.

High cutoff = 268.5, low cutoff = 55, based on IQR multiplier of 3.

Constituent: Total Dissolved Solids Analysis Run 5/1/2024 2:03 PM View: Outliers

Plant Bowen Data: Bowen 3-4 CCR

Sanitas™ v.10.0.16e Software licensed to . UG

Tukey's Outlier Screening

GWA-42 (bg)

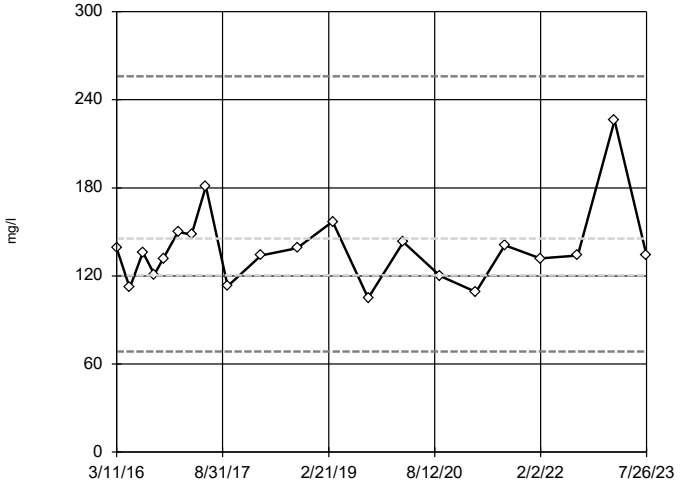

n = 21

No outliers found. Tukey's method selected by user.

Data were natural log transformed to achieve best W statistic (graph shown in original units).

High cutoff = 256, low cutoff = 68.48, based on IQR multiplier of 3.

Constituent: Total Dissolved Solids Analysis Run 5/1/2024 2:03 PM View: Outliers

Plant Bowen Data: Bowen 3-4 CCR

Sanitas™ v.10.0.16e Software licensed to . UG

Tukey's Outlier Screening

GWA-43 (bg)

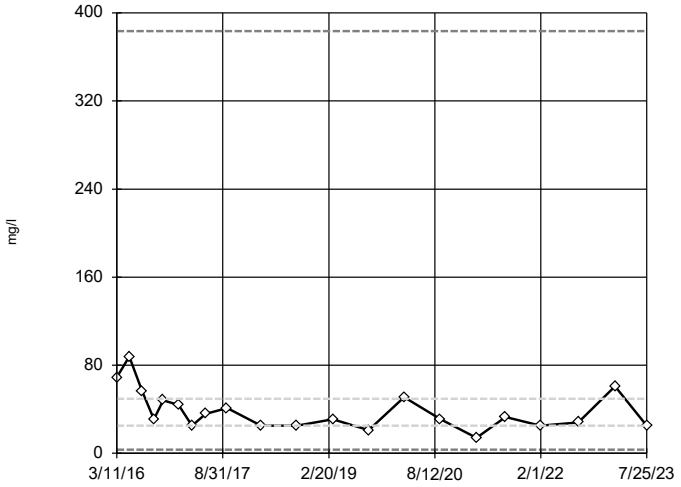

n = 21

No outliers found. Tukey's method selected by user.

Data were natural log transformed to achieve best W statistic (graph shown in original units).

High cutoff = 383.5, low cutoff = 3.225, based on IQR multiplier of 3.

Constituent: Total Dissolved Solids Analysis Run 5/1/2024 2:03 PM View: Outliers

Plant Bowen Data: Bowen 3-4 CCR

Sanitas™ v.10.0.16e Software licensed to . UG

Tukey's Outlier Screening

GWA-43R (bg)

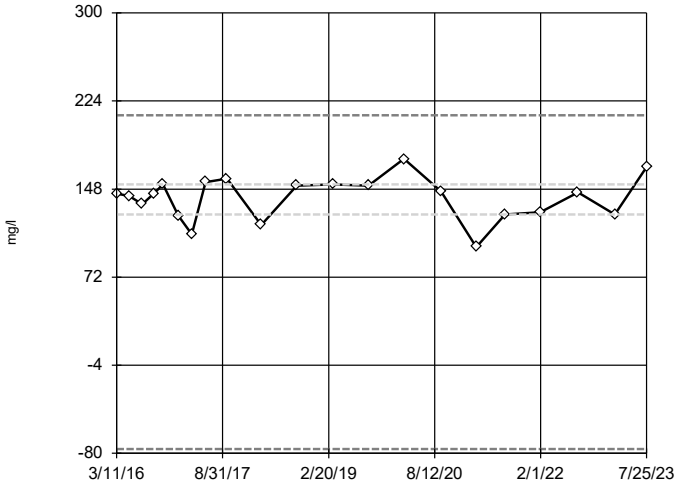

n = 21

No outliers found. Tukey's method selected by user.

Data were square transformed to achieve best W statistic (graph shown in original units).

High cutoff = 211.6, low cutoff = -76.21, based on IQR multiplier of 3.

Constituent: Total Dissolved Solids Analysis Run 5/1/2024 2:03 PM View: Outliers

Plant Bowen Data: Bowen 3-4 CCR

Sanitas™ v.10.0.16e Software licensed to . UG

Tukey's Outlier Screening

GWA-4RZ (bg)

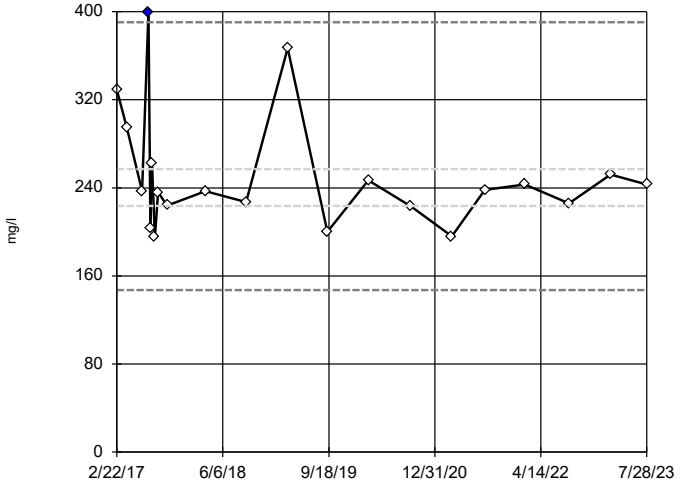

n = 21

Outlier is drawn as solid. Tukey's method selected by user.

Data were natural log transformed to achieve best W statistic (graph shown in original units).

High cutoff = 390.5, low cutoff = 147.1, based on IQR multiplier of 3.

Constituent: Total Dissolved Solids Analysis Run 5/1/2024 2:03 PM View: Outliers

Plant Bowen Data: Bowen 3-4 CCR

Sanitas™ v.10.0.16e Software licensed to . UG

Tukey's Outlier Screening

GWA-50 (bg)

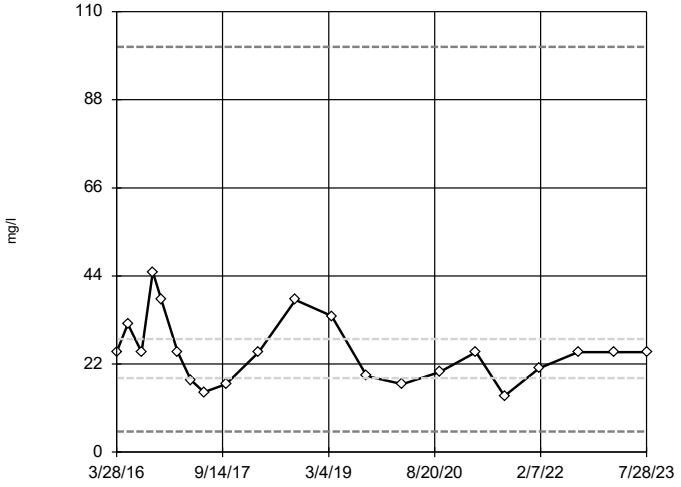

n = 21

No outliers found. Tukey's method selected by user.

Data were natural log transformed to achieve best W statistic (graph shown in original units).

High cutoff = 101.2, low cutoff = 5.169, based on IQR multiplier of 3.

Constituent: Total Dissolved Solids Analysis Run 5/1/2024 2:03 PM View: Outliers

Plant Bowen Data: Bowen 3-4 CCR

Sanitas™ v.10.0.16e Software licensed to . UG

Tukey's Outlier Screening

GWA-50R (bg)

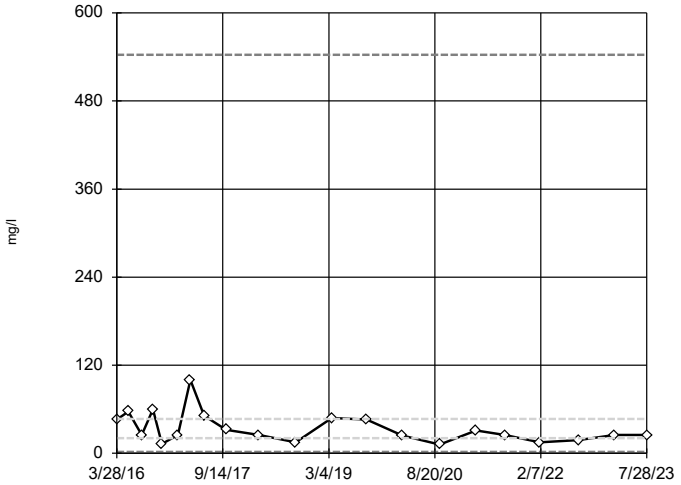

n = 21

No outliers found. Tukey's method selected by user.

Data were natural log transformed to achieve best W statistic (graph shown in original units).

High cutoff = 543, low cutoff = 1.799, based on IQR multiplier of 3.

Constituent: Total Dissolved Solids Analysis Run 5/1/2024 2:03 PM View: Outliers

Plant Bowen Data: Bowen 3-4 CCR

Sanitas™ v.10.0.16e Software licensed to . UG

Tukey's Outlier Screening

GWC-16R

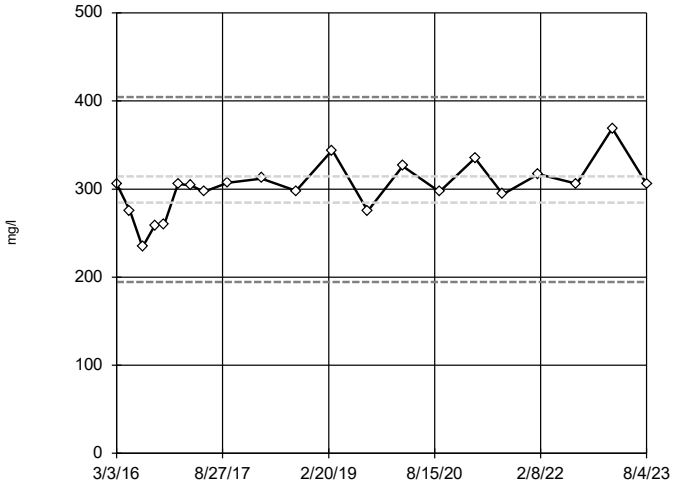

n = 21

No outliers found. Tukey's method selected by user.

Ladder of Powers transformations did not improve normality; analysis run on raw data.

High cutoff = 404.5, low cutoff = 194.5, based on IQR multiplier of 3.

Constituent: Total Dissolved Solids Analysis Run 5/1/2024 2:03 PM View: Outliers

Plant Bowen Data: Bowen 3-4 CCR

Sanitas™ v.10.0.16e Software licensed to . UG

Tukey's Outlier Screening

GWC-17R

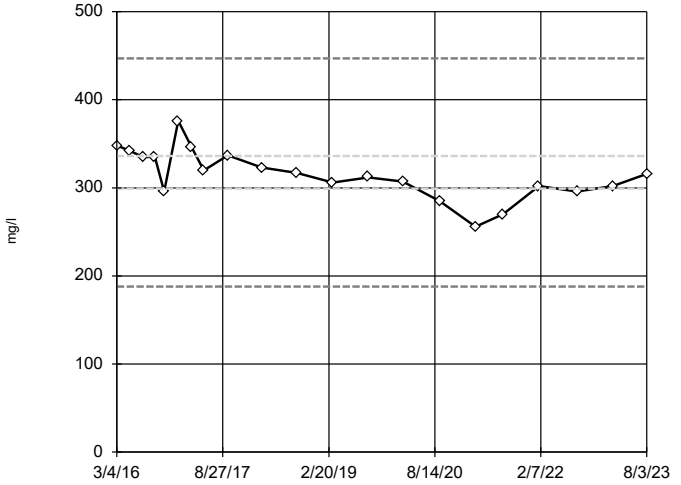

n = 21

No outliers found. Tukey's method selected by user.

Ladder of Powers transformations did not improve normality; analysis run on raw data.

High cutoff = 447, low cutoff = 188, based on IQR multiplier of 3.

Constituent: Total Dissolved Solids Analysis Run 5/1/2024 2:03 PM View: Outliers

Plant Bowen Data: Bowen 3-4 CCR

Sanitas™ v.10.0.16e Software licensed to . UG

Tukey's Outlier Screening

GWC-18

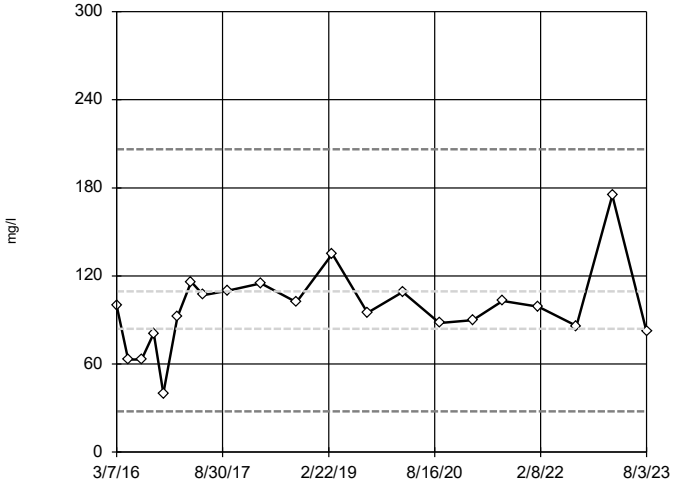

n = 21

No outliers found. Tukey's method selected by user.

Data were square root transformed to achieve best W statistic (graph shown in original units).

High cutoff = 206.3, low cutoff = 27.72, based on IQR multiplier of 3.

Constituent: Total Dissolved Solids Analysis Run 5/1/2024 2:03 PM View: Outliers

Plant Bowen Data: Bowen 3-4 CCR

Sanitas™ v.10.0.16e Software licensed to . UG

Tukey's Outlier Screening

GWC-18R

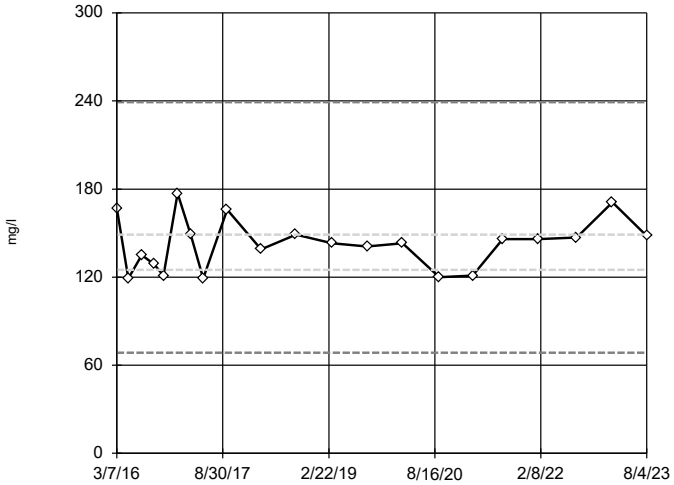

n = 21

No outliers found.
Tukey's method selected by user.

Data were cube root transformed to achieve best W statistic (graph shown in original units).

High cutoff = 239.2, low cutoff = 68.59, based on IQR multiplier of 3.

Constituent: Total Dissolved Solids Analysis Run 5/1/2024 2:03 PM View: Outliers
Plant Bowen Data: Bowen 3-4 CCR

Sanitas™ v.10.0.16e Software licensed to . UG

Tukey's Outlier Screening

GWC-19R

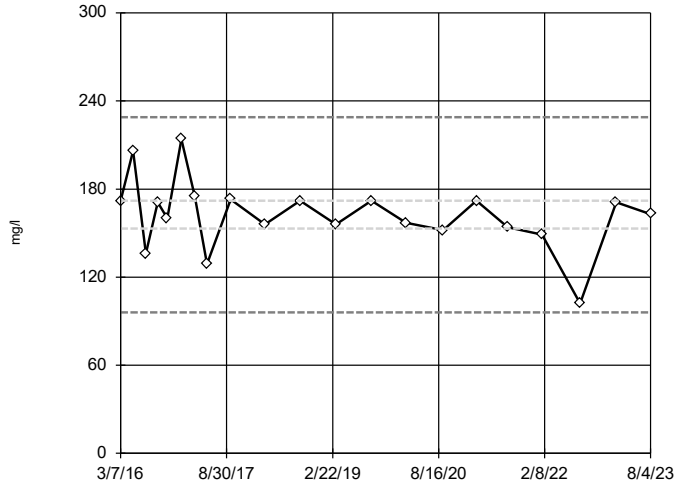

n = 21

No outliers found.
Tukey's method selected by user.

Ladder of Powers transformations did not improve normality; analysis run on raw data.

High cutoff = 229, low cutoff = 96, based on IQR multiplier of 3.

Constituent: Total Dissolved Solids Analysis Run 5/1/2024 2:03 PM View: Outliers
Plant Bowen Data: Bowen 3-4 CCR

Sanitas™ v.10.0.16e Software licensed to . UG

Tukey's Outlier Screening

GWC-20R

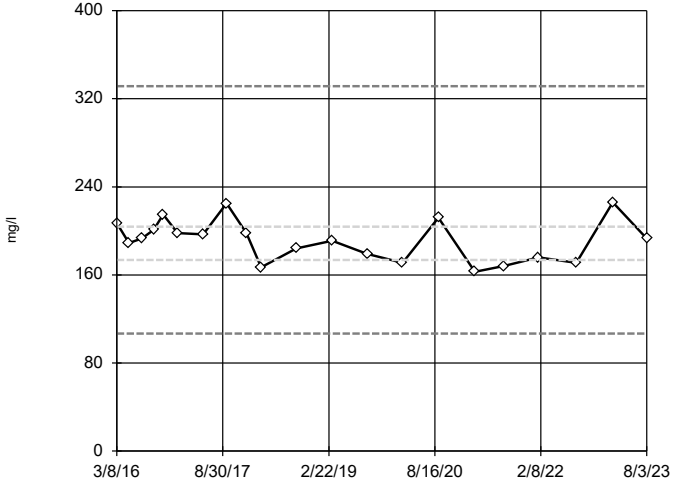

n = 21

No outliers found.
Tukey's method selected by user.

Data were natural log transformed to achieve best W statistic (graph shown in original units).

High cutoff = 331.6, low cutoff = 106.7, based on IQR multiplier of 3.

Constituent: Total Dissolved Solids Analysis Run 5/1/2024 2:04 PM View: Outliers
Plant Bowen Data: Bowen 3-4 CCR

Sanitas™ v.10.0.16e Software licensed to . UG

Tukey's Outlier Screening

GWC-21R

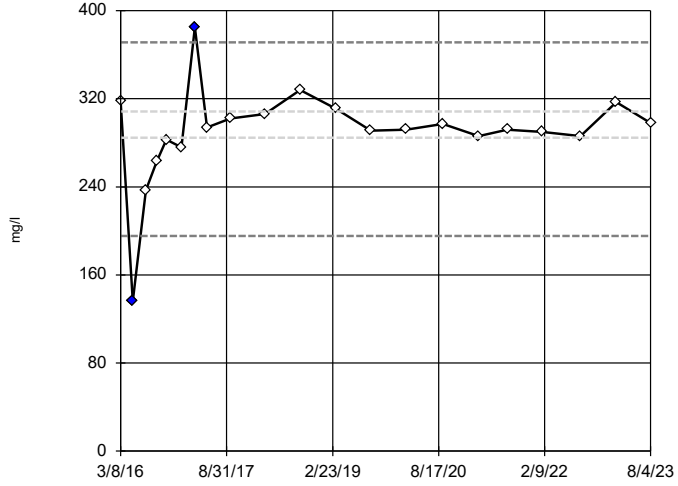

n = 21

Outliers are drawn as solid.
Tukey's method selected by user.

Data were square transformed to achieve best W statistic (graph shown in original units).

High cutoff = 371.3, low cutoff = 195.5, based on IQR multiplier of 3.

Constituent: Total Dissolved Solids Analysis Run 5/1/2024 2:04 PM View: Outliers
Plant Bowen Data: Bowen 3-4 CCR

Sanitas™ v.10.0.16e Software licensed to . UG

Tukey's Outlier Screening

GWC-22R

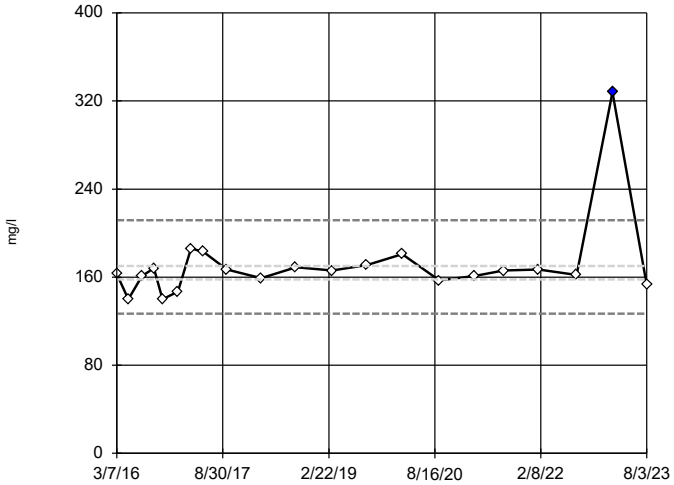

n = 21

Outlier is drawn as solid.
Tukey's method selected by user.

Data were natural log transformed to achieve best W statistic (graph shown in original units).

High cutoff = 211.7, low cutoff = 126.8, based on IQR multiplier of 3.

Constituent: Total Dissolved Solids Analysis Run 5/1/2024 2:04 PM View: Outliers
Plant Bowen Data: Bowen 3-4 CCR

Sanitas™ v.10.0.16e Software licensed to . UG

Tukey's Outlier Screening

GWC-23R

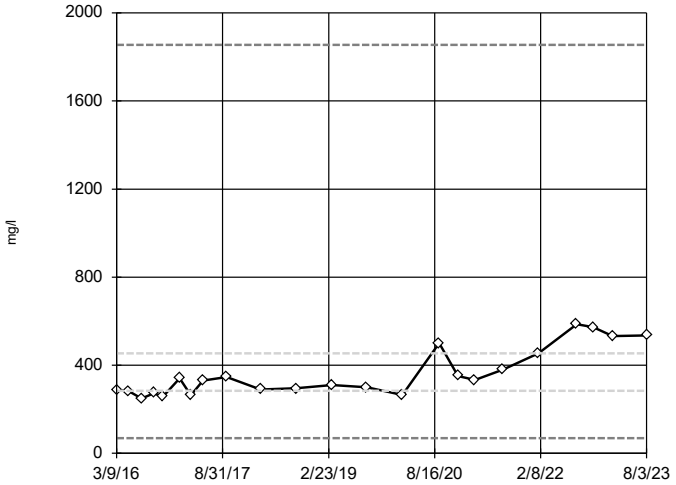

n = 23

No outliers found.
Tukey's method selected by user.

Data were natural log transformed to achieve best W statistic (graph shown in original units).

High cutoff = 1855, low cutoff = 69.52, based on IQR multiplier of 3.

Constituent: Total Dissolved Solids Analysis Run 5/1/2024 2:04 PM View: Outliers
Plant Bowen Data: Bowen 3-4 CCR

Sanitas™ v.10.0.16e Software licensed to . UG

Tukey's Outlier Screening

GWC-24R

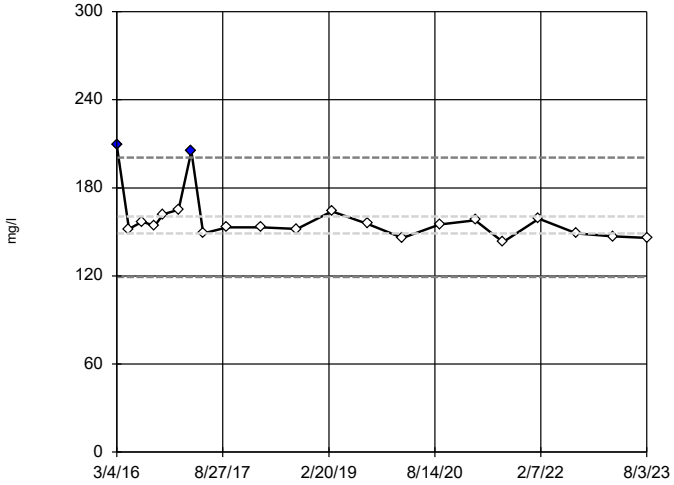

n = 21

Outliers are drawn as solid.
Tukey's method selected by user.

Data were natural log transformed to achieve best W statistic (graph shown in original units).

High cutoff = 200.6, low cutoff = 119.2, based on IQR multiplier of 3.

Constituent: Total Dissolved Solids Analysis Run 5/1/2024 2:04 PM View: Outliers
Plant Bowen Data: Bowen 3-4 CCR

Sanitas™ v.10.0.16e Software licensed to . UG

Tukey's Outlier Screening

GWC-25R

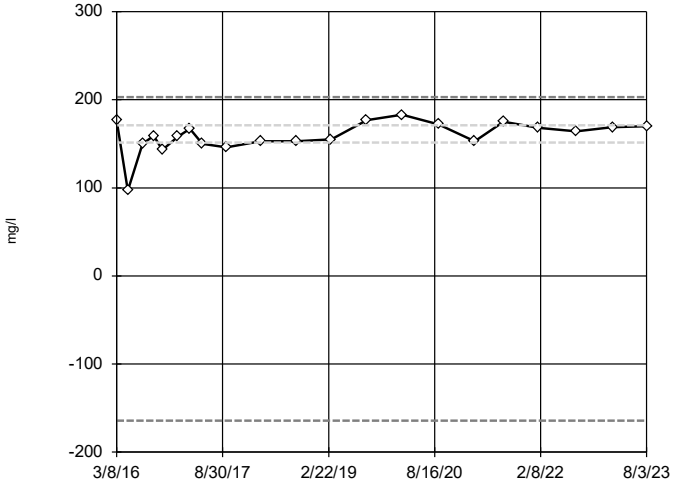

n = 21

No outliers found.
Tukey's method selected by user.

Data were x^5 transformed to achieve best W statistic (graph shown in original units).

High cutoff = 203.1, low cutoff = -164.2, based on IQR multiplier of 3.

Constituent: Total Dissolved Solids Analysis Run 5/1/2024 2:04 PM View: Outliers
Plant Bowen Data: Bowen 3-4 CCR

Sanitas™ v.10.0.16e Software licensed to . UG

Tukey's Outlier Screening

GWC-36A

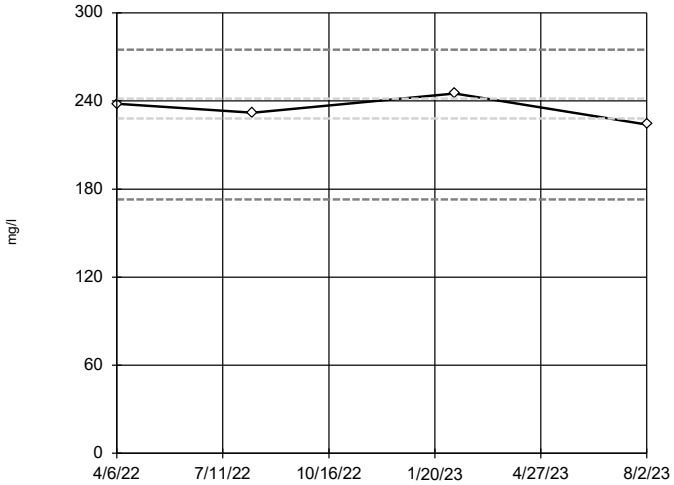

n = 4

No outliers found.
Tukey's method selected by user.

Data were cube transformed to achieve best W statistic (graph shown in original units).

High cutoff = 274.9, low cutoff = 172.9, based on IQR multiplier of 3.

Constituent: Total Dissolved Solids Analysis Run 5/1/2024 2:04 PM View: Outliers
Plant Bowen Data: Bowen 3-4 CCR

Sanitas™ v.10.0.16e Software licensed to . UG

Tukey's Outlier Screening

GWC-36RA

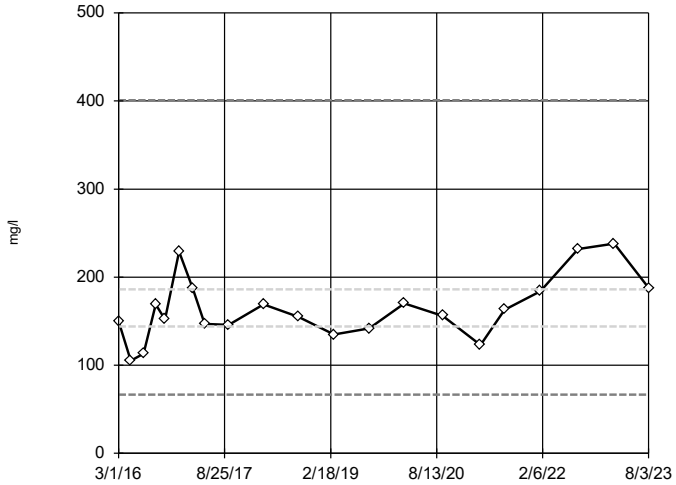

n = 21

No outliers found.
Tukey's method selected by user.

Data were natural log transformed to achieve best W statistic (graph shown in original units).

High cutoff = 400.9, low cutoff = 66.81, based on IQR multiplier of 3.

Constituent: Total Dissolved Solids Analysis Run 5/1/2024 2:04 PM View: Outliers
Plant Bowen Data: Bowen 3-4 CCR

Sanitas™ v.10.0.16e Software licensed to . UG

Tukey's Outlier Screening

GWC-37

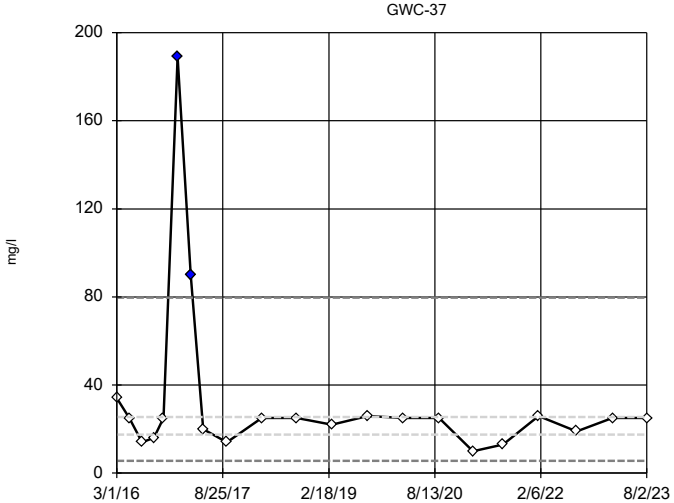

n = 21

Outliers are drawn as solid.
Tukey's method selected by user.

Data were natural log transformed to achieve best W statistic (graph shown in original units).

High cutoff = 79.71, low cutoff = 5.577, based on IQR multiplier of 3.

Constituent: Total Dissolved Solids Analysis Run 5/1/2024 2:04 PM View: Outliers
Plant Bowen Data: Bowen 3-4 CCR

Sanitas™ v.10.0.16e Software licensed to . UG

Tukey's Outlier Screening

GWC-38

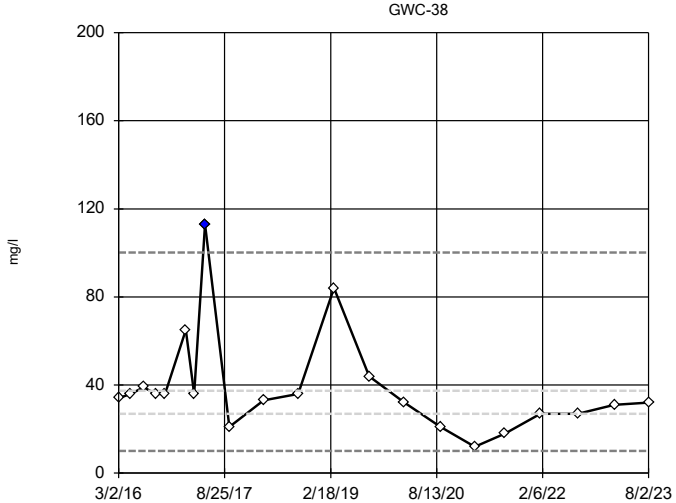

n = 21

Outlier is drawn as solid.
Tukey's method selected by user.

Data were natural log transformed to achieve best W statistic (graph shown in original units).

High cutoff = 100.1, low cutoff = 10.1, based on IQR multiplier of 3.

Constituent: Total Dissolved Solids Analysis Run 5/1/2024 2:04 PM View: Outliers
Plant Bowen Data: Bowen 3-4 CCR

Sanitas™ v.10.0.16e Software licensed to . UG

Tukey's Outlier Screening

GWA-1 (bg)

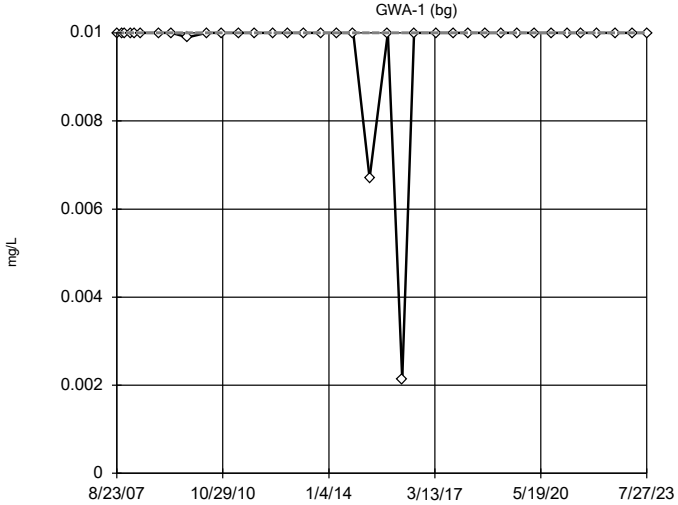

n = 37

No outliers found. Tukey's method selected by user.

Data were x^6 transformed to achieve best W statistic (graph shown in original units).

The results were invalidated, because the lower and upper quartiles are equal.

Constituent: Vanadium Analysis Run 5/1/2024 2:04 PM View: Outliers
Plant Bowen Data: Bowen 3-4 CCR

Sanitas™ v.10.0.16e Software licensed to . UG

Tukey's Outlier Screening

GWA-2 (bg)

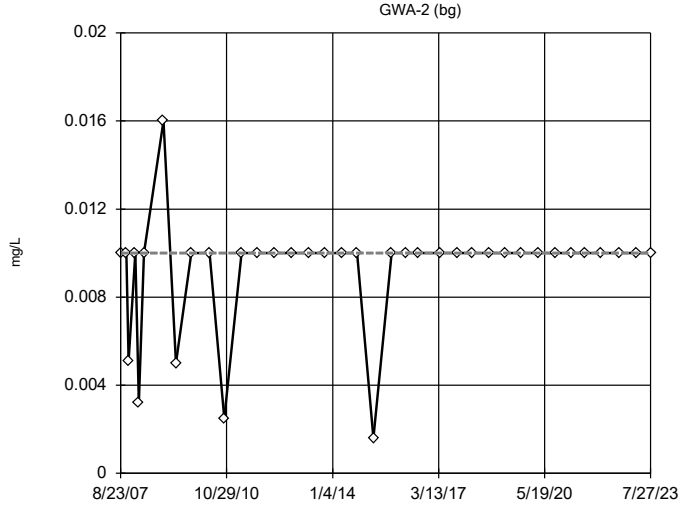

n = 37

No outliers found. Tukey's method selected by user.

Ladder of Powers transformations did not improve normality; analysis run on raw data.

The results were invalidated, because the lower and upper quartiles are equal.

Constituent: Vanadium Analysis Run 5/1/2024 2:04 PM View: Outliers
Plant Bowen Data: Bowen 3-4 CCR

Sanitas™ v.10.0.16e Software licensed to . UG

Tukey's Outlier Screening

GWA-2R (bg)

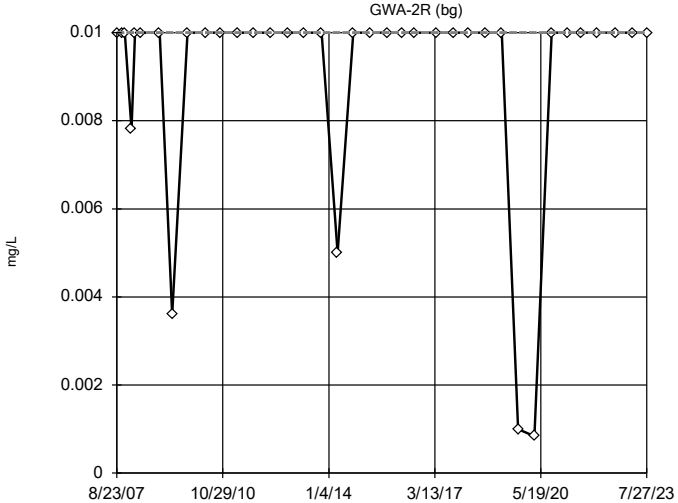

n = 37

No outliers found. Tukey's method selected by user.

Data were square transformed to achieve best W statistic (graph shown in original units).

The results were invalidated, because the lower and upper quartiles are equal.

Constituent: Vanadium Analysis Run 5/1/2024 2:04 PM View: Outliers
Plant Bowen Data: Bowen 3-4 CCR

Sanitas™ v.10.0.16e Software licensed to . UG

Tukey's Outlier Screening

GWA-39RZ (bg)

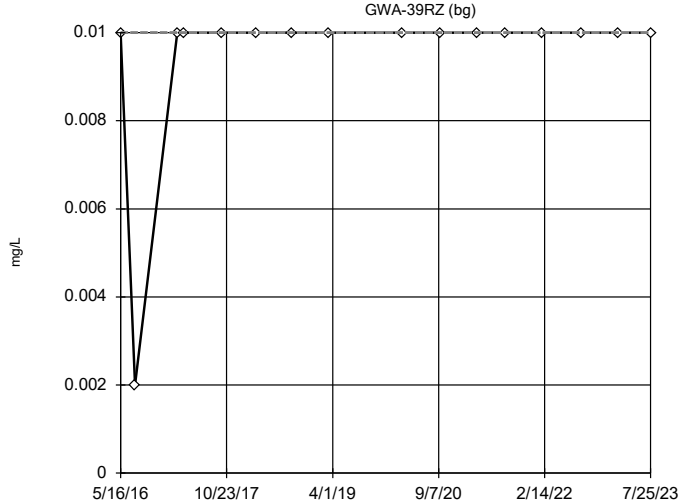

n = 16

No outliers found. Tukey's method selected by user.

Data were natural log transformed to achieve best W statistic (graph shown in original units).

The results were invalidated, because the lower and upper quartiles are equal.

Constituent: Vanadium Analysis Run 5/1/2024 2:04 PM View: Outliers
Plant Bowen Data: Bowen 3-4 CCR

Sanitas™ v.10.0.16e Software licensed to . UG

Tukey's Outlier Screening

GWA-39Z (bg)

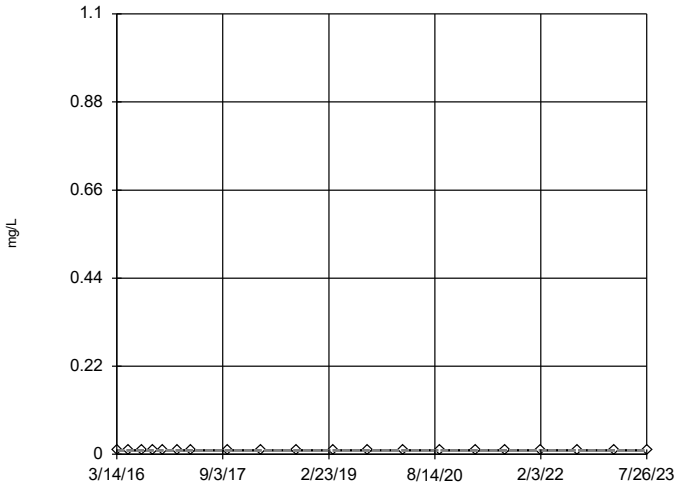

n = 20

No outliers found. Tukey's method selected by user.

All values are the same.

Constituent: Vanadium Analysis Run 5/1/2024 2:04 PM View: Outliers

Plant Bowen Data: Bowen 3-4 CCR

Sanitas™ v.10.0.16e Software licensed to . UG

Tukey's Outlier Screening

GWA-3A (bg)

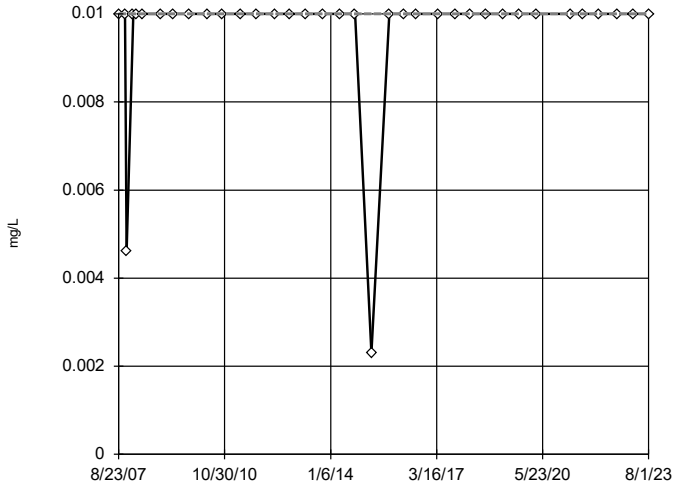

n = 36

No outliers found. Tukey's method selected by user.

Ladder of Powers transformations did not improve normality; analysis run on raw data.

The results were invalidated, because the lower and upper quartiles are equal.

Constituent: Vanadium Analysis Run 5/1/2024 2:04 PM View: Outliers

Plant Bowen Data: Bowen 3-4 CCR

Sanitas™ v.10.0.16e Software licensed to . UG

Tukey's Outlier Screening

GWA-40 (bg)

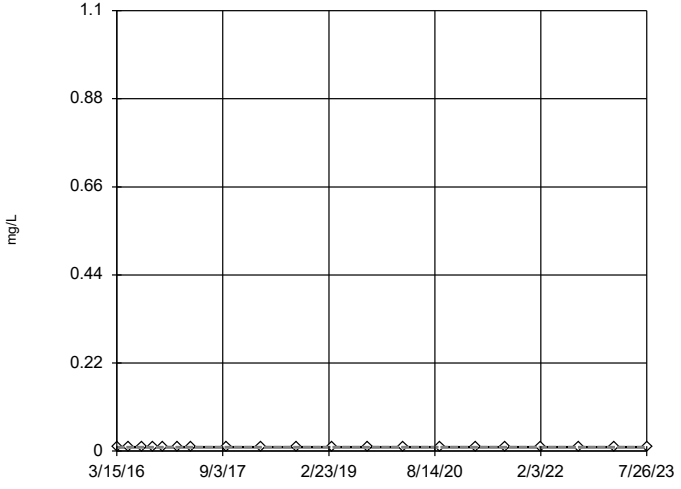

n = 20

No outliers found. Tukey's method selected by user.

All values are the same.

Constituent: Vanadium Analysis Run 5/1/2024 2:04 PM View: Outliers

Plant Bowen Data: Bowen 3-4 CCR

Sanitas™ v.10.0.16e Software licensed to . UG

Tukey's Outlier Screening

GWA-41 (bg)

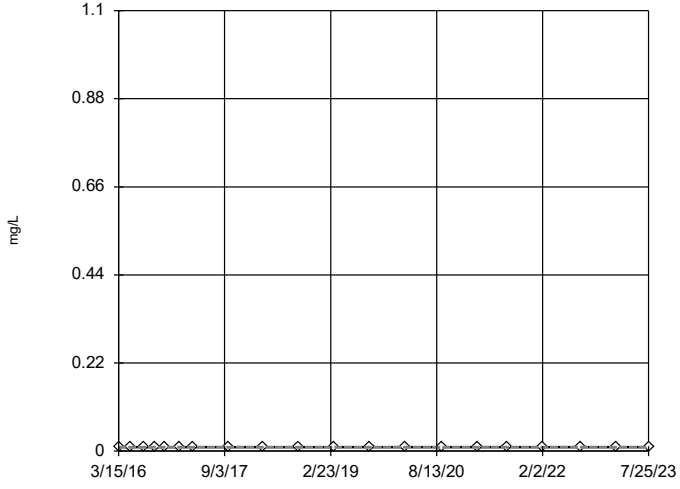

n = 20

No outliers found. Tukey's method selected by user.

All values are the same.

Constituent: Vanadium Analysis Run 5/1/2024 2:04 PM View: Outliers

Plant Bowen Data: Bowen 3-4 CCR

Sanitas™ v.10.0.16e Software licensed to . UG

Tukey's Outlier Screening

GWA-41R (bg)

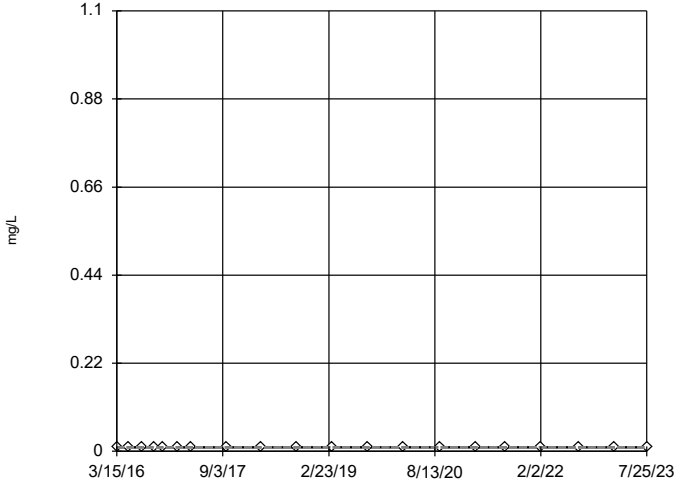

n = 20

No outliers found. Tukey's method selected by user.

All values are the same.

Constituent: Vanadium Analysis Run 5/1/2024 2:04 PM View: Outliers

Plant Bowen Data: Bowen 3-4 CCR

Sanitas™ v.10.0.16e Software licensed to . UG

Tukey's Outlier Screening

GWA-42 (bg)

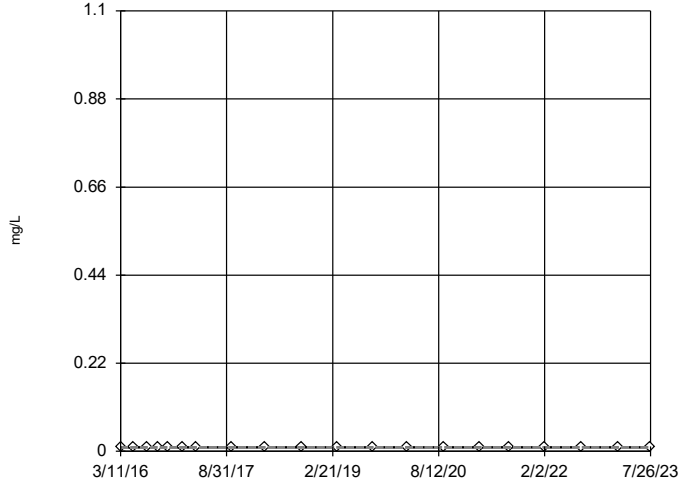

n = 20

No outliers found. Tukey's method selected by user.

All values are the same.

Constituent: Vanadium Analysis Run 5/1/2024 2:04 PM View: Outliers

Plant Bowen Data: Bowen 3-4 CCR

Sanitas™ v.10.0.16e Software licensed to . UG

Tukey's Outlier Screening

GWA-43 (bg)

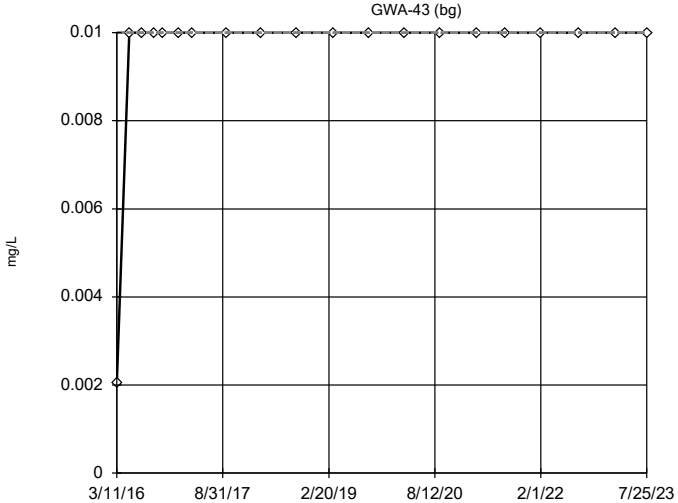

n = 20

No outliers found. Tukey's method selected by user.

Data were x^4 transformed to achieve best W statistic (graph shown in original units).

The results were invalidated, because the lower and upper quartiles are equal.

Constituent: Vanadium Analysis Run 5/1/2024 2:04 PM View: Outliers

Plant Bowen Data: Bowen 3-4 CCR

Sanitas™ v.10.0.16e Software licensed to . UG

Tukey's Outlier Screening

GWA-43R (bg)

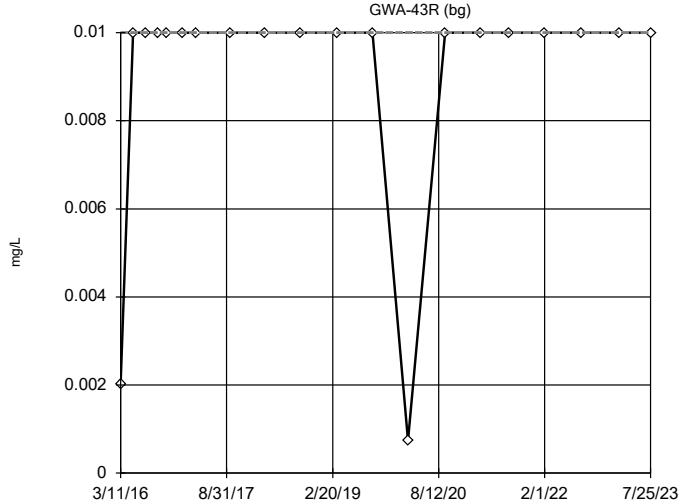

n = 20

No outliers found. Tukey's method selected by user.

Data were cube root transformed to achieve best W statistic (graph shown in original units).

The results were invalidated, because the lower and upper quartiles are equal.

Constituent: Vanadium Analysis Run 5/1/2024 2:04 PM View: Outliers

Plant Bowen Data: Bowen 3-4 CCR

Sanitas™ v.10.0.16e Software licensed to . UG

Tukey's Outlier Screening

GWA-4RZ (bg)

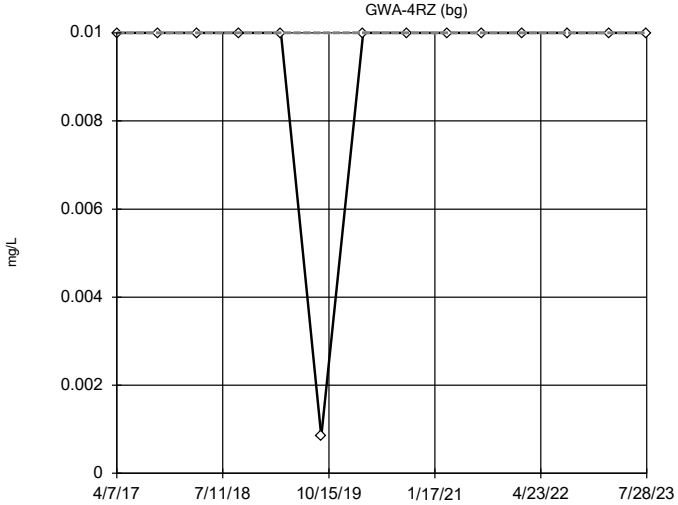

n = 14

No outliers found. Tukey's method selected by user.

Ladder of Powers transformations did not improve normality; analysis run on raw data.

The results were invalidated, because the lower and upper quartiles are equal.

Constituent: Vanadium Analysis Run 5/1/2024 2:04 PM View: Outliers
Plant Bowen Data: Bowen 3-4 CCR

Sanitas™ v.10.0.16e Software licensed to . UG

Tukey's Outlier Screening

GWA-50 (bg)

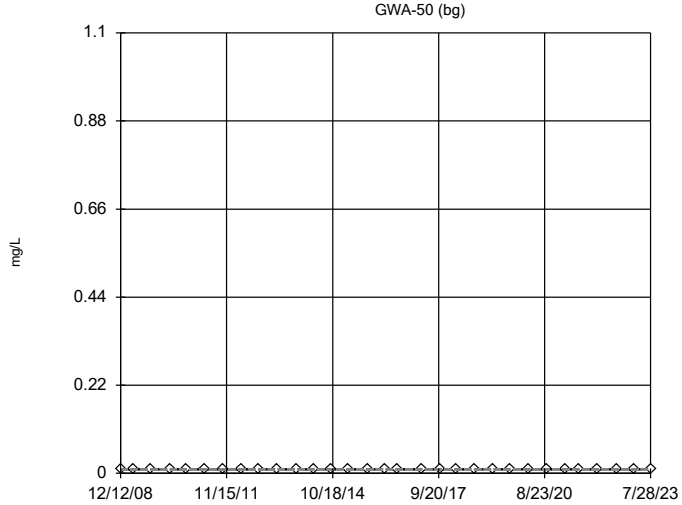

n = 31

No outliers found. Tukey's method selected by user.

All values are the same.

Constituent: Vanadium Analysis Run 5/1/2024 2:04 PM View: Outliers
Plant Bowen Data: Bowen 3-4 CCR

Sanitas™ v.10.0.16e Software licensed to . UG

Tukey's Outlier Screening

GWA-50R (bg)

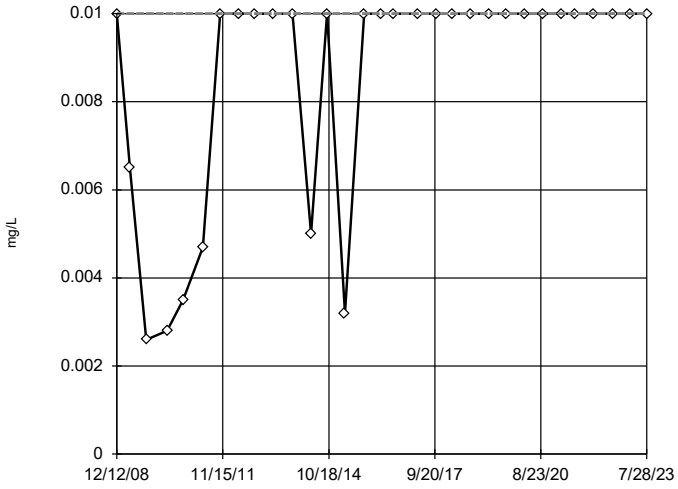

n = 31

No outliers found. Tukey's method selected by user.

Data were cube root transformed to achieve best W statistic (graph shown in original units).

The results were invalidated, because the lower and upper quartiles are equal.

Constituent: Vanadium Analysis Run 5/1/2024 2:04 PM View: Outliers
Plant Bowen Data: Bowen 3-4 CCR

Sanitas™ v.10.0.16e Software licensed to . UG

Tukey's Outlier Screening

GWC-16R

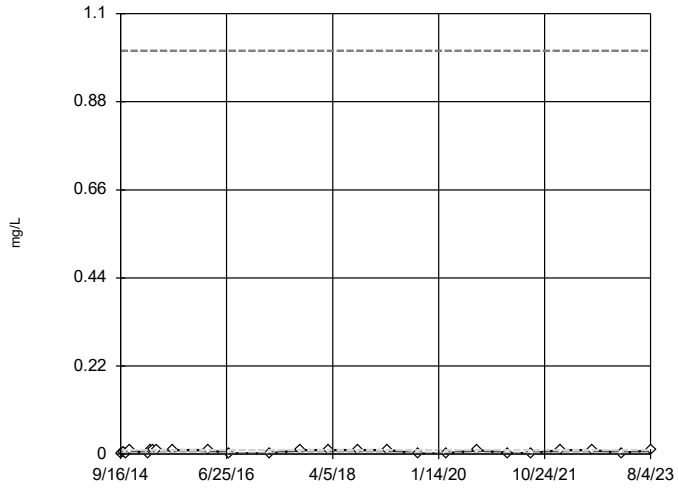

n = 25

No outliers found. Tukey's method selected by user.

Data were natural log transformed to achieve best W statistic (graph shown in original units).

High cutoff = 1.007, low cutoff = 0.00002134, based on IQR multiplier of 3.

Constituent: Vanadium Analysis Run 5/1/2024 2:04 PM View: Outliers
Plant Bowen Data: Bowen 3-4 CCR

Sanitas™ v.10.0.16e Software licensed to . UG

Tukey's Outlier Screening

GWC-17R

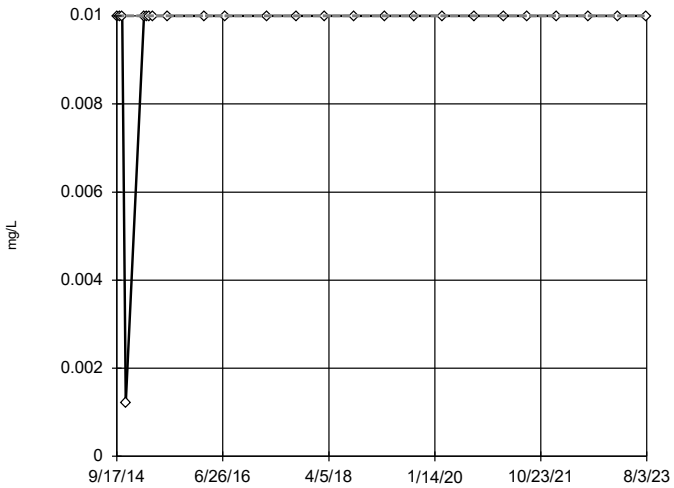

n = 25

No outliers found. Tukey's method selected by user.

Data were x^5 transformed to achieve best W statistic (graph shown in original units).

The results were invalidated, because the lower and upper quartiles are equal.

Constituent: Vanadium Analysis Run 5/1/2024 2:04 PM View: Outliers

Plant Bowen Data: Bowen 3-4 CCR

Sanitas™ v.10.0.16e Software licensed to . UG

Tukey's Outlier Screening

GWC-18

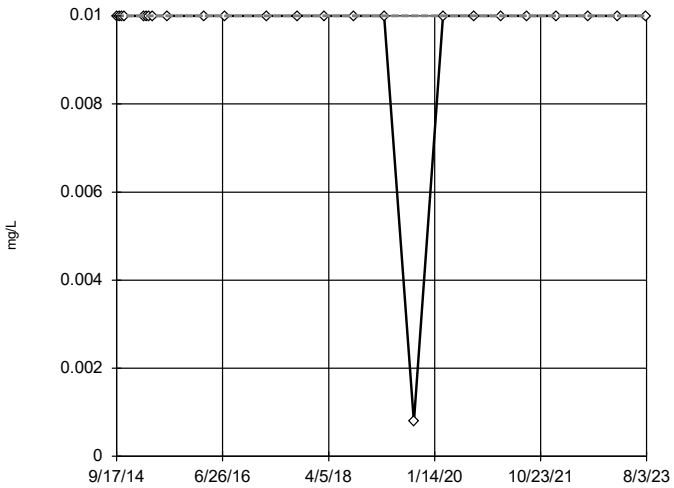

n = 25

No outliers found. Tukey's method selected by user.

Data were x^6 transformed to achieve best W statistic (graph shown in original units).

The results were invalidated, because the lower and upper quartiles are equal.

Constituent: Vanadium Analysis Run 5/1/2024 2:04 PM View: Outliers

Plant Bowen Data: Bowen 3-4 CCR

Sanitas™ v.10.0.16e Software licensed to . UG

Tukey's Outlier Screening

GWC-18R

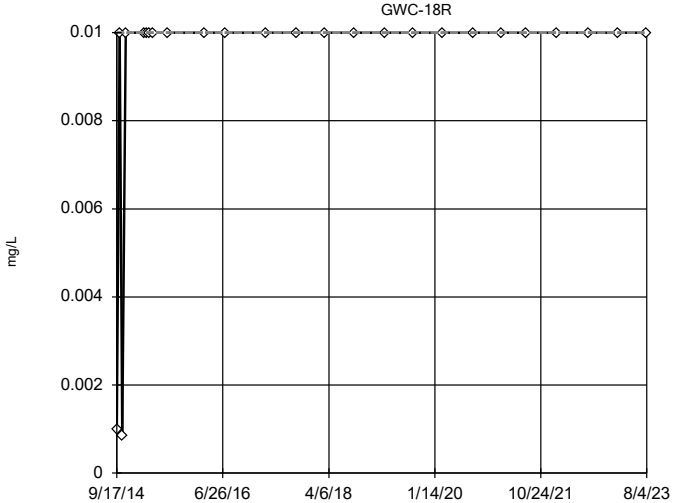

n = 25

No outliers found. Tukey's method selected by user.

Data were natural log transformed to achieve best W statistic (graph shown in original units).

The results were invalidated, because the lower and upper quartiles are equal.

Constituent: Vanadium Analysis Run 5/1/2024 2:04 PM View: Outliers

Plant Bowen Data: Bowen 3-4 CCR

Sanitas™ v.10.0.16e Software licensed to . UG

Tukey's Outlier Screening

GWC-19R

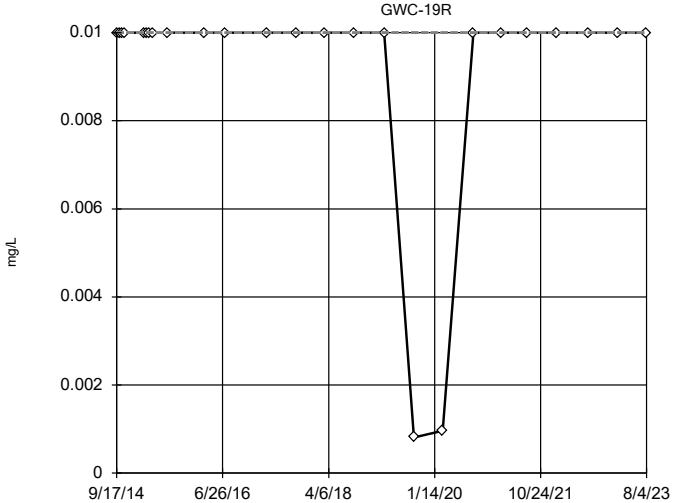

n = 25

No outliers found. Tukey's method selected by user.

Data were natural log transformed to achieve best W statistic (graph shown in original units).

The results were invalidated, because the lower and upper quartiles are equal.

Constituent: Vanadium Analysis Run 5/1/2024 2:04 PM View: Outliers

Plant Bowen Data: Bowen 3-4 CCR

Sanitas™ v.10.0.16e Software licensed to . UG

Tukey's Outlier Screening

GWC-20R

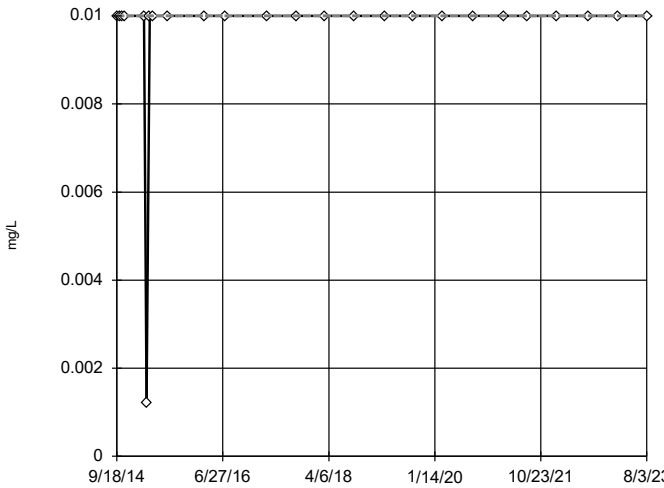

n = 25

No outliers found. Tukey's method selected by user.

Data were x^5 transformed to achieve best W statistic (graph shown in original units).

The results were invalidated, because the lower and upper quartiles are equal.

Constituent: Vanadium Analysis Run 5/1/2024 2:04 PM View: Outliers

Plant Bowen Data: Bowen 3-4 CCR

Sanitas™ v.10.0.16e Software licensed to . UG

Tukey's Outlier Screening

GWC-21R

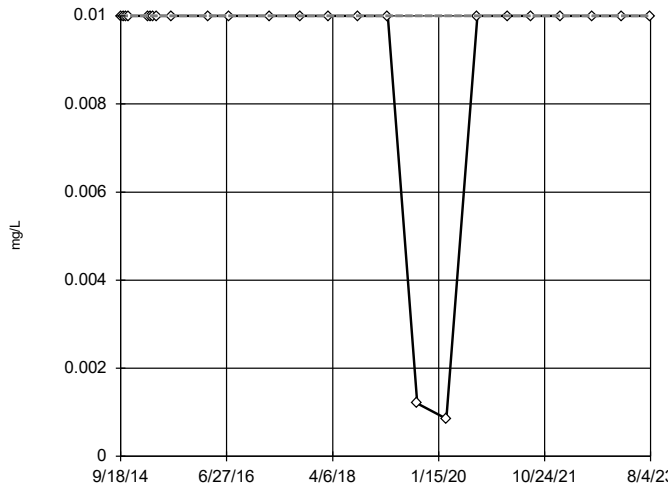

n = 25

No outliers found. Tukey's method selected by user.

Data were natural log transformed to achieve best W statistic (graph shown in original units).

The results were invalidated, because the lower and upper quartiles are equal.

Constituent: Vanadium Analysis Run 5/1/2024 2:04 PM View: Outliers

Plant Bowen Data: Bowen 3-4 CCR

Sanitas™ v.10.0.16e Software licensed to . UG

Tukey's Outlier Screening

GWC-22R

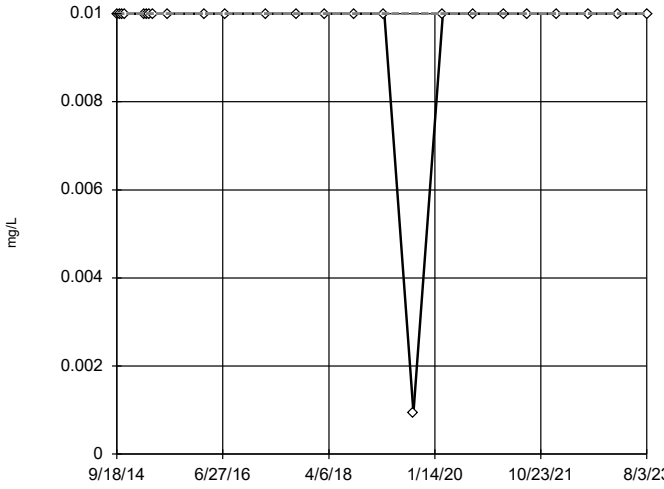

n = 25

No outliers found. Tukey's method selected by user.

Ladder of Powers transformations did not improve normality; analysis run on raw data.

The results were invalidated, because the lower and upper quartiles are equal.

Constituent: Vanadium Analysis Run 5/1/2024 2:04 PM View: Outliers

Plant Bowen Data: Bowen 3-4 CCR

Sanitas™ v.10.0.16e Software licensed to . UG

Tukey's Outlier Screening

GWC-23R

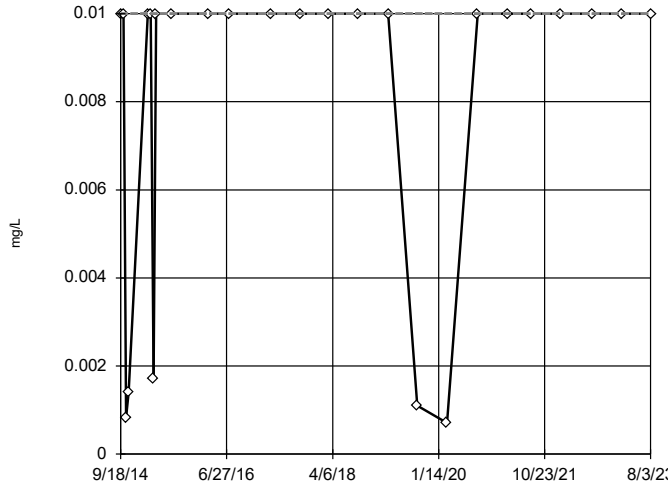

n = 25

No outliers found. Tukey's method selected by user.

Data were natural log transformed to achieve best W statistic (graph shown in original units).

The results were invalidated, because the lower and upper quartiles are equal.

Constituent: Vanadium Analysis Run 5/1/2024 2:04 PM View: Outliers

Plant Bowen Data: Bowen 3-4 CCR

Sanitas™ v.10.0.16e Software licensed to . UG

Tukey's Outlier Screening

GWC-24R

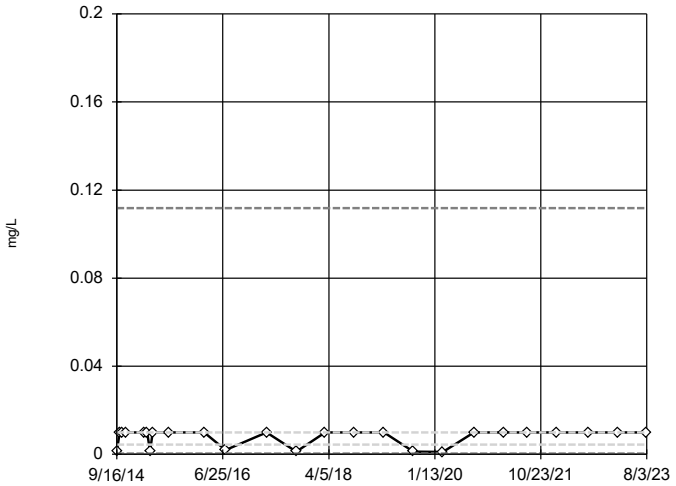

n = 25

No outliers found. Tukey's method selected by user.

Data were natural log transformed to achieve best W statistic (graph shown in original units).

High cutoff = 0.1118, low cutoff = 0.0004, based on IQR multiplier of 3.

Constituent: Vanadium Analysis Run 5/1/2024 2:04 PM View: Outliers

Plant Bowen Data: Bowen 3-4 CCR

Sanitas™ v.10.0.16e Software licensed to . UG

Tukey's Outlier Screening

GWC-25R

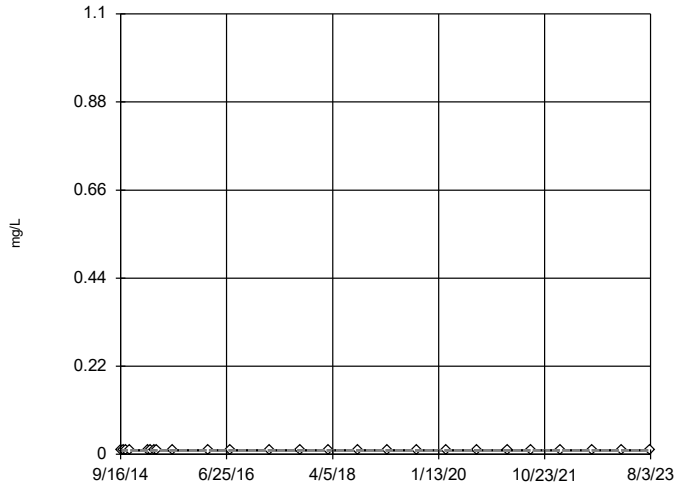

n = 25

No outliers found. Tukey's method selected by user.

All values are the same.

Constituent: Vanadium Analysis Run 5/1/2024 2:04 PM View: Outliers

Plant Bowen Data: Bowen 3-4 CCR

Sanitas™ v.10.0.16e Software licensed to . UG

Tukey's Outlier Screening

GWC-36A

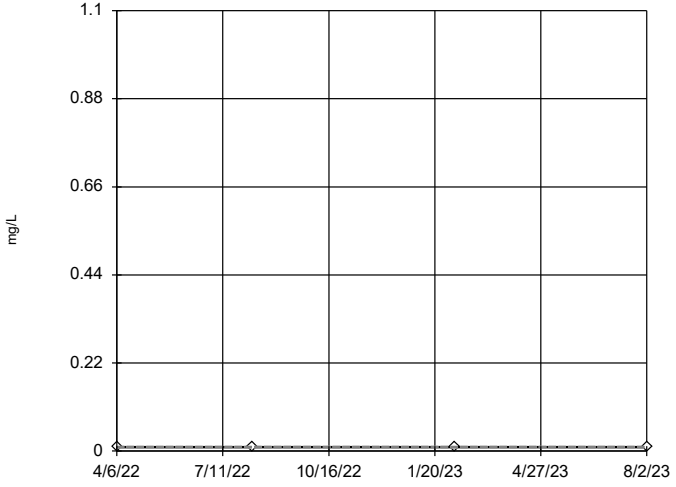

n = 4

No outliers found. Tukey's method selected by user.

All values are the same.

Constituent: Vanadium Analysis Run 5/1/2024 2:04 PM View: Outliers

Plant Bowen Data: Bowen 3-4 CCR

Sanitas™ v.10.0.16e Software licensed to . UG

Tukey's Outlier Screening

GWC-36RA

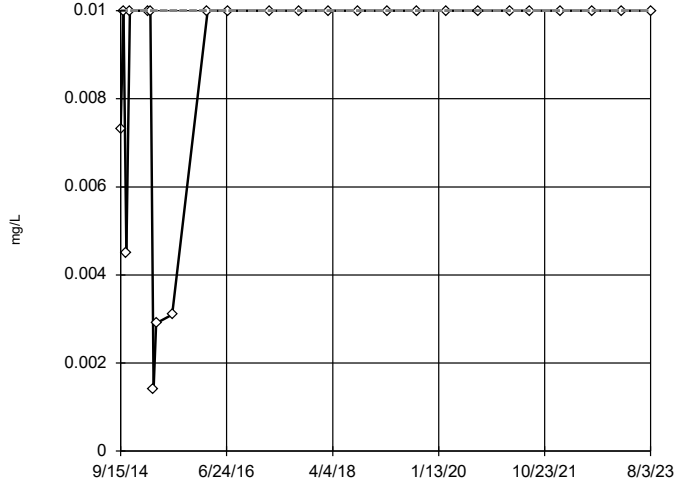

n = 25

No outliers found. Tukey's method selected by user.

Ladder of Powers transformations did not improve normality; analysis run on raw data.

The results were invalidated, because the lower and upper quartiles are equal.

Constituent: Vanadium Analysis Run 5/1/2024 2:04 PM View: Outliers

Plant Bowen Data: Bowen 3-4 CCR

Sanitas™ v.10.0.16e Software licensed to . UG

Tukey's Outlier Screening

GWC-37

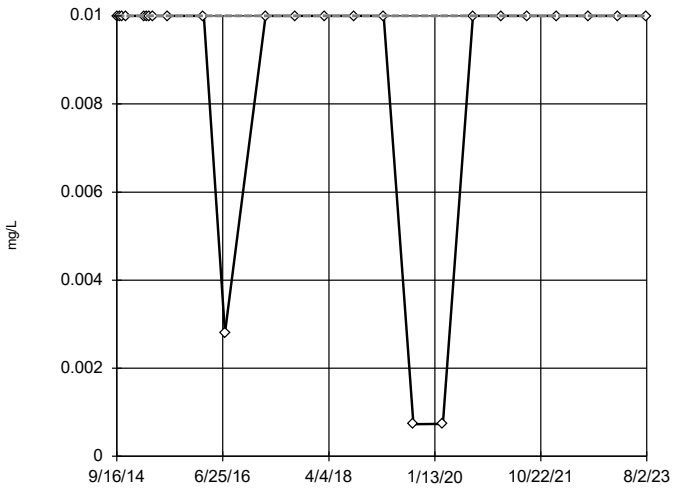

n = 25

No outliers found. Tukey's method selected by user.

Data were square root transformed to achieve best W statistic (graph shown in original units).

The results were invalidated, because the lower and upper quartiles are equal.

Constituent: Vanadium Analysis Run 5/1/2024 2:04 PM View: Outliers

Plant Bowen Data: Bowen 3-4 CCR

Sanitas™ v.10.0.16e Software licensed to . UG

Tukey's Outlier Screening

GWC-38

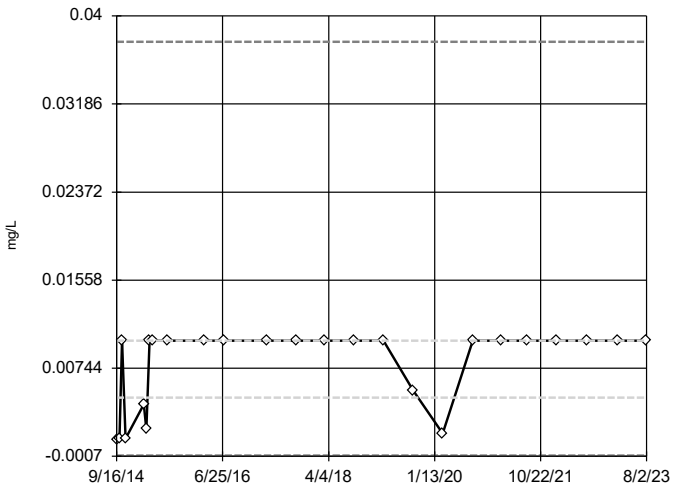

n = 25

No outliers found. Tukey's method selected by user.

Data were square root transformed to achieve best W statistic (graph shown in original units).

High cutoff = 0.03761, low cutoff = -0.0006371, based on IQR multiplier of 3.

Constituent: Vanadium Analysis Run 5/1/2024 2:04 PM View: Outliers

Plant Bowen Data: Bowen 3-4 CCR

Sanitas™ v.10.0.16e Software licensed to . UG

Tukey's Outlier Screening

GWA-1 (bg)

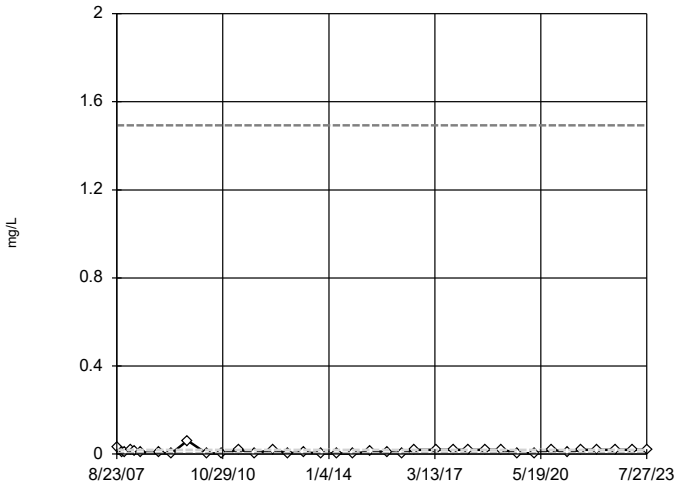

n = 37

No outliers found. Tukey's method selected by user.

Data were natural log transformed to achieve best W statistic (graph shown in original units).

High cutoff = 1.493, low cutoff = 0.00006362, based on IQR multiplier of 3.

Constituent: Zinc Analysis Run 5/1/2024 2:04 PM View: Outliers

Plant Bowen Data: Bowen 3-4 CCR

Sanitas™ v.10.0.16e Software licensed to . UG

Tukey's Outlier Screening

GWA-2 (bg)

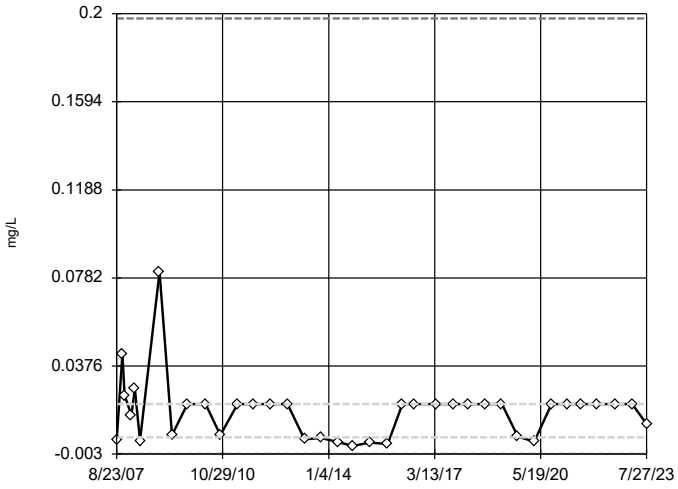

n = 37

No outliers found. Tukey's method selected by user.

Data were cube root transformed to achieve best W statistic (graph shown in original units).

High cutoff = 0.1978, low cutoff = -0.002953, based on IQR multiplier of 3.

Constituent: Zinc Analysis Run 5/1/2024 2:04 PM View: Outliers

Plant Bowen Data: Bowen 3-4 CCR

Sanitas™ v.10.0.16e Software licensed to . UG

Tukey's Outlier Screening

GWA-2R (bg)

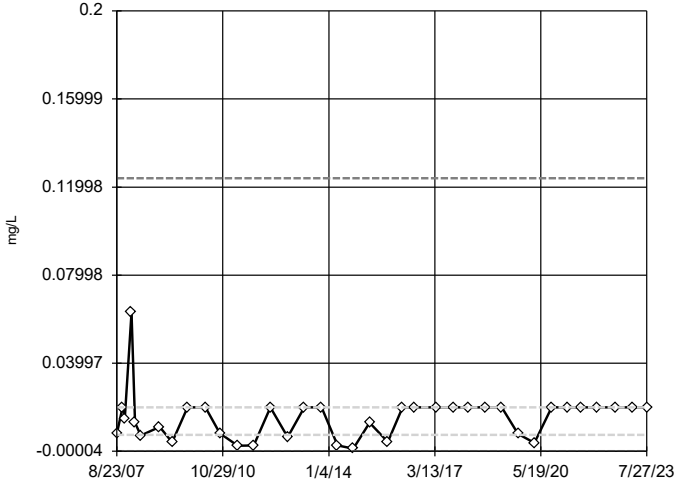

n = 37

No outliers found. Tukey's method selected by user.

Data were cube root transformed to achieve best W statistic (graph shown in original units).

High cutoff = 0.124, low cutoff = -0.00003123, based on IQR multiplier of 3.

Constituent: Zinc Analysis Run 5/1/2024 2:04 PM View: Outliers

Plant Bowen Data: Bowen 3-4 CCR

Sanitas™ v.10.0.16e Software licensed to . UG

Tukey's Outlier Screening

GWA-39RZ (bg)

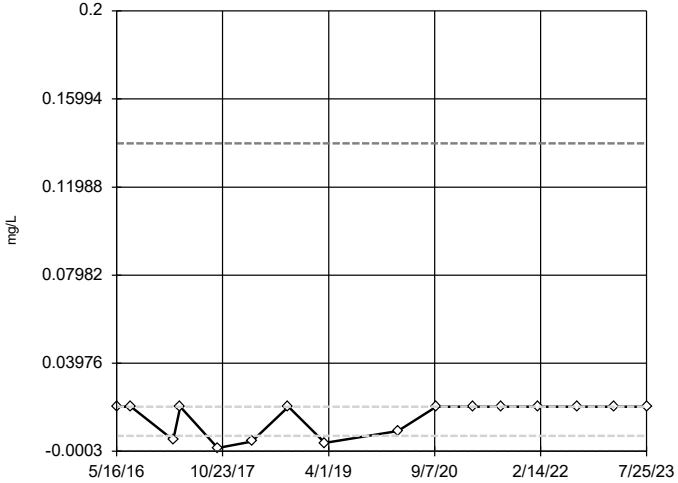

n = 16

No outliers found. Tukey's method selected by user.

Data were cube root transformed to achieve best W statistic (graph shown in original units).

High cutoff = 0.1398, low cutoff = -0.0002013, based on IQR multiplier of 3.

Constituent: Zinc Analysis Run 5/1/2024 2:04 PM View: Outliers

Plant Bowen Data: Bowen 3-4 CCR

Sanitas™ v.10.0.16e Software licensed to . UG

Tukey's Outlier Screening

GWA-39Z (bg)

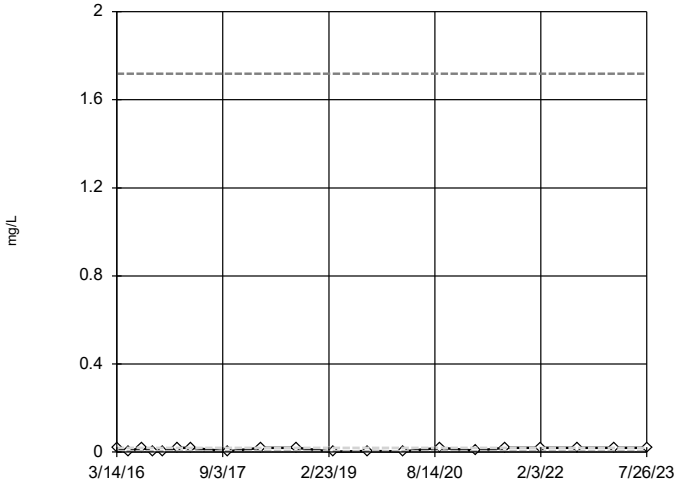

n = 20

No outliers found. Tukey's method selected by user.

Data were natural log transformed to achieve best W statistic (graph shown in original units).

High cutoff = 1.718, low cutoff = 0.00005278, based on IQR multiplier of 3.

Constituent: Zinc Analysis Run 5/1/2024 2:04 PM View: Outliers

Plant Bowen Data: Bowen 3-4 CCR

Sanitas™ v.10.0.16e Software licensed to . UG

Tukey's Outlier Screening

GWA-3A (bg)

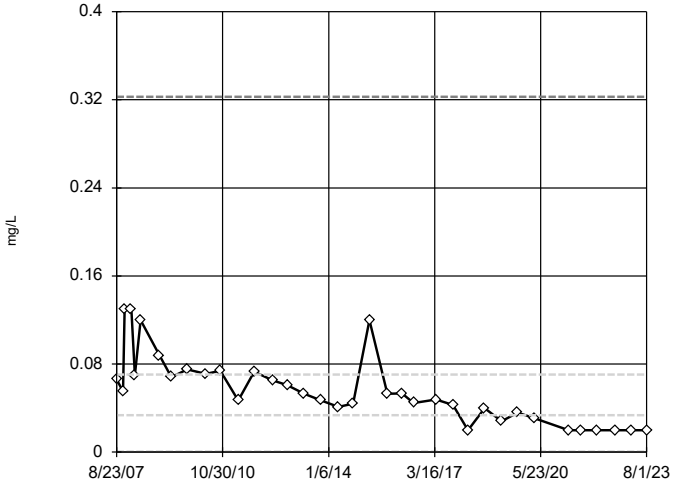

n = 36

No outliers found. Tukey's method selected by user.

Data were cube root transformed to achieve best W statistic (graph shown in original units).

High cutoff = 0.3227, low cutoff = 0.0001202, based on IQR multiplier of 3.

Constituent: Zinc Analysis Run 5/1/2024 2:04 PM View: Outliers

Plant Bowen Data: Bowen 3-4 CCR

Sanitas™ v.10.0.16e Software licensed to . UG

Tukey's Outlier Screening

GWA-40 (bg)

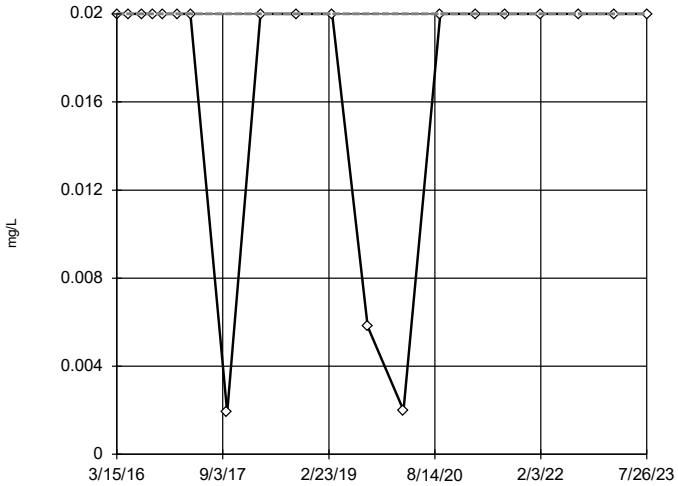

n = 20

No outliers found.
Tukey's method selected by user.

Data were square root transformed to achieve best W statistic (graph shown in original units).

The results were invalidated, because the lower and upper quartiles are equal.

Constituent: Zinc Analysis Run 5/1/2024 2:04 PM View: Outliers
Plant Bowen Data: Bowen 3-4 CCR

Sanitas™ v.10.0.16e Software licensed to . UG

Tukey's Outlier Screening

GWA-41 (bg)

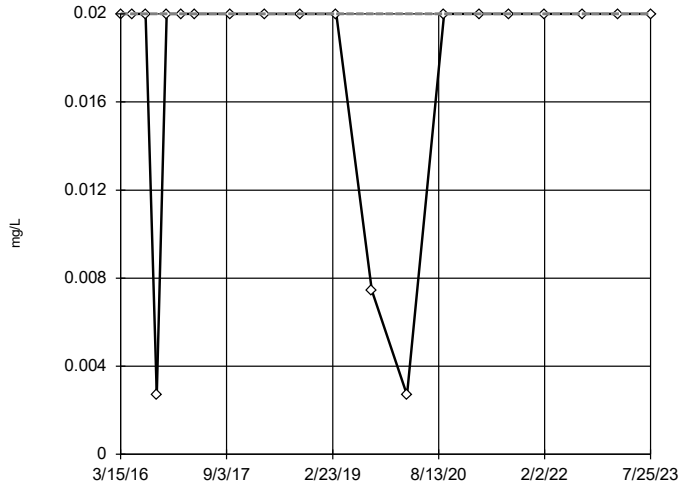

n = 20

No outliers found.
Tukey's method selected by user.

Ladder of Powers transformations did not improve normality; analysis run on raw data.

The results were invalidated, because the lower and upper quartiles are equal.

Constituent: Zinc Analysis Run 5/1/2024 2:04 PM View: Outliers
Plant Bowen Data: Bowen 3-4 CCR

Sanitas™ v.10.0.16e Software licensed to . UG

Tukey's Outlier Screening

GWA-41R (bg)

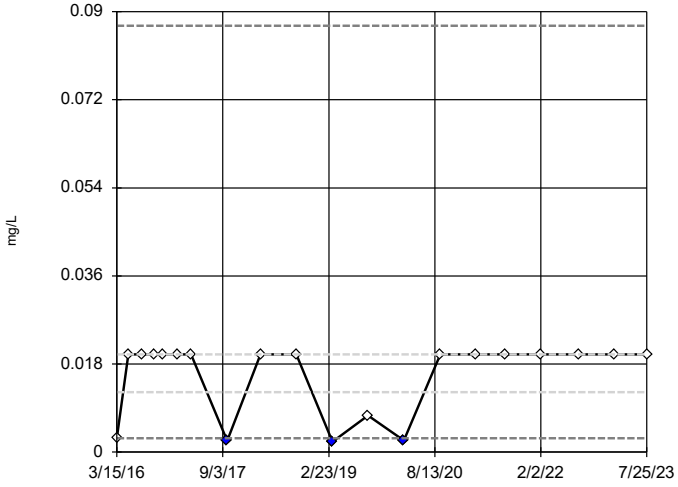

n = 20

Outliers are drawn as solid.
Tukey's method selected by user.

Data were natural log transformed to achieve best W statistic (graph shown in original units).

High cutoff = 0.08709, low cutoff = 0.002813, based on IQR multiplier of 3.

Constituent: Zinc Analysis Run 5/1/2024 2:04 PM View: Outliers
Plant Bowen Data: Bowen 3-4 CCR

Sanitas™ v.10.0.16e Software licensed to . UG

Tukey's Outlier Screening

GWA-42 (bg)

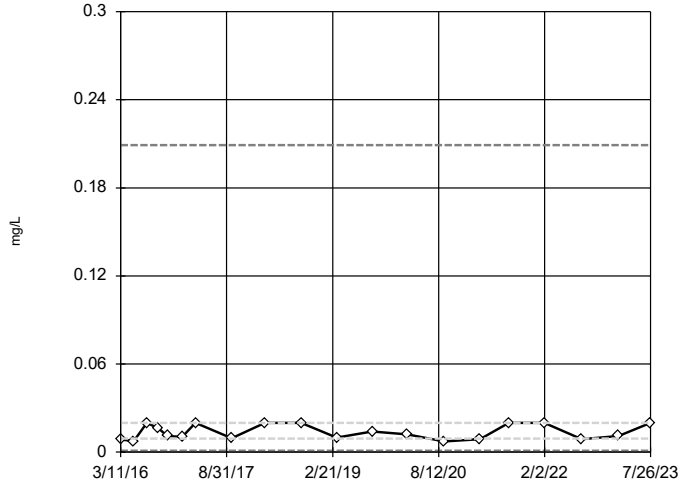

n = 20

No outliers found.
Tukey's method selected by user.

Data were natural log transformed to achieve best W statistic (graph shown in original units).

High cutoff = 0.2091, low cutoff = 0.0008749, based on IQR multiplier of 3.

Constituent: Zinc Analysis Run 5/1/2024 2:04 PM View: Outliers
Plant Bowen Data: Bowen 3-4 CCR

Sanitas™ v.10.0.16e Software licensed to . UG

Tukey's Outlier Screening

GWA-43 (bg)

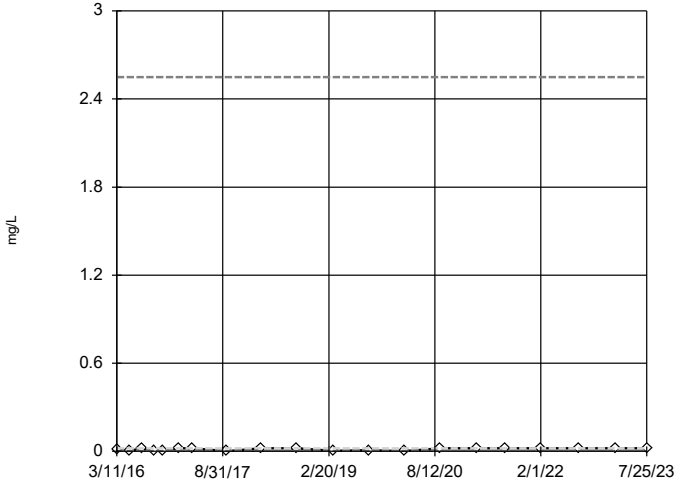

n = 20

No outliers found. Tukey's method selected by user.

Data were natural log transformed to achieve best W statistic (graph shown in original units).

High cutoff = 2.55, low cutoff = 0.00003117, based on IQR multiplier of 3.

Constituent: Zinc Analysis Run 5/1/2024 2:04 PM View: Outliers

Plant Bowen Data: Bowen 3-4 CCR

Sanitas™ v.10.0.16e Software licensed to . UG

Tukey's Outlier Screening

GWA-43R (bg)

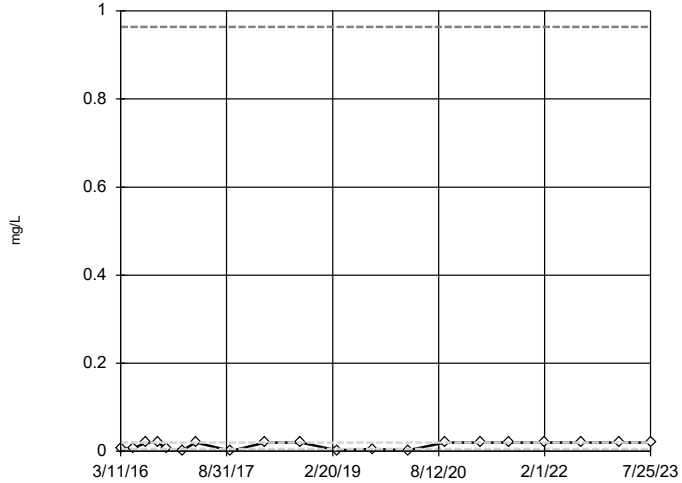

n = 20

No outliers found. Tukey's method selected by user.

Data were natural log transformed to achieve best W statistic (graph shown in original units).

High cutoff = 0.9636, low cutoff = 0.0001141, based on IQR multiplier of 3.

Constituent: Zinc Analysis Run 5/1/2024 2:04 PM View: Outliers

Plant Bowen Data: Bowen 3-4 CCR

Sanitas™ v.10.0.16e Software licensed to . UG

Tukey's Outlier Screening

GWA-4RZ (bg)

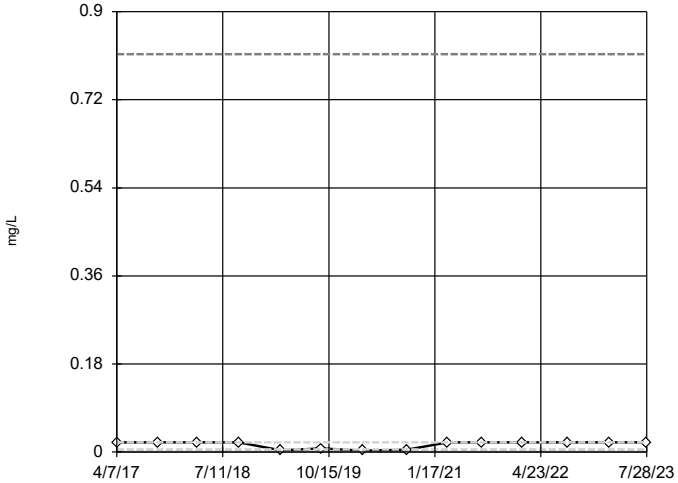

n = 14

No outliers found. Tukey's method selected by user.

Data were natural log transformed to achieve best W statistic (graph shown in original units).

High cutoff = 0.8128, low cutoff = 0.0001431, based on IQR multiplier of 3.

Constituent: Zinc Analysis Run 5/1/2024 2:04 PM View: Outliers

Plant Bowen Data: Bowen 3-4 CCR

Sanitas™ v.10.0.16e Software licensed to . UG

Tukey's Outlier Screening

GWA-50 (bg)

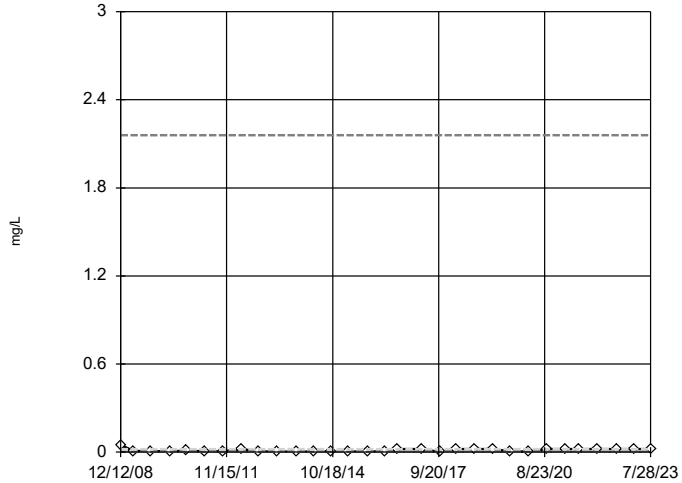

n = 31

No outliers found. Tukey's method selected by user.

Data were natural log transformed to achieve best W statistic (graph shown in original units).

High cutoff = 2.16, low cutoff = 0.0000389, based on IQR multiplier of 3.

Constituent: Zinc Analysis Run 5/1/2024 2:04 PM View: Outliers

Plant Bowen Data: Bowen 3-4 CCR

Sanitas™ v.10.0.16e Software licensed to . UG

Tukey's Outlier Screening

GWA-50R (bg)

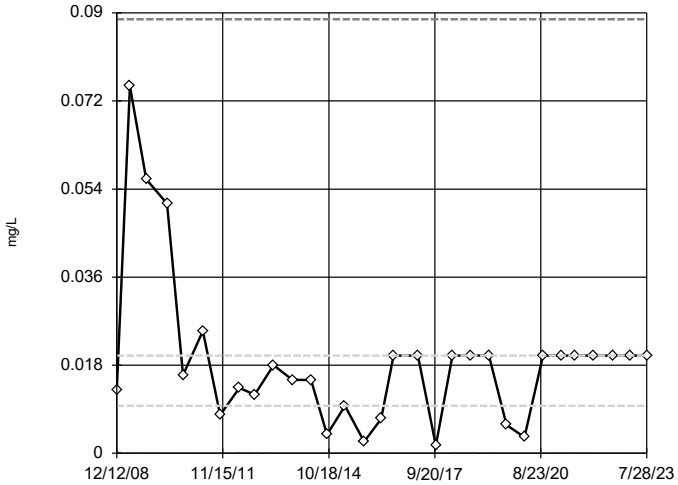

n = 31

No outliers found. Tukey's method selected by user.

Data were cube root transformed to achieve best W statistic (graph shown in original units).

High cutoff = 0.0887, low cutoff = 0.00005815, based on IQR multiplier of 3.

Constituent: Zinc Analysis Run 5/1/2024 2:04 PM View: Outliers

Plant Bowen Data: Bowen 3-4 CCR

Sanitas™ v.10.0.16e Software licensed to . UG

Tukey's Outlier Screening

GWC-16R

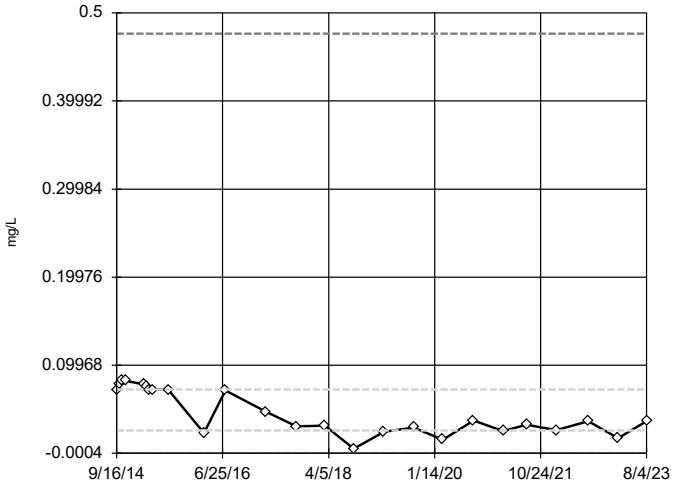

n = 25

No outliers found. Tukey's method selected by user.

Data were cube root transformed to achieve best W statistic (graph shown in original units).

High cutoff = 0.4765, low cutoff = -0.0003541, based on IQR multiplier of 3.

Constituent: Zinc Analysis Run 5/1/2024 2:04 PM View: Outliers

Plant Bowen Data: Bowen 3-4 CCR

Sanitas™ v.10.0.16e Software licensed to . UG

Tukey's Outlier Screening

GWC-17R

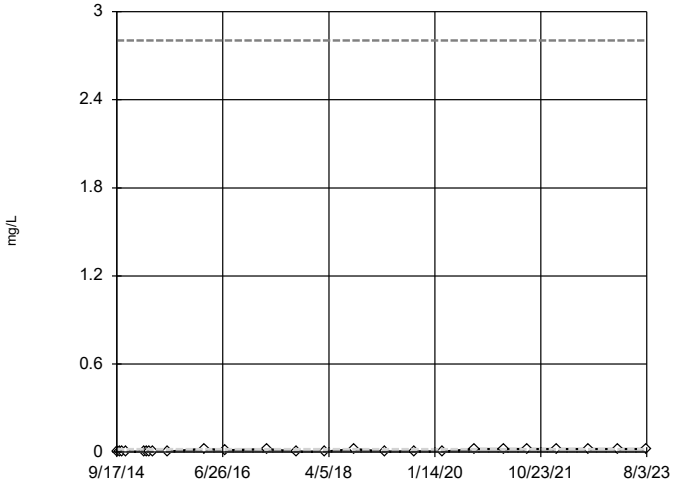

n = 25

No outliers found. Tukey's method selected by user.

Data were natural log transformed to achieve best W statistic (graph shown in original units).

High cutoff = 2.804, low cutoff = 0.00002745, based on IQR multiplier of 3.

Constituent: Zinc Analysis Run 5/1/2024 2:04 PM View: Outliers

Plant Bowen Data: Bowen 3-4 CCR

Sanitas™ v.10.0.16e Software licensed to . UG

Tukey's Outlier Screening

GWC-18

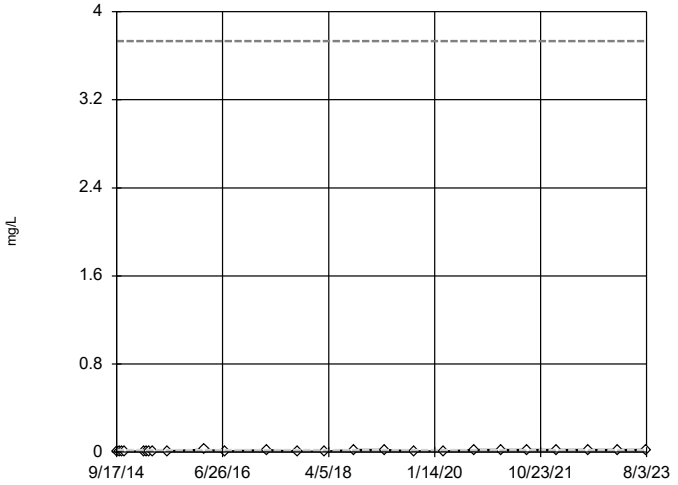

n = 25

No outliers found. Tukey's method selected by user.

Data were natural log transformed to achieve best W statistic (graph shown in original units).

High cutoff = 3.732, low cutoff = 0.00001876, based on IQR multiplier of 3.

Constituent: Zinc Analysis Run 5/1/2024 2:04 PM View: Outliers

Plant Bowen Data: Bowen 3-4 CCR

Sanitas™ v.10.0.16e Software licensed to . UG

Tukey's Outlier Screening

GWC-18R

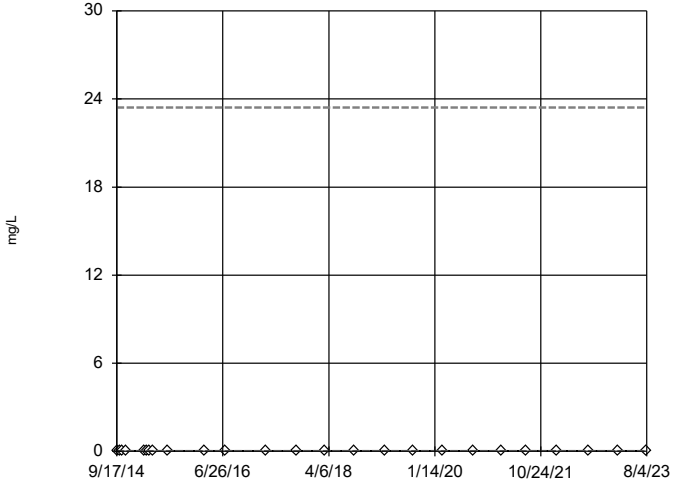

n = 25

No outliers found. Tukey's method selected by user.

Data were natural log transformed to achieve best W statistic (graph shown in original units).

High cutoff = 23.42, low cutoff = 0.00000162, based on IQR multiplier of 3.

Constituent: Zinc Analysis Run 5/1/2024 2:04 PM View: Outliers

Plant Bowen Data: Bowen 3-4 CCR

Sanitas™ v.10.0.16e Software licensed to . UG

Tukey's Outlier Screening

GWC-19R

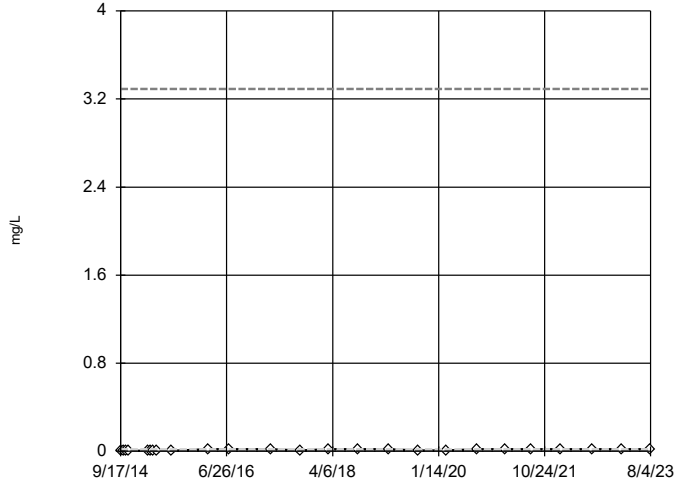

n = 25

No outliers found. Tukey's method selected by user.

Data were natural log transformed to achieve best W statistic (graph shown in original units).

High cutoff = 3.291, low cutoff = 0.00002218, based on IQR multiplier of 3.

Constituent: Zinc Analysis Run 5/1/2024 2:04 PM View: Outliers

Plant Bowen Data: Bowen 3-4 CCR

Sanitas™ v.10.0.16e Software licensed to . UG

Tukey's Outlier Screening

GWC-20R

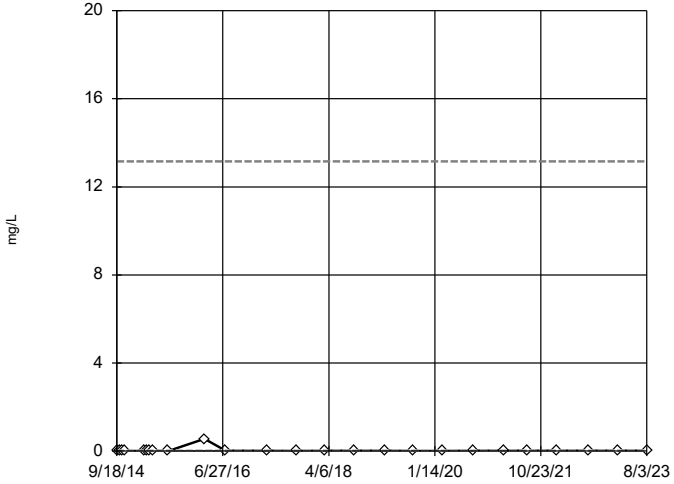

n = 25

No outliers found. Tukey's method selected by user.

Data were natural log transformed to achieve best W statistic (graph shown in original units).

High cutoff = 13.15, low cutoff = 0.000003498, based on IQR multiplier of 3.

Constituent: Zinc Analysis Run 5/1/2024 2:04 PM View: Outliers

Plant Bowen Data: Bowen 3-4 CCR

Sanitas™ v.10.0.16e Software licensed to . UG

Tukey's Outlier Screening

GWC-21R

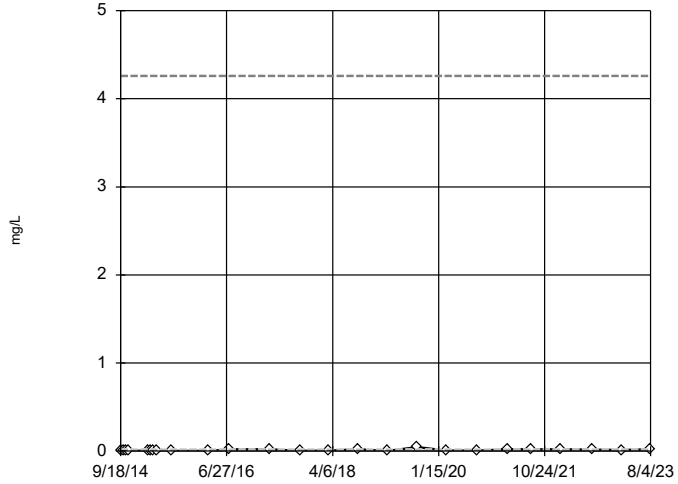

n = 25

No outliers found. Tukey's method selected by user.

Data were natural log transformed to achieve best W statistic (graph shown in original units).

High cutoff = 4.257, low cutoff = 0.00001574, based on IQR multiplier of 3.

Constituent: Zinc Analysis Run 5/1/2024 2:04 PM View: Outliers

Plant Bowen Data: Bowen 3-4 CCR

Sanitas™ v.10.0.16e Software licensed to . UG

Tukey's Outlier Screening

GWC-22R

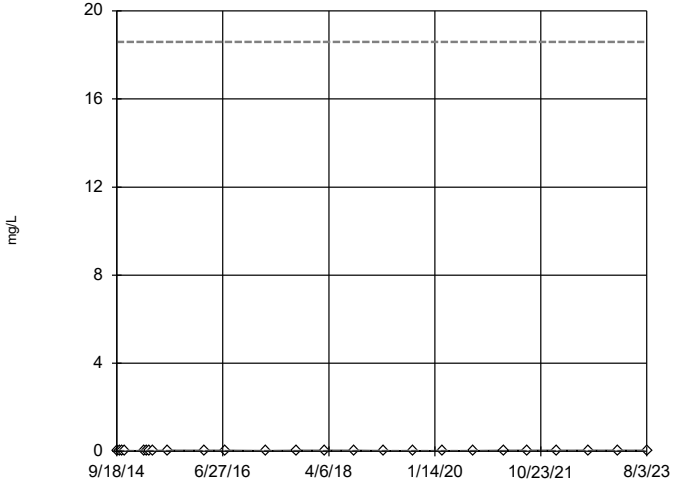

n = 25

No outliers found. Tukey's method selected by user.

Data were natural log transformed to achieve best W statistic (graph shown in original units).

High cutoff = 18.59, low cutoff = 0.000002205, based on IQR multiplier of 3.

Constituent: Zinc Analysis Run 5/1/2024 2:04 PM View: Outliers

Plant Bowen Data: Bowen 3-4 CCR

Sanitas™ v.10.0.16e Software licensed to . UG

Tukey's Outlier Screening

GWC-23R

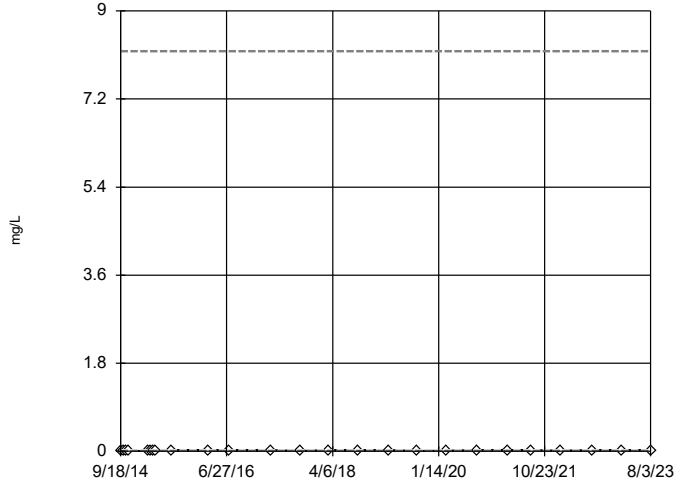

n = 25

No outliers found. Tukey's method selected by user.

Data were natural log transformed to achieve best W statistic (graph shown in original units).

High cutoff = 8.179, low cutoff = 0.000006588, based on IQR multiplier of 3.

Constituent: Zinc Analysis Run 5/1/2024 2:04 PM View: Outliers

Plant Bowen Data: Bowen 3-4 CCR

Sanitas™ v.10.0.16e Software licensed to . UG

Tukey's Outlier Screening

GWC-24R

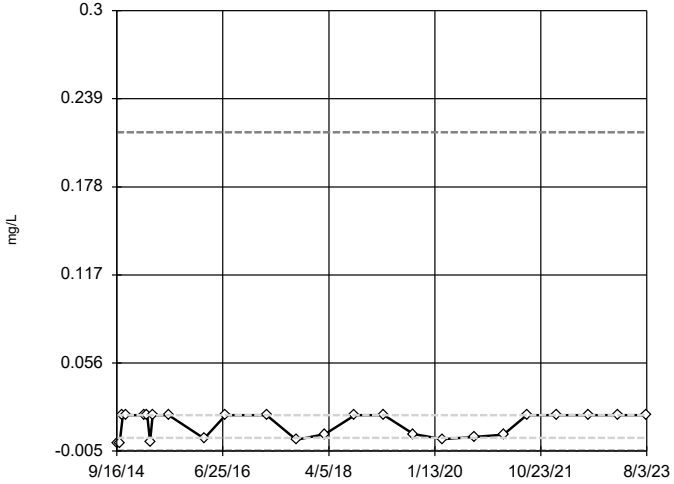

n = 25

No outliers found. Tukey's method selected by user.

Data were cube root transformed to achieve best W statistic (graph shown in original units).

High cutoff = 0.2159, low cutoff = -0.004616, based on IQR multiplier of 3.

Constituent: Zinc Analysis Run 5/1/2024 2:04 PM View: Outliers

Plant Bowen Data: Bowen 3-4 CCR

Sanitas™ v.10.0.16e Software licensed to . UG

Tukey's Outlier Screening

GWC-25R

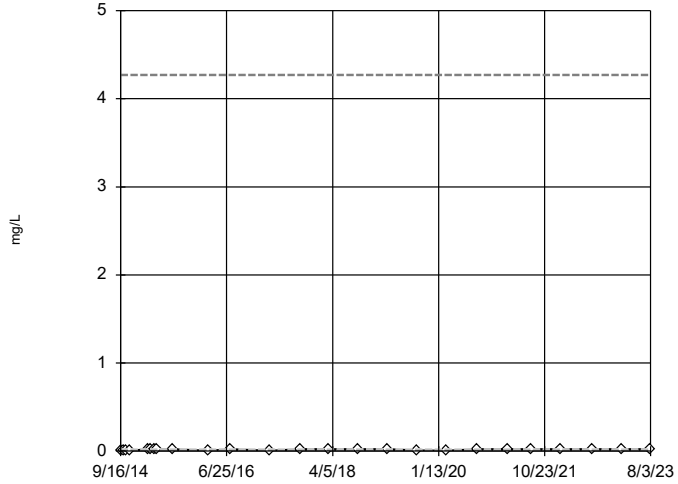

n = 25

No outliers found. Tukey's method selected by user.

Data were natural log transformed to achieve best W statistic (graph shown in original units).

High cutoff = 4.269, low cutoff = 0.00001568, based on IQR multiplier of 3.

Constituent: Zinc Analysis Run 5/1/2024 2:04 PM View: Outliers

Plant Bowen Data: Bowen 3-4 CCR

Sanitas™ v.10.0.16e Software licensed to . UG

Tukey's Outlier Screening

GWC-36A

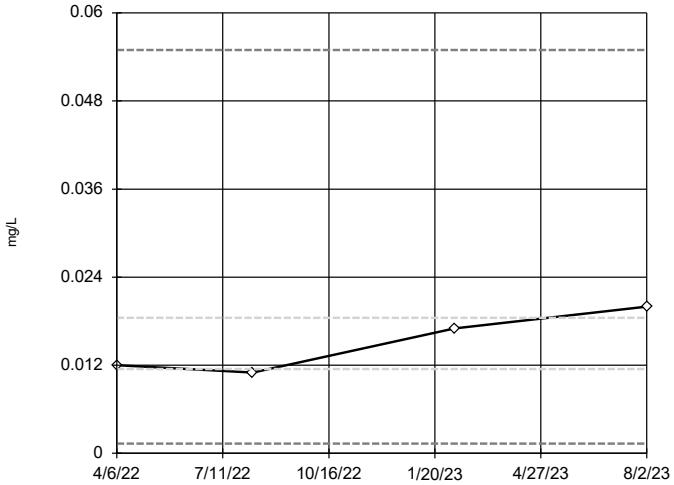

n = 4

No outliers found. Tukey's method selected by user.

Data were cube root transformed to achieve best W statistic (graph shown in original units).

High cutoff = 0.05493, low cutoff = 0.001325, based on IQR multiplier of 3.

Constituent: Zinc Analysis Run 5/1/2024 2:04 PM View: Outliers

Plant Bowen Data: Bowen 3-4 CCR

Sanitas™ v.10.0.16e Software licensed to . UG

Tukey's Outlier Screening

GWC-36RA

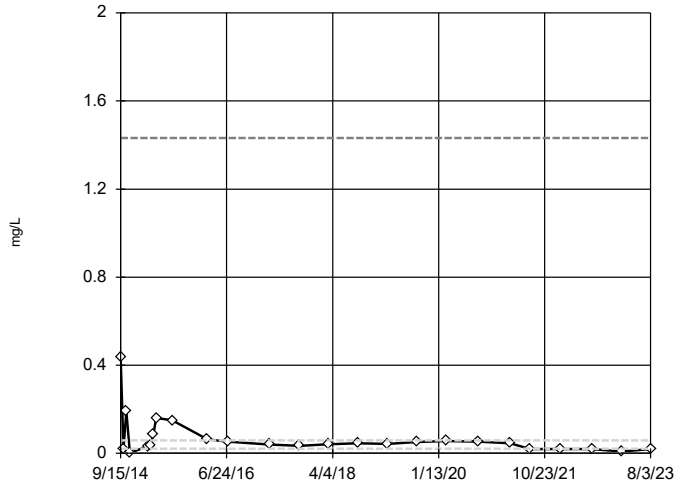

n = 25

No outliers found. Tukey's method selected by user.

Data were natural log transformed to achieve best W statistic (graph shown in original units).

High cutoff = 1.432, low cutoff = 0.0008478, based on IQR multiplier of 3.

Constituent: Zinc Analysis Run 5/1/2024 2:04 PM View: Outliers

Plant Bowen Data: Bowen 3-4 CCR

Sanitas™ v.10.0.16e Software licensed to . UG

Tukey's Outlier Screening

GWC-37

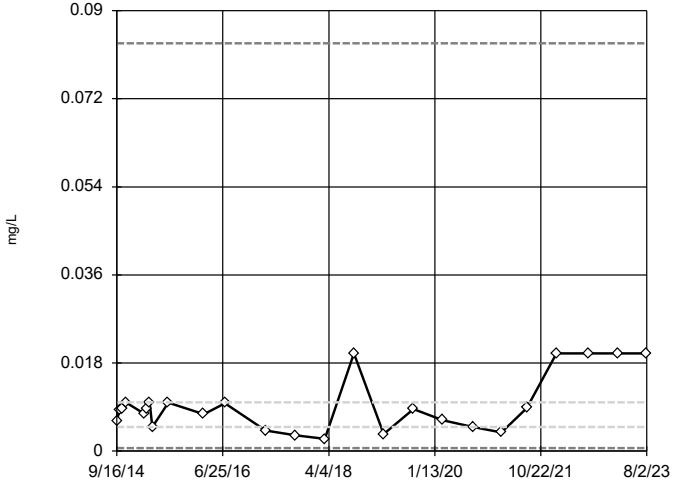

n = 25

No outliers found. Tukey's method selected by user.

Data were natural log transformed to achieve best W statistic (graph shown in original units).

High cutoff = 0.08331, low cutoff = 0.0005852, based on IQR multiplier of 3.

Constituent: Zinc Analysis Run 5/1/2024 2:04 PM View: Outliers

Plant Bowen Data: Bowen 3-4 CCR

Sanitas™ v.10.0.16e Software licensed to . UG

Tukey's Outlier Screening

GWC-38

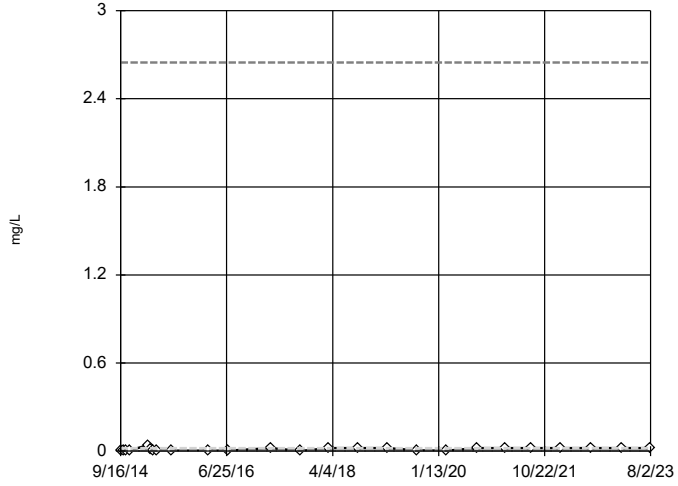

n = 25

No outliers found. Tukey's method selected by user.

Data were natural log transformed to achieve best W statistic (graph shown in original units).

High cutoff = 2.648, low cutoff = 0.00002965, based on IQR multiplier of 3.

Constituent: Zinc Analysis Run 5/1/2024 2:04 PM View: Outliers

Plant Bowen Data: Bowen 3-4 CCR

Tukey's Outlier Test - Upgradient Wells - Significant Results

Plant Bowen Data: Bowen 3-4 CCR Printed 5/1/2024, 2:48 PM

Constituent	Well	Outlier	Value(s)	Method	Alpha	N	Mean	Std. Dev.	Distribution	Normality Test
Barium (mg/L)	**GWA-1,GWA-2,GWA-2...**	**Yes**	**0.039,0.039,0.039,0.039,0.039,0.039,0.04,0.04,0.0**	**NP**	**NaN**	**666**	**0.02041**	**0.01695**	**x^6**	**ChiSquared**
Calcium (mg/L)	**GWA-1,GWA-2,GWA-2...**	**Yes**	**54.1,63,66.6,48,60.5,45.6,46.5,59.2,46.8,46.8,51.**	**NP**	**NaN**	**483**	**26.13**	**14.45**	**x^6**	**ChiSquared**
Fluoride (mg/L)	**GWA-1,GWA-2,GWA-2...**	**Yes**	**0.16,0.16,0.16,0.17,0.17,0.17,0.17,1.1,0.27,0.14,**	**NP**	**NaN**	**481**	**0.09028**	**0.06145**	**x^5**	**ChiSquared**
Zinc (mg/L)	**GWA-1,GWA-2,GWA-2...**	**Yes**	**0.032,0.061,0.061,0.043,0.027,0.081,0.063,0.055,0**	**NP**	**NaN**	**577**	**0.01761**	**0.01625**	**x^6**	**ChiSquared**

Tukey's Outlier Test - Upgradient Wells - All Results

Plant Bowen Data: Bowen 3-4 CCR Printed 5/1/2024, 2:48 PM

Constituent	Well	Outlier	Value(s)	Method	Alpha	N	Mean	Std. Dev.	Distribution	Normality Test
Antimony (mg/L)	GWA-1,GWA-2,GWA-2...	n/a	n/a	NP	NaN	666	0.002966	0.001635	unknown	ChiSquared
Arsenic (mg/L)	GWA-1,GWA-2,GWA-2...	n/a	n/a	NP	NaN	666	0.004469	0.001549	unknown	ChiSquared
Barium (mg/L)	**GWA-1,GWA-2,GWA-2...**	**Yes**	**0.039,0.039,0.039,0.039,0.039,0.039,0.04,0.04,0.0**	**NP**	**NaN**	**666**	**0.02041**	**0.01695**	**x^6**	**ChiSquared**
Beryllium (mg/L)	GWA-1,GWA-2,GWA-2...	n/a	n/a	NP	NaN	570	0.002789	0.0007491	unknown	ChiSquared
Boron (mg/L)	GWA-1,GWA-2,GWA-2...	No	n/a	NP	NaN	481	0.03071	0.01361	x^6	ChiSquared
Cadmium (mg/L)	GWA-1,GWA-2,GWA-2...	n/a	n/a	NP	NaN	666	0.0004848	0.00007366	unknown	ChiSquared
Calcium (mg/L)	**GWA-1,GWA-2,GWA-2...**	**Yes**	**54.1,63,66.6,48,60.5,45.6,46.5,59.2,46.8,46.8,51.**	**NP**	**NaN**	**483**	**26.13**	**14.45**	**x^6**	**ChiSquared**
Chromium (mg/L)	GWA-1,GWA-2,GWA-2...	n/a	n/a	NP	NaN	666	0.005588	0.009732	unknown	ChiSquared
Cobalt (mg/L)	GWA-1,GWA-2,GWA-2...	n/a	n/a	NP	NaN	666	0.004795	0.002209	unknown	ChiSquared
Copper (mg/L)	GWA-1,GWA-2,GWA-2...	n/a	n/a	NP	NaN	577	0.006514	0.007992	unknown	ChiSquared
Fluoride (mg/L)	**GWA-1,GWA-2,GWA-2...**	**Yes**	**0.16,0.16,0.16,0.17,0.17,0.17,0.17,1.1,0.27,0.14,**	**NP**	**NaN**	**481**	**0.09028**	**0.06145**	**x^5**	**ChiSquared**
Lead (mg/L)	GWA-1,GWA-2,GWA-2...	n/a	n/a	NP	NaN	666	0.0008947	0.0003326	unknown	ChiSquared
Mercury (mg/L)	GWA-1,GWA-2,GWA-2...	n/a	n/a	NP	NaN	666	0.0001964	0.00002179	unknown	ChiSquared
Nickel (mg/L)	GWA-1,GWA-2,GWA-2...	n/a	n/a	NP	NaN	577	0.006238	0.01016	unknown	ChiSquared
Selenium (mg/L)	GWA-1,GWA-2,GWA-2...	n/a	n/a	NP	NaN	666	0.004944	0.0007692	unknown	ChiSquared
Silver (mg/L)	GWA-1,GWA-2,GWA-2...	n/a	n/a	NP	NaN	577	0.004799	0.0008353	unknown	ChiSquared
Thallium (mg/L)	GWA-1,GWA-2,GWA-2...	n/a	n/a	NP	NaN	558	0.0009132	0.000266	unknown	ChiSquared
Vanadium (mg/L)	GWA-1,GWA-2,GWA-2...	n/a	n/a	NP	NaN	577	0.009371	0.002407	unknown	ChiSquared
Zinc (mg/L)	**GWA-1,GWA-2,GWA-2...**	**Yes**	**0.032,0.061,0.061,0.043,0.027,0.081,0.063,0.055,0**	**NP**	**NaN**	**577**	**0.01761**	**0.01625**	**x^6**	**ChiSquared**

Sanitas™ v.10.0.16e Software licensed to . UG

Tukey's Outlier Screening, Pooled Background

GWA-1,GWA-2,GWA-2R,GWA-39RZ,GWA-39Z...

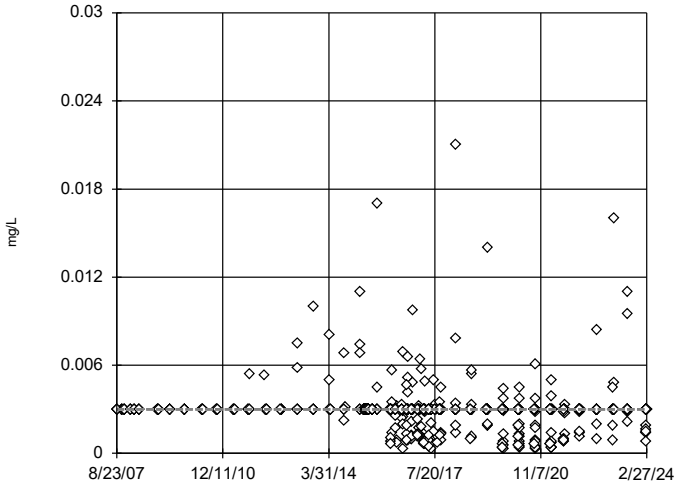

n = 666

No outliers found.
Tukey's method selected by user.

Data were x^6 transformed to achieve best W statistic (graph shown in original units).

The results were invalidated, because the lower and upper quartiles are equal.

Constituent: Antimony Analysis Run 5/1/2024 2:19 PM View: Outliers - Upgradient
Plant Bowen Data: Bowen 3-4 CCR

Sanitas™ v.10.0.16e Software licensed to . UG

Tukey's Outlier Screening, Pooled Background

GWA-1,GWA-2,GWA-2R,GWA-39RZ,GWA-39Z...

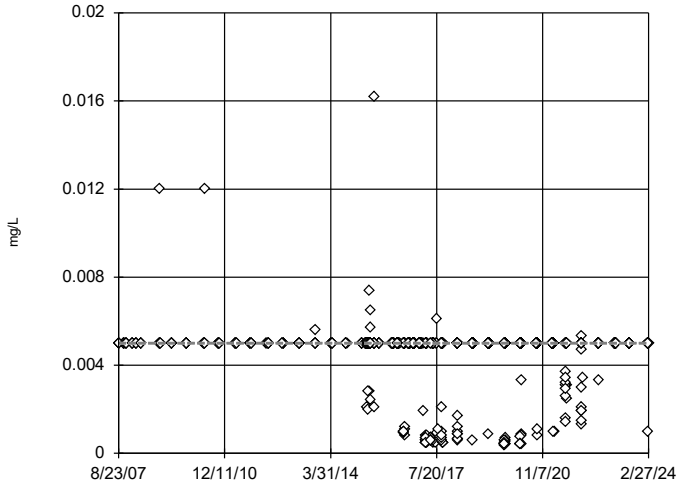

n = 666

No outliers found.
Tukey's method selected by user.

Data were x^6 transformed to achieve best W statistic (graph shown in original units).

The results were invalidated, because the lower and upper quartiles are equal.

Constituent: Arsenic Analysis Run 5/1/2024 2:19 PM View: Outliers - Upgradient
Plant Bowen Data: Bowen 3-4 CCR

Sanitas™ v.10.0.16e Software licensed to . UG

Tukey's Outlier Screening, Pooled Background

GWA-1,GWA-2,GWA-2R,GWA-39RZ,GWA-39Z...

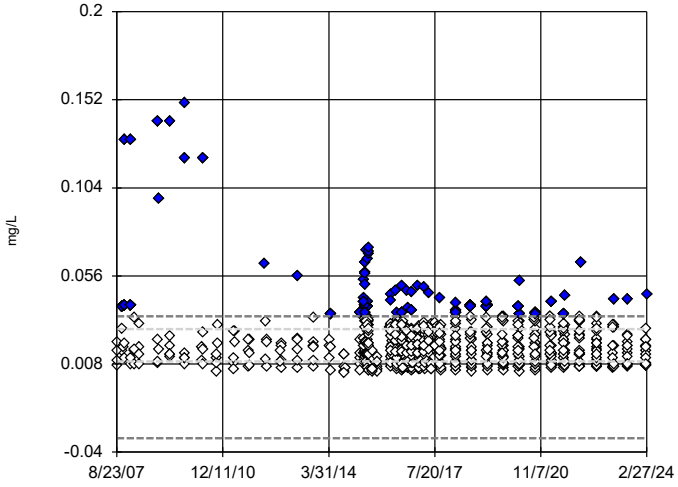

n = 666

Outliers are drawn as solid.
Tukey's method selected by user.

Data were x^6 transformed to achieve best W statistic (graph shown in original units).

High cutoff = 0.03401, low cutoff = -0.03241, based on IQR multiplier of 3.

Constituent: Barium Analysis Run 5/1/2024 2:19 PM View: Outliers - Upgradient
Plant Bowen Data: Bowen 3-4 CCR

Sanitas™ v.10.0.16e Software licensed to . UG

Tukey's Outlier Screening, Pooled Background

GWA-1,GWA-2,GWA-2R,GWA-39RZ,GWA-39Z...

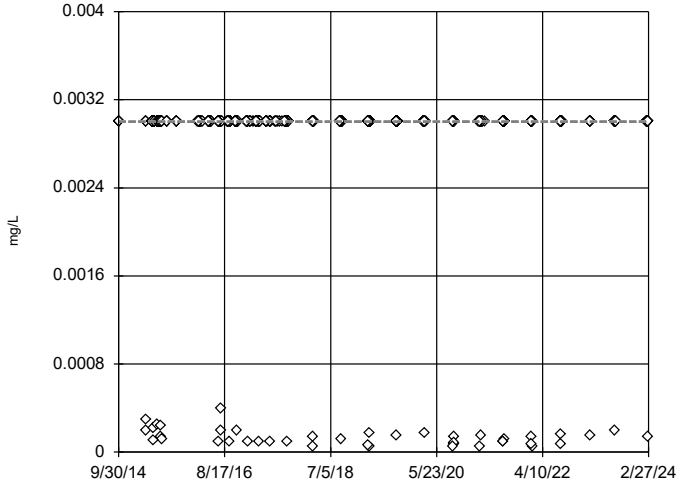

n = 570

No outliers found.
Tukey's method selected by user.

Ladder of Powers transformations did not improve normality; analysis run on raw data.

The results were invalidated, because the lower and upper quartiles are equal.

Constituent: Beryllium Analysis Run 5/1/2024 2:19 PM View: Outliers - Upgradient
Plant Bowen Data: Bowen 3-4 CCR

Sanitas™ v.10.0.16e Software licensed to . UG

Tukey's Outlier Screening, Pooled Background

GWA-1,GWA-2,GWA-2R,GWA-39RZ,GWA-39Z...

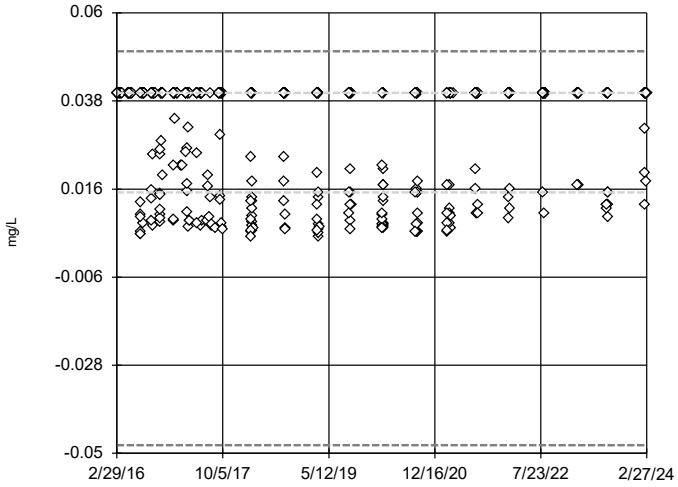

n = 481

No outliers found.
Tukey's method selected by user.

Data were x^6 transformed to achieve best W statistic (graph shown in original units).

High cutoff = 0.05038, low cutoff = -0.04801, based on IQR multiplier of 3.

Constituent: Boron Analysis Run 5/1/2024 2:19 PM View: Outliers - Upgradient
Plant Bowen Data: Bowen 3-4 CCR

Sanitas™ v.10.0.16e Software licensed to . UG

Tukey's Outlier Screening, Pooled Background

GWA-1,GWA-2,GWA-2R,GWA-39RZ,GWA-39Z...

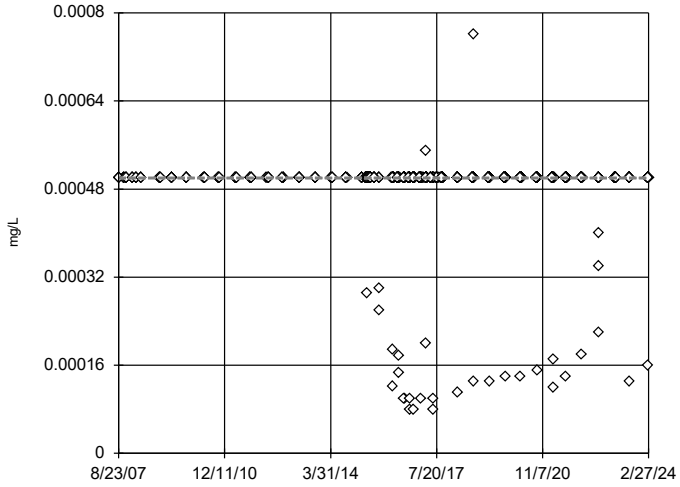

n = 666

No outliers found.
Tukey's method selected by user.

Data were square transformed to achieve best W statistic (graph shown in original units).

The results were invalidated, because the lower and upper quartiles are equal.

Constituent: Cadmium Analysis Run 5/1/2024 2:19 PM View: Outliers - Upgradient
Plant Bowen Data: Bowen 3-4 CCR

Sanitas™ v.10.0.16e Software licensed to . UG

Tukey's Outlier Screening, Pooled Background

GWA-1,GWA-2,GWA-2R,GWA-39RZ,GWA-39Z...

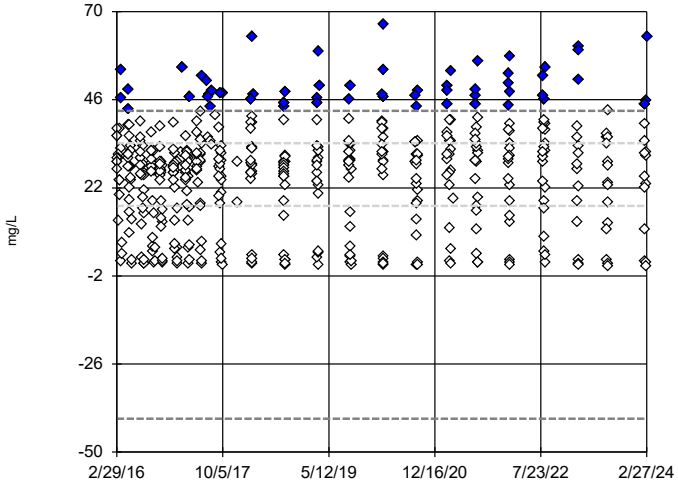

n = 483

Outliers are drawn as solid.
Tukey's method selected by user.

Data were x^6 transformed to achieve best W statistic (graph shown in original units).

High cutoff = 43, low cutoff = -40.93, based on IQR multiplier of 3.

Constituent: Calcium Analysis Run 5/1/2024 2:19 PM View: Outliers - Upgradient
Plant Bowen Data: Bowen 3-4 CCR

Sanitas™ v.10.0.16e Software licensed to . UG

Tukey's Outlier Screening, Pooled Background

GWA-1,GWA-2,GWA-2R,GWA-39RZ,GWA-39Z...

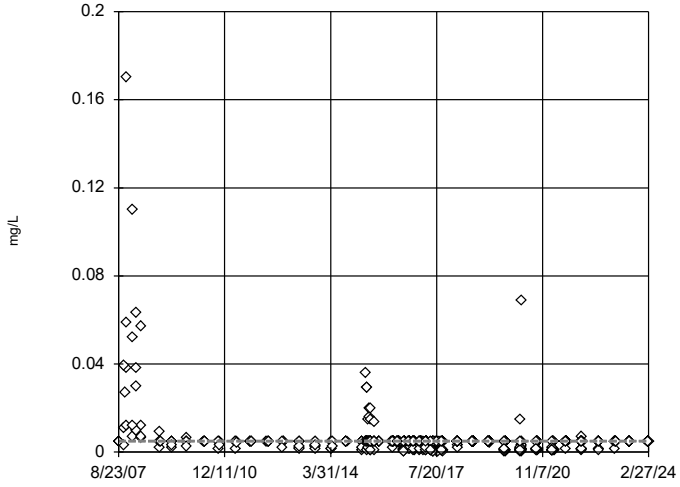

n = 666

No outliers found.
Tukey's method selected by user.

Data were x^6 transformed to achieve best W statistic (graph shown in original units).

The results were invalidated, because the lower and upper quartiles are equal.

Constituent: Chromium Analysis Run 5/1/2024 2:19 PM View: Outliers - Upgradient
Plant Bowen Data: Bowen 3-4 CCR

Sanitas™ v.10.0.16e Software licensed to . UG

Tukey's Outlier Screening, Pooled Background

GWA-1,GWA-2,GWA-2R,GWA-39RZ,GWA-39Z...

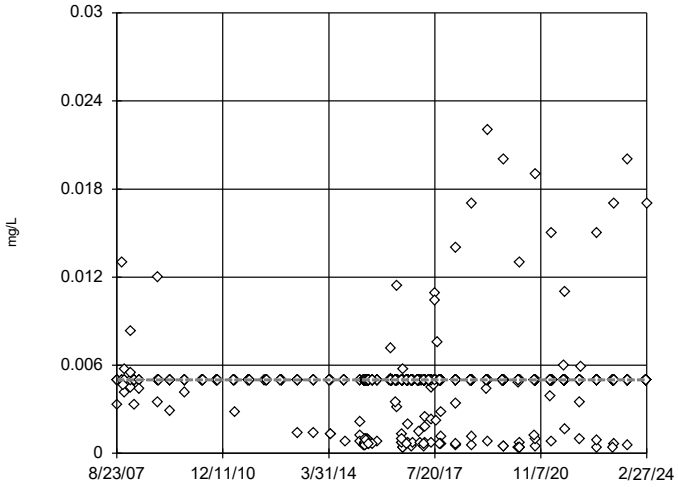

n = 666

No outliers found.
Tukey's method selected by user.

Data were x^6 transformed to achieve best W statistic (graph shown in original units).

The results were invalidated, because the lower and upper quartiles are equal.

Constituent: Cobalt Analysis Run 5/1/2024 2:19 PM View: Outliers - Upgradient
Plant Bowen Data: Bowen 3-4 CCR

Sanitas™ v.10.0.16e Software licensed to . UG

Tukey's Outlier Screening, Pooled Background

GWA-1,GWA-2,GWA-2R,GWA-39RZ,GWA-39Z...

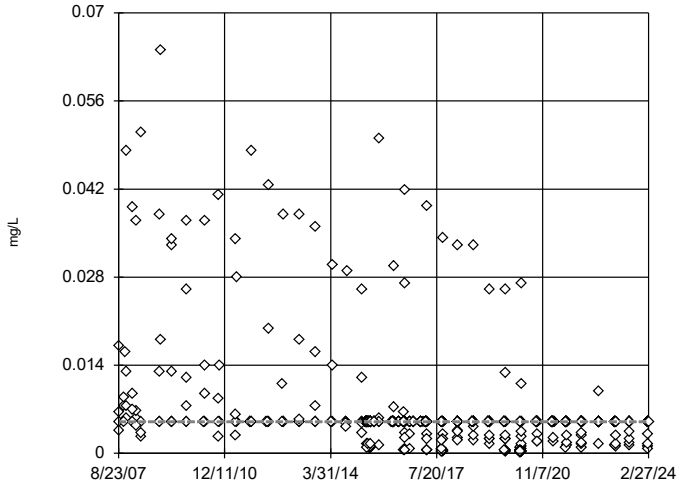

n = 577

No outliers found.
Tukey's method selected by user.

Data were x^6 transformed to achieve best W statistic (graph shown in original units).

The results were invalidated, because the lower and upper quartiles are equal.

Constituent: Copper Analysis Run 5/1/2024 2:19 PM View: Outliers - Upgradient
Plant Bowen Data: Bowen 3-4 CCR

Sanitas™ v.10.0.16e Software licensed to . UG

Tukey's Outlier Screening, Pooled Background

GWA-1,GWA-2,GWA-2R,GWA-39RZ,GWA-39Z...

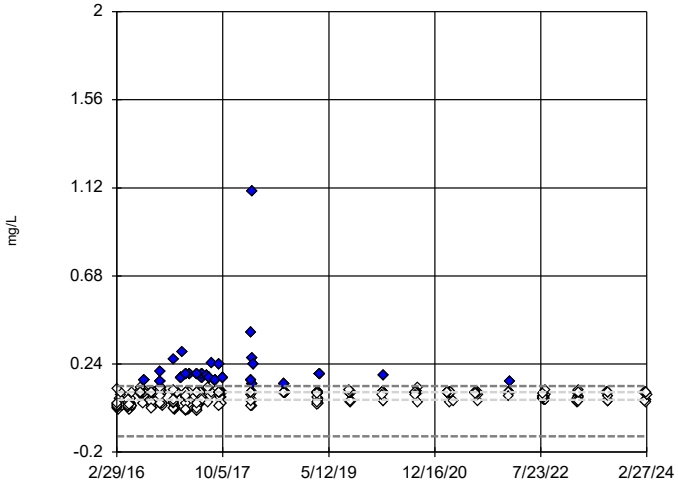

n = 481

Outliers are drawn as solid.
Tukey's method selected by user.

Data were x^5 transformed to achieve best W statistic (graph shown in original units).

High cutoff = 0.1301, low cutoff = -0.1214, based on IQR multiplier of 3.

Constituent: Fluoride Analysis Run 5/1/2024 2:19 PM View: Outliers - Upgradient
Plant Bowen Data: Bowen 3-4 CCR

Sanitas™ v.10.0.16e Software licensed to . UG

Tukey's Outlier Screening, Pooled Background

GWA-1,GWA-2,GWA-2R,GWA-39RZ,GWA-39Z...

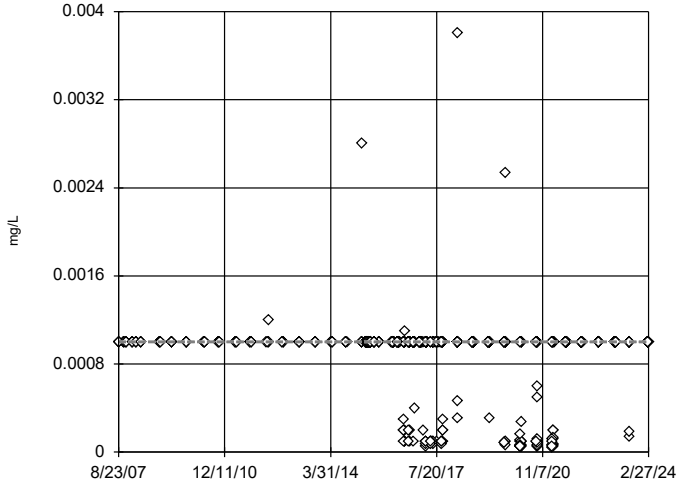

n = 666

No outliers found.
Tukey's method selected by user.

Data were x^6 transformed to achieve best W statistic (graph shown in original units).

The results were invalidated, because the lower and upper quartiles are equal.

Constituent: Lead Analysis Run 5/1/2024 2:19 PM View: Outliers - Upgradient
Plant Bowen Data: Bowen 3-4 CCR

Sanitas™ v.10.0.16e Software licensed to . UG

Tukey's Outlier Screening, Pooled Background

GWA-1,GWA-2,GWA-2R,GWA-39RZ,GWA-39Z...

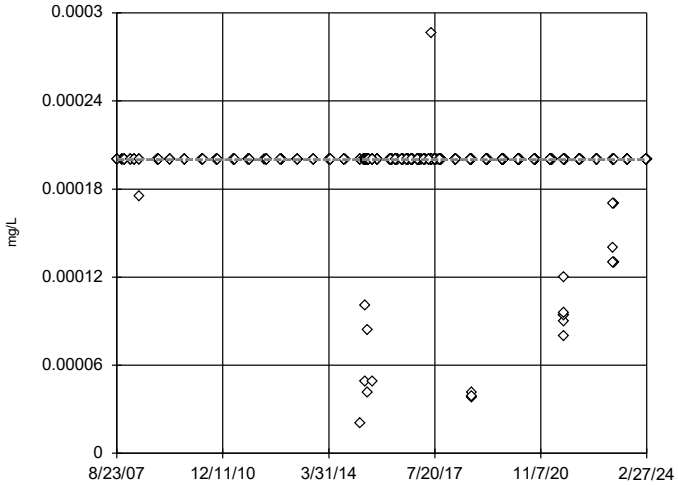

n = 666

No outliers found. Tukey's method selected by user.

Data were square transformed to achieve best W statistic (graph shown in original units).

The results were invalidated, because the lower and upper quartiles are equal.

Constituent: Mercury Analysis Run 5/1/2024 2:19 PM View: Outliers - Upgradient
Plant Bowen Data: Bowen 3-4 CCR

Sanitas™ v.10.0.16e Software licensed to . UG

Tukey's Outlier Screening, Pooled Background

GWA-1,GWA-2,GWA-2R,GWA-39RZ,GWA-39Z...

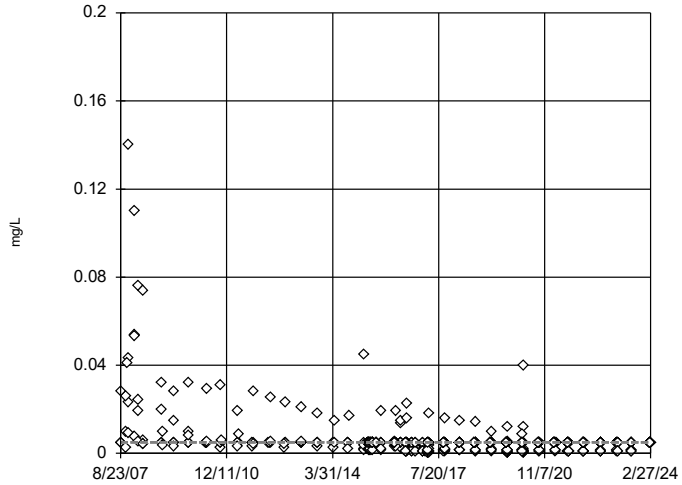

n = 577

No outliers found. Tukey's method selected by user.

Data were x^6 transformed to achieve best W statistic (graph shown in original units).

The results were invalidated, because the lower and upper quartiles are equal.

Constituent: Nickel Analysis Run 5/1/2024 2:19 PM View: Outliers - Upgradient
Plant Bowen Data: Bowen 3-4 CCR

Sanitas™ v.10.0.16e Software licensed to . UG

Tukey's Outlier Screening, Pooled Background

GWA-1,GWA-2,GWA-2R,GWA-39RZ,GWA-39Z...

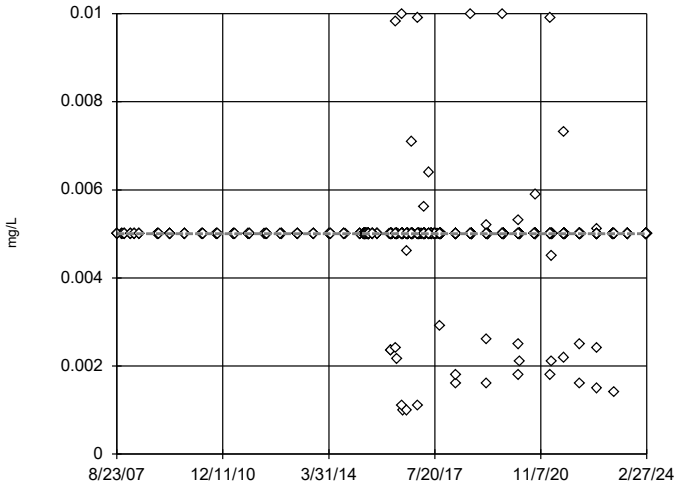

n = 666

No outliers found. Tukey's method selected by user.

Data were x^6 transformed to achieve best W statistic (graph shown in original units).

The results were invalidated, because the lower and upper quartiles are equal.

Constituent: Selenium Analysis Run 5/1/2024 2:19 PM View: Outliers - Upgradient
Plant Bowen Data: Bowen 3-4 CCR

Sanitas™ v.10.0.16e Software licensed to . UG

Tukey's Outlier Screening, Pooled Background

GWA-1,GWA-2,GWA-2R,GWA-39RZ,GWA-39Z...

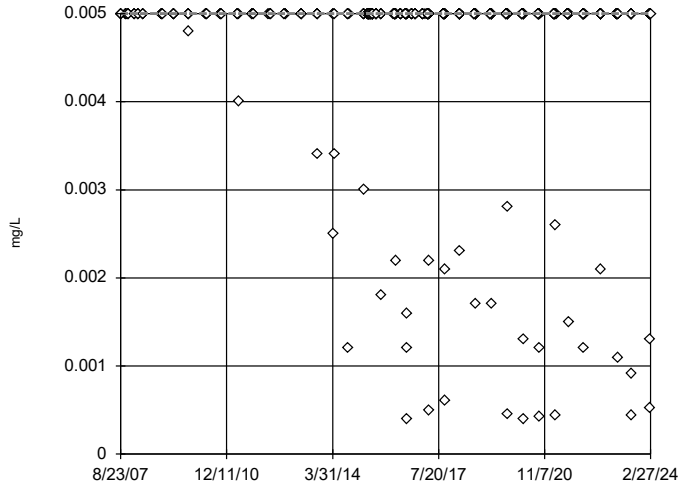

n = 577

No outliers found. Tukey's method selected by user.

Ladder of Powers transformations did not improve normality; analysis run on raw data.

The results were invalidated, because the lower and upper quartiles are equal.

Constituent: Silver Analysis Run 5/1/2024 2:19 PM View: Outliers - Upgradient
Plant Bowen Data: Bowen 3-4 CCR

Sanitas™ v.10.0.16e Software licensed to . UG

Tukey's Outlier Screening, Pooled Background

GWA-1,GWA-2,GWA-2R,GWA-39RZ,GWA-39Z...

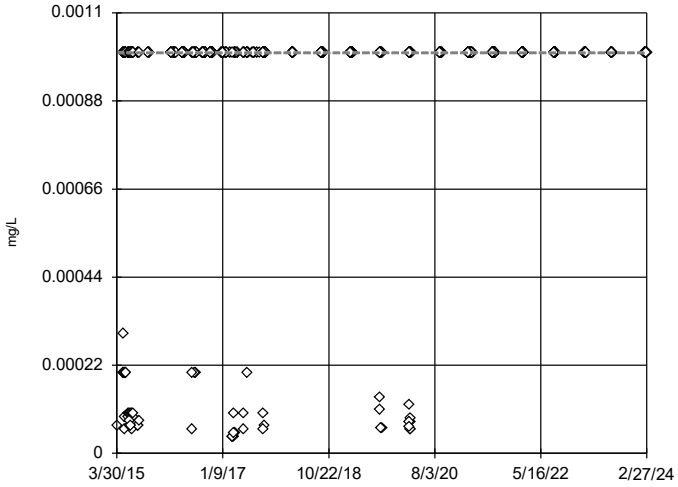

n = 558

No outliers found.
Tukey's method selected by user.

Ladder of Powers transformations did not improve normality; analysis run on raw data.

The results were invalidated, because the lower and upper quartiles are equal.

Constituent: Thallium Analysis Run 5/1/2024 2:19 PM View: Outliers - Upgradient
Plant Bowen Data: Bowen 3-4 CCR

Sanitas™ v.10.0.16e Software licensed to . UG

Tukey's Outlier Screening, Pooled Background

GWA-1,GWA-2,GWA-2R,GWA-39RZ,GWA-39Z...

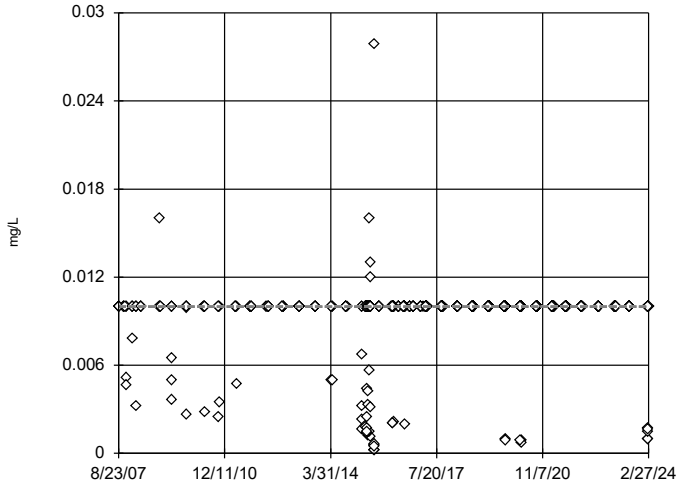

n = 577

No outliers found.
Tukey's method selected by user.

Data were x^5 transformed to achieve best W statistic (graph shown in original units).

The results were invalidated, because the lower and upper quartiles are equal.

Constituent: Vanadium Analysis Run 5/1/2024 2:19 PM View: Outliers - Upgradient
Plant Bowen Data: Bowen 3-4 CCR

Sanitas™ v.10.0.16e Software licensed to . UG

Tukey's Outlier Screening, Pooled Background

GWA-1,GWA-2,GWA-2R,GWA-39RZ,GWA-39Z...

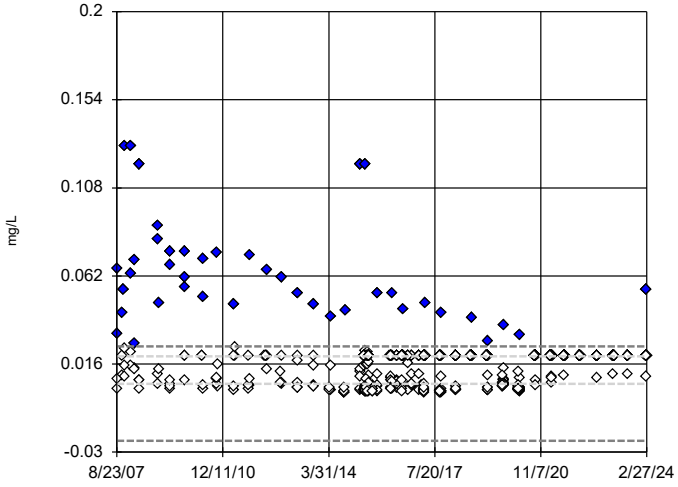

n = 577

Outliers are drawn as solid.
Tukey's method selected by user.

Data were x^6 transformed to achieve best W statistic (graph shown in original units).

High cutoff = 0.0252, low cutoff = -0.02402, based on IQR multiplier of 3.

Constituent: Zinc Analysis Run 5/1/2024 2:19 PM View: Outliers - Upgradient
Plant Bowen Data: Bowen 3-4 CCR

FIGURE D.

Appendix I Welch's t-test/Mann-Whitney - Significant Results

Plant Bowen Data: Bowen 3-4 CCR Printed 5/13/2024, 9:57 AM

Constituent	Well	Calc.	0.01	Alpha	Sig.	Method
Arsenic (mg/L)	**GWA-2 (bg)**	**-3.124**	**Yes**	**0.01**	**Yes**	**Mann-W**
Barium (mg/L)	**GWA-2R (bg)**	**2.707**	**Yes**	**0.01**	**Yes**	**Mann-W**
Barium (mg/L)	**GWA-50R (bg)**	**-3.008**	**Yes**	**0.01**	**Yes**	**Mann-W**
Barium (mg/L)	**GWC-17R**	**-2.7**	**Yes**	**0.01**	**Yes**	**Mann-W**
Barium (mg/L)	**GWC-23R**	**2.686**	**Yes**	**0.01**	**Yes**	**Mann-W**
Barium (mg/L)	**GWC-36RA**	**2.903**	**Yes**	**0.01**	**Yes**	**Mann-W**
Barium (mg/L)	**GWC-37**	**-3.082**	**Yes**	**0.01**	**Yes**	**Mann-W**
Cobalt (mg/L)	**GWA-2R (bg)**	**-4.251**	**Yes**	**0.01**	**Yes**	**Mann-W**
Cobalt (mg/L)	**GWC-22R**	**-3.273**	**Yes**	**0.01**	**Yes**	**Mann-W**
Cobalt (mg/L)	**GWC-23R**	**-2.648**	**Yes**	**0.01**	**Yes**	**Mann-W**
Copper (mg/L)	**GWA-3A (bg)**	**-3.056**	**Yes**	**0.01**	**Yes**	**Mann-W**
Copper (mg/L)	**GWA-50 (bg)**	**-2.951**	**Yes**	**0.01**	**Yes**	**Mann-W**
Mercury (mg/L)	**GWA-1 (bg)**	**-3.163**	**Yes**	**0.01**	**Yes**	**Mann-W**
Mercury (mg/L)	**GWA-3A (bg)**	**-3.124**	**Yes**	**0.01**	**Yes**	**Mann-W**
Nickel (mg/L)	**GWA-3A (bg)**	**-3.018**	**Yes**	**0.01**	**Yes**	**Mann-W**
Nickel (mg/L)	**GWA-50 (bg)**	**-2.847**	**Yes**	**0.01**	**Yes**	**Mann-W**
Nickel (mg/L)	**GWA-50R (bg)**	**-2.887**	**Yes**	**0.01**	**Yes**	**Mann-W**
Silver (mg/L)	**GWA-50R (bg)**	**-2.677**	**Yes**	**0.01**	**Yes**	**Mann-W**
Zinc (mg/L)	**GWA-3A (bg)**	**-2.956**	**Yes**	**0.01**	**Yes**	**Mann-W**
Zinc (mg/L)	**GWC-36RA**	**-2.717**	**Yes**	**0.01**	**Yes**	**Mann-W**
Zinc (mg/L)	**GWC-37**	**2.941**	**Yes**	**0.01**	**Yes**	**Mann-W**

Appendix I Welch's t-test/Mann-Whitney - All Results

Plant Bowen Data: Bowen 3-4 CCR Printed 5/13/2024, 9:57 AM

Constituent	Well	Calc.	0.01	Alpha	Sig.	Method
Antimony (mg/L)	GWA-1 (bg)	1.764	No	0.01	No	Mann-W
Antimony (mg/L)	GWA-2R (bg)	-0.228	No	0.01	No	Mann-W
Antimony (mg/L)	GWA-39RZ (bg)	-0.5559	No	0.01	No	Mann-W
Antimony (mg/L)	GWA-39Z (bg)	0.867	No	0.01	No	Mann-W
Antimony (mg/L)	GWA-3A (bg)	0.07983	No	0.01	No	Mann-W
Antimony (mg/L)	GWA-40 (bg)	-1.318	No	0.01	No	Mann-W
Antimony (mg/L)	GWA-41 (bg)	-1.142	No	0.01	No	Mann-W
Antimony (mg/L)	GWA-41R (bg)	-0.2418	No	0.01	No	Mann-W
Antimony (mg/L)	GWA-42 (bg)	0.3638	No	0.01	No	Mann-W
Antimony (mg/L)	GWA-43 (bg)	0.3638	No	0.01	No	Mann-W
Antimony (mg/L)	GWA-43R (bg)	1.291	No	0.01	No	Mann-W
Antimony (mg/L)	GWA-4RZ (bg)	1.886	No	0.01	No	Mann-W
Antimony (mg/L)	GWA-50 (bg)	-0.8301	No	0.01	No	Mann-W
Antimony (mg/L)	GWA-50R (bg)	0.2652	No	0.01	No	Mann-W
Antimony (mg/L)	GWC-16R	2.239	No	0.01	No	Mann-W
Antimony (mg/L)	GWC-17R	1.816	No	0.01	No	Mann-W
Antimony (mg/L)	GWC-18	0.4937	No	0.01	No	Mann-W
Antimony (mg/L)	GWC-18R	1.215	No	0.01	No	Mann-W
Antimony (mg/L)	GWC-20R	0.2942	No	0.01	No	Mann-W
Antimony (mg/L)	GWC-21R	1.554	No	0.01	No	Mann-W
Antimony (mg/L)	GWC-23R	0.8926	No	0.01	No	Mann-W
Antimony (mg/L)	GWC-24R	1.221	No	0.01	No	Mann-W
Antimony (mg/L)	GWC-25R	1.137	No	0.01	No	Mann-W
Antimony (mg/L)	GWC-36RA	-1.552	No	0.01	No	Mann-W
Antimony (mg/L)	GWC-37	-1.306	No	0.01	No	Mann-W
Arsenic (mg/L)	GWA-1 (bg)	0.6309	No	0.01	No	Mann-W
Arsenic (mg/L)	**GWA-2 (bg)**	**-3.124**	**Yes**	**0.01**	**Yes**	**Mann-W**
Arsenic (mg/L)	GWA-2R (bg)	0.7585	No	0.01	No	Mann-W
Arsenic (mg/L)	GWA-39RZ (bg)	1.34	No	0.01	No	Mann-W
Arsenic (mg/L)	GWA-39Z (bg)	-0.5883	No	0.01	No	Mann-W
Arsenic (mg/L)	GWA-3A (bg)	0.2466	No	0.01	No	Mann-W
Arsenic (mg/L)	GWA-40 (bg)	0.6151	No	0.01	No	Mann-W
Arsenic (mg/L)	GWA-41R (bg)	0.809	No	0.01	No	Mann-W
Arsenic (mg/L)	GWA-43 (bg)	-2.183	No	0.01	No	Mann-W
Arsenic (mg/L)	GWA-43R (bg)	0.3638	No	0.01	No	Mann-W
Arsenic (mg/L)	GWA-4RZ (bg)	2.146	No	0.01	No	Mann-W
Arsenic (mg/L)	GWC-16R	1.559	No	0.01	No	Mann-W
Arsenic (mg/L)	GWC-17R	0.3613	No	0.01	No	Mann-W
Arsenic (mg/L)	GWC-18	0.6443	No	0.01	No	Mann-W
Arsenic (mg/L)	GWC-18R	0.5168	No	0.01	No	Mann-W
Arsenic (mg/L)	GWC-19R	0.7742	No	0.01	No	Mann-W
Arsenic (mg/L)	GWC-20R	0.8926	No	0.01	No	Mann-W
Arsenic (mg/L)	GWC-21R	-0.8055	No	0.01	No	Mann-W
Arsenic (mg/L)	GWC-22R	-0.4383	No	0.01	No	Mann-W
Arsenic (mg/L)	GWC-23R	-2.427	No	0.01	No	Mann-W
Arsenic (mg/L)	GWC-24R	0.2352	No	0.01	No	Mann-W
Arsenic (mg/L)	GWC-25R	0.7742	No	0.01	No	Mann-W
Arsenic (mg/L)	GWC-36RA	0.7742	No	0.01	No	Mann-W
Arsenic (mg/L)	GWC-37	-0.9958	No	0.01	No	Mann-W
Arsenic (mg/L)	GWC-38	0.3613	No	0.01	No	Mann-W
Barium (mg/L)	GWA-1 (bg)	-1.673	No	0.01	No	Mann-W
Barium (mg/L)	GWA-2 (bg)	0.7442	No	0.01	No	Mann-W
Barium (mg/L)	**GWA-2R (bg)**	**2.707**	**Yes**	**0.01**	**Yes**	**Mann-W**
Barium (mg/L)	GWA-39RZ (bg)	-2.137	No	0.01	No	Mann-W
Barium (mg/L)	GWA-39Z (bg)	0.04478	No	0.01	No	Mann-W
Barium (mg/L)	GWA-3A (bg)	1.597	No	0.01	No	Mann-W
Barium (mg/L)	GWA-40 (bg)	-1.346	No	0.01	No	Mann-W

Appendix I Welch's t-test/Mann-Whitney - All Results

Plant Bowen Data: Bowen 3-4 CCR Printed 5/13/2024, 9:57 AM

Constituent	Well	Calc.	0.01	Alpha	Sig.	Method
Barium (mg/L)	GWA-41 (bg)	-1.122	No	0.01	No	Mann-W
Barium (mg/L)	GWA-41R (bg)	0.04496	No	0.01	No	Mann-W
Barium (mg/L)	GWA-42 (bg)	-0.1803	No	0.01	No	Mann-W
Barium (mg/L)	GWA-43 (bg)	-1.883	No	0.01	No	Mann-W
Barium (mg/L)	GWA-43R (bg)	-2.334	No	0.01	No	Mann-W
Barium (mg/L)	GWA-4RZ (bg)	2.152	No	0.01	No	Mann-W
Barium (mg/L)	GWA-50 (bg)	-2.049	No	0.01	No	Mann-W
Barium (mg/L)	**GWA-50R (bg)**	**-3.008**	**Yes**	**0.01**	**Yes**	**Mann-W**
Barium (mg/L)	GWC-16R	-0.9469	No	0.01	No	Mann-W
Barium (mg/L)	**GWC-17R**	**-2.7**	**Yes**	**0.01**	**Yes**	**Mann-W**
Barium (mg/L)	GWC-18	-1.487	No	0.01	No	Mann-W
Barium (mg/L)	GWC-18R	-0.4849	No	0.01	No	Mann-W
Barium (mg/L)	GWC-19R	-2.021	No	0.01	No	Mann-W
Barium (mg/L)	GWC-20R	0.5204	No	0.01	No	Mann-W
Barium (mg/L)	GWC-21R	1.962	No	0.01	No	Mann-W
Barium (mg/L)	GWC-22R	0.3058	No	0.01	No	Mann-W
Barium (mg/L)	**GWC-23R**	**2.686**	**Yes**	**0.01**	**Yes**	**Mann-W**
Barium (mg/L)	GWC-24R	-1.681	No	0.01	No	Mann-W
Barium (mg/L)	GWC-25R	-0.4127	No	0.01	No	Mann-W
Barium (mg/L)	**GWC-36RA**	**2.903**	**Yes**	**0.01**	**Yes**	**Mann-W**
Barium (mg/L)	**GWC-37**	**-3.082**	**Yes**	**0.01**	**Yes**	**Mann-W**
Barium (mg/L)	GWC-38	-0.5419	No	0.01	No	Mann-W
Beryllium (mg/L)	GWA-1 (bg)	0.3354	No	0.01	No	Mann-W
Beryllium (mg/L)	GWA-39RZ (bg)	0.375	No	0.01	No	Mann-W
Beryllium (mg/L)	GWA-41R (bg)	0.3638	No	0.01	No	Mann-W
Beryllium (mg/L)	GWA-42 (bg)	0.6788	No	0.01	No	Mann-W
Beryllium (mg/L)	GWA-43 (bg)	-1.142	No	0.01	No	Mann-W
Beryllium (mg/L)	GWA-43R (bg)	0.3638	No	0.01	No	Mann-W
Beryllium (mg/L)	GWA-50R (bg)	-1.011	No	0.01	No	Mann-W
Beryllium (mg/L)	GWC-18	0.4937	No	0.01	No	Mann-W
Beryllium (mg/L)	GWC-18R	-2.484	No	0.01	No	Mann-W
Beryllium (mg/L)	GWC-19R	0.7742	No	0.01	No	Mann-W
Beryllium (mg/L)	GWC-20R	0.2942	No	0.01	No	Mann-W
Beryllium (mg/L)	GWC-36RA	1.663	No	0.01	No	Mann-W
Beryllium (mg/L)	GWC-37	0.2942	No	0.01	No	Mann-W
Beryllium (mg/L)	GWC-38	1.004	No	0.01	No	Mann-W
Cadmium (mg/L)	GWA-1 (bg)	-0.05805	No	0.01	No	Mann-W
Cadmium (mg/L)	GWA-39RZ (bg)	0.375	No	0.01	No	Mann-W
Cadmium (mg/L)	GWA-39Z (bg)	0.9797	No	0.01	No	Mann-W
Cadmium (mg/L)	GWA-42 (bg)	1.756	No	0.01	No	Mann-W
Cadmium (mg/L)	GWA-43 (bg)	0.3638	No	0.01	No	Mann-W
Cadmium (mg/L)	GWA-50 (bg)	0.4437	No	0.01	No	Mann-W
Cadmium (mg/L)	GWC-18	0.2942	No	0.01	No	Mann-W
Cadmium (mg/L)	GWC-21R	0.2942	No	0.01	No	Mann-W
Cadmium (mg/L)	GWC-22R	0.2942	No	0.01	No	Mann-W
Cadmium (mg/L)	GWC-25R	0.2942	No	0.01	No	Mann-W
Cadmium (mg/L)	GWC-36RA	1.096	No	0.01	No	Mann-W
Cadmium (mg/L)	GWC-37	-0.3289	No	0.01	No	Mann-W
Cadmium (mg/L)	GWC-38	1.006	No	0.01	No	Mann-W
Chromium (mg/L)	GWA-1 (bg)	0.3449	No	0.01	No	Mann-W
Chromium (mg/L)	GWA-2 (bg)	0.6511	No	0.01	No	Mann-W
Chromium (mg/L)	GWA-2R (bg)	-0.03573	No	0.01	No	Mann-W
Chromium (mg/L)	GWA-39RZ (bg)	1.111	No	0.01	No	Mann-W
Chromium (mg/L)	GWA-39Z (bg)	0.375	No	0.01	No	Mann-W
Chromium (mg/L)	GWA-3A (bg)	1.503	No	0.01	No	Mann-W
Chromium (mg/L)	GWA-40 (bg)	0.9797	No	0.01	No	Mann-W
Chromium (mg/L)	GWA-41 (bg)	-0.08787	No	0.01	No	Mann-W

Appendix I Welch's t-test/Mann-Whitney - All Results

Plant Bowen Data: Bowen 3-4 CCR Printed 5/13/2024, 9:57 AM

Constituent	Well	Calc.	0.01	Alpha	Sig.	Method
Chromium (mg/L)	GWA-41R (bg)	0.6158	No	0.01	No	Mann-W
Chromium (mg/L)	GWA-42 (bg)	0.3638	No	0.01	No	Mann-W
Chromium (mg/L)	GWA-43 (bg)	0	No	0.01	No	Mann-W
Chromium (mg/L)	GWA-43R (bg)	1.045	No	0.01	No	Mann-W
Chromium (mg/L)	GWA-50 (bg)	0.6919	No	0.01	No	Mann-W
Chromium (mg/L)	GWA-50R (bg)	1.243	No	0.01	No	Mann-W
Chromium (mg/L)	GWC-16R	-0.4386	No	0.01	No	Mann-W
Chromium (mg/L)	GWC-17R	0.8926	No	0.01	No	Mann-W
Chromium (mg/L)	GWC-18	-2.403	No	0.01	No	Mann-W
Chromium (mg/L)	GWC-18R	0.3767	No	0.01	No	Mann-W
Chromium (mg/L)	GWC-19R	1.318	No	0.01	No	Mann-W
Chromium (mg/L)	GWC-20R	1.418	No	0.01	No	Mann-W
Chromium (mg/L)	GWC-21R	0.776	No	0.01	No	Mann-W
Chromium (mg/L)	GWC-22R	0.6443	No	0.01	No	Mann-W
Chromium (mg/L)	GWC-23R	1.215	No	0.01	No	Mann-W
Chromium (mg/L)	GWC-24R	0.2942	No	0.01	No	Mann-W
Chromium (mg/L)	GWC-25R	1.215	No	0.01	No	Mann-W
Chromium (mg/L)	GWC-36RA	1.418	No	0.01	No	Mann-W
Chromium (mg/L)	GWC-37	0.7913	No	0.01	No	Mann-W
Chromium (mg/L)	GWC-38	0.06147	No	0.01	No	Mann-W
Cobalt (mg/L)	GWA-1 (bg)	0.9691	No	0.01	No	Mann-W
Cobalt (mg/L)	GWA-2 (bg)	-0.2399	No	0.01	No	Mann-W
Cobalt (mg/L)	**GWA-2R (bg)**	**-4.251**	**Yes**	**0.01**	**Yes**	**Mann-W**
Cobalt (mg/L)	GWA-39RZ (bg)	-0.09068	No	0.01	No	Mann-W
Cobalt (mg/L)	GWA-39Z (bg)	1.446	No	0.01	No	Mann-W
Cobalt (mg/L)	GWA-3A (bg)	1.646	No	0.01	No	Mann-W
Cobalt (mg/L)	GWA-41R (bg)	-0.2398	No	0.01	No	Mann-W
Cobalt (mg/L)	GWA-42 (bg)	-0.8097	No	0.01	No	Mann-W
Cobalt (mg/L)	GWA-43 (bg)	0.3638	No	0.01	No	Mann-W
Cobalt (mg/L)	GWA-4RZ (bg)	1.165	No	0.01	No	Mann-W
Cobalt (mg/L)	GWA-50R (bg)	0.8918	No	0.01	No	Mann-W
Cobalt (mg/L)	GWC-16R	2.455	No	0.01	No	Mann-W
Cobalt (mg/L)	GWC-18	0.4937	No	0.01	No	Mann-W
Cobalt (mg/L)	GWC-18R	0.7745	No	0.01	No	Mann-W
Cobalt (mg/L)	GWC-21R	1.127	No	0.01	No	Mann-W
Cobalt (mg/L)	**GWC-22R**	**-3.273**	**Yes**	**0.01**	**Yes**	**Mann-W**
Cobalt (mg/L)	**GWC-23R**	**-2.648**	**Yes**	**0.01**	**Yes**	**Mann-W**
Cobalt (mg/L)	GWC-25R	0.4937	No	0.01	No	Mann-W
Cobalt (mg/L)	GWC-36RA	0.8929	No	0.01	No	Mann-W
Cobalt (mg/L)	GWC-37	1.317	No	0.01	No	Mann-W
Cobalt (mg/L)	GWC-38	-1.816	No	0.01	No	Mann-W
Copper (mg/L)	GWA-1 (bg)	-1.032	No	0.01	No	Mann-W
Copper (mg/L)	GWA-2 (bg)	-0.03127	No	0.01	No	Mann-W
Copper (mg/L)	GWA-2R (bg)	-1.789	No	0.01	No	Mann-W
Copper (mg/L)	GWA-39RZ (bg)	-0.1103	No	0.01	No	Mann-W
Copper (mg/L)	GWA-39Z (bg)	0.8368	No	0.01	No	Mann-W
Copper (mg/L)	**GWA-3A (bg)**	**-3.056**	**Yes**	**0.01**	**Yes**	**Mann-W**
Copper (mg/L)	GWA-40 (bg)	0.375	No	0.01	No	Mann-W
Copper (mg/L)	GWA-41 (bg)	1.014	No	0.01	No	Mann-W
Copper (mg/L)	GWA-41R (bg)	0.05174	No	0.01	No	Mann-W
Copper (mg/L)	GWA-42 (bg)	0.6348	No	0.01	No	Mann-W
Copper (mg/L)	GWA-43 (bg)	-0.1352	No	0.01	No	Mann-W
Copper (mg/L)	GWA-43R (bg)	1.014	No	0.01	No	Mann-W
Copper (mg/L)	GWA-4RZ (bg)	1.082	No	0.01	No	Mann-W
Copper (mg/L)	**GWA-50 (bg)**	**-2.951**	**Yes**	**0.01**	**Yes**	**Mann-W**
Copper (mg/L)	GWA-50R (bg)	-0.04739	No	0.01	No	Mann-W
Copper (mg/L)	GWC-16R	-0.1121	No	0.01	No	Mann-W

Appendix I Welch's t-test/Mann-Whitney - All Results

Plant Bowen Data: Bowen 3-4 CCR Printed 5/13/2024, 9:57 AM

Constituent	Well	Calc.	0.01	Alpha	Sig.	Method
Copper (mg/L)	GWC-17R	1.298	No	0.01	No	Mann-W
Copper (mg/L)	GWC-18	0.3273	No	0.01	No	Mann-W
Copper (mg/L)	GWC-18R	0.5512	No	0.01	No	Mann-W
Copper (mg/L)	GWC-19R	0.722	No	0.01	No	Mann-W
Copper (mg/L)	GWC-20R	0.3273	No	0.01	No	Mann-W
Copper (mg/L)	GWC-21R	-0.12	No	0.01	No	Mann-W
Copper (mg/L)	GWC-22R	0.5512	No	0.01	No	Mann-W
Copper (mg/L)	GWC-23R	0.3134	No	0.01	No	Mann-W
Copper (mg/L)	GWC-24R	1.138	No	0.01	No	Mann-W
Copper (mg/L)	GWC-25R	0.3273	No	0.01	No	Mann-W
Copper (mg/L)	GWC-36RA	1.138	No	0.01	No	Mann-W
Copper (mg/L)	GWC-37	0.6149	No	0.01	No	Mann-W
Copper (mg/L)	GWC-38	1.387	No	0.01	No	Mann-W
Lead (mg/L)	GWA-1 (bg)	0.7191	No	0.01	No	Mann-W
Lead (mg/L)	GWA-2 (bg)	-0.05805	No	0.01	No	Mann-W
Lead (mg/L)	GWA-2R (bg)	0.5277	No	0.01	No	Mann-W
Lead (mg/L)	GWA-39RZ (bg)	-0.3495	No	0.01	No	Mann-W
Lead (mg/L)	GWA-39Z (bg)	0.9803	No	0.01	No	Mann-W
Lead (mg/L)	GWA-40 (bg)	0.9803	No	0.01	No	Mann-W
Lead (mg/L)	GWA-41 (bg)	0.3638	No	0.01	No	Mann-W
Lead (mg/L)	GWA-41R (bg)	1.292	No	0.01	No	Mann-W
Lead (mg/L)	GWA-42 (bg)	0.809	No	0.01	No	Mann-W
Lead (mg/L)	GWA-43 (bg)	0.6402	No	0.01	No	Mann-W
Lead (mg/L)	GWA-43R (bg)	1.014	No	0.01	No	Mann-W
Lead (mg/L)	GWA-4RZ (bg)	0.6151	No	0.01	No	Mann-W
Lead (mg/L)	GWA-50 (bg)	0.5775	No	0.01	No	Mann-W
Lead (mg/L)	GWA-50R (bg)	-0.4419	No	0.01	No	Mann-W
Lead (mg/L)	GWC-16R	0.8926	No	0.01	No	Mann-W
Lead (mg/L)	GWC-17R	0.2942	No	0.01	No	Mann-W
Lead (mg/L)	GWC-18	1.318	No	0.01	No	Mann-W
Lead (mg/L)	GWC-18R	1.215	No	0.01	No	Mann-W
Lead (mg/L)	GWC-19R	0.7742	No	0.01	No	Mann-W
Lead (mg/L)	GWC-21R	0.1757	No	0.01	No	Mann-W
Lead (mg/L)	GWC-22R	0.7745	No	0.01	No	Mann-W
Lead (mg/L)	GWC-23R	0.6443	No	0.01	No	Mann-W
Lead (mg/L)	GWC-24R	0.8929	No	0.01	No	Mann-W
Lead (mg/L)	GWC-25R	1.111	No	0.01	No	Mann-W
Lead (mg/L)	GWC-36RA	1.244	No	0.01	No	Mann-W
Lead (mg/L)	GWC-37	0.6591	No	0.01	No	Mann-W
Lead (mg/L)	GWC-38	0.6563	No	0.01	No	Mann-W
Mercury (mg/L)	**GWA-1 (bg)**	**-3.163**	**Yes**	**0.01**	**Yes**	**Mann-W**
Mercury (mg/L)	GWA-2 (bg)	-2.09	No	0.01	No	Mann-W
Mercury (mg/L)	GWA-39RZ (bg)	0.375	No	0.01	No	Mann-W
Mercury (mg/L)	GWA-39Z (bg)	0.3638	No	0.01	No	Mann-W
Mercury (mg/L)	**GWA-3A (bg)**	**-3.124**	**Yes**	**0.01**	**Yes**	**Mann-W**
Mercury (mg/L)	GWA-40 (bg)	0.6151	No	0.01	No	Mann-W
Mercury (mg/L)	GWA-41 (bg)	-1.142	No	0.01	No	Mann-W
Mercury (mg/L)	GWA-41R (bg)	-1.142	No	0.01	No	Mann-W
Mercury (mg/L)	GWA-42 (bg)	-0.5883	No	0.01	No	Mann-W
Mercury (mg/L)	GWA-43R (bg)	0.6151	No	0.01	No	Mann-W
Mercury (mg/L)	GWA-4RZ (bg)	-0.6063	No	0.01	No	Mann-W
Mercury (mg/L)	GWA-50 (bg)	0.2652	No	0.01	No	Mann-W
Mercury (mg/L)	GWC-16R	0.4937	No	0.01	No	Mann-W
Mercury (mg/L)	GWC-17R	0.6443	No	0.01	No	Mann-W
Mercury (mg/L)	GWC-18	0.8926	No	0.01	No	Mann-W
Mercury (mg/L)	GWC-18R	0.6443	No	0.01	No	Mann-W
Mercury (mg/L)	GWC-19R	0.7742	No	0.01	No	Mann-W

Appendix I Welch's t-test/Mann-Whitney - All Results

Plant Bowen Data: Bowen 3-4 CCR Printed 5/13/2024, 9:57 AM

Constituent	Well	Calc.	0.01	Alpha	Sig.	Method
Mercury (mg/L)	GWC-20R	0.6443	No	0.01	No	Mann-W
Mercury (mg/L)	GWC-21R	0.2942	No	0.01	No	Mann-W
Mercury (mg/L)	GWC-22R	0.1757	No	0.01	No	Mann-W
Mercury (mg/L)	GWC-23R	0.4937	No	0.01	No	Mann-W
Mercury (mg/L)	GWC-24R	0.4937	No	0.01	No	Mann-W
Mercury (mg/L)	GWC-25R	0.6443	No	0.01	No	Mann-W
Mercury (mg/L)	GWC-36RA	0.7742	No	0.01	No	Mann-W
Mercury (mg/L)	GWC-37	0.7742	No	0.01	No	Mann-W
Mercury (mg/L)	GWC-38	0.8926	No	0.01	No	Mann-W
Nickel (mg/L)	GWA-1 (bg)	-0.1655	No	0.01	No	Mann-W
Nickel (mg/L)	GWA-2 (bg)	0.2276	No	0.01	No	Mann-W
Nickel (mg/L)	GWA-2R (bg)	0.4007	No	0.01	No	Mann-W
Nickel (mg/L)	GWA-39RZ (bg)	0.2212	No	0.01	No	Mann-W
Nickel (mg/L)	GWA-39Z (bg)	-0.9742	No	0.01	No	Mann-W
Nickel (mg/L)	**GWA-3A (bg)**	**-3.018**	**Yes**	**0.01**	**Yes**	**Mann-W**
Nickel (mg/L)	GWA-41 (bg)	-0.6932	No	0.01	No	Mann-W
Nickel (mg/L)	GWA-41R (bg)	0.5333	No	0.01	No	Mann-W
Nickel (mg/L)	GWA-42 (bg)	0.3366	No	0.01	No	Mann-W
Nickel (mg/L)	GWA-43 (bg)	1.041	No	0.01	No	Mann-W
Nickel (mg/L)	GWA-43R (bg)	0.375	No	0.01	No	Mann-W
Nickel (mg/L)	GWA-4RZ (bg)	0.8122	No	0.01	No	Mann-W
Nickel (mg/L)	**GWA-50 (bg)**	**-2.847**	**Yes**	**0.01**	**Yes**	**Mann-W**
Nickel (mg/L)	**GWA-50R (bg)**	**-2.887**	**Yes**	**0.01**	**Yes**	**Mann-W**
Nickel (mg/L)	GWC-16R	-1.479	No	0.01	No	Mann-W
Nickel (mg/L)	GWC-18	1.138	No	0.01	No	Mann-W
Nickel (mg/L)	GWC-19R	0.5512	No	0.01	No	Mann-W
Nickel (mg/L)	GWC-21R	-1.858	No	0.01	No	Mann-W
Nickel (mg/L)	GWC-22R	-0.5305	No	0.01	No	Mann-W
Nickel (mg/L)	GWC-23R	-0.5224	No	0.01	No	Mann-W
Nickel (mg/L)	GWC-24R	0.3273	No	0.01	No	Mann-W
Nickel (mg/L)	GWC-25R	0.3273	No	0.01	No	Mann-W
Nickel (mg/L)	GWC-36RA	1.165	No	0.01	No	Mann-W
Nickel (mg/L)	GWC-37	-0.223	No	0.01	No	Mann-W
Nickel (mg/L)	GWC-38	-2.531	No	0.01	No	Mann-W
Selenium (mg/L)	GWA-2 (bg)	-0.7745	No	0.01	No	Mann-W
Selenium (mg/L)	GWA-2R (bg)	0.2433	No	0.01	No	Mann-W
Selenium (mg/L)	GWA-43 (bg)	0.3638	No	0.01	No	Mann-W
Selenium (mg/L)	GWC-23R	0.2942	No	0.01	No	Mann-W
Silver (mg/L)	GWA-39RZ (bg)	0.433	No	0.01	No	Mann-W
Silver (mg/L)	GWA-50 (bg)	0.1102	No	0.01	No	Mann-W
Silver (mg/L)	**GWA-50R (bg)**	**-2.677**	**Yes**	**0.01**	**Yes**	**Mann-W**
Silver (mg/L)	GWC-16R	0.3273	No	0.01	No	Mann-W
Silver (mg/L)	GWC-17R	0.5512	No	0.01	No	Mann-W
Silver (mg/L)	GWC-18R	0.3273	No	0.01	No	Mann-W
Silver (mg/L)	GWC-38	0.3273	No	0.01	No	Mann-W
Thallium (mg/L)	GWA-2R (bg)	0.5805	No	0.01	No	Mann-W
Thallium (mg/L)	GWA-39RZ (bg)	0.375	No	0.01	No	Mann-W
Thallium (mg/L)	GWA-39Z (bg)	0.6151	No	0.01	No	Mann-W
Thallium (mg/L)	GWA-40 (bg)	0.3638	No	0.01	No	Mann-W
Thallium (mg/L)	GWA-41R (bg)	0.6151	No	0.01	No	Mann-W
Thallium (mg/L)	GWA-42 (bg)	0.6151	No	0.01	No	Mann-W
Thallium (mg/L)	GWA-43 (bg)	0.6151	No	0.01	No	Mann-W
Thallium (mg/L)	GWA-50R (bg)	0.3536	No	0.01	No	Mann-W
Thallium (mg/L)	GWC-16R	2.107	No	0.01	No	Mann-W
Thallium (mg/L)	GWC-18	1.741	No	0.01	No	Mann-W
Thallium (mg/L)	GWC-20R	1.531	No	0.01	No	Mann-W
Thallium (mg/L)	GWC-21R	-0.03238	No	0.01	No	Mann-W

Appendix I Welch's t-test/Mann-Whitney - All Results

Plant Bowen Data: Bowen 3-4 CCR Printed 5/13/2024, 9:57 AM

Constituent	Well	Calc.	0.01	Alpha	Sig.	Method
Thallium (mg/L)	GWC-22R	1.842	No	0.01	No	Mann-W
Thallium (mg/L)	GWC-23R	2.183	No	0.01	No	Mann-W
Thallium (mg/L)	GWC-36RA	0.5037	No	0.01	No	Mann-W
Vanadium (mg/L)	GWA-1 (bg)	0.5682	No	0.01	No	Mann-W
Vanadium (mg/L)	GWA-2 (bg)	0.7952	No	0.01	No	Mann-W
Vanadium (mg/L)	GWA-2R (bg)	0.7818	No	0.01	No	Mann-W
Vanadium (mg/L)	GWA-39RZ (bg)	0.433	No	0.01	No	Mann-W
Vanadium (mg/L)	GWA-3A (bg)	0.4437	No	0.01	No	Mann-W
Vanadium (mg/L)	GWA-43 (bg)	0.375	No	0.01	No	Mann-W
Vanadium (mg/L)	GWA-43R (bg)	0.6348	No	0.01	No	Mann-W
Vanadium (mg/L)	GWA-4RZ (bg)	0.4743	No	0.01	No	Mann-W
Vanadium (mg/L)	GWA-50R (bg)	1.086	No	0.01	No	Mann-W
Vanadium (mg/L)	GWC-16R	1.021	No	0.01	No	Mann-W
Vanadium (mg/L)	GWC-17R	0.3273	No	0.01	No	Mann-W
Vanadium (mg/L)	GWC-18	0.3273	No	0.01	No	Mann-W
Vanadium (mg/L)	GWC-18R	0.5512	No	0.01	No	Mann-W
Vanadium (mg/L)	GWC-19R	0.5512	No	0.01	No	Mann-W
Vanadium (mg/L)	GWC-20R	0.3273	No	0.01	No	Mann-W
Vanadium (mg/L)	GWC-21R	0.5512	No	0.01	No	Mann-W
Vanadium (mg/L)	GWC-22R	0.3273	No	0.01	No	Mann-W
Vanadium (mg/L)	GWC-23R	1.008	No	0.01	No	Mann-W
Vanadium (mg/L)	GWC-24R	1.141	No	0.01	No	Mann-W
Vanadium (mg/L)	GWC-36RA	1.008	No	0.01	No	Mann-W
Vanadium (mg/L)	GWC-37	0.722	No	0.01	No	Mann-W
Vanadium (mg/L)	GWC-38	1.263	No	0.01	No	Mann-W
Zinc (mg/L)	GWA-1 (bg)	2.19	No	0.01	No	Mann-W
Zinc (mg/L)	GWA-2 (bg)	0.707	No	0.01	No	Mann-W
Zinc (mg/L)	GWA-2R (bg)	1.742	No	0.01	No	Mann-W
Zinc (mg/L)	GWA-39RZ (bg)	1.401	No	0.01	No	Mann-W
Zinc (mg/L)	GWA-39Z (bg)	1.653	No	0.01	No	Mann-W
Zinc (mg/L)	**GWA-3A (bg)**	**-2.956**	**Yes**	**0.01**	**Yes**	**Mann-W**
Zinc (mg/L)	GWA-40 (bg)	0.836	No	0.01	No	Mann-W
Zinc (mg/L)	GWA-41 (bg)	0.8368	No	0.01	No	Mann-W
Zinc (mg/L)	GWA-41R (bg)	1.18	No	0.01	No	Mann-W
Zinc (mg/L)	GWA-42 (bg)	0.5314	No	0.01	No	Mann-W
Zinc (mg/L)	GWA-43 (bg)	1.653	No	0.01	No	Mann-W
Zinc (mg/L)	GWA-43R (bg)	1.654	No	0.01	No	Mann-W
Zinc (mg/L)	GWA-4RZ (bg)	1.329	No	0.01	No	Mann-W
Zinc (mg/L)	GWA-50 (bg)	2.132	No	0.01	No	Mann-W
Zinc (mg/L)	GWA-50R (bg)	2.108	No	0.01	No	Mann-W
Zinc (mg/L)	GWC-16R	-1.299	No	0.01	No	Mann-W
Zinc (mg/L)	GWC-17R	2.088	No	0.01	No	Mann-W
Zinc (mg/L)	GWC-18	1.954	No	0.01	No	Mann-W
Zinc (mg/L)	GWC-18R	1.632	No	0.01	No	Mann-W
Zinc (mg/L)	GWC-19R	1.88	No	0.01	No	Mann-W
Zinc (mg/L)	GWC-20R	1.947	No	0.01	No	Mann-W
Zinc (mg/L)	GWC-21R	1.686	No	0.01	No	Mann-W
Zinc (mg/L)	GWC-22R	2.004	No	0.01	No	Mann-W
Zinc (mg/L)	GWC-23R	1.319	No	0.01	No	Mann-W
Zinc (mg/L)	GWC-24R	1.632	No	0.01	No	Mann-W
Zinc (mg/L)	GWC-25R	1.387	No	0.01	No	Mann-W
Zinc (mg/L)	**GWC-36RA**	**-2.717**	**Yes**	**0.01**	**Yes**	**Mann-W**
Zinc (mg/L)	**GWC-37**	**2.941**	**Yes**	**0.01**	**Yes**	**Mann-W**
Zinc (mg/L)	GWC-38	2.078	No	0.01	No	Mann-W

Sanitas™ v.10.0.16e Software licensed to . UG
Hollow symbols indicate censored values.

Mann-Whitney (Wilcoxon Rank Sum)

GWA-1 (bg)

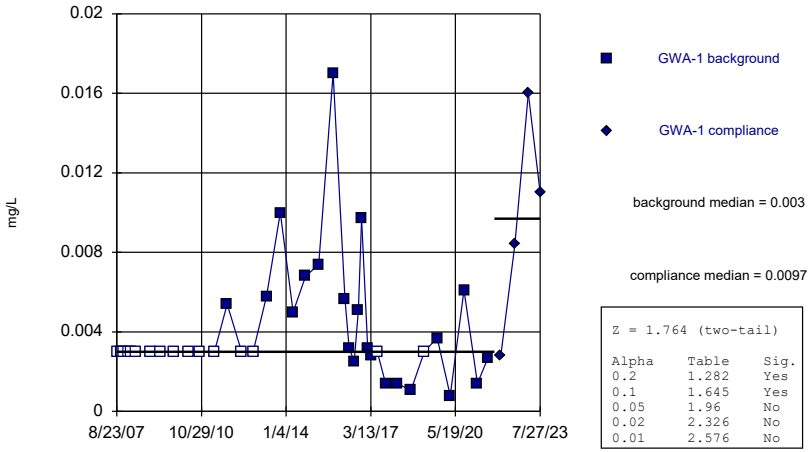

Z = 1.764 (two-tail)

Alpha	Table	Sig.
0.2	1.282	Yes
0.1	1.645	Yes
0.05	1.96	No
0.02	2.326	No
0.01	2.576	No

Constituent: Antimony Analysis Run 5/13/2024 9:48 AM View: Appendix I - Mann-Whitney
Plant Bowen Data: Bowen 3-4 CCR

Sanitas™ v.10.0.16e Software licensed to . UG
Hollow symbols indicate censored values.

Mann-Whitney (Wilcoxon Rank Sum)

GWA-2R (bg)

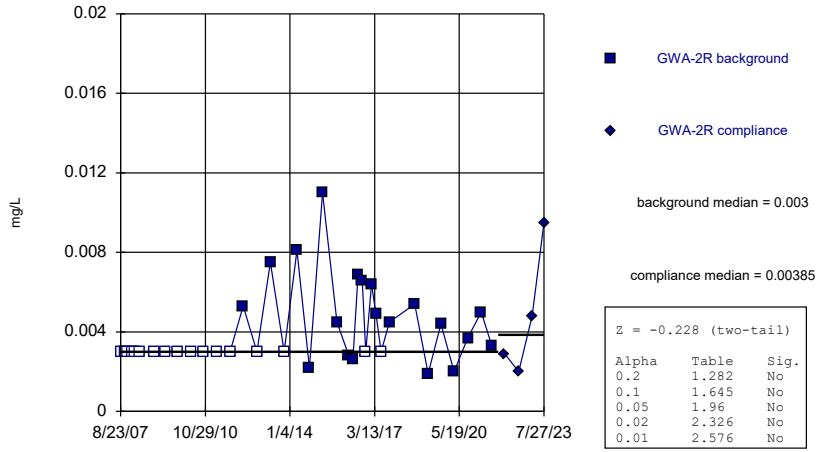

Z = -0.228 (two-tail)

Alpha	Table	Sig.
0.2	1.282	No
0.1	1.645	No
0.05	1.96	No
0.02	2.326	No
0.01	2.576	No

Constituent: Antimony Analysis Run 5/13/2024 9:48 AM View: Appendix I - Mann-Whitney
Plant Bowen Data: Bowen 3-4 CCR

Sanitas™ v.10.0.16e Software licensed to . UG
Hollow symbols indicate censored values.

Mann-Whitney (Wilcoxon Rank Sum)

GWA-39RZ (bg)

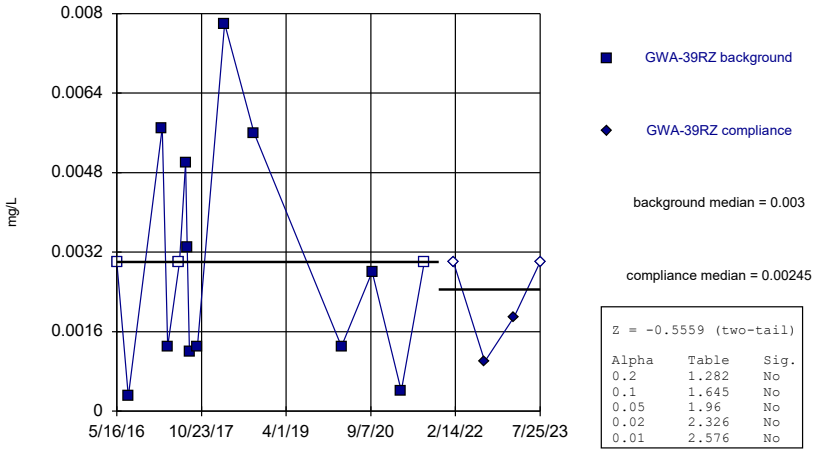

Z = -0.5559 (two-tail)

Alpha	Table	Sig.
0.2	1.282	No
0.1	1.645	No
0.05	1.96	No
0.02	2.326	No
0.01	2.576	No

Constituent: Antimony Analysis Run 5/13/2024 9:48 AM View: Appendix I - Mann-Whitney
Plant Bowen Data: Bowen 3-4 CCR

Sanitas™ v.10.0.16e Software licensed to . UG
Hollow symbols indicate censored values.

Mann-Whitney (Wilcoxon Rank Sum)

GWA-39Z (bg)

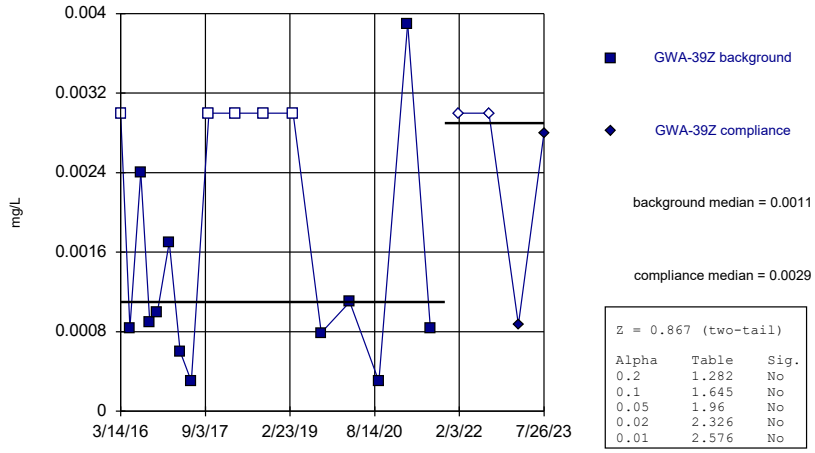

Z = 0.867 (two-tail)

Alpha	Table	Sig.
0.2	1.282	No
0.1	1.645	No
0.05	1.96	No
0.02	2.326	No
0.01	2.576	No

Constituent: Antimony Analysis Run 5/13/2024 9:48 AM View: Appendix I - Mann-Whitney
Plant Bowen Data: Bowen 3-4 CCR

Sanitas™ v.10.0.16e Software licensed to . UG
Hollow symbols indicate censored values.

Mann-Whitney (Wilcoxon Rank Sum)

GWA-3A (bg)

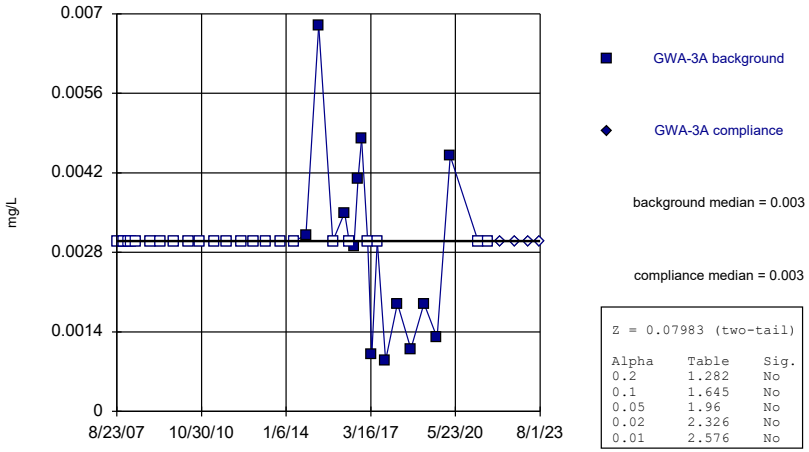

Z = 0.07983 (two-tail)

Alpha	Table	Sig.
0.2	1.282	No
0.1	1.645	No
0.05	1.96	No
0.02	2.326	No
0.01	2.576	No

Constituent: Antimony Analysis Run 5/13/2024 9:48 AM View: Appendix I - Mann-Whitney
Plant Bowen Data: Bowen 3-4 CCR

Sanitas™ v.10.0.16e Software licensed to . UG
Hollow symbols indicate censored values.

Mann-Whitney (Wilcoxon Rank Sum)

GWA-40 (bg)

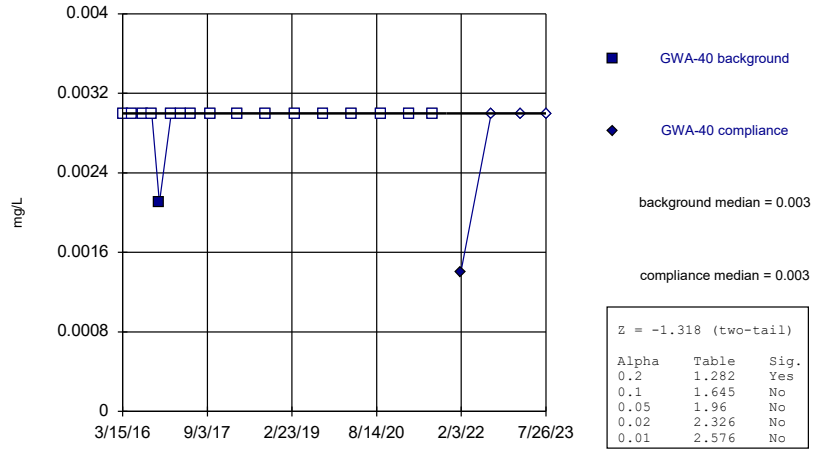

Z = -1.318 (two-tail)

Alpha	Table	Sig.
0.2	1.282	Yes
0.1	1.645	No
0.05	1.96	No
0.02	2.326	No
0.01	2.576	No

Constituent: Antimony Analysis Run 5/13/2024 9:48 AM View: Appendix I - Mann-Whitney
Plant Bowen Data: Bowen 3-4 CCR

Sanitas™ v.10.0.16e Software licensed to . UG
Hollow symbols indicate censored values.

Mann-Whitney (Wilcoxon Rank Sum)

GWA-41 (bg)

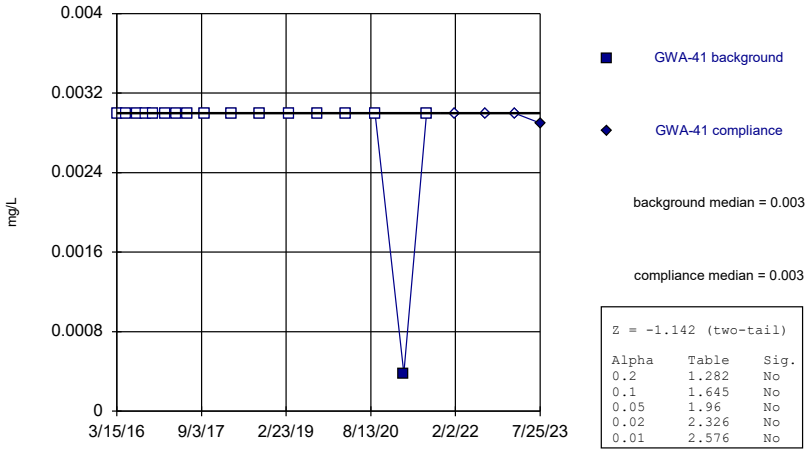

Z = -1.142 (two-tail)

Alpha	Table	Sig.
0.2	1.282	No
0.1	1.645	No
0.05	1.96	No
0.02	2.326	No
0.01	2.576	No

Constituent: Antimony Analysis Run 5/13/2024 9:48 AM View: Appendix I - Mann-Whitney
Plant Bowen Data: Bowen 3-4 CCR

Sanitas™ v.10.0.16e Software licensed to . UG
Hollow symbols indicate censored values.

Mann-Whitney (Wilcoxon Rank Sum)

GWA-41R (bg)

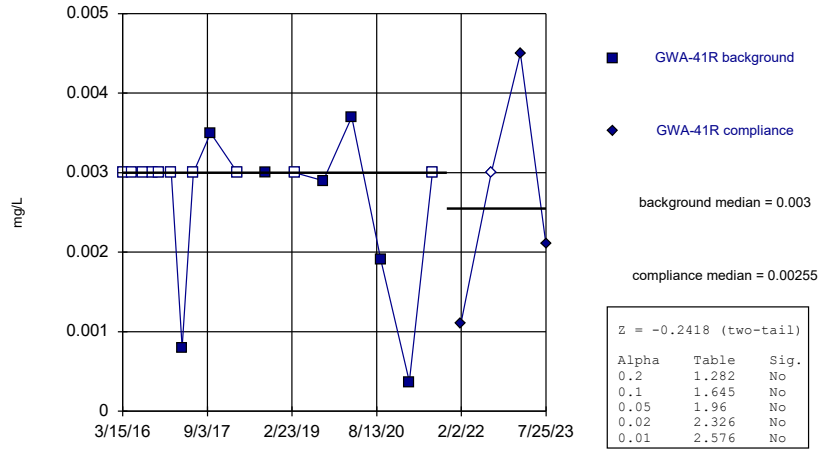

Z = -0.2418 (two-tail)

Alpha	Table	Sig.
0.2	1.282	No
0.1	1.645	No
0.05	1.96	No
0.02	2.326	No
0.01	2.576	No

Constituent: Antimony Analysis Run 5/13/2024 9:48 AM View: Appendix I - Mann-Whitney
Plant Bowen Data: Bowen 3-4 CCR

Sanitas™ v.10.0.16e Software licensed to . UG
Hollow symbols indicate censored values.

Mann-Whitney (Wilcoxon Rank Sum)

GWA-42 (bg)

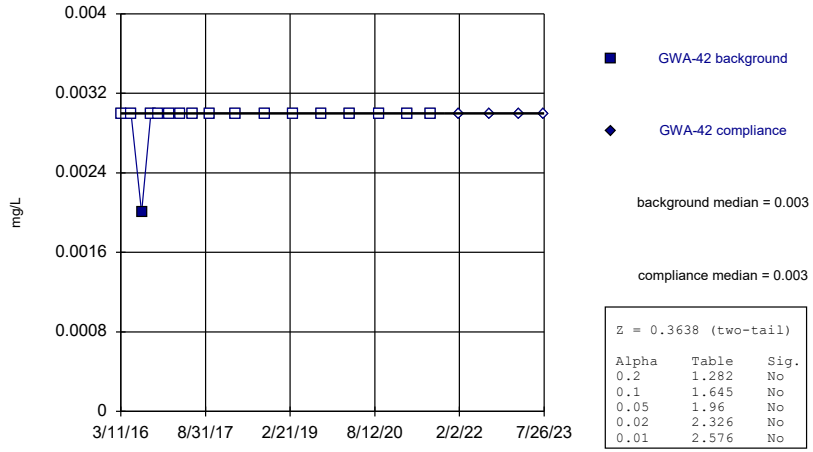

Z = 0.3638 (two-tail)

Alpha	Table	Sig.
0.2	1.282	No
0.1	1.645	No
0.05	1.96	No
0.02	2.326	No
0.01	2.576	No

Constituent: Antimony Analysis Run 5/13/2024 9:48 AM View: Appendix I - Mann-Whitney
Plant Bowen Data: Bowen 3-4 CCR

Sanitas™ v.10.0.16e Software licensed to . UG
Hollow symbols indicate censored values.

Mann-Whitney (Wilcoxon Rank Sum)

GWA-43 (bg)

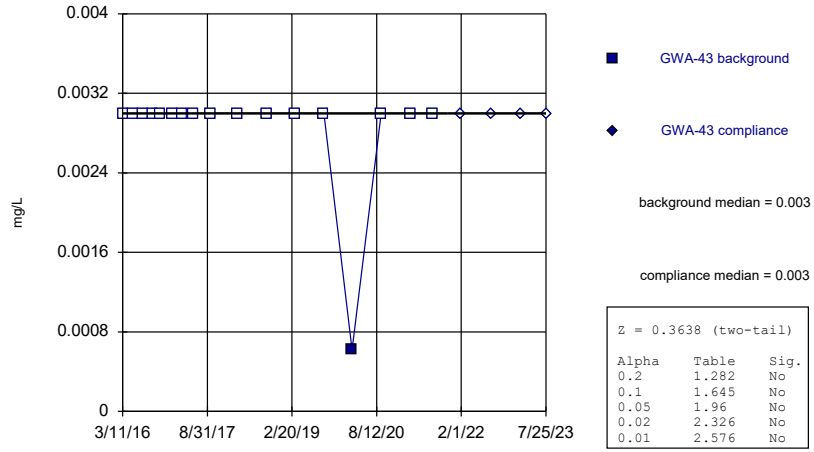

Z = 0.3638 (two-tail)

Alpha	Table	Sig.
0.2	1.282	No
0.1	1.645	No
0.05	1.96	No
0.02	2.326	No
0.01	2.576	No

Constituent: Antimony Analysis Run 5/13/2024 9:48 AM View: Appendix I - Mann-Whitney
Plant Bowen Data: Bowen 3-4 CCR

Sanitas™ v.10.0.16e Software licensed to . UG
Hollow symbols indicate censored values.

Mann-Whitney (Wilcoxon Rank Sum)

GWA-43R (bg)

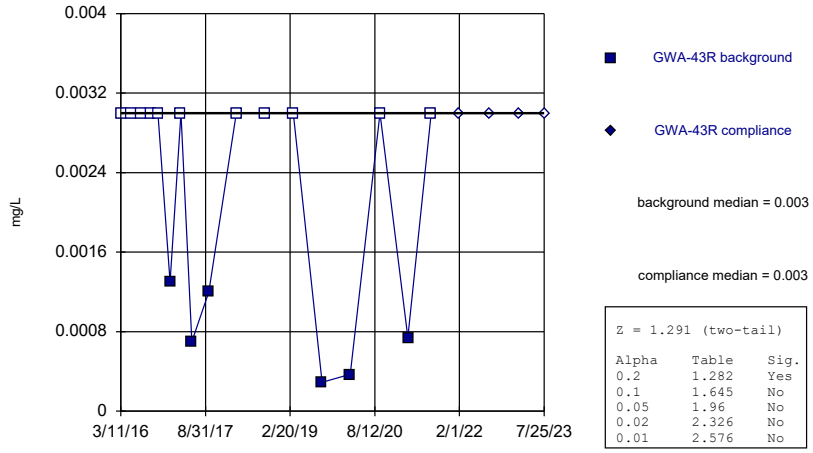

Z = 1.291 (two-tail)

Alpha	Table	Sig.
0.2	1.282	Yes
0.1	1.645	No
0.05	1.96	No
0.02	2.326	No
0.01	2.576	No

Constituent: Antimony Analysis Run 5/13/2024 9:48 AM View: Appendix I - Mann-Whitney
Plant Bowen Data: Bowen 3-4 CCR

Sanitas™ v.10.0.16e Software licensed to . UG
Hollow symbols indicate censored values.

Mann-Whitney (Wilcoxon Rank Sum)

GWA-4RZ (bg)

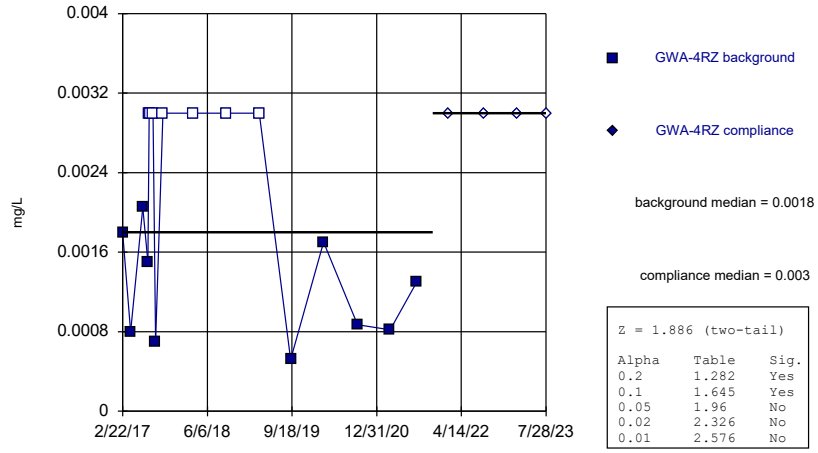

Z = 1.886 (two-tail)

Alpha	Table	Sig.
0.2	1.282	Yes
0.1	1.645	Yes
0.05	1.96	No
0.02	2.326	No
0.01	2.576	No

Constituent: Antimony Analysis Run 5/13/2024 9:48 AM View: Appendix I - Mann-Whitney
Plant Bowen Data: Bowen 3-4 CCR

Sanitas™ v.10.0.16e Software licensed to . UG
Hollow symbols indicate censored values.

Mann-Whitney (Wilcoxon Rank Sum)

GWA-50 (bg)

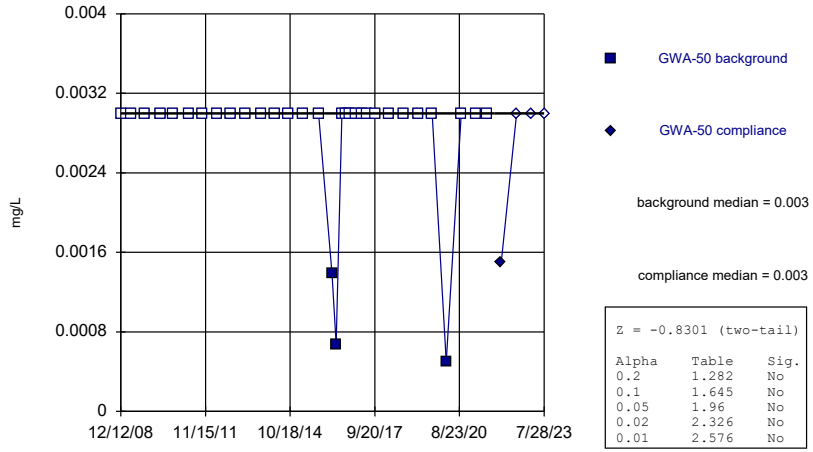

Z = -0.8301 (two-tail)

Alpha	Table	Sig.
0.2	1.282	No
0.1	1.645	No
0.05	1.96	No
0.02	2.326	No
0.01	2.576	No

Constituent: Antimony Analysis Run 5/13/2024 9:48 AM View: Appendix I - Mann-Whitney
Plant Bowen Data: Bowen 3-4 CCR

Sanitas™ v.10.0.16e Software licensed to . UG
Hollow symbols indicate censored values.

Mann-Whitney (Wilcoxon Rank Sum)

GWA-50R (bg)

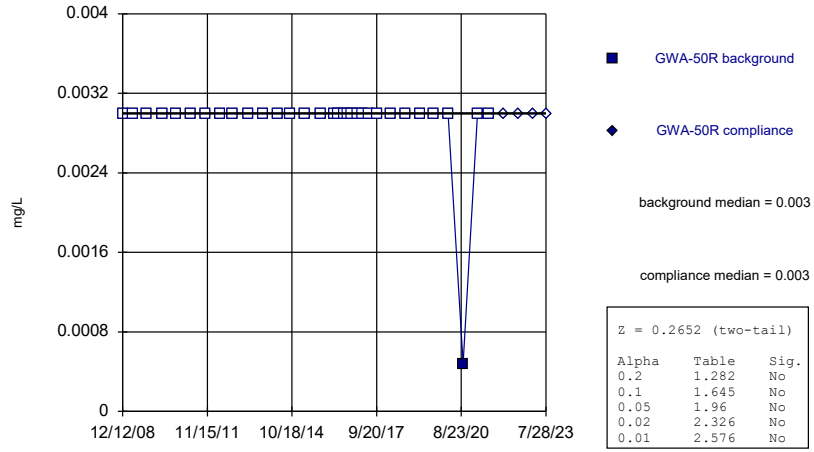

Z = 0.2652 (two-tail)

Alpha	Table	Sig.
0.2	1.282	No
0.1	1.645	No
0.05	1.96	No
0.02	2.326	No
0.01	2.576	No

Constituent: Antimony Analysis Run 5/13/2024 9:48 AM View: Appendix I - Mann-Whitney
Plant Bowen Data: Bowen 3-4 CCR

Sanitas™ v.10.0.16e Software licensed to . UG
Hollow symbols indicate censored values.

Mann-Whitney (Wilcoxon Rank Sum)

GWC-16R

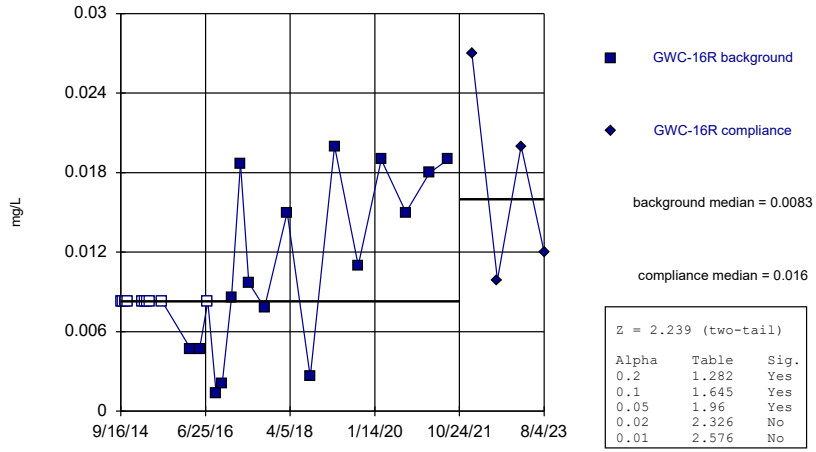

Z = 2.239 (two-tail)

Alpha	Table	Sig.
0.2	1.282	Yes
0.1	1.645	Yes
0.05	1.96	Yes
0.02	2.326	No
0.01	2.576	No

Constituent: Antimony Analysis Run 5/13/2024 9:48 AM View: Appendix I - Mann-Whitney
Plant Bowen Data: Bowen 3-4 CCR

Sanitas™ v.10.0.16e Software licensed to . UG
Hollow symbols indicate censored values.

Mann-Whitney (Wilcoxon Rank Sum)

GWC-17R

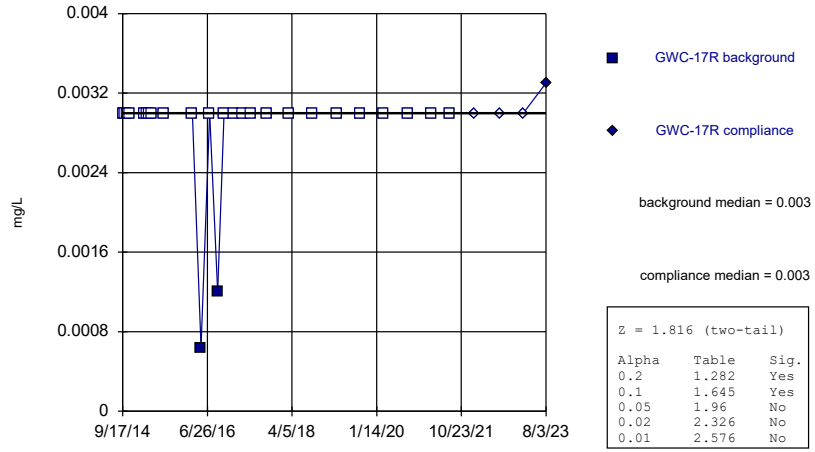

Z = 1.816 (two-tail)

Alpha	Table	Sig.
0.2	1.282	Yes
0.1	1.645	Yes
0.05	1.96	No
0.02	2.326	No
0.01	2.576	No

Constituent: Antimony Analysis Run 5/13/2024 9:48 AM View: Appendix I - Mann-Whitney
Plant Bowen Data: Bowen 3-4 CCR

Sanitas™ v.10.0.16e Software licensed to . UG
Hollow symbols indicate censored values.

Mann-Whitney (Wilcoxon Rank Sum)

GWC-18

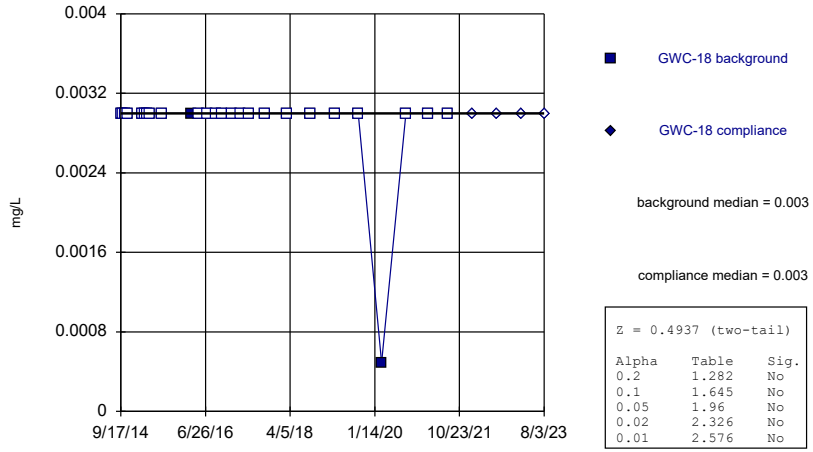

Z = 0.4937 (two-tail)

Alpha	Table	Sig.
0.2	1.282	No
0.1	1.645	No
0.05	1.96	No
0.02	2.326	No
0.01	2.576	No

Constituent: Antimony Analysis Run 5/13/2024 9:48 AM View: Appendix I - Mann-Whitney
Plant Bowen Data: Bowen 3-4 CCR

Sanitas™ v.10.0.16e Software licensed to . UG
Hollow symbols indicate censored values.

Mann-Whitney (Wilcoxon Rank Sum)

GWC-18R

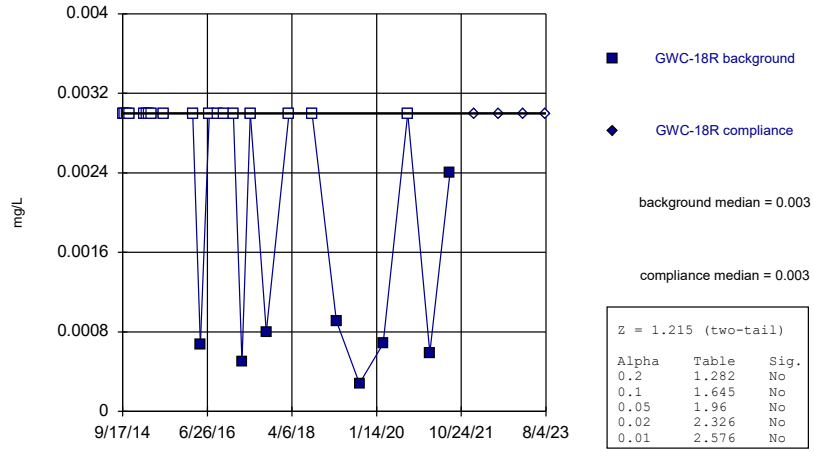

Z = 1.215 (two-tail)

Alpha	Table	Sig.
0.2	1.282	No
0.1	1.645	No
0.05	1.96	No
0.02	2.326	No
0.01	2.576	No

Constituent: Antimony Analysis Run 5/13/2024 9:48 AM View: Appendix I - Mann-Whitney
Plant Bowen Data: Bowen 3-4 CCR

Sanitas™ v.10.0.16e Software licensed to . UG
Hollow symbols indicate censored values.

Mann-Whitney (Wilcoxon Rank Sum)

GWC-20R

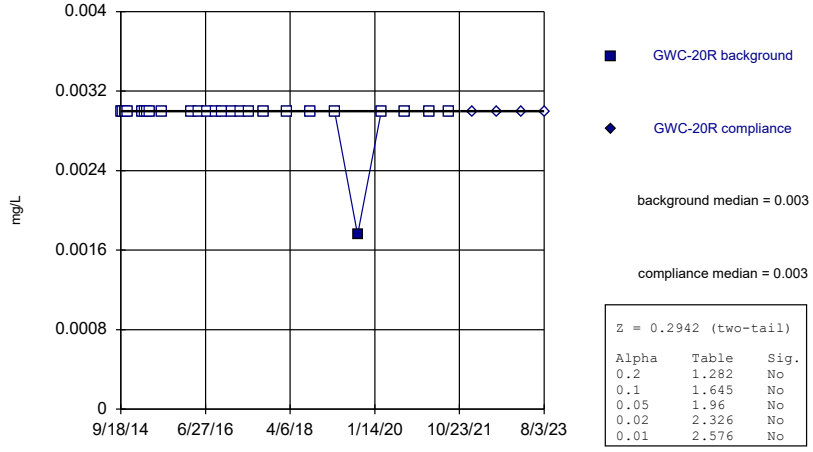

Z = 0.2942 (two-tail)

Alpha	Table	Sig.
0.2	1.282	No
0.1	1.645	No
0.05	1.96	No
0.02	2.326	No
0.01	2.576	No

Constituent: Antimony Analysis Run 5/13/2024 9:48 AM View: Appendix I - Mann-Whitney
Plant Bowen Data: Bowen 3-4 CCR

Sanitas™ v.10.0.16e Software licensed to . UG
Hollow symbols indicate censored values.

Mann-Whitney (Wilcoxon Rank Sum)

GWC-21R

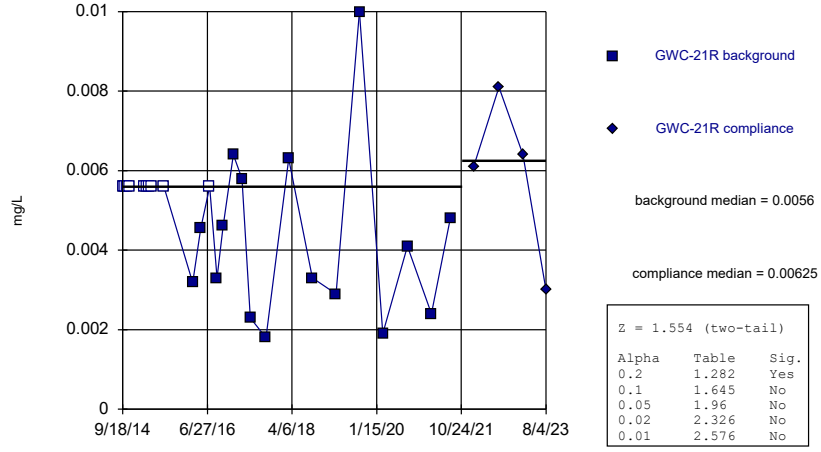

Z = 1.554 (two-tail)

Alpha	Table	Sig.
0.2	1.282	Yes
0.1	1.645	No
0.05	1.96	No
0.02	2.326	No
0.01	2.576	No

Constituent: Antimony Analysis Run 5/13/2024 9:48 AM View: Appendix I - Mann-Whitney
Plant Bowen Data: Bowen 3-4 CCR

Sanitas™ v.10.0.16e Software licensed to . UG
Hollow symbols indicate censored values.

Mann-Whitney (Wilcoxon Rank Sum)

GWC-23R

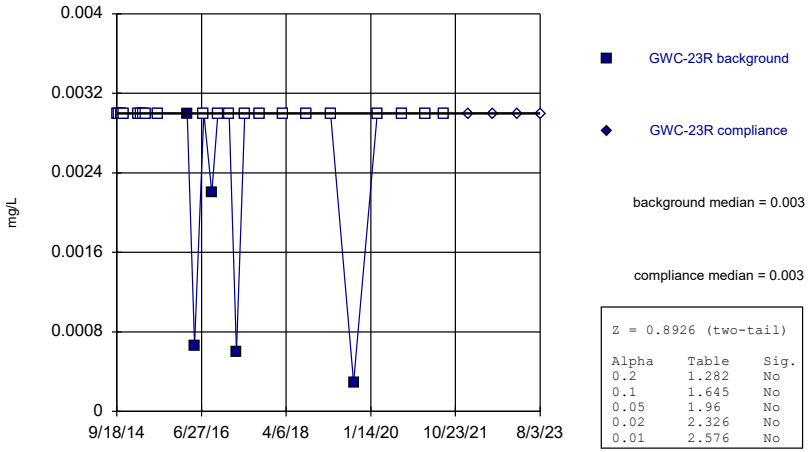

Z = 0.8926 (two-tail)

Alpha	Table	Sig.
0.2	1.282	No
0.1	1.645	No
0.05	1.96	No
0.02	2.326	No
0.01	2.576	No

Constituent: Antimony Analysis Run 5/13/2024 9:48 AM View: Appendix I - Mann-Whitney
Plant Bowen Data: Bowen 3-4 CCR

Sanitas™ v.10.0.16e Software licensed to . UG
Hollow symbols indicate censored values.

Mann-Whitney (Wilcoxon Rank Sum)

GWC-24R

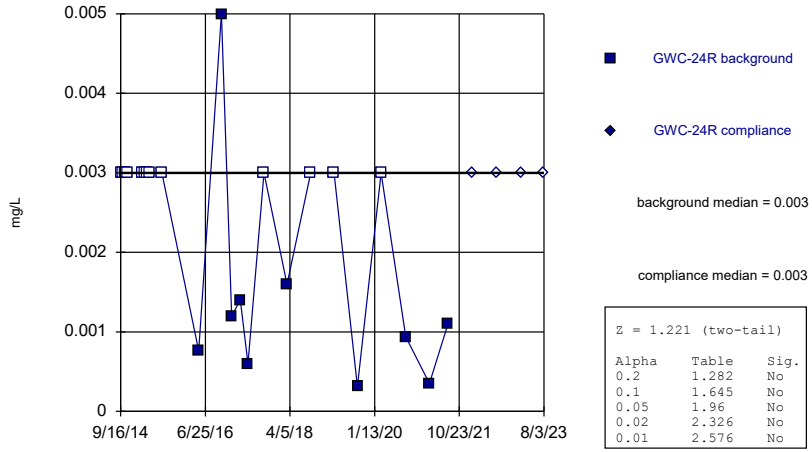

Z = 1.221 (two-tail)

Alpha	Table	Sig.
0.2	1.282	No
0.1	1.645	No
0.05	1.96	No
0.02	2.326	No
0.01	2.576	No

Constituent: Antimony Analysis Run 5/13/2024 9:48 AM View: Appendix I - Mann-Whitney
Plant Bowen Data: Bowen 3-4 CCR

Sanitas™ v.10.0.16e Software licensed to . UG
Hollow symbols indicate censored values.

Mann-Whitney (Wilcoxon Rank Sum)

GWC-25R

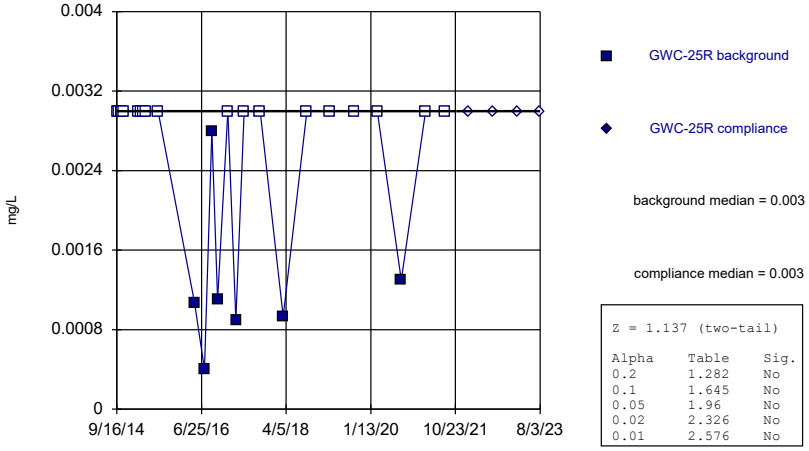

Z = 1.137 (two-tail)

Alpha	Table	Sig.
0.2	1.282	No
0.1	1.645	No
0.05	1.96	No
0.02	2.326	No
0.01	2.576	No

Constituent: Antimony Analysis Run 5/13/2024 9:48 AM View: Appendix I - Mann-Whitney
Plant Bowen Data: Bowen 3-4 CCR

Sanitas™ v.10.0.16e Software licensed to . UG
Hollow symbols indicate censored values.

Mann-Whitney (Wilcoxon Rank Sum)

GWC-36RA

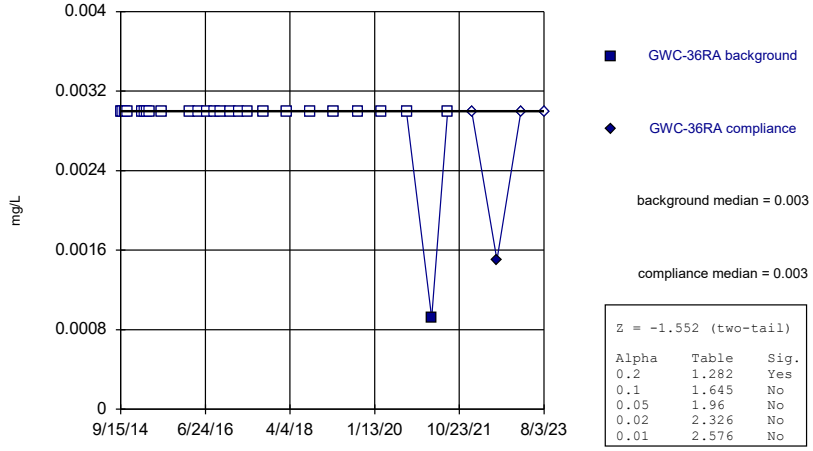

Z = -1.552 (two-tail)

Alpha	Table	Sig.
0.2	1.282	Yes
0.1	1.645	No
0.05	1.96	No
0.02	2.326	No
0.01	2.576	No

Constituent: Antimony Analysis Run 5/13/2024 9:48 AM View: Appendix I - Mann-Whitney
Plant Bowen Data: Bowen 3-4 CCR

Sanitas™ v.10.0.16e Software licensed to . UG
Hollow symbols indicate censored values.

Mann-Whitney (Wilcoxon Rank Sum)

GWC-37

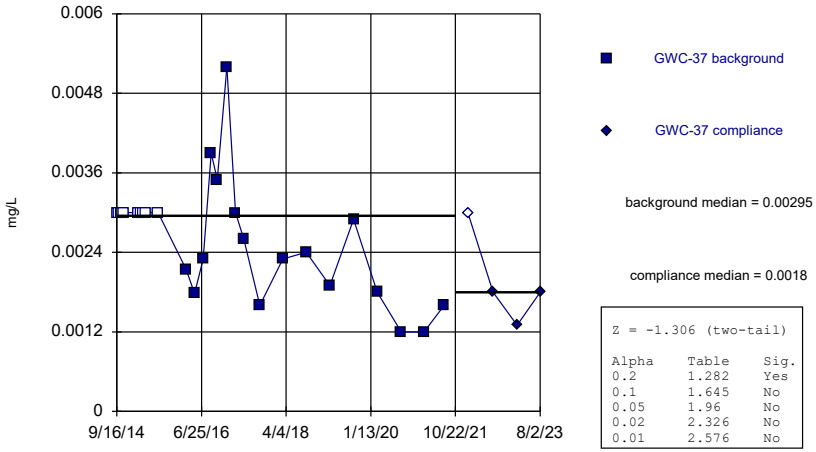

Z = -1.306 (two-tail)

Alpha	Table	Sig.
0.2	1.282	Yes
0.1	1.645	No
0.05	1.96	No
0.02	2.326	No
0.01	2.576	No

Constituent: Antimony Analysis Run 5/13/2024 9:48 AM View: Appendix I - Mann-Whitney
Plant Bowen Data: Bowen 3-4 CCR

Sanitas™ v.10.0.16e Software licensed to . UG
Hollow symbols indicate censored values.

Mann-Whitney (Wilcoxon Rank Sum)

GWA-1 (bg)

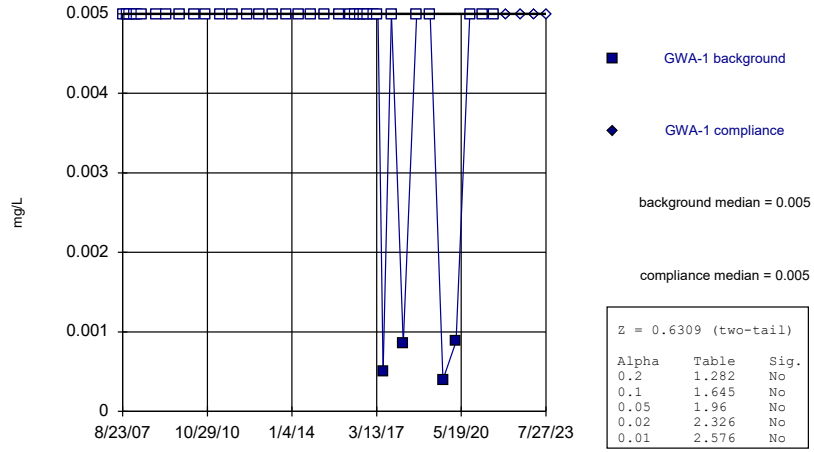

Z = 0.6309 (two-tail)

Alpha	Table	Sig.
0.2	1.282	No
0.1	1.645	No
0.05	1.96	No
0.02	2.326	No
0.01	2.576	No

Constituent: Arsenic Analysis Run 5/13/2024 9:48 AM View: Appendix I - Mann-Whitney
Plant Bowen Data: Bowen 3-4 CCR

Sanitas™ v.10.0.16e Software licensed to . UG
Hollow symbols indicate censored values.

Mann-Whitney (Wilcoxon Rank Sum)

GWA-2 (bg)

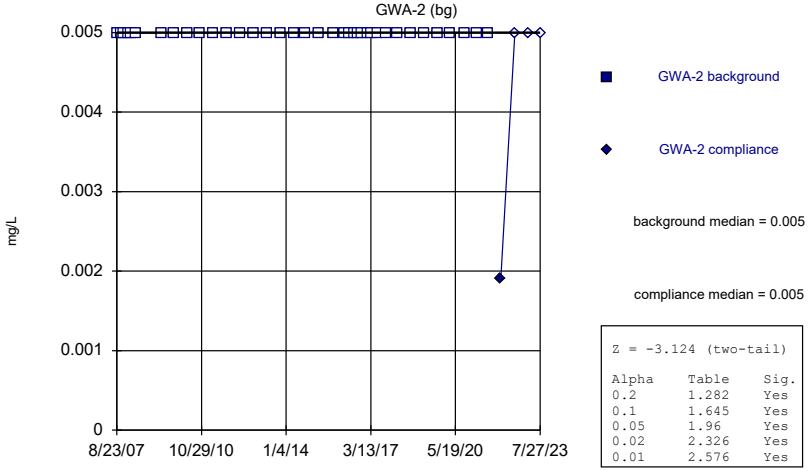

Z = -3.124 (two-tail)

Alpha	Table	Sig.
0.2	1.282	Yes
0.1	1.645	Yes
0.05	1.96	Yes
0.02	2.326	Yes
0.01	2.576	Yes

Constituent: Arsenic Analysis Run 5/13/2024 9:49 AM View: Appendix I - Mann-Whitney
Plant Bowen Data: Bowen 3-4 CCR

Sanitas™ v.10.0.16e Software licensed to . UG
Hollow symbols indicate censored values.

Mann-Whitney (Wilcoxon Rank Sum)

GWA-2R (bg)

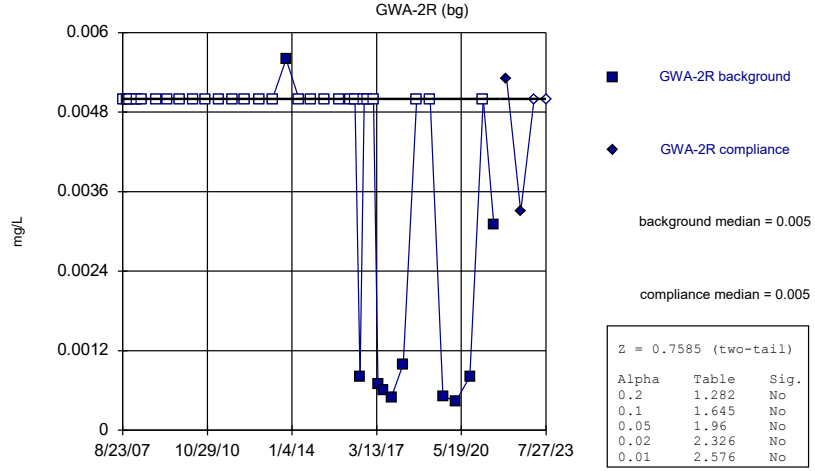

Z = 0.7585 (two-tail)

Alpha	Table	Sig.
0.2	1.282	No
0.1	1.645	No
0.05	1.96	No
0.02	2.326	No
0.01	2.576	No

Constituent: Arsenic Analysis Run 5/13/2024 9:49 AM View: Appendix I - Mann-Whitney
Plant Bowen Data: Bowen 3-4 CCR

Sanitas™ v.10.0.16e Software licensed to . UG
Hollow symbols indicate censored values.

Mann-Whitney (Wilcoxon Rank Sum)

GWA-39RZ (bg)

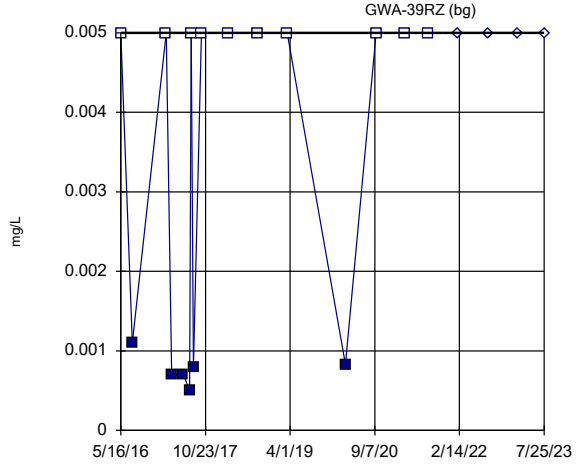

GWA-39RZ background

GWA-39RZ compliance

background median = 0.005

compliance median = 0.005

Z = 1.34 (two-tail)

Alpha	Table	Sig.
0.2	1.282	Yes
0.1	1.645	No
0.05	1.96	No
0.02	2.326	No
0.01	2.576	No

Constituent: Arsenic Analysis Run 5/13/2024 9:49 AM View: Appendix I - Mann-Whitney
Plant Bowen Data: Bowen 3-4 CCR

Sanitas™ v.10.0.16e Software licensed to . UG
Hollow symbols indicate censored values.

Mann-Whitney (Wilcoxon Rank Sum)

GWA-39Z (bg)

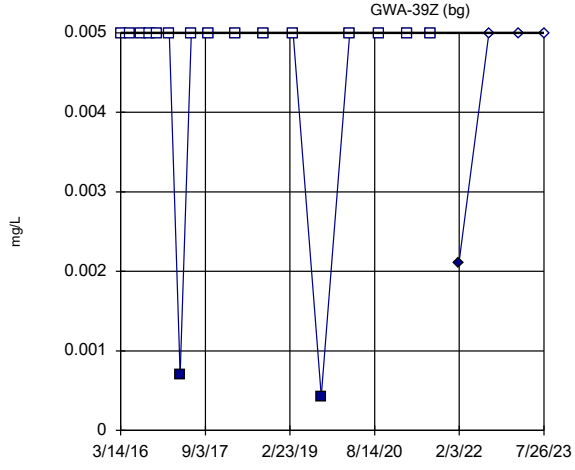

GWA-39Z background

GWA-39Z compliance

background median = 0.005

compliance median = 0.005

Z = -0.5883 (two-tail)

Alpha	Table	Sig.
0.2	1.282	No
0.1	1.645	No
0.05	1.96	No
0.02	2.326	No
0.01	2.576	No

Constituent: Arsenic Analysis Run 5/13/2024 9:49 AM View: Appendix I - Mann-Whitney
Plant Bowen Data: Bowen 3-4 CCR

Sanitas™ v.10.0.16e Software licensed to . UG
Hollow symbols indicate censored values.

Mann-Whitney (Wilcoxon Rank Sum)

GWA-3A (bg)

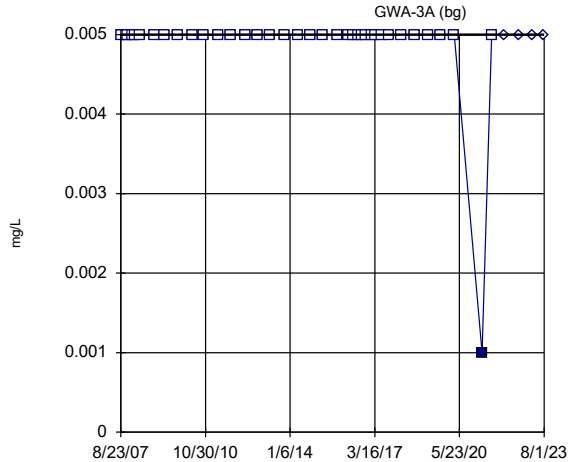

GWA-3A background

GWA-3A compliance

background median = 0.005

compliance median = 0.005

Z = 0.2466 (two-tail)

Alpha	Table	Sig.
0.2	1.282	No
0.1	1.645	No
0.05	1.96	No
0.02	2.326	No
0.01	2.576	No

Constituent: Arsenic Analysis Run 5/13/2024 9:49 AM View: Appendix I - Mann-Whitney
Plant Bowen Data: Bowen 3-4 CCR

Sanitas™ v.10.0.16e Software licensed to . UG
Hollow symbols indicate censored values.

Mann-Whitney (Wilcoxon Rank Sum)

GWA-40 (bg)

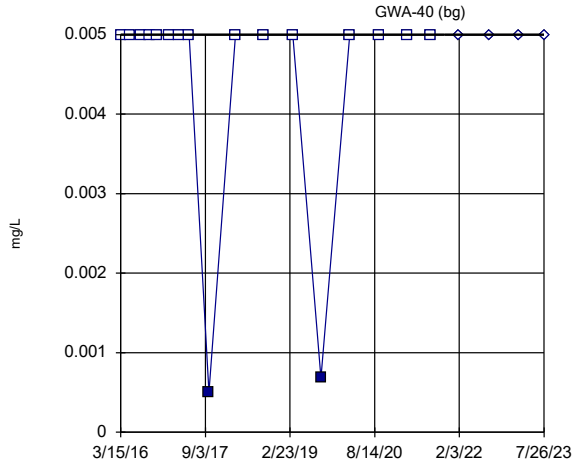

GWA-40 background

GWA-40 compliance

background median = 0.005

compliance median = 0.005

Z = 0.6151 (two-tail)

Alpha	Table	Sig.
0.2	1.282	No
0.1	1.645	No
0.05	1.96	No
0.02	2.326	No
0.01	2.576	No

Constituent: Arsenic Analysis Run 5/13/2024 9:49 AM View: Appendix I - Mann-Whitney
Plant Bowen Data: Bowen 3-4 CCR

Sanitas™ v.10.0.16e Software licensed to . UG
Hollow symbols indicate censored values.

Mann-Whitney (Wilcoxon Rank Sum)

GWA-41R (bg)

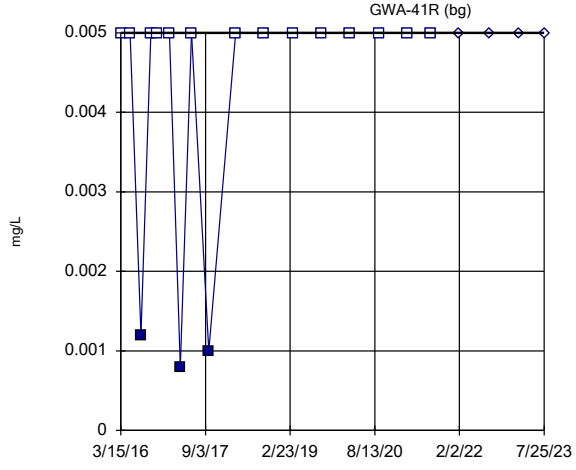

GWA-41R background

GWA-41R compliance

background median = 0.005

compliance median = 0.005

Z = 0.809 (two-tail)

Alpha	Table	Sig.
0.2	1.282	No
0.1	1.645	No
0.05	1.96	No
0.02	2.326	No
0.01	2.576	No

Constituent: Arsenic Analysis Run 5/13/2024 9:49 AM View: Appendix I - Mann-Whitney
Plant Bowen Data: Bowen 3-4 CCR

Sanitas™ v.10.0.16e Software licensed to . UG
Hollow symbols indicate censored values.

Mann-Whitney (Wilcoxon Rank Sum)

GWA-43 (bg)

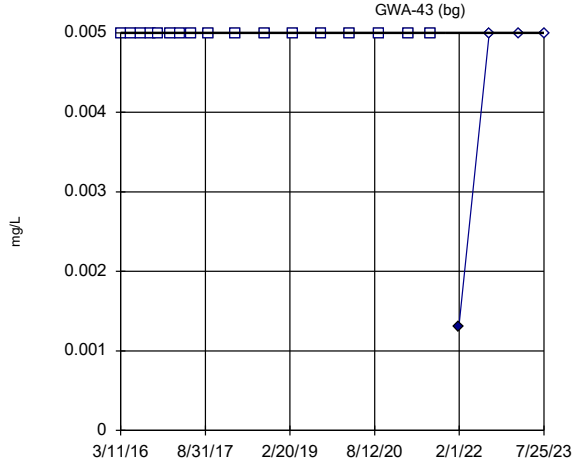

GWA-43 background

GWA-43 compliance

background median = 0.005

compliance median = 0.005

Z = -2.183 (two-tail)

Alpha	Table	Sig.
0.2	1.282	Yes
0.1	1.645	Yes
0.05	1.96	Yes
0.02	2.326	No
0.01	2.576	No

Constituent: Arsenic Analysis Run 5/13/2024 9:49 AM View: Appendix I - Mann-Whitney
Plant Bowen Data: Bowen 3-4 CCR

Sanitas™ v.10.0.16e Software licensed to . UG
Hollow symbols indicate censored values.

Mann-Whitney (Wilcoxon Rank Sum)

GWA-43R (bg)

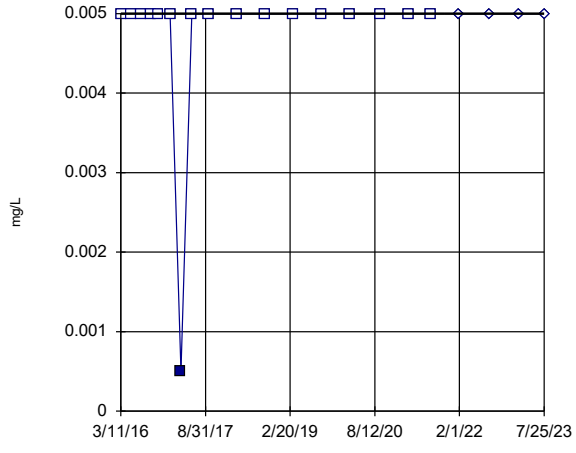

GWA-43R background

GWA-43R compliance

background median = 0.005

compliance median = 0.005

Z = 0.3638 (two-tail)

Alpha	Table	Sig.
0.2	1.282	No
0.1	1.645	No
0.05	1.96	No
0.02	2.326	No
0.01	2.576	No

Constituent: Arsenic Analysis Run 5/13/2024 9:49 AM View: Appendix I - Mann-Whitney
Plant Bowen Data: Bowen 3-4 CCR

Sanitas™ v.10.0.16e Software licensed to . UG
Hollow symbols indicate censored values.

Mann-Whitney (Wilcoxon Rank Sum)

GWA-4RZ (bg)

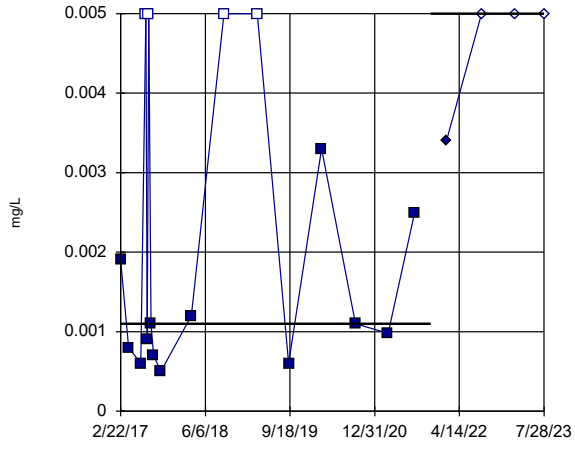

GWA-4RZ background

GWA-4RZ compliance

background median = 0.0011

compliance median = 0.005

Z = 2.146 (two-tail)

Alpha	Table	Sig.
0.2	1.282	Yes
0.1	1.645	Yes
0.05	1.96	Yes
0.02	2.326	No
0.01	2.576	No

Constituent: Arsenic Analysis Run 5/13/2024 9:49 AM View: Appendix I - Mann-Whitney
Plant Bowen Data: Bowen 3-4 CCR

Sanitas™ v.10.0.16e Software licensed to . UG
Hollow symbols indicate censored values.

Mann-Whitney (Wilcoxon Rank Sum)

GWC-16R

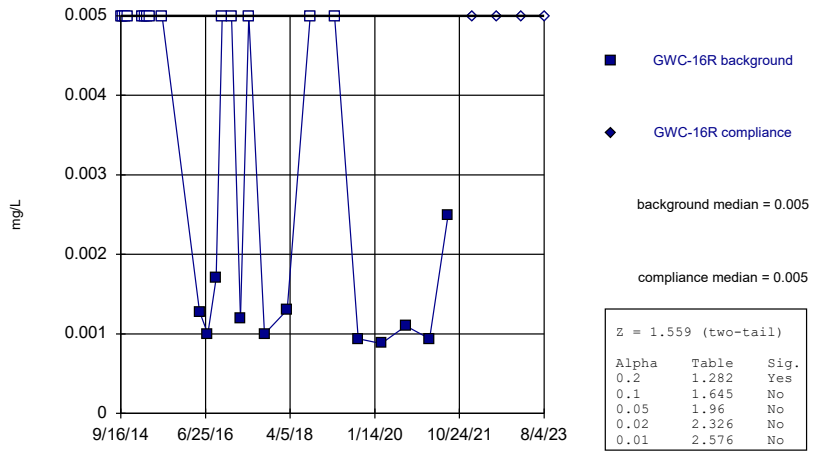

Z = 1.559 (two-tail)

Alpha	Table	Sig.
0.2	1.282	Yes
0.1	1.645	No
0.05	1.96	No
0.02	2.326	No
0.01	2.576	No

Constituent: Arsenic Analysis Run 5/13/2024 9:49 AM View: Appendix I - Mann-Whitney
Plant Bowen Data: Bowen 3-4 CCR

Sanitas™ v.10.0.16e Software licensed to . UG
Hollow symbols indicate censored values.

Mann-Whitney (Wilcoxon Rank Sum)

GWC-17R

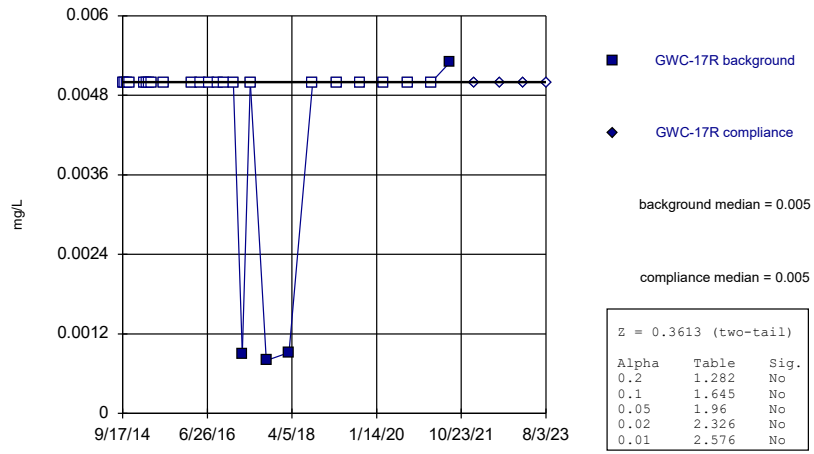

Z = 0.3613 (two-tail)

Alpha	Table	Sig.
0.2	1.282	No
0.1	1.645	No
0.05	1.96	No
0.02	2.326	No
0.01	2.576	No

Constituent: Arsenic Analysis Run 5/13/2024 9:49 AM View: Appendix I - Mann-Whitney
Plant Bowen Data: Bowen 3-4 CCR

Sanitas™ v.10.0.16e Software licensed to . UG
Hollow symbols indicate censored values.

Mann-Whitney (Wilcoxon Rank Sum)

GWC-18

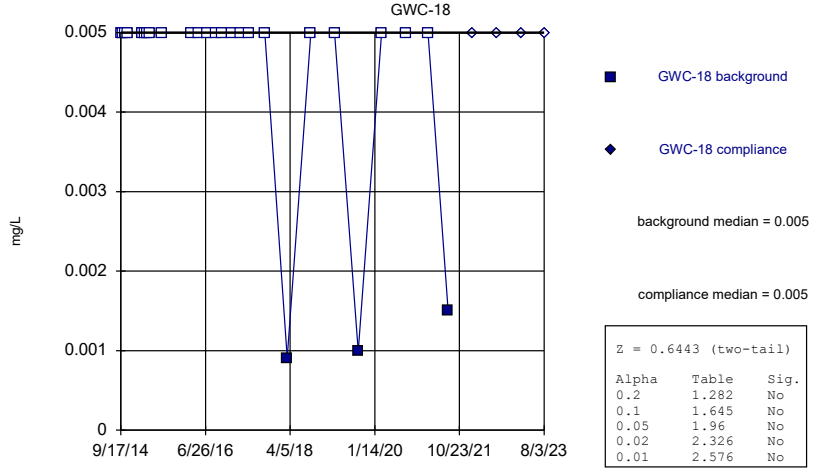

Z = 0.6443 (two-tail)

Alpha	Table	Sig.
0.2	1.282	No
0.1	1.645	No
0.05	1.96	No
0.02	2.326	No
0.01	2.576	No

Constituent: Arsenic Analysis Run 5/13/2024 9:49 AM View: Appendix I - Mann-Whitney
Plant Bowen Data: Bowen 3-4 CCR

Sanitas™ v.10.0.16e Software licensed to . UG
Hollow symbols indicate censored values.

Mann-Whitney (Wilcoxon Rank Sum)

GWC-18R

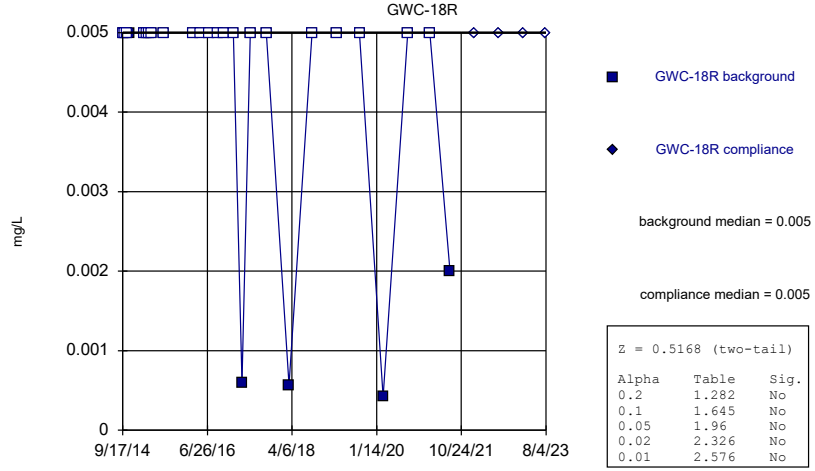

Z = 0.5168 (two-tail)

Alpha	Table	Sig.
0.2	1.282	No
0.1	1.645	No
0.05	1.96	No
0.02	2.326	No
0.01	2.576	No

Constituent: Arsenic Analysis Run 5/13/2024 9:49 AM View: Appendix I - Mann-Whitney
Plant Bowen Data: Bowen 3-4 CCR

Sanitas™ v.10.0.16e Software licensed to . UG
Hollow symbols indicate censored values.

Mann-Whitney (Wilcoxon Rank Sum)

GWC-19R

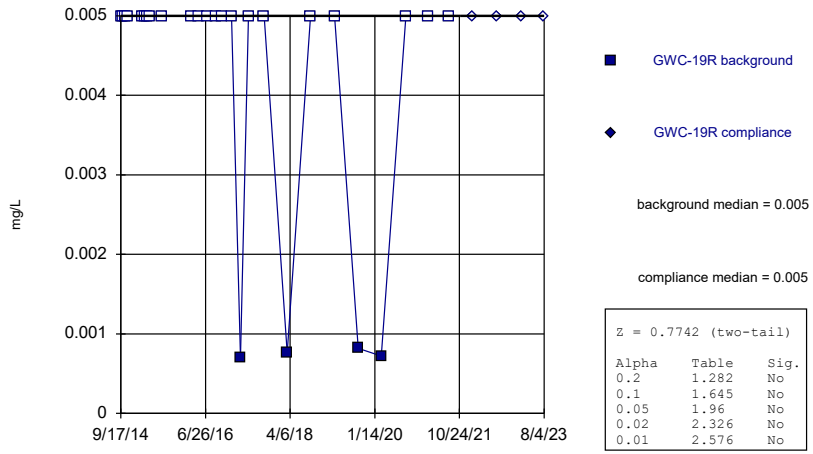

Z = 0.7742 (two-tail)

Alpha	Table	Sig.
0.2	1.282	No
0.1	1.645	No
0.05	1.96	No
0.02	2.326	No
0.01	2.576	No

Constituent: Arsenic Analysis Run 5/13/2024 9:49 AM View: Appendix I - Mann-Whitney
Plant Bowen Data: Bowen 3-4 CCR

Sanitas™ v.10.0.16e Software licensed to . UG
Hollow symbols indicate censored values.

Mann-Whitney (Wilcoxon Rank Sum)

GWC-20R

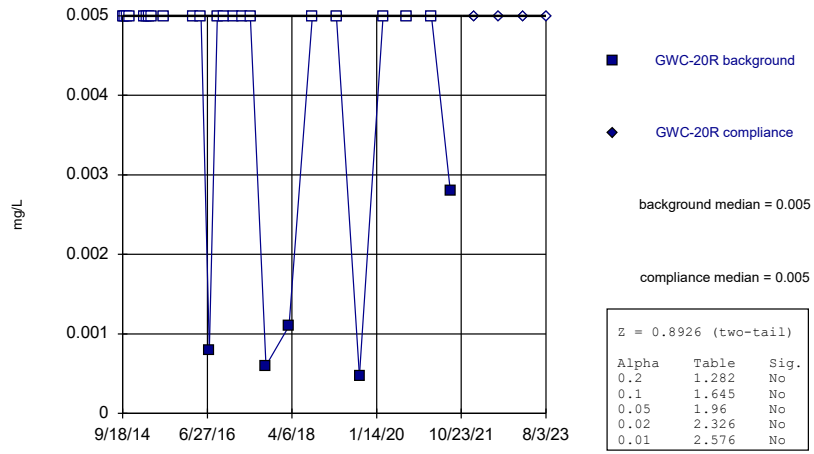

Z = 0.8926 (two-tail)

Alpha	Table	Sig.
0.2	1.282	No
0.1	1.645	No
0.05	1.96	No
0.02	2.326	No
0.01	2.576	No

Constituent: Arsenic Analysis Run 5/13/2024 9:49 AM View: Appendix I - Mann-Whitney
Plant Bowen Data: Bowen 3-4 CCR

Sanitas™ v.10.0.16e Software licensed to . UG
Hollow symbols indicate censored values.

Mann-Whitney (Wilcoxon Rank Sum)

GWC-21R

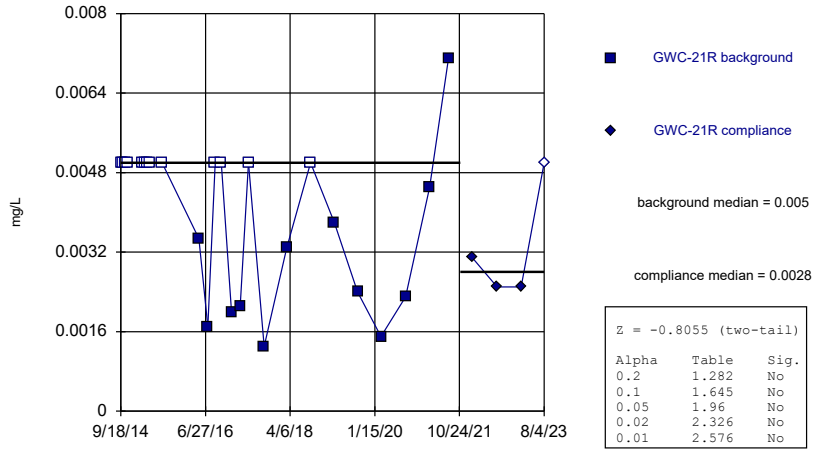

Z = -0.8055 (two-tail)

Alpha	Table	Sig.
0.2	1.282	No
0.1	1.645	No
0.05	1.96	No
0.02	2.326	No
0.01	2.576	No

Constituent: Arsenic Analysis Run 5/13/2024 9:49 AM View: Appendix I - Mann-Whitney
Plant Bowen Data: Bowen 3-4 CCR

Sanitas™ v.10.0.16e Software licensed to . UG
Hollow symbols indicate censored values.

Mann-Whitney (Wilcoxon Rank Sum)

GWC-22R

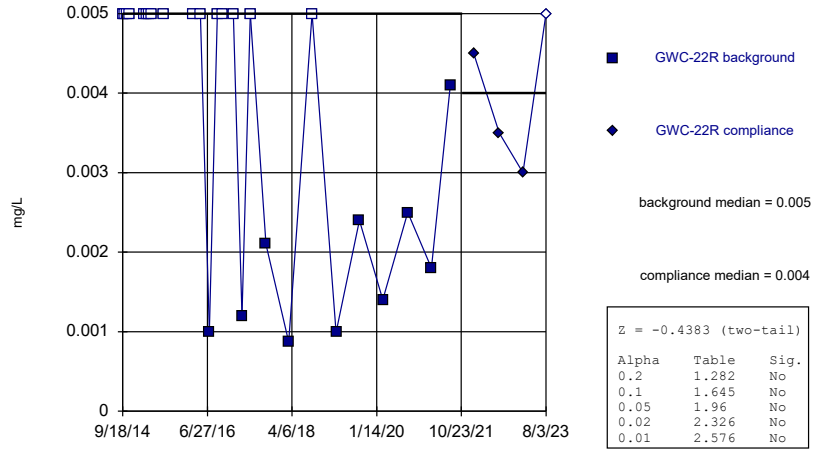

Z = -0.4383 (two-tail)

Alpha	Table	Sig.
0.2	1.282	No
0.1	1.645	No
0.05	1.96	No
0.02	2.326	No
0.01	2.576	No

Constituent: Arsenic Analysis Run 5/13/2024 9:49 AM View: Appendix I - Mann-Whitney
Plant Bowen Data: Bowen 3-4 CCR

Sanitas™ v.10.0.16e Software licensed to . UG
Hollow symbols indicate censored values.

Mann-Whitney (Wilcoxon Rank Sum)

GWC-23R

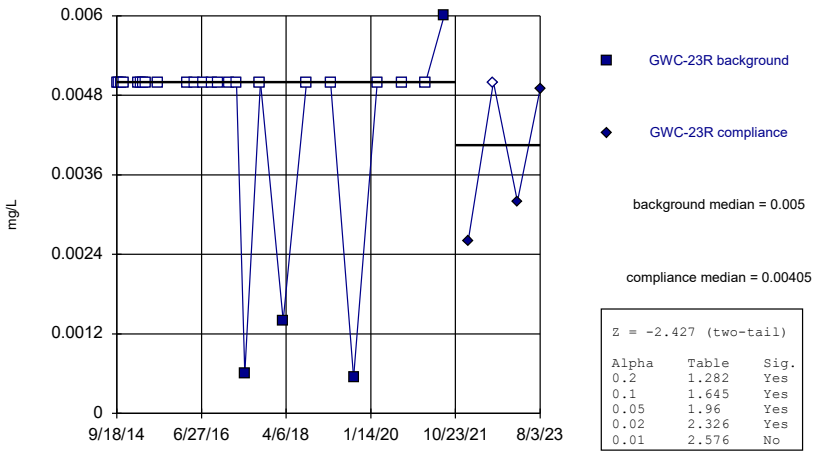

Z = -2.427 (two-tail)

Alpha	Table	Sig.
0.2	1.282	Yes
0.1	1.645	Yes
0.05	1.96	Yes
0.02	2.326	Yes
0.01	2.576	No

Constituent: Arsenic Analysis Run 5/13/2024 9:49 AM View: Appendix I - Mann-Whitney
Plant Bowen Data: Bowen 3-4 CCR

Sanitas™ v.10.0.16e Software licensed to . UG
Hollow symbols indicate censored values.

Mann-Whitney (Wilcoxon Rank Sum)

GWC-24R

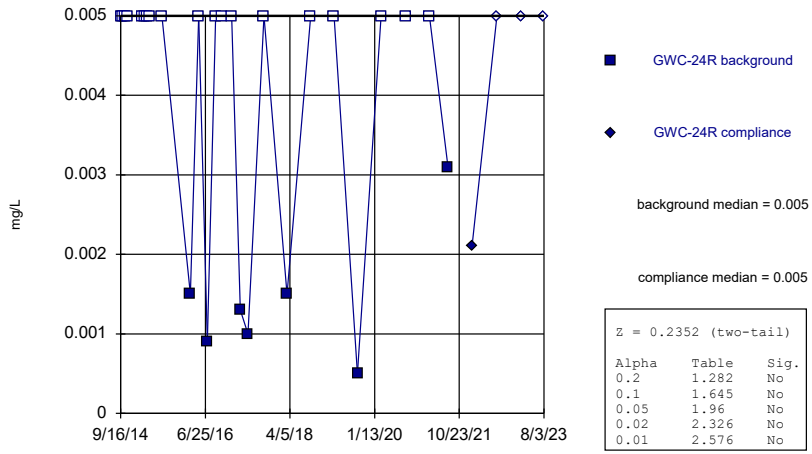

Z = 0.2352 (two-tail)

Alpha	Table	Sig.
0.2	1.282	No
0.1	1.645	No
0.05	1.96	No
0.02	2.326	No
0.01	2.576	No

Constituent: Arsenic Analysis Run 5/13/2024 9:49 AM View: Appendix I - Mann-Whitney
Plant Bowen Data: Bowen 3-4 CCR

Sanitas™ v.10.0.16e Software licensed to . UG
Hollow symbols indicate censored values.

Mann-Whitney (Wilcoxon Rank Sum)

GWC-25R

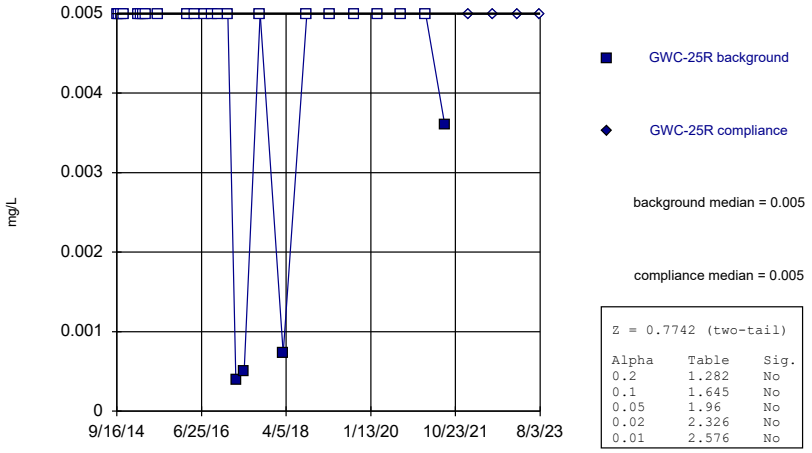

Z = 0.7742 (two-tail)

Alpha	Table	Sig.
0.2	1.282	No
0.1	1.645	No
0.05	1.96	No
0.02	2.326	No
0.01	2.576	No

Constituent: Arsenic Analysis Run 5/13/2024 9:49 AM View: Appendix I - Mann-Whitney
Plant Bowen Data: Bowen 3-4 CCR

Sanitas™ v.10.0.16e Software licensed to . UG
Hollow symbols indicate censored values.

Mann-Whitney (Wilcoxon Rank Sum)

GWC-36RA

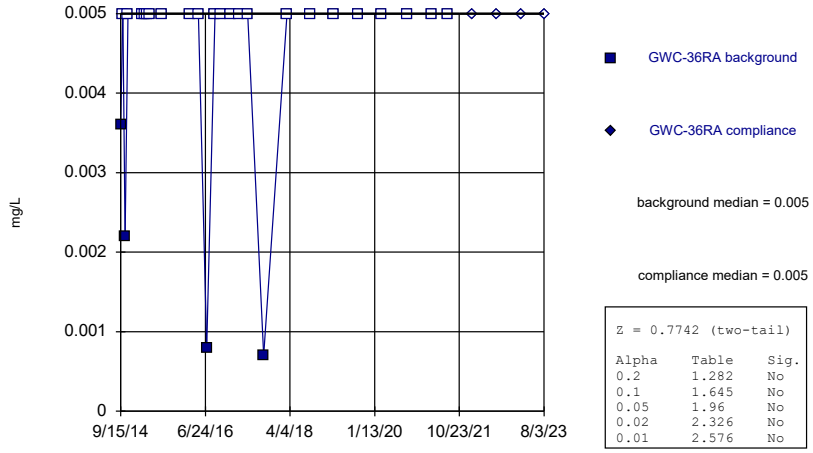

Z = 0.7742 (two-tail)

Alpha	Table	Sig.
0.2	1.282	No
0.1	1.645	No
0.05	1.96	No
0.02	2.326	No
0.01	2.576	No

Constituent: Arsenic Analysis Run 5/13/2024 9:49 AM View: Appendix I - Mann-Whitney
Plant Bowen Data: Bowen 3-4 CCR

Sanitas™ v.10.0.16e Software licensed to . UG
Hollow symbols indicate censored values.

Mann-Whitney (Wilcoxon Rank Sum)

GWC-37

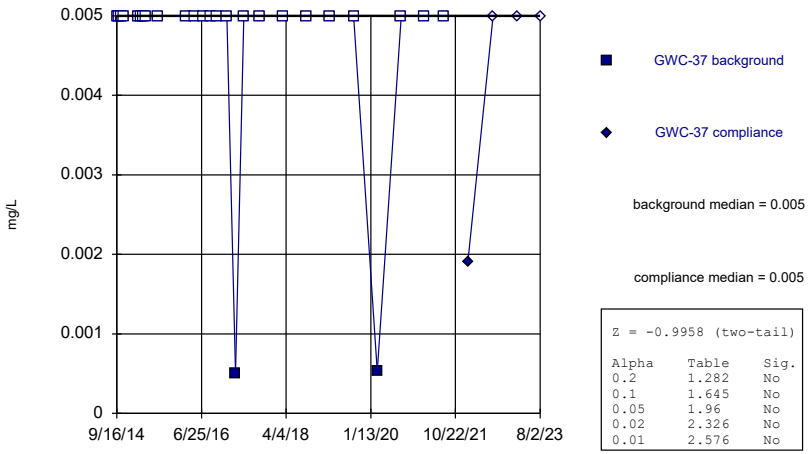

Z = -0.9958 (two-tail)

Alpha	Table	Sig.
0.2	1.282	No
0.1	1.645	No
0.05	1.96	No
0.02	2.326	No
0.01	2.576	No

Constituent: Arsenic Analysis Run 5/13/2024 9:49 AM View: Appendix I - Mann-Whitney
Plant Bowen Data: Bowen 3-4 CCR

Sanitas™ v.10.0.16e Software licensed to . UG
Hollow symbols indicate censored values.

Mann-Whitney (Wilcoxon Rank Sum)

GWC-38

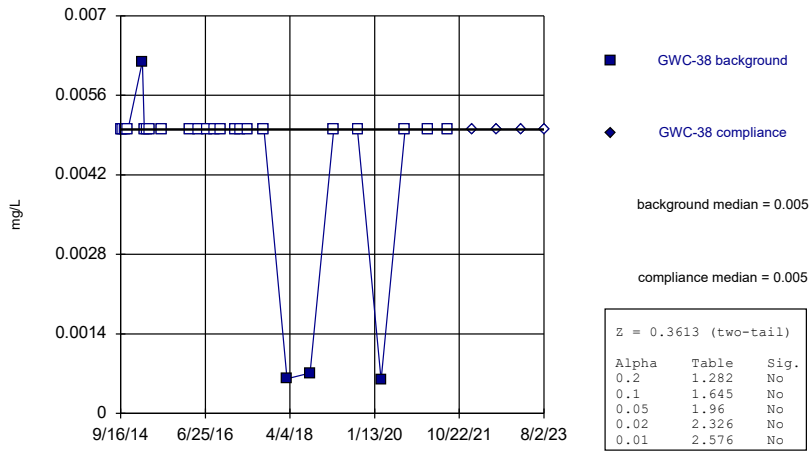

Z = 0.3613 (two-tail)

Alpha	Table	Sig.
0.2	1.282	No
0.1	1.645	No
0.05	1.96	No
0.02	2.326	No
0.01	2.576	No

Constituent: Arsenic Analysis Run 5/13/2024 9:49 AM View: Appendix I - Mann-Whitney
Plant Bowen Data: Bowen 3-4 CCR

Sanitas™ v.10.0.16e Software licensed to . UG

Mann-Whitney (Wilcoxon Rank Sum)

GWA-1 (bg)

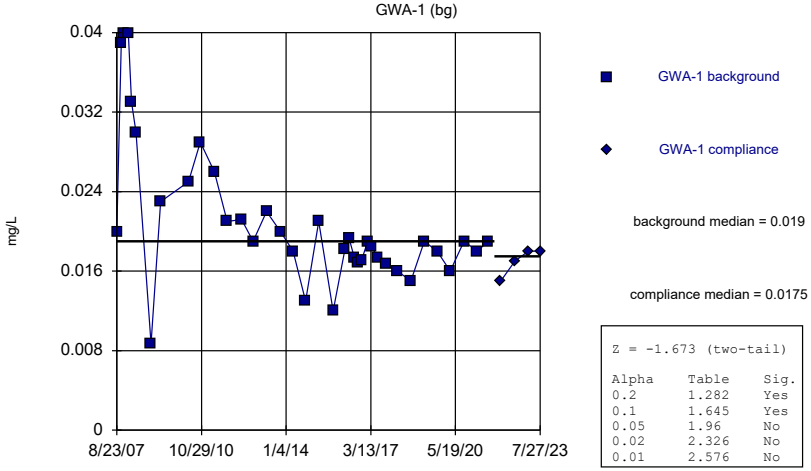

Z = -1.673 (two-tail)

Alpha	Table	Sig.
0.2	1.282	Yes
0.1	1.645	Yes
0.05	1.96	No
0.02	2.326	No
0.01	2.576	No

Constituent: Barium Analysis Run 5/13/2024 9:49 AM View: Appendix I - Mann-Whitney
Plant Bowen Data: Bowen 3-4 CCR

Sanitas™ v.10.0.16e Software licensed to . UG

Mann-Whitney (Wilcoxon Rank Sum)

GWA-2 (bg)

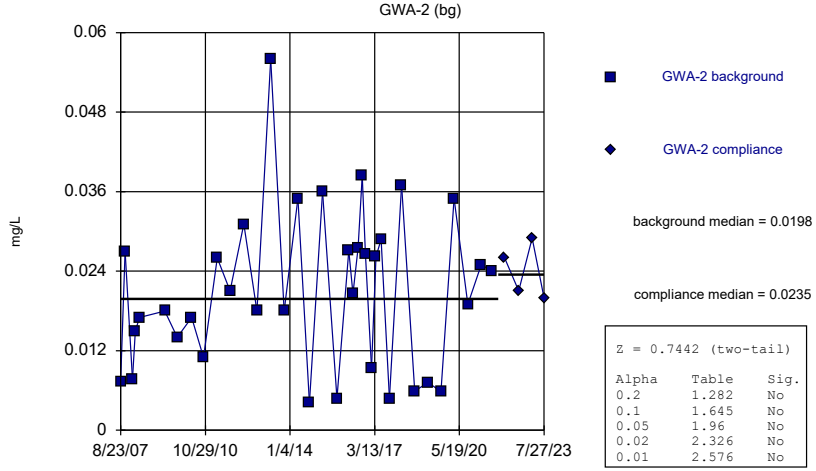

Z = 0.7442 (two-tail)

Alpha	Table	Sig.
0.2	1.282	No
0.1	1.645	No
0.05	1.96	No
0.02	2.326	No
0.01	2.576	No

Constituent: Barium Analysis Run 5/13/2024 9:49 AM View: Appendix I - Mann-Whitney
Plant Bowen Data: Bowen 3-4 CCR

Sanitas™ v.10.0.16e Software licensed to . UG

Mann-Whitney (Wilcoxon Rank Sum)

GWA-2R (bg)

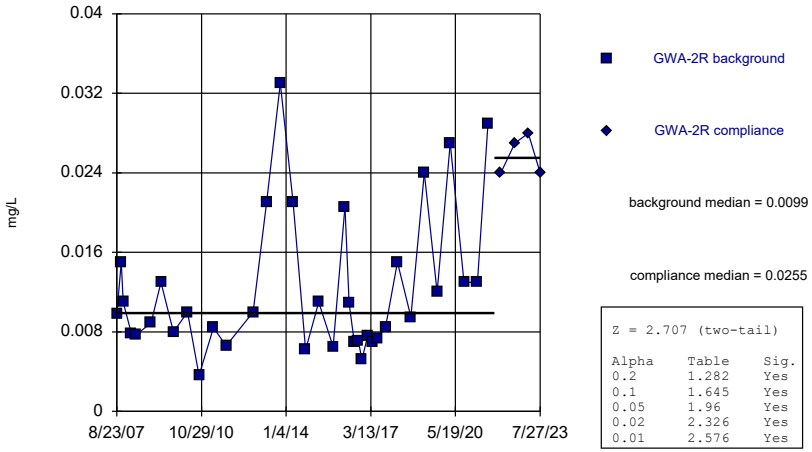

Z = 2.707 (two-tail)

Alpha	Table	Sig.
0.2	1.282	Yes
0.1	1.645	Yes
0.05	1.96	Yes
0.02	2.326	Yes
0.01	2.576	Yes

Constituent: Barium Analysis Run 5/13/2024 9:49 AM View: Appendix I - Mann-Whitney
Plant Bowen Data: Bowen 3-4 CCR

Sanitas™ v.10.0.16e Software licensed to . UG

Mann-Whitney (Wilcoxon Rank Sum)

GWA-39RZ (bg)

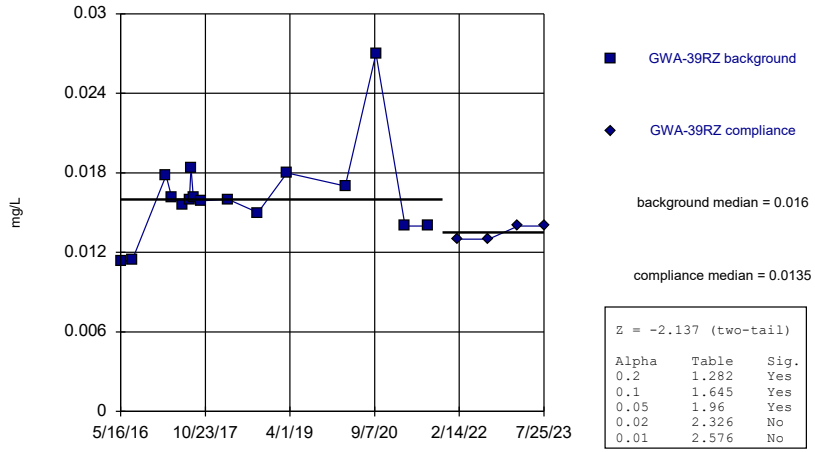

Z = -2.137 (two-tail)

Alpha	Table	Sig.
0.2	1.282	Yes
0.1	1.645	Yes
0.05	1.96	Yes
0.02	2.326	No
0.01	2.576	No

Constituent: Barium Analysis Run 5/13/2024 9:49 AM View: Appendix I - Mann-Whitney
Plant Bowen Data: Bowen 3-4 CCR

Sanitas™ v.10.0.16e Software licensed to . UG
Hollow symbols indicate censored values.

Mann-Whitney (Wilcoxon Rank Sum)

GWA-39Z (bg)

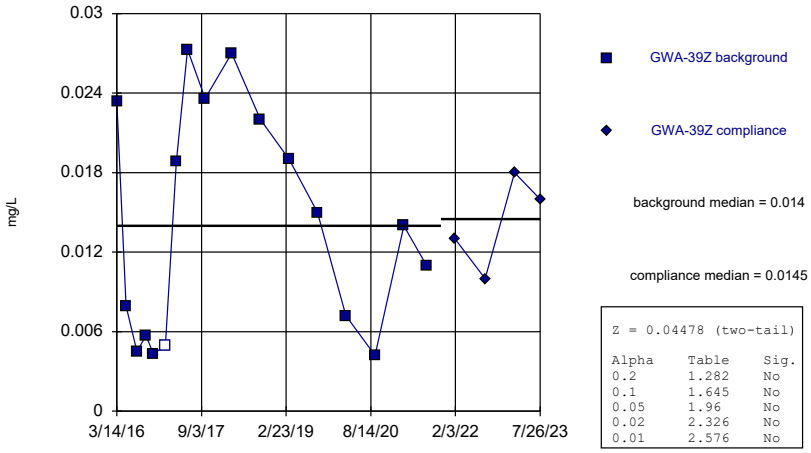

Z = 0.04478 (two-tail)

Alpha	Table	Sig.
0.2	1.282	No
0.1	1.645	No
0.05	1.96	No
0.02	2.326	No
0.01	2.576	No

Constituent: Barium Analysis Run 5/13/2024 9:49 AM View: Appendix I - Mann-Whitney
Plant Bowen Data: Bowen 3-4 CCR

Sanitas™ v.10.0.16e Software licensed to . UG
Hollow symbols indicate censored values.

Mann-Whitney (Wilcoxon Rank Sum)

GWA-3A (bg)

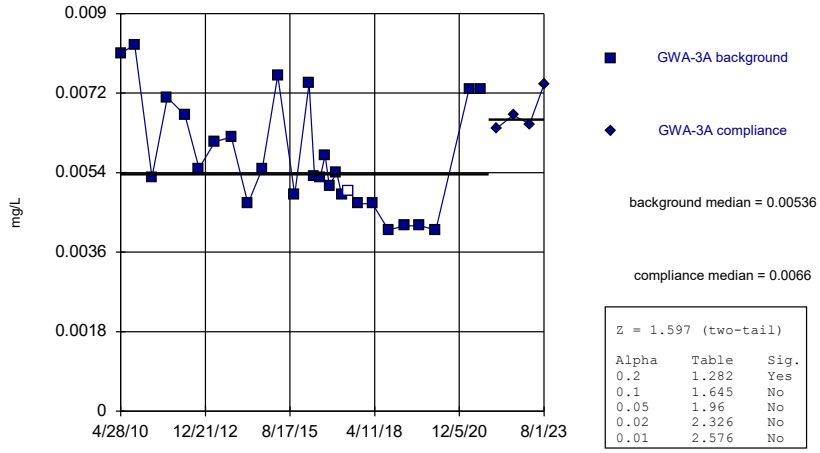

Z = 1.597 (two-tail)

Alpha	Table	Sig.
0.2	1.282	Yes
0.1	1.645	No
0.05	1.96	No
0.02	2.326	No
0.01	2.576	No

Constituent: Barium Analysis Run 5/13/2024 9:49 AM View: Appendix I - Mann-Whitney
Plant Bowen Data: Bowen 3-4 CCR

Sanitas™ v.10.0.16e Software licensed to . UG

Mann-Whitney (Wilcoxon Rank Sum)

GWA-40 (bg)

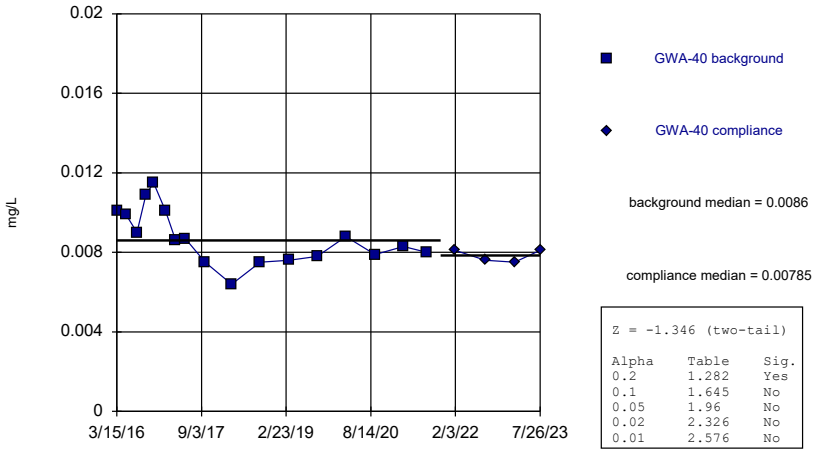

background median = 0.0086

compliance median = 0.00785

Z = -1.346 (two-tail)

Alpha	Table	Sig.
0.2	1.282	Yes
0.1	1.645	No
0.05	1.96	No
0.02	2.326	No
0.01	2.576	No

Constituent: Barium Analysis Run 5/13/2024 9:49 AM View: Appendix I - Mann-Whitney
Plant Bowen Data: Bowen 3-4 CCR

Sanitas™ v.10.0.16e Software licensed to . UG

Mann-Whitney (Wilcoxon Rank Sum)

GWA-41 (bg)

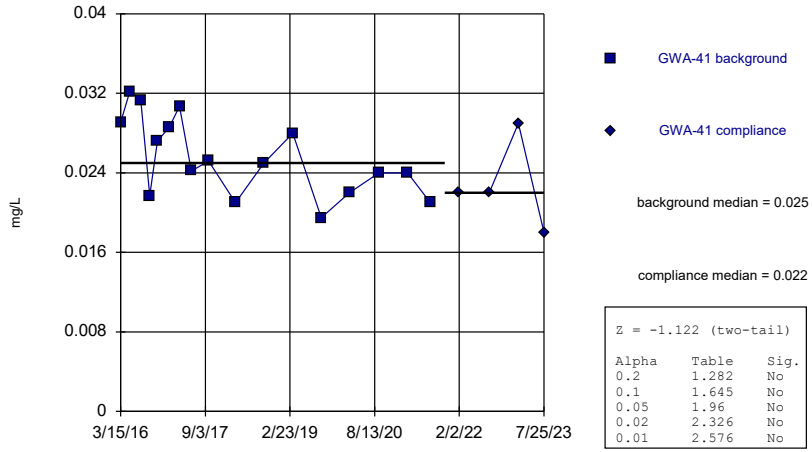

background median = 0.025

compliance median = 0.022

Z = -1.122 (two-tail)

Alpha	Table	Sig.
0.2	1.282	No
0.1	1.645	No
0.05	1.96	No
0.02	2.326	No
0.01	2.576	No

Constituent: Barium Analysis Run 5/13/2024 9:49 AM View: Appendix I - Mann-Whitney
Plant Bowen Data: Bowen 3-4 CCR

Sanitas™ v.10.0.16e Software licensed to . UG

Mann-Whitney (Wilcoxon Rank Sum)

GWA-41R (bg)

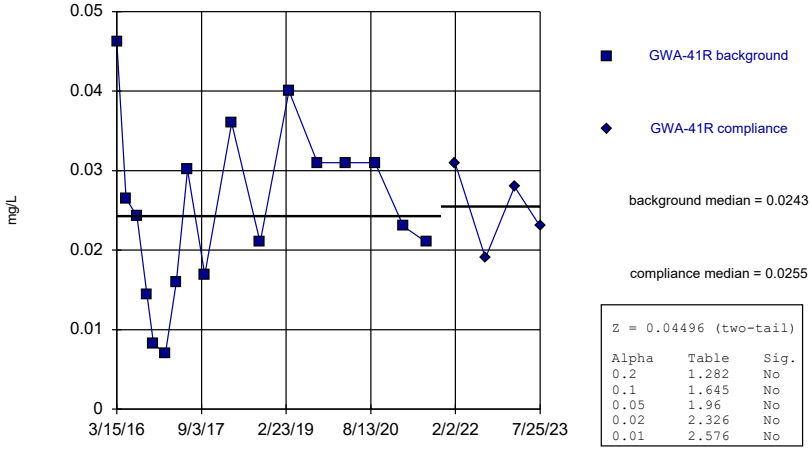

background median = 0.0243

compliance median = 0.0255

Z = 0.04496 (two-tail)

Alpha	Table	Sig.
0.2	1.282	No
0.1	1.645	No
0.05	1.96	No
0.02	2.326	No
0.01	2.576	No

Constituent: Barium Analysis Run 5/13/2024 9:49 AM View: Appendix I - Mann-Whitney
Plant Bowen Data: Bowen 3-4 CCR

Sanitas™ v.10.0.16e Software licensed to . UG

Mann-Whitney (Wilcoxon Rank Sum)

GWA-42 (bg)

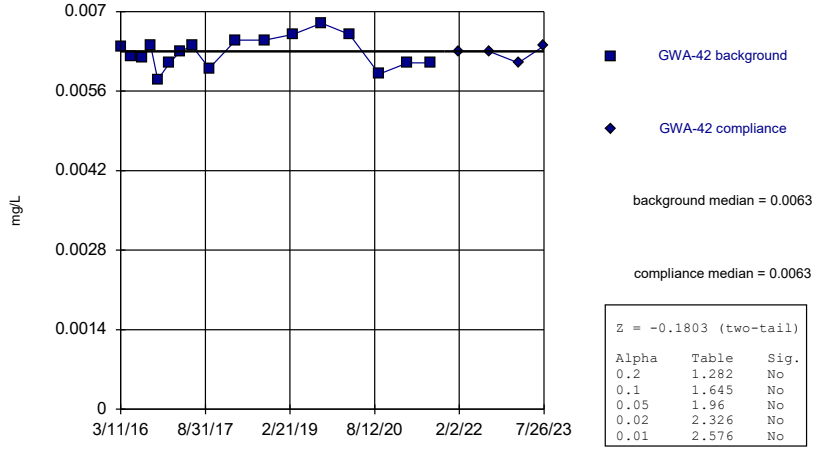

background median = 0.0063

compliance median = 0.0063

Z = -0.1803 (two-tail)

Alpha	Table	Sig.
0.2	1.282	No
0.1	1.645	No
0.05	1.96	No
0.02	2.326	No
0.01	2.576	No

Constituent: Barium Analysis Run 5/13/2024 9:49 AM View: Appendix I - Mann-Whitney
Plant Bowen Data: Bowen 3-4 CCR

Sanitas™ v.10.0.16e Software licensed to . UG

Mann-Whitney (Wilcoxon Rank Sum)

GWA-43 (bg)

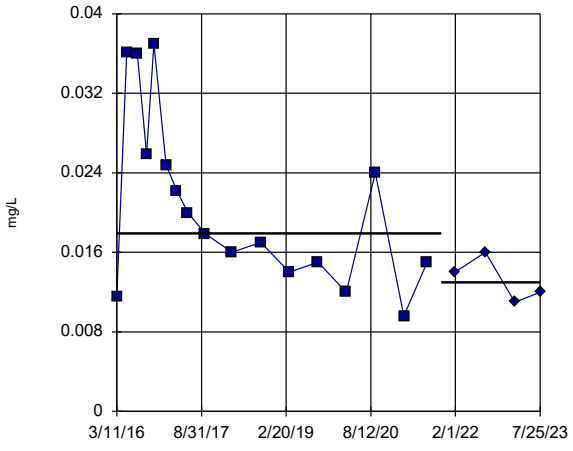

GWA-43 background

GWA-43 compliance

background median = 0.0179

compliance median = 0.013

Z = -1.883 (two-tail)

Alpha	Table	Sig.
0.2	1.282	Yes
0.1	1.645	Yes
0.05	1.96	No
0.02	2.326	No
0.01	2.576	No

Constituent: Barium Analysis Run 5/13/2024 9:49 AM View: Appendix I - Mann-Whitney
Plant Bowen Data: Bowen 3-4 CCR

Sanitas™ v.10.0.16e Software licensed to . UG

Mann-Whitney (Wilcoxon Rank Sum)

GWA-43R (bg)

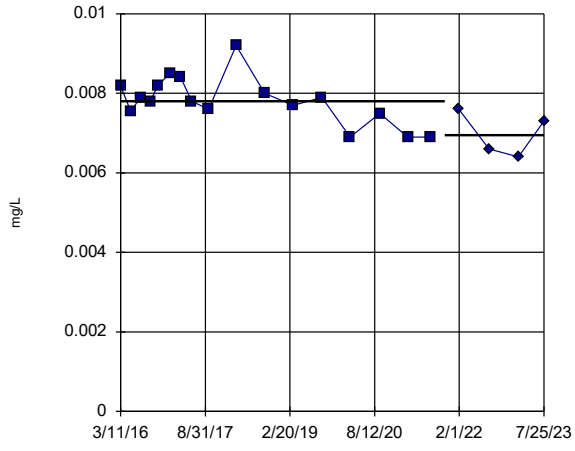

GWA-43R background

GWA-43R compliance

background median = 0.0078

compliance median = 0.00695

Z = -2.334 (two-tail)

Alpha	Table	Sig.
0.2	1.282	Yes
0.1	1.645	Yes
0.05	1.96	Yes
0.02	2.326	Yes
0.01	2.576	No

Constituent: Barium Analysis Run 5/13/2024 9:49 AM View: Appendix I - Mann-Whitney
Plant Bowen Data: Bowen 3-4 CCR

Sanitas™ v.10.0.16e Software licensed to . UG

Mann-Whitney (Wilcoxon Rank Sum)

GWA-4RZ (bg)

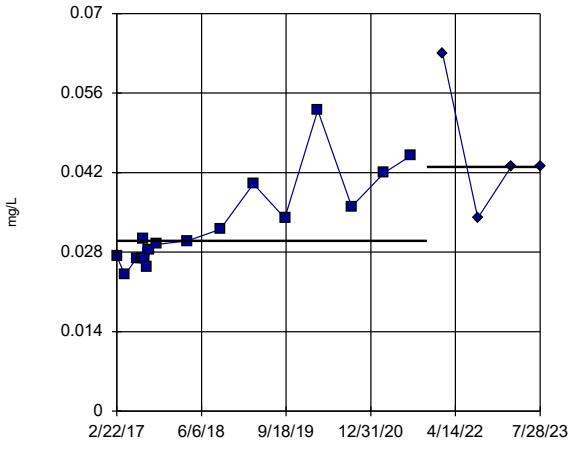

GWA-4RZ background

GWA-4RZ compliance

background median = 0.03

compliance median = 0.043

Z = 2.152 (two-tail)

Alpha	Table	Sig.
0.2	1.282	Yes
0.1	1.645	Yes
0.05	1.96	Yes
0.02	2.326	No
0.01	2.576	No

Constituent: Barium Analysis Run 5/13/2024 9:49 AM View: Appendix I - Mann-Whitney
Plant Bowen Data: Bowen 3-4 CCR

Sanitas™ v.10.0.16e Software licensed to . UG
Hollow symbols indicate censored values.

Mann-Whitney (Wilcoxon Rank Sum)

GWA-50 (bg)

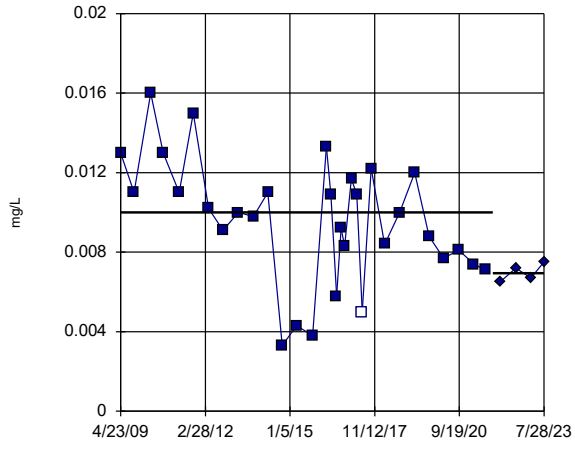

GWA-50 background

GWA-50 compliance

background median = 0.01

compliance median = 0.00695

Z = -2.049 (two-tail)

Alpha	Table	Sig.
0.2	1.282	Yes
0.1	1.645	Yes
0.05	1.96	Yes
0.02	2.326	No
0.01	2.576	No

Constituent: Barium Analysis Run 5/13/2024 9:49 AM View: Appendix I - Mann-Whitney
Plant Bowen Data: Bowen 3-4 CCR

Sanitas™ v.10.0.16e Software licensed to . UG

Mann-Whitney (Wilcoxon Rank Sum)

GWA-50R (bg)

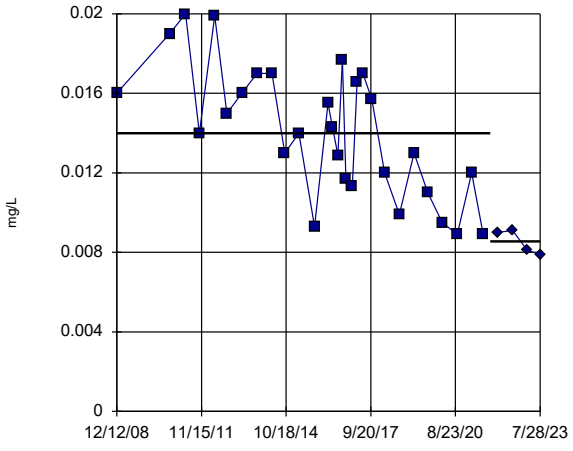

GWA-50R background

GWA-50R compliance

background median = 0.014

compliance median = 0.00855

Z = -3.008 (two-tail)

Alpha	Table	Sig.
0.2	1.282	Yes
0.1	1.645	Yes
0.05	1.96	Yes
0.02	2.326	Yes
0.01	2.576	Yes

Constituent: Barium Analysis Run 5/13/2024 9:49 AM View: Appendix I - Mann-Whitney
Plant Bowen Data: Bowen 3-4 CCR

Sanitas™ v.10.0.16e Software licensed to . UG

Mann-Whitney (Wilcoxon Rank Sum)

GWC-16R

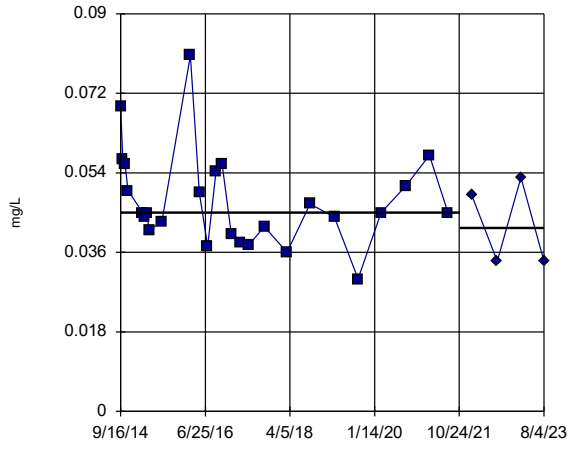

GWC-16R background

GWC-16R compliance

background median = 0.045

compliance median = 0.0415

Z = -0.9469 (two-tail)

Alpha	Table	Sig.
0.2	1.282	No
0.1	1.645	No
0.05	1.96	No
0.02	2.326	No
0.01	2.576	No

Constituent: Barium Analysis Run 5/13/2024 9:49 AM View: Appendix I - Mann-Whitney
Plant Bowen Data: Bowen 3-4 CCR

Sanitas™ v.10.0.16e Software licensed to . UG

Mann-Whitney (Wilcoxon Rank Sum)

GWC-17R

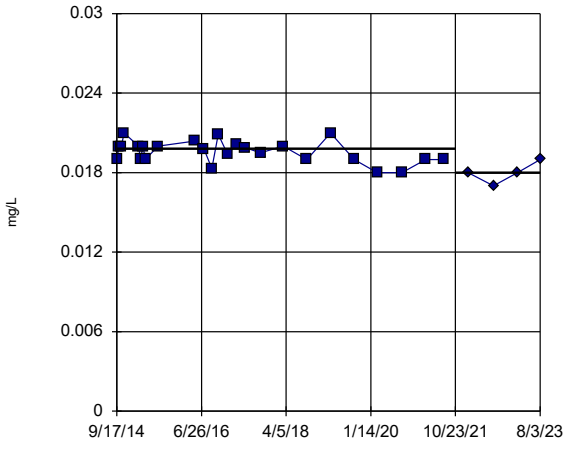

GWC-17R background

GWC-17R compliance

background median = 0.0198

compliance median = 0.018

Z = -2.7 (two-tail)

Alpha	Table	Sig.
0.2	1.282	Yes
0.1	1.645	Yes
0.05	1.96	Yes
0.02	2.326	Yes
0.01	2.576	Yes

Constituent: Barium Analysis Run 5/13/2024 9:49 AM View: Appendix I - Mann-Whitney
Plant Bowen Data: Bowen 3-4 CCR

Sanitas™ v.10.0.16e Software licensed to . UG

Mann-Whitney (Wilcoxon Rank Sum)

GWC-18

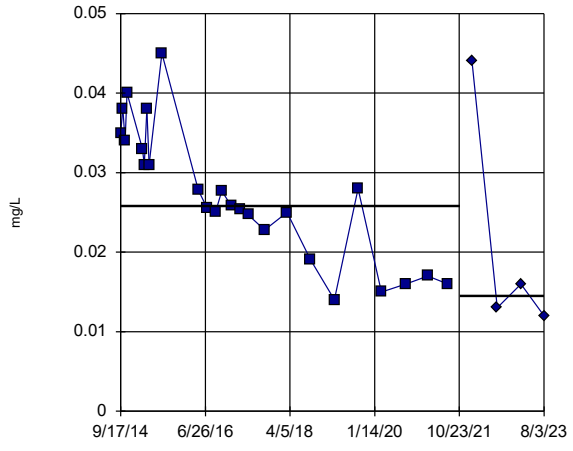

GWC-18 background

GWC-18 compliance

background median = 0.0258

compliance median = 0.0145

Z = -1.487 (two-tail)

Alpha	Table	Sig.
0.2	1.282	Yes
0.1	1.645	No
0.05	1.96	No
0.02	2.326	No
0.01	2.576	No

Constituent: Barium Analysis Run 5/13/2024 9:49 AM View: Appendix I - Mann-Whitney
Plant Bowen Data: Bowen 3-4 CCR

Sanitas™ v.10.0.16e Software licensed to . UG
Hollow symbols indicate censored values.

Mann-Whitney (Wilcoxon Rank Sum)

GWC-18R

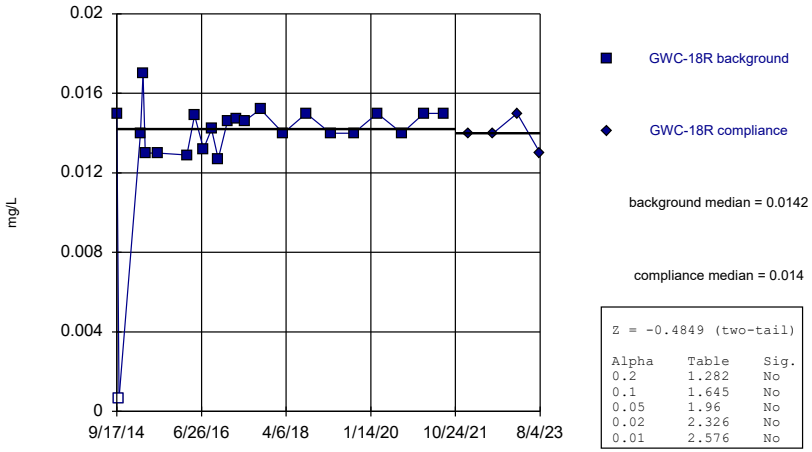

background median = 0.0142

compliance median = 0.014

Z = -0.4849 (two-tail)

Alpha	Table	Sig.
0.2	1.282	No
0.1	1.645	No
0.05	1.96	No
0.02	2.326	No
0.01	2.576	No

Constituent: Barium Analysis Run 5/13/2024 9:49 AM View: Appendix I - Mann-Whitney
Plant Bowen Data: Bowen 3-4 CCR

Sanitas™ v.10.0.16e Software licensed to . UG

Mann-Whitney (Wilcoxon Rank Sum)

GWC-19R

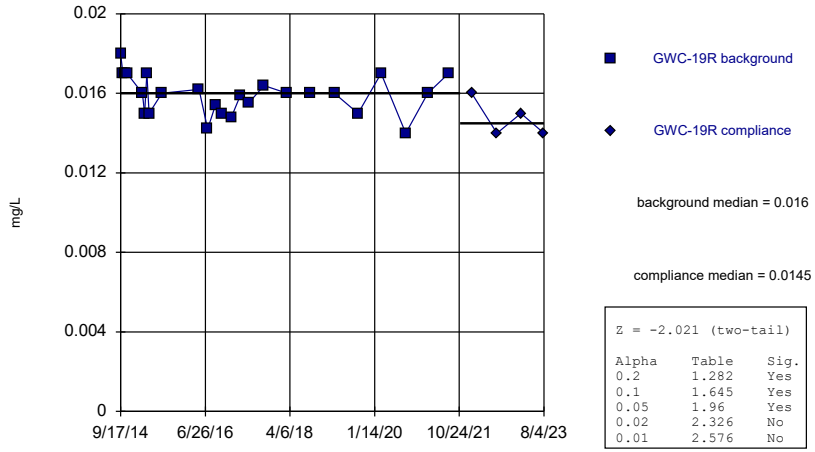

background median = 0.016

compliance median = 0.0145

Z = -2.021 (two-tail)

Alpha	Table	Sig.
0.2	1.282	Yes
0.1	1.645	Yes
0.05	1.96	Yes
0.02	2.326	No
0.01	2.576	No

Constituent: Barium Analysis Run 5/13/2024 9:49 AM View: Appendix I - Mann-Whitney
Plant Bowen Data: Bowen 3-4 CCR

Sanitas™ v.10.0.16e Software licensed to . UG

Mann-Whitney (Wilcoxon Rank Sum)

GWC-20R

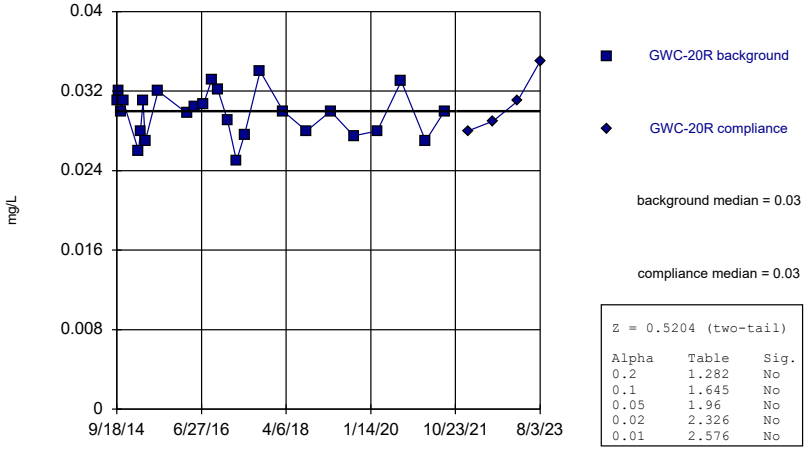

background median = 0.03

compliance median = 0.03

Z = 0.5204 (two-tail)

Alpha	Table	Sig.
0.2	1.282	No
0.1	1.645	No
0.05	1.96	No
0.02	2.326	No
0.01	2.576	No

Constituent: Barium Analysis Run 5/13/2024 9:49 AM View: Appendix I - Mann-Whitney
Plant Bowen Data: Bowen 3-4 CCR

Sanitas™ v.10.0.16e Software licensed to . UG

Mann-Whitney (Wilcoxon Rank Sum)

GWC-21R

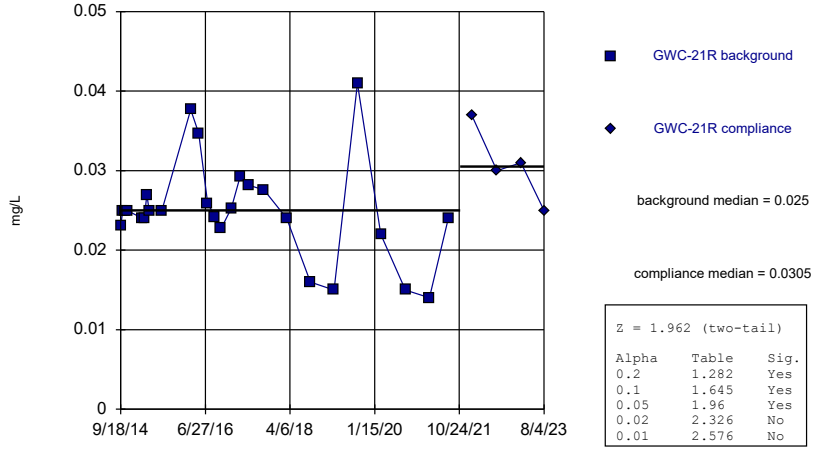

background median = 0.025

compliance median = 0.0305

Z = 1.962 (two-tail)

Alpha	Table	Sig.
0.2	1.282	Yes
0.1	1.645	Yes
0.05	1.96	Yes
0.02	2.326	No
0.01	2.576	No

Constituent: Barium Analysis Run 5/13/2024 9:49 AM View: Appendix I - Mann-Whitney
Plant Bowen Data: Bowen 3-4 CCR

Sanitas™ v.10.0.16e Software licensed to . UG

Hollow symbols indicate censored values.

Mann-Whitney (Wilcoxon Rank Sum)

GWC-22R

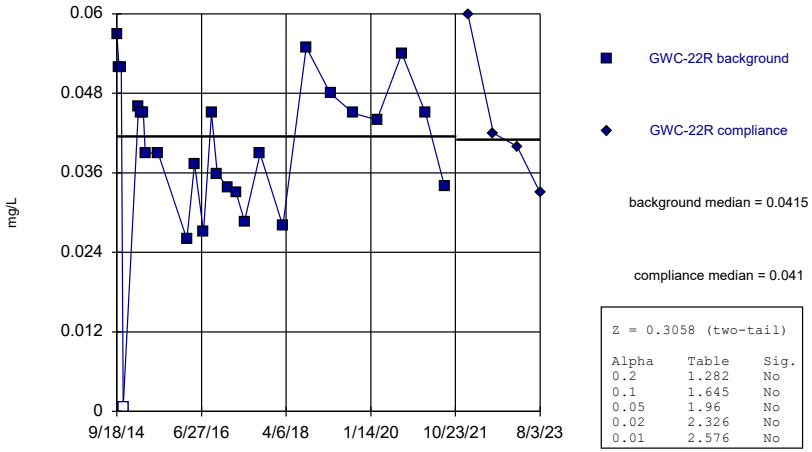

background median = 0.0415

compliance median = 0.041

Z = 0.3058 (two-tail)

Alpha	Table	Sig.
0.2	1.282	No
0.1	1.645	No
0.05	1.96	No
0.02	2.326	No
0.01	2.576	No

Constituent: Barium Analysis Run 5/13/2024 9:49 AM View: Appendix I - Mann-Whitney

Plant Bowen Data: Bowen 3-4 CCR

Sanitas™ v.10.0.16e Software licensed to . UG

Mann-Whitney (Wilcoxon Rank Sum)

GWC-23R

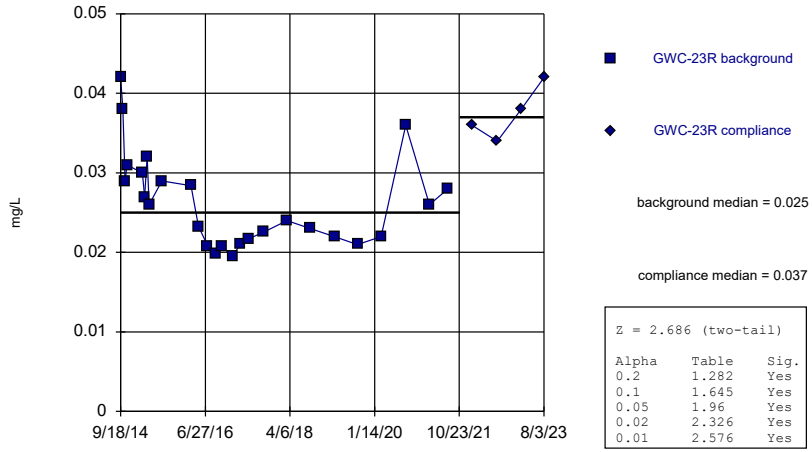

background median = 0.025

compliance median = 0.037

Z = 2.686 (two-tail)

Alpha	Table	Sig.
0.2	1.282	Yes
0.1	1.645	Yes
0.05	1.96	Yes
0.02	2.326	Yes
0.01	2.576	Yes

Constituent: Barium Analysis Run 5/13/2024 9:49 AM View: Appendix I - Mann-Whitney

Plant Bowen Data: Bowen 3-4 CCR

Sanitas™ v.10.0.16e Software licensed to . UG

Mann-Whitney (Wilcoxon Rank Sum)

GWC-24R

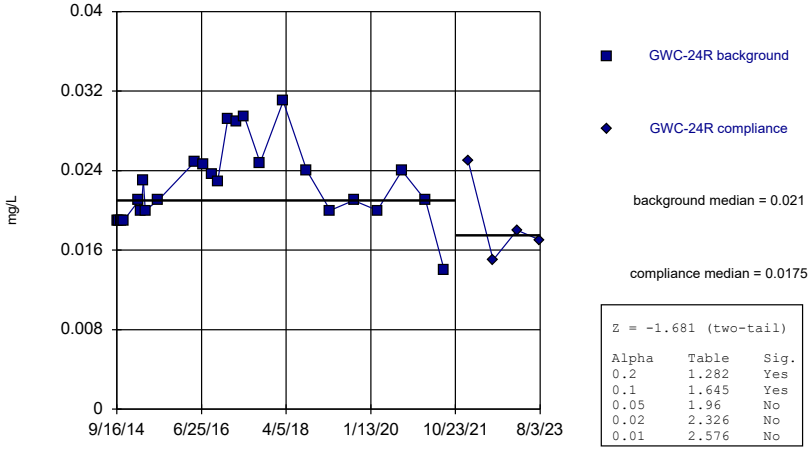

background median = 0.021

compliance median = 0.0175

Z = -1.681 (two-tail)

Alpha	Table	Sig.
0.2	1.282	Yes
0.1	1.645	Yes
0.05	1.96	No
0.02	2.326	No
0.01	2.576	No

Constituent: Barium Analysis Run 5/13/2024 9:49 AM View: Appendix I - Mann-Whitney

Plant Bowen Data: Bowen 3-4 CCR

Sanitas™ v.10.0.16e Software licensed to . UG

Mann-Whitney (Wilcoxon Rank Sum)

GWC-25R

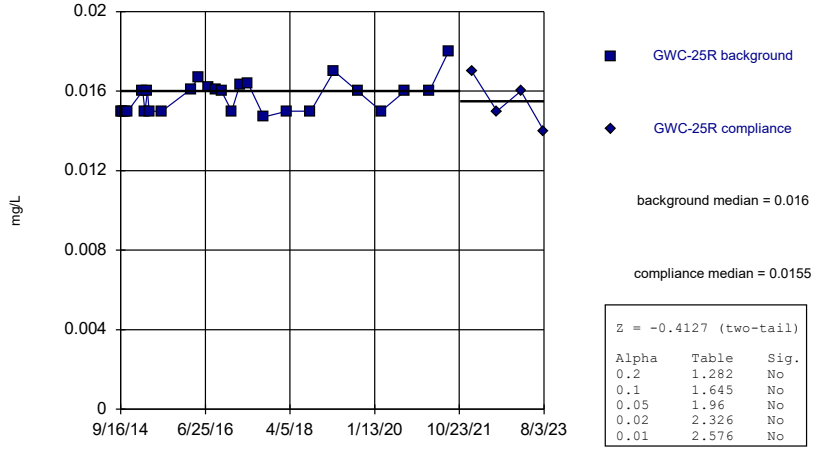

background median = 0.016

compliance median = 0.0155

Z = -0.4127 (two-tail)

Alpha	Table	Sig.
0.2	1.282	No
0.1	1.645	No
0.05	1.96	No
0.02	2.326	No
0.01	2.576	No

Constituent: Barium Analysis Run 5/13/2024 9:49 AM View: Appendix I - Mann-Whitney

Plant Bowen Data: Bowen 3-4 CCR

Sanitas™ v.10.0.16e Software licensed to . UG

Mann-Whitney (Wilcoxon Rank Sum)

GWC-36RA

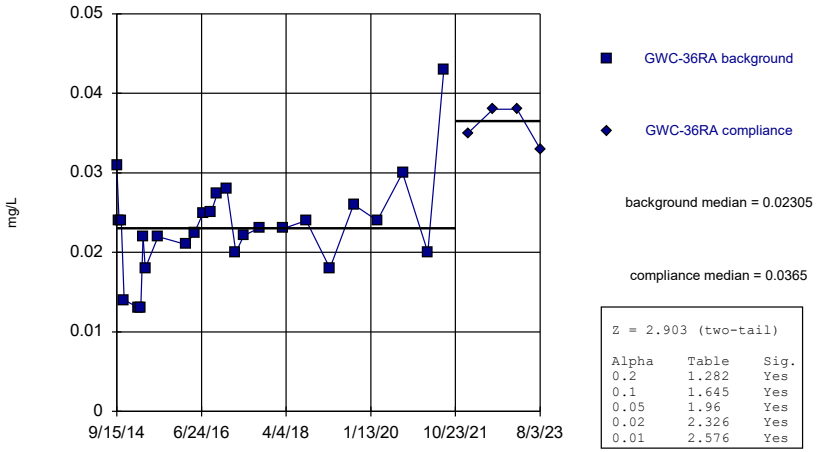

background median = 0.02305

compliance median = 0.0365

Z = 2.903 (two-tail)

Alpha	Table	Sig.
0.2	1.282	Yes
0.1	1.645	Yes
0.05	1.96	Yes
0.02	2.326	Yes
0.01	2.576	Yes

Constituent: Barium Analysis Run 5/13/2024 9:49 AM View: Appendix I - Mann-Whitney
Plant Bowen Data: Bowen 3-4 CCR

Sanitas™ v.10.0.16e Software licensed to . UG

Mann-Whitney (Wilcoxon Rank Sum)

GWC-37

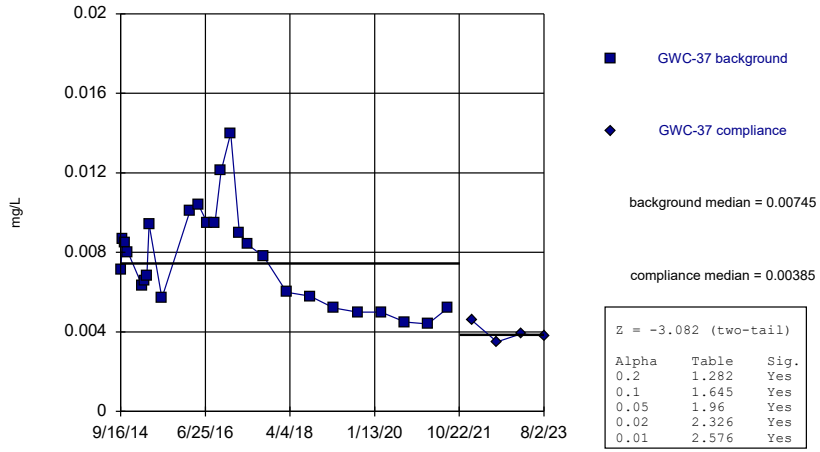

background median = 0.00745

compliance median = 0.00385

Z = -3.082 (two-tail)

Alpha	Table	Sig.
0.2	1.282	Yes
0.1	1.645	Yes
0.05	1.96	Yes
0.02	2.326	Yes
0.01	2.576	Yes

Constituent: Barium Analysis Run 5/13/2024 9:49 AM View: Appendix I - Mann-Whitney
Plant Bowen Data: Bowen 3-4 CCR

Sanitas™ v.10.0.16e Software licensed to . UG

Mann-Whitney (Wilcoxon Rank Sum)

GWC-38

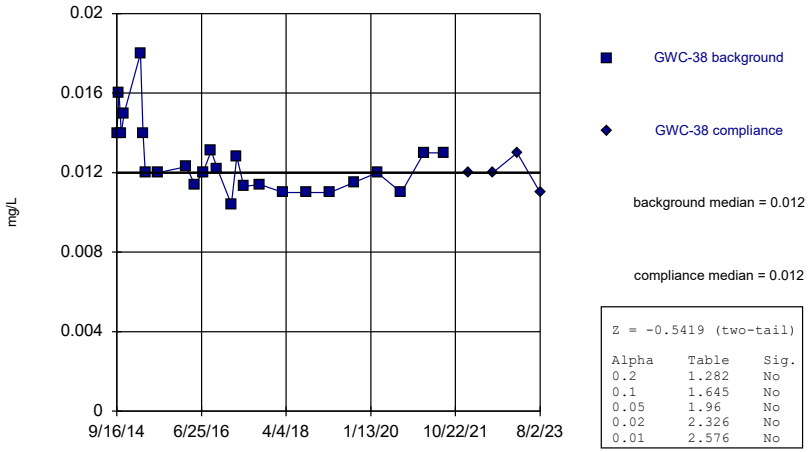

background median = 0.012

compliance median = 0.012

Z = -0.5419 (two-tail)

Alpha	Table	Sig.
0.2	1.282	No
0.1	1.645	No
0.05	1.96	No
0.02	2.326	No
0.01	2.576	No

Constituent: Barium Analysis Run 5/13/2024 9:49 AM View: Appendix I - Mann-Whitney
Plant Bowen Data: Bowen 3-4 CCR

Sanitas™ v.10.0.16e Software licensed to . UG
Hollow symbols indicate censored values.

Mann-Whitney (Wilcoxon Rank Sum)

GWA-1 (bg)

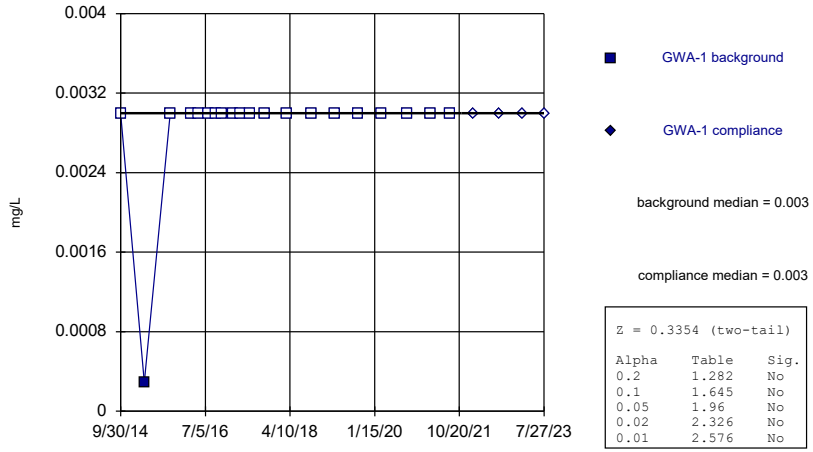

background median = 0.003

compliance median = 0.003

Z = 0.3354 (two-tail)

Alpha	Table	Sig.
0.2	1.282	No
0.1	1.645	No
0.05	1.96	No
0.02	2.326	No
0.01	2.576	No

Constituent: Beryllium Analysis Run 5/13/2024 9:49 AM View: Appendix I - Mann-Whitney
Plant Bowen Data: Bowen 3-4 CCR

Sanitas™ v.10.0.16e Software licensed to . UG
Hollow symbols indicate censored values.

Mann-Whitney (Wilcoxon Rank Sum)

GWA-39RZ (bg)

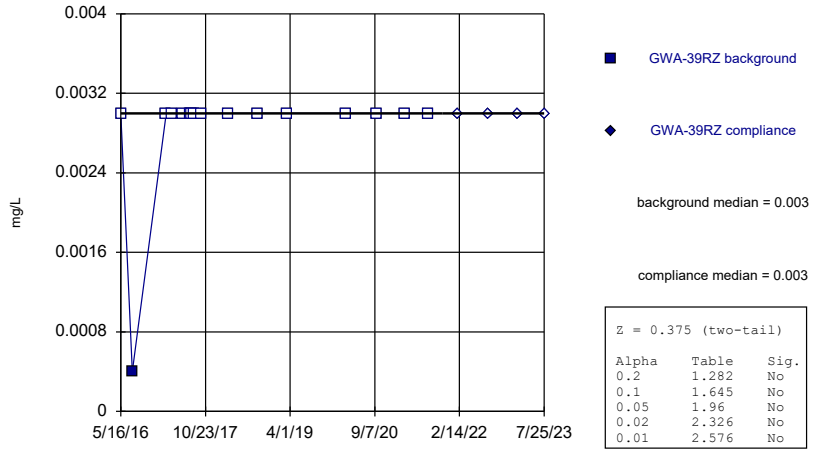

Z = 0.375 (two-tail)

Alpha	Table	Sig.
0.2	1.282	No
0.1	1.645	No
0.05	1.96	No
0.02	2.326	No
0.01	2.576	No

Constituent: Beryllium Analysis Run 5/13/2024 9:49 AM View: Appendix I - Mann-Whitney
Plant Bowen Data: Bowen 3-4 CCR

Sanitas™ v.10.0.16e Software licensed to . UG
Hollow symbols indicate censored values.

Mann-Whitney (Wilcoxon Rank Sum)

GWA-41R (bg)

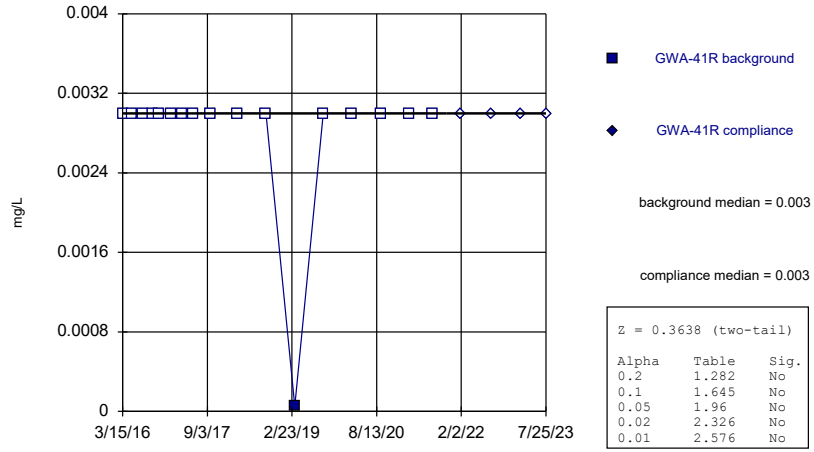

Z = 0.3638 (two-tail)

Alpha	Table	Sig.
0.2	1.282	No
0.1	1.645	No
0.05	1.96	No
0.02	2.326	No
0.01	2.576	No

Constituent: Beryllium Analysis Run 5/13/2024 9:50 AM View: Appendix I - Mann-Whitney
Plant Bowen Data: Bowen 3-4 CCR

Sanitas™ v.10.0.16e Software licensed to . UG
Hollow symbols indicate censored values.

Mann-Whitney (Wilcoxon Rank Sum)

GWA-42 (bg)

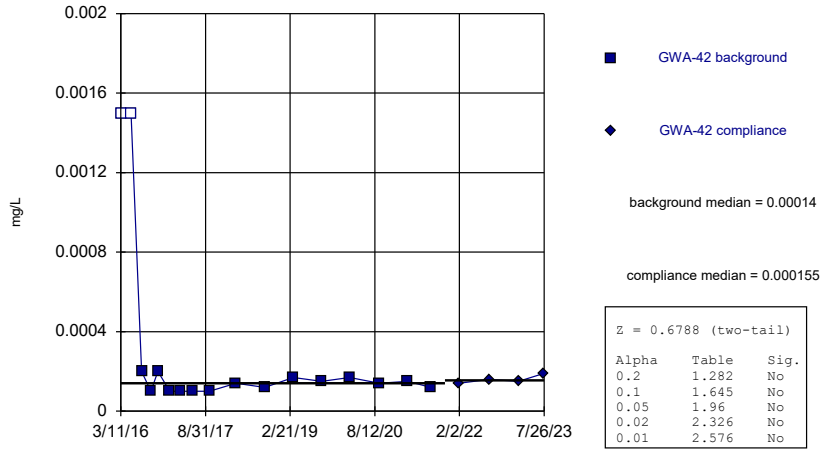

Z = 0.6788 (two-tail)

Alpha	Table	Sig.
0.2	1.282	No
0.1	1.645	No
0.05	1.96	No
0.02	2.326	No
0.01	2.576	No

Constituent: Beryllium Analysis Run 5/13/2024 9:50 AM View: Appendix I - Mann-Whitney
Plant Bowen Data: Bowen 3-4 CCR

Sanitas™ v.10.0.16e Software licensed to . UG
Hollow symbols indicate censored values.

Mann-Whitney (Wilcoxon Rank Sum)

GWA-43 (bg)

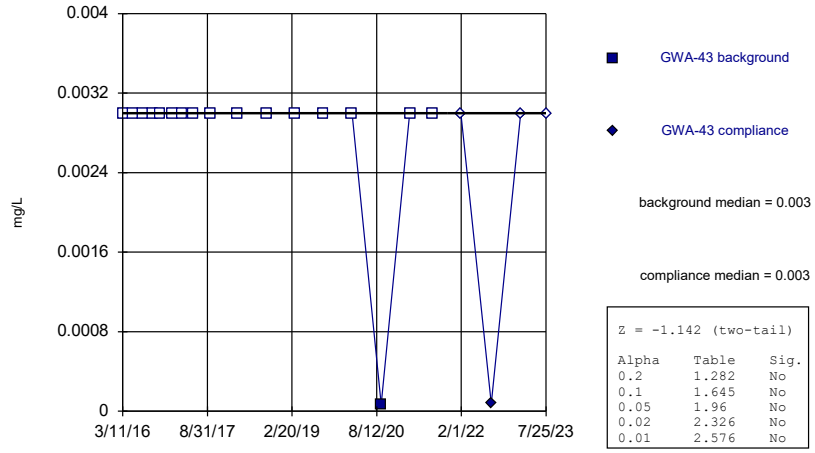

Z = -1.142 (two-tail)

Alpha	Table	Sig.
0.2	1.282	No
0.1	1.645	No
0.05	1.96	No
0.02	2.326	No
0.01	2.576	No

Constituent: Beryllium Analysis Run 5/13/2024 9:50 AM View: Appendix I - Mann-Whitney
Plant Bowen Data: Bowen 3-4 CCR

Sanitas™ v.10.0.16e Software licensed to . UG
Hollow symbols indicate censored values.

Mann-Whitney (Wilcoxon Rank Sum)

GWA-43R (bg)

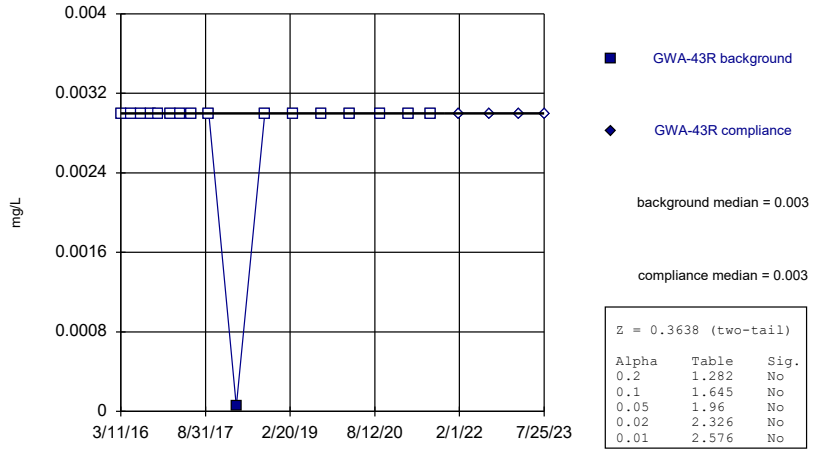

Z = 0.3638 (two-tail)

Alpha	Table	Sig.
0.2	1.282	No
0.1	1.645	No
0.05	1.96	No
0.02	2.326	No
0.01	2.576	No

Constituent: Beryllium Analysis Run 5/13/2024 9:50 AM View: Appendix I - Mann-Whitney
Plant Bowen Data: Bowen 3-4 CCR

Sanitas™ v.10.0.16e Software licensed to . UG
Hollow symbols indicate censored values.

Mann-Whitney (Wilcoxon Rank Sum)

GWA-50R (bg)

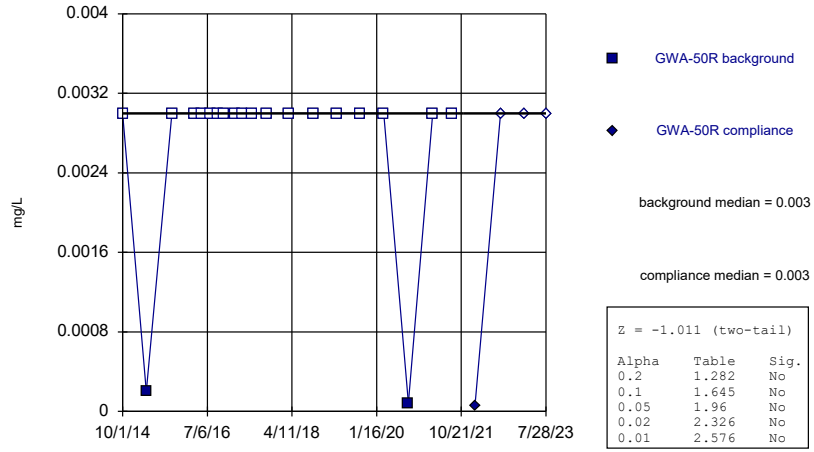

Z = -1.011 (two-tail)

Alpha	Table	Sig.
0.2	1.282	No
0.1	1.645	No
0.05	1.96	No
0.02	2.326	No
0.01	2.576	No

Constituent: Beryllium Analysis Run 5/13/2024 9:50 AM View: Appendix I - Mann-Whitney
Plant Bowen Data: Bowen 3-4 CCR

Sanitas™ v.10.0.16e Software licensed to . UG
Hollow symbols indicate censored values.

Mann-Whitney (Wilcoxon Rank Sum)

GWC-18

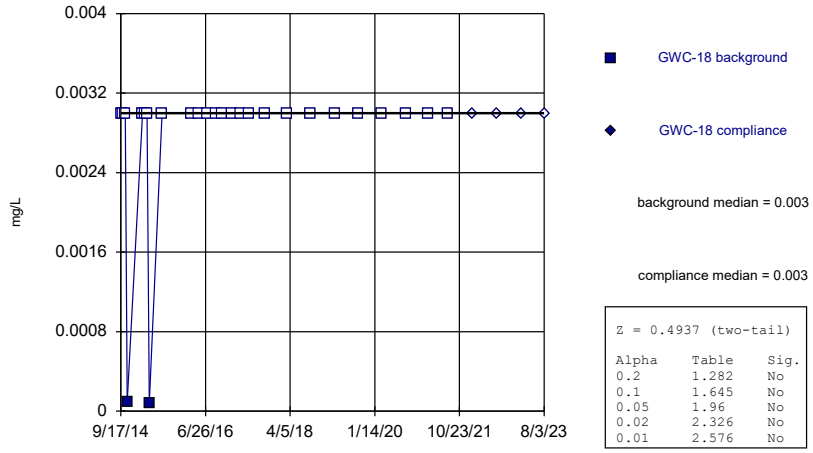

Z = 0.4937 (two-tail)

Alpha	Table	Sig.
0.2	1.282	No
0.1	1.645	No
0.05	1.96	No
0.02	2.326	No
0.01	2.576	No

Constituent: Beryllium Analysis Run 5/13/2024 9:50 AM View: Appendix I - Mann-Whitney
Plant Bowen Data: Bowen 3-4 CCR

Sanitas™ v.10.0.16e Software licensed to . UG
Hollow symbols indicate censored values.

Mann-Whitney (Wilcoxon Rank Sum)

GWC-18R

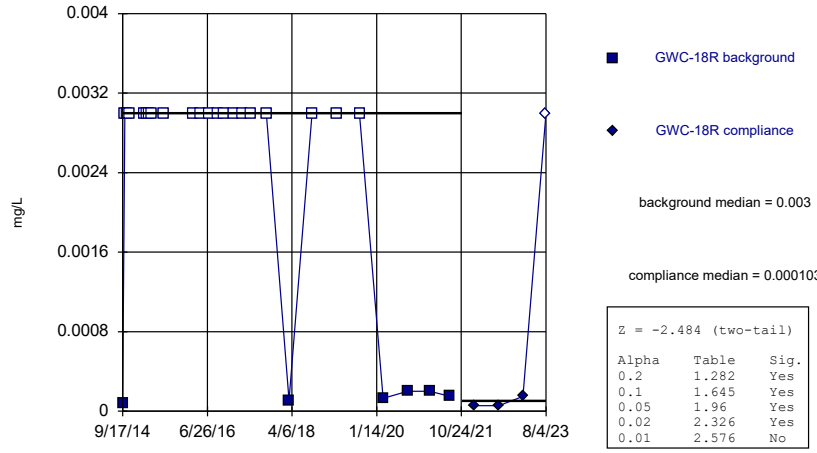

Z = -2.484 (two-tail)

Alpha	Table	Sig.
0.2	1.282	Yes
0.1	1.645	Yes
0.05	1.96	Yes
0.02	2.326	Yes
0.01	2.576	No

Constituent: Beryllium Analysis Run 5/13/2024 9:50 AM View: Appendix I - Mann-Whitney
Plant Bowen Data: Bowen 3-4 CCR

Sanitas™ v.10.0.16e Software licensed to . UG
Hollow symbols indicate censored values.

Mann-Whitney (Wilcoxon Rank Sum)

GWC-19R

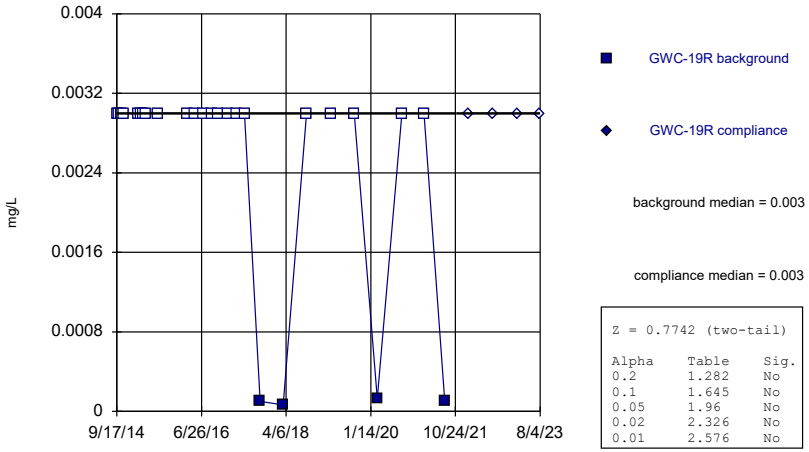

Z = 0.7742 (two-tail)

Alpha	Table	Sig.
0.2	1.282	No
0.1	1.645	No
0.05	1.96	No
0.02	2.326	No
0.01	2.576	No

Constituent: Beryllium Analysis Run 5/13/2024 9:50 AM View: Appendix I - Mann-Whitney
Plant Bowen Data: Bowen 3-4 CCR

Sanitas™ v.10.0.16e Software licensed to . UG
Hollow symbols indicate censored values.

Mann-Whitney (Wilcoxon Rank Sum)

GWC-20R

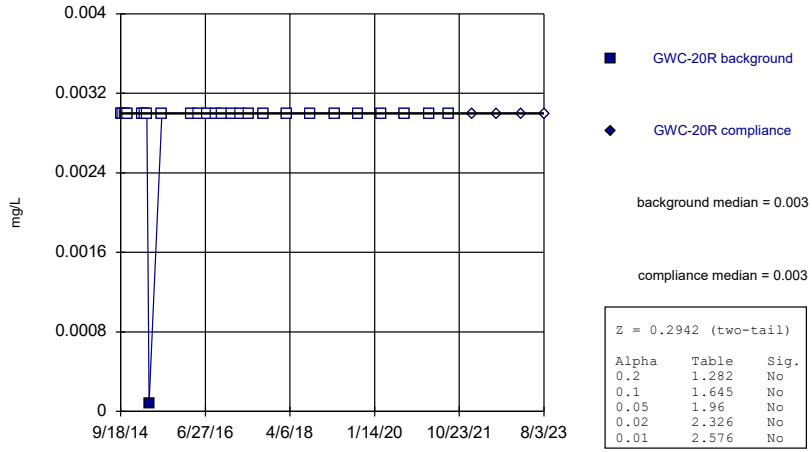

Z = 0.2942 (two-tail)

Alpha	Table	Sig.
0.2	1.282	No
0.1	1.645	No
0.05	1.96	No
0.02	2.326	No
0.01	2.576	No

Constituent: Beryllium Analysis Run 5/13/2024 9:50 AM View: Appendix I - Mann-Whitney
Plant Bowen Data: Bowen 3-4 CCR

Sanitas™ v.10.0.16e Software licensed to . UG
Hollow symbols indicate censored values.

Mann-Whitney (Wilcoxon Rank Sum)

GWC-36RA

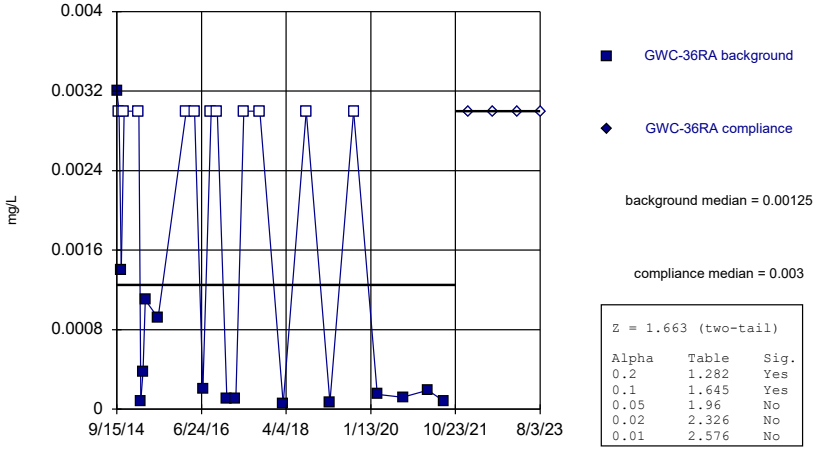

Z = 1.663 (two-tail)

Alpha	Table	Sig.
0.2	1.282	Yes
0.1	1.645	Yes
0.05	1.96	No
0.02	2.326	No
0.01	2.576	No

Constituent: Beryllium Analysis Run 5/13/2024 9:50 AM View: Appendix I - Mann-Whitney
Plant Bowen Data: Bowen 3-4 CCR

Sanitas™ v.10.0.16e Software licensed to . UG
Hollow symbols indicate censored values.

Mann-Whitney (Wilcoxon Rank Sum)

GWC-37

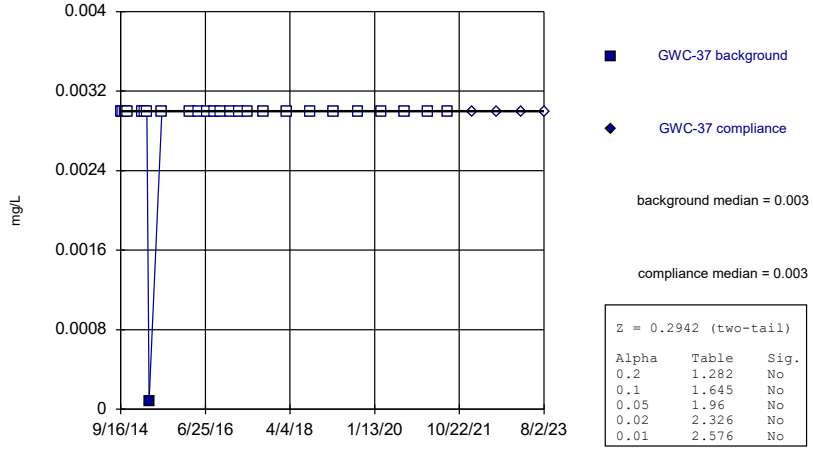

Z = 0.2942 (two-tail)

Alpha	Table	Sig.
0.2	1.282	No
0.1	1.645	No
0.05	1.96	No
0.02	2.326	No
0.01	2.576	No

Constituent: Beryllium Analysis Run 5/13/2024 9:50 AM View: Appendix I - Mann-Whitney
Plant Bowen Data: Bowen 3-4 CCR

Sanitas™ v.10.0.16e Software licensed to . UG
Hollow symbols indicate censored values.

Mann-Whitney (Wilcoxon Rank Sum)

GWC-38

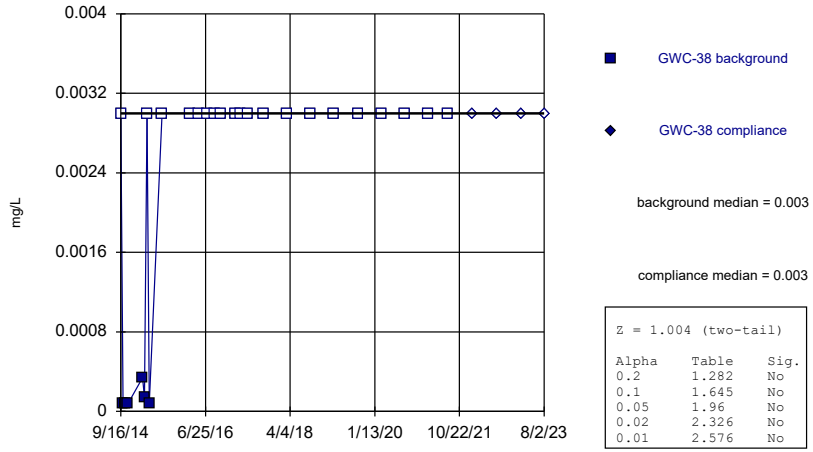

Z = 1.004 (two-tail)

Alpha	Table	Sig.
0.2	1.282	No
0.1	1.645	No
0.05	1.96	No
0.02	2.326	No
0.01	2.576	No

Constituent: Beryllium Analysis Run 5/13/2024 9:50 AM View: Appendix I - Mann-Whitney
Plant Bowen Data: Bowen 3-4 CCR

Sanitas™ v.10.0.16e Software licensed to . UG
Hollow symbols indicate censored values.

Mann-Whitney (Wilcoxon Rank Sum)

GWA-1 (bg)

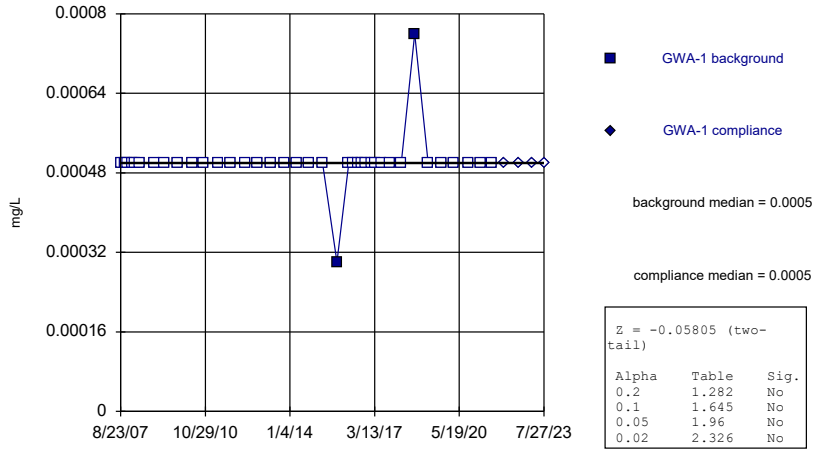

Z = -0.05805 (two-tail)

Alpha	Table	Sig.
0.2	1.282	No
0.1	1.645	No
0.05	1.96	No
0.02	2.326	No

Constituent: Cadmium Analysis Run 5/13/2024 9:50 AM View: Appendix I - Mann-Whitney
Plant Bowen Data: Bowen 3-4 CCR

Sanitas™ v.10.0.16e Software licensed to . UG
Hollow symbols indicate censored values.

Mann-Whitney (Wilcoxon Rank Sum)

GWA-39RZ (bg)

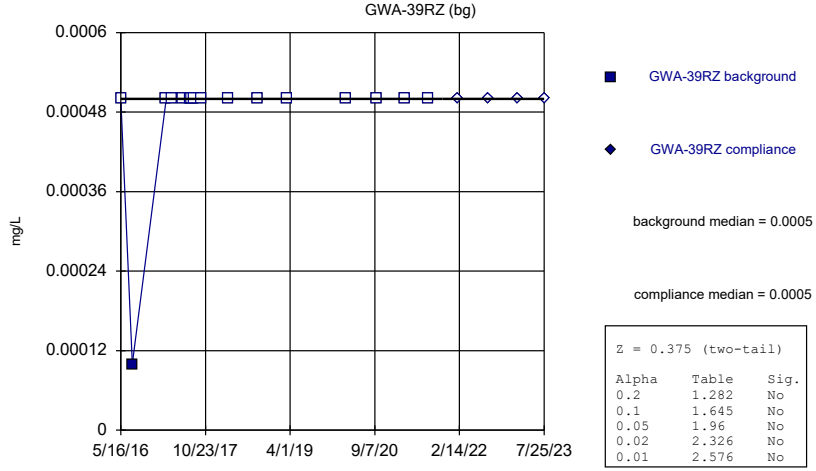

Z = 0.375 (two-tail)

Alpha	Table	Sig.
0.2	1.282	No
0.1	1.645	No
0.05	1.96	No
0.02	2.326	No
0.01	2.576	No

Constituent: Cadmium Analysis Run 5/13/2024 9:50 AM View: Appendix I - Mann-Whitney
Plant Bowen Data: Bowen 3-4 CCR

Sanitas™ v.10.0.16e Software licensed to . UG
Hollow symbols indicate censored values.

Mann-Whitney (Wilcoxon Rank Sum)

GWA-39Z (bg)

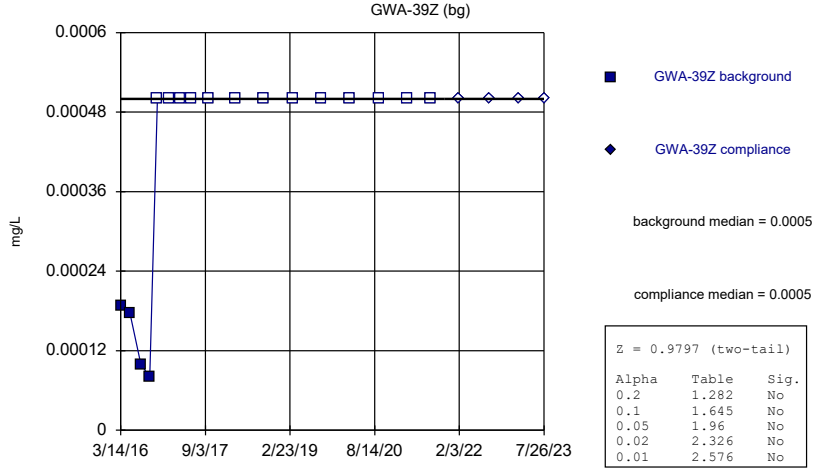

Z = 0.9797 (two-tail)

Alpha	Table	Sig.
0.2	1.282	No
0.1	1.645	No
0.05	1.96	No
0.02	2.326	No
0.01	2.576	No

Constituent: Cadmium Analysis Run 5/13/2024 9:50 AM View: Appendix I - Mann-Whitney
Plant Bowen Data: Bowen 3-4 CCR

Sanitas™ v.10.0.16e Software licensed to . UG
Hollow symbols indicate censored values.

Mann-Whitney (Wilcoxon Rank Sum)

GWA-42 (bg)

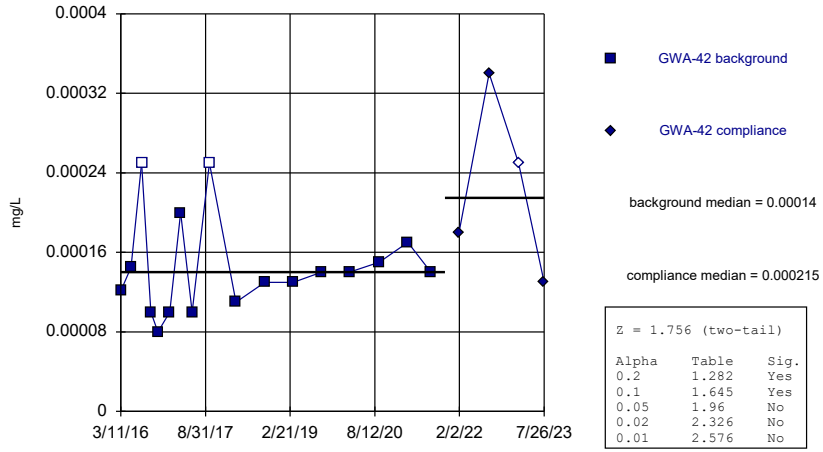

Z = 1.756 (two-tail)

Alpha	Table	Sig.
0.2	1.282	Yes
0.1	1.645	Yes
0.05	1.96	No
0.02	2.326	No
0.01	2.576	No

Constituent: Cadmium Analysis Run 5/13/2024 9:50 AM View: Appendix I - Mann-Whitney
Plant Bowen Data: Bowen 3-4 CCR

Sanitas™ v.10.0.16e Software licensed to . UG
Hollow symbols indicate censored values.

Mann-Whitney (Wilcoxon Rank Sum)

GWA-43 (bg)

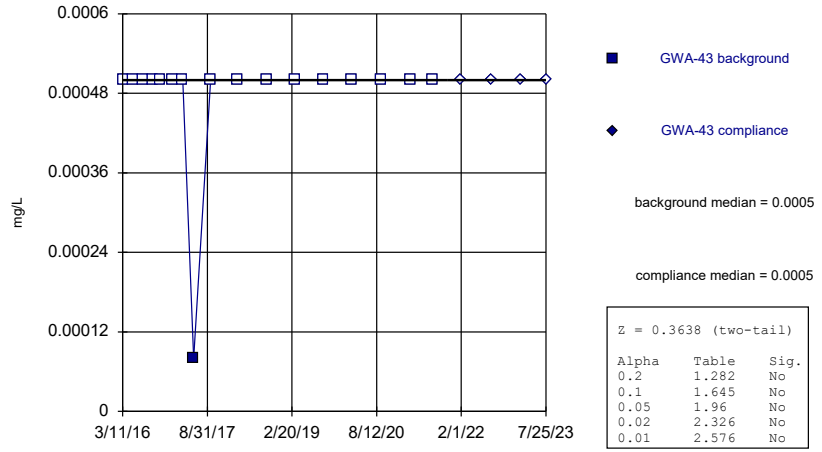

Z = 0.3638 (two-tail)

Alpha	Table	Sig.
0.2	1.282	No
0.1	1.645	No
0.05	1.96	No
0.02	2.326	No
0.01	2.576	No

Constituent: Cadmium Analysis Run 5/13/2024 9:50 AM View: Appendix I - Mann-Whitney
Plant Bowen Data: Bowen 3-4 CCR

Sanitas™ v.10.0.16e Software licensed to . UG
Hollow symbols indicate censored values.

Mann-Whitney (Wilcoxon Rank Sum)

GWA-50 (bg)

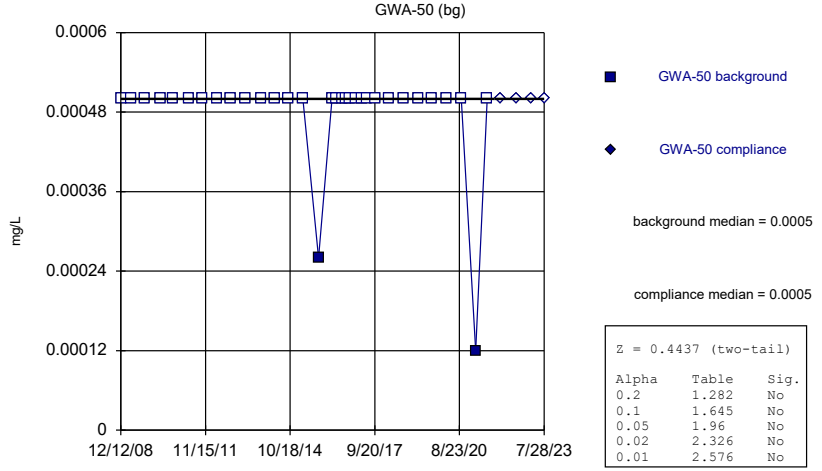

Z = 0.4437 (two-tail)

Alpha	Table	Sig.
0.2	1.282	No
0.1	1.645	No
0.05	1.96	No
0.02	2.326	No
0.01	2.576	No

Constituent: Cadmium Analysis Run 5/13/2024 9:50 AM View: Appendix I - Mann-Whitney
Plant Bowen Data: Bowen 3-4 CCR

Sanitas™ v.10.0.16e Software licensed to . UG
Hollow symbols indicate censored values.

Mann-Whitney (Wilcoxon Rank Sum)

GWC-18

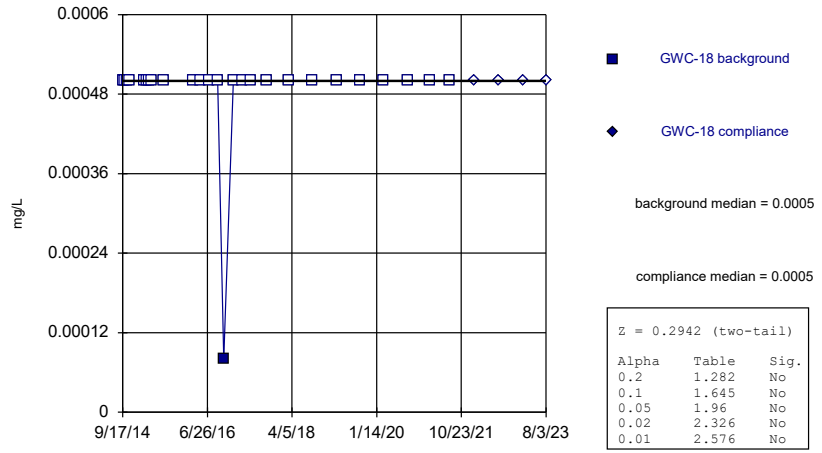

Z = 0.2942 (two-tail)

Alpha	Table	Sig.
0.2	1.282	No
0.1	1.645	No
0.05	1.96	No
0.02	2.326	No
0.01	2.576	No

Constituent: Cadmium Analysis Run 5/13/2024 9:50 AM View: Appendix I - Mann-Whitney
Plant Bowen Data: Bowen 3-4 CCR

Sanitas™ v.10.0.16e Software licensed to . UG
Hollow symbols indicate censored values.

Mann-Whitney (Wilcoxon Rank Sum)

GWC-21R

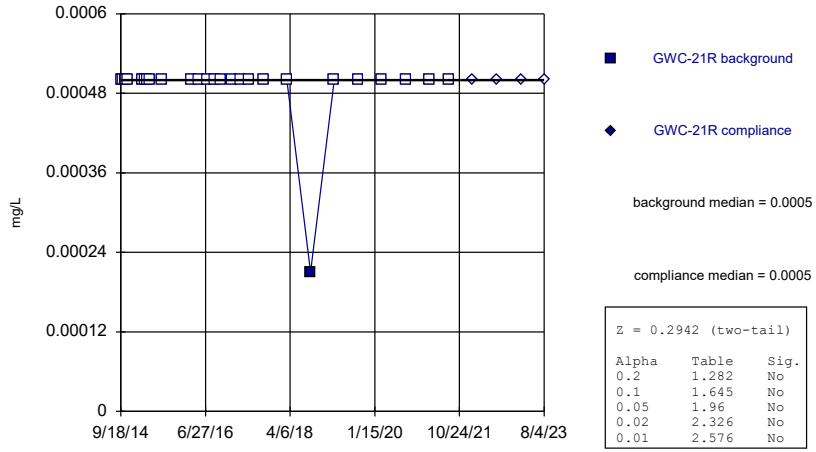

Z = 0.2942 (two-tail)

Alpha	Table	Sig.
0.2	1.282	No
0.1	1.645	No
0.05	1.96	No
0.02	2.326	No
0.01	2.576	No

Constituent: Cadmium Analysis Run 5/13/2024 9:50 AM View: Appendix I - Mann-Whitney
Plant Bowen Data: Bowen 3-4 CCR

Sanitas™ v.10.0.16e Software licensed to . UG
Hollow symbols indicate censored values.

Mann-Whitney (Wilcoxon Rank Sum)

GWC-22R

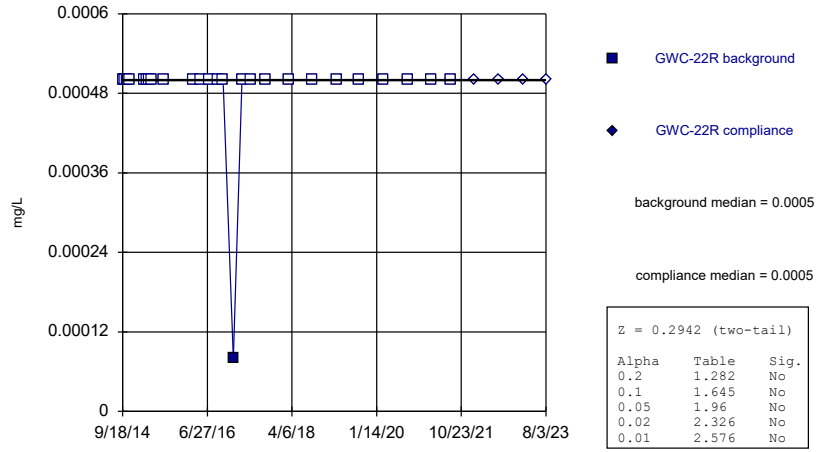

Z = 0.2942 (two-tail)

Alpha	Table	Sig.
0.2	1.282	No
0.1	1.645	No
0.05	1.96	No
0.02	2.326	No
0.01	2.576	No

Constituent: Cadmium Analysis Run 5/13/2024 9:50 AM View: Appendix I - Mann-Whitney
Plant Bowen Data: Bowen 3-4 CCR

Sanitas™ v.10.0.16e Software licensed to . UG
Hollow symbols indicate censored values.

Mann-Whitney (Wilcoxon Rank Sum)

GWC-25R

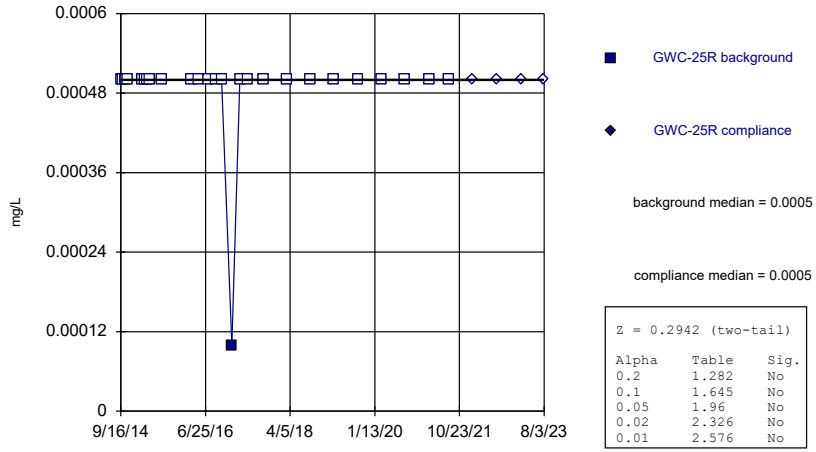

Z = 0.2942 (two-tail)

Alpha	Table	Sig.
0.2	1.282	No
0.1	1.645	No
0.05	1.96	No
0.02	2.326	No
0.01	2.576	No

Constituent: Cadmium Analysis Run 5/13/2024 9:50 AM View: Appendix I - Mann-Whitney
Plant Bowen Data: Bowen 3-4 CCR

Sanitas™ v.10.0.16e Software licensed to . UG
Hollow symbols indicate censored values.

Mann-Whitney (Wilcoxon Rank Sum)

GWC-36RA

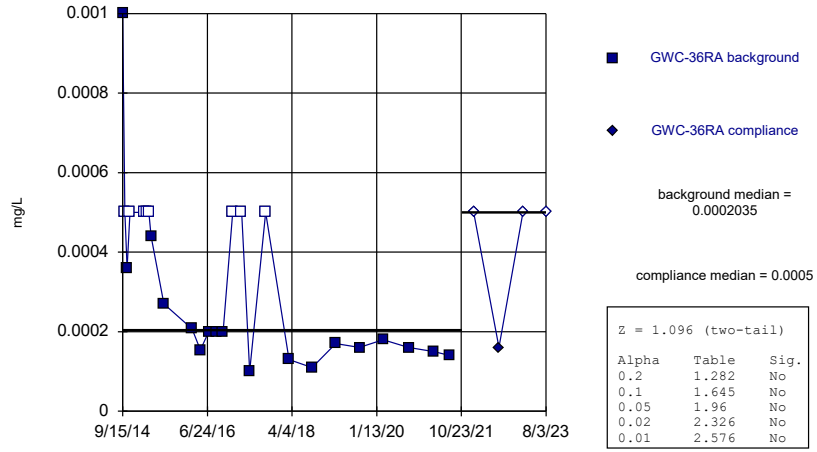

Z = 1.096 (two-tail)

Alpha	Table	Sig.
0.2	1.282	No
0.1	1.645	No
0.05	1.96	No
0.02	2.326	No
0.01	2.576	No

Constituent: Cadmium Analysis Run 5/13/2024 9:50 AM View: Appendix I - Mann-Whitney
Plant Bowen Data: Bowen 3-4 CCR

Sanitas™ v.10.0.16e Software licensed to . UG
Hollow symbols indicate censored values.

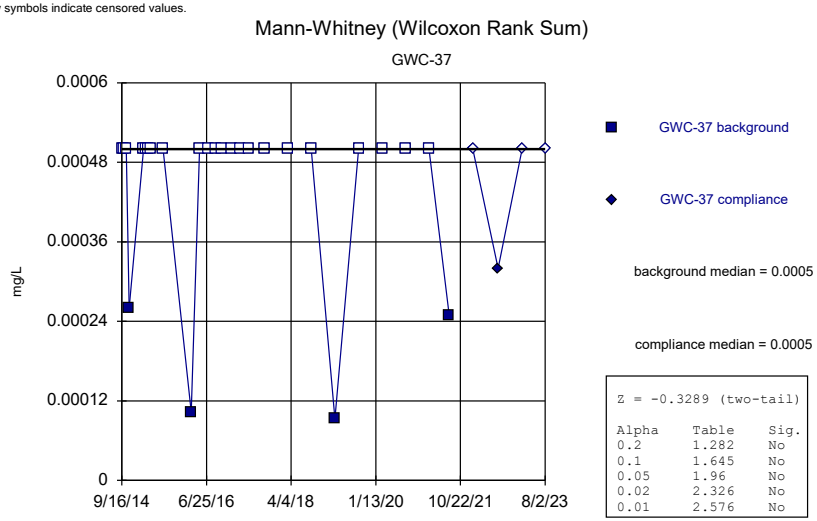

Constituent: Cadmium Analysis Run 5/13/2024 9:50 AM View: Appendix I - Mann-Whitney
Plant Bowen Data: Bowen 3-4 CCR

Sanitas™ v.10.0.16e Software licensed to . UG
Hollow symbols indicate censored values.

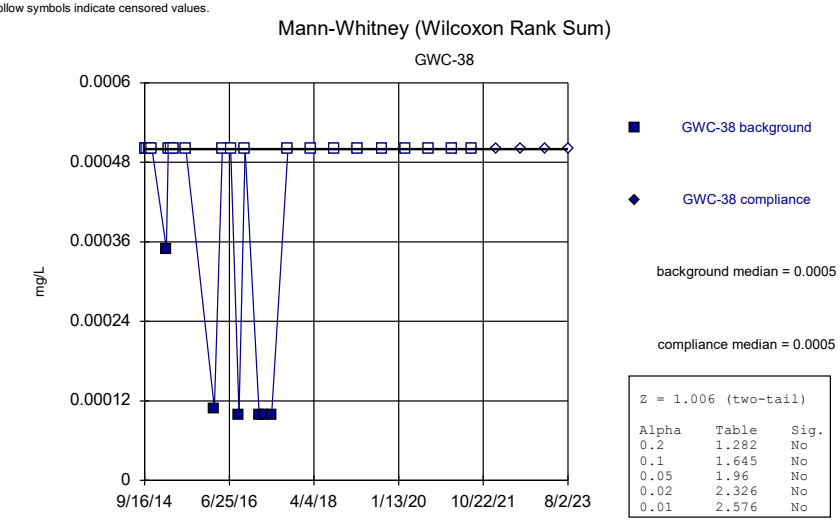

Constituent: Cadmium Analysis Run 5/13/2024 9:50 AM View: Appendix I - Mann-Whitney
Plant Bowen Data: Bowen 3-4 CCR

Sanitas™ v.10.0.16e Software licensed to . UG
Hollow symbols indicate censored values.

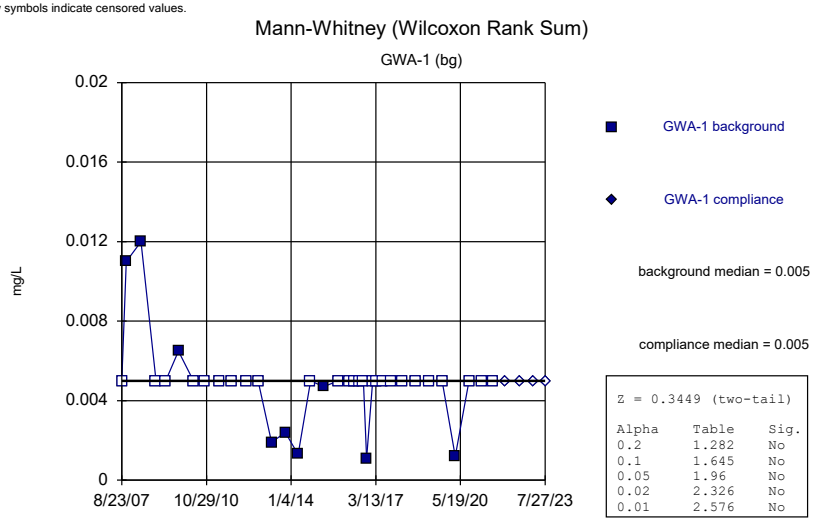

Constituent: Chromium Analysis Run 5/13/2024 9:50 AM View: Appendix I - Mann-Whitney
Plant Bowen Data: Bowen 3-4 CCR

Sanitas™ v.10.0.16e Software licensed to . UG
Hollow symbols indicate censored values.

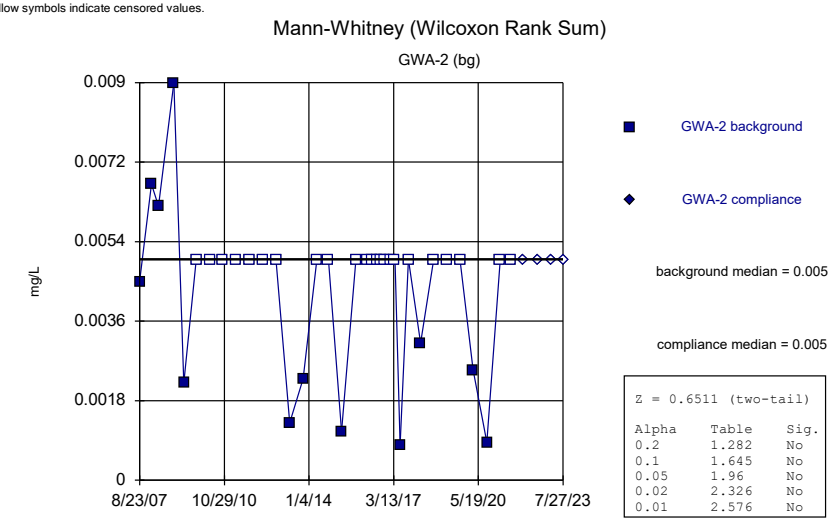

Constituent: Chromium Analysis Run 5/13/2024 9:50 AM View: Appendix I - Mann-Whitney
Plant Bowen Data: Bowen 3-4 CCR

Sanitas™ v.10.0.16e Software licensed to . UG
Hollow symbols indicate censored values.

Mann-Whitney (Wilcoxon Rank Sum)

GWA-2R (bg)

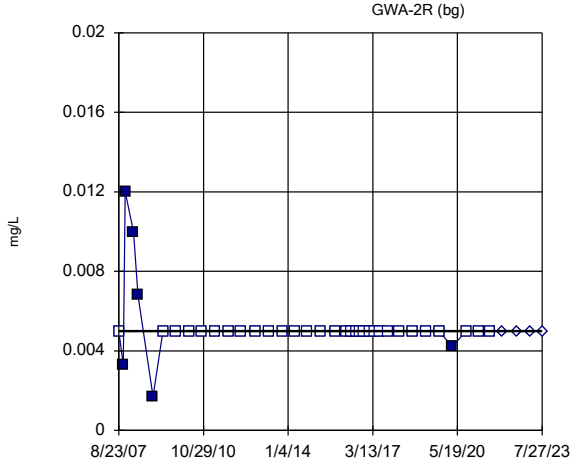

GWA-2R background

GWA-2R compliance

background median = 0.005

compliance median = 0.005

Z = -0.03573 (two-tail)

Alpha	Table	Sig.
0.2	1.282	No
0.1	1.645	No
0.05	1.96	No
0.02	2.326	No

Constituent: Chromium Analysis Run 5/13/2024 9:50 AM View: Appendix I - Mann-Whitney
Plant Bowen Data: Bowen 3-4 CCR

Sanitas™ v.10.0.16e Software licensed to . UG
Hollow symbols indicate censored values.

Mann-Whitney (Wilcoxon Rank Sum)

GWA-39RZ (bg)

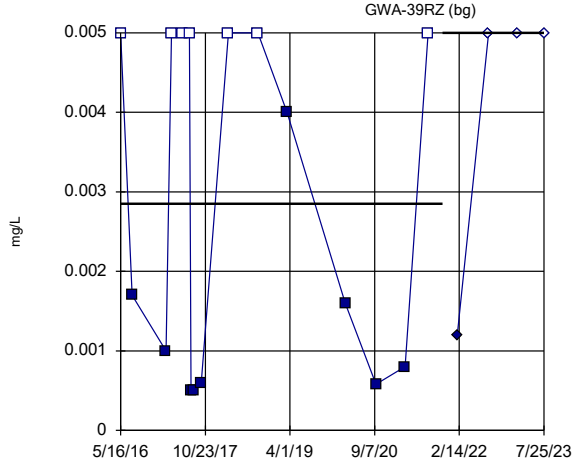

GWA-39RZ background

GWA-39RZ compliance

background median = 0.00285

compliance median = 0.005

Z = 1.111 (two-tail)

Alpha	Table	Sig.
0.2	1.282	No
0.1	1.645	No
0.05	1.96	No
0.02	2.326	No
0.01	2.576	No

Constituent: Chromium Analysis Run 5/13/2024 9:50 AM View: Appendix I - Mann-Whitney
Plant Bowen Data: Bowen 3-4 CCR

Sanitas™ v.10.0.16e Software licensed to . UG
Hollow symbols indicate censored values.

Mann-Whitney (Wilcoxon Rank Sum)

GWA-39Z (bg)

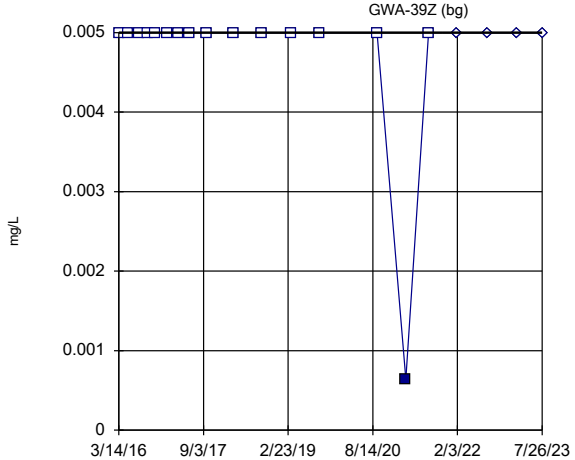

GWA-39Z background

GWA-39Z compliance

background median = 0.005

compliance median = 0.005

Z = 0.375 (two-tail)

Alpha	Table	Sig.
0.2	1.282	No
0.1	1.645	No
0.05	1.96	No
0.02	2.326	No
0.01	2.576	No

Constituent: Chromium Analysis Run 5/13/2024 9:50 AM View: Appendix I - Mann-Whitney
Plant Bowen Data: Bowen 3-4 CCR

Sanitas™ v.10.0.16e Software licensed to . UG
Hollow symbols indicate censored values.

Mann-Whitney (Wilcoxon Rank Sum)

GWA-3A (bg)

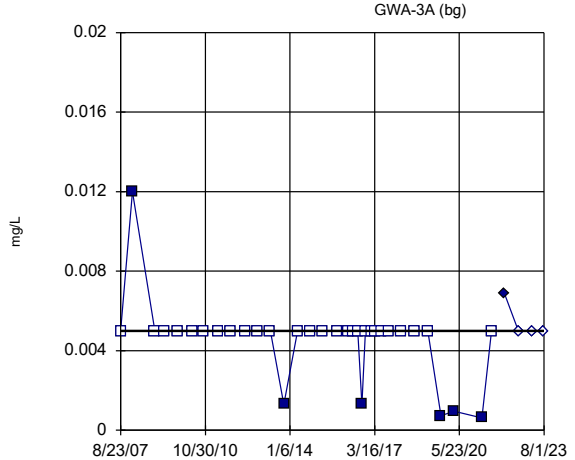

GWA-3A background

GWA-3A compliance

background median = 0.005

compliance median = 0.005

Z = 1.503 (two-tail)

Alpha	Table	Sig.
0.2	1.282	Yes
0.1	1.645	No
0.05	1.96	No
0.02	2.326	No
0.01	2.576	No

Constituent: Chromium Analysis Run 5/13/2024 9:50 AM View: Appendix I - Mann-Whitney
Plant Bowen Data: Bowen 3-4 CCR

Sanitas™ v.10.0.16e Software licensed to . UG
Hollow symbols indicate censored values.

Mann-Whitney (Wilcoxon Rank Sum)

GWA-40 (bg)

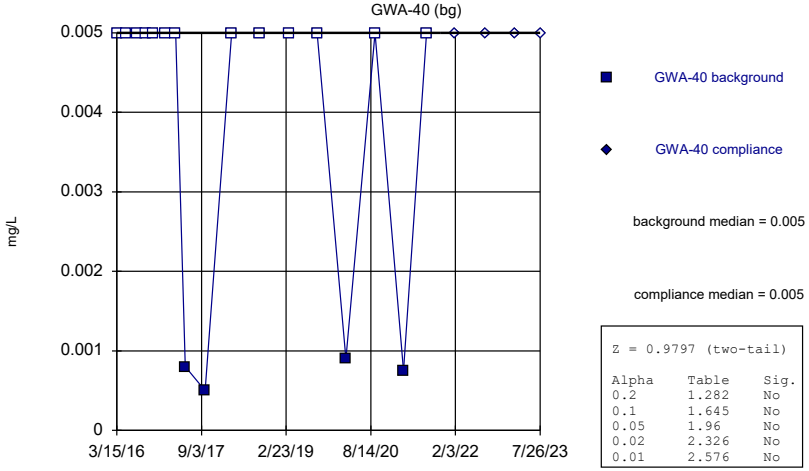

Z = 0.9797 (two-tail)

Alpha	Table	Sig.
0.2	1.282	No
0.1	1.645	No
0.05	1.96	No
0.02	2.326	No
0.01	2.576	No

Constituent: Chromium Analysis Run 5/13/2024 9:50 AM View: Appendix I - Mann-Whitney
Plant Bowen Data: Bowen 3-4 CCR

Sanitas™ v.10.0.16e Software licensed to . UG
Hollow symbols indicate censored values.

Mann-Whitney (Wilcoxon Rank Sum)

GWA-41 (bg)

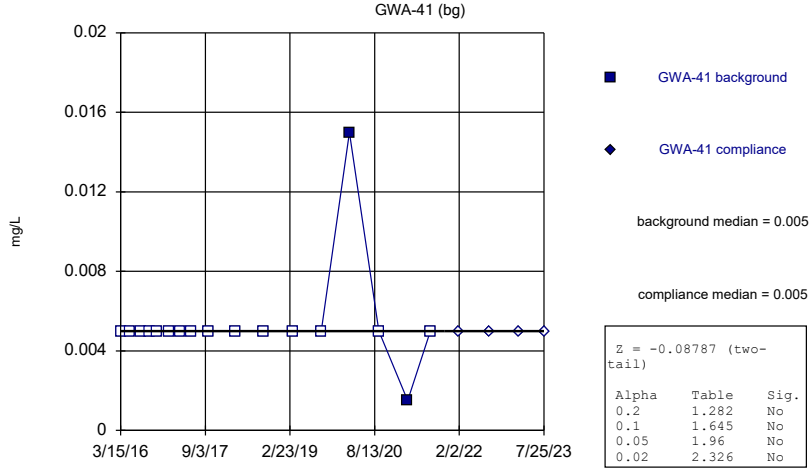

Z = -0.08787 (two-tail)

Alpha	Table	Sig.
0.2	1.282	No
0.1	1.645	No
0.05	1.96	No
0.02	2.326	No

Constituent: Chromium Analysis Run 5/13/2024 9:50 AM View: Appendix I - Mann-Whitney
Plant Bowen Data: Bowen 3-4 CCR

Sanitas™ v.10.0.16e Software licensed to . UG
Hollow symbols indicate censored values.

Mann-Whitney (Wilcoxon Rank Sum)

GWA-41R (bg)

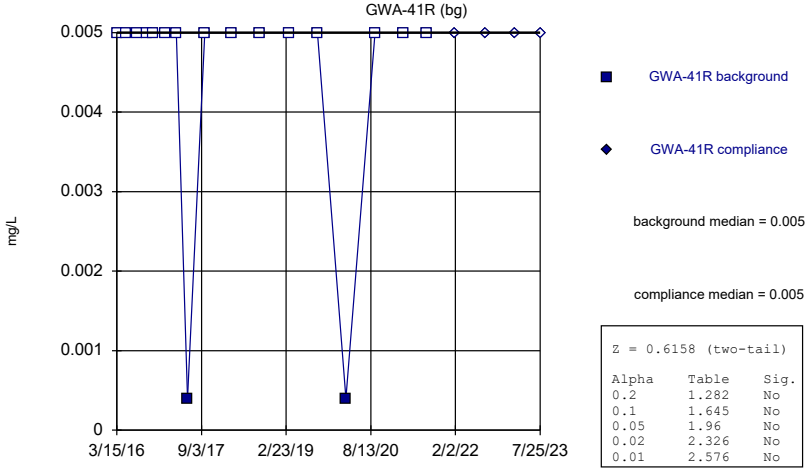

Z = 0.6158 (two-tail)

Alpha	Table	Sig.
0.2	1.282	No
0.1	1.645	No
0.05	1.96	No
0.02	2.326	No
0.01	2.576	No

Constituent: Chromium Analysis Run 5/13/2024 9:50 AM View: Appendix I - Mann-Whitney
Plant Bowen Data: Bowen 3-4 CCR

Sanitas™ v.10.0.16e Software licensed to . UG
Hollow symbols indicate censored values.

Mann-Whitney (Wilcoxon Rank Sum)

GWA-42 (bg)

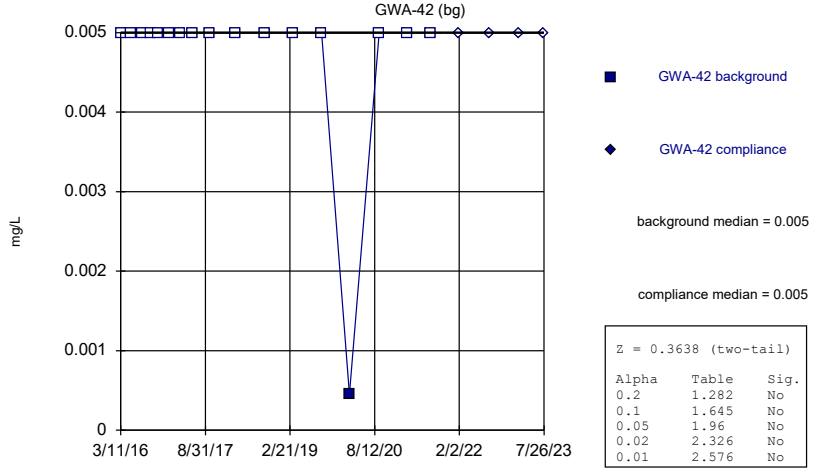

Z = 0.3638 (two-tail)

Alpha	Table	Sig.
0.2	1.282	No
0.1	1.645	No
0.05	1.96	No
0.02	2.326	No
0.01	2.576	No

Constituent: Chromium Analysis Run 5/13/2024 9:50 AM View: Appendix I - Mann-Whitney
Plant Bowen Data: Bowen 3-4 CCR

Sanitas™ v.10.0.16e Software licensed to . UG
Hollow symbols indicate censored values.

Mann-Whitney (Wilcoxon Rank Sum)

GWA-43 (bg)

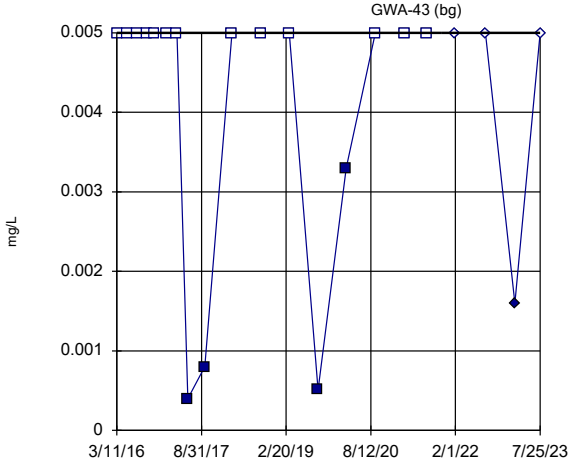

GWA-43 background

GWA-43 compliance

background median = 0.005

compliance median = 0.005

Z = 0 (two-tail)

Alpha	Table	Sig.
0.2	1.282	No
0.1	1.645	No
0.05	1.96	No
0.02	2.326	No
0.01	2.576	No

Constituent: Chromium Analysis Run 5/13/2024 9:50 AM View: Appendix I - Mann-Whitney
Plant Bowen Data: Bowen 3-4 CCR

Sanitas™ v.10.0.16e Software licensed to . UG
Hollow symbols indicate censored values.

Mann-Whitney (Wilcoxon Rank Sum)

GWA-43R (bg)

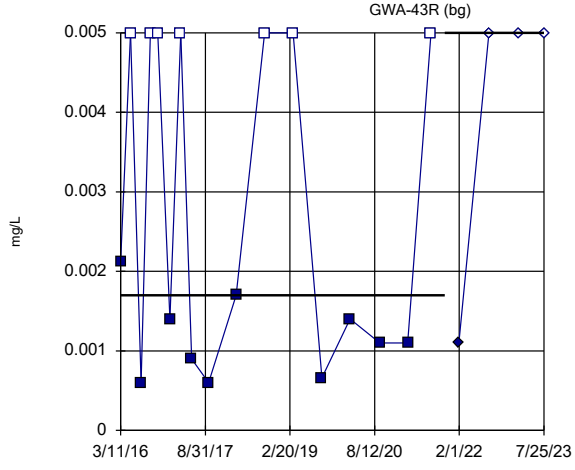

GWA-43R background

GWA-43R compliance

background median = 0.0017

compliance median = 0.005

Z = 1.045 (two-tail)

Alpha	Table	Sig.
0.2	1.282	No
0.1	1.645	No
0.05	1.96	No
0.02	2.326	No
0.01	2.576	No

Constituent: Chromium Analysis Run 5/13/2024 9:50 AM View: Appendix I - Mann-Whitney
Plant Bowen Data: Bowen 3-4 CCR

Sanitas™ v.10.0.16e Software licensed to . UG
Hollow symbols indicate censored values.

Mann-Whitney (Wilcoxon Rank Sum)

GWA-50 (bg)

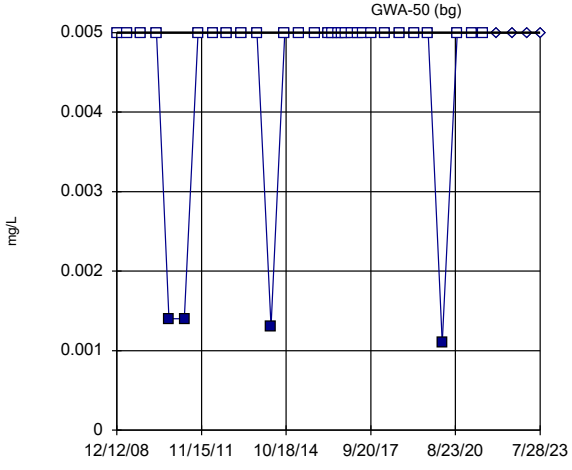

GWA-50 background

GWA-50 compliance

background median = 0.005

compliance median = 0.005

Z = 0.6919 (two-tail)

Alpha	Table	Sig.
0.2	1.282	No
0.1	1.645	No
0.05	1.96	No
0.02	2.326	No
0.01	2.576	No

Constituent: Chromium Analysis Run 5/13/2024 9:50 AM View: Appendix I - Mann-Whitney
Plant Bowen Data: Bowen 3-4 CCR

Sanitas™ v.10.0.16e Software licensed to . UG
Hollow symbols indicate censored values.

Mann-Whitney (Wilcoxon Rank Sum)

GWA-50R (bg)

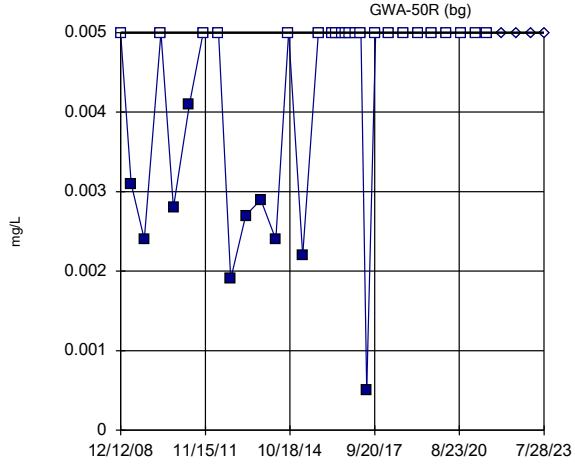

GWA-50R background

GWA-50R compliance

background median = 0.005

compliance median = 0.005

Z = 1.243 (two-tail)

Alpha	Table	Sig.
0.2	1.282	No
0.1	1.645	No
0.05	1.96	No
0.02	2.326	No
0.01	2.576	No

Constituent: Chromium Analysis Run 5/13/2024 9:51 AM View: Appendix I - Mann-Whitney
Plant Bowen Data: Bowen 3-4 CCR

Sanitas™ v.10.0.16e Software licensed to . UG
Hollow symbols indicate censored values.

Mann-Whitney (Wilcoxon Rank Sum)

GWC-16R

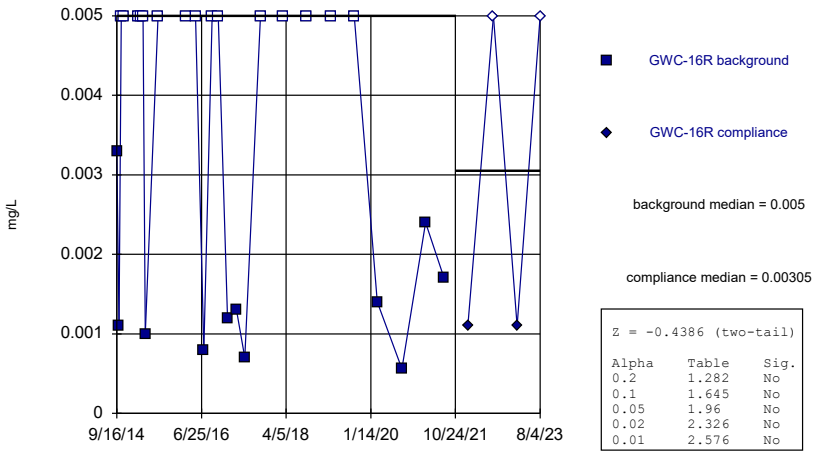

Z = -0.4386 (two-tail)

Alpha	Table	Sig.
0.2	1.282	No
0.1	1.645	No
0.05	1.96	No
0.02	2.326	No
0.01	2.576	No

Constituent: Chromium Analysis Run 5/13/2024 9:51 AM View: Appendix I - Mann-Whitney
Plant Bowen Data: Bowen 3-4 CCR

Sanitas™ v.10.0.16e Software licensed to . UG
Hollow symbols indicate censored values.

Mann-Whitney (Wilcoxon Rank Sum)

GWC-17R

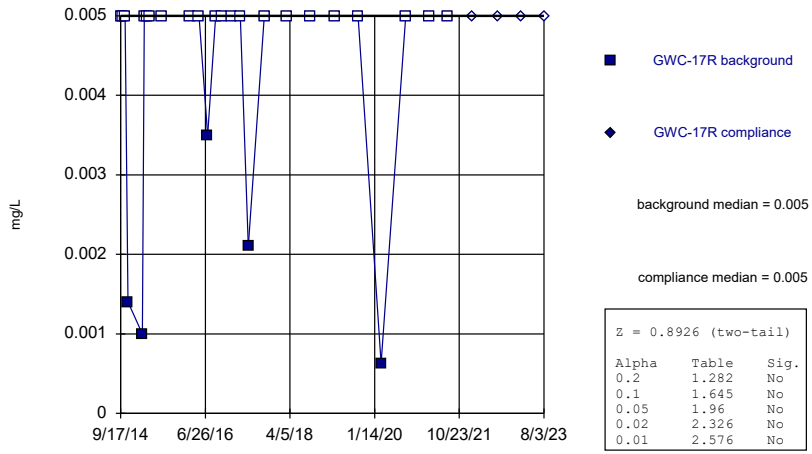

Z = 0.8926 (two-tail)

Alpha	Table	Sig.
0.2	1.282	No
0.1	1.645	No
0.05	1.96	No
0.02	2.326	No
0.01	2.576	No

Constituent: Chromium Analysis Run 5/13/2024 9:51 AM View: Appendix I - Mann-Whitney
Plant Bowen Data: Bowen 3-4 CCR

Sanitas™ v.10.0.16e Software licensed to . UG
Hollow symbols indicate censored values.

Mann-Whitney (Wilcoxon Rank Sum)

GWC-18

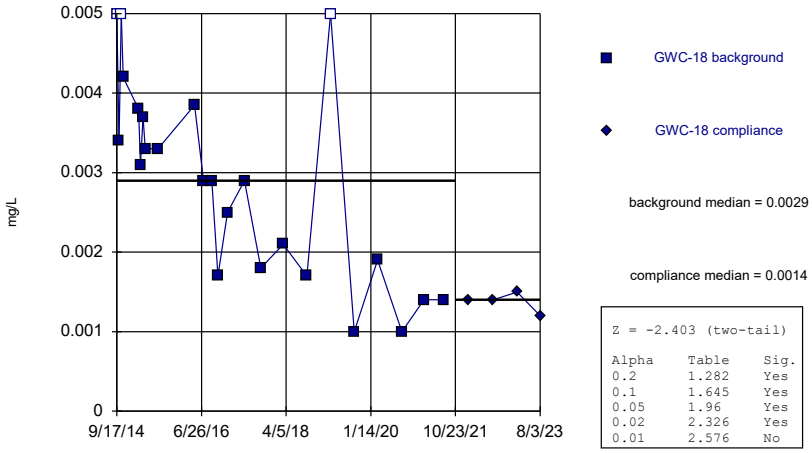

Z = -2.403 (two-tail)

Alpha	Table	Sig.
0.2	1.282	Yes
0.1	1.645	Yes
0.05	1.96	Yes
0.02	2.326	Yes
0.01	2.576	No

Constituent: Chromium Analysis Run 5/13/2024 9:51 AM View: Appendix I - Mann-Whitney
Plant Bowen Data: Bowen 3-4 CCR

Sanitas™ v.10.0.16e Software licensed to . UG
Hollow symbols indicate censored values.

Mann-Whitney (Wilcoxon Rank Sum)

GWC-18R

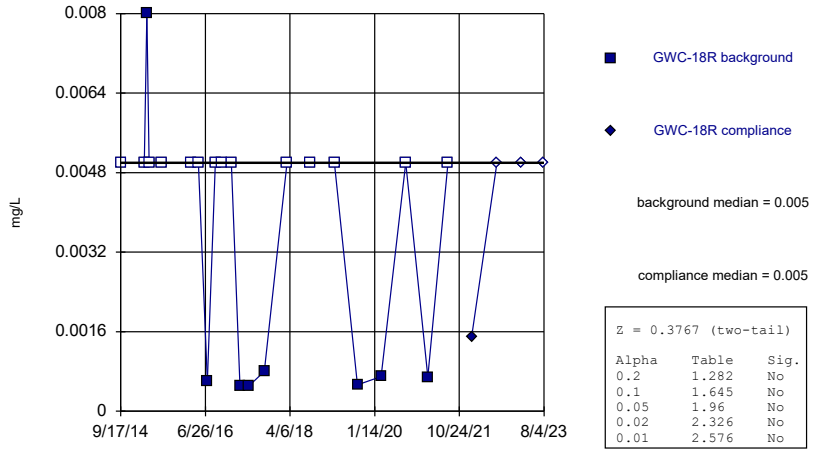

Z = 0.3767 (two-tail)

Alpha	Table	Sig.
0.2	1.282	No
0.1	1.645	No
0.05	1.96	No
0.02	2.326	No
0.01	2.576	No

Constituent: Chromium Analysis Run 5/13/2024 9:51 AM View: Appendix I - Mann-Whitney
Plant Bowen Data: Bowen 3-4 CCR

Sanitas™ v.10.0.16e Software licensed to . UG
Hollow symbols indicate censored values.

Mann-Whitney (Wilcoxon Rank Sum)

GWC-19R

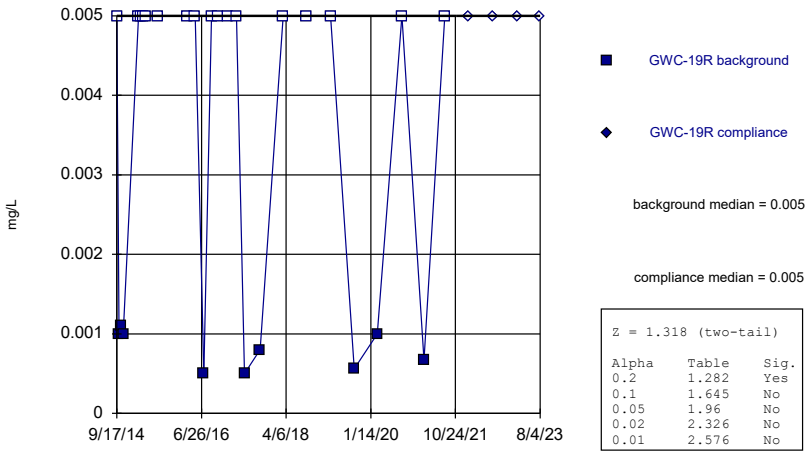

Z = 1.318 (two-tail)

Alpha	Table	Sig.
0.2	1.282	Yes
0.1	1.645	No
0.05	1.96	No
0.02	2.326	No
0.01	2.576	No

Constituent: Chromium Analysis Run 5/13/2024 9:51 AM View: Appendix I - Mann-Whitney
Plant Bowen Data: Bowen 3-4 CCR

Sanitas™ v.10.0.16e Software licensed to . UG
Hollow symbols indicate censored values.

Mann-Whitney (Wilcoxon Rank Sum)

GWC-20R

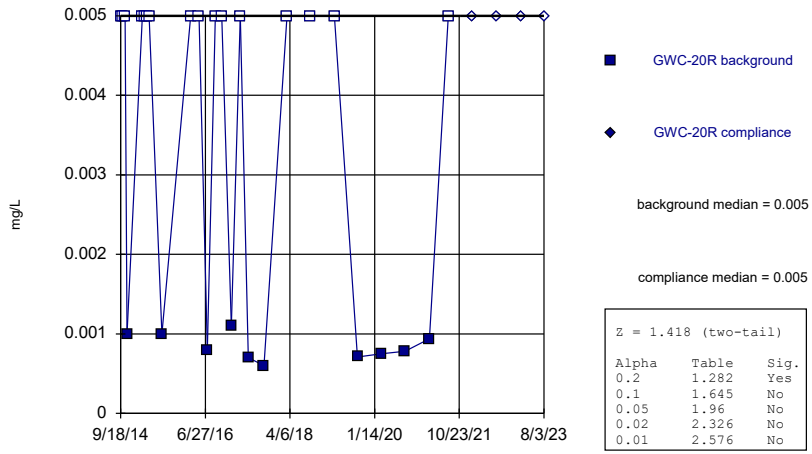

Z = 1.418 (two-tail)

Alpha	Table	Sig.
0.2	1.282	Yes
0.1	1.645	No
0.05	1.96	No
0.02	2.326	No
0.01	2.576	No

Constituent: Chromium Analysis Run 5/13/2024 9:51 AM View: Appendix I - Mann-Whitney
Plant Bowen Data: Bowen 3-4 CCR

Sanitas™ v.10.0.16e Software licensed to . UG
Hollow symbols indicate censored values.

Mann-Whitney (Wilcoxon Rank Sum)

GWC-21R

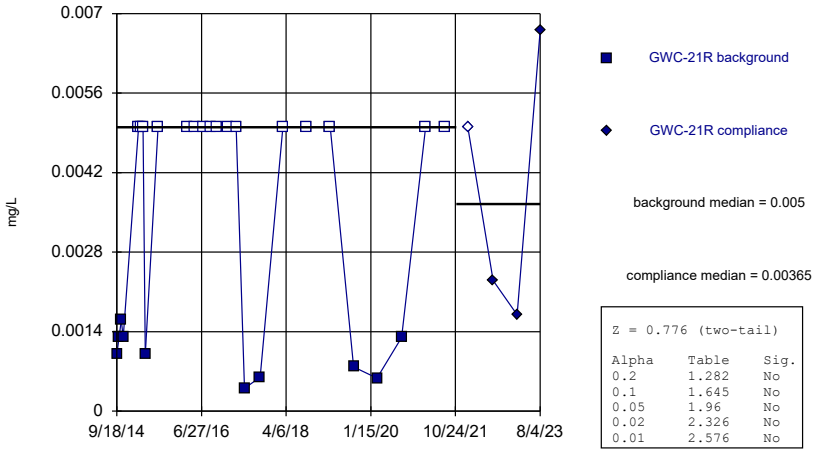

Z = 0.776 (two-tail)

Alpha	Table	Sig.
0.2	1.282	No
0.1	1.645	No
0.05	1.96	No
0.02	2.326	No
0.01	2.576	No

Constituent: Chromium Analysis Run 5/13/2024 9:51 AM View: Appendix I - Mann-Whitney
Plant Bowen Data: Bowen 3-4 CCR

Sanitas™ v.10.0.16e Software licensed to . UG
Hollow symbols indicate censored values.

Mann-Whitney (Wilcoxon Rank Sum)

GWC-22R

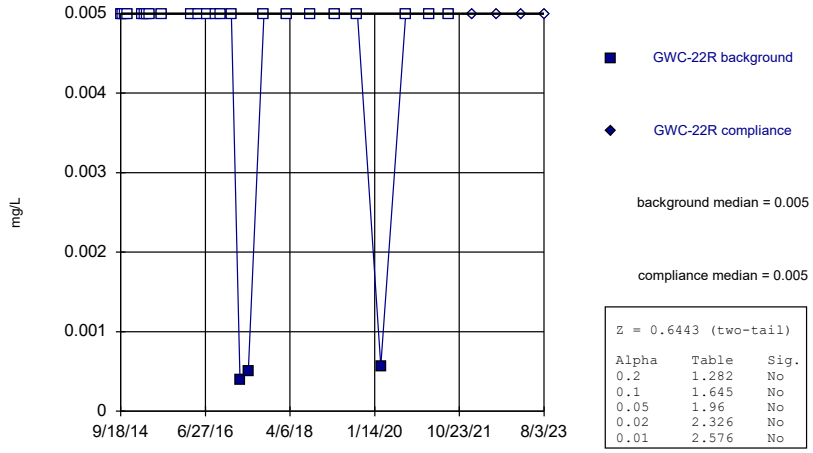

Z = 0.6443 (two-tail)

Alpha	Table	Sig.
0.2	1.282	No
0.1	1.645	No
0.05	1.96	No
0.02	2.326	No
0.01	2.576	No

Constituent: Chromium Analysis Run 5/13/2024 9:51 AM View: Appendix I - Mann-Whitney
Plant Bowen Data: Bowen 3-4 CCR

Sanitas™ v.10.0.16e Software licensed to . UG
Hollow symbols indicate censored values.

Mann-Whitney (Wilcoxon Rank Sum)

GWC-23R

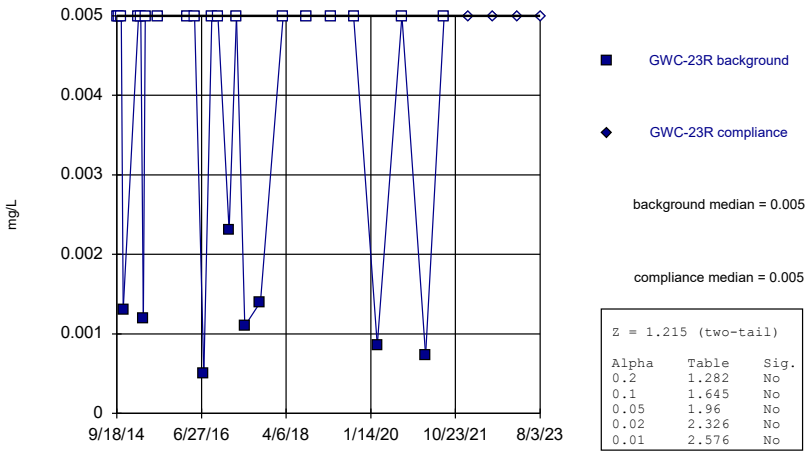

Z = 1.215 (two-tail)

Alpha	Table	Sig.
0.2	1.282	No
0.1	1.645	No
0.05	1.96	No
0.02	2.326	No
0.01	2.576	No

Constituent: Chromium Analysis Run 5/13/2024 9:51 AM View: Appendix I - Mann-Whitney
Plant Bowen Data: Bowen 3-4 CCR

Sanitas™ v.10.0.16e Software licensed to . UG
Hollow symbols indicate censored values.

Mann-Whitney (Wilcoxon Rank Sum)

GWC-24R

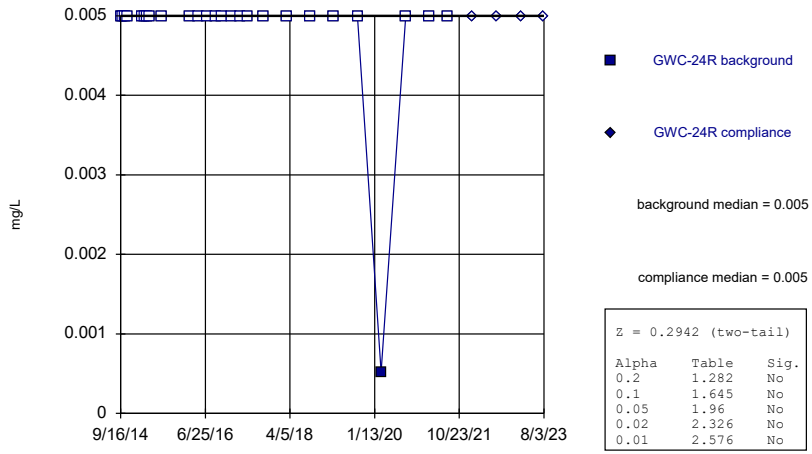

Z = 0.2942 (two-tail)

Alpha	Table	Sig.
0.2	1.282	No
0.1	1.645	No
0.05	1.96	No
0.02	2.326	No
0.01	2.576	No

Constituent: Chromium Analysis Run 5/13/2024 9:51 AM View: Appendix I - Mann-Whitney
Plant Bowen Data: Bowen 3-4 CCR

Sanitas™ v.10.0.16e Software licensed to . UG
Hollow symbols indicate censored values.

Mann-Whitney (Wilcoxon Rank Sum)

GWC-25R

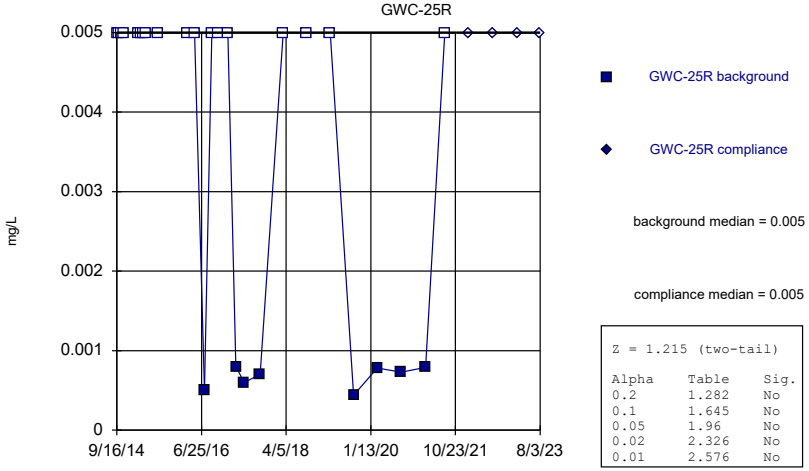

Z = 1.215 (two-tail)

Alpha	Table	Sig.
0.2	1.282	No
0.1	1.645	No
0.05	1.96	No
0.02	2.326	No
0.01	2.576	No

Constituent: Chromium Analysis Run 5/13/2024 9:51 AM View: Appendix I - Mann-Whitney
Plant Bowen Data: Bowen 3-4 CCR

Sanitas™ v.10.0.16e Software licensed to . UG
Hollow symbols indicate censored values.

Mann-Whitney (Wilcoxon Rank Sum)

GWC-36RA

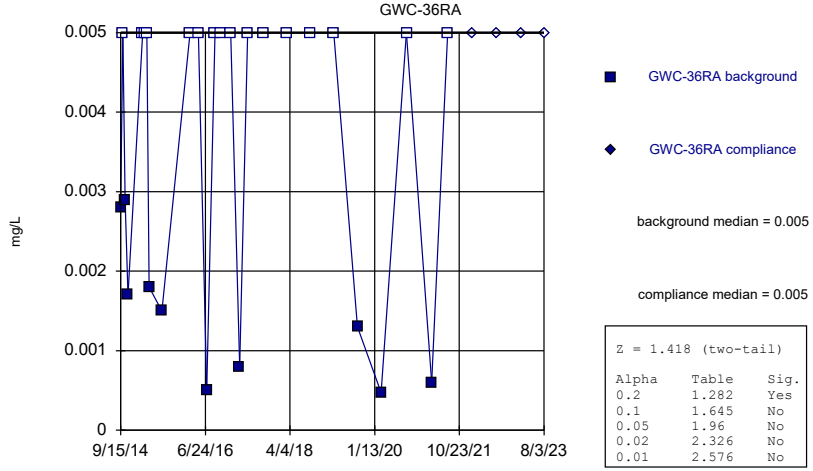

Z = 1.418 (two-tail)

Alpha	Table	Sig.
0.2	1.282	Yes
0.1	1.645	No
0.05	1.96	No
0.02	2.326	No
0.01	2.576	No

Constituent: Chromium Analysis Run 5/13/2024 9:51 AM View: Appendix I - Mann-Whitney
Plant Bowen Data: Bowen 3-4 CCR

Sanitas™ v.10.0.16e Software licensed to . UG
Hollow symbols indicate censored values.

Mann-Whitney (Wilcoxon Rank Sum)

GWC-37

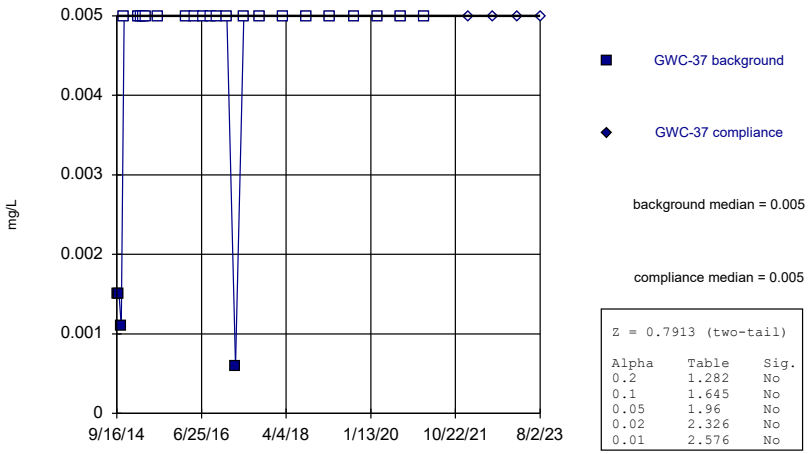

Z = 0.7913 (two-tail)

Alpha	Table	Sig.
0.2	1.282	No
0.1	1.645	No
0.05	1.96	No
0.02	2.326	No
0.01	2.576	No

Constituent: Chromium Analysis Run 5/13/2024 9:51 AM View: Appendix I - Mann-Whitney
Plant Bowen Data: Bowen 3-4 CCR

Sanitas™ v.10.0.16e Software licensed to . UG
Hollow symbols indicate censored values.

Mann-Whitney (Wilcoxon Rank Sum)

GWC-38

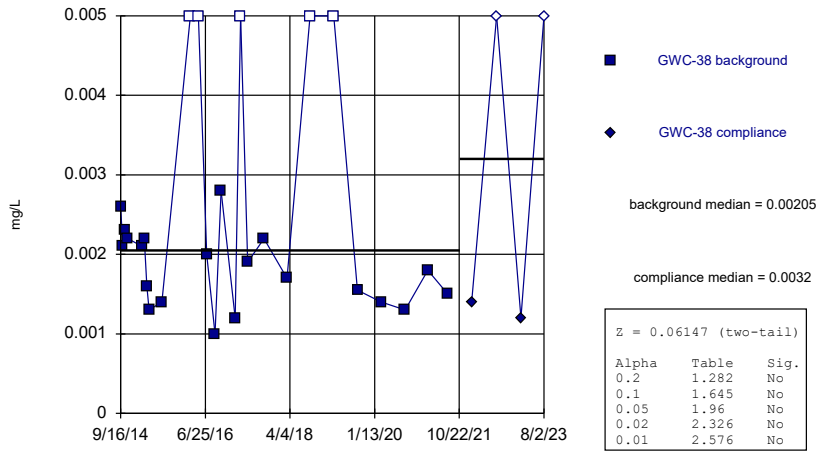

Z = 0.06147 (two-tail)

Alpha	Table	Sig.
0.2	1.282	No
0.1	1.645	No
0.05	1.96	No
0.02	2.326	No
0.01	2.576	No

Constituent: Chromium Analysis Run 5/13/2024 9:51 AM View: Appendix I - Mann-Whitney
Plant Bowen Data: Bowen 3-4 CCR

Sanitas™ v.10.0.16e Software licensed to . UG
Hollow symbols indicate censored values.

Mann-Whitney (Wilcoxon Rank Sum)

GWA-1 (bg)

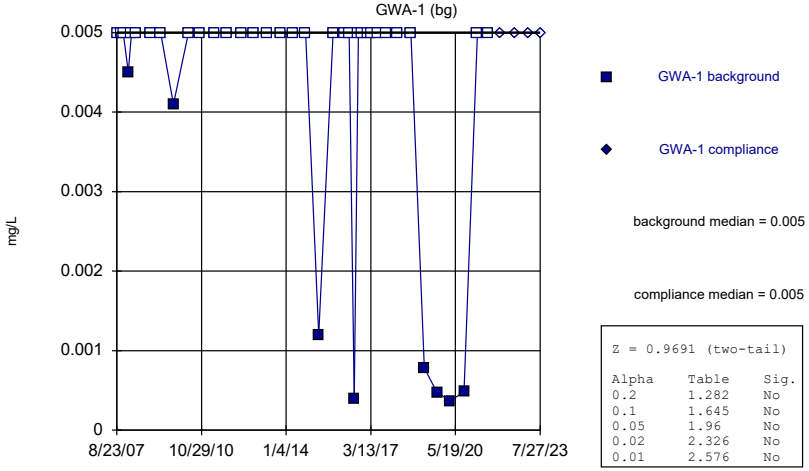

Z = 0.9691 (two-tail)

Alpha	Table	Sig.
0.2	1.282	No
0.1	1.645	No
0.05	1.96	No
0.02	2.326	No
0.01	2.576	No

Constituent: Cobalt Analysis Run 5/13/2024 9:51 AM View: Appendix I - Mann-Whitney
Plant Bowen Data: Bowen 3-4 CCR

Sanitas™ v.10.0.16e Software licensed to . UG
Hollow symbols indicate censored values.

Mann-Whitney (Wilcoxon Rank Sum)

GWA-2 (bg)

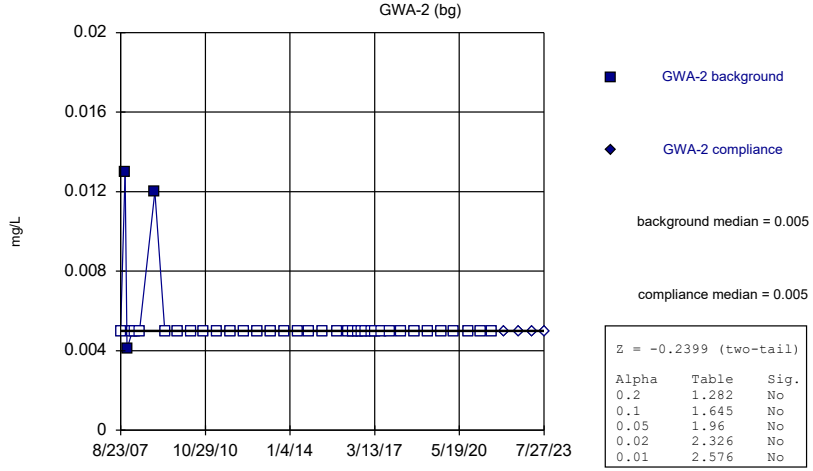

Z = -0.2399 (two-tail)

Alpha	Table	Sig.
0.2	1.282	No
0.1	1.645	No
0.05	1.96	No
0.02	2.326	No
0.01	2.576	No

Constituent: Cobalt Analysis Run 5/13/2024 9:51 AM View: Appendix I - Mann-Whitney
Plant Bowen Data: Bowen 3-4 CCR

Sanitas™ v.10.0.16e Software licensed to . UG
Hollow symbols indicate censored values.

Mann-Whitney (Wilcoxon Rank Sum)

GWA-2R (bg)

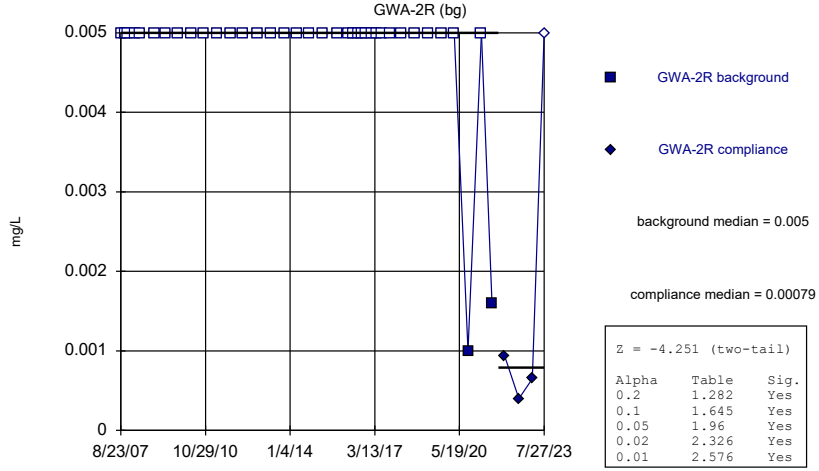

Z = -4.251 (two-tail)

Alpha	Table	Sig.
0.2	1.282	Yes
0.1	1.645	Yes
0.05	1.96	Yes
0.02	2.326	Yes
0.01	2.576	Yes

Constituent: Cobalt Analysis Run 5/13/2024 9:51 AM View: Appendix I - Mann-Whitney
Plant Bowen Data: Bowen 3-4 CCR

Sanitas™ v.10.0.16e Software licensed to . UG
Hollow symbols indicate censored values.

Mann-Whitney (Wilcoxon Rank Sum)

GWA-39RZ (bg)

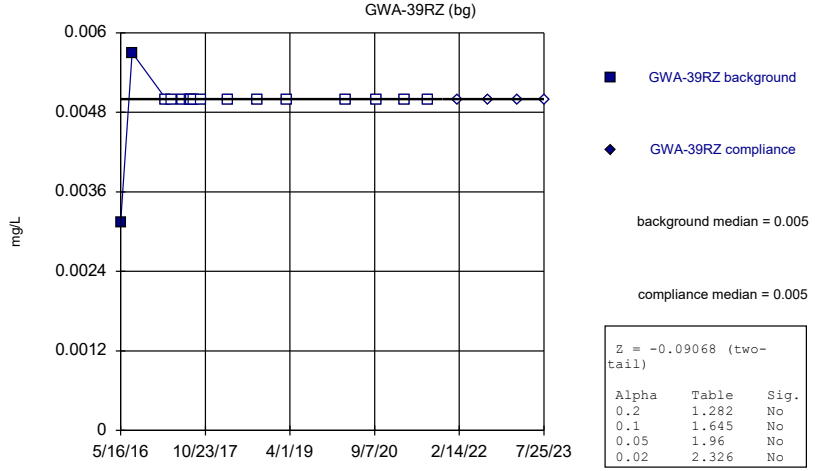

Z = -0.09068 (two-tail)

Alpha	Table	Sig.
0.2	1.282	No
0.1	1.645	No
0.05	1.96	No
0.02	2.326	No

Constituent: Cobalt Analysis Run 5/13/2024 9:51 AM View: Appendix I - Mann-Whitney
Plant Bowen Data: Bowen 3-4 CCR

Sanitas™ v.10.0.16e Software licensed to . UG
Hollow symbols indicate censored values.

Mann-Whitney (Wilcoxon Rank Sum)

GWA-39Z (bg)

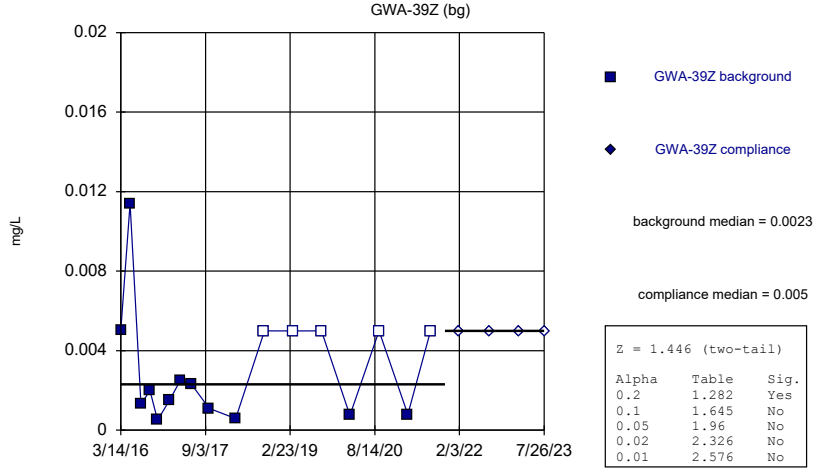

Z = 1.446 (two-tail)

Alpha	Table	Sig.
0.2	1.282	Yes
0.1	1.645	No
0.05	1.96	No
0.02	2.326	No
0.01	2.576	No

Constituent: Cobalt Analysis Run 5/13/2024 9:51 AM View: Appendix I - Mann-Whitney
Plant Bowen Data: Bowen 3-4 CCR

Sanitas™ v.10.0.16e Software licensed to . UG
Hollow symbols indicate censored values.

Mann-Whitney (Wilcoxon Rank Sum)

GWA-3A (bg)

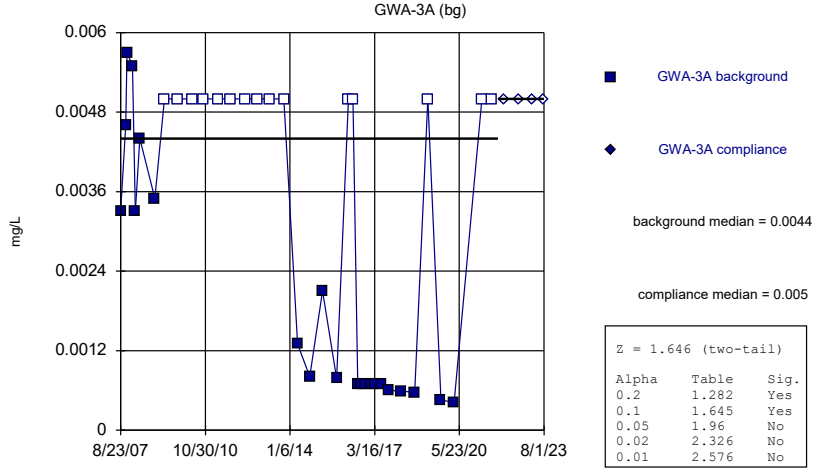

Z = 1.646 (two-tail)

Alpha	Table	Sig.
0.2	1.282	Yes
0.1	1.645	Yes
0.05	1.96	No
0.02	2.326	No
0.01	2.576	No

Constituent: Cobalt Analysis Run 5/13/2024 9:51 AM View: Appendix I - Mann-Whitney
Plant Bowen Data: Bowen 3-4 CCR

Sanitas™ v.10.0.16e Software licensed to . UG
Hollow symbols indicate censored values.

Mann-Whitney (Wilcoxon Rank Sum)

GWA-41R (bg)

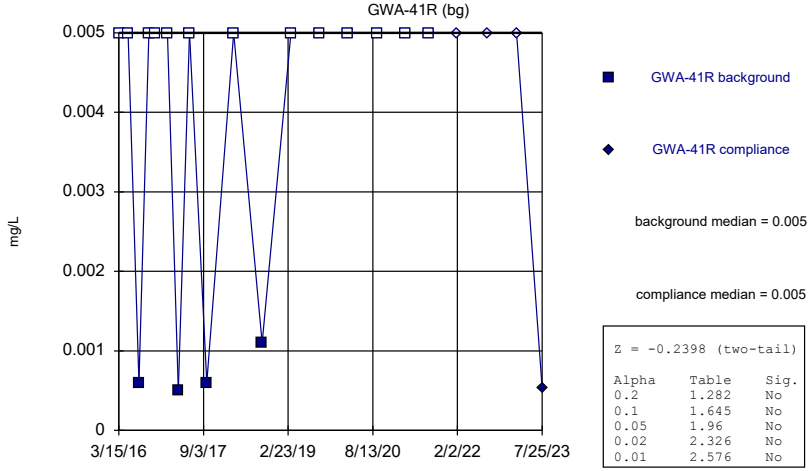

Z = -0.2398 (two-tail)

Alpha	Table	Sig.
0.2	1.282	No
0.1	1.645	No
0.05	1.96	No
0.02	2.326	No
0.01	2.576	No

Constituent: Cobalt Analysis Run 5/13/2024 9:51 AM View: Appendix I - Mann-Whitney
Plant Bowen Data: Bowen 3-4 CCR

Sanitas™ v.10.0.16e Software licensed to . UG
Hollow symbols indicate censored values.

Mann-Whitney (Wilcoxon Rank Sum)

GWA-42 (bg)

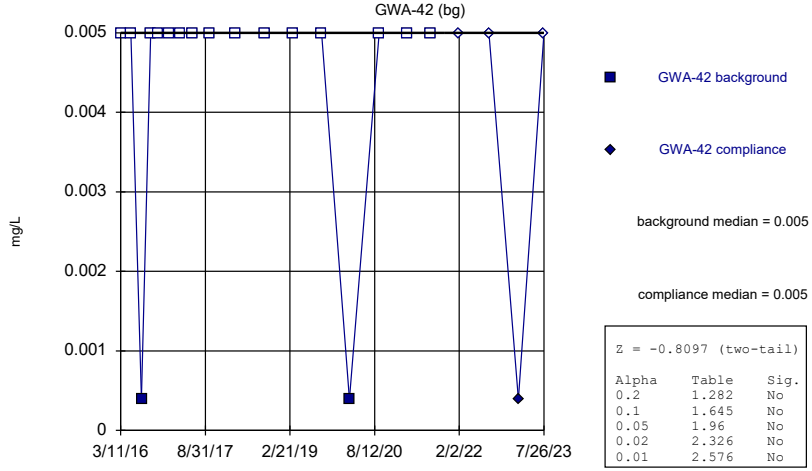

Z = -0.8097 (two-tail)

Alpha	Table	Sig.
0.2	1.282	No
0.1	1.645	No
0.05	1.96	No
0.02	2.326	No
0.01	2.576	No

Constituent: Cobalt Analysis Run 5/13/2024 9:51 AM View: Appendix I - Mann-Whitney
Plant Bowen Data: Bowen 3-4 CCR

Sanitas™ v.10.0.16e Software licensed to . UG
Hollow symbols indicate censored values.

Mann-Whitney (Wilcoxon Rank Sum)

GWA-43 (bg)

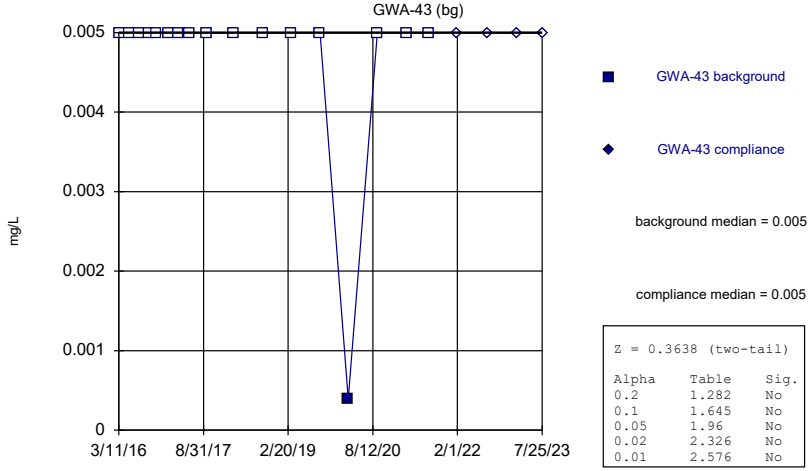

Z = 0.3638 (two-tail)

Alpha	Table	Sig.
0.2	1.282	No
0.1	1.645	No
0.05	1.96	No
0.02	2.326	No
0.01	2.576	No

Constituent: Cobalt Analysis Run 5/13/2024 9:51 AM View: Appendix I - Mann-Whitney
Plant Bowen Data: Bowen 3-4 CCR

Sanitas™ v.10.0.16e Software licensed to . UG
Hollow symbols indicate censored values.

Mann-Whitney (Wilcoxon Rank Sum)

GWA-4RZ (bg)

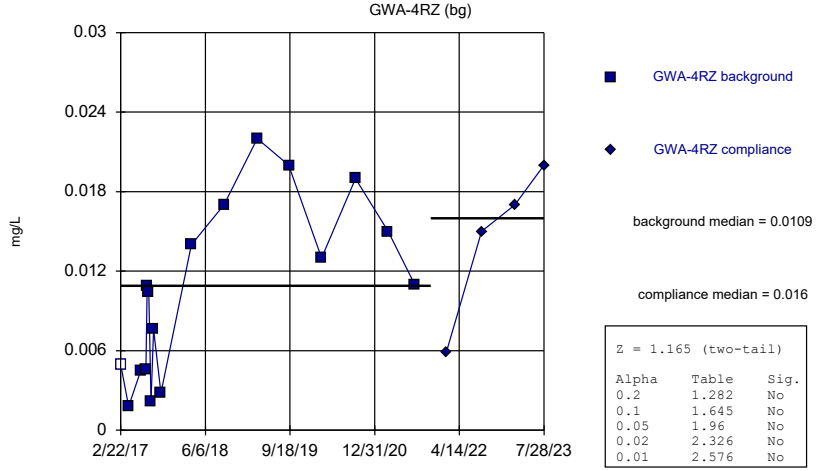

Z = 1.165 (two-tail)

Alpha	Table	Sig.
0.2	1.282	No
0.1	1.645	No
0.05	1.96	No
0.02	2.326	No
0.01	2.576	No

Constituent: Cobalt Analysis Run 5/13/2024 9:51 AM View: Appendix I - Mann-Whitney
Plant Bowen Data: Bowen 3-4 CCR

Sanitas™ v.10.0.16e Software licensed to . UG
Hollow symbols indicate censored values.

Mann-Whitney (Wilcoxon Rank Sum)

GWA-50R (bg)

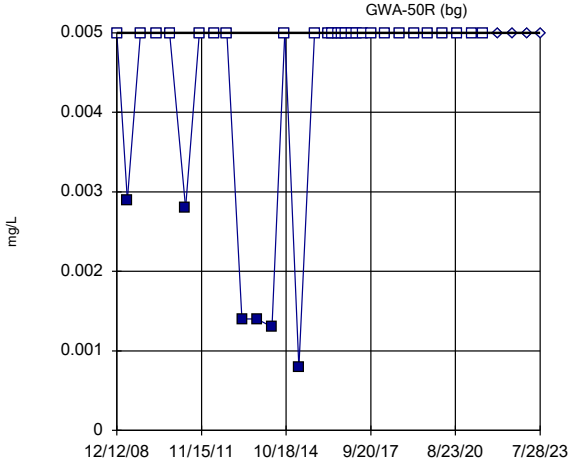

GWA-50R background

GWA-50R compliance

background median = 0.005

compliance median = 0.005

Z = 0.8918 (two-tail)

Alpha	Table	Sig.
0.2	1.282	No
0.1	1.645	No
0.05	1.96	No
0.02	2.326	No
0.01	2.576	No

Constituent: Cobalt Analysis Run 5/13/2024 9:51 AM View: Appendix I - Mann-Whitney
Plant Bowen Data: Bowen 3-4 CCR

Sanitas™ v.10.0.16e Software licensed to . UG
Hollow symbols indicate censored values.

Mann-Whitney (Wilcoxon Rank Sum)

GWC-16R

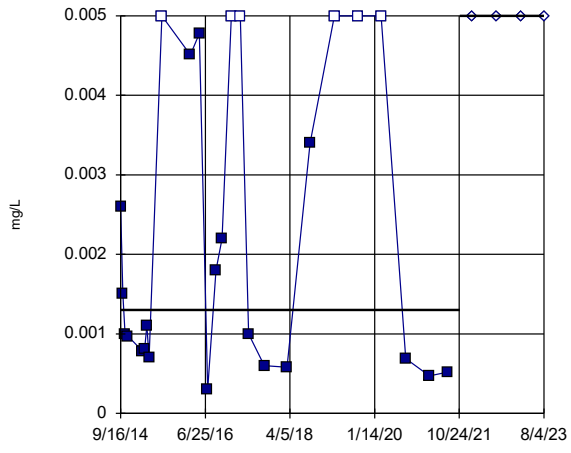

GWC-16R background

GWC-16R compliance

background median = 0.0013

compliance median = 0.005

Z = 2.455 (two-tail)

Alpha	Table	Sig.
0.2	1.282	Yes
0.1	1.645	Yes
0.05	1.96	Yes
0.02	2.326	Yes
0.01	2.576	No

Constituent: Cobalt Analysis Run 5/13/2024 9:51 AM View: Appendix I - Mann-Whitney
Plant Bowen Data: Bowen 3-4 CCR

Sanitas™ v.10.0.16e Software licensed to . UG
Hollow symbols indicate censored values.

Mann-Whitney (Wilcoxon Rank Sum)

GWC-18

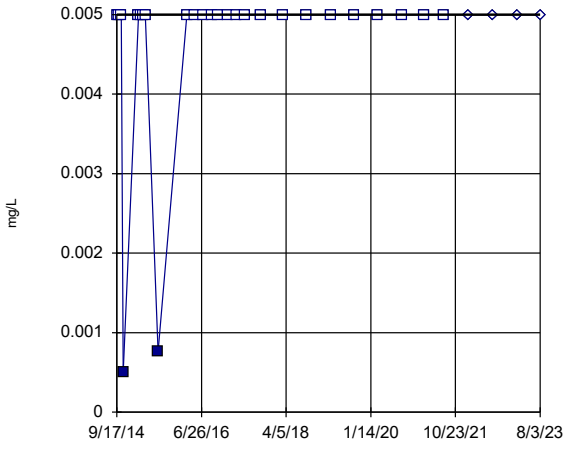

GWC-18 background

GWC-18 compliance

background median = 0.005

compliance median = 0.005

Z = 0.4937 (two-tail)

Alpha	Table	Sig.
0.2	1.282	No
0.1	1.645	No
0.05	1.96	No
0.02	2.326	No
0.01	2.576	No

Constituent: Cobalt Analysis Run 5/13/2024 9:51 AM View: Appendix I - Mann-Whitney
Plant Bowen Data: Bowen 3-4 CCR

Sanitas™ v.10.0.16e Software licensed to . UG
Hollow symbols indicate censored values.

Mann-Whitney (Wilcoxon Rank Sum)

GWC-18R

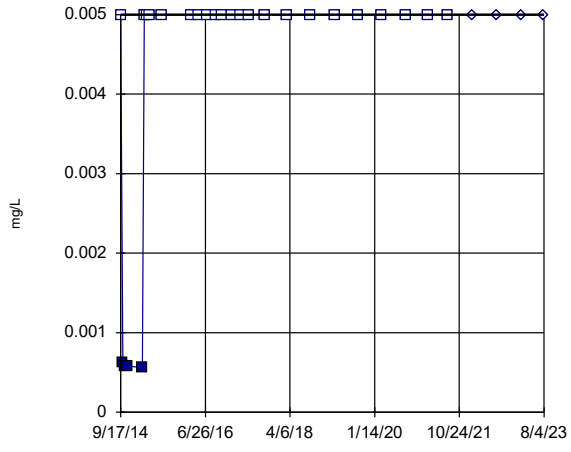

GWC-18R background

GWC-18R compliance

background median = 0.005

compliance median = 0.005

Z = 0.7745 (two-tail)

Alpha	Table	Sig.
0.2	1.282	No
0.1	1.645	No
0.05	1.96	No
0.02	2.326	No
0.01	2.576	No

Constituent: Cobalt Analysis Run 5/13/2024 9:51 AM View: Appendix I - Mann-Whitney
Plant Bowen Data: Bowen 3-4 CCR

Sanitas™ v.10.0.16e Software licensed to . UG
Hollow symbols indicate censored values.

Mann-Whitney (Wilcoxon Rank Sum)

GWC-21R

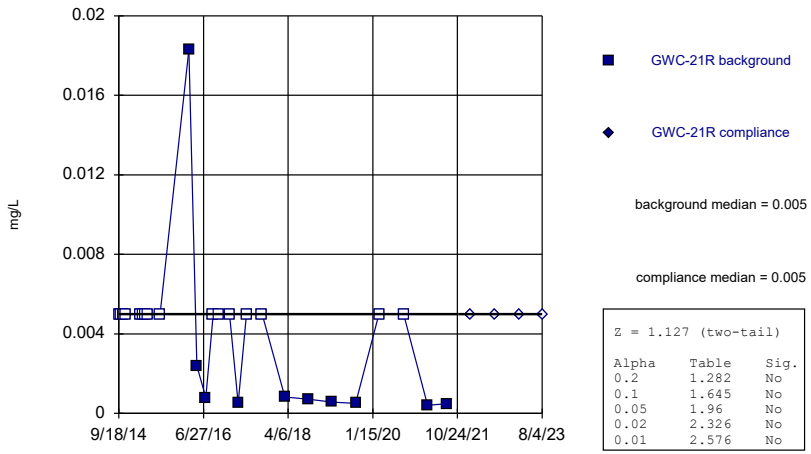

Z = 1.127 (two-tail)

Alpha	Table	Sig.
0.2	1.282	No
0.1	1.645	No
0.05	1.96	No
0.02	2.326	No
0.01	2.576	No

Constituent: Cobalt Analysis Run 5/13/2024 9:51 AM View: Appendix I - Mann-Whitney
Plant Bowen Data: Bowen 3-4 CCR

Sanitas™ v.10.0.16e Software licensed to . UG
Hollow symbols indicate censored values.

Mann-Whitney (Wilcoxon Rank Sum)

GWC-22R

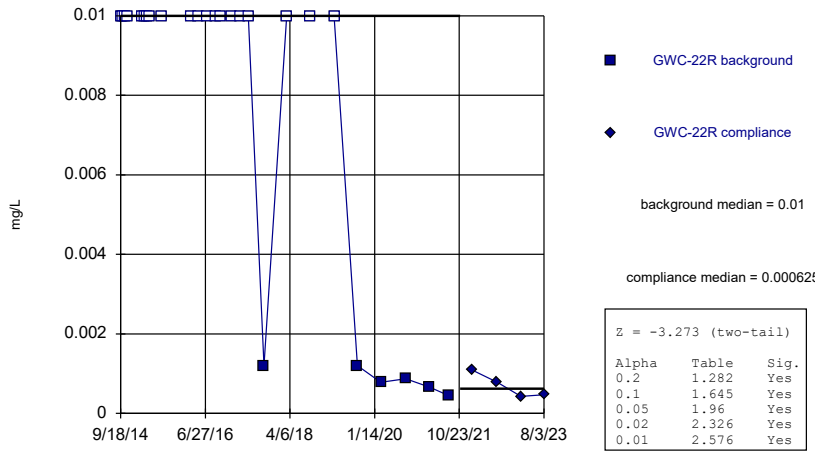

Z = -3.273 (two-tail)

Alpha	Table	Sig.
0.2	1.282	Yes
0.1	1.645	Yes
0.05	1.96	Yes
0.02	2.326	Yes
0.01	2.576	Yes

Constituent: Cobalt Analysis Run 5/13/2024 9:51 AM View: Appendix I - Mann-Whitney
Plant Bowen Data: Bowen 3-4 CCR

Sanitas™ v.10.0.16e Software licensed to . UG
Hollow symbols indicate censored values.

Mann-Whitney (Wilcoxon Rank Sum)

GWC-23R

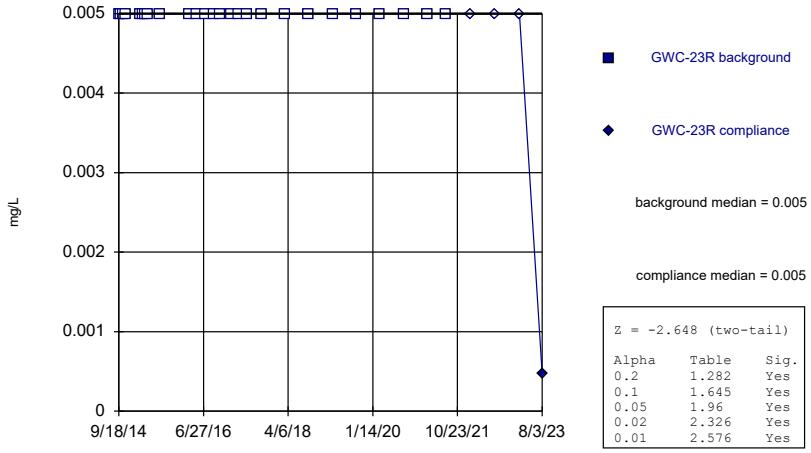

Z = -2.648 (two-tail)

Alpha	Table	Sig.
0.2	1.282	Yes
0.1	1.645	Yes
0.05	1.96	Yes
0.02	2.326	Yes
0.01	2.576	Yes

Constituent: Cobalt Analysis Run 5/13/2024 9:51 AM View: Appendix I - Mann-Whitney
Plant Bowen Data: Bowen 3-4 CCR

Sanitas™ v.10.0.16e Software licensed to . UG
Hollow symbols indicate censored values.

Mann-Whitney (Wilcoxon Rank Sum)

GWC-25R

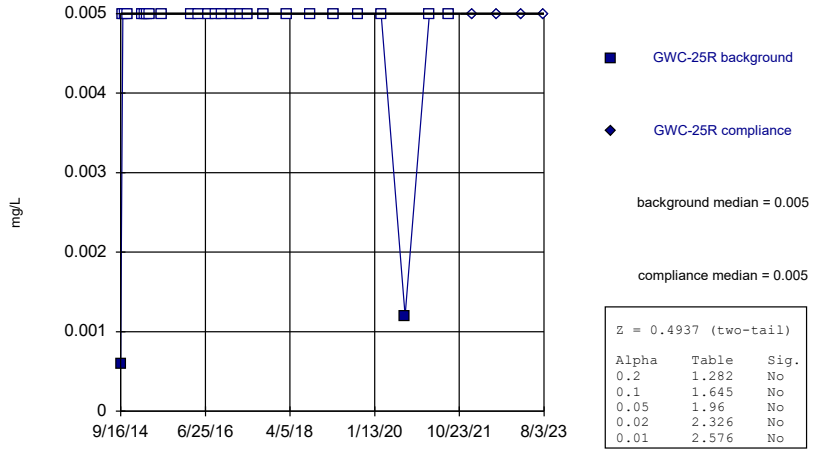

Z = 0.4937 (two-tail)

Alpha	Table	Sig.
0.2	1.282	No
0.1	1.645	No
0.05	1.96	No
0.02	2.326	No
0.01	2.576	No

Constituent: Cobalt Analysis Run 5/13/2024 9:51 AM View: Appendix I - Mann-Whitney
Plant Bowen Data: Bowen 3-4 CCR

Sanitas™ v.10.0.16e Software licensed to . UG
Hollow symbols indicate censored values.

Mann-Whitney (Wilcoxon Rank Sum)

GWC-36RA

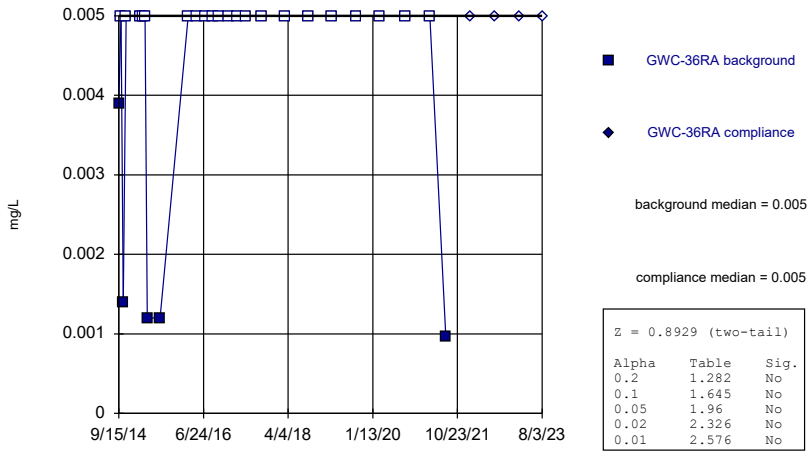

Z = 0.8929 (two-tail)

Alpha	Table	Sig.
0.2	1.282	No
0.1	1.645	No
0.05	1.96	No
0.02	2.326	No
0.01	2.576	No

Constituent: Cobalt Analysis Run 5/13/2024 9:51 AM View: Appendix I - Mann-Whitney
Plant Bowen Data: Bowen 3-4 CCR

Sanitas™ v.10.0.16e Software licensed to . UG
Hollow symbols indicate censored values.

Mann-Whitney (Wilcoxon Rank Sum)

GWC-37

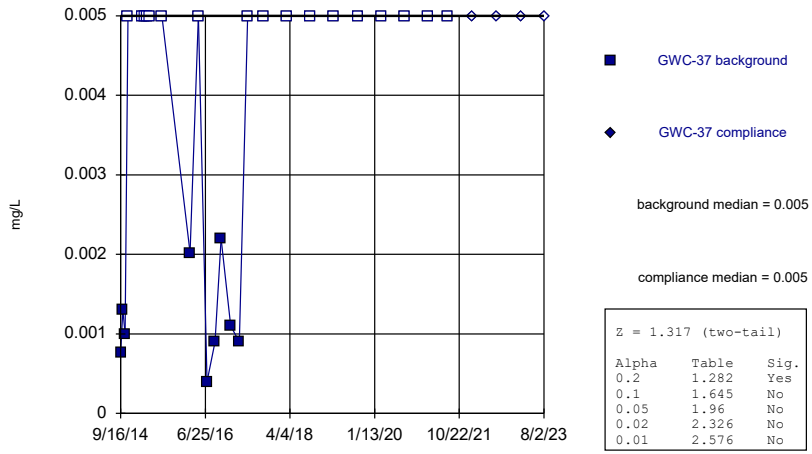

Z = 1.317 (two-tail)

Alpha	Table	Sig.
0.2	1.282	Yes
0.1	1.645	No
0.05	1.96	No
0.02	2.326	No
0.01	2.576	No

Constituent: Cobalt Analysis Run 5/13/2024 9:51 AM View: Appendix I - Mann-Whitney
Plant Bowen Data: Bowen 3-4 CCR

Sanitas™ v.10.0.16e Software licensed to . UG

Mann-Whitney (Wilcoxon Rank Sum)

GWC-38

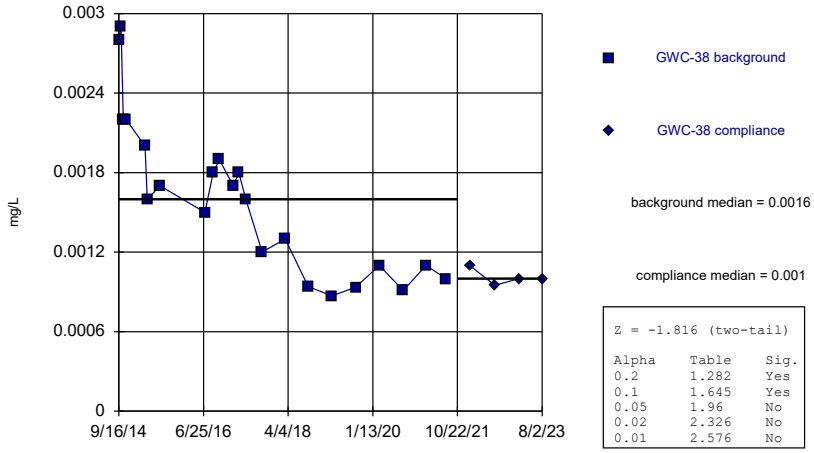

Z = -1.816 (two-tail)

Alpha	Table	Sig.
0.2	1.282	Yes
0.1	1.645	Yes
0.05	1.96	No
0.02	2.326	No
0.01	2.576	No

Constituent: Cobalt Analysis Run 5/13/2024 9:51 AM View: Appendix I - Mann-Whitney
Plant Bowen Data: Bowen 3-4 CCR

Sanitas™ v.10.0.16e Software licensed to . UG
Hollow symbols indicate censored values.

Mann-Whitney (Wilcoxon Rank Sum)

GWA-1 (bg)

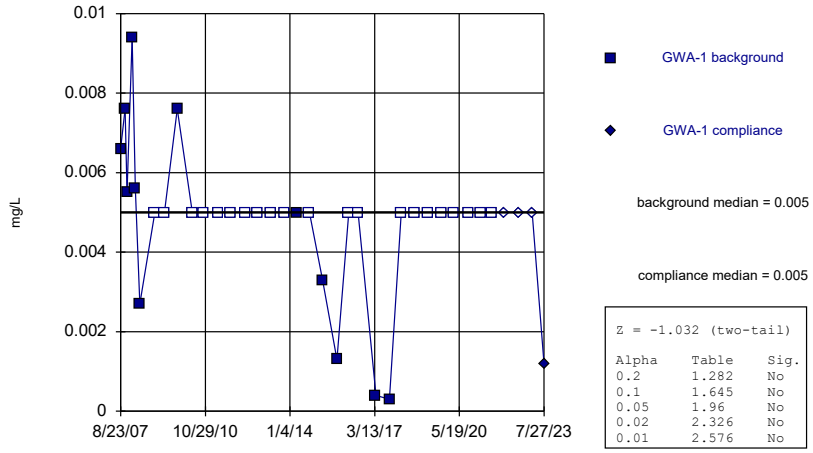

Z = -1.032 (two-tail)

Alpha	Table	Sig.
0.2	1.282	No
0.1	1.645	No
0.05	1.96	No
0.02	2.326	No
0.01	2.576	No

Constituent: Copper Analysis Run 5/13/2024 9:51 AM View: Appendix I - Mann-Whitney
Plant Bowen Data: Bowen 3-4 CCR

Sanitas™ v.10.0.16e Software licensed to . UG
Hollow symbols indicate censored values.

Mann-Whitney (Wilcoxon Rank Sum)

GWA-2 (bg)

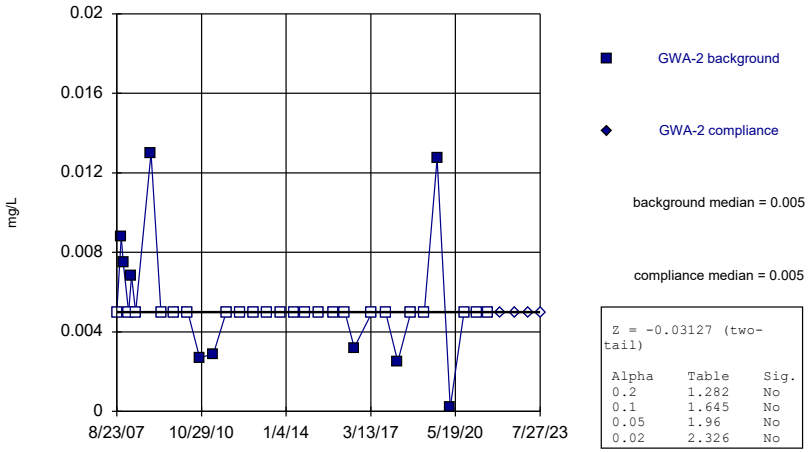

Z = -0.03127 (two-tail)

Alpha	Table	Sig.
0.2	1.282	No
0.1	1.645	No
0.05	1.96	No
0.02	2.326	No

Constituent: Copper Analysis Run 5/13/2024 9:51 AM View: Appendix I - Mann-Whitney
Plant Bowen Data: Bowen 3-4 CCR

Sanitas™ v.10.0.16e Software licensed to . UG
Hollow symbols indicate censored values.

Mann-Whitney (Wilcoxon Rank Sum)

GWA-2R (bg)

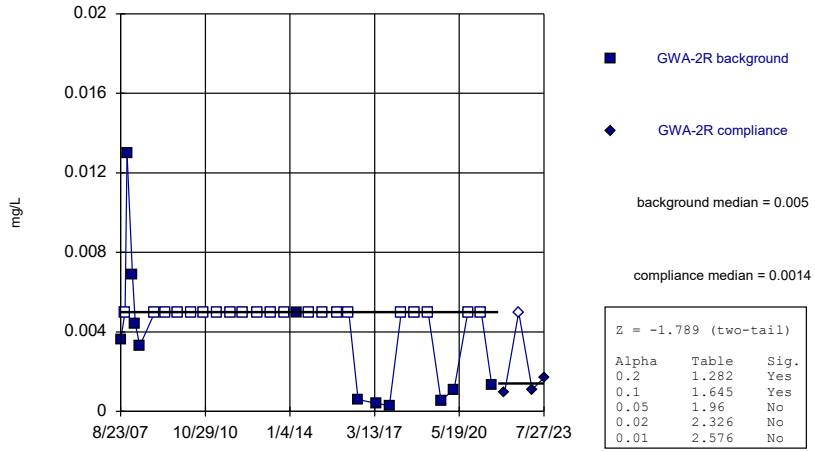

Z = -1.789 (two-tail)

Alpha	Table	Sig.
0.2	1.282	Yes
0.1	1.645	Yes
0.05	1.96	No
0.02	2.326	No
0.01	2.576	No

Constituent: Copper Analysis Run 5/13/2024 9:51 AM View: Appendix I - Mann-Whitney
Plant Bowen Data: Bowen 3-4 CCR

Sanitas™ v.10.0.16e Software licensed to . UG
Hollow symbols indicate censored values.

Mann-Whitney (Wilcoxon Rank Sum)

GWA-39RZ (bg)

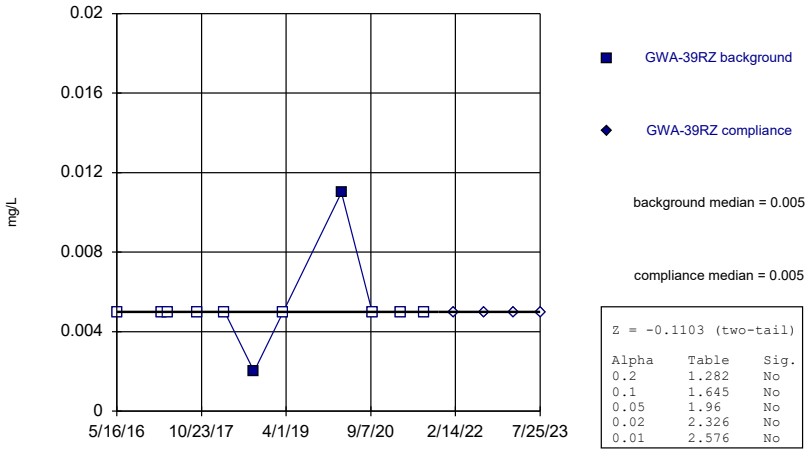

Z = -0.1103 (two-tail)

Alpha	Table	Sig.
0.2	1.282	No
0.1	1.645	No
0.05	1.96	No
0.02	2.326	No
0.01	2.576	No

Constituent: Copper Analysis Run 5/13/2024 9:51 AM View: Appendix I - Mann-Whitney
Plant Bowen Data: Bowen 3-4 CCR

Sanitas™ v.10.0.16e Software licensed to . UG
Hollow symbols indicate censored values.

Mann-Whitney (Wilcoxon Rank Sum)

GWA-39Z (bg)

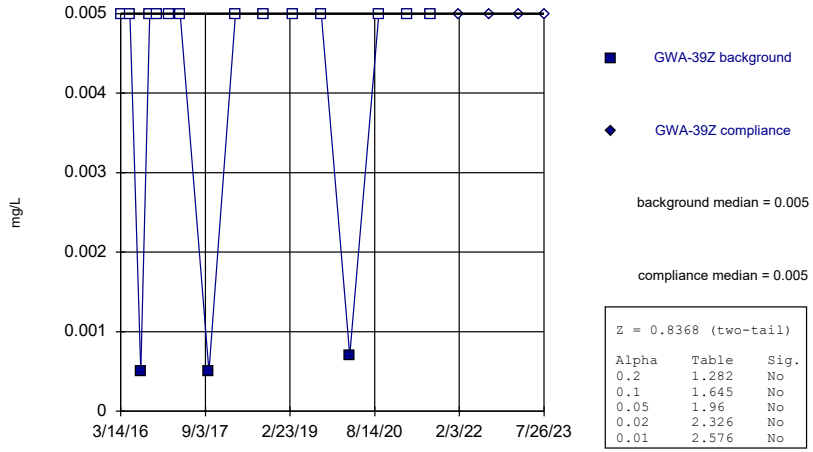

Z = 0.8368 (two-tail)

Alpha	Table	Sig.
0.2	1.282	No
0.1	1.645	No
0.05	1.96	No
0.02	2.326	No
0.01	2.576	No

Constituent: Copper Analysis Run 5/13/2024 9:51 AM View: Appendix I - Mann-Whitney
Plant Bowen Data: Bowen 3-4 CCR

Sanitas™ v.10.0.16e Software licensed to . UG
Hollow symbols indicate censored values.

Mann-Whitney (Wilcoxon Rank Sum)

GWA-3A (bg)

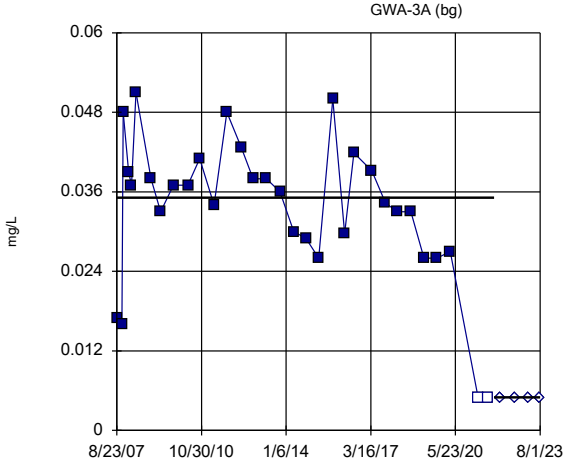

GWA-3A background

GWA-3A compliance

background median = 0.03515

compliance median = 0.005

Z = -3.056 (two-tail)

Alpha	Table	Sig.
0.2	1.282	Yes
0.1	1.645	Yes
0.05	1.96	Yes
0.02	2.326	Yes
0.01	2.576	Yes

Constituent: Copper Analysis Run 5/13/2024 9:51 AM View: Appendix I - Mann-Whitney
Plant Bowen Data: Bowen 3-4 CCR

Sanitas™ v.10.0.16e Software licensed to . UG
Hollow symbols indicate censored values.

Mann-Whitney (Wilcoxon Rank Sum)

GWA-40 (bg)

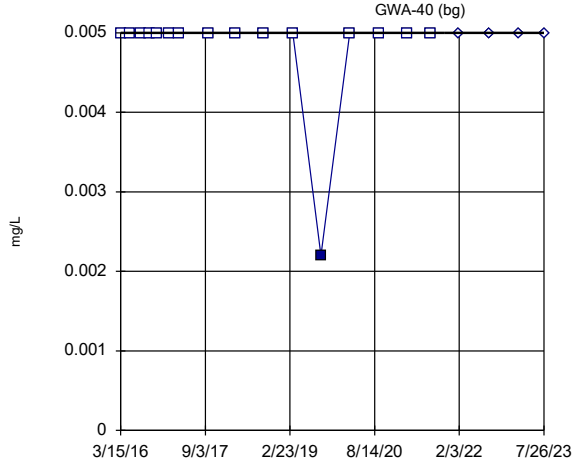

GWA-40 background

GWA-40 compliance

background median = 0.005

compliance median = 0.005

Z = 0.375 (two-tail)

Alpha	Table	Sig.
0.2	1.282	No
0.1	1.645	No
0.05	1.96	No
0.02	2.326	No
0.01	2.576	No

Constituent: Copper Analysis Run 5/13/2024 9:51 AM View: Appendix I - Mann-Whitney
Plant Bowen Data: Bowen 3-4 CCR

Sanitas™ v.10.0.16e Software licensed to . UG
Hollow symbols indicate censored values.

Mann-Whitney (Wilcoxon Rank Sum)

GWA-41 (bg)

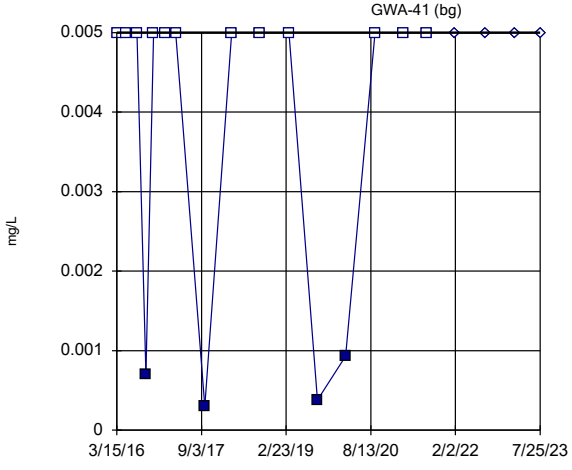

GWA-41 background

GWA-41 compliance

background median = 0.005

compliance median = 0.005

Z = 1.014 (two-tail)

Alpha	Table	Sig.
0.2	1.282	No
0.1	1.645	No
0.05	1.96	No
0.02	2.326	No
0.01	2.576	No

Constituent: Copper Analysis Run 5/13/2024 9:51 AM View: Appendix I - Mann-Whitney
Plant Bowen Data: Bowen 3-4 CCR

Sanitas™ v.10.0.16e Software licensed to . UG
Hollow symbols indicate censored values.

Mann-Whitney (Wilcoxon Rank Sum)

GWA-41R (bg)

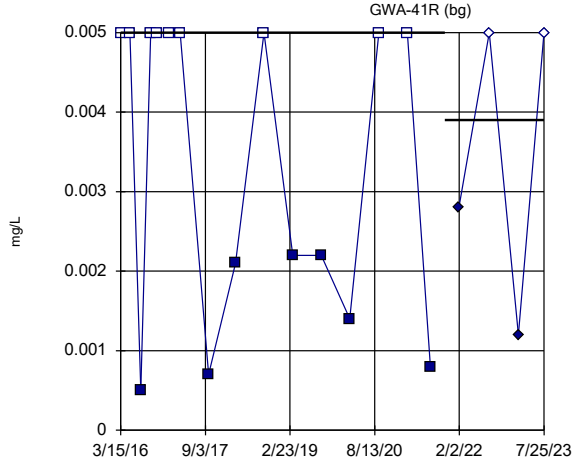

GWA-41R background

GWA-41R compliance

background median = 0.005

compliance median = 0.0039

Z = 0.05174 (two-tail)

Alpha	Table	Sig.
0.2	1.282	No
0.1	1.645	No
0.05	1.96	No
0.02	2.326	No
0.01	2.576	No

Constituent: Copper Analysis Run 5/13/2024 9:51 AM View: Appendix I - Mann-Whitney
Plant Bowen Data: Bowen 3-4 CCR

Sanitas™ v.10.0.16e Software licensed to . UG
Hollow symbols indicate censored values.

Mann-Whitney (Wilcoxon Rank Sum)

GWA-42 (bg)

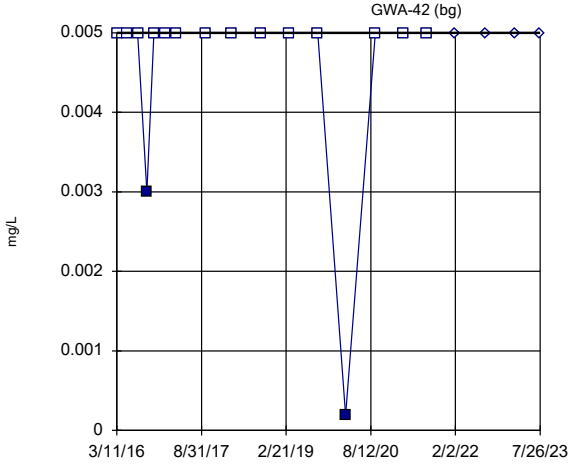

GWA-42 background

GWA-42 compliance

background median = 0.005

compliance median = 0.005

Z = 0.6348 (two-tail)

Alpha	Table	Sig.
0.2	1.282	No
0.1	1.645	No
0.05	1.96	No
0.02	2.326	No
0.01	2.576	No

Constituent: Copper Analysis Run 5/13/2024 9:51 AM View: Appendix I - Mann-Whitney
Plant Bowen Data: Bowen 3-4 CCR

Sanitas™ v.10.0.16e Software licensed to . UG
Hollow symbols indicate censored values.

Mann-Whitney (Wilcoxon Rank Sum)

GWA-43 (bg)

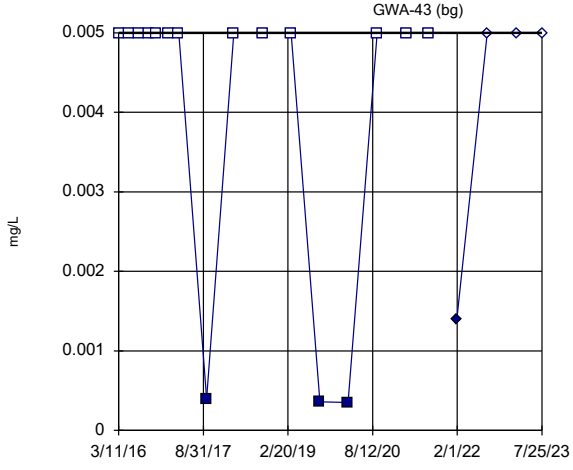

GWA-43 background

GWA-43 compliance

background median = 0.005

compliance median = 0.005

Z = -0.1352 (two-tail)

Alpha	Table	Sig.
0.2	1.282	No
0.1	1.645	No
0.05	1.96	No
0.02	2.326	No
0.01	2.576	No

Constituent: Copper Analysis Run 5/13/2024 9:51 AM View: Appendix I - Mann-Whitney
Plant Bowen Data: Bowen 3-4 CCR

Sanitas™ v.10.0.16e Software licensed to . UG
Hollow symbols indicate censored values.

Mann-Whitney (Wilcoxon Rank Sum)

GWA-43R (bg)

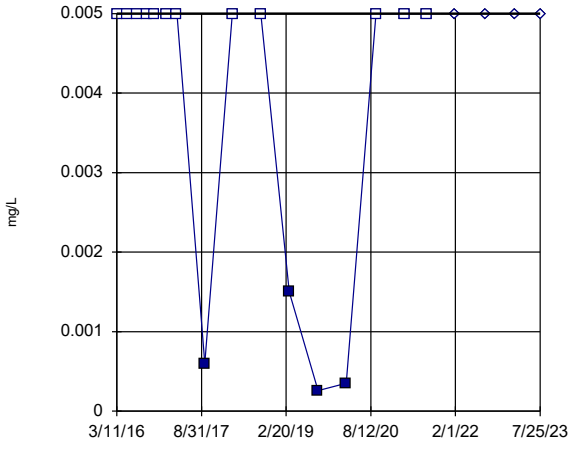

GWA-43R background

GWA-43R compliance

background median = 0.005

compliance median = 0.005

Z = 1.014 (two-tail)

Alpha	Table	Sig.
0.2	1.282	No
0.1	1.645	No
0.05	1.96	No
0.02	2.326	No
0.01	2.576	No

Constituent: Copper Analysis Run 5/13/2024 9:51 AM View: Appendix I - Mann-Whitney
Plant Bowen Data: Bowen 3-4 CCR

Sanitas™ v.10.0.16e Software licensed to . UG
Hollow symbols indicate censored values.

Mann-Whitney (Wilcoxon Rank Sum)

GWA-4RZ (bg)

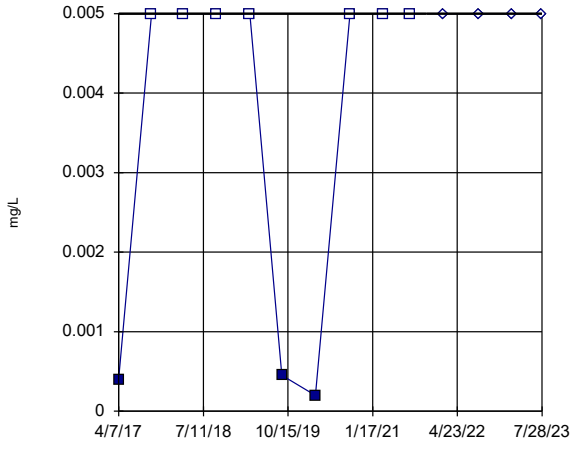

GWA-4RZ background

GWA-4RZ compliance

background median = 0.005

compliance median = 0.005

Z = 1.082 (two-tail)

Alpha	Table	Sig.
0.2	1.282	No
0.1	1.645	No
0.05	1.96	No
0.02	2.326	No
0.01	2.576	No

Constituent: Copper Analysis Run 5/13/2024 9:51 AM View: Appendix I - Mann-Whitney
Plant Bowen Data: Bowen 3-4 CCR

Sanitas™ v.10.0.16e Software licensed to . UG
Hollow symbols indicate censored values.

Mann-Whitney (Wilcoxon Rank Sum)

GWA-50 (bg)

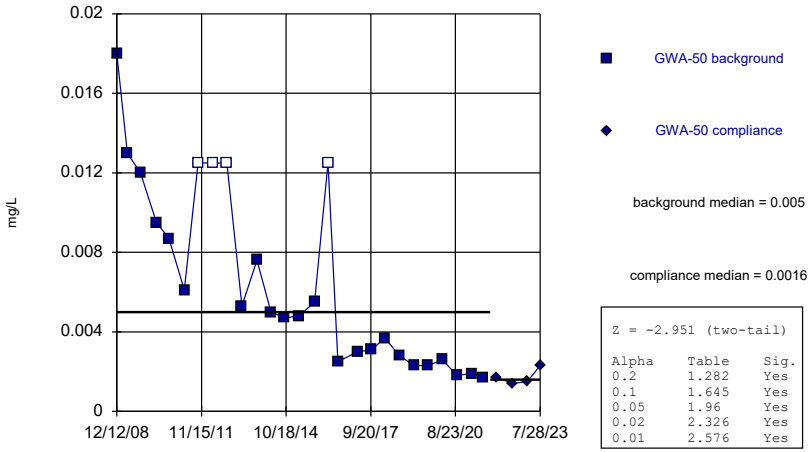

background median = 0.005

compliance median = 0.0016

Z = -2.951 (two-tail)

Alpha	Table	Sig.
0.2	1.282	Yes
0.1	1.645	Yes
0.05	1.96	Yes
0.02	2.326	Yes
0.01	2.576	Yes

Constituent: Copper Analysis Run 5/13/2024 9:51 AM View: Appendix I - Mann-Whitney
Plant Bowen Data: Bowen 3-4 CCR

Sanitas™ v.10.0.16e Software licensed to . UG

Mann-Whitney (Wilcoxon Rank Sum)

GWA-50R (bg)

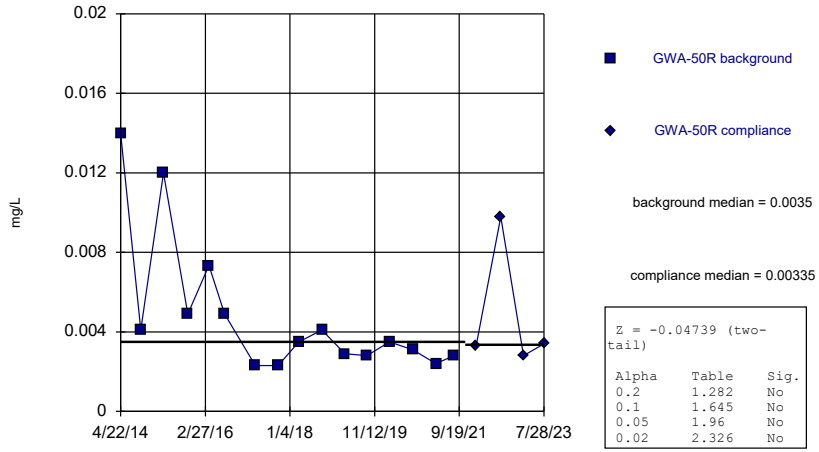

background median = 0.0035

compliance median = 0.00335

Z = -0.04739 (two-tail)

Alpha	Table	Sig.
0.2	1.282	No
0.1	1.645	No
0.05	1.96	No
0.02	2.326	No

Constituent: Copper Analysis Run 5/13/2024 9:51 AM View: Appendix I - Mann-Whitney
Plant Bowen Data: Bowen 3-4 CCR

Sanitas™ v.10.0.16e Software licensed to . UG
Hollow symbols indicate censored values.

Mann-Whitney (Wilcoxon Rank Sum)

GWC-16R

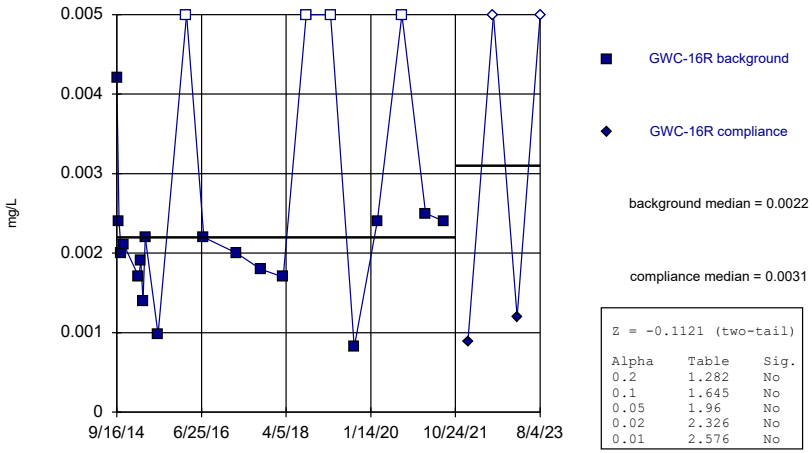

background median = 0.0022

compliance median = 0.0031

Z = -0.1121 (two-tail)

Alpha	Table	Sig.
0.2	1.282	No
0.1	1.645	No
0.05	1.96	No
0.02	2.326	No
0.01	2.576	No

Constituent: Copper Analysis Run 5/13/2024 9:51 AM View: Appendix I - Mann-Whitney
Plant Bowen Data: Bowen 3-4 CCR

Sanitas™ v.10.0.16e Software licensed to . UG
Hollow symbols indicate censored values.

Mann-Whitney (Wilcoxon Rank Sum)

GWC-17R

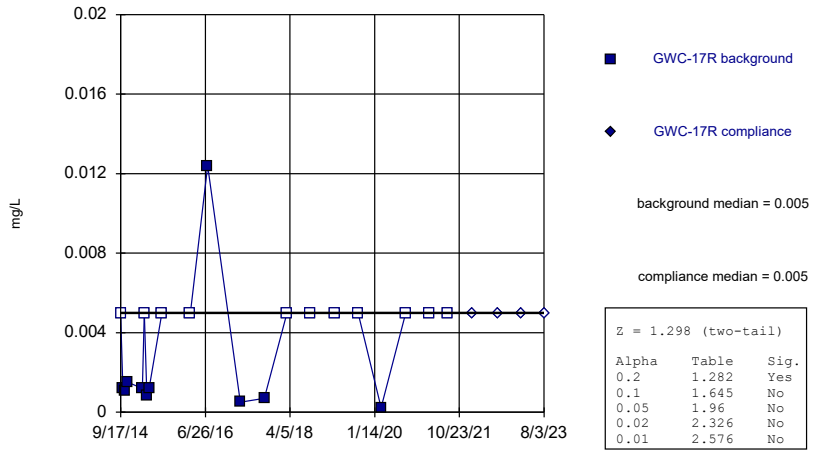

background median = 0.005

compliance median = 0.005

Z = 1.298 (two-tail)

Alpha	Table	Sig.
0.2	1.282	Yes
0.1	1.645	No
0.05	1.96	No
0.02	2.326	No
0.01	2.576	No

Constituent: Copper Analysis Run 5/13/2024 9:51 AM View: Appendix I - Mann-Whitney
Plant Bowen Data: Bowen 3-4 CCR

Sanitas™ v.10.0.16e Software licensed to . UG
Hollow symbols indicate censored values.

Mann-Whitney (Wilcoxon Rank Sum)

GWC-18

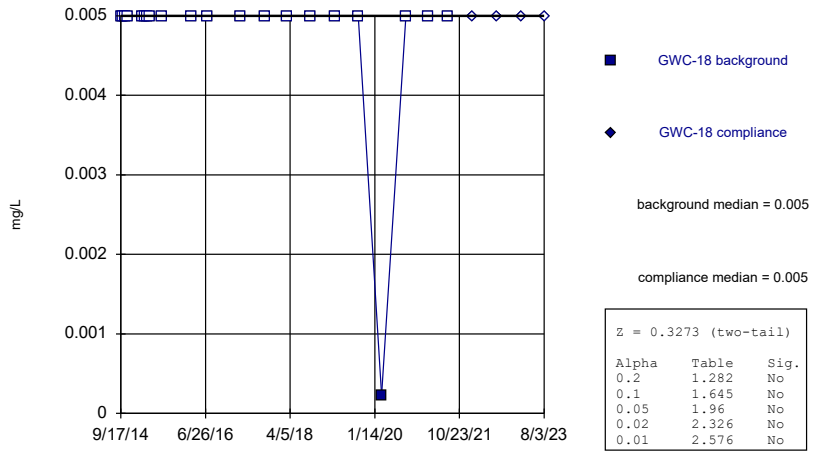

Z = 0.3273 (two-tail)

Alpha	Table	Sig.
0.2	1.282	No
0.1	1.645	No
0.05	1.96	No
0.02	2.326	No
0.01	2.576	No

Constituent: Copper Analysis Run 5/13/2024 9:52 AM View: Appendix I - Mann-Whitney
Plant Bowen Data: Bowen 3-4 CCR

Sanitas™ v.10.0.16e Software licensed to . UG
Hollow symbols indicate censored values.

Mann-Whitney (Wilcoxon Rank Sum)

GWC-18R

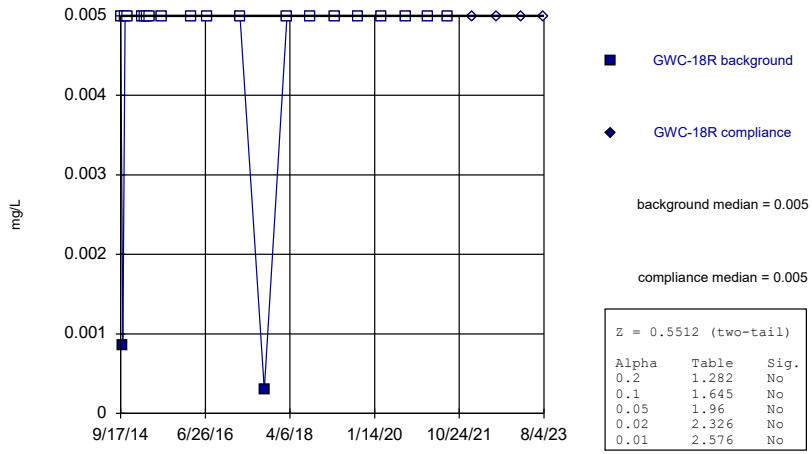

Z = 0.5512 (two-tail)

Alpha	Table	Sig.
0.2	1.282	No
0.1	1.645	No
0.05	1.96	No
0.02	2.326	No
0.01	2.576	No

Constituent: Copper Analysis Run 5/13/2024 9:52 AM View: Appendix I - Mann-Whitney
Plant Bowen Data: Bowen 3-4 CCR

Sanitas™ v.10.0.16e Software licensed to . UG
Hollow symbols indicate censored values.

Mann-Whitney (Wilcoxon Rank Sum)

GWC-19R

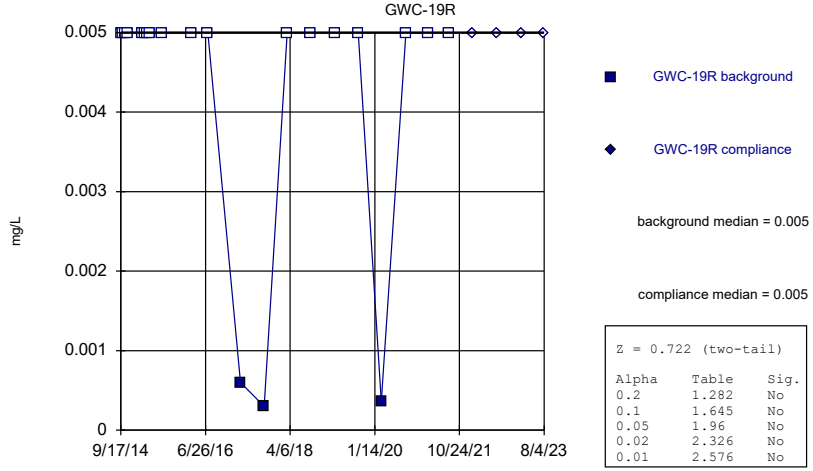

Z = 0.722 (two-tail)

Alpha	Table	Sig.
0.2	1.282	No
0.1	1.645	No
0.05	1.96	No
0.02	2.326	No
0.01	2.576	No

Constituent: Copper Analysis Run 5/13/2024 9:52 AM View: Appendix I - Mann-Whitney
Plant Bowen Data: Bowen 3-4 CCR

Sanitas™ v.10.0.16e Software licensed to . UG
Hollow symbols indicate censored values.

Mann-Whitney (Wilcoxon Rank Sum)

GWC-20R

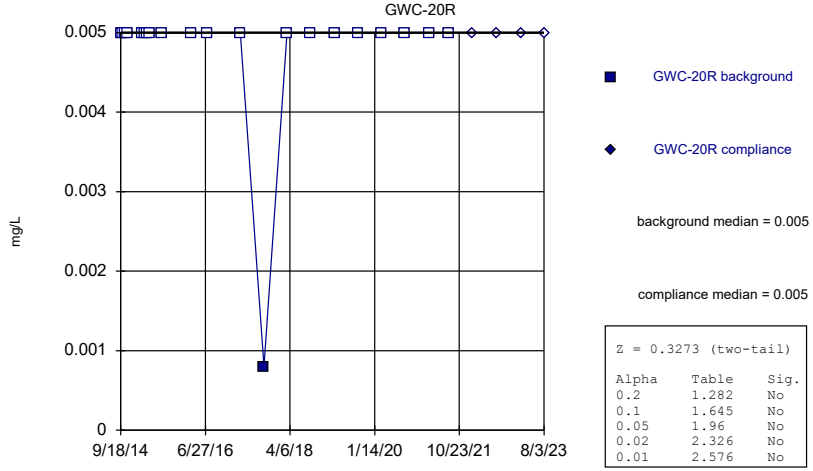

Z = 0.3273 (two-tail)

Alpha	Table	Sig.
0.2	1.282	No
0.1	1.645	No
0.05	1.96	No
0.02	2.326	No
0.01	2.576	No

Constituent: Copper Analysis Run 5/13/2024 9:52 AM View: Appendix I - Mann-Whitney
Plant Bowen Data: Bowen 3-4 CCR

Sanitas™ v.10.0.16e Software licensed to . UG
Hollow symbols indicate censored values.

Mann-Whitney (Wilcoxon Rank Sum)

GWC-21R

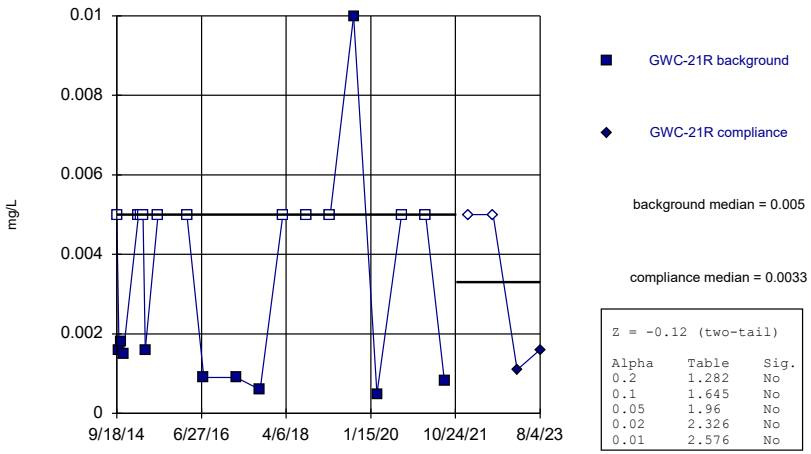

Z = -0.12 (two-tail)

Alpha	Table	Sig.
0.2	1.282	No
0.1	1.645	No
0.05	1.96	No
0.02	2.326	No
0.01	2.576	No

Constituent: Copper Analysis Run 5/13/2024 9:52 AM View: Appendix I - Mann-Whitney
Plant Bowen Data: Bowen 3-4 CCR

Sanitas™ v.10.0.16e Software licensed to . UG
Hollow symbols indicate censored values.

Mann-Whitney (Wilcoxon Rank Sum)

GWC-22R

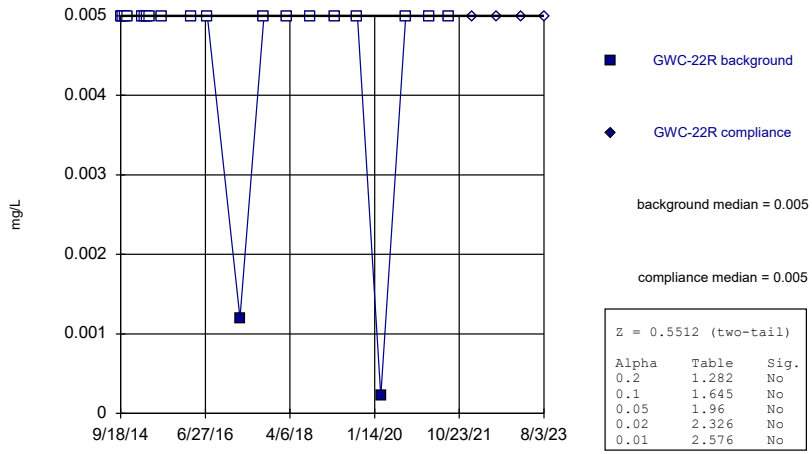

Z = 0.5512 (two-tail)

Alpha	Table	Sig.
0.2	1.282	No
0.1	1.645	No
0.05	1.96	No
0.02	2.326	No
0.01	2.576	No

Constituent: Copper Analysis Run 5/13/2024 9:52 AM View: Appendix I - Mann-Whitney
Plant Bowen Data: Bowen 3-4 CCR

Sanitas™ v.10.0.16e Software licensed to . UG
Hollow symbols indicate censored values.

Mann-Whitney (Wilcoxon Rank Sum)

GWC-23R

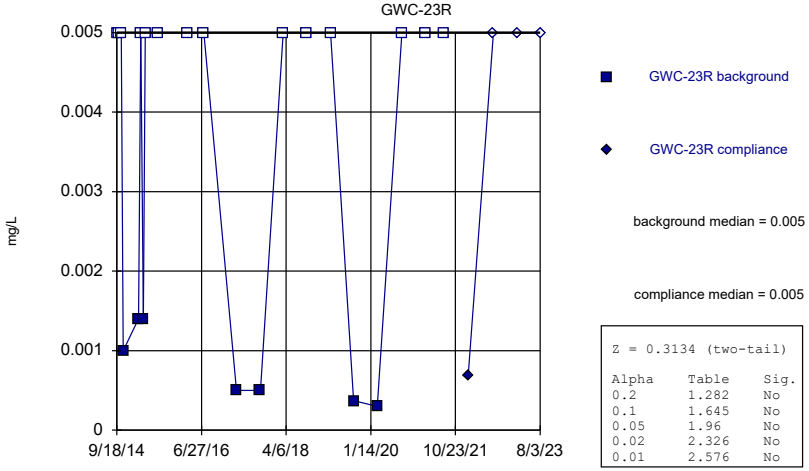

Z = 0.3134 (two-tail)

Alpha	Table	Sig.
0.2	1.282	No
0.1	1.645	No
0.05	1.96	No
0.02	2.326	No
0.01	2.576	No

Constituent: Copper Analysis Run 5/13/2024 9:52 AM View: Appendix I - Mann-Whitney
Plant Bowen Data: Bowen 3-4 CCR

Sanitas™ v.10.0.16e Software licensed to . UG
Hollow symbols indicate censored values.

Mann-Whitney (Wilcoxon Rank Sum)

GWC-24R

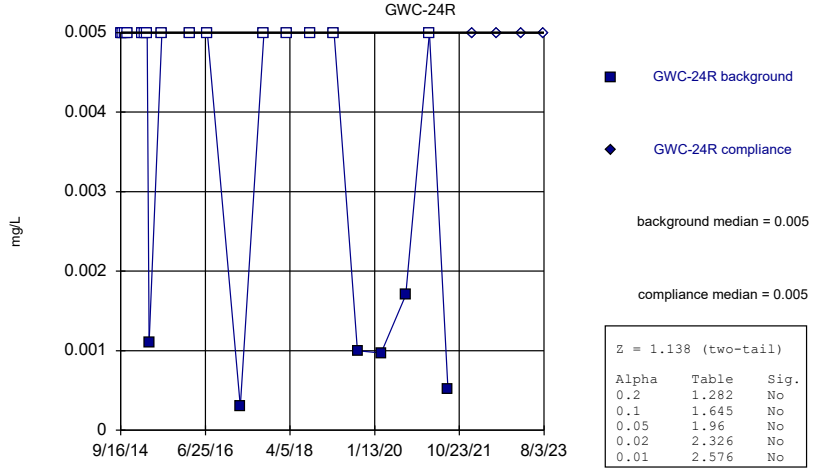

Z = 1.138 (two-tail)

Alpha	Table	Sig.
0.2	1.282	No
0.1	1.645	No
0.05	1.96	No
0.02	2.326	No
0.01	2.576	No

Constituent: Copper Analysis Run 5/13/2024 9:52 AM View: Appendix I - Mann-Whitney
Plant Bowen Data: Bowen 3-4 CCR

Sanitas™ v.10.0.16e Software licensed to . UG
Hollow symbols indicate censored values.

Mann-Whitney (Wilcoxon Rank Sum)

GWC-25R

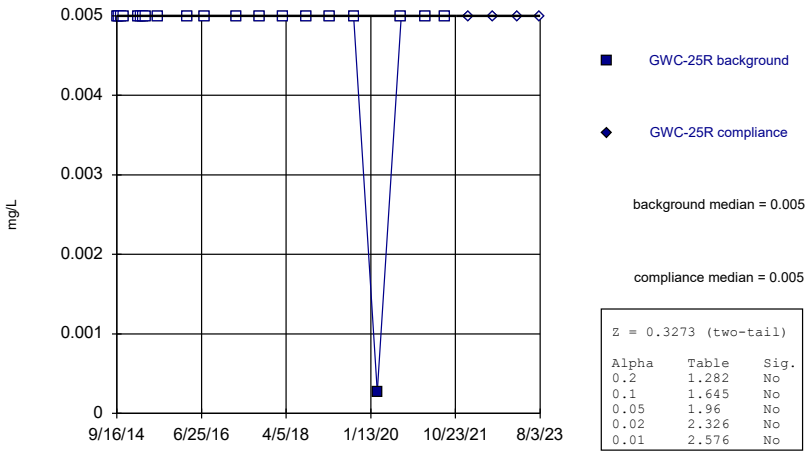

Z = 0.3273 (two-tail)

Alpha	Table	Sig.
0.2	1.282	No
0.1	1.645	No
0.05	1.96	No
0.02	2.326	No
0.01	2.576	No

Constituent: Copper Analysis Run 5/13/2024 9:52 AM View: Appendix I - Mann-Whitney
Plant Bowen Data: Bowen 3-4 CCR

Sanitas™ v.10.0.16e Software licensed to . UG
Hollow symbols indicate censored values.

Mann-Whitney (Wilcoxon Rank Sum)

GWC-36RA

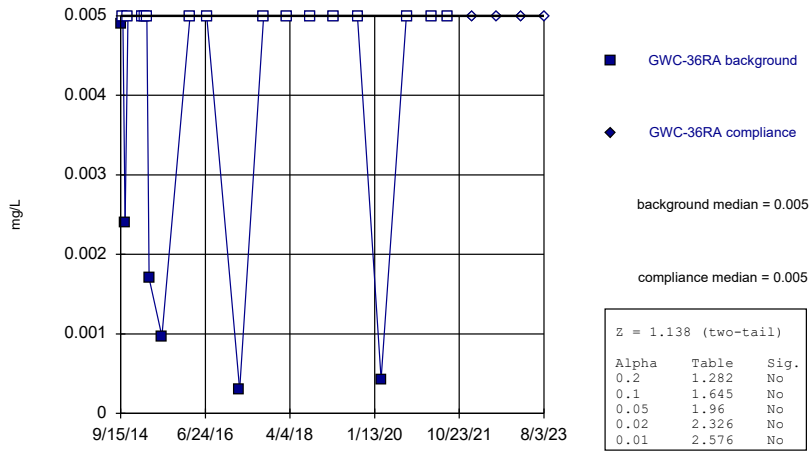

Z = 1.138 (two-tail)

Alpha	Table	Sig.
0.2	1.282	No
0.1	1.645	No
0.05	1.96	No
0.02	2.326	No
0.01	2.576	No

Constituent: Copper Analysis Run 5/13/2024 9:52 AM View: Appendix I - Mann-Whitney
Plant Bowen Data: Bowen 3-4 CCR

Sanitas™ v.10.0.16e Software licensed to . UG
Hollow symbols indicate censored values.

Mann-Whitney (Wilcoxon Rank Sum)

GWC-37

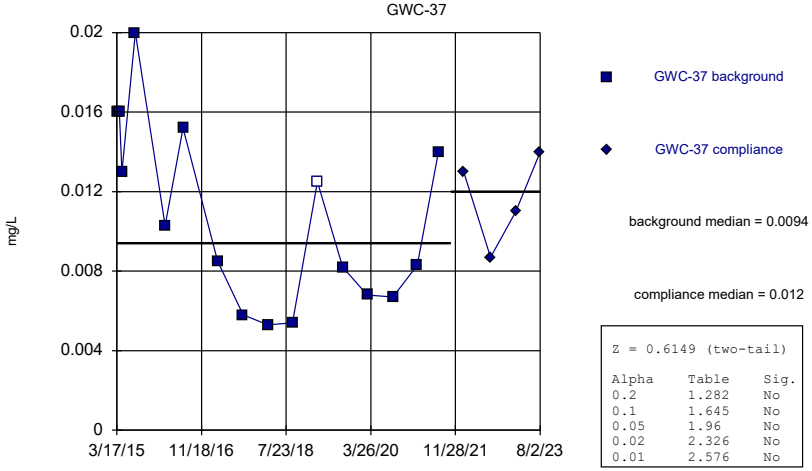

Z = 0.6149 (two-tail)

Alpha	Table	Sig.
0.2	1.282	No
0.1	1.645	No
0.05	1.96	No
0.02	2.326	No
0.01	2.576	No

Constituent: Copper Analysis Run 5/13/2024 9:52 AM View: Appendix I - Mann-Whitney
Plant Bowen Data: Bowen 3-4 CCR

Sanitas™ v.10.0.16e Software licensed to . UG
Hollow symbols indicate censored values.

Mann-Whitney (Wilcoxon Rank Sum)

GWC-38

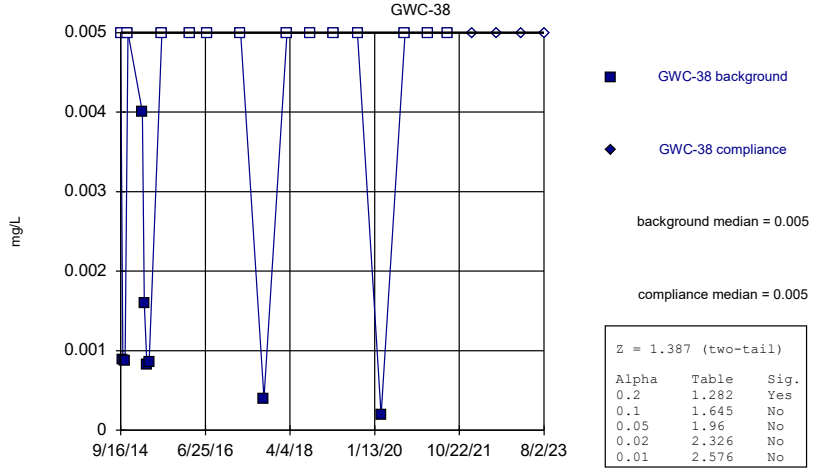

Z = 1.387 (two-tail)

Alpha	Table	Sig.
0.2	1.282	Yes
0.1	1.645	No
0.05	1.96	No
0.02	2.326	No
0.01	2.576	No

Constituent: Copper Analysis Run 5/13/2024 9:52 AM View: Appendix I - Mann-Whitney
Plant Bowen Data: Bowen 3-4 CCR

Sanitas™ v.10.0.16e Software licensed to . UG
Hollow symbols indicate censored values.

Mann-Whitney (Wilcoxon Rank Sum)

GWA-1 (bg)

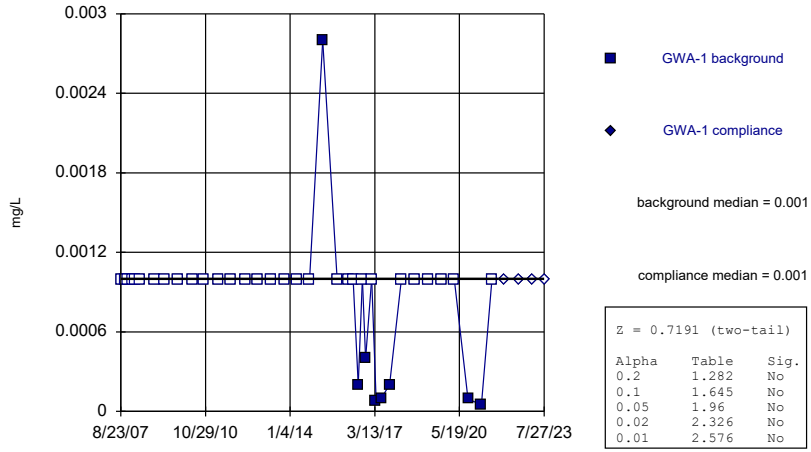

Z = 0.7191 (two-tail)

Alpha	Table	Sig.
0.2	1.282	No
0.1	1.645	No
0.05	1.96	No
0.02	2.326	No
0.01	2.576	No

Constituent: Lead Analysis Run 5/13/2024 9:52 AM View: Appendix I - Mann-Whitney
Plant Bowen Data: Bowen 3-4 CCR

Sanitas™ v.10.0.16e Software licensed to . UG
Hollow symbols indicate censored values.

Mann-Whitney (Wilcoxon Rank Sum)

GWA-2 (bg)

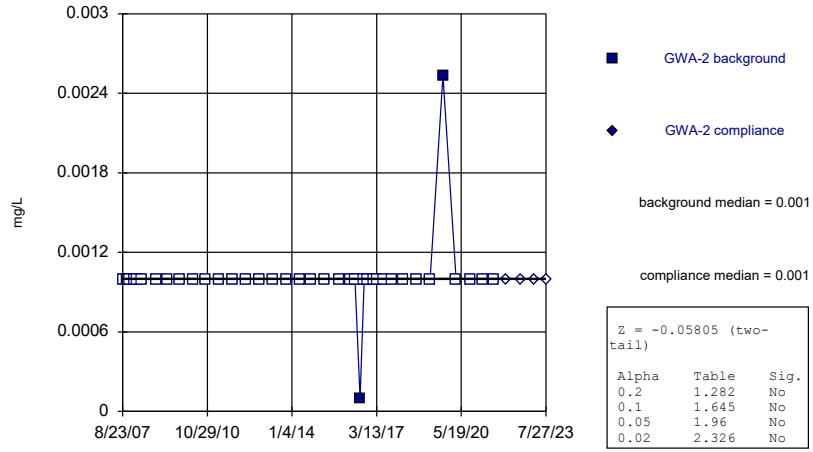

Z = -0.05805 (two-tail)

Alpha	Table	Sig.
0.2	1.282	No
0.1	1.645	No
0.05	1.96	No
0.02	2.326	No

Constituent: Lead Analysis Run 5/13/2024 9:52 AM View: Appendix I - Mann-Whitney
Plant Bowen Data: Bowen 3-4 CCR

Sanitas™ v.10.0.16e Software licensed to . UG
Hollow symbols indicate censored values.

Mann-Whitney (Wilcoxon Rank Sum)

GWA-2R (bg)

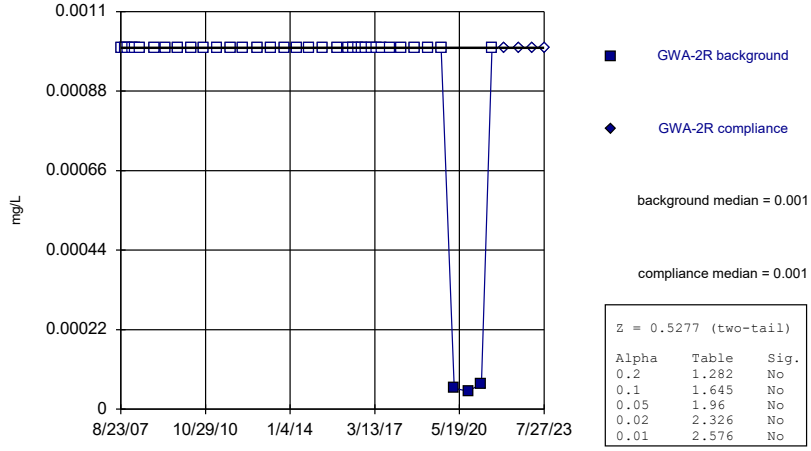

Z = 0.5277 (two-tail)

Alpha	Table	Sig.
0.2	1.282	No
0.1	1.645	No
0.05	1.96	No
0.02	2.326	No
0.01	2.576	No

Constituent: Lead Analysis Run 5/13/2024 9:52 AM View: Appendix I - Mann-Whitney
Plant Bowen Data: Bowen 3-4 CCR

Sanitas™ v.10.0.16e Software licensed to . UG
Hollow symbols indicate censored values.

Mann-Whitney (Wilcoxon Rank Sum)

GWA-39RZ (bg)

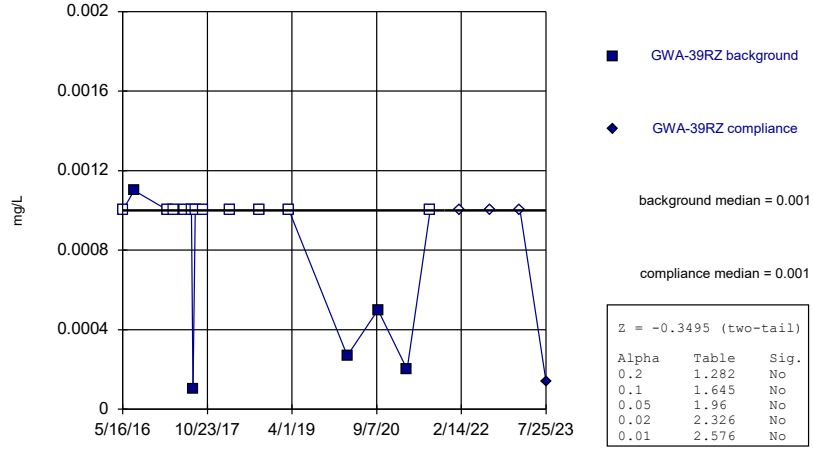

Z = -0.3495 (two-tail)

Alpha	Table	Sig.
0.2	1.282	No
0.1	1.645	No
0.05	1.96	No
0.02	2.326	No
0.01	2.576	No

Constituent: Lead Analysis Run 5/13/2024 9:52 AM View: Appendix I - Mann-Whitney
Plant Bowen Data: Bowen 3-4 CCR

Sanitas™ v.10.0.16e Software licensed to . UG
Hollow symbols indicate censored values.

Mann-Whitney (Wilcoxon Rank Sum)

GWA-39Z (bg)

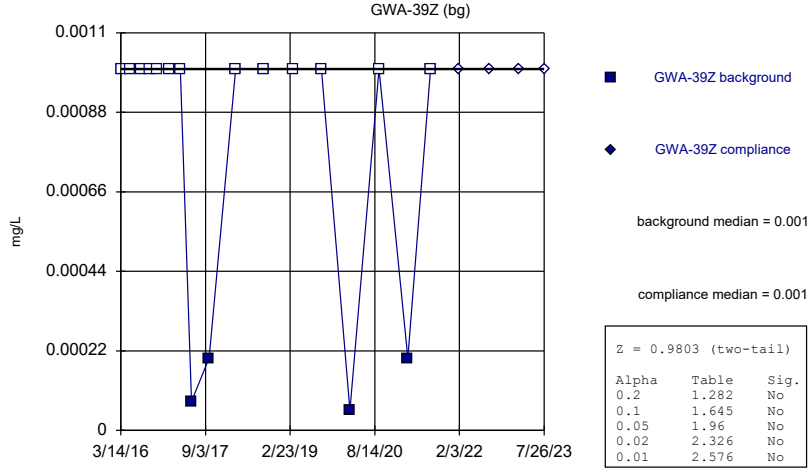

Z = 0.9803 (two-tail)

Alpha	Table	Sig.
0.2	1.282	No
0.1	1.645	No
0.05	1.96	No
0.02	2.326	No
0.01	2.576	No

Constituent: Lead Analysis Run 5/13/2024 9:52 AM View: Appendix I - Mann-Whitney
Plant Bowen Data: Bowen 3-4 CCR

Sanitas™ v.10.0.16e Software licensed to . UG
Hollow symbols indicate censored values.

Mann-Whitney (Wilcoxon Rank Sum)

GWA-40 (bg)

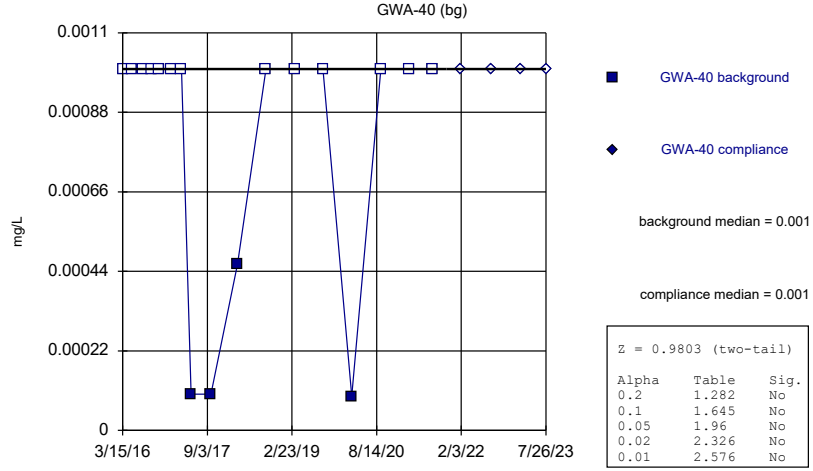

Z = 0.9803 (two-tail)

Alpha	Table	Sig.
0.2	1.282	No
0.1	1.645	No
0.05	1.96	No
0.02	2.326	No
0.01	2.576	No

Constituent: Lead Analysis Run 5/13/2024 9:52 AM View: Appendix I - Mann-Whitney
Plant Bowen Data: Bowen 3-4 CCR

Sanitas™ v.10.0.16e Software licensed to . UG
Hollow symbols indicate censored values.

Mann-Whitney (Wilcoxon Rank Sum)

GWA-41 (bg)

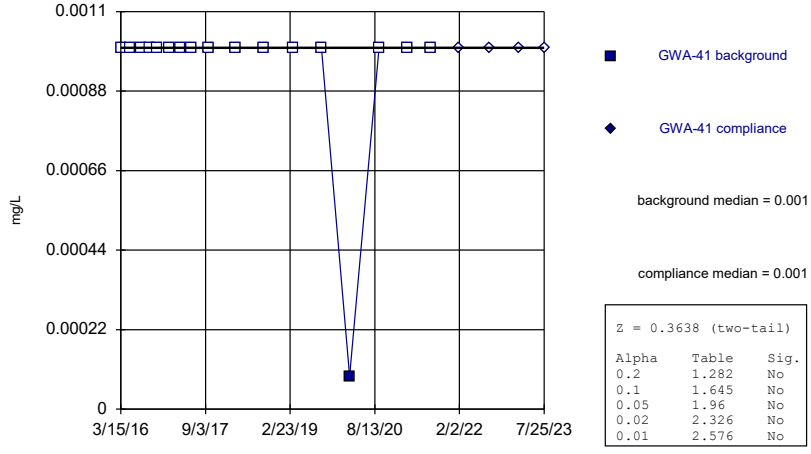

Z = 0.3638 (two-tail)

Alpha	Table	Sig.
0.2	1.282	No
0.1	1.645	No
0.05	1.96	No
0.02	2.326	No
0.01	2.576	No

Constituent: Lead Analysis Run 5/13/2024 9:52 AM View: Appendix I - Mann-Whitney
Plant Bowen Data: Bowen 3-4 CCR

Sanitas™ v.10.0.16e Software licensed to . UG
Hollow symbols indicate censored values.

Mann-Whitney (Wilcoxon Rank Sum)

GWA-41R (bg)

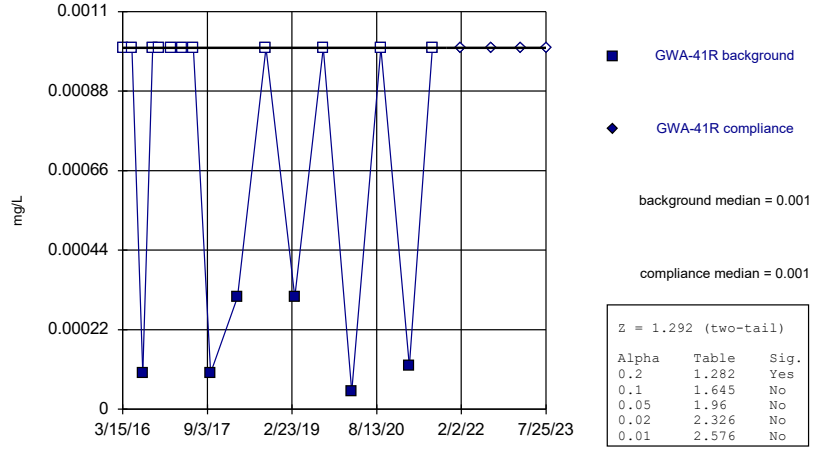

Z = 1.292 (two-tail)

Alpha	Table	Sig.
0.2	1.282	Yes
0.1	1.645	No
0.05	1.96	No
0.02	2.326	No
0.01	2.576	No

Constituent: Lead Analysis Run 5/13/2024 9:52 AM View: Appendix I - Mann-Whitney
Plant Bowen Data: Bowen 3-4 CCR

Sanitas™ v.10.0.16e Software licensed to . UG
Hollow symbols indicate censored values.

Mann-Whitney (Wilcoxon Rank Sum)

GWA-42 (bg)

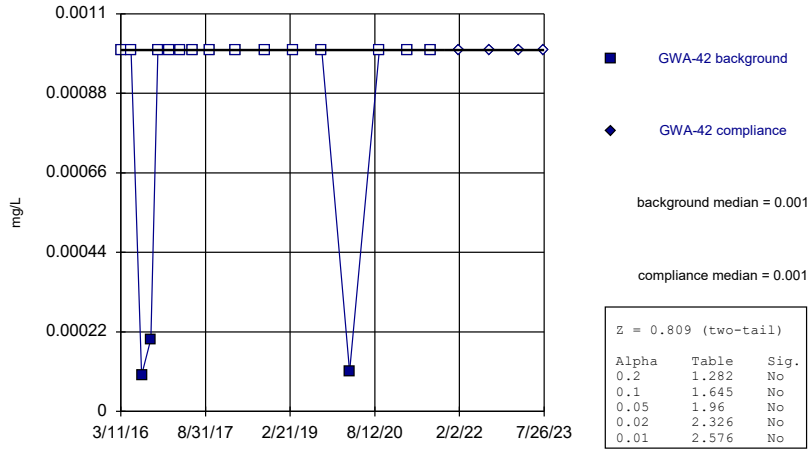

Z = 0.809 (two-tail)

Alpha	Table	Sig.
0.2	1.282	No
0.1	1.645	No
0.05	1.96	No
0.02	2.326	No
0.01	2.576	No

Constituent: Lead Analysis Run 5/13/2024 9:52 AM View: Appendix I - Mann-Whitney
Plant Bowen Data: Bowen 3-4 CCR

Sanitas™ v.10.0.16e Software licensed to . UG
Hollow symbols indicate censored values.

Mann-Whitney (Wilcoxon Rank Sum)

GWA-43 (bg)

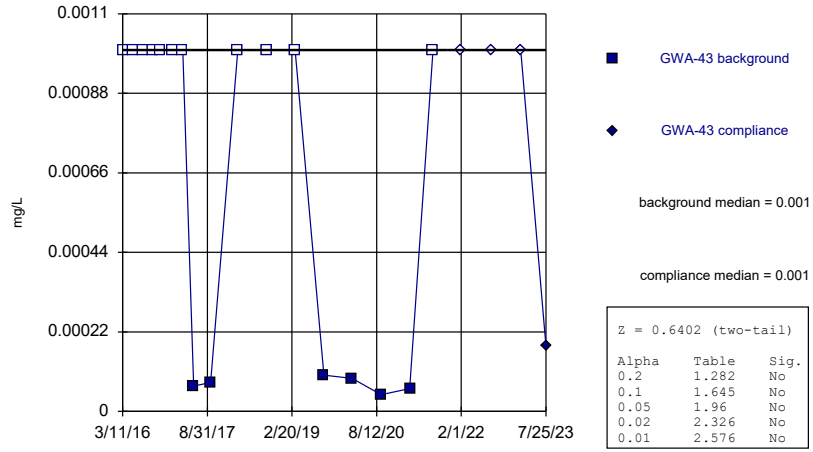

Z = 0.6402 (two-tail)

Alpha	Table	Sig.
0.2	1.282	No
0.1	1.645	No
0.05	1.96	No
0.02	2.326	No
0.01	2.576	No

Constituent: Lead Analysis Run 5/13/2024 9:52 AM View: Appendix I - Mann-Whitney
Plant Bowen Data: Bowen 3-4 CCR

Sanitas™ v.10.0.16e Software licensed to . UG
Hollow symbols indicate censored values.

Mann-Whitney (Wilcoxon Rank Sum)

GWA-43R (bg)

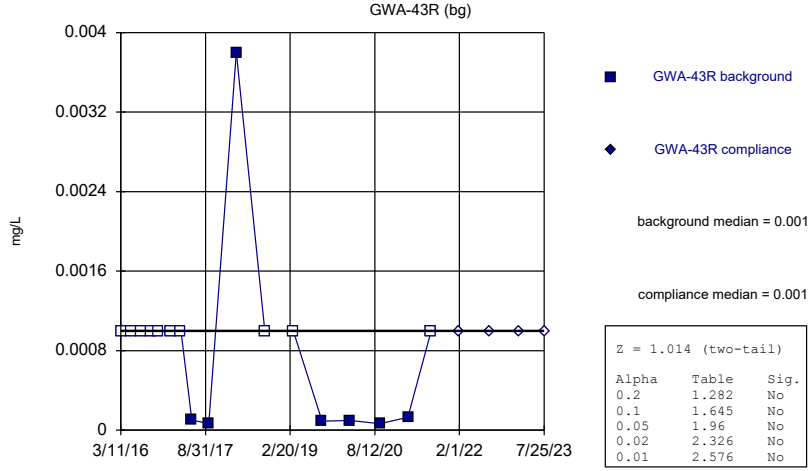

Z = 1.014 (two-tail)

Alpha	Table	Sig.
0.2	1.282	No
0.1	1.645	No
0.05	1.96	No
0.02	2.326	No
0.01	2.576	No

Constituent: Lead Analysis Run 5/13/2024 9:52 AM View: Appendix I - Mann-Whitney
Plant Bowen Data: Bowen 3-4 CCR

Sanitas™ v.10.0.16e Software licensed to . UG
Hollow symbols indicate censored values.

Mann-Whitney (Wilcoxon Rank Sum)

GWA-4RZ (bg)

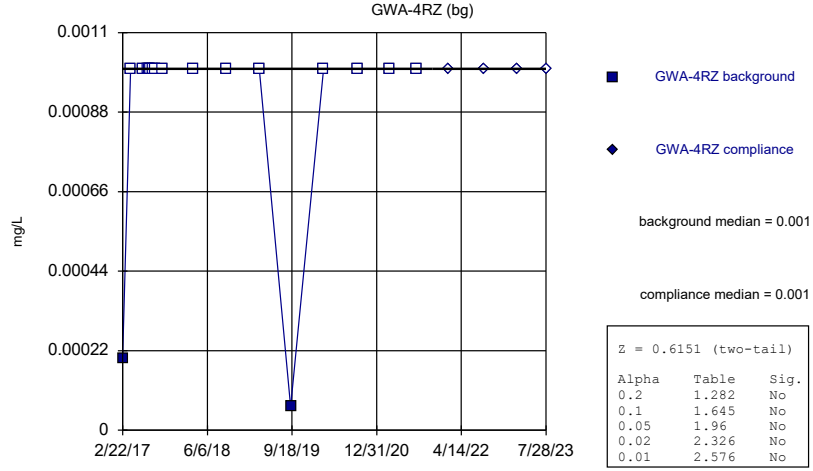

Z = 0.6151 (two-tail)

Alpha	Table	Sig.
0.2	1.282	No
0.1	1.645	No
0.05	1.96	No
0.02	2.326	No
0.01	2.576	No

Constituent: Lead Analysis Run 5/13/2024 9:52 AM View: Appendix I - Mann-Whitney
Plant Bowen Data: Bowen 3-4 CCR

Sanitas™ v.10.0.16e Software licensed to . UG
Hollow symbols indicate censored values.

Mann-Whitney (Wilcoxon Rank Sum)

GWA-50 (bg)

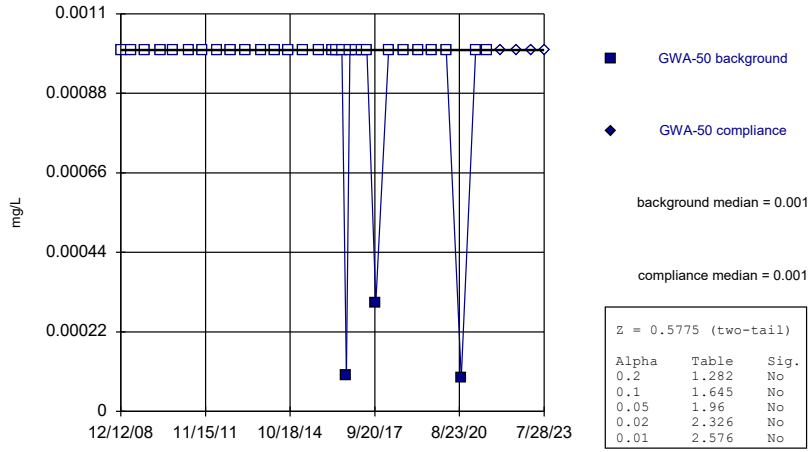

Z = 0.5775 (two-tail)

Alpha	Table	Sig.
0.2	1.282	No
0.1	1.645	No
0.05	1.96	No
0.02	2.326	No
0.01	2.576	No

Constituent: Lead Analysis Run 5/13/2024 9:52 AM View: Appendix I - Mann-Whitney
Plant Bowen Data: Bowen 3-4 CCR

Sanitas™ v.10.0.16e Software licensed to . UG
Hollow symbols indicate censored values.

Mann-Whitney (Wilcoxon Rank Sum)

GWA-50R (bg)

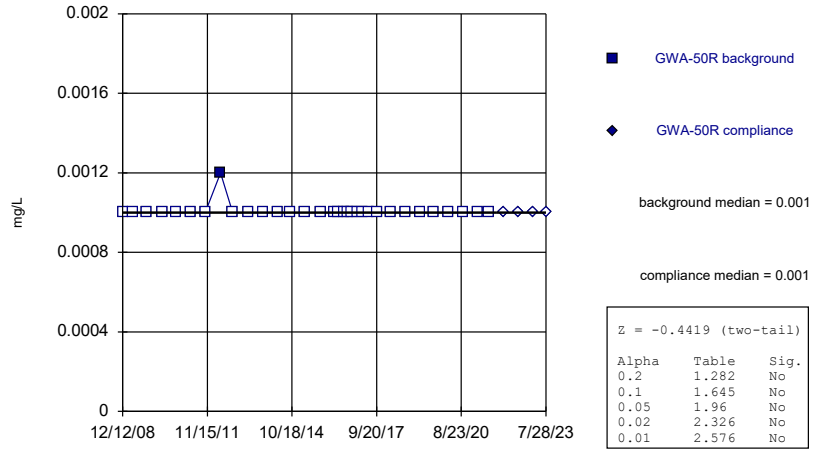

Z = -0.4419 (two-tail)

Alpha	Table	Sig.
0.2	1.282	No
0.1	1.645	No
0.05	1.96	No
0.02	2.326	No
0.01	2.576	No

Constituent: Lead Analysis Run 5/13/2024 9:52 AM View: Appendix I - Mann-Whitney
Plant Bowen Data: Bowen 3-4 CCR

Sanitas™ v.10.0.16e Software licensed to . UG
Hollow symbols indicate censored values.

Mann-Whitney (Wilcoxon Rank Sum)

GWC-16R

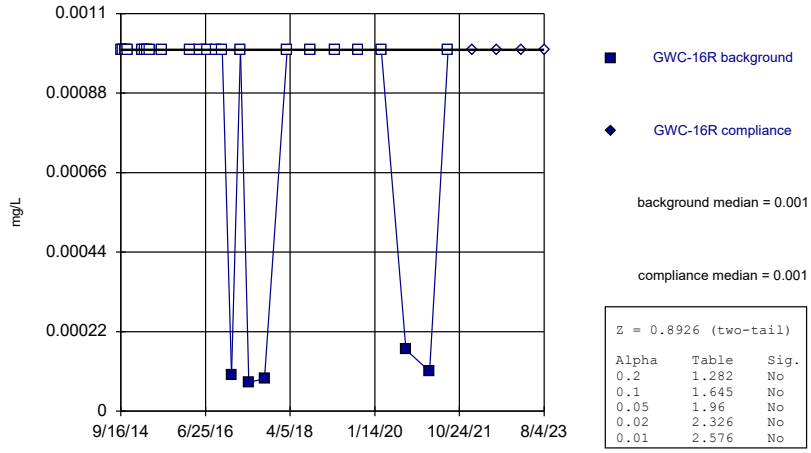

Z = 0.8926 (two-tail)

Alpha	Table	Sig.
0.2	1.282	No
0.1	1.645	No
0.05	1.96	No
0.02	2.326	No
0.01	2.576	No

Constituent: Lead Analysis Run 5/13/2024 9:52 AM View: Appendix I - Mann-Whitney
Plant Bowen Data: Bowen 3-4 CCR

Sanitas™ v.10.0.16e Software licensed to . UG
Hollow symbols indicate censored values.

Mann-Whitney (Wilcoxon Rank Sum)

GWC-17R

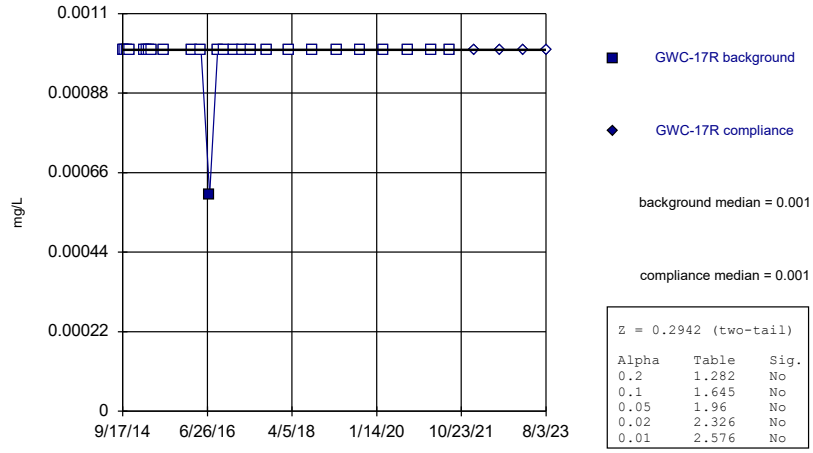

Z = 0.2942 (two-tail)

Alpha	Table	Sig.
0.2	1.282	No
0.1	1.645	No
0.05	1.96	No
0.02	2.326	No
0.01	2.576	No

Constituent: Lead Analysis Run 5/13/2024 9:52 AM View: Appendix I - Mann-Whitney
Plant Bowen Data: Bowen 3-4 CCR

Sanitas™ v.10.0.16e Software licensed to . UG
Hollow symbols indicate censored values.

Mann-Whitney (Wilcoxon Rank Sum)

GWC-18

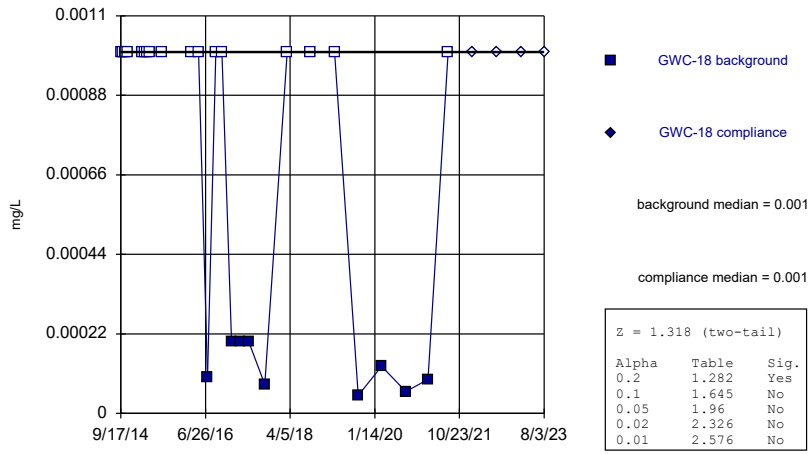

Z = 1.318 (two-tail)

Alpha	Table	Sig.
0.2	1.282	Yes
0.1	1.645	No
0.05	1.96	No
0.02	2.326	No
0.01	2.576	No

Constituent: Lead Analysis Run 5/13/2024 9:52 AM View: Appendix I - Mann-Whitney
Plant Bowen Data: Bowen 3-4 CCR

Sanitas™ v.10.0.16e Software licensed to . UG
Hollow symbols indicate censored values.

Mann-Whitney (Wilcoxon Rank Sum)

GWC-18R

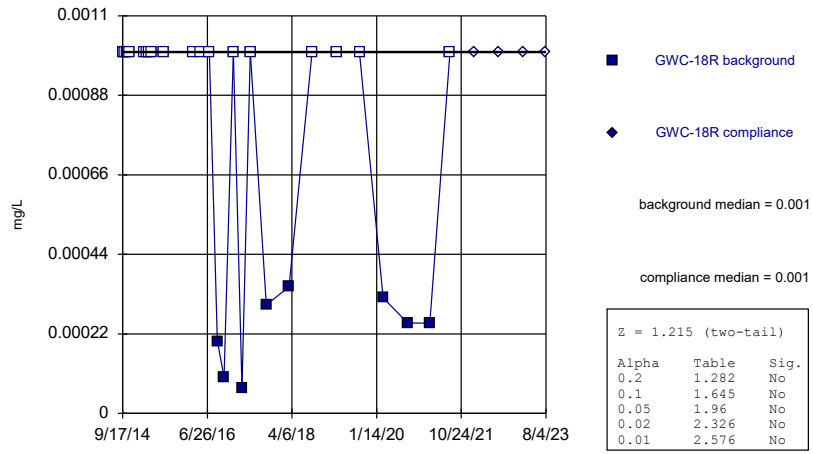

Z = 1.215 (two-tail)

Alpha	Table	Sig.
0.2	1.282	No
0.1	1.645	No
0.05	1.96	No
0.02	2.326	No
0.01	2.576	No

Constituent: Lead Analysis Run 5/13/2024 9:52 AM View: Appendix I - Mann-Whitney
Plant Bowen Data: Bowen 3-4 CCR

Sanitas™ v.10.0.16e Software licensed to . UG
Hollow symbols indicate censored values.

Mann-Whitney (Wilcoxon Rank Sum)

GWC-19R

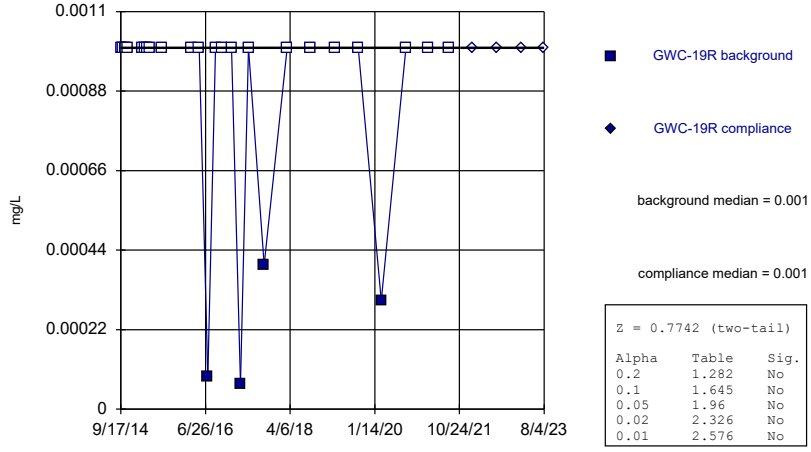

Z = 0.7742 (two-tail)

Alpha	Table	Sig.
0.2	1.282	No
0.1	1.645	No
0.05	1.96	No
0.02	2.326	No
0.01	2.576	No

Constituent: Lead Analysis Run 5/13/2024 9:52 AM View: Appendix I - Mann-Whitney
Plant Bowen Data: Bowen 3-4 CCR

Sanitas™ v.10.0.16e Software licensed to . UG
Hollow symbols indicate censored values.

Mann-Whitney (Wilcoxon Rank Sum)

GWC-21R

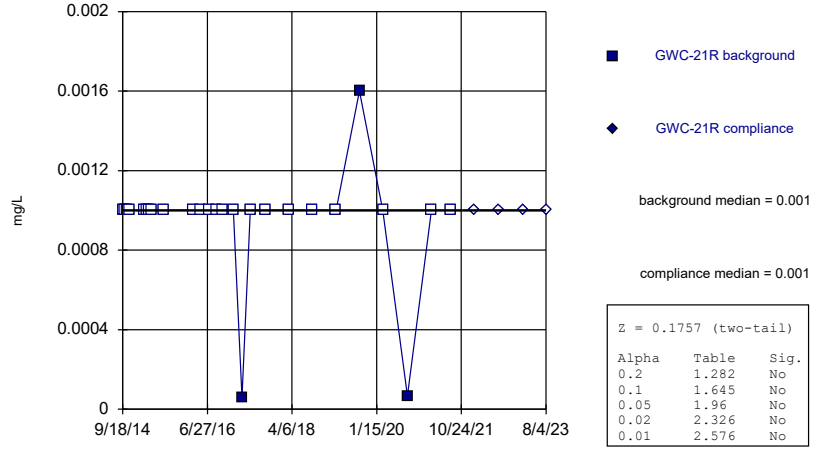

Z = 0.1757 (two-tail)

Alpha	Table	Sig.
0.2	1.282	No
0.1	1.645	No
0.05	1.96	No
0.02	2.326	No
0.01	2.576	No

Constituent: Lead Analysis Run 5/13/2024 9:52 AM View: Appendix I - Mann-Whitney
Plant Bowen Data: Bowen 3-4 CCR

Sanitas™ v.10.0.16e Software licensed to . UG
Hollow symbols indicate censored values.

Mann-Whitney (Wilcoxon Rank Sum)

GWC-22R

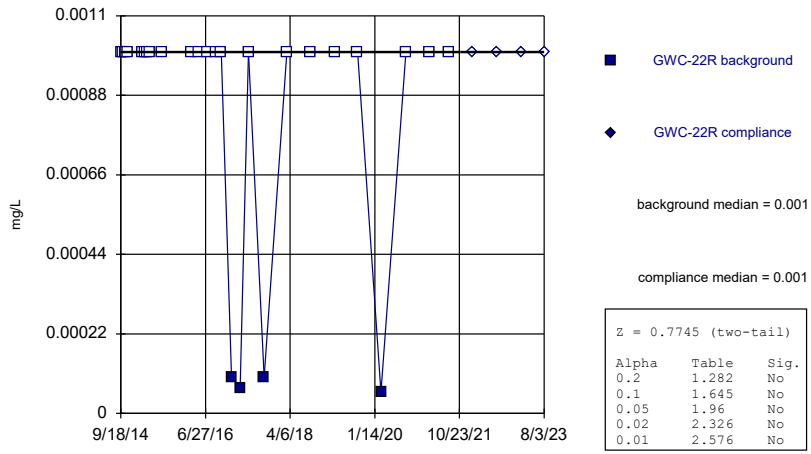

Z = 0.7745 (two-tail)

Alpha	Table	Sig.
0.2	1.282	No
0.1	1.645	No
0.05	1.96	No
0.02	2.326	No
0.01	2.576	No

Constituent: Lead Analysis Run 5/13/2024 9:52 AM View: Appendix I - Mann-Whitney
Plant Bowen Data: Bowen 3-4 CCR

Sanitas™ v.10.0.16e Software licensed to . UG
Hollow symbols indicate censored values.

Mann-Whitney (Wilcoxon Rank Sum)

GWC-23R

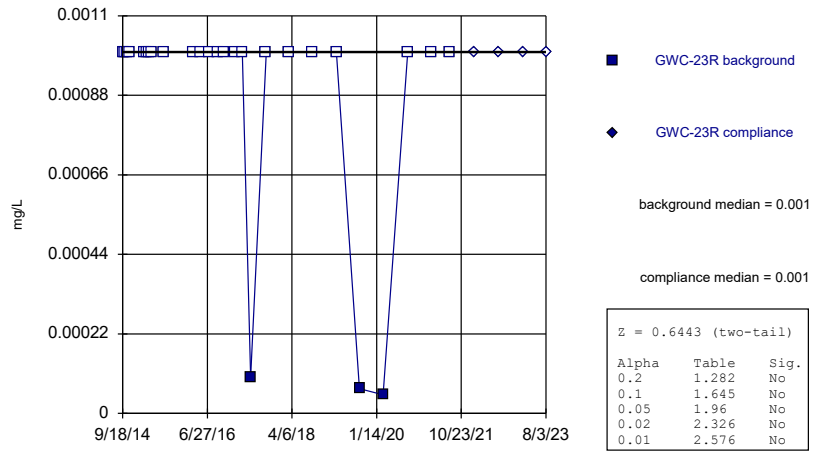

Z = 0.6443 (two-tail)

Alpha	Table	Sig.
0.2	1.282	No
0.1	1.645	No
0.05	1.96	No
0.02	2.326	No
0.01	2.576	No

Constituent: Lead Analysis Run 5/13/2024 9:52 AM View: Appendix I - Mann-Whitney
Plant Bowen Data: Bowen 3-4 CCR

Sanitas™ v.10.0.16e Software licensed to . UG
Hollow symbols indicate censored values.

Mann-Whitney (Wilcoxon Rank Sum)

GWC-24R

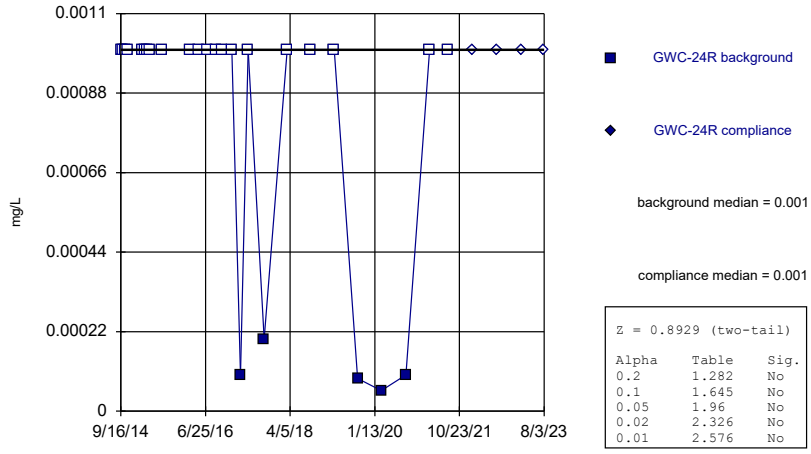

Z = 0.8929 (two-tail)

Alpha	Table	Sig.
0.2	1.282	No
0.1	1.645	No
0.05	1.96	No
0.02	2.326	No
0.01	2.576	No

Constituent: Lead Analysis Run 5/13/2024 9:52 AM View: Appendix I - Mann-Whitney
Plant Bowen Data: Bowen 3-4 CCR

Sanitas™ v.10.0.16e Software licensed to . UG
Hollow symbols indicate censored values.

Mann-Whitney (Wilcoxon Rank Sum)

GWC-25R

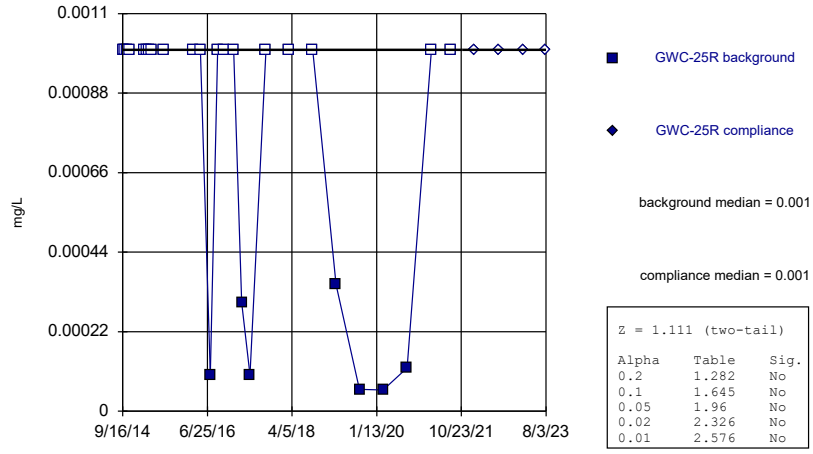

Z = 1.111 (two-tail)

Alpha	Table	Sig.
0.2	1.282	No
0.1	1.645	No
0.05	1.96	No
0.02	2.326	No
0.01	2.576	No

Constituent: Lead Analysis Run 5/13/2024 9:52 AM View: Appendix I - Mann-Whitney
Plant Bowen Data: Bowen 3-4 CCR

Sanitas™ v.10.0.16e Software licensed to . UG
Hollow symbols indicate censored values.

Mann-Whitney (Wilcoxon Rank Sum)

GWC-36RA

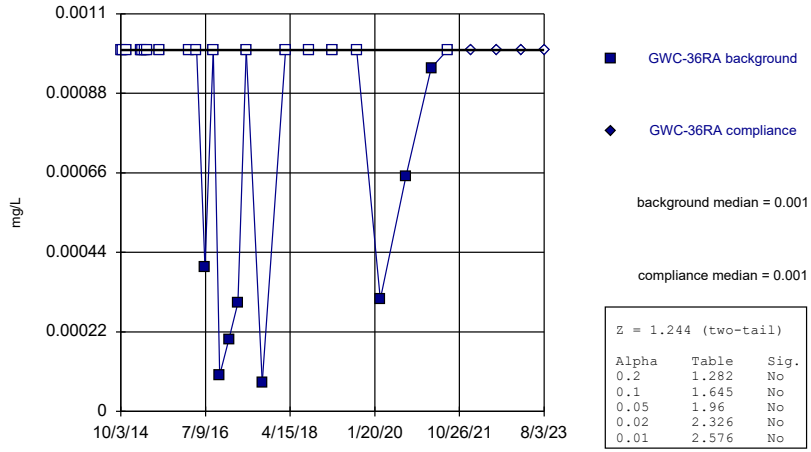

Constituent: Lead Analysis Run 5/13/2024 9:52 AM View: Appendix I - Mann-Whitney
Plant Bowen Data: Bowen 3-4 CCR

Sanitas™ v.10.0.16e Software licensed to . UG
Hollow symbols indicate censored values.

Mann-Whitney (Wilcoxon Rank Sum)

GWC-37

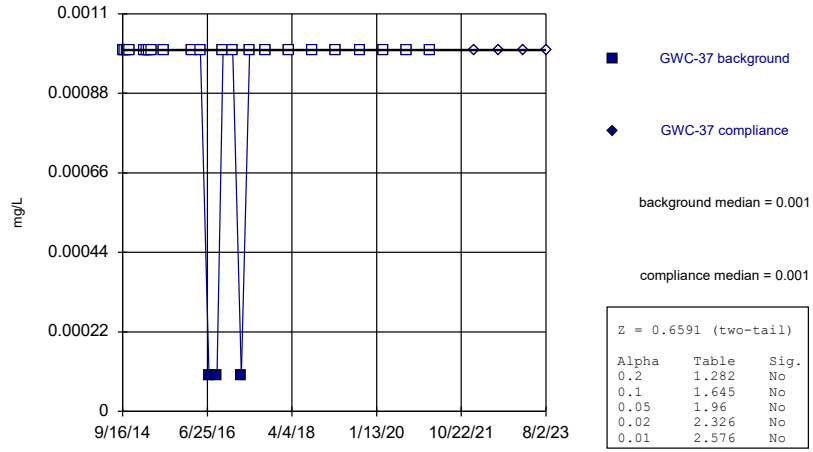

Constituent: Lead Analysis Run 5/13/2024 9:52 AM View: Appendix I - Mann-Whitney
Plant Bowen Data: Bowen 3-4 CCR

Sanitas™ v.10.0.16e Software licensed to . UG
Hollow symbols indicate censored values.

Mann-Whitney (Wilcoxon Rank Sum)

GWC-38

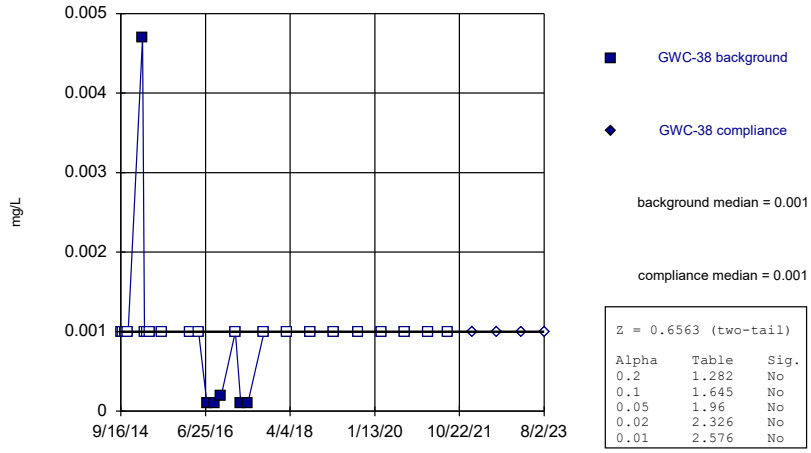

Constituent: Lead Analysis Run 5/13/2024 9:52 AM View: Appendix I - Mann-Whitney
Plant Bowen Data: Bowen 3-4 CCR

Sanitas™ v.10.0.16e Software licensed to . UG
Hollow symbols indicate censored values.

Mann-Whitney (Wilcoxon Rank Sum)

GWA-1 (bg)

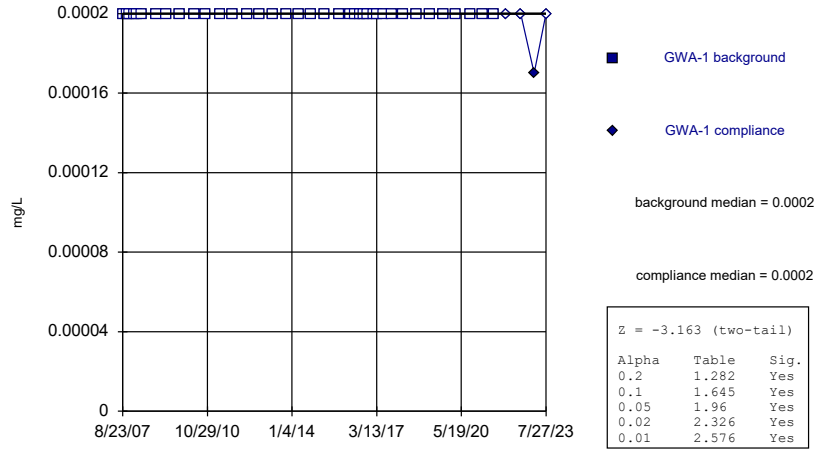

Constituent: Mercury Analysis Run 5/13/2024 9:52 AM View: Appendix I - Mann-Whitney
Plant Bowen Data: Bowen 3-4 CCR

Sanitas™ v.10.0.16e Software licensed to . UG
Hollow symbols indicate censored values.

Mann-Whitney (Wilcoxon Rank Sum)

GWA-2 (bg)

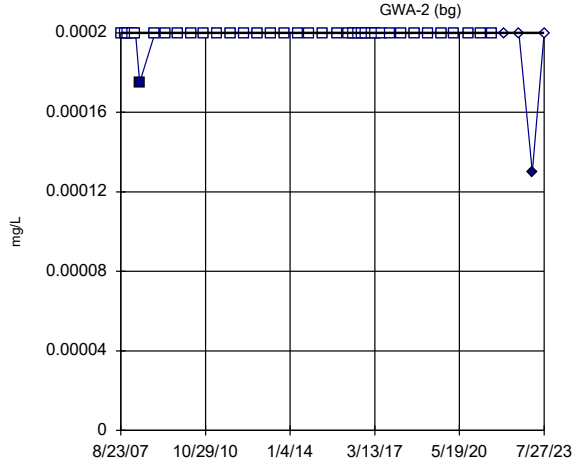

GWA-2 background

GWA-2 compliance

background median = 0.0002

compliance median = 0.0002

Z = -2.09 (two-tail)

Alpha	Table	Sig.
0.2	1.282	Yes
0.1	1.645	Yes
0.05	1.96	Yes
0.02	2.326	No
0.01	2.576	No

Constituent: Mercury Analysis Run 5/13/2024 9:52 AM View: Appendix I - Mann-Whitney
Plant Bowen Data: Bowen 3-4 CCR

Sanitas™ v.10.0.16e Software licensed to . UG
Hollow symbols indicate censored values.

Mann-Whitney (Wilcoxon Rank Sum)

GWA-39RZ (bg)

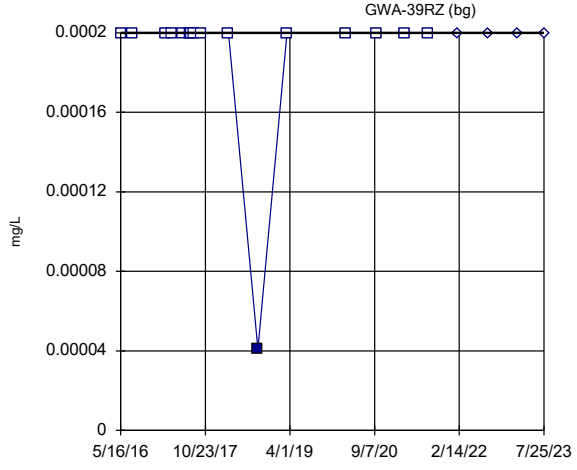

GWA-39RZ background

GWA-39RZ compliance

background median = 0.0002

compliance median = 0.0002

Z = 0.375 (two-tail)

Alpha	Table	Sig.
0.2	1.282	No
0.1	1.645	No
0.05	1.96	No
0.02	2.326	No
0.01	2.576	No

Constituent: Mercury Analysis Run 5/13/2024 9:52 AM View: Appendix I - Mann-Whitney
Plant Bowen Data: Bowen 3-4 CCR

Sanitas™ v.10.0.16e Software licensed to . UG
Hollow symbols indicate censored values.

Mann-Whitney (Wilcoxon Rank Sum)

GWA-39Z (bg)

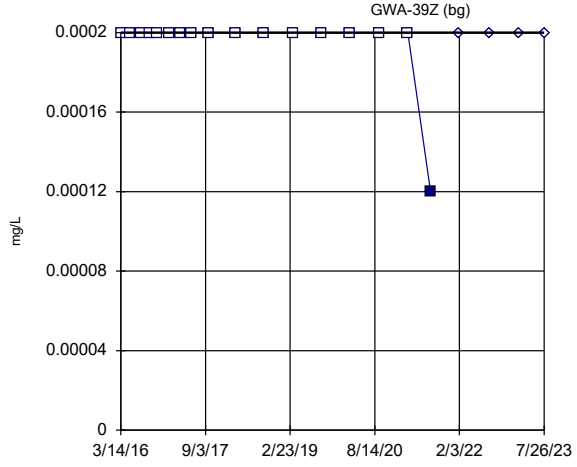

GWA-39Z background

GWA-39Z compliance

background median = 0.0002

compliance median = 0.0002

Z = 0.3638 (two-tail)

Alpha	Table	Sig.
0.2	1.282	No
0.1	1.645	No
0.05	1.96	No
0.02	2.326	No
0.01	2.576	No

Constituent: Mercury Analysis Run 5/13/2024 9:52 AM View: Appendix I - Mann-Whitney
Plant Bowen Data: Bowen 3-4 CCR

Sanitas™ v.10.0.16e Software licensed to . UG
Hollow symbols indicate censored values.

Mann-Whitney (Wilcoxon Rank Sum)

GWA-3A (bg)

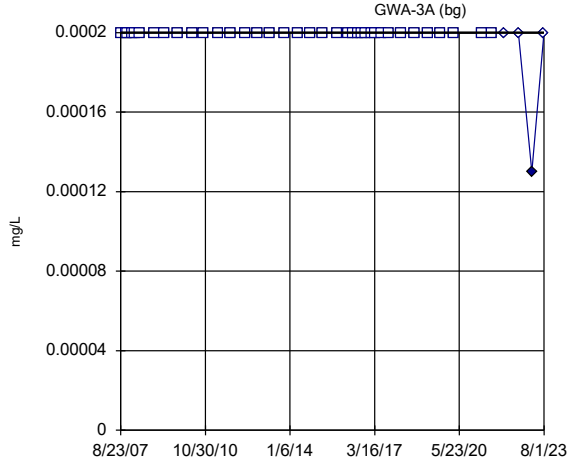

GWA-3A background

GWA-3A compliance

background median = 0.0002

compliance median = 0.0002

Z = -3.124 (two-tail)

Alpha	Table	Sig.
0.2	1.282	Yes
0.1	1.645	Yes
0.05	1.96	Yes
0.02	2.326	Yes
0.01	2.576	Yes

Constituent: Mercury Analysis Run 5/13/2024 9:52 AM View: Appendix I - Mann-Whitney
Plant Bowen Data: Bowen 3-4 CCR

Sanitas™ v.10.0.16e Software licensed to . UG
Hollow symbols indicate censored values.

Mann-Whitney (Wilcoxon Rank Sum)

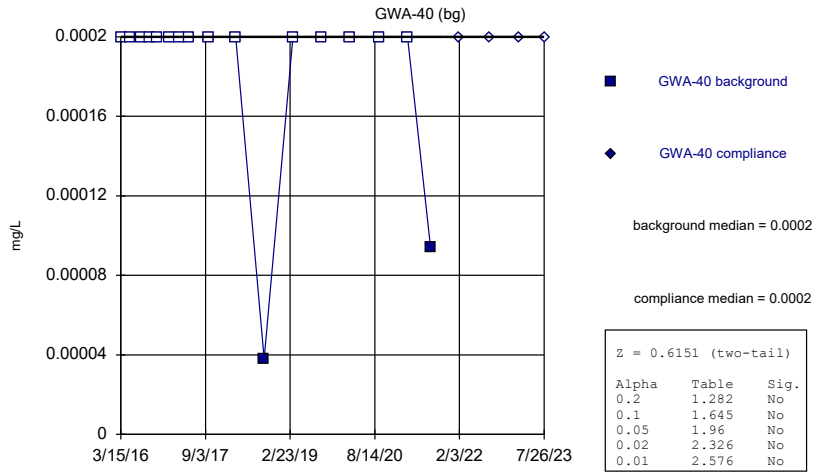

Z = 0.6151 (two-tail)

Alpha	Table	Sig.
0.2	1.282	No
0.1	1.645	No
0.05	1.96	No
0.02	2.326	No
0.01	2.576	No

Constituent: Mercury Analysis Run 5/13/2024 9:52 AM View: Appendix I - Mann-Whitney
Plant Bowen Data: Bowen 3-4 CCR

Sanitas™ v.10.0.16e Software licensed to . UG
Hollow symbols indicate censored values.

Mann-Whitney (Wilcoxon Rank Sum)

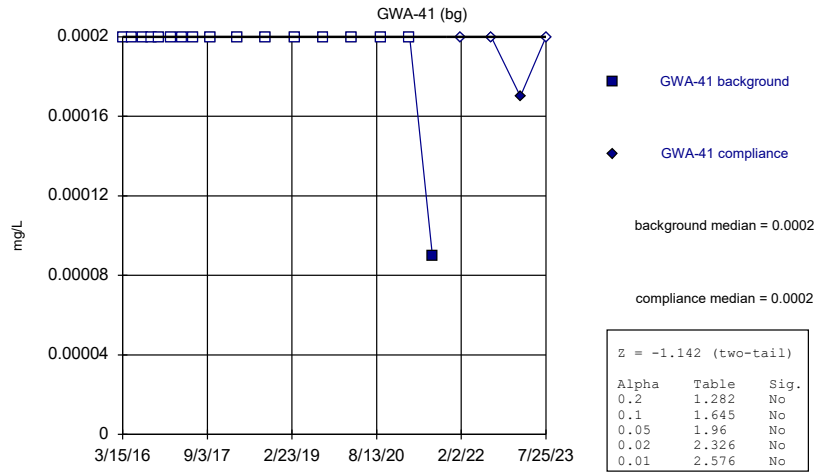

Z = -1.142 (two-tail)

Alpha	Table	Sig.
0.2	1.282	No
0.1	1.645	No
0.05	1.96	No
0.02	2.326	No
0.01	2.576	No

Constituent: Mercury Analysis Run 5/13/2024 9:52 AM View: Appendix I - Mann-Whitney
Plant Bowen Data: Bowen 3-4 CCR

Sanitas™ v.10.0.16e Software licensed to . UG
Hollow symbols indicate censored values.

Mann-Whitney (Wilcoxon Rank Sum)

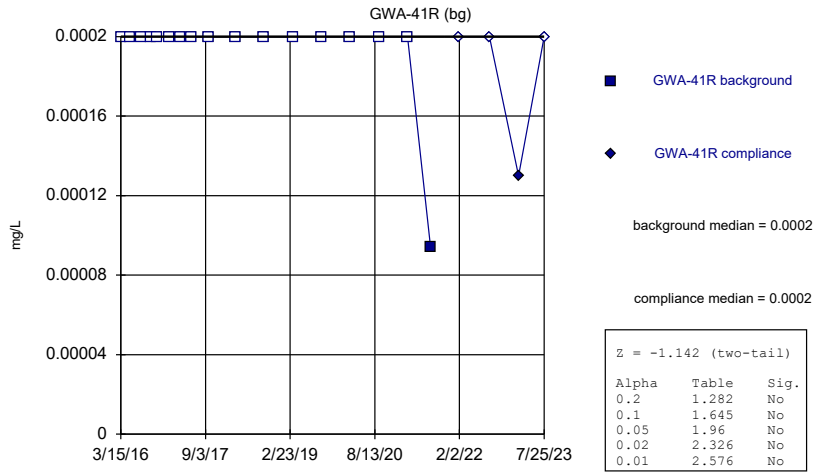

Z = -1.142 (two-tail)

Alpha	Table	Sig.
0.2	1.282	No
0.1	1.645	No
0.05	1.96	No
0.02	2.326	No
0.01	2.576	No

Constituent: Mercury Analysis Run 5/13/2024 9:52 AM View: Appendix I - Mann-Whitney
Plant Bowen Data: Bowen 3-4 CCR

Sanitas™ v.10.0.16e Software licensed to . UG
Hollow symbols indicate censored values.

Mann-Whitney (Wilcoxon Rank Sum)

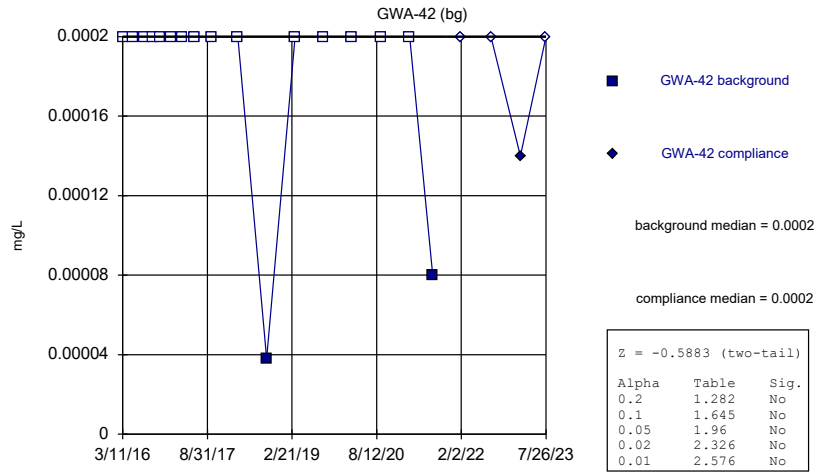

Z = -0.5883 (two-tail)

Alpha	Table	Sig.
0.2	1.282	No
0.1	1.645	No
0.05	1.96	No
0.02	2.326	No
0.01	2.576	No

Constituent: Mercury Analysis Run 5/13/2024 9:52 AM View: Appendix I - Mann-Whitney
Plant Bowen Data: Bowen 3-4 CCR

Sanitas™ v.10.0.16e Software licensed to . UG
Hollow symbols indicate censored values.

Mann-Whitney (Wilcoxon Rank Sum)

GWA-43R (bg)

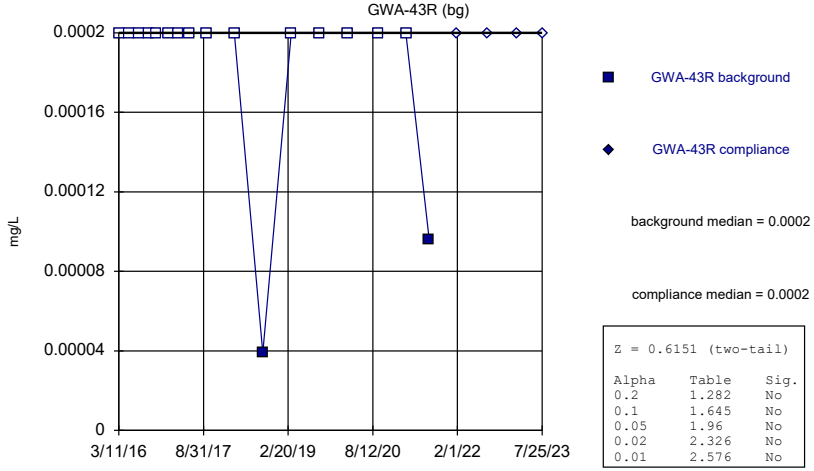

Z = 0.6151 (two-tail)

Alpha	Table	Sig.
0.2	1.282	No
0.1	1.645	No
0.05	1.96	No
0.02	2.326	No
0.01	2.576	No

Constituent: Mercury Analysis Run 5/13/2024 9:52 AM View: Appendix I - Mann-Whitney
Plant Bowen Data: Bowen 3-4 CCR

Sanitas™ v.10.0.16e Software licensed to . UG
Hollow symbols indicate censored values.

Mann-Whitney (Wilcoxon Rank Sum)

GWA-4RZ (bg)

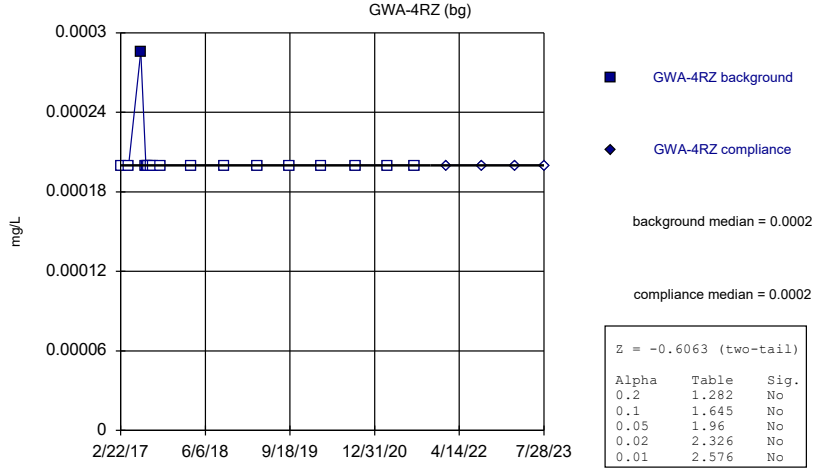

Z = -0.6063 (two-tail)

Alpha	Table	Sig.
0.2	1.282	No
0.1	1.645	No
0.05	1.96	No
0.02	2.326	No
0.01	2.576	No

Constituent: Mercury Analysis Run 5/13/2024 9:52 AM View: Appendix I - Mann-Whitney
Plant Bowen Data: Bowen 3-4 CCR

Sanitas™ v.10.0.16e Software licensed to . UG
Hollow symbols indicate censored values.

Mann-Whitney (Wilcoxon Rank Sum)

GWA-50 (bg)

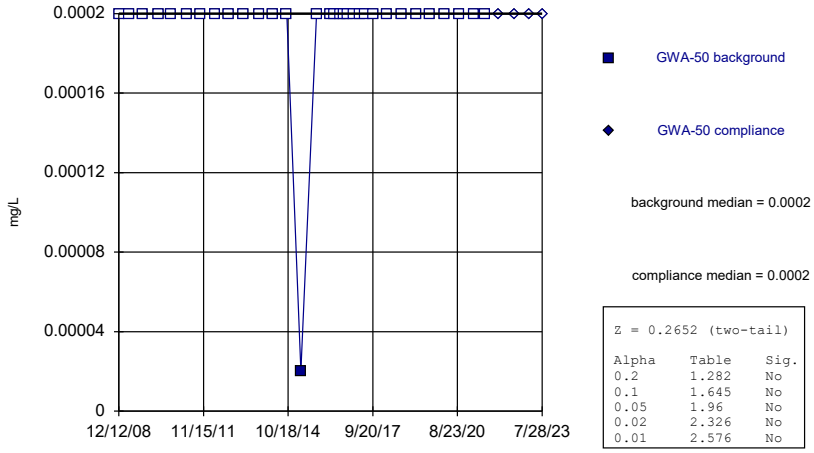

Z = 0.2652 (two-tail)

Alpha	Table	Sig.
0.2	1.282	No
0.1	1.645	No
0.05	1.96	No
0.02	2.326	No
0.01	2.576	No

Constituent: Mercury Analysis Run 5/13/2024 9:52 AM View: Appendix I - Mann-Whitney
Plant Bowen Data: Bowen 3-4 CCR

Sanitas™ v.10.0.16e Software licensed to . UG
Hollow symbols indicate censored values.

Mann-Whitney (Wilcoxon Rank Sum)

GWC-16R

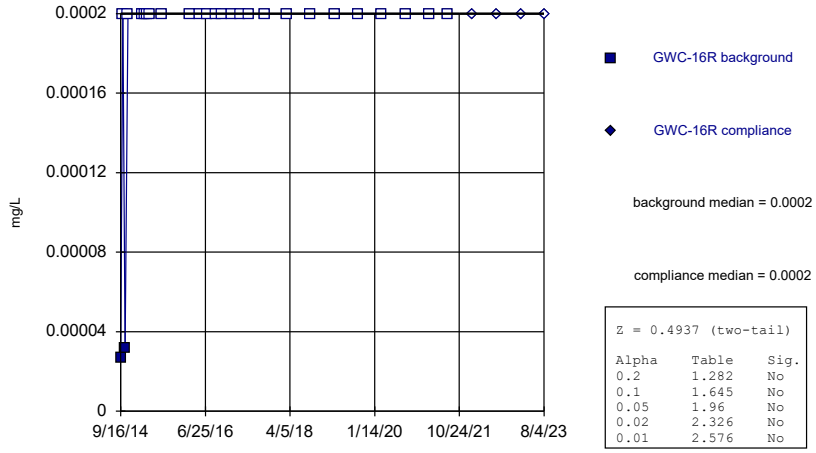

Z = 0.4937 (two-tail)

Alpha	Table	Sig.
0.2	1.282	No
0.1	1.645	No
0.05	1.96	No
0.02	2.326	No
0.01	2.576	No

Constituent: Mercury Analysis Run 5/13/2024 9:52 AM View: Appendix I - Mann-Whitney
Plant Bowen Data: Bowen 3-4 CCR

Sanitas™ v.10.0.16e Software licensed to . UG
Hollow symbols indicate censored values.

Mann-Whitney (Wilcoxon Rank Sum)

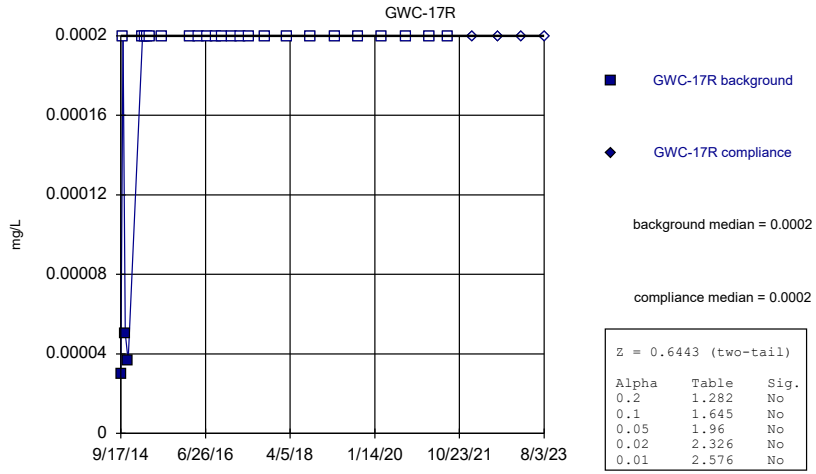

Z = 0.6443 (two-tail)

Alpha	Table	Sig.
0.2	1.282	No
0.1	1.645	No
0.05	1.96	No
0.02	2.326	No
0.01	2.576	No

Constituent: Mercury Analysis Run 5/13/2024 9:52 AM View: Appendix I - Mann-Whitney
Plant Bowen Data: Bowen 3-4 CCR

Sanitas™ v.10.0.16e Software licensed to . UG
Hollow symbols indicate censored values.

Mann-Whitney (Wilcoxon Rank Sum)

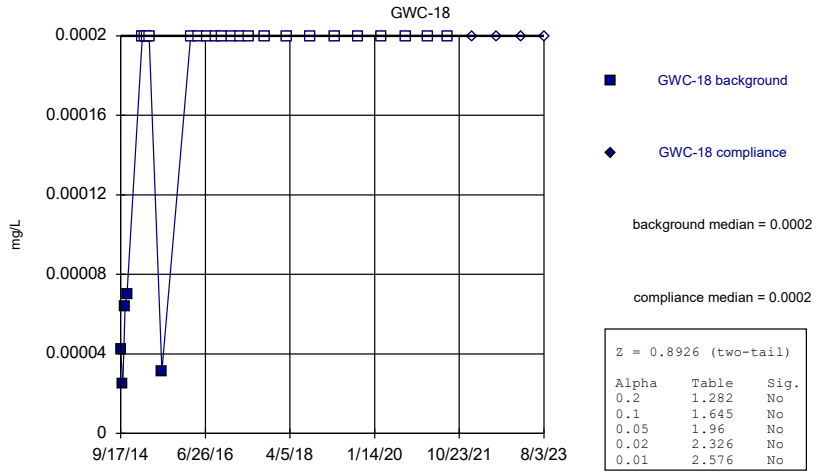

Z = 0.8926 (two-tail)

Alpha	Table	Sig.
0.2	1.282	No
0.1	1.645	No
0.05	1.96	No
0.02	2.326	No
0.01	2.576	No

Constituent: Mercury Analysis Run 5/13/2024 9:52 AM View: Appendix I - Mann-Whitney
Plant Bowen Data: Bowen 3-4 CCR

Sanitas™ v.10.0.16e Software licensed to . UG
Hollow symbols indicate censored values.

Mann-Whitney (Wilcoxon Rank Sum)

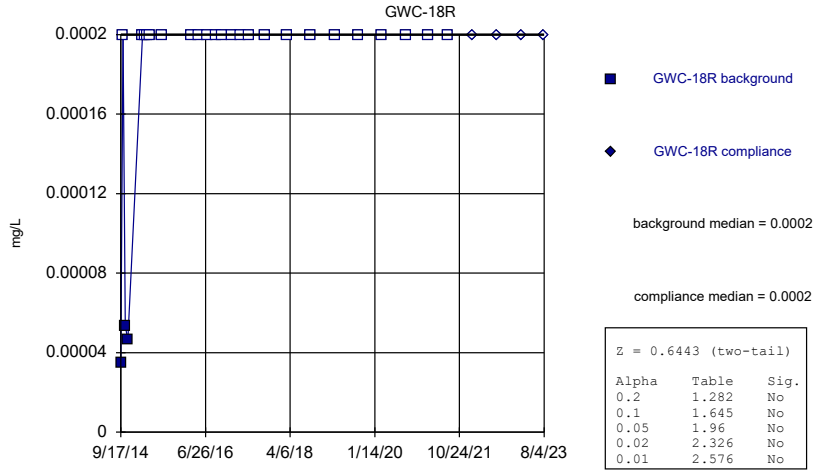

Z = 0.6443 (two-tail)

Alpha	Table	Sig.
0.2	1.282	No
0.1	1.645	No
0.05	1.96	No
0.02	2.326	No
0.01	2.576	No

Constituent: Mercury Analysis Run 5/13/2024 9:52 AM View: Appendix I - Mann-Whitney
Plant Bowen Data: Bowen 3-4 CCR

Sanitas™ v.10.0.16e Software licensed to . UG
Hollow symbols indicate censored values.

Mann-Whitney (Wilcoxon Rank Sum)

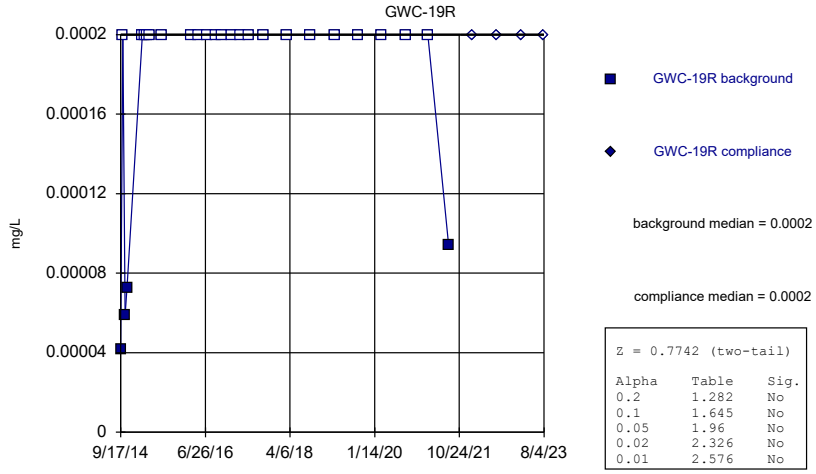

Z = 0.7742 (two-tail)

Alpha	Table	Sig.
0.2	1.282	No
0.1	1.645	No
0.05	1.96	No
0.02	2.326	No
0.01	2.576	No

Constituent: Mercury Analysis Run 5/13/2024 9:53 AM View: Appendix I - Mann-Whitney
Plant Bowen Data: Bowen 3-4 CCR

Sanitas™ v.10.0.16e Software licensed to . UG
Hollow symbols indicate censored values.

Mann-Whitney (Wilcoxon Rank Sum)

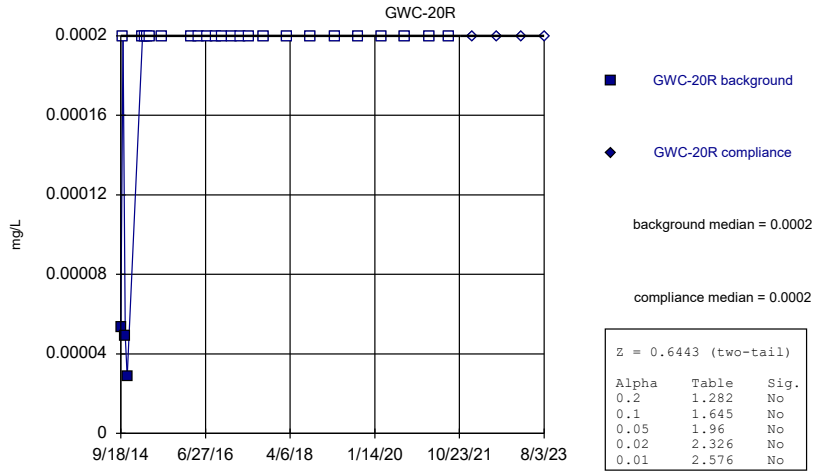

Z = 0.6443 (two-tail)

Alpha	Table	Sig.
0.2	1.282	No
0.1	1.645	No
0.05	1.96	No
0.02	2.326	No
0.01	2.576	No

Constituent: Mercury Analysis Run 5/13/2024 9:53 AM View: Appendix I - Mann-Whitney
Plant Bowen Data: Bowen 3-4 CCR

Sanitas™ v.10.0.16e Software licensed to . UG
Hollow symbols indicate censored values.

Mann-Whitney (Wilcoxon Rank Sum)

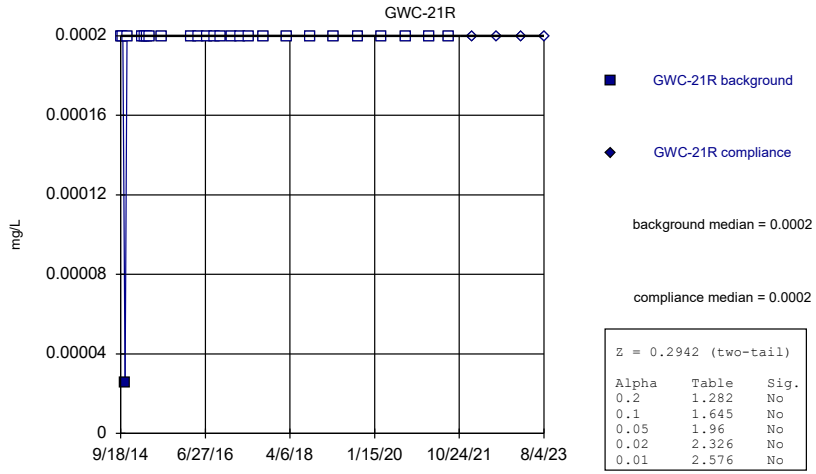

Z = 0.2942 (two-tail)

Alpha	Table	Sig.
0.2	1.282	No
0.1	1.645	No
0.05	1.96	No
0.02	2.326	No
0.01	2.576	No

Constituent: Mercury Analysis Run 5/13/2024 9:53 AM View: Appendix I - Mann-Whitney
Plant Bowen Data: Bowen 3-4 CCR

Sanitas™ v.10.0.16e Software licensed to . UG
Hollow symbols indicate censored values.

Mann-Whitney (Wilcoxon Rank Sum)

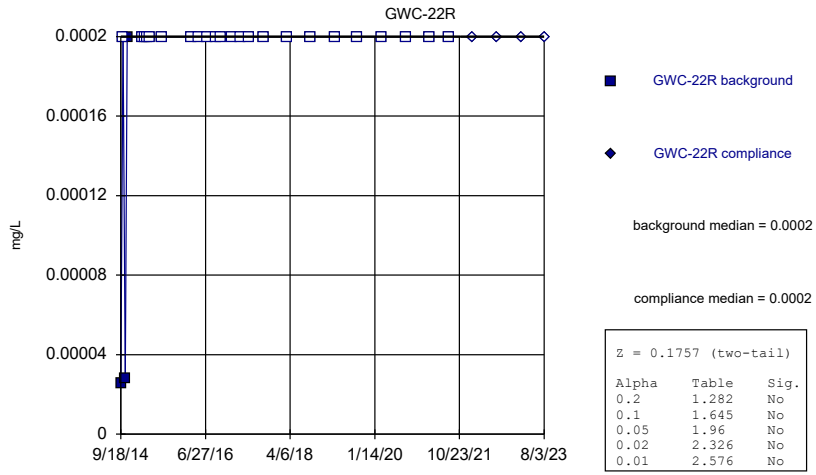

Z = 0.1757 (two-tail)

Alpha	Table	Sig.
0.2	1.282	No
0.1	1.645	No
0.05	1.96	No
0.02	2.326	No
0.01	2.576	No

Constituent: Mercury Analysis Run 5/13/2024 9:53 AM View: Appendix I - Mann-Whitney
Plant Bowen Data: Bowen 3-4 CCR

Sanitas™ v.10.0.16e Software licensed to . UG
Hollow symbols indicate censored values.

Mann-Whitney (Wilcoxon Rank Sum)

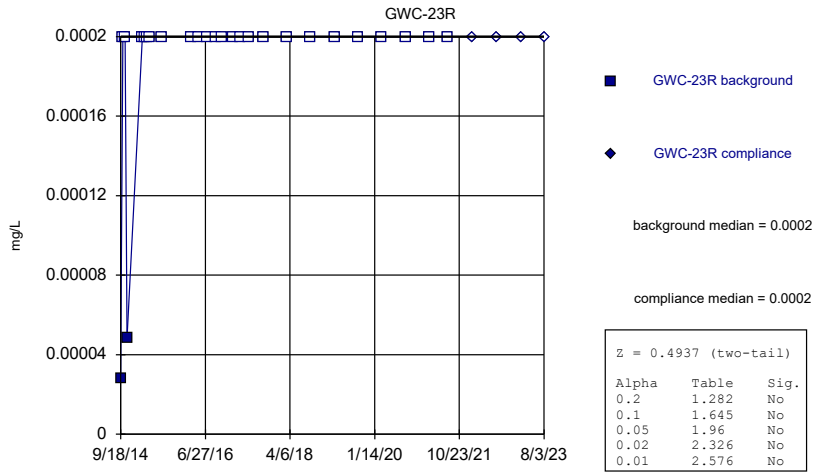

Z = 0.4937 (two-tail)

Alpha	Table	Sig.
0.2	1.282	No
0.1	1.645	No
0.05	1.96	No
0.02	2.326	No
0.01	2.576	No

Constituent: Mercury Analysis Run 5/13/2024 9:53 AM View: Appendix I - Mann-Whitney
Plant Bowen Data: Bowen 3-4 CCR

Sanitas™ v.10.0.16e Software licensed to . UG
Hollow symbols indicate censored values.

Mann-Whitney (Wilcoxon Rank Sum)

GWC-24R

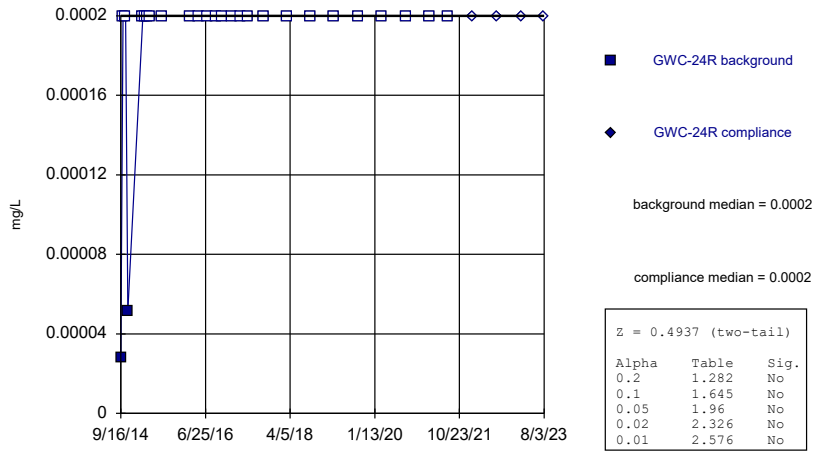

Z = 0.4937 (two-tail)

Alpha	Table	Sig.
0.2	1.282	No
0.1	1.645	No
0.05	1.96	No
0.02	2.326	No
0.01	2.576	No

Constituent: Mercury Analysis Run 5/13/2024 9:53 AM View: Appendix I - Mann-Whitney
Plant Bowen Data: Bowen 3-4 CCR

Sanitas™ v.10.0.16e Software licensed to . UG
Hollow symbols indicate censored values.

Mann-Whitney (Wilcoxon Rank Sum)

GWC-25R

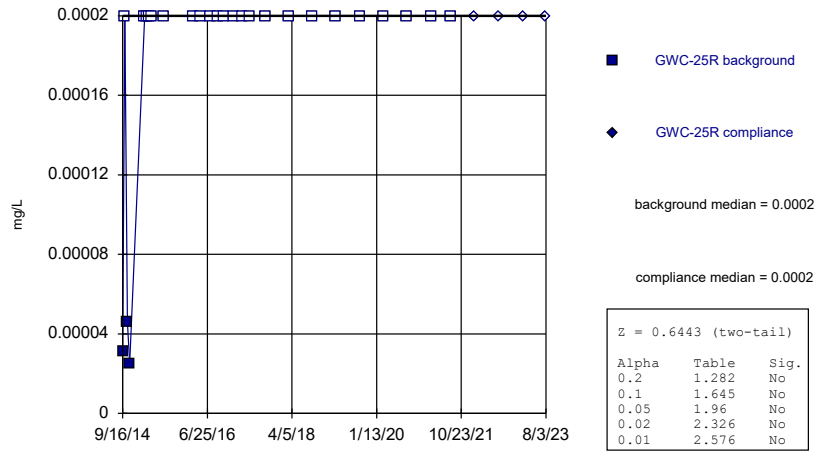

Z = 0.6443 (two-tail)

Alpha	Table	Sig.
0.2	1.282	No
0.1	1.645	No
0.05	1.96	No
0.02	2.326	No
0.01	2.576	No

Constituent: Mercury Analysis Run 5/13/2024 9:53 AM View: Appendix I - Mann-Whitney
Plant Bowen Data: Bowen 3-4 CCR

Sanitas™ v.10.0.16e Software licensed to . UG
Hollow symbols indicate censored values.

Mann-Whitney (Wilcoxon Rank Sum)

GWC-36RA

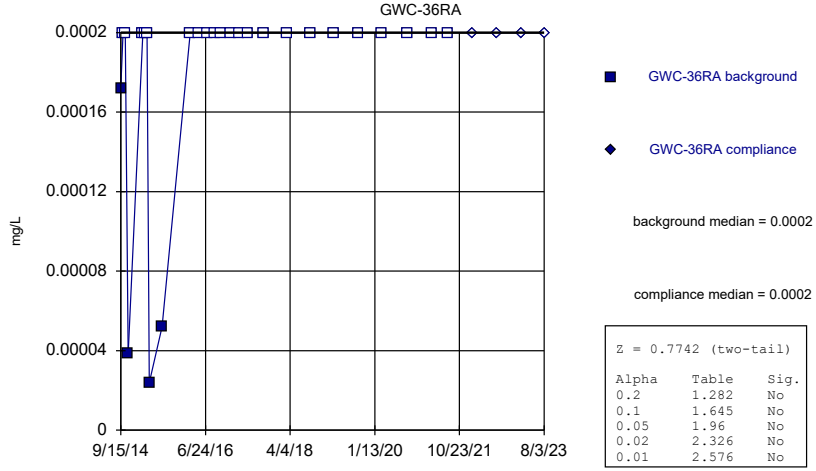

Z = 0.7742 (two-tail)

Alpha	Table	Sig.
0.2	1.282	No
0.1	1.645	No
0.05	1.96	No
0.02	2.326	No
0.01	2.576	No

Constituent: Mercury Analysis Run 5/13/2024 9:53 AM View: Appendix I - Mann-Whitney
Plant Bowen Data: Bowen 3-4 CCR

Sanitas™ v.10.0.16e Software licensed to . UG
Hollow symbols indicate censored values.

Mann-Whitney (Wilcoxon Rank Sum)

GWC-37

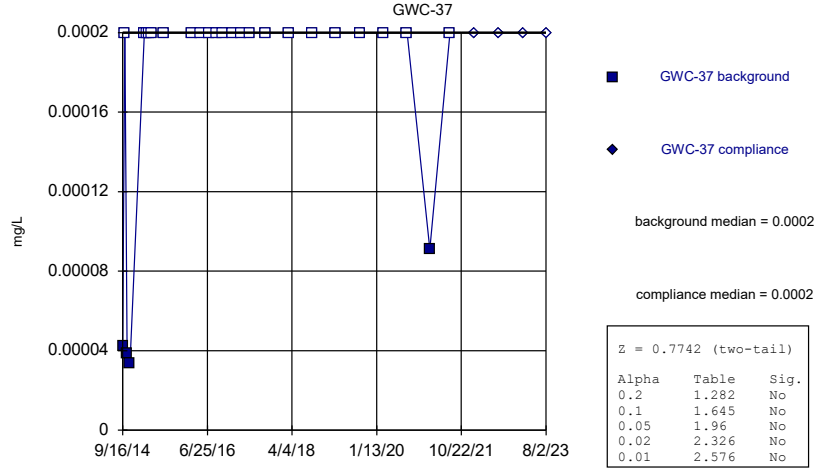

Z = 0.7742 (two-tail)

Alpha	Table	Sig.
0.2	1.282	No
0.1	1.645	No
0.05	1.96	No
0.02	2.326	No
0.01	2.576	No

Constituent: Mercury Analysis Run 5/13/2024 9:53 AM View: Appendix I - Mann-Whitney
Plant Bowen Data: Bowen 3-4 CCR

Sanitas™ v.10.0.16e Software licensed to . UG
Hollow symbols indicate censored values.

Mann-Whitney (Wilcoxon Rank Sum)

GWC-38

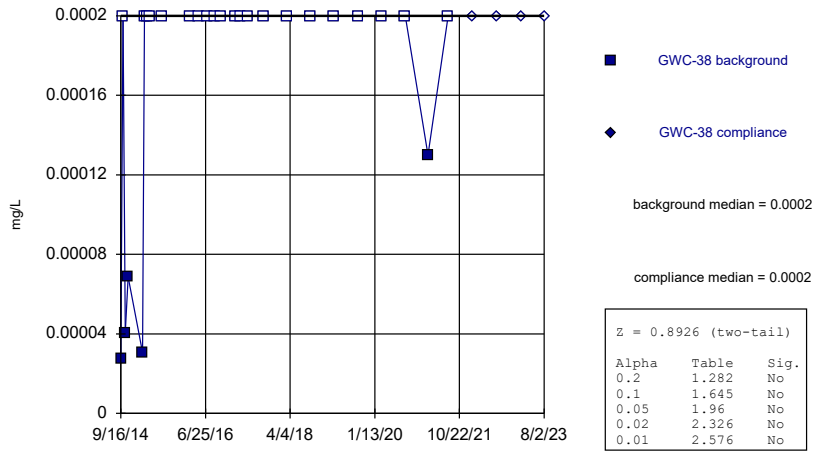

Z = 0.8926 (two-tail)

Alpha	Table	Sig.
0.2	1.282	No
0.1	1.645	No
0.05	1.96	No
0.02	2.326	No
0.01	2.576	No

Constituent: Mercury Analysis Run 5/13/2024 9:53 AM View: Appendix I - Mann-Whitney
Plant Bowen Data: Bowen 3-4 CCR

Sanitas™ v.10.0.16e Software licensed to . UG
Hollow symbols indicate censored values.

Mann-Whitney (Wilcoxon Rank Sum)

GWA-1 (bg)

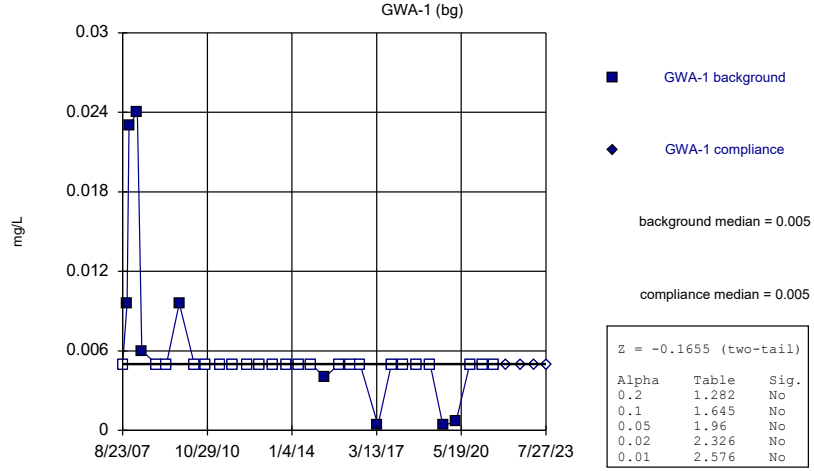

Z = -0.1655 (two-tail)

Alpha	Table	Sig.
0.2	1.282	No
0.1	1.645	No
0.05	1.96	No
0.02	2.326	No
0.01	2.576	No

Constituent: Nickel Analysis Run 5/13/2024 9:53 AM View: Appendix I - Mann-Whitney
Plant Bowen Data: Bowen 3-4 CCR

Sanitas™ v.10.0.16e Software licensed to . UG
Hollow symbols indicate censored values.

Mann-Whitney (Wilcoxon Rank Sum)

GWA-2 (bg)

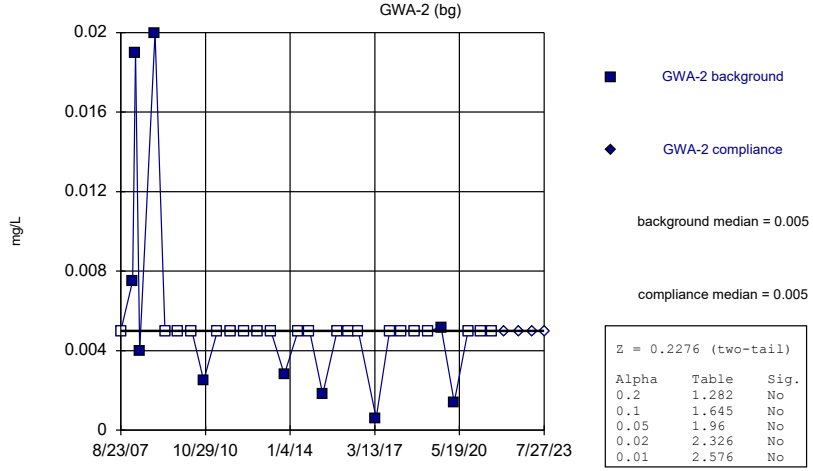

Z = 0.2276 (two-tail)

Alpha	Table	Sig.
0.2	1.282	No
0.1	1.645	No
0.05	1.96	No
0.02	2.326	No
0.01	2.576	No

Constituent: Nickel Analysis Run 5/13/2024 9:53 AM View: Appendix I - Mann-Whitney
Plant Bowen Data: Bowen 3-4 CCR

Sanitas™ v.10.0.16e Software licensed to . UG
Hollow symbols indicate censored values.

Mann-Whitney (Wilcoxon Rank Sum)

GWA-2R (bg)

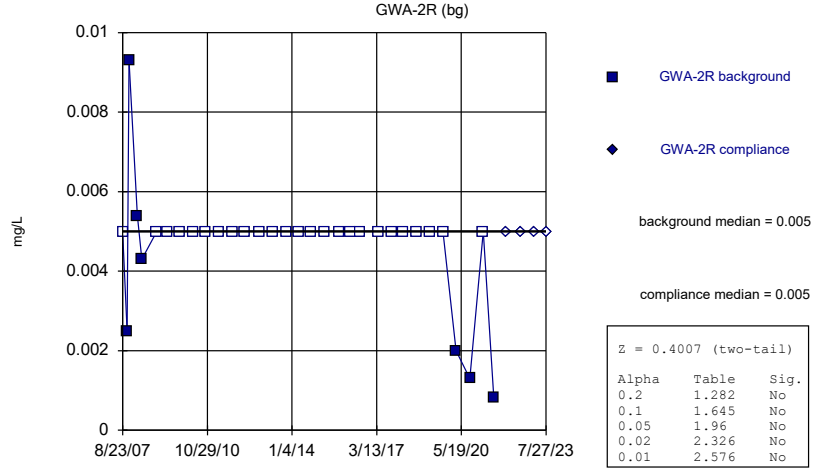

Z = 0.4007 (two-tail)

Alpha	Table	Sig.
0.2	1.282	No
0.1	1.645	No
0.05	1.96	No
0.02	2.326	No
0.01	2.576	No

Constituent: Nickel Analysis Run 5/13/2024 9:53 AM View: Appendix I - Mann-Whitney
Plant Bowen Data: Bowen 3-4 CCR

Sanitas™ v.10.0.16e Software licensed to . UG
Hollow symbols indicate censored values.

Mann-Whitney (Wilcoxon Rank Sum)

GWA-39RZ (bg)

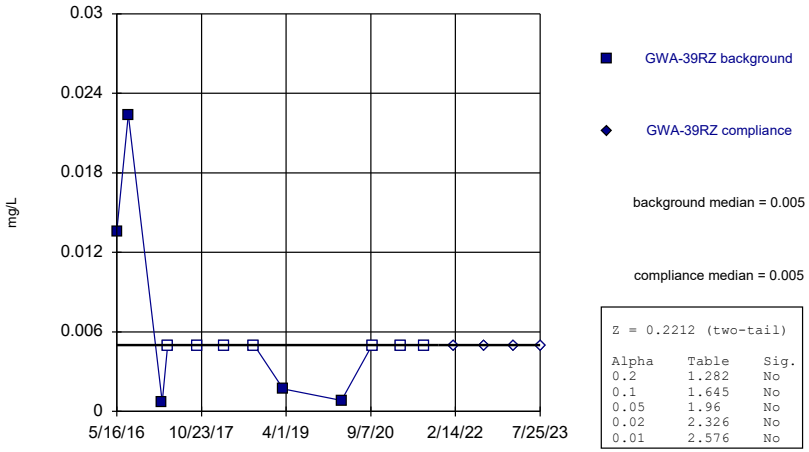

Z = 0.2212 (two-tail)

Alpha	Table	Sig.
0.2	1.282	No
0.1	1.645	No
0.05	1.96	No
0.02	2.326	No
0.01	2.576	No

Constituent: Nickel Analysis Run 5/13/2024 9:53 AM View: Appendix I - Mann-Whitney
Plant Bowen Data: Bowen 3-4 CCR

Sanitas™ v.10.0.16e Software licensed to . UG
Hollow symbols indicate censored values.

Mann-Whitney (Wilcoxon Rank Sum)

GWA-39Z (bg)

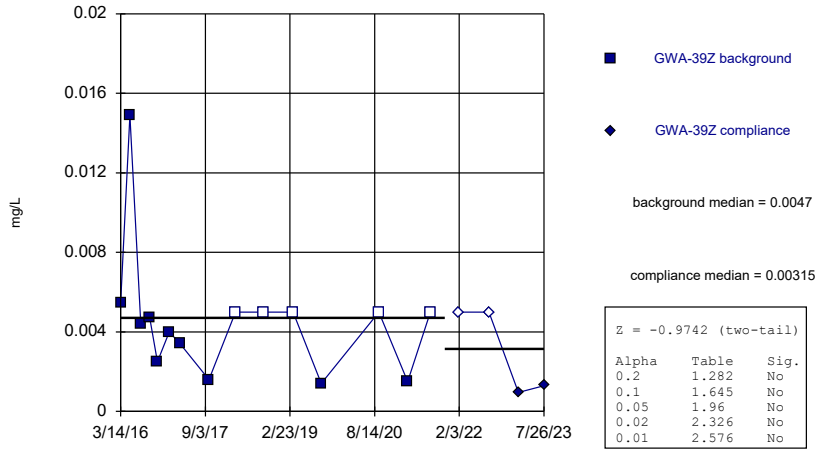

Z = -0.9742 (two-tail)

Alpha	Table	Sig.
0.2	1.282	No
0.1	1.645	No
0.05	1.96	No
0.02	2.326	No
0.01	2.576	No

Constituent: Nickel Analysis Run 5/13/2024 9:53 AM View: Appendix I - Mann-Whitney
Plant Bowen Data: Bowen 3-4 CCR

Sanitas™ v.10.0.16e Software licensed to . UG
Hollow symbols indicate censored values.

Mann-Whitney (Wilcoxon Rank Sum)

GWA-3A (bg)

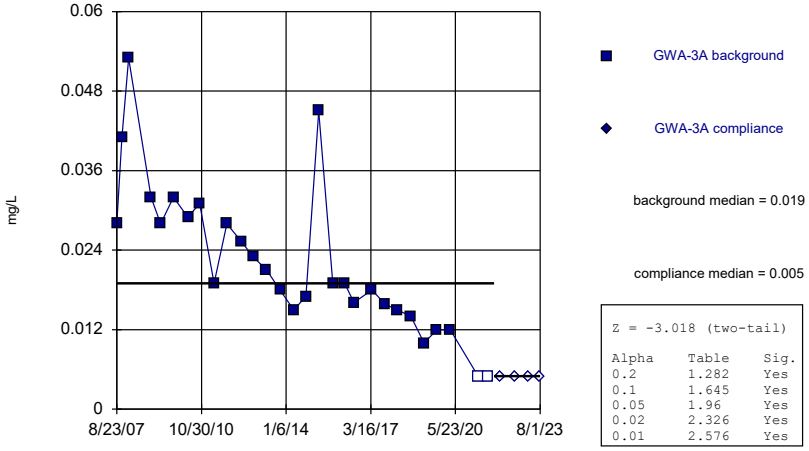

Z = -3.018 (two-tail)

Alpha	Table	Sig.
0.2	1.282	Yes
0.1	1.645	Yes
0.05	1.96	Yes
0.02	2.326	Yes
0.01	2.576	Yes

Constituent: Nickel Analysis Run 5/13/2024 9:53 AM View: Appendix I - Mann-Whitney
Plant Bowen Data: Bowen 3-4 CCR

Sanitas™ v.10.0.16e Software licensed to . UG
Hollow symbols indicate censored values.

Mann-Whitney (Wilcoxon Rank Sum)

GWA-41 (bg)

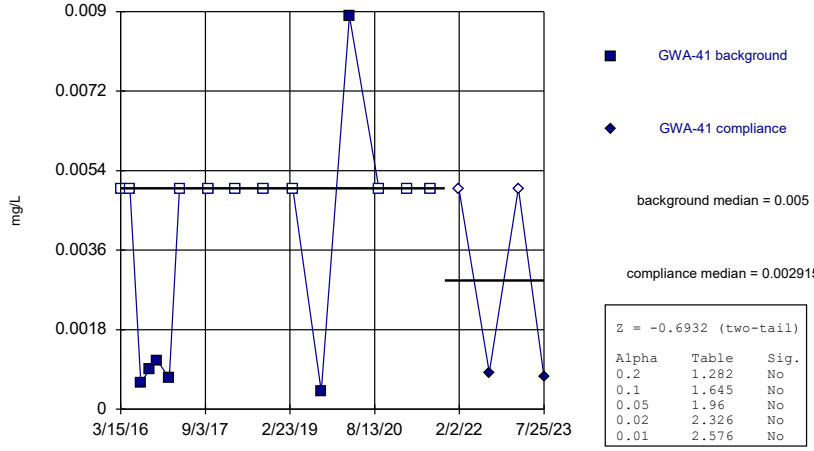

Z = -0.6932 (two-tail)

Alpha	Table	Sig.
0.2	1.282	No
0.1	1.645	No
0.05	1.96	No
0.02	2.326	No
0.01	2.576	No

Constituent: Nickel Analysis Run 5/13/2024 9:53 AM View: Appendix I - Mann-Whitney
Plant Bowen Data: Bowen 3-4 CCR

Sanitas™ v.10.0.16e Software licensed to . UG
Hollow symbols indicate censored values.

Mann-Whitney (Wilcoxon Rank Sum)

GWA-41R (bg)

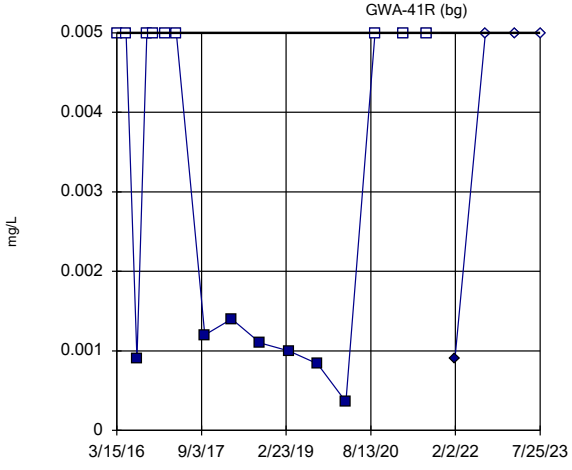

GWA-41R background

GWA-41R compliance

background median = 0.005

compliance median = 0.005

Z = 0.5333 (two-tail)

Alpha	Table	Sig.
0.2	1.282	No
0.1	1.645	No
0.05	1.96	No
0.02	2.326	No
0.01	2.576	No

Constituent: Nickel Analysis Run 5/13/2024 9:53 AM View: Appendix I - Mann-Whitney
Plant Bowen Data: Bowen 3-4 CCR

Sanitas™ v.10.0.16e Software licensed to . UG
Hollow symbols indicate censored values.

Mann-Whitney (Wilcoxon Rank Sum)

GWA-42 (bg)

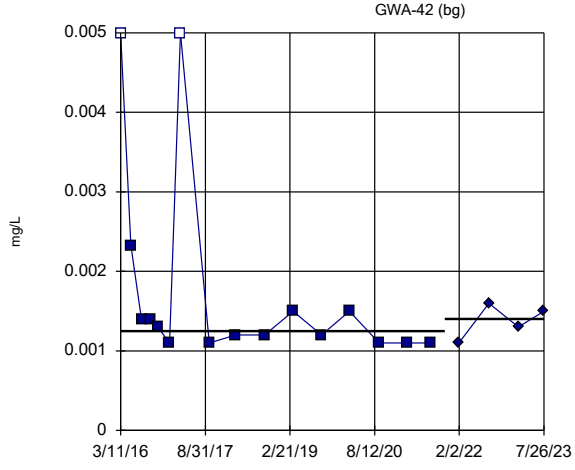

GWA-42 background

GWA-42 compliance

background median = 0.00125

compliance median = 0.0014

Z = 0.3366 (two-tail)

Alpha	Table	Sig.
0.2	1.282	No
0.1	1.645	No
0.05	1.96	No
0.02	2.326	No
0.01	2.576	No

Constituent: Nickel Analysis Run 5/13/2024 9:53 AM View: Appendix I - Mann-Whitney
Plant Bowen Data: Bowen 3-4 CCR

Sanitas™ v.10.0.16e Software licensed to . UG
Hollow symbols indicate censored values.

Mann-Whitney (Wilcoxon Rank Sum)

GWA-43 (bg)

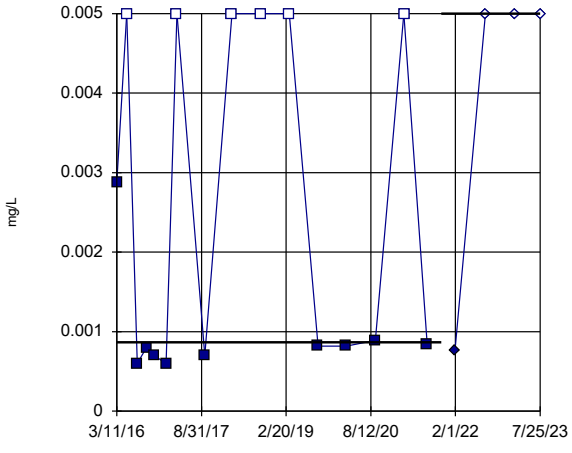

GWA-43 background

GWA-43 compliance

background median = 0.000865

compliance median = 0.005

Z = 1.041 (two-tail)

Alpha	Table	Sig.
0.2	1.282	No
0.1	1.645	No
0.05	1.96	No
0.02	2.326	No
0.01	2.576	No

Constituent: Nickel Analysis Run 5/13/2024 9:53 AM View: Appendix I - Mann-Whitney
Plant Bowen Data: Bowen 3-4 CCR

Sanitas™ v.10.0.16e Software licensed to . UG
Hollow symbols indicate censored values.

Mann-Whitney (Wilcoxon Rank Sum)

GWA-43R (bg)

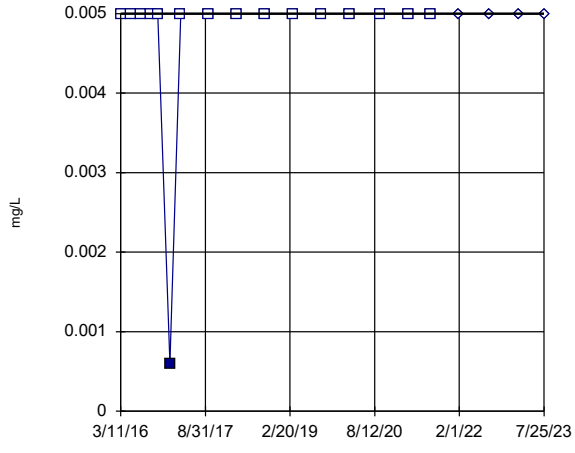

GWA-43R background

GWA-43R compliance

background median = 0.005

compliance median = 0.005

Z = 0.375 (two-tail)

Alpha	Table	Sig.
0.2	1.282	No
0.1	1.645	No
0.05	1.96	No
0.02	2.326	No
0.01	2.576	No

Constituent: Nickel Analysis Run 5/13/2024 9:53 AM View: Appendix I - Mann-Whitney
Plant Bowen Data: Bowen 3-4 CCR

Sanitas™ v.10.0.16e Software licensed to . UG
Hollow symbols indicate censored values.

Mann-Whitney (Wilcoxon Rank Sum)

GWA-4RZ (bg)

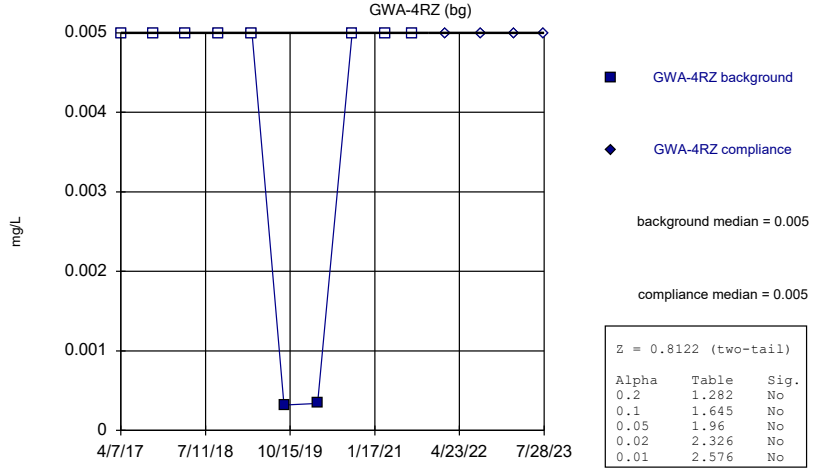


```
Z = 0.8122 (two-tail)

Alpha     Table     Sig.
0.2       1.282     No
0.1       1.645     No
0.05      1.96      No
0.02      2.326     No
0.01      2.576     No
```

Constituent: Nickel Analysis Run 5/13/2024 9:53 AM View: Appendix I - Mann-Whitney
Plant Bowen Data: Bowen 3-4 CCR

Sanitas™ v.10.0.16e Software licensed to . UG
Hollow symbols indicate censored values.

Mann-Whitney (Wilcoxon Rank Sum)

GWA-50 (bg)

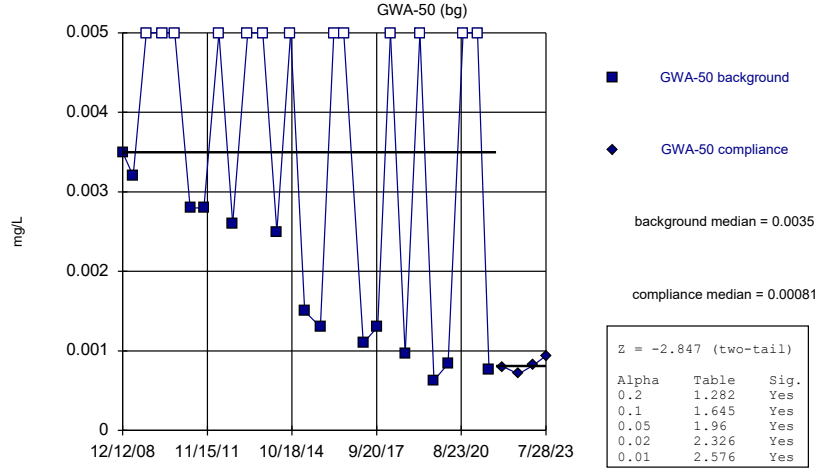


```
Z = -2.847 (two-tail)

Alpha     Table     Sig.
0.2       1.282     Yes
0.1       1.645     Yes
0.05      1.96      Yes
0.02      2.326     Yes
0.01      2.576     Yes
```

Constituent: Nickel Analysis Run 5/13/2024 9:53 AM View: Appendix I - Mann-Whitney
Plant Bowen Data: Bowen 3-4 CCR

Sanitas™ v.10.0.16e Software licensed to . UG
Hollow symbols indicate censored values.

Mann-Whitney (Wilcoxon Rank Sum)

GWA-50R (bg)

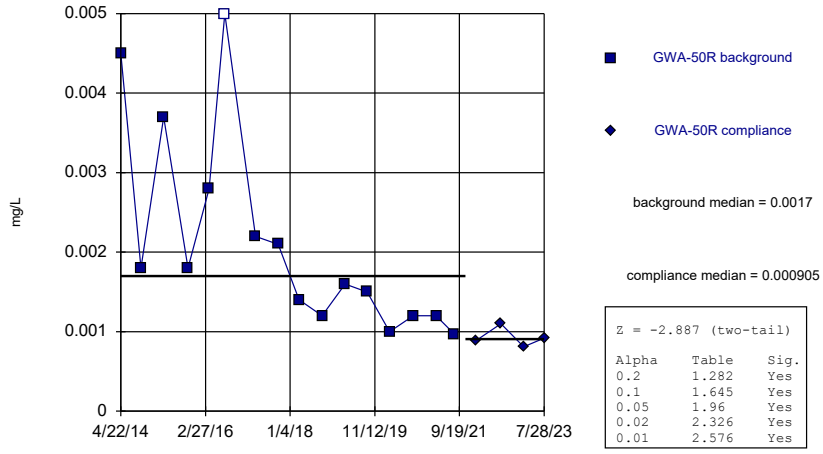


```
Z = -2.887 (two-tail)

Alpha     Table     Sig.
0.2       1.282     Yes
0.1       1.645     Yes
0.05      1.96      Yes
0.02      2.326     Yes
0.01      2.576     Yes
```

Constituent: Nickel Analysis Run 5/13/2024 9:53 AM View: Appendix I - Mann-Whitney
Plant Bowen Data: Bowen 3-4 CCR

Sanitas™ v.10.0.16e Software licensed to . UG
Hollow symbols indicate censored values.

Mann-Whitney (Wilcoxon Rank Sum)

GWC-16R

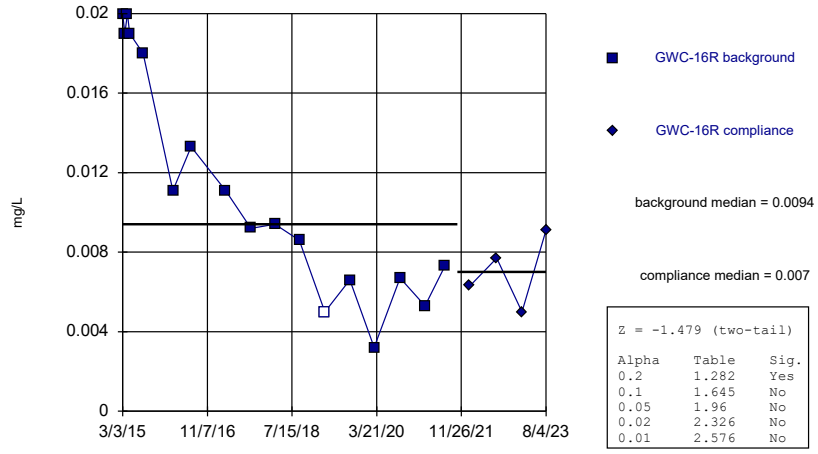


```
Z = -1.479 (two-tail)

Alpha     Table     Sig.
0.2       1.282     Yes
0.1       1.645     No
0.05      1.96      No
0.02      2.326     No
0.01      2.576     No
```

Constituent: Nickel Analysis Run 5/13/2024 9:53 AM View: Appendix I - Mann-Whitney
Plant Bowen Data: Bowen 3-4 CCR

Sanitas™ v.10.0.16e Software licensed to . UG
Hollow symbols indicate censored values.

Mann-Whitney (Wilcoxon Rank Sum)

GWC-18

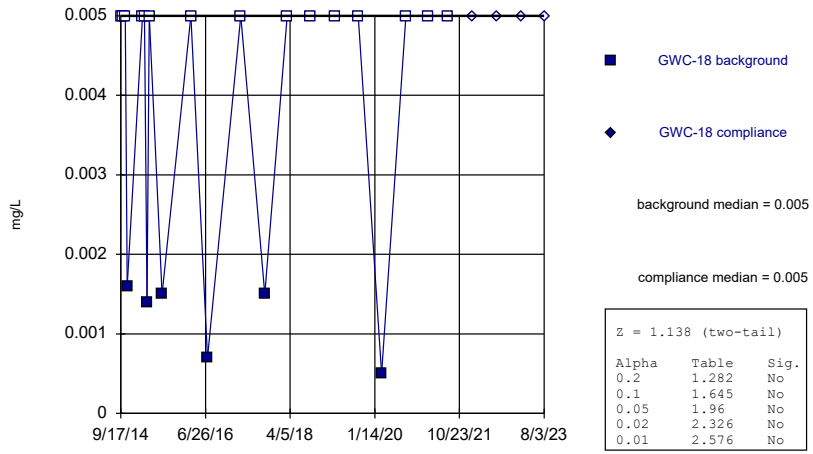

Z = 1.138 (two-tail)

Alpha	Table	Sig.
0.2	1.282	No
0.1	1.645	No
0.05	1.96	No
0.02	2.326	No
0.01	2.576	No

Constituent: Nickel Analysis Run 5/13/2024 9:53 AM View: Appendix I - Mann-Whitney
Plant Bowen Data: Bowen 3-4 CCR

Sanitas™ v.10.0.16e Software licensed to . UG
Hollow symbols indicate censored values.

Mann-Whitney (Wilcoxon Rank Sum)

GWC-19R

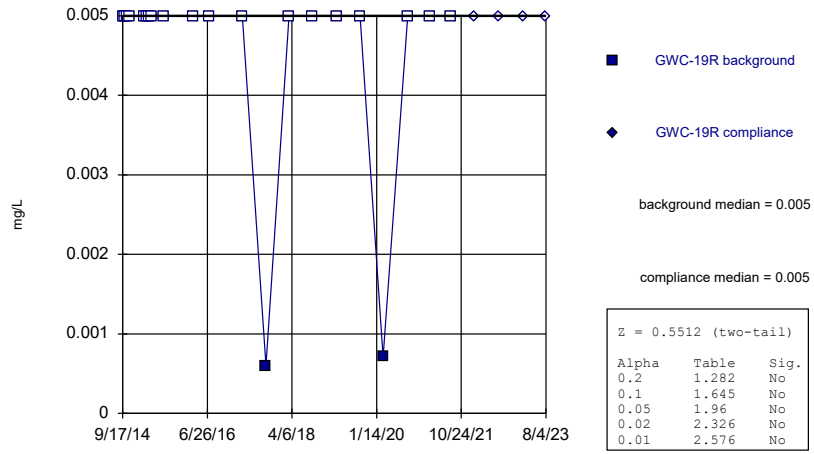

Z = 0.5512 (two-tail)

Alpha	Table	Sig.
0.2	1.282	No
0.1	1.645	No
0.05	1.96	No
0.02	2.326	No
0.01	2.576	No

Constituent: Nickel Analysis Run 5/13/2024 9:53 AM View: Appendix I - Mann-Whitney
Plant Bowen Data: Bowen 3-4 CCR

Sanitas™ v.10.0.16e Software licensed to . UG
Hollow symbols indicate censored values.

Mann-Whitney (Wilcoxon Rank Sum)

GWC-21R

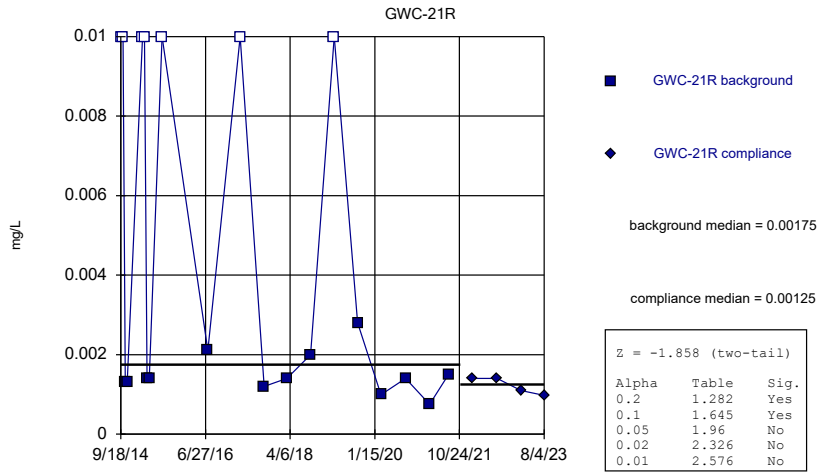

Z = -1.858 (two-tail)

Alpha	Table	Sig.
0.2	1.282	Yes
0.1	1.645	Yes
0.05	1.96	No
0.02	2.326	No
0.01	2.576	No

Constituent: Nickel Analysis Run 5/13/2024 9:53 AM View: Appendix I - Mann-Whitney
Plant Bowen Data: Bowen 3-4 CCR

Sanitas™ v.10.0.16e Software licensed to . UG
Hollow symbols indicate censored values.

Mann-Whitney (Wilcoxon Rank Sum)

GWC-22R

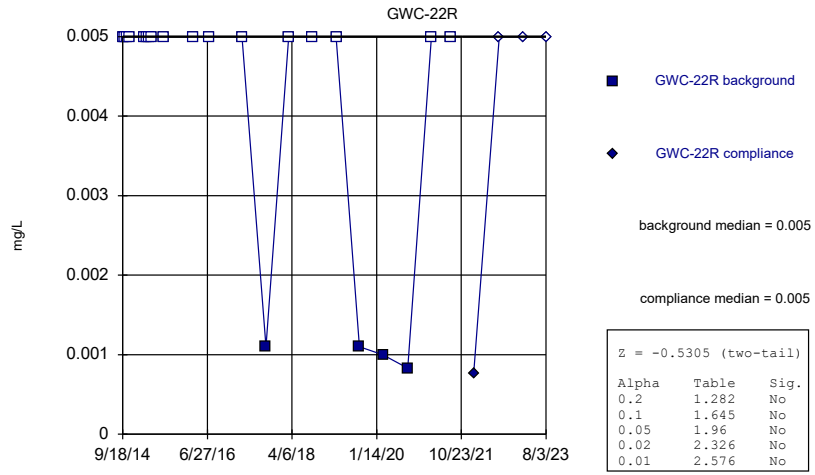

Z = -0.5305 (two-tail)

Alpha	Table	Sig.
0.2	1.282	No
0.1	1.645	No
0.05	1.96	No
0.02	2.326	No
0.01	2.576	No

Constituent: Nickel Analysis Run 5/13/2024 9:53 AM View: Appendix I - Mann-Whitney
Plant Bowen Data: Bowen 3-4 CCR

Sanitas™ v.10.0.16e Software licensed to . UG
Hollow symbols indicate censored values.

Mann-Whitney (Wilcoxon Rank Sum)

GWC-23R

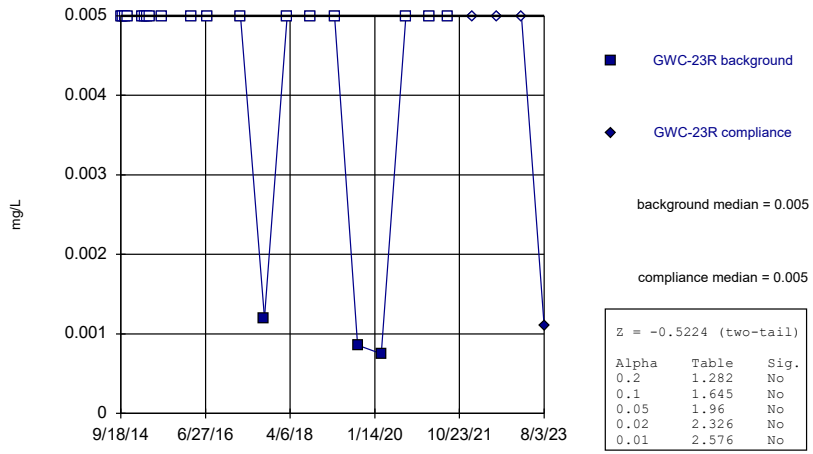

Z = -0.5224 (two-tail)

Alpha	Table	Sig.
0.2	1.282	No
0.1	1.645	No
0.05	1.96	No
0.02	2.326	No
0.01	2.576	No

Constituent: Nickel Analysis Run 5/13/2024 9:53 AM View: Appendix I - Mann-Whitney
Plant Bowen Data: Bowen 3-4 CCR

Sanitas™ v.10.0.16e Software licensed to . UG
Hollow symbols indicate censored values.

Mann-Whitney (Wilcoxon Rank Sum)

GWC-24R

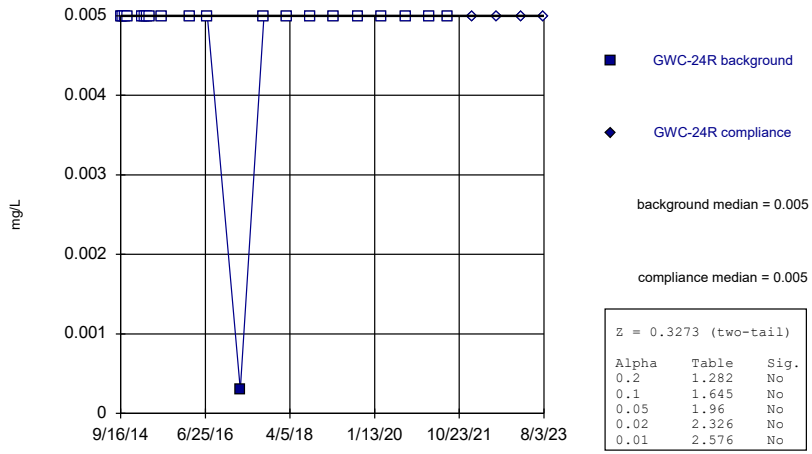

Z = 0.3273 (two-tail)

Alpha	Table	Sig.
0.2	1.282	No
0.1	1.645	No
0.05	1.96	No
0.02	2.326	No
0.01	2.576	No

Constituent: Nickel Analysis Run 5/13/2024 9:53 AM View: Appendix I - Mann-Whitney
Plant Bowen Data: Bowen 3-4 CCR

Sanitas™ v.10.0.16e Software licensed to . UG
Hollow symbols indicate censored values.

Mann-Whitney (Wilcoxon Rank Sum)

GWC-25R

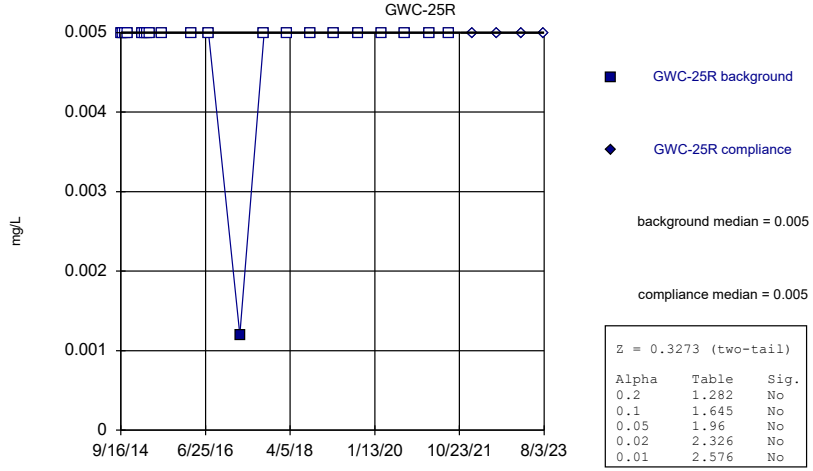

Z = 0.3273 (two-tail)

Alpha	Table	Sig.
0.2	1.282	No
0.1	1.645	No
0.05	1.96	No
0.02	2.326	No
0.01	2.576	No

Constituent: Nickel Analysis Run 5/13/2024 9:53 AM View: Appendix I - Mann-Whitney
Plant Bowen Data: Bowen 3-4 CCR

Sanitas™ v.10.0.16e Software licensed to . UG
Hollow symbols indicate censored values.

Mann-Whitney (Wilcoxon Rank Sum)

GWC-36RA

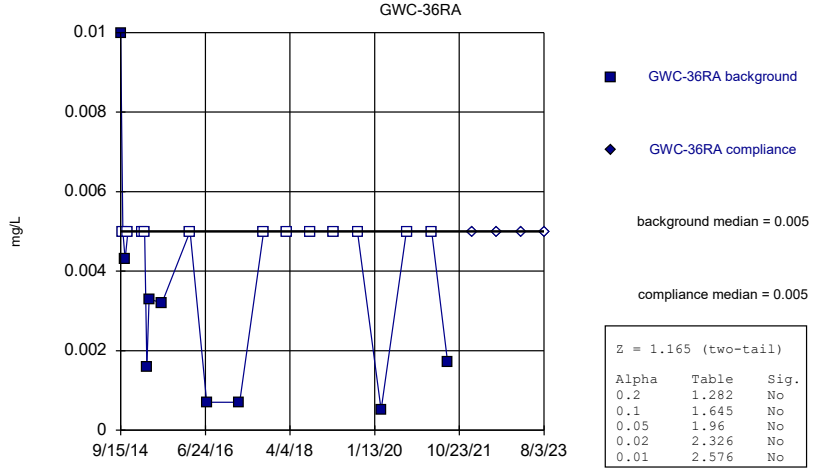

Z = 1.165 (two-tail)

Alpha	Table	Sig.
0.2	1.282	No
0.1	1.645	No
0.05	1.96	No
0.02	2.326	No
0.01	2.576	No

Constituent: Nickel Analysis Run 5/13/2024 9:53 AM View: Appendix I - Mann-Whitney
Plant Bowen Data: Bowen 3-4 CCR

Sanitas™ v.10.0.16e Software licensed to . UG
Hollow symbols indicate censored values.

Mann-Whitney (Wilcoxon Rank Sum)

GWC-37

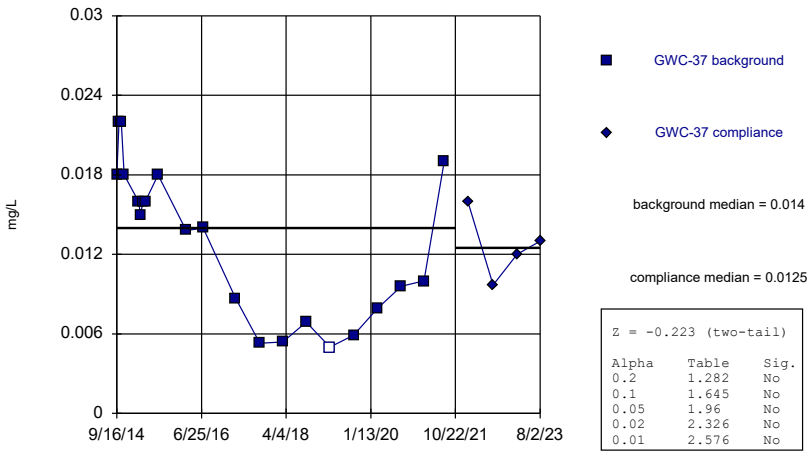

Z = -0.223 (two-tail)

Alpha	Table	Sig.
0.2	1.282	No
0.1	1.645	No
0.05	1.96	No
0.02	2.326	No
0.01	2.576	No

Constituent: Nickel Analysis Run 5/13/2024 9:53 AM View: Appendix I - Mann-Whitney
Plant Bowen Data: Bowen 3-4 CCR

Sanitas™ v.10.0.16e Software licensed to . UG
Hollow symbols indicate censored values.

Mann-Whitney (Wilcoxon Rank Sum)

GWC-38

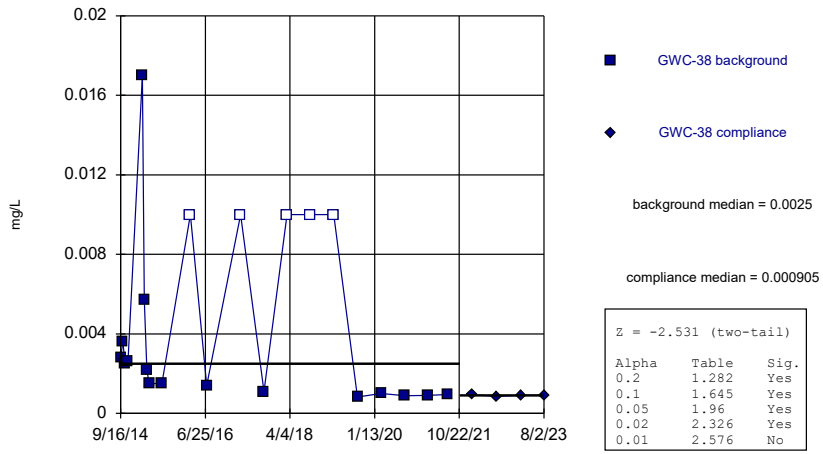

Z = -2.531 (two-tail)

Alpha	Table	Sig.
0.2	1.282	Yes
0.1	1.645	Yes
0.05	1.96	Yes
0.02	2.326	Yes
0.01	2.576	No

Constituent: Nickel Analysis Run 5/13/2024 9:53 AM View: Appendix I - Mann-Whitney
Plant Bowen Data: Bowen 3-4 CCR

Sanitas™ v.10.0.16e Software licensed to . UG
Hollow symbols indicate censored values.

Mann-Whitney (Wilcoxon Rank Sum)

GWA-2 (bg)

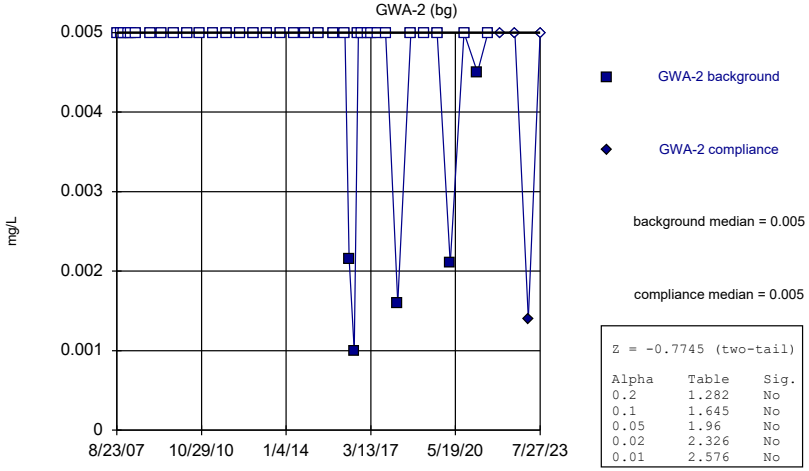

Z = -0.7745 (two-tail)

Alpha	Table	Sig.
0.2	1.282	No
0.1	1.645	No
0.05	1.96	No
0.02	2.326	No
0.01	2.576	No

Constituent: Selenium Analysis Run 5/13/2024 9:53 AM View: Appendix I - Mann-Whitney
Plant Bowen Data: Bowen 3-4 CCR

Sanitas™ v.10.0.16e Software licensed to . UG
Hollow symbols indicate censored values.

Mann-Whitney (Wilcoxon Rank Sum)

GWA-2R (bg)

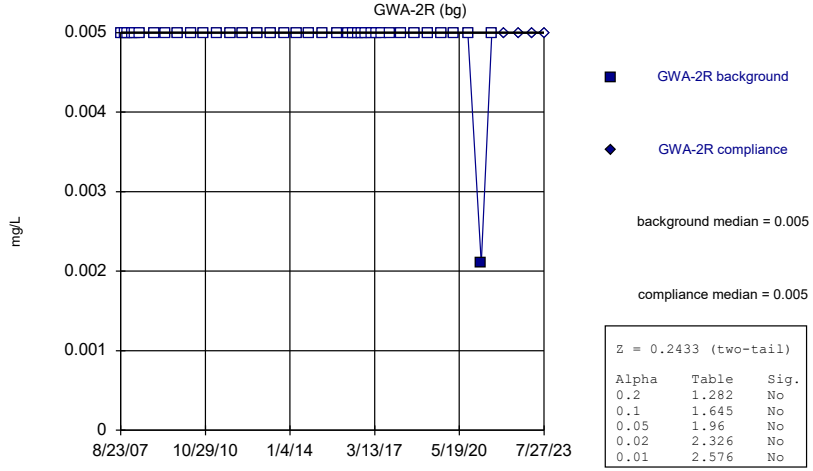

Z = 0.2433 (two-tail)

Alpha	Table	Sig.
0.2	1.282	No
0.1	1.645	No
0.05	1.96	No
0.02	2.326	No
0.01	2.576	No

Constituent: Selenium Analysis Run 5/13/2024 9:53 AM View: Appendix I - Mann-Whitney
Plant Bowen Data: Bowen 3-4 CCR

Sanitas™ v.10.0.16e Software licensed to . UG
Hollow symbols indicate censored values.

Mann-Whitney (Wilcoxon Rank Sum)

GWA-43 (bg)

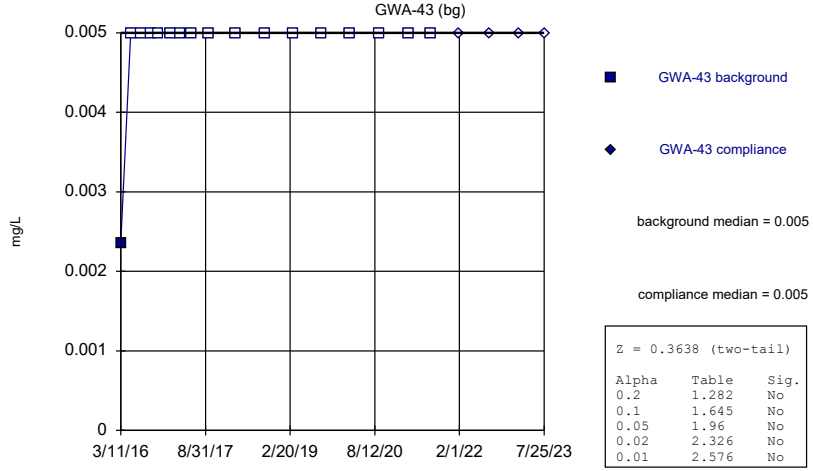

Z = 0.3638 (two-tail)

Alpha	Table	Sig.
0.2	1.282	No
0.1	1.645	No
0.05	1.96	No
0.02	2.326	No
0.01	2.576	No

Constituent: Selenium Analysis Run 5/13/2024 9:53 AM View: Appendix I - Mann-Whitney
Plant Bowen Data: Bowen 3-4 CCR

Sanitas™ v.10.0.16e Software licensed to . UG
Hollow symbols indicate censored values.

Mann-Whitney (Wilcoxon Rank Sum)

GWC-23R

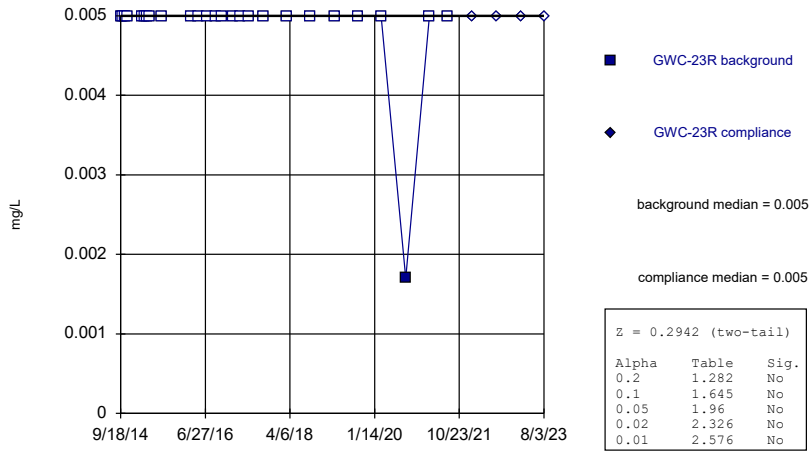

Z = 0.2942 (two-tail)

Alpha	Table	Sig.
0.2	1.282	No
0.1	1.645	No
0.05	1.96	No
0.02	2.326	No
0.01	2.576	No

Constituent: Selenium Analysis Run 5/13/2024 9:53 AM View: Appendix I - Mann-Whitney
Plant Bowen Data: Bowen 3-4 CCR

Sanitas™ v.10.0.16e Software licensed to . UG
Hollow symbols indicate censored values.

Mann-Whitney (Wilcoxon Rank Sum)

GWA-39RZ (bg)

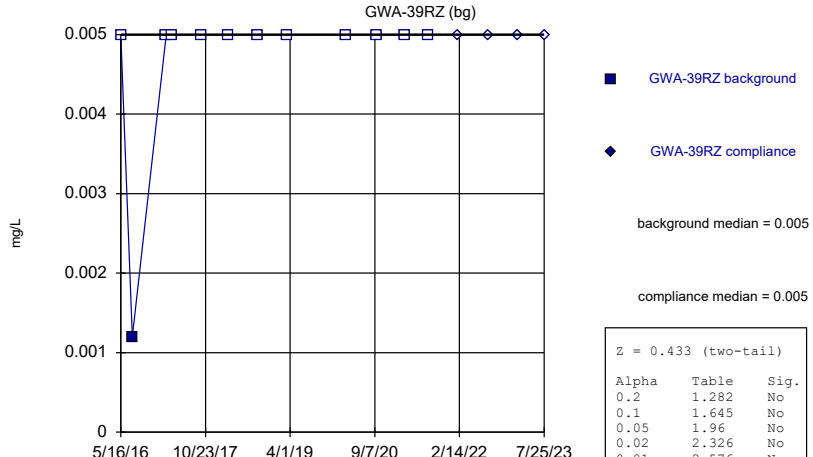

Z = 0.433 (two-tail)

Alpha	Table	Sig.
0.2	1.282	No
0.1	1.645	No
0.05	1.96	No
0.02	2.326	No
0.01	2.576	No

Constituent: Silver Analysis Run 5/13/2024 9:54 AM View: Appendix I - Mann-Whitney
Plant Bowen Data: Bowen 3-4 CCR

Sanitas™ v.10.0.16e Software licensed to . UG
Hollow symbols indicate censored values.

Mann-Whitney (Wilcoxon Rank Sum)

GWA-50 (bg)

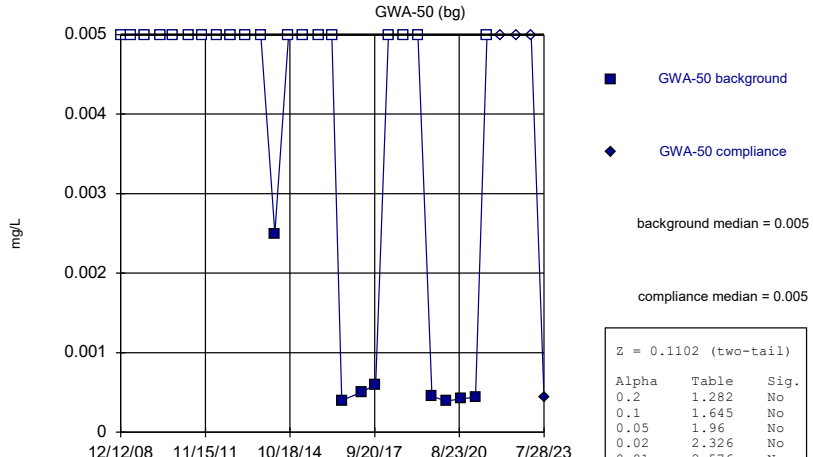

Z = 0.1102 (two-tail)

Alpha	Table	Sig.
0.2	1.282	No
0.1	1.645	No
0.05	1.96	No
0.02	2.326	No
0.01	2.576	No

Constituent: Silver Analysis Run 5/13/2024 9:54 AM View: Appendix I - Mann-Whitney
Plant Bowen Data: Bowen 3-4 CCR

Sanitas™ v.10.0.16e Software licensed to . UG
Hollow symbols indicate censored values.

Mann-Whitney (Wilcoxon Rank Sum)

GWA-50R (bg)

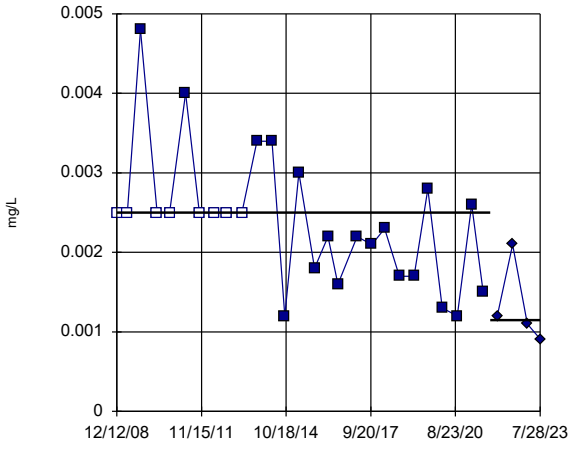

GWA-50R background

GWA-50R compliance

background median = 0.0025

compliance median = 0.00115

Z = -2.677 (two-tail)

Alpha	Table	Sig.
0.2	1.282	Yes
0.1	1.645	Yes
0.05	1.96	Yes
0.02	2.326	Yes
0.01	2.576	Yes

Constituent: Silver Analysis Run 5/13/2024 9:54 AM View: Appendix I - Mann-Whitney
Plant Bowen Data: Bowen 3-4 CCR

Sanitas™ v.10.0.16e Software licensed to . UG
Hollow symbols indicate censored values.

Mann-Whitney (Wilcoxon Rank Sum)

GWC-16R

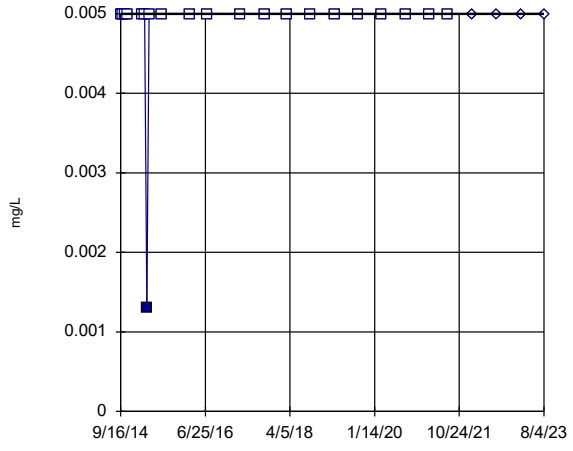

GWC-16R background

GWC-16R compliance

background median = 0.005

compliance median = 0.005

Z = 0.3273 (two-tail)

Alpha	Table	Sig.
0.2	1.282	No
0.1	1.645	No
0.05	1.96	No
0.02	2.326	No
0.01	2.576	No

Constituent: Silver Analysis Run 5/13/2024 9:54 AM View: Appendix I - Mann-Whitney
Plant Bowen Data: Bowen 3-4 CCR

Sanitas™ v.10.0.16e Software licensed to . UG
Hollow symbols indicate censored values.

Mann-Whitney (Wilcoxon Rank Sum)

GWC-17R

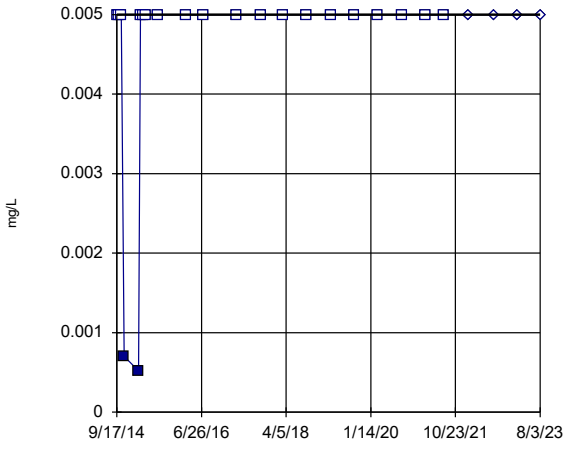

GWC-17R background

GWC-17R compliance

background median = 0.005

compliance median = 0.005

Z = 0.5512 (two-tail)

Alpha	Table	Sig.
0.2	1.282	No
0.1	1.645	No
0.05	1.96	No
0.02	2.326	No
0.01	2.576	No

Constituent: Silver Analysis Run 5/13/2024 9:54 AM View: Appendix I - Mann-Whitney
Plant Bowen Data: Bowen 3-4 CCR

Sanitas™ v.10.0.16e Software licensed to . UG
Hollow symbols indicate censored values.

Mann-Whitney (Wilcoxon Rank Sum)

GWC-18R

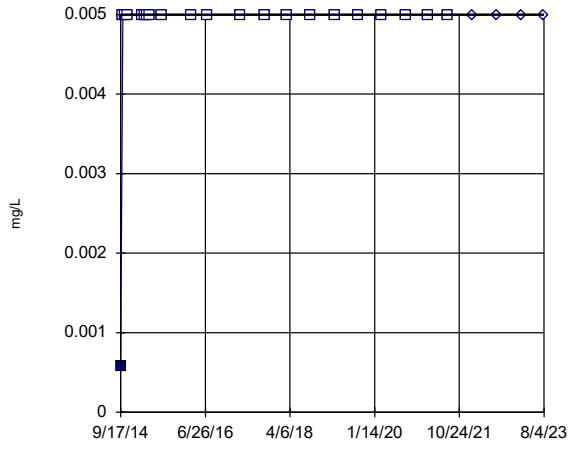

GWC-18R background

GWC-18R compliance

background median = 0.005

compliance median = 0.005

Z = 0.3273 (two-tail)

Alpha	Table	Sig.
0.2	1.282	No
0.1	1.645	No
0.05	1.96	No
0.02	2.326	No
0.01	2.576	No

Constituent: Silver Analysis Run 5/13/2024 9:54 AM View: Appendix I - Mann-Whitney
Plant Bowen Data: Bowen 3-4 CCR

Sanitas™ v.10.0.16e Software licensed to . UG
Hollow symbols indicate censored values.

Mann-Whitney (Wilcoxon Rank Sum)

GWC-38

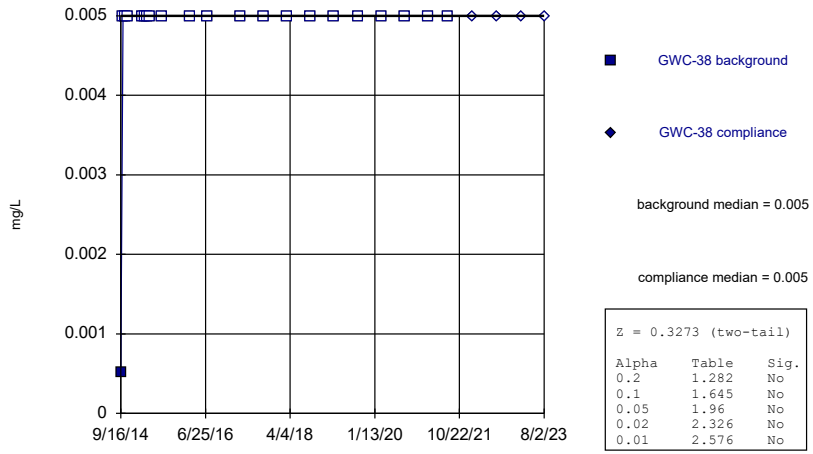

Z = 0.3273 (two-tail)

Alpha	Table	Sig.
0.2	1.282	No
0.1	1.645	No
0.05	1.96	No
0.02	2.326	No
0.01	2.576	No

Constituent: Silver Analysis Run 5/13/2024 9:54 AM View: Appendix I - Mann-Whitney
Plant Bowen Data: Bowen 3-4 CCR

Sanitas™ v.10.0.16e Software licensed to . UG
Hollow symbols indicate censored values.

Mann-Whitney (Wilcoxon Rank Sum)

GWA-2R (bg)

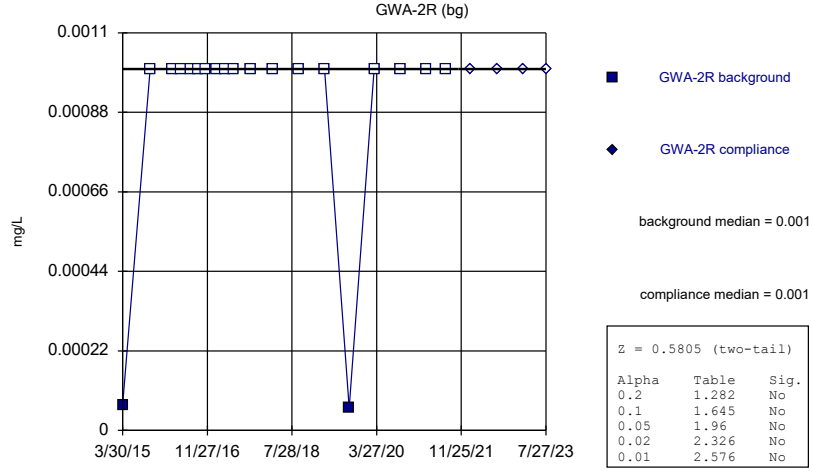

Z = 0.5805 (two-tail)

Alpha	Table	Sig.
0.2	1.282	No
0.1	1.645	No
0.05	1.96	No
0.02	2.326	No
0.01	2.576	No

Constituent: Thallium Analysis Run 5/13/2024 9:54 AM View: Appendix I - Mann-Whitney
Plant Bowen Data: Bowen 3-4 CCR

Sanitas™ v.10.0.16e Software licensed to . UG
Hollow symbols indicate censored values.

Mann-Whitney (Wilcoxon Rank Sum)

GWA-39RZ (bg)

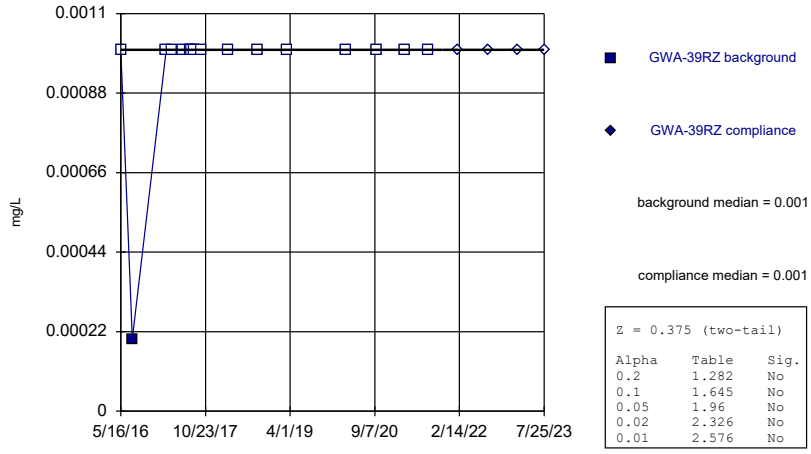

Z = 0.375 (two-tail)

Alpha	Table	Sig.
0.2	1.282	No
0.1	1.645	No
0.05	1.96	No
0.02	2.326	No
0.01	2.576	No

Constituent: Thallium Analysis Run 5/13/2024 9:54 AM View: Appendix I - Mann-Whitney
Plant Bowen Data: Bowen 3-4 CCR

Sanitas™ v.10.0.16e Software licensed to . UG
Hollow symbols indicate censored values.

Mann-Whitney (Wilcoxon Rank Sum)

GWA-39Z (bg)

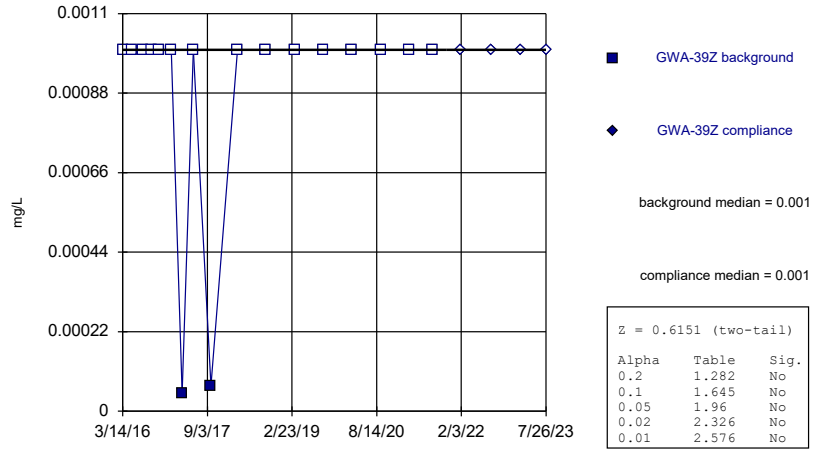

Z = 0.6151 (two-tail)

Alpha	Table	Sig.
0.2	1.282	No
0.1	1.645	No
0.05	1.96	No
0.02	2.326	No
0.01	2.576	No

Constituent: Thallium Analysis Run 5/13/2024 9:54 AM View: Appendix I - Mann-Whitney
Plant Bowen Data: Bowen 3-4 CCR

Sanitas™ v.10.0.16e Software licensed to . UG
Hollow symbols indicate censored values.

Mann-Whitney (Wilcoxon Rank Sum)

GWA-40 (bg)

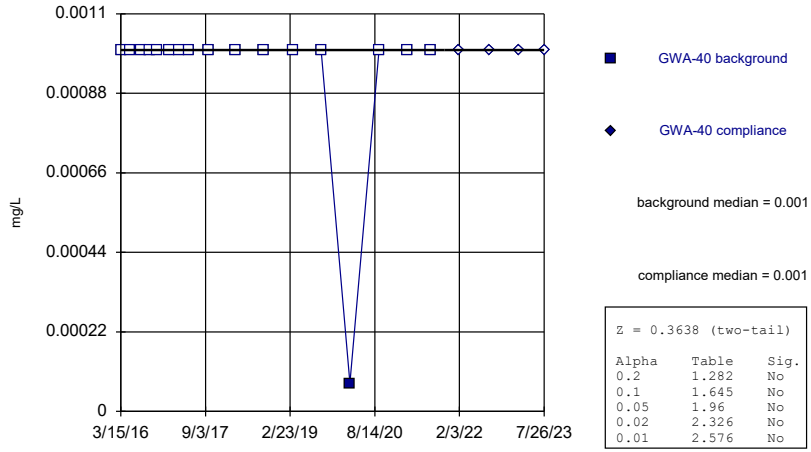

Z = 0.3638 (two-tail)

Alpha	Table	Sig.
0.2	1.282	No
0.1	1.645	No
0.05	1.96	No
0.02	2.326	No
0.01	2.576	No

Constituent: Thallium Analysis Run 5/13/2024 9:54 AM View: Appendix I - Mann-Whitney
Plant Bowen Data: Bowen 3-4 CCR

Sanitas™ v.10.0.16e Software licensed to . UG
Hollow symbols indicate censored values.

Mann-Whitney (Wilcoxon Rank Sum)

GWA-41R (bg)

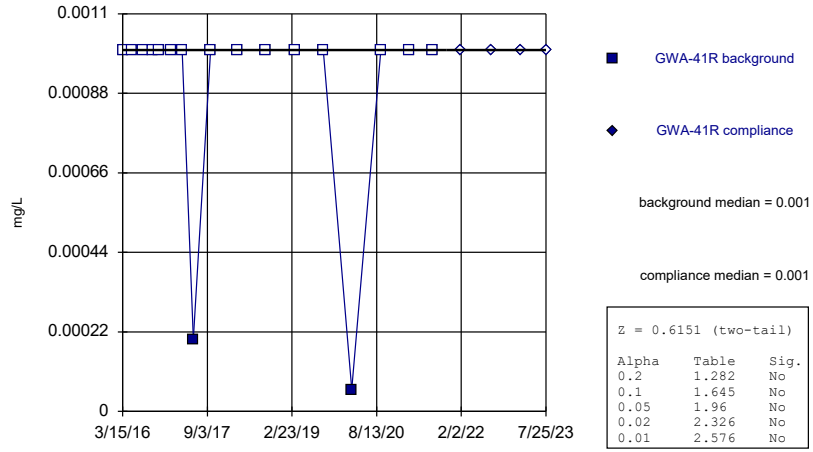

Z = 0.6151 (two-tail)

Alpha	Table	Sig.
0.2	1.282	No
0.1	1.645	No
0.05	1.96	No
0.02	2.326	No
0.01	2.576	No

Constituent: Thallium Analysis Run 5/13/2024 9:54 AM View: Appendix I - Mann-Whitney
Plant Bowen Data: Bowen 3-4 CCR

Sanitas™ v.10.0.16e Software licensed to . UG
Hollow symbols indicate censored values.

Mann-Whitney (Wilcoxon Rank Sum)

GWA-42 (bg)

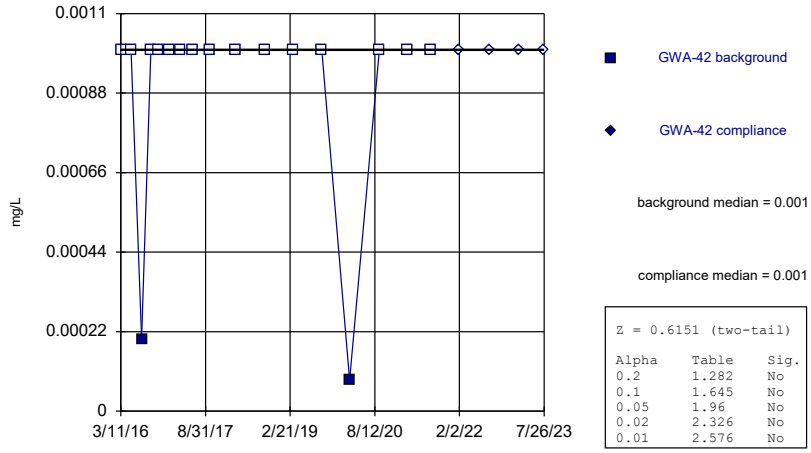

Z = 0.6151 (two-tail)

Alpha	Table	Sig.
0.2	1.282	No
0.1	1.645	No
0.05	1.96	No
0.02	2.326	No
0.01	2.576	No

Constituent: Thallium Analysis Run 5/13/2024 9:54 AM View: Appendix I - Mann-Whitney
Plant Bowen Data: Bowen 3-4 CCR

Sanitas™ v.10.0.16e Software licensed to . UG
Hollow symbols indicate censored values.

Mann-Whitney (Wilcoxon Rank Sum)

GWA-43 (bg)

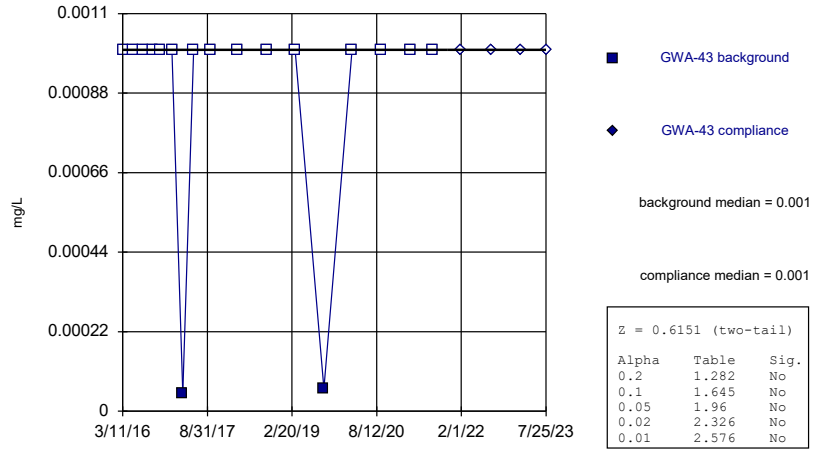

Z = 0.6151 (two-tail)

Alpha	Table	Sig.
0.2	1.282	No
0.1	1.645	No
0.05	1.96	No
0.02	2.326	No
0.01	2.576	No

Constituent: Thallium Analysis Run 5/13/2024 9:54 AM View: Appendix I - Mann-Whitney
Plant Bowen Data: Bowen 3-4 CCR

Sanitas™ v.10.0.16e Software licensed to . UG
Hollow symbols indicate censored values.

Mann-Whitney (Wilcoxon Rank Sum)

GWA-50R (bg)

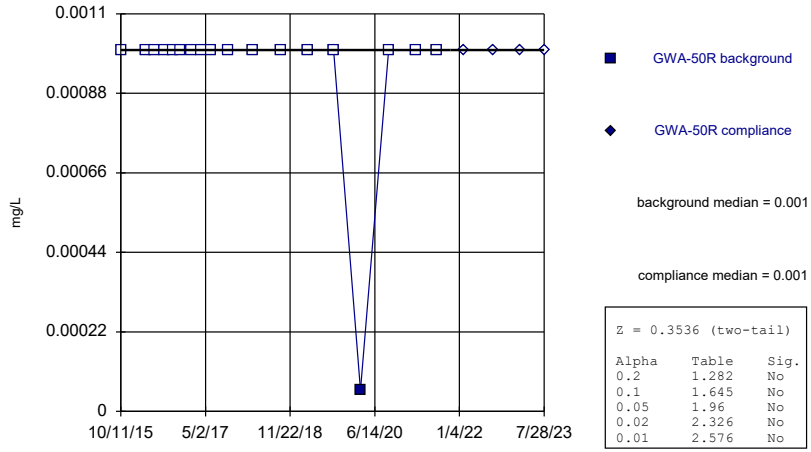

Z = 0.3536 (two-tail)

Alpha	Table	Sig.
0.2	1.282	No
0.1	1.645	No
0.05	1.96	No
0.02	2.326	No
0.01	2.576	No

Constituent: Thallium Analysis Run 5/13/2024 9:54 AM View: Appendix I - Mann-Whitney
Plant Bowen Data: Bowen 3-4 CCR

Sanitas™ v.10.0.16e Software licensed to . UG
Hollow symbols indicate censored values.

Mann-Whitney (Wilcoxon Rank Sum)

GWC-16R

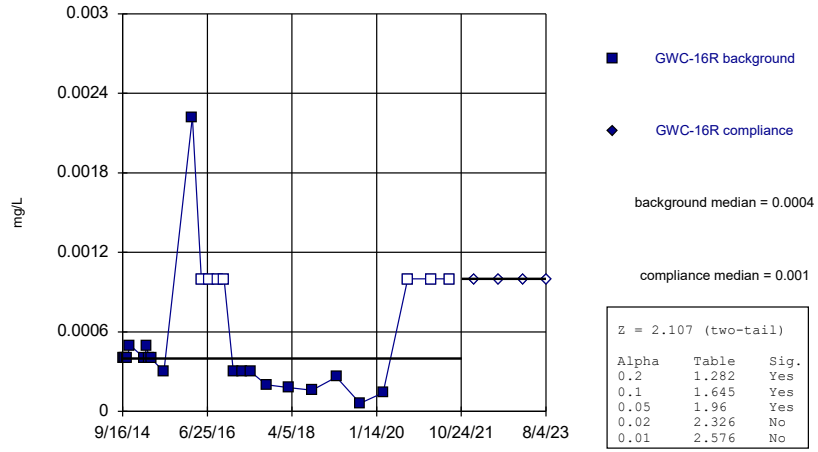

Z = 2.107 (two-tail)

Alpha	Table	Sig.
0.2	1.282	Yes
0.1	1.645	Yes
0.05	1.96	Yes
0.02	2.326	No
0.01	2.576	No

Constituent: Thallium Analysis Run 5/13/2024 9:54 AM View: Appendix I - Mann-Whitney
Plant Bowen Data: Bowen 3-4 CCR

Sanitas™ v.10.0.16e Software licensed to . UG
Hollow symbols indicate censored values.

Mann-Whitney (Wilcoxon Rank Sum)

GWC-18

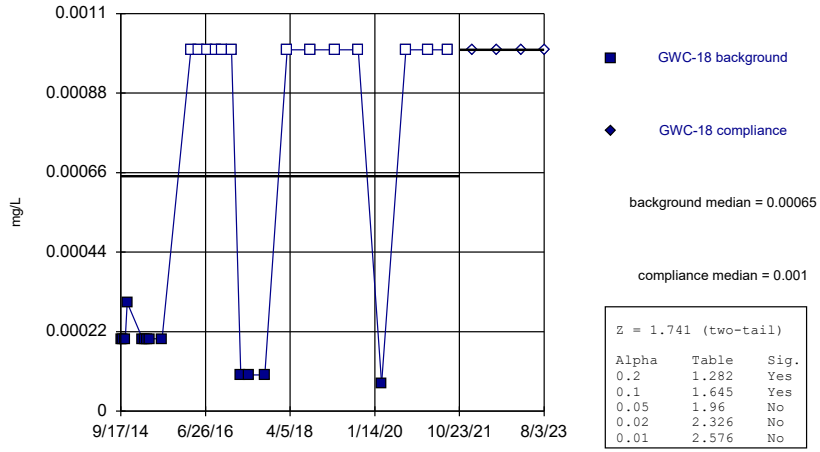

Z = 1.741 (two-tail)

Alpha	Table	Sig.
0.2	1.282	Yes
0.1	1.645	Yes
0.05	1.96	No
0.02	2.326	No
0.01	2.576	No

Constituent: Thallium Analysis Run 5/13/2024 9:54 AM View: Appendix I - Mann-Whitney
Plant Bowen Data: Bowen 3-4 CCR

Sanitas™ v.10.0.16e Software licensed to . UG
Hollow symbols indicate censored values.

Mann-Whitney (Wilcoxon Rank Sum)

GWC-20R

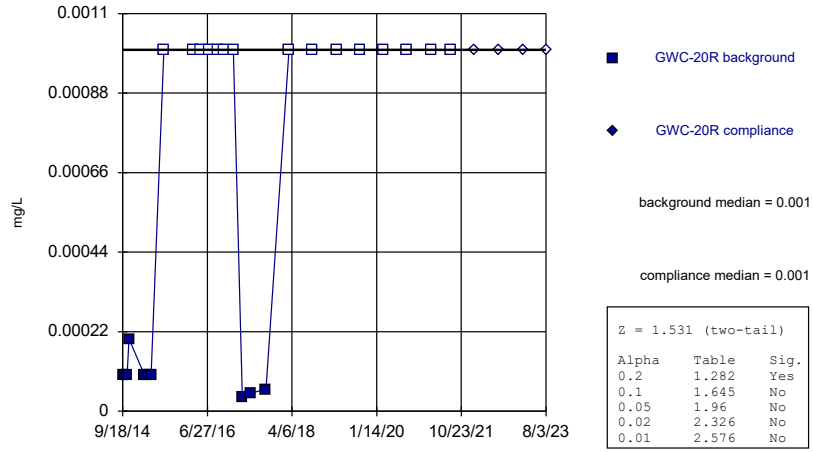

Z = 1.531 (two-tail)

Alpha	Table	Sig.
0.2	1.282	Yes
0.1	1.645	No
0.05	1.96	No
0.02	2.326	No
0.01	2.576	No

Constituent: Thallium Analysis Run 5/13/2024 9:54 AM View: Appendix I - Mann-Whitney
Plant Bowen Data: Bowen 3-4 CCR

Sanitas™ v.10.0.16e Software licensed to . UG
Hollow symbols indicate censored values.

Mann-Whitney (Wilcoxon Rank Sum)

GWC-21R

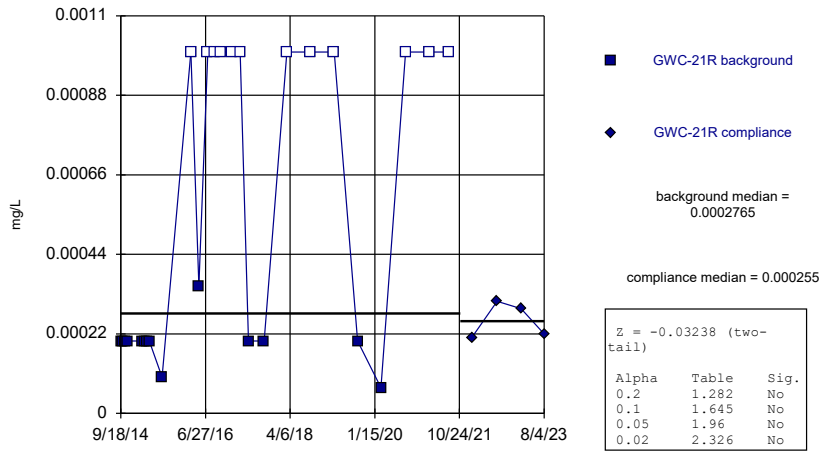

Z = -0.03238 (two-tail)

Alpha	Table	Sig.
0.2	1.282	No
0.1	1.645	No
0.05	1.96	No
0.02	2.326	No

Constituent: Thallium Analysis Run 5/13/2024 9:54 AM View: Appendix I - Mann-Whitney
Plant Bowen Data: Bowen 3-4 CCR

Sanitas™ v.10.0.16e Software licensed to . UG
Hollow symbols indicate censored values.

Mann-Whitney (Wilcoxon Rank Sum)

GWC-22R

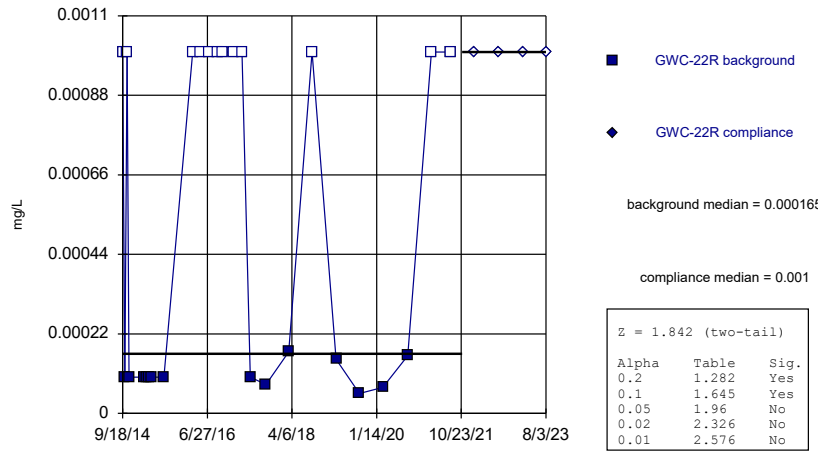

Z = 1.842 (two-tail)

Alpha	Table	Sig.
0.2	1.282	Yes
0.1	1.645	Yes
0.05	1.96	No
0.02	2.326	No
0.01	2.576	No

Constituent: Thallium Analysis Run 5/13/2024 9:54 AM View: Appendix I - Mann-Whitney
Plant Bowen Data: Bowen 3-4 CCR

Sanitas™ v.10.0.16e Software licensed to . UG
Hollow symbols indicate censored values.

Mann-Whitney (Wilcoxon Rank Sum)

GWC-23R

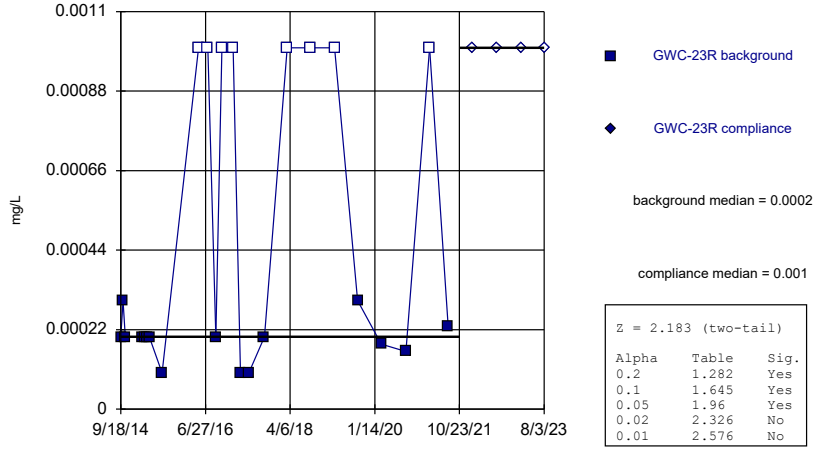

Z = 2.183 (two-tail)

Alpha	Table	Sig.
0.2	1.282	Yes
0.1	1.645	Yes
0.05	1.96	Yes
0.02	2.326	No
0.01	2.576	No

Constituent: Thallium Analysis Run 5/13/2024 9:54 AM View: Appendix I - Mann-Whitney
Plant Bowen Data: Bowen 3-4 CCR

Sanitas™ v.10.0.16e Software licensed to . UG
Hollow symbols indicate censored values.

Mann-Whitney (Wilcoxon Rank Sum)

GWC-36RA

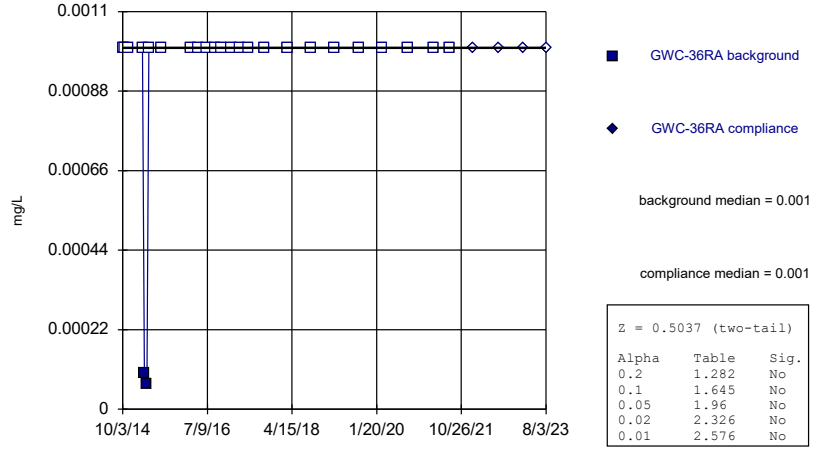

Z = 0.5037 (two-tail)

Alpha	Table	Sig.
0.2	1.282	No
0.1	1.645	No
0.05	1.96	No
0.02	2.326	No
0.01	2.576	No

Constituent: Thallium Analysis Run 5/13/2024 9:54 AM View: Appendix I - Mann-Whitney
Plant Bowen Data: Bowen 3-4 CCR

Sanitas™ v.10.0.16e Software licensed to . UG
Hollow symbols indicate censored values.

Mann-Whitney (Wilcoxon Rank Sum)

GWA-1 (bg)

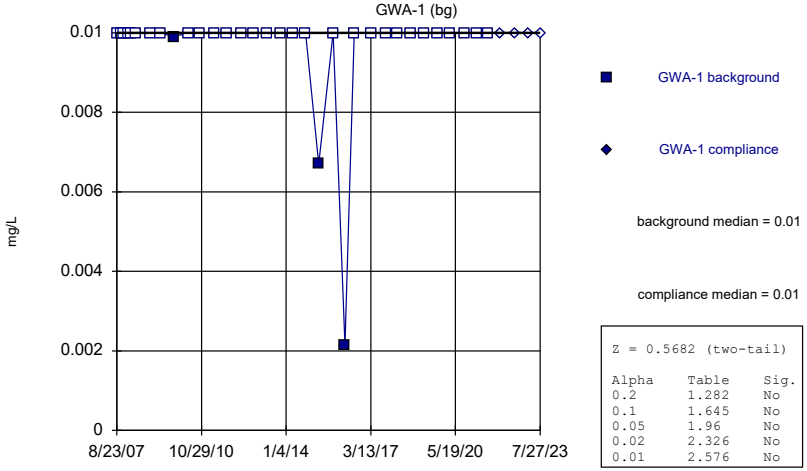

Z = 0.5682 (two-tail)

Alpha	Table	Sig.
0.2	1.282	No
0.1	1.645	No
0.05	1.96	No
0.02	2.326	No
0.01	2.576	No

Constituent: Vanadium Analysis Run 5/13/2024 9:54 AM View: Appendix I - Mann-Whitney
Plant Bowen Data: Bowen 3-4 CCR

Sanitas™ v.10.0.16e Software licensed to . UG
Hollow symbols indicate censored values.

Mann-Whitney (Wilcoxon Rank Sum)

GWA-2 (bg)

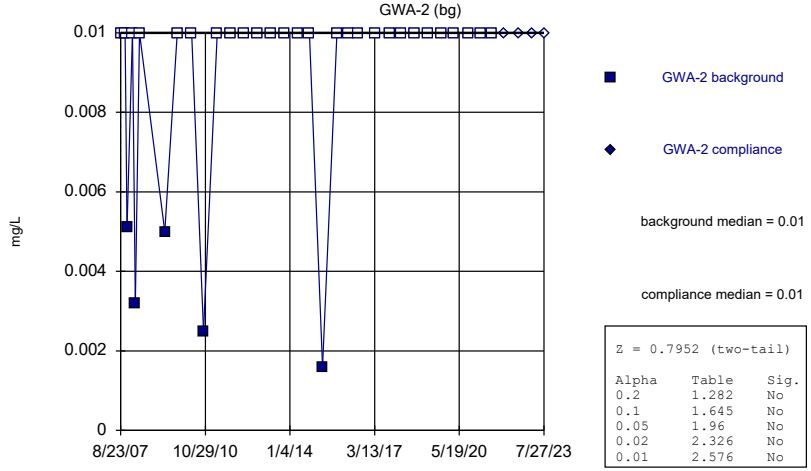

Z = 0.7952 (two-tail)

Alpha	Table	Sig.
0.2	1.282	No
0.1	1.645	No
0.05	1.96	No
0.02	2.326	No
0.01	2.576	No

Constituent: Vanadium Analysis Run 5/13/2024 9:54 AM View: Appendix I - Mann-Whitney
Plant Bowen Data: Bowen 3-4 CCR

Sanitas™ v.10.0.16e Software licensed to . UG
Hollow symbols indicate censored values.

Mann-Whitney (Wilcoxon Rank Sum)

GWA-2R (bg)

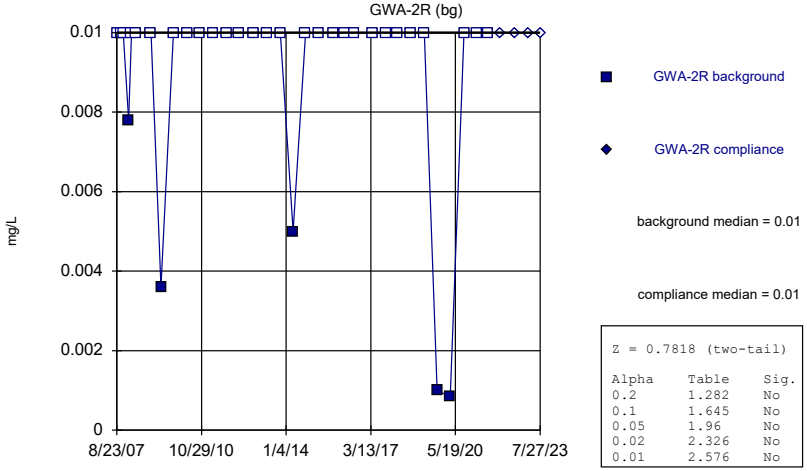

Z = 0.7818 (two-tail)

Alpha	Table	Sig.
0.2	1.282	No
0.1	1.645	No
0.05	1.96	No
0.02	2.326	No
0.01	2.576	No

Constituent: Vanadium Analysis Run 5/13/2024 9:54 AM View: Appendix I - Mann-Whitney
Plant Bowen Data: Bowen 3-4 CCR

Sanitas™ v.10.0.16e Software licensed to . UG
Hollow symbols indicate censored values.

Mann-Whitney (Wilcoxon Rank Sum)

GWA-39RZ (bg)

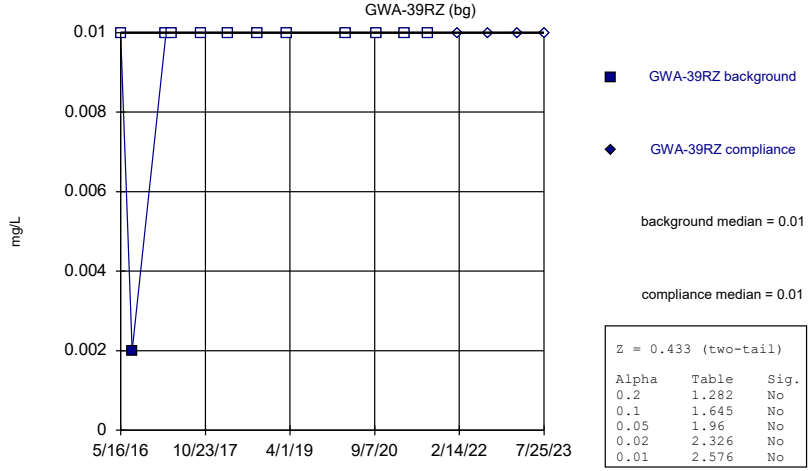

Z = 0.433 (two-tail)

Alpha	Table	Sig.
0.2	1.282	No
0.1	1.645	No
0.05	1.96	No
0.02	2.326	No
0.01	2.576	No

Constituent: Vanadium Analysis Run 5/13/2024 9:54 AM View: Appendix I - Mann-Whitney
Plant Bowen Data: Bowen 3-4 CCR

Sanitas™ v.10.0.16e Software licensed to . UG
Hollow symbols indicate censored values.

Mann-Whitney (Wilcoxon Rank Sum)

GWA-3A (bg)

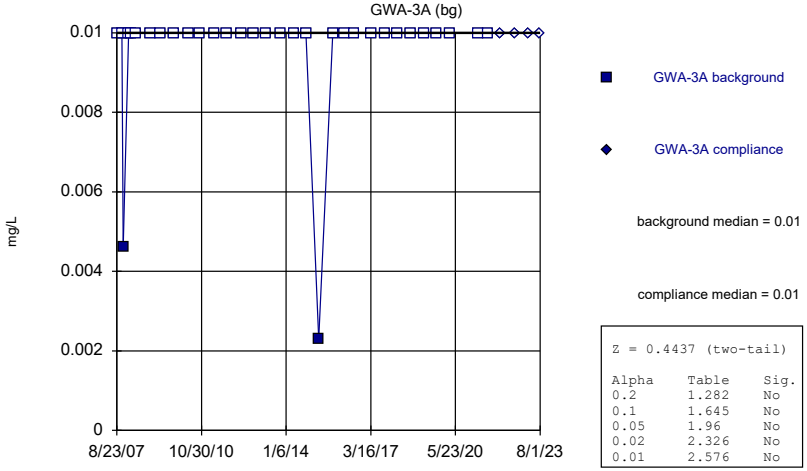

Z = 0.4437 (two-tail)

Alpha	Table	Sig.
0.2	1.282	No
0.1	1.645	No
0.05	1.96	No
0.02	2.326	No
0.01	2.576	No

Constituent: Vanadium Analysis Run 5/13/2024 9:54 AM View: Appendix I - Mann-Whitney
Plant Bowen Data: Bowen 3-4 CCR

Sanitas™ v.10.0.16e Software licensed to . UG
Hollow symbols indicate censored values.

Mann-Whitney (Wilcoxon Rank Sum)

GWA-43 (bg)

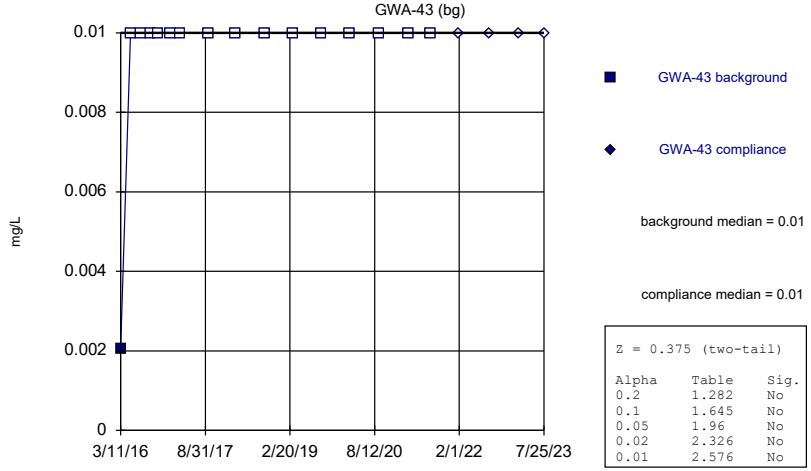

Z = 0.375 (two-tail)

Alpha	Table	Sig.
0.2	1.282	No
0.1	1.645	No
0.05	1.96	No
0.02	2.326	No
0.01	2.576	No

Constituent: Vanadium Analysis Run 5/13/2024 9:54 AM View: Appendix I - Mann-Whitney
Plant Bowen Data: Bowen 3-4 CCR

Sanitas™ v.10.0.16e Software licensed to . UG
Hollow symbols indicate censored values.

Mann-Whitney (Wilcoxon Rank Sum)

GWA-43R (bg)

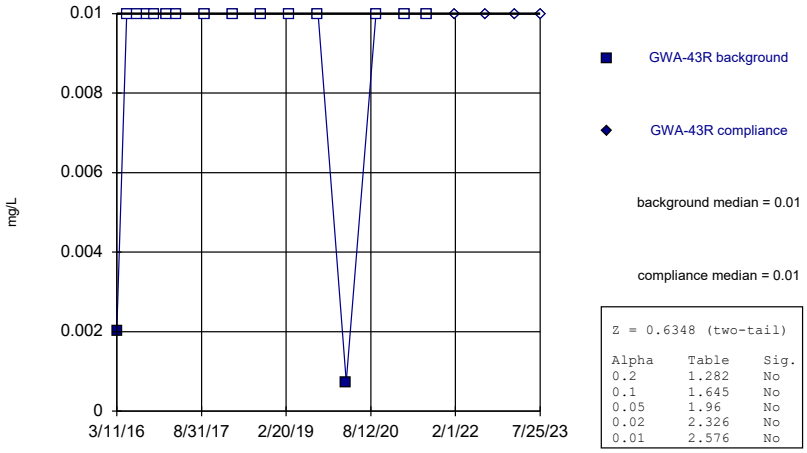

Z = 0.6348 (two-tail)

Alpha	Table	Sig.
0.2	1.282	No
0.1	1.645	No
0.05	1.96	No
0.02	2.326	No
0.01	2.576	No

Constituent: Vanadium Analysis Run 5/13/2024 9:54 AM View: Appendix I - Mann-Whitney
Plant Bowen Data: Bowen 3-4 CCR

Sanitas™ v.10.0.16e Software licensed to . UG
Hollow symbols indicate censored values.

Mann-Whitney (Wilcoxon Rank Sum)

GWA-4RZ (bg)

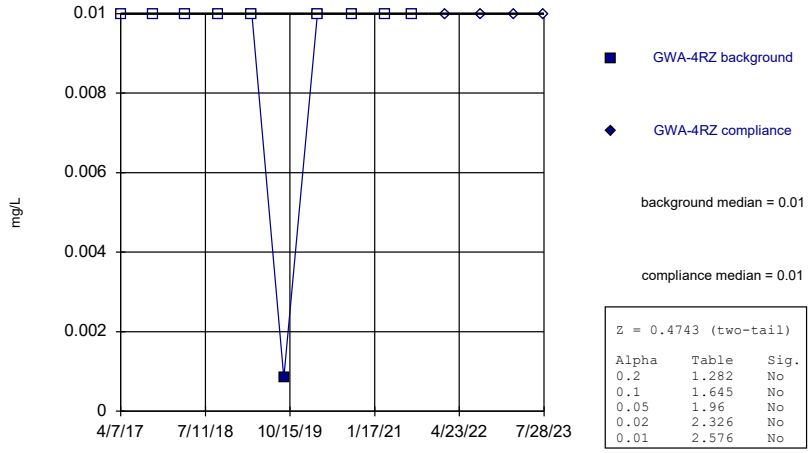

Z = 0.4743 (two-tail)

Alpha	Table	Sig.
0.2	1.282	No
0.1	1.645	No
0.05	1.96	No
0.02	2.326	No
0.01	2.576	No

Constituent: Vanadium Analysis Run 5/13/2024 9:55 AM View: Appendix I - Mann-Whitney
Plant Bowen Data: Bowen 3-4 CCR

Sanitas™ v.10.0.16e Software licensed to . UG
Hollow symbols indicate censored values.

Mann-Whitney (Wilcoxon Rank Sum)

GWA-50R (bg)

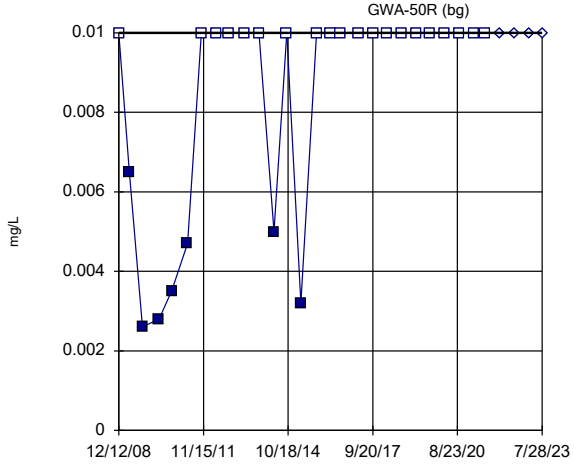

GWA-50R background

GWA-50R compliance

background median = 0.01

compliance median = 0.01

Z = 1.086 (two-tail)

Alpha	Table	Sig.
0.2	1.282	No
0.1	1.645	No
0.05	1.96	No
0.02	2.326	No
0.01	2.576	No

Constituent: Vanadium Analysis Run 5/13/2024 9:55 AM View: Appendix I - Mann-Whitney
Plant Bowen Data: Bowen 3-4 CCR

Sanitas™ v.10.0.16e Software licensed to . UG
Hollow symbols indicate censored values.

Mann-Whitney (Wilcoxon Rank Sum)

GWC-16R

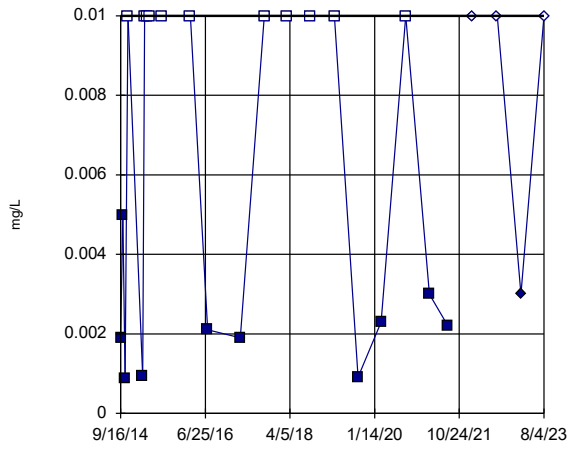

GWC-16R background

GWC-16R compliance

background median = 0.01

compliance median = 0.01

Z = 1.021 (two-tail)

Alpha	Table	Sig.
0.2	1.282	No
0.1	1.645	No
0.05	1.96	No
0.02	2.326	No
0.01	2.576	No

Constituent: Vanadium Analysis Run 5/13/2024 9:55 AM View: Appendix I - Mann-Whitney
Plant Bowen Data: Bowen 3-4 CCR

Sanitas™ v.10.0.16e Software licensed to . UG
Hollow symbols indicate censored values.

Mann-Whitney (Wilcoxon Rank Sum)

GWC-17R

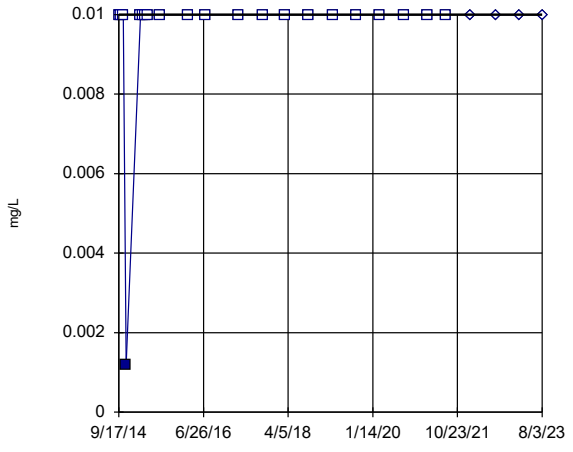

GWC-17R background

GWC-17R compliance

background median = 0.01

compliance median = 0.01

Z = 0.3273 (two-tail)

Alpha	Table	Sig.
0.2	1.282	No
0.1	1.645	No
0.05	1.96	No
0.02	2.326	No
0.01	2.576	No

Constituent: Vanadium Analysis Run 5/13/2024 9:55 AM View: Appendix I - Mann-Whitney
Plant Bowen Data: Bowen 3-4 CCR

Sanitas™ v.10.0.16e Software licensed to . UG
Hollow symbols indicate censored values.

Mann-Whitney (Wilcoxon Rank Sum)

GWC-18

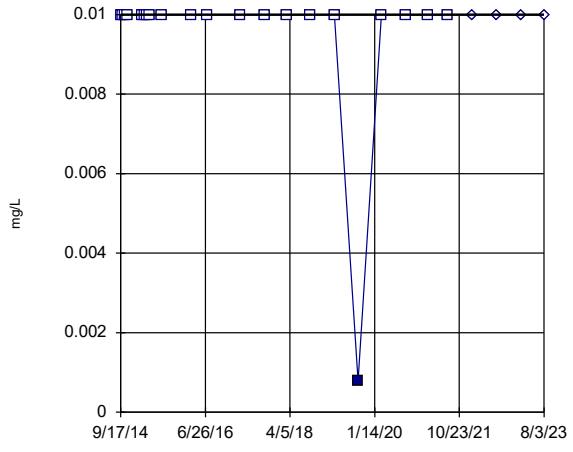

GWC-18 background

GWC-18 compliance

background median = 0.01

compliance median = 0.01

Z = 0.3273 (two-tail)

Alpha	Table	Sig.
0.2	1.282	No
0.1	1.645	No
0.05	1.96	No
0.02	2.326	No
0.01	2.576	No

Constituent: Vanadium Analysis Run 5/13/2024 9:55 AM View: Appendix I - Mann-Whitney
Plant Bowen Data: Bowen 3-4 CCR

Sanitas™ v.10.0.16e Software licensed to . UG
Hollow symbols indicate censored values.

Mann-Whitney (Wilcoxon Rank Sum)

GWC-18R

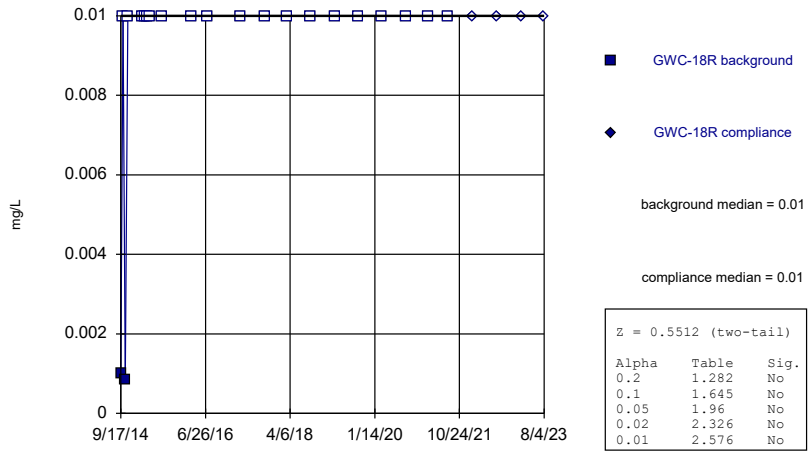

Z = 0.5512 (two-tail)

Alpha	Table	Sig.
0.2	1.282	No
0.1	1.645	No
0.05	1.96	No
0.02	2.326	No
0.01	2.576	No

Constituent: Vanadium Analysis Run 5/13/2024 9:55 AM View: Appendix I - Mann-Whitney
Plant Bowen Data: Bowen 3-4 CCR

Sanitas™ v.10.0.16e Software licensed to . UG
Hollow symbols indicate censored values.

Mann-Whitney (Wilcoxon Rank Sum)

GWC-19R

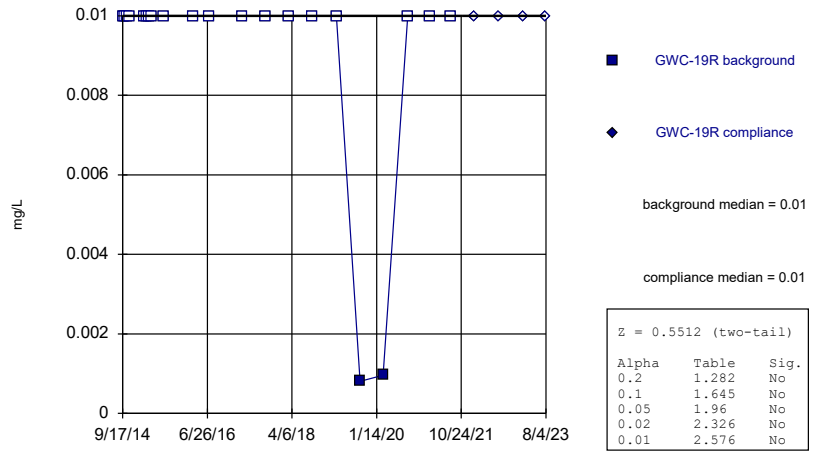

Z = 0.5512 (two-tail)

Alpha	Table	Sig.
0.2	1.282	No
0.1	1.645	No
0.05	1.96	No
0.02	2.326	No
0.01	2.576	No

Constituent: Vanadium Analysis Run 5/13/2024 9:55 AM View: Appendix I - Mann-Whitney
Plant Bowen Data: Bowen 3-4 CCR

Sanitas™ v.10.0.16e Software licensed to . UG
Hollow symbols indicate censored values.

Mann-Whitney (Wilcoxon Rank Sum)

GWC-20R

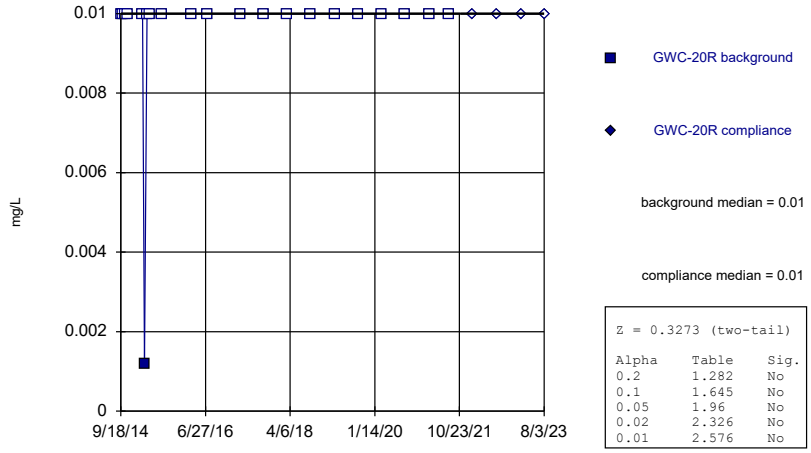

Z = 0.3273 (two-tail)

Alpha	Table	Sig.
0.2	1.282	No
0.1	1.645	No
0.05	1.96	No
0.02	2.326	No
0.01	2.576	No

Constituent: Vanadium Analysis Run 5/13/2024 9:55 AM View: Appendix I - Mann-Whitney
Plant Bowen Data: Bowen 3-4 CCR

Sanitas™ v.10.0.16e Software licensed to . UG
Hollow symbols indicate censored values.

Mann-Whitney (Wilcoxon Rank Sum)

GWC-21R

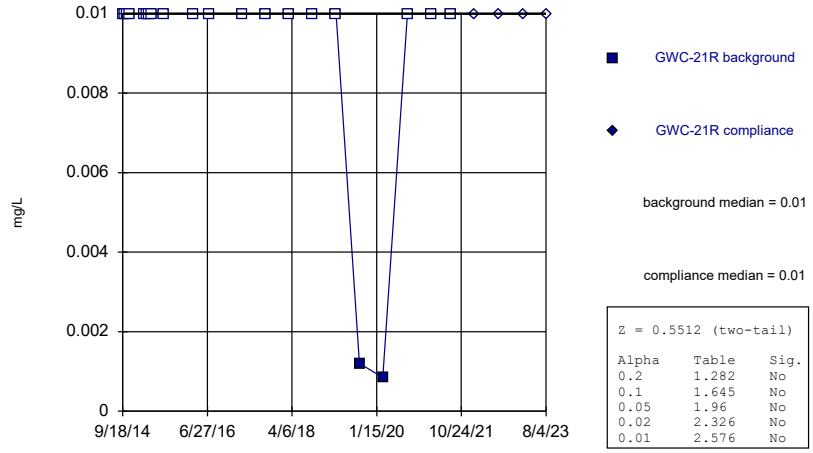

Z = 0.5512 (two-tail)

Alpha	Table	Sig.
0.2	1.282	No
0.1	1.645	No
0.05	1.96	No
0.02	2.326	No
0.01	2.576	No

Constituent: Vanadium Analysis Run 5/13/2024 9:55 AM View: Appendix I - Mann-Whitney
Plant Bowen Data: Bowen 3-4 CCR

Sanitas™ v.10.0.16e Software licensed to . UG
Hollow symbols indicate censored values.

Mann-Whitney (Wilcoxon Rank Sum)

GWC-22R

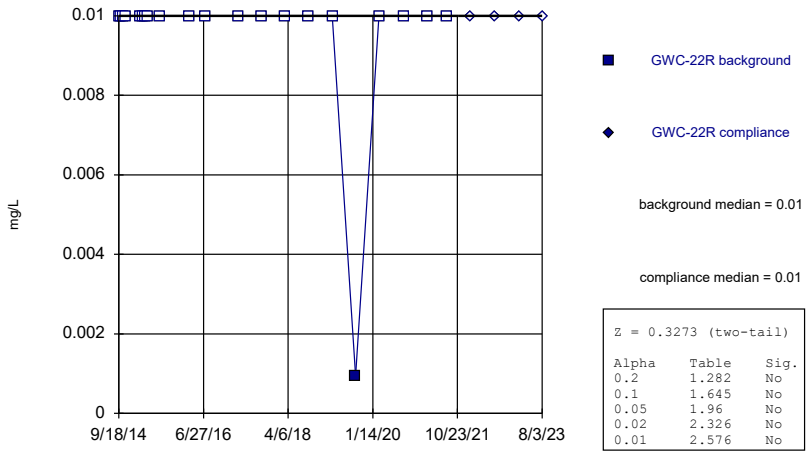

Z = 0.3273 (two-tail)

Alpha	Table	Sig.
0.2	1.282	No
0.1	1.645	No
0.05	1.96	No
0.02	2.326	No
0.01	2.576	No

Constituent: Vanadium Analysis Run 5/13/2024 9:55 AM View: Appendix I - Mann-Whitney
Plant Bowen Data: Bowen 3-4 CCR

Sanitas™ v.10.0.16e Software licensed to . UG
Hollow symbols indicate censored values.

Mann-Whitney (Wilcoxon Rank Sum)

GWC-23R

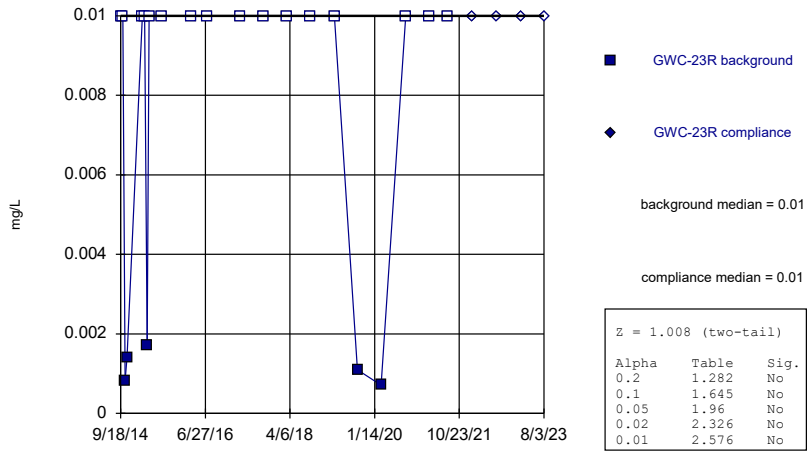

Z = 1.008 (two-tail)

Alpha	Table	Sig.
0.2	1.282	No
0.1	1.645	No
0.05	1.96	No
0.02	2.326	No
0.01	2.576	No

Constituent: Vanadium Analysis Run 5/13/2024 9:55 AM View: Appendix I - Mann-Whitney
Plant Bowen Data: Bowen 3-4 CCR

Sanitas™ v.10.0.16e Software licensed to . UG
Hollow symbols indicate censored values.

Mann-Whitney (Wilcoxon Rank Sum)

GWC-24R

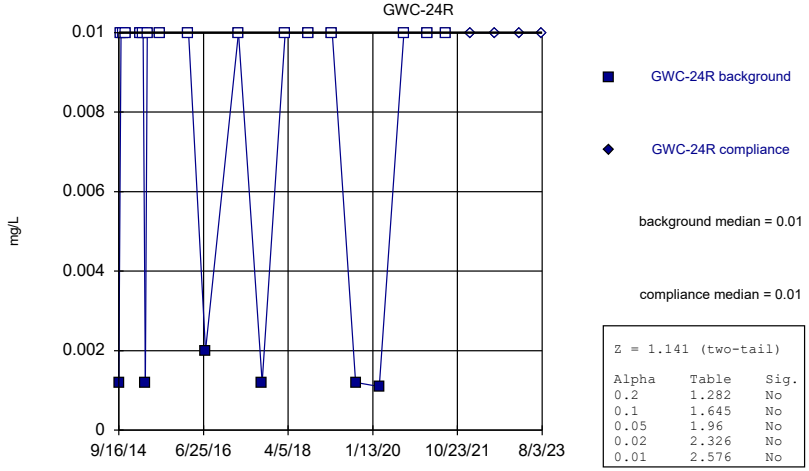

Z = 1.141 (two-tail)

Alpha	Table	Sig.
0.2	1.282	No
0.1	1.645	No
0.05	1.96	No
0.02	2.326	No
0.01	2.576	No

Constituent: Vanadium Analysis Run 5/13/2024 9:55 AM View: Appendix I - Mann-Whitney
Plant Bowen Data: Bowen 3-4 CCR

Sanitas™ v.10.0.16e Software licensed to . UG
Hollow symbols indicate censored values.

Mann-Whitney (Wilcoxon Rank Sum)

GWC-36RA

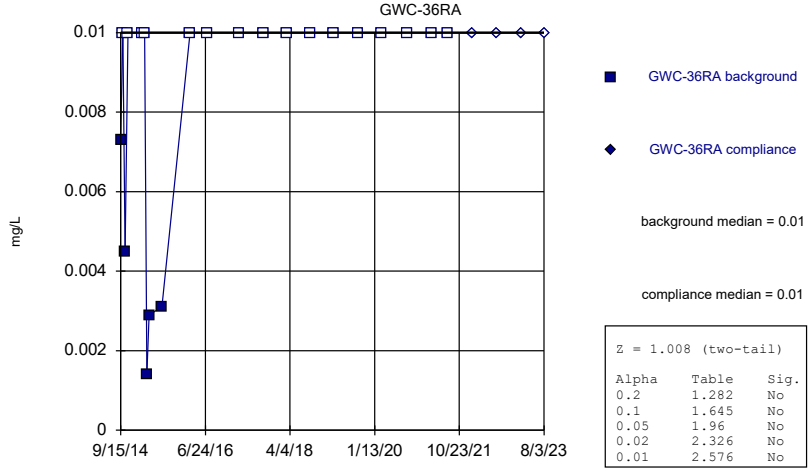

Z = 1.008 (two-tail)

Alpha	Table	Sig.
0.2	1.282	No
0.1	1.645	No
0.05	1.96	No
0.02	2.326	No
0.01	2.576	No

Constituent: Vanadium Analysis Run 5/13/2024 9:55 AM View: Appendix I - Mann-Whitney
Plant Bowen Data: Bowen 3-4 CCR

Sanitas™ v.10.0.16e Software licensed to . UG
Hollow symbols indicate censored values.

Mann-Whitney (Wilcoxon Rank Sum)

GWC-37

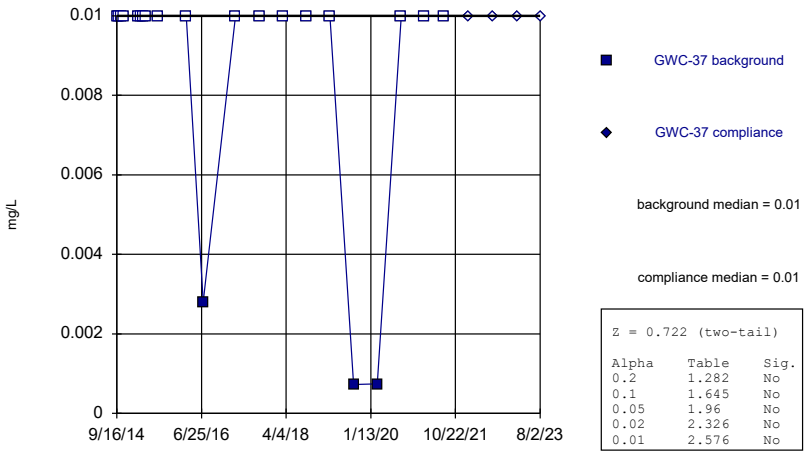

Z = 0.722 (two-tail)

Alpha	Table	Sig.
0.2	1.282	No
0.1	1.645	No
0.05	1.96	No
0.02	2.326	No
0.01	2.576	No

Constituent: Vanadium Analysis Run 5/13/2024 9:55 AM View: Appendix I - Mann-Whitney
Plant Bowen Data: Bowen 3-4 CCR

Sanitas™ v.10.0.16e Software licensed to . UG
Hollow symbols indicate censored values.

Mann-Whitney (Wilcoxon Rank Sum)

GWC-38

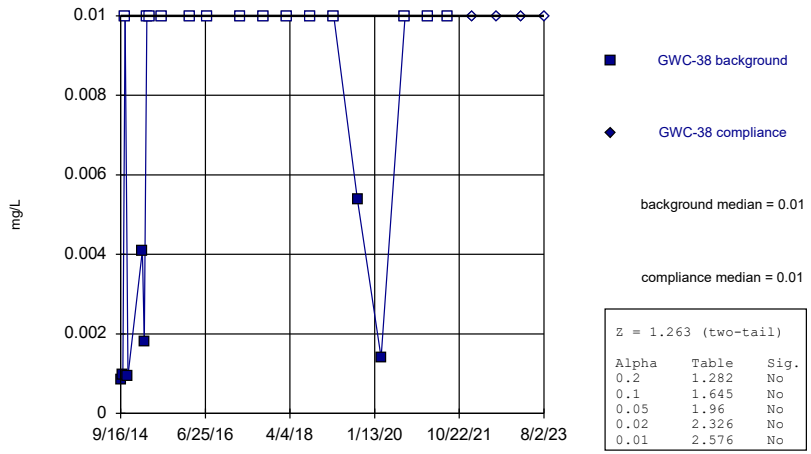

Z = 1.263 (two-tail)

Alpha	Table	Sig.
0.2	1.282	No
0.1	1.645	No
0.05	1.96	No
0.02	2.326	No
0.01	2.576	No

Constituent: Vanadium Analysis Run 5/13/2024 9:55 AM View: Appendix I - Mann-Whitney
Plant Bowen Data: Bowen 3-4 CCR

Sanitas™ v.10.0.16e Software licensed to . UG
Hollow symbols indicate censored values.

Mann-Whitney (Wilcoxon Rank Sum)

GWA-1 (bg)

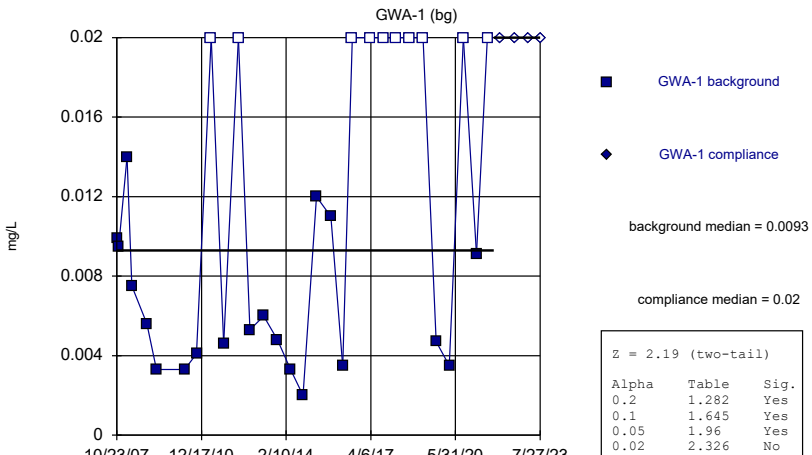

Z = 2.19 (two-tail)

Alpha	Table	Sig.
0.2	1.282	Yes
0.1	1.645	Yes
0.05	1.96	Yes
0.02	2.326	No
0.01	2.576	No

Constituent: Zinc Analysis Run 5/13/2024 9:55 AM View: Appendix I - Mann-Whitney
Plant Bowen Data: Bowen 3-4 CCR

Sanitas™ v.10.0.16e Software licensed to . UG
Hollow symbols indicate censored values.

Mann-Whitney (Wilcoxon Rank Sum)

GWA-2 (bg)

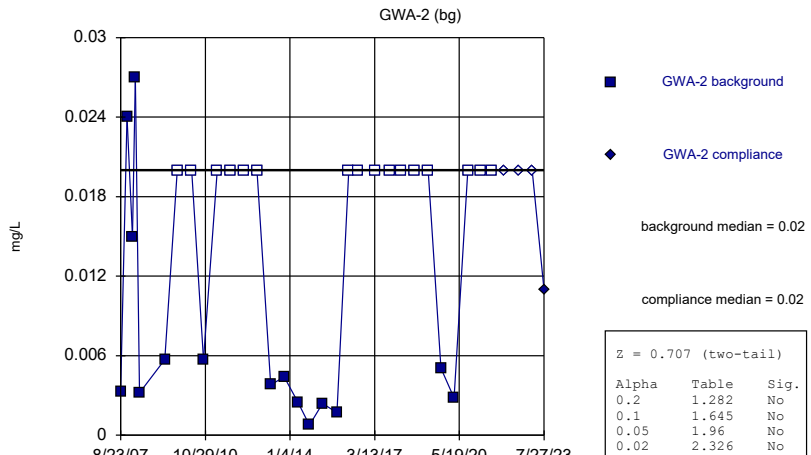

Z = 0.707 (two-tail)

Alpha	Table	Sig.
0.2	1.282	No
0.1	1.645	No
0.05	1.96	No
0.02	2.326	No
0.01	2.576	No

Constituent: Zinc Analysis Run 5/13/2024 9:55 AM View: Appendix I - Mann-Whitney
Plant Bowen Data: Bowen 3-4 CCR

Sanitas™ v.10.0.16e Software licensed to . UG
Hollow symbols indicate censored values.

Mann-Whitney (Wilcoxon Rank Sum)

GWA-2R (bg)

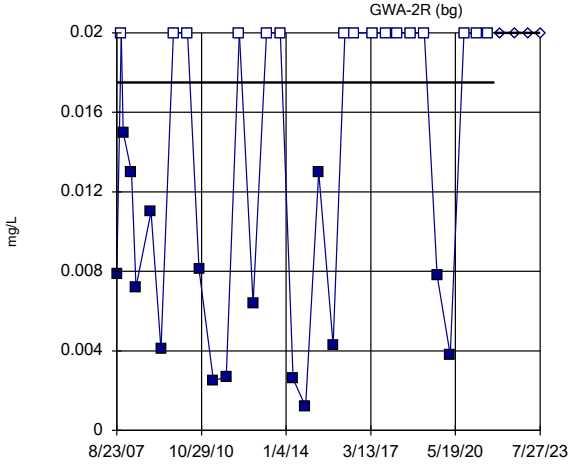

GWA-2R background

GWA-2R compliance

background median = 0.0175

compliance median = 0.02

Z = 1.742 (two-tail)

Alpha	Table	Sig.
0.2	1.282	Yes
0.1	1.645	Yes
0.05	1.96	No
0.02	2.326	No
0.01	2.576	No

Constituent: Zinc Analysis Run 5/13/2024 9:55 AM View: Appendix I - Mann-Whitney
Plant Bowen Data: Bowen 3-4 CCR

Sanitas™ v.10.0.16e Software licensed to . UG
Hollow symbols indicate censored values.

Mann-Whitney (Wilcoxon Rank Sum)

GWA-39RZ (bg)

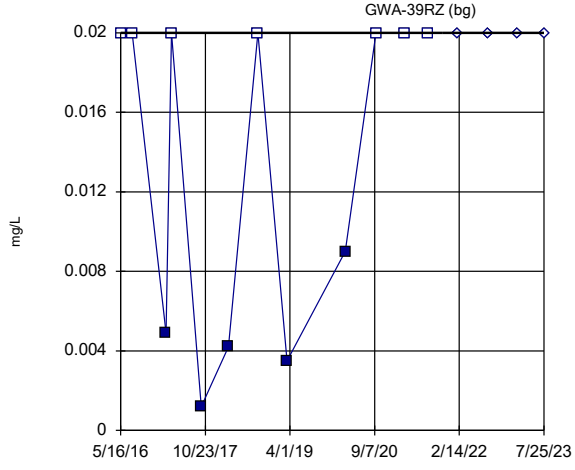

GWA-39RZ background

GWA-39RZ compliance

background median = 0.02

compliance median = 0.02

Z = 1.401 (two-tail)

Alpha	Table	Sig.
0.2	1.282	Yes
0.1	1.645	No
0.05	1.96	No
0.02	2.326	No
0.01	2.576	No

Constituent: Zinc Analysis Run 5/13/2024 9:55 AM View: Appendix I - Mann-Whitney
Plant Bowen Data: Bowen 3-4 CCR

Sanitas™ v.10.0.16e Software licensed to . UG
Hollow symbols indicate censored values.

Mann-Whitney (Wilcoxon Rank Sum)

GWA-39Z (bg)

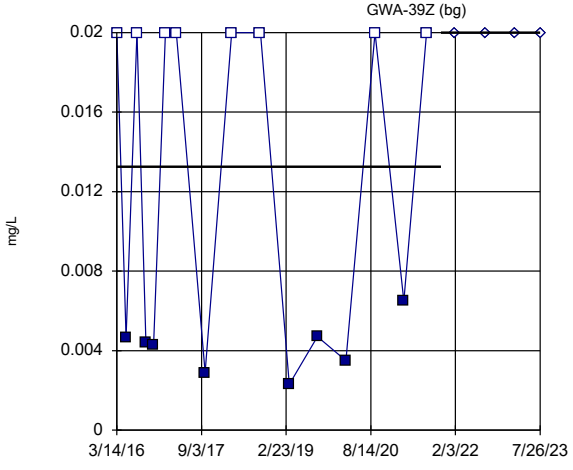

GWA-39Z background

GWA-39Z compliance

background median = 0.01325

compliance median = 0.02

Z = 1.653 (two-tail)

Alpha	Table	Sig.
0.2	1.282	Yes
0.1	1.645	Yes
0.05	1.96	No
0.02	2.326	No
0.01	2.576	No

Constituent: Zinc Analysis Run 5/13/2024 9:55 AM View: Appendix I - Mann-Whitney
Plant Bowen Data: Bowen 3-4 CCR

Sanitas™ v.10.0.16e Software licensed to . UG
Hollow symbols indicate censored values.

Mann-Whitney (Wilcoxon Rank Sum)

GWA-3A (bg)

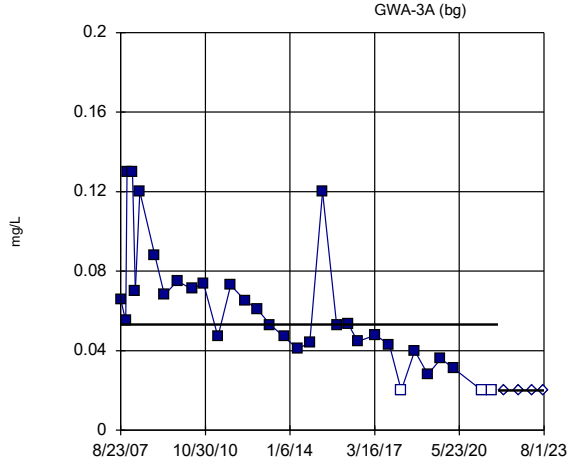

GWA-3A background

GWA-3A compliance

background median = 0.0531

compliance median = 0.02

Z = -2.956 (two-tail)

Alpha	Table	Sig.
0.2	1.282	Yes
0.1	1.645	Yes
0.05	1.96	Yes
0.02	2.326	Yes
0.01	2.576	Yes

Constituent: Zinc Analysis Run 5/13/2024 9:55 AM View: Appendix I - Mann-Whitney
Plant Bowen Data: Bowen 3-4 CCR

Sanitas™ v.10.0.16e Software licensed to . UG
Hollow symbols indicate censored values.

Mann-Whitney (Wilcoxon Rank Sum)

GWA-40 (bg)

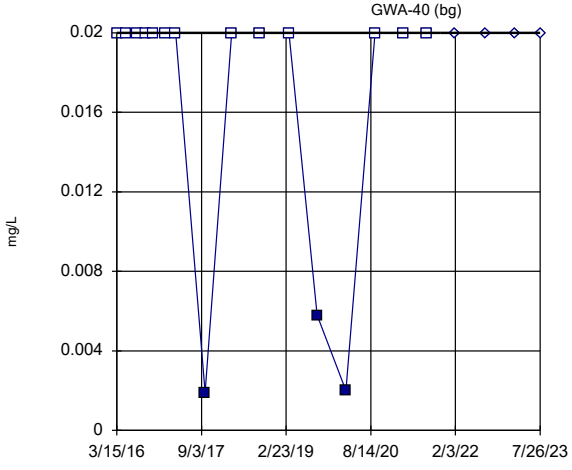

GWA-40 background

GWA-40 compliance

background median = 0.02

compliance median = 0.02

Z = 0.836 (two-tail)

Alpha	Table	Sig.
0.2	1.282	No
0.1	1.645	No
0.05	1.96	No
0.02	2.326	No
0.01	2.576	No

Constituent: Zinc Analysis Run 5/13/2024 9:55 AM View: Appendix I - Mann-Whitney
Plant Bowen Data: Bowen 3-4 CCR

Sanitas™ v.10.0.16e Software licensed to . UG
Hollow symbols indicate censored values.

Mann-Whitney (Wilcoxon Rank Sum)

GWA-41 (bg)

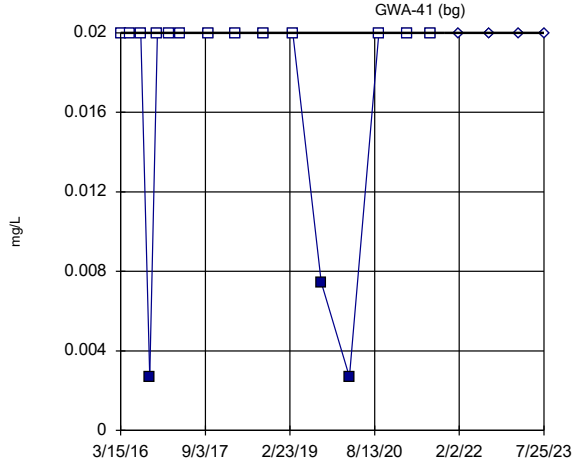

GWA-41 background

GWA-41 compliance

background median = 0.02

compliance median = 0.02

Z = 0.8368 (two-tail)

Alpha	Table	Sig.
0.2	1.282	No
0.1	1.645	No
0.05	1.96	No
0.02	2.326	No
0.01	2.576	No

Constituent: Zinc Analysis Run 5/13/2024 9:55 AM View: Appendix I - Mann-Whitney
Plant Bowen Data: Bowen 3-4 CCR

Sanitas™ v.10.0.16e Software licensed to . UG
Hollow symbols indicate censored values.

Mann-Whitney (Wilcoxon Rank Sum)

GWA-41R (bg)

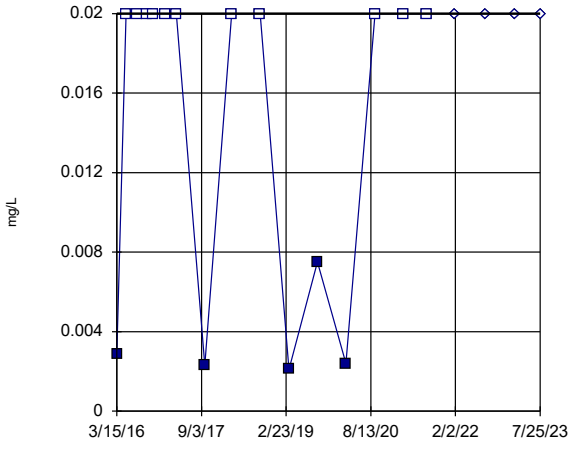

GWA-41R background

GWA-41R compliance

background median = 0.02

compliance median = 0.02

Z = 1.18 (two-tail)

Alpha	Table	Sig.
0.2	1.282	No
0.1	1.645	No
0.05	1.96	No
0.02	2.326	No
0.01	2.576	No

Constituent: Zinc Analysis Run 5/13/2024 9:55 AM View: Appendix I - Mann-Whitney
Plant Bowen Data: Bowen 3-4 CCR

Sanitas™ v.10.0.16e Software licensed to . UG
Hollow symbols indicate censored values.

Mann-Whitney (Wilcoxon Rank Sum)

GWA-42 (bg)

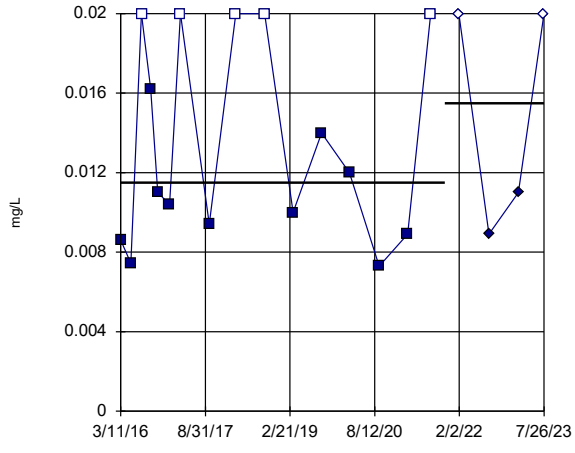

GWA-42 background

GWA-42 compliance

background median = 0.0115

compliance median = 0.0155

Z = 0.5314 (two-tail)

Alpha	Table	Sig.
0.2	1.282	No
0.1	1.645	No
0.05	1.96	No
0.02	2.326	No
0.01	2.576	No

Constituent: Zinc Analysis Run 5/13/2024 9:55 AM View: Appendix I - Mann-Whitney
Plant Bowen Data: Bowen 3-4 CCR

Sanitas™ v.10.0.16e Software licensed to . UG
Hollow symbols indicate censored values.

Mann-Whitney (Wilcoxon Rank Sum)

GWA-43 (bg)

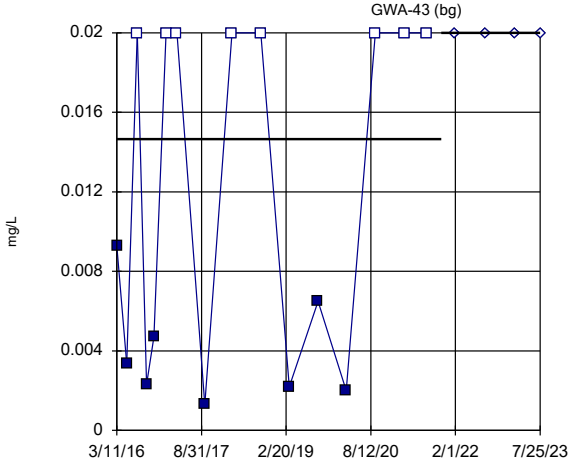

GWA-43 background

GWA-43 compliance

background median = 0.01465

compliance median = 0.02

Z = 1.653 (two-tail)

Alpha	Table	Sig.
0.2	1.282	Yes
0.1	1.645	Yes
0.05	1.96	No
0.02	2.326	No
0.01	2.576	No

Constituent: Zinc Analysis Run 5/13/2024 9:55 AM View: Appendix I - Mann-Whitney
Plant Bowen Data: Bowen 3-4 CCR

Sanitas™ v.10.0.16e Software licensed to . UG
Hollow symbols indicate censored values.

Mann-Whitney (Wilcoxon Rank Sum)

GWA-43R (bg)

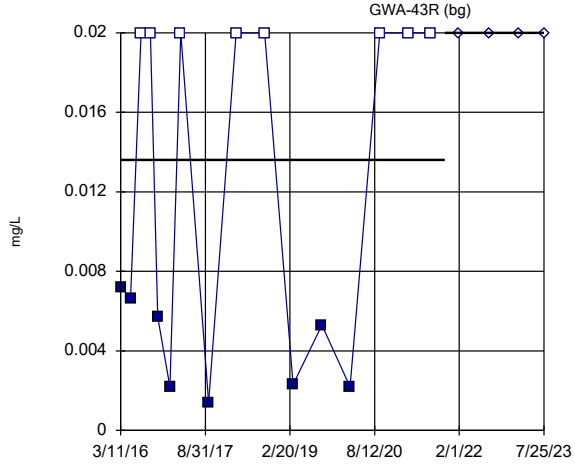

GWA-43R background

GWA-43R compliance

background median = 0.01361

compliance median = 0.02

Z = 1.654 (two-tail)

Alpha	Table	Sig.
0.2	1.282	Yes
0.1	1.645	Yes
0.05	1.96	No
0.02	2.326	No
0.01	2.576	No

Constituent: Zinc Analysis Run 5/13/2024 9:55 AM View: Appendix I - Mann-Whitney
Plant Bowen Data: Bowen 3-4 CCR

Sanitas™ v.10.0.16e Software licensed to . UG
Hollow symbols indicate censored values.

Mann-Whitney (Wilcoxon Rank Sum)

GWA-4RZ (bg)

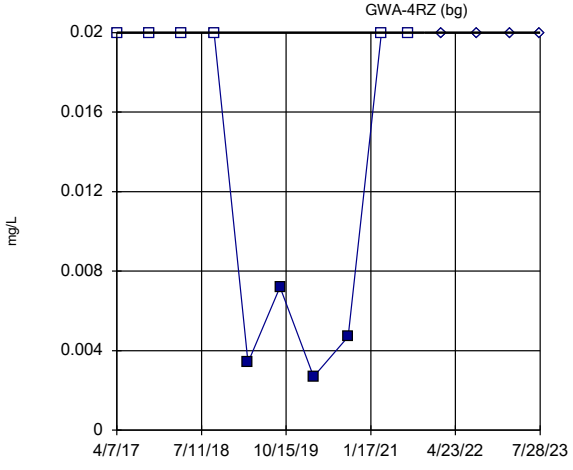

GWA-4RZ background

GWA-4RZ compliance

background median = 0.02

compliance median = 0.02

Z = 1.329 (two-tail)

Alpha	Table	Sig.
0.2	1.282	Yes
0.1	1.645	No
0.05	1.96	No
0.02	2.326	No
0.01	2.576	No

Constituent: Zinc Analysis Run 5/13/2024 9:55 AM View: Appendix I - Mann-Whitney
Plant Bowen Data: Bowen 3-4 CCR

Sanitas™ v.10.0.16e Software licensed to . UG
Hollow symbols indicate censored values.

Mann-Whitney (Wilcoxon Rank Sum)

GWA-50 (bg)

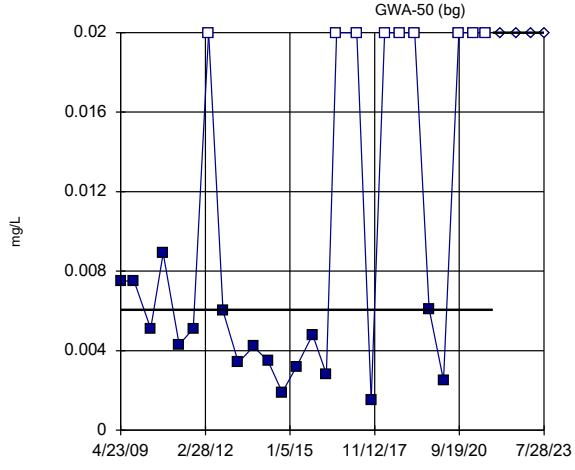

GWA-50 background

GWA-50 compliance

background median = 0.00605

compliance median = 0.02

Z = 2.132 (two-tail)

Alpha	Table	Sig.
0.2	1.282	Yes
0.1	1.645	Yes
0.05	1.96	Yes
0.02	2.326	No
0.01	2.576	No

Constituent: Zinc Analysis Run 5/13/2024 9:55 AM View: Appendix I - Mann-Whitney
Plant Bowen Data: Bowen 3-4 CCR

Sanitas™ v.10.0.16e Software licensed to . UG
Hollow symbols indicate censored values.

Mann-Whitney (Wilcoxon Rank Sum)

GWA-50R (bg)

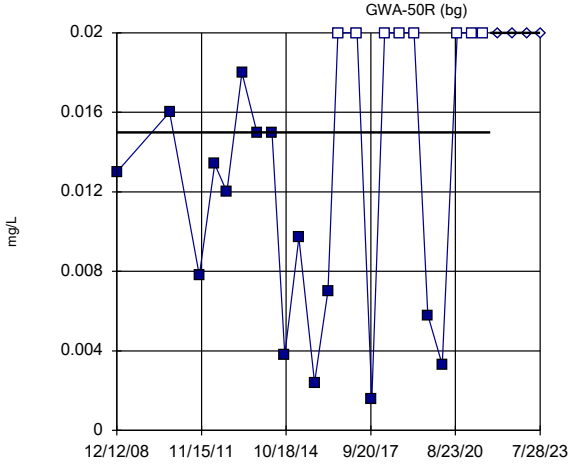

GWA-50R background

GWA-50R compliance

background median = 0.015

compliance median = 0.02

Z = 2.108 (two-tail)

Alpha	Table	Sig.
0.2	1.282	Yes
0.1	1.645	Yes
0.05	1.96	Yes
0.02	2.326	No
0.01	2.576	No

Constituent: Zinc Analysis Run 5/13/2024 9:55 AM View: Appendix I - Mann-Whitney
Plant Bowen Data: Bowen 3-4 CCR

Sanitas™ v.10.0.16e Software licensed to . UG
Hollow symbols indicate censored values.

Mann-Whitney (Wilcoxon Rank Sum)

GWC-16R

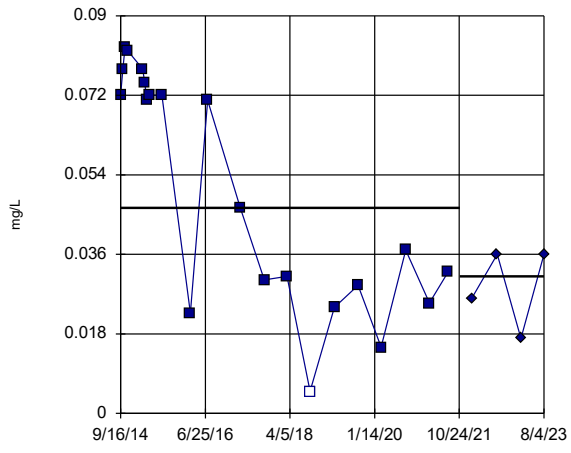

GWC-16R background

GWC-16R compliance

background median = 0.0465

compliance median = 0.031

Z = -1.299 (two-tail)

Alpha	Table	Sig.
0.2	1.282	Yes
0.1	1.645	No
0.05	1.96	No
0.02	2.326	No
0.01	2.576	No

Constituent: Zinc Analysis Run 5/13/2024 9:55 AM View: Appendix I - Mann-Whitney
Plant Bowen Data: Bowen 3-4 CCR

Sanitas™ v.10.0.16e Software licensed to . UG
Hollow symbols indicate censored values.

Mann-Whitney (Wilcoxon Rank Sum)

GWC-17R

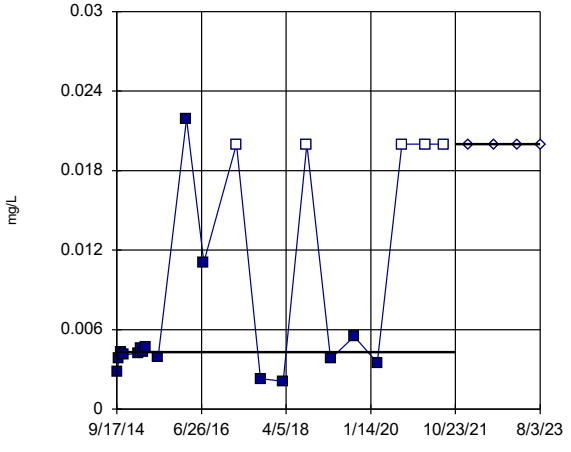

GWC-17R background

GWC-17R compliance

background median = 0.0043

compliance median = 0.02

Z = 2.088 (two-tail)

Alpha	Table	Sig.
0.2	1.282	Yes
0.1	1.645	Yes
0.05	1.96	Yes
0.02	2.326	No
0.01	2.576	No

Constituent: Zinc Analysis Run 5/13/2024 9:55 AM View: Appendix I - Mann-Whitney
Plant Bowen Data: Bowen 3-4 CCR

Sanitas™ v.10.0.16e Software licensed to . UG
Hollow symbols indicate censored values.

Mann-Whitney (Wilcoxon Rank Sum)

GWC-18

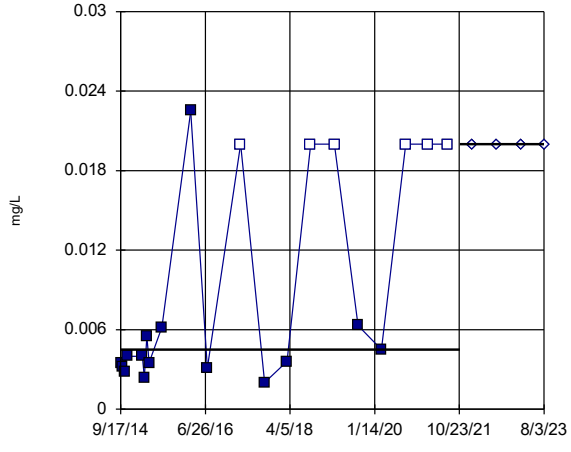

GWC-18 background

GWC-18 compliance

background median = 0.0045

compliance median = 0.02

Z = 1.954 (two-tail)

Alpha	Table	Sig.
0.2	1.282	Yes
0.1	1.645	Yes
0.05	1.96	No
0.02	2.326	No
0.01	2.576	No

Constituent: Zinc Analysis Run 5/13/2024 9:55 AM View: Appendix I - Mann-Whitney
Plant Bowen Data: Bowen 3-4 CCR

Sanitas™ v.10.0.16e Software licensed to . UG
Hollow symbols indicate censored values.

Mann-Whitney (Wilcoxon Rank Sum)

GWC-18R

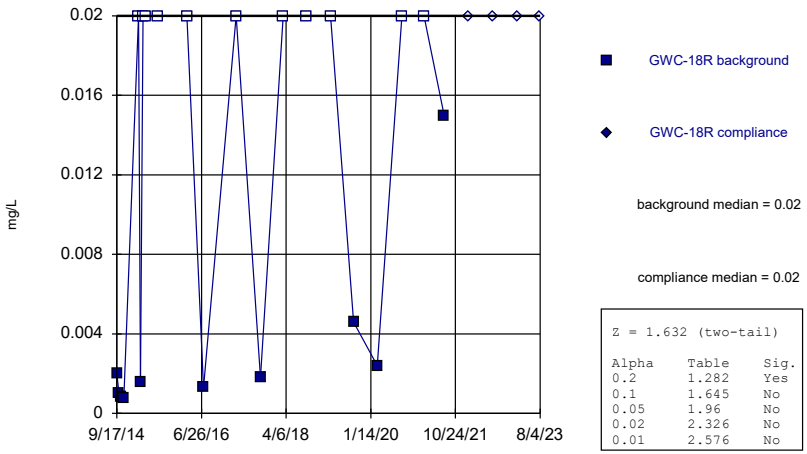

Z = 1.632 (two-tail)

Alpha	Table	Sig.
0.2	1.282	Yes
0.1	1.645	No
0.05	1.96	No
0.02	2.326	No
0.01	2.576	No

Constituent: Zinc Analysis Run 5/13/2024 9:55 AM View: Appendix I - Mann-Whitney
Plant Bowen Data: Bowen 3-4 CCR

Sanitas™ v.10.0.16e Software licensed to . UG
Hollow symbols indicate censored values.

Mann-Whitney (Wilcoxon Rank Sum)

GWC-19R

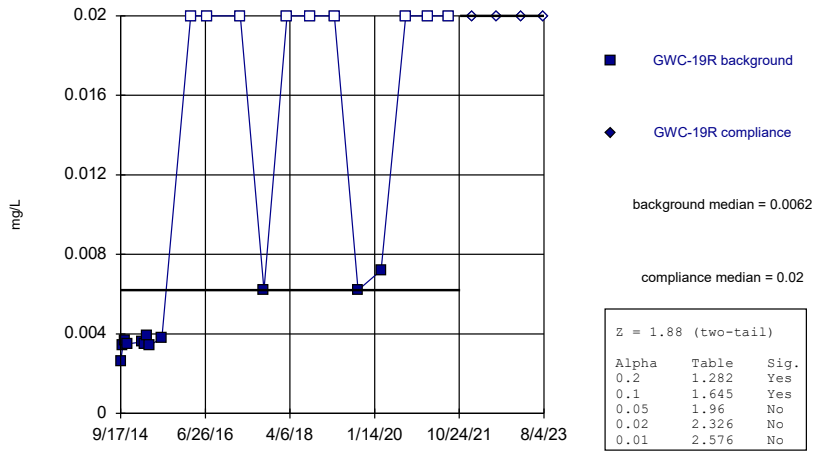

Z = 1.88 (two-tail)

Alpha	Table	Sig.
0.2	1.282	Yes
0.1	1.645	Yes
0.05	1.96	No
0.02	2.326	No
0.01	2.576	No

Constituent: Zinc Analysis Run 5/13/2024 9:55 AM View: Appendix I - Mann-Whitney
Plant Bowen Data: Bowen 3-4 CCR

Sanitas™ v.10.0.16e Software licensed to . UG
Hollow symbols indicate censored values.

Mann-Whitney (Wilcoxon Rank Sum)

GWC-20R

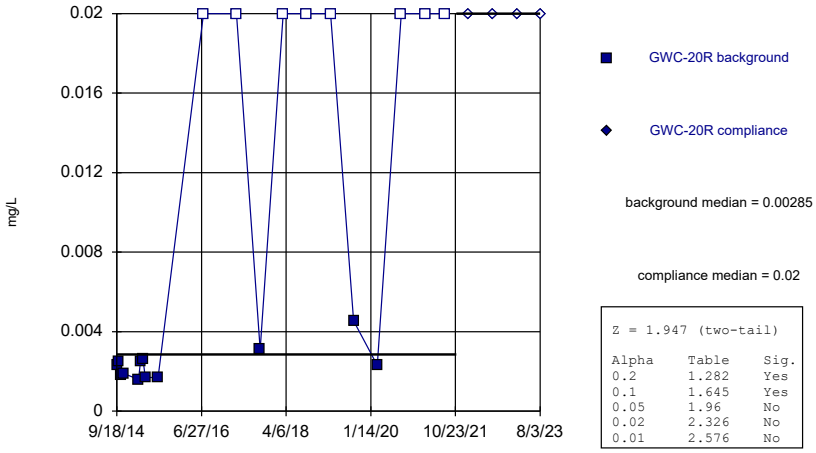

Z = 1.947 (two-tail)

Alpha	Table	Sig.
0.2	1.282	Yes
0.1	1.645	Yes
0.05	1.96	No
0.02	2.326	No
0.01	2.576	No

Constituent: Zinc Analysis Run 5/13/2024 9:55 AM View: Appendix I - Mann-Whitney
Plant Bowen Data: Bowen 3-4 CCR

Sanitas™ v.10.0.16e Software licensed to . UG
Hollow symbols indicate censored values.

Mann-Whitney (Wilcoxon Rank Sum)

GWC-21R

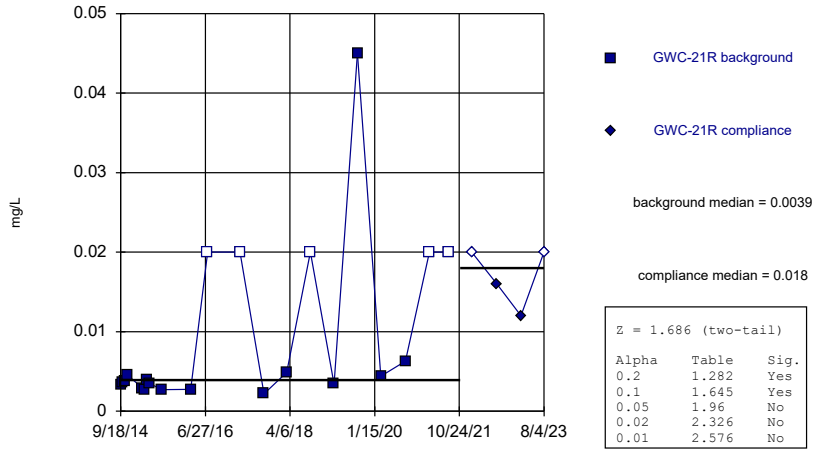

Z = 1.686 (two-tail)

Alpha	Table	Sig.
0.2	1.282	Yes
0.1	1.645	Yes
0.05	1.96	No
0.02	2.326	No
0.01	2.576	No

Constituent: Zinc Analysis Run 5/13/2024 9:55 AM View: Appendix I - Mann-Whitney
Plant Bowen Data: Bowen 3-4 CCR

Sanitas™ v.10.0.16e Software licensed to . UG
Hollow symbols indicate censored values.

Mann-Whitney (Wilcoxon Rank Sum)

GWC-22R

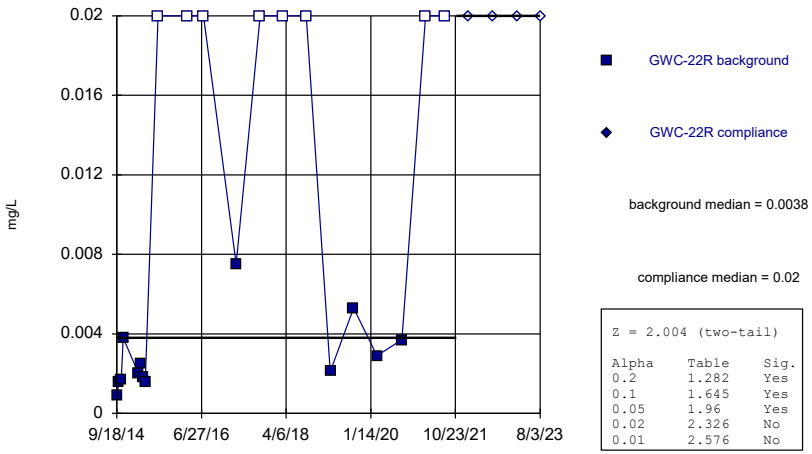

Z = 2.004 (two-tail)

Alpha	Table	Sig.
0.2	1.282	Yes
0.1	1.645	Yes
0.05	1.96	Yes
0.02	2.326	No
0.01	2.576	No

Constituent: Zinc Analysis Run 5/13/2024 9:55 AM View: Appendix I - Mann-Whitney
Plant Bowen Data: Bowen 3-4 CCR

Sanitas™ v.10.0.16e Software licensed to . UG
Hollow symbols indicate censored values.

Mann-Whitney (Wilcoxon Rank Sum)

GWC-23R

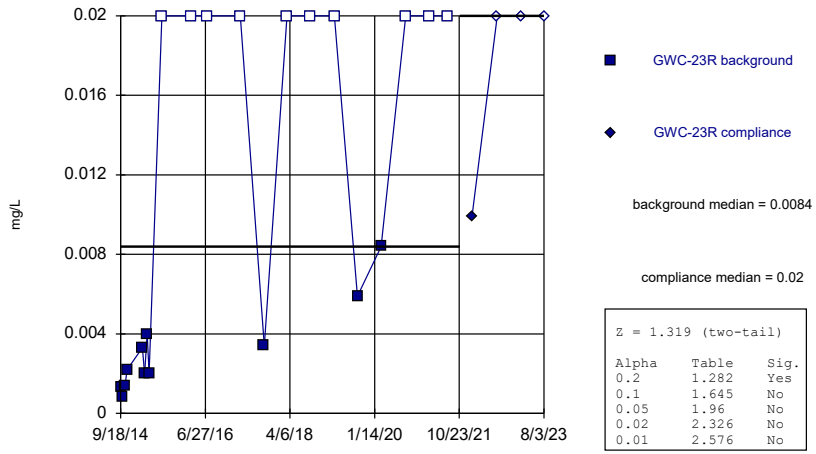

Z = 1.319 (two-tail)

Alpha	Table	Sig.
0.2	1.282	Yes
0.1	1.645	No
0.05	1.96	No
0.02	2.326	No
0.01	2.576	No

Constituent: Zinc Analysis Run 5/13/2024 9:55 AM View: Appendix I - Mann-Whitney
Plant Bowen Data: Bowen 3-4 CCR

Sanitas™ v.10.0.16e Software licensed to . UG
Hollow symbols indicate censored values.

Mann-Whitney (Wilcoxon Rank Sum)

GWC-24R

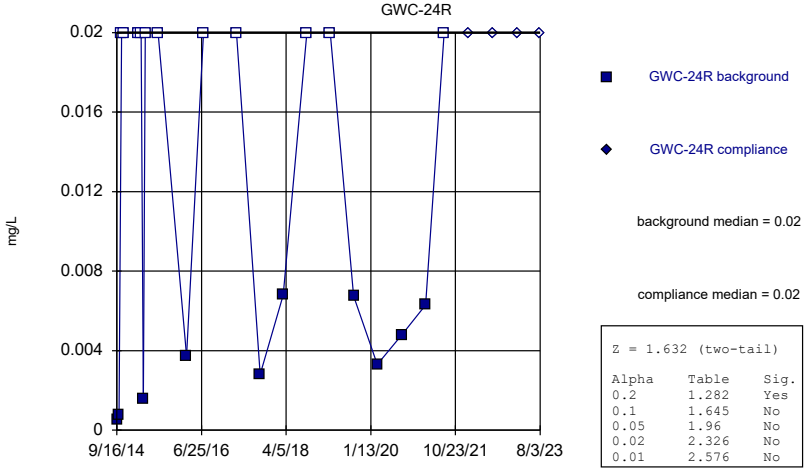

Z = 1.632 (two-tail)

Alpha	Table	Sig.
0.2	1.282	Yes
0.1	1.645	No
0.05	1.96	No
0.02	2.326	No
0.01	2.576	No

Constituent: Zinc Analysis Run 5/13/2024 9:55 AM View: Appendix I - Mann-Whitney
Plant Bowen Data: Bowen 3-4 CCR

Sanitas™ v.10.0.16e Software licensed to . UG
Hollow symbols indicate censored values.

Mann-Whitney (Wilcoxon Rank Sum)

GWC-25R

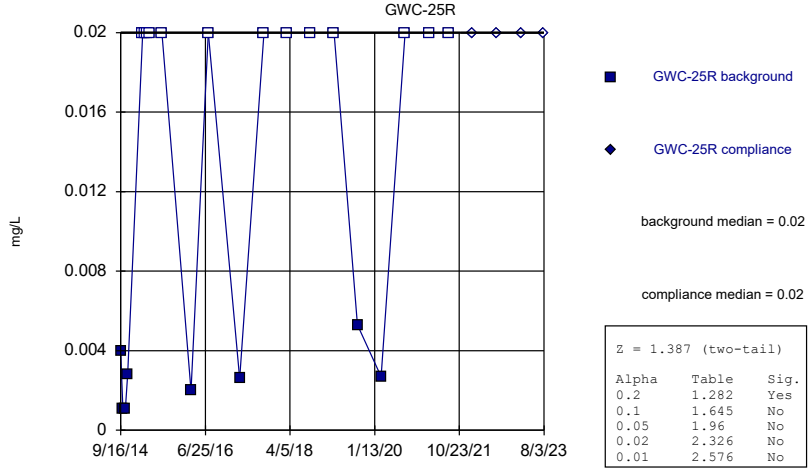

Z = 1.387 (two-tail)

Alpha	Table	Sig.
0.2	1.282	Yes
0.1	1.645	No
0.05	1.96	No
0.02	2.326	No
0.01	2.576	No

Constituent: Zinc Analysis Run 5/13/2024 9:55 AM View: Appendix I - Mann-Whitney
Plant Bowen Data: Bowen 3-4 CCR

Sanitas™ v.10.0.16e Software licensed to . UG
Hollow symbols indicate censored values.

Mann-Whitney (Wilcoxon Rank Sum)

GWC-36RA

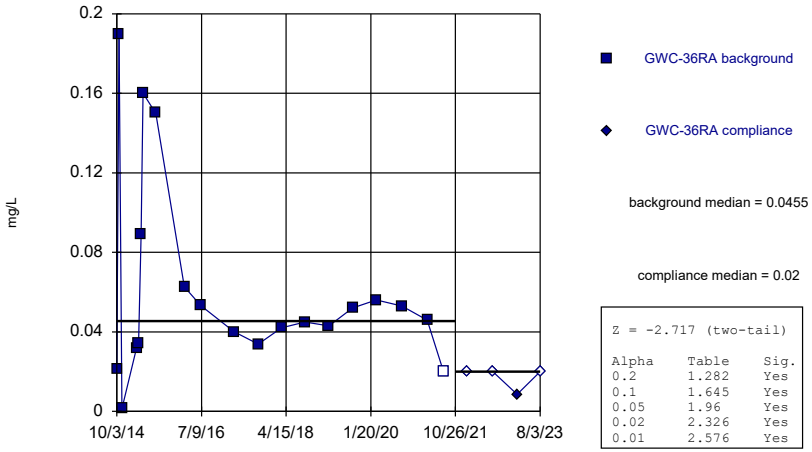

background median = 0.0455

compliance median = 0.02

Z = -2.717 (two-tail)

Alpha	Table	Sig.
0.2	1.282	Yes
0.1	1.645	Yes
0.05	1.96	Yes
0.02	2.326	Yes
0.01	2.576	Yes

Constituent: Zinc Analysis Run 5/13/2024 9:55 AM View: Appendix I - Mann-Whitney
Plant Bowen Data: Bowen 3-4 CCR

Sanitas™ v.10.0.16e Software licensed to . UG
Hollow symbols indicate censored values.

Mann-Whitney (Wilcoxon Rank Sum)

GWC-37

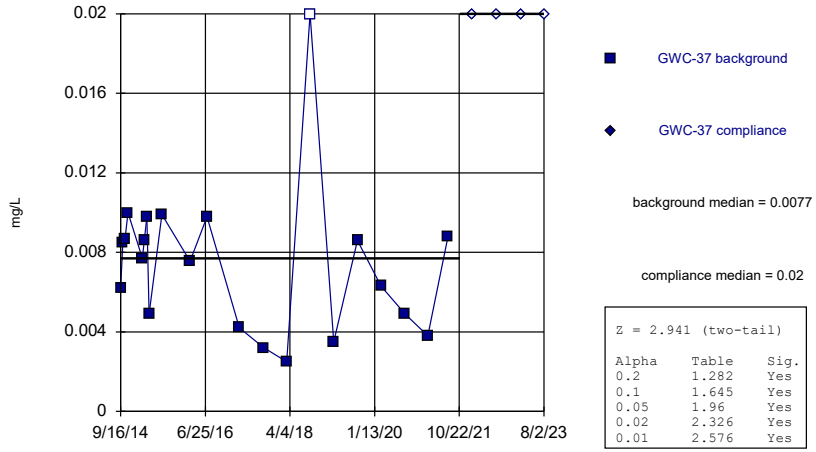

background median = 0.0077

compliance median = 0.02

Z = 2.941 (two-tail)

Alpha	Table	Sig.
0.2	1.282	Yes
0.1	1.645	Yes
0.05	1.96	Yes
0.02	2.326	Yes
0.01	2.576	Yes

Constituent: Zinc Analysis Run 5/13/2024 9:55 AM View: Appendix I - Mann-Whitney
Plant Bowen Data: Bowen 3-4 CCR

Sanitas™ v.10.0.16e Software licensed to . UG
Hollow symbols indicate censored values.

Mann-Whitney (Wilcoxon Rank Sum)

GWC-38

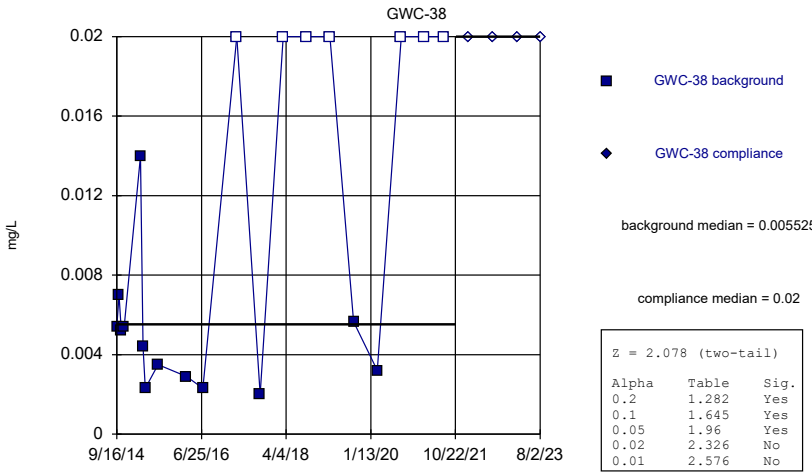

background median = 0.005525

compliance median = 0.02

Z = 2.078 (two-tail)

Alpha	Table	Sig.
0.2	1.282	Yes
0.1	1.645	Yes
0.05	1.96	Yes
0.02	2.326	No
0.01	2.576	No

Constituent: Zinc Analysis Run 5/13/2024 9:55 AM View: Appendix I - Mann-Whitney
Plant Bowen Data: Bowen 3-4 CCR

Mann-Whitney (Wilcoxon Rank Sum)

Constituent: Antimony (mg/L) Analysis Run 5/13/2024 9:57 AM View: Appendix I - Mann-Whitney
Plant Bowen Data: Bowen 3-4 CCR

	GWA-1	GWA-1
8/23/2007	<0.003	
10/23/2007	<0.003	
11/18/2007	<0.003	
1/30/2008	<0.003	
3/10/2008	<0.003	
5/13/2008	<0.003	
12/5/2008	<0.003	
4/15/2009	<0.003	
10/7/2009	<0.003	
5/3/2010	<0.003	
10/12/2010	<0.003	
4/27/2011	<0.003	
10/17/2011	0.0054	
5/2/2012	<0.003	
10/8/2012	<0.003	
4/12/2013	0.0058	
10/16/2013	0.01	
4/11/2014	0.005 (J)	
9/30/2014	0.0068	
3/30/2015	0.0074	
10/13/2015	0.017	
3/22/2016	0.00567	
5/19/2016	0.00319	
7/29/2016	0.0025 (J)	
9/23/2016	0.0051	
11/9/2016	0.0097 (J)	
1/30/2017	0.0032	
3/30/2017	0.0028 (J)	
6/9/2017	<0.003	
10/2/2017	0.0014 (J)	
3/16/2018	0.0014 (J)	
9/17/2018	0.00105 (JD)	
3/20/2019	<0.003	
9/12/2019	0.0037	
3/11/2020	0.00079 (J)	
9/15/2020	0.0061	
3/16/2021	0.0014 (J)	
8/9/2021	0.0027 (J)	
2/1/2022		0.0028 (J)
8/16/2022		0.0084
2/16/2023		0.016
7/27/2023		0.011

ND substitution: RL or RL/2 if <15% NDs.

Mann-Whitney (Wilcoxon Rank Sum)

Constituent: Antimony (mg/L) Analysis Run 5/13/2024 9:57 AM View: Appendix I - Mann-Whitney

Plant Bowen Data: Bowen 3-4 CCR

	GWA-2R	GWA-2R
8/23/2007	<0.003	
10/24/2007	<0.003	
11/18/2007	<0.003	
1/31/2008	<0.003	
3/10/2008	<0.003	
5/13/2008	<0.003	
12/4/2008	<0.003	
4/21/2009	<0.003	
10/8/2009	<0.003	
4/21/2010	<0.003	
9/28/2010	<0.003	
4/12/2011	<0.003	
10/4/2011	<0.003	
4/3/2012	0.0053	
10/9/2012	<0.003	
4/11/2013	0.0075	
10/16/2013	<0.003	
4/10/2014	0.0081	
9/30/2014	0.0022 (J)	
3/30/2015	0.011	
10/13/2015	0.0045 (J)	
3/23/2016	0.00281 (J)	
5/19/2016	0.00264 (J)	
7/29/2016	0.0069	
9/22/2016	0.0066	
11/10/2016	<0.003	
1/31/2017	0.0064	
4/3/2017	0.0049	
6/9/2017	<0.003	
10/2/2017	0.0045	
3/16/2018	0.021 (O)	
9/14/2018	0.0054	
3/19/2019	0.0019 (J)	
9/13/2019	0.0044	
3/11/2020	0.002 (J)	
9/15/2020	0.0037	
3/16/2021	0.005	
8/9/2021	0.0033	
2/1/2022		0.0029 (J)
8/16/2022		0.002 (J)
2/16/2023		0.0048
7/27/2023		0.0095

ND substitution: RL or RL/2 if <15% NDs.

Mann-Whitney (Wilcoxon Rank Sum)

Constituent: Antimony (mg/L) Analysis Run 5/13/2024 9:57 AM View: Appendix I - Mann-Whitney

Plant Bowen Data: Bowen 3-4 CCR

	GWA-39RZ	GWA-39RZ
5/16/2016	<0.003 (D)	
7/27/2016	0.0003 (JD)	
2/21/2017	0.0057	
3/27/2017	0.0013 (JD)	
6/8/2017	<0.003 (*)	
7/17/2017	0.005 (D)	
7/27/2017	0.0033	
8/9/2017	0.0012 (J)	
9/29/2017	0.0013 (JD)	
3/16/2018	0.0078	
9/14/2018	0.0056	
3/14/2019	0.014 (O)	
3/9/2020	0.0013 (J)	
9/16/2020	0.0028 (J)	
3/16/2021	0.00041 (J)	
8/6/2021	<0.003	
2/2/2022		<0.003
8/16/2022		0.001 (J)
2/14/2023		0.0019 (J)
7/25/2023		<0.003

ND substitution: RL or RL/2 if <15% NDs.

Mann-Whitney (Wilcoxon Rank Sum)

Constituent: Antimony (mg/L) Analysis Run 5/13/2024 9:57 AM View: Appendix I - Mann-Whitney

Plant Bowen Data: Bowen 3-4 CCR

	GWA-39Z	GWA-39Z
3/14/2016	<0.003	
5/11/2016	0.000839 (J)	
7/19/2016	0.0024 (J)	
9/15/2016	0.0009 (J)	
11/2/2016	0.001 (J)	
1/18/2017	0.0017 (J)	
3/28/2017	0.0006 (J)	
6/7/2017	0.0003 (J)	
9/26/2017	<0.003	
3/14/2018	<0.003	
9/12/2018	<0.003	
3/15/2019	<0.003	
9/9/2019	0.00079 (J)	
3/9/2020	0.0011 (J)	
9/10/2020	0.0003 (J)	
3/12/2021	0.0039	
8/4/2021	0.00083 (J)	
1/31/2022		<0.003
8/10/2022		<0.003
2/13/2023		0.00087 (J)
7/26/2023		0.0028 (J)

ND substitution: RL or RL/2 if <15% NDs.

Mann-Whitney (Wilcoxon Rank Sum)

Constituent: Antimony (mg/L) Analysis Run 5/13/2024 9:57 AM View: Appendix I - Mann-Whitney

Plant Bowen Data: Bowen 3-4 CCR

	GWA-3A	GWA-3A
8/23/2007	<0.003	
11/2/2007	<0.003	
11/18/2007	<0.003	
1/31/2008	<0.003	
3/11/2008	<0.003	
5/14/2008	<0.003	
12/5/2008	<0.003	
4/15/2009	<0.003	
10/8/2009	<0.003	
4/28/2010	<0.003	
10/6/2010	<0.003	
4/21/2011	<0.003	
10/13/2011	<0.003	
5/1/2012	<0.003	
10/9/2012	<0.003	
4/11/2013	<0.003	
10/16/2013	<0.003	
4/23/2014	<0.003	
10/4/2014	0.0031 (J)	
3/31/2015	0.0068	
10/12/2015	<0.003	
3/23/2016	0.0035	
5/23/2016	<0.003	
7/29/2016	0.0029 (J)	
9/22/2016	0.0041	
11/10/2016	0.0048 (J)	
1/31/2017	<0.003	
3/30/2017	0.001 (J)	
6/12/2017	<0.003	
10/4/2017	0.0009 (J)	
3/19/2018	0.0019 (J)	
9/17/2018	0.0011 (J)	
3/20/2019	0.0019 (J)	
9/13/2019	0.0013 (J)	
3/11/2020	0.0045	
3/29/2021	<0.003	
8/9/2021	<0.003	
2/2/2022		<0.003
8/16/2022		<0.003
2/17/2023		<0.003
8/1/2023		<0.003

ND substitution: RL or RL/2 if <15% NDs.

Mann-Whitney (Wilcoxon Rank Sum)

Constituent: Antimony (mg/L) Analysis Run 5/13/2024 9:57 AM View: Appendix I - Mann-Whitney

Plant Bowen Data: Bowen 3-4 CCR

	GWA-40	GWA-40
3/15/2016	<0.003	
5/11/2016	<0.003	
7/21/2016	<0.003	
9/15/2016	<0.003	
11/3/2016	0.0021 (J)	
1/17/2017	<0.003	
3/24/2017	<0.003	
5/24/2017	<0.003	
9/26/2017	<0.003	
3/14/2018	<0.003	
9/12/2018	<0.003	
3/13/2019	<0.003	
9/9/2019	<0.003	
3/9/2020	<0.003	
9/11/2020	<0.003	
3/10/2021	<0.003	
8/4/2021	<0.003	
1/31/2022		0.0014 (J)
8/12/2022		<0.003
2/13/2023		<0.003
7/26/2023		<0.003

ND substitution: RL or RL/2 if <15% NDs.

Mann-Whitney (Wilcoxon Rank Sum)

Constituent: Antimony (mg/L) Analysis Run 5/13/2024 9:57 AM View: Appendix I - Mann-Whitney

Plant Bowen Data: Bowen 3-4 CCR

	GWA-41	GWA-41
3/15/2016	<0.003	
5/12/2016	<0.003	
7/20/2016	<0.003	
9/15/2016	<0.003	
11/3/2016	<0.003	
1/18/2017	<0.003	
3/24/2017	<0.003	
6/6/2017	<0.003	
9/25/2017	<0.003	
3/14/2018	<0.003	
9/12/2018	<0.003	
3/14/2019	<0.003	
9/10/2019	<0.003 (D)	
3/6/2020	<0.003	
9/10/2020	<0.003	
3/11/2021	0.00038 (J)	
8/4/2021	<0.003	
1/31/2022		<0.003
8/11/2022		<0.003
2/13/2023		<0.003
7/25/2023		0.0029 (J)

ND substitution: RL or RL/2 if <15% NDs.

Mann-Whitney (Wilcoxon Rank Sum)

Constituent: Antimony (mg/L) Analysis Run 5/13/2024 9:57 AM View: Appendix I - Mann-Whitney

Plant Bowen Data: Bowen 3-4 CCR

	GWA-41R	GWA-41R
3/15/2016	<0.003	
5/13/2016	<0.003	
7/21/2016	<0.003 (*)	
9/21/2016	<0.003	
11/3/2016	<0.003	
1/17/2017	<0.003	
3/27/2017	0.0008 (J)	
6/6/2017	<0.003	
9/25/2017	0.0035	
3/14/2018	<0.003	
9/12/2018	0.003	
3/14/2019	<0.003	
9/10/2019	0.0029 (J)	
3/9/2020	0.0037	
9/10/2020	0.0019 (J)	
3/10/2021	0.00037 (J)	
8/4/2021	<0.003	
1/31/2022		0.0011 (J)
8/11/2022		<0.003
2/13/2023		0.0045
7/25/2023		0.0021 (J)

ND substitution: RL or RL/2 if <15% NDs.

Mann-Whitney (Wilcoxon Rank Sum)

Constituent: Antimony (mg/L) Analysis Run 5/13/2024 9:57 AM View: Appendix I - Mann-Whitney

Plant Bowen Data: Bowen 3-4 CCR

	GWA-42	GWA-42
3/11/2016	<0.003	
5/16/2016	<0.003	
7/22/2016	0.002 (J)	
9/19/2016	<0.003	
11/3/2016	<0.003	
1/17/2017	<0.003	
3/27/2017	<0.003	
6/7/2017	<0.003	
9/26/2017	<0.003	
3/14/2018	<0.003	
9/14/2018	<0.003	
3/14/2019	<0.003	
9/10/2019	<0.003	
3/6/2020	<0.003	
9/10/2020	<0.003	
3/11/2021	<0.003	
8/4/2021	<0.003	
1/31/2022		<0.003
8/10/2022		<0.003
2/13/2023		<0.003
7/26/2023		<0.003

ND substitution: RL or RL/2 if <15% NDs.

Mann-Whitney (Wilcoxon Rank Sum)

Constituent: Antimony (mg/L) Analysis Run 5/13/2024 9:57 AM View: Appendix I - Mann-Whitney

Plant Bowen Data: Bowen 3-4 CCR

	GWA-43	GWA-43
3/11/2016	<0.003	
5/13/2016	<0.003	
7/19/2016	<0.003 (*)	
9/16/2016	<0.003	
11/2/2016	<0.003	
1/18/2017	<0.003	
3/28/2017	<0.003	
6/6/2017	<0.003	
9/22/2017	<0.003	
3/14/2018	<0.003	
9/12/2018	<0.003	
3/13/2019	<0.003	
9/11/2019	<0.003	
3/9/2020	0.00062 (J)	
9/11/2020	<0.003	
3/11/2021	<0.003	
8/6/2021	<0.003	
1/31/2022		<0.003
8/11/2022		<0.003
2/14/2023		<0.003
7/25/2023		<0.003

ND substitution: RL or RL/2 if <15% NDs.

Mann-Whitney (Wilcoxon Rank Sum)

Constituent: Antimony (mg/L) Analysis Run 5/13/2024 9:57 AM View: Appendix I - Mann-Whitney

Plant Bowen Data: Bowen 3-4 CCR

	GWA-43R	GWA-43R
3/11/2016	<0.003	
5/13/2016	<0.003	
7/19/2016	<0.003	
9/16/2016	<0.003	
11/2/2016	<0.003	
1/18/2017	0.0013 (J)	
3/28/2017	<0.003	
6/6/2017	0.0007 (J)	
9/22/2017	0.0012 (J)	
3/15/2018	<0.003	
9/12/2018	<0.003	
3/13/2019	<0.003	
9/11/2019	0.00029 (J)	
3/9/2020	0.00037 (J)	
9/14/2020	<0.003	
3/11/2021	0.00074 (J)	
8/5/2021	<0.003	
1/31/2022		<0.003
8/10/2022		<0.003
2/13/2023		<0.003
7/25/2023		<0.003

ND substitution: RL or RL/2 if <15% NDs.

Mann-Whitney (Wilcoxon Rank Sum)

Constituent: Antimony (mg/L) Analysis Run 5/13/2024 9:57 AM View: Appendix I - Mann-Whitney
Plant Bowen Data: Bowen 3-4 CCR

	GWA-4RZ	GWA-4RZ
2/22/2017	0.0018 (J)	
4/7/2017	0.0008 (J)	
6/14/2017	0.00205 (JD)	
7/12/2017	0.0015 (JD)	
7/20/2017	<0.003 (D)	
7/28/2017	<0.003	
8/9/2017	<0.003	
8/24/2017	0.0007 (J)	
10/3/2017	<0.003 (D)	
3/21/2018	<0.003	
9/18/2018	<0.003	
3/21/2019	<0.003 (D)	
9/12/2019	0.00052 (JD)	
3/12/2020	0.0017 (J)	
9/17/2020	0.00087 (J)	
3/16/2021	0.00082 (J)	
8/10/2021	0.0013 (J)	
2/3/2022		<0.003
8/17/2022		<0.003
2/17/2023		<0.003
7/28/2023		<0.003

ND substitution: RL or RL/2 if <15% NDs.

Mann-Whitney (Wilcoxon Rank Sum)

Constituent: Antimony (mg/L) Analysis Run 5/13/2024 9:57 AM View: Appendix I - Mann-Whitney

Plant Bowen Data: Bowen 3-4 CCR

	GWA-50	GWA-50
12/12/2008	<0.003	
4/23/2009	<0.003	
10/6/2009	<0.003	
4/27/2010	<0.003	
9/30/2010	<0.003	
4/14/2011	<0.003	
10/5/2011	<0.003	
4/11/2012	<0.003	
10/2/2012	<0.003	
4/9/2013	<0.003	
10/15/2013	<0.003	
4/10/2014	<0.003	
10/1/2014	<0.003	
3/30/2015	<0.003	
10/11/2015	<0.003	
3/28/2016	0.00139 (J)	
5/23/2016	0.000677 (J)	
8/1/2016	<0.003	
9/26/2016	<0.003	
11/10/2016	<0.003	
1/30/2017	<0.003	
4/7/2017	<0.003	
6/12/2017	<0.003	
10/2/2017	<0.003	
3/16/2018	<0.003	
9/17/2018	<0.003	
3/19/2019	<0.003	
9/13/2019	<0.003	
3/11/2020	0.0005 (J)	
9/16/2020	<0.003	
3/17/2021	<0.003	
8/9/2021	<0.003	
2/1/2022		0.0015 (J)
8/16/2022		<0.003
2/16/2023		<0.003
7/28/2023		<0.003

ND substitution: RL or RL/2 if <15% NDs.

Mann-Whitney (Wilcoxon Rank Sum)

Constituent: Antimony (mg/L) Analysis Run 5/13/2024 9:57 AM View: Appendix I - Mann-Whitney
Plant Bowen Data: Bowen 3-4 CCR

	GWA-50R	GWA-50R
12/12/2008	<0.003	
4/23/2009	<0.003	
10/6/2009	<0.003	
5/3/2010	<0.003	
10/11/2010	<0.003	
4/27/2011	<0.003	
10/19/2011	<0.003	
5/1/2012	<0.003	
10/2/2012	<0.003	
4/10/2013	<0.003	
10/16/2013	<0.003	
4/22/2014	<0.003	
10/1/2014	<0.003	
3/30/2015	<0.003	
10/11/2015	<0.003	
3/28/2016	<0.003	
5/25/2016	<0.003	
8/1/2016	<0.003	
9/26/2016	<0.003	
11/11/2016	<0.003	
1/30/2017	<0.003	
4/3/2017	<0.003	
6/12/2017	<0.003	
10/2/2017	<0.003	
3/16/2018	<0.003	
9/18/2018	<0.003	
3/19/2019	<0.003	
9/12/2019	<0.003	
3/11/2020	<0.003	
9/15/2020	0.00048 (J)	
3/17/2021	<0.003	
8/9/2021	<0.003	
2/2/2022		<0.003
8/17/2022		<0.003
2/16/2023		<0.003
7/28/2023		<0.003

ND substitution: RL or RL/2 if <15% NDs.

Mann-Whitney (Wilcoxon Rank Sum)

Constituent: Antimony (mg/L) Analysis Run 5/13/2024 9:57 AM View: Appendix I - Mann-Whitney

Plant Bowen Data: Bowen 3-4 CCR

	GWC-16R	GWC-16R
9/16/2014	<0.0083	
10/4/2014	<0.0083	
10/21/2014	<0.0083	
11/11/2014	<0.0083	
3/3/2015	<0.0083	
3/18/2015	<0.0083	
4/6/2015	<0.0083	
4/23/2015	<0.0083	
7/29/2015	<0.0083	
3/3/2016	0.00472 (D)	
5/10/2016	0.0047	
7/13/2016	<0.0083	
9/15/2016	0.0013 (J)	
11/2/2016	0.0021 (J)	
1/11/2017	0.0086	
3/20/2017	0.0187	
5/23/2017	0.0097	
9/21/2017	0.0078	
3/14/2018	0.015	
9/7/2018	0.0026 (J)	
3/11/2019	0.02	
9/9/2019	0.011	
3/4/2020	0.019	
9/9/2020	0.015	
3/9/2021	0.018	
7/30/2021	0.019	
1/28/2022		0.027
8/11/2022		0.0099
2/10/2023		0.02
8/4/2023		0.012

ND substitution: RL or RL/2 if <15% NDs.

Mann-Whitney (Wilcoxon Rank Sum)

Constituent: Antimony (mg/L) Analysis Run 5/13/2024 9:57 AM View: Appendix I - Mann-Whitney

Plant Bowen Data: Bowen 3-4 CCR

	GWC-17R	GWC-17R
9/17/2014	<0.003	
10/4/2014	<0.003	
10/21/2014	<0.003	
11/11/2014	<0.003	
3/3/2015	<0.003	
3/18/2015	<0.003	
4/6/2015	<0.003	
4/23/2015	<0.003	
7/29/2015	<0.003	
3/4/2016	<0.003	
5/10/2016	0.000641 (J)	
7/14/2016	<0.003	
9/14/2016	0.0012 (J)	
11/1/2016	<0.003	
1/11/2017	<0.003	
3/21/2017	<0.003	
5/23/2017	<0.003	
9/22/2017	<0.003	
3/14/2018	<0.003	
9/11/2018	<0.003	
3/12/2019	<0.003	
9/10/2019	<0.003	
3/5/2020	<0.003	
9/9/2020	<0.003	
3/10/2021	<0.003	
7/30/2021	<0.003	
1/28/2022		<0.003
8/11/2022		<0.003
2/10/2023		<0.003
8/3/2023		0.0033

ND substitution: RL or RL/2 if <15% NDs.

Mann-Whitney (Wilcoxon Rank Sum)

Constituent: Antimony (mg/L) Analysis Run 5/13/2024 9:57 AM View: Appendix I - Mann-Whitney

Plant Bowen Data: Bowen 3-4 CCR

	GWC-18	GWC-18
9/17/2014	<0.003	
10/4/2014	<0.003	
10/21/2014	<0.003	
11/5/2014	<0.003	
3/3/2015	<0.003	
3/18/2015	<0.003	
4/7/2015	<0.003	
4/23/2015	<0.003	
7/29/2015	<0.003	
3/7/2016	0.003	
5/5/2016	<0.003	
7/13/2016	<0.003	
9/13/2016	<0.003	
10/31/2016	<0.003	
1/12/2017	<0.003	
3/23/2017	<0.003	
5/23/2017	<0.003	
9/25/2017	<0.003	
3/14/2018	<0.003	
9/11/2018	<0.003	
3/12/2019	<0.003	
9/9/2019	<0.003	
3/6/2020	0.00049 (J)	
9/9/2020	<0.003	
2/26/2021	<0.003	
7/29/2021	<0.003	
1/28/2022		<0.003
8/10/2022		<0.003
2/9/2023		<0.003
8/3/2023		<0.003

ND substitution: RL or RL/2 if <15% NDs.

Mann-Whitney (Wilcoxon Rank Sum)

Constituent: Antimony (mg/L) Analysis Run 5/13/2024 9:57 AM View: Appendix I - Mann-Whitney

Plant Bowen Data: Bowen 3-4 CCR

	GWC-18R	GWC-18R
9/17/2014	<0.003	
10/4/2014	<0.003	
10/21/2014	<0.003	
11/11/2014	<0.003	
3/3/2015	<0.003	
3/18/2015	<0.003	
4/7/2015	<0.003	
4/23/2015	<0.003	
7/29/2015	<0.003	
3/7/2016	<0.003	
5/5/2016	0.000672 (J)	
7/13/2016	<0.003	
9/12/2016	<0.003	
11/1/2016	<0.003	
1/11/2017	<0.003	
3/20/2017	0.0005 (J)	
5/22/2017	<0.003	
9/21/2017	0.0008 (J)	
3/14/2018	<0.003	
9/7/2018	<0.003	
3/12/2019	0.00091 (J)	
9/6/2019	0.00028 (J)	
3/5/2020	0.00068 (J)	
9/9/2020	<0.003	
2/26/2021	0.00059 (J)	
7/29/2021	0.0024 (J)	
1/27/2022		<0.003
8/10/2022		<0.003
2/9/2023		<0.003
8/4/2023		<0.003

ND substitution: RL or RL/2 if <15% NDs.

Mann-Whitney (Wilcoxon Rank Sum)

Constituent: Antimony (mg/L) Analysis Run 5/13/2024 9:57 AM View: Appendix I - Mann-Whitney

Plant Bowen Data: Bowen 3-4 CCR

	GWC-20R	GWC-20R
9/18/2014	<0.003	
10/5/2014	<0.003	
10/22/2014	<0.003	
11/5/2014	<0.003	
3/4/2015	<0.003	
3/19/2015	<0.003	
4/7/2015	<0.003	
4/24/2015	<0.003	
7/30/2015	<0.003	
3/8/2016	<0.003	
5/9/2016	<0.003	
7/14/2016	<0.003	
9/12/2016	<0.003	
10/31/2016	<0.003	
1/12/2017	<0.003	
3/22/2017	<0.003	
5/22/2017	<0.003	
9/19/2017	<0.003	
3/14/2018	<0.003	
9/10/2018	<0.003	
3/12/2019	<0.003	
9/6/2019	0.001755 (JD)	
3/5/2020	<0.003	
9/4/2020	<0.003	
3/9/2021	<0.003	
8/2/2021	<0.003	
1/27/2022		<0.003
8/9/2022		<0.003
2/10/2023		<0.003
8/3/2023		<0.003

ND substitution: RL or RL/2 if <15% NDs.

Mann-Whitney (Wilcoxon Rank Sum)

Constituent: Antimony (mg/L) Analysis Run 5/13/2024 9:57 AM View: Appendix I - Mann-Whitney

Plant Bowen Data: Bowen 3-4 CCR

	GWC-21R	GWC-21R
9/18/2014	<0.0056	
10/5/2014	<0.0056	
10/22/2014	<0.0056	
11/5/2014	<0.0056	
3/4/2015	<0.0056	
3/19/2015	<0.0056	
4/8/2015	<0.0056	
4/24/2015	<0.0056	
7/30/2015	<0.0056	
3/8/2016	0.00318	
5/9/2016	0.00454	
7/15/2016	<0.0056	
9/9/2016	0.0033	
10/27/2016	0.0046	
1/12/2017	0.0064	
3/21/2017	0.0058	
5/23/2017	0.0023 (J)	
9/19/2017	0.0018 (J)	
3/14/2018	0.0063	
9/10/2018	0.0033	
3/11/2019	0.0029 (J)	
9/6/2019	0.01	
3/3/2020	0.0019 (J)	
9/8/2020	0.0041	
3/9/2021	0.0024 (J)	
8/2/2021	0.0048	
1/28/2022		0.0061
8/10/2022		0.0081 (J)
2/9/2023		0.0064
8/4/2023		0.003

ND substitution: RL or RL/2 if <15% NDs.

Mann-Whitney (Wilcoxon Rank Sum)

Constituent: Antimony (mg/L) Analysis Run 5/13/2024 9:57 AM View: Appendix I - Mann-Whitney
Plant Bowen Data: Bowen 3-4 CCR

	GWC-23R	GWC-23R
9/18/2014	<0.003	
10/5/2014	<0.003	
10/22/2014	<0.003	
11/5/2014	<0.003	
3/4/2015	<0.003	
3/20/2015	<0.003	
4/8/2015	<0.003	
4/23/2015	<0.003	
7/30/2015	<0.003	
3/9/2016	0.003	
5/6/2016	0.000666 (J)	
7/15/2016	<0.003	
9/14/2016	0.0022 (J)	
11/1/2016	<0.003	
1/25/2017	<0.003	
3/22/2017	0.0006 (J)	
5/24/2017	<0.003	
9/21/2017	<0.003	
3/14/2018	<0.003	
9/11/2018	<0.003	
3/12/2019	<0.003	
9/6/2019	0.00029 (J)	
3/5/2020	<0.003	
9/9/2020	<0.003	
3/10/2021	<0.003	
7/30/2021	<0.003	
1/28/2022		<0.003
8/11/2022		<0.003
2/10/2023		<0.003
8/3/2023		<0.003

ND substitution: RL or RL/2 if <15% NDs.

Mann-Whitney (Wilcoxon Rank Sum)

Constituent: Antimony (mg/L) Analysis Run 5/13/2024 9:57 AM View: Appendix I - Mann-Whitney

Plant Bowen Data: Bowen 3-4 CCR

	GWC-24R	GWC-24R
9/16/2014	<0.003	
10/4/2014	<0.003	
10/23/2014	<0.003	
11/10/2014	<0.003	
3/4/2015	<0.003	
3/20/2015	<0.003	
4/8/2015	<0.003	
4/23/2015	<0.003	
7/30/2015	<0.003	
3/4/2016	0.0271 (JO)	
5/5/2016	0.000761 (J)	
7/12/2016	0.0094 (O)	
9/13/2016	0.0072 (O)	
10/27/2016	0.005	
1/13/2017	0.0012 (J)	
3/20/2017	0.0014 (J)	
5/19/2017	0.0006 (J)	
9/19/2017	<0.003	
3/13/2018	0.0016 (J)	
9/11/2018	<0.003	
3/8/2019	<0.003	
9/5/2019	0.00031 (JD)	
3/3/2020	<0.003	
9/9/2020	0.00094 (J)	
3/9/2021	0.00035 (J)	
7/29/2021	0.0011 (J)	
1/28/2022		<0.003
8/9/2022		<0.003
2/9/2023		<0.003
8/3/2023		<0.003

ND substitution: RL or RL/2 if <15% NDs.

Mann-Whitney (Wilcoxon Rank Sum)

Constituent: Antimony (mg/L) Analysis Run 5/13/2024 9:57 AM View: Appendix I - Mann-Whitney

Plant Bowen Data: Bowen 3-4 CCR

	GWC-25R	GWC-25R
9/16/2014	<0.003	
10/4/2014	<0.003	
10/23/2014	<0.003	
11/10/2014	<0.003	
3/4/2015	<0.003	
3/20/2015	<0.003	
4/9/2015	<0.003	
4/23/2015	<0.003	
7/30/2015	<0.003	
3/8/2016	0.0226 (O)	
5/4/2016	0.00107 (J)	
7/18/2016	0.0004 (J)	
9/13/2016	0.0028 (J)	
10/27/2016	0.0011 (J)	
1/13/2017	<0.003	
3/16/2017	0.0009 (J)	
5/19/2017	<0.003	
9/19/2017	<0.003	
3/13/2018	0.00093 (J)	
9/11/2018	<0.003	
3/8/2019	<0.003	
9/5/2019	<0.003	
3/3/2020	<0.003	
9/4/2020	0.0013 (J)	
3/9/2021	<0.003	
8/2/2021	<0.003	
1/27/2022		<0.003
8/9/2022		<0.003
2/9/2023		<0.003
8/3/2023		<0.003

ND substitution: RL or RL/2 if <15% NDs.

Mann-Whitney (Wilcoxon Rank Sum)

Constituent: Antimony (mg/L) Analysis Run 5/13/2024 9:57 AM View: Appendix I - Mann-Whitney

Plant Bowen Data: Bowen 3-4 CCR

	GWC-36RA	GWC-36RA
9/15/2014	<0.003	
10/3/2014	<0.003	
10/20/2014	<0.003	
11/10/2014	<0.003	
3/2/2015	<0.003	
3/17/2015	<0.003	
4/5/2015	<0.003	
4/21/2015	<0.003	
7/28/2015	<0.003	
3/1/2016	<0.003	
5/2/2016	<0.003	
7/6/2016	<0.003	
9/7/2016	<0.003	
10/25/2016	<0.003	
1/5/2017	<0.003	
3/14/2017	<0.003	
5/16/2017	<0.003	
9/15/2017	<0.003	
3/12/2018	<0.003	
9/6/2018	<0.003	
3/7/2019	<0.003	
9/4/2019	<0.003	
3/2/2020	<0.003	
9/14/2020	<0.003	
3/26/2021	0.00092 (J)	
7/27/2021	<0.003	
1/26/2022		<0.003
8/8/2022		0.0015 (J)
2/8/2023		<0.003
8/3/2023		<0.003

ND substitution: RL or RL/2 if <15% NDs.

Mann-Whitney (Wilcoxon Rank Sum)

Constituent: Antimony (mg/L) Analysis Run 5/13/2024 9:57 AM View: Appendix I - Mann-Whitney

Plant Bowen Data: Bowen 3-4 CCR

	GWC-37	GWC-37
9/16/2014	<0.003	
10/3/2014	<0.003	
10/20/2014	<0.003	
11/10/2014	<0.003	
3/2/2015	<0.003	
3/17/2015	<0.003	
4/5/2015	<0.003	
4/22/2015	<0.003	
7/28/2015	<0.003	
3/1/2016	0.00214 (J)	
5/3/2016	0.00178 (J)	
7/8/2016	0.0023 (J)	
9/7/2016	0.0039	
10/25/2016	0.0035	
1/6/2017	0.0052	
3/14/2017	0.003	
5/16/2017	0.0026 (J)	
9/15/2017	0.0016 (J)	
3/12/2018	0.0023 (J)	
9/6/2018	0.0024 (J)	
3/6/2019	0.0019 (J)	
9/4/2019	0.0029 (J)	
3/2/2020	0.0018 (J)	
9/3/2020	0.0012 (J)	
2/24/2021	0.0012 (J)	
7/28/2021	0.0016 (J)	
1/26/2022		<0.003
8/8/2022		0.0018 (J)
2/8/2023		0.0013 (J)
8/2/2023		0.0018 (J)

ND substitution: RL or RL/2 if <15% NDs.

Mann-Whitney (Wilcoxon Rank Sum)

Constituent: Arsenic (mg/L) Analysis Run 5/13/2024 9:57 AM View: Appendix I - Mann-Whitney

Plant Bowen Data: Bowen 3-4 CCR

	GWA-1	GWA-1
8/23/2007	<0.005	
10/23/2007	<0.005	
11/18/2007	<0.005	
1/30/2008	<0.005	
3/10/2008	<0.005	
5/13/2008	<0.005	
12/5/2008	<0.005	
4/15/2009	<0.005	
10/7/2009	<0.005	
5/3/2010	<0.005	
10/12/2010	<0.005	
4/27/2011	<0.005	
10/17/2011	<0.005	
5/2/2012	<0.005	
10/8/2012	<0.005	
4/12/2013	<0.005	
10/16/2013	<0.005	
4/11/2014	<0.005	
9/30/2014	<0.005	
3/30/2015	<0.005	
10/13/2015	<0.005	
3/22/2016	<0.005	
5/19/2016	<0.005	
7/29/2016	<0.005	
9/23/2016	<0.005	
11/9/2016	<0.005	
1/30/2017	<0.005	
3/30/2017	<0.005	
6/9/2017	0.0005 (J)	
10/2/2017	<0.005	
3/16/2018	0.00085 (J)	
9/17/2018	<0.005 (D)	
3/20/2019	<0.005	
9/12/2019	0.0004 (J)	
3/11/2020	0.00088 (J)	
9/15/2020	<0.005	
3/16/2021	<0.005	
8/9/2021	<0.005	
2/1/2022		<0.005
8/16/2022		<0.005
2/16/2023		<0.005
7/27/2023		<0.005

ND substitution: RL or RL/2 if <15% NDs.

Mann-Whitney (Wilcoxon Rank Sum)

Constituent: Arsenic (mg/L) Analysis Run 5/13/2024 9:57 AM View: Appendix I - Mann-Whitney

Plant Bowen Data: Bowen 3-4 CCR

	GWA-2	GWA-2
8/23/2007	<0.005	
10/24/2007	<0.005	
11/18/2007	<0.005	
1/31/2008	<0.005	
3/11/2008	<0.005	
5/6/2008	<0.005	
12/4/2008	0.012 (O)	
4/21/2009	<0.005	
10/7/2009	<0.005	
4/26/2010	<0.005	
10/4/2010	<0.005	
4/13/2011	<0.005	
10/5/2011	<0.005	
4/11/2012	<0.005	
10/9/2012	<0.005	
4/15/2013	<0.005	
10/15/2013	<0.005	
4/22/2014	<0.005	
9/30/2014	<0.005	
3/30/2015	<0.005	
10/13/2015	<0.005	
3/23/2016	<0.005	
5/20/2016	<0.005	
7/29/2016	<0.005	
9/23/2016	<0.005	
11/9/2016	<0.005	
1/31/2017	<0.005	
3/30/2017	<0.005	
6/12/2017	<0.005	
10/2/2017	<0.005	
3/19/2018	<0.005	
9/14/2018	<0.005	
3/20/2019	<0.005	
9/12/2019	<0.005 (D)	
3/11/2020	<0.005	
9/15/2020	<0.005	
3/17/2021	<0.005	
8/9/2021	<0.005	
2/1/2022		0.0019 (J)
8/16/2022		<0.005
2/16/2023		<0.005
7/27/2023		<0.005

ND substitution: RL or RL/2 if <15% NDs.

Mann-Whitney (Wilcoxon Rank Sum)

Constituent: Arsenic (mg/L) Analysis Run 5/13/2024 9:57 AM View: Appendix I - Mann-Whitney

Plant Bowen Data: Bowen 3-4 CCR

	GWA-2R	GWA-2R
8/23/2007	<0.005	
10/24/2007	<0.005	
11/18/2007	<0.005	
1/31/2008	0.005	
3/10/2008	<0.005	
5/13/2008	<0.005	
12/4/2008	<0.005	
4/21/2009	<0.005	
10/8/2009	<0.005	
4/21/2010	<0.005	
9/28/2010	<0.005	
4/12/2011	<0.005	
10/4/2011	<0.005	
4/3/2012	<0.005	
10/9/2012	<0.005	
4/11/2013	<0.005	
10/16/2013	0.0056	
4/10/2014	<0.005	
9/30/2014	<0.005	
3/30/2015	<0.005	
10/13/2015	<0.005	
3/23/2016	<0.005	
5/19/2016	<0.005	
7/29/2016	0.0008 (J)	
9/22/2016	<0.005	
11/10/2016	<0.005	
1/31/2017	<0.005	
4/3/2017	0.0007 (J)	
6/9/2017	0.0006 (J)	
10/2/2017	0.0005 (J)	
3/16/2018	0.001 (J)	
9/14/2018	<0.005	
3/19/2019	<0.005	
9/13/2019	0.00051 (J)	
3/11/2020	0.00044 (J)	
9/15/2020	0.00081 (J)	
3/16/2021	<0.005	
8/9/2021	0.0031 (J)	
2/1/2022		0.0053
8/16/2022		0.0033 (J)
2/16/2023		<0.005
7/27/2023		<0.005

ND substitution: RL or RL/2 if <15% NDs.

Mann-Whitney (Wilcoxon Rank Sum)

Constituent: Arsenic (mg/L) Analysis Run 5/13/2024 9:57 AM View: Appendix I - Mann-Whitney

Plant Bowen Data: Bowen 3-4 CCR

	GWA-39RZ	GWA-39RZ
5/16/2016	<0.005 (D)	
7/27/2016	0.0011 (JD)	
2/21/2017	<0.005	
3/27/2017	0.0007 (JD)	
6/8/2017	0.0007 (JD)	
7/17/2017	0.0005 (JD)	
7/27/2017	<0.005	
8/9/2017	0.0008 (J)	
9/29/2017	<0.005 (D)	
3/16/2018	<0.005	
9/14/2018	<0.005	
3/14/2019	<0.005	
3/9/2020	0.00083 (J)	
9/16/2020	<0.005	
3/16/2021	<0.005	
8/6/2021	<0.005	
2/2/2022		<0.005
8/16/2022		<0.005
2/14/2023		<0.005
7/25/2023		<0.005

ND substitution: RL or RL/2 if <15% NDs.

Mann-Whitney (Wilcoxon Rank Sum)

Constituent: Arsenic (mg/L) Analysis Run 5/13/2024 9:57 AM View: Appendix I - Mann-Whitney

Plant Bowen Data: Bowen 3-4 CCR

	GWA-39Z	GWA-39Z
3/14/2016	<0.005	
5/11/2016	<0.005	
7/19/2016	<0.005	
9/15/2016	<0.005	
11/2/2016	<0.005	
1/18/2017	<0.005	
3/28/2017	0.0007 (J)	
6/7/2017	<0.005	
9/26/2017	<0.005	
3/14/2018	<0.005	
9/12/2018	<0.005	
3/15/2019	<0.005	
9/9/2019	0.00043 (J)	
3/9/2020	<0.005	
9/10/2020	<0.005	
3/12/2021	<0.005	
8/4/2021	<0.005	
1/31/2022		0.0021 (J)
8/10/2022		<0.005
2/13/2023		<0.005
7/26/2023		<0.005

ND substitution: RL or RL/2 if <15% NDs.

Mann-Whitney (Wilcoxon Rank Sum)

Constituent: Arsenic (mg/L) Analysis Run 5/13/2024 9:57 AM View: Appendix I - Mann-Whitney

Plant Bowen Data: Bowen 3-4 CCR

	GWA-3A	GWA-3A
8/23/2007	<0.005	
11/2/2007	<0.005	
11/18/2007	<0.005	
1/31/2008	<0.005	
3/11/2008	<0.005	
5/14/2008	<0.005	
12/5/2008	<0.005	
4/15/2009	<0.005	
10/8/2009	<0.005	
4/28/2010	<0.005	
10/6/2010	<0.005	
4/21/2011	<0.005	
10/13/2011	<0.005	
5/1/2012	<0.005	
10/9/2012	<0.005	
4/11/2013	<0.005	
10/16/2013	<0.005	
4/23/2014	<0.005	
10/4/2014	<0.005	
3/31/2015	<0.005	
10/12/2015	<0.005	
3/23/2016	<0.005	
5/23/2016	<0.005	
7/29/2016	<0.005	
9/22/2016	<0.005	
11/10/2016	<0.005	
1/31/2017	<0.005	
3/30/2017	<0.005	
6/12/2017	<0.005	
10/4/2017	<0.005	
3/19/2018	<0.005	
9/17/2018	<0.005	
3/20/2019	<0.005	
9/13/2019	<0.005	
3/11/2020	<0.005	
3/29/2021	0.001 (J)	
8/9/2021	<0.005	
2/2/2022		<0.005
8/16/2022		<0.005
2/17/2023		<0.005
8/1/2023		<0.005

ND substitution: RL or RL/2 if <15% NDs.

Mann-Whitney (Wilcoxon Rank Sum)

Constituent: Arsenic (mg/L) Analysis Run 5/13/2024 9:57 AM View: Appendix I - Mann-Whitney

Plant Bowen Data: Bowen 3-4 CCR

	GWA-40	GWA-40
3/15/2016	<0.005	
5/11/2016	<0.005	
7/21/2016	<0.005	
9/15/2016	<0.005	
11/3/2016	<0.005	
1/17/2017	<0.005	
3/24/2017	<0.005	
5/24/2017	<0.005	
9/26/2017	0.0005 (J)	
3/14/2018	<0.005	
9/12/2018	<0.005	
3/13/2019	<0.005	
9/9/2019	0.00068 (J)	
3/9/2020	<0.005	
9/11/2020	<0.005	
3/10/2021	<0.005	
8/4/2021	<0.005	
1/31/2022		<0.005
8/12/2022		<0.005
2/13/2023		<0.005
7/26/2023		<0.005

ND substitution: RL or RL/2 if <15% NDs.

Mann-Whitney (Wilcoxon Rank Sum)

Constituent: Arsenic (mg/L) Analysis Run 5/13/2024 9:57 AM View: Appendix I - Mann-Whitney

Plant Bowen Data: Bowen 3-4 CCR

	GWA-41R	GWA-41R
3/15/2016	<0.005	
5/13/2016	<0.005	
7/21/2016	0.0012 (J)	
9/21/2016	<0.005	
11/3/2016	<0.005	
1/17/2017	<0.005	
3/27/2017	0.0008 (J)	
6/6/2017	<0.005 (*)	
9/25/2017	0.001 (J)	
3/14/2018	<0.005	
9/12/2018	<0.005	
3/14/2019	<0.005	
9/10/2019	<0.005	
3/9/2020	<0.005	
9/10/2020	<0.005	
3/10/2021	<0.005	
8/4/2021	<0.005	
1/31/2022		<0.005
8/11/2022		<0.005
2/13/2023		<0.005
7/25/2023		<0.005

ND substitution: RL or RL/2 if <15% NDs.

Mann-Whitney (Wilcoxon Rank Sum)

Constituent: Arsenic (mg/L) Analysis Run 5/13/2024 9:57 AM View: Appendix I - Mann-Whitney

Plant Bowen Data: Bowen 3-4 CCR

	GWA-43	GWA-43
3/11/2016	<0.005	
5/13/2016	<0.005	
7/19/2016	<0.005	
9/16/2016	<0.005	
11/2/2016	<0.005	
1/18/2017	<0.005	
3/28/2017	<0.005	
6/6/2017	<0.005 (*)	
9/22/2017	<0.005	
3/14/2018	<0.005	
9/12/2018	<0.005	
3/13/2019	<0.005	
9/11/2019	<0.005	
3/9/2020	<0.005	
9/11/2020	<0.005	
3/11/2021	<0.005	
8/6/2021	<0.005	
1/31/2022		0.0013 (J)
8/11/2022		<0.005
2/14/2023		<0.005
7/25/2023		<0.005

ND substitution: RL or RL/2 if <15% NDs.

Mann-Whitney (Wilcoxon Rank Sum)

Constituent: Arsenic (mg/L) Analysis Run 5/13/2024 9:57 AM View: Appendix I - Mann-Whitney

Plant Bowen Data: Bowen 3-4 CCR

	GWA-43R	GWA-43R
3/11/2016	<0.005	
5/13/2016	<0.005	
7/19/2016	<0.005	
9/16/2016	<0.005	
11/2/2016	<0.005	
1/18/2017	<0.005	
3/28/2017	0.0005 (J)	
6/6/2017	<0.005 (*)	
9/22/2017	<0.005	
3/15/2018	<0.005	
9/12/2018	<0.005	
3/13/2019	<0.005	
9/11/2019	<0.005	
3/9/2020	<0.005	
9/14/2020	<0.005	
3/11/2021	<0.005	
8/5/2021	<0.005	
1/31/2022		<0.005
8/10/2022		<0.005
2/13/2023		<0.005
7/25/2023		<0.005

ND substitution: RL or RL/2 if <15% NDs.

Mann-Whitney (Wilcoxon Rank Sum)

Constituent: Arsenic (mg/L) Analysis Run 5/13/2024 9:57 AM View: Appendix I - Mann-Whitney

Plant Bowen Data: Bowen 3-4 CCR

	GWA-4RZ	GWA-4RZ
2/22/2017	0.0019 (J)	
4/7/2017	0.0008 (J)	
6/14/2017	0.0006 (JD)	
7/12/2017	<0.005 (D)	
7/20/2017	0.0009 (JD)	
7/28/2017	<0.005	
8/9/2017	0.0011 (J)	
8/24/2017	0.0007 (J)	
10/3/2017	0.0005 (JD)	
3/21/2018	0.0012 (J)	
9/18/2018	<0.005	
3/21/2019	<0.005 (D)	
9/12/2019	0.0006 (JD)	
3/12/2020	0.0033 (J)	
9/17/2020	0.0011 (J)	
3/16/2021	0.00098 (J)	
8/10/2021	0.0025 (J)	
2/3/2022		0.0034 (J)
8/17/2022		<0.005
2/17/2023		<0.005
7/28/2023		<0.005

ND substitution: RL or RL/2 if <15% NDs.

Mann-Whitney (Wilcoxon Rank Sum)

Constituent: Arsenic (mg/L) Analysis Run 5/13/2024 9:57 AM View: Appendix I - Mann-Whitney

Plant Bowen Data: Bowen 3-4 CCR

	GWC-16R	GWC-16R
9/16/2014	<0.005	
10/4/2014	<0.005	
10/21/2014	<0.005	
11/11/2014	<0.005	
3/3/2015	<0.005	
3/18/2015	<0.005	
4/6/2015	<0.005	
4/23/2015	<0.005	
7/29/2015	<0.005	
3/3/2016	0.08869 (OD)	
5/10/2016	0.00128 (J)	
7/13/2016	0.001 (J)	
9/15/2016	0.0017 (J)	
11/2/2016	<0.005	
1/11/2017	<0.005	
3/20/2017	0.0012 (J)	
5/23/2017	<0.005	
9/21/2017	0.001 (J)	
3/14/2018	0.0013 (J)	
9/7/2018	<0.005	
3/11/2019	<0.005	
9/9/2019	0.00094 (J)	
3/4/2020	0.00088 (J)	
9/9/2020	0.0011 (J)	
3/9/2021	0.00094 (J)	
7/30/2021	0.0025 (J)	
1/28/2022		<0.005
8/11/2022		<0.005
2/10/2023		<0.005
8/4/2023		<0.005

ND substitution: RL or RL/2 if <15% NDs.

Mann-Whitney (Wilcoxon Rank Sum)

Constituent: Arsenic (mg/L) Analysis Run 5/13/2024 9:57 AM View: Appendix I - Mann-Whitney

Plant Bowen Data: Bowen 3-4 CCR

	GWC-17R	GWC-17R
9/17/2014	<0.005	
10/4/2014	<0.005	
10/21/2014	<0.005	
11/11/2014	<0.005	
3/3/2015	<0.005	
3/18/2015	<0.005	
4/6/2015	<0.005	
4/23/2015	<0.005	
7/29/2015	<0.005	
3/4/2016	<0.005	
5/10/2016	<0.005	
7/14/2016	<0.005	
9/14/2016	<0.005	
11/1/2016	<0.005	
1/11/2017	<0.005	
3/21/2017	0.0009 (J)	
5/23/2017	<0.005	
9/22/2017	0.0008 (J)	
3/14/2018	0.00092 (J)	
9/11/2018	<0.005	
3/12/2019	<0.005	
9/10/2019	<0.005	
3/5/2020	<0.005	
9/9/2020	<0.005	
3/10/2021	<0.005	
7/30/2021	0.0053	
1/28/2022		<0.005
8/11/2022		<0.005
2/10/2023		<0.005
8/3/2023		<0.005

ND substitution: RL or RL/2 if <15% NDs.

Mann-Whitney (Wilcoxon Rank Sum)

Constituent: Arsenic (mg/L) Analysis Run 5/13/2024 9:57 AM View: Appendix I - Mann-Whitney

Plant Bowen Data: Bowen 3-4 CCR

	GWC-18	GWC-18
9/17/2014	<0.005	
10/4/2014	<0.005	
10/21/2014	<0.005	
11/5/2014	<0.005	
3/3/2015	<0.005	
3/18/2015	<0.005	
4/7/2015	<0.005	
4/23/2015	<0.005	
7/29/2015	<0.005	
3/7/2016	<0.005	
5/5/2016	<0.005	
7/13/2016	<0.005	
9/13/2016	<0.005	
10/31/2016	<0.005	
1/12/2017	<0.005	
3/23/2017	<0.005	
5/23/2017	<0.005	
9/25/2017	<0.005	
3/14/2018	0.00091 (J)	
9/11/2018	<0.005	
3/12/2019	<0.005	
9/9/2019	0.00099 (J)	
3/6/2020	<0.005	
9/9/2020	<0.005	
2/26/2021	<0.005	
7/29/2021	0.0015 (J)	
1/28/2022		<0.005
8/10/2022		<0.005
2/9/2023		<0.005
8/3/2023		<0.005

ND substitution: RL or RL/2 if <15% NDs.

Mann-Whitney (Wilcoxon Rank Sum)

Constituent: Arsenic (mg/L) Analysis Run 5/13/2024 9:57 AM View: Appendix I - Mann-Whitney

Plant Bowen Data: Bowen 3-4 CCR

	GWC-18R	GWC-18R
9/17/2014	<0.005	
10/4/2014	<0.005	
10/21/2014	<0.005	
11/11/2014	0.005	
3/3/2015	<0.005	
3/18/2015	<0.005	
4/7/2015	<0.005	
4/23/2015	<0.005	
7/29/2015	<0.005	
3/7/2016	<0.005	
5/5/2016	<0.005	
7/13/2016	<0.005	
9/12/2016	<0.005	
11/1/2016	<0.005	
1/11/2017	<0.005	
3/20/2017	0.0006 (J)	
5/22/2017	<0.005	
9/21/2017	<0.005	
3/14/2018	0.00057 (J)	
9/7/2018	<0.005	
3/12/2019	<0.005	
9/6/2019	<0.005	
3/5/2020	0.00042 (J)	
9/9/2020	<0.005	
2/26/2021	<0.005	
7/29/2021	0.002 (J)	
1/27/2022		<0.005
8/10/2022		<0.005
2/9/2023		<0.005
8/4/2023		<0.005

ND substitution: RL or RL/2 if <15% NDs.

Mann-Whitney (Wilcoxon Rank Sum)

Constituent: Arsenic (mg/L) Analysis Run 5/13/2024 9:57 AM View: Appendix I - Mann-Whitney

Plant Bowen Data: Bowen 3-4 CCR

	GWC-19R	GWC-19R
9/17/2014	<0.005	
10/4/2014	<0.005	
10/21/2014	<0.005	
11/5/2014	<0.005	
3/3/2015	<0.005	
3/19/2015	<0.005	
4/7/2015	<0.005	
4/24/2015	<0.005	
7/29/2015	<0.005	
3/7/2016	<0.005	
5/9/2016	<0.005	
7/14/2016	<0.005	
9/12/2016	<0.005	
10/31/2016	<0.005	
1/11/2017	<0.005	
3/21/2017	0.0007 (J)	
5/22/2017	<0.005	
9/20/2017	<0.005	
3/14/2018	0.00076 (J)	
9/10/2018	<0.005	
3/12/2019	<0.005	
9/9/2019	0.00082 (J)	
3/4/2020	0.00072 (J)	
9/9/2020	<0.005	
2/26/2021	<0.005	
8/5/2021	<0.005	
1/27/2022		<0.005
8/9/2022		<0.005
2/9/2023		<0.005
8/4/2023		<0.005

ND substitution: RL or RL/2 if <15% NDs.

Mann-Whitney (Wilcoxon Rank Sum)

Constituent: Arsenic (mg/L) Analysis Run 5/13/2024 9:57 AM View: Appendix I - Mann-Whitney

Plant Bowen Data: Bowen 3-4 CCR

	GWC-20R	GWC-20R
9/18/2014	<0.005	
10/5/2014	<0.005	
10/22/2014	<0.005	
11/5/2014	<0.005	
3/4/2015	<0.005	
3/19/2015	<0.005	
4/7/2015	<0.005	
4/24/2015	<0.005	
7/30/2015	<0.005	
3/8/2016	<0.005	
5/9/2016	<0.005	
7/14/2016	0.0008 (J)	
9/12/2016	<0.005	
10/31/2016	<0.005	
1/12/2017	<0.005	
3/22/2017	<0.005	
5/22/2017	<0.005	
9/19/2017	0.0006 (J)	
3/14/2018	0.0011 (J)	
9/10/2018	<0.005	
3/12/2019	<0.005	
9/6/2019	0.00047 (JD)	
3/5/2020	<0.005	
9/4/2020	<0.005	
3/9/2021	<0.005	
8/2/2021	0.0028 (J)	
1/27/2022		<0.005
8/9/2022		<0.005
2/10/2023		<0.005
8/3/2023		<0.005

ND substitution: RL or RL/2 if <15% NDs.

Mann-Whitney (Wilcoxon Rank Sum)

Constituent: Arsenic (mg/L) Analysis Run 5/13/2024 9:57 AM View: Appendix I - Mann-Whitney

Plant Bowen Data: Bowen 3-4 CCR

	GWC-21R	GWC-21R
9/18/2014	<0.005	
10/5/2014	<0.005	
10/22/2014	<0.005	
11/5/2014	<0.005	
3/4/2015	<0.005	
3/19/2015	<0.005	
4/8/2015	<0.005	
4/24/2015	<0.005	
7/30/2015	<0.005	
3/8/2016	0.0148 (O)	
5/9/2016	0.00347 (J)	
7/15/2016	0.0017 (J)	
9/9/2016	<0.005	
10/27/2016	<0.005	
1/12/2017	0.002 (J)	
3/21/2017	0.0021 (J)	
5/23/2017	<0.005	
9/19/2017	0.0013 (J)	
3/14/2018	0.0033 (J)	
9/10/2018	<0.005	
3/11/2019	0.0038 (J)	
9/6/2019	0.0024 (J)	
3/3/2020	0.0015 (J)	
9/8/2020	0.0023 (J)	
3/9/2021	0.0045 (J)	
8/2/2021	0.0071	
1/28/2022		0.0031 (J)
8/10/2022		0.0025 (J)
2/9/2023		0.0025 (J)
8/4/2023		<0.005

ND substitution: RL or RL/2 if <15% NDs.

Mann-Whitney (Wilcoxon Rank Sum)

Constituent: Arsenic (mg/L) Analysis Run 5/13/2024 9:57 AM View: Appendix I - Mann-Whitney

Plant Bowen Data: Bowen 3-4 CCR

	GWC-22R	GWC-22R
9/18/2014	<0.005	
10/5/2014	<0.005	
10/22/2014	<0.005	
11/5/2014	<0.005	
3/4/2015	<0.005	
3/19/2015	<0.005	
4/8/2015	<0.005	
4/24/2015	<0.005	
7/30/2015	<0.005	
3/7/2016	<0.005	
5/5/2016	<0.005	
7/14/2016	0.001 (J)	
9/12/2016	<0.005	
10/27/2016	<0.005	
1/13/2017	<0.005	
3/20/2017	0.0012 (J)	
5/23/2017	<0.005	
9/19/2017	0.0021 (J)	
3/13/2018	0.00087 (J)	
9/7/2018	<0.005	
3/11/2019	0.00099 (J)	
9/5/2019	0.0024 (J)	
3/3/2020	0.0014 (J)	
9/8/2020	0.0025 (J)	
3/9/2021	0.0018 (J)	
8/2/2021	0.0041 (J)	
1/27/2022		0.0045 (J)
8/10/2022		0.0035 (J)
2/9/2023		0.003 (J)
8/3/2023		<0.005

ND substitution: RL or RL/2 if <15% NDs.

Mann-Whitney (Wilcoxon Rank Sum)

Constituent: Arsenic (mg/L) Analysis Run 5/13/2024 9:57 AM View: Appendix I - Mann-Whitney

Plant Bowen Data: Bowen 3-4 CCR

	GWC-23R	GWC-23R
9/18/2014	<0.005	
10/5/2014	<0.005	
10/22/2014	<0.005	
11/5/2014	<0.005	
3/4/2015	<0.005	
3/20/2015	<0.005	
4/8/2015	<0.005	
4/23/2015	<0.005	
7/30/2015	<0.005	
3/9/2016	<0.005	
5/6/2016	<0.005	
7/15/2016	<0.005	
9/14/2016	<0.005	
11/1/2016	<0.005	
1/25/2017	<0.005	
3/22/2017	<0.005	
5/24/2017	0.0006 (J)	
9/21/2017	<0.005	
3/14/2018	0.0014 (J)	
9/11/2018	<0.005	
3/12/2019	<0.005	
9/6/2019	0.00054 (J)	
3/5/2020	<0.005	
9/9/2020	<0.005	
3/10/2021	<0.005	
7/30/2021	0.006	
1/28/2022		0.0026 (J)
8/11/2022		<0.005
2/10/2023		0.0032 (J)
8/3/2023		0.0049 (J)

ND substitution: RL or RL/2 if <15% NDs.

Mann-Whitney (Wilcoxon Rank Sum)

Constituent: Arsenic (mg/L) Analysis Run 5/13/2024 9:57 AM View: Appendix I - Mann-Whitney

Plant Bowen Data: Bowen 3-4 CCR

	GWC-24R	GWC-24R
9/16/2014	<0.005	
10/4/2014	<0.005	
10/23/2014	<0.005	
11/10/2014	<0.005	
3/4/2015	<0.005	
3/20/2015	<0.005	
4/8/2015	<0.005	
4/23/2015	<0.005	
7/30/2015	<0.005	
3/4/2016	0.0015 (J)	
5/5/2016	<0.005	
7/12/2016	0.0009 (J)	
9/13/2016	<0.005	
10/27/2016	<0.005	
1/13/2017	<0.005	
3/20/2017	0.0013 (J)	
5/19/2017	0.001 (J)	
9/19/2017	<0.005	
3/13/2018	0.0015 (J)	
9/11/2018	<0.005	
3/8/2019	<0.005	
9/5/2019	0.0005 (JD)	
3/3/2020	<0.005	
9/9/2020	<0.005	
3/9/2021	<0.005	
7/29/2021	0.0031 (J)	
1/28/2022		0.0021 (J)
8/9/2022		<0.005
2/9/2023		<0.005
8/3/2023		<0.005

ND substitution: RL or RL/2 if <15% NDs.

Mann-Whitney (Wilcoxon Rank Sum)

Constituent: Arsenic (mg/L) Analysis Run 5/13/2024 9:57 AM View: Appendix I - Mann-Whitney

Plant Bowen Data: Bowen 3-4 CCR

	GWC-25R	GWC-25R
9/16/2014	<0.005	
10/4/2014	<0.005	
10/23/2014	<0.005	
11/10/2014	<0.005	
3/4/2015	<0.005	
3/20/2015	<0.005	
4/9/2015	<0.005	
4/23/2015	<0.005	
7/30/2015	<0.005	
3/8/2016	<0.005	
5/4/2016	<0.005	
7/18/2016	<0.005	
9/13/2016	<0.005	
10/27/2016	<0.005	
1/13/2017	<0.005	
3/16/2017	0.0004 (J)	
5/19/2017	0.0005 (J)	
9/19/2017	<0.005	
3/13/2018	0.00073 (J)	
9/11/2018	<0.005	
3/8/2019	<0.005	
9/5/2019	<0.005	
3/3/2020	<0.005	
9/4/2020	<0.005	
3/9/2021	<0.005	
8/2/2021	0.0036 (J)	
1/27/2022		<0.005
8/9/2022		<0.005
2/9/2023		<0.005
8/3/2023		<0.005

ND substitution: RL or RL/2 if <15% NDs.

Mann-Whitney (Wilcoxon Rank Sum)

Constituent: Arsenic (mg/L) Analysis Run 5/13/2024 9:57 AM View: Appendix I - Mann-Whitney

Plant Bowen Data: Bowen 3-4 CCR

	GWC-36RA	GWC-36RA
9/15/2014	0.0036 (J)	
10/3/2014	<0.005	
10/20/2014	0.0022 (J)	
11/10/2014	<0.005	
3/2/2015	<0.005	
3/17/2015	<0.005	
4/5/2015	<0.005	
4/21/2015	<0.005	
7/28/2015	<0.005	
3/1/2016	<0.005	
5/2/2016	<0.005	
7/6/2016	0.0008 (J)	
9/7/2016	<0.005	
10/25/2016	<0.005	
1/5/2017	<0.005	
3/14/2017	<0.005	
5/16/2017	<0.005	
9/15/2017	0.0007 (J)	
3/12/2018	<0.005	
9/6/2018	<0.005	
3/7/2019	<0.005	
9/4/2019	<0.005	
3/2/2020	<0.005	
9/14/2020	<0.005	
3/26/2021	<0.005	
7/27/2021	<0.005	
1/26/2022		<0.005
8/8/2022		<0.005
2/8/2023		<0.005
8/3/2023		<0.005

ND substitution: RL or RL/2 if <15% NDs.

Mann-Whitney (Wilcoxon Rank Sum)

Constituent: Arsenic (mg/L) Analysis Run 5/13/2024 9:57 AM View: Appendix I - Mann-Whitney

Plant Bowen Data: Bowen 3-4 CCR

	GWC-37	GWC-37
9/16/2014	<0.005	
10/3/2014	<0.005	
10/20/2014	<0.005	
11/10/2014	<0.005	
3/2/2015	<0.005	
3/17/2015	<0.005	
4/5/2015	<0.005	
4/22/2015	<0.005	
7/28/2015	<0.005	
3/1/2016	<0.005	
5/3/2016	<0.005	
7/8/2016	<0.005	
9/7/2016	<0.005	
10/25/2016	<0.005	
1/6/2017	<0.005	
3/14/2017	0.0005 (J)	
5/16/2017	<0.005	
9/15/2017	<0.005	
3/12/2018	<0.005	
9/6/2018	<0.005	
3/6/2019	<0.005	
9/4/2019	<0.005	
3/2/2020	0.00053 (J)	
9/3/2020	<0.005	
2/24/2021	<0.005	
7/28/2021	<0.005	
1/26/2022		0.0019 (J)
8/8/2022		<0.005
2/8/2023		<0.005
8/2/2023		<0.005

ND substitution: RL or RL/2 if <15% NDs.

Mann-Whitney (Wilcoxon Rank Sum)

Constituent: Arsenic (mg/L) Analysis Run 5/13/2024 9:57 AM View: Appendix I - Mann-Whitney

Plant Bowen Data: Bowen 3-4 CCR

	GWC-38	GWC-38
9/16/2014	<0.005	
10/3/2014	<0.005	
10/20/2014	<0.005	
11/10/2014	<0.005	
3/2/2015	0.0062	
3/17/2015	<0.005	
4/6/2015	<0.005	
4/22/2015	<0.005	
7/28/2015	<0.005	
3/2/2016	<0.005	
5/3/2016	<0.005	
7/7/2016	<0.005	
9/8/2016	<0.005	
10/25/2016	<0.005	
2/9/2017	<0.005	
3/23/2017	<0.005	
5/17/2017	<0.005	
9/19/2017	<0.005	
3/13/2018	0.00061 (J)	
9/6/2018	0.00071 (J)	
3/7/2019	<0.005	
9/4/2019	<0.005	
3/2/2020	0.00059 (J)	
9/3/2020	<0.005	
2/24/2021	<0.005	
7/28/2021	<0.005	
1/25/2022		<0.005
8/5/2022		<0.005
2/8/2023		<0.005
8/2/2023		<0.005

ND substitution: RL or RL/2 if <15% NDs.

Mann-Whitney (Wilcoxon Rank Sum)

Constituent: Barium (mg/L) Analysis Run 5/13/2024 9:57 AM View: Appendix I - Mann-Whitney

Plant Bowen Data: Bowen 3-4 CCR

	GWA-1	GWA-1
8/23/2007	0.02	
10/23/2007	0.039	
11/18/2007	0.04 (J)	
1/30/2008	0.04	
3/10/2008	0.033	
5/13/2008	0.03	
12/5/2008	0.0087	
4/15/2009	0.023	
10/7/2009	0.15 (O)	
5/3/2010	0.025	
10/12/2010	0.029	
4/27/2011	0.026	
10/17/2011	0.021	
5/2/2012	0.0212	
10/8/2012	0.019	
4/12/2013	0.022	
10/16/2013	0.02	
4/11/2014	0.018	
9/30/2014	0.013	
3/30/2015	0.021	
10/13/2015	0.012	
3/22/2016	0.0182	
5/19/2016	0.0193	
7/29/2016	0.0174	
9/23/2016	0.0168	
11/9/2016	0.0171	
1/30/2017	0.019	
3/30/2017	0.0184	
6/9/2017	0.0174	
10/2/2017	0.0167	
3/16/2018	0.016	
9/17/2018	0.015 (D)	
3/20/2019	0.019	
9/12/2019	0.018	
3/11/2020	0.016	
9/15/2020	0.019	
3/16/2021	0.018	
8/9/2021	0.019	
2/1/2022		0.015
8/16/2022		0.017
2/16/2023		0.018
7/27/2023		0.018

Mann-Whitney (Wilcoxon Rank Sum)

Constituent: Barium (mg/L) Analysis Run 5/13/2024 9:57 AM View: Appendix I - Mann-Whitney

Plant Bowen Data: Bowen 3-4 CCR

	GWA-2	GWA-2
8/23/2007	0.0073	
10/24/2007	0.027	
11/18/2007	0.13 (O)	
1/31/2008	0.0077	
3/11/2008	0.015	
5/6/2008	0.017	
12/4/2008	0.14 (O)	
4/21/2009	0.018	
10/7/2009	0.014	
4/26/2010	0.017	
10/4/2010	0.011	
4/13/2011	0.026	
10/5/2011	0.021	
4/11/2012	0.0311	
10/9/2012	0.018	
4/15/2013	0.056	
10/15/2013	0.018	
4/22/2014	0.035	
9/30/2014	0.0041	
3/30/2015	0.036	
10/13/2015	0.0048	
3/23/2016	0.0271	
5/20/2016	0.0206	
7/29/2016	0.0275	
9/23/2016	0.0384	
11/9/2016	0.0266	
1/31/2017	0.0094 (J)	
3/30/2017	0.0262	
6/12/2017	0.0288	
10/2/2017	0.0048 (J)	
3/19/2018	0.037	
9/14/2018	0.0059 (J)	
3/20/2019	0.0072 (J)	
9/12/2019	0.0058 (JD)	
3/11/2020	0.035	
9/15/2020	0.019	
3/17/2021	0.025	
8/9/2021	0.024	
2/1/2022		0.026
8/16/2022		0.021
2/16/2023		0.029
7/27/2023		0.02

Mann-Whitney (Wilcoxon Rank Sum)

Constituent: Barium (mg/L) Analysis Run 5/13/2024 9:57 AM View: Appendix I - Mann-Whitney

Plant Bowen Data: Bowen 3-4 CCR

	GWA-2R	GWA-2R
8/23/2007	0.0098	
10/24/2007	0.015	
11/18/2007	0.011	
1/31/2008	0.13 (O)	
3/10/2008	0.0078	
5/13/2008	0.0077	
12/4/2008	0.0089	
4/21/2009	0.013	
10/8/2009	0.008	
4/21/2010	0.01	
9/28/2010	0.0036	
4/12/2011	0.0084	
10/4/2011	0.0066	
4/3/2012	0.0625 (O)	
10/9/2012	0.01	
4/11/2013	0.021	
10/16/2013	0.033	
4/10/2014	0.021	
9/30/2014	0.0062	
3/30/2015	0.011	
10/13/2015	0.0065	
3/23/2016	0.0206	
5/19/2016	0.0109	
7/29/2016	0.007 (J)	
9/22/2016	0.0071 (J)	
11/10/2016	0.0052 (J)	
1/31/2017	0.0076 (J)	
4/3/2017	0.007 (J)	
6/9/2017	0.0074 (J)	
10/2/2017	0.0085 (J)	
3/16/2018	0.015	
9/14/2018	0.0095 (J)	
3/19/2019	0.024	
9/13/2019	0.012	
3/11/2020	0.027	
9/15/2020	0.013	
3/16/2021	0.013	
8/9/2021	0.029	
2/1/2022		0.024
8/16/2022		0.027
2/16/2023		0.028
7/27/2023		0.024

Mann-Whitney (Wilcoxon Rank Sum)

Constituent: Barium (mg/L) Analysis Run 5/13/2024 9:57 AM View: Appendix I - Mann-Whitney

Plant Bowen Data: Bowen 3-4 CCR

	GWA-39RZ	GWA-39RZ
5/16/2016	0.0113 (D)	
7/27/2016	0.0114 (D)	
2/21/2017	0.0178	
3/27/2017	0.0162 (D)	
6/8/2017	0.0156 (D)	
7/17/2017	0.016 (D)	
7/27/2017	0.0184	
8/9/2017	0.0162	
9/29/2017	0.0159 (D)	
3/16/2018	0.016	
9/14/2018	0.015	
3/14/2019	0.018	
3/9/2020	0.017	
9/16/2020	0.027	
3/16/2021	0.014	
8/6/2021	0.014	
2/2/2022		0.013
8/16/2022		0.013
2/14/2023		0.014
7/25/2023		0.014

Mann-Whitney (Wilcoxon Rank Sum)

Constituent: Barium (mg/L) Analysis Run 5/13/2024 9:57 AM View: Appendix I - Mann-Whitney

Plant Bowen Data: Bowen 3-4 CCR

	GWA-39Z	GWA-39Z
3/14/2016	0.0234	
5/11/2016	0.00793 (J)	
7/19/2016	0.0045 (J)	
9/15/2016	0.0057 (J)	
11/2/2016	0.0043 (J)	
1/18/2017	<0.01 (*)	
3/28/2017	0.0188	
6/7/2017	0.0273	
9/26/2017	0.0236	
3/14/2018	0.027	
9/12/2018	0.022	
3/15/2019	0.019	
9/9/2019	0.015	
3/9/2020	0.0072 (J)	
9/10/2020	0.0042 (J)	
3/12/2021	0.014	
8/4/2021	0.011	
1/31/2022		0.013
8/10/2022		0.01
2/13/2023		0.018
7/26/2023		0.016

ND substitution: RL or RL/2 if <15% NDs.

Mann-Whitney (Wilcoxon Rank Sum)

Constituent: Barium (mg/L) Analysis Run 5/13/2024 9:57 AM View: Appendix I - Mann-Whitney

Plant Bowen Data: Bowen 3-4 CCR

	GWA-3A	GWA-3A
8/23/2007	0.015 (O)	
11/2/2007	0.017 (O)	
11/18/2007	0.019 (O)	
1/31/2008	0.011 (O)	
3/11/2008	0.016 (O)	
5/14/2008	0.013 (O)	
12/5/2008	0.021 (O)	
4/15/2009	0.012 (O)	
10/8/2009	0.011 (O)	
4/28/2010	0.0081	
10/6/2010	0.0083	
4/21/2011	0.0053	
10/13/2011	0.0071	
5/1/2012	0.0067	
10/9/2012	0.0055	
4/11/2013	0.0061	
10/16/2013	0.0062	
4/23/2014	0.0047	
10/4/2014	0.0055	
3/31/2015	0.0076	
10/12/2015	0.0049	
3/23/2016	0.00742 (J)	
5/23/2016	0.00532 (J)	
7/29/2016	0.0053 (J)	
9/22/2016	0.0058 (J)	
11/10/2016	0.0051 (J)	
1/31/2017	0.0054 (J)	
3/30/2017	0.0049 (J)	
6/12/2017	<0.01	
10/4/2017	0.0047 (J)	
3/19/2018	0.0047 (J)	
9/17/2018	0.0041 (J)	
3/20/2019	0.0042 (J)	
9/13/2019	0.0042 (J)	
3/11/2020	0.0041 (J)	
3/29/2021	0.0073	
8/9/2021	0.0073	
2/2/2022		0.0064
8/16/2022		0.0067
2/17/2023		0.0065
8/1/2023		0.0074

ND substitution: RL or RL/2 if <15% NDs.

Mann-Whitney (Wilcoxon Rank Sum)

Constituent: Barium (mg/L) Analysis Run 5/13/2024 9:57 AM View: Appendix I - Mann-Whitney

Plant Bowen Data: Bowen 3-4 CCR

	GWA-40	GWA-40
3/15/2016	0.0101	
5/11/2016	0.00992 (J)	
7/21/2016	0.009 (J)	
9/15/2016	0.0109	
11/3/2016	0.0115	
1/17/2017	0.0101	
3/24/2017	0.0086 (J)	
5/24/2017	0.0087 (J)	
9/26/2017	0.0075 (J)	
3/14/2018	0.0064 (J)	
9/12/2018	0.0075 (J)	
3/13/2019	0.0076 (J)	
9/9/2019	0.0078 (J)	
3/9/2020	0.0088 (J)	
9/11/2020	0.0079 (J)	
3/10/2021	0.0083	
8/4/2021	0.008	
1/31/2022		0.0081
8/12/2022		0.0076
2/13/2023		0.0075
7/26/2023		0.0081

Mann-Whitney (Wilcoxon Rank Sum)

Constituent: Barium (mg/L) Analysis Run 5/13/2024 9:57 AM View: Appendix I - Mann-Whitney

Plant Bowen Data: Bowen 3-4 CCR

	GWA-41	GWA-41
3/15/2016	0.0291	
5/12/2016	0.0322	
7/20/2016	0.0313	
9/15/2016	0.0217	
11/3/2016	0.0272	
1/18/2017	0.0286 (J)	
3/24/2017	0.0307	
6/6/2017	0.0242	
9/25/2017	0.0252	
3/14/2018	0.021	
9/12/2018	0.025	
3/14/2019	0.028	
9/10/2019	0.0195 (D)	
3/6/2020	0.022	
9/10/2020	0.024	
3/11/2021	0.024	
8/4/2021	0.021	
1/31/2022		0.022
8/11/2022		0.022
2/13/2023		0.029
7/25/2023		0.018

Mann-Whitney (Wilcoxon Rank Sum)

Constituent: Barium (mg/L) Analysis Run 5/13/2024 9:57 AM View: Appendix I - Mann-Whitney

Plant Bowen Data: Bowen 3-4 CCR

	GWA-41R	GWA-41R
3/15/2016	0.0462	
5/13/2016	0.0265	
7/21/2016	0.0243	
9/21/2016	0.0145	
11/3/2016	0.0082 (J)	
1/17/2017	0.007 (J)	
3/27/2017	0.016	
6/6/2017	0.0301	
9/25/2017	0.0169	
3/14/2018	0.036	
9/12/2018	0.021	
3/14/2019	0.04	
9/10/2019	0.031	
3/9/2020	0.031	
9/10/2020	0.031	
3/10/2021	0.023	
8/4/2021	0.021	
1/31/2022		0.031
8/11/2022		0.019
2/13/2023		0.028
7/25/2023		0.023

Mann-Whitney (Wilcoxon Rank Sum)

Constituent: Barium (mg/L) Analysis Run 5/13/2024 9:57 AM View: Appendix I - Mann-Whitney

Plant Bowen Data: Bowen 3-4 CCR

	GWA-42	GWA-42
3/11/2016	0.00639 (J)	
5/16/2016	0.00622 (J)	
7/22/2016	0.0062 (J)	
9/19/2016	0.0064 (J)	
11/3/2016	0.0058 (J)	
1/17/2017	0.0061 (J)	
3/27/2017	0.0063 (J)	
6/7/2017	0.0064 (J)	
9/26/2017	0.006 (J)	
3/14/2018	0.0065 (J)	
9/14/2018	0.0065 (J)	
3/14/2019	0.0066 (J)	
9/10/2019	0.0068 (J)	
3/6/2020	0.0066 (J)	
9/10/2020	0.0059 (J)	
3/11/2021	0.0061	
8/4/2021	0.0061	
1/31/2022		0.0063
8/10/2022		0.0063
2/13/2023		0.0061
7/26/2023		0.0064

Mann-Whitney (Wilcoxon Rank Sum)

Constituent: Barium (mg/L) Analysis Run 5/13/2024 9:57 AM View: Appendix I - Mann-Whitney

Plant Bowen Data: Bowen 3-4 CCR

	GWA-43	GWA-43
3/11/2016	0.0116	
5/13/2016	0.0361	
7/19/2016	0.036	
9/16/2016	0.0259	
11/2/2016	0.037	
1/18/2017	0.0248	
3/28/2017	0.0222	
6/6/2017	0.02	
9/22/2017	0.0179	
3/14/2018	0.016	
9/12/2018	0.017	
3/13/2019	0.014	
9/11/2019	0.015	
3/9/2020	0.012	
9/11/2020	0.024	
3/11/2021	0.0096	
8/6/2021	0.015	
1/31/2022		0.014
8/11/2022		0.016
2/14/2023		0.011
7/25/2023		0.012

Mann-Whitney (Wilcoxon Rank Sum)

Constituent: Barium (mg/L) Analysis Run 5/13/2024 9:57 AM View: Appendix I - Mann-Whitney

Plant Bowen Data: Bowen 3-4 CCR

	GWA-43R	GWA-43R
3/11/2016	0.00819 (J)	
5/13/2016	0.00756 (J)	
7/19/2016	0.0079 (J)	
9/16/2016	0.0078 (J)	
11/2/2016	0.0082 (J)	
1/18/2017	0.0085 (J)	
3/28/2017	0.0084 (J)	
6/6/2017	0.0078 (J)	
9/22/2017	0.0076 (J)	
3/15/2018	0.0092 (J)	
9/12/2018	0.008 (J)	
3/13/2019	0.0077 (J)	
9/11/2019	0.0079 (J)	
3/9/2020	0.0069 (J)	
9/14/2020	0.0075 (J)	
3/11/2021	0.0069	
8/5/2021	0.0069	
1/31/2022		0.0076
8/10/2022		0.0066
2/13/2023		0.0064
7/25/2023		0.0073

Mann-Whitney (Wilcoxon Rank Sum)

Constituent: Barium (mg/L) Analysis Run 5/13/2024 9:57 AM View: Appendix I - Mann-Whitney

Plant Bowen Data: Bowen 3-4 CCR

	GWA-4RZ	GWA-4RZ
2/22/2017	0.0273	
4/7/2017	0.024	
6/14/2017	0.027 (D)	
7/12/2017	0.027 (D)	
7/20/2017	0.0304 (D)	
7/28/2017	0.0269	
8/9/2017	0.0254	
8/24/2017	0.0285	
10/3/2017	0.0294 (D)	
3/21/2018	0.03	
9/18/2018	0.032	
3/21/2019	0.04 (D)	
9/12/2019	0.034 (D)	
3/12/2020	0.053	
9/17/2020	0.036	
3/16/2021	0.042	
8/10/2021	0.045	
2/3/2022		0.063
8/17/2022		0.034
2/17/2023		0.043
7/28/2023		0.043

Mann-Whitney (Wilcoxon Rank Sum)

Constituent: Barium (mg/L) Analysis Run 5/13/2024 9:57 AM View: Appendix I - Mann-Whitney

Plant Bowen Data: Bowen 3-4 CCR

	GWA-50	GWA-50
12/12/2008	0.098 (O)	
4/23/2009	0.013	
10/6/2009	0.011	
4/27/2010	0.016	
9/30/2010	0.013	
4/14/2011	0.011	
10/5/2011	0.015	
4/11/2012	0.0102	
10/2/2012	0.0091	
4/9/2013	0.01	
10/15/2013	0.0098	
4/10/2014	0.011	
10/1/2014	0.0033	
3/30/2015	0.0043	
10/11/2015	0.0038	
3/28/2016	0.0133	
5/23/2016	0.0109	
8/1/2016	0.0058 (J)	
9/26/2016	0.0092 (J)	
11/10/2016	0.0083 (J)	
1/30/2017	0.0117	
4/7/2017	0.0109	
6/12/2017	<0.01	
10/2/2017	0.0122	
3/16/2018	0.0084 (J)	
9/17/2018	0.01	
3/19/2019	0.012	
9/13/2019	0.0088 (J)	
3/11/2020	0.0077 (J)	
9/16/2020	0.0081 (J)	
3/17/2021	0.0074	
8/9/2021	0.0071	
2/1/2022		0.0065
8/16/2022		0.0072
2/16/2023		0.0067
7/28/2023		0.0075

ND substitution: RL or RL/2 if <15% NDs.

Mann-Whitney (Wilcoxon Rank Sum)

Constituent: Barium (mg/L) Analysis Run 5/13/2024 9:57 AM View: Appendix I - Mann-Whitney

Plant Bowen Data: Bowen 3-4 CCR

	GWA-50R	GWA-50R
12/12/2008	0.016	
4/23/2009	0.14 (O)	
10/6/2009	0.12 (O)	
5/3/2010	0.12 (O)	
10/11/2010	0.019	
4/27/2011	0.02	
10/19/2011	0.014	
5/1/2012	0.0199	
10/2/2012	0.015	
4/10/2013	0.016	
10/16/2013	0.017	
4/22/2014	0.017	
10/1/2014	0.013	
3/30/2015	0.014	
10/11/2015	0.0093	
3/28/2016	0.0155	
5/25/2016	0.0143	
8/1/2016	0.0129	
9/26/2016	0.0177	
11/11/2016	0.0117	
1/30/2017	0.0113	
4/3/2017	0.0166	
6/12/2017	0.017	
10/2/2017	0.0157	
3/16/2018	0.012	
9/18/2018	0.0099 (J)	
3/19/2019	0.013	
9/12/2019	0.011	
3/11/2020	0.0095 (J)	
9/15/2020	0.0089 (J)	
3/17/2021	0.012	
8/9/2021	0.0089	
2/2/2022		0.009
8/17/2022		0.0091
2/16/2023		0.0081
7/28/2023		0.0079

Mann-Whitney (Wilcoxon Rank Sum)

Constituent: Barium (mg/L) Analysis Run 5/13/2024 9:57 AM View: Appendix I - Mann-Whitney

Plant Bowen Data: Bowen 3-4 CCR

	GWC-16R	GWC-16R
9/16/2014	0.069	
10/4/2014	0.057	
10/21/2014	0.056	
11/11/2014	0.05	
3/3/2015	0.045	
3/18/2015	0.044	
4/6/2015	0.045	
4/23/2015	0.041	
7/29/2015	0.043	
3/3/2016	0.0806	
5/10/2016	0.0495	
7/13/2016	0.0374	
9/15/2016	0.0542	
11/2/2016	0.0561	
1/11/2017	0.0401	
3/20/2017	0.0383	
5/23/2017	0.0376	
9/21/2017	0.0418	
3/14/2018	0.036	
9/7/2018	0.047	
3/11/2019	0.044	
9/9/2019	0.03	
3/4/2020	0.045	
9/9/2020	0.051	
3/9/2021	0.058	
7/30/2021	0.045	
1/28/2022		0.049
8/11/2022		0.034
2/10/2023		0.053
8/4/2023		0.034

Mann-Whitney (Wilcoxon Rank Sum)

Constituent: Barium (mg/L) Analysis Run 5/13/2024 9:57 AM View: Appendix I - Mann-Whitney

Plant Bowen Data: Bowen 3-4 CCR

	GWC-17R	GWC-17R
9/17/2014	0.019	
10/4/2014	0.02	
10/21/2014	0.02	
11/11/2014	0.021	
3/3/2015	0.02	
3/18/2015	0.019	
4/6/2015	0.02	
4/23/2015	0.019	
7/29/2015	0.02	
3/4/2016	0.0262 (JO)	
5/10/2016	0.0204	
7/14/2016	0.0198	
9/14/2016	0.0183	
11/1/2016	0.0209	
1/11/2017	0.0194	
3/21/2017	0.0201	
5/23/2017	0.0199	
9/22/2017	0.0195	
3/14/2018	0.02	
9/11/2018	0.019	
3/12/2019	0.021	
9/10/2019	0.019	
3/5/2020	0.018	
9/9/2020	0.018	
3/10/2021	0.019	
7/30/2021	0.019	
1/28/2022		0.018
8/11/2022		0.017
2/10/2023		0.018
8/3/2023		0.019

Mann-Whitney (Wilcoxon Rank Sum)

Constituent: Barium (mg/L) Analysis Run 5/13/2024 9:57 AM View: Appendix I - Mann-Whitney

Plant Bowen Data: Bowen 3-4 CCR

	GWC-18	GWC-18
9/17/2014	0.035	
10/4/2014	0.038	
10/21/2014	0.034	
11/5/2014	0.04	
3/3/2015	0.033	
3/18/2015	0.031	
4/7/2015	0.038	
4/23/2015	0.031	
7/29/2015	0.045	
3/7/2016	<3 (O)	
5/5/2016	0.0278	
7/13/2016	0.0255	
9/13/2016	0.0251	
10/31/2016	0.0277	
1/12/2017	0.0258	
3/23/2017	0.0254	
5/23/2017	0.0247	
9/25/2017	0.0228	
3/14/2018	0.025	
9/11/2018	0.019	
3/12/2019	0.014	
9/9/2019	0.028	
3/6/2020	0.015	
9/9/2020	0.016	
2/26/2021	0.017	
7/29/2021	0.016	
1/28/2022		0.044
8/10/2022		0.013
2/9/2023		0.016
8/3/2023		0.012

Mann-Whitney (Wilcoxon Rank Sum)

Constituent: Barium (mg/L) Analysis Run 5/13/2024 9:57 AM View: Appendix I - Mann-Whitney

Plant Bowen Data: Bowen 3-4 CCR

	GWC-18R	GWC-18R
9/17/2014	0.015	
10/4/2014	<0.0013	
10/21/2014	0.027 (O)	
11/11/2014	0.028 (O)	
3/3/2015	0.034 (O)	
3/18/2015	0.014	
4/7/2015	0.017	
4/23/2015	0.013	
7/29/2015	0.013	
3/7/2016	0.0129	
5/5/2016	0.0149	
7/13/2016	0.0132	
9/12/2016	0.0142	
11/1/2016	0.0127	
1/11/2017	0.0146	
3/20/2017	0.0147	
5/22/2017	0.0146	
9/21/2017	0.0152	
3/14/2018	0.014	
9/7/2018	0.015	
3/12/2019	0.014	
9/6/2019	0.014	
3/5/2020	0.015	
9/9/2020	0.014	
2/26/2021	0.015	
7/29/2021	0.015	
1/27/2022		0.014
8/10/2022		0.014
2/9/2023		0.015
8/4/2023		0.013

ND substitution: RL or RL/2 if <15% NDs.

Mann-Whitney (Wilcoxon Rank Sum)

Constituent: Barium (mg/L) Analysis Run 5/13/2024 9:57 AM View: Appendix I - Mann-Whitney

Plant Bowen Data: Bowen 3-4 CCR

	GWC-19R	GWC-19R
9/17/2014	0.018	
10/4/2014	0.017	
10/21/2014	0.017	
11/5/2014	0.017	
3/3/2015	0.016	
3/19/2015	0.015	
4/7/2015	0.017	
4/24/2015	0.015	
7/29/2015	0.016	
3/7/2016	<3 (O)	
5/9/2016	0.0162	
7/14/2016	0.0142	
9/12/2016	0.0154	
10/31/2016	0.015	
1/11/2017	0.0148	
3/21/2017	0.0159	
5/22/2017	0.0155	
9/20/2017	0.0164	
3/14/2018	0.016	
9/10/2018	0.016	
3/12/2019	0.016	
9/9/2019	0.015	
3/4/2020	0.017	
9/9/2020	0.014	
2/26/2021	0.016	
8/5/2021	0.017	
1/27/2022		0.016
8/9/2022		0.014
2/9/2023		0.015
8/4/2023		0.014

Mann-Whitney (Wilcoxon Rank Sum)

Constituent: Barium (mg/L) Analysis Run 5/13/2024 9:57 AM View: Appendix I - Mann-Whitney

Plant Bowen Data: Bowen 3-4 CCR

	GWC-20R	GWC-20R
9/18/2014	0.031	
10/5/2014	0.032	
10/22/2014	0.03	
11/5/2014	0.031	
3/4/2015	0.026	
3/19/2015	0.028	
4/7/2015	0.031	
4/24/2015	0.027	
7/30/2015	0.032	
3/8/2016	0.0298	
5/9/2016	0.0304	
7/14/2016	0.0307	
9/12/2016	0.0331	
10/31/2016	0.0321	
1/12/2017	0.0291	
3/22/2017	0.025	
5/22/2017	0.0276	
9/19/2017	0.034	
3/14/2018	0.03	
9/10/2018	0.028	
3/12/2019	0.03	
9/6/2019	0.0275 (D)	
3/5/2020	0.028	
9/4/2020	0.033	
3/9/2021	0.027	
8/2/2021	0.03	
1/27/2022		0.028
8/9/2022		0.029
2/10/2023		0.031
8/3/2023		0.035

Mann-Whitney (Wilcoxon Rank Sum)

Constituent: Barium (mg/L) Analysis Run 5/13/2024 9:57 AM View: Appendix I - Mann-Whitney

Plant Bowen Data: Bowen 3-4 CCR

	GWC-21R	GWC-21R
9/18/2014	0.023	
10/5/2014	0.025	
10/22/2014	0.025	
11/5/2014	0.025	
3/4/2015	0.024	
3/19/2015	0.024	
4/8/2015	0.027	
4/24/2015	0.025	
7/30/2015	0.025	
3/8/2016	0.0377	
5/9/2016	0.0347	
7/15/2016	0.0259	
9/9/2016	0.0242	
10/27/2016	0.0227	
1/12/2017	0.0253	
3/21/2017	0.0292	
5/23/2017	0.0282	
9/19/2017	0.0276	
3/14/2018	0.024	
9/10/2018	0.016	
3/11/2019	0.015	
9/6/2019	0.041	
3/3/2020	0.022	
9/8/2020	0.015	
3/9/2021	0.014	
8/2/2021	0.024	
1/28/2022		0.037
8/10/2022		0.03
2/9/2023		0.031
8/4/2023		0.025

Mann-Whitney (Wilcoxon Rank Sum)

Constituent: Barium (mg/L) Analysis Run 5/13/2024 9:57 AM View: Appendix I - Mann-Whitney

Plant Bowen Data: Bowen 3-4 CCR

	GWC-22R	GWC-22R
9/18/2014	0.057	
10/5/2014	0.052	
10/22/2014	0.052	
11/5/2014	<0.0013	
3/4/2015	0.046	
3/19/2015	0.045	
4/8/2015	0.045	
4/24/2015	0.039	
7/30/2015	0.039	
3/7/2016	0.026	
5/5/2016	0.0374	
7/14/2016	0.0271	
9/12/2016	0.045	
10/27/2016	0.0359	
1/13/2017	0.0338	
3/20/2017	0.033	
5/23/2017	0.0287	
9/19/2017	0.0389	
3/13/2018	0.028	
9/7/2018	0.055	
3/11/2019	0.048	
9/5/2019	0.045	
3/3/2020	0.044	
9/8/2020	0.054	
3/9/2021	0.045	
8/2/2021	0.034	
1/27/2022		0.06
8/10/2022		0.042
2/9/2023		0.04
8/3/2023		0.033

ND substitution: RL or RL/2 if <15% NDs.

Mann-Whitney (Wilcoxon Rank Sum)

Constituent: Barium (mg/L) Analysis Run 5/13/2024 9:57 AM View: Appendix I - Mann-Whitney

Plant Bowen Data: Bowen 3-4 CCR

	GWC-23R	GWC-23R
9/18/2014	0.042	
10/5/2014	0.038	
10/22/2014	0.029	
11/5/2014	0.031	
3/4/2015	0.03	
3/20/2015	0.027	
4/8/2015	0.032	
4/23/2015	0.026	
7/30/2015	0.029	
3/9/2016	0.0284 (J)	
5/6/2016	0.0233	
7/15/2016	0.0208	
9/14/2016	0.0198	
11/1/2016	0.0207	
1/25/2017	0.0195	
3/22/2017	0.0211	
5/24/2017	0.0217	
9/21/2017	0.0226	
3/14/2018	0.024	
9/11/2018	0.023	
3/12/2019	0.022	
9/6/2019	0.021	
3/5/2020	0.022	
9/9/2020	0.036	
3/10/2021	0.026	
7/30/2021	0.028	
1/28/2022		0.036
8/11/2022		0.034
2/10/2023		0.038
8/3/2023		0.042

Mann-Whitney (Wilcoxon Rank Sum)

Constituent: Barium (mg/L) Analysis Run 5/13/2024 9:57 AM View: Appendix I - Mann-Whitney

Plant Bowen Data: Bowen 3-4 CCR

	GWC-24R	GWC-24R
9/16/2014	0.019	
10/4/2014	0.019	
10/23/2014	0.019	
11/10/2014	0.019	
3/4/2015	0.021	
3/20/2015	0.02	
4/8/2015	0.023	
4/23/2015	0.02	
7/30/2015	0.021	
3/4/2016	0.0422 (O)	
5/5/2016	0.0249	
7/12/2016	0.0246	
9/13/2016	0.0236	
10/27/2016	0.0229	
1/13/2017	0.0292	
3/20/2017	0.029	
5/19/2017	0.0295	
9/19/2017	0.0248	
3/13/2018	0.031	
9/11/2018	0.024	
3/8/2019	0.02	
9/5/2019	0.021 (D)	
3/3/2020	0.02	
9/9/2020	0.024	
3/9/2021	0.021	
7/29/2021	0.014	
1/28/2022		0.025
8/9/2022		0.015
2/9/2023		0.018
8/3/2023		0.017

Mann-Whitney (Wilcoxon Rank Sum)

Constituent: Barium (mg/L) Analysis Run 5/13/2024 9:57 AM View: Appendix I - Mann-Whitney

Plant Bowen Data: Bowen 3-4 CCR

	GWC-25R	GWC-25R
9/16/2014	0.015	
10/4/2014	0.015	
10/23/2014	0.015	
11/10/2014	0.015	
3/4/2015	0.016	
3/20/2015	0.015	
4/9/2015	0.016	
4/23/2015	0.015	
7/30/2015	0.015	
3/8/2016	0.0161	
5/4/2016	0.0167	
7/18/2016	0.0162	
9/13/2016	0.0161	
10/27/2016	0.016	
1/13/2017	0.015	
3/16/2017	0.0163	
5/19/2017	0.0164	
9/19/2017	0.0147	
3/13/2018	0.015	
9/11/2018	0.015	
3/8/2019	0.017	
9/5/2019	0.016	
3/3/2020	0.015	
9/4/2020	0.016	
3/9/2021	0.016	
8/2/2021	0.018	
1/27/2022		0.017
8/9/2022		0.015
2/9/2023		0.016
8/3/2023		0.014

Mann-Whitney (Wilcoxon Rank Sum)

Constituent: Barium (mg/L) Analysis Run 5/13/2024 9:57 AM View: Appendix I - Mann-Whitney

Plant Bowen Data: Bowen 3-4 CCR

	GWC-36RA	GWC-36RA
9/15/2014	0.031	
10/3/2014	0.024	
10/20/2014	0.024	
11/10/2014	0.014	
3/2/2015	0.013	
3/17/2015	0.013	
4/5/2015	0.022	
4/21/2015	0.018	
7/28/2015	0.022	
3/1/2016	0.021	
5/2/2016	0.0225	
7/6/2016	0.0249	
9/7/2016	0.0251	
10/25/2016	0.0274	
1/5/2017	0.028	
3/14/2017	0.02	
5/16/2017	0.0221	
9/15/2017	0.0231	
3/12/2018	0.023	
9/6/2018	0.024	
3/7/2019	0.018	
9/4/2019	0.026	
3/2/2020	0.024	
9/14/2020	0.03	
3/26/2021	0.02	
7/27/2021	0.043	
1/26/2022		0.035
8/8/2022		0.038
2/8/2023		0.038
8/3/2023		0.033

Mann-Whitney (Wilcoxon Rank Sum)

Constituent: Barium (mg/L) Analysis Run 5/13/2024 9:57 AM View: Appendix I - Mann-Whitney

Plant Bowen Data: Bowen 3-4 CCR

	GWC-37	GWC-37
9/16/2014	0.0071	
10/3/2014	0.0087	
10/20/2014	0.0085	
11/10/2014	0.008	
3/2/2015	0.0063	
3/17/2015	0.0066	
4/5/2015	0.0068	
4/22/2015	0.0094	
7/28/2015	0.0057	
3/1/2016	0.0101	
5/3/2016	0.0104	
7/8/2016	0.0095 (J)	
9/7/2016	0.0095 (J)	
10/25/2016	0.0121	
1/6/2017	0.014	
3/14/2017	0.009 (J)	
5/16/2017	0.0084 (J)	
9/15/2017	0.0078 (J)	
3/12/2018	0.006 (J)	
9/6/2018	0.0058 (J)	
3/6/2019	0.0052 (J)	
9/4/2019	0.005 (J)	
3/2/2020	0.005 (J)	
9/3/2020	0.0045 (J)	
2/24/2021	0.0044 (J)	
7/28/2021	0.0052	
1/26/2022		0.0046 (J)
8/8/2022		0.0035 (J)
2/8/2023		0.0039 (J)
8/2/2023		0.0038 (J)

Mann-Whitney (Wilcoxon Rank Sum)

Constituent: Barium (mg/L) Analysis Run 5/13/2024 9:57 AM View: Appendix I - Mann-Whitney

Plant Bowen Data: Bowen 3-4 CCR

	GWC-38	GWC-38
9/16/2014	0.014	
10/3/2014	0.016	
10/20/2014	0.014	
11/10/2014	0.015	
3/2/2015	0.03 (O)	
3/17/2015	0.018	
4/6/2015	0.014	
4/22/2015	0.012	
7/28/2015	0.012	
3/2/2016	0.0123	
5/3/2016	0.0114	
7/7/2016	0.012	
9/8/2016	0.0131	
10/25/2016	0.0122	
2/9/2017	0.0104	
3/23/2017	0.0128	
5/17/2017	0.0113	
9/19/2017	0.0114	
3/13/2018	0.011	
9/6/2018	0.011	
3/7/2019	0.011	
9/4/2019	0.0115 (D)	
3/2/2020	0.012	
9/3/2020	0.011	
2/24/2021	0.013	
7/28/2021	0.013	
1/25/2022		0.012
8/5/2022		0.012
2/8/2023		0.013
8/2/2023		0.011

Mann-Whitney (Wilcoxon Rank Sum)

Constituent: Beryllium (mg/L) Analysis Run 5/13/2024 9:57 AM View: Appendix I - Mann-Whitney

Plant Bowen Data: Bowen 3-4 CCR

	GWA-1	GWA-1
9/30/2014	<0.003	
3/30/2015	0.00029 (J)	
10/13/2015	<0.003	
3/22/2016	<0.003	
5/19/2016	<0.003	
7/29/2016	<0.003	
9/23/2016	<0.003	
11/9/2016	<0.003	
1/30/2017	<0.003	
3/30/2017	<0.003	
6/9/2017	<0.003	
10/2/2017	<0.003	
3/16/2018	<0.003	
9/17/2018	<0.003 (D)	
3/20/2019	<0.003	
9/12/2019	<0.003	
3/11/2020	<0.003	
9/15/2020	<0.003	
3/16/2021	<0.003	
8/9/2021	<0.003	
2/1/2022		<0.003
8/16/2022		<0.003
2/16/2023		<0.003
7/27/2023		<0.003

ND substitution: RL or RL/2 if <15% NDs.

Mann-Whitney (Wilcoxon Rank Sum)

Constituent: Beryllium (mg/L) Analysis Run 5/13/2024 9:57 AM View: Appendix I - Mann-Whitney

Plant Bowen Data: Bowen 3-4 CCR

	GWA-39RZ	GWA-39RZ
5/16/2016	<0.003 (D)	
7/27/2016	0.0004 (JD)	
2/21/2017	<0.003	
3/27/2017	<0.003 (D)	
6/8/2017	<0.003 (D)	
7/17/2017	<0.003 (D)	
7/27/2017	<0.003	
8/9/2017	<0.003	
9/29/2017	<0.003 (D)	
3/16/2018	<0.003	
9/14/2018	<0.003	
3/14/2019	<0.003	
3/9/2020	<0.003	
9/16/2020	<0.003	
3/16/2021	<0.003	
8/6/2021	<0.003	
2/2/2022		<0.003
8/16/2022		<0.003
2/14/2023		<0.003
7/25/2023		<0.003

ND substitution: RL or RL/2 if <15% NDs.

Mann-Whitney (Wilcoxon Rank Sum)

Constituent: Beryllium (mg/L) Analysis Run 5/13/2024 9:57 AM View: Appendix I - Mann-Whitney

Plant Bowen Data: Bowen 3-4 CCR

	GWA-41R	GWA-41R
3/15/2016	<0.003	
5/13/2016	<0.003	
7/21/2016	<0.003	
9/21/2016	<0.003	
11/3/2016	<0.003	
1/17/2017	<0.003	
3/27/2017	<0.003	
6/6/2017	<0.003	
9/25/2017	<0.003	
3/14/2018	<0.003	
9/12/2018	<0.003	
3/14/2019	5.2E-05 (J)	
9/10/2019	<0.003	
3/9/2020	<0.003	
9/10/2020	<0.003	
3/10/2021	<0.003	
8/4/2021	<0.003	
1/31/2022		<0.003
8/11/2022		<0.003
2/13/2023		<0.003
7/25/2023		<0.003

ND substitution: RL or RL/2 if <15% NDs.

Mann-Whitney (Wilcoxon Rank Sum)

Constituent: Beryllium (mg/L) Analysis Run 5/13/2024 9:57 AM View: Appendix I - Mann-Whitney

Plant Bowen Data: Bowen 3-4 CCR

	GWA-42	GWA-42
3/11/2016	<0.003	
5/16/2016	<0.003	
7/22/2016	0.0002 (J)	
9/19/2016	0.0001 (J)	
11/3/2016	0.0002 (J)	
1/17/2017	0.0001 (J)	
3/27/2017	0.0001 (J)	
6/7/2017	0.0001 (J)	
9/26/2017	0.0001 (J)	
3/14/2018	0.00014 (J)	
9/14/2018	0.00012 (J)	
3/14/2019	0.00017 (J)	
9/10/2019	0.00015 (J)	
3/6/2020	0.00017 (J)	
9/10/2020	0.00014 (J)	
3/11/2021	0.00015 (J)	
8/4/2021	0.00012 (J)	
1/31/2022		0.00014 (J)
8/10/2022		0.00016 (J)
2/13/2023		0.00015 (J)
7/26/2023		0.00019 (J)

ND substitution: RL or RL/2 if <15% NDs.

Mann-Whitney (Wilcoxon Rank Sum)

Constituent: Beryllium (mg/L) Analysis Run 5/13/2024 9:57 AM View: Appendix I - Mann-Whitney

Plant Bowen Data: Bowen 3-4 CCR

	GWA-43	GWA-43
3/11/2016	<0.003	
5/13/2016	<0.003	
7/19/2016	<0.003	
9/16/2016	<0.003	
11/2/2016	<0.003	
1/18/2017	<0.003	
3/28/2017	<0.003	
6/6/2017	<0.003	
9/22/2017	<0.003	
3/14/2018	<0.003	
9/12/2018	<0.003	
3/13/2019	<0.003	
9/11/2019	<0.003	
3/9/2020	<0.003	
9/11/2020	6.9E-05 (J)	
3/11/2021	<0.003	
8/6/2021	<0.003	
1/31/2022		<0.003
8/11/2022		7.6E-05 (J)
2/14/2023		<0.003
7/25/2023		<0.003

ND substitution: RL or RL/2 if <15% NDs.

Mann-Whitney (Wilcoxon Rank Sum)

Constituent: Beryllium (mg/L) Analysis Run 5/13/2024 9:57 AM View: Appendix I - Mann-Whitney

Plant Bowen Data: Bowen 3-4 CCR

	GWA-43R	GWA-43R
3/11/2016	<0.003	
5/13/2016	<0.003	
7/19/2016	<0.003	
9/16/2016	<0.003	
11/2/2016	<0.003	
1/18/2017	<0.003	
3/28/2017	<0.003	
6/6/2017	<0.003	
9/22/2017	<0.003	
3/15/2018	5.1E-05 (J)	
9/12/2018	<0.003	
3/13/2019	<0.003	
9/11/2019	<0.003	
3/9/2020	<0.003	
9/14/2020	<0.003	
3/11/2021	<0.003	
8/5/2021	<0.003	
1/31/2022		<0.003
8/10/2022		<0.003
2/13/2023		<0.003
7/25/2023		<0.003

ND substitution: RL or RL/2 if <15% NDs.

Mann-Whitney (Wilcoxon Rank Sum)

Constituent: Beryllium (mg/L) Analysis Run 5/13/2024 9:57 AM View: Appendix I - Mann-Whitney

Plant Bowen Data: Bowen 3-4 CCR

	GWA-50R	GWA-50R
10/1/2014	<0.003	
3/30/2015	0.0002 (J)	
10/11/2015	<0.003	
3/28/2016	<0.003	
5/25/2016	<0.003	
8/1/2016	<0.003	
9/26/2016	<0.003	
11/11/2016	<0.003	
1/30/2017	<0.003	
4/3/2017	<0.003	
6/12/2017	<0.003	
10/2/2017	<0.003	
3/16/2018	<0.003	
9/18/2018	<0.003	
3/19/2019	<0.003	
9/12/2019	<0.003	
3/11/2020	<0.003	
9/15/2020	8.5E-05 (J)	
3/17/2021	<0.003	
8/9/2021	<0.003	
2/2/2022		5.5E-05 (J)
8/17/2022		<0.003
2/16/2023		<0.003
7/28/2023		<0.003

ND substitution: RL or RL/2 if <15% NDs.

Mann-Whitney (Wilcoxon Rank Sum)

Constituent: Beryllium (mg/L) Analysis Run 5/13/2024 9:57 AM View: Appendix I - Mann-Whitney

Plant Bowen Data: Bowen 3-4 CCR

	GWC-18	GWC-18
9/17/2014	<0.003	
10/4/2014	<0.003	
10/21/2014	<0.003	
11/5/2014	9E-05 (J)	
3/3/2015	<0.003	
3/18/2015	<0.003	
4/7/2015	<0.003	
4/23/2015	7.8E-05 (J)	
7/29/2015	<0.003	
3/7/2016	<0.003	
5/5/2016	<0.003	
7/13/2016	<0.003	
9/13/2016	<0.003	
10/31/2016	<0.003	
1/12/2017	<0.003	
3/23/2017	<0.003	
5/23/2017	<0.003	
9/25/2017	<0.003	
3/14/2018	<0.003	
9/11/2018	<0.003	
3/12/2019	<0.003	
9/9/2019	<0.003	
3/6/2020	<0.003	
9/9/2020	<0.003	
2/26/2021	<0.003	
7/29/2021	<0.003	
1/28/2022		<0.003
8/10/2022		<0.003
2/9/2023		<0.003
8/3/2023		<0.003

ND substitution: RL or RL/2 if <15% NDs.

Mann-Whitney (Wilcoxon Rank Sum)

Constituent: Beryllium (mg/L) Analysis Run 5/13/2024 9:57 AM View: Appendix I - Mann-Whitney

Plant Bowen Data: Bowen 3-4 CCR

	GWC-18R	GWC-18R
9/17/2014	7.8E-05 (J)	
10/4/2014	<0.003	
10/21/2014	<0.003	
11/11/2014	<0.003	
3/3/2015	<0.003	
3/18/2015	<0.003	
4/7/2015	<0.003	
4/23/2015	<0.003	
7/29/2015	<0.003	
3/7/2016	<0.003	
5/5/2016	<0.003	
7/13/2016	<0.003	
9/12/2016	<0.003	
11/1/2016	<0.003	
1/11/2017	<0.003	
3/20/2017	<0.003	
5/22/2017	<0.003	
9/21/2017	<0.003	
3/14/2018	0.00011 (J)	
9/7/2018	<0.003	
3/12/2019	<0.003	
9/6/2019	<0.003	
3/5/2020	0.00013 (J)	
9/9/2020	0.0002 (J)	
2/26/2021	0.0002 (J)	
7/29/2021	0.00015 (J)	
1/27/2022		5.5E-05 (J)
8/10/2022		5.6E-05 (J)
2/9/2023		0.00015 (J)
8/4/2023		<0.003

ND substitution: RL or RL/2 if <15% NDs.

Mann-Whitney (Wilcoxon Rank Sum)

Constituent: Beryllium (mg/L) Analysis Run 5/13/2024 9:57 AM View: Appendix I - Mann-Whitney

Plant Bowen Data: Bowen 3-4 CCR

	GWC-19R	GWC-19R
9/17/2014	<0.003	
10/4/2014	<0.003	
10/21/2014	<0.003	
11/5/2014	<0.003	
3/3/2015	<0.003	
3/19/2015	<0.003	
4/7/2015	<0.003	
4/24/2015	<0.003	
7/29/2015	<0.003	
3/7/2016	<0.003	
5/9/2016	<0.003	
7/14/2016	<0.003	
9/12/2016	<0.003	
10/31/2016	<0.003	
1/11/2017	<0.003	
3/21/2017	<0.003	
5/22/2017	<0.003	
9/20/2017	0.0001 (J)	
3/14/2018	6.5E-05 (J)	
9/10/2018	<0.003	
3/12/2019	<0.003	
9/9/2019	<0.003	
3/4/2020	0.00013 (J)	
9/9/2020	<0.003	
2/26/2021	<0.003	
8/5/2021	9.9E-05 (J)	
1/27/2022		<0.003
8/9/2022		<0.003
2/9/2023		<0.003
8/4/2023		<0.003

ND substitution: RL or RL/2 if <15% NDs.

Mann-Whitney (Wilcoxon Rank Sum)

Constituent: Beryllium (mg/L) Analysis Run 5/13/2024 9:57 AM View: Appendix I - Mann-Whitney

Plant Bowen Data: Bowen 3-4 CCR

	GWC-20R	GWC-20R
9/18/2014	<0.003	
10/5/2014	<0.003	
10/22/2014	<0.003	
11/5/2014	<0.003	
3/4/2015	<0.003	
3/19/2015	<0.003	
4/7/2015	<0.003	
4/24/2015	8.3E-05 (J)	
7/30/2015	<0.003	
3/8/2016	<0.003	
5/9/2016	<0.003	
7/14/2016	<0.003	
9/12/2016	<0.003	
10/31/2016	<0.003	
1/12/2017	<0.003	
3/22/2017	<0.003	
5/22/2017	<0.003	
9/19/2017	<0.003	
3/14/2018	<0.003	
9/10/2018	<0.003	
3/12/2019	<0.003	
9/6/2019	<0.003	
3/5/2020	<0.003	
9/4/2020	<0.003	
3/9/2021	<0.003	
8/2/2021	<0.003	
1/27/2022		<0.003
8/9/2022		<0.003
2/10/2023		<0.003
8/3/2023		<0.003

ND substitution: RL or RL/2 if <15% NDs.

Mann-Whitney (Wilcoxon Rank Sum)

Constituent: Beryllium (mg/L) Analysis Run 5/13/2024 9:57 AM View: Appendix I - Mann-Whitney

Plant Bowen Data: Bowen 3-4 CCR

	GWC-36RA	GWC-36RA
9/15/2014	0.0032	
10/3/2014	<0.003	
10/20/2014	0.0014	
11/10/2014	<0.003	
3/2/2015	<0.003	
3/17/2015	8.3E-05 (J)	
4/5/2015	0.00038 (J)	
4/21/2015	0.0011 (J)	
7/28/2015	0.00092 (J)	
3/1/2016	<0.003	
5/2/2016	<0.003	
7/6/2016	0.0002 (J)	
9/7/2016	<0.003	
10/25/2016	<0.003	
1/5/2017	0.0001 (J)	
3/14/2017	0.0001 (J)	
5/16/2017	<0.003	
9/15/2017	<0.003	
3/12/2018	5.6E-05 (J)	
9/6/2018	<0.003	
3/7/2019	6.8E-05 (J)	
9/4/2019	<0.003	
3/2/2020	0.00015 (J)	
9/14/2020	0.00012 (J)	
3/26/2021	0.00019 (J)	
7/27/2021	8.1E-05 (J)	
1/26/2022		<0.003
8/8/2022		<0.003
2/8/2023		<0.003
8/3/2023		<0.003

ND substitution: RL or RL/2 if <15% NDs.

Mann-Whitney (Wilcoxon Rank Sum)

Constituent: Beryllium (mg/L) Analysis Run 5/13/2024 9:57 AM View: Appendix I - Mann-Whitney

Plant Bowen Data: Bowen 3-4 CCR

	GWC-37	GWC-37
9/16/2014	<0.003	
10/3/2014	<0.003	
10/20/2014	<0.003	
11/10/2014	<0.003	
3/2/2015	<0.003	
3/17/2015	<0.003	
4/5/2015	<0.003	
4/22/2015	8.3E-05 (J)	
7/28/2015	<0.003	
3/1/2016	<0.003	
5/3/2016	<0.003	
7/8/2016	<0.003	
9/7/2016	<0.003	
10/25/2016	<0.003	
1/6/2017	<0.003	
3/14/2017	<0.003	
5/16/2017	<0.003	
9/15/2017	<0.003	
3/12/2018	<0.003	
9/6/2018	<0.003	
3/6/2019	<0.003	
9/4/2019	<0.003	
3/2/2020	<0.003	
9/3/2020	<0.003	
2/24/2021	<0.003	
7/28/2021	<0.003	
1/26/2022		<0.003
8/8/2022		<0.003
2/8/2023		<0.003
8/2/2023		<0.003

ND substitution: RL or RL/2 if <15% NDs.

Mann-Whitney (Wilcoxon Rank Sum)

Constituent: Beryllium (mg/L) Analysis Run 5/13/2024 9:57 AM View: Appendix I - Mann-Whitney

Plant Bowen Data: Bowen 3-4 CCR

	GWC-38	GWC-38
9/16/2014	<0.003	
10/3/2014	8.3E-05 (J)	
10/20/2014	7.8E-05 (J)	
11/10/2014	8E-05 (J)	
3/2/2015	0.00034 (J)	
3/17/2015	0.00014 (J)	
4/6/2015	<0.003	
4/22/2015	7.8E-05 (J)	
7/28/2015	<0.003	
3/2/2016	<0.003	
5/3/2016	<0.003	
7/7/2016	<0.003	
9/8/2016	<0.003	
10/25/2016	<0.003	
2/9/2017	<0.003	
3/23/2017	<0.003	
5/17/2017	<0.003	
9/19/2017	<0.003	
3/13/2018	<0.003	
9/6/2018	<0.003	
3/7/2019	<0.003	
9/4/2019	<0.003	
3/2/2020	<0.003	
9/3/2020	<0.003	
2/24/2021	<0.003	
7/28/2021	<0.003	
1/25/2022		<0.003
8/5/2022		<0.003
2/8/2023		<0.003
8/2/2023		<0.003

ND substitution: RL or RL/2 if <15% NDs.

Mann-Whitney (Wilcoxon Rank Sum)

Constituent: Cadmium (mg/L) Analysis Run 5/13/2024 9:57 AM View: Appendix I - Mann-Whitney

Plant Bowen Data: Bowen 3-4 CCR

	GWA-1	GWA-1
8/23/2007	<0.0005	
10/23/2007	<0.0005	
11/18/2007	<0.0005	
1/30/2008	<0.0005	
3/10/2008	<0.0005	
5/13/2008	<0.0005	
12/5/2008	<0.0005	
4/15/2009	<0.0005	
10/7/2009	<0.0005	
5/3/2010	<0.0005	
10/12/2010	<0.0005	
4/27/2011	<0.0005	
10/17/2011	<0.0005	
5/2/2012	<0.0005	
10/8/2012	<0.0005	
4/12/2013	<0.0005	
10/16/2013	<0.0005	
4/11/2014	<0.0005	
9/30/2014	<0.0005	
3/30/2015	<0.0005	
10/13/2015	0.0003 (J)	
3/22/2016	<0.0005	
5/19/2016	<0.0005	
7/29/2016	<0.0005	
9/23/2016	<0.0005	
11/9/2016	<0.0005	
1/30/2017	<0.0005	
3/30/2017	<0.0005	
6/9/2017	<0.0005	
10/2/2017	<0.0005	
3/16/2018	<0.0005	
9/17/2018	0.00076 (JD)	
3/20/2019	<0.0005	
9/12/2019	<0.0005	
3/11/2020	<0.0005	
9/15/2020	<0.0005	
3/16/2021	<0.0005	
8/9/2021	<0.0005	
2/1/2022		<0.0005
8/16/2022		<0.0005
2/16/2023		<0.0005
7/27/2023		<0.0005

ND substitution: RL or RL/2 if <15% NDs.

Mann-Whitney (Wilcoxon Rank Sum)

Constituent: Cadmium (mg/L) Analysis Run 5/13/2024 9:57 AM View: Appendix I - Mann-Whitney

Plant Bowen Data: Bowen 3-4 CCR

	GWA-39RZ	GWA-39RZ
5/16/2016	<0.0005 (D)	
7/27/2016	0.0001 (JD)	
2/21/2017	<0.0005	
3/27/2017	<0.0005 (D)	
6/8/2017	<0.0005 (D)	
7/17/2017	<0.0005 (D)	
7/27/2017	<0.0005	
8/9/2017	<0.0005	
9/29/2017	<0.0005 (D)	
3/16/2018	<0.0005	
9/14/2018	<0.0005	
3/14/2019	<0.0005	
3/9/2020	<0.0005	
9/16/2020	<0.0005	
3/16/2021	<0.0005	
8/6/2021	<0.0005	
2/2/2022		<0.0005
8/16/2022		<0.0005
2/14/2023		<0.0005
7/25/2023		<0.0005

ND substitution: RL or RL/2 if <15% NDs.

Mann-Whitney (Wilcoxon Rank Sum)

Constituent: Cadmium (mg/L) Analysis Run 5/13/2024 9:57 AM View: Appendix I - Mann-Whitney

Plant Bowen Data: Bowen 3-4 CCR

	GWA-39Z	GWA-39Z
3/14/2016	0.000188 (J)	
5/11/2016	0.000177 (J)	
7/19/2016	0.0001 (J)	
9/15/2016	8E-05 (J)	
11/2/2016	<0.0005	
1/18/2017	<0.0005	
3/28/2017	<0.0005	
6/7/2017	<0.0005	
9/26/2017	<0.0005	
3/14/2018	<0.0005	
9/12/2018	<0.0005	
3/15/2019	<0.0005	
9/9/2019	<0.0005	
3/9/2020	<0.0005	
9/10/2020	<0.0005	
3/12/2021	<0.0005	
8/4/2021	<0.0005	
1/31/2022		<0.0005
8/10/2022		<0.0005
2/13/2023		<0.0005
7/26/2023		<0.0005

ND substitution: RL or RL/2 if <15% NDs.

Mann-Whitney (Wilcoxon Rank Sum)

Constituent: Cadmium (mg/L) Analysis Run 5/13/2024 9:57 AM View: Appendix I - Mann-Whitney

Plant Bowen Data: Bowen 3-4 CCR

	GWA-42	GWA-42
3/11/2016	0.000121 (J)	
5/16/2016	0.000145 (J)	
7/22/2016	<0.0005	
9/19/2016	0.0001 (J)	
11/3/2016	8E-05 (J)	
1/17/2017	0.0001 (J)	
3/27/2017	0.0002 (J)	
6/7/2017	0.0001 (J)	
9/26/2017	<0.0005	
3/14/2018	0.00011 (J)	
9/14/2018	0.00013 (J)	
3/14/2019	0.00013 (J)	
9/10/2019	0.00014 (J)	
3/6/2020	0.00014 (J)	
9/10/2020	0.00015 (J)	
3/11/2021	0.00017 (J)	
8/4/2021	0.00014 (J)	
1/31/2022		0.00018 (J)
8/10/2022		0.00034 (J)
2/13/2023		<0.0005
7/26/2023		0.00013 (J)

ND substitution: RL or RL/2 if <15% NDs.

Mann-Whitney (Wilcoxon Rank Sum)

Constituent: Cadmium (mg/L) Analysis Run 5/13/2024 9:57 AM View: Appendix I - Mann-Whitney

Plant Bowen Data: Bowen 3-4 CCR

	GWA-43	GWA-43
3/11/2016	<0.0005	
5/13/2016	<0.0005	
7/19/2016	<0.0005	
9/16/2016	<0.0005	
11/2/2016	<0.0005	
1/18/2017	<0.0005	
3/28/2017	<0.0005	
6/6/2017	8E-05 (J)	
9/22/2017	<0.0005	
3/14/2018	<0.0005	
9/12/2018	<0.0005	
3/13/2019	<0.0005	
9/11/2019	<0.0005	
3/9/2020	<0.0005	
9/11/2020	<0.0005	
3/11/2021	<0.0005	
8/6/2021	<0.0005	
1/31/2022		<0.0005
8/11/2022		<0.0005
2/14/2023		<0.0005
7/25/2023		<0.0005

ND substitution: RL or RL/2 if <15% NDs.

Mann-Whitney (Wilcoxon Rank Sum)

Constituent: Cadmium (mg/L) Analysis Run 5/13/2024 9:57 AM View: Appendix I - Mann-Whitney

Plant Bowen Data: Bowen 3-4 CCR

	GWA-50	GWA-50
12/12/2008	<0.0005	
4/23/2009	<0.0005	
10/6/2009	<0.0005	
4/27/2010	<0.0005	
9/30/2010	<0.0005	
4/14/2011	<0.0005	
10/5/2011	<0.0005	
4/11/2012	<0.0005	
10/2/2012	<0.0005	
4/9/2013	<0.0005	
10/15/2013	<0.0005	
4/10/2014	<0.0005	
10/1/2014	<0.0005	
3/30/2015	<0.0005	
10/11/2015	0.00026 (J)	
3/28/2016	<0.0005	
5/23/2016	<0.0005	
8/1/2016	<0.0005	
9/26/2016	<0.0005	
11/10/2016	<0.0005	
1/30/2017	<0.0005	
4/7/2017	<0.0005	
6/12/2017	<0.0005	
10/2/2017	<0.0005	
3/16/2018	<0.0005	
9/17/2018	<0.0005	
3/19/2019	<0.0005	
9/13/2019	<0.0005	
3/11/2020	<0.0005	
9/16/2020	<0.0005	
3/17/2021	0.00012 (J)	
8/9/2021	<0.0005	
2/1/2022		<0.0005
8/16/2022		<0.0005
2/16/2023		<0.0005
7/28/2023		<0.0005

ND substitution: RL or RL/2 if <15% NDs.

Mann-Whitney (Wilcoxon Rank Sum)

Constituent: Cadmium (mg/L) Analysis Run 5/13/2024 9:57 AM View: Appendix I - Mann-Whitney

Plant Bowen Data: Bowen 3-4 CCR

	GWC-18	GWC-18
9/17/2014	<0.0005	
10/4/2014	<0.0005	
10/21/2014	<0.0005	
11/5/2014	<0.0005	
3/3/2015	<0.0005	
3/18/2015	<0.0005	
4/7/2015	<0.0005	
4/23/2015	<0.0005	
7/29/2015	<0.0005	
3/7/2016	<0.0005	
5/5/2016	<0.0005	
7/13/2016	<0.0005	
9/13/2016	<0.0005	
10/31/2016	8E-05 (J)	
1/12/2017	<0.0005	
3/23/2017	<0.0005	
5/23/2017	<0.0005	
9/25/2017	<0.0005	
3/14/2018	<0.0005	
9/11/2018	<0.0005	
3/12/2019	<0.0005	
9/9/2019	<0.0005	
3/6/2020	<0.0005	
9/9/2020	<0.0005	
2/26/2021	<0.0005	
7/29/2021	<0.0005	
1/28/2022		<0.0005
8/10/2022		<0.0005
2/9/2023		<0.0005
8/3/2023		<0.0005

ND substitution: RL or RL/2 if <15% NDs.

Mann-Whitney (Wilcoxon Rank Sum)

Constituent: Cadmium (mg/L) Analysis Run 5/13/2024 9:57 AM View: Appendix I - Mann-Whitney

Plant Bowen Data: Bowen 3-4 CCR

	GWC-21R	GWC-21R
9/18/2014	<0.0005	
10/5/2014	<0.0005	
10/22/2014	<0.0005	
11/5/2014	<0.0005	
3/4/2015	<0.0005	
3/19/2015	<0.0005	
4/8/2015	<0.0005	
4/24/2015	<0.0005	
7/30/2015	<0.0005	
3/8/2016	<0.0005	
5/9/2016	<0.0005	
7/15/2016	<0.0005	
9/9/2016	<0.0005	
10/27/2016	<0.0005	
1/12/2017	<0.0005	
3/21/2017	<0.0005	
5/23/2017	<0.0005	
9/19/2017	<0.0005	
3/14/2018	<0.0005	
9/10/2018	0.00021 (J)	
3/11/2019	<0.0005	
9/6/2019	<0.0005	
3/3/2020	<0.0005	
9/8/2020	<0.0005	
3/9/2021	<0.0005	
8/2/2021	<0.0005	
1/28/2022		<0.0005
8/10/2022		<0.0005
2/9/2023		<0.0005
8/4/2023		<0.0005

ND substitution: RL or RL/2 if <15% NDs.

Mann-Whitney (Wilcoxon Rank Sum)

Constituent: Cadmium (mg/L) Analysis Run 5/13/2024 9:57 AM View: Appendix I - Mann-Whitney

Plant Bowen Data: Bowen 3-4 CCR

	GWC-22R	GWC-22R
9/18/2014	<0.0005	
10/5/2014	<0.0005	
10/22/2014	<0.0005	
11/5/2014	<0.0005	
3/4/2015	<0.0005	
3/19/2015	<0.0005	
4/8/2015	<0.0005	
4/24/2015	<0.0005	
7/30/2015	<0.0005	
3/7/2016	<0.0005	
5/5/2016	<0.0005	
7/14/2016	<0.0005	
9/12/2016	<0.0005	
10/27/2016	<0.0005	
1/13/2017	8E-05 (J)	
3/20/2017	<0.0005	
5/23/2017	<0.0005	
9/19/2017	<0.0005	
3/13/2018	<0.0005	
9/7/2018	<0.0005	
3/11/2019	<0.0005	
9/5/2019	<0.0005	
3/3/2020	<0.0005	
9/8/2020	<0.0005	
3/9/2021	<0.0005	
8/2/2021	<0.0005	
1/27/2022		<0.0005
8/10/2022		<0.0005
2/9/2023		<0.0005
8/3/2023		<0.0005

ND substitution: RL or RL/2 if <15% NDs.

Mann-Whitney (Wilcoxon Rank Sum)

Constituent: Cadmium (mg/L) Analysis Run 5/13/2024 9:57 AM View: Appendix I - Mann-Whitney

Plant Bowen Data: Bowen 3-4 CCR

	GWC-25R	GWC-25R
9/16/2014	<0.0005	
10/4/2014	<0.0005	
10/23/2014	<0.0005	
11/10/2014	<0.0005	
3/4/2015	<0.0005	
3/20/2015	<0.0005	
4/9/2015	<0.0005	
4/23/2015	<0.0005	
7/30/2015	<0.0005	
3/8/2016	<0.0005	
5/4/2016	<0.0005	
7/18/2016	<0.0005	
9/13/2016	<0.0005	
10/27/2016	<0.0005	
1/13/2017	0.0001 (J)	
3/16/2017	<0.0005	
5/19/2017	<0.0005	
9/19/2017	<0.0005	
3/13/2018	<0.0005	
9/11/2018	<0.0005	
3/8/2019	<0.0005	
9/5/2019	<0.0005	
3/3/2020	<0.0005	
9/4/2020	<0.0005	
3/9/2021	<0.0005	
8/2/2021	<0.0005	
1/27/2022		<0.0005
8/9/2022		<0.0005
2/9/2023		<0.0005
8/3/2023		<0.0005

ND substitution: RL or RL/2 if <15% NDs.

Mann-Whitney (Wilcoxon Rank Sum)

Constituent: Cadmium (mg/L) Analysis Run 5/13/2024 9:57 AM View: Appendix I - Mann-Whitney

Plant Bowen Data: Bowen 3-4 CCR

	GWC-36RA	GWC-36RA
9/15/2014	0.001 (J)	
10/3/2014	<0.0005	
10/20/2014	0.00036 (J)	
11/10/2014	<0.0005	
3/2/2015	<0.0005	
3/17/2015	<0.0005	
4/5/2015	<0.0005	
4/21/2015	0.00044 (J)	
7/28/2015	0.00027 (J)	
3/1/2016	0.000207 (J)	
5/2/2016	0.000154 (J)	
7/6/2016	0.0002 (J)	
9/7/2016	0.0002 (J)	
10/25/2016	0.0002 (J)	
1/5/2017	<0.0005	
3/14/2017	<0.0005	
5/16/2017	0.0001 (J)	
9/15/2017	<0.0005	
3/12/2018	0.00013 (J)	
9/6/2018	0.00011 (J)	
3/7/2019	0.00017 (J)	
9/4/2019	0.00016 (J)	
3/2/2020	0.00018 (J)	
9/14/2020	0.00016 (J)	
3/26/2021	0.00015 (J)	
7/27/2021	0.00014 (J)	
1/26/2022		<0.0005
8/8/2022		0.00016 (J)
2/8/2023		<0.0005
8/3/2023		<0.0005

ND substitution: RL or RL/2 if <15% NDs.

Mann-Whitney (Wilcoxon Rank Sum)

Constituent: Cadmium (mg/L) Analysis Run 5/13/2024 9:57 AM View: Appendix I - Mann-Whitney

Plant Bowen Data: Bowen 3-4 CCR

	GWC-37	GWC-37
9/16/2014	<0.0005	
10/3/2014	<0.0005	
10/20/2014	<0.0005	
11/10/2014	0.00026 (J)	
3/2/2015	<0.0005	
3/17/2015	<0.0005	
4/5/2015	<0.0005	
4/22/2015	<0.0005	
7/28/2015	<0.0005	
3/1/2016	0.000103 (J)	
5/3/2016	<0.0005	
7/8/2016	<0.0005	
9/7/2016	<0.0005	
10/25/2016	<0.0005	
1/6/2017	<0.0005	
3/14/2017	<0.0005	
5/16/2017	<0.0005	
9/15/2017	<0.0005	
3/12/2018	<0.0005	
9/6/2018	<0.0005	
3/6/2019	9.3E-05 (J)	
9/4/2019	<0.0005	
3/2/2020	<0.0005	
9/3/2020	<0.0005	
2/24/2021	<0.0005	
7/28/2021	0.00025 (J)	
1/26/2022		<0.0005
8/8/2022		0.00032 (J)
2/8/2023		<0.0005
8/2/2023		<0.0005

ND substitution: RL or RL/2 if <15% NDs.

Mann-Whitney (Wilcoxon Rank Sum)

Constituent: Cadmium (mg/L) Analysis Run 5/13/2024 9:57 AM View: Appendix I - Mann-Whitney

Plant Bowen Data: Bowen 3-4 CCR

	GWC-38	GWC-38
9/16/2014	<0.0005	
10/3/2014	<0.0005	
10/20/2014	<0.0005	
11/10/2014	<0.0005	
3/2/2015	0.00035 (J)	
3/17/2015	<0.0005	
4/6/2015	<0.0005	
4/22/2015	<0.0005	
7/28/2015	<0.0005	
3/2/2016	0.000109 (J)	
5/3/2016	<0.0005	
7/7/2016	<0.0005	
9/8/2016	0.0001 (J)	
10/25/2016	<0.0005	
2/9/2017	0.0001 (J)	
3/23/2017	0.0001 (J)	
5/17/2017	0.0001 (J)	
9/19/2017	<0.0005	
3/13/2018	<0.0005	
9/6/2018	<0.0005	
3/7/2019	<0.0005	
9/4/2019	<0.0005	
3/2/2020	<0.0005	
9/3/2020	<0.0005	
2/24/2021	<0.0005	
7/28/2021	<0.0005	
1/25/2022		<0.0005
8/5/2022		<0.0005
2/8/2023		<0.0005
8/2/2023		<0.0005

ND substitution: RL or RL/2 if <15% NDs.

Mann-Whitney (Wilcoxon Rank Sum)

Constituent: Chromium (mg/L) Analysis Run 5/13/2024 9:57 AM View: Appendix I - Mann-Whitney

Plant Bowen Data: Bowen 3-4 CCR

	GWA-1	GWA-1
8/23/2007	<0.005	
10/23/2007	0.011	
11/18/2007	0.038 (O)	
1/30/2008	0.11 (O)	
3/10/2008	0.038 (O)	
5/13/2008	0.012	
12/5/2008	<0.005	
4/15/2009	<0.005	
10/7/2009	0.0065	
5/3/2010	<0.005	
10/12/2010	<0.005	
4/27/2011	<0.005	
10/17/2011	<0.005	
5/2/2012	<0.005	
10/8/2012	<0.005	
4/12/2013	0.0019	
10/16/2013	0.0024	
4/11/2014	0.0013 (J)	
9/30/2014	<0.005	
3/30/2015	0.0047	
10/13/2015	<0.005	
3/22/2016	<0.005	
5/19/2016	<0.005	
7/29/2016	<0.005	
9/23/2016	<0.005	
11/9/2016	0.0011 (J)	
1/30/2017	<0.005	
3/30/2017	<0.005	
6/9/2017	<0.005	
10/2/2017	<0.005	
3/16/2018	<0.005	
9/17/2018	<0.005 (D)	
3/20/2019	<0.005	
9/12/2019	<0.005	
3/11/2020	0.0012 (J)	
9/15/2020	<0.005	
3/16/2021	<0.005	
8/9/2021	<0.005	
2/1/2022		<0.005
8/16/2022		<0.005
2/16/2023		<0.005
7/27/2023		<0.005

ND substitution: RL or RL/2 if <15% NDs.

Mann-Whitney (Wilcoxon Rank Sum)

Constituent: Chromium (mg/L) Analysis Run 5/13/2024 9:57 AM View: Appendix I - Mann-Whitney

Plant Bowen Data: Bowen 3-4 CCR

	GWA-2	GWA-2
8/23/2007	0.0045	
10/24/2007	0.039 (O)	
11/18/2007	0.059 (O)	
1/31/2008	0.0067	
3/11/2008	0.03 (O)	
5/6/2008	0.0062	
12/4/2008	0.009	
4/21/2009	0.0022	
10/7/2009	<0.005	
4/26/2010	<0.005	
10/4/2010	<0.005	
4/13/2011	<0.005	
10/5/2011	<0.005	
4/11/2012	<0.005	
10/9/2012	<0.005	
4/15/2013	0.0013	
10/15/2013	0.0023	
4/22/2014	<0.005	
9/30/2014	<0.005	
3/30/2015	0.0011 (J)	
10/13/2015	<0.005	
3/23/2016	<0.005	
5/20/2016	<0.005	
7/29/2016	<0.005	
9/23/2016	<0.005	
11/9/2016	<0.005	
1/31/2017	<0.005	
3/30/2017	<0.005	
6/12/2017	0.0008 (J)	
10/2/2017	<0.005	
3/19/2018	0.0031 (J)	
9/14/2018	<0.005	
3/20/2019	<0.005	
9/12/2019	<0.005 (D)	
3/11/2020	0.0025 (J)	
9/15/2020	0.00086 (J)	
3/17/2021	<0.005	
8/9/2021	<0.005	
2/1/2022		<0.005
8/16/2022		<0.005
2/16/2023		<0.005
7/27/2023		<0.005

ND substitution: RL or RL/2 if <15% NDs.

Mann-Whitney (Wilcoxon Rank Sum)

Constituent: Chromium (mg/L) Analysis Run 5/13/2024 9:57 AM View: Appendix I - Mann-Whitney

Plant Bowen Data: Bowen 3-4 CCR

	GWA-2R	GWA-2R
8/23/2007	<0.005	
10/24/2007	0.0033	
11/18/2007	0.012	
1/31/2008	0.052 (O)	
3/10/2008	0.01	
5/13/2008	0.0068	
12/4/2008	0.0017	
4/21/2009	<0.005	
10/8/2009	<0.005	
4/21/2010	<0.005	
9/28/2010	<0.005	
4/12/2011	<0.005	
10/4/2011	<0.005	
4/3/2012	<0.005	
10/9/2012	<0.005	
4/11/2013	<0.005	
10/16/2013	<0.005	
4/10/2014	<0.005	
9/30/2014	<0.005	
3/30/2015	<0.005	
10/13/2015	<0.005	
3/23/2016	<0.005	
5/19/2016	<0.005	
7/29/2016	<0.005	
9/22/2016	<0.005	
11/10/2016	<0.005	
1/31/2017	<0.005	
4/3/2017	<0.005	
6/9/2017	<0.005	
10/2/2017	<0.005	
3/16/2018	<0.005	
9/14/2018	<0.005	
3/19/2019	<0.005	
9/13/2019	<0.005	
3/11/2020	0.0042 (J)	
9/15/2020	<0.005	
3/16/2021	<0.005	
8/9/2021	<0.005	
2/1/2022		<0.005
8/16/2022		<0.005
2/16/2023		<0.005
7/27/2023		<0.005

ND substitution: RL or RL/2 if <15% NDs.

Mann-Whitney (Wilcoxon Rank Sum)

Constituent: Chromium (mg/L) Analysis Run 5/13/2024 9:57 AM View: Appendix I - Mann-Whitney

Plant Bowen Data: Bowen 3-4 CCR

	GWA-39RZ	GWA-39RZ
5/16/2016	<0.005 (D)	
7/27/2016	0.0017 (JD)	
2/21/2017	0.001 (J)	
3/27/2017	<0.005 (D)	
6/8/2017	<0.005 (D)	
7/17/2017	<0.005 (D)	
7/27/2017	0.0005 (J)	
8/9/2017	0.0005 (J)	
9/29/2017	0.0006 (JD)	
3/16/2018	<0.005	
9/14/2018	<0.005	
3/14/2019	0.004 (J)	
3/9/2020	0.0016 (J)	
9/16/2020	0.00058 (J)	
3/16/2021	0.0008 (J)	
8/6/2021	<0.005	
2/2/2022		0.0012 (J)
8/16/2022		<0.005
2/14/2023		<0.005
7/25/2023		<0.005

ND substitution: RL or RL/2 if <15% NDs.

Mann-Whitney (Wilcoxon Rank Sum)

Constituent: Chromium (mg/L) Analysis Run 5/13/2024 9:57 AM View: Appendix I - Mann-Whitney

Plant Bowen Data: Bowen 3-4 CCR

	GWA-39Z	GWA-39Z
3/14/2016	<0.005	
5/11/2016	<0.005	
7/19/2016	<0.005	
9/15/2016	<0.005	
11/2/2016	<0.005	
1/18/2017	<0.005	
3/28/2017	<0.005 (*)	
6/7/2017	<0.005	
9/26/2017	<0.005	
3/14/2018	<0.005	
9/12/2018	<0.005	
3/15/2019	<0.005	
9/9/2019	<0.005	
3/9/2020	0.069 (O)	
9/10/2020	<0.005	
3/12/2021	0.00064 (J)	
8/4/2021	<0.005	
1/31/2022		<0.005
8/10/2022		<0.005
2/13/2023		<0.005
7/26/2023		<0.005

ND substitution: RL or RL/2 if <15% NDs.

Mann-Whitney (Wilcoxon Rank Sum)

Constituent: Chromium (mg/L) Analysis Run 5/13/2024 9:57 AM View: Appendix I - Mann-Whitney

Plant Bowen Data: Bowen 3-4 CCR

	GWA-3A	GWA-3A
8/23/2007	<0.005	
11/2/2007	0.027 (O)	
11/18/2007	0.17 (O)	
1/31/2008	0.012	
3/11/2008	0.063 (O)	
5/14/2008	0.057 (O)	
12/5/2008	<0.005	
4/15/2009	<0.005	
10/8/2009	<0.005	
4/28/2010	<0.005	
10/6/2010	<0.005	
4/21/2011	<0.005	
10/13/2011	<0.005	
5/1/2012	<0.005	
10/9/2012	<0.005	
4/11/2013	<0.005	
10/16/2013	0.0013	
4/23/2014	<0.005	
10/4/2014	<0.005	
3/31/2015	<0.005	
10/12/2015	<0.005	
3/23/2016	<0.005	
5/23/2016	<0.005	
7/29/2016	<0.005	
9/22/2016	0.0013 (J)	
11/10/2016	<0.005	
1/31/2017	<0.005	
3/30/2017	<0.005	
6/12/2017	<0.005	
10/4/2017	<0.005	
3/19/2018	<0.005	
9/17/2018	<0.005	
3/20/2019	<0.005	
9/13/2019	0.00073 (J)	
3/11/2020	0.00095 (J)	
3/29/2021	0.00062 (J)	
8/9/2021	<0.005	
2/2/2022		0.0069
8/16/2022		<0.005
2/17/2023		<0.005
8/1/2023		<0.005

ND substitution: RL or RL/2 if <15% NDs.

Mann-Whitney (Wilcoxon Rank Sum)

Constituent: Chromium (mg/L) Analysis Run 5/13/2024 9:57 AM View: Appendix I - Mann-Whitney

Plant Bowen Data: Bowen 3-4 CCR

	GWA-40	GWA-40
3/15/2016	<0.005	
5/11/2016	<0.005	
7/21/2016	<0.005	
9/15/2016	<0.005	
11/3/2016	<0.005	
1/17/2017	<0.005	
3/24/2017	<0.005 (*)	
5/24/2017	0.0008 (J)	
9/26/2017	0.0005 (J)	
3/14/2018	<0.005	
9/12/2018	<0.005	
3/13/2019	<0.005	
9/9/2019	<0.005	
3/9/2020	0.0009 (J)	
9/11/2020	<0.005	
3/10/2021	0.00075 (J)	
8/4/2021	<0.005	
1/31/2022		<0.005
8/12/2022		<0.005
2/13/2023		<0.005
7/26/2023		<0.005

ND substitution: RL or RL/2 if <15% NDs.

Mann-Whitney (Wilcoxon Rank Sum)

Constituent: Chromium (mg/L) Analysis Run 5/13/2024 9:57 AM View: Appendix I - Mann-Whitney

Plant Bowen Data: Bowen 3-4 CCR

	GWA-41	GWA-41
3/15/2016	<0.005	
5/12/2016	<0.005	
7/20/2016	<0.005	
9/15/2016	<0.005	
11/3/2016	<0.005	
1/18/2017	<0.005	
3/24/2017	<0.005 (*)	
6/6/2017	<0.005	
9/25/2017	<0.005	
3/14/2018	<0.005	
9/12/2018	<0.005	
3/14/2019	<0.005	
9/10/2019	<0.005 (D)	
3/6/2020	0.015	
9/10/2020	<0.005	
3/11/2021	0.0015 (J)	
8/4/2021	<0.005	
1/31/2022		<0.005
8/11/2022		<0.005
2/13/2023		<0.005
7/25/2023		<0.005

ND substitution: RL or RL/2 if <15% NDs.

Mann-Whitney (Wilcoxon Rank Sum)

Constituent: Chromium (mg/L) Analysis Run 5/13/2024 9:57 AM View: Appendix I - Mann-Whitney

Plant Bowen Data: Bowen 3-4 CCR

	GWA-41R	GWA-41R
3/15/2016	<0.005	
5/13/2016	<0.005	
7/21/2016	<0.005	
9/21/2016	<0.005	
11/3/2016	<0.005	
1/17/2017	<0.005	
3/27/2017	<0.005	
6/6/2017	0.0004 (J)	
9/25/2017	<0.005	
3/14/2018	<0.005	
9/12/2018	<0.005	
3/14/2019	<0.005	
9/10/2019	<0.005	
3/9/2020	0.0004 (J)	
9/10/2020	<0.005	
3/10/2021	<0.005	
8/4/2021	<0.005	
1/31/2022		<0.005
8/11/2022		<0.005
2/13/2023		<0.005
7/25/2023		<0.005

ND substitution: RL or RL/2 if <15% NDs.

Mann-Whitney (Wilcoxon Rank Sum)

Constituent: Chromium (mg/L) Analysis Run 5/13/2024 9:57 AM View: Appendix I - Mann-Whitney

Plant Bowen Data: Bowen 3-4 CCR

	GWA-42	GWA-42
3/11/2016	<0.005	
5/16/2016	<0.005	
7/22/2016	<0.005	
9/19/2016	<0.005	
11/3/2016	<0.005	
1/17/2017	<0.005	
3/27/2017	<0.005	
6/7/2017	<0.005	
9/26/2017	<0.005	
3/14/2018	<0.005	
9/14/2018	<0.005	
3/14/2019	<0.005	
9/10/2019	<0.005	
3/6/2020	0.00045 (J)	
9/10/2020	<0.005	
3/11/2021	<0.005	
8/4/2021	<0.005	
1/31/2022		<0.005
8/10/2022		<0.005
2/13/2023		<0.005
7/26/2023		<0.005

ND substitution: RL or RL/2 if <15% NDs.

Mann-Whitney (Wilcoxon Rank Sum)

Constituent: Chromium (mg/L) Analysis Run 5/13/2024 9:57 AM View: Appendix I - Mann-Whitney

Plant Bowen Data: Bowen 3-4 CCR

	GWA-43	GWA-43
3/11/2016	<0.005	
5/13/2016	<0.005	
7/19/2016	<0.005	
9/16/2016	<0.005	
11/2/2016	<0.005	
1/18/2017	<0.005	
3/28/2017	<0.005 (*)	
6/6/2017	0.0004 (J)	
9/22/2017	0.0008 (J)	
3/14/2018	<0.005	
9/12/2018	<0.005	
3/13/2019	<0.005	
9/11/2019	0.00051 (J)	
3/9/2020	0.0033 (J)	
9/11/2020	<0.005	
3/11/2021	<0.005	
8/6/2021	<0.005	
1/31/2022		<0.005
8/11/2022		<0.005
2/14/2023		0.0016 (J)
7/25/2023		<0.005

ND substitution: RL or RL/2 if <15% NDs.

Mann-Whitney (Wilcoxon Rank Sum)

Constituent: Chromium (mg/L) Analysis Run 5/13/2024 9:57 AM View: Appendix I - Mann-Whitney

Plant Bowen Data: Bowen 3-4 CCR

	GWA-43R	GWA-43R
3/11/2016	0.00212 (J)	
5/13/2016	<0.005	
7/19/2016	0.0006 (J)	
9/16/2016	<0.005	
11/2/2016	<0.005	
1/18/2017	0.0014 (J)	
3/28/2017	<0.005 (*)	
6/6/2017	0.0009 (J)	
9/22/2017	0.0006 (J)	
3/15/2018	0.0017 (J)	
9/12/2018	<0.005	
3/13/2019	<0.005	
9/11/2019	0.00066 (J)	
3/9/2020	0.0014 (J)	
9/14/2020	0.0011 (J)	
3/11/2021	0.0011 (J)	
8/5/2021	<0.005	
1/31/2022		0.0011 (J)
8/10/2022		<0.005
2/13/2023		<0.005
7/25/2023		<0.005

ND substitution: RL or RL/2 if <15% NDs.

Mann-Whitney (Wilcoxon Rank Sum)

Constituent: Chromium (mg/L) Analysis Run 5/13/2024 9:57 AM View: Appendix I - Mann-Whitney

Plant Bowen Data: Bowen 3-4 CCR

	GWA-50	GWA-50
12/12/2008	<0.005	
4/23/2009	<0.005	
10/6/2009	<0.005	
4/27/2010	<0.005	
9/30/2010	0.0014	
4/14/2011	0.0014	
10/5/2011	<0.005	
4/11/2012	<0.005	
10/2/2012	<0.005	
4/9/2013	<0.005	
10/15/2013	<0.005	
4/10/2014	0.0013 (J)	
10/1/2014	<0.005	
3/30/2015	<0.005	
10/11/2015	<0.005	
3/28/2016	<0.005	
5/23/2016	<0.005	
8/1/2016	<0.005	
9/26/2016	<0.005	
11/10/2016	<0.005	
1/30/2017	<0.005	
4/7/2017	<0.005	
6/12/2017	<0.005	
10/2/2017	<0.005	
3/16/2018	<0.005	
9/17/2018	<0.005	
3/19/2019	<0.005	
9/13/2019	<0.005	
3/11/2020	0.0011 (J)	
9/16/2020	<0.005	
3/17/2021	<0.005	
8/9/2021	<0.005	
2/1/2022		<0.005
8/16/2022		<0.005
2/16/2023		<0.005
7/28/2023		<0.005

ND substitution: RL or RL/2 if <15% NDs.

Mann-Whitney (Wilcoxon Rank Sum)

Constituent: Chromium (mg/L) Analysis Run 5/13/2024 9:57 AM View: Appendix I - Mann-Whitney

Plant Bowen Data: Bowen 3-4 CCR

	GWA-50R	GWA-50R
12/12/2008	<0.005	
4/23/2009	0.0031	
10/6/2009	0.0024	
5/3/2010	<0.005	
10/11/2010	0.0028	
4/27/2011	0.0041	
10/19/2011	<0.005	
5/1/2012	<0.005	
10/2/2012	0.0019	
4/10/2013	0.0027	
10/16/2013	0.0029	
4/22/2014	0.0024	
10/1/2014	<0.005	
3/30/2015	0.0022	
10/11/2015	<0.005	
3/28/2016	<0.005	
5/25/2016	<0.005	
8/1/2016	<0.005	
9/26/2016	<0.005	
11/11/2016	<0.005	
1/30/2017	<0.005	
4/3/2017	<0.005	
6/12/2017	0.0005 (J)	
10/2/2017	<0.005	
3/16/2018	<0.005	
9/18/2018	<0.005	
3/19/2019	<0.005	
9/12/2019	<0.005	
3/11/2020	<0.005	
9/15/2020	<0.005	
3/17/2021	<0.005	
8/9/2021	<0.005	
2/2/2022		<0.005
8/17/2022		<0.005
2/16/2023		<0.005
7/28/2023		<0.005

ND substitution: RL or RL/2 if <15% NDs.

Mann-Whitney (Wilcoxon Rank Sum)

Constituent: Chromium (mg/L) Analysis Run 5/13/2024 9:57 AM View: Appendix I - Mann-Whitney

Plant Bowen Data: Bowen 3-4 CCR

	GWC-16R	GWC-16R
9/16/2014	0.0033	
10/4/2014	0.0011 (J)	
10/21/2014	<0.005	
11/11/2014	<0.005	
3/3/2015	<0.005	
3/18/2015	<0.005	
4/6/2015	<0.005	
4/23/2015	0.001 (J)	
7/29/2015	<0.005	
3/3/2016	<0.005	
5/10/2016	<0.005	
7/13/2016	0.0008 (J)	
9/15/2016	<0.005	
11/2/2016	<0.005	
1/11/2017	0.0012 (J)	
3/20/2017	0.0013 (J)	
5/23/2017	0.0007 (J)	
9/21/2017	<0.005	
3/14/2018	<0.005	
9/7/2018	<0.005	
3/11/2019	<0.005	
9/9/2019	<0.005	
3/4/2020	0.0014 (J)	
9/9/2020	0.00056 (J)	
3/9/2021	0.0024 (J)	
7/30/2021	0.0017 (J)	
1/28/2022		0.0011 (J)
8/11/2022		<0.005
2/10/2023		0.0011 (J)
8/4/2023		<0.005

ND substitution: RL or RL/2 if <15% NDs.

Mann-Whitney (Wilcoxon Rank Sum)

Constituent: Chromium (mg/L) Analysis Run 5/13/2024 9:57 AM View: Appendix I - Mann-Whitney

Plant Bowen Data: Bowen 3-4 CCR

	GWC-17R	GWC-17R
9/17/2014	<0.005	
10/4/2014	<0.005	
10/21/2014	<0.005	
11/11/2014	0.0014	
3/3/2015	0.001 (J)	
3/18/2015	<0.005	
4/6/2015	<0.005	
4/23/2015	<0.005	
7/29/2015	<0.005	
3/4/2016	<0.005	
5/10/2016	<0.005	
7/14/2016	0.0035 (J)	
9/14/2016	<0.005	
11/1/2016	<0.005	
1/11/2017	<0.005	
3/21/2017	<0.005	
5/23/2017	0.0021 (J)	
9/22/2017	<0.005	
3/14/2018	<0.005	
9/11/2018	<0.005	
3/12/2019	<0.005	
9/10/2019	<0.005	
3/5/2020	0.00063 (J)	
9/9/2020	<0.005	
3/10/2021	<0.005	
7/30/2021	<0.005	
1/28/2022		<0.005
8/11/2022		<0.005
2/10/2023		<0.005
8/3/2023		<0.005

ND substitution: RL or RL/2 if <15% NDs.

Mann-Whitney (Wilcoxon Rank Sum)

Constituent: Chromium (mg/L) Analysis Run 5/13/2024 9:57 AM View: Appendix I - Mann-Whitney

Plant Bowen Data: Bowen 3-4 CCR

	GWC-18	GWC-18
9/17/2014	<0.01	
10/4/2014	0.0034	
10/21/2014	<0.01	
11/5/2014	0.0042	
3/3/2015	0.0038	
3/18/2015	0.0031	
4/7/2015	0.0037	
4/23/2015	0.0033	
7/29/2015	0.0033	
3/7/2016	<0.01 (O)	
5/5/2016	0.00385 (J)	
7/13/2016	0.0029 (J)	
9/13/2016	0.0029 (J)	
10/31/2016	0.0017 (J)	
1/12/2017	0.0025 (J)	
3/23/2017	<0.01 (O)	
5/23/2017	0.0029 (J)	
9/25/2017	0.0018 (J)	
3/14/2018	0.0021 (J)	
9/11/2018	0.0017 (J)	
3/12/2019	<0.01	
9/9/2019	0.001 (J)	
3/6/2020	0.0019 (J)	
9/9/2020	0.001 (J)	
2/26/2021	0.0014 (J)	
7/29/2021	0.0014 (J)	
1/28/2022		0.0014 (J)
8/10/2022		0.0014 (J)
2/9/2023		0.0015 (J)
8/3/2023		0.0012 (J)

ND substitution: RL or RL/2 if <15% NDs.

Mann-Whitney (Wilcoxon Rank Sum)

Constituent: Chromium (mg/L) Analysis Run 5/13/2024 9:57 AM View: Appendix I - Mann-Whitney

Plant Bowen Data: Bowen 3-4 CCR

	GWC-18R	GWC-18R
9/17/2014	<0.005	
10/4/2014	0.025 (O)	
10/21/2014	0.024 (O)	
11/11/2014	0.025 (O)	
3/3/2015	0.029 (O)	
3/18/2015	<0.005	
4/7/2015	0.008	
4/23/2015	<0.005	
7/29/2015	<0.005	
3/7/2016	<0.005	
5/5/2016	<0.005	
7/13/2016	0.0006 (J)	
9/12/2016	<0.005	
11/1/2016	<0.005	
1/11/2017	<0.005	
3/20/2017	0.0005	
5/22/2017	0.0005	
9/21/2017	0.0008	
3/14/2018	<0.005	
9/7/2018	<0.005	
3/12/2019	<0.005	
9/6/2019	0.00053 (J)	
3/5/2020	0.0007 (J)	
9/9/2020	<0.005	
2/26/2021	0.00069 (J)	
7/29/2021	<0.005	
1/27/2022		0.0015 (J)
8/10/2022		<0.005
2/9/2023		<0.005
8/4/2023		<0.005

ND substitution: RL or RL/2 if <15% NDs.

Mann-Whitney (Wilcoxon Rank Sum)

Constituent: Chromium (mg/L) Analysis Run 5/13/2024 9:57 AM View: Appendix I - Mann-Whitney

Plant Bowen Data: Bowen 3-4 CCR

	GWC-19R	GWC-19R
9/17/2014	<0.005	
10/4/2014	0.001 (J)	
10/21/2014	0.0011 (J)	
11/5/2014	0.001 (J)	
3/3/2015	<0.005	
3/19/2015	<0.005	
4/7/2015	<0.005	
4/24/2015	<0.005	
7/29/2015	<0.005	
3/7/2016	<0.005	
5/9/2016	<0.005	
7/14/2016	0.0005 (J)	
9/12/2016	<0.005	
10/31/2016	<0.005	
1/11/2017	<0.005	
3/21/2017	<0.005	
5/22/2017	0.0005 (J)	
9/20/2017	0.0008 (J)	
3/14/2018	<0.005	
9/10/2018	<0.005	
3/12/2019	<0.005	
9/9/2019	0.00056 (J)	
3/4/2020	0.001 (J)	
9/9/2020	<0.005	
2/26/2021	0.00067 (J)	
8/5/2021	<0.005	
1/27/2022		<0.005
8/9/2022		<0.005
2/9/2023		<0.005
8/4/2023		<0.005

ND substitution: RL or RL/2 if <15% NDs.

Mann-Whitney (Wilcoxon Rank Sum)

Constituent: Chromium (mg/L) Analysis Run 5/13/2024 9:57 AM View: Appendix I - Mann-Whitney

Plant Bowen Data: Bowen 3-4 CCR

	GWC-20R	GWC-20R
9/18/2014	<0.005	
10/5/2014	<0.005	
10/22/2014	<0.005	
11/5/2014	0.001 (J)	
3/4/2015	<0.005	
3/19/2015	<0.005	
4/7/2015	<0.005	
4/24/2015	<0.005	
7/30/2015	0.001 (J)	
3/8/2016	<0.005	
5/9/2016	<0.005	
7/14/2016	0.0008 (J)	
9/12/2016	<0.005	
10/31/2016	<0.005	
1/12/2017	0.0011 (J)	
3/22/2017	<0.005	
5/22/2017	0.0007 (J)	
9/19/2017	0.0006 (J)	
3/14/2018	<0.005	
9/10/2018	<0.005	
3/12/2019	<0.005	
9/6/2019	0.00071 (JD)	
3/5/2020	0.00075 (J)	
9/4/2020	0.00078 (J)	
3/9/2021	0.00094 (J)	
8/2/2021	<0.005	
1/27/2022		<0.005
8/9/2022		<0.005
2/10/2023		<0.005
8/3/2023		<0.005

ND substitution: RL or RL/2 if <15% NDs.

Mann-Whitney (Wilcoxon Rank Sum)

Constituent: Chromium (mg/L) Analysis Run 5/13/2024 9:57 AM View: Appendix I - Mann-Whitney

Plant Bowen Data: Bowen 3-4 CCR

	GWC-21R	GWC-21R
9/18/2014	0.001 (J)	
10/5/2014	0.0013	
10/22/2014	0.0016	
11/5/2014	0.0013	
3/4/2015	<0.005	
3/19/2015	<0.005	
4/8/2015	<0.005	
4/24/2015	0.001 (J)	
7/30/2015	<0.005	
3/8/2016	<0.005	
5/9/2016	<0.005	
7/15/2016	<0.005	
9/9/2016	<0.005	
10/27/2016	<0.005	
1/12/2017	<0.005	
3/21/2017	<0.005	
5/23/2017	0.0004 (J)	
9/19/2017	0.0006 (J)	
3/14/2018	<0.005	
9/10/2018	<0.005	
3/11/2019	<0.005	
9/6/2019	0.00078 (J)	
3/3/2020	0.00058 (J)	
9/8/2020	0.0013 (J)	
3/9/2021	<0.005	
8/2/2021	<0.005	
1/28/2022		<0.005
8/10/2022		0.0023 (J)
2/9/2023		0.0017 (J)
8/4/2023		0.0067

ND substitution: RL or RL/2 if <15% NDs.

Mann-Whitney (Wilcoxon Rank Sum)

Constituent: Chromium (mg/L) Analysis Run 5/13/2024 9:57 AM View: Appendix I - Mann-Whitney

Plant Bowen Data: Bowen 3-4 CCR

	GWC-22R	GWC-22R
9/18/2014	<0.005	
10/5/2014	<0.005	
10/22/2014	<0.005	
11/5/2014	<0.005	
3/4/2015	<0.005	
3/19/2015	<0.005	
4/8/2015	<0.005	
4/24/2015	<0.005	
7/30/2015	<0.005	
3/7/2016	<0.005	
5/5/2016	<0.005	
7/14/2016	<0.005	
9/12/2016	<0.005	
10/27/2016	<0.005	
1/13/2017	<0.005	
3/20/2017	0.0004 (J)	
5/23/2017	0.0005 (J)	
9/19/2017	<0.005	
3/13/2018	<0.005	
9/7/2018	<0.005	
3/11/2019	<0.005	
9/5/2019	<0.005	
3/3/2020	0.00057 (J)	
9/8/2020	<0.005	
3/9/2021	<0.005	
8/2/2021	<0.005	
1/27/2022		<0.005
8/10/2022		<0.005
2/9/2023		<0.005
8/3/2023		<0.005

ND substitution: RL or RL/2 if <15% NDs.

Mann-Whitney (Wilcoxon Rank Sum)

Constituent: Chromium (mg/L) Analysis Run 5/13/2024 9:57 AM View: Appendix I - Mann-Whitney

Plant Bowen Data: Bowen 3-4 CCR

	GWC-23R	GWC-23R
9/18/2014	<0.005	
10/5/2014	<0.005	
10/22/2014	<0.005	
11/5/2014	0.0013	
3/4/2015	<0.005	
3/20/2015	<0.005	
4/8/2015	0.0012 (J)	
4/23/2015	<0.005	
7/30/2015	<0.005	
3/9/2016	<0.005	
5/6/2016	<0.005	
7/15/2016	0.0005 (J)	
9/14/2016	<0.005	
11/1/2016	<0.005	
1/25/2017	0.0023 (J)	
3/22/2017	<0.005	
5/24/2017	0.0011 (J)	
9/21/2017	0.0014 (J)	
3/14/2018	<0.005	
9/11/2018	<0.005	
3/12/2019	<0.005	
9/6/2019	<0.005	
3/5/2020	0.00086 (J)	
9/9/2020	<0.005	
3/10/2021	0.00073 (J)	
7/30/2021	<0.005	
1/28/2022		<0.005
8/11/2022		<0.005
2/10/2023		<0.005
8/3/2023		<0.005

ND substitution: RL or RL/2 if <15% NDs.

Mann-Whitney (Wilcoxon Rank Sum)

Constituent: Chromium (mg/L) Analysis Run 5/13/2024 9:57 AM View: Appendix I - Mann-Whitney

Plant Bowen Data: Bowen 3-4 CCR

	GWC-24R	GWC-24R
9/16/2014	<0.005	
10/4/2014	<0.005	
10/23/2014	<0.005	
11/10/2014	<0.005	
3/4/2015	<0.005	
3/20/2015	<0.005	
4/8/2015	<0.005	
4/23/2015	<0.005	
7/30/2015	<0.005	
3/4/2016	<0.005	
5/5/2016	<0.005	
7/12/2016	<0.005	
9/13/2016	<0.005	
10/27/2016	<0.005	
1/13/2017	<0.005	
3/20/2017	<0.005	
5/19/2017	<0.005	
9/19/2017	<0.005	
3/13/2018	<0.005	
9/11/2018	<0.005	
3/8/2019	<0.005	
9/5/2019	<0.005	
3/3/2020	0.00052 (J)	
9/9/2020	<0.005	
3/9/2021	<0.005	
7/29/2021	<0.005	
1/28/2022		<0.005
8/9/2022		<0.005
2/9/2023		<0.005
8/3/2023		<0.005

ND substitution: RL or RL/2 if <15% NDs.

Mann-Whitney (Wilcoxon Rank Sum)

Constituent: Chromium (mg/L) Analysis Run 5/13/2024 9:57 AM View: Appendix I - Mann-Whitney

Plant Bowen Data: Bowen 3-4 CCR

	GWC-25R	GWC-25R
9/16/2014	<0.005	
10/4/2014	<0.005	
10/23/2014	<0.005	
11/10/2014	<0.005	
3/4/2015	<0.005	
3/20/2015	<0.005	
4/9/2015	<0.005	
4/23/2015	<0.005	
7/30/2015	<0.005	
3/8/2016	<0.005	
5/4/2016	<0.005	
7/18/2016	0.0005 (J)	
9/13/2016	<0.005	
10/27/2016	<0.005	
1/13/2017	<0.005	
3/16/2017	0.0008 (J)	
5/19/2017	0.0006 (J)	
9/19/2017	0.0007 (J)	
3/13/2018	<0.005	
9/11/2018	<0.005	
3/8/2019	<0.005	
9/5/2019	0.00044 (J)	
3/3/2020	0.00078 (J)	
9/4/2020	0.00073 (J)	
3/9/2021	0.00079 (J)	
8/2/2021	<0.005	
1/27/2022		<0.005
8/9/2022		<0.005
2/9/2023		<0.005
8/3/2023		<0.005

ND substitution: RL or RL/2 if <15% NDs.

Mann-Whitney (Wilcoxon Rank Sum)

Constituent: Chromium (mg/L) Analysis Run 5/13/2024 9:57 AM View: Appendix I - Mann-Whitney

Plant Bowen Data: Bowen 3-4 CCR

	GWC-36RA	GWC-36RA
9/15/2014	0.0028	
10/3/2014	<0.005	
10/20/2014	0.0029	
11/10/2014	0.0017	
3/2/2015	<0.005	
3/17/2015	<0.005	
4/5/2015	<0.005	
4/21/2015	0.0018	
7/28/2015	0.0015	
3/1/2016	<0.005	
5/2/2016	<0.005	
7/6/2016	0.0005 (J)	
9/7/2016	<0.005	
10/25/2016	<0.005	
1/5/2017	<0.005	
3/14/2017	0.0008 (J)	
5/16/2017	<0.005	
9/15/2017	<0.005	
3/12/2018	<0.005	
9/6/2018	<0.005	
3/7/2019	<0.005	
9/4/2019	0.0013 (J)	
3/2/2020	0.00047 (J)	
9/14/2020	<0.005	
3/26/2021	0.0006 (J)	
7/27/2021	<0.005	
1/26/2022		<0.005
8/8/2022		<0.005
2/8/2023		<0.005
8/3/2023		<0.005

ND substitution: RL or RL/2 if <15% NDs.

Mann-Whitney (Wilcoxon Rank Sum)

Constituent: Chromium (mg/L) Analysis Run 5/13/2024 9:57 AM View: Appendix I - Mann-Whitney

Plant Bowen Data: Bowen 3-4 CCR

	GWC-37	GWC-37
9/16/2014	0.0015	
10/3/2014	0.0015	
10/20/2014	0.0011 (J)	
11/10/2014	<0.005	
3/2/2015	<0.005	
3/17/2015	<0.005	
4/5/2015	<0.005	
4/22/2015	<0.005	
7/28/2015	<0.005	
3/1/2016	<0.005	
5/3/2016	<0.005	
7/8/2016	<0.005	
9/7/2016	<0.005	
10/25/2016	<0.005	
1/6/2017	<0.005	
3/14/2017	0.0006 (J)	
5/16/2017	<0.005	
9/15/2017	<0.005	
3/12/2018	<0.005	
9/6/2018	<0.005	
3/6/2019	<0.005	
9/4/2019	<0.005	
3/2/2020	<0.005	
9/3/2020	<0.005	
2/24/2021	<0.005	
7/28/2021	0.018 (O)	
1/26/2022		<0.005
8/8/2022		<0.005
2/8/2023		<0.005
8/2/2023		<0.005

ND substitution: RL or RL/2 if <15% NDs.

Mann-Whitney (Wilcoxon Rank Sum)

Constituent: Chromium (mg/L) Analysis Run 5/13/2024 9:57 AM View: Appendix I - Mann-Whitney

Plant Bowen Data: Bowen 3-4 CCR

	GWC-38	GWC-38
9/16/2014	0.0026	
10/3/2014	0.0021	
10/20/2014	0.0023	
11/10/2014	0.0022	
3/2/2015	0.0021	
3/17/2015	0.0022	
4/6/2015	0.0016	
4/22/2015	0.0013	
7/28/2015	0.0014	
3/2/2016	<0.005	
5/3/2016	<0.005	
7/7/2016	0.002 (J)	
9/8/2016	0.001 (J)	
10/25/2016	0.0028 (J)	
2/9/2017	0.0012 (J)	
3/23/2017	<0.005	
5/17/2017	0.0019 (J)	
9/19/2017	0.0022 (J)	
3/13/2018	0.0017 (J)	
9/6/2018	<0.005	
3/7/2019	<0.005	
9/4/2019	0.00155 (JD)	
3/2/2020	0.0014 (J)	
9/3/2020	0.0013 (J)	
2/24/2021	0.0018 (J)	
7/28/2021	0.0015 (J)	
1/25/2022		0.0014 (J)
8/5/2022		<0.005
2/8/2023		0.0012 (J)
8/2/2023		<0.005

ND substitution: RL or RL/2 if <15% NDs.

Mann-Whitney (Wilcoxon Rank Sum)

Constituent: Cobalt (mg/L) Analysis Run 5/13/2024 9:57 AM View: Appendix I - Mann-Whitney

Plant Bowen Data: Bowen 3-4 CCR

	GWA-1	GWA-1
8/23/2007	<0.005	
10/23/2007	<0.005	
11/18/2007	<0.005	
1/30/2008	0.0045	
3/10/2008	<0.005	
5/13/2008	<0.005	
12/5/2008	<0.005	
4/15/2009	<0.005	
10/7/2009	0.0041	
5/3/2010	<0.005	
10/12/2010	<0.005	
4/27/2011	<0.005	
10/17/2011	<0.005	
5/2/2012	<0.005	
10/8/2012	<0.005	
4/12/2013	<0.005	
10/16/2013	<0.005	
4/11/2014	<0.005	
9/30/2014	<0.005	
3/30/2015	0.0012 (J)	
10/13/2015	<0.005	
3/22/2016	<0.005	
5/19/2016	<0.005	
7/29/2016	0.0004 (J)	
9/23/2016	<0.005	
11/9/2016	<0.005	
1/30/2017	<0.005	
3/30/2017	<0.005	
6/9/2017	<0.005	
10/2/2017	<0.005	
3/16/2018	<0.005	
9/17/2018	<0.005 (D)	
3/20/2019	0.00078 (J)	
9/12/2019	0.00047 (J)	
3/11/2020	0.00037 (J)	
9/15/2020	0.00048 (J)	
3/16/2021	<0.005	
8/9/2021	<0.005	
2/1/2022		<0.005
8/16/2022		<0.005
2/16/2023		<0.005
7/27/2023		<0.005

ND substitution: RL or RL/2 if <15% NDs.

Mann-Whitney (Wilcoxon Rank Sum)

Constituent: Cobalt (mg/L) Analysis Run 5/13/2024 9:57 AM View: Appendix I - Mann-Whitney

Plant Bowen Data: Bowen 3-4 CCR

	GWA-2	GWA-2
8/23/2007	<0.005	
10/24/2007	0.013	
11/18/2007	0.0041	
1/31/2008	<0.005	
3/11/2008	<0.005	
5/6/2008	<0.005	
12/4/2008	0.012	
4/21/2009	<0.005	
10/7/2009	<0.005	
4/26/2010	<0.005	
10/4/2010	<0.005	
4/13/2011	<0.005	
10/5/2011	<0.005	
4/11/2012	<0.005	
10/9/2012	<0.005	
4/15/2013	<0.005	
10/15/2013	<0.005	
4/22/2014	<0.005	
9/30/2014	<0.005	
3/30/2015	<0.005	
10/13/2015	<0.005	
3/23/2016	<0.005	
5/20/2016	<0.005	
7/29/2016	<0.005	
9/23/2016	<0.005	
11/9/2016	<0.005	
1/31/2017	<0.005	
3/30/2017	<0.005	
6/12/2017	<0.005	
10/2/2017	<0.005	
3/19/2018	<0.005	
9/14/2018	<0.005	
3/20/2019	<0.005	
9/12/2019	<0.005 (D)	
3/11/2020	<0.005	
9/15/2020	<0.005	
3/17/2021	<0.005	
8/9/2021	<0.005	
2/1/2022		<0.005
8/16/2022		<0.005
2/16/2023		<0.005
7/27/2023		<0.005

ND substitution: RL or RL/2 if <15% NDs.

Mann-Whitney (Wilcoxon Rank Sum)

Constituent: Cobalt (mg/L) Analysis Run 5/13/2024 9:57 AM View: Appendix I - Mann-Whitney

Plant Bowen Data: Bowen 3-4 CCR

	GWA-2R	GWA-2R
8/23/2007	<0.005	
10/24/2007	<0.005	
11/18/2007	<0.005	
1/31/2008	0.0083 (O)	
3/10/2008	<0.005	
5/13/2008	<0.005	
12/4/2008	<0.005	
4/21/2009	<0.005	
10/8/2009	<0.005	
4/21/2010	<0.005	
9/28/2010	<0.005	
4/12/2011	<0.005	
10/4/2011	<0.005	
4/3/2012	<0.005	
10/9/2012	<0.005	
4/11/2013	<0.005	
10/16/2013	<0.005	
4/10/2014	<0.005	
9/30/2014	<0.005	
3/30/2015	<0.005	
10/13/2015	<0.005	
3/23/2016	<0.005	
5/19/2016	<0.005	
7/29/2016	<0.005	
9/22/2016	<0.005	
11/10/2016	<0.005	
1/31/2017	<0.005	
4/3/2017	<0.005	
6/9/2017	<0.005	
10/2/2017	<0.005	
3/16/2018	<0.005	
9/14/2018	<0.005	
3/19/2019	<0.005	
9/13/2019	<0.005	
3/11/2020	<0.005	
9/15/2020	0.001 (J)	
3/16/2021	<0.005	
8/9/2021	0.0016 (J)	
2/1/2022		0.00093 (J)
8/16/2022		0.0004 (J)
2/16/2023		0.00065 (J)
7/27/2023		<0.005

ND substitution: RL or RL/2 if <15% NDs.

Mann-Whitney (Wilcoxon Rank Sum)

Constituent: Cobalt (mg/L) Analysis Run 5/13/2024 9:57 AM View: Appendix I - Mann-Whitney

Plant Bowen Data: Bowen 3-4 CCR

	GWA-39RZ	GWA-39RZ
5/16/2016	0.00313 (JD)	
7/27/2016	0.0057 (JD)	
2/21/2017	<0.005	
3/27/2017	<0.005 (D)	
6/8/2017	<0.005 (D)	
7/17/2017	<0.005 (D)	
7/27/2017	<0.005	
8/9/2017	<0.005	
9/29/2017	<0.005 (D)	
3/16/2018	<0.005	
9/14/2018	<0.005	
3/14/2019	<0.005	
3/9/2020	<0.005	
9/16/2020	<0.005	
3/16/2021	<0.005	
8/6/2021	<0.005	
2/2/2022		<0.005
8/16/2022		<0.005
2/14/2023		<0.005
7/25/2023		<0.005

ND substitution: RL or RL/2 if <15% NDs.

Mann-Whitney (Wilcoxon Rank Sum)

Constituent: Cobalt (mg/L) Analysis Run 5/13/2024 9:57 AM View: Appendix I - Mann-Whitney

Plant Bowen Data: Bowen 3-4 CCR

	GWA-39Z	GWA-39Z
3/14/2016	0.00503 (J)	
5/11/2016	0.0114	
7/19/2016	0.0013 (J)	
9/15/2016	0.002 (J)	
11/2/2016	0.0005 (J)	
1/18/2017	0.0015 (J)	
3/28/2017	0.0025 (J)	
6/7/2017	0.0023 (J)	
9/26/2017	0.0011 (J)	
3/14/2018	0.00058 (J)	
9/12/2018	<0.005	
3/15/2019	<0.005	
9/9/2019	<0.005	
3/9/2020	0.00075 (J)	
9/10/2020	<0.005	
3/12/2021	0.00079 (J)	
8/4/2021	<0.005	
1/31/2022		<0.005
8/10/2022		<0.005
2/13/2023		<0.005
7/26/2023		<0.005

ND substitution: RL or RL/2 if <15% NDs.

Mann-Whitney (Wilcoxon Rank Sum)

Constituent: Cobalt (mg/L) Analysis Run 5/13/2024 9:57 AM View: Appendix I - Mann-Whitney

Plant Bowen Data: Bowen 3-4 CCR

	GWA-3A	GWA-3A
8/23/2007	0.0033	
11/2/2007	0.0046	
11/18/2007	0.0057	
1/31/2008	0.0055	
3/11/2008	0.0033	
5/14/2008	0.0044	
12/5/2008	0.0035	
4/15/2009	<0.005	
10/8/2009	<0.005	
4/28/2010	<0.005	
10/6/2010	<0.005	
4/21/2011	<0.005	
10/13/2011	<0.005	
5/1/2012	<0.005	
10/9/2012	<0.005	
4/11/2013	<0.005	
10/16/2013	<0.005	
4/23/2014	0.0013 (J)	
10/4/2014	0.00081 (J)	
3/31/2015	0.0021	
10/12/2015	0.00078 (J)	
3/23/2016	<0.005	
5/23/2016	<0.005	
7/29/2016	0.0007 (J)	
9/22/2016	0.0007 (J)	
11/10/2016	0.0007 (J)	
1/31/2017	0.0007 (J)	
3/30/2017	0.0007 (J)	
6/12/2017	0.0007 (J)	
10/4/2017	0.0006 (J)	
3/19/2018	0.00059 (J)	
9/17/2018	0.00057 (J)	
3/20/2019	<0.005	
9/13/2019	0.00046 (J)	
3/11/2020	0.00041 (J)	
3/29/2021	<0.005	
8/9/2021	<0.005	
2/2/2022		<0.005
8/16/2022		<0.005
2/17/2023		<0.005
8/1/2023		<0.005

ND substitution: RL or RL/2 if <15% NDs.

Mann-Whitney (Wilcoxon Rank Sum)

Constituent: Cobalt (mg/L) Analysis Run 5/13/2024 9:57 AM View: Appendix I - Mann-Whitney

Plant Bowen Data: Bowen 3-4 CCR

	GWA-41R	GWA-41R
3/15/2016	<0.005	
5/13/2016	<0.005	
7/21/2016	0.0006 (J)	
9/21/2016	<0.005	
11/3/2016	<0.005	
1/17/2017	<0.005	
3/27/2017	0.0005 (J)	
6/6/2017	<0.005	
9/25/2017	0.0006 (J)	
3/14/2018	<0.005	
9/12/2018	0.0011 (J)	
3/14/2019	<0.005	
9/10/2019	<0.005	
3/9/2020	<0.005	
9/10/2020	<0.005	
3/10/2021	<0.005	
8/4/2021	<0.005	
1/31/2022		<0.005
8/11/2022		<0.005
2/13/2023		<0.005
7/25/2023		0.00053 (J)

ND substitution: RL or RL/2 if <15% NDs.

Mann-Whitney (Wilcoxon Rank Sum)

Constituent: Cobalt (mg/L) Analysis Run 5/13/2024 9:57 AM View: Appendix I - Mann-Whitney

Plant Bowen Data: Bowen 3-4 CCR

	GWA-42	GWA-42
3/11/2016	<0.005	
5/16/2016	<0.005	
7/22/2016	0.0004 (J)	
9/19/2016	<0.005	
11/3/2016	<0.005	
1/17/2017	<0.005	
3/27/2017	<0.005	
6/7/2017	<0.005	
9/26/2017	<0.005	
3/14/2018	<0.005	
9/14/2018	<0.005	
3/14/2019	<0.005	
9/10/2019	<0.005	
3/6/2020	0.00039 (J)	
9/10/2020	<0.005	
3/11/2021	<0.005	
8/4/2021	<0.005	
1/31/2022		<0.005
8/10/2022		<0.005
2/13/2023		0.00039 (J)
7/26/2023		<0.005

ND substitution: RL or RL/2 if <15% NDs.

Mann-Whitney (Wilcoxon Rank Sum)

Constituent: Cobalt (mg/L) Analysis Run 5/13/2024 9:57 AM View: Appendix I - Mann-Whitney

Plant Bowen Data: Bowen 3-4 CCR

	GWA-43	GWA-43
3/11/2016	<0.005	
5/13/2016	<0.005	
7/19/2016	<0.005	
9/16/2016	<0.005	
11/2/2016	<0.005	
1/18/2017	<0.005	
3/28/2017	<0.005	
6/6/2017	<0.005	
9/22/2017	<0.005	
3/14/2018	<0.005	
9/12/2018	<0.005	
3/13/2019	<0.005	
9/11/2019	<0.005	
3/9/2020	0.00039 (J)	
9/11/2020	<0.005	
3/11/2021	<0.005	
8/6/2021	<0.005	
1/31/2022		<0.005
8/11/2022		<0.005
2/14/2023		<0.005
7/25/2023		<0.005

ND substitution: RL or RL/2 if <15% NDs.

Mann-Whitney (Wilcoxon Rank Sum)

Constituent: Cobalt (mg/L) Analysis Run 5/13/2024 9:57 AM View: Appendix I - Mann-Whitney

Plant Bowen Data: Bowen 3-4 CCR

	GWA-4RZ	GWA-4RZ
2/22/2017	<0.01	
4/7/2017	0.0018 (J)	
6/14/2017	0.0045 (JD)	
7/12/2017	0.0046 (JD)	
7/20/2017	0.0109 (D)	
7/28/2017	0.0104	
8/9/2017	0.0022 (J)	
8/24/2017	0.0076 (J)	
10/3/2017	0.0028 (JD)	
3/21/2018	0.014	
9/18/2018	0.017	
3/21/2019	0.022 (D)	
9/12/2019	0.02 (D)	
3/12/2020	0.013	
9/17/2020	0.019	
3/16/2021	0.015	
8/10/2021	0.011	
2/3/2022		0.0059
8/17/2022		0.015
2/17/2023		0.017
7/28/2023		0.02

ND substitution: RL or RL/2 if <15% NDs.

Mann-Whitney (Wilcoxon Rank Sum)

Constituent: Cobalt (mg/L) Analysis Run 5/13/2024 9:57 AM View: Appendix I - Mann-Whitney

Plant Bowen Data: Bowen 3-4 CCR

	GWA-50R	GWA-50R
12/12/2008	<0.005	
4/23/2009	0.0029	
10/6/2009	<0.005	
5/3/2010	<0.005	
10/11/2010	<0.005	
4/27/2011	0.0028	
10/19/2011	<0.005	
5/1/2012	<0.005	
10/2/2012	<0.005	
4/10/2013	0.0014	
10/16/2013	0.0014	
4/22/2014	0.0013	
10/1/2014	<0.005	
3/30/2015	0.00079 (J)	
10/11/2015	<0.005	
3/28/2016	<0.005	
5/25/2016	<0.005	
8/1/2016	<0.005	
9/26/2016	<0.005	
11/11/2016	<0.005	
1/30/2017	<0.005	
4/3/2017	<0.005	
6/12/2017	<0.005	
10/2/2017	<0.005	
3/16/2018	<0.005	
9/18/2018	<0.005	
3/19/2019	<0.005	
9/12/2019	<0.005	
3/11/2020	<0.005	
9/15/2020	<0.005	
3/17/2021	<0.005	
8/9/2021	<0.005	
2/2/2022		<0.005
8/17/2022		<0.005
2/16/2023		<0.005
7/28/2023		<0.005

ND substitution: RL or RL/2 if <15% NDs.

Mann-Whitney (Wilcoxon Rank Sum)

Constituent: Cobalt (mg/L) Analysis Run 5/13/2024 9:57 AM View: Appendix I - Mann-Whitney

Plant Bowen Data: Bowen 3-4 CCR

	GWC-16R	GWC-16R
9/16/2014	0.0026	
10/4/2014	0.0015	
10/21/2014	0.00099 (J)	
11/11/2014	0.00097 (J)	
3/3/2015	0.00078 (J)	
3/18/2015	0.00081 (J)	
4/6/2015	0.0011 (J)	
4/23/2015	0.0007 (J)	
7/29/2015	<0.005	
3/3/2016	0.00451 (JD)	
5/10/2016	0.00478 (J)	
7/13/2016	0.0003 (J)	
9/15/2016	0.0018 (J)	
11/2/2016	0.0022 (J)	
1/11/2017	<0.005	
3/20/2017	<0.005	
5/23/2017	0.001 (J)	
9/21/2017	0.0006 (J)	
3/14/2018	0.00058 (J)	
9/7/2018	0.0034 (J)	
3/11/2019	<0.005	
9/9/2019	<0.005	
3/4/2020	<0.005	
9/9/2020	0.00069 (J)	
3/9/2021	0.00047 (J)	
7/30/2021	0.00052 (J)	
1/28/2022		<0.005
8/11/2022		<0.005
2/10/2023		<0.005
8/4/2023		<0.005

ND substitution: RL or RL/2 if <15% NDs.

Mann-Whitney (Wilcoxon Rank Sum)

Constituent: Cobalt (mg/L) Analysis Run 5/13/2024 9:57 AM View: Appendix I - Mann-Whitney

Plant Bowen Data: Bowen 3-4 CCR

	GWC-18	GWC-18
9/17/2014	<0.005	
10/4/2014	<0.005	
10/21/2014	<0.005	
11/5/2014	0.0005 (J)	
3/3/2015	<0.005	
3/18/2015	<0.005	
4/7/2015	<0.005	
4/23/2015	<0.005	
7/29/2015	0.00076 (J)	
3/7/2016	<0.005	
5/5/2016	<0.005	
7/13/2016	<0.005	
9/13/2016	<0.005	
10/31/2016	<0.005	
1/12/2017	<0.005	
3/23/2017	<0.005	
5/23/2017	<0.005	
9/25/2017	<0.005	
3/14/2018	<0.005	
9/11/2018	<0.005	
3/12/2019	<0.005	
9/9/2019	<0.005	
3/6/2020	<0.005	
9/9/2020	<0.005	
2/26/2021	<0.005	
7/29/2021	<0.005	
1/28/2022		<0.005
8/10/2022		<0.005
2/9/2023		<0.005
8/3/2023		<0.005

ND substitution: RL or RL/2 if <15% NDs.

Mann-Whitney (Wilcoxon Rank Sum)

Constituent: Cobalt (mg/L) Analysis Run 5/13/2024 9:57 AM View: Appendix I - Mann-Whitney

Plant Bowen Data: Bowen 3-4 CCR

	GWC-18R	GWC-18R
9/17/2014	<0.005	
10/4/2014	0.00063 (J)	
10/21/2014	0.00058 (J)	
11/11/2014	0.00058 (J)	
3/3/2015	0.00056 (J)	
3/18/2015	<0.005	
4/7/2015	<0.005	
4/23/2015	<0.005	
7/29/2015	<0.005	
3/7/2016	<0.005	
5/5/2016	<0.005	
7/13/2016	<0.005	
9/12/2016	<0.005	
11/1/2016	<0.005	
1/11/2017	<0.005	
3/20/2017	<0.005	
5/22/2017	<0.005	
9/21/2017	<0.005	
3/14/2018	<0.005	
9/7/2018	<0.005	
3/12/2019	<0.005	
9/6/2019	<0.005	
3/5/2020	<0.005	
9/9/2020	<0.005	
2/26/2021	<0.005	
7/29/2021	<0.005	
1/27/2022		<0.005
8/10/2022		<0.005
2/9/2023		<0.005
8/4/2023		<0.005

ND substitution: RL or RL/2 if <15% NDs.

Mann-Whitney (Wilcoxon Rank Sum)

Constituent: Cobalt (mg/L) Analysis Run 5/13/2024 9:57 AM View: Appendix I - Mann-Whitney

Plant Bowen Data: Bowen 3-4 CCR

	GWC-21R	GWC-21R
9/18/2014	<0.005	
10/5/2014	<0.005	
10/22/2014	<0.005	
11/5/2014	<0.005	
3/4/2015	<0.005	
3/19/2015	<0.005	
4/8/2015	<0.005	
4/24/2015	<0.005	
7/30/2015	<0.005	
3/8/2016	0.0183 (J)	
5/9/2016	0.00239 (J)	
7/15/2016	0.0008 (J)	
9/9/2016	<0.005	
10/27/2016	<0.005	
1/12/2017	<0.005	
3/21/2017	0.0005 (J)	
5/23/2017	<0.005	
9/19/2017	<0.005	
3/14/2018	0.00083 (J)	
9/10/2018	0.00071 (J)	
3/11/2019	0.00056 (J)	
9/6/2019	0.00051 (J)	
3/3/2020	<0.005	
9/8/2020	<0.005	
3/9/2021	0.0004 (J)	
8/2/2021	0.00048 (J)	
1/28/2022		<0.005
8/10/2022		<0.005
2/9/2023		<0.005
8/4/2023		<0.005

ND substitution: RL or RL/2 if <15% NDs.

Mann-Whitney (Wilcoxon Rank Sum)

Constituent: Cobalt (mg/L) Analysis Run 5/13/2024 9:57 AM View: Appendix I - Mann-Whitney

Plant Bowen Data: Bowen 3-4 CCR

	GWC-22R	GWC-22R
9/18/2014	<0.01	
10/5/2014	<0.01	
10/22/2014	<0.01	
11/5/2014	<0.01	
3/4/2015	<0.01	
3/19/2015	<0.01	
4/8/2015	<0.01	
4/24/2015	<0.01	
7/30/2015	<0.01	
3/7/2016	<0.01	
5/5/2016	<0.01	
7/14/2016	<0.01	
9/12/2016	<0.01	
10/27/2016	<0.01	
1/13/2017	<0.01	
3/20/2017	<0.01	
5/23/2017	<0.01	
9/19/2017	0.0012 (J)	
3/13/2018	<0.01	
9/7/2018	<0.01	
3/11/2019	<0.01	
9/5/2019	0.0012 (J)	
3/3/2020	0.00078 (J)	
9/8/2020	0.00087 (J)	
3/9/2021	0.00066 (J)	
8/2/2021	0.00045 (J)	
1/27/2022		0.0011 (J)
8/10/2022		0.00078 (J)
2/9/2023		0.00043 (J)
8/3/2023		0.00047 (J)

ND substitution: RL or RL/2 if <15% NDs.

Mann-Whitney (Wilcoxon Rank Sum)

Constituent: Cobalt (mg/L) Analysis Run 5/13/2024 9:57 AM View: Appendix I - Mann-Whitney

Plant Bowen Data: Bowen 3-4 CCR

	GWC-23R	GWC-23R
9/18/2014	<0.005	
10/5/2014	<0.005	
10/22/2014	<0.005	
11/5/2014	<0.005	
3/4/2015	<0.005	
3/20/2015	<0.005	
4/8/2015	<0.005	
4/23/2015	<0.005	
7/30/2015	<0.005	
3/9/2016	<0.005	
5/6/2016	<0.005	
7/15/2016	<0.005	
9/14/2016	<0.005	
11/1/2016	<0.005	
1/25/2017	<0.005	
3/22/2017	<0.005	
5/24/2017	<0.005	
9/21/2017	<0.005	
3/14/2018	<0.005	
9/11/2018	<0.005	
3/12/2019	<0.005	
9/6/2019	<0.005	
3/5/2020	<0.005	
9/9/2020	<0.005	
3/10/2021	<0.005	
7/30/2021	<0.005	
1/28/2022		<0.005
8/11/2022		<0.005
2/10/2023		<0.005
8/3/2023		0.00047 (J)

ND substitution: RL or RL/2 if <15% NDs.

Mann-Whitney (Wilcoxon Rank Sum)

Constituent: Cobalt (mg/L) Analysis Run 5/13/2024 9:57 AM View: Appendix I - Mann-Whitney

Plant Bowen Data: Bowen 3-4 CCR

	GWC-25R	GWC-25R
9/16/2014	0.0006 (J)	
10/4/2014	<0.005	
10/23/2014	<0.005	
11/10/2014	<0.005	
3/4/2015	<0.005	
3/20/2015	<0.005	
4/9/2015	<0.005	
4/23/2015	<0.005	
7/30/2015	<0.005	
3/8/2016	<0.005	
5/4/2016	<0.005	
7/18/2016	<0.005	
9/13/2016	<0.005	
10/27/2016	<0.005	
1/13/2017	<0.005	
3/16/2017	<0.005	
5/19/2017	<0.005	
9/19/2017	<0.005	
3/13/2018	<0.005	
9/11/2018	<0.005	
3/8/2019	<0.005	
9/5/2019	<0.005	
3/3/2020	<0.005	
9/4/2020	0.0012 (J)	
3/9/2021	<0.005	
8/2/2021	<0.005	
1/27/2022		<0.005
8/9/2022		<0.005
2/9/2023		<0.005
8/3/2023		<0.005

ND substitution: RL or RL/2 if <15% NDs.

Mann-Whitney (Wilcoxon Rank Sum)

Constituent: Cobalt (mg/L) Analysis Run 5/13/2024 9:57 AM View: Appendix I - Mann-Whitney

Plant Bowen Data: Bowen 3-4 CCR

	GWC-36RA	GWC-36RA
9/15/2014	0.0039	
10/3/2014	<0.005	
10/20/2014	0.0014	
11/10/2014	<0.005	
3/2/2015	<0.005	
3/17/2015	<0.005	
4/5/2015	<0.005	
4/21/2015	0.0012 (J)	
7/28/2015	0.0012 (J)	
3/1/2016	<0.005	
5/2/2016	<0.005	
7/6/2016	<0.005	
9/7/2016	<0.005	
10/25/2016	<0.005	
1/5/2017	<0.005	
3/14/2017	<0.005	
5/16/2017	<0.005	
9/15/2017	<0.005	
3/12/2018	<0.005	
9/6/2018	<0.005	
3/7/2019	<0.005	
9/4/2019	<0.005	
3/2/2020	<0.005	
9/14/2020	<0.005	
3/26/2021	<0.005	
7/27/2021	0.00096 (J)	
1/26/2022		<0.005
8/8/2022		<0.005
2/8/2023		<0.005
8/3/2023		<0.005

ND substitution: RL or RL/2 if <15% NDs.

Mann-Whitney (Wilcoxon Rank Sum)

Constituent: Cobalt (mg/L) Analysis Run 5/13/2024 9:57 AM View: Appendix I - Mann-Whitney

Plant Bowen Data: Bowen 3-4 CCR

	GWC-37	GWC-37
9/16/2014	0.00077 (J)	
10/3/2014	0.0013	
10/20/2014	0.001 (J)	
11/10/2014	<0.005	
3/2/2015	<0.005	
3/17/2015	<0.005	
4/5/2015	<0.005	
4/22/2015	<0.005	
7/28/2015	<0.005	
3/1/2016	0.00202 (J)	
5/3/2016	<0.005	
7/8/2016	0.0004 (J)	
9/7/2016	0.0009 (J)	
10/25/2016	0.0022 (J)	
1/6/2017	0.0011 (J)	
3/14/2017	0.0009 (J)	
5/16/2017	<0.005	
9/15/2017	<0.005	
3/12/2018	<0.005	
9/6/2018	<0.005	
3/6/2019	<0.005	
9/4/2019	<0.005	
3/2/2020	<0.005	
9/3/2020	<0.005	
2/24/2021	<0.005	
7/28/2021	<0.005	
1/26/2022		<0.005
8/8/2022		<0.005
2/8/2023		<0.005
8/2/2023		<0.005

ND substitution: RL or RL/2 if <15% NDs.

Mann-Whitney (Wilcoxon Rank Sum)

Constituent: Cobalt (mg/L) Analysis Run 5/13/2024 9:57 AM View: Appendix I - Mann-Whitney

Plant Bowen Data: Bowen 3-4 CCR

	GWC-38	GWC-38
9/16/2014	0.0028	
10/3/2014	0.0029	
10/20/2014	0.0022	
11/10/2014	0.0022	
3/17/2015	0.0044 (O)	
4/6/2015	0.002	
4/22/2015	0.0016	
7/28/2015	0.0017	
3/2/2016	<0.01 (O)	
5/3/2016	<0.01 (O)	
7/7/2016	0.0015 (J)	
9/8/2016	0.0018 (J)	
10/25/2016	0.0019 (J)	
2/9/2017	0.0017 (J)	
3/23/2017	0.0018 (J)	
5/17/2017	0.0016 (J)	
9/19/2017	0.0012 (J)	
3/13/2018	0.0013 (J)	
9/6/2018	0.00094 (J)	
3/7/2019	0.00087 (J)	
9/4/2019	0.000935 (JD)	
3/2/2020	0.0011 (J)	
9/3/2020	0.00091 (J)	
2/24/2021	0.0011 (J)	
7/28/2021	0.001 (J)	
1/25/2022		0.0011 (J)
8/5/2022		0.00095 (J)
2/8/2023		0.001 (J)
8/2/2023		0.001 (J)

Mann-Whitney (Wilcoxon Rank Sum)

Constituent: Copper (mg/L) Analysis Run 5/13/2024 9:57 AM View: Appendix I - Mann-Whitney

Plant Bowen Data: Bowen 3-4 CCR

	GWA-1	GWA-1
8/23/2007	0.0066	
10/23/2007	0.0076	
11/18/2007	0.0055 (J)	
1/30/2008	0.0094	
3/10/2008	0.0056	
5/13/2008	0.0027	
12/5/2008	<0.005	
4/15/2009	<0.005	
10/7/2009	0.0076	
5/3/2010	<0.005	
10/12/2010	<0.005	
4/27/2011	<0.005	
10/17/2011	<0.005	
5/2/2012	<0.005	
10/8/2012	<0.005	
4/12/2013	<0.005	
10/16/2013	<0.005	
4/11/2014	0.005 (J)	
9/30/2014	<0.005	
3/30/2015	0.0033 (J)	
10/13/2015	0.0013 (J)	
3/22/2016	<0.005	
7/29/2016	<0.005	
3/30/2017	0.0004 (J)	
10/2/2017	0.0003 (J)	
3/16/2018	<0.005	
9/17/2018	<0.005 (D)	
3/20/2019	<0.005	
9/12/2019	<0.005	
3/11/2020	<0.005	
9/15/2020	<0.005	
3/16/2021	<0.005	
8/9/2021	<0.005	
2/1/2022		<0.005
8/16/2022		<0.005
2/16/2023		<0.005
7/27/2023		0.0012 (J)

ND substitution: RL or RL/2 if <15% NDs.

Mann-Whitney (Wilcoxon Rank Sum)

Constituent: Copper (mg/L) Analysis Run 5/13/2024 9:57 AM View: Appendix I - Mann-Whitney

Plant Bowen Data: Bowen 3-4 CCR

	GWA-2	GWA-2
8/23/2007	<0.005	
10/24/2007	0.0088	
11/18/2007	0.0075	
1/31/2008	<0.005	
3/11/2008	0.0068	
5/6/2008	<0.005	
12/4/2008	0.013	
4/21/2009	<0.005	
10/7/2009	<0.005	
4/26/2010	<0.005	
10/4/2010	0.0027	
4/13/2011	0.0029	
10/5/2011	<0.005	
4/11/2012	<0.005	
10/9/2012	<0.005	
4/15/2013	<0.005	
10/15/2013	<0.005	
4/22/2014	<0.005	
9/30/2014	<0.005	
3/30/2015	<0.005	
10/13/2015	<0.005	
3/23/2016	<0.005	
7/29/2016	0.0032 (J)	
3/30/2017	<0.005	
10/2/2017	<0.005	
3/19/2018	0.0025 (J)	
9/14/2018	<0.005	
3/20/2019	<0.005	
9/12/2019	0.01273 (JD)	
3/11/2020	0.0002 (J)	
9/15/2020	<0.005	
3/17/2021	<0.005	
8/9/2021	<0.005	
2/1/2022		<0.005
8/16/2022		<0.005
2/16/2023		<0.005
7/27/2023		<0.005

ND substitution: RL or RL/2 if <15% NDs.

Mann-Whitney (Wilcoxon Rank Sum)

Constituent: Copper (mg/L) Analysis Run 5/13/2024 9:57 AM View: Appendix I - Mann-Whitney

Plant Bowen Data: Bowen 3-4 CCR

	GWA-2R	GWA-2R
8/23/2007	0.0036	
10/24/2007	<0.005	
11/18/2007	0.013	
1/31/2008	0.0069	
3/10/2008	0.0044	
5/13/2008	0.0033	
12/4/2008	<0.005	
4/21/2009	<0.005	
10/8/2009	<0.005	
4/21/2010	<0.005	
9/28/2010	<0.005	
4/12/2011	<0.005	
10/4/2011	<0.005	
4/3/2012	<0.005	
10/9/2012	<0.005	
4/11/2013	<0.005	
10/16/2013	<0.005	
4/10/2014	0.005 (J)	
9/30/2014	<0.005	
3/30/2015	<0.005	
10/13/2015	<0.005	
3/23/2016	<0.005	
7/29/2016	0.0006 (J)	
4/3/2017	0.0004 (J)	
10/2/2017	0.0003 (J)	
3/16/2018	<0.005	
9/14/2018	<0.005	
3/19/2019	<0.005	
9/13/2019	0.00055 (J)	
3/11/2020	0.0011 (J)	
9/15/2020	<0.005	
3/16/2021	<0.005	
8/9/2021	0.0013 (J)	
2/1/2022		0.00096 (J)
8/16/2022		<0.005
2/16/2023		0.0011 (J)
7/27/2023		0.0017 (J)

ND substitution: RL or RL/2 if <15% NDs.

Mann-Whitney (Wilcoxon Rank Sum)

Constituent: Copper (mg/L) Analysis Run 5/13/2024 9:57 AM View: Appendix I - Mann-Whitney

Plant Bowen Data: Bowen 3-4 CCR

	GWA-39RZ	GWA-39RZ
5/16/2016	<0.005	
7/27/2016	0.0271 (O)	
2/21/2017	<0.005	
3/27/2017	<0.005	
9/29/2017	<0.005	
3/16/2018	<0.005	
9/14/2018	0.002 (J)	
3/14/2019	<0.005	
3/9/2020	0.011 (J)	
9/16/2020	<0.005	
3/16/2021	<0.005	
8/6/2021	<0.005	
2/2/2022		<0.005
8/16/2022		<0.005
2/14/2023		<0.005
7/25/2023		<0.005

ND substitution: RL or RL/2 if <15% NDs.

Mann-Whitney (Wilcoxon Rank Sum)

Constituent: Copper (mg/L) Analysis Run 5/13/2024 9:57 AM View: Appendix I - Mann-Whitney

Plant Bowen Data: Bowen 3-4 CCR

	GWA-39Z	GWA-39Z
3/14/2016	<0.005	
5/11/2016	<0.005	
7/19/2016	0.0005 (J)	
9/15/2016	<0.005	
11/2/2016	<0.005	
1/18/2017	<0.005	
3/28/2017	<0.005 (*)	
9/26/2017	0.0005 (J)	
3/14/2018	<0.005	
9/12/2018	<0.005	
3/15/2019	<0.005	
9/9/2019	<0.005	
3/9/2020	0.0007 (J)	
9/10/2020	<0.005	
3/12/2021	<0.005	
8/4/2021	<0.005	
1/31/2022		<0.005
8/10/2022		<0.005
2/13/2023		<0.005
7/26/2023		<0.005

ND substitution: RL or RL/2 if <15% NDs.

Mann-Whitney (Wilcoxon Rank Sum)

Constituent: Copper (mg/L) Analysis Run 5/13/2024 9:57 AM View: Appendix I - Mann-Whitney

Plant Bowen Data: Bowen 3-4 CCR

	GWA-3A	GWA-3A
8/23/2007	0.017	
11/2/2007	0.016	
11/18/2007	0.048	
1/31/2008	0.039	
3/11/2008	0.037	
5/14/2008	0.051	
12/5/2008	0.038	
4/15/2009	0.033	
10/8/2009	0.037	
4/28/2010	0.037	
10/6/2010	0.041	
4/21/2011	0.034	
10/13/2011	0.048	
5/1/2012	0.0427	
10/9/2012	0.038	
4/11/2013	0.038	
10/16/2013	0.036	
4/23/2014	0.03	
10/4/2014	0.029	
3/31/2015	0.026	
10/12/2015	0.05	
3/23/2016	0.0297	
7/29/2016	0.0419	
3/30/2017	0.0392	
10/4/2017	0.0343	
3/19/2018	0.033	
9/17/2018	0.033	
3/20/2019	0.026	
9/13/2019	0.026	
3/11/2020	0.027	
3/29/2021	<0.005	
8/9/2021	<0.005	
2/2/2022		<0.005
8/16/2022		<0.005
2/17/2023		<0.005
8/1/2023		<0.005

ND substitution: RL or RL/2 if <15% NDs.

Mann-Whitney (Wilcoxon Rank Sum)

Constituent: Copper (mg/L) Analysis Run 5/13/2024 9:57 AM View: Appendix I - Mann-Whitney

Plant Bowen Data: Bowen 3-4 CCR

	GWA-40	GWA-40
3/15/2016	<0.005	
5/11/2016	<0.005	
7/21/2016	<0.005	
9/15/2016	<0.005	
11/3/2016	<0.005	
1/17/2017	<0.005	
3/24/2017	<0.005	
9/26/2017	<0.005	
3/14/2018	<0.005	
9/12/2018	<0.005	
3/13/2019	<0.005	
9/9/2019	0.0022 (J)	
3/9/2020	<0.005	
9/11/2020	<0.005	
3/10/2021	<0.005	
8/4/2021	<0.005	
1/31/2022		<0.005
8/12/2022		<0.005
2/13/2023		<0.005
7/26/2023		<0.005

ND substitution: RL or RL/2 if <15% NDs.

Mann-Whitney (Wilcoxon Rank Sum)

Constituent: Copper (mg/L) Analysis Run 5/13/2024 9:57 AM View: Appendix I - Mann-Whitney

Plant Bowen Data: Bowen 3-4 CCR

	GWA-41	GWA-41
3/15/2016	<0.005	
5/12/2016	<0.005	
7/20/2016	<0.005	
9/15/2016	0.0007 (J)	
11/3/2016	<0.005	
1/18/2017	<0.005	
3/24/2017	<0.005	
9/25/2017	0.0003 (J)	
3/14/2018	<0.005	
9/12/2018	<0.005	
3/14/2019	<0.005	
9/10/2019	0.00038 (JD)	
3/6/2020	0.00093 (J)	
9/10/2020	<0.005	
3/11/2021	<0.005	
8/4/2021	<0.005	
1/31/2022		<0.005
8/11/2022		<0.005
2/13/2023		<0.005
7/25/2023		<0.005

ND substitution: RL or RL/2 if <15% NDs.

Mann-Whitney (Wilcoxon Rank Sum)

Constituent: Copper (mg/L) Analysis Run 5/13/2024 9:57 AM View: Appendix I - Mann-Whitney

Plant Bowen Data: Bowen 3-4 CCR

	GWA-41R	GWA-41R
3/15/2016	<0.005	
5/13/2016	<0.005	
7/21/2016	0.0005 (J)	
9/21/2016	<0.005	
11/3/2016	<0.005	
1/17/2017	<0.005	
3/27/2017	<0.005	
9/25/2017	0.0007 (J)	
3/14/2018	0.0021 (J)	
9/12/2018	<0.005	
3/14/2019	0.0022 (J)	
9/10/2019	0.0022 (J)	
3/9/2020	0.0014 (J)	
9/10/2020	<0.005	
3/10/2021	<0.005	
8/4/2021	0.0008 (J)	
1/31/2022		0.0028 (J)
8/11/2022		<0.005
2/13/2023		0.0012 (J)
7/25/2023		<0.005

ND substitution: RL or RL/2 if <15% NDs.

Mann-Whitney (Wilcoxon Rank Sum)

Constituent: Copper (mg/L) Analysis Run 5/13/2024 9:57 AM View: Appendix I - Mann-Whitney

Plant Bowen Data: Bowen 3-4 CCR

	GWA-42	GWA-42
3/11/2016	<0.005	
5/16/2016	<0.005	
7/22/2016	<0.005	
9/19/2016	0.003 (J)	
11/3/2016	<0.005	
1/17/2017	<0.005	
3/27/2017	<0.005	
9/26/2017	<0.005	
3/14/2018	<0.005	
9/14/2018	<0.005	
3/14/2019	<0.005	
9/10/2019	<0.005	
3/6/2020	0.00019 (J)	
9/10/2020	<0.005	
3/11/2021	<0.005	
8/4/2021	<0.005	
1/31/2022		<0.005
8/10/2022		<0.005
2/13/2023		<0.005
7/26/2023		<0.005

ND substitution: RL or RL/2 if <15% NDs.

Mann-Whitney (Wilcoxon Rank Sum)

Constituent: Copper (mg/L) Analysis Run 5/13/2024 9:58 AM View: Appendix I - Mann-Whitney

Plant Bowen Data: Bowen 3-4 CCR

	GWA-43	GWA-43
3/11/2016	<0.005	
5/13/2016	<0.005	
7/19/2016	<0.005	
9/16/2016	<0.005	
11/2/2016	<0.005	
1/18/2017	<0.005	
3/28/2017	<0.005 (*)	
9/22/2017	0.0004 (J)	
3/14/2018	<0.005	
9/12/2018	<0.005	
3/13/2019	<0.005	
9/11/2019	0.00036 (J)	
3/9/2020	0.00035 (J)	
9/11/2020	<0.005	
3/11/2021	<0.005	
8/6/2021	<0.005	
1/31/2022		0.0014 (J)
8/11/2022		<0.005
2/14/2023		<0.005
7/25/2023		<0.005

ND substitution: RL or RL/2 if <15% NDs.

Mann-Whitney (Wilcoxon Rank Sum)

Constituent: Copper (mg/L) Analysis Run 5/13/2024 9:58 AM View: Appendix I - Mann-Whitney

Plant Bowen Data: Bowen 3-4 CCR

	GWA-43R	GWA-43R
3/11/2016	<0.005	
5/13/2016	<0.005	
7/19/2016	<0.005	
9/16/2016	<0.005	
11/2/2016	<0.005	
1/18/2017	<0.005	
3/28/2017	<0.005 (*)	
9/22/2017	0.0006 (J)	
3/15/2018	<0.005	
9/12/2018	<0.005	
3/13/2019	0.0015 (J)	
9/11/2019	0.00026 (J)	
3/9/2020	0.00035 (J)	
9/14/2020	<0.005	
3/11/2021	<0.005	
8/5/2021	<0.005	
1/31/2022		<0.005
8/10/2022		<0.005
2/13/2023		<0.005
7/25/2023		<0.005

ND substitution: RL or RL/2 if <15% NDs.

Mann-Whitney (Wilcoxon Rank Sum)

Constituent: Copper (mg/L) Analysis Run 5/13/2024 9:58 AM View: Appendix I - Mann-Whitney

Plant Bowen Data: Bowen 3-4 CCR

	GWA-4RZ	GWA-4RZ
4/7/2017	0.0004 (J)	
10/3/2017	<0.005 (D)	
3/21/2018	<0.005	
9/18/2018	<0.005	
3/21/2019	<0.005 (D)	
9/12/2019	0.00045 (JD)	
3/12/2020	0.0002 (J)	
9/17/2020	<0.005	
3/16/2021	<0.005	
8/10/2021	<0.005	
2/3/2022		<0.005
8/17/2022		<0.005
2/17/2023		<0.005
7/28/2023		<0.005

ND substitution: RL or RL/2 if <15% NDs.

Mann-Whitney (Wilcoxon Rank Sum)

Constituent: Copper (mg/L) Analysis Run 5/13/2024 9:58 AM View: Appendix I - Mann-Whitney

Plant Bowen Data: Bowen 3-4 CCR

	GWA-50	GWA-50
12/12/2008	0.018	
4/23/2009	0.013	
10/6/2009	0.012	
4/27/2010	0.0095	
9/30/2010	0.0087	
4/14/2011	0.0061	
10/5/2011	<0.025	
4/11/2012	<0.025	
10/2/2012	<0.025	
4/9/2013	0.0053	
10/15/2013	0.0076	
4/10/2014	0.005	
10/1/2014	0.0047 (J)	
3/30/2015	0.0048 (J)	
10/11/2015	0.0055	
3/28/2016	<0.025	
8/1/2016	0.0025 (J)	
4/7/2017	0.003 (J)	
10/2/2017	0.0031 (J)	
3/16/2018	0.0037 (J)	
9/17/2018	0.0028 (J)	
3/19/2019	0.0023 (J)	
9/13/2019	0.0023 (J)	
3/11/2020	0.0026 (J)	
9/16/2020	0.0018 (J)	
3/17/2021	0.0019 (J)	
8/9/2021	0.0017 (J)	
2/1/2022		0.0017 (J)
8/16/2022		0.0014 (J)
2/16/2023		0.0015 (J)
7/28/2023		0.0023 (J)

ND substitution: RL or RL/2 if <15% NDs.

Mann-Whitney (Wilcoxon Rank Sum)

Constituent: Copper (mg/L) Analysis Run 5/13/2024 9:58 AM View: Appendix I - Mann-Whitney

Plant Bowen Data: Bowen 3-4 CCR

	GWA-50R	GWA-50R
12/12/2008	0.064 (O)	
4/23/2009	0.034	
10/6/2009	0.026	
5/3/2010	0.014	
10/11/2010	0.014	
4/27/2011	0.028	
10/19/2011	<0.013	
5/1/2012	0.0198	
10/2/2012	0.011	
4/10/2013	0.018	
10/16/2013	0.016	
4/22/2014	0.014	
10/1/2014	0.0041 (J)	
3/30/2015	0.012	
10/11/2015	0.0049 (J)	
3/28/2016	0.00734 (J)	
8/1/2016	0.0049 (J)	
4/3/2017	0.0023 (J)	
10/2/2017	0.0023 (J)	
3/16/2018	0.0035 (J)	
9/18/2018	0.0041 (J)	
3/19/2019	0.0029 (J)	
9/12/2019	0.0028 (J)	
3/11/2020	0.0035 (J)	
9/15/2020	0.0031 (J)	
3/17/2021	0.0024 (J)	
8/9/2021	0.0028 (J)	
2/2/2022		0.0033 (J)
8/17/2022		0.0098
2/16/2023		0.0028 (J)
7/28/2023		0.0034 (J)

Mann-Whitney (Wilcoxon Rank Sum)

Constituent: Copper (mg/L) Analysis Run 5/13/2024 9:58 AM View: Appendix I - Mann-Whitney

Plant Bowen Data: Bowen 3-4 CCR

	GWC-16R	GWC-16R
9/16/2014	0.0042 (J)	
10/4/2014	0.0024 (J)	
10/21/2014	0.002 (J)	
11/11/2014	0.0021 (J)	
3/3/2015	0.0017 (J)	
3/18/2015	0.0019 (J)	
4/6/2015	0.0014 (J)	
4/23/2015	0.0022 (J)	
7/29/2015	0.00098 (J)	
3/3/2016	<0.005	
7/13/2016	0.0022 (J)	
3/20/2017	0.002 (J)	
9/21/2017	0.0018 (J)	
3/14/2018	0.0017 (J)	
9/7/2018	<0.005	
3/11/2019	<0.005	
9/9/2019	0.00082 (J)	
3/4/2020	0.0024 (J)	
9/9/2020	<0.005	
3/9/2021	0.0025 (J)	
7/30/2021	0.0024 (J)	
1/28/2022		0.00088 (J)
8/11/2022		<0.005
2/10/2023		0.0012 (J)
8/4/2023		<0.005

ND substitution: RL or RL/2 if <15% NDs.

Mann-Whitney (Wilcoxon Rank Sum)

Constituent: Copper (mg/L) Analysis Run 5/13/2024 9:58 AM View: Appendix I - Mann-Whitney

Plant Bowen Data: Bowen 3-4 CCR

	GWC-17R	GWC-17R
9/17/2014	<0.005	
10/4/2014	0.0012 (J)	
10/21/2014	0.0011 (J)	
11/11/2014	0.0015 (J)	
3/3/2015	0.0012 (J)	
3/18/2015	<0.005	
4/6/2015	0.00083 (J)	
4/23/2015	0.0012 (J)	
7/29/2015	<0.005	
3/4/2016	<0.005	
7/14/2016	0.0124 (J)	
3/21/2017	0.0005 (J)	
9/22/2017	0.0007 (J)	
3/14/2018	<0.005	
9/11/2018	<0.005	
3/12/2019	<0.005	
9/10/2019	<0.005	
3/5/2020	0.00023 (J)	
9/9/2020	<0.005	
3/10/2021	<0.005	
7/30/2021	<0.005	
1/28/2022		<0.005
8/11/2022		<0.005
2/10/2023		<0.005
8/3/2023		<0.005

ND substitution: RL or RL/2 if <15% NDs.

Mann-Whitney (Wilcoxon Rank Sum)

Constituent: Copper (mg/L) Analysis Run 5/13/2024 9:58 AM View: Appendix I - Mann-Whitney

Plant Bowen Data: Bowen 3-4 CCR

	GWC-18	GWC-18
9/17/2014	<0.005	
10/4/2014	<0.005	
10/21/2014	<0.005	
11/5/2014	<0.005	
3/3/2015	<0.005	
3/18/2015	<0.005	
4/7/2015	<0.005	
4/23/2015	<0.005	
7/29/2015	<0.005	
3/7/2016	<0.005	
7/13/2016	<0.005	
3/23/2017	<0.005	
9/25/2017	<0.005	
3/14/2018	<0.005	
9/11/2018	<0.005	
3/12/2019	<0.005	
9/9/2019	<0.005	
3/6/2020	0.00023 (J)	
9/9/2020	<0.005	
2/26/2021	<0.005	
7/29/2021	<0.005	
1/28/2022		<0.005
8/10/2022		<0.005
2/9/2023		<0.005
8/3/2023		<0.005

ND substitution: RL or RL/2 if <15% NDs.

Mann-Whitney (Wilcoxon Rank Sum)

Constituent: Copper (mg/L) Analysis Run 5/13/2024 9:58 AM View: Appendix I - Mann-Whitney

Plant Bowen Data: Bowen 3-4 CCR

	GWC-18R	GWC-18R
9/17/2014	<0.005	
10/4/2014	0.00086 (J)	
10/21/2014	<0.005	
11/11/2014	<0.005	
3/3/2015	<0.005	
3/18/2015	<0.005	
4/7/2015	<0.005	
4/23/2015	<0.005	
7/29/2015	<0.005	
3/7/2016	<0.005	
7/13/2016	<0.005	
3/20/2017	<0.005	
9/21/2017	0.0003 (J)	
3/14/2018	<0.005	
9/7/2018	<0.005	
3/12/2019	<0.005	
9/6/2019	<0.005	
3/5/2020	<0.005	
9/9/2020	<0.005	
2/26/2021	<0.005	
7/29/2021	<0.005	
1/27/2022		<0.005
8/10/2022		<0.005
2/9/2023		<0.005
8/4/2023		<0.005

ND substitution: RL or RL/2 if <15% NDs.

Mann-Whitney (Wilcoxon Rank Sum)

Constituent: Copper (mg/L) Analysis Run 5/13/2024 9:58 AM View: Appendix I - Mann-Whitney

Plant Bowen Data: Bowen 3-4 CCR

	GWC-19R	GWC-19R
9/17/2014	<0.005	
10/4/2014	<0.005	
10/21/2014	<0.005	
11/5/2014	<0.005	
3/3/2015	<0.005	
3/19/2015	<0.005	
4/7/2015	<0.005	
4/24/2015	<0.005	
7/29/2015	<0.005	
3/7/2016	<0.005	
7/14/2016	<0.005	
3/21/2017	0.0006 (J)	
9/20/2017	0.0003 (J)	
3/14/2018	<0.005	
9/10/2018	<0.005	
3/12/2019	<0.005	
9/9/2019	<0.005	
3/4/2020	0.00036 (J)	
9/9/2020	<0.005	
2/26/2021	<0.005	
8/5/2021	<0.005	
1/27/2022		<0.005
8/9/2022		<0.005
2/9/2023		<0.005
8/4/2023		<0.005

ND substitution: RL or RL/2 if <15% NDs.

Mann-Whitney (Wilcoxon Rank Sum)

Constituent: Copper (mg/L) Analysis Run 5/13/2024 9:58 AM View: Appendix I - Mann-Whitney

Plant Bowen Data: Bowen 3-4 CCR

	GWC-20R	GWC-20R
9/18/2014	<0.005	
10/5/2014	<0.005	
10/22/2014	<0.005	
11/5/2014	<0.005	
3/4/2015	<0.005	
3/19/2015	<0.005	
4/7/2015	<0.005	
4/24/2015	<0.005	
7/30/2015	<0.005	
3/8/2016	<0.005	
7/14/2016	<0.005	
3/22/2017	<0.005	
9/19/2017	0.0008 (J)	
3/14/2018	<0.005	
9/10/2018	<0.005	
3/12/2019	<0.005	
9/6/2019	<0.005	
3/5/2020	<0.005	
9/4/2020	<0.005	
3/9/2021	<0.005	
8/2/2021	<0.005	
1/27/2022		<0.005
8/9/2022		<0.005
2/10/2023		<0.005
8/3/2023		<0.005

ND substitution: RL or RL/2 if <15% NDs.

Mann-Whitney (Wilcoxon Rank Sum)

Constituent: Copper (mg/L) Analysis Run 5/13/2024 9:58 AM View: Appendix I - Mann-Whitney

Plant Bowen Data: Bowen 3-4 CCR

	GWC-21R	GWC-21R
9/18/2014	<0.005	
10/5/2014	0.0016 (J)	
10/22/2014	0.0018 (J)	
11/5/2014	0.0015 (J)	
3/4/2015	<0.005	
3/19/2015	<0.005	
4/8/2015	<0.005	
4/24/2015	0.0016 (J)	
7/30/2015	<0.005	
3/8/2016	<0.005	
7/15/2016	0.0009 (J)	
3/21/2017	0.0009 (J)	
9/19/2017	0.0006 (J)	
3/14/2018	<0.005	
9/10/2018	<0.005	
3/11/2019	<0.005	
9/6/2019	0.01 (J)	
3/3/2020	0.00049 (J)	
9/8/2020	<0.005	
3/9/2021	<0.005	
8/2/2021	0.00081 (J)	
1/28/2022		<0.005
8/10/2022		<0.005
2/9/2023		0.0011 (J)
8/4/2023		0.0016 (J)

ND substitution: RL or RL/2 if <15% NDs.

Mann-Whitney (Wilcoxon Rank Sum)

Constituent: Copper (mg/L) Analysis Run 5/13/2024 9:58 AM View: Appendix I - Mann-Whitney

Plant Bowen Data: Bowen 3-4 CCR

	GWC-22R	GWC-22R
9/18/2014	<0.005	
10/5/2014	<0.005	
10/22/2014	<0.005	
11/5/2014	<0.005	
3/4/2015	<0.005	
3/19/2015	<0.005	
4/8/2015	<0.005	
4/24/2015	<0.005	
7/30/2015	<0.005	
3/7/2016	<0.005	
7/14/2016	<0.005	
3/20/2017	0.0012 (J)	
9/19/2017	<0.005	
3/13/2018	<0.005	
9/7/2018	<0.005	
3/11/2019	<0.005	
9/5/2019	<0.005	
3/3/2020	0.00022 (J)	
9/8/2020	<0.005	
3/9/2021	<0.005	
8/2/2021	<0.005	
1/27/2022		<0.005
8/10/2022		<0.005
2/9/2023		<0.005
8/3/2023		<0.005

ND substitution: RL or RL/2 if <15% NDs.

Mann-Whitney (Wilcoxon Rank Sum)

Constituent: Copper (mg/L) Analysis Run 5/13/2024 9:58 AM View: Appendix I - Mann-Whitney

Plant Bowen Data: Bowen 3-4 CCR

	GWC-23R	GWC-23R
9/18/2014	<0.005	
10/5/2014	<0.005	
10/22/2014	<0.005	
11/5/2014	0.001 (J)	
3/4/2015	0.0014 (J)	
3/20/2015	<0.005	
4/8/2015	0.0014 (J)	
4/23/2015	<0.005	
7/30/2015	<0.005	
3/9/2016	<0.005	
7/15/2016	<0.005	
3/22/2017	0.0005 (J)	
9/21/2017	0.0005 (J)	
3/14/2018	<0.005	
9/11/2018	<0.005	
3/12/2019	<0.005	
9/6/2019	0.00037 (J)	
3/5/2020	0.0003 (J)	
9/9/2020	<0.005	
3/10/2021	<0.005	
7/30/2021	<0.005	
1/28/2022		0.00068 (J)
8/11/2022		<0.005
2/10/2023		<0.005
8/3/2023		<0.005

ND substitution: RL or RL/2 if <15% NDs.

Mann-Whitney (Wilcoxon Rank Sum)

Constituent: Copper (mg/L) Analysis Run 5/13/2024 9:58 AM View: Appendix I - Mann-Whitney

Plant Bowen Data: Bowen 3-4 CCR

	GWC-24R	GWC-24R
9/16/2014	<0.005	
10/4/2014	<0.005	
10/23/2014	<0.005	
11/10/2014	<0.005	
3/4/2015	<0.005	
3/20/2015	<0.005	
4/8/2015	<0.005	
4/23/2015	0.0011 (J)	
7/30/2015	<0.005	
3/4/2016	<0.005	
7/12/2016	<0.005	
3/20/2017	0.0003 (J)	
9/19/2017	<0.005	
3/13/2018	<0.005	
9/11/2018	<0.005	
3/8/2019	<0.005	
9/5/2019	0.001 (JD)	
3/3/2020	0.00097 (J)	
9/9/2020	0.0017 (J)	
3/9/2021	<0.005	
7/29/2021	0.00051 (J)	
1/28/2022		<0.005
8/9/2022		<0.005
2/9/2023		<0.005
8/3/2023		<0.005

ND substitution: RL or RL/2 if <15% NDs.

Mann-Whitney (Wilcoxon Rank Sum)

Constituent: Copper (mg/L) Analysis Run 5/13/2024 9:58 AM View: Appendix I - Mann-Whitney

Plant Bowen Data: Bowen 3-4 CCR

	GWC-25R	GWC-25R
9/16/2014	<0.005	
10/4/2014	<0.005	
10/23/2014	<0.005	
11/10/2014	<0.005	
3/4/2015	<0.005	
3/20/2015	<0.005	
4/9/2015	<0.005	
4/23/2015	<0.005	
7/30/2015	<0.005	
3/8/2016	<0.005	
7/18/2016	<0.005	
3/16/2017	<0.005	
9/19/2017	<0.005	
3/13/2018	<0.005	
9/11/2018	<0.005	
3/8/2019	<0.005	
9/5/2019	<0.005	
3/3/2020	0.00027 (J)	
9/4/2020	<0.005	
3/9/2021	<0.005	
8/2/2021	<0.005	
1/27/2022		<0.005
8/9/2022		<0.005
2/9/2023		<0.005
8/3/2023		<0.005

ND substitution: RL or RL/2 if <15% NDs.

Mann-Whitney (Wilcoxon Rank Sum)

Constituent: Copper (mg/L) Analysis Run 5/13/2024 9:58 AM View: Appendix I - Mann-Whitney

Plant Bowen Data: Bowen 3-4 CCR

	GWC-36RA	GWC-36RA
9/15/2014	0.0049 (J)	
10/3/2014	<0.005	
10/20/2014	0.0024 (J)	
11/10/2014	<0.005	
3/2/2015	<0.005	
3/17/2015	<0.005	
4/5/2015	<0.005	
4/21/2015	0.0017 (J)	
7/28/2015	0.00097 (J)	
3/1/2016	<0.005	
7/6/2016	<0.005	
3/14/2017	0.0003 (J)	
9/15/2017	<0.005	
3/12/2018	<0.005	
9/6/2018	<0.005	
3/7/2019	<0.005	
9/4/2019	<0.005	
3/2/2020	0.00043 (J)	
9/14/2020	<0.005	
3/26/2021	<0.005	
7/27/2021	<0.005	
1/26/2022		<0.005
8/8/2022		<0.005
2/8/2023		<0.005
8/3/2023		<0.005

ND substitution: RL or RL/2 if <15% NDs.

Mann-Whitney (Wilcoxon Rank Sum)

Constituent: Copper (mg/L) Analysis Run 5/13/2024 9:58 AM View: Appendix I - Mann-Whitney

Plant Bowen Data: Bowen 3-4 CCR

	GWC-37	GWC-37
9/16/2014	0.018	
10/3/2014	0.021	
10/20/2014	0.022	
11/10/2014	0.02	
3/2/2015	0.015	
3/17/2015	0.016	
4/5/2015	0.016	
4/22/2015	0.013	
7/28/2015	0.02	
3/1/2016	0.0103 (J)	
7/8/2016	0.0152 (J)	
3/14/2017	0.0085 (J)	
9/15/2017	0.0058 (J)	
3/12/2018	0.0053 (J)	
9/6/2018	0.0054 (J)	
3/6/2019	<0.025	
9/4/2019	0.0082 (J)	
3/2/2020	0.0068 (J)	
9/3/2020	0.0067 (J)	
2/24/2021	0.0083	
7/28/2021	0.014	
1/26/2022		0.013
8/8/2022		0.0087
2/8/2023		0.011
8/2/2023		0.014

ND substitution: RL or RL/2 if <15% NDs.

Mann-Whitney (Wilcoxon Rank Sum)

Constituent: Copper (mg/L) Analysis Run 5/13/2024 9:58 AM View: Appendix I - Mann-Whitney

Plant Bowen Data: Bowen 3-4 CCR

	GWC-38	GWC-38
9/16/2014	<0.005	
10/3/2014	0.00089 (J)	
10/20/2014	0.00087 (J)	
11/10/2014	<0.005	
3/2/2015	0.004 (J)	
3/17/2015	0.0016 (J)	
4/6/2015	0.00083 (J)	
4/22/2015	0.00085 (J)	
7/28/2015	<0.005	
3/2/2016	<0.005	
7/7/2016	<0.005	
3/23/2017	<0.005	
9/19/2017	0.0004 (J)	
3/13/2018	<0.005	
9/6/2018	<0.005	
3/7/2019	<0.005	
9/4/2019	<0.005	
3/2/2020	0.00019 (J)	
9/3/2020	<0.005	
2/24/2021	<0.005	
7/28/2021	<0.005	
1/25/2022		<0.005
8/5/2022		<0.005
2/8/2023		<0.005
8/2/2023		<0.005

ND substitution: RL or RL/2 if <15% NDs.

Mann-Whitney (Wilcoxon Rank Sum)

Constituent: Lead (mg/L) Analysis Run 5/13/2024 9:58 AM View: Appendix I - Mann-Whitney

Plant Bowen Data: Bowen 3-4 CCR

	GWA-1	GWA-1
8/23/2007	<0.001	
10/23/2007	<0.001	
11/18/2007	<0.001	
1/30/2008	<0.001	
3/10/2008	<0.001	
5/13/2008	<0.001	
12/5/2008	<0.001	
4/15/2009	<0.001	
10/7/2009	<0.001	
5/3/2010	<0.001	
10/12/2010	<0.001	
4/27/2011	<0.001	
10/17/2011	<0.001	
5/2/2012	<0.001	
10/8/2012	<0.001	
4/12/2013	<0.001	
10/16/2013	<0.001	
4/11/2014	<0.001	
9/30/2014	<0.001	
3/30/2015	0.0028 (J)	
10/13/2015	<0.001	
3/22/2016	<0.001	
5/19/2016	<0.001	
7/29/2016	0.0002 (J)	
9/23/2016	<0.001	
11/9/2016	0.0004 (J)	
1/30/2017	<0.001	
3/30/2017	8E-05 (J)	
6/9/2017	0.0001 (J)	
10/2/2017	0.0002 (J)	
3/16/2018	<0.001	
9/17/2018	<0.001 (D)	
3/20/2019	<0.001	
9/12/2019	<0.001	
3/11/2020	<0.001	
9/15/2020	9.3E-05 (J)	
3/16/2021	5.2E-05 (J)	
8/9/2021	<0.001	
2/1/2022		<0.001
8/16/2022		<0.001
2/16/2023		<0.001
7/27/2023		<0.001

ND substitution: RL or RL/2 if <15% NDs.

Mann-Whitney (Wilcoxon Rank Sum)

Constituent: Lead (mg/L) Analysis Run 5/13/2024 9:58 AM View: Appendix I - Mann-Whitney

Plant Bowen Data: Bowen 3-4 CCR

	GWA-2	GWA-2
8/23/2007	<0.001	
10/24/2007	<0.001	
11/18/2007	<0.001	
1/31/2008	<0.001	
3/11/2008	<0.001	
5/6/2008	<0.001	
12/4/2008	<0.001	
4/21/2009	<0.001	
10/7/2009	<0.001	
4/26/2010	<0.001	
10/4/2010	<0.001	
4/13/2011	<0.001	
10/5/2011	<0.001	
4/11/2012	<0.001	
10/9/2012	<0.001	
4/15/2013	<0.001	
10/15/2013	<0.001	
4/22/2014	<0.001	
9/30/2014	<0.001	
3/30/2015	<0.001	
10/13/2015	<0.001	
3/23/2016	<0.001	
5/20/2016	<0.001	
7/29/2016	0.0001 (J)	
9/23/2016	<0.001	
11/9/2016	<0.001	
1/31/2017	<0.001	
3/30/2017	<0.001	
6/12/2017	<0.001	
10/2/2017	<0.001	
3/19/2018	<0.001	
9/14/2018	<0.001	
3/20/2019	<0.001	
9/12/2019	0.002536 (JD)	
3/11/2020	<0.001	
9/15/2020	<0.001	
3/17/2021	<0.001	
8/9/2021	<0.001	
2/1/2022		<0.001
8/16/2022		<0.001
2/16/2023		<0.001
7/27/2023		<0.001

ND substitution: RL or RL/2 if <15% NDs.

Mann-Whitney (Wilcoxon Rank Sum)

Constituent: Lead (mg/L) Analysis Run 5/13/2024 9:58 AM View: Appendix I - Mann-Whitney

Plant Bowen Data: Bowen 3-4 CCR

	GWA-2R	GWA-2R
8/23/2007	<0.001	
10/24/2007	<0.001	
11/18/2007	<0.001	
1/31/2008	<0.001	
3/10/2008	<0.001	
5/13/2008	<0.001	
12/4/2008	<0.001	
4/21/2009	<0.001	
10/8/2009	<0.001	
4/21/2010	<0.001	
9/28/2010	<0.001	
4/12/2011	<0.001	
10/4/2011	<0.001	
4/3/2012	<0.001	
10/9/2012	<0.001	
4/11/2013	<0.001	
10/16/2013	<0.001	
4/10/2014	<0.001	
9/30/2014	<0.001	
3/30/2015	<0.001	
10/13/2015	<0.001	
3/23/2016	<0.001	
5/19/2016	<0.001	
7/29/2016	<0.001	
9/22/2016	<0.001	
11/10/2016	<0.001	
1/31/2017	<0.001	
4/3/2017	<0.001	
6/9/2017	<0.001	
10/2/2017	<0.001	
3/16/2018	<0.001	
9/14/2018	<0.001	
3/19/2019	<0.001	
9/13/2019	<0.001	
3/11/2020	5.8E-05 (J)	
9/15/2020	5E-05 (J)	
3/16/2021	7E-05 (J)	
8/9/2021	<0.001	
2/1/2022		<0.001
8/16/2022		<0.001
2/16/2023		<0.001
7/27/2023		<0.001

ND substitution: RL or RL/2 if <15% NDs.

Mann-Whitney (Wilcoxon Rank Sum)

Constituent: Lead (mg/L) Analysis Run 5/13/2024 9:58 AM View: Appendix I - Mann-Whitney

Plant Bowen Data: Bowen 3-4 CCR

	GWA-39RZ	GWA-39RZ
5/16/2016	<0.001 (D)	
7/27/2016	0.0011 (JD)	
2/21/2017	<0.001	
3/27/2017	<0.001 (D)	
6/8/2017	<0.001 (D)	
7/17/2017	<0.001 (D)	
7/27/2017	0.0001 (J)	
8/9/2017	<0.001	
9/29/2017	<0.001 (D)	
3/16/2018	<0.001	
9/14/2018	<0.001	
3/14/2019	<0.001	
3/9/2020	0.00027 (J)	
9/16/2020	0.0005 (J)	
3/16/2021	0.0002 (J)	
8/6/2021	<0.001	
2/2/2022		<0.001
8/16/2022		<0.001
2/14/2023		<0.001
7/25/2023		0.00014 (J)

ND substitution: RL or RL/2 if <15% NDs.

Mann-Whitney (Wilcoxon Rank Sum)

Constituent: Lead (mg/L) Analysis Run 5/13/2024 9:58 AM View: Appendix I - Mann-Whitney

Plant Bowen Data: Bowen 3-4 CCR

	GWA-39Z	GWA-39Z
3/14/2016	<0.001	
5/11/2016	<0.001	
7/19/2016	<0.001	
9/15/2016	<0.001	
11/2/2016	<0.001	
1/18/2017	<0.001	
3/28/2017	<0.001 (*)	
6/7/2017	8E-05 (J)	
9/26/2017	0.0002 (J)	
3/14/2018	<0.001	
9/12/2018	<0.001	
3/15/2019	<0.001	
9/9/2019	<0.001	
3/9/2020	5.5E-05 (J)	
9/10/2020	<0.001	
3/12/2021	0.0002 (J)	
8/4/2021	<0.001	
1/31/2022		<0.001
8/10/2022		<0.001
2/13/2023		<0.001
7/26/2023		<0.001

ND substitution: RL or RL/2 if <15% NDs.

Mann-Whitney (Wilcoxon Rank Sum)

Constituent: Lead (mg/L) Analysis Run 5/13/2024 9:58 AM View: Appendix I - Mann-Whitney

Plant Bowen Data: Bowen 3-4 CCR

	GWA-40	GWA-40
3/15/2016	<0.001	
5/11/2016	<0.001	
7/21/2016	<0.001	
9/15/2016	<0.001	
11/3/2016	<0.001	
1/17/2017	<0.001	
3/24/2017	<0.001 (*)	
5/24/2017	0.0001 (J)	
9/26/2017	0.0001 (J)	
3/14/2018	0.00046 (J)	
9/12/2018	<0.001	
3/13/2019	<0.001	
9/9/2019	<0.001	
3/9/2020	9.5E-05 (J)	
9/11/2020	<0.001	
3/10/2021	<0.001	
8/4/2021	<0.001	
1/31/2022		<0.001
8/12/2022		<0.001
2/13/2023		<0.001
7/26/2023		<0.001

ND substitution: RL or RL/2 if <15% NDs.

Mann-Whitney (Wilcoxon Rank Sum)

Constituent: Lead (mg/L) Analysis Run 5/13/2024 9:58 AM View: Appendix I - Mann-Whitney

Plant Bowen Data: Bowen 3-4 CCR

	GWA-41	GWA-41
3/15/2016	<0.001	
5/12/2016	<0.001	
7/20/2016	<0.001	
9/15/2016	<0.001	
11/3/2016	<0.001	
1/18/2017	<0.001	
3/24/2017	<0.001	
6/6/2017	<0.001	
9/25/2017	<0.001	
3/14/2018	<0.001	
9/12/2018	<0.001	
3/14/2019	<0.001	
9/10/2019	<0.001 (D)	
3/6/2020	9.1E-05 (J)	
9/10/2020	<0.001	
3/11/2021	<0.001	
8/4/2021	<0.001	
1/31/2022		<0.001
8/11/2022		<0.001
2/13/2023		<0.001
7/25/2023		<0.001

ND substitution: RL or RL/2 if <15% NDs.

Mann-Whitney (Wilcoxon Rank Sum)

Constituent: Lead (mg/L) Analysis Run 5/13/2024 9:58 AM View: Appendix I - Mann-Whitney

Plant Bowen Data: Bowen 3-4 CCR

	GWA-41R	GWA-41R
3/15/2016	<0.001	
5/13/2016	<0.001	
7/21/2016	0.0001 (J)	
9/21/2016	<0.001	
11/3/2016	<0.001	
1/17/2017	<0.001	
3/27/2017	<0.001	
6/6/2017	<0.001	
9/25/2017	0.0001 (J)	
3/14/2018	0.00031 (J)	
9/12/2018	<0.001	
3/14/2019	0.00031 (J)	
9/10/2019	<0.001	
3/9/2020	4.9E-05 (J)	
9/10/2020	<0.001	
3/10/2021	0.00012 (J)	
8/4/2021	<0.001	
1/31/2022		<0.001
8/11/2022		<0.001
2/13/2023		<0.001
7/25/2023		<0.001

ND substitution: RL or RL/2 if <15% NDs.

Mann-Whitney (Wilcoxon Rank Sum)

Constituent: Lead (mg/L) Analysis Run 5/13/2024 9:58 AM View: Appendix I - Mann-Whitney

Plant Bowen Data: Bowen 3-4 CCR

	GWA-42	GWA-42
3/11/2016	<0.001	
5/16/2016	<0.001	
7/22/2016	0.0001 (J)	
9/19/2016	0.0002 (J)	
11/3/2016	<0.001	
1/17/2017	<0.001	
3/27/2017	<0.001	
6/7/2017	<0.001	
9/26/2017	<0.001	
3/14/2018	<0.001	
9/14/2018	<0.001	
3/14/2019	<0.001	
9/10/2019	<0.001	
3/6/2020	0.00011 (J)	
9/10/2020	<0.001	
3/11/2021	<0.001	
8/4/2021	<0.001	
1/31/2022		<0.001
8/10/2022		<0.001
2/13/2023		<0.001
7/26/2023		<0.001

ND substitution: RL or RL/2 if <15% NDs.

Mann-Whitney (Wilcoxon Rank Sum)

Constituent: Lead (mg/L) Analysis Run 5/13/2024 9:58 AM View: Appendix I - Mann-Whitney

Plant Bowen Data: Bowen 3-4 CCR

	GWA-43	GWA-43
3/11/2016	<0.001	
5/13/2016	<0.001	
7/19/2016	<0.001	
9/16/2016	<0.001	
11/2/2016	<0.001	
1/18/2017	<0.001	
3/28/2017	<0.001	
6/6/2017	7E-05 (J)	
9/22/2017	8E-05 (J)	
3/14/2018	<0.001	
9/12/2018	<0.001	
3/13/2019	<0.001	
9/11/2019	0.0001 (J)	
3/9/2020	9.1E-05 (J)	
9/11/2020	4.6E-05 (J)	
3/11/2021	6.3E-05 (J)	
8/6/2021	<0.001	
1/31/2022		<0.001
8/11/2022		<0.001
2/14/2023		<0.001
7/25/2023		0.00018 (J)

ND substitution: RL or RL/2 if <15% NDs.

Mann-Whitney (Wilcoxon Rank Sum)

Constituent: Lead (mg/L) Analysis Run 5/13/2024 9:58 AM View: Appendix I - Mann-Whitney

Plant Bowen Data: Bowen 3-4 CCR

	GWA-43R	GWA-43R
3/11/2016	<0.001	
5/13/2016	<0.001	
7/19/2016	<0.001	
9/16/2016	<0.001	
11/2/2016	<0.001	
1/18/2017	<0.001	
3/28/2017	<0.001	
6/6/2017	0.0001 (J)	
9/22/2017	7E-05 (J)	
3/15/2018	0.0038 (J)	
9/12/2018	<0.001	
3/13/2019	<0.001	
9/11/2019	9.2E-05 (J)	
3/9/2020	9.6E-05 (J)	
9/14/2020	6.6E-05 (J)	
3/11/2021	0.00013 (J)	
8/5/2021	<0.001	
1/31/2022		<0.001
8/10/2022		<0.001
2/13/2023		<0.001
7/25/2023		<0.001

ND substitution: RL or RL/2 if <15% NDs.

Mann-Whitney (Wilcoxon Rank Sum)

Constituent: Lead (mg/L) Analysis Run 5/13/2024 9:58 AM View: Appendix I - Mann-Whitney

Plant Bowen Data: Bowen 3-4 CCR

	GWA-4RZ	GWA-4RZ
2/22/2017	0.0002 (J)	
4/7/2017	<0.001	
6/14/2017	<0.001 (D)	
7/12/2017	<0.001 (D)	
7/20/2017	<0.001 (D)	
7/28/2017	<0.001	
8/9/2017	<0.001	
8/24/2017	<0.001	
10/3/2017	<0.001 (D)	
3/21/2018	<0.001	
9/18/2018	<0.001	
3/21/2019	<0.001 (D)	
9/12/2019	6.5E-05 (JD)	
3/12/2020	<0.001	
9/17/2020	<0.001	
3/16/2021	<0.001	
8/10/2021	<0.001	
2/3/2022		<0.001
8/17/2022		<0.001
2/17/2023		<0.001
7/28/2023		<0.001

ND substitution: RL or RL/2 if <15% NDs.

Mann-Whitney (Wilcoxon Rank Sum)

Constituent: Lead (mg/L) Analysis Run 5/13/2024 9:58 AM View: Appendix I - Mann-Whitney

Plant Bowen Data: Bowen 3-4 CCR

	GWA-50	GWA-50
12/12/2008	<0.001	
4/23/2009	<0.001	
10/6/2009	<0.001	
4/27/2010	<0.001	
9/30/2010	<0.001	
4/14/2011	<0.001	
10/5/2011	<0.001	
4/11/2012	<0.001	
10/2/2012	<0.001	
4/9/2013	<0.001	
10/15/2013	<0.001	
4/10/2014	<0.001	
10/1/2014	<0.001	
3/30/2015	<0.001	
10/11/2015	<0.001	
3/28/2016	<0.001	
5/23/2016	<0.001	
8/1/2016	<0.001	
9/26/2016	0.0001 (J)	
11/10/2016	<0.001	
1/30/2017	<0.001	
4/7/2017	<0.001	
6/12/2017	<0.001	
10/2/2017	0.0003 (J)	
3/16/2018	<0.001	
9/17/2018	<0.001	
3/19/2019	<0.001	
9/13/2019	<0.001	
3/11/2020	<0.001	
9/16/2020	9.3E-05 (J)	
3/17/2021	<0.001	
8/9/2021	<0.001	
2/1/2022		<0.001
8/16/2022		<0.001
2/16/2023		<0.001
7/28/2023		<0.001

ND substitution: RL or RL/2 if <15% NDs.

Mann-Whitney (Wilcoxon Rank Sum)

Constituent: Lead (mg/L) Analysis Run 5/13/2024 9:58 AM View: Appendix I - Mann-Whitney

Plant Bowen Data: Bowen 3-4 CCR

	GWA-50R	GWA-50R
12/12/2008	<0.001	
4/23/2009	<0.001	
10/6/2009	<0.001	
5/3/2010	<0.001	
10/11/2010	<0.001	
4/27/2011	<0.001	
10/19/2011	<0.001	
5/1/2012	0.0012	
10/2/2012	<0.001	
4/10/2013	<0.001	
10/16/2013	<0.001	
4/22/2014	<0.001	
10/1/2014	<0.001	
3/30/2015	<0.001	
10/11/2015	<0.001	
3/28/2016	<0.001	
5/25/2016	<0.001	
8/1/2016	<0.001	
9/26/2016	<0.001	
11/11/2016	<0.001	
1/30/2017	<0.001	
4/3/2017	<0.001	
6/12/2017	<0.001	
10/2/2017	<0.001	
3/16/2018	<0.001	
9/18/2018	<0.001	
3/19/2019	<0.001	
9/12/2019	<0.001	
3/11/2020	<0.001	
9/15/2020	<0.001	
3/17/2021	<0.001	
8/9/2021	<0.001	
2/2/2022		<0.001
8/17/2022		<0.001
2/16/2023		<0.001
7/28/2023		<0.001

ND substitution: RL or RL/2 if <15% NDs.

Mann-Whitney (Wilcoxon Rank Sum)

Constituent: Lead (mg/L) Analysis Run 5/13/2024 9:58 AM View: Appendix I - Mann-Whitney

Plant Bowen Data: Bowen 3-4 CCR

	GWC-16R	GWC-16R
9/16/2014	<0.001	
10/4/2014	<0.001	
10/21/2014	<0.001	
11/11/2014	<0.001	
3/3/2015	<0.001	
3/18/2015	<0.001	
4/6/2015	<0.001	
4/23/2015	<0.001	
7/29/2015	<0.001	
3/3/2016	<0.001	
5/10/2016	<0.001	
7/13/2016	<0.001	
9/15/2016	<0.001	
11/2/2016	<0.001	
1/11/2017	0.0001 (J)	
3/20/2017	<0.001	
5/23/2017	8E-05 (J)	
9/21/2017	9E-05 (J)	
3/14/2018	<0.001	
9/7/2018	<0.001	
3/11/2019	<0.001	
9/9/2019	<0.001	
3/4/2020	<0.001	
9/9/2020	0.00017 (J)	
3/9/2021	0.00011 (J)	
7/30/2021	<0.001	
1/28/2022		<0.001
8/11/2022		<0.001
2/10/2023		<0.001
8/4/2023		<0.001

ND substitution: RL or RL/2 if <15% NDs.

Mann-Whitney (Wilcoxon Rank Sum)

Constituent: Lead (mg/L) Analysis Run 5/13/2024 9:58 AM View: Appendix I - Mann-Whitney

Plant Bowen Data: Bowen 3-4 CCR

	GWC-17R	GWC-17R
9/17/2014	<0.001	
10/4/2014	<0.001	
10/21/2014	<0.001	
11/11/2014	<0.001	
3/3/2015	<0.001	
3/18/2015	<0.001	
4/6/2015	<0.001	
4/23/2015	<0.001	
7/29/2015	<0.001	
3/4/2016	<0.001	
5/10/2016	<0.001	
7/14/2016	0.0006 (J)	
9/14/2016	<0.001	
11/1/2016	<0.001	
1/11/2017	<0.001	
3/21/2017	<0.001	
5/23/2017	<0.001	
9/22/2017	<0.001	
3/14/2018	<0.001	
9/11/2018	<0.001	
3/12/2019	<0.001	
9/10/2019	<0.001	
3/5/2020	<0.001	
9/9/2020	<0.001	
3/10/2021	<0.001	
7/30/2021	<0.001	
1/28/2022		<0.001
8/11/2022		<0.001
2/10/2023		<0.001
8/3/2023		<0.001

ND substitution: RL or RL/2 if <15% NDs.

Mann-Whitney (Wilcoxon Rank Sum)

Constituent: Lead (mg/L) Analysis Run 5/13/2024 9:58 AM View: Appendix I - Mann-Whitney

Plant Bowen Data: Bowen 3-4 CCR

	GWC-18	GWC-18
9/17/2014	<0.001	
10/4/2014	<0.001	
10/21/2014	<0.001	
11/5/2014	<0.001	
3/3/2015	<0.001	
3/18/2015	<0.001	
4/7/2015	<0.001	
4/23/2015	<0.001	
7/29/2015	<0.001	
3/7/2016	<0.001	
5/5/2016	<0.001	
7/13/2016	0.0001 (J)	
9/13/2016	<0.001	
10/31/2016	<0.001	
1/12/2017	0.0002 (J)	
3/23/2017	0.0002 (J)	
5/23/2017	0.0002 (J)	
9/25/2017	8E-05 (J)	
3/14/2018	<0.001	
9/11/2018	<0.001	
3/12/2019	<0.001	
9/9/2019	5E-05 (J)	
3/6/2020	0.00013 (J)	
9/9/2020	6E-05 (J)	
2/26/2021	9.4E-05 (J)	
7/29/2021	<0.001	
1/28/2022		<0.001
8/10/2022		<0.001
2/9/2023		<0.001
8/3/2023		<0.001

ND substitution: RL or RL/2 if <15% NDs.

Mann-Whitney (Wilcoxon Rank Sum)

Constituent: Lead (mg/L) Analysis Run 5/13/2024 9:58 AM View: Appendix I - Mann-Whitney

Plant Bowen Data: Bowen 3-4 CCR

	GWC-18R	GWC-18R
9/17/2014	<0.001	
10/4/2014	<0.001	
10/21/2014	<0.001	
11/11/2014	<0.001	
3/3/2015	<0.001	
3/18/2015	<0.001	
4/7/2015	<0.001	
4/23/2015	<0.001	
7/29/2015	<0.001	
3/7/2016	<0.001	
5/5/2016	<0.001	
7/13/2016	<0.001	
9/12/2016	0.0002 (J)	
11/1/2016	0.0001 (J)	
1/11/2017	<0.001	
3/20/2017	7E-05 (J)	
5/22/2017	<0.001	
9/21/2017	0.0003 (J)	
3/14/2018	0.00035 (J)	
9/7/2018	<0.001	
3/12/2019	<0.001	
9/6/2019	<0.001	
3/5/2020	0.00032 (J)	
9/9/2020	0.00025 (J)	
2/26/2021	0.00025 (J)	
7/29/2021	<0.001	
1/27/2022		<0.001
8/10/2022		<0.001
2/9/2023		<0.001
8/4/2023		<0.001

ND substitution: RL or RL/2 if <15% NDs.

Mann-Whitney (Wilcoxon Rank Sum)

Constituent: Lead (mg/L) Analysis Run 5/13/2024 9:58 AM View: Appendix I - Mann-Whitney

Plant Bowen Data: Bowen 3-4 CCR

	GWC-19R	GWC-19R
9/17/2014	<0.001	
10/4/2014	<0.001	
10/21/2014	<0.001	
11/5/2014	<0.001	
3/3/2015	<0.001	
3/19/2015	<0.001	
4/7/2015	<0.001	
4/24/2015	<0.001	
7/29/2015	<0.001	
3/7/2016	<0.001	
5/9/2016	<0.001	
7/14/2016	9E-05 (J)	
9/12/2016	<0.001	
10/31/2016	<0.001	
1/11/2017	<0.001	
3/21/2017	7E-05 (J)	
5/22/2017	<0.001	
9/20/2017	0.0004 (J)	
3/14/2018	<0.001	
9/10/2018	<0.001	
3/12/2019	<0.001	
9/9/2019	<0.001	
3/4/2020	0.0003 (J)	
9/9/2020	<0.001	
2/26/2021	<0.001	
8/5/2021	<0.001	
1/27/2022		<0.001
8/9/2022		<0.001
2/9/2023		<0.001
8/4/2023		<0.001

ND substitution: RL or RL/2 if <15% NDs.

Mann-Whitney (Wilcoxon Rank Sum)

Constituent: Lead (mg/L) Analysis Run 5/13/2024 9:58 AM View: Appendix I - Mann-Whitney

Plant Bowen Data: Bowen 3-4 CCR

	GWC-21R	GWC-21R
9/18/2014	<0.001	
10/5/2014	<0.001	
10/22/2014	<0.001	
11/5/2014	<0.001	
3/4/2015	<0.001	
3/19/2015	<0.001	
4/8/2015	<0.001	
4/24/2015	<0.001	
7/30/2015	<0.001	
3/8/2016	<0.001	
5/9/2016	<0.001	
7/15/2016	<0.001	
9/9/2016	<0.001	
10/27/2016	<0.001	
1/12/2017	<0.001	
3/21/2017	6E-05 (J)	
5/23/2017	<0.001	
9/19/2017	<0.001	
3/14/2018	<0.001	
9/10/2018	<0.001	
3/11/2019	<0.001	
9/6/2019	0.0016 (J)	
3/3/2020	<0.001	
9/8/2020	6.7E-05 (J)	
3/9/2021	<0.001	
8/2/2021	<0.001	
1/28/2022		<0.001
8/10/2022		<0.001
2/9/2023		<0.001
8/4/2023		<0.001

ND substitution: RL or RL/2 if <15% NDs.

Mann-Whitney (Wilcoxon Rank Sum)

Constituent: Lead (mg/L) Analysis Run 5/13/2024 9:58 AM View: Appendix I - Mann-Whitney

Plant Bowen Data: Bowen 3-4 CCR

	GWC-22R	GWC-22R
9/18/2014	<0.001	
10/5/2014	<0.001	
10/22/2014	<0.001	
11/5/2014	<0.001	
3/4/2015	<0.001	
3/19/2015	<0.001	
4/8/2015	<0.001	
4/24/2015	<0.001	
7/30/2015	<0.001	
3/7/2016	<0.001	
5/5/2016	<0.001	
7/14/2016	<0.001	
9/12/2016	<0.001	
10/27/2016	<0.001	
1/13/2017	0.0001 (J)	
3/20/2017	7E-05 (J)	
5/23/2017	<0.001	
9/19/2017	0.0001 (J)	
3/13/2018	<0.001	
9/7/2018	<0.001	
3/11/2019	<0.001	
9/5/2019	<0.001	
3/3/2020	5.9E-05 (J)	
9/8/2020	<0.001	
3/9/2021	<0.001	
8/2/2021	<0.001	
1/27/2022		<0.001
8/10/2022		<0.001
2/9/2023		<0.001
8/3/2023		<0.001

ND substitution: RL or RL/2 if <15% NDs.

Mann-Whitney (Wilcoxon Rank Sum)

Constituent: Lead (mg/L) Analysis Run 5/13/2024 9:58 AM View: Appendix I - Mann-Whitney

Plant Bowen Data: Bowen 3-4 CCR

	GWC-23R	GWC-23R
9/18/2014	<0.001	
10/5/2014	<0.001	
10/22/2014	<0.001	
11/5/2014	<0.001	
3/4/2015	<0.001	
3/20/2015	<0.001	
4/8/2015	<0.001	
4/23/2015	<0.001	
7/30/2015	<0.001	
3/9/2016	<0.001	
5/6/2016	<0.001	
7/15/2016	<0.001	
9/14/2016	<0.001	
11/1/2016	<0.001	
1/25/2017	<0.001	
3/22/2017	<0.001	
5/24/2017	0.0001 (J)	
9/21/2017	<0.001	
3/14/2018	<0.001	
9/11/2018	<0.001	
3/12/2019	<0.001	
9/6/2019	6.8E-05 (J)	
3/5/2020	5.2E-05 (J)	
9/9/2020	<0.001	
3/10/2021	<0.001	
7/30/2021	<0.001	
1/28/2022		<0.001
8/11/2022		<0.001
2/10/2023		<0.001
8/3/2023		<0.001

ND substitution: RL or RL/2 if <15% NDs.

Mann-Whitney (Wilcoxon Rank Sum)

Constituent: Lead (mg/L) Analysis Run 5/13/2024 9:58 AM View: Appendix I - Mann-Whitney

Plant Bowen Data: Bowen 3-4 CCR

	GWC-24R	GWC-24R
9/16/2014	<0.001	
10/4/2014	<0.001	
10/23/2014	<0.001	
11/10/2014	<0.001	
3/4/2015	<0.001	
3/20/2015	<0.001	
4/8/2015	<0.001	
4/23/2015	<0.001	
7/30/2015	<0.001	
3/4/2016	<0.001	
5/5/2016	<0.001	
7/12/2016	<0.001	
9/13/2016	<0.001	
10/27/2016	<0.001	
1/13/2017	<0.001	
3/20/2017	0.0001 (J)	
5/19/2017	<0.001	
9/19/2017	0.0002 (J)	
3/13/2018	<0.001	
9/11/2018	<0.001	
3/8/2019	<0.001	
9/5/2019	9.05E-05 (JD)	
3/3/2020	5.7E-05 (J)	
9/9/2020	0.0001 (J)	
3/9/2021	<0.001	
7/29/2021	<0.001	
1/28/2022		<0.001
8/9/2022		<0.001
2/9/2023		<0.001
8/3/2023		<0.001

ND substitution: RL or RL/2 if <15% NDs.

Mann-Whitney (Wilcoxon Rank Sum)

Constituent: Lead (mg/L) Analysis Run 5/13/2024 9:58 AM View: Appendix I - Mann-Whitney

Plant Bowen Data: Bowen 3-4 CCR

	GWC-25R	GWC-25R
9/16/2014	<0.001	
10/4/2014	<0.001	
10/23/2014	<0.001	
11/10/2014	<0.001	
3/4/2015	<0.001	
3/20/2015	<0.001	
4/9/2015	<0.001	
4/23/2015	<0.001	
7/30/2015	<0.001	
3/8/2016	<0.001	
5/4/2016	<0.001	
7/18/2016	0.0001 (J)	
9/13/2016	<0.001	
10/27/2016	<0.001	
1/13/2017	<0.001	
3/16/2017	0.0003 (J)	
5/19/2017	0.0001 (J)	
9/19/2017	<0.001	
3/13/2018	<0.001	
9/11/2018	<0.001	
3/8/2019	0.00035 (J)	
9/5/2019	6E-05 (J)	
3/3/2020	5.9E-05 (J)	
9/4/2020	0.00012 (J)	
3/9/2021	<0.001	
8/2/2021	<0.001	
1/27/2022		<0.001
8/9/2022		<0.001
2/9/2023		<0.001
8/3/2023		<0.001

ND substitution: RL or RL/2 if <15% NDs.

Mann-Whitney (Wilcoxon Rank Sum)

Constituent: Lead (mg/L) Analysis Run 5/13/2024 9:58 AM View: Appendix I - Mann-Whitney

Plant Bowen Data: Bowen 3-4 CCR

	GWC-36RA	GWC-36RA
9/15/2014	0.0069 (JO)	
10/3/2014	<0.001	
10/20/2014	<0.001	
11/10/2014	<0.001	
3/2/2015	<0.001	
3/17/2015	<0.001	
4/5/2015	<0.001	
4/21/2015	<0.001	
7/28/2015	<0.001	
3/1/2016	<0.001	
5/2/2016	<0.001	
7/6/2016	0.0004 (J)	
9/7/2016	<0.001	
10/25/2016	0.0001 (J)	
1/5/2017	0.0002 (J)	
3/14/2017	0.0003 (J)	
5/16/2017	<0.001	
9/15/2017	8E-05 (J)	
3/12/2018	<0.001	
9/6/2018	<0.001	
3/7/2019	<0.001	
9/4/2019	<0.001	
3/2/2020	0.00031 (J)	
9/14/2020	0.00065 (J)	
3/26/2021	0.00095 (J)	
7/27/2021	<0.001	
1/26/2022		<0.001
8/8/2022		<0.001
2/8/2023		<0.001
8/3/2023		<0.001

ND substitution: RL or RL/2 if <15% NDs.

Mann-Whitney (Wilcoxon Rank Sum)

Constituent: Lead (mg/L) Analysis Run 5/13/2024 9:58 AM View: Appendix I - Mann-Whitney

Plant Bowen Data: Bowen 3-4 CCR

	GWC-37	GWC-37
9/16/2014	<0.001	
10/3/2014	<0.001	
10/20/2014	<0.001	
11/10/2014	<0.001	
3/2/2015	<0.001	
3/17/2015	<0.001	
4/5/2015	<0.001	
4/22/2015	<0.001	
7/28/2015	<0.001	
3/1/2016	<0.001	
5/3/2016	<0.001	
7/8/2016	0.0001 (J)	
9/7/2016	0.0001 (J)	
10/25/2016	<0.001	
1/6/2017	<0.001	
3/14/2017	0.0001 (J)	
5/16/2017	<0.001	
9/15/2017	<0.001	
3/12/2018	<0.001	
9/6/2018	<0.001	
3/6/2019	<0.001	
9/4/2019	<0.001	
3/2/2020	<0.001	
9/3/2020	<0.001	
2/24/2021	<0.001	
7/28/2021	0.13 (O)	
1/26/2022		<0.001
8/8/2022		<0.001
2/8/2023		<0.001
8/2/2023		<0.001

ND substitution: RL or RL/2 if <15% NDs.

Mann-Whitney (Wilcoxon Rank Sum)

Constituent: Lead (mg/L) Analysis Run 5/13/2024 9:58 AM View: Appendix I - Mann-Whitney

Plant Bowen Data: Bowen 3-4 CCR

	GWC-38	GWC-38
9/16/2014	<0.001	
10/3/2014	<0.001	
10/20/2014	<0.001	
11/10/2014	<0.001	
3/2/2015	0.0047 (J)	
3/17/2015	<0.001	
4/6/2015	<0.001	
4/22/2015	<0.001	
7/28/2015	<0.001	
3/2/2016	<0.001	
5/3/2016	<0.001	
7/7/2016	0.0001 (J)	
9/8/2016	0.0001 (J)	
10/25/2016	0.0002 (J)	
2/9/2017	<0.001	
3/23/2017	0.0001 (J)	
5/17/2017	0.0001 (J)	
9/19/2017	<0.001	
3/13/2018	<0.001	
9/6/2018	<0.001	
3/7/2019	<0.001	
9/4/2019	<0.001	
3/2/2020	<0.001	
9/3/2020	<0.001	
2/24/2021	<0.001	
7/28/2021	<0.001	
1/25/2022		<0.001
8/5/2022		<0.001
2/8/2023		<0.001
8/2/2023		<0.001

ND substitution: RL or RL/2 if <15% NDs.

Mann-Whitney (Wilcoxon Rank Sum)

Constituent: Mercury (mg/L) Analysis Run 5/13/2024 9:58 AM View: Appendix I - Mann-Whitney

Plant Bowen Data: Bowen 3-4 CCR

	GWA-1	GWA-1
8/23/2007	<0.0002	
10/23/2007	<0.0002	
11/18/2007	<0.0002	
1/30/2008	<0.0002	
3/10/2008	<0.0002	
5/13/2008	<0.0002	
12/5/2008	<0.0002	
4/15/2009	<0.0002	
10/7/2009	<0.0002	
5/3/2010	<0.0002	
10/12/2010	<0.0002	
4/27/2011	<0.0002	
10/17/2011	<0.0002	
5/2/2012	<0.0002	
10/8/2012	<0.0002	
4/12/2013	<0.0002	
10/16/2013	<0.0002	
4/11/2014	<0.0002	
9/30/2014	<0.0002	
3/30/2015	<0.0002	
10/13/2015	<0.0002	
3/22/2016	<0.0002	
5/19/2016	<0.0002	
7/29/2016	<0.0002	
9/23/2016	<0.0002	
11/9/2016	<0.0002	
1/30/2017	<0.0002	
3/30/2017	<0.0002	
6/9/2017	<0.0002	
10/2/2017	<0.0002	
3/16/2018	<0.0002	
9/17/2018	<0.0002 (D)	
3/20/2019	<0.0002	
9/12/2019	<0.0002	
3/11/2020	<0.0002	
9/15/2020	<0.0002	
3/16/2021	<0.0002	
8/9/2021	<0.0002	
2/1/2022		<0.0002
8/16/2022		<0.0002
2/16/2023		0.00017 (J)
7/27/2023		<0.0002

ND substitution: RL or RL/2 if <15% NDs.

Mann-Whitney (Wilcoxon Rank Sum)

Constituent: Mercury (mg/L) Analysis Run 5/13/2024 9:58 AM View: Appendix I - Mann-Whitney

Plant Bowen Data: Bowen 3-4 CCR

	GWA-2	GWA-2
8/23/2007	<0.0002	
10/24/2007	<0.0002	
11/18/2007	<0.0002	
1/31/2008	<0.0002	
3/11/2008	<0.0002	
5/6/2008	0.000175	
12/4/2008	<0.0002	
4/21/2009	<0.0002	
10/7/2009	<0.0002	
4/26/2010	<0.0002	
10/4/2010	<0.0002	
4/13/2011	<0.0002	
10/5/2011	<0.0002	
4/11/2012	<0.0002	
10/9/2012	<0.0002	
4/15/2013	<0.0002	
10/15/2013	<0.0002	
4/22/2014	<0.0002	
9/30/2014	<0.0002	
3/30/2015	<0.0002	
10/13/2015	<0.0002	
3/23/2016	<0.0002	
5/20/2016	<0.0002	
7/29/2016	<0.0002	
9/23/2016	<0.0002	
11/9/2016	<0.0002	
1/31/2017	<0.0002	
3/30/2017	<0.0002	
6/12/2017	<0.0002	
10/2/2017	<0.0002	
3/19/2018	<0.0002	
9/14/2018	<0.0002	
3/20/2019	<0.0002	
9/12/2019	<0.0002 (D)	
3/11/2020	<0.0002	
9/15/2020	<0.0002	
3/17/2021	<0.0002	
8/9/2021	<0.0002	
2/1/2022		<0.0002
8/16/2022		<0.0002
2/16/2023		0.00013 (J)
7/27/2023		<0.0002

ND substitution: RL or RL/2 if <15% NDs.

Mann-Whitney (Wilcoxon Rank Sum)

Constituent: Mercury (mg/L) Analysis Run 5/13/2024 9:58 AM View: Appendix I - Mann-Whitney

Plant Bowen Data: Bowen 3-4 CCR

	GWA-39RZ	GWA-39RZ
5/16/2016	<0.0002 (D)	
7/27/2016	<0.0002 (D)	
2/21/2017	<0.0002	
3/27/2017	<0.0002 (D)	
6/8/2017	<0.0002 (D)	
7/17/2017	<0.0002 (D)	
7/27/2017	<0.0002	
8/9/2017	<0.0002	
9/29/2017	<0.0002 (D)	
3/16/2018	<0.0002	
9/14/2018	4.1E-05 (J)	
3/14/2019	<0.0002	
3/9/2020	<0.0002	
9/16/2020	<0.0002	
3/16/2021	<0.0002	
8/6/2021	<0.0002	
2/2/2022		<0.0002
8/16/2022		<0.0002
2/14/2023		<0.0002
7/25/2023		<0.0002

ND substitution: RL or RL/2 if <15% NDs.

Mann-Whitney (Wilcoxon Rank Sum)

Constituent: Mercury (mg/L) Analysis Run 5/13/2024 9:58 AM View: Appendix I - Mann-Whitney

Plant Bowen Data: Bowen 3-4 CCR

	GWA-39Z	GWA-39Z
3/14/2016	<0.0002	
5/11/2016	<0.0002	
7/19/2016	<0.0002	
9/15/2016	<0.0002	
11/2/2016	<0.0002	
1/18/2017	<0.0002	
3/28/2017	<0.0002	
6/7/2017	<0.0002	
9/26/2017	<0.0002	
3/14/2018	<0.0002	
9/12/2018	<0.0002	
3/15/2019	<0.0002	
9/9/2019	<0.0002	
3/9/2020	<0.0002	
9/10/2020	<0.0002	
3/12/2021	<0.0002	
8/4/2021	0.00012 (J)	
1/31/2022		<0.0002
8/10/2022		<0.0002
2/13/2023		<0.0002
7/26/2023		<0.0002

ND substitution: RL or RL/2 if <15% NDs.

Mann-Whitney (Wilcoxon Rank Sum)

Constituent: Mercury (mg/L) Analysis Run 5/13/2024 9:58 AM View: Appendix I - Mann-Whitney

Plant Bowen Data: Bowen 3-4 CCR

	GWA-3A	GWA-3A
8/23/2007	<0.0002	
11/2/2007	<0.0002	
11/18/2007	<0.0002	
1/31/2008	<0.0002	
3/11/2008	<0.0002	
5/14/2008	<0.0002	
12/5/2008	<0.0002	
4/15/2009	<0.0002	
10/8/2009	<0.0002	
4/28/2010	<0.0002	
10/6/2010	<0.0002	
4/21/2011	<0.0002	
10/13/2011	<0.0002	
5/1/2012	<0.0002	
10/9/2012	<0.0002	
4/11/2013	<0.0002	
10/16/2013	<0.0002	
4/23/2014	<0.0002	
10/4/2014	<0.0002	
3/31/2015	<0.0002	
10/12/2015	<0.0002	
3/23/2016	<0.0002	
5/23/2016	<0.0002	
7/29/2016	<0.0002	
9/22/2016	<0.0002	
11/10/2016	<0.0002	
1/31/2017	<0.0002	
3/30/2017	<0.0002	
6/12/2017	<0.0002	
10/4/2017	<0.0002	
3/19/2018	<0.0002	
9/17/2018	<0.0002	
3/20/2019	<0.0002	
9/13/2019	<0.0002	
3/11/2020	<0.0002	
3/29/2021	<0.0002	
8/9/2021	<0.0002	
2/2/2022		<0.0002
8/16/2022		<0.0002
2/17/2023		0.00013 (J)
8/1/2023		<0.0002

ND substitution: RL or RL/2 if <15% NDs.

Mann-Whitney (Wilcoxon Rank Sum)

Constituent: Mercury (mg/L) Analysis Run 5/13/2024 9:58 AM View: Appendix I - Mann-Whitney

Plant Bowen Data: Bowen 3-4 CCR

	GWA-40	GWA-40
3/15/2016	<0.0002	
5/11/2016	<0.0002	
7/21/2016	<0.0002	
9/15/2016	<0.0002	
11/3/2016	<0.0002	
1/17/2017	<0.0002	
3/24/2017	<0.0002	
5/24/2017	<0.0002	
9/26/2017	<0.0002	
3/14/2018	<0.0002	
9/12/2018	3.8E-05 (J)	
3/13/2019	<0.0002	
9/9/2019	<0.0002	
3/9/2020	<0.0002	
9/11/2020	<0.0002	
3/10/2021	<0.0002	
8/4/2021	9.4E-05 (J)	
1/31/2022		<0.0002
8/12/2022		<0.0002
2/13/2023		<0.0002
7/26/2023		<0.0002

ND substitution: RL or RL/2 if <15% NDs.

Mann-Whitney (Wilcoxon Rank Sum)

Constituent: Mercury (mg/L) Analysis Run 5/13/2024 9:58 AM View: Appendix I - Mann-Whitney

Plant Bowen Data: Bowen 3-4 CCR

	GWA-41	GWA-41
3/15/2016	<0.0002	
5/12/2016	<0.0002	
7/20/2016	<0.0002	
9/15/2016	<0.0002	
11/3/2016	<0.0002	
1/18/2017	<0.0002	
3/24/2017	<0.0002	
6/6/2017	<0.0002	
9/25/2017	<0.0002	
3/14/2018	<0.0002	
9/12/2018	<0.0002	
3/14/2019	<0.0002	
9/10/2019	<0.0002 (D)	
3/6/2020	<0.0002	
9/10/2020	<0.0002	
3/11/2021	<0.0002	
8/4/2021	9E-05 (J)	
1/31/2022		<0.0002
8/11/2022		<0.0002
2/13/2023		0.00017 (J)
7/25/2023		<0.0002

ND substitution: RL or RL/2 if <15% NDs.

Mann-Whitney (Wilcoxon Rank Sum)

Constituent: Mercury (mg/L) Analysis Run 5/13/2024 9:58 AM View: Appendix I - Mann-Whitney

Plant Bowen Data: Bowen 3-4 CCR

	GWA-41R	GWA-41R
3/15/2016	<0.0002	
5/13/2016	<0.0002	
7/21/2016	<0.0002	
9/21/2016	<0.0002	
11/3/2016	<0.0002	
1/17/2017	<0.0002	
3/27/2017	<0.0002	
6/6/2017	<0.0002	
9/25/2017	<0.0002	
3/14/2018	<0.0002	
9/12/2018	<0.0002	
3/14/2019	<0.0002	
9/10/2019	<0.0002	
3/9/2020	<0.0002	
9/10/2020	<0.0002	
3/10/2021	<0.0002	
8/4/2021	9.4E-05 (J)	
1/31/2022		<0.0002
8/11/2022		<0.0002
2/13/2023		0.00013 (J)
7/25/2023		<0.0002

ND substitution: RL or RL/2 if <15% NDs.

Mann-Whitney (Wilcoxon Rank Sum)

Constituent: Mercury (mg/L) Analysis Run 5/13/2024 9:58 AM View: Appendix I - Mann-Whitney

Plant Bowen Data: Bowen 3-4 CCR

	GWA-42	GWA-42
3/11/2016	<0.0002	
5/16/2016	<0.0002	
7/22/2016	<0.0002	
9/19/2016	<0.0002	
11/3/2016	<0.0002	
1/17/2017	<0.0002	
3/27/2017	<0.0002	
6/7/2017	<0.0002	
9/26/2017	<0.0002	
3/14/2018	<0.0002	
9/14/2018	3.8E-05 (J)	
3/14/2019	<0.0002	
9/10/2019	<0.0002	
3/6/2020	<0.0002	
9/10/2020	<0.0002	
3/11/2021	<0.0002	
8/4/2021	8E-05 (J)	
1/31/2022		<0.0002
8/10/2022		<0.0002
2/13/2023		0.00014 (J)
7/26/2023		<0.0002

ND substitution: RL or RL/2 if <15% NDs.

Mann-Whitney (Wilcoxon Rank Sum)

Constituent: Mercury (mg/L) Analysis Run 5/13/2024 9:58 AM View: Appendix I - Mann-Whitney

Plant Bowen Data: Bowen 3-4 CCR

	GWA-43R	GWA-43R
3/11/2016	<0.0002	
5/13/2016	<0.0002	
7/19/2016	<0.0002	
9/16/2016	<0.0002	
11/2/2016	<0.0002	
1/18/2017	<0.0002	
3/28/2017	<0.0002	
6/6/2017	<0.0002	
9/22/2017	<0.0002	
3/15/2018	<0.0002	
9/12/2018	3.9E-05 (J)	
3/13/2019	<0.0002	
9/11/2019	<0.0002	
3/9/2020	<0.0002	
9/14/2020	<0.0002	
3/11/2021	<0.0002	
8/5/2021	9.6E-05 (J)	
1/31/2022		<0.0002
8/10/2022		<0.0002
2/13/2023		<0.0002
7/25/2023		<0.0002

ND substitution: RL or RL/2 if <15% NDs.

Mann-Whitney (Wilcoxon Rank Sum)

Constituent: Mercury (mg/L) Analysis Run 5/13/2024 9:58 AM View: Appendix I - Mann-Whitney

Plant Bowen Data: Bowen 3-4 CCR

	GWA-4RZ	GWA-4RZ
2/22/2017	<0.0002	
4/7/2017	<0.0002	
6/14/2017	0.000286 (JD)	
7/12/2017	<0.0002 (D)	
7/20/2017	<0.0002 (D)	
7/28/2017	<0.0002	
8/9/2017	<0.0002	
8/24/2017	<0.0002	
10/3/2017	<0.0002 (D)	
3/21/2018	<0.0002	
9/18/2018	<0.0002	
3/21/2019	<0.0002 (D)	
9/12/2019	<0.0002 (D)	
3/12/2020	<0.0002	
9/17/2020	<0.0002	
3/16/2021	<0.0002	
8/10/2021	<0.0002	
2/3/2022		<0.0002
8/17/2022		<0.0002
2/17/2023		<0.0002
7/28/2023		<0.0002

ND substitution: RL or RL/2 if <15% NDs.

Mann-Whitney (Wilcoxon Rank Sum)

Constituent: Mercury (mg/L) Analysis Run 5/13/2024 9:58 AM View: Appendix I - Mann-Whitney
Plant Bowen Data: Bowen 3-4 CCR

	GWA-50	GWA-50
12/12/2008	<0.0002	
4/23/2009	<0.0002	
10/6/2009	<0.0002	
4/27/2010	<0.0002	
9/30/2010	<0.0002	
4/14/2011	<0.0002	
10/5/2011	<0.0002	
4/11/2012	<0.0002	
10/2/2012	<0.0002	
4/9/2013	<0.0002	
10/15/2013	<0.0002	
4/10/2014	<0.0002	
10/1/2014	<0.0002	
3/30/2015	2.02E-05 (J)	
10/11/2015	<0.0002	
3/28/2016	<0.0002	
5/23/2016	<0.0002	
8/1/2016	<0.0002	
9/26/2016	<0.0002	
11/10/2016	<0.0002	
1/30/2017	<0.0002	
4/7/2017	<0.0002	
6/12/2017	<0.0002	
10/2/2017	<0.0002	
3/16/2018	<0.0002	
9/17/2018	<0.0002	
3/19/2019	<0.0002	
9/13/2019	<0.0002	
3/11/2020	<0.0002	
9/16/2020	<0.0002	
3/17/2021	<0.0002	
8/9/2021	<0.0002	
2/1/2022		<0.0002
8/16/2022		<0.0002
2/16/2023		<0.0002
7/28/2023		<0.0002

ND substitution: RL or RL/2 if <15% NDs.

Mann-Whitney (Wilcoxon Rank Sum)

Constituent: Mercury (mg/L) Analysis Run 5/13/2024 9:58 AM View: Appendix I - Mann-Whitney

Plant Bowen Data: Bowen 3-4 CCR

	GWC-16R	GWC-16R
9/16/2014	2.69E-05 (J)	
10/4/2014	<0.0002	
10/21/2014	3.18E-05 (J)	
11/11/2014	<0.0002	
3/3/2015	<0.0002	
3/18/2015	<0.0002	
4/6/2015	<0.0002	
4/23/2015	<0.0002	
7/29/2015	<0.0002	
3/3/2016	<0.0002	
5/10/2016	<0.0002	
7/13/2016	<0.0002	
9/15/2016	<0.0002	
11/2/2016	<0.0002	
1/11/2017	<0.0002	
3/20/2017	<0.0002	
5/23/2017	<0.0002	
9/21/2017	<0.0002	
3/14/2018	<0.0002	
9/7/2018	<0.0002	
3/11/2019	<0.0002	
9/9/2019	<0.0002	
3/4/2020	<0.0002	
9/9/2020	<0.0002	
3/9/2021	<0.0002	
7/30/2021	<0.0002	
1/28/2022		<0.0002
8/11/2022		<0.0002
2/10/2023		<0.0002
8/4/2023		<0.0002

ND substitution: RL or RL/2 if <15% NDs.

Mann-Whitney (Wilcoxon Rank Sum)

Constituent: Mercury (mg/L) Analysis Run 5/13/2024 9:58 AM View: Appendix I - Mann-Whitney

Plant Bowen Data: Bowen 3-4 CCR

	GWC-17R	GWC-17R
9/17/2014	2.97E-05 (J)	
10/4/2014	<0.0002	
10/21/2014	5.02E-05 (J)	
11/11/2014	3.66E-05 (J)	
3/3/2015	<0.0002	
3/18/2015	<0.0002	
4/6/2015	<0.0002	
4/23/2015	<0.0002	
7/29/2015	<0.0002	
3/4/2016	<0.0002	
5/10/2016	<0.0002	
7/14/2016	<0.0002	
9/14/2016	<0.0002	
11/1/2016	<0.0002	
1/11/2017	<0.0002	
3/21/2017	<0.0002	
5/23/2017	<0.0002	
9/22/2017	<0.0002	
3/14/2018	<0.0002	
9/11/2018	<0.0002	
3/12/2019	<0.0002	
9/10/2019	<0.0002	
3/5/2020	<0.0002	
9/9/2020	<0.0002	
3/10/2021	<0.0002	
7/30/2021	<0.0002	
1/28/2022		<0.0002
8/11/2022		<0.0002
2/10/2023		<0.0002
8/3/2023		<0.0002

ND substitution: RL or RL/2 if <15% NDs.

Mann-Whitney (Wilcoxon Rank Sum)

Constituent: Mercury (mg/L) Analysis Run 5/13/2024 9:58 AM View: Appendix I - Mann-Whitney

Plant Bowen Data: Bowen 3-4 CCR

	GWC-18	GWC-18
9/17/2014	4.24E-05 (J)	
10/4/2014	2.5E-05 (J)	
10/21/2014	6.4E-05 (J)	
11/5/2014	7.02E-05 (J)	
3/3/2015	<0.0002	
3/18/2015	<0.0002	
4/7/2015	<0.0002	
4/23/2015	<0.0002	
7/29/2015	3.14E-05 (J)	
3/7/2016	<0.0002	
5/5/2016	<0.0002	
7/13/2016	<0.0002	
9/13/2016	<0.0002	
10/31/2016	<0.0002	
1/12/2017	<0.0002	
3/23/2017	<0.0002	
5/23/2017	<0.0002	
9/25/2017	<0.0002	
3/14/2018	<0.0002	
9/11/2018	<0.0002	
3/12/2019	<0.0002	
9/9/2019	<0.0002	
3/6/2020	<0.0002	
9/9/2020	<0.0002	
2/26/2021	<0.0002	
7/29/2021	<0.0002	
1/28/2022		<0.0002
8/10/2022		<0.0002
2/9/2023		<0.0002
8/3/2023		<0.0002

ND substitution: RL or RL/2 if <15% NDs.

Mann-Whitney (Wilcoxon Rank Sum)

Constituent: Mercury (mg/L) Analysis Run 5/13/2024 9:58 AM View: Appendix I - Mann-Whitney

Plant Bowen Data: Bowen 3-4 CCR

	GWC-18R	GWC-18R
9/17/2014	3.5E-05 (J)	
10/4/2014	<0.0002	
10/21/2014	5.35E-05 (J)	
11/11/2014	4.64E-05 (J)	
3/3/2015	<0.0002	
3/18/2015	<0.0002	
4/7/2015	<0.0002	
4/23/2015	<0.0002	
7/29/2015	<0.0002	
3/7/2016	<0.0002	
5/5/2016	<0.0002	
7/13/2016	<0.0002	
9/12/2016	<0.0002	
11/1/2016	<0.0002	
1/11/2017	<0.0002	
3/20/2017	<0.0002	
5/22/2017	<0.0002	
9/21/2017	<0.0002	
3/14/2018	<0.0002	
9/7/2018	<0.0002	
3/12/2019	<0.0002	
9/6/2019	<0.0002	
3/5/2020	<0.0002	
9/9/2020	<0.0002	
2/26/2021	<0.0002	
7/29/2021	<0.0002	
1/27/2022		<0.0002
8/10/2022		<0.0002
2/9/2023		<0.0002
8/4/2023		<0.0002

ND substitution: RL or RL/2 if <15% NDs.

Mann-Whitney (Wilcoxon Rank Sum)

Constituent: Mercury (mg/L) Analysis Run 5/13/2024 9:58 AM View: Appendix I - Mann-Whitney

Plant Bowen Data: Bowen 3-4 CCR

	GWC-19R	GWC-19R
9/17/2014	4.15E-05 (J)	
10/4/2014	<0.0002	
10/21/2014	5.89E-05 (J)	
11/5/2014	7.28E-05 (J)	
3/3/2015	<0.0002	
3/19/2015	<0.0002	
4/7/2015	<0.0002	
4/24/2015	<0.0002	
7/29/2015	<0.0002	
3/7/2016	<0.0002	
5/9/2016	<0.0002	
7/14/2016	<0.0002	
9/12/2016	<0.0002	
10/31/2016	<0.0002	
1/11/2017	<0.0002	
3/21/2017	<0.0002	
5/22/2017	<0.0002	
9/20/2017	<0.0002	
3/14/2018	<0.0002	
9/10/2018	<0.0002	
3/12/2019	<0.0002	
9/9/2019	<0.0002	
3/4/2020	<0.0002	
9/9/2020	<0.0002	
2/26/2021	<0.0002	
8/5/2021	9.4E-05 (J)	
1/27/2022		<0.0002
8/9/2022		<0.0002
2/9/2023		<0.0002
8/4/2023		<0.0002

ND substitution: RL or RL/2 if <15% NDs.

Mann-Whitney (Wilcoxon Rank Sum)

Constituent: Mercury (mg/L) Analysis Run 5/13/2024 9:58 AM View: Appendix I - Mann-Whitney

Plant Bowen Data: Bowen 3-4 CCR

	GWC-20R	GWC-20R
9/18/2014	5.34E-05 (J)	
10/5/2014	<0.0002	
10/22/2014	4.88E-05 (J)	
11/5/2014	2.85E-05 (J)	
3/4/2015	<0.0002	
3/19/2015	<0.0002	
4/7/2015	<0.0002	
4/24/2015	<0.0002	
7/30/2015	<0.0002	
3/8/2016	<0.0002	
5/9/2016	<0.0002	
7/14/2016	<0.0002	
9/12/2016	<0.0002	
10/31/2016	<0.0002	
1/12/2017	<0.0002	
3/22/2017	<0.0002	
5/22/2017	<0.0002	
9/19/2017	<0.0002	
3/14/2018	<0.0002	
9/10/2018	<0.0002	
3/12/2019	<0.0002	
9/6/2019	<0.0002	
3/5/2020	<0.0002	
9/4/2020	<0.0002	
3/9/2021	<0.0002	
8/2/2021	<0.0002	
1/27/2022		<0.0002
8/9/2022		<0.0002
2/10/2023		<0.0002
8/3/2023		<0.0002

ND substitution: RL or RL/2 if <15% NDs.

Mann-Whitney (Wilcoxon Rank Sum)

Constituent: Mercury (mg/L) Analysis Run 5/13/2024 9:58 AM View: Appendix I - Mann-Whitney

Plant Bowen Data: Bowen 3-4 CCR

	GWC-21R	GWC-21R
9/18/2014	<0.0002	
10/5/2014	<0.0002	
10/22/2014	2.57E-05 (J)	
11/5/2014	<0.0002	
3/4/2015	<0.0002	
3/19/2015	<0.0002	
4/8/2015	<0.0002	
4/24/2015	<0.0002	
7/30/2015	<0.0002	
3/8/2016	<0.0002	
5/9/2016	<0.0002	
7/15/2016	<0.0002	
9/9/2016	<0.0002	
10/27/2016	<0.0002	
1/12/2017	<0.0002	
3/21/2017	<0.0002	
5/23/2017	<0.0002	
9/19/2017	<0.0002	
3/14/2018	<0.0002	
9/10/2018	<0.0002	
3/11/2019	<0.0002	
9/6/2019	<0.0002	
3/3/2020	<0.0002	
9/8/2020	<0.0002	
3/9/2021	<0.0002	
8/2/2021	<0.0002	
1/28/2022		<0.0002
8/10/2022		<0.0002
2/9/2023		<0.0002
8/4/2023		<0.0002

ND substitution: RL or RL/2 if <15% NDs.

Mann-Whitney (Wilcoxon Rank Sum)

Constituent: Mercury (mg/L) Analysis Run 5/13/2024 9:58 AM View: Appendix I - Mann-Whitney

Plant Bowen Data: Bowen 3-4 CCR

	GWC-22R	GWC-22R
9/18/2014	2.54E-05 (J)	
10/5/2014	<0.0002	
10/22/2014	2.83E-05 (J)	
11/5/2014	0.0002	
3/4/2015	<0.0002	
3/19/2015	<0.0002	
4/8/2015	<0.0002	
4/24/2015	<0.0002	
7/30/2015	<0.0002	
3/7/2016	<0.0002	
5/5/2016	<0.0002	
7/14/2016	<0.0002	
9/12/2016	<0.0002	
10/27/2016	<0.0002	
1/13/2017	<0.0002	
3/20/2017	<0.0002	
5/23/2017	<0.0002	
9/19/2017	<0.0002	
3/13/2018	<0.0002	
9/7/2018	<0.0002	
3/11/2019	<0.0002	
9/5/2019	<0.0002	
3/3/2020	<0.0002	
9/8/2020	<0.0002	
3/9/2021	<0.0002	
8/2/2021	<0.0002	
1/27/2022		<0.0002
8/10/2022		<0.0002
2/9/2023		<0.0002
8/3/2023		<0.0002

ND substitution: RL or RL/2 if <15% NDs.

Mann-Whitney (Wilcoxon Rank Sum)

Constituent: Mercury (mg/L) Analysis Run 5/13/2024 9:58 AM View: Appendix I - Mann-Whitney

Plant Bowen Data: Bowen 3-4 CCR

	GWC-23R	GWC-23R
9/18/2014	2.82E-05 (J)	
10/5/2014	<0.0002	
10/22/2014	<0.0002	
11/5/2014	4.83E-05 (J)	
3/4/2015	<0.0002	
3/20/2015	<0.0002	
4/8/2015	<0.0002	
4/23/2015	<0.0002	
7/30/2015	<0.0002	
3/9/2016	<0.0002	
5/6/2016	<0.0002	
7/15/2016	<0.0002	
9/14/2016	<0.0002	
11/1/2016	<0.0002	
1/25/2017	<0.0002	
3/22/2017	<0.0002	
5/24/2017	<0.0002	
9/21/2017	<0.0002	
3/14/2018	<0.0002	
9/11/2018	<0.0002	
3/12/2019	<0.0002	
9/6/2019	<0.0002	
3/5/2020	<0.0002	
9/9/2020	<0.0002	
3/10/2021	<0.0002	
7/30/2021	<0.0002	
1/28/2022		<0.0002
8/11/2022		<0.0002
2/10/2023		<0.0002
8/3/2023		<0.0002

ND substitution: RL or RL/2 if <15% NDs.

Mann-Whitney (Wilcoxon Rank Sum)

Constituent: Mercury (mg/L) Analysis Run 5/13/2024 9:58 AM View: Appendix I - Mann-Whitney

Plant Bowen Data: Bowen 3-4 CCR

	GWC-24R	GWC-24R
9/16/2014	2.81E-05 (J)	
10/4/2014	<0.0002	
10/23/2014	<0.0002	
11/10/2014	5.15E-05 (J)	
3/4/2015	<0.0002	
3/20/2015	<0.0002	
4/8/2015	<0.0002	
4/23/2015	<0.0002	
7/30/2015	<0.0002	
3/4/2016	<0.0002	
5/5/2016	<0.0002	
7/12/2016	<0.0002	
9/13/2016	<0.0002	
10/27/2016	<0.0002	
1/13/2017	<0.0002	
3/20/2017	<0.0002	
5/19/2017	<0.0002	
9/19/2017	<0.0002	
3/13/2018	<0.0002	
9/11/2018	<0.0002	
3/8/2019	<0.0002	
9/5/2019	<0.0002	
3/3/2020	<0.0002	
9/9/2020	<0.0002	
3/9/2021	<0.0002	
7/29/2021	<0.0002	
1/28/2022		<0.0002
8/9/2022		<0.0002
2/9/2023		<0.0002
8/3/2023		<0.0002

ND substitution: RL or RL/2 if <15% NDs.

Mann-Whitney (Wilcoxon Rank Sum)

Constituent: Mercury (mg/L) Analysis Run 5/13/2024 9:58 AM View: Appendix I - Mann-Whitney

Plant Bowen Data: Bowen 3-4 CCR

	GWC-25R	GWC-25R
9/16/2014	3.13E-05 (J)	
10/4/2014	<0.0002	
10/23/2014	4.6E-05 (J)	
11/10/2014	2.5E-05 (J)	
3/4/2015	<0.0002	
3/20/2015	<0.0002	
4/9/2015	<0.0002	
4/23/2015	<0.0002	
7/30/2015	<0.0002	
3/8/2016	<0.0002	
5/4/2016	<0.0002	
7/18/2016	<0.0002	
9/13/2016	<0.0002	
10/27/2016	<0.0002	
1/13/2017	<0.0002	
3/16/2017	<0.0002	
5/19/2017	<0.0002	
9/19/2017	<0.0002	
3/13/2018	<0.0002	
9/11/2018	<0.0002	
3/8/2019	<0.0002	
9/5/2019	<0.0002	
3/3/2020	<0.0002	
9/4/2020	<0.0002	
3/9/2021	<0.0002	
8/2/2021	<0.0002	
1/27/2022		<0.0002
8/9/2022		<0.0002
2/9/2023		<0.0002
8/3/2023		<0.0002

ND substitution: RL or RL/2 if <15% NDs.

Mann-Whitney (Wilcoxon Rank Sum)

Constituent: Mercury (mg/L) Analysis Run 5/13/2024 9:58 AM View: Appendix I - Mann-Whitney

Plant Bowen Data: Bowen 3-4 CCR

	GWC-36RA	GWC-36RA
9/15/2014	0.000172 (J)	
10/3/2014	<0.0002	
10/20/2014	<0.0002	
11/10/2014	3.84E-05 (J)	
3/2/2015	<0.0002	
3/17/2015	<0.0002	
4/5/2015	<0.0002	
4/21/2015	2.39E-05 (J)	
7/28/2015	5.2E-05 (J)	
3/1/2016	<0.0002	
5/2/2016	<0.0002	
7/6/2016	<0.0002	
9/7/2016	<0.0002	
10/25/2016	<0.0002	
1/5/2017	<0.0002	
3/14/2017	<0.0002	
5/16/2017	<0.0002	
9/15/2017	<0.0002	
3/12/2018	<0.0002	
9/6/2018	<0.0002	
3/7/2019	<0.0002	
9/4/2019	<0.0002	
3/2/2020	<0.0002	
9/14/2020	<0.0002	
3/26/2021	<0.0002	
7/27/2021	<0.0002	
1/26/2022		<0.0002
8/8/2022		<0.0002
2/8/2023		<0.0002
8/3/2023		<0.0002

ND substitution: RL or RL/2 if <15% NDs.

Mann-Whitney (Wilcoxon Rank Sum)

Constituent: Mercury (mg/L) Analysis Run 5/13/2024 9:58 AM View: Appendix I - Mann-Whitney

Plant Bowen Data: Bowen 3-4 CCR

	GWC-37	GWC-37
9/16/2014	4.23E-05 (J)	
10/3/2014	<0.0002	
10/20/2014	3.87E-05 (J)	
11/10/2014	3.34E-05 (J)	
3/2/2015	<0.0002	
3/17/2015	<0.0002	
4/5/2015	<0.0002	
4/22/2015	<0.0002	
7/28/2015	<0.0002	
3/1/2016	<0.0002	
5/3/2016	<0.0002	
7/8/2016	<0.0002	
9/7/2016	<0.0002	
10/25/2016	<0.0002	
1/6/2017	<0.0002	
3/14/2017	<0.0002	
5/16/2017	<0.0002	
9/15/2017	<0.0002	
3/12/2018	<0.0002	
9/6/2018	<0.0002	
3/6/2019	<0.0002	
9/4/2019	<0.0002	
3/2/2020	<0.0002	
9/3/2020	<0.0002	
2/24/2021	9.1E-05 (J)	
7/28/2021	<0.0002	
1/26/2022		<0.0002
8/8/2022		<0.0002
2/8/2023		<0.0002
8/2/2023		<0.0002

ND substitution: RL or RL/2 if <15% NDs.

Mann-Whitney (Wilcoxon Rank Sum)

Constituent: Mercury (mg/L) Analysis Run 5/13/2024 9:58 AM View: Appendix I - Mann-Whitney

Plant Bowen Data: Bowen 3-4 CCR

	GWC-38	GWC-38
9/16/2014	2.75E-05 (J)	
10/3/2014	<0.0002	
10/20/2014	4.07E-05 (J)	
11/10/2014	6.86E-05 (J)	
3/2/2015	3.07E-05 (J)	
3/17/2015	<0.0002	
4/6/2015	<0.0002	
4/22/2015	<0.0002	
7/28/2015	<0.0002	
3/2/2016	<0.0002	
5/3/2016	<0.0002	
7/7/2016	<0.0002	
9/8/2016	<0.0002	
10/25/2016	<0.0002	
2/9/2017	<0.0002	
3/23/2017	<0.0002	
5/17/2017	<0.0002	
9/19/2017	<0.0002	
3/13/2018	<0.0002	
9/6/2018	<0.0002	
3/7/2019	<0.0002	
9/4/2019	<0.0002	
3/2/2020	<0.0002	
9/3/2020	<0.0002	
2/24/2021	0.00013 (J)	
7/28/2021	<0.0002	
1/25/2022		<0.0002
8/5/2022		<0.0002
2/8/2023		<0.0002
8/2/2023		<0.0002

ND substitution: RL or RL/2 if <15% NDs.

Mann-Whitney (Wilcoxon Rank Sum)

Constituent: Nickel (mg/L) Analysis Run 5/13/2024 9:58 AM View: Appendix I - Mann-Whitney

Plant Bowen Data: Bowen 3-4 CCR

	GWA-1	GWA-1
8/23/2007	<0.005	
10/23/2007	0.0096	
11/18/2007	0.023	
1/30/2008	0.11 (O)	
3/10/2008	0.024	
5/13/2008	0.006	
12/5/2008	<0.005	
4/15/2009	<0.005	
10/7/2009	0.0096	
5/3/2010	<0.005	
10/12/2010	<0.005	
4/27/2011	<0.005	
10/17/2011	<0.005	
5/2/2012	<0.005	
10/8/2012	<0.005	
4/12/2013	<0.005	
10/16/2013	<0.005	
4/11/2014	<0.005	
9/30/2014	<0.005	
3/30/2015	0.004	
10/13/2015	<0.005	
3/22/2016	<0.005	
7/29/2016	<0.005	
3/30/2017	0.0004 (J)	
10/2/2017	<0.005	
3/16/2018	<0.005	
9/17/2018	<0.005 (D)	
3/20/2019	<0.005	
9/12/2019	0.00038 (J)	
3/11/2020	0.00068 (J)	
9/15/2020	<0.005	
3/16/2021	<0.005	
8/9/2021	<0.005	
2/1/2022		<0.005
8/16/2022		<0.005
2/16/2023		<0.005
7/27/2023		<0.005

ND substitution: RL or RL/2 if <15% NDs.

Mann-Whitney (Wilcoxon Rank Sum)

Constituent: Nickel (mg/L) Analysis Run 5/13/2024 9:58 AM View: Appendix I - Mann-Whitney

Plant Bowen Data: Bowen 3-4 CCR

	GWA-2	GWA-2
8/23/2007	<0.005	
10/24/2007	0.026 (O)	
11/18/2007	0.043 (O)	
1/31/2008	0.0075	
3/11/2008	0.019	
5/6/2008	0.004	
12/4/2008	0.02	
4/21/2009	<0.005	
10/7/2009	<0.005	
4/26/2010	<0.005	
10/4/2010	0.0025	
4/13/2011	<0.005	
10/5/2011	<0.005	
4/11/2012	<0.005	
10/9/2012	<0.005	
4/15/2013	<0.005	
10/15/2013	0.0028	
4/22/2014	<0.005	
9/30/2014	<0.005	
3/30/2015	0.0018 (J)	
10/13/2015	<0.005	
3/23/2016	<0.005	
7/29/2016	<0.005	
3/30/2017	0.0006 (J)	
10/2/2017	<0.005	
3/19/2018	<0.005	
9/14/2018	<0.005	
3/20/2019	<0.005	
9/12/2019	0.00518 (JD)	
3/11/2020	0.0014 (J)	
9/15/2020	<0.005	
3/17/2021	<0.005	
8/9/2021	<0.005	
2/1/2022		<0.005
8/16/2022		<0.005
2/16/2023		<0.005
7/27/2023		<0.005

ND substitution: RL or RL/2 if <15% NDs.

Mann-Whitney (Wilcoxon Rank Sum)

Constituent: Nickel (mg/L) Analysis Run 5/13/2024 9:58 AM View: Appendix I - Mann-Whitney

Plant Bowen Data: Bowen 3-4 CCR

	GWA-2R	GWA-2R
8/23/2007	<0.005	
10/24/2007	0.0025	
11/18/2007	0.0093	
1/31/2008	0.054 (O)	
3/10/2008	0.0054	
5/13/2008	0.0043	
12/4/2008	<0.005	
4/21/2009	<0.005	
10/8/2009	<0.005	
4/21/2010	<0.005	
9/28/2010	<0.005	
4/12/2011	<0.005	
10/4/2011	<0.005	
4/3/2012	<0.005	
10/9/2012	<0.005	
4/11/2013	<0.005	
10/16/2013	<0.005	
4/10/2014	<0.005	
9/30/2014	<0.005	
3/30/2015	<0.005	
10/13/2015	<0.005	
3/23/2016	<0.005	
7/29/2016	<0.005	
4/3/2017	<0.005	
10/2/2017	<0.005	
3/16/2018	<0.005	
9/14/2018	<0.005	
3/19/2019	<0.005	
9/13/2019	<0.005	
3/11/2020	0.002 (J)	
9/15/2020	0.0013 (J)	
3/16/2021	<0.005	
8/9/2021	0.00081 (J)	
2/1/2022		<0.005
8/16/2022		<0.005
2/16/2023		<0.005
7/27/2023		<0.005

ND substitution: RL or RL/2 if <15% NDs.

Mann-Whitney (Wilcoxon Rank Sum)

Constituent: Nickel (mg/L) Analysis Run 5/13/2024 9:58 AM View: Appendix I - Mann-Whitney

Plant Bowen Data: Bowen 3-4 CCR

	GWA-39RZ	GWA-39RZ
5/16/2016	0.0136 (D)	
7/27/2016	0.0224 (D)	
2/21/2017	0.0007 (J)	
3/27/2017	<0.005 (D)	
9/29/2017	<0.005 (D)	
3/16/2018	<0.005	
9/14/2018	<0.005	
3/14/2019	0.0017 (J)	
3/9/2020	0.00083 (J)	
9/16/2020	<0.005	
3/16/2021	<0.005	
8/6/2021	<0.005	
2/2/2022		<0.005
8/16/2022		<0.005
2/14/2023		<0.005
7/25/2023		<0.005

ND substitution: RL or RL/2 if <15% NDs.

Mann-Whitney (Wilcoxon Rank Sum)

Constituent: Nickel (mg/L) Analysis Run 5/13/2024 9:58 AM View: Appendix I - Mann-Whitney

Plant Bowen Data: Bowen 3-4 CCR

	GWA-39Z	GWA-39Z
3/14/2016	0.00544 (J)	
5/11/2016	0.0149	
7/19/2016	0.0044 (J)	
9/15/2016	0.0047 (J)	
11/2/2016	0.0025 (J)	
1/18/2017	0.004 (J)	
3/28/2017	0.0034 (J)	
9/26/2017	0.0016 (J)	
3/14/2018	<0.005	
9/12/2018	<0.005	
3/15/2019	<0.005	
9/9/2019	0.0014 (J)	
3/9/2020	0.04 (O)	
9/10/2020	<0.005	
3/12/2021	0.0015 (J)	
8/4/2021	<0.005	
1/31/2022		<0.005
8/10/2022		<0.005
2/13/2023		0.00095 (J)
7/26/2023		0.0013 (J)

ND substitution: RL or RL/2 if <15% NDs.

Mann-Whitney (Wilcoxon Rank Sum)

Constituent: Nickel (mg/L) Analysis Run 5/13/2024 9:58 AM View: Appendix I - Mann-Whitney

Plant Bowen Data: Bowen 3-4 CCR

	GWA-3A	GWA-3A
8/23/2007	0.028	
11/2/2007	0.041	
11/18/2007	0.14 (O)	
1/31/2008	0.053	
3/11/2008	0.076 (O)	
5/14/2008	0.074 (O)	
12/5/2008	0.032	
4/15/2009	0.028	
10/8/2009	0.032	
4/28/2010	0.029	
10/6/2010	0.031	
4/21/2011	0.019	
10/13/2011	0.028	
5/1/2012	0.0253	
10/9/2012	0.023	
4/11/2013	0.021	
10/16/2013	0.018	
4/23/2014	0.015	
10/4/2014	0.017	
3/31/2015	0.045	
10/12/2015	0.019	
3/23/2016	0.019	
7/29/2016	0.0161	
3/30/2017	0.018	
10/4/2017	0.0158	
3/19/2018	0.015	
9/17/2018	0.014	
3/20/2019	0.01	
9/13/2019	0.012	
3/11/2020	0.012	
3/29/2021	<0.005	
8/9/2021	<0.005	
2/2/2022		<0.005
8/16/2022		<0.005
2/17/2023		<0.005
8/1/2023		<0.005

ND substitution: RL or RL/2 if <15% NDs.

Mann-Whitney (Wilcoxon Rank Sum)

Constituent: Nickel (mg/L) Analysis Run 5/13/2024 9:58 AM View: Appendix I - Mann-Whitney

Plant Bowen Data: Bowen 3-4 CCR

	GWA-41	GWA-41
3/15/2016	<0.005	
5/12/2016	<0.005	
7/20/2016	0.0006 (J)	
9/15/2016	0.0009 (J)	
11/3/2016	0.0011 (J)	
1/18/2017	0.0007 (J)	
3/24/2017	<0.005 (*)	
9/25/2017	<0.005	
3/14/2018	<0.005	
9/12/2018	<0.005	
3/14/2019	<0.005	
9/10/2019	0.0004 (JD)	
3/6/2020	0.0089 (J)	
9/10/2020	<0.005	
3/11/2021	<0.005	
8/4/2021	<0.005	
1/31/2022		<0.005
8/11/2022		0.00083 (J)
2/13/2023		<0.005
7/25/2023		0.00073 (J)

ND substitution: RL or RL/2 if <15% NDs.

Mann-Whitney (Wilcoxon Rank Sum)

Constituent: Nickel (mg/L) Analysis Run 5/13/2024 9:58 AM View: Appendix I - Mann-Whitney

Plant Bowen Data: Bowen 3-4 CCR

	GWA-41R	GWA-41R
3/15/2016	<0.005	
5/13/2016	<0.005	
7/21/2016	0.0009 (J)	
9/21/2016	<0.005	
11/3/2016	<0.005	
1/17/2017	<0.005	
3/27/2017	<0.005 (*)	
9/25/2017	0.0012 (J)	
3/14/2018	0.0014 (J)	
9/12/2018	0.0011 (J)	
3/14/2019	0.001 (J)	
9/10/2019	0.00084 (J)	
3/9/2020	0.00036 (J)	
9/10/2020	<0.005	
3/10/2021	<0.005	
8/4/2021	<0.005	
1/31/2022		0.00091 (J)
8/11/2022		<0.005
2/13/2023		<0.005
7/25/2023		<0.005

ND substitution: RL or RL/2 if <15% NDs.

Mann-Whitney (Wilcoxon Rank Sum)

Constituent: Nickel (mg/L) Analysis Run 5/13/2024 9:58 AM View: Appendix I - Mann-Whitney

Plant Bowen Data: Bowen 3-4 CCR

	GWA-42	GWA-42
3/11/2016	<0.01	
5/16/2016	0.00233 (J)	
7/22/2016	0.0014 (J)	
9/19/2016	0.0014 (J)	
11/3/2016	0.0013 (J)	
1/17/2017	0.0011 (J)	
3/27/2017	<0.01 (*)	
9/26/2017	0.0011 (J)	
3/14/2018	0.0012 (J)	
9/14/2018	0.0012 (J)	
3/14/2019	0.0015 (J)	
9/10/2019	0.0012 (J)	
3/6/2020	0.0015 (J)	
9/10/2020	0.0011 (J)	
3/11/2021	0.0011 (J)	
8/4/2021	0.0011 (J)	
1/31/2022		0.0011 (J)
8/10/2022		0.0016 (J)
2/13/2023		0.0013 (J)
7/26/2023		0.0015 (J)

ND substitution: RL or RL/2 if <15% NDs.

Mann-Whitney (Wilcoxon Rank Sum)

Constituent: Nickel (mg/L) Analysis Run 5/13/2024 9:58 AM View: Appendix I - Mann-Whitney

Plant Bowen Data: Bowen 3-4 CCR

	GWA-43	GWA-43
3/11/2016	0.00288 (J)	
5/13/2016	<0.005	
7/19/2016	0.0006 (J)	
9/16/2016	0.0008 (J)	
11/2/2016	0.0007 (J)	
1/18/2017	0.0006 (J)	
3/28/2017	<0.005 (*)	
9/22/2017	0.0007 (J)	
3/14/2018	<0.005	
9/12/2018	<0.005	
3/13/2019	<0.005	
9/11/2019	0.00082 (J)	
3/9/2020	0.00082 (J)	
9/11/2020	0.00089 (J)	
3/11/2021	<0.005	
8/6/2021	0.00084 (J)	
1/31/2022		0.00077 (J)
8/11/2022		<0.005
2/14/2023		<0.005
7/25/2023		<0.005

ND substitution: RL or RL/2 if <15% NDs.

Mann-Whitney (Wilcoxon Rank Sum)

Constituent: Nickel (mg/L) Analysis Run 5/13/2024 9:58 AM View: Appendix I - Mann-Whitney

Plant Bowen Data: Bowen 3-4 CCR

	GWA-43R	GWA-43R
3/11/2016	<0.005	
5/13/2016	<0.005	
7/19/2016	<0.005	
9/16/2016	<0.005	
11/2/2016	<0.005	
1/18/2017	0.0006 (J)	
3/28/2017	<0.005 (*)	
9/22/2017	<0.005	
3/15/2018	<0.005	
9/12/2018	<0.005	
3/13/2019	<0.005	
9/11/2019	<0.005	
3/9/2020	<0.005	
9/14/2020	<0.005	
3/11/2021	<0.005	
8/5/2021	<0.005	
1/31/2022		<0.005
8/10/2022		<0.005
2/13/2023		<0.005
7/25/2023		<0.005

ND substitution: RL or RL/2 if <15% NDs.

Mann-Whitney (Wilcoxon Rank Sum)

Constituent: Nickel (mg/L) Analysis Run 5/13/2024 9:58 AM View: Appendix I - Mann-Whitney

Plant Bowen Data: Bowen 3-4 CCR

	GWA-4RZ	GWA-4RZ
4/7/2017	<0.005	
10/3/2017	<0.005 (D)	
3/21/2018	<0.005	
9/18/2018	<0.005	
3/21/2019	<0.005 (D)	
9/12/2019	0.00032 (JD)	
3/12/2020	0.00034 (J)	
9/17/2020	<0.005	
3/16/2021	<0.005	
8/10/2021	<0.005	
2/3/2022		<0.005
8/17/2022		<0.005
2/17/2023		<0.005
7/28/2023		<0.005

ND substitution: RL or RL/2 if <15% NDs.

Mann-Whitney (Wilcoxon Rank Sum)

Constituent: Nickel (mg/L) Analysis Run 5/13/2024 9:58 AM View: Appendix I - Mann-Whitney

Plant Bowen Data: Bowen 3-4 CCR

	GWA-50	GWA-50
12/12/2008	0.0035	
4/23/2009	0.0032	
10/6/2009	<0.005	
4/27/2010	<0.005	
9/30/2010	<0.005	
4/14/2011	0.0028	
10/5/2011	0.0028	
4/11/2012	<0.005	
10/2/2012	0.0026	
4/9/2013	<0.005	
10/15/2013	<0.005	
4/10/2014	0.0025 (J)	
10/1/2014	<0.005	
3/30/2015	0.0015 (J)	
10/11/2015	0.0013 (J)	
3/28/2016	<0.005	
8/1/2016	<0.005	
4/7/2017	0.0011 (J)	
10/2/2017	0.0013 (J)	
3/16/2018	<0.005	
9/17/2018	0.00096 (J)	
3/19/2019	<0.005	
9/13/2019	0.00063 (J)	
3/11/2020	0.00084 (J)	
9/16/2020	<0.005	
3/17/2021	<0.005	
8/9/2021	0.00077 (J)	
2/1/2022		0.0008 (J)
8/16/2022		0.00071 (J)
2/16/2023		0.00082 (J)
7/28/2023		0.00094 (J)

ND substitution: RL or RL/2 if <15% NDs.

Mann-Whitney (Wilcoxon Rank Sum)

Constituent: Nickel (mg/L) Analysis Run 5/13/2024 9:58 AM View: Appendix I - Mann-Whitney

Plant Bowen Data: Bowen 3-4 CCR

	GWA-50R	GWA-50R
12/12/2008	0.0096	
4/23/2009	0.015	
10/6/2009	0.008	
5/3/2010	0.0053	
10/11/2010	0.0061	
4/27/2011	0.0087	
10/19/2011	0.0039	
5/1/2012	0.0054	
10/2/2012	0.0044	
4/10/2013	0.0053	
10/16/2013	0.0047	
4/22/2014	0.0045	
10/1/2014	0.0018 (J)	
3/30/2015	0.0037	
10/11/2015	0.0018 (J)	
3/28/2016	0.0028 (J)	
8/1/2016	<0.01	
4/3/2017	0.0022 (J)	
10/2/2017	0.0021 (J)	
3/16/2018	0.0014 (J)	
9/18/2018	0.0012 (J)	
3/19/2019	0.0016 (J)	
9/12/2019	0.0015 (J)	
3/11/2020	0.001 (J)	
9/15/2020	0.0012 (J)	
3/17/2021	0.0012 (J)	
8/9/2021	0.00097 (J)	
2/2/2022		0.00089 (J)
8/17/2022		0.0011 (J)
2/16/2023		0.00081 (J)
7/28/2023		0.00092 (J)

ND substitution: RL or RL/2 if <15% NDs.

Mann-Whitney (Wilcoxon Rank Sum)

Constituent: Nickel (mg/L) Analysis Run 5/13/2024 9:58 AM View: Appendix I - Mann-Whitney

Plant Bowen Data: Bowen 3-4 CCR

	GWC-16R	GWC-16R
9/16/2014	0.03	
10/4/2014	0.029	
10/21/2014	0.026	
11/11/2014	0.023	
3/3/2015	0.02	
3/18/2015	0.019	
4/6/2015	0.02	
4/23/2015	0.019	
7/29/2015	0.018	
3/3/2016	0.0111	
7/13/2016	0.0133	
3/20/2017	0.0111	
9/21/2017	0.0092 (J)	
3/14/2018	0.0094 (J)	
9/7/2018	0.0086 (J)	
3/11/2019	<0.01	
9/9/2019	0.0066 (J)	
3/4/2020	0.0032 (J)	
9/9/2020	0.0067 (J)	
3/9/2021	0.0053	
7/30/2021	0.0073	
1/28/2022		0.0063
8/11/2022		0.0077
2/10/2023		0.005
8/4/2023		0.0091

ND substitution: RL or RL/2 if <15% NDs.

Mann-Whitney (Wilcoxon Rank Sum)

Constituent: Nickel (mg/L) Analysis Run 5/13/2024 9:58 AM View: Appendix I - Mann-Whitney

Plant Bowen Data: Bowen 3-4 CCR

	GWC-18	GWC-18
9/17/2014	<0.005	
10/4/2014	<0.005	
10/21/2014	<0.005	
11/5/2014	0.0016 (J)	
3/3/2015	<0.005	
3/18/2015	<0.005	
4/7/2015	0.0014 (J)	
4/23/2015	<0.005	
7/29/2015	0.0015 (J)	
3/7/2016	<0.005	
7/13/2016	0.0007 (J)	
3/23/2017	<0.005	
9/25/2017	0.0015 (J)	
3/14/2018	<0.005	
9/11/2018	<0.005	
3/12/2019	<0.005	
9/9/2019	<0.005	
3/6/2020	0.0005 (J)	
9/9/2020	<0.005	
2/26/2021	<0.005	
7/29/2021	<0.005	
1/28/2022		<0.005
8/10/2022		<0.005
2/9/2023		<0.005
8/3/2023		<0.005

ND substitution: RL or RL/2 if <15% NDs.

Mann-Whitney (Wilcoxon Rank Sum)

Constituent: Nickel (mg/L) Analysis Run 5/13/2024 9:58 AM View: Appendix I - Mann-Whitney

Plant Bowen Data: Bowen 3-4 CCR

	GWC-19R	GWC-19R
9/17/2014	<0.005	
10/4/2014	<0.005	
10/21/2014	<0.005	
11/5/2014	<0.005	
3/3/2015	<0.005	
3/19/2015	<0.005	
4/7/2015	<0.005	
4/24/2015	<0.005	
7/29/2015	<0.005	
3/7/2016	<0.005	
7/14/2016	<0.005	
3/21/2017	<0.005	
9/20/2017	0.0006 (J)	
3/14/2018	<0.005	
9/10/2018	<0.005	
3/12/2019	<0.005	
9/9/2019	<0.005	
3/4/2020	0.00071 (J)	
9/9/2020	<0.005	
2/26/2021	<0.005	
8/5/2021	<0.005	
1/27/2022		<0.005
8/9/2022		<0.005
2/9/2023		<0.005
8/4/2023		<0.005

ND substitution: RL or RL/2 if <15% NDs.

Mann-Whitney (Wilcoxon Rank Sum)

Constituent: Nickel (mg/L) Analysis Run 5/13/2024 9:58 AM View: Appendix I - Mann-Whitney

Plant Bowen Data: Bowen 3-4 CCR

	GWC-21R	GWC-21R
9/18/2014	<0.01	
10/5/2014	<0.01	
10/22/2014	0.0013 (J)	
11/5/2014	0.0013 (J)	
3/4/2015	<0.01	
3/19/2015	<0.01	
4/8/2015	0.0014 (J)	
4/24/2015	0.0014 (J)	
7/30/2015	<0.01	
3/8/2016	0.0261 (O)	
7/15/2016	0.0021 (J)	
3/21/2017	<0.01	
9/19/2017	0.0012 (J)	
3/14/2018	0.0014 (J)	
9/10/2018	0.002 (J)	
3/11/2019	<0.01	
9/6/2019	0.0028 (J)	
3/3/2020	0.00099 (J)	
9/8/2020	0.0014 (J)	
3/9/2021	0.00075 (J)	
8/2/2021	0.0015 (J)	
1/28/2022		0.0014 (J)
8/10/2022		0.0014 (J)
2/9/2023		0.0011 (J)
8/4/2023		0.00098 (J)

ND substitution: RL or RL/2 if <15% NDs.

Mann-Whitney (Wilcoxon Rank Sum)

Constituent: Nickel (mg/L) Analysis Run 5/13/2024 9:58 AM View: Appendix I - Mann-Whitney

Plant Bowen Data: Bowen 3-4 CCR

	GWC-22R	GWC-22R
9/18/2014	<0.005	
10/5/2014	<0.005	
10/22/2014	<0.005	
11/5/2014	<0.005	
3/4/2015	<0.005	
3/19/2015	<0.005	
4/8/2015	<0.005	
4/24/2015	<0.005	
7/30/2015	<0.005	
3/7/2016	<0.005	
7/14/2016	<0.005	
3/20/2017	<0.005	
9/19/2017	0.0011 (J)	
3/13/2018	<0.005	
9/7/2018	<0.005	
3/11/2019	<0.005	
9/5/2019	0.0011 (J)	
3/3/2020	0.001 (J)	
9/8/2020	0.00083 (J)	
3/9/2021	<0.005	
8/2/2021	<0.005	
1/27/2022		0.00076 (J)
8/10/2022		<0.005
2/9/2023		<0.005
8/3/2023		<0.005

ND substitution: RL or RL/2 if <15% NDs.

Mann-Whitney (Wilcoxon Rank Sum)

Constituent: Nickel (mg/L) Analysis Run 5/13/2024 9:58 AM View: Appendix I - Mann-Whitney

Plant Bowen Data: Bowen 3-4 CCR

	GWC-23R	GWC-23R
9/18/2014	<0.005	
10/5/2014	<0.005	
10/22/2014	<0.005	
11/5/2014	<0.005	
3/4/2015	<0.005	
3/20/2015	<0.005	
4/8/2015	<0.005	
4/23/2015	<0.005	
7/30/2015	<0.005	
3/9/2016	<0.005	
7/15/2016	<0.005	
3/22/2017	<0.005	
9/21/2017	0.0012 (J)	
3/14/2018	<0.005	
9/11/2018	<0.005	
3/12/2019	<0.005	
9/6/2019	0.00086 (J)	
3/5/2020	0.00075 (J)	
9/9/2020	<0.005	
3/10/2021	<0.005	
7/30/2021	<0.005	
1/28/2022		<0.005
8/11/2022		<0.005
2/10/2023		<0.005
8/3/2023		0.0011 (J)

ND substitution: RL or RL/2 if <15% NDs.

Mann-Whitney (Wilcoxon Rank Sum)

Constituent: Nickel (mg/L) Analysis Run 5/13/2024 9:58 AM View: Appendix I - Mann-Whitney

Plant Bowen Data: Bowen 3-4 CCR

	GWC-24R	GWC-24R
9/16/2014	<0.005	
10/4/2014	<0.005	
10/23/2014	<0.005	
11/10/2014	<0.005	
3/4/2015	<0.005	
3/20/2015	<0.005	
4/8/2015	<0.005	
4/23/2015	<0.005	
7/30/2015	<0.005	
3/4/2016	<0.005	
7/12/2016	<0.005	
3/20/2017	0.0003 (J)	
9/19/2017	<0.005	
3/13/2018	<0.005	
9/11/2018	<0.005	
3/8/2019	<0.005	
9/5/2019	<0.005	
3/3/2020	<0.005	
9/9/2020	<0.005	
3/9/2021	<0.005	
7/29/2021	<0.005	
1/28/2022		<0.005
8/9/2022		<0.005
2/9/2023		<0.005
8/3/2023		<0.005

ND substitution: RL or RL/2 if <15% NDs.

Mann-Whitney (Wilcoxon Rank Sum)

Constituent: Nickel (mg/L) Analysis Run 5/13/2024 9:58 AM View: Appendix I - Mann-Whitney

Plant Bowen Data: Bowen 3-4 CCR

	GWC-25R	GWC-25R
9/16/2014	<0.005	
10/4/2014	<0.005	
10/23/2014	<0.005	
11/10/2014	<0.005	
3/4/2015	<0.005	
3/20/2015	<0.005	
4/9/2015	<0.005	
4/23/2015	<0.005	
7/30/2015	<0.005	
3/8/2016	<0.005	
7/18/2016	<0.005	
3/16/2017	0.0012 (J)	
9/19/2017	<0.005	
3/13/2018	<0.005	
9/11/2018	<0.005	
3/8/2019	<0.005	
9/5/2019	<0.005	
3/3/2020	<0.005	
9/4/2020	<0.005	
3/9/2021	<0.005	
8/2/2021	<0.005	
1/27/2022		<0.005
8/9/2022		<0.005
2/9/2023		<0.005
8/3/2023		<0.005

ND substitution: RL or RL/2 if <15% NDs.

Mann-Whitney (Wilcoxon Rank Sum)

Constituent: Nickel (mg/L) Analysis Run 5/13/2024 9:58 AM View: Appendix I - Mann-Whitney

Plant Bowen Data: Bowen 3-4 CCR

	GWC-36RA	GWC-36RA
9/15/2014	0.01	
10/3/2014	<0.005	
10/20/2014	0.0043	
11/10/2014	<0.005	
3/2/2015	<0.005	
3/17/2015	<0.005	
4/5/2015	0.0016 (J)	
4/21/2015	0.0033	
7/28/2015	0.0032	
3/1/2016	<0.005	
7/6/2016	0.0007 (J)	
3/14/2017	0.0007 (J)	
9/15/2017	<0.005	
3/12/2018	<0.005	
9/6/2018	<0.005	
3/7/2019	<0.005	
9/4/2019	<0.005	
3/2/2020	0.00051 (J)	
9/14/2020	<0.005	
3/26/2021	<0.005	
7/27/2021	0.0017 (J)	
1/26/2022		<0.005
8/8/2022		<0.005
2/8/2023		<0.005
8/3/2023		<0.005

ND substitution: RL or RL/2 if <15% NDs.

Mann-Whitney (Wilcoxon Rank Sum)

Constituent: Nickel (mg/L) Analysis Run 5/13/2024 9:58 AM View: Appendix I - Mann-Whitney

Plant Bowen Data: Bowen 3-4 CCR

	GWC-37	GWC-37
9/16/2014	0.018	
10/3/2014	0.022	
10/20/2014	0.022	
11/10/2014	0.018	
3/2/2015	0.016	
3/17/2015	0.015	
4/5/2015	0.016	
4/22/2015	0.016	
7/28/2015	0.018	
3/1/2016	0.0138	
7/8/2016	0.014	
3/14/2017	0.0087 (J)	
9/15/2017	0.0053 (J)	
3/12/2018	0.0054 (J)	
9/6/2018	0.0069 (J)	
3/6/2019	<0.01	
9/4/2019	0.0059 (J)	
3/2/2020	0.0079 (J)	
9/3/2020	0.0096 (J)	
2/24/2021	0.01	
7/28/2021	0.019	
1/26/2022		0.016
8/8/2022		0.0097
2/8/2023		0.012
8/2/2023		0.013

ND substitution: RL or RL/2 if <15% NDs.

Mann-Whitney (Wilcoxon Rank Sum)

Constituent: Nickel (mg/L) Analysis Run 5/13/2024 9:58 AM View: Appendix I - Mann-Whitney

Plant Bowen Data: Bowen 3-4 CCR

	GWC-38	GWC-38
9/16/2014	0.0028	
10/3/2014	0.0036	
10/20/2014	0.0025	
11/10/2014	0.0026	
3/2/2015	0.017	
3/17/2015	0.0057	
4/6/2015	0.0022 (J)	
4/22/2015	0.0015 (J)	
7/28/2015	0.0015 (J)	
3/2/2016	<0.01	
7/7/2016	0.0014 (J)	
3/23/2017	<0.01	
9/19/2017	0.0011 (J)	
3/13/2018	<0.01	
9/6/2018	<0.01	
3/7/2019	<0.01	
9/4/2019	0.000825 (JD)	
3/2/2020	0.001 (J)	
9/3/2020	0.00089 (J)	
2/24/2021	0.00091 (J)	
7/28/2021	0.00096 (J)	
1/25/2022		0.00093 (J)
8/5/2022		0.00085 (J)
2/8/2023		0.00091 (J)
8/2/2023		0.0009 (J)

ND substitution: RL or RL/2 if <15% NDs.

Mann-Whitney (Wilcoxon Rank Sum)

Constituent: Selenium (mg/L) Analysis Run 5/13/2024 9:58 AM View: Appendix I - Mann-Whitney

Plant Bowen Data: Bowen 3-4 CCR

	GWA-2	GWA-2
8/23/2007	<0.005	
10/24/2007	<0.005	
11/18/2007	<0.005	
1/31/2008	<0.005	
3/11/2008	<0.005	
5/6/2008	<0.005	
12/4/2008	<0.005	
4/21/2009	<0.005	
10/7/2009	<0.005	
4/26/2010	<0.005	
10/4/2010	<0.005	
4/13/2011	<0.005	
10/5/2011	<0.005	
4/11/2012	<0.005	
10/9/2012	<0.005	
4/15/2013	<0.005	
10/15/2013	<0.005	
4/22/2014	<0.005	
9/30/2014	<0.005	
3/30/2015	<0.005	
10/13/2015	<0.005	
3/23/2016	<0.005	
5/20/2016	0.00216 (J)	
7/29/2016	0.001 (J)	
9/23/2016	<0.005	
11/9/2016	<0.005	
1/31/2017	<0.005	
3/30/2017	<0.005	
6/12/2017	<0.005	
10/2/2017	<0.005	
3/19/2018	0.0016 (J)	
9/14/2018	<0.005	
3/20/2019	<0.005	
9/12/2019	<0.005 (D)	
3/11/2020	0.0021 (J)	
9/15/2020	<0.005	
3/17/2021	0.0045 (J)	
8/9/2021	<0.005	
2/1/2022		<0.005
8/16/2022		<0.005
2/16/2023		0.0014 (J)
7/27/2023		<0.005

ND substitution: RL or RL/2 if <15% NDs.

Mann-Whitney (Wilcoxon Rank Sum)

Constituent: Selenium (mg/L) Analysis Run 5/13/2024 9:58 AM View: Appendix I - Mann-Whitney

Plant Bowen Data: Bowen 3-4 CCR

	GWA-2R	GWA-2R
8/23/2007	<0.005	
10/24/2007	<0.005	
11/18/2007	<0.005	
1/31/2008	<0.005	
3/10/2008	<0.005	
5/13/2008	<0.005	
12/4/2008	<0.005	
4/21/2009	<0.005	
10/8/2009	<0.005	
4/21/2010	<0.005	
9/28/2010	<0.005	
4/12/2011	<0.005	
10/4/2011	<0.005	
4/3/2012	<0.005	
10/9/2012	<0.005	
4/11/2013	<0.005	
10/16/2013	<0.005	
4/10/2014	<0.005	
9/30/2014	<0.005	
3/30/2015	<0.005	
10/13/2015	<0.005	
3/23/2016	<0.005	
5/19/2016	<0.005	
7/29/2016	<0.005	
9/22/2016	<0.005	
11/10/2016	<0.005	
1/31/2017	<0.005	
4/3/2017	<0.005	
6/9/2017	<0.005	
10/2/2017	<0.005	
3/16/2018	<0.005	
9/14/2018	<0.005	
3/19/2019	<0.005	
9/13/2019	<0.005	
3/11/2020	<0.005	
9/15/2020	<0.005	
3/16/2021	0.0021 (J)	
8/9/2021	<0.005	
2/1/2022		<0.005
8/16/2022		<0.005
2/16/2023		<0.005
7/27/2023		<0.005

ND substitution: RL or RL/2 if <15% NDs.

Mann-Whitney (Wilcoxon Rank Sum)

Constituent: Selenium (mg/L) Analysis Run 5/13/2024 9:58 AM View: Appendix I - Mann-Whitney

Plant Bowen Data: Bowen 3-4 CCR

	GWA-43	GWA-43
3/11/2016	0.00236 (J)	
5/13/2016	<0.005	
7/19/2016	<0.005	
9/16/2016	<0.005	
11/2/2016	<0.005	
1/18/2017	<0.005	
3/28/2017	<0.005	
6/6/2017	<0.005	
9/22/2017	<0.005	
3/14/2018	<0.005	
9/12/2018	<0.005	
3/13/2019	<0.005	
9/11/2019	<0.005	
3/9/2020	<0.005	
9/11/2020	<0.005	
3/11/2021	<0.005	
8/6/2021	<0.005	
1/31/2022		<0.005
8/11/2022		<0.005
2/14/2023		<0.005
7/25/2023		<0.005

ND substitution: RL or RL/2 if <15% NDs.

Mann-Whitney (Wilcoxon Rank Sum)

Constituent: Selenium (mg/L) Analysis Run 5/13/2024 9:58 AM View: Appendix I - Mann-Whitney

Plant Bowen Data: Bowen 3-4 CCR

	GWC-23R	GWC-23R
9/18/2014	<0.005	
10/5/2014	<0.005	
10/22/2014	<0.005	
11/5/2014	<0.005	
3/4/2015	<0.005	
3/20/2015	<0.005	
4/8/2015	<0.005	
4/23/2015	<0.005	
7/30/2015	<0.005	
3/9/2016	<0.005	
5/6/2016	<0.005	
7/15/2016	<0.005	
9/14/2016	<0.005	
11/1/2016	<0.005	
1/25/2017	<0.005	
3/22/2017	<0.005	
5/24/2017	<0.005	
9/21/2017	<0.005	
3/14/2018	<0.005	
9/11/2018	<0.005	
3/12/2019	<0.005	
9/6/2019	<0.005	
3/5/2020	<0.005	
9/9/2020	0.0017 (J)	
3/10/2021	<0.005	
7/30/2021	<0.005	
1/28/2022		<0.005
8/11/2022		<0.005
2/10/2023		<0.005
8/3/2023		<0.005

ND substitution: RL or RL/2 if <15% NDs.

Mann-Whitney (Wilcoxon Rank Sum)

Constituent: Silver (mg/L) Analysis Run 5/13/2024 9:58 AM View: Appendix I - Mann-Whitney

Plant Bowen Data: Bowen 3-4 CCR

	GWA-39RZ	GWA-39RZ
5/16/2016	<0.005 (D)	
7/27/2016	0.0012 (JD)	
2/21/2017	<0.005	
3/27/2017	<0.005 (D)	
9/29/2017	<0.005 (D)	
3/16/2018	<0.005	
9/14/2018	<0.005	
3/14/2019	<0.005	
3/9/2020	<0.005	
9/16/2020	<0.005	
3/16/2021	<0.005	
8/6/2021	<0.005	
2/2/2022		<0.005
8/16/2022		<0.005
2/14/2023		<0.005
7/25/2023		<0.005

ND substitution: RL or RL/2 if <15% NDs.

Mann-Whitney (Wilcoxon Rank Sum)

Constituent: Silver (mg/L) Analysis Run 5/13/2024 9:58 AM View: Appendix I - Mann-Whitney

Plant Bowen Data: Bowen 3-4 CCR

	GWA-50	GWA-50
12/12/2008	<0.005	
4/23/2009	<0.005	
10/6/2009	<0.005	
4/27/2010	<0.005	
9/30/2010	<0.005	
4/14/2011	<0.005	
10/5/2011	<0.005	
4/11/2012	<0.005	
10/2/2012	<0.005	
4/9/2013	<0.005	
10/15/2013	<0.005	
4/10/2014	0.0025 (J)	
10/1/2014	<0.005	
3/30/2015	<0.005	
10/11/2015	<0.005	
3/28/2016	<0.005	
8/1/2016	0.0004 (J)	
4/7/2017	0.0005 (J)	
10/2/2017	0.0006 (J)	
3/16/2018	<0.005	
9/17/2018	<0.005	
3/19/2019	<0.005	
9/13/2019	0.00045 (J)	
3/11/2020	0.00039 (J)	
9/16/2020	0.00042 (J)	
3/17/2021	0.00044 (J)	
8/9/2021	<0.005	
2/1/2022		<0.005
8/16/2022		<0.005
2/16/2023		<0.005
7/28/2023		0.00044 (J)

ND substitution: RL or RL/2 if <15% NDs.

Mann-Whitney (Wilcoxon Rank Sum)

Constituent: Silver (mg/L) Analysis Run 5/13/2024 9:58 AM View: Appendix I - Mann-Whitney

Plant Bowen Data: Bowen 3-4 CCR

	GWA-50R	GWA-50R
12/12/2008	<0.0025	
4/23/2009	<0.0025	
10/6/2009	0.0048	
5/3/2010	<0.0025	
10/11/2010	<0.0025	
4/27/2011	0.004	
10/19/2011	<0.0025	
5/1/2012	<0.0025	
10/2/2012	<0.0025	
4/10/2013	<0.0025	
10/16/2013	0.0034	
4/22/2014	0.0034	
10/1/2014	0.0012 (J)	
3/30/2015	0.003	
10/11/2015	0.0018 (J)	
3/28/2016	0.0022 (J)	
8/1/2016	0.0016 (J)	
4/3/2017	0.0022 (J)	
10/2/2017	0.0021 (J)	
3/16/2018	0.0023 (J)	
9/18/2018	0.0017 (J)	
3/19/2019	0.0017 (J)	
9/12/2019	0.0028 (J)	
3/11/2020	0.0013 (J)	
9/15/2020	0.0012 (J)	
3/17/2021	0.0026 (J)	
8/9/2021	0.0015 (J)	
2/2/2022		0.0012 (J)
8/17/2022		0.0021 (J)
2/16/2023		0.0011 (J)
7/28/2023		0.00091 (J)

ND substitution: RL or RL/2 if <15% NDs.

Mann-Whitney (Wilcoxon Rank Sum)

Constituent: Silver (mg/L) Analysis Run 5/13/2024 9:58 AM View: Appendix I - Mann-Whitney

Plant Bowen Data: Bowen 3-4 CCR

	GWC-16R	GWC-16R
9/16/2014	<0.005	
10/4/2014	<0.005	
10/21/2014	<0.005	
11/11/2014	<0.005	
3/3/2015	<0.005	
3/18/2015	<0.005	
4/6/2015	0.0013 (J)	
4/23/2015	<0.005	
7/29/2015	<0.005	
3/3/2016	<0.005	
7/13/2016	<0.005	
3/20/2017	<0.005	
9/21/2017	<0.005	
3/14/2018	<0.005	
9/7/2018	<0.005	
3/11/2019	<0.005	
9/9/2019	<0.005	
3/4/2020	<0.005	
9/9/2020	<0.005	
3/9/2021	<0.005	
7/30/2021	<0.005	
1/28/2022		<0.005
8/11/2022		<0.005
2/10/2023		<0.005
8/4/2023		<0.005

ND substitution: RL or RL/2 if <15% NDs.

Mann-Whitney (Wilcoxon Rank Sum)

Constituent: Silver (mg/L) Analysis Run 5/13/2024 9:58 AM View: Appendix I - Mann-Whitney

Plant Bowen Data: Bowen 3-4 CCR

	GWC-17R	GWC-17R
9/17/2014	<0.005	
10/4/2014	<0.005	
10/21/2014	<0.005	
11/11/2014	0.0007 (J)	
3/3/2015	0.00052 (J)	
3/18/2015	<0.005	
4/6/2015	<0.005	
4/23/2015	<0.005	
7/29/2015	<0.005	
3/4/2016	<0.005	
7/14/2016	<0.005	
3/21/2017	<0.005	
9/22/2017	<0.005	
3/14/2018	<0.005	
9/11/2018	<0.005	
3/12/2019	<0.005	
9/10/2019	<0.005	
3/5/2020	<0.005	
9/9/2020	<0.005	
3/10/2021	<0.005	
7/30/2021	<0.005	
1/28/2022		<0.005
8/11/2022		<0.005
2/10/2023		<0.005
8/3/2023		<0.005

ND substitution: RL or RL/2 if <15% NDs.

Mann-Whitney (Wilcoxon Rank Sum)

Constituent: Silver (mg/L) Analysis Run 5/13/2024 9:58 AM View: Appendix I - Mann-Whitney

Plant Bowen Data: Bowen 3-4 CCR

	GWC-18R	GWC-18R
9/17/2014	0.00058 (J)	
10/4/2014	<0.005	
10/21/2014	<0.005	
11/11/2014	<0.005	
3/3/2015	<0.005	
3/18/2015	<0.005	
4/7/2015	<0.005	
4/23/2015	<0.005	
7/29/2015	<0.005	
3/7/2016	<0.005	
7/13/2016	<0.005	
3/20/2017	<0.005	
9/21/2017	<0.005	
3/14/2018	<0.005	
9/7/2018	<0.005	
3/12/2019	<0.005	
9/6/2019	<0.005	
3/5/2020	<0.005	
9/9/2020	<0.005	
2/26/2021	<0.005	
7/29/2021	<0.005	
1/27/2022		<0.005
8/10/2022		<0.005
2/9/2023		<0.005
8/4/2023		<0.005

ND substitution: RL or RL/2 if <15% NDs.

Mann-Whitney (Wilcoxon Rank Sum)

Constituent: Silver (mg/L) Analysis Run 5/13/2024 9:58 AM View: Appendix I - Mann-Whitney

Plant Bowen Data: Bowen 3-4 CCR

	GWC-38	GWC-38
9/16/2014	0.00051 (J)	
10/3/2014	<0.005	
10/20/2014	<0.005	
11/10/2014	<0.005	
3/2/2015	<0.005	
3/17/2015	<0.005	
4/6/2015	<0.005	
4/22/2015	<0.005	
7/28/2015	<0.005	
3/2/2016	<0.005	
7/7/2016	<0.005	
3/23/2017	<0.005	
9/19/2017	<0.005	
3/13/2018	<0.005	
9/6/2018	<0.005	
3/7/2019	<0.005	
9/4/2019	<0.005 (D)	
3/2/2020	<0.005	
9/3/2020	<0.005	
2/24/2021	<0.005	
7/28/2021	<0.005	
1/25/2022		<0.005
8/5/2022		<0.005
2/8/2023		<0.005
8/2/2023		<0.005

ND substitution: RL or RL/2 if <15% NDs.

Mann-Whitney (Wilcoxon Rank Sum)

Constituent: Thallium (mg/L) Analysis Run 5/13/2024 9:58 AM View: Appendix I - Mann-Whitney

Plant Bowen Data: Bowen 3-4 CCR

	GWA-2R	GWA-2R
3/30/2015	7E-05	
10/13/2015	<0.001	
3/23/2016	<0.001	
5/19/2016	<0.001	
7/29/2016	<0.001	
9/22/2016	<0.001	
11/10/2016	<0.001	
1/31/2017	<0.001	
4/3/2017	<0.001	
6/9/2017	<0.001	
10/2/2017	<0.001	
3/16/2018	<0.001	
9/14/2018	<0.001	
3/19/2019	<0.001	
9/13/2019	6.2E-05 (J)	
3/11/2020	<0.001	
9/15/2020	<0.001	
3/16/2021	<0.001	
8/9/2021	<0.001	
2/1/2022		<0.001
8/16/2022		<0.001
2/16/2023		<0.001
7/27/2023		<0.001

ND substitution: RL or RL/2 if <15% NDs.

Mann-Whitney (Wilcoxon Rank Sum)

Constituent: Thallium (mg/L) Analysis Run 5/13/2024 9:58 AM View: Appendix I - Mann-Whitney

Plant Bowen Data: Bowen 3-4 CCR

	GWA-39RZ	GWA-39RZ
5/16/2016	<0.001 (D)	
7/27/2016	0.0002 (JD)	
2/21/2017	<0.001	
3/27/2017	<0.001 (D)	
6/8/2017	<0.001 (D)	
7/17/2017	<0.001 (D)	
7/27/2017	<0.001	
8/9/2017	<0.001	
9/29/2017	<0.001 (D)	
3/16/2018	<0.001	
9/14/2018	<0.001	
3/14/2019	<0.001	
3/9/2020	<0.001	
9/16/2020	<0.001	
3/16/2021	<0.001	
8/6/2021	<0.001	
2/2/2022		<0.001
8/16/2022		<0.001
2/14/2023		<0.001
7/25/2023		<0.001

ND substitution: RL or RL/2 if <15% NDs.

Mann-Whitney (Wilcoxon Rank Sum)

Constituent: Thallium (mg/L) Analysis Run 5/13/2024 9:58 AM View: Appendix I - Mann-Whitney

Plant Bowen Data: Bowen 3-4 CCR

	GWA-39Z	GWA-39Z
3/14/2016	<0.001	
5/11/2016	<0.001	
7/19/2016	<0.001 (*)	
9/15/2016	<0.001	
11/2/2016	<0.001	
1/18/2017	<0.001	
3/28/2017	5E-05 (J)	
6/7/2017	<0.001	
9/26/2017	7E-05 (J)	
3/14/2018	<0.001	
9/12/2018	<0.001	
3/15/2019	<0.001	
9/9/2019	<0.001	
3/9/2020	<0.001	
9/10/2020	<0.001	
3/12/2021	<0.001	
8/4/2021	<0.001	
1/31/2022		<0.001
8/10/2022		<0.001
2/13/2023		<0.001
7/26/2023		<0.001

ND substitution: RL or RL/2 if <15% NDs.

Mann-Whitney (Wilcoxon Rank Sum)

Constituent: Thallium (mg/L) Analysis Run 5/13/2024 9:58 AM View: Appendix I - Mann-Whitney

Plant Bowen Data: Bowen 3-4 CCR

	GWA-40	GWA-40
3/15/2016	<0.001	
5/11/2016	<0.001	
7/21/2016	<0.001	
9/15/2016	<0.001	
11/3/2016	<0.001	
1/17/2017	<0.001	
3/24/2017	<0.001	
5/24/2017	<0.001	
9/26/2017	<0.001	
3/14/2018	<0.001	
9/12/2018	<0.001	
3/13/2019	<0.001	
9/9/2019	<0.001	
3/9/2020	7.8E-05 (J)	
9/11/2020	<0.001	
3/10/2021	<0.001	
8/4/2021	<0.001	
1/31/2022		<0.001
8/12/2022		<0.001
2/13/2023		<0.001
7/26/2023		<0.001

ND substitution: RL or RL/2 if <15% NDs.

Mann-Whitney (Wilcoxon Rank Sum)

Constituent: Thallium (mg/L) Analysis Run 5/13/2024 9:58 AM View: Appendix I - Mann-Whitney

Plant Bowen Data: Bowen 3-4 CCR

	GWA-41R	GWA-41R
3/15/2016	<0.001	
5/13/2016	<0.001	
7/21/2016	<0.001	
9/21/2016	<0.001	
11/3/2016	<0.001	
1/17/2017	<0.001	
3/27/2017	<0.001	
6/6/2017	0.0002 (J)	
9/25/2017	<0.001	
3/14/2018	<0.001	
9/12/2018	<0.001	
3/14/2019	<0.001	
9/10/2019	<0.001	
3/9/2020	6.1E-05 (J)	
9/10/2020	<0.001	
3/10/2021	<0.001	
8/4/2021	<0.001	
1/31/2022		<0.001
8/11/2022		<0.001
2/13/2023		<0.001
7/25/2023		<0.001

ND substitution: RL or RL/2 if <15% NDs.

Mann-Whitney (Wilcoxon Rank Sum)

Constituent: Thallium (mg/L) Analysis Run 5/13/2024 9:58 AM View: Appendix I - Mann-Whitney

Plant Bowen Data: Bowen 3-4 CCR

	GWA-42	GWA-42
3/11/2016	<0.001	
5/16/2016	<0.001	
7/22/2016	0.0002 (J)	
9/19/2016	<0.001	
11/3/2016	<0.001	
1/17/2017	<0.001	
3/27/2017	<0.001	
6/7/2017	<0.001	
9/26/2017	<0.001	
3/14/2018	<0.001	
9/14/2018	<0.001	
3/14/2019	<0.001	
9/10/2019	<0.001	
3/6/2020	8.6E-05 (J)	
9/10/2020	<0.001	
3/11/2021	<0.001	
8/4/2021	<0.001	
1/31/2022		<0.001
8/10/2022		<0.001
2/13/2023		<0.001
7/26/2023		<0.001

ND substitution: RL or RL/2 if <15% NDs.

Mann-Whitney (Wilcoxon Rank Sum)

Constituent: Thallium (mg/L) Analysis Run 5/13/2024 9:58 AM View: Appendix I - Mann-Whitney

Plant Bowen Data: Bowen 3-4 CCR

	GWA-43	GWA-43
3/11/2016	<0.001	
5/13/2016	<0.001	
7/19/2016	<0.001 (*)	
9/16/2016	<0.001	
11/2/2016	<0.001	
1/18/2017	<0.001	
3/28/2017	5E-05 (J)	
6/6/2017	<0.001	
9/22/2017	<0.001	
3/14/2018	<0.001	
9/12/2018	<0.001	
3/13/2019	<0.001	
9/11/2019	6.2E-05 (J)	
3/9/2020	<0.001	
9/11/2020	<0.001	
3/11/2021	<0.001	
8/6/2021	<0.001	
1/31/2022		<0.001
8/11/2022		<0.001
2/14/2023		<0.001
7/25/2023		<0.001

ND substitution: RL or RL/2 if <15% NDs.

Mann-Whitney (Wilcoxon Rank Sum)

Constituent: Thallium (mg/L) Analysis Run 5/13/2024 9:58 AM View: Appendix I - Mann-Whitney

Plant Bowen Data: Bowen 3-4 CCR

	GWA-50R	GWA-50R
10/11/2015	<0.001	
3/28/2016	<0.001	
5/25/2016	<0.001	
8/1/2016	<0.001	
9/26/2016	<0.001	
11/11/2016	<0.001	
1/30/2017	<0.001	
4/3/2017	<0.001	
6/12/2017	<0.001	
10/2/2017	<0.001	
3/16/2018	<0.001	
9/18/2018	<0.001	
3/19/2019	<0.001	
9/12/2019	<0.001	
3/11/2020	5.9E-05 (J)	
9/15/2020	<0.001	
3/17/2021	<0.001	
8/9/2021	<0.001	
2/2/2022		<0.001
8/17/2022		<0.001
2/16/2023		<0.001
7/28/2023		<0.001

ND substitution: RL or RL/2 if <15% NDs.

Mann-Whitney (Wilcoxon Rank Sum)

Constituent: Thallium (mg/L) Analysis Run 5/13/2024 9:58 AM View: Appendix I - Mann-Whitney

Plant Bowen Data: Bowen 3-4 CCR

	GWC-16R	GWC-16R
9/16/2014	0.0004 (J)	
10/4/2014	0.0004 (J)	
10/21/2014	0.0004 (J)	
11/11/2014	0.0005 (J)	
3/3/2015	0.0004 (J)	
3/18/2015	0.0005 (J)	
4/6/2015	0.0004 (J)	
4/23/2015	0.0004 (J)	
7/29/2015	0.0003 (J)	
3/3/2016	0.002222 (JD)	
5/10/2016	<0.001	
7/13/2016	<0.001	
9/15/2016	<0.001	
11/2/2016	<0.001	
1/11/2017	0.0003 (J)	
3/20/2017	0.0003 (J)	
5/23/2017	0.0003 (J)	
9/21/2017	0.0002 (J)	
3/14/2018	0.00018 (J)	
9/7/2018	0.00016 (J)	
3/11/2019	0.00026 (J)	
9/9/2019	6E-05 (J)	
3/4/2020	0.00014 (J)	
9/9/2020	<0.001	
3/9/2021	<0.001	
7/30/2021	<0.001	
1/28/2022		<0.001
8/11/2022		<0.001
2/10/2023		<0.001
8/4/2023		<0.001

ND substitution: RL or RL/2 if <15% NDs.

Mann-Whitney (Wilcoxon Rank Sum)

Constituent: Thallium (mg/L) Analysis Run 5/13/2024 9:58 AM View: Appendix I - Mann-Whitney

Plant Bowen Data: Bowen 3-4 CCR

	GWC-18	GWC-18
9/17/2014	0.0002 (J)	
10/4/2014	0.0002 (J)	
10/21/2014	0.0002 (J)	
11/5/2014	0.0003 (J)	
3/3/2015	0.0002 (J)	
3/18/2015	0.0002 (J)	
4/7/2015	0.0002 (J)	
4/23/2015	0.0002 (J)	
7/29/2015	0.0002 (J)	
3/7/2016	<0.001	
5/5/2016	<0.001	
7/13/2016	<0.001	
9/13/2016	<0.001	
10/31/2016	<0.001	
1/12/2017	<0.001	
3/23/2017	0.0001 (J)	
5/23/2017	0.0001 (J)	
9/25/2017	0.0001 (J)	
3/14/2018	<0.001	
9/11/2018	<0.001	
3/12/2019	<0.001	
9/9/2019	<0.001	
3/6/2020	7.6E-05 (J)	
9/9/2020	<0.001	
2/26/2021	<0.001	
7/29/2021	<0.001	
1/28/2022		<0.001
8/10/2022		<0.001
2/9/2023		<0.001
8/3/2023		<0.001

ND substitution: RL or RL/2 if <15% NDs.

Mann-Whitney (Wilcoxon Rank Sum)

Constituent: Thallium (mg/L) Analysis Run 5/13/2024 9:58 AM View: Appendix I - Mann-Whitney

Plant Bowen Data: Bowen 3-4 CCR

	GWC-20R	GWC-20R
9/18/2014	0.0001 (J)	
10/5/2014	0.0001 (J)	
10/22/2014	0.0001 (J)	
11/5/2014	0.0002 (J)	
3/4/2015	0.0001 (J)	
3/19/2015	0.0001 (J)	
4/7/2015	0.0001 (J)	
4/24/2015	0.0001 (J)	
7/30/2015	<0.001	
3/8/2016	<0.001	
5/9/2016	<0.001	
7/14/2016	<0.001	
9/12/2016	<0.001	
10/31/2016	<0.001	
1/12/2017	<0.001	
3/22/2017	4E-05 (J)	
5/22/2017	5E-05 (J)	
9/19/2017	6E-05 (J)	
3/14/2018	<0.001	
9/10/2018	<0.001	
3/12/2019	<0.001	
9/6/2019	<0.001	
3/5/2020	<0.001	
9/4/2020	<0.001	
3/9/2021	<0.001	
8/2/2021	<0.001	
1/27/2022		<0.001
8/9/2022		<0.001
2/10/2023		<0.001
8/3/2023		<0.001

ND substitution: RL or RL/2 if <15% NDs.

Mann-Whitney (Wilcoxon Rank Sum)

Constituent: Thallium (mg/L) Analysis Run 5/13/2024 9:58 AM View: Appendix I - Mann-Whitney

Plant Bowen Data: Bowen 3-4 CCR

	GWC-21R	GWC-21R
9/18/2014	0.0002 (J)	
10/5/2014	0.0002 (J)	
10/22/2014	0.0002 (J)	
11/5/2014	0.0002 (J)	
3/4/2015	0.0002 (J)	
3/19/2015	0.0002 (J)	
4/8/2015	0.0002 (J)	
4/24/2015	0.0002 (J)	
7/30/2015	0.0001 (J)	
3/8/2016	<0.001	
5/9/2016	0.000353 (J)	
7/15/2016	<0.001	
9/9/2016	<0.001	
10/27/2016	<0.001	
1/12/2017	<0.001	
3/21/2017	<0.001	
5/23/2017	0.0002 (J)	
9/19/2017	0.0002 (J)	
3/14/2018	<0.001	
9/10/2018	<0.001	
3/11/2019	<0.001	
9/6/2019	0.0002 (J)	
3/3/2020	7.1E-05 (J)	
9/8/2020	<0.001	
3/9/2021	<0.001	
8/2/2021	<0.001	
1/28/2022		0.00021 (J)
8/10/2022		0.00031 (J)
2/9/2023		0.00029 (J)
8/4/2023		0.00022 (J)

ND substitution: RL or RL/2 if <15% NDs.

Mann-Whitney (Wilcoxon Rank Sum)

Constituent: Thallium (mg/L) Analysis Run 5/13/2024 9:58 AM View: Appendix I - Mann-Whitney

Plant Bowen Data: Bowen 3-4 CCR

	GWC-22R	GWC-22R
9/18/2014	<0.001	
10/5/2014	0.0001 (J)	
10/22/2014	<0.001	
11/5/2014	0.0001 (J)	
3/4/2015	0.0001 (J)	
3/19/2015	0.0001 (J)	
4/8/2015	0.0001 (J)	
4/24/2015	0.0001 (J)	
7/30/2015	0.0001 (J)	
3/7/2016	<0.001	
5/5/2016	<0.001	
7/14/2016	<0.001	
9/12/2016	<0.001	
10/27/2016	<0.001	
1/13/2017	<0.001	
3/20/2017	<0.001	
5/23/2017	0.0001 (J)	
9/19/2017	8E-05 (J)	
3/13/2018	0.00017 (J)	
9/7/2018	<0.001	
3/11/2019	0.00015 (J)	
9/5/2019	5.5E-05 (J)	
3/3/2020	7.2E-05 (J)	
9/8/2020	0.00016 (J)	
3/9/2021	<0.001	
8/2/2021	<0.001	
1/27/2022		<0.001
8/10/2022		<0.001
2/9/2023		<0.001
8/3/2023		<0.001

ND substitution: RL or RL/2 if <15% NDs.

Mann-Whitney (Wilcoxon Rank Sum)

Constituent: Thallium (mg/L) Analysis Run 5/13/2024 9:58 AM View: Appendix I - Mann-Whitney

Plant Bowen Data: Bowen 3-4 CCR

	GWC-23R	GWC-23R
9/18/2014	0.0002 (J)	
10/5/2014	0.0003 (J)	
10/22/2014	0.0002 (J)	
3/4/2015	0.0002 (J)	
3/20/2015	0.0002 (J)	
4/8/2015	0.0002 (J)	
4/23/2015	0.0002 (J)	
7/30/2015	0.0001 (J)	
3/9/2016	0.0033 (JO)	
5/6/2016	<0.001	
7/15/2016	<0.001	
9/14/2016	0.0002 (J)	
11/1/2016	<0.001	
1/25/2017	<0.001	
3/22/2017	0.0001 (J)	
5/24/2017	0.0001 (J)	
9/21/2017	0.0002 (J)	
3/14/2018	<0.001	
9/11/2018	<0.001	
3/12/2019	<0.001	
9/6/2019	0.0003 (J)	
3/5/2020	0.00018 (J)	
9/9/2020	0.00016 (J)	
3/10/2021	<0.001	
7/30/2021	0.00023 (J)	
1/28/2022		<0.001
8/11/2022		<0.001
2/10/2023		<0.001
8/3/2023		<0.001

ND substitution: RL or RL/2 if <15% NDs.

Mann-Whitney (Wilcoxon Rank Sum)

Constituent: Thallium (mg/L) Analysis Run 5/13/2024 9:58 AM View: Appendix I - Mann-Whitney

Plant Bowen Data: Bowen 3-4 CCR

	GWC-36RA	GWC-36RA
10/3/2014	<0.001	
10/20/2014	<0.001	
11/10/2014	<0.001	
3/2/2015	<0.001	
3/17/2015	0.0001 (J)	
4/5/2015	7E-05 (J)	
4/21/2015	<0.001	
7/28/2015	<0.001	
3/1/2016	<0.001	
5/2/2016	<0.001	
7/6/2016	<0.001	
9/7/2016	<0.001	
10/25/2016	<0.001	
1/5/2017	<0.001	
3/14/2017	<0.001	
5/16/2017	<0.001	
9/15/2017	<0.001	
3/12/2018	<0.001	
9/6/2018	<0.001	
3/7/2019	<0.001	
9/4/2019	<0.001	
3/2/2020	<0.001	
9/14/2020	<0.001	
3/26/2021	<0.001	
7/27/2021	<0.001	
1/26/2022		<0.001
8/8/2022		<0.001
2/8/2023		<0.001
8/3/2023		<0.001

ND substitution: RL or RL/2 if <15% NDs.

Mann-Whitney (Wilcoxon Rank Sum)

Constituent: Vanadium (mg/L) Analysis Run 5/13/2024 9:58 AM View: Appendix I - Mann-Whitney

Plant Bowen Data: Bowen 3-4 CCR

	GWA-1	GWA-1
8/23/2007	<0.01	
10/23/2007	<0.01	
11/18/2007	<0.01	
1/30/2008	<0.01	
3/10/2008	<0.01	
5/13/2008	<0.01	
12/5/2008	<0.01	
4/15/2009	<0.01	
10/7/2009	0.0099	
5/3/2010	<0.01	
10/12/2010	<0.01	
4/27/2011	<0.01	
10/17/2011	<0.01	
5/2/2012	<0.01	
10/8/2012	<0.01	
4/12/2013	<0.01	
10/16/2013	<0.01	
4/11/2014	<0.01	
9/30/2014	<0.01	
3/30/2015	0.0067	
10/13/2015	<0.01	
3/22/2016	0.00214 (J)	
7/29/2016	<0.01	
3/30/2017	<0.01	
10/2/2017	<0.01	
3/16/2018	<0.01	
9/17/2018	<0.01 (D)	
3/20/2019	<0.01	
9/12/2019	<0.01	
3/11/2020	<0.01	
9/15/2020	<0.01	
3/16/2021	<0.01	
8/9/2021	<0.01	
2/1/2022		<0.01
8/16/2022		<0.01
2/16/2023		<0.01
7/27/2023		<0.01

ND substitution: RL or RL/2 if <15% NDs.

Mann-Whitney (Wilcoxon Rank Sum)

Constituent: Vanadium (mg/L) Analysis Run 5/13/2024 9:58 AM View: Appendix I - Mann-Whitney

Plant Bowen Data: Bowen 3-4 CCR

	GWA-2	GWA-2
8/23/2007	<0.01	
10/24/2007	<0.01	
11/18/2007	0.0051	
1/31/2008	<0.01	
3/11/2008	0.0032	
5/6/2008	<0.01	
12/4/2008	0.016 (O)	
4/21/2009	0.005	
10/7/2009	<0.01	
4/26/2010	<0.01	
10/4/2010	0.0025	
4/13/2011	<0.01	
10/5/2011	<0.01	
4/11/2012	<0.01	
10/9/2012	<0.01	
4/15/2013	<0.01	
10/15/2013	<0.01	
4/22/2014	<0.01	
9/30/2014	<0.01	
3/30/2015	0.0016 (J)	
10/13/2015	<0.01	
3/23/2016	<0.01	
7/29/2016	<0.01	
3/30/2017	<0.01	
10/2/2017	<0.01	
3/19/2018	<0.01	
9/14/2018	<0.01	
3/20/2019	<0.01	
9/12/2019	<0.01 (D)	
3/11/2020	<0.01	
9/15/2020	<0.01	
3/17/2021	<0.01	
8/9/2021	<0.01	
2/1/2022		<0.01
8/16/2022		<0.01
2/16/2023		<0.01
7/27/2023		<0.01

ND substitution: RL or RL/2 if <15% NDs.

Mann-Whitney (Wilcoxon Rank Sum)

Constituent: Vanadium (mg/L) Analysis Run 5/13/2024 9:58 AM View: Appendix I - Mann-Whitney

Plant Bowen Data: Bowen 3-4 CCR

	GWA-2R	GWA-2R
8/23/2007	<0.01	
10/24/2007	<0.01	
11/18/2007	<0.01	
1/31/2008	0.0078	
3/10/2008	<0.01	
5/13/2008	<0.01	
12/4/2008	<0.01	
4/21/2009	0.0036	
10/8/2009	<0.01	
4/21/2010	<0.01	
9/28/2010	<0.01	
4/12/2011	<0.01	
10/4/2011	<0.01	
4/3/2012	<0.01	
10/9/2012	<0.01	
4/11/2013	<0.01	
10/16/2013	<0.01	
4/10/2014	0.005 (J)	
9/30/2014	<0.01	
3/30/2015	<0.01	
10/13/2015	<0.01	
3/23/2016	<0.01	
7/29/2016	<0.01	
4/3/2017	<0.01	
10/2/2017	<0.01	
3/16/2018	<0.01	
9/14/2018	<0.01	
3/19/2019	<0.01	
9/13/2019	0.001 (J)	
3/11/2020	0.00084 (J)	
9/15/2020	<0.01	
3/16/2021	<0.01	
8/9/2021	<0.01	
2/1/2022		<0.01
8/16/2022		<0.01
2/16/2023		<0.01
7/27/2023		<0.01

ND substitution: RL or RL/2 if <15% NDs.

Mann-Whitney (Wilcoxon Rank Sum)

Constituent: Vanadium (mg/L) Analysis Run 5/13/2024 9:58 AM View: Appendix I - Mann-Whitney

Plant Bowen Data: Bowen 3-4 CCR

	GWA-39RZ	GWA-39RZ
5/16/2016	<0.01 (D)	
7/27/2016	0.002 (JD)	
2/21/2017	<0.01	
3/27/2017	<0.01 (D)	
9/29/2017	<0.01 (D)	
3/16/2018	<0.01	
9/14/2018	<0.01	
3/14/2019	<0.01	
3/9/2020	<0.01	
9/16/2020	<0.01	
3/16/2021	<0.01	
8/6/2021	<0.01	
2/2/2022		<0.01
8/16/2022		<0.01
2/14/2023		<0.01
7/25/2023		<0.01

ND substitution: RL or RL/2 if <15% NDs.

Mann-Whitney (Wilcoxon Rank Sum)

Constituent: Vanadium (mg/L) Analysis Run 5/13/2024 9:58 AM View: Appendix I - Mann-Whitney

Plant Bowen Data: Bowen 3-4 CCR

	GWA-3A	GWA-3A
8/23/2007	<0.01	
11/2/2007	<0.01	
11/18/2007	0.0046	
1/31/2008	<0.01	
3/11/2008	<0.01	
5/14/2008	<0.01	
12/5/2008	<0.01	
4/15/2009	<0.01	
10/8/2009	<0.01	
4/28/2010	<0.01	
10/6/2010	<0.01	
4/21/2011	<0.01	
10/13/2011	<0.01	
5/1/2012	<0.01	
10/9/2012	<0.01	
4/11/2013	<0.01	
10/16/2013	<0.01	
4/23/2014	<0.01	
10/4/2014	<0.01	
3/31/2015	0.0023 (J)	
10/12/2015	<0.01	
3/23/2016	<0.01	
7/29/2016	<0.01	
3/30/2017	<0.01	
10/4/2017	<0.01	
3/19/2018	<0.01	
9/17/2018	<0.01	
3/20/2019	<0.01	
9/13/2019	<0.01	
3/11/2020	<0.01	
3/29/2021	<0.01	
8/9/2021	<0.01	
2/2/2022		<0.01
8/16/2022		<0.01
2/17/2023		<0.01
8/1/2023		<0.01

ND substitution: RL or RL/2 if <15% NDs.

Mann-Whitney (Wilcoxon Rank Sum)

Constituent: Vanadium (mg/L) Analysis Run 5/13/2024 9:58 AM View: Appendix I - Mann-Whitney

Plant Bowen Data: Bowen 3-4 CCR

	GWA-43	GWA-43
3/11/2016	0.00204 (J)	
5/13/2016	<0.01	
7/19/2016	<0.01	
9/16/2016	<0.01	
11/2/2016	<0.01	
1/18/2017	<0.01	
3/28/2017	<0.01	
9/22/2017	<0.01	
3/14/2018	<0.01	
9/12/2018	<0.01	
3/13/2019	<0.01	
9/11/2019	<0.01	
3/9/2020	<0.01	
9/11/2020	<0.01	
3/11/2021	<0.01	
8/6/2021	<0.01	
1/31/2022		<0.01
8/11/2022		<0.01
2/14/2023		<0.01
7/25/2023		<0.01

ND substitution: RL or RL/2 if <15% NDs.

Mann-Whitney (Wilcoxon Rank Sum)

Constituent: Vanadium (mg/L) Analysis Run 5/13/2024 9:58 AM View: Appendix I - Mann-Whitney

Plant Bowen Data: Bowen 3-4 CCR

	GWA-43R	GWA-43R
3/11/2016	0.00202 (J)	
5/13/2016	<0.01	
7/19/2016	<0.01	
9/16/2016	<0.01	
11/2/2016	<0.01	
1/18/2017	<0.01	
3/28/2017	<0.01	
9/22/2017	<0.01	
3/15/2018	<0.01	
9/12/2018	<0.01	
3/13/2019	<0.01	
9/11/2019	<0.01	
3/9/2020	0.00074 (J)	
9/14/2020	<0.01	
3/11/2021	<0.01	
8/5/2021	<0.01	
1/31/2022		<0.01
8/10/2022		<0.01
2/13/2023		<0.01
7/25/2023		<0.01

ND substitution: RL or RL/2 if <15% NDs.

Mann-Whitney (Wilcoxon Rank Sum)

Constituent: Vanadium (mg/L) Analysis Run 5/13/2024 9:58 AM View: Appendix I - Mann-Whitney

Plant Bowen Data: Bowen 3-4 CCR

	GWA-4RZ	GWA-4RZ
4/7/2017	<0.01	
10/3/2017	<0.01 (D)	
3/21/2018	<0.01	
9/18/2018	<0.01	
3/21/2019	<0.01 (D)	
9/12/2019	0.00084 (JD)	
3/12/2020	<0.01	
9/17/2020	<0.01	
3/16/2021	<0.01	
8/10/2021	<0.01	
2/3/2022		<0.01
8/17/2022		<0.01
2/17/2023		<0.01
7/28/2023		<0.01

ND substitution: RL or RL/2 if <15% NDs.

Mann-Whitney (Wilcoxon Rank Sum)

Constituent: Vanadium (mg/L) Analysis Run 5/13/2024 9:58 AM View: Appendix I - Mann-Whitney

Plant Bowen Data: Bowen 3-4 CCR

	GWA-50R	GWA-50R
12/12/2008	<0.01	
4/23/2009	0.0065	
10/6/2009	0.0026	
5/3/2010	0.0028	
10/11/2010	0.0035	
4/27/2011	0.0047	
10/19/2011	<0.01	
5/1/2012	<0.01	
10/2/2012	<0.01	
4/10/2013	<0.01	
10/16/2013	<0.01	
4/22/2014	0.005 (J)	
10/1/2014	<0.01	
3/30/2015	0.0032 (J)	
10/11/2015	<0.01	
3/28/2016	<0.01	
8/1/2016	<0.01	
4/3/2017	<0.01	
10/2/2017	<0.01	
3/16/2018	<0.01	
9/18/2018	<0.01	
3/19/2019	<0.01	
9/12/2019	<0.01	
3/11/2020	<0.01	
9/15/2020	<0.01	
3/17/2021	<0.01	
8/9/2021	<0.01	
2/2/2022		<0.01
8/17/2022		<0.01
2/16/2023		<0.01
7/28/2023		<0.01

ND substitution: RL or RL/2 if <15% NDs.

Mann-Whitney (Wilcoxon Rank Sum)

Constituent: Vanadium (mg/L) Analysis Run 5/13/2024 9:58 AM View: Appendix I - Mann-Whitney

Plant Bowen Data: Bowen 3-4 CCR

	GWC-16R	GWC-16R
9/16/2014	0.0019 (J)	
10/4/2014	0.005	
10/21/2014	0.00089 (J)	
11/11/2014	<0.01	
3/3/2015	0.00093 (J)	
3/18/2015	<0.01	
4/6/2015	<0.01	
4/23/2015	<0.01	
7/29/2015	<0.01	
3/3/2016	<0.01	
7/13/2016	0.0021 (J)	
3/20/2017	0.0019 (J)	
9/21/2017	<0.01	
3/14/2018	<0.01	
9/7/2018	<0.01	
3/11/2019	<0.01	
9/9/2019	0.00091 (J)	
3/4/2020	0.0023 (J)	
9/9/2020	<0.01	
3/9/2021	0.003 (J)	
7/30/2021	0.0022 (J)	
1/28/2022		<0.01
8/11/2022		<0.01
2/10/2023		0.003 (J)
8/4/2023		<0.01

ND substitution: RL or RL/2 if <15% NDs.

Mann-Whitney (Wilcoxon Rank Sum)

Constituent: Vanadium (mg/L) Analysis Run 5/13/2024 9:58 AM View: Appendix I - Mann-Whitney

Plant Bowen Data: Bowen 3-4 CCR

	GWC-17R	GWC-17R
9/17/2014	<0.01	
10/4/2014	<0.01	
10/21/2014	<0.01	
11/11/2014	0.0012 (J)	
3/3/2015	<0.01	
3/18/2015	<0.01	
4/6/2015	<0.01	
4/23/2015	<0.01	
7/29/2015	<0.01	
3/4/2016	<0.01	
7/14/2016	<0.01	
3/21/2017	<0.01	
9/22/2017	<0.01	
3/14/2018	<0.01	
9/11/2018	<0.01	
3/12/2019	<0.01	
9/10/2019	<0.01	
3/5/2020	<0.01	
9/9/2020	<0.01	
3/10/2021	<0.01	
7/30/2021	<0.01	
1/28/2022		<0.01
8/11/2022		<0.01
2/10/2023		<0.01
8/3/2023		<0.01

ND substitution: RL or RL/2 if <15% NDs.

Mann-Whitney (Wilcoxon Rank Sum)

Constituent: Vanadium (mg/L) Analysis Run 5/13/2024 9:58 AM View: Appendix I - Mann-Whitney

Plant Bowen Data: Bowen 3-4 CCR

	GWC-18	GWC-18
9/17/2014	<0.01	
10/4/2014	<0.01	
10/21/2014	<0.01	
11/5/2014	<0.01	
3/3/2015	<0.01	
3/18/2015	<0.01	
4/7/2015	<0.01	
4/23/2015	<0.01	
7/29/2015	<0.01	
3/7/2016	<0.01	
7/13/2016	<0.01	
3/23/2017	<0.01	
9/25/2017	<0.01	
3/14/2018	<0.01	
9/11/2018	<0.01	
3/12/2019	<0.01	
9/9/2019	0.00078 (J)	
3/6/2020	<0.01	
9/9/2020	<0.01	
2/26/2021	<0.01	
7/29/2021	<0.01	
1/28/2022		<0.01
8/10/2022		<0.01
2/9/2023		<0.01
8/3/2023		<0.01

ND substitution: RL or RL/2 if <15% NDs.

Mann-Whitney (Wilcoxon Rank Sum)

Constituent: Vanadium (mg/L) Analysis Run 5/13/2024 9:58 AM View: Appendix I - Mann-Whitney

Plant Bowen Data: Bowen 3-4 CCR

	GWC-18R	GWC-18R
9/17/2014	0.001 (J)	
10/4/2014	<0.01	
10/21/2014	0.00084 (J)	
11/11/2014	<0.01	
3/3/2015	<0.01	
3/18/2015	<0.01	
4/7/2015	<0.01	
4/23/2015	<0.01	
7/29/2015	<0.01	
3/7/2016	<0.01	
7/13/2016	<0.01	
3/20/2017	<0.01	
9/21/2017	<0.01	
3/14/2018	<0.01	
9/7/2018	<0.01	
3/12/2019	<0.01	
9/6/2019	<0.01	
3/5/2020	<0.01	
9/9/2020	<0.01	
2/26/2021	<0.01	
7/29/2021	<0.01	
1/27/2022		<0.01
8/10/2022		<0.01
2/9/2023		<0.01
8/4/2023		<0.01

ND substitution: RL or RL/2 if <15% NDs.

Mann-Whitney (Wilcoxon Rank Sum)

Constituent: Vanadium (mg/L) Analysis Run 5/13/2024 9:58 AM View: Appendix I - Mann-Whitney

Plant Bowen Data: Bowen 3-4 CCR

	GWC-19R	GWC-19R
9/17/2014	<0.01	
10/4/2014	<0.01	
10/21/2014	<0.01	
11/5/2014	<0.01	
3/3/2015	<0.01	
3/19/2015	<0.01	
4/7/2015	<0.01	
4/24/2015	<0.01	
7/29/2015	<0.01	
3/7/2016	<0.01	
7/14/2016	<0.01	
3/21/2017	<0.01	
9/20/2017	<0.01	
3/14/2018	<0.01	
9/10/2018	<0.01	
3/12/2019	<0.01	
9/9/2019	0.00081 (J)	
3/4/2020	0.00096 (J)	
9/9/2020	<0.01	
2/26/2021	<0.01	
8/5/2021	<0.01	
1/27/2022		<0.01
8/9/2022		<0.01
2/9/2023		<0.01
8/4/2023		<0.01

ND substitution: RL or RL/2 if <15% NDs.

Mann-Whitney (Wilcoxon Rank Sum)

Constituent: Vanadium (mg/L) Analysis Run 5/13/2024 9:58 AM View: Appendix I - Mann-Whitney

Plant Bowen Data: Bowen 3-4 CCR

	GWC-20R	GWC-20R
9/18/2014	<0.01	
10/5/2014	<0.01	
10/22/2014	<0.01	
11/5/2014	<0.01	
3/4/2015	<0.01	
3/19/2015	0.0012 (J)	
4/7/2015	<0.01	
4/24/2015	<0.01	
7/30/2015	<0.01	
3/8/2016	<0.01	
7/14/2016	<0.01	
3/22/2017	<0.01	
9/19/2017	<0.01	
3/14/2018	<0.01	
9/10/2018	<0.01	
3/12/2019	<0.01	
9/6/2019	<0.01	
3/5/2020	<0.01	
9/4/2020	<0.01	
3/9/2021	<0.01	
8/2/2021	<0.01	
1/27/2022		<0.01
8/9/2022		<0.01
2/10/2023		<0.01
8/3/2023		<0.01

ND substitution: RL or RL/2 if <15% NDs.

Mann-Whitney (Wilcoxon Rank Sum)

Constituent: Vanadium (mg/L) Analysis Run 5/13/2024 9:58 AM View: Appendix I - Mann-Whitney

Plant Bowen Data: Bowen 3-4 CCR

	GWC-21R	GWC-21R
9/18/2014	<0.01	
10/5/2014	<0.01	
10/22/2014	<0.01	
11/5/2014	<0.01	
3/4/2015	<0.01	
3/19/2015	<0.01	
4/8/2015	<0.01	
4/24/2015	<0.01	
7/30/2015	<0.01	
3/8/2016	<0.01	
7/15/2016	<0.01	
3/21/2017	<0.01	
9/19/2017	<0.01	
3/14/2018	<0.01	
9/10/2018	<0.01	
3/11/2019	<0.01	
9/6/2019	0.0012 (J)	
3/3/2020	0.00085 (J)	
9/8/2020	<0.01	
3/9/2021	<0.01	
8/2/2021	<0.01	
1/28/2022		<0.01
8/10/2022		<0.01
2/9/2023		<0.01
8/4/2023		<0.01

ND substitution: RL or RL/2 if <15% NDs.

Mann-Whitney (Wilcoxon Rank Sum)

Constituent: Vanadium (mg/L) Analysis Run 5/13/2024 9:58 AM View: Appendix I - Mann-Whitney

Plant Bowen Data: Bowen 3-4 CCR

	GWC-22R	GWC-22R
9/18/2014	<0.01	
10/5/2014	<0.01	
10/22/2014	<0.01	
11/5/2014	<0.01	
3/4/2015	<0.01	
3/19/2015	<0.01	
4/8/2015	<0.01	
4/24/2015	<0.01	
7/30/2015	<0.01	
3/7/2016	<0.01	
7/14/2016	<0.01	
3/20/2017	<0.01	
9/19/2017	<0.01	
3/13/2018	<0.01	
9/7/2018	<0.01	
3/11/2019	<0.01	
9/5/2019	0.00094 (J)	
3/3/2020	<0.01	
9/8/2020	<0.01	
3/9/2021	<0.01	
8/2/2021	<0.01	
1/27/2022		<0.01
8/10/2022		<0.01
2/9/2023		<0.01
8/3/2023		<0.01

ND substitution: RL or RL/2 if <15% NDs.

Mann-Whitney (Wilcoxon Rank Sum)

Constituent: Vanadium (mg/L) Analysis Run 5/13/2024 9:58 AM View: Appendix I - Mann-Whitney

Plant Bowen Data: Bowen 3-4 CCR

	GWC-23R	GWC-23R
9/18/2014	<0.01	
10/5/2014	<0.01	
10/22/2014	0.00083 (J)	
11/5/2014	0.0014 (J)	
3/4/2015	<0.01	
3/20/2015	<0.01	
4/8/2015	0.0017 (J)	
4/23/2015	<0.01	
7/30/2015	<0.01	
3/9/2016	<0.01	
7/15/2016	<0.01	
3/22/2017	<0.01	
9/21/2017	<0.01	
3/14/2018	<0.01	
9/11/2018	<0.01	
3/12/2019	<0.01	
9/6/2019	0.0011 (J)	
3/5/2020	0.00071 (J)	
9/9/2020	<0.01	
3/10/2021	<0.01	
7/30/2021	<0.01	
1/28/2022		<0.01
8/11/2022		<0.01
2/10/2023		<0.01
8/3/2023		<0.01

ND substitution: RL or RL/2 if <15% NDs.

Mann-Whitney (Wilcoxon Rank Sum)

Constituent: Vanadium (mg/L) Analysis Run 5/13/2024 9:58 AM View: Appendix I - Mann-Whitney

Plant Bowen Data: Bowen 3-4 CCR

	GWC-24R	GWC-24R
9/16/2014	0.0012 (J)	
10/4/2014	<0.01	
10/23/2014	<0.01	
11/10/2014	<0.01	
3/4/2015	<0.01	
3/20/2015	<0.01	
4/8/2015	0.0012 (J)	
4/23/2015	<0.01	
7/30/2015	<0.01	
3/4/2016	<0.01	
7/12/2016	0.002 (J)	
3/20/2017	<0.01	
9/19/2017	0.0012 (J)	
3/13/2018	<0.01	
9/11/2018	<0.01	
3/8/2019	<0.01	
9/5/2019	0.0012 (JD)	
3/3/2020	0.0011 (J)	
9/9/2020	<0.01	
3/9/2021	<0.01	
7/29/2021	<0.01	
1/28/2022		<0.01
8/9/2022		<0.01
2/9/2023		<0.01
8/3/2023		<0.01

ND substitution: RL or RL/2 if <15% NDs.

Mann-Whitney (Wilcoxon Rank Sum)

Constituent: Vanadium (mg/L) Analysis Run 5/13/2024 9:58 AM View: Appendix I - Mann-Whitney

Plant Bowen Data: Bowen 3-4 CCR

	GWC-36RA	GWC-36RA
9/15/2014	0.0073	
10/3/2014	<0.01	
10/20/2014	0.0045 (J)	
11/10/2014	<0.01	
3/2/2015	<0.01	
3/17/2015	<0.01	
4/5/2015	0.0014 (J)	
4/21/2015	0.0029 (J)	
7/28/2015	0.0031 (J)	
3/1/2016	<0.01	
7/6/2016	<0.01	
3/14/2017	<0.01	
9/15/2017	<0.01	
3/12/2018	<0.01	
9/6/2018	<0.01	
3/7/2019	<0.01	
9/4/2019	<0.01	
3/2/2020	<0.01	
9/14/2020	<0.01	
3/26/2021	<0.01	
7/27/2021	<0.01	
1/26/2022		<0.01
8/8/2022		<0.01
2/8/2023		<0.01
8/3/2023		<0.01

ND substitution: RL or RL/2 if <15% NDs.

Mann-Whitney (Wilcoxon Rank Sum)

Constituent: Vanadium (mg/L) Analysis Run 5/13/2024 9:58 AM View: Appendix I - Mann-Whitney

Plant Bowen Data: Bowen 3-4 CCR

	GWC-37	GWC-37
9/16/2014	<0.01	
10/3/2014	<0.01	
10/20/2014	<0.01	
11/10/2014	<0.01	
3/2/2015	<0.01	
3/17/2015	<0.01	
4/5/2015	<0.01	
4/22/2015	<0.01	
7/28/2015	<0.01	
3/1/2016	<0.01	
7/8/2016	0.0028 (J)	
3/14/2017	<0.01	
9/15/2017	<0.01	
3/12/2018	<0.01	
9/6/2018	<0.01	
3/6/2019	<0.01	
9/4/2019	0.00073 (J)	
3/2/2020	0.00074 (J)	
9/3/2020	<0.01	
2/24/2021	<0.01	
7/28/2021	<0.01	
1/26/2022		<0.01
8/8/2022		<0.01
2/8/2023		<0.01
8/2/2023		<0.01

ND substitution: RL or RL/2 if <15% NDs.

Mann-Whitney (Wilcoxon Rank Sum)

Constituent: Vanadium (mg/L) Analysis Run 5/13/2024 9:58 AM View: Appendix I - Mann-Whitney

Plant Bowen Data: Bowen 3-4 CCR

	GWC-38	GWC-38
9/16/2014	0.00085 (J)	
10/3/2014	0.00096 (J)	
10/20/2014	<0.01	
11/10/2014	0.00095 (J)	
3/2/2015	0.0041 (J)	
3/17/2015	0.0018 (J)	
4/6/2015	<0.01	
4/22/2015	<0.01	
7/28/2015	<0.01	
3/2/2016	<0.01	
7/7/2016	<0.01	
3/23/2017	<0.01	
9/19/2017	<0.01	
3/13/2018	<0.01	
9/6/2018	<0.01	
3/7/2019	<0.01	
9/4/2019	0.00538 (JD)	
3/2/2020	0.0014 (J)	
9/3/2020	<0.01	
2/24/2021	<0.01	
7/28/2021	<0.01	
1/25/2022		<0.01
8/5/2022		<0.01
2/8/2023		<0.01
8/2/2023		<0.01

ND substitution: RL or RL/2 if <15% NDs.

Mann-Whitney (Wilcoxon Rank Sum)

Constituent: Zinc (mg/L) Analysis Run 5/13/2024 9:58 AM View: Appendix I - Mann-Whitney

Plant Bowen Data: Bowen 3-4 CCR

	GWA-1	GWA-1
8/23/2007	0.032 (O)	
10/23/2007	0.0099	
11/18/2007	0.0095 (J)	
1/30/2008	0.022 (O)	
3/10/2008	0.014	
5/13/2008	0.0075	
12/5/2008	0.0056 (J)	
4/15/2009	0.0033	
10/7/2009	0.061 (O)	
5/3/2010	0.0033	
10/12/2010	0.0041	
4/27/2011	<0.02	
10/17/2011	0.0046	
5/2/2012	<0.02	
10/8/2012	0.0053	
4/12/2013	0.006	
10/16/2013	0.0048	
4/11/2014	0.0033	
9/30/2014	0.002 (J)	
3/30/2015	0.012	
10/13/2015	0.011	
3/22/2016	0.00346 (J)	
7/29/2016	<0.02	
3/30/2017	<0.02	
10/2/2017	<0.02	
3/16/2018	<0.02	
9/17/2018	<0.02 (D)	
3/20/2019	<0.02	
9/12/2019	0.0047 (J)	
3/11/2020	0.0035 (J)	
9/15/2020	<0.02	
3/16/2021	0.0091 (J)	
8/9/2021	<0.02	
2/1/2022		<0.02
8/16/2022		<0.02
2/16/2023		<0.02
7/27/2023		<0.02

ND substitution: RL or RL/2 if <15% NDs.

Mann-Whitney (Wilcoxon Rank Sum)

Constituent: Zinc (mg/L) Analysis Run 5/13/2024 9:58 AM View: Appendix I - Mann-Whitney

Plant Bowen Data: Bowen 3-4 CCR

	GWA-2	GWA-2
8/23/2007	0.0033	
10/24/2007	0.043 (O)	
11/18/2007	0.024	
1/31/2008	0.015	
3/11/2008	0.027	
5/6/2008	0.0032	
12/4/2008	0.081 (O)	
4/21/2009	0.0057	
10/7/2009	<0.02	
4/26/2010	<0.02	
10/4/2010	0.0057	
4/13/2011	<0.02	
10/5/2011	<0.02	
4/11/2012	<0.02	
10/9/2012	<0.02	
4/15/2013	0.0038	
10/15/2013	0.0044	
4/22/2014	0.0025 (J)	
9/30/2014	0.00076 (J)	
3/30/2015	0.0024 (J)	
10/13/2015	0.0017 (J)	
3/23/2016	<0.02	
7/29/2016	<0.02	
3/30/2017	<0.02	
10/2/2017	<0.02	
3/19/2018	<0.02	
9/14/2018	<0.02	
3/20/2019	<0.02	
9/12/2019	0.00505 (JD)	
3/11/2020	0.0028 (J)	
9/15/2020	<0.02	
3/17/2021	<0.02	
8/9/2021	<0.02	
2/1/2022		<0.02
8/16/2022		<0.02
2/16/2023		<0.02
7/27/2023		0.011 (J)

ND substitution: RL or RL/2 if <15% NDs.

Mann-Whitney (Wilcoxon Rank Sum)

Constituent: Zinc (mg/L) Analysis Run 5/13/2024 9:58 AM View: Appendix I - Mann-Whitney

Plant Bowen Data: Bowen 3-4 CCR

	GWA-2R	GWA-2R
8/23/2007	0.0079	
10/24/2007	<0.02	
11/18/2007	0.015	
1/31/2008	0.063 (O)	
3/10/2008	0.013 (J)	
5/13/2008	0.0072	
12/4/2008	0.011 (J)	
4/21/2009	0.0041	
10/8/2009	<0.02	
4/21/2010	<0.02	
9/28/2010	0.0081	
4/12/2011	0.0025	
10/4/2011	0.0027	
4/3/2012	<0.02	
10/9/2012	0.0064	
4/11/2013	<0.02	
10/16/2013	<0.02	
4/10/2014	0.0026	
9/30/2014	0.0012 (J)	
3/30/2015	0.013	
10/13/2015	0.0043	
3/23/2016	<0.02	
7/29/2016	<0.02	
4/3/2017	<0.02	
10/2/2017	<0.02	
3/16/2018	<0.02	
9/14/2018	<0.02	
3/19/2019	<0.02	
9/13/2019	0.0078 (J)	
3/11/2020	0.0038 (J)	
9/15/2020	<0.02	
3/16/2021	<0.02	
8/9/2021	<0.02	
2/1/2022		<0.02
8/16/2022		<0.02
2/16/2023		<0.02
7/27/2023		<0.02

ND substitution: RL or RL/2 if <15% NDs.

Mann-Whitney (Wilcoxon Rank Sum)

Constituent: Zinc (mg/L) Analysis Run 5/13/2024 9:58 AM View: Appendix I - Mann-Whitney

Plant Bowen Data: Bowen 3-4 CCR

	GWA-39RZ	GWA-39RZ
5/16/2016	<0.02 (D)	
7/27/2016	<0.02 (*)	
2/21/2017	0.0049 (J)	
3/27/2017	<0.02 (*)	
9/29/2017	0.0012 (JD)	
3/16/2018	0.0042 (J)	
9/14/2018	<0.02	
3/14/2019	0.0035 (J)	
3/9/2020	0.009 (J)	
9/16/2020	<0.02	
3/16/2021	<0.02	
8/6/2021	<0.02	
2/2/2022		<0.02
8/16/2022		<0.02
2/14/2023		<0.02
7/25/2023		<0.02

ND substitution: RL or RL/2 if <15% NDs.

Mann-Whitney (Wilcoxon Rank Sum)

Constituent: Zinc (mg/L) Analysis Run 5/13/2024 9:58 AM View: Appendix I - Mann-Whitney

Plant Bowen Data: Bowen 3-4 CCR

	GWA-39Z	GWA-39Z
3/14/2016	<0.02	
5/11/2016	0.00467 (J)	
7/19/2016	<0.02 (*)	
9/15/2016	0.0044 (J)	
11/2/2016	0.0043 (J)	
1/18/2017	<0.02 (*)	
3/28/2017	<0.02 (*)	
9/26/2017	0.0029 (J)	
3/14/2018	<0.02	
9/12/2018	<0.02	
3/15/2019	0.0023 (J)	
9/9/2019	0.0047 (J)	
3/9/2020	0.0035 (J)	
9/10/2020	<0.02	
3/12/2021	0.0065 (J)	
8/4/2021	<0.02	
1/31/2022		<0.02
8/10/2022		<0.02
2/13/2023		<0.02
7/26/2023		<0.02

ND substitution: RL or RL/2 if <15% NDs.

Mann-Whitney (Wilcoxon Rank Sum)

Constituent: Zinc (mg/L) Analysis Run 5/13/2024 9:58 AM View: Appendix I - Mann-Whitney

Plant Bowen Data: Bowen 3-4 CCR

	GWA-3A	GWA-3A
8/23/2007	0.066	
11/2/2007	0.055	
11/18/2007	0.13	
1/31/2008	0.13	
3/11/2008	0.07	
5/14/2008	0.12	
12/5/2008	0.088	
4/15/2009	0.068	
10/8/2009	0.075	
4/28/2010	0.071	
10/6/2010	0.074	
4/21/2011	0.047	
10/13/2011	0.073	
5/1/2012	0.0652	
10/9/2012	0.061	
4/11/2013	0.053	
10/16/2013	0.047	
4/23/2014	0.041	
10/4/2014	0.044 (V)	
3/31/2015	0.12	
10/12/2015	0.053	
3/23/2016	0.0532	
7/29/2016	0.0446	
3/30/2017	0.0479	
10/4/2017	0.0429	
3/19/2018	<0.02	
9/17/2018	0.04	
3/20/2019	0.028	
9/13/2019	0.036	
3/11/2020	0.031	
3/29/2021	<0.02	
8/9/2021	<0.02	
2/2/2022		<0.02
8/16/2022		<0.02
2/17/2023		<0.02
8/1/2023		<0.02

ND substitution: RL or RL/2 if <15% NDs.

Mann-Whitney (Wilcoxon Rank Sum)

Constituent: Zinc (mg/L) Analysis Run 5/13/2024 9:58 AM View: Appendix I - Mann-Whitney

Plant Bowen Data: Bowen 3-4 CCR

	GWA-40	GWA-40
3/15/2016	<0.02	
5/11/2016	<0.02	
7/21/2016	<0.02 (*)	
9/15/2016	<0.02	
11/3/2016	<0.02	
1/17/2017	<0.02	
3/24/2017	<0.02 (*)	
9/26/2017	0.0019 (J)	
3/14/2018	<0.02	
9/12/2018	<0.02	
3/13/2019	<0.02	
9/9/2019	0.0058 (J)	
3/9/2020	0.002 (J)	
9/11/2020	<0.02	
3/10/2021	<0.02	
8/4/2021	<0.02	
1/31/2022		<0.02
8/12/2022		<0.02
2/13/2023		<0.02
7/26/2023		<0.02

ND substitution: RL or RL/2 if <15% NDs.

Mann-Whitney (Wilcoxon Rank Sum)

Constituent: Zinc (mg/L) Analysis Run 5/13/2024 9:58 AM View: Appendix I - Mann-Whitney

Plant Bowen Data: Bowen 3-4 CCR

	GWA-41	GWA-41
3/15/2016	<0.02	
5/12/2016	<0.02	
7/20/2016	<0.02	
9/15/2016	0.0027 (J)	
11/3/2016	<0.02	
1/18/2017	<0.02 (*)	
3/24/2017	<0.02 (*)	
9/25/2017	<0.02	
3/14/2018	<0.02	
9/12/2018	<0.02	
3/14/2019	<0.02	
9/10/2019	0.00745 (JD)	
3/6/2020	0.0027 (J)	
9/10/2020	<0.02	
3/11/2021	<0.02	
8/4/2021	<0.02	
1/31/2022		<0.02
8/11/2022		<0.02
2/13/2023		<0.02
7/25/2023		<0.02

ND substitution: RL or RL/2 if <15% NDs.

Mann-Whitney (Wilcoxon Rank Sum)

Constituent: Zinc (mg/L) Analysis Run 5/13/2024 9:58 AM View: Appendix I - Mann-Whitney

Plant Bowen Data: Bowen 3-4 CCR

	GWA-41R	GWA-41R
3/15/2016	0.00286 (J)	
5/13/2016	<0.02	
7/21/2016	<0.02 (*)	
9/21/2016	<0.02	
11/3/2016	<0.02	
1/17/2017	<0.02	
3/27/2017	<0.02 (*)	
9/25/2017	0.0023 (J)	
3/14/2018	<0.02	
9/12/2018	<0.02	
3/14/2019	0.0021 (J)	
9/10/2019	0.0075 (J)	
3/9/2020	0.0024 (J)	
9/10/2020	<0.02	
3/10/2021	<0.02	
8/4/2021	<0.02	
1/31/2022		<0.02
8/11/2022		<0.02
2/13/2023		<0.02
7/25/2023		<0.02

ND substitution: RL or RL/2 if <15% NDs.

Mann-Whitney (Wilcoxon Rank Sum)

Constituent: Zinc (mg/L) Analysis Run 5/13/2024 9:58 AM View: Appendix I - Mann-Whitney

Plant Bowen Data: Bowen 3-4 CCR

	GWA-42	GWA-42
3/11/2016	0.00862 (J)	
5/16/2016	0.00744 (J)	
7/22/2016	<0.02 (*)	
9/19/2016	0.0162	
11/3/2016	0.011	
1/17/2017	0.0104	
3/27/2017	<0.02 (*)	
9/26/2017	0.0094 (J)	
3/14/2018	<0.02	
9/14/2018	<0.02	
3/14/2019	0.01	
9/10/2019	0.014	
3/6/2020	0.012	
9/10/2020	0.0073 (J)	
3/11/2021	0.0089 (J)	
8/4/2021	<0.02	
1/31/2022		<0.02
8/10/2022		0.0089 (J)
2/13/2023		0.011 (J)
7/26/2023		<0.02

ND substitution: RL or RL/2 if <15% NDs.

Mann-Whitney (Wilcoxon Rank Sum)

Constituent: Zinc (mg/L) Analysis Run 5/13/2024 9:58 AM View: Appendix I - Mann-Whitney

Plant Bowen Data: Bowen 3-4 CCR

	GWA-43	GWA-43
3/11/2016	0.0093 (J)	
5/13/2016	0.00336 (J)	
7/19/2016	<0.02 (*)	
9/16/2016	0.0023 (J)	
11/2/2016	0.0047 (J)	
1/18/2017	<0.02	
3/28/2017	<0.02 (*)	
9/22/2017	0.0013 (J)	
3/14/2018	<0.02	
9/12/2018	<0.02	
3/13/2019	0.0022 (J)	
9/11/2019	0.0065 (J)	
3/9/2020	0.002 (J)	
9/11/2020	<0.02	
3/11/2021	<0.02	
8/6/2021	<0.02	
1/31/2022		<0.02
8/11/2022		<0.02
2/14/2023		<0.02
7/25/2023		<0.02

ND substitution: RL or RL/2 if <15% NDs.

Mann-Whitney (Wilcoxon Rank Sum)

Constituent: Zinc (mg/L) Analysis Run 5/13/2024 9:58 AM View: Appendix I - Mann-Whitney

Plant Bowen Data: Bowen 3-4 CCR

	GWA-43R	GWA-43R
3/11/2016	0.00722 (J)	
5/13/2016	0.00666 (J)	
7/19/2016	<0.02 (*)	
9/16/2016	<0.02	
11/2/2016	0.0057 (J)	
1/18/2017	0.0022 (J)	
3/28/2017	<0.02	
9/22/2017	0.0014 (J)	
3/15/2018	<0.02	
9/12/2018	<0.02	
3/13/2019	0.0023 (J)	
9/11/2019	0.0053 (J)	
3/9/2020	0.0022 (J)	
9/14/2020	<0.02	
3/11/2021	<0.02	
8/5/2021	<0.02	
1/31/2022		<0.02
8/10/2022		<0.02
2/13/2023		<0.02
7/25/2023		<0.02

ND substitution: RL or RL/2 if <15% NDs.

Mann-Whitney (Wilcoxon Rank Sum)

Constituent: Zinc (mg/L) Analysis Run 5/13/2024 9:58 AM View: Appendix I - Mann-Whitney

Plant Bowen Data: Bowen 3-4 CCR

	GWA-4RZ	GWA-4RZ
4/7/2017	<0.02	
10/3/2017	<0.02 (D)	
3/21/2018	<0.02	
9/18/2018	<0.02	
3/21/2019	0.0034 (JD)	
9/12/2019	0.0072 (JD)	
3/12/2020	0.0027 (J)	
9/17/2020	0.0047 (J)	
3/16/2021	<0.02	
8/10/2021	<0.02	
2/3/2022		<0.02
8/17/2022		<0.02
2/17/2023		<0.02
7/28/2023		<0.02

ND substitution: RL or RL/2 if <15% NDs.

Mann-Whitney (Wilcoxon Rank Sum)

Constituent: Zinc (mg/L) Analysis Run 5/13/2024 9:58 AM View: Appendix I - Mann-Whitney

Plant Bowen Data: Bowen 3-4 CCR

	GWA-50	GWA-50
12/12/2008	0.048 (O)	
4/23/2009	0.0075	
10/6/2009	0.0075	
4/27/2010	0.0051	
9/30/2010	0.0089	
4/14/2011	0.0043	
10/5/2011	0.0051	
4/11/2012	<0.02	
10/2/2012	0.006	
4/9/2013	0.0034	
10/15/2013	0.0042	
4/10/2014	0.0035	
10/1/2014	0.0019 (J)	
3/30/2015	0.0032	
10/11/2015	0.0048	
3/28/2016	0.00282 (J)	
8/1/2016	<0.02	
4/7/2017	<0.02	
10/2/2017	0.0015 (J)	
3/16/2018	<0.02	
9/17/2018	<0.02	
3/19/2019	<0.02	
9/13/2019	0.0061 (J)	
3/11/2020	0.0025 (J)	
9/16/2020	<0.02	
3/17/2021	<0.02	
8/9/2021	<0.02	
2/1/2022		<0.02
8/16/2022		<0.02
2/16/2023		<0.02
7/28/2023		<0.02

ND substitution: RL or RL/2 if <15% NDs.

Mann-Whitney (Wilcoxon Rank Sum)

Constituent: Zinc (mg/L) Analysis Run 5/13/2024 9:58 AM View: Appendix I - Mann-Whitney

Plant Bowen Data: Bowen 3-4 CCR

	GWA-50R	GWA-50R
12/12/2008	0.013 (J)	
4/23/2009	0.075 (O)	
10/6/2009	0.056 (O)	
5/3/2010	0.051 (O)	
10/11/2010	0.016	
4/27/2011	0.025 (O)	
10/19/2011	0.0078	
5/1/2012	0.0134	
10/2/2012	0.012	
4/10/2013	0.018	
10/16/2013	0.015	
4/22/2014	0.015	
10/1/2014	0.0038	
3/30/2015	0.0097	
10/11/2015	0.0024 (J)	
3/28/2016	0.00703 (J)	
8/1/2016	<0.02	
4/3/2017	<0.02	
10/2/2017	0.0016 (J)	
3/16/2018	<0.02	
9/18/2018	<0.02	
3/19/2019	<0.02	
9/12/2019	0.0058 (J)	
3/11/2020	0.0033 (J)	
9/15/2020	<0.02	
3/17/2021	<0.02	
8/9/2021	<0.02	
2/2/2022		<0.02
8/17/2022		<0.02
2/16/2023		<0.02
7/28/2023		<0.02

ND substitution: RL or RL/2 if <15% NDs.

Mann-Whitney (Wilcoxon Rank Sum)

Constituent: Zinc (mg/L) Analysis Run 5/13/2024 9:58 AM View: Appendix I - Mann-Whitney

Plant Bowen Data: Bowen 3-4 CCR

	GWC-16R	GWC-16R
9/16/2014	0.072	
10/4/2014	0.078	
10/21/2014	0.083	
11/11/2014	0.082	
3/3/2015	0.078	
3/18/2015	0.075	
4/6/2015	0.071	
4/23/2015	0.072	
7/29/2015	0.072	
3/3/2016	0.0227	
7/13/2016	0.0709	
3/20/2017	0.0465	
9/21/2017	0.0302	
3/14/2018	0.031	
9/7/2018	<0.01	
3/11/2019	0.024	
9/9/2019	0.029	
3/4/2020	0.015	
9/9/2020	0.037	
3/9/2021	0.025	
7/30/2021	0.032	
1/28/2022		0.026
8/11/2022		0.036 (J)
2/10/2023		0.017 (J)
8/4/2023		0.036

ND substitution: RL or RL/2 if <15% NDs.

Mann-Whitney (Wilcoxon Rank Sum)

Constituent: Zinc (mg/L) Analysis Run 5/13/2024 9:58 AM View: Appendix I - Mann-Whitney

Plant Bowen Data: Bowen 3-4 CCR

	GWC-17R	GWC-17R
9/17/2014	0.0028	
10/4/2014	0.0038	
10/21/2014	0.0043	
11/11/2014	0.0041	
3/3/2015	0.0042	
3/18/2015	0.0046	
4/6/2015	0.0043	
4/23/2015	0.0047	
7/29/2015	0.0039	
3/4/2016	0.0219 (J)	
7/14/2016	0.0111	
3/21/2017	<0.02	
9/22/2017	0.0023 (J)	
3/14/2018	0.0021 (J)	
9/11/2018	<0.02	
3/12/2019	0.0038 (J)	
9/10/2019	0.0055 (J)	
3/5/2020	0.0035 (J)	
9/9/2020	<0.02	
3/10/2021	<0.02	
7/30/2021	<0.02	
1/28/2022		<0.02
8/11/2022		<0.02
2/10/2023		<0.02
8/3/2023		<0.02

ND substitution: RL or RL/2 if <15% NDs.

Mann-Whitney (Wilcoxon Rank Sum)

Constituent: Zinc (mg/L) Analysis Run 5/13/2024 9:58 AM View: Appendix I - Mann-Whitney

Plant Bowen Data: Bowen 3-4 CCR

	GWC-18	GWC-18
9/17/2014	0.0035	
10/4/2014	0.0032	
10/21/2014	0.0028	
11/5/2014	0.004	
3/3/2015	0.004	
3/18/2015	0.0024 (J)	
4/7/2015	0.0055	
4/23/2015	0.0035	
7/29/2015	0.0062	
3/7/2016	0.0225 (J)	
7/13/2016	0.0031 (J)	
3/23/2017	<0.02	
9/25/2017	0.002 (J)	
3/14/2018	0.0036 (J)	
9/11/2018	<0.02	
3/12/2019	<0.02	
9/9/2019	0.0063 (J)	
3/6/2020	0.0045 (J)	
9/9/2020	<0.02	
2/26/2021	<0.02	
7/29/2021	<0.02	
1/28/2022		<0.02
8/10/2022		<0.02
2/9/2023		<0.02
8/3/2023		<0.02

ND substitution: RL or RL/2 if <15% NDs.

Mann-Whitney (Wilcoxon Rank Sum)

Constituent: Zinc (mg/L) Analysis Run 5/13/2024 9:58 AM View: Appendix I - Mann-Whitney

Plant Bowen Data: Bowen 3-4 CCR

	GWC-18R	GWC-18R
9/17/2014	0.002 (J)	
10/4/2014	0.001 (J)	
10/21/2014	0.00082 (J)	
11/11/2014	0.00076 (J)	
3/3/2015	<0.02	
3/18/2015	0.0016 (J)	
4/7/2015	<0.02	
4/23/2015	<0.02	
7/29/2015	<0.02	
3/7/2016	<0.02	
7/13/2016	0.0013 (J)	
3/20/2017	<0.02	
9/21/2017	0.0018 (J)	
3/14/2018	<0.02	
9/7/2018	<0.02	
3/12/2019	<0.02	
9/6/2019	0.0046 (J)	
3/5/2020	0.0024 (J)	
9/9/2020	<0.02	
2/26/2021	<0.02	
7/29/2021	0.015 (J)	
1/27/2022		<0.02
8/10/2022		<0.02
2/9/2023		<0.02
8/4/2023		<0.02

ND substitution: RL or RL/2 if <15% NDs.

Mann-Whitney (Wilcoxon Rank Sum)

Constituent: Zinc (mg/L) Analysis Run 5/13/2024 9:58 AM View: Appendix I - Mann-Whitney

Plant Bowen Data: Bowen 3-4 CCR

	GWC-19R	GWC-19R
9/17/2014	0.0026	
10/4/2014	0.0034	
10/21/2014	0.0037	
11/5/2014	0.0035	
3/3/2015	0.0036	
3/19/2015	0.0035	
4/7/2015	0.0039	
4/24/2015	0.0034	
7/29/2015	0.0038	
3/7/2016	<0.02	
7/14/2016	<0.02	
3/21/2017	<0.02	
9/20/2017	0.0062 (J)	
3/14/2018	<0.02	
9/10/2018	<0.02	
3/12/2019	<0.02	
9/9/2019	0.0062 (J)	
3/4/2020	0.0072 (J)	
9/9/2020	<0.02	
2/26/2021	<0.02	
8/5/2021	<0.02	
1/27/2022		<0.02
8/9/2022		<0.02
2/9/2023		<0.02
8/4/2023		<0.02

ND substitution: RL or RL/2 if <15% NDs.

Mann-Whitney (Wilcoxon Rank Sum)

Constituent: Zinc (mg/L) Analysis Run 5/13/2024 9:58 AM View: Appendix I - Mann-Whitney

Plant Bowen Data: Bowen 3-4 CCR

	GWC-20R	GWC-20R
9/18/2014	0.0023 (J)	
10/5/2014	0.0025	
10/22/2014	0.0018 (J)	
11/5/2014	0.0019 (J)	
3/4/2015	0.0016 (J)	
3/19/2015	0.0025	
4/7/2015	0.0026	
4/24/2015	0.0017 (J)	
7/30/2015	0.0017 (J)	
3/8/2016	0.557 (O)	
7/14/2016	<0.02	
3/22/2017	<0.02	
9/19/2017	0.0031 (J)	
3/14/2018	<0.02	
9/10/2018	<0.02	
3/12/2019	<0.02	
9/6/2019	0.00455 (JD)	
3/5/2020	0.0023 (J)	
9/4/2020	<0.02	
3/9/2021	<0.02	
8/2/2021	<0.02	
1/27/2022		<0.02
8/9/2022		<0.02
2/10/2023		<0.02
8/3/2023		<0.02

ND substitution: RL or RL/2 if <15% NDs.

Mann-Whitney (Wilcoxon Rank Sum)

Constituent: Zinc (mg/L) Analysis Run 5/13/2024 9:58 AM View: Appendix I - Mann-Whitney

Plant Bowen Data: Bowen 3-4 CCR

	GWC-21R	GWC-21R
9/18/2014	0.0033	
10/5/2014	0.0036	
10/22/2014	0.0038	
11/5/2014	0.0046	
3/4/2015	0.0029	
3/19/2015	0.0027	
4/8/2015	0.0039	
4/24/2015	0.0035	
7/30/2015	0.0027	
3/8/2016	0.00273 (J)	
7/15/2016	<0.02	
3/21/2017	<0.02	
9/19/2017	0.0022 (J)	
3/14/2018	0.0049 (J)	
9/10/2018	<0.02	
3/11/2019	0.0034 (J)	
9/6/2019	0.045	
3/3/2020	0.0044 (J)	
9/8/2020	0.0063 (J)	
3/9/2021	<0.02	
8/2/2021	<0.02	
1/28/2022		<0.02
8/10/2022		0.016 (J)
2/9/2023		0.012 (J)
8/4/2023		<0.02

ND substitution: RL or RL/2 if <15% NDs.

Mann-Whitney (Wilcoxon Rank Sum)

Constituent: Zinc (mg/L) Analysis Run 5/13/2024 9:58 AM View: Appendix I - Mann-Whitney

Plant Bowen Data: Bowen 3-4 CCR

	GWC-22R	GWC-22R
9/18/2014	0.00089 (J)	
10/5/2014	0.0016 (J)	
10/22/2014	0.0017 (J)	
11/5/2014	0.0038	
3/4/2015	0.002 (J)	
3/19/2015	0.0025	
4/8/2015	0.0018 (J)	
4/24/2015	0.0016 (J)	
7/30/2015	<0.02	
3/7/2016	<0.02	
7/14/2016	<0.02	
3/20/2017	0.0075 (J)	
9/19/2017	<0.02	
3/13/2018	<0.02	
9/7/2018	<0.02	
3/11/2019	0.0021 (J)	
9/5/2019	0.0053 (J)	
3/3/2020	0.0029 (J)	
9/8/2020	0.0037 (J)	
3/9/2021	<0.02	
8/2/2021	<0.02	
1/27/2022		<0.02
8/10/2022		<0.02
2/9/2023		<0.02
8/3/2023		<0.02

ND substitution: RL or RL/2 if <15% NDs.

Mann-Whitney (Wilcoxon Rank Sum)

Constituent: Zinc (mg/L) Analysis Run 5/13/2024 9:58 AM View: Appendix I - Mann-Whitney

Plant Bowen Data: Bowen 3-4 CCR

	GWC-23R	GWC-23R
9/18/2014	0.0013 (J)	
10/5/2014	0.00085 (J)	
10/22/2014	0.0014 (J)	
11/5/2014	0.0022 (J)	
3/4/2015	0.0033	
3/20/2015	0.002 (J)	
4/8/2015	0.004	
4/23/2015	0.002 (J)	
7/30/2015	<0.02	
3/9/2016	<0.02	
7/15/2016	<0.02	
3/22/2017	<0.02	
9/21/2017	0.0034 (J)	
3/14/2018	<0.02	
9/11/2018	<0.02	
3/12/2019	<0.02	
9/6/2019	0.0059 (J)	
3/5/2020	0.0084 (J)	
9/9/2020	<0.02	
3/10/2021	<0.02	
7/30/2021	<0.02	
1/28/2022		0.0099 (J)
8/11/2022		<0.02
2/10/2023		<0.02
8/3/2023		<0.02

ND substitution: RL or RL/2 if <15% NDs.

Mann-Whitney (Wilcoxon Rank Sum)

Constituent: Zinc (mg/L) Analysis Run 5/13/2024 9:58 AM View: Appendix I - Mann-Whitney

Plant Bowen Data: Bowen 3-4 CCR

	GWC-24R	GWC-24R
9/16/2014	0.00054 (J)	
10/4/2014	0.0008 (J)	
10/23/2014	<0.02	
11/10/2014	<0.02	
3/4/2015	<0.02	
3/20/2015	<0.02	
4/8/2015	0.0016 (J)	
4/23/2015	<0.02	
7/30/2015	<0.02	
3/4/2016	0.00374 (J)	
7/12/2016	<0.02	
3/20/2017	<0.02	
9/19/2017	0.0028 (J)	
3/13/2018	0.0068 (J)	
9/11/2018	<0.02	
3/8/2019	<0.02	
9/5/2019	0.00675 (JD)	
3/3/2020	0.0033 (J)	
9/9/2020	0.0048 (J)	
3/9/2021	0.0063 (J)	
7/29/2021	<0.02	
1/28/2022		<0.02
8/9/2022		<0.02
2/9/2023		<0.02
8/3/2023		<0.02

ND substitution: RL or RL/2 if <15% NDs.

Mann-Whitney (Wilcoxon Rank Sum)

Constituent: Zinc (mg/L) Analysis Run 5/13/2024 9:58 AM View: Appendix I - Mann-Whitney

Plant Bowen Data: Bowen 3-4 CCR

	GWC-25R	GWC-25R
9/16/2014	0.004	
10/4/2014	0.0011 (J)	
10/23/2014	0.0011 (J)	
11/10/2014	0.0028	
3/4/2015	<0.02	
3/20/2015	<0.02	
4/9/2015	<0.02	
4/23/2015	<0.02	
7/30/2015	<0.02	
3/8/2016	0.00198 (J)	
7/18/2016	<0.02	
3/16/2017	0.0026 (J)	
9/19/2017	<0.02	
3/13/2018	<0.02	
9/11/2018	<0.02	
3/8/2019	<0.02	
9/5/2019	0.0053 (J)	
3/3/2020	0.0027 (J)	
9/4/2020	<0.02	
3/9/2021	<0.02	
8/2/2021	<0.02	
1/27/2022		<0.02
8/9/2022		<0.02
2/9/2023		<0.02
8/3/2023		<0.02

ND substitution: RL or RL/2 if <15% NDs.

Mann-Whitney (Wilcoxon Rank Sum)

Constituent: Zinc (mg/L) Analysis Run 5/13/2024 9:58 AM View: Appendix I - Mann-Whitney

Plant Bowen Data: Bowen 3-4 CCR

	GWC-36RA	GWC-36RA
9/15/2014	0.44 (O)	
10/3/2014	0.021	
10/20/2014	0.19	
11/10/2014	0.0014 (J)	
3/2/2015	0.032	
3/17/2015	0.034	
4/5/2015	0.089	
4/21/2015	0.16	
7/28/2015	0.15	
3/1/2016	0.0627	
7/6/2016	0.0532	
3/14/2017	0.0401	
9/15/2017	0.0338	
3/12/2018	0.042	
9/6/2018	0.045	
3/7/2019	0.043	
9/4/2019	0.052	
3/2/2020	0.056	
9/14/2020	0.053	
3/26/2021	0.046	
7/27/2021	<0.02	
1/26/2022		<0.02
8/8/2022		<0.02
2/8/2023		0.0086 (J)
8/3/2023		<0.02

ND substitution: RL or RL/2 if <15% NDs.

Mann-Whitney (Wilcoxon Rank Sum)

Constituent: Zinc (mg/L) Analysis Run 5/13/2024 9:58 AM View: Appendix I - Mann-Whitney

Plant Bowen Data: Bowen 3-4 CCR

	GWC-37	GWC-37
9/16/2014	0.0062	
10/3/2014	0.0085	
10/20/2014	0.0087	
11/10/2014	0.01	
3/2/2015	0.0077	
3/17/2015	0.0086	
4/5/2015	0.0098	
4/22/2015	0.0049	
7/28/2015	0.0099	
3/1/2016	0.00756 (J)	
7/8/2016	0.0098 (J)	
3/14/2017	0.0042 (J)	
9/15/2017	0.0032 (J)	
3/12/2018	0.0025 (J)	
9/6/2018	<0.02	
3/6/2019	0.0035 (J)	
9/4/2019	0.0086 (J)	
3/2/2020	0.0063 (J)	
9/3/2020	0.0049 (J)	
2/24/2021	0.0038 (J)	
7/28/2021	0.0088 (J)	
1/26/2022		<0.02
8/8/2022		<0.02
2/8/2023		<0.02
8/2/2023		<0.02

ND substitution: RL or RL/2 if <15% NDs.

Mann-Whitney (Wilcoxon Rank Sum)

Constituent: Zinc (mg/L) Analysis Run 5/13/2024 9:58 AM View: Appendix I - Mann-Whitney

Plant Bowen Data: Bowen 3-4 CCR

	GWC-38	GWC-38
9/16/2014	0.0054	
10/3/2014	0.007	
10/20/2014	0.0052	
11/10/2014	0.0054	
3/2/2015	0.041 (O)	
3/17/2015	0.014	
4/6/2015	0.0044	
4/22/2015	0.0023 (J)	
7/28/2015	0.0035	
3/2/2016	0.0029 (J)	
7/7/2016	0.0023 (J)	
3/23/2017	<0.02	
9/19/2017	0.002 (J)	
3/13/2018	<0.02	
9/6/2018	<0.02	
3/7/2019	<0.02	
9/4/2019	0.00565 (JD)	
3/2/2020	0.0032 (J)	
9/3/2020	<0.02	
2/24/2021	<0.02	
7/28/2021	<0.02	
1/25/2022		<0.02
8/5/2022		<0.02
2/8/2023		<0.02
8/2/2023		<0.02

ND substitution: RL or RL/2 if <15% NDs.

FIGURE E.

Appendix III Welch's t-test/Mann-Whitney - Significant Results

Plant Bowen Data: Bowen 3-4 CCR Printed 5/1/2024, 3:55 PM

Constituent	Well	Calc.	0.01	Alpha	Sig.	Method
Boron (mg/L)	**GWA-4RZ (bg)**	**2.842**	**Yes**	**0.01**	**Yes**	**Mann-W**
Calcium (mg/L)	**GWA-3A (bg)**	**2.979**	**Yes**	**0.01**	**Yes**	**Mann-W**
Calcium (mg/L)	**GWA-42 (bg)**	**2.734**	**Yes**	**0.01**	**Yes**	**Mann-W**
Calcium (mg/L)	**GWC-16R**	**2.733**	**Yes**	**0.01**	**Yes**	**Mann-W**
Calcium (mg/L)	**GWC-23R**	**3**	**Yes**	**0.01**	**Yes**	**Mann-W**
Calcium (mg/L)	**GWC-36RA**	**3.001**	**Yes**	**0.01**	**Yes**	**Mann-W**
Calcium (mg/L)	**GWC-37**	**-2.913**	**Yes**	**0.01**	**Yes**	**Mann-W**
Chloride (mg/L)	**GWA-1 (bg)**	**-2.748**	**Yes**	**0.01**	**Yes**	**Mann-W**
Chloride (mg/L)	**GWA-3A (bg)**	**3.041**	**Yes**	**0.01**	**Yes**	**Mann-W**
Chloride (mg/L)	**GWA-43R (bg)**	**-2.916**	**Yes**	**0.01**	**Yes**	**Mann-W**
Chloride (mg/L)	**GWC-38**	**2.792**	**Yes**	**0.01**	**Yes**	**Mann-W**
pH (pH_units)	**GWA-2R (bg)**	**-2.823**	**Yes**	**0.01**	**Yes**	**Mann-W**
pH (pH_units)	**GWA-39RZ (bg)**	**-2.599**	**Yes**	**0.01**	**Yes**	**Mann-W**
pH (pH_units)	**GWA-40 (bg)**	**-2.88**	**Yes**	**0.01**	**Yes**	**Mann-W**
pH (pH_units)	**GWA-41 (bg)**	**-2.79**	**Yes**	**0.01**	**Yes**	**Mann-W**
pH (pH_units)	**GWA-42 (bg)**	**-3.094**	**Yes**	**0.01**	**Yes**	**Mann-W**
pH (pH_units)	**GWA-4RZ (bg)**	**-3.114**	**Yes**	**0.01**	**Yes**	**Mann-W**
pH (pH_units)	**GWA-50 (bg)**	**-2.869**	**Yes**	**0.01**	**Yes**	**Mann-W**
pH (pH_units)	**GWC-22R**	**-2.64**	**Yes**	**0.01**	**Yes**	**Mann-W**
pH (pH_units)	**GWC-36RA**	**-2.958**	**Yes**	**0.01**	**Yes**	**Mann-W**
pH (pH_units)	**GWC-38**	**-2.642**	**Yes**	**0.01**	**Yes**	**Mann-W**
Sulfate (mg/L)	**GWA-43R (bg)**	**-3.095**	**Yes**	**0.01**	**Yes**	**Mann-W**
Sulfate (mg/L)	**GWC-23R**	**3.021**	**Yes**	**0.01**	**Yes**	**Mann-W**
Sulfate (mg/L)	**GWC-25R**	**2.914**	**Yes**	**0.01**	**Yes**	**Mann-W**
Total Dissolved Solids (mg/l)	**GWA-3A (bg)**	**2.904**	**Yes**	**0.01**	**Yes**	**Mann-W**
Total Dissolved Solids (mg/l)	**GWC-23R**	**3.242**	**Yes**	**0.01**	**Yes**	**Mann-W**
Total Dissolved Solids (mg/l)	**GWC-36RA**	**2.689**	**Yes**	**0.01**	**Yes**	**Mann-W**

Appendix III Welch's t-test/Mann-Whitney - All Results

Plant Bowen Data: Bowen 3-4 CCR Printed 5/1/2024, 3:55 PM

Constituent	Well	Calc.	0.01	Alpha	Sig.	Method
Boron (mg/L)	GWA-1 (bg)	0.1198	No	0.01	No	Mann-W
Boron (mg/L)	GWA-2 (bg)	0.809	No	0.01	No	Mann-W
Boron (mg/L)	GWA-2R (bg)	0.1987	No	0.01	No	Mann-W
Boron (mg/L)	GWA-39RZ (bg)	2.35	No	0.01	No	Mann-W
Boron (mg/L)	GWA-39Z (bg)	-0.1959	No	0.01	No	Mann-W
Boron (mg/L)	GWA-3A (bg)	0.6348	No	0.01	No	Mann-W
Boron (mg/L)	GWA-40 (bg)	-0.3266	No	0.01	No	Mann-W
Boron (mg/L)	GWA-41 (bg)	0.1684	No	0.01	No	Mann-W
Boron (mg/L)	GWA-41R (bg)	-0.3226	No	0.01	No	Mann-W
Boron (mg/L)	GWA-42 (bg)	0.809	No	0.01	No	Mann-W
Boron (mg/L)	GWA-43 (bg)	0.3638	No	0.01	No	Mann-W
Boron (mg/L)	GWA-43R (bg)	-1.445	No	0.01	No	Mann-W
Boron (mg/L)	**GWA-4RZ (bg)**	**2.842**	**Yes**	**0.01**	**Yes**	**Mann-W**
Boron (mg/L)	GWA-50 (bg)	0.6151	No	0.01	No	Mann-W
Boron (mg/L)	GWA-50R (bg)	0.6151	No	0.01	No	Mann-W
Boron (mg/L)	GWC-16R	-0.806	No	0.01	No	Mann-W
Boron (mg/L)	GWC-17R	0.1198	No	0.01	No	Mann-W
Boron (mg/L)	GWC-18	0.6151	No	0.01	No	Mann-W
Boron (mg/L)	GWC-18R	-0.08787	No	0.01	No	Mann-W
Boron (mg/L)	GWC-19R	0.809	No	0.01	No	Mann-W
Boron (mg/L)	GWC-20R	0.809	No	0.01	No	Mann-W
Boron (mg/L)	GWC-21R	-0.2481	No	0.01	No	Mann-W
Boron (mg/L)	GWC-22R	1.139	No	0.01	No	Mann-W
Boron (mg/L)	GWC-23R	1.44	No	0.01	No	Mann-W
Boron (mg/L)	GWC-24R	0.809	No	0.01	No	Mann-W
Boron (mg/L)	GWC-25R	0.3638	No	0.01	No	Mann-W
Boron (mg/L)	GWC-36RA	0.04563	No	0.01	No	Mann-W
Boron (mg/L)	GWC-37	1.139	No	0.01	No	Mann-W
Boron (mg/L)	GWC-38	-2.183	No	0.01	No	Mann-W
Calcium (mg/L)	GWA-1 (bg)	1.478	No	0.01	No	Mann-W
Calcium (mg/L)	GWA-2 (bg)	1.209	No	0.01	No	Mann-W
Calcium (mg/L)	GWA-2R (bg)	1.926	No	0.01	No	Mann-W
Calcium (mg/L)	GWA-39RZ (bg)	-0.3586	No	0.01	No	Mann-W
Calcium (mg/L)	GWA-39Z (bg)	-0.04256	No	0.01	No	Mann-W
Calcium (mg/L)	**GWA-3A (bg)**	**2.979**	**Yes**	**0.01**	**Yes**	**Mann-W**
Calcium (mg/L)	GWA-40 (bg)	-1.255	No	0.01	No	Mann-W
Calcium (mg/L)	GWA-41 (bg)	-0.403	No	0.01	No	Mann-W
Calcium (mg/L)	GWA-41R (bg)	1.747	No	0.01	No	Mann-W
Calcium (mg/L)	**GWA-42 (bg)**	**2.734**	**Yes**	**0.01**	**Yes**	**Mann-W**
Calcium (mg/L)	GWA-43 (bg)	-2.035	No	0.01	No	Mann-W
Calcium (mg/L)	GWA-43R (bg)	1.662	No	0.01	No	Mann-W
Calcium (mg/L)	GWA-4RZ (bg)	1.434	No	0.01	No	Mann-W
Calcium (mg/L)	GWA-50 (bg)	-2.421	No	0.01	No	Mann-W
Calcium (mg/L)	GWA-50R (bg)	-2.284	No	0.01	No	Mann-W
Calcium (mg/L)	**GWC-16R**	**2.733**	**Yes**	**0.01**	**Yes**	**Mann-W**
Calcium (mg/L)	GWC-17R	1.209	No	0.01	No	Mann-W
Calcium (mg/L)	GWC-18	0.6717	No	0.01	No	Mann-W
Calcium (mg/L)	GWC-18R	1.926	No	0.01	No	Mann-W
Calcium (mg/L)	GWC-19R	2.241	No	0.01	No	Mann-W
Calcium (mg/L)	GWC-20R	0.5822	No	0.01	No	Mann-W
Calcium (mg/L)	GWC-21R	1.881	No	0.01	No	Mann-W
Calcium (mg/L)	GWC-22R	2.285	No	0.01	No	Mann-W
Calcium (mg/L)	**GWC-23R**	**3**	**Yes**	**0.01**	**Yes**	**Mann-W**
Calcium (mg/L)	GWC-24R	1.345	No	0.01	No	Mann-W
Calcium (mg/L)	GWC-25R	1.478	No	0.01	No	Mann-W

Appendix III Welch's t-test/Mann-Whitney - All Results

Plant Bowen Data: Bowen 3-4 CCR Printed 5/1/2024, 3:55 PM

Constituent	Well	Calc.	0.01	Alpha	Sig.	Method
Calcium (mg/L)	**GWC-36RA**	**3.001**	**Yes**	**0.01**	**Yes**	**Mann-W**
Calcium (mg/L)	**GWC-37**	**-2.913**	**Yes**	**0.01**	**Yes**	**Mann-W**
Calcium (mg/L)	GWC-38	0.2689	No	0.01	No	Mann-W
Chloride (mg/L)	**GWA-1 (bg)**	**-2.748**	**Yes**	**0.01**	**Yes**	**Mann-W**
Chloride (mg/L)	GWA-2 (bg)	-0.8095	No	0.01	No	Mann-W
Chloride (mg/L)	GWA-2R (bg)	-0.5381	No	0.01	No	Mann-W
Chloride (mg/L)	GWA-39RZ (bg)	-2.02	No	0.01	No	Mann-W
Chloride (mg/L)	GWA-39Z (bg)	-1.947	No	0.01	No	Mann-W
Chloride (mg/L)	**GWA-3A (bg)**	**3.041**	**Yes**	**0.01**	**Yes**	**Mann-W**
Chloride (mg/L)	GWA-40 (bg)	-2.131	No	0.01	No	Mann-W
Chloride (mg/L)	GWA-41 (bg)	-1.931	No	0.01	No	Mann-W
Chloride (mg/L)	GWA-41R (bg)	-2.513	No	0.01	No	Mann-W
Chloride (mg/L)	GWA-42 (bg)	-2.561	No	0.01	No	Mann-W
Chloride (mg/L)	GWA-43 (bg)	0.2352	No	0.01	No	Mann-W
Chloride (mg/L)	**GWA-43R (bg)**	**-2.916**	**Yes**	**0.01**	**Yes**	**Mann-W**
Chloride (mg/L)	GWA-4RZ (bg)	0.764	No	0.01	No	Mann-W
Chloride (mg/L)	GWA-50 (bg)	-2.571	No	0.01	No	Mann-W
Chloride (mg/L)	GWA-50R (bg)	-2.243	No	0.01	No	Mann-W
Chloride (mg/L)	GWC-16R	-0.9868	No	0.01	No	Mann-W
Chloride (mg/L)	GWC-17R	-1.933	No	0.01	No	Mann-W
Chloride (mg/L)	GWC-18	0.3175	No	0.01	No	Mann-W
Chloride (mg/L)	GWC-18R	0.4568	No	0.01	No	Mann-W
Chloride (mg/L)	GWC-19R	0	No	0.01	No	Mann-W
Chloride (mg/L)	GWC-20R	0.2717	No	0.01	No	Mann-W
Chloride (mg/L)	GWC-21R	0.1349	No	0.01	No	Mann-W
Chloride (mg/L)	GWC-22R	-1.359	No	0.01	No	Mann-W
Chloride (mg/L)	GWC-23R	-0.3622	No	0.01	No	Mann-W
Chloride (mg/L)	GWC-24R	-1.715	No	0.01	No	Mann-W
Chloride (mg/L)	GWC-25R	-1.852	No	0.01	No	Mann-W
Chloride (mg/L)	GWC-36RA	-1.664	No	0.01	No	Mann-W
Chloride (mg/L)	GWC-37	-0.5852	No	0.01	No	Mann-W
Chloride (mg/L)	**GWC-38**	**2.792**	**Yes**	**0.01**	**Yes**	**Mann-W**
Fluoride (mg/L)	GWA-1 (bg)	0.4985	No	0.01	No	Mann-W
Fluoride (mg/L)	GWA-2 (bg)	-1.111	No	0.01	No	Mann-W
Fluoride (mg/L)	GWA-2R (bg)	0.2332	No	0.01	No	Mann-W
Fluoride (mg/L)	GWA-39RZ (bg)	0.8296	No	0.01	No	Mann-W
Fluoride (mg/L)	GWA-39Z (bg)	0.09217	No	0.01	No	Mann-W
Fluoride (mg/L)	GWA-3A (bg)	-1.488	No	0.01	No	Mann-W
Fluoride (mg/L)	GWA-40 (bg)	-0.4612	No	0.01	No	Mann-W
Fluoride (mg/L)	GWA-41 (bg)	0.337	No	0.01	No	Mann-W
Fluoride (mg/L)	GWA-41R (bg)	0.6592	No	0.01	No	Mann-W
Fluoride (mg/L)	GWA-42 (bg)	0.1489	No	0.01	No	Mann-W
Fluoride (mg/L)	GWA-43 (bg)	-0.1959	No	0.01	No	Mann-W
Fluoride (mg/L)	GWA-43R (bg)	0.3932	No	0.01	No	Mann-W
Fluoride (mg/L)	GWA-4RZ (bg)	-2.11	No	0.01	No	Mann-W
Fluoride (mg/L)	GWA-50 (bg)	0	No	0.01	No	Mann-W
Fluoride (mg/L)	GWA-50R (bg)	0.1198	No	0.01	No	Mann-W
Fluoride (mg/L)	GWC-16R	-1.219	No	0.01	No	Mann-W
Fluoride (mg/L)	GWC-17R	-0.2586	No	0.01	No	Mann-W
Fluoride (mg/L)	GWC-18	0.4667	No	0.01	No	Mann-W
Fluoride (mg/L)	GWC-18R	0.842	No	0.01	No	Mann-W
Fluoride (mg/L)	GWC-19R	0.393	No	0.01	No	Mann-W
Fluoride (mg/L)	GWC-20R	0.3319	No	0.01	No	Mann-W
Fluoride (mg/L)	GWC-21R	-0.907	No	0.01	No	Mann-W
Fluoride (mg/L)	GWC-22R	-0.1452	No	0.01	No	Mann-W

Appendix III Welch's t-test/Mann-Whitney - All Results

Plant Bowen Data: Bowen 3-4 CCR Printed 5/1/2024, 3:55 PM

Constituent	Well	Calc.	0.01	Alpha	Sig.	Method
Fluoride (mg/L)	GWC-23R	-0.1452	No	0.01	No	Mann-W
Fluoride (mg/L)	GWC-24R	-0.907	No	0.01	No	Mann-W
Fluoride (mg/L)	GWC-25R	0	No	0.01	No	Mann-W
Fluoride (mg/L)	GWC-36RA	0.3932	No	0.01	No	Mann-W
Fluoride (mg/L)	GWC-37	0.1198	No	0.01	No	Mann-W
Fluoride (mg/L)	GWC-38	0.809	No	0.01	No	Mann-W
pH (pH_units)	GWA-1 (bg)	-2.423	No	0.01	No	Mann-W
pH (pH_units)	GWA-2 (bg)	0.1792	No	0.01	No	Mann-W
pH (pH_units)	**GWA-2R (bg)**	**-2.823**	**Yes**	**0.01**	**Yes**	**Mann-W**
pH (pH_units)	**GWA-39RZ (bg)**	**-2.599**	**Yes**	**0.01**	**Yes**	**Mann-W**
pH (pH_units)	GWA-39Z (bg)	-1.405	No	0.01	No	Mann-W
pH (pH_units)	GWA-3A (bg)	2.317	No	0.01	No	Mann-W
pH (pH_units)	**GWA-40 (bg)**	**-2.88**	**Yes**	**0.01**	**Yes**	**Mann-W**
pH (pH_units)	**GWA-41 (bg)**	**-2.79**	**Yes**	**0.01**	**Yes**	**Mann-W**
pH (pH_units)	GWA-41R (bg)	-2.285	No	0.01	No	Mann-W
pH (pH_units)	**GWA-42 (bg)**	**-3.094**	**Yes**	**0.01**	**Yes**	**Mann-W**
pH (pH_units)	GWA-43 (bg)	-2.105	No	0.01	No	Mann-W
pH (pH_units)	GWA-43R (bg)	-0.2989	No	0.01	No	Mann-W
pH (pH_units)	**GWA-4RZ (bg)**	**-3.114**	**Yes**	**0.01**	**Yes**	**Mann-W**
pH (pH_units)	**GWA-50 (bg)**	**-2.869**	**Yes**	**0.01**	**Yes**	**Mann-W**
pH (pH_units)	GWA-50R (bg)	-2.284	No	0.01	No	Mann-W
pH (pH_units)	GWC-16R	-1.525	No	0.01	No	Mann-W
pH (pH_units)	GWC-17R	-0.1798	No	0.01	No	Mann-W
pH (pH_units)	GWC-18	-2.107	No	0.01	No	Mann-W
pH (pH_units)	GWC-18R	-2.242	No	0.01	No	Mann-W
pH (pH_units)	GWC-19R	-0.5848	No	0.01	No	Mann-W
pH (pH_units)	GWC-20R	-0.5964	No	0.01	No	Mann-W
pH (pH_units)	GWC-21R	-1.613	No	0.01	No	Mann-W
pH (pH_units)	**GWC-22R**	**-2.64**	**Yes**	**0.01**	**Yes**	**Mann-W**
pH (pH_units)	GWC-23R	-2.05	No	0.01	No	Mann-W
pH (pH_units)	GWC-24R	0.08965	No	0.01	No	Mann-W
pH (pH_units)	GWC-25R	-1.528	No	0.01	No	Mann-W
pH (pH_units)	**GWC-36RA**	**-2.958**	**Yes**	**0.01**	**Yes**	**Mann-W**
pH (pH_units)	GWC-37	-2.553	No	0.01	No	Mann-W
pH (pH_units)	**GWC-38**	**-2.642**	**Yes**	**0.01**	**Yes**	**Mann-W**
Sulfate (mg/L)	GWA-1 (bg)	-2.197	No	0.01	No	Mann-W
Sulfate (mg/L)	GWA-2 (bg)	1.03	No	0.01	No	Mann-W
Sulfate (mg/L)	GWA-2R (bg)	1.433	No	0.01	No	Mann-W
Sulfate (mg/L)	GWA-39RZ (bg)	-1.568	No	0.01	No	Mann-W
Sulfate (mg/L)	GWA-39Z (bg)	-2.15	No	0.01	No	Mann-W
Sulfate (mg/L)	GWA-3A (bg)	2.224	No	0.01	No	Mann-W
Sulfate (mg/L)	GWA-40 (bg)	-0.8124	No	0.01	No	Mann-W
Sulfate (mg/L)	GWA-41 (bg)	-0.4485	No	0.01	No	Mann-W
Sulfate (mg/L)	GWA-41R (bg)	0.5377	No	0.01	No	Mann-W
Sulfate (mg/L)	GWA-42 (bg)	-1.799	No	0.01	No	Mann-W
Sulfate (mg/L)	GWA-43 (bg)	0.3264	No	0.01	No	Mann-W
Sulfate (mg/L)	**GWA-43R (bg)**	**-3.095**	**Yes**	**0.01**	**Yes**	**Mann-W**
Sulfate (mg/L)	GWA-4RZ (bg)	-0.6822	No	0.01	No	Mann-W
Sulfate (mg/L)	GWA-50 (bg)	1.014	No	0.01	No	Mann-W
Sulfate (mg/L)	GWA-50R (bg)	-2.465	No	0.01	No	Mann-W
Sulfate (mg/L)	GWC-16R	0.6717	No	0.01	No	Mann-W
Sulfate (mg/L)	GWC-17R	1.656	No	0.01	No	Mann-W
Sulfate (mg/L)	GWC-18	-1.084	No	0.01	No	Mann-W
Sulfate (mg/L)	GWC-18R	-0.4281	No	0.01	No	Mann-W
Sulfate (mg/L)	GWC-19R	2.087	No	0.01	No	Mann-W

Appendix III Welch's t-test/Mann-Whitney - All Results

Plant Bowen Data: Bowen 3-4 CCR Printed 5/1/2024, 3:55 PM

Constituent	Well	Calc.	0.01	Alpha	Sig.	Method
Sulfate (mg/L)	GWC-20R	1.896	No	0.01	No	Mann-W
Sulfate (mg/L)	GWC-21R	2.459	No	0.01	No	Mann-W
Sulfate (mg/L)	GWC-22R	-1.757	No	0.01	No	Mann-W
Sulfate (mg/L)	**GWC-23R**	**3.021**	**Yes**	**0.01**	**Yes**	**Mann-W**
Sulfate (mg/L)	GWC-24R	0.7628	No	0.01	No	Mann-W
Sulfate (mg/L)	**GWC-25R**	**2.914**	**Yes**	**0.01**	**Yes**	**Mann-W**
Sulfate (mg/L)	GWC-36RA	2.196	No	0.01	No	Mann-W
Sulfate (mg/L)	GWC-37	0.4106	No	0.01	No	Mann-W
Sulfate (mg/L)	GWC-38	-1.479	No	0.01	No	Mann-W
Total Dissolved Solids (mg/l)	GWA-1 (bg)	0.314	No	0.01	No	Mann-W
Total Dissolved Solids (mg/l)	GWA-2 (bg)	1.209	No	0.01	No	Mann-W
Total Dissolved Solids (mg/l)	GWA-2R (bg)	1.299	No	0.01	No	Mann-W
Total Dissolved Solids (mg/l)	GWA-39RZ (bg)	-1.478	No	0.01	No	Mann-W
Total Dissolved Solids (mg/l)	GWA-39Z (bg)	0.1418	No	0.01	No	Mann-W
Total Dissolved Solids (mg/l)	**GWA-3A (bg)**	**2.904**	**Yes**	**0.01**	**Yes**	**Mann-W**
Total Dissolved Solids (mg/l)	GWA-40 (bg)	-0.5377	No	0.01	No	Mann-W
Total Dissolved Solids (mg/l)	GWA-41 (bg)	-0.4932	No	0.01	No	Mann-W
Total Dissolved Solids (mg/l)	GWA-41R (bg)	0.9858	No	0.01	No	Mann-W
Total Dissolved Solids (mg/l)	GWA-42 (bg)	0.3589	No	0.01	No	Mann-W
Total Dissolved Solids (mg/l)	GWA-43 (bg)	-0.677	No	0.01	No	Mann-W
Total Dissolved Solids (mg/l)	GWA-43R (bg)	0	No	0.01	No	Mann-W
Total Dissolved Solids (mg/l)	GWA-4RZ (bg)	0.4929	No	0.01	No	Mann-W
Total Dissolved Solids (mg/l)	GWA-50 (bg)	0.09217	No	0.01	No	Mann-W
Total Dissolved Solids (mg/l)	GWA-50R (bg)	-1.541	No	0.01	No	Mann-W
Total Dissolved Solids (mg/l)	GWC-16R	1.663	No	0.01	No	Mann-W
Total Dissolved Solids (mg/l)	GWC-17R	-1.434	No	0.01	No	Mann-W
Total Dissolved Solids (mg/l)	GWC-18	-0.1344	No	0.01	No	Mann-W
Total Dissolved Solids (mg/l)	GWC-18R	1.525	No	0.01	No	Mann-W
Total Dissolved Solids (mg/l)	GWC-19R	-1.439	No	0.01	No	Mann-W
Total Dissolved Solids (mg/l)	GWC-20R	-0.1345	No	0.01	No	Mann-W
Total Dissolved Solids (mg/l)	GWC-21R	0.1792	No	0.01	No	Mann-W
Total Dissolved Solids (mg/l)	GWC-22R	-0.5831	No	0.01	No	Mann-W
Total Dissolved Solids (mg/l)	**GWC-23R**	**3.242**	**Yes**	**0.01**	**Yes**	**Mann-W**
Total Dissolved Solids (mg/l)	GWC-24R	-1.48	No	0.01	No	Mann-W
Total Dissolved Solids (mg/l)	GWC-25R	1.122	No	0.01	No	Mann-W
Total Dissolved Solids (mg/l)	**GWC-36RA**	**2.689**	**Yes**	**0.01**	**Yes**	**Mann-W**
Total Dissolved Solids (mg/l)	GWC-37	0.832	No	0.01	No	Mann-W
Total Dissolved Solids (mg/l)	GWC-38	-1.624	No	0.01	No	Mann-W

Sanitas™ v.10.0.16e Software licensed to . UG
Hollow symbols indicate censored values.

Mann-Whitney (Wilcoxon Rank Sum)

GWA-1 (bg)

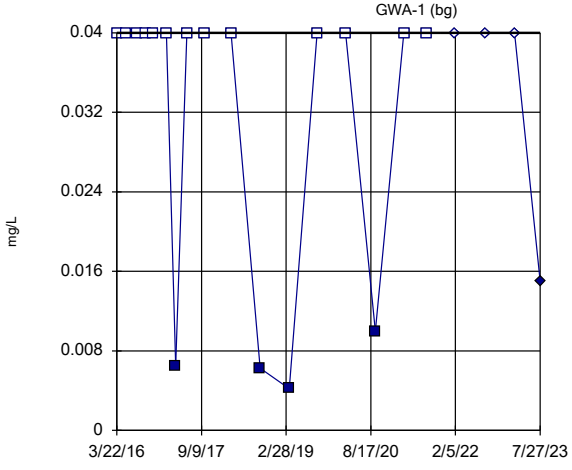

GWA-1 background

GWA-1 compliance

background median = 0.04

compliance median = 0.04

Z = 0.1198 (two-tail)

Alpha	Table	Sig.
0.2	1.282	No
0.1	1.645	No
0.05	1.96	No
0.02	2.326	No
0.01	2.576	No

Constituent: Boron Analysis Run 5/1/2024 3:50 PM View: Appendix III - Mann-Whitney
Plant Bowen Data: Bowen 3-4 CCR

Sanitas™ v.10.0.16e Software licensed to . UG
Hollow symbols indicate censored values.

Mann-Whitney (Wilcoxon Rank Sum)

GWA-2 (bg)

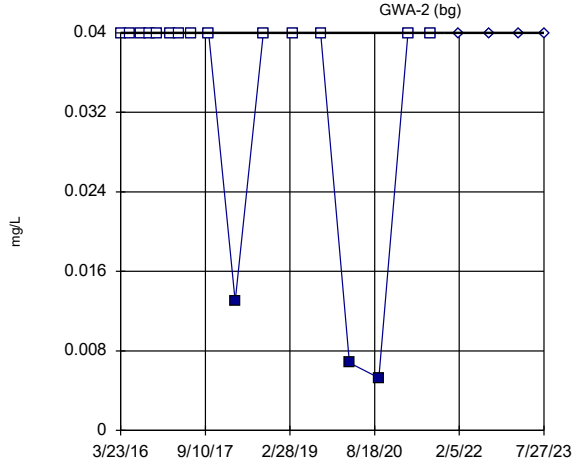

GWA-2 background

GWA-2 compliance

background median = 0.04

compliance median = 0.04

Z = 0.809 (two-tail)

Alpha	Table	Sig.
0.2	1.282	No
0.1	1.645	No
0.05	1.96	No
0.02	2.326	No
0.01	2.576	No

Constituent: Boron Analysis Run 5/1/2024 3:50 PM View: Appendix III - Mann-Whitney
Plant Bowen Data: Bowen 3-4 CCR

Sanitas™ v.10.0.16e Software licensed to . UG
Hollow symbols indicate censored values.

Mann-Whitney (Wilcoxon Rank Sum)

GWA-2R (bg)

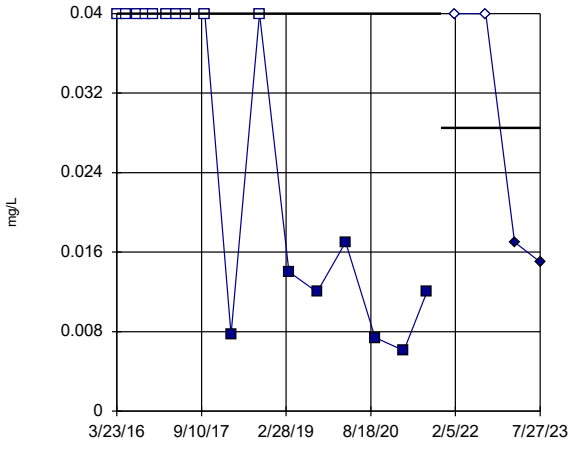

GWA-2R background

GWA-2R compliance

background median = 0.04

compliance median = 0.0285

Z = 0.1987 (two-tail)

Alpha	Table	Sig.
0.2	1.282	No
0.1	1.645	No
0.05	1.96	No
0.02	2.326	No
0.01	2.576	No

Constituent: Boron Analysis Run 5/1/2024 3:50 PM View: Appendix III - Mann-Whitney
Plant Bowen Data: Bowen 3-4 CCR

Sanitas™ v.10.0.16e Software licensed to . UG
Hollow symbols indicate censored values.

Mann-Whitney (Wilcoxon Rank Sum)

GWA-39RZ (bg)

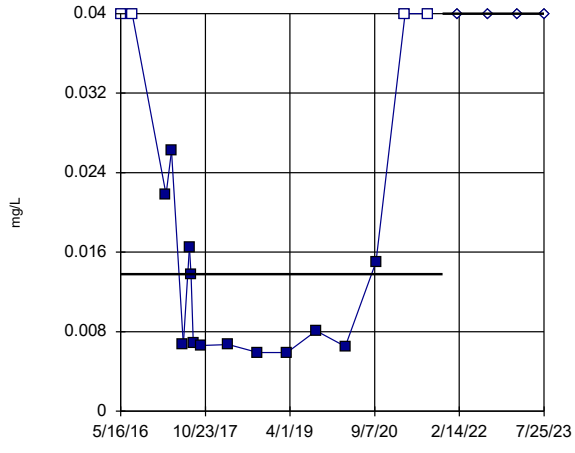

GWA-39RZ background

GWA-39RZ compliance

background median = 0.0138

compliance median = 0.04

Z = 2.35 (two-tail)

Alpha	Table	Sig.
0.2	1.282	Yes
0.1	1.645	Yes
0.05	1.96	Yes
0.02	2.326	Yes
0.01	2.576	No

Constituent: Boron Analysis Run 5/1/2024 3:50 PM View: Appendix III - Mann-Whitney
Plant Bowen Data: Bowen 3-4 CCR

Sanitas™ v.10.0.16e Software licensed to . UG
Hollow symbols indicate censored values.

Mann-Whitney (Wilcoxon Rank Sum)

GWA-39Z (bg)

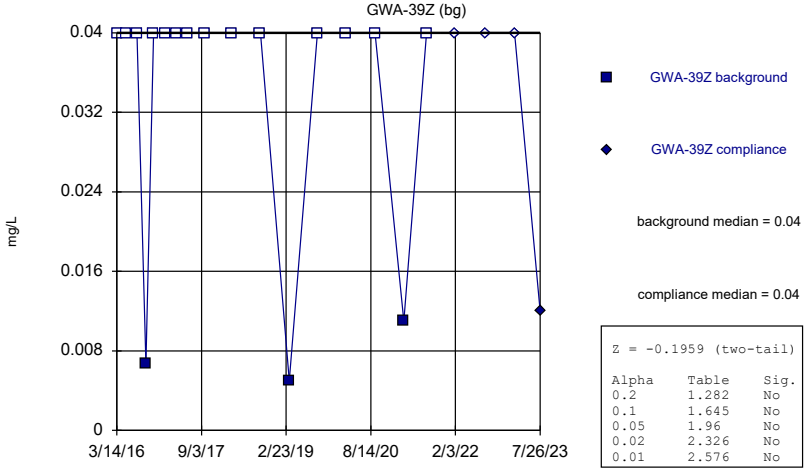

Z = -0.1959 (two-tail)

Alpha	Table	Sig.
0.2	1.282	No
0.1	1.645	No
0.05	1.96	No
0.02	2.326	No
0.01	2.576	No

Constituent: Boron Analysis Run 5/1/2024 3:50 PM View: Appendix III - Mann-Whitney
Plant Bowen Data: Bowen 3-4 CCR

Sanitas™ v.10.0.16e Software licensed to . UG
Hollow symbols indicate censored values.

Mann-Whitney (Wilcoxon Rank Sum)

GWA-3A (bg)

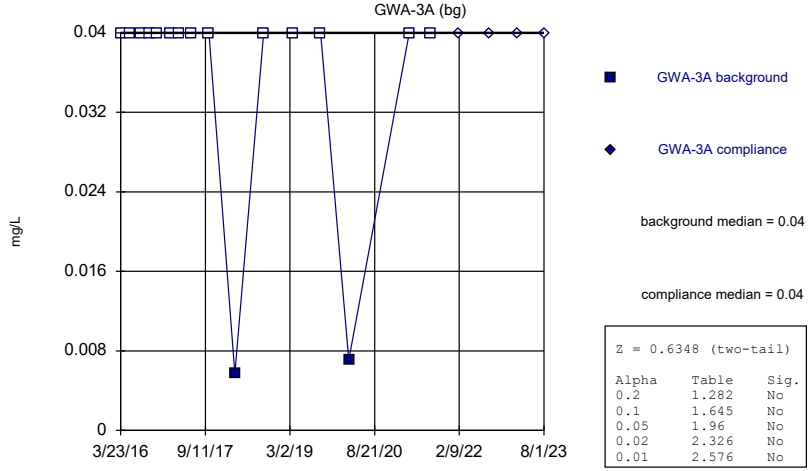

Z = 0.6348 (two-tail)

Alpha	Table	Sig.
0.2	1.282	No
0.1	1.645	No
0.05	1.96	No
0.02	2.326	No
0.01	2.576	No

Constituent: Boron Analysis Run 5/1/2024 3:50 PM View: Appendix III - Mann-Whitney
Plant Bowen Data: Bowen 3-4 CCR

Sanitas™ v.10.0.16e Software licensed to . UG
Hollow symbols indicate censored values.

Mann-Whitney (Wilcoxon Rank Sum)

GWA-40 (bg)

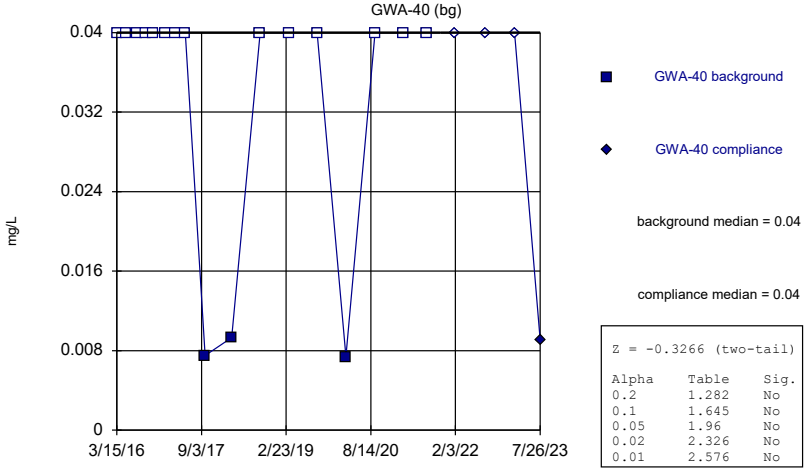

Z = -0.3266 (two-tail)

Alpha	Table	Sig.
0.2	1.282	No
0.1	1.645	No
0.05	1.96	No
0.02	2.326	No
0.01	2.576	No

Constituent: Boron Analysis Run 5/1/2024 3:50 PM View: Appendix III - Mann-Whitney
Plant Bowen Data: Bowen 3-4 CCR

Sanitas™ v.10.0.16e Software licensed to . UG
Hollow symbols indicate censored values.

Mann-Whitney (Wilcoxon Rank Sum)

GWA-41 (bg)

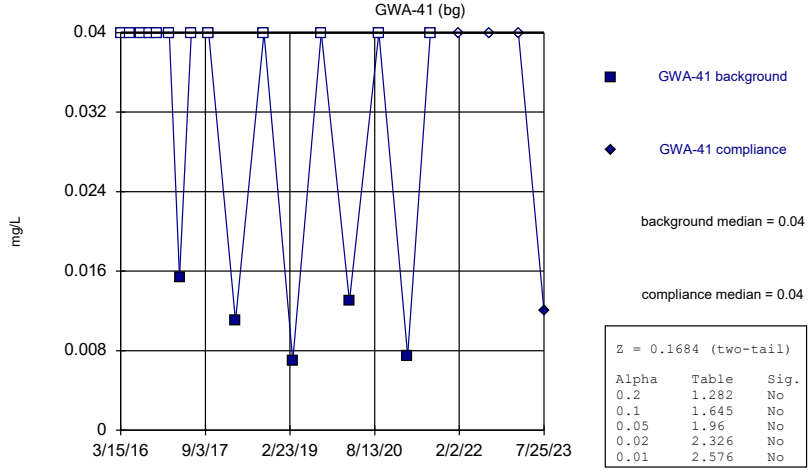

Z = 0.1684 (two-tail)

Alpha	Table	Sig.
0.2	1.282	No
0.1	1.645	No
0.05	1.96	No
0.02	2.326	No
0.01	2.576	No

Constituent: Boron Analysis Run 5/1/2024 3:50 PM View: Appendix III - Mann-Whitney
Plant Bowen Data: Bowen 3-4 CCR

Sanitas™ v.10.0.16e Software licensed to . UG
Hollow symbols indicate censored values.

Mann-Whitney (Wilcoxon Rank Sum)

GWA-41R (bg)

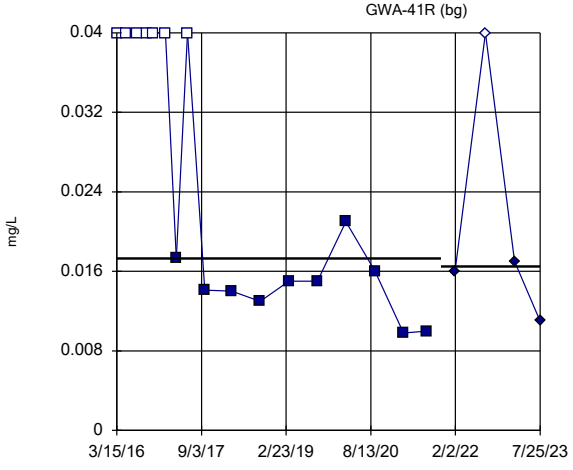

GWA-41R background

GWA-41R compliance

background median = 0.0173

compliance median = 0.0165

Z = -0.3226 (two-tail)

Alpha	Table	Sig.
0.2	1.282	No
0.1	1.645	No
0.05	1.96	No
0.02	2.326	No
0.01	2.576	No

Constituent: Boron Analysis Run 5/1/2024 3:50 PM View: Appendix III - Mann-Whitney
Plant Bowen Data: Bowen 3-4 CCR

Sanitas™ v.10.0.16e Software licensed to . UG
Hollow symbols indicate censored values.

Mann-Whitney (Wilcoxon Rank Sum)

GWA-42 (bg)

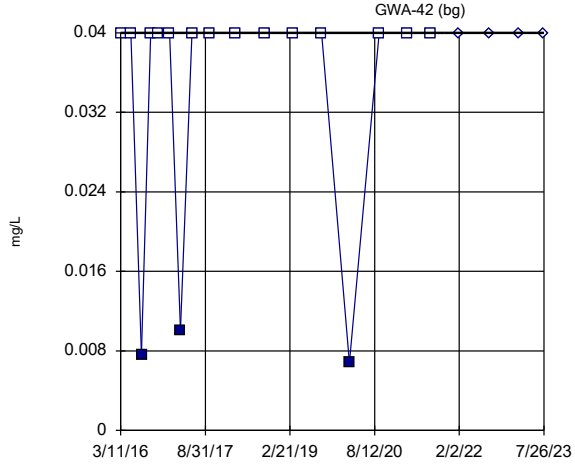

GWA-42 background

GWA-42 compliance

background median = 0.04

compliance median = 0.04

Z = 0.809 (two-tail)

Alpha	Table	Sig.
0.2	1.282	No
0.1	1.645	No
0.05	1.96	No
0.02	2.326	No
0.01	2.576	No

Constituent: Boron Analysis Run 5/1/2024 3:50 PM View: Appendix III - Mann-Whitney
Plant Bowen Data: Bowen 3-4 CCR

Sanitas™ v.10.0.16e Software licensed to . UG
Hollow symbols indicate censored values.

Mann-Whitney (Wilcoxon Rank Sum)

GWA-43 (bg)

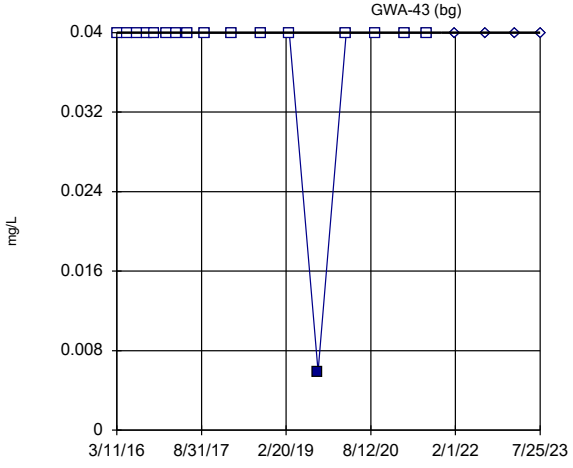

GWA-43 background

GWA-43 compliance

background median = 0.04

compliance median = 0.04

Z = 0.3638 (two-tail)

Alpha	Table	Sig.
0.2	1.282	No
0.1	1.645	No
0.05	1.96	No
0.02	2.326	No
0.01	2.576	No

Constituent: Boron Analysis Run 5/1/2024 3:50 PM View: Appendix III - Mann-Whitney
Plant Bowen Data: Bowen 3-4 CCR

Sanitas™ v.10.0.16e Software licensed to . UG
Hollow symbols indicate censored values.

Mann-Whitney (Wilcoxon Rank Sum)

GWA-43R (bg)

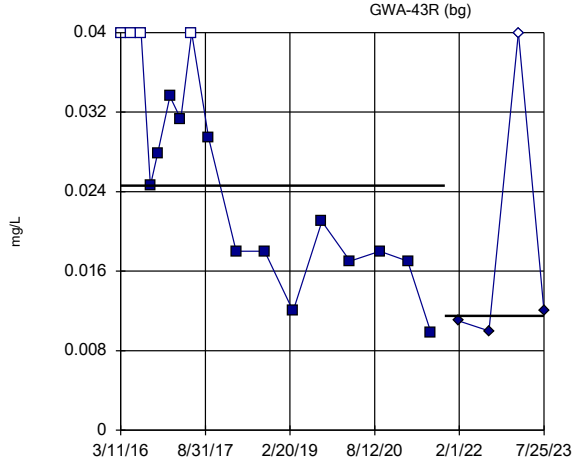

GWA-43R background

GWA-43R compliance

background median = 0.0246

compliance median = 0.0115

Z = -1.445 (two-tail)

Alpha	Table	Sig.
0.2	1.282	Yes
0.1	1.645	No
0.05	1.96	No
0.02	2.326	No
0.01	2.576	No

Constituent: Boron Analysis Run 5/1/2024 3:50 PM View: Appendix III - Mann-Whitney
Plant Bowen Data: Bowen 3-4 CCR

Sanitas™ v.10.0.16e Software licensed to . UG
Hollow symbols indicate censored values.

Mann-Whitney (Wilcoxon Rank Sum)

GWA-4RZ (bg)

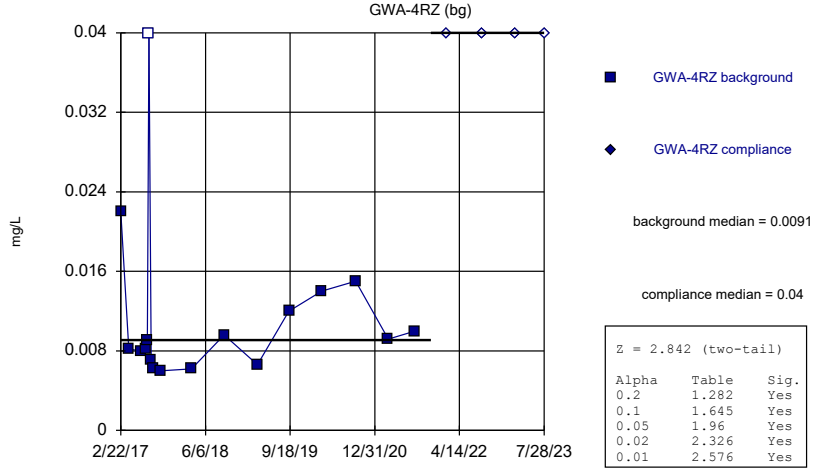

Z = 2.842 (two-tail)

Alpha	Table	Sig.
0.2	1.282	Yes
0.1	1.645	Yes
0.05	1.96	Yes
0.02	2.326	Yes
0.01	2.576	Yes

Constituent: Boron Analysis Run 5/1/2024 3:50 PM View: Appendix III - Mann-Whitney
Plant Bowen Data: Bowen 3-4 CCR

Sanitas™ v.10.0.16e Software licensed to . UG
Hollow symbols indicate censored values.

Mann-Whitney (Wilcoxon Rank Sum)

GWA-50 (bg)

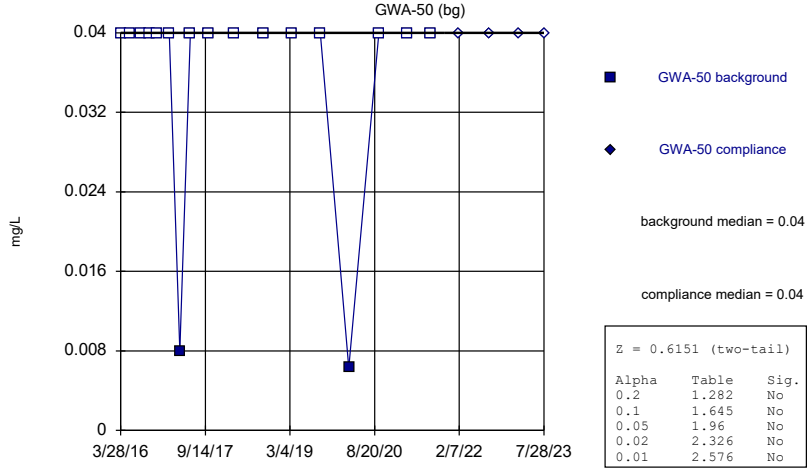

Z = 0.6151 (two-tail)

Alpha	Table	Sig.
0.2	1.282	No
0.1	1.645	No
0.05	1.96	No
0.02	2.326	No
0.01	2.576	No

Constituent: Boron Analysis Run 5/1/2024 3:50 PM View: Appendix III - Mann-Whitney
Plant Bowen Data: Bowen 3-4 CCR

Sanitas™ v.10.0.16e Software licensed to . UG
Hollow symbols indicate censored values.

Mann-Whitney (Wilcoxon Rank Sum)

GWA-50R (bg)

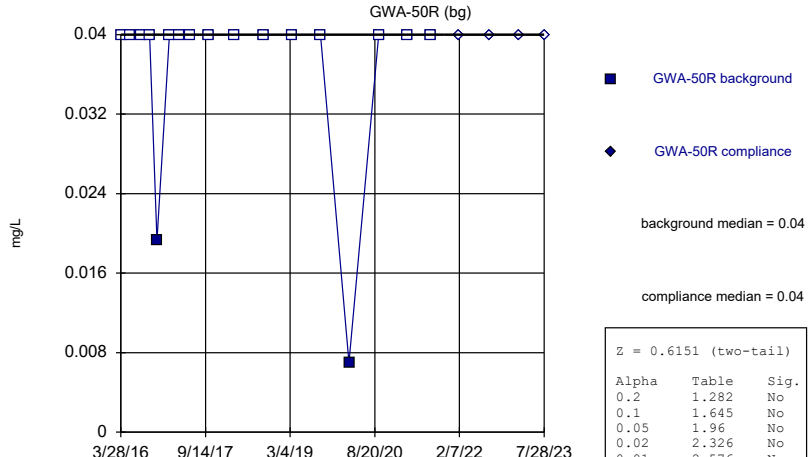

Z = 0.6151 (two-tail)

Alpha	Table	Sig.
0.2	1.282	No
0.1	1.645	No
0.05	1.96	No
0.02	2.326	No
0.01	2.576	No

Constituent: Boron Analysis Run 5/1/2024 3:50 PM View: Appendix III - Mann-Whitney
Plant Bowen Data: Bowen 3-4 CCR

Sanitas™ v.10.0.16e Software licensed to . UG
Hollow symbols indicate censored values.

Mann-Whitney (Wilcoxon Rank Sum)

GWC-16R

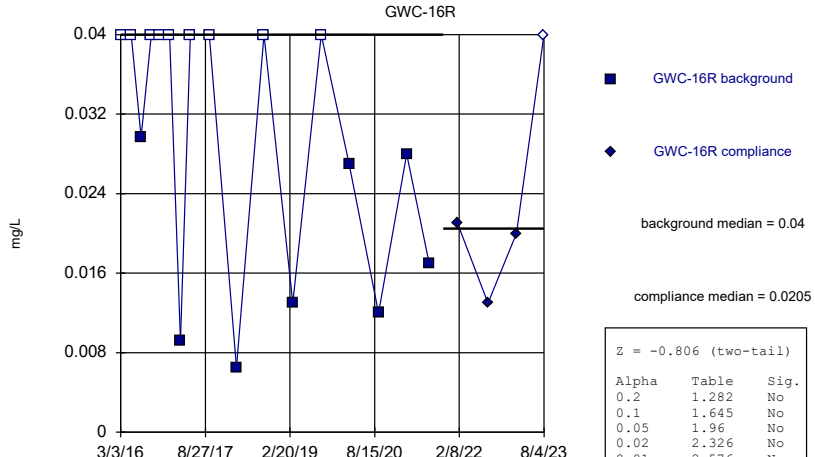

Z = -0.806 (two-tail)

Alpha	Table	Sig.
0.2	1.282	No
0.1	1.645	No
0.05	1.96	No
0.02	2.326	No
0.01	2.576	No

Constituent: Boron Analysis Run 5/1/2024 3:50 PM View: Appendix III - Mann-Whitney
Plant Bowen Data: Bowen 3-4 CCR

Sanitas™ v.10.0.16e Software licensed to . UG
Hollow symbols indicate censored values.

Mann-Whitney (Wilcoxon Rank Sum)

GWC-17R

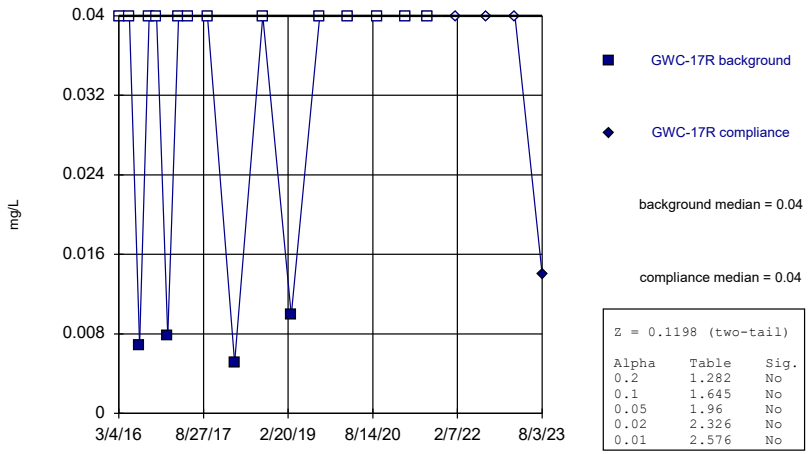

Z = 0.1198 (two-tail)

Alpha	Table	Sig.
0.2	1.282	No
0.1	1.645	No
0.05	1.96	No
0.02	2.326	No
0.01	2.576	No

Constituent: Boron Analysis Run 5/1/2024 3:50 PM View: Appendix III - Mann-Whitney
Plant Bowen Data: Bowen 3-4 CCR

Sanitas™ v.10.0.16e Software licensed to . UG
Hollow symbols indicate censored values.

Mann-Whitney (Wilcoxon Rank Sum)

GWC-18

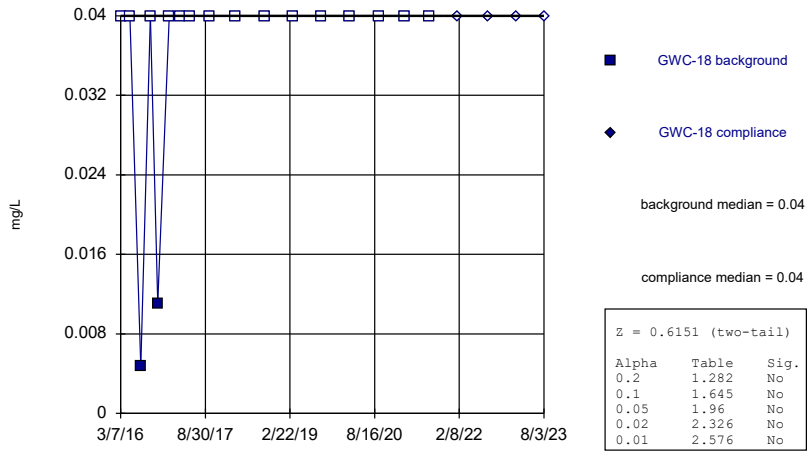

Z = 0.6151 (two-tail)

Alpha	Table	Sig.
0.2	1.282	No
0.1	1.645	No
0.05	1.96	No
0.02	2.326	No
0.01	2.576	No

Constituent: Boron Analysis Run 5/1/2024 3:50 PM View: Appendix III - Mann-Whitney
Plant Bowen Data: Bowen 3-4 CCR

Sanitas™ v.10.0.16e Software licensed to . UG
Hollow symbols indicate censored values.

Mann-Whitney (Wilcoxon Rank Sum)

GWC-18R

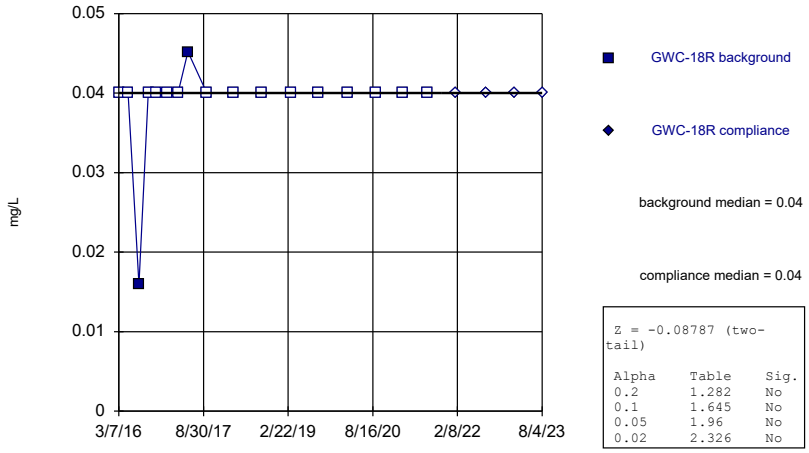

Z = -0.08787 (two-tail)

Alpha	Table	Sig.
0.2	1.282	No
0.1	1.645	No
0.05	1.96	No
0.02	2.326	No

Constituent: Boron Analysis Run 5/1/2024 3:50 PM View: Appendix III - Mann-Whitney
Plant Bowen Data: Bowen 3-4 CCR

Sanitas™ v.10.0.16e Software licensed to . UG
Hollow symbols indicate censored values.

Mann-Whitney (Wilcoxon Rank Sum)

GWC-19R

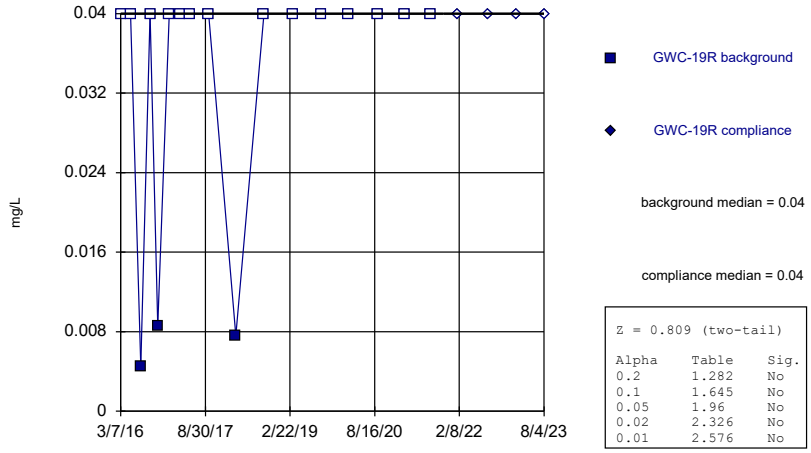

Z = 0.809 (two-tail)

Alpha	Table	Sig.
0.2	1.282	No
0.1	1.645	No
0.05	1.96	No
0.02	2.326	No
0.01	2.576	No

Constituent: Boron Analysis Run 5/1/2024 3:50 PM View: Appendix III - Mann-Whitney
Plant Bowen Data: Bowen 3-4 CCR

Sanitas™ v.10.0.16e Software licensed to . UG
Hollow symbols indicate censored values.

Mann-Whitney (Wilcoxon Rank Sum)

GWC-20R

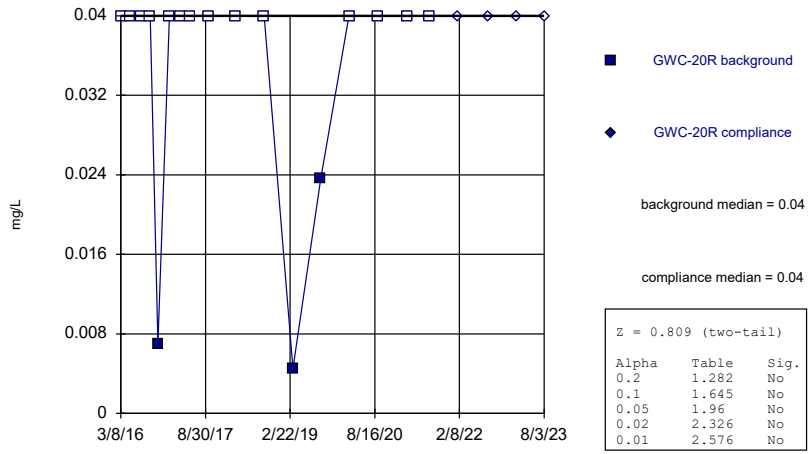

Z = 0.809 (two-tail)

Alpha	Table	Sig.
0.2	1.282	No
0.1	1.645	No
0.05	1.96	No
0.02	2.326	No
0.01	2.576	No

Constituent: Boron Analysis Run 5/1/2024 3:50 PM View: Appendix III - Mann-Whitney
Plant Bowen Data: Bowen 3-4 CCR

Sanitas™ v.10.0.16e Software licensed to . UG
Hollow symbols indicate censored values.

Mann-Whitney (Wilcoxon Rank Sum)

GWC-21R

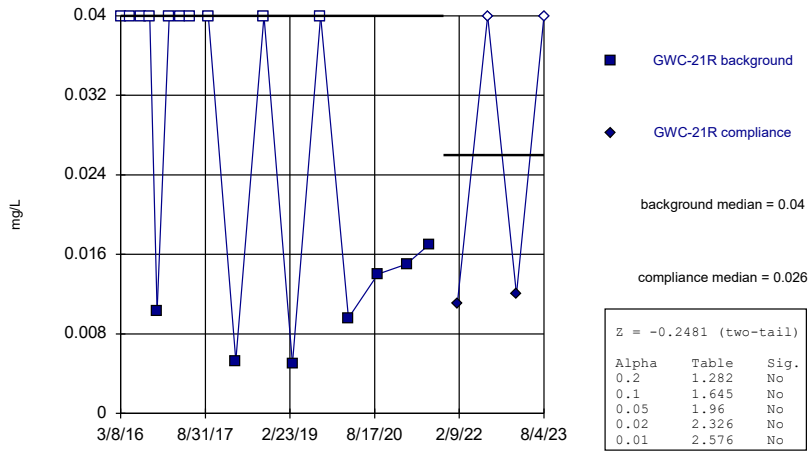

Z = -0.2481 (two-tail)

Alpha	Table	Sig.
0.2	1.282	No
0.1	1.645	No
0.05	1.96	No
0.02	2.326	No
0.01	2.576	No

Constituent: Boron Analysis Run 5/1/2024 3:50 PM View: Appendix III - Mann-Whitney
Plant Bowen Data: Bowen 3-4 CCR

Sanitas™ v.10.0.16e Software licensed to . UG
Hollow symbols indicate censored values.

Mann-Whitney (Wilcoxon Rank Sum)

GWC-22R

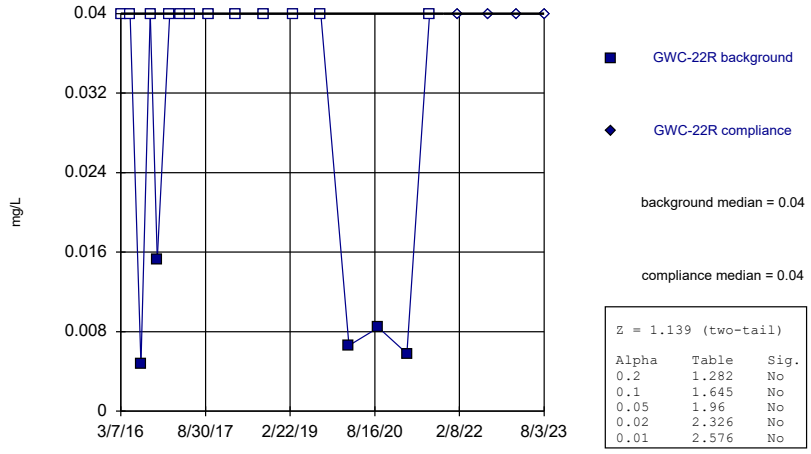

Z = 1.139 (two-tail)

Alpha	Table	Sig.
0.2	1.282	No
0.1	1.645	No
0.05	1.96	No
0.02	2.326	No
0.01	2.576	No

Constituent: Boron Analysis Run 5/1/2024 3:50 PM View: Appendix III - Mann-Whitney
Plant Bowen Data: Bowen 3-4 CCR

Sanitas™ v.10.0.16e Software licensed to . UG
Hollow symbols indicate censored values.

Mann-Whitney (Wilcoxon Rank Sum)

GWC-23R

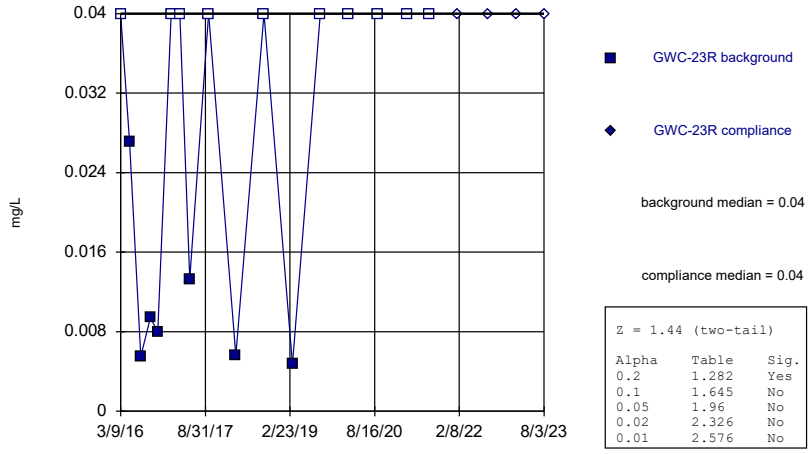

Z = 1.44 (two-tail)

Alpha	Table	Sig.
0.2	1.282	Yes
0.1	1.645	No
0.05	1.96	No
0.02	2.326	No
0.01	2.576	No

Constituent: Boron Analysis Run 5/1/2024 3:50 PM View: Appendix III - Mann-Whitney
Plant Bowen Data: Bowen 3-4 CCR

Sanitas™ v.10.0.16e Software licensed to . UG
Hollow symbols indicate censored values.

Mann-Whitney (Wilcoxon Rank Sum)

GWC-24R

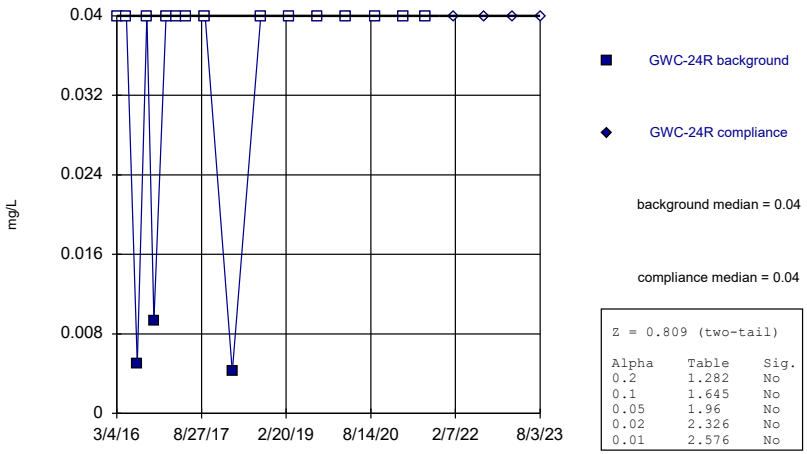

Z = 0.809 (two-tail)

Alpha	Table	Sig.
0.2	1.282	No
0.1	1.645	No
0.05	1.96	No
0.02	2.326	No
0.01	2.576	No

Constituent: Boron Analysis Run 5/1/2024 3:50 PM View: Appendix III - Mann-Whitney
Plant Bowen Data: Bowen 3-4 CCR

Sanitas™ v.10.0.16e Software licensed to . UG
Hollow symbols indicate censored values.

Mann-Whitney (Wilcoxon Rank Sum)

GWC-25R

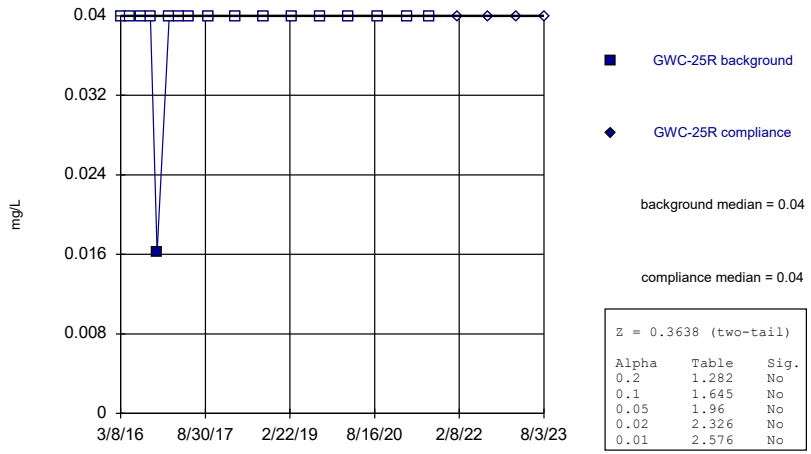

Z = 0.3638 (two-tail)

Alpha	Table	Sig.
0.2	1.282	No
0.1	1.645	No
0.05	1.96	No
0.02	2.326	No
0.01	2.576	No

Constituent: Boron Analysis Run 5/1/2024 3:50 PM View: Appendix III - Mann-Whitney
Plant Bowen Data: Bowen 3-4 CCR

Sanitas™ v.10.0.16e Software licensed to . UG
Hollow symbols indicate censored values.

Mann-Whitney (Wilcoxon Rank Sum)

GWC-36RA

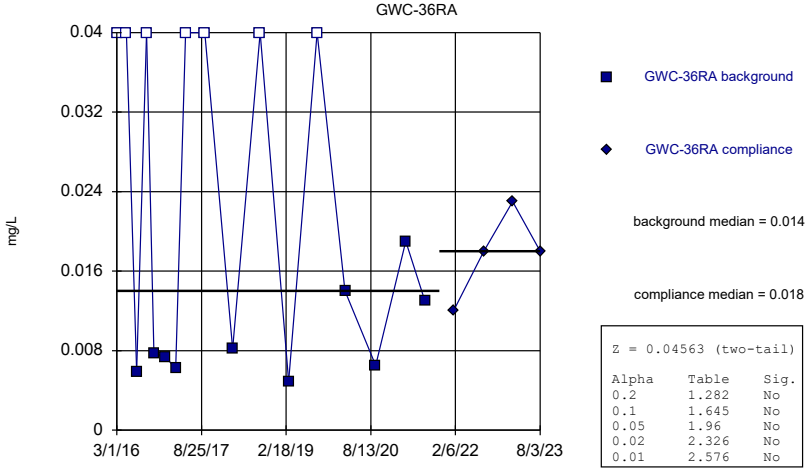

Z = 0.04563 (two-tail)

Alpha	Table	Sig.
0.2	1.282	No
0.1	1.645	No
0.05	1.96	No
0.02	2.326	No
0.01	2.576	No

Constituent: Boron Analysis Run 5/1/2024 3:50 PM View: Appendix III - Mann-Whitney
Plant Bowen Data: Bowen 3-4 CCR

Sanitas™ v.10.0.16e Software licensed to . UG
Hollow symbols indicate censored values.

Mann-Whitney (Wilcoxon Rank Sum)

GWC-37

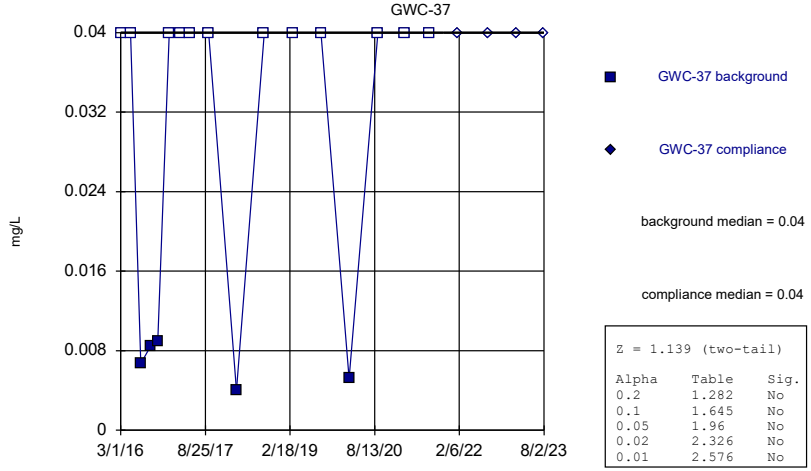

Z = 1.139 (two-tail)

Alpha	Table	Sig.
0.2	1.282	No
0.1	1.645	No
0.05	1.96	No
0.02	2.326	No
0.01	2.576	No

Constituent: Boron Analysis Run 5/1/2024 3:50 PM View: Appendix III - Mann-Whitney
Plant Bowen Data: Bowen 3-4 CCR

Sanitas™ v.10.0.16e Software licensed to . UG

Hollow symbols indicate censored values.

Mann-Whitney (Wilcoxon Rank Sum)

GWC-38

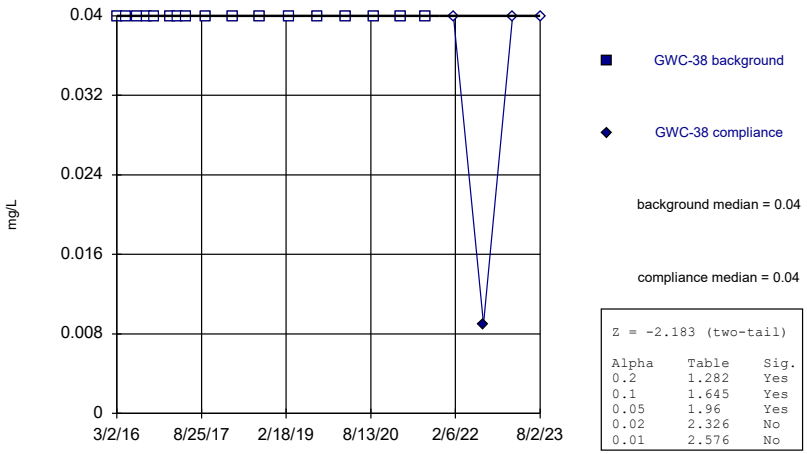

Z = -2.183 (two-tail)

Alpha	Table	Sig.
0.2	1.282	Yes
0.1	1.645	Yes
0.05	1.96	Yes
0.02	2.326	No
0.01	2.576	No

Constituent: Boron Analysis Run 5/1/2024 3:50 PM View: Appendix III - Mann-Whitney

Plant Bowen Data: Bowen 3-4 CCR

Sanitas™ v.10.0.16e Software licensed to . UG

Mann-Whitney (Wilcoxon Rank Sum)

GWA-1 (bg)

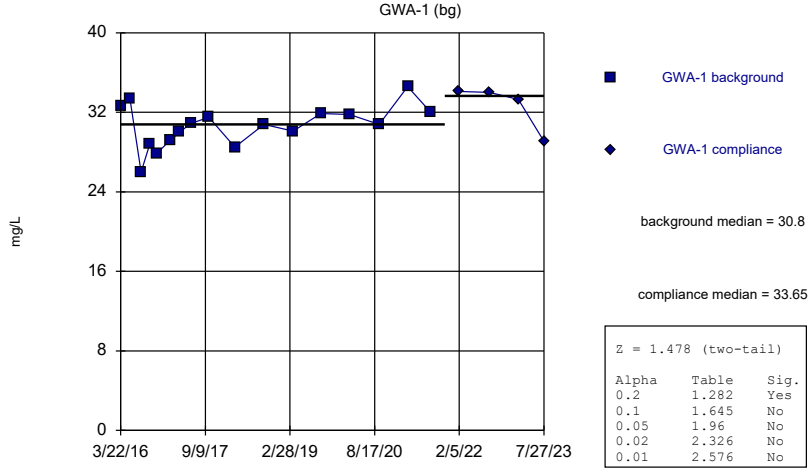

Z = 1.478 (two-tail)

Alpha	Table	Sig.
0.2	1.282	Yes
0.1	1.645	No
0.05	1.96	No
0.02	2.326	No
0.01	2.576	No

Constituent: Calcium Analysis Run 5/1/2024 3:51 PM View: Appendix III - Mann-Whitney

Plant Bowen Data: Bowen 3-4 CCR

Sanitas™ v.10.0.16e Software licensed to . UG

Mann-Whitney (Wilcoxon Rank Sum)

GWA-2 (bg)

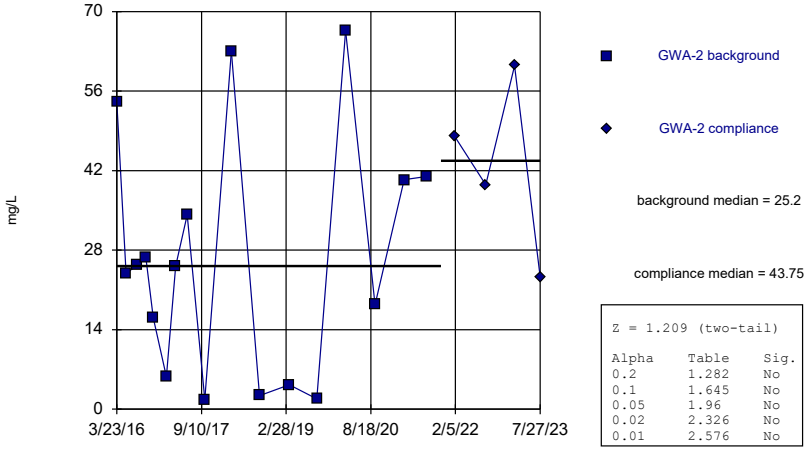

Z = 1.209 (two-tail)

Alpha	Table	Sig.
0.2	1.282	No
0.1	1.645	No
0.05	1.96	No
0.02	2.326	No
0.01	2.576	No

Constituent: Calcium Analysis Run 5/1/2024 3:51 PM View: Appendix III - Mann-Whitney

Plant Bowen Data: Bowen 3-4 CCR

Sanitas™ v.10.0.16e Software licensed to . UG

Mann-Whitney (Wilcoxon Rank Sum)

GWA-2R (bg)

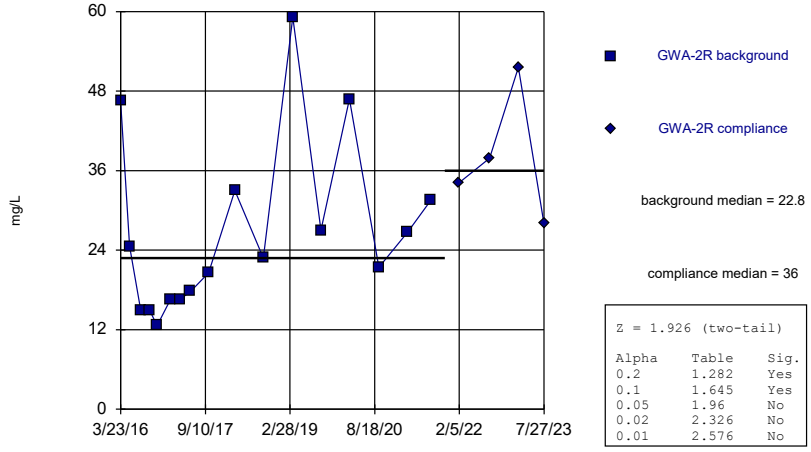

Z = 1.926 (two-tail)

Alpha	Table	Sig.
0.2	1.282	Yes
0.1	1.645	Yes
0.05	1.96	No
0.02	2.326	No
0.01	2.576	No

Constituent: Calcium Analysis Run 5/1/2024 3:51 PM View: Appendix III - Mann-Whitney

Plant Bowen Data: Bowen 3-4 CCR

Sanitas™ v.10.0.16e Software licensed to . UG

Mann-Whitney (Wilcoxon Rank Sum)

GWA-39RZ (bg)

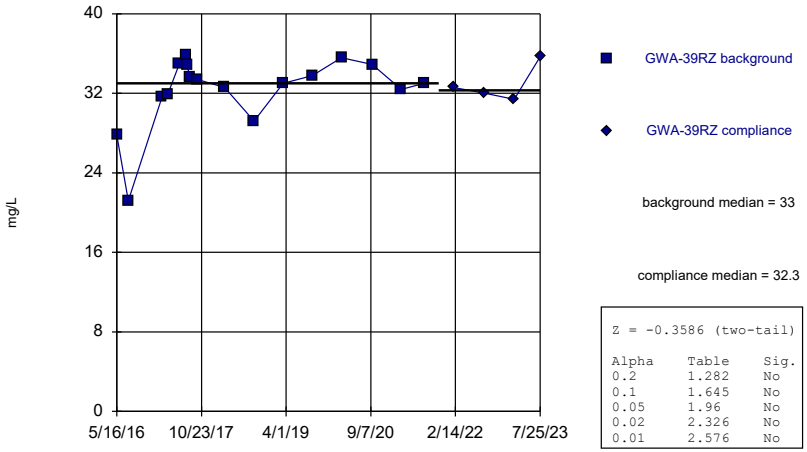

Z = -0.3586 (two-tail)

Alpha	Table	Sig.
0.2	1.282	No
0.1	1.645	No
0.05	1.96	No
0.02	2.326	No
0.01	2.576	No

Constituent: Calcium Analysis Run 5/1/2024 3:51 PM View: Appendix III - Mann-Whitney
Plant Bowen Data: Bowen 3-4 CCR

Sanitas™ v.10.0.16e Software licensed to . UG

Mann-Whitney (Wilcoxon Rank Sum)

GWA-39Z (bg)

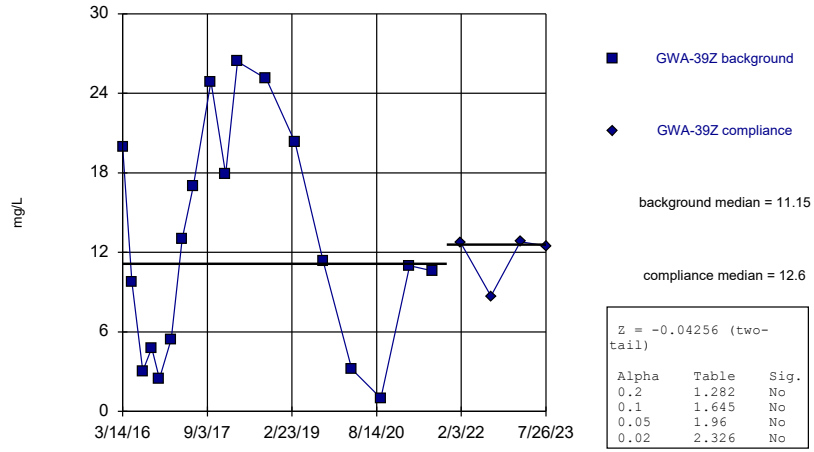

Z = -0.04256 (two-tail)

Alpha	Table	Sig.
0.2	1.282	No
0.1	1.645	No
0.05	1.96	No
0.02	2.326	No

Constituent: Calcium Analysis Run 5/1/2024 3:51 PM View: Appendix III - Mann-Whitney
Plant Bowen Data: Bowen 3-4 CCR

Sanitas™ v.10.0.16e Software licensed to . UG

Mann-Whitney (Wilcoxon Rank Sum)

GWA-3A (bg)

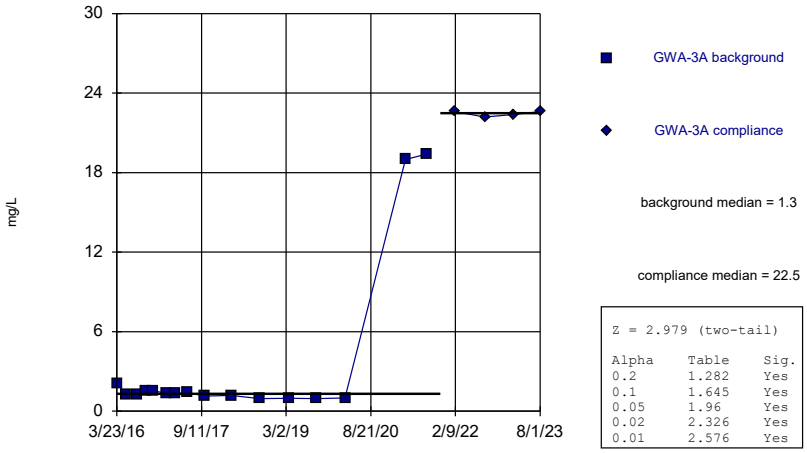

Z = 2.979 (two-tail)

Alpha	Table	Sig.
0.2	1.282	Yes
0.1	1.645	Yes
0.05	1.96	Yes
0.02	2.326	Yes
0.01	2.576	Yes

Constituent: Calcium Analysis Run 5/1/2024 3:51 PM View: Appendix III - Mann-Whitney
Plant Bowen Data: Bowen 3-4 CCR

Sanitas™ v.10.0.16e Software licensed to . UG

Mann-Whitney (Wilcoxon Rank Sum)

GWA-40 (bg)

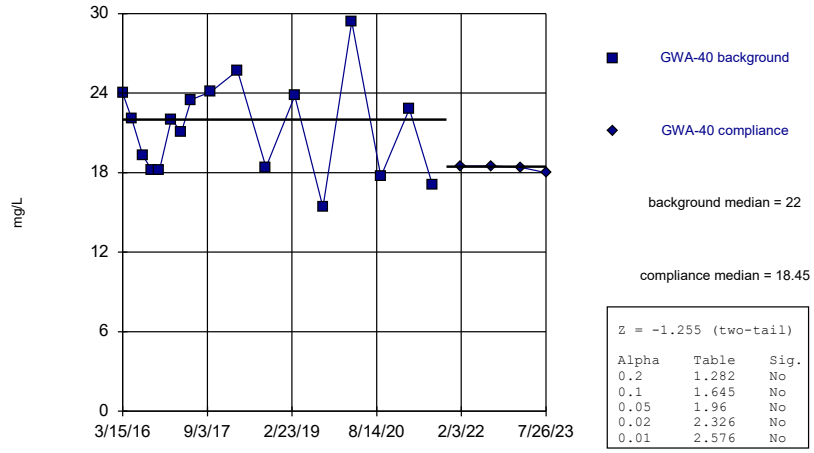

Z = -1.255 (two-tail)

Alpha	Table	Sig.
0.2	1.282	No
0.1	1.645	No
0.05	1.96	No
0.02	2.326	No
0.01	2.576	No

Constituent: Calcium Analysis Run 5/1/2024 3:51 PM View: Appendix III - Mann-Whitney
Plant Bowen Data: Bowen 3-4 CCR

Sanitas™ v.10.0.16e Software licensed to . UG

Mann-Whitney (Wilcoxon Rank Sum)

GWA-41 (bg)

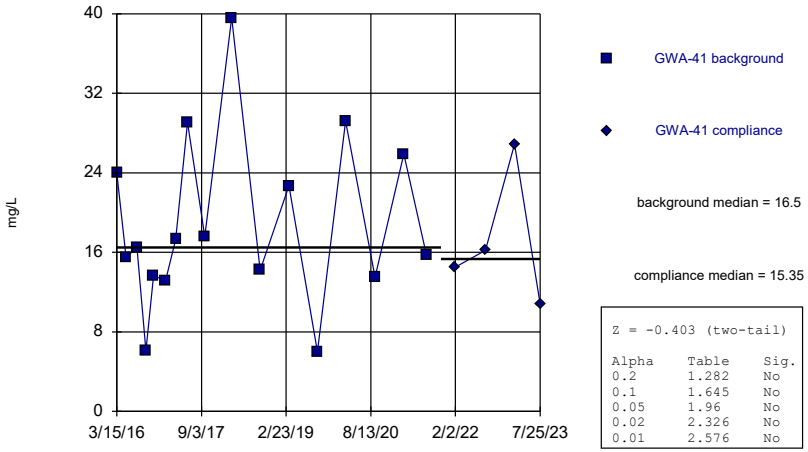

Z = -0.403 (two-tail)

Alpha	Table	Sig.
0.2	1.282	No
0.1	1.645	No
0.05	1.96	No
0.02	2.326	No
0.01	2.576	No

Constituent: Calcium Analysis Run 5/1/2024 3:51 PM View: Appendix III - Mann-Whitney
Plant Bowen Data: Bowen 3-4 CCR

Sanitas™ v.10.0.16e Software licensed to . UG

Mann-Whitney (Wilcoxon Rank Sum)

GWA-41R (bg)

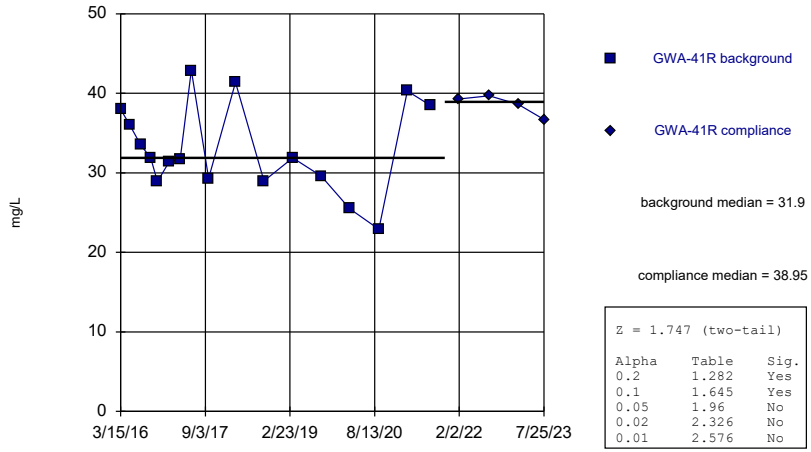

Z = 1.747 (two-tail)

Alpha	Table	Sig.
0.2	1.282	Yes
0.1	1.645	Yes
0.05	1.96	No
0.02	2.326	No
0.01	2.576	No

Constituent: Calcium Analysis Run 5/1/2024 3:51 PM View: Appendix III - Mann-Whitney
Plant Bowen Data: Bowen 3-4 CCR

Sanitas™ v.10.0.16e Software licensed to . UG

Mann-Whitney (Wilcoxon Rank Sum)

GWA-42 (bg)

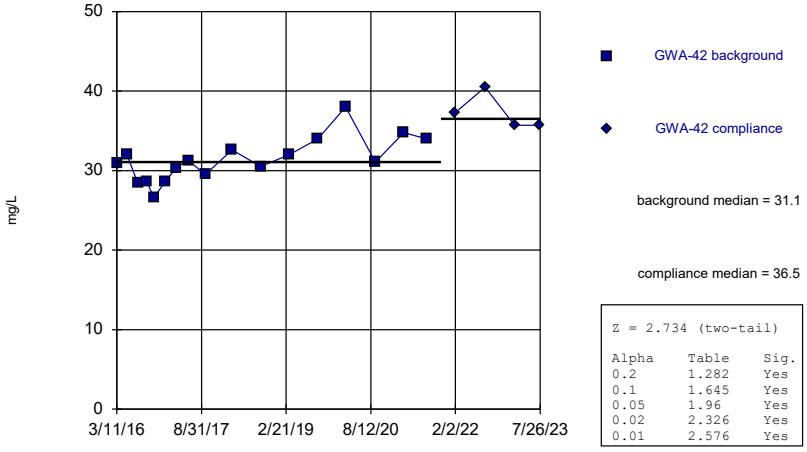

Z = 2.734 (two-tail)

Alpha	Table	Sig.
0.2	1.282	Yes
0.1	1.645	Yes
0.05	1.96	Yes
0.02	2.326	Yes
0.01	2.576	Yes

Constituent: Calcium Analysis Run 5/1/2024 3:51 PM View: Appendix III - Mann-Whitney
Plant Bowen Data: Bowen 3-4 CCR

Sanitas™ v.10.0.16e Software licensed to . UG

Mann-Whitney (Wilcoxon Rank Sum)

GWA-43 (bg)

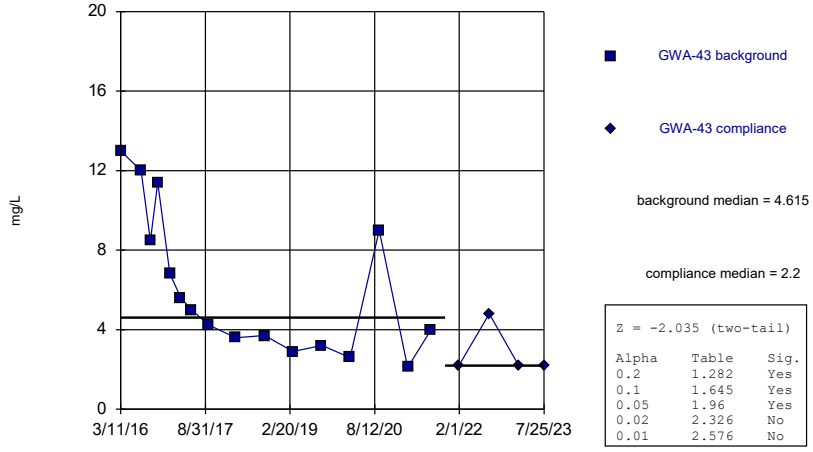

Z = -2.035 (two-tail)

Alpha	Table	Sig.
0.2	1.282	Yes
0.1	1.645	Yes
0.05	1.96	Yes
0.02	2.326	No
0.01	2.576	No

Constituent: Calcium Analysis Run 5/1/2024 3:51 PM View: Appendix III - Mann-Whitney
Plant Bowen Data: Bowen 3-4 CCR

Sanitas™ v.10.0.16e Software licensed to . UG

Mann-Whitney (Wilcoxon Rank Sum)

GWA-43R (bg)

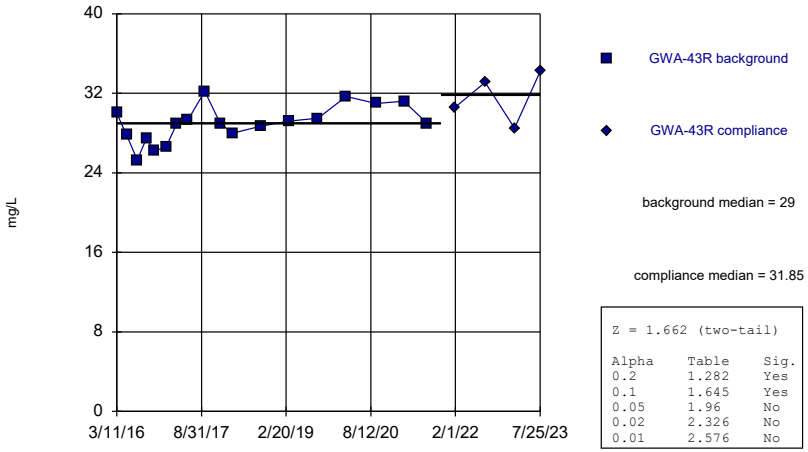

background median = 29

compliance median = 31.85

Z = 1.662 (two-tail)

Alpha	Table	Sig.
0.2	1.282	Yes
0.1	1.645	Yes
0.05	1.96	No
0.02	2.326	No
0.01	2.576	No

Constituent: Calcium Analysis Run 5/1/2024 3:51 PM View: Appendix III - Mann-Whitney
Plant Bowen Data: Bowen 3-4 CCR

Sanitas™ v.10.0.16e Software licensed to . UG

Mann-Whitney (Wilcoxon Rank Sum)

GWA-4RZ (bg)

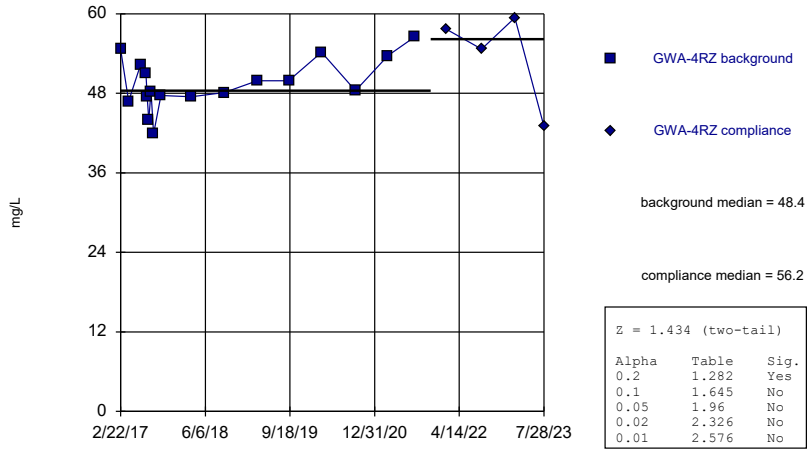

background median = 48.4

compliance median = 56.2

Z = 1.434 (two-tail)

Alpha	Table	Sig.
0.2	1.282	Yes
0.1	1.645	No
0.05	1.96	No
0.02	2.326	No
0.01	2.576	No

Constituent: Calcium Analysis Run 5/1/2024 3:51 PM View: Appendix III - Mann-Whitney
Plant Bowen Data: Bowen 3-4 CCR

Sanitas™ v.10.0.16e Software licensed to . UG

Mann-Whitney (Wilcoxon Rank Sum)

GWA-50 (bg)

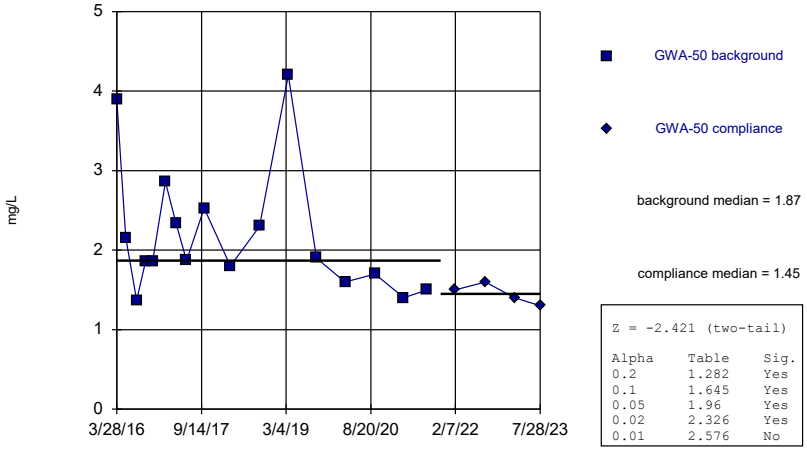

background median = 1.87

compliance median = 1.45

Z = -2.421 (two-tail)

Alpha	Table	Sig.
0.2	1.282	Yes
0.1	1.645	Yes
0.05	1.96	Yes
0.02	2.326	Yes
0.01	2.576	No

Constituent: Calcium Analysis Run 5/1/2024 3:51 PM View: Appendix III - Mann-Whitney
Plant Bowen Data: Bowen 3-4 CCR

Sanitas™ v.10.0.16e Software licensed to . UG

Mann-Whitney (Wilcoxon Rank Sum)

GWA-50R (bg)

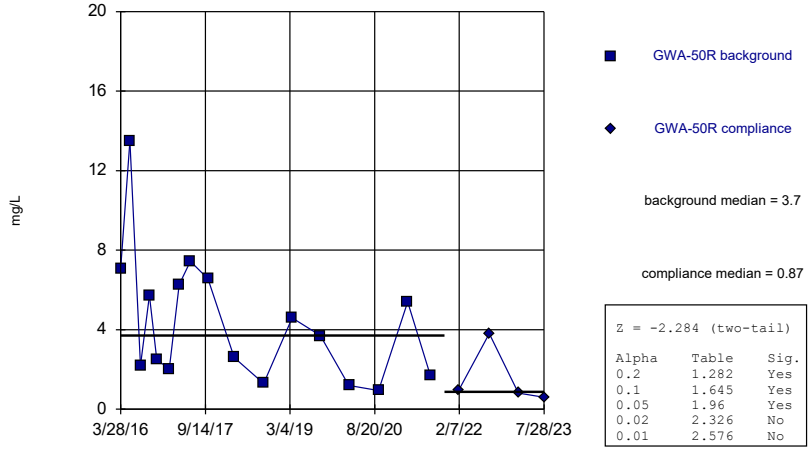

background median = 3.7

compliance median = 0.87

Z = -2.284 (two-tail)

Alpha	Table	Sig.
0.2	1.282	Yes
0.1	1.645	Yes
0.05	1.96	Yes
0.02	2.326	No
0.01	2.576	No

Constituent: Calcium Analysis Run 5/1/2024 3:51 PM View: Appendix III - Mann-Whitney
Plant Bowen Data: Bowen 3-4 CCR

Sanitas™ v.10.0.16e Software licensed to . UG

Mann-Whitney (Wilcoxon Rank Sum)

GWC-16R

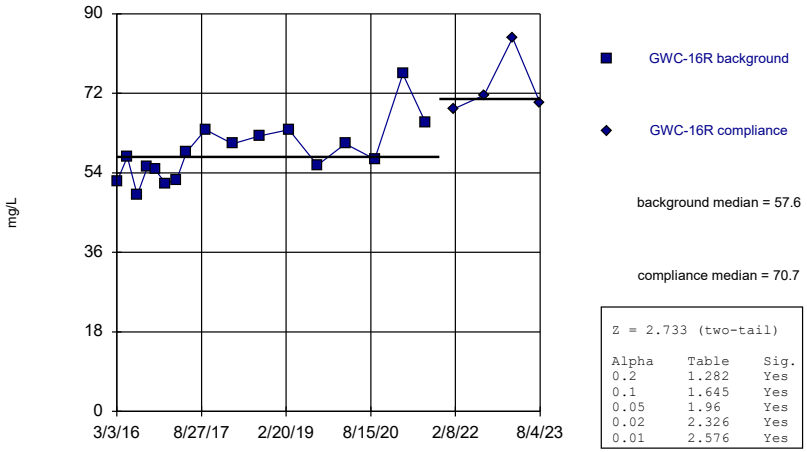

background median = 57.6

compliance median = 70.7

Z = 2.733 (two-tail)

Alpha	Table	Sig.
0.2	1.282	Yes
0.1	1.645	Yes
0.05	1.96	Yes
0.02	2.326	Yes
0.01	2.576	Yes

Constituent: Calcium Analysis Run 5/1/2024 3:51 PM View: Appendix III - Mann-Whitney
Plant Bowen Data: Bowen 3-4 CCR

Sanitas™ v.10.0.16e Software licensed to . UG

Mann-Whitney (Wilcoxon Rank Sum)

GWC-17R

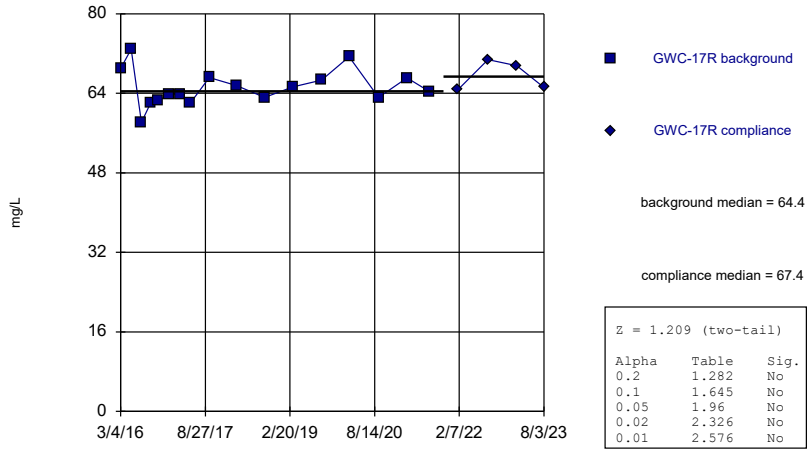

background median = 64.4

compliance median = 67.4

Z = 1.209 (two-tail)

Alpha	Table	Sig.
0.2	1.282	No
0.1	1.645	No
0.05	1.96	No
0.02	2.326	No
0.01	2.576	No

Constituent: Calcium Analysis Run 5/1/2024 3:51 PM View: Appendix III - Mann-Whitney
Plant Bowen Data: Bowen 3-4 CCR

Sanitas™ v.10.0.16e Software licensed to . UG

Mann-Whitney (Wilcoxon Rank Sum)

GWC-18

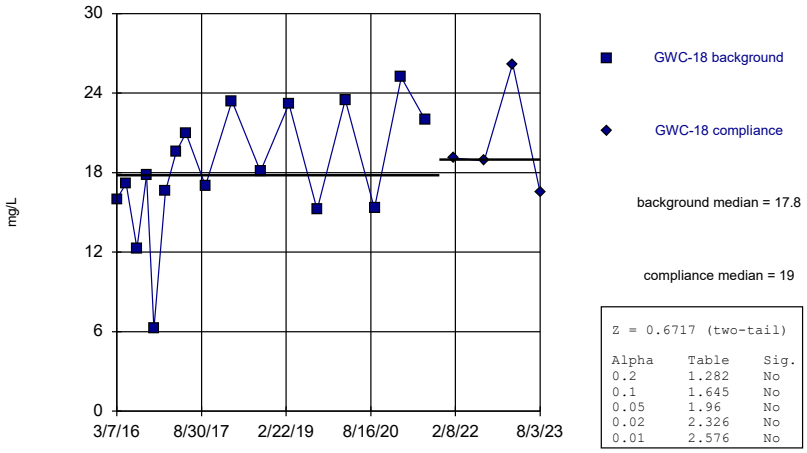

background median = 17.8

compliance median = 19

Z = 0.6717 (two-tail)

Alpha	Table	Sig.
0.2	1.282	No
0.1	1.645	No
0.05	1.96	No
0.02	2.326	No
0.01	2.576	No

Constituent: Calcium Analysis Run 5/1/2024 3:51 PM View: Appendix III - Mann-Whitney
Plant Bowen Data: Bowen 3-4 CCR

Sanitas™ v.10.0.16e Software licensed to . UG

Mann-Whitney (Wilcoxon Rank Sum)

GWC-18R

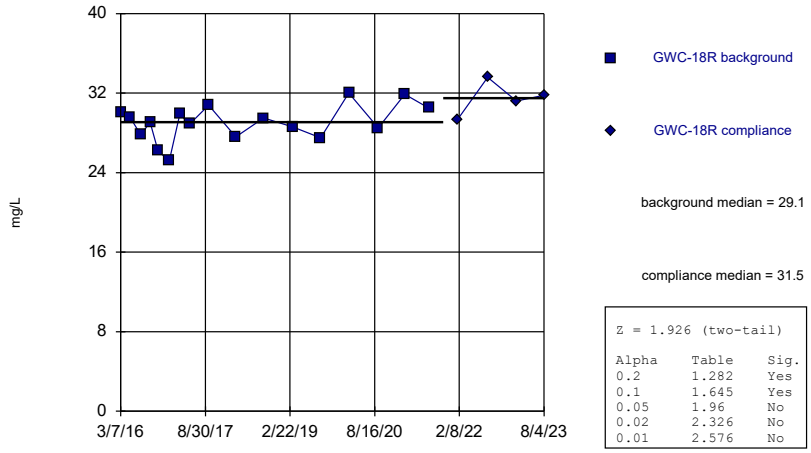

background median = 29.1

compliance median = 31.5

Z = 1.926 (two-tail)

Alpha	Table	Sig.
0.2	1.282	Yes
0.1	1.645	Yes
0.05	1.96	No
0.02	2.326	No
0.01	2.576	No

Constituent: Calcium Analysis Run 5/1/2024 3:51 PM View: Appendix III - Mann-Whitney
Plant Bowen Data: Bowen 3-4 CCR

Sanitas™ v.10.0.16e Software licensed to . UG

Mann-Whitney (Wilcoxon Rank Sum)

GWC-19R

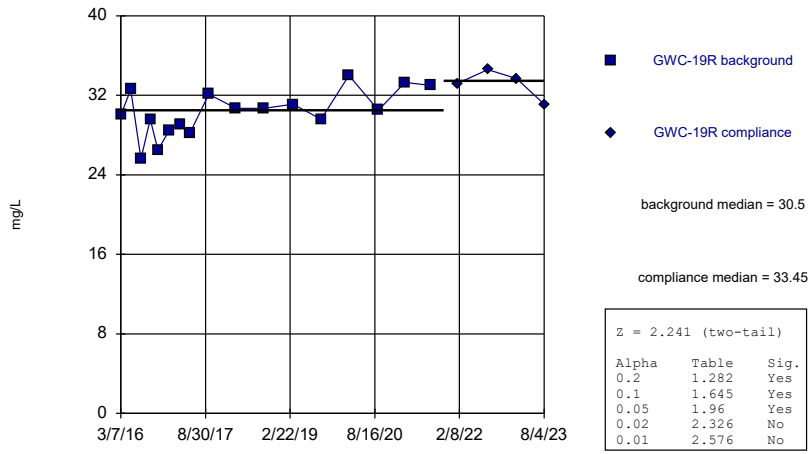

Constituent: Calcium Analysis Run 5/1/2024 3:51 PM View: Appendix III - Mann-Whitney
Plant Bowen Data: Bowen 3-4 CCR

Sanitas™ v.10.0.16e Software licensed to . UG

Mann-Whitney (Wilcoxon Rank Sum)

GWC-20R

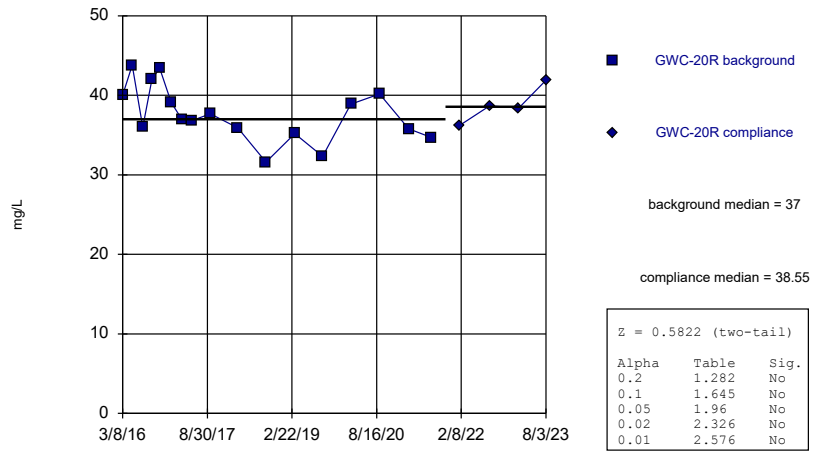

Constituent: Calcium Analysis Run 5/1/2024 3:51 PM View: Appendix III - Mann-Whitney
Plant Bowen Data: Bowen 3-4 CCR

Sanitas™ v.10.0.16e Software licensed to . UG

Mann-Whitney (Wilcoxon Rank Sum)

GWC-21R

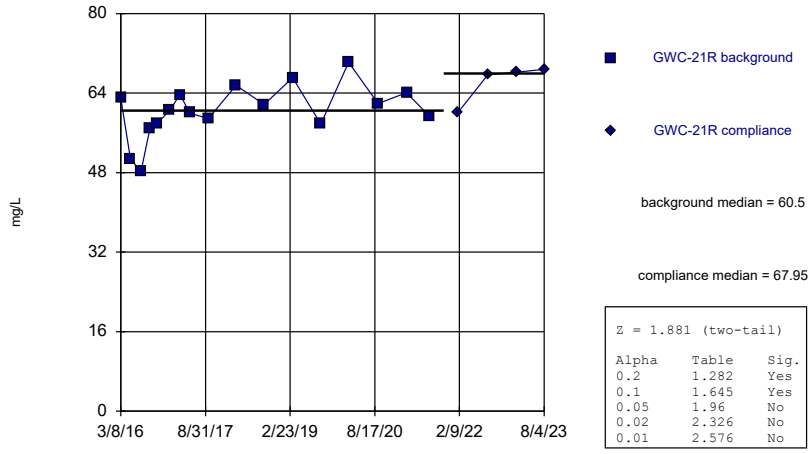

Constituent: Calcium Analysis Run 5/1/2024 3:51 PM View: Appendix III - Mann-Whitney
Plant Bowen Data: Bowen 3-4 CCR

Sanitas™ v.10.0.16e Software licensed to . UG

Mann-Whitney (Wilcoxon Rank Sum)

GWC-22R

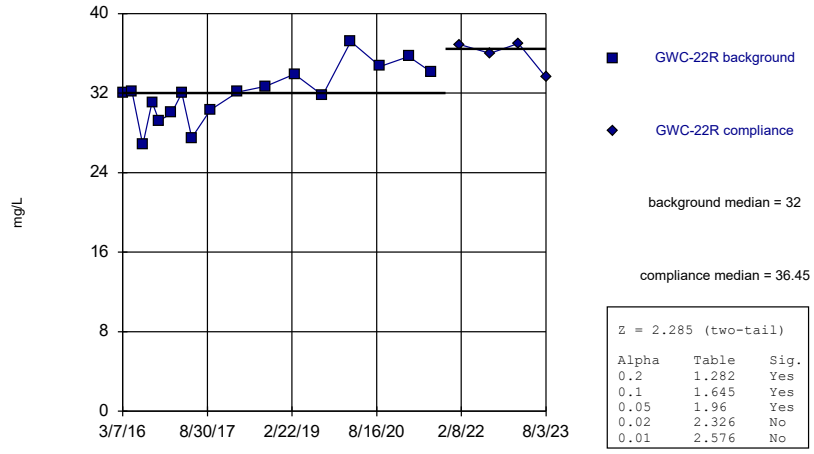

Constituent: Calcium Analysis Run 5/1/2024 3:51 PM View: Appendix III - Mann-Whitney
Plant Bowen Data: Bowen 3-4 CCR

Sanitas™ v.10.0.16e Software licensed to . UG

Mann-Whitney (Wilcoxon Rank Sum)

GWC-23R

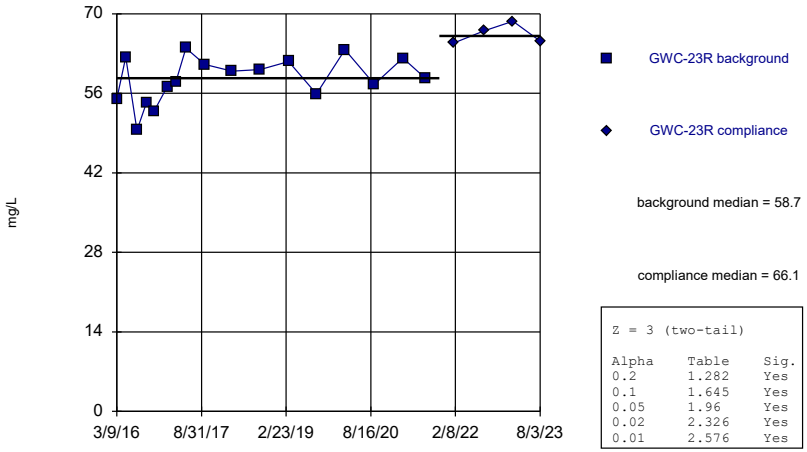

background median = 58.7

compliance median = 66.1

Z = 3 (two-tail)

Alpha	Table	Sig.
0.2	1.282	Yes
0.1	1.645	Yes
0.05	1.96	Yes
0.02	2.326	Yes
0.01	2.576	Yes

Constituent: Calcium Analysis Run 5/1/2024 3:51 PM View: Appendix III - Mann-Whitney
Plant Bowen Data: Bowen 3-4 CCR

Sanitas™ v.10.0.16e Software licensed to . UG

Mann-Whitney (Wilcoxon Rank Sum)

GWC-24R

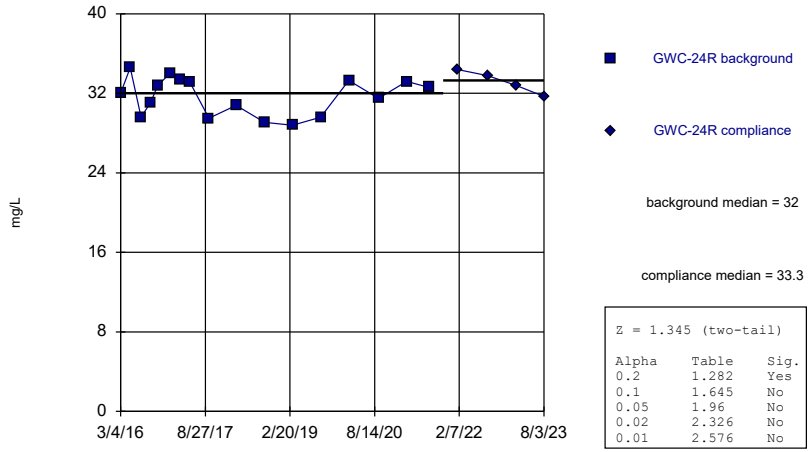

background median = 32

compliance median = 33.3

Z = 1.345 (two-tail)

Alpha	Table	Sig.
0.2	1.282	Yes
0.1	1.645	No
0.05	1.96	No
0.02	2.326	No
0.01	2.576	No

Constituent: Calcium Analysis Run 5/1/2024 3:51 PM View: Appendix III - Mann-Whitney
Plant Bowen Data: Bowen 3-4 CCR

Sanitas™ v.10.0.16e Software licensed to . UG

Mann-Whitney (Wilcoxon Rank Sum)

GWC-25R

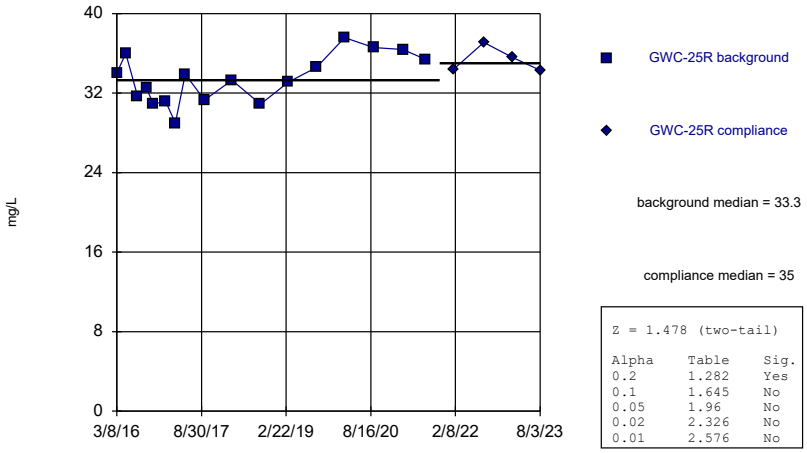

background median = 33.3

compliance median = 35

Z = 1.478 (two-tail)

Alpha	Table	Sig.
0.2	1.282	Yes
0.1	1.645	No
0.05	1.96	No
0.02	2.326	No
0.01	2.576	No

Constituent: Calcium Analysis Run 5/1/2024 3:51 PM View: Appendix III - Mann-Whitney
Plant Bowen Data: Bowen 3-4 CCR

Sanitas™ v.10.0.16e Software licensed to . UG

Mann-Whitney (Wilcoxon Rank Sum)

GWC-36RA

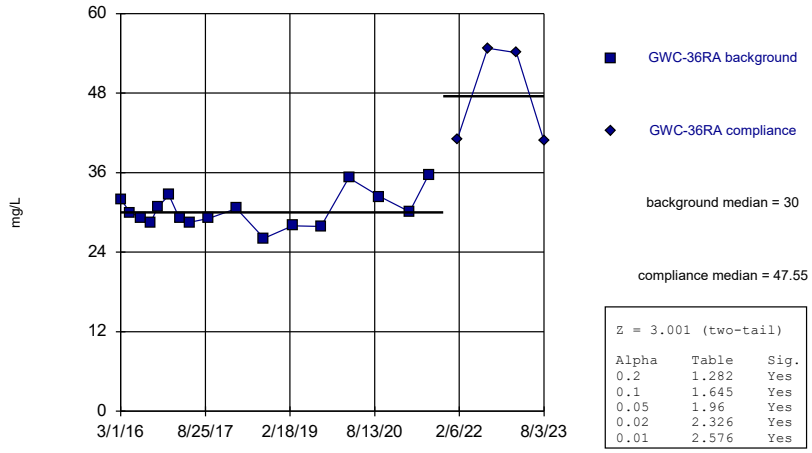

background median = 30

compliance median = 47.55

Z = 3.001 (two-tail)

Alpha	Table	Sig.
0.2	1.282	Yes
0.1	1.645	Yes
0.05	1.96	Yes
0.02	2.326	Yes
0.01	2.576	Yes

Constituent: Calcium Analysis Run 5/1/2024 3:51 PM View: Appendix III - Mann-Whitney
Plant Bowen Data: Bowen 3-4 CCR

Sanitas™ v.10.0.16e Software licensed to . UG

Mann-Whitney (Wilcoxon Rank Sum)

GWC-37

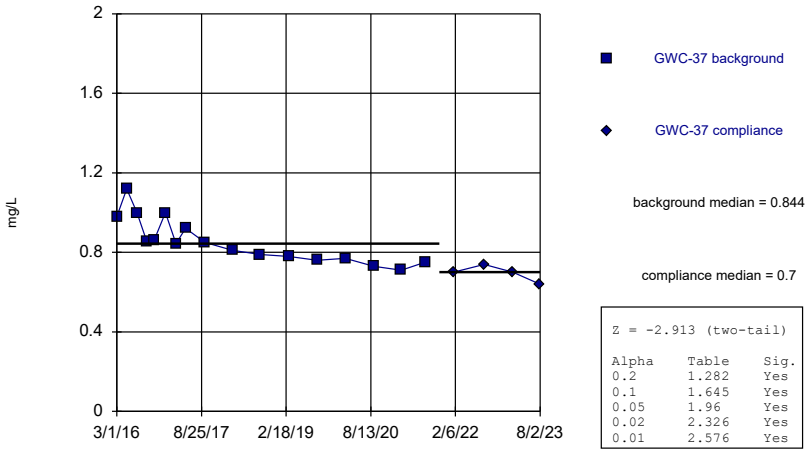

Z = -2.913 (two-tail)

Alpha	Table	Sig.
0.2	1.282	Yes
0.1	1.645	Yes
0.05	1.96	Yes
0.02	2.326	Yes
0.01	2.576	Yes

Constituent: Calcium Analysis Run 5/1/2024 3:51 PM View: Appendix III - Mann-Whitney
Plant Bowen Data: Bowen 3-4 CCR

Sanitas™ v.10.0.16e Software licensed to . UG

Mann-Whitney (Wilcoxon Rank Sum)

GWC-38

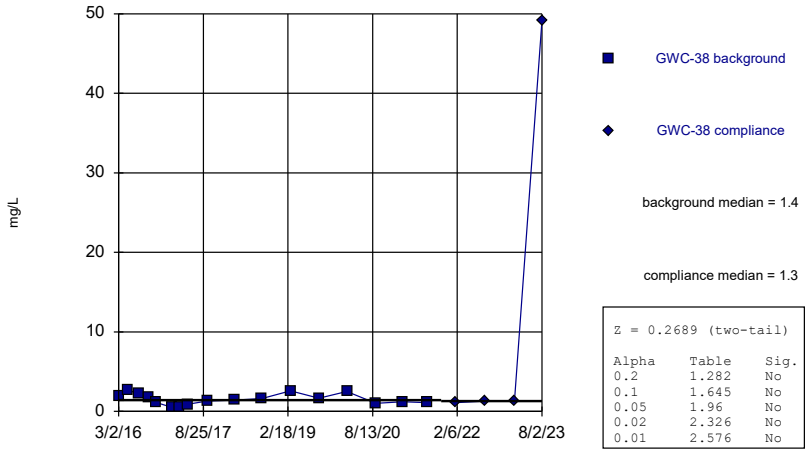

Z = 0.2689 (two-tail)

Alpha	Table	Sig.
0.2	1.282	No
0.1	1.645	No
0.05	1.96	No
0.02	2.326	No
0.01	2.576	No

Constituent: Calcium Analysis Run 5/1/2024 3:51 PM View: Appendix III - Mann-Whitney
Plant Bowen Data: Bowen 3-4 CCR

Sanitas™ v.10.0.16e Software licensed to . UG
Hollow symbols indicate censored values.

Mann-Whitney (Wilcoxon Rank Sum)

GWA-1 (bg)

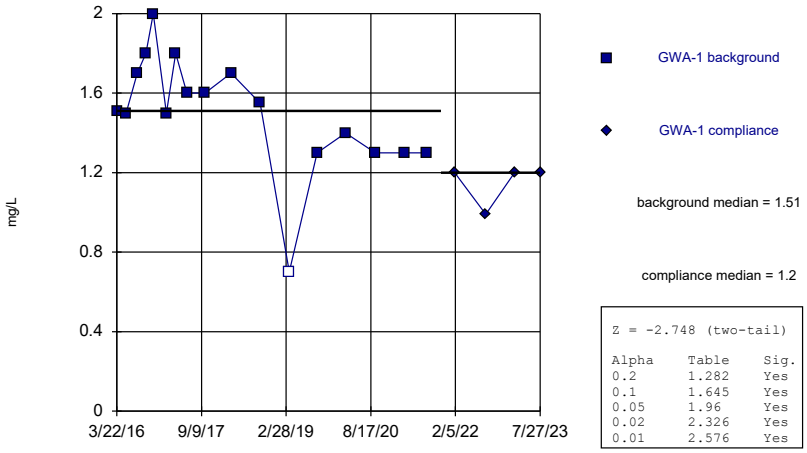

Z = -2.748 (two-tail)

Alpha	Table	Sig.
0.2	1.282	Yes
0.1	1.645	Yes
0.05	1.96	Yes
0.02	2.326	Yes
0.01	2.576	Yes

Constituent: Chloride Analysis Run 5/1/2024 3:51 PM View: Appendix III - Mann-Whitney
Plant Bowen Data: Bowen 3-4 CCR

Sanitas™ v.10.0.16e Software licensed to . UG
Hollow symbols indicate censored values.

Mann-Whitney (Wilcoxon Rank Sum)

GWA-2 (bg)

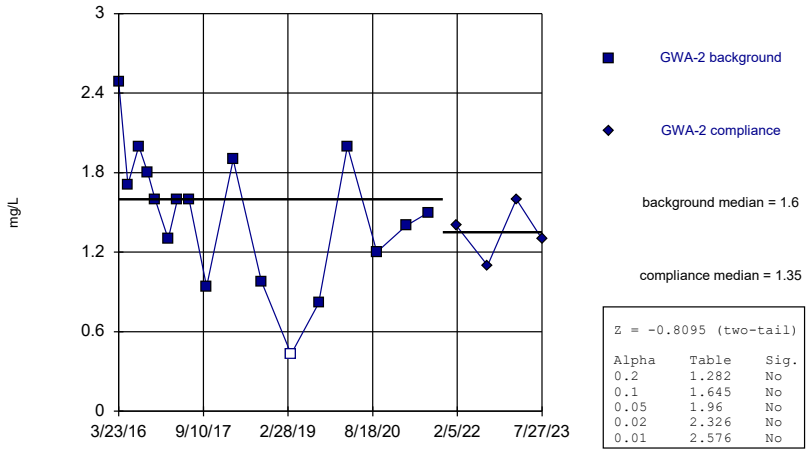

Z = -0.8095 (two-tail)

Alpha	Table	Sig.
0.2	1.282	No
0.1	1.645	No
0.05	1.96	No
0.02	2.326	No
0.01	2.576	No

Constituent: Chloride Analysis Run 5/1/2024 3:51 PM View: Appendix III - Mann-Whitney
Plant Bowen Data: Bowen 3-4 CCR

Sanitas™ v.10.0.16e Software licensed to . UG

Mann-Whitney (Wilcoxon Rank Sum)

GWA-2R (bg)

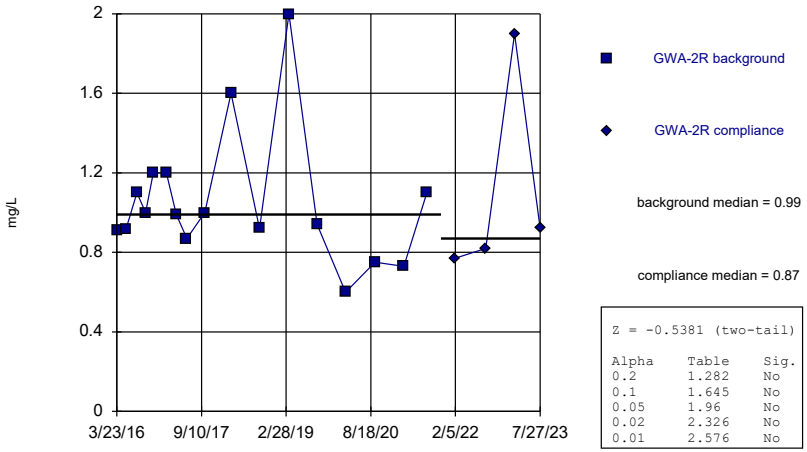

Z = -0.5381 (two-tail)

Alpha	Table	Sig.
0.2	1.282	No
0.1	1.645	No
0.05	1.96	No
0.02	2.326	No
0.01	2.576	No

Constituent: Chloride Analysis Run 5/1/2024 3:51 PM View: Appendix III - Mann-Whitney
Plant Bowen Data: Bowen 3-4 CCR

Sanitas™ v.10.0.16e Software licensed to . UG

Mann-Whitney (Wilcoxon Rank Sum)

GWA-39RZ (bg)

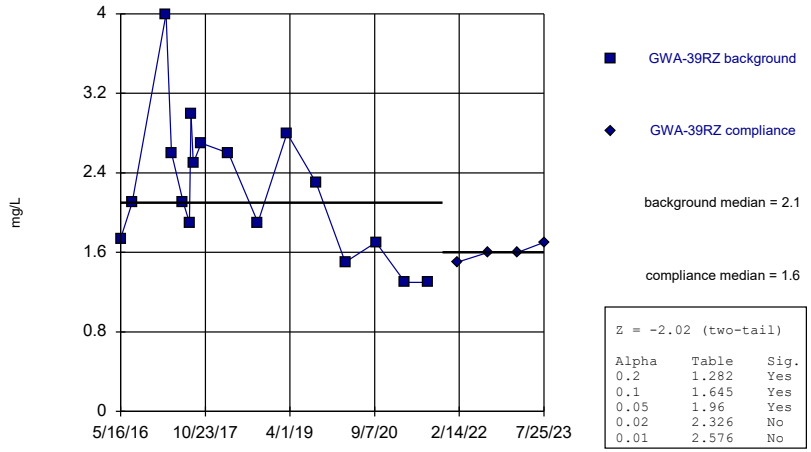

Z = -2.02 (two-tail)

Alpha	Table	Sig.
0.2	1.282	Yes
0.1	1.645	Yes
0.05	1.96	Yes
0.02	2.326	No
0.01	2.576	No

Constituent: Chloride Analysis Run 5/1/2024 3:51 PM View: Appendix III - Mann-Whitney
Plant Bowen Data: Bowen 3-4 CCR

Sanitas™ v.10.0.16e Software licensed to . UG

Mann-Whitney (Wilcoxon Rank Sum)

GWA-39Z (bg)

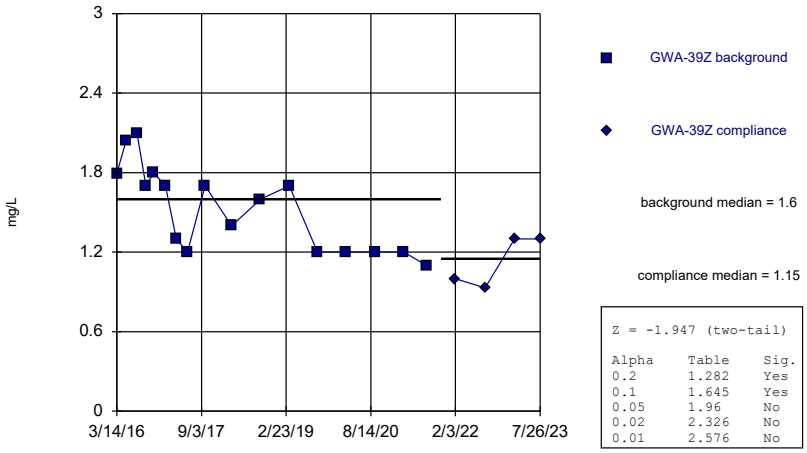

Z = -1.947 (two-tail)

Alpha	Table	Sig.
0.2	1.282	Yes
0.1	1.645	Yes
0.05	1.96	No
0.02	2.326	No
0.01	2.576	No

Constituent: Chloride Analysis Run 5/1/2024 3:51 PM View: Appendix III - Mann-Whitney
Plant Bowen Data: Bowen 3-4 CCR

Sanitas™ v.10.0.16e Software licensed to . UG
Hollow symbols indicate censored values.

Mann-Whitney (Wilcoxon Rank Sum)

GWA-3A (bg)

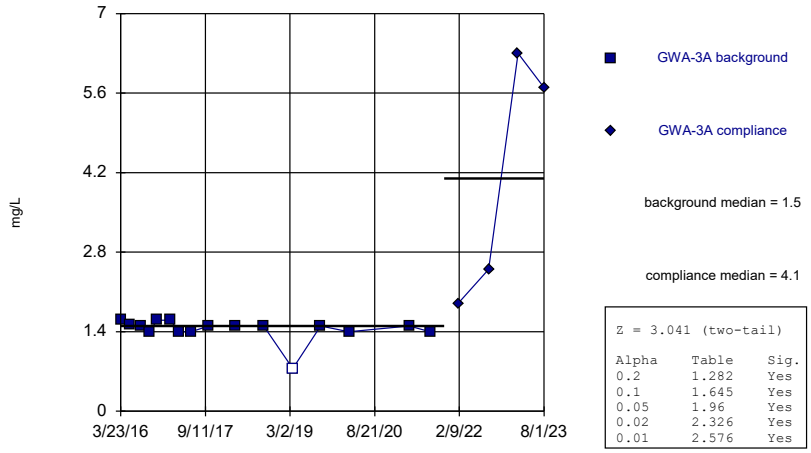

Z = 3.041 (two-tail)

Alpha	Table	Sig.
0.2	1.282	Yes
0.1	1.645	Yes
0.05	1.96	Yes
0.02	2.326	Yes
0.01	2.576	Yes

Constituent: Chloride Analysis Run 5/1/2024 3:51 PM View: Appendix III - Mann-Whitney
Plant Bowen Data: Bowen 3-4 CCR

Sanitas™ v.10.0.16e Software licensed to . UG
Hollow symbols indicate censored values.

Mann-Whitney (Wilcoxon Rank Sum)

GWA-40 (bg)

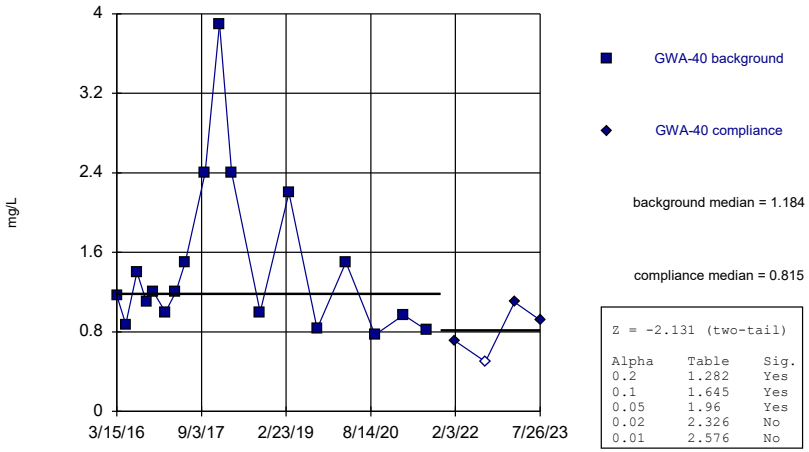

Z = -2.131 (two-tail)

Alpha	Table	Sig.
0.2	1.282	Yes
0.1	1.645	Yes
0.05	1.96	Yes
0.02	2.326	No
0.01	2.576	No

Constituent: Chloride Analysis Run 5/1/2024 3:51 PM View: Appendix III - Mann-Whitney
Plant Bowen Data: Bowen 3-4 CCR

Sanitas™ v.10.0.16e Software licensed to . UG

Mann-Whitney (Wilcoxon Rank Sum)

GWA-41 (bg)

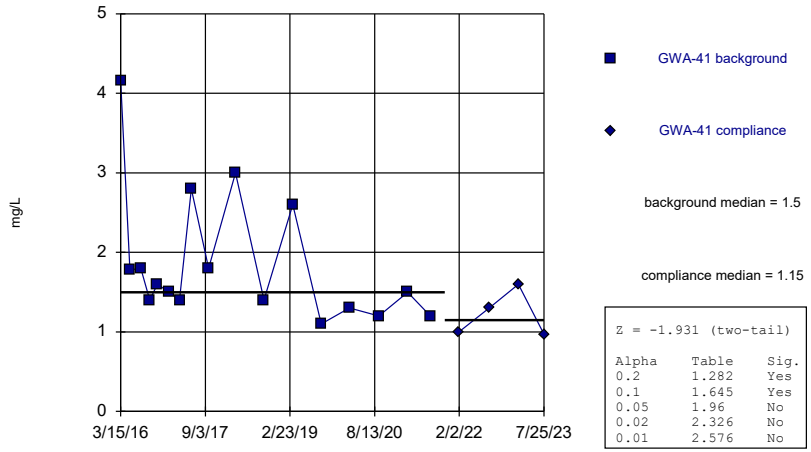

Z = -1.931 (two-tail)

Alpha	Table	Sig.
0.2	1.282	Yes
0.1	1.645	Yes
0.05	1.96	No
0.02	2.326	No
0.01	2.576	No

Constituent: Chloride Analysis Run 5/1/2024 3:51 PM View: Appendix III - Mann-Whitney
Plant Bowen Data: Bowen 3-4 CCR

Sanitas™ v.10.0.16e Software licensed to . UG

Mann-Whitney (Wilcoxon Rank Sum)

GWA-41R (bg)

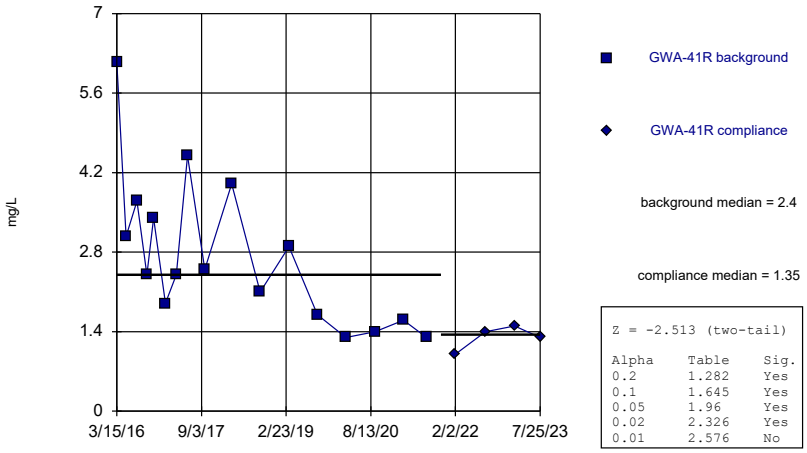

Z = -2.513 (two-tail)

Alpha	Table	Sig.
0.2	1.282	Yes
0.1	1.645	Yes
0.05	1.96	Yes
0.02	2.326	Yes
0.01	2.576	No

Constituent: Chloride Analysis Run 5/1/2024 3:51 PM View: Appendix III - Mann-Whitney
Plant Bowen Data: Bowen 3-4 CCR

Sanitas™ v.10.0.16e Software licensed to . UG

Mann-Whitney (Wilcoxon Rank Sum)

GWA-42 (bg)

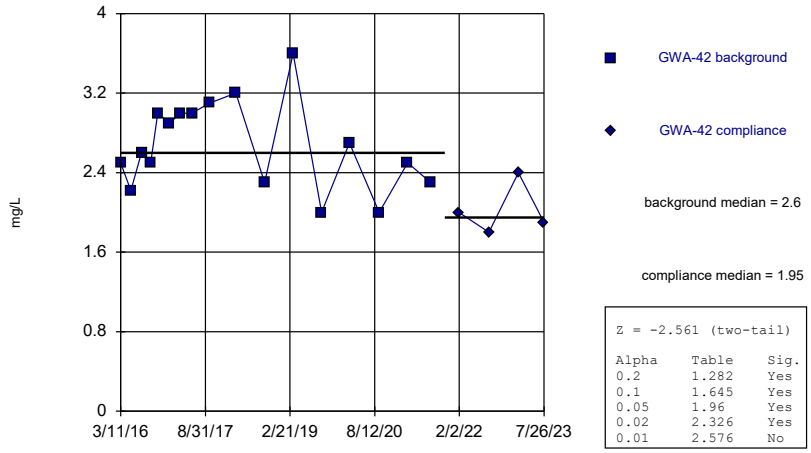

Z = -2.561 (two-tail)

Alpha	Table	Sig.
0.2	1.282	Yes
0.1	1.645	Yes
0.05	1.96	Yes
0.02	2.326	Yes
0.01	2.576	No

Constituent: Chloride Analysis Run 5/1/2024 3:51 PM View: Appendix III - Mann-Whitney
Plant Bowen Data: Bowen 3-4 CCR

Sanitas™ v.10.0.16e Software licensed to . UG

Mann-Whitney (Wilcoxon Rank Sum)

GWA-43 (bg)

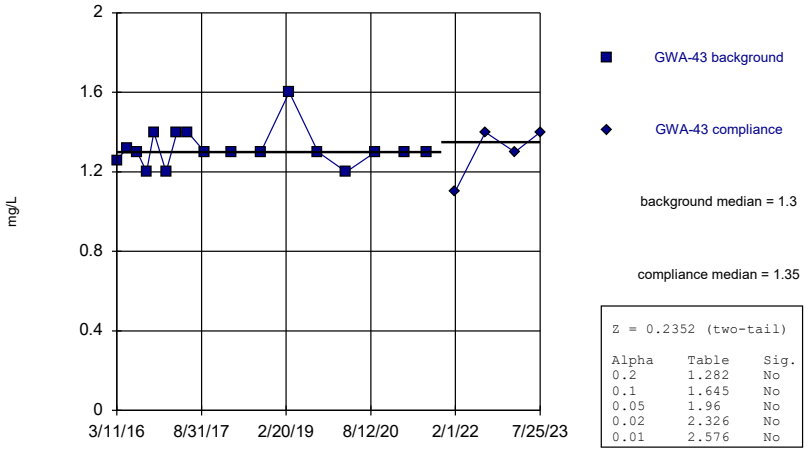

Z = 0.2352 (two-tail)

Alpha	Table	Sig.
0.2	1.282	No
0.1	1.645	No
0.05	1.96	No
0.02	2.326	No
0.01	2.576	No

Constituent: Chloride Analysis Run 5/1/2024 3:51 PM View: Appendix III - Mann-Whitney
Plant Bowen Data: Bowen 3-4 CCR

Sanitas™ v.10.0.16e Software licensed to . UG

Mann-Whitney (Wilcoxon Rank Sum)

GWA-43R (bg)

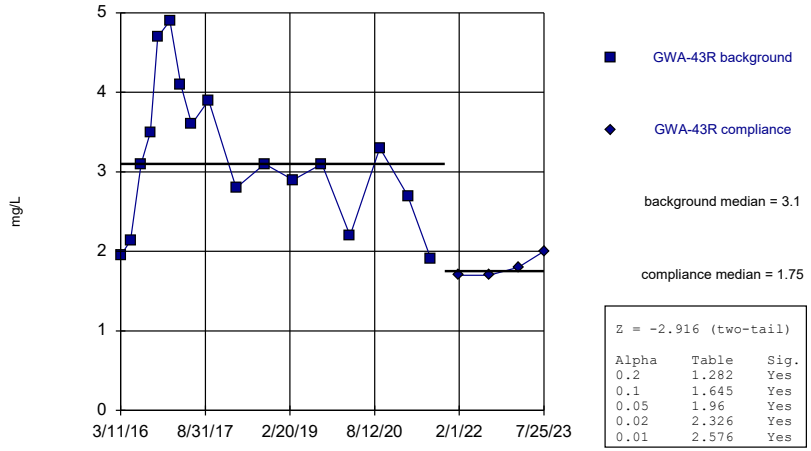

Z = -2.916 (two-tail)

Alpha	Table	Sig.
0.2	1.282	Yes
0.1	1.645	Yes
0.05	1.96	Yes
0.02	2.326	Yes
0.01	2.576	Yes

Constituent: Chloride Analysis Run 5/1/2024 3:51 PM View: Appendix III - Mann-Whitney
Plant Bowen Data: Bowen 3-4 CCR

Sanitas™ v.10.0.16e Software licensed to . UG

Mann-Whitney (Wilcoxon Rank Sum)

GWA-4RZ (bg)

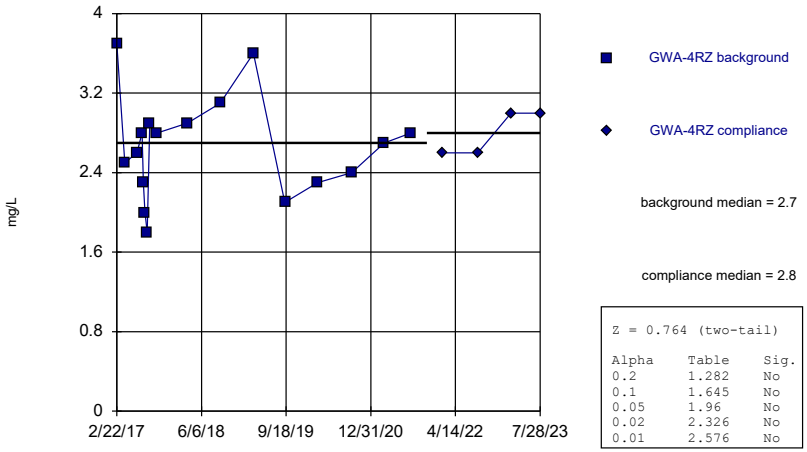

Z = 0.764 (two-tail)

Alpha	Table	Sig.
0.2	1.282	No
0.1	1.645	No
0.05	1.96	No
0.02	2.326	No
0.01	2.576	No

Constituent: Chloride Analysis Run 5/1/2024 3:51 PM View: Appendix III - Mann-Whitney
Plant Bowen Data: Bowen 3-4 CCR

Sanitas™ v.10.0.16e Software licensed to . UG
Hollow symbols indicate censored values.

Mann-Whitney (Wilcoxon Rank Sum)

GWA-50 (bg)

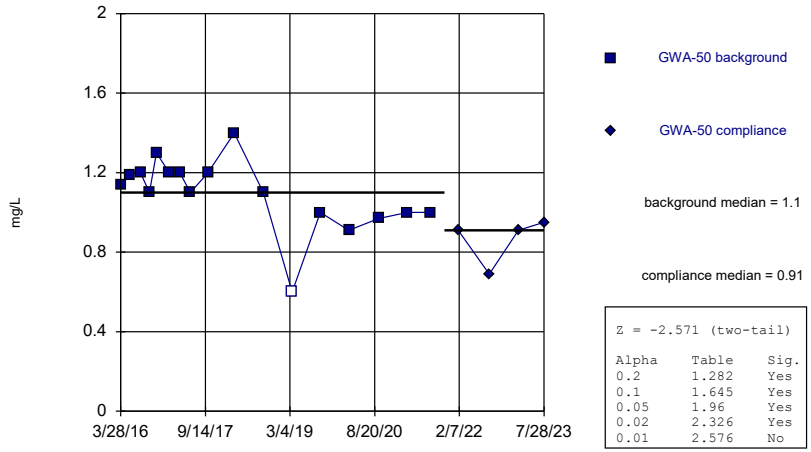

Z = -2.571 (two-tail)

Alpha	Table	Sig.
0.2	1.282	Yes
0.1	1.645	Yes
0.05	1.96	Yes
0.02	2.326	Yes
0.01	2.576	No

Constituent: Chloride Analysis Run 5/1/2024 3:51 PM View: Appendix III - Mann-Whitney
Plant Bowen Data: Bowen 3-4 CCR

Sanitas™ v.10.0.16e Software licensed to . UG
Hollow symbols indicate censored values.

Mann-Whitney (Wilcoxon Rank Sum)

GWA-50R (bg)

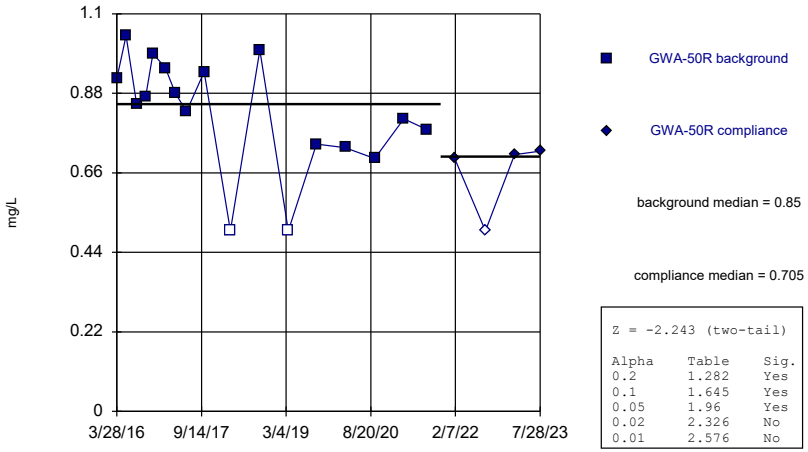

Z = -2.243 (two-tail)

Alpha	Table	Sig.
0.2	1.282	Yes
0.1	1.645	Yes
0.05	1.96	Yes
0.02	2.326	No
0.01	2.576	No

Constituent: Chloride Analysis Run 5/1/2024 3:51 PM View: Appendix III - Mann-Whitney
Plant Bowen Data: Bowen 3-4 CCR

Sanitas™ v.10.0.16e Software licensed to . UG

Mann-Whitney (Wilcoxon Rank Sum)

GWC-16R

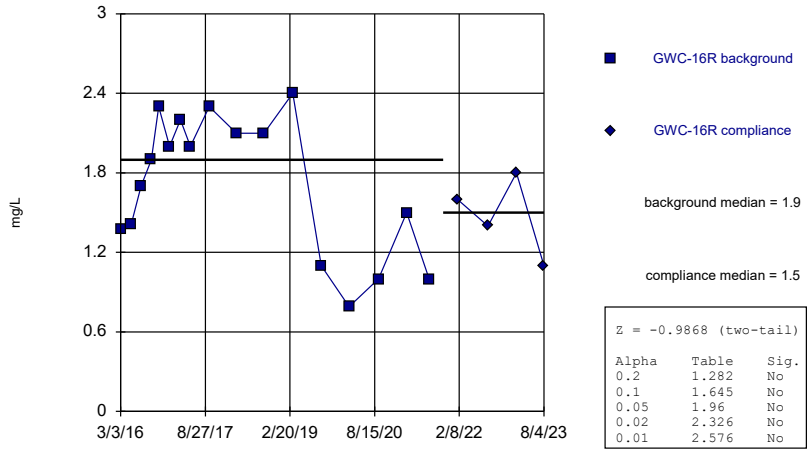

Z = -0.9868 (two-tail)

Alpha	Table	Sig.
0.2	1.282	No
0.1	1.645	No
0.05	1.96	No
0.02	2.326	No
0.01	2.576	No

Constituent: Chloride Analysis Run 5/1/2024 3:51 PM View: Appendix III - Mann-Whitney
Plant Bowen Data: Bowen 3-4 CCR

Sanitas™ v.10.0.16e Software licensed to . UG

Mann-Whitney (Wilcoxon Rank Sum)

GWC-17R

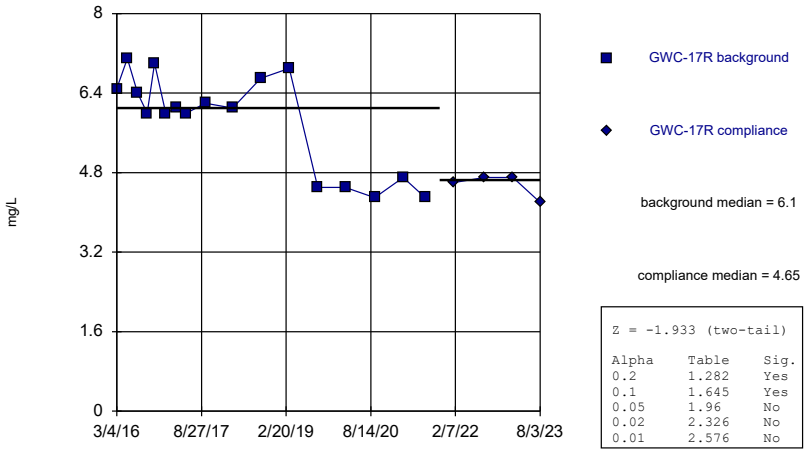

Z = -1.933 (two-tail)

Alpha	Table	Sig.
0.2	1.282	Yes
0.1	1.645	Yes
0.05	1.96	No
0.02	2.326	No
0.01	2.576	No

Constituent: Chloride Analysis Run 5/1/2024 3:51 PM View: Appendix III - Mann-Whitney
Plant Bowen Data: Bowen 3-4 CCR

Sanitas™ v.10.0.16e Software licensed to . UG

Mann-Whitney (Wilcoxon Rank Sum)

GWC-18

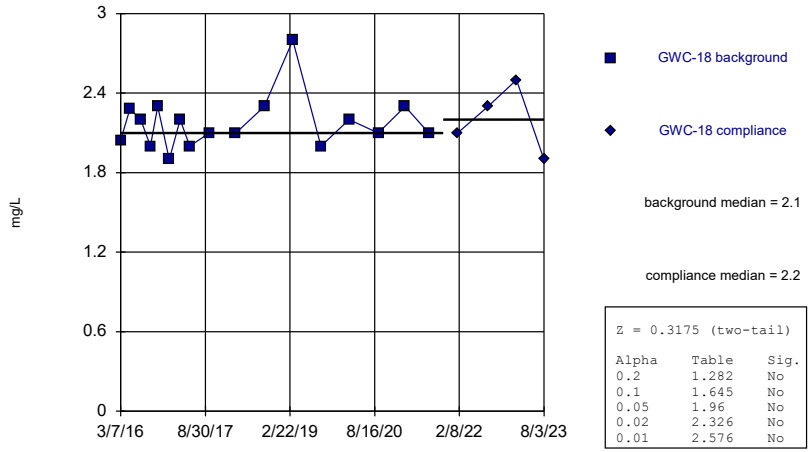

Z = 0.3175 (two-tail)

Alpha	Table	Sig.
0.2	1.282	No
0.1	1.645	No
0.05	1.96	No
0.02	2.326	No
0.01	2.576	No

Constituent: Chloride Analysis Run 5/1/2024 3:51 PM View: Appendix III - Mann-Whitney
Plant Bowen Data: Bowen 3-4 CCR

Sanitas™ v.10.0.16e Software licensed to . UG

Mann-Whitney (Wilcoxon Rank Sum)

GWC-18R

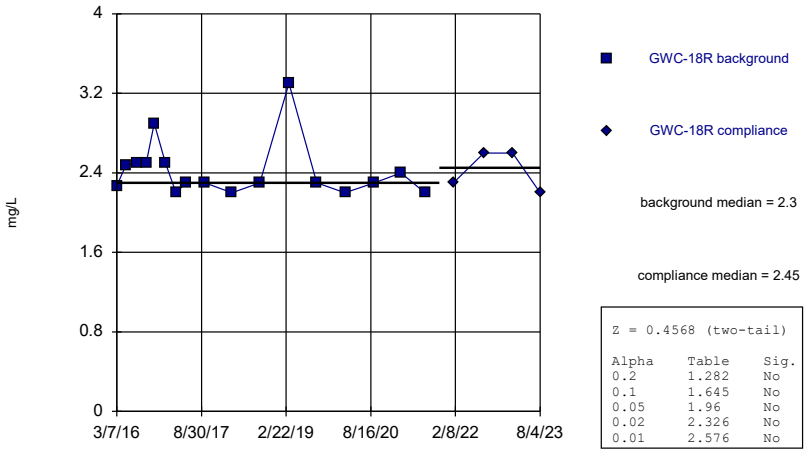

background median = 2.3

compliance median = 2.45

Z = 0.4568 (two-tail)

Alpha	Table	Sig.
0.2	1.282	No
0.1	1.645	No
0.05	1.96	No
0.02	2.326	No
0.01	2.576	No

Constituent: Chloride Analysis Run 5/1/2024 3:51 PM View: Appendix III - Mann-Whitney
Plant Bowen Data: Bowen 3-4 CCR

Sanitas™ v.10.0.16e Software licensed to . UG

Mann-Whitney (Wilcoxon Rank Sum)

GWC-19R

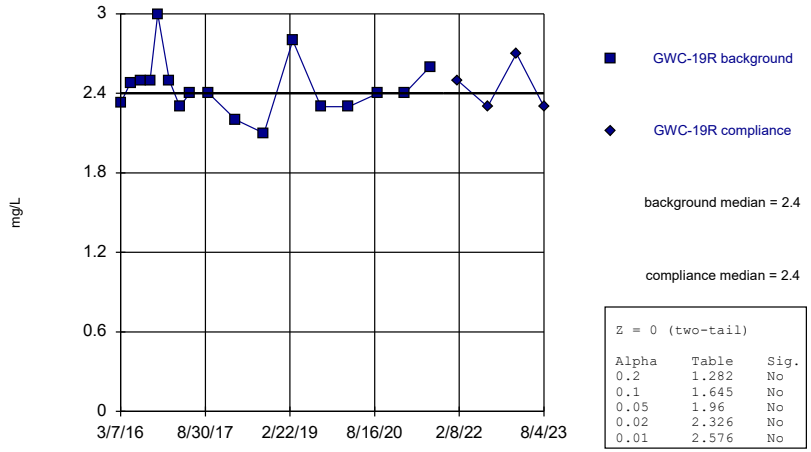

background median = 2.4

compliance median = 2.4

Z = 0 (two-tail)

Alpha	Table	Sig.
0.2	1.282	No
0.1	1.645	No
0.05	1.96	No
0.02	2.326	No
0.01	2.576	No

Constituent: Chloride Analysis Run 5/1/2024 3:51 PM View: Appendix III - Mann-Whitney
Plant Bowen Data: Bowen 3-4 CCR

Sanitas™ v.10.0.16e Software licensed to . UG

Mann-Whitney (Wilcoxon Rank Sum)

GWC-20R

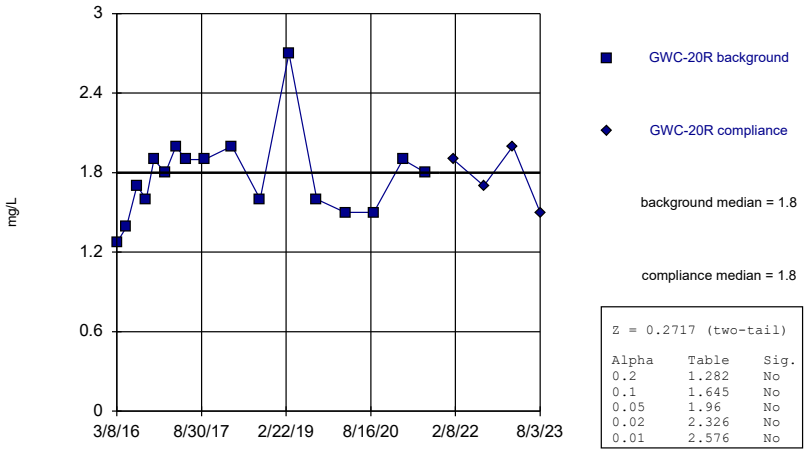

background median = 1.8

compliance median = 1.8

Z = 0.2717 (two-tail)

Alpha	Table	Sig.
0.2	1.282	No
0.1	1.645	No
0.05	1.96	No
0.02	2.326	No
0.01	2.576	No

Constituent: Chloride Analysis Run 5/1/2024 3:51 PM View: Appendix III - Mann-Whitney
Plant Bowen Data: Bowen 3-4 CCR

Sanitas™ v.10.0.16e Software licensed to . UG

Mann-Whitney (Wilcoxon Rank Sum)

GWC-21R

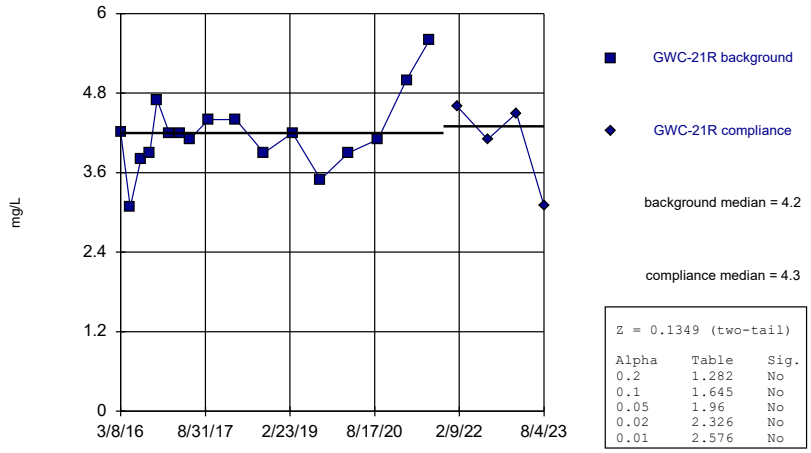

background median = 4.2

compliance median = 4.3

Z = 0.1349 (two-tail)

Alpha	Table	Sig.
0.2	1.282	No
0.1	1.645	No
0.05	1.96	No
0.02	2.326	No
0.01	2.576	No

Constituent: Chloride Analysis Run 5/1/2024 3:51 PM View: Appendix III - Mann-Whitney
Plant Bowen Data: Bowen 3-4 CCR

Sanitas™ v.10.0.16e Software licensed to . UG

Mann-Whitney (Wilcoxon Rank Sum)

GWC-22R

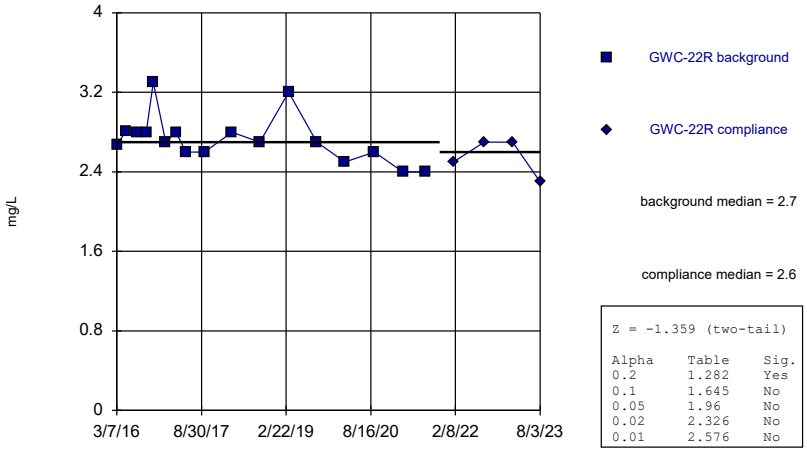

background median = 2.7

compliance median = 2.6

Z = -1.359 (two-tail)

Alpha	Table	Sig.
0.2	1.282	Yes
0.1	1.645	No
0.05	1.96	No
0.02	2.326	No
0.01	2.576	No

Constituent: Chloride Analysis Run 5/1/2024 3:51 PM View: Appendix III - Mann-Whitney
Plant Bowen Data: Bowen 3-4 CCR

Sanitas™ v.10.0.16e Software licensed to . UG

Mann-Whitney (Wilcoxon Rank Sum)

GWC-23R

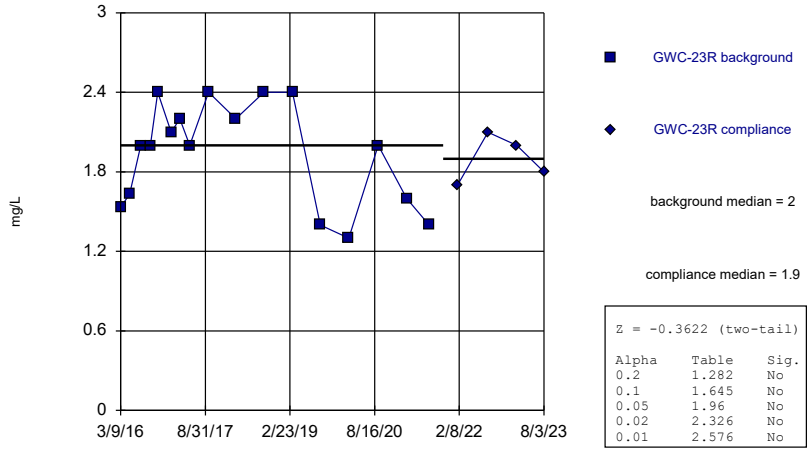

background median = 2

compliance median = 1.9

Z = -0.3622 (two-tail)

Alpha	Table	Sig.
0.2	1.282	No
0.1	1.645	No
0.05	1.96	No
0.02	2.326	No
0.01	2.576	No

Constituent: Chloride Analysis Run 5/1/2024 3:51 PM View: Appendix III - Mann-Whitney
Plant Bowen Data: Bowen 3-4 CCR

Sanitas™ v.10.0.16e Software licensed to . UG
Hollow symbols indicate censored values.

Mann-Whitney (Wilcoxon Rank Sum)

GWC-24R

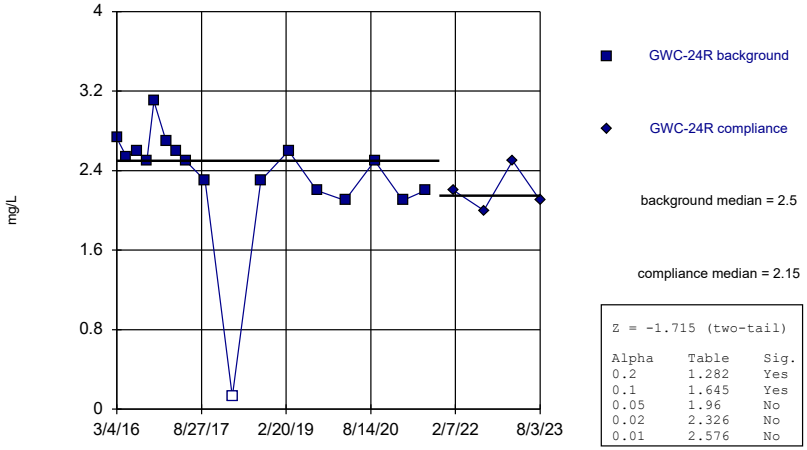

background median = 2.5

compliance median = 2.15

Z = -1.715 (two-tail)

Alpha	Table	Sig.
0.2	1.282	Yes
0.1	1.645	Yes
0.05	1.96	No
0.02	2.326	No
0.01	2.576	No

Constituent: Chloride Analysis Run 5/1/2024 3:52 PM View: Appendix III - Mann-Whitney
Plant Bowen Data: Bowen 3-4 CCR

Sanitas™ v.10.0.16e Software licensed to . UG

Mann-Whitney (Wilcoxon Rank Sum)

GWC-25R

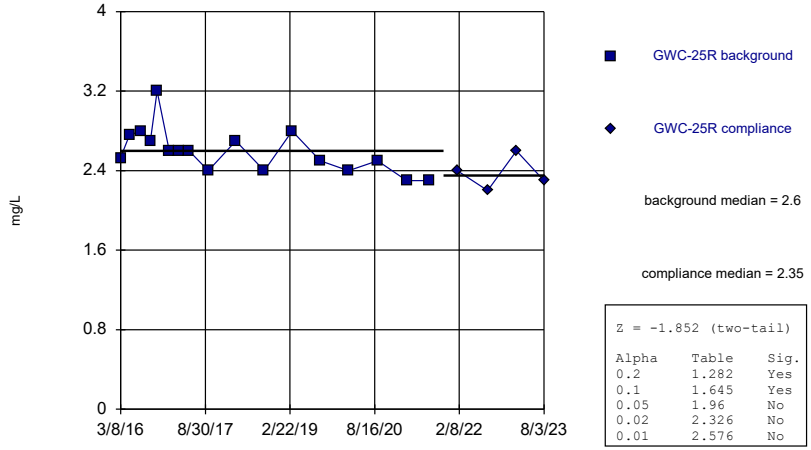

background median = 2.6

compliance median = 2.35

Z = -1.852 (two-tail)

Alpha	Table	Sig.
0.2	1.282	Yes
0.1	1.645	Yes
0.05	1.96	No
0.02	2.326	No
0.01	2.576	No

Constituent: Chloride Analysis Run 5/1/2024 3:52 PM View: Appendix III - Mann-Whitney
Plant Bowen Data: Bowen 3-4 CCR

Sanitas™ v.10.0.16e Software licensed to . UG

Mann-Whitney (Wilcoxon Rank Sum)

GWC-36RA

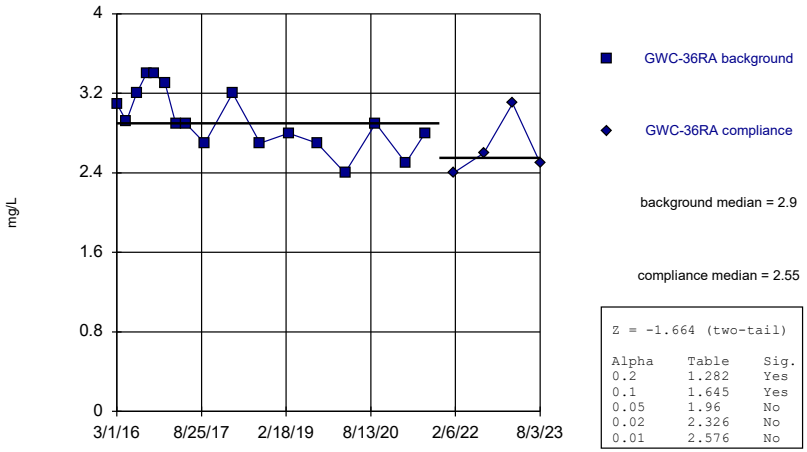

Z = -1.664 (two-tail)

Alpha	Table	Sig.
0.2	1.282	Yes
0.1	1.645	Yes
0.05	1.96	No
0.02	2.326	No
0.01	2.576	No

Constituent: Chloride Analysis Run 5/1/2024 3:52 PM View: Appendix III - Mann-Whitney
Plant Bowen Data: Bowen 3-4 CCR

Sanitas™ v.10.0.16e Software licensed to . UG
Hollow symbols indicate censored values.

Mann-Whitney (Wilcoxon Rank Sum)

GWC-37

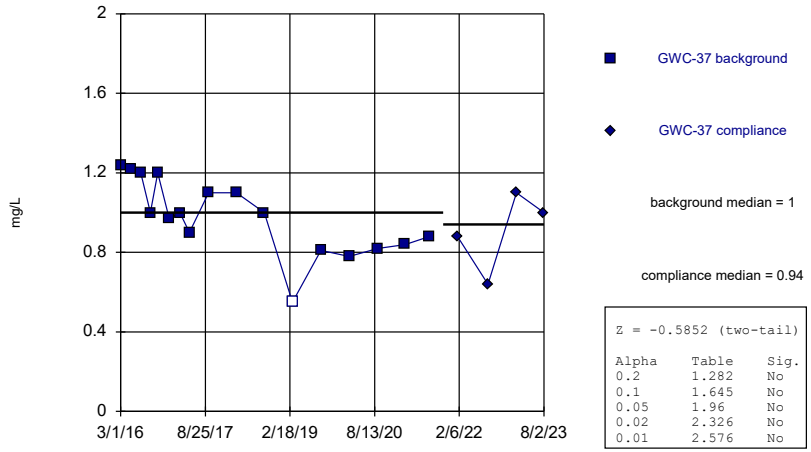

Z = -0.5852 (two-tail)

Alpha	Table	Sig.
0.2	1.282	No
0.1	1.645	No
0.05	1.96	No
0.02	2.326	No
0.01	2.576	No

Constituent: Chloride Analysis Run 5/1/2024 3:52 PM View: Appendix III - Mann-Whitney
Plant Bowen Data: Bowen 3-4 CCR

Sanitas™ v.10.0.16e Software licensed to . UG

Mann-Whitney (Wilcoxon Rank Sum)

GWC-38

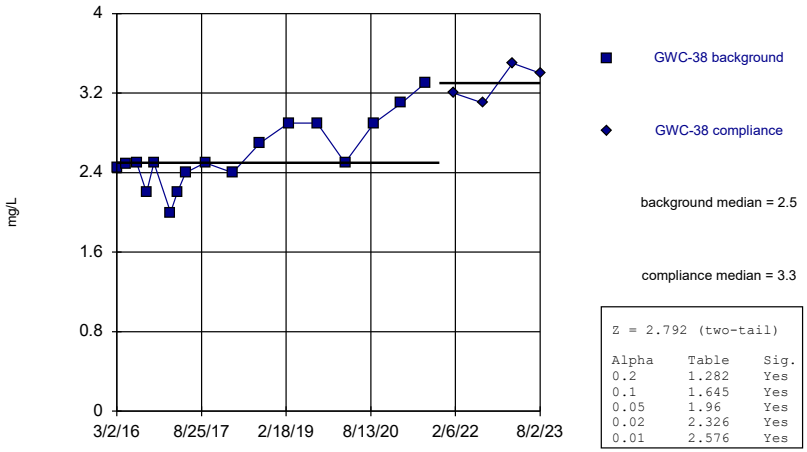

Z = 2.792 (two-tail)

Alpha	Table	Sig.
0.2	1.282	Yes
0.1	1.645	Yes
0.05	1.96	Yes
0.02	2.326	Yes
0.01	2.576	Yes

Constituent: Chloride Analysis Run 5/1/2024 3:52 PM View: Appendix III - Mann-Whitney
Plant Bowen Data: Bowen 3-4 CCR

Sanitas™ v.10.0.16e Software licensed to . UG
Hollow symbols indicate censored values.

Mann-Whitney (Wilcoxon Rank Sum)

GWA-1 (bg)

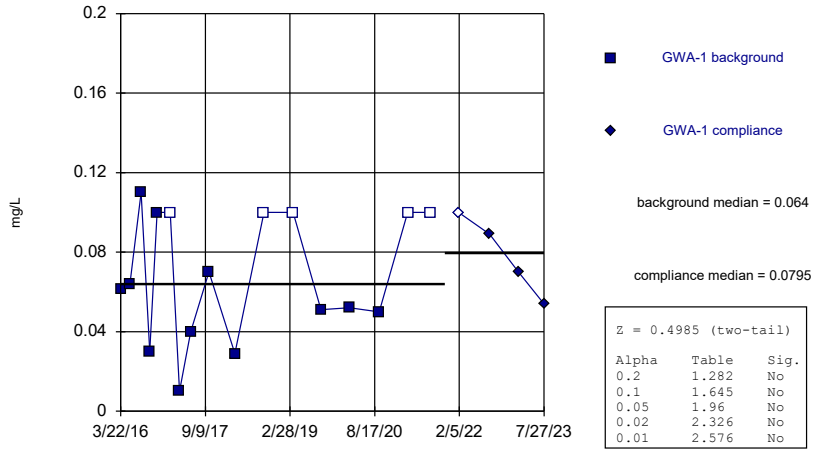

Z = 0.4985 (two-tail)

Alpha	Table	Sig.
0.2	1.282	No
0.1	1.645	No
0.05	1.96	No
0.02	2.326	No
0.01	2.576	No

Constituent: Fluoride Analysis Run 5/1/2024 3:52 PM View: Appendix III - Mann-Whitney
Plant Bowen Data: Bowen 3-4 CCR

Sanitas™ v.10.0.16e Software licensed to . UG
Hollow symbols indicate censored values.

Mann-Whitney (Wilcoxon Rank Sum)

GWA-2 (bg)

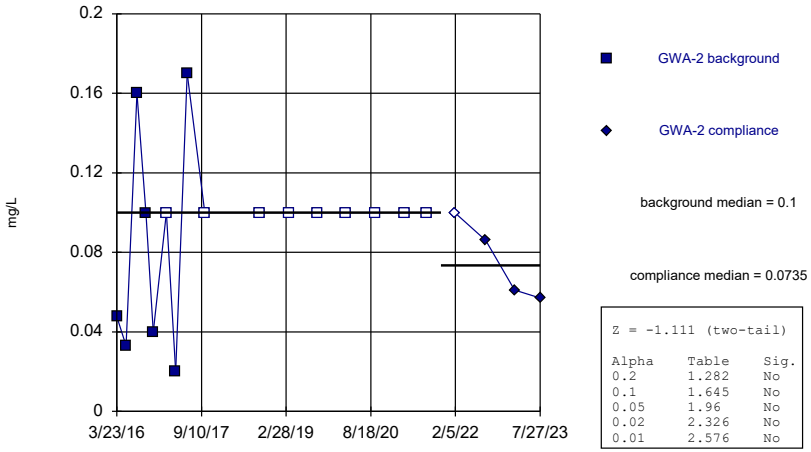

Z = -1.111 (two-tail)

Alpha	Table	Sig.
0.2	1.282	No
0.1	1.645	No
0.05	1.96	No
0.02	2.326	No
0.01	2.576	No

Constituent: Fluoride Analysis Run 5/1/2024 3:52 PM View: Appendix III - Mann-Whitney
Plant Bowen Data: Bowen 3-4 CCR

Sanitas™ v.10.0.16e Software licensed to . UG
Hollow symbols indicate censored values.

Mann-Whitney (Wilcoxon Rank Sum)

GWA-2R (bg)

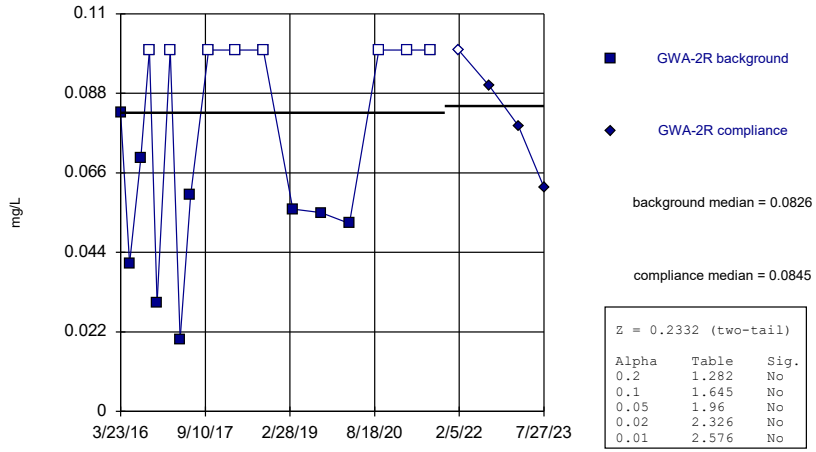

Z = 0.2332 (two-tail)

Alpha	Table	Sig.
0.2	1.282	No
0.1	1.645	No
0.05	1.96	No
0.02	2.326	No
0.01	2.576	No

Constituent: Fluoride Analysis Run 5/1/2024 3:52 PM View: Appendix III - Mann-Whitney
Plant Bowen Data: Bowen 3-4 CCR

Sanitas™ v.10.0.16e Software licensed to . UG
Hollow symbols indicate censored values.

Mann-Whitney (Wilcoxon Rank Sum)

GWA-39RZ (bg)

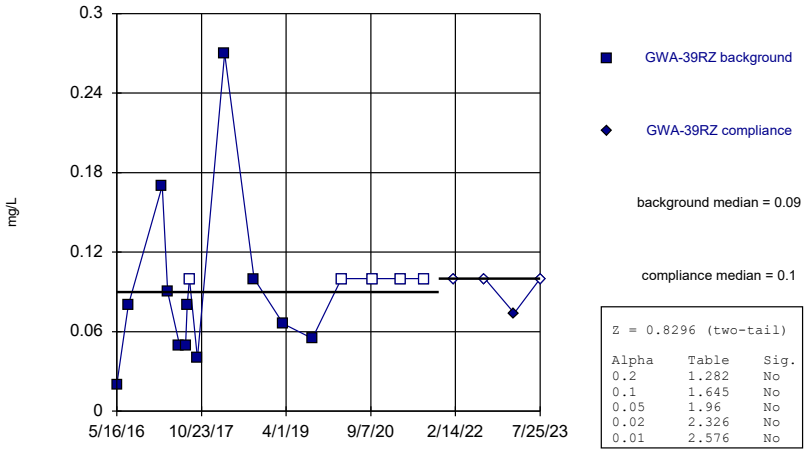

Z = 0.8296 (two-tail)

Alpha	Table	Sig.
0.2	1.282	No
0.1	1.645	No
0.05	1.96	No
0.02	2.326	No
0.01	2.576	No

Constituent: Fluoride Analysis Run 5/1/2024 3:52 PM View: Appendix III - Mann-Whitney
Plant Bowen Data: Bowen 3-4 CCR

Sanitas™ v.10.0.16e Software licensed to . UG
Hollow symbols indicate censored values.

Mann-Whitney (Wilcoxon Rank Sum)

GWA-39Z (bg)

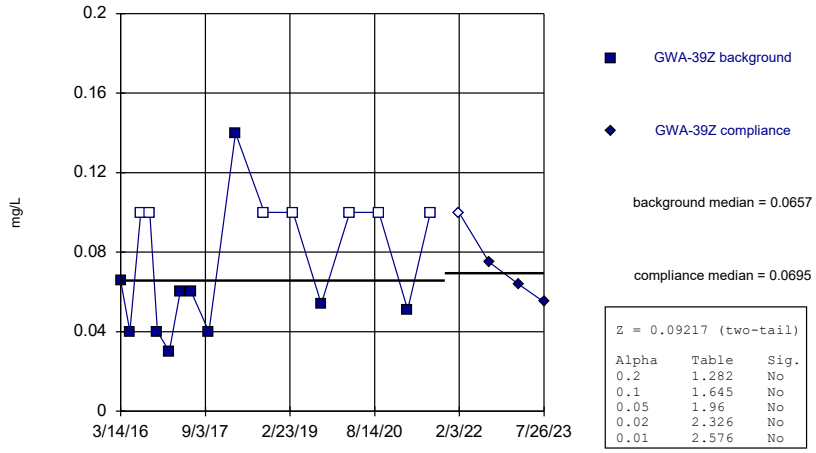

Z = 0.09217 (two-tail)

Alpha	Table	Sig.
0.2	1.282	No
0.1	1.645	No
0.05	1.96	No
0.02	2.326	No
0.01	2.576	No

Constituent: Fluoride Analysis Run 5/1/2024 3:52 PM View: Appendix III - Mann-Whitney
Plant Bowen Data: Bowen 3-4 CCR

Sanitas™ v.10.0.16e Software licensed to . UG
Hollow symbols indicate censored values.

Mann-Whitney (Wilcoxon Rank Sum)

GWA-3A (bg)

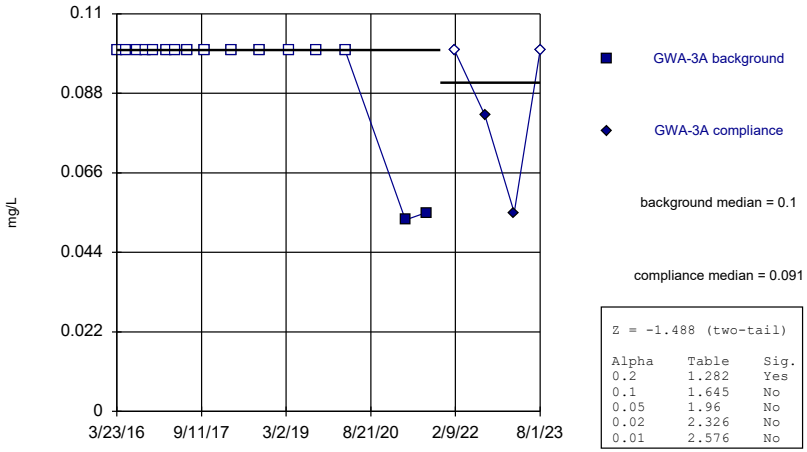

Z = -1.488 (two-tail)

Alpha	Table	Sig.
0.2	1.282	Yes
0.1	1.645	No
0.05	1.96	No
0.02	2.326	No
0.01	2.576	No

Constituent: Fluoride Analysis Run 5/1/2024 3:52 PM View: Appendix III - Mann-Whitney
Plant Bowen Data: Bowen 3-4 CCR

Sanitas™ v.10.0.16e Software licensed to . UG
Hollow symbols indicate censored values.

Mann-Whitney (Wilcoxon Rank Sum)

GWA-40 (bg)

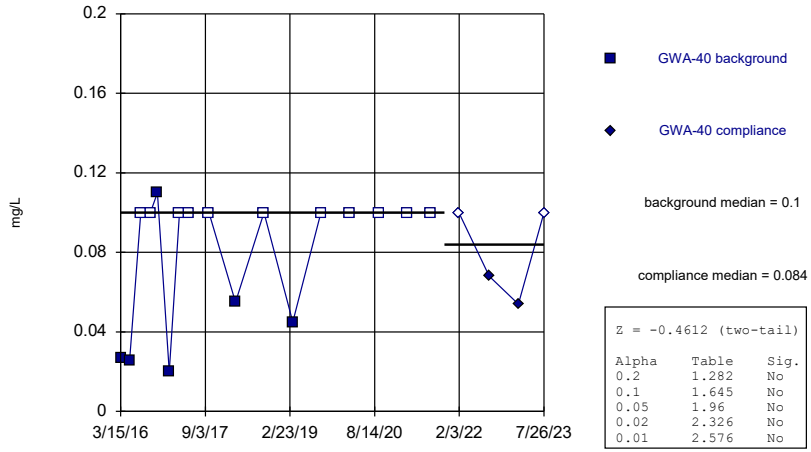

Z = -0.4612 (two-tail)

Alpha	Table	Sig.
0.2	1.282	No
0.1	1.645	No
0.05	1.96	No
0.02	2.326	No
0.01	2.576	No

Constituent: Fluoride Analysis Run 5/1/2024 3:52 PM View: Appendix III - Mann-Whitney
Plant Bowen Data: Bowen 3-4 CCR

Sanitas™ v.10.0.16e Software licensed to . UG
Hollow symbols indicate censored values.

Mann-Whitney (Wilcoxon Rank Sum)

GWA-41 (bg)

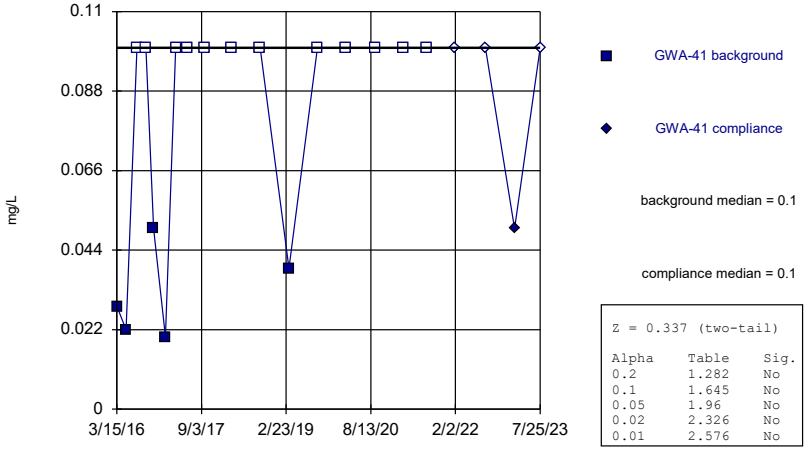

Z = 0.337 (two-tail)

Alpha	Table	Sig.
0.2	1.282	No
0.1	1.645	No
0.05	1.96	No
0.02	2.326	No
0.01	2.576	No

Constituent: Fluoride Analysis Run 5/1/2024 3:52 PM View: Appendix III - Mann-Whitney
Plant Bowen Data: Bowen 3-4 CCR

Sanitas™ v.10.0.16e Software licensed to . UG
Hollow symbols indicate censored values.

Mann-Whitney (Wilcoxon Rank Sum)

GWA-41R (bg)

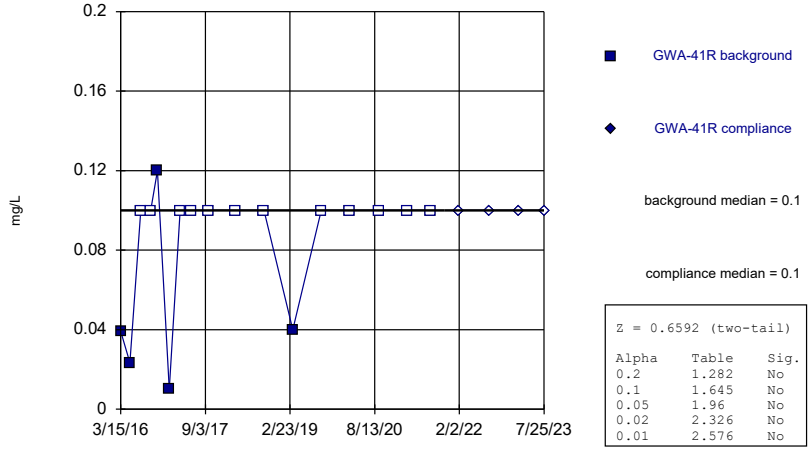

Z = 0.6592 (two-tail)

Alpha	Table	Sig.
0.2	1.282	No
0.1	1.645	No
0.05	1.96	No
0.02	2.326	No
0.01	2.576	No

Constituent: Fluoride Analysis Run 5/1/2024 3:52 PM View: Appendix III - Mann-Whitney
Plant Bowen Data: Bowen 3-4 CCR

Sanitas™ v.10.0.16e Software licensed to . UG
Hollow symbols indicate censored values.

Mann-Whitney (Wilcoxon Rank Sum)

GWA-42 (bg)

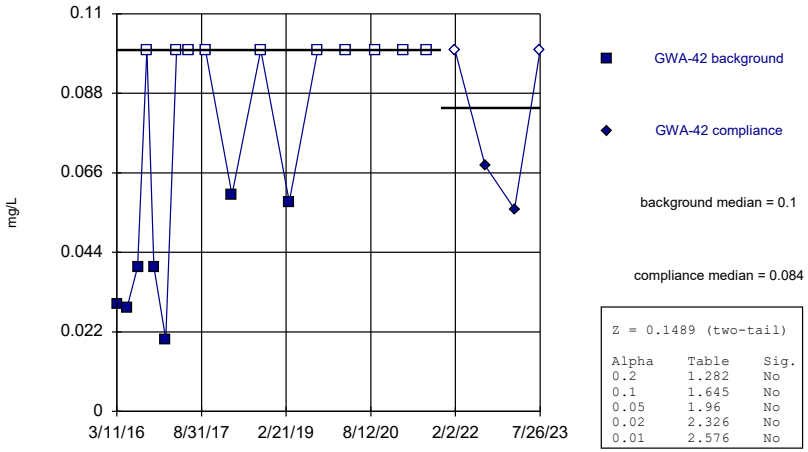

Z = 0.1489 (two-tail)

Alpha	Table	Sig.
0.2	1.282	No
0.1	1.645	No
0.05	1.96	No
0.02	2.326	No
0.01	2.576	No

Constituent: Fluoride Analysis Run 5/1/2024 3:52 PM View: Appendix III - Mann-Whitney
Plant Bowen Data: Bowen 3-4 CCR

Sanitas™ v.10.0.16e Software licensed to . UG
Hollow symbols indicate censored values.

Mann-Whitney (Wilcoxon Rank Sum)

GWA-43 (bg)

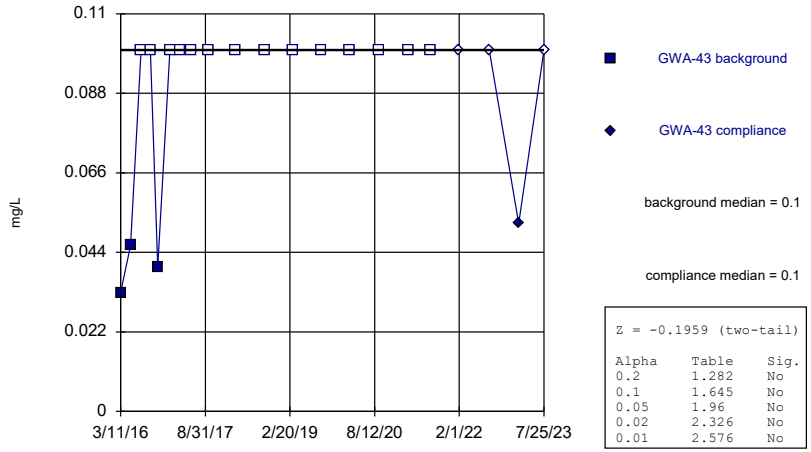

Z = -0.1959 (two-tail)

Alpha	Table	Sig.
0.2	1.282	No
0.1	1.645	No
0.05	1.96	No
0.02	2.326	No
0.01	2.576	No

Constituent: Fluoride Analysis Run 5/1/2024 3:52 PM View: Appendix III - Mann-Whitney
Plant Bowen Data: Bowen 3-4 CCR

Sanitas™ v.10.0.16e Software licensed to . UG
Hollow symbols indicate censored values.

Mann-Whitney (Wilcoxon Rank Sum)

GWA-43R (bg)

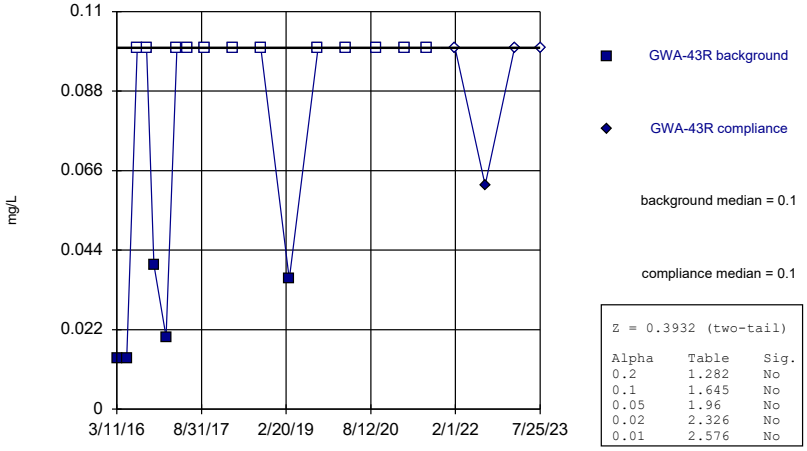

Z = 0.3932 (two-tail)

Alpha	Table	Sig.
0.2	1.282	No
0.1	1.645	No
0.05	1.96	No
0.02	2.326	No
0.01	2.576	No

Constituent: Fluoride Analysis Run 5/1/2024 3:52 PM View: Appendix III - Mann-Whitney
Plant Bowen Data: Bowen 3-4 CCR

Sanitas™ v.10.0.16e Software licensed to . UG
Hollow symbols indicate censored values.

Mann-Whitney (Wilcoxon Rank Sum)

GWA-4RZ (bg)

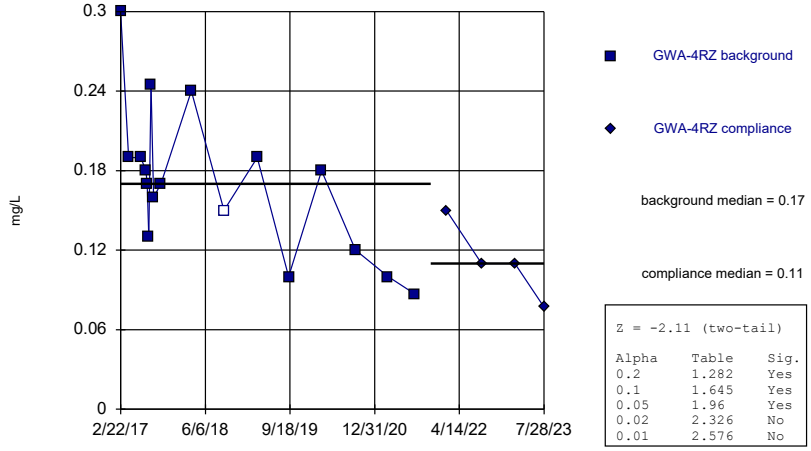

Z = -2.11 (two-tail)

Alpha	Table	Sig.
0.2	1.282	Yes
0.1	1.645	Yes
0.05	1.96	Yes
0.02	2.326	No
0.01	2.576	No

Constituent: Fluoride Analysis Run 5/1/2024 3:52 PM View: Appendix III - Mann-Whitney
Plant Bowen Data: Bowen 3-4 CCR

Sanitas™ v.10.0.16e Software licensed to . UG
Hollow symbols indicate censored values.

Mann-Whitney (Wilcoxon Rank Sum)

GWA-50 (bg)

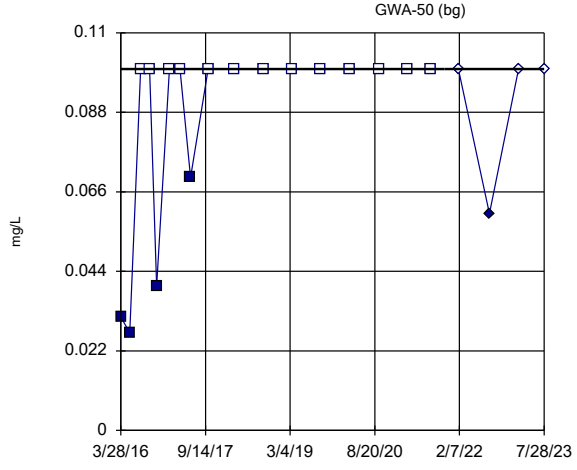

GWA-50 background

GWA-50 compliance

background median = 0.1

compliance median = 0.1

Z = 0 (two-tail)

Alpha	Table	Sig.
0.2	1.282	No
0.1	1.645	No
0.05	1.96	No
0.02	2.326	No
0.01	2.576	No

Constituent: Fluoride Analysis Run 5/1/2024 3:52 PM View: Appendix III - Mann-Whitney
Plant Bowen Data: Bowen 3-4 CCR

Sanitas™ v.10.0.16e Software licensed to . UG
Hollow symbols indicate censored values.

Mann-Whitney (Wilcoxon Rank Sum)

GWA-50R (bg)

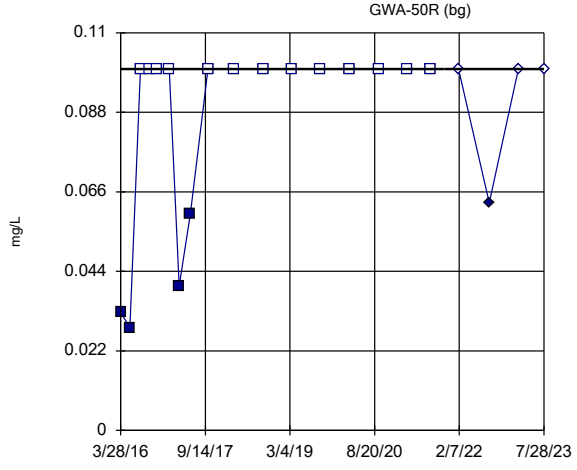

GWA-50R background

GWA-50R compliance

background median = 0.1

compliance median = 0.1

Z = 0.1198 (two-tail)

Alpha	Table	Sig.
0.2	1.282	No
0.1	1.645	No
0.05	1.96	No
0.02	2.326	No
0.01	2.576	No

Constituent: Fluoride Analysis Run 5/1/2024 3:52 PM View: Appendix III - Mann-Whitney
Plant Bowen Data: Bowen 3-4 CCR

Sanitas™ v.10.0.16e Software licensed to . UG
Hollow symbols indicate censored values.

Mann-Whitney (Wilcoxon Rank Sum)

GWC-16R

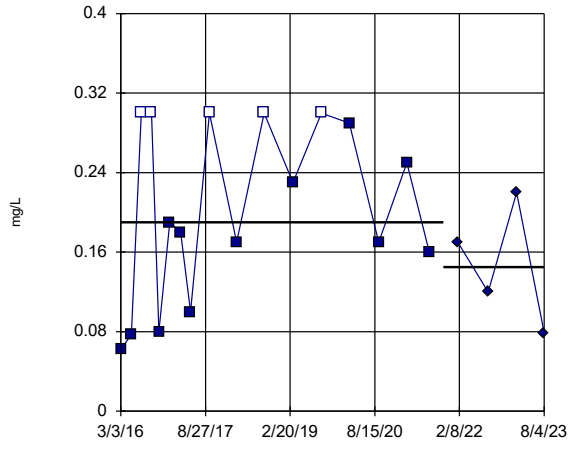

GWC-16R background

GWC-16R compliance

background median = 0.19

compliance median = 0.145

Z = -1.219 (two-tail)

Alpha	Table	Sig.
0.2	1.282	No
0.1	1.645	No
0.05	1.96	No
0.02	2.326	No
0.01	2.576	No

Constituent: Fluoride Analysis Run 5/1/2024 3:52 PM View: Appendix III - Mann-Whitney
Plant Bowen Data: Bowen 3-4 CCR

Sanitas™ v.10.0.16e Software licensed to . UG
Hollow symbols indicate censored values.

Mann-Whitney (Wilcoxon Rank Sum)

GWC-17R

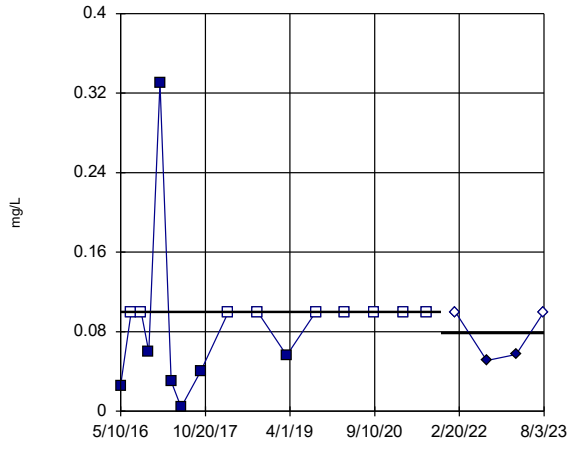

GWC-17R background

GWC-17R compliance

background median = 0.1

compliance median = 0.0785

Z = -0.2586 (two-tail)

Alpha	Table	Sig.
0.2	1.282	No
0.1	1.645	No
0.05	1.96	No
0.02	2.326	No
0.01	2.576	No

Constituent: Fluoride Analysis Run 5/1/2024 3:52 PM View: Appendix III - Mann-Whitney
Plant Bowen Data: Bowen 3-4 CCR

Sanitas™ v.10.0.16e Software licensed to . UG
Hollow symbols indicate censored values.

Mann-Whitney (Wilcoxon Rank Sum)

GWC-18

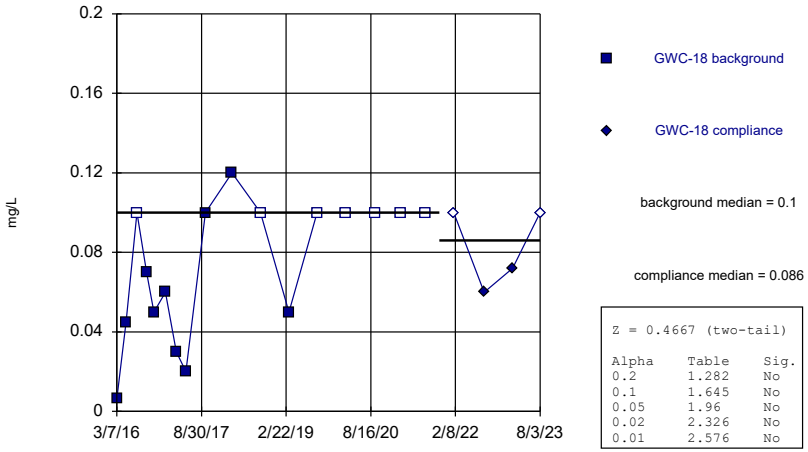

Z = 0.4667 (two-tail)

Alpha	Table	Sig.
0.2	1.282	No
0.1	1.645	No
0.05	1.96	No
0.02	2.326	No
0.01	2.576	No

Constituent: Fluoride Analysis Run 5/1/2024 3:52 PM View: Appendix III - Mann-Whitney
Plant Bowen Data: Bowen 3-4 CCR

Sanitas™ v.10.0.16e Software licensed to . UG
Hollow symbols indicate censored values.

Mann-Whitney (Wilcoxon Rank Sum)

GWC-18R

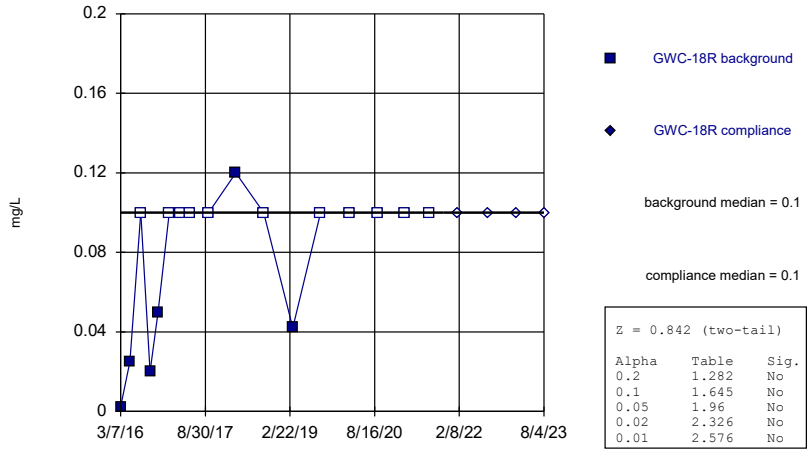

Z = 0.842 (two-tail)

Alpha	Table	Sig.
0.2	1.282	No
0.1	1.645	No
0.05	1.96	No
0.02	2.326	No
0.01	2.576	No

Constituent: Fluoride Analysis Run 5/1/2024 3:52 PM View: Appendix III - Mann-Whitney
Plant Bowen Data: Bowen 3-4 CCR

Sanitas™ v.10.0.16e Software licensed to . UG
Hollow symbols indicate censored values.

Mann-Whitney (Wilcoxon Rank Sum)

GWC-19R

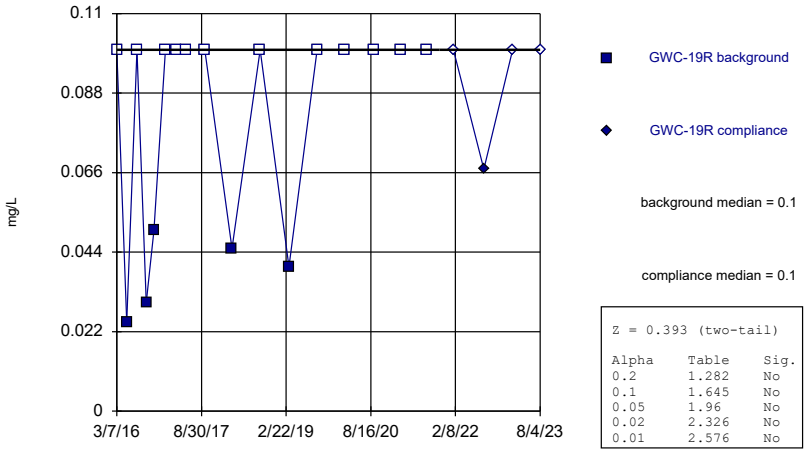

Z = 0.393 (two-tail)

Alpha	Table	Sig.
0.2	1.282	No
0.1	1.645	No
0.05	1.96	No
0.02	2.326	No
0.01	2.576	No

Constituent: Fluoride Analysis Run 5/1/2024 3:52 PM View: Appendix III - Mann-Whitney
Plant Bowen Data: Bowen 3-4 CCR

Sanitas™ v.10.0.16e Software licensed to . UG
Hollow symbols indicate censored values.

Mann-Whitney (Wilcoxon Rank Sum)

GWC-20R

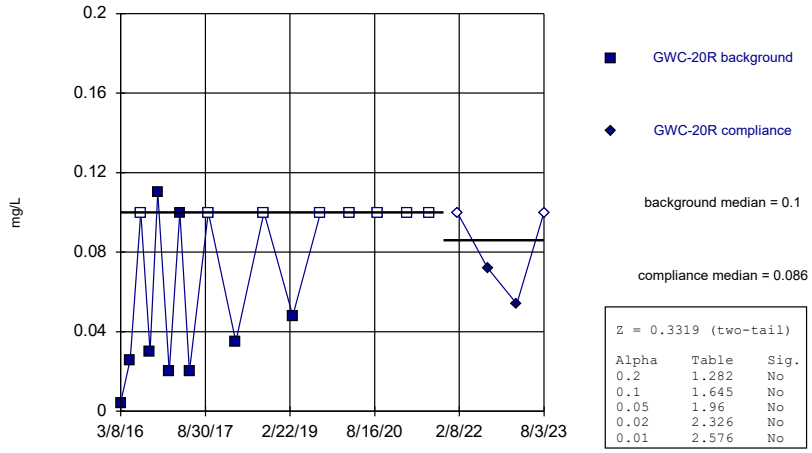

Z = 0.3319 (two-tail)

Alpha	Table	Sig.
0.2	1.282	No
0.1	1.645	No
0.05	1.96	No
0.02	2.326	No
0.01	2.576	No

Constituent: Fluoride Analysis Run 5/1/2024 3:52 PM View: Appendix III - Mann-Whitney
Plant Bowen Data: Bowen 3-4 CCR

Sanitas™ v.10.0.16e Software licensed to . UG
Hollow symbols indicate censored values.

Mann-Whitney (Wilcoxon Rank Sum)

GWC-21R

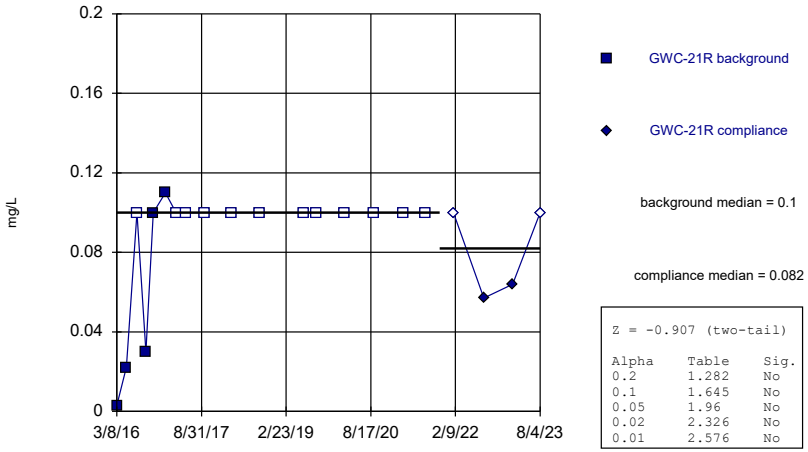

Z = -0.907 (two-tail)

Alpha	Table	Sig.
0.2	1.282	No
0.1	1.645	No
0.05	1.96	No
0.02	2.326	No
0.01	2.576	No

Constituent: Fluoride Analysis Run 5/1/2024 3:52 PM View: Appendix III - Mann-Whitney
Plant Bowen Data: Bowen 3-4 CCR

Sanitas™ v.10.0.16e Software licensed to . UG
Hollow symbols indicate censored values.

Mann-Whitney (Wilcoxon Rank Sum)

GWC-22R

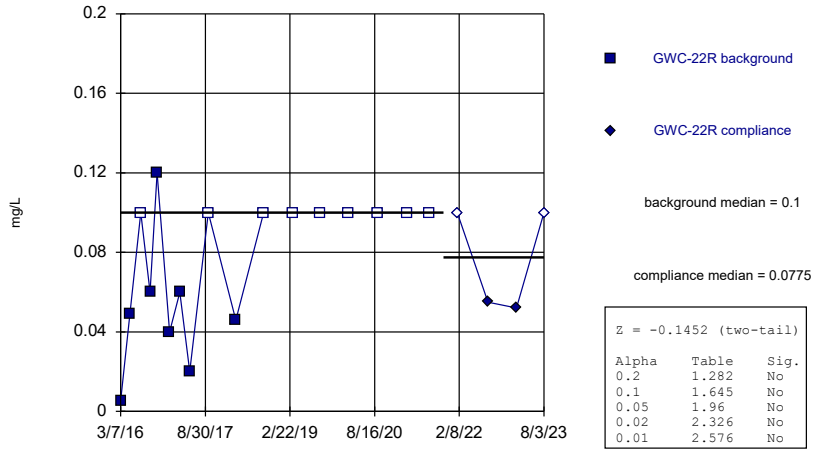

Z = -0.1452 (two-tail)

Alpha	Table	Sig.
0.2	1.282	No
0.1	1.645	No
0.05	1.96	No
0.02	2.326	No
0.01	2.576	No

Constituent: Fluoride Analysis Run 5/1/2024 3:52 PM View: Appendix III - Mann-Whitney
Plant Bowen Data: Bowen 3-4 CCR

Sanitas™ v.10.0.16e Software licensed to . UG
Hollow symbols indicate censored values.

Mann-Whitney (Wilcoxon Rank Sum)

GWC-23R

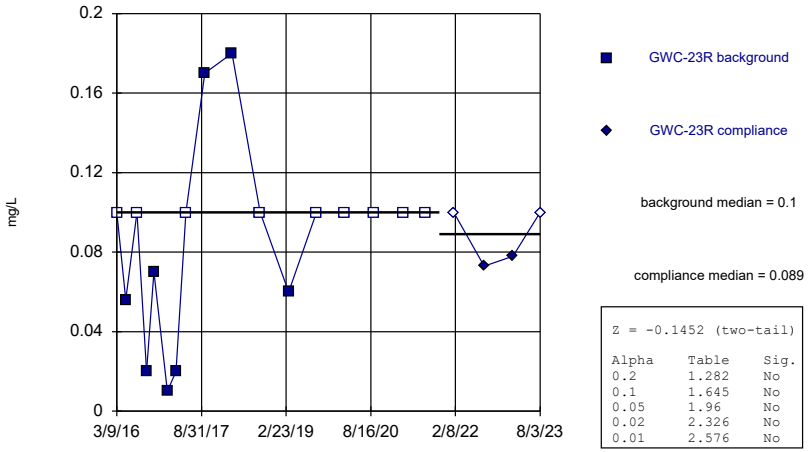

Z = -0.1452 (two-tail)

Alpha	Table	Sig.
0.2	1.282	No
0.1	1.645	No
0.05	1.96	No
0.02	2.326	No
0.01	2.576	No

Constituent: Fluoride Analysis Run 5/1/2024 3:52 PM View: Appendix III - Mann-Whitney
Plant Bowen Data: Bowen 3-4 CCR

Sanitas™ v.10.0.16e Software licensed to . UG
Hollow symbols indicate censored values.

Mann-Whitney (Wilcoxon Rank Sum)

GWC-24R

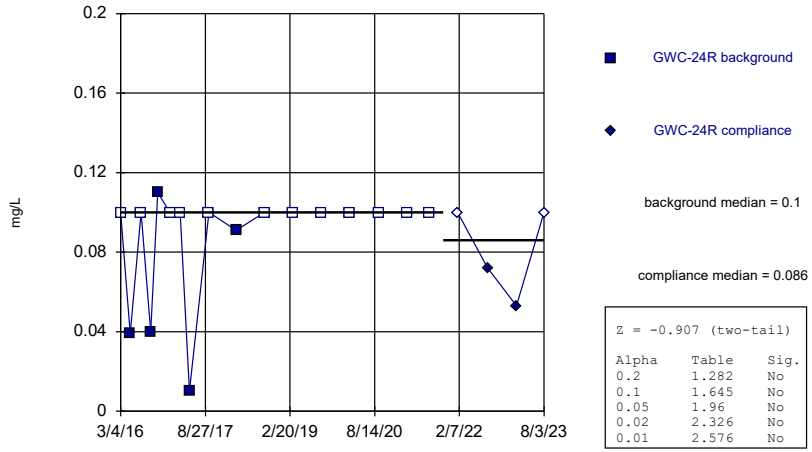

Z = -0.907 (two-tail)

Alpha	Table	Sig.
0.2	1.282	No
0.1	1.645	No
0.05	1.96	No
0.02	2.326	No
0.01	2.576	No

Constituent: Fluoride Analysis Run 5/1/2024 3:52 PM View: Appendix III - Mann-Whitney
Plant Bowen Data: Bowen 3-4 CCR

Sanitas™ v.10.0.16e Software licensed to . UG
Hollow symbols indicate censored values.

Mann-Whitney (Wilcoxon Rank Sum)

GWC-25R

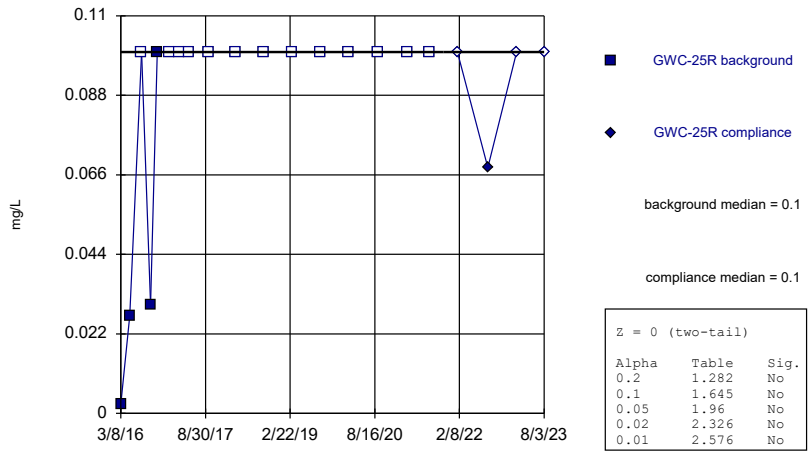

Z = 0 (two-tail)

Alpha	Table	Sig.
0.2	1.282	No
0.1	1.645	No
0.05	1.96	No
0.02	2.326	No
0.01	2.576	No

Constituent: Fluoride Analysis Run 5/1/2024 3:52 PM View: Appendix III - Mann-Whitney
Plant Bowen Data: Bowen 3-4 CCR

Sanitas™ v.10.0.16e Software licensed to . UG
Hollow symbols indicate censored values.

Mann-Whitney (Wilcoxon Rank Sum)

GWC-36RA

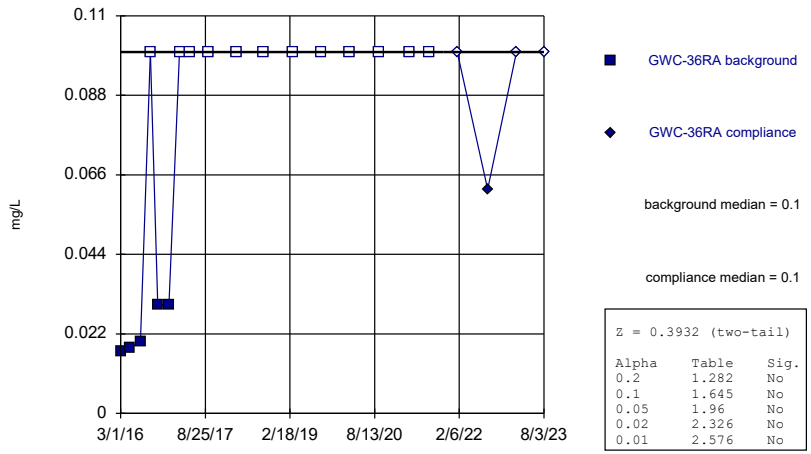

Z = 0.3932 (two-tail)

Alpha	Table	Sig.
0.2	1.282	No
0.1	1.645	No
0.05	1.96	No
0.02	2.326	No
0.01	2.576	No

Constituent: Fluoride Analysis Run 5/1/2024 3:52 PM View: Appendix III - Mann-Whitney
Plant Bowen Data: Bowen 3-4 CCR

Sanitas™ v.10.0.16e Software licensed to . UG
Hollow symbols indicate censored values.

Mann-Whitney (Wilcoxon Rank Sum)

GWC-37

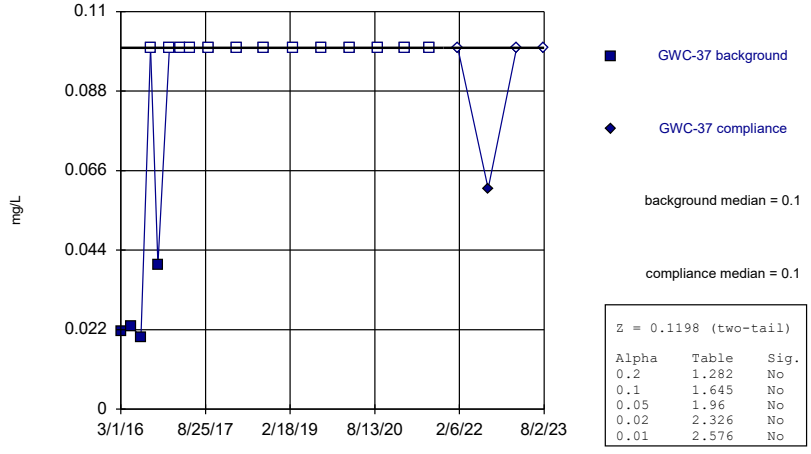

Z = 0.1198 (two-tail)

Alpha	Table	Sig.
0.2	1.282	No
0.1	1.645	No
0.05	1.96	No
0.02	2.326	No
0.01	2.576	No

Constituent: Fluoride Analysis Run 5/1/2024 3:52 PM View: Appendix III - Mann-Whitney
Plant Bowen Data: Bowen 3-4 CCR

Sanitas™ v.10.0.16e Software licensed to . UG
Hollow symbols indicate censored values.

Mann-Whitney (Wilcoxon Rank Sum)

GWC-38

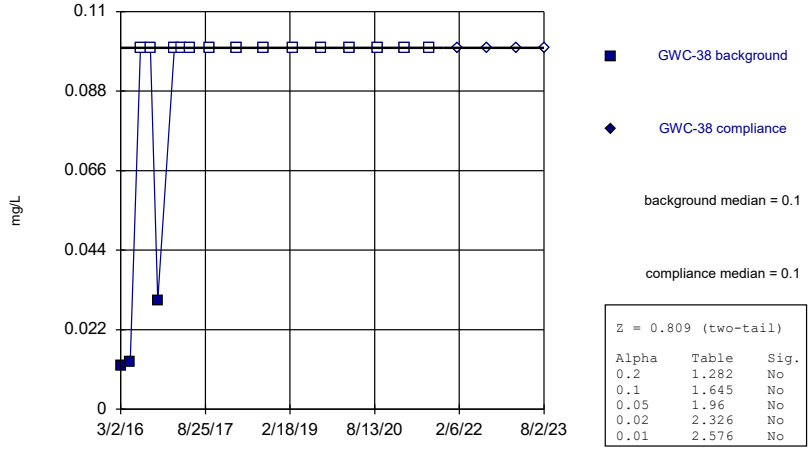

Z = 0.809 (two-tail)

Alpha	Table	Sig.
0.2	1.282	No
0.1	1.645	No
0.05	1.96	No
0.02	2.326	No
0.01	2.576	No

Constituent: Fluoride Analysis Run 5/1/2024 3:52 PM View: Appendix III - Mann-Whitney
Plant Bowen Data: Bowen 3-4 CCR

Sanitas™ v.10.0.16e Software licensed to . UG

Mann-Whitney (Wilcoxon Rank Sum)

GWA-1 (bg)

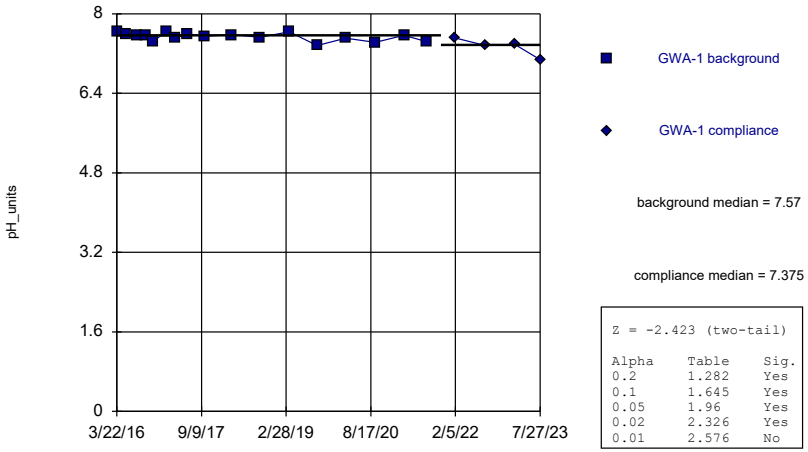

Z = -2.423 (two-tail)

Alpha	Table	Sig.
0.2	1.282	Yes
0.1	1.645	Yes
0.05	1.96	Yes
0.02	2.326	Yes
0.01	2.576	No

Constituent: pH Analysis Run 5/1/2024 3:52 PM View: Appendix III - Mann-Whitney
Plant Bowen Data: Bowen 3-4 CCR

Sanitas™ v.10.0.16e Software licensed to . UG

Mann-Whitney (Wilcoxon Rank Sum)

GWA-2 (bg)

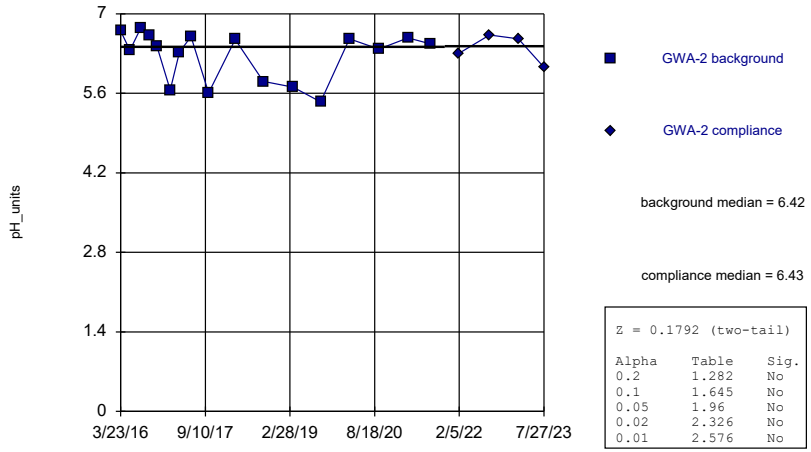

Z = 0.1792 (two-tail)

Alpha	Table	Sig.
0.2	1.282	No
0.1	1.645	No
0.05	1.96	No
0.02	2.326	No
0.01	2.576	No

Constituent: pH Analysis Run 5/1/2024 3:52 PM View: Appendix III - Mann-Whitney
Plant Bowen Data: Bowen 3-4 CCR

Sanitas™ v.10.0.16e Software licensed to . UG

Mann-Whitney (Wilcoxon Rank Sum)

GWA-2R (bg)

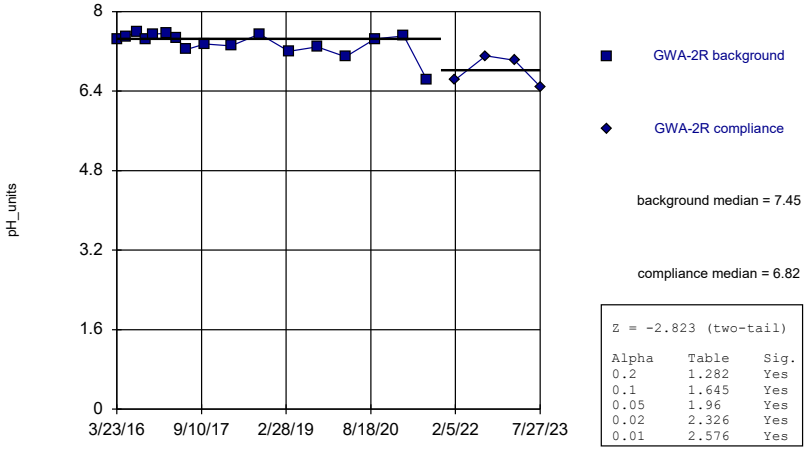

Z = -2.823 (two-tail)

Alpha	Table	Sig.
0.2	1.282	Yes
0.1	1.645	Yes
0.05	1.96	Yes
0.02	2.326	Yes
0.01	2.576	Yes

Constituent: pH Analysis Run 5/1/2024 3:52 PM View: Appendix III - Mann-Whitney
Plant Bowen Data: Bowen 3-4 CCR

Sanitas™ v.10.0.16e Software licensed to . UG

Mann-Whitney (Wilcoxon Rank Sum)

GWA-39RZ (bg)

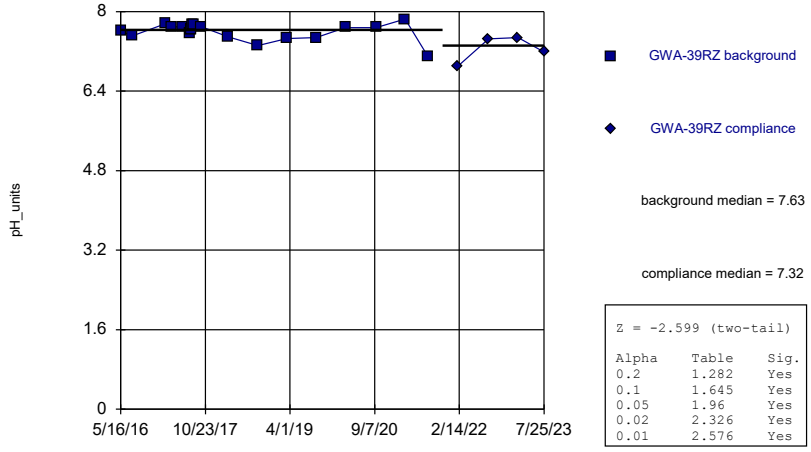

Z = -2.599 (two-tail)

Alpha	Table	Sig.
0.2	1.282	Yes
0.1	1.645	Yes
0.05	1.96	Yes
0.02	2.326	Yes
0.01	2.576	Yes

Constituent: pH Analysis Run 5/1/2024 3:52 PM View: Appendix III - Mann-Whitney
Plant Bowen Data: Bowen 3-4 CCR

Sanitas™ v.10.0.16e Software licensed to . UG

Mann-Whitney (Wilcoxon Rank Sum)

GWA-39Z (bg)

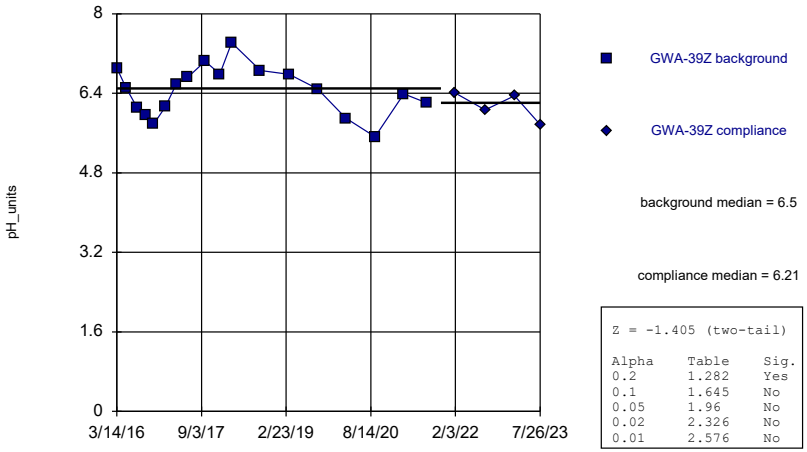

Z = -1.405 (two-tail)

Alpha	Table	Sig.
0.2	1.282	Yes
0.1	1.645	No
0.05	1.96	No
0.02	2.326	No
0.01	2.576	No

Constituent: pH Analysis Run 5/1/2024 3:52 PM View: Appendix III - Mann-Whitney
Plant Bowen Data: Bowen 3-4 CCR

Sanitas™ v.10.0.16e Software licensed to . UG

Mann-Whitney (Wilcoxon Rank Sum)

GWA-3A (bg)

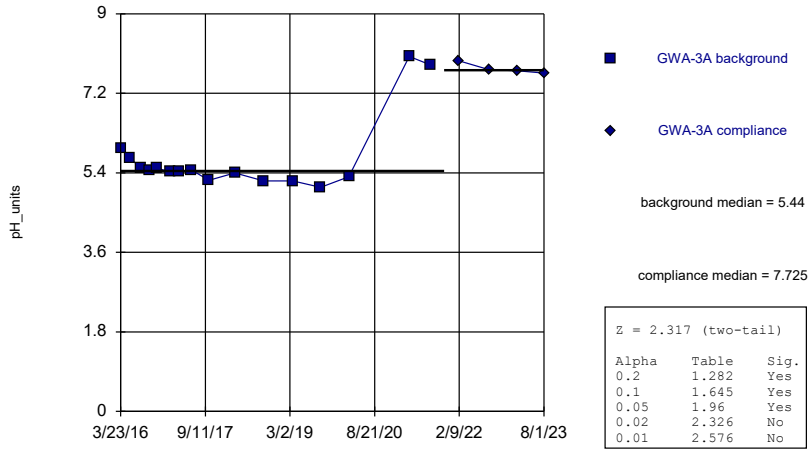

Z = 2.317 (two-tail)

Alpha	Table	Sig.
0.2	1.282	Yes
0.1	1.645	Yes
0.05	1.96	Yes
0.02	2.326	No
0.01	2.576	No

Constituent: pH Analysis Run 5/1/2024 3:52 PM View: Appendix III - Mann-Whitney
Plant Bowen Data: Bowen 3-4 CCR

Sanitas™ v.10.0.16e Software licensed to . UG

Mann-Whitney (Wilcoxon Rank Sum)

GWA-40 (bg)

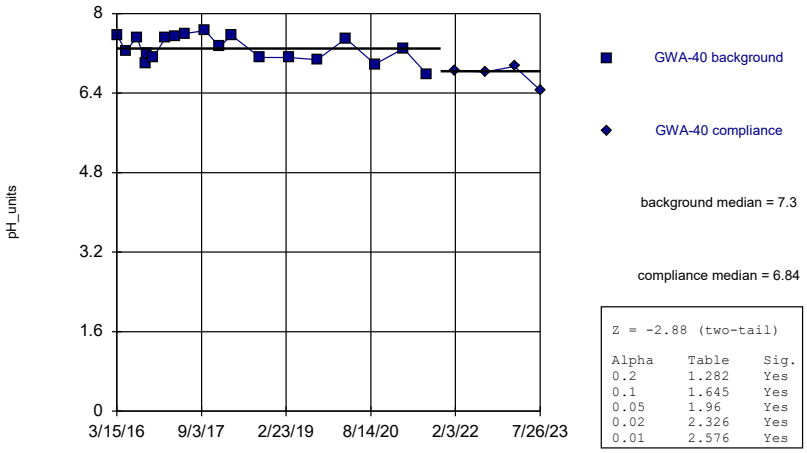

Z = -2.88 (two-tail)

Alpha	Table	Sig.
0.2	1.282	Yes
0.1	1.645	Yes
0.05	1.96	Yes
0.02	2.326	Yes
0.01	2.576	Yes

Constituent: pH Analysis Run 5/1/2024 3:52 PM View: Appendix III - Mann-Whitney
Plant Bowen Data: Bowen 3-4 CCR

Sanitas™ v.10.0.16e Software licensed to . UG

Mann-Whitney (Wilcoxon Rank Sum)

GWA-41 (bg)

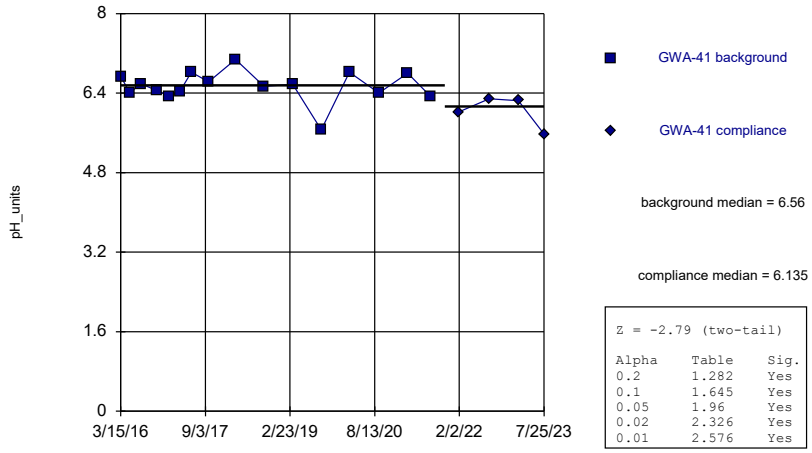

Z = -2.79 (two-tail)

Alpha	Table	Sig.
0.2	1.282	Yes
0.1	1.645	Yes
0.05	1.96	Yes
0.02	2.326	Yes
0.01	2.576	Yes

Constituent: pH Analysis Run 5/1/2024 3:52 PM View: Appendix III - Mann-Whitney
Plant Bowen Data: Bowen 3-4 CCR

Sanitas™ v.10.0.16e Software licensed to . UG

Mann-Whitney (Wilcoxon Rank Sum)

GWA-41R (bg)

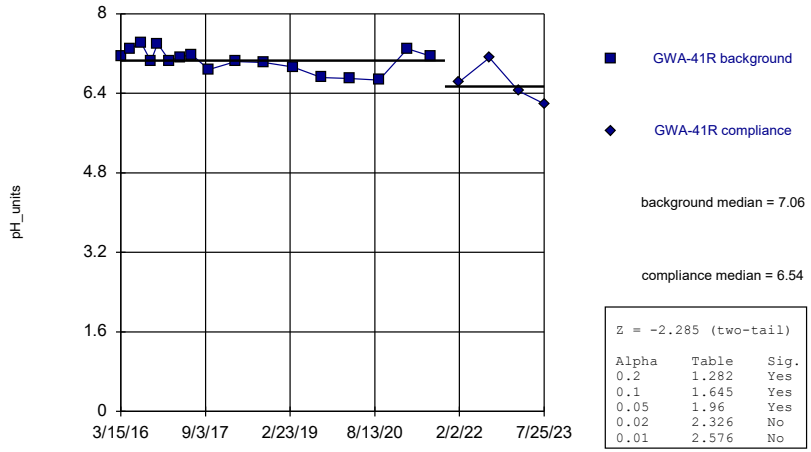

Constituent: pH Analysis Run 5/1/2024 3:52 PM View: Appendix III - Mann-Whitney
Plant Bowen Data: Bowen 3-4 CCR

Sanitas™ v.10.0.16e Software licensed to . UG

Mann-Whitney (Wilcoxon Rank Sum)

GWA-42 (bg)

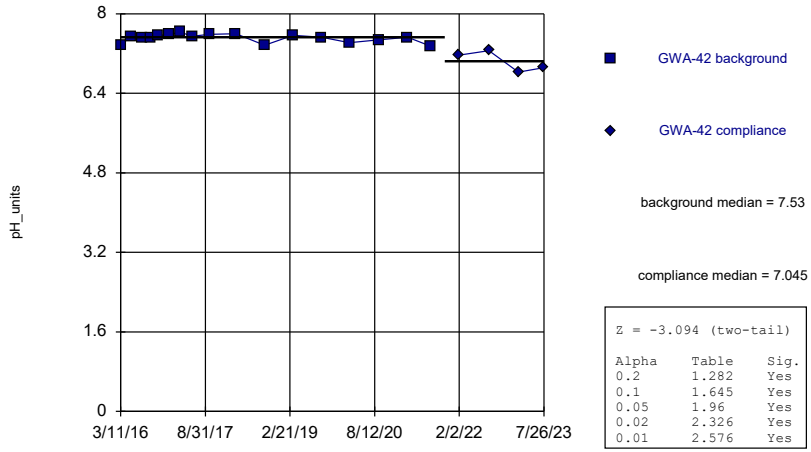

Constituent: pH Analysis Run 5/1/2024 3:52 PM View: Appendix III - Mann-Whitney
Plant Bowen Data: Bowen 3-4 CCR

Sanitas™ v.10.0.16e Software licensed to . UG

Mann-Whitney (Wilcoxon Rank Sum)

GWA-43 (bg)

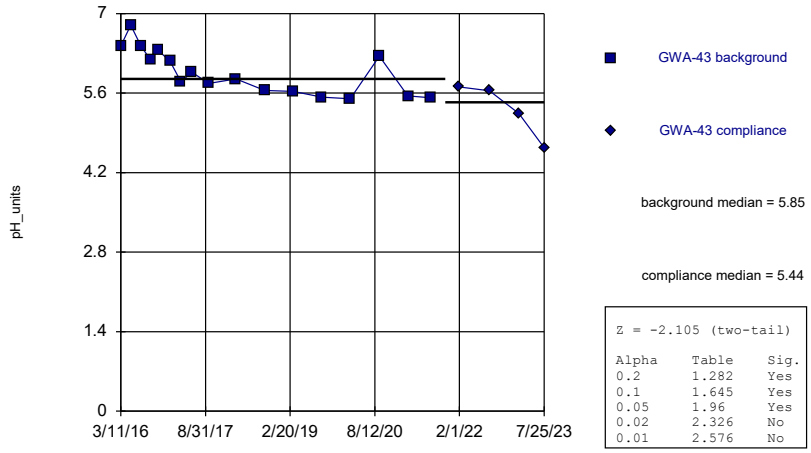

Constituent: pH Analysis Run 5/1/2024 3:52 PM View: Appendix III - Mann-Whitney
Plant Bowen Data: Bowen 3-4 CCR

Sanitas™ v.10.0.16e Software licensed to . UG

Mann-Whitney (Wilcoxon Rank Sum)

GWA-43R (bg)

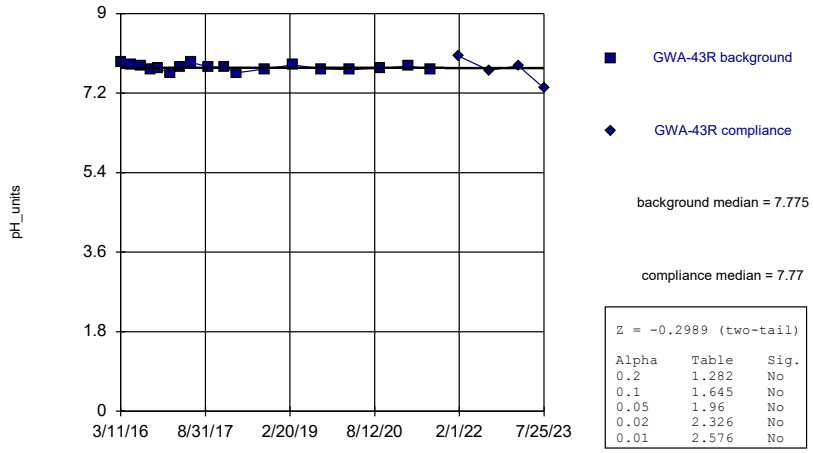

Constituent: pH Analysis Run 5/1/2024 3:52 PM View: Appendix III - Mann-Whitney
Plant Bowen Data: Bowen 3-4 CCR

Sanitas™ v.10.0.16e Software licensed to . UG

Mann-Whitney (Wilcoxon Rank Sum)

GWA-4RZ (bg)

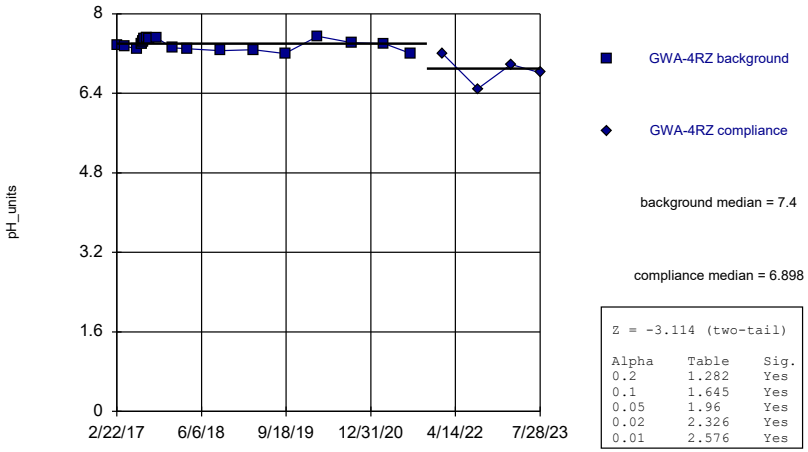

Z = -3.114 (two-tail)

Alpha	Table	Sig.
0.2	1.282	Yes
0.1	1.645	Yes
0.05	1.96	Yes
0.02	2.326	Yes
0.01	2.576	Yes

Constituent: pH Analysis Run 5/1/2024 3:52 PM View: Appendix III - Mann-Whitney
Plant Bowen Data: Bowen 3-4 CCR

Sanitas™ v.10.0.16e Software licensed to . UG

Mann-Whitney (Wilcoxon Rank Sum)

GWA-50 (bg)

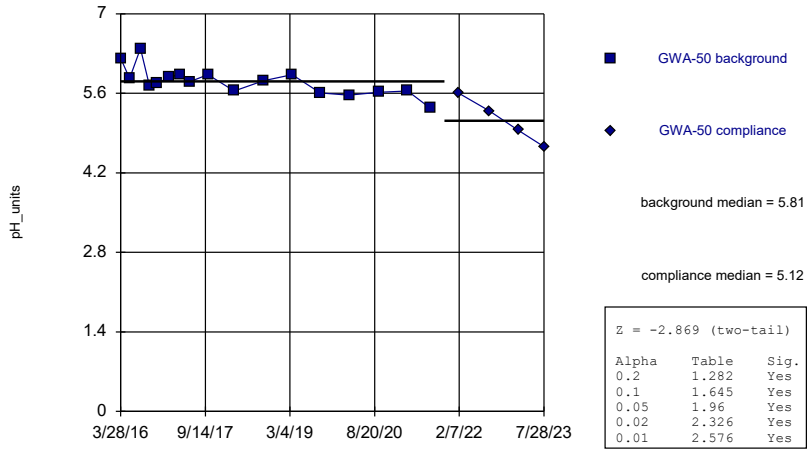

Z = -2.869 (two-tail)

Alpha	Table	Sig.
0.2	1.282	Yes
0.1	1.645	Yes
0.05	1.96	Yes
0.02	2.326	Yes
0.01	2.576	Yes

Constituent: pH Analysis Run 5/1/2024 3:52 PM View: Appendix III - Mann-Whitney
Plant Bowen Data: Bowen 3-4 CCR

Sanitas™ v.10.0.16e Software licensed to . UG

Mann-Whitney (Wilcoxon Rank Sum)

GWA-50R (bg)

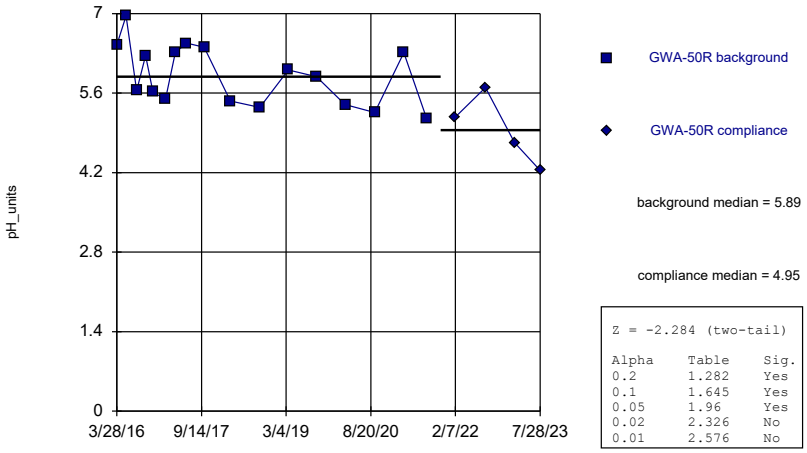

Z = -2.284 (two-tail)

Alpha	Table	Sig.
0.2	1.282	Yes
0.1	1.645	Yes
0.05	1.96	Yes
0.02	2.326	No
0.01	2.576	No

Constituent: pH Analysis Run 5/1/2024 3:52 PM View: Appendix III - Mann-Whitney
Plant Bowen Data: Bowen 3-4 CCR

Sanitas™ v.10.0.16e Software licensed to . UG

Mann-Whitney (Wilcoxon Rank Sum)

GWC-16R

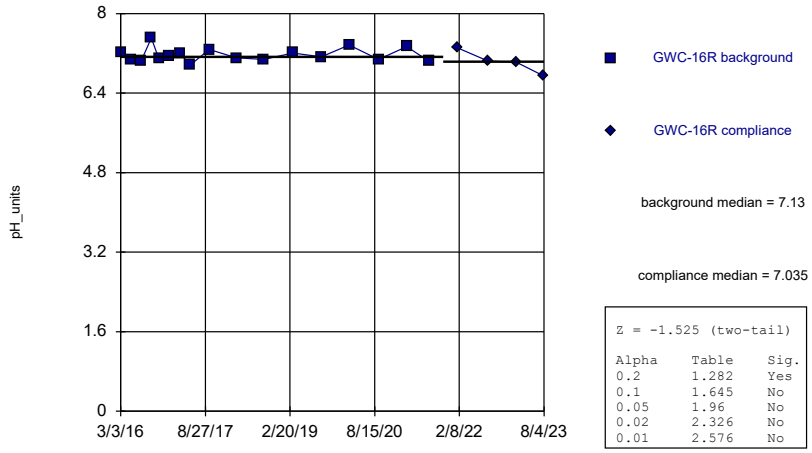

Z = -1.525 (two-tail)

Alpha	Table	Sig.
0.2	1.282	Yes
0.1	1.645	No
0.05	1.96	No
0.02	2.326	No
0.01	2.576	No

Constituent: pH Analysis Run 5/1/2024 3:52 PM View: Appendix III - Mann-Whitney
Plant Bowen Data: Bowen 3-4 CCR

Sanitas™ v.10.0.16e Software licensed to . UG

Mann-Whitney (Wilcoxon Rank Sum)

GWC-17R

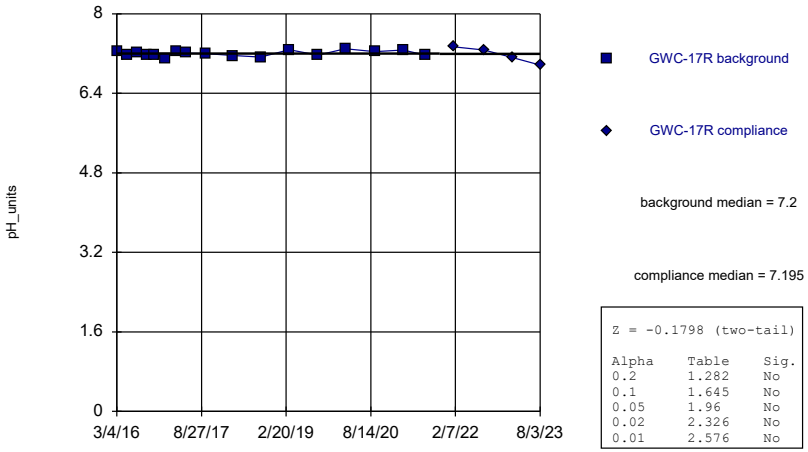

background median = 7.2

compliance median = 7.195

Z = -0.1798 (two-tail)

Alpha	Table	Sig.
0.2	1.282	No
0.1	1.645	No
0.05	1.96	No
0.02	2.326	No
0.01	2.576	No

Constituent: pH Analysis Run 5/1/2024 3:52 PM View: Appendix III - Mann-Whitney
Plant Bowen Data: Bowen 3-4 CCR

Sanitas™ v.10.0.16e Software licensed to . UG

Mann-Whitney (Wilcoxon Rank Sum)

GWC-18

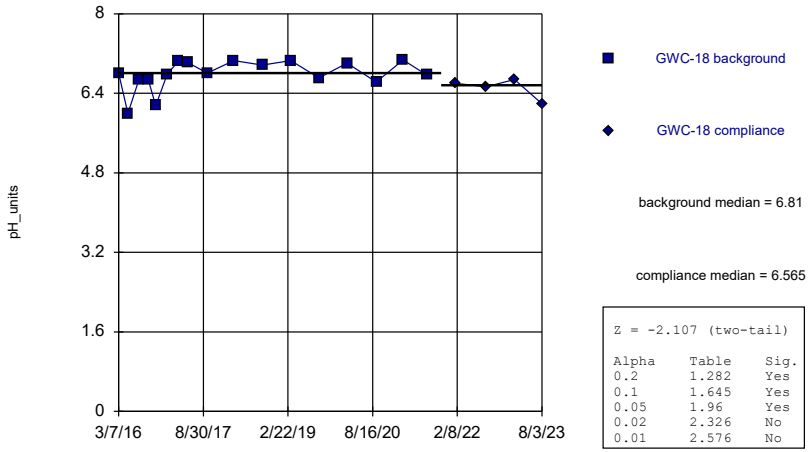

background median = 6.81

compliance median = 6.565

Z = -2.107 (two-tail)

Alpha	Table	Sig.
0.2	1.282	Yes
0.1	1.645	Yes
0.05	1.96	Yes
0.02	2.326	No
0.01	2.576	No

Constituent: pH Analysis Run 5/1/2024 3:52 PM View: Appendix III - Mann-Whitney
Plant Bowen Data: Bowen 3-4 CCR

Sanitas™ v.10.0.16e Software licensed to . UG

Mann-Whitney (Wilcoxon Rank Sum)

GWC-18R

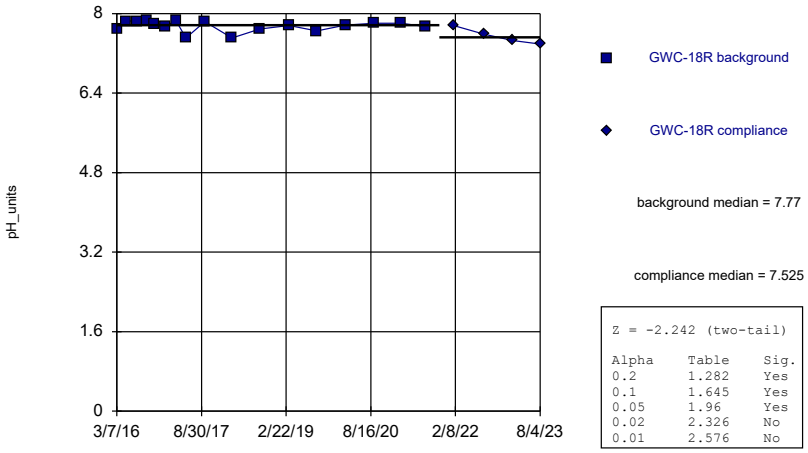

background median = 7.77

compliance median = 7.525

Z = -2.242 (two-tail)

Alpha	Table	Sig.
0.2	1.282	Yes
0.1	1.645	Yes
0.05	1.96	Yes
0.02	2.326	No
0.01	2.576	No

Constituent: pH Analysis Run 5/1/2024 3:52 PM View: Appendix III - Mann-Whitney
Plant Bowen Data: Bowen 3-4 CCR

Sanitas™ v.10.0.16e Software licensed to . UG

Mann-Whitney (Wilcoxon Rank Sum)

GWC-19R

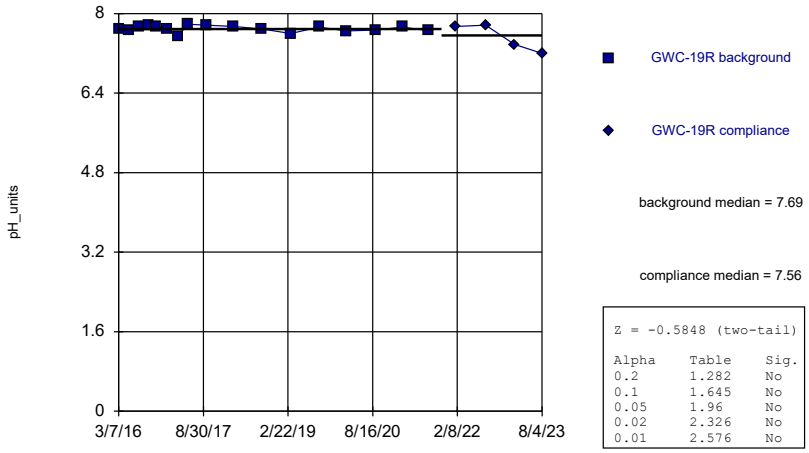

background median = 7.69

compliance median = 7.56

Z = -0.5848 (two-tail)

Alpha	Table	Sig.
0.2	1.282	No
0.1	1.645	No
0.05	1.96	No
0.02	2.326	No
0.01	2.576	No

Constituent: pH Analysis Run 5/1/2024 3:52 PM View: Appendix III - Mann-Whitney
Plant Bowen Data: Bowen 3-4 CCR

Sanitas™ v.10.0.16e Software licensed to . UG

Mann-Whitney (Wilcoxon Rank Sum)

GWC-20R

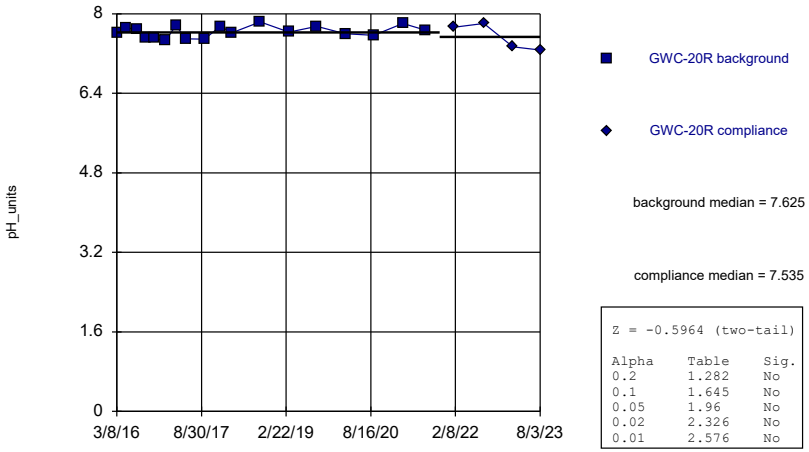

background median = 7.625

compliance median = 7.535

Z = -0.5964 (two-tail)

Alpha	Table	Sig.
0.2	1.282	No
0.1	1.645	No
0.05	1.96	No
0.02	2.326	No
0.01	2.576	No

Constituent: pH Analysis Run 5/1/2024 3:53 PM View: Appendix III - Mann-Whitney
Plant Bowen Data: Bowen 3-4 CCR

Sanitas™ v.10.0.16e Software licensed to . UG

Mann-Whitney (Wilcoxon Rank Sum)

GWC-21R

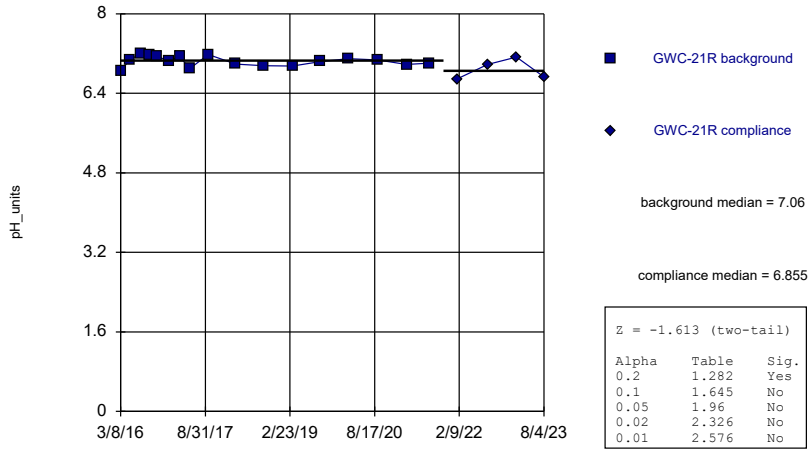

background median = 7.06

compliance median = 6.855

Z = -1.613 (two-tail)

Alpha	Table	Sig.
0.2	1.282	Yes
0.1	1.645	No
0.05	1.96	No
0.02	2.326	No
0.01	2.576	No

Constituent: pH Analysis Run 5/1/2024 3:53 PM View: Appendix III - Mann-Whitney
Plant Bowen Data: Bowen 3-4 CCR

Sanitas™ v.10.0.16e Software licensed to . UG

Mann-Whitney (Wilcoxon Rank Sum)

GWC-22R

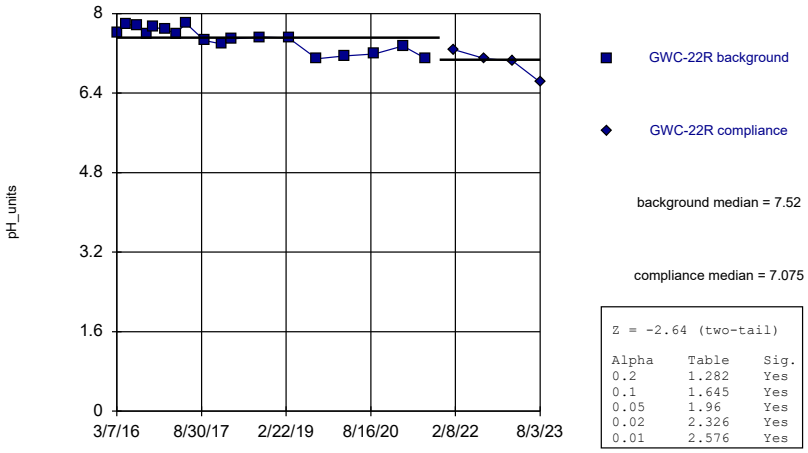

background median = 7.52

compliance median = 7.075

Z = -2.64 (two-tail)

Alpha	Table	Sig.
0.2	1.282	Yes
0.1	1.645	Yes
0.05	1.96	Yes
0.02	2.326	Yes
0.01	2.576	Yes

Constituent: pH Analysis Run 5/1/2024 3:53 PM View: Appendix III - Mann-Whitney
Plant Bowen Data: Bowen 3-4 CCR

Sanitas™ v.10.0.16e Software licensed to . UG

Mann-Whitney (Wilcoxon Rank Sum)

GWC-23R

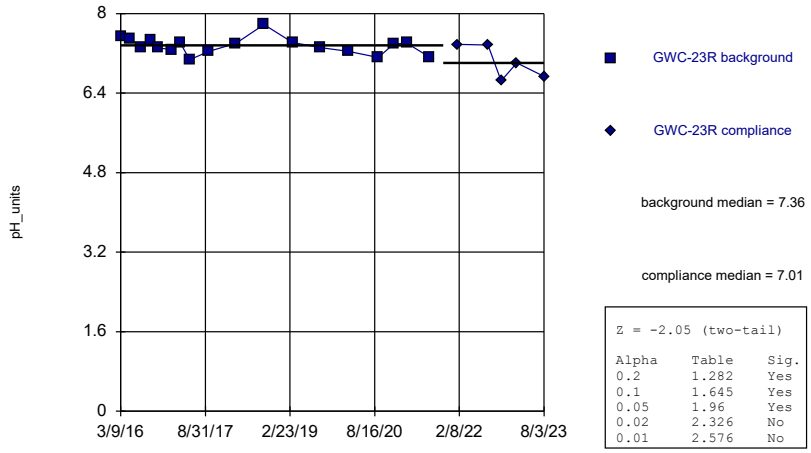

background median = 7.36

compliance median = 7.01

Z = -2.05 (two-tail)

Alpha	Table	Sig.
0.2	1.282	Yes
0.1	1.645	Yes
0.05	1.96	Yes
0.02	2.326	No
0.01	2.576	No

Constituent: pH Analysis Run 5/1/2024 3:53 PM View: Appendix III - Mann-Whitney
Plant Bowen Data: Bowen 3-4 CCR

Sanitas™ v.10.0.16e Software licensed to . UG

Mann-Whitney (Wilcoxon Rank Sum)

GWC-24R

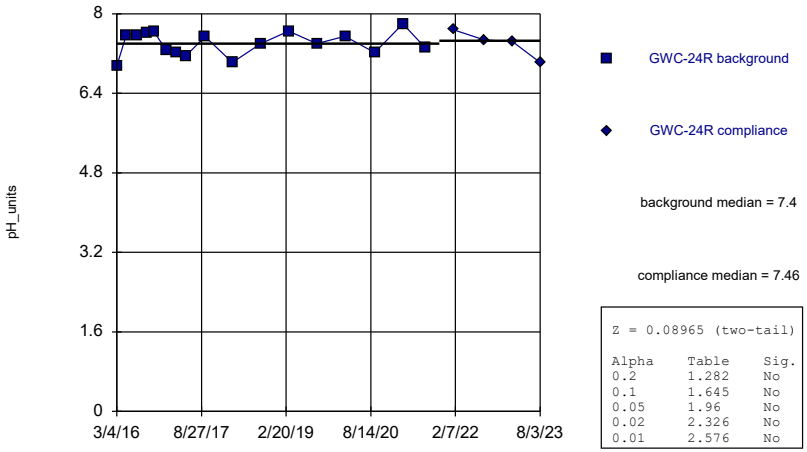

Z = 0.08965 (two-tail)

Alpha	Table	Sig.
0.2	1.282	No
0.1	1.645	No
0.05	1.96	No
0.02	2.326	No
0.01	2.576	No

Constituent: pH Analysis Run 5/1/2024 3:53 PM View: Appendix III - Mann-Whitney
Plant Bowen Data: Bowen 3-4 CCR

Sanitas™ v.10.0.16e Software licensed to . UG

Mann-Whitney (Wilcoxon Rank Sum)

GWC-25R

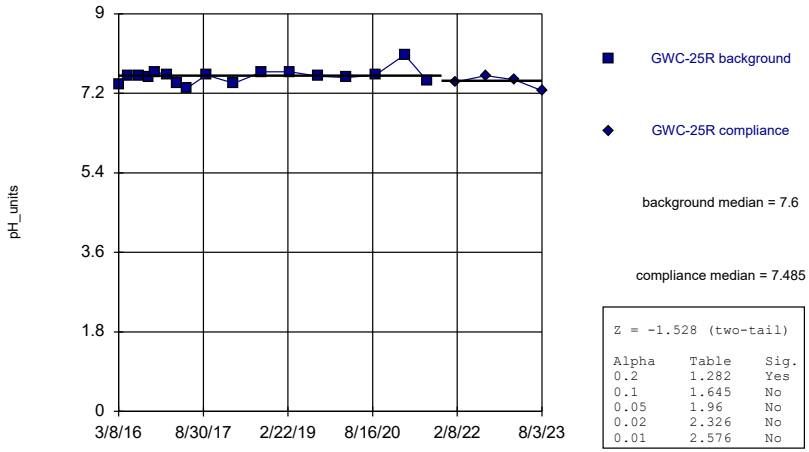

Z = -1.528 (two-tail)

Alpha	Table	Sig.
0.2	1.282	Yes
0.1	1.645	No
0.05	1.96	No
0.02	2.326	No
0.01	2.576	No

Constituent: pH Analysis Run 5/1/2024 3:53 PM View: Appendix III - Mann-Whitney
Plant Bowen Data: Bowen 3-4 CCR

Sanitas™ v.10.0.16e Software licensed to . UG

Mann-Whitney (Wilcoxon Rank Sum)

GWC-36RA

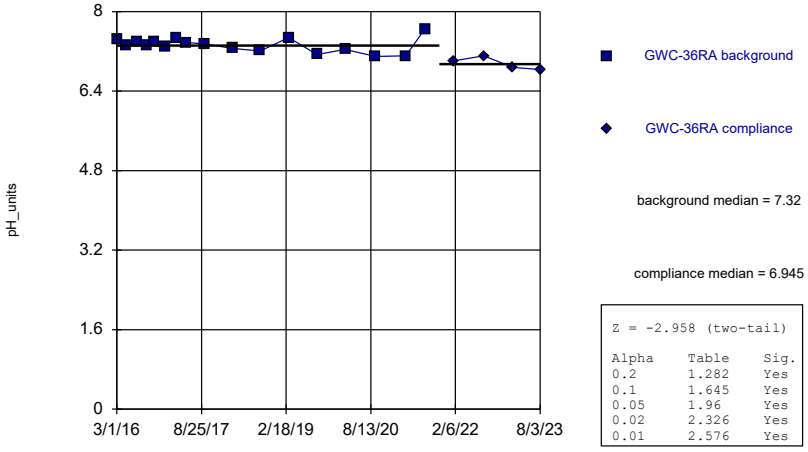

Z = -2.958 (two-tail)

Alpha	Table	Sig.
0.2	1.282	Yes
0.1	1.645	Yes
0.05	1.96	Yes
0.02	2.326	Yes
0.01	2.576	Yes

Constituent: pH Analysis Run 5/1/2024 3:53 PM View: Appendix III - Mann-Whitney
Plant Bowen Data: Bowen 3-4 CCR

Sanitas™ v.10.0.16e Software licensed to . UG

Mann-Whitney (Wilcoxon Rank Sum)

GWC-37

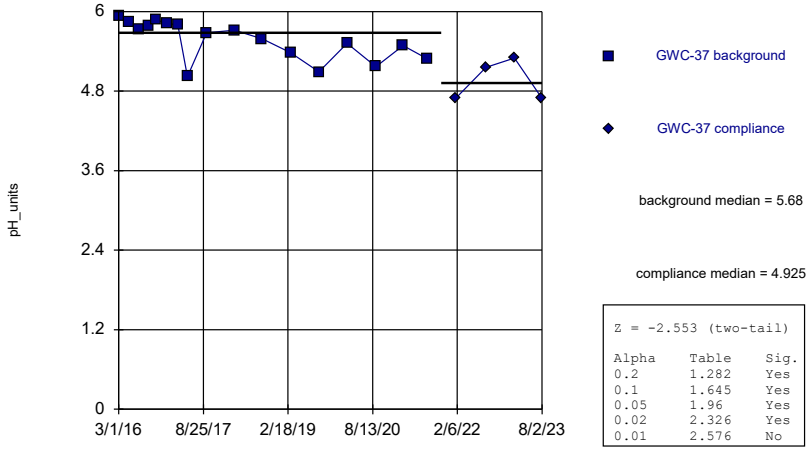

Z = -2.553 (two-tail)

Alpha	Table	Sig.
0.2	1.282	Yes
0.1	1.645	Yes
0.05	1.96	Yes
0.02	2.326	Yes
0.01	2.576	No

Constituent: pH Analysis Run 5/1/2024 3:53 PM View: Appendix III - Mann-Whitney
Plant Bowen Data: Bowen 3-4 CCR

Sanitas™ v.10.0.16e Software licensed to . UG

Mann-Whitney (Wilcoxon Rank Sum)

GWC-38

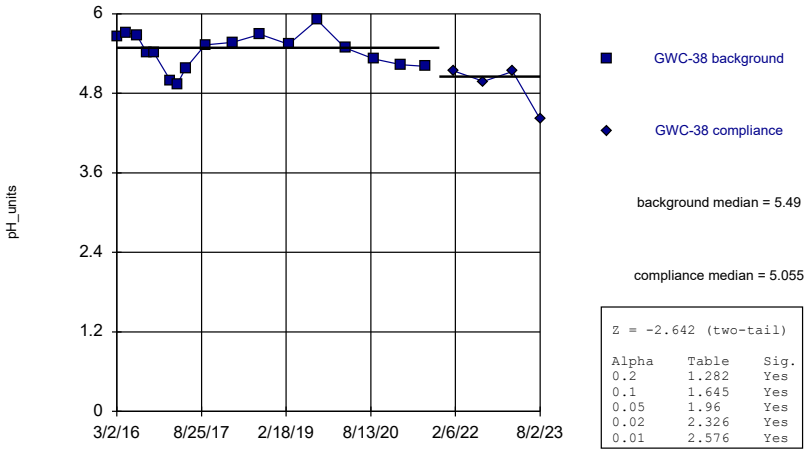

Z = -2.642 (two-tail)

Alpha	Table	Sig.
0.2	1.282	Yes
0.1	1.645	Yes
0.05	1.96	Yes
0.02	2.326	Yes
0.01	2.576	Yes

Constituent: pH Analysis Run 5/1/2024 3:53 PM View: Appendix III - Mann-Whitney
Plant Bowen Data: Bowen 3-4 CCR

Sanitas™ v.10.0.16e Software licensed to . UG

Mann-Whitney (Wilcoxon Rank Sum)

GWA-1 (bg)

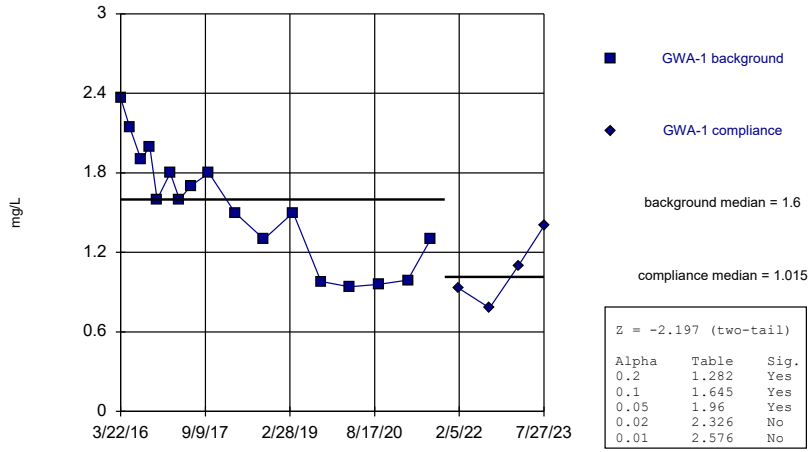

Z = -2.197 (two-tail)

Alpha	Table	Sig.
0.2	1.282	Yes
0.1	1.645	Yes
0.05	1.96	Yes
0.02	2.326	No
0.01	2.576	No

Constituent: Sulfate Analysis Run 5/1/2024 3:53 PM View: Appendix III - Mann-Whitney
Plant Bowen Data: Bowen 3-4 CCR

Sanitas™ v.10.0.16e Software licensed to . UG

Mann-Whitney (Wilcoxon Rank Sum)

GWA-2 (bg)

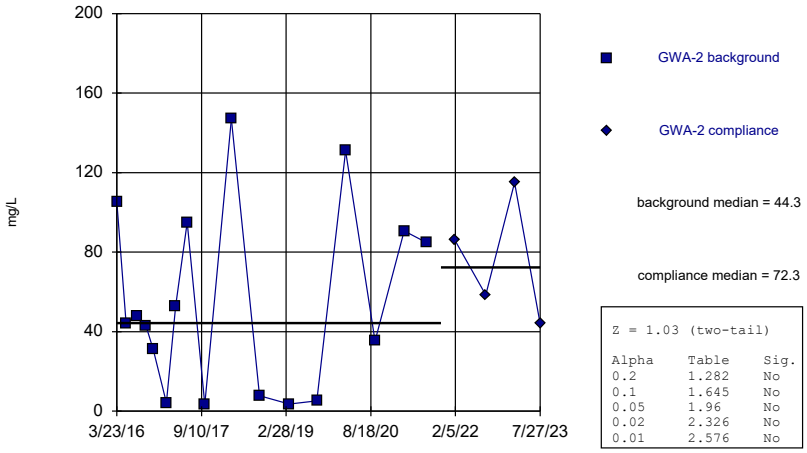

Z = 1.03 (two-tail)

Alpha	Table	Sig.
0.2	1.282	No
0.1	1.645	No
0.05	1.96	No
0.02	2.326	No
0.01	2.576	No

Constituent: Sulfate Analysis Run 5/1/2024 3:53 PM View: Appendix III - Mann-Whitney
Plant Bowen Data: Bowen 3-4 CCR

Sanitas™ v.10.0.16e Software licensed to . UG

Mann-Whitney (Wilcoxon Rank Sum)

GWA-2R (bg)

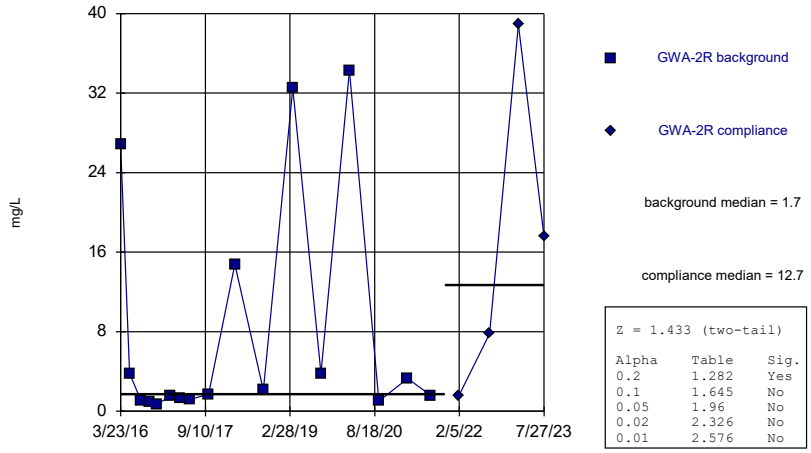

Z = 1.433 (two-tail)

Alpha	Table	Sig.
0.2	1.282	Yes
0.1	1.645	No
0.05	1.96	No
0.02	2.326	No
0.01	2.576	No

Constituent: Sulfate Analysis Run 5/1/2024 3:53 PM View: Appendix III - Mann-Whitney
Plant Bowen Data: Bowen 3-4 CCR

Sanitas™ v.10.0.16e Software licensed to . UG

Mann-Whitney (Wilcoxon Rank Sum)

GWA-39RZ (bg)

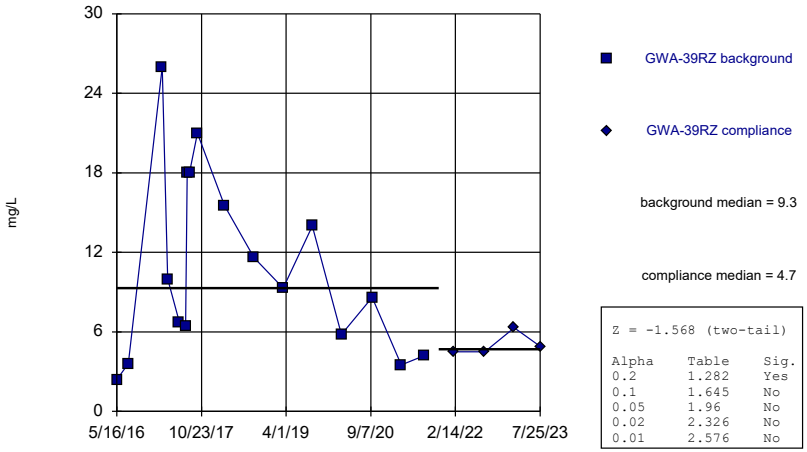

Z = -1.568 (two-tail)

Alpha	Table	Sig.
0.2	1.282	Yes
0.1	1.645	No
0.05	1.96	No
0.02	2.326	No
0.01	2.576	No

Constituent: Sulfate Analysis Run 5/1/2024 3:53 PM View: Appendix III - Mann-Whitney
Plant Bowen Data: Bowen 3-4 CCR

Sanitas™ v.10.0.16e Software licensed to . UG

Mann-Whitney (Wilcoxon Rank Sum)

GWA-39Z (bg)

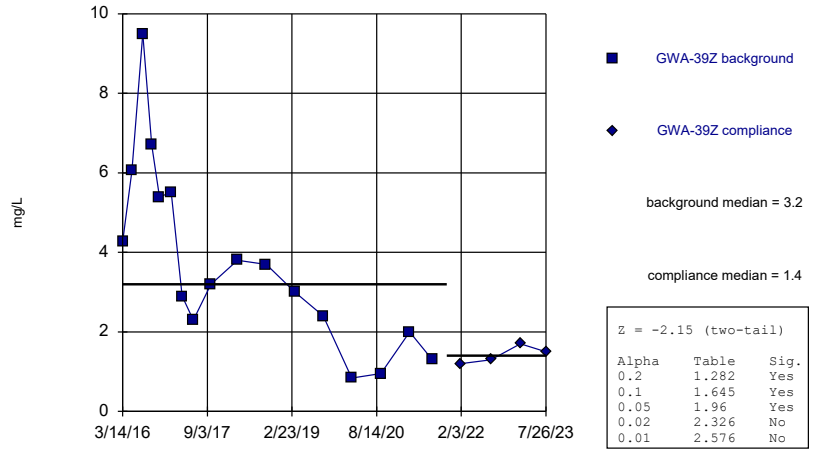

Z = -2.15 (two-tail)

Alpha	Table	Sig.
0.2	1.282	Yes
0.1	1.645	Yes
0.05	1.96	Yes
0.02	2.326	No
0.01	2.576	No

Constituent: Sulfate Analysis Run 5/1/2024 3:53 PM View: Appendix III - Mann-Whitney
Plant Bowen Data: Bowen 3-4 CCR

Sanitas™ v.10.0.16e Software licensed to . UG
Hollow symbols indicate censored values.

Mann-Whitney (Wilcoxon Rank Sum)

GWA-3A (bg)

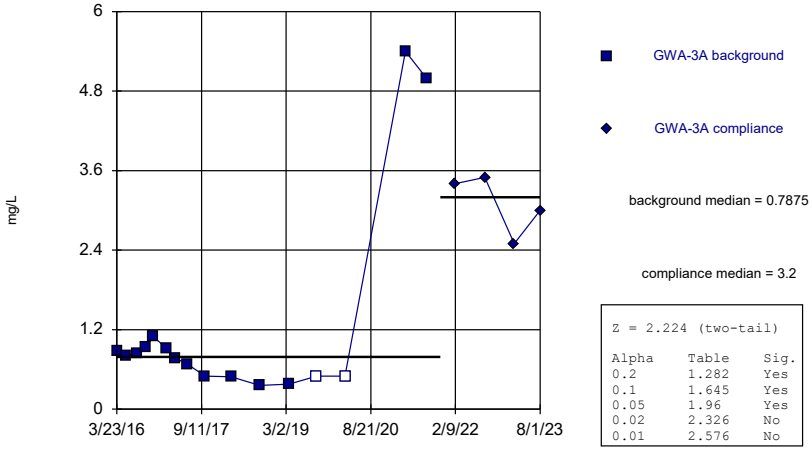

Z = 2.224 (two-tail)

Alpha	Table	Sig.
0.2	1.282	Yes
0.1	1.645	Yes
0.05	1.96	Yes
0.02	2.326	No
0.01	2.576	No

Constituent: Sulfate Analysis Run 5/1/2024 3:53 PM View: Appendix III - Mann-Whitney
Plant Bowen Data: Bowen 3-4 CCR

Sanitas™ v.10.0.16e Software licensed to . UG
Hollow symbols indicate censored values.

Mann-Whitney (Wilcoxon Rank Sum)

GWA-40 (bg)

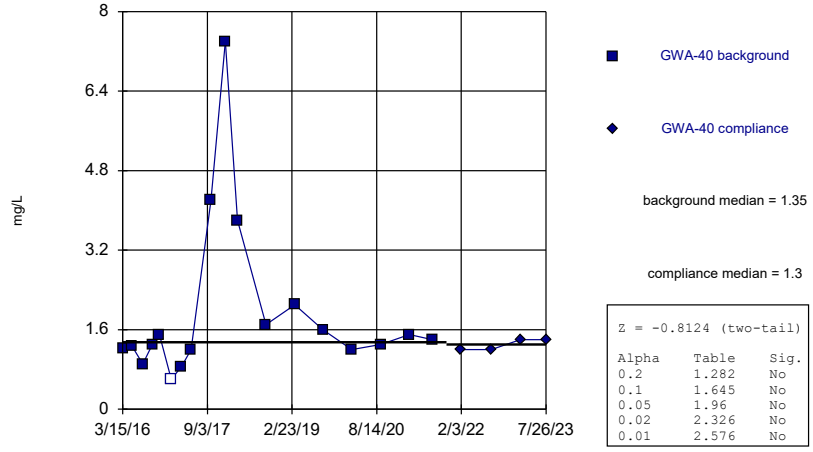

Z = -0.8124 (two-tail)

Alpha	Table	Sig.
0.2	1.282	No
0.1	1.645	No
0.05	1.96	No
0.02	2.326	No
0.01	2.576	No

Constituent: Sulfate Analysis Run 5/1/2024 3:53 PM View: Appendix III - Mann-Whitney
Plant Bowen Data: Bowen 3-4 CCR

Sanitas™ v.10.0.16e Software licensed to . UG

Mann-Whitney (Wilcoxon Rank Sum)

GWA-41 (bg)

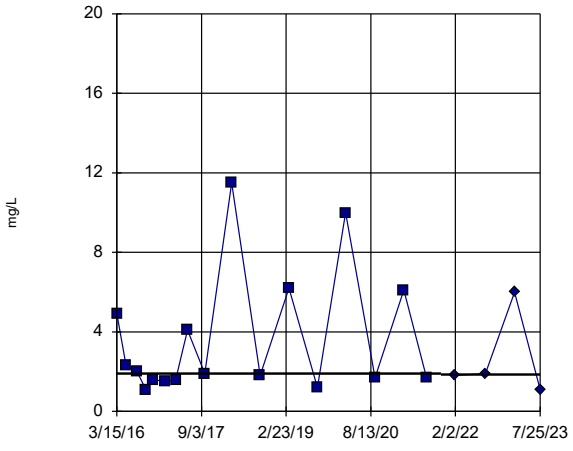

GWA-41 background

GWA-41 compliance

background median = 1.9

compliance median = 1.85

Z = -0.4485 (two-tail)

Alpha	Table	Sig.
0.2	1.282	No
0.1	1.645	No
0.05	1.96	No
0.02	2.326	No
0.01	2.576	No

Constituent: Sulfate Analysis Run 5/1/2024 3:53 PM View: Appendix III - Mann-Whitney

Plant Bowen Data: Bowen 3-4 CCR

Sanitas™ v.10.0.16e Software licensed to . UG

Hollow symbols indicate censored values.

Mann-Whitney (Wilcoxon Rank Sum)

GWA-41R (bg)

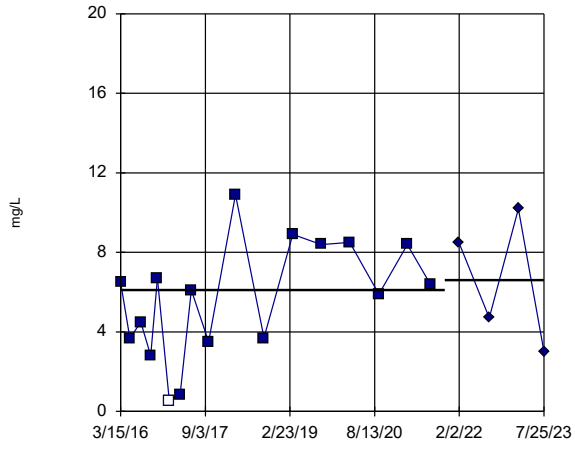

GWA-41R background

GWA-41R compliance

background median = 6.1

compliance median = 6.6

Z = 0.5377 (two-tail)

Alpha	Table	Sig.
0.2	1.282	No
0.1	1.645	No
0.05	1.96	No
0.02	2.326	No
0.01	2.576	No

Constituent: Sulfate Analysis Run 5/1/2024 3:53 PM View: Appendix III - Mann-Whitney

Plant Bowen Data: Bowen 3-4 CCR

Sanitas™ v.10.0.16e Software licensed to . UG

Hollow symbols indicate censored values.

Mann-Whitney (Wilcoxon Rank Sum)

GWA-42 (bg)

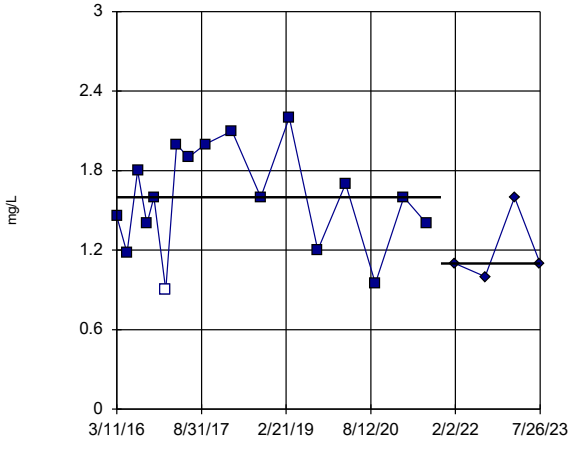

GWA-42 background

GWA-42 compliance

background median = 1.6

compliance median = 1.1

Z = -1.799 (two-tail)

Alpha	Table	Sig.
0.2	1.282	Yes
0.1	1.645	Yes
0.05	1.96	No
0.02	2.326	No
0.01	2.576	No

Constituent: Sulfate Analysis Run 5/1/2024 3:53 PM View: Appendix III - Mann-Whitney

Plant Bowen Data: Bowen 3-4 CCR

Sanitas™ v.10.0.16e Software licensed to . UG

Hollow symbols indicate censored values.

Mann-Whitney (Wilcoxon Rank Sum)

GWA-43 (bg)

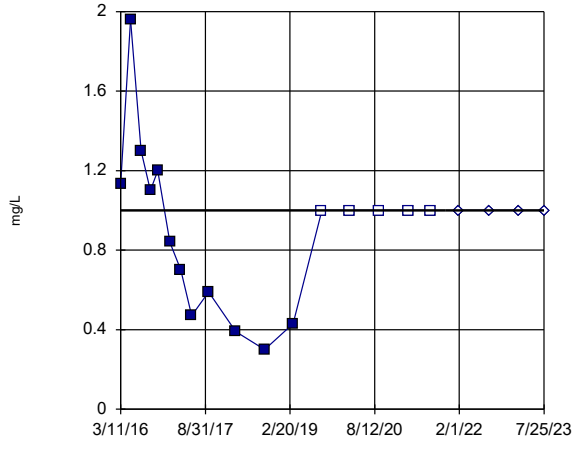

GWA-43 background

GWA-43 compliance

background median = 1

compliance median = 1

Z = 0.3264 (two-tail)

Alpha	Table	Sig.
0.2	1.282	No
0.1	1.645	No
0.05	1.96	No
0.02	2.326	No
0.01	2.576	No

Constituent: Sulfate Analysis Run 5/1/2024 3:53 PM View: Appendix III - Mann-Whitney

Plant Bowen Data: Bowen 3-4 CCR

Sanitas™ v.10.0.16e Software licensed to . UG

Mann-Whitney (Wilcoxon Rank Sum)

GWA-43R (bg)

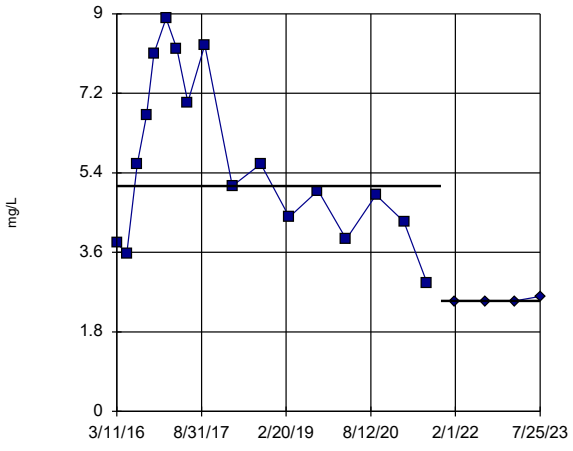

GWA-43R background

GWA-43R compliance

background median = 5.1

compliance median = 2.5

Z = -3.095 (two-tail)

Alpha	Table	Sig.
0.2	1.282	Yes
0.1	1.645	Yes
0.05	1.96	Yes
0.02	2.326	Yes
0.01	2.576	Yes

Constituent: Sulfate Analysis Run 5/1/2024 3:53 PM View: Appendix III - Mann-Whitney
Plant Bowen Data: Bowen 3-4 CCR

Sanitas™ v.10.0.16e Software licensed to . UG

Mann-Whitney (Wilcoxon Rank Sum)

GWA-4RZ (bg)

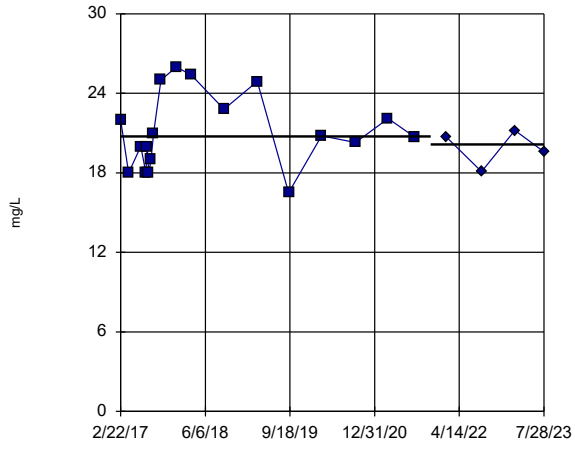

GWA-4RZ background

GWA-4RZ compliance

background median = 20.75

compliance median = 20.15

Z = -0.6822 (two-tail)

Alpha	Table	Sig.
0.2	1.282	No
0.1	1.645	No
0.05	1.96	No
0.02	2.326	No
0.01	2.576	No

Constituent: Sulfate Analysis Run 5/1/2024 3:53 PM View: Appendix III - Mann-Whitney
Plant Bowen Data: Bowen 3-4 CCR

Sanitas™ v.10.0.16e Software licensed to . UG
Hollow symbols indicate censored values.

Mann-Whitney (Wilcoxon Rank Sum)

GWA-50 (bg)

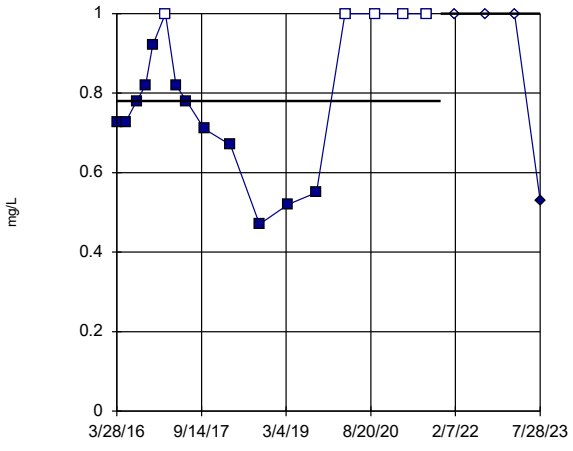

GWA-50 background

GWA-50 compliance

background median = 0.78

compliance median = 1

Z = 1.014 (two-tail)

Alpha	Table	Sig.
0.2	1.282	No
0.1	1.645	No
0.05	1.96	No
0.02	2.326	No
0.01	2.576	No

Constituent: Sulfate Analysis Run 5/1/2024 3:53 PM View: Appendix III - Mann-Whitney
Plant Bowen Data: Bowen 3-4 CCR

Sanitas™ v.10.0.16e Software licensed to . UG
Hollow symbols indicate censored values.

Mann-Whitney (Wilcoxon Rank Sum)

GWA-50R (bg)

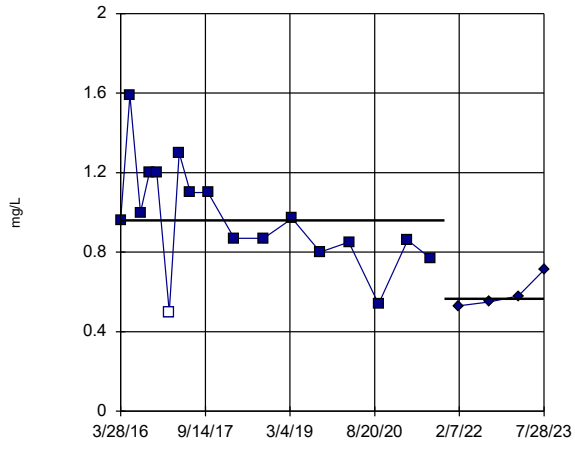

GWA-50R background

GWA-50R compliance

background median = 0.9594

compliance median = 0.565

Z = -2.465 (two-tail)

Alpha	Table	Sig.
0.2	1.282	Yes
0.1	1.645	Yes
0.05	1.96	Yes
0.02	2.326	Yes
0.01	2.576	No

Constituent: Sulfate Analysis Run 5/1/2024 3:53 PM View: Appendix III - Mann-Whitney
Plant Bowen Data: Bowen 3-4 CCR

Sanitas™ v.10.0.16e Software licensed to . UG

Mann-Whitney (Wilcoxon Rank Sum)

GWC-16R

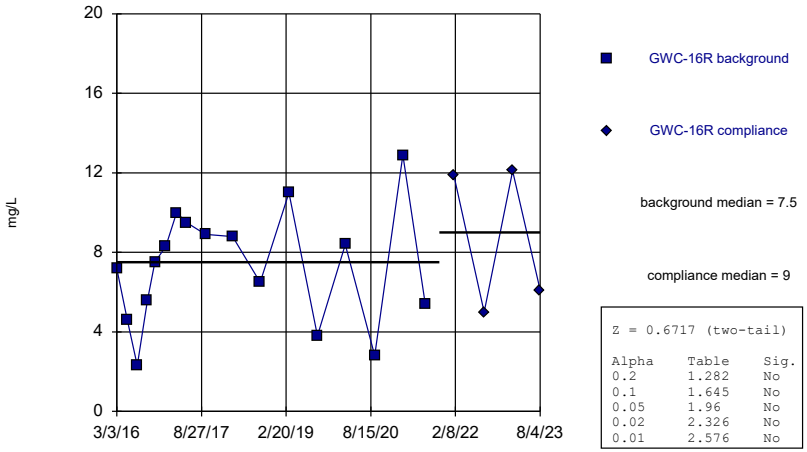

Z = 0.6717 (two-tail)

Alpha	Table	Sig.
0.2	1.282	No
0.1	1.645	No
0.05	1.96	No
0.02	2.326	No
0.01	2.576	No

Constituent: Sulfate Analysis Run 5/1/2024 3:53 PM View: Appendix III - Mann-Whitney
Plant Bowen Data: Bowen 3-4 CCR

Sanitas™ v.10.0.16e Software licensed to . UG

Mann-Whitney (Wilcoxon Rank Sum)

GWC-17R

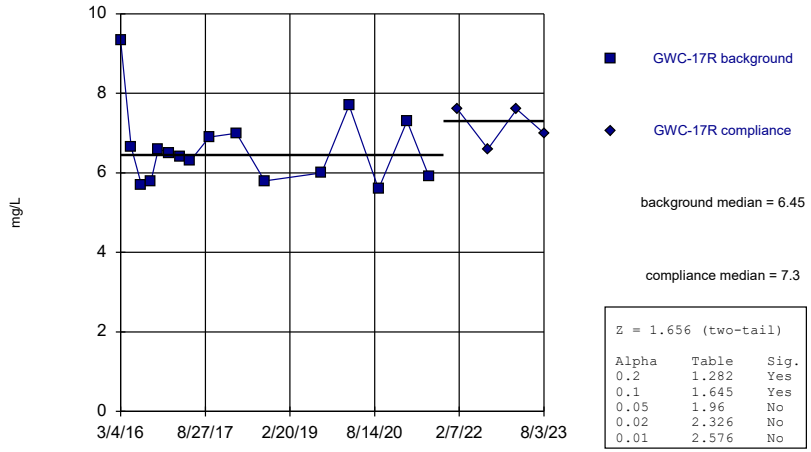

Z = 1.656 (two-tail)

Alpha	Table	Sig.
0.2	1.282	Yes
0.1	1.645	Yes
0.05	1.96	No
0.02	2.326	No
0.01	2.576	No

Constituent: Sulfate Analysis Run 5/1/2024 3:53 PM View: Appendix III - Mann-Whitney
Plant Bowen Data: Bowen 3-4 CCR

Sanitas™ v.10.0.16e Software licensed to . UG

Mann-Whitney (Wilcoxon Rank Sum)

GWC-18

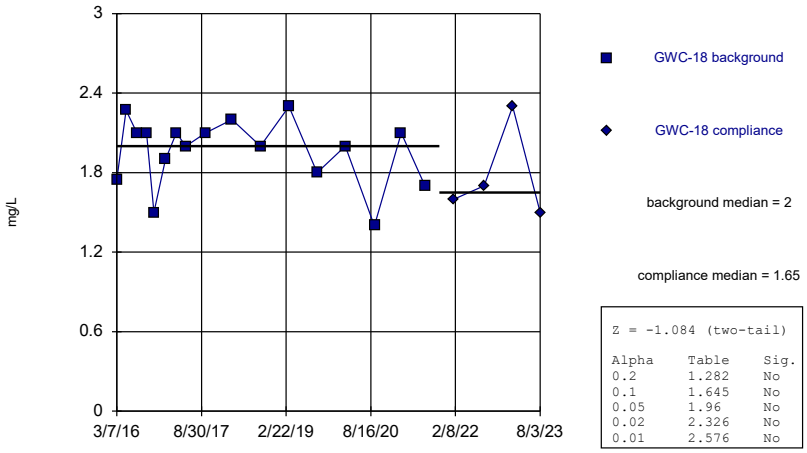

Z = -1.084 (two-tail)

Alpha	Table	Sig.
0.2	1.282	No
0.1	1.645	No
0.05	1.96	No
0.02	2.326	No
0.01	2.576	No

Constituent: Sulfate Analysis Run 5/1/2024 3:53 PM View: Appendix III - Mann-Whitney
Plant Bowen Data: Bowen 3-4 CCR

Sanitas™ v.10.0.16e Software licensed to . UG

Mann-Whitney (Wilcoxon Rank Sum)

GWC-18R

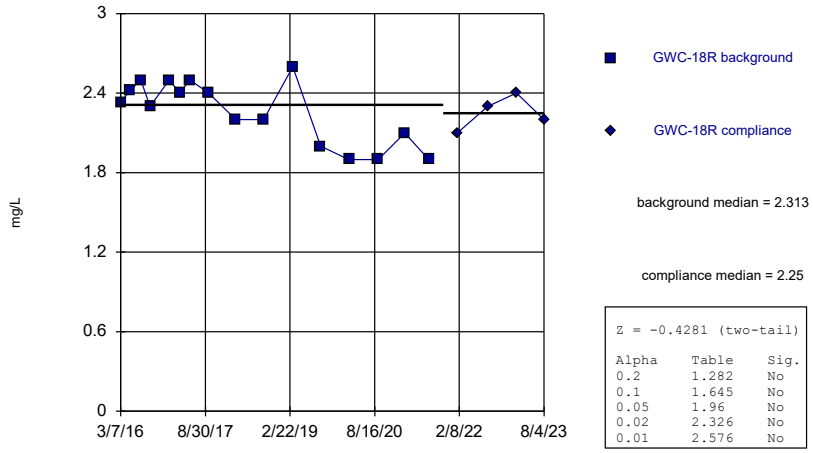

Z = -0.4281 (two-tail)

Alpha	Table	Sig.
0.2	1.282	No
0.1	1.645	No
0.05	1.96	No
0.02	2.326	No
0.01	2.576	No

Constituent: Sulfate Analysis Run 5/1/2024 3:53 PM View: Appendix III - Mann-Whitney
Plant Bowen Data: Bowen 3-4 CCR

Sanitas™ v.10.0.16e Software licensed to . UG

Mann-Whitney (Wilcoxon Rank Sum)

GWC-19R

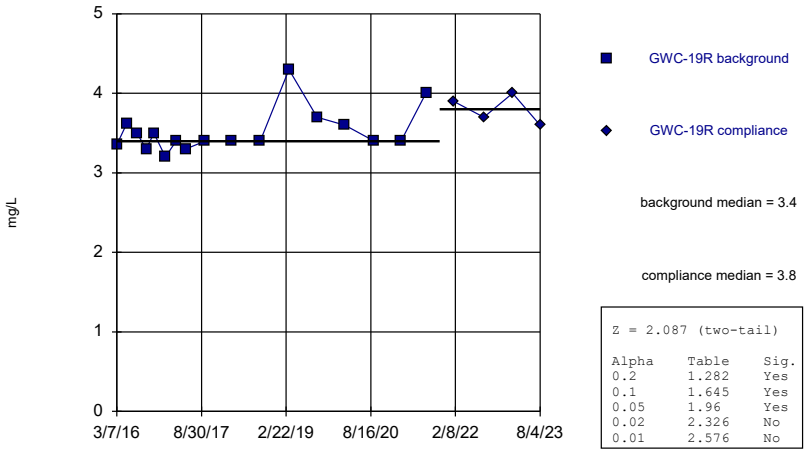

Constituent: Sulfate Analysis Run 5/1/2024 3:53 PM View: Appendix III - Mann-Whitney
Plant Bowen Data: Bowen 3-4 CCR

Sanitas™ v.10.0.16e Software licensed to . UG

Mann-Whitney (Wilcoxon Rank Sum)

GWC-20R

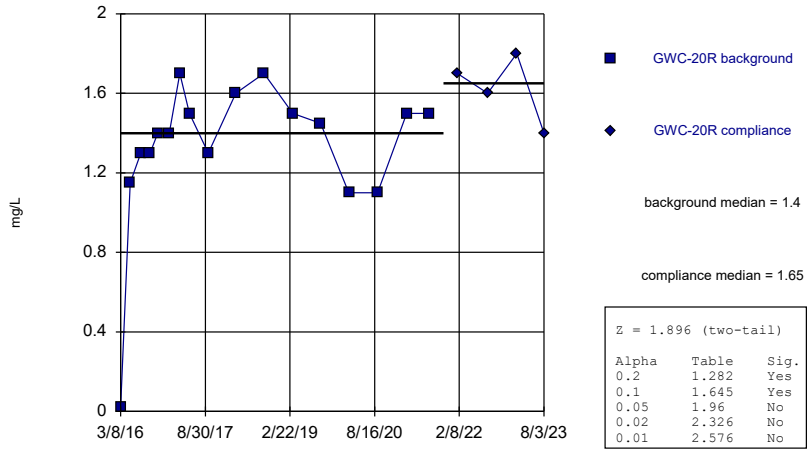

Constituent: Sulfate Analysis Run 5/1/2024 3:53 PM View: Appendix III - Mann-Whitney
Plant Bowen Data: Bowen 3-4 CCR

Sanitas™ v.10.0.16e Software licensed to . UG
Hollow symbols indicate censored values.

Mann-Whitney (Wilcoxon Rank Sum)

GWC-21R

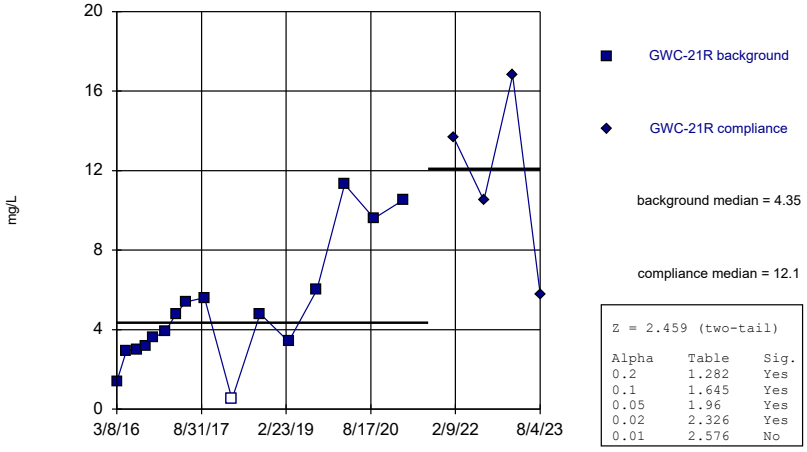

Constituent: Sulfate Analysis Run 5/1/2024 3:53 PM View: Appendix III - Mann-Whitney
Plant Bowen Data: Bowen 3-4 CCR

Sanitas™ v.10.0.16e Software licensed to . UG

Mann-Whitney (Wilcoxon Rank Sum)

GWC-22R

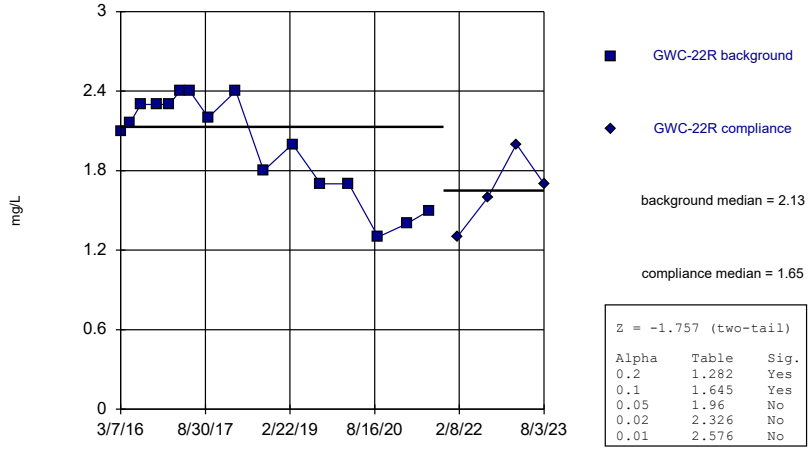

Constituent: Sulfate Analysis Run 5/1/2024 3:53 PM View: Appendix III - Mann-Whitney
Plant Bowen Data: Bowen 3-4 CCR

Sanitas™ v.10.0.16e Software licensed to . UG

Mann-Whitney (Wilcoxon Rank Sum)

GWC-23R

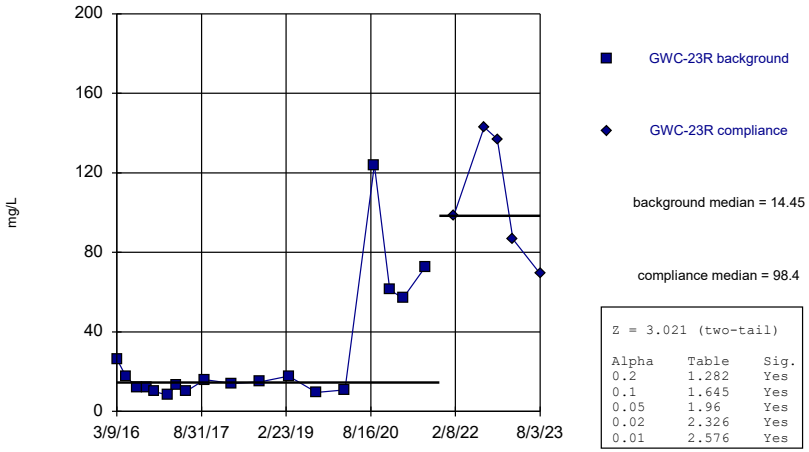

Constituent: Sulfate Analysis Run 5/1/2024 3:53 PM View: Appendix III - Mann-Whitney
Plant Bowen Data: Bowen 3-4 CCR

Sanitas™ v.10.0.16e Software licensed to . UG

Mann-Whitney (Wilcoxon Rank Sum)

GWC-24R

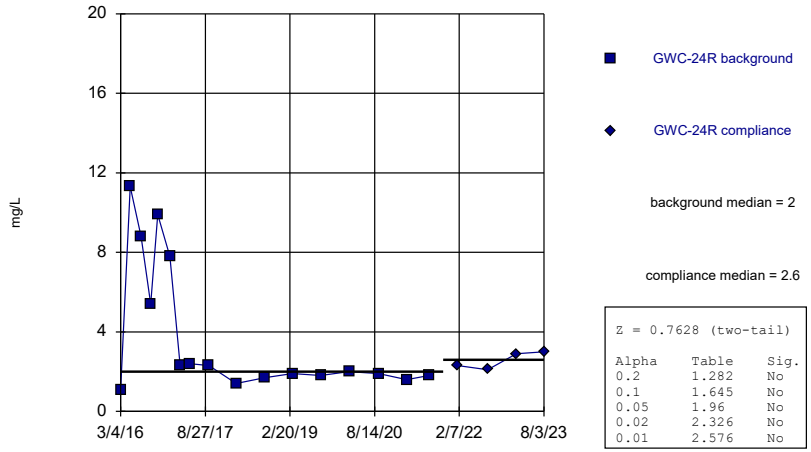

Constituent: Sulfate Analysis Run 5/1/2024 3:53 PM View: Appendix III - Mann-Whitney
Plant Bowen Data: Bowen 3-4 CCR

Sanitas™ v.10.0.16e Software licensed to . UG

Mann-Whitney (Wilcoxon Rank Sum)

GWC-25R

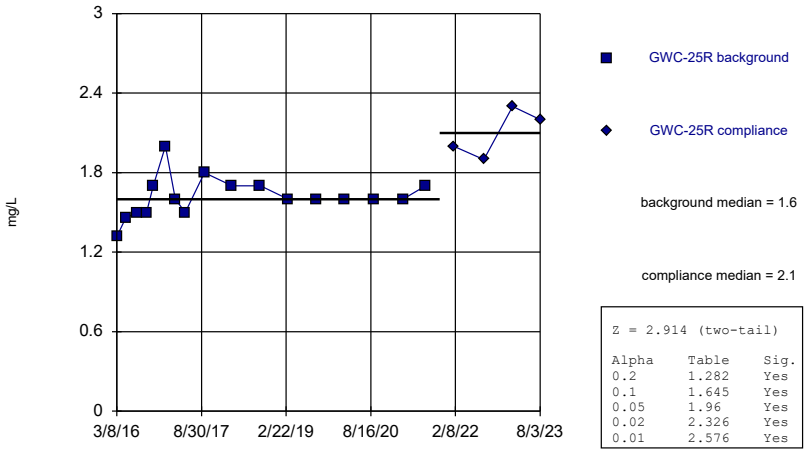

Constituent: Sulfate Analysis Run 5/1/2024 3:53 PM View: Appendix III - Mann-Whitney
Plant Bowen Data: Bowen 3-4 CCR

Sanitas™ v.10.0.16e Software licensed to . UG

Mann-Whitney (Wilcoxon Rank Sum)

GWC-36RA

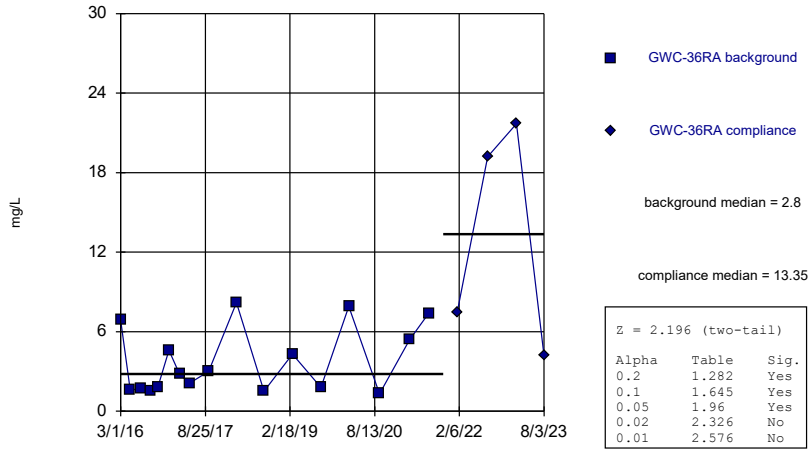

Constituent: Sulfate Analysis Run 5/1/2024 3:53 PM View: Appendix III - Mann-Whitney
Plant Bowen Data: Bowen 3-4 CCR

Sanitas™ v.10.0.16e Software licensed to . UG
Hollow symbols indicate censored values.

Mann-Whitney (Wilcoxon Rank Sum)

GWC-37

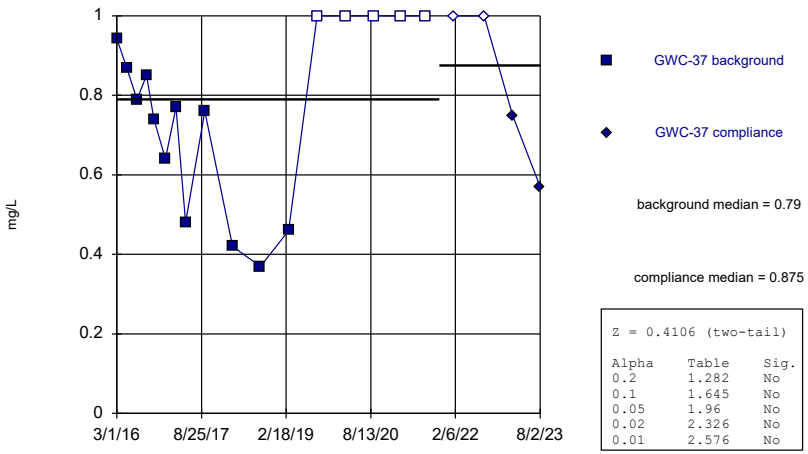

Z = 0.4106 (two-tail)

Alpha	Table	Sig.
0.2	1.282	No
0.1	1.645	No
0.05	1.96	No
0.02	2.326	No
0.01	2.576	No

Constituent: Sulfate Analysis Run 5/1/2024 3:53 PM View: Appendix III - Mann-Whitney
Plant Bowen Data: Bowen 3-4 CCR

Sanitas™ v.10.0.16e Software licensed to . UG
Hollow symbols indicate censored values.

Mann-Whitney (Wilcoxon Rank Sum)

GWC-38

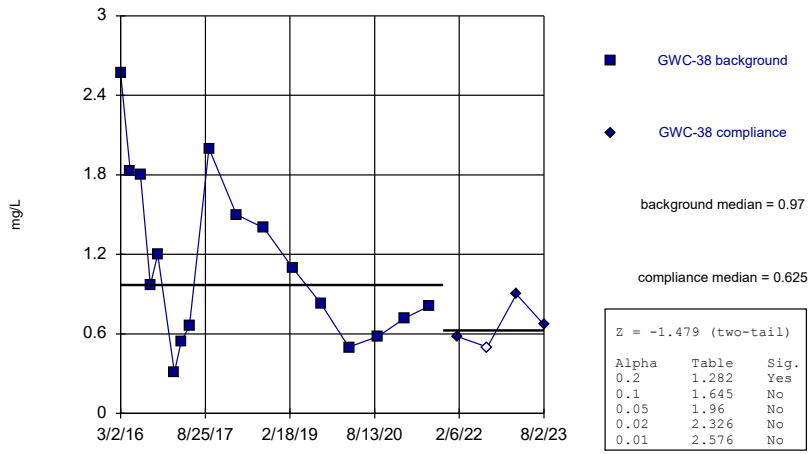

Z = -1.479 (two-tail)

Alpha	Table	Sig.
0.2	1.282	Yes
0.1	1.645	No
0.05	1.96	No
0.02	2.326	No
0.01	2.576	No

Constituent: Sulfate Analysis Run 5/1/2024 3:53 PM View: Appendix III - Mann-Whitney
Plant Bowen Data: Bowen 3-4 CCR

Sanitas™ v.10.0.16e Software licensed to . UG

Mann-Whitney (Wilcoxon Rank Sum)

GWA-1 (bg)

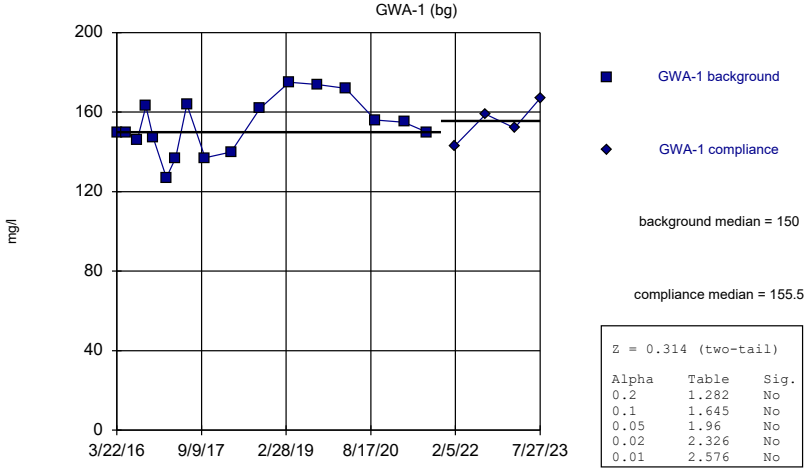

Z = 0.314 (two-tail)

Alpha	Table	Sig.
0.2	1.282	No
0.1	1.645	No
0.05	1.96	No
0.02	2.326	No
0.01	2.576	No

Constituent: Total Dissolved Solids Analysis Run 5/1/2024 3:53 PM View: Appendix III - Mann-Whitney
Plant Bowen Data: Bowen 3-4 CCR

Sanitas™ v.10.0.16e Software licensed to . UG
Hollow symbols indicate censored values.

Mann-Whitney (Wilcoxon Rank Sum)

GWA-2 (bg)

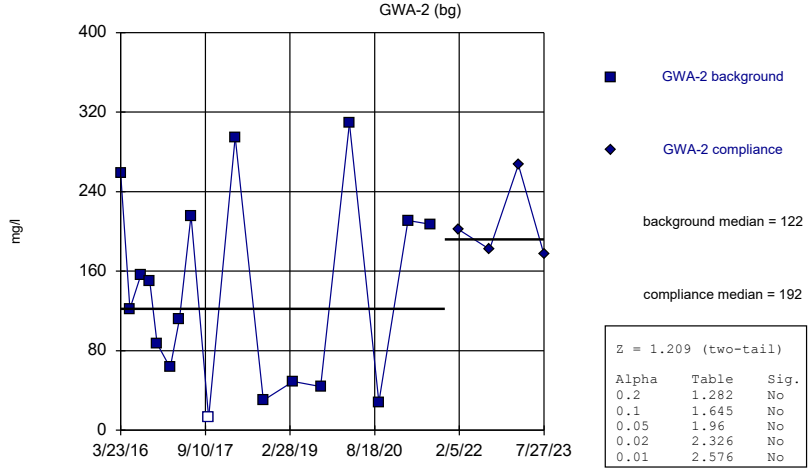

Z = 1.209 (two-tail)

Alpha	Table	Sig.
0.2	1.282	No
0.1	1.645	No
0.05	1.96	No
0.02	2.326	No
0.01	2.576	No

Constituent: Total Dissolved Solids Analysis Run 5/1/2024 3:53 PM View: Appendix III - Mann-Whitney
Plant Bowen Data: Bowen 3-4 CCR

Sanitas™ v.10.0.16e Software licensed to . UG

Mann-Whitney (Wilcoxon Rank Sum)

GWA-2R (bg)

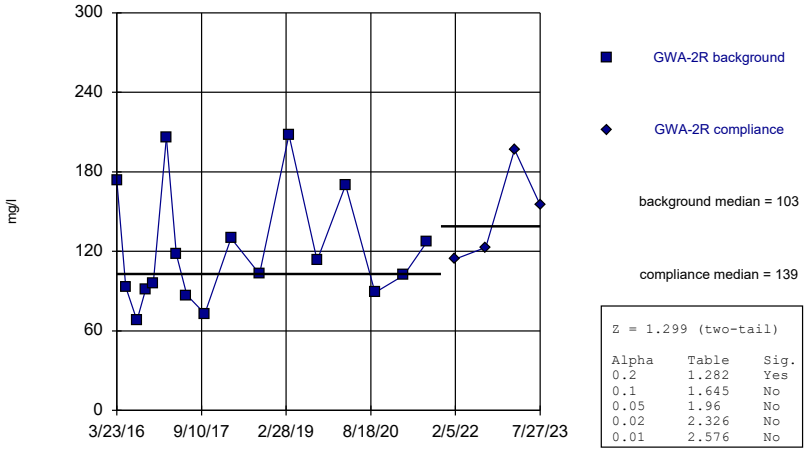

Constituent: Total Dissolved Solids Analysis Run 5/1/2024 3:53 PM View: Appendix III - Mann-Whitney
Plant Bowen Data: Bowen 3-4 CCR

Sanitas™ v.10.0.16e Software licensed to . UG

Mann-Whitney (Wilcoxon Rank Sum)

GWA-39RZ (bg)

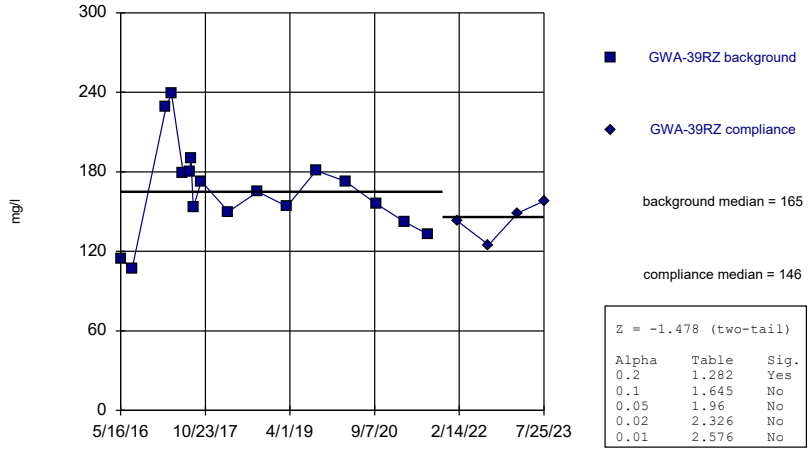

Constituent: Total Dissolved Solids Analysis Run 5/1/2024 3:53 PM View: Appendix III - Mann-Whitney
Plant Bowen Data: Bowen 3-4 CCR

Sanitas™ v.10.0.16e Software licensed to . UG

Mann-Whitney (Wilcoxon Rank Sum)

GWA-39Z (bg)

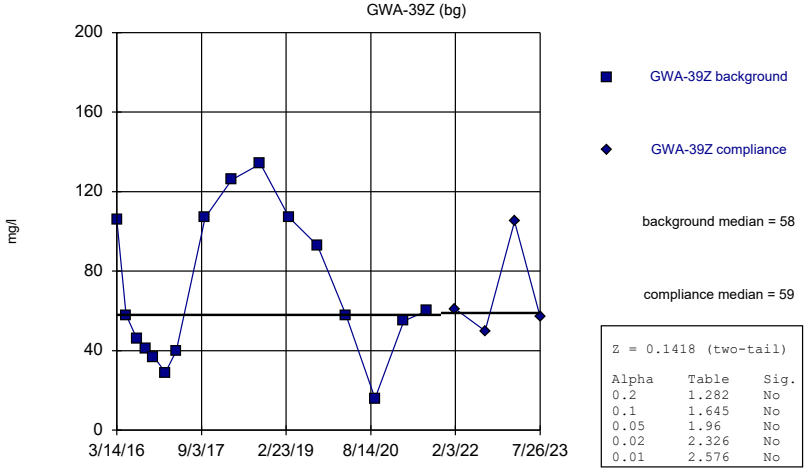

Constituent: Total Dissolved Solids Analysis Run 5/1/2024 3:53 PM View: Appendix III - Mann-Whitney
Plant Bowen Data: Bowen 3-4 CCR

Sanitas™ v.10.0.16e Software licensed to . UG
Hollow symbols indicate censored values.

Mann-Whitney (Wilcoxon Rank Sum)

GWA-3A (bg)

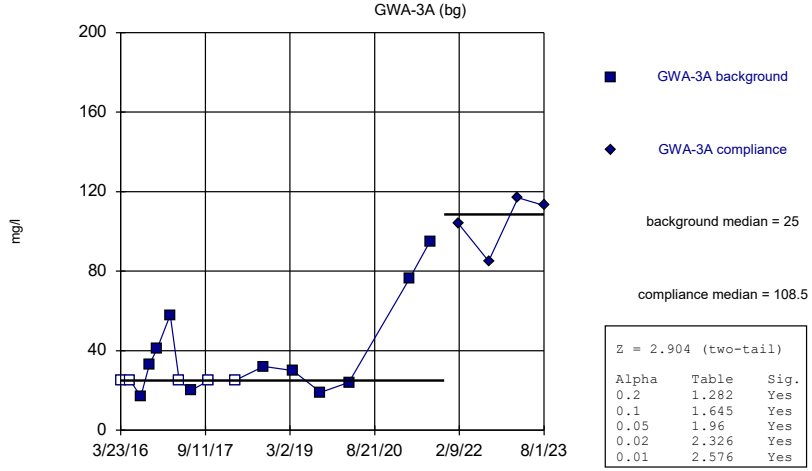

Constituent: Total Dissolved Solids Analysis Run 5/1/2024 3:53 PM View: Appendix III - Mann-Whitney
Plant Bowen Data: Bowen 3-4 CCR

Sanitas™ v.10.0.16e Software licensed to . UG

Mann-Whitney (Wilcoxon Rank Sum)

GWA-40 (bg)

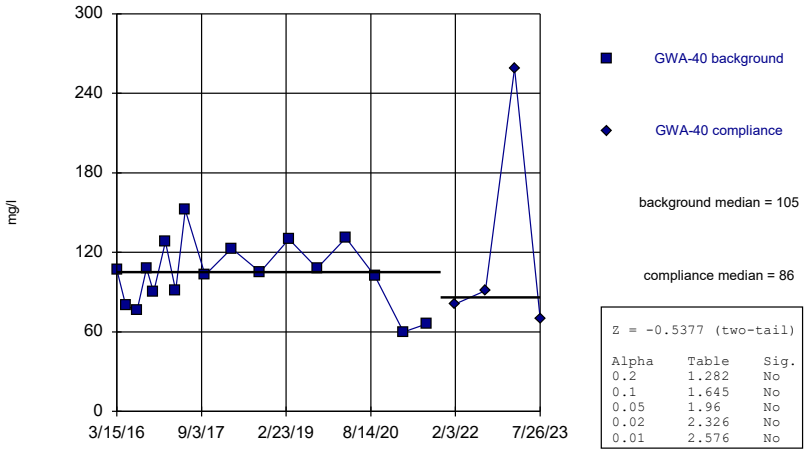

Z = -0.5377 (two-tail)

Alpha	Table	Sig.
0.2	1.282	No
0.1	1.645	No
0.05	1.96	No
0.02	2.326	No
0.01	2.576	No

Constituent: Total Dissolved Solids Analysis Run 5/1/2024 3:53 PM View: Appendix III - Mann-Whitney
Plant Bowen Data: Bowen 3-4 CCR

Sanitas™ v.10.0.16e Software licensed to . UG

Mann-Whitney (Wilcoxon Rank Sum)

GWA-41 (bg)

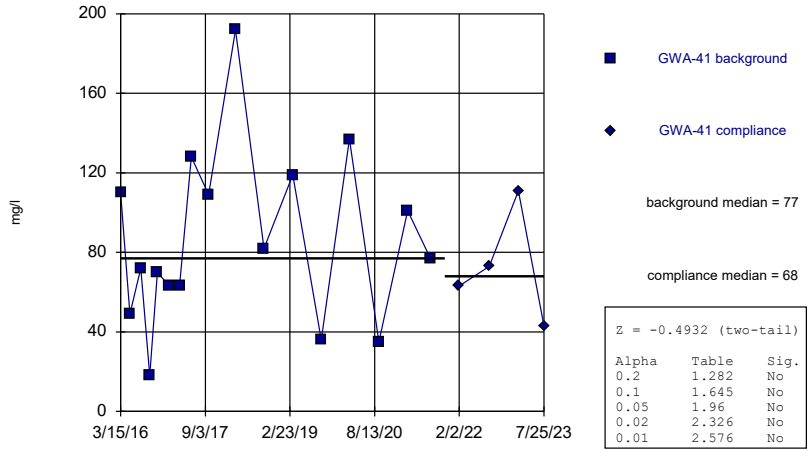

Z = -0.4932 (two-tail)

Alpha	Table	Sig.
0.2	1.282	No
0.1	1.645	No
0.05	1.96	No
0.02	2.326	No
0.01	2.576	No

Constituent: Total Dissolved Solids Analysis Run 5/1/2024 3:53 PM View: Appendix III - Mann-Whitney
Plant Bowen Data: Bowen 3-4 CCR

Sanitas™ v.10.0.16e Software licensed to . UG

Mann-Whitney (Wilcoxon Rank Sum)

GWA-41R (bg)

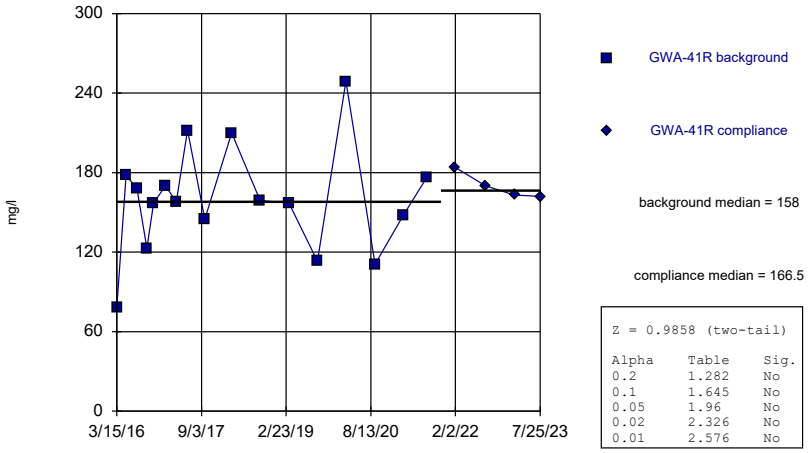

Z = 0.9858 (two-tail)

Alpha	Table	Sig.
0.2	1.282	No
0.1	1.645	No
0.05	1.96	No
0.02	2.326	No
0.01	2.576	No

Constituent: Total Dissolved Solids Analysis Run 5/1/2024 3:53 PM View: Appendix III - Mann-Whitney
Plant Bowen Data: Bowen 3-4 CCR

Sanitas™ v.10.0.16e Software licensed to . UG

Mann-Whitney (Wilcoxon Rank Sum)

GWA-42 (bg)

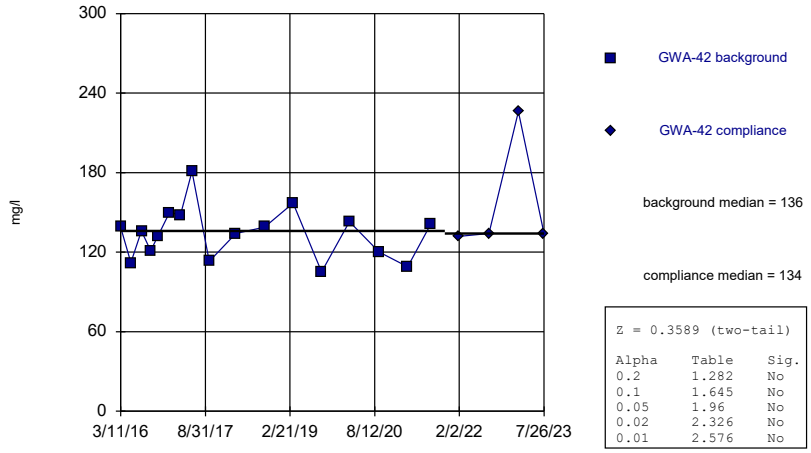

Z = 0.3589 (two-tail)

Alpha	Table	Sig.
0.2	1.282	No
0.1	1.645	No
0.05	1.96	No
0.02	2.326	No
0.01	2.576	No

Constituent: Total Dissolved Solids Analysis Run 5/1/2024 3:53 PM View: Appendix III - Mann-Whitney
Plant Bowen Data: Bowen 3-4 CCR

Sanitas™ v.10.0.16e Software licensed to . UG
Hollow symbols indicate censored values.

Mann-Whitney (Wilcoxon Rank Sum)

GWA-43 (bg)

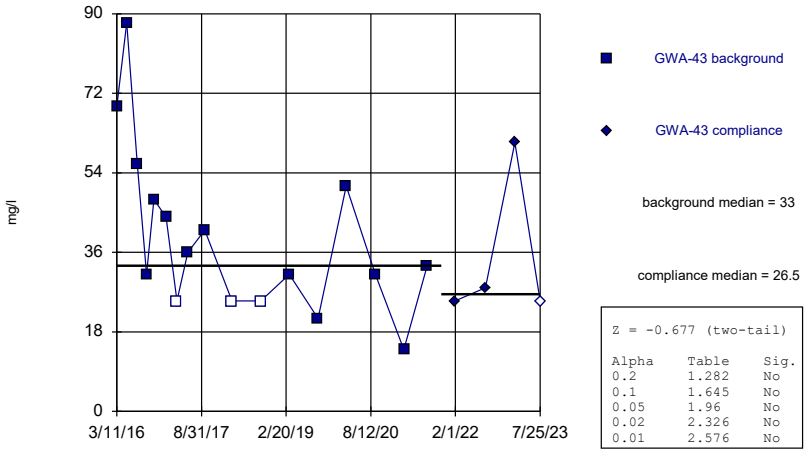

Constituent: Total Dissolved Solids Analysis Run 5/1/2024 3:53 PM View: Appendix III - Mann-Whitney
Plant Bowen Data: Bowen 3-4 CCR

Sanitas™ v.10.0.16e Software licensed to . UG

Mann-Whitney (Wilcoxon Rank Sum)

GWA-43R (bg)

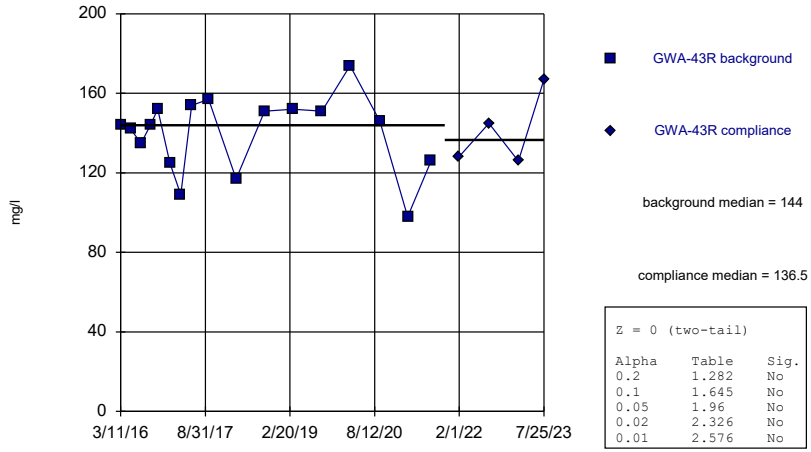

Constituent: Total Dissolved Solids Analysis Run 5/1/2024 3:53 PM View: Appendix III - Mann-Whitney
Plant Bowen Data: Bowen 3-4 CCR

Sanitas™ v.10.0.16e Software licensed to . UG

Mann-Whitney (Wilcoxon Rank Sum)

GWA-4RZ (bg)

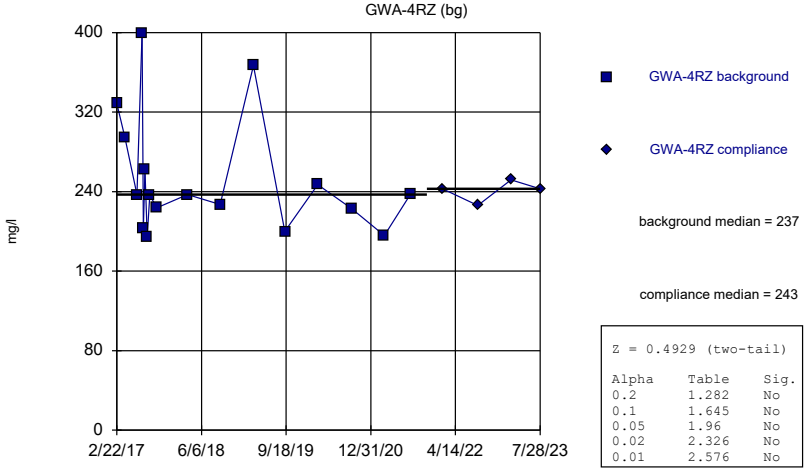

Constituent: Total Dissolved Solids Analysis Run 5/1/2024 3:53 PM View: Appendix III - Mann-Whitney
Plant Bowen Data: Bowen 3-4 CCR

Sanitas™ v.10.0.16e Software licensed to . UG
Hollow symbols indicate censored values.

Mann-Whitney (Wilcoxon Rank Sum)

GWA-50 (bg)

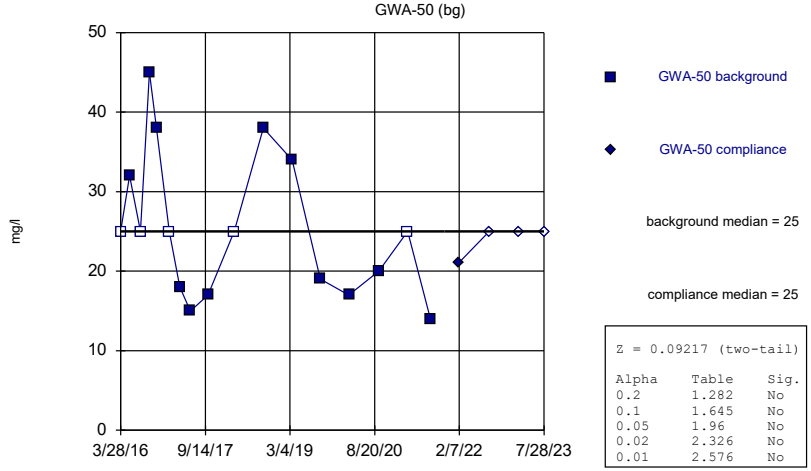

Constituent: Total Dissolved Solids Analysis Run 5/1/2024 3:53 PM View: Appendix III - Mann-Whitney
Plant Bowen Data: Bowen 3-4 CCR

Sanitas™ v.10.0.16e Software licensed to . UG
Hollow symbols indicate censored values.

Mann-Whitney (Wilcoxon Rank Sum)

GWA-50R (bg)

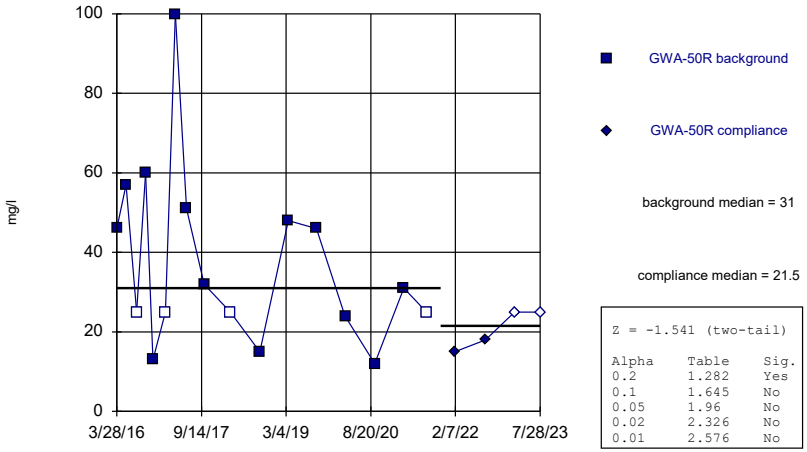

Z = -1.541 (two-tail)

Alpha	Table	Sig.
0.2	1.282	Yes
0.1	1.645	No
0.05	1.96	No
0.02	2.326	No
0.01	2.576	No

Constituent: Total Dissolved Solids Analysis Run 5/1/2024 3:53 PM View: Appendix III - Mann-Whitney
Plant Bowen Data: Bowen 3-4 CCR

Sanitas™ v.10.0.16e Software licensed to . UG

Mann-Whitney (Wilcoxon Rank Sum)

GWC-16R

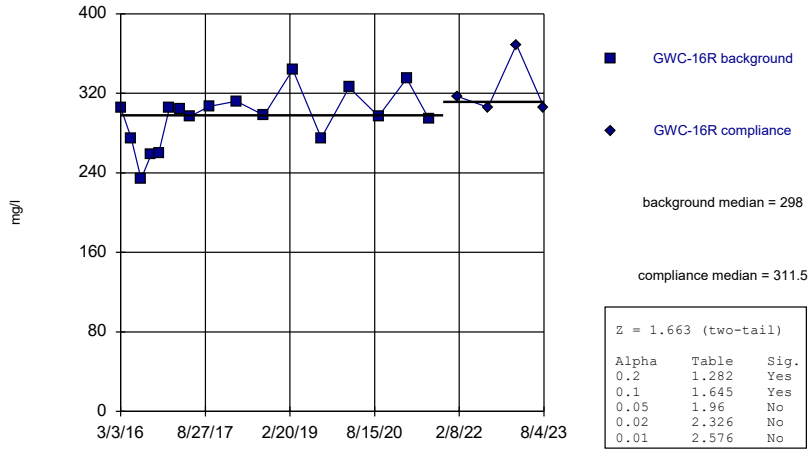

Z = 1.663 (two-tail)

Alpha	Table	Sig.
0.2	1.282	Yes
0.1	1.645	Yes
0.05	1.96	No
0.02	2.326	No
0.01	2.576	No

Constituent: Total Dissolved Solids Analysis Run 5/1/2024 3:53 PM View: Appendix III - Mann-Whitney
Plant Bowen Data: Bowen 3-4 CCR

Sanitas™ v.10.0.16e Software licensed to . UG

Mann-Whitney (Wilcoxon Rank Sum)

GWC-17R

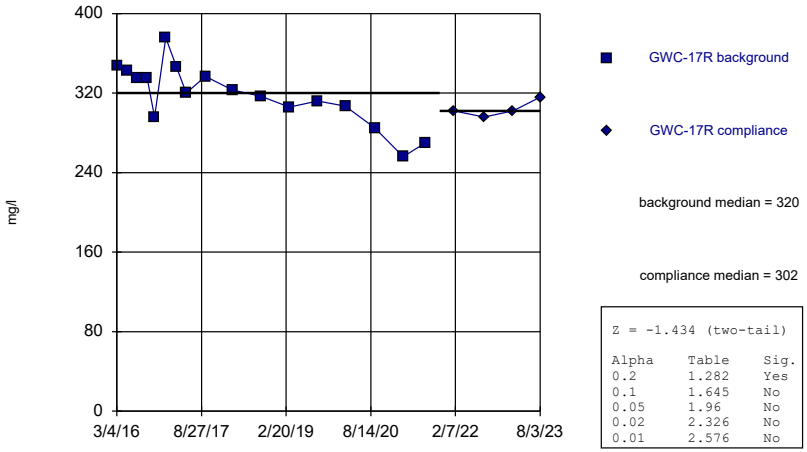

Z = -1.434 (two-tail)

Alpha	Table	Sig.
0.2	1.282	Yes
0.1	1.645	No
0.05	1.96	No
0.02	2.326	No
0.01	2.576	No

Constituent: Total Dissolved Solids Analysis Run 5/1/2024 3:53 PM View: Appendix III - Mann-Whitney
Plant Bowen Data: Bowen 3-4 CCR

Sanitas™ v.10.0.16e Software licensed to . UG

Mann-Whitney (Wilcoxon Rank Sum)

GWC-18

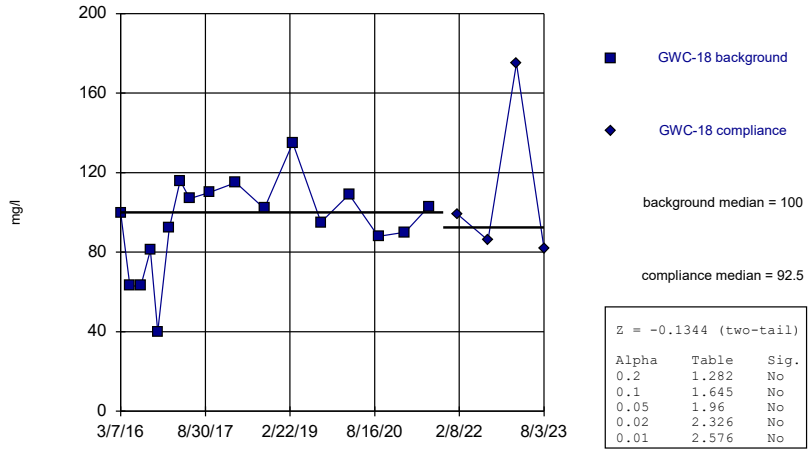

Z = -0.1344 (two-tail)

Alpha	Table	Sig.
0.2	1.282	No
0.1	1.645	No
0.05	1.96	No
0.02	2.326	No
0.01	2.576	No

Constituent: Total Dissolved Solids Analysis Run 5/1/2024 3:54 PM View: Appendix III - Mann-Whitney
Plant Bowen Data: Bowen 3-4 CCR

Sanitas™ v.10.0.16e Software licensed to . UG

Mann-Whitney (Wilcoxon Rank Sum)

GWC-18R

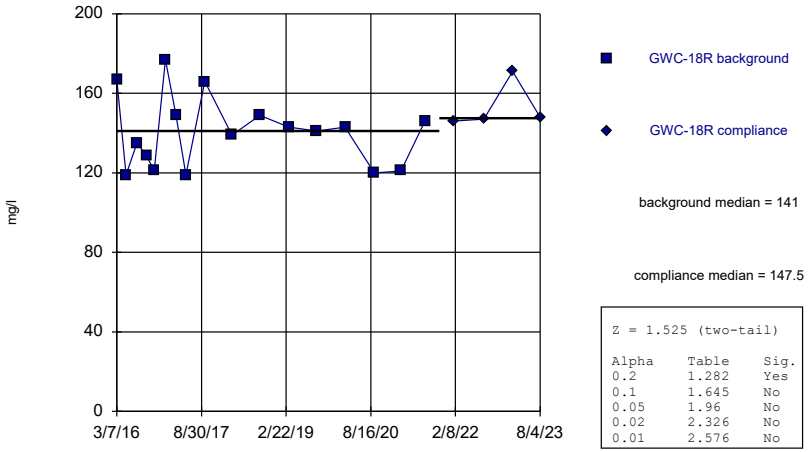

background median = 141

compliance median = 147.5

Z = 1.525 (two-tail)

Alpha	Table	Sig.
0.2	1.282	Yes
0.1	1.645	No
0.05	1.96	No
0.02	2.326	No
0.01	2.576	No

Constituent: Total Dissolved Solids Analysis Run 5/1/2024 3:54 PM View: Appendix III - Mann-Whitney
Plant Bowen Data: Bowen 3-4 CCR

Sanitas™ v.10.0.16e Software licensed to . UG

Mann-Whitney (Wilcoxon Rank Sum)

GWC-19R

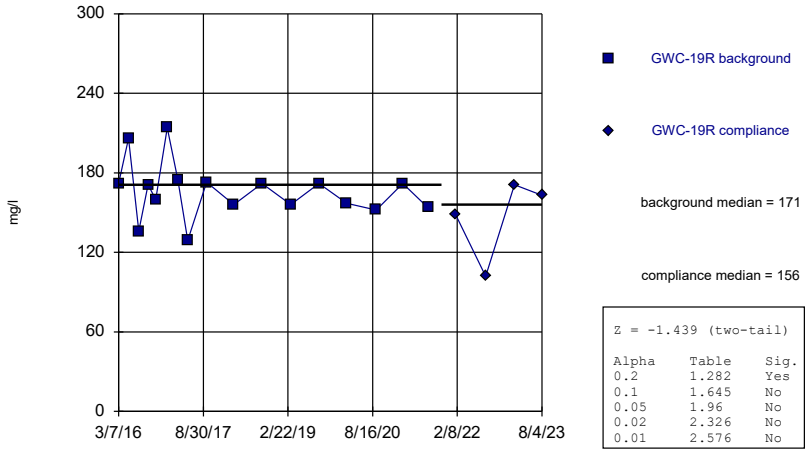

background median = 171

compliance median = 156

Z = -1.439 (two-tail)

Alpha	Table	Sig.
0.2	1.282	Yes
0.1	1.645	No
0.05	1.96	No
0.02	2.326	No
0.01	2.576	No

Constituent: Total Dissolved Solids Analysis Run 5/1/2024 3:54 PM View: Appendix III - Mann-Whitney
Plant Bowen Data: Bowen 3-4 CCR

Sanitas™ v.10.0.16e Software licensed to . UG

Mann-Whitney (Wilcoxon Rank Sum)

GWC-20R

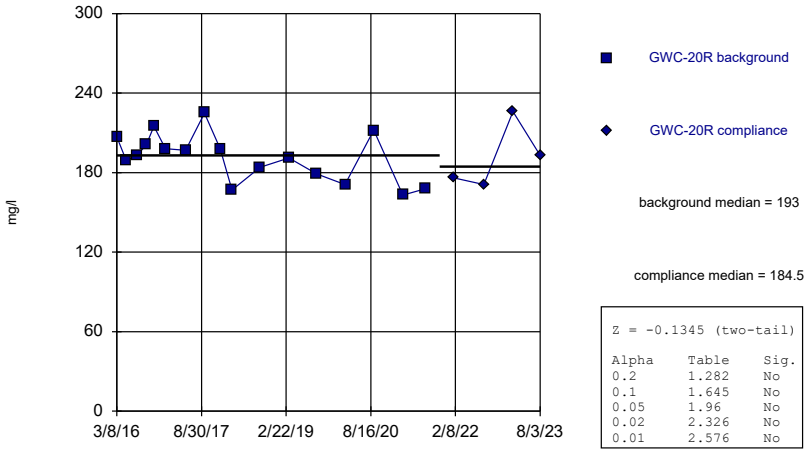

background median = 193

compliance median = 184.5

Z = -0.1345 (two-tail)

Alpha	Table	Sig.
0.2	1.282	No
0.1	1.645	No
0.05	1.96	No
0.02	2.326	No
0.01	2.576	No

Constituent: Total Dissolved Solids Analysis Run 5/1/2024 3:54 PM View: Appendix III - Mann-Whitney
Plant Bowen Data: Bowen 3-4 CCR

Sanitas™ v.10.0.16e Software licensed to . UG

Mann-Whitney (Wilcoxon Rank Sum)

GWC-21R

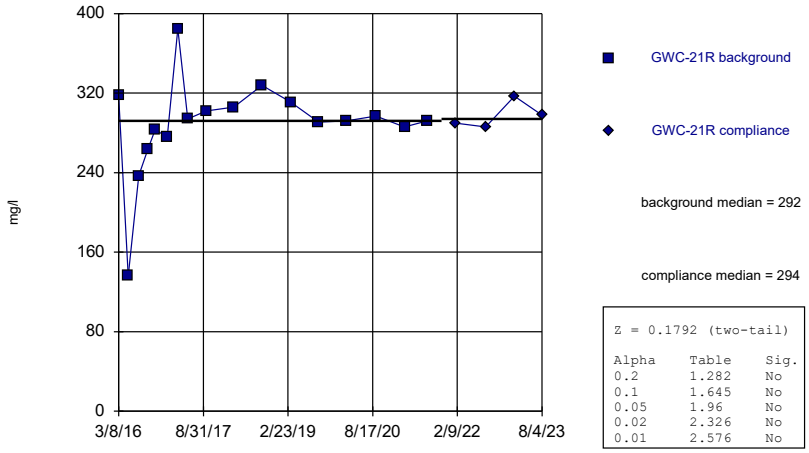

background median = 292

compliance median = 294

Z = 0.1792 (two-tail)

Alpha	Table	Sig.
0.2	1.282	No
0.1	1.645	No
0.05	1.96	No
0.02	2.326	No
0.01	2.576	No

Constituent: Total Dissolved Solids Analysis Run 5/1/2024 3:54 PM View: Appendix III - Mann-Whitney
Plant Bowen Data: Bowen 3-4 CCR

Sanitas™ v.10.0.16e Software licensed to . UG

Mann-Whitney (Wilcoxon Rank Sum)

GWC-22R

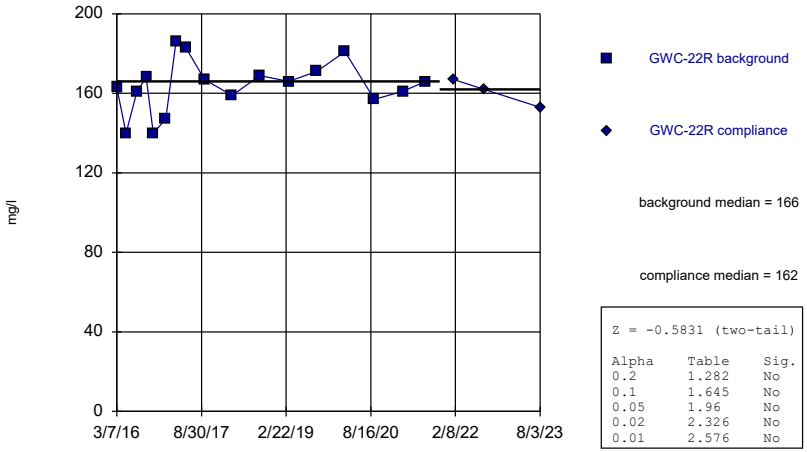

Z = -0.5831 (two-tail)

Alpha	Table	Sig.
0.2	1.282	No
0.1	1.645	No
0.05	1.96	No
0.02	2.326	No
0.01	2.576	No

Constituent: Total Dissolved Solids Analysis Run 5/1/2024 3:54 PM View: Appendix III - Mann-Whitney
Plant Bowen Data: Bowen 3-4 CCR

Sanitas™ v.10.0.16e Software licensed to . UG

Mann-Whitney (Wilcoxon Rank Sum)

GWC-23R

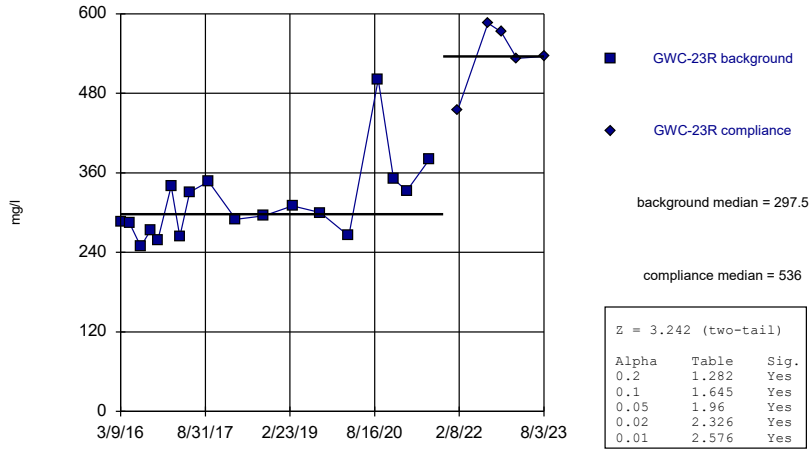

Z = 3.242 (two-tail)

Alpha	Table	Sig.
0.2	1.282	Yes
0.1	1.645	Yes
0.05	1.96	Yes
0.02	2.326	Yes
0.01	2.576	Yes

Constituent: Total Dissolved Solids Analysis Run 5/1/2024 3:54 PM View: Appendix III - Mann-Whitney
Plant Bowen Data: Bowen 3-4 CCR

Sanitas™ v.10.0.16e Software licensed to . UG

Mann-Whitney (Wilcoxon Rank Sum)

GWC-24R

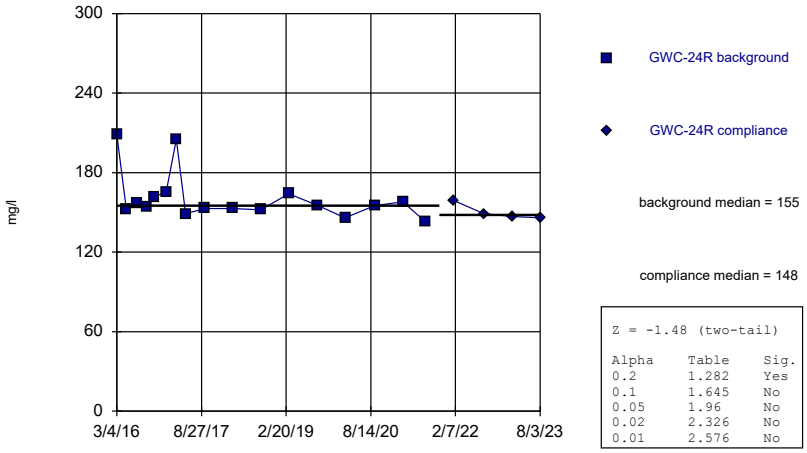

Z = -1.48 (two-tail)

Alpha	Table	Sig.
0.2	1.282	Yes
0.1	1.645	No
0.05	1.96	No
0.02	2.326	No
0.01	2.576	No

Constituent: Total Dissolved Solids Analysis Run 5/1/2024 3:54 PM View: Appendix III - Mann-Whitney
Plant Bowen Data: Bowen 3-4 CCR

Sanitas™ v.10.0.16e Software licensed to . UG

Mann-Whitney (Wilcoxon Rank Sum)

GWC-25R

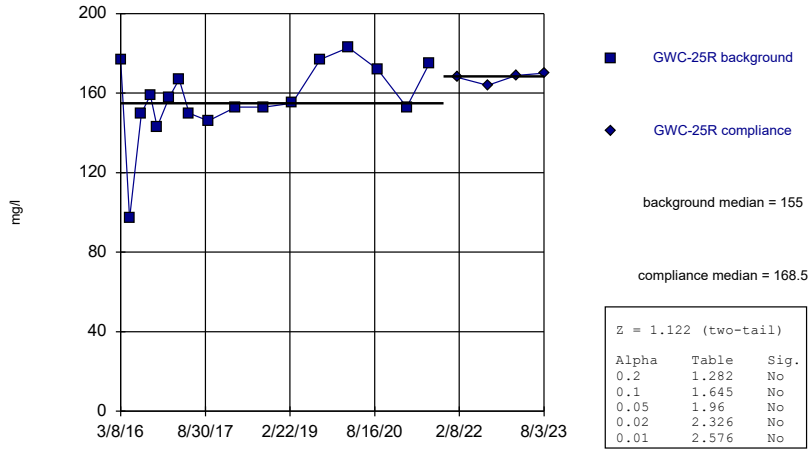

Z = 1.122 (two-tail)

Alpha	Table	Sig.
0.2	1.282	No
0.1	1.645	No
0.05	1.96	No
0.02	2.326	No
0.01	2.576	No

Constituent: Total Dissolved Solids Analysis Run 5/1/2024 3:54 PM View: Appendix III - Mann-Whitney
Plant Bowen Data: Bowen 3-4 CCR

Sanitas™ v.10.0.16e Software licensed to . UG

Mann-Whitney (Wilcoxon Rank Sum)

GWC-36RA

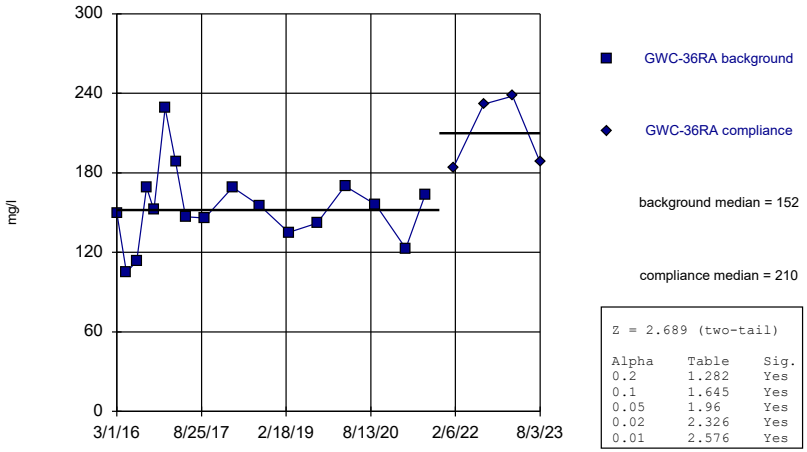

Constituent: Total Dissolved Solids Analysis Run 5/1/2024 3:54 PM View: Appendix III - Mann-Whitney
Plant Bowen Data: Bowen 3-4 CCR

Sanitas™ v.10.0.16e Software licensed to . UG
Hollow symbols indicate censored values.

Mann-Whitney (Wilcoxon Rank Sum)

GWC-37

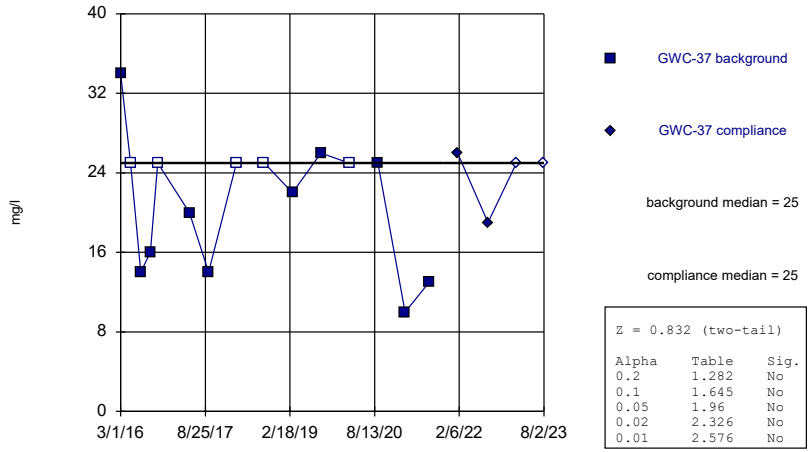

Constituent: Total Dissolved Solids Analysis Run 5/1/2024 3:54 PM View: Appendix III - Mann-Whitney
Plant Bowen Data: Bowen 3-4 CCR

Sanitas™ v.10.0.16e Software licensed to . UG
Hollow symbols indicate censored values.

Mann-Whitney (Wilcoxon Rank Sum)

GWC-38

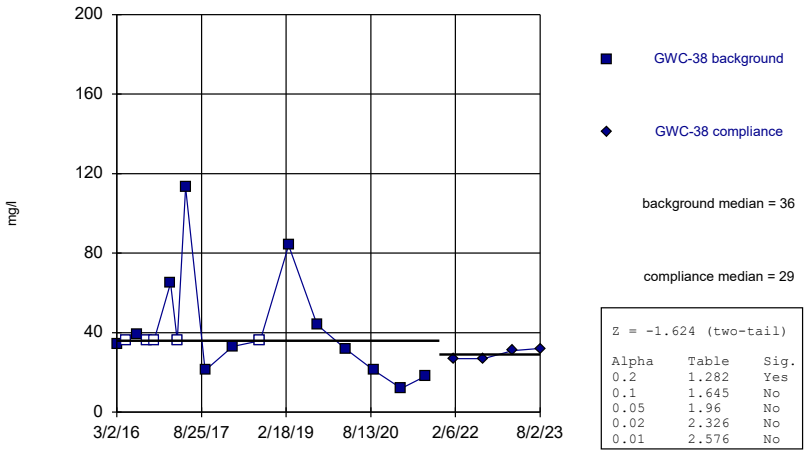

Constituent: Total Dissolved Solids Analysis Run 5/1/2024 3:54 PM View: Appendix III - Mann-Whitney
Plant Bowen Data: Bowen 3-4 CCR

Mann-Whitney (Wilcoxon Rank Sum)

Constituent: Boron (mg/L) Analysis Run 5/1/2024 3:55 PM View: Appendix III - Mann-Whitney

Plant Bowen Data: Bowen 3-4 CCR

	GWA-1	GWA-1
3/22/2016	<0.04	
5/19/2016	<0.04	
7/29/2016	<0.04	
9/23/2016	<0.04	
11/9/2016	<0.04	
1/30/2017	<0.04	
3/30/2017	0.0065 (J)	
6/9/2017	<0.04	
10/2/2017	<0.04	
3/16/2018	<0.04	
9/17/2018	0.00625 (JD)	
3/20/2019	0.0042 (J)	
9/12/2019	<0.04	
3/11/2020	<0.04	
9/15/2020	0.01 (J)	
3/16/2021	<0.04	
8/9/2021	<0.04	
2/1/2022		<0.04
8/16/2022		<0.04
2/16/2023		<0.04
7/27/2023		0.015 (J)

ND substitution: RL or RL/2 if <15% NDs.

Mann-Whitney (Wilcoxon Rank Sum)

Constituent: Boron (mg/L) Analysis Run 5/1/2024 3:55 PM View: Appendix III - Mann-Whitney

Plant Bowen Data: Bowen 3-4 CCR

	GWA-2	GWA-2
3/23/2016	<0.04	
5/20/2016	<0.04	
7/29/2016	<0.04	
9/23/2016	<0.04	
11/9/2016	<0.04	
1/31/2017	<0.04	
3/30/2017	<0.04	
6/12/2017	<0.04	
10/2/2017	<0.04	
3/19/2018	0.013 (J)	
9/14/2018	<0.04	
3/20/2019	<0.04	
9/12/2019	<0.04 (D)	
3/11/2020	0.0068 (J)	
9/15/2020	0.0053 (J)	
3/17/2021	<0.04	
8/9/2021	<0.04	
2/1/2022		<0.04
8/16/2022		<0.04
2/16/2023		<0.04
7/27/2023		<0.04

ND substitution: RL or RL/2 if <15% NDs.

Mann-Whitney (Wilcoxon Rank Sum)

Constituent: Boron (mg/L) Analysis Run 5/1/2024 3:55 PM View: Appendix III - Mann-Whitney

Plant Bowen Data: Bowen 3-4 CCR

	GWA-2R	GWA-2R
3/23/2016	<0.04	
5/19/2016	<0.04	
7/29/2016	<0.04	
9/22/2016	<0.04	
11/10/2016	<0.04	
1/31/2017	<0.04	
4/3/2017	<0.04	
6/9/2017	<0.04	
10/2/2017	<0.04	
3/16/2018	0.0077 (J)	
9/14/2018	<0.04	
3/19/2019	0.014 (J)	
9/13/2019	0.012 (J)	
3/11/2020	0.017 (J)	
9/15/2020	0.0074 (J)	
3/16/2021	0.0061 (J)	
8/9/2021	0.012 (J)	
2/1/2022		<0.04
8/16/2022		<0.04
2/16/2023		0.017 (J)
7/27/2023		0.015 (J)

ND substitution: RL or RL/2 if <15% NDs.

Mann-Whitney (Wilcoxon Rank Sum)

Constituent: Boron (mg/L) Analysis Run 5/1/2024 3:55 PM View: Appendix III - Mann-Whitney

Plant Bowen Data: Bowen 3-4 CCR

	GWA-39RZ	GWA-39RZ
5/16/2016	<0.04 (D)	
7/27/2016	<0.04 (*)	
2/21/2017	0.0218 (JD)	
3/27/2017	0.0262 (JD)	
6/8/2017	0.0067 (JD)	
7/17/2017	0.0165 (JD)	
7/27/2017	0.0138 (JD)	
8/9/2017	0.0069 (JD)	
9/29/2017	0.0066 (JD)	
3/16/2018	0.0067 (J)	
9/14/2018	0.0059 (J)	
3/14/2019	0.0059 (X)	
9/10/2019	0.0081 (X)	
3/9/2020	0.0065 (J)	
9/16/2020	0.015 (J)	
3/16/2021	<0.04	
8/6/2021	<0.04	
2/2/2022		<0.04
8/16/2022		<0.04
2/14/2023		<0.04
7/25/2023		<0.04

ND substitution: RL or RL/2 if <15% NDs.

Mann-Whitney (Wilcoxon Rank Sum)

Constituent: Boron (mg/L) Analysis Run 5/1/2024 3:55 PM View: Appendix III - Mann-Whitney

Plant Bowen Data: Bowen 3-4 CCR

	GWA-39Z	GWA-39Z
3/14/2016	<0.04	
5/11/2016	<0.04	
7/19/2016	<0.04 (*)	
9/15/2016	0.0067 (J)	
11/2/2016	<0.04	
1/18/2017	<0.04	
3/28/2017	<0.04	
6/7/2017	<0.04 (*)	
9/26/2017	<0.04	
3/14/2018	<0.04	
9/12/2018	<0.04	
3/15/2019	0.005 (X)	
9/9/2019	<0.04	
3/9/2020	<0.04	
9/10/2020	<0.04	
3/12/2021	0.011 (J)	
8/4/2021	<0.04	
1/31/2022		<0.04
8/10/2022		<0.04
2/13/2023		<0.04
7/26/2023		0.012 (J)

ND substitution: RL or RL/2 if <15% NDs.

Mann-Whitney (Wilcoxon Rank Sum)

Constituent: Boron (mg/L) Analysis Run 5/1/2024 3:55 PM View: Appendix III - Mann-Whitney

Plant Bowen Data: Bowen 3-4 CCR

	GWA-3A	GWA-3A
3/23/2016	<0.04	
5/23/2016	<0.04	
7/29/2016	<0.04	
9/22/2016	<0.04	
11/10/2016	<0.04	
1/31/2017	<0.04	
3/30/2017	<0.04	
6/12/2017	<0.04	
10/4/2017	<0.04	
3/19/2018	0.0057 (J)	
9/17/2018	<0.04	
3/20/2019	<0.04	
9/13/2019	<0.04	
3/11/2020	0.0071 (J)	
3/29/2021	<0.04	
8/9/2021	<0.04	
2/2/2022		<0.04
8/16/2022		<0.04
2/17/2023		<0.04
8/1/2023		<0.04

ND substitution: RL or RL/2 if <15% NDs.

Mann-Whitney (Wilcoxon Rank Sum)

Constituent: Boron (mg/L) Analysis Run 5/1/2024 3:55 PM View: Appendix III - Mann-Whitney

Plant Bowen Data: Bowen 3-4 CCR

	GWA-40	GWA-40
3/15/2016	<0.04	
5/11/2016	<0.04	
7/21/2016	<0.04	
9/15/2016	<0.04	
11/3/2016	<0.04 (*)	
1/17/2017	<0.04	
3/24/2017	<0.04	
5/24/2017	<0.04	
9/26/2017	0.0075 (J)	
3/14/2018	0.0093 (J)	
9/12/2018	<0.04	
3/13/2019	<0.04	
9/9/2019	<0.04	
3/9/2020	0.0074 (J)	
9/11/2020	<0.04	
3/10/2021	<0.04	
8/4/2021	<0.04	
1/31/2022		<0.04
8/12/2022		<0.04
2/13/2023		<0.04
7/26/2023		0.0091 (J)

ND substitution: RL or RL/2 if <15% NDs.

Mann-Whitney (Wilcoxon Rank Sum)

Constituent: Boron (mg/L) Analysis Run 5/1/2024 3:55 PM View: Appendix III - Mann-Whitney

Plant Bowen Data: Bowen 3-4 CCR

	GWA-41	GWA-41
3/15/2016	<0.04	
5/12/2016	<0.04	
7/20/2016	<0.04	
9/15/2016	<0.04	
11/3/2016	<0.04	
1/18/2017	<0.04	
3/24/2017	0.0154 (J)	
6/6/2017	<0.04	
9/25/2017	<0.04	
3/14/2018	0.011 (J)	
9/12/2018	<0.04	
3/14/2019	0.007 (X)	
9/10/2019	<0.04	
3/6/2020	0.013 (J)	
9/10/2020	<0.04	
3/11/2021	0.0075 (J)	
8/4/2021	<0.04	
1/31/2022		<0.04
8/11/2022		<0.04
2/13/2023		<0.04
7/25/2023		0.012 (J)

ND substitution: RL or RL/2 if <15% NDs.

Mann-Whitney (Wilcoxon Rank Sum)

Constituent: Boron (mg/L) Analysis Run 5/1/2024 3:55 PM View: Appendix III - Mann-Whitney

Plant Bowen Data: Bowen 3-4 CCR

	GWA-41R	GWA-41R
3/15/2016	<0.04	
5/13/2016	<0.04	
7/21/2016	<0.04 (*)	
9/21/2016	<0.04 (*)	
11/3/2016	<0.04	
1/17/2017	<0.04	
3/27/2017	0.0173 (J)	
6/6/2017	<0.04 (*)	
9/25/2017	0.0141 (J)	
3/14/2018	0.014 (J)	
9/12/2018	0.013 (J)	
3/14/2019	0.015 (X)	
9/10/2019	0.015 (X)	
3/9/2020	0.021 (J)	
9/10/2020	0.016 (J)	
3/10/2021	0.0098 (J)	
8/4/2021	0.01 (J)	
1/31/2022		0.016 (J)
8/11/2022		<0.04
2/13/2023		0.017 (J)
7/25/2023		0.011 (J)

ND substitution: RL or RL/2 if <15% NDs.

Mann-Whitney (Wilcoxon Rank Sum)

Constituent: Boron (mg/L) Analysis Run 5/1/2024 3:55 PM View: Appendix III - Mann-Whitney

Plant Bowen Data: Bowen 3-4 CCR

	GWA-42	GWA-42
3/11/2016	<0.04	
5/16/2016	<0.04	
7/22/2016	0.0076 (J)	
9/19/2016	<0.04	
11/3/2016	<0.04	
1/17/2017	<0.04	
3/27/2017	0.0101 (J)	
6/7/2017	<0.04 (*)	
9/26/2017	<0.04	
3/14/2018	<0.04	
9/14/2018	<0.04	
3/14/2019	<0.04	
9/10/2019	<0.04	
3/6/2020	0.0068 (J)	
9/10/2020	<0.04	
3/11/2021	<0.04	
8/4/2021	<0.04	
1/31/2022		<0.04
8/10/2022		<0.04
2/13/2023		<0.04
7/26/2023		<0.04

ND substitution: RL or RL/2 if <15% NDs.

Mann-Whitney (Wilcoxon Rank Sum)

Constituent: Boron (mg/L) Analysis Run 5/1/2024 3:55 PM View: Appendix III - Mann-Whitney

Plant Bowen Data: Bowen 3-4 CCR

	GWA-43	GWA-43
3/11/2016	<0.04	
5/13/2016	<0.04	
7/19/2016	<0.04 (*)	
9/16/2016	<0.04	
11/2/2016	<0.04	
1/18/2017	<0.04	
3/28/2017	<0.04	
6/6/2017	<0.04 (*)	
9/22/2017	<0.04	
3/14/2018	<0.04	
9/12/2018	<0.04	
3/13/2019	<0.04	
9/11/2019	0.0059 (X)	
3/9/2020	<0.04	
9/11/2020	<0.04	
3/11/2021	<0.04	
8/6/2021	<0.04	
1/31/2022		<0.04
8/11/2022		<0.04
2/14/2023		<0.04
7/25/2023		<0.04

ND substitution: RL or RL/2 if <15% NDs.

Mann-Whitney (Wilcoxon Rank Sum)

Constituent: Boron (mg/L) Analysis Run 5/1/2024 3:55 PM View: Appendix III - Mann-Whitney

Plant Bowen Data: Bowen 3-4 CCR

	GWA-43R	GWA-43R
3/11/2016	<0.04	
5/13/2016	<0.04	
7/19/2016	<0.04 (*)	
9/16/2016	0.0246 (J)	
11/2/2016	0.0279 (J)	
1/18/2017	0.0336 (J)	
3/28/2017	0.0313 (J)	
6/6/2017	<0.04 (*)	
9/22/2017	0.0294 (J)	
3/15/2018	0.018 (J)	
9/12/2018	0.018 (J)	
3/13/2019	0.012 (X)	
9/11/2019	0.021 (X)	
3/9/2020	0.017 (J)	
9/14/2020	0.018 (J)	
3/11/2021	0.017 (J)	
8/5/2021	0.0098 (J)	
1/31/2022		0.011 (J)
8/10/2022		0.01 (J)
2/13/2023		<0.04
7/25/2023		0.012 (J)

ND substitution: RL or RL/2 if <15% NDs.

Mann-Whitney (Wilcoxon Rank Sum)

Constituent: Boron (mg/L) Analysis Run 5/1/2024 3:55 PM View: Appendix III - Mann-Whitney

Plant Bowen Data: Bowen 3-4 CCR

	GWA-4RZ	GWA-4RZ
2/22/2017	0.022 (JD)	
4/7/2017	0.0082 (JD)	
6/14/2017	0.008 (JD)	
7/12/2017	0.0082 (JD)	
7/20/2017	0.0091 (JD)	
7/28/2017	<0.04 (D)	
8/9/2017	0.0071 (JD)	
8/24/2017	0.0062 (JD)	
10/3/2017	0.006 (JD)	
3/21/2018	0.0062 (J)	
9/18/2018	0.0096 (J)	
3/21/2019	0.0066 (JD)	
9/12/2019	0.012 (JD)	
3/12/2020	0.014 (J)	
9/17/2020	0.015 (J)	
3/16/2021	0.0092 (J)	
8/10/2021	0.01 (J)	
2/3/2022		<0.04
8/17/2022		<0.04
2/17/2023		<0.04
7/28/2023		<0.04

ND substitution: RL or RL/2 if <15% NDs.

Mann-Whitney (Wilcoxon Rank Sum)

Constituent: Boron (mg/L) Analysis Run 5/1/2024 3:55 PM View: Appendix III - Mann-Whitney

Plant Bowen Data: Bowen 3-4 CCR

	GWA-50	GWA-50
3/28/2016	<0.04	
5/23/2016	<0.04	
8/1/2016	<0.04	
9/26/2016	<0.04	
11/10/2016	<0.04	
1/30/2017	<0.04	
4/7/2017	0.008 (J)	
6/12/2017	<0.04	
10/2/2017	<0.04	
3/16/2018	<0.04	
9/17/2018	<0.04	
3/19/2019	<0.04	
9/13/2019	<0.04	
3/11/2020	0.0063 (J)	
9/16/2020	<0.04	
3/17/2021	<0.04	
8/9/2021	<0.04	
2/1/2022		<0.04
8/16/2022		<0.04
2/16/2023		<0.04
7/28/2023		<0.04

ND substitution: RL or RL/2 if <15% NDs.

Mann-Whitney (Wilcoxon Rank Sum)

Constituent: Boron (mg/L) Analysis Run 5/1/2024 3:55 PM View: Appendix III - Mann-Whitney

Plant Bowen Data: Bowen 3-4 CCR

	GWA-50R	GWA-50R
3/28/2016	<0.04	
5/25/2016	<0.04	
8/1/2016	<0.04	
9/26/2016	<0.04	
11/11/2016	0.0193 (J)	
1/30/2017	<0.04	
4/3/2017	<0.04	
6/12/2017	<0.04	
10/2/2017	<0.04	
3/16/2018	<0.04	
9/18/2018	<0.04	
3/19/2019	<0.04	
9/12/2019	<0.04	
3/11/2020	0.007 (J)	
9/15/2020	<0.04	
3/17/2021	<0.04	
8/9/2021	<0.04	
2/2/2022		<0.04
8/17/2022		<0.04
2/16/2023		<0.04
7/28/2023		<0.04

ND substitution: RL or RL/2 if <15% NDs.

Mann-Whitney (Wilcoxon Rank Sum)

Constituent: Boron (mg/L) Analysis Run 5/1/2024 3:55 PM View: Appendix III - Mann-Whitney

Plant Bowen Data: Bowen 3-4 CCR

	GWC-16R	GWC-16R
3/3/2016	<0.04	
5/10/2016	<0.04	
7/13/2016	0.0297 (J)	
9/15/2016	<0.04	
11/2/2016	<0.04	
1/11/2017	<0.04	
3/20/2017	0.0092 (J)	
5/23/2017	<0.04	
9/21/2017	<0.04	
3/14/2018	0.0065 (J)	
9/7/2018	<0.04	
3/11/2019	0.013 (J)	
9/9/2019	<0.04	
3/4/2020	0.027 (J)	
9/9/2020	0.012 (J)	
3/9/2021	0.028 (J)	
7/30/2021	0.017 (J)	
1/28/2022		0.021 (J)
8/11/2022		0.013 (J)
2/10/2023		0.02 (J)
8/4/2023		<0.04

ND substitution: RL or RL/2 if <15% NDs.

Mann-Whitney (Wilcoxon Rank Sum)

Constituent: Boron (mg/L) Analysis Run 5/1/2024 3:55 PM View: Appendix III - Mann-Whitney

Plant Bowen Data: Bowen 3-4 CCR

	GWC-17R	GWC-17R
3/4/2016	<0.04	
5/10/2016	<0.04	
7/14/2016	0.0069 (J)	
9/14/2016	<0.04	
11/1/2016	<0.04	
1/11/2017	0.0078 (J)	
3/21/2017	<0.04	
5/23/2017	<0.04	
9/22/2017	<0.04	
3/14/2018	0.0051 (J)	
9/11/2018	<0.04	
3/12/2019	0.0099 (J)	
9/10/2019	<0.04	
3/5/2020	<0.04	
9/9/2020	<0.04	
3/10/2021	<0.04	
7/30/2021	<0.04	
1/28/2022		<0.04
8/11/2022		<0.04
2/10/2023		<0.04
8/3/2023		0.014 (J)

ND substitution: RL or RL/2 if <15% NDs.

Mann-Whitney (Wilcoxon Rank Sum)

Constituent: Boron (mg/L) Analysis Run 5/1/2024 3:55 PM View: Appendix III - Mann-Whitney

Plant Bowen Data: Bowen 3-4 CCR

	GWC-18	GWC-18
3/7/2016	<0.04	
5/5/2016	<0.04	
7/13/2016	0.0047 (J)	
9/13/2016	<0.04	
10/31/2016	0.0111 (J)	
1/12/2017	<0.04	
3/23/2017	<0.04	
5/23/2017	<0.04	
9/25/2017	<0.04	
3/14/2018	<0.04	
9/11/2018	<0.04	
3/12/2019	<0.04	
9/9/2019	<0.04	
3/6/2020	<0.04	
9/9/2020	<0.04	
2/26/2021	<0.04	
7/29/2021	<0.04	
1/28/2022		<0.04
8/10/2022		<0.04
2/9/2023		<0.04
8/3/2023		<0.04

ND substitution: RL or RL/2 if <15% NDs.

Mann-Whitney (Wilcoxon Rank Sum)

Constituent: Boron (mg/L) Analysis Run 5/1/2024 3:55 PM View: Appendix III - Mann-Whitney

Plant Bowen Data: Bowen 3-4 CCR

	GWC-18R	GWC-18R
3/7/2016	<0.04	
5/5/2016	<0.04	
7/13/2016	0.0159 (J)	
9/12/2016	<0.04	
11/1/2016	<0.04	
1/11/2017	<0.04	
3/20/2017	<0.04	
5/22/2017	0.0452	
9/21/2017	<0.04	
3/14/2018	<0.04	
9/7/2018	<0.04	
3/12/2019	<0.04	
9/6/2019	<0.04	
3/5/2020	<0.04	
9/9/2020	<0.04	
2/26/2021	<0.04	
7/29/2021	<0.04	
1/27/2022		<0.04
8/10/2022		<0.04
2/9/2023		<0.04
8/4/2023		<0.04

ND substitution: RL or RL/2 if <15% NDs.

Mann-Whitney (Wilcoxon Rank Sum)

Constituent: Boron (mg/L) Analysis Run 5/1/2024 3:55 PM View: Appendix III - Mann-Whitney

Plant Bowen Data: Bowen 3-4 CCR

	GWC-19R	GWC-19R
3/7/2016	<0.04	
5/9/2016	<0.04	
7/14/2016	0.0045 (J)	
9/12/2016	<0.04	
10/31/2016	0.0086 (J)	
1/11/2017	<0.04	
3/21/2017	<0.04	
5/22/2017	<0.04	
9/20/2017	<0.04	
3/14/2018	0.0076 (J)	
9/10/2018	<0.04	
3/12/2019	<0.04	
9/9/2019	<0.04	
3/4/2020	<0.04	
9/9/2020	<0.04	
2/26/2021	<0.04	
8/5/2021	<0.04	
1/27/2022		<0.04
8/9/2022		<0.04
2/9/2023		<0.04
8/4/2023		<0.04

ND substitution: RL or RL/2 if <15% NDs.

Mann-Whitney (Wilcoxon Rank Sum)

Constituent: Boron (mg/L) Analysis Run 5/1/2024 3:55 PM View: Appendix III - Mann-Whitney

Plant Bowen Data: Bowen 3-4 CCR

	GWC-20R	GWC-20R
3/8/2016	<0.04	
5/9/2016	<0.04	
7/14/2016	<0.04	
9/12/2016	<0.04	
10/31/2016	0.007 (J)	
1/12/2017	<0.04	
3/22/2017	<0.04	
5/22/2017	<0.04	
9/19/2017	<0.04	
3/14/2018	<0.04	
9/10/2018	<0.04	
3/12/2019	0.0045 (J)	
9/6/2019	0.02365 (JD)	
3/5/2020	<0.04	
9/4/2020	<0.04	
3/9/2021	<0.04	
8/2/2021	<0.04	
1/27/2022		<0.04
8/9/2022		<0.04
2/10/2023		<0.04
8/3/2023		<0.04

ND substitution: RL or RL/2 if <15% NDs.

Mann-Whitney (Wilcoxon Rank Sum)

Constituent: Boron (mg/L) Analysis Run 5/1/2024 3:55 PM View: Appendix III - Mann-Whitney

Plant Bowen Data: Bowen 3-4 CCR

	GWC-21R	GWC-21R
3/8/2016	<0.04	
5/9/2016	<0.04	
7/15/2016	<0.04	
9/9/2016	<0.04	
10/27/2016	0.0103 (J)	
1/12/2017	<0.04	
3/21/2017	<0.04	
5/23/2017	<0.04	
9/19/2017	<0.04	
3/14/2018	0.0053 (J)	
9/10/2018	<0.04	
3/11/2019	0.005 (J)	
9/6/2019	<0.04	
3/3/2020	0.0096 (J)	
9/8/2020	0.014 (J)	
3/9/2021	0.015 (J)	
8/2/2021	0.017 (J)	
1/28/2022		0.011 (J)
8/10/2022		<0.04
2/9/2023		0.012 (J)
8/4/2023		<0.04

ND substitution: RL or RL/2 if <15% NDs.

Mann-Whitney (Wilcoxon Rank Sum)

Constituent: Boron (mg/L) Analysis Run 5/1/2024 3:55 PM View: Appendix III - Mann-Whitney

Plant Bowen Data: Bowen 3-4 CCR

	GWC-22R	GWC-22R
3/7/2016	<0.04	
5/5/2016	<0.04	
7/14/2016	0.0047 (J)	
9/12/2016	<0.04	
10/27/2016	0.0153 (J)	
1/13/2017	<0.04	
3/20/2017	<0.04	
5/23/2017	<0.04	
9/19/2017	<0.04	
3/13/2018	<0.04	
9/7/2018	<0.04	
3/11/2019	<0.04	
9/5/2019	<0.04	
3/3/2020	0.0066 (J)	
9/8/2020	0.0084 (J)	
3/9/2021	0.0058 (J)	
8/2/2021	<0.04	
1/27/2022		<0.04
8/10/2022		<0.04
2/9/2023		<0.04
8/3/2023		<0.04

ND substitution: RL or RL/2 if <15% NDs.

Mann-Whitney (Wilcoxon Rank Sum)

Constituent: Boron (mg/L) Analysis Run 5/1/2024 3:55 PM View: Appendix III - Mann-Whitney

Plant Bowen Data: Bowen 3-4 CCR

	GWC-23R	GWC-23R
3/9/2016	<0.04	
5/6/2016	0.0271 (J)	
7/15/2016	0.0055 (J)	
9/14/2016	0.0094 (J)	
11/1/2016	0.008 (J)	
1/25/2017	<0.04	
3/22/2017	<0.04	
5/24/2017	0.0133 (J)	
9/21/2017	<0.04	
3/14/2018	0.0056 (J)	
9/11/2018	<0.04	
3/12/2019	0.0047 (J)	
9/6/2019	<0.04	
3/5/2020	<0.04	
9/9/2020	<0.04	
3/10/2021	<0.04	
7/30/2021	<0.04	
1/28/2022		<0.04
8/11/2022		<0.04
2/10/2023		<0.04
8/3/2023		<0.04

ND substitution: RL or RL/2 if <15% NDs.

Mann-Whitney (Wilcoxon Rank Sum)

Constituent: Boron (mg/L) Analysis Run 5/1/2024 3:55 PM View: Appendix III - Mann-Whitney

Plant Bowen Data: Bowen 3-4 CCR

	GWC-24R	GWC-24R
3/4/2016	<0.04	
5/5/2016	<0.04	
7/12/2016	0.005 (J)	
9/13/2016	<0.04	
10/27/2016	0.0093 (J)	
1/13/2017	<0.04	
3/20/2017	<0.04	
5/19/2017	<0.04	
9/19/2017	<0.04	
3/13/2018	0.0042 (J)	
9/11/2018	<0.04	
3/8/2019	<0.04	
9/5/2019	<0.04	
3/3/2020	<0.04	
9/9/2020	<0.04	
3/9/2021	<0.04	
7/29/2021	<0.04	
1/28/2022		<0.04
8/9/2022		<0.04
2/9/2023		<0.04
8/3/2023		<0.04

ND substitution: RL or RL/2 if <15% NDs.

Mann-Whitney (Wilcoxon Rank Sum)

Constituent: Boron (mg/L) Analysis Run 5/1/2024 3:55 PM View: Appendix III - Mann-Whitney

Plant Bowen Data: Bowen 3-4 CCR

	GWC-25R	GWC-25R
3/8/2016	<0.04	
5/4/2016	<0.04	
7/18/2016	<0.04	
9/13/2016	<0.04	
10/27/2016	0.0162 (J)	
1/13/2017	<0.04	
3/16/2017	<0.04	
5/19/2017	<0.04	
9/19/2017	<0.04	
3/13/2018	<0.04	
9/11/2018	<0.04	
3/8/2019	<0.04	
9/5/2019	<0.04	
3/3/2020	<0.04	
9/4/2020	<0.04	
3/9/2021	<0.04	
8/2/2021	<0.04	
1/27/2022		<0.04
8/9/2022		<0.04
2/9/2023		<0.04
8/3/2023		<0.04

ND substitution: RL or RL/2 if <15% NDs.

Mann-Whitney (Wilcoxon Rank Sum)

Constituent: Boron (mg/L) Analysis Run 5/1/2024 3:55 PM View: Appendix III - Mann-Whitney

Plant Bowen Data: Bowen 3-4 CCR

	GWC-36RA	GWC-36RA
3/1/2016	<0.04	
5/2/2016	<0.04	
7/6/2016	0.0059 (J)	
9/7/2016	<0.04	
10/25/2016	0.0077 (J)	
1/5/2017	0.0074 (J)	
3/14/2017	0.0062 (J)	
5/16/2017	<0.04	
9/15/2017	<0.04	
3/12/2018	0.0082 (J)	
9/6/2018	<0.04	
3/7/2019	0.0049 (J)	
9/4/2019	<0.04	
3/2/2020	0.014 (J)	
9/14/2020	0.0065 (J)	
3/26/2021	0.019 (J)	
7/27/2021	0.013 (J)	
1/26/2022		0.012 (J)
8/8/2022		0.018 (J)
2/8/2023		0.023 (J)
8/3/2023		0.018 (J)

ND substitution: RL or RL/2 if <15% NDs.

Mann-Whitney (Wilcoxon Rank Sum)

Constituent: Boron (mg/L) Analysis Run 5/1/2024 3:55 PM View: Appendix III - Mann-Whitney

Plant Bowen Data: Bowen 3-4 CCR

	GWC-37	GWC-37
3/1/2016	<0.04	
5/3/2016	<0.04	
7/8/2016	0.0067 (J)	
9/7/2016	0.0084 (J)	
10/25/2016	0.0089 (J)	
1/6/2017	<0.04	
3/14/2017	<0.04	
5/16/2017	<0.04	
9/15/2017	<0.04	
3/12/2018	0.004 (J)	
9/6/2018	<0.04	
3/6/2019	<0.04	
9/4/2019	<0.04	
3/2/2020	0.0052 (J)	
9/3/2020	<0.04	
2/24/2021	<0.04	
7/28/2021	<0.04	
1/26/2022		<0.04
8/8/2022		<0.04
2/8/2023		<0.04
8/2/2023		<0.04

ND substitution: RL or RL/2 if <15% NDs.

Mann-Whitney (Wilcoxon Rank Sum)

Constituent: Boron (mg/L) Analysis Run 5/1/2024 3:55 PM View: Appendix III - Mann-Whitney

Plant Bowen Data: Bowen 3-4 CCR

	GWC-38	GWC-38
3/2/2016	<0.04	
5/3/2016	<0.04	
7/7/2016	<0.04	
9/8/2016	<0.04	
10/25/2016	<0.04	
2/9/2017	<0.04	
3/23/2017	<0.04	
5/17/2017	<0.04	
9/19/2017	<0.04	
3/13/2018	<0.04	
9/6/2018	<0.04	
3/7/2019	<0.04	
9/4/2019	<0.04	
3/2/2020	<0.04	
9/3/2020	<0.04	
2/24/2021	<0.04	
7/28/2021	<0.04	
1/25/2022		<0.04
8/5/2022		0.009 (J)
2/8/2023		<0.04
8/2/2023		<0.04

ND substitution: RL or RL/2 if <15% NDs.

Mann-Whitney (Wilcoxon Rank Sum)

Constituent: Calcium (mg/L) Analysis Run 5/1/2024 3:55 PM View: Appendix III - Mann-Whitney
Plant Bowen Data: Bowen 3-4 CCR

	GWA-1	GWA-1
3/22/2016	32.6	
5/19/2016	33.4	
7/29/2016	26	
9/23/2016	28.8	
11/9/2016	27.9	
1/30/2017	29.2	
3/30/2017	30	
6/9/2017	30.9	
10/2/2017	31.5	
3/16/2018	28.5	
9/17/2018	30.8	
3/20/2019	30.1	
9/12/2019	31.9	
3/11/2020	31.8	
9/15/2020	30.8	
3/16/2021	34.6	
8/9/2021	32	
2/1/2022		34.1
8/16/2022		34
2/16/2023		33.3
7/27/2023		29.1

Mann-Whitney (Wilcoxon Rank Sum)

Constituent: Calcium (mg/L) Analysis Run 5/1/2024 3:55 PM View: Appendix III - Mann-Whitney
Plant Bowen Data: Bowen 3-4 CCR

	GWA-2	GWA-2
3/23/2016	54.1	
5/20/2016	23.9	
7/29/2016	25.3	
9/23/2016	26.6	
11/9/2016	16.1	
1/31/2017	5.68	
3/30/2017	25.2	
6/12/2017	34.2	
10/2/2017	1.69	
3/19/2018	63	
9/14/2018	2.4	
3/20/2019	4.3	
9/12/2019	1.8	
3/11/2020	66.6	
9/15/2020	18.4	
3/17/2021	40.4	
8/9/2021	41	
2/1/2022		48
8/16/2022		39.5
2/16/2023		60.5
7/27/2023		23.3

Mann-Whitney (Wilcoxon Rank Sum)

Constituent: Calcium (mg/L) Analysis Run 5/1/2024 3:55 PM View: Appendix III - Mann-Whitney
Plant Bowen Data: Bowen 3-4 CCR

	GWA-2R	GWA-2R
3/23/2016	46.5	
5/19/2016	24.6	
7/29/2016	14.9	
9/22/2016	15	
11/10/2016	12.6	
1/31/2017	16.5	
4/3/2017	16.6	
6/9/2017	17.8	
10/2/2017	20.6	
3/16/2018	33	
9/14/2018	22.8 (J)	
3/19/2019	59.2	
9/13/2019	27	
3/11/2020	46.8	
9/15/2020	21.4	
3/16/2021	26.7	
8/9/2021	31.5	
2/1/2022		34.1
8/16/2022		37.9
2/16/2023		51.6
7/27/2023		28

Mann-Whitney (Wilcoxon Rank Sum)

Constituent: Calcium (mg/L) Analysis Run 5/1/2024 3:55 PM View: Appendix III - Mann-Whitney

Plant Bowen Data: Bowen 3-4 CCR

	GWA-39RZ	GWA-39RZ
5/16/2016	27.8 (D)	
7/27/2016	21.2 (D)	
2/21/2017	31.7 (D)	
3/27/2017	31.9 (D)	
6/8/2017	35 (D)	
7/17/2017	35.9 (D)	
7/27/2017	34.9 (D)	
8/9/2017	33.7 (D)	
9/29/2017	33.4 (D)	
3/16/2018	32.6	
9/14/2018	29.2	
3/14/2019	33	
9/10/2019	33.8	
3/9/2020	35.6	
9/16/2020	34.9	
3/16/2021	32.4	
8/6/2021	33	
2/2/2022		32.6
8/16/2022		32
2/14/2023		31.4
7/25/2023		35.7

Mann-Whitney (Wilcoxon Rank Sum)

Constituent: Calcium (mg/L) Analysis Run 5/1/2024 3:55 PM View: Appendix III - Mann-Whitney
Plant Bowen Data: Bowen 3-4 CCR

	GWA-39Z	GWA-39Z
3/14/2016	20	
5/11/2016	9.76	
7/19/2016	3.04	
9/15/2016	4.78	
11/2/2016	2.46	
1/18/2017	5.46	
3/28/2017	13	
6/7/2017	17	
9/26/2017	24.9	
12/28/2017	17.9 (Y)	
3/14/2018	26.4	
9/12/2018	25.1	
3/15/2019	20.3 (X)	
9/9/2019	11.3	
3/9/2020	3.2	
9/10/2020	1	
3/12/2021	11	
8/4/2021	10.6	
1/31/2022		12.7
8/10/2022		8.7
2/13/2023		12.8
7/26/2023		12.5

Mann-Whitney (Wilcoxon Rank Sum)

Constituent: Calcium (mg/L) Analysis Run 5/1/2024 3:55 PM View: Appendix III - Mann-Whitney
Plant Bowen Data: Bowen 3-4 CCR

	GWA-3A	GWA-3A
3/23/2016	2.05	
5/23/2016	1.29	
7/29/2016	1.29	
9/22/2016	1.51	
11/10/2016	1.54	
1/31/2017	1.34	
3/30/2017	1.31	
6/12/2017	1.4	
10/4/2017	1.13	
3/19/2018	1.2	
9/17/2018	0.95	
3/20/2019	0.96	
9/13/2019	0.94	
3/11/2020	1	
3/29/2021	19	
8/9/2021	19.4	
2/2/2022		22.6
8/16/2022		22.2
2/17/2023		22.4
8/1/2023		22.6

Mann-Whitney (Wilcoxon Rank Sum)

Constituent: Calcium (mg/L) Analysis Run 5/1/2024 3:55 PM View: Appendix III - Mann-Whitney
Plant Bowen Data: Bowen 3-4 CCR

	GWA-40	GWA-40
3/15/2016	24	
5/11/2016	22.1	
7/21/2016	19.3	
9/15/2016	18.2	
11/3/2016	18.2	
1/17/2017	22	
3/24/2017	21.1	
5/24/2017	23.5	
9/26/2017	24.1	
3/14/2018	25.7	
9/12/2018	18.4 (J)	
3/13/2019	23.8 (X)	
9/9/2019	15.4	
3/9/2020	29.4	
9/11/2020	17.7	
3/10/2021	22.8	
8/4/2021	17.1	
1/31/2022		18.5
8/12/2022		18.5
2/13/2023		18.4
7/26/2023		18

Mann-Whitney (Wilcoxon Rank Sum)

Constituent: Calcium (mg/L) Analysis Run 5/1/2024 3:55 PM View: Appendix III - Mann-Whitney
Plant Bowen Data: Bowen 3-4 CCR

	GWA-41	GWA-41
3/15/2016	24	
5/12/2016	15.5	
7/20/2016	16.5	
9/15/2016	6.1	
11/3/2016	13.7	
1/18/2017	13.1	
3/24/2017	17.3	
6/6/2017	29.1	
9/25/2017	17.6	
3/14/2018	39.6	
9/12/2018	14.2 (J)	
3/14/2019	22.7 (X)	
9/10/2019	6	
3/6/2020	29.2	
9/10/2020	13.5	
3/11/2021	25.9	
8/4/2021	15.7	
1/31/2022		14.5
8/11/2022		16.2
2/13/2023		26.9
7/25/2023		10.8

Mann-Whitney (Wilcoxon Rank Sum)

Constituent: Calcium (mg/L) Analysis Run 5/1/2024 3:55 PM View: Appendix III - Mann-Whitney

Plant Bowen Data: Bowen 3-4 CCR

	GWA-41R	GWA-41R
3/15/2016	38	
5/13/2016	36	
7/21/2016	33.5	
9/21/2016	31.9	
11/3/2016	28.9	
1/17/2017	31.4	
3/27/2017	31.7	
6/6/2017	42.9	
9/25/2017	29.3	
3/14/2018	41.4	
9/12/2018	29	
3/14/2019	31.9	
9/10/2019	29.6	
3/9/2020	25.5	
9/10/2020	22.9	
3/10/2021	40.3	
8/4/2021	38.5	
1/31/2022		39.3
8/11/2022		39.7
2/13/2023		38.6
7/25/2023		36.7

Mann-Whitney (Wilcoxon Rank Sum)

Constituent: Calcium (mg/L) Analysis Run 5/1/2024 3:55 PM View: Appendix III - Mann-Whitney
Plant Bowen Data: Bowen 3-4 CCR

	GWA-42	GWA-42
3/11/2016	31	
5/16/2016	32	
7/22/2016	28.5	
9/19/2016	28.6	
11/3/2016	26.6	
1/17/2017	28.7	
3/27/2017	30.4	
6/7/2017	31.3	
9/26/2017	29.5	
3/14/2018	32.6	
9/14/2018	30.5	
3/14/2019	32	
9/10/2019	34	
3/6/2020	38	
9/10/2020	31.1	
3/11/2021	34.8	
8/4/2021	34	
1/31/2022		37.3
8/10/2022		40.5
2/13/2023		35.7
7/26/2023		35.7

Mann-Whitney (Wilcoxon Rank Sum)

Constituent: Calcium (mg/L) Analysis Run 5/1/2024 3:55 PM View: Appendix III - Mann-Whitney

Plant Bowen Data: Bowen 3-4 CCR

	GWA-43	GWA-43
3/11/2016	13	
5/13/2016	18.7 (o)	
7/19/2016	12	
9/16/2016	8.48	
11/2/2016	11.4	
1/18/2017	6.81	
3/28/2017	5.61	
6/6/2017	4.99	
9/22/2017	4.24	
3/14/2018	3.6	
9/12/2018	3.7	
3/13/2019	2.9	
9/11/2019	3.2	
3/9/2020	2.6	
9/11/2020	9	
3/11/2021	2.1	
8/6/2021	4	
1/31/2022		2.2
8/11/2022		4.8
2/14/2023		2.2
7/25/2023		2.2

Mann-Whitney (Wilcoxon Rank Sum)

Constituent: Calcium (mg/L) Analysis Run 5/1/2024 3:55 PM View: Appendix III - Mann-Whitney
Plant Bowen Data: Bowen 3-4 CCR

	GWA-43R	GWA-43R
3/11/2016	30	
5/13/2016	27.8	
7/19/2016	25.3	
9/16/2016	27.5	
11/2/2016	26.2	
1/18/2017	26.6	
3/28/2017	29	
6/6/2017	29.3	
9/22/2017	32.2	
12/28/2017	29 (Y)	
3/15/2018	28	
9/12/2018	28.7	
3/13/2019	29.2	
9/11/2019	29.5	
3/9/2020	31.7	
9/14/2020	31	
3/11/2021	31.2	
8/5/2021	29	
1/31/2022		30.6
8/10/2022		33.1
2/13/2023		28.5
7/25/2023		34.2

Mann-Whitney (Wilcoxon Rank Sum)

Constituent: Calcium (mg/L) Analysis Run 5/1/2024 3:55 PM View: Appendix III - Mann-Whitney

Plant Bowen Data: Bowen 3-4 CCR

	GWA-4RZ	GWA-4RZ
2/22/2017	54.7 (D)	
4/7/2017	46.8 (D)	
6/14/2017	52.4 (D)	
7/12/2017	51.1 (D)	
7/20/2017	47.5 (D)	
7/28/2017	44 (D)	
8/9/2017	48.3 (D)	
8/24/2017	41.9 (D)	
10/3/2017	47.7 (D)	
3/21/2018	47.5	
9/18/2018	48.1	
3/21/2019	49.9 (D)	
9/12/2019	49.9 (D)	
3/12/2020	54.2	
9/17/2020	48.4	
3/16/2021	53.7	
8/10/2021	56.5	
2/3/2022		57.7
8/17/2022		54.7
2/17/2023		59.4
7/28/2023		43

Mann-Whitney (Wilcoxon Rank Sum)

Constituent: Calcium (mg/L) Analysis Run 5/1/2024 3:55 PM View: Appendix III - Mann-Whitney
Plant Bowen Data: Bowen 3-4 CCR

	GWA-50	GWA-50
3/28/2016	3.89	
5/23/2016	2.16	
8/1/2016	1.37	
9/26/2016	1.86	
11/10/2016	1.86	
1/30/2017	2.86	
4/7/2017	2.34	
6/12/2017	1.87	
10/2/2017	2.53	
3/16/2018	1.8	
9/17/2018	2.3	
3/19/2019	4.2	
9/13/2019	1.9	
3/11/2020	1.6	
9/16/2020	1.7	
3/17/2021	1.4	
8/9/2021	1.5	
2/1/2022		1.5
8/16/2022		1.6
2/16/2023		1.4
7/28/2023		1.3

Mann-Whitney (Wilcoxon Rank Sum)

Constituent: Calcium (mg/L) Analysis Run 5/1/2024 3:55 PM View: Appendix III - Mann-Whitney
Plant Bowen Data: Bowen 3-4 CCR

	GWA-50R	GWA-50R
3/28/2016	7.04	
5/25/2016	13.5	
8/1/2016	2.2	
9/26/2016	5.72	
11/11/2016	2.5	
1/30/2017	2.01	
4/3/2017	6.26	
6/12/2017	7.44	
10/2/2017	6.55	
3/16/2018	2.6	
9/18/2018	1.3	
3/19/2019	4.6	
9/12/2019	3.7	
3/11/2020	1.2	
9/15/2020	0.94 (J)	
3/17/2021	5.4	
8/9/2021	1.7	
2/2/2022		0.93 (J)
8/17/2022		3.8
2/16/2023		0.81 (J)
7/28/2023		0.6 (J)

Mann-Whitney (Wilcoxon Rank Sum)

Constituent: Calcium (mg/L) Analysis Run 5/1/2024 3:55 PM View: Appendix III - Mann-Whitney
Plant Bowen Data: Bowen 3-4 CCR

	GWC-16R	GWC-16R
3/3/2016	52	
5/10/2016	57.6	
7/13/2016	49	
9/15/2016	55.4	
11/2/2016	54.8	
1/11/2017	51.6	
3/20/2017	52.5	
5/23/2017	58.7	
9/21/2017	63.8	
3/14/2018	60.6	
9/7/2018	62.4	
3/11/2019	63.8	
9/9/2019	55.7	
3/4/2020	60.6	
9/9/2020	57.1	
3/9/2021	76.4	
7/30/2021	65.5	
1/28/2022		68.5
8/11/2022		71.6
2/10/2023		84.6
8/4/2023		69.8

Mann-Whitney (Wilcoxon Rank Sum)

Constituent: Calcium (mg/L) Analysis Run 5/1/2024 3:55 PM View: Appendix III - Mann-Whitney
Plant Bowen Data: Bowen 3-4 CCR

	GWC-17R	GWC-17R
3/4/2016	69	
5/10/2016	72.9	
7/14/2016	58.2	
9/14/2016	62.2	
11/1/2016	62.5	
1/11/2017	63.9	
3/21/2017	63.8	
5/23/2017	62	
9/22/2017	67.2	
3/14/2018	65.6	
9/11/2018	63.2	
3/12/2019	65.3	
9/10/2019	66.7	
3/5/2020	71.4	
9/9/2020	63.2	
3/10/2021	67.1	
7/30/2021	64.4	
1/28/2022		64.7
8/11/2022		70.8
2/10/2023		69.6
8/3/2023		65.2

Mann-Whitney (Wilcoxon Rank Sum)

Constituent: Calcium (mg/L) Analysis Run 5/1/2024 3:55 PM View: Appendix III - Mann-Whitney
Plant Bowen Data: Bowen 3-4 CCR

	GWC-18	GWC-18
3/7/2016	16	
5/5/2016	17.2	
7/13/2016	12.3	
9/13/2016	17.8	
10/31/2016	6.22	
1/12/2017	16.6	
3/23/2017	19.6	
5/23/2017	21	
9/25/2017	17	
3/14/2018	23.4 (J)	
9/11/2018	18.1 (J)	
3/12/2019	23.2 (J)	
9/9/2019	15.2	
3/6/2020	23.5	
9/9/2020	15.3	
2/26/2021	25.2	
7/29/2021	22	
1/28/2022		19.1
8/10/2022		18.9
2/9/2023		26.2
8/3/2023		16.5

Mann-Whitney (Wilcoxon Rank Sum)

Constituent: Calcium (mg/L) Analysis Run 5/1/2024 3:55 PM View: Appendix III - Mann-Whitney
Plant Bowen Data: Bowen 3-4 CCR

	GWC-18R	GWC-18R
3/7/2016	30	
5/5/2016	29.6	
7/13/2016	27.8	
9/12/2016	29.1	
11/1/2016	26.2	
1/11/2017	25.2	
3/20/2017	29.9	
5/22/2017	28.9	
9/21/2017	30.8	
3/14/2018	27.6	
9/7/2018	29.5	
3/12/2019	28.6	
9/6/2019	27.5	
3/5/2020	32	
9/9/2020	28.5	
2/26/2021	31.9	
7/29/2021	30.5	
1/27/2022		29.3
8/10/2022		33.6
2/9/2023		31.2
8/4/2023		31.8

Mann-Whitney (Wilcoxon Rank Sum)

Constituent: Calcium (mg/L) Analysis Run 5/1/2024 3:55 PM View: Appendix III - Mann-Whitney
Plant Bowen Data: Bowen 3-4 CCR

	GWC-19R	GWC-19R
3/7/2016	30	
5/9/2016	32.6	
7/14/2016	25.6	
9/12/2016	29.6	
10/31/2016	26.5	
1/11/2017	28.5	
3/21/2017	29.1	
5/22/2017	28.2	
9/20/2017	32.1	
3/14/2018	30.7	
9/10/2018	30.7	
3/12/2019	31.1	
9/9/2019	29.6	
3/4/2020	34	
9/9/2020	30.5	
2/26/2021	33.3	
8/5/2021	33	
1/27/2022		33.2
8/9/2022		34.6
2/9/2023		33.7
8/4/2023		31.1

Mann-Whitney (Wilcoxon Rank Sum)

Constituent: Calcium (mg/L) Analysis Run 5/1/2024 3:55 PM View: Appendix III - Mann-Whitney
Plant Bowen Data: Bowen 3-4 CCR

	GWC-20R	GWC-20R
3/8/2016	40	
5/9/2016	43.8	
7/14/2016	36	
9/12/2016	42.1	
10/31/2016	43.4	
1/12/2017	39.1	
3/22/2017	37	
5/22/2017	36.8	
9/19/2017	37.7	
3/14/2018	35.9	
9/10/2018	31.6	
3/12/2019	35.2	
9/6/2019	32.35 (D)	
3/5/2020	38.9	
9/4/2020	40.2	
3/9/2021	35.8	
8/2/2021	34.7	
1/27/2022		36.2
8/9/2022		38.7
2/10/2023		38.4
8/3/2023		41.9

Mann-Whitney (Wilcoxon Rank Sum)

Constituent: Calcium (mg/L) Analysis Run 5/1/2024 3:55 PM View: Appendix III - Mann-Whitney
Plant Bowen Data: Bowen 3-4 CCR

	GWC-21R	GWC-21R
3/8/2016	63	
5/9/2016	50.8	
7/15/2016	48.2	
9/9/2016	56.9	
10/27/2016	57.9	
1/12/2017	60.5	
3/21/2017	63.7	
5/23/2017	60	
9/19/2017	58.9	
3/14/2018	65.6	
9/10/2018	61.7	
3/11/2019	67.1	
9/6/2019	57.8	
3/3/2020	70.2	
9/8/2020	61.9	
3/9/2021	64.1	
8/2/2021	59.3	
1/28/2022		60
8/10/2022		67.7
2/9/2023		68.2
8/4/2023		68.8

Mann-Whitney (Wilcoxon Rank Sum)

Constituent: Calcium (mg/L) Analysis Run 5/1/2024 3:55 PM View: Appendix III - Mann-Whitney
Plant Bowen Data: Bowen 3-4 CCR

	GWC-22R	GWC-22R
3/7/2016	32	
5/5/2016	32.2	
7/14/2016	26.8	
9/12/2016	31.1	
10/27/2016	29.2	
1/13/2017	30	
3/20/2017	32	
5/23/2017	27.5	
9/19/2017	30.3	
3/13/2018	32.1	
9/7/2018	32.7	
3/11/2019	33.9	
9/5/2019	31.8	
3/3/2020	37.2	
9/8/2020	34.7	
3/9/2021	35.7	
8/2/2021	34.1	
1/27/2022		36.9
8/10/2022		36
2/9/2023		37
8/3/2023		33.6

Mann-Whitney (Wilcoxon Rank Sum)

Constituent: Calcium (mg/L) Analysis Run 5/1/2024 3:55 PM View: Appendix III - Mann-Whitney
Plant Bowen Data: Bowen 3-4 CCR

	GWC-23R	GWC-23R
3/9/2016	55	
5/6/2016	62.4	
7/15/2016	49.5	
9/14/2016	54.4	
11/1/2016	52.8	
1/25/2017	57.2	
3/22/2017	58.1	
5/24/2017	64	
9/21/2017	61.1	
3/14/2018	59.9	
9/11/2018	60.2	
3/12/2019	61.6	
9/6/2019	55.9	
3/5/2020	63.7	
9/9/2020	57.6	
3/10/2021	62.2	
7/30/2021	58.7	
1/28/2022		64.9
8/11/2022		67
2/10/2023		68.7
8/3/2023		65.2

Mann-Whitney (Wilcoxon Rank Sum)

Constituent: Calcium (mg/L) Analysis Run 5/1/2024 3:55 PM View: Appendix III - Mann-Whitney
Plant Bowen Data: Bowen 3-4 CCR

	GWC-24R	GWC-24R
3/4/2016	32	
5/5/2016	34.6	
7/12/2016	29.6	
9/13/2016	31.1	
10/27/2016	32.8	
1/13/2017	34	
3/20/2017	33.4	
5/19/2017	33.2	
9/19/2017	29.5	
3/13/2018	30.8	
9/11/2018	29.1	
3/8/2019	28.8	
9/5/2019	29.6 (D)	
3/3/2020	33.3	
9/9/2020	31.5	
3/9/2021	33.2	
7/29/2021	32.6	
1/28/2022		34.4
8/9/2022		33.8
2/9/2023		32.8
8/3/2023		31.7

Mann-Whitney (Wilcoxon Rank Sum)

Constituent: Calcium (mg/L) Analysis Run 5/1/2024 3:55 PM View: Appendix III - Mann-Whitney
Plant Bowen Data: Bowen 3-4 CCR

	GWC-25R	GWC-25R
3/8/2016	34	
5/4/2016	36	
7/18/2016	31.7	
9/13/2016	32.5	
10/27/2016	30.9	
1/13/2017	31.2	
3/16/2017	29	
5/19/2017	33.9	
9/19/2017	31.3	
3/13/2018	33.3	
9/11/2018	30.9	
3/8/2019	33.1	
9/5/2019	34.6	
3/3/2020	37.6	
9/4/2020	36.6	
3/9/2021	36.4	
8/2/2021	35.4	
1/27/2022		34.4
8/9/2022		37.1
2/9/2023		35.6
8/3/2023		34.3

Mann-Whitney (Wilcoxon Rank Sum)

Constituent: Calcium (mg/L) Analysis Run 5/1/2024 3:55 PM View: Appendix III - Mann-Whitney
Plant Bowen Data: Bowen 3-4 CCR

	GWC-36RA	GWC-36RA
3/1/2016	32	
5/2/2016	30	
7/6/2016	29.2	
9/7/2016	28.4	
10/25/2016	30.8	
1/5/2017	32.6	
3/14/2017	29.1	
5/16/2017	28.5	
9/15/2017	29.1	
3/12/2018	30.6	
9/6/2018	26.1	
3/7/2019	28	
9/4/2019	27.9	
3/2/2020	35.2	
9/14/2020	32.4	
3/26/2021	30.1	
7/27/2021	35.7	
1/26/2022		41
8/8/2022		54.8
2/8/2023		54.1
8/3/2023		40.8

Mann-Whitney (Wilcoxon Rank Sum)

Constituent: Calcium (mg/L) Analysis Run 5/1/2024 3:55 PM View: Appendix III - Mann-Whitney
Plant Bowen Data: Bowen 3-4 CCR

	GWC-37	GWC-37
3/1/2016	0.98	
5/3/2016	1.12	
7/8/2016	1	
9/7/2016	0.858	
10/25/2016	0.859	
1/6/2017	1	
3/14/2017	0.844	
5/16/2017	0.922	
9/15/2017	0.85	
3/12/2018	0.81	
9/6/2018	0.79	
3/6/2019	0.78	
9/4/2019	0.76	
3/2/2020	0.77 (J)	
9/3/2020	0.73 (J)	
2/24/2021	0.71 (J)	
7/28/2021	0.75 (J)	
1/26/2022		0.7 (J)
8/8/2022		0.74 (J)
2/8/2023		0.7 (J)
8/2/2023		0.64 (J)

Mann-Whitney (Wilcoxon Rank Sum)

Constituent: Calcium (mg/L) Analysis Run 5/1/2024 3:55 PM View: Appendix III - Mann-Whitney
Plant Bowen Data: Bowen 3-4 CCR

	GWC-38	GWC-38
3/2/2016	2	
5/3/2016	2.68	
7/7/2016	2.21	
9/8/2016	1.8	
10/25/2016	1.15	
2/9/2017	0.495 (J)	
3/23/2017	0.543	
5/17/2017	0.889	
9/19/2017	1.28	
3/13/2018	1.4	
9/6/2018	1.6	
3/7/2019	2.6	
9/4/2019	1.65 (D)	
3/2/2020	2.5	
9/3/2020	1	
2/24/2021	1.2	
7/28/2021	1.1	
1/25/2022		1.1
8/5/2022		1.3 (J)
2/8/2023		1.3
8/2/2023		49.2

Mann-Whitney (Wilcoxon Rank Sum)

Constituent: Chloride (mg/L) Analysis Run 5/1/2024 3:55 PM View: Appendix III - Mann-Whitney

Plant Bowen Data: Bowen 3-4 CCR

	GWA-1	GWA-1
3/22/2016	1.5101	
5/19/2016	1.5	
7/29/2016	1.7	
9/23/2016	1.8	
11/9/2016	2	
1/30/2017	1.5	
3/30/2017	1.8	
6/9/2017	1.6	
10/2/2017	1.6	
3/16/2018	1.7	
9/17/2018	1.55 (D)	
3/20/2019	<1.4	
9/12/2019	1.3	
3/11/2020	1.4	
9/15/2020	1.3	
3/16/2021	1.3	
8/9/2021	1.3	
2/1/2022		1.2
8/16/2022		0.99 (J)
2/16/2023		1.2
7/27/2023		1.2

ND substitution: RL or RL/2 if <15% NDs.

Mann-Whitney (Wilcoxon Rank Sum)

Constituent: Chloride (mg/L) Analysis Run 5/1/2024 3:55 PM View: Appendix III - Mann-Whitney

Plant Bowen Data: Bowen 3-4 CCR

	GWA-2	GWA-2
3/23/2016	2.4904	
5/20/2016	1.71	
7/29/2016	2	
9/23/2016	1.8	
11/9/2016	1.6	
1/31/2017	1.3	
3/30/2017	1.6	
6/12/2017	1.6	
10/2/2017	0.94	
3/19/2018	1.9	
9/14/2018	0.98	
3/20/2019	<0.86	
9/12/2019	0.815 (JD)	
3/11/2020	2	
9/15/2020	1.2	
3/17/2021	1.4	
8/9/2021	1.5	
2/1/2022		1.4
8/16/2022		1.1
2/16/2023		1.6
7/27/2023		1.3

ND substitution: RL or RL/2 if <15% NDs.

Mann-Whitney (Wilcoxon Rank Sum)

Constituent: Chloride (mg/L) Analysis Run 5/1/2024 3:55 PM View: Appendix III - Mann-Whitney
Plant Bowen Data: Bowen 3-4 CCR

	GWA-2R	GWA-2R
3/23/2016	0.9079	
5/19/2016	0.9136	
7/29/2016	1.1	
9/22/2016	1	
11/10/2016	1.2	
1/31/2017	1.2	
4/3/2017	0.99	
6/9/2017	0.87	
10/2/2017	1	
3/16/2018	1.6	
9/14/2018	0.92	
3/19/2019	2	
9/13/2019	0.94 (J)	
3/11/2020	0.6 (J)	
9/15/2020	0.75 (J)	
3/16/2021	0.73 (J)	
8/9/2021	1.1	
2/1/2022		0.77 (J)
8/16/2022		0.82 (J)
2/16/2023		1.9
7/27/2023		0.92 (J)

Mann-Whitney (Wilcoxon Rank Sum)

Constituent: Chloride (mg/L) Analysis Run 5/1/2024 3:55 PM View: Appendix III - Mann-Whitney

Plant Bowen Data: Bowen 3-4 CCR

	GWA-39RZ	GWA-39RZ
5/16/2016	1.74 (D)	
7/27/2016	2.1 (D)	
2/21/2017	4 (D)	
3/27/2017	2.6 (D)	
6/8/2017	2.1 (D)	
7/17/2017	1.9 (D)	
7/27/2017	3 (D)	
8/9/2017	2.5 (D)	
9/29/2017	2.7 (D)	
3/16/2018	2.6	
9/14/2018	1.9	
3/14/2019	2.8	
9/10/2019	2.3	
3/9/2020	1.5	
9/16/2020	1.7	
3/16/2021	1.3	
8/6/2021	1.3	
2/2/2022		1.5
8/16/2022		1.6
2/14/2023		1.6
7/25/2023		1.7

Mann-Whitney (Wilcoxon Rank Sum)

Constituent: Chloride (mg/L) Analysis Run 5/1/2024 3:55 PM View: Appendix III - Mann-Whitney
Plant Bowen Data: Bowen 3-4 CCR

	GWA-39Z	GWA-39Z
3/14/2016	1.795	
5/11/2016	2.04	
7/19/2016	2.1	
9/15/2016	1.7	
11/2/2016	1.8	
1/18/2017	1.7	
3/28/2017	1.3	
6/7/2017	1.2	
9/26/2017	1.7	
3/14/2018	1.4	
9/12/2018	1.6	
3/15/2019	1.7	
9/9/2019	1.2	
3/9/2020	1.2	
9/10/2020	1.2	
3/12/2021	1.2	
8/4/2021	1.1	
1/31/2022		1
8/10/2022		0.93 (J)
2/13/2023		1.3
7/26/2023		1.3

Mann-Whitney (Wilcoxon Rank Sum)

Constituent: Chloride (mg/L) Analysis Run 5/1/2024 3:55 PM View: Appendix III - Mann-Whitney

Plant Bowen Data: Bowen 3-4 CCR

	GWA-3A	GWA-3A
3/23/2016	1.6092	
5/23/2016	1.52	
7/29/2016	1.5	
9/22/2016	1.4	
11/10/2016	1.6	
1/31/2017	1.6	
3/30/2017	1.4	
6/12/2017	1.4	
10/4/2017	1.5	
3/19/2018	1.5	
9/17/2018	1.5	
3/20/2019	<1.5	
9/13/2019	1.5	
3/11/2020	1.4	
3/29/2021	1.5	
8/9/2021	1.4	
2/2/2022		1.9
8/16/2022		2.5
2/17/2023		6.3
8/1/2023		5.7

ND substitution: RL or RL/2 if <15% NDs.

Mann-Whitney (Wilcoxon Rank Sum)

Constituent: Chloride (mg/L) Analysis Run 5/1/2024 3:55 PM View: Appendix III - Mann-Whitney

Plant Bowen Data: Bowen 3-4 CCR

	GWA-40	GWA-40
3/15/2016	1.1671	
5/11/2016	0.8763	
7/21/2016	1.4	
9/19/2016	1.1	
11/3/2016	1.2	
1/17/2017	1	
3/24/2017	1.2	
5/24/2017	1.5	
9/26/2017	2.4	
12/28/2017	3.9 (Y)	
3/14/2018	2.4	
9/12/2018	1	
3/13/2019	2.2	
9/9/2019	0.83 (X)	
3/9/2020	1.5	
9/11/2020	0.77 (J)	
3/10/2021	0.97 (J)	
8/4/2021	0.82 (J)	
1/31/2022		0.71 (J)
8/12/2022		<1
2/13/2023		1.1
7/26/2023		0.92 (J)

ND substitution: RL or RL/2 if <15% NDs.

Mann-Whitney (Wilcoxon Rank Sum)

Constituent: Chloride (mg/L) Analysis Run 5/1/2024 3:55 PM View: Appendix III - Mann-Whitney
Plant Bowen Data: Bowen 3-4 CCR

	GWA-41	GWA-41
3/15/2016	4.1666	
5/12/2016	1.78	
7/20/2016	1.8	
9/15/2016	1.4	
11/3/2016	1.6	
1/18/2017	1.5	
3/24/2017	1.4	
6/6/2017	2.8	
9/25/2017	1.8	
3/14/2018	3	
9/12/2018	1.4	
3/14/2019	2.6	
9/10/2019	1.1	
3/6/2020	1.3	
9/10/2020	1.2	
3/11/2021	1.5	
8/4/2021	1.2	
1/31/2022		1
8/11/2022		1.3
2/13/2023		1.6
7/25/2023		0.97 (J)

Mann-Whitney (Wilcoxon Rank Sum)

Constituent: Chloride (mg/L) Analysis Run 5/1/2024 3:55 PM View: Appendix III - Mann-Whitney
Plant Bowen Data: Bowen 3-4 CCR

	GWA-41R	GWA-41R
3/15/2016	6.1465	
5/13/2016	3.08	
7/21/2016	3.7	
9/21/2016	2.4	
11/3/2016	3.4	
1/17/2017	1.9	
3/27/2017	2.4	
6/6/2017	4.5	
9/25/2017	2.5	
3/14/2018	4 (J)	
9/12/2018	2.1	
3/14/2019	2.9	
9/10/2019	1.7	
3/9/2020	1.3	
9/10/2020	1.4	
3/10/2021	1.6	
8/4/2021	1.3	
1/31/2022		1
8/11/2022		1.4
2/13/2023		1.5
7/25/2023		1.3

Mann-Whitney (Wilcoxon Rank Sum)

Constituent: Chloride (mg/L) Analysis Run 5/1/2024 3:55 PM View: Appendix III - Mann-Whitney

Plant Bowen Data: Bowen 3-4 CCR

	GWA-42	GWA-42
3/11/2016	2.4984	
5/16/2016	2.22	
7/22/2016	2.6	
9/19/2016	2.5	
11/3/2016	3	
1/17/2017	2.9	
3/27/2017	3	
6/7/2017	3	
9/26/2017	3.1	
3/14/2018	3.2	
9/14/2018	2.3	
3/14/2019	3.6	
9/10/2019	2	
3/6/2020	2.7	
9/10/2020	2	
3/11/2021	2.5	
8/4/2021	2.3	
1/31/2022		2
8/10/2022		1.8
2/13/2023		2.4
7/26/2023		1.9

Mann-Whitney (Wilcoxon Rank Sum)

Constituent: Chloride (mg/L) Analysis Run 5/1/2024 3:55 PM View: Appendix III - Mann-Whitney
Plant Bowen Data: Bowen 3-4 CCR

	GWA-43	GWA-43
3/11/2016	1.2562	
5/13/2016	1.32	
7/19/2016	1.3	
9/16/2016	1.2	
11/2/2016	1.4	
1/18/2017	1.2	
3/28/2017	1.4	
6/6/2017	1.4	
9/22/2017	1.3	
3/14/2018	1.3	
9/12/2018	1.3	
3/13/2019	1.6	
9/11/2019	1.3	
3/9/2020	1.2	
9/11/2020	1.3	
3/11/2021	1.3	
8/6/2021	1.3	
1/31/2022		1.1
8/11/2022		1.4
2/14/2023		1.3
7/25/2023		1.4

Mann-Whitney (Wilcoxon Rank Sum)

Constituent: Chloride (mg/L) Analysis Run 5/1/2024 3:55 PM View: Appendix III - Mann-Whitney

Plant Bowen Data: Bowen 3-4 CCR

	GWA-43R	GWA-43R
3/11/2016	1.9467	
5/13/2016	2.14	
7/19/2016	3.1	
9/16/2016	3.5	
11/2/2016	4.7	
1/18/2017	4.9	
3/28/2017	4.1	
6/6/2017	3.6	
9/22/2017	3.9	
3/15/2018	2.8	
9/12/2018	3.1	
3/13/2019	2.9	
9/11/2019	3.1	
3/9/2020	2.2	
9/14/2020	3.3	
3/11/2021	2.7	
8/5/2021	1.9	
1/31/2022		1.7
8/10/2022		1.7
2/13/2023		1.8
7/25/2023		2

Mann-Whitney (Wilcoxon Rank Sum)

Constituent: Chloride (mg/L) Analysis Run 5/1/2024 3:55 PM View: Appendix III - Mann-Whitney

Plant Bowen Data: Bowen 3-4 CCR

	GWA-4RZ	GWA-4RZ
2/22/2017	3.7 (D)	
4/7/2017	2.5 (D)	
6/14/2017	2.6 (D)	
7/12/2017	2.8 (D)	
7/20/2017	2.3 (D)	
7/28/2017	2 (D)	
8/9/2017	1.8 (D)	
8/24/2017	2.9 (D)	
10/3/2017	2.8 (D)	
3/21/2018	2.9	
9/18/2018	3.1	
3/21/2019	3.6 (D)	
9/12/2019	2.1 (D)	
3/12/2020	2.3	
9/17/2020	2.4	
3/16/2021	2.7	
8/10/2021	2.8	
2/3/2022		2.6
8/17/2022		2.6
2/17/2023		3
7/28/2023		3

Mann-Whitney (Wilcoxon Rank Sum)

Constituent: Chloride (mg/L) Analysis Run 5/1/2024 3:55 PM View: Appendix III - Mann-Whitney
Plant Bowen Data: Bowen 3-4 CCR

	GWA-50	GWA-50
3/28/2016	1.14	
5/23/2016	1.19	
8/1/2016	1.2	
9/26/2016	1.1	
11/10/2016	1.3	
1/30/2017	1.2	
4/7/2017	1.2	
6/12/2017	1.1	
10/2/2017	1.2	
3/16/2018	1.4	
9/17/2018	1.1	
3/19/2019	<1.2	
9/13/2019	1	
3/11/2020	0.91 (J)	
9/16/2020	0.97 (J)	
3/17/2021	1 (J)	
8/9/2021	1 (J)	
2/1/2022		0.91 (J)
8/16/2022		0.69 (J)
2/16/2023		0.91 (J)
7/28/2023		0.95 (J)

ND substitution: RL or RL/2 if <15% NDs.

Mann-Whitney (Wilcoxon Rank Sum)

Constituent: Chloride (mg/L) Analysis Run 5/1/2024 3:55 PM View: Appendix III - Mann-Whitney
Plant Bowen Data: Bowen 3-4 CCR

	GWA-50R	GWA-50R
3/28/2016	0.9204	
5/25/2016	1.04	
8/1/2016	0.85	
9/26/2016	0.87	
11/11/2016	0.99	
1/30/2017	0.95	
4/3/2017	0.88	
6/12/2017	0.83	
10/2/2017	0.94	
3/16/2018	<1	
9/18/2018	1	
3/19/2019	<1	
9/12/2019	0.74 (J)	
3/11/2020	0.73 (J)	
9/15/2020	0.7 (J)	
3/17/2021	0.81 (J)	
8/9/2021	0.78 (J)	
2/2/2022		0.7 (J)
8/17/2022		<1
2/16/2023		0.71 (J)
7/28/2023		0.72 (J)

ND substitution: RL or RL/2 if <15% NDs.

Mann-Whitney (Wilcoxon Rank Sum)

Constituent: Chloride (mg/L) Analysis Run 5/1/2024 3:55 PM View: Appendix III - Mann-Whitney
Plant Bowen Data: Bowen 3-4 CCR

	GWC-16R	GWC-16R
3/3/2016	1.3707 (D)	
5/10/2016	1.41	
7/13/2016	1.7	
9/15/2016	1.9	
11/2/2016	2.3	
1/11/2017	2	
3/20/2017	2.2	
5/23/2017	2	
9/21/2017	2.3	
3/14/2018	2.1	
9/7/2018	2.1	
3/11/2019	2.4	
9/9/2019	1.1	
3/4/2020	0.79 (J)	
9/9/2020	1 (J)	
3/9/2021	1.5	
7/30/2021	1	
1/28/2022		1.6
8/11/2022		1.4
2/10/2023		1.8
8/4/2023		1.1

Mann-Whitney (Wilcoxon Rank Sum)

Constituent: Chloride (mg/L) Analysis Run 5/1/2024 3:55 PM View: Appendix III - Mann-Whitney

Plant Bowen Data: Bowen 3-4 CCR

	GWC-17R	GWC-17R
3/4/2016	6.4905	
5/10/2016	7.1	
7/14/2016	6.4	
9/14/2016	6	
11/1/2016	7	
1/11/2017	6	
3/21/2017	6.1	
5/23/2017	6	
9/22/2017	6.2	
3/14/2018	6.1	
9/11/2018	6.7	
3/12/2019	6.9	
9/10/2019	4.5	
3/5/2020	4.5	
9/9/2020	4.3	
3/10/2021	4.7	
7/30/2021	4.3	
1/28/2022		4.6
8/11/2022		4.7
2/10/2023		4.7
8/3/2023		4.2

Mann-Whitney (Wilcoxon Rank Sum)

Constituent: Chloride (mg/L) Analysis Run 5/1/2024 3:55 PM View: Appendix III - Mann-Whitney

Plant Bowen Data: Bowen 3-4 CCR

	GWC-18	GWC-18
3/7/2016	2.0446	
5/5/2016	2.28	
7/13/2016	2.2	
9/13/2016	2	
10/31/2016	2.3	
1/12/2017	1.9	
3/23/2017	2.2	
5/23/2017	2	
9/25/2017	2.1	
3/14/2018	2.1	
9/11/2018	2.3	
3/12/2019	2.8	
9/9/2019	2	
3/6/2020	2.2	
9/9/2020	2.1	
2/26/2021	2.3	
7/29/2021	2.1	
1/28/2022		2.1
8/10/2022		2.3
2/9/2023		2.5
8/3/2023		1.9

Mann-Whitney (Wilcoxon Rank Sum)

Constituent: Chloride (mg/L) Analysis Run 5/1/2024 3:55 PM View: Appendix III - Mann-Whitney
Plant Bowen Data: Bowen 3-4 CCR

	GWC-18R	GWC-18R
3/7/2016	2.2698	
5/5/2016	2.48	
7/13/2016	2.5	
9/12/2016	2.5	
11/1/2016	2.9	
1/11/2017	2.5	
3/20/2017	2.2	
5/22/2017	2.3	
9/21/2017	2.3	
3/14/2018	2.2	
9/7/2018	2.3	
3/12/2019	3.3	
9/6/2019	2.3	
3/5/2020	2.2	
9/9/2020	2.3	
2/26/2021	2.4	
7/29/2021	2.2	
1/27/2022		2.3
8/10/2022		2.6
2/9/2023		2.6
8/4/2023		2.2

Mann-Whitney (Wilcoxon Rank Sum)

Constituent: Chloride (mg/L) Analysis Run 5/1/2024 3:55 PM View: Appendix III - Mann-Whitney

Plant Bowen Data: Bowen 3-4 CCR

	GWC-19R	GWC-19R
3/7/2016	2.3254	
5/9/2016	2.48	
7/14/2016	2.5	
9/12/2016	2.5	
10/31/2016	3	
1/11/2017	2.5	
3/21/2017	2.3	
5/22/2017	2.4	
9/20/2017	2.4	
3/14/2018	2.2	
9/10/2018	2.1	
3/12/2019	2.8	
9/9/2019	2.3	
3/4/2020	2.3	
9/9/2020	2.4	
2/26/2021	2.4	
8/5/2021	2.6	
1/27/2022		2.5
8/9/2022		2.3
2/9/2023		2.7
8/4/2023		2.3

Mann-Whitney (Wilcoxon Rank Sum)

Constituent: Chloride (mg/L) Analysis Run 5/1/2024 3:55 PM View: Appendix III - Mann-Whitney
Plant Bowen Data: Bowen 3-4 CCR

	GWC-20R	GWC-20R
3/8/2016	1.2699	
5/9/2016	1.39	
7/14/2016	1.7	
9/12/2016	1.6	
10/31/2016	1.9	
1/12/2017	1.8	
3/22/2017	2	
5/22/2017	1.9	
9/19/2017	1.9	
3/14/2018	2	
9/10/2018	1.6	
3/12/2019	2.7	
9/6/2019	1.6	
3/5/2020	1.5	
9/4/2020	1.5	
3/9/2021	1.9	
8/2/2021	1.8	
1/27/2022		1.9
8/9/2022		1.7
2/10/2023		2
8/3/2023		1.5

Mann-Whitney (Wilcoxon Rank Sum)

Constituent: Chloride (mg/L) Analysis Run 5/1/2024 3:55 PM View: Appendix III - Mann-Whitney
Plant Bowen Data: Bowen 3-4 CCR

	GWC-21R	GWC-21R
3/8/2016	4.2184	
5/9/2016	3.08	
7/15/2016	3.8	
9/9/2016	3.9	
10/27/2016	4.7	
1/12/2017	4.2	
3/21/2017	4.2	
5/23/2017	4.1	
9/19/2017	4.4	
3/14/2018	4.4	
9/10/2018	3.9	
3/11/2019	4.2	
9/6/2019	3.5	
3/3/2020	3.9	
9/8/2020	4.1	
3/9/2021	5	
8/2/2021	5.6	
1/28/2022		4.6
8/10/2022		4.1
2/9/2023		4.5
8/4/2023		3.1

Mann-Whitney (Wilcoxon Rank Sum)

Constituent: Chloride (mg/L) Analysis Run 5/1/2024 3:55 PM View: Appendix III - Mann-Whitney
Plant Bowen Data: Bowen 3-4 CCR

	GWC-22R	GWC-22R
3/7/2016	2.6729	
5/5/2016	2.81	
7/14/2016	2.8	
9/12/2016	2.8	
10/27/2016	3.3	
1/13/2017	2.7	
3/20/2017	2.8	
5/23/2017	2.6	
9/19/2017	2.6	
3/13/2018	2.8	
9/7/2018	2.7	
3/11/2019	3.2	
9/5/2019	2.7	
3/3/2020	2.5	
9/8/2020	2.6	
3/9/2021	2.4	
8/2/2021	2.4	
1/27/2022		2.5
8/10/2022		2.7
2/9/2023		2.7
8/3/2023		2.3

Mann-Whitney (Wilcoxon Rank Sum)

Constituent: Chloride (mg/L) Analysis Run 5/1/2024 3:55 PM View: Appendix III - Mann-Whitney
Plant Bowen Data: Bowen 3-4 CCR

	GWC-23R	GWC-23R
3/9/2016	1.5349	
5/6/2016	1.63	
7/15/2016	2	
9/14/2016	2	
11/1/2016	2.4	
1/25/2017	2.1	
3/22/2017	2.2	
5/24/2017	2	
9/21/2017	2.4	
3/14/2018	2.2	
9/11/2018	2.4	
3/12/2019	2.4	
9/6/2019	1.4	
3/5/2020	1.3	
9/9/2020	2	
3/10/2021	1.6	
7/30/2021	1.4	
1/28/2022		1.7
8/11/2022		2.1
2/10/2023		2
8/3/2023		1.8

Mann-Whitney (Wilcoxon Rank Sum)

Constituent: Chloride (mg/L) Analysis Run 5/1/2024 3:55 PM View: Appendix III - Mann-Whitney
Plant Bowen Data: Bowen 3-4 CCR

	GWC-24R	GWC-24R
3/4/2016	2.7291	
5/5/2016	2.54	
7/12/2016	2.6	
9/13/2016	2.5	
10/27/2016	3.1	
1/13/2017	2.7	
3/20/2017	2.6	
5/19/2017	2.5	
9/19/2017	2.3	
3/13/2018	<0.25	
9/11/2018	2.3	
3/8/2019	2.6	
9/5/2019	2.2	
3/3/2020	2.1	
9/9/2020	2.5	
3/9/2021	2.1	
7/29/2021	2.2	
1/28/2022		2.2
8/9/2022		2
2/9/2023		2.5
8/3/2023		2.1

ND substitution: RL or RL/2 if <15% NDs.

Mann-Whitney (Wilcoxon Rank Sum)

Constituent: Chloride (mg/L) Analysis Run 5/1/2024 3:55 PM View: Appendix III - Mann-Whitney
Plant Bowen Data: Bowen 3-4 CCR

	GWC-25R	GWC-25R
3/8/2016	2.5307	
5/4/2016	2.76	
7/18/2016	2.8	
9/13/2016	2.7	
10/27/2016	3.2	
1/13/2017	2.6	
3/16/2017	2.6	
5/19/2017	2.6	
9/19/2017	2.4	
3/13/2018	2.7	
9/11/2018	2.4	
3/8/2019	2.8	
9/5/2019	2.5	
3/3/2020	2.4	
9/4/2020	2.5	
3/9/2021	2.3	
8/2/2021	2.3	
1/27/2022		2.4
8/9/2022		2.2
2/9/2023		2.6
8/3/2023		2.3

Mann-Whitney (Wilcoxon Rank Sum)

Constituent: Chloride (mg/L) Analysis Run 5/1/2024 3:55 PM View: Appendix III - Mann-Whitney
Plant Bowen Data: Bowen 3-4 CCR

	GWC-36RA	GWC-36RA
3/1/2016	3.096	
5/2/2016	2.92	
7/6/2016	3.2	
9/7/2016	3.4	
10/25/2016	3.4	
1/5/2017	3.3	
3/14/2017	2.9	
5/16/2017	2.9	
9/15/2017	2.7	
3/12/2018	3.2	
9/6/2018	2.7	
3/7/2019	2.8	
9/4/2019	2.7	
3/2/2020	2.4	
9/14/2020	2.9	
3/26/2021	2.5	
7/27/2021	2.8	
1/26/2022		2.4
8/8/2022		2.6
2/8/2023		3.1
8/3/2023		2.5

Mann-Whitney (Wilcoxon Rank Sum)

Constituent: Chloride (mg/L) Analysis Run 5/1/2024 3:55 PM View: Appendix III - Mann-Whitney

Plant Bowen Data: Bowen 3-4 CCR

	GWC-37	GWC-37
3/1/2016	1.2389	
5/3/2016	1.22	
7/8/2016	1.2	
9/7/2016	1	
10/25/2016	1.2	
1/6/2017	0.97	
3/14/2017	1	
5/16/2017	0.9	
9/15/2017	1.1	
3/12/2018	1.1	
9/6/2018	1	
3/6/2019	<1.1	
9/4/2019	0.81 (J)	
3/2/2020	0.78 (J)	
9/3/2020	0.82 (J)	
2/24/2021	0.84 (J)	
7/28/2021	0.88 (J)	
1/26/2022		0.88 (J)
8/8/2022		0.64 (J)
2/8/2023		1.1
8/2/2023		1

ND substitution: RL or RL/2 if <15% NDs.

Mann-Whitney (Wilcoxon Rank Sum)

Constituent: Chloride (mg/L) Analysis Run 5/1/2024 3:55 PM View: Appendix III - Mann-Whitney
Plant Bowen Data: Bowen 3-4 CCR

	GWC-38	GWC-38
3/2/2016	2.4559	
5/3/2016	2.49	
7/7/2016	2.5	
9/8/2016	2.2	
10/25/2016	2.5	
2/9/2017	2	
3/23/2017	2.2	
5/17/2017	2.4	
9/19/2017	2.5	
3/13/2018	2.4	
9/6/2018	2.7	
3/7/2019	2.9	
9/4/2019	2.9	
3/2/2020	2.5	
9/3/2020	2.9	
2/24/2021	3.1	
7/28/2021	3.3	
1/25/2022		3.2
8/5/2022		3.1
2/8/2023		3.5
8/2/2023		3.4

Mann-Whitney (Wilcoxon Rank Sum)

Constituent: Fluoride (mg/L) Analysis Run 5/1/2024 3:55 PM View: Appendix III - Mann-Whitney

Plant Bowen Data: Bowen 3-4 CCR

	GWA-1	GWA-1
3/22/2016	0.0614 (J)	
5/19/2016	0.064 (J)	
7/29/2016	0.11 (J)	
9/23/2016	0.03 (J)	
11/9/2016	0.1 (J)	
1/30/2017	<0.1	
3/30/2017	0.01 (J)	
6/9/2017	0.04 (J)	
10/2/2017	0.07 (J)	
3/16/2018	0.029 (J)	
9/17/2018	<0.1 (D)	
3/20/2019	<0.1	
9/12/2019	0.051 (J)	
3/11/2020	0.052 (J)	
9/15/2020	0.05 (J)	
3/16/2021	<0.1	
8/9/2021	<0.1	
2/1/2022		<0.1
8/16/2022		0.089 (J)
2/16/2023		0.07 (J)
7/27/2023		0.054 (J)

ND substitution: RL or RL/2 if <15% NDs.

Mann-Whitney (Wilcoxon Rank Sum)

Constituent: Fluoride (mg/L) Analysis Run 5/1/2024 3:55 PM View: Appendix III - Mann-Whitney

Plant Bowen Data: Bowen 3-4 CCR

	GWA-2	GWA-2
3/23/2016	0.0477 (J)	
5/20/2016	0.033 (J)	
7/29/2016	0.16 (J)	
9/23/2016	0.1 (J)	
11/9/2016	0.04 (J)	
1/31/2017	<0.1	
3/30/2017	0.02 (J)	
6/12/2017	0.17 (J)	
10/2/2017	<0.1	
3/19/2018	1.1 (O)	
9/14/2018	<0.1	
3/20/2019	<0.1	
9/12/2019	<0.1 (D)	
3/11/2020	<0.1	
9/15/2020	<0.1	
3/17/2021	<0.1	
8/9/2021	<0.1	
2/1/2022		<0.1
8/16/2022		0.086 (J)
2/16/2023		0.061 (J)
7/27/2023		0.057 (J)

ND substitution: RL or RL/2 if <15% NDs.

Mann-Whitney (Wilcoxon Rank Sum)

Constituent: Fluoride (mg/L) Analysis Run 5/1/2024 3:55 PM View: Appendix III - Mann-Whitney

Plant Bowen Data: Bowen 3-4 CCR

	GWA-2R	GWA-2R
3/23/2016	0.0826 (J)	
5/19/2016	0.0409 (J)	
7/29/2016	0.07 (J)	
9/22/2016	<0.1	
11/10/2016	0.03 (J)	
1/31/2017	<0.1	
4/3/2017	0.02 (J)	
6/9/2017	0.06 (J)	
10/2/2017	<0.1	
3/16/2018	<0.1	
9/14/2018	<0.1	
3/19/2019	0.056 (J)	
9/13/2019	0.055 (J)	
3/11/2020	0.052 (J)	
9/15/2020	<0.1	
3/16/2021	<0.1	
8/9/2021	<0.1	
2/1/2022		<0.1
8/16/2022		0.09 (J)
2/16/2023		0.079 (J)
7/27/2023		0.062 (J)

ND substitution: RL or RL/2 if <15% NDs.

Mann-Whitney (Wilcoxon Rank Sum)

Constituent: Fluoride (mg/L) Analysis Run 5/1/2024 3:55 PM View: Appendix III - Mann-Whitney

Plant Bowen Data: Bowen 3-4 CCR

	GWA-39RZ	GWA-39RZ
5/16/2016	0.0202 (JD)	
7/27/2016	0.08 (JD)	
2/21/2017	0.17 (JD)	
3/27/2017	0.09 (JD)	
6/8/2017	0.05 (JD)	
7/17/2017	0.05 (JD)	
7/27/2017	0.08 (JD)	
8/9/2017	<0.1 (*)	
9/29/2017	0.04 (JD)	
3/16/2018	0.27 (J)	
9/14/2018	0.1 (J)	
3/14/2019	0.066 (X)	
9/10/2019	0.055 (X)	
3/9/2020	<0.1	
9/16/2020	<0.1	
3/16/2021	<0.1	
8/6/2021	<0.1	
2/2/2022		<0.1
8/16/2022		<0.1
2/14/2023		0.074 (J)
7/25/2023		<0.1

ND substitution: RL or RL/2 if <15% NDs.

Mann-Whitney (Wilcoxon Rank Sum)

Constituent: Fluoride (mg/L) Analysis Run 5/1/2024 3:55 PM View: Appendix III - Mann-Whitney

Plant Bowen Data: Bowen 3-4 CCR

	GWA-39Z	GWA-39Z
3/14/2016	0.0657 (J)	
5/11/2016	0.0401 (J)	
7/19/2016	<0.1	
9/15/2016	<0.1	
11/2/2016	0.04 (J)	
1/18/2017	0.03 (J)	
3/28/2017	0.06 (J)	
6/7/2017	0.06 (J)	
9/26/2017	0.04 (J)	
3/14/2018	0.14 (J)	
9/12/2018	<0.1	
3/15/2019	<0.1	
9/9/2019	0.054 (X)	
3/9/2020	<0.1	
9/10/2020	<0.1	
3/12/2021	0.051 (J)	
8/4/2021	<0.1	
1/31/2022		<0.1
8/10/2022		0.075 (J)
2/13/2023		0.064 (J)
7/26/2023		0.055 (J)

ND substitution: RL or RL/2 if <15% NDs.

Mann-Whitney (Wilcoxon Rank Sum)

Constituent: Fluoride (mg/L) Analysis Run 5/1/2024 3:55 PM View: Appendix III - Mann-Whitney
Plant Bowen Data: Bowen 3-4 CCR

	GWA-3A	GWA-3A
3/23/2016	<0.1	
5/23/2016	<0.1	
7/29/2016	<0.1	
9/22/2016	<0.1	
11/10/2016	<0.1	
1/31/2017	<0.1	
3/30/2017	<0.1	
6/12/2017	<0.1	
10/4/2017	<0.1	
3/19/2018	<0.1	
9/17/2018	<0.1	
3/20/2019	<0.1	
9/13/2019	<0.1	
3/11/2020	<0.1	
3/29/2021	0.053 (J)	
8/9/2021	0.055 (J)	
2/2/2022		<0.1
8/16/2022		0.082 (J)
2/17/2023		0.055 (J)
8/1/2023		<0.1

ND substitution: RL or RL/2 if <15% NDs.

Mann-Whitney (Wilcoxon Rank Sum)

Constituent: Fluoride (mg/L) Analysis Run 5/1/2024 3:55 PM View: Appendix III - Mann-Whitney

Plant Bowen Data: Bowen 3-4 CCR

	GWA-40	GWA-40
3/15/2016	0.0267 (J)	
5/11/2016	0.0255 (J)	
7/21/2016	<0.1	
9/19/2016	<0.1	
11/3/2016	0.11 (J)	
1/17/2017	0.02 (J)	
3/24/2017	<0.1	
5/24/2017	<0.1	
9/26/2017	<0.1	
3/14/2018	0.055 (J)	
9/12/2018	<0.1	
3/13/2019	0.045 (X)	
9/9/2019	<0.1	
3/9/2020	<0.1	
9/11/2020	<0.1	
3/10/2021	<0.1	
8/4/2021	<0.1	
1/31/2022		<0.1
8/12/2022		0.068 (J)
2/13/2023		0.054 (J)
7/26/2023		<0.1

ND substitution: RL or RL/2 if <15% NDs.

Mann-Whitney (Wilcoxon Rank Sum)

Constituent: Fluoride (mg/L) Analysis Run 5/1/2024 3:55 PM View: Appendix III - Mann-Whitney
Plant Bowen Data: Bowen 3-4 CCR

	GWA-41	GWA-41
3/15/2016	0.0285 (J)	
5/12/2016	0.022 (J)	
7/20/2016	<0.1	
9/15/2016	<0.1	
11/3/2016	0.05 (J)	
1/18/2017	0.02 (J)	
3/24/2017	<0.1	
6/6/2017	<0.1	
9/25/2017	<0.1	
3/14/2018	<0.1	
9/12/2018	<0.1	
3/14/2019	0.039 (X)	
9/10/2019	<0.1	
3/6/2020	<0.1	
9/10/2020	<0.1	
3/11/2021	<0.1	
8/4/2021	<0.1	
1/31/2022		<0.1
8/11/2022		<0.1
2/13/2023		0.05 (J)
7/25/2023		<0.1

ND substitution: RL or RL/2 if <15% NDs.

Mann-Whitney (Wilcoxon Rank Sum)

Constituent: Fluoride (mg/L) Analysis Run 5/1/2024 3:55 PM View: Appendix III - Mann-Whitney

Plant Bowen Data: Bowen 3-4 CCR

	GWA-41R	GWA-41R
3/15/2016	0.0394 (J)	
5/13/2016	0.0234 (J)	
7/21/2016	<0.1	
9/21/2016	<0.1	
11/3/2016	0.12 (J)	
1/17/2017	0.01 (J)	
3/27/2017	<0.1	
6/6/2017	<0.1	
9/25/2017	<0.1	
3/14/2018	<0.1	
9/12/2018	<0.1	
3/14/2019	0.04 (X)	
9/10/2019	<0.1	
3/9/2020	<0.1	
9/10/2020	<0.1	
3/10/2021	<0.1	
8/4/2021	<0.1	
1/31/2022		<0.1
8/11/2022		<0.1
2/13/2023		<0.1
7/25/2023		<0.1

ND substitution: RL or RL/2 if <15% NDs.

Mann-Whitney (Wilcoxon Rank Sum)

Constituent: Fluoride (mg/L) Analysis Run 5/1/2024 3:55 PM View: Appendix III - Mann-Whitney

Plant Bowen Data: Bowen 3-4 CCR

	GWA-42	GWA-42
3/11/2016	0.0296 (J)	
5/16/2016	0.0287 (J)	
7/22/2016	0.04 (J)	
9/19/2016	<0.1	
11/3/2016	0.04 (J)	
1/17/2017	0.02 (J)	
3/27/2017	<0.1	
6/7/2017	<0.1	
9/26/2017	<0.1	
3/14/2018	0.06 (J)	
9/14/2018	<0.1	
3/14/2019	0.058 (X)	
9/10/2019	<0.1	
3/6/2020	<0.1	
9/10/2020	<0.1	
3/11/2021	<0.1	
8/4/2021	<0.1	
1/31/2022		<0.1
8/10/2022		0.068 (J)
2/13/2023		0.056 (J)
7/26/2023		<0.1

ND substitution: RL or RL/2 if <15% NDs.

Mann-Whitney (Wilcoxon Rank Sum)

Constituent: Fluoride (mg/L) Analysis Run 5/1/2024 3:55 PM View: Appendix III - Mann-Whitney
Plant Bowen Data: Bowen 3-4 CCR

	GWA-43	GWA-43
3/11/2016	0.0329 (J)	
5/13/2016	0.0459 (J)	
7/19/2016	<0.1	
9/16/2016	<0.1	
11/2/2016	0.04 (J)	
1/18/2017	<0.1	
3/28/2017	<0.1	
6/6/2017	<0.1	
9/22/2017	<0.1	
3/14/2018	<0.1	
9/12/2018	<0.1	
3/13/2019	<0.1	
9/11/2019	<0.1	
3/9/2020	<0.1	
9/11/2020	<0.1	
3/11/2021	<0.1	
8/6/2021	<0.1	
1/31/2022		<0.1
8/11/2022		<0.1
2/14/2023		0.052 (J)
7/25/2023		<0.1

ND substitution: RL or RL/2 if <15% NDs.

Mann-Whitney (Wilcoxon Rank Sum)

Constituent: Fluoride (mg/L) Analysis Run 5/1/2024 3:55 PM View: Appendix III - Mann-Whitney

Plant Bowen Data: Bowen 3-4 CCR

	GWA-43R	GWA-43R
3/11/2016	0.0141 (J)	
5/13/2016	0.0141 (J)	
7/19/2016	<0.1	
9/16/2016	<0.1	
11/2/2016	0.04 (J)	
1/18/2017	0.02 (J)	
3/28/2017	<0.1	
6/6/2017	<0.1	
9/22/2017	<0.1	
3/15/2018	<0.1	
9/12/2018	<0.1	
3/13/2019	0.036 (X)	
9/11/2019	<0.1	
3/9/2020	<0.1	
9/14/2020	<0.1	
3/11/2021	<0.1	
8/5/2021	<0.1	
1/31/2022		<0.1
8/10/2022		0.062 (J)
2/13/2023		<0.1
7/25/2023		<0.1

ND substitution: RL or RL/2 if <15% NDs.

Mann-Whitney (Wilcoxon Rank Sum)

Constituent: Fluoride (mg/L) Analysis Run 5/1/2024 3:55 PM View: Appendix III - Mann-Whitney

Plant Bowen Data: Bowen 3-4 CCR

	GWA-4RZ	GWA-4RZ
2/22/2017	0.3 (D)	
4/7/2017	0.19 (JD)	
6/14/2017	0.19 (JD)	
7/12/2017	0.18 (JD)	
7/20/2017	0.17 (JD)	
7/28/2017	0.13 (JD)	
8/9/2017	0.245 (JD)	
8/24/2017	0.16 (JD)	
10/3/2017	0.17 (JD)	
3/21/2018	0.24 (J)	
9/18/2018	<0.3	
3/21/2019	0.19 (JD)	
9/12/2019	0.1 (JD)	
3/12/2020	0.18 (J)	
9/17/2020	0.12 (J)	
3/16/2021	0.1	
8/10/2021	0.087 (J)	
2/3/2022		0.15
8/17/2022		0.11
2/17/2023		0.11
7/28/2023		0.077 (J)

ND substitution: RL or RL/2 if <15% NDs.

Mann-Whitney (Wilcoxon Rank Sum)

Constituent: Fluoride (mg/L) Analysis Run 5/1/2024 3:55 PM View: Appendix III - Mann-Whitney
Plant Bowen Data: Bowen 3-4 CCR

	GWA-50	GWA-50
3/28/2016	0.0314 (J)	
5/23/2016	0.027 (J)	
8/1/2016	<0.1	
9/26/2016	<0.1	
11/10/2016	0.04 (J)	
1/30/2017	<0.1	
4/7/2017	<0.1	
6/12/2017	0.07 (J)	
10/2/2017	<0.1	
3/16/2018	<0.1	
9/17/2018	<0.1	
3/19/2019	<0.1	
9/13/2019	<0.1	
3/11/2020	<0.1	
9/16/2020	<0.1	
3/17/2021	<0.1	
8/9/2021	<0.1	
2/1/2022		<0.1
8/16/2022		0.06 (J)
2/16/2023		<0.1
7/28/2023		<0.1

ND substitution: RL or RL/2 if <15% NDs.

Mann-Whitney (Wilcoxon Rank Sum)

Constituent: Fluoride (mg/L) Analysis Run 5/1/2024 3:55 PM View: Appendix III - Mann-Whitney

Plant Bowen Data: Bowen 3-4 CCR

	GWA-50R	GWA-50R
3/28/2016	0.0326 (J)	
5/25/2016	0.0285 (J)	
8/1/2016	<0.1	
9/26/2016	<0.1	
11/11/2016	<0.1	
1/30/2017	<0.1	
4/3/2017	0.04 (J)	
6/12/2017	0.06 (J)	
10/2/2017	<0.1	
3/16/2018	<0.1	
9/18/2018	<0.1	
3/19/2019	<0.1	
9/12/2019	<0.1	
3/11/2020	<0.1	
9/15/2020	<0.1	
3/17/2021	<0.1	
8/9/2021	<0.1	
2/2/2022		<0.1
8/17/2022		0.063 (J)
2/16/2023		<0.1
7/28/2023		<0.1

ND substitution: RL or RL/2 if <15% NDs.

Mann-Whitney (Wilcoxon Rank Sum)

Constituent: Fluoride (mg/L) Analysis Run 5/1/2024 3:55 PM View: Appendix III - Mann-Whitney

Plant Bowen Data: Bowen 3-4 CCR

	GWC-16R	GWC-16R
3/3/2016	0.06259 (JD)	
5/10/2016	0.0767 (J)	
7/13/2016	<0.3	
9/15/2016	<0.3	
11/2/2016	0.08 (J)	
1/11/2017	0.19 (J)	
3/20/2017	0.18 (J)	
5/23/2017	0.1 (J)	
9/21/2017	<0.3	
3/14/2018	0.17 (J)	
9/7/2018	<0.3	
3/11/2019	0.23 (J)	
9/9/2019	<0.3	
3/4/2020	0.29 (J)	
9/9/2020	0.17 (J)	
3/9/2021	0.25	
7/30/2021	0.16	
1/28/2022		0.17
8/11/2022		0.12
2/10/2023		0.22
8/4/2023		0.079 (J)

ND substitution: RL or RL/2 if <15% NDs.

Mann-Whitney (Wilcoxon Rank Sum)

Constituent: Fluoride (mg/L) Analysis Run 5/1/2024 3:55 PM View: Appendix III - Mann-Whitney
Plant Bowen Data: Bowen 3-4 CCR

	GWC-17R	GWC-17R
3/4/2016	2.1421 (O)	
5/10/2016	0.0258 (J)	
7/14/2016	<0.1	
9/14/2016	<0.1	
11/1/2016	0.06 (J)	
1/11/2017	0.33	
3/21/2017	0.03 (J)	
5/23/2017	0.004 (J)	
9/22/2017	0.04 (J)	
3/14/2018	<0.1	
9/11/2018	<0.1	
3/12/2019	0.056 (J)	
9/10/2019	<0.1	
3/5/2020	<0.1	
9/9/2020	<0.1	
3/10/2021	<0.1	
7/30/2021	<0.1	
1/28/2022		<0.1
8/11/2022		0.051 (J)
2/10/2023		0.057 (J)
8/3/2023		<0.1

ND substitution: RL or RL/2 if <15% NDs.

Mann-Whitney (Wilcoxon Rank Sum)

Constituent: Fluoride (mg/L) Analysis Run 5/1/2024 3:55 PM View: Appendix III - Mann-Whitney
Plant Bowen Data: Bowen 3-4 CCR

	GWC-18	GWC-18
3/7/2016	0.00623 (J)	
5/5/2016	0.045 (J)	
7/13/2016	<0.1	
9/13/2016	0.07 (J)	
10/31/2016	0.05 (J)	
1/12/2017	0.06 (J)	
3/23/2017	0.03 (J)	
5/23/2017	0.02 (J)	
9/25/2017	0.1 (J)	
3/14/2018	0.12 (J)	
9/11/2018	<0.1	
3/12/2019	0.05 (J)	
9/9/2019	<0.1	
3/6/2020	<0.1	
9/9/2020	<0.1	
2/26/2021	<0.1	
7/29/2021	<0.1	
1/28/2022		<0.1
8/10/2022		0.06 (J)
2/9/2023		0.072 (J)
8/3/2023		<0.1

ND substitution: RL or RL/2 if <15% NDs.

Mann-Whitney (Wilcoxon Rank Sum)

Constituent: Fluoride (mg/L) Analysis Run 5/1/2024 3:55 PM View: Appendix III - Mann-Whitney
Plant Bowen Data: Bowen 3-4 CCR

	GWC-18R	GWC-18R
3/7/2016	0.00232 (J)	
5/5/2016	0.025 (J)	
7/13/2016	<0.1	
9/12/2016	0.02 (J)	
11/1/2016	0.05 (J)	
1/11/2017	<0.1	
3/20/2017	<0.1	
5/22/2017	<0.1	
9/21/2017	<0.1	
3/14/2018	0.12 (J)	
9/7/2018	<0.1	
3/12/2019	0.042 (J)	
9/6/2019	<0.1	
3/5/2020	<0.1	
9/9/2020	<0.1	
2/26/2021	<0.1	
7/29/2021	<0.1	
1/27/2022		<0.1
8/10/2022		<0.1
2/9/2023		<0.1
8/4/2023		<0.1

ND substitution: RL or RL/2 if <15% NDs.

Mann-Whitney (Wilcoxon Rank Sum)

Constituent: Fluoride (mg/L) Analysis Run 5/1/2024 3:55 PM View: Appendix III - Mann-Whitney
Plant Bowen Data: Bowen 3-4 CCR

	GWC-19R	GWC-19R
3/7/2016	<0.1	
5/9/2016	0.0246 (J)	
7/14/2016	<0.1	
9/12/2016	0.03 (J)	
10/31/2016	0.05 (J)	
1/11/2017	<0.1	
3/21/2017	<0.1	
5/22/2017	<0.1	
9/20/2017	<0.1	
3/14/2018	0.045 (J)	
9/10/2018	<0.1	
3/12/2019	0.04 (J)	
9/9/2019	<0.1	
3/4/2020	<0.1	
9/9/2020	<0.1	
2/26/2021	<0.1	
8/5/2021	<0.1	
1/27/2022		<0.1
8/9/2022		0.067 (J)
2/9/2023		<0.1
8/4/2023		<0.1

ND substitution: RL or RL/2 if <15% NDs.

Mann-Whitney (Wilcoxon Rank Sum)

Constituent: Fluoride (mg/L) Analysis Run 5/1/2024 3:55 PM View: Appendix III - Mann-Whitney
Plant Bowen Data: Bowen 3-4 CCR

	GWC-20R	GWC-20R
3/8/2016	0.00425 (J)	
5/9/2016	0.0259 (J)	
7/14/2016	<0.1	
9/12/2016	0.03 (J)	
10/31/2016	0.11 (J)	
1/12/2017	0.02 (J)	
3/22/2017	0.1 (J)	
5/22/2017	0.02 (J)	
9/19/2017	<0.1	
3/14/2018	0.035 (J)	
9/10/2018	<0.1	
3/12/2019	0.048 (J)	
9/6/2019	<0.1	
3/5/2020	<0.1	
9/4/2020	<0.1	
3/9/2021	<0.1	
8/2/2021	<0.1	
1/27/2022		<0.1
8/9/2022		0.072 (J)
2/10/2023		0.054 (J)
8/3/2023		<0.1

ND substitution: RL or RL/2 if <15% NDs.

Mann-Whitney (Wilcoxon Rank Sum)

Constituent: Fluoride (mg/L) Analysis Run 5/1/2024 3:55 PM View: Appendix III - Mann-Whitney
Plant Bowen Data: Bowen 3-4 CCR

	GWC-21R	GWC-21R
3/8/2016	0.00287 (J)	
5/9/2016	0.0222 (J)	
7/15/2016	<0.1	
9/9/2016	0.03 (J)	
10/27/2016	0.1 (J)	
1/12/2017	0.11 (J)	
3/21/2017	<0.1	
5/23/2017	<0.1	
9/19/2017	<0.1	
3/14/2018	<0.1	
9/10/2018	<0.1	
3/11/2019	0.51 (O)	
6/18/2019	<0.1	
9/6/2019	<0.1	
3/3/2020	<0.1	
9/8/2020	<0.1	
3/9/2021	<0.1	
8/2/2021	<0.1	
1/28/2022		<0.1
8/10/2022		0.057 (J)
2/9/2023		0.064 (J)
8/4/2023		<0.1

ND substitution: RL or RL/2 if <15% NDs.

Mann-Whitney (Wilcoxon Rank Sum)

Constituent: Fluoride (mg/L) Analysis Run 5/1/2024 3:55 PM View: Appendix III - Mann-Whitney
Plant Bowen Data: Bowen 3-4 CCR

	GWC-22R	GWC-22R
3/7/2016	0.00526 (J)	
5/5/2016	0.049 (J)	
7/14/2016	<0.1	
9/12/2016	0.06 (J)	
10/27/2016	0.12 (J)	
1/13/2017	0.04 (J)	
3/20/2017	0.06 (J)	
5/23/2017	0.02 (J)	
9/19/2017	<0.1	
3/13/2018	0.046 (J)	
9/7/2018	<0.1	
3/11/2019	<0.1	
9/5/2019	<0.1	
3/3/2020	<0.1	
9/8/2020	<0.1	
3/9/2021	<0.1	
8/2/2021	<0.1	
1/27/2022		<0.1
8/10/2022		0.055 (J)
2/9/2023		0.052 (J)
8/3/2023		<0.1

ND substitution: RL or RL/2 if <15% NDs.

Mann-Whitney (Wilcoxon Rank Sum)

Constituent: Fluoride (mg/L) Analysis Run 5/1/2024 3:55 PM View: Appendix III - Mann-Whitney

Plant Bowen Data: Bowen 3-4 CCR

	GWC-23R	GWC-23R
3/9/2016	<0.1	
5/6/2016	0.056 (J)	
7/15/2016	<0.1	
9/14/2016	0.02 (J)	
11/1/2016	0.07 (J)	
1/25/2017	0.01 (J)	
3/22/2017	0.02 (J)	
5/24/2017	<0.1	
9/21/2017	0.17 (J)	
3/14/2018	0.18 (J)	
9/11/2018	<0.1	
3/12/2019	0.06 (J)	
9/6/2019	<0.1	
3/5/2020	<0.1	
9/9/2020	<0.1	
3/10/2021	<0.1	
7/30/2021	<0.1	
1/28/2022		<0.1
8/11/2022		0.073 (J)
2/10/2023		0.078 (J)
8/3/2023		<0.1

ND substitution: RL or RL/2 if <15% NDs.

Mann-Whitney (Wilcoxon Rank Sum)

Constituent: Fluoride (mg/L) Analysis Run 5/1/2024 3:55 PM View: Appendix III - Mann-Whitney
Plant Bowen Data: Bowen 3-4 CCR

	GWC-24R	GWC-24R
3/4/2016	<0.1	
5/5/2016	0.039 (J)	
7/12/2016	<0.1	
9/13/2016	0.04 (J)	
10/27/2016	0.11 (J)	
1/13/2017	<0.1	
3/20/2017	<0.1	
5/19/2017	0.01 (J)	
9/19/2017	<0.1	
3/13/2018	0.091 (J)	
9/11/2018	<0.1	
3/8/2019	<0.1	
9/5/2019	<0.1	
3/3/2020	<0.1	
9/9/2020	<0.1	
3/9/2021	<0.1	
7/29/2021	<0.1	
1/28/2022		<0.1
8/9/2022		0.072 (J)
2/9/2023		0.053 (J)
8/3/2023		<0.1

ND substitution: RL or RL/2 if <15% NDs.

Mann-Whitney (Wilcoxon Rank Sum)

Constituent: Fluoride (mg/L) Analysis Run 5/1/2024 3:55 PM View: Appendix III - Mann-Whitney
Plant Bowen Data: Bowen 3-4 CCR

	GWC-25R	GWC-25R
3/8/2016	0.00246 (J)	
5/4/2016	0.027 (J)	
7/18/2016	<0.1	
9/13/2016	0.03 (J)	
10/27/2016	0.1 (J)	
1/13/2017	<0.1	
3/16/2017	<0.1	
5/19/2017	<0.1	
9/19/2017	<0.1	
3/13/2018	<0.1	
9/11/2018	<0.1	
3/8/2019	<0.1	
9/5/2019	<0.1	
3/3/2020	<0.1	
9/4/2020	<0.1	
3/9/2021	<0.1	
8/2/2021	<0.1	
1/27/2022		<0.1
8/9/2022		0.068 (J)
2/9/2023		<0.1
8/3/2023		<0.1

ND substitution: RL or RL/2 if <15% NDs.

Mann-Whitney (Wilcoxon Rank Sum)

Constituent: Fluoride (mg/L) Analysis Run 5/1/2024 3:55 PM View: Appendix III - Mann-Whitney

Plant Bowen Data: Bowen 3-4 CCR

	GWC-36RA	GWC-36RA
3/1/2016	0.0172 (J)	
5/2/2016	0.018 (J)	
7/6/2016	0.02 (J)	
9/7/2016	<0.1	
10/25/2016	0.03 (J)	
1/5/2017	0.03 (J)	
3/14/2017	<0.1	
5/16/2017	<0.1	
9/15/2017	<0.1	
3/12/2018	<0.1	
9/6/2018	<0.1	
3/7/2019	<0.1	
9/4/2019	<0.1	
3/2/2020	<0.1	
9/14/2020	<0.1	
3/26/2021	<0.1	
7/27/2021	<0.1	
1/26/2022		<0.1
8/8/2022		0.062 (J)
2/8/2023		<0.1
8/3/2023		<0.1

ND substitution: RL or RL/2 if <15% NDs.

Mann-Whitney (Wilcoxon Rank Sum)

Constituent: Fluoride (mg/L) Analysis Run 5/1/2024 3:55 PM View: Appendix III - Mann-Whitney
Plant Bowen Data: Bowen 3-4 CCR

	GWC-37	GWC-37
3/1/2016	0.0215 (J)	
5/3/2016	0.023 (J)	
7/8/2016	0.02 (J)	
9/7/2016	<0.1	
10/25/2016	0.04 (J)	
1/6/2017	<0.1	
3/14/2017	<0.1	
5/16/2017	<0.1	
9/15/2017	<0.1	
3/12/2018	<0.1	
9/6/2018	<0.1	
3/6/2019	<0.1	
9/4/2019	<0.1	
3/2/2020	<0.1	
9/3/2020	<0.1	
2/24/2021	<0.1	
7/28/2021	<0.1	
1/26/2022		<0.1
8/8/2022		0.061 (J)
2/8/2023		<0.1
8/2/2023		<0.1

ND substitution: RL or RL/2 if <15% NDs.

Mann-Whitney (Wilcoxon Rank Sum)

Constituent: Fluoride (mg/L) Analysis Run 5/1/2024 3:55 PM View: Appendix III - Mann-Whitney
Plant Bowen Data: Bowen 3-4 CCR

	GWC-38	GWC-38
3/2/2016	0.0121 (J)	
5/3/2016	0.013 (J)	
7/7/2016	<0.1	
9/8/2016	<0.1	
10/25/2016	0.03 (J)	
2/9/2017	<0.1	
3/23/2017	<0.1	
5/17/2017	<0.1	
9/19/2017	<0.1	
3/13/2018	<0.1	
9/6/2018	<0.1	
3/7/2019	<0.1	
9/4/2019	<0.1	
3/2/2020	<0.1	
9/3/2020	<0.1	
2/24/2021	<0.1	
7/28/2021	<0.1	
1/25/2022		<0.1
8/5/2022		<0.1
2/8/2023		<0.1
8/2/2023		<0.1

ND substitution: RL or RL/2 if <15% NDs.

Mann-Whitney (Wilcoxon Rank Sum)

Constituent: pH (pH_units) Analysis Run 5/1/2024 3:55 PM View: Appendix III - Mann-Whitney

Plant Bowen Data: Bowen 3-4 CCR

	GWA-1	GWA-1
3/22/2016	7.65	
5/19/2016	7.6	
7/29/2016	7.58	
9/23/2016	7.57	
11/9/2016	7.45	
1/30/2017	7.64	
3/30/2017	7.51	
6/9/2017	7.6	
10/2/2017	7.55	
3/16/2018	7.58	
9/17/2018	7.53 (D)	
3/20/2019	7.64	
9/12/2019	7.36	
3/11/2020	7.51	
9/15/2020	7.43	
3/16/2021	7.57	
8/9/2021	7.44	
2/1/2022		7.52
8/16/2022		7.36
2/16/2023		7.39
7/27/2023		7.08

Mann-Whitney (Wilcoxon Rank Sum)

Constituent: pH (pH_units) Analysis Run 5/1/2024 3:55 PM View: Appendix III - Mann-Whitney

Plant Bowen Data: Bowen 3-4 CCR

	GWA-2	GWA-2
3/23/2016	6.7	
5/20/2016	6.36	
7/29/2016	6.75	
9/23/2016	6.62	
11/9/2016	6.42	
1/31/2017	5.66	
3/30/2017	6.33	
6/12/2017	6.6	
10/2/2017	5.61	
3/19/2018	6.55	
9/14/2018	5.81	
3/20/2019	5.71	
9/12/2019	5.45 (D)	
3/11/2020	6.56	
9/15/2020	6.38	
3/17/2021	6.58	
8/9/2021	6.47	
2/1/2022		6.3
8/16/2022		6.63
2/16/2023		6.56
7/27/2023		6.06

Mann-Whitney (Wilcoxon Rank Sum)

Constituent: pH (pH_units) Analysis Run 5/1/2024 3:55 PM View: Appendix III - Mann-Whitney

Plant Bowen Data: Bowen 3-4 CCR

	GWA-2R	GWA-2R
3/23/2016	7.45	
5/19/2016	7.5	
7/29/2016	7.59	
9/22/2016	7.44	
11/10/2016	7.55	
1/31/2017	7.56	
4/3/2017	7.46	
6/9/2017	7.24	
10/2/2017	7.35	
3/16/2018	7.31	
9/14/2018	7.55	
3/19/2019	7.2	
9/13/2019	7.29	
3/11/2020	7.09	
9/15/2020	7.45	
3/16/2021	7.51	
8/9/2021	6.63	
2/1/2022		6.62
8/16/2022		7.11
2/16/2023		7.02
7/27/2023		6.49

Mann-Whitney (Wilcoxon Rank Sum)

Constituent: pH (pH_units) Analysis Run 5/1/2024 3:55 PM View: Appendix III - Mann-Whitney

Plant Bowen Data: Bowen 3-4 CCR

	GWA-39RZ	GWA-39RZ
5/16/2016	7.61 (D)	
7/27/2016	7.51 (D)	
2/21/2017	7.76 (D)	
3/27/2017	7.7 (D)	
6/8/2017	7.69 (D)	
7/17/2017	7.57 (D)	
7/26/2017	7.63	
7/27/2017	7.63	
8/8/2017	7.73	
8/9/2017	7.73	
9/29/2017	7.7 (D)	
3/16/2018	7.49	
9/14/2018	7.32	
3/14/2019	7.46	
9/10/2019	7.48	
3/9/2020	7.68	
9/16/2020	7.68	
3/16/2021	7.85	
8/6/2021	7.09	
2/2/2022		6.89
8/16/2022		7.45
2/14/2023		7.48
7/25/2023		7.19

Mann-Whitney (Wilcoxon Rank Sum)

Constituent: pH (pH_units) Analysis Run 5/1/2024 3:55 PM View: Appendix III - Mann-Whitney

Plant Bowen Data: Bowen 3-4 CCR

	GWA-39Z	GWA-39Z
3/14/2016	6.91	
5/11/2016	6.51	
7/19/2016	6.12	
9/15/2016	5.96	
11/2/2016	5.78	
1/18/2017	6.13	
3/28/2017	6.59	
6/7/2017	6.72	
9/26/2017	7.05	
12/28/2017	6.79 (Y)	
3/14/2018	7.42	
9/12/2018	6.86	
3/15/2019	6.78	
9/9/2019	6.49	
3/9/2020	5.9	
9/10/2020	5.53	
3/12/2021	6.39	
8/4/2021	6.21	
1/31/2022		6.41
8/10/2022		6.07
2/13/2023		6.35
7/26/2023		5.77

Mann-Whitney (Wilcoxon Rank Sum)

Constituent: pH (pH_units) Analysis Run 5/1/2024 3:55 PM View: Appendix III - Mann-Whitney

Plant Bowen Data: Bowen 3-4 CCR

	GWA-3A	GWA-3A
3/23/2016	5.96	
5/23/2016	5.73	
7/29/2016	5.51	
9/22/2016	5.45	
11/10/2016	5.51	
1/31/2017	5.42	
3/30/2017	5.43	
6/12/2017	5.47	
10/4/2017	5.23	
3/19/2018	5.4	
9/17/2018	5.22	
3/20/2019	5.22	
9/13/2019	5.07	
3/11/2020	5.31	
3/29/2021	8.04	
8/9/2021	7.85	
2/2/2022		7.94
8/16/2022		7.74
2/17/2023		7.71
8/1/2023		7.66

Mann-Whitney (Wilcoxon Rank Sum)

Constituent: pH (pH_units) Analysis Run 5/1/2024 3:55 PM View: Appendix III - Mann-Whitney

Plant Bowen Data: Bowen 3-4 CCR

	GWA-40	GWA-40
3/15/2016	7.58	
5/11/2016	7.24	
7/21/2016	7.53	
9/15/2016	7	
9/19/2016	7.19	
11/3/2016	7.13	
1/17/2017	7.51	
3/24/2017	7.55	
5/24/2017	7.6	
9/26/2017	7.66	
12/28/2017	7.34 (Y)	
3/14/2018	7.56	
9/12/2018	7.12	
3/13/2019	7.12	
9/9/2019	7.07	
3/9/2020	7.5	
9/11/2020	6.98	
3/10/2021	7.3	
8/4/2021	6.79	
1/31/2022		6.85
8/12/2022		6.83
2/13/2023		6.94
7/26/2023		6.46

Mann-Whitney (Wilcoxon Rank Sum)

Constituent: pH (pH_units) Analysis Run 5/1/2024 3:55 PM View: Appendix III - Mann-Whitney

Plant Bowen Data: Bowen 3-4 CCR

	GWA-41	GWA-41
3/15/2016	6.74	
5/12/2016	6.41	
7/20/2016	6.59	
11/3/2016	6.45	
1/18/2017	6.34	
3/24/2017	6.42	
6/6/2017	6.82	
9/25/2017	6.63	
3/14/2018	7.08	
9/12/2018	6.54	
3/14/2019	6.58	
9/10/2019	5.66	
3/6/2020	6.82	
9/10/2020	6.4	
3/11/2021	6.8	
8/4/2021	6.34	
1/31/2022		6.02
8/11/2022		6.29
2/13/2023		6.25
7/25/2023		5.58

Mann-Whitney (Wilcoxon Rank Sum)

Constituent: pH (pH_units) Analysis Run 5/1/2024 3:55 PM View: Appendix III - Mann-Whitney

Plant Bowen Data: Bowen 3-4 CCR

	GWA-41R	GWA-41R
3/15/2016	7.15	
5/13/2016	7.29	
7/21/2016	7.43	
9/21/2016	7.05	
11/3/2016	7.4	
1/17/2017	7.06	
3/27/2017	7.13	
6/6/2017	7.18	
9/25/2017	6.88	
3/14/2018	7.04	
9/12/2018	7.02	
3/14/2019	6.93	
9/10/2019	6.72	
3/9/2020	6.7	
9/10/2020	6.67	
3/10/2021	7.3	
8/4/2021	7.15	
1/31/2022		6.63
8/11/2022		7.12
2/13/2023		6.45
7/25/2023		6.19

Mann-Whitney (Wilcoxon Rank Sum)

Constituent: pH (pH_units) Analysis Run 5/1/2024 3:55 PM View: Appendix III - Mann-Whitney

Plant Bowen Data: Bowen 3-4 CCR

	GWA-42	GWA-42
3/11/2016	7.37	
5/16/2016	7.55	
7/22/2016	7.51	
9/19/2016	7.52	
11/3/2016	7.56	
1/17/2017	7.59	
3/27/2017	7.63	
6/7/2017	7.55	
9/26/2017	7.59	
3/14/2018	7.6	
9/14/2018	7.37	
3/14/2019	7.57	
9/10/2019	7.53	
3/6/2020	7.42	
9/10/2020	7.48	
3/11/2021	7.53	
8/4/2021	7.35	
1/31/2022		7.17
8/10/2022		7.26
2/13/2023		6.83
7/26/2023		6.92

Mann-Whitney (Wilcoxon Rank Sum)

Constituent: pH (pH_units) Analysis Run 5/1/2024 3:55 PM View: Appendix III - Mann-Whitney

Plant Bowen Data: Bowen 3-4 CCR

	GWA-43	GWA-43
3/11/2016	6.43	
5/13/2016	6.8	
7/19/2016	6.42	
9/16/2016	6.19	
11/2/2016	6.36	
1/18/2017	6.16	
3/28/2017	5.8	
6/6/2017	5.97	
9/22/2017	5.77	
3/14/2018	5.85	
9/12/2018	5.65	
3/13/2019	5.63	
9/11/2019	5.53	
3/9/2020	5.5	
9/11/2020	6.25	
3/11/2021	5.55	
8/6/2021	5.52	
1/31/2022		5.71
8/11/2022		5.64
2/14/2023		5.24
7/25/2023		4.64

Mann-Whitney (Wilcoxon Rank Sum)

Constituent: pH (pH_units) Analysis Run 5/1/2024 3:55 PM View: Appendix III - Mann-Whitney

Plant Bowen Data: Bowen 3-4 CCR

	GWA-43R	GWA-43R
3/11/2016	7.89	
5/13/2016	7.86	
7/19/2016	7.83	
9/16/2016	7.75	
11/2/2016	7.77	
1/18/2017	7.65	
3/28/2017	7.79	
6/6/2017	7.89	
9/22/2017	7.8	
12/28/2017	7.78 (Y)	
3/15/2018	7.66	
9/12/2018	7.75	
3/13/2019	7.84	
9/11/2019	7.75	
3/9/2020	7.73	
9/14/2020	7.76	
3/11/2021	7.81	
8/5/2021	7.75	
1/31/2022		8.04
8/10/2022		7.72
2/13/2023		7.82
7/25/2023		7.31

Mann-Whitney (Wilcoxon Rank Sum)

Constituent: pH (pH_units) Analysis Run 5/1/2024 3:55 PM View: Appendix III - Mann-Whitney

Plant Bowen Data: Bowen 3-4 CCR

	GWA-4RZ	GWA-4RZ
2/22/2017	7.38 (D)	
4/7/2017	7.35 (D)	
6/14/2017	7.3 (D)	
7/11/2017	7.39	
7/12/2017	7.39 (D)	
7/19/2017	7.44	
7/20/2017	7.44 (D)	
7/27/2017	7.5	
7/28/2017	7.5	
8/8/2017	7.52	
8/9/2017	7.52	
8/23/2017	7.5	
8/24/2017	7.5	
10/3/2017	7.51 (D)	
12/28/2017	7.32 (Y)	
3/21/2018	7.3	
9/18/2018	7.26	
3/21/2019	7.28 (D)	
9/12/2019	7.2 (D)	
3/12/2020	7.55	
9/17/2020	7.42	
3/16/2021	7.4	
8/10/2021	7.2	
2/3/2022		7.2
8/17/2022		6.49
2/17/2023		6.98
7/28/2023		6.815 (D)

Mann-Whitney (Wilcoxon Rank Sum)

Constituent: pH (pH_units) Analysis Run 5/1/2024 3:55 PM View: Appendix III - Mann-Whitney

Plant Bowen Data: Bowen 3-4 CCR

	GWA-50	GWA-50
3/28/2016	6.22	
5/23/2016	5.86	
8/1/2016	6.39	
9/26/2016	5.74	
11/10/2016	5.78	
1/30/2017	5.88	
4/7/2017	5.94	
6/12/2017	5.81	
10/2/2017	5.93	
3/16/2018	5.64	
9/17/2018	5.82	
3/19/2019	5.93	
9/13/2019	5.61	
3/11/2020	5.57	
9/16/2020	5.62	
3/17/2021	5.64	
8/9/2021	5.34	
2/1/2022		5.61
8/16/2022		5.29
2/16/2023		4.95
7/28/2023		4.66

Mann-Whitney (Wilcoxon Rank Sum)

Constituent: pH (pH_units) Analysis Run 5/1/2024 3:55 PM View: Appendix III - Mann-Whitney

Plant Bowen Data: Bowen 3-4 CCR

	GWA-50R	GWA-50R
3/28/2016	6.45	
5/25/2016	6.96	
8/1/2016	5.64	
9/26/2016	6.26	
11/11/2016	5.62	
1/30/2017	5.49	
4/3/2017	6.32	
6/12/2017	6.48	
10/2/2017	6.41	
3/16/2018	5.46	
9/18/2018	5.35	
3/19/2019	6.01	
9/12/2019	5.89	
3/11/2020	5.4	
9/15/2020	5.26	
3/17/2021	6.31	
8/9/2021	5.16	
2/2/2022		5.17
8/17/2022		5.7
2/16/2023		4.73
7/28/2023		4.24

Mann-Whitney (Wilcoxon Rank Sum)

Constituent: pH (pH_units) Analysis Run 5/1/2024 3:55 PM View: Appendix III - Mann-Whitney

Plant Bowen Data: Bowen 3-4 CCR

	GWC-16R	GWC-16R
3/3/2016	7.22	
5/10/2016	7.08	
7/13/2016	7.05	
9/15/2016	7.51	
11/2/2016	7.1	
1/11/2017	7.16	
3/20/2017	7.19	
5/23/2017	6.97	
9/21/2017	7.28	
3/14/2018	7.11	
9/7/2018	7.08	
3/11/2019	7.21	
9/9/2019	7.13	
3/4/2020	7.37	
9/9/2020	7.08	
3/9/2021	7.34	
7/30/2021	7.04	
1/28/2022		7.31
8/11/2022		7.05
2/10/2023		7.02
8/4/2023		6.745 (D)

Mann-Whitney (Wilcoxon Rank Sum)

Constituent: pH (pH_units) Analysis Run 5/1/2024 3:55 PM View: Appendix III - Mann-Whitney

Plant Bowen Data: Bowen 3-4 CCR

	GWC-17R	GWC-17R
3/4/2016	7.24	
5/10/2016	7.18	
7/14/2016	7.21	
9/13/2016	7.17	
11/1/2016	7.18	
1/11/2017	7.11	
3/21/2017	7.24	
5/23/2017	7.21	
9/22/2017	7.2	
3/14/2018	7.16	
9/11/2018	7.13	
3/12/2019	7.28	
9/10/2019	7.17	
3/5/2020	7.3	
9/9/2020	7.24	
3/10/2021	7.27	
7/30/2021	7.17	
1/28/2022		7.34
8/11/2022		7.27
2/10/2023		7.12
8/3/2023		6.97 (D)

Mann-Whitney (Wilcoxon Rank Sum)

Constituent: pH (pH_units) Analysis Run 5/1/2024 3:55 PM View: Appendix III - Mann-Whitney

Plant Bowen Data: Bowen 3-4 CCR

	GWC-18	GWC-18
3/7/2016	6.81	
5/5/2016	6	
7/13/2016	6.67	
9/13/2016	6.67	
10/31/2016	6.15	
1/12/2017	6.79	
3/23/2017	7.04	
5/23/2017	7.02	
9/25/2017	6.81	
3/14/2018	7.06	
9/11/2018	6.97	
3/12/2019	7.06	
9/9/2019	6.71	
3/6/2020	7.01	
9/9/2020	6.63	
2/26/2021	7.07	
7/29/2021	6.77	
1/28/2022		6.6
8/10/2022		6.53
2/9/2023		6.68
8/3/2023		6.19

Mann-Whitney (Wilcoxon Rank Sum)

Constituent: pH (pH_units) Analysis Run 5/1/2024 3:55 PM View: Appendix III - Mann-Whitney

Plant Bowen Data: Bowen 3-4 CCR

	GWC-18R	GWC-18R
3/7/2016	7.7	
5/5/2016	7.85	
7/13/2016	7.85	
9/12/2016	7.87	
11/1/2016	7.78	
1/11/2017	7.75	
3/20/2017	7.86	
5/22/2017	7.51	
9/21/2017	7.84	
3/14/2018	7.51	
9/7/2018	7.69	
3/12/2019	7.76	
9/6/2019	7.65	
3/5/2020	7.77	
9/9/2020	7.81	
2/26/2021	7.81	
7/29/2021	7.74	
1/27/2022		7.76
8/10/2022		7.59
2/9/2023		7.46
8/4/2023		7.39

Mann-Whitney (Wilcoxon Rank Sum)

Constituent: pH (pH_units) Analysis Run 5/1/2024 3:55 PM View: Appendix III - Mann-Whitney

Plant Bowen Data: Bowen 3-4 CCR

	GWC-19R	GWC-19R
3/7/2016	7.68	
5/9/2016	7.66	
7/14/2016	7.74	
9/12/2016	7.76	
10/31/2016	7.74	
1/11/2017	7.69	
3/21/2017	7.54	
5/22/2017	7.79	
9/20/2017	7.77	
3/14/2018	7.74	
9/10/2018	7.69	
3/12/2019	7.6	
9/9/2019	7.73	
3/4/2020	7.65	
9/9/2020	7.67	
2/26/2021	7.73	
8/5/2021	7.66	
1/27/2022		7.74
8/9/2022		7.77
2/9/2023		7.38
8/4/2023		7.2

Mann-Whitney (Wilcoxon Rank Sum)

Constituent: pH (pH_units) Analysis Run 5/1/2024 3:55 PM View: Appendix III - Mann-Whitney

Plant Bowen Data: Bowen 3-4 CCR

	GWC-20R	GWC-20R
3/8/2016	7.62	
5/9/2016	7.72	
7/14/2016	7.69	
9/12/2016	7.52	
10/31/2016	7.51	
1/12/2017	7.46	
3/22/2017	7.77	
5/22/2017	7.5	
9/19/2017	7.49	
12/29/2017	7.75 (Y)	
3/14/2018	7.62	
9/10/2018	7.84	
3/12/2019	7.63	
9/6/2019	7.75	
3/5/2020	7.6	
9/4/2020	7.57	
3/9/2021	7.81	
8/2/2021	7.67	
1/27/2022		7.73
8/9/2022		7.81
2/10/2023		7.34
8/3/2023		7.27

Mann-Whitney (Wilcoxon Rank Sum)

Constituent: pH (pH_units) Analysis Run 5/1/2024 3:55 PM View: Appendix III - Mann-Whitney

Plant Bowen Data: Bowen 3-4 CCR

	GWC-21R	GWC-21R
3/8/2016	6.86	
5/9/2016	7.08	
7/15/2016	7.2	
9/9/2016	7.17	
10/27/2016	7.14	
1/12/2017	7.06	
3/21/2017	7.14	
5/23/2017	6.9	
9/19/2017	7.18	
3/14/2018	6.99	
9/10/2018	6.96	
3/11/2019	6.95	
9/6/2019	7.04	
3/3/2020	7.1	
9/8/2020	7.07	
3/9/2021	6.98	
8/2/2021	7.01	
1/28/2022		6.69
8/10/2022		6.98
2/9/2023		7.13
8/4/2023		6.73

Mann-Whitney (Wilcoxon Rank Sum)

Constituent: pH (pH_units) Analysis Run 5/1/2024 3:55 PM View: Appendix III - Mann-Whitney

Plant Bowen Data: Bowen 3-4 CCR

	GWC-22R	GWC-22R
3/7/2016	7.61	
5/5/2016	7.79	
7/14/2016	7.76	
9/12/2016	7.6	
10/27/2016	7.73	
1/13/2017	7.68	
3/20/2017	7.6	
5/23/2017	7.81	
9/19/2017	7.46	
1/9/2018	7.39 (Y)	
3/13/2018	7.49	
9/7/2018	7.53	
3/11/2019	7.51	
9/5/2019	7.09	
3/3/2020	7.15	
9/8/2020	7.19	
3/9/2021	7.35	
8/2/2021	7.1	
1/27/2022		7.28
8/10/2022		7.1
2/9/2023		7.05
8/3/2023		6.62

Mann-Whitney (Wilcoxon Rank Sum)

Constituent: pH (pH_units) Analysis Run 5/1/2024 3:55 PM View: Appendix III - Mann-Whitney

Plant Bowen Data: Bowen 3-4 CCR

	GWC-23R	GWC-23R
3/9/2016	7.54	
5/6/2016	7.5	
7/15/2016	7.33	
9/14/2016	7.47	
11/1/2016	7.31	
1/25/2017	7.28	
3/22/2017	7.43	
5/24/2017	7.07	
9/21/2017	7.24	
3/14/2018	7.4	
9/11/2018	7.78	
3/12/2019	7.42	
9/6/2019	7.32	
3/5/2020	7.24	
9/9/2020	7.12	
12/15/2020	7.39	
3/10/2021	7.41	
7/30/2021	7.13	
1/28/2022		7.38
8/11/2022		7.37
11/3/2022		6.65
2/10/2023		7.01
8/3/2023		6.74 (D)

Mann-Whitney (Wilcoxon Rank Sum)

Constituent: pH (pH_units) Analysis Run 5/1/2024 3:55 PM View: Appendix III - Mann-Whitney

Plant Bowen Data: Bowen 3-4 CCR

	GWC-24R	GWC-24R
3/4/2016	6.95	
5/5/2016	7.58	
7/12/2016	7.58	
9/13/2016	7.62	
10/27/2016	7.64	
1/13/2017	7.28	
3/20/2017	7.23	
5/19/2017	7.15	
9/19/2017	7.54	
3/13/2018	7.02	
9/11/2018	7.4	
3/8/2019	7.65	
9/5/2019	7.4	
3/3/2020	7.55	
9/9/2020	7.22	
3/9/2021	7.8	
7/29/2021	7.32	
1/28/2022		7.68
8/9/2022		7.48
2/9/2023		7.44
8/3/2023		7.02

Mann-Whitney (Wilcoxon Rank Sum)

Constituent: pH (pH_units) Analysis Run 5/1/2024 3:55 PM View: Appendix III - Mann-Whitney

Plant Bowen Data: Bowen 3-4 CCR

	GWC-25R	GWC-25R
3/8/2016	7.4	
5/4/2016	7.6	
7/18/2016	7.61	
9/13/2016	7.56	
10/27/2016	7.69	
1/13/2017	7.62	
3/16/2017	7.43	
5/19/2017	7.32	
9/19/2017	7.62	
3/13/2018	7.43	
9/11/2018	7.69	
3/8/2019	7.69	
9/5/2019	7.59	
3/3/2020	7.56	
9/4/2020	7.62	
3/9/2021	8.07	
8/2/2021	7.48	
1/27/2022		7.46
8/9/2022		7.6
2/9/2023		7.51
8/3/2023		7.26

Mann-Whitney (Wilcoxon Rank Sum)

Constituent: pH (pH_units) Analysis Run 5/1/2024 3:55 PM View: Appendix III - Mann-Whitney

Plant Bowen Data: Bowen 3-4 CCR

	GWC-36RA	GWC-36RA
3/1/2016	7.45	
5/2/2016	7.31	
7/6/2016	7.4	
9/7/2016	7.32	
10/25/2016	7.4	
1/5/2017	7.29	
3/14/2017	7.48	
5/16/2017	7.38	
9/15/2017	7.35	
3/12/2018	7.26	
9/6/2018	7.21	
3/7/2019	7.48	
9/4/2019	7.14	
3/2/2020	7.24	
9/14/2020	7.1	
3/26/2021	7.11	
7/27/2021	7.65	
1/26/2022		7.01
8/8/2022		7.11
2/8/2023		6.88
8/3/2023		6.835 (D)

Mann-Whitney (Wilcoxon Rank Sum)

Constituent: pH (pH_units) Analysis Run 5/1/2024 3:55 PM View: Appendix III - Mann-Whitney

Plant Bowen Data: Bowen 3-4 CCR

	GWC-37	GWC-37
3/1/2016	5.94	
5/3/2016	5.85	
7/8/2016	5.74	
9/7/2016	5.79	
10/25/2016	5.88	
1/6/2017	5.82	
3/14/2017	5.8	
5/16/2017	5.02	
9/15/2017	5.68	
3/12/2018	5.72	
9/6/2018	5.59	
3/6/2019	5.38	
9/4/2019	5.09	
3/2/2020	5.52	
9/3/2020	5.17	
2/24/2021	5.49	
7/28/2021	5.29	
1/26/2022		4.69
8/8/2022		5.16
2/8/2023		5.3
8/2/2023		4.69

Mann-Whitney (Wilcoxon Rank Sum)

Constituent: pH (pH_units) Analysis Run 5/1/2024 3:55 PM View: Appendix III - Mann-Whitney

Plant Bowen Data: Bowen 3-4 CCR

	GWC-38	GWC-38
3/2/2016	5.65	
5/3/2016	5.72	
7/7/2016	5.68	
9/8/2016	5.42	
10/25/2016	5.41	
2/9/2017	4.99	
3/23/2017	4.94	
5/17/2017	5.18	
9/19/2017	5.53	
3/13/2018	5.57	
9/6/2018	5.69	
3/7/2019	5.54	
9/4/2019	5.91	
3/2/2020	5.49	
9/3/2020	5.32	
2/24/2021	5.23	
7/28/2021	5.21	
1/25/2022		5.14
8/5/2022		4.98
2/8/2023		5.13
8/2/2023		4.41

Mann-Whitney (Wilcoxon Rank Sum)

Constituent: Sulfate (mg/L) Analysis Run 5/1/2024 3:55 PM View: Appendix III - Mann-Whitney

Plant Bowen Data: Bowen 3-4 CCR

	GWA-1	GWA-1
3/22/2016	2.3685	
5/19/2016	2.14	
7/29/2016	1.9	
9/23/2016	2	
11/9/2016	1.6	
1/30/2017	1.8	
3/30/2017	1.6	
6/9/2017	1.7	
10/2/2017	1.8	
3/16/2018	1.5	
9/17/2018	1.3 (D)	
3/20/2019	1.5	
9/12/2019	0.98 (J)	
3/11/2020	0.94 (J)	
9/15/2020	0.96 (J)	
3/16/2021	0.99 (J)	
8/9/2021	1.3	
2/1/2022		0.93 (J)
8/16/2022		0.78 (J)
2/16/2023		1.1
7/27/2023		1.4

Mann-Whitney (Wilcoxon Rank Sum)

Constituent: Sulfate (mg/L) Analysis Run 5/1/2024 3:55 PM View: Appendix III - Mann-Whitney

Plant Bowen Data: Bowen 3-4 CCR

	GWA-2	GWA-2
3/23/2016	105.552	
5/20/2016	44.3	
7/29/2016	48	
9/23/2016	43	
11/9/2016	31	
1/31/2017	4.2	
3/30/2017	53	
6/12/2017	95	
10/2/2017	3.5	
3/19/2018	147	
9/14/2018	7.7	
3/20/2019	3.6	
9/12/2019	5.2	
3/11/2020	131	
9/15/2020	35.3	
3/17/2021	90.7	
8/9/2021	84.7	
2/1/2022		86.1
8/16/2022		58.5
2/16/2023		115
7/27/2023		44

Mann-Whitney (Wilcoxon Rank Sum)

Constituent: Sulfate (mg/L) Analysis Run 5/1/2024 3:55 PM View: Appendix III - Mann-Whitney

Plant Bowen Data: Bowen 3-4 CCR

	GWA-2R	GWA-2R
3/23/2016	26.8249	
5/19/2016	3.81	
7/29/2016	1.1	
9/22/2016	0.96 (J)	
11/10/2016	0.72 (J)	
1/31/2017	1.5	
4/3/2017	1.3	
6/9/2017	1.2	
10/2/2017	1.7	
3/16/2018	14.8 (J)	
9/14/2018	2.1	
3/19/2019	32.5 (J)	
9/13/2019	3.8	
3/11/2020	34.3	
9/15/2020	1	
3/16/2021	3.3	
8/9/2021	1.6	
2/1/2022		1.5
8/16/2022		7.8
2/16/2023		38.9
7/27/2023		17.6

Mann-Whitney (Wilcoxon Rank Sum)

Constituent: Sulfate (mg/L) Analysis Run 5/1/2024 3:55 PM View: Appendix III - Mann-Whitney

Plant Bowen Data: Bowen 3-4 CCR

	GWA-39RZ	GWA-39RZ
5/16/2016	2.4 (D)	
7/27/2016	3.6 (D)	
2/21/2017	26 (D)	
3/27/2017	10 (D)	
6/8/2017	6.7 (D)	
7/17/2017	6.4 (D)	
7/27/2017	18 (D)	
8/9/2017	18 (D)	
9/29/2017	21 (D)	
3/16/2018	15.5	
9/14/2018	11.6	
3/14/2019	9.3	
9/10/2019	14	
3/9/2020	5.8	
9/16/2020	8.6	
3/16/2021	3.5	
8/6/2021	4.2	
2/2/2022		4.5
8/16/2022		4.5
2/14/2023		6.3
7/25/2023		4.9

Mann-Whitney (Wilcoxon Rank Sum)

Constituent: Sulfate (mg/L) Analysis Run 5/1/2024 3:55 PM View: Appendix III - Mann-Whitney

Plant Bowen Data: Bowen 3-4 CCR

	GWA-39Z	GWA-39Z
3/14/2016	4.2598	
5/11/2016	6.05	
7/19/2016	9.5	
9/15/2016	6.7	
11/2/2016	5.4	
1/18/2017	5.5	
3/28/2017	2.9	
6/7/2017	2.3	
9/26/2017	3.2	
3/14/2018	3.8	
9/12/2018	3.7	
3/15/2019	3	
9/9/2019	2.4	
3/9/2020	0.84 (J)	
9/10/2020	0.95 (J)	
3/12/2021	2	
8/4/2021	1.3	
1/31/2022		1.2
8/10/2022		1.3
2/13/2023		1.7
7/26/2023		1.5

Mann-Whitney (Wilcoxon Rank Sum)

Constituent: Sulfate (mg/L) Analysis Run 5/1/2024 3:55 PM View: Appendix III - Mann-Whitney

Plant Bowen Data: Bowen 3-4 CCR

	GWA-3A	GWA-3A
3/23/2016	0.8724 (J)	
5/23/2016	0.805 (J)	
7/29/2016	0.84 (J)	
9/22/2016	0.94 (J)	
11/10/2016	1.1	
1/31/2017	0.92 (J)	
3/30/2017	0.77 (J)	
6/12/2017	0.68 (J)	
10/4/2017	0.5 (J)	
3/19/2018	0.49 (J)	
9/17/2018	0.36 (J)	
3/20/2019	0.38 (J)	
9/13/2019	<1	
3/11/2020	<1	
3/29/2021	5.4	
8/9/2021	5	
2/2/2022		3.4
8/16/2022		3.5
2/17/2023		2.5
8/1/2023		3

ND substitution: RL or RL/2 if <15% NDs.

Mann-Whitney (Wilcoxon Rank Sum)

Constituent: Sulfate (mg/L) Analysis Run 5/1/2024 3:55 PM View: Appendix III - Mann-Whitney

Plant Bowen Data: Bowen 3-4 CCR

	GWA-40	GWA-40
3/15/2016	1.2104	
5/11/2016	1.28	
7/21/2016	0.91 (J)	
9/19/2016	1.3	
11/3/2016	1.5	
1/17/2017	<1.2 (*)	
3/24/2017	0.86 (J)	
5/24/2017	1.2	
9/26/2017	4.2	
12/28/2017	7.4 (Y)	
3/14/2018	3.8	
9/12/2018	1.7	
3/13/2019	2.1	
9/9/2019	1.6	
3/9/2020	1.2	
9/11/2020	1.3	
3/10/2021	1.5	
8/4/2021	1.4	
1/31/2022		1.2
8/12/2022		1.2
2/13/2023		1.4
7/26/2023		1.4

ND substitution: RL or RL/2 if <15% NDs.

Mann-Whitney (Wilcoxon Rank Sum)

Constituent: Sulfate (mg/L) Analysis Run 5/1/2024 3:55 PM View: Appendix III - Mann-Whitney

Plant Bowen Data: Bowen 3-4 CCR

	GWA-41	GWA-41
3/15/2016	4.9347	
5/12/2016	2.3	
7/20/2016	2	
9/15/2016	1.1	
11/3/2016	1.6	
1/18/2017	1.5	
3/24/2017	1.6	
6/6/2017	4.1	
9/25/2017	1.9	
3/14/2018	11.5	
9/12/2018	1.8	
3/14/2019	6.2	
9/10/2019	1.2	
3/6/2020	10	
9/10/2020	1.7	
3/11/2021	6.1	
8/4/2021	1.7	
1/31/2022		1.8
8/11/2022		1.9
2/13/2023		6
7/25/2023		1.1

Mann-Whitney (Wilcoxon Rank Sum)

Constituent: Sulfate (mg/L) Analysis Run 5/1/2024 3:55 PM View: Appendix III - Mann-Whitney

Plant Bowen Data: Bowen 3-4 CCR

	GWA-41R	GWA-41R
3/15/2016	6.4987	
5/13/2016	3.68	
7/21/2016	4.5	
9/21/2016	2.8	
11/3/2016	6.7	
1/17/2017	<1.1 (*)	
3/27/2017	0.85 (J)	
6/6/2017	6.1	
9/25/2017	3.5	
3/14/2018	10.9 (J)	
9/12/2018	3.7	
3/14/2019	8.9	
9/10/2019	8.4	
3/9/2020	8.5	
9/10/2020	5.9	
3/10/2021	8.4	
8/4/2021	6.4	
1/31/2022		8.5
8/11/2022		4.7
2/13/2023		10.2
7/25/2023		3

ND substitution: RL or RL/2 if <15% NDs.

Mann-Whitney (Wilcoxon Rank Sum)

Constituent: Sulfate (mg/L) Analysis Run 5/1/2024 3:55 PM View: Appendix III - Mann-Whitney

Plant Bowen Data: Bowen 3-4 CCR

	GWA-42	GWA-42
3/11/2016	1.4538	
5/16/2016	1.18	
7/22/2016	1.8	
9/19/2016	1.4	
11/3/2016	1.6	
1/17/2017	<1.8 (*)	
3/27/2017	2	
6/7/2017	1.9	
9/26/2017	2	
3/14/2018	2.1	
9/14/2018	1.6	
3/14/2019	2.2	
9/10/2019	1.2	
3/6/2020	1.7	
9/10/2020	0.95 (J)	
3/11/2021	1.6	
8/4/2021	1.4	
1/31/2022		1.1
8/10/2022		1
2/13/2023		1.6
7/26/2023		1.1

ND substitution: RL or RL/2 if <15% NDs.

Mann-Whitney (Wilcoxon Rank Sum)

Constituent: Sulfate (mg/L) Analysis Run 5/1/2024 3:55 PM View: Appendix III - Mann-Whitney

Plant Bowen Data: Bowen 3-4 CCR

	GWA-43	GWA-43
3/11/2016	1.1313	
5/13/2016	1.96	
7/19/2016	1.3	
9/16/2016	1.1	
11/2/2016	1.2	
1/18/2017	0.84 (J)	
3/28/2017	0.7 (J)	
6/6/2017	0.47 (J)	
9/22/2017	0.59 (J)	
3/14/2018	0.39 (J)	
9/12/2018	0.3 (J)	
3/13/2019	0.43 (X)	
9/11/2019	<1	
3/9/2020	<1	
9/11/2020	<1	
3/11/2021	<1	
8/6/2021	<1	
1/31/2022		<1
8/11/2022		<1
2/14/2023		<1
7/25/2023		<1

ND substitution: RL or RL/2 if <15% NDs.

Mann-Whitney (Wilcoxon Rank Sum)

Constituent: Sulfate (mg/L) Analysis Run 5/1/2024 3:55 PM View: Appendix III - Mann-Whitney

Plant Bowen Data: Bowen 3-4 CCR

	GWA-43R	GWA-43R
3/11/2016	3.8282	
5/13/2016	3.56	
7/19/2016	5.6	
9/16/2016	6.7	
11/2/2016	8.1	
1/18/2017	8.9	
3/28/2017	8.2	
6/6/2017	7	
9/22/2017	8.3	
3/15/2018	5.1	
9/12/2018	5.6	
3/13/2019	4.4	
9/11/2019	5	
3/9/2020	3.9	
9/14/2020	4.9	
3/11/2021	4.3	
8/5/2021	2.9	
1/31/2022		2.5
8/10/2022		2.5
2/13/2023		2.5
7/25/2023		2.6

Mann-Whitney (Wilcoxon Rank Sum)

Constituent: Sulfate (mg/L) Analysis Run 5/1/2024 3:55 PM View: Appendix III - Mann-Whitney

Plant Bowen Data: Bowen 3-4 CCR

	GWA-4RZ	GWA-4RZ
2/22/2017	22 (D)	
4/7/2017	18 (D)	
6/14/2017	20 (D)	
7/12/2017	18 (D)	
7/20/2017	20 (D)	
7/28/2017	18 (D)	
8/9/2017	19 (D)	
8/24/2017	21 (D)	
10/3/2017	25 (D)	
12/28/2017	26 (Y)	
3/21/2018	25.4	
9/18/2018	22.8	
3/21/2019	24.9 (D)	
9/12/2019	16.5 (D)	
3/12/2020	20.8	
9/17/2020	20.3	
3/16/2021	22.1	
8/10/2021	20.7	
2/3/2022		20.7
8/17/2022		18.1
2/17/2023		21.2
7/28/2023		19.6

Mann-Whitney (Wilcoxon Rank Sum)

Constituent: Sulfate (mg/L) Analysis Run 5/1/2024 3:55 PM View: Appendix III - Mann-Whitney

Plant Bowen Data: Bowen 3-4 CCR

	GWA-50	GWA-50
3/28/2016	0.7283 (J)	
5/23/2016	0.728 (J)	
8/1/2016	0.78 (J)	
9/26/2016	0.82 (J)	
11/10/2016	0.92 (J)	
1/30/2017	<1	
4/7/2017	0.82 (J)	
6/12/2017	0.78 (J)	
10/2/2017	0.71 (J)	
3/16/2018	0.67 (J)	
9/17/2018	0.47 (J)	
3/19/2019	0.52 (J)	
9/13/2019	0.55 (J)	
3/11/2020	<1	
9/16/2020	<1	
3/17/2021	<1	
8/9/2021	<1	
2/1/2022		<1
8/16/2022		<1
2/16/2023		<1
7/28/2023		0.53 (J)

ND substitution: RL or RL/2 if <15% NDs.

Mann-Whitney (Wilcoxon Rank Sum)

Constituent: Sulfate (mg/L) Analysis Run 5/1/2024 3:55 PM View: Appendix III - Mann-Whitney

Plant Bowen Data: Bowen 3-4 CCR

	GWA-50R	GWA-50R
3/28/2016	0.9594 (J)	
5/25/2016	1.59	
8/1/2016	1	
9/26/2016	1.2	
11/11/2016	1.2	
1/30/2017	<1	
4/3/2017	1.3	
6/12/2017	1.1	
10/2/2017	1.1	
3/16/2018	0.87 (J)	
9/18/2018	0.87 (J)	
3/19/2019	0.97 (J)	
9/12/2019	0.8 (J)	
3/11/2020	0.85 (J)	
9/15/2020	0.54 (J)	
3/17/2021	0.86 (J)	
8/9/2021	0.77 (J)	
2/2/2022		0.53 (J)
8/17/2022		0.55 (J)
2/16/2023		0.58 (J)
7/28/2023		0.71 (J)

ND substitution: RL or RL/2 if <15% NDs.

Mann-Whitney (Wilcoxon Rank Sum)

Constituent: Sulfate (mg/L) Analysis Run 5/1/2024 3:55 PM View: Appendix III - Mann-Whitney

Plant Bowen Data: Bowen 3-4 CCR

	GWC-16R	GWC-16R
3/3/2016	7.1809	
5/10/2016	4.6	
7/13/2016	2.3	
9/15/2016	5.6	
11/2/2016	7.5	
1/11/2017	8.3	
3/20/2017	10	
5/23/2017	9.5	
9/21/2017	8.9	
3/14/2018	8.8	
9/7/2018	6.5	
3/11/2019	11	
9/9/2019	3.8	
3/4/2020	8.4	
9/9/2020	2.8	
3/9/2021	12.9	
7/30/2021	5.4	
1/28/2022		11.9
8/11/2022		5
2/10/2023		12.1
8/4/2023		6.1

Mann-Whitney (Wilcoxon Rank Sum)

Constituent: Sulfate (mg/L) Analysis Run 5/1/2024 3:55 PM View: Appendix III - Mann-Whitney

Plant Bowen Data: Bowen 3-4 CCR

	GWC-17R	GWC-17R
3/4/2016	9.3417	
5/10/2016	6.65	
7/14/2016	5.7	
9/14/2016	5.8	
11/1/2016	6.6	
1/11/2017	6.5	
3/21/2017	6.4	
5/23/2017	6.3	
9/22/2017	6.9	
3/14/2018	7	
9/11/2018	5.8	
3/12/2019	25.9 (O)	
9/10/2019	6	
3/5/2020	7.7	
9/9/2020	5.6	
3/10/2021	7.3	
7/30/2021	5.9	
1/28/2022		7.6
8/11/2022		6.6
2/10/2023		7.6
8/3/2023		7

Mann-Whitney (Wilcoxon Rank Sum)

Constituent: Sulfate (mg/L) Analysis Run 5/1/2024 3:55 PM View: Appendix III - Mann-Whitney

Plant Bowen Data: Bowen 3-4 CCR

	GWC-18	GWC-18
3/7/2016	1.7468	
5/5/2016	2.27	
7/13/2016	2.1	
9/13/2016	2.1	
10/31/2016	1.5	
1/12/2017	1.9	
3/23/2017	2.1	
5/23/2017	2	
9/25/2017	2.1	
3/14/2018	2.2	
9/11/2018	2	
3/12/2019	2.3	
9/9/2019	1.8	
3/6/2020	2	
9/9/2020	1.4	
2/26/2021	2.1	
7/29/2021	1.7	
1/28/2022		1.6
8/10/2022		1.7
2/9/2023		2.3
8/3/2023		1.5

Mann-Whitney (Wilcoxon Rank Sum)

Constituent: Sulfate (mg/L) Analysis Run 5/1/2024 3:55 PM View: Appendix III - Mann-Whitney

Plant Bowen Data: Bowen 3-4 CCR

	GWC-18R	GWC-18R
3/7/2016	2.3258	
5/5/2016	2.42	
7/13/2016	2.5	
9/12/2016	2.3	
1/11/2017	2.5	
3/20/2017	2.4	
5/22/2017	2.5	
9/21/2017	2.4	
3/14/2018	2.2	
9/7/2018	2.2	
3/12/2019	2.6	
9/6/2019	2	
3/5/2020	1.9	
9/9/2020	1.9	
2/26/2021	2.1	
7/29/2021	1.9	
1/27/2022		2.1
8/10/2022		2.3
2/9/2023		2.4
8/4/2023		2.2

Mann-Whitney (Wilcoxon Rank Sum)

Constituent: Sulfate (mg/L) Analysis Run 5/1/2024 3:55 PM View: Appendix III - Mann-Whitney

Plant Bowen Data: Bowen 3-4 CCR

	GWC-19R	GWC-19R
3/7/2016	3.3556	
5/9/2016	3.62	
7/14/2016	3.5	
9/12/2016	3.3	
10/31/2016	3.5	
1/11/2017	3.2	
3/21/2017	3.4	
5/22/2017	3.3	
9/20/2017	3.4	
3/14/2018	3.4	
9/10/2018	3.4	
3/12/2019	4.3	
9/9/2019	3.7	
3/4/2020	3.6	
9/9/2020	3.4	
2/26/2021	3.4	
8/5/2021	4	
1/27/2022		3.9
8/9/2022		3.7
2/9/2023		4
8/4/2023		3.6

Mann-Whitney (Wilcoxon Rank Sum)

Constituent: Sulfate (mg/L) Analysis Run 5/1/2024 3:55 PM View: Appendix III - Mann-Whitney

Plant Bowen Data: Bowen 3-4 CCR

	GWC-20R	GWC-20R
3/8/2016	0.0196 (J)	
5/9/2016	1.15	
7/14/2016	1.3	
9/12/2016	1.3	
10/31/2016	1.4	
1/12/2017	1.4	
3/22/2017	1.7	
5/22/2017	1.5	
9/19/2017	1.3	
3/14/2018	1.6	
9/10/2018	1.7	
3/12/2019	1.5	
9/6/2019	1.45 (D)	
3/5/2020	1.1	
9/4/2020	1.1	
3/9/2021	1.5	
8/2/2021	1.5	
1/27/2022		1.7
8/9/2022		1.6
2/10/2023		1.8
8/3/2023		1.4

Mann-Whitney (Wilcoxon Rank Sum)

Constituent: Sulfate (mg/L) Analysis Run 5/1/2024 3:55 PM View: Appendix III - Mann-Whitney

Plant Bowen Data: Bowen 3-4 CCR

	GWC-21R	GWC-21R
3/8/2016	1.3858	
5/9/2016	2.94	
7/15/2016	3	
9/9/2016	3.2	
10/27/2016	3.6	
1/12/2017	3.9	
3/21/2017	4.8	
5/23/2017	5.4	
9/19/2017	5.6	
3/14/2018	<1	
9/10/2018	4.8	
3/11/2019	3.4	
9/6/2019	6	
3/3/2020	11.3	
9/8/2020	9.6	
3/9/2021	10.5	
8/2/2021	21.5 (O)	
1/28/2022		13.7
8/10/2022		10.5
2/9/2023		16.8
8/4/2023		5.8

ND substitution: RL or RL/2 if <15% NDs.

Mann-Whitney (Wilcoxon Rank Sum)

Constituent: Sulfate (mg/L) Analysis Run 5/1/2024 3:55 PM View: Appendix III - Mann-Whitney

Plant Bowen Data: Bowen 3-4 CCR

	GWC-22R	GWC-22R
3/7/2016	2.1008	
5/5/2016	2.16	
7/14/2016	2.3	
10/27/2016	2.3	
1/13/2017	2.3	
3/20/2017	2.4	
5/23/2017	2.4	
9/19/2017	2.2	
3/13/2018	2.4	
9/7/2018	1.8	
3/11/2019	2	
9/5/2019	1.7	
3/3/2020	1.7	
9/8/2020	1.3	
3/9/2021	1.4	
8/2/2021	1.5	
1/27/2022		1.3
8/10/2022		1.6
2/9/2023		2
8/3/2023		1.7

Mann-Whitney (Wilcoxon Rank Sum)

Constituent: Sulfate (mg/L) Analysis Run 5/1/2024 3:55 PM View: Appendix III - Mann-Whitney

Plant Bowen Data: Bowen 3-4 CCR

	GWC-23R	GWC-23R
3/9/2016	26.4322	
5/6/2016	17.7	
7/15/2016	12	
9/14/2016	12	
11/1/2016	10	
1/25/2017	8.2	
3/22/2017	13	
5/24/2017	10	
9/21/2017	16	
3/14/2018	14	
9/11/2018	14.9	
3/12/2019	17.7	
9/6/2019	9.5	
3/5/2020	10.8	
9/9/2020	124	
12/15/2020	61.2	
3/10/2021	56.8	
7/30/2021	72.6	
1/28/2022		98.4
8/11/2022		143
11/3/2022		137 (J)
2/10/2023		86.7
8/3/2023		69.2

Mann-Whitney (Wilcoxon Rank Sum)

Constituent: Sulfate (mg/L) Analysis Run 5/1/2024 3:55 PM View: Appendix III - Mann-Whitney

Plant Bowen Data: Bowen 3-4 CCR

	GWC-24R	GWC-24R
3/4/2016	1.0816	
5/5/2016	11.3	
7/12/2016	8.8	
9/13/2016	5.4	
10/27/2016	9.9	
1/13/2017	7.8	
3/20/2017	2.3	
5/19/2017	2.4	
9/19/2017	2.3	
3/13/2018	1.4	
9/11/2018	1.7	
3/8/2019	1.9	
9/5/2019	1.8	
3/3/2020	2	
9/9/2020	1.9	
3/9/2021	1.6	
7/29/2021	1.8	
1/28/2022		2.3
8/9/2022		2.1
2/9/2023		2.9
8/3/2023		3

Mann-Whitney (Wilcoxon Rank Sum)

Constituent: Sulfate (mg/L) Analysis Run 5/1/2024 3:55 PM View: Appendix III - Mann-Whitney

Plant Bowen Data: Bowen 3-4 CCR

	GWC-25R	GWC-25R
3/8/2016	1.3157	
5/4/2016	1.46	
7/18/2016	1.5	
9/13/2016	1.5	
10/27/2016	1.7	
1/13/2017	2	
3/16/2017	1.6	
5/19/2017	1.5	
9/19/2017	1.8	
3/13/2018	1.7	
9/11/2018	1.7	
3/8/2019	1.6	
9/5/2019	1.6	
3/3/2020	1.6	
9/4/2020	1.6	
3/9/2021	1.6	
8/2/2021	1.7	
1/27/2022		2
8/9/2022		1.9
2/9/2023		2.3
8/3/2023		2.2

Mann-Whitney (Wilcoxon Rank Sum)

Constituent: Sulfate (mg/L) Analysis Run 5/1/2024 3:55 PM View: Appendix III - Mann-Whitney

Plant Bowen Data: Bowen 3-4 CCR

	GWC-36RA	GWC-36RA
3/1/2016	6.8929	
5/2/2016	1.6	
7/6/2016	1.7	
9/7/2016	1.5	
10/25/2016	1.8	
1/5/2017	4.6	
3/14/2017	2.8	
5/16/2017	2.1	
9/15/2017	3	
3/12/2018	8.2	
9/6/2018	1.5	
3/7/2019	4.3	
9/4/2019	1.8	
3/2/2020	7.9	
9/14/2020	1.3	
3/26/2021	5.4	
7/27/2021	7.4	
1/26/2022		7.5
8/8/2022		19.2
2/8/2023		21.7
8/3/2023		4.2

Mann-Whitney (Wilcoxon Rank Sum)

Constituent: Sulfate (mg/L) Analysis Run 5/1/2024 3:55 PM View: Appendix III - Mann-Whitney

Plant Bowen Data: Bowen 3-4 CCR

	GWC-37	GWC-37
3/1/2016	0.9427 (J)	
5/3/2016	0.87 (J)	
7/8/2016	0.79 (J)	
9/7/2016	0.85 (J)	
10/25/2016	0.74 (J)	
1/6/2017	0.64 (J)	
3/14/2017	0.77 (J)	
5/16/2017	0.48 (J)	
9/15/2017	0.76 (J)	
3/12/2018	0.42 (J)	
9/6/2018	0.37 (J)	
3/6/2019	0.46 (J)	
9/4/2019	<1	
3/2/2020	<1	
9/3/2020	<1	
2/24/2021	<1	
7/28/2021	<1	
1/26/2022		<1
8/8/2022		<1
2/8/2023		0.75 (J)
8/2/2023		0.57 (J)

ND substitution: RL or RL/2 if <15% NDs.

Mann-Whitney (Wilcoxon Rank Sum)

Constituent: Sulfate (mg/L) Analysis Run 5/1/2024 3:55 PM View: Appendix III - Mann-Whitney

Plant Bowen Data: Bowen 3-4 CCR

	GWC-38	GWC-38
3/2/2016	2.5669	
5/3/2016	1.83	
7/7/2016	1.8	
9/8/2016	0.97 (J)	
10/25/2016	1.2	
2/9/2017	0.31 (J)	
3/23/2017	0.54 (J)	
5/17/2017	0.66 (J)	
9/19/2017	2	
3/13/2018	1.5	
9/6/2018	1.4	
3/7/2019	1.1	
9/4/2019	0.83 (J)	
3/2/2020	0.5 (J)	
9/3/2020	0.58 (J)	
2/24/2021	0.72 (J)	
7/28/2021	0.81 (J)	
1/25/2022		0.58 (J)
8/5/2022		<1
2/8/2023		0.9 (J)
8/2/2023		0.67 (J)

ND substitution: RL or RL/2 if <15% NDs.

Mann-Whitney (Wilcoxon Rank Sum)

Constituent: Total Dissolved Solids (mg/l) Analysis Run 5/1/2024 3:55 PM View: Appendix III - Mann-Whitney

Plant Bowen Data: Bowen 3-4 CCR

	GWA-1	GWA-1
3/22/2016	150	
5/19/2016	150	
7/29/2016	146	
9/23/2016	163	
11/9/2016	147	
1/30/2017	127	
3/30/2017	137	
6/9/2017	164	
10/2/2017	137	
3/16/2018	140	
9/17/2018	162	
3/20/2019	175	
9/12/2019	174	
3/11/2020	172	
9/15/2020	156	
3/16/2021	155	
8/9/2021	150	
2/1/2022		143
8/16/2022		159
2/16/2023		152 (J)
7/27/2023		167

Mann-Whitney (Wilcoxon Rank Sum)

Constituent: Total Dissolved Solids (mg/l) Analysis Run 5/1/2024 3:55 PM View: Appendix III - Mann-Whitney

Plant Bowen Data: Bowen 3-4 CCR

	GWA-2	GWA-2
3/23/2016	259	
5/20/2016	122	
7/29/2016	156	
9/23/2016	150	
11/9/2016	87	
1/31/2017	63	
3/30/2017	112	
6/12/2017	216	
10/2/2017	<25	
3/19/2018	295	
9/14/2018	30	
3/20/2019	49	
9/12/2019	44	
3/11/2020	309	
9/15/2020	28	
3/17/2021	211	
8/9/2021	207	
2/1/2022		202
8/16/2022		182
2/16/2023		267 (J)
7/27/2023		177

ND substitution: RL or RL/2 if <15% NDs.

Mann-Whitney (Wilcoxon Rank Sum)

Constituent: Total Dissolved Solids (mg/l) Analysis Run 5/1/2024 3:55 PM View: Appendix III - Mann-Whitney

Plant Bowen Data: Bowen 3-4 CCR

	GWA-2R	GWA-2R
3/23/2016	174	
5/19/2016	93	
7/29/2016	68	
9/22/2016	91	
11/10/2016	96	
1/31/2017	206	
4/3/2017	118	
6/9/2017	87	
10/2/2017	73	
3/16/2018	130	
9/14/2018	103	
3/19/2019	208	
9/13/2019	113	
3/11/2020	170	
9/15/2020	89	
3/16/2021	102	
8/9/2021	127	
2/1/2022		114
8/16/2022		123
2/16/2023		197 (J)
7/27/2023		155

Mann-Whitney (Wilcoxon Rank Sum)

Constituent: Total Dissolved Solids (mg/l) Analysis Run 5/1/2024 3:55 PM View: Appendix III - Mann-Whitney

Plant Bowen Data: Bowen 3-4 CCR

	GWA-39RZ	GWA-39RZ
5/16/2016	114 (D)	
7/27/2016	107 (D)	
2/21/2017	229 (D)	
3/27/2017	239 (D)	
6/8/2017	179 (D)	
7/17/2017	180 (D)	
7/27/2017	190 (D)	
8/9/2017	153 (D)	
9/29/2017	173 (D)	
3/16/2018	150	
9/14/2018	165	
3/14/2019	154	
9/10/2019	181	
3/9/2020	173	
9/16/2020	156	
3/16/2021	142	
8/6/2021	133	
2/2/2022		143
8/16/2022		125
2/14/2023		149 (J)
7/25/2023		158

Mann-Whitney (Wilcoxon Rank Sum)

Constituent: Total Dissolved Solids (mg/l) Analysis Run 5/1/2024 3:55 PM View: Appendix III - Mann-Whitney

Plant Bowen Data: Bowen 3-4 CCR

	GWA-39Z	GWA-39Z
3/14/2016	106	
5/11/2016	58	
7/19/2016	46	
9/15/2016	41	
11/2/2016	37	
1/18/2017	29	
3/28/2017	40	
9/26/2017	107	
3/14/2018	126	
9/12/2018	134	
3/15/2019	107	
9/9/2019	93	
3/9/2020	58	
9/10/2020	16	
3/12/2021	55	
8/4/2021	60	
1/31/2022		61
8/10/2022		50
2/13/2023		105 (J)
7/26/2023		57

Mann-Whitney (Wilcoxon Rank Sum)

Constituent: Total Dissolved Solids (mg/l) Analysis Run 5/1/2024 3:55 PM View: Appendix III - Mann-Whitney

Plant Bowen Data: Bowen 3-4 CCR

	GWA-3A	GWA-3A
3/23/2016	<25	
5/23/2016	<25	
7/29/2016	17 (J)	
9/22/2016	33	
11/10/2016	41	
1/31/2017	58	
3/30/2017	<25	
6/12/2017	20 (J)	
10/4/2017	<25	
3/19/2018	<25	
9/17/2018	32	
3/20/2019	30	
9/13/2019	19	
3/11/2020	24	
3/29/2021	76	
8/9/2021	95	
2/2/2022		104
8/16/2022		85
2/17/2023		117 (J)
8/1/2023		113

ND substitution: RL or RL/2 if <15% NDs.

Mann-Whitney (Wilcoxon Rank Sum)

Constituent: Total Dissolved Solids (mg/l) Analysis Run 5/1/2024 3:55 PM View: Appendix III - Mann-Whitney

Plant Bowen Data: Bowen 3-4 CCR

	GWA-40	GWA-40
3/15/2016	107	
5/11/2016	80	
7/21/2016	76	
9/19/2016	108	
11/3/2016	90	
1/17/2017	128	
3/24/2017	91	
5/24/2017	152	
9/26/2017	103	
3/14/2018	123	
9/12/2018	105	
3/13/2019	130	
9/9/2019	108	
3/9/2020	131	
9/11/2020	102	
3/10/2021	60	
8/4/2021	66	
1/31/2022		81
8/12/2022		91
2/13/2023		259 (J)
7/26/2023		70

Mann-Whitney (Wilcoxon Rank Sum)

Constituent: Total Dissolved Solids (mg/l) Analysis Run 5/1/2024 3:55 PM View: Appendix III - Mann-Whitney

Plant Bowen Data: Bowen 3-4 CCR

	GWA-41	GWA-41
3/15/2016	110	
5/12/2016	49	
7/20/2016	72	
9/15/2016	18 (J)	
11/3/2016	70	
1/18/2017	63	
3/24/2017	63	
6/6/2017	128	
9/25/2017	109	
3/14/2018	192	
9/12/2018	82	
3/14/2019	119	
9/10/2019	36	
3/6/2020	137	
9/10/2020	35	
3/11/2021	101	
8/4/2021	77	
1/31/2022		63
8/11/2022		73
2/13/2023		111 (J)
7/25/2023		43

Mann-Whitney (Wilcoxon Rank Sum)

Constituent: Total Dissolved Solids (mg/l) Analysis Run 5/1/2024 3:55 PM View: Appendix III - Mann-Whitney

Plant Bowen Data: Bowen 3-4 CCR

	GWA-41R	GWA-41R
3/15/2016	78	
5/13/2016	178	
7/21/2016	168	
9/21/2016	123	
11/3/2016	157	
1/17/2017	170	
3/27/2017	158	
6/6/2017	212	
9/25/2017	145	
3/14/2018	210	
9/12/2018	159	
3/14/2019	157	
9/10/2019	113	
3/9/2020	249	
9/10/2020	111	
3/10/2021	148	
8/4/2021	176	
1/31/2022		184
8/11/2022		170
2/13/2023		163 (J)
7/25/2023		162

Mann-Whitney (Wilcoxon Rank Sum)

Constituent: Total Dissolved Solids (mg/l) Analysis Run 5/1/2024 3:55 PM View: Appendix III - Mann-Whitney

Plant Bowen Data: Bowen 3-4 CCR

	GWA-42	GWA-42
3/11/2016	139	
5/16/2016	112	
7/22/2016	136	
9/19/2016	121	
11/3/2016	132	
1/17/2017	150	
3/27/2017	148	
6/7/2017	181	
9/26/2017	113	
3/14/2018	134	
9/14/2018	139	
3/14/2019	157	
9/10/2019	105	
3/6/2020	143	
9/10/2020	120	
3/11/2021	109	
8/4/2021	141	
1/31/2022		132
8/10/2022		134
2/13/2023		226
7/26/2023		134

Mann-Whitney (Wilcoxon Rank Sum)

Constituent: Total Dissolved Solids (mg/l) Analysis Run 5/1/2024 3:55 PM View: Appendix III - Mann-Whitney

Plant Bowen Data: Bowen 3-4 CCR

	GWA-43	GWA-43
3/11/2016	69	
5/13/2016	88	
7/19/2016	56	
9/16/2016	31	
11/2/2016	48	
1/18/2017	44	
3/28/2017	<25	
6/6/2017	36	
9/22/2017	41	
3/14/2018	<25	
9/12/2018	<25	
3/13/2019	31	
9/11/2019	21	
3/9/2020	51	
9/11/2020	31	
3/11/2021	14	
8/6/2021	33	
1/31/2022		25
8/11/2022		28
2/14/2023		60.9
7/25/2023		<25

ND substitution: RL or RL/2 if <15% NDs.

Mann-Whitney (Wilcoxon Rank Sum)

Constituent: Total Dissolved Solids (mg/l) Analysis Run 5/1/2024 3:55 PM View: Appendix III - Mann-Whitney

Plant Bowen Data: Bowen 3-4 CCR

	GWA-43R	GWA-43R
3/11/2016	144	
5/13/2016	142	
7/19/2016	135	
9/16/2016	144	
11/2/2016	152	
1/18/2017	125	
3/28/2017	109	
6/6/2017	154	
9/22/2017	157	
3/15/2018	117	
9/12/2018	151	
3/13/2019	152	
9/11/2019	151	
3/9/2020	174	
9/14/2020	146	
3/11/2021	98	
8/5/2021	126	
1/31/2022		128
8/10/2022		145
2/13/2023		126
7/25/2023		167

Mann-Whitney (Wilcoxon Rank Sum)

Constituent: Total Dissolved Solids (mg/l) Analysis Run 5/1/2024 3:55 PM View: Appendix III - Mann-Whitney

Plant Bowen Data: Bowen 3-4 CCR

	GWA-4RZ	GWA-4RZ
2/22/2017	329 (D)	
4/7/2017	295 (D)	
6/14/2017	237 (D)	
7/12/2017	400 (D)	
7/20/2017	203 (D)	
7/28/2017	262 (D)	
8/9/2017	195 (D)	
8/24/2017	236 (D)	
10/3/2017	224 (D)	
3/21/2018	237	
9/18/2018	227	
3/21/2019	367 (D)	
9/12/2019	200 (D)	
3/12/2020	247	
9/17/2020	223	
3/16/2021	196	
8/10/2021	238	
2/3/2022		243
8/17/2022		226
2/17/2023		252 (J)
7/28/2023		243

Mann-Whitney (Wilcoxon Rank Sum)

Constituent: Total Dissolved Solids (mg/l) Analysis Run 5/1/2024 3:55 PM View: Appendix III - Mann-Whitney

Plant Bowen Data: Bowen 3-4 CCR

	GWA-50	GWA-50
3/28/2016	<25	
5/23/2016	32	
8/1/2016	<25	
9/26/2016	45	
11/10/2016	38	
1/30/2017	<25	
4/7/2017	18 (J)	
6/12/2017	15 (J)	
10/2/2017	17 (J)	
3/16/2018	<25	
9/17/2018	38	
3/19/2019	34	
9/13/2019	19	
3/11/2020	17	
9/16/2020	20	
3/17/2021	<25	
8/9/2021	14	
2/1/2022		21
8/16/2022		<25
2/16/2023		<25
7/28/2023		<25

ND substitution: RL or RL/2 if <15% NDs.

Mann-Whitney (Wilcoxon Rank Sum)

Constituent: Total Dissolved Solids (mg/l) Analysis Run 5/1/2024 3:55 PM View: Appendix III - Mann-Whitney

Plant Bowen Data: Bowen 3-4 CCR

	GWA-50R	GWA-50R
3/28/2016	46	
5/25/2016	57	
8/1/2016	<25	
9/26/2016	60	
11/11/2016	13 (J)	
1/30/2017	<25	
4/3/2017	100	
6/12/2017	51	
10/2/2017	32	
3/16/2018	<25	
9/18/2018	15 (J)	
3/19/2019	48	
9/12/2019	46	
3/11/2020	24	
9/15/2020	12	
3/17/2021	31	
8/9/2021	<25	
2/2/2022		15
8/17/2022		18 (J)
2/16/2023		<25
7/28/2023		<25

ND substitution: RL or RL/2 if <15% NDs.

Mann-Whitney (Wilcoxon Rank Sum)

Constituent: Total Dissolved Solids (mg/l) Analysis Run 5/1/2024 3:55 PM View: Appendix III - Mann-Whitney

Plant Bowen Data: Bowen 3-4 CCR

	GWC-16R	GWC-16R
3/3/2016	306	
5/10/2016	275	
7/13/2016	234	
9/15/2016	259	
11/2/2016	260	
1/11/2017	306	
3/20/2017	304	
5/23/2017	297	
9/21/2017	307	
3/14/2018	312	
9/7/2018	298	
3/11/2019	344	
9/9/2019	275	
3/4/2020	326	
9/9/2020	297	
3/9/2021	335	
7/30/2021	294	
1/28/2022		317
8/11/2022		306
2/10/2023		369
8/4/2023		306

Mann-Whitney (Wilcoxon Rank Sum)

Constituent: Total Dissolved Solids (mg/l) Analysis Run 5/1/2024 3:55 PM View: Appendix III - Mann-Whitney

Plant Bowen Data: Bowen 3-4 CCR

	GWC-17R	GWC-17R
3/4/2016	348	
5/10/2016	342	
7/14/2016	335	
9/14/2016	335	
11/1/2016	296	
1/11/2017	376	
3/21/2017	346	
5/23/2017	320	
9/22/2017	337	
3/14/2018	323	
9/11/2018	317	
3/12/2019	306	
9/10/2019	312	
3/5/2020	307	
9/9/2020	285	
3/10/2021	256	
7/30/2021	270	
1/28/2022		302
8/11/2022		296
2/10/2023		302
8/3/2023		316

Mann-Whitney (Wilcoxon Rank Sum)

Constituent: Total Dissolved Solids (mg/l) Analysis Run 5/1/2024 3:55 PM View: Appendix III - Mann-Whitney

Plant Bowen Data: Bowen 3-4 CCR

	GWC-18	GWC-18
3/7/2016	100	
5/5/2016	63	
7/13/2016	63	
9/13/2016	81	
10/31/2016	40	
1/12/2017	92	
3/23/2017	116	
5/23/2017	107	
9/25/2017	110	
3/14/2018	115	
9/11/2018	102	
3/12/2019	135 (J)	
9/9/2019	95	
3/6/2020	109	
9/9/2020	88	
2/26/2021	90	
7/29/2021	103	
1/28/2022		99
8/10/2022		86
2/9/2023		175
8/3/2023		82

Mann-Whitney (Wilcoxon Rank Sum)

Constituent: Total Dissolved Solids (mg/l) Analysis Run 5/1/2024 3:55 PM View: Appendix III - Mann-Whitney

Plant Bowen Data: Bowen 3-4 CCR

	GWC-18R	GWC-18R
3/7/2016	167	
5/5/2016	119	
7/13/2016	135	
9/12/2016	129	
11/1/2016	121	
1/11/2017	177	
3/20/2017	149	
5/22/2017	119	
9/21/2017	166	
3/14/2018	139	
9/7/2018	149	
3/12/2019	143 (J)	
9/6/2019	141	
3/5/2020	143	
9/9/2020	120	
2/26/2021	121	
7/29/2021	146	
1/27/2022		146
8/10/2022		147
2/9/2023		171
8/4/2023		148

Mann-Whitney (Wilcoxon Rank Sum)

Constituent: Total Dissolved Solids (mg/l) Analysis Run 5/1/2024 3:55 PM View: Appendix III - Mann-Whitney

Plant Bowen Data: Bowen 3-4 CCR

	GWC-19R	GWC-19R
3/7/2016	172	
5/9/2016	206	
7/14/2016	136	
9/12/2016	171	
10/31/2016	160	
1/11/2017	214	
3/21/2017	175 (J)	
5/22/2017	129	
9/20/2017	173	
3/14/2018	156	
9/10/2018	172	
3/12/2019	156 (J)	
9/9/2019	172	
3/4/2020	157	
9/9/2020	152	
2/26/2021	172	
8/5/2021	154	
1/27/2022		149
8/9/2022		102
2/9/2023		171
8/4/2023		163

Mann-Whitney (Wilcoxon Rank Sum)

Constituent: Total Dissolved Solids (mg/l) Analysis Run 5/1/2024 3:55 PM View: Appendix III - Mann-Whitney

Plant Bowen Data: Bowen 3-4 CCR

	GWC-20R	GWC-20R
3/8/2016	207	
5/9/2016	189	
7/14/2016	193	
9/12/2016	201	
10/31/2016	215	
1/12/2017	198	
5/22/2017	197	
9/19/2017	225	
12/29/2017	198 (Y)	
3/14/2018	167	
9/10/2018	184	
3/12/2019	191 (J)	
9/6/2019	179	
3/5/2020	171	
9/4/2020	212	
3/9/2021	163	
8/2/2021	168	
1/27/2022		176
8/9/2022		171
2/10/2023		226 (J)
8/3/2023		193

Mann-Whitney (Wilcoxon Rank Sum)

Constituent: Total Dissolved Solids (mg/l) Analysis Run 5/1/2024 3:55 PM View: Appendix III - Mann-Whitney

Plant Bowen Data: Bowen 3-4 CCR

	GWC-21R	GWC-21R
3/8/2016	318	
5/9/2016	136	
7/15/2016	237	
9/9/2016	263	
10/27/2016	283	
1/12/2017	276	
3/21/2017	385	
5/23/2017	294	
9/19/2017	302	
3/14/2018	306	
9/10/2018	328	
3/11/2019	311	
9/6/2019	291	
3/3/2020	292	
9/8/2020	297	
3/9/2021	286	
8/2/2021	292	
1/28/2022		290
8/10/2022		286
2/9/2023		317
8/4/2023		298

Mann-Whitney (Wilcoxon Rank Sum)

Constituent: Total Dissolved Solids (mg/l) Analysis Run 5/1/2024 3:55 PM View: Appendix III - Mann-Whitney

Plant Bowen Data: Bowen 3-4 CCR

	GWC-22R	GWC-22R
3/7/2016	163	
5/5/2016	140	
7/14/2016	161	
9/12/2016	168	
10/27/2016	140	
1/13/2017	147 (J)	
3/20/2017	186	
5/23/2017	183	
9/19/2017	167	
3/13/2018	159	
9/7/2018	169	
3/11/2019	166	
9/5/2019	171	
3/3/2020	181	
9/8/2020	157	
3/9/2021	161	
8/2/2021	166	
1/27/2022		167
8/10/2022		162
2/9/2023	328 (O)	
8/3/2023		153

Mann-Whitney (Wilcoxon Rank Sum)

Constituent: Total Dissolved Solids (mg/l) Analysis Run 5/1/2024 3:55 PM View: Appendix III - Mann-Whitney

Plant Bowen Data: Bowen 3-4 CCR

	GWC-23R	GWC-23R
3/9/2016	287	
5/6/2016	284	
7/15/2016	249	
9/14/2016	273	
11/1/2016	258	
1/25/2017	340	
3/22/2017	264	
5/24/2017	331	
9/21/2017	347	
3/14/2018	290	
9/11/2018	295	
3/12/2019	310 (J)	
9/6/2019	300	
3/5/2020	265	
9/9/2020	501	
12/15/2020	351	
3/10/2021	333	
7/30/2021	380	
1/28/2022		454
8/11/2022		586
11/3/2022		573 (J)
2/10/2023		533
8/3/2023		536

Mann-Whitney (Wilcoxon Rank Sum)

Constituent: Total Dissolved Solids (mg/l) Analysis Run 5/1/2024 3:55 PM View: Appendix III - Mann-Whitney

Plant Bowen Data: Bowen 3-4 CCR

	GWC-24R	GWC-24R
3/4/2016	209	
5/5/2016	152	
7/12/2016	157	
9/13/2016	154	
10/27/2016	162	
1/13/2017	165	
3/20/2017	205 (J)	
5/19/2017	149	
9/19/2017	153	
3/13/2018	153	
9/11/2018	152	
3/8/2019	164	
9/5/2019	155.5 (D)	
3/3/2020	146	
9/9/2020	155	
3/9/2021	158	
7/29/2021	143	
1/28/2022		159
8/9/2022		149
2/9/2023		147
8/3/2023		146

Mann-Whitney (Wilcoxon Rank Sum)

Constituent: Total Dissolved Solids (mg/l) Analysis Run 5/1/2024 3:55 PM View: Appendix III - Mann-Whitney

Plant Bowen Data: Bowen 3-4 CCR

	GWC-25R	GWC-25R
3/8/2016	177	
5/4/2016	97	
7/18/2016	150	
9/13/2016	159	
10/27/2016	143	
1/13/2017	158	
3/16/2017	167	
5/19/2017	150	
9/19/2017	146	
3/13/2018	153	
9/11/2018	153	
3/8/2019	155	
9/5/2019	177	
3/3/2020	183	
9/4/2020	172	
3/9/2021	153	
8/2/2021	175	
1/27/2022		168
8/9/2022		164
2/9/2023		169
8/3/2023		170

Mann-Whitney (Wilcoxon Rank Sum)

Constituent: Total Dissolved Solids (mg/l) Analysis Run 5/1/2024 3:55 PM View: Appendix III - Mann-Whitney

Plant Bowen Data: Bowen 3-4 CCR

	GWC-36RA	GWC-36RA
3/1/2016	150	
5/2/2016	105	
7/6/2016	113	
9/7/2016	169	
10/25/2016	152	
1/5/2017	229	
3/14/2017	188	
5/16/2017	147	
9/15/2017	146	
3/12/2018	169	
9/6/2018	155	
3/7/2019	135	
9/4/2019	142	
3/2/2020	170	
9/14/2020	156	
3/26/2021	123	
7/27/2021	163	
1/26/2022		184
8/8/2022		232 (J)
2/8/2023		238
8/3/2023		188

Mann-Whitney (Wilcoxon Rank Sum)

Constituent: Total Dissolved Solids (mg/l) Analysis Run 5/1/2024 3:55 PM View: Appendix III - Mann-Whitney

Plant Bowen Data: Bowen 3-4 CCR

	GWC-37	GWC-37
3/1/2016	34	
5/3/2016	<25	
7/8/2016	14 (J)	
9/7/2016	16 (J)	
10/25/2016	<25	
1/6/2017	189 (O)	
3/14/2017	90 (O)	
5/16/2017	20 (J)	
9/15/2017	14 (J)	
3/12/2018	<25	
9/6/2018	<25	
3/6/2019	22 (J)	
9/4/2019	26	
3/2/2020	<25	
9/3/2020	25	
2/24/2021	10	
7/28/2021	13	
1/26/2022		26
8/8/2022		19 (J)
2/8/2023		<25
8/2/2023		<25

ND substitution: RL or RL/2 if <15% NDs.

Mann-Whitney (Wilcoxon Rank Sum)

Constituent: Total Dissolved Solids (mg/l) Analysis Run 5/1/2024 3:55 PM View: Appendix III - Mann-Whitney

Plant Bowen Data: Bowen 3-4 CCR

	GWC-38	GWC-38
3/2/2016	34	
5/3/2016	<36	
7/7/2016	39	
9/8/2016	<36	
10/25/2016	<36	
2/9/2017	65	
3/23/2017	<36	
5/17/2017	113	
9/19/2017	21 (J)	
3/13/2018	33	
9/6/2018	<36	
3/7/2019	84	
9/4/2019	44	
3/2/2020	32	
9/3/2020	21	
2/24/2021	12	
7/28/2021	18	
1/25/2022		27
8/5/2022		27
2/8/2023		31
8/2/2023		32

ND substitution: RL or RL/2 if <15% NDs.

FIGURE F.

Trend Tests - Upgradient Wells - Significant Results

Plant Bowen Data: Bowen 3-4 CCR Printed 5/9/2024, 4:07 PM

Constituent	Well	Slope	Calc.	Critical	Sig.	N	%NDs	Normality	Alpha	Method
Boron (mg/L)	**GWA-41R (bg)**	**-0.002611**	**-99**	**-92**	**Yes**	**22**	**36.36**	**n/a**	**0.01**	**NP**
Boron (mg/L)	**GWA-43R (bg)**	**-0.003253**	**-103**	**-92**	**Yes**	**22**	**27.27**	**n/a**	**0.01**	**NP**
Boron (mg/L)	**GWA-4RZ (bg)**	**0.002145**	**94**	**92**	**Yes**	**22**	**27.27**	**n/a**	**0.01**	**NP**
Boron (mg/L)	**GWA-56 (bg)**	**-0.002045**	**-78**	**-74**	**Yes**	**19**	**15.79**	**n/a**	**0.01**	**NP**
Calcium (mg/L)	**GWA-2R (bg)**	**2.61**	**103**	**92**	**Yes**	**22**	**0**	**n/a**	**0.01**	**NP**
Calcium (mg/L)	**GWA-42 (bg)**	**1.151**	**150**	**92**	**Yes**	**22**	**0**	**n/a**	**0.01**	**NP**
Calcium (mg/L)	**GWA-43 (bg)**	**-0.8992**	**-145**	**-87**	**Yes**	**21**	**0**	**n/a**	**0.01**	**NP**
Calcium (mg/L)	**GWA-43R (bg)**	**0.6016**	**118**	**98**	**Yes**	**23**	**0**	**n/a**	**0.01**	**NP**
Calcium (mg/L)	**GWA-50 (bg)**	**-0.09605**	**-100**	**-92**	**Yes**	**22**	**0**	**n/a**	**0.01**	**NP**
Calcium (mg/L)	**GWA-50R (bg)**	**-0.5592**	**-123**	**-92**	**Yes**	**22**	**0**	**n/a**	**0.01**	**NP**
Calcium (mg/L)	**GWA-51RZ (bg)**	**1.383**	**83**	**74**	**Yes**	**19**	**0**	**n/a**	**0.01**	**NP**
Calcium (mg/L)	**GWA-55 (bg)**	**2.879**	**106**	**74**	**Yes**	**19**	**0**	**n/a**	**0.01**	**NP**
Calcium (mg/L)	**GWA-55R (bg)**	**1.995**	**83**	**74**	**Yes**	**19**	**0**	**n/a**	**0.01**	**NP**
Fluoride (mg/L)	**GWA-4RZ (bg)**	**-0.01841**	**-140**	**-92**	**Yes**	**22**	**4.545**	**n/a**	**0.01**	**NP**

Trend Tests - Upgradient Wells - All Results

Plant Bowen Data: Bowen 3-4 CCR Printed 5/9/2024, 4:07 PM

Constituent	Well	Slope	Calc.	Critical	Sig.	N	%NDs	Normality	Alpha	Method
Boron (mg/L)	GWA-1 (bg)	0	-13	-92	No	22	77.27	n/a	0.01	NP
Boron (mg/L)	GWA-2 (bg)	0	-12	-92	No	22	86.36	n/a	0.01	NP
Boron (mg/L)	GWA-2R (bg)	-0.0008352	-75	-92	No	22	54.55	n/a	0.01	NP
Boron (mg/L)	GWA-39RZ (bg)	0	33	92	No	22	40.91	n/a	0.01	NP
Boron (mg/L)	GWA-39Z (bg)	0	-10	-92	No	22	81.82	n/a	0.01	NP
Boron (mg/L)	GWA-3A (bg)	0	-3	-87	No	21	90.48	n/a	0.01	NP
Boron (mg/L)	GWA-40 (bg)	0	-16	-92	No	22	81.82	n/a	0.01	NP
Boron (mg/L)	GWA-41 (bg)	0	-25	-92	No	22	72.73	n/a	0.01	NP
Boron (mg/L)	**GWA-41R (bg)**	**-0.002611**	**-99**	**-92**	**Yes**	**22**	**36.36**	**n/a**	**0.01**	**NP**
Boron (mg/L)	GWA-42 (bg)	0	2	92	No	22	81.82	n/a	0.01	NP
Boron (mg/L)	GWA-43 (bg)	0	-23	-92	No	22	90.91	n/a	0.01	NP
Boron (mg/L)	**GWA-43R (bg)**	**-0.003253**	**-103**	**-92**	**Yes**	**22**	**27.27**	**n/a**	**0.01**	**NP**
Boron (mg/L)	**GWA-4RZ (bg)**	**0.002145**	**94**	**92**	**Yes**	**22**	**27.27**	**n/a**	**0.01**	**NP**
Boron (mg/L)	GWA-50 (bg)	0	3	92	No	22	90.91	n/a	0.01	NP
Boron (mg/L)	GWA-50R (bg)	0	7	92	No	22	90.91	n/a	0.01	NP
Boron (mg/L)	GWA-51RZ (bg)	-0.0006352	-28	-74	No	19	26.32	n/a	0.01	NP
Boron (mg/L)	GWA-52 (bg)	0	4	74	No	19	63.16	n/a	0.01	NP
Boron (mg/L)	GWA-53 (bg)	0	-9	-74	No	19	84.21	n/a	0.01	NP
Boron (mg/L)	GWA-53R (bg)	0	10	74	No	19	94.74	n/a	0.01	NP
Boron (mg/L)	GWA-54 (bg)	0	32	74	No	19	73.68	n/a	0.01	NP
Boron (mg/L)	GWA-55 (bg)	0	-9	-74	No	19	63.16	n/a	0.01	NP
Boron (mg/L)	GWA-55R (bg)	0	4	74	No	19	73.68	n/a	0.01	NP
Boron (mg/L)	**GWA-56 (bg)**	**-0.002045**	**-78**	**-74**	**Yes**	**19**	**15.79**	**n/a**	**0.01**	**NP**
Calcium (mg/L)	GWA-1 (bg)	0.4688	77	92	No	22	0	n/a	0.01	NP
Calcium (mg/L)	GWA-2 (bg)	2.561	39	92	No	22	0	n/a	0.01	NP
Calcium (mg/L)	**GWA-2R (bg)**	**2.61**	**103**	**92**	**Yes**	**22**	**0**	**n/a**	**0.01**	**NP**
Calcium (mg/L)	GWA-39RZ (bg)	0.2179	30	92	No	22	0	n/a	0.01	NP
Calcium (mg/L)	GWA-39Z (bg)	0.07858	3	98	No	23	0	n/a	0.01	NP
Calcium (mg/L)	GWA-3A (bg)	1.577	60	87	No	21	0	n/a	0.01	NP
Calcium (mg/L)	GWA-40 (bg)	-0.2076	-35	-92	No	22	0	n/a	0.01	NP
Calcium (mg/L)	GWA-41 (bg)	0.2779	17	92	No	22	0	n/a	0.01	NP
Calcium (mg/L)	GWA-41R (bg)	0.4562	30	92	No	22	0	n/a	0.01	NP
Calcium (mg/L)	**GWA-42 (bg)**	**1.151**	**150**	**92**	**Yes**	**22**	**0**	**n/a**	**0.01**	**NP**
Calcium (mg/L)	**GWA-43 (bg)**	**-0.8992**	**-145**	**-87**	**Yes**	**21**	**0**	**n/a**	**0.01**	**NP**
Calcium (mg/L)	**GWA-43R (bg)**	**0.6016**	**118**	**98**	**Yes**	**23**	**0**	**n/a**	**0.01**	**NP**
Calcium (mg/L)	GWA-4RZ (bg)	1.473	86	92	No	22	0	n/a	0.01	NP
Calcium (mg/L)	**GWA-50 (bg)**	**-0.09605**	**-100**	**-92**	**Yes**	**22**	**0**	**n/a**	**0.01**	**NP**
Calcium (mg/L)	**GWA-50R (bg)**	**-0.5592**	**-123**	**-92**	**Yes**	**22**	**0**	**n/a**	**0.01**	**NP**
Calcium (mg/L)	**GWA-51RZ (bg)**	**1.383**	**83**	**74**	**Yes**	**19**	**0**	**n/a**	**0.01**	**NP**
Calcium (mg/L)	GWA-52 (bg)	0.3552	48	74	No	19	0	n/a	0.01	NP
Calcium (mg/L)	GWA-53 (bg)	0.2237	38	74	No	19	0	n/a	0.01	NP
Calcium (mg/L)	GWA-53R (bg)	0.4349	61	74	No	19	0	n/a	0.01	NP
Calcium (mg/L)	GWA-54 (bg)	-0.2535	-50	-74	No	19	0	n/a	0.01	NP
Calcium (mg/L)	**GWA-55 (bg)**	**2.879**	**106**	**74**	**Yes**	**19**	**0**	**n/a**	**0.01**	**NP**
Calcium (mg/L)	**GWA-55R (bg)**	**1.995**	**83**	**74**	**Yes**	**19**	**0**	**n/a**	**0.01**	**NP**
Calcium (mg/L)	GWA-56 (bg)	0.6697	25	74	No	19	0	n/a	0.01	NP
Fluoride (mg/L)	GWA-1 (bg)	0	7	92	No	22	27.27	n/a	0.01	NP
Fluoride (mg/L)	GWA-2 (bg)	0	-17	-87	No	21	47.62	n/a	0.01	NP
Fluoride (mg/L)	GWA-2R (bg)	0	7	92	No	22	40.91	n/a	0.01	NP
Fluoride (mg/L)	GWA-39RZ (bg)	0.002215	58	92	No	22	40.91	n/a	0.01	NP
Fluoride (mg/L)	GWA-39Z (bg)	0	11	92	No	22	36.36	n/a	0.01	NP
Fluoride (mg/L)	GWA-3A (bg)	0	-45	-87	No	21	80.95	n/a	0.01	NP
Fluoride (mg/L)	GWA-40 (bg)	0	20	92	No	22	63.64	n/a	0.01	NP
Fluoride (mg/L)	GWA-41 (bg)	0	50	92	No	22	72.73	n/a	0.01	NP
Fluoride (mg/L)	GWA-41R (bg)	0	37	92	No	22	77.27	n/a	0.01	NP

Trend Tests - Upgradient Wells - All Results

Plant Bowen Data: Bowen 3-4 CCR Printed 5/9/2024, 4:07 PM

Constituent	Well	Slope	Calc.	Critical	Sig.	N	%NDs	Normality	Alpha	Method
Fluoride (mg/L)	GWA-42 (bg)	0	68	92	No	22	59.09	n/a	0.01	NP
Fluoride (mg/L)	GWA-43 (bg)	0	40	92	No	22	81.82	n/a	0.01	NP
Fluoride (mg/L)	GWA-43R (bg)	0	58	92	No	22	72.73	n/a	0.01	NP
Fluoride (mg/L)	**GWA-4RZ (bg)**	**-0.01841**	**-140**	**-92**	**Yes**	**22**	**4.545**	**n/a**	**0.01**	**NP**
Fluoride (mg/L)	GWA-50 (bg)	0	51	92	No	22	77.27	n/a	0.01	NP
Fluoride (mg/L)	GWA-50R (bg)	0	49	92	No	22	77.27	n/a	0.01	NP
Fluoride (mg/L)	GWA-51RZ (bg)	0	20	74	No	19	36.84	n/a	0.01	NP
Fluoride (mg/L)	GWA-52 (bg)	0	35	74	No	19	57.89	n/a	0.01	NP
Fluoride (mg/L)	GWA-53 (bg)	0	51	74	No	19	68.42	n/a	0.01	NP
Fluoride (mg/L)	GWA-53R (bg)	3.4e-10	44	74	No	19	52.63	n/a	0.01	NP
Fluoride (mg/L)	GWA-54 (bg)	0	25	74	No	19	47.37	n/a	0.01	NP
Fluoride (mg/L)	GWA-55 (bg)	0	66	74	No	19	63.16	n/a	0.01	NP
Fluoride (mg/L)	GWA-55R (bg)	0	46	74	No	19	57.89	n/a	0.01	NP
Fluoride (mg/L)	GWA-56 (bg)	-0.008787	-49	-74	No	19	5.263	n/a	0.01	NP

Sanitas™ v.10.0.16e Software licensed to . UG
Hollow symbols indicate censored values.

Sen's Slope Estimator

GWA-1 (bg)

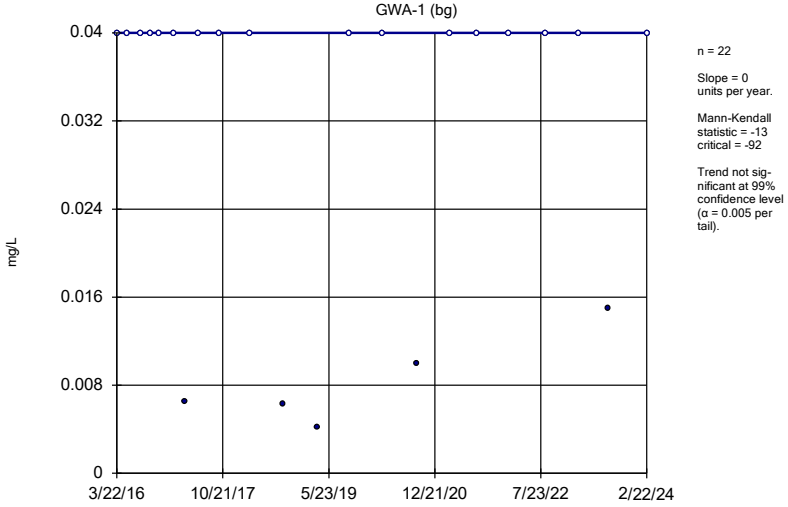

n = 22

Slope = 0 units per year.

Mann-Kendall statistic = -13
critical = -92

Trend not significant at 99% confidence level (α = 0.005 per tail).

Constituent: Boron Analysis Run 5/9/2024 4:05 PM View: Trend Tests - Upgradient
Plant Bowen Data: Bowen 3-4 CCR

Sanitas™ v.10.0.16e Software licensed to . UG
Hollow symbols indicate censored values.

Sen's Slope Estimator

GWA-2 (bg)

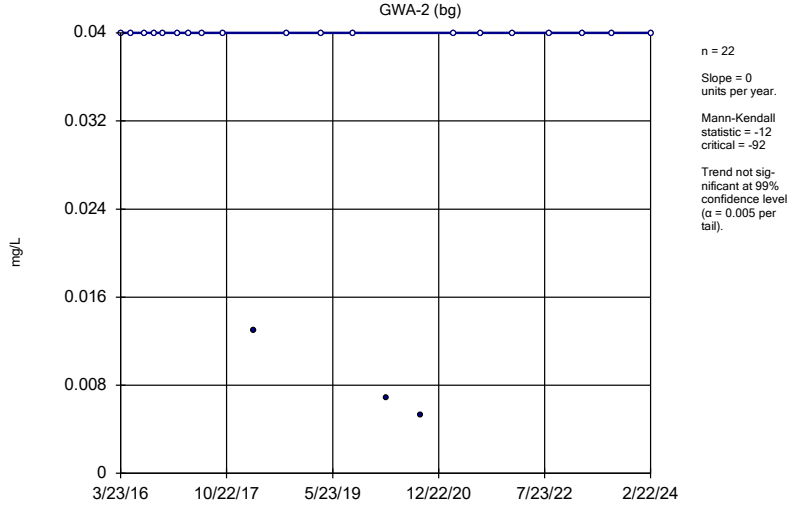

n = 22

Slope = 0 units per year.

Mann-Kendall statistic = -12
critical = -92

Trend not significant at 99% confidence level (α = 0.005 per tail).

Constituent: Boron Analysis Run 5/9/2024 4:05 PM View: Trend Tests - Upgradient
Plant Bowen Data: Bowen 3-4 CCR

Sanitas™ v.10.0.16e Software licensed to . UG
Hollow symbols indicate censored values.

Sen's Slope Estimator

GWA-2R (bg)

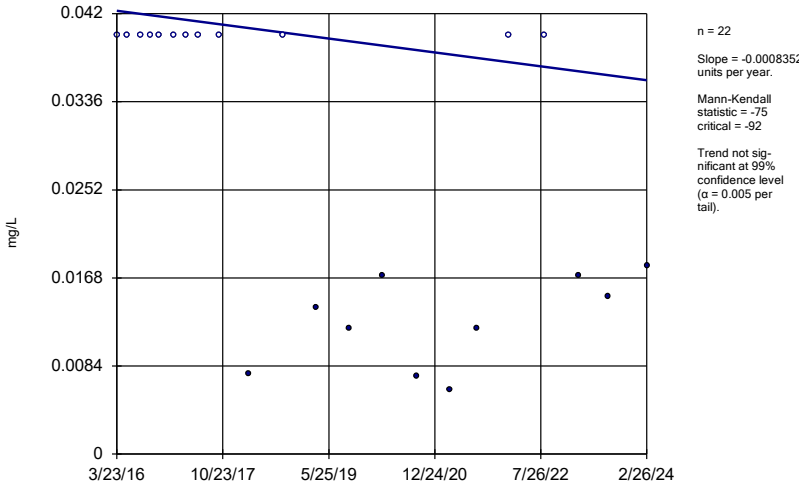

n = 22

Slope = -0.0008352 units per year.

Mann-Kendall statistic = -75
critical = -92

Trend not significant at 99% confidence level (α = 0.005 per tail).

Constituent: Boron Analysis Run 5/9/2024 4:05 PM View: Trend Tests - Upgradient
Plant Bowen Data: Bowen 3-4 CCR

Sanitas™ v.10.0.16e Software licensed to . UG
Hollow symbols indicate censored values.

Sen's Slope Estimator

GWA-39RZ (bg)

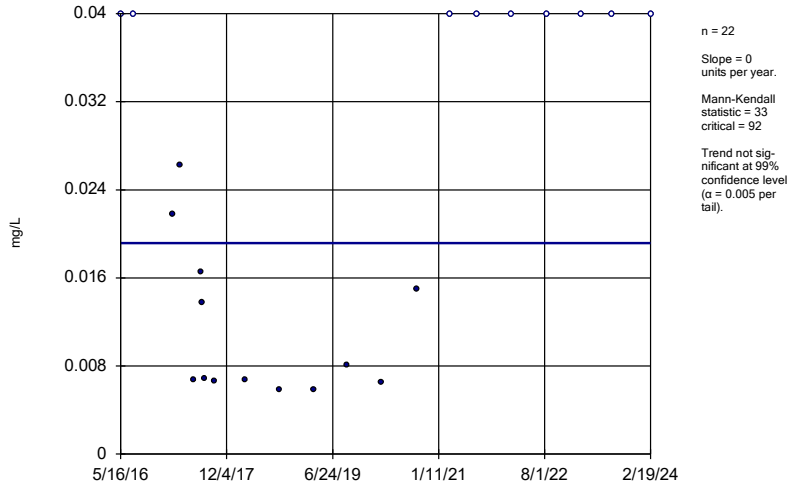

n = 22

Slope = 0 units per year.

Mann-Kendall statistic = 33
critical = 92

Trend not significant at 99% confidence level (α = 0.005 per tail).

Constituent: Boron Analysis Run 5/9/2024 4:05 PM View: Trend Tests - Upgradient
Plant Bowen Data: Bowen 3-4 CCR

Sanitas™ v.10.0.16e Software licensed to . UG
Hollow symbols indicate censored values.

Sen's Slope Estimator

GWA-39Z (bg)

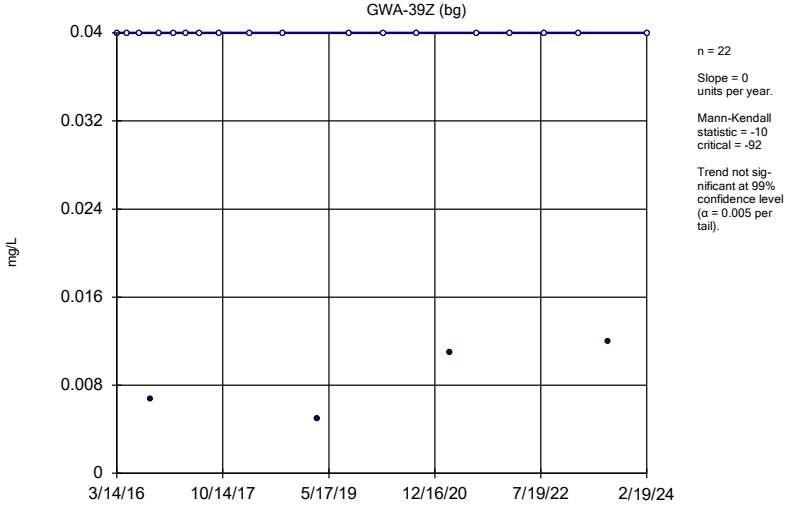

n = 22

Slope = 0 units per year.

Mann-Kendall statistic = -10
critical = -92

Trend not significant at 99% confidence level (α = 0.005 per tail).

Constituent: Boron Analysis Run 5/9/2024 4:05 PM View: Trend Tests - Upgradient
Plant Bowen Data: Bowen 3-4 CCR

Sanitas™ v.10.0.16e Software licensed to . UG
Hollow symbols indicate censored values.

Sen's Slope Estimator

GWA-3A (bg)

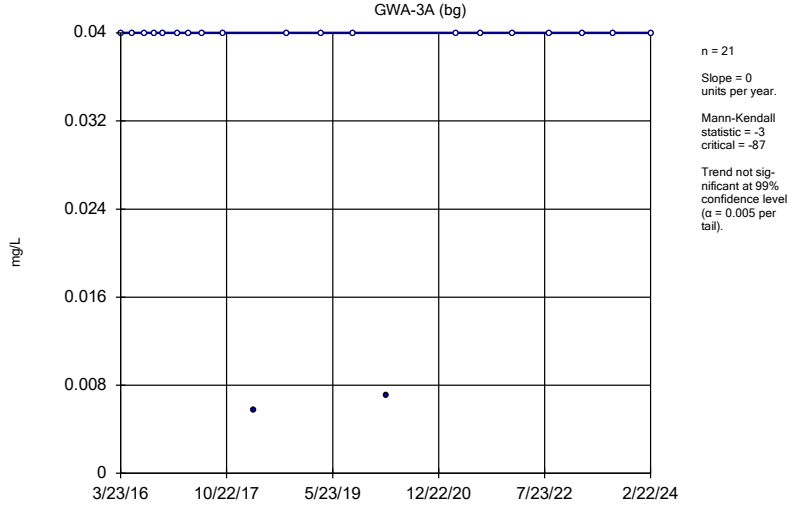

n = 21

Slope = 0 units per year.

Mann-Kendall statistic = -3
critical = -87

Trend not significant at 99% confidence level (α = 0.005 per tail).

Constituent: Boron Analysis Run 5/9/2024 4:05 PM View: Trend Tests - Upgradient
Plant Bowen Data: Bowen 3-4 CCR

Sanitas™ v.10.0.16e Software licensed to . UG
Hollow symbols indicate censored values.

Sen's Slope Estimator

GWA-40 (bg)

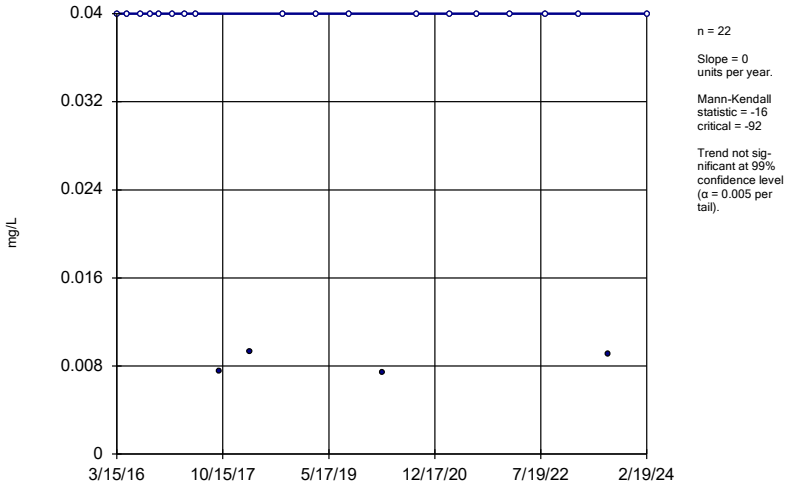

n = 22

Slope = 0 units per year.

Mann-Kendall statistic = -16
critical = -92

Trend not significant at 99% confidence level (α = 0.005 per tail).

Constituent: Boron Analysis Run 5/9/2024 4:05 PM View: Trend Tests - Upgradient
Plant Bowen Data: Bowen 3-4 CCR

Sanitas™ v.10.0.16e Software licensed to . UG
Hollow symbols indicate censored values.

Sen's Slope Estimator

GWA-41 (bg)

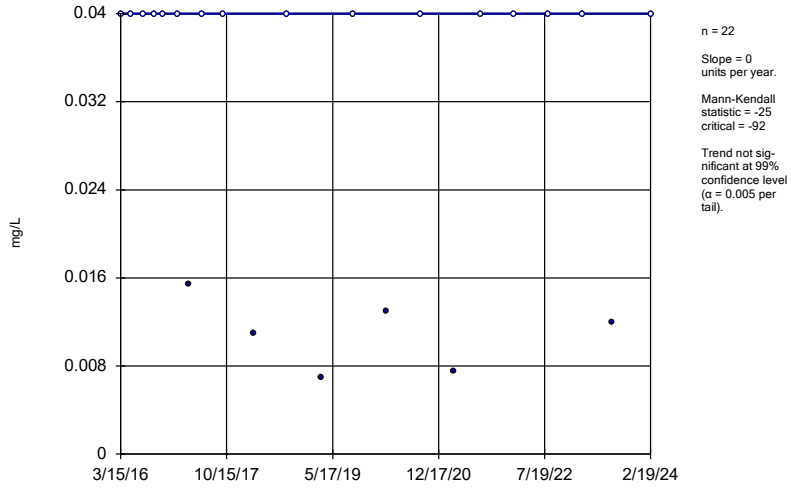

n = 22

Slope = 0 units per year.

Mann-Kendall statistic = -25
critical = -92

Trend not significant at 99% confidence level (α = 0.005 per tail).

Constituent: Boron Analysis Run 5/9/2024 4:05 PM View: Trend Tests - Upgradient
Plant Bowen Data: Bowen 3-4 CCR

Sanitas™ v.10.0.16e Software licensed to . UG
Hollow symbols indicate censored values.

Sen's Slope Estimator

GWA-41R (bg)

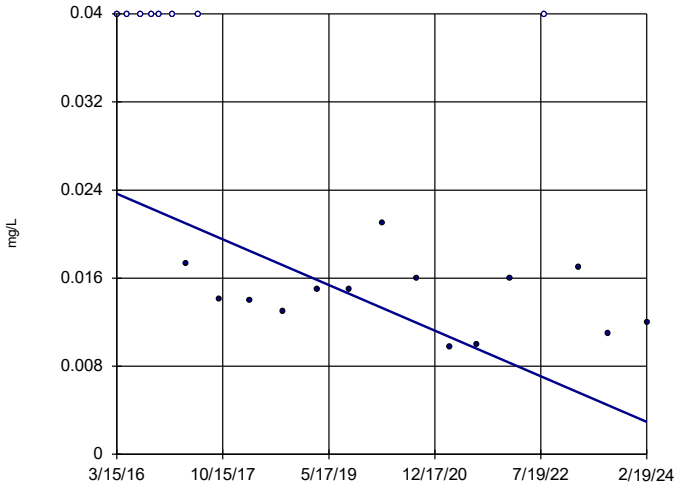

n = 22

Slope = -0.002611 units per year.

Mann-Kendall statistic = -99
critical = -92

Decreasing trend significant at 99% confidence level (α = 0.005 per tail).

Constituent: Boron Analysis Run 5/9/2024 4:05 PM View: Trend Tests - Upgradient
Plant Bowen Data: Bowen 3-4 CCR

Sanitas™ v.10.0.16e Software licensed to . UG
Hollow symbols indicate censored values.

Sen's Slope Estimator

GWA-42 (bg)

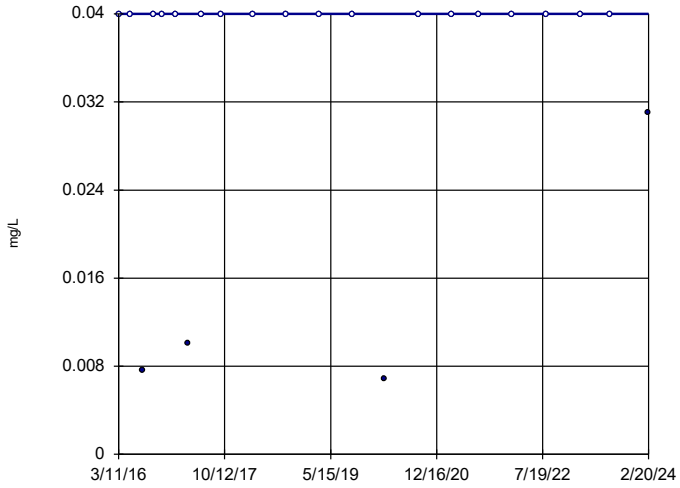

n = 22

Slope = 0 units per year.

Mann-Kendall statistic = 2
critical = 92

Trend not significant at 99% confidence level (α = 0.005 per tail).

Constituent: Boron Analysis Run 5/9/2024 4:05 PM View: Trend Tests - Upgradient
Plant Bowen Data: Bowen 3-4 CCR

Sanitas™ v.10.0.16e Software licensed to . UG
Hollow symbols indicate censored values.

Sen's Slope Estimator

GWA-43 (bg)

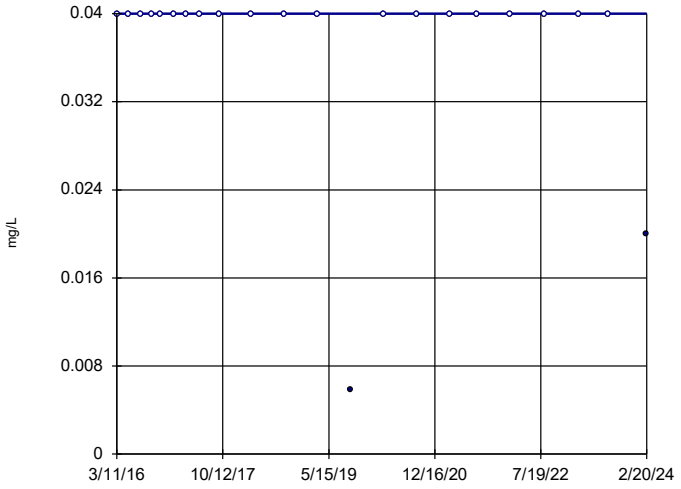

n = 22

Slope = 0 units per year.

Mann-Kendall statistic = -23
critical = -92

Trend not significant at 99% confidence level (α = 0.005 per tail).

Constituent: Boron Analysis Run 5/9/2024 4:05 PM View: Trend Tests - Upgradient
Plant Bowen Data: Bowen 3-4 CCR

Sanitas™ v.10.0.16e Software licensed to . UG
Hollow symbols indicate censored values.

Sen's Slope Estimator

GWA-43R (bg)

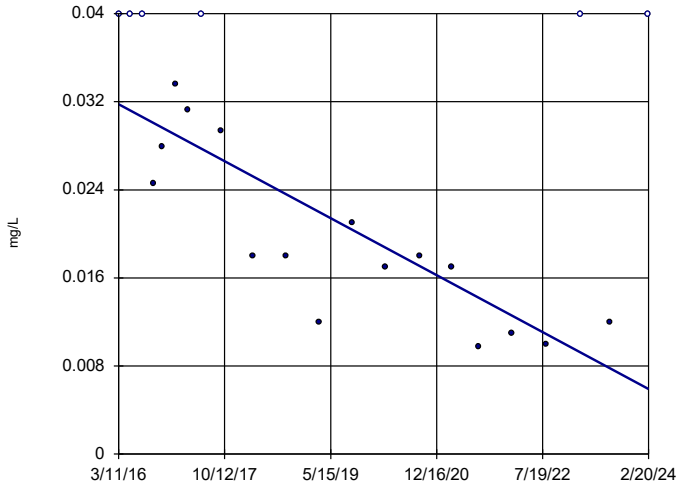

n = 22

Slope = -0.003253 units per year.

Mann-Kendall statistic = -103
critical = -92

Decreasing trend significant at 99% confidence level (α = 0.005 per tail).

Constituent: Boron Analysis Run 5/9/2024 4:05 PM View: Trend Tests - Upgradient
Plant Bowen Data: Bowen 3-4 CCR

Sanitas™ v.10.0.16e Software licensed to . UG
Hollow symbols indicate censored values.

Sen's Slope Estimator

GWA-4RZ (bg)

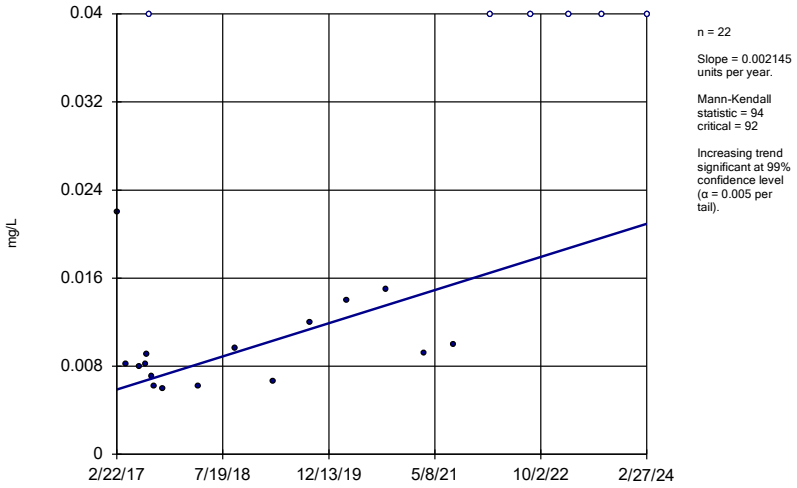

n = 22

Slope = 0.002145 units per year.

Mann-Kendall statistic = 94
critical = 92

Increasing trend significant at 99% confidence level (α = 0.005 per tail).

Constituent: Boron Analysis Run 5/9/2024 4:05 PM View: Trend Tests - Upgradient
Plant Bowen Data: Bowen 3-4 CCR

Sanitas™ v.10.0.16e Software licensed to . UG
Hollow symbols indicate censored values.

Sen's Slope Estimator

GWA-50 (bg)

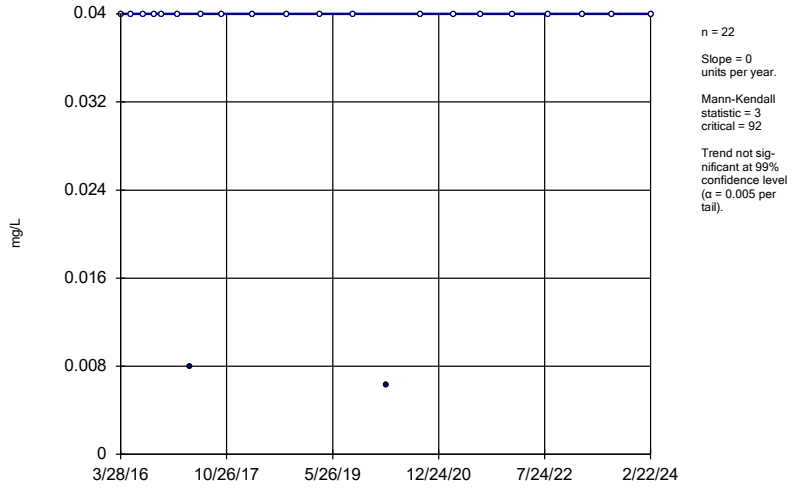

n = 22

Slope = 0 units per year.

Mann-Kendall statistic = 3
critical = 92

Trend not significant at 99% confidence level (α = 0.005 per tail).

Constituent: Boron Analysis Run 5/9/2024 4:05 PM View: Trend Tests - Upgradient
Plant Bowen Data: Bowen 3-4 CCR

Sanitas™ v.10.0.16e Software licensed to . UG
Hollow symbols indicate censored values.

Sen's Slope Estimator

GWA-50R (bg)

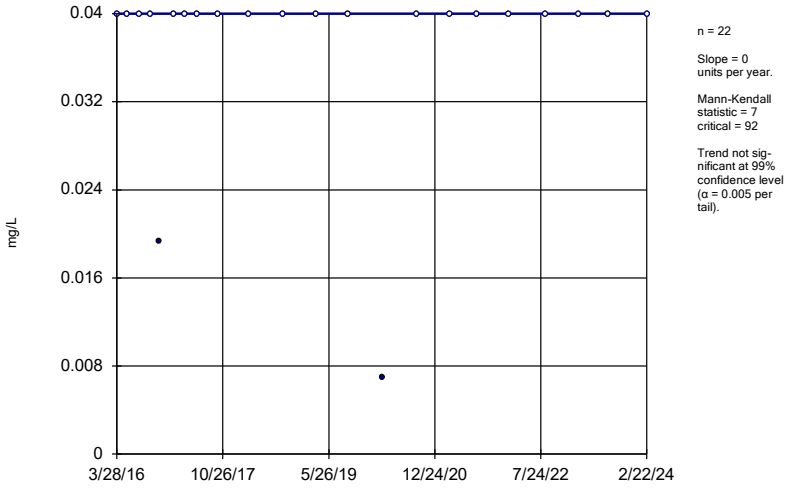

n = 22

Slope = 0 units per year.

Mann-Kendall statistic = 7
critical = 92

Trend not significant at 99% confidence level (α = 0.005 per tail).

Constituent: Boron Analysis Run 5/9/2024 4:05 PM View: Trend Tests - Upgradient
Plant Bowen Data: Bowen 3-4 CCR

Sanitas™ v.10.0.16e Software licensed to . UG
Hollow symbols indicate censored values.

Sen's Slope Estimator

GWA-51RZ (bg)

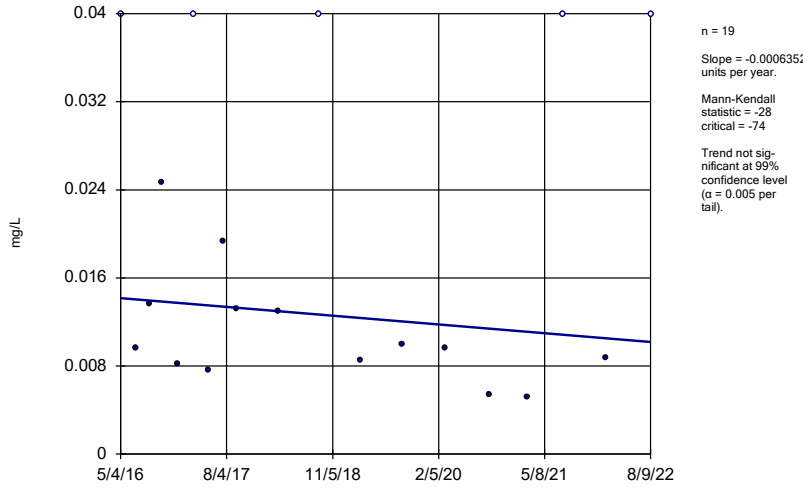

n = 19

Slope = -0.0006352 units per year.

Mann-Kendall statistic = -28
critical = -74

Trend not significant at 99% confidence level (α = 0.005 per tail).

Constituent: Boron Analysis Run 5/9/2024 4:05 PM View: Trend Tests - Upgradient
Plant Bowen Data: Bowen 3-4 CCR

Sanitas™ v.10.0.16e Software licensed to . UG
Hollow symbols indicate censored values.

Sen's Slope Estimator

GWA-52 (bg)

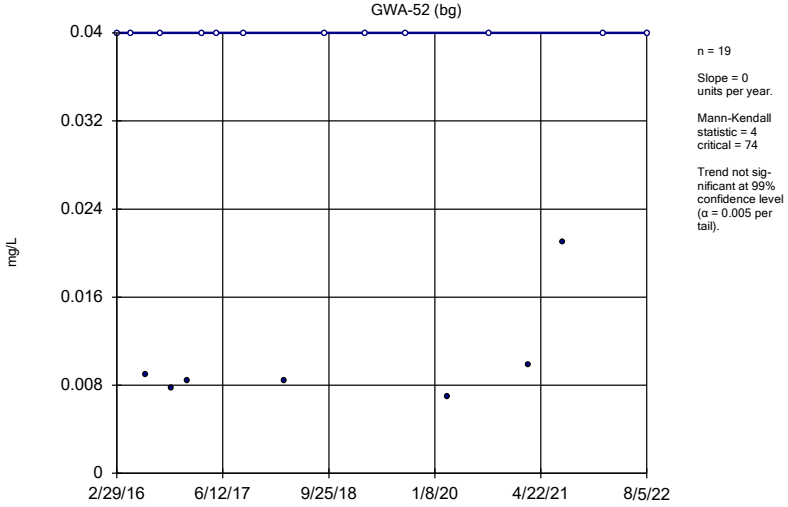

n = 19

Slope = 0 units per year.

Mann-Kendall statistic = 4
critical = 74

Trend not significant at 99% confidence level (α = 0.005 per tail).

Constituent: Boron Analysis Run 5/9/2024 4:05 PM View: Trend Tests - Upgradient
Plant Bowen Data: Bowen 3-4 CCR

Sanitas™ v.10.0.16e Software licensed to . UG
Hollow symbols indicate censored values.

Sen's Slope Estimator

GWA-53 (bg)

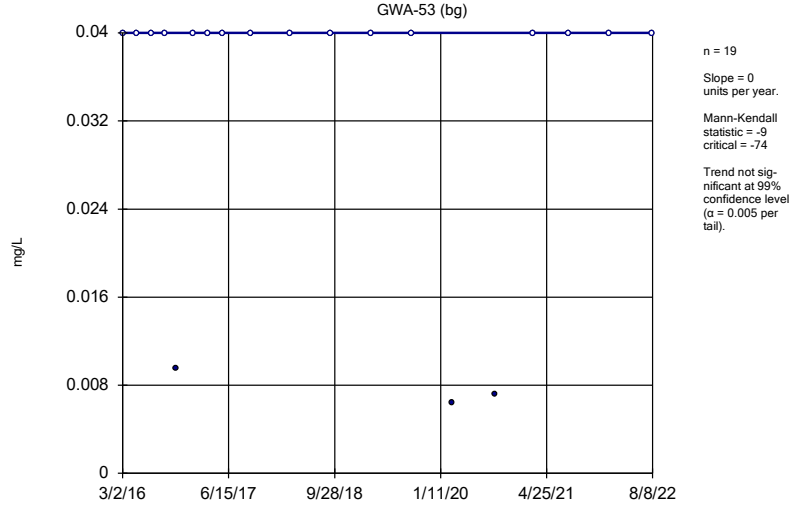

n = 19

Slope = 0 units per year.

Mann-Kendall statistic = -9
critical = -74

Trend not significant at 99% confidence level (α = 0.005 per tail).

Constituent: Boron Analysis Run 5/9/2024 4:05 PM View: Trend Tests - Upgradient
Plant Bowen Data: Bowen 3-4 CCR

Sanitas™ v.10.0.16e Software licensed to . UG
Hollow symbols indicate censored values.

Sen's Slope Estimator

GWA-53R (bg)

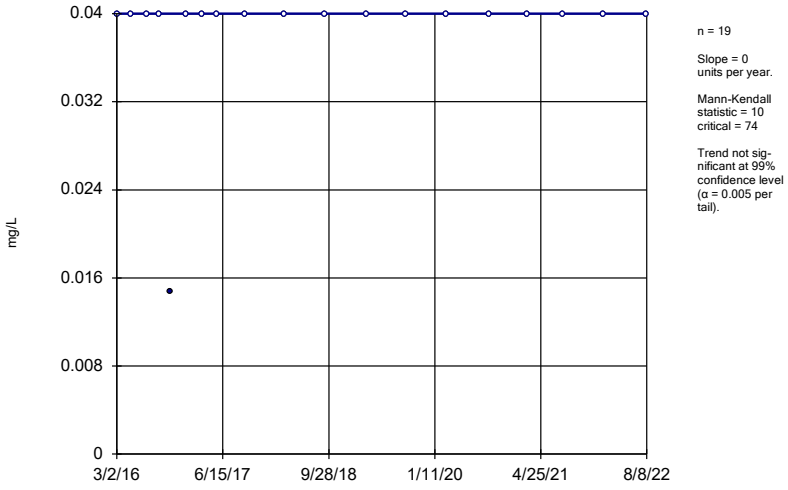

n = 19

Slope = 0 units per year.

Mann-Kendall statistic = 10
critical = 74

Trend not significant at 99% confidence level (α = 0.005 per tail).

Constituent: Boron Analysis Run 5/9/2024 4:05 PM View: Trend Tests - Upgradient
Plant Bowen Data: Bowen 3-4 CCR

Sanitas™ v.10.0.16e Software licensed to . UG
Hollow symbols indicate censored values.

Sen's Slope Estimator

GWA-54 (bg)

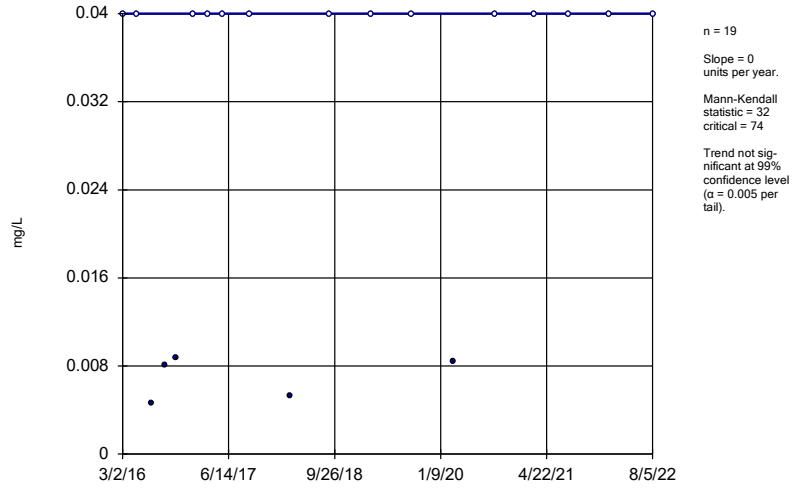

n = 19

Slope = 0 units per year.

Mann-Kendall statistic = 32
critical = 74

Trend not significant at 99% confidence level (α = 0.005 per tail).

Constituent: Boron Analysis Run 5/9/2024 4:05 PM View: Trend Tests - Upgradient
Plant Bowen Data: Bowen 3-4 CCR

Sanitas™ v.10.0.16e Software licensed to . UG
Hollow symbols indicate censored values.

Sen's Slope Estimator

GWA-55 (bg)

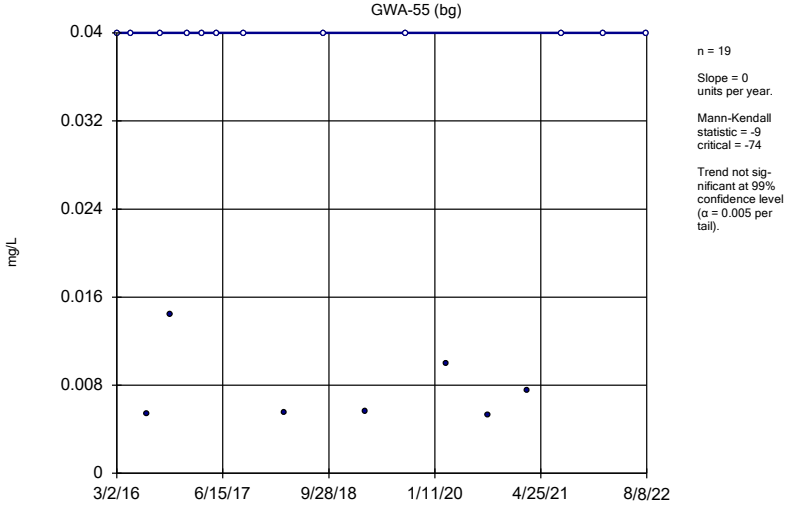

n = 19

Slope = 0 units per year.

Mann-Kendall statistic = -9
critical = -74

Trend not significant at 99% confidence level (α = 0.005 per tail).

Constituent: Boron Analysis Run 5/9/2024 4:05 PM View: Trend Tests - Upgradient
Plant Bowen Data: Bowen 3-4 CCR

Sanitas™ v.10.0.16e Software licensed to . UG
Hollow symbols indicate censored values.

Sen's Slope Estimator

GWA-55R (bg)

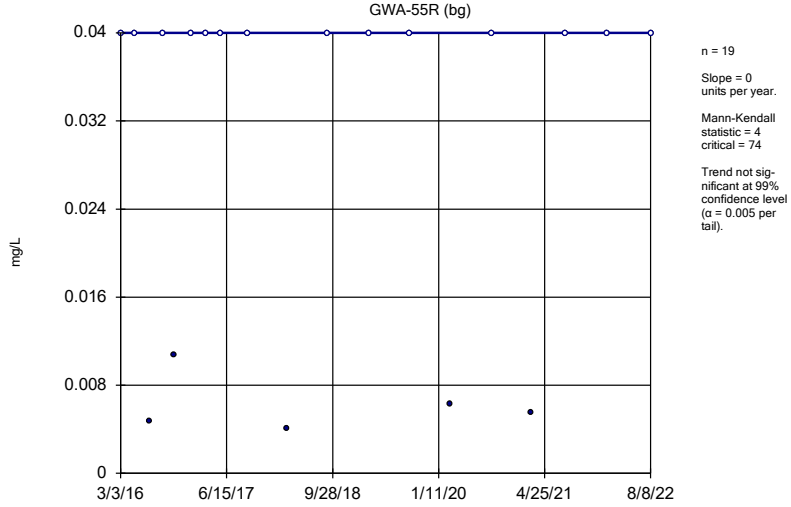

n = 19

Slope = 0 units per year.

Mann-Kendall statistic = 4
critical = 74

Trend not significant at 99% confidence level (α = 0.005 per tail).

Constituent: Boron Analysis Run 5/9/2024 4:05 PM View: Trend Tests - Upgradient
Plant Bowen Data: Bowen 3-4 CCR

Sanitas™ v.10.0.16e Software licensed to . UG
Hollow symbols indicate censored values.

Sen's Slope Estimator

GWA-56 (bg)

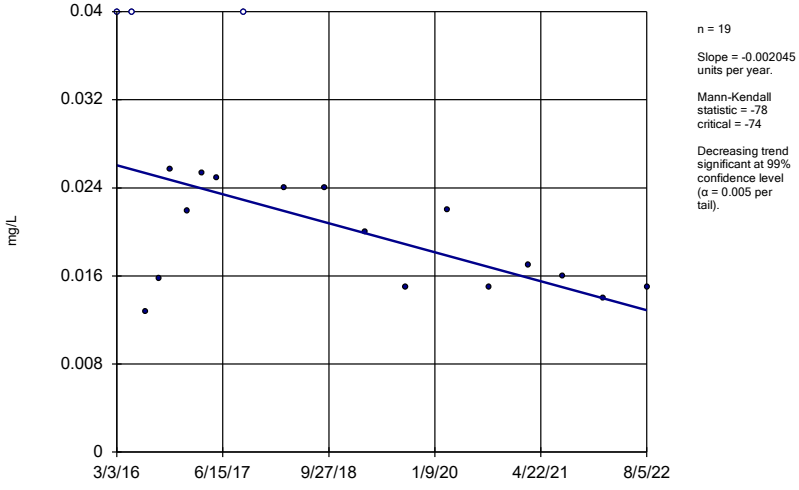

n = 19

Slope = -0.002045 units per year.

Mann-Kendall statistic = -78
critical = -74

Decreasing trend significant at 99% confidence level (α = 0.005 per tail).

Constituent: Boron Analysis Run 5/9/2024 4:05 PM View: Trend Tests - Upgradient
Plant Bowen Data: Bowen 3-4 CCR

Sanitas™ v.10.0.16e Software licensed to . UG

Sen's Slope Estimator

GWA-1 (bg)

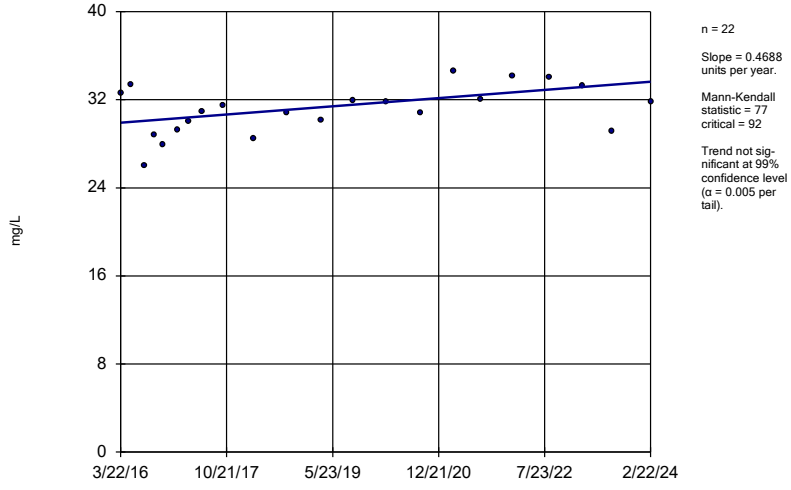

n = 22

Slope = 0.4688 units per year.

Mann-Kendall statistic = 77
critical = 92

Trend not significant at 99% confidence level (α = 0.005 per tail).

Constituent: Calcium Analysis Run 5/9/2024 4:05 PM View: Trend Tests - Upgradient
Plant Bowen Data: Bowen 3-4 CCR

Sanitas™ v.10.0.16e Software licensed to . UG

Sen's Slope Estimator

GWA-2 (bg)

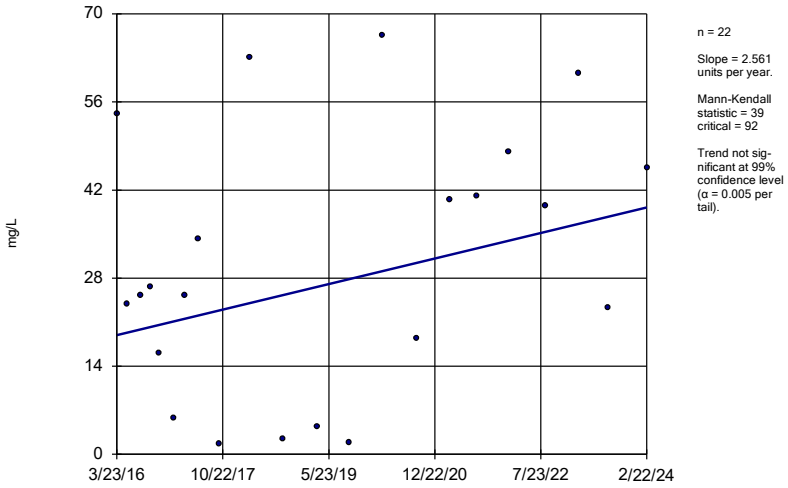

n = 22

Slope = 2.561 units per year.

Mann-Kendall statistic = 39 critical = 92

Trend not significant at 99% confidence level (α = 0.005 per tail).

Constituent: Calcium Analysis Run 5/9/2024 4:05 PM View: Trend Tests - Upgradient
Plant Bowen Data: Bowen 3-4 CCR

Sanitas™ v.10.0.16e Software licensed to . UG

Sen's Slope Estimator

GWA-2R (bg)

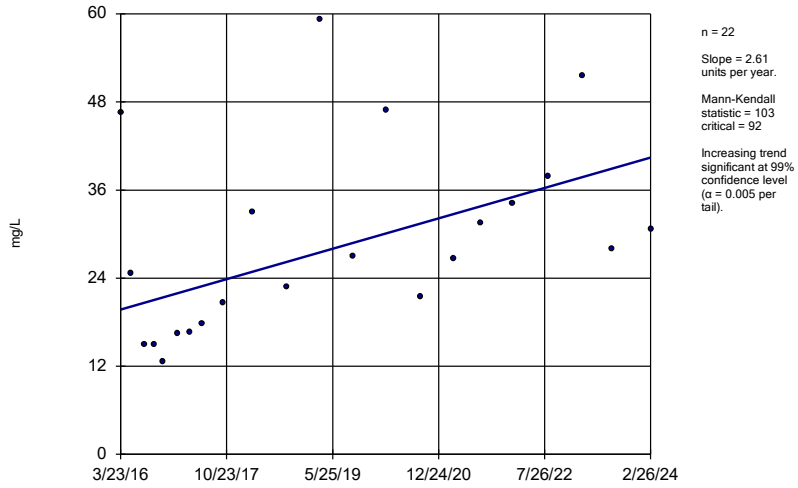

n = 22

Slope = 2.61 units per year.

Mann-Kendall statistic = 103 critical = 92

Increasing trend significant at 99% confidence level (α = 0.005 per tail).

Constituent: Calcium Analysis Run 5/9/2024 4:05 PM View: Trend Tests - Upgradient
Plant Bowen Data: Bowen 3-4 CCR

Sanitas™ v.10.0.16e Software licensed to . UG

Sen's Slope Estimator

GWA-39RZ (bg)

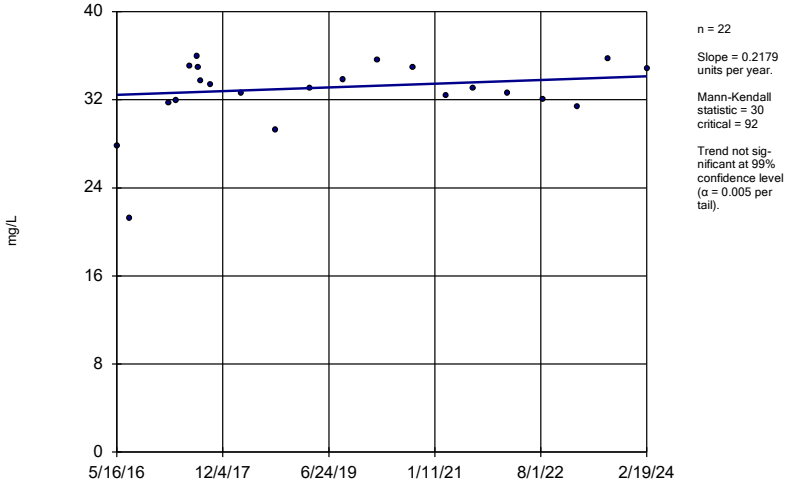

n = 22

Slope = 0.2179 units per year.

Mann-Kendall statistic = 30 critical = 92

Trend not significant at 99% confidence level (α = 0.005 per tail).

Constituent: Calcium Analysis Run 5/9/2024 4:06 PM View: Trend Tests - Upgradient
Plant Bowen Data: Bowen 3-4 CCR

Sanitas™ v.10.0.16e Software licensed to . UG

Sen's Slope Estimator

GWA-39Z (bg)

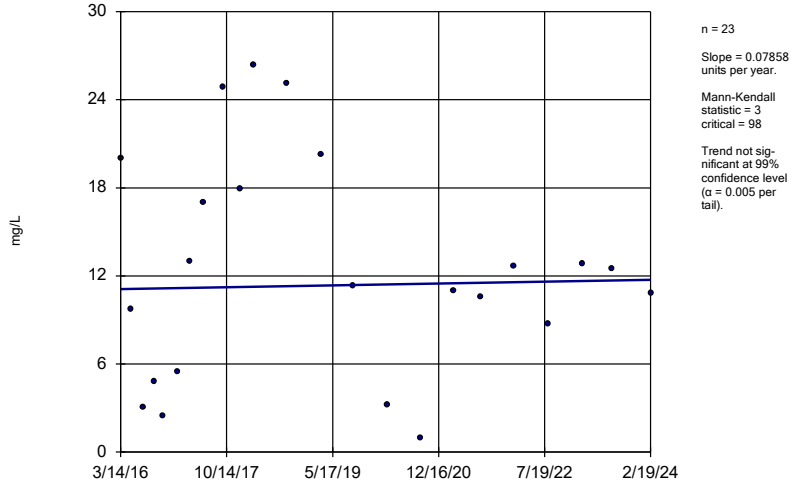

n = 23

Slope = 0.07858 units per year.

Mann-Kendall statistic = 3 critical = 98

Trend not significant at 99% confidence level (α = 0.005 per tail).

Constituent: Calcium Analysis Run 5/9/2024 4:06 PM View: Trend Tests - Upgradient
Plant Bowen Data: Bowen 3-4 CCR

Sanitas™ v.10.0.16e Software licensed to . UG

Sen's Slope Estimator

GWA-3A (bg)

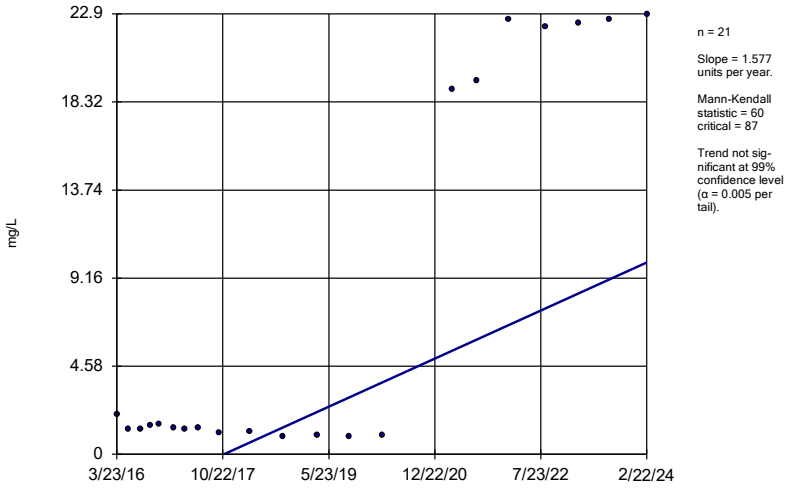

n = 21

Slope = 1.577 units per year.

Mann-Kendall statistic = 60 critical = 87

Trend not significant at 99% confidence level (α = 0.005 per tail).

Constituent: Calcium Analysis Run 5/9/2024 4:06 PM View: Trend Tests - Upgradient
Plant Bowen Data: Bowen 3-4 CCR

Sanitas™ v.10.0.16e Software licensed to . UG

Sen's Slope Estimator

GWA-40 (bg)

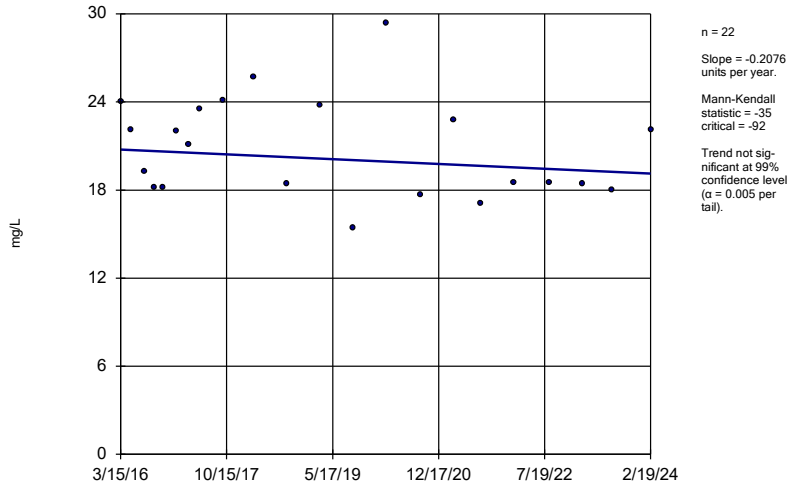

n = 22

Slope = -0.2076 units per year.

Mann-Kendall statistic = -35 critical = -92

Trend not significant at 99% confidence level (α = 0.005 per tail).

Constituent: Calcium Analysis Run 5/9/2024 4:06 PM View: Trend Tests - Upgradient
Plant Bowen Data: Bowen 3-4 CCR

Sanitas™ v.10.0.16e Software licensed to . UG

Sen's Slope Estimator

GWA-41 (bg)

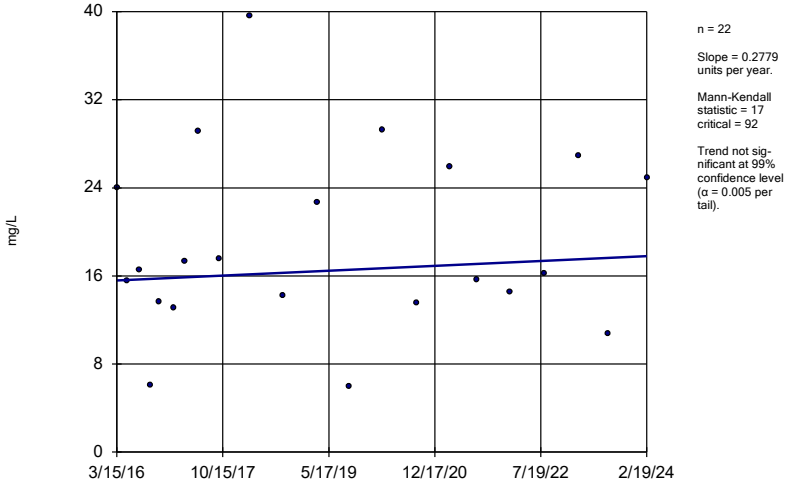

n = 22

Slope = 0.2779 units per year.

Mann-Kendall statistic = 17 critical = 92

Trend not significant at 99% confidence level (α = 0.005 per tail).

Constituent: Calcium Analysis Run 5/9/2024 4:06 PM View: Trend Tests - Upgradient
Plant Bowen Data: Bowen 3-4 CCR

Sanitas™ v.10.0.16e Software licensed to . UG

Sen's Slope Estimator

GWA-41R (bg)

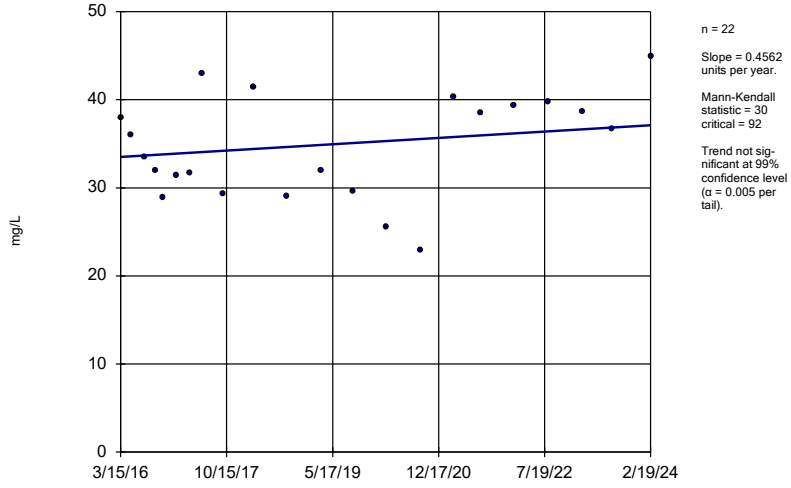

n = 22

Slope = 0.4562 units per year.

Mann-Kendall statistic = 30 critical = 92

Trend not significant at 99% confidence level (α = 0.005 per tail).

Constituent: Calcium Analysis Run 5/9/2024 4:06 PM View: Trend Tests - Upgradient
Plant Bowen Data: Bowen 3-4 CCR

Sanitas™ v.10.0.16e Software licensed to . UG

Sen's Slope Estimator

GWA-42 (bg)

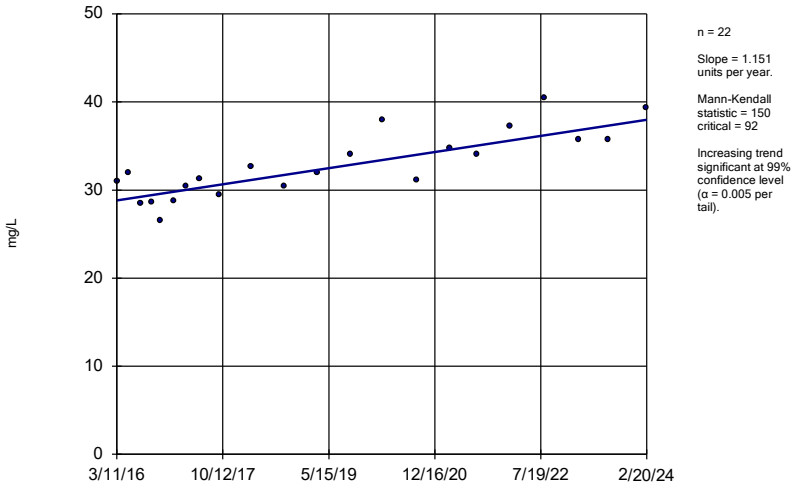

n = 22

Slope = 1.151 units per year.

Mann-Kendall statistic = 150
critical = 92

Increasing trend significant at 99% confidence level (α = 0.005 per tail).

Constituent: Calcium Analysis Run 5/9/2024 4:06 PM View: Trend Tests - Upgradient
Plant Bowen Data: Bowen 3-4 CCR

Sanitas™ v.10.0.16e Software licensed to . UG

Sen's Slope Estimator

GWA-43 (bg)

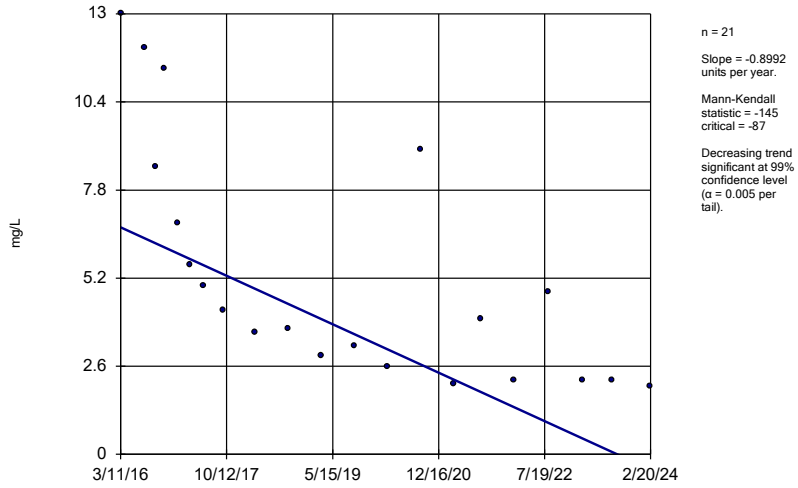

n = 21

Slope = -0.8992 units per year.

Mann-Kendall statistic = -145
critical = -87

Decreasing trend significant at 99% confidence level (α = 0.005 per tail).

Constituent: Calcium Analysis Run 5/9/2024 4:06 PM View: Trend Tests - Upgradient
Plant Bowen Data: Bowen 3-4 CCR

Sanitas™ v.10.0.16e Software licensed to . UG

Sen's Slope Estimator

GWA-43R (bg)

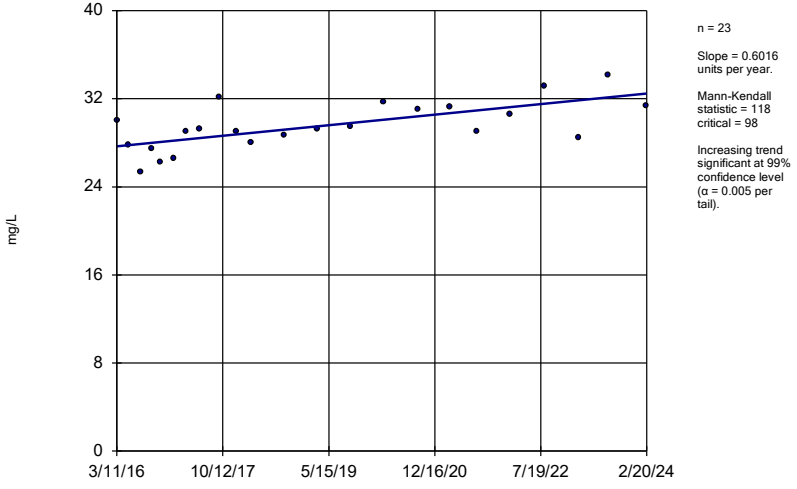

n = 23

Slope = 0.6016 units per year.

Mann-Kendall statistic = 118
critical = 98

Increasing trend significant at 99% confidence level (α = 0.005 per tail).

Constituent: Calcium Analysis Run 5/9/2024 4:06 PM View: Trend Tests - Upgradient
Plant Bowen Data: Bowen 3-4 CCR

Sanitas™ v.10.0.16e Software licensed to . UG

Sen's Slope Estimator

GWA-4RZ (bg)

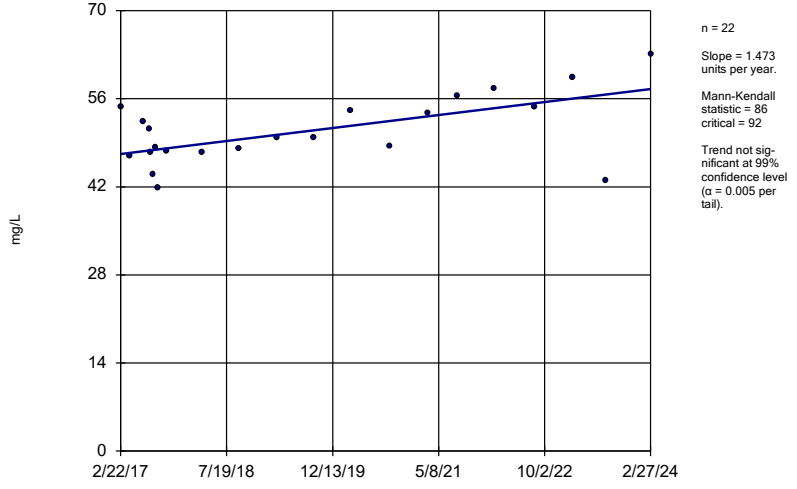

n = 22

Slope = 1.473 units per year.

Mann-Kendall statistic = 86
critical = 92

Trend not significant at 99% confidence level (α = 0.005 per tail).

Constituent: Calcium Analysis Run 5/9/2024 4:06 PM View: Trend Tests - Upgradient
Plant Bowen Data: Bowen 3-4 CCR

Sanitas™ v.10.0.16e Software licensed to . UG

Sen's Slope Estimator

GWA-50 (bg)

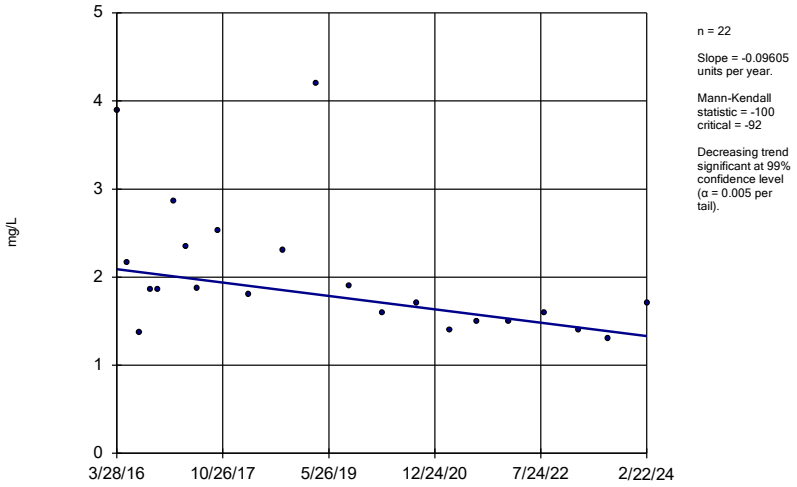

n = 22

Slope = -0.09605 units per year.

Mann-Kendall statistic = -100 critical = -92

Decreasing trend significant at 99% confidence level (α = 0.005 per tail).

Constituent: Calcium Analysis Run 5/9/2024 4:06 PM View: Trend Tests - Upgradient
Plant Bowen Data: Bowen 3-4 CCR

Sanitas™ v.10.0.16e Software licensed to . UG

Sen's Slope Estimator

GWA-50R (bg)

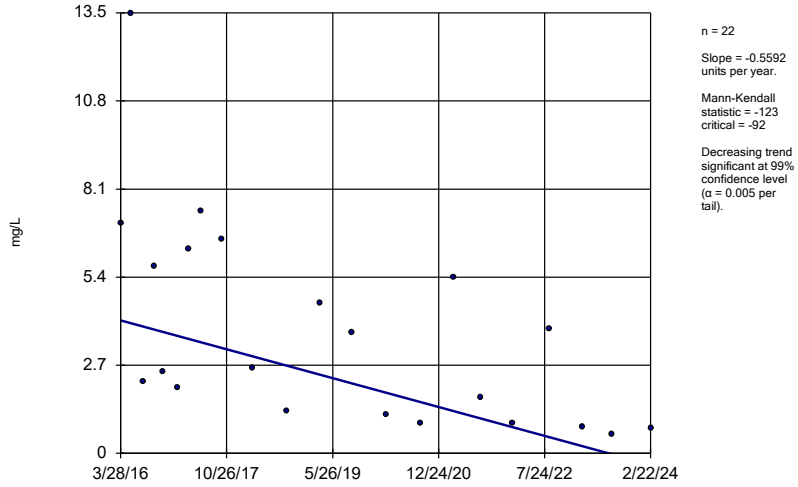

n = 22

Slope = -0.5592 units per year.

Mann-Kendall statistic = -123 critical = -92

Decreasing trend significant at 99% confidence level (α = 0.005 per tail).

Constituent: Calcium Analysis Run 5/9/2024 4:06 PM View: Trend Tests - Upgradient
Plant Bowen Data: Bowen 3-4 CCR

Sanitas™ v.10.0.16e Software licensed to . UG

Sen's Slope Estimator

GWA-51RZ (bg)

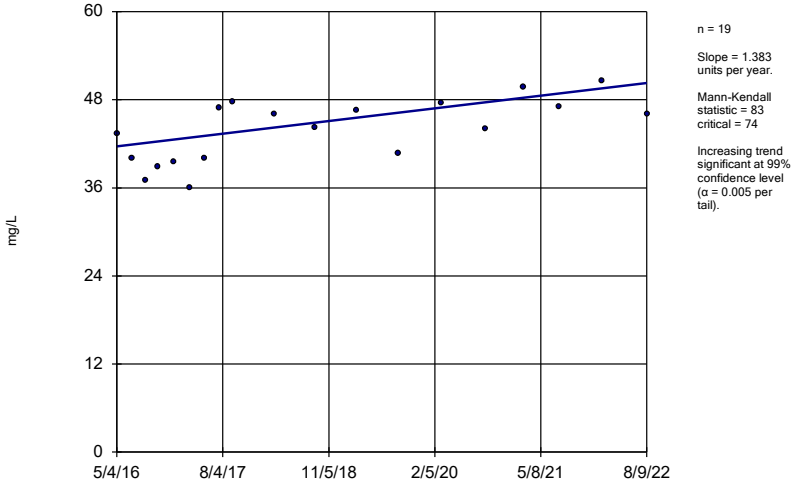

n = 19

Slope = 1.383 units per year.

Mann-Kendall statistic = 83 critical = 74

Increasing trend significant at 99% confidence level (α = 0.005 per tail).

Constituent: Calcium Analysis Run 5/9/2024 4:06 PM View: Trend Tests - Upgradient
Plant Bowen Data: Bowen 3-4 CCR

Sanitas™ v.10.0.16e Software licensed to . UG

Sen's Slope Estimator

GWA-52 (bg)

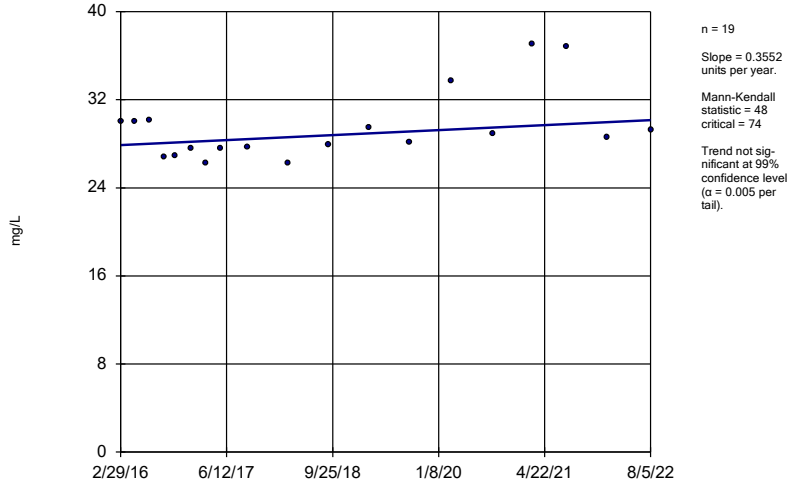

n = 19

Slope = 0.3552 units per year.

Mann-Kendall statistic = 48 critical = 74

Trend not significant at 99% confidence level (α = 0.005 per tail).

Constituent: Calcium Analysis Run 5/9/2024 4:06 PM View: Trend Tests - Upgradient
Plant Bowen Data: Bowen 3-4 CCR

Sanitas™ v.10.0.16e Software licensed to . UG

Sen's Slope Estimator

GWA-53 (bg)

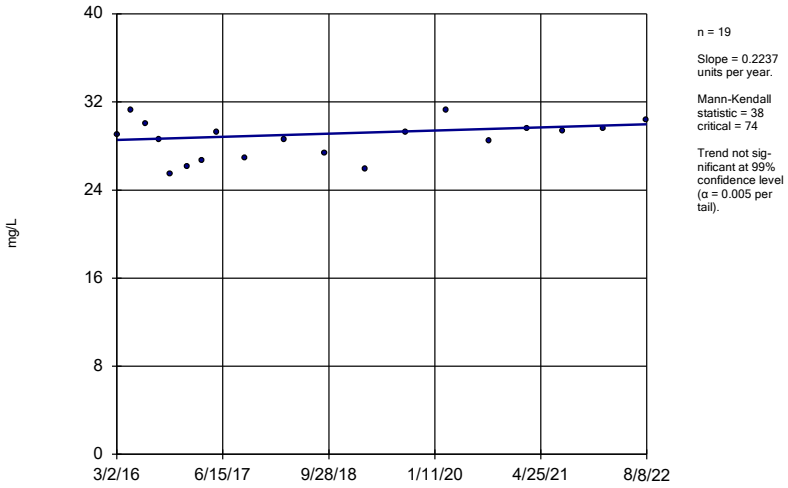

n = 19

Slope = 0.2237 units per year.

Mann-Kendall statistic = 38
critical = 74

Trend not significant at 99% confidence level (α = 0.005 per tail).

Constituent: Calcium Analysis Run 5/9/2024 4:06 PM View: Trend Tests - Upgradient
Plant Bowen Data: Bowen 3-4 CCR

Sanitas™ v.10.0.16e Software licensed to . UG

Sen's Slope Estimator

GWA-53R (bg)

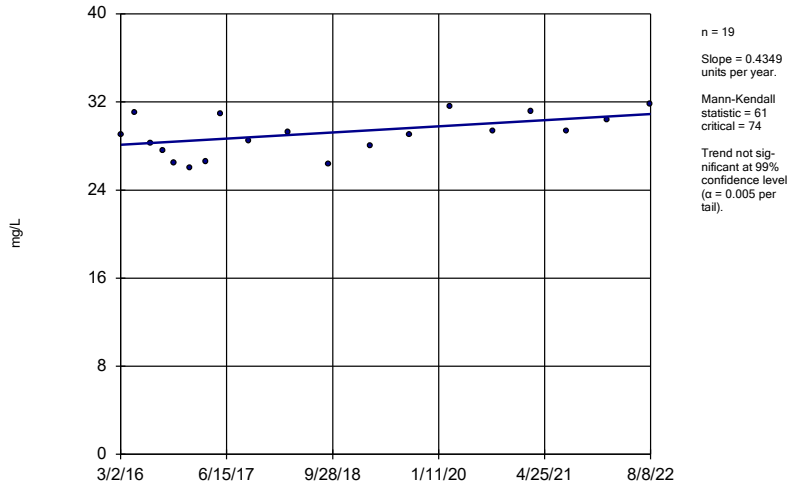

n = 19

Slope = 0.4349 units per year.

Mann-Kendall statistic = 61
critical = 74

Trend not significant at 99% confidence level (α = 0.005 per tail).

Constituent: Calcium Analysis Run 5/9/2024 4:06 PM View: Trend Tests - Upgradient
Plant Bowen Data: Bowen 3-4 CCR

Sanitas™ v.10.0.16e Software licensed to . UG

Sen's Slope Estimator

GWA-54 (bg)

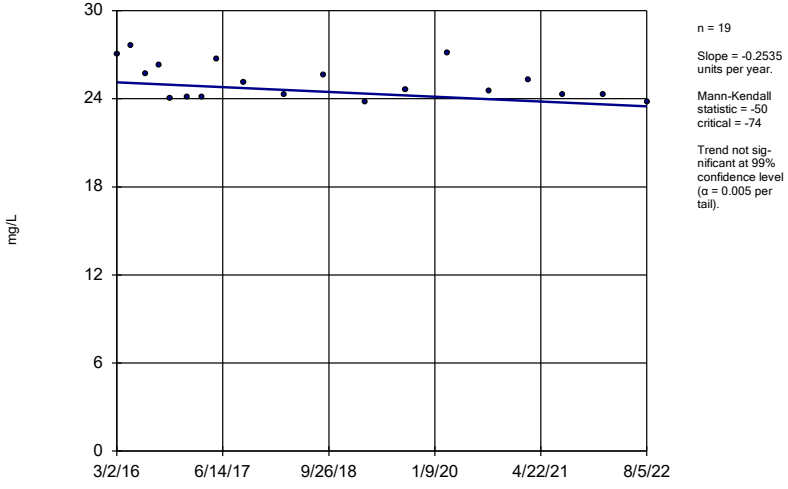

n = 19

Slope = -0.2535 units per year.

Mann-Kendall statistic = -50
critical = -74

Trend not significant at 99% confidence level (α = 0.005 per tail).

Constituent: Calcium Analysis Run 5/9/2024 4:06 PM View: Trend Tests - Upgradient
Plant Bowen Data: Bowen 3-4 CCR

Sanitas™ v.10.0.16e Software licensed to . UG

Sen's Slope Estimator

GWA-55 (bg)

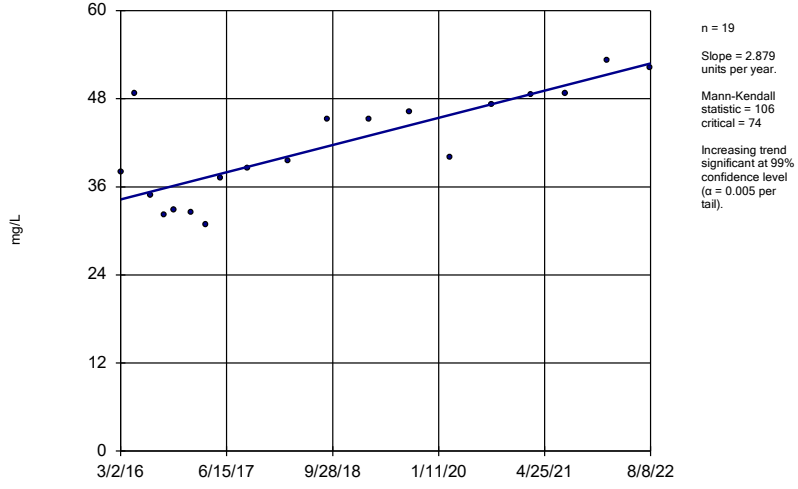

n = 19

Slope = 2.879 units per year.

Mann-Kendall statistic = 106
critical = 74

Increasing trend significant at 99% confidence level (α = 0.005 per tail).

Constituent: Calcium Analysis Run 5/9/2024 4:06 PM View: Trend Tests - Upgradient
Plant Bowen Data: Bowen 3-4 CCR

Sanitas™ v.10.0.16e Software licensed to . UG

Sen's Slope Estimator

GWA-55R (bg)

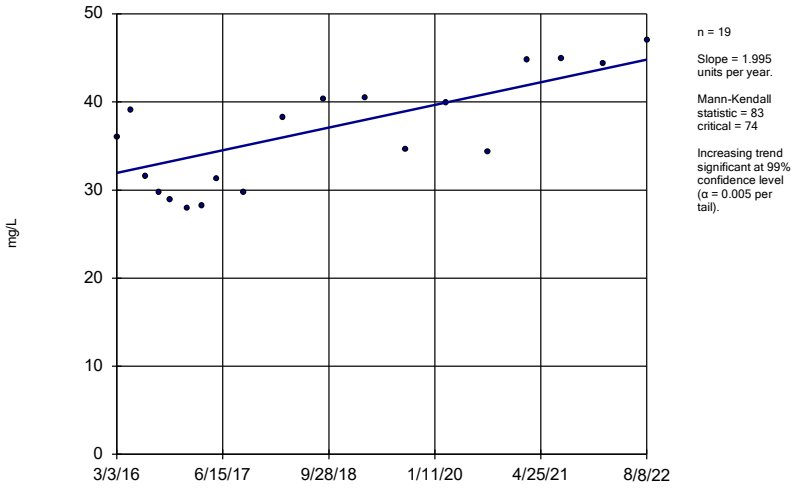

n = 19

Slope = 1.995 units per year.

Mann-Kendall statistic = 83
critical = 74

Increasing trend significant at 99% confidence level (α = 0.005 per tail).

Constituent: Calcium Analysis Run 5/9/2024 4:06 PM View: Trend Tests - Upgradient
Plant Bowen Data: Bowen 3-4 CCR

Sanitas™ v.10.0.16e Software licensed to . UG

Sen's Slope Estimator

GWA-56 (bg)

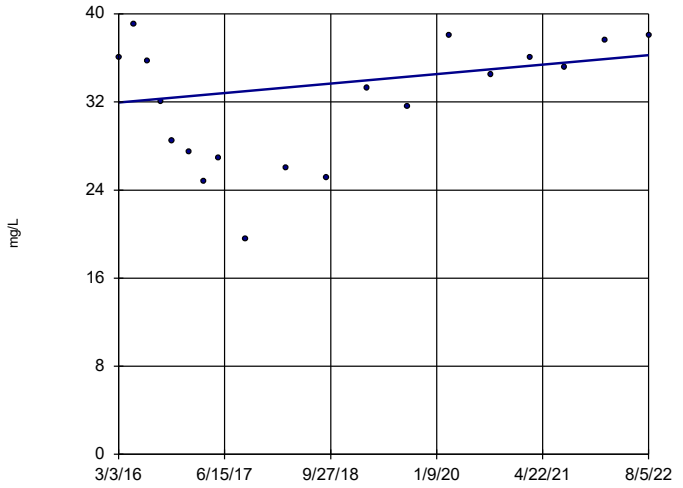

n = 19

Slope = 0.6697 units per year.

Mann-Kendall statistic = 25
critical = 74

Trend not significant at 99% confidence level (α = 0.005 per tail).

Constituent: Calcium Analysis Run 5/9/2024 4:06 PM View: Trend Tests - Upgradient
Plant Bowen Data: Bowen 3-4 CCR

Sanitas™ v.10.0.16e Software licensed to . UG
Hollow symbols indicate censored values.

Sen's Slope Estimator

GWA-1 (bg)

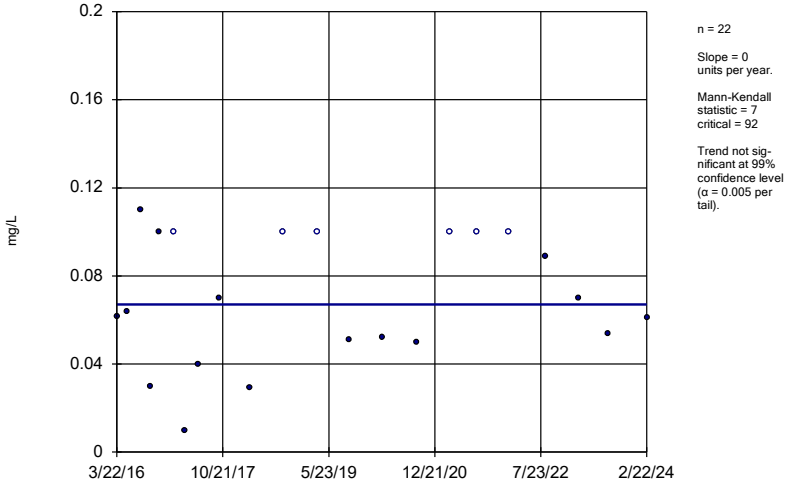

n = 22

Slope = 0 units per year.

Mann-Kendall statistic = 7
critical = 92

Trend not significant at 99% confidence level (α = 0.005 per tail).

Constituent: Fluoride Analysis Run 5/9/2024 4:06 PM View: Trend Tests - Upgradient
Plant Bowen Data: Bowen 3-4 CCR

Sanitas™ v.10.0.16e Software licensed to . UG
Hollow symbols indicate censored values.

Sen's Slope Estimator

GWA-2 (bg)

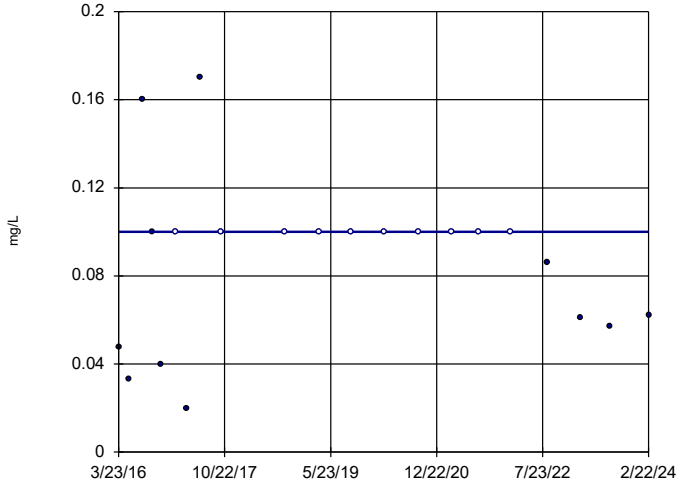

n = 21

Slope = 0 units per year.

Mann-Kendall statistic = -17
critical = -87

Trend not significant at 99% confidence level (α = 0.005 per tail).

Constituent: Fluoride Analysis Run 5/9/2024 4:06 PM View: Trend Tests - Upgradient
Plant Bowen Data: Bowen 3-4 CCR

Sanitas™ v.10.0.16e Software licensed to . UG
Hollow symbols indicate censored values.

Sen's Slope Estimator

GWA-2R (bg)

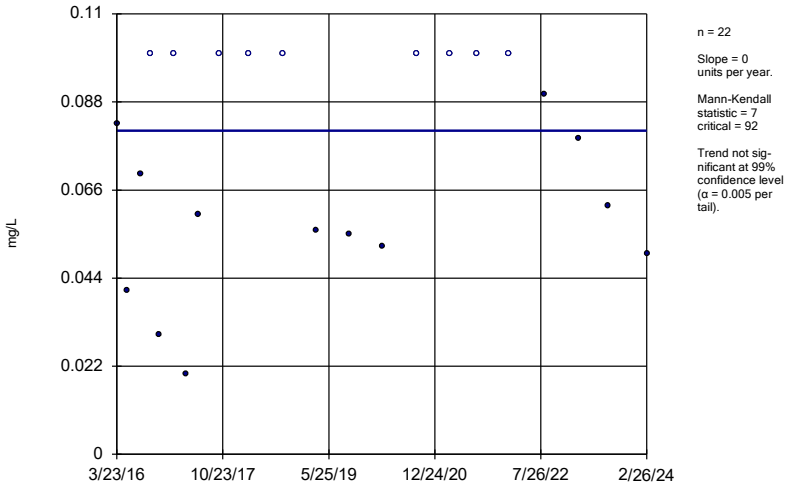

n = 22

Slope = 0 units per year.

Mann-Kendall statistic = 7
critical = 92

Trend not significant at 99% confidence level (α = 0.005 per tail).

Constituent: Fluoride Analysis Run 5/9/2024 4:06 PM View: Trend Tests - Upgradient
Plant Bowen Data: Bowen 3-4 CCR

Sanitas™ v.10.0.16e Software licensed to . UG
Hollow symbols indicate censored values.

Sen's Slope Estimator

GWA-39RZ (bg)

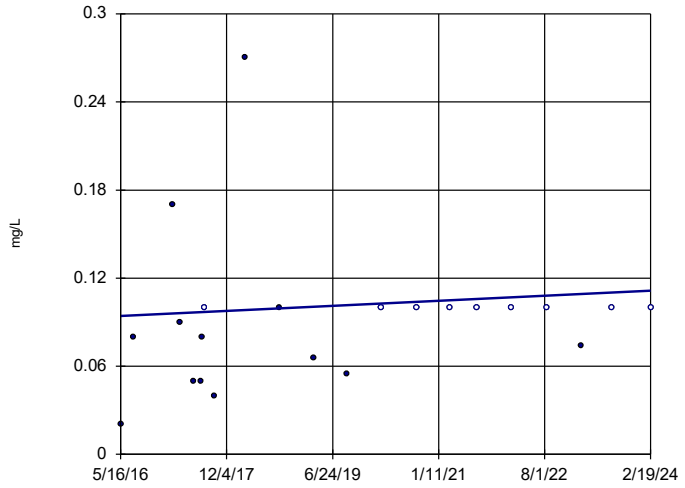

n = 22

Slope = 0.002215 units per year.

Mann-Kendall statistic = 58
critical = 92

Trend not significant at 99% confidence level (α = 0.005 per tail).

Constituent: Fluoride Analysis Run 5/9/2024 4:06 PM View: Trend Tests - Upgradient
Plant Bowen Data: Bowen 3-4 CCR

Sanitas™ v.10.0.16e Software licensed to . UG
Hollow symbols indicate censored values.

Sen's Slope Estimator

GWA-39Z (bg)

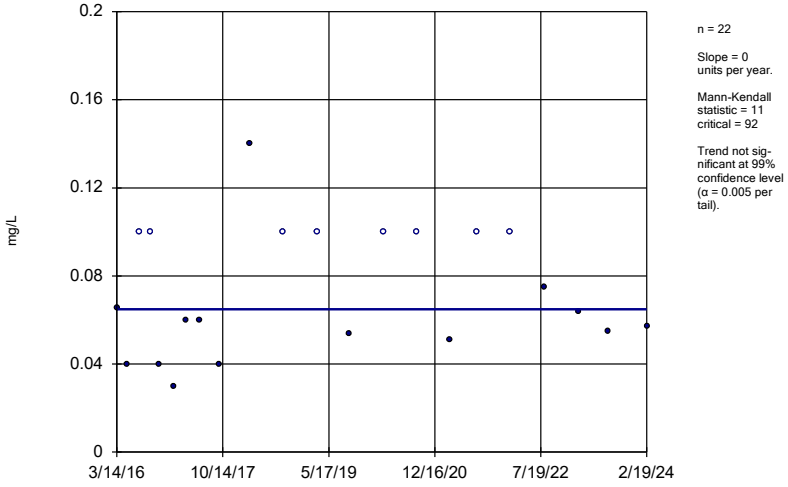

n = 22

Slope = 0 units per year.

Mann-Kendall statistic = 11
critical = 92

Trend not significant at 99% confidence level (α = 0.005 per tail).

Constituent: Fluoride Analysis Run 5/9/2024 4:06 PM View: Trend Tests - Upgradient
Plant Bowen Data: Bowen 3-4 CCR

Sanitas™ v.10.0.16e Software licensed to . UG
Hollow symbols indicate censored values.

Sen's Slope Estimator

GWA-3A (bg)

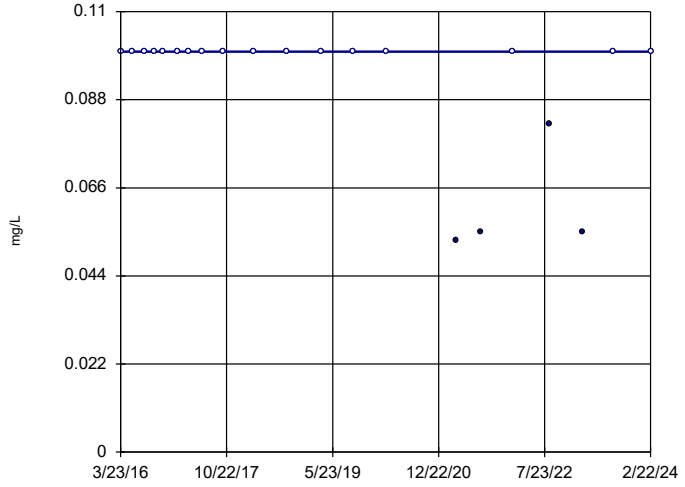

n = 21

Slope = 0 units per year.

Mann-Kendall statistic = -45
critical = -87

Trend not significant at 99% confidence level (α = 0.005 per tail).

Constituent: Fluoride Analysis Run 5/9/2024 4:06 PM View: Trend Tests - Upgradient
Plant Bowen Data: Bowen 3-4 CCR

Sanitas™ v.10.0.16e Software licensed to . UG
Hollow symbols indicate censored values.

Sen's Slope Estimator

GWA-40 (bg)

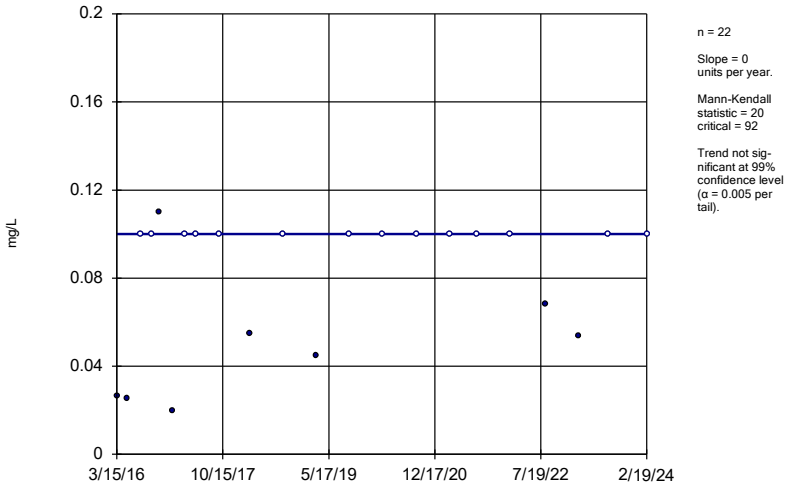

n = 22

Slope = 0 units per year.

Mann-Kendall statistic = 20 critical = 92

Trend not significant at 99% confidence level (α = 0.005 per tail).

Constituent: Fluoride Analysis Run 5/9/2024 4:06 PM View: Trend Tests - Upgradient
Plant Bowen Data: Bowen 3-4 CCR

Sanitas™ v.10.0.16e Software licensed to . UG
Hollow symbols indicate censored values.

Sen's Slope Estimator

GWA-41 (bg)

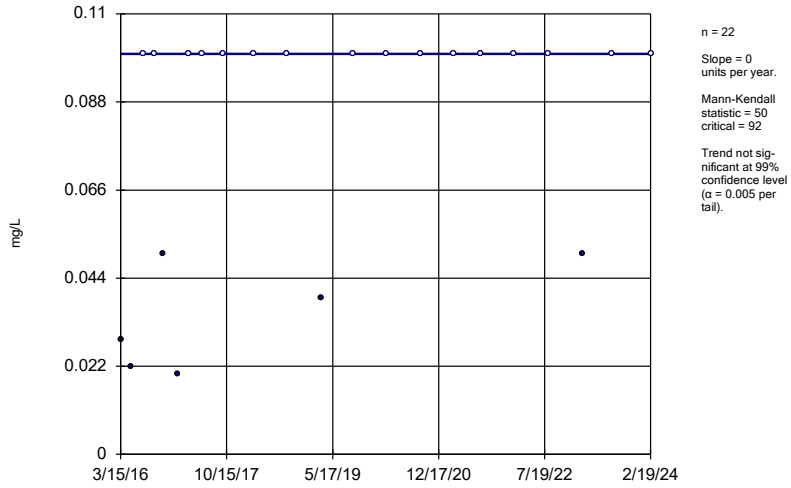

n = 22

Slope = 0 units per year.

Mann-Kendall statistic = 50 critical = 92

Trend not significant at 99% confidence level (α = 0.005 per tail).

Constituent: Fluoride Analysis Run 5/9/2024 4:06 PM View: Trend Tests - Upgradient
Plant Bowen Data: Bowen 3-4 CCR

Sanitas™ v.10.0.16e Software licensed to . UG
Hollow symbols indicate censored values.

Sen's Slope Estimator

GWA-41R (bg)

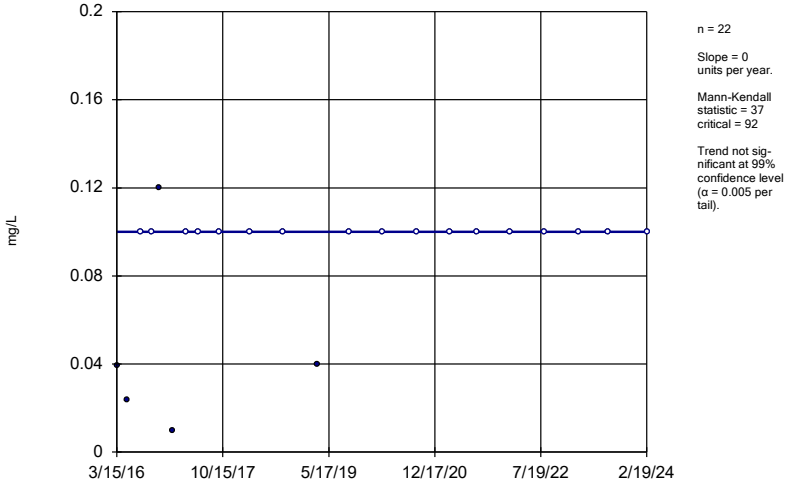

n = 22

Slope = 0 units per year.

Mann-Kendall statistic = 37 critical = 92

Trend not significant at 99% confidence level (α = 0.005 per tail).

Constituent: Fluoride Analysis Run 5/9/2024 4:06 PM View: Trend Tests - Upgradient
Plant Bowen Data: Bowen 3-4 CCR

Sanitas™ v.10.0.16e Software licensed to . UG
Hollow symbols indicate censored values.

Sen's Slope Estimator

GWA-42 (bg)

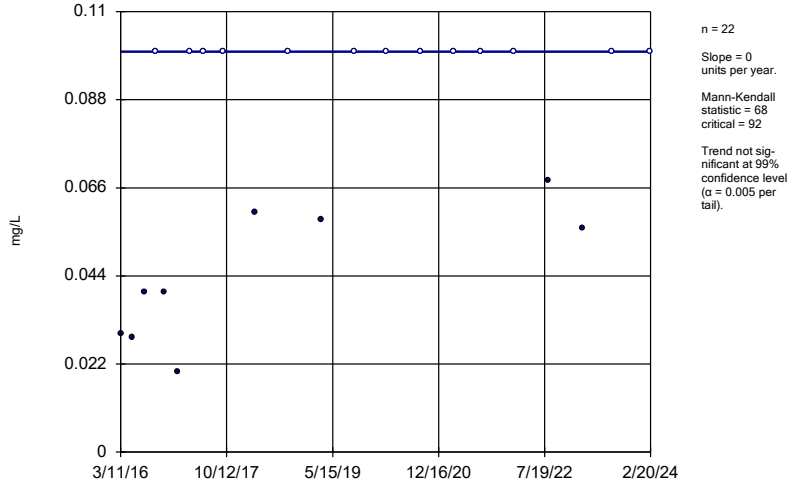

n = 22

Slope = 0 units per year.

Mann-Kendall statistic = 68 critical = 92

Trend not significant at 99% confidence level (α = 0.005 per tail).

Constituent: Fluoride Analysis Run 5/9/2024 4:06 PM View: Trend Tests - Upgradient
Plant Bowen Data: Bowen 3-4 CCR

Sanitas™ v.10.0.16e Software licensed to . UG
Hollow symbols indicate censored values.

Sen's Slope Estimator

GWA-43 (bg)

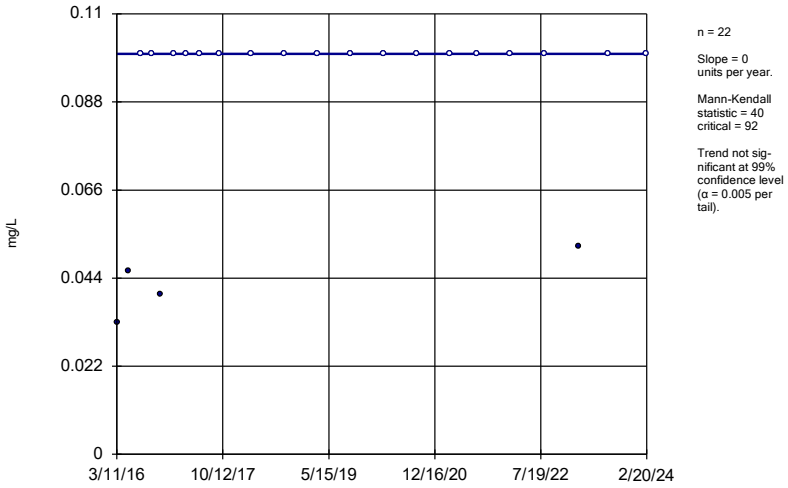

n = 22

Slope = 0 units per year.

Mann-Kendall statistic = 40
critical = 92

Trend not significant at 99% confidence level (α = 0.005 per tail).

Constituent: Fluoride Analysis Run 5/9/2024 4:06 PM View: Trend Tests - Upgradient
Plant Bowen Data: Bowen 3-4 CCR

Sanitas™ v.10.0.16e Software licensed to . UG
Hollow symbols indicate censored values.

Sen's Slope Estimator

GWA-43R (bg)

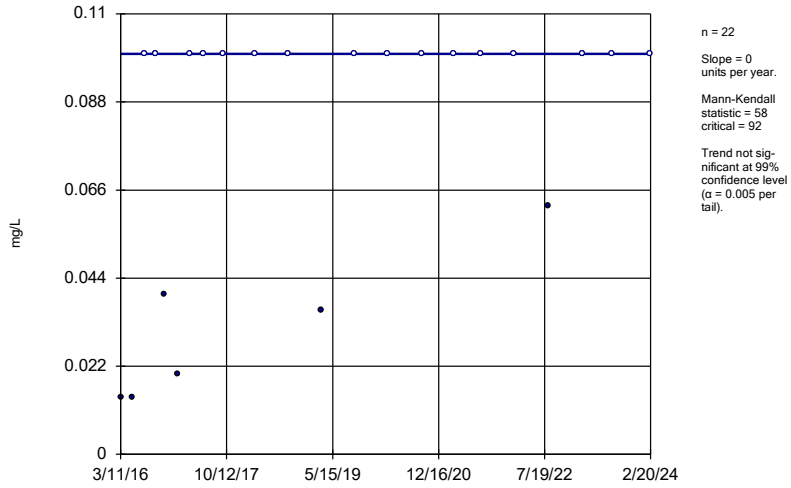

n = 22

Slope = 0 units per year.

Mann-Kendall statistic = 58
critical = 92

Trend not significant at 99% confidence level (α = 0.005 per tail).

Constituent: Fluoride Analysis Run 5/9/2024 4:06 PM View: Trend Tests - Upgradient
Plant Bowen Data: Bowen 3-4 CCR

Sanitas™ v.10.0.16e Software licensed to . UG
Hollow symbols indicate censored values.

Sen's Slope Estimator

GWA-4RZ (bg)

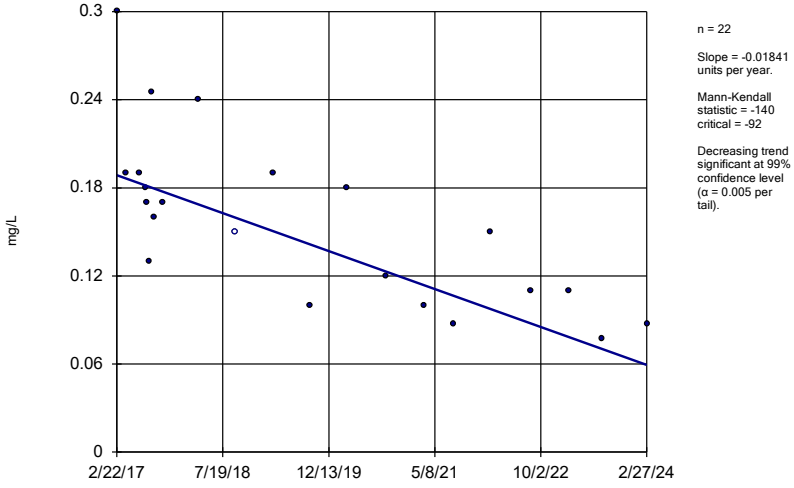

n = 22

Slope = -0.01841 units per year.

Mann-Kendall statistic = -140
critical = -92

Decreasing trend significant at 99% confidence level (α = 0.005 per tail).

Constituent: Fluoride Analysis Run 5/9/2024 4:06 PM View: Trend Tests - Upgradient
Plant Bowen Data: Bowen 3-4 CCR

Sanitas™ v.10.0.16e Software licensed to . UG
Hollow symbols indicate censored values.

Sen's Slope Estimator

GWA-50 (bg)

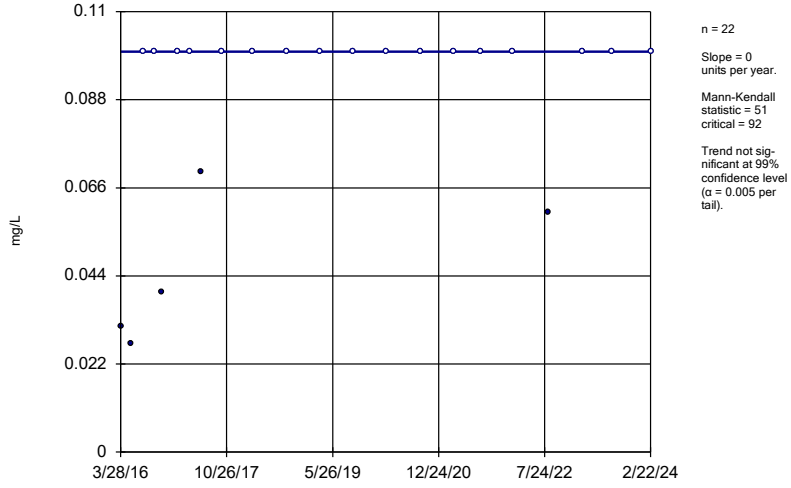

n = 22

Slope = 0 units per year.

Mann-Kendall statistic = 51
critical = 92

Trend not significant at 99% confidence level (α = 0.005 per tail).

Constituent: Fluoride Analysis Run 5/9/2024 4:06 PM View: Trend Tests - Upgradient
Plant Bowen Data: Bowen 3-4 CCR

Sanitas™ v.10.0.16e Software licensed to . UG
Hollow symbols indicate censored values.

Sen's Slope Estimator

GWA-50R (bg)

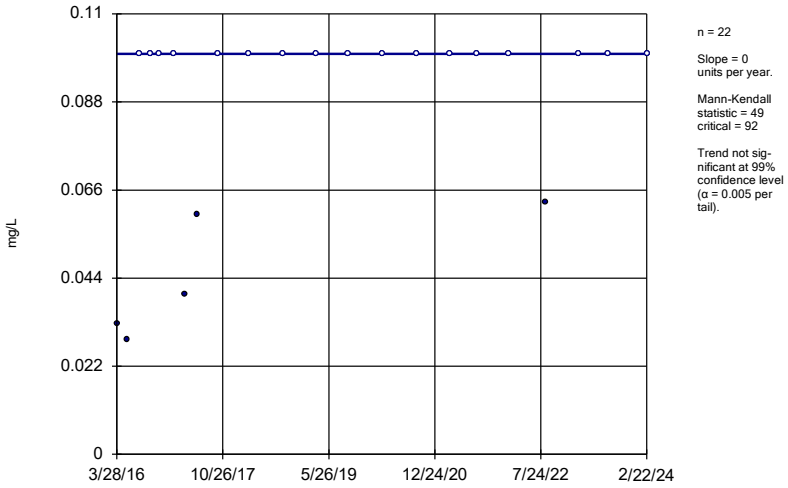

n = 22

Slope = 0 units per year.

Mann-Kendall statistic = 49 critical = 92

Trend not significant at 99% confidence level (α = 0.005 per tail).

Constituent: Fluoride Analysis Run 5/9/2024 4:06 PM View: Trend Tests - Upgradient
Plant Bowen Data: Bowen 3-4 CCR

Sanitas™ v.10.0.16e Software licensed to . UG
Hollow symbols indicate censored values.

Sen's Slope Estimator

GWA-51RZ (bg)

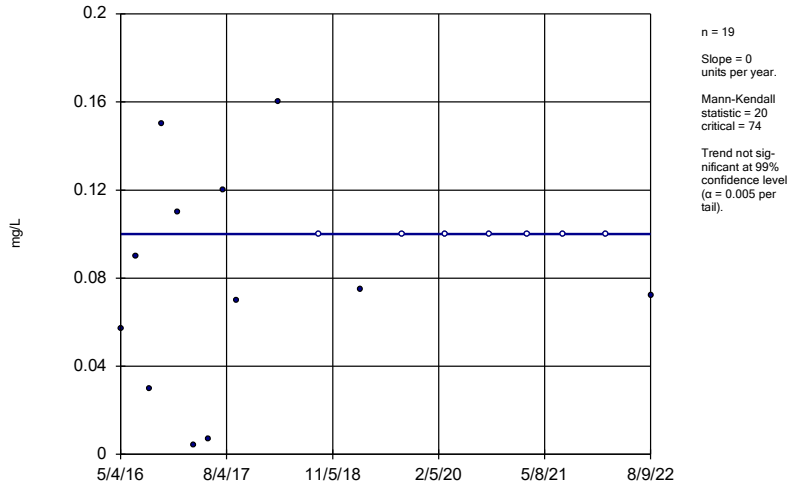

n = 19

Slope = 0 units per year.

Mann-Kendall statistic = 20 critical = 74

Trend not significant at 99% confidence level (α = 0.005 per tail).

Constituent: Fluoride Analysis Run 5/9/2024 4:06 PM View: Trend Tests - Upgradient
Plant Bowen Data: Bowen 3-4 CCR

Sanitas™ v.10.0.16e Software licensed to . UG
Hollow symbols indicate censored values.

Sen's Slope Estimator

GWA-52 (bg)

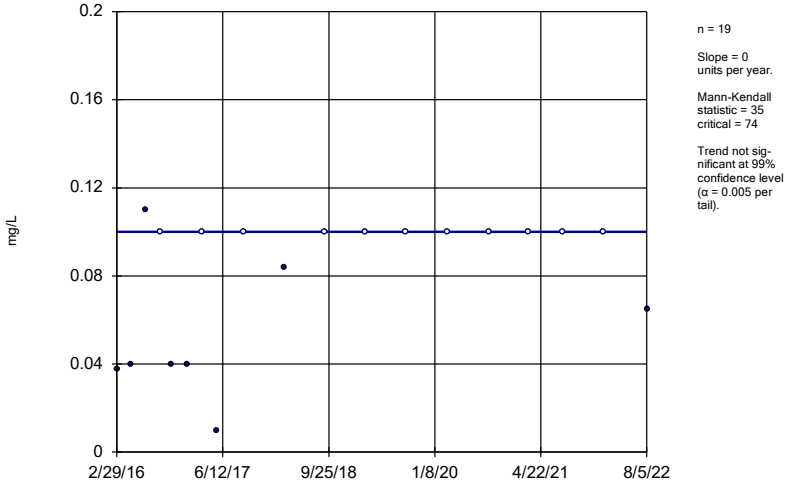

n = 19

Slope = 0 units per year.

Mann-Kendall statistic = 35 critical = 74

Trend not significant at 99% confidence level (α = 0.005 per tail).

Constituent: Fluoride Analysis Run 5/9/2024 4:06 PM View: Trend Tests - Upgradient
Plant Bowen Data: Bowen 3-4 CCR

Sanitas™ v.10.0.16e Software licensed to . UG
Hollow symbols indicate censored values.

Sen's Slope Estimator

GWA-53 (bg)

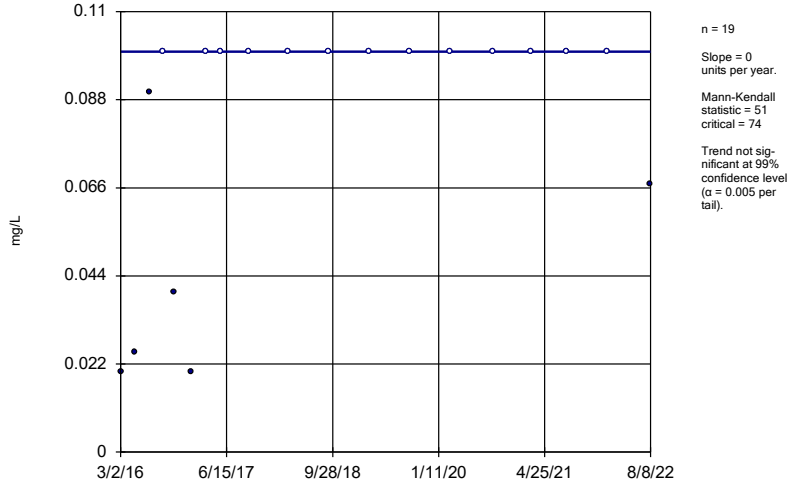

n = 19

Slope = 0 units per year.

Mann-Kendall statistic = 51 critical = 74

Trend not significant at 99% confidence level (α = 0.005 per tail).

Constituent: Fluoride Analysis Run 5/9/2024 4:06 PM View: Trend Tests - Upgradient
Plant Bowen Data: Bowen 3-4 CCR

Sanitas™ v.10.0.16e Software licensed to . UG
Hollow symbols indicate censored values.

Sen's Slope Estimator

GWA-53R (bg)

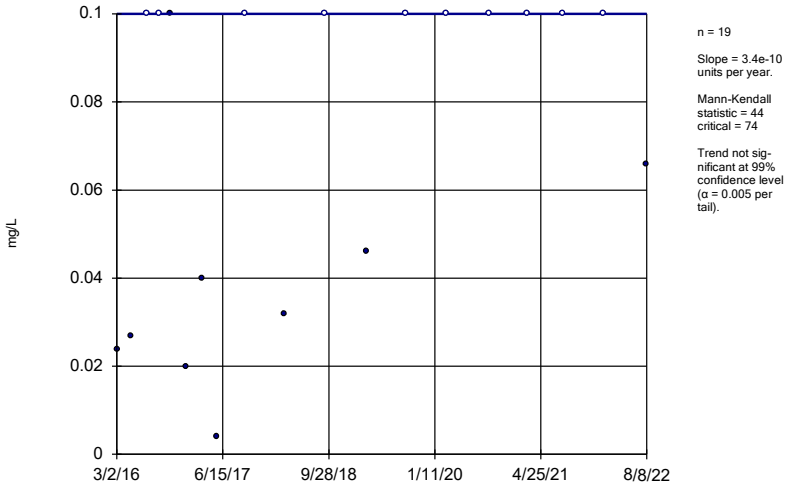

n = 19

Slope = 3.4e-10 units per year.

Mann-Kendall statistic = 44
critical = 74

Trend not significant at 99% confidence level (α = 0.005 per tail).

Constituent: Fluoride Analysis Run 5/9/2024 4:06 PM View: Trend Tests - Upgradient
Plant Bowen Data: Bowen 3-4 CCR

Sanitas™ v.10.0.16e Software licensed to . UG
Hollow symbols indicate censored values.

Sen's Slope Estimator

GWA-54 (bg)

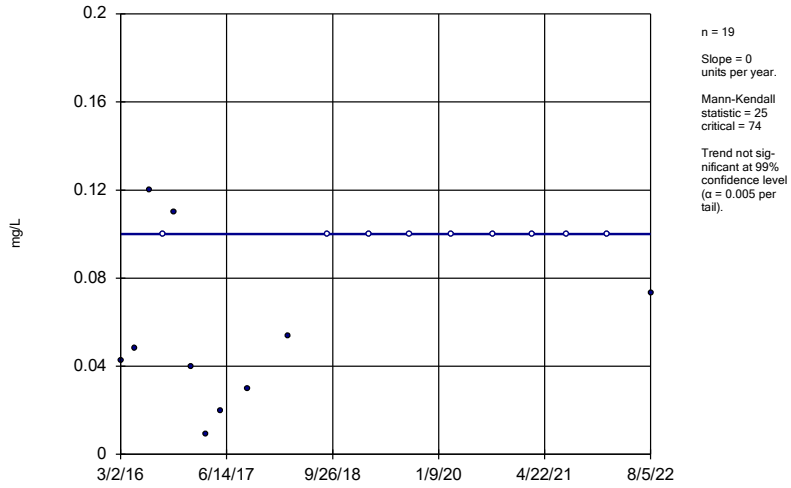

n = 19

Slope = 0 units per year.

Mann-Kendall statistic = 25
critical = 74

Trend not significant at 99% confidence level (α = 0.005 per tail).

Constituent: Fluoride Analysis Run 5/9/2024 4:06 PM View: Trend Tests - Upgradient
Plant Bowen Data: Bowen 3-4 CCR

Sanitas™ v.10.0.16e Software licensed to . UG
Hollow symbols indicate censored values.

Sen's Slope Estimator

GWA-55 (bg)

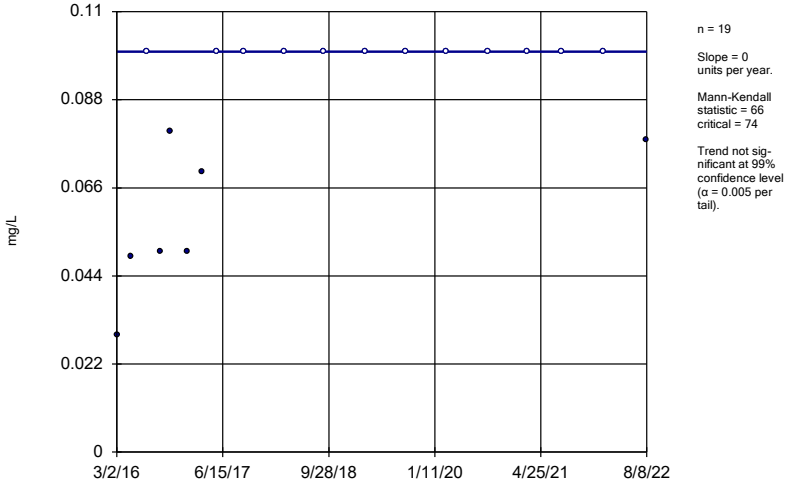

n = 19

Slope = 0 units per year.

Mann-Kendall statistic = 66
critical = 74

Trend not significant at 99% confidence level (α = 0.005 per tail).

Constituent: Fluoride Analysis Run 5/9/2024 4:06 PM View: Trend Tests - Upgradient
Plant Bowen Data: Bowen 3-4 CCR

Sanitas™ v.10.0.16e Software licensed to . UG
Hollow symbols indicate censored values.

Sen's Slope Estimator

GWA-55R (bg)

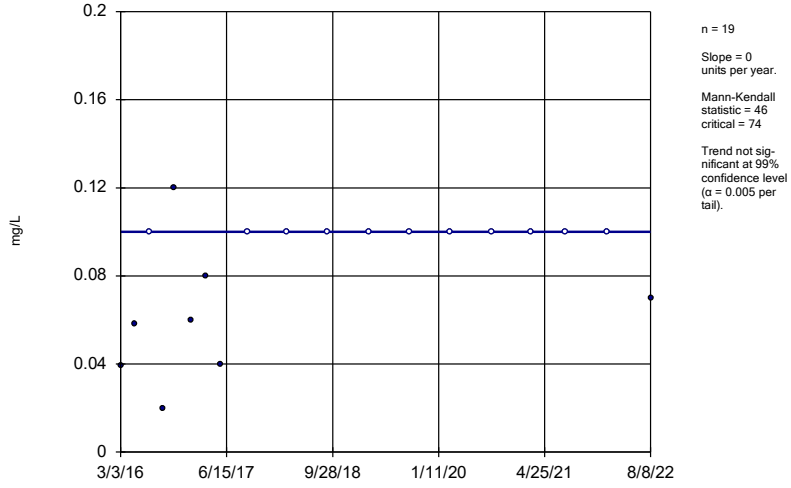

n = 19

Slope = 0 units per year.

Mann-Kendall statistic = 46
critical = 74

Trend not significant at 99% confidence level (α = 0.005 per tail).

Constituent: Fluoride Analysis Run 5/9/2024 4:06 PM View: Trend Tests - Upgradient
Plant Bowen Data: Bowen 3-4 CCR

Sanitas™ v.10.0.16e Software licensed to . UG
Hollow symbols indicate censored values.

Sen's Slope Estimator

GWA-56 (bg)

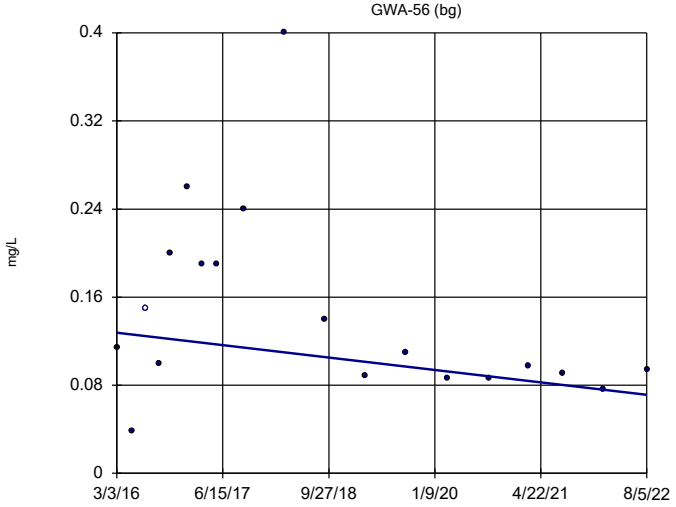

n = 19

Slope = -0.008787 units per year.

Mann-Kendall statistic = -49
critical = -74

Trend not significant at 99% confidence level (α = 0.005 per tail).

Constituent: Fluoride Analysis Run 5/9/2024 4:06 PM View: Trend Tests - Upgradient

Plant Bowen Data: Bowen 3-4 CCR

FIGURE G.

Appendix I Intrawell Prediction Limits - Significant Results

Plant Bowen Data: Bowen 3-4 CCR Printed 5/13/2024, 10:19 AM

Constituent	Well	Upper Lim.	Lower Lim.	Date	Observ.	Sig.	Bg N	Bg Mean	Std. Dev.	%NDs	ND Adj.	Transform	Alpha	Method
Barium (mg/L)	**GWA-42**	**0.006939**	**n/a**	**2/20/2024**	**0.007**	**Yes**	**21**	**0.006286**	**0.000247**	**0**	**None**	**No**	**0.0002195**	**Param Intra 1 of 2**
Barium (mg/L)	**GWC-23R**	**0.04462**	**n/a**	**2/16/2024**	**0.14**	**Yes**	**30**	**0.0278**	**0.006798**	**0**	**None**	**No**	**0.0002195**	**Param Intra 1 of 2**
Zinc (mg/L)	**GWA-2R**	**0.02**	**n/a**	**2/26/2024**	**0.055**	**Yes**	**36**	**n/a**	**n/a**	**55.56**	**n/a**	**n/a**	**0.001429**	**NP Intra (NDs) 1 of 2**

Appendix I Intrawell Prediction Limits - All Results

Plant Bowen Data: Bowen 3-4 CCR Printed 5/13/2024, 10:19 AM

Constituent	Well	Upper Lim.	Lower Lim.	Date	Observ.	Sig.	Bg N	Bg Mean	Std. Dev.	%NDs	ND Adj.	Transform	Alpha	Method
Antimony (mg/L)	GWA-1	0.017	n/a	2/22/2024	0.0014J	No	42	n/a	n/a	38.1	n/a	n/a	0.001077	NP Intra (normality) 1 of 2
Antimony (mg/L)	GWA-2R	0.011	n/a	2/26/2024	0.0019J	No	41	n/a	n/a	41.46	n/a	n/a	0.001118	NP Intra (normality) 1 of 2
Antimony (mg/L)	GWA-39RZ	0.008096	n/a	2/19/2024	0.0016J	No	19	0.002291	0.002147	26.32	Kaplan-Meier	No	0.0002195	Param Intra 1 of 2
Antimony (mg/L)	GWA-39Z	0.0039	n/a	2/19/2024	0.00081J	No	21	n/a	n/a	33.33	n/a	n/a	0.003999	NP Intra (normality) 1 of 2
Antimony (mg/L)	GWA-3A	0.0068	n/a	2/22/2024	0.003ND	No	41	n/a	n/a	68.29	n/a	n/a	0.001118	NP Intra (NDs) 1 of 2
Antimony (mg/L)	GWA-40	0.003	n/a	2/19/2024	0.003ND	No	21	n/a	n/a	90.48	n/a	n/a	0.003999	NP Intra (NDs) 1 of 2
Antimony (mg/L)	GWA-41	0.003	n/a	2/19/2024	0.003ND	No	21	n/a	n/a	90.48	n/a	n/a	0.003999	NP Intra (NDs) 1 of 2
Antimony (mg/L)	GWA-41R	0.0045	n/a	2/19/2024	0.003ND	No	21	n/a	n/a	52.38	n/a	n/a	0.003999	NP Intra (NDs) 1 of 2
Antimony (mg/L)	GWA-42	0.003	n/a	2/20/2024	0.003ND	No	21	n/a	n/a	95.24	n/a	n/a	0.003999	NP Intra (NDs) 1 of 2
Antimony (mg/L)	GWA-43	0.003	n/a	2/20/2024	0.003ND	No	21	n/a	n/a	95.24	n/a	n/a	0.003999	NP Intra (NDs) 1 of 2
Antimony (mg/L)	GWA-43R	0.003	n/a	2/20/2024	0.0015J	No	21	n/a	n/a	71.43	n/a	n/a	0.003999	NP Intra (NDs) 1 of 2
Antimony (mg/L)	GWA-4RZ	0.003	n/a	2/27/2024	0.003ND	No	21	n/a	n/a	52.38	n/a	n/a	0.003999	NP Intra (NDs) 1 of 2
Antimony (mg/L)	GWA-50	0.003	n/a	2/22/2024	0.003ND	No	36	n/a	n/a	88.89	n/a	n/a	0.001429	NP Intra (NDs) 1 of 2
Antimony (mg/L)	GWA-50R	0.003	n/a	2/22/2024	0.003ND	No	36	n/a	n/a	97.22	n/a	n/a	0.001429	NP Intra (NDs) 1 of 2
Antimony (mg/L)	GWC-16R	0.02489	n/a	2/15/2024	0.022	No	30	0.008342	0.006685	33.33	Kaplan-Meier	No	0.0002195	Param Intra 1 of 2
Antimony (mg/L)	GWC-17R	0.0033	n/a	2/15/2024	0.00063J	No	30	n/a	n/a	90	n/a	n/a	0.002008	NP Intra (NDs) 1 of 2
Antimony (mg/L)	GWC-18	0.003	n/a	2/14/2024	0.003ND	No	30	n/a	n/a	93.33	n/a	n/a	0.002008	NP Intra (NDs) 1 of 2
Antimony (mg/L)	GWC-18R	0.003	n/a	2/14/2024	0.003ND	No	30	n/a	n/a	73.33	n/a	n/a	0.002008	NP Intra (NDs) 1 of 2
Antimony (mg/L)	GWC-20R	0.003	n/a	2/15/2024	0.003ND	No	30	n/a	n/a	96.67	n/a	n/a	0.002008	NP Intra (NDs) 1 of 2
Antimony (mg/L)	GWC-21R	0.008764	n/a	2/15/2024	0.0017J	No	30	0.003977	0.001934	33.33	Kaplan-Meier	No	0.0002195	Param Intra 1 of 2
Antimony (mg/L)	GWC-23R	0.003	n/a	2/16/2024	0.00083J	No	30	n/a	n/a	83.33	n/a	n/a	0.002008	NP Intra (NDs) 1 of 2
Antimony (mg/L)	GWC-24R	0.005	n/a	2/15/2024	0.003ND	No	27	n/a	n/a	62.96	n/a	n/a	0.002502	NP Intra (NDs) 1 of 2
Antimony (mg/L)	GWC-25R	0.003	n/a	2/16/2024	0.00087J	No	29	n/a	n/a	75.86	n/a	n/a	0.002172	NP Intra (NDs) 1 of 2
Antimony (mg/L)	GWC-36RA	0.003	n/a	2/13/2024	0.003ND	No	30	n/a	n/a	93.33	n/a	n/a	0.002008	NP Intra (NDs) 1 of 2
Antimony (mg/L)	GWC-37	0.004388	n/a	2/13/2024	0.003ND	No	30	0.002096	0.0009259	33.33	Kaplan-Meier	No	0.0002195	Param Intra 1 of 2
Arsenic (mg/L)	GWA-1	0.005	n/a	2/22/2024	0.005ND	No	42	n/a	n/a	90.48	n/a	n/a	0.001077	NP Intra (NDs) 1 of 2
Arsenic (mg/L)	GWA-2	0.005	n/a	2/22/2024	0.005ND	No	41	n/a	n/a	97.56	n/a	n/a	0.001118	NP Intra (NDs) 1 of 2
Arsenic (mg/L)	GWA-2R	0.0056	n/a	2/26/2024	0.005ND	No	42	n/a	n/a	69.05	n/a	n/a	0.001077	NP Intra (NDs) 1 of 2
Arsenic (mg/L)	GWA-39RZ	0.005	n/a	2/19/2024	0.005ND	No	20	n/a	n/a	70	n/a	n/a	0.004291	NP Intra (NDs) 1 of 2
Arsenic (mg/L)	GWA-39Z	0.005	n/a	2/19/2024	0.005ND	No	21	n/a	n/a	85.71	n/a	n/a	0.003999	NP Intra (NDs) 1 of 2
Arsenic (mg/L)	GWA-3A	0.005	n/a	2/22/2024	0.005ND	No	41	n/a	n/a	97.56	n/a	n/a	0.001118	NP Intra (NDs) 1 of 2
Arsenic (mg/L)	GWA-40	0.005	n/a	2/19/2024	0.005ND	No	21	n/a	n/a	90.48	n/a	n/a	0.003999	NP Intra (NDs) 1 of 2
Arsenic (mg/L)	GWA-41R	0.005	n/a	2/19/2024	0.005ND	No	21	n/a	n/a	85.71	n/a	n/a	0.003999	NP Intra (NDs) 1 of 2
Arsenic (mg/L)	GWA-42	0.005	n/a	2/20/2024	0.001J	No	21	n/a	n/a	100	n/a	n/a	0.003999	NP Intra (NDs) 1 of 2
Arsenic (mg/L)	GWA-43	0.005	n/a	2/20/2024	0.005ND	No	21	n/a	n/a	95.24	n/a	n/a	0.003999	NP Intra (NDs) 1 of 2
Arsenic (mg/L)	GWA-43R	0.005	n/a	2/20/2024	0.005ND	No	21	n/a	n/a	95.24	n/a	n/a	0.003999	NP Intra (NDs) 1 of 2
Arsenic (mg/L)	GWA-4RZ	0.005	n/a	2/27/2024	0.005ND	No	21	n/a	n/a	33.33	n/a	n/a	0.003999	NP Intra (normality) 1 of 2
Arsenic (mg/L)	GWC-16R	0.005	n/a	2/15/2024	0.00097J	No	29	n/a	n/a	62.07	n/a	n/a	0.002172	NP Intra (NDs) 1 of 2
Arsenic (mg/L)	GWC-17R	0.0053	n/a	2/15/2024	0.005ND	No	30	n/a	n/a	86.67	n/a	n/a	0.002008	NP Intra (NDs) 1 of 2
Arsenic (mg/L)	GWC-18	0.005	n/a	2/14/2024	0.005ND	No	30	n/a	n/a	90	n/a	n/a	0.002008	NP Intra (NDs) 1 of 2
Arsenic (mg/L)	GWC-18R	0.005	n/a	2/14/2024	0.005ND	No	30	n/a	n/a	83.33	n/a	n/a	0.002008	NP Intra (NDs) 1 of 2
Arsenic (mg/L)	GWC-19R	0.005	n/a	2/14/2024	0.005ND	No	30	n/a	n/a	86.67	n/a	n/a	0.002008	NP Intra (NDs) 1 of 2
Arsenic (mg/L)	GWC-20R	0.005	n/a	2/15/2024	0.005ND	No	30	n/a	n/a	83.33	n/a	n/a	0.002008	NP Intra (NDs) 1 of 2
Arsenic (mg/L)	GWC-21R	0.0071	n/a	2/15/2024	0.001J	No	29	n/a	n/a	48.28	n/a	n/a	0.002172	NP Intra (normality) 1 of 2
Arsenic (mg/L)	GWC-22R	0.005	n/a	2/15/2024	0.002J	No	30	n/a	n/a	56.67	n/a	n/a	0.002008	NP Intra (NDs) 1 of 2
Arsenic (mg/L)	GWC-23R	0.006	n/a	2/16/2024	0.0011J	No	30	n/a	n/a	76.67	n/a	n/a	0.002008	NP Intra (NDs) 1 of 2
Arsenic (mg/L)	GWC-24R	0.005	n/a	2/15/2024	0.005ND	No	30	n/a	n/a	73.33	n/a	n/a	0.002008	NP Intra (NDs) 1 of 2
Arsenic (mg/L)	GWC-25R	0.005	n/a	2/16/2024	0.005ND	No	30	n/a	n/a	86.67	n/a	n/a	0.002008	NP Intra (NDs) 1 of 2
Arsenic (mg/L)	GWC-36RA	0.005	n/a	2/13/2024	0.005ND	No	30	n/a	n/a	86.67	n/a	n/a	0.002008	NP Intra (NDs) 1 of 2
Arsenic (mg/L)	GWC-37	0.005	n/a	2/13/2024	0.005ND	No	30	n/a	n/a	90	n/a	n/a	0.002008	NP Intra (NDs) 1 of 2
Arsenic (mg/L)	GWC-38	0.0062	n/a	2/13/2024	0.005ND	No	30	n/a	n/a	86.67	n/a	n/a	0.002008	NP Intra (NDs) 1 of 2
Barium (mg/L)	GWA-1	0.04	n/a	2/22/2024	0.018	No	41	n/a	n/a	0	n/a	n/a	0.001118	NP Intra (normality) 1 of 2
Barium (mg/L)	GWA-2	0.04853	n/a	2/22/2024	0.021	No	40	0.02121	0.01142	0	None	No	0.0002195	Param Intra 1 of 2
Barium (mg/L)	GWA-2R	0.04407	n/a	2/26/2024	0.021	No	40	-4.448	0.5541	0	None	ln(x)	0.0002195	Param Intra 1 of 2
Barium (mg/L)	GWA-39RZ	0.02494	n/a	2/19/2024	0.015	No	20	0.1247	0.01249	0	None	sqrt(x)	0.0002195	Param Intra 1 of 2
Barium (mg/L)	GWA-39Z	0.03458	n/a	2/19/2024	0.013	No	21	0.01414	0.007741	4.762	None	No	0.0002195	Param Intra 1 of 2
Barium (mg/L)	GWA-3A	0.008897	n/a	2/22/2024	0.0074	No	32	0.00587	0.001232	3.125	None	No	0.0002195	Param Intra 1 of 2
Barium (mg/L)	GWA-40	0.01194	n/a	2/19/2024	0.0083	No	21	0.008568	0.001278	0	None	No	0.0002195	Param Intra 1 of 2

Appendix I Intrawell Prediction Limits - All Results

Plant Bowen Data: Bowen 3-4 CCR Printed 5/13/2024, 10:19 AM

Constituent	Well	Upper Lim.	Lower Lim.	Date	Observ.	Sig.	Bg N	Bg Mean	Std. Dev.	%NDs	ND Adj.	Transform	Alpha	Method
Barium (mg/L)	GWA-41	0.03585	n/a	2/19/2024	0.017	No	21	0.02503	0.004095	0	None	No	0.0002195	Param Intra 1 of 2
Barium (mg/L)	GWA-41R	0.05084	n/a	2/19/2024	0.027	No	21	0.02499	0.009788	0	None	No	0.0002195	Param Intra 1 of 2
Barium (mg/L)	**GWA-42**	**0.006939**	**n/a**	**2/20/2024**	**0.007**	**Yes**	**21**	**0.006286**	**0.000247**	**0**	**None**	**No**	**0.0002195**	**Param Intra 1 of 2**
Barium (mg/L)	GWA-43	0.04499	n/a	2/20/2024	0.011	No	21	0.1364	0.02867	0	None	sqrt(x)	0.0002195	Param Intra 1 of 2
Barium (mg/L)	GWA-43R	0.009439	n/a	2/20/2024	0.0074	No	21	0.00766	0.000674	0	None	No	0.0002195	Param Intra 1 of 2
Barium (mg/L)	GWA-4RZ	0.06173	n/a	2/27/2024	0.046	No	21	0.03528	0.01002	0	None	No	0.0002195	Param Intra 1 of 2
Barium (mg/L)	GWA-50	0.0167	n/a	2/22/2024	0.0073	No	35	0.009291	0.003053	2.857	None	No	0.0002195	Param Intra 1 of 2
Barium (mg/L)	GWA-50R	0.02216	n/a	2/22/2024	0.008	No	33	0.0134	0.003582	0	None	No	0.0002195	Param Intra 1 of 2
Barium (mg/L)	GWC-16R	0.0734	n/a	2/15/2024	0.041	No	30	0.04705	0.01064	0	None	No	0.0002195	Param Intra 1 of 2
Barium (mg/L)	GWC-17R	0.02182	n/a	2/15/2024	0.018	No	29	0.01936	0.0009905	0	None	No	0.0002195	Param Intra 1 of 2
Barium (mg/L)	GWC-18	0.04987	n/a	2/14/2024	0.014	No	29	0.02637	0.009437	0	None	No	0.0002195	Param Intra 1 of 2
Barium (mg/L)	GWC-18R	0.017	n/a	2/14/2024	0.014	No	27	n/a	n/a	3.704	n/a	n/a	0.002502	NP Intra (normality) 1 of 2
Barium (mg/L)	GWC-19R	0.01839	n/a	2/14/2024	0.015	No	29	0.01577	0.001052	0	None	No	0.0002195	Param Intra 1 of 2
Barium (mg/L)	GWC-20R	0.03578	n/a	2/15/2024	0.031	No	30	0.02988	0.002386	0	None	No	0.0002195	Param Intra 1 of 2
Barium (mg/L)	GWC-21R	0.04143	n/a	2/15/2024	0.024	No	30	0.02575	0.006335	0	None	No	0.0002195	Param Intra 1 of 2
Barium (mg/L)	GWC-22R	0.06946	n/a	2/15/2024	0.036	No	30	0.04032	0.01178	3.333	None	No	0.0002195	Param Intra 1 of 2
Barium (mg/L)	**GWC-23R**	**0.04462**	**n/a**	**2/16/2024**	**0.14**	**Yes**	**30**	**0.0278**	**0.006798**	**0**	**None**	**No**	**0.0002195**	**Param Intra 1 of 2**
Barium (mg/L)	GWC-24R	0.03249	n/a	2/15/2024	0.018	No	29	0.02205	0.004194	0	None	No	0.0002195	Param Intra 1 of 2
Barium (mg/L)	GWC-25R	0.01781	n/a	2/16/2024	0.015	No	30	0.01568	0.0008607	0	None	No	0.0002195	Param Intra 1 of 2
Barium (mg/L)	GWC-36RA	0.04282	n/a	2/13/2024	0.036	No	30	0.0249	0.007239	0	None	No	0.0002195	Param Intra 1 of 2
Barium (mg/L)	GWC-37	0.0136	n/a	2/13/2024	0.0025ND	No	30	0.00716	0.002604	0	None	No	0.0002195	Param Intra 1 of 2
Barium (mg/L)	GWC-38	0.01694	n/a	2/13/2024	0.012	No	29	-4.387	0.1243	0	None	ln(x)	0.0002195	Param Intra 1 of 2
Beryllium (mg/L)	GWA-1	0.003	n/a	2/22/2024	0.003ND	No	24	n/a	n/a	95.83	n/a	n/a	0.003124	NP Intra (NDs) 1 of 2
Beryllium (mg/L)	GWA-39RZ	0.003	n/a	2/19/2024	0.003ND	No	20	n/a	n/a	95	n/a	n/a	0.004291	NP Intra (NDs) 1 of 2
Beryllium (mg/L)	GWA-41R	0.003	n/a	2/19/2024	0.003ND	No	21	n/a	n/a	95.24	n/a	n/a	0.003999	NP Intra (NDs) 1 of 2
Beryllium (mg/L)	GWA-42	0.0015	n/a	2/20/2024	0.00014J	No	21	n/a	n/a	9.524	n/a	n/a	0.003999	NP Intra (normality) 1 of 2
Beryllium (mg/L)	GWA-43	0.003	n/a	2/20/2024	0.003ND	No	21	n/a	n/a	90.48	n/a	n/a	0.003999	NP Intra (NDs) 1 of 2
Beryllium (mg/L)	GWA-43R	0.003	n/a	2/20/2024	0.003ND	No	21	n/a	n/a	95.24	n/a	n/a	0.003999	NP Intra (NDs) 1 of 2
Beryllium (mg/L)	GWA-50R	0.003	n/a	2/22/2024	0.003ND	No	24	n/a	n/a	87.5	n/a	n/a	0.003124	NP Intra (NDs) 1 of 2
Beryllium (mg/L)	GWC-18	0.003	n/a	2/14/2024	0.003ND	No	30	n/a	n/a	93.33	n/a	n/a	0.002008	NP Intra (NDs) 1 of 2
Beryllium (mg/L)	GWC-18R	0.003	n/a	2/14/2024	0.0001J	No	30	n/a	n/a	70	n/a	n/a	0.002008	NP Intra (NDs) 1 of 2
Beryllium (mg/L)	GWC-19R	0.003	n/a	2/14/2024	0.003ND	No	30	n/a	n/a	86.67	n/a	n/a	0.002008	NP Intra (NDs) 1 of 2
Beryllium (mg/L)	GWC-20R	0.003	n/a	2/15/2024	0.003ND	No	30	n/a	n/a	96.67	n/a	n/a	0.002008	NP Intra (NDs) 1 of 2
Beryllium (mg/L)	GWC-36RA	0.0032	n/a	2/13/2024	0.003ND	No	30	n/a	n/a	50	n/a	n/a	0.002008	NP Intra (normality) 1 of 2
Beryllium (mg/L)	GWC-37	0.003	n/a	2/13/2024	0.003ND	No	30	n/a	n/a	96.67	n/a	n/a	0.002008	NP Intra (NDs) 1 of 2
Beryllium (mg/L)	GWC-38	0.003	n/a	2/13/2024	0.003ND	No	30	n/a	n/a	80	n/a	n/a	0.002008	NP Intra (NDs) 1 of 2
Cadmium (mg/L)	GWA-1	0.00076	n/a	2/22/2024	0.0005ND	No	42	n/a	n/a	95.24	n/a	n/a	0.001077	NP Intra (NDs) 1 of 2
Cadmium (mg/L)	GWA-39RZ	0.0005	n/a	2/19/2024	0.0005ND	No	20	n/a	n/a	95	n/a	n/a	0.004291	NP Intra (NDs) 1 of 2
Cadmium (mg/L)	GWA-39Z	0.0005	n/a	2/19/2024	0.0005ND	No	21	n/a	n/a	80.95	n/a	n/a	0.003999	NP Intra (NDs) 1 of 2
Cadmium (mg/L)	GWA-42	0.0003516	n/a	2/20/2024	0.00016J	No	21	0.01242	0.002396	14.29	None	sqrt(x)	0.0002195	Param Intra 1 of 2
Cadmium (mg/L)	GWA-43	0.0005	n/a	2/20/2024	0.0005ND	No	21	n/a	n/a	95.24	n/a	n/a	0.003999	NP Intra (NDs) 1 of 2
Cadmium (mg/L)	GWA-50	0.0005	n/a	2/22/2024	0.0005ND	No	36	n/a	n/a	94.44	n/a	n/a	0.001429	NP Intra (NDs) 1 of 2
Cadmium (mg/L)	GWC-18	0.0005	n/a	2/14/2024	0.0005ND	No	30	n/a	n/a	96.67	n/a	n/a	0.002008	NP Intra (NDs) 1 of 2
Cadmium (mg/L)	GWC-21R	0.0005	n/a	2/15/2024	0.0005ND	No	30	n/a	n/a	96.67	n/a	n/a	0.002008	NP Intra (NDs) 1 of 2
Cadmium (mg/L)	GWC-22R	0.0005	n/a	2/15/2024	0.0005ND	No	30	n/a	n/a	96.67	n/a	n/a	0.002008	NP Intra (NDs) 1 of 2
Cadmium (mg/L)	GWC-25R	0.0005	n/a	2/16/2024	0.0005ND	No	30	n/a	n/a	96.67	n/a	n/a	0.002008	NP Intra (NDs) 1 of 2
Cadmium (mg/L)	GWC-36RA	0.001	n/a	2/13/2024	0.0005ND	No	30	n/a	n/a	36.67	n/a	n/a	0.002008	NP Intra (normality) 1 of 2
Cadmium (mg/L)	GWC-37	0.0005	n/a	2/13/2024	0.0005ND	No	30	n/a	n/a	83.33	n/a	n/a	0.002008	NP Intra (NDs) 1 of 2
Cadmium (mg/L)	GWC-38	0.0005	n/a	2/13/2024	0.0005ND	No	30	n/a	n/a	80	n/a	n/a	0.002008	NP Intra (NDs) 1 of 2
Chromium (mg/L)	GWA-1	0.012	n/a	2/22/2024	0.005ND	No	39	n/a	n/a	76.92	n/a	n/a	0.001226	NP Intra (NDs) 1 of 2
Chromium (mg/L)	GWA-2	0.009	n/a	2/22/2024	0.005ND	No	39	n/a	n/a	69.23	n/a	n/a	0.001226	NP Intra (NDs) 1 of 2
Chromium (mg/L)	GWA-2R	0.012	n/a	2/26/2024	0.005ND	No	41	n/a	n/a	85.37	n/a	n/a	0.001118	NP Intra (NDs) 1 of 2
Chromium (mg/L)	GWA-39RZ	0.005	n/a	2/19/2024	0.005ND	No	20	n/a	n/a	50	n/a	n/a	0.004291	NP Intra (normality) 1 of 2
Chromium (mg/L)	GWA-39Z	0.005	n/a	2/19/2024	0.005ND	No	20	n/a	n/a	95	n/a	n/a	0.004291	NP Intra (NDs) 1 of 2
Chromium (mg/L)	GWA-3A	0.012	n/a	2/22/2024	0.005ND	No	37	n/a	n/a	81.08	n/a	n/a	0.001361	NP Intra (NDs) 1 of 2
Chromium (mg/L)	GWA-40	0.005	n/a	2/19/2024	0.005ND	No	21	n/a	n/a	80.95	n/a	n/a	0.003999	NP Intra (NDs) 1 of 2
Chromium (mg/L)	GWA-41	0.015	n/a	2/19/2024	0.005ND	No	21	n/a	n/a	90.48	n/a	n/a	0.003999	NP Intra (NDs) 1 of 2
Chromium (mg/L)	GWA-41R	0.005	n/a	2/19/2024	0.005ND	No	21	n/a	n/a	90.48	n/a	n/a	0.003999	NP Intra (NDs) 1 of 2

Appendix I Intrawell Prediction Limits - All Results

Plant Bowen Data: Bowen 3-4 CCR Printed 5/13/2024, 10:19 AM

Constituent	Well	Upper Lim.	Lower Lim.	Date	Observ.	Sig.	Bg N	Bg Mean	Std. Dev.	%NDs	ND Adj.	Transform	Alpha	Method
Chromium (mg/L)	GWA-42	0.005	n/a	2/20/2024	0.005ND	No	21	n/a	n/a	95.24	n/a	n/a	0.003999	NP Intra (NDs) 1 of 2
Chromium (mg/L)	GWA-43	0.005	n/a	2/20/2024	0.005ND	No	21	n/a	n/a	76.19	n/a	n/a	0.003999	NP Intra (NDs) 1 of 2
Chromium (mg/L)	GWA-43R	0.005	n/a	2/20/2024	0.005ND	No	21	n/a	n/a	47.62	n/a	n/a	0.003999	NP Intra (normality) 1 of 2
Chromium (mg/L)	GWA-50	0.005	n/a	2/22/2024	0.005ND	No	36	n/a	n/a	88.89	n/a	n/a	0.001429	NP Intra (NDs) 1 of 2
Chromium (mg/L)	GWA-50R	0.005	n/a	2/22/2024	0.005ND	No	36	n/a	n/a	72.22	n/a	n/a	0.001429	NP Intra (NDs) 1 of 2
Chromium (mg/L)	GWC-16R	0.005	n/a	2/15/2024	0.005ND	No	30	n/a	n/a	56.67	n/a	n/a	0.002008	NP Intra (NDs) 1 of 2
Chromium (mg/L)	GWC-17R	0.005	n/a	2/15/2024	0.005ND	No	30	n/a	n/a	83.33	n/a	n/a	0.002008	NP Intra (NDs) 1 of 2
Chromium (mg/L)	GWC-18	0.004785	n/a	2/14/2024	0.0025ND	No	28	0.002387	0.0009572	10.71	None	No	0.0002195	Param Intra 1 of 2
Chromium (mg/L)	GWC-18R	0.008	n/a	2/14/2024	0.005ND	No	26	n/a	n/a	65.38	n/a	n/a	0.002667	NP Intra (NDs) 1 of 2
Chromium (mg/L)	GWC-19R	0.005	n/a	2/14/2024	0.0028J	No	30	n/a	n/a	70	n/a	n/a	0.002008	NP Intra (NDs) 1 of 2
Chromium (mg/L)	GWC-20R	0.005	n/a	2/15/2024	0.005ND	No	30	n/a	n/a	66.67	n/a	n/a	0.002008	NP Intra (NDs) 1 of 2
Chromium (mg/L)	GWC-21R	0.0067	n/a	2/15/2024	0.0035J	No	30	n/a	n/a	56.67	n/a	n/a	0.002008	NP Intra (NDs) 1 of 2
Chromium (mg/L)	GWC-22R	0.005	n/a	2/15/2024	0.005ND	No	30	n/a	n/a	90	n/a	n/a	0.002008	NP Intra (NDs) 1 of 2
Chromium (mg/L)	GWC-23R	0.005	n/a	2/16/2024	0.005ND	No	30	n/a	n/a	73.33	n/a	n/a	0.002008	NP Intra (NDs) 1 of 2
Chromium (mg/L)	GWC-24R	0.005	n/a	2/15/2024	0.005ND	No	30	n/a	n/a	96.67	n/a	n/a	0.002008	NP Intra (NDs) 1 of 2
Chromium (mg/L)	GWC-25R	0.005	n/a	2/16/2024	0.003J	No	30	n/a	n/a	73.33	n/a	n/a	0.002008	NP Intra (NDs) 1 of 2
Chromium (mg/L)	GWC-36RA	0.005	n/a	2/13/2024	0.005ND	No	30	n/a	n/a	66.67	n/a	n/a	0.002008	NP Intra (NDs) 1 of 2
Chromium (mg/L)	GWC-37	0.005	n/a	2/13/2024	0.005ND	No	29	n/a	n/a	86.21	n/a	n/a	0.002172	NP Intra (NDs) 1 of 2
Chromium (mg/L)	GWC-38	0.005	n/a	2/13/2024	0.005ND	No	30	n/a	n/a	23.33	n/a	n/a	0.002008	NP Intra (normality) 1 of 2
Cobalt (mg/L)	GWA-1	0.005	n/a	2/22/2024	0.005ND	No	42	n/a	n/a	80.95	n/a	n/a	0.001077	NP Intra (NDs) 1 of 2
Cobalt (mg/L)	GWA-2	0.013	n/a	2/22/2024	0.005ND	No	42	n/a	n/a	92.86	n/a	n/a	0.001077	NP Intra (NDs) 1 of 2
Cobalt (mg/L)	GWA-2R	0.005	n/a	2/26/2024	0.005ND	No	41	n/a	n/a	87.8	n/a	n/a	0.001118	NP Intra (NDs) 1 of 2
Cobalt (mg/L)	GWA-39RZ	0.0057	n/a	2/19/2024	0.005ND	No	20	n/a	n/a	90	n/a	n/a	0.004291	NP Intra (NDs) 1 of 2
Cobalt (mg/L)	GWA-39Z	0.008476	n/a	2/19/2024	0.005ND	No	21	0.1154	0.03352	42.86	Kaplan-Meier	x^(1/3)	0.0002195	Param Intra 1 of 2
Cobalt (mg/L)	GWA-3A	0.0057	n/a	2/22/2024	0.005ND	No	41	n/a	n/a	46.34	n/a	n/a	0.001118	NP Intra (normality) 1 of 2
Cobalt (mg/L)	GWA-41R	0.005	n/a	2/19/2024	0.005ND	No	21	n/a	n/a	76.19	n/a	n/a	0.003999	NP Intra (NDs) 1 of 2
Cobalt (mg/L)	GWA-42	0.005	n/a	2/20/2024	0.005ND	No	21	n/a	n/a	85.71	n/a	n/a	0.003999	NP Intra (NDs) 1 of 2
Cobalt (mg/L)	GWA-43	0.005	n/a	2/20/2024	0.005ND	No	21	n/a	n/a	95.24	n/a	n/a	0.003999	NP Intra (NDs) 1 of 2
Cobalt (mg/L)	GWA-4RZ	0.02856	n/a	2/27/2024	0.017	No	21	0.01137	0.00651	4.762	None	No	0.0002195	Param Intra 1 of 2
Cobalt (mg/L)	GWA-50R	0.005	n/a	2/22/2024	0.005ND	No	36	n/a	n/a	83.33	n/a	n/a	0.001429	NP Intra (NDs) 1 of 2
Cobalt (mg/L)	GWC-16R	0.005	n/a	2/15/2024	0.005ND	No	30	n/a	n/a	33.33	n/a	n/a	0.002008	NP Intra (normality) 1 of 2
Cobalt (mg/L)	GWC-18	0.005	n/a	2/14/2024	0.005ND	No	30	n/a	n/a	93.33	n/a	n/a	0.002008	NP Intra (NDs) 1 of 2
Cobalt (mg/L)	GWC-18R	0.005	n/a	2/14/2024	0.005ND	No	30	n/a	n/a	86.67	n/a	n/a	0.002008	NP Intra (NDs) 1 of 2
Cobalt (mg/L)	GWC-21R	0.0183	n/a	2/15/2024	0.005ND	No	30	n/a	n/a	66.67	n/a	n/a	0.002008	NP Intra (NDs) 1 of 2
Cobalt (mg/L)	GWC-22R	0.01	n/a	2/15/2024	0.0004J	No	30	n/a	n/a	66.67	n/a	n/a	0.002008	NP Intra (NDs) 1 of 2
Cobalt (mg/L)	GWC-23R	0.005	n/a	2/16/2024	0.00034J	No	30	n/a	n/a	96.67	n/a	n/a	0.002008	NP Intra (NDs) 1 of 2
Cobalt (mg/L)	GWC-25R	0.005	n/a	2/16/2024	0.005ND	No	30	n/a	n/a	93.33	n/a	n/a	0.002008	NP Intra (NDs) 1 of 2
Cobalt (mg/L)	GWC-36RA	0.005	n/a	2/13/2024	0.005ND	No	30	n/a	n/a	83.33	n/a	n/a	0.002008	NP Intra (NDs) 1 of 2
Cobalt (mg/L)	GWC-37	0.005	n/a	2/13/2024	0.005ND	No	30	n/a	n/a	70	n/a	n/a	0.002008	NP Intra (NDs) 1 of 2
Cobalt (mg/L)	GWC-38	0.003166	n/a	2/13/2024	0.001J	No	26	0.03814	0.00715	0	None	sqrt(x)	0.0002195	Param Intra 1 of 2
Copper (mg/L)	GWA-1	0.0094	n/a	2/22/2024	0.005ND	No	37	n/a	n/a	64.86	n/a	n/a	0.001361	NP Intra (NDs) 1 of 2
Copper (mg/L)	GWA-2	0.013	n/a	2/22/2024	0.005ND	No	37	n/a	n/a	72.97	n/a	n/a	0.001361	NP Intra (NDs) 1 of 2
Copper (mg/L)	GWA-2R	0.013	n/a	2/26/2024	0.005ND	No	37	n/a	n/a	59.46	n/a	n/a	0.001361	NP Intra (NDs) 1 of 2
Copper (mg/L)	GWA-39RZ	0.011	n/a	2/19/2024	0.005ND	No	15	n/a	n/a	86.67	n/a	n/a	0.007533	NP Intra (NDs) 1 of 2
Copper (mg/L)	GWA-39Z	0.005	n/a	2/19/2024	0.005ND	No	20	n/a	n/a	85	n/a	n/a	0.004291	NP Intra (NDs) 1 of 2
Copper (mg/L)	GWA-3A	0.05216	n/a	2/22/2024	0.005ND	No	36	0.0008768	0.0007617	16.67	Kaplan-Meier	x^2	0.0002195	Param Intra 1 of 2
Copper (mg/L)	GWA-40	0.005	n/a	2/19/2024	0.005ND	No	20	n/a	n/a	95	n/a	n/a	0.004291	NP Intra (NDs) 1 of 2
Copper (mg/L)	GWA-41	0.005	n/a	2/19/2024	0.005ND	No	20	n/a	n/a	80	n/a	n/a	0.004291	NP Intra (NDs) 1 of 2
Copper (mg/L)	GWA-41R	0.005	n/a	2/19/2024	0.0011J	No	20	n/a	n/a	55	n/a	n/a	0.004291	NP Intra (NDs) 1 of 2
Copper (mg/L)	GWA-42	0.005	n/a	2/20/2024	0.005ND	No	20	n/a	n/a	90	n/a	n/a	0.004291	NP Intra (NDs) 1 of 2
Copper (mg/L)	GWA-43	0.005	n/a	2/20/2024	0.00068J	No	20	n/a	n/a	80	n/a	n/a	0.004291	NP Intra (NDs) 1 of 2
Copper (mg/L)	GWA-43R	0.005	n/a	2/20/2024	0.005ND	No	20	n/a	n/a	80	n/a	n/a	0.004291	NP Intra (NDs) 1 of 2
Copper (mg/L)	GWA-4RZ	0.005	n/a	2/27/2024	0.005ND	No	14	n/a	n/a	78.57	n/a	n/a	0.008612	NP Intra (NDs) 1 of 2
Copper (mg/L)	GWA-50	0.02216	n/a	2/22/2024	0.0015J	No	31	0.1702	0.04492	12.9	None	x^(1/3)	0.0002195	Param Intra 1 of 2
Copper (mg/L)	GWA-50R	0.014	n/a	2/22/2024	0.003J	No	20	n/a	n/a	0	n/a	n/a	0.004291	NP Intra (normality) 1 of 2
Copper (mg/L)	GWC-16R	0.004711	n/a	2/15/2024	0.0017J	No	25	-6.455	0.43	24	Kaplan-Meier	ln(x)	0.0002195	Param Intra 1 of 2
Copper (mg/L)	GWC-17R	0.0124	n/a	2/15/2024	0.005ND	No	25	n/a	n/a	60	n/a	n/a	0.002832	NP Intra (NDs) 1 of 2
Copper (mg/L)	GWC-18	0.005	n/a	2/14/2024	0.005ND	No	25	n/a	n/a	96	n/a	n/a	0.002832	NP Intra (NDs) 1 of 2

Appendix I Intrawell Prediction Limits - All Results

Plant Bowen Data: Bowen 3-4 CCR Printed 5/13/2024, 10:19 AM

Constituent	Well	Upper Lim.	Lower Lim.	Date	Observ.	Sig.	Bg N	Bg Mean	Std. Dev.	%NDs	ND Adj.	Transform	Alpha	Method
Copper (mg/L)	GWC-18R	0.005	n/a	2/14/2024	0.005ND	No	25	n/a	n/a	92	n/a	n/a	0.002832	NP Intra (NDs) 1 of 2
Copper (mg/L)	GWC-19R	0.005	n/a	2/14/2024	0.005ND	No	25	n/a	n/a	88	n/a	n/a	0.002832	NP Intra (NDs) 1 of 2
Copper (mg/L)	GWC-20R	0.005	n/a	2/15/2024	0.005ND	No	25	n/a	n/a	96	n/a	n/a	0.002832	NP Intra (NDs) 1 of 2
Copper (mg/L)	GWC-21R	0.01	n/a	2/15/2024	0.00092J	No	25	n/a	n/a	52	n/a	n/a	0.002832	NP Intra (NDs) 1 of 2
Copper (mg/L)	GWC-22R	0.005	n/a	2/15/2024	0.005ND	No	25	n/a	n/a	92	n/a	n/a	0.002832	NP Intra (NDs) 1 of 2
Copper (mg/L)	GWC-23R	0.005	n/a	2/16/2024	0.005ND	No	25	n/a	n/a	68	n/a	n/a	0.002832	NP Intra (NDs) 1 of 2
Copper (mg/L)	GWC-24R	0.005	n/a	2/15/2024	0.00053J	No	25	n/a	n/a	76	n/a	n/a	0.002832	NP Intra (NDs) 1 of 2
Copper (mg/L)	GWC-25R	0.005	n/a	2/16/2024	0.005ND	No	25	n/a	n/a	96	n/a	n/a	0.002832	NP Intra (NDs) 1 of 2
Copper (mg/L)	GWC-36RA	0.005	n/a	2/13/2024	0.00049J	No	25	n/a	n/a	76	n/a	n/a	0.002832	NP Intra (NDs) 1 of 2
Copper (mg/L)	GWC-37	0.02257	n/a	2/13/2024	0.0025ND	No	20	0.01043	0.004558	5	None	No	0.0002195	Param Intra 1 of 2
Copper (mg/L)	GWC-38	0.005	n/a	2/13/2024	0.005ND	No	25	n/a	n/a	68	n/a	n/a	0.002832	NP Intra (NDs) 1 of 2
Lead (mg/L)	GWA-1	0.0028	n/a	2/22/2024	0.001ND	No	42	n/a	n/a	80.95	n/a	n/a	0.001077	NP Intra (NDs) 1 of 2
Lead (mg/L)	GWA-2	0.002536	n/a	2/22/2024	0.001ND	No	42	n/a	n/a	95.24	n/a	n/a	0.001077	NP Intra (NDs) 1 of 2
Lead (mg/L)	GWA-2R	0.001	n/a	2/26/2024	0.001ND	No	42	n/a	n/a	92.86	n/a	n/a	0.001077	NP Intra (NDs) 1 of 2
Lead (mg/L)	GWA-39RZ	0.0011	n/a	2/19/2024	0.001ND	No	20	n/a	n/a	70	n/a	n/a	0.004291	NP Intra (NDs) 1 of 2
Lead (mg/L)	GWA-39Z	0.001	n/a	2/19/2024	0.001ND	No	21	n/a	n/a	80.95	n/a	n/a	0.003999	NP Intra (NDs) 1 of 2
Lead (mg/L)	GWA-40	0.001	n/a	2/19/2024	0.001ND	No	21	n/a	n/a	80.95	n/a	n/a	0.003999	NP Intra (NDs) 1 of 2
Lead (mg/L)	GWA-41	0.001	n/a	2/19/2024	0.001ND	No	21	n/a	n/a	95.24	n/a	n/a	0.003999	NP Intra (NDs) 1 of 2
Lead (mg/L)	GWA-41R	0.001	n/a	2/19/2024	0.001ND	No	21	n/a	n/a	71.43	n/a	n/a	0.003999	NP Intra (NDs) 1 of 2
Lead (mg/L)	GWA-42	0.001	n/a	2/20/2024	0.001ND	No	21	n/a	n/a	85.71	n/a	n/a	0.003999	NP Intra (NDs) 1 of 2
Lead (mg/L)	GWA-43	0.001	n/a	2/20/2024	0.001ND	No	21	n/a	n/a	66.67	n/a	n/a	0.003999	NP Intra (NDs) 1 of 2
Lead (mg/L)	GWA-43R	0.0038	n/a	2/20/2024	0.001ND	No	21	n/a	n/a	66.67	n/a	n/a	0.003999	NP Intra (NDs) 1 of 2
Lead (mg/L)	GWA-4RZ	0.001	n/a	2/27/2024	0.001ND	No	21	n/a	n/a	90.48	n/a	n/a	0.003999	NP Intra (NDs) 1 of 2
Lead (mg/L)	GWA-50	0.001	n/a	2/22/2024	0.001ND	No	36	n/a	n/a	91.67	n/a	n/a	0.001429	NP Intra (NDs) 1 of 2
Lead (mg/L)	GWA-50R	0.0012	n/a	2/22/2024	0.001ND	No	36	n/a	n/a	97.22	n/a	n/a	0.001429	NP Intra (NDs) 1 of 2
Lead (mg/L)	GWC-16R	0.001	n/a	2/15/2024	0.001ND	No	30	n/a	n/a	83.33	n/a	n/a	0.002008	NP Intra (NDs) 1 of 2
Lead (mg/L)	GWC-17R	0.001	n/a	2/15/2024	0.001ND	No	30	n/a	n/a	96.67	n/a	n/a	0.002008	NP Intra (NDs) 1 of 2
Lead (mg/L)	GWC-18	0.001	n/a	2/14/2024	0.001ND	No	30	n/a	n/a	70	n/a	n/a	0.002008	NP Intra (NDs) 1 of 2
Lead (mg/L)	GWC-18R	0.001	n/a	2/14/2024	0.001ND	No	30	n/a	n/a	73.33	n/a	n/a	0.002008	NP Intra (NDs) 1 of 2
Lead (mg/L)	GWC-19R	0.001	n/a	2/14/2024	0.00024J	No	30	n/a	n/a	86.67	n/a	n/a	0.002008	NP Intra (NDs) 1 of 2
Lead (mg/L)	GWC-21R	0.0016	n/a	2/15/2024	0.001ND	No	30	n/a	n/a	90	n/a	n/a	0.002008	NP Intra (NDs) 1 of 2
Lead (mg/L)	GWC-22R	0.001	n/a	2/15/2024	0.001ND	No	30	n/a	n/a	86.67	n/a	n/a	0.002008	NP Intra (NDs) 1 of 2
Lead (mg/L)	GWC-23R	0.001	n/a	2/16/2024	0.001ND	No	30	n/a	n/a	90	n/a	n/a	0.002008	NP Intra (NDs) 1 of 2
Lead (mg/L)	GWC-24R	0.001	n/a	2/15/2024	0.001ND	No	30	n/a	n/a	83.33	n/a	n/a	0.002008	NP Intra (NDs) 1 of 2
Lead (mg/L)	GWC-25R	0.001	n/a	2/16/2024	0.001ND	No	30	n/a	n/a	76.67	n/a	n/a	0.002008	NP Intra (NDs) 1 of 2
Lead (mg/L)	GWC-36RA	0.001	n/a	2/13/2024	0.001ND	No	29	n/a	n/a	72.41	n/a	n/a	0.002172	NP Intra (NDs) 1 of 2
Lead (mg/L)	GWC-37	0.001	n/a	2/13/2024	0.001ND	No	29	n/a	n/a	89.66	n/a	n/a	0.002172	NP Intra (NDs) 1 of 2
Lead (mg/L)	GWC-38	0.0047	n/a	2/13/2024	0.001ND	No	30	n/a	n/a	80	n/a	n/a	0.002008	NP Intra (NDs) 1 of 2
Mercury (mg/L)	GWA-1	0.0002	n/a	2/22/2024	0.0002ND	No	42	n/a	n/a	97.62	n/a	n/a	0.001077	NP Intra (NDs) 1 of 2
Mercury (mg/L)	GWA-2	0.0002	n/a	2/22/2024	0.0002ND	No	42	n/a	n/a	95.24	n/a	n/a	0.001077	NP Intra (NDs) 1 of 2
Mercury (mg/L)	GWA-39RZ	0.0002	n/a	2/19/2024	0.0002ND	No	20	n/a	n/a	95	n/a	n/a	0.004291	NP Intra (NDs) 1 of 2
Mercury (mg/L)	GWA-39Z	0.0002	n/a	2/19/2024	0.0002ND	No	21	n/a	n/a	95.24	n/a	n/a	0.003999	NP Intra (NDs) 1 of 2
Mercury (mg/L)	GWA-3A	0.0002	n/a	2/22/2024	0.0002ND	No	41	n/a	n/a	97.56	n/a	n/a	0.001118	NP Intra (NDs) 1 of 2
Mercury (mg/L)	GWA-40	0.0002	n/a	2/19/2024	0.0002ND	No	21	n/a	n/a	90.48	n/a	n/a	0.003999	NP Intra (NDs) 1 of 2
Mercury (mg/L)	GWA-41	0.0002	n/a	2/19/2024	0.0002ND	No	21	n/a	n/a	90.48	n/a	n/a	0.003999	NP Intra (NDs) 1 of 2
Mercury (mg/L)	GWA-41R	0.0002	n/a	2/19/2024	0.0002ND	No	21	n/a	n/a	90.48	n/a	n/a	0.003999	NP Intra (NDs) 1 of 2
Mercury (mg/L)	GWA-42	0.0002	n/a	2/20/2024	0.0002ND	No	21	n/a	n/a	85.71	n/a	n/a	0.003999	NP Intra (NDs) 1 of 2
Mercury (mg/L)	GWA-43R	0.0002	n/a	2/20/2024	0.0002ND	No	21	n/a	n/a	90.48	n/a	n/a	0.003999	NP Intra (NDs) 1 of 2
Mercury (mg/L)	GWA-4RZ	0.000286	n/a	2/27/2024	0.0002ND	No	21	n/a	n/a	95.24	n/a	n/a	0.003999	NP Intra (NDs) 1 of 2
Mercury (mg/L)	GWA-50	0.0002	n/a	2/22/2024	0.0002ND	No	36	n/a	n/a	97.22	n/a	n/a	0.001429	NP Intra (NDs) 1 of 2
Mercury (mg/L)	GWC-16R	0.0002	n/a	2/15/2024	0.0002ND	No	30	n/a	n/a	93.33	n/a	n/a	0.002008	NP Intra (NDs) 1 of 2
Mercury (mg/L)	GWC-17R	0.0002	n/a	2/15/2024	0.0002ND	No	30	n/a	n/a	90	n/a	n/a	0.002008	NP Intra (NDs) 1 of 2
Mercury (mg/L)	GWC-18	0.0002	n/a	2/14/2024	0.0002ND	No	30	n/a	n/a	83.33	n/a	n/a	0.002008	NP Intra (NDs) 1 of 2
Mercury (mg/L)	GWC-18R	0.0002	n/a	2/14/2024	0.0002ND	No	30	n/a	n/a	90	n/a	n/a	0.002008	NP Intra (NDs) 1 of 2
Mercury (mg/L)	GWC-19R	0.0002	n/a	2/14/2024	0.0002ND	No	30	n/a	n/a	86.67	n/a	n/a	0.002008	NP Intra (NDs) 1 of 2
Mercury (mg/L)	GWC-20R	0.0002	n/a	2/15/2024	0.0002ND	No	30	n/a	n/a	90	n/a	n/a	0.002008	NP Intra (NDs) 1 of 2
Mercury (mg/L)	GWC-21R	0.0002	n/a	2/15/2024	0.0002ND	No	30	n/a	n/a	96.67	n/a	n/a	0.002008	NP Intra (NDs) 1 of 2
Mercury (mg/L)	GWC-22R	0.0002	n/a	2/15/2024	0.0002ND	No	30	n/a	n/a	90	n/a	n/a	0.002008	NP Intra (NDs) 1 of 2

Appendix I Intrawell Prediction Limits - All Results

Plant Bowen Data: Bowen 3-4 CCR Printed 5/13/2024, 10:19 AM

Constituent	Well	Upper Lim.	Lower Lim.	Date	Observ.	Sig.	Bg N	Bg Mean	Std. Dev.	%NDs	ND Adj.	Transform	Alpha	Method
Mercury (mg/L)	GWC-23R	0.0002	n/a	2/16/2024	0.0002ND	No	30	n/a	n/a	93.33	n/a	n/a	0.002008	NP Intra (NDs) 1 of 2
Mercury (mg/L)	GWC-24R	0.0002	n/a	2/15/2024	0.0002ND	No	30	n/a	n/a	93.33	n/a	n/a	0.002008	NP Intra (NDs) 1 of 2
Mercury (mg/L)	GWC-25R	0.0002	n/a	2/16/2024	0.0002ND	No	30	n/a	n/a	90	n/a	n/a	0.002008	NP Intra (NDs) 1 of 2
Mercury (mg/L)	GWC-36RA	0.0002	n/a	2/13/2024	0.0002ND	No	30	n/a	n/a	86.67	n/a	n/a	0.002008	NP Intra (NDs) 1 of 2
Mercury (mg/L)	GWC-37	0.0002	n/a	2/13/2024	0.0002ND	No	30	n/a	n/a	86.67	n/a	n/a	0.002008	NP Intra (NDs) 1 of 2
Mercury (mg/L)	GWC-38	0.0002	n/a	2/13/2024	0.0002ND	No	30	n/a	n/a	83.33	n/a	n/a	0.002008	NP Intra (NDs) 1 of 2
Nickel (mg/L)	GWA-1	0.024	n/a	2/22/2024	0.005ND	No	36	n/a	n/a	75	n/a	n/a	0.001429	NP Intra (NDs) 1 of 2
Nickel (mg/L)	GWA-2	0.02	n/a	2/22/2024	0.005ND	No	35	n/a	n/a	71.43	n/a	n/a	0.001497	NP Intra (NDs) 1 of 2
Nickel (mg/L)	GWA-2R	0.0093	n/a	2/26/2024	0.005ND	No	36	n/a	n/a	80.56	n/a	n/a	0.001429	NP Intra (NDs) 1 of 2
Nickel (mg/L)	GWA-39RZ	0.0224	n/a	2/19/2024	0.005ND	No	16	n/a	n/a	68.75	n/a	n/a	0.006456	NP Intra (NDs) 1 of 2
Nickel (mg/L)	GWA-39Z	0.0149	n/a	2/19/2024	0.005ND	No	19	n/a	n/a	36.84	n/a	n/a	0.004832	NP Intra (normality) 1 of 2
Nickel (mg/L)	GWA-3A	0.04785	n/a	2/22/2024	0.005ND	No	33	0.01745	0.01242	18.18	Kaplan-Meier	No	0.0002195	Param Intra 1 of 2
Nickel (mg/L)	GWA-41	0.0089	n/a	2/19/2024	0.005ND	No	20	n/a	n/a	60	n/a	n/a	0.004291	NP Intra (NDs) 1 of 2
Nickel (mg/L)	GWA-41R	0.005	n/a	2/19/2024	0.005ND	No	20	n/a	n/a	60	n/a	n/a	0.004291	NP Intra (NDs) 1 of 2
Nickel (mg/L)	GWA-42	0.0025	n/a	2/20/2024	0.0025ND	No	20	n/a	n/a	10	n/a	n/a	0.004291	NP Intra (normality) 1 of 2
Nickel (mg/L)	GWA-43	0.005	n/a	2/20/2024	0.005ND	No	20	n/a	n/a	45	n/a	n/a	0.004291	NP Intra (normality) 1 of 2
Nickel (mg/L)	GWA-43R	0.005	n/a	2/20/2024	0.005ND	No	20	n/a	n/a	95	n/a	n/a	0.004291	NP Intra (NDs) 1 of 2
Nickel (mg/L)	GWA-4RZ	0.005	n/a	2/27/2024	0.005ND	No	14	n/a	n/a	85.71	n/a	n/a	0.008612	NP Intra (NDs) 1 of 2
Nickel (mg/L)	GWA-50	0.005	n/a	2/22/2024	0.005ND	No	31	n/a	n/a	41.94	n/a	n/a	0.001905	NP Intra (normality) 1 of 2
Nickel (mg/L)	GWA-50R	0.004749	n/a	2/22/2024	0.0025ND	No	20	0.04065	0.01061	5	None	sqrt(x)	0.0002195	Param Intra 1 of 2
Nickel (mg/L)	GWC-16R	0.02834	n/a	2/15/2024	0.0077	No	21	0.09934	0.02613	4.762	None	sqrt(x)	0.0002195	Param Intra 1 of 2
Nickel (mg/L)	GWC-18	0.005	n/a	2/14/2024	0.005ND	No	25	n/a	n/a	76	n/a	n/a	0.002832	NP Intra (NDs) 1 of 2
Nickel (mg/L)	GWC-19R	0.005	n/a	2/14/2024	0.005ND	No	25	n/a	n/a	92	n/a	n/a	0.002832	NP Intra (NDs) 1 of 2
Nickel (mg/L)	GWC-21R	0.005	n/a	2/15/2024	0.005ND	No	24	n/a	n/a	29.17	n/a	n/a	0.003124	NP Intra (normality) 1 of 2
Nickel (mg/L)	GWC-22R	0.005	n/a	2/15/2024	0.005ND	No	25	n/a	n/a	80	n/a	n/a	0.002832	NP Intra (NDs) 1 of 2
Nickel (mg/L)	GWC-23R	0.005	n/a	2/16/2024	0.005ND	No	25	n/a	n/a	84	n/a	n/a	0.002832	NP Intra (NDs) 1 of 2
Nickel (mg/L)	GWC-24R	0.005	n/a	2/15/2024	0.005ND	No	25	n/a	n/a	96	n/a	n/a	0.002832	NP Intra (NDs) 1 of 2
Nickel (mg/L)	GWC-25R	0.005	n/a	2/16/2024	0.005ND	No	25	n/a	n/a	96	n/a	n/a	0.002832	NP Intra (NDs) 1 of 2
Nickel (mg/L)	GWC-36RA	0.01	n/a	2/13/2024	0.005ND	No	25	n/a	n/a	64	n/a	n/a	0.002832	NP Intra (NDs) 1 of 2
Nickel (mg/L)	GWC-37	0.02666	n/a	2/13/2024	0.0025ND	No	25	0.01283	0.005423	4	None	No	0.0002195	Param Intra 1 of 2
Nickel (mg/L)	GWC-38	0.017	n/a	2/13/2024	0.005ND	No	25	n/a	n/a	20	n/a	n/a	0.002832	NP Intra (normality) 1 of 2
Selenium (mg/L)	GWA-2	0.005	n/a	2/22/2024	0.005ND	No	42	n/a	n/a	85.71	n/a	n/a	0.001077	NP Intra (NDs) 1 of 2
Selenium (mg/L)	GWA-2R	0.005	n/a	2/26/2024	0.005ND	No	42	n/a	n/a	97.62	n/a	n/a	0.001077	NP Intra (NDs) 1 of 2
Selenium (mg/L)	GWA-43	0.005	n/a	2/20/2024	0.005ND	No	21	n/a	n/a	95.24	n/a	n/a	0.003999	NP Intra (NDs) 1 of 2
Selenium (mg/L)	GWC-23R	0.005	n/a	2/16/2024	0.005ND	No	30	n/a	n/a	96.67	n/a	n/a	0.002008	NP Intra (NDs) 1 of 2
Silver (mg/L)	GWA-39RZ	0.005	n/a	2/19/2024	0.005ND	No	16	n/a	n/a	93.75	n/a	n/a	0.006456	NP Intra (NDs) 1 of 2
Silver (mg/L)	GWA-50	0.005	n/a	2/22/2024	0.00052J	No	31	n/a	n/a	70.97	n/a	n/a	0.001905	NP Intra (NDs) 1 of 2
Silver (mg/L)	GWA-50R	0.004163	n/a	2/22/2024	0.0013J	No	31	0.001858	0.0009348	25.81	Kaplan-Meier	No	0.0002195	Param Intra 1 of 2
Silver (mg/L)	GWC-16R	0.005	n/a	2/15/2024	0.005ND	No	25	n/a	n/a	96	n/a	n/a	0.002832	NP Intra (NDs) 1 of 2
Silver (mg/L)	GWC-17R	0.005	n/a	2/15/2024	0.005ND	No	25	n/a	n/a	92	n/a	n/a	0.002832	NP Intra (NDs) 1 of 2
Silver (mg/L)	GWC-18R	0.005	n/a	2/14/2024	0.005ND	No	25	n/a	n/a	96	n/a	n/a	0.002832	NP Intra (NDs) 1 of 2
Silver (mg/L)	GWC-38	0.005	n/a	2/13/2024	0.005ND	No	25	n/a	n/a	96	n/a	n/a	0.002832	NP Intra (NDs) 1 of 2
Thallium (mg/L)	GWA-2R	0.001	n/a	2/26/2024	0.001ND	No	23	n/a	n/a	91.3	n/a	n/a	0.003415	NP Intra (NDs) 1 of 2
Thallium (mg/L)	GWA-39RZ	0.001	n/a	2/19/2024	0.001ND	No	20	n/a	n/a	95	n/a	n/a	0.004291	NP Intra (NDs) 1 of 2
Thallium (mg/L)	GWA-39Z	0.001	n/a	2/19/2024	0.001ND	No	21	n/a	n/a	90.48	n/a	n/a	0.003999	NP Intra (NDs) 1 of 2
Thallium (mg/L)	GWA-40	0.001	n/a	2/19/2024	0.001ND	No	21	n/a	n/a	95.24	n/a	n/a	0.003999	NP Intra (NDs) 1 of 2
Thallium (mg/L)	GWA-41R	0.001	n/a	2/19/2024	0.001ND	No	21	n/a	n/a	90.48	n/a	n/a	0.003999	NP Intra (NDs) 1 of 2
Thallium (mg/L)	GWA-42	0.001	n/a	2/20/2024	0.001ND	No	21	n/a	n/a	90.48	n/a	n/a	0.003999	NP Intra (NDs) 1 of 2
Thallium (mg/L)	GWA-43	0.001	n/a	2/20/2024	0.001ND	No	21	n/a	n/a	90.48	n/a	n/a	0.003999	NP Intra (NDs) 1 of 2
Thallium (mg/L)	GWA-50R	0.001	n/a	2/22/2024	0.001ND	No	22	n/a	n/a	95.45	n/a	n/a	0.003707	NP Intra (NDs) 1 of 2
Thallium (mg/L)	GWC-16R	0.001031	n/a	2/15/2024	0.001ND	No	30	0.06016	0.01651	36.67	Kaplan-Meier	x^(1/3)	0.0002195	Param Intra 1 of 2
Thallium (mg/L)	GWC-18	0.001	n/a	2/14/2024	0.001ND	No	30	n/a	n/a	56.67	n/a	n/a	0.002008	NP Intra (NDs) 1 of 2
Thallium (mg/L)	GWC-20R	0.001	n/a	2/15/2024	0.001ND	No	30	n/a	n/a	63.33	n/a	n/a	0.002008	NP Intra (NDs) 1 of 2
Thallium (mg/L)	GWC-21R	0.001	n/a	2/15/2024	0.001ND	No	30	n/a	n/a	40	n/a	n/a	0.002008	NP Intra (normality) 1 of 2
Thallium (mg/L)	GWC-22R	0.001	n/a	2/15/2024	0.001ND	No	30	n/a	n/a	53.33	n/a	n/a	0.002008	NP Intra (NDs) 1 of 2
Thallium (mg/L)	GWC-23R	0.001	n/a	2/16/2024	0.001ND	No	28	n/a	n/a	42.86	n/a	n/a	0.002337	NP Intra (normality) 1 of 2
Thallium (mg/L)	GWC-36RA	0.001	n/a	2/13/2024	0.001ND	No	29	n/a	n/a	93.1	n/a	n/a	0.002172	NP Intra (NDs) 1 of 2
Vanadium (mg/L)	GWA-1	0.01	n/a	2/22/2024	0.01ND	No	37	n/a	n/a	91.89	n/a	n/a	0.001361	NP Intra (NDs) 1 of 2

Appendix I Intrawell Prediction Limits - All Results

Plant Bowen Data: Bowen 3-4 CCR Printed 5/13/2024, 10:19 AM

Constituent	Well	Upper Lim.	Lower Lim.	Date	Observ.	Sig.	Bg N	Bg Mean	Std. Dev.	%NDs	ND Adj.	Transform	Alpha	Method
Vanadium (mg/L)	GWA-2	0.01	n/a	2/22/2024	0.01ND	No	36	n/a	n/a	86.11	n/a	n/a	0.001429	NP Intra (NDs) 1 of 2
Vanadium (mg/L)	GWA-2R	0.01	n/a	2/26/2024	0.01ND	No	37	n/a	n/a	86.49	n/a	n/a	0.001361	NP Intra (NDs) 1 of 2
Vanadium (mg/L)	GWA-39RZ	0.01	n/a	2/19/2024	0.001J	No	16	n/a	n/a	93.75	n/a	n/a	0.006456	NP Intra (NDs) 1 of 2
Vanadium (mg/L)	GWA-3A	0.01	n/a	2/22/2024	0.01ND	No	36	n/a	n/a	94.44	n/a	n/a	0.001429	NP Intra (NDs) 1 of 2
Vanadium (mg/L)	GWA-41R	0.01	n/a	2/19/2024	0.001J	No	20	n/a	n/a	100	n/a	n/a	0.004291	NP Intra (NDs) 1 of 2
Vanadium (mg/L)	GWA-42	0.01	n/a	2/20/2024	0.0015J	No	20	n/a	n/a	100	n/a	n/a	0.004291	NP Intra (NDs) 1 of 2
Vanadium (mg/L)	GWA-43	0.01	n/a	2/20/2024	0.0017J	No	20	n/a	n/a	95	n/a	n/a	0.004291	NP Intra (NDs) 1 of 2
Vanadium (mg/L)	GWA-43R	0.01	n/a	2/20/2024	0.0016J	No	20	n/a	n/a	90	n/a	n/a	0.004291	NP Intra (NDs) 1 of 2
Vanadium (mg/L)	GWA-4RZ	0.01	n/a	2/27/2024	0.01ND	No	14	n/a	n/a	92.86	n/a	n/a	0.008612	NP Intra (NDs) 1 of 2
Vanadium (mg/L)	GWA-50R	0.01	n/a	2/22/2024	0.01ND	No	31	n/a	n/a	77.42	n/a	n/a	0.001905	NP Intra (NDs) 1 of 2
Vanadium (mg/L)	GWC-16R	0.01	n/a	2/15/2024	0.0023J	No	25	n/a	n/a	56	n/a	n/a	0.002832	NP Intra (NDs) 1 of 2
Vanadium (mg/L)	GWC-17R	0.01	n/a	2/15/2024	0.01ND	No	25	n/a	n/a	96	n/a	n/a	0.002832	NP Intra (NDs) 1 of 2
Vanadium (mg/L)	GWC-18	0.01	n/a	2/14/2024	0.01ND	No	25	n/a	n/a	96	n/a	n/a	0.002832	NP Intra (NDs) 1 of 2
Vanadium (mg/L)	GWC-18R	0.01	n/a	2/14/2024	0.01ND	No	25	n/a	n/a	92	n/a	n/a	0.002832	NP Intra (NDs) 1 of 2
Vanadium (mg/L)	GWC-19R	0.01	n/a	2/14/2024	0.00078J	No	25	n/a	n/a	92	n/a	n/a	0.002832	NP Intra (NDs) 1 of 2
Vanadium (mg/L)	GWC-20R	0.01	n/a	2/15/2024	0.01ND	No	25	n/a	n/a	96	n/a	n/a	0.002832	NP Intra (NDs) 1 of 2
Vanadium (mg/L)	GWC-21R	0.01	n/a	2/15/2024	0.00098J	No	25	n/a	n/a	92	n/a	n/a	0.002832	NP Intra (NDs) 1 of 2
Vanadium (mg/L)	GWC-22R	0.01	n/a	2/15/2024	0.01ND	No	25	n/a	n/a	96	n/a	n/a	0.002832	NP Intra (NDs) 1 of 2
Vanadium (mg/L)	GWC-23R	0.01	n/a	2/16/2024	0.00081J	No	25	n/a	n/a	80	n/a	n/a	0.002832	NP Intra (NDs) 1 of 2
Vanadium (mg/L)	GWC-24R	0.01	n/a	2/15/2024	0.01ND	No	25	n/a	n/a	76	n/a	n/a	0.002832	NP Intra (NDs) 1 of 2
Vanadium (mg/L)	GWC-25R	0.01	n/a	2/16/2024	0.00081J	No	25	n/a	n/a	100	n/a	n/a	0.002832	NP Intra (NDs) 1 of 2
Vanadium (mg/L)	GWC-36RA	0.01	n/a	2/13/2024	0.01ND	No	25	n/a	n/a	80	n/a	n/a	0.002832	NP Intra (NDs) 1 of 2
Vanadium (mg/L)	GWC-37	0.01	n/a	2/13/2024	0.01ND	No	25	n/a	n/a	88	n/a	n/a	0.002832	NP Intra (NDs) 1 of 2
Vanadium (mg/L)	GWC-38	0.01	n/a	2/13/2024	0.01ND	No	25	n/a	n/a	72	n/a	n/a	0.002832	NP Intra (NDs) 1 of 2
Zinc (mg/L)	GWA-1	0.02	n/a	2/22/2024	0.02ND	No	34	n/a	n/a	41.18	n/a	n/a	0.001599	NP Intra (normality) 1 of 2
Zinc (mg/L)	GWA-2	0.027	n/a	2/22/2024	0.02ND	No	35	n/a	n/a	54.29	n/a	n/a	0.001497	NP Intra (NDs) 1 of 2
Zinc (mg/L)	**GWA-2R**	**0.02**	**n/a**	**2/26/2024**	**0.055**	**Yes**	**36**	**n/a**	**n/a**	**55.56**	**n/a**	**n/a**	**0.001429**	**NP Intra (NDs) 1 of 2**
Zinc (mg/L)	GWA-39RZ	0.02	n/a	2/19/2024	0.02ND	No	16	n/a	n/a	68.75	n/a	n/a	0.006456	NP Intra (NDs) 1 of 2
Zinc (mg/L)	GWA-39Z	0.02	n/a	2/19/2024	0.02ND	No	20	n/a	n/a	60	n/a	n/a	0.004291	NP Intra (NDs) 1 of 2
Zinc (mg/L)	GWA-3A	0.1278	n/a	2/22/2024	0.02ND	No	36	0.2173	0.05789	19.44	Kaplan-Meier	sqrt(x)	0.0002195	Param Intra 1 of 2
Zinc (mg/L)	GWA-40	0.02	n/a	2/19/2024	0.02ND	No	20	n/a	n/a	85	n/a	n/a	0.004291	NP Intra (NDs) 1 of 2
Zinc (mg/L)	GWA-41	0.02	n/a	2/19/2024	0.02ND	No	20	n/a	n/a	85	n/a	n/a	0.004291	NP Intra (NDs) 1 of 2
Zinc (mg/L)	GWA-41R	0.02	n/a	2/19/2024	0.02ND	No	20	n/a	n/a	75	n/a	n/a	0.004291	NP Intra (NDs) 1 of 2
Zinc (mg/L)	GWA-42	0.02	n/a	2/20/2024	0.0095J	No	20	n/a	n/a	35	n/a	n/a	0.004291	NP Intra (normality) 1 of 2
Zinc (mg/L)	GWA-43	0.02	n/a	2/20/2024	0.02ND	No	20	n/a	n/a	60	n/a	n/a	0.004291	NP Intra (NDs) 1 of 2
Zinc (mg/L)	GWA-43R	0.02	n/a	2/20/2024	0.02ND	No	20	n/a	n/a	60	n/a	n/a	0.004291	NP Intra (NDs) 1 of 2
Zinc (mg/L)	GWA-4RZ	0.02	n/a	2/27/2024	0.02ND	No	14	n/a	n/a	71.43	n/a	n/a	0.008612	NP Intra (NDs) 1 of 2
Zinc (mg/L)	GWA-50	0.02	n/a	2/22/2024	0.02ND	No	30	n/a	n/a	43.33	n/a	n/a	0.002008	NP Intra (normality) 1 of 2
Zinc (mg/L)	GWA-50R	0.02	n/a	2/22/2024	0.02ND	No	27	n/a	n/a	44.44	n/a	n/a	0.002502	NP Intra (normality) 1 of 2
Zinc (mg/L)	GWC-16R	0.134	n/a	2/15/2024	0.033	No	25	0.2072	0.06231	4	None	sqrt(x)	0.0002195	Param Intra 1 of 2
Zinc (mg/L)	GWC-17R	0.0219	n/a	2/15/2024	0.02ND	No	25	n/a	n/a	36	n/a	n/a	0.002832	NP Intra (normality) 1 of 2
Zinc (mg/L)	GWC-18	0.0225	n/a	2/14/2024	0.02ND	No	25	n/a	n/a	40	n/a	n/a	0.002832	NP Intra (normality) 1 of 2
Zinc (mg/L)	GWC-18R	0.02	n/a	2/14/2024	0.02ND	No	25	n/a	n/a	60	n/a	n/a	0.002832	NP Intra (NDs) 1 of 2
Zinc (mg/L)	GWC-19R	0.02	n/a	2/14/2024	0.02ND	No	25	n/a	n/a	52	n/a	n/a	0.002832	NP Intra (NDs) 1 of 2
Zinc (mg/L)	GWC-20R	0.02	n/a	2/15/2024	0.02ND	No	24	n/a	n/a	50	n/a	n/a	0.003124	NP Intra (normality) 1 of 2
Zinc (mg/L)	GWC-21R	0.045	n/a	2/15/2024	0.02ND	No	25	n/a	n/a	28	n/a	n/a	0.002832	NP Intra (normality) 1 of 2
Zinc (mg/L)	GWC-22R	0.02	n/a	2/15/2024	0.02ND	No	25	n/a	n/a	48	n/a	n/a	0.002832	NP Intra (normality) 1 of 2
Zinc (mg/L)	GWC-23R	0.02	n/a	2/16/2024	0.02ND	No	25	n/a	n/a	52	n/a	n/a	0.002832	NP Intra (NDs) 1 of 2
Zinc (mg/L)	GWC-24R	0.02	n/a	2/15/2024	0.02ND	No	25	n/a	n/a	60	n/a	n/a	0.002832	NP Intra (NDs) 1 of 2
Zinc (mg/L)	GWC-25R	0.02	n/a	2/16/2024	0.02ND	No	25	n/a	n/a	68	n/a	n/a	0.002832	NP Intra (NDs) 1 of 2
Zinc (mg/L)	GWC-36RA	0.222	n/a	2/13/2024	0.013J	No	24	0.2008	0.1051	16.67	Kaplan-Meier	sqrt(x)	0.0002195	Param Intra 1 of 2
Zinc (mg/L)	GWC-37	0.01542	n/a	2/13/2024	0.02ND	No	25	0.1823	0.02612	20	Kaplan-Meier	x^(1/3)	0.0002195	Param Intra 1 of 2
Zinc (mg/L)	GWC-38	0.02	n/a	2/13/2024	0.02ND	No	24	n/a	n/a	45.83	n/a	n/a	0.003124	NP Intra (normality) 1 of 2

Sanitas™ v.10.0.16e Software licensed to . UG
Hollow symbols indicate censored values.
Within Limit

Prediction Limit

Intrawell Non-parametric

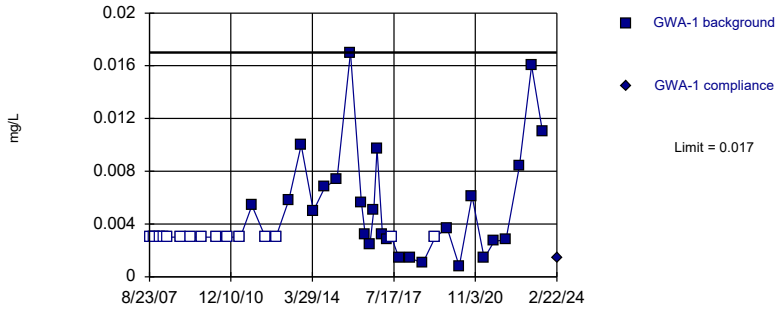

Non-parametric test used in lieu of parametric prediction limit because the Shapiro Wilk normality test showed the data to be non-normal at the 0.01 alpha level. Limit is highest of 42 background values. 38.1% NDs. Well-constituent pair annual alpha = 0.002154. Individual comparison alpha = 0.001077 (1 of 2).

Constituent: Antimony Analysis Run 5/13/2024 10:10 AM View: Appendix I Intrawell
Plant Bowen Data: Bowen 3-4 CCR

Sanitas™ v.10.0.16e Software licensed to . UG
Hollow symbols indicate censored values.
Within Limit

Prediction Limit

Intrawell Non-parametric

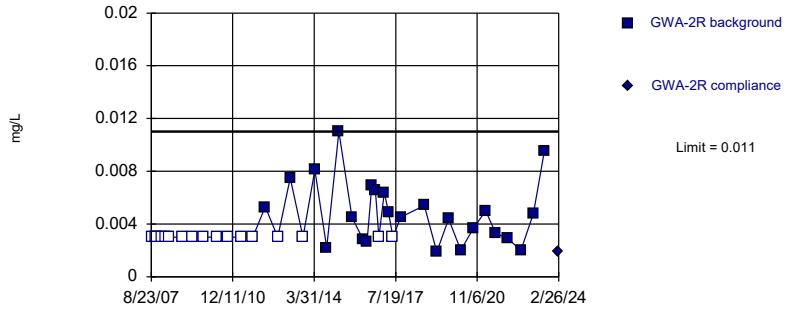

Non-parametric test used in lieu of parametric prediction limit because the Shapiro Wilk normality test showed the data to be non-normal at the 0.01 alpha level. Limit is highest of 41 background values. 41.46% NDs. Well-constituent pair annual alpha = 0.002235. Individual comparison alpha = 0.001118 (1 of 2).

Constituent: Antimony Analysis Run 5/13/2024 10:10 AM View: Appendix I Intrawell
Plant Bowen Data: Bowen 3-4 CCR

Sanitas™ v.10.0.16e Software licensed to . UG
Hollow symbols indicate censored values.
Within Limit

Prediction Limit

Intrawell Parametric

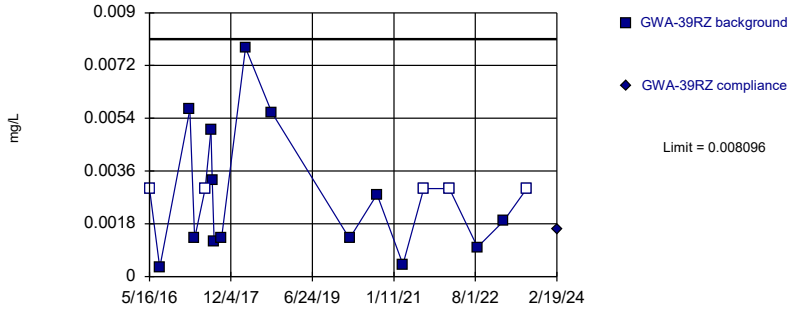

Background Data Summary (after Kaplan-Meier Adjustment): Mean=0.002291, Std. Dev.=0.002147, n=19, 26.32% NDs. Normality test: Shapiro Wilk @alpha = 0.05, calculated = 0.9026, critical = 0.901. Kappa = 2.704 (c=16, w=15, 1 of 2, event alpha = 0.05132). Report alpha = 0.0002195.

Constituent: Antimony Analysis Run 5/13/2024 10:10 AM View: Appendix I Intrawell
Plant Bowen Data: Bowen 3-4 CCR

Sanitas™ v.10.0.16e Software licensed to . UG
Hollow symbols indicate censored values.
Within Limit

Prediction Limit

Intrawell Non-parametric

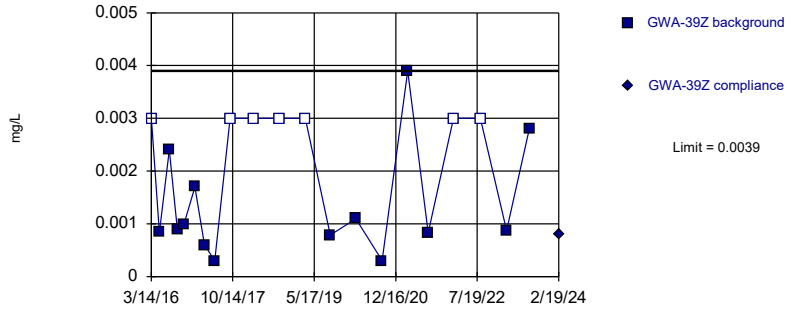

Non-parametric test used in lieu of parametric prediction limit because the Shapiro Wilk normality test showed the data to be non-normal at the 0.01 alpha level. Limit is highest of 21 background values. 33.33% NDs. Well-constituent pair annual alpha = 0.007982. Individual comparison alpha = 0.003999 (1 of 2).

Constituent: Antimony Analysis Run 5/13/2024 10:10 AM View: Appendix I Intrawell
Plant Bowen Data: Bowen 3-4 CCR

Sanitas™ v.10.0.16e Software licensed to . UG
Hollow symbols indicate censored values.

Within Limit

Prediction Limit

Intrawell Non-parametric

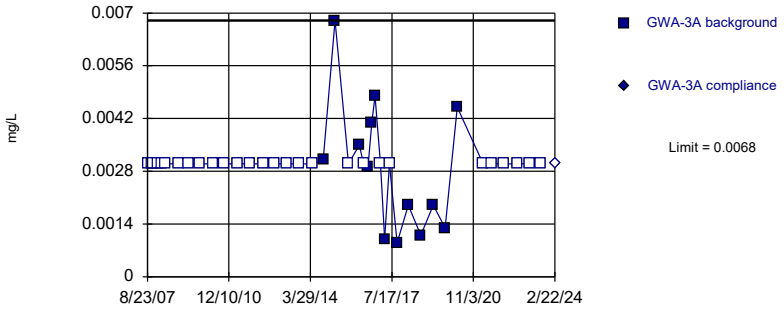

Non-parametric test used in lieu of parametric prediction limit because censored data exceeded 50%. Limit is highest of 41 background values. 68.29% NDs. Well-constituent pair annual alpha = 0.002235. Individual comparison alpha = 0.001118 (1 of 2).

Constituent: Antimony Analysis Run 5/13/2024 10:10 AM View: Appendix I Intrawell
Plant Bowen Data: Bowen 3-4 CCR

Sanitas™ v.10.0.16e Software licensed to . UG
Hollow symbols indicate censored values.

Within Limit

Prediction Limit

Intrawell Non-parametric

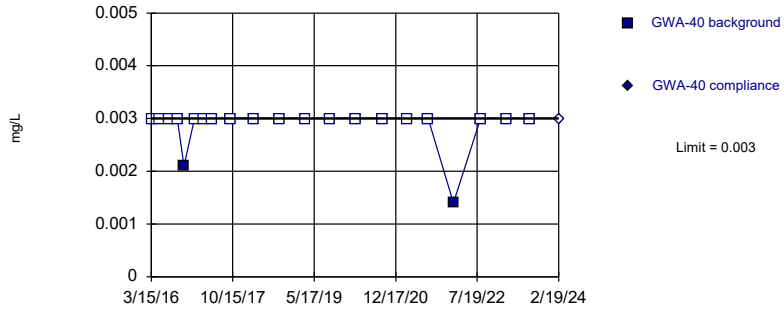

Non-parametric test used in lieu of parametric prediction limit because censored data exceeded 50%. Limit is highest of 21 background values. 90.48% NDs. Well-constituent pair annual alpha = 0.007982. Individual comparison alpha = 0.003999 (1 of 2).

Constituent: Antimony Analysis Run 5/13/2024 10:10 AM View: Appendix I Intrawell
Plant Bowen Data: Bowen 3-4 CCR

Sanitas™ v.10.0.16e Software licensed to . UG
Hollow symbols indicate censored values.

Within Limit

Prediction Limit

Intrawell Non-parametric

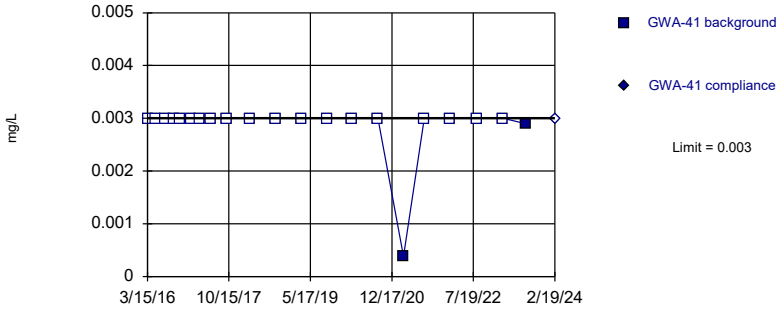

Non-parametric test used in lieu of parametric prediction limit because censored data exceeded 50%. Limit is highest of 21 background values. 90.48% NDs. Well-constituent pair annual alpha = 0.007982. Individual comparison alpha = 0.003999 (1 of 2).

Constituent: Antimony Analysis Run 5/13/2024 10:10 AM View: Appendix I Intrawell
Plant Bowen Data: Bowen 3-4 CCR

Sanitas™ v.10.0.16e Software licensed to . UG
Hollow symbols indicate censored values.

Within Limit

Prediction Limit

Intrawell Non-parametric

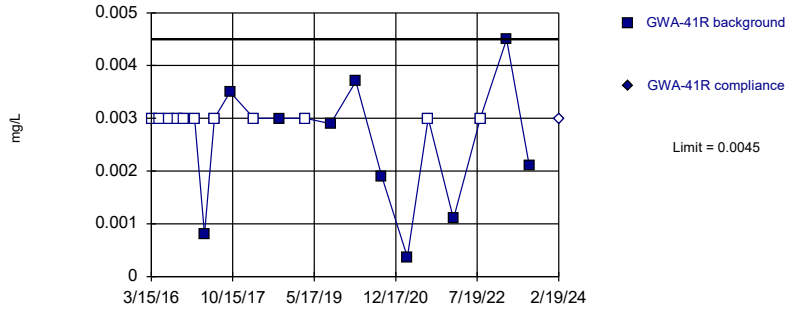

Non-parametric test used in lieu of parametric prediction limit because censored data exceeded 50%. Limit is highest of 21 background values. 52.38% NDs. Well-constituent pair annual alpha = 0.007982. Individual comparison alpha = 0.003999 (1 of 2).

Constituent: Antimony Analysis Run 5/13/2024 10:10 AM View: Appendix I Intrawell
Plant Bowen Data: Bowen 3-4 CCR

Sanitas™ v.10.0.16e Software licensed to . UG
Hollow symbols indicate censored values.

Within Limit

Prediction Limit

Intrawell Non-parametric

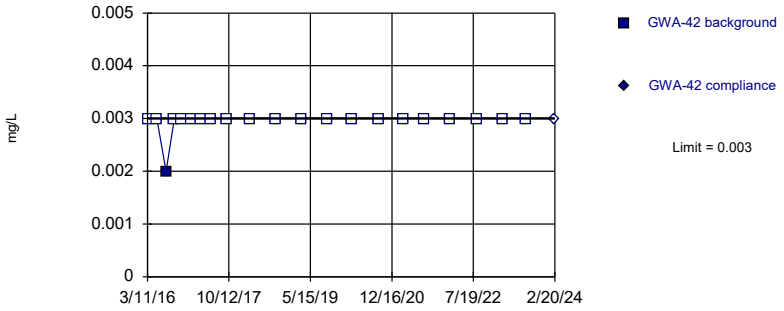

Non-parametric test used in lieu of parametric prediction limit because censored data exceeded 50%. Limit is highest of 21 background values. 95.24% NDs. Well-constituent pair annual alpha = 0.007982. Individual comparison alpha = 0.003999 (1 of 2).

Constituent: Antimony Analysis Run 5/13/2024 10:10 AM View: Appendix I Intrawell
Plant Bowen Data: Bowen 3-4 CCR

Sanitas™ v.10.0.16e Software licensed to . UG
Hollow symbols indicate censored values.

Within Limit

Prediction Limit

Intrawell Non-parametric

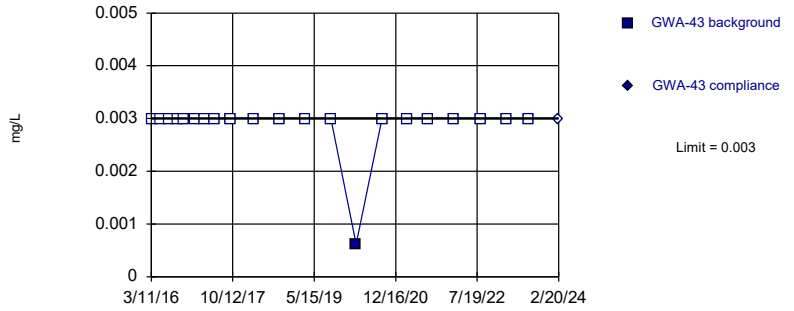

Non-parametric test used in lieu of parametric prediction limit because censored data exceeded 50%. Limit is highest of 21 background values. 95.24% NDs. Well-constituent pair annual alpha = 0.007982. Individual comparison alpha = 0.003999 (1 of 2).

Constituent: Antimony Analysis Run 5/13/2024 10:10 AM View: Appendix I Intrawell
Plant Bowen Data: Bowen 3-4 CCR

Sanitas™ v.10.0.16e Software licensed to . UG
Hollow symbols indicate censored values.

Within Limit

Prediction Limit

Intrawell Non-parametric

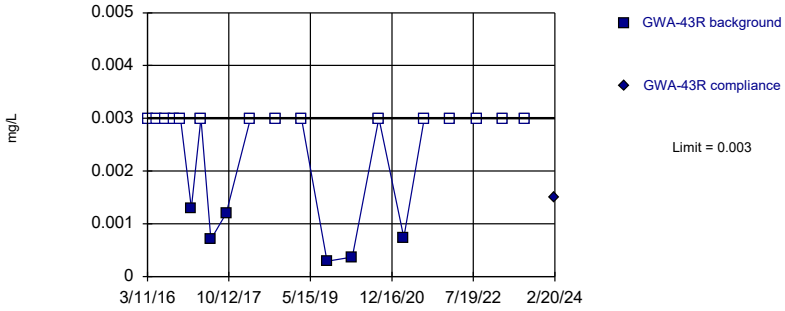

Non-parametric test used in lieu of parametric prediction limit because censored data exceeded 50%. Limit is highest of 21 background values. 71.43% NDs. Well-constituent pair annual alpha = 0.007982. Individual comparison alpha = 0.003999 (1 of 2).

Constituent: Antimony Analysis Run 5/13/2024 10:10 AM View: Appendix I Intrawell
Plant Bowen Data: Bowen 3-4 CCR

Sanitas™ v.10.0.16e Software licensed to . UG
Hollow symbols indicate censored values.

Within Limit

Prediction Limit

Intrawell Non-parametric

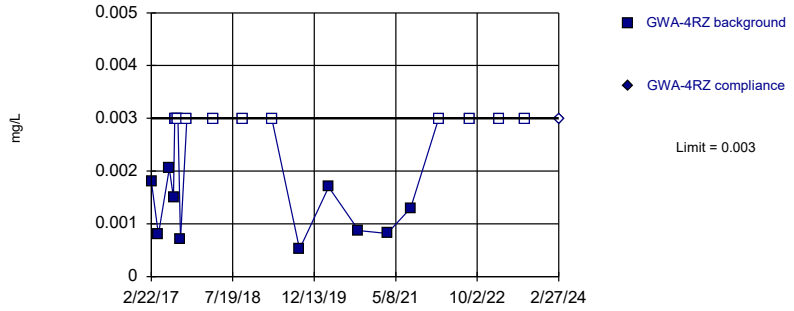

Non-parametric test used in lieu of parametric prediction limit because censored data exceeded 50%. Limit is highest of 21 background values. 52.38% NDs. Well-constituent pair annual alpha = 0.007982. Individual comparison alpha = 0.003999 (1 of 2).

Constituent: Antimony Analysis Run 5/13/2024 10:10 AM View: Appendix I Intrawell
Plant Bowen Data: Bowen 3-4 CCR

Sanitas™ v.10.0.16e Software licensed to . UG
Hollow symbols indicate censored values.
Within Limit

Prediction Limit

Intrawell Non-parametric

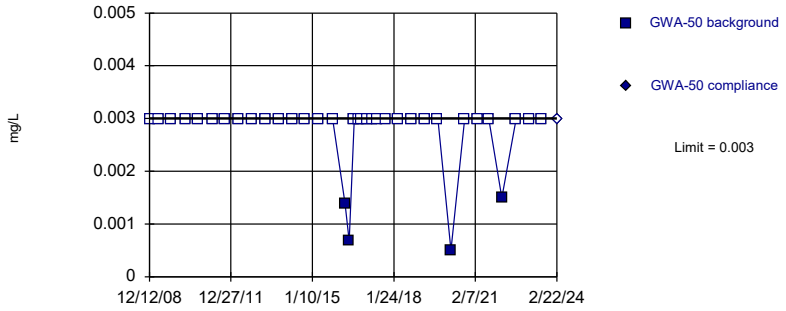

Non-parametric test used in lieu of parametric prediction limit because censored data exceeded 50%. Limit is highest of 36 background values. 88.89% NDs. Well-constituent pair annual alpha = 0.002856. Individual comparison alpha = 0.001429 (1 of 2).

Constituent: Antimony Analysis Run 5/13/2024 10:10 AM View: Appendix I Intrawell
Plant Bowen Data: Bowen 3-4 CCR

Sanitas™ v.10.0.16e Software licensed to . UG
Hollow symbols indicate censored values.
Within Limit

Prediction Limit

Intrawell Non-parametric

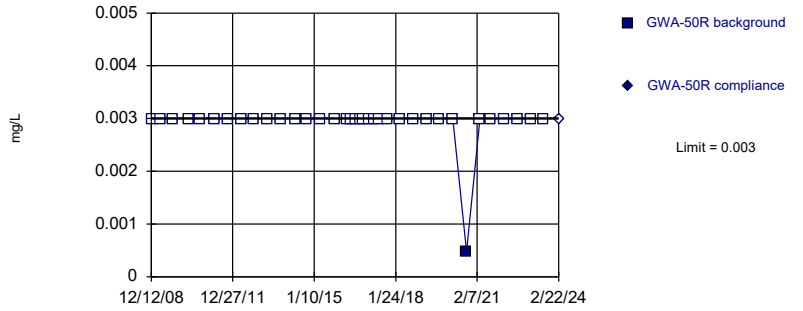

Non-parametric test used in lieu of parametric prediction limit because censored data exceeded 50%. Limit is highest of 36 background values. 97.22% NDs. Well-constituent pair annual alpha = 0.002856. Individual comparison alpha = 0.001429 (1 of 2).

Constituent: Antimony Analysis Run 5/13/2024 10:10 AM View: Appendix I Intrawell
Plant Bowen Data: Bowen 3-4 CCR

Sanitas™ v.10.0.16e Software licensed to . UG
Hollow symbols indicate censored values.
Within Limit

Prediction Limit

Intrawell Parametric

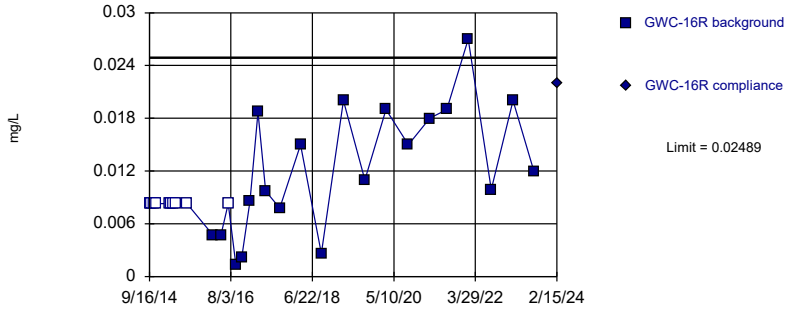

Background Data Summary (after Kaplan-Meier Adjustment): Mean=0.008342, Std. Dev.=0.006685, n=30, 33.33% NDs. Normality test: Shapiro Wilk @alpha = 0.01, calculated = 0.9052, critical = 0.9. Kappa = 2.475 (c=16, w=15, 1 of 2, event alpha = 0.05132). Report alpha = 0.0002195.

Constituent: Antimony Analysis Run 5/13/2024 10:10 AM View: Appendix I Intrawell
Plant Bowen Data: Bowen 3-4 CCR

Sanitas™ v.10.0.16e Software licensed to . UG
Hollow symbols indicate censored values.
Within Limit

Prediction Limit

Intrawell Non-parametric

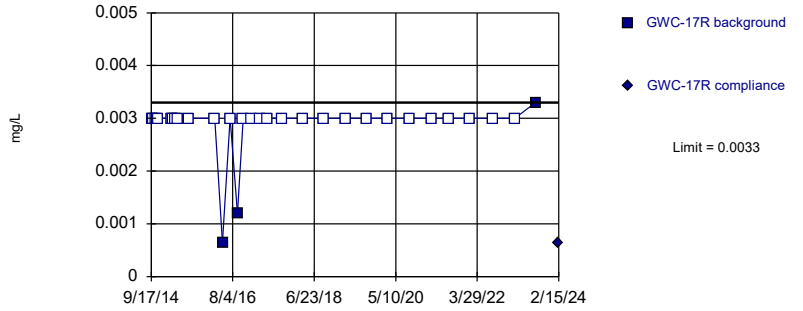

Non-parametric test used in lieu of parametric prediction limit because censored data exceeded 50%. Limit is highest of 30 background values. 90% NDs. Well-constituent pair annual alpha = 0.004011. Individual comparison alpha = 0.002008 (1 of 2).

Constituent: Antimony Analysis Run 5/13/2024 10:10 AM View: Appendix I Intrawell
Plant Bowen Data: Bowen 3-4 CCR

Sanitas™ v.10.0.16e Software licensed to . UG
Hollow symbols indicate censored values.
Within Limit

Prediction Limit

Intrawell Non-parametric

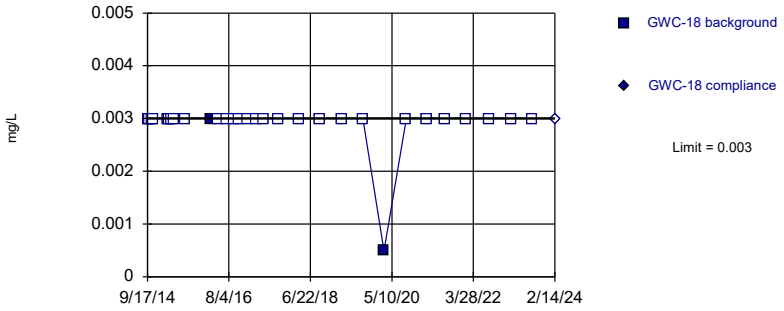

Non-parametric test used in lieu of parametric prediction limit because censored data exceeded 50%. Limit is highest of 30 background values. 93.33% NDs. Well-constituent pair annual alpha = 0.004011. Individual comparison alpha = 0.002008 (1 of 2).

Constituent: Antimony Analysis Run 5/13/2024 10:10 AM View: Appendix I Intrawell
Plant Bowen Data: Bowen 3-4 CCR

Sanitas™ v.10.0.16e Software licensed to . UG
Hollow symbols indicate censored values.
Within Limit

Prediction Limit

Intrawell Non-parametric

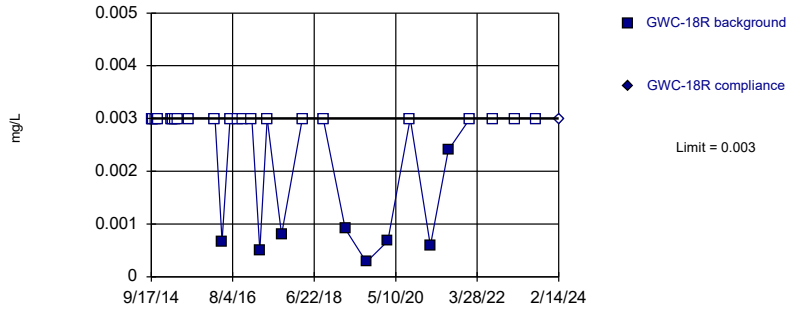

Non-parametric test used in lieu of parametric prediction limit because censored data exceeded 50%. Limit is highest of 30 background values. 73.33% NDs. Well-constituent pair annual alpha = 0.004011. Individual comparison alpha = 0.002008 (1 of 2).

Constituent: Antimony Analysis Run 5/13/2024 10:10 AM View: Appendix I Intrawell
Plant Bowen Data: Bowen 3-4 CCR

Sanitas™ v.10.0.16e Software licensed to . UG
Hollow symbols indicate censored values.
Within Limit

Prediction Limit

Intrawell Non-parametric

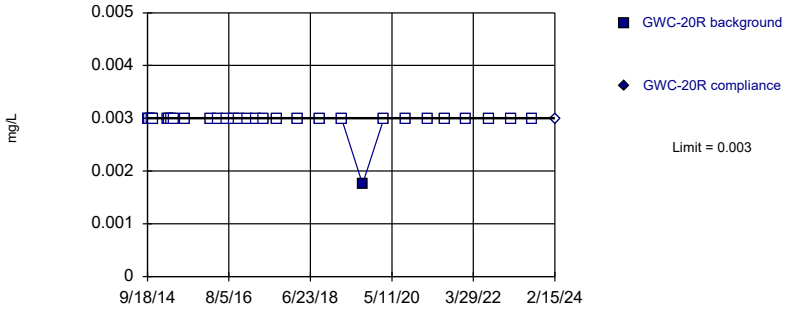

Non-parametric test used in lieu of parametric prediction limit because censored data exceeded 50%. Limit is highest of 30 background values. 96.67% NDs. Well-constituent pair annual alpha = 0.004011. Individual comparison alpha = 0.002008 (1 of 2).

Constituent: Antimony Analysis Run 5/13/2024 10:10 AM View: Appendix I Intrawell
Plant Bowen Data: Bowen 3-4 CCR

Sanitas™ v.10.0.16e Software licensed to . UG
Hollow symbols indicate censored values.
Within Limit

Prediction Limit

Intrawell Parametric

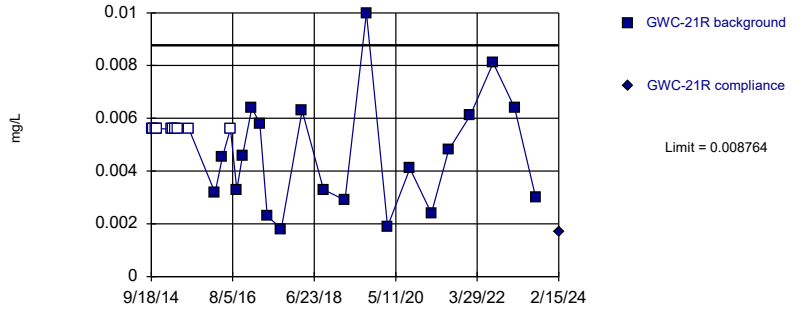

Background Data Summary (after Kaplan-Meier Adjustment): Mean=0.003977, Std. Dev.=0.001934, n=30, 33.33% NDs. Normality test: Shapiro Wilk @alpha = 0.01, calculated = 0.9226, critical = 0.9. Kappa = 2.475 (c=16, w=15, 1 of 2, event alpha = 0.05132). Report alpha = 0.0002195.

Constituent: Antimony Analysis Run 5/13/2024 10:10 AM View: Appendix I Intrawell
Plant Bowen Data: Bowen 3-4 CCR

Sanitas™ v.10.0.16e Software licensed to . UG
Hollow symbols indicate censored values.
Within Limit

Prediction Limit

Intrawell Non-parametric

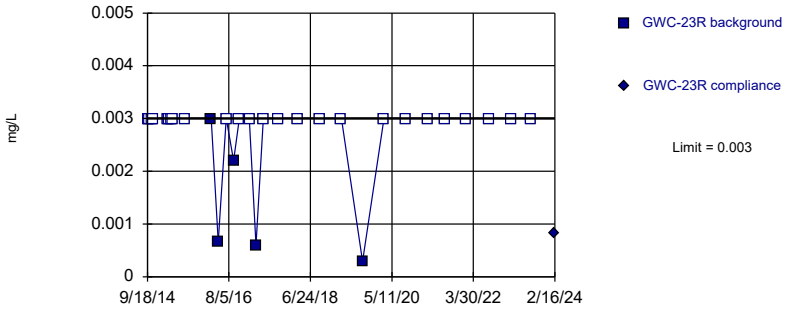

Non-parametric test used in lieu of parametric prediction limit because censored data exceeded 50%. Limit is highest of 30 background values. 83.33% NDs. Well-constituent pair annual alpha = 0.004011. Individual comparison alpha = 0.002008 (1 of 2).

Constituent: Antimony Analysis Run 5/13/2024 10:10 AM View: Appendix I Intrawell
Plant Bowen Data: Bowen 3-4 CCR

Sanitas™ v.10.0.16e Software licensed to . UG
Hollow symbols indicate censored values.
Within Limit

Prediction Limit

Intrawell Non-parametric

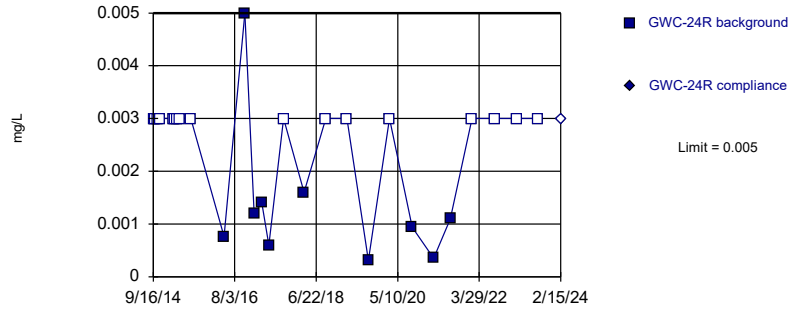

Non-parametric test used in lieu of parametric prediction limit because censored data exceeded 50%. Limit is highest of 27 background values. 62.96% NDs. Well-constituent pair annual alpha = 0.004998. Individual comparison alpha = 0.002502 (1 of 2).

Constituent: Antimony Analysis Run 5/13/2024 10:10 AM View: Appendix I Intrawell
Plant Bowen Data: Bowen 3-4 CCR

Sanitas™ v.10.0.16e Software licensed to . UG
Hollow symbols indicate censored values.
Within Limit

Prediction Limit

Intrawell Non-parametric

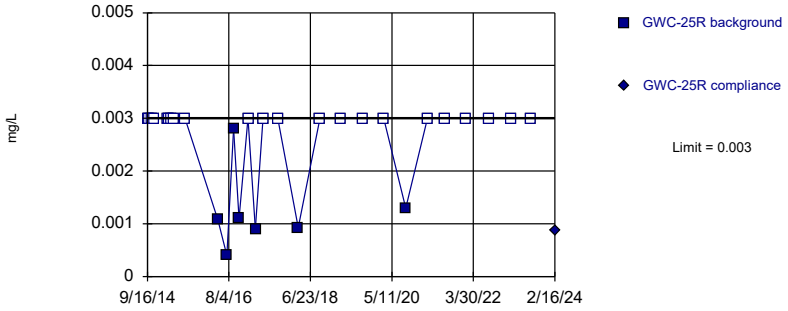

Non-parametric test used in lieu of parametric prediction limit because censored data exceeded 50%. Limit is highest of 29 background values. 75.86% NDs. Well-constituent pair annual alpha = 0.00434. Individual comparison alpha = 0.002172 (1 of 2).

Constituent: Antimony Analysis Run 5/13/2024 10:10 AM View: Appendix I Intrawell
Plant Bowen Data: Bowen 3-4 CCR

Sanitas™ v.10.0.16e Software licensed to . UG
Hollow symbols indicate censored values.
Within Limit

Prediction Limit

Intrawell Non-parametric

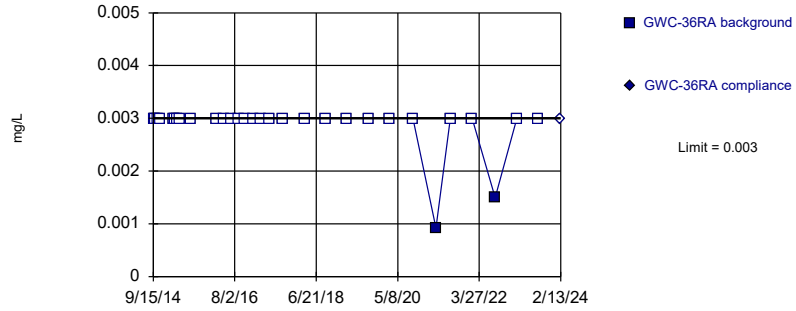

Non-parametric test used in lieu of parametric prediction limit because censored data exceeded 50%. Limit is highest of 30 background values. 93.33% NDs. Well-constituent pair annual alpha = 0.004011. Individual comparison alpha = 0.002008 (1 of 2).

Constituent: Antimony Analysis Run 5/13/2024 10:10 AM View: Appendix I Intrawell
Plant Bowen Data: Bowen 3-4 CCR

Sanitas™ v.10.0.16e Software licensed to . UG
Hollow symbols indicate censored values.
Within Limit

Prediction Limit

Intrawell Parametric

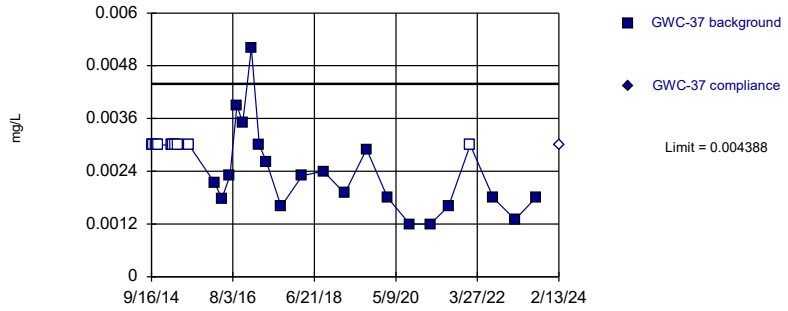

Background Data Summary (after Kaplan-Meier Adjustment): Mean=0.002096, Std. Dev.=0.0009259, n=30, 33.33% NDs. Normality test: Shapiro Wilk @alpha = 0.01, calculated = 0.9071, critical = 0.9. Kappa = 2.475 (c=16, w=15, 1 of 2, event alpha = 0.05132). Report alpha = 0.0002195.

Constituent: Antimony Analysis Run 5/13/2024 10:10 AM View: Appendix I Intrawell
Plant Bowen Data: Bowen 3-4 CCR

Sanitas™ v.10.0.16e Software licensed to . UG
Hollow symbols indicate censored values.
Within Limit

Prediction Limit

Intrawell Non-parametric

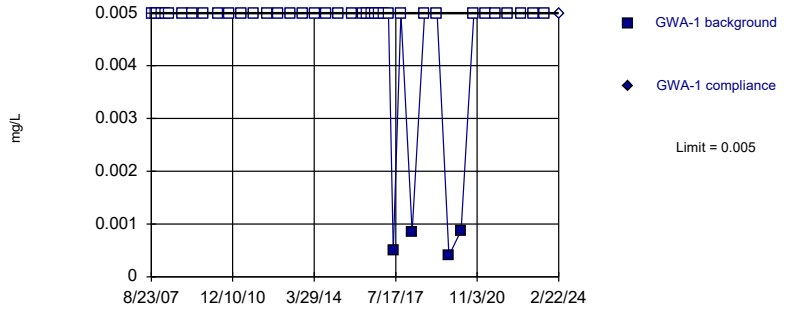

Non-parametric test used in lieu of parametric prediction limit because censored data exceeded 50%. Limit is highest of 42 background values. 90.48% NDs. Well-constituent pair annual alpha = 0.002154. Individual comparison alpha = 0.001077 (1 of 2).

Constituent: Arsenic Analysis Run 5/13/2024 10:10 AM View: Appendix I Intrawell
Plant Bowen Data: Bowen 3-4 CCR

Sanitas™ v.10.0.16e Software licensed to . UG
Hollow symbols indicate censored values.
Within Limit

Prediction Limit

Intrawell Non-parametric

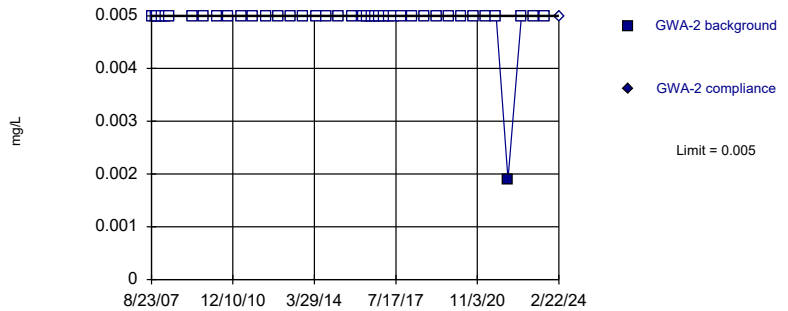

Non-parametric test used in lieu of parametric prediction limit because censored data exceeded 50%. Limit is highest of 41 background values. 97.56% NDs. Well-constituent pair annual alpha = 0.002235. Individual comparison alpha = 0.001118 (1 of 2).

Constituent: Arsenic Analysis Run 5/13/2024 10:10 AM View: Appendix I Intrawell
Plant Bowen Data: Bowen 3-4 CCR

Sanitas™ v.10.0.16e Software licensed to . UG
Hollow symbols indicate censored values.
Within Limit

Prediction Limit

Intrawell Non-parametric

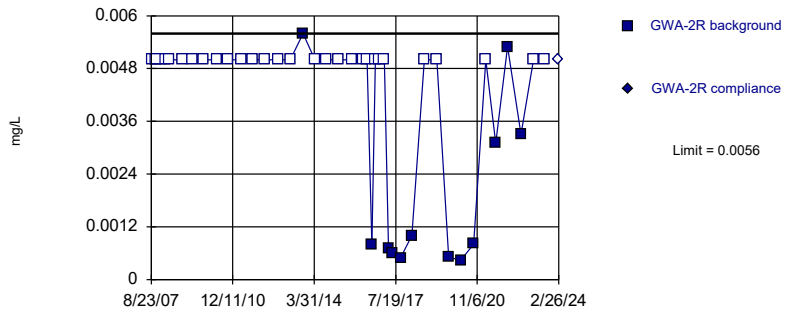

Non-parametric test used in lieu of parametric prediction limit because censored data exceeded 50%. Limit is highest of 42 background values. 69.05% NDs. Well-constituent pair annual alpha = 0.002154. Individual comparison alpha = 0.001077 (1 of 2).

Constituent: Arsenic Analysis Run 5/13/2024 10:10 AM View: Appendix I Intrawell
Plant Bowen Data: Bowen 3-4 CCR

Sanitas™ v.10.0.16e Software licensed to . UG
Hollow symbols indicate censored values.

Within Limit

Prediction Limit

Intrawell Non-parametric

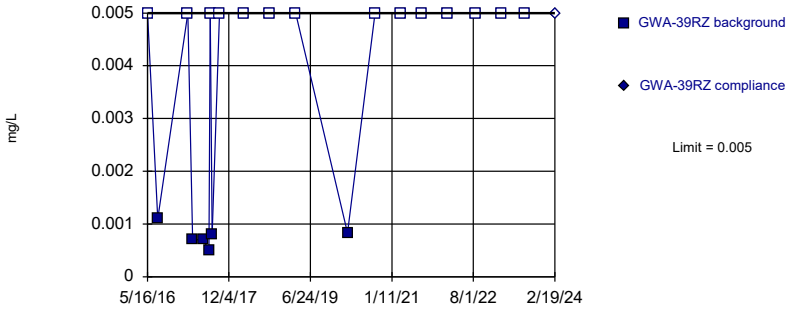

Non-parametric test used in lieu of parametric prediction limit because censored data exceeded 50%. Limit is highest of 20 background values. 70% NDs. Well-constituent pair annual alpha = 0.008564. Individual comparison alpha = 0.004291 (1 of 2).

Constituent: Arsenic Analysis Run 5/13/2024 10:10 AM View: Appendix I Intrawell
Plant Bowen Data: Bowen 3-4 CCR

Sanitas™ v.10.0.16e Software licensed to . UG
Hollow symbols indicate censored values.

Within Limit

Prediction Limit

Intrawell Non-parametric

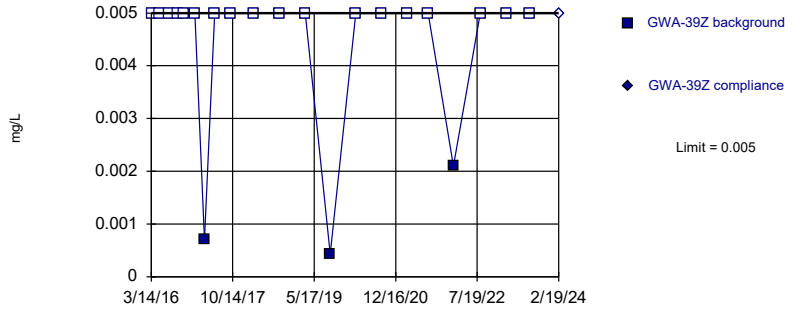

Non-parametric test used in lieu of parametric prediction limit because censored data exceeded 50%. Limit is highest of 21 background values. 85.71% NDs. Well-constituent pair annual alpha = 0.007982. Individual comparison alpha = 0.003999 (1 of 2).

Constituent: Arsenic Analysis Run 5/13/2024 10:10 AM View: Appendix I Intrawell
Plant Bowen Data: Bowen 3-4 CCR

Sanitas™ v.10.0.16e Software licensed to . UG
Hollow symbols indicate censored values.

Within Limit

Prediction Limit

Intrawell Non-parametric

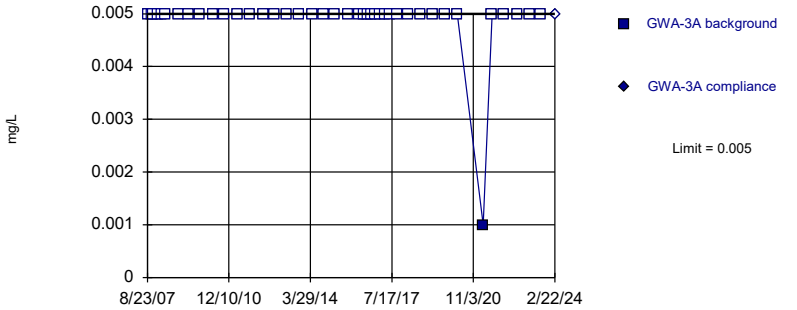

Non-parametric test used in lieu of parametric prediction limit because censored data exceeded 50%. Limit is highest of 41 background values. 97.56% NDs. Well-constituent pair annual alpha = 0.002235. Individual comparison alpha = 0.001118 (1 of 2).

Constituent: Arsenic Analysis Run 5/13/2024 10:10 AM View: Appendix I Intrawell
Plant Bowen Data: Bowen 3-4 CCR

Sanitas™ v.10.0.16e Software licensed to . UG
Hollow symbols indicate censored values.

Within Limit

Prediction Limit

Intrawell Non-parametric

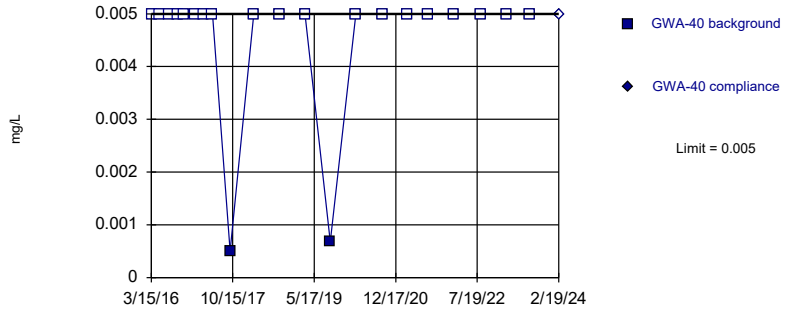

Non-parametric test used in lieu of parametric prediction limit because censored data exceeded 50%. Limit is highest of 21 background values. 90.48% NDs. Well-constituent pair annual alpha = 0.007982. Individual comparison alpha = 0.003999 (1 of 2).

Constituent: Arsenic Analysis Run 5/13/2024 10:10 AM View: Appendix I Intrawell
Plant Bowen Data: Bowen 3-4 CCR

Sanitas™ v.10.0.16e Software licensed to . UG
Hollow symbols indicate censored values.
Within Limit

Prediction Limit

Intrawell Non-parametric

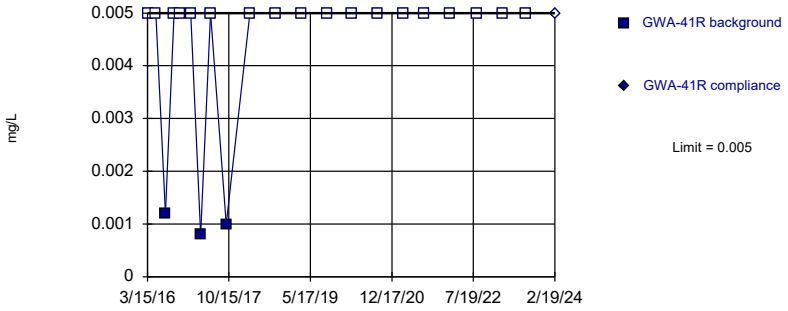

Non-parametric test used in lieu of parametric prediction limit because censored data exceeded 50%. Limit is highest of 21 background values. 85.71% NDs. Well-constituent pair annual alpha = 0.007982. Individual comparison alpha = 0.003999 (1 of 2).

Constituent: Arsenic Analysis Run 5/13/2024 10:10 AM View: Appendix I Intrawell
Plant Bowen Data: Bowen 3-4 CCR

Sanitas™ v.10.0.16e Software licensed to . UG
Hollow symbols indicate censored values.
Within Limit

Prediction Limit

Intrawell Non-parametric

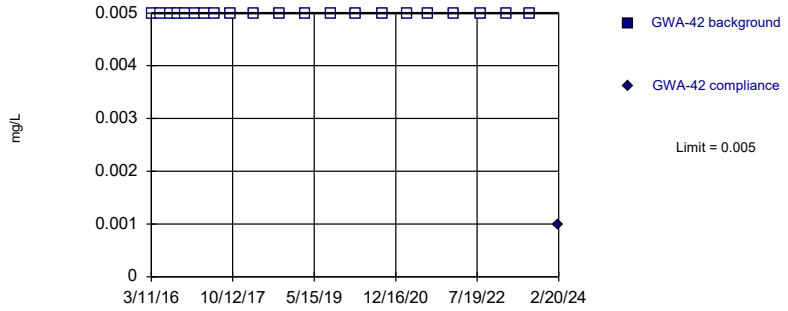

Non-parametric test used in lieu of parametric prediction limit because censored data exceeded 50%. All background values (n = 21) were censored; limit is most recent reporting limit. Well-constituent pair annual alpha = 0.007982. Individual comparison alpha = 0.003999 (1 of 2).

Constituent: Arsenic Analysis Run 5/13/2024 10:10 AM View: Appendix I Intrawell
Plant Bowen Data: Bowen 3-4 CCR

Sanitas™ v.10.0.16e Software licensed to . UG
Hollow symbols indicate censored values.
Within Limit

Prediction Limit

Intrawell Non-parametric

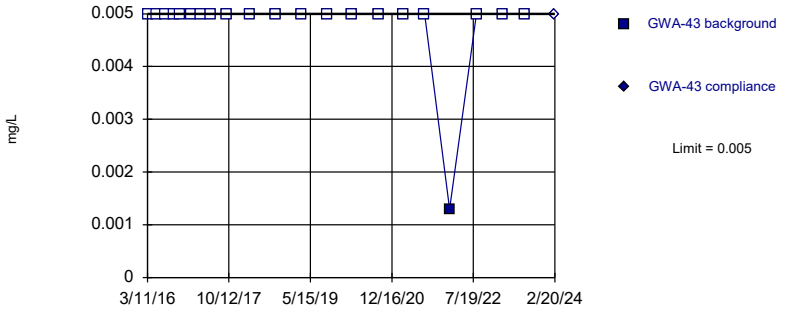

Non-parametric test used in lieu of parametric prediction limit because censored data exceeded 50%. Limit is highest of 21 background values. 95.24% NDs. Well-constituent pair annual alpha = 0.007982. Individual comparison alpha = 0.003999 (1 of 2).

Constituent: Arsenic Analysis Run 5/13/2024 10:10 AM View: Appendix I Intrawell
Plant Bowen Data: Bowen 3-4 CCR

Sanitas™ v.10.0.16e Software licensed to . UG
Hollow symbols indicate censored values.
Within Limit

Prediction Limit

Intrawell Non-parametric

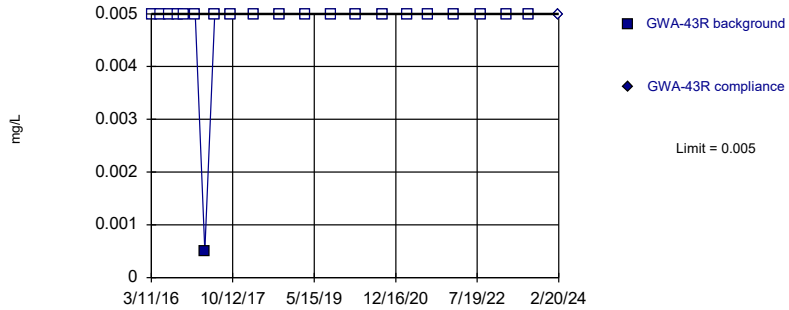

Non-parametric test used in lieu of parametric prediction limit because censored data exceeded 50%. Limit is highest of 21 background values. 95.24% NDs. Well-constituent pair annual alpha = 0.007982. Individual comparison alpha = 0.003999 (1 of 2).

Constituent: Arsenic Analysis Run 5/13/2024 10:10 AM View: Appendix I Intrawell
Plant Bowen Data: Bowen 3-4 CCR

Sanitas™ v.10.0.16e Software licensed to . UG
Hollow symbols indicate censored values.

Within Limit

Prediction Limit

Intrawell Non-parametric

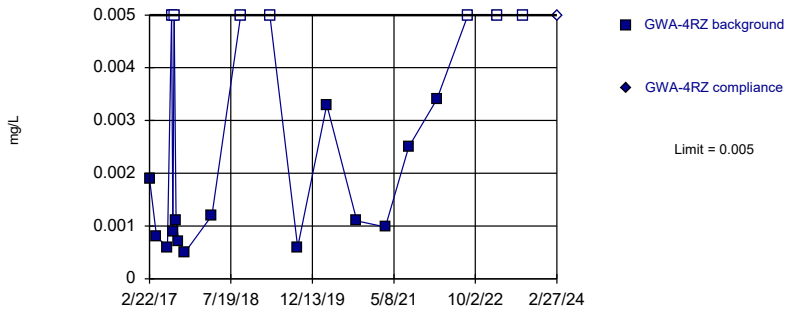

Non-parametric test used in lieu of parametric prediction limit because the Shapiro Wilk normality test showed the data to be non-normal at the 0.01 alpha level. Limit is highest of 21 background values. 33.33% NDs. Well-constituent pair annual alpha = 0.007982. Individual comparison alpha = 0.003999 (1 of 2).

Constituent: Arsenic Analysis Run 5/13/2024 10:10 AM View: Appendix I Intrawell
Plant Bowen Data: Bowen 3-4 CCR

Sanitas™ v.10.0.16e Software licensed to . UG
Hollow symbols indicate censored values.

Within Limit

Prediction Limit

Intrawell Non-parametric

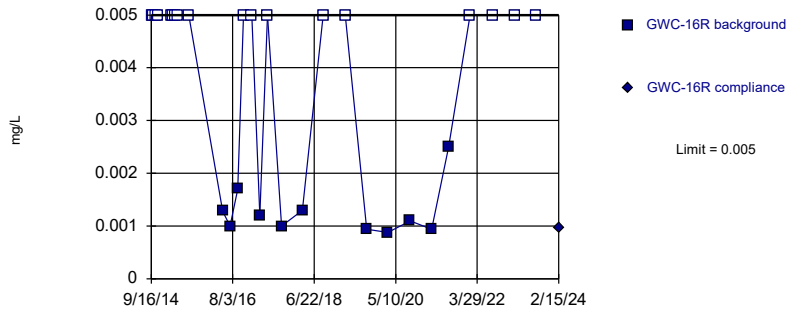

Non-parametric test used in lieu of parametric prediction limit because censored data exceeded 50%. Limit is highest of 29 background values. 62.07% NDs. Well-constituent pair annual alpha = 0.00434. Individual comparison alpha = 0.002172 (1 of 2).

Constituent: Arsenic Analysis Run 5/13/2024 10:10 AM View: Appendix I Intrawell
Plant Bowen Data: Bowen 3-4 CCR

Sanitas™ v.10.0.16e Software licensed to . UG
Hollow symbols indicate censored values.

Within Limit

Prediction Limit

Intrawell Non-parametric

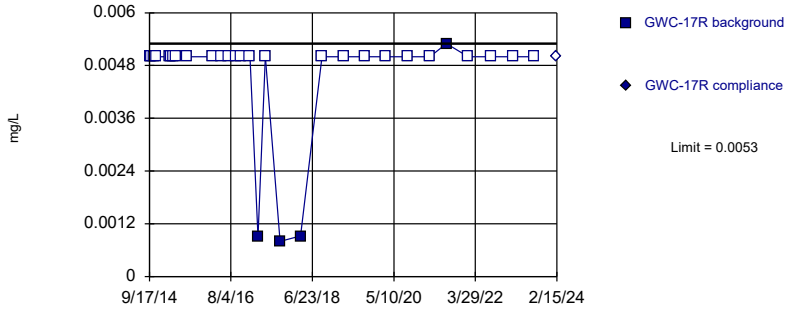

Non-parametric test used in lieu of parametric prediction limit because censored data exceeded 50%. Limit is highest of 30 background values. 86.67% NDs. Well-constituent pair annual alpha = 0.004011. Individual comparison alpha = 0.002008 (1 of 2).

Constituent: Arsenic Analysis Run 5/13/2024 10:10 AM View: Appendix I Intrawell
Plant Bowen Data: Bowen 3-4 CCR

Sanitas™ v.10.0.16e Software licensed to . UG
Hollow symbols indicate censored values.

Within Limit

Prediction Limit

Intrawell Non-parametric

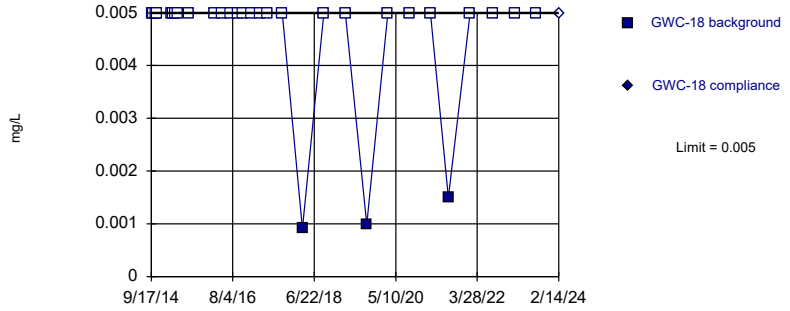

Non-parametric test used in lieu of parametric prediction limit because censored data exceeded 50%. Limit is highest of 30 background values. 90% NDs. Well-constituent pair annual alpha = 0.004011. Individual comparison alpha = 0.002008 (1 of 2).

Constituent: Arsenic Analysis Run 5/13/2024 10:10 AM View: Appendix I Intrawell
Plant Bowen Data: Bowen 3-4 CCR

Sanitas™ v.10.0.16e Software licensed to . UG
Hollow symbols indicate censored values.
Within Limit

Prediction Limit

Intrawell Non-parametric

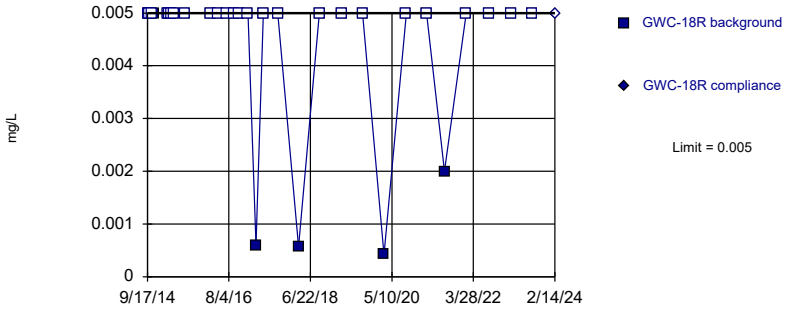

Non-parametric test used in lieu of parametric prediction limit because censored data exceeded 50%. Limit is highest of 30 background values. 83.33% NDs. Well-constituent pair annual alpha = 0.004011. Individual comparison alpha = 0.002008 (1 of 2).

Constituent: Arsenic Analysis Run 5/13/2024 10:10 AM View: Appendix I Intrawell
Plant Bowen Data: Bowen 3-4 CCR

Sanitas™ v.10.0.16e Software licensed to . UG
Hollow symbols indicate censored values.
Within Limit

Prediction Limit

Intrawell Non-parametric

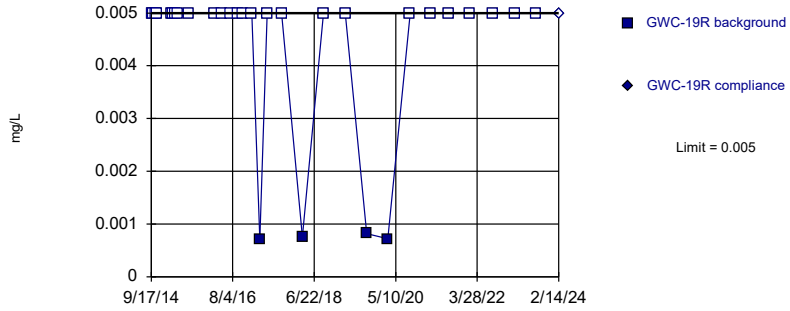

Non-parametric test used in lieu of parametric prediction limit because censored data exceeded 50%. Limit is highest of 30 background values. 86.67% NDs. Well-constituent pair annual alpha = 0.004011. Individual comparison alpha = 0.002008 (1 of 2).

Constituent: Arsenic Analysis Run 5/13/2024 10:10 AM View: Appendix I Intrawell
Plant Bowen Data: Bowen 3-4 CCR

Sanitas™ v.10.0.16e Software licensed to . UG
Hollow symbols indicate censored values.
Within Limit

Prediction Limit

Intrawell Non-parametric

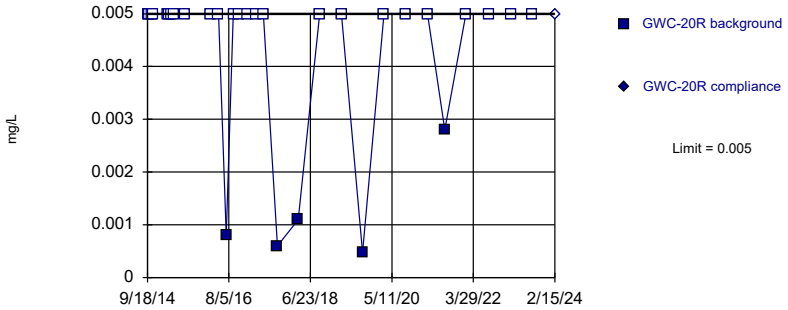

Non-parametric test used in lieu of parametric prediction limit because censored data exceeded 50%. Limit is highest of 30 background values. 83.33% NDs. Well-constituent pair annual alpha = 0.004011. Individual comparison alpha = 0.002008 (1 of 2).

Constituent: Arsenic Analysis Run 5/13/2024 10:10 AM View: Appendix I Intrawell
Plant Bowen Data: Bowen 3-4 CCR

Sanitas™ v.10.0.16e Software licensed to . UG
Hollow symbols indicate censored values.
Within Limit

Prediction Limit

Intrawell Non-parametric

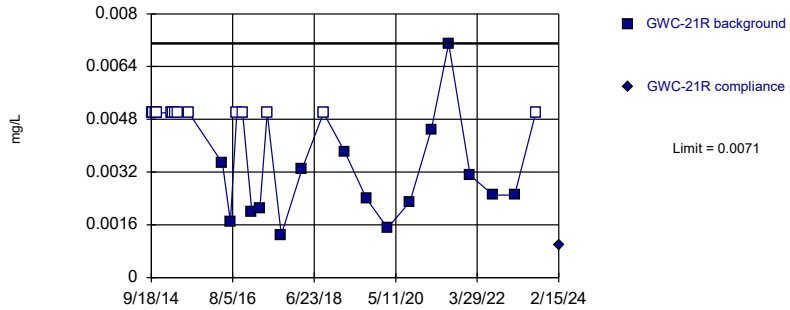

Non-parametric test used in lieu of parametric prediction limit because the Shapiro Wilk normality test showed the data to be non-normal at the 0.01 alpha level. Limit is highest of 29 background values. 48.28% NDs. Well-constituent pair annual alpha = 0.00434. Individual comparison alpha = 0.002172 (1 of 2).

Constituent: Arsenic Analysis Run 5/13/2024 10:10 AM View: Appendix I Intrawell
Plant Bowen Data: Bowen 3-4 CCR

Sanitas™ v.10.0.16e Software licensed to . UG
Hollow symbols indicate censored values.
Within Limit

Prediction Limit

Intrawell Non-parametric

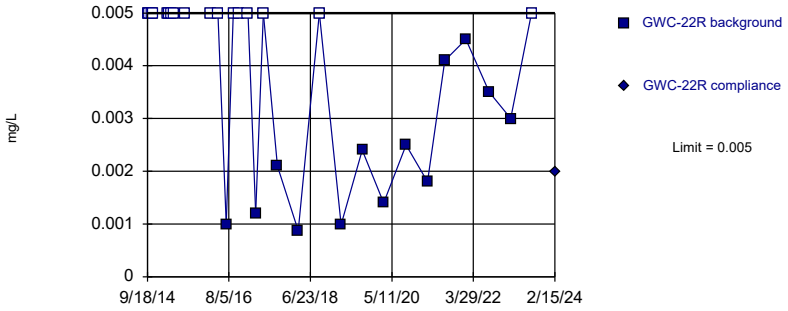

Non-parametric test used in lieu of parametric prediction limit because censored data exceeded 50%. Limit is highest of 30 background values. 56.67% NDs. Well-constituent pair annual alpha = 0.004011. Individual comparison alpha = 0.002008 (1 of 2).

Constituent: Arsenic Analysis Run 5/13/2024 10:10 AM View: Appendix I Intrawell
Plant Bowen Data: Bowen 3-4 CCR

Sanitas™ v.10.0.16e Software licensed to . UG
Hollow symbols indicate censored values.
Within Limit

Prediction Limit

Intrawell Non-parametric

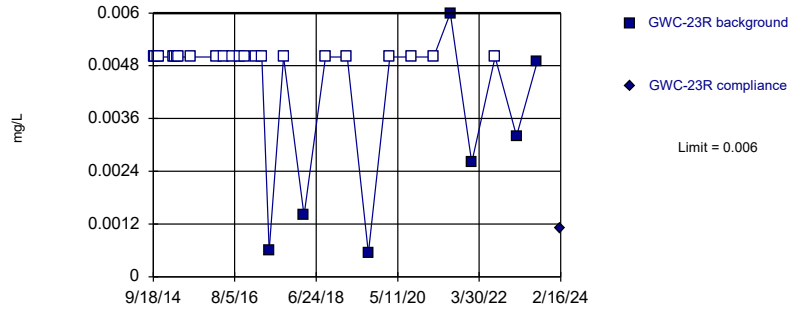

Non-parametric test used in lieu of parametric prediction limit because censored data exceeded 50%. Limit is highest of 30 background values. 76.67% NDs. Well-constituent pair annual alpha = 0.004011. Individual comparison alpha = 0.002008 (1 of 2).

Constituent: Arsenic Analysis Run 5/13/2024 10:10 AM View: Appendix I Intrawell
Plant Bowen Data: Bowen 3-4 CCR

Sanitas™ v.10.0.16e Software licensed to . UG
Hollow symbols indicate censored values.
Within Limit

Prediction Limit

Intrawell Non-parametric

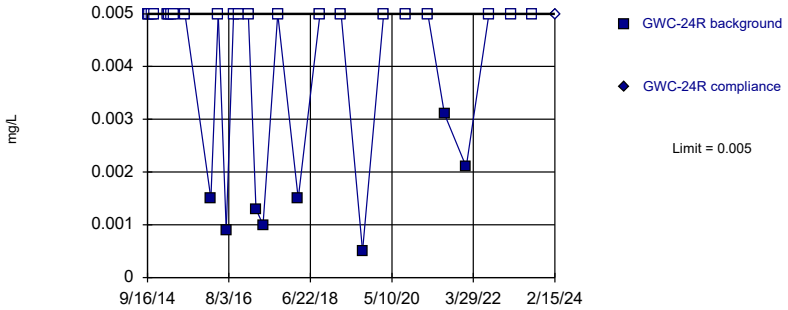

Non-parametric test used in lieu of parametric prediction limit because censored data exceeded 50%. Limit is highest of 30 background values. 73.33% NDs. Well-constituent pair annual alpha = 0.004011. Individual comparison alpha = 0.002008 (1 of 2).

Constituent: Arsenic Analysis Run 5/13/2024 10:10 AM View: Appendix I Intrawell
Plant Bowen Data: Bowen 3-4 CCR

Sanitas™ v.10.0.16e Software licensed to . UG
Hollow symbols indicate censored values.
Within Limit

Prediction Limit

Intrawell Non-parametric

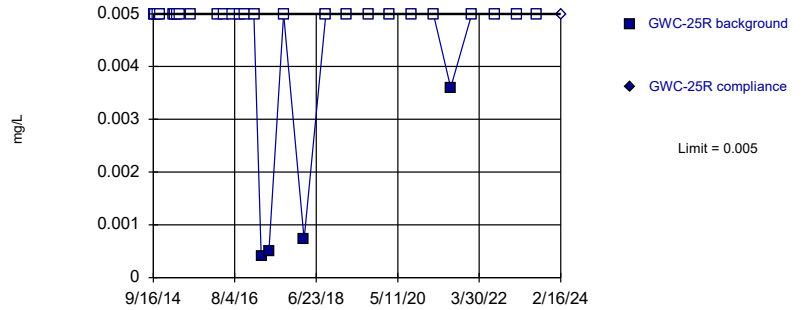

Non-parametric test used in lieu of parametric prediction limit because censored data exceeded 50%. Limit is highest of 30 background values. 86.67% NDs. Well-constituent pair annual alpha = 0.004011. Individual comparison alpha = 0.002008 (1 of 2).

Constituent: Arsenic Analysis Run 5/13/2024 10:10 AM View: Appendix I Intrawell
Plant Bowen Data: Bowen 3-4 CCR

Sanitas™ v.10.0.16e Software licensed to . UG
Hollow symbols indicate censored values.

Within Limit

Prediction Limit

Intrawell Non-parametric

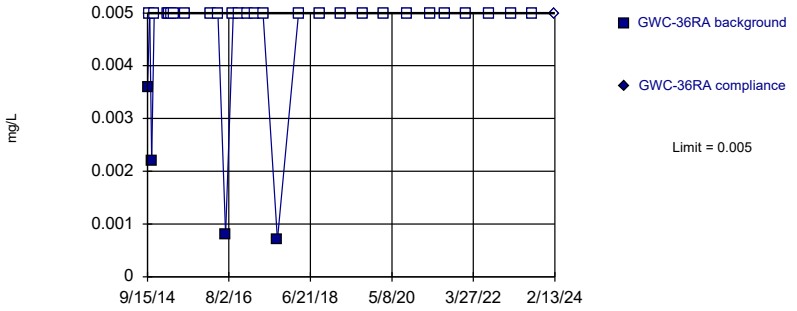

Non-parametric test used in lieu of parametric prediction limit because censored data exceeded 50%. Limit is highest of 30 background values. 86.67% NDs. Well-constituent pair annual alpha = 0.004011. Individual comparison alpha = 0.002008 (1 of 2).

Constituent: Arsenic Analysis Run 5/13/2024 10:10 AM View: Appendix I Intrawell
Plant Bowen Data: Bowen 3-4 CCR

Sanitas™ v.10.0.16e Software licensed to . UG
Hollow symbols indicate censored values.

Within Limit

Prediction Limit

Intrawell Non-parametric

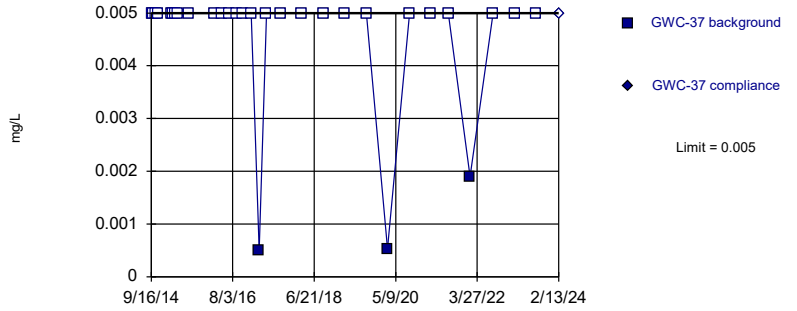

Non-parametric test used in lieu of parametric prediction limit because censored data exceeded 50%. Limit is highest of 30 background values. 90% NDs. Well-constituent pair annual alpha = 0.004011. Individual comparison alpha = 0.002008 (1 of 2).

Constituent: Arsenic Analysis Run 5/13/2024 10:10 AM View: Appendix I Intrawell
Plant Bowen Data: Bowen 3-4 CCR

Sanitas™ v.10.0.16e Software licensed to . UG
Hollow symbols indicate censored values.

Within Limit

Prediction Limit

Intrawell Non-parametric

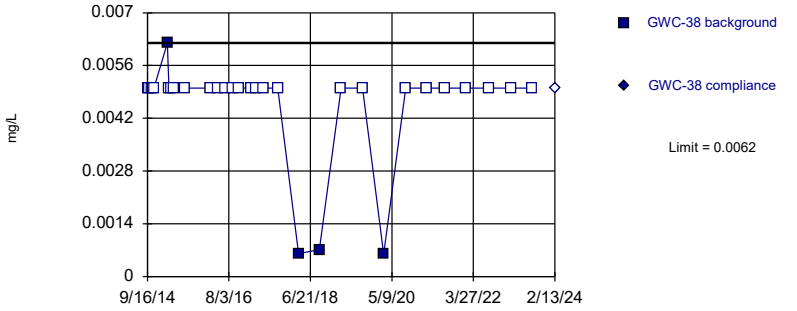

Non-parametric test used in lieu of parametric prediction limit because censored data exceeded 50%. Limit is highest of 30 background values. 86.67% NDs. Well-constituent pair annual alpha = 0.004011. Individual comparison alpha = 0.002008 (1 of 2).

Constituent: Arsenic Analysis Run 5/13/2024 10:10 AM View: Appendix I Intrawell
Plant Bowen Data: Bowen 3-4 CCR

Sanitas™ v.10.0.16e Software licensed to . UG

Within Limit

Prediction Limit

Intrawell Non-parametric

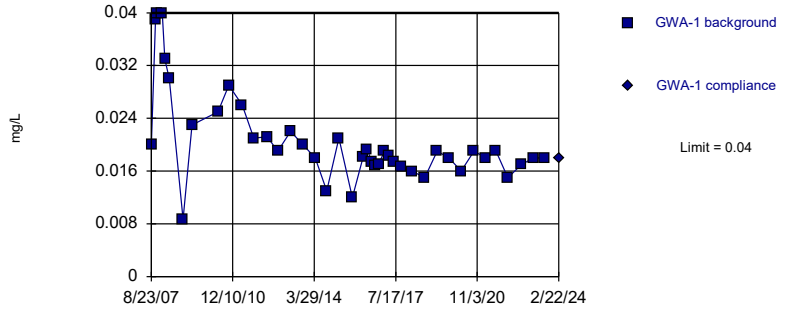

Non-parametric test used in lieu of parametric prediction limit because the Shapiro Wilk normality test showed the data to be non-normal at the 0.01 alpha level. Limit is highest of 41 background values. Well-constituent pair annual alpha = 0.002235. Individual comparison alpha = 0.001118 (1 of 2).

Constituent: Barium Analysis Run 5/13/2024 10:10 AM View: Appendix I Intrawell
Plant Bowen Data: Bowen 3-4 CCR

Sanitas™ v.10.0.16e Software licensed to . UG

Within Limit

Prediction Limit

Intrawell Parametric

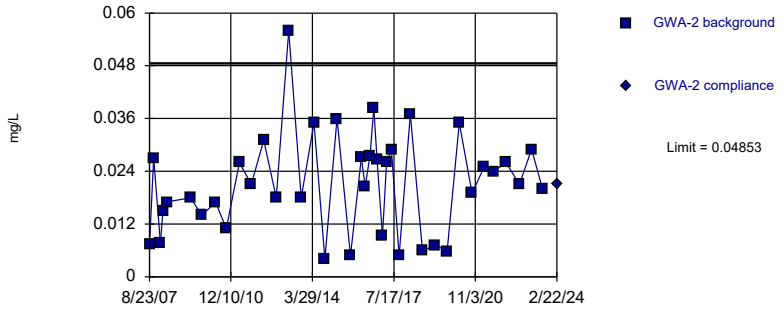

Background Data Summary: Mean=0.02121, Std. Dev.=0.01142, n=40. Normality test: Shapiro Wilk @alpha = 0.01, calculated = 0.9508, critical = 0.919. Kappa = 2.394 (c=16, w=15, 1 of 2, event alpha = 0.05132). Report alpha = 0.0002195.

Constituent: Barium Analysis Run 5/13/2024 10:10 AM View: Appendix I Intrawell

Plant Bowen Data: Bowen 3-4 CCR

Sanitas™ v.10.0.16e Software licensed to . UG

Within Limit

Prediction Limit

Intrawell Parametric

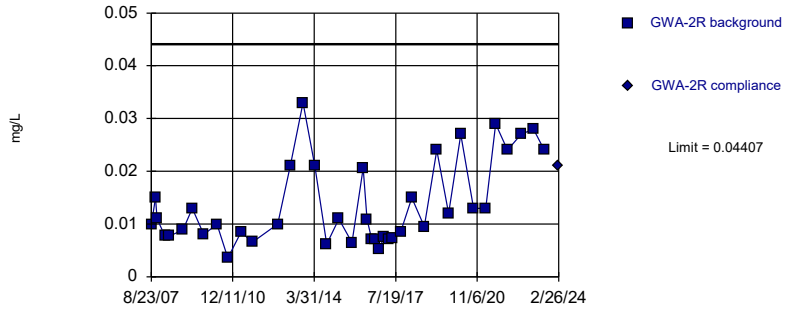

Background Data Summary (based on natural log transformation): Mean=-4.448, Std. Dev.=0.5541, n=40. Normality test: Shapiro Wilk @alpha = 0.01, calculated = 0.9414, critical = 0.919. Kappa = 2.394 (c=16, w=15, 1 of 2, event alpha = 0.05132). Report alpha = 0.0002195.

Constituent: Barium Analysis Run 5/13/2024 10:10 AM View: Appendix I Intrawell

Plant Bowen Data: Bowen 3-4 CCR

Sanitas™ v.10.0.16e Software licensed to . UG

Within Limit

Prediction Limit

Intrawell Parametric

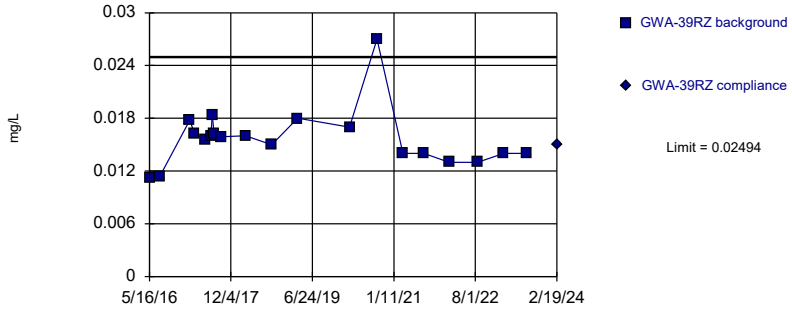

Background Data Summary (based on square root transformation): Mean=0.1247, Std. Dev.=0.01249, n=20. Normality test: Shapiro Wilk @alpha = 0.01, calculated = 0.8722, critical = 0.868. Kappa = 2.664 (c=16, w=15, 1 of 2, event alpha = 0.05132). Report alpha = 0.0002195.

Constituent: Barium Analysis Run 5/13/2024 10:10 AM View: Appendix I Intrawell

Plant Bowen Data: Bowen 3-4 CCR

Sanitas™ v.10.0.16e Software licensed to . UG

Hollow symbols indicate censored values.

Within Limit

Prediction Limit

Intrawell Parametric

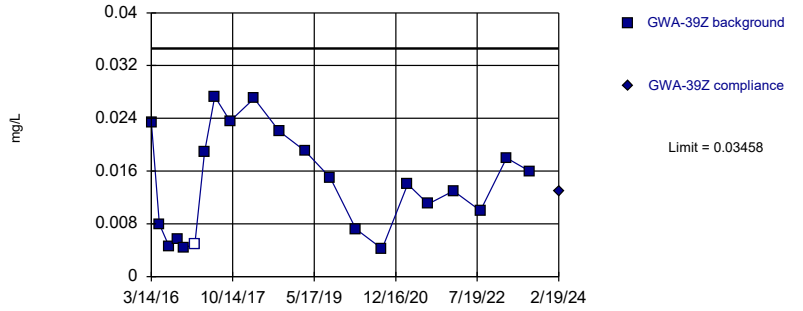

Background Data Summary: Mean=0.01414, Std. Dev.=0.007741, n=21, 4.762% NDs. Normality test: Shapiro Wilk @alpha = 0.01, calculated = 0.9312, critical = 0.873. Kappa = 2.641 (c=16, w=15, 1 of 2, event alpha = 0.05132). Report alpha = 0.0002195.

Constituent: Barium Analysis Run 5/13/2024 10:10 AM View: Appendix I Intrawell

Plant Bowen Data: Bowen 3-4 CCR

Sanitas™ v.10.0.16e Software licensed to . UG

Hollow symbols indicate censored values.

Within Limit

Prediction Limit

Intrawell Parametric

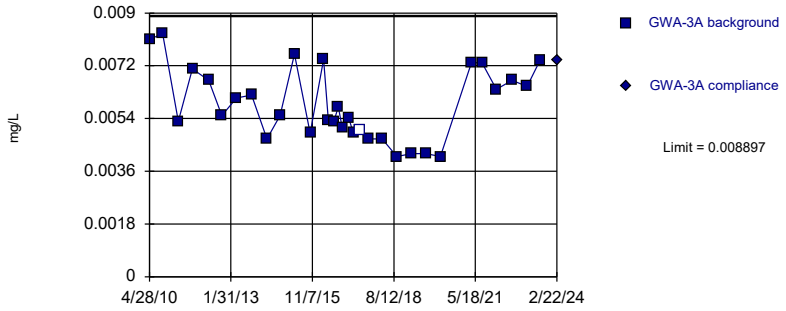

Background Data Summary: Mean=0.00587, Std. Dev.=0.001232, n=32, 3.125% NDs. Normality test: Shapiro Wilk @alpha = 0.01, calculated = 0.9389, critical = 0.904. Kappa = 2.456 (c=16, w=15, 1 of 2, event alpha = 0.05132). Report alpha = 0.0002195.

Constituent: Barium Analysis Run 5/13/2024 10:10 AM View: Appendix I Intrawell

Plant Bowen Data: Bowen 3-4 CCR

Sanitas™ v.10.0.16e Software licensed to . UG

Within Limit

Prediction Limit

Intrawell Parametric

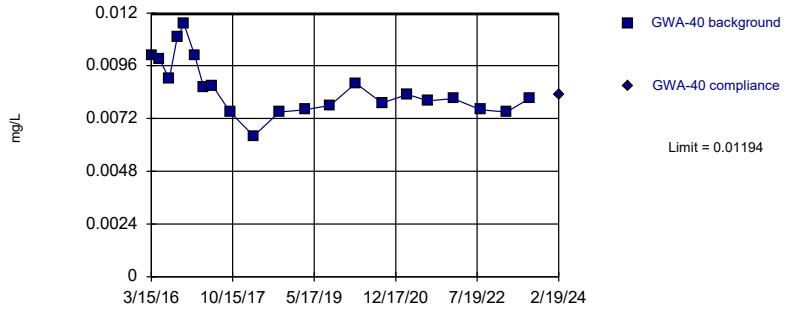

Background Data Summary: Mean=0.008568, Std. Dev.=0.001278, n=21. Normality test: Shapiro Wilk @alpha = 0.01, calculated = 0.9193, critical = 0.873. Kappa = 2.641 (c=16, w=15, 1 of 2, event alpha = 0.05132). Report alpha = 0.0002195.

Constituent: Barium Analysis Run 5/13/2024 10:11 AM View: Appendix I Intrawell

Plant Bowen Data: Bowen 3-4 CCR

Sanitas™ v.10.0.16e Software licensed to . UG

Within Limit

Prediction Limit

Intrawell Parametric

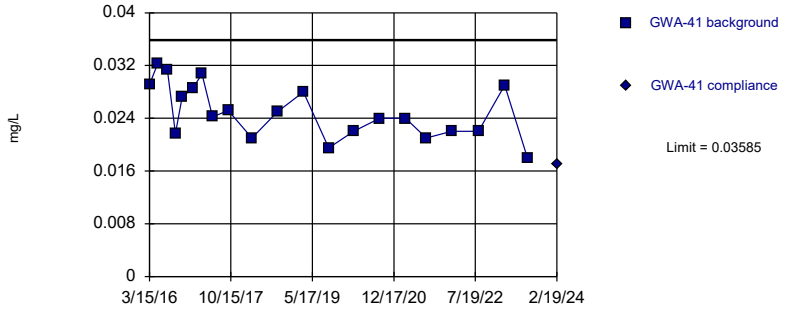

Background Data Summary: Mean=0.02503, Std. Dev.=0.004095, n=21. Normality test: Shapiro Wilk @alpha = 0.01, calculated = 0.9576, critical = 0.873. Kappa = 2.641 (c=16, w=15, 1 of 2, event alpha = 0.05132). Report alpha = 0.0002195.

Constituent: Barium Analysis Run 5/13/2024 10:11 AM View: Appendix I Intrawell

Plant Bowen Data: Bowen 3-4 CCR

Sanitas™ v.10.0.16e Software licensed to . UG

Within Limit

Prediction Limit

Intrawell Parametric

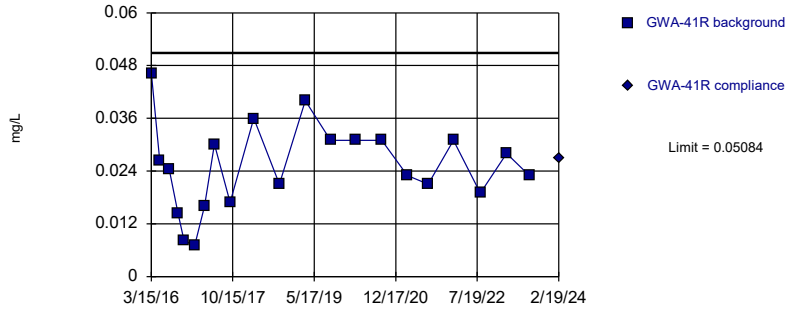

Background Data Summary: Mean=0.02499, Std. Dev.=0.009788, n=21. Normality test: Shapiro Wilk @alpha = 0.01, calculated = 0.981, critical = 0.873. Kappa = 2.641 (c=16, w=15, 1 of 2, event alpha = 0.05132). Report alpha = 0.0002195.

Constituent: Barium Analysis Run 5/13/2024 10:11 AM View: Appendix I Intrawell

Plant Bowen Data: Bowen 3-4 CCR

Sanitas™ v.10.0.16e Software licensed to . UG

Exceeds Limit

Prediction Limit

Intrawell Parametric

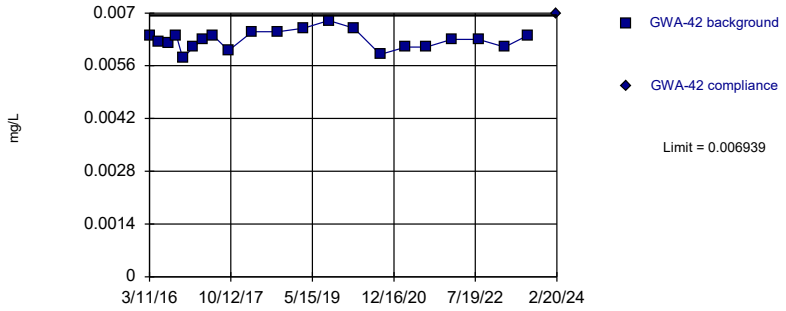

Background Data Summary: Mean=0.006286, Std. Dev.=0.000247, n=21. Normality test: Shapiro Wilk @alpha = 0.01, calculated = 0.9841, critical = 0.873. Kappa = 2.641 (c=16, w=15, 1 of 2, event alpha = 0.05132). Report alpha = 0.0002195.

Constituent: Barium Analysis Run 5/13/2024 10:11 AM View: Appendix I Intrawell
Plant Bowen Data: Bowen 3-4 CCR

Sanitas™ v.10.0.16e Software licensed to . UG

Within Limit

Prediction Limit

Intrawell Parametric

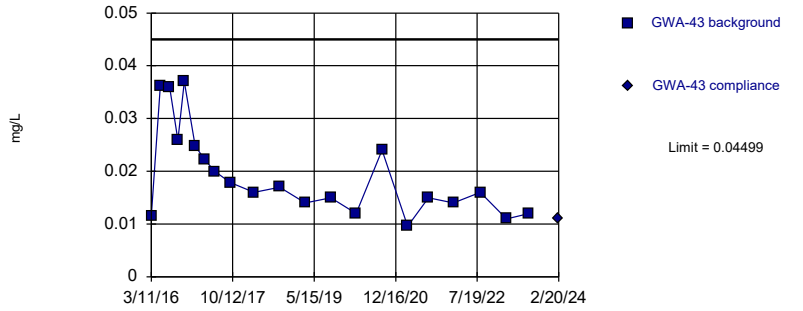

Background Data Summary (based on square root transformation): Mean=0.1364, Std. Dev.=0.02867, n=21. Normality test: Shapiro Wilk @alpha = 0.01, calculated = 0.9052, critical = 0.873. Kappa = 2.641 (c=16, w=15, 1 of 2, event alpha = 0.05132). Report alpha = 0.0002195.

Constituent: Barium Analysis Run 5/13/2024 10:11 AM View: Appendix I Intrawell
Plant Bowen Data: Bowen 3-4 CCR

Sanitas™ v.10.0.16e Software licensed to . UG

Within Limit

Prediction Limit

Intrawell Parametric

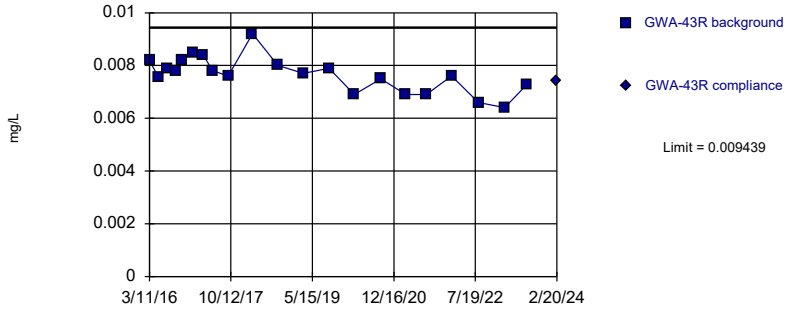

Background Data Summary: Mean=0.00766, Std. Dev.=0.000674, n=21. Normality test: Shapiro Wilk @alpha = 0.01, calculated = 0.9749, critical = 0.873. Kappa = 2.641 (c=16, w=15, 1 of 2, event alpha = 0.05132). Report alpha = 0.0002195.

Constituent: Barium Analysis Run 5/13/2024 10:11 AM View: Appendix I Intrawell
Plant Bowen Data: Bowen 3-4 CCR

Sanitas™ v.10.0.16e Software licensed to . UG

Within Limit

Prediction Limit

Intrawell Parametric

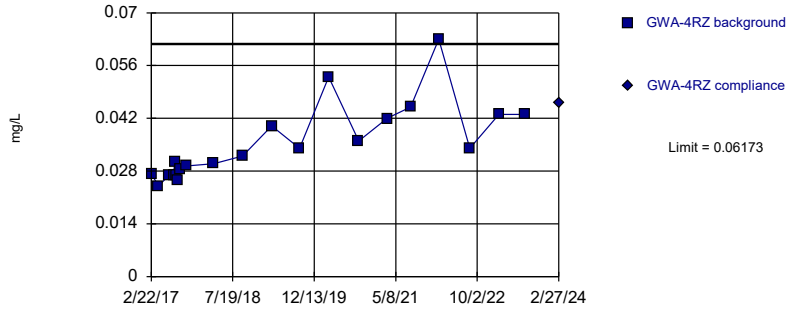

Background Data Summary: Mean=0.03528, Std. Dev.=0.01002, n=21. Normality test: Shapiro Wilk @alpha = 0.01, calculated = 0.8744, critical = 0.873. Kappa = 2.641 (c=16, w=15, 1 of 2, event alpha = 0.05132). Report alpha = 0.0002195.

Constituent: Barium Analysis Run 5/13/2024 10:11 AM View: Appendix I Intrawell
Plant Bowen Data: Bowen 3-4 CCR

Sanitas™ v.10.0.16e Software licensed to . UG

Hollow symbols indicate censored values.

Within Limit

Prediction Limit

Intrawell Parametric

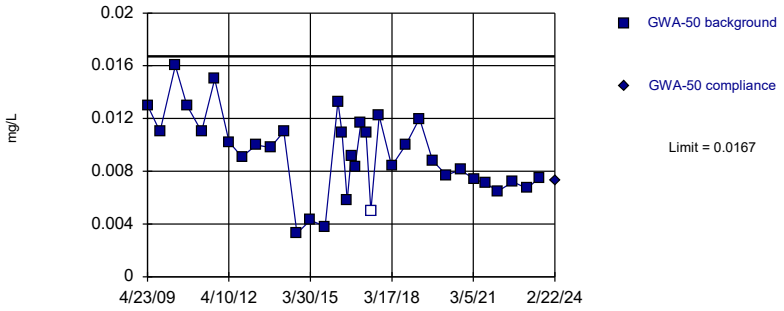

Background Data Summary: Mean=0.009291, Std. Dev.=0.003053, n=35, 2.857% NDs. Normality test: Shapiro Wilk @alpha = 0.01, calculated = 0.9855, critical = 0.91. Kappa = 2.428 (c=16, w=15, 1 of 2, event alpha = 0.05132). Report alpha = 0.0002195.

Constituent: Barium Analysis Run 5/13/2024 10:11 AM View: Appendix I Intrawell

Plant Bowen Data: Bowen 3-4 CCR

Sanitas™ v.10.0.16e Software licensed to . UG

Within Limit

Prediction Limit

Intrawell Parametric

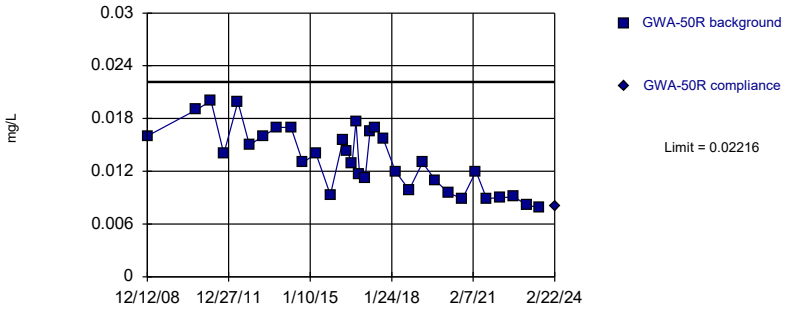

Background Data Summary: Mean=0.0134, Std. Dev.=0.003582, n=33. Normality test: Shapiro Wilk @alpha = 0.01, calculated = 0.9449, critical = 0.906. Kappa = 2.447 (c=16, w=15, 1 of 2, event alpha = 0.05132). Report alpha = 0.0002195.

Constituent: Barium Analysis Run 5/13/2024 10:11 AM View: Appendix I Intrawell

Plant Bowen Data: Bowen 3-4 CCR

Sanitas™ v.10.0.16e Software licensed to . UG

Within Limit

Prediction Limit

Intrawell Parametric

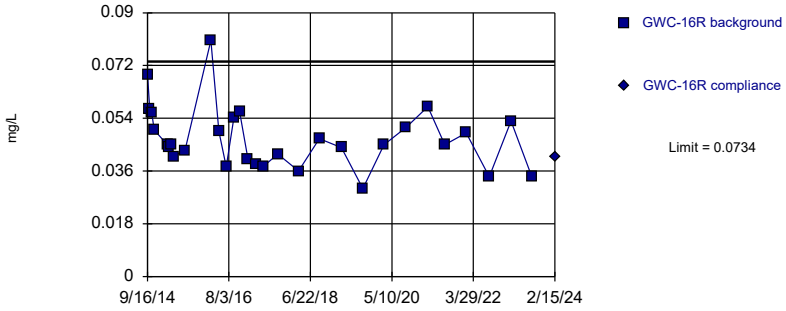

Background Data Summary: Mean=0.04705, Std. Dev.=0.01064, n=30. Normality test: Shapiro Wilk @alpha = 0.01, calculated = 0.9276, critical = 0.9. Kappa = 2.475 (c=16, w=15, 1 of 2, event alpha = 0.05132). Report alpha = 0.0002195.

Constituent: Barium Analysis Run 5/13/2024 10:11 AM View: Appendix I Intrawell

Plant Bowen Data: Bowen 3-4 CCR

Sanitas™ v.10.0.16e Software licensed to . UG

Within Limit

Prediction Limit

Intrawell Parametric

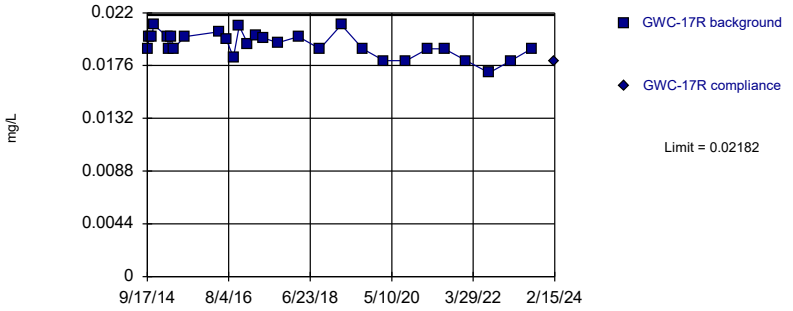

Background Data Summary: Mean=0.01936, Std. Dev.=0.0009905, n=29. Normality test: Shapiro Wilk @alpha = 0.01, calculated = 0.9456, critical = 0.898. Kappa = 2.49 (c=16, w=15, 1 of 2, event alpha = 0.05132). Report alpha = 0.0002195.

Constituent: Barium Analysis Run 5/13/2024 10:11 AM View: Appendix I Intrawell

Plant Bowen Data: Bowen 3-4 CCR

Sanitas™ v.10.0.16e Software licensed to . UG

Within Limit

Prediction Limit

Intrawell Parametric

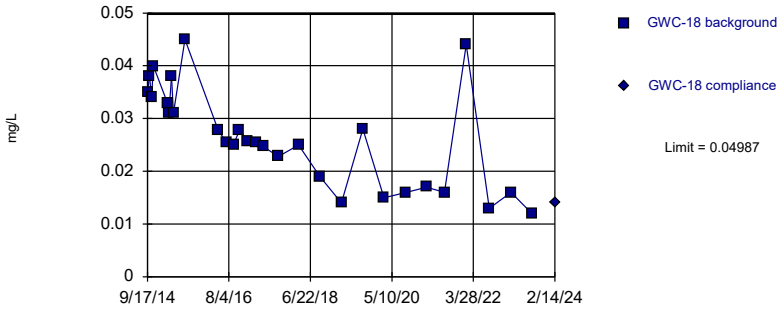

Background Data Summary: Mean=0.02637, Std. Dev.=0.009437, n=29. Normality test: Shapiro Wilk @alpha = 0.01, calculated = 0.9515, critical = 0.898. Kappa = 2.49 (c=16, w=15, 1 of 2, event alpha = 0.05132). Report alpha = 0.0002195.

Constituent: Barium Analysis Run 5/13/2024 10:11 AM View: Appendix I Intrawell
Plant Bowen Data: Bowen 3-4 CCR

Sanitas™ v.10.0.16e Software licensed to . UG
Hollow symbols indicate censored values.

Within Limit

Prediction Limit

Intrawell Non-parametric

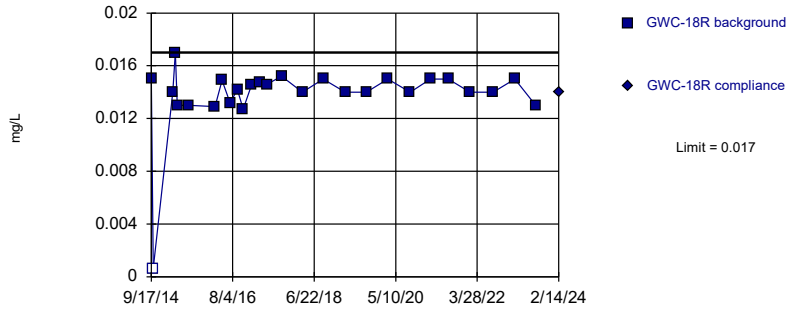

Non-parametric test used in lieu of parametric prediction limit because the Shapiro Wilk normality test showed the data to be non-normal at the 0.01 alpha level. Limit is highest of 27 background values. 3.704% NDs. Well-constituent pair annual alpha = 0.004998. Individual comparison alpha = 0.002502 (1 of 2).

Constituent: Barium Analysis Run 5/13/2024 10:11 AM View: Appendix I Intrawell
Plant Bowen Data: Bowen 3-4 CCR

Sanitas™ v.10.0.16e Software licensed to . UG

Within Limit

Prediction Limit

Intrawell Parametric

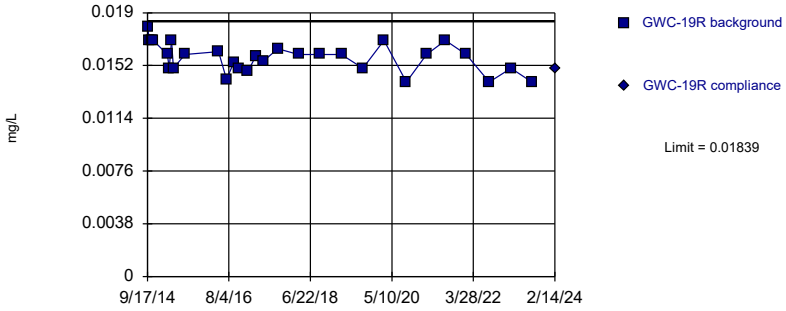

Background Data Summary: Mean=0.01577, Std. Dev.=0.001052, n=29. Normality test: Shapiro Wilk @alpha = 0.01, calculated = 0.943, critical = 0.898. Kappa = 2.49 (c=16, w=15, 1 of 2, event alpha = 0.05132). Report alpha = 0.0002195.

Constituent: Barium Analysis Run 5/13/2024 10:11 AM View: Appendix I Intrawell
Plant Bowen Data: Bowen 3-4 CCR

Sanitas™ v.10.0.16e Software licensed to . UG

Within Limit

Prediction Limit

Intrawell Parametric

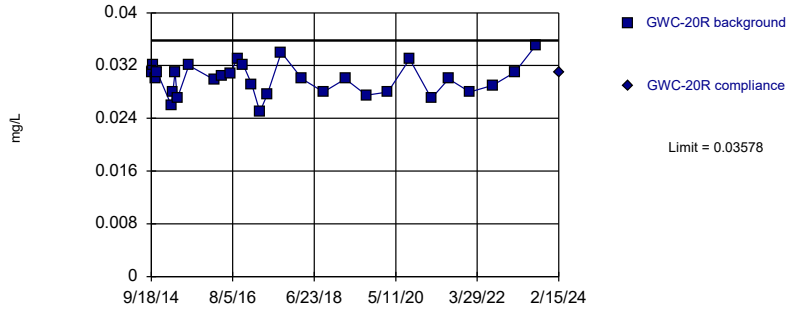

Background Data Summary: Mean=0.02988, Std. Dev.=0.002386, n=30. Normality test: Shapiro Wilk @alpha = 0.01, calculated = 0.9835, critical = 0.9. Kappa = 2.475 (c=16, w=15, 1 of 2, event alpha = 0.05132). Report alpha = 0.0002195.

Constituent: Barium Analysis Run 5/13/2024 10:11 AM View: Appendix I Intrawell
Plant Bowen Data: Bowen 3-4 CCR

Sanitas™ v.10.0.16e Software licensed to . UG

Within Limit

Prediction Limit

Intrawell Parametric

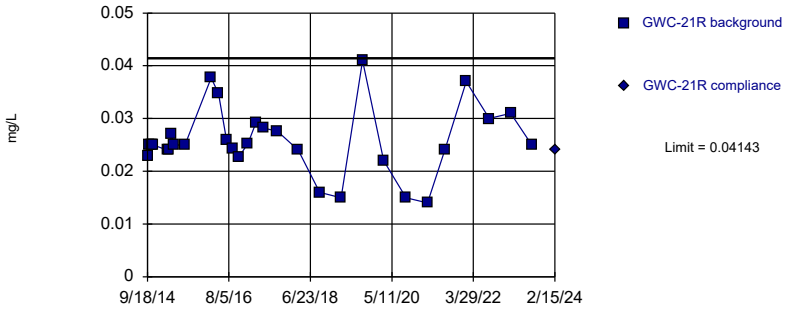

Background Data Summary: Mean=0.02575, Std. Dev.=0.006335, n=30. Normality test: Shapiro Wilk @alpha = 0.01, calculated = 0.921, critical = 0.9. Kappa = 2.475 (c=16, w=15, 1 of 2, event alpha = 0.05132). Report alpha = 0.0002195.

Constituent: Barium Analysis Run 5/13/2024 10:11 AM View: Appendix I Intrawell
Plant Bowen Data: Bowen 3-4 CCR

Sanitas™ v.10.0.16e Software licensed to . UG
Hollow symbols indicate censored values.

Within Limit

Prediction Limit

Intrawell Parametric

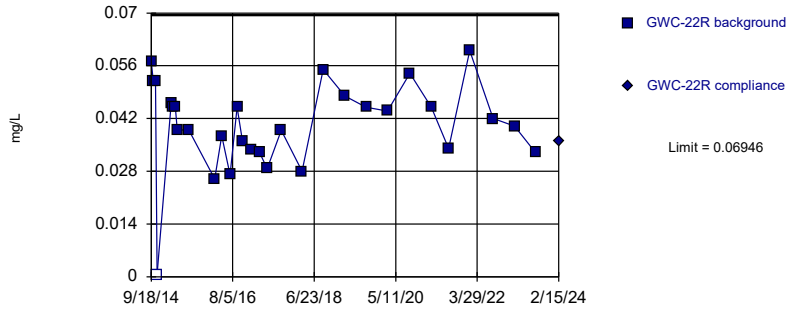

Background Data Summary: Mean=0.04032, Std. Dev.=0.01178, n=30, 3.333% NDs. Normality test: Shapiro Wilk @alpha = 0.01, calculated = 0.9282, critical = 0.9. Kappa = 2.475 (c=16, w=15, 1 of 2, event alpha = 0.05132). Report alpha = 0.0002195.

Constituent: Barium Analysis Run 5/13/2024 10:11 AM View: Appendix I Intrawell
Plant Bowen Data: Bowen 3-4 CCR

Sanitas™ v.10.0.16e Software licensed to . UG

Exceeds Limit

Prediction Limit

Intrawell Parametric

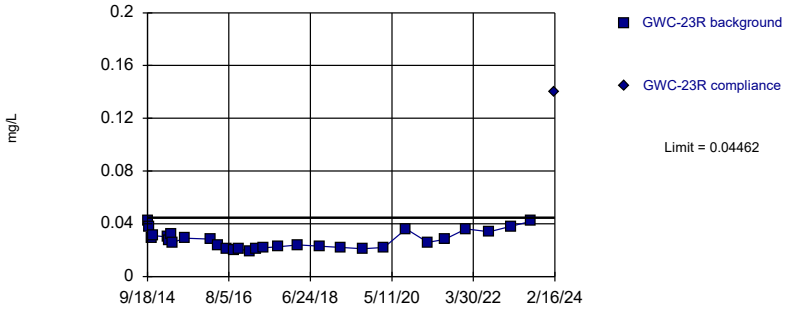

Background Data Summary: Mean=0.0278, Std. Dev.=0.006798, n=30. Normality test: Shapiro Wilk @alpha = 0.01, calculated = 0.9044, critical = 0.9. Kappa = 2.475 (c=16, w=15, 1 of 2, event alpha = 0.05132). Report alpha = 0.0002195.

Constituent: Barium Analysis Run 5/13/2024 10:11 AM View: Appendix I Intrawell
Plant Bowen Data: Bowen 3-4 CCR

Sanitas™ v.10.0.16e Software licensed to . UG

Within Limit

Prediction Limit

Intrawell Parametric

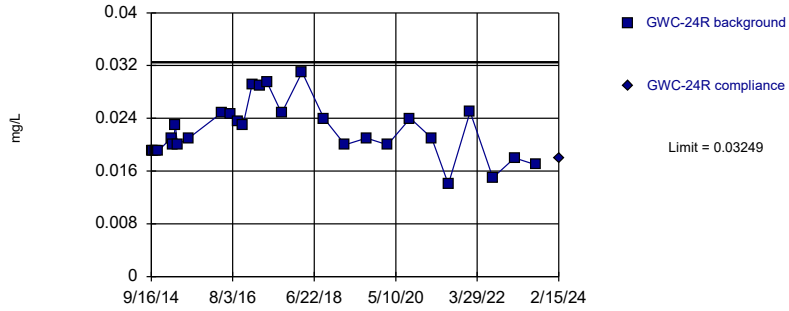

Background Data Summary: Mean=0.02205, Std. Dev.=0.004194, n=29. Normality test: Shapiro Wilk @alpha = 0.01, calculated = 0.959, critical = 0.898. Kappa = 2.49 (c=16, w=15, 1 of 2, event alpha = 0.05132). Report alpha = 0.0002195.

Constituent: Barium Analysis Run 5/13/2024 10:11 AM View: Appendix I Intrawell
Plant Bowen Data: Bowen 3-4 CCR

Sanitas™ v.10.0.16e Software licensed to . UG

Within Limit

Prediction Limit

Intrawell Parametric

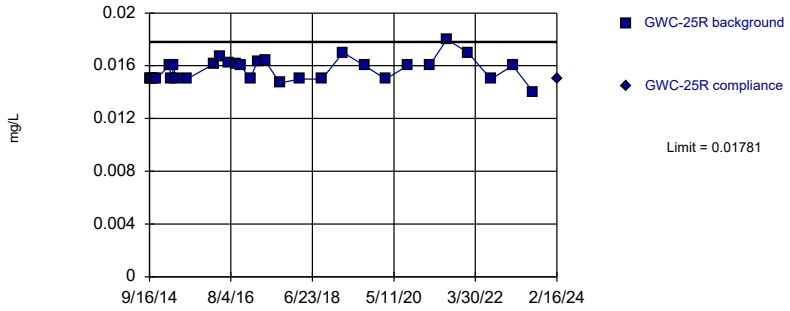

Background Data Summary: Mean=0.01568, Std. Dev.=0.0008607, n=30. Normality test: Shapiro Wilk @alpha = 0.01, calculated = 0.9026, critical = 0.9. Kappa = 2.475 (c=16, w=15, 1 of 2, event alpha = 0.05132). Report alpha = 0.0002195.

Constituent: Barium Analysis Run 5/13/2024 10:11 AM View: Appendix I Intrawell
Plant Bowen Data: Bowen 3-4 CCR

Sanitas™ v.10.0.16e Software licensed to . UG

Within Limit

Prediction Limit

Intrawell Parametric

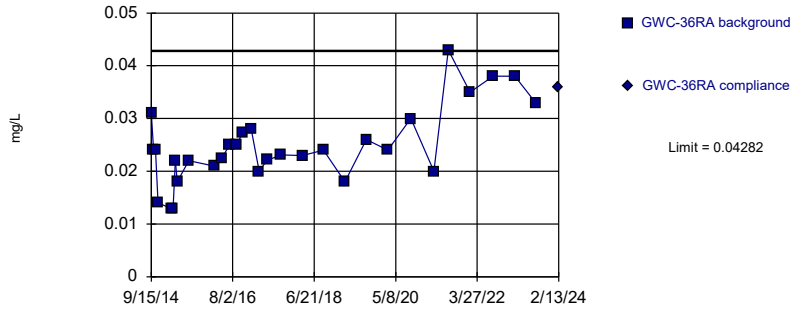

Background Data Summary: Mean=0.0249, Std. Dev.=0.007239, n=30. Normality test: Shapiro Wilk @alpha = 0.01, calculated = 0.9456, critical = 0.9. Kappa = 2.475 (c=16, w=15, 1 of 2, event alpha = 0.05132). Report alpha = 0.0002195.

Constituent: Barium Analysis Run 5/13/2024 10:11 AM View: Appendix I Intrawell
Plant Bowen Data: Bowen 3-4 CCR

Sanitas™ v.10.0.16e Software licensed to . UG
Hollow symbols indicate censored values.

Within Limit

Prediction Limit

Intrawell Parametric

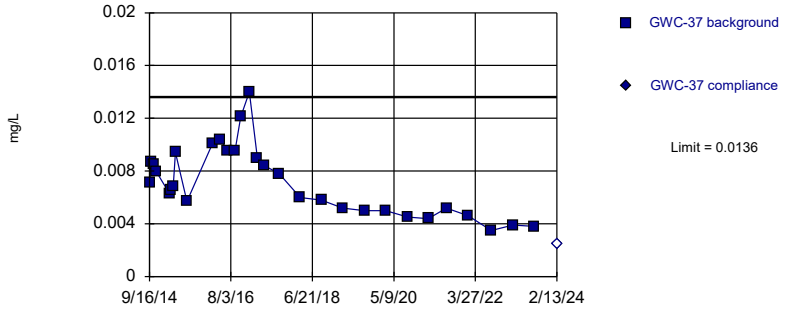

Background Data Summary: Mean=0.00716, Std. Dev.=0.002604, n=30. Normality test: Shapiro Wilk @alpha = 0.01, calculated = 0.9459, critical = 0.9. Kappa = 2.475 (c=16, w=15, 1 of 2, event alpha = 0.05132). Report alpha = 0.0002195.

Constituent: Barium Analysis Run 5/13/2024 10:11 AM View: Appendix I Intrawell
Plant Bowen Data: Bowen 3-4 CCR

Sanitas™ v.10.0.16e Software licensed to . UG

Within Limit

Prediction Limit

Intrawell Parametric

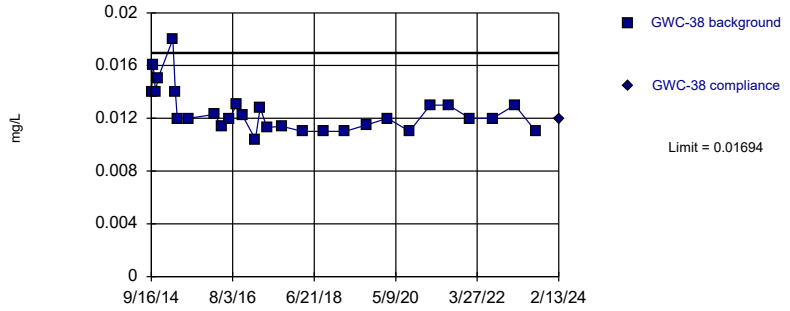

Background Data Summary (based on natural log transformation): Mean=-4.387, Std. Dev.=0.1243, n=29. Normality test: Shapiro Wilk @alpha = 0.01, calculated = 0.9036, critical = 0.898. Kappa = 2.49 (c=16, w=15, 1 of 2, event alpha = 0.05132). Report alpha = 0.0002195.

Constituent: Barium Analysis Run 5/13/2024 10:11 AM View: Appendix I Intrawell
Plant Bowen Data: Bowen 3-4 CCR

Sanitas™ v.10.0.16e Software licensed to . UG
Hollow symbols indicate censored values.
Within Limit

Prediction Limit

Intrawell Non-parametric

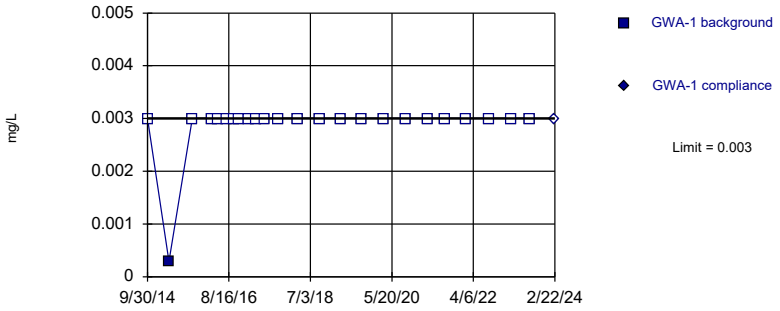

Non-parametric test used in lieu of parametric prediction limit because censored data exceeded 50%. Limit is highest of 24 background values. 95.83% NDs. Well-constituent pair annual alpha = 0.006238. Individual comparison alpha = 0.003124 (1 of 2).

Constituent: Beryllium Analysis Run 5/13/2024 10:11 AM View: Appendix I Intrawell
Plant Bowen Data: Bowen 3-4 CCR

Sanitas™ v.10.0.16e Software licensed to . UG
Hollow symbols indicate censored values.
Within Limit

Prediction Limit

Intrawell Non-parametric

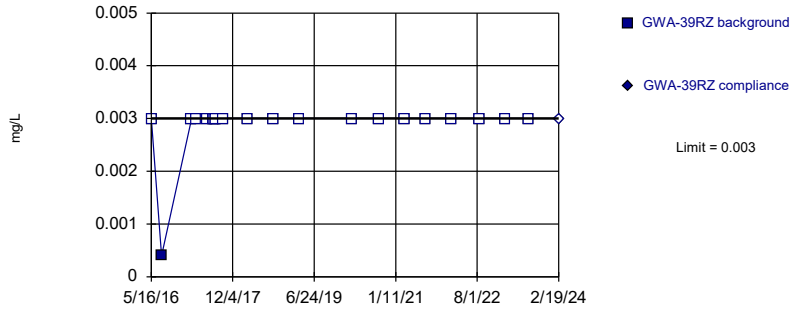

Non-parametric test used in lieu of parametric prediction limit because censored data exceeded 50%. Limit is highest of 20 background values. 95% NDs. Well-constituent pair annual alpha = 0.008564. Individual comparison alpha = 0.004291 (1 of 2).

Constituent: Beryllium Analysis Run 5/13/2024 10:11 AM View: Appendix I Intrawell
Plant Bowen Data: Bowen 3-4 CCR

Sanitas™ v.10.0.16e Software licensed to . UG
Hollow symbols indicate censored values.
Within Limit

Prediction Limit

Intrawell Non-parametric

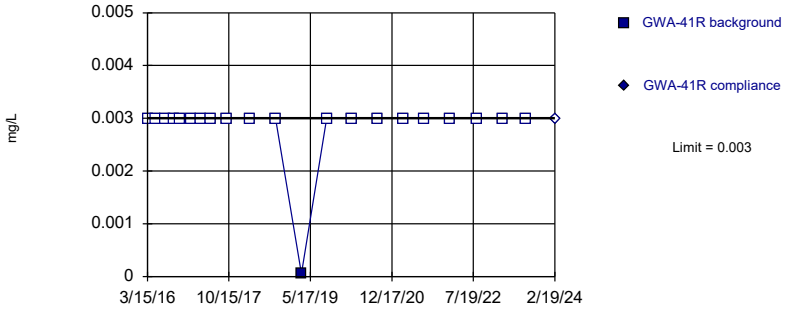

Non-parametric test used in lieu of parametric prediction limit because censored data exceeded 50%. Limit is highest of 21 background values. 95.24% NDs. Well-constituent pair annual alpha = 0.007982. Individual comparison alpha = 0.003999 (1 of 2).

Constituent: Beryllium Analysis Run 5/13/2024 10:11 AM View: Appendix I Intrawell
Plant Bowen Data: Bowen 3-4 CCR

Sanitas™ v.10.0.16e Software licensed to . UG
Hollow symbols indicate censored values.
Within Limit

Prediction Limit

Intrawell Non-parametric

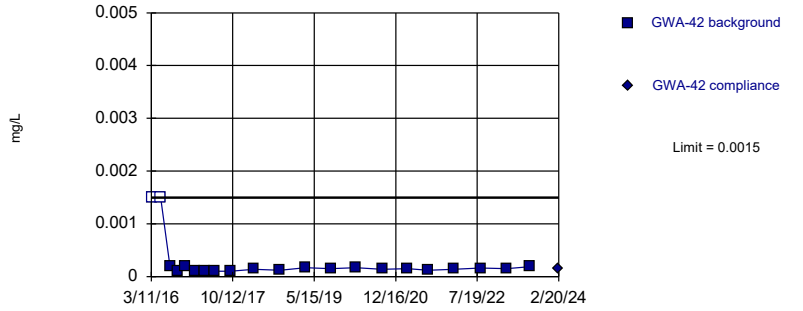

Non-parametric test used in lieu of parametric prediction limit because the Shapiro Wilk normality test showed the data to be non-normal at the 0.01 alpha level. Limit is highest of 21 background values. 9.524% NDs. Well-constituent pair annual alpha = 0.007982. Individual comparison alpha = 0.003999 (1 of 2).

Constituent: Beryllium Analysis Run 5/13/2024 10:11 AM View: Appendix I Intrawell
Plant Bowen Data: Bowen 3-4 CCR

Sanitas™ v.10.0.16e Software licensed to . UG
Hollow symbols indicate censored values.

Within Limit

Prediction Limit

Intrawell Non-parametric

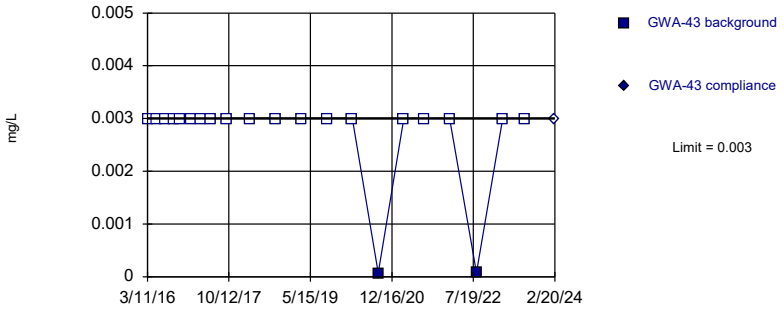

Non-parametric test used in lieu of parametric prediction limit because censored data exceeded 50%. Limit is highest of 21 background values. 90.48% NDs. Well-constituent pair annual alpha = 0.007982. Individual comparison alpha = 0.003999 (1 of 2).

Constituent: Beryllium Analysis Run 5/13/2024 10:11 AM View: Appendix I Intrawell
Plant Bowen Data: Bowen 3-4 CCR

Sanitas™ v.10.0.16e Software licensed to . UG
Hollow symbols indicate censored values.

Within Limit

Prediction Limit

Intrawell Non-parametric

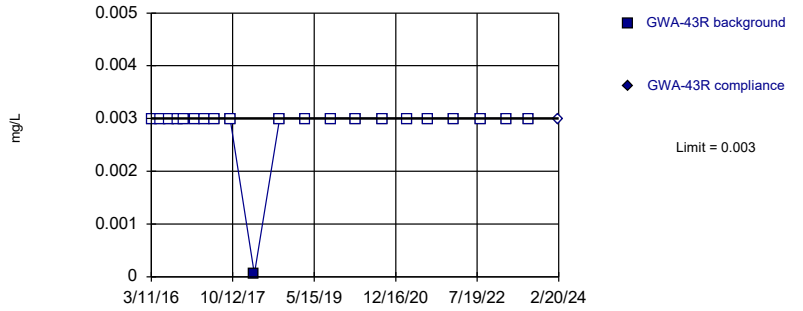

Non-parametric test used in lieu of parametric prediction limit because censored data exceeded 50%. Limit is highest of 21 background values. 95.24% NDs. Well-constituent pair annual alpha = 0.007982. Individual comparison alpha = 0.003999 (1 of 2).

Constituent: Beryllium Analysis Run 5/13/2024 10:11 AM View: Appendix I Intrawell
Plant Bowen Data: Bowen 3-4 CCR

Sanitas™ v.10.0.16e Software licensed to . UG
Hollow symbols indicate censored values.

Within Limit

Prediction Limit

Intrawell Non-parametric

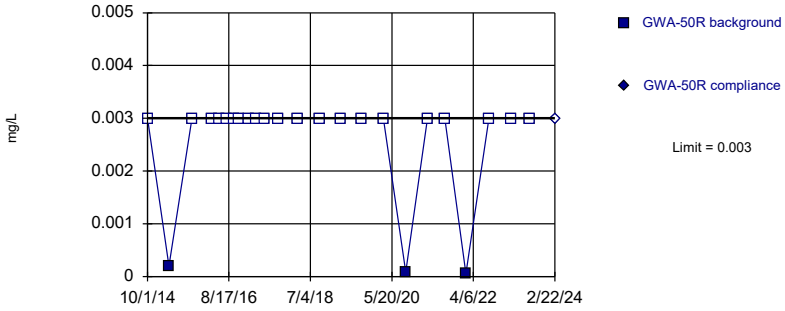

Non-parametric test used in lieu of parametric prediction limit because censored data exceeded 50%. Limit is highest of 24 background values. 87.5% NDs. Well-constituent pair annual alpha = 0.006238. Individual comparison alpha = 0.003124 (1 of 2).

Constituent: Beryllium Analysis Run 5/13/2024 10:11 AM View: Appendix I Intrawell
Plant Bowen Data: Bowen 3-4 CCR

Sanitas™ v.10.0.16e Software licensed to . UG
Hollow symbols indicate censored values.

Within Limit

Prediction Limit

Intrawell Non-parametric

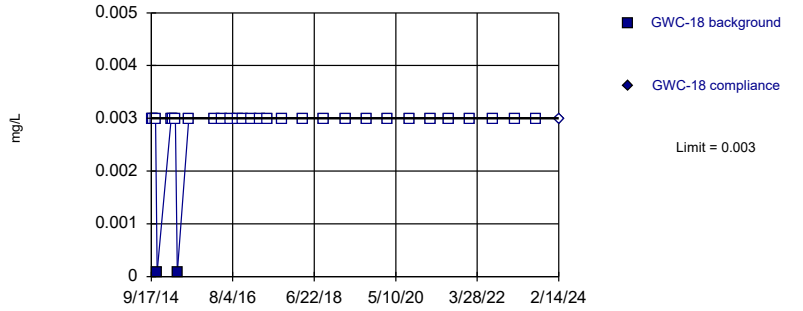

Non-parametric test used in lieu of parametric prediction limit because censored data exceeded 50%. Limit is highest of 30 background values. 93.33% NDs. Well-constituent pair annual alpha = 0.004011. Individual comparison alpha = 0.002008 (1 of 2).

Constituent: Beryllium Analysis Run 5/13/2024 10:11 AM View: Appendix I Intrawell
Plant Bowen Data: Bowen 3-4 CCR

Sanitas™ v.10.0.16e Software licensed to . UG
Hollow symbols indicate censored values.
Within Limit

Prediction Limit

Intrawell Non-parametric

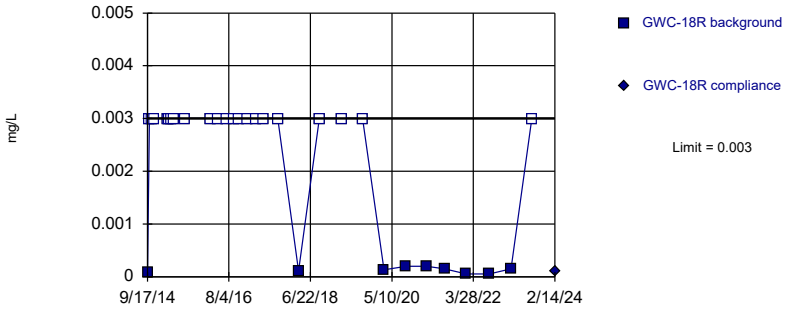

Non-parametric test used in lieu of parametric prediction limit because censored data exceeded 50%. Limit is highest of 30 background values. 70% NDs. Well-constituent pair annual alpha = 0.004011. Individual comparison alpha = 0.002008 (1 of 2).

Constituent: Beryllium Analysis Run 5/13/2024 10:11 AM View: Appendix I Intrawell
Plant Bowen Data: Bowen 3-4 CCR

Sanitas™ v.10.0.16e Software licensed to . UG
Hollow symbols indicate censored values.
Within Limit

Prediction Limit

Intrawell Non-parametric

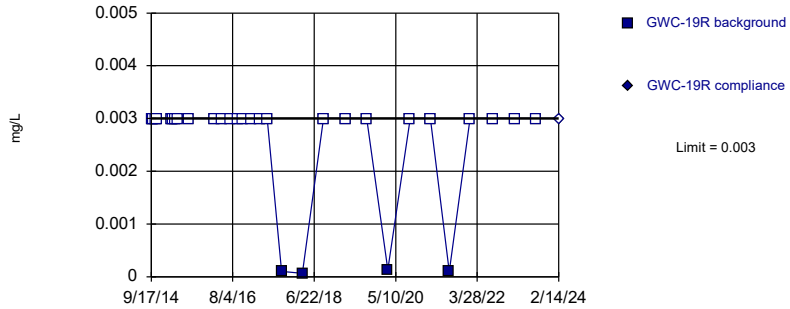

Non-parametric test used in lieu of parametric prediction limit because censored data exceeded 50%. Limit is highest of 30 background values. 86.67% NDs. Well-constituent pair annual alpha = 0.004011. Individual comparison alpha = 0.002008 (1 of 2).

Constituent: Beryllium Analysis Run 5/13/2024 10:11 AM View: Appendix I Intrawell
Plant Bowen Data: Bowen 3-4 CCR

Sanitas™ v.10.0.16e Software licensed to . UG
Hollow symbols indicate censored values.
Within Limit

Prediction Limit

Intrawell Non-parametric

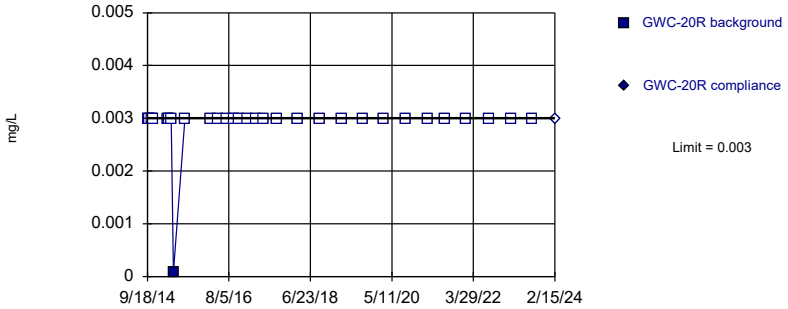

Non-parametric test used in lieu of parametric prediction limit because censored data exceeded 50%. Limit is highest of 30 background values. 96.67% NDs. Well-constituent pair annual alpha = 0.004011. Individual comparison alpha = 0.002008 (1 of 2).

Constituent: Beryllium Analysis Run 5/13/2024 10:11 AM View: Appendix I Intrawell
Plant Bowen Data: Bowen 3-4 CCR

Sanitas™ v.10.0.16e Software licensed to . UG
Hollow symbols indicate censored values.
Within Limit

Prediction Limit

Intrawell Non-parametric

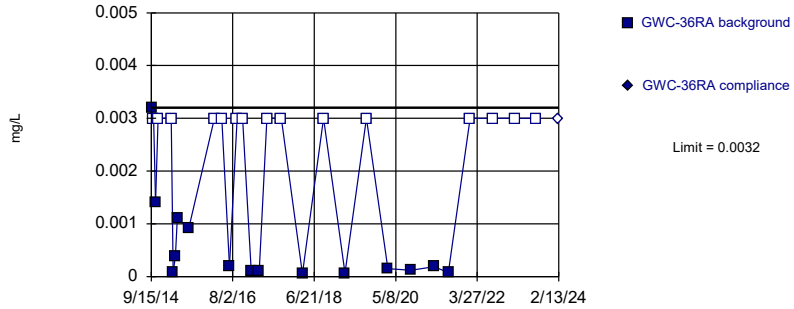

Non-parametric test used in lieu of parametric prediction limit because the Shapiro Wilk normality test showed the data to be non-normal at the 0.01 alpha level. Limit is highest of 30 background values. 50% NDs. Well-constituent pair annual alpha = 0.004011. Individual comparison alpha = 0.002008 (1 of 2).

Constituent: Beryllium Analysis Run 5/13/2024 10:11 AM View: Appendix I Intrawell
Plant Bowen Data: Bowen 3-4 CCR

Sanitas™ v.10.0.16e Software licensed to . UG
Hollow symbols indicate censored values.
Within Limit

Prediction Limit

Intrawell Non-parametric

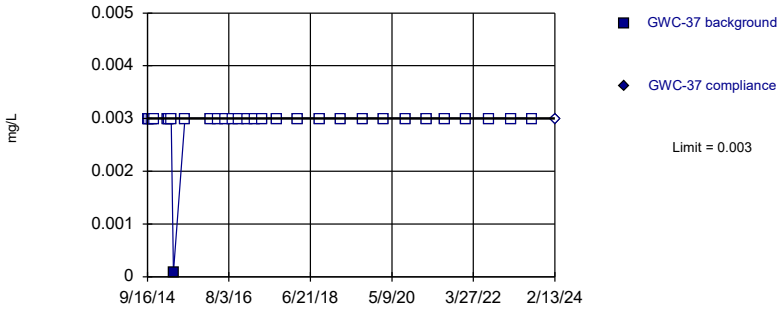

Non-parametric test used in lieu of parametric prediction limit because censored data exceeded 50%. Limit is highest of 30 background values. 96.67% NDs. Well-constituent pair annual alpha = 0.004011. Individual comparison alpha = 0.002008 (1 of 2).

Constituent: Beryllium Analysis Run 5/13/2024 10:11 AM View: Appendix I Intrawell
Plant Bowen Data: Bowen 3-4 CCR

Sanitas™ v.10.0.16e Software licensed to . UG
Hollow symbols indicate censored values.
Within Limit

Prediction Limit

Intrawell Non-parametric

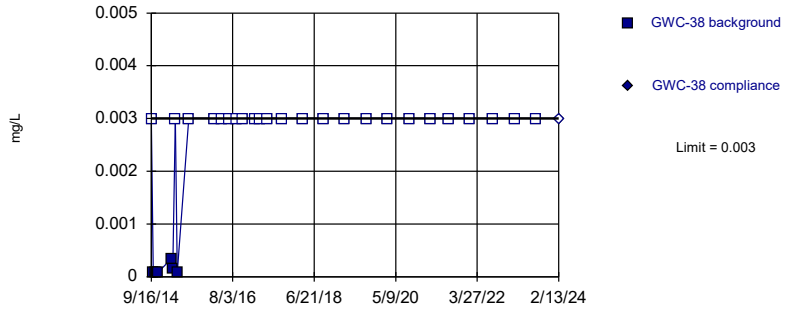

Non-parametric test used in lieu of parametric prediction limit because censored data exceeded 50%. Limit is highest of 30 background values. 80% NDs. Well-constituent pair annual alpha = 0.004011. Individual comparison alpha = 0.002008 (1 of 2).

Constituent: Beryllium Analysis Run 5/13/2024 10:11 AM View: Appendix I Intrawell
Plant Bowen Data: Bowen 3-4 CCR

Sanitas™ v.10.0.16e Software licensed to . UG
Hollow symbols indicate censored values.
Within Limit

Prediction Limit

Intrawell Non-parametric

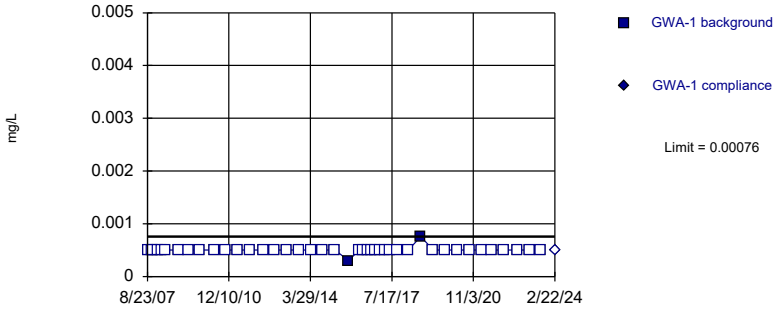

Non-parametric test used in lieu of parametric prediction limit because censored data exceeded 50%. Limit is highest of 42 background values. 95.24% NDs. Well-constituent pair annual alpha = 0.002154. Individual comparison alpha = 0.001077 (1 of 2).

Constituent: Cadmium Analysis Run 5/13/2024 10:11 AM View: Appendix I Intrawell
Plant Bowen Data: Bowen 3-4 CCR

Sanitas™ v.10.0.16e Software licensed to . UG
Hollow symbols indicate censored values.
Within Limit

Prediction Limit

Intrawell Non-parametric

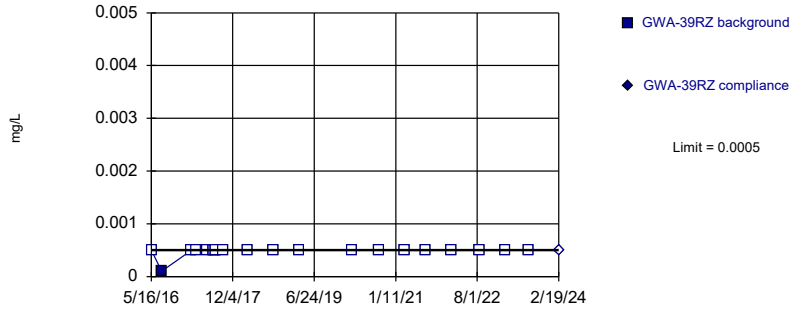

Non-parametric test used in lieu of parametric prediction limit because censored data exceeded 50%. Limit is highest of 20 background values. 95% NDs. Well-constituent pair annual alpha = 0.008564. Individual comparison alpha = 0.004291 (1 of 2).

Constituent: Cadmium Analysis Run 5/13/2024 10:11 AM View: Appendix I Intrawell
Plant Bowen Data: Bowen 3-4 CCR

Sanitas™ v.10.0.16e Software licensed to . UG
Hollow symbols indicate censored values.

Within Limit

Prediction Limit

Intrawell Non-parametric

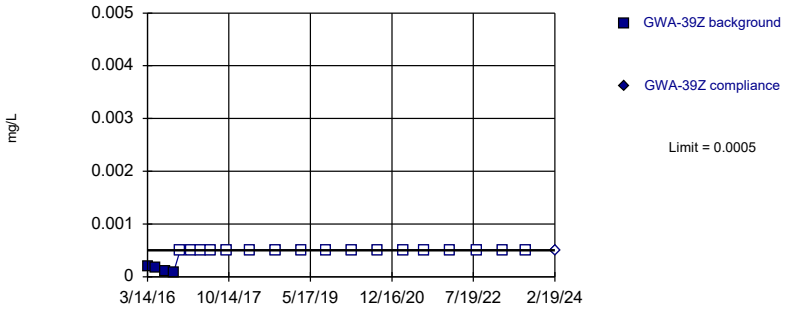

Non-parametric test used in lieu of parametric prediction limit because censored data exceeded 50%. Limit is highest of 21 background values. 80.95% NDs. Well-constituent pair annual alpha = 0.007982. Individual comparison alpha = 0.003999 (1 of 2).

Constituent: Cadmium Analysis Run 5/13/2024 10:11 AM View: Appendix I Intrawell
Plant Bowen Data: Bowen 3-4 CCR

Sanitas™ v.10.0.16e Software licensed to . UG
Hollow symbols indicate censored values.

Within Limit

Prediction Limit

Intrawell Parametric

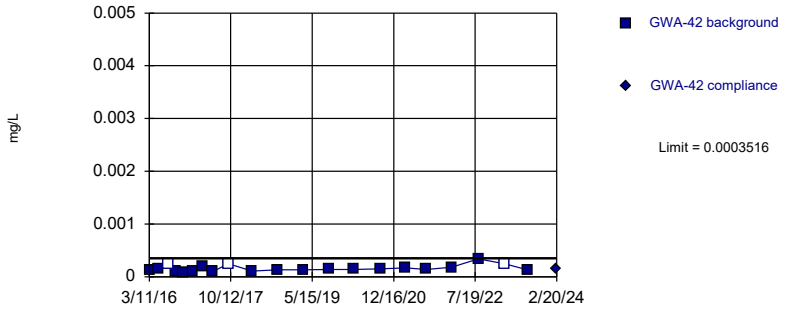

Background Data Summary (based on square root transformation): Mean=0.01242, Std. Dev.=0.002396, n=21, 14.29% NDs. Normality test: Shapiro Wilk @alpha = 0.01, calculated = 0.9138, critical = 0.873. Kappa = 2.641 (c=16, w=15, 1 of 2, event alpha = 0.05132). Report alpha = 0.0002195.

Constituent: Cadmium Analysis Run 5/13/2024 10:11 AM View: Appendix I Intrawell
Plant Bowen Data: Bowen 3-4 CCR

Sanitas™ v.10.0.16e Software licensed to . UG
Hollow symbols indicate censored values.

Within Limit

Prediction Limit

Intrawell Non-parametric

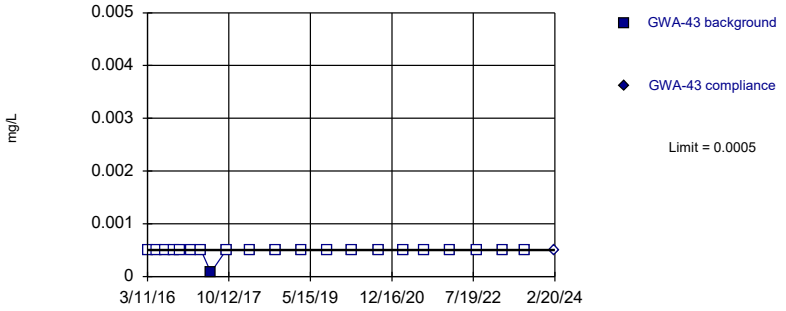

Non-parametric test used in lieu of parametric prediction limit because censored data exceeded 50%. Limit is highest of 21 background values. 95.24% NDs. Well-constituent pair annual alpha = 0.007982. Individual comparison alpha = 0.003999 (1 of 2).

Constituent: Cadmium Analysis Run 5/13/2024 10:11 AM View: Appendix I Intrawell
Plant Bowen Data: Bowen 3-4 CCR

Sanitas™ v.10.0.16e Software licensed to . UG
Hollow symbols indicate censored values.

Within Limit

Prediction Limit

Intrawell Non-parametric

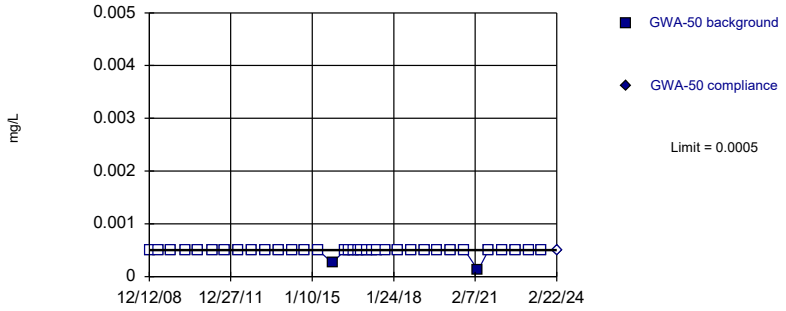

Non-parametric test used in lieu of parametric prediction limit because censored data exceeded 50%. Limit is highest of 36 background values. 94.44% NDs. Well-constituent pair annual alpha = 0.002856. Individual comparison alpha = 0.001429 (1 of 2).

Constituent: Cadmium Analysis Run 5/13/2024 10:11 AM View: Appendix I Intrawell
Plant Bowen Data: Bowen 3-4 CCR

Sanitas™ v.10.0.16e Software licensed to . UG
Hollow symbols indicate censored values.

Within Limit

Prediction Limit

Intrawell Non-parametric

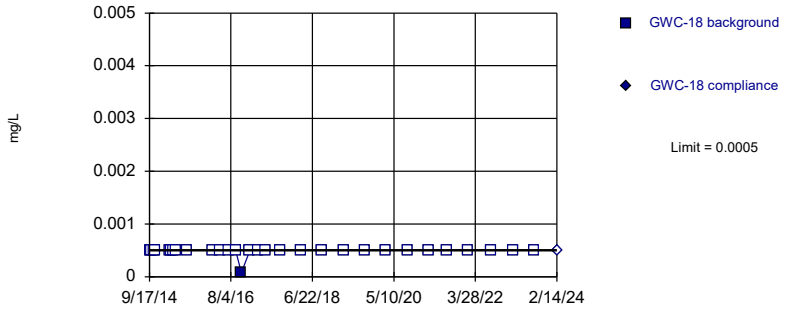

Non-parametric test used in lieu of parametric prediction limit because censored data exceeded 50%. Limit is highest of 30 background values. 96.67% NDs. Well-constituent pair annual alpha = 0.004011. Individual comparison alpha = 0.002008 (1 of 2).

Constituent: Cadmium Analysis Run 5/13/2024 10:11 AM View: Appendix I Intrawell
Plant Bowen Data: Bowen 3-4 CCR

Sanitas™ v.10.0.16e Software licensed to . UG
Hollow symbols indicate censored values.

Within Limit

Prediction Limit

Intrawell Non-parametric

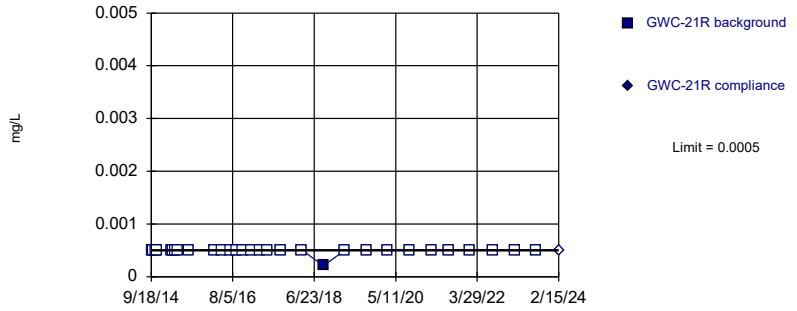

Non-parametric test used in lieu of parametric prediction limit because censored data exceeded 50%. Limit is highest of 30 background values. 96.67% NDs. Well-constituent pair annual alpha = 0.004011. Individual comparison alpha = 0.002008 (1 of 2).

Constituent: Cadmium Analysis Run 5/13/2024 10:11 AM View: Appendix I Intrawell
Plant Bowen Data: Bowen 3-4 CCR

Sanitas™ v.10.0.16e Software licensed to . UG
Hollow symbols indicate censored values.

Within Limit

Prediction Limit

Intrawell Non-parametric

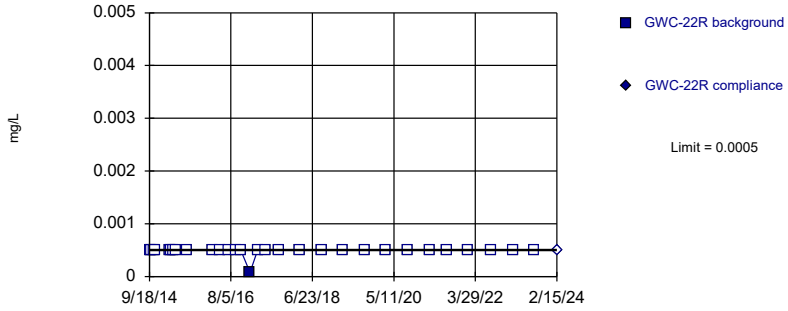

Non-parametric test used in lieu of parametric prediction limit because censored data exceeded 50%. Limit is highest of 30 background values. 96.67% NDs. Well-constituent pair annual alpha = 0.004011. Individual comparison alpha = 0.002008 (1 of 2).

Constituent: Cadmium Analysis Run 5/13/2024 10:11 AM View: Appendix I Intrawell
Plant Bowen Data: Bowen 3-4 CCR

Sanitas™ v.10.0.16e Software licensed to . UG
Hollow symbols indicate censored values.

Within Limit

Prediction Limit

Intrawell Non-parametric

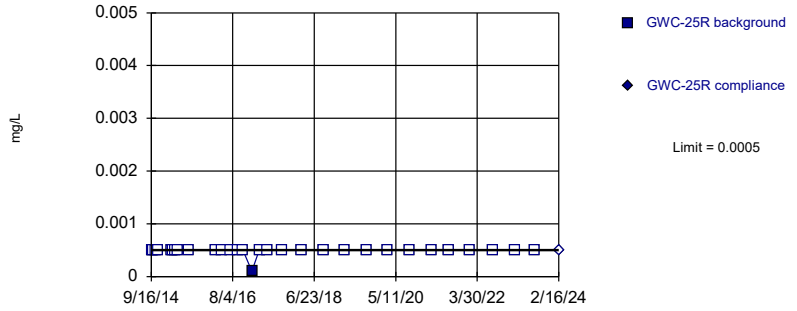

Non-parametric test used in lieu of parametric prediction limit because censored data exceeded 50%. Limit is highest of 30 background values. 96.67% NDs. Well-constituent pair annual alpha = 0.004011. Individual comparison alpha = 0.002008 (1 of 2).

Constituent: Cadmium Analysis Run 5/13/2024 10:11 AM View: Appendix I Intrawell
Plant Bowen Data: Bowen 3-4 CCR

Sanitas™ v.10.0.16e Software licensed to . UG
Hollow symbols indicate censored values.

Within Limit

Prediction Limit

Intrawell Non-parametric

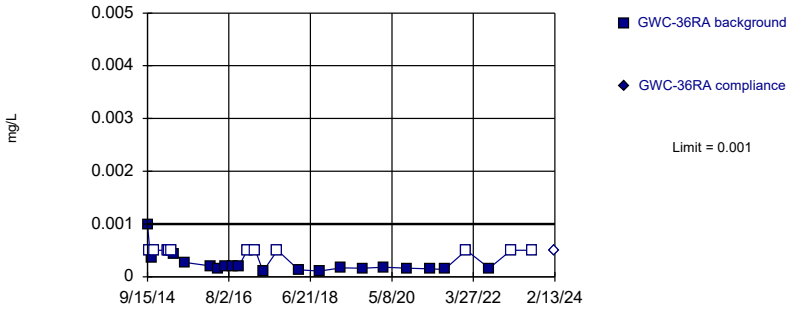

Non-parametric test used in lieu of parametric prediction limit because the Shapiro Wilk normality test showed the data to be non-normal at the 0.01 alpha level. Limit is highest of 30 background values. 36.67% NDs. Well-constituent pair annual alpha = 0.004011. Individual comparison alpha = 0.002008 (1 of 2).

Constituent: Cadmium Analysis Run 5/13/2024 10:11 AM View: Appendix I Intrawell
Plant Bowen Data: Bowen 3-4 CCR

Sanitas™ v.10.0.16e Software licensed to . UG
Hollow symbols indicate censored values.

Within Limit

Prediction Limit

Intrawell Non-parametric

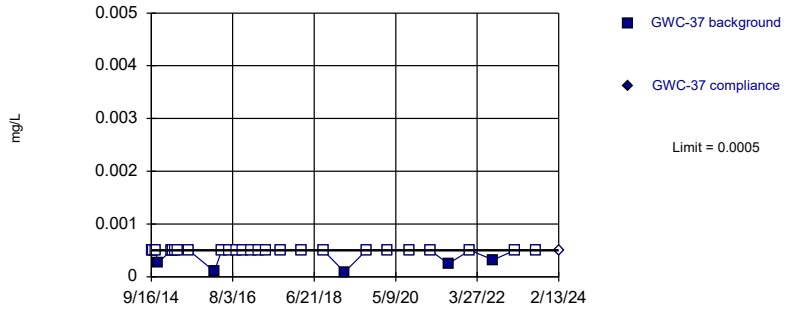

Non-parametric test used in lieu of parametric prediction limit because censored data exceeded 50%. Limit is highest of 30 background values. 83.33% NDs. Well-constituent pair annual alpha = 0.004011. Individual comparison alpha = 0.002008 (1 of 2).

Constituent: Cadmium Analysis Run 5/13/2024 10:11 AM View: Appendix I Intrawell
Plant Bowen Data: Bowen 3-4 CCR

Sanitas™ v.10.0.16e Software licensed to . UG
Hollow symbols indicate censored values.

Within Limit

Prediction Limit

Intrawell Non-parametric

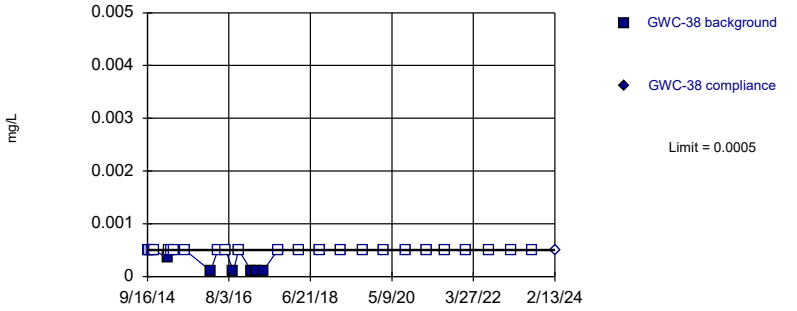

Non-parametric test used in lieu of parametric prediction limit because censored data exceeded 50%. Limit is highest of 30 background values. 80% NDs. Well-constituent pair annual alpha = 0.004011. Individual comparison alpha = 0.002008 (1 of 2).

Constituent: Cadmium Analysis Run 5/13/2024 10:11 AM View: Appendix I Intrawell
Plant Bowen Data: Bowen 3-4 CCR

Sanitas™ v.10.0.16e Software licensed to . UG
Hollow symbols indicate censored values.

Within Limit

Prediction Limit

Intrawell Non-parametric

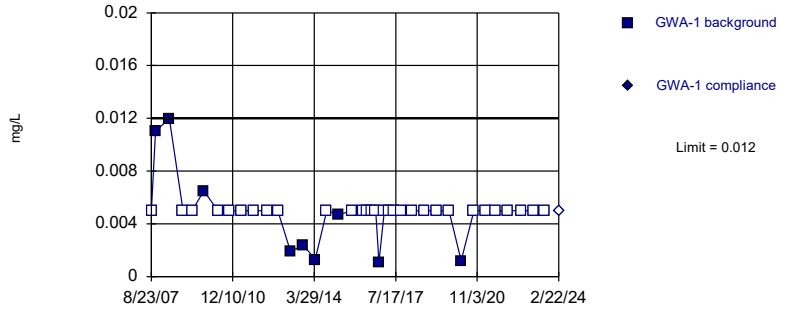

Non-parametric test used in lieu of parametric prediction limit because censored data exceeded 50%. Limit is highest of 39 background values. 76.92% NDs. Well-constituent pair annual alpha = 0.002451. Individual comparison alpha = 0.001226 (1 of 2).

Constituent: Chromium Analysis Run 5/13/2024 10:11 AM View: Appendix I Intrawell
Plant Bowen Data: Bowen 3-4 CCR

Sanitas™ v.10.0.16e Software licensed to . UG
Hollow symbols indicate censored values.

Within Limit

Prediction Limit

Intrawell Non-parametric

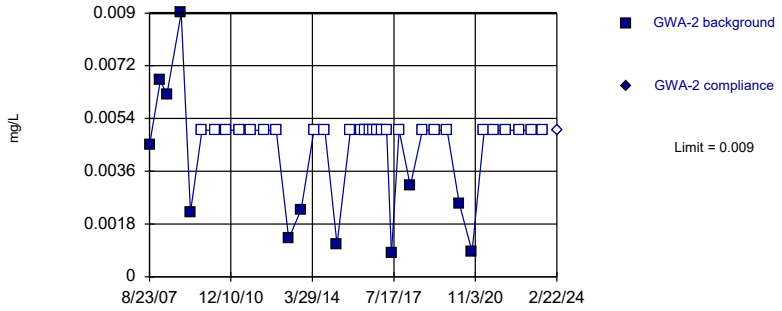

Non-parametric test used in lieu of parametric prediction limit because censored data exceeded 50%. Limit is highest of 39 background values. 69.23% NDs. Well-constituent pair annual alpha = 0.002451. Individual comparison alpha = 0.001226 (1 of 2).

Constituent: Chromium Analysis Run 5/13/2024 10:11 AM View: Appendix I Intrawell
Plant Bowen Data: Bowen 3-4 CCR

Sanitas™ v.10.0.16e Software licensed to . UG
Hollow symbols indicate censored values.

Within Limit

Prediction Limit

Intrawell Non-parametric

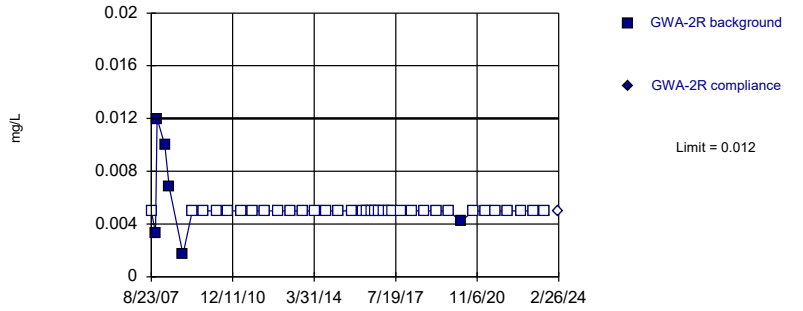

Non-parametric test used in lieu of parametric prediction limit because censored data exceeded 50%. Limit is highest of 41 background values. 85.37% NDs. Well-constituent pair annual alpha = 0.002235. Individual comparison alpha = 0.001118 (1 of 2).

Constituent: Chromium Analysis Run 5/13/2024 10:11 AM View: Appendix I Intrawell
Plant Bowen Data: Bowen 3-4 CCR

Sanitas™ v.10.0.16e Software licensed to . UG
Hollow symbols indicate censored values.

Within Limit

Prediction Limit

Intrawell Non-parametric

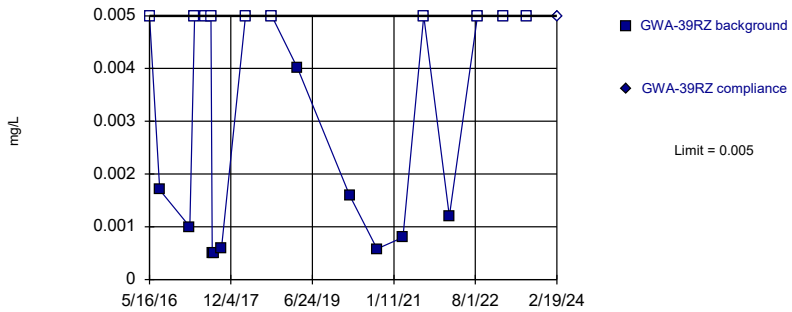

Non-parametric test used in lieu of parametric prediction limit because the Shapiro Wilk normality test showed the data to be non-normal at the 0.01 alpha level. Limit is highest of 20 background values. 50% NDs. Well-constituent pair annual alpha = 0.008564. Individual comparison alpha = 0.004291 (1 of 2).

Constituent: Chromium Analysis Run 5/13/2024 10:11 AM View: Appendix I Intrawell
Plant Bowen Data: Bowen 3-4 CCR

Sanitas™ v.10.0.16e Software licensed to . UG
Hollow symbols indicate censored values.

Within Limit

Prediction Limit

Intrawell Non-parametric

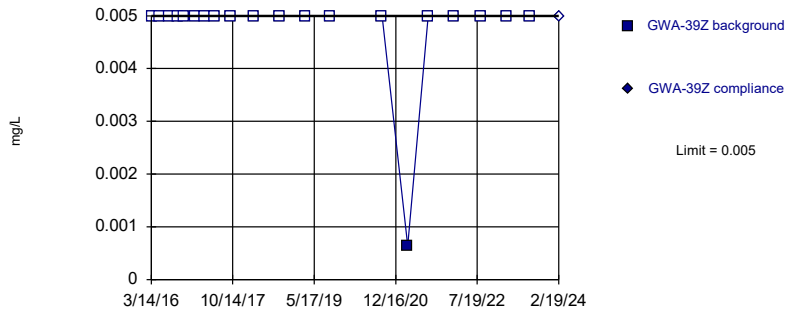

Non-parametric test used in lieu of parametric prediction limit because censored data exceeded 50%. Limit is highest of 20 background values. 95% NDs. Well-constituent pair annual alpha = 0.008564. Individual comparison alpha = 0.004291 (1 of 2).

Constituent: Chromium Analysis Run 5/13/2024 10:11 AM View: Appendix I Intrawell
Plant Bowen Data: Bowen 3-4 CCR

Sanitas™ v.10.0.16e Software licensed to . UG
Hollow symbols indicate censored values.

Within Limit

Prediction Limit

Intrawell Non-parametric

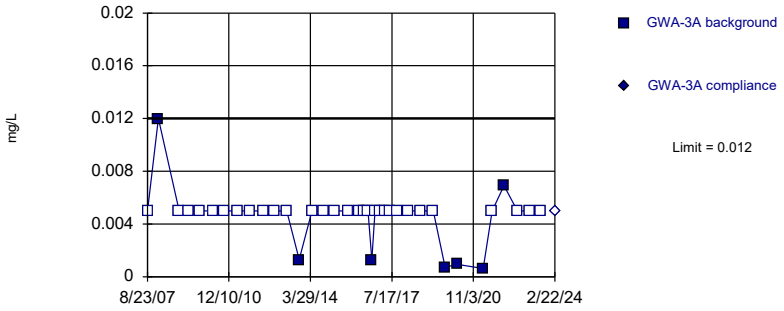

Non-parametric test used in lieu of parametric prediction limit because censored data exceeded 50%. Limit is highest of 37 background values. 81.08% NDs. Well-constituent pair annual alpha = 0.002721. Individual comparison alpha = 0.001361 (1 of 2).

Constituent: Chromium Analysis Run 5/13/2024 10:11 AM View: Appendix I Intrawell
Plant Bowen Data: Bowen 3-4 CCR

Sanitas™ v.10.0.16e Software licensed to . UG
Hollow symbols indicate censored values.

Within Limit

Prediction Limit

Intrawell Non-parametric

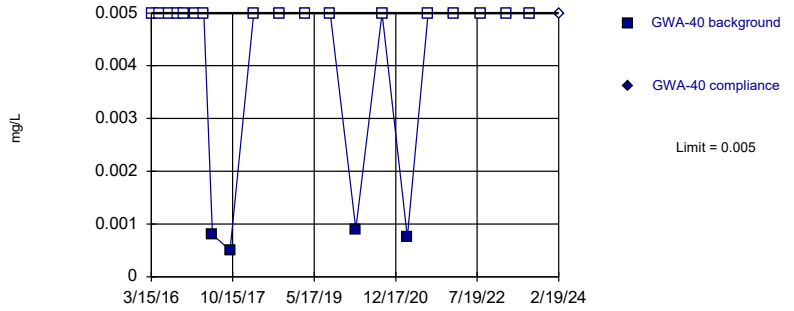

Non-parametric test used in lieu of parametric prediction limit because censored data exceeded 50%. Limit is highest of 21 background values. 80.95% NDs. Well-constituent pair annual alpha = 0.007982. Individual comparison alpha = 0.003999 (1 of 2).

Constituent: Chromium Analysis Run 5/13/2024 10:11 AM View: Appendix I Intrawell
Plant Bowen Data: Bowen 3-4 CCR

Sanitas™ v.10.0.16e Software licensed to . UG
Hollow symbols indicate censored values.

Within Limit

Prediction Limit

Intrawell Non-parametric

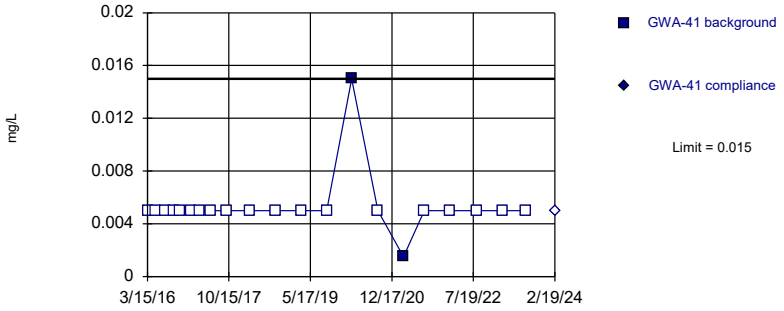

Non-parametric test used in lieu of parametric prediction limit because censored data exceeded 50%. Limit is highest of 21 background values. 90.48% NDs. Well-constituent pair annual alpha = 0.007982. Individual comparison alpha = 0.003999 (1 of 2).

Constituent: Chromium Analysis Run 5/13/2024 10:11 AM View: Appendix I Intrawell
Plant Bowen Data: Bowen 3-4 CCR

Sanitas™ v.10.0.16e Software licensed to . UG
Hollow symbols indicate censored values.

Within Limit

Prediction Limit

Intrawell Non-parametric

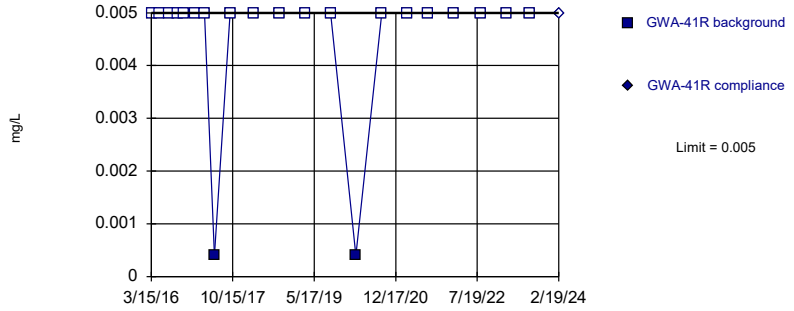

Non-parametric test used in lieu of parametric prediction limit because censored data exceeded 50%. Limit is highest of 21 background values. 90.48% NDs. Well-constituent pair annual alpha = 0.007982. Individual comparison alpha = 0.003999 (1 of 2).

Constituent: Chromium Analysis Run 5/13/2024 10:11 AM View: Appendix I Intrawell
Plant Bowen Data: Bowen 3-4 CCR

Sanitas™ v.10.0.16e Software licensed to . UG
Hollow symbols indicate censored values.
Within Limit

Prediction Limit

Intrawell Non-parametric

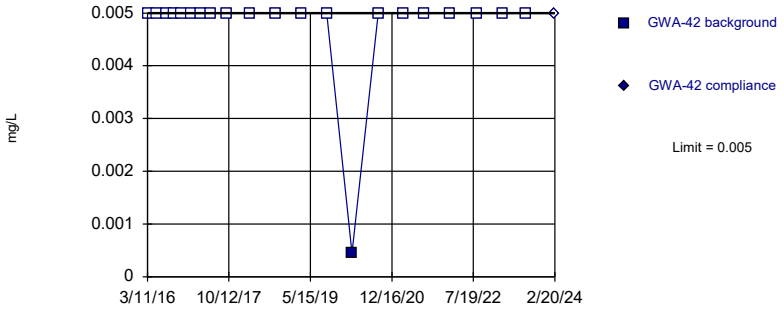

Non-parametric test used in lieu of parametric prediction limit because censored data exceeded 50%. Limit is highest of 21 background values. 95.24% NDs. Well-constituent pair annual alpha = 0.007982. Individual comparison alpha = 0.003999 (1 of 2).

Constituent: Chromium Analysis Run 5/13/2024 10:11 AM View: Appendix I Intrawell
Plant Bowen Data: Bowen 3-4 CCR

Sanitas™ v.10.0.16e Software licensed to . UG
Hollow symbols indicate censored values.
Within Limit

Prediction Limit

Intrawell Non-parametric

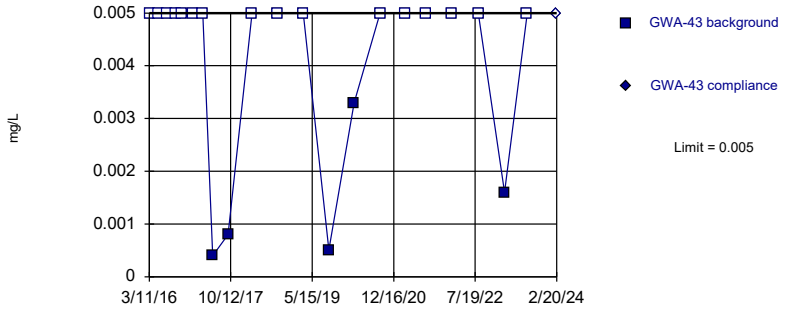

Non-parametric test used in lieu of parametric prediction limit because censored data exceeded 50%. Limit is highest of 21 background values. 76.19% NDs. Well-constituent pair annual alpha = 0.007982. Individual comparison alpha = 0.003999 (1 of 2).

Constituent: Chromium Analysis Run 5/13/2024 10:12 AM View: Appendix I Intrawell
Plant Bowen Data: Bowen 3-4 CCR

Sanitas™ v.10.0.16e Software licensed to . UG
Hollow symbols indicate censored values.
Within Limit

Prediction Limit

Intrawell Non-parametric

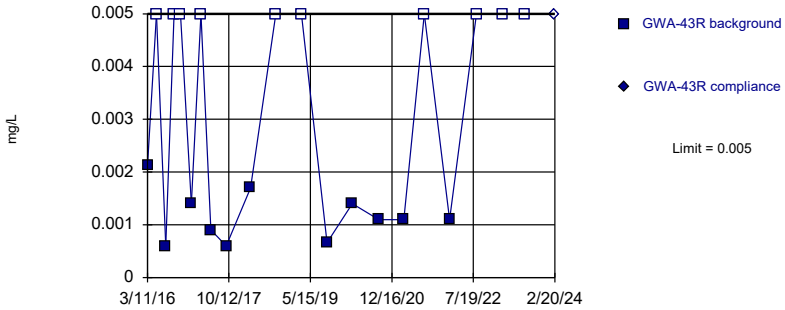

Non-parametric test used in lieu of parametric prediction limit because the Shapiro Wilk normality test showed the data to be non-normal at the 0.01 alpha level. Limit is highest of 21 background values. 47.62% NDs. Well-constituent pair annual alpha = 0.007982. Individual comparison alpha = 0.003999 (1 of 2).

Constituent: Chromium Analysis Run 5/13/2024 10:12 AM View: Appendix I Intrawell
Plant Bowen Data: Bowen 3-4 CCR

Sanitas™ v.10.0.16e Software licensed to . UG
Hollow symbols indicate censored values.
Within Limit

Prediction Limit

Intrawell Non-parametric

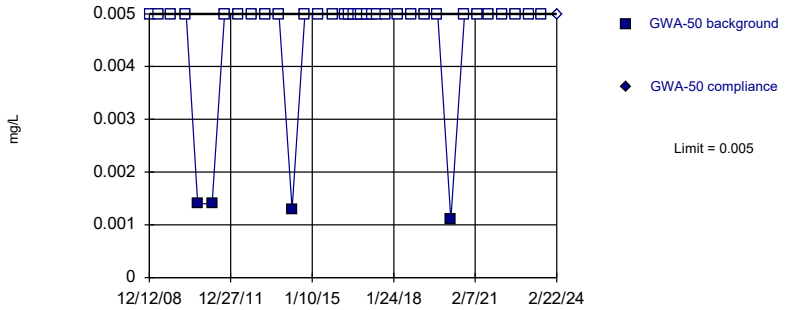

Non-parametric test used in lieu of parametric prediction limit because censored data exceeded 50%. Limit is highest of 36 background values. 88.89% NDs. Well-constituent pair annual alpha = 0.002856. Individual comparison alpha = 0.001429 (1 of 2).

Constituent: Chromium Analysis Run 5/13/2024 10:12 AM View: Appendix I Intrawell
Plant Bowen Data: Bowen 3-4 CCR

Sanitas™ v.10.0.16e Software licensed to . UG
Hollow symbols indicate censored values.
Within Limit

Prediction Limit

Intrawell Non-parametric

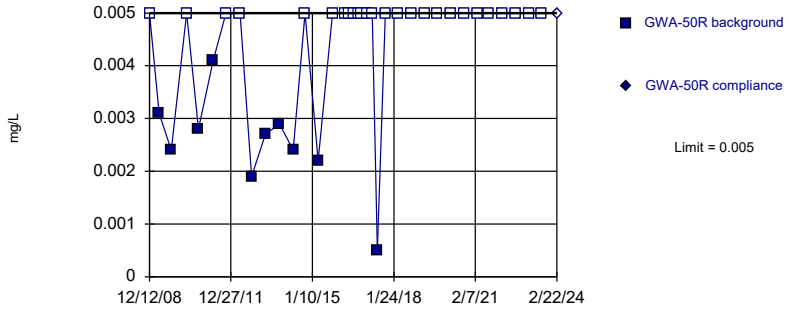

Non-parametric test used in lieu of parametric prediction limit because censored data exceeded 50%. Limit is highest of 36 background values. 72.22% NDs. Well-constituent pair annual alpha = 0.002856. Individual comparison alpha = 0.001429 (1 of 2).

Constituent: Chromium Analysis Run 5/13/2024 10:12 AM View: Appendix I Intrawell
Plant Bowen Data: Bowen 3-4 CCR

Sanitas™ v.10.0.16e Software licensed to . UG
Hollow symbols indicate censored values.
Within Limit

Prediction Limit

Intrawell Non-parametric

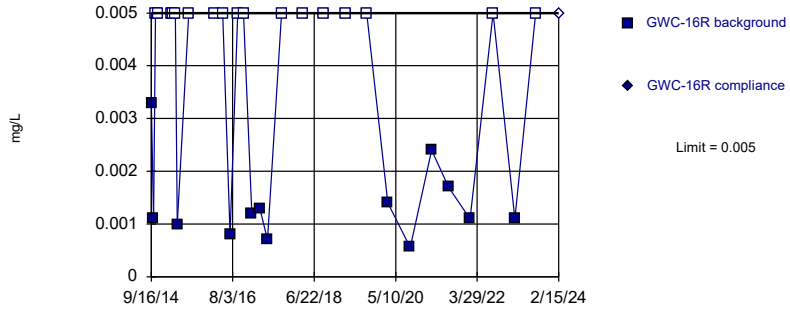

Non-parametric test used in lieu of parametric prediction limit because censored data exceeded 50%. Limit is highest of 30 background values. 56.67% NDs. Well-constituent pair annual alpha = 0.004011. Individual comparison alpha = 0.002008 (1 of 2).

Constituent: Chromium Analysis Run 5/13/2024 10:12 AM View: Appendix I Intrawell
Plant Bowen Data: Bowen 3-4 CCR

Sanitas™ v.10.0.16e Software licensed to . UG
Hollow symbols indicate censored values.
Within Limit

Prediction Limit

Intrawell Non-parametric

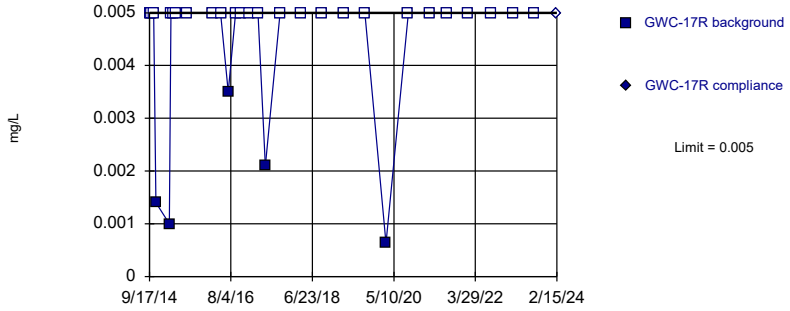

Non-parametric test used in lieu of parametric prediction limit because censored data exceeded 50%. Limit is highest of 30 background values. 83.33% NDs. Well-constituent pair annual alpha = 0.004011. Individual comparison alpha = 0.002008 (1 of 2).

Constituent: Chromium Analysis Run 5/13/2024 10:12 AM View: Appendix I Intrawell
Plant Bowen Data: Bowen 3-4 CCR

Sanitas™ v.10.0.16e Software licensed to . UG
Hollow symbols indicate censored values.
Within Limit

Prediction Limit

Intrawell Parametric

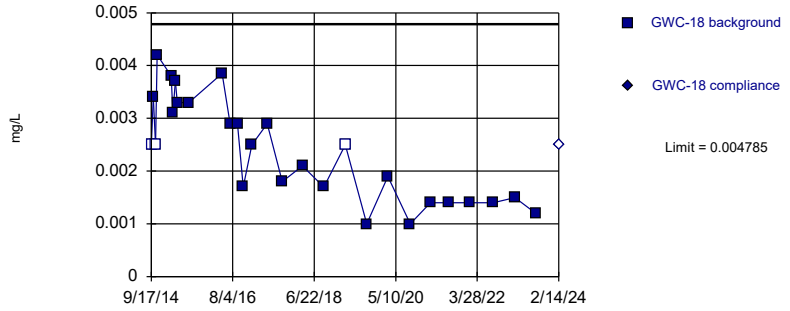

Background Data Summary: Mean=0.002387, Std. Dev.=0.0009572, n=28, 10.71% NDs. Normality test: Shapiro Wilk @alpha = 0.01, calculated = 0.9382, critical = 0.896. Kappa = 2.505 (c=16, w=15, 1 of 2, event alpha = 0.05132). Report alpha = 0.0002195.

Constituent: Chromium Analysis Run 5/13/2024 10:12 AM View: Appendix I Intrawell
Plant Bowen Data: Bowen 3-4 CCR

Sanitas™ v.10.0.16e Software licensed to . UG
Hollow symbols indicate censored values.

Within Limit

Prediction Limit

Intrawell Non-parametric

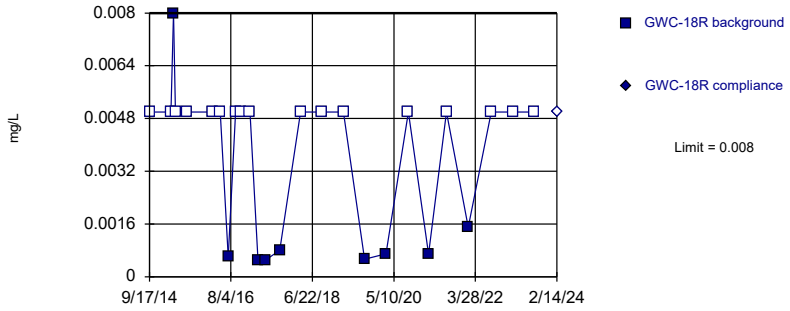

Non-parametric test used in lieu of parametric prediction limit because censored data exceeded 50%. Limit is highest of 26 background values. 65.38% NDs. Well-constituent pair annual alpha = 0.005327. Individual comparison alpha = 0.002667 (1 of 2).

Constituent: Chromium Analysis Run 5/13/2024 10:12 AM View: Appendix I Intrawell
Plant Bowen Data: Bowen 3-4 CCR

Sanitas™ v.10.0.16e Software licensed to . UG
Hollow symbols indicate censored values.

Within Limit

Prediction Limit

Intrawell Non-parametric

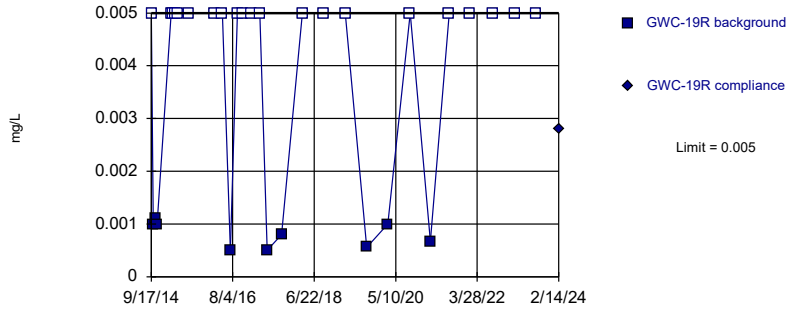

Non-parametric test used in lieu of parametric prediction limit because censored data exceeded 50%. Limit is highest of 30 background values. 70% NDs. Well-constituent pair annual alpha = 0.004011. Individual comparison alpha = 0.002008 (1 of 2).

Constituent: Chromium Analysis Run 5/13/2024 10:12 AM View: Appendix I Intrawell
Plant Bowen Data: Bowen 3-4 CCR

Sanitas™ v.10.0.16e Software licensed to . UG
Hollow symbols indicate censored values.

Within Limit

Prediction Limit

Intrawell Non-parametric

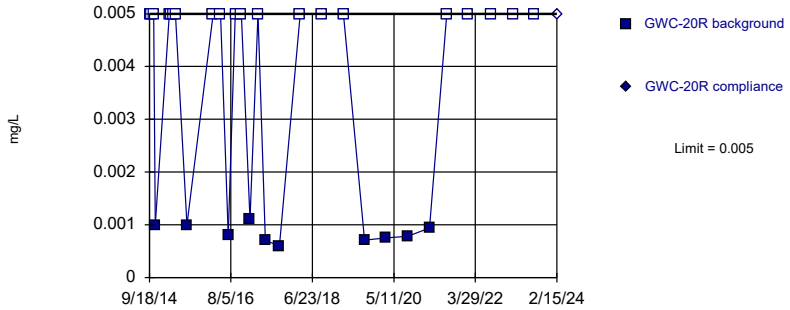

Non-parametric test used in lieu of parametric prediction limit because censored data exceeded 50%. Limit is highest of 30 background values. 66.67% NDs. Well-constituent pair annual alpha = 0.004011. Individual comparison alpha = 0.002008 (1 of 2).

Constituent: Chromium Analysis Run 5/13/2024 10:12 AM View: Appendix I Intrawell
Plant Bowen Data: Bowen 3-4 CCR

Sanitas™ v.10.0.16e Software licensed to . UG
Hollow symbols indicate censored values.

Within Limit

Prediction Limit

Intrawell Non-parametric

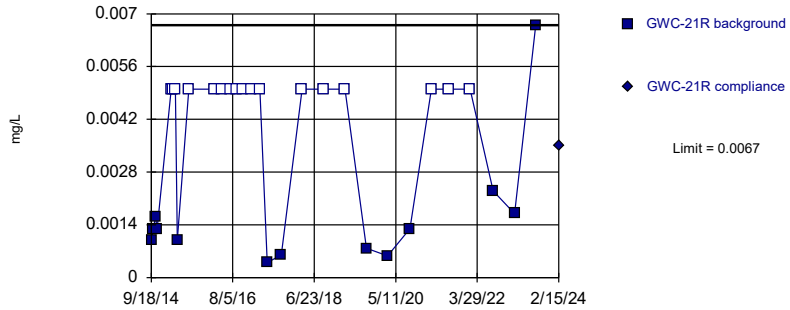

Non-parametric test used in lieu of parametric prediction limit because censored data exceeded 50%. Limit is highest of 30 background values. 56.67% NDs. Well-constituent pair annual alpha = 0.004011. Individual comparison alpha = 0.002008 (1 of 2).

Constituent: Chromium Analysis Run 5/13/2024 10:12 AM View: Appendix I Intrawell
Plant Bowen Data: Bowen 3-4 CCR

Sanitas™ v.10.0.16e Software licensed to . UG
Hollow symbols indicate censored values.
Within Limit

Prediction Limit

Intrawell Non-parametric

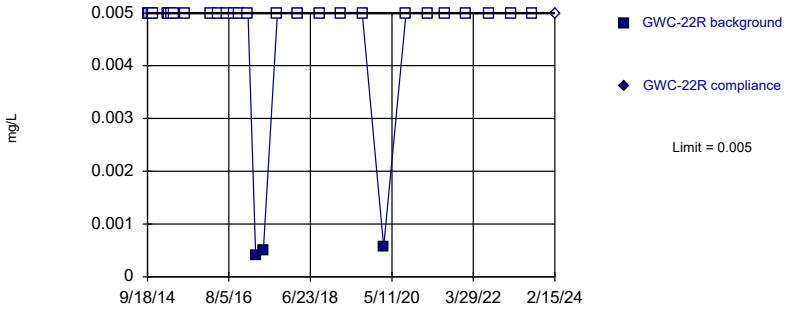

Non-parametric test used in lieu of parametric prediction limit because censored data exceeded 50%. Limit is highest of 30 background values. 90% NDs. Well-constituent pair annual alpha = 0.004011. Individual comparison alpha = 0.002008 (1 of 2).

Constituent: Chromium Analysis Run 5/13/2024 10:12 AM View: Appendix I Intrawell
Plant Bowen Data: Bowen 3-4 CCR

Sanitas™ v.10.0.16e Software licensed to . UG
Hollow symbols indicate censored values.
Within Limit

Prediction Limit

Intrawell Non-parametric

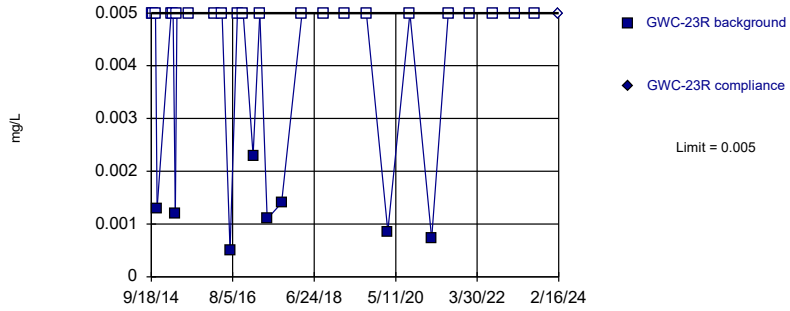

Non-parametric test used in lieu of parametric prediction limit because censored data exceeded 50%. Limit is highest of 30 background values. 73.33% NDs. Well-constituent pair annual alpha = 0.004011. Individual comparison alpha = 0.002008 (1 of 2).

Constituent: Chromium Analysis Run 5/13/2024 10:12 AM View: Appendix I Intrawell
Plant Bowen Data: Bowen 3-4 CCR

Sanitas™ v.10.0.16e Software licensed to . UG
Hollow symbols indicate censored values.
Within Limit

Prediction Limit

Intrawell Non-parametric

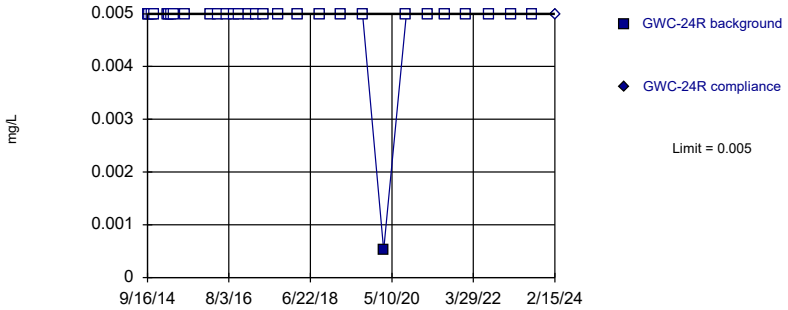

Non-parametric test used in lieu of parametric prediction limit because censored data exceeded 50%. Limit is highest of 30 background values. 96.67% NDs. Well-constituent pair annual alpha = 0.004011. Individual comparison alpha = 0.002008 (1 of 2).

Constituent: Chromium Analysis Run 5/13/2024 10:12 AM View: Appendix I Intrawell
Plant Bowen Data: Bowen 3-4 CCR

Sanitas™ v.10.0.16e Software licensed to . UG
Hollow symbols indicate censored values.
Within Limit

Prediction Limit

Intrawell Non-parametric

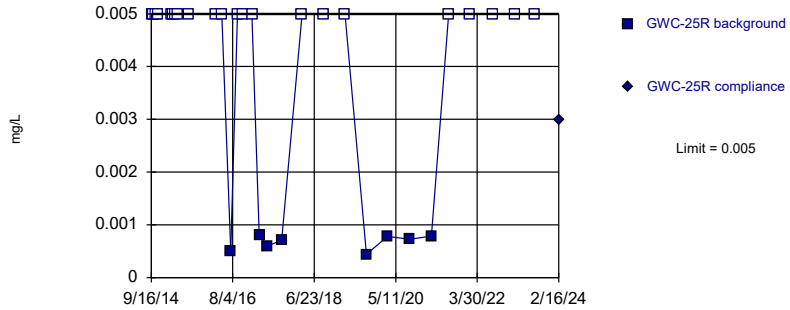

Non-parametric test used in lieu of parametric prediction limit because censored data exceeded 50%. Limit is highest of 30 background values. 73.33% NDs. Well-constituent pair annual alpha = 0.004011. Individual comparison alpha = 0.002008 (1 of 2).

Constituent: Chromium Analysis Run 5/13/2024 10:12 AM View: Appendix I Intrawell
Plant Bowen Data: Bowen 3-4 CCR

Sanitas™ v.10.0.16e Software licensed to . UG
Hollow symbols indicate censored values.
Within Limit

Prediction Limit

Intrawell Non-parametric

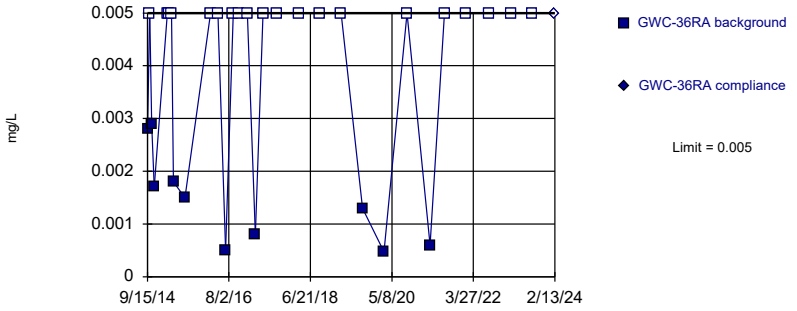

Non-parametric test used in lieu of parametric prediction limit because censored data exceeded 50%. Limit is highest of 30 background values. 66.67% NDs. Well-constituent pair annual alpha = 0.004011. Individual comparison alpha = 0.002008 (1 of 2).

Constituent: Chromium Analysis Run 5/13/2024 10:12 AM View: Appendix I Intrawell
Plant Bowen Data: Bowen 3-4 CCR

Sanitas™ v.10.0.16e Software licensed to . UG
Hollow symbols indicate censored values.
Within Limit

Prediction Limit

Intrawell Non-parametric

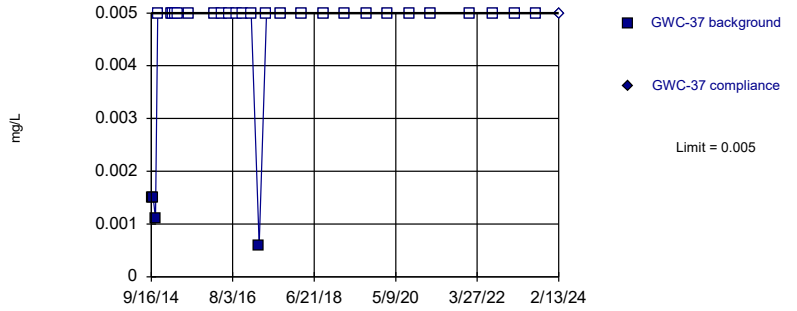

Non-parametric test used in lieu of parametric prediction limit because censored data exceeded 50%. Limit is highest of 29 background values. 86.21% NDs. Well-constituent pair annual alpha = 0.00434. Individual comparison alpha = 0.002172 (1 of 2).

Constituent: Chromium Analysis Run 5/13/2024 10:12 AM View: Appendix I Intrawell
Plant Bowen Data: Bowen 3-4 CCR

Sanitas™ v.10.0.16e Software licensed to . UG
Hollow symbols indicate censored values.
Within Limit

Prediction Limit

Intrawell Non-parametric

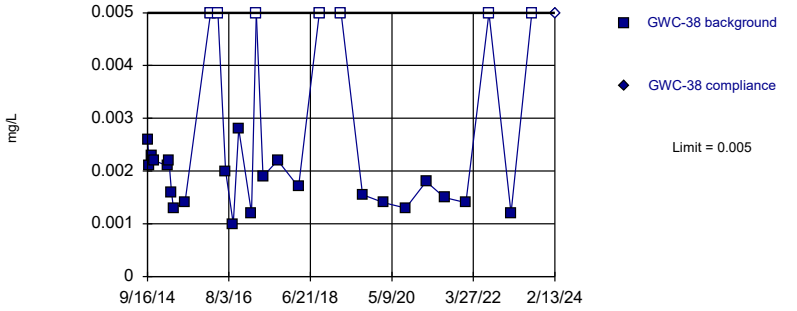

Non-parametric test used in lieu of parametric prediction limit because the Shapiro Wilk normality test showed the data to be non-normal at the 0.01 alpha level. Limit is highest of 30 background values. 23.33% NDs. Well-constituent pair annual alpha = 0.004011. Individual comparison alpha = 0.002008 (1 of 2).

Constituent: Chromium Analysis Run 5/13/2024 10:12 AM View: Appendix I Intrawell
Plant Bowen Data: Bowen 3-4 CCR

Sanitas™ v.10.0.16e Software licensed to . UG
Hollow symbols indicate censored values.
Within Limit

Prediction Limit

Intrawell Non-parametric

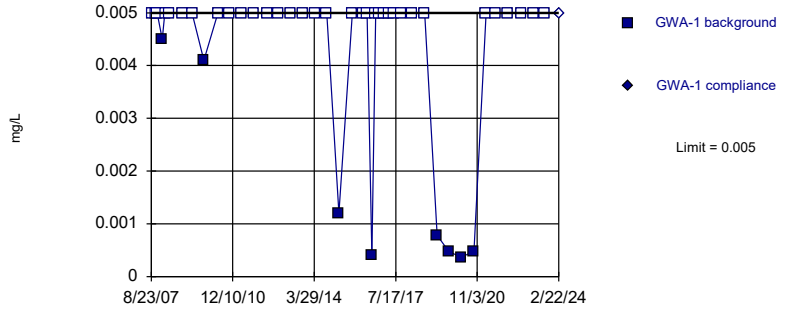

Non-parametric test used in lieu of parametric prediction limit because censored data exceeded 50%. Limit is highest of 42 background values. 80.95% NDs. Well-constituent pair annual alpha = 0.002154. Individual comparison alpha = 0.001077 (1 of 2).

Constituent: Cobalt Analysis Run 5/13/2024 10:12 AM View: Appendix I Intrawell
Plant Bowen Data: Bowen 3-4 CCR

Sanitas™ v.10.0.16e Software licensed to . UG
Hollow symbols indicate censored values.

Within Limit

Prediction Limit

Intrawell Non-parametric

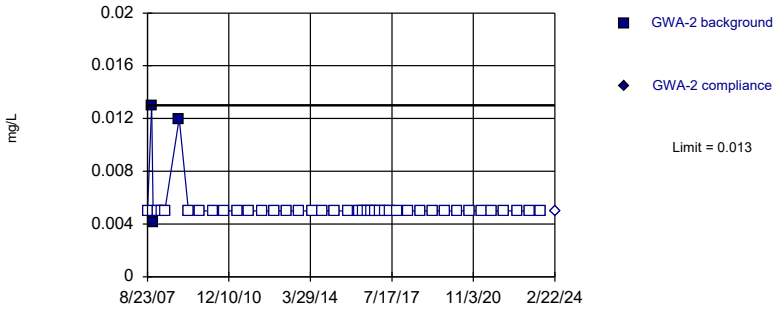

Non-parametric test used in lieu of parametric prediction limit because censored data exceeded 50%. Limit is highest of 42 background values. 92.86% NDs. Well-constituent pair annual alpha = 0.002154. Individual comparison alpha = 0.001077 (1 of 2).

Constituent: Cobalt Analysis Run 5/13/2024 10:12 AM View: Appendix I Intrawell
Plant Bowen Data: Bowen 3-4 CCR

Sanitas™ v.10.0.16e Software licensed to . UG
Hollow symbols indicate censored values.

Within Limit

Prediction Limit

Intrawell Non-parametric

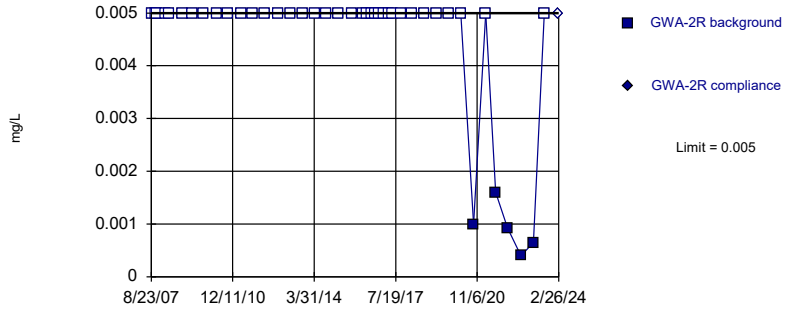

Non-parametric test used in lieu of parametric prediction limit because censored data exceeded 50%. Limit is highest of 41 background values. 87.8% NDs. Well-constituent pair annual alpha = 0.002235. Individual comparison alpha = 0.001118 (1 of 2).

Constituent: Cobalt Analysis Run 5/13/2024 10:12 AM View: Appendix I Intrawell
Plant Bowen Data: Bowen 3-4 CCR

Sanitas™ v.10.0.16e Software licensed to . UG
Hollow symbols indicate censored values.

Within Limit

Prediction Limit

Intrawell Non-parametric

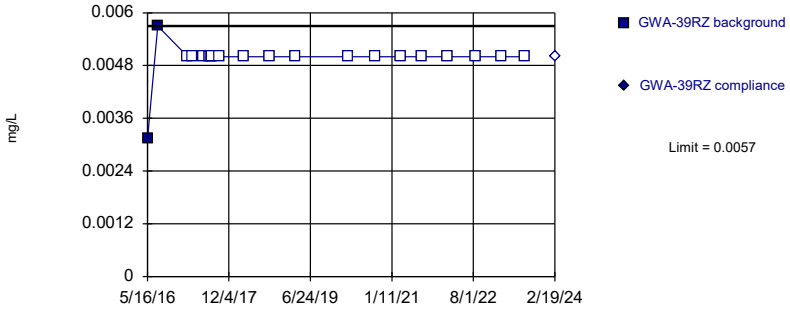

Non-parametric test used in lieu of parametric prediction limit because censored data exceeded 50%. Limit is highest of 20 background values. 90% NDs. Well-constituent pair annual alpha = 0.008564. Individual comparison alpha = 0.004291 (1 of 2).

Constituent: Cobalt Analysis Run 5/13/2024 10:12 AM View: Appendix I Intrawell
Plant Bowen Data: Bowen 3-4 CCR

Sanitas™ v.10.0.16e Software licensed to . UG
Hollow symbols indicate censored values.

Within Limit

Prediction Limit

Intrawell Parametric

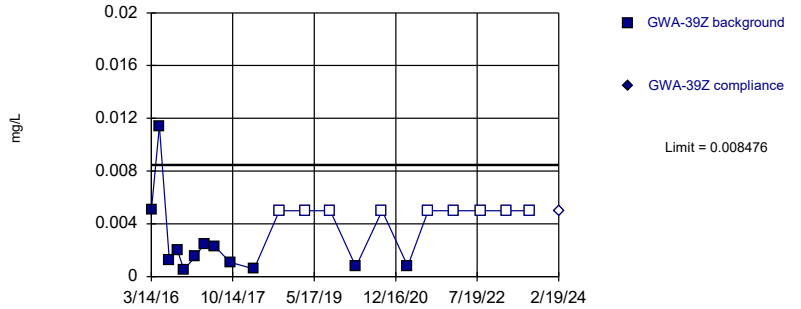

Background Data Summary (based on cube root transformation) (after Kaplan-Meier Adjustment): Mean=0.1154, Std. Dev.=0.03352, n=21, 42.86% NDs. Normality test: Shapiro Wilk @alpha = 0.01, calculated = 0.8773, critical = 0.873. Kappa = 2.641 (c=16, w=15, 1 of 2, event alpha = 0.05132). Report alpha = 0.0002195.

Constituent: Cobalt Analysis Run 5/13/2024 10:12 AM View: Appendix I Intrawell
Plant Bowen Data: Bowen 3-4 CCR

Sanitas™ v.10.0.16e Software licensed to . UG
Hollow symbols indicate censored values.

Within Limit

Prediction Limit

Intrawell Non-parametric

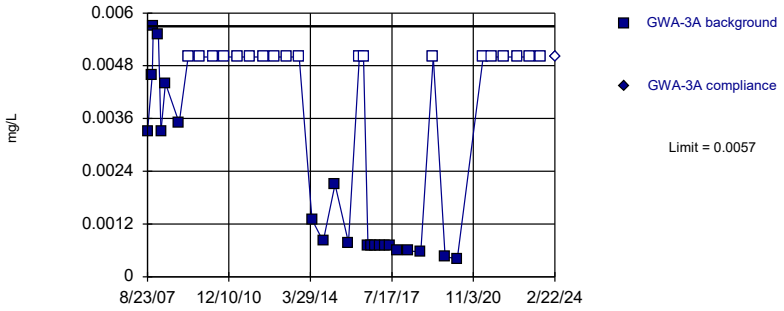

Non-parametric test used in lieu of parametric prediction limit because the Shapiro Wilk normality test showed the data to be non-normal at the 0.01 alpha level. Limit is highest of 41 background values. 46.34% NDs. Well-constituent pair annual alpha = 0.002235. Individual comparison alpha = 0.001118 (1 of 2).

Constituent: Cobalt Analysis Run 5/13/2024 10:12 AM View: Appendix I Intrawell
Plant Bowen Data: Bowen 3-4 CCR

Sanitas™ v.10.0.16e Software licensed to . UG
Hollow symbols indicate censored values.

Within Limit

Prediction Limit

Intrawell Non-parametric

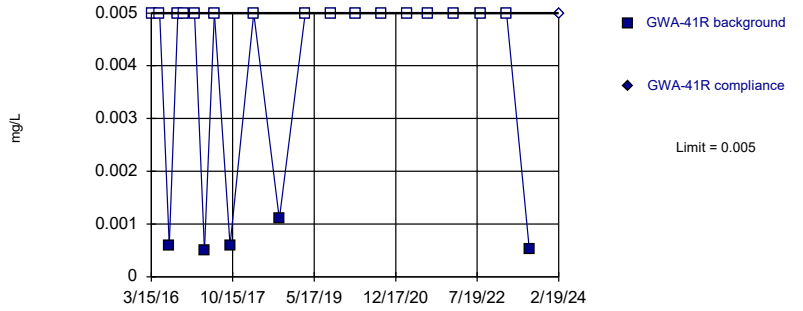

Non-parametric test used in lieu of parametric prediction limit because censored data exceeded 50%. Limit is highest of 21 background values. 76.19% NDs. Well-constituent pair annual alpha = 0.007982. Individual comparison alpha = 0.003999 (1 of 2).

Constituent: Cobalt Analysis Run 5/13/2024 10:12 AM View: Appendix I Intrawell
Plant Bowen Data: Bowen 3-4 CCR

Sanitas™ v.10.0.16e Software licensed to . UG
Hollow symbols indicate censored values.

Within Limit

Prediction Limit

Intrawell Non-parametric

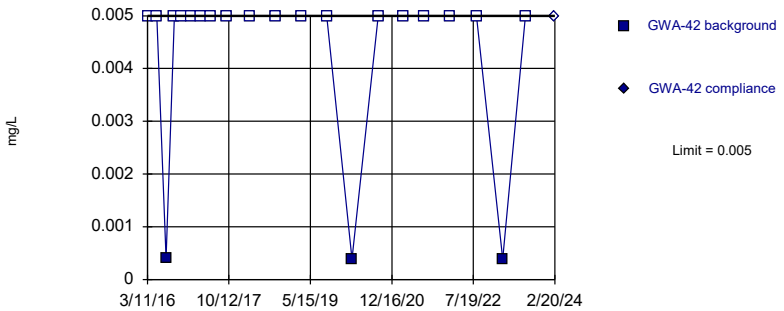

Non-parametric test used in lieu of parametric prediction limit because censored data exceeded 50%. Limit is highest of 21 background values. 85.71% NDs. Well-constituent pair annual alpha = 0.007982. Individual comparison alpha = 0.003999 (1 of 2).

Constituent: Cobalt Analysis Run 5/13/2024 10:12 AM View: Appendix I Intrawell
Plant Bowen Data: Bowen 3-4 CCR

Sanitas™ v.10.0.16e Software licensed to . UG
Hollow symbols indicate censored values.

Within Limit

Prediction Limit

Intrawell Non-parametric

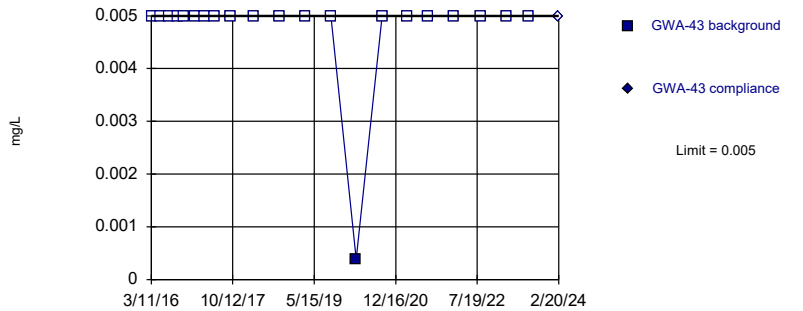

Non-parametric test used in lieu of parametric prediction limit because censored data exceeded 50%. Limit is highest of 21 background values. 95.24% NDs. Well-constituent pair annual alpha = 0.007982. Individual comparison alpha = 0.003999 (1 of 2).

Constituent: Cobalt Analysis Run 5/13/2024 10:12 AM View: Appendix I Intrawell
Plant Bowen Data: Bowen 3-4 CCR

Sanitas™ v.10.0.16e Software licensed to . UG
Hollow symbols indicate censored values.

Within Limit

Prediction Limit

Intrawell Parametric

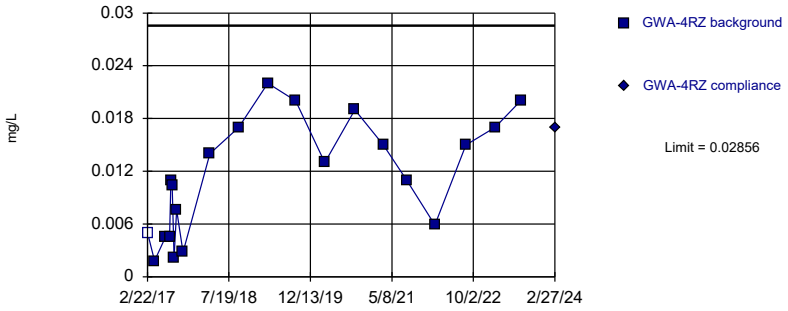

Background Data Summary: Mean=0.01137, Std. Dev.=0.00651, n=21, 4.762% NDs. Normality test: Shapiro Wilk @alpha = 0.01, calculated = 0.9396, critical = 0.873. Kappa = 2.641 (c=16, w=15, 1 of 2, event alpha = 0.05132). Report alpha = 0.0002195.

Constituent: Cobalt Analysis Run 5/13/2024 10:12 AM View: Appendix I Intrawell
Plant Bowen Data: Bowen 3-4 CCR

Sanitas™ v.10.0.16e Software licensed to . UG
Hollow symbols indicate censored values.

Within Limit

Prediction Limit

Intrawell Non-parametric

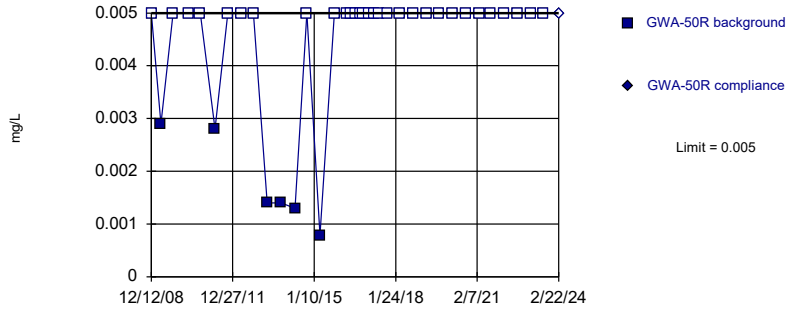

Non-parametric test used in lieu of parametric prediction limit because censored data exceeded 50%. Limit is highest of 36 background values. 83.33% NDs. Well-constituent pair annual alpha = 0.002856. Individual comparison alpha = 0.001429 (1 of 2).

Constituent: Cobalt Analysis Run 5/13/2024 10:12 AM View: Appendix I Intrawell
Plant Bowen Data: Bowen 3-4 CCR

Sanitas™ v.10.0.16e Software licensed to . UG
Hollow symbols indicate censored values.

Within Limit

Prediction Limit

Intrawell Non-parametric

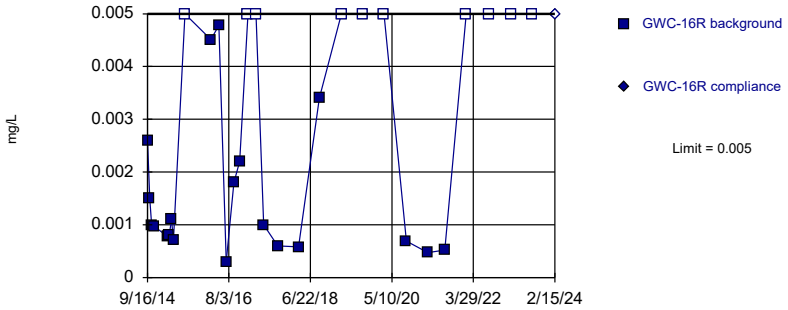

Non-parametric test used in lieu of parametric prediction limit because the Shapiro Wilk normality test showed the data to be non-normal at the 0.01 alpha level. Limit is highest of 30 background values. 33.33% NDs. Well-constituent pair annual alpha = 0.004011. Individual comparison alpha = 0.002008 (1 of 2).

Constituent: Cobalt Analysis Run 5/13/2024 10:12 AM View: Appendix I Intrawell
Plant Bowen Data: Bowen 3-4 CCR

Sanitas™ v.10.0.16e Software licensed to . UG
Hollow symbols indicate censored values.

Within Limit

Prediction Limit

Intrawell Non-parametric

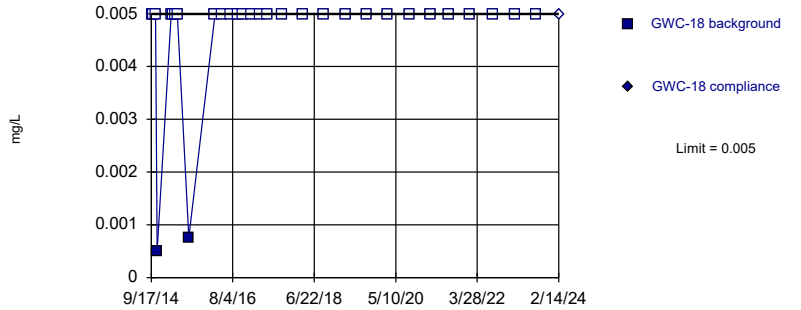

Non-parametric test used in lieu of parametric prediction limit because censored data exceeded 50%. Limit is highest of 30 background values. 93.33% NDs. Well-constituent pair annual alpha = 0.004011. Individual comparison alpha = 0.002008 (1 of 2).

Constituent: Cobalt Analysis Run 5/13/2024 10:12 AM View: Appendix I Intrawell
Plant Bowen Data: Bowen 3-4 CCR

Sanitas™ v.10.0.16e Software licensed to . UG
Hollow symbols indicate censored values.
Within Limit

Prediction Limit

Intrawell Non-parametric

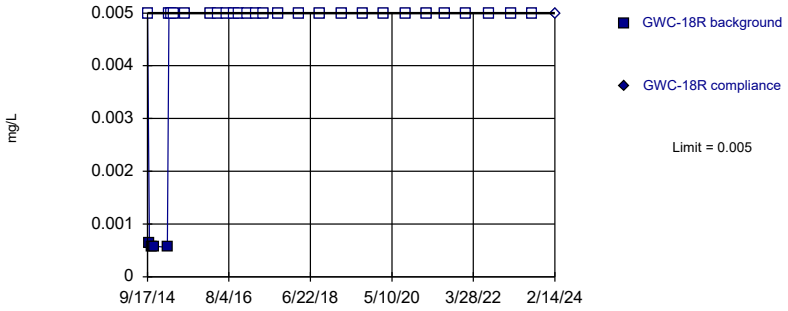

Non-parametric test used in lieu of parametric prediction limit because censored data exceeded 50%. Limit is highest of 30 background values. 86.67% NDs. Well-constituent pair annual alpha = 0.004011. Individual comparison alpha = 0.002008 (1 of 2).

Constituent: Cobalt Analysis Run 5/13/2024 10:12 AM View: Appendix I Intrawell
Plant Bowen Data: Bowen 3-4 CCR

Sanitas™ v.10.0.16e Software licensed to . UG
Hollow symbols indicate censored values.
Within Limit

Prediction Limit

Intrawell Non-parametric

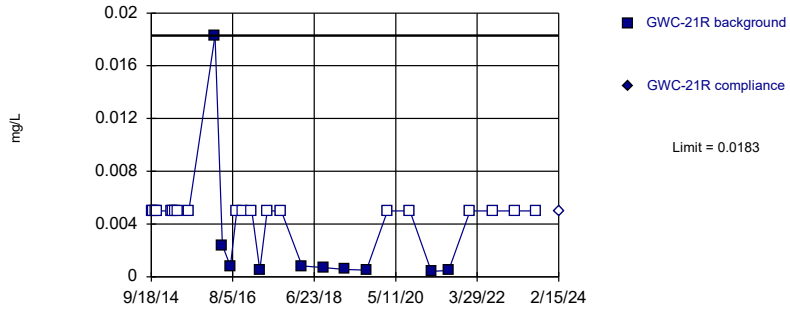

Non-parametric test used in lieu of parametric prediction limit because censored data exceeded 50%. Limit is highest of 30 background values. 66.67% NDs. Well-constituent pair annual alpha = 0.004011. Individual comparison alpha = 0.002008 (1 of 2).

Constituent: Cobalt Analysis Run 5/13/2024 10:12 AM View: Appendix I Intrawell
Plant Bowen Data: Bowen 3-4 CCR

Sanitas™ v.10.0.16e Software licensed to . UG
Hollow symbols indicate censored values.
Within Limit

Prediction Limit

Intrawell Non-parametric

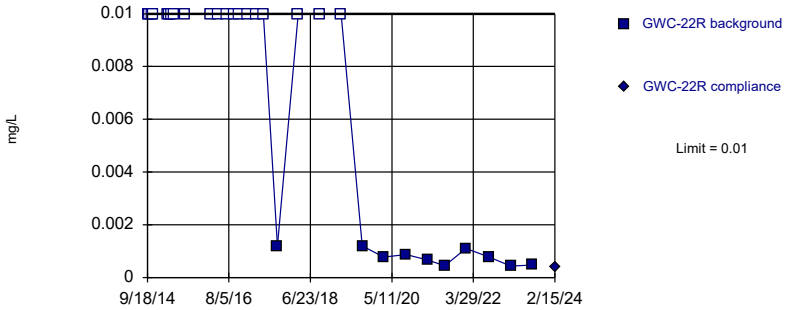

Non-parametric test used in lieu of parametric prediction limit because censored data exceeded 50%. Limit is highest of 30 background values. 66.67% NDs. Well-constituent pair annual alpha = 0.004011. Individual comparison alpha = 0.002008 (1 of 2).

Constituent: Cobalt Analysis Run 5/13/2024 10:12 AM View: Appendix I Intrawell
Plant Bowen Data: Bowen 3-4 CCR

Sanitas™ v.10.0.16e Software licensed to . UG
Hollow symbols indicate censored values.
Within Limit

Prediction Limit

Intrawell Non-parametric

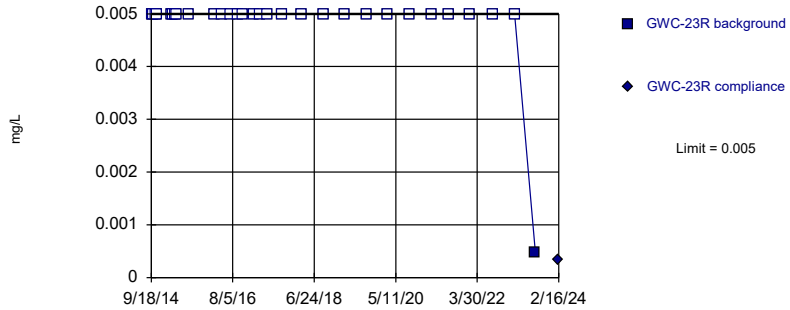

Non-parametric test used in lieu of parametric prediction limit because censored data exceeded 50%. Limit is highest of 30 background values. 96.67% NDs. Well-constituent pair annual alpha = 0.004011. Individual comparison alpha = 0.002008 (1 of 2).

Constituent: Cobalt Analysis Run 5/13/2024 10:12 AM View: Appendix I Intrawell
Plant Bowen Data: Bowen 3-4 CCR

Sanitas™ v.10.0.16e Software licensed to . UG
Hollow symbols indicate censored values.

Within Limit

Prediction Limit

Intrawell Non-parametric

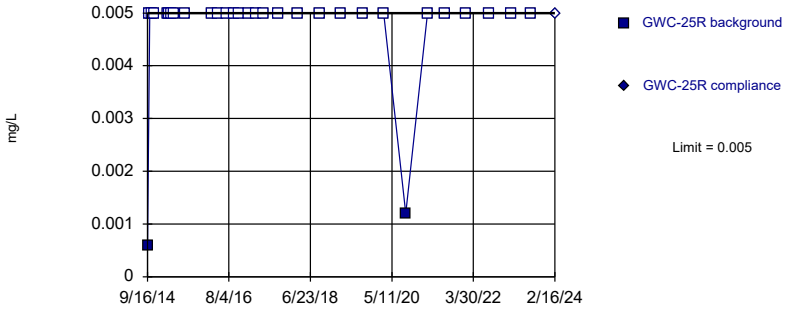

Non-parametric test used in lieu of parametric prediction limit because censored data exceeded 50%. Limit is highest of 30 background values. 93.33% NDs. Well-constituent pair annual alpha = 0.004011. Individual comparison alpha = 0.002008 (1 of 2).

Constituent: Cobalt Analysis Run 5/13/2024 10:12 AM View: Appendix I Intrawell
Plant Bowen Data: Bowen 3-4 CCR

Sanitas™ v.10.0.16e Software licensed to . UG
Hollow symbols indicate censored values.

Within Limit

Prediction Limit

Intrawell Non-parametric

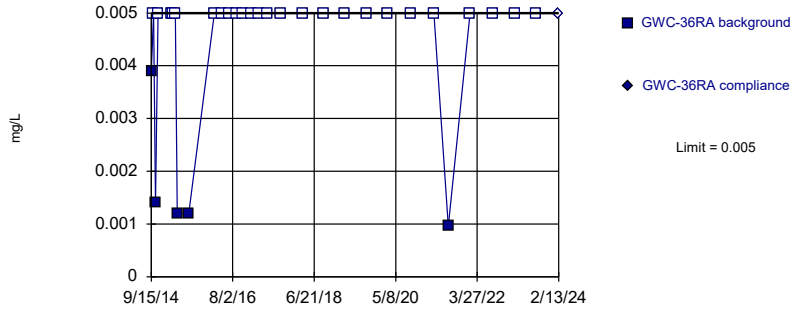

Non-parametric test used in lieu of parametric prediction limit because censored data exceeded 50%. Limit is highest of 30 background values. 83.33% NDs. Well-constituent pair annual alpha = 0.004011. Individual comparison alpha = 0.002008 (1 of 2).

Constituent: Cobalt Analysis Run 5/13/2024 10:12 AM View: Appendix I Intrawell
Plant Bowen Data: Bowen 3-4 CCR

Sanitas™ v.10.0.16e Software licensed to . UG
Hollow symbols indicate censored values.

Within Limit

Prediction Limit

Intrawell Non-parametric

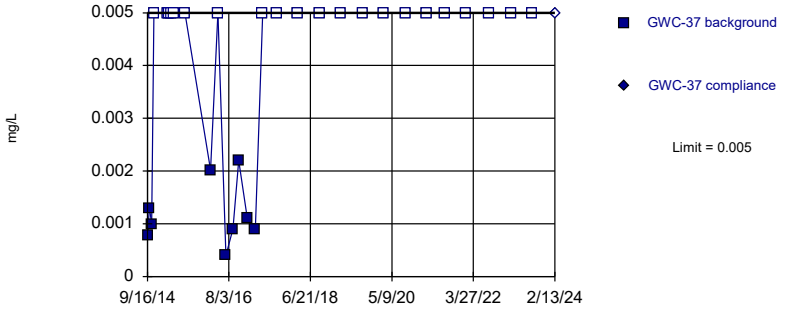

Non-parametric test used in lieu of parametric prediction limit because censored data exceeded 50%. Limit is highest of 30 background values. 70% NDs. Well-constituent pair annual alpha = 0.004011. Individual comparison alpha = 0.002008 (1 of 2).

Constituent: Cobalt Analysis Run 5/13/2024 10:12 AM View: Appendix I Intrawell
Plant Bowen Data: Bowen 3-4 CCR

Sanitas™ v.10.0.16e Software licensed to . UG

Within Limit

Prediction Limit

Intrawell Parametric

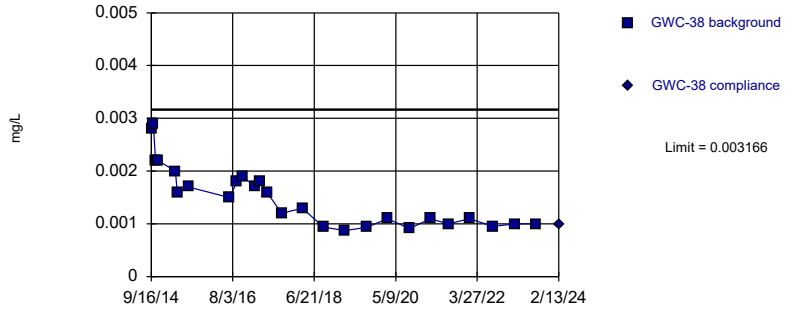

Background Data Summary (based on square root transformation): Mean=0.03814, Std. Dev.=0.00715, n=26. Normality test: Shapiro Wilk @alpha = 0.01, calculated = 0.9075, critical = 0.891. Kappa = 2.535 (c=16, w=15, 1 of 2, event alpha = 0.05132). Report alpha = 0.0002195.

Constituent: Cobalt Analysis Run 5/13/2024 10:12 AM View: Appendix I Intrawell
Plant Bowen Data: Bowen 3-4 CCR

Sanitas™ v.10.0.16e Software licensed to . UG
Hollow symbols indicate censored values.

Within Limit

Prediction Limit

Intrawell Non-parametric

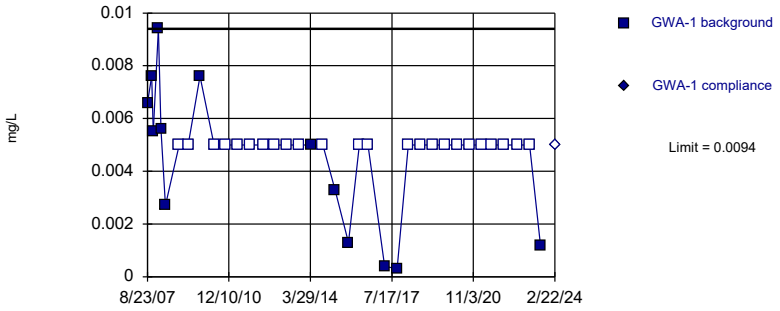

Non-parametric test used in lieu of parametric prediction limit because censored data exceeded 50%. Limit is highest of 37 background values. 64.86% NDs. Well-constituent pair annual alpha = 0.002721. Individual comparison alpha = 0.001361 (1 of 2).

Constituent: Copper Analysis Run 5/13/2024 10:12 AM View: Appendix I Intrawell
Plant Bowen Data: Bowen 3-4 CCR

Sanitas™ v.10.0.16e Software licensed to . UG
Hollow symbols indicate censored values.

Within Limit

Prediction Limit

Intrawell Non-parametric

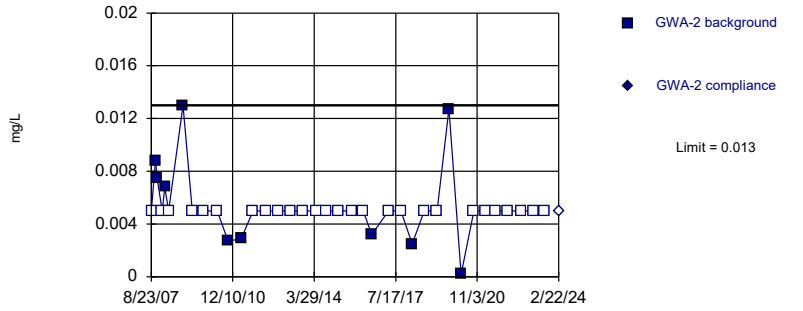

Non-parametric test used in lieu of parametric prediction limit because censored data exceeded 50%. Limit is highest of 37 background values. 72.97% NDs. Well-constituent pair annual alpha = 0.002721. Individual comparison alpha = 0.001361 (1 of 2).

Constituent: Copper Analysis Run 5/13/2024 10:12 AM View: Appendix I Intrawell
Plant Bowen Data: Bowen 3-4 CCR

Sanitas™ v.10.0.16e Software licensed to . UG
Hollow symbols indicate censored values.

Within Limit

Prediction Limit

Intrawell Non-parametric

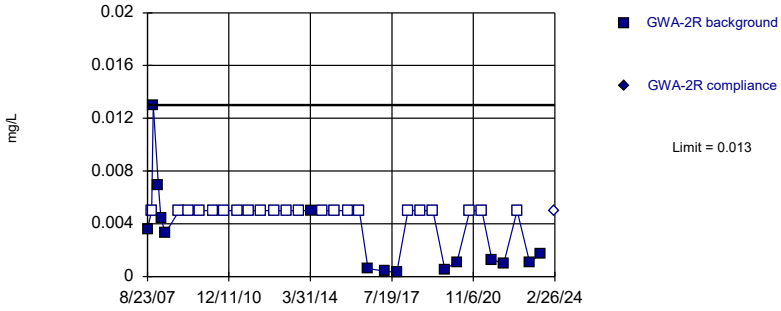

Non-parametric test used in lieu of parametric prediction limit because censored data exceeded 50%. Limit is highest of 37 background values. 59.46% NDs. Well-constituent pair annual alpha = 0.002721. Individual comparison alpha = 0.001361 (1 of 2).

Constituent: Copper Analysis Run 5/13/2024 10:12 AM View: Appendix I Intrawell
Plant Bowen Data: Bowen 3-4 CCR

Sanitas™ v.10.0.16e Software licensed to . UG
Hollow symbols indicate censored values.

Within Limit

Prediction Limit

Intrawell Non-parametric

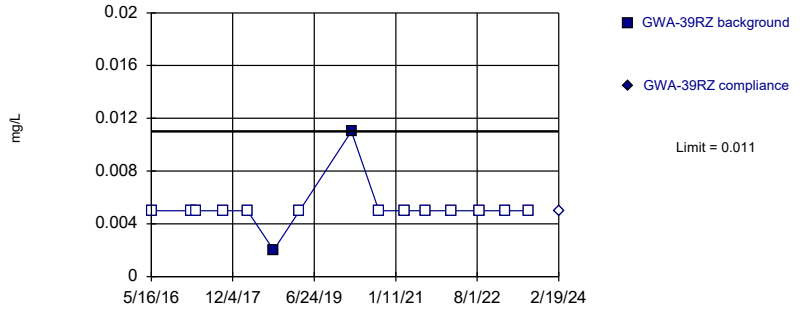

Non-parametric test used in lieu of parametric prediction limit because censored data exceeded 50%. Limit is highest of 15 background values. 86.67% NDs. Well-constituent pair annual alpha = 0.01501. Individual comparison alpha = 0.007533 (1 of 2).

Constituent: Copper Analysis Run 5/13/2024 10:12 AM View: Appendix I Intrawell
Plant Bowen Data: Bowen 3-4 CCR

Sanitas™ v.10.0.16e Software licensed to . UG
Hollow symbols indicate censored values.
Within Limit

Prediction Limit

Intrawell Non-parametric

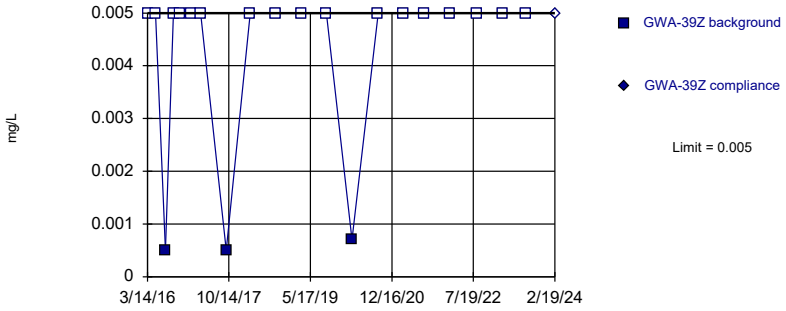

Non-parametric test used in lieu of parametric prediction limit because censored data exceeded 50%. Limit is highest of 20 background values. 85% NDs. Well-constituent pair annual alpha = 0.008564. Individual comparison alpha = 0.004291 (1 of 2).

Constituent: Copper Analysis Run 5/13/2024 10:12 AM View: Appendix I Intrawell
Plant Bowen Data: Bowen 3-4 CCR

Sanitas™ v.10.0.16e Software licensed to . UG
Hollow symbols indicate censored values.
Within Limit

Prediction Limit

Intrawell Parametric

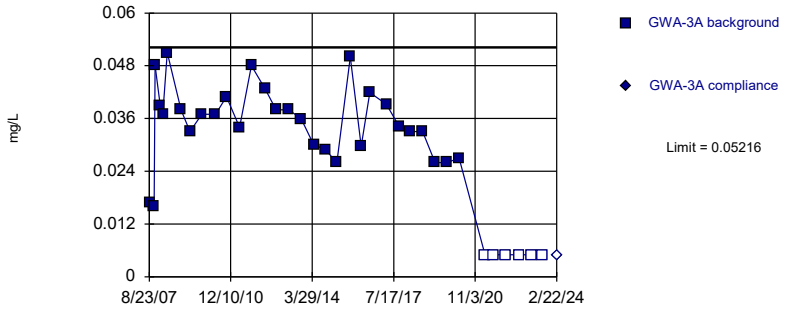

Background Data Summary (based on square transformation) (after Kaplan-Meier Adjustment): Mean=0.0008768, Std. Dev.=0.0007617, n=36, 16.67% NDs. Normality test: Shapiro Wilk @alpha = 0.01, calculated = 0.9413, critical = 0.912. Kappa = 2.421 (c=16, w=15, 1 of 2, event alpha = 0.05132). Report alpha = 0.0002195.

Constituent: Copper Analysis Run 5/13/2024 10:12 AM View: Appendix I Intrawell
Plant Bowen Data: Bowen 3-4 CCR

Sanitas™ v.10.0.16e Software licensed to . UG
Hollow symbols indicate censored values.
Within Limit

Prediction Limit

Intrawell Non-parametric

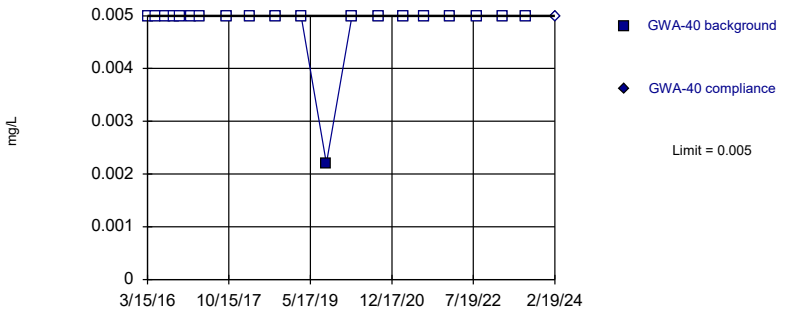

Non-parametric test used in lieu of parametric prediction limit because censored data exceeded 50%. Limit is highest of 20 background values. 95% NDs. Well-constituent pair annual alpha = 0.008564. Individual comparison alpha = 0.004291 (1 of 2).

Constituent: Copper Analysis Run 5/13/2024 10:12 AM View: Appendix I Intrawell
Plant Bowen Data: Bowen 3-4 CCR

Sanitas™ v.10.0.16e Software licensed to . UG
Hollow symbols indicate censored values.
Within Limit

Prediction Limit

Intrawell Non-parametric

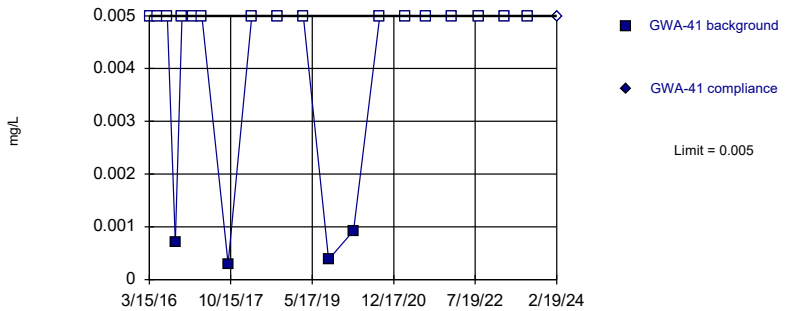

Non-parametric test used in lieu of parametric prediction limit because censored data exceeded 50%. Limit is highest of 20 background values. 80% NDs. Well-constituent pair annual alpha = 0.008564. Individual comparison alpha = 0.004291 (1 of 2).

Constituent: Copper Analysis Run 5/13/2024 10:12 AM View: Appendix I Intrawell
Plant Bowen Data: Bowen 3-4 CCR

Sanitas™ v.10.0.16e Software licensed to . UG
Hollow symbols indicate censored values.
Within Limit

Prediction Limit

Intrawell Non-parametric

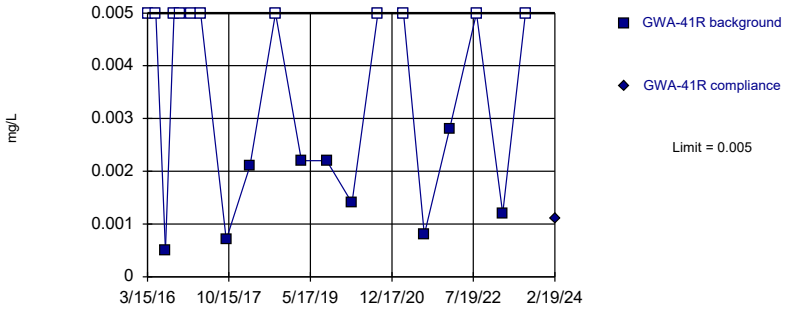

Non-parametric test used in lieu of parametric prediction limit because censored data exceeded 50%. Limit is highest of 20 background values. 55% NDs. Well-constituent pair annual alpha = 0.008564. Individual comparison alpha = 0.004291 (1 of 2).

Constituent: Copper Analysis Run 5/13/2024 10:12 AM View: Appendix I Intrawell
Plant Bowen Data: Bowen 3-4 CCR

Sanitas™ v.10.0.16e Software licensed to . UG
Hollow symbols indicate censored values.
Within Limit

Prediction Limit

Intrawell Non-parametric

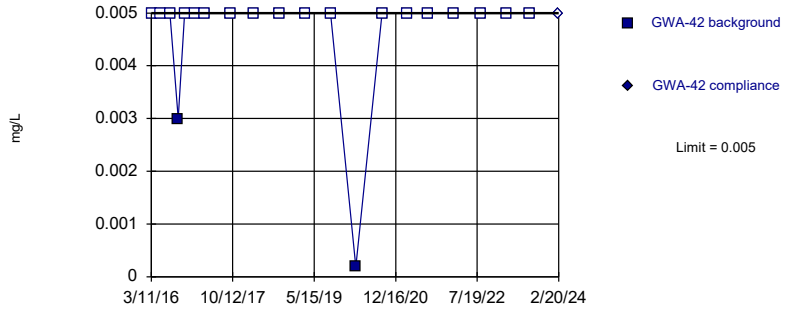

Non-parametric test used in lieu of parametric prediction limit because censored data exceeded 50%. Limit is highest of 20 background values. 90% NDs. Well-constituent pair annual alpha = 0.008564. Individual comparison alpha = 0.004291 (1 of 2).

Constituent: Copper Analysis Run 5/13/2024 10:12 AM View: Appendix I Intrawell
Plant Bowen Data: Bowen 3-4 CCR

Sanitas™ v.10.0.16e Software licensed to . UG
Hollow symbols indicate censored values.
Within Limit

Prediction Limit

Intrawell Non-parametric

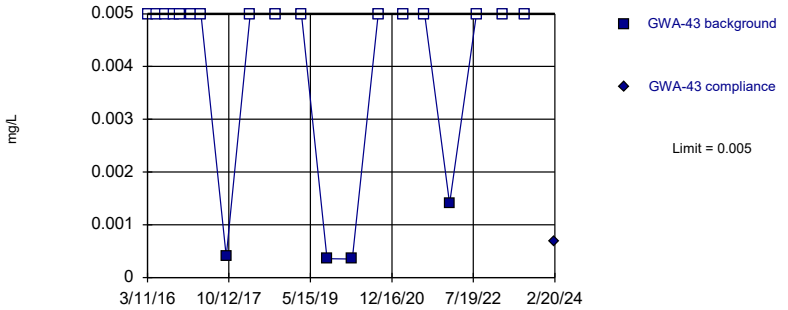

Non-parametric test used in lieu of parametric prediction limit because censored data exceeded 50%. Limit is highest of 20 background values. 80% NDs. Well-constituent pair annual alpha = 0.008564. Individual comparison alpha = 0.004291 (1 of 2).

Constituent: Copper Analysis Run 5/13/2024 10:12 AM View: Appendix I Intrawell
Plant Bowen Data: Bowen 3-4 CCR

Sanitas™ v.10.0.16e Software licensed to . UG
Hollow symbols indicate censored values.
Within Limit

Prediction Limit

Intrawell Non-parametric

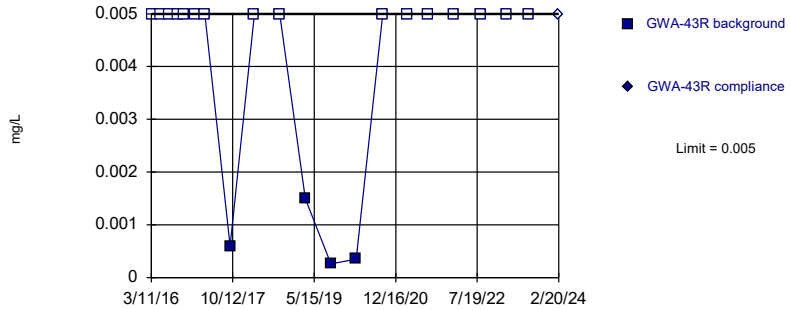

Non-parametric test used in lieu of parametric prediction limit because censored data exceeded 50%. Limit is highest of 20 background values. 80% NDs. Well-constituent pair annual alpha = 0.008564. Individual comparison alpha = 0.004291 (1 of 2).

Constituent: Copper Analysis Run 5/13/2024 10:12 AM View: Appendix I Intrawell
Plant Bowen Data: Bowen 3-4 CCR

Sanitas™ v.10.0.16e Software licensed to . UG
Hollow symbols indicate censored values.
Within Limit

Prediction Limit

Intrawell Non-parametric

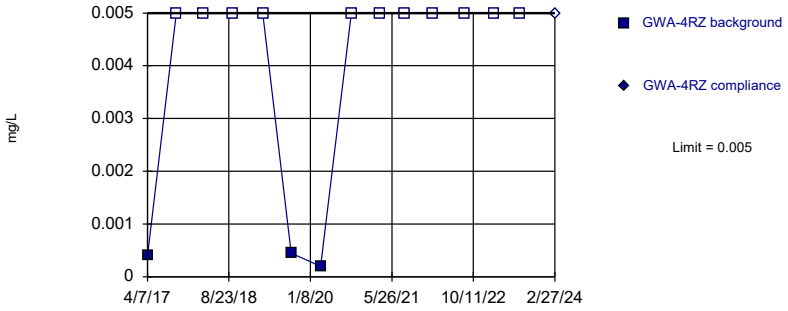

Non-parametric test used in lieu of parametric prediction limit because censored data exceeded 50%. Limit is highest of 14 background values. 78.57% NDs. Well-constituent pair annual alpha = 0.01715. Individual comparison alpha = 0.008612 (1 of 2).

Constituent: Copper Analysis Run 5/13/2024 10:12 AM View: Appendix I Intrawell
Plant Bowen Data: Bowen 3-4 CCR

Sanitas™ v.10.0.16e Software licensed to . UG
Hollow symbols indicate censored values.
Within Limit

Prediction Limit

Intrawell Parametric

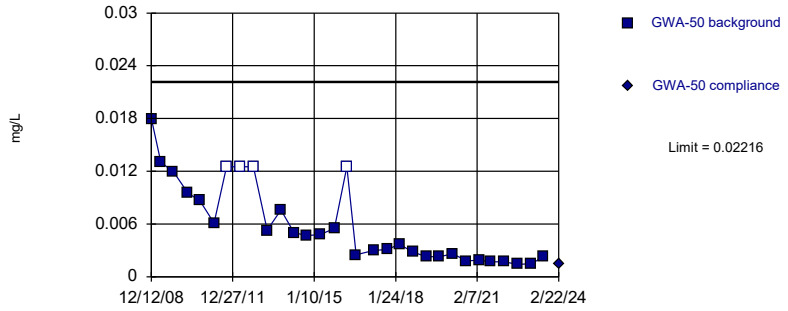

Background Data Summary (based on cube root transformation): Mean=0.1702, Std. Dev.=0.04492, n=31, 12.9% NDs. Normality test: Shapiro Wilk @alpha = 0.01, calculated = 0.9045, critical = 0.902. Kappa = 2.466 (c=16, w=15, 1 of 2, event alpha = 0.05132). Report alpha = 0.0002195.

Constituent: Copper Analysis Run 5/13/2024 10:12 AM View: Appendix I Intrawell
Plant Bowen Data: Bowen 3-4 CCR

Sanitas™ v.10.0.16e Software licensed to . UG
Within Limit

Prediction Limit

Intrawell Non-parametric

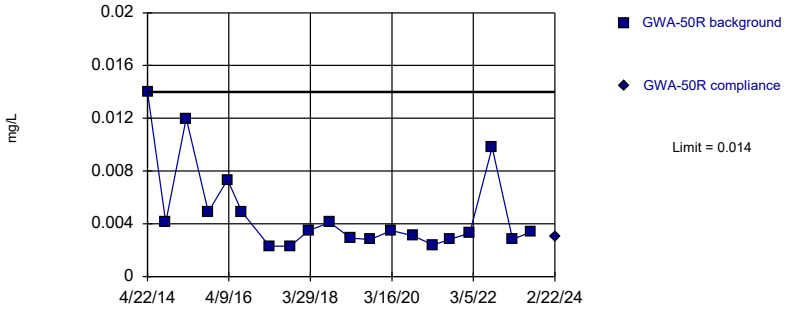

Non-parametric test used in lieu of parametric prediction limit because the Shapiro Wilk normality test showed the data to be non-normal at the 0.01 alpha level. Limit is highest of 20 background values. Well-constituent pair annual alpha = 0.008564. Individual comparison alpha = 0.004291 (1 of 2).

Constituent: Copper Analysis Run 5/13/2024 10:12 AM View: Appendix I Intrawell
Plant Bowen Data: Bowen 3-4 CCR

Sanitas™ v.10.0.16e Software licensed to . UG
Hollow symbols indicate censored values.
Within Limit

Prediction Limit

Intrawell Parametric

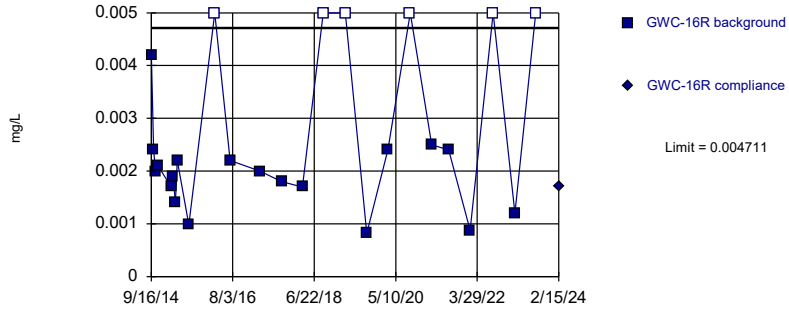

Background Data Summary (based on natural log transformation) (after Kaplan-Meier Adjustment): Mean=-6.455, Std. Dev.=0.43, n=25, 24% NDs. Normality test: Shapiro Wilk @alpha = 0.01, calculated = 0.9081, critical = 0.888. Kappa = 2.55 (c=16, w=15, 1 of 2, event alpha = 0.05132). Report alpha = 0.0002195.

Constituent: Copper Analysis Run 5/13/2024 10:12 AM View: Appendix I Intrawell
Plant Bowen Data: Bowen 3-4 CCR

Sanitas™ v.10.0.16e Software licensed to . UG
Hollow symbols indicate censored values.
Within Limit

Prediction Limit

Intrawell Non-parametric

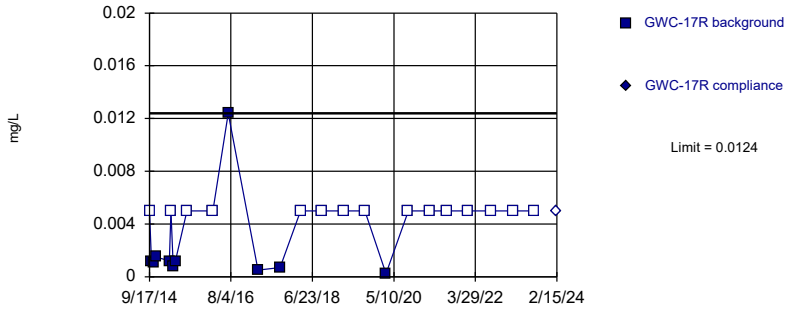

Non-parametric test used in lieu of parametric prediction limit because censored data exceeded 50%. Limit is highest of 25 background values. 60% NDs. Well-constituent pair annual alpha = 0.005656. Individual comparison alpha = 0.002832 (1 of 2).

Constituent: Copper Analysis Run 5/13/2024 10:12 AM View: Appendix I Intrawell
Plant Bowen Data: Bowen 3-4 CCR

Sanitas™ v.10.0.16e Software licensed to . UG
Hollow symbols indicate censored values.
Within Limit

Prediction Limit

Intrawell Non-parametric

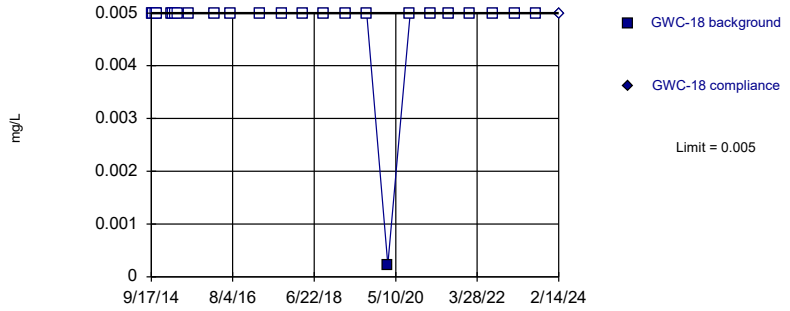

Non-parametric test used in lieu of parametric prediction limit because censored data exceeded 50%. Limit is highest of 25 background values. 96% NDs. Well-constituent pair annual alpha = 0.005656. Individual comparison alpha = 0.002832 (1 of 2).

Constituent: Copper Analysis Run 5/13/2024 10:12 AM View: Appendix I Intrawell
Plant Bowen Data: Bowen 3-4 CCR

Sanitas™ v.10.0.16e Software licensed to . UG
Hollow symbols indicate censored values.
Within Limit

Prediction Limit

Intrawell Non-parametric

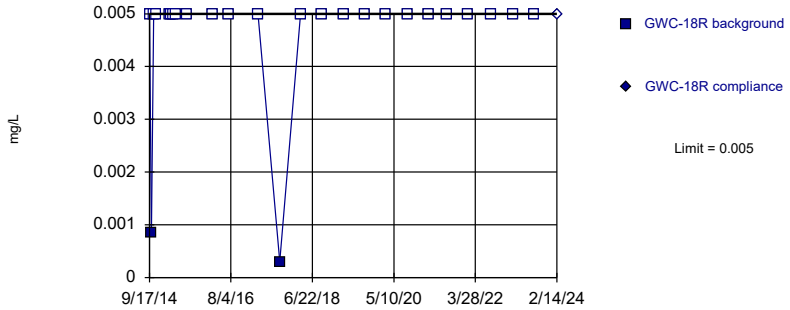

Non-parametric test used in lieu of parametric prediction limit because censored data exceeded 50%. Limit is highest of 25 background values. 92% NDs. Well-constituent pair annual alpha = 0.005656. Individual comparison alpha = 0.002832 (1 of 2).

Constituent: Copper Analysis Run 5/13/2024 10:12 AM View: Appendix I Intrawell
Plant Bowen Data: Bowen 3-4 CCR

Sanitas™ v.10.0.16e Software licensed to . UG
Hollow symbols indicate censored values.
Within Limit

Prediction Limit

Intrawell Non-parametric

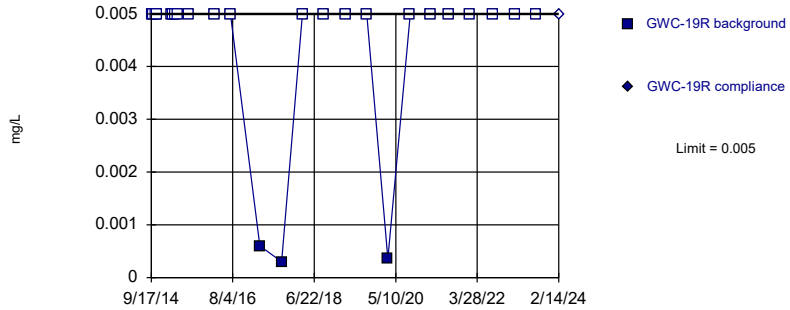

Non-parametric test used in lieu of parametric prediction limit because censored data exceeded 50%. Limit is highest of 25 background values. 88% NDs. Well-constituent pair annual alpha = 0.005656. Individual comparison alpha = 0.002832 (1 of 2).

Constituent: Copper Analysis Run 5/13/2024 10:12 AM View: Appendix I Intrawell
Plant Bowen Data: Bowen 3-4 CCR

Sanitas™ v.10.0.16e Software licensed to . UG
Hollow symbols indicate censored values.

Within Limit

Prediction Limit

Intrawell Non-parametric

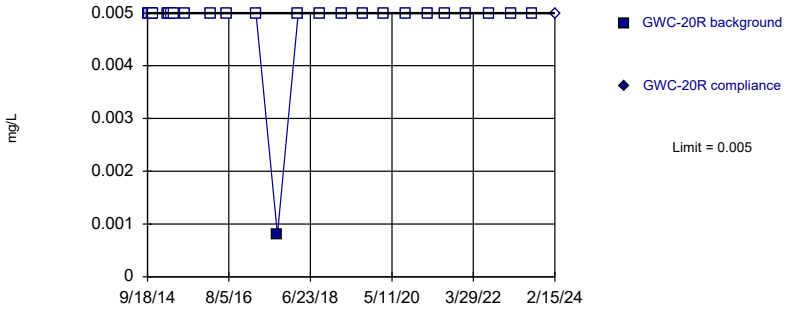

Non-parametric test used in lieu of parametric prediction limit because censored data exceeded 50%. Limit is highest of 25 background values. 96% NDs. Well-constituent pair annual alpha = 0.005656. Individual comparison alpha = 0.002832 (1 of 2).

Constituent: Copper Analysis Run 5/13/2024 10:13 AM View: Appendix I Intrawell
Plant Bowen Data: Bowen 3-4 CCR

Sanitas™ v.10.0.16e Software licensed to . UG
Hollow symbols indicate censored values.

Within Limit

Prediction Limit

Intrawell Non-parametric

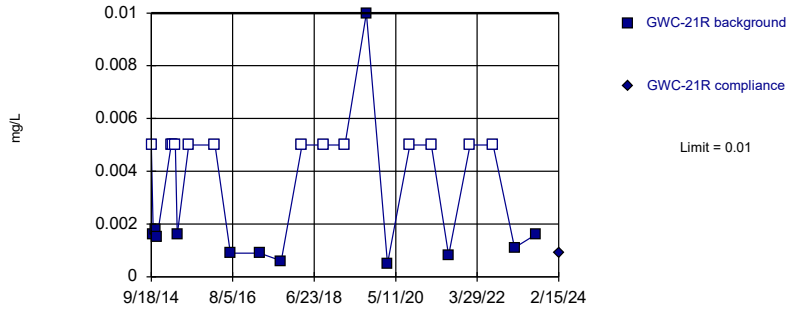

Non-parametric test used in lieu of parametric prediction limit because censored data exceeded 50%. Limit is highest of 25 background values. 52% NDs. Well-constituent pair annual alpha = 0.005656. Individual comparison alpha = 0.002832 (1 of 2).

Constituent: Copper Analysis Run 5/13/2024 10:13 AM View: Appendix I Intrawell
Plant Bowen Data: Bowen 3-4 CCR

Sanitas™ v.10.0.16e Software licensed to . UG
Hollow symbols indicate censored values.

Within Limit

Prediction Limit

Intrawell Non-parametric

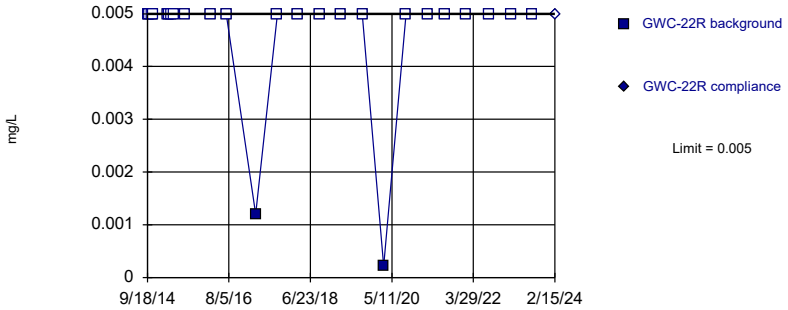

Non-parametric test used in lieu of parametric prediction limit because censored data exceeded 50%. Limit is highest of 25 background values. 92% NDs. Well-constituent pair annual alpha = 0.005656. Individual comparison alpha = 0.002832 (1 of 2).

Constituent: Copper Analysis Run 5/13/2024 10:13 AM View: Appendix I Intrawell
Plant Bowen Data: Bowen 3-4 CCR

Sanitas™ v.10.0.16e Software licensed to . UG
Hollow symbols indicate censored values.

Within Limit

Prediction Limit

Intrawell Non-parametric

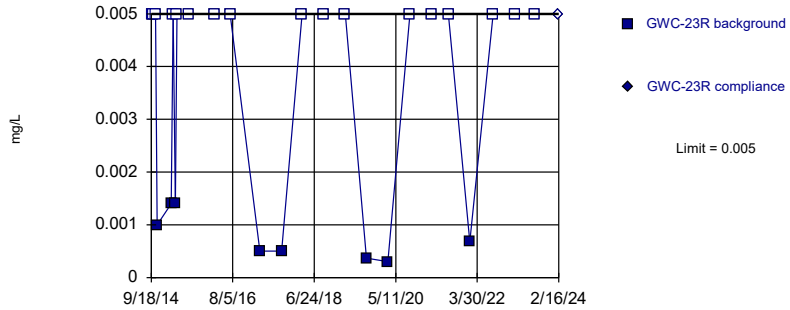

Non-parametric test used in lieu of parametric prediction limit because censored data exceeded 50%. Limit is highest of 25 background values. 68% NDs. Well-constituent pair annual alpha = 0.005656. Individual comparison alpha = 0.002832 (1 of 2).

Constituent: Copper Analysis Run 5/13/2024 10:13 AM View: Appendix I Intrawell
Plant Bowen Data: Bowen 3-4 CCR

Sanitas™ v.10.0.16e Software licensed to . UG
Hollow symbols indicate censored values.

Within Limit

Prediction Limit

Intrawell Non-parametric

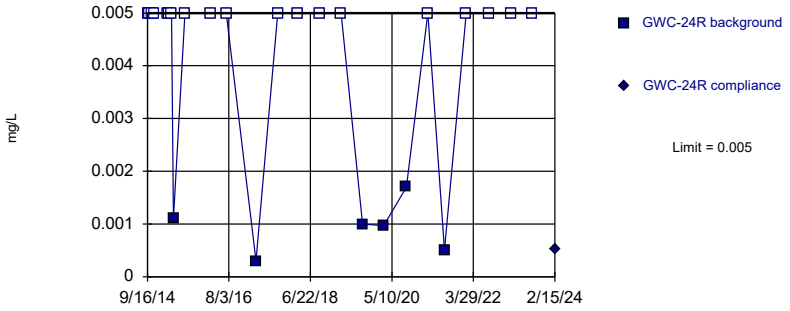

Non-parametric test used in lieu of parametric prediction limit because censored data exceeded 50%. Limit is highest of 25 background values. 76% NDs. Well-constituent pair annual alpha = 0.005656. Individual comparison alpha = 0.002832 (1 of 2).

Constituent: Copper Analysis Run 5/13/2024 10:13 AM View: Appendix I Intrawell
Plant Bowen Data: Bowen 3-4 CCR

Sanitas™ v.10.0.16e Software licensed to . UG
Hollow symbols indicate censored values.

Within Limit

Prediction Limit

Intrawell Non-parametric

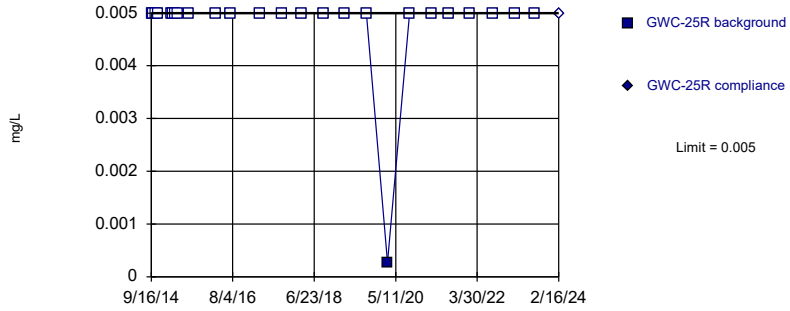

Non-parametric test used in lieu of parametric prediction limit because censored data exceeded 50%. Limit is highest of 25 background values. 96% NDs. Well-constituent pair annual alpha = 0.005656. Individual comparison alpha = 0.002832 (1 of 2).

Constituent: Copper Analysis Run 5/13/2024 10:13 AM View: Appendix I Intrawell
Plant Bowen Data: Bowen 3-4 CCR

Sanitas™ v.10.0.16e Software licensed to . UG
Hollow symbols indicate censored values.

Within Limit

Prediction Limit

Intrawell Non-parametric

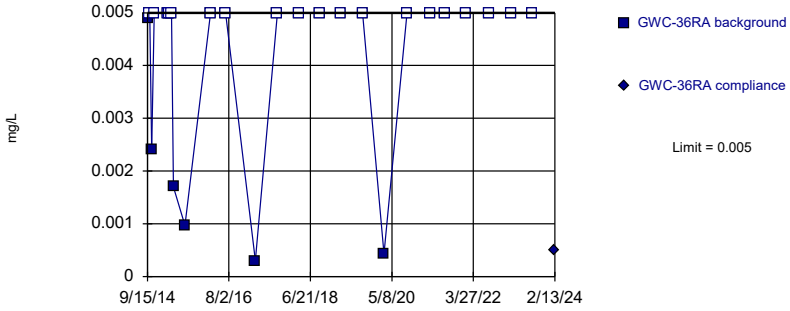

Non-parametric test used in lieu of parametric prediction limit because censored data exceeded 50%. Limit is highest of 25 background values. 76% NDs. Well-constituent pair annual alpha = 0.005656. Individual comparison alpha = 0.002832 (1 of 2).

Constituent: Copper Analysis Run 5/13/2024 10:13 AM View: Appendix I Intrawell
Plant Bowen Data: Bowen 3-4 CCR

Sanitas™ v.10.0.16e Software licensed to . UG
Hollow symbols indicate censored values.

Within Limit

Prediction Limit

Intrawell Parametric

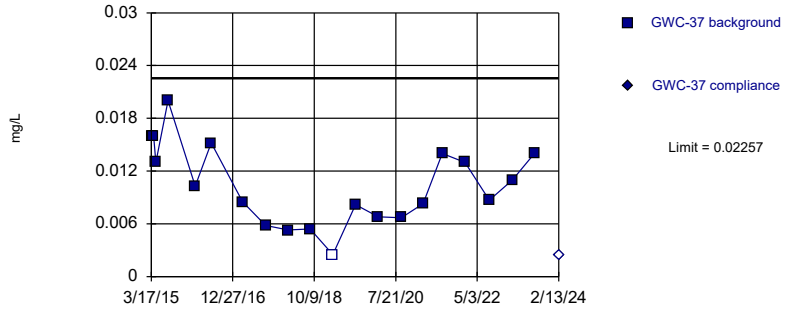

Background Data Summary: Mean=0.01043, Std. Dev.=0.004558, n=20, 5% NDs. Normality test: Shapiro Wilk @alpha = 0.01, calculated = 0.9672, critical = 0.868. Kappa = 2.664 (c=16, w=15, 1 of 2, event alpha = 0.05132). Report alpha = 0.0002195.

Constituent: Copper Analysis Run 5/13/2024 10:13 AM View: Appendix I Intrawell
Plant Bowen Data: Bowen 3-4 CCR

Sanitas™ v.10.0.16e Software licensed to . UG
Hollow symbols indicate censored values.
Within Limit

Prediction Limit

Intrawell Non-parametric

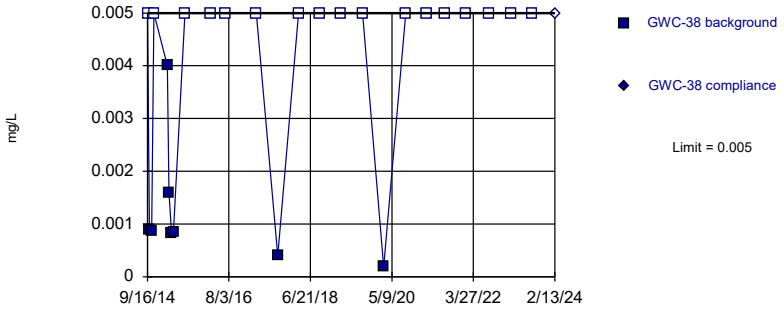

Non-parametric test used in lieu of parametric prediction limit because censored data exceeded 50%. Limit is highest of 25 background values. 68% NDs. Well-constituent pair annual alpha = 0.005656. Individual comparison alpha = 0.002832 (1 of 2).

Constituent: Copper Analysis Run 5/13/2024 10:13 AM View: Appendix I Intrawell
Plant Bowen Data: Bowen 3-4 CCR

Sanitas™ v.10.0.16e Software licensed to . UG
Hollow symbols indicate censored values.
Within Limit

Prediction Limit

Intrawell Non-parametric

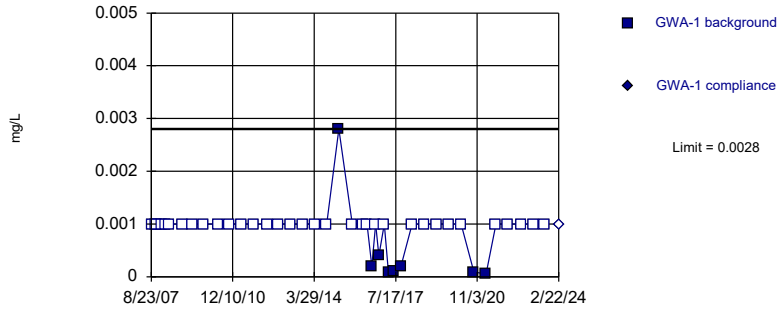

Non-parametric test used in lieu of parametric prediction limit because censored data exceeded 50%. Limit is highest of 42 background values. 80.95% NDs. Well-constituent pair annual alpha = 0.002154. Individual comparison alpha = 0.001077 (1 of 2).

Constituent: Lead Analysis Run 5/13/2024 10:13 AM View: Appendix I Intrawell
Plant Bowen Data: Bowen 3-4 CCR

Sanitas™ v.10.0.16e Software licensed to . UG
Hollow symbols indicate censored values.
Within Limit

Prediction Limit

Intrawell Non-parametric

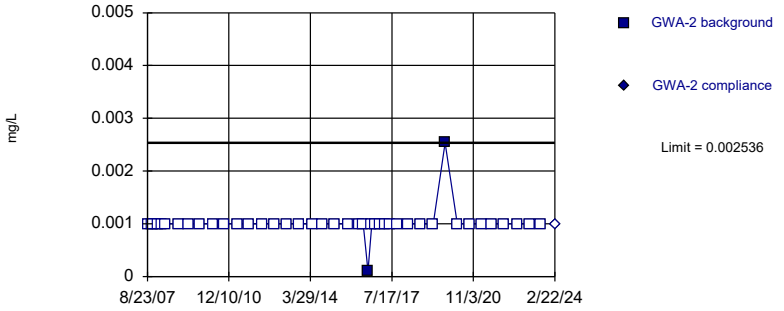

Non-parametric test used in lieu of parametric prediction limit because censored data exceeded 50%. Limit is highest of 42 background values. 95.24% NDs. Well-constituent pair annual alpha = 0.002154. Individual comparison alpha = 0.001077 (1 of 2).

Constituent: Lead Analysis Run 5/13/2024 10:13 AM View: Appendix I Intrawell
Plant Bowen Data: Bowen 3-4 CCR

Sanitas™ v.10.0.16e Software licensed to . UG
Hollow symbols indicate censored values.
Within Limit

Prediction Limit

Intrawell Non-parametric

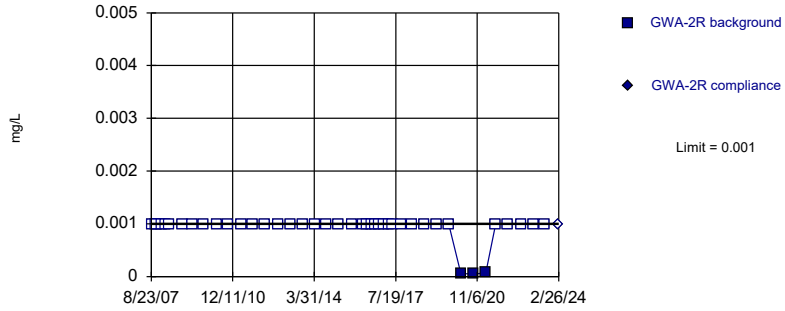

Non-parametric test used in lieu of parametric prediction limit because censored data exceeded 50%. Limit is highest of 42 background values. 92.86% NDs. Well-constituent pair annual alpha = 0.002154. Individual comparison alpha = 0.001077 (1 of 2).

Constituent: Lead Analysis Run 5/13/2024 10:13 AM View: Appendix I Intrawell
Plant Bowen Data: Bowen 3-4 CCR

Sanitas™ v.10.0.16e Software licensed to . UG
Hollow symbols indicate censored values.
Within Limit

Prediction Limit

Intrawell Non-parametric

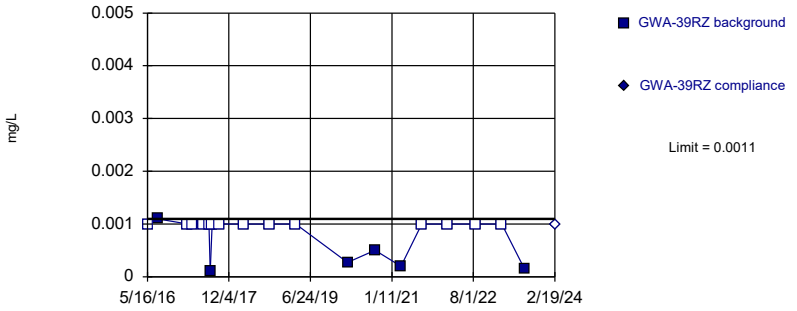

Non-parametric test used in lieu of parametric prediction limit because censored data exceeded 50%. Limit is highest of 20 background values. 70% NDs. Well-constituent pair annual alpha = 0.008564. Individual comparison alpha = 0.004291 (1 of 2).

Constituent: Lead Analysis Run 5/13/2024 10:13 AM View: Appendix I Intrawell
Plant Bowen Data: Bowen 3-4 CCR

Sanitas™ v.10.0.16e Software licensed to . UG
Hollow symbols indicate censored values.
Within Limit

Prediction Limit

Intrawell Non-parametric

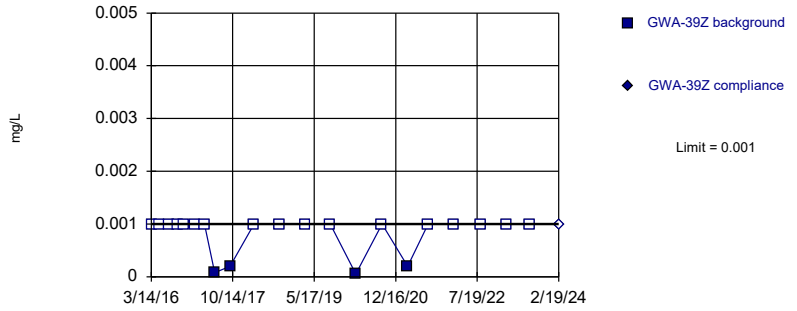

Non-parametric test used in lieu of parametric prediction limit because censored data exceeded 50%. Limit is highest of 21 background values. 80.95% NDs. Well-constituent pair annual alpha = 0.007982. Individual comparison alpha = 0.003999 (1 of 2).

Constituent: Lead Analysis Run 5/13/2024 10:13 AM View: Appendix I Intrawell
Plant Bowen Data: Bowen 3-4 CCR

Sanitas™ v.10.0.16e Software licensed to . UG
Hollow symbols indicate censored values.
Within Limit

Prediction Limit

Intrawell Non-parametric

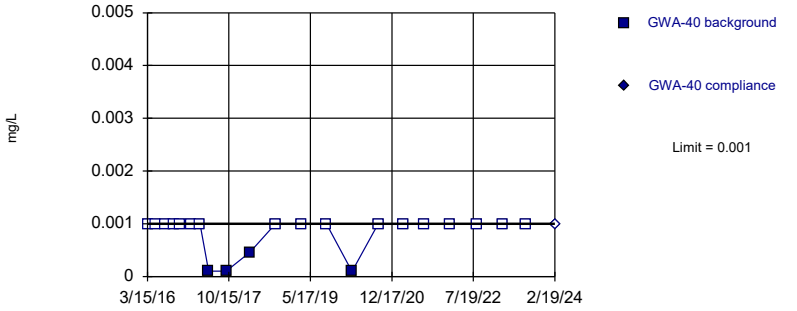

Non-parametric test used in lieu of parametric prediction limit because censored data exceeded 50%. Limit is highest of 21 background values. 80.95% NDs. Well-constituent pair annual alpha = 0.007982. Individual comparison alpha = 0.003999 (1 of 2).

Constituent: Lead Analysis Run 5/13/2024 10:13 AM View: Appendix I Intrawell
Plant Bowen Data: Bowen 3-4 CCR

Sanitas™ v.10.0.16e Software licensed to . UG
Hollow symbols indicate censored values.
Within Limit

Prediction Limit

Intrawell Non-parametric

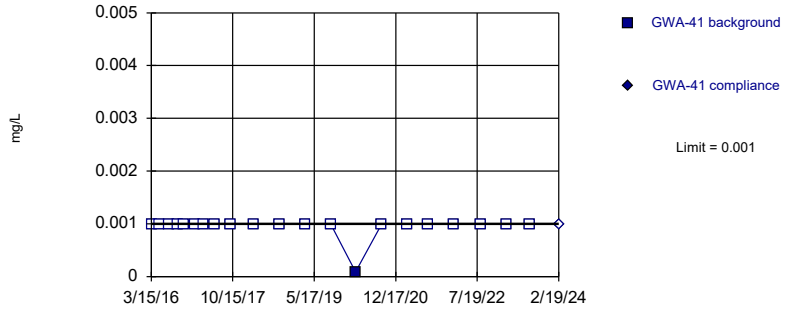

Non-parametric test used in lieu of parametric prediction limit because censored data exceeded 50%. Limit is highest of 21 background values. 95.24% NDs. Well-constituent pair annual alpha = 0.007982. Individual comparison alpha = 0.003999 (1 of 2).

Constituent: Lead Analysis Run 5/13/2024 10:13 AM View: Appendix I Intrawell
Plant Bowen Data: Bowen 3-4 CCR

Sanitas™ v.10.0.16e Software licensed to . UG
Hollow symbols indicate censored values.
Within Limit

Prediction Limit

Intrawell Non-parametric

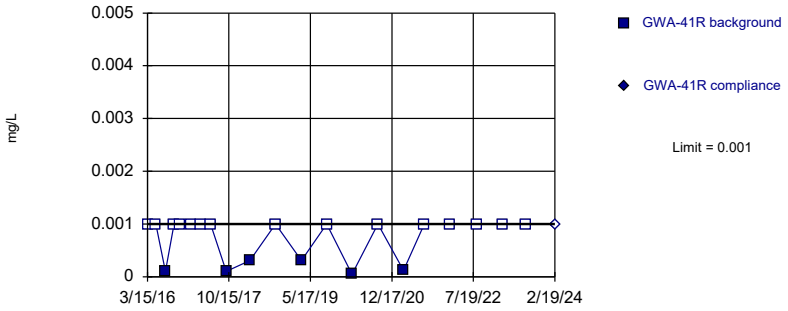

Non-parametric test used in lieu of parametric prediction limit because censored data exceeded 50%. Limit is highest of 21 background values. 71.43% NDs. Well-constituent pair annual alpha = 0.007982. Individual comparison alpha = 0.003999 (1 of 2).

Constituent: Lead Analysis Run 5/13/2024 10:13 AM View: Appendix I Intrawell
Plant Bowen Data: Bowen 3-4 CCR

Sanitas™ v.10.0.16e Software licensed to . UG
Hollow symbols indicate censored values.
Within Limit

Prediction Limit

Intrawell Non-parametric

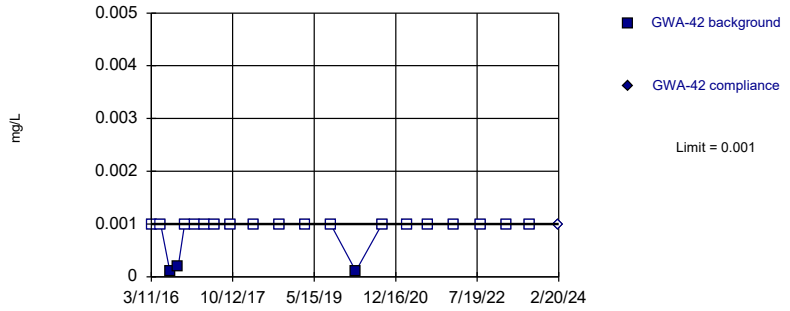

Non-parametric test used in lieu of parametric prediction limit because censored data exceeded 50%. Limit is highest of 21 background values. 85.71% NDs. Well-constituent pair annual alpha = 0.007982. Individual comparison alpha = 0.003999 (1 of 2).

Constituent: Lead Analysis Run 5/13/2024 10:13 AM View: Appendix I Intrawell
Plant Bowen Data: Bowen 3-4 CCR

Sanitas™ v.10.0.16e Software licensed to . UG
Hollow symbols indicate censored values.
Within Limit

Prediction Limit

Intrawell Non-parametric

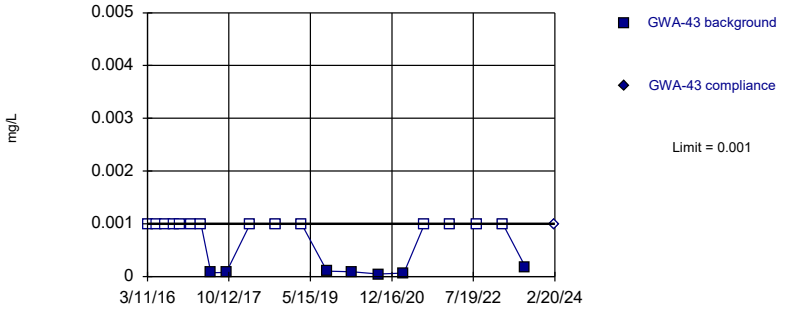

Non-parametric test used in lieu of parametric prediction limit because censored data exceeded 50%. Limit is highest of 21 background values. 66.67% NDs. Well-constituent pair annual alpha = 0.007982. Individual comparison alpha = 0.003999 (1 of 2).

Constituent: Lead Analysis Run 5/13/2024 10:13 AM View: Appendix I Intrawell
Plant Bowen Data: Bowen 3-4 CCR

Sanitas™ v.10.0.16e Software licensed to . UG
Hollow symbols indicate censored values.
Within Limit

Prediction Limit

Intrawell Non-parametric

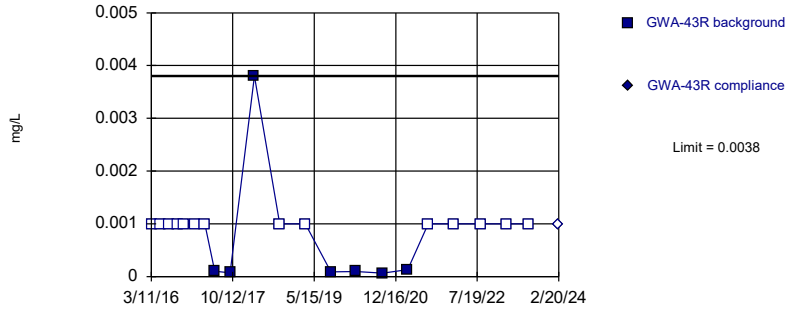

Non-parametric test used in lieu of parametric prediction limit because censored data exceeded 50%. Limit is highest of 21 background values. 66.67% NDs. Well-constituent pair annual alpha = 0.007982. Individual comparison alpha = 0.003999 (1 of 2).

Constituent: Lead Analysis Run 5/13/2024 10:13 AM View: Appendix I Intrawell
Plant Bowen Data: Bowen 3-4 CCR

Sanitas™ v.10.0.16e Software licensed to . UG
Hollow symbols indicate censored values.
Within Limit

Prediction Limit

Intrawell Non-parametric

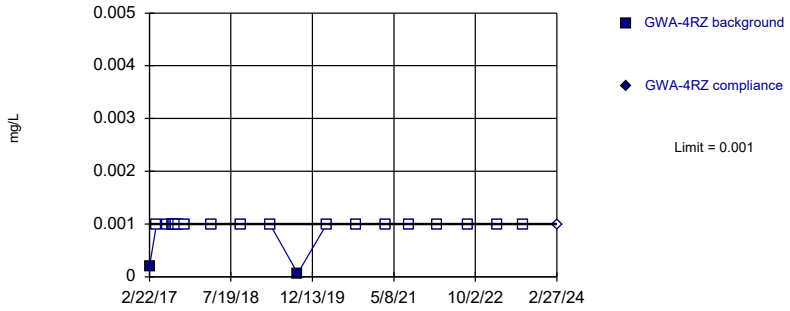

Non-parametric test used in lieu of parametric prediction limit because censored data exceeded 50%. Limit is highest of 21 background values. 90.48% NDs. Well-constituent pair annual alpha = 0.007982. Individual comparison alpha = 0.003999 (1 of 2).

Constituent: Lead Analysis Run 5/13/2024 10:13 AM View: Appendix I Intrawell
Plant Bowen Data: Bowen 3-4 CCR

Sanitas™ v.10.0.16e Software licensed to . UG
Hollow symbols indicate censored values.
Within Limit

Prediction Limit

Intrawell Non-parametric

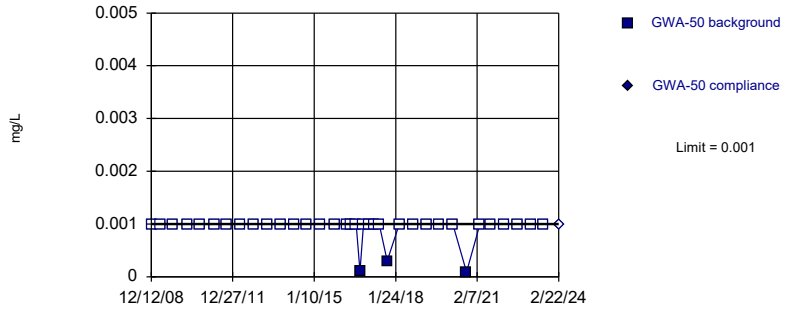

Non-parametric test used in lieu of parametric prediction limit because censored data exceeded 50%. Limit is highest of 36 background values. 91.67% NDs. Well-constituent pair annual alpha = 0.002856. Individual comparison alpha = 0.001429 (1 of 2).

Constituent: Lead Analysis Run 5/13/2024 10:13 AM View: Appendix I Intrawell
Plant Bowen Data: Bowen 3-4 CCR

Sanitas™ v.10.0.16e Software licensed to . UG
Hollow symbols indicate censored values.
Within Limit

Prediction Limit

Intrawell Non-parametric

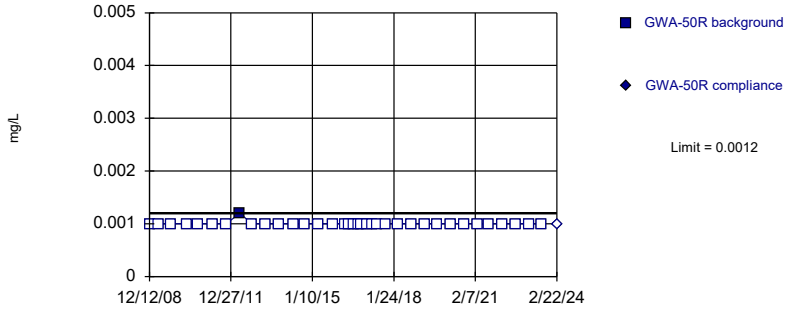

Non-parametric test used in lieu of parametric prediction limit because censored data exceeded 50%. Limit is highest of 36 background values. 97.22% NDs. Well-constituent pair annual alpha = 0.002856. Individual comparison alpha = 0.001429 (1 of 2).

Constituent: Lead Analysis Run 5/13/2024 10:13 AM View: Appendix I Intrawell
Plant Bowen Data: Bowen 3-4 CCR

Sanitas™ v.10.0.16e Software licensed to . UG
Hollow symbols indicate censored values.
Within Limit

Prediction Limit

Intrawell Non-parametric

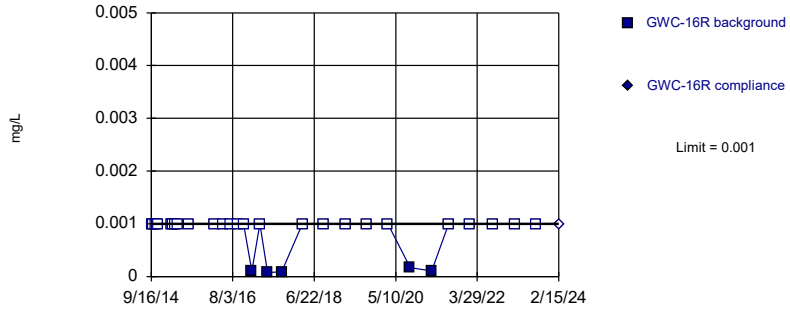

Non-parametric test used in lieu of parametric prediction limit because censored data exceeded 50%. Limit is highest of 30 background values. 83.33% NDs. Well-constituent pair annual alpha = 0.004011. Individual comparison alpha = 0.002008 (1 of 2).

Constituent: Lead Analysis Run 5/13/2024 10:13 AM View: Appendix I Intrawell
Plant Bowen Data: Bowen 3-4 CCR

Sanitas™ v.10.0.16e Software licensed to . UG
Hollow symbols indicate censored values.
Within Limit

Prediction Limit

Intrawell Non-parametric

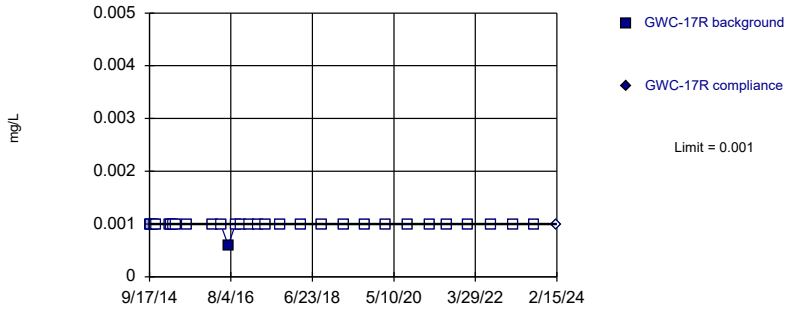

Non-parametric test used in lieu of parametric prediction limit because censored data exceeded 50%. Limit is highest of 30 background values. 96.67% NDs. Well-constituent pair annual alpha = 0.004011. Individual comparison alpha = 0.002008 (1 of 2).

Constituent: Lead Analysis Run 5/13/2024 10:13 AM View: Appendix I Intrawell
Plant Bowen Data: Bowen 3-4 CCR

Sanitas™ v.10.0.16e Software licensed to . UG
Hollow symbols indicate censored values.
Within Limit

Prediction Limit

Intrawell Non-parametric

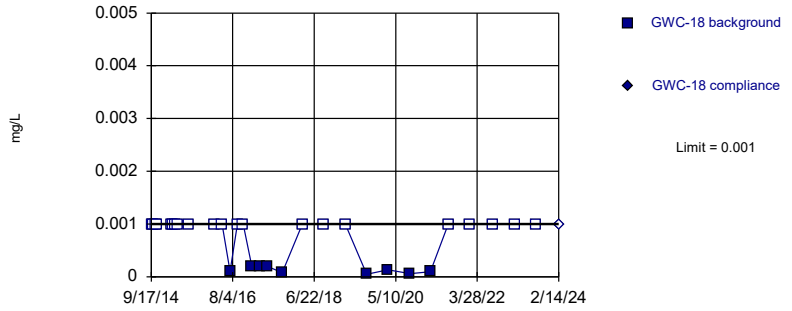

Non-parametric test used in lieu of parametric prediction limit because censored data exceeded 50%. Limit is highest of 30 background values. 70% NDs. Well-constituent pair annual alpha = 0.004011. Individual comparison alpha = 0.002008 (1 of 2).

Constituent: Lead Analysis Run 5/13/2024 10:13 AM View: Appendix I Intrawell
Plant Bowen Data: Bowen 3-4 CCR

Sanitas™ v.10.0.16e Software licensed to . UG
Hollow symbols indicate censored values.
Within Limit

Prediction Limit

Intrawell Non-parametric

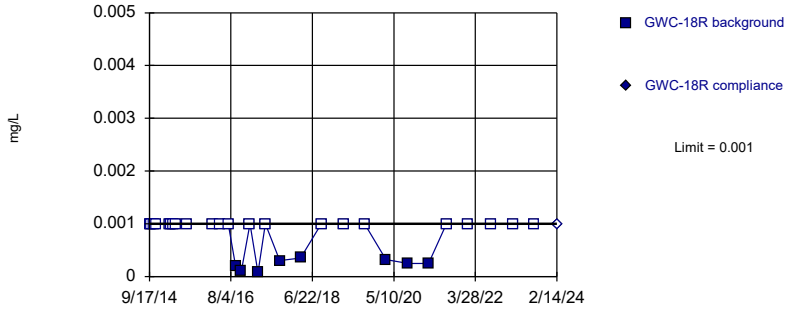

Non-parametric test used in lieu of parametric prediction limit because censored data exceeded 50%. Limit is highest of 30 background values. 73.33% NDs. Well-constituent pair annual alpha = 0.004011. Individual comparison alpha = 0.002008 (1 of 2).

Constituent: Lead Analysis Run 5/13/2024 10:13 AM View: Appendix I Intrawell
Plant Bowen Data: Bowen 3-4 CCR

Sanitas™ v.10.0.16e Software licensed to . UG
Hollow symbols indicate censored values.
Within Limit

Prediction Limit

Intrawell Non-parametric

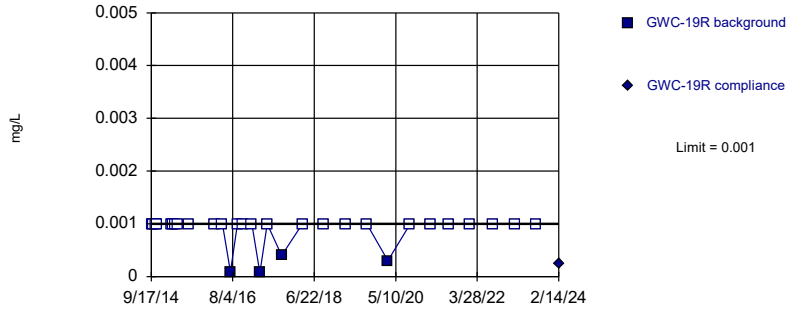

Non-parametric test used in lieu of parametric prediction limit because censored data exceeded 50%. Limit is highest of 30 background values. 86.67% NDs. Well-constituent pair annual alpha = 0.004011. Individual comparison alpha = 0.002008 (1 of 2).

Constituent: Lead Analysis Run 5/13/2024 10:13 AM View: Appendix I Intrawell
Plant Bowen Data: Bowen 3-4 CCR

Sanitas™ v.10.0.16e Software licensed to . UG
Hollow symbols indicate censored values.

Within Limit

Prediction Limit

Intrawell Non-parametric

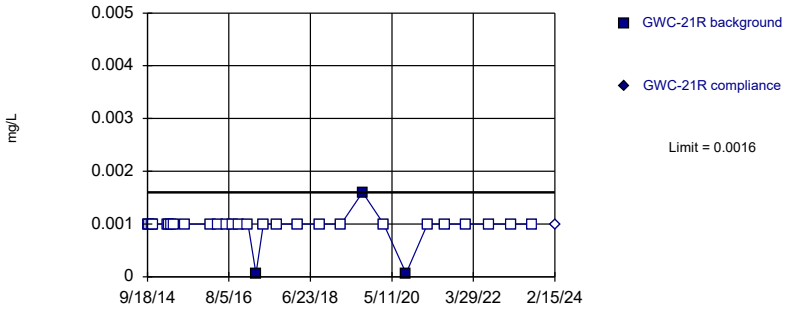

Non-parametric test used in lieu of parametric prediction limit because censored data exceeded 50%. Limit is highest of 30 background values. 90% NDs. Well-constituent pair annual alpha = 0.004011. Individual comparison alpha = 0.002008 (1 of 2).

Constituent: Lead Analysis Run 5/13/2024 10:13 AM View: Appendix I Intrawell
Plant Bowen Data: Bowen 3-4 CCR

Sanitas™ v.10.0.16e Software licensed to . UG
Hollow symbols indicate censored values.

Within Limit

Prediction Limit

Intrawell Non-parametric

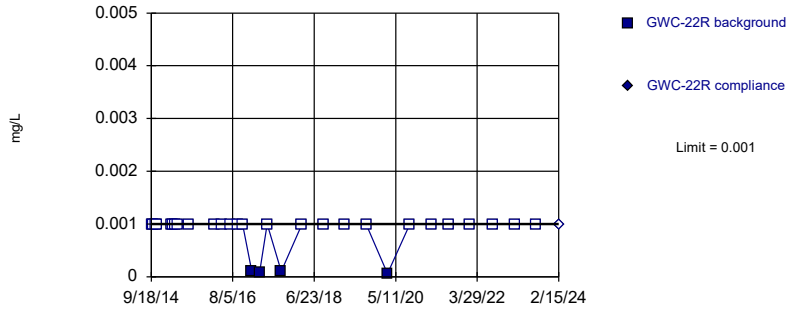

Non-parametric test used in lieu of parametric prediction limit because censored data exceeded 50%. Limit is highest of 30 background values. 86.67% NDs. Well-constituent pair annual alpha = 0.004011. Individual comparison alpha = 0.002008 (1 of 2).

Constituent: Lead Analysis Run 5/13/2024 10:13 AM View: Appendix I Intrawell
Plant Bowen Data: Bowen 3-4 CCR

Sanitas™ v.10.0.16e Software licensed to . UG
Hollow symbols indicate censored values.

Within Limit

Prediction Limit

Intrawell Non-parametric

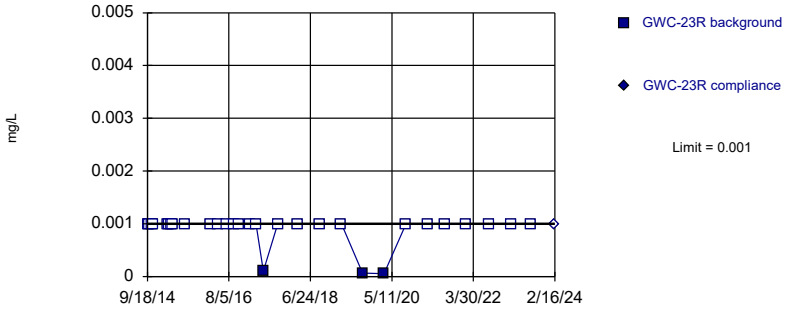

Non-parametric test used in lieu of parametric prediction limit because censored data exceeded 50%. Limit is highest of 30 background values. 90% NDs. Well-constituent pair annual alpha = 0.004011. Individual comparison alpha = 0.002008 (1 of 2).

Constituent: Lead Analysis Run 5/13/2024 10:13 AM View: Appendix I Intrawell
Plant Bowen Data: Bowen 3-4 CCR

Sanitas™ v.10.0.16e Software licensed to . UG
Hollow symbols indicate censored values.

Within Limit

Prediction Limit

Intrawell Non-parametric

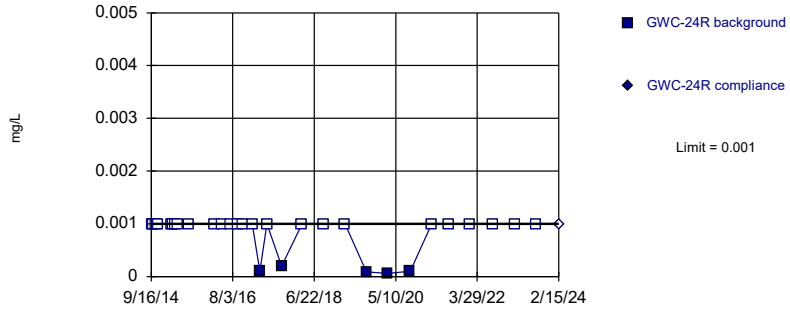

Non-parametric test used in lieu of parametric prediction limit because censored data exceeded 50%. Limit is highest of 30 background values. 83.33% NDs. Well-constituent pair annual alpha = 0.004011. Individual comparison alpha = 0.002008 (1 of 2).

Constituent: Lead Analysis Run 5/13/2024 10:13 AM View: Appendix I Intrawell
Plant Bowen Data: Bowen 3-4 CCR

Sanitas™ v.10.0.16e Software licensed to . UG
Hollow symbols indicate censored values.

Within Limit

Prediction Limit

Intrawell Non-parametric

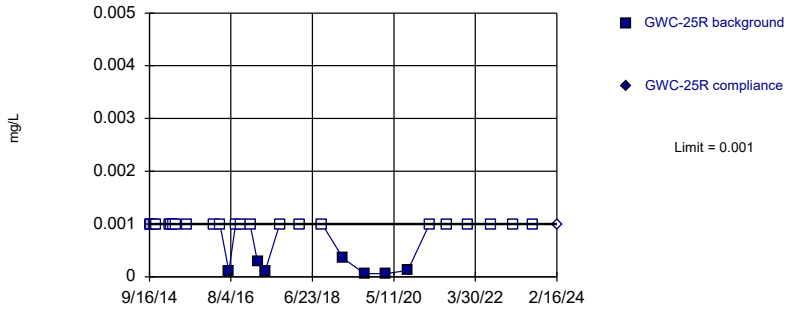

Non-parametric test used in lieu of parametric prediction limit because censored data exceeded 50%. Limit is highest of 30 background values. 76.67% NDs. Well-constituent pair annual alpha = 0.004011. Individual comparison alpha = 0.002008 (1 of 2).

Constituent: Lead Analysis Run 5/13/2024 10:13 AM View: Appendix I Intrawell
Plant Bowen Data: Bowen 3-4 CCR

Sanitas™ v.10.0.16e Software licensed to . UG
Hollow symbols indicate censored values.

Within Limit

Prediction Limit

Intrawell Non-parametric

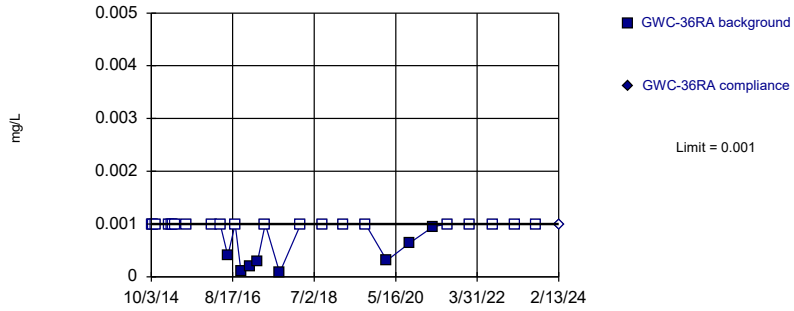

Non-parametric test used in lieu of parametric prediction limit because censored data exceeded 50%. Limit is highest of 29 background values. 72.41% NDs. Well-constituent pair annual alpha = 0.00434. Individual comparison alpha = 0.002172 (1 of 2).

Constituent: Lead Analysis Run 5/13/2024 10:13 AM View: Appendix I Intrawell
Plant Bowen Data: Bowen 3-4 CCR

Sanitas™ v.10.0.16e Software licensed to . UG
Hollow symbols indicate censored values.

Within Limit

Prediction Limit

Intrawell Non-parametric

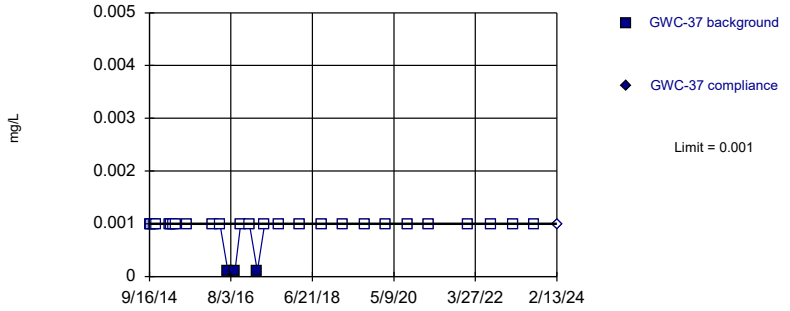

Non-parametric test used in lieu of parametric prediction limit because censored data exceeded 50%. Limit is highest of 29 background values. 89.66% NDs. Well-constituent pair annual alpha = 0.00434. Individual comparison alpha = 0.002172 (1 of 2).

Constituent: Lead Analysis Run 5/13/2024 10:13 AM View: Appendix I Intrawell
Plant Bowen Data: Bowen 3-4 CCR

Sanitas™ v.10.0.16e Software licensed to . UG
Hollow symbols indicate censored values.

Within Limit

Prediction Limit

Intrawell Non-parametric

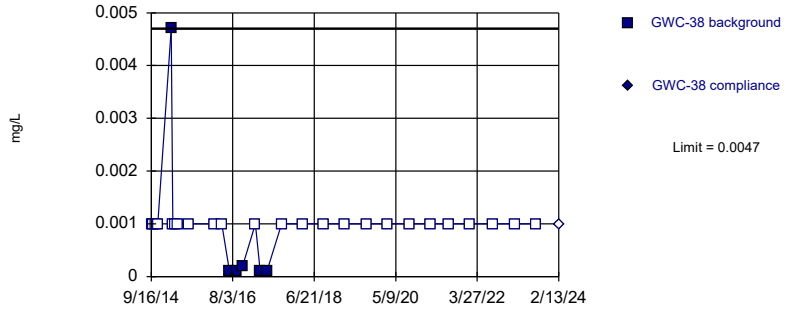

Non-parametric test used in lieu of parametric prediction limit because censored data exceeded 50%. Limit is highest of 30 background values. 80% NDs. Well-constituent pair annual alpha = 0.004011. Individual comparison alpha = 0.002008 (1 of 2).

Constituent: Lead Analysis Run 5/13/2024 10:13 AM View: Appendix I Intrawell
Plant Bowen Data: Bowen 3-4 CCR

Sanitas™ v.10.0.16e Software licensed to . UG
Hollow symbols indicate censored values.

Within Limit

Prediction Limit

Intrawell Non-parametric

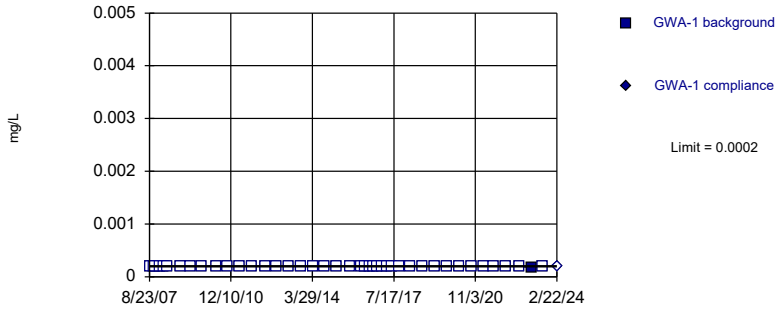

Non-parametric test used in lieu of parametric prediction limit because censored data exceeded 50%. Limit is highest of 42 background values. 97.62% NDs. Well-constituent pair annual alpha = 0.002154. Individual comparison alpha = 0.001077 (1 of 2).

Constituent: Mercury Analysis Run 5/13/2024 10:13 AM View: Appendix I Intrawell
Plant Bowen Data: Bowen 3-4 CCR

Sanitas™ v.10.0.16e Software licensed to . UG
Hollow symbols indicate censored values.

Within Limit

Prediction Limit

Intrawell Non-parametric

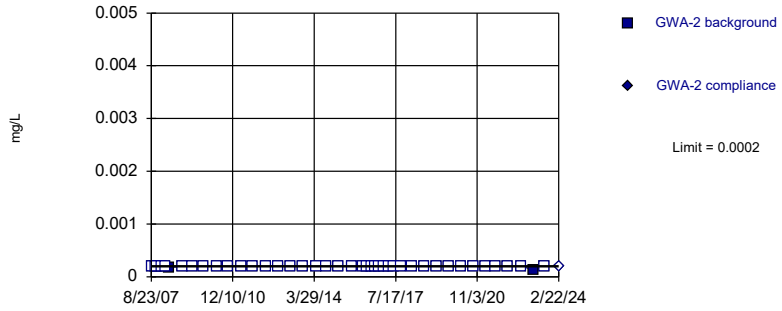

Non-parametric test used in lieu of parametric prediction limit because censored data exceeded 50%. Limit is highest of 42 background values. 95.24% NDs. Well-constituent pair annual alpha = 0.002154. Individual comparison alpha = 0.001077 (1 of 2).

Constituent: Mercury Analysis Run 5/13/2024 10:13 AM View: Appendix I Intrawell
Plant Bowen Data: Bowen 3-4 CCR

Sanitas™ v.10.0.16e Software licensed to . UG
Hollow symbols indicate censored values.

Within Limit

Prediction Limit

Intrawell Non-parametric

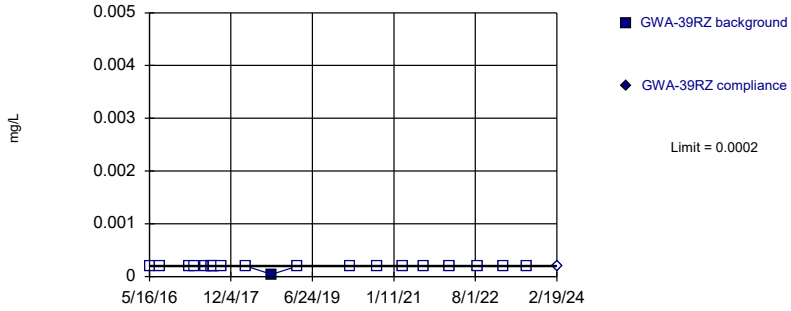

Non-parametric test used in lieu of parametric prediction limit because censored data exceeded 50%. Limit is highest of 20 background values. 95% NDs. Well-constituent pair annual alpha = 0.008564. Individual comparison alpha = 0.004291 (1 of 2).

Constituent: Mercury Analysis Run 5/13/2024 10:13 AM View: Appendix I Intrawell
Plant Bowen Data: Bowen 3-4 CCR

Sanitas™ v.10.0.16e Software licensed to . UG
Hollow symbols indicate censored values.

Within Limit

Prediction Limit

Intrawell Non-parametric

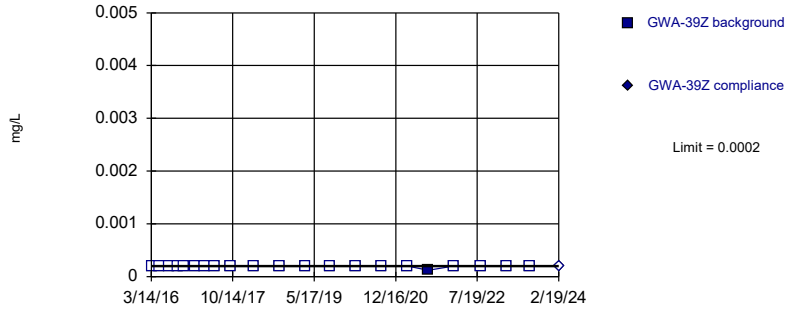

Non-parametric test used in lieu of parametric prediction limit because censored data exceeded 50%. Limit is highest of 21 background values. 95.24% NDs. Well-constituent pair annual alpha = 0.007982. Individual comparison alpha = 0.003999 (1 of 2).

Constituent: Mercury Analysis Run 5/13/2024 10:13 AM View: Appendix I Intrawell
Plant Bowen Data: Bowen 3-4 CCR

Sanitas™ v.10.0.16e Software licensed to . UG
Hollow symbols indicate censored values.

Within Limit

Prediction Limit

Intrawell Non-parametric

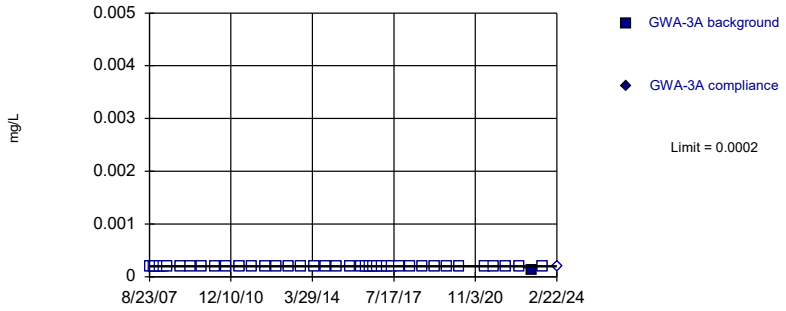

Non-parametric test used in lieu of parametric prediction limit because censored data exceeded 50%. Limit is highest of 41 background values. 97.56% NDs. Well-constituent pair annual alpha = 0.002235. Individual comparison alpha = 0.001118 (1 of 2).

Constituent: Mercury Analysis Run 5/13/2024 10:13 AM View: Appendix I Intrawell
Plant Bowen Data: Bowen 3-4 CCR

Sanitas™ v.10.0.16e Software licensed to . UG
Hollow symbols indicate censored values.

Within Limit

Prediction Limit

Intrawell Non-parametric

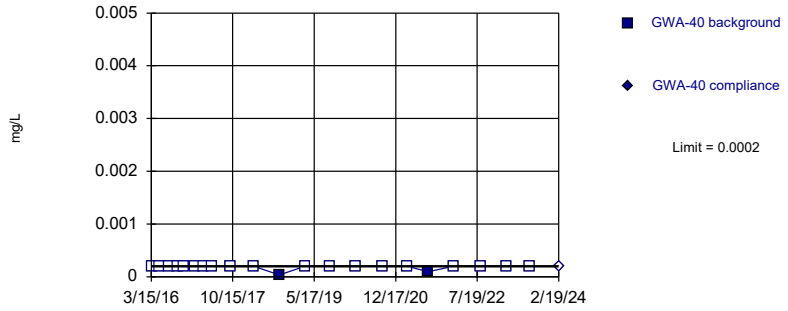

Non-parametric test used in lieu of parametric prediction limit because censored data exceeded 50%. Limit is highest of 21 background values. 90.48% NDs. Well-constituent pair annual alpha = 0.007982. Individual comparison alpha = 0.003999 (1 of 2).

Constituent: Mercury Analysis Run 5/13/2024 10:13 AM View: Appendix I Intrawell
Plant Bowen Data: Bowen 3-4 CCR

Sanitas™ v.10.0.16e Software licensed to . UG
Hollow symbols indicate censored values.

Within Limit

Prediction Limit

Intrawell Non-parametric

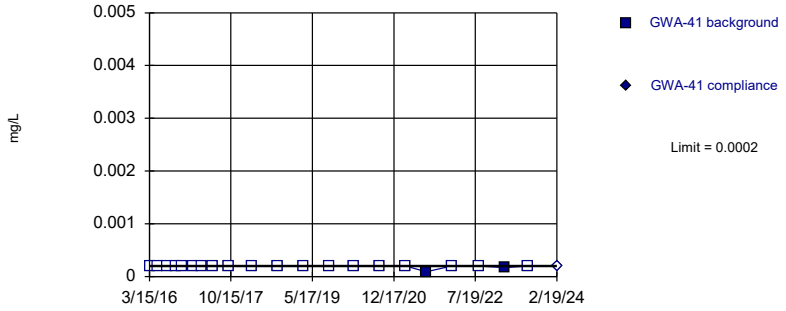

Non-parametric test used in lieu of parametric prediction limit because censored data exceeded 50%. Limit is highest of 21 background values. 90.48% NDs. Well-constituent pair annual alpha = 0.007982. Individual comparison alpha = 0.003999 (1 of 2).

Constituent: Mercury Analysis Run 5/13/2024 10:13 AM View: Appendix I Intrawell
Plant Bowen Data: Bowen 3-4 CCR

Sanitas™ v.10.0.16e Software licensed to . UG
Hollow symbols indicate censored values.

Within Limit

Prediction Limit

Intrawell Non-parametric

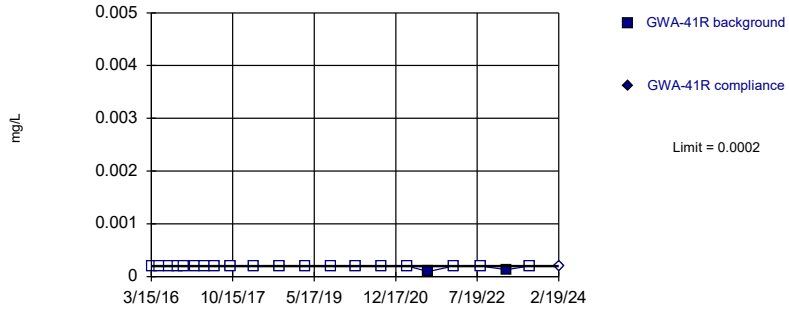

Non-parametric test used in lieu of parametric prediction limit because censored data exceeded 50%. Limit is highest of 21 background values. 90.48% NDs. Well-constituent pair annual alpha = 0.007982. Individual comparison alpha = 0.003999 (1 of 2).

Constituent: Mercury Analysis Run 5/13/2024 10:13 AM View: Appendix I Intrawell
Plant Bowen Data: Bowen 3-4 CCR

Sanitas™ v.10.0.16e Software licensed to . UG
Hollow symbols indicate censored values.
Within Limit

Prediction Limit

Intrawell Non-parametric

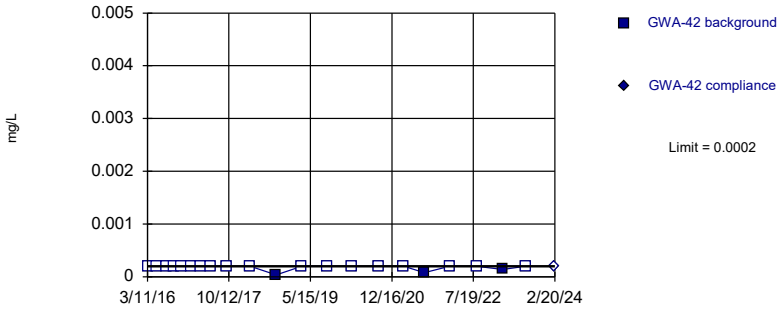

Non-parametric test used in lieu of parametric prediction limit because censored data exceeded 50%. Limit is highest of 21 background values. 85.71% NDs. Well-constituent pair annual alpha = 0.007982. Individual comparison alpha = 0.003999 (1 of 2).

Constituent: Mercury Analysis Run 5/13/2024 10:13 AM View: Appendix I Intrawell
Plant Bowen Data: Bowen 3-4 CCR

Sanitas™ v.10.0.16e Software licensed to . UG
Hollow symbols indicate censored values.
Within Limit

Prediction Limit

Intrawell Non-parametric

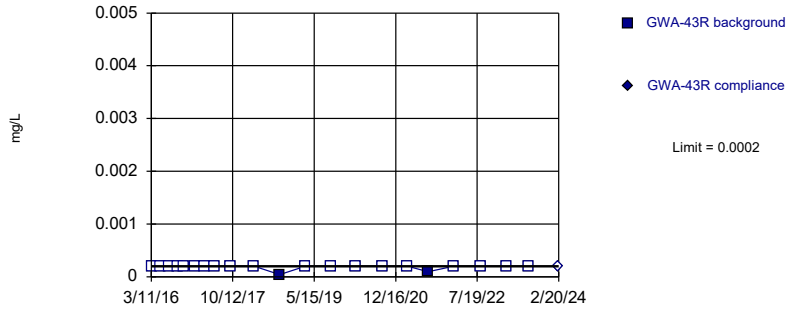

Non-parametric test used in lieu of parametric prediction limit because censored data exceeded 50%. Limit is highest of 21 background values. 90.48% NDs. Well-constituent pair annual alpha = 0.007982. Individual comparison alpha = 0.003999 (1 of 2).

Constituent: Mercury Analysis Run 5/13/2024 10:13 AM View: Appendix I Intrawell
Plant Bowen Data: Bowen 3-4 CCR

Sanitas™ v.10.0.16e Software licensed to . UG
Hollow symbols indicate censored values.
Within Limit

Prediction Limit

Intrawell Non-parametric

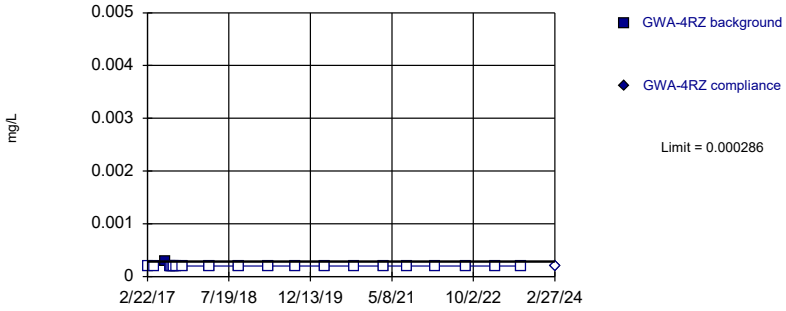

Non-parametric test used in lieu of parametric prediction limit because censored data exceeded 50%. Limit is highest of 21 background values. 95.24% NDs. Well-constituent pair annual alpha = 0.007982. Individual comparison alpha = 0.003999 (1 of 2).

Constituent: Mercury Analysis Run 5/13/2024 10:13 AM View: Appendix I Intrawell
Plant Bowen Data: Bowen 3-4 CCR

Sanitas™ v.10.0.16e Software licensed to . UG
Hollow symbols indicate censored values.
Within Limit

Prediction Limit

Intrawell Non-parametric

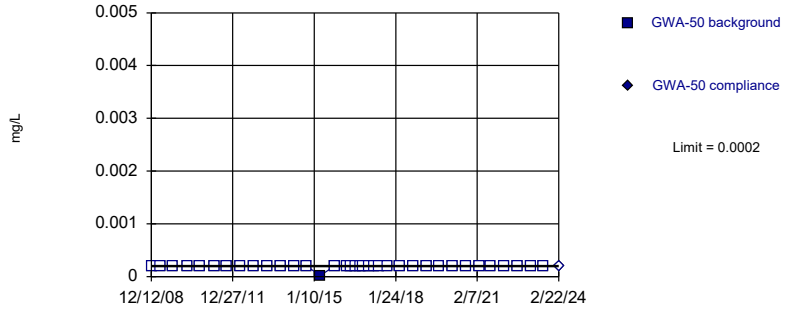

Non-parametric test used in lieu of parametric prediction limit because censored data exceeded 50%. Limit is highest of 36 background values. 97.22% NDs. Well-constituent pair annual alpha = 0.002856. Individual comparison alpha = 0.001429 (1 of 2).

Constituent: Mercury Analysis Run 5/13/2024 10:13 AM View: Appendix I Intrawell
Plant Bowen Data: Bowen 3-4 CCR

Sanitas™ v.10.0.16e Software licensed to . UG
Hollow symbols indicate censored values.

Within Limit

Prediction Limit

Intrawell Non-parametric

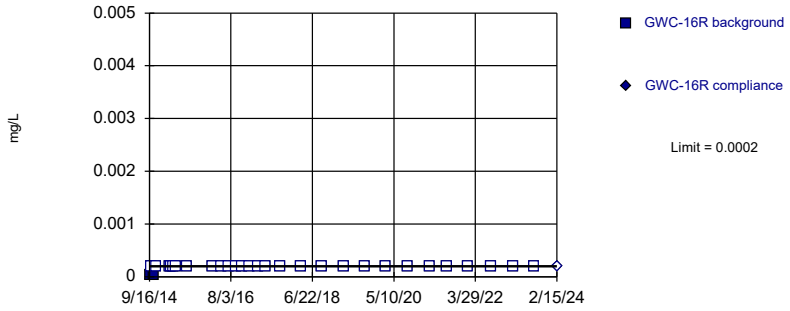

Non-parametric test used in lieu of parametric prediction limit because censored data exceeded 50%. Limit is highest of 30 background values. 93.33% NDs. Well-constituent pair annual alpha = 0.004011. Individual comparison alpha = 0.002008 (1 of 2).

Constituent: Mercury Analysis Run 5/13/2024 10:13 AM View: Appendix I Intrawell
Plant Bowen Data: Bowen 3-4 CCR

Sanitas™ v.10.0.16e Software licensed to . UG
Hollow symbols indicate censored values.

Within Limit

Prediction Limit

Intrawell Non-parametric

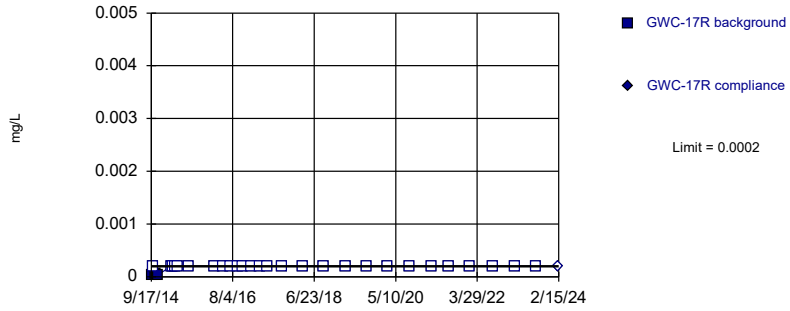

Non-parametric test used in lieu of parametric prediction limit because censored data exceeded 50%. Limit is highest of 30 background values. 90% NDs. Well-constituent pair annual alpha = 0.004011. Individual comparison alpha = 0.002008 (1 of 2).

Constituent: Mercury Analysis Run 5/13/2024 10:13 AM View: Appendix I Intrawell
Plant Bowen Data: Bowen 3-4 CCR

Sanitas™ v.10.0.16e Software licensed to . UG
Hollow symbols indicate censored values.

Within Limit

Prediction Limit

Intrawell Non-parametric

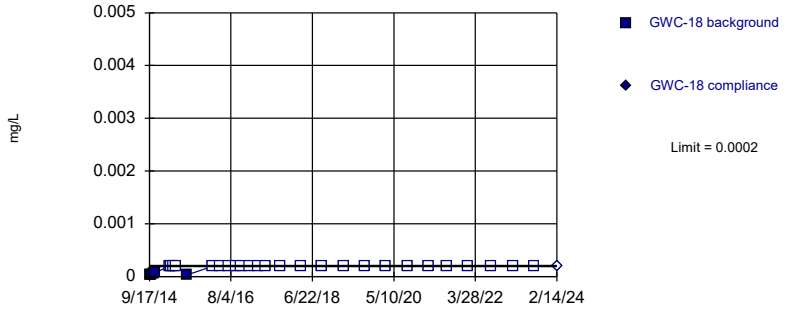

Non-parametric test used in lieu of parametric prediction limit because censored data exceeded 50%. Limit is highest of 30 background values. 83.33% NDs. Well-constituent pair annual alpha = 0.004011. Individual comparison alpha = 0.002008 (1 of 2).

Constituent: Mercury Analysis Run 5/13/2024 10:13 AM View: Appendix I Intrawell
Plant Bowen Data: Bowen 3-4 CCR

Sanitas™ v.10.0.16e Software licensed to . UG
Hollow symbols indicate censored values.

Within Limit

Prediction Limit

Intrawell Non-parametric

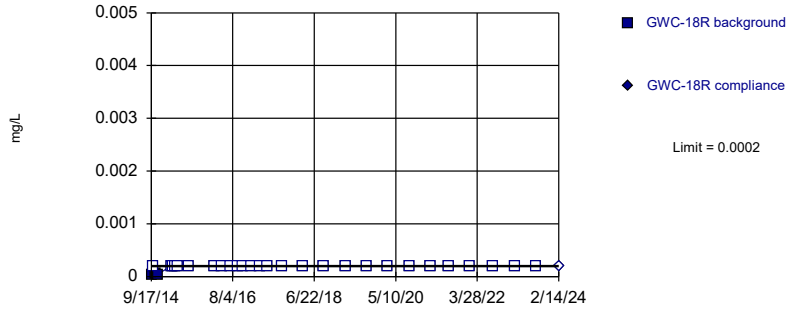

Non-parametric test used in lieu of parametric prediction limit because censored data exceeded 50%. Limit is highest of 30 background values. 90% NDs. Well-constituent pair annual alpha = 0.004011. Individual comparison alpha = 0.002008 (1 of 2).

Constituent: Mercury Analysis Run 5/13/2024 10:13 AM View: Appendix I Intrawell
Plant Bowen Data: Bowen 3-4 CCR

Sanitas™ v.10.0.16e Software licensed to . UG
Hollow symbols indicate censored values.
Within Limit

Prediction Limit

Intrawell Non-parametric

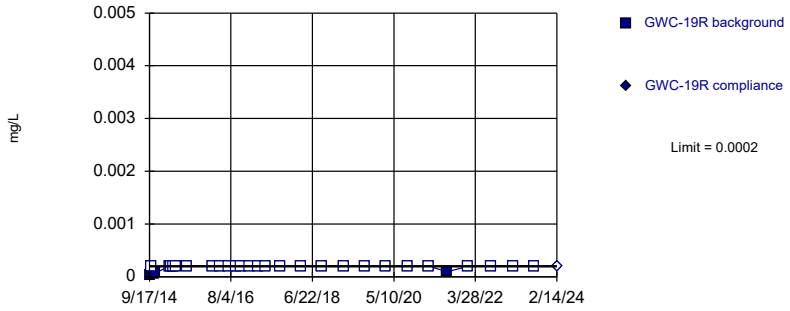

Non-parametric test used in lieu of parametric prediction limit because censored data exceeded 50%. Limit is highest of 30 background values. 86.67% NDs. Well-constituent pair annual alpha = 0.004011. Individual comparison alpha = 0.002008 (1 of 2).

Constituent: Mercury Analysis Run 5/13/2024 10:13 AM View: Appendix I Intrawell
Plant Bowen Data: Bowen 3-4 CCR

Sanitas™ v.10.0.16e Software licensed to . UG
Hollow symbols indicate censored values.
Within Limit

Prediction Limit

Intrawell Non-parametric

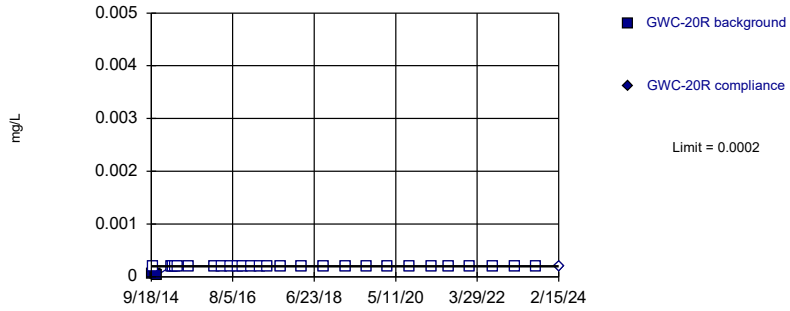

Non-parametric test used in lieu of parametric prediction limit because censored data exceeded 50%. Limit is highest of 30 background values. 90% NDs. Well-constituent pair annual alpha = 0.004011. Individual comparison alpha = 0.002008 (1 of 2).

Constituent: Mercury Analysis Run 5/13/2024 10:13 AM View: Appendix I Intrawell
Plant Bowen Data: Bowen 3-4 CCR

Sanitas™ v.10.0.16e Software licensed to . UG
Hollow symbols indicate censored values.
Within Limit

Prediction Limit

Intrawell Non-parametric

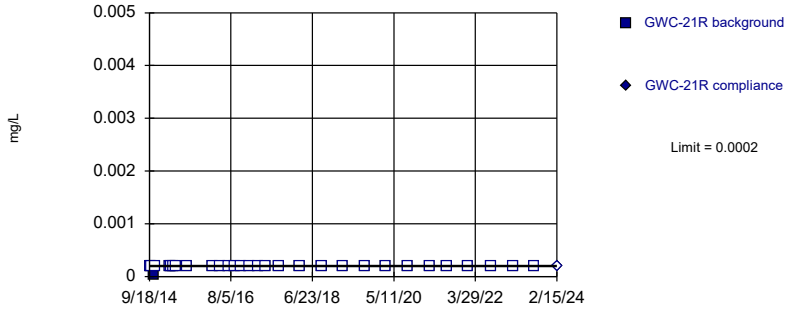

Non-parametric test used in lieu of parametric prediction limit because censored data exceeded 50%. Limit is highest of 30 background values. 96.67% NDs. Well-constituent pair annual alpha = 0.004011. Individual comparison alpha = 0.002008 (1 of 2).

Constituent: Mercury Analysis Run 5/13/2024 10:13 AM View: Appendix I Intrawell
Plant Bowen Data: Bowen 3-4 CCR

Sanitas™ v.10.0.16e Software licensed to . UG
Hollow symbols indicate censored values.
Within Limit

Prediction Limit

Intrawell Non-parametric

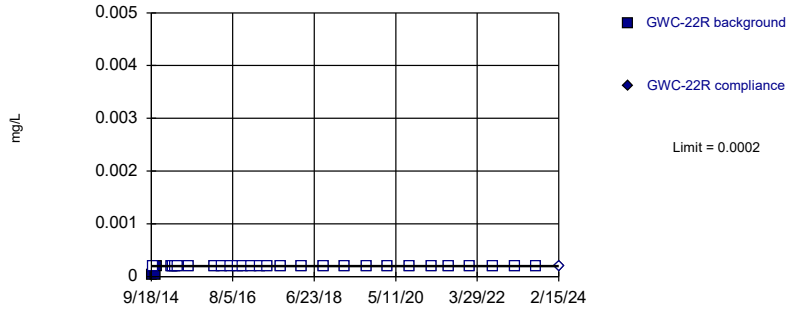

Non-parametric test used in lieu of parametric prediction limit because censored data exceeded 50%. Limit is highest of 30 background values. 90% NDs. Well-constituent pair annual alpha = 0.004011. Individual comparison alpha = 0.002008 (1 of 2).

Constituent: Mercury Analysis Run 5/13/2024 10:13 AM View: Appendix I Intrawell
Plant Bowen Data: Bowen 3-4 CCR

Sanitas™ v.10.0.16e Software licensed to . UG
Hollow symbols indicate censored values.
Within Limit

Prediction Limit

Intrawell Non-parametric

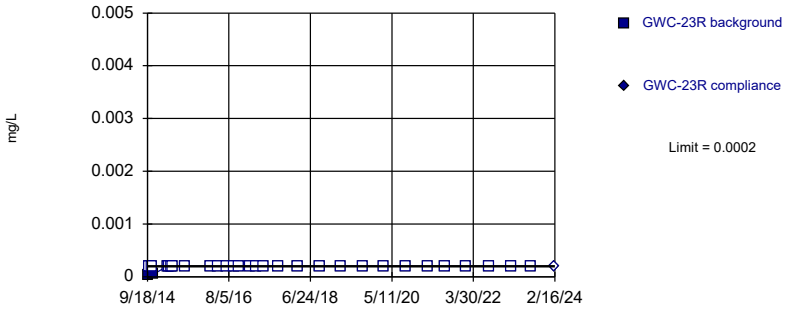

Non-parametric test used in lieu of parametric prediction limit because censored data exceeded 50%. Limit is highest of 30 background values. 93.33% NDs. Well-constituent pair annual alpha = 0.004011. Individual comparison alpha = 0.002008 (1 of 2).

Constituent: Mercury Analysis Run 5/13/2024 10:13 AM View: Appendix I Intrawell
Plant Bowen Data: Bowen 3-4 CCR

Sanitas™ v.10.0.16e Software licensed to . UG
Hollow symbols indicate censored values.
Within Limit

Prediction Limit

Intrawell Non-parametric

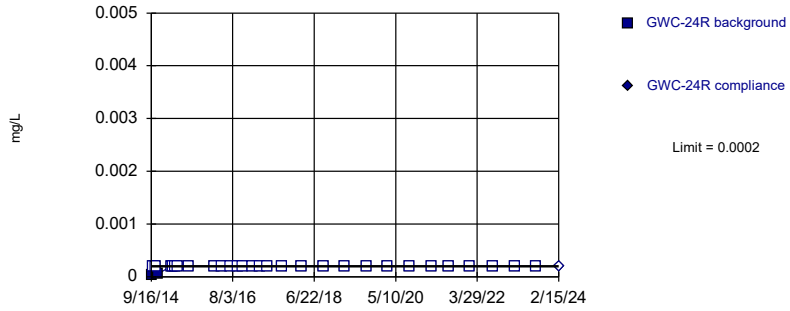

Non-parametric test used in lieu of parametric prediction limit because censored data exceeded 50%. Limit is highest of 30 background values. 93.33% NDs. Well-constituent pair annual alpha = 0.004011. Individual comparison alpha = 0.002008 (1 of 2).

Constituent: Mercury Analysis Run 5/13/2024 10:13 AM View: Appendix I Intrawell
Plant Bowen Data: Bowen 3-4 CCR

Sanitas™ v.10.0.16e Software licensed to . UG
Hollow symbols indicate censored values.
Within Limit

Prediction Limit

Intrawell Non-parametric

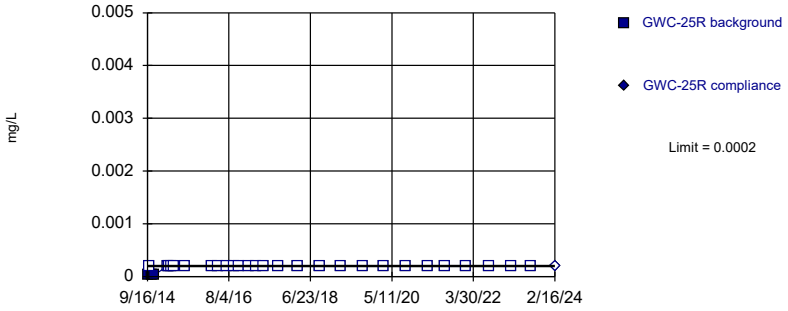

Non-parametric test used in lieu of parametric prediction limit because censored data exceeded 50%. Limit is highest of 30 background values. 90% NDs. Well-constituent pair annual alpha = 0.004011. Individual comparison alpha = 0.002008 (1 of 2).

Constituent: Mercury Analysis Run 5/13/2024 10:13 AM View: Appendix I Intrawell
Plant Bowen Data: Bowen 3-4 CCR

Sanitas™ v.10.0.16e Software licensed to . UG
Hollow symbols indicate censored values.
Within Limit

Prediction Limit

Intrawell Non-parametric

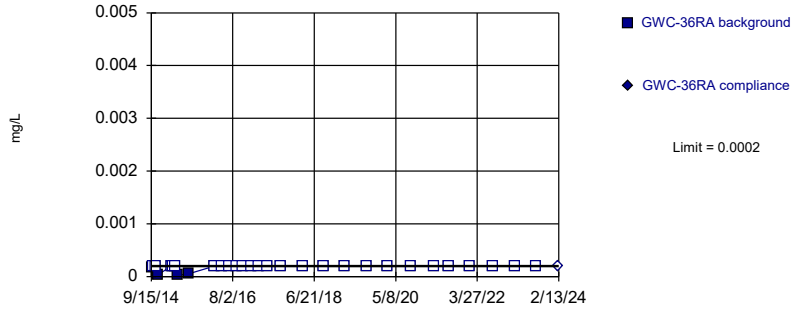

Non-parametric test used in lieu of parametric prediction limit because censored data exceeded 50%. Limit is highest of 30 background values. 86.67% NDs. Well-constituent pair annual alpha = 0.004011. Individual comparison alpha = 0.002008 (1 of 2).

Constituent: Mercury Analysis Run 5/13/2024 10:13 AM View: Appendix I Intrawell
Plant Bowen Data: Bowen 3-4 CCR

Sanitas™ v.10.0.16e Software licensed to . UG
Hollow symbols indicate censored values.

Within Limit

Prediction Limit

Intrawell Non-parametric

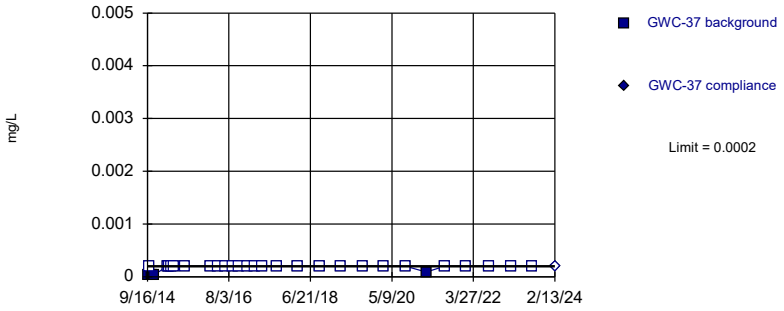

Non-parametric test used in lieu of parametric prediction limit because censored data exceeded 50%. Limit is highest of 30 background values. 86.67% NDs. Well-constituent pair annual alpha = 0.004011. Individual comparison alpha = 0.002008 (1 of 2).

Constituent: Mercury Analysis Run 5/13/2024 10:14 AM View: Appendix I Intrawell
Plant Bowen Data: Bowen 3-4 CCR

Sanitas™ v.10.0.16e Software licensed to . UG
Hollow symbols indicate censored values.

Within Limit

Prediction Limit

Intrawell Non-parametric

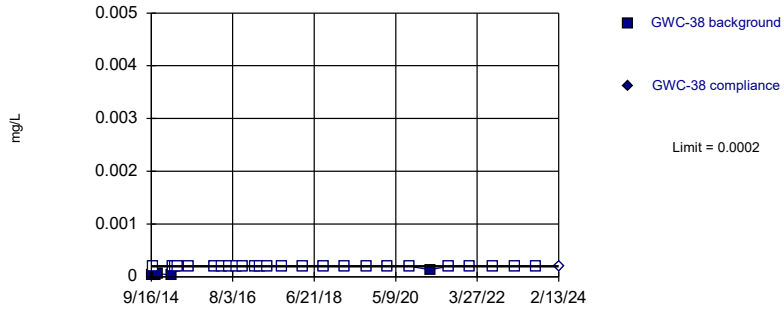

Non-parametric test used in lieu of parametric prediction limit because censored data exceeded 50%. Limit is highest of 30 background values. 83.33% NDs. Well-constituent pair annual alpha = 0.004011. Individual comparison alpha = 0.002008 (1 of 2).

Constituent: Mercury Analysis Run 5/13/2024 10:14 AM View: Appendix I Intrawell
Plant Bowen Data: Bowen 3-4 CCR

Sanitas™ v.10.0.16e Software licensed to . UG
Hollow symbols indicate censored values.

Within Limit

Prediction Limit

Intrawell Non-parametric

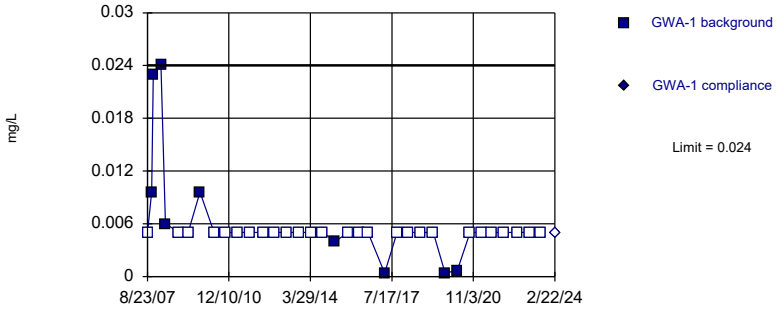

Non-parametric test used in lieu of parametric prediction limit because censored data exceeded 50%. Limit is highest of 36 background values. 75% NDs. Well-constituent pair annual alpha = 0.002856. Individual comparison alpha = 0.001429 (1 of 2).

Constituent: Nickel Analysis Run 5/13/2024 10:14 AM View: Appendix I Intrawell
Plant Bowen Data: Bowen 3-4 CCR

Sanitas™ v.10.0.16e Software licensed to . UG
Hollow symbols indicate censored values.

Within Limit

Prediction Limit

Intrawell Non-parametric

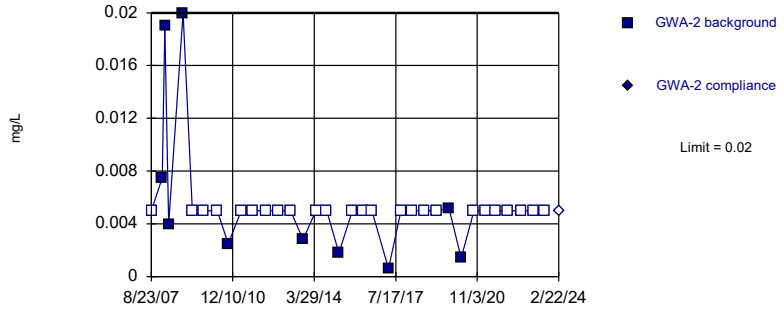

Non-parametric test used in lieu of parametric prediction limit because censored data exceeded 50%. Limit is highest of 35 background values. 71.43% NDs. Well-constituent pair annual alpha = 0.002991. Individual comparison alpha = 0.001497 (1 of 2).

Constituent: Nickel Analysis Run 5/13/2024 10:14 AM View: Appendix I Intrawell
Plant Bowen Data: Bowen 3-4 CCR

Sanitas™ v.10.0.16e Software licensed to . UG
Hollow symbols indicate censored values.
Within Limit

Prediction Limit

Intrawell Non-parametric

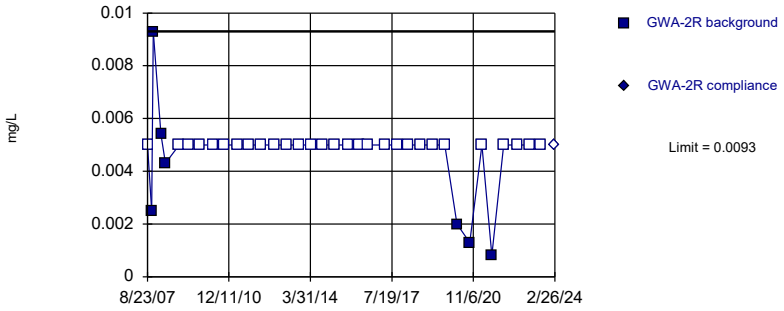

Non-parametric test used in lieu of parametric prediction limit because censored data exceeded 50%. Limit is highest of 36 background values. 80.56% NDs. Well-constituent pair annual alpha = 0.002856. Individual comparison alpha = 0.001429 (1 of 2).

Constituent: Nickel Analysis Run 5/13/2024 10:14 AM View: Appendix I Intrawell
Plant Bowen Data: Bowen 3-4 CCR

Sanitas™ v.10.0.16e Software licensed to . UG
Hollow symbols indicate censored values.
Within Limit

Prediction Limit

Intrawell Non-parametric

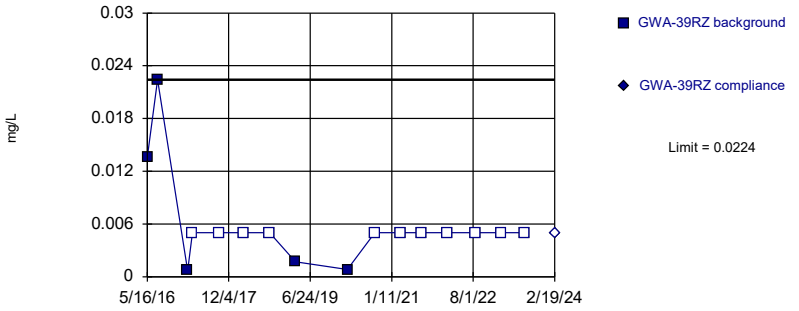

Non-parametric test used in lieu of parametric prediction limit because censored data exceeded 50%. Limit is highest of 16 background values. 68.75% NDs. Well-constituent pair annual alpha = 0.01287. Individual comparison alpha = 0.006456 (1 of 2).

Constituent: Nickel Analysis Run 5/13/2024 10:14 AM View: Appendix I Intrawell
Plant Bowen Data: Bowen 3-4 CCR

Sanitas™ v.10.0.16e Software licensed to . UG
Hollow symbols indicate censored values.
Within Limit

Prediction Limit

Intrawell Non-parametric

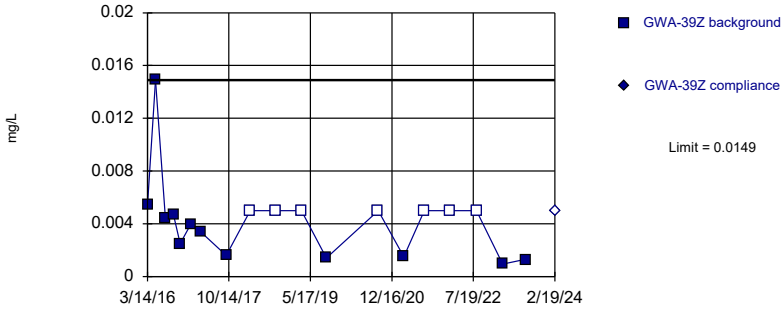

Non-parametric test used in lieu of parametric prediction limit because the Shapiro Wilk normality test showed the data to be non-normal at the 0.05 alpha level. Limit is highest of 19 background values. 36.84% NDs. Well-constituent pair annual alpha = 0.009641. Individual comparison alpha = 0.004832 (1 of 2).

Constituent: Nickel Analysis Run 5/13/2024 10:14 AM View: Appendix I Intrawell
Plant Bowen Data: Bowen 3-4 CCR

Sanitas™ v.10.0.16e Software licensed to . UG
Hollow symbols indicate censored values.
Within Limit

Prediction Limit

Intrawell Parametric

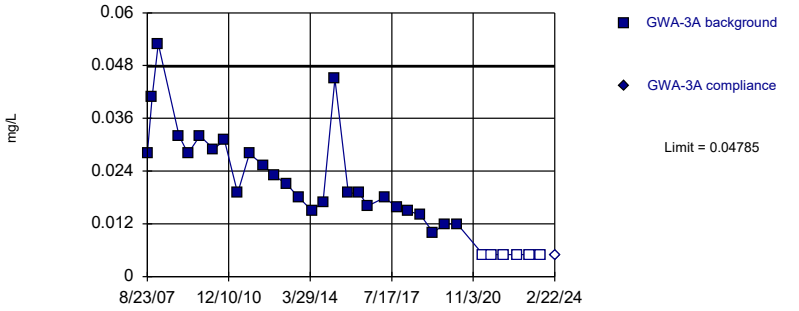

Background Data Summary (after Kaplan-Meier Adjustment): Mean=0.01745, Std. Dev.=0.01242, n=33, 18.18% NDs. Normality test: Shapiro Wilk @alpha = 0.01, calculated = 0.9269, critical = 0.906. Kappa = 2.447 (c=16, w=15, 1 of 2, event alpha = 0.05132). Report alpha = 0.0002195.

Constituent: Nickel Analysis Run 5/13/2024 10:14 AM View: Appendix I Intrawell
Plant Bowen Data: Bowen 3-4 CCR

Sanitas™ v.10.0.16e Software licensed to . UG
Hollow symbols indicate censored values.
Within Limit

Prediction Limit

Intrawell Non-parametric

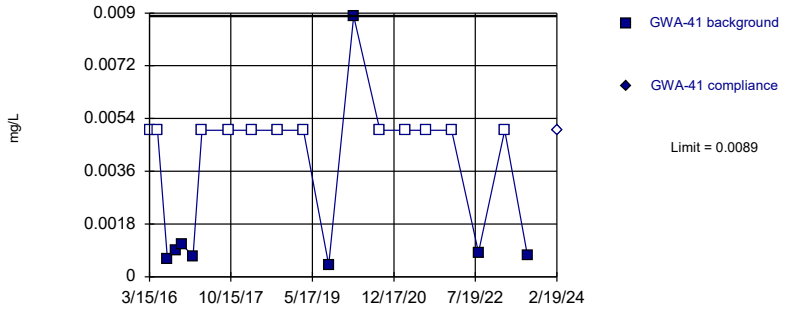

Non-parametric test used in lieu of parametric prediction limit because censored data exceeded 50%. Limit is highest of 20 background values. 60% NDs. Well-constituent pair annual alpha = 0.008564. Individual comparison alpha = 0.004291 (1 of 2).

Constituent: Nickel Analysis Run 5/13/2024 10:14 AM View: Appendix I Intrawell
Plant Bowen Data: Bowen 3-4 CCR

Sanitas™ v.10.0.16e Software licensed to . UG
Hollow symbols indicate censored values.
Within Limit

Prediction Limit

Intrawell Non-parametric

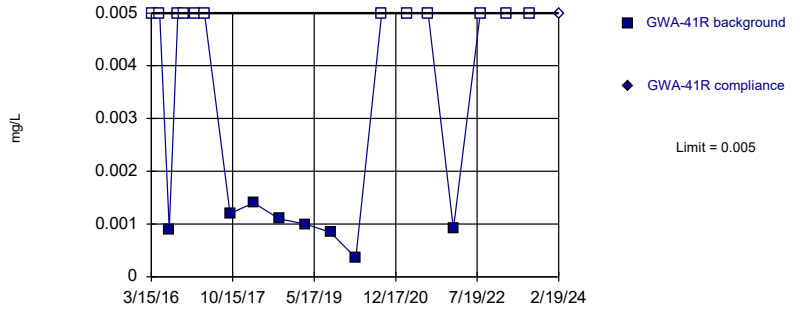

Non-parametric test used in lieu of parametric prediction limit because censored data exceeded 50%. Limit is highest of 20 background values. 60% NDs. Well-constituent pair annual alpha = 0.008564. Individual comparison alpha = 0.004291 (1 of 2).

Constituent: Nickel Analysis Run 5/13/2024 10:14 AM View: Appendix I Intrawell
Plant Bowen Data: Bowen 3-4 CCR

Sanitas™ v.10.0.16e Software licensed to . UG
Hollow symbols indicate censored values.
Within Limit

Prediction Limit

Intrawell Non-parametric

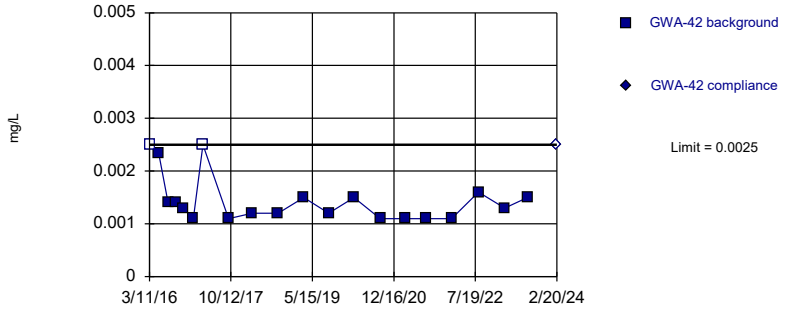

Non-parametric test used in lieu of parametric prediction limit because the Shapiro Wilk normality test showed the data to be non-normal at the 0.01 alpha level. Limit is highest of 20 background values. 10% NDs. Well-constituent pair annual alpha = 0.008564. Individual comparison alpha = 0.004291 (1 of 2).

Constituent: Nickel Analysis Run 5/13/2024 10:14 AM View: Appendix I Intrawell
Plant Bowen Data: Bowen 3-4 CCR

Sanitas™ v.10.0.16e Software licensed to . UG
Hollow symbols indicate censored values.
Within Limit

Prediction Limit

Intrawell Non-parametric

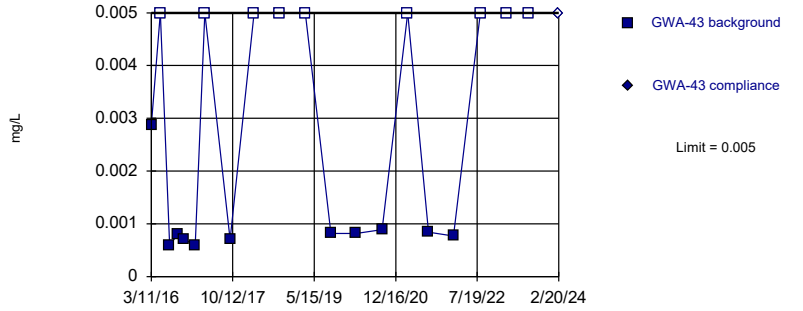

Non-parametric test used in lieu of parametric prediction limit because the Shapiro Wilk normality test showed the data to be non-normal at the 0.01 alpha level. Limit is highest of 20 background values. 45% NDs. Well-constituent pair annual alpha = 0.008564. Individual comparison alpha = 0.004291 (1 of 2).

Constituent: Nickel Analysis Run 5/13/2024 10:14 AM View: Appendix I Intrawell
Plant Bowen Data: Bowen 3-4 CCR

Sanitas™ v.10.0.16e Software licensed to . UG
Hollow symbols indicate censored values.

Within Limit

Prediction Limit

Intrawell Non-parametric

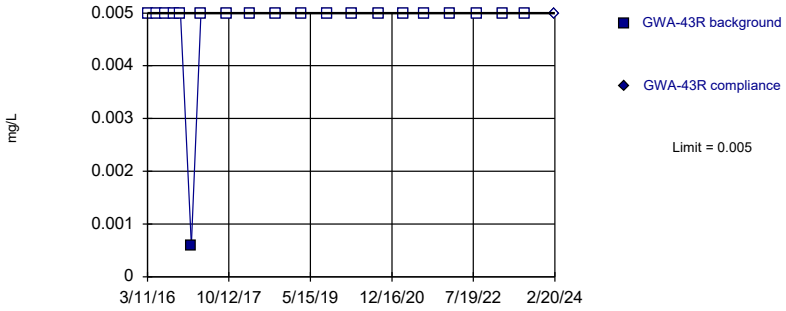

Non-parametric test used in lieu of parametric prediction limit because censored data exceeded 50%. Limit is highest of 20 background values. 95% NDs. Well-constituent pair annual alpha = 0.008564. Individual comparison alpha = 0.004291 (1 of 2).

Constituent: Nickel Analysis Run 5/13/2024 10:14 AM View: Appendix I Intrawell
Plant Bowen Data: Bowen 3-4 CCR

Sanitas™ v.10.0.16e Software licensed to . UG
Hollow symbols indicate censored values.

Within Limit

Prediction Limit

Intrawell Non-parametric

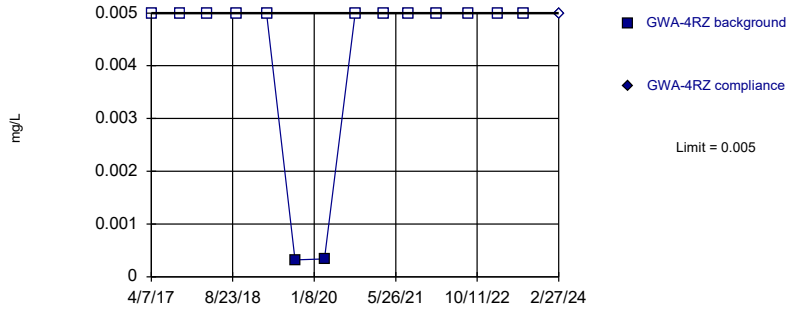

Non-parametric test used in lieu of parametric prediction limit because censored data exceeded 50%. Limit is highest of 14 background values. 85.71% NDs. Well-constituent pair annual alpha = 0.01715. Individual comparison alpha = 0.008612 (1 of 2).

Constituent: Nickel Analysis Run 5/13/2024 10:14 AM View: Appendix I Intrawell
Plant Bowen Data: Bowen 3-4 CCR

Sanitas™ v.10.0.16e Software licensed to . UG
Hollow symbols indicate censored values.

Within Limit

Prediction Limit

Intrawell Non-parametric

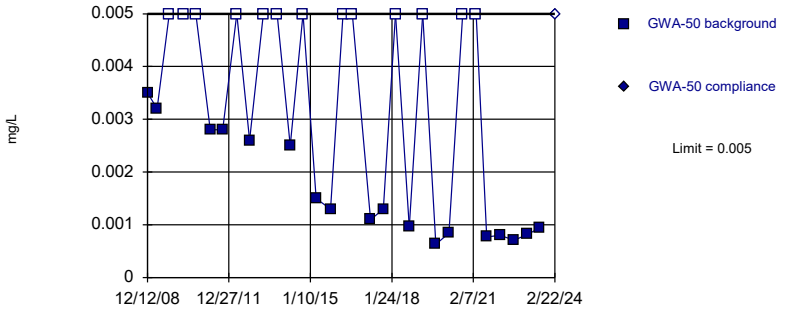

Non-parametric test used in lieu of parametric prediction limit because the Shapiro Wilk normality test showed the data to be non-normal at the 0.01 alpha level. Limit is highest of 31 background values. 41.94% NDs. Well-constituent pair annual alpha = 0.003807. Individual comparison alpha = 0.001905 (1 of 2).

Constituent: Nickel Analysis Run 5/13/2024 10:14 AM View: Appendix I Intrawell
Plant Bowen Data: Bowen 3-4 CCR

Sanitas™ v.10.0.16e Software licensed to . UG
Hollow symbols indicate censored values.

Within Limit

Prediction Limit

Intrawell Parametric

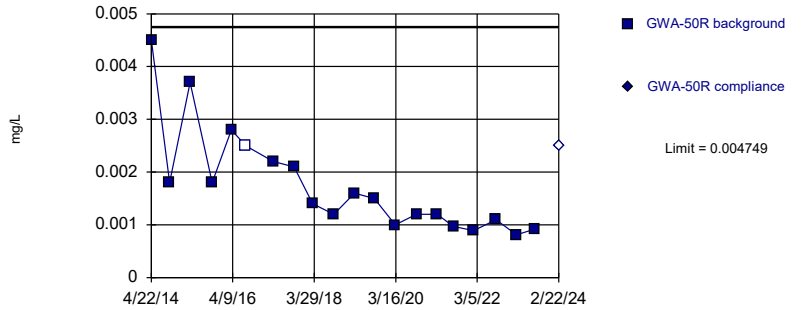

Background Data Summary (based on square root transformation): Mean=0.04065, Std. Dev.=0.01061, n=20, 5% NDs. Normality test: Shapiro Wilk @alpha = 0.01, calculated = 0.8975, critical = 0.868. Kappa = 2.664 (c=16, w=15, 1 of 2, event alpha = 0.05132). Report alpha = 0.0002195.

Constituent: Nickel Analysis Run 5/13/2024 10:14 AM View: Appendix I Intrawell
Plant Bowen Data: Bowen 3-4 CCR

Sanitas™ v.10.0.16e Software licensed to . UG
Hollow symbols indicate censored values.

Within Limit

Prediction Limit

Intrawell Parametric

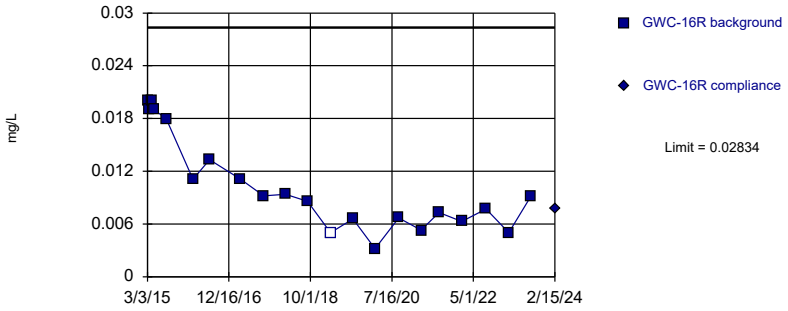

Background Data Summary (based on square root transformation): Mean=0.09934, Std. Dev.=0.02613, n=21, 4.762% NDs. Normality test: Shapiro Wilk @alpha = 0.01, calculated = 0.919, critical = 0.873. Kappa = 2.641 (c=16, w=15, 1 of 2, event alpha = 0.05132). Report alpha = 0.0002195.

Constituent: Nickel Analysis Run 5/13/2024 10:14 AM View: Appendix I Intrawell
Plant Bowen Data: Bowen 3-4 CCR

Sanitas™ v.10.0.16e Software licensed to . UG
Hollow symbols indicate censored values.

Within Limit

Prediction Limit

Intrawell Non-parametric

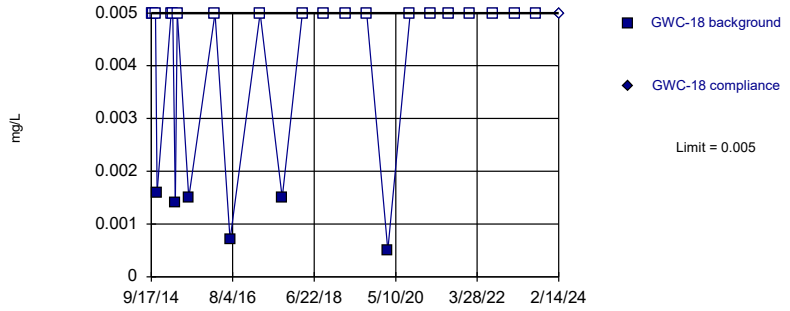

Non-parametric test used in lieu of parametric prediction limit because censored data exceeded 50%. Limit is highest of 25 background values. 76% NDs. Well-constituent pair annual alpha = 0.005656. Individual comparison alpha = 0.002832 (1 of 2).

Constituent: Nickel Analysis Run 5/13/2024 10:14 AM View: Appendix I Intrawell
Plant Bowen Data: Bowen 3-4 CCR

Sanitas™ v.10.0.16e Software licensed to . UG
Hollow symbols indicate censored values.

Within Limit

Prediction Limit

Intrawell Non-parametric

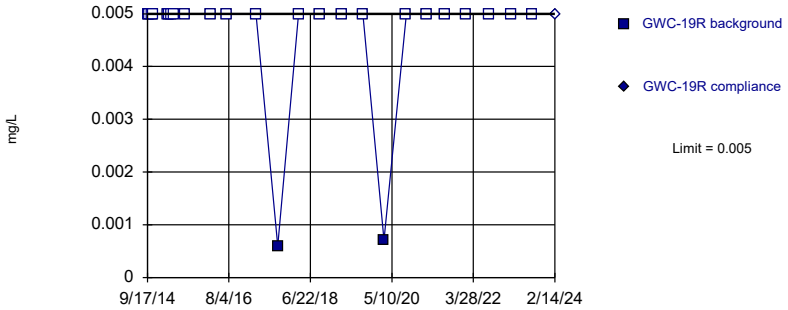

Non-parametric test used in lieu of parametric prediction limit because censored data exceeded 50%. Limit is highest of 25 background values. 92% NDs. Well-constituent pair annual alpha = 0.005656. Individual comparison alpha = 0.002832 (1 of 2).

Constituent: Nickel Analysis Run 5/13/2024 10:14 AM View: Appendix I Intrawell
Plant Bowen Data: Bowen 3-4 CCR

Sanitas™ v.10.0.16e Software licensed to . UG
Hollow symbols indicate censored values.

Within Limit

Prediction Limit

Intrawell Non-parametric

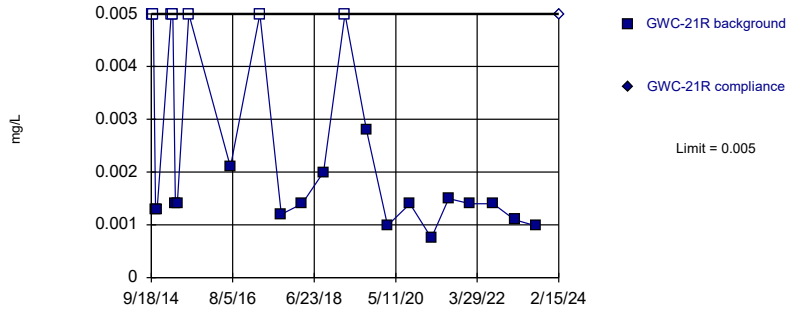

Non-parametric test used in lieu of parametric prediction limit because the Shapiro Wilk normality test showed the data to be non-normal at the 0.01 alpha level. Limit is highest of 24 background values. 29.17% NDs. Well-constituent pair annual alpha = 0.006238. Individual comparison alpha = 0.003124 (1 of 2).

Constituent: Nickel Analysis Run 5/13/2024 10:14 AM View: Appendix I Intrawell
Plant Bowen Data: Bowen 3-4 CCR

Sanitas™ v.10.0.16e Software licensed to . UG
Hollow symbols indicate censored values.
Within Limit

Prediction Limit

Intrawell Non-parametric

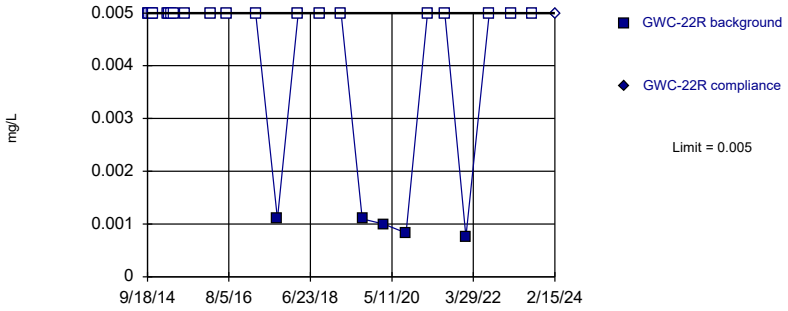

Non-parametric test used in lieu of parametric prediction limit because censored data exceeded 50%. Limit is highest of 25 background values. 80% NDs. Well-constituent pair annual alpha = 0.005656. Individual comparison alpha = 0.002832 (1 of 2).

Constituent: Nickel Analysis Run 5/13/2024 10:14 AM View: Appendix I Intrawell
Plant Bowen Data: Bowen 3-4 CCR

Sanitas™ v.10.0.16e Software licensed to . UG
Hollow symbols indicate censored values.
Within Limit

Prediction Limit

Intrawell Non-parametric

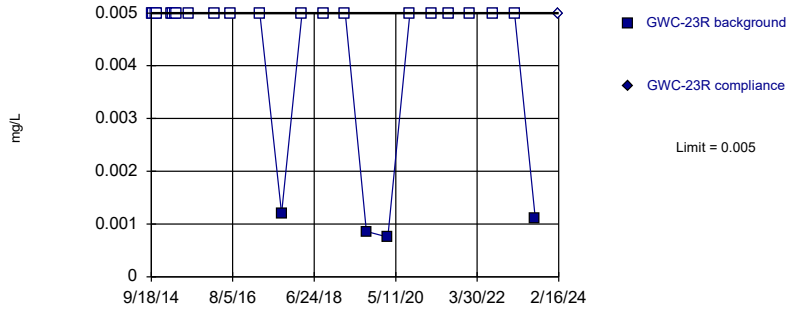

Non-parametric test used in lieu of parametric prediction limit because censored data exceeded 50%. Limit is highest of 25 background values. 84% NDs. Well-constituent pair annual alpha = 0.005656. Individual comparison alpha = 0.002832 (1 of 2).

Constituent: Nickel Analysis Run 5/13/2024 10:14 AM View: Appendix I Intrawell
Plant Bowen Data: Bowen 3-4 CCR

Sanitas™ v.10.0.16e Software licensed to . UG
Hollow symbols indicate censored values.
Within Limit

Prediction Limit

Intrawell Non-parametric

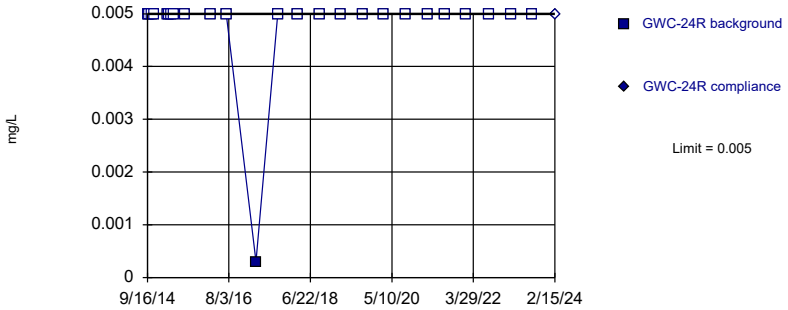

Non-parametric test used in lieu of parametric prediction limit because censored data exceeded 50%. Limit is highest of 25 background values. 96% NDs. Well-constituent pair annual alpha = 0.005656. Individual comparison alpha = 0.002832 (1 of 2).

Constituent: Nickel Analysis Run 5/13/2024 10:14 AM View: Appendix I Intrawell
Plant Bowen Data: Bowen 3-4 CCR

Sanitas™ v.10.0.16e Software licensed to . UG
Hollow symbols indicate censored values.
Within Limit

Prediction Limit

Intrawell Non-parametric

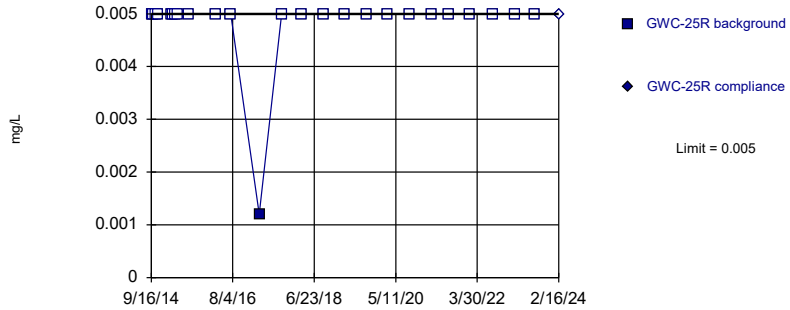

Non-parametric test used in lieu of parametric prediction limit because censored data exceeded 50%. Limit is highest of 25 background values. 96% NDs. Well-constituent pair annual alpha = 0.005656. Individual comparison alpha = 0.002832 (1 of 2).

Constituent: Nickel Analysis Run 5/13/2024 10:14 AM View: Appendix I Intrawell
Plant Bowen Data: Bowen 3-4 CCR

Sanitas™ v.10.0.16e Software licensed to . UG
Hollow symbols indicate censored values.

Within Limit

Prediction Limit

Intrawell Non-parametric

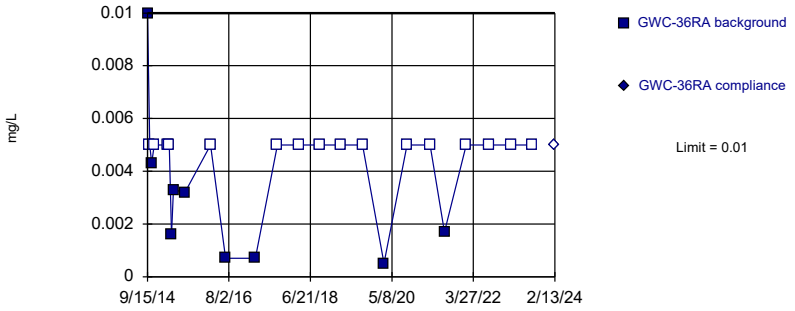

Non-parametric test used in lieu of parametric prediction limit because censored data exceeded 50%. Limit is highest of 25 background values. 64% NDs. Well-constituent pair annual alpha = 0.005656. Individual comparison alpha = 0.002832 (1 of 2).

Constituent: Nickel Analysis Run 5/13/2024 10:14 AM View: Appendix I Intrawell
Plant Bowen Data: Bowen 3-4 CCR

Sanitas™ v.10.0.16e Software licensed to . UG
Hollow symbols indicate censored values.

Within Limit

Prediction Limit

Intrawell Parametric

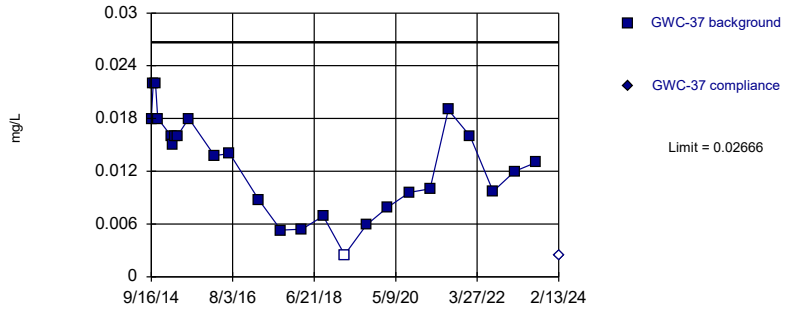

Background Data Summary: Mean=0.01283, Std. Dev.=0.005423, n=25, 4% NDs. Normality test: Shapiro Wilk @alpha = 0.01, calculated = 0.9629, critical = 0.888. Kappa = 2.55 (c=16, w=15, 1 of 2, event alpha = 0.05132). Report alpha = 0.0002195.

Constituent: Nickel Analysis Run 5/13/2024 10:14 AM View: Appendix I Intrawell
Plant Bowen Data: Bowen 3-4 CCR

Sanitas™ v.10.0.16e Software licensed to . UG
Hollow symbols indicate censored values.

Within Limit

Prediction Limit

Intrawell Non-parametric

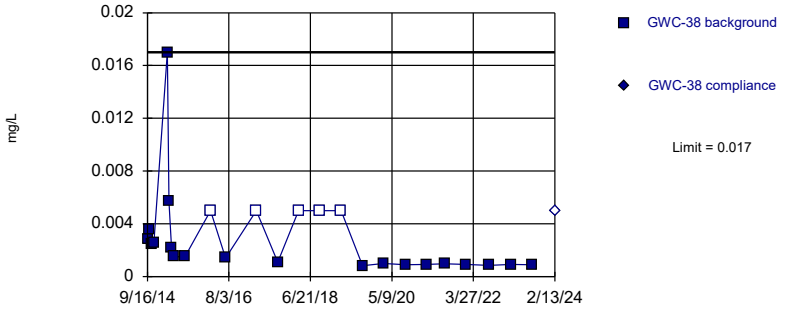

Non-parametric test used in lieu of parametric prediction limit because the Shapiro Wilk normality test showed the data to be non-normal at the 0.01 alpha level. Limit is highest of 25 background values. 20% NDs. Well-constituent pair annual alpha = 0.005656. Individual comparison alpha = 0.002832 (1 of 2).

Constituent: Nickel Analysis Run 5/13/2024 10:14 AM View: Appendix I Intrawell
Plant Bowen Data: Bowen 3-4 CCR

Sanitas™ v.10.0.16e Software licensed to . UG
Hollow symbols indicate censored values.

Within Limit

Prediction Limit

Intrawell Non-parametric

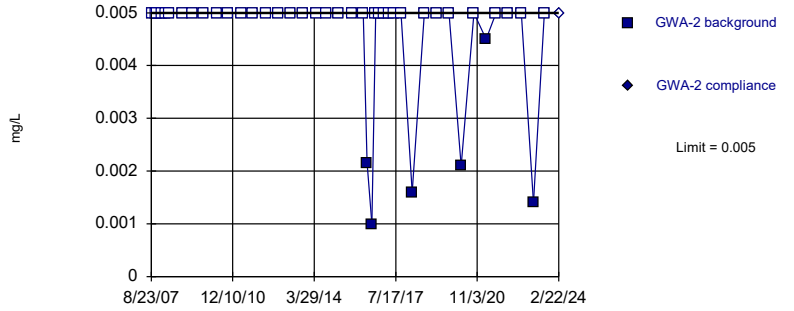

Non-parametric test used in lieu of parametric prediction limit because censored data exceeded 50%. Limit is highest of 42 background values. 85.71% NDs. Well-constituent pair annual alpha = 0.002154. Individual comparison alpha = 0.001077 (1 of 2).

Constituent: Selenium Analysis Run 5/13/2024 10:14 AM View: Appendix I Intrawell
Plant Bowen Data: Bowen 3-4 CCR

Sanitas™ v.10.0.16e Software licensed to . UG
Hollow symbols indicate censored values.

Within Limit

Prediction Limit

Intrawell Non-parametric

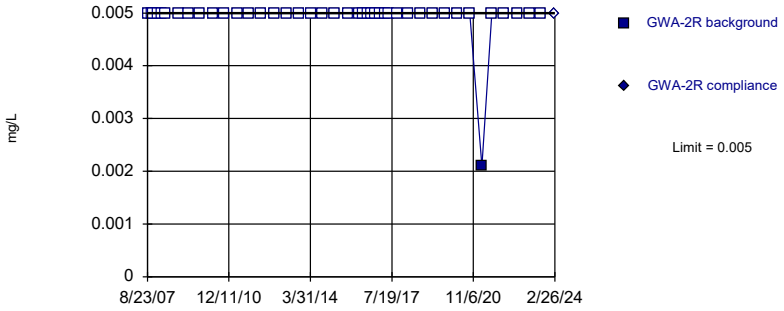

Non-parametric test used in lieu of parametric prediction limit because censored data exceeded 50%. Limit is highest of 42 background values. 97.62% NDs. Well-constituent pair annual alpha = 0.002154. Individual comparison alpha = 0.001077 (1 of 2).

Constituent: Selenium Analysis Run 5/13/2024 10:14 AM View: Appendix I Intrawell
Plant Bowen Data: Bowen 3-4 CCR

Sanitas™ v.10.0.16e Software licensed to . UG
Hollow symbols indicate censored values.

Within Limit

Prediction Limit

Intrawell Non-parametric

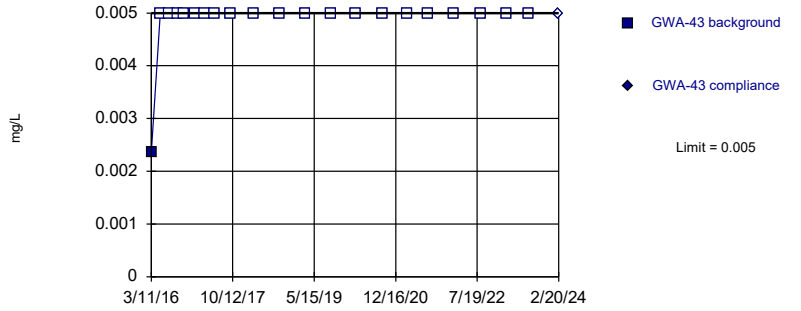

Non-parametric test used in lieu of parametric prediction limit because censored data exceeded 50%. Limit is highest of 21 background values. 95.24% NDs. Well-constituent pair annual alpha = 0.007982. Individual comparison alpha = 0.003999 (1 of 2).

Constituent: Selenium Analysis Run 5/13/2024 10:14 AM View: Appendix I Intrawell
Plant Bowen Data: Bowen 3-4 CCR

Sanitas™ v.10.0.16e Software licensed to . UG
Hollow symbols indicate censored values.

Within Limit

Prediction Limit

Intrawell Non-parametric

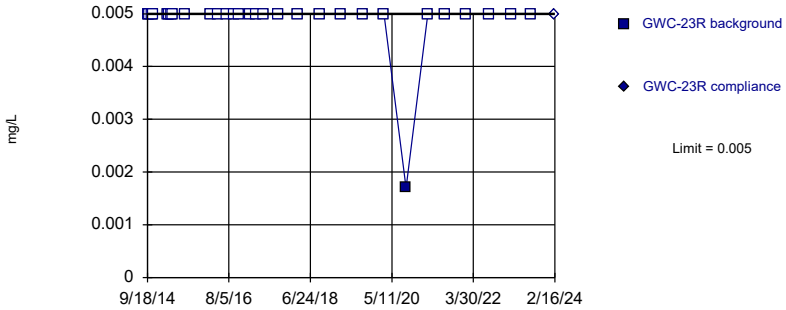

Non-parametric test used in lieu of parametric prediction limit because censored data exceeded 50%. Limit is highest of 30 background values. 96.67% NDs. Well-constituent pair annual alpha = 0.004011. Individual comparison alpha = 0.002008 (1 of 2).

Constituent: Selenium Analysis Run 5/13/2024 10:14 AM View: Appendix I Intrawell
Plant Bowen Data: Bowen 3-4 CCR

Sanitas™ v.10.0.16e Software licensed to . UG
Hollow symbols indicate censored values.

Within Limit

Prediction Limit

Intrawell Non-parametric

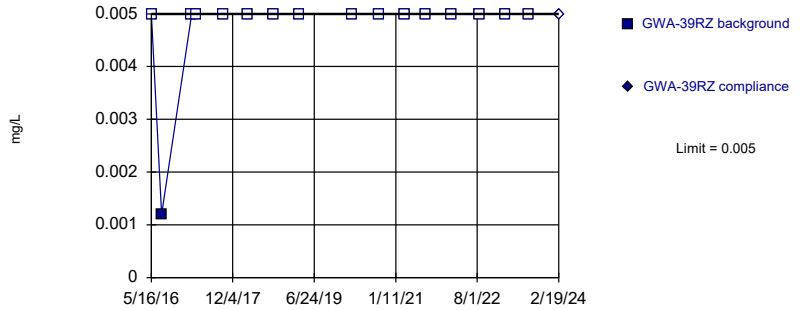

Non-parametric test used in lieu of parametric prediction limit because censored data exceeded 50%. Limit is highest of 16 background values. 93.75% NDs. Well-constituent pair annual alpha = 0.01287. Individual comparison alpha = 0.006456 (1 of 2).

Constituent: Silver Analysis Run 5/13/2024 10:14 AM View: Appendix I Intrawell
Plant Bowen Data: Bowen 3-4 CCR

Sanitas™ v.10.0.16e Software licensed to . UG
Hollow symbols indicate censored values.

Within Limit

Prediction Limit

Intrawell Non-parametric

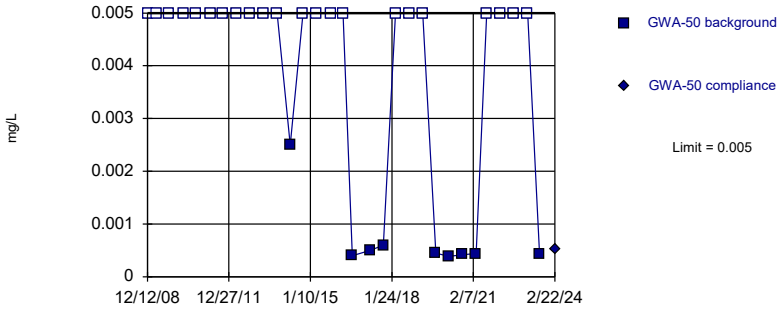

Non-parametric test used in lieu of parametric prediction limit because censored data exceeded 50%. Limit is highest of 31 background values. 70.97% NDs. Well-constituent pair annual alpha = 0.003807. Individual comparison alpha = 0.001905 (1 of 2).

Constituent: Silver Analysis Run 5/13/2024 10:14 AM View: Appendix I Intrawell
Plant Bowen Data: Bowen 3-4 CCR

Sanitas™ v.10.0.16e Software licensed to . UG
Hollow symbols indicate censored values.

Within Limit

Prediction Limit

Intrawell Parametric

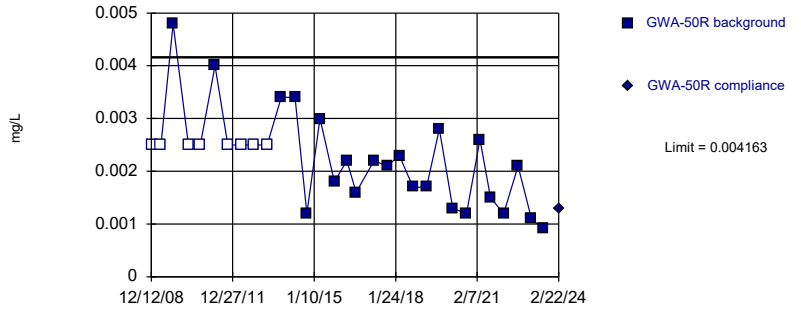

Background Data Summary (after Kaplan-Meier Adjustment): Mean=0.001858, Std. Dev.=0.0009348, n=31, 25.81% NDs. Normality test: Shapiro Wilk @alpha = 0.01, calculated = 0.9337, critical = 0.902. Kappa = 2.466 (c=16, w=15, 1 of 2, event alpha = 0.05132). Report alpha = 0.0002195.

Constituent: Silver Analysis Run 5/13/2024 10:14 AM View: Appendix I Intrawell
Plant Bowen Data: Bowen 3-4 CCR

Sanitas™ v.10.0.16e Software licensed to . UG
Hollow symbols indicate censored values.

Within Limit

Prediction Limit

Intrawell Non-parametric

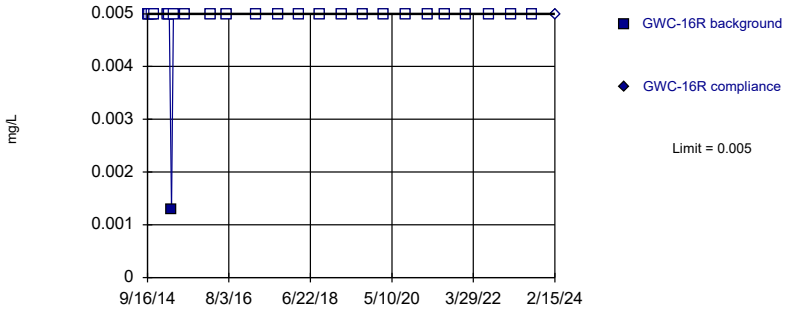

Non-parametric test used in lieu of parametric prediction limit because censored data exceeded 50%. Limit is highest of 25 background values. 96% NDs. Well-constituent pair annual alpha = 0.005656. Individual comparison alpha = 0.002832 (1 of 2).

Constituent: Silver Analysis Run 5/13/2024 10:14 AM View: Appendix I Intrawell
Plant Bowen Data: Bowen 3-4 CCR

Sanitas™ v.10.0.16e Software licensed to . UG
Hollow symbols indicate censored values.

Within Limit

Prediction Limit

Intrawell Non-parametric

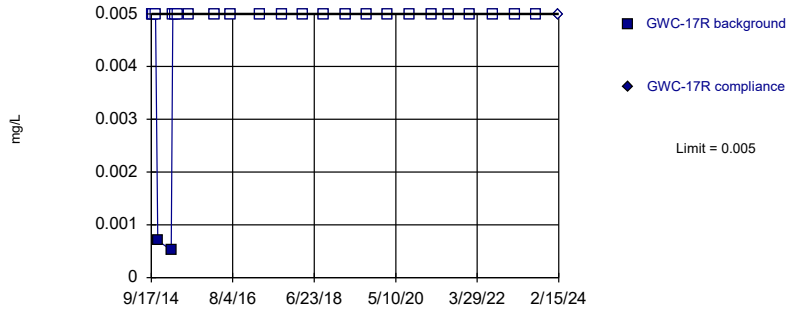

Non-parametric test used in lieu of parametric prediction limit because censored data exceeded 50%. Limit is highest of 25 background values. 92% NDs. Well-constituent pair annual alpha = 0.005656. Individual comparison alpha = 0.002832 (1 of 2).

Constituent: Silver Analysis Run 5/13/2024 10:14 AM View: Appendix I Intrawell
Plant Bowen Data: Bowen 3-4 CCR

Sanitas™ v.10.0.16e Software licensed to . UG
Hollow symbols indicate censored values.

Within Limit

Prediction Limit

Intrawell Non-parametric

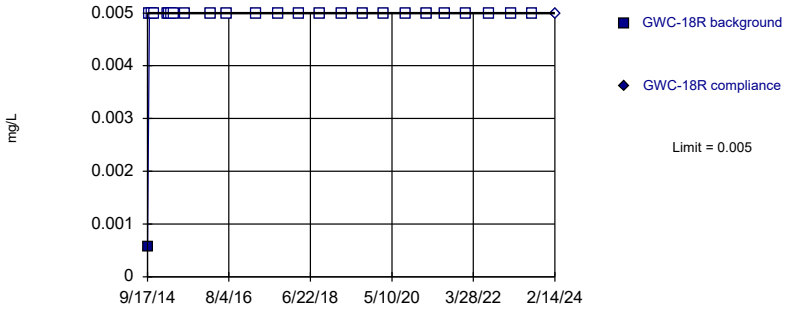

Non-parametric test used in lieu of parametric prediction limit because censored data exceeded 50%. Limit is highest of 25 background values. 96% NDs. Well-constituent pair annual alpha = 0.005656. Individual comparison alpha = 0.002832 (1 of 2).

Constituent: Silver Analysis Run 5/13/2024 10:14 AM View: Appendix I Intrawell
Plant Bowen Data: Bowen 3-4 CCR

Sanitas™ v.10.0.16e Software licensed to . UG
Hollow symbols indicate censored values.

Within Limit

Prediction Limit

Intrawell Non-parametric

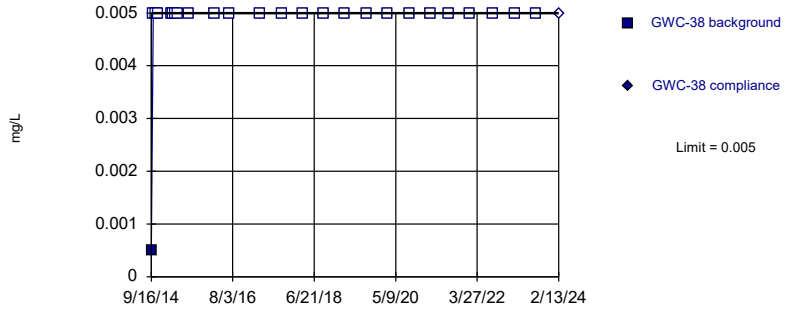

Non-parametric test used in lieu of parametric prediction limit because censored data exceeded 50%. Limit is highest of 25 background values. 96% NDs. Well-constituent pair annual alpha = 0.005656. Individual comparison alpha = 0.002832 (1 of 2).

Constituent: Silver Analysis Run 5/13/2024 10:14 AM View: Appendix I Intrawell
Plant Bowen Data: Bowen 3-4 CCR

Sanitas™ v.10.0.16e Software licensed to . UG
Hollow symbols indicate censored values.

Within Limit

Prediction Limit

Intrawell Non-parametric

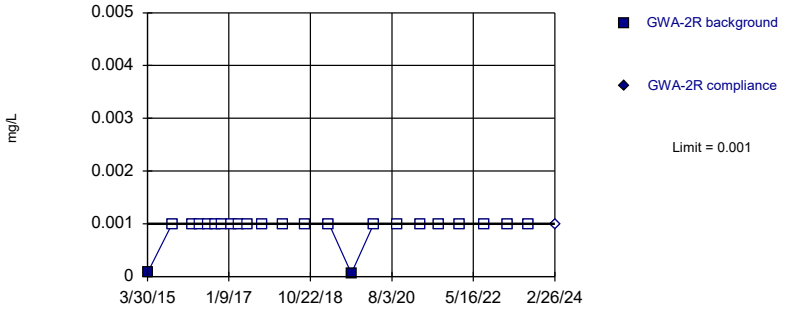

Non-parametric test used in lieu of parametric prediction limit because censored data exceeded 50%. Limit is highest of 23 background values. 91.3% NDs. Well-constituent pair annual alpha = 0.006819. Individual comparison alpha = 0.003415 (1 of 2).

Constituent: Thallium Analysis Run 5/13/2024 10:14 AM View: Appendix I Intrawell
Plant Bowen Data: Bowen 3-4 CCR

Sanitas™ v.10.0.16e Software licensed to . UG
Hollow symbols indicate censored values.

Within Limit

Prediction Limit

Intrawell Non-parametric

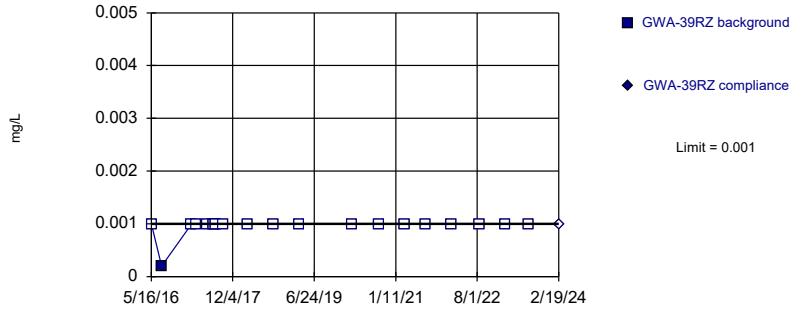

Non-parametric test used in lieu of parametric prediction limit because censored data exceeded 50%. Limit is highest of 20 background values. 95% NDs. Well-constituent pair annual alpha = 0.008564. Individual comparison alpha = 0.004291 (1 of 2).

Constituent: Thallium Analysis Run 5/13/2024 10:14 AM View: Appendix I Intrawell
Plant Bowen Data: Bowen 3-4 CCR

Sanitas™ v.10.0.16e Software licensed to . UG
Hollow symbols indicate censored values.

Within Limit

Prediction Limit

Intrawell Non-parametric

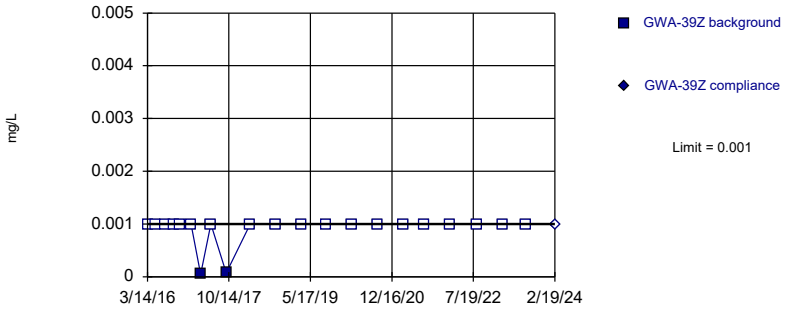

Non-parametric test used in lieu of parametric prediction limit because censored data exceeded 50%. Limit is highest of 21 background values. 90.48% NDs. Well-constituent pair annual alpha = 0.007982. Individual comparison alpha = 0.003999 (1 of 2).

Constituent: Thallium Analysis Run 5/13/2024 10:14 AM View: Appendix I Intrawell
Plant Bowen Data: Bowen 3-4 CCR

Sanitas™ v.10.0.16e Software licensed to . UG
Hollow symbols indicate censored values.

Within Limit

Prediction Limit

Intrawell Non-parametric

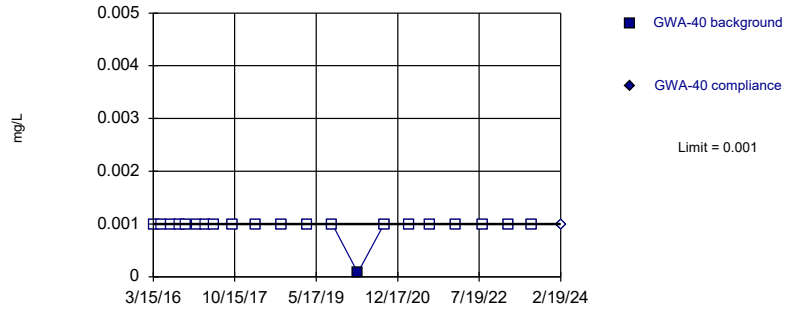

Non-parametric test used in lieu of parametric prediction limit because censored data exceeded 50%. Limit is highest of 21 background values. 95.24% NDs. Well-constituent pair annual alpha = 0.007982. Individual comparison alpha = 0.003999 (1 of 2).

Constituent: Thallium Analysis Run 5/13/2024 10:14 AM View: Appendix I Intrawell
Plant Bowen Data: Bowen 3-4 CCR

Sanitas™ v.10.0.16e Software licensed to . UG
Hollow symbols indicate censored values.

Within Limit

Prediction Limit

Intrawell Non-parametric

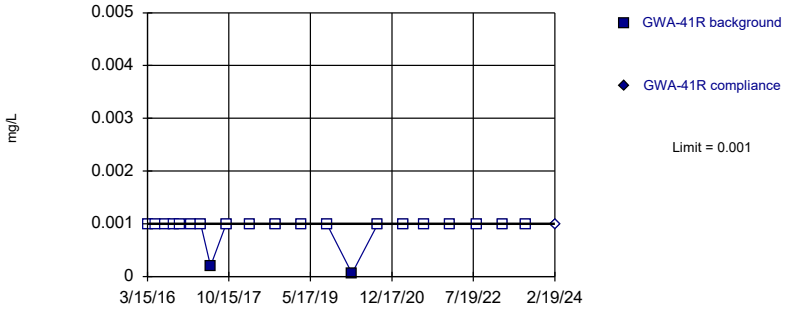

Non-parametric test used in lieu of parametric prediction limit because censored data exceeded 50%. Limit is highest of 21 background values. 90.48% NDs. Well-constituent pair annual alpha = 0.007982. Individual comparison alpha = 0.003999 (1 of 2).

Constituent: Thallium Analysis Run 5/13/2024 10:14 AM View: Appendix I Intrawell
Plant Bowen Data: Bowen 3-4 CCR

Sanitas™ v.10.0.16e Software licensed to . UG
Hollow symbols indicate censored values.

Within Limit

Prediction Limit

Intrawell Non-parametric

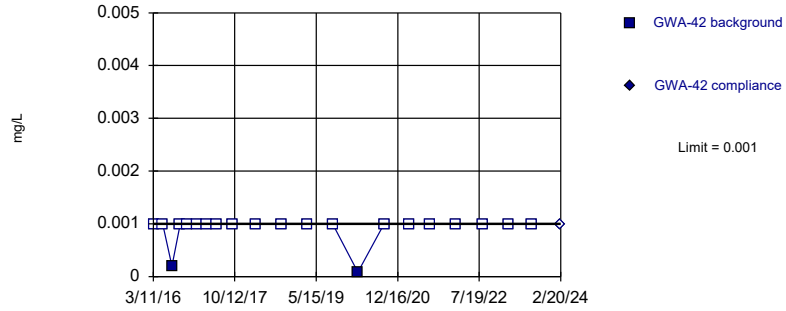

Non-parametric test used in lieu of parametric prediction limit because censored data exceeded 50%. Limit is highest of 21 background values. 90.48% NDs. Well-constituent pair annual alpha = 0.007982. Individual comparison alpha = 0.003999 (1 of 2).

Constituent: Thallium Analysis Run 5/13/2024 10:14 AM View: Appendix I Intrawell
Plant Bowen Data: Bowen 3-4 CCR

Sanitas™ v.10.0.16e Software licensed to . UG
Hollow symbols indicate censored values.
Within Limit

Prediction Limit

Intrawell Non-parametric

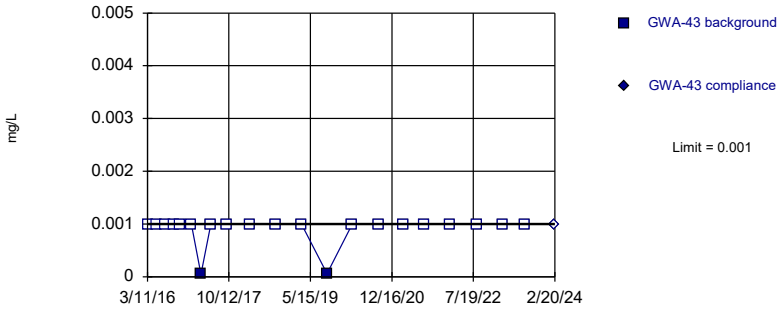

Non-parametric test used in lieu of parametric prediction limit because censored data exceeded 50%. Limit is highest of 21 background values. 90.48% NDs. Well-constituent pair annual alpha = 0.007982. Individual comparison alpha = 0.003999 (1 of 2).

Constituent: Thallium Analysis Run 5/13/2024 10:14 AM View: Appendix I Intrawell
Plant Bowen Data: Bowen 3-4 CCR

Sanitas™ v.10.0.16e Software licensed to . UG
Hollow symbols indicate censored values.
Within Limit

Prediction Limit

Intrawell Non-parametric

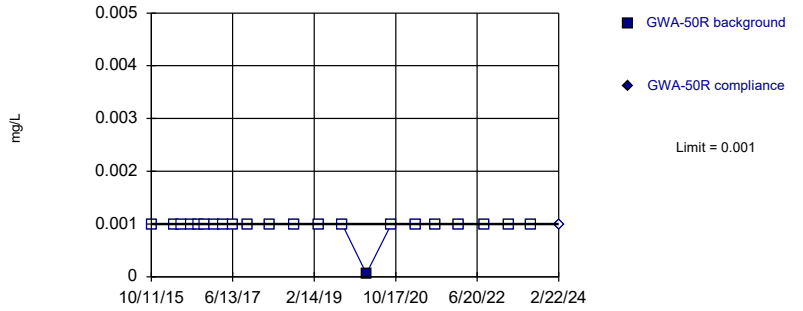

Non-parametric test used in lieu of parametric prediction limit because censored data exceeded 50%. Limit is highest of 22 background values. 95.45% NDs. Well-constituent pair annual alpha = 0.007401. Individual comparison alpha = 0.003707 (1 of 2).

Constituent: Thallium Analysis Run 5/13/2024 10:14 AM View: Appendix I Intrawell
Plant Bowen Data: Bowen 3-4 CCR

Sanitas™ v.10.0.16e Software licensed to . UG
Hollow symbols indicate censored values.
Within Limit

Prediction Limit

Intrawell Parametric

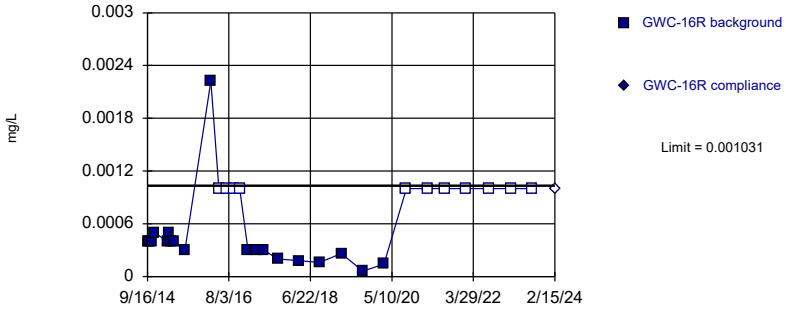

Background Data Summary (based on cube root transformation) (after Kaplan-Meier Adjustment): Mean=0.06016, Std. Dev.=0.01651, n=30, 36.67% NDs. Normality test: Shapiro Wilk @alpha = 0.01, calculated = 0.9166, critical = 0.9. Kappa = 2.475 (c=16, w=15, 1 of 2, event alpha = 0.05132). Report alpha = 0.0002195.

Constituent: Thallium Analysis Run 5/13/2024 10:14 AM View: Appendix I Intrawell
Plant Bowen Data: Bowen 3-4 CCR

Sanitas™ v.10.0.16e Software licensed to . UG
Hollow symbols indicate censored values.
Within Limit

Prediction Limit

Intrawell Non-parametric

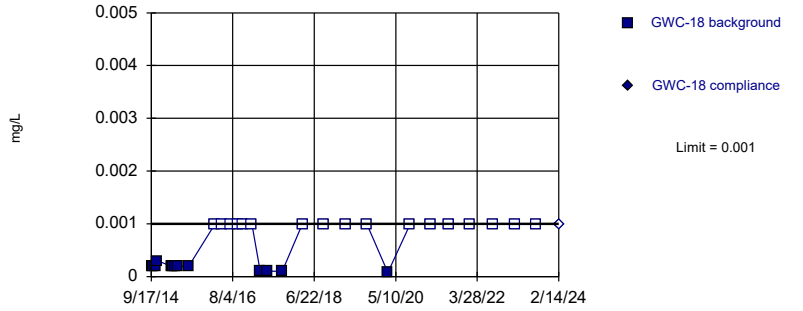

Non-parametric test used in lieu of parametric prediction limit because censored data exceeded 50%. Limit is highest of 30 background values. 56.67% NDs. Well-constituent pair annual alpha = 0.004011. Individual comparison alpha = 0.002008 (1 of 2).

Constituent: Thallium Analysis Run 5/13/2024 10:14 AM View: Appendix I Intrawell
Plant Bowen Data: Bowen 3-4 CCR

Sanitas™ v.10.0.16e Software licensed to . UG
Hollow symbols indicate censored values.
Within Limit

Prediction Limit

Intrawell Non-parametric

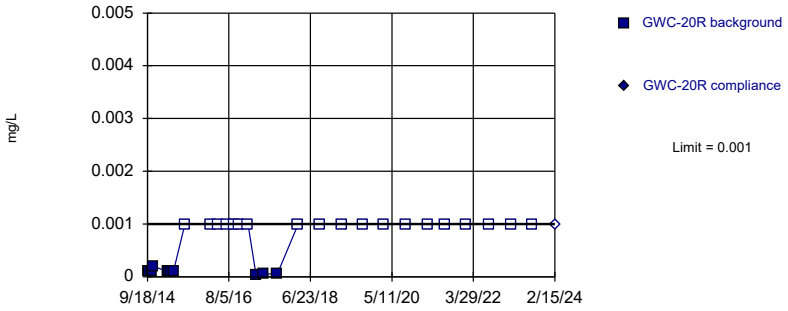

Non-parametric test used in lieu of parametric prediction limit because censored data exceeded 50%. Limit is highest of 30 background values. 63.33% NDs. Well-constituent pair annual alpha = 0.004011. Individual comparison alpha = 0.002008 (1 of 2).

Constituent: Thallium Analysis Run 5/13/2024 10:14 AM View: Appendix I Intrawell
Plant Bowen Data: Bowen 3-4 CCR

Sanitas™ v.10.0.16e Software licensed to . UG
Hollow symbols indicate censored values.
Within Limit

Prediction Limit

Intrawell Non-parametric

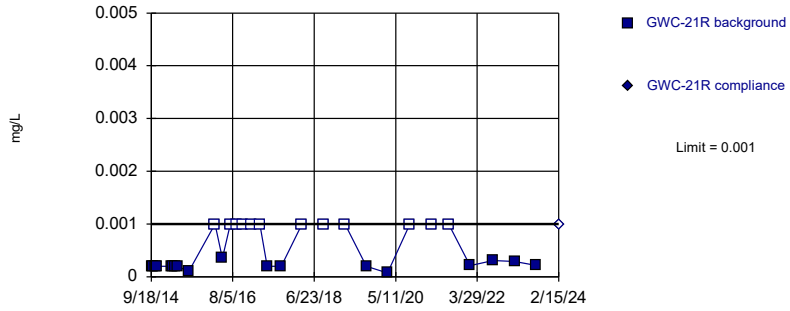

Non-parametric test used in lieu of parametric prediction limit because the Shapiro Wilk normality test showed the data to be non-normal at the 0.01 alpha level. Limit is highest of 30 background values. 40% NDs. Well-constituent pair annual alpha = 0.004011. Individual comparison alpha = 0.002008 (1 of 2).

Constituent: Thallium Analysis Run 5/13/2024 10:14 AM View: Appendix I Intrawell
Plant Bowen Data: Bowen 3-4 CCR

Sanitas™ v.10.0.16e Software licensed to . UG
Hollow symbols indicate censored values.
Within Limit

Prediction Limit

Intrawell Non-parametric

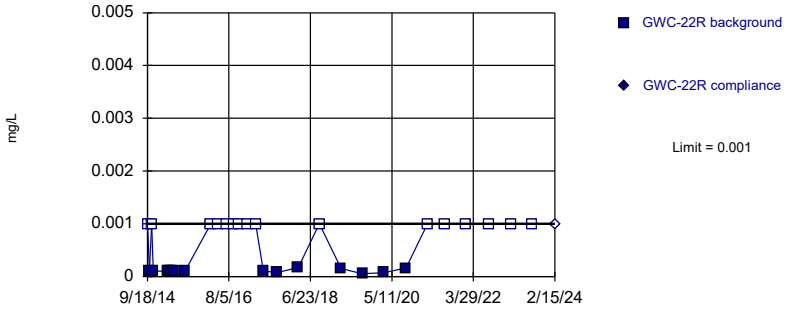

Non-parametric test used in lieu of parametric prediction limit because censored data exceeded 50%. Limit is highest of 30 background values. 53.33% NDs. Well-constituent pair annual alpha = 0.004011. Individual comparison alpha = 0.002008 (1 of 2).

Constituent: Thallium Analysis Run 5/13/2024 10:14 AM View: Appendix I Intrawell
Plant Bowen Data: Bowen 3-4 CCR

Sanitas™ v.10.0.16e Software licensed to . UG
Hollow symbols indicate censored values.
Within Limit

Prediction Limit

Intrawell Non-parametric

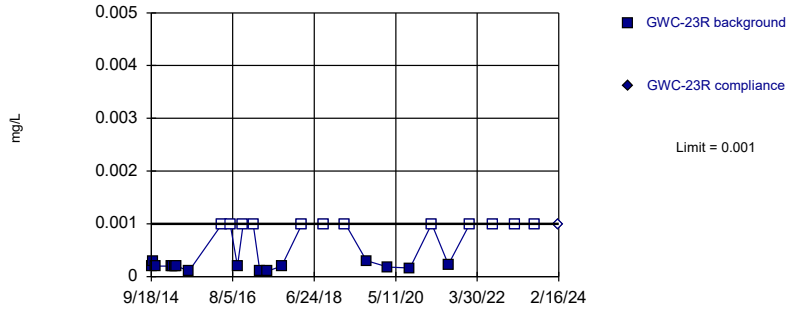

Non-parametric test used in lieu of parametric prediction limit because the Shapiro Wilk normality test showed the data to be non-normal at the 0.01 alpha level. Limit is highest of 28 background values. 42.86% NDs. Well-constituent pair annual alpha = 0.004669. Individual comparison alpha = 0.002337 (1 of 2).

Constituent: Thallium Analysis Run 5/13/2024 10:14 AM View: Appendix I Intrawell
Plant Bowen Data: Bowen 3-4 CCR

Sanitas™ v.10.0.16e Software licensed to . UG
Hollow symbols indicate censored values.
Within Limit

Prediction Limit

Intrawell Non-parametric

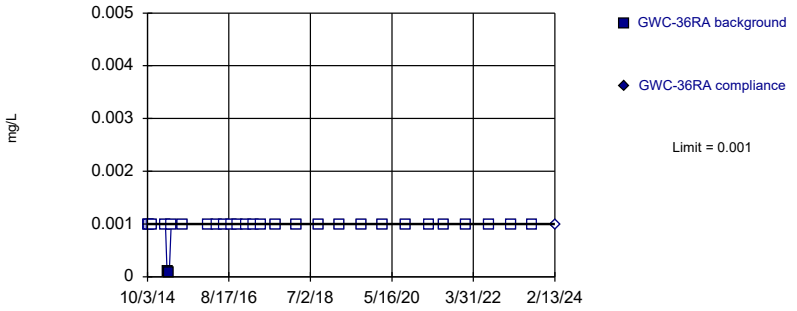

Non-parametric test used in lieu of parametric prediction limit because censored data exceeded 50%. Limit is highest of 29 background values. 93.1% NDs. Well-constituent pair annual alpha = 0.00434. Individual comparison alpha = 0.002172 (1 of 2).

Constituent: Thallium Analysis Run 5/13/2024 10:14 AM View: Appendix I Intrawell
Plant Bowen Data: Bowen 3-4 CCR

Sanitas™ v.10.0.16e Software licensed to . UG
Hollow symbols indicate censored values.
Within Limit

Prediction Limit

Intrawell Non-parametric

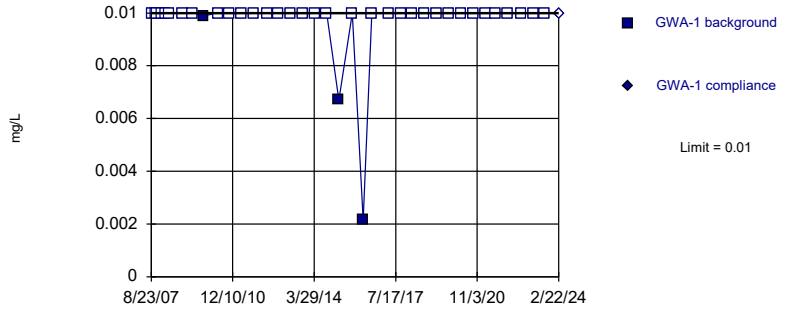

Non-parametric test used in lieu of parametric prediction limit because censored data exceeded 50%. Limit is highest of 37 background values. 91.89% NDs. Well-constituent pair annual alpha = 0.002721. Individual comparison alpha = 0.001361 (1 of 2).

Constituent: Vanadium Analysis Run 5/13/2024 10:14 AM View: Appendix I Intrawell
Plant Bowen Data: Bowen 3-4 CCR

Sanitas™ v.10.0.16e Software licensed to . UG
Hollow symbols indicate censored values.
Within Limit

Prediction Limit

Intrawell Non-parametric

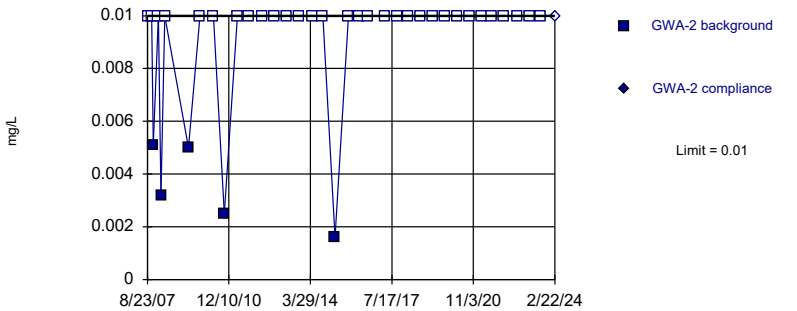

Non-parametric test used in lieu of parametric prediction limit because censored data exceeded 50%. Limit is highest of 36 background values. 86.11% NDs. Well-constituent pair annual alpha = 0.002856. Individual comparison alpha = 0.001429 (1 of 2).

Constituent: Vanadium Analysis Run 5/13/2024 10:14 AM View: Appendix I Intrawell
Plant Bowen Data: Bowen 3-4 CCR

Sanitas™ v.10.0.16e Software licensed to . UG
Hollow symbols indicate censored values.
Within Limit

Prediction Limit

Intrawell Non-parametric

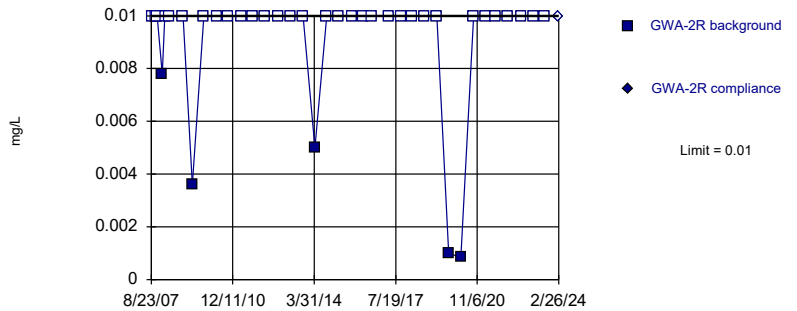

Non-parametric test used in lieu of parametric prediction limit because censored data exceeded 50%. Limit is highest of 37 background values. 86.49% NDs. Well-constituent pair annual alpha = 0.002721. Individual comparison alpha = 0.001361 (1 of 2).

Constituent: Vanadium Analysis Run 5/13/2024 10:14 AM View: Appendix I Intrawell
Plant Bowen Data: Bowen 3-4 CCR

Sanitas™ v.10.0.16e Software licensed to . UG
Hollow symbols indicate censored values.

Within Limit

Prediction Limit

Intrawell Non-parametric

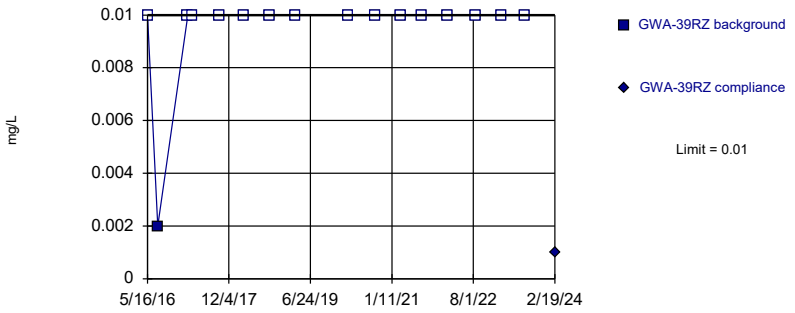

Non-parametric test used in lieu of parametric prediction limit because censored data exceeded 50%. Limit is highest of 16 background values. 93.75% NDs. Well-constituent pair annual alpha = 0.01287. Individual comparison alpha = 0.006456 (1 of 2).

Constituent: Vanadium Analysis Run 5/13/2024 10:14 AM View: Appendix I Intrawell
Plant Bowen Data: Bowen 3-4 CCR

Sanitas™ v.10.0.16e Software licensed to . UG
Hollow symbols indicate censored values.

Within Limit

Prediction Limit

Intrawell Non-parametric

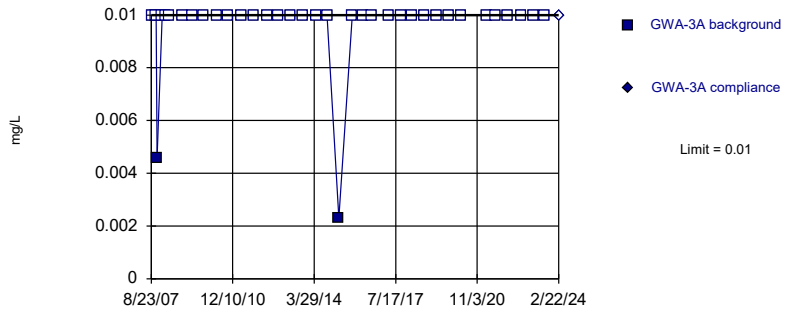

Non-parametric test used in lieu of parametric prediction limit because censored data exceeded 50%. Limit is highest of 36 background values. 94.44% NDs. Well-constituent pair annual alpha = 0.002856. Individual comparison alpha = 0.001429 (1 of 2).

Constituent: Vanadium Analysis Run 5/13/2024 10:14 AM View: Appendix I Intrawell
Plant Bowen Data: Bowen 3-4 CCR

Sanitas™ v.10.0.16e Software licensed to . UG
Hollow symbols indicate censored values.

Within Limit

Prediction Limit

Intrawell Non-parametric

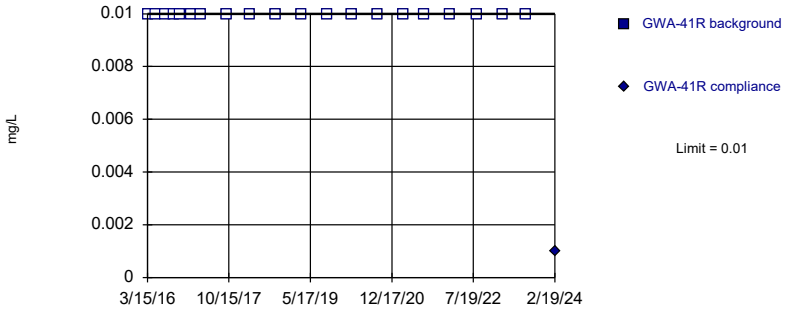

Non-parametric test used in lieu of parametric prediction limit because censored data exceeded 50%. All background values (n = 20) were censored; limit is most recent reporting limit. Well-constituent pair annual alpha = 0.008564. Individual comparison alpha = 0.004291 (1 of 2).

Constituent: Vanadium Analysis Run 5/13/2024 10:14 AM View: Appendix I Intrawell
Plant Bowen Data: Bowen 3-4 CCR

Sanitas™ v.10.0.16e Software licensed to . UG
Hollow symbols indicate censored values.

Within Limit

Prediction Limit

Intrawell Non-parametric

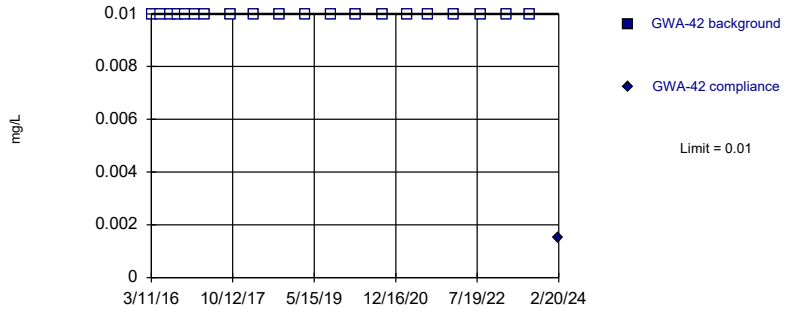

Non-parametric test used in lieu of parametric prediction limit because censored data exceeded 50%. All background values (n = 20) were censored; limit is most recent reporting limit. Well-constituent pair annual alpha = 0.008564. Individual comparison alpha = 0.004291 (1 of 2).

Constituent: Vanadium Analysis Run 5/13/2024 10:14 AM View: Appendix I Intrawell
Plant Bowen Data: Bowen 3-4 CCR

Sanitas™ v.10.0.16e Software licensed to . UG
Hollow symbols indicate censored values.
Within Limit

Prediction Limit

Intrawell Non-parametric

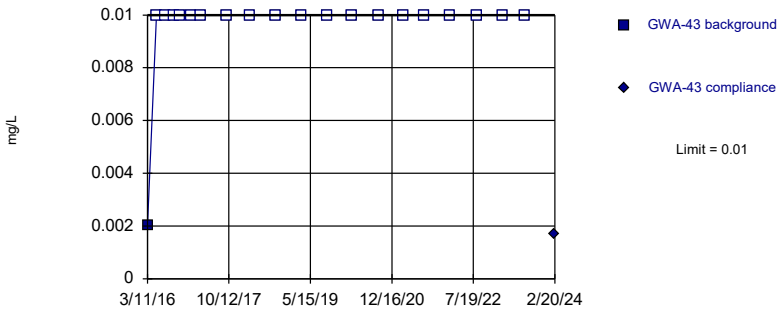

Non-parametric test used in lieu of parametric prediction limit because censored data exceeded 50%. Limit is highest of 20 background values. 95% NDs. Well-constituent pair annual alpha = 0.008564. Individual comparison alpha = 0.004291 (1 of 2).

Constituent: Vanadium Analysis Run 5/13/2024 10:15 AM View: Appendix I Intrawell
Plant Bowen Data: Bowen 3-4 CCR

Sanitas™ v.10.0.16e Software licensed to . UG
Hollow symbols indicate censored values.
Within Limit

Prediction Limit

Intrawell Non-parametric

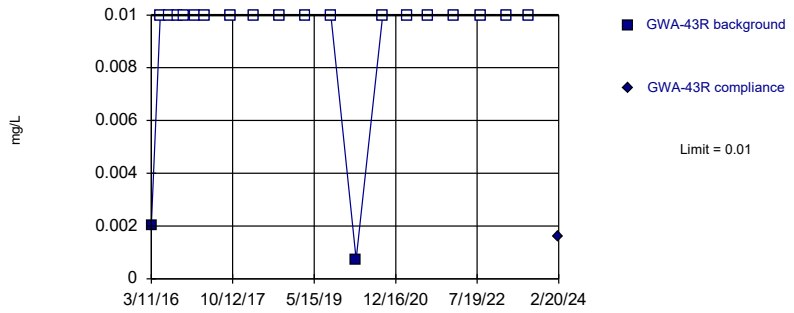

Non-parametric test used in lieu of parametric prediction limit because censored data exceeded 50%. Limit is highest of 20 background values. 90% NDs. Well-constituent pair annual alpha = 0.008564. Individual comparison alpha = 0.004291 (1 of 2).

Constituent: Vanadium Analysis Run 5/13/2024 10:15 AM View: Appendix I Intrawell
Plant Bowen Data: Bowen 3-4 CCR

Sanitas™ v.10.0.16e Software licensed to . UG
Hollow symbols indicate censored values.
Within Limit

Prediction Limit

Intrawell Non-parametric

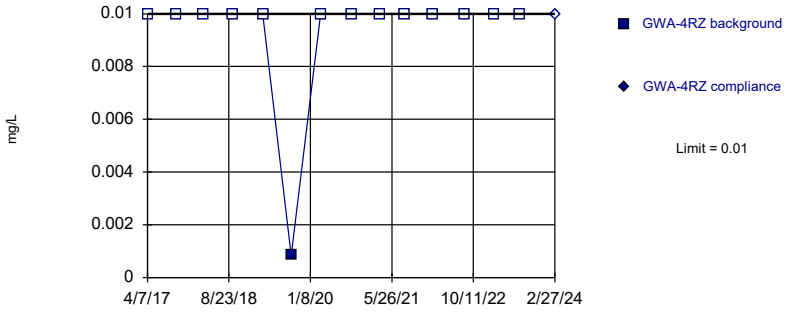

Non-parametric test used in lieu of parametric prediction limit because censored data exceeded 50%. Limit is highest of 14 background values. 92.86% NDs. Well-constituent pair annual alpha = 0.01715. Individual comparison alpha = 0.008612 (1 of 2).

Constituent: Vanadium Analysis Run 5/13/2024 10:15 AM View: Appendix I Intrawell
Plant Bowen Data: Bowen 3-4 CCR

Sanitas™ v.10.0.16e Software licensed to . UG
Hollow symbols indicate censored values.
Within Limit

Prediction Limit

Intrawell Non-parametric

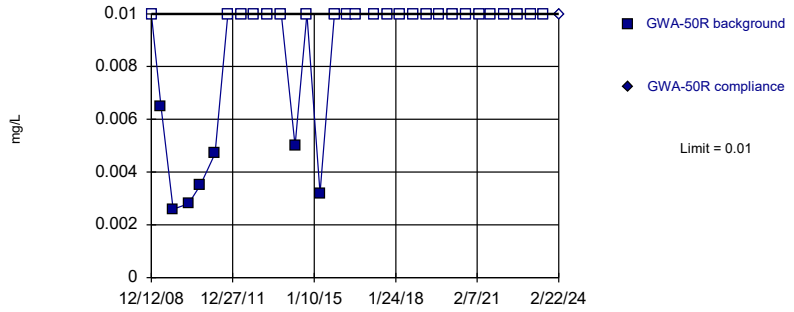

Non-parametric test used in lieu of parametric prediction limit because censored data exceeded 50%. Limit is highest of 31 background values. 77.42% NDs. Well-constituent pair annual alpha = 0.003807. Individual comparison alpha = 0.001905 (1 of 2).

Constituent: Vanadium Analysis Run 5/13/2024 10:15 AM View: Appendix I Intrawell
Plant Bowen Data: Bowen 3-4 CCR

Sanitas™ v.10.0.16e Software licensed to . UG
Hollow symbols indicate censored values.

Within Limit

Prediction Limit

Intrawell Non-parametric

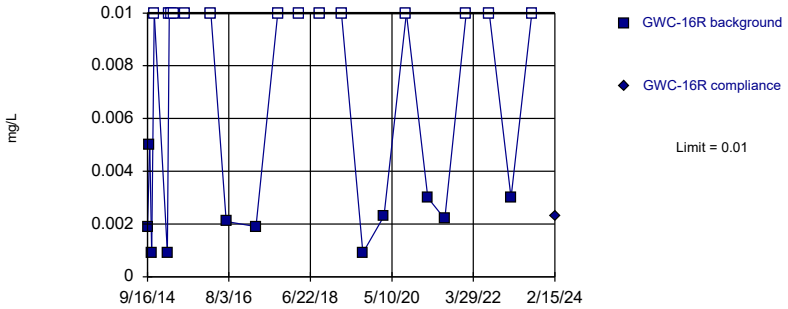

Non-parametric test used in lieu of parametric prediction limit because censored data exceeded 50%. Limit is highest of 25 background values. 56% NDs. Well-constituent pair annual alpha = 0.005656. Individual comparison alpha = 0.002832 (1 of 2).

Constituent: Vanadium Analysis Run 5/13/2024 10:15 AM View: Appendix I Intrawell
Plant Bowen Data: Bowen 3-4 CCR

Sanitas™ v.10.0.16e Software licensed to . UG
Hollow symbols indicate censored values.

Within Limit

Prediction Limit

Intrawell Non-parametric

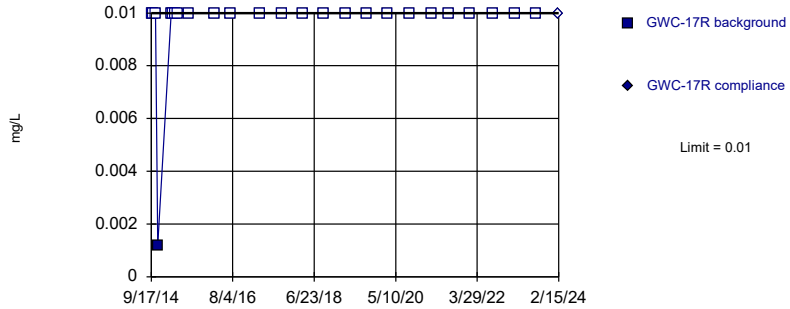

Non-parametric test used in lieu of parametric prediction limit because censored data exceeded 50%. Limit is highest of 25 background values. 96% NDs. Well-constituent pair annual alpha = 0.005656. Individual comparison alpha = 0.002832 (1 of 2).

Constituent: Vanadium Analysis Run 5/13/2024 10:15 AM View: Appendix I Intrawell
Plant Bowen Data: Bowen 3-4 CCR

Sanitas™ v.10.0.16e Software licensed to . UG
Hollow symbols indicate censored values.

Within Limit

Prediction Limit

Intrawell Non-parametric

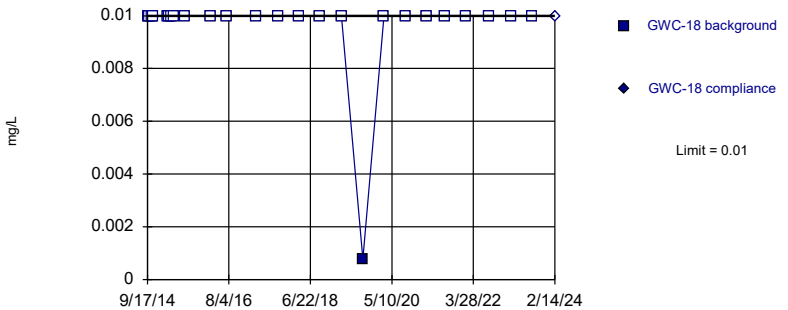

Non-parametric test used in lieu of parametric prediction limit because censored data exceeded 50%. Limit is highest of 25 background values. 96% NDs. Well-constituent pair annual alpha = 0.005656. Individual comparison alpha = 0.002832 (1 of 2).

Constituent: Vanadium Analysis Run 5/13/2024 10:15 AM View: Appendix I Intrawell
Plant Bowen Data: Bowen 3-4 CCR

Sanitas™ v.10.0.16e Software licensed to . UG
Hollow symbols indicate censored values.

Within Limit

Prediction Limit

Intrawell Non-parametric

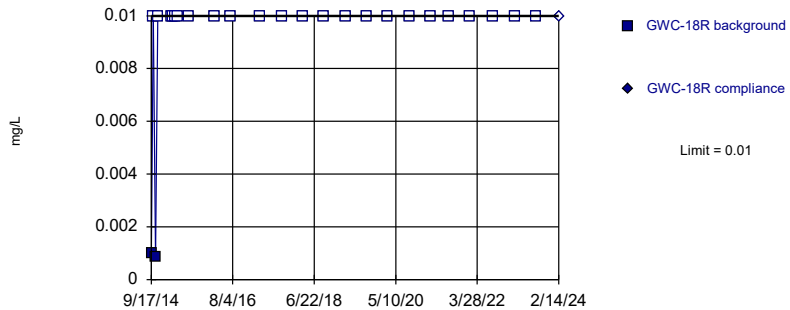

Non-parametric test used in lieu of parametric prediction limit because censored data exceeded 50%. Limit is highest of 25 background values. 92% NDs. Well-constituent pair annual alpha = 0.005656. Individual comparison alpha = 0.002832 (1 of 2).

Constituent: Vanadium Analysis Run 5/13/2024 10:15 AM View: Appendix I Intrawell
Plant Bowen Data: Bowen 3-4 CCR

Sanitas™ v.10.0.16e Software licensed to . UG
Hollow symbols indicate censored values.

Within Limit

Prediction Limit

Intrawell Non-parametric

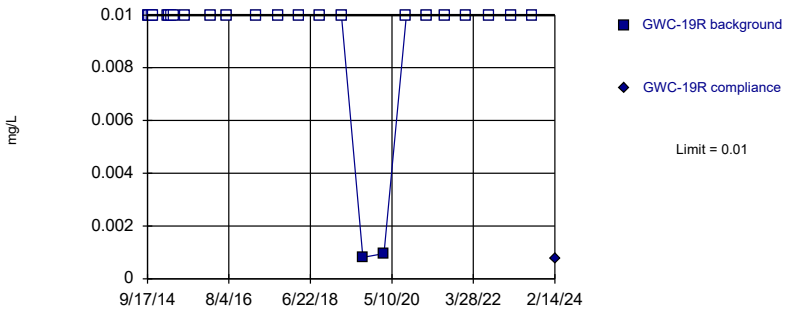

Non-parametric test used in lieu of parametric prediction limit because censored data exceeded 50%. Limit is highest of 25 background values. 92% NDs. Well-constituent pair annual alpha = 0.005656. Individual comparison alpha = 0.002832 (1 of 2).

Constituent: Vanadium Analysis Run 5/13/2024 10:15 AM View: Appendix I Intrawell
Plant Bowen Data: Bowen 3-4 CCR

Sanitas™ v.10.0.16e Software licensed to . UG
Hollow symbols indicate censored values.

Within Limit

Prediction Limit

Intrawell Non-parametric

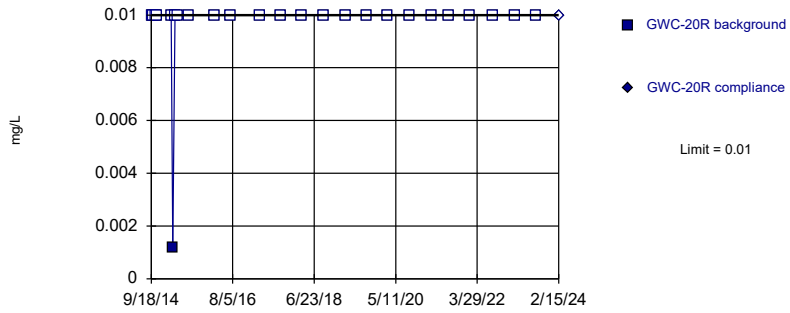

Non-parametric test used in lieu of parametric prediction limit because censored data exceeded 50%. Limit is highest of 25 background values. 96% NDs. Well-constituent pair annual alpha = 0.005656. Individual comparison alpha = 0.002832 (1 of 2).

Constituent: Vanadium Analysis Run 5/13/2024 10:15 AM View: Appendix I Intrawell
Plant Bowen Data: Bowen 3-4 CCR

Sanitas™ v.10.0.16e Software licensed to . UG
Hollow symbols indicate censored values.

Within Limit

Prediction Limit

Intrawell Non-parametric

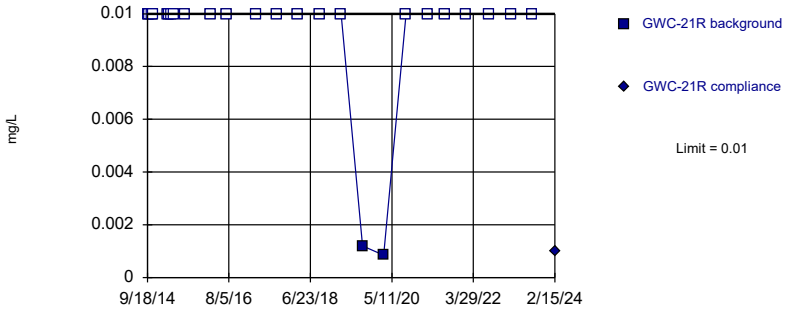

Non-parametric test used in lieu of parametric prediction limit because censored data exceeded 50%. Limit is highest of 25 background values. 92% NDs. Well-constituent pair annual alpha = 0.005656. Individual comparison alpha = 0.002832 (1 of 2).

Constituent: Vanadium Analysis Run 5/13/2024 10:15 AM View: Appendix I Intrawell
Plant Bowen Data: Bowen 3-4 CCR

Sanitas™ v.10.0.16e Software licensed to . UG
Hollow symbols indicate censored values.

Within Limit

Prediction Limit

Intrawell Non-parametric

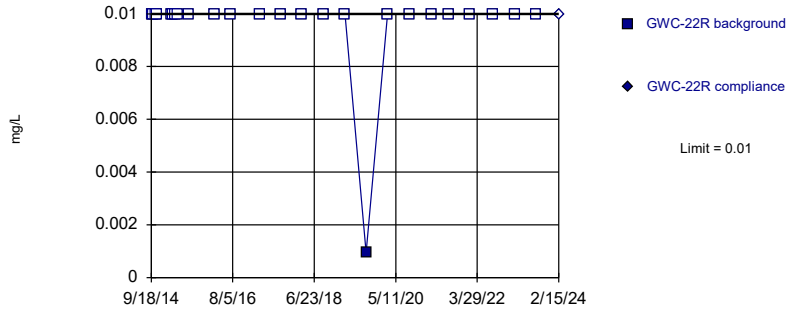

Non-parametric test used in lieu of parametric prediction limit because censored data exceeded 50%. Limit is highest of 25 background values. 96% NDs. Well-constituent pair annual alpha = 0.005656. Individual comparison alpha = 0.002832 (1 of 2).

Constituent: Vanadium Analysis Run 5/13/2024 10:15 AM View: Appendix I Intrawell
Plant Bowen Data: Bowen 3-4 CCR

Sanitas™ v.10.0.16e Software licensed to . UG
Hollow symbols indicate censored values.
Within Limit

Prediction Limit

Intrawell Non-parametric

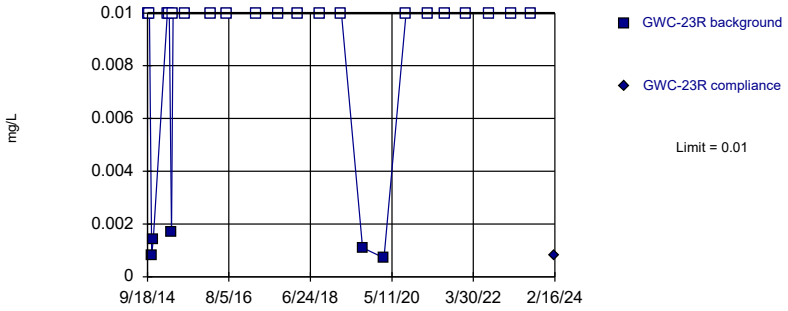

Non-parametric test used in lieu of parametric prediction limit because censored data exceeded 50%. Limit is highest of 25 background values. 80% NDs. Well-constituent pair annual alpha = 0.005656. Individual comparison alpha = 0.002832 (1 of 2).

Constituent: Vanadium Analysis Run 5/13/2024 10:15 AM View: Appendix I Intrawell
Plant Bowen Data: Bowen 3-4 CCR

Sanitas™ v.10.0.16e Software licensed to . UG
Hollow symbols indicate censored values.
Within Limit

Prediction Limit

Intrawell Non-parametric

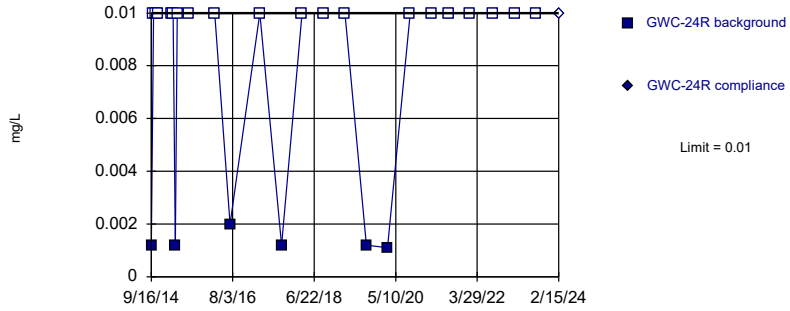

Non-parametric test used in lieu of parametric prediction limit because censored data exceeded 50%. Limit is highest of 25 background values. 76% NDs. Well-constituent pair annual alpha = 0.005656. Individual comparison alpha = 0.002832 (1 of 2).

Constituent: Vanadium Analysis Run 5/13/2024 10:15 AM View: Appendix I Intrawell
Plant Bowen Data: Bowen 3-4 CCR

Sanitas™ v.10.0.16e Software licensed to . UG
Hollow symbols indicate censored values.
Within Limit

Prediction Limit

Intrawell Non-parametric

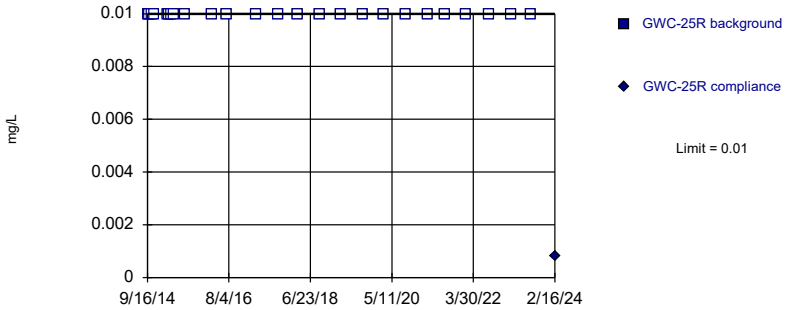

Non-parametric test used in lieu of parametric prediction limit because censored data exceeded 50%. All background values (n = 25) were censored; limit is most recent reporting limit. Well-constituent pair annual alpha = 0.005656. Individual comparison alpha = 0.002832 (1 of 2).

Constituent: Vanadium Analysis Run 5/13/2024 10:15 AM View: Appendix I Intrawell
Plant Bowen Data: Bowen 3-4 CCR

Sanitas™ v.10.0.16e Software licensed to . UG
Hollow symbols indicate censored values.
Within Limit

Prediction Limit

Intrawell Non-parametric

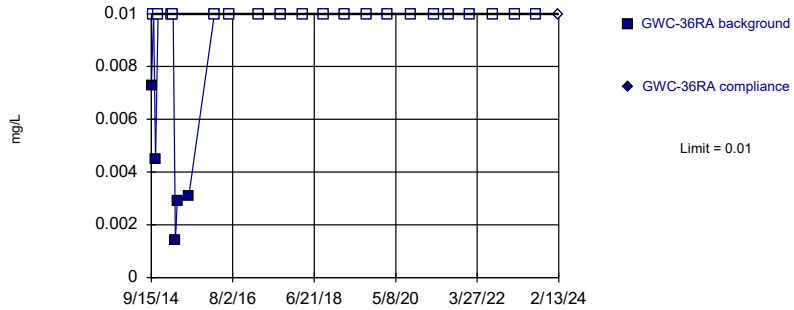

Non-parametric test used in lieu of parametric prediction limit because censored data exceeded 50%. Limit is highest of 25 background values. 80% NDs. Well-constituent pair annual alpha = 0.005656. Individual comparison alpha = 0.002832 (1 of 2).

Constituent: Vanadium Analysis Run 5/13/2024 10:15 AM View: Appendix I Intrawell
Plant Bowen Data: Bowen 3-4 CCR

Sanitas™ v.10.0.16e Software licensed to . UG
Hollow symbols indicate censored values.
Within Limit

Prediction Limit

Intrawell Non-parametric

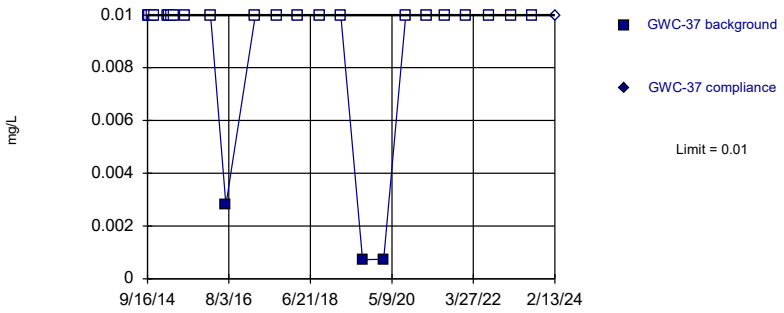

Non-parametric test used in lieu of parametric prediction limit because censored data exceeded 50%. Limit is highest of 25 background values. 88% NDs. Well-constituent pair annual alpha = 0.005656. Individual comparison alpha = 0.002832 (1 of 2).

Constituent: Vanadium Analysis Run 5/13/2024 10:15 AM View: Appendix I Intrawell
Plant Bowen Data: Bowen 3-4 CCR

Sanitas™ v.10.0.16e Software licensed to . UG
Hollow symbols indicate censored values.
Within Limit

Prediction Limit

Intrawell Non-parametric

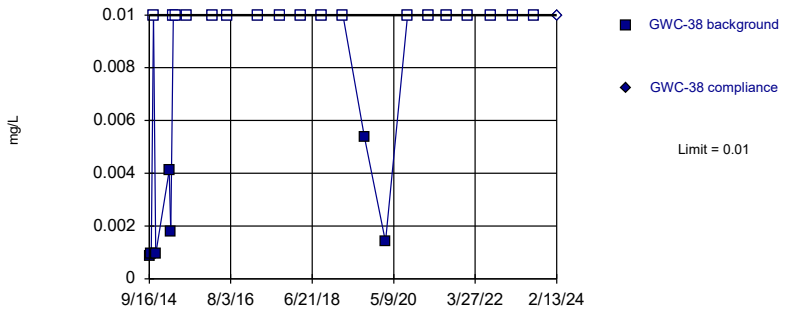

Non-parametric test used in lieu of parametric prediction limit because censored data exceeded 50%. Limit is highest of 25 background values. 72% NDs. Well-constituent pair annual alpha = 0.005656. Individual comparison alpha = 0.002832 (1 of 2).

Constituent: Vanadium Analysis Run 5/13/2024 10:15 AM View: Appendix I Intrawell
Plant Bowen Data: Bowen 3-4 CCR

Sanitas™ v.10.0.16e Software licensed to . UG
Hollow symbols indicate censored values.
Within Limit

Prediction Limit

Intrawell Non-parametric

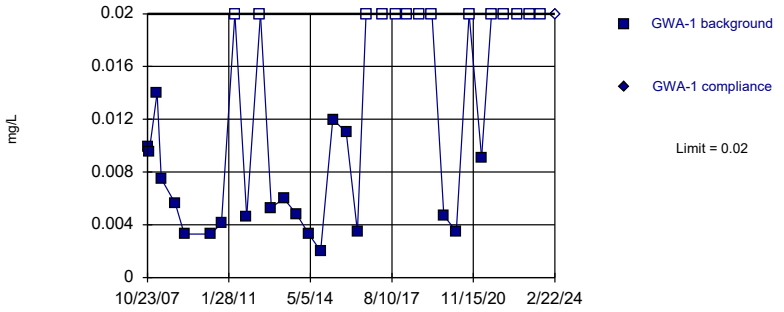

Non-parametric test used in lieu of parametric prediction limit because the Shapiro Wilk normality test showed the data to be non-normal at the 0.01 alpha level. Limit is highest of 34 background values. 41.18% NDs. Well-constituent pair annual alpha = 0.003195. Individual comparison alpha = 0.001599 (1 of 2).

Constituent: Zinc Analysis Run 5/13/2024 10:15 AM View: Appendix I Intrawell
Plant Bowen Data: Bowen 3-4 CCR

Sanitas™ v.10.0.16e Software licensed to . UG
Hollow symbols indicate censored values.
Within Limit

Prediction Limit

Intrawell Non-parametric

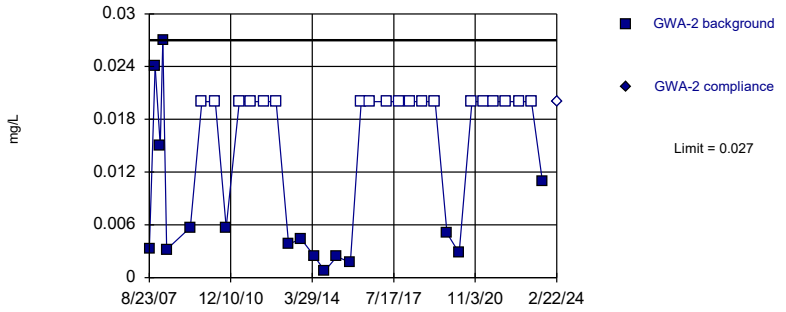

Non-parametric test used in lieu of parametric prediction limit because censored data exceeded 50%. Limit is highest of 35 background values. 54.29% NDs. Well-constituent pair annual alpha = 0.002991. Individual comparison alpha = 0.001497 (1 of 2).

Constituent: Zinc Analysis Run 5/13/2024 10:15 AM View: Appendix I Intrawell
Plant Bowen Data: Bowen 3-4 CCR

Sanitas™ v.10.0.16e Software licensed to . UG
Hollow symbols indicate censored values.

Exceeds Limit

Prediction Limit

Intrawell Non-parametric

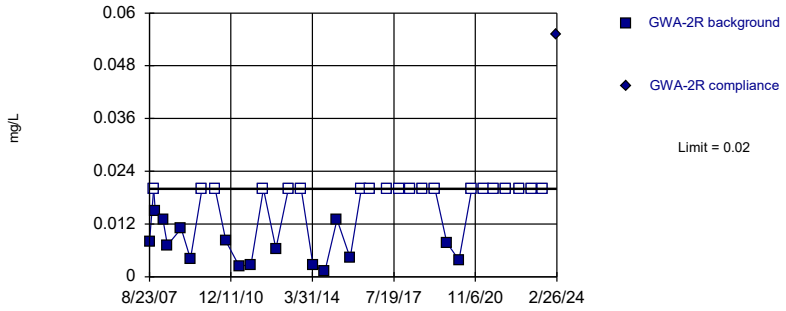

Non-parametric test used in lieu of parametric prediction limit because censored data exceeded 50%. Limit is highest of 36 background values. 55.56% NDs. Well-constituent pair annual alpha = 0.002856. Individual comparison alpha = 0.001429 (1 of 2).

Constituent: Zinc Analysis Run 5/13/2024 10:15 AM View: Appendix I Intrawell
Plant Bowen Data: Bowen 3-4 CCR

Sanitas™ v.10.0.16e Software licensed to . UG
Hollow symbols indicate censored values.

Within Limit

Prediction Limit

Intrawell Non-parametric

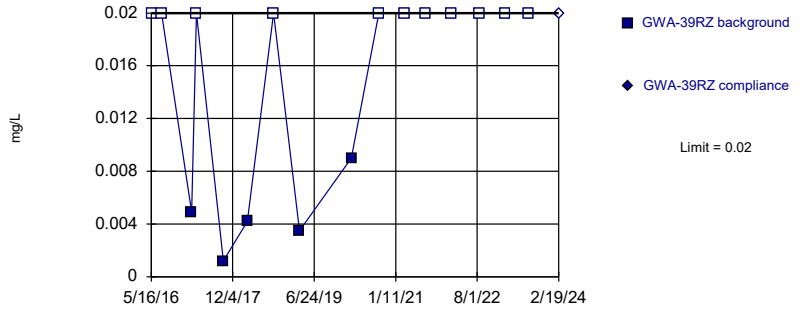

Non-parametric test used in lieu of parametric prediction limit because censored data exceeded 50%. Limit is highest of 16 background values. 68.75% NDs. Well-constituent pair annual alpha = 0.01287. Individual comparison alpha = 0.006456 (1 of 2).

Constituent: Zinc Analysis Run 5/13/2024 10:15 AM View: Appendix I Intrawell
Plant Bowen Data: Bowen 3-4 CCR

Sanitas™ v.10.0.16e Software licensed to . UG
Hollow symbols indicate censored values.

Within Limit

Prediction Limit

Intrawell Non-parametric

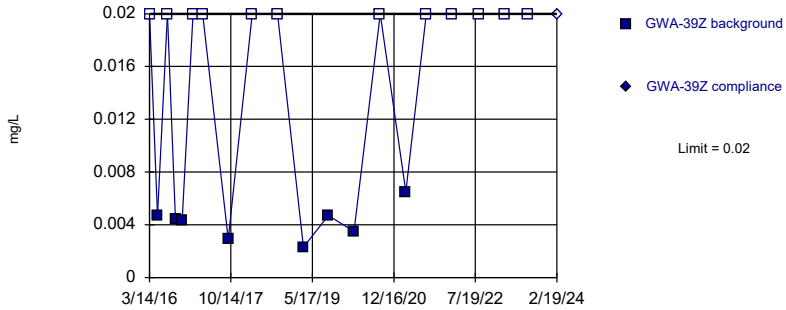

Non-parametric test used in lieu of parametric prediction limit because censored data exceeded 50%. Limit is highest of 20 background values. 60% NDs. Well-constituent pair annual alpha = 0.008564. Individual comparison alpha = 0.004291 (1 of 2).

Constituent: Zinc Analysis Run 5/13/2024 10:15 AM View: Appendix I Intrawell
Plant Bowen Data: Bowen 3-4 CCR

Sanitas™ v.10.0.16e Software licensed to . UG
Hollow symbols indicate censored values.

Within Limit

Prediction Limit

Intrawell Parametric

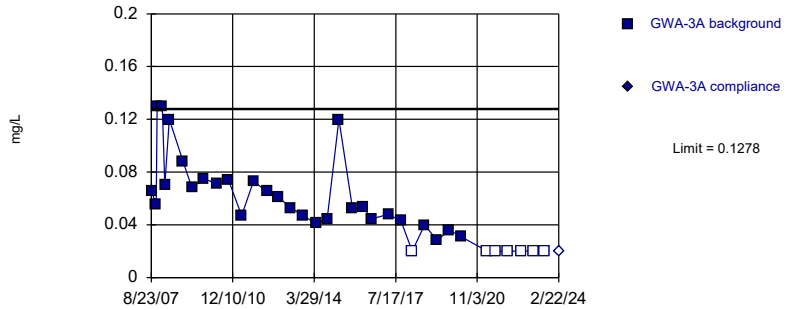

Background Data Summary (based on square root transformation) (after Kaplan-Meier Adjustment): Mean=0.2173, Std. Dev.=0.05789, n=36, 19.44% NDs. Normality test: Shapiro Wilk @alpha = 0.01, calculated = 0.9242, critical = 0.912. Kappa = 2.421 (c=16, w=15, 1 of 2, event alpha = 0.05132). Report alpha = 0.0002195.

Constituent: Zinc Analysis Run 5/13/2024 10:15 AM View: Appendix I Intrawell
Plant Bowen Data: Bowen 3-4 CCR

Sanitas™ v.10.0.16e Software licensed to . UG
Hollow symbols indicate censored values.

Within Limit

Prediction Limit

Intrawell Non-parametric

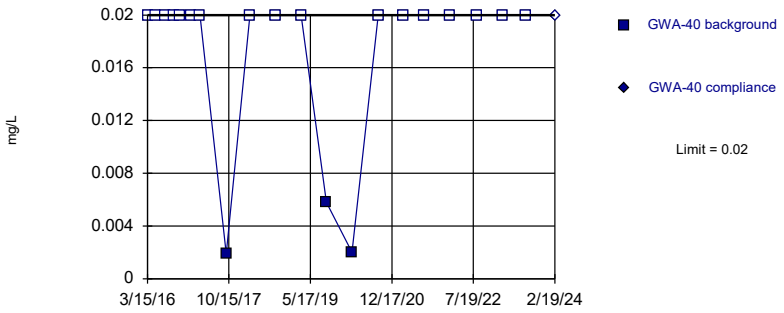

Non-parametric test used in lieu of parametric prediction limit because censored data exceeded 50%. Limit is highest of 20 background values. 85% NDs. Well-constituent pair annual alpha = 0.008564. Individual comparison alpha = 0.004291 (1 of 2).

Constituent: Zinc Analysis Run 5/13/2024 10:15 AM View: Appendix I Intrawell
Plant Bowen Data: Bowen 3-4 CCR

Sanitas™ v.10.0.16e Software licensed to . UG
Hollow symbols indicate censored values.

Within Limit

Prediction Limit

Intrawell Non-parametric

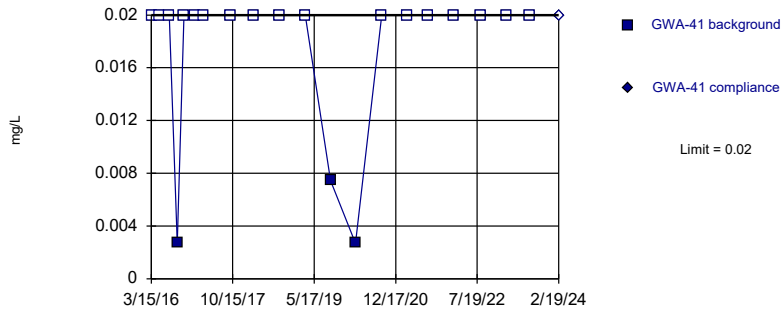

Non-parametric test used in lieu of parametric prediction limit because censored data exceeded 50%. Limit is highest of 20 background values. 85% NDs. Well-constituent pair annual alpha = 0.008564. Individual comparison alpha = 0.004291 (1 of 2).

Constituent: Zinc Analysis Run 5/13/2024 10:15 AM View: Appendix I Intrawell
Plant Bowen Data: Bowen 3-4 CCR

Sanitas™ v.10.0.16e Software licensed to . UG
Hollow symbols indicate censored values.

Within Limit

Prediction Limit

Intrawell Non-parametric

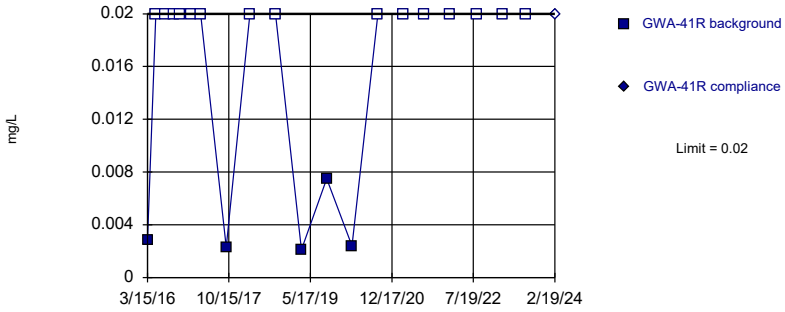

Non-parametric test used in lieu of parametric prediction limit because censored data exceeded 50%. Limit is highest of 20 background values. 75% NDs. Well-constituent pair annual alpha = 0.008564. Individual comparison alpha = 0.004291 (1 of 2).

Constituent: Zinc Analysis Run 5/13/2024 10:15 AM View: Appendix I Intrawell
Plant Bowen Data: Bowen 3-4 CCR

Sanitas™ v.10.0.16e Software licensed to . UG
Hollow symbols indicate censored values.

Within Limit

Prediction Limit

Intrawell Non-parametric

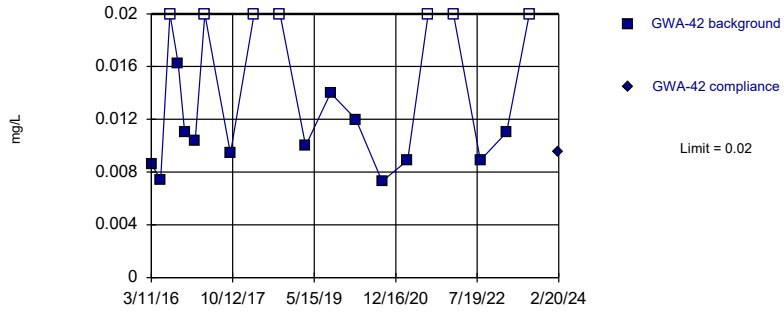

Non-parametric test used in lieu of parametric prediction limit because the Shapiro Wilk normality test showed the data to be non-normal at the 0.01 alpha level. Limit is highest of 20 background values. 35% NDs. Well-constituent pair annual alpha = 0.008564. Individual comparison alpha = 0.004291 (1 of 2).

Constituent: Zinc Analysis Run 5/13/2024 10:15 AM View: Appendix I Intrawell
Plant Bowen Data: Bowen 3-4 CCR

Sanitas™ v.10.0.16e Software licensed to . UG
Hollow symbols indicate censored values.
Within Limit

Prediction Limit

Intrawell Non-parametric

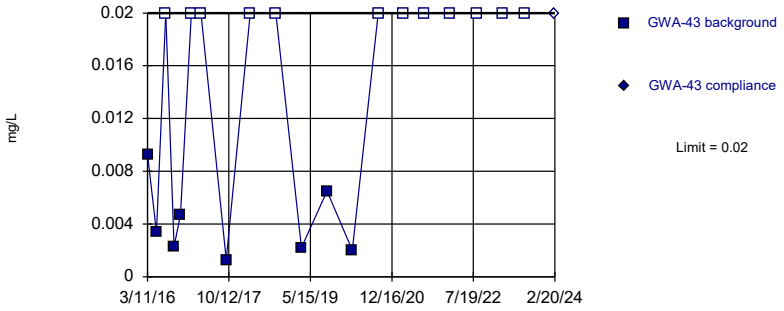

Non-parametric test used in lieu of parametric prediction limit because censored data exceeded 50%. Limit is highest of 20 background values. 60% NDs. Well-constituent pair annual alpha = 0.008564. Individual comparison alpha = 0.004291 (1 of 2).

Constituent: Zinc Analysis Run 5/13/2024 10:15 AM View: Appendix I Intrawell
Plant Bowen Data: Bowen 3-4 CCR

Sanitas™ v.10.0.16e Software licensed to . UG
Hollow symbols indicate censored values.
Within Limit

Prediction Limit

Intrawell Non-parametric

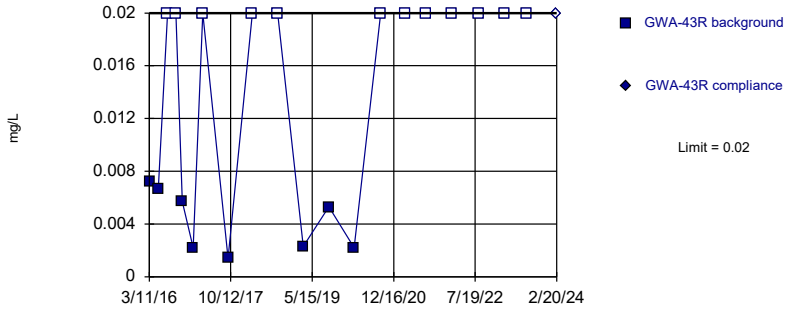

Non-parametric test used in lieu of parametric prediction limit because censored data exceeded 50%. Limit is highest of 20 background values. 60% NDs. Well-constituent pair annual alpha = 0.008564. Individual comparison alpha = 0.004291 (1 of 2).

Constituent: Zinc Analysis Run 5/13/2024 10:15 AM View: Appendix I Intrawell
Plant Bowen Data: Bowen 3-4 CCR

Sanitas™ v.10.0.16e Software licensed to . UG
Hollow symbols indicate censored values.
Within Limit

Prediction Limit

Intrawell Non-parametric

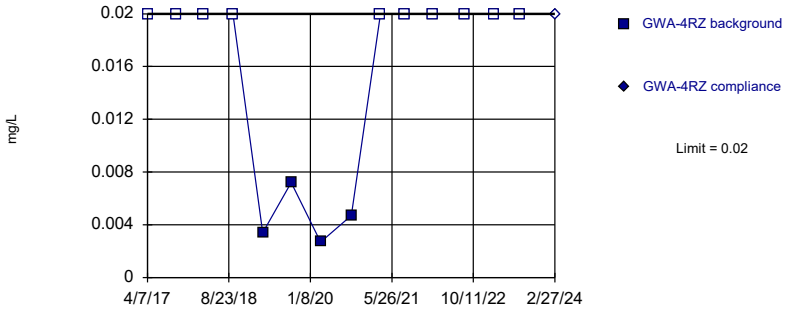

Non-parametric test used in lieu of parametric prediction limit because censored data exceeded 50%. Limit is highest of 14 background values. 71.43% NDs. Well-constituent pair annual alpha = 0.01715. Individual comparison alpha = 0.008612 (1 of 2).

Constituent: Zinc Analysis Run 5/13/2024 10:15 AM View: Appendix I Intrawell
Plant Bowen Data: Bowen 3-4 CCR

Sanitas™ v.10.0.16e Software licensed to . UG
Hollow symbols indicate censored values.
Within Limit

Prediction Limit

Intrawell Non-parametric

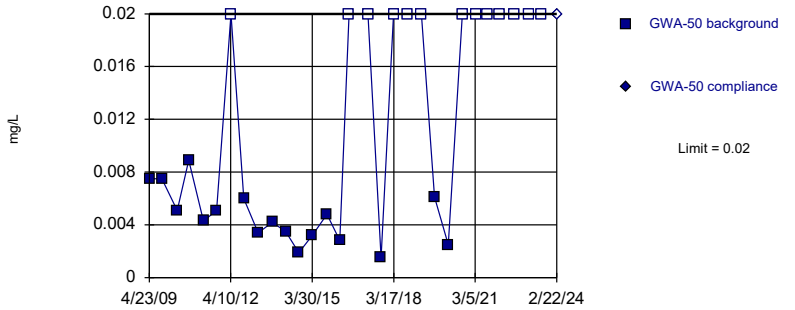

Non-parametric test used in lieu of parametric prediction limit because the Shapiro Wilk normality test showed the data to be non-normal at the 0.01 alpha level. Limit is highest of 30 background values. 43.33% NDs. Well-constituent pair annual alpha = 0.004011. Individual comparison alpha = 0.002008 (1 of 2).

Constituent: Zinc Analysis Run 5/13/2024 10:15 AM View: Appendix I Intrawell
Plant Bowen Data: Bowen 3-4 CCR

Sanitas™ v.10.0.16e Software licensed to . UG
Hollow symbols indicate censored values.
Within Limit

Prediction Limit

Intrawell Non-parametric

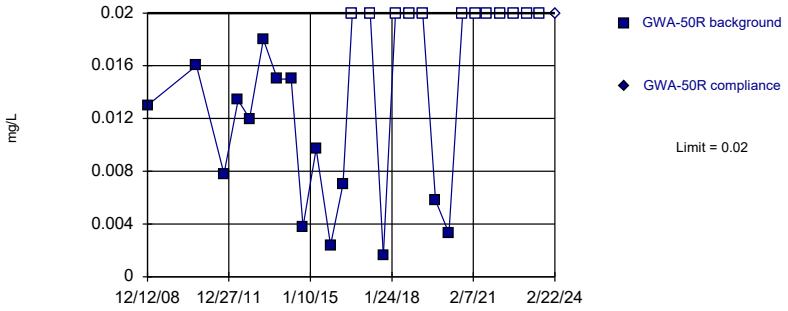

Non-parametric test used in lieu of parametric prediction limit because the Shapiro Wilk normality test showed the data to be non-normal at the 0.01 alpha level. Limit is highest of 27 background values. 44.44% NDs. Well-constituent pair annual alpha = 0.004998. Individual comparison alpha = 0.002502 (1 of 2).

Constituent: Zinc Analysis Run 5/13/2024 10:15 AM View: Appendix I Intrawell
Plant Bowen Data: Bowen 3-4 CCR

Sanitas™ v.10.0.16e Software licensed to . UG
Hollow symbols indicate censored values.
Within Limit

Prediction Limit

Intrawell Parametric

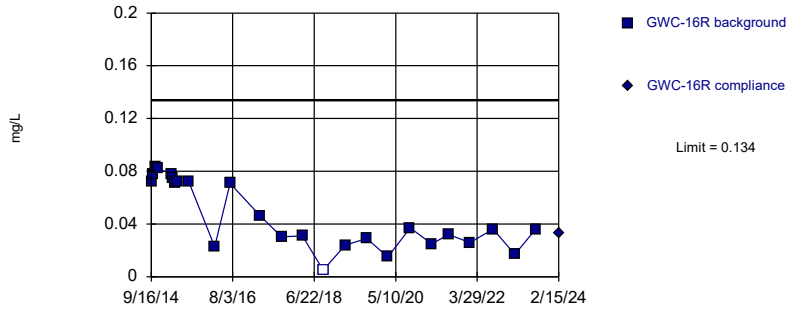

Background Data Summary (based on square root transformation): Mean=0.2072, Std. Dev.=0.06231, n=25, 4% NDs. Normality test: Shapiro Wilk @alpha = 0.01, calculated = 0.9015, critical = 0.888. Kappa = 2.55 (c=16, w=15, 1 of 2, event alpha = 0.05132). Report alpha = 0.0002195.

Constituent: Zinc Analysis Run 5/13/2024 10:15 AM View: Appendix I Intrawell
Plant Bowen Data: Bowen 3-4 CCR

Sanitas™ v.10.0.16e Software licensed to . UG
Hollow symbols indicate censored values.
Within Limit

Prediction Limit

Intrawell Non-parametric

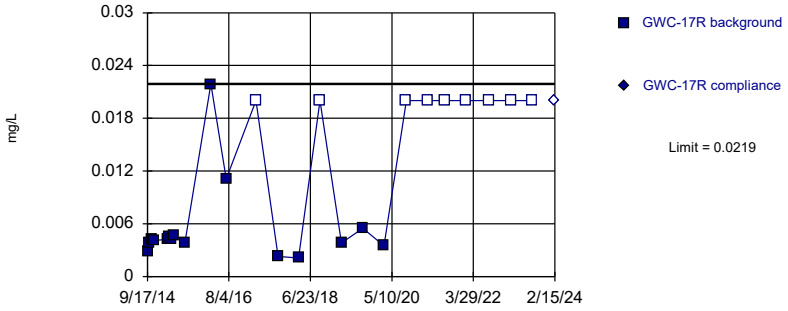

Non-parametric test used in lieu of parametric prediction limit because the Shapiro Wilk normality test showed the data to be non-normal at the 0.01 alpha level. Limit is highest of 25 background values. 36% NDs. Well-constituent pair annual alpha = 0.005656. Individual comparison alpha = 0.002832 (1 of 2).

Constituent: Zinc Analysis Run 5/13/2024 10:15 AM View: Appendix I Intrawell
Plant Bowen Data: Bowen 3-4 CCR

Sanitas™ v.10.0.16e Software licensed to . UG
Hollow symbols indicate censored values.
Within Limit

Prediction Limit

Intrawell Non-parametric

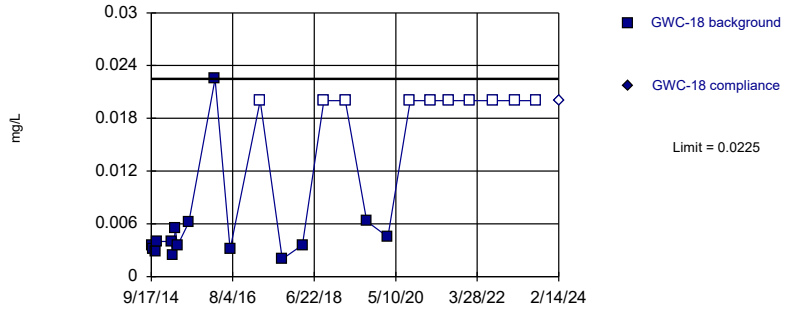

Non-parametric test used in lieu of parametric prediction limit because the Shapiro Wilk normality test showed the data to be non-normal at the 0.01 alpha level. Limit is highest of 25 background values. 40% NDs. Well-constituent pair annual alpha = 0.005656. Individual comparison alpha = 0.002832 (1 of 2).

Constituent: Zinc Analysis Run 5/13/2024 10:15 AM View: Appendix I Intrawell
Plant Bowen Data: Bowen 3-4 CCR

Sanitas™ v.10.0.16e Software licensed to . UG
Hollow symbols indicate censored values.
Within Limit

Prediction Limit

Intrawell Non-parametric

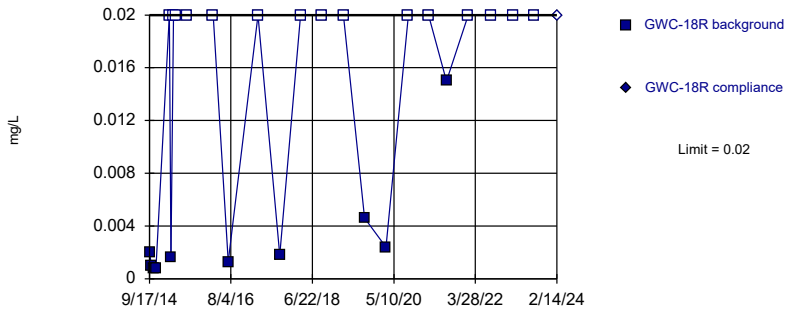

Non-parametric test used in lieu of parametric prediction limit because censored data exceeded 50%. Limit is highest of 25 background values. 60% NDs. Well-constituent pair annual alpha = 0.005656. Individual comparison alpha = 0.002832 (1 of 2).

Constituent: Zinc Analysis Run 5/13/2024 10:15 AM View: Appendix I Intrawell
Plant Bowen Data: Bowen 3-4 CCR

Sanitas™ v.10.0.16e Software licensed to . UG
Hollow symbols indicate censored values.
Within Limit

Prediction Limit

Intrawell Non-parametric

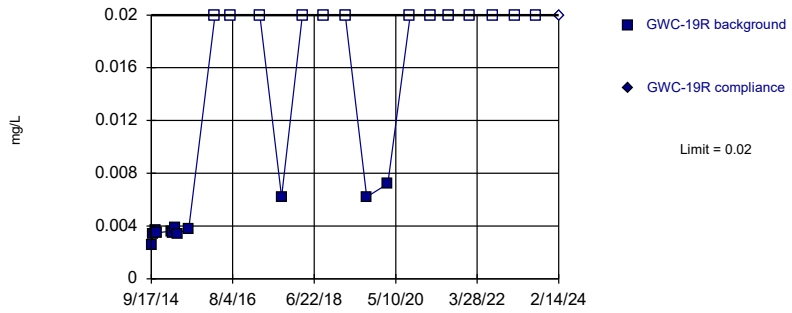

Non-parametric test used in lieu of parametric prediction limit because censored data exceeded 50%. Limit is highest of 25 background values. 52% NDs. Well-constituent pair annual alpha = 0.005656. Individual comparison alpha = 0.002832 (1 of 2).

Constituent: Zinc Analysis Run 5/13/2024 10:15 AM View: Appendix I Intrawell
Plant Bowen Data: Bowen 3-4 CCR

Sanitas™ v.10.0.16e Software licensed to . UG
Hollow symbols indicate censored values.
Within Limit

Prediction Limit

Intrawell Non-parametric

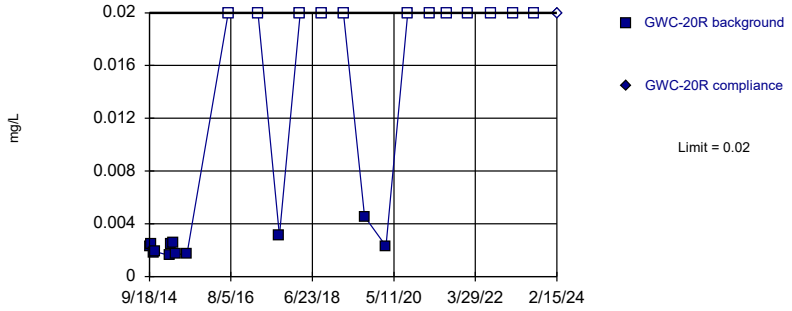

Non-parametric test used in lieu of parametric prediction limit because the Shapiro Wilk normality test showed the data to be non-normal at the 0.01 alpha level. Limit is highest of 24 background values. 50% NDs. Well-constituent pair annual alpha = 0.006238. Individual comparison alpha = 0.003124 (1 of 2).

Constituent: Zinc Analysis Run 5/13/2024 10:15 AM View: Appendix I Intrawell
Plant Bowen Data: Bowen 3-4 CCR

Sanitas™ v.10.0.16e Software licensed to . UG
Hollow symbols indicate censored values.
Within Limit

Prediction Limit

Intrawell Non-parametric

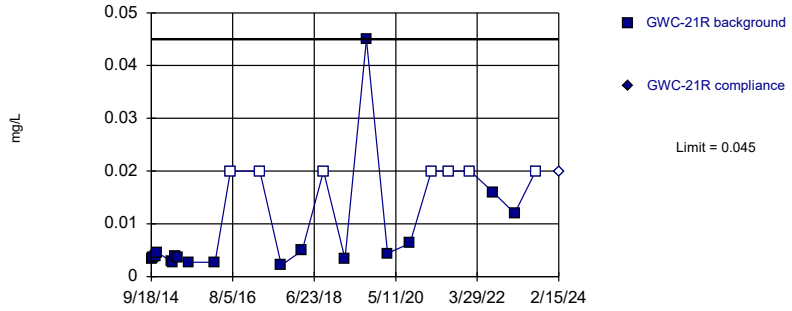

Non-parametric test used in lieu of parametric prediction limit because the Shapiro Wilk normality test showed the data to be non-normal at the 0.01 alpha level. Limit is highest of 25 background values. 28% NDs. Well-constituent pair annual alpha = 0.005656. Individual comparison alpha = 0.002832 (1 of 2).

Constituent: Zinc Analysis Run 5/13/2024 10:15 AM View: Appendix I Intrawell
Plant Bowen Data: Bowen 3-4 CCR

Sanitas™ v.10.0.16e Software licensed to . UG
Hollow symbols indicate censored values.
Within Limit

Prediction Limit

Intrawell Non-parametric

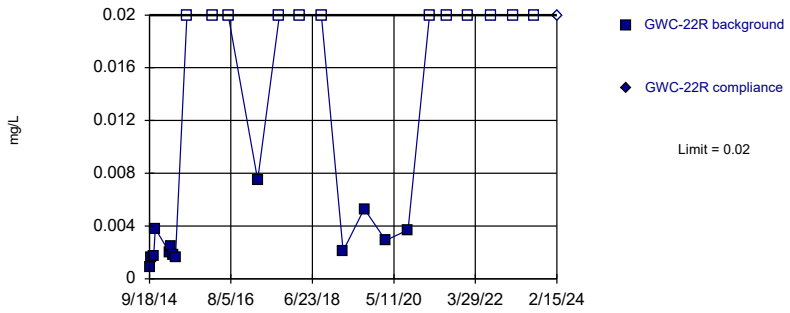

Non-parametric test used in lieu of parametric prediction limit because the Shapiro Wilk normality test showed the data to be non-normal at the 0.01 alpha level. Limit is highest of 25 background values. 48% NDs. Well-constituent pair annual alpha = 0.005656. Individual comparison alpha = 0.002832 (1 of 2).

Constituent: Zinc Analysis Run 5/13/2024 10:15 AM View: Appendix I Intrawell
Plant Bowen Data: Bowen 3-4 CCR

Sanitas™ v.10.0.16e Software licensed to . UG
Hollow symbols indicate censored values.
Within Limit

Prediction Limit

Intrawell Non-parametric

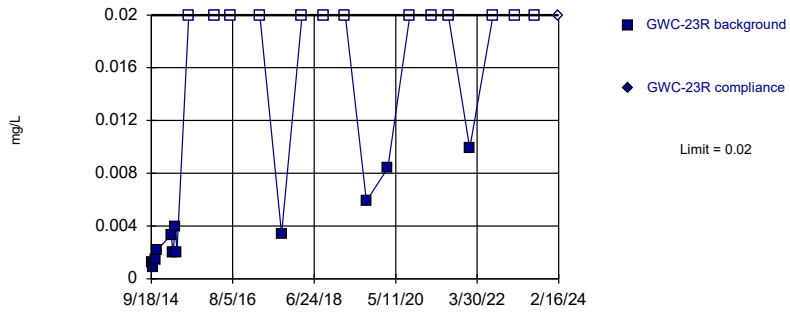

Non-parametric test used in lieu of parametric prediction limit because censored data exceeded 50%. Limit is highest of 25 background values. 52% NDs. Well-constituent pair annual alpha = 0.005656. Individual comparison alpha = 0.002832 (1 of 2).

Constituent: Zinc Analysis Run 5/13/2024 10:15 AM View: Appendix I Intrawell
Plant Bowen Data: Bowen 3-4 CCR

Sanitas™ v.10.0.16e Software licensed to . UG
Hollow symbols indicate censored values.
Within Limit

Prediction Limit

Intrawell Non-parametric

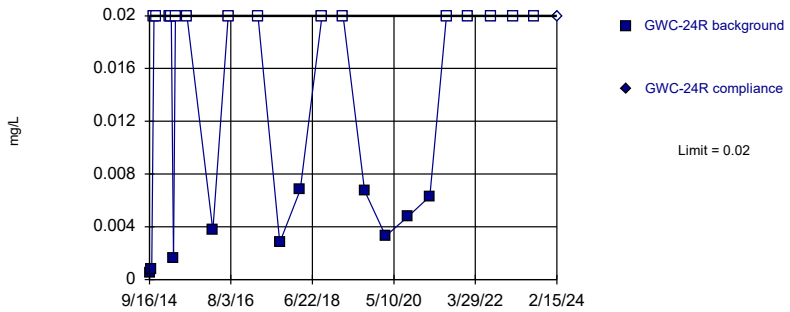

Non-parametric test used in lieu of parametric prediction limit because censored data exceeded 50%. Limit is highest of 25 background values. 60% NDs. Well-constituent pair annual alpha = 0.005656. Individual comparison alpha = 0.002832 (1 of 2).

Constituent: Zinc Analysis Run 5/13/2024 10:15 AM View: Appendix I Intrawell
Plant Bowen Data: Bowen 3-4 CCR

Sanitas™ v.10.0.16e Software licensed to . UG
Hollow symbols indicate censored values.
Within Limit

Prediction Limit

Intrawell Non-parametric

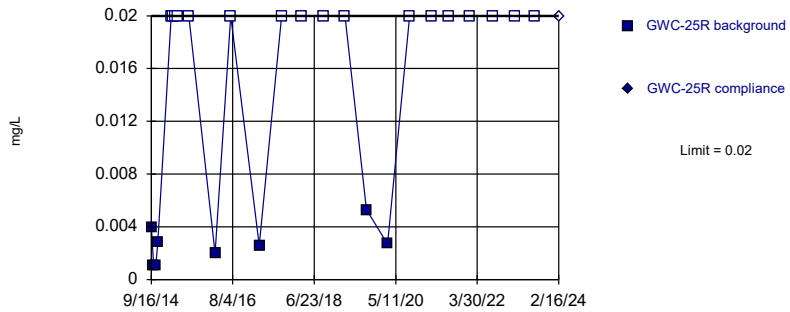

Non-parametric test used in lieu of parametric prediction limit because censored data exceeded 50%. Limit is highest of 25 background values. 68% NDs. Well-constituent pair annual alpha = 0.005656. Individual comparison alpha = 0.002832 (1 of 2).

Constituent: Zinc Analysis Run 5/13/2024 10:15 AM View: Appendix I Intrawell
Plant Bowen Data: Bowen 3-4 CCR

Sanitas™ v.10.0.16e Software licensed to . UG
Hollow symbols indicate censored values.
Within Limit

Prediction Limit

Intrawell Parametric

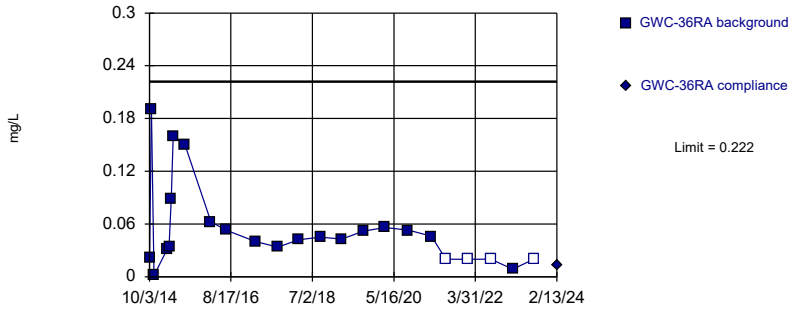

Background Data Summary (based on square root transformation) (after Kaplan-Meier Adjustment): Mean=0.2008, Std. Dev.=0.1051, n=24, 16.67% NDs. Normality test: Shapiro Wilk @alpha = 0.01, calculated = 0.9136, critical = 0.884. Kappa = 2.573 (c=16, w=15, 1 of 2, event alpha = 0.05132). Report alpha = 0.0002195.

Constituent: Zinc Analysis Run 5/13/2024 10:15 AM View: Appendix I Intrawell
Plant Bowen Data: Bowen 3-4 CCR

Sanitas™ v.10.0.16e Software licensed to . UG
Hollow symbols indicate censored values.
Within Limit

Prediction Limit

Intrawell Parametric

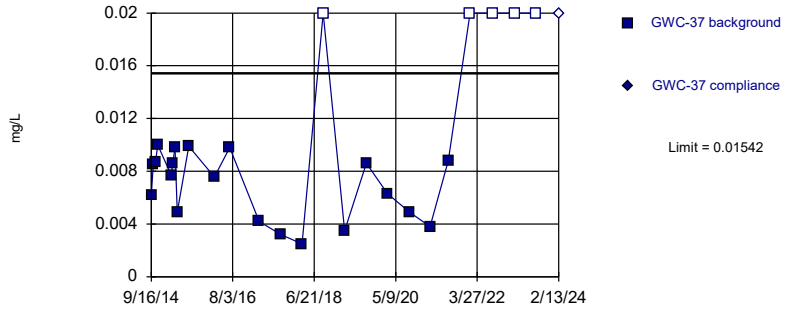

Background Data Summary (based on cube root transformation) (after Kaplan-Meier Adjustment): Mean=0.1823, Std. Dev.=0.02612, n=25, 20% NDs. Normality test: Shapiro Wilk @alpha = 0.01, calculated = 0.9063, critical = 0.888. Kappa = 2.55 (c=16, w=15, 1 of 2, event alpha = 0.05132). Report alpha = 0.0002195.

Constituent: Zinc Analysis Run 5/13/2024 10:15 AM View: Appendix I Intrawell
Plant Bowen Data: Bowen 3-4 CCR

Sanitas™ v.10.0.16e Software licensed to . UG
Hollow symbols indicate censored values.
Within Limit

Prediction Limit

Intrawell Non-parametric

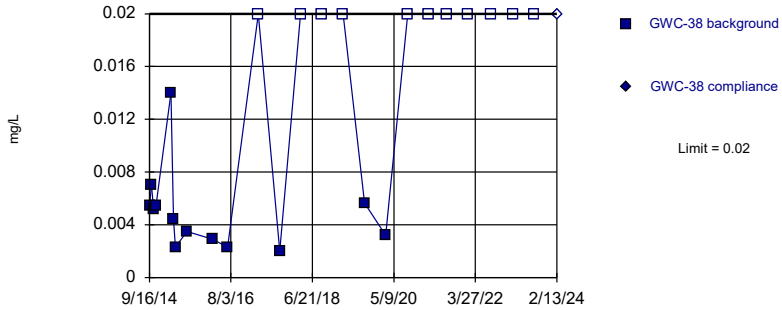

Non-parametric test used in lieu of parametric prediction limit because the Shapiro Wilk normality test showed the data to be non-normal at the 0.01 alpha level. Limit is highest of 24 background values. 45.83% NDs. Well-constituent pair annual alpha = 0.006238. Individual comparison alpha = 0.003124 (1 of 2).

Constituent: Zinc Analysis Run 5/13/2024 10:15 AM View: Appendix I Intrawell
Plant Bowen Data: Bowen 3-4 CCR

Prediction Limit

Constituent: Antimony (mg/L) Analysis Run 5/13/2024 10:19 AM View: Appendix I Intrawell

Plant Bowen Data: Bowen 3-4 CCR

	GWA-1	GWA-1
8/23/2007	<0.003	
10/23/2007	<0.003	
11/18/2007	<0.003	
1/30/2008	<0.003	
3/10/2008	<0.003	
5/13/2008	<0.003	
12/5/2008	<0.003	
4/15/2009	<0.003	
10/7/2009	<0.003	
5/3/2010	<0.003	
10/12/2010	<0.003	
4/27/2011	<0.003	
10/17/2011	0.0054	
5/2/2012	<0.003	
10/8/2012	<0.003	
4/12/2013	0.0058	
10/16/2013	0.01	
4/11/2014	0.005 (J)	
9/30/2014	0.0068	
3/30/2015	0.0074	
10/13/2015	0.017	
3/22/2016	0.00567	
5/19/2016	0.00319	
7/29/2016	0.0025 (J)	
9/23/2016	0.0051	
11/9/2016	0.0097 (J)	
1/30/2017	0.0032	
3/30/2017	0.0028 (J)	
6/9/2017	<0.003	
10/2/2017	0.0014 (J)	
3/16/2018	0.0014 (J)	
9/17/2018	0.00105 (JD)	
3/20/2019	<0.003	
9/12/2019	0.0037	
3/11/2020	0.00079 (J)	
9/15/2020	0.0061	
3/16/2021	0.0014 (J)	
8/9/2021	0.0027 (J)	
2/1/2022	0.0028 (J)	
8/16/2022	0.0084	
2/16/2023	0.016	
7/27/2023	0.011	
2/22/2024		0.0014 (J)

ND substitution: RL or RL/2 if <15% NDs.

Prediction Limit

Constituent: Antimony (mg/L) Analysis Run 5/13/2024 10:19 AM View: Appendix I Intrawell

Plant Bowen Data: Bowen 3-4 CCR

	GWA-2R	GWA-2R
8/23/2007	<0.003	
10/24/2007	<0.003	
11/18/2007	<0.003	
1/31/2008	<0.003	
3/10/2008	<0.003	
5/13/2008	<0.003	
12/4/2008	<0.003	
4/21/2009	<0.003	
10/8/2009	<0.003	
4/21/2010	<0.003	
9/28/2010	<0.003	
4/12/2011	<0.003	
10/4/2011	<0.003	
4/3/2012	0.0053	
10/9/2012	<0.003	
4/11/2013	0.0075	
10/16/2013	<0.003	
4/10/2014	0.0081	
9/30/2014	0.0022 (J)	
3/30/2015	0.011	
10/13/2015	0.0045 (J)	
3/23/2016	0.00281 (J)	
5/19/2016	0.00264 (J)	
7/29/2016	0.0069	
9/22/2016	0.0066	
11/10/2016	<0.003	
1/31/2017	0.0064	
4/3/2017	0.0049	
6/9/2017	<0.003	
10/2/2017	0.0045	
3/16/2018	0.021 (O)	
9/14/2018	0.0054	
3/19/2019	0.0019 (J)	
9/13/2019	0.0044	
3/11/2020	0.002 (J)	
9/15/2020	0.0037	
3/16/2021	0.005	
8/9/2021	0.0033	
2/1/2022	0.0029 (J)	
8/16/2022	0.002 (J)	
2/16/2023	0.0048	
7/27/2023	0.0095	
2/26/2024		0.0019 (J)

ND substitution: RL or RL/2 if <15% NDs.

Prediction Limit

Constituent: Antimony (mg/L) Analysis Run 5/13/2024 10:19 AM View: Appendix I Intrawell

Plant Bowen Data: Bowen 3-4 CCR

	GWA-39RZ	GWA-39RZ
5/16/2016	<0.003 (D)	
7/27/2016	0.0003 (JD)	
2/21/2017	0.0057	
3/27/2017	0.0013 (JD)	
6/8/2017	<0.003 (*)	
7/17/2017	0.005 (D)	
7/27/2017	0.0033	
8/9/2017	0.0012 (J)	
9/29/2017	0.0013 (JD)	
3/16/2018	0.0078	
9/14/2018	0.0056	
3/14/2019	0.014 (O)	
3/9/2020	0.0013 (J)	
9/16/2020	0.0028 (J)	
3/16/2021	0.00041 (J)	
8/6/2021	<0.003	
2/2/2022	<0.003	
8/16/2022	0.001 (J)	
2/14/2023	0.0019 (J)	
7/25/2023	<0.003	
2/19/2024		0.0016 (J)

ND substitution: RL or RL/2 if <15% NDs.

Prediction Limit

Constituent: Antimony (mg/L) Analysis Run 5/13/2024 10:19 AM View: Appendix I Intrawell

Plant Bowen Data: Bowen 3-4 CCR

	GWA-39Z	GWA-39Z
3/14/2016	<0.003	
5/11/2016	0.000839 (J)	
7/19/2016	0.0024 (J)	
9/15/2016	0.0009 (J)	
11/2/2016	0.001 (J)	
1/18/2017	0.0017 (J)	
3/28/2017	0.0006 (J)	
6/7/2017	0.0003 (J)	
9/26/2017	<0.003	
3/14/2018	<0.003	
9/12/2018	<0.003	
3/15/2019	<0.003	
9/9/2019	0.00079 (J)	
3/9/2020	0.0011 (J)	
9/10/2020	0.0003 (J)	
3/12/2021	0.0039	
8/4/2021	0.00083 (J)	
1/31/2022	<0.003	
8/10/2022	<0.003	
2/13/2023	0.00087 (J)	
7/26/2023	0.0028 (J)	
2/19/2024		0.00081 (J)

ND substitution: RL or RL/2 if <15% NDs.

Prediction Limit

Constituent: Antimony (mg/L) Analysis Run 5/13/2024 10:19 AM View: Appendix I Intrawell

Plant Bowen Data: Bowen 3-4 CCR

	GWA-3A	GWA-3A
8/23/2007	<0.003	
11/2/2007	<0.003	
11/18/2007	<0.003	
1/31/2008	<0.003	
3/11/2008	<0.003	
5/14/2008	<0.003	
12/5/2008	<0.003	
4/15/2009	<0.003	
10/8/2009	<0.003	
4/28/2010	<0.003	
10/6/2010	<0.003	
4/21/2011	<0.003	
10/13/2011	<0.003	
5/1/2012	<0.003	
10/9/2012	<0.003	
4/11/2013	<0.003	
10/16/2013	<0.003	
4/23/2014	<0.003	
10/4/2014	0.0031 (J)	
3/31/2015	0.0068	
10/12/2015	<0.003	
3/23/2016	0.0035	
5/23/2016	<0.003	
7/29/2016	0.0029 (J)	
9/22/2016	0.0041	
11/10/2016	0.0048 (J)	
1/31/2017	<0.003	
3/30/2017	0.001 (J)	
6/12/2017	<0.003	
10/4/2017	0.0009 (J)	
3/19/2018	0.0019 (J)	
9/17/2018	0.0011 (J)	
3/20/2019	0.0019 (J)	
9/13/2019	0.0013 (J)	
3/11/2020	0.0045	
3/29/2021	<0.003	
8/9/2021	<0.003	
2/2/2022	<0.003	
8/16/2022	<0.003	
2/17/2023	<0.003	
8/1/2023	<0.003	
2/22/2024		<0.003

ND substitution: RL or RL/2 if <15% NDs.

Prediction Limit

Constituent: Antimony (mg/L) Analysis Run 5/13/2024 10:19 AM View: Appendix I Intrawell

Plant Bowen Data: Bowen 3-4 CCR

	GWA-40	GWA-40
3/15/2016	<0.003	
5/11/2016	<0.003	
7/21/2016	<0.003	
9/15/2016	<0.003	
11/3/2016	0.0021 (J)	
1/17/2017	<0.003	
3/24/2017	<0.003	
5/24/2017	<0.003	
9/26/2017	<0.003	
3/14/2018	<0.003	
9/12/2018	<0.003	
3/13/2019	<0.003	
9/9/2019	<0.003	
3/9/2020	<0.003	
9/11/2020	<0.003	
3/10/2021	<0.003	
8/4/2021	<0.003	
1/31/2022	0.0014 (J)	
8/12/2022	<0.003	
2/13/2023	<0.003	
7/26/2023	<0.003	
2/19/2024		<0.003

ND substitution: RL or RL/2 if <15% NDs.

Prediction Limit

Constituent: Antimony (mg/L) Analysis Run 5/13/2024 10:19 AM View: Appendix I Intrawell

Plant Bowen Data: Bowen 3-4 CCR

	GWA-41	GWA-41
3/15/2016	<0.003	
5/12/2016	<0.003	
7/20/2016	<0.003	
9/15/2016	<0.003	
11/3/2016	<0.003	
1/18/2017	<0.003	
3/24/2017	<0.003	
6/6/2017	<0.003	
9/25/2017	<0.003	
3/14/2018	<0.003	
9/12/2018	<0.003	
3/14/2019	<0.003	
9/10/2019	<0.003 (D)	
3/6/2020	<0.003	
9/10/2020	<0.003	
3/11/2021	0.00038 (J)	
8/4/2021	<0.003	
1/31/2022	<0.003	
8/11/2022	<0.003	
2/13/2023	<0.003	
7/25/2023	0.0029 (J)	
2/19/2024		<0.003

ND substitution: RL or RL/2 if <15% NDs.

Prediction Limit

Constituent: Antimony (mg/L) Analysis Run 5/13/2024 10:19 AM View: Appendix I Intrawell

Plant Bowen Data: Bowen 3-4 CCR

	GWA-41R	GWA-41R
3/15/2016	<0.003	
5/13/2016	<0.003	
7/21/2016	<0.003 (*)	
9/21/2016	<0.003	
11/3/2016	<0.003	
1/17/2017	<0.003	
3/27/2017	0.0008 (J)	
6/6/2017	<0.003	
9/25/2017	0.0035	
3/14/2018	<0.003	
9/12/2018	0.003	
3/14/2019	<0.003	
9/10/2019	0.0029 (J)	
3/9/2020	0.0037	
9/10/2020	0.0019 (J)	
3/10/2021	0.00037 (J)	
8/4/2021	<0.003	
1/31/2022	0.0011 (J)	
8/11/2022	<0.003	
2/13/2023	0.0045	
7/25/2023	0.0021 (J)	
2/19/2024		<0.003

ND substitution: RL or RL/2 if <15% NDs.

Prediction Limit

Constituent: Antimony (mg/L) Analysis Run 5/13/2024 10:19 AM View: Appendix I Intrawell

Plant Bowen Data: Bowen 3-4 CCR

	GWA-42	GWA-42
3/11/2016	<0.003	
5/16/2016	<0.003	
7/22/2016	0.002 (J)	
9/19/2016	<0.003	
11/3/2016	<0.003	
1/17/2017	<0.003	
3/27/2017	<0.003	
6/7/2017	<0.003	
9/26/2017	<0.003	
3/14/2018	<0.003	
9/14/2018	<0.003	
3/14/2019	<0.003	
9/10/2019	<0.003	
3/6/2020	<0.003	
9/10/2020	<0.003	
3/11/2021	<0.003	
8/4/2021	<0.003	
1/31/2022	<0.003	
8/10/2022	<0.003	
2/13/2023	<0.003	
7/26/2023	<0.003	
2/20/2024		<0.003

ND substitution: RL or RL/2 if <15% NDs.

Prediction Limit

Constituent: Antimony (mg/L) Analysis Run 5/13/2024 10:19 AM View: Appendix I Intrawell

Plant Bowen Data: Bowen 3-4 CCR

	GWA-43	GWA-43
3/11/2016	<0.003	
5/13/2016	<0.003	
7/19/2016	<0.003 (*)	
9/16/2016	<0.003	
11/2/2016	<0.003	
1/18/2017	<0.003	
3/28/2017	<0.003	
6/6/2017	<0.003	
9/22/2017	<0.003	
3/14/2018	<0.003	
9/12/2018	<0.003	
3/13/2019	<0.003	
9/11/2019	<0.003	
3/9/2020	0.00062 (J)	
9/11/2020	<0.003	
3/11/2021	<0.003	
8/6/2021	<0.003	
1/31/2022	<0.003	
8/11/2022	<0.003	
2/14/2023	<0.003	
7/25/2023	<0.003	
2/20/2024		<0.003

ND substitution: RL or RL/2 if <15% NDs.

Prediction Limit

Constituent: Antimony (mg/L) Analysis Run 5/13/2024 10:19 AM View: Appendix I Intrawell

Plant Bowen Data: Bowen 3-4 CCR

	GWA-43R	GWA-43R
3/11/2016	<0.003	
5/13/2016	<0.003	
7/19/2016	<0.003	
9/16/2016	<0.003	
11/2/2016	<0.003	
1/18/2017	0.0013 (J)	
3/28/2017	<0.003	
6/6/2017	0.0007 (J)	
9/22/2017	0.0012 (J)	
3/15/2018	<0.003	
9/12/2018	<0.003	
3/13/2019	<0.003	
9/11/2019	0.00029 (J)	
3/9/2020	0.00037 (J)	
9/14/2020	<0.003	
3/11/2021	0.00074 (J)	
8/5/2021	<0.003	
1/31/2022	<0.003	
8/10/2022	<0.003	
2/13/2023	<0.003	
7/25/2023	<0.003	
2/20/2024		0.0015 (J)

ND substitution: RL or RL/2 if <15% NDs.

Prediction Limit

Constituent: Antimony (mg/L) Analysis Run 5/13/2024 10:19 AM View: Appendix I Intrawell

Plant Bowen Data: Bowen 3-4 CCR

	GWA-4RZ	GWA-4RZ
2/22/2017	0.0018 (J)	
4/7/2017	0.0008 (J)	
6/14/2017	0.00205 (JD)	
7/12/2017	0.0015 (JD)	
7/20/2017	<0.003 (D)	
7/28/2017	<0.003	
8/9/2017	<0.003	
8/24/2017	0.0007 (J)	
10/3/2017	<0.003 (D)	
3/21/2018	<0.003	
9/18/2018	<0.003	
3/21/2019	<0.003 (D)	
9/12/2019	0.00052 (JD)	
3/12/2020	0.0017 (J)	
9/17/2020	0.00087 (J)	
3/16/2021	0.00082 (J)	
8/10/2021	0.0013 (J)	
2/3/2022	<0.003	
8/17/2022	<0.003	
2/17/2023	<0.003	
7/28/2023	<0.003	
2/27/2024		<0.003

ND substitution: RL or RL/2 if <15% NDs.

Prediction Limit

Constituent: Antimony (mg/L) Analysis Run 5/13/2024 10:19 AM View: Appendix I Intrawell

Plant Bowen Data: Bowen 3-4 CCR

	GWA-50	GWA-50
12/12/2008	<0.003	
4/23/2009	<0.003	
10/6/2009	<0.003	
4/27/2010	<0.003	
9/30/2010	<0.003	
4/14/2011	<0.003	
10/5/2011	<0.003	
4/11/2012	<0.003	
10/2/2012	<0.003	
4/9/2013	<0.003	
10/15/2013	<0.003	
4/10/2014	<0.003	
10/1/2014	<0.003	
3/30/2015	<0.003	
10/11/2015	<0.003	
3/28/2016	0.00139 (J)	
5/23/2016	0.000677 (J)	
8/1/2016	<0.003	
9/26/2016	<0.003	
11/10/2016	<0.003	
1/30/2017	<0.003	
4/7/2017	<0.003	
6/12/2017	<0.003	
10/2/2017	<0.003	
3/16/2018	<0.003	
9/17/2018	<0.003	
3/19/2019	<0.003	
9/13/2019	<0.003	
3/11/2020	0.0005 (J)	
9/16/2020	<0.003	
3/17/2021	<0.003	
8/9/2021	<0.003	
2/1/2022	0.0015 (J)	
8/16/2022	<0.003	
2/16/2023	<0.003	
7/28/2023	<0.003	
2/22/2024		<0.003

ND substitution: RL or RL/2 if <15% NDs.

Prediction Limit

Constituent: Antimony (mg/L) Analysis Run 5/13/2024 10:19 AM View: Appendix I Intrawell

Plant Bowen Data: Bowen 3-4 CCR

	GWA-50R	GWA-50R
12/12/2008	<0.003	
4/23/2009	<0.003	
10/6/2009	<0.003	
5/3/2010	<0.003	
10/11/2010	<0.003	
4/27/2011	<0.003	
10/19/2011	<0.003	
5/1/2012	<0.003	
10/2/2012	<0.003	
4/10/2013	<0.003	
10/16/2013	<0.003	
4/22/2014	<0.003	
10/1/2014	<0.003	
3/30/2015	<0.003	
10/11/2015	<0.003	
3/28/2016	<0.003	
5/25/2016	<0.003	
8/1/2016	<0.003	
9/26/2016	<0.003	
11/11/2016	<0.003	
1/30/2017	<0.003	
4/3/2017	<0.003	
6/12/2017	<0.003	
10/2/2017	<0.003	
3/16/2018	<0.003	
9/18/2018	<0.003	
3/19/2019	<0.003	
9/12/2019	<0.003	
3/11/2020	<0.003	
9/15/2020	0.00048 (J)	
3/17/2021	<0.003	
8/9/2021	<0.003	
2/2/2022	<0.003	
8/17/2022	<0.003	
2/16/2023	<0.003	
7/28/2023	<0.003	
2/22/2024		<0.003

ND substitution: RL or RL/2 if <15% NDs.

Prediction Limit

Constituent: Antimony (mg/L) Analysis Run 5/13/2024 10:19 AM View: Appendix I Intrawell

Plant Bowen Data: Bowen 3-4 CCR

	GWC-16R	GWC-16R
9/16/2014	<0.0083	
10/4/2014	<0.0083	
10/21/2014	<0.0083	
11/11/2014	<0.0083	
3/3/2015	<0.0083	
3/18/2015	<0.0083	
4/6/2015	<0.0083	
4/23/2015	<0.0083	
7/29/2015	<0.0083	
3/3/2016	0.00472 (D)	
5/10/2016	0.0047	
7/13/2016	<0.0083	
9/15/2016	0.0013 (J)	
11/2/2016	0.0021 (J)	
1/11/2017	0.0086	
3/20/2017	0.0187	
5/23/2017	0.0097	
9/21/2017	0.0078	
3/14/2018	0.015	
9/7/2018	0.0026 (J)	
3/11/2019	0.02	
9/9/2019	0.011	
3/4/2020	0.019	
9/9/2020	0.015	
3/9/2021	0.018	
7/30/2021	0.019	
1/28/2022	0.027	
8/11/2022	0.0099	
2/10/2023	0.02	
8/4/2023	0.012	
2/15/2024		0.022

ND substitution: RL or RL/2 if <15% NDs.

Prediction Limit

Constituent: Antimony (mg/L) Analysis Run 5/13/2024 10:19 AM View: Appendix I Intrawell

Plant Bowen Data: Bowen 3-4 CCR

	GWC-17R	GWC-17R
9/17/2014	<0.003	
10/4/2014	<0.003	
10/21/2014	<0.003	
11/11/2014	<0.003	
3/3/2015	<0.003	
3/18/2015	<0.003	
4/6/2015	<0.003	
4/23/2015	<0.003	
7/29/2015	<0.003	
3/4/2016	<0.003	
5/10/2016	0.000641 (J)	
7/14/2016	<0.003	
9/14/2016	0.0012 (J)	
11/1/2016	<0.003	
1/11/2017	<0.003	
3/21/2017	<0.003	
5/23/2017	<0.003	
9/22/2017	<0.003	
3/14/2018	<0.003	
9/11/2018	<0.003	
3/12/2019	<0.003	
9/10/2019	<0.003	
3/5/2020	<0.003	
9/9/2020	<0.003	
3/10/2021	<0.003	
7/30/2021	<0.003	
1/28/2022	<0.003	
8/11/2022	<0.003	
2/10/2023	<0.003	
8/3/2023	0.0033	
2/15/2024		0.00063 (J)

ND substitution: RL or RL/2 if <15% NDs.

Prediction Limit

Constituent: Antimony (mg/L) Analysis Run 5/13/2024 10:19 AM View: Appendix I Intrawell

Plant Bowen Data: Bowen 3-4 CCR

	GWC-18	GWC-18
9/17/2014	<0.003	
10/4/2014	<0.003	
10/21/2014	<0.003	
11/5/2014	<0.003	
3/3/2015	<0.003	
3/18/2015	<0.003	
4/7/2015	<0.003	
4/23/2015	<0.003	
7/29/2015	<0.003	
3/7/2016	0.003	
5/5/2016	<0.003	
7/13/2016	<0.003	
9/13/2016	<0.003	
10/31/2016	<0.003	
1/12/2017	<0.003	
3/23/2017	<0.003	
5/23/2017	<0.003	
9/25/2017	<0.003	
3/14/2018	<0.003	
9/11/2018	<0.003	
3/12/2019	<0.003	
9/9/2019	<0.003	
3/6/2020	0.00049 (J)	
9/9/2020	<0.003	
2/26/2021	<0.003	
7/29/2021	<0.003	
1/28/2022	<0.003	
8/10/2022	<0.003	
2/9/2023	<0.003	
8/3/2023	<0.003	
2/14/2024		<0.003

ND substitution: RL or RL/2 if <15% NDs.

Prediction Limit

Constituent: Antimony (mg/L) Analysis Run 5/13/2024 10:19 AM View: Appendix I Intrawell

Plant Bowen Data: Bowen 3-4 CCR

	GWC-18R	GWC-18R
9/17/2014	<0.003	
10/4/2014	<0.003	
10/21/2014	<0.003	
11/11/2014	<0.003	
3/3/2015	<0.003	
3/18/2015	<0.003	
4/7/2015	<0.003	
4/23/2015	<0.003	
7/29/2015	<0.003	
3/7/2016	<0.003	
5/5/2016	0.000672 (J)	
7/13/2016	<0.003	
9/12/2016	<0.003	
11/1/2016	<0.003	
1/11/2017	<0.003	
3/20/2017	0.0005 (J)	
5/22/2017	<0.003	
9/21/2017	0.0008 (J)	
3/14/2018	<0.003	
9/7/2018	<0.003	
3/12/2019	0.00091 (J)	
9/6/2019	0.00028 (J)	
3/5/2020	0.00068 (J)	
9/9/2020	<0.003	
2/26/2021	0.00059 (J)	
7/29/2021	0.0024 (J)	
1/27/2022	<0.003	
8/10/2022	<0.003	
2/9/2023	<0.003	
8/4/2023	<0.003	
2/14/2024		<0.003

ND substitution: RL or RL/2 if <15% NDs.

Prediction Limit

Constituent: Antimony (mg/L) Analysis Run 5/13/2024 10:19 AM View: Appendix I Intrawell

Plant Bowen Data: Bowen 3-4 CCR

	GWC-20R	GWC-20R
9/18/2014	<0.003	
10/5/2014	<0.003	
10/22/2014	<0.003	
11/5/2014	<0.003	
3/4/2015	<0.003	
3/19/2015	<0.003	
4/7/2015	<0.003	
4/24/2015	<0.003	
7/30/2015	<0.003	
3/8/2016	<0.003	
5/9/2016	<0.003	
7/14/2016	<0.003	
9/12/2016	<0.003	
10/31/2016	<0.003	
1/12/2017	<0.003	
3/22/2017	<0.003	
5/22/2017	<0.003	
9/19/2017	<0.003	
3/14/2018	<0.003	
9/10/2018	<0.003	
3/12/2019	<0.003	
9/6/2019	0.001755 (JD)	
3/5/2020	<0.003	
9/4/2020	<0.003	
3/9/2021	<0.003	
8/2/2021	<0.003	
1/27/2022	<0.003	
8/9/2022	<0.003	
2/10/2023	<0.003	
8/3/2023	<0.003	
2/15/2024		<0.003

ND substitution: RL or RL/2 if <15% NDs.

Prediction Limit

Constituent: Antimony (mg/L) Analysis Run 5/13/2024 10:19 AM View: Appendix I Intrawell

Plant Bowen Data: Bowen 3-4 CCR

	GWC-21R	GWC-21R
9/18/2014	<0.0056	
10/5/2014	<0.0056	
10/22/2014	<0.0056	
11/5/2014	<0.0056	
3/4/2015	<0.0056	
3/19/2015	<0.0056	
4/8/2015	<0.0056	
4/24/2015	<0.0056	
7/30/2015	<0.0056	
3/8/2016	0.00318	
5/9/2016	0.00454	
7/15/2016	<0.0056	
9/9/2016	0.0033	
10/27/2016	0.0046	
1/12/2017	0.0064	
3/21/2017	0.0058	
5/23/2017	0.0023 (J)	
9/19/2017	0.0018 (J)	
3/14/2018	0.0063	
9/10/2018	0.0033	
3/11/2019	0.0029 (J)	
9/6/2019	0.01	
3/3/2020	0.0019 (J)	
9/8/2020	0.0041	
3/9/2021	0.0024 (J)	
8/2/2021	0.0048	
1/28/2022	0.0061	
8/10/2022	0.0081 (J)	
2/9/2023	0.0064	
8/4/2023	0.003	
2/15/2024		0.0017 (J)

ND substitution: RL or RL/2 if <15% NDs.

Prediction Limit

Constituent: Antimony (mg/L) Analysis Run 5/13/2024 10:19 AM View: Appendix I Intrawell

Plant Bowen Data: Bowen 3-4 CCR

	GWC-23R	GWC-23R
9/18/2014	<0.003	
10/5/2014	<0.003	
10/22/2014	<0.003	
11/5/2014	<0.003	
3/4/2015	<0.003	
3/20/2015	<0.003	
4/8/2015	<0.003	
4/23/2015	<0.003	
7/30/2015	<0.003	
3/9/2016	0.003	
5/6/2016	0.000666 (J)	
7/15/2016	<0.003	
9/14/2016	0.0022 (J)	
11/1/2016	<0.003	
1/25/2017	<0.003	
3/22/2017	0.0006 (J)	
5/24/2017	<0.003	
9/21/2017	<0.003	
3/14/2018	<0.003	
9/11/2018	<0.003	
3/12/2019	<0.003	
9/6/2019	0.00029 (J)	
3/5/2020	<0.003	
9/9/2020	<0.003	
3/10/2021	<0.003	
7/30/2021	<0.003	
1/28/2022	<0.003	
8/11/2022	<0.003	
2/10/2023	<0.003	
8/3/2023	<0.003	
2/16/2024		0.00083 (J)

ND substitution: RL or RL/2 if <15% NDs.

Prediction Limit

Constituent: Antimony (mg/L) Analysis Run 5/13/2024 10:19 AM View: Appendix I Intrawell

Plant Bowen Data: Bowen 3-4 CCR

	GWC-24R	GWC-24R
9/16/2014	<0.003	
10/4/2014	<0.003	
10/23/2014	<0.003	
11/10/2014	<0.003	
3/4/2015	<0.003	
3/20/2015	<0.003	
4/8/2015	<0.003	
4/23/2015	<0.003	
7/30/2015	<0.003	
3/4/2016	0.0271 (JO)	
5/5/2016	0.000761 (J)	
7/12/2016	0.0094 (O)	
9/13/2016	0.0072 (O)	
10/27/2016	0.005	
1/13/2017	0.0012 (J)	
3/20/2017	0.0014 (J)	
5/19/2017	0.0006 (J)	
9/19/2017	<0.003	
3/13/2018	0.0016 (J)	
9/11/2018	<0.003	
3/8/2019	<0.003	
9/5/2019	0.00031 (JD)	
3/3/2020	<0.003	
9/9/2020	0.00094 (J)	
3/9/2021	0.00035 (J)	
7/29/2021	0.0011 (J)	
1/28/2022	<0.003	
8/9/2022	<0.003	
2/9/2023	<0.003	
8/3/2023	<0.003	
2/15/2024		<0.003

ND substitution: RL or RL/2 if <15% NDs.

Prediction Limit

Constituent: Antimony (mg/L) Analysis Run 5/13/2024 10:19 AM View: Appendix I Intrawell

Plant Bowen Data: Bowen 3-4 CCR

	GWC-25R	GWC-25R
9/16/2014	<0.003	
10/4/2014	<0.003	
10/23/2014	<0.003	
11/10/2014	<0.003	
3/4/2015	<0.003	
3/20/2015	<0.003	
4/9/2015	<0.003	
4/23/2015	<0.003	
7/30/2015	<0.003	
3/8/2016	0.0226 (O)	
5/4/2016	0.00107 (J)	
7/18/2016	0.0004 (J)	
9/13/2016	0.0028 (J)	
10/27/2016	0.0011 (J)	
1/13/2017	<0.003	
3/16/2017	0.0009 (J)	
5/19/2017	<0.003	
9/19/2017	<0.003	
3/13/2018	0.00093 (J)	
9/11/2018	<0.003	
3/8/2019	<0.003	
9/5/2019	<0.003	
3/3/2020	<0.003	
9/4/2020	0.0013 (J)	
3/9/2021	<0.003	
8/2/2021	<0.003	
1/27/2022	<0.003	
8/9/2022	<0.003	
2/9/2023	<0.003	
8/3/2023	<0.003	
2/16/2024		0.00087 (J)

ND substitution: RL or RL/2 if <15% NDs.

Prediction Limit

Constituent: Antimony (mg/L) Analysis Run 5/13/2024 10:19 AM View: Appendix I Intrawell

Plant Bowen Data: Bowen 3-4 CCR

	GWC-36RA	GWC-36RA
9/15/2014	<0.003	
10/3/2014	<0.003	
10/20/2014	<0.003	
11/10/2014	<0.003	
3/2/2015	<0.003	
3/17/2015	<0.003	
4/5/2015	<0.003	
4/21/2015	<0.003	
7/28/2015	<0.003	
3/1/2016	<0.003	
5/2/2016	<0.003	
7/6/2016	<0.003	
9/7/2016	<0.003	
10/25/2016	<0.003	
1/5/2017	<0.003	
3/14/2017	<0.003	
5/16/2017	<0.003	
9/15/2017	<0.003	
3/12/2018	<0.003	
9/6/2018	<0.003	
3/7/2019	<0.003	
9/4/2019	<0.003	
3/2/2020	<0.003	
9/14/2020	<0.003	
3/26/2021	0.00092 (J)	
7/27/2021	<0.003	
1/26/2022	<0.003	
8/8/2022	0.0015 (J)	
2/8/2023	<0.003	
8/3/2023	<0.003	
2/13/2024		<0.003

ND substitution: RL or RL/2 if <15% NDs.

Prediction Limit

Constituent: Antimony (mg/L) Analysis Run 5/13/2024 10:19 AM View: Appendix I Intrawell

Plant Bowen Data: Bowen 3-4 CCR

	GWC-37	GWC-37
9/16/2014	<0.003	
10/3/2014	<0.003	
10/20/2014	<0.003	
11/10/2014	<0.003	
3/2/2015	<0.003	
3/17/2015	<0.003	
4/5/2015	<0.003	
4/22/2015	<0.003	
7/28/2015	<0.003	
3/1/2016	0.00214 (J)	
5/3/2016	0.00178 (J)	
7/8/2016	0.0023 (J)	
9/7/2016	0.0039	
10/25/2016	0.0035	
1/6/2017	0.0052	
3/14/2017	0.003	
5/16/2017	0.0026 (J)	
9/15/2017	0.0016 (J)	
3/12/2018	0.0023 (J)	
9/6/2018	0.0024 (J)	
3/6/2019	0.0019 (J)	
9/4/2019	0.0029 (J)	
3/2/2020	0.0018 (J)	
9/3/2020	0.0012 (J)	
2/24/2021	0.0012 (J)	
7/28/2021	0.0016 (J)	
1/26/2022	<0.003	
8/8/2022	0.0018 (J)	
2/8/2023	0.0013 (J)	
8/2/2023	0.0018 (J)	
2/13/2024		<0.003

ND substitution: RL or RL/2 if <15% NDs.

Prediction Limit

Constituent: Arsenic (mg/L) Analysis Run 5/13/2024 10:19 AM View: Appendix I Intrawell

Plant Bowen Data: Bowen 3-4 CCR

	GWA-1	GWA-1
8/23/2007	<0.005	
10/23/2007	<0.005	
11/18/2007	<0.005	
1/30/2008	<0.005	
3/10/2008	<0.005	
5/13/2008	<0.005	
12/5/2008	<0.005	
4/15/2009	<0.005	
10/7/2009	<0.005	
5/3/2010	<0.005	
10/12/2010	<0.005	
4/27/2011	<0.005	
10/17/2011	<0.005	
5/2/2012	<0.005	
10/8/2012	<0.005	
4/12/2013	<0.005	
10/16/2013	<0.005	
4/11/2014	<0.005	
9/30/2014	<0.005	
3/30/2015	<0.005	
10/13/2015	<0.005	
3/22/2016	<0.005	
5/19/2016	<0.005	
7/29/2016	<0.005	
9/23/2016	<0.005	
11/9/2016	<0.005	
1/30/2017	<0.005	
3/30/2017	<0.005	
6/9/2017	0.0005 (J)	
10/2/2017	<0.005	
3/16/2018	0.00085 (J)	
9/17/2018	<0.005 (D)	
3/20/2019	<0.005	
9/12/2019	0.0004 (J)	
3/11/2020	0.00088 (J)	
9/15/2020	<0.005	
3/16/2021	<0.005	
8/9/2021	<0.005	
2/1/2022	<0.005	
8/16/2022	<0.005	
2/16/2023	<0.005	
7/27/2023	<0.005	
2/22/2024		<0.005

ND substitution: RL or RL/2 if <15% NDs.

Prediction Limit

Constituent: Arsenic (mg/L) Analysis Run 5/13/2024 10:19 AM View: Appendix I Intrawell

Plant Bowen Data: Bowen 3-4 CCR

	GWA-2	GWA-2
8/23/2007	<0.005	
10/24/2007	<0.005	
11/18/2007	<0.005	
1/31/2008	<0.005	
3/11/2008	<0.005	
5/6/2008	<0.005	
12/4/2008	0.012 (O)	
4/21/2009	<0.005	
10/7/2009	<0.005	
4/26/2010	<0.005	
10/4/2010	<0.005	
4/13/2011	<0.005	
10/5/2011	<0.005	
4/11/2012	<0.005	
10/9/2012	<0.005	
4/15/2013	<0.005	
10/15/2013	<0.005	
4/22/2014	<0.005	
9/30/2014	<0.005	
3/30/2015	<0.005	
10/13/2015	<0.005	
3/23/2016	<0.005	
5/20/2016	<0.005	
7/29/2016	<0.005	
9/23/2016	<0.005	
11/9/2016	<0.005	
1/31/2017	<0.005	
3/30/2017	<0.005	
6/12/2017	<0.005	
10/2/2017	<0.005	
3/19/2018	<0.005	
9/14/2018	<0.005	
3/20/2019	<0.005	
9/12/2019	<0.005 (D)	
3/11/2020	<0.005	
9/15/2020	<0.005	
3/17/2021	<0.005	
8/9/2021	<0.005	
2/1/2022	0.0019 (J)	
8/16/2022	<0.005	
2/16/2023	<0.005	
7/27/2023	<0.005	
2/22/2024		<0.005

ND substitution: RL or RL/2 if <15% NDs.

Prediction Limit

Constituent: Arsenic (mg/L) Analysis Run 5/13/2024 10:19 AM View: Appendix I Intrawell

Plant Bowen Data: Bowen 3-4 CCR

	GWA-2R	GWA-2R
8/23/2007	<0.005	
10/24/2007	<0.005	
11/18/2007	<0.005	
1/31/2008	0.005	
3/10/2008	<0.005	
5/13/2008	<0.005	
12/4/2008	<0.005	
4/21/2009	<0.005	
10/8/2009	<0.005	
4/21/2010	<0.005	
9/28/2010	<0.005	
4/12/2011	<0.005	
10/4/2011	<0.005	
4/3/2012	<0.005	
10/9/2012	<0.005	
4/11/2013	<0.005	
10/16/2013	0.0056	
4/10/2014	<0.005	
9/30/2014	<0.005	
3/30/2015	<0.005	
10/13/2015	<0.005	
3/23/2016	<0.005	
5/19/2016	<0.005	
7/29/2016	0.0008 (J)	
9/22/2016	<0.005	
11/10/2016	<0.005	
1/31/2017	<0.005	
4/3/2017	0.0007 (J)	
6/9/2017	0.0006 (J)	
10/2/2017	0.0005 (J)	
3/16/2018	0.001 (J)	
9/14/2018	<0.005	
3/19/2019	<0.005	
9/13/2019	0.00051 (J)	
3/11/2020	0.00044 (J)	
9/15/2020	0.00081 (J)	
3/16/2021	<0.005	
8/9/2021	0.0031 (J)	
2/1/2022	0.0053	
8/16/2022	0.0033 (J)	
2/16/2023	<0.005	
7/27/2023	<0.005	
2/26/2024		<0.005

ND substitution: RL or RL/2 if <15% NDs.

Prediction Limit

Constituent: Arsenic (mg/L) Analysis Run 5/13/2024 10:19 AM View: Appendix I Intrawell

Plant Bowen Data: Bowen 3-4 CCR

	GWA-39RZ	GWA-39RZ
5/16/2016	<0.005 (D)	
7/27/2016	0.0011 (JD)	
2/21/2017	<0.005	
3/27/2017	0.0007 (JD)	
6/8/2017	0.0007 (JD)	
7/17/2017	0.0005 (JD)	
7/27/2017	<0.005	
8/9/2017	0.0008 (J)	
9/29/2017	<0.005 (D)	
3/16/2018	<0.005	
9/14/2018	<0.005	
3/14/2019	<0.005	
3/9/2020	0.00083 (J)	
9/16/2020	<0.005	
3/16/2021	<0.005	
8/6/2021	<0.005	
2/2/2022	<0.005	
8/16/2022	<0.005	
2/14/2023	<0.005	
7/25/2023	<0.005	
2/19/2024		<0.005

ND substitution: RL or RL/2 if <15% NDs.

Prediction Limit

Constituent: Arsenic (mg/L) Analysis Run 5/13/2024 10:19 AM View: Appendix I Intrawell

Plant Bowen Data: Bowen 3-4 CCR

	GWA-39Z	GWA-39Z
3/14/2016	<0.005	
5/11/2016	<0.005	
7/19/2016	<0.005	
9/15/2016	<0.005	
11/2/2016	<0.005	
1/18/2017	<0.005	
3/28/2017	0.0007 (J)	
6/7/2017	<0.005	
9/26/2017	<0.005	
3/14/2018	<0.005	
9/12/2018	<0.005	
3/15/2019	<0.005	
9/9/2019	0.00043 (J)	
3/9/2020	<0.005	
9/10/2020	<0.005	
3/12/2021	<0.005	
8/4/2021	<0.005	
1/31/2022	0.0021 (J)	
8/10/2022	<0.005	
2/13/2023	<0.005	
7/26/2023	<0.005	
2/19/2024		<0.005

ND substitution: RL or RL/2 if <15% NDs.

Prediction Limit

Constituent: Arsenic (mg/L) Analysis Run 5/13/2024 10:19 AM View: Appendix I Intrawell

Plant Bowen Data: Bowen 3-4 CCR

	GWA-3A	GWA-3A
8/23/2007	<0.005	
11/2/2007	<0.005	
11/18/2007	<0.005	
1/31/2008	<0.005	
3/11/2008	<0.005	
5/14/2008	<0.005	
12/5/2008	<0.005	
4/15/2009	<0.005	
10/8/2009	<0.005	
4/28/2010	<0.005	
10/6/2010	<0.005	
4/21/2011	<0.005	
10/13/2011	<0.005	
5/1/2012	<0.005	
10/9/2012	<0.005	
4/11/2013	<0.005	
10/16/2013	<0.005	
4/23/2014	<0.005	
10/4/2014	<0.005	
3/31/2015	<0.005	
10/12/2015	<0.005	
3/23/2016	<0.005	
5/23/2016	<0.005	
7/29/2016	<0.005	
9/22/2016	<0.005	
11/10/2016	<0.005	
1/31/2017	<0.005	
3/30/2017	<0.005	
6/12/2017	<0.005	
10/4/2017	<0.005	
3/19/2018	<0.005	
9/17/2018	<0.005	
3/20/2019	<0.005	
9/13/2019	<0.005	
3/11/2020	<0.005	
3/29/2021	0.001 (J)	
8/9/2021	<0.005	
2/2/2022	<0.005	
8/16/2022	<0.005	
2/17/2023	<0.005	
8/1/2023	<0.005	
2/22/2024		<0.005

ND substitution: RL or RL/2 if <15% NDs.

Prediction Limit

Constituent: Arsenic (mg/L) Analysis Run 5/13/2024 10:19 AM View: Appendix I Intrawell

Plant Bowen Data: Bowen 3-4 CCR

	GWA-40	GWA-40
3/15/2016	<0.005	
5/11/2016	<0.005	
7/21/2016	<0.005	
9/15/2016	<0.005	
11/3/2016	<0.005	
1/17/2017	<0.005	
3/24/2017	<0.005	
5/24/2017	<0.005	
9/26/2017	0.0005 (J)	
3/14/2018	<0.005	
9/12/2018	<0.005	
3/13/2019	<0.005	
9/9/2019	0.00068 (J)	
3/9/2020	<0.005	
9/11/2020	<0.005	
3/10/2021	<0.005	
8/4/2021	<0.005	
1/31/2022	<0.005	
8/12/2022	<0.005	
2/13/2023	<0.005	
7/26/2023	<0.005	
2/19/2024		<0.005

ND substitution: RL or RL/2 if <15% NDs.

Prediction Limit

Constituent: Arsenic (mg/L) Analysis Run 5/13/2024 10:19 AM View: Appendix I Intrawell

Plant Bowen Data: Bowen 3-4 CCR

	GWA-41R	GWA-41R
3/15/2016	<0.005	
5/13/2016	<0.005	
7/21/2016	0.0012 (J)	
9/21/2016	<0.005	
11/3/2016	<0.005	
1/17/2017	<0.005	
3/27/2017	0.0008 (J)	
6/6/2017	<0.005 (*)	
9/25/2017	0.001 (J)	
3/14/2018	<0.005	
9/12/2018	<0.005	
3/14/2019	<0.005	
9/10/2019	<0.005	
3/9/2020	<0.005	
9/10/2020	<0.005	
3/10/2021	<0.005	
8/4/2021	<0.005	
1/31/2022	<0.005	
8/11/2022	<0.005	
2/13/2023	<0.005	
7/25/2023	<0.005	
2/19/2024		<0.005

ND substitution: RL or RL/2 if <15% NDs.

Prediction Limit

Constituent: Arsenic (mg/L) Analysis Run 5/13/2024 10:19 AM View: Appendix I Intrawell

Plant Bowen Data: Bowen 3-4 CCR

	GWA-42	GWA-42
3/11/2016	<0.005	
5/16/2016	<0.005	
7/22/2016	<0.005	
9/19/2016	<0.005	
11/3/2016	<0.005	
1/17/2017	<0.005	
3/27/2017	<0.005	
6/7/2017	<0.005 (*)	
9/26/2017	<0.005	
3/14/2018	<0.005	
9/14/2018	<0.005	
3/14/2019	<0.005	
9/10/2019	<0.005	
3/6/2020	<0.005	
9/10/2020	<0.005	
3/11/2021	<0.005	
8/4/2021	<0.005	
1/31/2022	<0.005	
8/10/2022	<0.005	
2/13/2023	<0.005	
7/26/2023	<0.005	
2/20/2024		0.001 (J)

ND substitution: RL or RL/2 if <15% NDs.

Prediction Limit

Constituent: Arsenic (mg/L) Analysis Run 5/13/2024 10:19 AM View: Appendix I Intrawell

Plant Bowen Data: Bowen 3-4 CCR

	GWA-43	GWA-43
3/11/2016	<0.005	
5/13/2016	<0.005	
7/19/2016	<0.005	
9/16/2016	<0.005	
11/2/2016	<0.005	
1/18/2017	<0.005	
3/28/2017	<0.005	
6/6/2017	<0.005 (*)	
9/22/2017	<0.005	
3/14/2018	<0.005	
9/12/2018	<0.005	
3/13/2019	<0.005	
9/11/2019	<0.005	
3/9/2020	<0.005	
9/11/2020	<0.005	
3/11/2021	<0.005	
8/6/2021	<0.005	
1/31/2022	0.0013 (J)	
8/11/2022	<0.005	
2/14/2023	<0.005	
7/25/2023	<0.005	
2/20/2024		<0.005

ND substitution: RL or RL/2 if <15% NDs.

Prediction Limit

Constituent: Arsenic (mg/L) Analysis Run 5/13/2024 10:19 AM View: Appendix I Intrawell

Plant Bowen Data: Bowen 3-4 CCR

	GWA-43R	GWA-43R
3/11/2016	<0.005	
5/13/2016	<0.005	
7/19/2016	<0.005	
9/16/2016	<0.005	
11/2/2016	<0.005	
1/18/2017	<0.005	
3/28/2017	0.0005 (J)	
6/6/2017	<0.005 (*)	
9/22/2017	<0.005	
3/15/2018	<0.005	
9/12/2018	<0.005	
3/13/2019	<0.005	
9/11/2019	<0.005	
3/9/2020	<0.005	
9/14/2020	<0.005	
3/11/2021	<0.005	
8/5/2021	<0.005	
1/31/2022	<0.005	
8/10/2022	<0.005	
2/13/2023	<0.005	
7/25/2023	<0.005	
2/20/2024		<0.005

ND substitution: RL or RL/2 if <15% NDs.

Prediction Limit

Constituent: Arsenic (mg/L) Analysis Run 5/13/2024 10:19 AM View: Appendix I Intrawell

Plant Bowen Data: Bowen 3-4 CCR

	GWA-4RZ	GWA-4RZ
2/22/2017	0.0019 (J)	
4/7/2017	0.0008 (J)	
6/14/2017	0.0006 (JD)	
7/12/2017	<0.005 (D)	
7/20/2017	0.0009 (JD)	
7/28/2017	<0.005	
8/9/2017	0.0011 (J)	
8/24/2017	0.0007 (J)	
10/3/2017	0.0005 (JD)	
3/21/2018	0.0012 (J)	
9/18/2018	<0.005	
3/21/2019	<0.005 (D)	
9/12/2019	0.0006 (JD)	
3/12/2020	0.0033 (J)	
9/17/2020	0.0011 (J)	
3/16/2021	0.00098 (J)	
8/10/2021	0.0025 (J)	
2/3/2022	0.0034 (J)	
8/17/2022	<0.005	
2/17/2023	<0.005	
7/28/2023	<0.005	
2/27/2024		<0.005

ND substitution: RL or RL/2 if <15% NDs.

Prediction Limit

Constituent: Arsenic (mg/L) Analysis Run 5/13/2024 10:19 AM View: Appendix I Intrawell

Plant Bowen Data: Bowen 3-4 CCR

	GWC-16R	GWC-16R
9/16/2014	<0.005	
10/4/2014	<0.005	
10/21/2014	<0.005	
11/11/2014	<0.005	
3/3/2015	<0.005	
3/18/2015	<0.005	
4/6/2015	<0.005	
4/23/2015	<0.005	
7/29/2015	<0.005	
3/3/2016	0.08869 (OD)	
5/10/2016	0.00128 (J)	
7/13/2016	0.001 (J)	
9/15/2016	0.0017 (J)	
11/2/2016	<0.005	
1/11/2017	<0.005	
3/20/2017	0.0012 (J)	
5/23/2017	<0.005	
9/21/2017	0.001 (J)	
3/14/2018	0.0013 (J)	
9/7/2018	<0.005	
3/11/2019	<0.005	
9/9/2019	0.00094 (J)	
3/4/2020	0.00088 (J)	
9/9/2020	0.0011 (J)	
3/9/2021	0.00094 (J)	
7/30/2021	0.0025 (J)	
1/28/2022	<0.005	
8/11/2022	<0.005	
2/10/2023	<0.005	
8/4/2023	<0.005	
2/15/2024		0.00097 (J)

ND substitution: RL or RL/2 if <15% NDs.

Prediction Limit

Constituent: Arsenic (mg/L) Analysis Run 5/13/2024 10:19 AM View: Appendix I Intrawell

Plant Bowen Data: Bowen 3-4 CCR

	GWC-17R	GWC-17R
9/17/2014	<0.005	
10/4/2014	<0.005	
10/21/2014	<0.005	
11/11/2014	<0.005	
3/3/2015	<0.005	
3/18/2015	<0.005	
4/6/2015	<0.005	
4/23/2015	<0.005	
7/29/2015	<0.005	
3/4/2016	<0.005	
5/10/2016	<0.005	
7/14/2016	<0.005	
9/14/2016	<0.005	
11/1/2016	<0.005	
1/11/2017	<0.005	
3/21/2017	0.0009 (J)	
5/23/2017	<0.005	
9/22/2017	0.0008 (J)	
3/14/2018	0.00092 (J)	
9/11/2018	<0.005	
3/12/2019	<0.005	
9/10/2019	<0.005	
3/5/2020	<0.005	
9/9/2020	<0.005	
3/10/2021	<0.005	
7/30/2021	0.0053	
1/28/2022	<0.005	
8/11/2022	<0.005	
2/10/2023	<0.005	
8/3/2023	<0.005	
2/15/2024		<0.005

ND substitution: RL or RL/2 if <15% NDs.

Prediction Limit

Constituent: Arsenic (mg/L) Analysis Run 5/13/2024 10:19 AM View: Appendix I Intrawell

Plant Bowen Data: Bowen 3-4 CCR

	GWC-18	GWC-18
9/17/2014	<0.005	
10/4/2014	<0.005	
10/21/2014	<0.005	
11/5/2014	<0.005	
3/3/2015	<0.005	
3/18/2015	<0.005	
4/7/2015	<0.005	
4/23/2015	<0.005	
7/29/2015	<0.005	
3/7/2016	<0.005	
5/5/2016	<0.005	
7/13/2016	<0.005	
9/13/2016	<0.005	
10/31/2016	<0.005	
1/12/2017	<0.005	
3/23/2017	<0.005	
5/23/2017	<0.005	
9/25/2017	<0.005	
3/14/2018	0.00091 (J)	
9/11/2018	<0.005	
3/12/2019	<0.005	
9/9/2019	0.00099 (J)	
3/6/2020	<0.005	
9/9/2020	<0.005	
2/26/2021	<0.005	
7/29/2021	0.0015 (J)	
1/28/2022	<0.005	
8/10/2022	<0.005	
2/9/2023	<0.005	
8/3/2023	<0.005	
2/14/2024		<0.005

ND substitution: RL or RL/2 if <15% NDs.

Prediction Limit

Constituent: Arsenic (mg/L) Analysis Run 5/13/2024 10:19 AM View: Appendix I Intrawell

Plant Bowen Data: Bowen 3-4 CCR

	GWC-18R	GWC-18R
9/17/2014	<0.005	
10/4/2014	<0.005	
10/21/2014	<0.005	
11/11/2014	0.005	
3/3/2015	<0.005	
3/18/2015	<0.005	
4/7/2015	<0.005	
4/23/2015	<0.005	
7/29/2015	<0.005	
3/7/2016	<0.005	
5/5/2016	<0.005	
7/13/2016	<0.005	
9/12/2016	<0.005	
11/1/2016	<0.005	
1/11/2017	<0.005	
3/20/2017	0.0006 (J)	
5/22/2017	<0.005	
9/21/2017	<0.005	
3/14/2018	0.00057 (J)	
9/7/2018	<0.005	
3/12/2019	<0.005	
9/6/2019	<0.005	
3/5/2020	0.00042 (J)	
9/9/2020	<0.005	
2/26/2021	<0.005	
7/29/2021	0.002 (J)	
1/27/2022	<0.005	
8/10/2022	<0.005	
2/9/2023	<0.005	
8/4/2023	<0.005	
2/14/2024		<0.005

ND substitution: RL or RL/2 if <15% NDs.

Prediction Limit

Constituent: Arsenic (mg/L) Analysis Run 5/13/2024 10:19 AM View: Appendix I Intrawell

Plant Bowen Data: Bowen 3-4 CCR

	GWC-19R	GWC-19R
9/17/2014	<0.005	
10/4/2014	<0.005	
10/21/2014	<0.005	
11/5/2014	<0.005	
3/3/2015	<0.005	
3/19/2015	<0.005	
4/7/2015	<0.005	
4/24/2015	<0.005	
7/29/2015	<0.005	
3/7/2016	<0.005	
5/9/2016	<0.005	
7/14/2016	<0.005	
9/12/2016	<0.005	
10/31/2016	<0.005	
1/11/2017	<0.005	
3/21/2017	0.0007 (J)	
5/22/2017	<0.005	
9/20/2017	<0.005	
3/14/2018	0.00076 (J)	
9/10/2018	<0.005	
3/12/2019	<0.005	
9/9/2019	0.00082 (J)	
3/4/2020	0.00072 (J)	
9/9/2020	<0.005	
2/26/2021	<0.005	
8/5/2021	<0.005	
1/27/2022	<0.005	
8/9/2022	<0.005	
2/9/2023	<0.005	
8/4/2023	<0.005	
2/14/2024		<0.005

ND substitution: RL or RL/2 if <15% NDs.

Prediction Limit

Constituent: Arsenic (mg/L) Analysis Run 5/13/2024 10:19 AM View: Appendix I Intrawell

Plant Bowen Data: Bowen 3-4 CCR

	GWC-20R	GWC-20R
9/18/2014	<0.005	
10/5/2014	<0.005	
10/22/2014	<0.005	
11/5/2014	<0.005	
3/4/2015	<0.005	
3/19/2015	<0.005	
4/7/2015	<0.005	
4/24/2015	<0.005	
7/30/2015	<0.005	
3/8/2016	<0.005	
5/9/2016	<0.005	
7/14/2016	0.0008 (J)	
9/12/2016	<0.005	
10/31/2016	<0.005	
1/12/2017	<0.005	
3/22/2017	<0.005	
5/22/2017	<0.005	
9/19/2017	0.0006 (J)	
3/14/2018	0.0011 (J)	
9/10/2018	<0.005	
3/12/2019	<0.005	
9/6/2019	0.00047 (JD)	
3/5/2020	<0.005	
9/4/2020	<0.005	
3/9/2021	<0.005	
8/2/2021	0.0028 (J)	
1/27/2022	<0.005	
8/9/2022	<0.005	
2/10/2023	<0.005	
8/3/2023	<0.005	
2/15/2024		<0.005

ND substitution: RL or RL/2 if <15% NDs.

Prediction Limit

Constituent: Arsenic (mg/L) Analysis Run 5/13/2024 10:19 AM View: Appendix I Intrawell

Plant Bowen Data: Bowen 3-4 CCR

	GWC-21R	GWC-21R
9/18/2014	<0.005	
10/5/2014	<0.005	
10/22/2014	<0.005	
11/5/2014	<0.005	
3/4/2015	<0.005	
3/19/2015	<0.005	
4/8/2015	<0.005	
4/24/2015	<0.005	
7/30/2015	<0.005	
3/8/2016	0.0148 (O)	
5/9/2016	0.00347 (J)	
7/15/2016	0.0017 (J)	
9/9/2016	<0.005	
10/27/2016	<0.005	
1/12/2017	0.002 (J)	
3/21/2017	0.0021 (J)	
5/23/2017	<0.005	
9/19/2017	0.0013 (J)	
3/14/2018	0.0033 (J)	
9/10/2018	<0.005	
3/11/2019	0.0038 (J)	
9/6/2019	0.0024 (J)	
3/3/2020	0.0015 (J)	
9/8/2020	0.0023 (J)	
3/9/2021	0.0045 (J)	
8/2/2021	0.0071	
1/28/2022	0.0031 (J)	
8/10/2022	0.0025 (J)	
2/9/2023	0.0025 (J)	
8/4/2023	<0.005	
2/15/2024		0.001 (J)

ND substitution: RL or RL/2 if <15% NDs.

Prediction Limit

Constituent: Arsenic (mg/L) Analysis Run 5/13/2024 10:19 AM View: Appendix I Intrawell

Plant Bowen Data: Bowen 3-4 CCR

	GWC-22R	GWC-22R
9/18/2014	<0.005	
10/5/2014	<0.005	
10/22/2014	<0.005	
11/5/2014	<0.005	
3/4/2015	<0.005	
3/19/2015	<0.005	
4/8/2015	<0.005	
4/24/2015	<0.005	
7/30/2015	<0.005	
3/7/2016	<0.005	
5/5/2016	<0.005	
7/14/2016	0.001 (J)	
9/12/2016	<0.005	
10/27/2016	<0.005	
1/13/2017	<0.005	
3/20/2017	0.0012 (J)	
5/23/2017	<0.005	
9/19/2017	0.0021 (J)	
3/13/2018	0.00087 (J)	
9/7/2018	<0.005	
3/11/2019	0.00099 (J)	
9/5/2019	0.0024 (J)	
3/3/2020	0.0014 (J)	
9/8/2020	0.0025 (J)	
3/9/2021	0.0018 (J)	
8/2/2021	0.0041 (J)	
1/27/2022	0.0045 (J)	
8/10/2022	0.0035 (J)	
2/9/2023	0.003 (J)	
8/3/2023	<0.005	
2/15/2024		0.002 (J)

ND substitution: RL or RL/2 if <15% NDs.

Prediction Limit

Constituent: Arsenic (mg/L) Analysis Run 5/13/2024 10:19 AM View: Appendix I Intrawell

Plant Bowen Data: Bowen 3-4 CCR

	GWC-23R	GWC-23R
9/18/2014	<0.005	
10/5/2014	<0.005	
10/22/2014	<0.005	
11/5/2014	<0.005	
3/4/2015	<0.005	
3/20/2015	<0.005	
4/8/2015	<0.005	
4/23/2015	<0.005	
7/30/2015	<0.005	
3/9/2016	<0.005	
5/6/2016	<0.005	
7/15/2016	<0.005	
9/14/2016	<0.005	
11/1/2016	<0.005	
1/25/2017	<0.005	
3/22/2017	<0.005	
5/24/2017	0.0006 (J)	
9/21/2017	<0.005	
3/14/2018	0.0014 (J)	
9/11/2018	<0.005	
3/12/2019	<0.005	
9/6/2019	0.00054 (J)	
3/5/2020	<0.005	
9/9/2020	<0.005	
3/10/2021	<0.005	
7/30/2021	0.006	
1/28/2022	0.0026 (J)	
8/11/2022	<0.005	
2/10/2023	0.0032 (J)	
8/3/2023	0.0049 (J)	
2/16/2024		0.0011 (J)

ND substitution: RL or RL/2 if <15% NDs.

Prediction Limit

Constituent: Arsenic (mg/L) Analysis Run 5/13/2024 10:19 AM View: Appendix I Intrawell

Plant Bowen Data: Bowen 3-4 CCR

	GWC-24R	GWC-24R
9/16/2014	<0.005	
10/4/2014	<0.005	
10/23/2014	<0.005	
11/10/2014	<0.005	
3/4/2015	<0.005	
3/20/2015	<0.005	
4/8/2015	<0.005	
4/23/2015	<0.005	
7/30/2015	<0.005	
3/4/2016	0.0015 (J)	
5/5/2016	<0.005	
7/12/2016	0.0009 (J)	
9/13/2016	<0.005	
10/27/2016	<0.005	
1/13/2017	<0.005	
3/20/2017	0.0013 (J)	
5/19/2017	0.001 (J)	
9/19/2017	<0.005	
3/13/2018	0.0015 (J)	
9/11/2018	<0.005	
3/8/2019	<0.005	
9/5/2019	0.0005 (JD)	
3/3/2020	<0.005	
9/9/2020	<0.005	
3/9/2021	<0.005	
7/29/2021	0.0031 (J)	
1/28/2022	0.0021 (J)	
8/9/2022	<0.005	
2/9/2023	<0.005	
8/3/2023	<0.005	
2/15/2024		<0.005

ND substitution: RL or RL/2 if <15% NDs.

Prediction Limit

Constituent: Arsenic (mg/L) Analysis Run 5/13/2024 10:19 AM View: Appendix I Intrawell

Plant Bowen Data: Bowen 3-4 CCR

	GWC-25R	GWC-25R
9/16/2014	<0.005	
10/4/2014	<0.005	
10/23/2014	<0.005	
11/10/2014	<0.005	
3/4/2015	<0.005	
3/20/2015	<0.005	
4/9/2015	<0.005	
4/23/2015	<0.005	
7/30/2015	<0.005	
3/8/2016	<0.005	
5/4/2016	<0.005	
7/18/2016	<0.005	
9/13/2016	<0.005	
10/27/2016	<0.005	
1/13/2017	<0.005	
3/16/2017	0.0004 (J)	
5/19/2017	0.0005 (J)	
9/19/2017	<0.005	
3/13/2018	0.00073 (J)	
9/11/2018	<0.005	
3/8/2019	<0.005	
9/5/2019	<0.005	
3/3/2020	<0.005	
9/4/2020	<0.005	
3/9/2021	<0.005	
8/2/2021	0.0036 (J)	
1/27/2022	<0.005	
8/9/2022	<0.005	
2/9/2023	<0.005	
8/3/2023	<0.005	
2/16/2024		<0.005

ND substitution: RL or RL/2 if <15% NDs.

Prediction Limit

Constituent: Arsenic (mg/L) Analysis Run 5/13/2024 10:19 AM View: Appendix I Intrawell

Plant Bowen Data: Bowen 3-4 CCR

	GWC-36RA	GWC-36RA
9/15/2014	0.0036 (J)	
10/3/2014	<0.005	
10/20/2014	0.0022 (J)	
11/10/2014	<0.005	
3/2/2015	<0.005	
3/17/2015	<0.005	
4/5/2015	<0.005	
4/21/2015	<0.005	
7/28/2015	<0.005	
3/1/2016	<0.005	
5/2/2016	<0.005	
7/6/2016	0.0008 (J)	
9/7/2016	<0.005	
10/25/2016	<0.005	
1/5/2017	<0.005	
3/14/2017	<0.005	
5/16/2017	<0.005	
9/15/2017	0.0007 (J)	
3/12/2018	<0.005	
9/6/2018	<0.005	
3/7/2019	<0.005	
9/4/2019	<0.005	
3/2/2020	<0.005	
9/14/2020	<0.005	
3/26/2021	<0.005	
7/27/2021	<0.005	
1/26/2022	<0.005	
8/8/2022	<0.005	
2/8/2023	<0.005	
8/3/2023	<0.005	
2/13/2024		<0.005

ND substitution: RL or RL/2 if <15% NDs.

Prediction Limit

Constituent: Arsenic (mg/L) Analysis Run 5/13/2024 10:19 AM View: Appendix I Intrawell

Plant Bowen Data: Bowen 3-4 CCR

	GWC-37	GWC-37
9/16/2014	<0.005	
10/3/2014	<0.005	
10/20/2014	<0.005	
11/10/2014	<0.005	
3/2/2015	<0.005	
3/17/2015	<0.005	
4/5/2015	<0.005	
4/22/2015	<0.005	
7/28/2015	<0.005	
3/1/2016	<0.005	
5/3/2016	<0.005	
7/8/2016	<0.005	
9/7/2016	<0.005	
10/25/2016	<0.005	
1/6/2017	<0.005	
3/14/2017	0.0005 (J)	
5/16/2017	<0.005	
9/15/2017	<0.005	
3/12/2018	<0.005	
9/6/2018	<0.005	
3/6/2019	<0.005	
9/4/2019	<0.005	
3/2/2020	0.00053 (J)	
9/3/2020	<0.005	
2/24/2021	<0.005	
7/28/2021	<0.005	
1/26/2022	0.0019 (J)	
8/8/2022	<0.005	
2/8/2023	<0.005	
8/2/2023	<0.005	
2/13/2024		<0.005

ND substitution: RL or RL/2 if <15% NDs.

Prediction Limit

Constituent: Arsenic (mg/L) Analysis Run 5/13/2024 10:19 AM View: Appendix I Intrawell

Plant Bowen Data: Bowen 3-4 CCR

	GWC-38	GWC-38
9/16/2014	<0.005	
10/3/2014	<0.005	
10/20/2014	<0.005	
11/10/2014	<0.005	
3/2/2015	0.0062	
3/17/2015	<0.005	
4/6/2015	<0.005	
4/22/2015	<0.005	
7/28/2015	<0.005	
3/2/2016	<0.005	
5/3/2016	<0.005	
7/7/2016	<0.005	
9/8/2016	<0.005	
10/25/2016	<0.005	
2/9/2017	<0.005	
3/23/2017	<0.005	
5/17/2017	<0.005	
9/19/2017	<0.005	
3/13/2018	0.00061 (J)	
9/6/2018	0.00071 (J)	
3/7/2019	<0.005	
9/4/2019	<0.005	
3/2/2020	0.00059 (J)	
9/3/2020	<0.005	
2/24/2021	<0.005	
7/28/2021	<0.005	
1/25/2022	<0.005	
8/5/2022	<0.005	
2/8/2023	<0.005	
8/2/2023	<0.005	
2/13/2024		<0.005

ND substitution: RL or RL/2 if <15% NDs.

Prediction Limit

Constituent: Barium (mg/L) Analysis Run 5/13/2024 10:19 AM View: Appendix I Intrawell

Plant Bowen Data: Bowen 3-4 CCR

	GWA-1	GWA-1
8/23/2007	0.02	
10/23/2007	0.039	
11/18/2007	0.04 (J)	
1/30/2008	0.04	
3/10/2008	0.033	
5/13/2008	0.03	
12/5/2008	0.0087	
4/15/2009	0.023	
10/7/2009	0.15 (O)	
5/3/2010	0.025	
10/12/2010	0.029	
4/27/2011	0.026	
10/17/2011	0.021	
5/2/2012	0.0212	
10/8/2012	0.019	
4/12/2013	0.022	
10/16/2013	0.02	
4/11/2014	0.018	
9/30/2014	0.013	
3/30/2015	0.021	
10/13/2015	0.012	
3/22/2016	0.0182	
5/19/2016	0.0193	
7/29/2016	0.0174	
9/23/2016	0.0168	
11/9/2016	0.0171	
1/30/2017	0.019	
3/30/2017	0.0184	
6/9/2017	0.0174	
10/2/2017	0.0167	
3/16/2018	0.016	
9/17/2018	0.015 (D)	
3/20/2019	0.019	
9/12/2019	0.018	
3/11/2020	0.016	
9/15/2020	0.019	
3/16/2021	0.018	
8/9/2021	0.019	
2/1/2022	0.015	
8/16/2022	0.017	
2/16/2023	0.018	
7/27/2023	0.018	
2/22/2024		0.018

Prediction Limit

Constituent: Barium (mg/L) Analysis Run 5/13/2024 10:19 AM View: Appendix I Intrawell

Plant Bowen Data: Bowen 3-4 CCR

	GWA-2	GWA-2
8/23/2007	0.0073	
10/24/2007	0.027	
11/18/2007	0.13 (O)	
1/31/2008	0.0077	
3/11/2008	0.015	
5/6/2008	0.017	
12/4/2008	0.14 (O)	
4/21/2009	0.018	
10/7/2009	0.014	
4/26/2010	0.017	
10/4/2010	0.011	
4/13/2011	0.026	
10/5/2011	0.021	
4/11/2012	0.0311	
10/9/2012	0.018	
4/15/2013	0.056	
10/15/2013	0.018	
4/22/2014	0.035	
9/30/2014	0.0041	
3/30/2015	0.036	
10/13/2015	0.0048	
3/23/2016	0.0271	
5/20/2016	0.0206	
7/29/2016	0.0275	
9/23/2016	0.0384	
11/9/2016	0.0266	
1/31/2017	0.0094 (J)	
3/30/2017	0.0262	
6/12/2017	0.0288	
10/2/2017	0.0048 (J)	
3/19/2018	0.037	
9/14/2018	0.0059 (J)	
3/20/2019	0.0072 (J)	
9/12/2019	0.0058 (JD)	
3/11/2020	0.035	
9/15/2020	0.019	
3/17/2021	0.025	
8/9/2021	0.024	
2/1/2022	0.026	
8/16/2022	0.021	
2/16/2023	0.029	
7/27/2023	0.02	
2/22/2024		0.021

Prediction Limit

Constituent: Barium (mg/L) Analysis Run 5/13/2024 10:19 AM View: Appendix I Intrawell

Plant Bowen Data: Bowen 3-4 CCR

	GWA-2R	GWA-2R
8/23/2007	0.0098	
10/24/2007	0.015	
11/18/2007	0.011	
1/31/2008	0.13 (O)	
3/10/2008	0.0078	
5/13/2008	0.0077	
12/4/2008	0.0089	
4/21/2009	0.013	
10/8/2009	0.008	
4/21/2010	0.01	
9/28/2010	0.0036	
4/12/2011	0.0084	
10/4/2011	0.0066	
4/3/2012	0.0625 (O)	
10/9/2012	0.01	
4/11/2013	0.021	
10/16/2013	0.033	
4/10/2014	0.021	
9/30/2014	0.0062	
3/30/2015	0.011	
10/13/2015	0.0065	
3/23/2016	0.0206	
5/19/2016	0.0109	
7/29/2016	0.007 (J)	
9/22/2016	0.0071 (J)	
11/10/2016	0.0052 (J)	
1/31/2017	0.0076 (J)	
4/3/2017	0.007 (J)	
6/9/2017	0.0074 (J)	
10/2/2017	0.0085 (J)	
3/16/2018	0.015	
9/14/2018	0.0095 (J)	
3/19/2019	0.024	
9/13/2019	0.012	
3/11/2020	0.027	
9/15/2020	0.013	
3/16/2021	0.013	
8/9/2021	0.029	
2/1/2022	0.024	
8/16/2022	0.027	
2/16/2023	0.028	
7/27/2023	0.024	
2/26/2024		0.021

Prediction Limit

Constituent: Barium (mg/L) Analysis Run 5/13/2024 10:19 AM View: Appendix I Intrawell

Plant Bowen Data: Bowen 3-4 CCR

	GWA-39RZ	GWA-39RZ
5/16/2016	0.0113 (D)	
7/27/2016	0.0114 (D)	
2/21/2017	0.0178	
3/27/2017	0.0162 (D)	
6/8/2017	0.0156 (D)	
7/17/2017	0.016 (D)	
7/27/2017	0.0184	
8/9/2017	0.0162	
9/29/2017	0.0159 (D)	
3/16/2018	0.016	
9/14/2018	0.015	
3/14/2019	0.018	
3/9/2020	0.017	
9/16/2020	0.027	
3/16/2021	0.014	
8/6/2021	0.014	
2/2/2022	0.013	
8/16/2022	0.013	
2/14/2023	0.014	
7/25/2023	0.014	
2/19/2024		0.015

Prediction Limit

Constituent: Barium (mg/L) Analysis Run 5/13/2024 10:19 AM View: Appendix I Intrawell

Plant Bowen Data: Bowen 3-4 CCR

	GWA-39Z	GWA-39Z
3/14/2016	0.0234	
5/11/2016	0.00793 (J)	
7/19/2016	0.0045 (J)	
9/15/2016	0.0057 (J)	
11/2/2016	0.0043 (J)	
1/18/2017	<0.01 (*)	
3/28/2017	0.0188	
6/7/2017	0.0273	
9/26/2017	0.0236	
3/14/2018	0.027	
9/12/2018	0.022	
3/15/2019	0.019	
9/9/2019	0.015	
3/9/2020	0.0072 (J)	
9/10/2020	0.0042 (J)	
3/12/2021	0.014	
8/4/2021	0.011	
1/31/2022	0.013	
8/10/2022	0.01	
2/13/2023	0.018	
7/26/2023	0.016	
2/19/2024		0.013

ND substitution: RL or RL/2 if <15% NDs.

Prediction Limit

Constituent: Barium (mg/L) Analysis Run 5/13/2024 10:19 AM View: Appendix I Intrawell

Plant Bowen Data: Bowen 3-4 CCR

	GWA-3A	GWA-3A
8/23/2007	0.015 (O)	
11/2/2007	0.017 (O)	
11/18/2007	0.019 (O)	
1/31/2008	0.011 (O)	
3/11/2008	0.016 (O)	
5/14/2008	0.013 (O)	
12/5/2008	0.021 (O)	
4/15/2009	0.012 (O)	
10/8/2009	0.011 (O)	
4/28/2010	0.0081	
10/6/2010	0.0083	
4/21/2011	0.0053	
10/13/2011	0.0071	
5/1/2012	0.0067	
10/9/2012	0.0055	
4/11/2013	0.0061	
10/16/2013	0.0062	
4/23/2014	0.0047	
10/4/2014	0.0055	
3/31/2015	0.0076	
10/12/2015	0.0049	
3/23/2016	0.00742 (J)	
5/23/2016	0.00532 (J)	
7/29/2016	0.0053 (J)	
9/22/2016	0.0058 (J)	
11/10/2016	0.0051 (J)	
1/31/2017	0.0054 (J)	
3/30/2017	0.0049 (J)	
6/12/2017	<0.01	
10/4/2017	0.0047 (J)	
3/19/2018	0.0047 (J)	
9/17/2018	0.0041 (J)	
3/20/2019	0.0042 (J)	
9/13/2019	0.0042 (J)	
3/11/2020	0.0041 (J)	
3/29/2021	0.0073	
8/9/2021	0.0073	
2/2/2022	0.0064	
8/16/2022	0.0067	
2/17/2023	0.0065	
8/1/2023	0.0074	
2/22/2024		0.0074

ND substitution: RL or RL/2 if <15% NDs.

Prediction Limit

Constituent: Barium (mg/L) Analysis Run 5/13/2024 10:19 AM View: Appendix I Intrawell

Plant Bowen Data: Bowen 3-4 CCR

	GWA-40	GWA-40
3/15/2016	0.0101	
5/11/2016	0.00992 (J)	
7/21/2016	0.009 (J)	
9/15/2016	0.0109	
11/3/2016	0.0115	
1/17/2017	0.0101	
3/24/2017	0.0086 (J)	
5/24/2017	0.0087 (J)	
9/26/2017	0.0075 (J)	
3/14/2018	0.0064 (J)	
9/12/2018	0.0075 (J)	
3/13/2019	0.0076 (J)	
9/9/2019	0.0078 (J)	
3/9/2020	0.0088 (J)	
9/11/2020	0.0079 (J)	
3/10/2021	0.0083	
8/4/2021	0.008	
1/31/2022	0.0081	
8/12/2022	0.0076	
2/13/2023	0.0075	
7/26/2023	0.0081	
2/19/2024		0.0083

Prediction Limit

Constituent: Barium (mg/L) Analysis Run 5/13/2024 10:19 AM View: Appendix I Intrawell

Plant Bowen Data: Bowen 3-4 CCR

	GWA-41	GWA-41
3/15/2016	0.0291	
5/12/2016	0.0322	
7/20/2016	0.0313	
9/15/2016	0.0217	
11/3/2016	0.0272	
1/18/2017	0.0286 (J)	
3/24/2017	0.0307	
6/6/2017	0.0242	
9/25/2017	0.0252	
3/14/2018	0.021	
9/12/2018	0.025	
3/14/2019	0.028	
9/10/2019	0.0195 (D)	
3/6/2020	0.022	
9/10/2020	0.024	
3/11/2021	0.024	
8/4/2021	0.021	
1/31/2022	0.022	
8/11/2022	0.022	
2/13/2023	0.029	
7/25/2023	0.018	
2/19/2024		0.017

Prediction Limit

Constituent: Barium (mg/L) Analysis Run 5/13/2024 10:19 AM View: Appendix I Intrawell

Plant Bowen Data: Bowen 3-4 CCR

	GWA-41R	GWA-41R
3/15/2016	0.0462	
5/13/2016	0.0265	
7/21/2016	0.0243	
9/21/2016	0.0145	
11/3/2016	0.0082 (J)	
1/17/2017	0.007 (J)	
3/27/2017	0.016	
6/6/2017	0.0301	
9/25/2017	0.0169	
3/14/2018	0.036	
9/12/2018	0.021	
3/14/2019	0.04	
9/10/2019	0.031	
3/9/2020	0.031	
9/10/2020	0.031	
3/10/2021	0.023	
8/4/2021	0.021	
1/31/2022	0.031	
8/11/2022	0.019	
2/13/2023	0.028	
7/25/2023	0.023	
2/19/2024		0.027

Prediction Limit

Constituent: Barium (mg/L) Analysis Run 5/13/2024 10:19 AM View: Appendix I Intrawell

Plant Bowen Data: Bowen 3-4 CCR

	GWA-42	GWA-42
3/11/2016	0.00639 (J)	
5/16/2016	0.00622 (J)	
7/22/2016	0.0062 (J)	
9/19/2016	0.0064 (J)	
11/3/2016	0.0058 (J)	
1/17/2017	0.0061 (J)	
3/27/2017	0.0063 (J)	
6/7/2017	0.0064 (J)	
9/26/2017	0.006 (J)	
3/14/2018	0.0065 (J)	
9/14/2018	0.0065 (J)	
3/14/2019	0.0066 (J)	
9/10/2019	0.0068 (J)	
3/6/2020	0.0066 (J)	
9/10/2020	0.0059 (J)	
3/11/2021	0.0061	
8/4/2021	0.0061	
1/31/2022	0.0063	
8/10/2022	0.0063	
2/13/2023	0.0061	
7/26/2023	0.0064	
2/20/2024		0.007

Prediction Limit

Constituent: Barium (mg/L) Analysis Run 5/13/2024 10:19 AM View: Appendix I Intrawell

Plant Bowen Data: Bowen 3-4 CCR

	GWA-43	GWA-43
3/11/2016	0.0116	
5/13/2016	0.0361	
7/19/2016	0.036	
9/16/2016	0.0259	
11/2/2016	0.037	
1/18/2017	0.0248	
3/28/2017	0.0222	
6/6/2017	0.02	
9/22/2017	0.0179	
3/14/2018	0.016	
9/12/2018	0.017	
3/13/2019	0.014	
9/11/2019	0.015	
3/9/2020	0.012	
9/11/2020	0.024	
3/11/2021	0.0096	
8/6/2021	0.015	
1/31/2022	0.014	
8/11/2022	0.016	
2/14/2023	0.011	
7/25/2023	0.012	
2/20/2024		0.011

Prediction Limit

Constituent: Barium (mg/L) Analysis Run 5/13/2024 10:19 AM View: Appendix I Intrawell

Plant Bowen Data: Bowen 3-4 CCR

	GWA-43R	GWA-43R
3/11/2016	0.00819 (J)	
5/13/2016	0.00756 (J)	
7/19/2016	0.0079 (J)	
9/16/2016	0.0078 (J)	
11/2/2016	0.0082 (J)	
1/18/2017	0.0085 (J)	
3/28/2017	0.0084 (J)	
6/6/2017	0.0078 (J)	
9/22/2017	0.0076 (J)	
3/15/2018	0.0092 (J)	
9/12/2018	0.008 (J)	
3/13/2019	0.0077 (J)	
9/11/2019	0.0079 (J)	
3/9/2020	0.0069 (J)	
9/14/2020	0.0075 (J)	
3/11/2021	0.0069	
8/5/2021	0.0069	
1/31/2022	0.0076	
8/10/2022	0.0066	
2/13/2023	0.0064	
7/25/2023	0.0073	
2/20/2024		0.0074

Prediction Limit

Constituent: Barium (mg/L) Analysis Run 5/13/2024 10:19 AM View: Appendix I Intrawell

Plant Bowen Data: Bowen 3-4 CCR

	GWA-4RZ	GWA-4RZ
2/22/2017	0.0273	
4/7/2017	0.024	
6/14/2017	0.027 (D)	
7/12/2017	0.027 (D)	
7/20/2017	0.0304 (D)	
7/28/2017	0.0269	
8/9/2017	0.0254	
8/24/2017	0.0285	
10/3/2017	0.0294 (D)	
3/21/2018	0.03	
9/18/2018	0.032	
3/21/2019	0.04 (D)	
9/12/2019	0.034 (D)	
3/12/2020	0.053	
9/17/2020	0.036	
3/16/2021	0.042	
8/10/2021	0.045	
2/3/2022	0.063	
8/17/2022	0.034	
2/17/2023	0.043	
7/28/2023	0.043	
2/27/2024		0.046

Prediction Limit

Constituent: Barium (mg/L) Analysis Run 5/13/2024 10:19 AM View: Appendix I Intrawell

Plant Bowen Data: Bowen 3-4 CCR

	GWA-50	GWA-50
12/12/2008	0.098 (O)	
4/23/2009	0.013	
10/6/2009	0.011	
4/27/2010	0.016	
9/30/2010	0.013	
4/14/2011	0.011	
10/5/2011	0.015	
4/11/2012	0.0102	
10/2/2012	0.0091	
4/9/2013	0.01	
10/15/2013	0.0098	
4/10/2014	0.011	
10/1/2014	0.0033	
3/30/2015	0.0043	
10/11/2015	0.0038	
3/28/2016	0.0133	
5/23/2016	0.0109	
8/1/2016	0.0058 (J)	
9/26/2016	0.0092 (J)	
11/10/2016	0.0083 (J)	
1/30/2017	0.0117	
4/7/2017	0.0109	
6/12/2017	<0.01	
10/2/2017	0.0122	
3/16/2018	0.0084 (J)	
9/17/2018	0.01	
3/19/2019	0.012	
9/13/2019	0.0088 (J)	
3/11/2020	0.0077 (J)	
9/16/2020	0.0081 (J)	
3/17/2021	0.0074	
8/9/2021	0.0071	
2/1/2022	0.0065	
8/16/2022	0.0072	
2/16/2023	0.0067	
7/28/2023	0.0075	
2/22/2024		0.0073

ND substitution: RL or RL/2 if <15% NDs.

Prediction Limit

Constituent: Barium (mg/L) Analysis Run 5/13/2024 10:19 AM View: Appendix I Intrawell

Plant Bowen Data: Bowen 3-4 CCR

	GWA-50R	GWA-50R
12/12/2008	0.016	
4/23/2009	0.14 (O)	
10/6/2009	0.12 (O)	
5/3/2010	0.12 (O)	
10/11/2010	0.019	
4/27/2011	0.02	
10/19/2011	0.014	
5/1/2012	0.0199	
10/2/2012	0.015	
4/10/2013	0.016	
10/16/2013	0.017	
4/22/2014	0.017	
10/1/2014	0.013	
3/30/2015	0.014	
10/11/2015	0.0093	
3/28/2016	0.0155	
5/25/2016	0.0143	
8/1/2016	0.0129	
9/26/2016	0.0177	
11/11/2016	0.0117	
1/30/2017	0.0113	
4/3/2017	0.0166	
6/12/2017	0.017	
10/2/2017	0.0157	
3/16/2018	0.012	
9/18/2018	0.0099 (J)	
3/19/2019	0.013	
9/12/2019	0.011	
3/11/2020	0.0095 (J)	
9/15/2020	0.0089 (J)	
3/17/2021	0.012	
8/9/2021	0.0089	
2/2/2022	0.009	
8/17/2022	0.0091	
2/16/2023	0.0081	
7/28/2023	0.0079	
2/22/2024		0.008

Prediction Limit

Constituent: Barium (mg/L) Analysis Run 5/13/2024 10:19 AM View: Appendix I Intrawell

Plant Bowen Data: Bowen 3-4 CCR

	GWC-16R	GWC-16R
9/16/2014	0.069	
10/4/2014	0.057	
10/21/2014	0.056	
11/11/2014	0.05	
3/3/2015	0.045	
3/18/2015	0.044	
4/6/2015	0.045	
4/23/2015	0.041	
7/29/2015	0.043	
3/3/2016	0.0806	
5/10/2016	0.0495	
7/13/2016	0.0374	
9/15/2016	0.0542	
11/2/2016	0.0561	
1/11/2017	0.0401	
3/20/2017	0.0383	
5/23/2017	0.0376	
9/21/2017	0.0418	
3/14/2018	0.036	
9/7/2018	0.047	
3/11/2019	0.044	
9/9/2019	0.03	
3/4/2020	0.045	
9/9/2020	0.051	
3/9/2021	0.058	
7/30/2021	0.045	
1/28/2022	0.049	
8/11/2022	0.034	
2/10/2023	0.053	
8/4/2023	0.034	
2/15/2024		0.041

Prediction Limit

Constituent: Barium (mg/L) Analysis Run 5/13/2024 10:19 AM View: Appendix I Intrawell

Plant Bowen Data: Bowen 3-4 CCR

	GWC-17R	GWC-17R
9/17/2014	0.019	
10/4/2014	0.02	
10/21/2014	0.02	
11/11/2014	0.021	
3/3/2015	0.02	
3/18/2015	0.019	
4/6/2015	0.02	
4/23/2015	0.019	
7/29/2015	0.02	
3/4/2016	0.0262 (JO)	
5/10/2016	0.0204	
7/14/2016	0.0198	
9/14/2016	0.0183	
11/1/2016	0.0209	
1/11/2017	0.0194	
3/21/2017	0.0201	
5/23/2017	0.0199	
9/22/2017	0.0195	
3/14/2018	0.02	
9/11/2018	0.019	
3/12/2019	0.021	
9/10/2019	0.019	
3/5/2020	0.018	
9/9/2020	0.018	
3/10/2021	0.019	
7/30/2021	0.019	
1/28/2022	0.018	
8/11/2022	0.017	
2/10/2023	0.018	
8/3/2023	0.019	
2/15/2024		0.018

Prediction Limit

Constituent: Barium (mg/L) Analysis Run 5/13/2024 10:19 AM View: Appendix I Intrawell

Plant Bowen Data: Bowen 3-4 CCR

	GWC-18	GWC-18
9/17/2014	0.035	
10/4/2014	0.038	
10/21/2014	0.034	
11/5/2014	0.04	
3/3/2015	0.033	
3/18/2015	0.031	
4/7/2015	0.038	
4/23/2015	0.031	
7/29/2015	0.045	
3/7/2016	<3 (O)	
5/5/2016	0.0278	
7/13/2016	0.0255	
9/13/2016	0.0251	
10/31/2016	0.0277	
1/12/2017	0.0258	
3/23/2017	0.0254	
5/23/2017	0.0247	
9/25/2017	0.0228	
3/14/2018	0.025	
9/11/2018	0.019	
3/12/2019	0.014	
9/9/2019	0.028	
3/6/2020	0.015	
9/9/2020	0.016	
2/26/2021	0.017	
7/29/2021	0.016	
1/28/2022	0.044	
8/10/2022	0.013	
2/9/2023	0.016	
8/3/2023	0.012	
2/14/2024		0.014

Prediction Limit

Constituent: Barium (mg/L) Analysis Run 5/13/2024 10:19 AM View: Appendix I Intrawell

Plant Bowen Data: Bowen 3-4 CCR

	GWC-18R	GWC-18R
9/17/2014	0.015	
10/4/2014	<0.0013	
10/21/2014	0.027 (O)	
11/11/2014	0.028 (O)	
3/3/2015	0.034 (O)	
3/18/2015	0.014	
4/7/2015	0.017	
4/23/2015	0.013	
7/29/2015	0.013	
3/7/2016	0.0129	
5/5/2016	0.0149	
7/13/2016	0.0132	
9/12/2016	0.0142	
11/1/2016	0.0127	
1/11/2017	0.0146	
3/20/2017	0.0147	
5/22/2017	0.0146	
9/21/2017	0.0152	
3/14/2018	0.014	
9/7/2018	0.015	
3/12/2019	0.014	
9/6/2019	0.014	
3/5/2020	0.015	
9/9/2020	0.014	
2/26/2021	0.015	
7/29/2021	0.015	
1/27/2022	0.014	
8/10/2022	0.014	
2/9/2023	0.015	
8/4/2023	0.013	
2/14/2024		0.014

ND substitution: RL or RL/2 if <15% NDs.

Prediction Limit

Constituent: Barium (mg/L) Analysis Run 5/13/2024 10:19 AM View: Appendix I Intrawell

Plant Bowen Data: Bowen 3-4 CCR

	GWC-19R	GWC-19R
9/17/2014	0.018	
10/4/2014	0.017	
10/21/2014	0.017	
11/5/2014	0.017	
3/3/2015	0.016	
3/19/2015	0.015	
4/7/2015	0.017	
4/24/2015	0.015	
7/29/2015	0.016	
3/7/2016	<3 (O)	
5/9/2016	0.0162	
7/14/2016	0.0142	
9/12/2016	0.0154	
10/31/2016	0.015	
1/11/2017	0.0148	
3/21/2017	0.0159	
5/22/2017	0.0155	
9/20/2017	0.0164	
3/14/2018	0.016	
9/10/2018	0.016	
3/12/2019	0.016	
9/9/2019	0.015	
3/4/2020	0.017	
9/9/2020	0.014	
2/26/2021	0.016	
8/5/2021	0.017	
1/27/2022	0.016	
8/9/2022	0.014	
2/9/2023	0.015	
8/4/2023	0.014	
2/14/2024		0.015

Prediction Limit

Constituent: Barium (mg/L) Analysis Run 5/13/2024 10:19 AM View: Appendix I Intrawell

Plant Bowen Data: Bowen 3-4 CCR

	GWC-20R	GWC-20R
9/18/2014	0.031	
10/5/2014	0.032	
10/22/2014	0.03	
11/5/2014	0.031	
3/4/2015	0.026	
3/19/2015	0.028	
4/7/2015	0.031	
4/24/2015	0.027	
7/30/2015	0.032	
3/8/2016	0.0298	
5/9/2016	0.0304	
7/14/2016	0.0307	
9/12/2016	0.0331	
10/31/2016	0.0321	
1/12/2017	0.0291	
3/22/2017	0.025	
5/22/2017	0.0276	
9/19/2017	0.034	
3/14/2018	0.03	
9/10/2018	0.028	
3/12/2019	0.03	
9/6/2019	0.0275 (D)	
3/5/2020	0.028	
9/4/2020	0.033	
3/9/2021	0.027	
8/2/2021	0.03	
1/27/2022	0.028	
8/9/2022	0.029	
2/10/2023	0.031	
8/3/2023	0.035	
2/15/2024		0.031

Prediction Limit

Constituent: Barium (mg/L) Analysis Run 5/13/2024 10:19 AM View: Appendix I Intrawell

Plant Bowen Data: Bowen 3-4 CCR

	GWC-21R	GWC-21R
9/18/2014	0.023	
10/5/2014	0.025	
10/22/2014	0.025	
11/5/2014	0.025	
3/4/2015	0.024	
3/19/2015	0.024	
4/8/2015	0.027	
4/24/2015	0.025	
7/30/2015	0.025	
3/8/2016	0.0377	
5/9/2016	0.0347	
7/15/2016	0.0259	
9/9/2016	0.0242	
10/27/2016	0.0227	
1/12/2017	0.0253	
3/21/2017	0.0292	
5/23/2017	0.0282	
9/19/2017	0.0276	
3/14/2018	0.024	
9/10/2018	0.016	
3/11/2019	0.015	
9/6/2019	0.041	
3/3/2020	0.022	
9/8/2020	0.015	
3/9/2021	0.014	
8/2/2021	0.024	
1/28/2022	0.037	
8/10/2022	0.03	
2/9/2023	0.031	
8/4/2023	0.025	
2/15/2024		0.024

Prediction Limit

Constituent: Barium (mg/L) Analysis Run 5/13/2024 10:19 AM View: Appendix I Intrawell

Plant Bowen Data: Bowen 3-4 CCR

	GWC-22R	GWC-22R
9/18/2014	0.057	
10/5/2014	0.052	
10/22/2014	0.052	
11/5/2014	<0.0013	
3/4/2015	0.046	
3/19/2015	0.045	
4/8/2015	0.045	
4/24/2015	0.039	
7/30/2015	0.039	
3/7/2016	0.026	
5/5/2016	0.0374	
7/14/2016	0.0271	
9/12/2016	0.045	
10/27/2016	0.0359	
1/13/2017	0.0338	
3/20/2017	0.033	
5/23/2017	0.0287	
9/19/2017	0.0389	
3/13/2018	0.028	
9/7/2018	0.055	
3/11/2019	0.048	
9/5/2019	0.045	
3/3/2020	0.044	
9/8/2020	0.054	
3/9/2021	0.045	
8/2/2021	0.034	
1/27/2022	0.06	
8/10/2022	0.042	
2/9/2023	0.04	
8/3/2023	0.033	
2/15/2024		0.036

ND substitution: RL or RL/2 if <15% NDs.

Prediction Limit

Constituent: Barium (mg/L) Analysis Run 5/13/2024 10:19 AM View: Appendix I Intrawell

Plant Bowen Data: Bowen 3-4 CCR

	GWC-23R	GWC-23R
9/18/2014	0.042	
10/5/2014	0.038	
10/22/2014	0.029	
11/5/2014	0.031	
3/4/2015	0.03	
3/20/2015	0.027	
4/8/2015	0.032	
4/23/2015	0.026	
7/30/2015	0.029	
3/9/2016	0.0284 (J)	
5/6/2016	0.0233	
7/15/2016	0.0208	
9/14/2016	0.0198	
11/1/2016	0.0207	
1/25/2017	0.0195	
3/22/2017	0.0211	
5/24/2017	0.0217	
9/21/2017	0.0226	
3/14/2018	0.024	
9/11/2018	0.023	
3/12/2019	0.022	
9/6/2019	0.021	
3/5/2020	0.022	
9/9/2020	0.036	
3/10/2021	0.026	
7/30/2021	0.028	
1/28/2022	0.036	
8/11/2022	0.034	
2/10/2023	0.038	
8/3/2023	0.042	
2/16/2024		0.14

Prediction Limit

Constituent: Barium (mg/L) Analysis Run 5/13/2024 10:19 AM View: Appendix I Intrawell

Plant Bowen Data: Bowen 3-4 CCR

	GWC-24R	GWC-24R
9/16/2014	0.019	
10/4/2014	0.019	
10/23/2014	0.019	
11/10/2014	0.019	
3/4/2015	0.021	
3/20/2015	0.02	
4/8/2015	0.023	
4/23/2015	0.02	
7/30/2015	0.021	
3/4/2016	0.0422 (O)	
5/5/2016	0.0249	
7/12/2016	0.0246	
9/13/2016	0.0236	
10/27/2016	0.0229	
1/13/2017	0.0292	
3/20/2017	0.029	
5/19/2017	0.0295	
9/19/2017	0.0248	
3/13/2018	0.031	
9/11/2018	0.024	
3/8/2019	0.02	
9/5/2019	0.021 (D)	
3/3/2020	0.02	
9/9/2020	0.024	
3/9/2021	0.021	
7/29/2021	0.014	
1/28/2022	0.025	
8/9/2022	0.015	
2/9/2023	0.018	
8/3/2023	0.017	
2/15/2024		0.018

Prediction Limit

Constituent: Barium (mg/L) Analysis Run 5/13/2024 10:19 AM View: Appendix I Intrawell

Plant Bowen Data: Bowen 3-4 CCR

	GWC-25R	GWC-25R
9/16/2014	0.015	
10/4/2014	0.015	
10/23/2014	0.015	
11/10/2014	0.015	
3/4/2015	0.016	
3/20/2015	0.015	
4/9/2015	0.016	
4/23/2015	0.015	
7/30/2015	0.015	
3/8/2016	0.0161	
5/4/2016	0.0167	
7/18/2016	0.0162	
9/13/2016	0.0161	
10/27/2016	0.016	
1/13/2017	0.015	
3/16/2017	0.0163	
5/19/2017	0.0164	
9/19/2017	0.0147	
3/13/2018	0.015	
9/11/2018	0.015	
3/8/2019	0.017	
9/5/2019	0.016	
3/3/2020	0.015	
9/4/2020	0.016	
3/9/2021	0.016	
8/2/2021	0.018	
1/27/2022	0.017	
8/9/2022	0.015	
2/9/2023	0.016	
8/3/2023	0.014	
2/16/2024		0.015

Prediction Limit

Constituent: Barium (mg/L) Analysis Run 5/13/2024 10:19 AM View: Appendix I Intrawell

Plant Bowen Data: Bowen 3-4 CCR

	GWC-36RA	GWC-36RA
9/15/2014	0.031	
10/3/2014	0.024	
10/20/2014	0.024	
11/10/2014	0.014	
3/2/2015	0.013	
3/17/2015	0.013	
4/5/2015	0.022	
4/21/2015	0.018	
7/28/2015	0.022	
3/1/2016	0.021	
5/2/2016	0.0225	
7/6/2016	0.0249	
9/7/2016	0.0251	
10/25/2016	0.0274	
1/5/2017	0.028	
3/14/2017	0.02	
5/16/2017	0.0221	
9/15/2017	0.0231	
3/12/2018	0.023	
9/6/2018	0.024	
3/7/2019	0.018	
9/4/2019	0.026	
3/2/2020	0.024	
9/14/2020	0.03	
3/26/2021	0.02	
7/27/2021	0.043	
1/26/2022	0.035	
8/8/2022	0.038	
2/8/2023	0.038	
8/3/2023	0.033	
2/13/2024		0.036

Prediction Limit

Constituent: Barium (mg/L) Analysis Run 5/13/2024 10:19 AM View: Appendix I Intrawell

Plant Bowen Data: Bowen 3-4 CCR

	GWC-37	GWC-37
9/16/2014	0.0071	
10/3/2014	0.0087	
10/20/2014	0.0085	
11/10/2014	0.008	
3/2/2015	0.0063	
3/17/2015	0.0066	
4/5/2015	0.0068	
4/22/2015	0.0094	
7/28/2015	0.0057	
3/1/2016	0.0101	
5/3/2016	0.0104	
7/8/2016	0.0095 (J)	
9/7/2016	0.0095 (J)	
10/25/2016	0.0121	
1/6/2017	0.014	
3/14/2017	0.009 (J)	
5/16/2017	0.0084 (J)	
9/15/2017	0.0078 (J)	
3/12/2018	0.006 (J)	
9/6/2018	0.0058 (J)	
3/6/2019	0.0052 (J)	
9/4/2019	0.005 (J)	
3/2/2020	0.005 (J)	
9/3/2020	0.0045 (J)	
2/24/2021	0.0044 (J)	
7/28/2021	0.0052	
1/26/2022	0.0046 (J)	
8/8/2022	0.0035 (J)	
2/8/2023	0.0039 (J)	
8/2/2023	0.0038 (J)	
2/13/2024		<0.005

ND substitution: RL or RL/2 if <15% NDs.

Prediction Limit

Constituent: Barium (mg/L) Analysis Run 5/13/2024 10:19 AM View: Appendix I Intrawell

Plant Bowen Data: Bowen 3-4 CCR

	GWC-38	GWC-38
9/16/2014	0.014	
10/3/2014	0.016	
10/20/2014	0.014	
11/10/2014	0.015	
3/2/2015	0.03 (O)	
3/17/2015	0.018	
4/6/2015	0.014	
4/22/2015	0.012	
7/28/2015	0.012	
3/2/2016	0.0123	
5/3/2016	0.0114	
7/7/2016	0.012	
9/8/2016	0.0131	
10/25/2016	0.0122	
2/9/2017	0.0104	
3/23/2017	0.0128	
5/17/2017	0.0113	
9/19/2017	0.0114	
3/13/2018	0.011	
9/6/2018	0.011	
3/7/2019	0.011	
9/4/2019	0.0115 (D)	
3/2/2020	0.012	
9/3/2020	0.011	
2/24/2021	0.013	
7/28/2021	0.013	
1/25/2022	0.012	
8/5/2022	0.012	
2/8/2023	0.013	
8/2/2023	0.011	
2/13/2024		0.012

Prediction Limit

Constituent: Beryllium (mg/L) Analysis Run 5/13/2024 10:19 AM View: Appendix I Intrawell

Plant Bowen Data: Bowen 3-4 CCR

	GWA-1	GWA-1
9/30/2014	<0.003	
3/30/2015	0.00029 (J)	
10/13/2015	<0.003	
3/22/2016	<0.003	
5/19/2016	<0.003	
7/29/2016	<0.003	
9/23/2016	<0.003	
11/9/2016	<0.003	
1/30/2017	<0.003	
3/30/2017	<0.003	
6/9/2017	<0.003	
10/2/2017	<0.003	
3/16/2018	<0.003	
9/17/2018	<0.003 (D)	
3/20/2019	<0.003	
9/12/2019	<0.003	
3/11/2020	<0.003	
9/15/2020	<0.003	
3/16/2021	<0.003	
8/9/2021	<0.003	
2/1/2022	<0.003	
8/16/2022	<0.003	
2/16/2023	<0.003	
7/27/2023	<0.003	
2/22/2024		<0.003

ND substitution: RL or RL/2 if <15% NDs.

Prediction Limit

Constituent: Beryllium (mg/L) Analysis Run 5/13/2024 10:19 AM View: Appendix I Intrawell

Plant Bowen Data: Bowen 3-4 CCR

	GWA-39RZ	GWA-39RZ
5/16/2016	<0.003 (D)	
7/27/2016	0.0004 (JD)	
2/21/2017	<0.003	
3/27/2017	<0.003 (D)	
6/8/2017	<0.003 (D)	
7/17/2017	<0.003 (D)	
7/27/2017	<0.003	
8/9/2017	<0.003	
9/29/2017	<0.003 (D)	
3/16/2018	<0.003	
9/14/2018	<0.003	
3/14/2019	<0.003	
3/9/2020	<0.003	
9/16/2020	<0.003	
3/16/2021	<0.003	
8/6/2021	<0.003	
2/2/2022	<0.003	
8/16/2022	<0.003	
2/14/2023	<0.003	
7/25/2023	<0.003	
2/19/2024		<0.003

ND substitution: RL or RL/2 if <15% NDs.

Prediction Limit

Constituent: Beryllium (mg/L) Analysis Run 5/13/2024 10:19 AM View: Appendix I Intrawell

Plant Bowen Data: Bowen 3-4 CCR

	GWA-41R	GWA-41R
3/15/2016	<0.003	
5/13/2016	<0.003	
7/21/2016	<0.003	
9/21/2016	<0.003	
11/3/2016	<0.003	
1/17/2017	<0.003	
3/27/2017	<0.003	
6/6/2017	<0.003	
9/25/2017	<0.003	
3/14/2018	<0.003	
9/12/2018	<0.003	
3/14/2019	5.2E-05 (J)	
9/10/2019	<0.003	
3/9/2020	<0.003	
9/10/2020	<0.003	
3/10/2021	<0.003	
8/4/2021	<0.003	
1/31/2022	<0.003	
8/11/2022	<0.003	
2/13/2023	<0.003	
7/25/2023	<0.003	
2/19/2024		<0.003

ND substitution: RL or RL/2 if <15% NDs.

Prediction Limit

Constituent: Beryllium (mg/L) Analysis Run 5/13/2024 10:19 AM View: Appendix I Intrawell

Plant Bowen Data: Bowen 3-4 CCR

	GWA-42	GWA-42
3/11/2016	<0.003	
5/16/2016	<0.003	
7/22/2016	0.0002 (J)	
9/19/2016	0.0001 (J)	
11/3/2016	0.0002 (J)	
1/17/2017	0.0001 (J)	
3/27/2017	0.0001 (J)	
6/7/2017	0.0001 (J)	
9/26/2017	0.0001 (J)	
3/14/2018	0.00014 (J)	
9/14/2018	0.00012 (J)	
3/14/2019	0.00017 (J)	
9/10/2019	0.00015 (J)	
3/6/2020	0.00017 (J)	
9/10/2020	0.00014 (J)	
3/11/2021	0.00015 (J)	
8/4/2021	0.00012 (J)	
1/31/2022	0.00014 (J)	
8/10/2022	0.00016 (J)	
2/13/2023	0.00015 (J)	
7/26/2023	0.00019 (J)	
2/20/2024		0.00014 (J)

ND substitution: RL or RL/2 if <15% NDs.

Prediction Limit

Constituent: Beryllium (mg/L) Analysis Run 5/13/2024 10:19 AM View: Appendix I Intrawell

Plant Bowen Data: Bowen 3-4 CCR

	GWA-43	GWA-43
3/11/2016	<0.003	
5/13/2016	<0.003	
7/19/2016	<0.003	
9/16/2016	<0.003	
11/2/2016	<0.003	
1/18/2017	<0.003	
3/28/2017	<0.003	
6/6/2017	<0.003	
9/22/2017	<0.003	
3/14/2018	<0.003	
9/12/2018	<0.003	
3/13/2019	<0.003	
9/11/2019	<0.003	
3/9/2020	<0.003	
9/11/2020	6.9E-05 (J)	
3/11/2021	<0.003	
8/6/2021	<0.003	
1/31/2022	<0.003	
8/11/2022	7.6E-05 (J)	
2/14/2023	<0.003	
7/25/2023	<0.003	
2/20/2024		<0.003

ND substitution: RL or RL/2 if <15% NDs.

Prediction Limit

Constituent: Beryllium (mg/L) Analysis Run 5/13/2024 10:19 AM View: Appendix I Intrawell

Plant Bowen Data: Bowen 3-4 CCR

	GWA-43R	GWA-43R
3/11/2016	<0.003	
5/13/2016	<0.003	
7/19/2016	<0.003	
9/16/2016	<0.003	
11/2/2016	<0.003	
1/18/2017	<0.003	
3/28/2017	<0.003	
6/6/2017	<0.003	
9/22/2017	<0.003	
3/15/2018	5.1E-05 (J)	
9/12/2018	<0.003	
3/13/2019	<0.003	
9/11/2019	<0.003	
3/9/2020	<0.003	
9/14/2020	<0.003	
3/11/2021	<0.003	
8/5/2021	<0.003	
1/31/2022	<0.003	
8/10/2022	<0.003	
2/13/2023	<0.003	
7/25/2023	<0.003	
2/20/2024		<0.003

ND substitution: RL or RL/2 if <15% NDs.

Prediction Limit

Constituent: Beryllium (mg/L) Analysis Run 5/13/2024 10:19 AM View: Appendix I Intrawell

Plant Bowen Data: Bowen 3-4 CCR

	GWA-50R	GWA-50R
10/1/2014	<0.003	
3/30/2015	0.0002 (J)	
10/11/2015	<0.003	
3/28/2016	<0.003	
5/25/2016	<0.003	
8/1/2016	<0.003	
9/26/2016	<0.003	
11/11/2016	<0.003	
1/30/2017	<0.003	
4/3/2017	<0.003	
6/12/2017	<0.003	
10/2/2017	<0.003	
3/16/2018	<0.003	
9/18/2018	<0.003	
3/19/2019	<0.003	
9/12/2019	<0.003	
3/11/2020	<0.003	
9/15/2020	8.5E-05 (J)	
3/17/2021	<0.003	
8/9/2021	<0.003	
2/2/2022	5.5E-05 (J)	
8/17/2022	<0.003	
2/16/2023	<0.003	
7/28/2023	<0.003	
2/22/2024		<0.003

ND substitution: RL or RL/2 if <15% NDs.

Prediction Limit

Constituent: Beryllium (mg/L) Analysis Run 5/13/2024 10:19 AM View: Appendix I Intrawell

Plant Bowen Data: Bowen 3-4 CCR

	GWC-18	GWC-18
9/17/2014	<0.003	
10/4/2014	<0.003	
10/21/2014	<0.003	
11/5/2014	9E-05 (J)	
3/3/2015	<0.003	
3/18/2015	<0.003	
4/7/2015	<0.003	
4/23/2015	7.8E-05 (J)	
7/29/2015	<0.003	
3/7/2016	<0.003	
5/5/2016	<0.003	
7/13/2016	<0.003	
9/13/2016	<0.003	
10/31/2016	<0.003	
1/12/2017	<0.003	
3/23/2017	<0.003	
5/23/2017	<0.003	
9/25/2017	<0.003	
3/14/2018	<0.003	
9/11/2018	<0.003	
3/12/2019	<0.003	
9/9/2019	<0.003	
3/6/2020	<0.003	
9/9/2020	<0.003	
2/26/2021	<0.003	
7/29/2021	<0.003	
1/28/2022	<0.003	
8/10/2022	<0.003	
2/9/2023	<0.003	
8/3/2023	<0.003	
2/14/2024		<0.003

ND substitution: RL or RL/2 if <15% NDs.

Prediction Limit

Constituent: Beryllium (mg/L) Analysis Run 5/13/2024 10:19 AM View: Appendix I Intrawell

Plant Bowen Data: Bowen 3-4 CCR

	GWC-18R	GWC-18R
9/17/2014	7.8E-05 (J)	
10/4/2014	<0.003	
10/21/2014	<0.003	
11/11/2014	<0.003	
3/3/2015	<0.003	
3/18/2015	<0.003	
4/7/2015	<0.003	
4/23/2015	<0.003	
7/29/2015	<0.003	
3/7/2016	<0.003	
5/5/2016	<0.003	
7/13/2016	<0.003	
9/12/2016	<0.003	
11/1/2016	<0.003	
1/11/2017	<0.003	
3/20/2017	<0.003	
5/22/2017	<0.003	
9/21/2017	<0.003	
3/14/2018	0.00011 (J)	
9/7/2018	<0.003	
3/12/2019	<0.003	
9/6/2019	<0.003	
3/5/2020	0.00013 (J)	
9/9/2020	0.0002 (J)	
2/26/2021	0.0002 (J)	
7/29/2021	0.00015 (J)	
1/27/2022	5.5E-05 (J)	
8/10/2022	5.6E-05 (J)	
2/9/2023	0.00015 (J)	
8/4/2023	<0.003	
2/14/2024		0.0001 (J)

ND substitution: RL or RL/2 if <15% NDs.

Prediction Limit

Constituent: Beryllium (mg/L) Analysis Run 5/13/2024 10:19 AM View: Appendix I Intrawell

Plant Bowen Data: Bowen 3-4 CCR

	GWC-19R	GWC-19R
9/17/2014	<0.003	
10/4/2014	<0.003	
10/21/2014	<0.003	
11/5/2014	<0.003	
3/3/2015	<0.003	
3/19/2015	<0.003	
4/7/2015	<0.003	
4/24/2015	<0.003	
7/29/2015	<0.003	
3/7/2016	<0.003	
5/9/2016	<0.003	
7/14/2016	<0.003	
9/12/2016	<0.003	
10/31/2016	<0.003	
1/11/2017	<0.003	
3/21/2017	<0.003	
5/22/2017	<0.003	
9/20/2017	0.0001 (J)	
3/14/2018	6.5E-05 (J)	
9/10/2018	<0.003	
3/12/2019	<0.003	
9/9/2019	<0.003	
3/4/2020	0.00013 (J)	
9/9/2020	<0.003	
2/26/2021	<0.003	
8/5/2021	9.9E-05 (J)	
1/27/2022	<0.003	
8/9/2022	<0.003	
2/9/2023	<0.003	
8/4/2023	<0.003	
2/14/2024		<0.003

ND substitution: RL or RL/2 if <15% NDs.

Prediction Limit

Constituent: Beryllium (mg/L) Analysis Run 5/13/2024 10:19 AM View: Appendix I Intrawell

Plant Bowen Data: Bowen 3-4 CCR

	GWC-20R	GWC-20R
9/18/2014	<0.003	
10/5/2014	<0.003	
10/22/2014	<0.003	
11/5/2014	<0.003	
3/4/2015	<0.003	
3/19/2015	<0.003	
4/7/2015	<0.003	
4/24/2015	8.3E-05 (J)	
7/30/2015	<0.003	
3/8/2016	<0.003	
5/9/2016	<0.003	
7/14/2016	<0.003	
9/12/2016	<0.003	
10/31/2016	<0.003	
1/12/2017	<0.003	
3/22/2017	<0.003	
5/22/2017	<0.003	
9/19/2017	<0.003	
3/14/2018	<0.003	
9/10/2018	<0.003	
3/12/2019	<0.003	
9/6/2019	<0.003	
3/5/2020	<0.003	
9/4/2020	<0.003	
3/9/2021	<0.003	
8/2/2021	<0.003	
1/27/2022	<0.003	
8/9/2022	<0.003	
2/10/2023	<0.003	
8/3/2023	<0.003	
2/15/2024		<0.003

ND substitution: RL or RL/2 if <15% NDs.

Prediction Limit

Constituent: Beryllium (mg/L) Analysis Run 5/13/2024 10:19 AM View: Appendix I Intrawell

Plant Bowen Data: Bowen 3-4 CCR

	GWC-36RA	GWC-36RA
9/15/2014	0.0032	
10/3/2014	<0.003	
10/20/2014	0.0014	
11/10/2014	<0.003	
3/2/2015	<0.003	
3/17/2015	8.3E-05 (J)	
4/5/2015	0.00038 (J)	
4/21/2015	0.0011 (J)	
7/28/2015	0.00092 (J)	
3/1/2016	<0.003	
5/2/2016	<0.003	
7/6/2016	0.0002 (J)	
9/7/2016	<0.003	
10/25/2016	<0.003	
1/5/2017	0.0001 (J)	
3/14/2017	0.0001 (J)	
5/16/2017	<0.003	
9/15/2017	<0.003	
3/12/2018	5.6E-05 (J)	
9/6/2018	<0.003	
3/7/2019	6.8E-05 (J)	
9/4/2019	<0.003	
3/2/2020	0.00015 (J)	
9/14/2020	0.00012 (J)	
3/26/2021	0.00019 (J)	
7/27/2021	8.1E-05 (J)	
1/26/2022	<0.003	
8/8/2022	<0.003	
2/8/2023	<0.003	
8/3/2023	<0.003	
2/13/2024		<0.003

ND substitution: RL or RL/2 if <15% NDs.

Prediction Limit

Constituent: Beryllium (mg/L) Analysis Run 5/13/2024 10:19 AM View: Appendix I Intrawell

Plant Bowen Data: Bowen 3-4 CCR

	GWC-37	GWC-37
9/16/2014	<0.003	
10/3/2014	<0.003	
10/20/2014	<0.003	
11/10/2014	<0.003	
3/2/2015	<0.003	
3/17/2015	<0.003	
4/5/2015	<0.003	
4/22/2015	8.3E-05 (J)	
7/28/2015	<0.003	
3/1/2016	<0.003	
5/3/2016	<0.003	
7/8/2016	<0.003	
9/7/2016	<0.003	
10/25/2016	<0.003	
1/6/2017	<0.003	
3/14/2017	<0.003	
5/16/2017	<0.003	
9/15/2017	<0.003	
3/12/2018	<0.003	
9/6/2018	<0.003	
3/6/2019	<0.003	
9/4/2019	<0.003	
3/2/2020	<0.003	
9/3/2020	<0.003	
2/24/2021	<0.003	
7/28/2021	<0.003	
1/26/2022	<0.003	
8/8/2022	<0.003	
2/8/2023	<0.003	
8/2/2023	<0.003	
2/13/2024		<0.003

ND substitution: RL or RL/2 if <15% NDs.

Prediction Limit

Constituent: Beryllium (mg/L) Analysis Run 5/13/2024 10:19 AM View: Appendix I Intrawell

Plant Bowen Data: Bowen 3-4 CCR

	GWC-38	GWC-38
9/16/2014	<0.003	
10/3/2014	8.3E-05 (J)	
10/20/2014	7.8E-05 (J)	
11/10/2014	8E-05 (J)	
3/2/2015	0.00034 (J)	
3/17/2015	0.00014 (J)	
4/6/2015	<0.003	
4/22/2015	7.8E-05 (J)	
7/28/2015	<0.003	
3/2/2016	<0.003	
5/3/2016	<0.003	
7/7/2016	<0.003	
9/8/2016	<0.003	
10/25/2016	<0.003	
2/9/2017	<0.003	
3/23/2017	<0.003	
5/17/2017	<0.003	
9/19/2017	<0.003	
3/13/2018	<0.003	
9/6/2018	<0.003	
3/7/2019	<0.003	
9/4/2019	<0.003	
3/2/2020	<0.003	
9/3/2020	<0.003	
2/24/2021	<0.003	
7/28/2021	<0.003	
1/25/2022	<0.003	
8/5/2022	<0.003	
2/8/2023	<0.003	
8/2/2023	<0.003	
2/13/2024		<0.003

ND substitution: RL or RL/2 if <15% NDs.

Prediction Limit

Constituent: Cadmium (mg/L) Analysis Run 5/13/2024 10:19 AM View: Appendix I Intrawell

Plant Bowen Data: Bowen 3-4 CCR

	GWA-1	GWA-1
8/23/2007	<0.0005	
10/23/2007	<0.0005	
11/18/2007	<0.0005	
1/30/2008	<0.0005	
3/10/2008	<0.0005	
5/13/2008	<0.0005	
12/5/2008	<0.0005	
4/15/2009	<0.0005	
10/7/2009	<0.0005	
5/3/2010	<0.0005	
10/12/2010	<0.0005	
4/27/2011	<0.0005	
10/17/2011	<0.0005	
5/2/2012	<0.0005	
10/8/2012	<0.0005	
4/12/2013	<0.0005	
10/16/2013	<0.0005	
4/11/2014	<0.0005	
9/30/2014	<0.0005	
3/30/2015	<0.0005	
10/13/2015	0.0003 (J)	
3/22/2016	<0.0005	
5/19/2016	<0.0005	
7/29/2016	<0.0005	
9/23/2016	<0.0005	
11/9/2016	<0.0005	
1/30/2017	<0.0005	
3/30/2017	<0.0005	
6/9/2017	<0.0005	
10/2/2017	<0.0005	
3/16/2018	<0.0005	
9/17/2018	0.00076 (JD)	
3/20/2019	<0.0005	
9/12/2019	<0.0005	
3/11/2020	<0.0005	
9/15/2020	<0.0005	
3/16/2021	<0.0005	
8/9/2021	<0.0005	
2/1/2022	<0.0005	
8/16/2022	<0.0005	
2/16/2023	<0.0005	
7/27/2023	<0.0005	
2/22/2024		<0.0005

ND substitution: RL or RL/2 if <15% NDs.

Prediction Limit

Constituent: Cadmium (mg/L) Analysis Run 5/13/2024 10:19 AM View: Appendix I Intrawell

Plant Bowen Data: Bowen 3-4 CCR

	GWA-39RZ	GWA-39RZ
5/16/2016	<0.0005 (D)	
7/27/2016	0.0001 (JD)	
2/21/2017	<0.0005	
3/27/2017	<0.0005 (D)	
6/8/2017	<0.0005 (D)	
7/17/2017	<0.0005 (D)	
7/27/2017	<0.0005	
8/9/2017	<0.0005	
9/29/2017	<0.0005 (D)	
3/16/2018	<0.0005	
9/14/2018	<0.0005	
3/14/2019	<0.0005	
3/9/2020	<0.0005	
9/16/2020	<0.0005	
3/16/2021	<0.0005	
8/6/2021	<0.0005	
2/2/2022	<0.0005	
8/16/2022	<0.0005	
2/14/2023	<0.0005	
7/25/2023	<0.0005	
2/19/2024		<0.0005

ND substitution: RL or RL/2 if <15% NDs.

Prediction Limit

Constituent: Cadmium (mg/L) Analysis Run 5/13/2024 10:19 AM View: Appendix I Intrawell

Plant Bowen Data: Bowen 3-4 CCR

	GWA-39Z	GWA-39Z
3/14/2016	0.000188 (J)	
5/11/2016	0.000177 (J)	
7/19/2016	0.0001 (J)	
9/15/2016	8E-05 (J)	
11/2/2016	<0.0005	
1/18/2017	<0.0005	
3/28/2017	<0.0005	
6/7/2017	<0.0005	
9/26/2017	<0.0005	
3/14/2018	<0.0005	
9/12/2018	<0.0005	
3/15/2019	<0.0005	
9/9/2019	<0.0005	
3/9/2020	<0.0005	
9/10/2020	<0.0005	
3/12/2021	<0.0005	
8/4/2021	<0.0005	
1/31/2022	<0.0005	
8/10/2022	<0.0005	
2/13/2023	<0.0005	
7/26/2023	<0.0005	
2/19/2024		<0.0005

ND substitution: RL or RL/2 if <15% NDs.

Prediction Limit

Constituent: Cadmium (mg/L) Analysis Run 5/13/2024 10:19 AM View: Appendix I Intrawell

Plant Bowen Data: Bowen 3-4 CCR

	GWA-42	GWA-42
3/11/2016	0.000121 (J)	
5/16/2016	0.000145 (J)	
7/22/2016	<0.0005	
9/19/2016	0.0001 (J)	
11/3/2016	8E-05 (J)	
1/17/2017	0.0001 (J)	
3/27/2017	0.0002 (J)	
6/7/2017	0.0001 (J)	
9/26/2017	<0.0005	
3/14/2018	0.00011 (J)	
9/14/2018	0.00013 (J)	
3/14/2019	0.00013 (J)	
9/10/2019	0.00014 (J)	
3/6/2020	0.00014 (J)	
9/10/2020	0.00015 (J)	
3/11/2021	0.00017 (J)	
8/4/2021	0.00014 (J)	
1/31/2022	0.00018 (J)	
8/10/2022	0.00034 (J)	
2/13/2023	<0.0005	
7/26/2023	0.00013 (J)	
2/20/2024		0.00016 (J)

ND substitution: RL or RL/2 if <15% NDs.

Prediction Limit

Constituent: Cadmium (mg/L) Analysis Run 5/13/2024 10:19 AM View: Appendix I Intrawell

Plant Bowen Data: Bowen 3-4 CCR

	GWA-43	GWA-43
3/11/2016	<0.0005	
5/13/2016	<0.0005	
7/19/2016	<0.0005	
9/16/2016	<0.0005	
11/2/2016	<0.0005	
1/18/2017	<0.0005	
3/28/2017	<0.0005	
6/6/2017	8E-05 (J)	
9/22/2017	<0.0005	
3/14/2018	<0.0005	
9/12/2018	<0.0005	
3/13/2019	<0.0005	
9/11/2019	<0.0005	
3/9/2020	<0.0005	
9/11/2020	<0.0005	
3/11/2021	<0.0005	
8/6/2021	<0.0005	
1/31/2022	<0.0005	
8/11/2022	<0.0005	
2/14/2023	<0.0005	
7/25/2023	<0.0005	
2/20/2024		<0.0005

ND substitution: RL or RL/2 if <15% NDs.

Prediction Limit

Constituent: Cadmium (mg/L) Analysis Run 5/13/2024 10:19 AM View: Appendix I Intrawell

Plant Bowen Data: Bowen 3-4 CCR

	GWA-50	GWA-50
12/12/2008	<0.0005	
4/23/2009	<0.0005	
10/6/2009	<0.0005	
4/27/2010	<0.0005	
9/30/2010	<0.0005	
4/14/2011	<0.0005	
10/5/2011	<0.0005	
4/11/2012	<0.0005	
10/2/2012	<0.0005	
4/9/2013	<0.0005	
10/15/2013	<0.0005	
4/10/2014	<0.0005	
10/1/2014	<0.0005	
3/30/2015	<0.0005	
10/11/2015	0.00026 (J)	
3/28/2016	<0.0005	
5/23/2016	<0.0005	
8/1/2016	<0.0005	
9/26/2016	<0.0005	
11/10/2016	<0.0005	
1/30/2017	<0.0005	
4/7/2017	<0.0005	
6/12/2017	<0.0005	
10/2/2017	<0.0005	
3/16/2018	<0.0005	
9/17/2018	<0.0005	
3/19/2019	<0.0005	
9/13/2019	<0.0005	
3/11/2020	<0.0005	
9/16/2020	<0.0005	
3/17/2021	0.00012 (J)	
8/9/2021	<0.0005	
2/1/2022	<0.0005	
8/16/2022	<0.0005	
2/16/2023	<0.0005	
7/28/2023	<0.0005	
2/22/2024		<0.0005

ND substitution: RL or RL/2 if <15% NDs.

Prediction Limit

Constituent: Cadmium (mg/L) Analysis Run 5/13/2024 10:19 AM View: Appendix I Intrawell

Plant Bowen Data: Bowen 3-4 CCR

	GWC-18	GWC-18
9/17/2014	<0.0005	
10/4/2014	<0.0005	
10/21/2014	<0.0005	
11/5/2014	<0.0005	
3/3/2015	<0.0005	
3/18/2015	<0.0005	
4/7/2015	<0.0005	
4/23/2015	<0.0005	
7/29/2015	<0.0005	
3/7/2016	<0.0005	
5/5/2016	<0.0005	
7/13/2016	<0.0005	
9/13/2016	<0.0005	
10/31/2016	8E-05 (J)	
1/12/2017	<0.0005	
3/23/2017	<0.0005	
5/23/2017	<0.0005	
9/25/2017	<0.0005	
3/14/2018	<0.0005	
9/11/2018	<0.0005	
3/12/2019	<0.0005	
9/9/2019	<0.0005	
3/6/2020	<0.0005	
9/9/2020	<0.0005	
2/26/2021	<0.0005	
7/29/2021	<0.0005	
1/28/2022	<0.0005	
8/10/2022	<0.0005	
2/9/2023	<0.0005	
8/3/2023	<0.0005	
2/14/2024		<0.0005

ND substitution: RL or RL/2 if <15% NDs.

Prediction Limit

Constituent: Cadmium (mg/L) Analysis Run 5/13/2024 10:19 AM View: Appendix I Intrawell

Plant Bowen Data: Bowen 3-4 CCR

	GWC-21R	GWC-21R
9/18/2014	<0.0005	
10/5/2014	<0.0005	
10/22/2014	<0.0005	
11/5/2014	<0.0005	
3/4/2015	<0.0005	
3/19/2015	<0.0005	
4/8/2015	<0.0005	
4/24/2015	<0.0005	
7/30/2015	<0.0005	
3/8/2016	<0.0005	
5/9/2016	<0.0005	
7/15/2016	<0.0005	
9/9/2016	<0.0005	
10/27/2016	<0.0005	
1/12/2017	<0.0005	
3/21/2017	<0.0005	
5/23/2017	<0.0005	
9/19/2017	<0.0005	
3/14/2018	<0.0005	
9/10/2018	0.00021 (J)	
3/11/2019	<0.0005	
9/6/2019	<0.0005	
3/3/2020	<0.0005	
9/8/2020	<0.0005	
3/9/2021	<0.0005	
8/2/2021	<0.0005	
1/28/2022	<0.0005	
8/10/2022	<0.0005	
2/9/2023	<0.0005	
8/4/2023	<0.0005	
2/15/2024		<0.0005

ND substitution: RL or RL/2 if <15% NDs.

Prediction Limit

Constituent: Cadmium (mg/L) Analysis Run 5/13/2024 10:19 AM View: Appendix I Intrawell

Plant Bowen Data: Bowen 3-4 CCR

	GWC-22R	GWC-22R
9/18/2014	<0.0005	
10/5/2014	<0.0005	
10/22/2014	<0.0005	
11/5/2014	<0.0005	
3/4/2015	<0.0005	
3/19/2015	<0.0005	
4/8/2015	<0.0005	
4/24/2015	<0.0005	
7/30/2015	<0.0005	
3/7/2016	<0.0005	
5/5/2016	<0.0005	
7/14/2016	<0.0005	
9/12/2016	<0.0005	
10/27/2016	<0.0005	
1/13/2017	8E-05 (J)	
3/20/2017	<0.0005	
5/23/2017	<0.0005	
9/19/2017	<0.0005	
3/13/2018	<0.0005	
9/7/2018	<0.0005	
3/11/2019	<0.0005	
9/5/2019	<0.0005	
3/3/2020	<0.0005	
9/8/2020	<0.0005	
3/9/2021	<0.0005	
8/2/2021	<0.0005	
1/27/2022	<0.0005	
8/10/2022	<0.0005	
2/9/2023	<0.0005	
8/3/2023	<0.0005	
2/15/2024		<0.0005

ND substitution: RL or RL/2 if <15% NDs.

Prediction Limit

Constituent: Cadmium (mg/L) Analysis Run 5/13/2024 10:19 AM View: Appendix I Intrawell

Plant Bowen Data: Bowen 3-4 CCR

	GWC-25R	GWC-25R
9/16/2014	<0.0005	
10/4/2014	<0.0005	
10/23/2014	<0.0005	
11/10/2014	<0.0005	
3/4/2015	<0.0005	
3/20/2015	<0.0005	
4/9/2015	<0.0005	
4/23/2015	<0.0005	
7/30/2015	<0.0005	
3/8/2016	<0.0005	
5/4/2016	<0.0005	
7/18/2016	<0.0005	
9/13/2016	<0.0005	
10/27/2016	<0.0005	
1/13/2017	0.0001 (J)	
3/16/2017	<0.0005	
5/19/2017	<0.0005	
9/19/2017	<0.0005	
3/13/2018	<0.0005	
9/11/2018	<0.0005	
3/8/2019	<0.0005	
9/5/2019	<0.0005	
3/3/2020	<0.0005	
9/4/2020	<0.0005	
3/9/2021	<0.0005	
8/2/2021	<0.0005	
1/27/2022	<0.0005	
8/9/2022	<0.0005	
2/9/2023	<0.0005	
8/3/2023	<0.0005	
2/16/2024		<0.0005

ND substitution: RL or RL/2 if <15% NDs.

Prediction Limit

Constituent: Cadmium (mg/L) Analysis Run 5/13/2024 10:19 AM View: Appendix I Intrawell

Plant Bowen Data: Bowen 3-4 CCR

	GWC-36RA	GWC-36RA
9/15/2014	0.001 (J)	
10/3/2014	<0.0005	
10/20/2014	0.00036 (J)	
11/10/2014	<0.0005	
3/2/2015	<0.0005	
3/17/2015	<0.0005	
4/5/2015	<0.0005	
4/21/2015	0.00044 (J)	
7/28/2015	0.00027 (J)	
3/1/2016	0.000207 (J)	
5/2/2016	0.000154 (J)	
7/6/2016	0.0002 (J)	
9/7/2016	0.0002 (J)	
10/25/2016	0.0002 (J)	
1/5/2017	<0.0005	
3/14/2017	<0.0005	
5/16/2017	0.0001 (J)	
9/15/2017	<0.0005	
3/12/2018	0.00013 (J)	
9/6/2018	0.00011 (J)	
3/7/2019	0.00017 (J)	
9/4/2019	0.00016 (J)	
3/2/2020	0.00018 (J)	
9/14/2020	0.00016 (J)	
3/26/2021	0.00015 (J)	
7/27/2021	0.00014 (J)	
1/26/2022	<0.0005	
8/8/2022	0.00016 (J)	
2/8/2023	<0.0005	
8/3/2023	<0.0005	
2/13/2024		<0.0005

ND substitution: RL or RL/2 if <15% NDs.

Prediction Limit

Constituent: Cadmium (mg/L) Analysis Run 5/13/2024 10:19 AM View: Appendix I Intrawell

Plant Bowen Data: Bowen 3-4 CCR

	GWC-37	GWC-37
9/16/2014	<0.0005	
10/3/2014	<0.0005	
10/20/2014	<0.0005	
11/10/2014	0.00026 (J)	
3/2/2015	<0.0005	
3/17/2015	<0.0005	
4/5/2015	<0.0005	
4/22/2015	<0.0005	
7/28/2015	<0.0005	
3/1/2016	0.000103 (J)	
5/3/2016	<0.0005	
7/8/2016	<0.0005	
9/7/2016	<0.0005	
10/25/2016	<0.0005	
1/6/2017	<0.0005	
3/14/2017	<0.0005	
5/16/2017	<0.0005	
9/15/2017	<0.0005	
3/12/2018	<0.0005	
9/6/2018	<0.0005	
3/6/2019	9.3E-05 (J)	
9/4/2019	<0.0005	
3/2/2020	<0.0005	
9/3/2020	<0.0005	
2/24/2021	<0.0005	
7/28/2021	0.00025 (J)	
1/26/2022	<0.0005	
8/8/2022	0.00032 (J)	
2/8/2023	<0.0005	
8/2/2023	<0.0005	
2/13/2024		<0.0005

ND substitution: RL or RL/2 if <15% NDs.

Prediction Limit

Constituent: Cadmium (mg/L) Analysis Run 5/13/2024 10:19 AM View: Appendix I Intrawell

Plant Bowen Data: Bowen 3-4 CCR

	GWC-38	GWC-38
9/16/2014	<0.0005	
10/3/2014	<0.0005	
10/20/2014	<0.0005	
11/10/2014	<0.0005	
3/2/2015	0.00035 (J)	
3/17/2015	<0.0005	
4/6/2015	<0.0005	
4/22/2015	<0.0005	
7/28/2015	<0.0005	
3/2/2016	0.000109 (J)	
5/3/2016	<0.0005	
7/7/2016	<0.0005	
9/8/2016	0.0001 (J)	
10/25/2016	<0.0005	
2/9/2017	0.0001 (J)	
3/23/2017	0.0001 (J)	
5/17/2017	0.0001 (J)	
9/19/2017	<0.0005	
3/13/2018	<0.0005	
9/6/2018	<0.0005	
3/7/2019	<0.0005	
9/4/2019	<0.0005	
3/2/2020	<0.0005	
9/3/2020	<0.0005	
2/24/2021	<0.0005	
7/28/2021	<0.0005	
1/25/2022	<0.0005	
8/5/2022	<0.0005	
2/8/2023	<0.0005	
8/2/2023	<0.0005	
2/13/2024		<0.0005

ND substitution: RL or RL/2 if <15% NDs.

Prediction Limit

Constituent: Chromium (mg/L) Analysis Run 5/13/2024 10:19 AM View: Appendix I Intrawell

Plant Bowen Data: Bowen 3-4 CCR

	GWA-1	GWA-1
8/23/2007	<0.005	
10/23/2007	0.011	
11/18/2007	0.038 (O)	
1/30/2008	0.11 (O)	
3/10/2008	0.038 (O)	
5/13/2008	0.012	
12/5/2008	<0.005	
4/15/2009	<0.005	
10/7/2009	0.0065	
5/3/2010	<0.005	
10/12/2010	<0.005	
4/27/2011	<0.005	
10/17/2011	<0.005	
5/2/2012	<0.005	
10/8/2012	<0.005	
4/12/2013	0.0019	
10/16/2013	0.0024	
4/11/2014	0.0013 (J)	
9/30/2014	<0.005	
3/30/2015	0.0047	
10/13/2015	<0.005	
3/22/2016	<0.005	
5/19/2016	<0.005	
7/29/2016	<0.005	
9/23/2016	<0.005	
11/9/2016	0.0011 (J)	
1/30/2017	<0.005	
3/30/2017	<0.005	
6/9/2017	<0.005	
10/2/2017	<0.005	
3/16/2018	<0.005	
9/17/2018	<0.005 (D)	
3/20/2019	<0.005	
9/12/2019	<0.005	
3/11/2020	0.0012 (J)	
9/15/2020	<0.005	
3/16/2021	<0.005	
8/9/2021	<0.005	
2/1/2022	<0.005	
8/16/2022	<0.005	
2/16/2023	<0.005	
7/27/2023	<0.005	
2/22/2024		<0.005

ND substitution: RL or RL/2 if <15% NDs.

Prediction Limit

Constituent: Chromium (mg/L) Analysis Run 5/13/2024 10:19 AM View: Appendix I Intrawell

Plant Bowen Data: Bowen 3-4 CCR

	GWA-2	GWA-2
8/23/2007	0.0045	
10/24/2007	0.039 (O)	
11/18/2007	0.059 (O)	
1/31/2008	0.0067	
3/11/2008	0.03 (O)	
5/6/2008	0.0062	
12/4/2008	0.009	
4/21/2009	0.0022	
10/7/2009	<0.005	
4/26/2010	<0.005	
10/4/2010	<0.005	
4/13/2011	<0.005	
10/5/2011	<0.005	
4/11/2012	<0.005	
10/9/2012	<0.005	
4/15/2013	0.0013	
10/15/2013	0.0023	
4/22/2014	<0.005	
9/30/2014	<0.005	
3/30/2015	0.0011 (J)	
10/13/2015	<0.005	
3/23/2016	<0.005	
5/20/2016	<0.005	
7/29/2016	<0.005	
9/23/2016	<0.005	
11/9/2016	<0.005	
1/31/2017	<0.005	
3/30/2017	<0.005	
6/12/2017	0.0008 (J)	
10/2/2017	<0.005	
3/19/2018	0.0031 (J)	
9/14/2018	<0.005	
3/20/2019	<0.005	
9/12/2019	<0.005 (D)	
3/11/2020	0.0025 (J)	
9/15/2020	0.00086 (J)	
3/17/2021	<0.005	
8/9/2021	<0.005	
2/1/2022	<0.005	
8/16/2022	<0.005	
2/16/2023	<0.005	
7/27/2023	<0.005	
2/22/2024		<0.005

ND substitution: RL or RL/2 if <15% NDs.

Prediction Limit

Constituent: Chromium (mg/L) Analysis Run 5/13/2024 10:19 AM View: Appendix I Intrawell

Plant Bowen Data: Bowen 3-4 CCR

	GWA-2R	GWA-2R
8/23/2007	<0.005	
10/24/2007	0.0033	
11/18/2007	0.012	
1/31/2008	0.052 (O)	
3/10/2008	0.01	
5/13/2008	0.0068	
12/4/2008	0.0017	
4/21/2009	<0.005	
10/8/2009	<0.005	
4/21/2010	<0.005	
9/28/2010	<0.005	
4/12/2011	<0.005	
10/4/2011	<0.005	
4/3/2012	<0.005	
10/9/2012	<0.005	
4/11/2013	<0.005	
10/16/2013	<0.005	
4/10/2014	<0.005	
9/30/2014	<0.005	
3/30/2015	<0.005	
10/13/2015	<0.005	
3/23/2016	<0.005	
5/19/2016	<0.005	
7/29/2016	<0.005	
9/22/2016	<0.005	
11/10/2016	<0.005	
1/31/2017	<0.005	
4/3/2017	<0.005	
6/9/2017	<0.005	
10/2/2017	<0.005	
3/16/2018	<0.005	
9/14/2018	<0.005	
3/19/2019	<0.005	
9/13/2019	<0.005	
3/11/2020	0.0042 (J)	
9/15/2020	<0.005	
3/16/2021	<0.005	
8/9/2021	<0.005	
2/1/2022	<0.005	
8/16/2022	<0.005	
2/16/2023	<0.005	
7/27/2023	<0.005	
2/26/2024		<0.005

ND substitution: RL or RL/2 if <15% NDs.

Prediction Limit

Constituent: Chromium (mg/L) Analysis Run 5/13/2024 10:19 AM View: Appendix I Intrawell

Plant Bowen Data: Bowen 3-4 CCR

	GWA-39RZ	GWA-39RZ
5/16/2016	<0.005 (D)	
7/27/2016	0.0017 (JD)	
2/21/2017	0.001 (J)	
3/27/2017	<0.005 (D)	
6/8/2017	<0.005 (D)	
7/17/2017	<0.005 (D)	
7/27/2017	0.0005 (J)	
8/9/2017	0.0005 (J)	
9/29/2017	0.0006 (JD)	
3/16/2018	<0.005	
9/14/2018	<0.005	
3/14/2019	0.004 (J)	
3/9/2020	0.0016 (J)	
9/16/2020	0.00058 (J)	
3/16/2021	0.0008 (J)	
8/6/2021	<0.005	
2/2/2022	0.0012 (J)	
8/16/2022	<0.005	
2/14/2023	<0.005	
7/25/2023	<0.005	
2/19/2024		<0.005

ND substitution: RL or RL/2 if <15% NDs.

Prediction Limit

Constituent: Chromium (mg/L) Analysis Run 5/13/2024 10:19 AM View: Appendix I Intrawell

Plant Bowen Data: Bowen 3-4 CCR

	GWA-39Z	GWA-39Z
3/14/2016	<0.005	
5/11/2016	<0.005	
7/19/2016	<0.005	
9/15/2016	<0.005	
11/2/2016	<0.005	
1/18/2017	<0.005	
3/28/2017	<0.005 (*)	
6/7/2017	<0.005	
9/26/2017	<0.005	
3/14/2018	<0.005	
9/12/2018	<0.005	
3/15/2019	<0.005	
9/9/2019	<0.005	
3/9/2020	0.069 (O)	
9/10/2020	<0.005	
3/12/2021	0.00064 (J)	
8/4/2021	<0.005	
1/31/2022	<0.005	
8/10/2022	<0.005	
2/13/2023	<0.005	
7/26/2023	<0.005	
2/19/2024		<0.005

ND substitution: RL or RL/2 if <15% NDs.

Prediction Limit

Constituent: Chromium (mg/L) Analysis Run 5/13/2024 10:19 AM View: Appendix I Intrawell

Plant Bowen Data: Bowen 3-4 CCR

	GWA-3A	GWA-3A
8/23/2007	<0.005	
11/2/2007	0.027 (O)	
11/18/2007	0.17 (O)	
1/31/2008	0.012	
3/11/2008	0.063 (O)	
5/14/2008	0.057 (O)	
12/5/2008	<0.005	
4/15/2009	<0.005	
10/8/2009	<0.005	
4/28/2010	<0.005	
10/6/2010	<0.005	
4/21/2011	<0.005	
10/13/2011	<0.005	
5/1/2012	<0.005	
10/9/2012	<0.005	
4/11/2013	<0.005	
10/16/2013	0.0013	
4/23/2014	<0.005	
10/4/2014	<0.005	
3/31/2015	<0.005	
10/12/2015	<0.005	
3/23/2016	<0.005	
5/23/2016	<0.005	
7/29/2016	<0.005	
9/22/2016	0.0013 (J)	
11/10/2016	<0.005	
1/31/2017	<0.005	
3/30/2017	<0.005	
6/12/2017	<0.005	
10/4/2017	<0.005	
3/19/2018	<0.005	
9/17/2018	<0.005	
3/20/2019	<0.005	
9/13/2019	0.00073 (J)	
3/11/2020	0.00095 (J)	
3/29/2021	0.00062 (J)	
8/9/2021	<0.005	
2/2/2022	0.0069	
8/16/2022	<0.005	
2/17/2023	<0.005	
8/1/2023	<0.005	
2/22/2024		<0.005

ND substitution: RL or RL/2 if <15% NDs.

Prediction Limit

Constituent: Chromium (mg/L) Analysis Run 5/13/2024 10:19 AM View: Appendix I Intrawell

Plant Bowen Data: Bowen 3-4 CCR

	GWA-40	GWA-40
3/15/2016	<0.005	
5/11/2016	<0.005	
7/21/2016	<0.005	
9/15/2016	<0.005	
11/3/2016	<0.005	
1/17/2017	<0.005	
3/24/2017	<0.005 (*)	
5/24/2017	0.0008 (J)	
9/26/2017	0.0005 (J)	
3/14/2018	<0.005	
9/12/2018	<0.005	
3/13/2019	<0.005	
9/9/2019	<0.005	
3/9/2020	0.0009 (J)	
9/11/2020	<0.005	
3/10/2021	0.00075 (J)	
8/4/2021	<0.005	
1/31/2022	<0.005	
8/12/2022	<0.005	
2/13/2023	<0.005	
7/26/2023	<0.005	
2/19/2024		<0.005

ND substitution: RL or RL/2 if <15% NDs.

Prediction Limit

Constituent: Chromium (mg/L) Analysis Run 5/13/2024 10:19 AM View: Appendix I Intrawell

Plant Bowen Data: Bowen 3-4 CCR

	GWA-41	GWA-41
3/15/2016	<0.005	
5/12/2016	<0.005	
7/20/2016	<0.005	
9/15/2016	<0.005	
11/3/2016	<0.005	
1/18/2017	<0.005	
3/24/2017	<0.005 (*)	
6/6/2017	<0.005	
9/25/2017	<0.005	
3/14/2018	<0.005	
9/12/2018	<0.005	
3/14/2019	<0.005	
9/10/2019	<0.005 (D)	
3/6/2020	0.015	
9/10/2020	<0.005	
3/11/2021	0.0015 (J)	
8/4/2021	<0.005	
1/31/2022	<0.005	
8/11/2022	<0.005	
2/13/2023	<0.005	
7/25/2023	<0.005	
2/19/2024		<0.005

ND substitution: RL or RL/2 if <15% NDs.

Prediction Limit

Constituent: Chromium (mg/L) Analysis Run 5/13/2024 10:19 AM View: Appendix I Intrawell

Plant Bowen Data: Bowen 3-4 CCR

	GWA-41R	GWA-41R
3/15/2016	<0.005	
5/13/2016	<0.005	
7/21/2016	<0.005	
9/21/2016	<0.005	
11/3/2016	<0.005	
1/17/2017	<0.005	
3/27/2017	<0.005	
6/6/2017	0.0004 (J)	
9/25/2017	<0.005	
3/14/2018	<0.005	
9/12/2018	<0.005	
3/14/2019	<0.005	
9/10/2019	<0.005	
3/9/2020	0.0004 (J)	
9/10/2020	<0.005	
3/10/2021	<0.005	
8/4/2021	<0.005	
1/31/2022	<0.005	
8/11/2022	<0.005	
2/13/2023	<0.005	
7/25/2023	<0.005	
2/19/2024		<0.005

ND substitution: RL or RL/2 if <15% NDs.

Prediction Limit

Constituent: Chromium (mg/L) Analysis Run 5/13/2024 10:19 AM View: Appendix I Intrawell

Plant Bowen Data: Bowen 3-4 CCR

	GWA-42	GWA-42
3/11/2016	<0.005	
5/16/2016	<0.005	
7/22/2016	<0.005	
9/19/2016	<0.005	
11/3/2016	<0.005	
1/17/2017	<0.005	
3/27/2017	<0.005	
6/7/2017	<0.005	
9/26/2017	<0.005	
3/14/2018	<0.005	
9/14/2018	<0.005	
3/14/2019	<0.005	
9/10/2019	<0.005	
3/6/2020	0.00045 (J)	
9/10/2020	<0.005	
3/11/2021	<0.005	
8/4/2021	<0.005	
1/31/2022	<0.005	
8/10/2022	<0.005	
2/13/2023	<0.005	
7/26/2023	<0.005	
2/20/2024		<0.005

ND substitution: RL or RL/2 if <15% NDs.

Prediction Limit

Constituent: Chromium (mg/L) Analysis Run 5/13/2024 10:19 AM View: Appendix I Intrawell

Plant Bowen Data: Bowen 3-4 CCR

	GWA-43	GWA-43
3/11/2016	<0.005	
5/13/2016	<0.005	
7/19/2016	<0.005	
9/16/2016	<0.005	
11/2/2016	<0.005	
1/18/2017	<0.005	
3/28/2017	<0.005 (*)	
6/6/2017	0.0004 (J)	
9/22/2017	0.0008 (J)	
3/14/2018	<0.005	
9/12/2018	<0.005	
3/13/2019	<0.005	
9/11/2019	0.00051 (J)	
3/9/2020	0.0033 (J)	
9/11/2020	<0.005	
3/11/2021	<0.005	
8/6/2021	<0.005	
1/31/2022	<0.005	
8/11/2022	<0.005	
2/14/2023	0.0016 (J)	
7/25/2023	<0.005	
2/20/2024		<0.005

ND substitution: RL or RL/2 if <15% NDs.

Prediction Limit

Constituent: Chromium (mg/L) Analysis Run 5/13/2024 10:19 AM View: Appendix I Intrawell

Plant Bowen Data: Bowen 3-4 CCR

	GWA-43R	GWA-43R
3/11/2016	0.00212 (J)	
5/13/2016	<0.005	
7/19/2016	0.0006 (J)	
9/16/2016	<0.005	
11/2/2016	<0.005	
1/18/2017	0.0014 (J)	
3/28/2017	<0.005 (*)	
6/6/2017	0.0009 (J)	
9/22/2017	0.0006 (J)	
3/15/2018	0.0017 (J)	
9/12/2018	<0.005	
3/13/2019	<0.005	
9/11/2019	0.00066 (J)	
3/9/2020	0.0014 (J)	
9/14/2020	0.0011 (J)	
3/11/2021	0.0011 (J)	
8/5/2021	<0.005	
1/31/2022	0.0011 (J)	
8/10/2022	<0.005	
2/13/2023	<0.005	
7/25/2023	<0.005	
2/20/2024		<0.005

ND substitution: RL or RL/2 if <15% NDs.

Prediction Limit

Constituent: Chromium (mg/L) Analysis Run 5/13/2024 10:19 AM View: Appendix I Intrawell

Plant Bowen Data: Bowen 3-4 CCR

	GWA-50	GWA-50
12/12/2008	<0.005	
4/23/2009	<0.005	
10/6/2009	<0.005	
4/27/2010	<0.005	
9/30/2010	0.0014	
4/14/2011	0.0014	
10/5/2011	<0.005	
4/11/2012	<0.005	
10/2/2012	<0.005	
4/9/2013	<0.005	
10/15/2013	<0.005	
4/10/2014	0.0013 (J)	
10/1/2014	<0.005	
3/30/2015	<0.005	
10/11/2015	<0.005	
3/28/2016	<0.005	
5/23/2016	<0.005	
8/1/2016	<0.005	
9/26/2016	<0.005	
11/10/2016	<0.005	
1/30/2017	<0.005	
4/7/2017	<0.005	
6/12/2017	<0.005	
10/2/2017	<0.005	
3/16/2018	<0.005	
9/17/2018	<0.005	
3/19/2019	<0.005	
9/13/2019	<0.005	
3/11/2020	0.0011 (J)	
9/16/2020	<0.005	
3/17/2021	<0.005	
8/9/2021	<0.005	
2/1/2022	<0.005	
8/16/2022	<0.005	
2/16/2023	<0.005	
7/28/2023	<0.005	
2/22/2024		<0.005

ND substitution: RL or RL/2 if <15% NDs.

Prediction Limit

Constituent: Chromium (mg/L) Analysis Run 5/13/2024 10:19 AM View: Appendix I Intrawell

Plant Bowen Data: Bowen 3-4 CCR

	GWA-50R	GWA-50R
12/12/2008	<0.005	
4/23/2009	0.0031	
10/6/2009	0.0024	
5/3/2010	<0.005	
10/11/2010	0.0028	
4/27/2011	0.0041	
10/19/2011	<0.005	
5/1/2012	<0.005	
10/2/2012	0.0019	
4/10/2013	0.0027	
10/16/2013	0.0029	
4/22/2014	0.0024	
10/1/2014	<0.005	
3/30/2015	0.0022	
10/11/2015	<0.005	
3/28/2016	<0.005	
5/25/2016	<0.005	
8/1/2016	<0.005	
9/26/2016	<0.005	
11/11/2016	<0.005	
1/30/2017	<0.005	
4/3/2017	<0.005	
6/12/2017	0.0005 (J)	
10/2/2017	<0.005	
3/16/2018	<0.005	
9/18/2018	<0.005	
3/19/2019	<0.005	
9/12/2019	<0.005	
3/11/2020	<0.005	
9/15/2020	<0.005	
3/17/2021	<0.005	
8/9/2021	<0.005	
2/2/2022	<0.005	
8/17/2022	<0.005	
2/16/2023	<0.005	
7/28/2023	<0.005	
2/22/2024		<0.005

ND substitution: RL or RL/2 if <15% NDs.

Prediction Limit

Constituent: Chromium (mg/L) Analysis Run 5/13/2024 10:19 AM View: Appendix I Intrawell

Plant Bowen Data: Bowen 3-4 CCR

	GWC-16R	GWC-16R
9/16/2014	0.0033	
10/4/2014	0.0011 (J)	
10/21/2014	<0.005	
11/11/2014	<0.005	
3/3/2015	<0.005	
3/18/2015	<0.005	
4/6/2015	<0.005	
4/23/2015	0.001 (J)	
7/29/2015	<0.005	
3/3/2016	<0.005	
5/10/2016	<0.005	
7/13/2016	0.0008 (J)	
9/15/2016	<0.005	
11/2/2016	<0.005	
1/11/2017	0.0012 (J)	
3/20/2017	0.0013 (J)	
5/23/2017	0.0007 (J)	
9/21/2017	<0.005	
3/14/2018	<0.005	
9/7/2018	<0.005	
3/11/2019	<0.005	
9/9/2019	<0.005	
3/4/2020	0.0014 (J)	
9/9/2020	0.00056 (J)	
3/9/2021	0.0024 (J)	
7/30/2021	0.0017 (J)	
1/28/2022	0.0011 (J)	
8/11/2022	<0.005	
2/10/2023	0.0011 (J)	
8/4/2023	<0.005	
2/15/2024		<0.005

ND substitution: RL or RL/2 if <15% NDs.

Prediction Limit

Constituent: Chromium (mg/L) Analysis Run 5/13/2024 10:19 AM View: Appendix I Intrawell

Plant Bowen Data: Bowen 3-4 CCR

	GWC-17R	GWC-17R
9/17/2014	<0.005	
10/4/2014	<0.005	
10/21/2014	<0.005	
11/11/2014	0.0014	
3/3/2015	0.001 (J)	
3/18/2015	<0.005	
4/6/2015	<0.005	
4/23/2015	<0.005	
7/29/2015	<0.005	
3/4/2016	<0.005	
5/10/2016	<0.005	
7/14/2016	0.0035 (J)	
9/14/2016	<0.005	
11/1/2016	<0.005	
1/11/2017	<0.005	
3/21/2017	<0.005	
5/23/2017	0.0021 (J)	
9/22/2017	<0.005	
3/14/2018	<0.005	
9/11/2018	<0.005	
3/12/2019	<0.005	
9/10/2019	<0.005	
3/5/2020	0.00063 (J)	
9/9/2020	<0.005	
3/10/2021	<0.005	
7/30/2021	<0.005	
1/28/2022	<0.005	
8/11/2022	<0.005	
2/10/2023	<0.005	
8/3/2023	<0.005	
2/15/2024		<0.005

ND substitution: RL or RL/2 if <15% NDs.

Prediction Limit

Constituent: Chromium (mg/L) Analysis Run 5/13/2024 10:19 AM View: Appendix I Intrawell

Plant Bowen Data: Bowen 3-4 CCR

	GWC-18	GWC-18
9/17/2014	<0.005	
10/4/2014	0.0034	
10/21/2014	<0.005	
11/5/2014	0.0042	
3/3/2015	0.0038	
3/18/2015	0.0031	
4/7/2015	0.0037	
4/23/2015	0.0033	
7/29/2015	0.0033	
3/7/2016	<0.01 (O)	
5/5/2016	0.00385 (J)	
7/13/2016	0.0029 (J)	
9/13/2016	0.0029 (J)	
10/31/2016	0.0017 (J)	
1/12/2017	0.0025 (J)	
3/23/2017	<0.01 (O)	
5/23/2017	0.0029 (J)	
9/25/2017	0.0018 (J)	
3/14/2018	0.0021 (J)	
9/11/2018	0.0017 (J)	
3/12/2019	<0.005	
9/9/2019	0.001 (J)	
3/6/2020	0.0019 (J)	
9/9/2020	0.001 (J)	
2/26/2021	0.0014 (J)	
7/29/2021	0.0014 (J)	
1/28/2022	0.0014 (J)	
8/10/2022	0.0014 (J)	
2/9/2023	0.0015 (J)	
8/3/2023	0.0012 (J)	
2/14/2024		<0.005

ND substitution: RL or RL/2 if <15% NDs.

Prediction Limit

Constituent: Chromium (mg/L) Analysis Run 5/13/2024 10:19 AM View: Appendix I Intrawell

Plant Bowen Data: Bowen 3-4 CCR

	GWC-18R	GWC-18R
9/17/2014	<0.005	
10/4/2014	0.025 (O)	
10/21/2014	0.024 (O)	
11/11/2014	0.025 (O)	
3/3/2015	0.029 (O)	
3/18/2015	<0.005	
4/7/2015	0.008	
4/23/2015	<0.005	
7/29/2015	<0.005	
3/7/2016	<0.005	
5/5/2016	<0.005	
7/13/2016	0.0006 (J)	
9/12/2016	<0.005	
11/1/2016	<0.005	
1/11/2017	<0.005	
3/20/2017	0.0005	
5/22/2017	0.0005	
9/21/2017	0.0008	
3/14/2018	<0.005	
9/7/2018	<0.005	
3/12/2019	<0.005	
9/6/2019	0.00053 (J)	
3/5/2020	0.0007 (J)	
9/9/2020	<0.005	
2/26/2021	0.00069 (J)	
7/29/2021	<0.005	
1/27/2022	0.0015 (J)	
8/10/2022	<0.005	
2/9/2023	<0.005	
8/4/2023	<0.005	
2/14/2024		<0.005

ND substitution: RL or RL/2 if <15% NDs.

Prediction Limit

Constituent: Chromium (mg/L) Analysis Run 5/13/2024 10:19 AM View: Appendix I Intrawell

Plant Bowen Data: Bowen 3-4 CCR

	GWC-19R	GWC-19R
9/17/2014	<0.005	
10/4/2014	0.001 (J)	
10/21/2014	0.0011 (J)	
11/5/2014	0.001 (J)	
3/3/2015	<0.005	
3/19/2015	<0.005	
4/7/2015	<0.005	
4/24/2015	<0.005	
7/29/2015	<0.005	
3/7/2016	<0.005	
5/9/2016	<0.005	
7/14/2016	0.0005 (J)	
9/12/2016	<0.005	
10/31/2016	<0.005	
1/11/2017	<0.005	
3/21/2017	<0.005	
5/22/2017	0.0005 (J)	
9/20/2017	0.0008 (J)	
3/14/2018	<0.005	
9/10/2018	<0.005	
3/12/2019	<0.005	
9/9/2019	0.00056 (J)	
3/4/2020	0.001 (J)	
9/9/2020	<0.005	
2/26/2021	0.00067 (J)	
8/5/2021	<0.005	
1/27/2022	<0.005	
8/9/2022	<0.005	
2/9/2023	<0.005	
8/4/2023	<0.005	
2/14/2024		0.0028 (J)

ND substitution: RL or RL/2 if <15% NDs.

Prediction Limit

Constituent: Chromium (mg/L) Analysis Run 5/13/2024 10:19 AM View: Appendix I Intrawell

Plant Bowen Data: Bowen 3-4 CCR

	GWC-20R	GWC-20R
9/18/2014	<0.005	
10/5/2014	<0.005	
10/22/2014	<0.005	
11/5/2014	0.001 (J)	
3/4/2015	<0.005	
3/19/2015	<0.005	
4/7/2015	<0.005	
4/24/2015	<0.005	
7/30/2015	0.001 (J)	
3/8/2016	<0.005	
5/9/2016	<0.005	
7/14/2016	0.0008 (J)	
9/12/2016	<0.005	
10/31/2016	<0.005	
1/12/2017	0.0011 (J)	
3/22/2017	<0.005	
5/22/2017	0.0007 (J)	
9/19/2017	0.0006 (J)	
3/14/2018	<0.005	
9/10/2018	<0.005	
3/12/2019	<0.005	
9/6/2019	0.00071 (JD)	
3/5/2020	0.00075 (J)	
9/4/2020	0.00078 (J)	
3/9/2021	0.00094 (J)	
8/2/2021	<0.005	
1/27/2022	<0.005	
8/9/2022	<0.005	
2/10/2023	<0.005	
8/3/2023	<0.005	
2/15/2024		<0.005

ND substitution: RL or RL/2 if <15% NDs.

Prediction Limit

Constituent: Chromium (mg/L) Analysis Run 5/13/2024 10:19 AM View: Appendix I Intrawell

Plant Bowen Data: Bowen 3-4 CCR

	GWC-21R	GWC-21R
9/18/2014	0.001 (J)	
10/5/2014	0.0013	
10/22/2014	0.0016	
11/5/2014	0.0013	
3/4/2015	<0.005	
3/19/2015	<0.005	
4/8/2015	<0.005	
4/24/2015	0.001 (J)	
7/30/2015	<0.005	
3/8/2016	<0.005	
5/9/2016	<0.005	
7/15/2016	<0.005	
9/9/2016	<0.005	
10/27/2016	<0.005	
1/12/2017	<0.005	
3/21/2017	<0.005	
5/23/2017	0.0004 (J)	
9/19/2017	0.0006 (J)	
3/14/2018	<0.005	
9/10/2018	<0.005	
3/11/2019	<0.005	
9/6/2019	0.00078 (J)	
3/3/2020	0.00058 (J)	
9/8/2020	0.0013 (J)	
3/9/2021	<0.005	
8/2/2021	<0.005	
1/28/2022	<0.005	
8/10/2022	0.0023 (J)	
2/9/2023	0.0017 (J)	
8/4/2023	0.0067	
2/15/2024		0.0035 (J)

ND substitution: RL or RL/2 if <15% NDs.

Prediction Limit

Constituent: Chromium (mg/L) Analysis Run 5/13/2024 10:19 AM View: Appendix I Intrawell

Plant Bowen Data: Bowen 3-4 CCR

	GWC-22R	GWC-22R
9/18/2014	<0.005	
10/5/2014	<0.005	
10/22/2014	<0.005	
11/5/2014	<0.005	
3/4/2015	<0.005	
3/19/2015	<0.005	
4/8/2015	<0.005	
4/24/2015	<0.005	
7/30/2015	<0.005	
3/7/2016	<0.005	
5/5/2016	<0.005	
7/14/2016	<0.005	
9/12/2016	<0.005	
10/27/2016	<0.005	
1/13/2017	<0.005	
3/20/2017	0.0004 (J)	
5/23/2017	0.0005 (J)	
9/19/2017	<0.005	
3/13/2018	<0.005	
9/7/2018	<0.005	
3/11/2019	<0.005	
9/5/2019	<0.005	
3/3/2020	0.00057 (J)	
9/8/2020	<0.005	
3/9/2021	<0.005	
8/2/2021	<0.005	
1/27/2022	<0.005	
8/10/2022	<0.005	
2/9/2023	<0.005	
8/3/2023	<0.005	
2/15/2024		<0.005

ND substitution: RL or RL/2 if <15% NDs.

Prediction Limit

Constituent: Chromium (mg/L) Analysis Run 5/13/2024 10:19 AM View: Appendix I Intrawell

Plant Bowen Data: Bowen 3-4 CCR

	GWC-23R	GWC-23R
9/18/2014	<0.005	
10/5/2014	<0.005	
10/22/2014	<0.005	
11/5/2014	0.0013	
3/4/2015	<0.005	
3/20/2015	<0.005	
4/8/2015	0.0012 (J)	
4/23/2015	<0.005	
7/30/2015	<0.005	
3/9/2016	<0.005	
5/6/2016	<0.005	
7/15/2016	0.0005 (J)	
9/14/2016	<0.005	
11/1/2016	<0.005	
1/25/2017	0.0023 (J)	
3/22/2017	<0.005	
5/24/2017	0.0011 (J)	
9/21/2017	0.0014 (J)	
3/14/2018	<0.005	
9/11/2018	<0.005	
3/12/2019	<0.005	
9/6/2019	<0.005	
3/5/2020	0.00086 (J)	
9/9/2020	<0.005	
3/10/2021	0.00073 (J)	
7/30/2021	<0.005	
1/28/2022	<0.005	
8/11/2022	<0.005	
2/10/2023	<0.005	
8/3/2023	<0.005	
2/16/2024		<0.005

ND substitution: RL or RL/2 if <15% NDs.

Prediction Limit

Constituent: Chromium (mg/L) Analysis Run 5/13/2024 10:19 AM View: Appendix I Intrawell

Plant Bowen Data: Bowen 3-4 CCR

	GWC-24R	GWC-24R
9/16/2014	<0.005	
10/4/2014	<0.005	
10/23/2014	<0.005	
11/10/2014	<0.005	
3/4/2015	<0.005	
3/20/2015	<0.005	
4/8/2015	<0.005	
4/23/2015	<0.005	
7/30/2015	<0.005	
3/4/2016	<0.005	
5/5/2016	<0.005	
7/12/2016	<0.005	
9/13/2016	<0.005	
10/27/2016	<0.005	
1/13/2017	<0.005	
3/20/2017	<0.005	
5/19/2017	<0.005	
9/19/2017	<0.005	
3/13/2018	<0.005	
9/11/2018	<0.005	
3/8/2019	<0.005	
9/5/2019	<0.005	
3/3/2020	0.00052 (J)	
9/9/2020	<0.005	
3/9/2021	<0.005	
7/29/2021	<0.005	
1/28/2022	<0.005	
8/9/2022	<0.005	
2/9/2023	<0.005	
8/3/2023	<0.005	
2/15/2024		<0.005

ND substitution: RL or RL/2 if <15% NDs.

Prediction Limit

Constituent: Chromium (mg/L) Analysis Run 5/13/2024 10:19 AM View: Appendix I Intrawell

Plant Bowen Data: Bowen 3-4 CCR

	GWC-25R	GWC-25R
9/16/2014	<0.005	
10/4/2014	<0.005	
10/23/2014	<0.005	
11/10/2014	<0.005	
3/4/2015	<0.005	
3/20/2015	<0.005	
4/9/2015	<0.005	
4/23/2015	<0.005	
7/30/2015	<0.005	
3/8/2016	<0.005	
5/4/2016	<0.005	
7/18/2016	0.0005 (J)	
9/13/2016	<0.005	
10/27/2016	<0.005	
1/13/2017	<0.005	
3/16/2017	0.0008 (J)	
5/19/2017	0.0006 (J)	
9/19/2017	0.0007 (J)	
3/13/2018	<0.005	
9/11/2018	<0.005	
3/8/2019	<0.005	
9/5/2019	0.00044 (J)	
3/3/2020	0.00078 (J)	
9/4/2020	0.00073 (J)	
3/9/2021	0.00079 (J)	
8/2/2021	<0.005	
1/27/2022	<0.005	
8/9/2022	<0.005	
2/9/2023	<0.005	
8/3/2023	<0.005	
2/16/2024		0.003 (J)

ND substitution: RL or RL/2 if <15% NDs.

Prediction Limit

Constituent: Chromium (mg/L) Analysis Run 5/13/2024 10:19 AM View: Appendix I Intrawell

Plant Bowen Data: Bowen 3-4 CCR

	GWC-36RA	GWC-36RA
9/15/2014	0.0028	
10/3/2014	<0.005	
10/20/2014	0.0029	
11/10/2014	0.0017	
3/2/2015	<0.005	
3/17/2015	<0.005	
4/5/2015	<0.005	
4/21/2015	0.0018	
7/28/2015	0.0015	
3/1/2016	<0.005	
5/2/2016	<0.005	
7/6/2016	0.0005 (J)	
9/7/2016	<0.005	
10/25/2016	<0.005	
1/5/2017	<0.005	
3/14/2017	0.0008 (J)	
5/16/2017	<0.005	
9/15/2017	<0.005	
3/12/2018	<0.005	
9/6/2018	<0.005	
3/7/2019	<0.005	
9/4/2019	0.0013 (J)	
3/2/2020	0.00047 (J)	
9/14/2020	<0.005	
3/26/2021	0.0006 (J)	
7/27/2021	<0.005	
1/26/2022	<0.005	
8/8/2022	<0.005	
2/8/2023	<0.005	
8/3/2023	<0.005	
2/13/2024		<0.005

ND substitution: RL or RL/2 if <15% NDs.

Prediction Limit

Constituent: Chromium (mg/L) Analysis Run 5/13/2024 10:19 AM View: Appendix I Intrawell

Plant Bowen Data: Bowen 3-4 CCR

	GWC-37	GWC-37
9/16/2014	0.0015	
10/3/2014	0.0015	
10/20/2014	0.0011 (J)	
11/10/2014	<0.005	
3/2/2015	<0.005	
3/17/2015	<0.005	
4/5/2015	<0.005	
4/22/2015	<0.005	
7/28/2015	<0.005	
3/1/2016	<0.005	
5/3/2016	<0.005	
7/8/2016	<0.005	
9/7/2016	<0.005	
10/25/2016	<0.005	
1/6/2017	<0.005	
3/14/2017	0.0006 (J)	
5/16/2017	<0.005	
9/15/2017	<0.005	
3/12/2018	<0.005	
9/6/2018	<0.005	
3/6/2019	<0.005	
9/4/2019	<0.005	
3/2/2020	<0.005	
9/3/2020	<0.005	
2/24/2021	<0.005	
7/28/2021	0.018 (O)	
1/26/2022	<0.005	
8/8/2022	<0.005	
2/8/2023	<0.005	
8/2/2023	<0.005	
2/13/2024		<0.005

ND substitution: RL or RL/2 if <15% NDs.

Prediction Limit

Constituent: Chromium (mg/L) Analysis Run 5/13/2024 10:19 AM View: Appendix I Intrawell

Plant Bowen Data: Bowen 3-4 CCR

	GWC-38	GWC-38
9/16/2014	0.0026	
10/3/2014	0.0021	
10/20/2014	0.0023	
11/10/2014	0.0022	
3/2/2015	0.0021	
3/17/2015	0.0022	
4/6/2015	0.0016	
4/22/2015	0.0013	
7/28/2015	0.0014	
3/2/2016	<0.005	
5/3/2016	<0.005	
7/7/2016	0.002 (J)	
9/8/2016	0.001 (J)	
10/25/2016	0.0028 (J)	
2/9/2017	0.0012 (J)	
3/23/2017	<0.005	
5/17/2017	0.0019 (J)	
9/19/2017	0.0022 (J)	
3/13/2018	0.0017 (J)	
9/6/2018	<0.005	
3/7/2019	<0.005	
9/4/2019	0.00155 (JD)	
3/2/2020	0.0014 (J)	
9/3/2020	0.0013 (J)	
2/24/2021	0.0018 (J)	
7/28/2021	0.0015 (J)	
1/25/2022	0.0014 (J)	
8/5/2022	<0.005	
2/8/2023	0.0012 (J)	
8/2/2023	<0.005	
2/13/2024		<0.005

ND substitution: RL or RL/2 if <15% NDs.

Prediction Limit

Constituent: Cobalt (mg/L) Analysis Run 5/13/2024 10:19 AM View: Appendix I Intrawell

Plant Bowen Data: Bowen 3-4 CCR

	GWA-1	GWA-1
8/23/2007	<0.005	
10/23/2007	<0.005	
11/18/2007	<0.005	
1/30/2008	0.0045	
3/10/2008	<0.005	
5/13/2008	<0.005	
12/5/2008	<0.005	
4/15/2009	<0.005	
10/7/2009	0.0041	
5/3/2010	<0.005	
10/12/2010	<0.005	
4/27/2011	<0.005	
10/17/2011	<0.005	
5/2/2012	<0.005	
10/8/2012	<0.005	
4/12/2013	<0.005	
10/16/2013	<0.005	
4/11/2014	<0.005	
9/30/2014	<0.005	
3/30/2015	0.0012 (J)	
10/13/2015	<0.005	
3/22/2016	<0.005	
5/19/2016	<0.005	
7/29/2016	0.0004 (J)	
9/23/2016	<0.005	
11/9/2016	<0.005	
1/30/2017	<0.005	
3/30/2017	<0.005	
6/9/2017	<0.005	
10/2/2017	<0.005	
3/16/2018	<0.005	
9/17/2018	<0.005 (D)	
3/20/2019	0.00078 (J)	
9/12/2019	0.00047 (J)	
3/11/2020	0.00037 (J)	
9/15/2020	0.00048 (J)	
3/16/2021	<0.005	
8/9/2021	<0.005	
2/1/2022	<0.005	
8/16/2022	<0.005	
2/16/2023	<0.005	
7/27/2023	<0.005	
2/22/2024		<0.005

ND substitution: RL or RL/2 if <15% NDs.

Prediction Limit

Constituent: Cobalt (mg/L) Analysis Run 5/13/2024 10:19 AM View: Appendix I Intrawell

Plant Bowen Data: Bowen 3-4 CCR

	GWA-2	GWA-2
8/23/2007	<0.005	
10/24/2007	0.013	
11/18/2007	0.0041	
1/31/2008	<0.005	
3/11/2008	<0.005	
5/6/2008	<0.005	
12/4/2008	0.012	
4/21/2009	<0.005	
10/7/2009	<0.005	
4/26/2010	<0.005	
10/4/2010	<0.005	
4/13/2011	<0.005	
10/5/2011	<0.005	
4/11/2012	<0.005	
10/9/2012	<0.005	
4/15/2013	<0.005	
10/15/2013	<0.005	
4/22/2014	<0.005	
9/30/2014	<0.005	
3/30/2015	<0.005	
10/13/2015	<0.005	
3/23/2016	<0.005	
5/20/2016	<0.005	
7/29/2016	<0.005	
9/23/2016	<0.005	
11/9/2016	<0.005	
1/31/2017	<0.005	
3/30/2017	<0.005	
6/12/2017	<0.005	
10/2/2017	<0.005	
3/19/2018	<0.005	
9/14/2018	<0.005	
3/20/2019	<0.005	
9/12/2019	<0.005 (D)	
3/11/2020	<0.005	
9/15/2020	<0.005	
3/17/2021	<0.005	
8/9/2021	<0.005	
2/1/2022	<0.005	
8/16/2022	<0.005	
2/16/2023	<0.005	
7/27/2023	<0.005	
2/22/2024		<0.005

ND substitution: RL or RL/2 if <15% NDs.

Prediction Limit

Constituent: Cobalt (mg/L) Analysis Run 5/13/2024 10:19 AM View: Appendix I Intrawell

Plant Bowen Data: Bowen 3-4 CCR

	GWA-2R	GWA-2R
8/23/2007	<0.005	
10/24/2007	<0.005	
11/18/2007	<0.005	
1/31/2008	0.0083 (O)	
3/10/2008	<0.005	
5/13/2008	<0.005	
12/4/2008	<0.005	
4/21/2009	<0.005	
10/8/2009	<0.005	
4/21/2010	<0.005	
9/28/2010	<0.005	
4/12/2011	<0.005	
10/4/2011	<0.005	
4/3/2012	<0.005	
10/9/2012	<0.005	
4/11/2013	<0.005	
10/16/2013	<0.005	
4/10/2014	<0.005	
9/30/2014	<0.005	
3/30/2015	<0.005	
10/13/2015	<0.005	
3/23/2016	<0.005	
5/19/2016	<0.005	
7/29/2016	<0.005	
9/22/2016	<0.005	
11/10/2016	<0.005	
1/31/2017	<0.005	
4/3/2017	<0.005	
6/9/2017	<0.005	
10/2/2017	<0.005	
3/16/2018	<0.005	
9/14/2018	<0.005	
3/19/2019	<0.005	
9/13/2019	<0.005	
3/11/2020	<0.005	
9/15/2020	0.001 (J)	
3/16/2021	<0.005	
8/9/2021	0.0016 (J)	
2/1/2022	0.00093 (J)	
8/16/2022	0.0004 (J)	
2/16/2023	0.00065 (J)	
7/27/2023	<0.005	
2/26/2024		<0.005

ND substitution: RL or RL/2 if <15% NDs.

Prediction Limit

Constituent: Cobalt (mg/L) Analysis Run 5/13/2024 10:19 AM View: Appendix I Intrawell

Plant Bowen Data: Bowen 3-4 CCR

	GWA-39RZ	GWA-39RZ
5/16/2016	0.00313 (JD)	
7/27/2016	0.0057 (JD)	
2/21/2017	<0.005	
3/27/2017	<0.005 (D)	
6/8/2017	<0.005 (D)	
7/17/2017	<0.005 (D)	
7/27/2017	<0.005	
8/9/2017	<0.005	
9/29/2017	<0.005 (D)	
3/16/2018	<0.005	
9/14/2018	<0.005	
3/14/2019	<0.005	
3/9/2020	<0.005	
9/16/2020	<0.005	
3/16/2021	<0.005	
8/6/2021	<0.005	
2/2/2022	<0.005	
8/16/2022	<0.005	
2/14/2023	<0.005	
7/25/2023	<0.005	
2/19/2024		<0.005

ND substitution: RL or RL/2 if <15% NDs.

Prediction Limit

Constituent: Cobalt (mg/L) Analysis Run 5/13/2024 10:19 AM View: Appendix I Intrawell

Plant Bowen Data: Bowen 3-4 CCR

	GWA-39Z	GWA-39Z
3/14/2016	0.00503 (J)	
5/11/2016	0.0114	
7/19/2016	0.0013 (J)	
9/15/2016	0.002 (J)	
11/2/2016	0.0005 (J)	
1/18/2017	0.0015 (J)	
3/28/2017	0.0025 (J)	
6/7/2017	0.0023 (J)	
9/26/2017	0.0011 (J)	
3/14/2018	0.00058 (J)	
9/12/2018	<0.005	
3/15/2019	<0.005	
9/9/2019	<0.005	
3/9/2020	0.00075 (J)	
9/10/2020	<0.005	
3/12/2021	0.00079 (J)	
8/4/2021	<0.005	
1/31/2022	<0.005	
8/10/2022	<0.005	
2/13/2023	<0.005	
7/26/2023	<0.005	
2/19/2024		<0.005

ND substitution: RL or RL/2 if <15% NDs.

Prediction Limit

Constituent: Cobalt (mg/L) Analysis Run 5/13/2024 10:19 AM View: Appendix I Intrawell

Plant Bowen Data: Bowen 3-4 CCR

	GWA-3A	GWA-3A
8/23/2007	0.0033	
11/2/2007	0.0046	
11/18/2007	0.0057	
1/31/2008	0.0055	
3/11/2008	0.0033	
5/14/2008	0.0044	
12/5/2008	0.0035	
4/15/2009	<0.005	
10/8/2009	<0.005	
4/28/2010	<0.005	
10/6/2010	<0.005	
4/21/2011	<0.005	
10/13/2011	<0.005	
5/1/2012	<0.005	
10/9/2012	<0.005	
4/11/2013	<0.005	
10/16/2013	<0.005	
4/23/2014	0.0013 (J)	
10/4/2014	0.00081 (J)	
3/31/2015	0.0021	
10/12/2015	0.00078 (J)	
3/23/2016	<0.005	
5/23/2016	<0.005	
7/29/2016	0.0007 (J)	
9/22/2016	0.0007 (J)	
11/10/2016	0.0007 (J)	
1/31/2017	0.0007 (J)	
3/30/2017	0.0007 (J)	
6/12/2017	0.0007 (J)	
10/4/2017	0.0006 (J)	
3/19/2018	0.00059 (J)	
9/17/2018	0.00057 (J)	
3/20/2019	<0.005	
9/13/2019	0.00046 (J)	
3/11/2020	0.00041 (J)	
3/29/2021	<0.005	
8/9/2021	<0.005	
2/2/2022	<0.005	
8/16/2022	<0.005	
2/17/2023	<0.005	
8/1/2023	<0.005	
2/22/2024		<0.005

ND substitution: RL or RL/2 if <15% NDs.

Prediction Limit

Constituent: Cobalt (mg/L) Analysis Run 5/13/2024 10:19 AM View: Appendix I Intrawell

Plant Bowen Data: Bowen 3-4 CCR

	GWA-41R	GWA-41R
3/15/2016	<0.005	
5/13/2016	<0.005	
7/21/2016	0.0006 (J)	
9/21/2016	<0.005	
11/3/2016	<0.005	
1/17/2017	<0.005	
3/27/2017	0.0005 (J)	
6/6/2017	<0.005	
9/25/2017	0.0006 (J)	
3/14/2018	<0.005	
9/12/2018	0.0011 (J)	
3/14/2019	<0.005	
9/10/2019	<0.005	
3/9/2020	<0.005	
9/10/2020	<0.005	
3/10/2021	<0.005	
8/4/2021	<0.005	
1/31/2022	<0.005	
8/11/2022	<0.005	
2/13/2023	<0.005	
7/25/2023	0.00053 (J)	
2/19/2024		<0.005

ND substitution: RL or RL/2 if <15% NDs.

Prediction Limit

Constituent: Cobalt (mg/L) Analysis Run 5/13/2024 10:19 AM View: Appendix I Intrawell

Plant Bowen Data: Bowen 3-4 CCR

	GWA-42	GWA-42
3/11/2016	<0.005	
5/16/2016	<0.005	
7/22/2016	0.0004 (J)	
9/19/2016	<0.005	
11/3/2016	<0.005	
1/17/2017	<0.005	
3/27/2017	<0.005	
6/7/2017	<0.005	
9/26/2017	<0.005	
3/14/2018	<0.005	
9/14/2018	<0.005	
3/14/2019	<0.005	
9/10/2019	<0.005	
3/6/2020	0.00039 (J)	
9/10/2020	<0.005	
3/11/2021	<0.005	
8/4/2021	<0.005	
1/31/2022	<0.005	
8/10/2022	<0.005	
2/13/2023	0.00039 (J)	
7/26/2023	<0.005	
2/20/2024		<0.005

ND substitution: RL or RL/2 if <15% NDs.

Prediction Limit

Constituent: Cobalt (mg/L) Analysis Run 5/13/2024 10:19 AM View: Appendix I Intrawell

Plant Bowen Data: Bowen 3-4 CCR

	GWA-43	GWA-43
3/11/2016	<0.005	
5/13/2016	<0.005	
7/19/2016	<0.005	
9/16/2016	<0.005	
11/2/2016	<0.005	
1/18/2017	<0.005	
3/28/2017	<0.005	
6/6/2017	<0.005	
9/22/2017	<0.005	
3/14/2018	<0.005	
9/12/2018	<0.005	
3/13/2019	<0.005	
9/11/2019	<0.005	
3/9/2020	0.00039 (J)	
9/11/2020	<0.005	
3/11/2021	<0.005	
8/6/2021	<0.005	
1/31/2022	<0.005	
8/11/2022	<0.005	
2/14/2023	<0.005	
7/25/2023	<0.005	
2/20/2024		<0.005

ND substitution: RL or RL/2 if <15% NDs.

Prediction Limit

Constituent: Cobalt (mg/L) Analysis Run 5/13/2024 10:19 AM View: Appendix I Intrawell

Plant Bowen Data: Bowen 3-4 CCR

	GWA-4RZ	GWA-4RZ
2/22/2017	<0.01	
4/7/2017	0.0018 (J)	
6/14/2017	0.0045 (JD)	
7/12/2017	0.0046 (JD)	
7/20/2017	0.0109 (D)	
7/28/2017	0.0104	
8/9/2017	0.0022 (J)	
8/24/2017	0.0076 (J)	
10/3/2017	0.0028 (JD)	
3/21/2018	0.014	
9/18/2018	0.017	
3/21/2019	0.022 (D)	
9/12/2019	0.02 (D)	
3/12/2020	0.013	
9/17/2020	0.019	
3/16/2021	0.015	
8/10/2021	0.011	
2/3/2022	0.0059	
8/17/2022	0.015	
2/17/2023	0.017	
7/28/2023	0.02	
2/27/2024		0.017

ND substitution: RL or RL/2 if <15% NDs.

Prediction Limit

Constituent: Cobalt (mg/L) Analysis Run 5/13/2024 10:19 AM View: Appendix I Intrawell

Plant Bowen Data: Bowen 3-4 CCR

	GWA-50R	GWA-50R
12/12/2008	<0.005	
4/23/2009	0.0029	
10/6/2009	<0.005	
5/3/2010	<0.005	
10/11/2010	<0.005	
4/27/2011	0.0028	
10/19/2011	<0.005	
5/1/2012	<0.005	
10/2/2012	<0.005	
4/10/2013	0.0014	
10/16/2013	0.0014	
4/22/2014	0.0013	
10/1/2014	<0.005	
3/30/2015	0.00079 (J)	
10/11/2015	<0.005	
3/28/2016	<0.005	
5/25/2016	<0.005	
8/1/2016	<0.005	
9/26/2016	<0.005	
11/11/2016	<0.005	
1/30/2017	<0.005	
4/3/2017	<0.005	
6/12/2017	<0.005	
10/2/2017	<0.005	
3/16/2018	<0.005	
9/18/2018	<0.005	
3/19/2019	<0.005	
9/12/2019	<0.005	
3/11/2020	<0.005	
9/15/2020	<0.005	
3/17/2021	<0.005	
8/9/2021	<0.005	
2/2/2022	<0.005	
8/17/2022	<0.005	
2/16/2023	<0.005	
7/28/2023	<0.005	
2/22/2024		<0.005

ND substitution: RL or RL/2 if <15% NDs.

Prediction Limit

Constituent: Cobalt (mg/L) Analysis Run 5/13/2024 10:19 AM View: Appendix I Intrawell

Plant Bowen Data: Bowen 3-4 CCR

	GWC-16R	GWC-16R
9/16/2014	0.0026	
10/4/2014	0.0015	
10/21/2014	0.00099 (J)	
11/11/2014	0.00097 (J)	
3/3/2015	0.00078 (J)	
3/18/2015	0.00081 (J)	
4/6/2015	0.0011 (J)	
4/23/2015	0.0007 (J)	
7/29/2015	<0.005	
3/3/2016	0.00451 (JD)	
5/10/2016	0.00478 (J)	
7/13/2016	0.0003 (J)	
9/15/2016	0.0018 (J)	
11/2/2016	0.0022 (J)	
1/11/2017	<0.005	
3/20/2017	<0.005	
5/23/2017	0.001 (J)	
9/21/2017	0.0006 (J)	
3/14/2018	0.00058 (J)	
9/7/2018	0.0034 (J)	
3/11/2019	<0.005	
9/9/2019	<0.005	
3/4/2020	<0.005	
9/9/2020	0.00069 (J)	
3/9/2021	0.00047 (J)	
7/30/2021	0.00052 (J)	
1/28/2022	<0.005	
8/11/2022	<0.005	
2/10/2023	<0.005	
8/4/2023	<0.005	
2/15/2024		<0.005

ND substitution: RL or RL/2 if <15% NDs.

Prediction Limit

Constituent: Cobalt (mg/L) Analysis Run 5/13/2024 10:19 AM View: Appendix I Intrawell

Plant Bowen Data: Bowen 3-4 CCR

	GWC-18	GWC-18
9/17/2014	<0.005	
10/4/2014	<0.005	
10/21/2014	<0.005	
11/5/2014	0.0005 (J)	
3/3/2015	<0.005	
3/18/2015	<0.005	
4/7/2015	<0.005	
4/23/2015	<0.005	
7/29/2015	0.00076 (J)	
3/7/2016	<0.005	
5/5/2016	<0.005	
7/13/2016	<0.005	
9/13/2016	<0.005	
10/31/2016	<0.005	
1/12/2017	<0.005	
3/23/2017	<0.005	
5/23/2017	<0.005	
9/25/2017	<0.005	
3/14/2018	<0.005	
9/11/2018	<0.005	
3/12/2019	<0.005	
9/9/2019	<0.005	
3/6/2020	<0.005	
9/9/2020	<0.005	
2/26/2021	<0.005	
7/29/2021	<0.005	
1/28/2022	<0.005	
8/10/2022	<0.005	
2/9/2023	<0.005	
8/3/2023	<0.005	
2/14/2024		<0.005

ND substitution: RL or RL/2 if <15% NDs.

Prediction Limit

Constituent: Cobalt (mg/L) Analysis Run 5/13/2024 10:19 AM View: Appendix I Intrawell

Plant Bowen Data: Bowen 3-4 CCR

	GWC-18R	GWC-18R
9/17/2014	<0.005	
10/4/2014	0.00063 (J)	
10/21/2014	0.00058 (J)	
11/11/2014	0.00058 (J)	
3/3/2015	0.00056 (J)	
3/18/2015	<0.005	
4/7/2015	<0.005	
4/23/2015	<0.005	
7/29/2015	<0.005	
3/7/2016	<0.005	
5/5/2016	<0.005	
7/13/2016	<0.005	
9/12/2016	<0.005	
11/1/2016	<0.005	
1/11/2017	<0.005	
3/20/2017	<0.005	
5/22/2017	<0.005	
9/21/2017	<0.005	
3/14/2018	<0.005	
9/7/2018	<0.005	
3/12/2019	<0.005	
9/6/2019	<0.005	
3/5/2020	<0.005	
9/9/2020	<0.005	
2/26/2021	<0.005	
7/29/2021	<0.005	
1/27/2022	<0.005	
8/10/2022	<0.005	
2/9/2023	<0.005	
8/4/2023	<0.005	
2/14/2024		<0.005

ND substitution: RL or RL/2 if <15% NDs.

Prediction Limit

Constituent: Cobalt (mg/L) Analysis Run 5/13/2024 10:19 AM View: Appendix I Intrawell

Plant Bowen Data: Bowen 3-4 CCR

	GWC-21R	GWC-21R
9/18/2014	<0.005	
10/5/2014	<0.005	
10/22/2014	<0.005	
11/5/2014	<0.005	
3/4/2015	<0.005	
3/19/2015	<0.005	
4/8/2015	<0.005	
4/24/2015	<0.005	
7/30/2015	<0.005	
3/8/2016	0.0183 (J)	
5/9/2016	0.00239 (J)	
7/15/2016	0.0008 (J)	
9/9/2016	<0.005	
10/27/2016	<0.005	
1/12/2017	<0.005	
3/21/2017	0.0005 (J)	
5/23/2017	<0.005	
9/19/2017	<0.005	
3/14/2018	0.00083 (J)	
9/10/2018	0.00071 (J)	
3/11/2019	0.00056 (J)	
9/6/2019	0.00051 (J)	
3/3/2020	<0.005	
9/8/2020	<0.005	
3/9/2021	0.0004 (J)	
8/2/2021	0.00048 (J)	
1/28/2022	<0.005	
8/10/2022	<0.005	
2/9/2023	<0.005	
8/4/2023	<0.005	
2/15/2024		<0.005

ND substitution: RL or RL/2 if <15% NDs.

Prediction Limit

Constituent: Cobalt (mg/L) Analysis Run 5/13/2024 10:19 AM View: Appendix I Intrawell

Plant Bowen Data: Bowen 3-4 CCR

	GWC-22R	GWC-22R
9/18/2014	<0.01	
10/5/2014	<0.01	
10/22/2014	<0.01	
11/5/2014	<0.01	
3/4/2015	<0.01	
3/19/2015	<0.01	
4/8/2015	<0.01	
4/24/2015	<0.01	
7/30/2015	<0.01	
3/7/2016	<0.01	
5/5/2016	<0.01	
7/14/2016	<0.01	
9/12/2016	<0.01	
10/27/2016	<0.01	
1/13/2017	<0.01	
3/20/2017	<0.01	
5/23/2017	<0.01	
9/19/2017	0.0012 (J)	
3/13/2018	<0.01	
9/7/2018	<0.01	
3/11/2019	<0.01	
9/5/2019	0.0012 (J)	
3/3/2020	0.00078 (J)	
9/8/2020	0.00087 (J)	
3/9/2021	0.00066 (J)	
8/2/2021	0.00045 (J)	
1/27/2022	0.0011 (J)	
8/10/2022	0.00078 (J)	
2/9/2023	0.00043 (J)	
8/3/2023	0.00047 (J)	
2/15/2024		0.0004 (J)

ND substitution: RL or RL/2 if <15% NDs.

Prediction Limit

Constituent: Cobalt (mg/L) Analysis Run 5/13/2024 10:19 AM View: Appendix I Intrawell

Plant Bowen Data: Bowen 3-4 CCR

	GWC-23R	GWC-23R
9/18/2014	<0.005	
10/5/2014	<0.005	
10/22/2014	<0.005	
11/5/2014	<0.005	
3/4/2015	<0.005	
3/20/2015	<0.005	
4/8/2015	<0.005	
4/23/2015	<0.005	
7/30/2015	<0.005	
3/9/2016	<0.005	
5/6/2016	<0.005	
7/15/2016	<0.005	
9/14/2016	<0.005	
11/1/2016	<0.005	
1/25/2017	<0.005	
3/22/2017	<0.005	
5/24/2017	<0.005	
9/21/2017	<0.005	
3/14/2018	<0.005	
9/11/2018	<0.005	
3/12/2019	<0.005	
9/6/2019	<0.005	
3/5/2020	<0.005	
9/9/2020	<0.005	
3/10/2021	<0.005	
7/30/2021	<0.005	
1/28/2022	<0.005	
8/11/2022	<0.005	
2/10/2023	<0.005	
8/3/2023	0.00047 (J)	
2/16/2024		0.00034 (J)

ND substitution: RL or RL/2 if <15% NDs.

Prediction Limit

Constituent: Cobalt (mg/L) Analysis Run 5/13/2024 10:19 AM View: Appendix I Intrawell

Plant Bowen Data: Bowen 3-4 CCR

	GWC-25R	GWC-25R
9/16/2014	0.0006 (J)	
10/4/2014	<0.005	
10/23/2014	<0.005	
11/10/2014	<0.005	
3/4/2015	<0.005	
3/20/2015	<0.005	
4/9/2015	<0.005	
4/23/2015	<0.005	
7/30/2015	<0.005	
3/8/2016	<0.005	
5/4/2016	<0.005	
7/18/2016	<0.005	
9/13/2016	<0.005	
10/27/2016	<0.005	
1/13/2017	<0.005	
3/16/2017	<0.005	
5/19/2017	<0.005	
9/19/2017	<0.005	
3/13/2018	<0.005	
9/11/2018	<0.005	
3/8/2019	<0.005	
9/5/2019	<0.005	
3/3/2020	<0.005	
9/4/2020	0.0012 (J)	
3/9/2021	<0.005	
8/2/2021	<0.005	
1/27/2022	<0.005	
8/9/2022	<0.005	
2/9/2023	<0.005	
8/3/2023	<0.005	
2/16/2024		<0.005

ND substitution: RL or RL/2 if <15% NDs.

Prediction Limit

Constituent: Cobalt (mg/L) Analysis Run 5/13/2024 10:19 AM View: Appendix I Intrawell

Plant Bowen Data: Bowen 3-4 CCR

	GWC-36RA	GWC-36RA
9/15/2014	0.0039	
10/3/2014	<0.005	
10/20/2014	0.0014	
11/10/2014	<0.005	
3/2/2015	<0.005	
3/17/2015	<0.005	
4/5/2015	<0.005	
4/21/2015	0.0012 (J)	
7/28/2015	0.0012 (J)	
3/1/2016	<0.005	
5/2/2016	<0.005	
7/6/2016	<0.005	
9/7/2016	<0.005	
10/25/2016	<0.005	
1/5/2017	<0.005	
3/14/2017	<0.005	
5/16/2017	<0.005	
9/15/2017	<0.005	
3/12/2018	<0.005	
9/6/2018	<0.005	
3/7/2019	<0.005	
9/4/2019	<0.005	
3/2/2020	<0.005	
9/14/2020	<0.005	
3/26/2021	<0.005	
7/27/2021	0.00096 (J)	
1/26/2022	<0.005	
8/8/2022	<0.005	
2/8/2023	<0.005	
8/3/2023	<0.005	
2/13/2024		<0.005

ND substitution: RL or RL/2 if <15% NDs.

Prediction Limit

Constituent: Cobalt (mg/L) Analysis Run 5/13/2024 10:19 AM View: Appendix I Intrawell

Plant Bowen Data: Bowen 3-4 CCR

	GWC-37	GWC-37
9/16/2014	0.00077 (J)	
10/3/2014	0.0013	
10/20/2014	0.001 (J)	
11/10/2014	<0.005	
3/2/2015	<0.005	
3/17/2015	<0.005	
4/5/2015	<0.005	
4/22/2015	<0.005	
7/28/2015	<0.005	
3/1/2016	0.00202 (J)	
5/3/2016	<0.005	
7/8/2016	0.0004 (J)	
9/7/2016	0.0009 (J)	
10/25/2016	0.0022 (J)	
1/6/2017	0.0011 (J)	
3/14/2017	0.0009 (J)	
5/16/2017	<0.005	
9/15/2017	<0.005	
3/12/2018	<0.005	
9/6/2018	<0.005	
3/6/2019	<0.005	
9/4/2019	<0.005	
3/2/2020	<0.005	
9/3/2020	<0.005	
2/24/2021	<0.005	
7/28/2021	<0.005	
1/26/2022	<0.005	
8/8/2022	<0.005	
2/8/2023	<0.005	
8/2/2023	<0.005	
2/13/2024		<0.005

ND substitution: RL or RL/2 if <15% NDs.

Prediction Limit

Constituent: Cobalt (mg/L) Analysis Run 5/13/2024 10:19 AM View: Appendix I Intrawell

Plant Bowen Data: Bowen 3-4 CCR

	GWC-38	GWC-38
9/16/2014	0.0028	
10/3/2014	0.0029	
10/20/2014	0.0022	
11/10/2014	0.0022	
3/17/2015	0.0044 (O)	
4/6/2015	0.002	
4/22/2015	0.0016	
7/28/2015	0.0017	
3/2/2016	<0.01 (O)	
5/3/2016	<0.01 (O)	
7/7/2016	0.0015 (J)	
9/8/2016	0.0018 (J)	
10/25/2016	0.0019 (J)	
2/9/2017	0.0017 (J)	
3/23/2017	0.0018 (J)	
5/17/2017	0.0016 (J)	
9/19/2017	0.0012 (J)	
3/13/2018	0.0013 (J)	
9/6/2018	0.00094 (J)	
3/7/2019	0.00087 (J)	
9/4/2019	0.000935 (JD)	
3/2/2020	0.0011 (J)	
9/3/2020	0.00091 (J)	
2/24/2021	0.0011 (J)	
7/28/2021	0.001 (J)	
1/25/2022	0.0011 (J)	
8/5/2022	0.00095 (J)	
2/8/2023	0.001 (J)	
8/2/2023	0.001 (J)	
2/13/2024		0.001 (J)

Prediction Limit

Constituent: Copper (mg/L) Analysis Run 5/13/2024 10:19 AM View: Appendix I Intrawell

Plant Bowen Data: Bowen 3-4 CCR

	GWA-1	GWA-1
8/23/2007	0.0066	
10/23/2007	0.0076	
11/18/2007	0.0055 (J)	
1/30/2008	0.0094	
3/10/2008	0.0056	
5/13/2008	0.0027	
12/5/2008	<0.005	
4/15/2009	<0.005	
10/7/2009	0.0076	
5/3/2010	<0.005	
10/12/2010	<0.005	
4/27/2011	<0.005	
10/17/2011	<0.005	
5/2/2012	<0.005	
10/8/2012	<0.005	
4/12/2013	<0.005	
10/16/2013	<0.005	
4/11/2014	0.005 (J)	
9/30/2014	<0.005	
3/30/2015	0.0033 (J)	
10/13/2015	0.0013 (J)	
3/22/2016	<0.005	
7/29/2016	<0.005	
3/30/2017	0.0004 (J)	
10/2/2017	0.0003 (J)	
3/16/2018	<0.005	
9/17/2018	<0.005 (D)	
3/20/2019	<0.005	
9/12/2019	<0.005	
3/11/2020	<0.005	
9/15/2020	<0.005	
3/16/2021	<0.005	
8/9/2021	<0.005	
2/1/2022	<0.005	
8/16/2022	<0.005	
2/16/2023	<0.005	
7/27/2023	0.0012 (J)	
2/22/2024		<0.005

ND substitution: RL or RL/2 if <15% NDs.

Prediction Limit

Constituent: Copper (mg/L) Analysis Run 5/13/2024 10:19 AM View: Appendix I Intrawell

Plant Bowen Data: Bowen 3-4 CCR

	GWA-2	GWA-2
8/23/2007	<0.005	
10/24/2007	0.0088	
11/18/2007	0.0075	
1/31/2008	<0.005	
3/11/2008	0.0068	
5/6/2008	<0.005	
12/4/2008	0.013	
4/21/2009	<0.005	
10/7/2009	<0.005	
4/26/2010	<0.005	
10/4/2010	0.0027	
4/13/2011	0.0029	
10/5/2011	<0.005	
4/11/2012	<0.005	
10/9/2012	<0.005	
4/15/2013	<0.005	
10/15/2013	<0.005	
4/22/2014	<0.005	
9/30/2014	<0.005	
3/30/2015	<0.005	
10/13/2015	<0.005	
3/23/2016	<0.005	
7/29/2016	0.0032 (J)	
3/30/2017	<0.005	
10/2/2017	<0.005	
3/19/2018	0.0025 (J)	
9/14/2018	<0.005	
3/20/2019	<0.005	
9/12/2019	0.01273 (JD)	
3/11/2020	0.0002 (J)	
9/15/2020	<0.005	
3/17/2021	<0.005	
8/9/2021	<0.005	
2/1/2022	<0.005	
8/16/2022	<0.005	
2/16/2023	<0.005	
7/27/2023	<0.005	
2/22/2024		<0.005

ND substitution: RL or RL/2 if <15% NDs.

Prediction Limit

Constituent: Copper (mg/L) Analysis Run 5/13/2024 10:19 AM View: Appendix I Intrawell

Plant Bowen Data: Bowen 3-4 CCR

	GWA-2R	GWA-2R
8/23/2007	0.0036	
10/24/2007	<0.005	
11/18/2007	0.013	
1/31/2008	0.0069	
3/10/2008	0.0044	
5/13/2008	0.0033	
12/4/2008	<0.005	
4/21/2009	<0.005	
10/8/2009	<0.005	
4/21/2010	<0.005	
9/28/2010	<0.005	
4/12/2011	<0.005	
10/4/2011	<0.005	
4/3/2012	<0.005	
10/9/2012	<0.005	
4/11/2013	<0.005	
10/16/2013	<0.005	
4/10/2014	0.005 (J)	
9/30/2014	<0.005	
3/30/2015	<0.005	
10/13/2015	<0.005	
3/23/2016	<0.005	
7/29/2016	0.0006 (J)	
4/3/2017	0.0004 (J)	
10/2/2017	0.0003 (J)	
3/16/2018	<0.005	
9/14/2018	<0.005	
3/19/2019	<0.005	
9/13/2019	0.00055 (J)	
3/11/2020	0.0011 (J)	
9/15/2020	<0.005	
3/16/2021	<0.005	
8/9/2021	0.0013 (J)	
2/1/2022	0.00096 (J)	
8/16/2022	<0.005	
2/16/2023	0.0011 (J)	
7/27/2023	0.0017 (J)	
2/26/2024		<0.005

ND substitution: RL or RL/2 if <15% NDs.

Prediction Limit

Constituent: Copper (mg/L) Analysis Run 5/13/2024 10:19 AM View: Appendix I Intrawell

Plant Bowen Data: Bowen 3-4 CCR

	GWA-39RZ	GWA-39RZ
5/16/2016	<0.005	
7/27/2016	0.0271 (O)	
2/21/2017	<0.005	
3/27/2017	<0.005	
9/29/2017	<0.005	
3/16/2018	<0.005	
9/14/2018	0.002 (J)	
3/14/2019	<0.005	
3/9/2020	0.011 (J)	
9/16/2020	<0.005	
3/16/2021	<0.005	
8/6/2021	<0.005	
2/2/2022	<0.005	
8/16/2022	<0.005	
2/14/2023	<0.005	
7/25/2023	<0.005	
2/19/2024		<0.005

ND substitution: RL or RL/2 if <15% NDs.

Prediction Limit

Constituent: Copper (mg/L) Analysis Run 5/13/2024 10:19 AM View: Appendix I Intrawell

Plant Bowen Data: Bowen 3-4 CCR

	GWA-39Z	GWA-39Z
3/14/2016	<0.005	
5/11/2016	<0.005	
7/19/2016	0.0005 (J)	
9/15/2016	<0.005	
11/2/2016	<0.005	
1/18/2017	<0.005	
3/28/2017	<0.005 (*)	
9/26/2017	0.0005 (J)	
3/14/2018	<0.005	
9/12/2018	<0.005	
3/15/2019	<0.005	
9/9/2019	<0.005	
3/9/2020	0.0007 (J)	
9/10/2020	<0.005	
3/12/2021	<0.005	
8/4/2021	<0.005	
1/31/2022	<0.005	
8/10/2022	<0.005	
2/13/2023	<0.005	
7/26/2023	<0.005	
2/19/2024		<0.005

ND substitution: RL or RL/2 if <15% NDs.

Prediction Limit

Constituent: Copper (mg/L) Analysis Run 5/13/2024 10:19 AM View: Appendix I Intrawell

Plant Bowen Data: Bowen 3-4 CCR

	GWA-3A	GWA-3A
8/23/2007	0.017	
11/2/2007	0.016	
11/18/2007	0.048	
1/31/2008	0.039	
3/11/2008	0.037	
5/14/2008	0.051	
12/5/2008	0.038	
4/15/2009	0.033	
10/8/2009	0.037	
4/28/2010	0.037	
10/6/2010	0.041	
4/21/2011	0.034	
10/13/2011	0.048	
5/1/2012	0.0427	
10/9/2012	0.038	
4/11/2013	0.038	
10/16/2013	0.036	
4/23/2014	0.03	
10/4/2014	0.029	
3/31/2015	0.026	
10/12/2015	0.05	
3/23/2016	0.0297	
7/29/2016	0.0419	
3/30/2017	0.0392	
10/4/2017	0.0343	
3/19/2018	0.033	
9/17/2018	0.033	
3/20/2019	0.026	
9/13/2019	0.026	
3/11/2020	0.027	
3/29/2021	<0.005	
8/9/2021	<0.005	
2/2/2022	<0.005	
8/16/2022	<0.005	
2/17/2023	<0.005	
8/1/2023	<0.005	
2/22/2024		<0.005

ND substitution: RL or RL/2 if <15% NDs.

Prediction Limit

Constituent: Copper (mg/L) Analysis Run 5/13/2024 10:19 AM View: Appendix I Intrawell

Plant Bowen Data: Bowen 3-4 CCR

	GWA-40	GWA-40
3/15/2016	<0.005	
5/11/2016	<0.005	
7/21/2016	<0.005	
9/15/2016	<0.005	
11/3/2016	<0.005	
1/17/2017	<0.005	
3/24/2017	<0.005	
9/26/2017	<0.005	
3/14/2018	<0.005	
9/12/2018	<0.005	
3/13/2019	<0.005	
9/9/2019	0.0022 (J)	
3/9/2020	<0.005	
9/11/2020	<0.005	
3/10/2021	<0.005	
8/4/2021	<0.005	
1/31/2022	<0.005	
8/12/2022	<0.005	
2/13/2023	<0.005	
7/26/2023	<0.005	
2/19/2024		<0.005

ND substitution: RL or RL/2 if <15% NDs.

Prediction Limit

Constituent: Copper (mg/L) Analysis Run 5/13/2024 10:19 AM View: Appendix I Intrawell

Plant Bowen Data: Bowen 3-4 CCR

	GWA-41	GWA-41
3/15/2016	<0.005	
5/12/2016	<0.005	
7/20/2016	<0.005	
9/15/2016	0.0007 (J)	
11/3/2016	<0.005	
1/18/2017	<0.005	
3/24/2017	<0.005	
9/25/2017	0.0003 (J)	
3/14/2018	<0.005	
9/12/2018	<0.005	
3/14/2019	<0.005	
9/10/2019	0.00038 (JD)	
3/6/2020	0.00093 (J)	
9/10/2020	<0.005	
3/11/2021	<0.005	
8/4/2021	<0.005	
1/31/2022	<0.005	
8/11/2022	<0.005	
2/13/2023	<0.005	
7/25/2023	<0.005	
2/19/2024		<0.005

ND substitution: RL or RL/2 if <15% NDs.

Prediction Limit

Constituent: Copper (mg/L) Analysis Run 5/13/2024 10:19 AM View: Appendix I Intrawell

Plant Bowen Data: Bowen 3-4 CCR

	GWA-41R	GWA-41R
3/15/2016	<0.005	
5/13/2016	<0.005	
7/21/2016	0.0005 (J)	
9/21/2016	<0.005	
11/3/2016	<0.005	
1/17/2017	<0.005	
3/27/2017	<0.005	
9/25/2017	0.0007 (J)	
3/14/2018	0.0021 (J)	
9/12/2018	<0.005	
3/14/2019	0.0022 (J)	
9/10/2019	0.0022 (J)	
3/9/2020	0.0014 (J)	
9/10/2020	<0.005	
3/10/2021	<0.005	
8/4/2021	0.0008 (J)	
1/31/2022	0.0028 (J)	
8/11/2022	<0.005	
2/13/2023	0.0012 (J)	
7/25/2023	<0.005	
2/19/2024		0.0011 (J)

ND substitution: RL or RL/2 if <15% NDs.

Prediction Limit

Constituent: Copper (mg/L) Analysis Run 5/13/2024 10:19 AM View: Appendix I Intrawell

Plant Bowen Data: Bowen 3-4 CCR

	GWA-42	GWA-42
3/11/2016	<0.005	
5/16/2016	<0.005	
7/22/2016	<0.005	
9/19/2016	0.003 (J)	
11/3/2016	<0.005	
1/17/2017	<0.005	
3/27/2017	<0.005	
9/26/2017	<0.005	
3/14/2018	<0.005	
9/14/2018	<0.005	
3/14/2019	<0.005	
9/10/2019	<0.005	
3/6/2020	0.00019 (J)	
9/10/2020	<0.005	
3/11/2021	<0.005	
8/4/2021	<0.005	
1/31/2022	<0.005	
8/10/2022	<0.005	
2/13/2023	<0.005	
7/26/2023	<0.005	
2/20/2024		<0.005

ND substitution: RL or RL/2 if <15% NDs.

Prediction Limit

Constituent: Copper (mg/L) Analysis Run 5/13/2024 10:19 AM View: Appendix I Intrawell

Plant Bowen Data: Bowen 3-4 CCR

	GWA-43	GWA-43
3/11/2016	<0.005	
5/13/2016	<0.005	
7/19/2016	<0.005	
9/16/2016	<0.005	
11/2/2016	<0.005	
1/18/2017	<0.005	
3/28/2017	<0.005 (*)	
9/22/2017	0.0004 (J)	
3/14/2018	<0.005	
9/12/2018	<0.005	
3/13/2019	<0.005	
9/11/2019	0.00036 (J)	
3/9/2020	0.00035 (J)	
9/11/2020	<0.005	
3/11/2021	<0.005	
8/6/2021	<0.005	
1/31/2022	0.0014 (J)	
8/11/2022	<0.005	
2/14/2023	<0.005	
7/25/2023	<0.005	
2/20/2024		0.00068 (J)

ND substitution: RL or RL/2 if <15% NDs.

Prediction Limit

Constituent: Copper (mg/L) Analysis Run 5/13/2024 10:19 AM View: Appendix I Intrawell

Plant Bowen Data: Bowen 3-4 CCR

	GWA-43R	GWA-43R
3/11/2016	<0.005	
5/13/2016	<0.005	
7/19/2016	<0.005	
9/16/2016	<0.005	
11/2/2016	<0.005	
1/18/2017	<0.005	
3/28/2017	<0.005 (*)	
9/22/2017	0.0006 (J)	
3/15/2018	<0.005	
9/12/2018	<0.005	
3/13/2019	0.0015 (J)	
9/11/2019	0.00026 (J)	
3/9/2020	0.00035 (J)	
9/14/2020	<0.005	
3/11/2021	<0.005	
8/5/2021	<0.005	
1/31/2022	<0.005	
8/10/2022	<0.005	
2/13/2023	<0.005	
7/25/2023	<0.005	
2/20/2024		<0.005

ND substitution: RL or RL/2 if <15% NDs.

Prediction Limit

Constituent: Copper (mg/L) Analysis Run 5/13/2024 10:19 AM View: Appendix I Intrawell

Plant Bowen Data: Bowen 3-4 CCR

	GWA-4RZ	GWA-4RZ
4/7/2017	0.0004 (J)	
10/3/2017	<0.005 (D)	
3/21/2018	<0.005	
9/18/2018	<0.005	
3/21/2019	<0.005 (D)	
9/12/2019	0.00045 (JD)	
3/12/2020	0.0002 (J)	
9/17/2020	<0.005	
3/16/2021	<0.005	
8/10/2021	<0.005	
2/3/2022	<0.005	
8/17/2022	<0.005	
2/17/2023	<0.005	
7/28/2023	<0.005	
2/27/2024		<0.005

ND substitution: RL or RL/2 if <15% NDs.

Prediction Limit

Constituent: Copper (mg/L) Analysis Run 5/13/2024 10:19 AM View: Appendix I Intrawell

Plant Bowen Data: Bowen 3-4 CCR

	GWA-50	GWA-50
12/12/2008	0.018	
4/23/2009	0.013	
10/6/2009	0.012	
4/27/2010	0.0095	
9/30/2010	0.0087	
4/14/2011	0.0061	
10/5/2011	<0.025	
4/11/2012	<0.025	
10/2/2012	<0.025	
4/9/2013	0.0053	
10/15/2013	0.0076	
4/10/2014	0.005	
10/1/2014	0.0047 (J)	
3/30/2015	0.0048 (J)	
10/11/2015	0.0055	
3/28/2016	<0.025	
8/1/2016	0.0025 (J)	
4/7/2017	0.003 (J)	
10/2/2017	0.0031 (J)	
3/16/2018	0.0037 (J)	
9/17/2018	0.0028 (J)	
3/19/2019	0.0023 (J)	
9/13/2019	0.0023 (J)	
3/11/2020	0.0026 (J)	
9/16/2020	0.0018 (J)	
3/17/2021	0.0019 (J)	
8/9/2021	0.0017 (J)	
2/1/2022	0.0017 (J)	
8/16/2022	0.0014 (J)	
2/16/2023	0.0015 (J)	
7/28/2023	0.0023 (J)	
2/22/2024		0.0015 (J)

ND substitution: RL or RL/2 if <15% NDs.

Prediction Limit

Constituent: Copper (mg/L) Analysis Run 5/13/2024 10:19 AM View: Appendix I Intrawell

Plant Bowen Data: Bowen 3-4 CCR

	GWA-50R	GWA-50R
12/12/2008	0.064 (O)	
4/23/2009	0.034	
10/6/2009	0.026	
5/3/2010	0.014	
10/11/2010	0.014	
4/27/2011	0.028	
10/19/2011	<0.013	
5/1/2012	0.0198	
10/2/2012	0.011	
4/10/2013	0.018	
10/16/2013	0.016	
4/22/2014	0.014	
10/1/2014	0.0041 (J)	
3/30/2015	0.012	
10/11/2015	0.0049 (J)	
3/28/2016	0.00734 (J)	
8/1/2016	0.0049 (J)	
4/3/2017	0.0023 (J)	
10/2/2017	0.0023 (J)	
3/16/2018	0.0035 (J)	
9/18/2018	0.0041 (J)	
3/19/2019	0.0029 (J)	
9/12/2019	0.0028 (J)	
3/11/2020	0.0035 (J)	
9/15/2020	0.0031 (J)	
3/17/2021	0.0024 (J)	
8/9/2021	0.0028 (J)	
2/2/2022	0.0033 (J)	
8/17/2022	0.0098	
2/16/2023	0.0028 (J)	
7/28/2023	0.0034 (J)	
2/22/2024		0.003 (J)

Prediction Limit

Constituent: Copper (mg/L) Analysis Run 5/13/2024 10:19 AM View: Appendix I Intrawell

Plant Bowen Data: Bowen 3-4 CCR

	GWC-16R	GWC-16R
9/16/2014	0.0042 (J)	
10/4/2014	0.0024 (J)	
10/21/2014	0.002 (J)	
11/11/2014	0.0021 (J)	
3/3/2015	0.0017 (J)	
3/18/2015	0.0019 (J)	
4/6/2015	0.0014 (J)	
4/23/2015	0.0022 (J)	
7/29/2015	0.00098 (J)	
3/3/2016	<0.005	
7/13/2016	0.0022 (J)	
3/20/2017	0.002 (J)	
9/21/2017	0.0018 (J)	
3/14/2018	0.0017 (J)	
9/7/2018	<0.005	
3/11/2019	<0.005	
9/9/2019	0.00082 (J)	
3/4/2020	0.0024 (J)	
9/9/2020	<0.005	
3/9/2021	0.0025 (J)	
7/30/2021	0.0024 (J)	
1/28/2022	0.00088 (J)	
8/11/2022	<0.005	
2/10/2023	0.0012 (J)	
8/4/2023	<0.005	
2/15/2024		0.0017 (J)

ND substitution: RL or RL/2 if <15% NDs.

Prediction Limit

Constituent: Copper (mg/L) Analysis Run 5/13/2024 10:19 AM View: Appendix I Intrawell

Plant Bowen Data: Bowen 3-4 CCR

	GWC-17R	GWC-17R
9/17/2014	<0.005	
10/4/2014	0.0012 (J)	
10/21/2014	0.0011 (J)	
11/11/2014	0.0015 (J)	
3/3/2015	0.0012 (J)	
3/18/2015	<0.005	
4/6/2015	0.00083 (J)	
4/23/2015	0.0012 (J)	
7/29/2015	<0.005	
3/4/2016	<0.005	
7/14/2016	0.0124 (J)	
3/21/2017	0.0005 (J)	
9/22/2017	0.0007 (J)	
3/14/2018	<0.005	
9/11/2018	<0.005	
3/12/2019	<0.005	
9/10/2019	<0.005	
3/5/2020	0.00023 (J)	
9/9/2020	<0.005	
3/10/2021	<0.005	
7/30/2021	<0.005	
1/28/2022	<0.005	
8/11/2022	<0.005	
2/10/2023	<0.005	
8/3/2023	<0.005	
2/15/2024		<0.005

ND substitution: RL or RL/2 if <15% NDs.

Prediction Limit

Constituent: Copper (mg/L) Analysis Run 5/13/2024 10:19 AM View: Appendix I Intrawell

Plant Bowen Data: Bowen 3-4 CCR

	GWC-18	GWC-18
9/17/2014	<0.005	
10/4/2014	<0.005	
10/21/2014	<0.005	
11/5/2014	<0.005	
3/3/2015	<0.005	
3/18/2015	<0.005	
4/7/2015	<0.005	
4/23/2015	<0.005	
7/29/2015	<0.005	
3/7/2016	<0.005	
7/13/2016	<0.005	
3/23/2017	<0.005	
9/25/2017	<0.005	
3/14/2018	<0.005	
9/11/2018	<0.005	
3/12/2019	<0.005	
9/9/2019	<0.005	
3/6/2020	0.00023 (J)	
9/9/2020	<0.005	
2/26/2021	<0.005	
7/29/2021	<0.005	
1/28/2022	<0.005	
8/10/2022	<0.005	
2/9/2023	<0.005	
8/3/2023	<0.005	
2/14/2024		<0.005

ND substitution: RL or RL/2 if <15% NDs.

Prediction Limit

Constituent: Copper (mg/L) Analysis Run 5/13/2024 10:19 AM View: Appendix I Intrawell

Plant Bowen Data: Bowen 3-4 CCR

	GWC-18R	GWC-18R
9/17/2014	<0.005	
10/4/2014	0.00086 (J)	
10/21/2014	<0.005	
11/11/2014	<0.005	
3/3/2015	<0.005	
3/18/2015	<0.005	
4/7/2015	<0.005	
4/23/2015	<0.005	
7/29/2015	<0.005	
3/7/2016	<0.005	
7/13/2016	<0.005	
3/20/2017	<0.005	
9/21/2017	0.0003 (J)	
3/14/2018	<0.005	
9/7/2018	<0.005	
3/12/2019	<0.005	
9/6/2019	<0.005	
3/5/2020	<0.005	
9/9/2020	<0.005	
2/26/2021	<0.005	
7/29/2021	<0.005	
1/27/2022	<0.005	
8/10/2022	<0.005	
2/9/2023	<0.005	
8/4/2023	<0.005	
2/14/2024		<0.005

ND substitution: RL or RL/2 if <15% NDs.

Prediction Limit

Constituent: Copper (mg/L) Analysis Run 5/13/2024 10:19 AM View: Appendix I Intrawell

Plant Bowen Data: Bowen 3-4 CCR

	GWC-19R	GWC-19R
9/17/2014	<0.005	
10/4/2014	<0.005	
10/21/2014	<0.005	
11/5/2014	<0.005	
3/3/2015	<0.005	
3/19/2015	<0.005	
4/7/2015	<0.005	
4/24/2015	<0.005	
7/29/2015	<0.005	
3/7/2016	<0.005	
7/14/2016	<0.005	
3/21/2017	0.0006 (J)	
9/20/2017	0.0003 (J)	
3/14/2018	<0.005	
9/10/2018	<0.005	
3/12/2019	<0.005	
9/9/2019	<0.005	
3/4/2020	0.00036 (J)	
9/9/2020	<0.005	
2/26/2021	<0.005	
8/5/2021	<0.005	
1/27/2022	<0.005	
8/9/2022	<0.005	
2/9/2023	<0.005	
8/4/2023	<0.005	
2/14/2024		<0.005

ND substitution: RL or RL/2 if <15% NDs.

Prediction Limit

Constituent: Copper (mg/L) Analysis Run 5/13/2024 10:19 AM View: Appendix I Intrawell

Plant Bowen Data: Bowen 3-4 CCR

	GWC-20R	GWC-20R
9/18/2014	<0.005	
10/5/2014	<0.005	
10/22/2014	<0.005	
11/5/2014	<0.005	
3/4/2015	<0.005	
3/19/2015	<0.005	
4/7/2015	<0.005	
4/24/2015	<0.005	
7/30/2015	<0.005	
3/8/2016	<0.005	
7/14/2016	<0.005	
3/22/2017	<0.005	
9/19/2017	0.0008 (J)	
3/14/2018	<0.005	
9/10/2018	<0.005	
3/12/2019	<0.005	
9/6/2019	<0.005	
3/5/2020	<0.005	
9/4/2020	<0.005	
3/9/2021	<0.005	
8/2/2021	<0.005	
1/27/2022	<0.005	
8/9/2022	<0.005	
2/10/2023	<0.005	
8/3/2023	<0.005	
2/15/2024		<0.005

ND substitution: RL or RL/2 if <15% NDs.

Prediction Limit

Constituent: Copper (mg/L) Analysis Run 5/13/2024 10:19 AM View: Appendix I Intrawell

Plant Bowen Data: Bowen 3-4 CCR

	GWC-21R	GWC-21R
9/18/2014	<0.005	
10/5/2014	0.0016 (J)	
10/22/2014	0.0018 (J)	
11/5/2014	0.0015 (J)	
3/4/2015	<0.005	
3/19/2015	<0.005	
4/8/2015	<0.005	
4/24/2015	0.0016 (J)	
7/30/2015	<0.005	
3/8/2016	<0.005	
7/15/2016	0.0009 (J)	
3/21/2017	0.0009 (J)	
9/19/2017	0.0006 (J)	
3/14/2018	<0.005	
9/10/2018	<0.005	
3/11/2019	<0.005	
9/6/2019	0.01 (J)	
3/3/2020	0.00049 (J)	
9/8/2020	<0.005	
3/9/2021	<0.005	
8/2/2021	0.00081 (J)	
1/28/2022	<0.005	
8/10/2022	<0.005	
2/9/2023	0.0011 (J)	
8/4/2023	0.0016 (J)	
2/15/2024		0.00092 (J)

ND substitution: RL or RL/2 if <15% NDs.

Prediction Limit

Constituent: Copper (mg/L) Analysis Run 5/13/2024 10:19 AM View: Appendix I Intrawell

Plant Bowen Data: Bowen 3-4 CCR

	GWC-22R	GWC-22R
9/18/2014	<0.005	
10/5/2014	<0.005	
10/22/2014	<0.005	
11/5/2014	<0.005	
3/4/2015	<0.005	
3/19/2015	<0.005	
4/8/2015	<0.005	
4/24/2015	<0.005	
7/30/2015	<0.005	
3/7/2016	<0.005	
7/14/2016	<0.005	
3/20/2017	0.0012 (J)	
9/19/2017	<0.005	
3/13/2018	<0.005	
9/7/2018	<0.005	
3/11/2019	<0.005	
9/5/2019	<0.005	
3/3/2020	0.00022 (J)	
9/8/2020	<0.005	
3/9/2021	<0.005	
8/2/2021	<0.005	
1/27/2022	<0.005	
8/10/2022	<0.005	
2/9/2023	<0.005	
8/3/2023	<0.005	
2/15/2024		<0.005

ND substitution: RL or RL/2 if <15% NDs.

Prediction Limit

Constituent: Copper (mg/L) Analysis Run 5/13/2024 10:19 AM View: Appendix I Intrawell

Plant Bowen Data: Bowen 3-4 CCR

	GWC-23R	GWC-23R
9/18/2014	<0.005	
10/5/2014	<0.005	
10/22/2014	<0.005	
11/5/2014	0.001 (J)	
3/4/2015	0.0014 (J)	
3/20/2015	<0.005	
4/8/2015	0.0014 (J)	
4/23/2015	<0.005	
7/30/2015	<0.005	
3/9/2016	<0.005	
7/15/2016	<0.005	
3/22/2017	0.0005 (J)	
9/21/2017	0.0005 (J)	
3/14/2018	<0.005	
9/11/2018	<0.005	
3/12/2019	<0.005	
9/6/2019	0.00037 (J)	
3/5/2020	0.0003 (J)	
9/9/2020	<0.005	
3/10/2021	<0.005	
7/30/2021	<0.005	
1/28/2022	0.00068 (J)	
8/11/2022	<0.005	
2/10/2023	<0.005	
8/3/2023	<0.005	
2/16/2024		<0.005

ND substitution: RL or RL/2 if <15% NDs.

Prediction Limit

Constituent: Copper (mg/L) Analysis Run 5/13/2024 10:19 AM View: Appendix I Intrawell

Plant Bowen Data: Bowen 3-4 CCR

	GWC-24R	GWC-24R
9/16/2014	<0.005	
10/4/2014	<0.005	
10/23/2014	<0.005	
11/10/2014	<0.005	
3/4/2015	<0.005	
3/20/2015	<0.005	
4/8/2015	<0.005	
4/23/2015	0.0011 (J)	
7/30/2015	<0.005	
3/4/2016	<0.005	
7/12/2016	<0.005	
3/20/2017	0.0003 (J)	
9/19/2017	<0.005	
3/13/2018	<0.005	
9/11/2018	<0.005	
3/8/2019	<0.005	
9/5/2019	0.001 (JD)	
3/3/2020	0.00097 (J)	
9/9/2020	0.0017 (J)	
3/9/2021	<0.005	
7/29/2021	0.00051 (J)	
1/28/2022	<0.005	
8/9/2022	<0.005	
2/9/2023	<0.005	
8/3/2023	<0.005	
2/15/2024		0.00053 (J)

ND substitution: RL or RL/2 if <15% NDs.

Prediction Limit

Constituent: Copper (mg/L) Analysis Run 5/13/2024 10:19 AM View: Appendix I Intrawell

Plant Bowen Data: Bowen 3-4 CCR

	GWC-25R	GWC-25R
9/16/2014	<0.005	
10/4/2014	<0.005	
10/23/2014	<0.005	
11/10/2014	<0.005	
3/4/2015	<0.005	
3/20/2015	<0.005	
4/9/2015	<0.005	
4/23/2015	<0.005	
7/30/2015	<0.005	
3/8/2016	<0.005	
7/18/2016	<0.005	
3/16/2017	<0.005	
9/19/2017	<0.005	
3/13/2018	<0.005	
9/11/2018	<0.005	
3/8/2019	<0.005	
9/5/2019	<0.005	
3/3/2020	0.00027 (J)	
9/4/2020	<0.005	
3/9/2021	<0.005	
8/2/2021	<0.005	
1/27/2022	<0.005	
8/9/2022	<0.005	
2/9/2023	<0.005	
8/3/2023	<0.005	
2/16/2024		<0.005

ND substitution: RL or RL/2 if <15% NDs.

Prediction Limit

Constituent: Copper (mg/L) Analysis Run 5/13/2024 10:19 AM View: Appendix I Intrawell

Plant Bowen Data: Bowen 3-4 CCR

	GWC-36RA	GWC-36RA
9/15/2014	0.0049 (J)	
10/3/2014	<0.005	
10/20/2014	0.0024 (J)	
11/10/2014	<0.005	
3/2/2015	<0.005	
3/17/2015	<0.005	
4/5/2015	<0.005	
4/21/2015	0.0017 (J)	
7/28/2015	0.00097 (J)	
3/1/2016	<0.005	
7/6/2016	<0.005	
3/14/2017	0.0003 (J)	
9/15/2017	<0.005	
3/12/2018	<0.005	
9/6/2018	<0.005	
3/7/2019	<0.005	
9/4/2019	<0.005	
3/2/2020	0.00043 (J)	
9/14/2020	<0.005	
3/26/2021	<0.005	
7/27/2021	<0.005	
1/26/2022	<0.005	
8/8/2022	<0.005	
2/8/2023	<0.005	
8/3/2023	<0.005	
2/13/2024		0.00049 (J)

ND substitution: RL or RL/2 if <15% NDs.

Prediction Limit

Constituent: Copper (mg/L) Analysis Run 5/13/2024 10:19 AM View: Appendix I Intrawell

Plant Bowen Data: Bowen 3-4 CCR

	GWC-37	GWC-37
9/16/2014	0.018	
10/3/2014	0.021	
10/20/2014	0.022	
11/10/2014	0.02	
3/2/2015	0.015	
3/17/2015	0.016	
4/5/2015	0.016	
4/22/2015	0.013	
7/28/2015	0.02	
3/1/2016	0.0103 (J)	
7/8/2016	0.0152 (J)	
3/14/2017	0.0085 (J)	
9/15/2017	0.0058 (J)	
3/12/2018	0.0053 (J)	
9/6/2018	0.0054 (J)	
3/6/2019	<0.005	
9/4/2019	0.0082 (J)	
3/2/2020	0.0068 (J)	
9/3/2020	0.0067 (J)	
2/24/2021	0.0083	
7/28/2021	0.014	
1/26/2022	0.013	
8/8/2022	0.0087	
2/8/2023	0.011	
8/2/2023	0.014	
2/13/2024		<0.005

ND substitution: RL or RL/2 if <15% NDs.

Prediction Limit

Constituent: Copper (mg/L) Analysis Run 5/13/2024 10:19 AM View: Appendix I Intrawell

Plant Bowen Data: Bowen 3-4 CCR

	GWC-38	GWC-38
9/16/2014	<0.005	
10/3/2014	0.00089 (J)	
10/20/2014	0.00087 (J)	
11/10/2014	<0.005	
3/2/2015	0.004 (J)	
3/17/2015	0.0016 (J)	
4/6/2015	0.00083 (J)	
4/22/2015	0.00085 (J)	
7/28/2015	<0.005	
3/2/2016	<0.005	
7/7/2016	<0.005	
3/23/2017	<0.005	
9/19/2017	0.0004 (J)	
3/13/2018	<0.005	
9/6/2018	<0.005	
3/7/2019	<0.005	
9/4/2019	<0.005	
3/2/2020	0.00019 (J)	
9/3/2020	<0.005	
2/24/2021	<0.005	
7/28/2021	<0.005	
1/25/2022	<0.005	
8/5/2022	<0.005	
2/8/2023	<0.005	
8/2/2023	<0.005	
2/13/2024		<0.005

ND substitution: RL or RL/2 if <15% NDs.

Prediction Limit

Constituent: Lead (mg/L) Analysis Run 5/13/2024 10:19 AM View: Appendix I Intrawell

Plant Bowen Data: Bowen 3-4 CCR

	GWA-1	GWA-1
8/23/2007	<0.001	
10/23/2007	<0.001	
11/18/2007	<0.001	
1/30/2008	<0.001	
3/10/2008	<0.001	
5/13/2008	<0.001	
12/5/2008	<0.001	
4/15/2009	<0.001	
10/7/2009	<0.001	
5/3/2010	<0.001	
10/12/2010	<0.001	
4/27/2011	<0.001	
10/17/2011	<0.001	
5/2/2012	<0.001	
10/8/2012	<0.001	
4/12/2013	<0.001	
10/16/2013	<0.001	
4/11/2014	<0.001	
9/30/2014	<0.001	
3/30/2015	0.0028 (J)	
10/13/2015	<0.001	
3/22/2016	<0.001	
5/19/2016	<0.001	
7/29/2016	0.0002 (J)	
9/23/2016	<0.001	
11/9/2016	0.0004 (J)	
1/30/2017	<0.001	
3/30/2017	8E-05 (J)	
6/9/2017	0.0001 (J)	
10/2/2017	0.0002 (J)	
3/16/2018	<0.001	
9/17/2018	<0.001 (D)	
3/20/2019	<0.001	
9/12/2019	<0.001	
3/11/2020	<0.001	
9/15/2020	9.3E-05 (J)	
3/16/2021	5.2E-05 (J)	
8/9/2021	<0.001	
2/1/2022	<0.001	
8/16/2022	<0.001	
2/16/2023	<0.001	
7/27/2023	<0.001	
2/22/2024		<0.001

ND substitution: RL or RL/2 if <15% NDs.

Prediction Limit

Constituent: Lead (mg/L) Analysis Run 5/13/2024 10:19 AM View: Appendix I Intrawell

Plant Bowen Data: Bowen 3-4 CCR

	GWA-2	GWA-2
8/23/2007	<0.001	
10/24/2007	<0.001	
11/18/2007	<0.001	
1/31/2008	<0.001	
3/11/2008	<0.001	
5/6/2008	<0.001	
12/4/2008	<0.001	
4/21/2009	<0.001	
10/7/2009	<0.001	
4/26/2010	<0.001	
10/4/2010	<0.001	
4/13/2011	<0.001	
10/5/2011	<0.001	
4/11/2012	<0.001	
10/9/2012	<0.001	
4/15/2013	<0.001	
10/15/2013	<0.001	
4/22/2014	<0.001	
9/30/2014	<0.001	
3/30/2015	<0.001	
10/13/2015	<0.001	
3/23/2016	<0.001	
5/20/2016	<0.001	
7/29/2016	0.0001 (J)	
9/23/2016	<0.001	
11/9/2016	<0.001	
1/31/2017	<0.001	
3/30/2017	<0.001	
6/12/2017	<0.001	
10/2/2017	<0.001	
3/19/2018	<0.001	
9/14/2018	<0.001	
3/20/2019	<0.001	
9/12/2019	0.002536 (JD)	
3/11/2020	<0.001	
9/15/2020	<0.001	
3/17/2021	<0.001	
8/9/2021	<0.001	
2/1/2022	<0.001	
8/16/2022	<0.001	
2/16/2023	<0.001	
7/27/2023	<0.001	
2/22/2024		<0.001

ND substitution: RL or RL/2 if <15% NDs.

Prediction Limit

Constituent: Lead (mg/L) Analysis Run 5/13/2024 10:19 AM View: Appendix I Intrawell

Plant Bowen Data: Bowen 3-4 CCR

	GWA-2R	GWA-2R
8/23/2007	<0.001	
10/24/2007	<0.001	
11/18/2007	<0.001	
1/31/2008	<0.001	
3/10/2008	<0.001	
5/13/2008	<0.001	
12/4/2008	<0.001	
4/21/2009	<0.001	
10/8/2009	<0.001	
4/21/2010	<0.001	
9/28/2010	<0.001	
4/12/2011	<0.001	
10/4/2011	<0.001	
4/3/2012	<0.001	
10/9/2012	<0.001	
4/11/2013	<0.001	
10/16/2013	<0.001	
4/10/2014	<0.001	
9/30/2014	<0.001	
3/30/2015	<0.001	
10/13/2015	<0.001	
3/23/2016	<0.001	
5/19/2016	<0.001	
7/29/2016	<0.001	
9/22/2016	<0.001	
11/10/2016	<0.001	
1/31/2017	<0.001	
4/3/2017	<0.001	
6/9/2017	<0.001	
10/2/2017	<0.001	
3/16/2018	<0.001	
9/14/2018	<0.001	
3/19/2019	<0.001	
9/13/2019	<0.001	
3/11/2020	5.8E-05 (J)	
9/15/2020	5E-05 (J)	
3/16/2021	7E-05 (J)	
8/9/2021	<0.001	
2/1/2022	<0.001	
8/16/2022	<0.001	
2/16/2023	<0.001	
7/27/2023	<0.001	
2/26/2024		<0.001

ND substitution: RL or RL/2 if <15% NDs.

Prediction Limit

Constituent: Lead (mg/L) Analysis Run 5/13/2024 10:19 AM View: Appendix I Intrawell

Plant Bowen Data: Bowen 3-4 CCR

	GWA-39RZ	GWA-39RZ
5/16/2016	<0.001 (D)	
7/27/2016	0.0011 (JD)	
2/21/2017	<0.001	
3/27/2017	<0.001 (D)	
6/8/2017	<0.001 (D)	
7/17/2017	<0.001 (D)	
7/27/2017	0.0001 (J)	
8/9/2017	<0.001	
9/29/2017	<0.001 (D)	
3/16/2018	<0.001	
9/14/2018	<0.001	
3/14/2019	<0.001	
3/9/2020	0.00027 (J)	
9/16/2020	0.0005 (J)	
3/16/2021	0.0002 (J)	
8/6/2021	<0.001	
2/2/2022	<0.001	
8/16/2022	<0.001	
2/14/2023	<0.001	
7/25/2023	0.00014 (J)	
2/19/2024		<0.001

ND substitution: RL or RL/2 if <15% NDs.

Prediction Limit

Constituent: Lead (mg/L) Analysis Run 5/13/2024 10:19 AM View: Appendix I Intrawell

Plant Bowen Data: Bowen 3-4 CCR

	GWA-39Z	GWA-39Z
3/14/2016	<0.001	
5/11/2016	<0.001	
7/19/2016	<0.001	
9/15/2016	<0.001	
11/2/2016	<0.001	
1/18/2017	<0.001	
3/28/2017	<0.001 (*)	
6/7/2017	8E-05 (J)	
9/26/2017	0.0002 (J)	
3/14/2018	<0.001	
9/12/2018	<0.001	
3/15/2019	<0.001	
9/9/2019	<0.001	
3/9/2020	5.5E-05 (J)	
9/10/2020	<0.001	
3/12/2021	0.0002 (J)	
8/4/2021	<0.001	
1/31/2022	<0.001	
8/10/2022	<0.001	
2/13/2023	<0.001	
7/26/2023	<0.001	
2/19/2024		<0.001

ND substitution: RL or RL/2 if <15% NDs.

Prediction Limit

Constituent: Lead (mg/L) Analysis Run 5/13/2024 10:19 AM View: Appendix I Intrawell

Plant Bowen Data: Bowen 3-4 CCR

	GWA-40	GWA-40
3/15/2016	<0.001	
5/11/2016	<0.001	
7/21/2016	<0.001	
9/15/2016	<0.001	
11/3/2016	<0.001	
1/17/2017	<0.001	
3/24/2017	<0.001 (*)	
5/24/2017	0.0001 (J)	
9/26/2017	0.0001 (J)	
3/14/2018	0.00046 (J)	
9/12/2018	<0.001	
3/13/2019	<0.001	
9/9/2019	<0.001	
3/9/2020	9.5E-05 (J)	
9/11/2020	<0.001	
3/10/2021	<0.001	
8/4/2021	<0.001	
1/31/2022	<0.001	
8/12/2022	<0.001	
2/13/2023	<0.001	
7/26/2023	<0.001	
2/19/2024		<0.001

ND substitution: RL or RL/2 if <15% NDs.

Prediction Limit

Constituent: Lead (mg/L) Analysis Run 5/13/2024 10:19 AM View: Appendix I Intrawell

Plant Bowen Data: Bowen 3-4 CCR

	GWA-41	GWA-41
3/15/2016	<0.001	
5/12/2016	<0.001	
7/20/2016	<0.001	
9/15/2016	<0.001	
11/3/2016	<0.001	
1/18/2017	<0.001	
3/24/2017	<0.001	
6/6/2017	<0.001	
9/25/2017	<0.001	
3/14/2018	<0.001	
9/12/2018	<0.001	
3/14/2019	<0.001	
9/10/2019	<0.001 (D)	
3/6/2020	9.1E-05 (J)	
9/10/2020	<0.001	
3/11/2021	<0.001	
8/4/2021	<0.001	
1/31/2022	<0.001	
8/11/2022	<0.001	
2/13/2023	<0.001	
7/25/2023	<0.001	
2/19/2024		<0.001

ND substitution: RL or RL/2 if <15% NDs.

Prediction Limit

Constituent: Lead (mg/L) Analysis Run 5/13/2024 10:19 AM View: Appendix I Intrawell

Plant Bowen Data: Bowen 3-4 CCR

	GWA-41R	GWA-41R
3/15/2016	<0.001	
5/13/2016	<0.001	
7/21/2016	0.0001 (J)	
9/21/2016	<0.001	
11/3/2016	<0.001	
1/17/2017	<0.001	
3/27/2017	<0.001	
6/6/2017	<0.001	
9/25/2017	0.0001 (J)	
3/14/2018	0.00031 (J)	
9/12/2018	<0.001	
3/14/2019	0.00031 (J)	
9/10/2019	<0.001	
3/9/2020	4.9E-05 (J)	
9/10/2020	<0.001	
3/10/2021	0.00012 (J)	
8/4/2021	<0.001	
1/31/2022	<0.001	
8/11/2022	<0.001	
2/13/2023	<0.001	
7/25/2023	<0.001	
2/19/2024		<0.001

ND substitution: RL or RL/2 if <15% NDs.

Prediction Limit

Constituent: Lead (mg/L) Analysis Run 5/13/2024 10:19 AM View: Appendix I Intrawell

Plant Bowen Data: Bowen 3-4 CCR

	GWA-42	GWA-42
3/11/2016	<0.001	
5/16/2016	<0.001	
7/22/2016	0.0001 (J)	
9/19/2016	0.0002 (J)	
11/3/2016	<0.001	
1/17/2017	<0.001	
3/27/2017	<0.001	
6/7/2017	<0.001	
9/26/2017	<0.001	
3/14/2018	<0.001	
9/14/2018	<0.001	
3/14/2019	<0.001	
9/10/2019	<0.001	
3/6/2020	0.00011 (J)	
9/10/2020	<0.001	
3/11/2021	<0.001	
8/4/2021	<0.001	
1/31/2022	<0.001	
8/10/2022	<0.001	
2/13/2023	<0.001	
7/26/2023	<0.001	
2/20/2024		<0.001

ND substitution: RL or RL/2 if <15% NDs.

Prediction Limit

Constituent: Lead (mg/L) Analysis Run 5/13/2024 10:19 AM View: Appendix I Intrawell

Plant Bowen Data: Bowen 3-4 CCR

	GWA-43	GWA-43
3/11/2016	<0.001	
5/13/2016	<0.001	
7/19/2016	<0.001	
9/16/2016	<0.001	
11/2/2016	<0.001	
1/18/2017	<0.001	
3/28/2017	<0.001	
6/6/2017	7E-05 (J)	
9/22/2017	8E-05 (J)	
3/14/2018	<0.001	
9/12/2018	<0.001	
3/13/2019	<0.001	
9/11/2019	0.0001 (J)	
3/9/2020	9.1E-05 (J)	
9/11/2020	4.6E-05 (J)	
3/11/2021	6.3E-05 (J)	
8/6/2021	<0.001	
1/31/2022	<0.001	
8/11/2022	<0.001	
2/14/2023	<0.001	
7/25/2023	0.00018 (J)	
2/20/2024		<0.001

ND substitution: RL or RL/2 if <15% NDs.

Prediction Limit

Constituent: Lead (mg/L) Analysis Run 5/13/2024 10:19 AM View: Appendix I Intrawell

Plant Bowen Data: Bowen 3-4 CCR

	GWA-43R	GWA-43R
3/11/2016	<0.001	
5/13/2016	<0.001	
7/19/2016	<0.001	
9/16/2016	<0.001	
11/2/2016	<0.001	
1/18/2017	<0.001	
3/28/2017	<0.001	
6/6/2017	0.0001 (J)	
9/22/2017	7E-05 (J)	
3/15/2018	0.0038 (J)	
9/12/2018	<0.001	
3/13/2019	<0.001	
9/11/2019	9.2E-05 (J)	
3/9/2020	9.6E-05 (J)	
9/14/2020	6.6E-05 (J)	
3/11/2021	0.00013 (J)	
8/5/2021	<0.001	
1/31/2022	<0.001	
8/10/2022	<0.001	
2/13/2023	<0.001	
7/25/2023	<0.001	
2/20/2024		<0.001

ND substitution: RL or RL/2 if <15% NDs.

Prediction Limit

Constituent: Lead (mg/L) Analysis Run 5/13/2024 10:19 AM View: Appendix I Intrawell

Plant Bowen Data: Bowen 3-4 CCR

	GWA-4RZ	GWA-4RZ
2/22/2017	0.0002 (J)	
4/7/2017	<0.001	
6/14/2017	<0.001 (D)	
7/12/2017	<0.001 (D)	
7/20/2017	<0.001 (D)	
7/28/2017	<0.001	
8/9/2017	<0.001	
8/24/2017	<0.001	
10/3/2017	<0.001 (D)	
3/21/2018	<0.001	
9/18/2018	<0.001	
3/21/2019	<0.001 (D)	
9/12/2019	6.5E-05 (JD)	
3/12/2020	<0.001	
9/17/2020	<0.001	
3/16/2021	<0.001	
8/10/2021	<0.001	
2/3/2022	<0.001	
8/17/2022	<0.001	
2/17/2023	<0.001	
7/28/2023	<0.001	
2/27/2024		<0.001

ND substitution: RL or RL/2 if <15% NDs.

Prediction Limit

Constituent: Lead (mg/L) Analysis Run 5/13/2024 10:19 AM View: Appendix I Intrawell

Plant Bowen Data: Bowen 3-4 CCR

	GWA-50	GWA-50
12/12/2008	<0.001	
4/23/2009	<0.001	
10/6/2009	<0.001	
4/27/2010	<0.001	
9/30/2010	<0.001	
4/14/2011	<0.001	
10/5/2011	<0.001	
4/11/2012	<0.001	
10/2/2012	<0.001	
4/9/2013	<0.001	
10/15/2013	<0.001	
4/10/2014	<0.001	
10/1/2014	<0.001	
3/30/2015	<0.001	
10/11/2015	<0.001	
3/28/2016	<0.001	
5/23/2016	<0.001	
8/1/2016	<0.001	
9/26/2016	0.0001 (J)	
11/10/2016	<0.001	
1/30/2017	<0.001	
4/7/2017	<0.001	
6/12/2017	<0.001	
10/2/2017	0.0003 (J)	
3/16/2018	<0.001	
9/17/2018	<0.001	
3/19/2019	<0.001	
9/13/2019	<0.001	
3/11/2020	<0.001	
9/16/2020	9.3E-05 (J)	
3/17/2021	<0.001	
8/9/2021	<0.001	
2/1/2022	<0.001	
8/16/2022	<0.001	
2/16/2023	<0.001	
7/28/2023	<0.001	
2/22/2024		<0.001

ND substitution: RL or RL/2 if <15% NDs.

Prediction Limit

Constituent: Lead (mg/L) Analysis Run 5/13/2024 10:19 AM View: Appendix I Intrawell

Plant Bowen Data: Bowen 3-4 CCR

	GWA-50R	GWA-50R
12/12/2008	<0.001	
4/23/2009	<0.001	
10/6/2009	<0.001	
5/3/2010	<0.001	
10/11/2010	<0.001	
4/27/2011	<0.001	
10/19/2011	<0.001	
5/1/2012	0.0012	
10/2/2012	<0.001	
4/10/2013	<0.001	
10/16/2013	<0.001	
4/22/2014	<0.001	
10/1/2014	<0.001	
3/30/2015	<0.001	
10/11/2015	<0.001	
3/28/2016	<0.001	
5/25/2016	<0.001	
8/1/2016	<0.001	
9/26/2016	<0.001	
11/11/2016	<0.001	
1/30/2017	<0.001	
4/3/2017	<0.001	
6/12/2017	<0.001	
10/2/2017	<0.001	
3/16/2018	<0.001	
9/18/2018	<0.001	
3/19/2019	<0.001	
9/12/2019	<0.001	
3/11/2020	<0.001	
9/15/2020	<0.001	
3/17/2021	<0.001	
8/9/2021	<0.001	
2/2/2022	<0.001	
8/17/2022	<0.001	
2/16/2023	<0.001	
7/28/2023	<0.001	
2/22/2024		<0.001

ND substitution: RL or RL/2 if <15% NDs.

Prediction Limit

Constituent: Lead (mg/L) Analysis Run 5/13/2024 10:19 AM View: Appendix I Intrawell

Plant Bowen Data: Bowen 3-4 CCR

	GWC-16R	GWC-16R
9/16/2014	<0.001	
10/4/2014	<0.001	
10/21/2014	<0.001	
11/11/2014	<0.001	
3/3/2015	<0.001	
3/18/2015	<0.001	
4/6/2015	<0.001	
4/23/2015	<0.001	
7/29/2015	<0.001	
3/3/2016	<0.001	
5/10/2016	<0.001	
7/13/2016	<0.001	
9/15/2016	<0.001	
11/2/2016	<0.001	
1/11/2017	0.0001 (J)	
3/20/2017	<0.001	
5/23/2017	8E-05 (J)	
9/21/2017	9E-05 (J)	
3/14/2018	<0.001	
9/7/2018	<0.001	
3/11/2019	<0.001	
9/9/2019	<0.001	
3/4/2020	<0.001	
9/9/2020	0.00017 (J)	
3/9/2021	0.00011 (J)	
7/30/2021	<0.001	
1/28/2022	<0.001	
8/11/2022	<0.001	
2/10/2023	<0.001	
8/4/2023	<0.001	
2/15/2024		<0.001

ND substitution: RL or RL/2 if <15% NDs.

Prediction Limit

Constituent: Lead (mg/L) Analysis Run 5/13/2024 10:19 AM View: Appendix I Intrawell

Plant Bowen Data: Bowen 3-4 CCR

	GWC-17R	GWC-17R
9/17/2014	<0.001	
10/4/2014	<0.001	
10/21/2014	<0.001	
11/11/2014	<0.001	
3/3/2015	<0.001	
3/18/2015	<0.001	
4/6/2015	<0.001	
4/23/2015	<0.001	
7/29/2015	<0.001	
3/4/2016	<0.001	
5/10/2016	<0.001	
7/14/2016	0.0006 (J)	
9/14/2016	<0.001	
11/1/2016	<0.001	
1/11/2017	<0.001	
3/21/2017	<0.001	
5/23/2017	<0.001	
9/22/2017	<0.001	
3/14/2018	<0.001	
9/11/2018	<0.001	
3/12/2019	<0.001	
9/10/2019	<0.001	
3/5/2020	<0.001	
9/9/2020	<0.001	
3/10/2021	<0.001	
7/30/2021	<0.001	
1/28/2022	<0.001	
8/11/2022	<0.001	
2/10/2023	<0.001	
8/3/2023	<0.001	
2/15/2024		<0.001

ND substitution: RL or RL/2 if <15% NDs.

Prediction Limit

Constituent: Lead (mg/L) Analysis Run 5/13/2024 10:19 AM View: Appendix I Intrawell

Plant Bowen Data: Bowen 3-4 CCR

	GWC-18	GWC-18
9/17/2014	<0.001	
10/4/2014	<0.001	
10/21/2014	<0.001	
11/5/2014	<0.001	
3/3/2015	<0.001	
3/18/2015	<0.001	
4/7/2015	<0.001	
4/23/2015	<0.001	
7/29/2015	<0.001	
3/7/2016	<0.001	
5/5/2016	<0.001	
7/13/2016	0.0001 (J)	
9/13/2016	<0.001	
10/31/2016	<0.001	
1/12/2017	0.0002 (J)	
3/23/2017	0.0002 (J)	
5/23/2017	0.0002 (J)	
9/25/2017	8E-05 (J)	
3/14/2018	<0.001	
9/11/2018	<0.001	
3/12/2019	<0.001	
9/9/2019	5E-05 (J)	
3/6/2020	0.00013 (J)	
9/9/2020	6E-05 (J)	
2/26/2021	9.4E-05 (J)	
7/29/2021	<0.001	
1/28/2022	<0.001	
8/10/2022	<0.001	
2/9/2023	<0.001	
8/3/2023	<0.001	
2/14/2024		<0.001

ND substitution: RL or RL/2 if <15% NDs.

Prediction Limit

Constituent: Lead (mg/L) Analysis Run 5/13/2024 10:19 AM View: Appendix I Intrawell

Plant Bowen Data: Bowen 3-4 CCR

	GWC-18R	GWC-18R
9/17/2014	<0.001	
10/4/2014	<0.001	
10/21/2014	<0.001	
11/11/2014	<0.001	
3/3/2015	<0.001	
3/18/2015	<0.001	
4/7/2015	<0.001	
4/23/2015	<0.001	
7/29/2015	<0.001	
3/7/2016	<0.001	
5/5/2016	<0.001	
7/13/2016	<0.001	
9/12/2016	0.0002 (J)	
11/1/2016	0.0001 (J)	
1/11/2017	<0.001	
3/20/2017	7E-05 (J)	
5/22/2017	<0.001	
9/21/2017	0.0003 (J)	
3/14/2018	0.00035 (J)	
9/7/2018	<0.001	
3/12/2019	<0.001	
9/6/2019	<0.001	
3/5/2020	0.00032 (J)	
9/9/2020	0.00025 (J)	
2/26/2021	0.00025 (J)	
7/29/2021	<0.001	
1/27/2022	<0.001	
8/10/2022	<0.001	
2/9/2023	<0.001	
8/4/2023	<0.001	
2/14/2024		<0.001

ND substitution: RL or RL/2 if <15% NDs.

Prediction Limit

Constituent: Lead (mg/L) Analysis Run 5/13/2024 10:19 AM View: Appendix I Intrawell

Plant Bowen Data: Bowen 3-4 CCR

	GWC-19R	GWC-19R
9/17/2014	<0.001	
10/4/2014	<0.001	
10/21/2014	<0.001	
11/5/2014	<0.001	
3/3/2015	<0.001	
3/19/2015	<0.001	
4/7/2015	<0.001	
4/24/2015	<0.001	
7/29/2015	<0.001	
3/7/2016	<0.001	
5/9/2016	<0.001	
7/14/2016	9E-05 (J)	
9/12/2016	<0.001	
10/31/2016	<0.001	
1/11/2017	<0.001	
3/21/2017	7E-05 (J)	
5/22/2017	<0.001	
9/20/2017	0.0004 (J)	
3/14/2018	<0.001	
9/10/2018	<0.001	
3/12/2019	<0.001	
9/9/2019	<0.001	
3/4/2020	0.0003 (J)	
9/9/2020	<0.001	
2/26/2021	<0.001	
8/5/2021	<0.001	
1/27/2022	<0.001	
8/9/2022	<0.001	
2/9/2023	<0.001	
8/4/2023	<0.001	
2/14/2024		0.00024 (J)

ND substitution: RL or RL/2 if <15% NDs.

Prediction Limit

Constituent: Lead (mg/L) Analysis Run 5/13/2024 10:19 AM View: Appendix I Intrawell

Plant Bowen Data: Bowen 3-4 CCR

	GWC-21R	GWC-21R
9/18/2014	<0.001	
10/5/2014	<0.001	
10/22/2014	<0.001	
11/5/2014	<0.001	
3/4/2015	<0.001	
3/19/2015	<0.001	
4/8/2015	<0.001	
4/24/2015	<0.001	
7/30/2015	<0.001	
3/8/2016	<0.001	
5/9/2016	<0.001	
7/15/2016	<0.001	
9/9/2016	<0.001	
10/27/2016	<0.001	
1/12/2017	<0.001	
3/21/2017	6E-05 (J)	
5/23/2017	<0.001	
9/19/2017	<0.001	
3/14/2018	<0.001	
9/10/2018	<0.001	
3/11/2019	<0.001	
9/6/2019	0.0016 (J)	
3/3/2020	<0.001	
9/8/2020	6.7E-05 (J)	
3/9/2021	<0.001	
8/2/2021	<0.001	
1/28/2022	<0.001	
8/10/2022	<0.001	
2/9/2023	<0.001	
8/4/2023	<0.001	
2/15/2024		<0.001

ND substitution: RL or RL/2 if <15% NDs.

Prediction Limit

Constituent: Lead (mg/L) Analysis Run 5/13/2024 10:19 AM View: Appendix I Intrawell

Plant Bowen Data: Bowen 3-4 CCR

	GWC-22R	GWC-22R
9/18/2014	<0.001	
10/5/2014	<0.001	
10/22/2014	<0.001	
11/5/2014	<0.001	
3/4/2015	<0.001	
3/19/2015	<0.001	
4/8/2015	<0.001	
4/24/2015	<0.001	
7/30/2015	<0.001	
3/7/2016	<0.001	
5/5/2016	<0.001	
7/14/2016	<0.001	
9/12/2016	<0.001	
10/27/2016	<0.001	
1/13/2017	0.0001 (J)	
3/20/2017	7E-05 (J)	
5/23/2017	<0.001	
9/19/2017	0.0001 (J)	
3/13/2018	<0.001	
9/7/2018	<0.001	
3/11/2019	<0.001	
9/5/2019	<0.001	
3/3/2020	5.9E-05 (J)	
9/8/2020	<0.001	
3/9/2021	<0.001	
8/2/2021	<0.001	
1/27/2022	<0.001	
8/10/2022	<0.001	
2/9/2023	<0.001	
8/3/2023	<0.001	
2/15/2024		<0.001

ND substitution: RL or RL/2 if <15% NDs.

Prediction Limit

Constituent: Lead (mg/L) Analysis Run 5/13/2024 10:19 AM View: Appendix I Intrawell

Plant Bowen Data: Bowen 3-4 CCR

	GWC-23R	GWC-23R
9/18/2014	<0.001	
10/5/2014	<0.001	
10/22/2014	<0.001	
11/5/2014	<0.001	
3/4/2015	<0.001	
3/20/2015	<0.001	
4/8/2015	<0.001	
4/23/2015	<0.001	
7/30/2015	<0.001	
3/9/2016	<0.001	
5/6/2016	<0.001	
7/15/2016	<0.001	
9/14/2016	<0.001	
11/1/2016	<0.001	
1/25/2017	<0.001	
3/22/2017	<0.001	
5/24/2017	0.0001 (J)	
9/21/2017	<0.001	
3/14/2018	<0.001	
9/11/2018	<0.001	
3/12/2019	<0.001	
9/6/2019	6.8E-05 (J)	
3/5/2020	5.2E-05 (J)	
9/9/2020	<0.001	
3/10/2021	<0.001	
7/30/2021	<0.001	
1/28/2022	<0.001	
8/11/2022	<0.001	
2/10/2023	<0.001	
8/3/2023	<0.001	
2/16/2024		<0.001

ND substitution: RL or RL/2 if <15% NDs.

Prediction Limit

Constituent: Lead (mg/L) Analysis Run 5/13/2024 10:19 AM View: Appendix I Intrawell

Plant Bowen Data: Bowen 3-4 CCR

	GWC-24R	GWC-24R
9/16/2014	<0.001	
10/4/2014	<0.001	
10/23/2014	<0.001	
11/10/2014	<0.001	
3/4/2015	<0.001	
3/20/2015	<0.001	
4/8/2015	<0.001	
4/23/2015	<0.001	
7/30/2015	<0.001	
3/4/2016	<0.001	
5/5/2016	<0.001	
7/12/2016	<0.001	
9/13/2016	<0.001	
10/27/2016	<0.001	
1/13/2017	<0.001	
3/20/2017	0.0001 (J)	
5/19/2017	<0.001	
9/19/2017	0.0002 (J)	
3/13/2018	<0.001	
9/11/2018	<0.001	
3/8/2019	<0.001	
9/5/2019	9.05E-05 (JD)	
3/3/2020	5.7E-05 (J)	
9/9/2020	0.0001 (J)	
3/9/2021	<0.001	
7/29/2021	<0.001	
1/28/2022	<0.001	
8/9/2022	<0.001	
2/9/2023	<0.001	
8/3/2023	<0.001	
2/15/2024		<0.001

ND substitution: RL or RL/2 if <15% NDs.

Prediction Limit

Constituent: Lead (mg/L) Analysis Run 5/13/2024 10:19 AM View: Appendix I Intrawell

Plant Bowen Data: Bowen 3-4 CCR

	GWC-25R	GWC-25R
9/16/2014	<0.001	
10/4/2014	<0.001	
10/23/2014	<0.001	
11/10/2014	<0.001	
3/4/2015	<0.001	
3/20/2015	<0.001	
4/9/2015	<0.001	
4/23/2015	<0.001	
7/30/2015	<0.001	
3/8/2016	<0.001	
5/4/2016	<0.001	
7/18/2016	0.0001 (J)	
9/13/2016	<0.001	
10/27/2016	<0.001	
1/13/2017	<0.001	
3/16/2017	0.0003 (J)	
5/19/2017	0.0001 (J)	
9/19/2017	<0.001	
3/13/2018	<0.001	
9/11/2018	<0.001	
3/8/2019	0.00035 (J)	
9/5/2019	6E-05 (J)	
3/3/2020	5.9E-05 (J)	
9/4/2020	0.00012 (J)	
3/9/2021	<0.001	
8/2/2021	<0.001	
1/27/2022	<0.001	
8/9/2022	<0.001	
2/9/2023	<0.001	
8/3/2023	<0.001	
2/16/2024		<0.001

ND substitution: RL or RL/2 if <15% NDs.

Prediction Limit

Constituent: Lead (mg/L) Analysis Run 5/13/2024 10:19 AM View: Appendix I Intrawell

Plant Bowen Data: Bowen 3-4 CCR

	GWC-36RA	GWC-36RA
9/15/2014	0.0069 (JO)	
10/3/2014	<0.001	
10/20/2014	<0.001	
11/10/2014	<0.001	
3/2/2015	<0.001	
3/17/2015	<0.001	
4/5/2015	<0.001	
4/21/2015	<0.001	
7/28/2015	<0.001	
3/1/2016	<0.001	
5/2/2016	<0.001	
7/6/2016	0.0004 (J)	
9/7/2016	<0.001	
10/25/2016	0.0001 (J)	
1/5/2017	0.0002 (J)	
3/14/2017	0.0003 (J)	
5/16/2017	<0.001	
9/15/2017	8E-05 (J)	
3/12/2018	<0.001	
9/6/2018	<0.001	
3/7/2019	<0.001	
9/4/2019	<0.001	
3/2/2020	0.00031 (J)	
9/14/2020	0.00065 (J)	
3/26/2021	0.00095 (J)	
7/27/2021	<0.001	
1/26/2022	<0.001	
8/8/2022	<0.001	
2/8/2023	<0.001	
8/3/2023	<0.001	
2/13/2024		<0.001

ND substitution: RL or RL/2 if <15% NDs.

Prediction Limit

Constituent: Lead (mg/L) Analysis Run 5/13/2024 10:19 AM View: Appendix I Intrawell

Plant Bowen Data: Bowen 3-4 CCR

	GWC-37	GWC-37
9/16/2014	<0.001	
10/3/2014	<0.001	
10/20/2014	<0.001	
11/10/2014	<0.001	
3/2/2015	<0.001	
3/17/2015	<0.001	
4/5/2015	<0.001	
4/22/2015	<0.001	
7/28/2015	<0.001	
3/1/2016	<0.001	
5/3/2016	<0.001	
7/8/2016	0.0001 (J)	
9/7/2016	0.0001 (J)	
10/25/2016	<0.001	
1/6/2017	<0.001	
3/14/2017	0.0001 (J)	
5/16/2017	<0.001	
9/15/2017	<0.001	
3/12/2018	<0.001	
9/6/2018	<0.001	
3/6/2019	<0.001	
9/4/2019	<0.001	
3/2/2020	<0.001	
9/3/2020	<0.001	
2/24/2021	<0.001	
7/28/2021	0.13 (O)	
1/26/2022	<0.001	
8/8/2022	<0.001	
2/8/2023	<0.001	
8/2/2023	<0.001	
2/13/2024		<0.001

ND substitution: RL or RL/2 if <15% NDs.

Prediction Limit

Constituent: Lead (mg/L) Analysis Run 5/13/2024 10:19 AM View: Appendix I Intrawell

Plant Bowen Data: Bowen 3-4 CCR

	GWC-38	GWC-38
9/16/2014	<0.001	
10/3/2014	<0.001	
10/20/2014	<0.001	
11/10/2014	<0.001	
3/2/2015	0.0047 (J)	
3/17/2015	<0.001	
4/6/2015	<0.001	
4/22/2015	<0.001	
7/28/2015	<0.001	
3/2/2016	<0.001	
5/3/2016	<0.001	
7/7/2016	0.0001 (J)	
9/8/2016	0.0001 (J)	
10/25/2016	0.0002 (J)	
2/9/2017	<0.001	
3/23/2017	0.0001 (J)	
5/17/2017	0.0001 (J)	
9/19/2017	<0.001	
3/13/2018	<0.001	
9/6/2018	<0.001	
3/7/2019	<0.001	
9/4/2019	<0.001	
3/2/2020	<0.001	
9/3/2020	<0.001	
2/24/2021	<0.001	
7/28/2021	<0.001	
1/25/2022	<0.001	
8/5/2022	<0.001	
2/8/2023	<0.001	
8/2/2023	<0.001	
2/13/2024		<0.001

ND substitution: RL or RL/2 if <15% NDs.

Prediction Limit

Constituent: Mercury (mg/L) Analysis Run 5/13/2024 10:19 AM View: Appendix I Intrawell

Plant Bowen Data: Bowen 3-4 CCR

	GWA-1	GWA-1
8/23/2007	<0.0002	
10/23/2007	<0.0002	
11/18/2007	<0.0002	
1/30/2008	<0.0002	
3/10/2008	<0.0002	
5/13/2008	<0.0002	
12/5/2008	<0.0002	
4/15/2009	<0.0002	
10/7/2009	<0.0002	
5/3/2010	<0.0002	
10/12/2010	<0.0002	
4/27/2011	<0.0002	
10/17/2011	<0.0002	
5/2/2012	<0.0002	
10/8/2012	<0.0002	
4/12/2013	<0.0002	
10/16/2013	<0.0002	
4/11/2014	<0.0002	
9/30/2014	<0.0002	
3/30/2015	<0.0002	
10/13/2015	<0.0002	
3/22/2016	<0.0002	
5/19/2016	<0.0002	
7/29/2016	<0.0002	
9/23/2016	<0.0002	
11/9/2016	<0.0002	
1/30/2017	<0.0002	
3/30/2017	<0.0002	
6/9/2017	<0.0002	
10/2/2017	<0.0002	
3/16/2018	<0.0002	
9/17/2018	<0.0002 (D)	
3/20/2019	<0.0002	
9/12/2019	<0.0002	
3/11/2020	<0.0002	
9/15/2020	<0.0002	
3/16/2021	<0.0002	
8/9/2021	<0.0002	
2/1/2022	<0.0002	
8/16/2022	<0.0002	
2/16/2023	0.00017 (J)	
7/27/2023	<0.0002	
2/22/2024		<0.0002

ND substitution: RL or RL/2 if <15% NDs.

Prediction Limit

Constituent: Mercury (mg/L) Analysis Run 5/13/2024 10:19 AM View: Appendix I Intrawell

Plant Bowen Data: Bowen 3-4 CCR

	GWA-2	GWA-2
8/23/2007	<0.0002	
10/24/2007	<0.0002	
11/18/2007	<0.0002	
1/31/2008	<0.0002	
3/11/2008	<0.0002	
5/6/2008	0.000175	
12/4/2008	<0.0002	
4/21/2009	<0.0002	
10/7/2009	<0.0002	
4/26/2010	<0.0002	
10/4/2010	<0.0002	
4/13/2011	<0.0002	
10/5/2011	<0.0002	
4/11/2012	<0.0002	
10/9/2012	<0.0002	
4/15/2013	<0.0002	
10/15/2013	<0.0002	
4/22/2014	<0.0002	
9/30/2014	<0.0002	
3/30/2015	<0.0002	
10/13/2015	<0.0002	
3/23/2016	<0.0002	
5/20/2016	<0.0002	
7/29/2016	<0.0002	
9/23/2016	<0.0002	
11/9/2016	<0.0002	
1/31/2017	<0.0002	
3/30/2017	<0.0002	
6/12/2017	<0.0002	
10/2/2017	<0.0002	
3/19/2018	<0.0002	
9/14/2018	<0.0002	
3/20/2019	<0.0002	
9/12/2019	<0.0002 (D)	
3/11/2020	<0.0002	
9/15/2020	<0.0002	
3/17/2021	<0.0002	
8/9/2021	<0.0002	
2/1/2022	<0.0002	
8/16/2022	<0.0002	
2/16/2023	0.00013 (J)	
7/27/2023	<0.0002	
2/22/2024		<0.0002

ND substitution: RL or RL/2 if <15% NDs.

Prediction Limit

Constituent: Mercury (mg/L) Analysis Run 5/13/2024 10:19 AM View: Appendix I Intrawell

Plant Bowen Data: Bowen 3-4 CCR

	GWA-39RZ	GWA-39RZ
5/16/2016	<0.0002 (D)	
7/27/2016	<0.0002 (D)	
2/21/2017	<0.0002	
3/27/2017	<0.0002 (D)	
6/8/2017	<0.0002 (D)	
7/17/2017	<0.0002 (D)	
7/27/2017	<0.0002	
8/9/2017	<0.0002	
9/29/2017	<0.0002 (D)	
3/16/2018	<0.0002	
9/14/2018	4.1E-05 (J)	
3/14/2019	<0.0002	
3/9/2020	<0.0002	
9/16/2020	<0.0002	
3/16/2021	<0.0002	
8/6/2021	<0.0002	
2/2/2022	<0.0002	
8/16/2022	<0.0002	
2/14/2023	<0.0002	
7/25/2023	<0.0002	
2/19/2024		<0.0002

ND substitution: RL or RL/2 if <15% NDs.

Prediction Limit

Constituent: Mercury (mg/L) Analysis Run 5/13/2024 10:19 AM View: Appendix I Intrawell

Plant Bowen Data: Bowen 3-4 CCR

	GWA-39Z	GWA-39Z
3/14/2016	<0.0002	
5/11/2016	<0.0002	
7/19/2016	<0.0002	
9/15/2016	<0.0002	
11/2/2016	<0.0002	
1/18/2017	<0.0002	
3/28/2017	<0.0002	
6/7/2017	<0.0002	
9/26/2017	<0.0002	
3/14/2018	<0.0002	
9/12/2018	<0.0002	
3/15/2019	<0.0002	
9/9/2019	<0.0002	
3/9/2020	<0.0002	
9/10/2020	<0.0002	
3/12/2021	<0.0002	
8/4/2021	0.00012 (J)	
1/31/2022	<0.0002	
8/10/2022	<0.0002	
2/13/2023	<0.0002	
7/26/2023	<0.0002	
2/19/2024		<0.0002

ND substitution: RL or RL/2 if <15% NDs.

Prediction Limit

Constituent: Mercury (mg/L) Analysis Run 5/13/2024 10:19 AM View: Appendix I Intrawell

Plant Bowen Data: Bowen 3-4 CCR

	GWA-3A	GWA-3A
8/23/2007	<0.0002	
11/2/2007	<0.0002	
11/18/2007	<0.0002	
1/31/2008	<0.0002	
3/11/2008	<0.0002	
5/14/2008	<0.0002	
12/5/2008	<0.0002	
4/15/2009	<0.0002	
10/8/2009	<0.0002	
4/28/2010	<0.0002	
10/6/2010	<0.0002	
4/21/2011	<0.0002	
10/13/2011	<0.0002	
5/1/2012	<0.0002	
10/9/2012	<0.0002	
4/11/2013	<0.0002	
10/16/2013	<0.0002	
4/23/2014	<0.0002	
10/4/2014	<0.0002	
3/31/2015	<0.0002	
10/12/2015	<0.0002	
3/23/2016	<0.0002	
5/23/2016	<0.0002	
7/29/2016	<0.0002	
9/22/2016	<0.0002	
11/10/2016	<0.0002	
1/31/2017	<0.0002	
3/30/2017	<0.0002	
6/12/2017	<0.0002	
10/4/2017	<0.0002	
3/19/2018	<0.0002	
9/17/2018	<0.0002	
3/20/2019	<0.0002	
9/13/2019	<0.0002	
3/11/2020	<0.0002	
3/29/2021	<0.0002	
8/9/2021	<0.0002	
2/2/2022	<0.0002	
8/16/2022	<0.0002	
2/17/2023	0.00013 (J)	
8/1/2023	<0.0002	
2/22/2024		<0.0002

ND substitution: RL or RL/2 if <15% NDs.

Prediction Limit

Constituent: Mercury (mg/L) Analysis Run 5/13/2024 10:19 AM View: Appendix I Intrawell

Plant Bowen Data: Bowen 3-4 CCR

	GWA-40	GWA-40
3/15/2016	<0.0002	
5/11/2016	<0.0002	
7/21/2016	<0.0002	
9/15/2016	<0.0002	
11/3/2016	<0.0002	
1/17/2017	<0.0002	
3/24/2017	<0.0002	
5/24/2017	<0.0002	
9/26/2017	<0.0002	
3/14/2018	<0.0002	
9/12/2018	3.8E-05 (J)	
3/13/2019	<0.0002	
9/9/2019	<0.0002	
3/9/2020	<0.0002	
9/11/2020	<0.0002	
3/10/2021	<0.0002	
8/4/2021	9.4E-05 (J)	
1/31/2022	<0.0002	
8/12/2022	<0.0002	
2/13/2023	<0.0002	
7/26/2023	<0.0002	
2/19/2024		<0.0002

ND substitution: RL or RL/2 if <15% NDs.

Prediction Limit

Constituent: Mercury (mg/L) Analysis Run 5/13/2024 10:19 AM View: Appendix I Intrawell

Plant Bowen Data: Bowen 3-4 CCR

	GWA-41	GWA-41
3/15/2016	<0.0002	
5/12/2016	<0.0002	
7/20/2016	<0.0002	
9/15/2016	<0.0002	
11/3/2016	<0.0002	
1/18/2017	<0.0002	
3/24/2017	<0.0002	
6/6/2017	<0.0002	
9/25/2017	<0.0002	
3/14/2018	<0.0002	
9/12/2018	<0.0002	
3/14/2019	<0.0002	
9/10/2019	<0.0002 (D)	
3/6/2020	<0.0002	
9/10/2020	<0.0002	
3/11/2021	<0.0002	
8/4/2021	9E-05 (J)	
1/31/2022	<0.0002	
8/11/2022	<0.0002	
2/13/2023	0.00017 (J)	
7/25/2023	<0.0002	
2/19/2024		<0.0002

ND substitution: RL or RL/2 if <15% NDs.

Prediction Limit

Constituent: Mercury (mg/L) Analysis Run 5/13/2024 10:19 AM View: Appendix I Intrawell

Plant Bowen Data: Bowen 3-4 CCR

	GWA-41R	GWA-41R
3/15/2016	<0.0002	
5/13/2016	<0.0002	
7/21/2016	<0.0002	
9/21/2016	<0.0002	
11/3/2016	<0.0002	
1/17/2017	<0.0002	
3/27/2017	<0.0002	
6/6/2017	<0.0002	
9/25/2017	<0.0002	
3/14/2018	<0.0002	
9/12/2018	<0.0002	
3/14/2019	<0.0002	
9/10/2019	<0.0002	
3/9/2020	<0.0002	
9/10/2020	<0.0002	
3/10/2021	<0.0002	
8/4/2021	9.4E-05 (J)	
1/31/2022	<0.0002	
8/11/2022	<0.0002	
2/13/2023	0.00013 (J)	
7/25/2023	<0.0002	
2/19/2024		<0.0002

ND substitution: RL or RL/2 if <15% NDs.

Prediction Limit

Constituent: Mercury (mg/L) Analysis Run 5/13/2024 10:19 AM View: Appendix I Intrawell

Plant Bowen Data: Bowen 3-4 CCR

	GWA-42	GWA-42
3/11/2016	<0.0002	
5/16/2016	<0.0002	
7/22/2016	<0.0002	
9/19/2016	<0.0002	
11/3/2016	<0.0002	
1/17/2017	<0.0002	
3/27/2017	<0.0002	
6/7/2017	<0.0002	
9/26/2017	<0.0002	
3/14/2018	<0.0002	
9/14/2018	3.8E-05 (J)	
3/14/2019	<0.0002	
9/10/2019	<0.0002	
3/6/2020	<0.0002	
9/10/2020	<0.0002	
3/11/2021	<0.0002	
8/4/2021	8E-05 (J)	
1/31/2022	<0.0002	
8/10/2022	<0.0002	
2/13/2023	0.00014 (J)	
7/26/2023	<0.0002	
2/20/2024		<0.0002

ND substitution: RL or RL/2 if <15% NDs.

Prediction Limit

Constituent: Mercury (mg/L) Analysis Run 5/13/2024 10:19 AM View: Appendix I Intrawell

Plant Bowen Data: Bowen 3-4 CCR

	GWA-43R	GWA-43R
3/11/2016	<0.0002	
5/13/2016	<0.0002	
7/19/2016	<0.0002	
9/16/2016	<0.0002	
11/2/2016	<0.0002	
1/18/2017	<0.0002	
3/28/2017	<0.0002	
6/6/2017	<0.0002	
9/22/2017	<0.0002	
3/15/2018	<0.0002	
9/12/2018	3.9E-05 (J)	
3/13/2019	<0.0002	
9/11/2019	<0.0002	
3/9/2020	<0.0002	
9/14/2020	<0.0002	
3/11/2021	<0.0002	
8/5/2021	9.6E-05 (J)	
1/31/2022	<0.0002	
8/10/2022	<0.0002	
2/13/2023	<0.0002	
7/25/2023	<0.0002	
2/20/2024		<0.0002

ND substitution: RL or RL/2 if <15% NDs.

Prediction Limit

Constituent: Mercury (mg/L) Analysis Run 5/13/2024 10:19 AM View: Appendix I Intrawell

Plant Bowen Data: Bowen 3-4 CCR

	GWA-4RZ	GWA-4RZ
2/22/2017	<0.0002	
4/7/2017	<0.0002	
6/14/2017	0.000286 (JD)	
7/12/2017	<0.0002 (D)	
7/20/2017	<0.0002 (D)	
7/28/2017	<0.0002	
8/9/2017	<0.0002	
8/24/2017	<0.0002	
10/3/2017	<0.0002 (D)	
3/21/2018	<0.0002	
9/18/2018	<0.0002	
3/21/2019	<0.0002 (D)	
9/12/2019	<0.0002 (D)	
3/12/2020	<0.0002	
9/17/2020	<0.0002	
3/16/2021	<0.0002	
8/10/2021	<0.0002	
2/3/2022	<0.0002	
8/17/2022	<0.0002	
2/17/2023	<0.0002	
7/28/2023	<0.0002	
2/27/2024		<0.0002

ND substitution: RL or RL/2 if <15% NDs.

Prediction Limit

Constituent: Mercury (mg/L) Analysis Run 5/13/2024 10:19 AM View: Appendix I Intrawell

Plant Bowen Data: Bowen 3-4 CCR

	GWA-50	GWA-50
12/12/2008	<0.0002	
4/23/2009	<0.0002	
10/6/2009	<0.0002	
4/27/2010	<0.0002	
9/30/2010	<0.0002	
4/14/2011	<0.0002	
10/5/2011	<0.0002	
4/11/2012	<0.0002	
10/2/2012	<0.0002	
4/9/2013	<0.0002	
10/15/2013	<0.0002	
4/10/2014	<0.0002	
10/1/2014	<0.0002	
3/30/2015	2.02E-05 (J)	
10/11/2015	<0.0002	
3/28/2016	<0.0002	
5/23/2016	<0.0002	
8/1/2016	<0.0002	
9/26/2016	<0.0002	
11/10/2016	<0.0002	
1/30/2017	<0.0002	
4/7/2017	<0.0002	
6/12/2017	<0.0002	
10/2/2017	<0.0002	
3/16/2018	<0.0002	
9/17/2018	<0.0002	
3/19/2019	<0.0002	
9/13/2019	<0.0002	
3/11/2020	<0.0002	
9/16/2020	<0.0002	
3/17/2021	<0.0002	
8/9/2021	<0.0002	
2/1/2022	<0.0002	
8/16/2022	<0.0002	
2/16/2023	<0.0002	
7/28/2023	<0.0002	
2/22/2024		<0.0002

ND substitution: RL or RL/2 if <15% NDs.

Prediction Limit

Constituent: Mercury (mg/L) Analysis Run 5/13/2024 10:19 AM View: Appendix I Intrawell

Plant Bowen Data: Bowen 3-4 CCR

	GWC-16R	GWC-16R
9/16/2014	2.69E-05 (J)	
10/4/2014	<0.0002	
10/21/2014	3.18E-05 (J)	
11/11/2014	<0.0002	
3/3/2015	<0.0002	
3/18/2015	<0.0002	
4/6/2015	<0.0002	
4/23/2015	<0.0002	
7/29/2015	<0.0002	
3/3/2016	<0.0002	
5/10/2016	<0.0002	
7/13/2016	<0.0002	
9/15/2016	<0.0002	
11/2/2016	<0.0002	
1/11/2017	<0.0002	
3/20/2017	<0.0002	
5/23/2017	<0.0002	
9/21/2017	<0.0002	
3/14/2018	<0.0002	
9/7/2018	<0.0002	
3/11/2019	<0.0002	
9/9/2019	<0.0002	
3/4/2020	<0.0002	
9/9/2020	<0.0002	
3/9/2021	<0.0002	
7/30/2021	<0.0002	
1/28/2022	<0.0002	
8/11/2022	<0.0002	
2/10/2023	<0.0002	
8/4/2023	<0.0002	
2/15/2024		<0.0002

ND substitution: RL or RL/2 if <15% NDs.

Prediction Limit

Constituent: Mercury (mg/L) Analysis Run 5/13/2024 10:19 AM View: Appendix I Intrawell

Plant Bowen Data: Bowen 3-4 CCR

	GWC-17R	GWC-17R
9/17/2014	2.97E-05 (J)	
10/4/2014	<0.0002	
10/21/2014	5.02E-05 (J)	
11/11/2014	3.66E-05 (J)	
3/3/2015	<0.0002	
3/18/2015	<0.0002	
4/6/2015	<0.0002	
4/23/2015	<0.0002	
7/29/2015	<0.0002	
3/4/2016	<0.0002	
5/10/2016	<0.0002	
7/14/2016	<0.0002	
9/14/2016	<0.0002	
11/1/2016	<0.0002	
1/11/2017	<0.0002	
3/21/2017	<0.0002	
5/23/2017	<0.0002	
9/22/2017	<0.0002	
3/14/2018	<0.0002	
9/11/2018	<0.0002	
3/12/2019	<0.0002	
9/10/2019	<0.0002	
3/5/2020	<0.0002	
9/9/2020	<0.0002	
3/10/2021	<0.0002	
7/30/2021	<0.0002	
1/28/2022	<0.0002	
8/11/2022	<0.0002	
2/10/2023	<0.0002	
8/3/2023	<0.0002	
2/15/2024		<0.0002

ND substitution: RL or RL/2 if <15% NDs.

Prediction Limit

Constituent: Mercury (mg/L) Analysis Run 5/13/2024 10:19 AM View: Appendix I Intrawell

Plant Bowen Data: Bowen 3-4 CCR

	GWC-18	GWC-18
9/17/2014	4.24E-05 (J)	
10/4/2014	2.5E-05 (J)	
10/21/2014	6.4E-05 (J)	
11/5/2014	7.02E-05 (J)	
3/3/2015	<0.0002	
3/18/2015	<0.0002	
4/7/2015	<0.0002	
4/23/2015	<0.0002	
7/29/2015	3.14E-05 (J)	
3/7/2016	<0.0002	
5/5/2016	<0.0002	
7/13/2016	<0.0002	
9/13/2016	<0.0002	
10/31/2016	<0.0002	
1/12/2017	<0.0002	
3/23/2017	<0.0002	
5/23/2017	<0.0002	
9/25/2017	<0.0002	
3/14/2018	<0.0002	
9/11/2018	<0.0002	
3/12/2019	<0.0002	
9/9/2019	<0.0002	
3/6/2020	<0.0002	
9/9/2020	<0.0002	
2/26/2021	<0.0002	
7/29/2021	<0.0002	
1/28/2022	<0.0002	
8/10/2022	<0.0002	
2/9/2023	<0.0002	
8/3/2023	<0.0002	
2/14/2024		<0.0002

ND substitution: RL or RL/2 if <15% NDs.

Prediction Limit

Constituent: Mercury (mg/L) Analysis Run 5/13/2024 10:19 AM View: Appendix I Intrawell

Plant Bowen Data: Bowen 3-4 CCR

	GWC-18R	GWC-18R
9/17/2014	3.5E-05 (J)	
10/4/2014	<0.0002	
10/21/2014	5.35E-05 (J)	
11/11/2014	4.64E-05 (J)	
3/3/2015	<0.0002	
3/18/2015	<0.0002	
4/7/2015	<0.0002	
4/23/2015	<0.0002	
7/29/2015	<0.0002	
3/7/2016	<0.0002	
5/5/2016	<0.0002	
7/13/2016	<0.0002	
9/12/2016	<0.0002	
11/1/2016	<0.0002	
1/11/2017	<0.0002	
3/20/2017	<0.0002	
5/22/2017	<0.0002	
9/21/2017	<0.0002	
3/14/2018	<0.0002	
9/7/2018	<0.0002	
3/12/2019	<0.0002	
9/6/2019	<0.0002	
3/5/2020	<0.0002	
9/9/2020	<0.0002	
2/26/2021	<0.0002	
7/29/2021	<0.0002	
1/27/2022	<0.0002	
8/10/2022	<0.0002	
2/9/2023	<0.0002	
8/4/2023	<0.0002	
2/14/2024		<0.0002

ND substitution: RL or RL/2 if <15% NDs.

Prediction Limit

Constituent: Mercury (mg/L) Analysis Run 5/13/2024 10:19 AM View: Appendix I Intrawell

Plant Bowen Data: Bowen 3-4 CCR

	GWC-19R	GWC-19R
9/17/2014	4.15E-05 (J)	
10/4/2014	<0.0002	
10/21/2014	5.89E-05 (J)	
11/5/2014	7.28E-05 (J)	
3/3/2015	<0.0002	
3/19/2015	<0.0002	
4/7/2015	<0.0002	
4/24/2015	<0.0002	
7/29/2015	<0.0002	
3/7/2016	<0.0002	
5/9/2016	<0.0002	
7/14/2016	<0.0002	
9/12/2016	<0.0002	
10/31/2016	<0.0002	
1/11/2017	<0.0002	
3/21/2017	<0.0002	
5/22/2017	<0.0002	
9/20/2017	<0.0002	
3/14/2018	<0.0002	
9/10/2018	<0.0002	
3/12/2019	<0.0002	
9/9/2019	<0.0002	
3/4/2020	<0.0002	
9/9/2020	<0.0002	
2/26/2021	<0.0002	
8/5/2021	9.4E-05 (J)	
1/27/2022	<0.0002	
8/9/2022	<0.0002	
2/9/2023	<0.0002	
8/4/2023	<0.0002	
2/14/2024		<0.0002

ND substitution: RL or RL/2 if <15% NDs.

Prediction Limit

Constituent: Mercury (mg/L) Analysis Run 5/13/2024 10:19 AM View: Appendix I Intrawell

Plant Bowen Data: Bowen 3-4 CCR

	GWC-20R	GWC-20R
9/18/2014	5.34E-05 (J)	
10/5/2014	<0.0002	
10/22/2014	4.88E-05 (J)	
11/5/2014	2.85E-05 (J)	
3/4/2015	<0.0002	
3/19/2015	<0.0002	
4/7/2015	<0.0002	
4/24/2015	<0.0002	
7/30/2015	<0.0002	
3/8/2016	<0.0002	
5/9/2016	<0.0002	
7/14/2016	<0.0002	
9/12/2016	<0.0002	
10/31/2016	<0.0002	
1/12/2017	<0.0002	
3/22/2017	<0.0002	
5/22/2017	<0.0002	
9/19/2017	<0.0002	
3/14/2018	<0.0002	
9/10/2018	<0.0002	
3/12/2019	<0.0002	
9/6/2019	<0.0002	
3/5/2020	<0.0002	
9/4/2020	<0.0002	
3/9/2021	<0.0002	
8/2/2021	<0.0002	
1/27/2022	<0.0002	
8/9/2022	<0.0002	
2/10/2023	<0.0002	
8/3/2023	<0.0002	
2/15/2024		<0.0002

ND substitution: RL or RL/2 if <15% NDs.

Prediction Limit

Constituent: Mercury (mg/L) Analysis Run 5/13/2024 10:19 AM View: Appendix I Intrawell

Plant Bowen Data: Bowen 3-4 CCR

	GWC-21R	GWC-21R
9/18/2014	<0.0002	
10/5/2014	<0.0002	
10/22/2014	2.57E-05 (J)	
11/5/2014	<0.0002	
3/4/2015	<0.0002	
3/19/2015	<0.0002	
4/8/2015	<0.0002	
4/24/2015	<0.0002	
7/30/2015	<0.0002	
3/8/2016	<0.0002	
5/9/2016	<0.0002	
7/15/2016	<0.0002	
9/9/2016	<0.0002	
10/27/2016	<0.0002	
1/12/2017	<0.0002	
3/21/2017	<0.0002	
5/23/2017	<0.0002	
9/19/2017	<0.0002	
3/14/2018	<0.0002	
9/10/2018	<0.0002	
3/11/2019	<0.0002	
9/6/2019	<0.0002	
3/3/2020	<0.0002	
9/8/2020	<0.0002	
3/9/2021	<0.0002	
8/2/2021	<0.0002	
1/28/2022	<0.0002	
8/10/2022	<0.0002	
2/9/2023	<0.0002	
8/4/2023	<0.0002	
2/15/2024		<0.0002

ND substitution: RL or RL/2 if <15% NDs.

Prediction Limit

Constituent: Mercury (mg/L) Analysis Run 5/13/2024 10:19 AM View: Appendix I Intrawell

Plant Bowen Data: Bowen 3-4 CCR

	GWC-22R	GWC-22R
9/18/2014	2.54E-05 (J)	
10/5/2014	<0.0002	
10/22/2014	2.83E-05 (J)	
11/5/2014	0.0002	
3/4/2015	<0.0002	
3/19/2015	<0.0002	
4/8/2015	<0.0002	
4/24/2015	<0.0002	
7/30/2015	<0.0002	
3/7/2016	<0.0002	
5/5/2016	<0.0002	
7/14/2016	<0.0002	
9/12/2016	<0.0002	
10/27/2016	<0.0002	
1/13/2017	<0.0002	
3/20/2017	<0.0002	
5/23/2017	<0.0002	
9/19/2017	<0.0002	
3/13/2018	<0.0002	
9/7/2018	<0.0002	
3/11/2019	<0.0002	
9/5/2019	<0.0002	
3/3/2020	<0.0002	
9/8/2020	<0.0002	
3/9/2021	<0.0002	
8/2/2021	<0.0002	
1/27/2022	<0.0002	
8/10/2022	<0.0002	
2/9/2023	<0.0002	
8/3/2023	<0.0002	
2/15/2024		<0.0002

ND substitution: RL or RL/2 if <15% NDs.

Prediction Limit

Constituent: Mercury (mg/L) Analysis Run 5/13/2024 10:19 AM View: Appendix I Intrawell

Plant Bowen Data: Bowen 3-4 CCR

	GWC-23R	GWC-23R
9/18/2014	2.82E-05 (J)	
10/5/2014	<0.0002	
10/22/2014	<0.0002	
11/5/2014	4.83E-05 (J)	
3/4/2015	<0.0002	
3/20/2015	<0.0002	
4/8/2015	<0.0002	
4/23/2015	<0.0002	
7/30/2015	<0.0002	
3/9/2016	<0.0002	
5/6/2016	<0.0002	
7/15/2016	<0.0002	
9/14/2016	<0.0002	
11/1/2016	<0.0002	
1/25/2017	<0.0002	
3/22/2017	<0.0002	
5/24/2017	<0.0002	
9/21/2017	<0.0002	
3/14/2018	<0.0002	
9/11/2018	<0.0002	
3/12/2019	<0.0002	
9/6/2019	<0.0002	
3/5/2020	<0.0002	
9/9/2020	<0.0002	
3/10/2021	<0.0002	
7/30/2021	<0.0002	
1/28/2022	<0.0002	
8/11/2022	<0.0002	
2/10/2023	<0.0002	
8/3/2023	<0.0002	
2/16/2024		<0.0002

ND substitution: RL or RL/2 if <15% NDs.

Prediction Limit

Constituent: Mercury (mg/L) Analysis Run 5/13/2024 10:19 AM View: Appendix I Intrawell

Plant Bowen Data: Bowen 3-4 CCR

	GWC-24R	GWC-24R
9/16/2014	2.81E-05 (J)	
10/4/2014	<0.0002	
10/23/2014	<0.0002	
11/10/2014	5.15E-05 (J)	
3/4/2015	<0.0002	
3/20/2015	<0.0002	
4/8/2015	<0.0002	
4/23/2015	<0.0002	
7/30/2015	<0.0002	
3/4/2016	<0.0002	
5/5/2016	<0.0002	
7/12/2016	<0.0002	
9/13/2016	<0.0002	
10/27/2016	<0.0002	
1/13/2017	<0.0002	
3/20/2017	<0.0002	
5/19/2017	<0.0002	
9/19/2017	<0.0002	
3/13/2018	<0.0002	
9/11/2018	<0.0002	
3/8/2019	<0.0002	
9/5/2019	<0.0002	
3/3/2020	<0.0002	
9/9/2020	<0.0002	
3/9/2021	<0.0002	
7/29/2021	<0.0002	
1/28/2022	<0.0002	
8/9/2022	<0.0002	
2/9/2023	<0.0002	
8/3/2023	<0.0002	
2/15/2024		<0.0002

ND substitution: RL or RL/2 if <15% NDs.

Prediction Limit

Constituent: Mercury (mg/L) Analysis Run 5/13/2024 10:19 AM View: Appendix I Intrawell

Plant Bowen Data: Bowen 3-4 CCR

	GWC-25R	GWC-25R
9/16/2014	3.13E-05 (J)	
10/4/2014	<0.0002	
10/23/2014	4.6E-05 (J)	
11/10/2014	2.5E-05 (J)	
3/4/2015	<0.0002	
3/20/2015	<0.0002	
4/9/2015	<0.0002	
4/23/2015	<0.0002	
7/30/2015	<0.0002	
3/8/2016	<0.0002	
5/4/2016	<0.0002	
7/18/2016	<0.0002	
9/13/2016	<0.0002	
10/27/2016	<0.0002	
1/13/2017	<0.0002	
3/16/2017	<0.0002	
5/19/2017	<0.0002	
9/19/2017	<0.0002	
3/13/2018	<0.0002	
9/11/2018	<0.0002	
3/8/2019	<0.0002	
9/5/2019	<0.0002	
3/3/2020	<0.0002	
9/4/2020	<0.0002	
3/9/2021	<0.0002	
8/2/2021	<0.0002	
1/27/2022	<0.0002	
8/9/2022	<0.0002	
2/9/2023	<0.0002	
8/3/2023	<0.0002	
2/16/2024		<0.0002

ND substitution: RL or RL/2 if <15% NDs.

Prediction Limit

Constituent: Mercury (mg/L) Analysis Run 5/13/2024 10:19 AM View: Appendix I Intrawell

Plant Bowen Data: Bowen 3-4 CCR

	GWC-36RA	GWC-36RA
9/15/2014	0.000172 (J)	
10/3/2014	<0.0002	
10/20/2014	<0.0002	
11/10/2014	3.84E-05 (J)	
3/2/2015	<0.0002	
3/17/2015	<0.0002	
4/5/2015	<0.0002	
4/21/2015	2.39E-05 (J)	
7/28/2015	5.2E-05 (J)	
3/1/2016	<0.0002	
5/2/2016	<0.0002	
7/6/2016	<0.0002	
9/7/2016	<0.0002	
10/25/2016	<0.0002	
1/5/2017	<0.0002	
3/14/2017	<0.0002	
5/16/2017	<0.0002	
9/15/2017	<0.0002	
3/12/2018	<0.0002	
9/6/2018	<0.0002	
3/7/2019	<0.0002	
9/4/2019	<0.0002	
3/2/2020	<0.0002	
9/14/2020	<0.0002	
3/26/2021	<0.0002	
7/27/2021	<0.0002	
1/26/2022	<0.0002	
8/8/2022	<0.0002	
2/8/2023	<0.0002	
8/3/2023	<0.0002	
2/13/2024		<0.0002

ND substitution: RL or RL/2 if <15% NDs.

Prediction Limit

Constituent: Mercury (mg/L) Analysis Run 5/13/2024 10:19 AM View: Appendix I Intrawell

Plant Bowen Data: Bowen 3-4 CCR

	GWC-37	GWC-37
9/16/2014	4.23E-05 (J)	
10/3/2014	<0.0002	
10/20/2014	3.87E-05 (J)	
11/10/2014	3.34E-05 (J)	
3/2/2015	<0.0002	
3/17/2015	<0.0002	
4/5/2015	<0.0002	
4/22/2015	<0.0002	
7/28/2015	<0.0002	
3/1/2016	<0.0002	
5/3/2016	<0.0002	
7/8/2016	<0.0002	
9/7/2016	<0.0002	
10/25/2016	<0.0002	
1/6/2017	<0.0002	
3/14/2017	<0.0002	
5/16/2017	<0.0002	
9/15/2017	<0.0002	
3/12/2018	<0.0002	
9/6/2018	<0.0002	
3/6/2019	<0.0002	
9/4/2019	<0.0002	
3/2/2020	<0.0002	
9/3/2020	<0.0002	
2/24/2021	9.1E-05 (J)	
7/28/2021	<0.0002	
1/26/2022	<0.0002	
8/8/2022	<0.0002	
2/8/2023	<0.0002	
8/2/2023	<0.0002	
2/13/2024		<0.0002

ND substitution: RL or RL/2 if <15% NDs.

Prediction Limit

Constituent: Mercury (mg/L) Analysis Run 5/13/2024 10:19 AM View: Appendix I Intrawell

Plant Bowen Data: Bowen 3-4 CCR

	GWC-38	GWC-38
9/16/2014	2.75E-05 (J)	
10/3/2014	<0.0002	
10/20/2014	4.07E-05 (J)	
11/10/2014	6.86E-05 (J)	
3/2/2015	3.07E-05 (J)	
3/17/2015	<0.0002	
4/6/2015	<0.0002	
4/22/2015	<0.0002	
7/28/2015	<0.0002	
3/2/2016	<0.0002	
5/3/2016	<0.0002	
7/7/2016	<0.0002	
9/8/2016	<0.0002	
10/25/2016	<0.0002	
2/9/2017	<0.0002	
3/23/2017	<0.0002	
5/17/2017	<0.0002	
9/19/2017	<0.0002	
3/13/2018	<0.0002	
9/6/2018	<0.0002	
3/7/2019	<0.0002	
9/4/2019	<0.0002	
3/2/2020	<0.0002	
9/3/2020	<0.0002	
2/24/2021	0.00013 (J)	
7/28/2021	<0.0002	
1/25/2022	<0.0002	
8/5/2022	<0.0002	
2/8/2023	<0.0002	
8/2/2023	<0.0002	
2/13/2024		<0.0002

ND substitution: RL or RL/2 if <15% NDs.

Prediction Limit

Constituent: Nickel (mg/L) Analysis Run 5/13/2024 10:19 AM View: Appendix I Intrawell

Plant Bowen Data: Bowen 3-4 CCR

	GWA-1	GWA-1
8/23/2007	<0.005	
10/23/2007	0.0096	
11/18/2007	0.023	
1/30/2008	0.11 (O)	
3/10/2008	0.024	
5/13/2008	0.006	
12/5/2008	<0.005	
4/15/2009	<0.005	
10/7/2009	0.0096	
5/3/2010	<0.005	
10/12/2010	<0.005	
4/27/2011	<0.005	
10/17/2011	<0.005	
5/2/2012	<0.005	
10/8/2012	<0.005	
4/12/2013	<0.005	
10/16/2013	<0.005	
4/11/2014	<0.005	
9/30/2014	<0.005	
3/30/2015	0.004	
10/13/2015	<0.005	
3/22/2016	<0.005	
7/29/2016	<0.005	
3/30/2017	0.0004 (J)	
10/2/2017	<0.005	
3/16/2018	<0.005	
9/17/2018	<0.005 (D)	
3/20/2019	<0.005	
9/12/2019	0.00038 (J)	
3/11/2020	0.00068 (J)	
9/15/2020	<0.005	
3/16/2021	<0.005	
8/9/2021	<0.005	
2/1/2022	<0.005	
8/16/2022	<0.005	
2/16/2023	<0.005	
7/27/2023	<0.005	
2/22/2024		<0.005

ND substitution: RL or RL/2 if <15% NDs.

Prediction Limit

Constituent: Nickel (mg/L) Analysis Run 5/13/2024 10:19 AM View: Appendix I Intrawell

Plant Bowen Data: Bowen 3-4 CCR

	GWA-2	GWA-2
8/23/2007	<0.005	
10/24/2007	0.026 (O)	
11/18/2007	0.043 (O)	
1/31/2008	0.0075	
3/11/2008	0.019	
5/6/2008	0.004	
12/4/2008	0.02	
4/21/2009	<0.005	
10/7/2009	<0.005	
4/26/2010	<0.005	
10/4/2010	0.0025	
4/13/2011	<0.005	
10/5/2011	<0.005	
4/11/2012	<0.005	
10/9/2012	<0.005	
4/15/2013	<0.005	
10/15/2013	0.0028	
4/22/2014	<0.005	
9/30/2014	<0.005	
3/30/2015	0.0018 (J)	
10/13/2015	<0.005	
3/23/2016	<0.005	
7/29/2016	<0.005	
3/30/2017	0.0006 (J)	
10/2/2017	<0.005	
3/19/2018	<0.005	
9/14/2018	<0.005	
3/20/2019	<0.005	
9/12/2019	0.00518 (JD)	
3/11/2020	0.0014 (J)	
9/15/2020	<0.005	
3/17/2021	<0.005	
8/9/2021	<0.005	
2/1/2022	<0.005	
8/16/2022	<0.005	
2/16/2023	<0.005	
7/27/2023	<0.005	
2/22/2024		<0.005

ND substitution: RL or RL/2 if <15% NDs.

Prediction Limit

Constituent: Nickel (mg/L) Analysis Run 5/13/2024 10:19 AM View: Appendix I Intrawell

Plant Bowen Data: Bowen 3-4 CCR

	GWA-2R	GWA-2R
8/23/2007	<0.005	
10/24/2007	0.0025	
11/18/2007	0.0093	
1/31/2008	0.054 (O)	
3/10/2008	0.0054	
5/13/2008	0.0043	
12/4/2008	<0.005	
4/21/2009	<0.005	
10/8/2009	<0.005	
4/21/2010	<0.005	
9/28/2010	<0.005	
4/12/2011	<0.005	
10/4/2011	<0.005	
4/3/2012	<0.005	
10/9/2012	<0.005	
4/11/2013	<0.005	
10/16/2013	<0.005	
4/10/2014	<0.005	
9/30/2014	<0.005	
3/30/2015	<0.005	
10/13/2015	<0.005	
3/23/2016	<0.005	
7/29/2016	<0.005	
4/3/2017	<0.005	
10/2/2017	<0.005	
3/16/2018	<0.005	
9/14/2018	<0.005	
3/19/2019	<0.005	
9/13/2019	<0.005	
3/11/2020	0.002 (J)	
9/15/2020	0.0013 (J)	
3/16/2021	<0.005	
8/9/2021	0.00081 (J)	
2/1/2022	<0.005	
8/16/2022	<0.005	
2/16/2023	<0.005	
7/27/2023	<0.005	
2/26/2024		<0.005

ND substitution: RL or RL/2 if <15% NDs.

Prediction Limit

Constituent: Nickel (mg/L) Analysis Run 5/13/2024 10:19 AM View: Appendix I Intrawell

Plant Bowen Data: Bowen 3-4 CCR

	GWA-39RZ	GWA-39RZ
5/16/2016	0.0136 (D)	
7/27/2016	0.0224 (D)	
2/21/2017	0.0007 (J)	
3/27/2017	<0.005 (D)	
9/29/2017	<0.005 (D)	
3/16/2018	<0.005	
9/14/2018	<0.005	
3/14/2019	0.0017 (J)	
3/9/2020	0.00083 (J)	
9/16/2020	<0.005	
3/16/2021	<0.005	
8/6/2021	<0.005	
2/2/2022	<0.005	
8/16/2022	<0.005	
2/14/2023	<0.005	
7/25/2023	<0.005	
2/19/2024		<0.005

ND substitution: RL or RL/2 if <15% NDs.

Prediction Limit

Constituent: Nickel (mg/L) Analysis Run 5/13/2024 10:19 AM View: Appendix I Intrawell

Plant Bowen Data: Bowen 3-4 CCR

	GWA-39Z	GWA-39Z
3/14/2016	0.00544 (J)	
5/11/2016	0.0149	
7/19/2016	0.0044 (J)	
9/15/2016	0.0047 (J)	
11/2/2016	0.0025 (J)	
1/18/2017	0.004 (J)	
3/28/2017	0.0034 (J)	
9/26/2017	0.0016 (J)	
3/14/2018	<0.005	
9/12/2018	<0.005	
3/15/2019	<0.005	
9/9/2019	0.0014 (J)	
3/9/2020	0.04 (O)	
9/10/2020	<0.005	
3/12/2021	0.0015 (J)	
8/4/2021	<0.005	
1/31/2022	<0.005	
8/10/2022	<0.005	
2/13/2023	0.00095 (J)	
7/26/2023	0.0013 (J)	
2/19/2024		<0.005

ND substitution: RL or RL/2 if <15% NDs.

Prediction Limit

Constituent: Nickel (mg/L) Analysis Run 5/13/2024 10:19 AM View: Appendix I Intrawell

Plant Bowen Data: Bowen 3-4 CCR

	GWA-3A	GWA-3A
8/23/2007	0.028	
11/2/2007	0.041	
11/18/2007	0.14 (O)	
1/31/2008	0.053	
3/11/2008	0.076 (O)	
5/14/2008	0.074 (O)	
12/5/2008	0.032	
4/15/2009	0.028	
10/8/2009	0.032	
4/28/2010	0.029	
10/6/2010	0.031	
4/21/2011	0.019	
10/13/2011	0.028	
5/1/2012	0.0253	
10/9/2012	0.023	
4/11/2013	0.021	
10/16/2013	0.018	
4/23/2014	0.015	
10/4/2014	0.017	
3/31/2015	0.045	
10/12/2015	0.019	
3/23/2016	0.019	
7/29/2016	0.0161	
3/30/2017	0.018	
10/4/2017	0.0158	
3/19/2018	0.015	
9/17/2018	0.014	
3/20/2019	0.01	
9/13/2019	0.012	
3/11/2020	0.012	
3/29/2021	<0.005	
8/9/2021	<0.005	
2/2/2022	<0.005	
8/16/2022	<0.005	
2/17/2023	<0.005	
8/1/2023	<0.005	
2/22/2024		<0.005

ND substitution: RL or RL/2 if <15% NDs.

Prediction Limit

Constituent: Nickel (mg/L) Analysis Run 5/13/2024 10:19 AM View: Appendix I Intrawell

Plant Bowen Data: Bowen 3-4 CCR

	GWA-41	GWA-41
3/15/2016	<0.005	
5/12/2016	<0.005	
7/20/2016	0.0006 (J)	
9/15/2016	0.0009 (J)	
11/3/2016	0.0011 (J)	
1/18/2017	0.0007 (J)	
3/24/2017	<0.005 (*)	
9/25/2017	<0.005	
3/14/2018	<0.005	
9/12/2018	<0.005	
3/14/2019	<0.005	
9/10/2019	0.0004 (JD)	
3/6/2020	0.0089 (J)	
9/10/2020	<0.005	
3/11/2021	<0.005	
8/4/2021	<0.005	
1/31/2022	<0.005	
8/11/2022	0.00083 (J)	
2/13/2023	<0.005	
7/25/2023	0.00073 (J)	
2/19/2024		<0.005

ND substitution: RL or RL/2 if <15% NDs.

Prediction Limit

Constituent: Nickel (mg/L) Analysis Run 5/13/2024 10:19 AM View: Appendix I Intrawell

Plant Bowen Data: Bowen 3-4 CCR

	GWA-41R	GWA-41R
3/15/2016	<0.005	
5/13/2016	<0.005	
7/21/2016	0.0009 (J)	
9/21/2016	<0.005	
11/3/2016	<0.005	
1/17/2017	<0.005	
3/27/2017	<0.005 (*)	
9/25/2017	0.0012 (J)	
3/14/2018	0.0014 (J)	
9/12/2018	0.0011 (J)	
3/14/2019	0.001 (J)	
9/10/2019	0.00084 (J)	
3/9/2020	0.00036 (J)	
9/10/2020	<0.005	
3/10/2021	<0.005	
8/4/2021	<0.005	
1/31/2022	0.00091 (J)	
8/11/2022	<0.005	
2/13/2023	<0.005	
7/25/2023	<0.005	
2/19/2024		<0.005

ND substitution: RL or RL/2 if <15% NDs.

Prediction Limit

Constituent: Nickel (mg/L) Analysis Run 5/13/2024 10:19 AM View: Appendix I Intrawell

Plant Bowen Data: Bowen 3-4 CCR

	GWA-42	GWA-42
3/11/2016	<0.005	
5/16/2016	0.00233 (J)	
7/22/2016	0.0014 (J)	
9/19/2016	0.0014 (J)	
11/3/2016	0.0013 (J)	
1/17/2017	0.0011 (J)	
3/27/2017	<0.005 (*)	
9/26/2017	0.0011 (J)	
3/14/2018	0.0012 (J)	
9/14/2018	0.0012 (J)	
3/14/2019	0.0015 (J)	
9/10/2019	0.0012 (J)	
3/6/2020	0.0015 (J)	
9/10/2020	0.0011 (J)	
3/11/2021	0.0011 (J)	
8/4/2021	0.0011 (J)	
1/31/2022	0.0011 (J)	
8/10/2022	0.0016 (J)	
2/13/2023	0.0013 (J)	
7/26/2023	0.0015 (J)	
2/20/2024		<0.005

ND substitution: RL or RL/2 if <15% NDs.

Prediction Limit

Constituent: Nickel (mg/L) Analysis Run 5/13/2024 10:19 AM View: Appendix I Intrawell

Plant Bowen Data: Bowen 3-4 CCR

	GWA-43	GWA-43
3/11/2016	0.00288 (J)	
5/13/2016	<0.005	
7/19/2016	0.0006 (J)	
9/16/2016	0.0008 (J)	
11/2/2016	0.0007 (J)	
1/18/2017	0.0006 (J)	
3/28/2017	<0.005 (*)	
9/22/2017	0.0007 (J)	
3/14/2018	<0.005	
9/12/2018	<0.005	
3/13/2019	<0.005	
9/11/2019	0.00082 (J)	
3/9/2020	0.00082 (J)	
9/11/2020	0.00089 (J)	
3/11/2021	<0.005	
8/6/2021	0.00084 (J)	
1/31/2022	0.00077 (J)	
8/11/2022	<0.005	
2/14/2023	<0.005	
7/25/2023	<0.005	
2/20/2024		<0.005

ND substitution: RL or RL/2 if <15% NDs.

Prediction Limit

Constituent: Nickel (mg/L) Analysis Run 5/13/2024 10:19 AM View: Appendix I Intrawell

Plant Bowen Data: Bowen 3-4 CCR

	GWA-43R	GWA-43R
3/11/2016	<0.005	
5/13/2016	<0.005	
7/19/2016	<0.005	
9/16/2016	<0.005	
11/2/2016	<0.005	
1/18/2017	0.0006 (J)	
3/28/2017	<0.005 (*)	
9/22/2017	<0.005	
3/15/2018	<0.005	
9/12/2018	<0.005	
3/13/2019	<0.005	
9/11/2019	<0.005	
3/9/2020	<0.005	
9/14/2020	<0.005	
3/11/2021	<0.005	
8/5/2021	<0.005	
1/31/2022	<0.005	
8/10/2022	<0.005	
2/13/2023	<0.005	
7/25/2023	<0.005	
2/20/2024		<0.005

ND substitution: RL or RL/2 if <15% NDs.

Prediction Limit

Constituent: Nickel (mg/L) Analysis Run 5/13/2024 10:19 AM View: Appendix I Intrawell

Plant Bowen Data: Bowen 3-4 CCR

	GWA-4RZ	GWA-4RZ
4/7/2017	<0.005	
10/3/2017	<0.005 (D)	
3/21/2018	<0.005	
9/18/2018	<0.005	
3/21/2019	<0.005 (D)	
9/12/2019	0.00032 (JD)	
3/12/2020	0.00034 (J)	
9/17/2020	<0.005	
3/16/2021	<0.005	
8/10/2021	<0.005	
2/3/2022	<0.005	
8/17/2022	<0.005	
2/17/2023	<0.005	
7/28/2023	<0.005	
2/27/2024		<0.005

ND substitution: RL or RL/2 if <15% NDs.

Prediction Limit

Constituent: Nickel (mg/L) Analysis Run 5/13/2024 10:19 AM View: Appendix I Intrawell

Plant Bowen Data: Bowen 3-4 CCR

	GWA-50	GWA-50
12/12/2008	0.0035	
4/23/2009	0.0032	
10/6/2009	<0.005	
4/27/2010	<0.005	
9/30/2010	<0.005	
4/14/2011	0.0028	
10/5/2011	0.0028	
4/11/2012	<0.005	
10/2/2012	0.0026	
4/9/2013	<0.005	
10/15/2013	<0.005	
4/10/2014	0.0025 (J)	
10/1/2014	<0.005	
3/30/2015	0.0015 (J)	
10/11/2015	0.0013 (J)	
3/28/2016	<0.005	
8/1/2016	<0.005	
4/7/2017	0.0011 (J)	
10/2/2017	0.0013 (J)	
3/16/2018	<0.005	
9/17/2018	0.00096 (J)	
3/19/2019	<0.005	
9/13/2019	0.00063 (J)	
3/11/2020	0.00084 (J)	
9/16/2020	<0.005	
3/17/2021	<0.005	
8/9/2021	0.00077 (J)	
2/1/2022	0.0008 (J)	
8/16/2022	0.00071 (J)	
2/16/2023	0.00082 (J)	
7/28/2023	0.00094 (J)	
2/22/2024		<0.005

ND substitution: RL or RL/2 if <15% NDs.

Prediction Limit

Constituent: Nickel (mg/L) Analysis Run 5/13/2024 10:19 AM View: Appendix I Intrawell

Plant Bowen Data: Bowen 3-4 CCR

	GWA-50R	GWA-50R
12/12/2008	0.0096	
4/23/2009	0.015	
10/6/2009	0.008	
5/3/2010	0.0053	
10/11/2010	0.0061	
4/27/2011	0.0087	
10/19/2011	0.0039	
5/1/2012	0.0054	
10/2/2012	0.0044	
4/10/2013	0.0053	
10/16/2013	0.0047	
4/22/2014	0.0045	
10/1/2014	0.0018 (J)	
3/30/2015	0.0037	
10/11/2015	0.0018 (J)	
3/28/2016	0.0028 (J)	
8/1/2016	<0.005	
4/3/2017	0.0022 (J)	
10/2/2017	0.0021 (J)	
3/16/2018	0.0014 (J)	
9/18/2018	0.0012 (J)	
3/19/2019	0.0016 (J)	
9/12/2019	0.0015 (J)	
3/11/2020	0.001 (J)	
9/15/2020	0.0012 (J)	
3/17/2021	0.0012 (J)	
8/9/2021	0.00097 (J)	
2/2/2022	0.00089 (J)	
8/17/2022	0.0011 (J)	
2/16/2023	0.00081 (J)	
7/28/2023	0.00092 (J)	
2/22/2024		<0.005

ND substitution: RL or RL/2 if <15% NDs.

Prediction Limit

Constituent: Nickel (mg/L) Analysis Run 5/13/2024 10:19 AM View: Appendix I Intrawell

Plant Bowen Data: Bowen 3-4 CCR

	GWC-16R	GWC-16R
9/16/2014	0.03	
10/4/2014	0.029	
10/21/2014	0.026	
11/11/2014	0.023	
3/3/2015	0.02	
3/18/2015	0.019	
4/6/2015	0.02	
4/23/2015	0.019	
7/29/2015	0.018	
3/3/2016	0.0111	
7/13/2016	0.0133	
3/20/2017	0.0111	
9/21/2017	0.0092 (J)	
3/14/2018	0.0094 (J)	
9/7/2018	0.0086 (J)	
3/11/2019	<0.01	
9/9/2019	0.0066 (J)	
3/4/2020	0.0032 (J)	
9/9/2020	0.0067 (J)	
3/9/2021	0.0053	
7/30/2021	0.0073	
1/28/2022	0.0063	
8/11/2022	0.0077	
2/10/2023	0.005	
8/4/2023	0.0091	
2/15/2024		0.0077

ND substitution: RL or RL/2 if <15% NDs.

Prediction Limit

Constituent: Nickel (mg/L) Analysis Run 5/13/2024 10:19 AM View: Appendix I Intrawell

Plant Bowen Data: Bowen 3-4 CCR

	GWC-18	GWC-18
9/17/2014	<0.005	
10/4/2014	<0.005	
10/21/2014	<0.005	
11/5/2014	0.0016 (J)	
3/3/2015	<0.005	
3/18/2015	<0.005	
4/7/2015	0.0014 (J)	
4/23/2015	<0.005	
7/29/2015	0.0015 (J)	
3/7/2016	<0.005	
7/13/2016	0.0007 (J)	
3/23/2017	<0.005	
9/25/2017	0.0015 (J)	
3/14/2018	<0.005	
9/11/2018	<0.005	
3/12/2019	<0.005	
9/9/2019	<0.005	
3/6/2020	0.0005 (J)	
9/9/2020	<0.005	
2/26/2021	<0.005	
7/29/2021	<0.005	
1/28/2022	<0.005	
8/10/2022	<0.005	
2/9/2023	<0.005	
8/3/2023	<0.005	
2/14/2024		<0.005

ND substitution: RL or RL/2 if <15% NDs.

Prediction Limit

Constituent: Nickel (mg/L) Analysis Run 5/13/2024 10:19 AM View: Appendix I Intrawell

Plant Bowen Data: Bowen 3-4 CCR

	GWC-19R	GWC-19R
9/17/2014	<0.005	
10/4/2014	<0.005	
10/21/2014	<0.005	
11/5/2014	<0.005	
3/3/2015	<0.005	
3/19/2015	<0.005	
4/7/2015	<0.005	
4/24/2015	<0.005	
7/29/2015	<0.005	
3/7/2016	<0.005	
7/14/2016	<0.005	
3/21/2017	<0.005	
9/20/2017	0.0006 (J)	
3/14/2018	<0.005	
9/10/2018	<0.005	
3/12/2019	<0.005	
9/9/2019	<0.005	
3/4/2020	0.00071 (J)	
9/9/2020	<0.005	
2/26/2021	<0.005	
8/5/2021	<0.005	
1/27/2022	<0.005	
8/9/2022	<0.005	
2/9/2023	<0.005	
8/4/2023	<0.005	
2/14/2024		<0.005

ND substitution: RL or RL/2 if <15% NDs.

Prediction Limit

Constituent: Nickel (mg/L) Analysis Run 5/13/2024 10:19 AM View: Appendix I Intrawell

Plant Bowen Data: Bowen 3-4 CCR

	GWC-21R	GWC-21R
9/18/2014	<0.005	
10/5/2014	<0.005	
10/22/2014	0.0013 (J)	
11/5/2014	0.0013 (J)	
3/4/2015	<0.005	
3/19/2015	<0.005	
4/8/2015	0.0014 (J)	
4/24/2015	0.0014 (J)	
7/30/2015	<0.005	
3/8/2016	0.0261 (O)	
7/15/2016	0.0021 (J)	
3/21/2017	<0.005	
9/19/2017	0.0012 (J)	
3/14/2018	0.0014 (J)	
9/10/2018	0.002 (J)	
3/11/2019	<0.005	
9/6/2019	0.0028 (J)	
3/3/2020	0.00099 (J)	
9/8/2020	0.0014 (J)	
3/9/2021	0.00075 (J)	
8/2/2021	0.0015 (J)	
1/28/2022	0.0014 (J)	
8/10/2022	0.0014 (J)	
2/9/2023	0.0011 (J)	
8/4/2023	0.00098 (J)	
2/15/2024		<0.005

ND substitution: RL or RL/2 if <15% NDs.

Prediction Limit

Constituent: Nickel (mg/L) Analysis Run 5/13/2024 10:19 AM View: Appendix I Intrawell

Plant Bowen Data: Bowen 3-4 CCR

	GWC-22R	GWC-22R
9/18/2014	<0.005	
10/5/2014	<0.005	
10/22/2014	<0.005	
11/5/2014	<0.005	
3/4/2015	<0.005	
3/19/2015	<0.005	
4/8/2015	<0.005	
4/24/2015	<0.005	
7/30/2015	<0.005	
3/7/2016	<0.005	
7/14/2016	<0.005	
3/20/2017	<0.005	
9/19/2017	0.0011 (J)	
3/13/2018	<0.005	
9/7/2018	<0.005	
3/11/2019	<0.005	
9/5/2019	0.0011 (J)	
3/3/2020	0.001 (J)	
9/8/2020	0.00083 (J)	
3/9/2021	<0.005	
8/2/2021	<0.005	
1/27/2022	0.00076 (J)	
8/10/2022	<0.005	
2/9/2023	<0.005	
8/3/2023	<0.005	
2/15/2024		<0.005

ND substitution: RL or RL/2 if <15% NDs.

Prediction Limit

Constituent: Nickel (mg/L) Analysis Run 5/13/2024 10:19 AM View: Appendix I Intrawell

Plant Bowen Data: Bowen 3-4 CCR

	GWC-23R	GWC-23R
9/18/2014	<0.005	
10/5/2014	<0.005	
10/22/2014	<0.005	
11/5/2014	<0.005	
3/4/2015	<0.005	
3/20/2015	<0.005	
4/8/2015	<0.005	
4/23/2015	<0.005	
7/30/2015	<0.005	
3/9/2016	<0.005	
7/15/2016	<0.005	
3/22/2017	<0.005	
9/21/2017	0.0012 (J)	
3/14/2018	<0.005	
9/11/2018	<0.005	
3/12/2019	<0.005	
9/6/2019	0.00086 (J)	
3/5/2020	0.00075 (J)	
9/9/2020	<0.005	
3/10/2021	<0.005	
7/30/2021	<0.005	
1/28/2022	<0.005	
8/11/2022	<0.005	
2/10/2023	<0.005	
8/3/2023	0.0011 (J)	
2/16/2024		<0.005

ND substitution: RL or RL/2 if <15% NDs.

Prediction Limit

Constituent: Nickel (mg/L) Analysis Run 5/13/2024 10:19 AM View: Appendix I Intrawell

Plant Bowen Data: Bowen 3-4 CCR

	GWC-24R	GWC-24R
9/16/2014	<0.005	
10/4/2014	<0.005	
10/23/2014	<0.005	
11/10/2014	<0.005	
3/4/2015	<0.005	
3/20/2015	<0.005	
4/8/2015	<0.005	
4/23/2015	<0.005	
7/30/2015	<0.005	
3/4/2016	<0.005	
7/12/2016	<0.005	
3/20/2017	0.0003 (J)	
9/19/2017	<0.005	
3/13/2018	<0.005	
9/11/2018	<0.005	
3/8/2019	<0.005	
9/5/2019	<0.005	
3/3/2020	<0.005	
9/9/2020	<0.005	
3/9/2021	<0.005	
7/29/2021	<0.005	
1/28/2022	<0.005	
8/9/2022	<0.005	
2/9/2023	<0.005	
8/3/2023	<0.005	
2/15/2024		<0.005

ND substitution: RL or RL/2 if <15% NDs.

Prediction Limit

Constituent: Nickel (mg/L) Analysis Run 5/13/2024 10:19 AM View: Appendix I Intrawell

Plant Bowen Data: Bowen 3-4 CCR

	GWC-25R	GWC-25R
9/16/2014	<0.005	
10/4/2014	<0.005	
10/23/2014	<0.005	
11/10/2014	<0.005	
3/4/2015	<0.005	
3/20/2015	<0.005	
4/9/2015	<0.005	
4/23/2015	<0.005	
7/30/2015	<0.005	
3/8/2016	<0.005	
7/18/2016	<0.005	
3/16/2017	0.0012 (J)	
9/19/2017	<0.005	
3/13/2018	<0.005	
9/11/2018	<0.005	
3/8/2019	<0.005	
9/5/2019	<0.005	
3/3/2020	<0.005	
9/4/2020	<0.005	
3/9/2021	<0.005	
8/2/2021	<0.005	
1/27/2022	<0.005	
8/9/2022	<0.005	
2/9/2023	<0.005	
8/3/2023	<0.005	
2/16/2024		<0.005

ND substitution: RL or RL/2 if <15% NDs.

Prediction Limit

Constituent: Nickel (mg/L) Analysis Run 5/13/2024 10:19 AM View: Appendix I Intrawell

Plant Bowen Data: Bowen 3-4 CCR

	GWC-36RA	GWC-36RA
9/15/2014	0.01	
10/3/2014	<0.005	
10/20/2014	0.0043	
11/10/2014	<0.005	
3/2/2015	<0.005	
3/17/2015	<0.005	
4/5/2015	0.0016 (J)	
4/21/2015	0.0033	
7/28/2015	0.0032	
3/1/2016	<0.005	
7/6/2016	0.0007 (J)	
3/14/2017	0.0007 (J)	
9/15/2017	<0.005	
3/12/2018	<0.005	
9/6/2018	<0.005	
3/7/2019	<0.005	
9/4/2019	<0.005	
3/2/2020	0.00051 (J)	
9/14/2020	<0.005	
3/26/2021	<0.005	
7/27/2021	0.0017 (J)	
1/26/2022	<0.005	
8/8/2022	<0.005	
2/8/2023	<0.005	
8/3/2023	<0.005	
2/13/2024		<0.005

ND substitution: RL or RL/2 if <15% NDs.

Prediction Limit

Constituent: Nickel (mg/L) Analysis Run 5/13/2024 10:19 AM View: Appendix I Intrawell

Plant Bowen Data: Bowen 3-4 CCR

	GWC-37	GWC-37
9/16/2014	0.018	
10/3/2014	0.022	
10/20/2014	0.022	
11/10/2014	0.018	
3/2/2015	0.016	
3/17/2015	0.015	
4/5/2015	0.016	
4/22/2015	0.016	
7/28/2015	0.018	
3/1/2016	0.0138	
7/8/2016	0.014	
3/14/2017	0.0087 (J)	
9/15/2017	0.0053 (J)	
3/12/2018	0.0054 (J)	
9/6/2018	0.0069 (J)	
3/6/2019	<0.005	
9/4/2019	0.0059 (J)	
3/2/2020	0.0079 (J)	
9/3/2020	0.0096 (J)	
2/24/2021	0.01	
7/28/2021	0.019	
1/26/2022	0.016	
8/8/2022	0.0097	
2/8/2023	0.012	
8/2/2023	0.013	
2/13/2024		<0.005

ND substitution: RL or RL/2 if <15% NDs.

Prediction Limit

Constituent: Nickel (mg/L) Analysis Run 5/13/2024 10:19 AM View: Appendix I Intrawell

Plant Bowen Data: Bowen 3-4 CCR

	GWC-38	GWC-38
9/16/2014	0.0028	
10/3/2014	0.0036	
10/20/2014	0.0025	
11/10/2014	0.0026	
3/2/2015	0.017	
3/17/2015	0.0057	
4/6/2015	0.0022 (J)	
4/22/2015	0.0015 (J)	
7/28/2015	0.0015 (J)	
3/2/2016	<0.005	
7/7/2016	0.0014 (J)	
3/23/2017	<0.005	
9/19/2017	0.0011 (J)	
3/13/2018	<0.005	
9/6/2018	<0.005	
3/7/2019	<0.005	
9/4/2019	0.000825 (JD)	
3/2/2020	0.001 (J)	
9/3/2020	0.00089 (J)	
2/24/2021	0.00091 (J)	
7/28/2021	0.00096 (J)	
1/25/2022	0.00093 (J)	
8/5/2022	0.00085 (J)	
2/8/2023	0.00091 (J)	
8/2/2023	0.0009 (J)	
2/13/2024		<0.005

ND substitution: RL or RL/2 if <15% NDs.

Prediction Limit

Constituent: Selenium (mg/L) Analysis Run 5/13/2024 10:19 AM View: Appendix I Intrawell

Plant Bowen Data: Bowen 3-4 CCR

	GWA-2	GWA-2
8/23/2007	<0.005	
10/24/2007	<0.005	
11/18/2007	<0.005	
1/31/2008	<0.005	
3/11/2008	<0.005	
5/6/2008	<0.005	
12/4/2008	<0.005	
4/21/2009	<0.005	
10/7/2009	<0.005	
4/26/2010	<0.005	
10/4/2010	<0.005	
4/13/2011	<0.005	
10/5/2011	<0.005	
4/11/2012	<0.005	
10/9/2012	<0.005	
4/15/2013	<0.005	
10/15/2013	<0.005	
4/22/2014	<0.005	
9/30/2014	<0.005	
3/30/2015	<0.005	
10/13/2015	<0.005	
3/23/2016	<0.005	
5/20/2016	0.00216 (J)	
7/29/2016	0.001 (J)	
9/23/2016	<0.005	
11/9/2016	<0.005	
1/31/2017	<0.005	
3/30/2017	<0.005	
6/12/2017	<0.005	
10/2/2017	<0.005	
3/19/2018	0.0016 (J)	
9/14/2018	<0.005	
3/20/2019	<0.005	
9/12/2019	<0.005 (D)	
3/11/2020	0.0021 (J)	
9/15/2020	<0.005	
3/17/2021	0.0045 (J)	
8/9/2021	<0.005	
2/1/2022	<0.005	
8/16/2022	<0.005	
2/16/2023	0.0014 (J)	
7/27/2023	<0.005	
2/22/2024		<0.005

ND substitution: RL or RL/2 if <15% NDs.

Prediction Limit

Constituent: Selenium (mg/L) Analysis Run 5/13/2024 10:19 AM View: Appendix I Intrawell

Plant Bowen Data: Bowen 3-4 CCR

	GWA-2R	GWA-2R
8/23/2007	<0.005	
10/24/2007	<0.005	
11/18/2007	<0.005	
1/31/2008	<0.005	
3/10/2008	<0.005	
5/13/2008	<0.005	
12/4/2008	<0.005	
4/21/2009	<0.005	
10/8/2009	<0.005	
4/21/2010	<0.005	
9/28/2010	<0.005	
4/12/2011	<0.005	
10/4/2011	<0.005	
4/3/2012	<0.005	
10/9/2012	<0.005	
4/11/2013	<0.005	
10/16/2013	<0.005	
4/10/2014	<0.005	
9/30/2014	<0.005	
3/30/2015	<0.005	
10/13/2015	<0.005	
3/23/2016	<0.005	
5/19/2016	<0.005	
7/29/2016	<0.005	
9/22/2016	<0.005	
11/10/2016	<0.005	
1/31/2017	<0.005	
4/3/2017	<0.005	
6/9/2017	<0.005	
10/2/2017	<0.005	
3/16/2018	<0.005	
9/14/2018	<0.005	
3/19/2019	<0.005	
9/13/2019	<0.005	
3/11/2020	<0.005	
9/15/2020	<0.005	
3/16/2021	0.0021 (J)	
8/9/2021	<0.005	
2/1/2022	<0.005	
8/16/2022	<0.005	
2/16/2023	<0.005	
7/27/2023	<0.005	
2/26/2024		<0.005

ND substitution: RL or RL/2 if <15% NDs.

Prediction Limit

Constituent: Selenium (mg/L) Analysis Run 5/13/2024 10:19 AM View: Appendix I Intrawell

Plant Bowen Data: Bowen 3-4 CCR

	GWA-43	GWA-43
3/11/2016	0.00236 (J)	
5/13/2016	<0.005	
7/19/2016	<0.005	
9/16/2016	<0.005	
11/2/2016	<0.005	
1/18/2017	<0.005	
3/28/2017	<0.005	
6/6/2017	<0.005	
9/22/2017	<0.005	
3/14/2018	<0.005	
9/12/2018	<0.005	
3/13/2019	<0.005	
9/11/2019	<0.005	
3/9/2020	<0.005	
9/11/2020	<0.005	
3/11/2021	<0.005	
8/6/2021	<0.005	
1/31/2022	<0.005	
8/11/2022	<0.005	
2/14/2023	<0.005	
7/25/2023	<0.005	
2/20/2024		<0.005

ND substitution: RL or RL/2 if <15% NDs.

Prediction Limit

Constituent: Selenium (mg/L) Analysis Run 5/13/2024 10:19 AM View: Appendix I Intrawell

Plant Bowen Data: Bowen 3-4 CCR

	GWC-23R	GWC-23R
9/18/2014	<0.005	
10/5/2014	<0.005	
10/22/2014	<0.005	
11/5/2014	<0.005	
3/4/2015	<0.005	
3/20/2015	<0.005	
4/8/2015	<0.005	
4/23/2015	<0.005	
7/30/2015	<0.005	
3/9/2016	<0.005	
5/6/2016	<0.005	
7/15/2016	<0.005	
9/14/2016	<0.005	
11/1/2016	<0.005	
1/25/2017	<0.005	
3/22/2017	<0.005	
5/24/2017	<0.005	
9/21/2017	<0.005	
3/14/2018	<0.005	
9/11/2018	<0.005	
3/12/2019	<0.005	
9/6/2019	<0.005	
3/5/2020	<0.005	
9/9/2020	0.0017 (J)	
3/10/2021	<0.005	
7/30/2021	<0.005	
1/28/2022	<0.005	
8/11/2022	<0.005	
2/10/2023	<0.005	
8/3/2023	<0.005	
2/16/2024		<0.005

ND substitution: RL or RL/2 if <15% NDs.

Prediction Limit

Constituent: Silver (mg/L) Analysis Run 5/13/2024 10:19 AM View: Appendix I Intrawell

Plant Bowen Data: Bowen 3-4 CCR

	GWA-39RZ	GWA-39RZ
5/16/2016	<0.005 (D)	
7/27/2016	0.0012 (JD)	
2/21/2017	<0.005	
3/27/2017	<0.005 (D)	
9/29/2017	<0.005 (D)	
3/16/2018	<0.005	
9/14/2018	<0.005	
3/14/2019	<0.005	
3/9/2020	<0.005	
9/16/2020	<0.005	
3/16/2021	<0.005	
8/6/2021	<0.005	
2/2/2022	<0.005	
8/16/2022	<0.005	
2/14/2023	<0.005	
7/25/2023	<0.005	
2/19/2024		<0.005

ND substitution: RL or RL/2 if <15% NDs.

Prediction Limit

Constituent: Silver (mg/L) Analysis Run 5/13/2024 10:19 AM View: Appendix I Intrawell

Plant Bowen Data: Bowen 3-4 CCR

	GWA-50	GWA-50
12/12/2008	<0.005	
4/23/2009	<0.005	
10/6/2009	<0.005	
4/27/2010	<0.005	
9/30/2010	<0.005	
4/14/2011	<0.005	
10/5/2011	<0.005	
4/11/2012	<0.005	
10/2/2012	<0.005	
4/9/2013	<0.005	
10/15/2013	<0.005	
4/10/2014	0.0025 (J)	
10/1/2014	<0.005	
3/30/2015	<0.005	
10/11/2015	<0.005	
3/28/2016	<0.005	
8/1/2016	0.0004 (J)	
4/7/2017	0.0005 (J)	
10/2/2017	0.0006 (J)	
3/16/2018	<0.005	
9/17/2018	<0.005	
3/19/2019	<0.005	
9/13/2019	0.00045 (J)	
3/11/2020	0.00039 (J)	
9/16/2020	0.00042 (J)	
3/17/2021	0.00044 (J)	
8/9/2021	<0.005	
2/1/2022	<0.005	
8/16/2022	<0.005	
2/16/2023	<0.005	
7/28/2023	0.00044 (J)	
2/22/2024		0.00052 (J)

ND substitution: RL or RL/2 if <15% NDs.

Prediction Limit

Constituent: Silver (mg/L) Analysis Run 5/13/2024 10:19 AM View: Appendix I Intrawell

Plant Bowen Data: Bowen 3-4 CCR

	GWA-50R	GWA-50R
12/12/2008	<0.0025	
4/23/2009	<0.0025	
10/6/2009	0.0048	
5/3/2010	<0.0025	
10/11/2010	<0.0025	
4/27/2011	0.004	
10/19/2011	<0.0025	
5/1/2012	<0.0025	
10/2/2012	<0.0025	
4/10/2013	<0.0025	
10/16/2013	0.0034	
4/22/2014	0.0034	
10/1/2014	0.0012 (J)	
3/30/2015	0.003	
10/11/2015	0.0018 (J)	
3/28/2016	0.0022 (J)	
8/1/2016	0.0016 (J)	
4/3/2017	0.0022 (J)	
10/2/2017	0.0021 (J)	
3/16/2018	0.0023 (J)	
9/18/2018	0.0017 (J)	
3/19/2019	0.0017 (J)	
9/12/2019	0.0028 (J)	
3/11/2020	0.0013 (J)	
9/15/2020	0.0012 (J)	
3/17/2021	0.0026 (J)	
8/9/2021	0.0015 (J)	
2/2/2022	0.0012 (J)	
8/17/2022	0.0021 (J)	
2/16/2023	0.0011 (J)	
7/28/2023	0.00091 (J)	
2/22/2024		0.0013 (J)

ND substitution: RL or RL/2 if <15% NDs.

Prediction Limit

Constituent: Silver (mg/L) Analysis Run 5/13/2024 10:19 AM View: Appendix I Intrawell

Plant Bowen Data: Bowen 3-4 CCR

	GWC-16R	GWC-16R
9/16/2014	<0.005	
10/4/2014	<0.005	
10/21/2014	<0.005	
11/11/2014	<0.005	
3/3/2015	<0.005	
3/18/2015	<0.005	
4/6/2015	0.0013 (J)	
4/23/2015	<0.005	
7/29/2015	<0.005	
3/3/2016	<0.005	
7/13/2016	<0.005	
3/20/2017	<0.005	
9/21/2017	<0.005	
3/14/2018	<0.005	
9/7/2018	<0.005	
3/11/2019	<0.005	
9/9/2019	<0.005	
3/4/2020	<0.005	
9/9/2020	<0.005	
3/9/2021	<0.005	
7/30/2021	<0.005	
1/28/2022	<0.005	
8/11/2022	<0.005	
2/10/2023	<0.005	
8/4/2023	<0.005	
2/15/2024		<0.005

ND substitution: RL or RL/2 if <15% NDs.

Prediction Limit

Constituent: Silver (mg/L) Analysis Run 5/13/2024 10:19 AM View: Appendix I Intrawell

Plant Bowen Data: Bowen 3-4 CCR

	GWC-17R	GWC-17R
9/17/2014	<0.005	
10/4/2014	<0.005	
10/21/2014	<0.005	
11/11/2014	0.0007 (J)	
3/3/2015	0.00052 (J)	
3/18/2015	<0.005	
4/6/2015	<0.005	
4/23/2015	<0.005	
7/29/2015	<0.005	
3/4/2016	<0.005	
7/14/2016	<0.005	
3/21/2017	<0.005	
9/22/2017	<0.005	
3/14/2018	<0.005	
9/11/2018	<0.005	
3/12/2019	<0.005	
9/10/2019	<0.005	
3/5/2020	<0.005	
9/9/2020	<0.005	
3/10/2021	<0.005	
7/30/2021	<0.005	
1/28/2022	<0.005	
8/11/2022	<0.005	
2/10/2023	<0.005	
8/3/2023	<0.005	
2/15/2024		<0.005

ND substitution: RL or RL/2 if <15% NDs.

Prediction Limit

Constituent: Silver (mg/L) Analysis Run 5/13/2024 10:19 AM View: Appendix I Intrawell

Plant Bowen Data: Bowen 3-4 CCR

	GWC-18R	GWC-18R
9/17/2014	0.00058 (J)	
10/4/2014	<0.005	
10/21/2014	<0.005	
11/11/2014	<0.005	
3/3/2015	<0.005	
3/18/2015	<0.005	
4/7/2015	<0.005	
4/23/2015	<0.005	
7/29/2015	<0.005	
3/7/2016	<0.005	
7/13/2016	<0.005	
3/20/2017	<0.005	
9/21/2017	<0.005	
3/14/2018	<0.005	
9/7/2018	<0.005	
3/12/2019	<0.005	
9/6/2019	<0.005	
3/5/2020	<0.005	
9/9/2020	<0.005	
2/26/2021	<0.005	
7/29/2021	<0.005	
1/27/2022	<0.005	
8/10/2022	<0.005	
2/9/2023	<0.005	
8/4/2023	<0.005	
2/14/2024		<0.005

ND substitution: RL or RL/2 if <15% NDs.

Prediction Limit

Constituent: Silver (mg/L) Analysis Run 5/13/2024 10:19 AM View: Appendix I Intrawell

Plant Bowen Data: Bowen 3-4 CCR

	GWC-38	GWC-38
9/16/2014	0.00051 (J)	
10/3/2014	<0.005	
10/20/2014	<0.005	
11/10/2014	<0.005	
3/2/2015	<0.005	
3/17/2015	<0.005	
4/6/2015	<0.005	
4/22/2015	<0.005	
7/28/2015	<0.005	
3/2/2016	<0.005	
7/7/2016	<0.005	
3/23/2017	<0.005	
9/19/2017	<0.005	
3/13/2018	<0.005	
9/6/2018	<0.005	
3/7/2019	<0.005	
9/4/2019	<0.005 (D)	
3/2/2020	<0.005	
9/3/2020	<0.005	
2/24/2021	<0.005	
7/28/2021	<0.005	
1/25/2022	<0.005	
8/5/2022	<0.005	
2/8/2023	<0.005	
8/2/2023	<0.005	
2/13/2024		<0.005

ND substitution: RL or RL/2 if <15% NDs.

Prediction Limit

Constituent: Thallium (mg/L) Analysis Run 5/13/2024 10:19 AM View: Appendix I Intrawell

Plant Bowen Data: Bowen 3-4 CCR

	GWA-2R	GWA-2R
3/30/2015	7E-05	
10/13/2015	<0.001	
3/23/2016	<0.001	
5/19/2016	<0.001	
7/29/2016	<0.001	
9/22/2016	<0.001	
11/10/2016	<0.001	
1/31/2017	<0.001	
4/3/2017	<0.001	
6/9/2017	<0.001	
10/2/2017	<0.001	
3/16/2018	<0.001	
9/14/2018	<0.001	
3/19/2019	<0.001	
9/13/2019	6.2E-05 (J)	
3/11/2020	<0.001	
9/15/2020	<0.001	
3/16/2021	<0.001	
8/9/2021	<0.001	
2/1/2022	<0.001	
8/16/2022	<0.001	
2/16/2023	<0.001	
7/27/2023	<0.001	
2/26/2024		<0.001

ND substitution: RL or RL/2 if <15% NDs.

Prediction Limit

Constituent: Thallium (mg/L) Analysis Run 5/13/2024 10:19 AM View: Appendix I Intrawell

Plant Bowen Data: Bowen 3-4 CCR

	GWA-39RZ	GWA-39RZ
5/16/2016	<0.001 (D)	
7/27/2016	0.0002 (JD)	
2/21/2017	<0.001	
3/27/2017	<0.001 (D)	
6/8/2017	<0.001 (D)	
7/17/2017	<0.001 (D)	
7/27/2017	<0.001	
8/9/2017	<0.001	
9/29/2017	<0.001 (D)	
3/16/2018	<0.001	
9/14/2018	<0.001	
3/14/2019	<0.001	
3/9/2020	<0.001	
9/16/2020	<0.001	
3/16/2021	<0.001	
8/6/2021	<0.001	
2/2/2022	<0.001	
8/16/2022	<0.001	
2/14/2023	<0.001	
7/25/2023	<0.001	
2/19/2024		<0.001

ND substitution: RL or RL/2 if <15% NDs.

Prediction Limit

Constituent: Thallium (mg/L) Analysis Run 5/13/2024 10:19 AM View: Appendix I Intrawell

Plant Bowen Data: Bowen 3-4 CCR

	GWA-39Z	GWA-39Z
3/14/2016	<0.001	
5/11/2016	<0.001	
7/19/2016	<0.001 (*)	
9/15/2016	<0.001	
11/2/2016	<0.001	
1/18/2017	<0.001	
3/28/2017	5E-05 (J)	
6/7/2017	<0.001	
9/26/2017	7E-05 (J)	
3/14/2018	<0.001	
9/12/2018	<0.001	
3/15/2019	<0.001	
9/9/2019	<0.001	
3/9/2020	<0.001	
9/10/2020	<0.001	
3/12/2021	<0.001	
8/4/2021	<0.001	
1/31/2022	<0.001	
8/10/2022	<0.001	
2/13/2023	<0.001	
7/26/2023	<0.001	
2/19/2024		<0.001

ND substitution: RL or RL/2 if <15% NDs.

Prediction Limit

Constituent: Thallium (mg/L) Analysis Run 5/13/2024 10:19 AM View: Appendix I Intrawell

Plant Bowen Data: Bowen 3-4 CCR

	GWA-40	GWA-40
3/15/2016	<0.001	
5/11/2016	<0.001	
7/21/2016	<0.001	
9/15/2016	<0.001	
11/3/2016	<0.001	
1/17/2017	<0.001	
3/24/2017	<0.001	
5/24/2017	<0.001	
9/26/2017	<0.001	
3/14/2018	<0.001	
9/12/2018	<0.001	
3/13/2019	<0.001	
9/9/2019	<0.001	
3/9/2020	7.8E-05 (J)	
9/11/2020	<0.001	
3/10/2021	<0.001	
8/4/2021	<0.001	
1/31/2022	<0.001	
8/12/2022	<0.001	
2/13/2023	<0.001	
7/26/2023	<0.001	
2/19/2024		<0.001

ND substitution: RL or RL/2 if <15% NDs.

Prediction Limit

Constituent: Thallium (mg/L) Analysis Run 5/13/2024 10:19 AM View: Appendix I Intrawell

Plant Bowen Data: Bowen 3-4 CCR

	GWA-41R	GWA-41R
3/15/2016	<0.001	
5/13/2016	<0.001	
7/21/2016	<0.001	
9/21/2016	<0.001	
11/3/2016	<0.001	
1/17/2017	<0.001	
3/27/2017	<0.001	
6/6/2017	0.0002 (J)	
9/25/2017	<0.001	
3/14/2018	<0.001	
9/12/2018	<0.001	
3/14/2019	<0.001	
9/10/2019	<0.001	
3/9/2020	6.1E-05 (J)	
9/10/2020	<0.001	
3/10/2021	<0.001	
8/4/2021	<0.001	
1/31/2022	<0.001	
8/11/2022	<0.001	
2/13/2023	<0.001	
7/25/2023	<0.001	
2/19/2024		<0.001

ND substitution: RL or RL/2 if <15% NDs.

Prediction Limit

Constituent: Thallium (mg/L) Analysis Run 5/13/2024 10:19 AM View: Appendix I Intrawell

Plant Bowen Data: Bowen 3-4 CCR

	GWA-42	GWA-42
3/11/2016	<0.001	
5/16/2016	<0.001	
7/22/2016	0.0002 (J)	
9/19/2016	<0.001	
11/3/2016	<0.001	
1/17/2017	<0.001	
3/27/2017	<0.001	
6/7/2017	<0.001	
9/26/2017	<0.001	
3/14/2018	<0.001	
9/14/2018	<0.001	
3/14/2019	<0.001	
9/10/2019	<0.001	
3/6/2020	8.6E-05 (J)	
9/10/2020	<0.001	
3/11/2021	<0.001	
8/4/2021	<0.001	
1/31/2022	<0.001	
8/10/2022	<0.001	
2/13/2023	<0.001	
7/26/2023	<0.001	
2/20/2024		<0.001

ND substitution: RL or RL/2 if <15% NDs.

Prediction Limit

Constituent: Thallium (mg/L) Analysis Run 5/13/2024 10:19 AM View: Appendix I Intrawell

Plant Bowen Data: Bowen 3-4 CCR

	GWA-43	GWA-43
3/11/2016	<0.001	
5/13/2016	<0.001	
7/19/2016	<0.001 (*)	
9/16/2016	<0.001	
11/2/2016	<0.001	
1/18/2017	<0.001	
3/28/2017	5E-05 (J)	
6/6/2017	<0.001	
9/22/2017	<0.001	
3/14/2018	<0.001	
9/12/2018	<0.001	
3/13/2019	<0.001	
9/11/2019	6.2E-05 (J)	
3/9/2020	<0.001	
9/11/2020	<0.001	
3/11/2021	<0.001	
8/6/2021	<0.001	
1/31/2022	<0.001	
8/11/2022	<0.001	
2/14/2023	<0.001	
7/25/2023	<0.001	
2/20/2024		<0.001

ND substitution: RL or RL/2 if <15% NDs.

Prediction Limit

Constituent: Thallium (mg/L) Analysis Run 5/13/2024 10:19 AM View: Appendix I Intrawell

Plant Bowen Data: Bowen 3-4 CCR

	GWA-50R	GWA-50R
10/11/2015	<0.001	
3/28/2016	<0.001	
5/25/2016	<0.001	
8/1/2016	<0.001	
9/26/2016	<0.001	
11/11/2016	<0.001	
1/30/2017	<0.001	
4/3/2017	<0.001	
6/12/2017	<0.001	
10/2/2017	<0.001	
3/16/2018	<0.001	
9/18/2018	<0.001	
3/19/2019	<0.001	
9/12/2019	<0.001	
3/11/2020	5.9E-05 (J)	
9/15/2020	<0.001	
3/17/2021	<0.001	
8/9/2021	<0.001	
2/2/2022	<0.001	
8/17/2022	<0.001	
2/16/2023	<0.001	
7/28/2023	<0.001	
2/22/2024		<0.001

ND substitution: RL or RL/2 if <15% NDs.

Prediction Limit

Constituent: Thallium (mg/L) Analysis Run 5/13/2024 10:19 AM View: Appendix I Intrawell

Plant Bowen Data: Bowen 3-4 CCR

	GWC-16R	GWC-16R
9/16/2014	0.0004 (J)	
10/4/2014	0.0004 (J)	
10/21/2014	0.0004 (J)	
11/11/2014	0.0005 (J)	
3/3/2015	0.0004 (J)	
3/18/2015	0.0005 (J)	
4/6/2015	0.0004 (J)	
4/23/2015	0.0004 (J)	
7/29/2015	0.0003 (J)	
3/3/2016	0.002222 (JD)	
5/10/2016	<0.001	
7/13/2016	<0.001	
9/15/2016	<0.001	
11/2/2016	<0.001	
1/11/2017	0.0003 (J)	
3/20/2017	0.0003 (J)	
5/23/2017	0.0003 (J)	
9/21/2017	0.0002 (J)	
3/14/2018	0.00018 (J)	
9/7/2018	0.00016 (J)	
3/11/2019	0.00026 (J)	
9/9/2019	6E-05 (J)	
3/4/2020	0.00014 (J)	
9/9/2020	<0.001	
3/9/2021	<0.001	
7/30/2021	<0.001	
1/28/2022	<0.001	
8/11/2022	<0.001	
2/10/2023	<0.001	
8/4/2023	<0.001	
2/15/2024		<0.001

ND substitution: RL or RL/2 if <15% NDs.

Prediction Limit

Constituent: Thallium (mg/L) Analysis Run 5/13/2024 10:19 AM View: Appendix I Intrawell

Plant Bowen Data: Bowen 3-4 CCR

	GWC-18	GWC-18
9/17/2014	0.0002 (J)	
10/4/2014	0.0002 (J)	
10/21/2014	0.0002 (J)	
11/5/2014	0.0003 (J)	
3/3/2015	0.0002 (J)	
3/18/2015	0.0002 (J)	
4/7/2015	0.0002 (J)	
4/23/2015	0.0002 (J)	
7/29/2015	0.0002 (J)	
3/7/2016	<0.001	
5/5/2016	<0.001	
7/13/2016	<0.001	
9/13/2016	<0.001	
10/31/2016	<0.001	
1/12/2017	<0.001	
3/23/2017	0.0001 (J)	
5/23/2017	0.0001 (J)	
9/25/2017	0.0001 (J)	
3/14/2018	<0.001	
9/11/2018	<0.001	
3/12/2019	<0.001	
9/9/2019	<0.001	
3/6/2020	7.6E-05 (J)	
9/9/2020	<0.001	
2/26/2021	<0.001	
7/29/2021	<0.001	
1/28/2022	<0.001	
8/10/2022	<0.001	
2/9/2023	<0.001	
8/3/2023	<0.001	
2/14/2024		<0.001

ND substitution: RL or RL/2 if <15% NDs.

Prediction Limit

Constituent: Thallium (mg/L) Analysis Run 5/13/2024 10:19 AM View: Appendix I Intrawell

Plant Bowen Data: Bowen 3-4 CCR

	GWC-20R	GWC-20R
9/18/2014	0.0001 (J)	
10/5/2014	0.0001 (J)	
10/22/2014	0.0001 (J)	
11/5/2014	0.0002 (J)	
3/4/2015	0.0001 (J)	
3/19/2015	0.0001 (J)	
4/7/2015	0.0001 (J)	
4/24/2015	0.0001 (J)	
7/30/2015	<0.001	
3/8/2016	<0.001	
5/9/2016	<0.001	
7/14/2016	<0.001	
9/12/2016	<0.001	
10/31/2016	<0.001	
1/12/2017	<0.001	
3/22/2017	4E-05 (J)	
5/22/2017	5E-05 (J)	
9/19/2017	6E-05 (J)	
3/14/2018	<0.001	
9/10/2018	<0.001	
3/12/2019	<0.001	
9/6/2019	<0.001	
3/5/2020	<0.001	
9/4/2020	<0.001	
3/9/2021	<0.001	
8/2/2021	<0.001	
1/27/2022	<0.001	
8/9/2022	<0.001	
2/10/2023	<0.001	
8/3/2023	<0.001	
2/15/2024		<0.001

ND substitution: RL or RL/2 if <15% NDs.

Prediction Limit

Constituent: Thallium (mg/L) Analysis Run 5/13/2024 10:19 AM View: Appendix I Intrawell

Plant Bowen Data: Bowen 3-4 CCR

	GWC-21R	GWC-21R
9/18/2014	0.0002 (J)	
10/5/2014	0.0002 (J)	
10/22/2014	0.0002 (J)	
11/5/2014	0.0002 (J)	
3/4/2015	0.0002 (J)	
3/19/2015	0.0002 (J)	
4/8/2015	0.0002 (J)	
4/24/2015	0.0002 (J)	
7/30/2015	0.0001 (J)	
3/8/2016	<0.001	
5/9/2016	0.000353 (J)	
7/15/2016	<0.001	
9/9/2016	<0.001	
10/27/2016	<0.001	
1/12/2017	<0.001	
3/21/2017	<0.001	
5/23/2017	0.0002 (J)	
9/19/2017	0.0002 (J)	
3/14/2018	<0.001	
9/10/2018	<0.001	
3/11/2019	<0.001	
9/6/2019	0.0002 (J)	
3/3/2020	7.1E-05 (J)	
9/8/2020	<0.001	
3/9/2021	<0.001	
8/2/2021	<0.001	
1/28/2022	0.00021 (J)	
8/10/2022	0.00031 (J)	
2/9/2023	0.00029 (J)	
8/4/2023	0.00022 (J)	
2/15/2024		<0.001

ND substitution: RL or RL/2 if <15% NDs.

Prediction Limit

Constituent: Thallium (mg/L) Analysis Run 5/13/2024 10:19 AM View: Appendix I Intrawell

Plant Bowen Data: Bowen 3-4 CCR

	GWC-22R	GWC-22R
9/18/2014	<0.001	
10/5/2014	0.0001 (J)	
10/22/2014	<0.001	
11/5/2014	0.0001 (J)	
3/4/2015	0.0001 (J)	
3/19/2015	0.0001 (J)	
4/8/2015	0.0001 (J)	
4/24/2015	0.0001 (J)	
7/30/2015	0.0001 (J)	
3/7/2016	<0.001	
5/5/2016	<0.001	
7/14/2016	<0.001	
9/12/2016	<0.001	
10/27/2016	<0.001	
1/13/2017	<0.001	
3/20/2017	<0.001	
5/23/2017	0.0001 (J)	
9/19/2017	8E-05 (J)	
3/13/2018	0.00017 (J)	
9/7/2018	<0.001	
3/11/2019	0.00015 (J)	
9/5/2019	5.5E-05 (J)	
3/3/2020	7.2E-05 (J)	
9/8/2020	0.00016 (J)	
3/9/2021	<0.001	
8/2/2021	<0.001	
1/27/2022	<0.001	
8/10/2022	<0.001	
2/9/2023	<0.001	
8/3/2023	<0.001	
2/15/2024		<0.001

ND substitution: RL or RL/2 if <15% NDs.

Prediction Limit

Constituent: Thallium (mg/L) Analysis Run 5/13/2024 10:19 AM View: Appendix I Intrawell

Plant Bowen Data: Bowen 3-4 CCR

	GWC-23R	GWC-23R
9/18/2014	0.0002 (J)	
10/5/2014	0.0003 (J)	
10/22/2014	0.0002 (J)	
3/4/2015	0.0002 (J)	
3/20/2015	0.0002 (J)	
4/8/2015	0.0002 (J)	
4/23/2015	0.0002 (J)	
7/30/2015	0.0001 (J)	
3/9/2016	0.0033 (JO)	
5/6/2016	<0.001	
7/15/2016	<0.001	
9/14/2016	0.0002 (J)	
11/1/2016	<0.001	
1/25/2017	<0.001	
3/22/2017	0.0001 (J)	
5/24/2017	0.0001 (J)	
9/21/2017	0.0002 (J)	
3/14/2018	<0.001	
9/11/2018	<0.001	
3/12/2019	<0.001	
9/6/2019	0.0003 (J)	
3/5/2020	0.00018 (J)	
9/9/2020	0.00016 (J)	
3/10/2021	<0.001	
7/30/2021	0.00023 (J)	
1/28/2022	<0.001	
8/11/2022	<0.001	
2/10/2023	<0.001	
8/3/2023	<0.001	
2/16/2024		<0.001

ND substitution: RL or RL/2 if <15% NDs.

Prediction Limit

Constituent: Thallium (mg/L) Analysis Run 5/13/2024 10:19 AM View: Appendix I Intrawell

Plant Bowen Data: Bowen 3-4 CCR

	GWC-36RA	GWC-36RA
10/3/2014	<0.001	
10/20/2014	<0.001	
11/10/2014	<0.001	
3/2/2015	<0.001	
3/17/2015	0.0001 (J)	
4/5/2015	7E-05 (J)	
4/21/2015	<0.001	
7/28/2015	<0.001	
3/1/2016	<0.001	
5/2/2016	<0.001	
7/6/2016	<0.001	
9/7/2016	<0.001	
10/25/2016	<0.001	
1/5/2017	<0.001	
3/14/2017	<0.001	
5/16/2017	<0.001	
9/15/2017	<0.001	
3/12/2018	<0.001	
9/6/2018	<0.001	
3/7/2019	<0.001	
9/4/2019	<0.001	
3/2/2020	<0.001	
9/14/2020	<0.001	
3/26/2021	<0.001	
7/27/2021	<0.001	
1/26/2022	<0.001	
8/8/2022	<0.001	
2/8/2023	<0.001	
8/3/2023	<0.001	
2/13/2024		<0.001

ND substitution: RL or RL/2 if <15% NDs.

Prediction Limit

Constituent: Vanadium (mg/L) Analysis Run 5/13/2024 10:19 AM View: Appendix I Intrawell

Plant Bowen Data: Bowen 3-4 CCR

	GWA-1	GWA-1
8/23/2007	<0.01	
10/23/2007	<0.01	
11/18/2007	<0.01	
1/30/2008	<0.01	
3/10/2008	<0.01	
5/13/2008	<0.01	
12/5/2008	<0.01	
4/15/2009	<0.01	
10/7/2009	0.0099	
5/3/2010	<0.01	
10/12/2010	<0.01	
4/27/2011	<0.01	
10/17/2011	<0.01	
5/2/2012	<0.01	
10/8/2012	<0.01	
4/12/2013	<0.01	
10/16/2013	<0.01	
4/11/2014	<0.01	
9/30/2014	<0.01	
3/30/2015	0.0067	
10/13/2015	<0.01	
3/22/2016	0.00214 (J)	
7/29/2016	<0.01	
3/30/2017	<0.01	
10/2/2017	<0.01	
3/16/2018	<0.01	
9/17/2018	<0.01 (D)	
3/20/2019	<0.01	
9/12/2019	<0.01	
3/11/2020	<0.01	
9/15/2020	<0.01	
3/16/2021	<0.01	
8/9/2021	<0.01	
2/1/2022	<0.01	
8/16/2022	<0.01	
2/16/2023	<0.01	
7/27/2023	<0.01	
2/22/2024		<0.01

ND substitution: RL or RL/2 if <15% NDs.

Prediction Limit

Constituent: Vanadium (mg/L) Analysis Run 5/13/2024 10:19 AM View: Appendix I Intrawell

Plant Bowen Data: Bowen 3-4 CCR

	GWA-2	GWA-2
8/23/2007	<0.01	
10/24/2007	<0.01	
11/18/2007	0.0051	
1/31/2008	<0.01	
3/11/2008	0.0032	
5/6/2008	<0.01	
12/4/2008	0.016 (O)	
4/21/2009	0.005	
10/7/2009	<0.01	
4/26/2010	<0.01	
10/4/2010	0.0025	
4/13/2011	<0.01	
10/5/2011	<0.01	
4/11/2012	<0.01	
10/9/2012	<0.01	
4/15/2013	<0.01	
10/15/2013	<0.01	
4/22/2014	<0.01	
9/30/2014	<0.01	
3/30/2015	0.0016 (J)	
10/13/2015	<0.01	
3/23/2016	<0.01	
7/29/2016	<0.01	
3/30/2017	<0.01	
10/2/2017	<0.01	
3/19/2018	<0.01	
9/14/2018	<0.01	
3/20/2019	<0.01	
9/12/2019	<0.01 (D)	
3/11/2020	<0.01	
9/15/2020	<0.01	
3/17/2021	<0.01	
8/9/2021	<0.01	
2/1/2022	<0.01	
8/16/2022	<0.01	
2/16/2023	<0.01	
7/27/2023	<0.01	
2/22/2024		<0.01

ND substitution: RL or RL/2 if <15% NDs.

Prediction Limit

Constituent: Vanadium (mg/L) Analysis Run 5/13/2024 10:19 AM View: Appendix I Intrawell

Plant Bowen Data: Bowen 3-4 CCR

	GWA-2R	GWA-2R
8/23/2007	<0.01	
10/24/2007	<0.01	
11/18/2007	<0.01	
1/31/2008	0.0078	
3/10/2008	<0.01	
5/13/2008	<0.01	
12/4/2008	<0.01	
4/21/2009	0.0036	
10/8/2009	<0.01	
4/21/2010	<0.01	
9/28/2010	<0.01	
4/12/2011	<0.01	
10/4/2011	<0.01	
4/3/2012	<0.01	
10/9/2012	<0.01	
4/11/2013	<0.01	
10/16/2013	<0.01	
4/10/2014	0.005 (J)	
9/30/2014	<0.01	
3/30/2015	<0.01	
10/13/2015	<0.01	
3/23/2016	<0.01	
7/29/2016	<0.01	
4/3/2017	<0.01	
10/2/2017	<0.01	
3/16/2018	<0.01	
9/14/2018	<0.01	
3/19/2019	<0.01	
9/13/2019	0.001 (J)	
3/11/2020	0.00084 (J)	
9/15/2020	<0.01	
3/16/2021	<0.01	
8/9/2021	<0.01	
2/1/2022	<0.01	
8/16/2022	<0.01	
2/16/2023	<0.01	
7/27/2023	<0.01	
2/26/2024		<0.01

ND substitution: RL or RL/2 if <15% NDs.

Prediction Limit

Constituent: Vanadium (mg/L) Analysis Run 5/13/2024 10:19 AM View: Appendix I Intrawell

Plant Bowen Data: Bowen 3-4 CCR

	GWA-39RZ	GWA-39RZ
5/16/2016	<0.01 (D)	
7/27/2016	0.002 (JD)	
2/21/2017	<0.01	
3/27/2017	<0.01 (D)	
9/29/2017	<0.01 (D)	
3/16/2018	<0.01	
9/14/2018	<0.01	
3/14/2019	<0.01	
3/9/2020	<0.01	
9/16/2020	<0.01	
3/16/2021	<0.01	
8/6/2021	<0.01	
2/2/2022	<0.01	
8/16/2022	<0.01	
2/14/2023	<0.01	
7/25/2023	<0.01	
2/19/2024		0.001 (J)

ND substitution: RL or RL/2 if <15% NDs.

Prediction Limit

Constituent: Vanadium (mg/L) Analysis Run 5/13/2024 10:19 AM View: Appendix I Intrawell

Plant Bowen Data: Bowen 3-4 CCR

	GWA-3A	GWA-3A
8/23/2007	<0.01	
11/2/2007	<0.01	
11/18/2007	0.0046	
1/31/2008	<0.01	
3/11/2008	<0.01	
5/14/2008	<0.01	
12/5/2008	<0.01	
4/15/2009	<0.01	
10/8/2009	<0.01	
4/28/2010	<0.01	
10/6/2010	<0.01	
4/21/2011	<0.01	
10/13/2011	<0.01	
5/1/2012	<0.01	
10/9/2012	<0.01	
4/11/2013	<0.01	
10/16/2013	<0.01	
4/23/2014	<0.01	
10/4/2014	<0.01	
3/31/2015	0.0023 (J)	
10/12/2015	<0.01	
3/23/2016	<0.01	
7/29/2016	<0.01	
3/30/2017	<0.01	
10/4/2017	<0.01	
3/19/2018	<0.01	
9/17/2018	<0.01	
3/20/2019	<0.01	
9/13/2019	<0.01	
3/11/2020	<0.01	
3/29/2021	<0.01	
8/9/2021	<0.01	
2/2/2022	<0.01	
8/16/2022	<0.01	
2/17/2023	<0.01	
8/1/2023	<0.01	
2/22/2024		<0.01

ND substitution: RL or RL/2 if <15% NDs.

Prediction Limit

Constituent: Vanadium (mg/L) Analysis Run 5/13/2024 10:19 AM View: Appendix I Intrawell

Plant Bowen Data: Bowen 3-4 CCR

	GWA-41R	GWA-41R
3/15/2016	<0.01	
5/13/2016	<0.01	
7/21/2016	<0.01	
9/21/2016	<0.01	
11/3/2016	<0.01	
1/17/2017	<0.01	
3/27/2017	<0.01	
9/25/2017	<0.01	
3/14/2018	<0.01	
9/12/2018	<0.01	
3/14/2019	<0.01	
9/10/2019	<0.01	
3/9/2020	<0.01	
9/10/2020	<0.01	
3/10/2021	<0.01	
8/4/2021	<0.01	
1/31/2022	<0.01	
8/11/2022	<0.01	
2/13/2023	<0.01	
7/25/2023	<0.01	
2/19/2024		0.001 (J)

ND substitution: RL or RL/2 if <15% NDs.

Prediction Limit

Constituent: Vanadium (mg/L) Analysis Run 5/13/2024 10:19 AM View: Appendix I Intrawell

Plant Bowen Data: Bowen 3-4 CCR

	GWA-42	GWA-42
3/11/2016	<0.01	
5/16/2016	<0.01	
7/22/2016	<0.01	
9/19/2016	<0.01	
11/3/2016	<0.01	
1/17/2017	<0.01	
3/27/2017	<0.01	
9/26/2017	<0.01	
3/14/2018	<0.01	
9/14/2018	<0.01	
3/14/2019	<0.01	
9/10/2019	<0.01	
3/6/2020	<0.01	
9/10/2020	<0.01	
3/11/2021	<0.01	
8/4/2021	<0.01	
1/31/2022	<0.01	
8/10/2022	<0.01	
2/13/2023	<0.01	
7/26/2023	<0.01	
2/20/2024		0.0015 (J)

ND substitution: RL or RL/2 if <15% NDs.

Prediction Limit

Constituent: Vanadium (mg/L) Analysis Run 5/13/2024 10:19 AM View: Appendix I Intrawell

Plant Bowen Data: Bowen 3-4 CCR

	GWA-43	GWA-43
3/11/2016	0.00204 (J)	
5/13/2016	<0.01	
7/19/2016	<0.01	
9/16/2016	<0.01	
11/2/2016	<0.01	
1/18/2017	<0.01	
3/28/2017	<0.01	
9/22/2017	<0.01	
3/14/2018	<0.01	
9/12/2018	<0.01	
3/13/2019	<0.01	
9/11/2019	<0.01	
3/9/2020	<0.01	
9/11/2020	<0.01	
3/11/2021	<0.01	
8/6/2021	<0.01	
1/31/2022	<0.01	
8/11/2022	<0.01	
2/14/2023	<0.01	
7/25/2023	<0.01	
2/20/2024		0.0017 (J)

ND substitution: RL or RL/2 if <15% NDs.

Prediction Limit

Constituent: Vanadium (mg/L) Analysis Run 5/13/2024 10:19 AM View: Appendix I Intrawell

Plant Bowen Data: Bowen 3-4 CCR

	GWA-43R	GWA-43R
3/11/2016	0.00202 (J)	
5/13/2016	<0.01	
7/19/2016	<0.01	
9/16/2016	<0.01	
11/2/2016	<0.01	
1/18/2017	<0.01	
3/28/2017	<0.01	
9/22/2017	<0.01	
3/15/2018	<0.01	
9/12/2018	<0.01	
3/13/2019	<0.01	
9/11/2019	<0.01	
3/9/2020	0.00074 (J)	
9/14/2020	<0.01	
3/11/2021	<0.01	
8/5/2021	<0.01	
1/31/2022	<0.01	
8/10/2022	<0.01	
2/13/2023	<0.01	
7/25/2023	<0.01	
2/20/2024		0.0016 (J)

ND substitution: RL or RL/2 if <15% NDs.

Prediction Limit

Constituent: Vanadium (mg/L) Analysis Run 5/13/2024 10:19 AM View: Appendix I Intrawell

Plant Bowen Data: Bowen 3-4 CCR

	GWA-4RZ	GWA-4RZ
4/7/2017	<0.01	
10/3/2017	<0.01 (D)	
3/21/2018	<0.01	
9/18/2018	<0.01	
3/21/2019	<0.01 (D)	
9/12/2019	0.00084 (JD)	
3/12/2020	<0.01	
9/17/2020	<0.01	
3/16/2021	<0.01	
8/10/2021	<0.01	
2/3/2022	<0.01	
8/17/2022	<0.01	
2/17/2023	<0.01	
7/28/2023	<0.01	
2/27/2024		<0.01

ND substitution: RL or RL/2 if <15% NDs.

Prediction Limit

Constituent: Vanadium (mg/L) Analysis Run 5/13/2024 10:19 AM View: Appendix I Intrawell

Plant Bowen Data: Bowen 3-4 CCR

	GWA-50R	GWA-50R
12/12/2008	<0.01	
4/23/2009	0.0065	
10/6/2009	0.0026	
5/3/2010	0.0028	
10/11/2010	0.0035	
4/27/2011	0.0047	
10/19/2011	<0.01	
5/1/2012	<0.01	
10/2/2012	<0.01	
4/10/2013	<0.01	
10/16/2013	<0.01	
4/22/2014	0.005 (J)	
10/1/2014	<0.01	
3/30/2015	0.0032 (J)	
10/11/2015	<0.01	
3/28/2016	<0.01	
8/1/2016	<0.01	
4/3/2017	<0.01	
10/2/2017	<0.01	
3/16/2018	<0.01	
9/18/2018	<0.01	
3/19/2019	<0.01	
9/12/2019	<0.01	
3/11/2020	<0.01	
9/15/2020	<0.01	
3/17/2021	<0.01	
8/9/2021	<0.01	
2/2/2022	<0.01	
8/17/2022	<0.01	
2/16/2023	<0.01	
7/28/2023	<0.01	
2/22/2024		<0.01

ND substitution: RL or RL/2 if <15% NDs.

Prediction Limit

Constituent: Vanadium (mg/L) Analysis Run 5/13/2024 10:19 AM View: Appendix I Intrawell

Plant Bowen Data: Bowen 3-4 CCR

	GWC-16R	GWC-16R
9/16/2014	0.0019 (J)	
10/4/2014	0.005	
10/21/2014	0.00089 (J)	
11/11/2014	<0.01	
3/3/2015	0.00093 (J)	
3/18/2015	<0.01	
4/6/2015	<0.01	
4/23/2015	<0.01	
7/29/2015	<0.01	
3/3/2016	<0.01	
7/13/2016	0.0021 (J)	
3/20/2017	0.0019 (J)	
9/21/2017	<0.01	
3/14/2018	<0.01	
9/7/2018	<0.01	
3/11/2019	<0.01	
9/9/2019	0.00091 (J)	
3/4/2020	0.0023 (J)	
9/9/2020	<0.01	
3/9/2021	0.003 (J)	
7/30/2021	0.0022 (J)	
1/28/2022	<0.01	
8/11/2022	<0.01	
2/10/2023	0.003 (J)	
8/4/2023	<0.01	
2/15/2024		0.0023 (J)

ND substitution: RL or RL/2 if <15% NDs.

Prediction Limit

Constituent: Vanadium (mg/L) Analysis Run 5/13/2024 10:19 AM View: Appendix I Intrawell

Plant Bowen Data: Bowen 3-4 CCR

	GWC-17R	GWC-17R
9/17/2014	<0.01	
10/4/2014	<0.01	
10/21/2014	<0.01	
11/11/2014	0.0012 (J)	
3/3/2015	<0.01	
3/18/2015	<0.01	
4/6/2015	<0.01	
4/23/2015	<0.01	
7/29/2015	<0.01	
3/4/2016	<0.01	
7/14/2016	<0.01	
3/21/2017	<0.01	
9/22/2017	<0.01	
3/14/2018	<0.01	
9/11/2018	<0.01	
3/12/2019	<0.01	
9/10/2019	<0.01	
3/5/2020	<0.01	
9/9/2020	<0.01	
3/10/2021	<0.01	
7/30/2021	<0.01	
1/28/2022	<0.01	
8/11/2022	<0.01	
2/10/2023	<0.01	
8/3/2023	<0.01	
2/15/2024		<0.01

ND substitution: RL or RL/2 if <15% NDs.

Prediction Limit

Constituent: Vanadium (mg/L) Analysis Run 5/13/2024 10:19 AM View: Appendix I Intrawell

Plant Bowen Data: Bowen 3-4 CCR

	GWC-18	GWC-18
9/17/2014	<0.01	
10/4/2014	<0.01	
10/21/2014	<0.01	
11/5/2014	<0.01	
3/3/2015	<0.01	
3/18/2015	<0.01	
4/7/2015	<0.01	
4/23/2015	<0.01	
7/29/2015	<0.01	
3/7/2016	<0.01	
7/13/2016	<0.01	
3/23/2017	<0.01	
9/25/2017	<0.01	
3/14/2018	<0.01	
9/11/2018	<0.01	
3/12/2019	<0.01	
9/9/2019	0.00078 (J)	
3/6/2020	<0.01	
9/9/2020	<0.01	
2/26/2021	<0.01	
7/29/2021	<0.01	
1/28/2022	<0.01	
8/10/2022	<0.01	
2/9/2023	<0.01	
8/3/2023	<0.01	
2/14/2024		<0.01

ND substitution: RL or RL/2 if <15% NDs.

Prediction Limit

Constituent: Vanadium (mg/L) Analysis Run 5/13/2024 10:19 AM View: Appendix I Intrawell

Plant Bowen Data: Bowen 3-4 CCR

	GWC-18R	GWC-18R
9/17/2014	0.001 (J)	
10/4/2014	<0.01	
10/21/2014	0.00084 (J)	
11/11/2014	<0.01	
3/3/2015	<0.01	
3/18/2015	<0.01	
4/7/2015	<0.01	
4/23/2015	<0.01	
7/29/2015	<0.01	
3/7/2016	<0.01	
7/13/2016	<0.01	
3/20/2017	<0.01	
9/21/2017	<0.01	
3/14/2018	<0.01	
9/7/2018	<0.01	
3/12/2019	<0.01	
9/6/2019	<0.01	
3/5/2020	<0.01	
9/9/2020	<0.01	
2/26/2021	<0.01	
7/29/2021	<0.01	
1/27/2022	<0.01	
8/10/2022	<0.01	
2/9/2023	<0.01	
8/4/2023	<0.01	
2/14/2024		<0.01

ND substitution: RL or RL/2 if <15% NDs.

Prediction Limit

Constituent: Vanadium (mg/L) Analysis Run 5/13/2024 10:19 AM View: Appendix I Intrawell

Plant Bowen Data: Bowen 3-4 CCR

	GWC-19R	GWC-19R
9/17/2014	<0.01	
10/4/2014	<0.01	
10/21/2014	<0.01	
11/5/2014	<0.01	
3/3/2015	<0.01	
3/19/2015	<0.01	
4/7/2015	<0.01	
4/24/2015	<0.01	
7/29/2015	<0.01	
3/7/2016	<0.01	
7/14/2016	<0.01	
3/21/2017	<0.01	
9/20/2017	<0.01	
3/14/2018	<0.01	
9/10/2018	<0.01	
3/12/2019	<0.01	
9/9/2019	0.00081 (J)	
3/4/2020	0.00096 (J)	
9/9/2020	<0.01	
2/26/2021	<0.01	
8/5/2021	<0.01	
1/27/2022	<0.01	
8/9/2022	<0.01	
2/9/2023	<0.01	
8/4/2023	<0.01	
2/14/2024		0.00078 (J)

ND substitution: RL or RL/2 if <15% NDs.

Prediction Limit

Constituent: Vanadium (mg/L) Analysis Run 5/13/2024 10:19 AM View: Appendix I Intrawell

Plant Bowen Data: Bowen 3-4 CCR

	GWC-20R	GWC-20R
9/18/2014	<0.01	
10/5/2014	<0.01	
10/22/2014	<0.01	
11/5/2014	<0.01	
3/4/2015	<0.01	
3/19/2015	0.0012 (J)	
4/7/2015	<0.01	
4/24/2015	<0.01	
7/30/2015	<0.01	
3/8/2016	<0.01	
7/14/2016	<0.01	
3/22/2017	<0.01	
9/19/2017	<0.01	
3/14/2018	<0.01	
9/10/2018	<0.01	
3/12/2019	<0.01	
9/6/2019	<0.01	
3/5/2020	<0.01	
9/4/2020	<0.01	
3/9/2021	<0.01	
8/2/2021	<0.01	
1/27/2022	<0.01	
8/9/2022	<0.01	
2/10/2023	<0.01	
8/3/2023	<0.01	
2/15/2024		<0.01

ND substitution: RL or RL/2 if <15% NDs.

Prediction Limit

Constituent: Vanadium (mg/L) Analysis Run 5/13/2024 10:19 AM View: Appendix I Intrawell

Plant Bowen Data: Bowen 3-4 CCR

	GWC-21R	GWC-21R
9/18/2014	<0.01	
10/5/2014	<0.01	
10/22/2014	<0.01	
11/5/2014	<0.01	
3/4/2015	<0.01	
3/19/2015	<0.01	
4/8/2015	<0.01	
4/24/2015	<0.01	
7/30/2015	<0.01	
3/8/2016	<0.01	
7/15/2016	<0.01	
3/21/2017	<0.01	
9/19/2017	<0.01	
3/14/2018	<0.01	
9/10/2018	<0.01	
3/11/2019	<0.01	
9/6/2019	0.0012 (J)	
3/3/2020	0.00085 (J)	
9/8/2020	<0.01	
3/9/2021	<0.01	
8/2/2021	<0.01	
1/28/2022	<0.01	
8/10/2022	<0.01	
2/9/2023	<0.01	
8/4/2023	<0.01	
2/15/2024		0.00098 (J)

ND substitution: RL or RL/2 if <15% NDs.

Prediction Limit

Constituent: Vanadium (mg/L) Analysis Run 5/13/2024 10:19 AM View: Appendix I Intrawell

Plant Bowen Data: Bowen 3-4 CCR

	GWC-22R	GWC-22R
9/18/2014	<0.01	
10/5/2014	<0.01	
10/22/2014	<0.01	
11/5/2014	<0.01	
3/4/2015	<0.01	
3/19/2015	<0.01	
4/8/2015	<0.01	
4/24/2015	<0.01	
7/30/2015	<0.01	
3/7/2016	<0.01	
7/14/2016	<0.01	
3/20/2017	<0.01	
9/19/2017	<0.01	
3/13/2018	<0.01	
9/7/2018	<0.01	
3/11/2019	<0.01	
9/5/2019	0.00094 (J)	
3/3/2020	<0.01	
9/8/2020	<0.01	
3/9/2021	<0.01	
8/2/2021	<0.01	
1/27/2022	<0.01	
8/10/2022	<0.01	
2/9/2023	<0.01	
8/3/2023	<0.01	
2/15/2024		<0.01

ND substitution: RL or RL/2 if <15% NDs.

Prediction Limit

Constituent: Vanadium (mg/L) Analysis Run 5/13/2024 10:19 AM View: Appendix I Intrawell

Plant Bowen Data: Bowen 3-4 CCR

	GWC-23R	GWC-23R
9/18/2014	<0.01	
10/5/2014	<0.01	
10/22/2014	0.00083 (J)	
11/5/2014	0.0014 (J)	
3/4/2015	<0.01	
3/20/2015	<0.01	
4/8/2015	0.0017 (J)	
4/23/2015	<0.01	
7/30/2015	<0.01	
3/9/2016	<0.01	
7/15/2016	<0.01	
3/22/2017	<0.01	
9/21/2017	<0.01	
3/14/2018	<0.01	
9/11/2018	<0.01	
3/12/2019	<0.01	
9/6/2019	0.0011 (J)	
3/5/2020	0.00071 (J)	
9/9/2020	<0.01	
3/10/2021	<0.01	
7/30/2021	<0.01	
1/28/2022	<0.01	
8/11/2022	<0.01	
2/10/2023	<0.01	
8/3/2023	<0.01	
2/16/2024		0.00081 (J)

ND substitution: RL or RL/2 if <15% NDs.

Prediction Limit

Constituent: Vanadium (mg/L) Analysis Run 5/13/2024 10:19 AM View: Appendix I Intrawell

Plant Bowen Data: Bowen 3-4 CCR

	GWC-24R	GWC-24R
9/16/2014	0.0012 (J)	
10/4/2014	<0.01	
10/23/2014	<0.01	
11/10/2014	<0.01	
3/4/2015	<0.01	
3/20/2015	<0.01	
4/8/2015	0.0012 (J)	
4/23/2015	<0.01	
7/30/2015	<0.01	
3/4/2016	<0.01	
7/12/2016	0.002 (J)	
3/20/2017	<0.01	
9/19/2017	0.0012 (J)	
3/13/2018	<0.01	
9/11/2018	<0.01	
3/8/2019	<0.01	
9/5/2019	0.0012 (JD)	
3/3/2020	0.0011 (J)	
9/9/2020	<0.01	
3/9/2021	<0.01	
7/29/2021	<0.01	
1/28/2022	<0.01	
8/9/2022	<0.01	
2/9/2023	<0.01	
8/3/2023	<0.01	
2/15/2024		<0.01

ND substitution: RL or RL/2 if <15% NDs.

Prediction Limit

Constituent: Vanadium (mg/L) Analysis Run 5/13/2024 10:19 AM View: Appendix I Intrawell

Plant Bowen Data: Bowen 3-4 CCR

	GWC-25R	GWC-25R
9/16/2014	<0.01	
10/4/2014	<0.01	
10/23/2014	<0.01	
11/10/2014	<0.01	
3/4/2015	<0.01	
3/20/2015	<0.01	
4/9/2015	<0.01	
4/23/2015	<0.01	
7/30/2015	<0.01	
3/8/2016	<0.01	
7/18/2016	<0.01	
3/16/2017	<0.01	
9/19/2017	<0.01	
3/13/2018	<0.01	
9/11/2018	<0.01	
3/8/2019	<0.01	
9/5/2019	<0.01	
3/3/2020	<0.01	
9/4/2020	<0.01	
3/9/2021	<0.01	
8/2/2021	<0.01	
1/27/2022	<0.01	
8/9/2022	<0.01	
2/9/2023	<0.01	
8/3/2023	<0.01	
2/16/2024		0.00081 (J)

ND substitution: RL or RL/2 if <15% NDs.

Prediction Limit

Constituent: Vanadium (mg/L) Analysis Run 5/13/2024 10:19 AM View: Appendix I Intrawell

Plant Bowen Data: Bowen 3-4 CCR

	GWC-36RA	GWC-36RA
9/15/2014	0.0073	
10/3/2014	<0.01	
10/20/2014	0.0045 (J)	
11/10/2014	<0.01	
3/2/2015	<0.01	
3/17/2015	<0.01	
4/5/2015	0.0014 (J)	
4/21/2015	0.0029 (J)	
7/28/2015	0.0031 (J)	
3/1/2016	<0.01	
7/6/2016	<0.01	
3/14/2017	<0.01	
9/15/2017	<0.01	
3/12/2018	<0.01	
9/6/2018	<0.01	
3/7/2019	<0.01	
9/4/2019	<0.01	
3/2/2020	<0.01	
9/14/2020	<0.01	
3/26/2021	<0.01	
7/27/2021	<0.01	
1/26/2022	<0.01	
8/8/2022	<0.01	
2/8/2023	<0.01	
8/3/2023	<0.01	
2/13/2024		<0.01

ND substitution: RL or RL/2 if <15% NDs.

Prediction Limit

Constituent: Vanadium (mg/L) Analysis Run 5/13/2024 10:19 AM View: Appendix I Intrawell

Plant Bowen Data: Bowen 3-4 CCR

	GWC-37	GWC-37
9/16/2014	<0.01	
10/3/2014	<0.01	
10/20/2014	<0.01	
11/10/2014	<0.01	
3/2/2015	<0.01	
3/17/2015	<0.01	
4/5/2015	<0.01	
4/22/2015	<0.01	
7/28/2015	<0.01	
3/1/2016	<0.01	
7/8/2016	0.0028 (J)	
3/14/2017	<0.01	
9/15/2017	<0.01	
3/12/2018	<0.01	
9/6/2018	<0.01	
3/6/2019	<0.01	
9/4/2019	0.00073 (J)	
3/2/2020	0.00074 (J)	
9/3/2020	<0.01	
2/24/2021	<0.01	
7/28/2021	<0.01	
1/26/2022	<0.01	
8/8/2022	<0.01	
2/8/2023	<0.01	
8/2/2023	<0.01	
2/13/2024		<0.01

ND substitution: RL or RL/2 if <15% NDs.

Prediction Limit

Constituent: Vanadium (mg/L) Analysis Run 5/13/2024 10:19 AM View: Appendix I Intrawell

Plant Bowen Data: Bowen 3-4 CCR

	GWC-38	GWC-38
9/16/2014	0.00085 (J)	
10/3/2014	0.00096 (J)	
10/20/2014	<0.01	
11/10/2014	0.00095 (J)	
3/2/2015	0.0041 (J)	
3/17/2015	0.0018 (J)	
4/6/2015	<0.01	
4/22/2015	<0.01	
7/28/2015	<0.01	
3/2/2016	<0.01	
7/7/2016	<0.01	
3/23/2017	<0.01	
9/19/2017	<0.01	
3/13/2018	<0.01	
9/6/2018	<0.01	
3/7/2019	<0.01	
9/4/2019	0.00538 (JD)	
3/2/2020	0.0014 (J)	
9/3/2020	<0.01	
2/24/2021	<0.01	
7/28/2021	<0.01	
1/25/2022	<0.01	
8/5/2022	<0.01	
2/8/2023	<0.01	
8/2/2023	<0.01	
2/13/2024		<0.01

ND substitution: RL or RL/2 if <15% NDs.

Prediction Limit

Constituent: Zinc (mg/L) Analysis Run 5/13/2024 10:19 AM View: Appendix I Intrawell

Plant Bowen Data: Bowen 3-4 CCR

	GWA-1	GWA-1
8/23/2007	0.032 (O)	
10/23/2007	0.0099	
11/18/2007	0.0095 (J)	
1/30/2008	0.022 (O)	
3/10/2008	0.014	
5/13/2008	0.0075	
12/5/2008	0.0056 (J)	
4/15/2009	0.0033	
10/7/2009	0.061 (O)	
5/3/2010	0.0033	
10/12/2010	0.0041	
4/27/2011	<0.02	
10/17/2011	0.0046	
5/2/2012	<0.02	
10/8/2012	0.0053	
4/12/2013	0.006	
10/16/2013	0.0048	
4/11/2014	0.0033	
9/30/2014	0.002 (J)	
3/30/2015	0.012	
10/13/2015	0.011	
3/22/2016	0.00346 (J)	
7/29/2016	<0.02	
3/30/2017	<0.02	
10/2/2017	<0.02	
3/16/2018	<0.02	
9/17/2018	<0.02 (D)	
3/20/2019	<0.02	
9/12/2019	0.0047 (J)	
3/11/2020	0.0035 (J)	
9/15/2020	<0.02	
3/16/2021	0.0091 (J)	
8/9/2021	<0.02	
2/1/2022	<0.02	
8/16/2022	<0.02	
2/16/2023	<0.02	
7/27/2023	<0.02	
2/22/2024		<0.02

ND substitution: RL or RL/2 if <15% NDs.

Prediction Limit

Constituent: Zinc (mg/L) Analysis Run 5/13/2024 10:19 AM View: Appendix I Intrawell

Plant Bowen Data: Bowen 3-4 CCR

	GWA-2	GWA-2
8/23/2007	0.0033	
10/24/2007	0.043 (O)	
11/18/2007	0.024	
1/31/2008	0.015	
3/11/2008	0.027	
5/6/2008	0.0032	
12/4/2008	0.081 (O)	
4/21/2009	0.0057	
10/7/2009	<0.02	
4/26/2010	<0.02	
10/4/2010	0.0057	
4/13/2011	<0.02	
10/5/2011	<0.02	
4/11/2012	<0.02	
10/9/2012	<0.02	
4/15/2013	0.0038	
10/15/2013	0.0044	
4/22/2014	0.0025 (J)	
9/30/2014	0.00076 (J)	
3/30/2015	0.0024 (J)	
10/13/2015	0.0017 (J)	
3/23/2016	<0.02	
7/29/2016	<0.02	
3/30/2017	<0.02	
10/2/2017	<0.02	
3/19/2018	<0.02	
9/14/2018	<0.02	
3/20/2019	<0.02	
9/12/2019	0.00505 (JD)	
3/11/2020	0.0028 (J)	
9/15/2020	<0.02	
3/17/2021	<0.02	
8/9/2021	<0.02	
2/1/2022	<0.02	
8/16/2022	<0.02	
2/16/2023	<0.02	
7/27/2023	0.011 (J)	
2/22/2024		<0.02

ND substitution: RL or RL/2 if <15% NDs.

Prediction Limit

Constituent: Zinc (mg/L) Analysis Run 5/13/2024 10:19 AM View: Appendix I Intrawell

Plant Bowen Data: Bowen 3-4 CCR

	GWA-2R	GWA-2R
8/23/2007	0.0079	
10/24/2007	<0.02	
11/18/2007	0.015	
1/31/2008	0.063 (O)	
3/10/2008	0.013 (J)	
5/13/2008	0.0072	
12/4/2008	0.011 (J)	
4/21/2009	0.0041	
10/8/2009	<0.02	
4/21/2010	<0.02	
9/28/2010	0.0081	
4/12/2011	0.0025	
10/4/2011	0.0027	
4/3/2012	<0.02	
10/9/2012	0.0064	
4/11/2013	<0.02	
10/16/2013	<0.02	
4/10/2014	0.0026	
9/30/2014	0.0012 (J)	
3/30/2015	0.013	
10/13/2015	0.0043	
3/23/2016	<0.02	
7/29/2016	<0.02	
4/3/2017	<0.02	
10/2/2017	<0.02	
3/16/2018	<0.02	
9/14/2018	<0.02	
3/19/2019	<0.02	
9/13/2019	0.0078 (J)	
3/11/2020	0.0038 (J)	
9/15/2020	<0.02	
3/16/2021	<0.02	
8/9/2021	<0.02	
2/1/2022	<0.02	
8/16/2022	<0.02	
2/16/2023	<0.02	
7/27/2023	<0.02	
2/26/2024		0.055

ND substitution: RL or RL/2 if <15% NDs.

Prediction Limit

Constituent: Zinc (mg/L) Analysis Run 5/13/2024 10:19 AM View: Appendix I Intrawell

Plant Bowen Data: Bowen 3-4 CCR

	GWA-39RZ	GWA-39RZ
5/16/2016	<0.02 (D)	
7/27/2016	<0.02 (*)	
2/21/2017	0.0049 (J)	
3/27/2017	<0.02 (*)	
9/29/2017	0.0012 (JD)	
3/16/2018	0.0042 (J)	
9/14/2018	<0.02	
3/14/2019	0.0035 (J)	
3/9/2020	0.009 (J)	
9/16/2020	<0.02	
3/16/2021	<0.02	
8/6/2021	<0.02	
2/2/2022	<0.02	
8/16/2022	<0.02	
2/14/2023	<0.02	
7/25/2023	<0.02	
2/19/2024		<0.02

ND substitution: RL or RL/2 if <15% NDs.

Prediction Limit

Constituent: Zinc (mg/L) Analysis Run 5/13/2024 10:19 AM View: Appendix I Intrawell

Plant Bowen Data: Bowen 3-4 CCR

	GWA-39Z	GWA-39Z
3/14/2016	<0.02	
5/11/2016	0.00467 (J)	
7/19/2016	<0.02 (*)	
9/15/2016	0.0044 (J)	
11/2/2016	0.0043 (J)	
1/18/2017	<0.02 (*)	
3/28/2017	<0.02 (*)	
9/26/2017	0.0029 (J)	
3/14/2018	<0.02	
9/12/2018	<0.02	
3/15/2019	0.0023 (J)	
9/9/2019	0.0047 (J)	
3/9/2020	0.0035 (J)	
9/10/2020	<0.02	
3/12/2021	0.0065 (J)	
8/4/2021	<0.02	
1/31/2022	<0.02	
8/10/2022	<0.02	
2/13/2023	<0.02	
7/26/2023	<0.02	
2/19/2024		<0.02

ND substitution: RL or RL/2 if <15% NDs.

Prediction Limit

Constituent: Zinc (mg/L) Analysis Run 5/13/2024 10:19 AM View: Appendix I Intrawell

Plant Bowen Data: Bowen 3-4 CCR

	GWA-3A	GWA-3A
8/23/2007	0.066	
11/2/2007	0.055	
11/18/2007	0.13	
1/31/2008	0.13	
3/11/2008	0.07	
5/14/2008	0.12	
12/5/2008	0.088	
4/15/2009	0.068	
10/8/2009	0.075	
4/28/2010	0.071	
10/6/2010	0.074	
4/21/2011	0.047	
10/13/2011	0.073	
5/1/2012	0.0652	
10/9/2012	0.061	
4/11/2013	0.053	
10/16/2013	0.047	
4/23/2014	0.041	
10/4/2014	0.044 (V)	
3/31/2015	0.12	
10/12/2015	0.053	
3/23/2016	0.0532	
7/29/2016	0.0446	
3/30/2017	0.0479	
10/4/2017	0.0429	
3/19/2018	<0.02	
9/17/2018	0.04	
3/20/2019	0.028	
9/13/2019	0.036	
3/11/2020	0.031	
3/29/2021	<0.02	
8/9/2021	<0.02	
2/2/2022	<0.02	
8/16/2022	<0.02	
2/17/2023	<0.02	
8/1/2023	<0.02	
2/22/2024		<0.02

ND substitution: RL or RL/2 if <15% NDs.

Prediction Limit

Constituent: Zinc (mg/L) Analysis Run 5/13/2024 10:19 AM View: Appendix I Intrawell

Plant Bowen Data: Bowen 3-4 CCR

	GWA-40	GWA-40
3/15/2016	<0.02	
5/11/2016	<0.02	
7/21/2016	<0.02 (*)	
9/15/2016	<0.02	
11/3/2016	<0.02	
1/17/2017	<0.02	
3/24/2017	<0.02 (*)	
9/26/2017	0.0019 (J)	
3/14/2018	<0.02	
9/12/2018	<0.02	
3/13/2019	<0.02	
9/9/2019	0.0058 (J)	
3/9/2020	0.002 (J)	
9/11/2020	<0.02	
3/10/2021	<0.02	
8/4/2021	<0.02	
1/31/2022	<0.02	
8/12/2022	<0.02	
2/13/2023	<0.02	
7/26/2023	<0.02	
2/19/2024		<0.02

ND substitution: RL or RL/2 if <15% NDs.

Prediction Limit

Constituent: Zinc (mg/L) Analysis Run 5/13/2024 10:19 AM View: Appendix I Intrawell

Plant Bowen Data: Bowen 3-4 CCR

	GWA-41	GWA-41
3/15/2016	<0.02	
5/12/2016	<0.02	
7/20/2016	<0.02	
9/15/2016	0.0027 (J)	
11/3/2016	<0.02	
1/18/2017	<0.02 (*)	
3/24/2017	<0.02 (*)	
9/25/2017	<0.02	
3/14/2018	<0.02	
9/12/2018	<0.02	
3/14/2019	<0.02	
9/10/2019	0.00745 (JD)	
3/6/2020	0.0027 (J)	
9/10/2020	<0.02	
3/11/2021	<0.02	
8/4/2021	<0.02	
1/31/2022	<0.02	
8/11/2022	<0.02	
2/13/2023	<0.02	
7/25/2023	<0.02	
2/19/2024		<0.02

ND substitution: RL or RL/2 if <15% NDs.

Prediction Limit

Constituent: Zinc (mg/L) Analysis Run 5/13/2024 10:19 AM View: Appendix I Intrawell

Plant Bowen Data: Bowen 3-4 CCR

	GWA-41R	GWA-41R
3/15/2016	0.00286 (J)	
5/13/2016	<0.02	
7/21/2016	<0.02 (*)	
9/21/2016	<0.02	
11/3/2016	<0.02	
1/17/2017	<0.02	
3/27/2017	<0.02 (*)	
9/25/2017	0.0023 (J)	
3/14/2018	<0.02	
9/12/2018	<0.02	
3/14/2019	0.0021 (J)	
9/10/2019	0.0075 (J)	
3/9/2020	0.0024 (J)	
9/10/2020	<0.02	
3/10/2021	<0.02	
8/4/2021	<0.02	
1/31/2022	<0.02	
8/11/2022	<0.02	
2/13/2023	<0.02	
7/25/2023	<0.02	
2/19/2024		<0.02

ND substitution: RL or RL/2 if <15% NDs.

Prediction Limit

Constituent: Zinc (mg/L) Analysis Run 5/13/2024 10:19 AM View: Appendix I Intrawell

Plant Bowen Data: Bowen 3-4 CCR

	GWA-42	GWA-42
3/11/2016	0.00862 (J)	
5/16/2016	0.00744 (J)	
7/22/2016	<0.02 (*)	
9/19/2016	0.0162	
11/3/2016	0.011	
1/17/2017	0.0104	
3/27/2017	<0.02 (*)	
9/26/2017	0.0094 (J)	
3/14/2018	<0.02	
9/14/2018	<0.02	
3/14/2019	0.01	
9/10/2019	0.014	
3/6/2020	0.012	
9/10/2020	0.0073 (J)	
3/11/2021	0.0089 (J)	
8/4/2021	<0.02	
1/31/2022	<0.02	
8/10/2022	0.0089 (J)	
2/13/2023	0.011 (J)	
7/26/2023	<0.02	
2/20/2024		0.0095 (J)

ND substitution: RL or RL/2 if <15% NDs.

Prediction Limit

Constituent: Zinc (mg/L) Analysis Run 5/13/2024 10:19 AM View: Appendix I Intrawell

Plant Bowen Data: Bowen 3-4 CCR

	GWA-43	GWA-43
3/11/2016	0.0093 (J)	
5/13/2016	0.00336 (J)	
7/19/2016	<0.02 (*)	
9/16/2016	0.0023 (J)	
11/2/2016	0.0047 (J)	
1/18/2017	<0.02	
3/28/2017	<0.02 (*)	
9/22/2017	0.0013 (J)	
3/14/2018	<0.02	
9/12/2018	<0.02	
3/13/2019	0.0022 (J)	
9/11/2019	0.0065 (J)	
3/9/2020	0.002 (J)	
9/11/2020	<0.02	
3/11/2021	<0.02	
8/6/2021	<0.02	
1/31/2022	<0.02	
8/11/2022	<0.02	
2/14/2023	<0.02	
7/25/2023	<0.02	
2/20/2024		<0.02

ND substitution: RL or RL/2 if <15% NDs.

Prediction Limit

Constituent: Zinc (mg/L) Analysis Run 5/13/2024 10:19 AM View: Appendix I Intrawell

Plant Bowen Data: Bowen 3-4 CCR

	GWA-43R	GWA-43R
3/11/2016	0.00722 (J)	
5/13/2016	0.00666 (J)	
7/19/2016	<0.02 (*)	
9/16/2016	<0.02	
11/2/2016	0.0057 (J)	
1/18/2017	0.0022 (J)	
3/28/2017	<0.02	
9/22/2017	0.0014 (J)	
3/15/2018	<0.02	
9/12/2018	<0.02	
3/13/2019	0.0023 (J)	
9/11/2019	0.0053 (J)	
3/9/2020	0.0022 (J)	
9/14/2020	<0.02	
3/11/2021	<0.02	
8/5/2021	<0.02	
1/31/2022	<0.02	
8/10/2022	<0.02	
2/13/2023	<0.02	
7/25/2023	<0.02	
2/20/2024		<0.02

ND substitution: RL or RL/2 if <15% NDs.

Prediction Limit

Constituent: Zinc (mg/L) Analysis Run 5/13/2024 10:19 AM View: Appendix I Intrawell

Plant Bowen Data: Bowen 3-4 CCR

	GWA-4RZ	GWA-4RZ
4/7/2017	<0.02	
10/3/2017	<0.02 (D)	
3/21/2018	<0.02	
9/18/2018	<0.02	
3/21/2019	0.0034 (JD)	
9/12/2019	0.0072 (JD)	
3/12/2020	0.0027 (J)	
9/17/2020	0.0047 (J)	
3/16/2021	<0.02	
8/10/2021	<0.02	
2/3/2022	<0.02	
8/17/2022	<0.02	
2/17/2023	<0.02	
7/28/2023	<0.02	
2/27/2024		<0.02

ND substitution: RL or RL/2 if <15% NDs.

Prediction Limit

Constituent: Zinc (mg/L) Analysis Run 5/13/2024 10:19 AM View: Appendix I Intrawell

Plant Bowen Data: Bowen 3-4 CCR

	GWA-50	GWA-50
12/12/2008	0.048 (O)	
4/23/2009	0.0075	
10/6/2009	0.0075	
4/27/2010	0.0051	
9/30/2010	0.0089	
4/14/2011	0.0043	
10/5/2011	0.0051	
4/11/2012	<0.02	
10/2/2012	0.006	
4/9/2013	0.0034	
10/15/2013	0.0042	
4/10/2014	0.0035	
10/1/2014	0.0019 (J)	
3/30/2015	0.0032	
10/11/2015	0.0048	
3/28/2016	0.00282 (J)	
8/1/2016	<0.02	
4/7/2017	<0.02	
10/2/2017	0.0015 (J)	
3/16/2018	<0.02	
9/17/2018	<0.02	
3/19/2019	<0.02	
9/13/2019	0.0061 (J)	
3/11/2020	0.0025 (J)	
9/16/2020	<0.02	
3/17/2021	<0.02	
8/9/2021	<0.02	
2/1/2022	<0.02	
8/16/2022	<0.02	
2/16/2023	<0.02	
7/28/2023	<0.02	
2/22/2024		<0.02

ND substitution: RL or RL/2 if <15% NDs.

Prediction Limit

Constituent: Zinc (mg/L) Analysis Run 5/13/2024 10:19 AM View: Appendix I Intrawell

Plant Bowen Data: Bowen 3-4 CCR

	GWA-50R	GWA-50R
12/12/2008	0.013 (J)	
4/23/2009	0.075 (O)	
10/6/2009	0.056 (O)	
5/3/2010	0.051 (O)	
10/11/2010	0.016	
4/27/2011	0.025 (O)	
10/19/2011	0.0078	
5/1/2012	0.0134	
10/2/2012	0.012	
4/10/2013	0.018	
10/16/2013	0.015	
4/22/2014	0.015	
10/1/2014	0.0038	
3/30/2015	0.0097	
10/11/2015	0.0024 (J)	
3/28/2016	0.00703 (J)	
8/1/2016	<0.02	
4/3/2017	<0.02	
10/2/2017	0.0016 (J)	
3/16/2018	<0.02	
9/18/2018	<0.02	
3/19/2019	<0.02	
9/12/2019	0.0058 (J)	
3/11/2020	0.0033 (J)	
9/15/2020	<0.02	
3/17/2021	<0.02	
8/9/2021	<0.02	
2/2/2022	<0.02	
8/17/2022	<0.02	
2/16/2023	<0.02	
7/28/2023	<0.02	
2/22/2024		<0.02

ND substitution: RL or RL/2 if <15% NDs.

Prediction Limit

Constituent: Zinc (mg/L) Analysis Run 5/13/2024 10:19 AM View: Appendix I Intrawell

Plant Bowen Data: Bowen 3-4 CCR

	GWC-16R	GWC-16R
9/16/2014	0.072	
10/4/2014	0.078	
10/21/2014	0.083	
11/11/2014	0.082	
3/3/2015	0.078	
3/18/2015	0.075	
4/6/2015	0.071	
4/23/2015	0.072	
7/29/2015	0.072	
3/3/2016	0.0227	
7/13/2016	0.0709	
3/20/2017	0.0465	
9/21/2017	0.0302	
3/14/2018	0.031	
9/7/2018	<0.01	
3/11/2019	0.024	
9/9/2019	0.029	
3/4/2020	0.015	
9/9/2020	0.037	
3/9/2021	0.025	
7/30/2021	0.032	
1/28/2022	0.026	
8/11/2022	0.036 (J)	
2/10/2023	0.017 (J)	
8/4/2023	0.036	
2/15/2024		0.033

ND substitution: RL or RL/2 if <15% NDs.

Prediction Limit

Constituent: Zinc (mg/L) Analysis Run 5/13/2024 10:19 AM View: Appendix I Intrawell

Plant Bowen Data: Bowen 3-4 CCR

	GWC-17R	GWC-17R
9/17/2014	0.0028	
10/4/2014	0.0038	
10/21/2014	0.0043	
11/11/2014	0.0041	
3/3/2015	0.0042	
3/18/2015	0.0046	
4/6/2015	0.0043	
4/23/2015	0.0047	
7/29/2015	0.0039	
3/4/2016	0.0219 (J)	
7/14/2016	0.0111	
3/21/2017	<0.02	
9/22/2017	0.0023 (J)	
3/14/2018	0.0021 (J)	
9/11/2018	<0.02	
3/12/2019	0.0038 (J)	
9/10/2019	0.0055 (J)	
3/5/2020	0.0035 (J)	
9/9/2020	<0.02	
3/10/2021	<0.02	
7/30/2021	<0.02	
1/28/2022	<0.02	
8/11/2022	<0.02	
2/10/2023	<0.02	
8/3/2023	<0.02	
2/15/2024		<0.02

ND substitution: RL or RL/2 if <15% NDs.

Prediction Limit

Constituent: Zinc (mg/L) Analysis Run 5/13/2024 10:19 AM View: Appendix I Intrawell

Plant Bowen Data: Bowen 3-4 CCR

	GWC-18	GWC-18
9/17/2014	0.0035	
10/4/2014	0.0032	
10/21/2014	0.0028	
11/5/2014	0.004	
3/3/2015	0.004	
3/18/2015	0.0024 (J)	
4/7/2015	0.0055	
4/23/2015	0.0035	
7/29/2015	0.0062	
3/7/2016	0.0225 (J)	
7/13/2016	0.0031 (J)	
3/23/2017	<0.02	
9/25/2017	0.002 (J)	
3/14/2018	0.0036 (J)	
9/11/2018	<0.02	
3/12/2019	<0.02	
9/9/2019	0.0063 (J)	
3/6/2020	0.0045 (J)	
9/9/2020	<0.02	
2/26/2021	<0.02	
7/29/2021	<0.02	
1/28/2022	<0.02	
8/10/2022	<0.02	
2/9/2023	<0.02	
8/3/2023	<0.02	
2/14/2024		<0.02

ND substitution: RL or RL/2 if <15% NDs.

Prediction Limit

Constituent: Zinc (mg/L) Analysis Run 5/13/2024 10:19 AM View: Appendix I Intrawell

Plant Bowen Data: Bowen 3-4 CCR

	GWC-18R	GWC-18R
9/17/2014	0.002 (J)	
10/4/2014	0.001 (J)	
10/21/2014	0.00082 (J)	
11/11/2014	0.00076 (J)	
3/3/2015	<0.02	
3/18/2015	0.0016 (J)	
4/7/2015	<0.02	
4/23/2015	<0.02	
7/29/2015	<0.02	
3/7/2016	<0.02	
7/13/2016	0.0013 (J)	
3/20/2017	<0.02	
9/21/2017	0.0018 (J)	
3/14/2018	<0.02	
9/7/2018	<0.02	
3/12/2019	<0.02	
9/6/2019	0.0046 (J)	
3/5/2020	0.0024 (J)	
9/9/2020	<0.02	
2/26/2021	<0.02	
7/29/2021	0.015 (J)	
1/27/2022	<0.02	
8/10/2022	<0.02	
2/9/2023	<0.02	
8/4/2023	<0.02	
2/14/2024		<0.02

ND substitution: RL or RL/2 if <15% NDs.

Prediction Limit

Constituent: Zinc (mg/L) Analysis Run 5/13/2024 10:19 AM View: Appendix I Intrawell

Plant Bowen Data: Bowen 3-4 CCR

	GWC-19R	GWC-19R
9/17/2014	0.0026	
10/4/2014	0.0034	
10/21/2014	0.0037	
11/5/2014	0.0035	
3/3/2015	0.0036	
3/19/2015	0.0035	
4/7/2015	0.0039	
4/24/2015	0.0034	
7/29/2015	0.0038	
3/7/2016	<0.02	
7/14/2016	<0.02	
3/21/2017	<0.02	
9/20/2017	0.0062 (J)	
3/14/2018	<0.02	
9/10/2018	<0.02	
3/12/2019	<0.02	
9/9/2019	0.0062 (J)	
3/4/2020	0.0072 (J)	
9/9/2020	<0.02	
2/26/2021	<0.02	
8/5/2021	<0.02	
1/27/2022	<0.02	
8/9/2022	<0.02	
2/9/2023	<0.02	
8/4/2023	<0.02	
2/14/2024		<0.02

ND substitution: RL or RL/2 if <15% NDs.

Prediction Limit

Constituent: Zinc (mg/L) Analysis Run 5/13/2024 10:19 AM View: Appendix I Intrawell

Plant Bowen Data: Bowen 3-4 CCR

	GWC-20R	GWC-20R
9/18/2014	0.0023 (J)	
10/5/2014	0.0025	
10/22/2014	0.0018 (J)	
11/5/2014	0.0019 (J)	
3/4/2015	0.0016 (J)	
3/19/2015	0.0025	
4/7/2015	0.0026	
4/24/2015	0.0017 (J)	
7/30/2015	0.0017 (J)	
3/8/2016	0.557 (O)	
7/14/2016	<0.02	
3/22/2017	<0.02	
9/19/2017	0.0031 (J)	
3/14/2018	<0.02	
9/10/2018	<0.02	
3/12/2019	<0.02	
9/6/2019	0.00455 (JD)	
3/5/2020	0.0023 (J)	
9/4/2020	<0.02	
3/9/2021	<0.02	
8/2/2021	<0.02	
1/27/2022	<0.02	
8/9/2022	<0.02	
2/10/2023	<0.02	
8/3/2023	<0.02	
2/15/2024		<0.02

ND substitution: RL or RL/2 if <15% NDs.

Prediction Limit

Constituent: Zinc (mg/L) Analysis Run 5/13/2024 10:19 AM View: Appendix I Intrawell

Plant Bowen Data: Bowen 3-4 CCR

	GWC-21R	GWC-21R
9/18/2014	0.0033	
10/5/2014	0.0036	
10/22/2014	0.0038	
11/5/2014	0.0046	
3/4/2015	0.0029	
3/19/2015	0.0027	
4/8/2015	0.0039	
4/24/2015	0.0035	
7/30/2015	0.0027	
3/8/2016	0.00273 (J)	
7/15/2016	<0.02	
3/21/2017	<0.02	
9/19/2017	0.0022 (J)	
3/14/2018	0.0049 (J)	
9/10/2018	<0.02	
3/11/2019	0.0034 (J)	
9/6/2019	0.045	
3/3/2020	0.0044 (J)	
9/8/2020	0.0063 (J)	
3/9/2021	<0.02	
8/2/2021	<0.02	
1/28/2022	<0.02	
8/10/2022	0.016 (J)	
2/9/2023	0.012 (J)	
8/4/2023	<0.02	
2/15/2024		<0.02

ND substitution: RL or RL/2 if <15% NDs.

Prediction Limit

Constituent: Zinc (mg/L) Analysis Run 5/13/2024 10:19 AM View: Appendix I Intrawell

Plant Bowen Data: Bowen 3-4 CCR

	GWC-22R	GWC-22R
9/18/2014	0.00089 (J)	
10/5/2014	0.0016 (J)	
10/22/2014	0.0017 (J)	
11/5/2014	0.0038	
3/4/2015	0.002 (J)	
3/19/2015	0.0025	
4/8/2015	0.0018 (J)	
4/24/2015	0.0016 (J)	
7/30/2015	<0.02	
3/7/2016	<0.02	
7/14/2016	<0.02	
3/20/2017	0.0075 (J)	
9/19/2017	<0.02	
3/13/2018	<0.02	
9/7/2018	<0.02	
3/11/2019	0.0021 (J)	
9/5/2019	0.0053 (J)	
3/3/2020	0.0029 (J)	
9/8/2020	0.0037 (J)	
3/9/2021	<0.02	
8/2/2021	<0.02	
1/27/2022	<0.02	
8/10/2022	<0.02	
2/9/2023	<0.02	
8/3/2023	<0.02	
2/15/2024		<0.02

ND substitution: RL or RL/2 if <15% NDs.

Prediction Limit

Constituent: Zinc (mg/L) Analysis Run 5/13/2024 10:19 AM View: Appendix I Intrawell

Plant Bowen Data: Bowen 3-4 CCR

	GWC-23R	GWC-23R
9/18/2014	0.0013 (J)	
10/5/2014	0.00085 (J)	
10/22/2014	0.0014 (J)	
11/5/2014	0.0022 (J)	
3/4/2015	0.0033	
3/20/2015	0.002 (J)	
4/8/2015	0.004	
4/23/2015	0.002 (J)	
7/30/2015	<0.02	
3/9/2016	<0.02	
7/15/2016	<0.02	
3/22/2017	<0.02	
9/21/2017	0.0034 (J)	
3/14/2018	<0.02	
9/11/2018	<0.02	
3/12/2019	<0.02	
9/6/2019	0.0059 (J)	
3/5/2020	0.0084 (J)	
9/9/2020	<0.02	
3/10/2021	<0.02	
7/30/2021	<0.02	
1/28/2022	0.0099 (J)	
8/11/2022	<0.02	
2/10/2023	<0.02	
8/3/2023	<0.02	
2/16/2024		<0.02

ND substitution: RL or RL/2 if <15% NDs.

Prediction Limit

Constituent: Zinc (mg/L) Analysis Run 5/13/2024 10:19 AM View: Appendix I Intrawell

Plant Bowen Data: Bowen 3-4 CCR

	GWC-24R	GWC-24R
9/16/2014	0.00054 (J)	
10/4/2014	0.0008 (J)	
10/23/2014	<0.02	
11/10/2014	<0.02	
3/4/2015	<0.02	
3/20/2015	<0.02	
4/8/2015	0.0016 (J)	
4/23/2015	<0.02	
7/30/2015	<0.02	
3/4/2016	0.00374 (J)	
7/12/2016	<0.02	
3/20/2017	<0.02	
9/19/2017	0.0028 (J)	
3/13/2018	0.0068 (J)	
9/11/2018	<0.02	
3/8/2019	<0.02	
9/5/2019	0.00675 (JD)	
3/3/2020	0.0033 (J)	
9/9/2020	0.0048 (J)	
3/9/2021	0.0063 (J)	
7/29/2021	<0.02	
1/28/2022	<0.02	
8/9/2022	<0.02	
2/9/2023	<0.02	
8/3/2023	<0.02	
2/15/2024		<0.02

ND substitution: RL or RL/2 if <15% NDs.

Prediction Limit

Constituent: Zinc (mg/L) Analysis Run 5/13/2024 10:19 AM View: Appendix I Intrawell

Plant Bowen Data: Bowen 3-4 CCR

	GWC-25R	GWC-25R
9/16/2014	0.004	
10/4/2014	0.0011 (J)	
10/23/2014	0.0011 (J)	
11/10/2014	0.0028	
3/4/2015	<0.02	
3/20/2015	<0.02	
4/9/2015	<0.02	
4/23/2015	<0.02	
7/30/2015	<0.02	
3/8/2016	0.00198 (J)	
7/18/2016	<0.02	
3/16/2017	0.0026 (J)	
9/19/2017	<0.02	
3/13/2018	<0.02	
9/11/2018	<0.02	
3/8/2019	<0.02	
9/5/2019	0.0053 (J)	
3/3/2020	0.0027 (J)	
9/4/2020	<0.02	
3/9/2021	<0.02	
8/2/2021	<0.02	
1/27/2022	<0.02	
8/9/2022	<0.02	
2/9/2023	<0.02	
8/3/2023	<0.02	
2/16/2024		<0.02

ND substitution: RL or RL/2 if <15% NDs.

Prediction Limit

Constituent: Zinc (mg/L) Analysis Run 5/13/2024 10:19 AM View: Appendix I Intrawell

Plant Bowen Data: Bowen 3-4 CCR

	GWC-36RA	GWC-36RA
9/15/2014	0.44 (O)	
10/3/2014	0.021	
10/20/2014	0.19	
11/10/2014	0.0014 (J)	
3/2/2015	0.032	
3/17/2015	0.034	
4/5/2015	0.089	
4/21/2015	0.16	
7/28/2015	0.15	
3/1/2016	0.0627	
7/6/2016	0.0532	
3/14/2017	0.0401	
9/15/2017	0.0338	
3/12/2018	0.042	
9/6/2018	0.045	
3/7/2019	0.043	
9/4/2019	0.052	
3/2/2020	0.056	
9/14/2020	0.053	
3/26/2021	0.046	
7/27/2021	<0.02	
1/26/2022	<0.02	
8/8/2022	<0.02	
2/8/2023	0.0086 (J)	
8/3/2023	<0.02	
2/13/2024		0.013 (J)

ND substitution: RL or RL/2 if <15% NDs.

Prediction Limit

Constituent: Zinc (mg/L) Analysis Run 5/13/2024 10:19 AM View: Appendix I Intrawell

Plant Bowen Data: Bowen 3-4 CCR

	GWC-37	GWC-37
9/16/2014	0.0062	
10/3/2014	0.0085	
10/20/2014	0.0087	
11/10/2014	0.01	
3/2/2015	0.0077	
3/17/2015	0.0086	
4/5/2015	0.0098	
4/22/2015	0.0049	
7/28/2015	0.0099	
3/1/2016	0.00756 (J)	
7/8/2016	0.0098 (J)	
3/14/2017	0.0042 (J)	
9/15/2017	0.0032 (J)	
3/12/2018	0.0025 (J)	
9/6/2018	<0.02	
3/6/2019	0.0035 (J)	
9/4/2019	0.0086 (J)	
3/2/2020	0.0063 (J)	
9/3/2020	0.0049 (J)	
2/24/2021	0.0038 (J)	
7/28/2021	0.0088 (J)	
1/26/2022	<0.02	
8/8/2022	<0.02	
2/8/2023	<0.02	
8/2/2023	<0.02	
2/13/2024		<0.02

ND substitution: RL or RL/2 if <15% NDs.

Prediction Limit

Constituent: Zinc (mg/L) Analysis Run 5/13/2024 10:19 AM View: Appendix I Intrawell

Plant Bowen Data: Bowen 3-4 CCR

	GWC-38	GWC-38
9/16/2014	0.0054	
10/3/2014	0.007	
10/20/2014	0.0052	
11/10/2014	0.0054	
3/2/2015	0.041 (O)	
3/17/2015	0.014	
4/6/2015	0.0044	
4/22/2015	0.0023 (J)	
7/28/2015	0.0035	
3/2/2016	0.0029 (J)	
7/7/2016	0.0023 (J)	
3/23/2017	<0.02	
9/19/2017	0.002 (J)	
3/13/2018	<0.02	
9/6/2018	<0.02	
3/7/2019	<0.02	
9/4/2019	0.00565 (JD)	
3/2/2020	0.0032 (J)	
9/3/2020	<0.02	
2/24/2021	<0.02	
7/28/2021	<0.02	
1/25/2022	<0.02	
8/5/2022	<0.02	
2/8/2023	<0.02	
8/2/2023	<0.02	
2/13/2024		<0.02

ND substitution: RL or RL/2 if <15% NDs.

FIGURE H.

Appendix I Interwell Prediction Limits - Two-Step - All/Significant Results

Plant Bowen Data: Bowen 3-4 CCR Printed 5/10/2024, 4:10 PM

Constituent	Well	Upper Lim.	Lower Lim.	Date	Observ.	Sig.	Bg N	Bg Mean	Std. Dev.	%NDs	ND Adj.	Transform	Alpha	Method
Barium (mg/L)	**GWC-23R**	**0.071**	**n/a**	**2/16/2024**	**0.14**	**Yes**	**648**	**n/a**	**n/a**	**1.389**	**n/a**	**n/a**	**0.0000491**	**NP Inter (normality) 1 of 2**

Sanitas™ v.10.0.16e Software licensed to . UG

Exceeds Limit: GWC-23R

Prediction Limit

Interwell Non-parametric

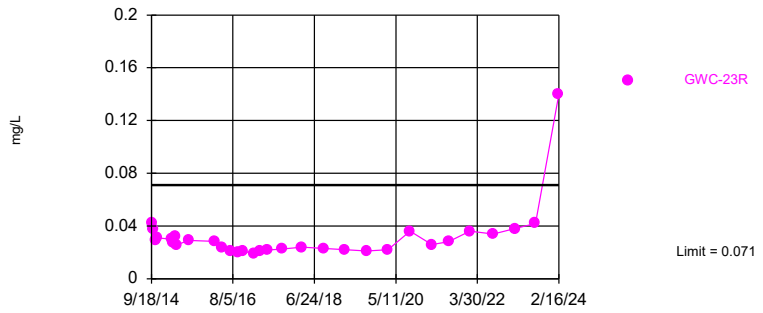

Non-parametric test used in lieu of parametric prediction limit because the Chi Squared normality test showed the data to be non-normal at the 0.01 alpha level. Limit is highest of 648 background values. 1.389% NDs. Annual per-constituent alpha = 0.001472. Individual comparison alpha = 0.0000491 (1 of 2). Assumes 14 future values.

Constituent: Barium Analysis Run 5/10/2024 4:09 PM View: Appendix I Interwell Two-Step

Plant Bowen Data: Bowen 3-4 CCR

Prediction Limit

Constituent: Barium (mg/L) Analysis Run 5/10/2024 4:10 PM View: Appendix I Interwell Two-Step

Plant Bowen Data: Bowen 3-4 CCR

	GWA-1 (bg)	GWA-2R (bg)	GWA-2 (bg)	GWA-50R (bg)	GWA-50 (bg)	GWA-3A (bg)	GWC-23R	GWA-51RZ (bg)	GWA-53R (bg)
8/23/2007	0.02	0.0098	0.0073			0.015 (O)			
10/23/2007	0.039								
10/24/2007		0.015	0.027						
11/2/2007						0.017 (O)			
11/18/2007	0.04 (J)	0.011	0.13 (O)			0.019 (O)			
1/30/2008	0.04								
1/31/2008		0.13 (O)	0.0077			0.011 (O)			
3/10/2008	0.033	0.0078							
3/11/2008			0.015			0.016 (O)			
5/6/2008			0.017						
5/13/2008	0.03	0.0077							
5/14/2008						0.013 (O)			
12/4/2008		0.0089	0.14 (O)						
12/5/2008	0.0087					0.021 (O)			
12/12/2008				0.016	0.098 (O)				
4/15/2009	0.023					0.012 (O)			
4/21/2009		0.013	0.018						
4/23/2009				0.14 (O)	0.013				
10/6/2009				0.12 (O)	0.011				
10/7/2009	0.15 (O)		0.014						
10/8/2009		0.008				0.011 (O)			
4/21/2010		0.01							
4/26/2010			0.017						
4/27/2010					0.016				
4/28/2010						0.0081			
5/3/2010	0.025			0.12 (O)					
9/28/2010		0.0036							
9/30/2010					0.013				
10/4/2010			0.011						
10/6/2010						0.0083			
10/11/2010				0.019					
10/12/2010	0.029								
4/12/2011		0.0084							
4/13/2011			0.026						
4/14/2011					0.011				
4/21/2011						0.0053			
4/27/2011	0.026			0.02					
10/4/2011		0.0066							
10/5/2011			0.021		0.015				
10/13/2011						0.0071			
10/17/2011	0.021								
10/19/2011				0.014					
4/3/2012		0.0625 (O)							
4/11/2012			0.0311		0.0102				
5/1/2012				0.0199		0.0067			
5/2/2012	0.0212								
10/2/2012				0.015	0.0091				
10/8/2012	0.019								
10/9/2012		0.01	0.018			0.0055			
4/9/2013					0.01				
4/10/2013				0.016					
4/11/2013		0.021				0.0061			

Prediction Limit

Constituent: Barium (mg/L) Analysis Run 5/10/2024 4:10 PM View: Appendix I Interwell Two-Step

Plant Bowen Data: Bowen 3-4 CCR

	GWA-1 (bg)	GWA-2R (bg)	GWA-2 (bg)	GWA-50R (bg)	GWA-50 (bg)	GWA-3A (bg)	GWC-23R	GWA-51RZ (bg)	GWA-53R (bg)
4/12/2013	0.022								
4/15/2013			0.056						
10/15/2013			0.018		0.0098				
10/16/2013	0.02	0.033		0.017		0.0062			
4/10/2014		0.021			0.011				
4/11/2014	0.018								
4/22/2014			0.035	0.017					
4/23/2014						0.0047			
9/18/2014							0.042		
9/30/2014	0.013	0.0062	0.0041						
10/1/2014				0.013	0.0033				
10/4/2014						0.0055			
10/5/2014							0.038		
10/22/2014							0.029		
11/5/2014							0.031		
3/4/2015							0.03		
3/20/2015							0.027		
3/30/2015	0.021	0.011	0.036	0.014	0.0043				
3/31/2015						0.0076			
4/8/2015							0.032		
4/23/2015							0.026		
5/8/2015								0.0094	0.014
5/9/2015									
5/17/2015								0.014	0.015
5/18/2015									
5/19/2015									
5/25/2015								0.012	0.014
5/26/2015									
6/8/2015								0.0094	0.014
6/9/2015									
6/17/2015									
6/18/2015								0.0075	0.013
6/24/2015								0.0056	0.014
6/25/2015									
6/30/2015								0.0047	0.014
7/1/2015									
7/6/2015								0.0047	0.013
7/7/2015									
7/30/2015							0.029		
8/12/2015								0.00383 (J)	0.015 (J)
10/11/2015				0.0093	0.0038				
10/12/2015						0.0049			
10/13/2015	0.012	0.0065	0.0048						
2/29/2016									
3/2/2016									0.015
3/3/2016									
3/9/2016							0.0284 (J)		
3/11/2016									
3/14/2016									
3/15/2016									
3/22/2016	0.0182								
3/23/2016		0.0206	0.0271			0.00742 (J)			

Prediction Limit

Constituent: Barium (mg/L) Analysis Run 5/10/2024 4:10 PM View: Appendix I Interwell Two-Step

Plant Bowen Data: Bowen 3-4 CCR

	GWA-1 (bg)	GWA-2R (bg)	GWA-2 (bg)	GWA-50R (bg)	GWA-50 (bg)	GWA-3A (bg)	GWC-23R	GWA-51RZ (bg)	GWA-53R (bg)
3/28/2016				0.0155	0.0133				
5/3/2016									0.0144
5/4/2016								0.0207	
5/6/2016							0.0233		
5/9/2016									
5/11/2016									
5/12/2016									
5/13/2016									
5/16/2016									
5/19/2016	0.0193	0.0109							
5/20/2016			0.0206						
5/23/2016					0.0109	0.00532 (J)			
5/25/2016				0.0143					
7/7/2016								0.0207	
7/8/2016									
7/11/2016									0.0145
7/15/2016							0.0208		
7/19/2016									
7/20/2016									
7/21/2016									
7/22/2016									
7/27/2016									
7/29/2016	0.0174	0.007 (J)	0.0275			0.0053 (J)			
8/1/2016				0.0129	0.0058 (J)				
9/7/2016									0.014
9/8/2016								0.0278	
9/9/2016									
9/14/2016							0.0198		
9/15/2016									
9/16/2016									
9/19/2016									
9/21/2016									
9/22/2016		0.0071 (J)				0.0058 (J)			
9/23/2016	0.0168		0.0384						
9/26/2016				0.0177	0.0092 (J)				
10/26/2016								0.0204	
10/27/2016									0.0142
11/1/2016							0.0207		
11/2/2016									
11/3/2016									
11/9/2016	0.0171		0.0266						
11/10/2016		0.0052 (J)			0.0083 (J)	0.0051 (J)			
11/11/2016				0.0117					
1/6/2017								0.0221	0.0139
1/9/2017									
1/17/2017									
1/18/2017									
1/25/2017							0.0195		
1/30/2017	0.019			0.0113	0.0117				
1/31/2017		0.0076 (J)	0.0094 (J)			0.0054 (J)			
2/21/2017									
2/22/2017									

Prediction Limit

Constituent: Barium (mg/L) Analysis Run 5/10/2024 4:10 PM View: Appendix I Interwell Two-Step

Plant Bowen Data: Bowen 3-4 CCR

	GWA-1 (bg)	GWA-2R (bg)	GWA-2 (bg)	GWA-50R (bg)	GWA-50 (bg)	GWA-3A (bg)	GWC-23R	GWA-51RZ (bg)	GWA-53R (bg)
3/15/2017								0.0172	
3/16/2017									0.0145
3/22/2017							0.0211		
3/24/2017									
3/27/2017									
3/28/2017									
3/30/2017	0.0184		0.0262			0.0049 (J)			
4/3/2017		0.007 (J)		0.0166					
4/7/2017					0.0109				
5/17/2017									
5/18/2017								0.0181	
5/19/2017									0.0161
5/24/2017							0.0217		
6/6/2017									
6/7/2017									
6/8/2017									
6/9/2017	0.0174	0.0074 (J)							
6/12/2017			0.0288	0.017	<0.01	<0.01			
6/14/2017									
7/12/2017									
7/17/2017									
7/19/2017								0.018	
7/20/2017									
7/27/2017									
7/28/2017									
8/9/2017									
8/24/2017									
9/15/2017									
9/18/2017									
9/19/2017								0.0271	0.0153
9/21/2017							0.0226		
9/22/2017									
9/25/2017									
9/26/2017									
9/29/2017									
10/2/2017	0.0167	0.0085 (J)	0.0048 (J)	0.0157	0.0122				
10/3/2017									
10/4/2017						0.0047 (J)			
3/12/2018									
3/13/2018								0.017	0.015
3/14/2018							0.024		
3/15/2018									
3/16/2018	0.016	0.015		0.012	0.0084 (J)				
3/19/2018			0.037			0.0047 (J)			
3/21/2018									
9/6/2018									
9/7/2018								0.022	
9/11/2018							0.023		0.015
9/12/2018									
9/14/2018		0.0095 (J)	0.0059 (J)						
9/17/2018	0.015 (D)				0.01	0.0041 (J)			
9/18/2018				0.0099 (J)					

ND substitution: RL or RL/2 if <15% NDs.

Prediction Limit

Constituent: Barium (mg/L) Analysis Run 5/10/2024 4:10 PM View: Appendix I Interwell Two-Step

Plant Bowen Data: Bowen 3-4 CCR

	GWA-1 (bg)	GWA-2R (bg)	GWA-2 (bg)	GWA-50R (bg)	GWA-50 (bg)	GWA-3A (bg)	GWC-23R	GWA-51RZ (bg)	GWA-53R (bg)
3/7/2019									
3/8/2019								0.015	
3/12/2019							0.022		0.016
3/13/2019									
3/14/2019									
3/15/2019									
3/19/2019		0.024		0.013	0.012				
3/20/2019	0.019		0.0072 (J)			0.0042 (J)			
3/21/2019									
9/4/2019								0.018	
9/5/2019									0.014
9/6/2019							0.021		
9/9/2019									
9/10/2019									
9/11/2019									
9/12/2019	0.018		0.0058 (JD)	0.011					
9/13/2019		0.012			0.0088 (J)	0.0042 (J)			
3/2/2020									
3/3/2020								0.017	
3/4/2020									0.015
3/5/2020							0.022		
3/6/2020									
3/9/2020									
3/11/2020	0.016	0.027	0.035	0.0095 (J)	0.0077 (J)	0.0041 (J)			
3/12/2020									
9/3/2020									
9/4/2020									
9/8/2020									0.013
9/9/2020							0.036	0.017	
9/10/2020									
9/11/2020									
9/14/2020									
9/15/2020	0.019	0.013	0.019	0.0089 (J)					
9/16/2020					0.0081 (J)				
9/17/2020									
2/24/2021									
2/25/2021								0.018	
2/26/2021									0.015
3/10/2021							0.026		
3/11/2021									
3/12/2021									
3/16/2021	0.018	0.013							
3/17/2021			0.025	0.012	0.0074				
3/29/2021						0.0073			
7/27/2021									
7/28/2021								0.019	
7/29/2021									0.015
7/30/2021							0.028		
8/4/2021									
8/5/2021									
8/6/2021									
8/9/2021	0.019	0.029	0.024	0.0089	0.0071	0.0073			

Prediction Limit

Constituent: Barium (mg/L) Analysis Run 5/10/2024 4:10 PM View: Appendix I Interwell Two-Step

Plant Bowen Data: Bowen 3-4 CCR

	GWA-1 (bg)	GWA-2R (bg)	GWA-2 (bg)	GWA-50R (bg)	GWA-50 (bg)	GWA-3A (bg)	GWC-23R	GWA-51RZ (bg)	GWA-53R (bg)
8/10/2021									
1/25/2022									
1/26/2022								0.034	0.014
1/27/2022									
1/28/2022							0.036		
1/31/2022									
2/1/2022	0.015	0.024	0.026		0.0065				
2/2/2022				0.009		0.0064			
2/3/2022									
8/5/2022									
8/8/2022									0.013
8/9/2022								0.015	
8/10/2022									
8/11/2022							0.034		
8/12/2022									
8/16/2022	0.017	0.027	0.021		0.0072	0.0067			
8/17/2022				0.0091					
2/10/2023							0.038		
2/13/2023									
2/14/2023									
2/16/2023	0.018	0.028	0.029	0.0081	0.0067				
2/17/2023						0.0065			
7/25/2023									
7/26/2023									
7/27/2023	0.018	0.024	0.02						
7/28/2023				0.0079	0.0075				
8/1/2023						0.0074			
8/3/2023							0.042		
2/16/2024							0.14		
2/19/2024									
2/20/2024									
2/22/2024	0.018		0.021	0.008	0.0073	0.0074			
2/26/2024		0.021							
2/27/2024									

Prediction Limit

Constituent: Barium (mg/L) Analysis Run 5/10/2024 4:10 PM View: Appendix I Interwell Two-Step

Plant Bowen Data: Bowen 3-4 CCR

	GWA-52 (bg)	GWA-55 (bg)	GWA-54 (bg)	GWA-55R (bg)	GWA-53 (bg)	GWA-56 (bg)	GWA-43R (bg)	GWA-43 (bg)	GWA-42 (bg)
8/23/2007									
10/23/2007									
10/24/2007									
11/2/2007									
11/18/2007									
1/30/2008									
1/31/2008									
3/10/2008									
3/11/2008									
5/6/2008									
5/13/2008									
5/14/2008									
12/4/2008									
12/5/2008									
12/12/2008									
4/15/2009									
4/21/2009									
4/23/2009									
10/6/2009									
10/7/2009									
10/8/2009									
4/21/2010									
4/26/2010									
4/27/2010									
4/28/2010									
5/3/2010									
9/28/2010									
9/30/2010									
10/4/2010									
10/6/2010									
10/11/2010									
10/12/2010									
4/12/2011									
4/13/2011									
4/14/2011									
4/21/2011									
4/27/2011									
10/4/2011									
10/5/2011									
10/13/2011									
10/17/2011									
10/19/2011									
4/3/2012									
4/11/2012									
5/1/2012									
5/2/2012									
10/2/2012									
10/8/2012									
10/9/2012									
4/9/2013									
4/10/2013									
4/11/2013									

Prediction Limit

Constituent: Barium (mg/L) Analysis Run 5/10/2024 4:10 PM View: Appendix I Interwell Two-Step

Plant Bowen Data: Bowen 3-4 CCR

	GWA-52 (bg)	GWA-55 (bg)	GWA-54 (bg)	GWA-55R (bg)	GWA-53 (bg)	GWA-56 (bg)	GWA-43R (bg)	GWA-43 (bg)	GWA-42 (bg)
4/12/2013									
4/15/2013									
10/15/2013									
10/16/2013									
4/10/2014									
4/11/2014									
4/22/2014									
4/23/2014									
9/18/2014									
9/30/2014									
10/1/2014									
10/4/2014									
10/5/2014									
10/22/2014									
11/5/2014									
3/4/2015									
3/20/2015									
3/30/2015									
3/31/2015									
4/8/2015									
4/23/2015									
5/8/2015	0.033								
5/9/2015		0.022	0.054	0.042	0.044	0.018			
5/17/2015	0.04								
5/18/2015		0.031	0.058	0.063	0.04				
5/19/2015						0.02			
5/25/2015	0.039		0.051		0.036				
5/26/2015		0.028		0.057		0.02			
6/8/2015	0.031				0.028				
6/9/2015		0.031	0.034	0.07		0.02			
6/17/2015		0.029	0.032	0.065	0.026	0.019			
6/18/2015	0.039								
6/24/2015	0.042				0.021				
6/25/2015		0.024	0.032	0.068		0.019			
6/30/2015	0.033				0.018				
7/1/2015		0.026	0.029	0.069		0.018			
7/6/2015	0.031				0.018				
7/7/2015		0.027	0.029	0.071		0.019			
7/30/2015									
8/12/2015	<0.01	<0.01	<0.01	<0.01	<0.01	<0.01			
10/11/2015									
10/12/2015									
10/13/2015									
2/29/2016	0.028								
3/2/2016		0.0276	0.0297		0.017				
3/3/2016				0.0424		0.0259			
3/9/2016									
3/11/2016							0.00819 (J)	0.0116	0.00639 (J)
3/14/2016									
3/15/2016									
3/22/2016									
3/23/2016									

Prediction Limit

Constituent: Barium (mg/L) Analysis Run 5/10/2024 4:10 PM View: Appendix I Interwell Two-Step

Plant Bowen Data: Bowen 3-4 CCR

	GWA-52 (bg)	GWA-55 (bg)	GWA-54 (bg)	GWA-55R (bg)	GWA-53 (bg)	GWA-56 (bg)	GWA-43R (bg)	GWA-43 (bg)	GWA-42 (bg)
3/28/2016									
5/3/2016		0.0291		0.0477	0.016				
5/4/2016	0.0273		0.0299						
5/6/2016									
5/9/2016						0.0236			
5/11/2016									
5/12/2016									
5/13/2016							0.00756 (J)	0.0361	
5/16/2016									0.00622 (J)
5/19/2016									
5/20/2016									
5/23/2016									
5/25/2016									
7/7/2016									
7/8/2016	0.0284		0.0294		0.0156				
7/11/2016		0.0225		0.0506		0.0295			
7/15/2016									
7/19/2016							0.0079 (J)	0.036	
7/20/2016									
7/21/2016									
7/22/2016									0.0062 (J)
7/27/2016									
7/29/2016									
8/1/2016									
9/7/2016									
9/8/2016	0.0242		0.0275		0.0144				
9/9/2016		0.018		0.0478		0.0259			
9/14/2016									
9/15/2016									
9/16/2016							0.0078 (J)	0.0259	
9/19/2016									0.0064 (J)
9/21/2016									
9/22/2016									
9/23/2016									
9/26/2016									
10/26/2016	0.021	0.0177	0.0263		0.0128	0.0231			
10/27/2016				0.0472					
11/1/2016									
11/2/2016							0.0082 (J)	0.037	
11/3/2016									0.0058 (J)
11/9/2016									
11/10/2016									
11/11/2016									
1/6/2017	0.0219								
1/9/2017		0.0183	0.0263	0.0507	0.0134	0.0273			
1/17/2017									0.0061 (J)
1/18/2017							0.0085 (J)	0.0248	
1/25/2017									
1/30/2017									
1/31/2017									
2/21/2017									
2/22/2017									

Prediction Limit

Constituent: Barium (mg/L) Analysis Run 5/10/2024 4:10 PM View: Appendix I Interwell Two-Step

Plant Bowen Data: Bowen 3-4 CCR

	GWA-52 (bg)	GWA-55 (bg)	GWA-54 (bg)	GWA-55R (bg)	GWA-53 (bg)	GWA-56 (bg)	GWA-43R (bg)	GWA-43 (bg)	GWA-42 (bg)
3/15/2017	0.0202		0.0262			0.0286			
3/16/2017		0.0175		0.0497	0.0129				
3/22/2017									
3/24/2017									
3/27/2017									0.0063 (J)
3/28/2017							0.0084 (J)	0.0222	
3/30/2017									
4/3/2017									
4/7/2017									
5/17/2017	0.0219								
5/18/2017		0.0203	0.0276	0.0466		0.0253			
5/19/2017					0.0141				
5/24/2017									
6/6/2017							0.0078 (J)	0.02	
6/7/2017									0.0064 (J)
6/8/2017									
6/9/2017									
6/12/2017									
6/14/2017									
7/12/2017									
7/17/2017									
7/19/2017									
7/20/2017									
7/27/2017									
7/28/2017									
8/9/2017									
8/24/2017									
9/15/2017	0.0209	0.0197	0.0281			0.0247			
9/18/2017				0.0436					
9/19/2017					0.0127				
9/21/2017									
9/22/2017							0.0076 (J)	0.0179	
9/25/2017									
9/26/2017									0.006 (J)
9/29/2017									
10/2/2017									
10/3/2017									
10/4/2017									
3/12/2018		0.023		0.041					
3/13/2018	0.02		0.034		0.013	0.031			
3/14/2018								0.016	0.0065 (J)
3/15/2018							0.0092 (J)		
3/16/2018									
3/19/2018									
3/21/2018									
9/6/2018	0.024		0.04						
9/7/2018		0.025		0.039		0.034			
9/11/2018					0.013				
9/12/2018							0.008 (J)	0.017	
9/14/2018									0.0065 (J)
9/17/2018									
9/18/2018									

Prediction Limit

Constituent: Barium (mg/L) Analysis Run 5/10/2024 4:10 PM View: Appendix I Interwell Two-Step

Plant Bowen Data: Bowen 3-4 CCR

	GWA-52 (bg)	GWA-55 (bg)	GWA-54 (bg)	GWA-55R (bg)	GWA-53 (bg)	GWA-56 (bg)	GWA-43R (bg)	GWA-43 (bg)	GWA-42 (bg)
3/7/2019	0.025		0.039	0.033		0.042			
3/8/2019		0.027			0.012				
3/12/2019									
3/13/2019							0.0077 (J)	0.014	
3/14/2019									0.0066 (J)
3/15/2019									
3/19/2019									
3/20/2019									
3/21/2019									
9/4/2019	0.02					0.033			
9/5/2019		0.024	0.034	0.032	0.013				
9/6/2019									
9/9/2019									
9/10/2019									0.0068 (J)
9/11/2019							0.0079 (J)	0.015	
9/12/2019									
9/13/2019									
3/2/2020	0.023								
3/3/2020		0.023	0.031						
3/4/2020				0.029	0.013	0.039			
3/5/2020									
3/6/2020									0.0066 (J)
3/9/2020							0.0069 (J)	0.012	
3/11/2020									
3/12/2020									
9/3/2020	0.017								
9/4/2020		0.022		0.032		0.033			
9/8/2020			0.035		0.012				
9/9/2020									
9/10/2020									0.0059 (J)
9/11/2020								0.024	
9/14/2020							0.0075 (J)		
9/15/2020									
9/16/2020									
9/17/2020									
2/24/2021	0.025								
2/25/2021		0.028	0.034	0.034		0.032			
2/26/2021					0.013				
3/10/2021									
3/11/2021							0.0069	0.0096	0.0061
3/12/2021									
3/16/2021									
3/17/2021									
3/29/2021									
7/27/2021	0.026		0.028						
7/28/2021		0.027		0.03		0.035			
7/29/2021					0.013				
7/30/2021									
8/4/2021									0.0061
8/5/2021							0.0069		
8/6/2021								0.015	
8/9/2021									

Prediction Limit

Constituent: Barium (mg/L) Analysis Run 5/10/2024 4:10 PM View: Appendix I Interwell Two-Step

Plant Bowen Data: Bowen 3-4 CCR

	GWA-52 (bg)	GWA-55 (bg)	GWA-54 (bg)	GWA-55R (bg)	GWA-53 (bg)	GWA-56 (bg)	GWA-43R (bg)	GWA-43 (bg)	GWA-42 (bg)
8/10/2021									
1/25/2022	0.023		0.031						
1/26/2022		0.026			0.013	0.032			
1/27/2022				0.032					
1/28/2022									
1/31/2022							0.0076	0.014	0.0063
2/1/2022									
2/2/2022									
2/3/2022									
8/5/2022	0.019		0.03			0.033			
8/8/2022		0.026		0.027	0.011				
8/9/2022									
8/10/2022							0.0066		0.0063
8/11/2022								0.016	
8/12/2022									
8/16/2022									
8/17/2022									
2/10/2023									
2/13/2023							0.0064		0.0061
2/14/2023								0.011	
2/16/2023									
2/17/2023									
7/25/2023							0.0073	0.012	
7/26/2023									0.0064
7/27/2023									
7/28/2023									
8/1/2023									
8/3/2023									
2/16/2024									
2/19/2024									
2/20/2024							0.0074	0.011	0.007
2/22/2024									
2/26/2024									
2/27/2024									

Prediction Limit

Constituent: Barium (mg/L) Analysis Run 5/10/2024 4:10 PM View: Appendix I Interwell Two-Step

Plant Bowen Data: Bowen 3-4 CCR

	GWA-39Z (bg)	GWA-41R (bg)	GWA-41 (bg)	GWA-40 (bg)	GWA-39RZ (bg)	GWA-4RZ (bg)
8/23/2007						
10/23/2007						
10/24/2007						
11/2/2007						
11/18/2007						
1/30/2008						
1/31/2008						
3/10/2008						
3/11/2008						
5/6/2008						
5/13/2008						
5/14/2008						
12/4/2008						
12/5/2008						
12/12/2008						
4/15/2009						
4/21/2009						
4/23/2009						
10/6/2009						
10/7/2009						
10/8/2009						
4/21/2010						
4/26/2010						
4/27/2010						
4/28/2010						
5/3/2010						
9/28/2010						
9/30/2010						
10/4/2010						
10/6/2010						
10/11/2010						
10/12/2010						
4/12/2011						
4/13/2011						
4/14/2011						
4/21/2011						
4/27/2011						
10/4/2011						
10/5/2011						
10/13/2011						
10/17/2011						
10/19/2011						
4/3/2012						
4/11/2012						
5/1/2012						
5/2/2012						
10/2/2012						
10/8/2012						
10/9/2012						
4/9/2013						
4/10/2013						
4/11/2013						

Prediction Limit

Constituent: Barium (mg/L) Analysis Run 5/10/2024 4:10 PM View: Appendix I Interwell Two-Step

Plant Bowen Data: Bowen 3-4 CCR

	GWA-39Z (bg)	GWA-41R (bg)	GWA-41 (bg)	GWA-40 (bg)	GWA-39RZ (bg)	GWA-4RZ (bg)
4/12/2013						
4/15/2013						
10/15/2013						
10/16/2013						
4/10/2014						
4/11/2014						
4/22/2014						
4/23/2014						
9/18/2014						
9/30/2014						
10/1/2014						
10/4/2014						
10/5/2014						
10/22/2014						
11/5/2014						
3/4/2015						
3/20/2015						
3/30/2015						
3/31/2015						
4/8/2015						
4/23/2015						
5/8/2015						
5/9/2015						
5/17/2015						
5/18/2015						
5/19/2015						
5/25/2015						
5/26/2015						
6/8/2015						
6/9/2015						
6/17/2015						
6/18/2015						
6/24/2015						
6/25/2015						
6/30/2015						
7/1/2015						
7/6/2015						
7/7/2015						
7/30/2015						
8/12/2015						
10/11/2015						
10/12/2015						
10/13/2015						
2/29/2016						
3/2/2016						
3/3/2016						
3/9/2016						
3/11/2016						
3/14/2016	0.0234					
3/15/2016		0.0462	0.0291	0.0101		
3/22/2016						
3/23/2016						

Prediction Limit

Constituent: Barium (mg/L) Analysis Run 5/10/2024 4:10 PM View: Appendix I Interwell Two-Step

Plant Bowen Data: Bowen 3-4 CCR

	GWA-39Z (bg)	GWA-41R (bg)	GWA-41 (bg)	GWA-40 (bg)	GWA-39RZ (bg)	GWA-4RZ (bg)
3/28/2016						
5/3/2016						
5/4/2016						
5/6/2016						
5/9/2016						
5/11/2016	0.00793 (J)			0.00992 (J)		
5/12/2016			0.0322			
5/13/2016		0.0265				
5/16/2016					0.0113 (D)	
5/19/2016						
5/20/2016						
5/23/2016						
5/25/2016						
7/7/2016						
7/8/2016						
7/11/2016						
7/15/2016						
7/19/2016	0.0045 (J)					
7/20/2016			0.0313			
7/21/2016		0.0243		0.009 (J)		
7/22/2016						
7/27/2016					0.0114 (D)	
7/29/2016						
8/1/2016						
9/7/2016						
9/8/2016						
9/9/2016						
9/14/2016						
9/15/2016	0.0057 (J)		0.0217	0.0109		
9/16/2016						
9/19/2016						
9/21/2016		0.0145				
9/22/2016						
9/23/2016						
9/26/2016						
10/26/2016						
10/27/2016						
11/1/2016						
11/2/2016	0.0043 (J)					
11/3/2016		0.0082 (J)	0.0272	0.0115		
11/9/2016						
11/10/2016						
11/11/2016						
1/6/2017						
1/9/2017						
1/17/2017		0.007 (J)		0.0101		
1/18/2017	<0.01 (*)		0.0286 (J)			
1/25/2017						
1/30/2017						
1/31/2017						
2/21/2017					0.0178	
2/22/2017						0.0273

Prediction Limit

Constituent: Barium (mg/L) Analysis Run 5/10/2024 4:10 PM View: Appendix I Interwell Two-Step

Plant Bowen Data: Bowen 3-4 CCR

	GWA-39Z (bg)	GWA-41R (bg)	GWA-41 (bg)	GWA-40 (bg)	GWA-39RZ (bg)	GWA-4RZ (bg)
3/15/2017						
3/16/2017						
3/22/2017						
3/24/2017			0.0307	0.0086 (J)		
3/27/2017		0.016			0.0162 (D)	
3/28/2017	0.0188					
3/30/2017						
4/3/2017						
4/7/2017						0.024
5/17/2017						
5/18/2017						
5/19/2017						
5/24/2017				0.0087 (J)		
6/6/2017		0.0301	0.0242			
6/7/2017	0.0273					
6/8/2017					0.0156 (D)	
6/9/2017						
6/12/2017						
6/14/2017						0.027 (D)
7/12/2017						0.027 (D)
7/17/2017					0.016 (D)	
7/19/2017						
7/20/2017						0.0304 (D)
7/27/2017					0.0184	
7/28/2017						0.0269
8/9/2017					0.0162	0.0254
8/24/2017						0.0285
9/15/2017						
9/18/2017						
9/19/2017						
9/21/2017						
9/22/2017						
9/25/2017		0.0169	0.0252			
9/26/2017	0.0236			0.0075 (J)		
9/29/2017					0.0159 (D)	
10/2/2017						
10/3/2017						0.0294 (D)
10/4/2017						
3/12/2018						
3/13/2018						
3/14/2018	0.027	0.036	0.021	0.0064 (J)		
3/15/2018						
3/16/2018					0.016	
3/19/2018						
3/21/2018						0.03
9/6/2018						
9/7/2018						
9/11/2018						
9/12/2018	0.022	0.021	0.025	0.0075 (J)		
9/14/2018					0.015	
9/17/2018						
9/18/2018						0.032

Prediction Limit

Constituent: Barium (mg/L) Analysis Run 5/10/2024 4:10 PM View: Appendix I Interwell Two-Step

Plant Bowen Data: Bowen 3-4 CCR

	GWA-39Z (bg)	GWA-41R (bg)	GWA-41 (bg)	GWA-40 (bg)	GWA-39RZ (bg)	GWA-4RZ (bg)
3/7/2019						
3/8/2019						
3/12/2019						
3/13/2019				0.0076 (J)		
3/14/2019		0.04	0.028		0.018	
3/15/2019	0.019					
3/19/2019						
3/20/2019						
3/21/2019						0.04 (D)
9/4/2019						
9/5/2019						
9/6/2019						
9/9/2019	0.015			0.0078 (J)		
9/10/2019		0.031	0.0195 (D)			
9/11/2019						
9/12/2019						0.034 (D)
9/13/2019						
3/2/2020						
3/3/2020						
3/4/2020						
3/5/2020						
3/6/2020			0.022			
3/9/2020	0.0072 (J)	0.031		0.0088 (J)	0.017	
3/11/2020						
3/12/2020						0.053
9/3/2020						
9/4/2020						
9/8/2020						
9/9/2020						
9/10/2020	0.0042 (J)	0.031	0.024			
9/11/2020				0.0079 (J)		
9/14/2020						
9/15/2020						
9/16/2020					0.027	
9/17/2020						0.036
2/24/2021						
2/25/2021						
2/26/2021						
3/10/2021		0.023		0.0083		
3/11/2021			0.024			
3/12/2021	0.014					
3/16/2021					0.014	0.042
3/17/2021						
3/29/2021						
7/27/2021						
7/28/2021						
7/29/2021						
7/30/2021						
8/4/2021	0.011	0.021	0.021	0.008		
8/5/2021						
8/6/2021					0.014	
8/9/2021						

Prediction Limit

Constituent: Barium (mg/L) Analysis Run 5/10/2024 4:10 PM View: Appendix I Interwell Two-Step

Plant Bowen Data: Bowen 3-4 CCR

	GWA-39Z (bg)	GWA-41R (bg)	GWA-41 (bg)	GWA-40 (bg)	GWA-39RZ (bg)	GWA-4RZ (bg)
8/10/2021						0.045
1/25/2022						
1/26/2022						
1/27/2022						
1/28/2022						
1/31/2022	0.013	0.031	0.022	0.0081		
2/1/2022						
2/2/2022					0.013	
2/3/2022						0.063
8/5/2022						
8/8/2022						
8/9/2022						
8/10/2022	0.01					
8/11/2022		0.019	0.022			
8/12/2022				0.0076		
8/16/2022					0.013	
8/17/2022						0.034
2/10/2023						
2/13/2023	0.018	0.028	0.029	0.0075		
2/14/2023					0.014	
2/16/2023						
2/17/2023						0.043
7/25/2023		0.023	0.018		0.014	
7/26/2023	0.016			0.0081		
7/27/2023						
7/28/2023						0.043
8/1/2023						
8/3/2023						
2/16/2024						
2/19/2024	0.013	0.027	0.017	0.0083	0.015	
2/20/2024						
2/22/2024						
2/26/2024						
2/27/2024						0.046

FIGURE I.

Appendix I Trend Tests - Significant Results

Plant Bowen Data: Bowen 3-4 CCR Printed 5/10/2024, 4:08 PM

Constituent	Well	Slope	Calc.	Critical	Sig.	N	%NDs	Normality	Alpha	Method
Barium (mg/L)	**GWA-1 (bg)**	**-0.0006023**	**-4.402**	**-2.58**	**Yes**	**42**	**0**	**n/a**	**0.01**	**NP**
Barium (mg/L)	**GWA-2R (bg)**	**0.0006451**	**2.687**	**2.58**	**Yes**	**41**	**0**	**n/a**	**0.01**	**NP**
Barium (mg/L)	**GWA-41 (bg)**	**-0.00128**	**-114**	**-92**	**Yes**	**22**	**0**	**n/a**	**0.01**	**NP**
Barium (mg/L)	**GWA-43 (bg)**	**-0.002144**	**-134**	**-92**	**Yes**	**22**	**0**	**n/a**	**0.01**	**NP**
Barium (mg/L)	**GWA-43R (bg)**	**-0.000163**	**-113**	**-92**	**Yes**	**22**	**0**	**n/a**	**0.01**	**NP**
Barium (mg/L)	**GWA-4RZ (bg)**	**0.003011**	**160**	**92**	**Yes**	**22**	**0**	**n/a**	**0.01**	**NP**
Barium (mg/L)	**GWA-50 (bg)**	**-0.0003465**	**-244**	**-191**	**Yes**	**36**	**2.778**	**n/a**	**0.01**	**NP**
Barium (mg/L)	**GWA-50R (bg)**	**-0.0007331**	**-347**	**-176**	**Yes**	**34**	**0**	**n/a**	**0.01**	**NP**
Barium (mg/L)	**GWA-52 (bg)**	**-0.002386**	**-193**	**-131**	**Yes**	**28**	**3.571**	**n/a**	**0.01**	**NP**
Barium (mg/L)	**GWA-53 (bg)**	**-0.001855**	**-249**	**-131**	**Yes**	**28**	**3.571**	**n/a**	**0.01**	**NP**
Barium (mg/L)	**GWA-55R (bg)**	**-0.004851**	**-221**	**-131**	**Yes**	**28**	**3.571**	**n/a**	**0.01**	**NP**
Barium (mg/L)	**GWA-56 (bg)**	**0.002669**	**238**	**131**	**Yes**	**28**	**3.571**	**n/a**	**0.01**	**NP**

Appendix I Trend Tests - All Results

Plant Bowen Data: Bowen 3-4 CCR Printed 5/10/2024, 4:08 PM

Constituent	Well	Slope	Calc.	Critical	Sig.	N	%NDs	Normality	Alpha	Method
Barium (mg/L)	**GWA-1 (bg)**	**-0.0006023**	**-4.402**	**-2.58**	**Yes**	**42**	**0**	**n/a**	**0.01**	**NP**
Barium (mg/L)	GWA-2 (bg)	0.0003462	1.135	2.58	No	41	0	n/a	0.01	NP
Barium (mg/L)	**GWA-2R (bg)**	**0.0006451**	**2.687**	**2.58**	**Yes**	**41**	**0**	**n/a**	**0.01**	**NP**
Barium (mg/L)	GWA-39RZ (bg)	-0.0002532	-30	-87	No	21	0	n/a	0.01	NP
Barium (mg/L)	GWA-39Z (bg)	-0.00007232	-4	-92	No	22	4.545	n/a	0.01	NP
Barium (mg/L)	GWA-3A (bg)	-0.0001019	-87	-167	No	33	3.03	n/a	0.01	NP
Barium (mg/L)	GWA-40 (bg)	-0.0002421	-78	-92	No	22	0	n/a	0.01	NP
Barium (mg/L)	**GWA-41 (bg)**	**-0.00128**	**-114**	**-92**	**Yes**	**22**	**0**	**n/a**	**0.01**	**NP**
Barium (mg/L)	GWA-41R (bg)	0.0003559	19	92	No	22	0	n/a	0.01	NP
Barium (mg/L)	GWA-42 (bg)	0.00002594	37	92	No	22	0	n/a	0.01	NP
Barium (mg/L)	**GWA-43 (bg)**	**-0.002144**	**-134**	**-92**	**Yes**	**22**	**0**	**n/a**	**0.01**	**NP**
Barium (mg/L)	**GWA-43R (bg)**	**-0.000163**	**-113**	**-92**	**Yes**	**22**	**0**	**n/a**	**0.01**	**NP**
Barium (mg/L)	**GWA-4RZ (bg)**	**0.003011**	**160**	**92**	**Yes**	**22**	**0**	**n/a**	**0.01**	**NP**
Barium (mg/L)	**GWA-50 (bg)**	**-0.0003465**	**-244**	**-191**	**Yes**	**36**	**2.778**	**n/a**	**0.01**	**NP**
Barium (mg/L)	**GWA-50R (bg)**	**-0.0007331**	**-347**	**-176**	**Yes**	**34**	**0**	**n/a**	**0.01**	**NP**
Barium (mg/L)	GWA-51RZ (bg)	0.001487	92	131	No	28	0	n/a	0.01	NP
Barium (mg/L)	**GWA-52 (bg)**	**-0.002386**	**-193**	**-131**	**Yes**	**28**	**3.571**	**n/a**	**0.01**	**NP**
Barium (mg/L)	**GWA-53 (bg)**	**-0.001855**	**-249**	**-131**	**Yes**	**28**	**3.571**	**n/a**	**0.01**	**NP**
Barium (mg/L)	GWA-53R (bg)	0	51	131	No	28	0	n/a	0.01	NP
Barium (mg/L)	GWA-54 (bg)	-0.0004323	-42	-131	No	28	3.571	n/a	0.01	NP
Barium (mg/L)	GWA-55 (bg)	-0.0002675	-33	-131	No	28	3.571	n/a	0.01	NP
Barium (mg/L)	**GWA-55R (bg)**	**-0.004851**	**-221**	**-131**	**Yes**	**28**	**3.571**	**n/a**	**0.01**	**NP**
Barium (mg/L)	**GWA-56 (bg)**	**0.002669**	**238**	**131**	**Yes**	**28**	**3.571**	**n/a**	**0.01**	**NP**
Barium (mg/L)	GWC-23R	0.0002722	17	152	No	31	0	n/a	0.01	NP

Sanitas™ v.10.0.16e Software licensed to . UG

Sen's Slope Estimator

GWA-1 (bg)

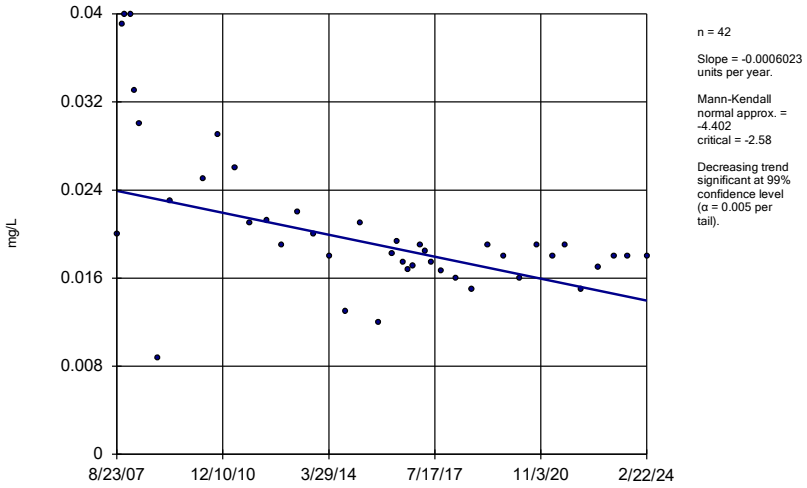

n = 42

Slope = -0.0006023 units per year.

Mann-Kendall normal approx. = -4.402
critical = -2.58

Decreasing trend significant at 99% confidence level (α = 0.005 per tail).

Constituent: Barium Analysis Run 5/10/2024 4:07 PM View: Appendix I Trend Tests
Plant Bowen Data: Bowen 3-4 CCR

Sanitas™ v.10.0.16e Software licensed to . UG

Sen's Slope Estimator

GWA-2 (bg)

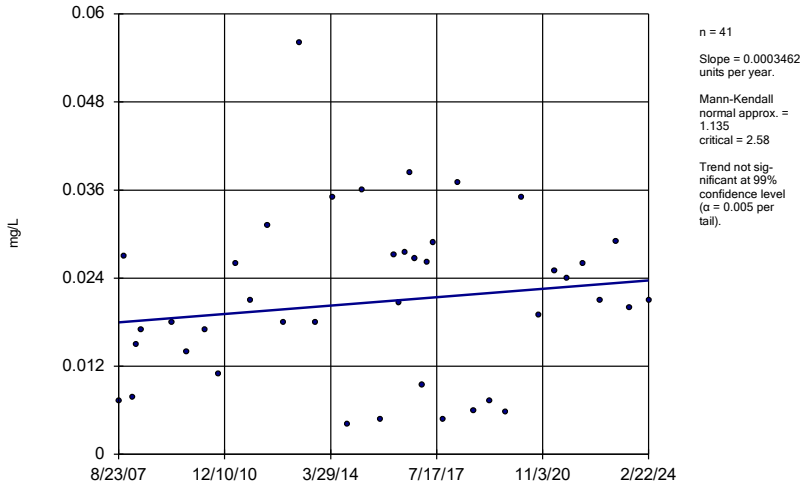

n = 41

Slope = 0.0003462 units per year.

Mann-Kendall normal approx. = 1.135
critical = 2.58

Trend not significant at 99% confidence level (α = 0.005 per tail).

Constituent: Barium Analysis Run 5/10/2024 4:07 PM View: Appendix I Trend Tests
Plant Bowen Data: Bowen 3-4 CCR

Sanitas™ v.10.0.16e Software licensed to . UG

Sen's Slope Estimator

GWA-2R (bg)

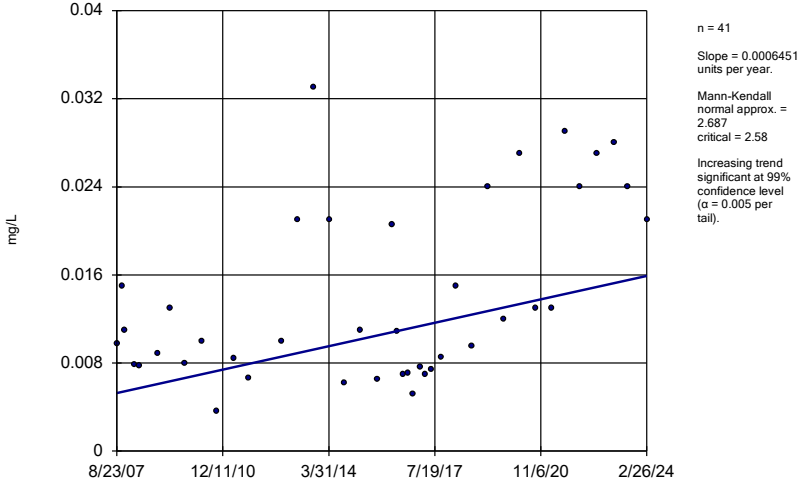

n = 41

Slope = 0.0006451 units per year.

Mann-Kendall normal approx. = 2.687
critical = 2.58

Increasing trend significant at 99% confidence level (α = 0.005 per tail).

Constituent: Barium Analysis Run 5/10/2024 4:07 PM View: Appendix I Trend Tests
Plant Bowen Data: Bowen 3-4 CCR

Sanitas™ v.10.0.16e Software licensed to . UG

Sen's Slope Estimator

GWA-39RZ (bg)

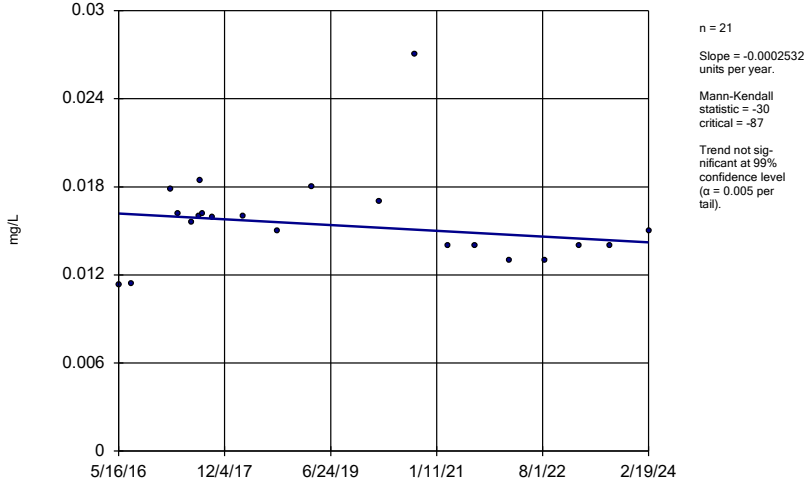

n = 21

Slope = -0.0002532 units per year.

Mann-Kendall statistic = -30
critical = -87

Trend not significant at 99% confidence level (α = 0.005 per tail).

Constituent: Barium Analysis Run 5/10/2024 4:07 PM View: Appendix I Trend Tests
Plant Bowen Data: Bowen 3-4 CCR

Sanitas™ v.10.0.16e Software licensed to . UG
Hollow symbols indicate censored values.

Sen's Slope Estimator

GWA-39Z (bg)

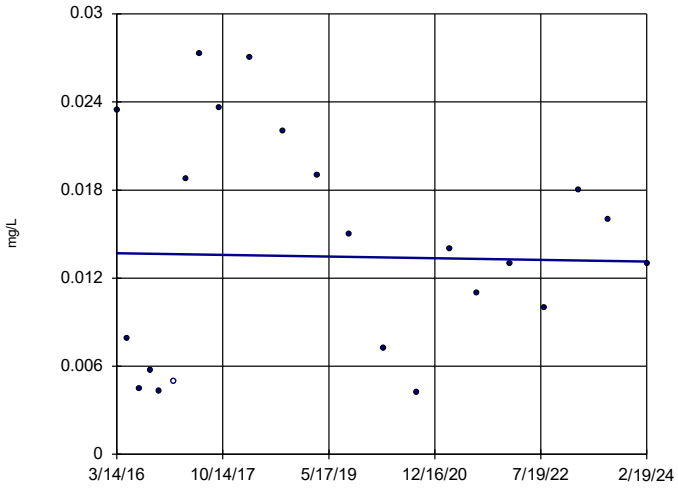

n = 22

Slope = -0.00007232 units per year.

Mann-Kendall statistic = -4
critical = -92

Trend not significant at 99% confidence level (α = 0.005 per tail).

Constituent: Barium Analysis Run 5/10/2024 4:07 PM View: Appendix I Trend Tests
Plant Bowen Data: Bowen 3-4 CCR

Sanitas™ v.10.0.16e Software licensed to . UG
Hollow symbols indicate censored values.

Sen's Slope Estimator

GWA-3A (bg)

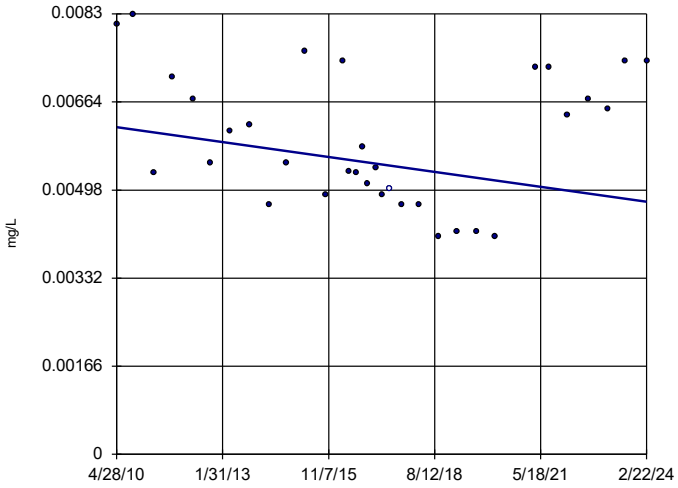

n = 33

Slope = -0.0001019 units per year.

Mann-Kendall statistic = -87
critical = -167

Trend not significant at 99% confidence level (α = 0.005 per tail).

Constituent: Barium Analysis Run 5/10/2024 4:07 PM View: Appendix I Trend Tests
Plant Bowen Data: Bowen 3-4 CCR

Sanitas™ v.10.0.16e Software licensed to . UG

Sen's Slope Estimator

GWA-40 (bg)

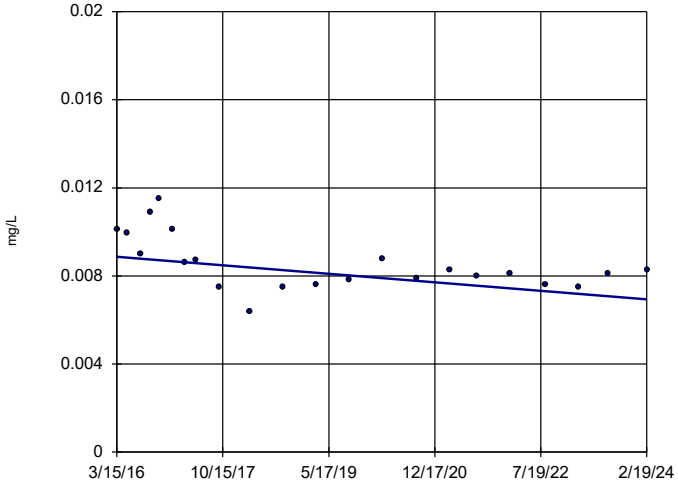

n = 22

Slope = -0.0002421 units per year.

Mann-Kendall statistic = -78
critical = -92

Trend not significant at 99% confidence level (α = 0.005 per tail).

Constituent: Barium Analysis Run 5/10/2024 4:07 PM View: Appendix I Trend Tests
Plant Bowen Data: Bowen 3-4 CCR

Sanitas™ v.10.0.16e Software licensed to . UG

Sen's Slope Estimator

GWA-41 (bg)

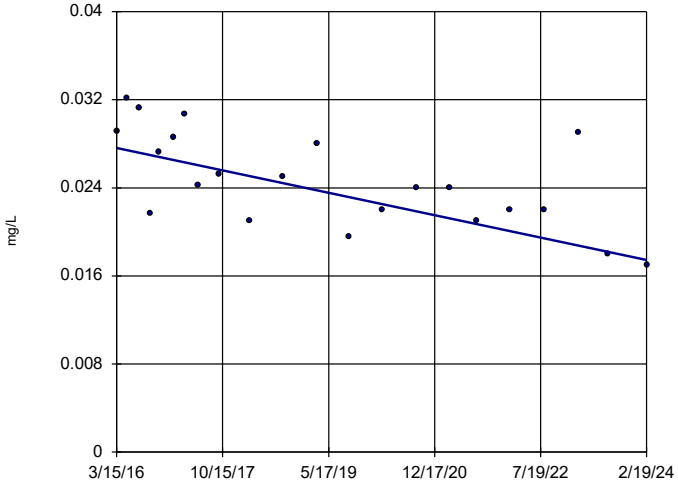

n = 22

Slope = -0.00128 units per year.

Mann-Kendall statistic = -114
critical = -92

Decreasing trend significant at 99% confidence level (α = 0.005 per tail).

Constituent: Barium Analysis Run 5/10/2024 4:07 PM View: Appendix I Trend Tests
Plant Bowen Data: Bowen 3-4 CCR

Sanitas™ v.10.0.16e Software licensed to . UG

Sen's Slope Estimator

GWA-41R (bg)

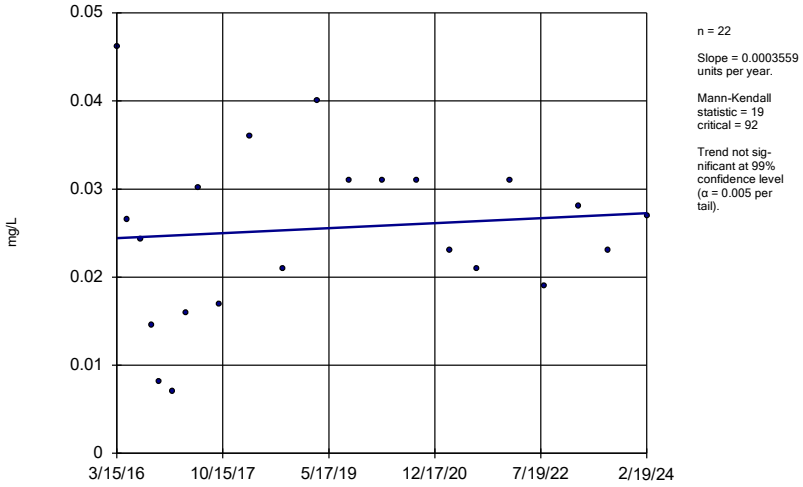

n = 22

Slope = 0.0003559 units per year.

Mann-Kendall statistic = 19
critical = 92

Trend not significant at 99% confidence level (α = 0.005 per tail).

Constituent: Barium Analysis Run 5/10/2024 4:07 PM View: Appendix I Trend Tests
Plant Bowen Data: Bowen 3-4 CCR

Sanitas™ v.10.0.16e Software licensed to . UG

Sen's Slope Estimator

GWA-42 (bg)

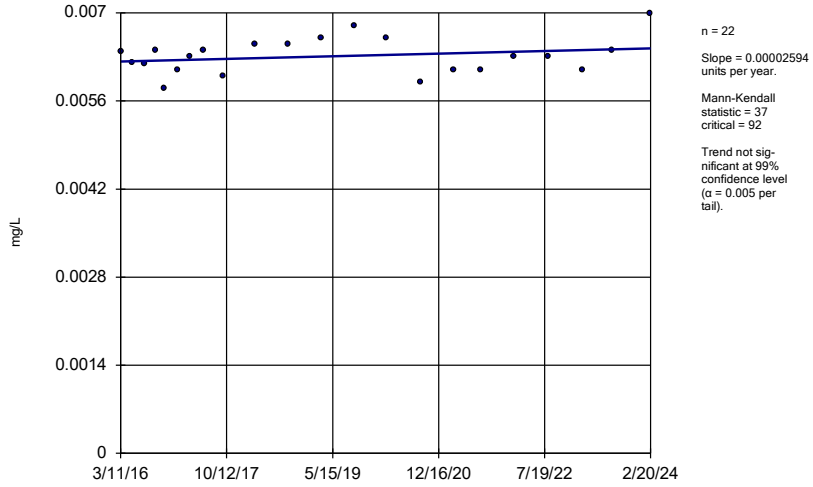

n = 22

Slope = 0.00002594 units per year.

Mann-Kendall statistic = 37
critical = 92

Trend not significant at 99% confidence level (α = 0.005 per tail).

Constituent: Barium Analysis Run 5/10/2024 4:07 PM View: Appendix I Trend Tests
Plant Bowen Data: Bowen 3-4 CCR

Sanitas™ v.10.0.16e Software licensed to . UG

Sen's Slope Estimator

GWA-43 (bg)

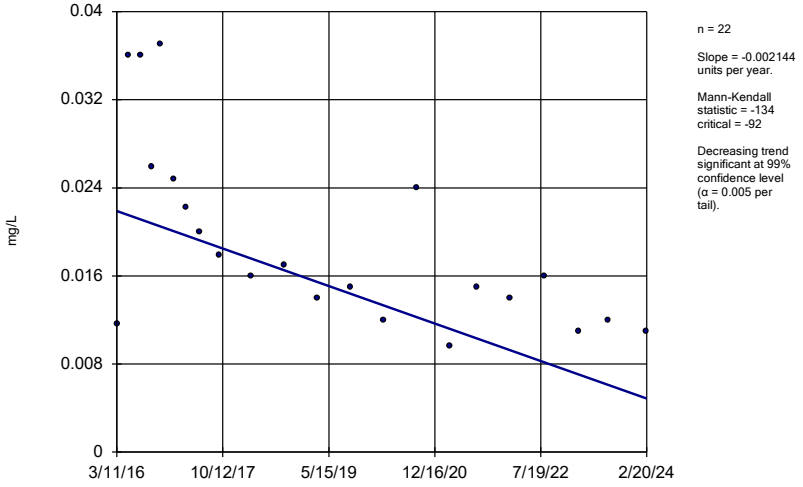

n = 22

Slope = -0.002144 units per year.

Mann-Kendall statistic = -134
critical = -92

Decreasing trend significant at 99% confidence level (α = 0.005 per tail).

Constituent: Barium Analysis Run 5/10/2024 4:07 PM View: Appendix I Trend Tests
Plant Bowen Data: Bowen 3-4 CCR

Sanitas™ v.10.0.16e Software licensed to . UG

Sen's Slope Estimator

GWA-43R (bg)

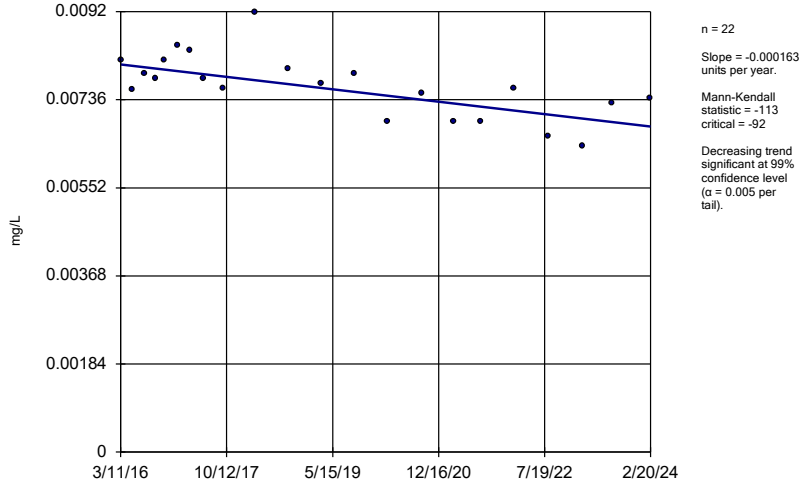

n = 22

Slope = -0.000163 units per year.

Mann-Kendall statistic = -113
critical = -92

Decreasing trend significant at 99% confidence level (α = 0.005 per tail).

Constituent: Barium Analysis Run 5/10/2024 4:07 PM View: Appendix I Trend Tests
Plant Bowen Data: Bowen 3-4 CCR

Sanitas™ v.10.0.16e Software licensed to . UG

Sen's Slope Estimator

GWA-4RZ (bg)

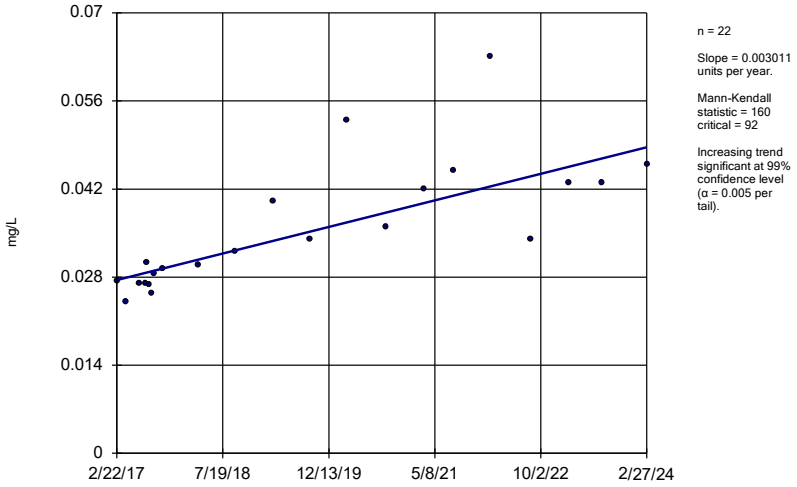

n = 22

Slope = 0.003011 units per year.

Mann-Kendall statistic = 160
critical = 92

Increasing trend significant at 99% confidence level (α = 0.005 per tail).

Constituent: Barium Analysis Run 5/10/2024 4:07 PM View: Appendix I Trend Tests
Plant Bowen Data: Bowen 3-4 CCR

Sanitas™ v.10.0.16e Software licensed to . UG
Hollow symbols indicate censored values.

Sen's Slope Estimator

GWA-50 (bg)

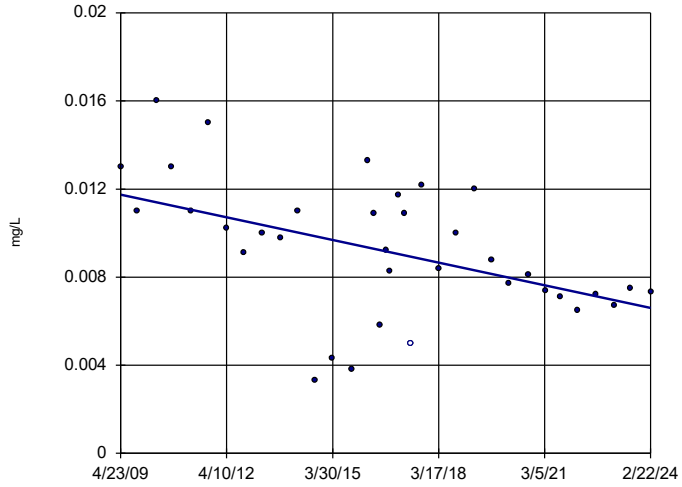

n = 36

Slope = -0.0003465 units per year.

Mann-Kendall statistic = -244
critical = -191

Decreasing trend significant at 99% confidence level (α = 0.005 per tail).

Constituent: Barium Analysis Run 5/10/2024 4:07 PM View: Appendix I Trend Tests
Plant Bowen Data: Bowen 3-4 CCR

Sanitas™ v.10.0.16e Software licensed to . UG

Sen's Slope Estimator

GWA-50R (bg)

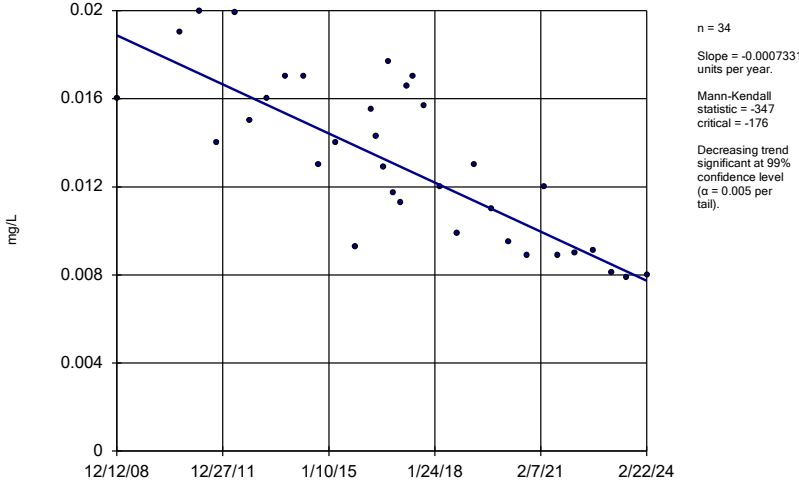

n = 34

Slope = -0.0007331 units per year.

Mann-Kendall statistic = -347
critical = -176

Decreasing trend significant at 99% confidence level (α = 0.005 per tail).

Constituent: Barium Analysis Run 5/10/2024 4:07 PM View: Appendix I Trend Tests
Plant Bowen Data: Bowen 3-4 CCR

Sanitas™ v.10.0.16e Software licensed to . UG

Sen's Slope Estimator

GWA-51RZ (bg)

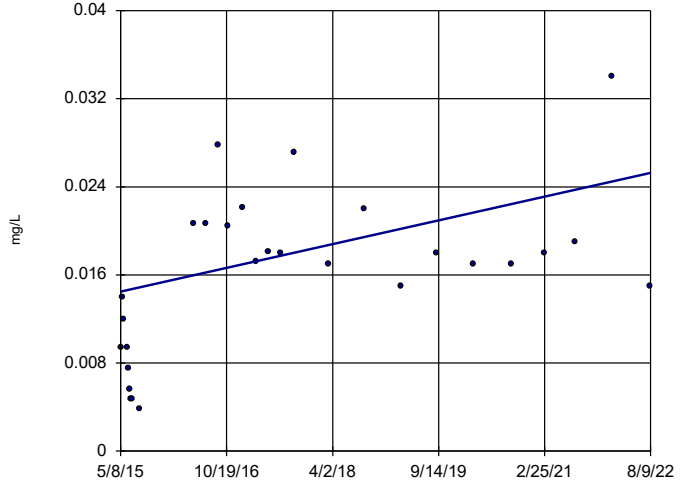

n = 28

Slope = 0.001487 units per year.

Mann-Kendall statistic = 92
critical = 131

Trend not significant at 99% confidence level (α = 0.005 per tail).

Constituent: Barium Analysis Run 5/10/2024 4:07 PM View: Appendix I Trend Tests
Plant Bowen Data: Bowen 3-4 CCR

Sanitas™ v.10.0.16e Software licensed to . UG
Hollow symbols indicate censored values.

Sen's Slope Estimator

GWA-52 (bg)

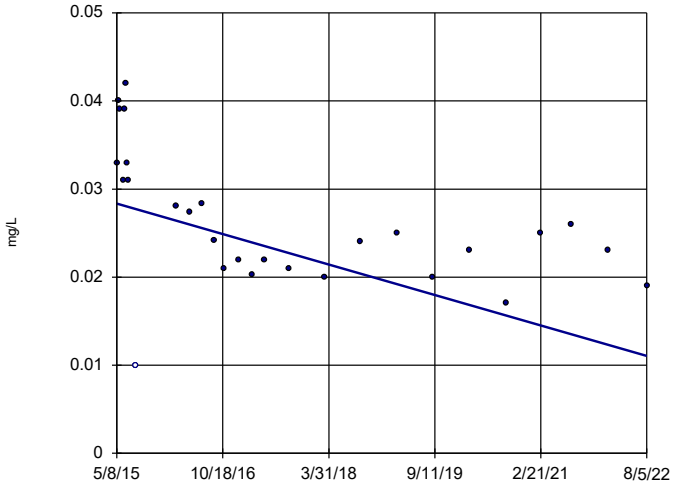

n = 28

Slope = -0.002386 units per year.

Mann-Kendall statistic = -193
critical = -131

Decreasing trend significant at 99% confidence level (α = 0.005 per tail).

Constituent: Barium Analysis Run 5/10/2024 4:07 PM View: Appendix I Trend Tests
Plant Bowen Data: Bowen 3-4 CCR

Sanitas™ v.10.0.16e Software licensed to . UG
Hollow symbols indicate censored values.

Sen's Slope Estimator

GWA-53 (bg)

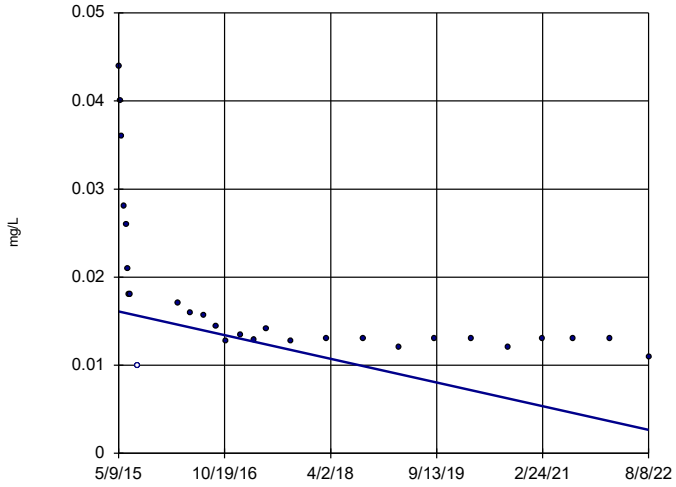

n = 28

Slope = -0.001855 units per year.

Mann-Kendall statistic = -249
critical = -131

Decreasing trend significant at 99% confidence level (α = 0.005 per tail).

Constituent: Barium Analysis Run 5/10/2024 4:07 PM View: Appendix I Trend Tests
Plant Bowen Data: Bowen 3-4 CCR

Sanitas™ v.10.0.16e Software licensed to . UG

Sen's Slope Estimator

GWA-53R (bg)

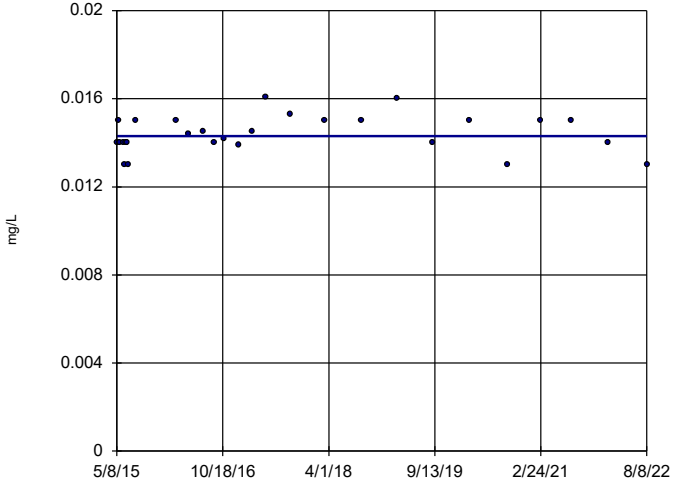

n = 28

Slope = 0 units per year.

Mann-Kendall statistic = 51
critical = 131

Trend not significant at 99% confidence level (α = 0.005 per tail).

Constituent: Barium Analysis Run 5/10/2024 4:07 PM View: Appendix I Trend Tests
Plant Bowen Data: Bowen 3-4 CCR

Sanitas™ v.10.0.16e Software licensed to . UG
Hollow symbols indicate censored values.

Sen's Slope Estimator

GWA-54 (bg)

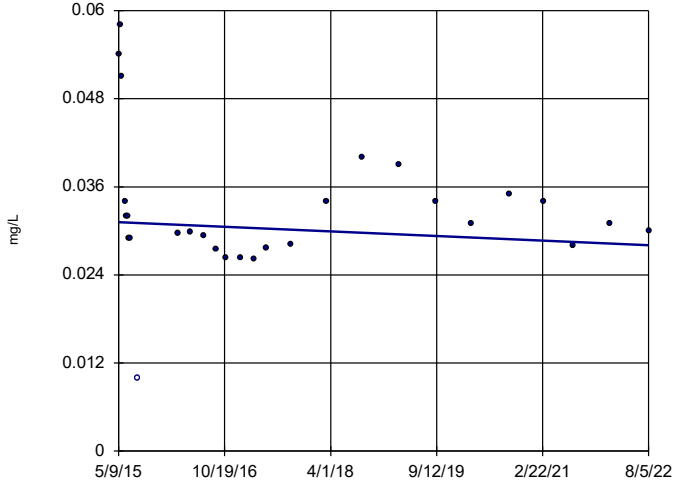

n = 28

Slope = -0.0004323 units per year.

Mann-Kendall statistic = -42
critical = -131

Trend not significant at 99% confidence level (α = 0.005 per tail).

Constituent: Barium Analysis Run 5/10/2024 4:07 PM View: Appendix I Trend Tests
Plant Bowen Data: Bowen 3-4 CCR

Sanitas™ v.10.0.16e Software licensed to . UG
Hollow symbols indicate censored values.

Sen's Slope Estimator

GWA-55 (bg)

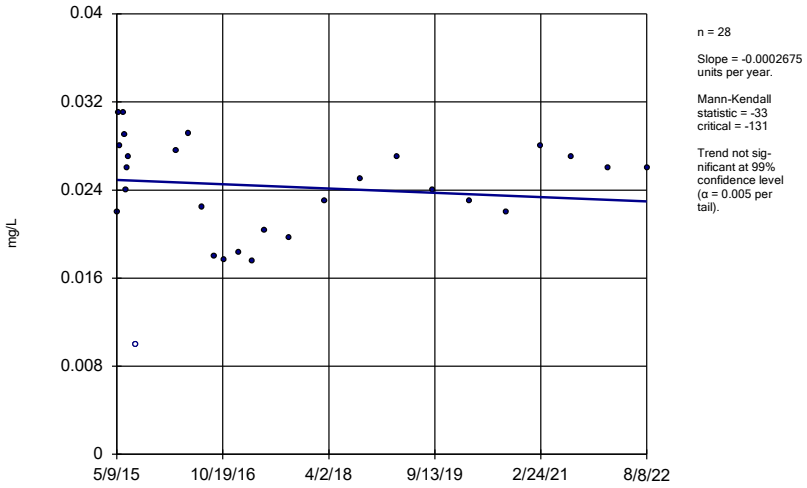

n = 28

Slope = -0.0002675 units per year.

Mann-Kendall statistic = -33
critical = -131

Trend not significant at 99% confidence level (α = 0.005 per tail).

Constituent: Barium Analysis Run 5/10/2024 4:07 PM View: Appendix I Trend Tests
Plant Bowen Data: Bowen 3-4 CCR

Sanitas™ v.10.0.16e Software licensed to . UG
Hollow symbols indicate censored values.

Sen's Slope Estimator

GWA-55R (bg)

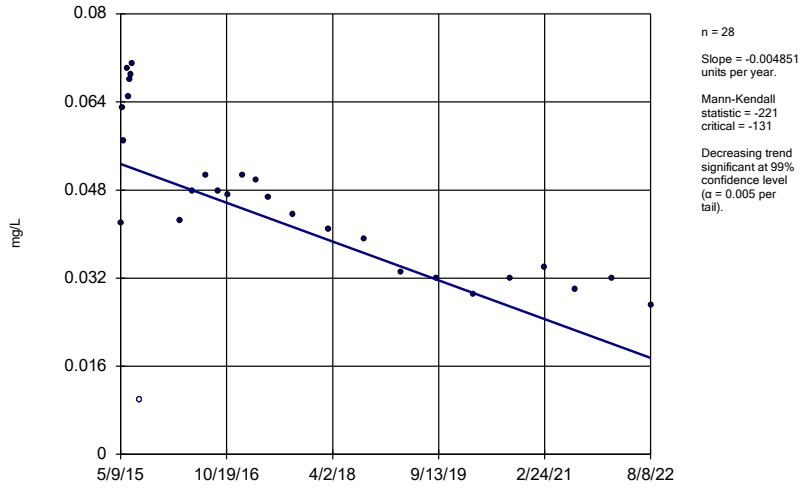

n = 28

Slope = -0.004851 units per year.

Mann-Kendall statistic = -221
critical = -131

Decreasing trend significant at 99% confidence level (α = 0.005 per tail).

Constituent: Barium Analysis Run 5/10/2024 4:07 PM View: Appendix I Trend Tests
Plant Bowen Data: Bowen 3-4 CCR

Sanitas™ v.10.0.16e Software licensed to . UG
Hollow symbols indicate censored values.

Sen's Slope Estimator

GWA-56 (bg)

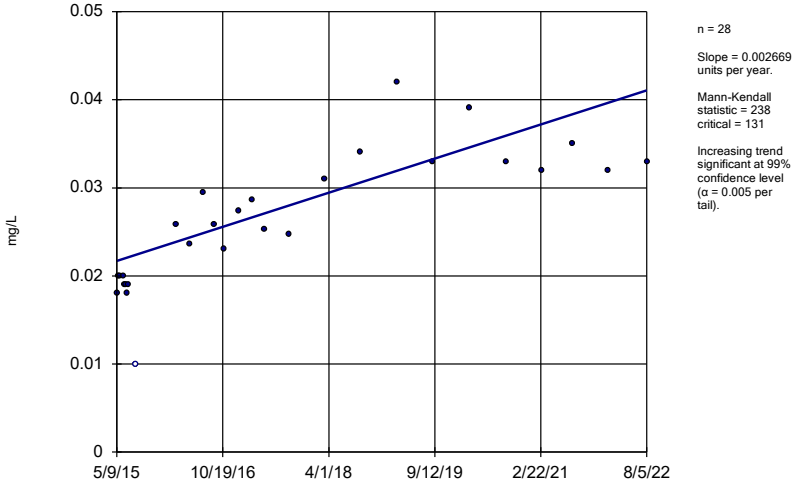

n = 28

Slope = 0.002669 units per year.

Mann-Kendall statistic = 238
critical = 131

Increasing trend significant at 99% confidence level (α = 0.005 per tail).

Constituent: Barium Analysis Run 5/10/2024 4:07 PM View: Appendix I Trend Tests
Plant Bowen Data: Bowen 3-4 CCR

Sanitas™ v.10.0.16e Software licensed to . UG

Sen's Slope Estimator

GWC-23R

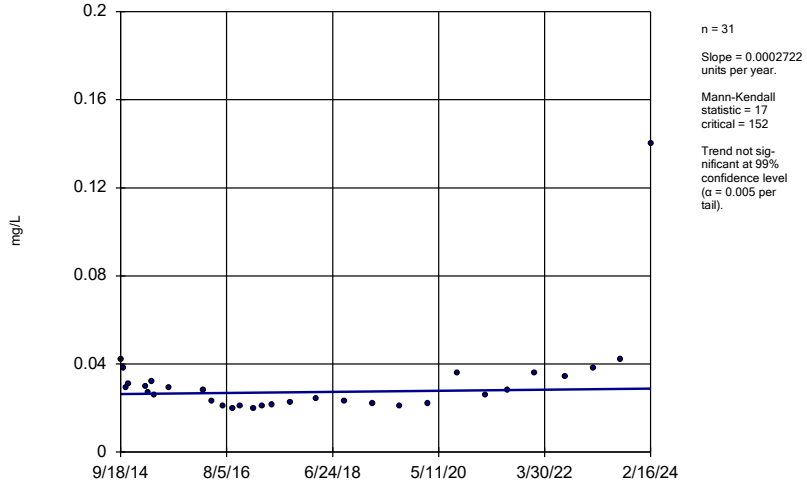

n = 31

Slope = 0.0002722 units per year.

Mann-Kendall statistic = 17
critical = 152

Trend not significant at 99% confidence level (α = 0.005 per tail).

Constituent: Barium Analysis Run 5/10/2024 4:07 PM View: Appendix I Trend Tests
Plant Bowen Data: Bowen 3-4 CCR

FIGURE J.

Appendix III Intrawell Prediction Limits - Significant Results

Plant Bowen Data: Bowen 3-4 CCR Printed 5/9/2024, 5:14 PM

Constituent	Well	Upper Lim.	Lower Lim.	Date	Observ.	Sig.	Bg N	Bg Mean	Std. Dev.	%NDs	ND Adj.	Transform	Alpha	Method
Chloride (mg/L)	**GWA-2R**	**1.998**	**n/a**	**2/26/2024**	**2**	**Yes**	**21**	**1.008**	**0.1052**	**0**	**None**	**x^(1/3)**	**0.0005016**	**Param Intra 1 of 2**
Chloride (mg/L)	**GWA-3A**	**6.3**	**n/a**	**2/22/2024**	**7.1**	**Yes**	**20**	**n/a**	**n/a**	**5**	**n/a**	**n/a**	**0.004291**	**NP Intra (normality) 1 of 2**
pH (pH_units)	**GWA-1**	**7.784**	**7.183**	**2/22/2024**	**6.97**	**Yes**	**21**	**23844**	**1981**	**0**	**None**	**x^5**	**0.0002508**	**Param Intra 1 of 2**
pH (pH_units)	**GWC-18R**	**8.051**	**7.373**	**2/14/2024**	**7.07**	**Yes**	**21**	**7.712**	**0.142**	**0**	**None**	**No**	**0.0002508**	**Param Intra 1 of 2**
pH (pH_units)	**GWC-36RA**	**7.743**	**6.772**	**2/13/2024**	**6.69**	**Yes**	**21**	**7.257**	**0.2036**	**0**	**None**	**No**	**0.0002508**	**Param Intra 1 of 2**
Total Dissolved Solids (mg/l)	**GWC-16R**	**373.2**	**n/a**	**2/15/2024**	**401**	**Yes**	**21**	**301.3**	**30.12**	**0**	**None**	**No**	**0.0005016**	**Param Intra 1 of 2**
Total Dissolved Solids (mg/l)	**GWC-24R**	**209**	**n/a**	**2/15/2024**	**248**	**Yes**	**21**	**n/a**	**n/a**	**0**	**n/a**	**n/a**	**0.003999**	**NP Intra (normality) 1 of 2**
Total Dissolved Solids (mg/l)	**GWC-36RA**	**250.8**	**n/a**	**2/13/2024**	**252**	**Yes**	**21**	**164.5**	**36.16**	**0**	**None**	**No**	**0.0005016**	**Param Intra 1 of 2**

Appendix III Intrawell Prediction Limits - All Results

Plant Bowen Data: Bowen 3-4 CCR Printed 5/9/2024, 5:14 PM

Constituent	Well	Upper Lim.	Lower Lim.	Date	Observ.	Sig.	Bg N	Bg Mean	Std. Dev.	%NDs	ND Adj.	Transform	Alpha	Method
Chloride (mg/L)	GWA-1	2.149	n/a	2/22/2024	1.1	No	21	1.436	0.2988	4.762	None	No	0.0005016	Param Intra 1 of 2
Chloride (mg/L)	GWA-2	2.571	n/a	2/22/2024	1.3	No	21	1.46	0.4653	4.762	None	No	0.0005016	Param Intra 1 of 2
Chloride (mg/L)	**GWA-2R**	**1.998**	**n/a**	**2/26/2024**	**2**	**Yes**	**21**	**1.008**	**0.1052**	**0**	**None**	**x^(1/3)**	**0.0005016**	**Param Intra 1 of 2**
Chloride (mg/L)	GWA-39RZ	3.717	n/a	2/19/2024	1.4	No	21	2.116	0.6706	0	None	No	0.0005016	Param Intra 1 of 2
Chloride (mg/L)	GWA-39Z	2.253	n/a	2/19/2024	1	No	21	1.451	0.3363	0	None	No	0.0005016	Param Intra 1 of 2
Chloride (mg/L)	**GWA-3A**	**6.3**	**n/a**	**2/22/2024**	**7.1**	**Yes**	**20**	**n/a**	**n/a**	**5**	**n/a**	**n/a**	**0.004291**	**NP Intra (normality) 1 of 2**
Chloride (mg/L)	GWA-40	3.353	n/a	2/19/2024	0.75J	No	22	1.073	0.1791	4.545	None	x^(1/3)	0.0005016	Param Intra 1 of 2
Chloride (mg/L)	GWA-41	3.943	n/a	2/19/2024	1.2	No	21	0.4751	0.3758	0	None	ln(x)	0.0005016	Param Intra 1 of 2
Chloride (mg/L)	GWA-41R	5.576	n/a	2/19/2024	1.3	No	21	2.454	1.308	0	None	No	0.0005016	Param Intra 1 of 2
Chloride (mg/L)	GWA-42	3.71	n/a	2/20/2024	2.4	No	21	2.548	0.4868	0	None	No	0.0005016	Param Intra 1 of 2
Chloride (mg/L)	GWA-43	1.557	n/a	2/20/2024	1.2	No	21	1.313	0.1021	0	None	No	0.0005016	Param Intra 1 of 2
Chloride (mg/L)	GWA-43R	5.219	n/a	2/20/2024	2	No	21	2.909	0.9679	0	None	No	0.0005016	Param Intra 1 of 2
Chloride (mg/L)	GWA-4RZ	3.81	n/a	2/27/2024	3.2	No	21	2.69	0.4689	0	None	No	0.0005016	Param Intra 1 of 2
Chloride (mg/L)	GWA-50	1.505	n/a	2/22/2024	0.88J	No	21	1.051	0.1904	4.762	None	No	0.0005016	Param Intra 1 of 2
Chloride (mg/L)	GWA-50R	1.177	n/a	2/22/2024	0.64J	No	21	0.7934	0.1609	14.29	None	No	0.0005016	Param Intra 1 of 2
Chloride (mg/L)	GWC-16R	2.845	n/a	2/15/2024	1.3	No	21	1.67	0.4925	0	None	No	0.0005016	Param Intra 1 of 2
Chloride (mg/L)	GWC-17R	8.044	n/a	2/15/2024	4.5	No	21	5.595	1.026	0	None	No	0.0005016	Param Intra 1 of 2
Chloride (mg/L)	GWC-18	2.672	n/a	2/14/2024	2.2	No	21	2.177	0.2073	0	None	No	0.0005016	Param Intra 1 of 2
Chloride (mg/L)	GWC-18R	3.3	n/a	2/14/2024	2.3	No	21	n/a	n/a	0	n/a	n/a	0.003999	NP Intra (normality) 1 of 2
Chloride (mg/L)	GWC-19R	2.933	n/a	2/14/2024	2.4	No	21	2.443	0.2053	0	None	No	0.0005016	Param Intra 1 of 2
Chloride (mg/L)	GWC-20R	2.489	n/a	2/15/2024	1.7	No	21	1.77	0.3016	0	None	No	0.0005016	Param Intra 1 of 2
Chloride (mg/L)	GWC-21R	5.534	n/a	2/15/2024	3	No	21	4.167	0.5732	0	None	No	0.0005016	Param Intra 1 of 2
Chloride (mg/L)	GWC-22R	3.257	n/a	2/15/2024	2.4	No	21	2.694	0.2358	0	None	No	0.0005016	Param Intra 1 of 2
Chloride (mg/L)	GWC-23R	2.775	n/a	2/16/2024	1.4	No	21	1.932	0.3532	0	None	No	0.0005016	Param Intra 1 of 2
Chloride (mg/L)	GWC-24R	3.172	n/a	2/15/2024	2.1	No	21	5.639	1.853	4.762	None	x^2	0.0005016	Param Intra 1 of 2
Chloride (mg/L)	GWC-25R	3.099	n/a	2/16/2024	2.7	No	21	2.552	0.2293	0	None	No	0.0005016	Param Intra 1 of 2
Chloride (mg/L)	GWC-36RA	3.624	n/a	2/13/2024	3.4	No	21	2.877	0.3129	0	None	No	0.0005016	Param Intra 1 of 2
Chloride (mg/L)	GWC-37	1.41	n/a	2/13/2024	0.8J	No	21	0.9633	0.1873	4.762	None	No	0.0005016	Param Intra 1 of 2
Chloride (mg/L)	GWC-38	3.734	n/a	2/13/2024	3.4	No	21	2.721	0.4245	0	None	No	0.0005016	Param Intra 1 of 2
pH (pH_units)	**GWA-1**	**7.784**	**7.183**	**2/22/2024**	**6.97**	**Yes**	**21**	**23844**	**1981**	**0**	**None**	**x^5**	**0.0002508**	**Param Intra 1 of 2**
pH (pH_units)	GWA-2	7.065	5.166	2/22/2024	6.03	No	21	1602	372.7	0	None	x^4	0.0002508	Param Intra 1 of 2
pH (pH_units)	GWA-2R	7.882	6.383	2/26/2024	6.85	No	21	20509	4155	0	None	x^5	0.0002508	Param Intra 1 of 2
pH (pH_units)	GWA-39RZ	8.053	6.987	2/19/2024	7.7	No	23	56.84	3.414	0	None	x^2	0.0002508	Param Intra 1 of 2
pH (pH_units)	GWA-39Z	7.514	5.281	2/19/2024	6.34	No	22	6.397	0.4716	0	None	No	0.0002508	Param Intra 1 of 2
pH (pH_units)	GWA-3A	8.04	5.07	2/22/2024	7.89	No	20	n/a	n/a	0	n/a	n/a	0.008582	NP Intra (normality) 1 of 2
pH (pH_units)	GWA-40	7.963	6.459	2/19/2024	6.75	No	23	7.211	0.3203	0	None	No	0.0002508	Param Intra 1 of 2
pH (pH_units)	GWA-41	7.33	5.546	2/19/2024	6.17	No	20	6.438	0.3708	0	None	No	0.0002508	Param Intra 1 of 2
pH (pH_units)	GWA-41R	7.733	6.218	2/19/2024	6.79	No	21	6.976	0.3175	0	None	No	0.0002508	Param Intra 1 of 2
pH (pH_units)	GWA-42	7.63	6.83	2/20/2024	7.39	No	21	n/a	n/a	0	n/a	n/a	0.007998	NP Intra (normality) 1 of 2
pH (pH_units)	GWA-43	6.987	4.691	2/20/2024	5.31	No	21	5.839	0.4811	0	None	No	0.0002508	Param Intra 1 of 2
pH (pH_units)	GWA-43R	8.04	7.31	2/20/2024	7.82	No	22	n/a	n/a	0	n/a	n/a	0.007415	NP Intra (normality) 1 of 2
pH (pH_units)	GWA-4RZ	7.55	6.49	2/27/2024	7.11	No	27	n/a	n/a	0	n/a	n/a	0.005004	NP Intra (normality) 1 of 2
pH (pH_units)	GWA-50	6.599	4.756	2/22/2024	5.6	No	21	5.678	0.386	0	None	No	0.0002508	Param Intra 1 of 2
pH (pH_units)	GWA-50R	7.295	4.163	2/22/2024	5.09	No	21	5.729	0.6561	0	None	No	0.0002508	Param Intra 1 of 2
pH (pH_units)	GWC-16R	7.534	6.756	2/15/2024	6.95	No	21	7.145	0.1629	0	None	No	0.0002508	Param Intra 1 of 2
pH (pH_units)	GWC-17R	7.389	7.007	2/15/2024	7.2	No	21	7.198	0.08004	0	None	No	0.0002508	Param Intra 1 of 2
pH (pH_units)	GWC-18	7.462	5.989	2/14/2024	6.37	No	21	6.726	0.3086	0	None	No	0.0002508	Param Intra 1 of 2
pH (pH_units)	**GWC-18R**	**8.051**	**7.373**	**2/14/2024**	**7.07**	**Yes**	**21**	**7.712**	**0.142**	**0**	**None**	**No**	**0.0002508**	**Param Intra 1 of 2**
pH (pH_units)	GWC-19R	7.79	7.2	2/14/2024	7.67	No	21	n/a	n/a	0	n/a	n/a	0.007998	NP Intra (normality) 1 of 2
pH (pH_units)	GWC-20R	7.983	7.26	2/15/2024	7.56	No	22	7.621	0.1526	0	None	No	0.0002508	Param Intra 1 of 2
pH (pH_units)	GWC-21R	7.347	6.688	2/15/2024	6.74	No	21	7.017	0.1381	0	None	No	0.0002508	Param Intra 1 of 2
pH (pH_units)	GWC-22R	8.122	6.686	2/15/2024	6.73	No	22	7.404	0.3033	0	None	No	0.0002508	Param Intra 1 of 2
pH (pH_units)	GWC-23R	7.869	6.699	2/16/2024	6.955	No	23	7.284	0.2493	0	None	No	0.0002508	Param Intra 1 of 2
pH (pH_units)	GWC-24R	7.981	6.833	2/15/2024	7.22	No	21	7.407	0.2405	0	None	No	0.0002508	Param Intra 1 of 2
pH (pH_units)	GWC-25R	7.96	7.165	2/16/2024	7.28	No	21	7.562	0.1664	0	None	No	0.0002508	Param Intra 1 of 2
pH (pH_units)	**GWC-36RA**	**7.743**	**6.772**	**2/13/2024**	**6.69**	**Yes**	**21**	**7.257**	**0.2036**	**0**	**None**	**No**	**0.0002508**	**Param Intra 1 of 2**
pH (pH_units)	GWC-37	6.363	4.552	2/13/2024	5.37	No	21	5.458	0.3795	0	None	No	0.0002508	Param Intra 1 of 2
pH (pH_units)	GWC-38	6.164	4.516	2/13/2024	5.22	No	21	5.34	0.3451	0	None	No	0.0002508	Param Intra 1 of 2

Appendix III Intrawell Prediction Limits - All Results

Plant Bowen Data: Bowen 3-4 CCR Printed 5/9/2024, 5:14 PM

Constituent	Well	Upper Lim.	Lower Lim.	Date	Observ.	Sig.	Bg N	Bg Mean	Std. Dev.	%NDs	ND Adj.	Transform	Alpha	Method
Sulfate (mg/L)	GWA-1	2.524	n/a	2/22/2024	1	No	21	1.457	0.4474	0	None	No	0.0005016	Param Intra 1 of 2
Sulfate (mg/L)	GWA-2	164	n/a	2/22/2024	82	No	21	58.87	44.05	0	None	No	0.0005016	Param Intra 1 of 2
Sulfate (mg/L)	GWA-2R	38.9	n/a	2/26/2024	20.9	No	21	n/a	n/a	0	n/a	n/a	0.003999	NP Intra (normality) 1 of 2
Sulfate (mg/L)	GWA-39RZ	25.5	n/a	2/19/2024	4	No	21	9.752	6.6	0	None	No	0.0005016	Param Intra 1 of 2
Sulfate (mg/L)	GWA-39Z	8.69	n/a	2/19/2024	1.1	No	21	3.31	2.255	0	None	No	0.0005016	Param Intra 1 of 2
Sulfate (mg/L)	GWA-3A	9.038	n/a	2/22/2024	1.9	No	20	0.08903	0.8782	10	None	ln(x)	0.0005016	Param Intra 1 of 2
Sulfate (mg/L)	GWA-40	7.4	n/a	2/19/2024	1.2	No	22	n/a	n/a	4.545	n/a	n/a	0.003707	NP Intra (normality) 1 of 2
Sulfate (mg/L)	GWA-41	11.5	n/a	2/19/2024	4.2	No	21	n/a	n/a	0	n/a	n/a	0.003999	NP Intra (normality) 1 of 2
Sulfate (mg/L)	GWA-41R	12.82	n/a	2/19/2024	9.6	No	21	5.842	2.922	4.762	None	No	0.0005016	Param Intra 1 of 2
Sulfate (mg/L)	GWA-42	2.457	n/a	2/20/2024	1.2	No	21	1.514	0.3952	4.762	None	No	0.0005016	Param Intra 1 of 2
Sulfate (mg/L)	GWA-43	1.695	n/a	2/20/2024	1ND	No	21	0.7235	0.4069	42.86	Kaplan-Meier	No	0.0005016	Param Intra 1 of 2
Sulfate (mg/L)	GWA-43R	10.07	n/a	2/20/2024	2.8	No	21	5.066	2.097	0	None	No	0.0005016	Param Intra 1 of 2
Sulfate (mg/L)	GWA-4RZ	27.14	n/a	2/27/2024	23.2	No	22	20.91	2.63	0	None	No	0.0005016	Param Intra 1 of 2
Sulfate (mg/L)	GWA-50	1	n/a	2/22/2024	1ND	No	21	n/a	n/a	38.1	n/a	n/a	0.003999	NP Intra (normality) 1 of 2
Sulfate (mg/L)	GWA-50R	1.58	n/a	2/22/2024	0.5ND	No	21	0.8976	0.2859	4.762	None	No	0.0005016	Param Intra 1 of 2
Sulfate (mg/L)	GWC-16R	14.82	n/a	2/15/2024	7.6	No	21	7.551	3.048	0	None	No	0.0005016	Param Intra 1 of 2
Sulfate (mg/L)	GWC-17R	8.884	n/a	2/15/2024	7.3	No	20	6.715	0.9017	0	None	No	0.0005016	Param Intra 1 of 2
Sulfate (mg/L)	GWC-18	2.586	n/a	2/14/2024	1.8	No	21	1.925	0.2773	0	None	No	0.0005016	Param Intra 1 of 2
Sulfate (mg/L)	GWC-18R	2.78	n/a	2/14/2024	2	No	20	2.257	0.2175	0	None	No	0.0005016	Param Intra 1 of 2
Sulfate (mg/L)	GWC-19R	4.237	n/a	2/14/2024	2.9	No	21	3.57	0.2794	0	None	No	0.0005016	Param Intra 1 of 2
Sulfate (mg/L)	GWC-20R	1.947	n/a	2/15/2024	1.1	No	21	2.039	0.7338	0	None	x^2	0.0005016	Param Intra 1 of 2
Sulfate (mg/L)	GWC-21R	16.71	n/a	2/15/2024	5	No	20	6.336	4.312	5	None	No	0.0005016	Param Intra 1 of 2
Sulfate (mg/L)	GWC-22R	2.849	n/a	2/15/2024	1.6	No	20	1.928	0.3827	0	None	No	0.0005016	Param Intra 1 of 2
Sulfate (mg/L)	GWC-23R	143	n/a	2/16/2024	59.5	No	23	n/a	n/a	0	n/a	n/a	0.003415	NP Intra (normality) 1 of 2
Sulfate (mg/L)	GWC-24R	11.3	n/a	2/15/2024	2.3	No	21	n/a	n/a	0	n/a	n/a	0.003999	NP Intra (normality) 1 of 2
Sulfate (mg/L)	GWC-25R	2.299	n/a	2/16/2024	1.9	No	21	1.708	0.2474	0	None	No	0.0005016	Param Intra 1 of 2
Sulfate (mg/L)	GWC-36RA	21.76	n/a	2/13/2024	19.1	No	21	1.631	0.4865	0	None	x^(1/3)	0.0005016	Param Intra 1 of 2
Sulfate (mg/L)	GWC-37	1.014	n/a	2/13/2024	1ND	No	21	0.483	0.2284	33.33	Kaplan-Meier	x^2	0.0005016	Param Intra 1 of 2
Sulfate (mg/L)	GWC-38	2.47	n/a	2/13/2024	0.7J	No	21	1.046	0.5966	4.762	None	No	0.0005016	Param Intra 1 of 2
Total Dissolved Solids (mg/l)	GWA-1	184.7	n/a	2/22/2024	148	No	21	153.6	13.03	0	None	No	0.0005016	Param Intra 1 of 2
Total Dissolved Solids (mg/l)	GWA-2	372.1	n/a	2/22/2024	210	No	21	151.4	92.48	4.762	None	No	0.0005016	Param Intra 1 of 2
Total Dissolved Solids (mg/l)	GWA-2R	228.3	n/a	2/26/2024	126	No	21	125.6	43.03	0	None	No	0.0005016	Param Intra 1 of 2
Total Dissolved Solids (mg/l)	GWA-39RZ	239.3	n/a	2/19/2024	177	No	21	161.6	32.58	0	None	No	0.0005016	Param Intra 1 of 2
Total Dissolved Solids (mg/l)	GWA-39Z	151.7	n/a	2/19/2024	63	No	20	69.3	34.24	0	None	No	0.0005016	Param Intra 1 of 2
Total Dissolved Solids (mg/l)	GWA-3A	117	n/a	2/22/2024	117	No	20	n/a	n/a	25	n/a	n/a	0.004291	NP Intra (normality) 1 of 2
Total Dissolved Solids (mg/l)	GWA-40	213	n/a	2/19/2024	108	No	21	4.697	0.5343	0	None	x^(1/3)	0.0005016	Param Intra 1 of 2
Total Dissolved Solids (mg/l)	GWA-41	181.4	n/a	2/19/2024	130	No	21	83.38	41.08	0	None	No	0.0005016	Param Intra 1 of 2
Total Dissolved Solids (mg/l)	GWA-41R	250.1	n/a	2/19/2024	199	No	21	161.5	37.15	0	None	No	0.0005016	Param Intra 1 of 2
Total Dissolved Solids (mg/l)	GWA-42	204.2	n/a	2/20/2024	146	No	21	5.155	0.3076	0	None	x^(1/3)	0.0005016	Param Intra 1 of 2
Total Dissolved Solids (mg/l)	GWA-43	82.81	n/a	2/20/2024	25ND	No	21	36.31	19.49	19.05	Kaplan-Meier	No	0.0005016	Param Intra 1 of 2
Total Dissolved Solids (mg/l)	GWA-43R	184.9	n/a	2/20/2024	136	No	21	140.1	18.76	0	None	No	0.0005016	Param Intra 1 of 2
Total Dissolved Solids (mg/l)	GWA-4RZ	400	n/a	2/27/2024	268	No	21	n/a	n/a	0	n/a	n/a	0.003999	NP Intra (normality) 1 of 2
Total Dissolved Solids (mg/l)	GWA-50	41.38	n/a	2/22/2024	25ND	No	21	21.19	8.46	38.1	Kaplan-Meier	No	0.0005016	Param Intra 1 of 2
Total Dissolved Solids (mg/l)	GWA-50R	90.04	n/a	2/22/2024	25ND	No	21	5.18	1.805	28.57	Kaplan-Meier	sqrt(x)	0.0005016	Param Intra 1 of 2
Total Dissolved Solids (mg/l)	**GWC-16R**	**373.2**	**n/a**	**2/15/2024**	**401**	**Yes**	**21**	**301.3**	**30.12**	**0**	**None**	**No**	**0.0005016**	**Param Intra 1 of 2**
Total Dissolved Solids (mg/l)	GWC-17R	382	n/a	2/15/2024	333	No	21	315.6	27.83	0	None	No	0.0005016	Param Intra 1 of 2
Total Dissolved Solids (mg/l)	GWC-18	163	n/a	2/14/2024	143	No	21	97.67	27.4	0	None	No	0.0005016	Param Intra 1 of 2
Total Dissolved Solids (mg/l)	GWC-18R	184.4	n/a	2/14/2024	156	No	21	142.7	17.47	0	None	No	0.0005016	Param Intra 1 of 2
Total Dissolved Solids (mg/l)	GWC-19R	219.2	n/a	2/14/2024	182	No	21	162.5	23.76	0	None	No	0.0005016	Param Intra 1 of 2
Total Dissolved Solids (mg/l)	GWC-20R	236.3	n/a	2/15/2024	224	No	21	191.6	18.71	0	None	No	0.0005016	Param Intra 1 of 2
Total Dissolved Solids (mg/l)	GWC-21R	385	n/a	2/15/2024	290	No	21	n/a	n/a	0	n/a	n/a	0.003999	NP Intra (normality) 1 of 2
Total Dissolved Solids (mg/l)	GWC-22R	193.1	n/a	2/15/2024	180	No	20	163.4	12.36	0	None	No	0.0005016	Param Intra 1 of 2
Total Dissolved Solids (mg/l)	GWC-23R	470.6	n/a	2/16/2024	395	No	18	5.736	0.1694	0	None	ln(x)	0.0005016	Param Intra 1 of 2
Total Dissolved Solids (mg/l)	**GWC-24R**	**209**	**n/a**	**2/15/2024**	**248**	**Yes**	**21**	**n/a**	**n/a**	**0**	**n/a**	**n/a**	**0.003999**	**NP Intra (normality) 1 of 2**
Total Dissolved Solids (mg/l)	GWC-25R	195.1	n/a	2/16/2024	155	No	21	25595	5225	0	None	x^2	0.0005016	Param Intra 1 of 2
Total Dissolved Solids (mg/l)	**GWC-36RA**	**250.8**	**n/a**	**2/13/2024**	**252**	**Yes**	**21**	**164.5**	**36.16**	**0**	**None**	**No**	**0.0005016**	**Param Intra 1 of 2**
Total Dissolved Solids (mg/l)	GWC-37	34	n/a	2/13/2024	25ND	No	19	n/a	n/a	36.84	n/a	n/a	0.004832	NP Intra (normality) 1 of 2
Total Dissolved Solids (mg/l)	GWC-38	101.3	n/a	2/13/2024	31	No	21	3.114	0.6487	23.81	Kaplan-Meier	x^(1/3)	0.0005016	Param Intra 1 of 2

Sanitas™ v.10.0.16e Software licensed to . UG
Hollow symbols indicate censored values.

Within Limit

Prediction Limit

Intrawell Parametric

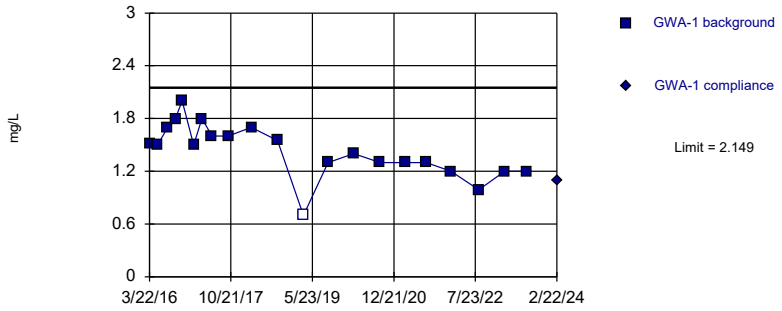

Background Data Summary: Mean=1.436, Std. Dev.=0.2988, n=21, 4.762% NDs. Normality test: Shapiro Wilk @alpha = 0.01, calculated = 0.9721, critical = 0.873. Kappa = 2.386 (c=7, w=15, 1 of 2, event alpha = 0.05132). Report alpha = 0.0005016.

Constituent: Chloride Analysis Run 5/9/2024 5:07 PM View: Appendix III Intrawell
Plant Bowen Data: Bowen 3-4 CCR

Sanitas™ v.10.0.16e Software licensed to . UG
Hollow symbols indicate censored values.

Within Limit

Prediction Limit

Intrawell Parametric

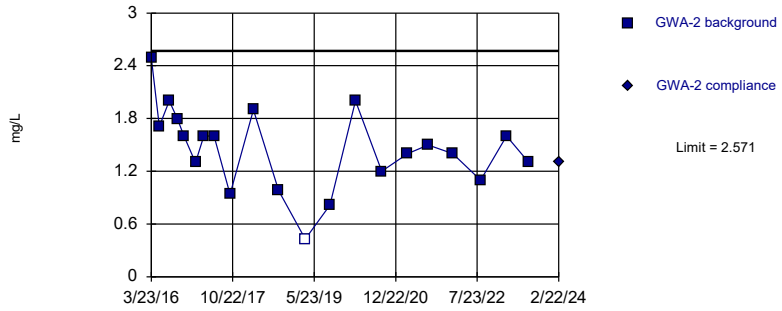

Background Data Summary: Mean=1.46, Std. Dev.=0.4653, n=21, 4.762% NDs. Normality test: Shapiro Wilk @alpha = 0.01, calculated = 0.9876, critical = 0.873. Kappa = 2.386 (c=7, w=15, 1 of 2, event alpha = 0.05132). Report alpha = 0.0005016.

Constituent: Chloride Analysis Run 5/9/2024 5:07 PM View: Appendix III Intrawell
Plant Bowen Data: Bowen 3-4 CCR

Sanitas™ v.10.0.16e Software licensed to . UG

Exceeds Limit

Prediction Limit

Intrawell Parametric

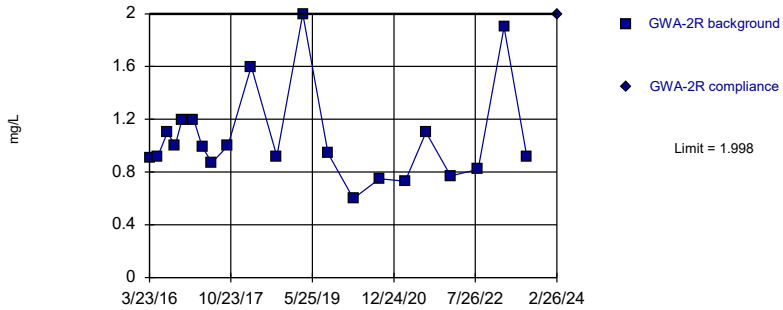

Background Data Summary (based on cube root transformation): Mean=1.008, Std. Dev.=0.1052, n=21. Normality test: Shapiro Wilk @alpha = 0.01, calculated = 0.889, critical = 0.873. Kappa = 2.386 (c=7, w=15, 1 of 2, event alpha = 0.05132). Report alpha = 0.0005016.

Constituent: Chloride Analysis Run 5/9/2024 5:07 PM View: Appendix III Intrawell
Plant Bowen Data: Bowen 3-4 CCR

Sanitas™ v.10.0.16e Software licensed to . UG

Within Limit

Prediction Limit

Intrawell Parametric

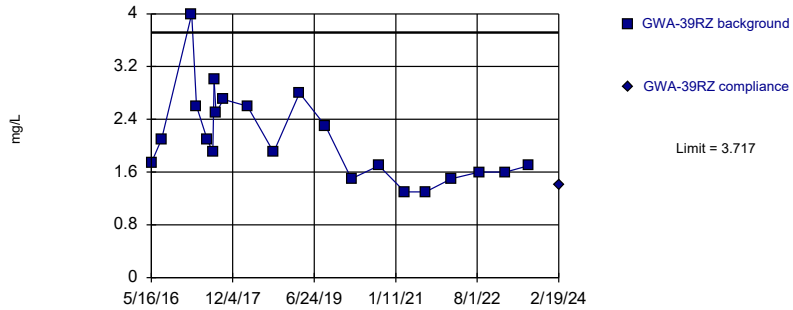

Background Data Summary: Mean=2.116, Std. Dev.=0.6706, n=21. Normality test: Shapiro Wilk @alpha = 0.01, calculated = 0.9081, critical = 0.873. Kappa = 2.386 (c=7, w=15, 1 of 2, event alpha = 0.05132). Report alpha = 0.0005016.

Constituent: Chloride Analysis Run 5/9/2024 5:07 PM View: Appendix III Intrawell
Plant Bowen Data: Bowen 3-4 CCR

Sanitas™ v.10.0.16e Software licensed to . UG

Within Limit

Prediction Limit

Intrawell Parametric

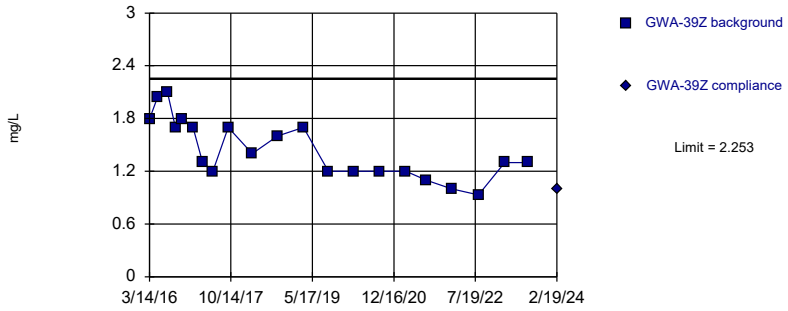

Background Data Summary: Mean=1.451, Std. Dev.=0.3363, n=21. Normality test: Shapiro Wilk @alpha = 0.01, calculated = 0.9307, critical = 0.873. Kappa = 2.386 (c=7, w=15, 1 of 2, event alpha = 0.05132). Report alpha = 0.0005016.

Constituent: Chloride Analysis Run 5/9/2024 5:07 PM View: Appendix III Intrawell
Plant Bowen Data: Bowen 3-4 CCR

Sanitas™ v.10.0.16e Software licensed to . UG
Hollow symbols indicate censored values.

Exceeds Limit

Prediction Limit

Intrawell Non-parametric

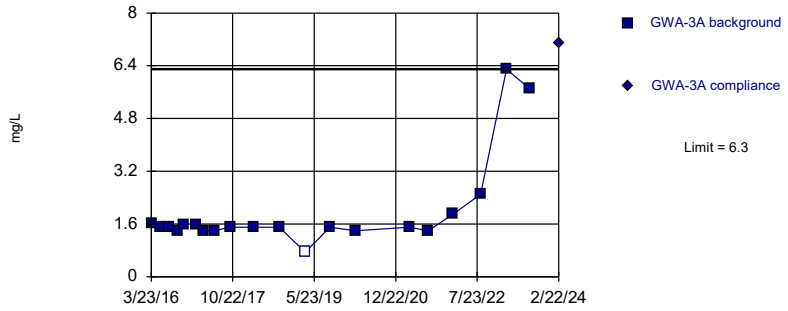

Non-parametric test used in lieu of parametric prediction limit because the Shapiro Wilk normality test showed the data to be non-normal at the 0.01 alpha level. Limit is highest of 20 background values. 5% NDs. Well-constituent pair annual alpha = 0.008564. Individual comparison alpha = 0.004291 (1 of 2).

Constituent: Chloride Analysis Run 5/9/2024 5:07 PM View: Appendix III Intrawell
Plant Bowen Data: Bowen 3-4 CCR

Sanitas™ v.10.0.16e Software licensed to . UG
Hollow symbols indicate censored values.

Within Limit

Prediction Limit

Intrawell Parametric

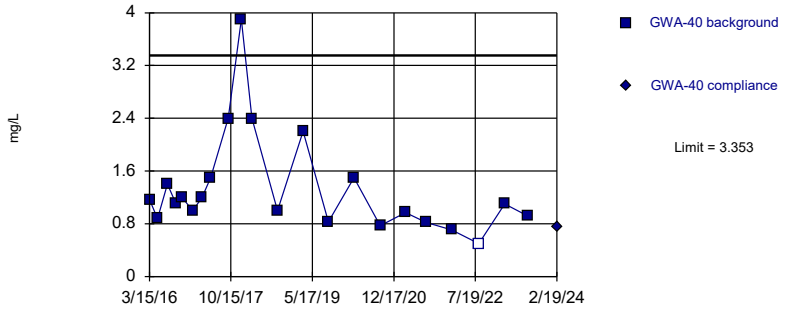

Background Data Summary (based on cube root transformation): Mean=1.073, Std. Dev.=0.1791, n=22, 4.545% NDs. Normality test: Shapiro Wilk @alpha = 0.01, calculated = 0.8982, critical = 0.878. Kappa = 2.367 (c=7, w=15, 1 of 2, event alpha = 0.05132). Report alpha = 0.0005016.

Constituent: Chloride Analysis Run 5/9/2024 5:07 PM View: Appendix III Intrawell
Plant Bowen Data: Bowen 3-4 CCR

Sanitas™ v.10.0.16e Software licensed to . UG

Within Limit

Prediction Limit

Intrawell Parametric

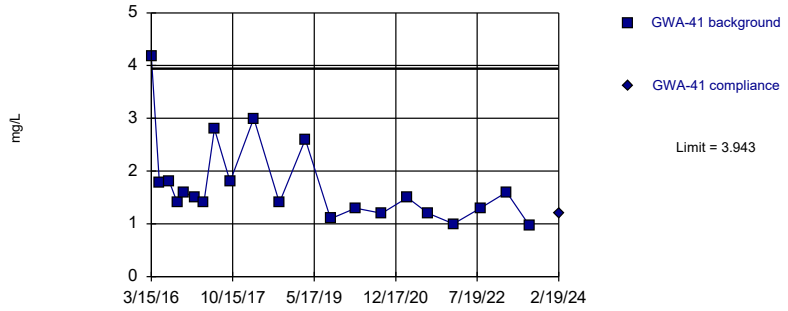

Background Data Summary (based on natural log transformation): Mean=0.4751, Std. Dev.=0.3758, n=21. Normality test: Shapiro Wilk @alpha = 0.01, calculated = 0.9079, critical = 0.873. Kappa = 2.386 (c=7, w=15, 1 of 2, event alpha = 0.05132). Report alpha = 0.0005016.

Constituent: Chloride Analysis Run 5/9/2024 5:07 PM View: Appendix III Intrawell
Plant Bowen Data: Bowen 3-4 CCR

Sanitas™ v.10.0.16e Software licensed to . UG

Within Limit

Prediction Limit

Intrawell Parametric

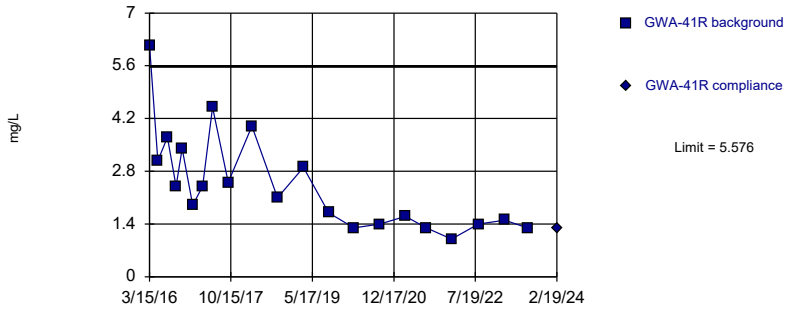

Background Data Summary: Mean=2.454, Std. Dev.=1.308, n=21. Normality test: Shapiro Wilk @alpha = 0.01, calculated = 0.8745, critical = 0.873. Kappa = 2.386 (c=7, w=15, 1 of 2, event alpha = 0.05132). Report alpha = 0.0005016.

Constituent: Chloride Analysis Run 5/9/2024 5:07 PM View: Appendix III Intrawell
Plant Bowen Data: Bowen 3-4 CCR

Sanitas™ v.10.0.16e Software licensed to . UG

Within Limit

Prediction Limit

Intrawell Parametric

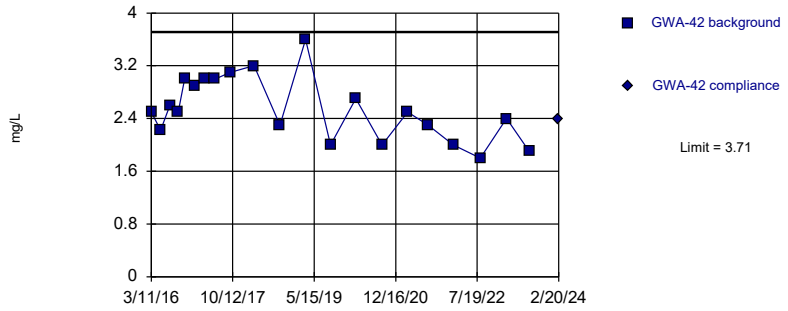

Background Data Summary: Mean=2.548, Std. Dev.=0.4868, n=21. Normality test: Shapiro Wilk @alpha = 0.01, calculated = 0.963, critical = 0.873. Kappa = 2.386 (c=7, w=15, 1 of 2, event alpha = 0.05132). Report alpha = 0.0005016.

Constituent: Chloride Analysis Run 5/9/2024 5:07 PM View: Appendix III Intrawell
Plant Bowen Data: Bowen 3-4 CCR

Sanitas™ v.10.0.16e Software licensed to . UG

Within Limit

Prediction Limit

Intrawell Parametric

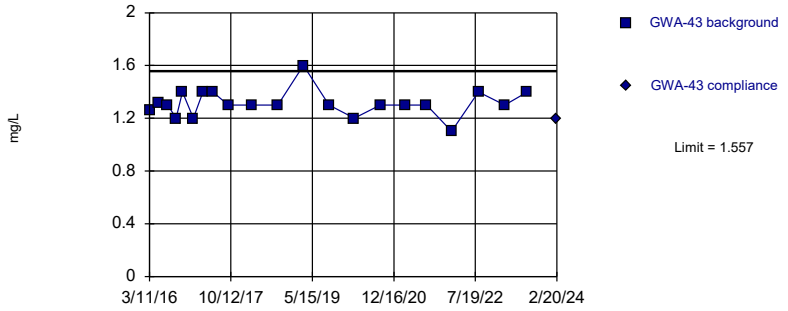

Background Data Summary: Mean=1.313, Std. Dev.=0.1021, n=21. Normality test: Shapiro Wilk @alpha = 0.01, calculated = 0.8898, critical = 0.873. Kappa = 2.386 (c=7, w=15, 1 of 2, event alpha = 0.05132). Report alpha = 0.0005016.

Constituent: Chloride Analysis Run 5/9/2024 5:07 PM View: Appendix III Intrawell
Plant Bowen Data: Bowen 3-4 CCR

Sanitas™ v.10.0.16e Software licensed to . UG

Within Limit

Prediction Limit

Intrawell Parametric

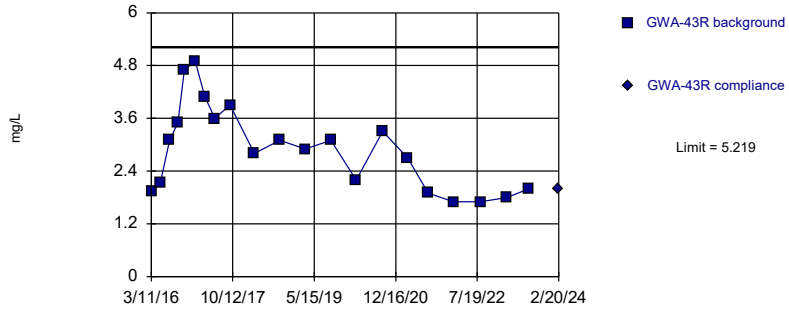

Background Data Summary: Mean=2.909, Std. Dev.=0.9679, n=21. Normality test: Shapiro Wilk @alpha = 0.01, calculated = 0.934, critical = 0.873. Kappa = 2.386 (c=7, w=15, 1 of 2, event alpha = 0.05132). Report alpha = 0.0005016.

Constituent: Chloride Analysis Run 5/9/2024 5:07 PM View: Appendix III Intrawell
Plant Bowen Data: Bowen 3-4 CCR

Sanitas™ v.10.0.16e Software licensed to . UG

Within Limit

Prediction Limit

Intrawell Parametric

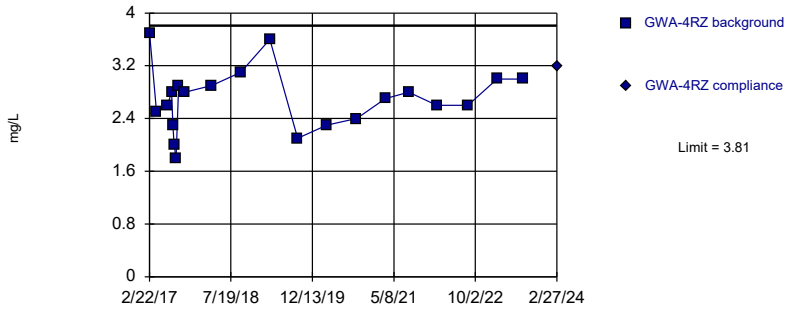

Background Data Summary: Mean=2.69, Std. Dev.=0.4689, n=21. Normality test: Shapiro Wilk @alpha = 0.01, calculated = 0.9696, critical = 0.873. Kappa = 2.386 (c=7, w=15, 1 of 2, event alpha = 0.05132). Report alpha = 0.0005016.

Constituent: Chloride Analysis Run 5/9/2024 5:07 PM View: Appendix III Intrawell

Plant Bowen Data: Bowen 3-4 CCR

Sanitas™ v.10.0.16e Software licensed to . UG

Hollow symbols indicate censored values.

Within Limit

Prediction Limit

Intrawell Parametric

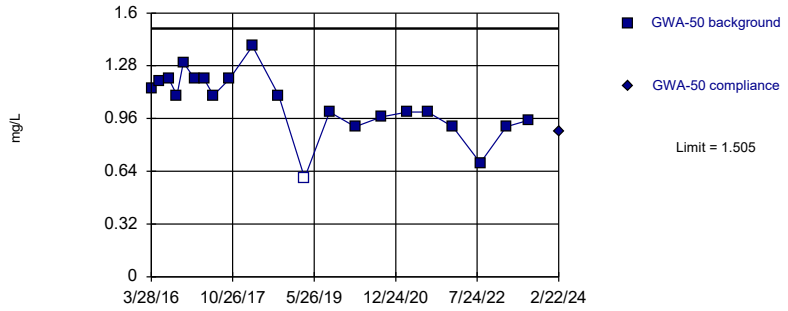

Background Data Summary: Mean=1.051, Std. Dev.=0.1904, n=21, 4.762% NDs. Normality test: Shapiro Wilk @alpha = 0.01, calculated = 0.9513, critical = 0.873. Kappa = 2.386 (c=7, w=15, 1 of 2, event alpha = 0.05132). Report alpha = 0.0005016.

Constituent: Chloride Analysis Run 5/9/2024 5:07 PM View: Appendix III Intrawell

Plant Bowen Data: Bowen 3-4 CCR

Sanitas™ v.10.0.16e Software licensed to . UG

Hollow symbols indicate censored values.

Within Limit

Prediction Limit

Intrawell Parametric

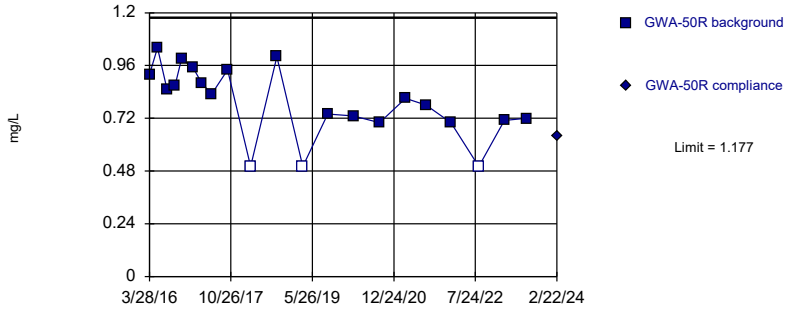

Background Data Summary: Mean=0.7934, Std. Dev.=0.1609, n=21, 14.29% NDs. Normality test: Shapiro Wilk @alpha = 0.01, calculated = 0.9366, critical = 0.873. Kappa = 2.386 (c=7, w=15, 1 of 2, event alpha = 0.05132). Report alpha = 0.0005016.

Constituent: Chloride Analysis Run 5/9/2024 5:07 PM View: Appendix III Intrawell

Plant Bowen Data: Bowen 3-4 CCR

Sanitas™ v.10.0.16e Software licensed to . UG

Within Limit

Prediction Limit

Intrawell Parametric

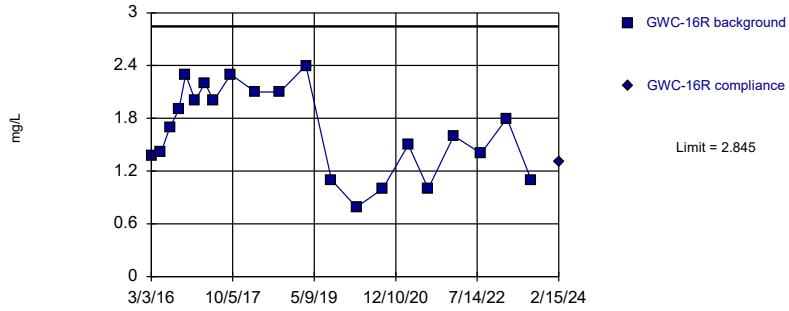

Background Data Summary: Mean=1.67, Std. Dev.=0.4925, n=21. Normality test: Shapiro Wilk @alpha = 0.01, calculated = 0.9482, critical = 0.873. Kappa = 2.386 (c=7, w=15, 1 of 2, event alpha = 0.05132). Report alpha = 0.0005016.

Constituent: Chloride Analysis Run 5/9/2024 5:07 PM View: Appendix III Intrawell

Plant Bowen Data: Bowen 3-4 CCR

Sanitas™ v.10.0.16e Software licensed to . UG

Within Limit

Prediction Limit

Intrawell Parametric

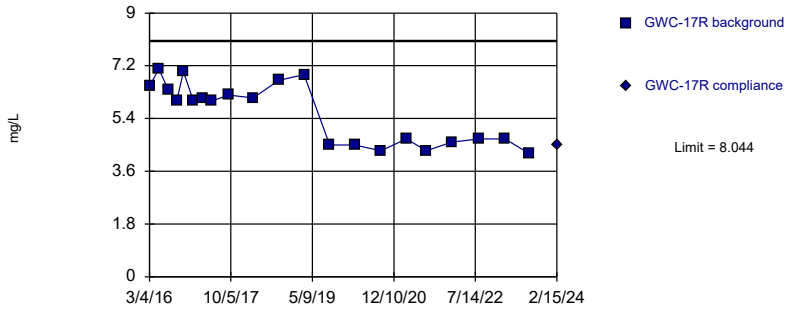

Background Data Summary: Mean=5.595, Std. Dev.=1.026, n=21. Normality test: Shapiro Wilk @alpha = 0.01, calculated = 0.8737, critical = 0.873. Kappa = 2.386 (c=7, w=15, 1 of 2, event alpha = 0.05132). Report alpha = 0.0005016.

Constituent: Chloride Analysis Run 5/9/2024 5:08 PM View: Appendix III Intrawell
Plant Bowen Data: Bowen 3-4 CCR

Sanitas™ v.10.0.16e Software licensed to . UG

Within Limit

Prediction Limit

Intrawell Parametric

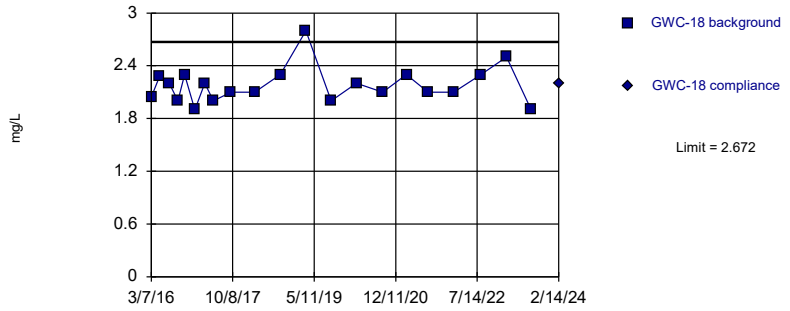

Background Data Summary: Mean=2.177, Std. Dev.=0.2073, n=21. Normality test: Shapiro Wilk @alpha = 0.01, calculated = 0.8871, critical = 0.873. Kappa = 2.386 (c=7, w=15, 1 of 2, event alpha = 0.05132). Report alpha = 0.0005016.

Constituent: Chloride Analysis Run 5/9/2024 5:08 PM View: Appendix III Intrawell
Plant Bowen Data: Bowen 3-4 CCR

Sanitas™ v.10.0.16e Software licensed to . UG

Within Limit

Prediction Limit

Intrawell Non-parametric

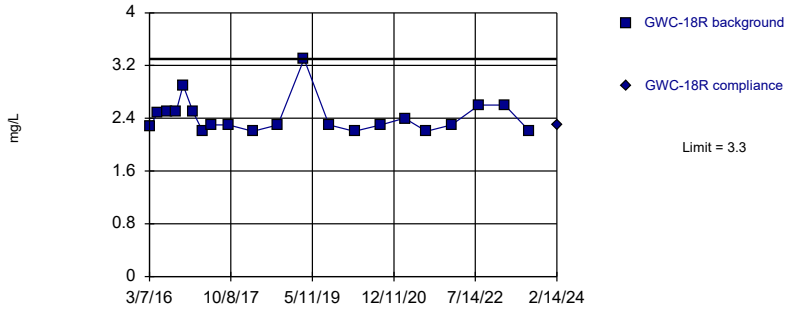

Non-parametric test used in lieu of parametric prediction limit because the Shapiro Wilk normality test showed the data to be non-normal at the 0.01 alpha level. Limit is highest of 21 background values. Well-constituent pair annual alpha = 0.007982. Individual comparison alpha = 0.003999 (1 of 2).

Constituent: Chloride Analysis Run 5/9/2024 5:08 PM View: Appendix III Intrawell
Plant Bowen Data: Bowen 3-4 CCR

Sanitas™ v.10.0.16e Software licensed to . UG

Within Limit

Prediction Limit

Intrawell Parametric

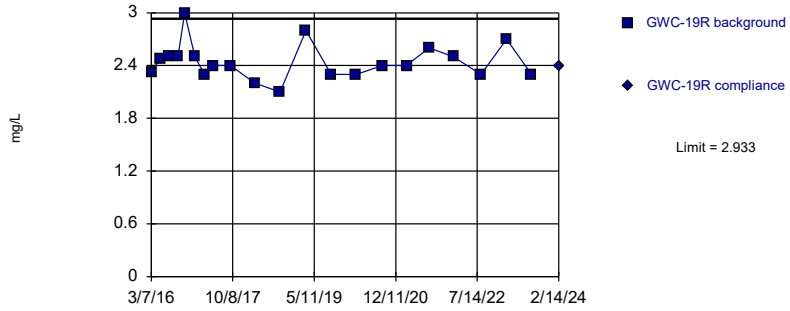

Background Data Summary: Mean=2.443, Std. Dev.=0.2053, n=21. Normality test: Shapiro Wilk @alpha = 0.01, calculated = 0.9155, critical = 0.873. Kappa = 2.386 (c=7, w=15, 1 of 2, event alpha = 0.05132). Report alpha = 0.0005016.

Constituent: Chloride Analysis Run 5/9/2024 5:08 PM View: Appendix III Intrawell
Plant Bowen Data: Bowen 3-4 CCR

Sanitas™ v.10.0.16e Software licensed to . UG

Within Limit

Prediction Limit

Intrawell Parametric

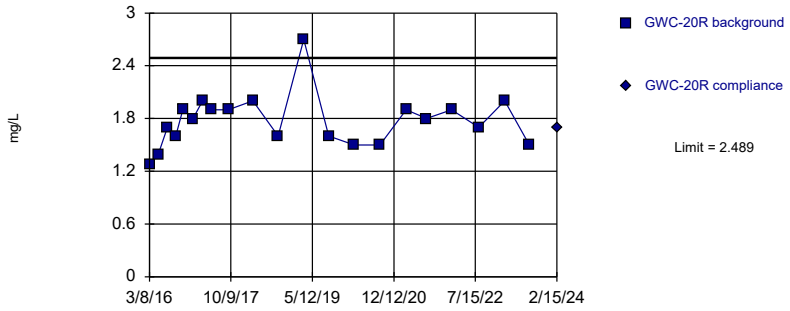

Background Data Summary: Mean=1.77, Std. Dev.=0.3016, n=21. Normality test: Shapiro Wilk @alpha = 0.01, calculated = 0.8929, critical = 0.873. Kappa = 2.386 (c=7, w=15, 1 of 2, event alpha = 0.05132). Report alpha = 0.0005016.

Constituent: Chloride Analysis Run 5/9/2024 5:08 PM View: Appendix III Intrawell
Plant Bowen Data: Bowen 3-4 CCR

Sanitas™ v.10.0.16e Software licensed to . UG

Within Limit

Prediction Limit

Intrawell Parametric

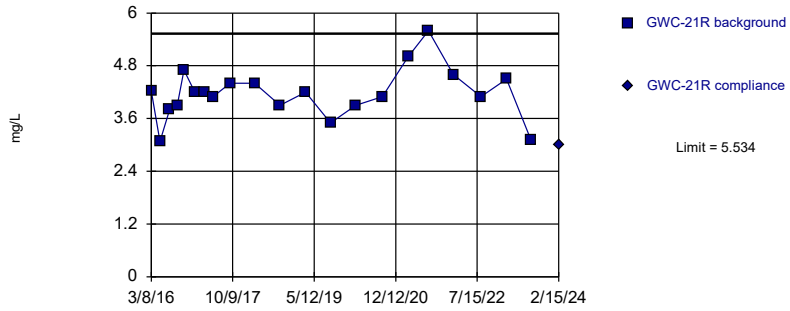

Background Data Summary: Mean=4.167, Std. Dev.=0.5732, n=21. Normality test: Shapiro Wilk @alpha = 0.01, calculated = 0.9513, critical = 0.873. Kappa = 2.386 (c=7, w=15, 1 of 2, event alpha = 0.05132). Report alpha = 0.0005016.

Constituent: Chloride Analysis Run 5/9/2024 5:08 PM View: Appendix III Intrawell
Plant Bowen Data: Bowen 3-4 CCR

Sanitas™ v.10.0.16e Software licensed to . UG

Within Limit

Prediction Limit

Intrawell Parametric

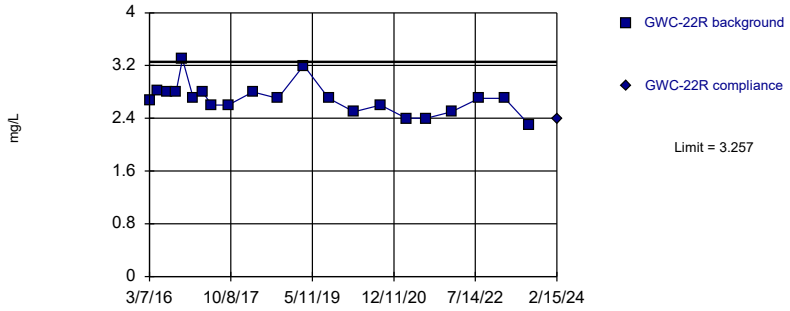

Background Data Summary: Mean=2.694, Std. Dev.=0.2358, n=21. Normality test: Shapiro Wilk @alpha = 0.01, calculated = 0.8987, critical = 0.873. Kappa = 2.386 (c=7, w=15, 1 of 2, event alpha = 0.05132). Report alpha = 0.0005016.

Constituent: Chloride Analysis Run 5/9/2024 5:08 PM View: Appendix III Intrawell
Plant Bowen Data: Bowen 3-4 CCR

Sanitas™ v.10.0.16e Software licensed to . UG

Within Limit

Prediction Limit

Intrawell Parametric

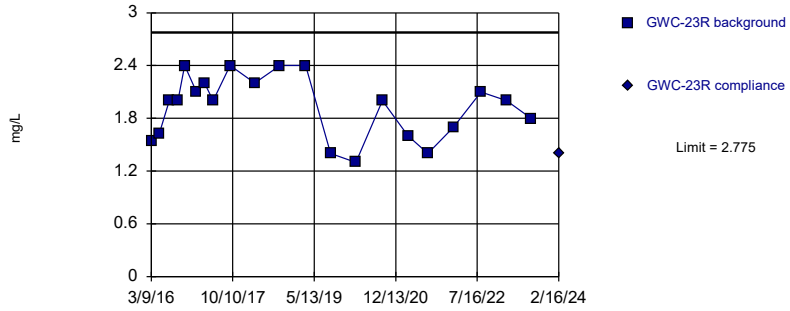

Background Data Summary: Mean=1.932, Std. Dev.=0.3532, n=21. Normality test: Shapiro Wilk @alpha = 0.01, calculated = 0.9285, critical = 0.873. Kappa = 2.386 (c=7, w=15, 1 of 2, event alpha = 0.05132). Report alpha = 0.0005016.

Constituent: Chloride Analysis Run 5/9/2024 5:08 PM View: Appendix III Intrawell
Plant Bowen Data: Bowen 3-4 CCR

Sanitas™ v.10.0.16e Software licensed to . UG
Hollow symbols indicate censored values.

Within Limit

Prediction Limit

Intrawell Parametric

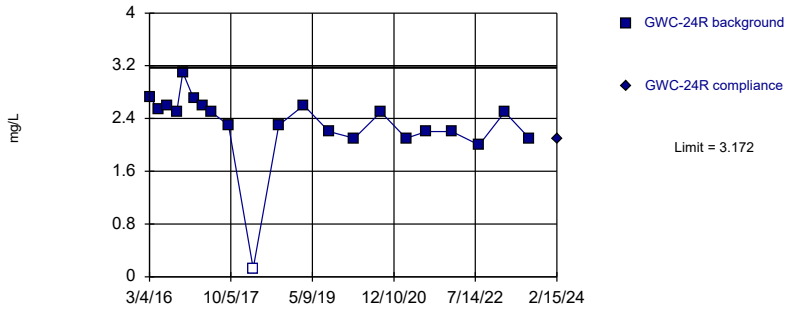

Background Data Summary (based on square transformation): Mean=5.639, Std. Dev.=1.853, n=21, 4.762% NDs. Normality test: Shapiro Wilk @alpha = 0.01, calculated = 0.8938, critical = 0.873. Kappa = 2.386 (c=7, w=15, 1 of 2, event alpha = 0.05132). Report alpha = 0.0005016.

Constituent: Chloride Analysis Run 5/9/2024 5:08 PM View: Appendix III Intrawell
Plant Bowen Data: Bowen 3-4 CCR

Sanitas™ v.10.0.16e Software licensed to . UG

Within Limit

Prediction Limit

Intrawell Parametric

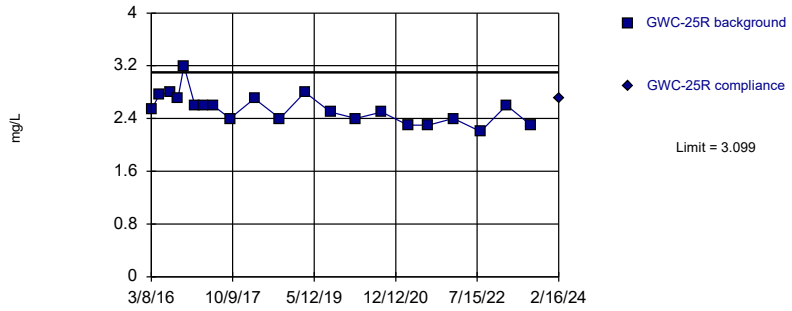

Background Data Summary: Mean=2.552, Std. Dev.=0.2293, n=21. Normality test: Shapiro Wilk @alpha = 0.01, calculated = 0.9314, critical = 0.873. Kappa = 2.386 (c=7, w=15, 1 of 2, event alpha = 0.05132). Report alpha = 0.0005016.

Constituent: Chloride Analysis Run 5/9/2024 5:08 PM View: Appendix III Intrawell
Plant Bowen Data: Bowen 3-4 CCR

Sanitas™ v.10.0.16e Software licensed to . UG

Within Limit

Prediction Limit

Intrawell Parametric

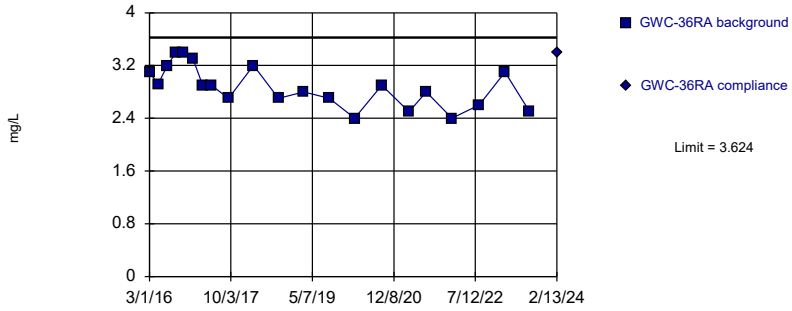

Background Data Summary: Mean=2.877, Std. Dev.=0.3129, n=21. Normality test: Shapiro Wilk @alpha = 0.01, calculated = 0.9536, critical = 0.873. Kappa = 2.386 (c=7, w=15, 1 of 2, event alpha = 0.05132). Report alpha = 0.0005016.

Constituent: Chloride Analysis Run 5/9/2024 5:08 PM View: Appendix III Intrawell
Plant Bowen Data: Bowen 3-4 CCR

Sanitas™ v.10.0.16e Software licensed to . UG
Hollow symbols indicate censored values.

Within Limit

Prediction Limit

Intrawell Parametric

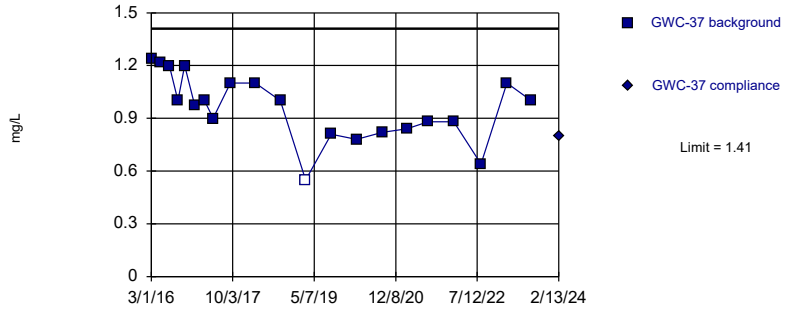

Background Data Summary: Mean=0.9633, Std. Dev.=0.1873, n=21, 4.762% NDs. Normality test: Shapiro Wilk @alpha = 0.01, calculated = 0.9591, critical = 0.873. Kappa = 2.386 (c=7, w=15, 1 of 2, event alpha = 0.05132). Report alpha = 0.0005016.

Constituent: Chloride Analysis Run 5/9/2024 5:08 PM View: Appendix III Intrawell
Plant Bowen Data: Bowen 3-4 CCR

Sanitas™ v.10.0.16e Software licensed to . UG

Within Limit

Prediction Limit

Intrawell Parametric

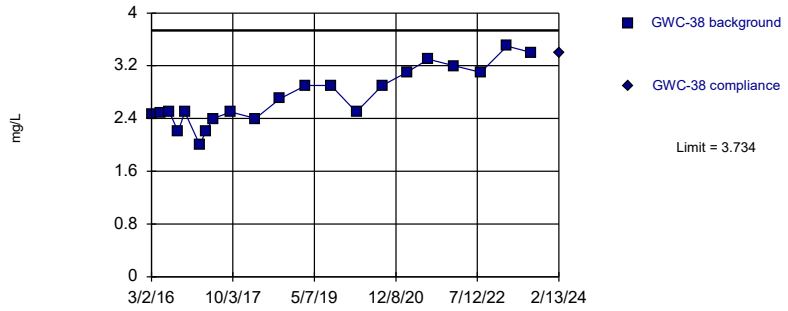

Background Data Summary: Mean=2.721, Std. Dev.=0.4245, n=21. Normality test: Shapiro Wilk @alpha = 0.01, calculated = 0.9463, critical = 0.873. Kappa = 2.386 (c=7, w=15, 1 of 2, event alpha = 0.05132). Report alpha = 0.0005016.

Constituent: Chloride Analysis Run 5/9/2024 5:08 PM View: Appendix III Intrawell
Plant Bowen Data: Bowen 3-4 CCR

Sanitas™ v.10.0.16e Software licensed to . UG

Exceeds Limits

Prediction Limit

Intrawell Parametric

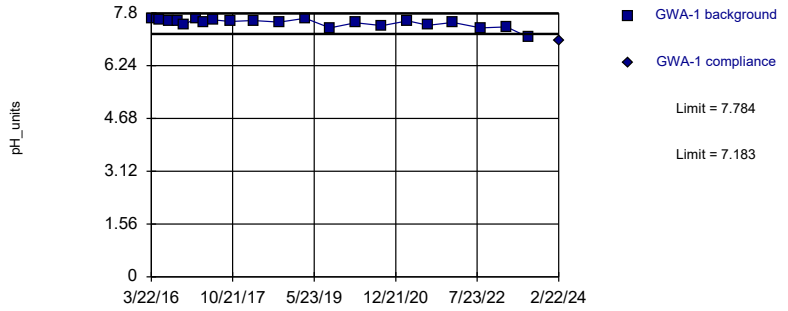

Background Data Summary (based on x^5 transformation): Mean=23844, Std. Dev.=1981, n=21. Normality test: Shapiro Wilk @alpha = 0.01, calculated = 0.8802, critical = 0.873. Kappa = 2.386 (c=7, w=15, 1 of 2, event alpha = 0.05132). Report alpha = 0.0005016.

Constituent: pH Analysis Run 5/9/2024 5:08 PM View: Appendix III Intrawell
Plant Bowen Data: Bowen 3-4 CCR

Sanitas™ v.10.0.16e Software licensed to . UG

Within Limits

Prediction Limit

Intrawell Parametric

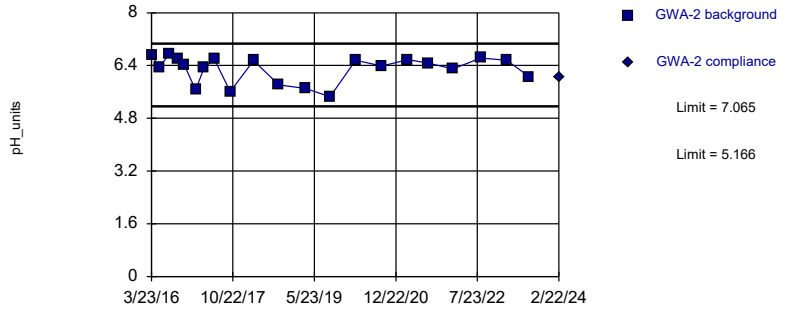

Background Data Summary (based on x^4 transformation): Mean=1602, Std. Dev.=372.7, n=21. Normality test: Shapiro Wilk @alpha = 0.01, calculated = 0.8809, critical = 0.873. Kappa = 2.386 (c=7, w=15, 1 of 2, event alpha = 0.05132). Report alpha = 0.0005016.

Constituent: pH Analysis Run 5/9/2024 5:08 PM View: Appendix III Intrawell
Plant Bowen Data: Bowen 3-4 CCR

Sanitas™ v.10.0.16e Software licensed to . UG

Within Limits

Prediction Limit

Intrawell Parametric

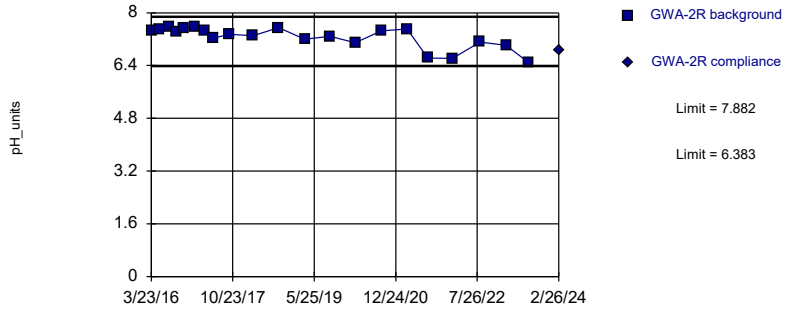

Background Data Summary (based on x^5 transformation): Mean=20509, Std. Dev.=4155, n=21. Normality test: Shapiro Wilk @alpha = 0.01, calculated = 0.8786, critical = 0.873. Kappa = 2.386 (c=7, w=15, 1 of 2, event alpha = 0.05132). Report alpha = 0.0005016.

Constituent: pH Analysis Run 5/9/2024 5:08 PM View: Appendix III Intrawell
Plant Bowen Data: Bowen 3-4 CCR

Sanitas™ v.10.0.16e Software licensed to . UG

Within Limits

Prediction Limit

Intrawell Parametric

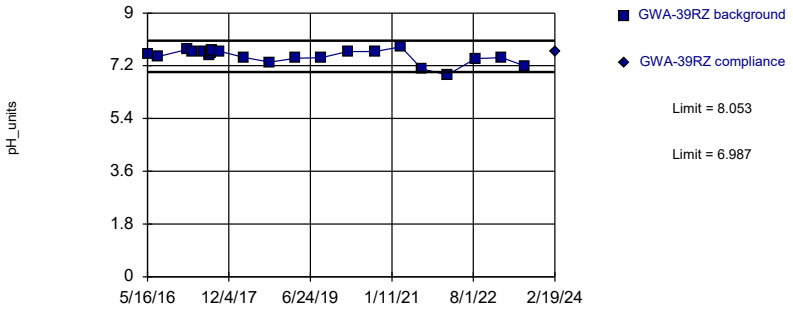

Background Data Summary (based on square transformation): Mean=56.84, Std. Dev.=3.414, n=23. Normality test: Shapiro Wilk @alpha = 0.01, calculated = 0.8904, critical = 0.881. Kappa = 2.348 (c=7, w=15, 1 of 2, event alpha = 0.05132). Report alpha = 0.0005016.

Constituent: pH Analysis Run 5/9/2024 5:08 PM View: Appendix III Intrawell

Plant Bowen Data: Bowen 3-4 CCR

Sanitas™ v.10.0.16e Software licensed to . UG

Within Limits

Prediction Limit

Intrawell Parametric

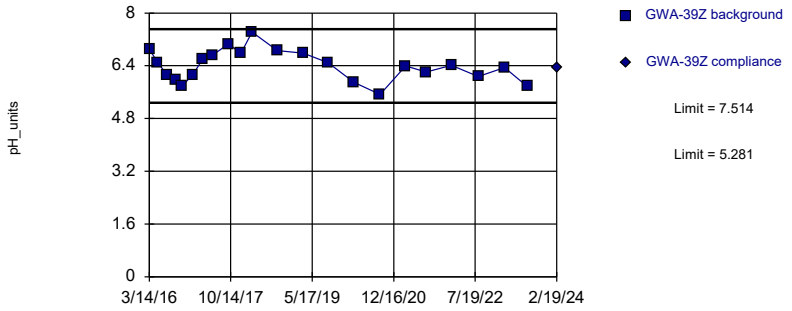

Background Data Summary: Mean=6.397, Std. Dev.=0.4716, n=22. Normality test: Shapiro Wilk @alpha = 0.01, calculated = 0.9886, critical = 0.878. Kappa = 2.367 (c=7, w=15, 1 of 2, event alpha = 0.05132). Report alpha = 0.0005016.

Constituent: pH Analysis Run 5/9/2024 5:08 PM View: Appendix III Intrawell

Plant Bowen Data: Bowen 3-4 CCR

Sanitas™ v.10.0.16e Software licensed to . UG

Within Limits

Prediction Limit

Intrawell Non-parametric

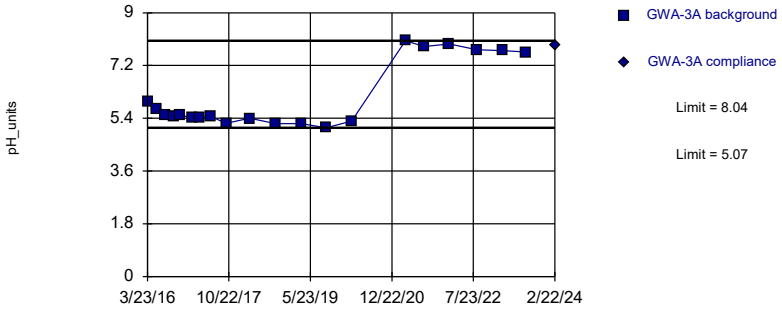

Non-parametric test used in lieu of parametric prediction limit because the Shapiro Wilk normality test showed the data to be non-normal at the 0.01 alpha level. Limits are highest and lowest of 20 background values. Well-constituent pair annual alpha = 0.01713. Individual comparison alpha = 0.008582 (1 of 2).

Constituent: pH Analysis Run 5/9/2024 5:08 PM View: Appendix III Intrawell

Plant Bowen Data: Bowen 3-4 CCR

Sanitas™ v.10.0.16e Software licensed to . UG

Within Limits

Prediction Limit

Intrawell Parametric

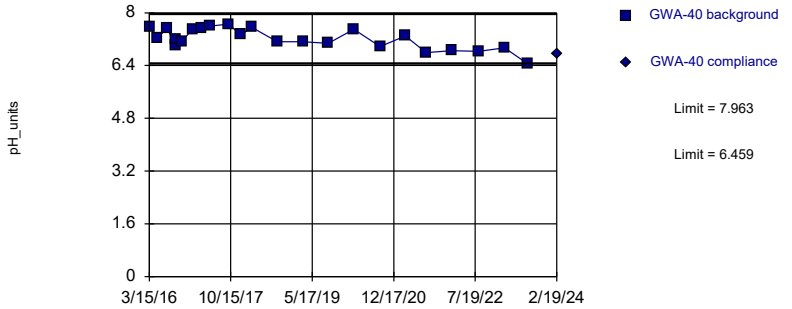

Background Data Summary: Mean=7.211, Std. Dev.=0.3203, n=23. Normality test: Shapiro Wilk @alpha = 0.01, calculated = 0.945, critical = 0.881. Kappa = 2.348 (c=7, w=15, 1 of 2, event alpha = 0.05132). Report alpha = 0.0005016.

Constituent: pH Analysis Run 5/9/2024 5:08 PM View: Appendix III Intrawell

Plant Bowen Data: Bowen 3-4 CCR

Sanitas™ v.10.0.16e Software licensed to . UG

Within Limits

Prediction Limit

Intrawell Parametric

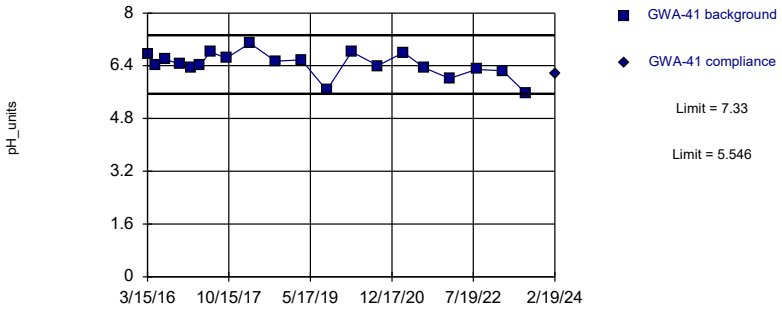

Background Data Summary: Mean=6.438, Std. Dev.=0.3708, n=20. Normality test: Shapiro Wilk @alpha = 0.01, calculated = 0.9329, critical = 0.868. Kappa = 2.406 (c=7, w=15, 1 of 2, event alpha = 0.05132). Report alpha = 0.0005016.

Constituent: pH Analysis Run 5/9/2024 5:08 PM View: Appendix III Intrawell

Plant Bowen Data: Bowen 3-4 CCR

Sanitas™ v.10.0.16e Software licensed to . UG

Within Limits

Prediction Limit

Intrawell Parametric

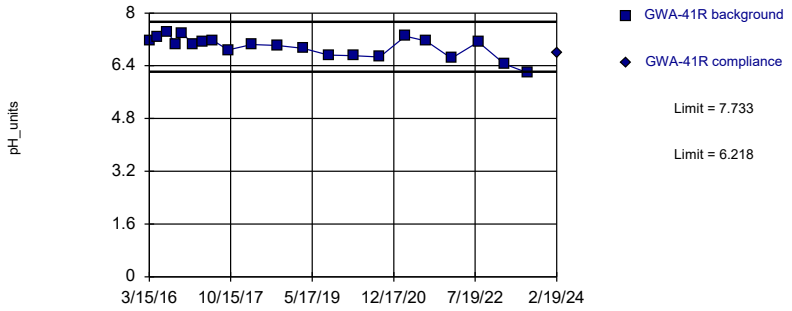

Background Data Summary: Mean=6.976, Std. Dev.=0.3175, n=21. Normality test: Shapiro Wilk @alpha = 0.01, calculated = 0.9412, critical = 0.873. Kappa = 2.386 (c=7, w=15, 1 of 2, event alpha = 0.05132). Report alpha = 0.0005016.

Constituent: pH Analysis Run 5/9/2024 5:08 PM View: Appendix III Intrawell

Plant Bowen Data: Bowen 3-4 CCR

Sanitas™ v.10.0.16e Software licensed to . UG

Within Limits

Prediction Limit

Intrawell Non-parametric

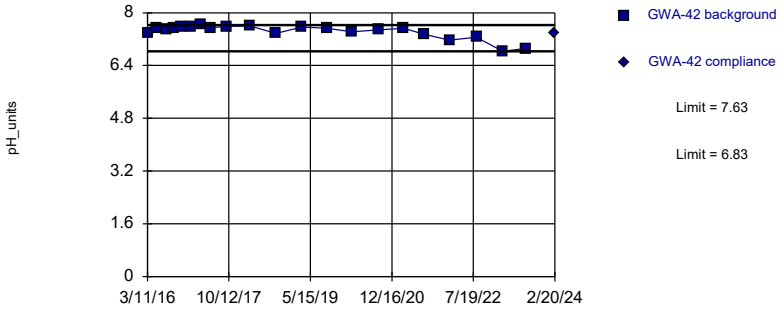

Non-parametric test used in lieu of parametric prediction limit because the Shapiro Wilk normality test showed the data to be non-normal at the 0.01 alpha level. Limits are highest and lowest of 21 background values. Well-constituent pair annual alpha = 0.01596. Individual comparison alpha = 0.007998 (1 of 2).

Constituent: pH Analysis Run 5/9/2024 5:08 PM View: Appendix III Intrawell

Plant Bowen Data: Bowen 3-4 CCR

Sanitas™ v.10.0.16e Software licensed to . UG

Within Limits

Prediction Limit

Intrawell Parametric

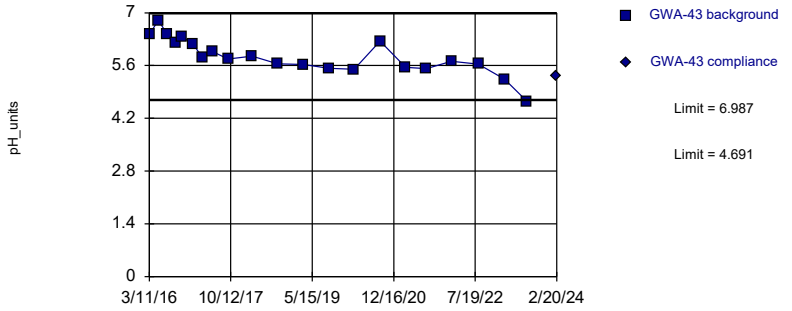

Background Data Summary: Mean=5.839, Std. Dev.=0.4811, n=21. Normality test: Shapiro Wilk @alpha = 0.01, calculated = 0.961, critical = 0.873. Kappa = 2.386 (c=7, w=15, 1 of 2, event alpha = 0.05132). Report alpha = 0.0005016.

Constituent: pH Analysis Run 5/9/2024 5:08 PM View: Appendix III Intrawell

Plant Bowen Data: Bowen 3-4 CCR

Sanitas™ v.10.0.16e Software licensed to . UG

Within Limits

Prediction Limit

Intrawell Non-parametric

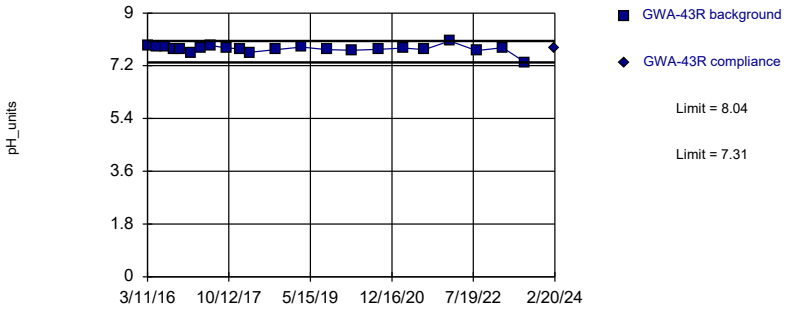

Non-parametric test used in lieu of parametric prediction limit because the Shapiro Wilk normality test showed the data to be non-normal at the 0.01 alpha level. Limits are highest and lowest of 22 background values. Well-constituent pair annual alpha = 0.0148. Individual comparison alpha = 0.007415 (1 of 2).

Constituent: pH Analysis Run 5/9/2024 5:08 PM View: Appendix III Intrawell

Plant Bowen Data: Bowen 3-4 CCR

Sanitas™ v.10.0.16e Software licensed to . UG

Within Limits

Prediction Limit

Intrawell Non-parametric

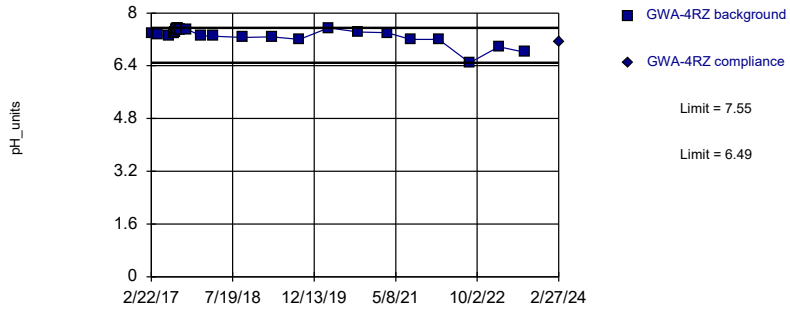

Non-parametric test used in lieu of parametric prediction limit because the Shapiro Wilk normality test showed the data to be non-normal at the 0.01 alpha level. Limits are highest and lowest of 27 background values. Well-constituent pair annual alpha = 0.009996. Individual comparison alpha = 0.005004 (1 of 2).

Constituent: pH Analysis Run 5/9/2024 5:08 PM View: Appendix III Intrawell

Plant Bowen Data: Bowen 3-4 CCR

Sanitas™ v.10.0.16e Software licensed to . UG

Within Limits

Prediction Limit

Intrawell Parametric

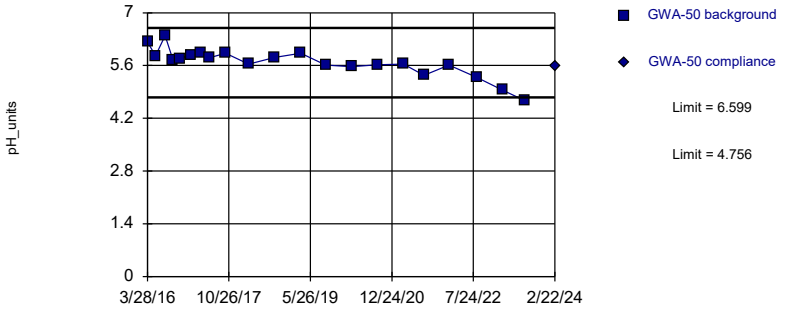

Background Data Summary: Mean=5.678, Std. Dev.=0.386, n=21. Normality test: Shapiro Wilk @alpha = 0.01, calculated = 0.9209, critical = 0.873. Kappa = 2.386 (c=7, w=15, 1 of 2, event alpha = 0.05132). Report alpha = 0.0005016.

Constituent: pH Analysis Run 5/9/2024 5:08 PM View: Appendix III Intrawell

Plant Bowen Data: Bowen 3-4 CCR

Sanitas™ v.10.0.16e Software licensed to . UG

Within Limits

Prediction Limit

Intrawell Parametric

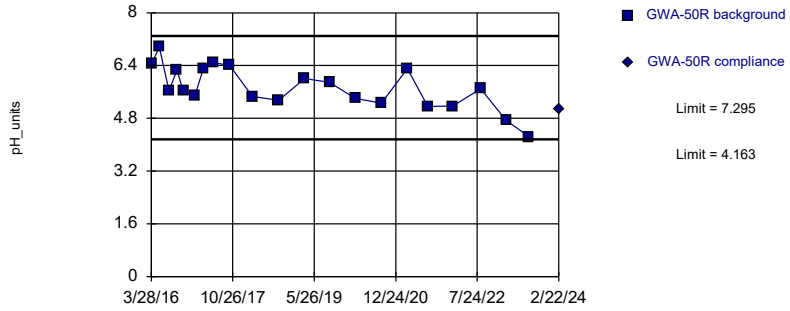

Background Data Summary: Mean=5.729, Std. Dev.=0.6561, n=21. Normality test: Shapiro Wilk @alpha = 0.01, calculated = 0.9736, critical = 0.873. Kappa = 2.386 (c=7, w=15, 1 of 2, event alpha = 0.05132). Report alpha = 0.0005016.

Constituent: pH Analysis Run 5/9/2024 5:08 PM View: Appendix III Intrawell

Plant Bowen Data: Bowen 3-4 CCR

Sanitas™ v.10.0.16e Software licensed to . UG

Within Limits

Prediction Limit

Intrawell Parametric

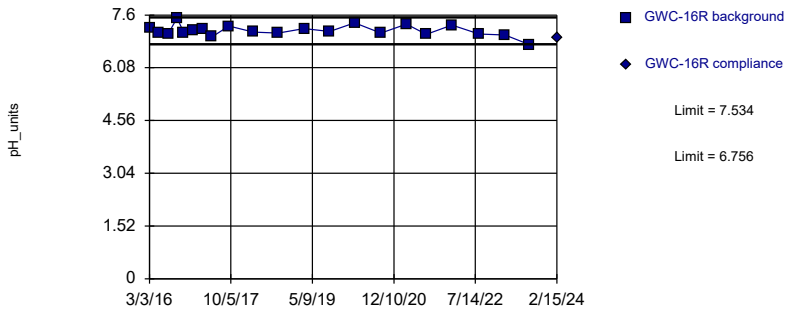

Background Data Summary: Mean=7.145, Std. Dev.=0.1629, n=21. Normality test: Shapiro Wilk @alpha = 0.01, calculated = 0.9605, critical = 0.873. Kappa = 2.386 (c=7, w=15, 1 of 2, event alpha = 0.05132). Report alpha = 0.0005016.

Constituent: pH Analysis Run 5/9/2024 5:08 PM View: Appendix III Intrawell

Plant Bowen Data: Bowen 3-4 CCR

Sanitas™ v.10.0.16e Software licensed to . UG

Within Limits

Prediction Limit

Intrawell Parametric

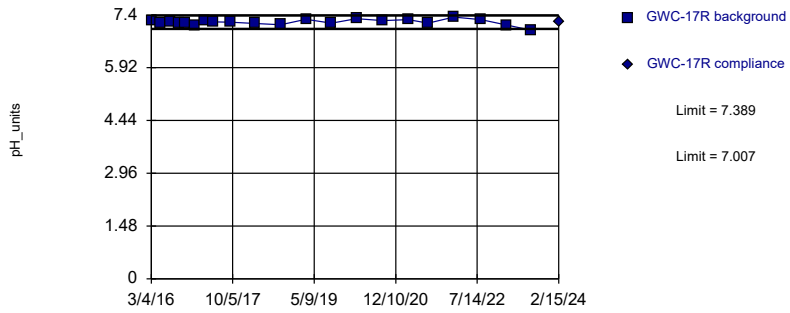

Background Data Summary: Mean=7.198, Std. Dev.=0.08004, n=21. Normality test: Shapiro Wilk @alpha = 0.01, calculated = 0.9439, critical = 0.873. Kappa = 2.386 (c=7, w=15, 1 of 2, event alpha = 0.05132). Report alpha = 0.0005016.

Constituent: pH Analysis Run 5/9/2024 5:08 PM View: Appendix III Intrawell

Plant Bowen Data: Bowen 3-4 CCR

Sanitas™ v.10.0.16e Software licensed to . UG

Within Limits

Prediction Limit

Intrawell Parametric

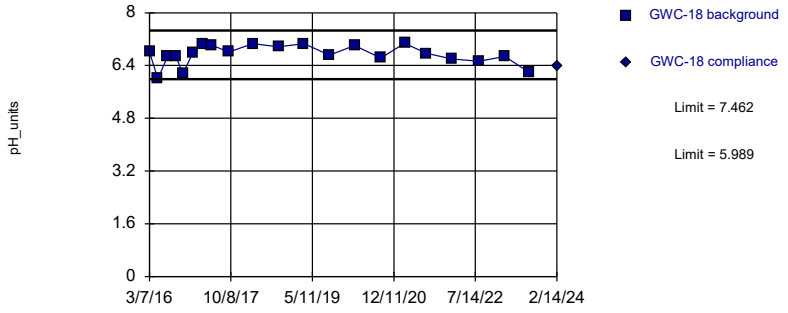

Background Data Summary: Mean=6.726, Std. Dev.=0.3086, n=21. Normality test: Shapiro Wilk @alpha = 0.01, calculated = 0.8845, critical = 0.873. Kappa = 2.386 (c=7, w=15, 1 of 2, event alpha = 0.05132). Report alpha = 0.0005016.

Constituent: pH Analysis Run 5/9/2024 5:08 PM View: Appendix III Intrawell

Plant Bowen Data: Bowen 3-4 CCR

Sanitas™ v.10.0.16e Software licensed to . UG

Exceeds Limits

Prediction Limit

Intrawell Parametric

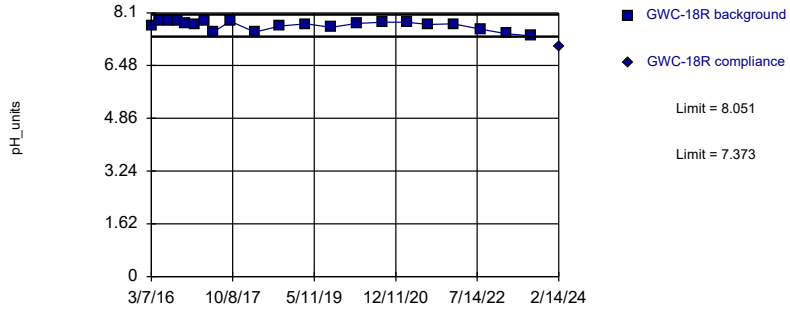

Background Data Summary: Mean=7.712, Std. Dev.=0.142, n=21. Normality test: Shapiro Wilk @alpha = 0.01, calculated = 0.8836, critical = 0.873. Kappa = 2.386 (c=7, w=15, 1 of 2, event alpha = 0.05132). Report alpha = 0.0005016.

Constituent: pH Analysis Run 5/9/2024 5:08 PM View: Appendix III Intrawell

Plant Bowen Data: Bowen 3-4 CCR

Sanitas™ v.10.0.16e Software licensed to . UG

Within Limits

Prediction Limit

Intrawell Non-parametric

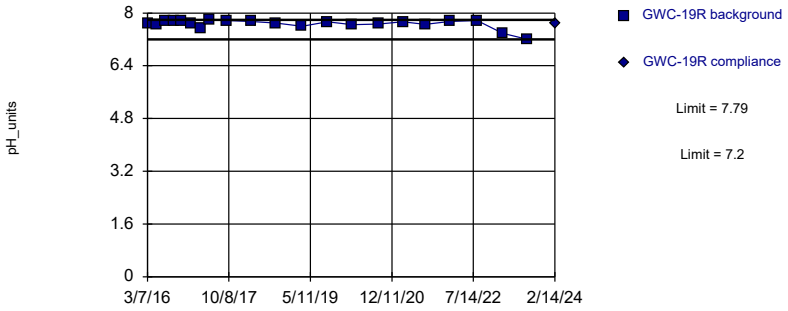

Non-parametric test used in lieu of parametric prediction limit because the Shapiro Wilk normality test showed the data to be non-normal at the 0.01 alpha level. Limits are highest and lowest of 21 background values. Well-constituent pair annual alpha = 0.01596. Individual comparison alpha = 0.007998 (1 of 2).

Constituent: pH Analysis Run 5/9/2024 5:08 PM View: Appendix III Intrawell
Plant Bowen Data: Bowen 3-4 CCR

Sanitas™ v.10.0.16e Software licensed to . UG

Within Limits

Prediction Limit

Intrawell Parametric

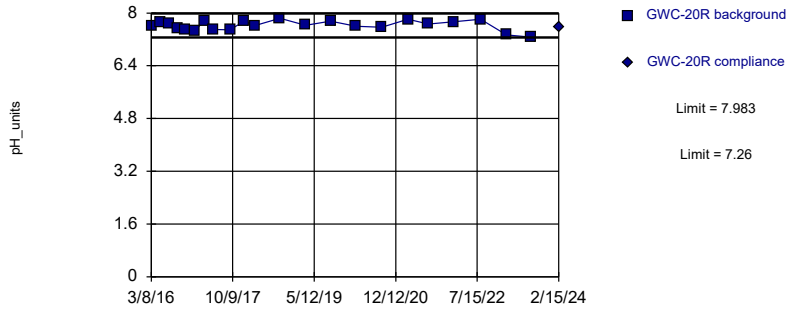

Background Data Summary: Mean=7.621, Std. Dev.=0.1526, n=22. Normality test: Shapiro Wilk @alpha = 0.01, calculated = 0.954, critical = 0.878. Kappa = 2.367 (c=7, w=15, 1 of 2, event alpha = 0.05132). Report alpha = 0.0005016.

Constituent: pH Analysis Run 5/9/2024 5:08 PM View: Appendix III Intrawell
Plant Bowen Data: Bowen 3-4 CCR

Sanitas™ v.10.0.16e Software licensed to . UG

Within Limits

Prediction Limit

Intrawell Parametric

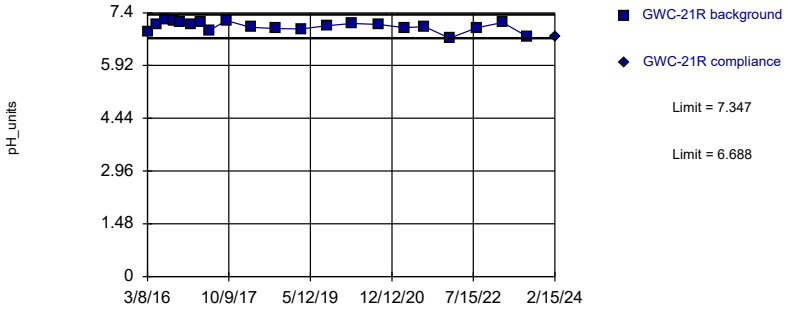

Background Data Summary: Mean=7.017, Std. Dev.=0.1381, n=21. Normality test: Shapiro Wilk @alpha = 0.01, calculated = 0.9262, critical = 0.873. Kappa = 2.386 (c=7, w=15, 1 of 2, event alpha = 0.05132). Report alpha = 0.0005016.

Constituent: pH Analysis Run 5/9/2024 5:08 PM View: Appendix III Intrawell
Plant Bowen Data: Bowen 3-4 CCR

Sanitas™ v.10.0.16e Software licensed to . UG

Within Limits

Prediction Limit

Intrawell Parametric

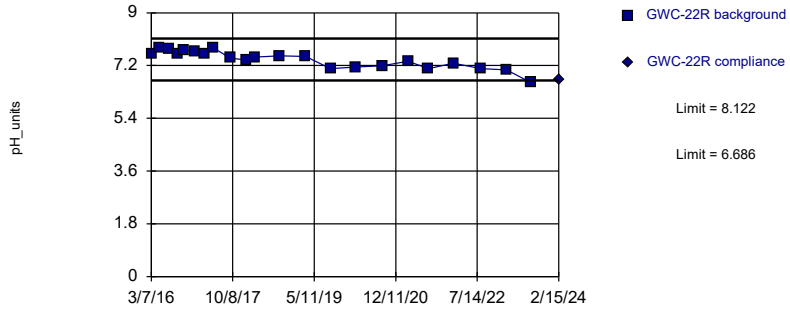

Background Data Summary: Mean=7.404, Std. Dev.=0.3033, n=22. Normality test: Shapiro Wilk @alpha = 0.01, calculated = 0.9378, critical = 0.878. Kappa = 2.367 (c=7, w=15, 1 of 2, event alpha = 0.05132). Report alpha = 0.0005016.

Constituent: pH Analysis Run 5/9/2024 5:08 PM View: Appendix III Intrawell
Plant Bowen Data: Bowen 3-4 CCR

Sanitas™ v.10.0.16e Software licensed to . UG

Within Limits

Prediction Limit

Intrawell Parametric

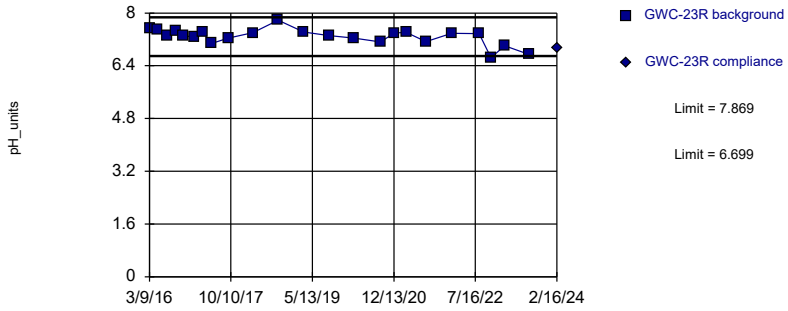

Background Data Summary: Mean=7.284, Std. Dev.=0.2493, n=23. Normality test: Shapiro Wilk @alpha = 0.01, calculated = 0.918, critical = 0.881. Kappa = 2.348 (c=7, w=15, 1 of 2, event alpha = 0.05132). Report alpha = 0.0005016.

Constituent: pH Analysis Run 5/9/2024 5:08 PM View: Appendix III Intrawell

Plant Bowen Data: Bowen 3-4 CCR

Sanitas™ v.10.0.16e Software licensed to . UG

Within Limits

Prediction Limit

Intrawell Parametric

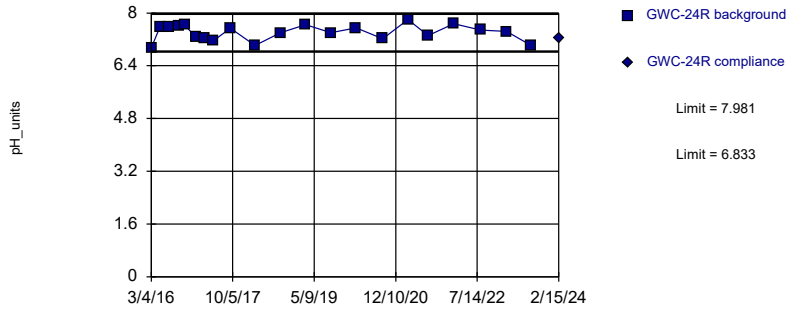

Background Data Summary: Mean=7.407, Std. Dev.=0.2405, n=21. Normality test: Shapiro Wilk @alpha = 0.01, calculated = 0.9537, critical = 0.873. Kappa = 2.386 (c=7, w=15, 1 of 2, event alpha = 0.05132). Report alpha = 0.0005016.

Constituent: pH Analysis Run 5/9/2024 5:08 PM View: Appendix III Intrawell

Plant Bowen Data: Bowen 3-4 CCR

Sanitas™ v.10.0.16e Software licensed to . UG

Within Limits

Prediction Limit

Intrawell Parametric

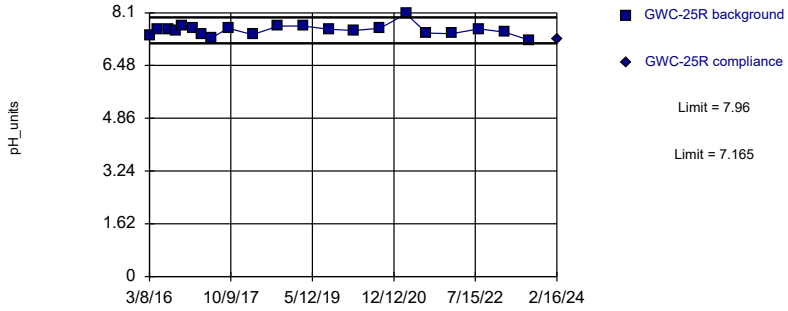

Background Data Summary: Mean=7.562, Std. Dev.=0.1664, n=21. Normality test: Shapiro Wilk @alpha = 0.01, calculated = 0.8988, critical = 0.873. Kappa = 2.386 (c=7, w=15, 1 of 2, event alpha = 0.05132). Report alpha = 0.0005016.

Constituent: pH Analysis Run 5/9/2024 5:08 PM View: Appendix III Intrawell

Plant Bowen Data: Bowen 3-4 CCR

Sanitas™ v.10.0.16e Software licensed to . UG

Exceeds Limits

Prediction Limit

Intrawell Parametric

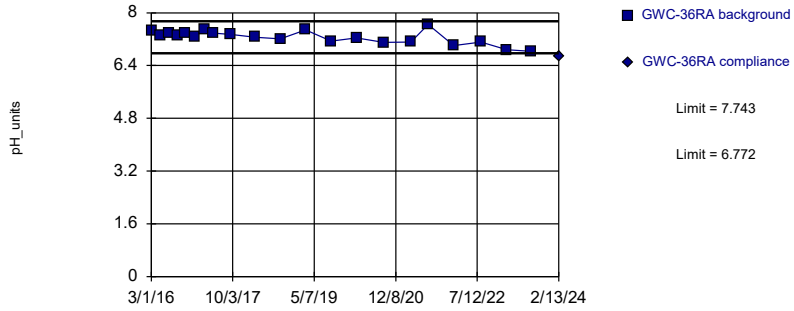

Background Data Summary: Mean=7.257, Std. Dev.=0.2036, n=21. Normality test: Shapiro Wilk @alpha = 0.01, calculated = 0.9744, critical = 0.873. Kappa = 2.386 (c=7, w=15, 1 of 2, event alpha = 0.05132). Report alpha = 0.0005016.

Constituent: pH Analysis Run 5/9/2024 5:08 PM View: Appendix III Intrawell

Plant Bowen Data: Bowen 3-4 CCR

Sanitas™ v.10.0.16e Software licensed to . UG

Within Limits

Prediction Limit

Intrawell Parametric

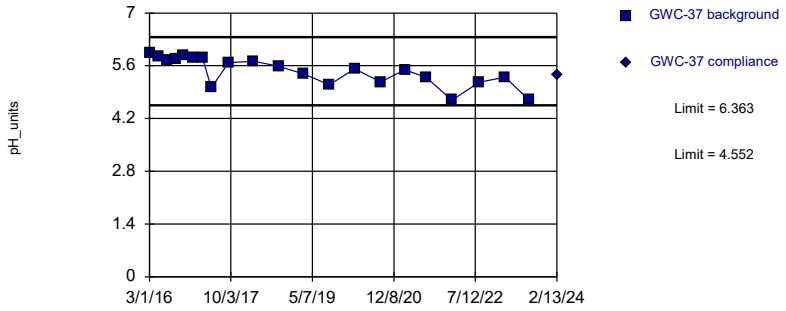

Background Data Summary: Mean=5.458, Std. Dev.=0.3795, n=21. Normality test: Shapiro Wilk @alpha = 0.01, calculated = 0.9195, critical = 0.873. Kappa = 2.386 (c=7, w=15, 1 of 2, event alpha = 0.05132). Report alpha = 0.0005016.

Constituent: pH Analysis Run 5/9/2024 5:08 PM View: Appendix III Intrawell

Plant Bowen Data: Bowen 3-4 CCR

Sanitas™ v.10.0.16e Software licensed to . UG

Within Limits

Prediction Limit

Intrawell Parametric

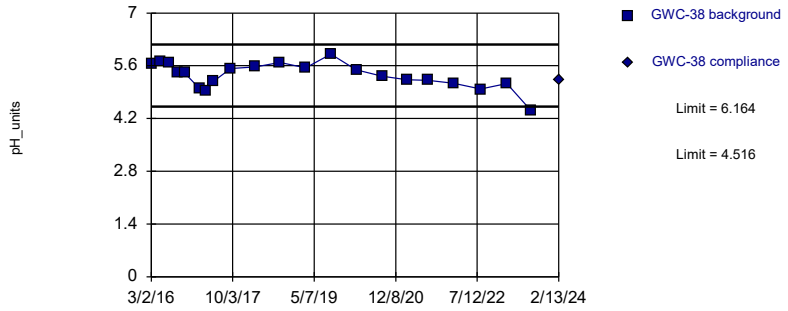

Background Data Summary: Mean=5.34, Std. Dev.=0.3451, n=21. Normality test: Shapiro Wilk @alpha = 0.01, calculated = 0.952, critical = 0.873. Kappa = 2.386 (c=7, w=15, 1 of 2, event alpha = 0.05132). Report alpha = 0.0005016.

Constituent: pH Analysis Run 5/9/2024 5:08 PM View: Appendix III Intrawell

Plant Bowen Data: Bowen 3-4 CCR

Sanitas™ v.10.0.16e Software licensed to . UG

Within Limit

Prediction Limit

Intrawell Parametric

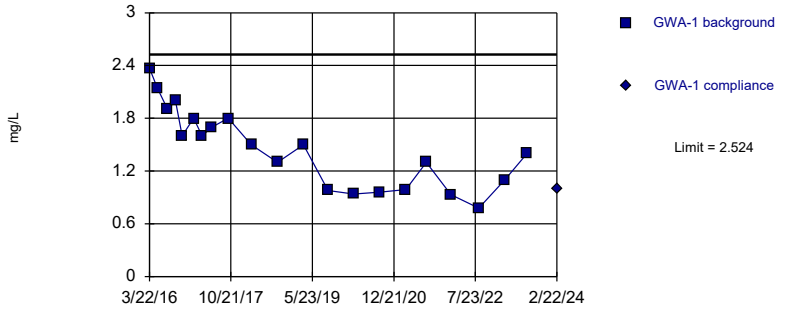

Background Data Summary: Mean=1.457, Std. Dev.=0.4474, n=21. Normality test: Shapiro Wilk @alpha = 0.01, calculated = 0.9588, critical = 0.873. Kappa = 2.386 (c=7, w=15, 1 of 2, event alpha = 0.05132). Report alpha = 0.0005016.

Constituent: Sulfate Analysis Run 5/9/2024 5:08 PM View: Appendix III Intrawell

Plant Bowen Data: Bowen 3-4 CCR

Sanitas™ v.10.0.16e Software licensed to . UG

Within Limit

Prediction Limit

Intrawell Parametric

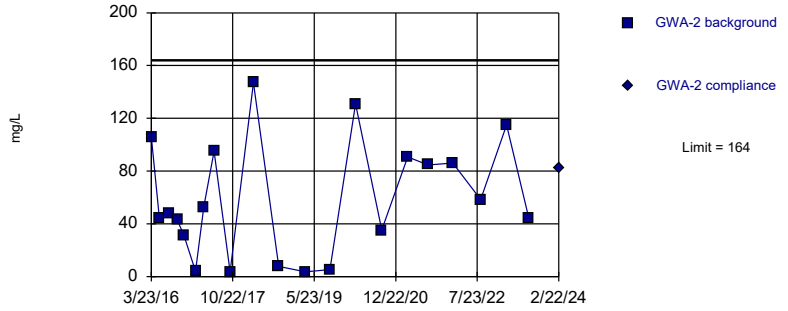

Background Data Summary: Mean=58.87, Std. Dev.=44.05, n=21. Normality test: Shapiro Wilk @alpha = 0.01, calculated = 0.9346, critical = 0.873. Kappa = 2.386 (c=7, w=15, 1 of 2, event alpha = 0.05132). Report alpha = 0.0005016.

Constituent: Sulfate Analysis Run 5/9/2024 5:08 PM View: Appendix III Intrawell

Plant Bowen Data: Bowen 3-4 CCR

Sanitas™ v.10.0.16e Software licensed to . UG

Within Limit

Prediction Limit

Intrawell Non-parametric

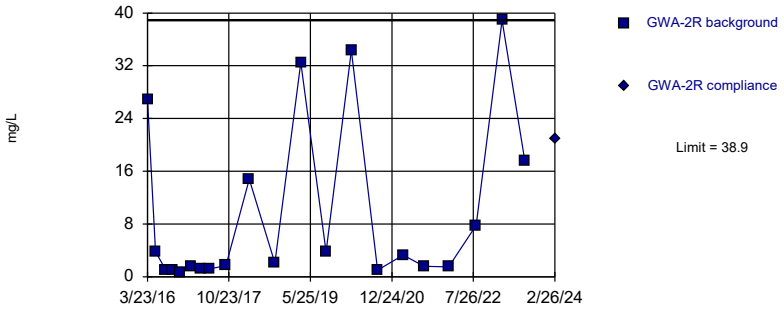

Non-parametric test used in lieu of parametric prediction limit because the Shapiro Wilk normality test showed the data to be non-normal at the 0.01 alpha level. Limit is highest of 21 background values. Well-constituent pair annual alpha = 0.007982. Individual comparison alpha = 0.003999 (1 of 2).

Constituent: Sulfate Analysis Run 5/9/2024 5:08 PM View: Appendix III Intrawell
Plant Bowen Data: Bowen 3-4 CCR

Sanitas™ v.10.0.16e Software licensed to . UG

Within Limit

Prediction Limit

Intrawell Parametric

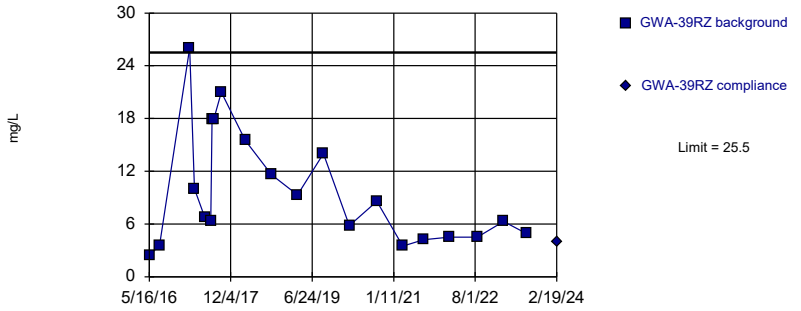

Background Data Summary: Mean=9.752, Std. Dev.=6.6, n=21. Normality test: Shapiro Wilk @alpha = 0.01, calculated = 0.8802, critical = 0.873. Kappa = 2.386 (c=7, w=15, 1 of 2, event alpha = 0.05132). Report alpha = 0.0005016.

Constituent: Sulfate Analysis Run 5/9/2024 5:08 PM View: Appendix III Intrawell
Plant Bowen Data: Bowen 3-4 CCR

Sanitas™ v.10.0.16e Software licensed to . UG

Within Limit

Prediction Limit

Intrawell Parametric

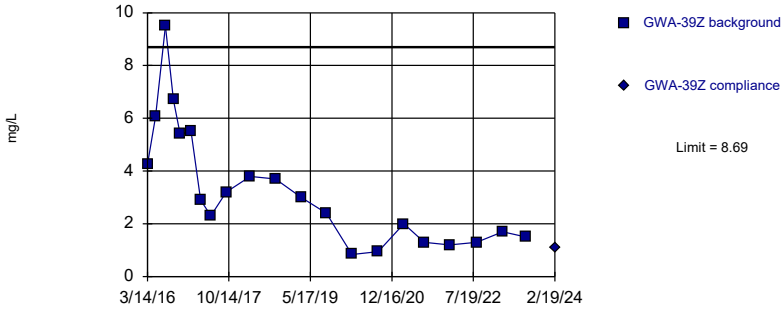

Background Data Summary: Mean=3.31, Std. Dev.=2.255, n=21. Normality test: Shapiro Wilk @alpha = 0.01, calculated = 0.8913, critical = 0.873. Kappa = 2.386 (c=7, w=15, 1 of 2, event alpha = 0.05132). Report alpha = 0.0005016.

Constituent: Sulfate Analysis Run 5/9/2024 5:08 PM View: Appendix III Intrawell
Plant Bowen Data: Bowen 3-4 CCR

Sanitas™ v.10.0.16e Software licensed to . UG
Hollow symbols indicate censored values.

Within Limit

Prediction Limit

Intrawell Parametric

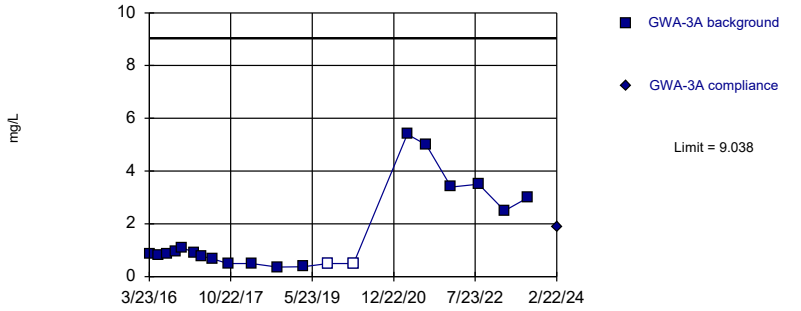

Background Data Summary (based on natural log transformation): Mean=0.08903, Std. Dev.=0.8782, n=20, 10% NDs. Normality test: Shapiro Wilk @alpha = 0.01, calculated = 0.8842, critical = 0.868. Kappa = 2.406 (c=7, w=15, 1 of 2, event alpha = 0.05132). Report alpha = 0.0005016.

Constituent: Sulfate Analysis Run 5/9/2024 5:08 PM View: Appendix III Intrawell
Plant Bowen Data: Bowen 3-4 CCR

Sanitas™ v.10.0.16e Software licensed to . UG
Hollow symbols indicate censored values.

Within Limit

Prediction Limit

Intrawell Non-parametric

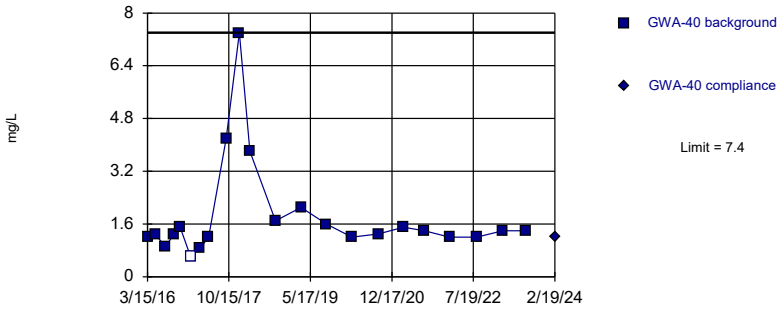

Non-parametric test used in lieu of parametric prediction limit because the Shapiro Wilk normality test showed the data to be non-normal at the 0.01 alpha level. Limit is highest of 22 background values. 4.545% NDs. Well-constituent pair annual alpha = 0.007401. Individual comparison alpha = 0.003707 (1 of 2).

Constituent: Sulfate Analysis Run 5/9/2024 5:08 PM View: Appendix III Intrawell
Plant Bowen Data: Bowen 3-4 CCR

Sanitas™ v.10.0.16e Software licensed to . UG

Within Limit

Prediction Limit

Intrawell Non-parametric

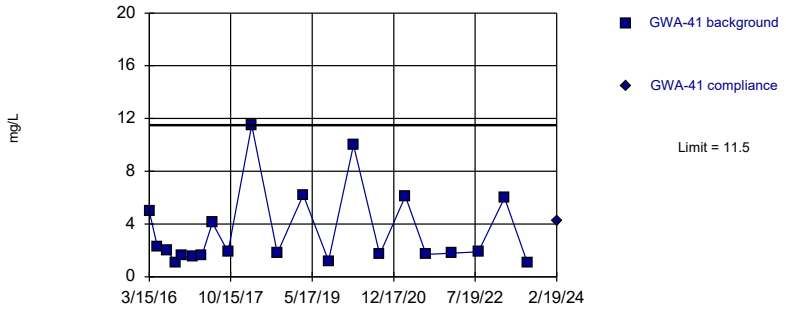

Non-parametric test used in lieu of parametric prediction limit because the Shapiro Wilk normality test showed the data to be non-normal at the 0.01 alpha level. Limit is highest of 21 background values. Well-constituent pair annual alpha = 0.007982. Individual comparison alpha = 0.003999 (1 of 2).

Constituent: Sulfate Analysis Run 5/9/2024 5:08 PM View: Appendix III Intrawell
Plant Bowen Data: Bowen 3-4 CCR

Sanitas™ v.10.0.16e Software licensed to . UG
Hollow symbols indicate censored values.

Within Limit

Prediction Limit

Intrawell Parametric

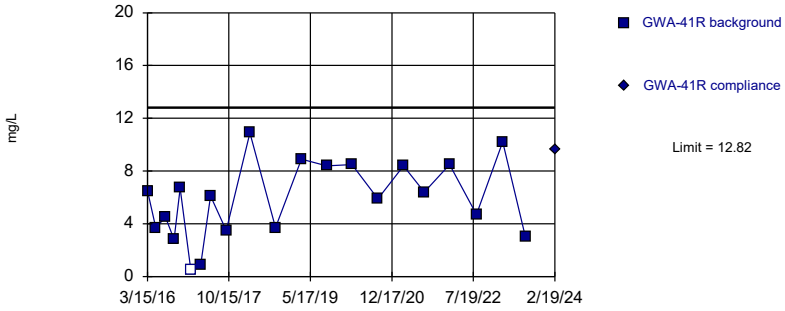

Background Data Summary: Mean=5.842, Std. Dev.=2.922, n=21, 4.762% NDs. Normality test: Shapiro Wilk @alpha = 0.01, calculated = 0.9665, critical = 0.873. Kappa = 2.386 (c=7, w=15, 1 of 2, event alpha = 0.05132). Report alpha = 0.0005016.

Constituent: Sulfate Analysis Run 5/9/2024 5:08 PM View: Appendix III Intrawell
Plant Bowen Data: Bowen 3-4 CCR

Sanitas™ v.10.0.16e Software licensed to . UG
Hollow symbols indicate censored values.

Within Limit

Prediction Limit

Intrawell Parametric

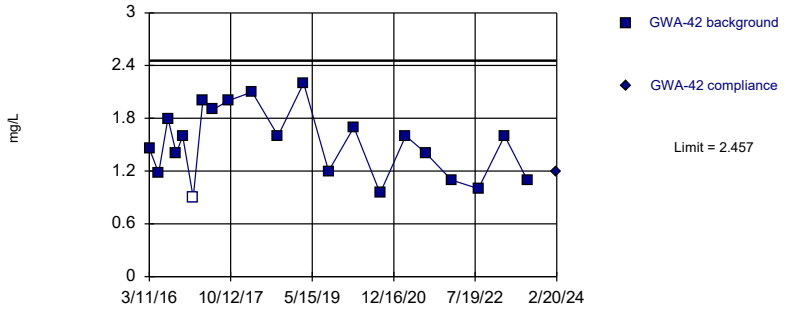

Background Data Summary: Mean=1.514, Std. Dev.=0.3952, n=21, 4.762% NDs. Normality test: Shapiro Wilk @alpha = 0.01, calculated = 0.9573, critical = 0.873. Kappa = 2.386 (c=7, w=15, 1 of 2, event alpha = 0.05132). Report alpha = 0.0005016.

Constituent: Sulfate Analysis Run 5/9/2024 5:08 PM View: Appendix III Intrawell
Plant Bowen Data: Bowen 3-4 CCR

Sanitas™ v.10.0.16e Software licensed to . UG
Hollow symbols indicate censored values.

Within Limit

Prediction Limit

Intrawell Parametric

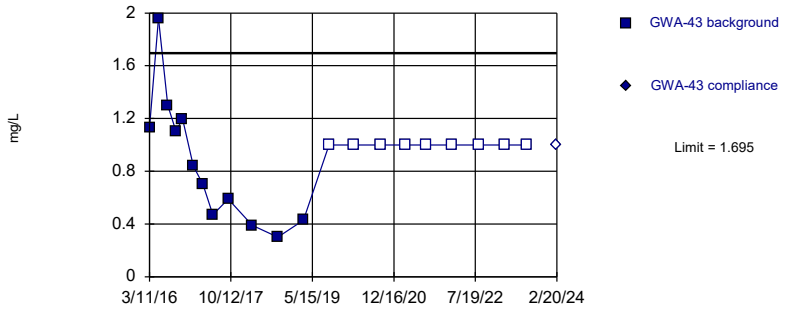

Background Data Summary (after Kaplan-Meier Adjustment): Mean=0.7235, Std. Dev.=0.4069, n=21, 42.86% NDs. Normality test: Shapiro Wilk @alpha = 0.01, calculated = 0.8832, critical = 0.873. Kappa = 2.386 (c=7, w=15, 1 of 2, event alpha = 0.05132). Report alpha = 0.0005016.

Constituent: Sulfate Analysis Run 5/9/2024 5:08 PM View: Appendix III Intrawell

Plant Bowen Data: Bowen 3-4 CCR

Sanitas™ v.10.0.16e Software licensed to . UG

Within Limit

Prediction Limit

Intrawell Parametric

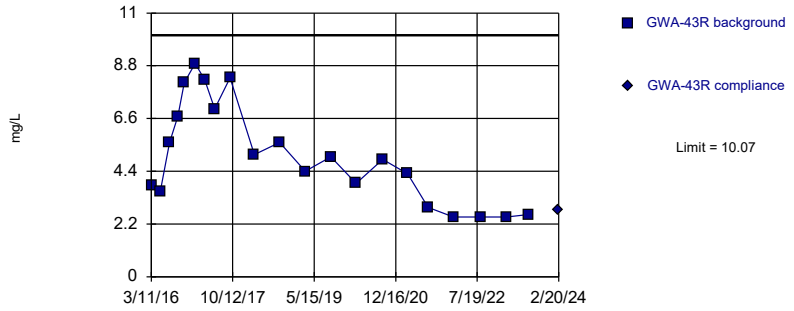

Background Data Summary: Mean=5.066, Std. Dev.=2.097, n=21. Normality test: Shapiro Wilk @alpha = 0.01, calculated = 0.9199, critical = 0.873. Kappa = 2.386 (c=7, w=15, 1 of 2, event alpha = 0.05132). Report alpha = 0.0005016.

Constituent: Sulfate Analysis Run 5/9/2024 5:08 PM View: Appendix III Intrawell

Plant Bowen Data: Bowen 3-4 CCR

Sanitas™ v.10.0.16e Software licensed to . UG

Within Limit

Prediction Limit

Intrawell Parametric

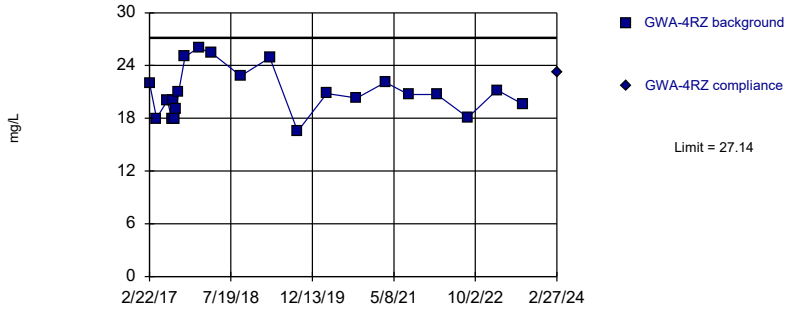

Background Data Summary: Mean=20.91, Std. Dev.=2.63, n=22. Normality test: Shapiro Wilk @alpha = 0.01, calculated = 0.9432, critical = 0.878. Kappa = 2.367 (c=7, w=15, 1 of 2, event alpha = 0.05132). Report alpha = 0.0005016.

Constituent: Sulfate Analysis Run 5/9/2024 5:08 PM View: Appendix III Intrawell

Plant Bowen Data: Bowen 3-4 CCR

Sanitas™ v.10.0.16e Software licensed to . UG
Hollow symbols indicate censored values.

Within Limit

Prediction Limit

Intrawell Non-parametric

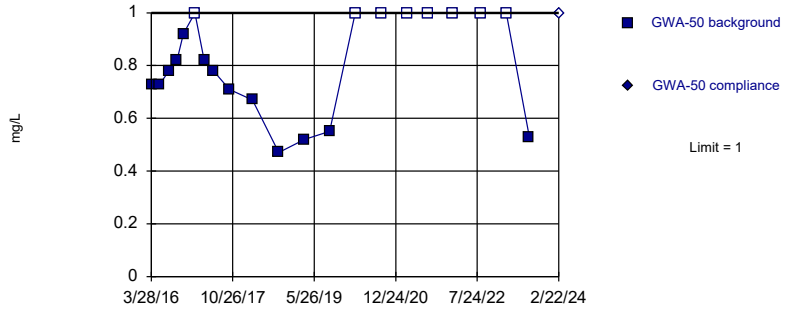

Non-parametric test used in lieu of parametric prediction limit because the Shapiro Wilk normality test showed the data to be non-normal at the 0.01 alpha level. Limit is highest of 21 background values. 38.1% NDs. Well-constituent pair annual alpha = 0.007982. Individual comparison alpha = 0.003999 (1 of 2).

Constituent: Sulfate Analysis Run 5/9/2024 5:08 PM View: Appendix III Intrawell

Plant Bowen Data: Bowen 3-4 CCR

Sanitas™ v.10.0.16e Software licensed to . UG
Hollow symbols indicate censored values.

Within Limit

Prediction Limit

Intrawell Parametric

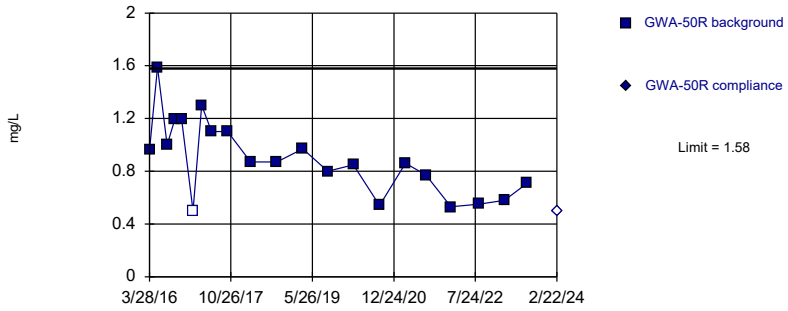

Background Data Summary: Mean=0.8976, Std. Dev.=0.2859, n=21, 4.762% NDs. Normality test: Shapiro Wilk @alpha = 0.01, calculated = 0.9541, critical = 0.873. Kappa = 2.386 (c=7, w=15, 1 of 2, event alpha = 0.05132). Report alpha = 0.0005016.

Constituent: Sulfate Analysis Run 5/9/2024 5:08 PM View: Appendix III Intrawell
Plant Bowen Data: Bowen 3-4 CCR

Sanitas™ v.10.0.16e Software licensed to . UG

Within Limit

Prediction Limit

Intrawell Parametric

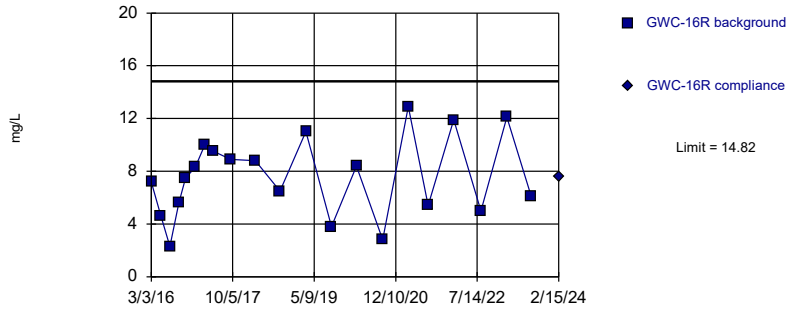

Background Data Summary: Mean=7.551, Std. Dev.=3.048, n=21. Normality test: Shapiro Wilk @alpha = 0.01, calculated = 0.9776, critical = 0.873. Kappa = 2.386 (c=7, w=15, 1 of 2, event alpha = 0.05132). Report alpha = 0.0005016.

Constituent: Sulfate Analysis Run 5/9/2024 5:08 PM View: Appendix III Intrawell
Plant Bowen Data: Bowen 3-4 CCR

Sanitas™ v.10.0.16e Software licensed to . UG

Within Limit

Prediction Limit

Intrawell Parametric

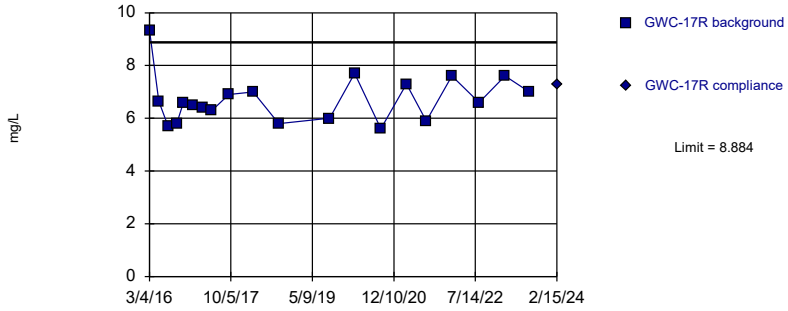

Background Data Summary: Mean=6.715, Std. Dev.=0.9017, n=20. Normality test: Shapiro Wilk @alpha = 0.01, calculated = 0.902, critical = 0.868. Kappa = 2.406 (c=7, w=15, 1 of 2, event alpha = 0.05132). Report alpha = 0.0005016.

Constituent: Sulfate Analysis Run 5/9/2024 5:09 PM View: Appendix III Intrawell
Plant Bowen Data: Bowen 3-4 CCR

Sanitas™ v.10.0.16e Software licensed to . UG

Within Limit

Prediction Limit

Intrawell Parametric

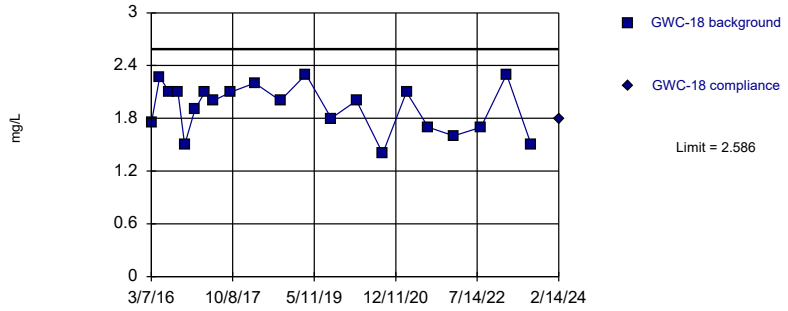

Background Data Summary: Mean=1.925, Std. Dev.=0.2773, n=21. Normality test: Shapiro Wilk @alpha = 0.01, calculated = 0.9318, critical = 0.873. Kappa = 2.386 (c=7, w=15, 1 of 2, event alpha = 0.05132). Report alpha = 0.0005016.

Constituent: Sulfate Analysis Run 5/9/2024 5:09 PM View: Appendix III Intrawell
Plant Bowen Data: Bowen 3-4 CCR

Sanitas™ v.10.0.16e Software licensed to . UG

Within Limit

Prediction Limit

Intrawell Parametric

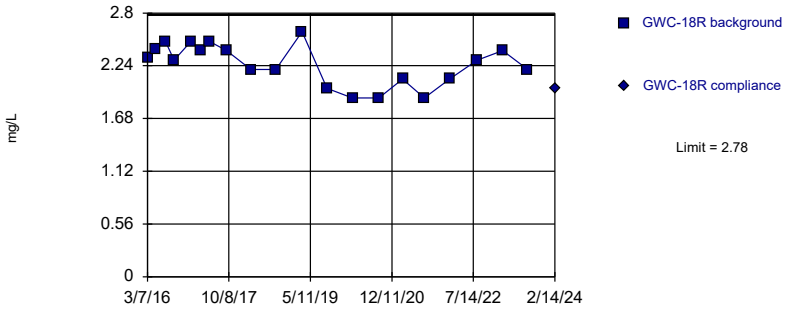

Background Data Summary: Mean=2.257, Std. Dev.=0.2175, n=20. Normality test: Shapiro Wilk @alpha = 0.01, calculated = 0.9337, critical = 0.868. Kappa = 2.406 (c=7, w=15, 1 of 2, event alpha = 0.05132). Report alpha = 0.0005016.

Constituent: Sulfate Analysis Run 5/9/2024 5:09 PM View: Appendix III Intrawell

Plant Bowen Data: Bowen 3-4 CCR

Sanitas™ v.10.0.16e Software licensed to . UG

Within Limit

Prediction Limit

Intrawell Parametric

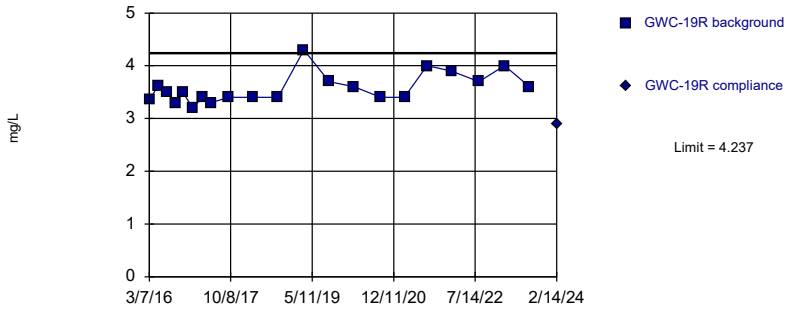

Background Data Summary: Mean=3.57, Std. Dev.=0.2794, n=21. Normality test: Shapiro Wilk @alpha = 0.01, calculated = 0.887, critical = 0.873. Kappa = 2.386 (c=7, w=15, 1 of 2, event alpha = 0.05132). Report alpha = 0.0005016.

Constituent: Sulfate Analysis Run 5/9/2024 5:09 PM View: Appendix III Intrawell

Plant Bowen Data: Bowen 3-4 CCR

Sanitas™ v.10.0.16e Software licensed to . UG

Within Limit

Prediction Limit

Intrawell Parametric

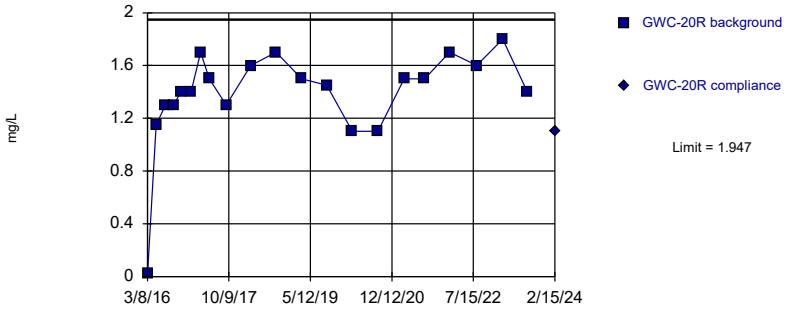

Background Data Summary (based on square transformation): Mean=2.039, Std. Dev.=0.7338, n=21. Normality test: Shapiro Wilk @alpha = 0.01, calculated = 0.9419, critical = 0.873. Kappa = 2.386 (c=7, w=15, 1 of 2, event alpha = 0.05132). Report alpha = 0.0005016.

Constituent: Sulfate Analysis Run 5/9/2024 5:09 PM View: Appendix III Intrawell

Plant Bowen Data: Bowen 3-4 CCR

Sanitas™ v.10.0.16e Software licensed to . UG

Hollow symbols indicate censored values.

Within Limit

Prediction Limit

Intrawell Parametric

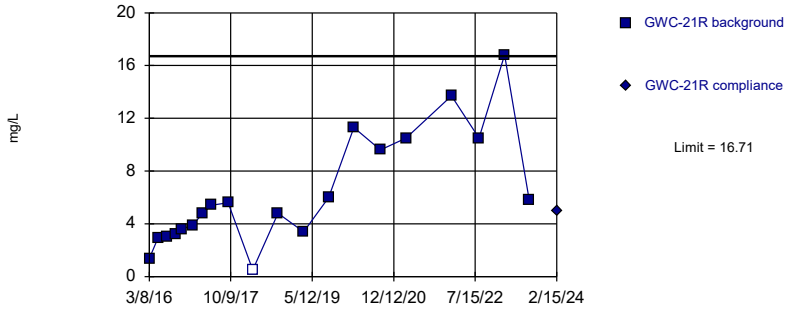

Background Data Summary: Mean=6.336, Std. Dev.=4.312, n=20, 5% NDs. Normality test: Shapiro Wilk @alpha = 0.01, calculated = 0.9025, critical = 0.868. Kappa = 2.406 (c=7, w=15, 1 of 2, event alpha = 0.05132). Report alpha = 0.0005016.

Constituent: Sulfate Analysis Run 5/9/2024 5:09 PM View: Appendix III Intrawell

Plant Bowen Data: Bowen 3-4 CCR

Sanitas™ v.10.0.16e Software licensed to . UG

Within Limit

Prediction Limit

Intrawell Parametric

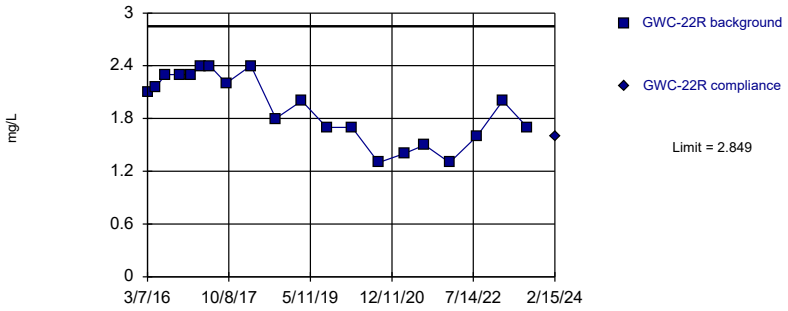

Background Data Summary: Mean=1.928, Std. Dev.=0.3827, n=20. Normality test: Shapiro Wilk @alpha = 0.01, calculated = 0.9102, critical = 0.868. Kappa = 2.406 (c=7, w=15, 1 of 2, event alpha = 0.05132). Report alpha = 0.0005016.

Constituent: Sulfate Analysis Run 5/9/2024 5:09 PM View: Appendix III Intrawell

Plant Bowen Data: Bowen 3-4 CCR

Sanitas™ v.10.0.16e Software licensed to . UG

Within Limit

Prediction Limit

Intrawell Non-parametric

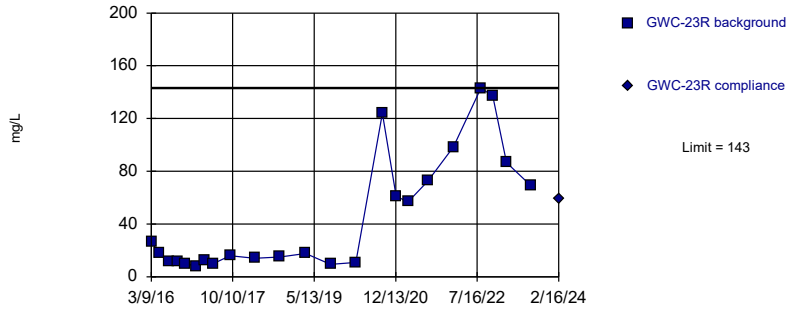

Non-parametric test used in lieu of parametric prediction limit because the Shapiro Wilk normality test showed the data to be non-normal at the 0.01 alpha level. Limit is highest of 23 background values. Well-constituent pair annual alpha = 0.006819. Individual comparison alpha = 0.003415 (1 of 2).

Constituent: Sulfate Analysis Run 5/9/2024 5:09 PM View: Appendix III Intrawell

Plant Bowen Data: Bowen 3-4 CCR

Sanitas™ v.10.0.16e Software licensed to . UG

Within Limit

Prediction Limit

Intrawell Non-parametric

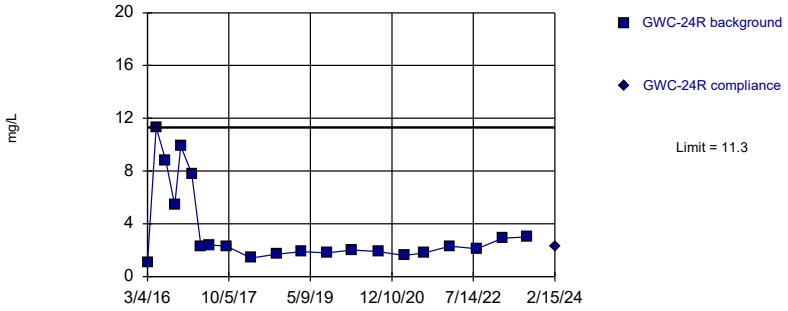

Non-parametric test used in lieu of parametric prediction limit because the Shapiro Wilk normality test showed the data to be non-normal at the 0.01 alpha level. Limit is highest of 21 background values. Well-constituent pair annual alpha = 0.007982. Individual comparison alpha = 0.003999 (1 of 2).

Constituent: Sulfate Analysis Run 5/9/2024 5:09 PM View: Appendix III Intrawell

Plant Bowen Data: Bowen 3-4 CCR

Sanitas™ v.10.0.16e Software licensed to . UG

Within Limit

Prediction Limit

Intrawell Parametric

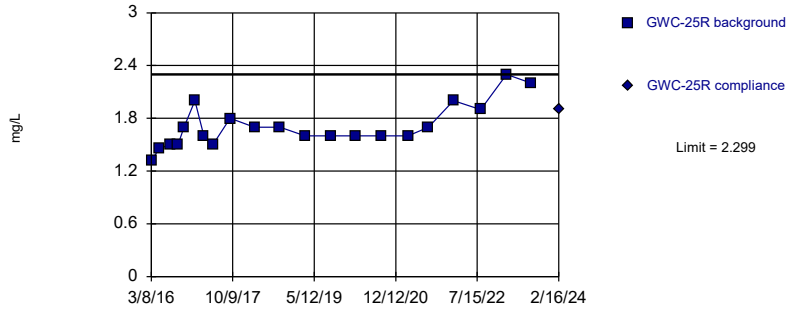

Background Data Summary: Mean=1.708, Std. Dev.=0.2474, n=21. Normality test: Shapiro Wilk @alpha = 0.01, calculated = 0.9041, critical = 0.873. Kappa = 2.386 (c=7, w=15, 1 of 2, event alpha = 0.05132). Report alpha = 0.0005016.

Constituent: Sulfate Analysis Run 5/9/2024 5:09 PM View: Appendix III Intrawell

Plant Bowen Data: Bowen 3-4 CCR

Sanitas™ v.10.0.16e Software licensed to . UG

Within Limit

Prediction Limit

Intrawell Parametric

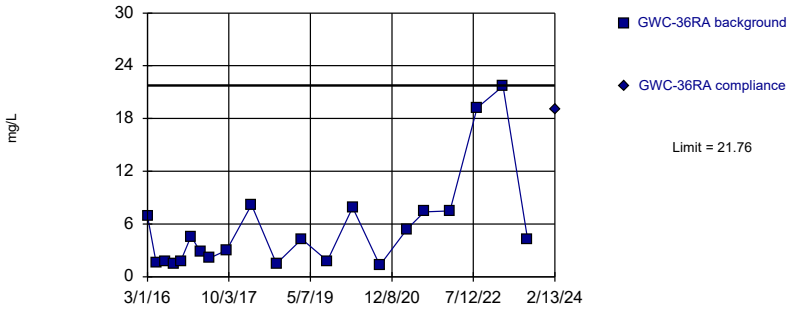

Background Data Summary (based on cube root transformation): Mean=1.631, Std. Dev.=0.4865, n=21. Normality test: Shapiro Wilk @alpha = 0.01, calculated = 0.8808, critical = 0.873. Kappa = 2.386 (c=7, w=15, 1 of 2, event alpha = 0.05132). Report alpha = 0.0005016.

Constituent: Sulfate Analysis Run 5/9/2024 5:09 PM View: Appendix III Intrawell

Plant Bowen Data: Bowen 3-4 CCR

Sanitas™ v.10.0.16e Software licensed to . UG

Hollow symbols indicate censored values.

Within Limit

Prediction Limit

Intrawell Parametric

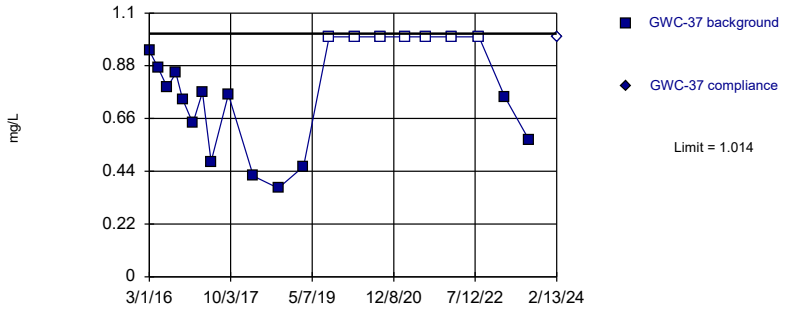

Background Data Summary (based on square transformation) (after Kaplan-Meier Adjustment): Mean=0.483, Std. Dev.=0.2284, n=21, 33.33% NDs. Normality test: Shapiro Wilk @alpha = 0.01, calculated = 0.8782, critical = 0.873. Kappa = 2.386 (c=7, w=15, 1 of 2, event alpha = 0.05132). Report alpha = 0.0005016.

Constituent: Sulfate Analysis Run 5/9/2024 5:09 PM View: Appendix III Intrawell

Plant Bowen Data: Bowen 3-4 CCR

Sanitas™ v.10.0.16e Software licensed to . UG

Hollow symbols indicate censored values.

Within Limit

Prediction Limit

Intrawell Parametric

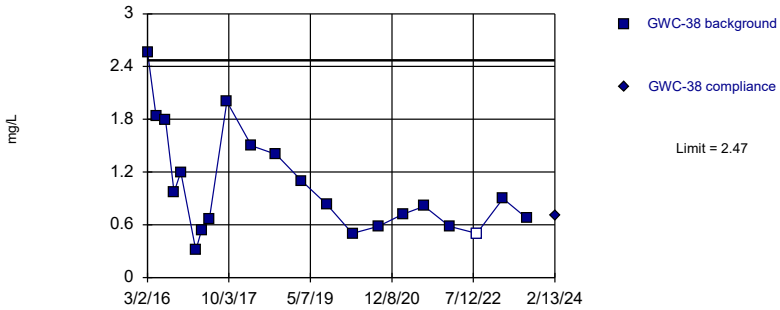

Background Data Summary: Mean=1.046, Std. Dev.=0.5966, n=21, 4.762% NDs. Normality test: Shapiro Wilk @alpha = 0.01, calculated = 0.8914, critical = 0.873. Kappa = 2.386 (c=7, w=15, 1 of 2, event alpha = 0.05132). Report alpha = 0.0005016.

Constituent: Sulfate Analysis Run 5/9/2024 5:09 PM View: Appendix III Intrawell

Plant Bowen Data: Bowen 3-4 CCR

Sanitas™ v.10.0.16e Software licensed to . UG

Within Limit

Prediction Limit

Intrawell Parametric

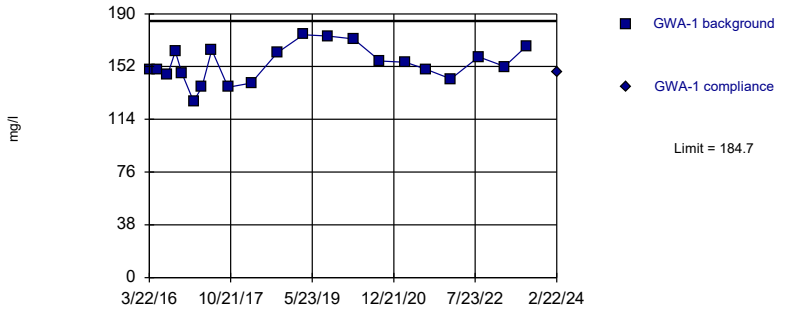

Background Data Summary: Mean=153.6, Std. Dev.=13.03, n=21. Normality test: Shapiro Wilk @alpha = 0.01, calculated = 0.979, critical = 0.873. Kappa = 2.386 (c=7, w=15, 1 of 2, event alpha = 0.05132). Report alpha = 0.0005016.

Constituent: Total Dissolved Solids Analysis Run 5/9/2024 5:09 PM View: Appendix III Intrawell

Plant Bowen Data: Bowen 3-4 CCR

Sanitas™ v.10.0.16e Software licensed to . UG
Hollow symbols indicate censored values.

Within Limit

Prediction Limit

Intrawell Parametric

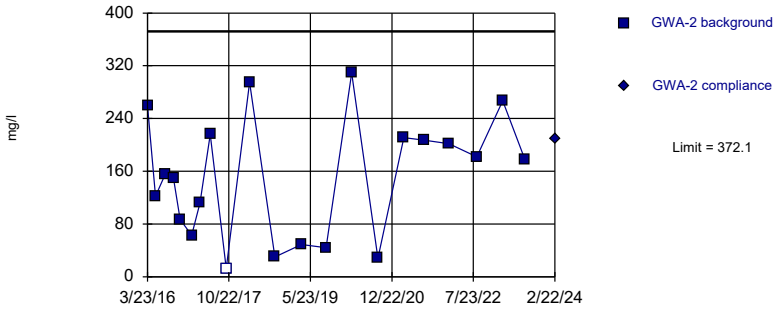

Background Data Summary: Mean=151.4, Std. Dev.=92.48, n=21, 4.762% NDs. Normality test: Shapiro Wilk @alpha = 0.01, calculated = 0.9508, critical = 0.873. Kappa = 2.386 (c=7, w=15, 1 of 2, event alpha = 0.05132). Report alpha = 0.0005016.

Constituent: Total Dissolved Solids Analysis Run 5/9/2024 5:09 PM View: Appendix III Intrawell

Plant Bowen Data: Bowen 3-4 CCR

Sanitas™ v.10.0.16e Software licensed to . UG

Within Limit

Prediction Limit

Intrawell Parametric

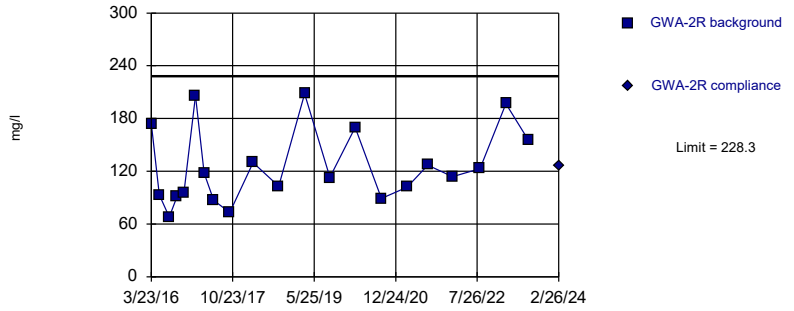

Background Data Summary: Mean=125.6, Std. Dev.=43.03, n=21. Normality test: Shapiro Wilk @alpha = 0.01, calculated = 0.9048, critical = 0.873. Kappa = 2.386 (c=7, w=15, 1 of 2, event alpha = 0.05132). Report alpha = 0.0005016.

Constituent: Total Dissolved Solids Analysis Run 5/9/2024 5:09 PM View: Appendix III Intrawell

Plant Bowen Data: Bowen 3-4 CCR

Sanitas™ v.10.0.16e Software licensed to . UG

Within Limit

Prediction Limit

Intrawell Parametric

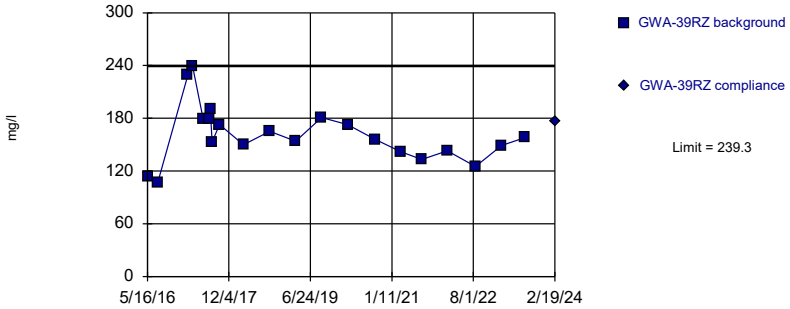

Background Data Summary: Mean=161.6, Std. Dev.=32.58, n=21. Normality test: Shapiro Wilk @alpha = 0.01, calculated = 0.9455, critical = 0.873. Kappa = 2.386 (c=7, w=15, 1 of 2, event alpha = 0.05132). Report alpha = 0.0005016.

Constituent: Total Dissolved Solids Analysis Run 5/9/2024 5:09 PM View: Appendix III Intrawell

Plant Bowen Data: Bowen 3-4 CCR

Sanitas™ v.10.0.16e Software licensed to . UG

Within Limit

Prediction Limit

Intrawell Parametric

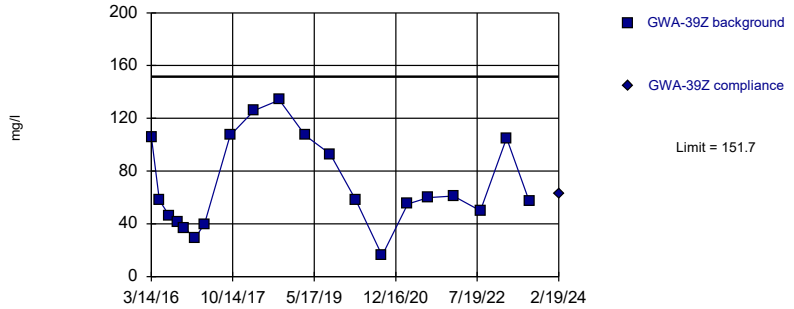

Background Data Summary: Mean=69.3, Std. Dev.=34.24, n=20. Normality test: Shapiro Wilk @alpha = 0.01, calculated = 0.9138, critical = 0.868. Kappa = 2.406 (c=7, w=15, 1 of 2, event alpha = 0.05132). Report alpha = 0.0005016.

Constituent: Total Dissolved Solids Analysis Run 5/9/2024 5:09 PM View: Appendix III Intrawell

Plant Bowen Data: Bowen 3-4 CCR

Sanitas™ v.10.0.16e Software licensed to . UG
Hollow symbols indicate censored values.

Within Limit

Prediction Limit

Intrawell Non-parametric

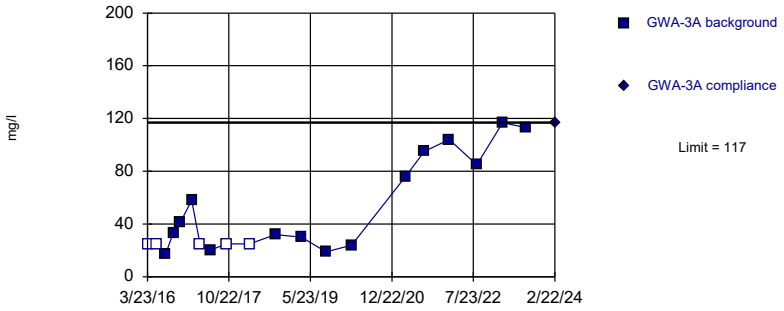

Non-parametric test used in lieu of parametric prediction limit because the Shapiro Wilk normality test showed the data to be non-normal at the 0.01 alpha level. Limit is highest of 20 background values. 25% NDs. Well-constituent pair annual alpha = 0.008564. Individual comparison alpha = 0.004291 (1 of 2).

Constituent: Total Dissolved Solids Analysis Run 5/9/2024 5:09 PM View: Appendix III Intrawell

Plant Bowen Data: Bowen 3-4 CCR

Sanitas™ v.10.0.16e Software licensed to . UG

Within Limit

Prediction Limit

Intrawell Parametric

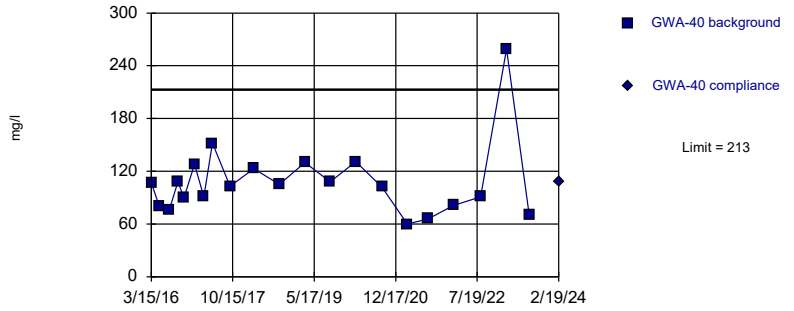

Background Data Summary (based on cube root transformation): Mean=4.697, Std. Dev.=0.5343, n=21. Normality test: Shapiro Wilk @alpha = 0.01, calculated = 0.8953, critical = 0.873. Kappa = 2.386 (c=7, w=15, 1 of 2, event alpha = 0.05132). Report alpha = 0.0005016.

Constituent: Total Dissolved Solids Analysis Run 5/9/2024 5:09 PM View: Appendix III Intrawell

Plant Bowen Data: Bowen 3-4 CCR

Sanitas™ v.10.0.16e Software licensed to . UG

Within Limit

Prediction Limit

Intrawell Parametric

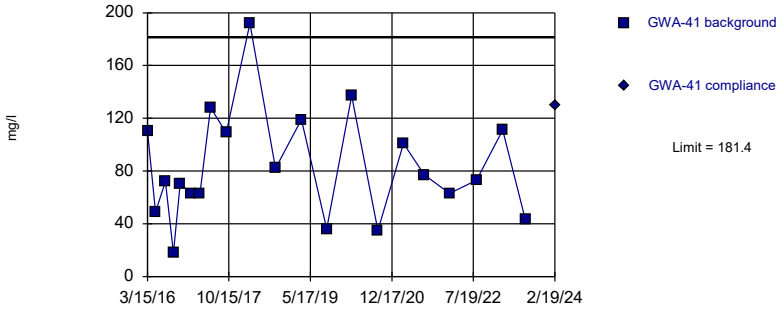

Background Data Summary: Mean=83.38, Std. Dev.=41.08, n=21. Normality test: Shapiro Wilk @alpha = 0.01, calculated = 0.9524, critical = 0.873. Kappa = 2.386 (c=7, w=15, 1 of 2, event alpha = 0.05132). Report alpha = 0.0005016.

Constituent: Total Dissolved Solids Analysis Run 5/9/2024 5:09 PM View: Appendix III Intrawell

Plant Bowen Data: Bowen 3-4 CCR

Sanitas™ v.10.0.16e Software licensed to . UG

Within Limit

Prediction Limit

Intrawell Parametric

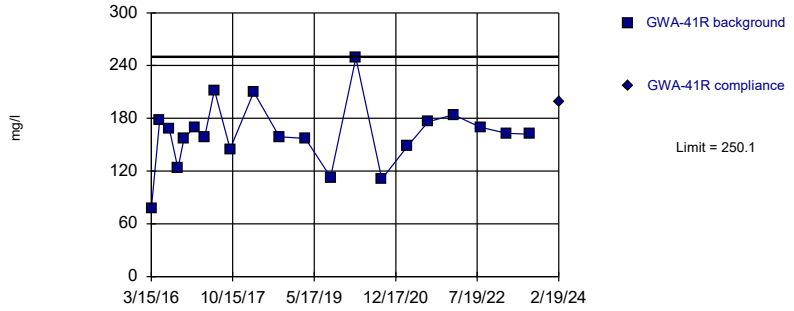

Background Data Summary: Mean=161.5, Std. Dev.=37.15, n=21. Normality test: Shapiro Wilk @alpha = 0.01, calculated = 0.9535, critical = 0.873. Kappa = 2.386 (c=7, w=15, 1 of 2, event alpha = 0.05132). Report alpha = 0.0005016.

Constituent: Total Dissolved Solids Analysis Run 5/9/2024 5:09 PM View: Appendix III Intrawell

Plant Bowen Data: Bowen 3-4 CCR

Sanitas™ v.10.0.16e Software licensed to . UG

Within Limit

Prediction Limit

Intrawell Parametric

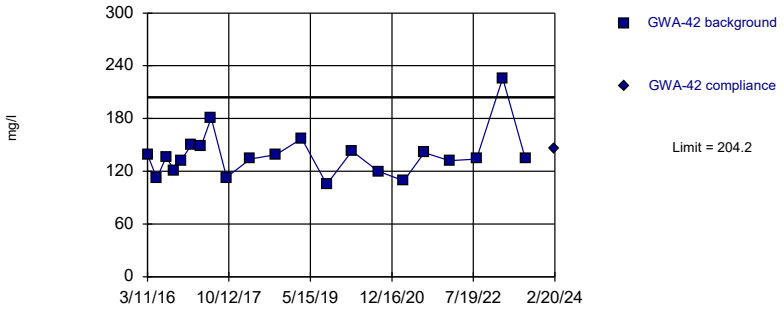

Background Data Summary (based on cube root transformation): Mean=5.155, Std. Dev.=0.3076, n=21. Normality test: Shapiro Wilk @alpha = 0.01, calculated = 0.8828, critical = 0.873. Kappa = 2.386 (c=7, w=15, 1 of 2, event alpha = 0.05132). Report alpha = 0.0005016.

Constituent: Total Dissolved Solids Analysis Run 5/9/2024 5:09 PM View: Appendix III Intrawell

Plant Bowen Data: Bowen 3-4 CCR

Sanitas™ v.10.0.16e Software licensed to . UG

Hollow symbols indicate censored values.

Within Limit

Prediction Limit

Intrawell Parametric

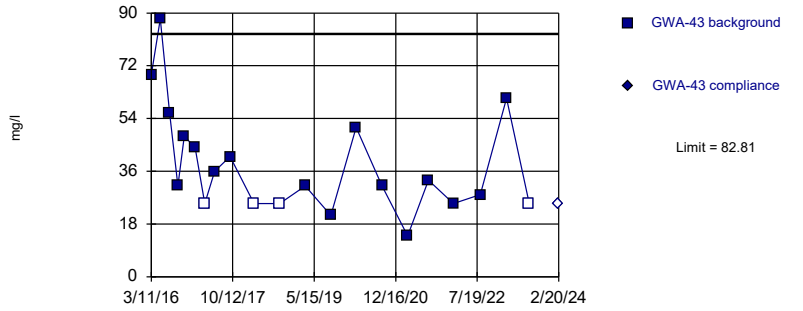

Background Data Summary (after Kaplan-Meier Adjustment): Mean=36.31, Std. Dev.=19.49, n=21, 19.05% NDs. Normality test: Shapiro Wilk @alpha = 0.01, calculated = 0.8893, critical = 0.873. Kappa = 2.386 (c=7, w=15, 1 of 2, event alpha = 0.05132). Report alpha = 0.0005016.

Constituent: Total Dissolved Solids Analysis Run 5/9/2024 5:09 PM View: Appendix III Intrawell

Plant Bowen Data: Bowen 3-4 CCR

Sanitas™ v.10.0.16e Software licensed to . UG

Within Limit

Prediction Limit

Intrawell Parametric

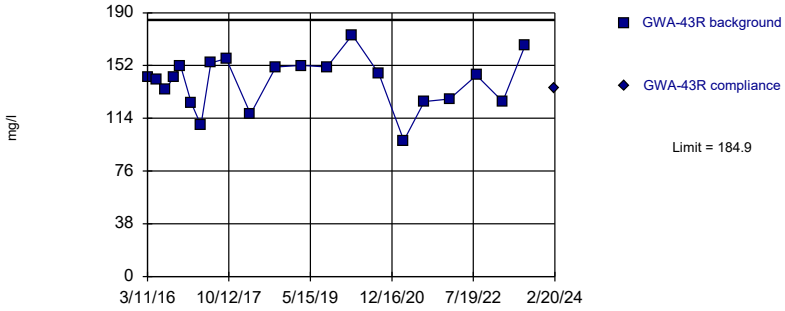

Background Data Summary: Mean=140.1, Std. Dev.=18.76, n=21. Normality test: Shapiro Wilk @alpha = 0.01, calculated = 0.965, critical = 0.873. Kappa = 2.386 (c=7, w=15, 1 of 2, event alpha = 0.05132). Report alpha = 0.0005016.

Constituent: Total Dissolved Solids Analysis Run 5/9/2024 5:09 PM View: Appendix III Intrawell

Plant Bowen Data: Bowen 3-4 CCR

Sanitas™ v.10.0.16e Software licensed to . UG

Within Limit

Prediction Limit

Intrawell Non-parametric

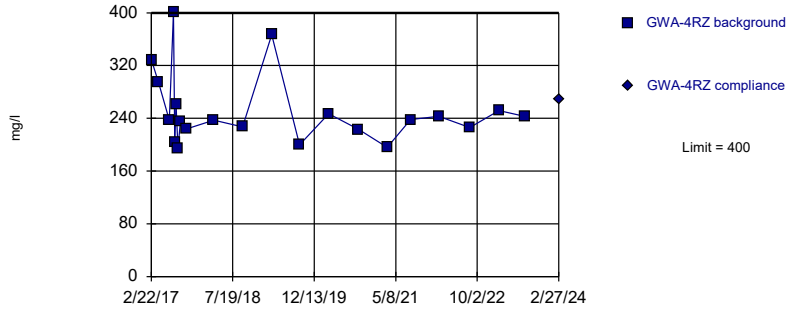

Non-parametric test used in lieu of parametric prediction limit because the Shapiro Wilk normality test showed the data to be non-normal at the 0.01 alpha level. Limit is highest of 21 background values. Well-constituent pair annual alpha = 0.007982. Individual comparison alpha = 0.003999 (1 of 2).

Constituent: Total Dissolved Solids Analysis Run 5/9/2024 5:09 PM View: Appendix III Intrawell

Plant Bowen Data: Bowen 3-4 CCR

Sanitas™ v.10.0.16e Software licensed to . UG
Hollow symbols indicate censored values.

Within Limit

Prediction Limit

Intrawell Parametric

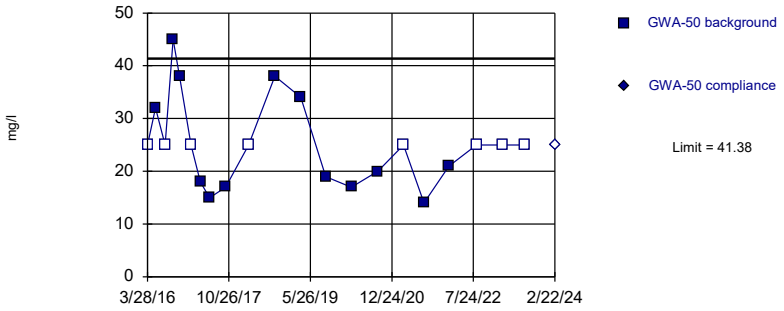

Background Data Summary (after Kaplan-Meier Adjustment): Mean=21.19, Std. Dev.=8.46, n=21, 38.1% NDs. Normality test: Shapiro Wilk @alpha = 0.01, calculated = 0.9058, critical = 0.873. Kappa = 2.386 (c=7, w=15, 1 of 2, event alpha = 0.05132). Report alpha = 0.0005016.

Constituent: Total Dissolved Solids Analysis Run 5/9/2024 5:09 PM View: Appendix III Intrawell

Plant Bowen Data: Bowen 3-4 CCR

Sanitas™ v.10.0.16e Software licensed to . UG
Hollow symbols indicate censored values.

Within Limit

Prediction Limit

Intrawell Parametric

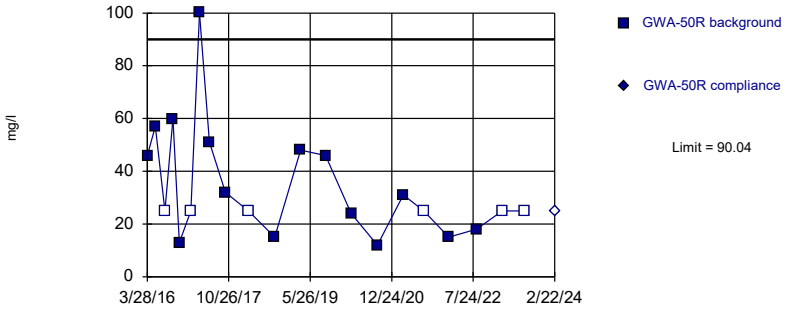

Background Data Summary (based on square root transformation) (after Kaplan-Meier Adjustment): Mean=5.18, Std. Dev.=1.805, n=21, 28.57% NDs. Normality test: Shapiro Wilk @alpha = 0.01, calculated = 0.9129, critical = 0.873. Kappa = 2.386 (c=7, w=15, 1 of 2, event alpha = 0.05132). Report alpha = 0.0005016.

Constituent: Total Dissolved Solids Analysis Run 5/9/2024 5:09 PM View: Appendix III Intrawell

Plant Bowen Data: Bowen 3-4 CCR

Sanitas™ v.10.0.16e Software licensed to . UG

Exceeds Limit

Prediction Limit

Intrawell Parametric

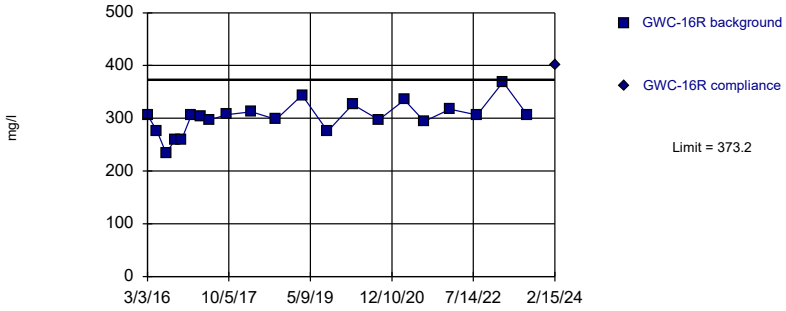

Background Data Summary: Mean=301.3, Std. Dev.=30.12, n=21. Normality test: Shapiro Wilk @alpha = 0.01, calculated = 0.9599, critical = 0.873. Kappa = 2.386 (c=7, w=15, 1 of 2, event alpha = 0.05132). Report alpha = 0.0005016.

Constituent: Total Dissolved Solids Analysis Run 5/9/2024 5:09 PM View: Appendix III Intrawell

Plant Bowen Data: Bowen 3-4 CCR

Sanitas™ v.10.0.16e Software licensed to . UG

Within Limit

Prediction Limit

Intrawell Parametric

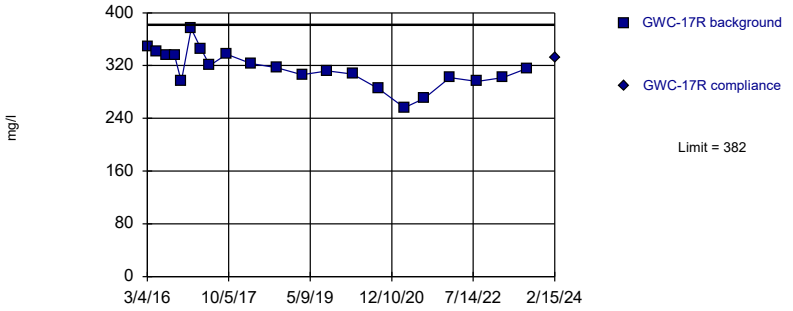

Background Data Summary: Mean=315.6, Std. Dev.=27.83, n=21. Normality test: Shapiro Wilk @alpha = 0.01, calculated = 0.9855, critical = 0.873. Kappa = 2.386 (c=7, w=15, 1 of 2, event alpha = 0.05132). Report alpha = 0.0005016.

Constituent: Total Dissolved Solids Analysis Run 5/9/2024 5:09 PM View: Appendix III Intrawell

Plant Bowen Data: Bowen 3-4 CCR

Sanitas™ v.10.0.16e Software licensed to . UG

Within Limit

Prediction Limit

Intrawell Parametric

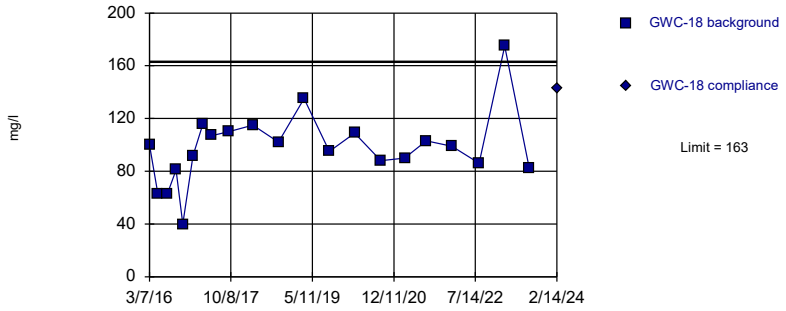

Background Data Summary: Mean=97.67, Std. Dev.=27.4, n=21. Normality test: Shapiro Wilk @alpha = 0.01, calculated = 0.9328, critical = 0.873. Kappa = 2.386 (c=7, w=15, 1 of 2, event alpha = 0.05132). Report alpha = 0.0005016.

Constituent: Total Dissolved Solids Analysis Run 5/9/2024 5:09 PM View: Appendix III Intrawell

Plant Bowen Data: Bowen 3-4 CCR

Sanitas™ v.10.0.16e Software licensed to . UG

Within Limit

Prediction Limit

Intrawell Parametric

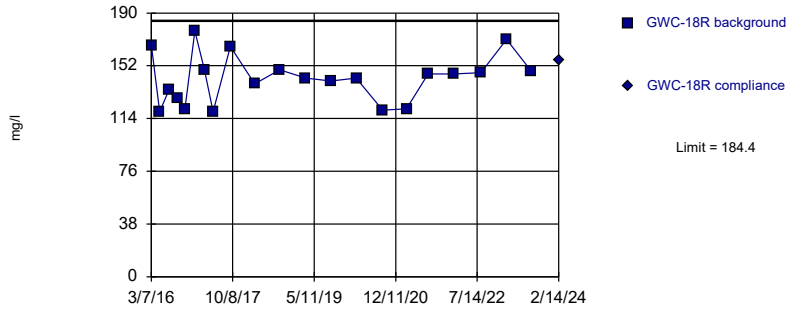

Background Data Summary: Mean=142.7, Std. Dev.=17.47, n=21. Normality test: Shapiro Wilk @alpha = 0.01, calculated = 0.9269, critical = 0.873. Kappa = 2.386 (c=7, w=15, 1 of 2, event alpha = 0.05132). Report alpha = 0.0005016.

Constituent: Total Dissolved Solids Analysis Run 5/9/2024 5:09 PM View: Appendix III Intrawell

Plant Bowen Data: Bowen 3-4 CCR

Sanitas™ v.10.0.16e Software licensed to . UG

Within Limit

Prediction Limit

Intrawell Parametric

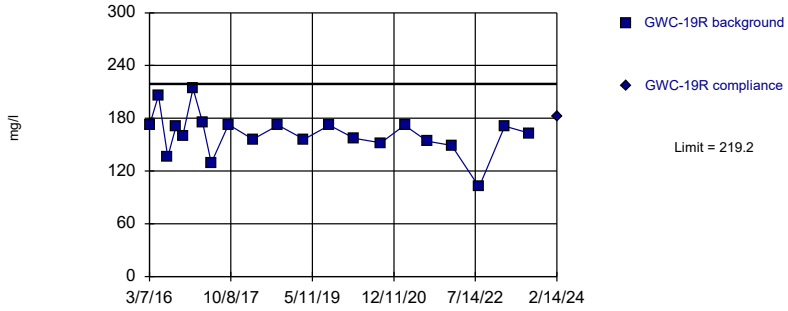

Background Data Summary: Mean=162.5, Std. Dev.=23.76, n=21. Normality test: Shapiro Wilk @alpha = 0.01, calculated = 0.9167, critical = 0.873. Kappa = 2.386 (c=7, w=15, 1 of 2, event alpha = 0.05132). Report alpha = 0.0005016.

Constituent: Total Dissolved Solids Analysis Run 5/9/2024 5:09 PM View: Appendix III Intrawell

Plant Bowen Data: Bowen 3-4 CCR

Sanitas™ v.10.0.16e Software licensed to . UG

Within Limit

Prediction Limit

Intrawell Parametric

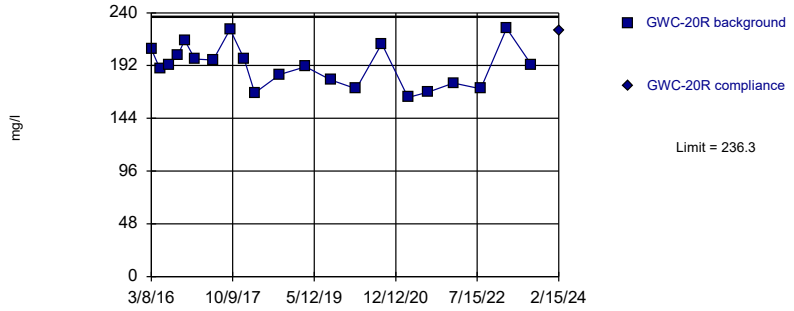

Background Data Summary: Mean=191.6, Std. Dev.=18.71, n=21. Normality test: Shapiro Wilk @alpha = 0.01, calculated = 0.9596, critical = 0.873. Kappa = 2.386 (c=7, w=15, 1 of 2, event alpha = 0.05132). Report alpha = 0.0005016.

Constituent: Total Dissolved Solids Analysis Run 5/9/2024 5:09 PM View: Appendix III Intrawell

Plant Bowen Data: Bowen 3-4 CCR

Sanitas™ v.10.0.16e Software licensed to . UG

Within Limit

Prediction Limit

Intrawell Non-parametric

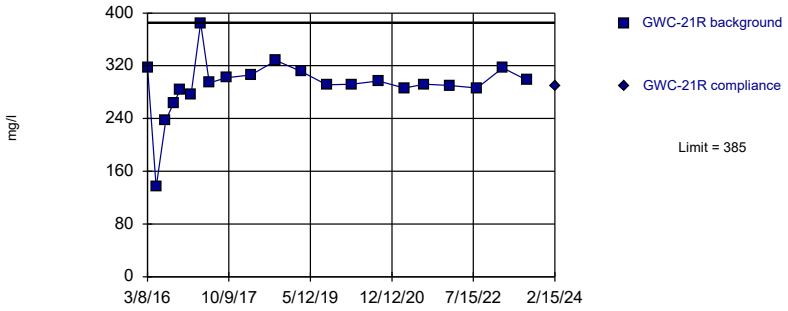

Non-parametric test used in lieu of parametric prediction limit because the Shapiro Wilk normality test showed the data to be non-normal at the 0.01 alpha level. Limit is highest of 21 background values. Well-constituent pair annual alpha = 0.007982. Individual comparison alpha = 0.003999 (1 of 2).

Constituent: Total Dissolved Solids Analysis Run 5/9/2024 5:09 PM View: Appendix III Intrawell

Plant Bowen Data: Bowen 3-4 CCR

Sanitas™ v.10.0.16e Software licensed to . UG

Within Limit

Prediction Limit

Intrawell Parametric

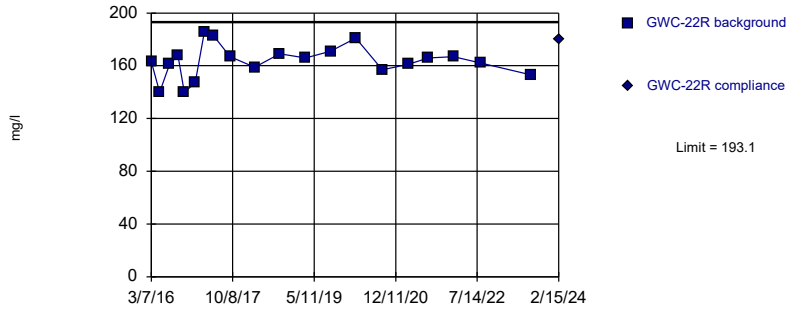

Background Data Summary: Mean=163.4, Std. Dev.=12.36, n=20. Normality test: Shapiro Wilk @alpha = 0.01, calculated = 0.9512, critical = 0.868. Kappa = 2.406 (c=7, w=15, 1 of 2, event alpha = 0.05132). Report alpha = 0.0005016.

Constituent: Total Dissolved Solids Analysis Run 5/9/2024 5:09 PM View: Appendix III Intrawell

Plant Bowen Data: Bowen 3-4 CCR

Sanitas™ v.10.0.16e Software licensed to . UG

Within Limit

Prediction Limit

Intrawell Parametric

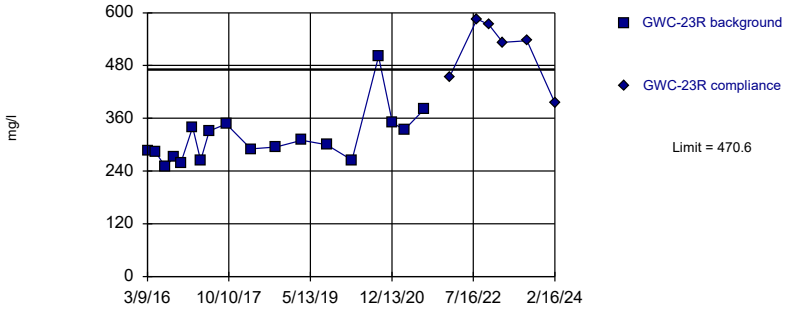

Background Data Summary (based on natural log transformation): Mean=5.736, Std. Dev.=0.1694, n=18. Normality test: Shapiro Wilk @alpha = 0.05, calculated = 0.9047, critical = 0.897. Kappa = 2.468 (c=7, w=15, 1 of 2, event alpha = 0.05132). Report alpha = 0.0005016.

Constituent: Total Dissolved Solids Analysis Run 5/9/2024 5:09 PM View: Appendix III Intrawell

Plant Bowen Data: Bowen 3-4 CCR

Sanitas™ v.10.0.16e Software licensed to . UG

Exceeds Limit

Prediction Limit

Intrawell Non-parametric

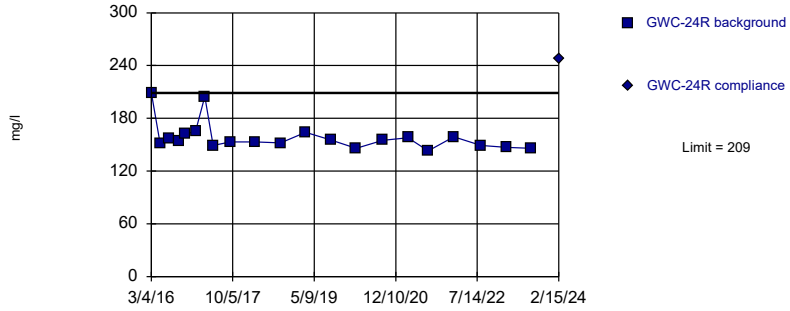

Non-parametric test used in lieu of parametric prediction limit because the Shapiro Wilk normality test showed the data to be non-normal at the 0.01 alpha level. Limit is highest of 21 background values. Well-constituent pair annual alpha = 0.007982. Individual comparison alpha = 0.003999 (1 of 2).

Constituent: Total Dissolved Solids Analysis Run 5/9/2024 5:09 PM View: Appendix III Intrawell

Plant Bowen Data: Bowen 3-4 CCR

Sanitas™ v.10.0.16e Software licensed to . UG

Within Limit

Prediction Limit

Intrawell Parametric

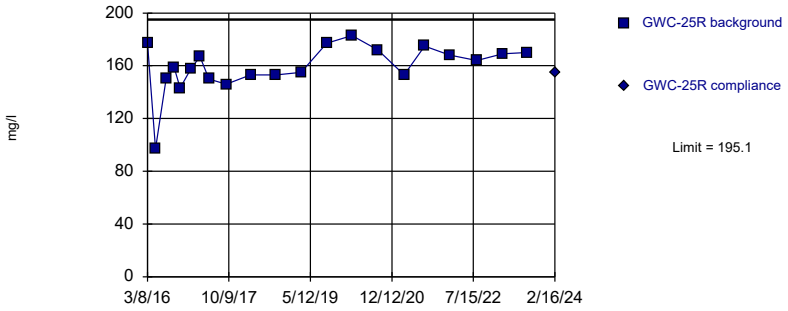

Background Data Summary (based on square transformation): Mean=25595, Std. Dev.=5225, n=21. Normality test: Shapiro Wilk @alpha = 0.01, calculated = 0.8986, critical = 0.873. Kappa = 2.386 (c=7, w=15, 1 of 2, event alpha = 0.05132). Report alpha = 0.0005016.

Constituent: Total Dissolved Solids Analysis Run 5/9/2024 5:09 PM View: Appendix III Intrawell

Plant Bowen Data: Bowen 3-4 CCR

Sanitas™ v.10.0.16e Software licensed to . UG

Exceeds Limit

Prediction Limit

Intrawell Parametric

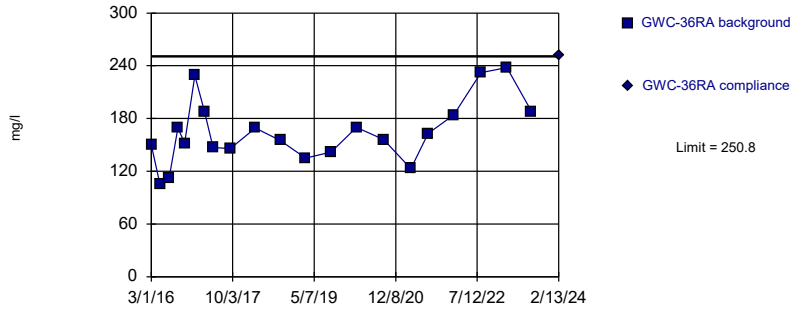

Background Data Summary: Mean=164.5, Std. Dev.=36.16, n=21. Normality test: Shapiro Wilk @alpha = 0.01, calculated = 0.9387, critical = 0.873. Kappa = 2.386 (c=7, w=15, 1 of 2, event alpha = 0.05132). Report alpha = 0.0005016.

Constituent: Total Dissolved Solids Analysis Run 5/9/2024 5:09 PM View: Appendix III Intrawell

Plant Bowen Data: Bowen 3-4 CCR

Sanitas™ v.10.0.16e Software licensed to . UG

Hollow symbols indicate censored values.

Within Limit

Prediction Limit

Intrawell Non-parametric

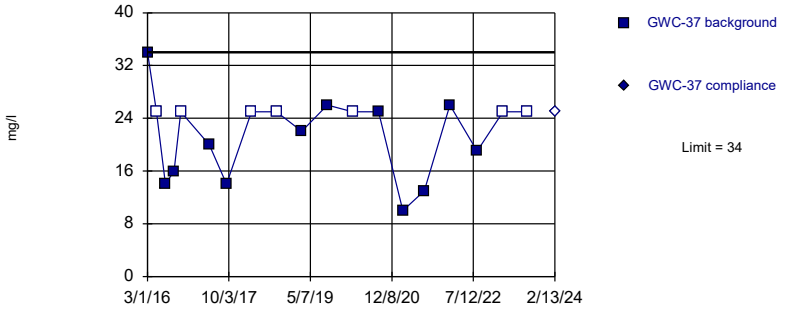

Non-parametric test used in lieu of parametric prediction limit because the Shapiro Wilk normality test showed the data to be non-normal at the 0.05 alpha level. Limit is highest of 19 background values. 36.84% NDs. Well-constituent pair annual alpha = 0.009641. Individual comparison alpha = 0.004832 (1 of 2).

Constituent: Total Dissolved Solids Analysis Run 5/9/2024 5:09 PM View: Appendix III Intrawell

Plant Bowen Data: Bowen 3-4 CCR

Sanitas™ v.10.0.16e Software licensed to . UG

Hollow symbols indicate censored values.

Within Limit

Prediction Limit

Intrawell Parametric

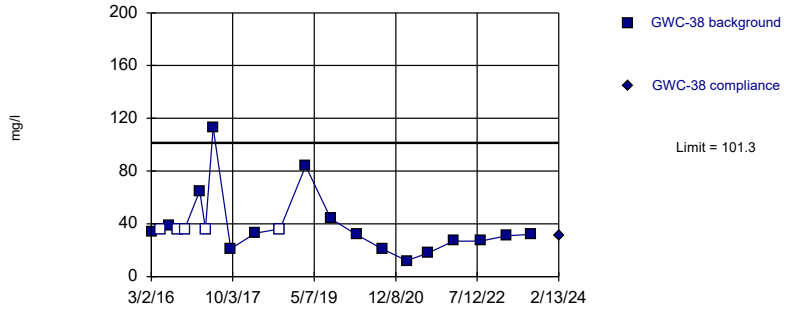

Background Data Summary (based on cube root transformation) (after Kaplan-Meier Adjustment): Mean=3.114, Std. Dev.=0.6487, n=21, 23.81% NDs. Normality test: Shapiro Wilk @alpha = 0.01, calculated = 0.8814, critical = 0.873. Kappa = 2.386 (c=7, w=15, 1 of 2, event alpha = 0.05132). Report alpha = 0.0005016.

Constituent: Total Dissolved Solids Analysis Run 5/9/2024 5:09 PM View: Appendix III Intrawell

Plant Bowen Data: Bowen 3-4 CCR

Prediction Limit

Constituent: Chloride (mg/L) Analysis Run 5/9/2024 5:14 PM View: Appendix III Intrawell

Plant Bowen Data: Bowen 3-4 CCR

	GWA-1	GWA-1
3/22/2016	1.5101	
5/19/2016	1.5	
7/29/2016	1.7	
9/23/2016	1.8	
11/9/2016	2	
1/30/2017	1.5	
3/30/2017	1.8	
6/9/2017	1.6	
10/2/2017	1.6	
3/16/2018	1.7	
9/17/2018	1.55 (D)	
3/20/2019	<1.4	
9/12/2019	1.3	
3/11/2020	1.4	
9/15/2020	1.3	
3/16/2021	1.3	
8/9/2021	1.3	
2/1/2022	1.2	
8/16/2022	0.99 (J)	
2/16/2023	1.2	
7/27/2023	1.2	
2/22/2024		1.1

ND substitution: RL or RL/2 if <15% NDs.

Prediction Limit

Constituent: Chloride (mg/L) Analysis Run 5/9/2024 5:14 PM View: Appendix III Intrawell

Plant Bowen Data: Bowen 3-4 CCR

	GWA-2	GWA-2
3/23/2016	2.4904	
5/20/2016	1.71	
7/29/2016	2	
9/23/2016	1.8	
11/9/2016	1.6	
1/31/2017	1.3	
3/30/2017	1.6	
6/12/2017	1.6	
10/2/2017	0.94	
3/19/2018	1.9	
9/14/2018	0.98	
3/20/2019	<0.86	
9/12/2019	0.815 (JD)	
3/11/2020	2	
9/15/2020	1.2	
3/17/2021	1.4	
8/9/2021	1.5	
2/1/2022	1.4	
8/16/2022	1.1	
2/16/2023	1.6	
7/27/2023	1.3	
2/22/2024		1.3

ND substitution: RL or RL/2 if <15% NDs.

Prediction Limit

Constituent: Chloride (mg/L) Analysis Run 5/9/2024 5:14 PM View: Appendix III Intrawell

Plant Bowen Data: Bowen 3-4 CCR

	GWA-2R	GWA-2R
3/23/2016	0.9079	
5/19/2016	0.9136	
7/29/2016	1.1	
9/22/2016	1	
11/10/2016	1.2	
1/31/2017	1.2	
4/3/2017	0.99	
6/9/2017	0.87	
10/2/2017	1	
3/16/2018	1.6	
9/14/2018	0.92	
3/19/2019	2	
9/13/2019	0.94 (J)	
3/11/2020	0.6 (J)	
9/15/2020	0.75 (J)	
3/16/2021	0.73 (J)	
8/9/2021	1.1	
2/1/2022	0.77 (J)	
8/16/2022	0.82 (J)	
2/16/2023	1.9	
7/27/2023	0.92 (J)	
2/26/2024		2

Prediction Limit

Constituent: Chloride (mg/L) Analysis Run 5/9/2024 5:14 PM View: Appendix III Intrawell

Plant Bowen Data: Bowen 3-4 CCR

	GWA-39RZ	GWA-39RZ
5/16/2016	1.74 (D)	
7/27/2016	2.1 (D)	
2/21/2017	4 (D)	
3/27/2017	2.6 (D)	
6/8/2017	2.1 (D)	
7/17/2017	1.9 (D)	
7/27/2017	3 (D)	
8/9/2017	2.5 (D)	
9/29/2017	2.7 (D)	
3/16/2018	2.6	
9/14/2018	1.9	
3/14/2019	2.8	
9/10/2019	2.3	
3/9/2020	1.5	
9/16/2020	1.7	
3/16/2021	1.3	
8/6/2021	1.3	
2/2/2022	1.5	
8/16/2022	1.6	
2/14/2023	1.6	
7/25/2023	1.7	
2/19/2024		1.4

Prediction Limit

Constituent: Chloride (mg/L) Analysis Run 5/9/2024 5:14 PM View: Appendix III Intrawell

Plant Bowen Data: Bowen 3-4 CCR

	GWA-39Z	GWA-39Z
3/14/2016	1.795	
5/11/2016	2.04	
7/19/2016	2.1	
9/15/2016	1.7	
11/2/2016	1.8	
1/18/2017	1.7	
3/28/2017	1.3	
6/7/2017	1.2	
9/26/2017	1.7	
3/14/2018	1.4	
9/12/2018	1.6	
3/15/2019	1.7	
9/9/2019	1.2	
3/9/2020	1.2	
9/10/2020	1.2	
3/12/2021	1.2	
8/4/2021	1.1	
1/31/2022	1	
8/10/2022	0.93 (J)	
2/13/2023	1.3	
7/26/2023	1.3	
2/19/2024		1

Prediction Limit

Constituent: Chloride (mg/L) Analysis Run 5/9/2024 5:14 PM View: Appendix III Intrawell

Plant Bowen Data: Bowen 3-4 CCR

	GWA-3A	GWA-3A
3/23/2016	1.6092	
5/23/2016	1.52	
7/29/2016	1.5	
9/22/2016	1.4	
11/10/2016	1.6	
1/31/2017	1.6	
3/30/2017	1.4	
6/12/2017	1.4	
10/4/2017	1.5	
3/19/2018	1.5	
9/17/2018	1.5	
3/20/2019	<1.5	
9/13/2019	1.5	
3/11/2020	1.4	
3/29/2021	1.5	
8/9/2021	1.4	
2/2/2022	1.9	
8/16/2022	2.5	
2/17/2023	6.3	
8/1/2023	5.7	
2/22/2024		7.1

ND substitution: RL or RL/2 if <15% NDs.

Prediction Limit

Constituent: Chloride (mg/L) Analysis Run 5/9/2024 5:14 PM View: Appendix III Intrawell

Plant Bowen Data: Bowen 3-4 CCR

	GWA-40	GWA-40
3/15/2016	1.1671	
5/11/2016	0.8763	
7/21/2016	1.4	
9/19/2016	1.1	
11/3/2016	1.2	
1/17/2017	1	
3/24/2017	1.2	
5/24/2017	1.5	
9/26/2017	2.4	
12/28/2017	3.9 (Y)	
3/14/2018	2.4	
9/12/2018	1	
3/13/2019	2.2	
9/9/2019	0.83 (X)	
3/9/2020	1.5	
9/11/2020	0.77 (J)	
3/10/2021	0.97 (J)	
8/4/2021	0.82 (J)	
1/31/2022	0.71 (J)	
8/12/2022	<1	
2/13/2023	1.1	
7/26/2023	0.92 (J)	
2/19/2024		0.75 (J)

ND substitution: RL or RL/2 if <15% NDs.

Prediction Limit

Constituent: Chloride (mg/L) Analysis Run 5/9/2024 5:14 PM View: Appendix III Intrawell

Plant Bowen Data: Bowen 3-4 CCR

	GWA-41	GWA-41
3/15/2016	4.1666	
5/12/2016	1.78	
7/20/2016	1.8	
9/15/2016	1.4	
11/3/2016	1.6	
1/18/2017	1.5	
3/24/2017	1.4	
6/6/2017	2.8	
9/25/2017	1.8	
3/14/2018	3	
9/12/2018	1.4	
3/14/2019	2.6	
9/10/2019	1.1	
3/6/2020	1.3	
9/10/2020	1.2	
3/11/2021	1.5	
8/4/2021	1.2	
1/31/2022	1	
8/11/2022	1.3	
2/13/2023	1.6	
7/25/2023	0.97 (J)	
2/19/2024		1.2

Prediction Limit

Constituent: Chloride (mg/L) Analysis Run 5/9/2024 5:14 PM View: Appendix III Intrawell

Plant Bowen Data: Bowen 3-4 CCR

	GWA-41R	GWA-41R
3/15/2016	6.1465	
5/13/2016	3.08	
7/21/2016	3.7	
9/21/2016	2.4	
11/3/2016	3.4	
1/17/2017	1.9	
3/27/2017	2.4	
6/6/2017	4.5	
9/25/2017	2.5	
3/14/2018	4 (J)	
9/12/2018	2.1	
3/14/2019	2.9	
9/10/2019	1.7	
3/9/2020	1.3	
9/10/2020	1.4	
3/10/2021	1.6	
8/4/2021	1.3	
1/31/2022	1	
8/11/2022	1.4	
2/13/2023	1.5	
7/25/2023	1.3	
2/19/2024		1.3

Prediction Limit

Constituent: Chloride (mg/L) Analysis Run 5/9/2024 5:14 PM View: Appendix III Intrawell

Plant Bowen Data: Bowen 3-4 CCR

	GWA-42	GWA-42
3/11/2016	2.4984	
5/16/2016	2.22	
7/22/2016	2.6	
9/19/2016	2.5	
11/3/2016	3	
1/17/2017	2.9	
3/27/2017	3	
6/7/2017	3	
9/26/2017	3.1	
3/14/2018	3.2	
9/14/2018	2.3	
3/14/2019	3.6	
9/10/2019	2	
3/6/2020	2.7	
9/10/2020	2	
3/11/2021	2.5	
8/4/2021	2.3	
1/31/2022	2	
8/10/2022	1.8	
2/13/2023	2.4	
7/26/2023	1.9	
2/20/2024		2.4

Prediction Limit

Constituent: Chloride (mg/L) Analysis Run 5/9/2024 5:14 PM View: Appendix III Intrawell

Plant Bowen Data: Bowen 3-4 CCR

	GWA-43	GWA-43
3/11/2016	1.2562	
5/13/2016	1.32	
7/19/2016	1.3	
9/16/2016	1.2	
11/2/2016	1.4	
1/18/2017	1.2	
3/28/2017	1.4	
6/6/2017	1.4	
9/22/2017	1.3	
3/14/2018	1.3	
9/12/2018	1.3	
3/13/2019	1.6	
9/11/2019	1.3	
3/9/2020	1.2	
9/11/2020	1.3	
3/11/2021	1.3	
8/6/2021	1.3	
1/31/2022	1.1	
8/11/2022	1.4	
2/14/2023	1.3	
7/25/2023	1.4	
2/20/2024		1.2

Prediction Limit

Constituent: Chloride (mg/L) Analysis Run 5/9/2024 5:14 PM View: Appendix III Intrawell

Plant Bowen Data: Bowen 3-4 CCR

	GWA-43R	GWA-43R
3/11/2016	1.9467	
5/13/2016	2.14	
7/19/2016	3.1	
9/16/2016	3.5	
11/2/2016	4.7	
1/18/2017	4.9	
3/28/2017	4.1	
6/6/2017	3.6	
9/22/2017	3.9	
3/15/2018	2.8	
9/12/2018	3.1	
3/13/2019	2.9	
9/11/2019	3.1	
3/9/2020	2.2	
9/14/2020	3.3	
3/11/2021	2.7	
8/5/2021	1.9	
1/31/2022	1.7	
8/10/2022	1.7	
2/13/2023	1.8	
7/25/2023	2	
2/20/2024		2

Prediction Limit

Constituent: Chloride (mg/L) Analysis Run 5/9/2024 5:14 PM View: Appendix III Intrawell

Plant Bowen Data: Bowen 3-4 CCR

	GWA-4RZ	GWA-4RZ
2/22/2017	3.7 (D)	
4/7/2017	2.5 (D)	
6/14/2017	2.6 (D)	
7/12/2017	2.8 (D)	
7/20/2017	2.3 (D)	
7/28/2017	2 (D)	
8/9/2017	1.8 (D)	
8/24/2017	2.9 (D)	
10/3/2017	2.8 (D)	
3/21/2018	2.9	
9/18/2018	3.1	
3/21/2019	3.6 (D)	
9/12/2019	2.1 (D)	
3/12/2020	2.3	
9/17/2020	2.4	
3/16/2021	2.7	
8/10/2021	2.8	
2/3/2022	2.6	
8/17/2022	2.6	
2/17/2023	3	
7/28/2023	3	
2/27/2024		3.2

Prediction Limit

Constituent: Chloride (mg/L) Analysis Run 5/9/2024 5:14 PM View: Appendix III Intrawell

Plant Bowen Data: Bowen 3-4 CCR

	GWA-50	GWA-50
3/28/2016	1.14	
5/23/2016	1.19	
8/1/2016	1.2	
9/26/2016	1.1	
11/10/2016	1.3	
1/30/2017	1.2	
4/7/2017	1.2	
6/12/2017	1.1	
10/2/2017	1.2	
3/16/2018	1.4	
9/17/2018	1.1	
3/19/2019	<1.2	
9/13/2019	1	
3/11/2020	0.91 (J)	
9/16/2020	0.97 (J)	
3/17/2021	1 (J)	
8/9/2021	1 (J)	
2/1/2022	0.91 (J)	
8/16/2022	0.69 (J)	
2/16/2023	0.91 (J)	
7/28/2023	0.95 (J)	
2/22/2024		0.88 (J)

ND substitution: RL or RL/2 if <15% NDs.

Prediction Limit

Constituent: Chloride (mg/L) Analysis Run 5/9/2024 5:14 PM View: Appendix III Intrawell

Plant Bowen Data: Bowen 3-4 CCR

	GWA-50R	GWA-50R
3/28/2016	0.9204	
5/25/2016	1.04	
8/1/2016	0.85	
9/26/2016	0.87	
11/11/2016	0.99	
1/30/2017	0.95	
4/3/2017	0.88	
6/12/2017	0.83	
10/2/2017	0.94	
3/16/2018	<1	
9/18/2018	1	
3/19/2019	<1	
9/12/2019	0.74 (J)	
3/11/2020	0.73 (J)	
9/15/2020	0.7 (J)	
3/17/2021	0.81 (J)	
8/9/2021	0.78 (J)	
2/2/2022	0.7 (J)	
8/17/2022	<1	
2/16/2023	0.71 (J)	
7/28/2023	0.72 (J)	
2/22/2024		0.64 (J)

ND substitution: RL or RL/2 if <15% NDs.

Prediction Limit

Constituent: Chloride (mg/L) Analysis Run 5/9/2024 5:14 PM View: Appendix III Intrawell

Plant Bowen Data: Bowen 3-4 CCR

	GWC-16R	GWC-16R
3/3/2016	1.3707 (D)	
5/10/2016	1.41	
7/13/2016	1.7	
9/15/2016	1.9	
11/2/2016	2.3	
1/11/2017	2	
3/20/2017	2.2	
5/23/2017	2	
9/21/2017	2.3	
3/14/2018	2.1	
9/7/2018	2.1	
3/11/2019	2.4	
9/9/2019	1.1	
3/4/2020	0.79 (J)	
9/9/2020	1 (J)	
3/9/2021	1.5	
7/30/2021	1	
1/28/2022	1.6	
8/11/2022	1.4	
2/10/2023	1.8	
8/4/2023	1.1	
2/15/2024		1.3

Prediction Limit

Constituent: Chloride (mg/L) Analysis Run 5/9/2024 5:14 PM View: Appendix III Intrawell

Plant Bowen Data: Bowen 3-4 CCR

	GWC-17R	GWC-17R
3/4/2016	6.4905	
5/10/2016	7.1	
7/14/2016	6.4	
9/14/2016	6	
11/1/2016	7	
1/11/2017	6	
3/21/2017	6.1	
5/23/2017	6	
9/22/2017	6.2	
3/14/2018	6.1	
9/11/2018	6.7	
3/12/2019	6.9	
9/10/2019	4.5	
3/5/2020	4.5	
9/9/2020	4.3	
3/10/2021	4.7	
7/30/2021	4.3	
1/28/2022	4.6	
8/11/2022	4.7	
2/10/2023	4.7	
8/3/2023	4.2	
2/15/2024		4.5

Prediction Limit

Constituent: Chloride (mg/L) Analysis Run 5/9/2024 5:14 PM View: Appendix III Intrawell

Plant Bowen Data: Bowen 3-4 CCR

	GWC-18	GWC-18
3/7/2016	2.0446	
5/5/2016	2.28	
7/13/2016	2.2	
9/13/2016	2	
10/31/2016	2.3	
1/12/2017	1.9	
3/23/2017	2.2	
5/23/2017	2	
9/25/2017	2.1	
3/14/2018	2.1	
9/11/2018	2.3	
3/12/2019	2.8	
9/9/2019	2	
3/6/2020	2.2	
9/9/2020	2.1	
2/26/2021	2.3	
7/29/2021	2.1	
1/28/2022	2.1	
8/10/2022	2.3	
2/9/2023	2.5	
8/3/2023	1.9	
2/14/2024		2.2

Prediction Limit

Constituent: Chloride (mg/L) Analysis Run 5/9/2024 5:14 PM View: Appendix III Intrawell

Plant Bowen Data: Bowen 3-4 CCR

	GWC-18R	GWC-18R
3/7/2016	2.2698	
5/5/2016	2.48	
7/13/2016	2.5	
9/12/2016	2.5	
11/1/2016	2.9	
1/11/2017	2.5	
3/20/2017	2.2	
5/22/2017	2.3	
9/21/2017	2.3	
3/14/2018	2.2	
9/7/2018	2.3	
3/12/2019	3.3	
9/6/2019	2.3	
3/5/2020	2.2	
9/9/2020	2.3	
2/26/2021	2.4	
7/29/2021	2.2	
1/27/2022	2.3	
8/10/2022	2.6	
2/9/2023	2.6	
8/4/2023	2.2	
2/14/2024		2.3

Prediction Limit

Constituent: Chloride (mg/L) Analysis Run 5/9/2024 5:14 PM View: Appendix III Intrawell

Plant Bowen Data: Bowen 3-4 CCR

	GWC-19R	GWC-19R
3/7/2016	2.3254	
5/9/2016	2.48	
7/14/2016	2.5	
9/12/2016	2.5	
10/31/2016	3	
1/11/2017	2.5	
3/21/2017	2.3	
5/22/2017	2.4	
9/20/2017	2.4	
3/14/2018	2.2	
9/10/2018	2.1	
3/12/2019	2.8	
9/9/2019	2.3	
3/4/2020	2.3	
9/9/2020	2.4	
2/26/2021	2.4	
8/5/2021	2.6	
1/27/2022	2.5	
8/9/2022	2.3	
2/9/2023	2.7	
8/4/2023	2.3	
2/14/2024		2.4

Prediction Limit

Constituent: Chloride (mg/L) Analysis Run 5/9/2024 5:14 PM View: Appendix III Intrawell

Plant Bowen Data: Bowen 3-4 CCR

	GWC-20R	GWC-20R
3/8/2016	1.2699	
5/9/2016	1.39	
7/14/2016	1.7	
9/12/2016	1.6	
10/31/2016	1.9	
1/12/2017	1.8	
3/22/2017	2	
5/22/2017	1.9	
9/19/2017	1.9	
3/14/2018	2	
9/10/2018	1.6	
3/12/2019	2.7	
9/6/2019	1.6	
3/5/2020	1.5	
9/4/2020	1.5	
3/9/2021	1.9	
8/2/2021	1.8	
1/27/2022	1.9	
8/9/2022	1.7	
2/10/2023	2	
8/3/2023	1.5	
2/15/2024		1.7

Prediction Limit

Constituent: Chloride (mg/L) Analysis Run 5/9/2024 5:14 PM View: Appendix III Intrawell

Plant Bowen Data: Bowen 3-4 CCR

	GWC-21R	GWC-21R
3/8/2016	4.2184	
5/9/2016	3.08	
7/15/2016	3.8	
9/9/2016	3.9	
10/27/2016	4.7	
1/12/2017	4.2	
3/21/2017	4.2	
5/23/2017	4.1	
9/19/2017	4.4	
3/14/2018	4.4	
9/10/2018	3.9	
3/11/2019	4.2	
9/6/2019	3.5	
3/3/2020	3.9	
9/8/2020	4.1	
3/9/2021	5	
8/2/2021	5.6	
1/28/2022	4.6	
8/10/2022	4.1	
2/9/2023	4.5	
8/4/2023	3.1	
2/15/2024		3

Prediction Limit

Constituent: Chloride (mg/L) Analysis Run 5/9/2024 5:14 PM View: Appendix III Intrawell

Plant Bowen Data: Bowen 3-4 CCR

	GWC-22R	GWC-22R
3/7/2016	2.6729	
5/5/2016	2.81	
7/14/2016	2.8	
9/12/2016	2.8	
10/27/2016	3.3	
1/13/2017	2.7	
3/20/2017	2.8	
5/23/2017	2.6	
9/19/2017	2.6	
3/13/2018	2.8	
9/7/2018	2.7	
3/11/2019	3.2	
9/5/2019	2.7	
3/3/2020	2.5	
9/8/2020	2.6	
3/9/2021	2.4	
8/2/2021	2.4	
1/27/2022	2.5	
8/10/2022	2.7	
2/9/2023	2.7	
8/3/2023	2.3	
2/15/2024		2.4

Prediction Limit

Constituent: Chloride (mg/L) Analysis Run 5/9/2024 5:14 PM View: Appendix III Intrawell

Plant Bowen Data: Bowen 3-4 CCR

	GWC-23R	GWC-23R
3/9/2016	1.5349	
5/6/2016	1.63	
7/15/2016	2	
9/14/2016	2	
11/1/2016	2.4	
1/25/2017	2.1	
3/22/2017	2.2	
5/24/2017	2	
9/21/2017	2.4	
3/14/2018	2.2	
9/11/2018	2.4	
3/12/2019	2.4	
9/6/2019	1.4	
3/5/2020	1.3	
9/9/2020	2	
3/10/2021	1.6	
7/30/2021	1.4	
1/28/2022	1.7	
8/11/2022	2.1	
2/10/2023	2	
8/3/2023	1.8	
2/16/2024		1.4

Prediction Limit

Constituent: Chloride (mg/L) Analysis Run 5/9/2024 5:14 PM View: Appendix III Intrawell

Plant Bowen Data: Bowen 3-4 CCR

	GWC-24R	GWC-24R
3/4/2016	2.7291	
5/5/2016	2.54	
7/12/2016	2.6	
9/13/2016	2.5	
10/27/2016	3.1	
1/13/2017	2.7	
3/20/2017	2.6	
5/19/2017	2.5	
9/19/2017	2.3	
3/13/2018	<0.25	
9/11/2018	2.3	
3/8/2019	2.6	
9/5/2019	2.2	
3/3/2020	2.1	
9/9/2020	2.5	
3/9/2021	2.1	
7/29/2021	2.2	
1/28/2022	2.2	
8/9/2022	2	
2/9/2023	2.5	
8/3/2023	2.1	
2/15/2024		2.1

ND substitution: RL or RL/2 if <15% NDs.

Prediction Limit

Constituent: Chloride (mg/L) Analysis Run 5/9/2024 5:14 PM View: Appendix III Intrawell

Plant Bowen Data: Bowen 3-4 CCR

	GWC-25R	GWC-25R
3/8/2016	2.5307	
5/4/2016	2.76	
7/18/2016	2.8	
9/13/2016	2.7	
10/27/2016	3.2	
1/13/2017	2.6	
3/16/2017	2.6	
5/19/2017	2.6	
9/19/2017	2.4	
3/13/2018	2.7	
9/11/2018	2.4	
3/8/2019	2.8	
9/5/2019	2.5	
3/3/2020	2.4	
9/4/2020	2.5	
3/9/2021	2.3	
8/2/2021	2.3	
1/27/2022	2.4	
8/9/2022	2.2	
2/9/2023	2.6	
8/3/2023	2.3	
2/16/2024		2.7

Prediction Limit

Constituent: Chloride (mg/L) Analysis Run 5/9/2024 5:14 PM View: Appendix III Intrawell

Plant Bowen Data: Bowen 3-4 CCR

	GWC-36RA	GWC-36RA
3/1/2016	3.096	
5/2/2016	2.92	
7/6/2016	3.2	
9/7/2016	3.4	
10/25/2016	3.4	
1/5/2017	3.3	
3/14/2017	2.9	
5/16/2017	2.9	
9/15/2017	2.7	
3/12/2018	3.2	
9/6/2018	2.7	
3/7/2019	2.8	
9/4/2019	2.7	
3/2/2020	2.4	
9/14/2020	2.9	
3/26/2021	2.5	
7/27/2021	2.8	
1/26/2022	2.4	
8/8/2022	2.6	
2/8/2023	3.1	
8/3/2023	2.5	
2/13/2024		3.4

Prediction Limit

Constituent: Chloride (mg/L) Analysis Run 5/9/2024 5:14 PM View: Appendix III Intrawell

Plant Bowen Data: Bowen 3-4 CCR

	GWC-37	GWC-37
3/1/2016	1.2389	
5/3/2016	1.22	
7/8/2016	1.2	
9/7/2016	1	
10/25/2016	1.2	
1/6/2017	0.97	
3/14/2017	1	
5/16/2017	0.9	
9/15/2017	1.1	
3/12/2018	1.1	
9/6/2018	1	
3/6/2019	<1.1	
9/4/2019	0.81 (J)	
3/2/2020	0.78 (J)	
9/3/2020	0.82 (J)	
2/24/2021	0.84 (J)	
7/28/2021	0.88 (J)	
1/26/2022	0.88 (J)	
8/8/2022	0.64 (J)	
2/8/2023	1.1	
8/2/2023	1	
2/13/2024		0.8 (J)

ND substitution: RL or RL/2 if <15% NDs.

Prediction Limit

Constituent: Chloride (mg/L) Analysis Run 5/9/2024 5:14 PM View: Appendix III Intrawell

Plant Bowen Data: Bowen 3-4 CCR

	GWC-38	GWC-38
3/2/2016	2.4559	
5/3/2016	2.49	
7/7/2016	2.5	
9/8/2016	2.2	
10/25/2016	2.5	
2/9/2017	2	
3/23/2017	2.2	
5/17/2017	2.4	
9/19/2017	2.5	
3/13/2018	2.4	
9/6/2018	2.7	
3/7/2019	2.9	
9/4/2019	2.9	
3/2/2020	2.5	
9/3/2020	2.9	
2/24/2021	3.1	
7/28/2021	3.3	
1/25/2022	3.2	
8/5/2022	3.1	
2/8/2023	3.5	
8/2/2023	3.4	
2/13/2024		3.4

Prediction Limit

Constituent: pH (pH_units) Analysis Run 5/9/2024 5:14 PM View: Appendix III Intrawell

Plant Bowen Data: Bowen 3-4 CCR

	GWA-1	GWA-1
3/22/2016	7.65	
5/19/2016	7.6	
7/29/2016	7.58	
9/23/2016	7.57	
11/9/2016	7.45	
1/30/2017	7.64	
3/30/2017	7.51	
6/9/2017	7.6	
10/2/2017	7.55	
3/16/2018	7.58	
9/17/2018	7.53 (D)	
3/20/2019	7.64	
9/12/2019	7.36	
3/11/2020	7.51	
9/15/2020	7.43	
3/16/2021	7.57	
8/9/2021	7.44	
2/1/2022	7.52	
8/16/2022	7.36	
2/16/2023	7.39	
7/27/2023	7.08	
2/22/2024		6.97

Prediction Limit

Constituent: pH (pH_units) Analysis Run 5/9/2024 5:14 PM View: Appendix III Intrawell

Plant Bowen Data: Bowen 3-4 CCR

	GWA-2	GWA-2
3/23/2016	6.7	
5/20/2016	6.36	
7/29/2016	6.75	
9/23/2016	6.62	
11/9/2016	6.42	
1/31/2017	5.66	
3/30/2017	6.33	
6/12/2017	6.6	
10/2/2017	5.61	
3/19/2018	6.55	
9/14/2018	5.81	
3/20/2019	5.71	
9/12/2019	5.45 (D)	
3/11/2020	6.56	
9/15/2020	6.38	
3/17/2021	6.58	
8/9/2021	6.47	
2/1/2022	6.3	
8/16/2022	6.63	
2/16/2023	6.56	
7/27/2023	6.06	
2/22/2024		6.03

Prediction Limit

Constituent: pH (pH_units) Analysis Run 5/9/2024 5:14 PM View: Appendix III Intrawell

Plant Bowen Data: Bowen 3-4 CCR

	GWA-2R	GWA-2R
3/23/2016	7.45	
5/19/2016	7.5	
7/29/2016	7.59	
9/22/2016	7.44	
11/10/2016	7.55	
1/31/2017	7.56	
4/3/2017	7.46	
6/9/2017	7.24	
10/2/2017	7.35	
3/16/2018	7.31	
9/14/2018	7.55	
3/19/2019	7.2	
9/13/2019	7.29	
3/11/2020	7.09	
9/15/2020	7.45	
3/16/2021	7.51	
8/9/2021	6.63	
2/1/2022	6.62	
8/16/2022	7.11	
2/16/2023	7.02	
7/27/2023	6.49	
2/26/2024		6.85

Prediction Limit

Constituent: pH (pH_units) Analysis Run 5/9/2024 5:14 PM View: Appendix III Intrawell

Plant Bowen Data: Bowen 3-4 CCR

	GWA-39RZ	GWA-39RZ
5/16/2016	7.61 (D)	
7/27/2016	7.51 (D)	
2/21/2017	7.76 (D)	
3/27/2017	7.7 (D)	
6/8/2017	7.69 (D)	
7/17/2017	7.57 (D)	
7/26/2017	7.63	
7/27/2017	7.63	
8/8/2017	7.73	
8/9/2017	7.73	
9/29/2017	7.7 (D)	
3/16/2018	7.49	
9/14/2018	7.32	
3/14/2019	7.46	
9/10/2019	7.48	
3/9/2020	7.68	
9/16/2020	7.68	
3/16/2021	7.85	
8/6/2021	7.09	
2/2/2022	6.89	
8/16/2022	7.45	
2/14/2023	7.48	
7/25/2023	7.19	
2/19/2024		7.7

Prediction Limit

Constituent: pH (pH_units) Analysis Run 5/9/2024 5:14 PM View: Appendix III Intrawell

Plant Bowen Data: Bowen 3-4 CCR

	GWA-39Z	GWA-39Z
3/14/2016	6.91	
5/11/2016	6.51	
7/19/2016	6.12	
9/15/2016	5.96	
11/2/2016	5.78	
1/18/2017	6.13	
3/28/2017	6.59	
6/7/2017	6.72	
9/26/2017	7.05	
12/28/2017	6.79 (Y)	
3/14/2018	7.42	
9/12/2018	6.86	
3/15/2019	6.78	
9/9/2019	6.49	
3/9/2020	5.9	
9/10/2020	5.53	
3/12/2021	6.39	
8/4/2021	6.21	
1/31/2022	6.41	
8/10/2022	6.07	
2/13/2023	6.35	
7/26/2023	5.77	
2/19/2024		6.34

Prediction Limit

Constituent: pH (pH_units) Analysis Run 5/9/2024 5:14 PM View: Appendix III Intrawell

Plant Bowen Data: Bowen 3-4 CCR

	GWA-3A	GWA-3A
3/23/2016	5.96	
5/23/2016	5.73	
7/29/2016	5.51	
9/22/2016	5.45	
11/10/2016	5.51	
1/31/2017	5.42	
3/30/2017	5.43	
6/12/2017	5.47	
10/4/2017	5.23	
3/19/2018	5.4	
9/17/2018	5.22	
3/20/2019	5.22	
9/13/2019	5.07	
3/11/2020	5.31	
3/29/2021	8.04	
8/9/2021	7.85	
2/2/2022	7.94	
8/16/2022	7.74	
2/17/2023	7.71	
8/1/2023	7.66	
2/22/2024		7.89

Prediction Limit

Constituent: pH (pH_units) Analysis Run 5/9/2024 5:14 PM View: Appendix III Intrawell

Plant Bowen Data: Bowen 3-4 CCR

	GWA-40	GWA-40
3/15/2016	7.58	
5/11/2016	7.24	
7/21/2016	7.53	
9/15/2016	7	
9/19/2016	7.19	
11/3/2016	7.13	
1/17/2017	7.51	
3/24/2017	7.55	
5/24/2017	7.6	
9/26/2017	7.66	
12/28/2017	7.34 (Y)	
3/14/2018	7.56	
9/12/2018	7.12	
3/13/2019	7.12	
9/9/2019	7.07	
3/9/2020	7.5	
9/11/2020	6.98	
3/10/2021	7.3	
8/4/2021	6.79	
1/31/2022	6.85	
8/12/2022	6.83	
2/13/2023	6.94	
7/26/2023	6.46	
2/19/2024		6.75

Prediction Limit

Constituent: pH (pH_units) Analysis Run 5/9/2024 5:14 PM View: Appendix III Intrawell

Plant Bowen Data: Bowen 3-4 CCR

	GWA-41	GWA-41
3/15/2016	6.74	
5/12/2016	6.41	
7/20/2016	6.59	
11/3/2016	6.45	
1/18/2017	6.34	
3/24/2017	6.42	
6/6/2017	6.82	
9/25/2017	6.63	
3/14/2018	7.08	
9/12/2018	6.54	
3/14/2019	6.58	
9/10/2019	5.66	
3/6/2020	6.82	
9/10/2020	6.4	
3/11/2021	6.8	
8/4/2021	6.34	
1/31/2022	6.02	
8/11/2022	6.29	
2/13/2023	6.25	
7/25/2023	5.58	
2/19/2024		6.17

Prediction Limit

Constituent: pH (pH_units) Analysis Run 5/9/2024 5:14 PM View: Appendix III Intrawell

Plant Bowen Data: Bowen 3-4 CCR

	GWA-41R	GWA-41R
3/15/2016	7.15	
5/13/2016	7.29	
7/21/2016	7.43	
9/21/2016	7.05	
11/3/2016	7.4	
1/17/2017	7.06	
3/27/2017	7.13	
6/6/2017	7.18	
9/25/2017	6.88	
3/14/2018	7.04	
9/12/2018	7.02	
3/14/2019	6.93	
9/10/2019	6.72	
3/9/2020	6.7	
9/10/2020	6.67	
3/10/2021	7.3	
8/4/2021	7.15	
1/31/2022	6.63	
8/11/2022	7.12	
2/13/2023	6.45	
7/25/2023	6.19	
2/19/2024		6.79

Prediction Limit

Constituent: pH (pH_units) Analysis Run 5/9/2024 5:14 PM View: Appendix III Intrawell

Plant Bowen Data: Bowen 3-4 CCR

	GWA-42	GWA-42
3/11/2016	7.37	
5/16/2016	7.55	
7/22/2016	7.51	
9/19/2016	7.52	
11/3/2016	7.56	
1/17/2017	7.59	
3/27/2017	7.63	
6/7/2017	7.55	
9/26/2017	7.59	
3/14/2018	7.6	
9/14/2018	7.37	
3/14/2019	7.57	
9/10/2019	7.53	
3/6/2020	7.42	
9/10/2020	7.48	
3/11/2021	7.53	
8/4/2021	7.35	
1/31/2022	7.17	
8/10/2022	7.26	
2/13/2023	6.83	
7/26/2023	6.92	
2/20/2024		7.39

Prediction Limit

Constituent: pH (pH_units) Analysis Run 5/9/2024 5:14 PM View: Appendix III Intrawell

Plant Bowen Data: Bowen 3-4 CCR

	GWA-43	GWA-43
3/11/2016	6.43	
5/13/2016	6.8	
7/19/2016	6.42	
9/16/2016	6.19	
11/2/2016	6.36	
1/18/2017	6.16	
3/28/2017	5.8	
6/6/2017	5.97	
9/22/2017	5.77	
3/14/2018	5.85	
9/12/2018	5.65	
3/13/2019	5.63	
9/11/2019	5.53	
3/9/2020	5.5	
9/11/2020	6.25	
3/11/2021	5.55	
8/6/2021	5.52	
1/31/2022	5.71	
8/11/2022	5.64	
2/14/2023	5.24	
7/25/2023	4.64	
2/20/2024		5.31

Prediction Limit

Constituent: pH (pH_units) Analysis Run 5/9/2024 5:14 PM View: Appendix III Intrawell

Plant Bowen Data: Bowen 3-4 CCR

	GWA-43R	GWA-43R
3/11/2016	7.89	
5/13/2016	7.86	
7/19/2016	7.83	
9/16/2016	7.75	
11/2/2016	7.77	
1/18/2017	7.65	
3/28/2017	7.79	
6/6/2017	7.89	
9/22/2017	7.8	
12/28/2017	7.78 (Y)	
3/15/2018	7.66	
9/12/2018	7.75	
3/13/2019	7.84	
9/11/2019	7.75	
3/9/2020	7.73	
9/14/2020	7.76	
3/11/2021	7.81	
8/5/2021	7.75	
1/31/2022	8.04	
8/10/2022	7.72	
2/13/2023	7.82	
7/25/2023	7.31	
2/20/2024		7.82

Prediction Limit

Constituent: pH (pH_units) Analysis Run 5/9/2024 5:14 PM View: Appendix III Intrawell

Plant Bowen Data: Bowen 3-4 CCR

	GWA-4RZ	GWA-4RZ
2/22/2017	7.38 (D)	
4/7/2017	7.35 (D)	
6/14/2017	7.3 (D)	
7/11/2017	7.39	
7/12/2017	7.39 (D)	
7/19/2017	7.44	
7/20/2017	7.44 (D)	
7/27/2017	7.5	
7/28/2017	7.5	
8/8/2017	7.52	
8/9/2017	7.52	
8/23/2017	7.5	
8/24/2017	7.5	
10/3/2017	7.51 (D)	
12/28/2017	7.32 (Y)	
3/21/2018	7.3	
9/18/2018	7.26	
3/21/2019	7.28 (D)	
9/12/2019	7.2 (D)	
3/12/2020	7.55	
9/17/2020	7.42	
3/16/2021	7.4	
8/10/2021	7.2	
2/3/2022	7.2	
8/17/2022	6.49	
2/17/2023	6.98	
7/28/2023	6.815 (D)	
2/27/2024		7.11

Prediction Limit

Constituent: pH (pH_units) Analysis Run 5/9/2024 5:14 PM View: Appendix III Intrawell

Plant Bowen Data: Bowen 3-4 CCR

	GWA-50	GWA-50
3/28/2016	6.22	
5/23/2016	5.86	
8/1/2016	6.39	
9/26/2016	5.74	
11/10/2016	5.78	
1/30/2017	5.88	
4/7/2017	5.94	
6/12/2017	5.81	
10/2/2017	5.93	
3/16/2018	5.64	
9/17/2018	5.82	
3/19/2019	5.93	
9/13/2019	5.61	
3/11/2020	5.57	
9/16/2020	5.62	
3/17/2021	5.64	
8/9/2021	5.34	
2/1/2022	5.61	
8/16/2022	5.29	
2/16/2023	4.95	
7/28/2023	4.66	
2/22/2024		5.6

Prediction Limit

Constituent: pH (pH_units) Analysis Run 5/9/2024 5:14 PM View: Appendix III Intrawell

Plant Bowen Data: Bowen 3-4 CCR

	GWA-50R	GWA-50R
3/28/2016	6.45	
5/25/2016	6.96	
8/1/2016	5.64	
9/26/2016	6.26	
11/11/2016	5.62	
1/30/2017	5.49	
4/3/2017	6.32	
6/12/2017	6.48	
10/2/2017	6.41	
3/16/2018	5.46	
9/18/2018	5.35	
3/19/2019	6.01	
9/12/2019	5.89	
3/11/2020	5.4	
9/15/2020	5.26	
3/17/2021	6.31	
8/9/2021	5.16	
2/2/2022	5.17	
8/17/2022	5.7	
2/16/2023	4.73	
7/28/2023	4.24	
2/22/2024		5.09

Prediction Limit

Constituent: pH (pH_units) Analysis Run 5/9/2024 5:14 PM View: Appendix III Intrawell

Plant Bowen Data: Bowen 3-4 CCR

	GWC-16R	GWC-16R
3/3/2016	7.22	
5/10/2016	7.08	
7/13/2016	7.05	
9/15/2016	7.51	
11/2/2016	7.1	
1/11/2017	7.16	
3/20/2017	7.19	
5/23/2017	6.97	
9/21/2017	7.28	
3/14/2018	7.11	
9/7/2018	7.08	
3/11/2019	7.21	
9/9/2019	7.13	
3/4/2020	7.37	
9/9/2020	7.08	
3/9/2021	7.34	
7/30/2021	7.04	
1/28/2022	7.31	
8/11/2022	7.05	
2/10/2023	7.02	
8/4/2023	6.745 (D)	
2/15/2024		6.95

Prediction Limit

Constituent: pH (pH_units) Analysis Run 5/9/2024 5:14 PM View: Appendix III Intrawell

Plant Bowen Data: Bowen 3-4 CCR

	GWC-17R	GWC-17R
3/4/2016	7.24	
5/10/2016	7.18	
7/14/2016	7.21	
9/13/2016	7.17	
11/1/2016	7.18	
1/11/2017	7.11	
3/21/2017	7.24	
5/23/2017	7.21	
9/22/2017	7.2	
3/14/2018	7.16	
9/11/2018	7.13	
3/12/2019	7.28	
9/10/2019	7.17	
3/5/2020	7.3	
9/9/2020	7.24	
3/10/2021	7.27	
7/30/2021	7.17	
1/28/2022	7.34	
8/11/2022	7.27	
2/10/2023	7.12	
8/3/2023	6.97 (D)	
2/15/2024		7.2

Prediction Limit

Constituent: pH (pH_units) Analysis Run 5/9/2024 5:14 PM View: Appendix III Intrawell

Plant Bowen Data: Bowen 3-4 CCR

	GWC-18	GWC-18
3/7/2016	6.81	
5/5/2016	6	
7/13/2016	6.67	
9/13/2016	6.67	
10/31/2016	6.15	
1/12/2017	6.79	
3/23/2017	7.04	
5/23/2017	7.02	
9/25/2017	6.81	
3/14/2018	7.06	
9/11/2018	6.97	
3/12/2019	7.06	
9/9/2019	6.71	
3/6/2020	7.01	
9/9/2020	6.63	
2/26/2021	7.07	
7/29/2021	6.77	
1/28/2022	6.6	
8/10/2022	6.53	
2/9/2023	6.68	
8/3/2023	6.19	
2/14/2024		6.37

Prediction Limit

Constituent: pH (pH_units) Analysis Run 5/9/2024 5:14 PM View: Appendix III Intrawell

Plant Bowen Data: Bowen 3-4 CCR

	GWC-18R	GWC-18R
3/7/2016	7.7	
5/5/2016	7.85	
7/13/2016	7.85	
9/12/2016	7.87	
11/1/2016	7.78	
1/11/2017	7.75	
3/20/2017	7.86	
5/22/2017	7.51	
9/21/2017	7.84	
3/14/2018	7.51	
9/7/2018	7.69	
3/12/2019	7.76	
9/6/2019	7.65	
3/5/2020	7.77	
9/9/2020	7.81	
2/26/2021	7.81	
7/29/2021	7.74	
1/27/2022	7.76	
8/10/2022	7.59	
2/9/2023	7.46	
8/4/2023	7.39	
2/14/2024		7.07

Prediction Limit

Constituent: pH (pH_units) Analysis Run 5/9/2024 5:14 PM View: Appendix III Intrawell

Plant Bowen Data: Bowen 3-4 CCR

	GWC-19R	GWC-19R
3/7/2016	7.68	
5/9/2016	7.66	
7/14/2016	7.74	
9/12/2016	7.76	
10/31/2016	7.74	
1/11/2017	7.69	
3/21/2017	7.54	
5/22/2017	7.79	
9/20/2017	7.77	
3/14/2018	7.74	
9/10/2018	7.69	
3/12/2019	7.6	
9/9/2019	7.73	
3/4/2020	7.65	
9/9/2020	7.67	
2/26/2021	7.73	
8/5/2021	7.66	
1/27/2022	7.74	
8/9/2022	7.77	
2/9/2023	7.38	
8/4/2023	7.2	
2/14/2024		7.67

Prediction Limit

Constituent: pH (pH_units) Analysis Run 5/9/2024 5:14 PM View: Appendix III Intrawell

Plant Bowen Data: Bowen 3-4 CCR

	GWC-20R	GWC-20R
3/8/2016	7.62	
5/9/2016	7.72	
7/14/2016	7.69	
9/12/2016	7.52	
10/31/2016	7.51	
1/12/2017	7.46	
3/22/2017	7.77	
5/22/2017	7.5	
9/19/2017	7.49	
12/29/2017	7.75 (Y)	
3/14/2018	7.62	
9/10/2018	7.84	
3/12/2019	7.63	
9/6/2019	7.75	
3/5/2020	7.6	
9/4/2020	7.57	
3/9/2021	7.81	
8/2/2021	7.67	
1/27/2022	7.73	
8/9/2022	7.81	
2/10/2023	7.34	
8/3/2023	7.27	
2/15/2024		7.56

Prediction Limit

Constituent: pH (pH_units) Analysis Run 5/9/2024 5:14 PM View: Appendix III Intrawell

Plant Bowen Data: Bowen 3-4 CCR

	GWC-21R	GWC-21R
3/8/2016	6.86	
5/9/2016	7.08	
7/15/2016	7.2	
9/9/2016	7.17	
10/27/2016	7.14	
1/12/2017	7.06	
3/21/2017	7.14	
5/23/2017	6.9	
9/19/2017	7.18	
3/14/2018	6.99	
9/10/2018	6.96	
3/11/2019	6.95	
9/6/2019	7.04	
3/3/2020	7.1	
9/8/2020	7.07	
3/9/2021	6.98	
8/2/2021	7.01	
1/28/2022	6.69	
8/10/2022	6.98	
2/9/2023	7.13	
8/4/2023	6.73	
2/15/2024		6.74

Prediction Limit

Constituent: pH (pH_units) Analysis Run 5/9/2024 5:14 PM View: Appendix III Intrawell

Plant Bowen Data: Bowen 3-4 CCR

	GWC-22R	GWC-22R
3/7/2016	7.61	
5/5/2016	7.79	
7/14/2016	7.76	
9/12/2016	7.6	
10/27/2016	7.73	
1/13/2017	7.68	
3/20/2017	7.6	
5/23/2017	7.81	
9/19/2017	7.46	
1/9/2018	7.39 (Y)	
3/13/2018	7.49	
9/7/2018	7.53	
3/11/2019	7.51	
9/5/2019	7.09	
3/3/2020	7.15	
9/8/2020	7.19	
3/9/2021	7.35	
8/2/2021	7.1	
1/27/2022	7.28	
8/10/2022	7.1	
2/9/2023	7.05	
8/3/2023	6.62	
2/15/2024		6.73

Prediction Limit

Constituent: pH (pH_units) Analysis Run 5/9/2024 5:14 PM View: Appendix III Intrawell

Plant Bowen Data: Bowen 3-4 CCR

	GWC-23R	GWC-23R
3/9/2016	7.54	
5/6/2016	7.5	
7/15/2016	7.33	
9/14/2016	7.47	
11/1/2016	7.31	
1/25/2017	7.28	
3/22/2017	7.43	
5/24/2017	7.07	
9/21/2017	7.24	
3/14/2018	7.4	
9/11/2018	7.78	
3/12/2019	7.42	
9/6/2019	7.32	
3/5/2020	7.24	
9/9/2020	7.12	
12/15/2020	7.39	
3/10/2021	7.41	
7/30/2021	7.13	
1/28/2022	7.38	
8/11/2022	7.37	
11/3/2022	6.65	
2/10/2023	7.01	
8/3/2023	6.74 (D)	
2/16/2024		6.955 (D)

Prediction Limit

Constituent: pH (pH_units) Analysis Run 5/9/2024 5:14 PM View: Appendix III Intrawell

Plant Bowen Data: Bowen 3-4 CCR

	GWC-24R	GWC-24R
3/4/2016	6.95	
5/5/2016	7.58	
7/12/2016	7.58	
9/13/2016	7.62	
10/27/2016	7.64	
1/13/2017	7.28	
3/20/2017	7.23	
5/19/2017	7.15	
9/19/2017	7.54	
3/13/2018	7.02	
9/11/2018	7.4	
3/8/2019	7.65	
9/5/2019	7.4	
3/3/2020	7.55	
9/9/2020	7.22	
3/9/2021	7.8	
7/29/2021	7.32	
1/28/2022	7.68	
8/9/2022	7.48	
2/9/2023	7.44	
8/3/2023	7.02	
2/15/2024		7.22

Prediction Limit

Constituent: pH (pH_units) Analysis Run 5/9/2024 5:14 PM View: Appendix III Intrawell

Plant Bowen Data: Bowen 3-4 CCR

	GWC-25R	GWC-25R
3/8/2016	7.4	
5/4/2016	7.6	
7/18/2016	7.61	
9/13/2016	7.56	
10/27/2016	7.69	
1/13/2017	7.62	
3/16/2017	7.43	
5/19/2017	7.32	
9/19/2017	7.62	
3/13/2018	7.43	
9/11/2018	7.69	
3/8/2019	7.69	
9/5/2019	7.59	
3/3/2020	7.56	
9/4/2020	7.62	
3/9/2021	8.07	
8/2/2021	7.48	
1/27/2022	7.46	
8/9/2022	7.6	
2/9/2023	7.51	
8/3/2023	7.26	
2/16/2024		7.28

Prediction Limit

Constituent: pH (pH_units) Analysis Run 5/9/2024 5:14 PM View: Appendix III Intrawell

Plant Bowen Data: Bowen 3-4 CCR

	GWC-36RA	GWC-36RA
3/1/2016	7.45	
5/2/2016	7.31	
7/6/2016	7.4	
9/7/2016	7.32	
10/25/2016	7.4	
1/5/2017	7.29	
3/14/2017	7.48	
5/16/2017	7.38	
9/15/2017	7.35	
3/12/2018	7.26	
9/6/2018	7.21	
3/7/2019	7.48	
9/4/2019	7.14	
3/2/2020	7.24	
9/14/2020	7.1	
3/26/2021	7.11	
7/27/2021	7.65	
1/26/2022	7.01	
8/8/2022	7.11	
2/8/2023	6.88	
8/3/2023	6.835 (D)	
2/13/2024		6.69

Prediction Limit

Constituent: pH (pH_units) Analysis Run 5/9/2024 5:14 PM View: Appendix III Intrawell

Plant Bowen Data: Bowen 3-4 CCR

	GWC-37	GWC-37
3/1/2016	5.94	
5/3/2016	5.85	
7/8/2016	5.74	
9/7/2016	5.79	
10/25/2016	5.88	
1/6/2017	5.82	
3/14/2017	5.8	
5/16/2017	5.02	
9/15/2017	5.68	
3/12/2018	5.72	
9/6/2018	5.59	
3/6/2019	5.38	
9/4/2019	5.09	
3/2/2020	5.52	
9/3/2020	5.17	
2/24/2021	5.49	
7/28/2021	5.29	
1/26/2022	4.69	
8/8/2022	5.16	
2/8/2023	5.3	
8/2/2023	4.69	
2/13/2024		5.37

Prediction Limit

Constituent: pH (pH_units) Analysis Run 5/9/2024 5:14 PM View: Appendix III Intrawell

Plant Bowen Data: Bowen 3-4 CCR

	GWC-38	GWC-38
3/2/2016	5.65	
5/3/2016	5.72	
7/7/2016	5.68	
9/8/2016	5.42	
10/25/2016	5.41	
2/9/2017	4.99	
3/23/2017	4.94	
5/17/2017	5.18	
9/19/2017	5.53	
3/13/2018	5.57	
9/6/2018	5.69	
3/7/2019	5.54	
9/4/2019	5.91	
3/2/2020	5.49	
9/3/2020	5.32	
2/24/2021	5.23	
7/28/2021	5.21	
1/25/2022	5.14	
8/5/2022	4.98	
2/8/2023	5.13	
8/2/2023	4.41	
2/13/2024		5.22

Prediction Limit

Constituent: Sulfate (mg/L) Analysis Run 5/9/2024 5:14 PM View: Appendix III Intrawell

Plant Bowen Data: Bowen 3-4 CCR

	GWA-1	GWA-1
3/22/2016	2.3685	
5/19/2016	2.14	
7/29/2016	1.9	
9/23/2016	2	
11/9/2016	1.6	
1/30/2017	1.8	
3/30/2017	1.6	
6/9/2017	1.7	
10/2/2017	1.8	
3/16/2018	1.5	
9/17/2018	1.3 (D)	
3/20/2019	1.5	
9/12/2019	0.98 (J)	
3/11/2020	0.94 (J)	
9/15/2020	0.96 (J)	
3/16/2021	0.99 (J)	
8/9/2021	1.3	
2/1/2022	0.93 (J)	
8/16/2022	0.78 (J)	
2/16/2023	1.1	
7/27/2023	1.4	
2/22/2024		1

Prediction Limit

Constituent: Sulfate (mg/L) Analysis Run 5/9/2024 5:14 PM View: Appendix III Intrawell

Plant Bowen Data: Bowen 3-4 CCR

	GWA-2	GWA-2
3/23/2016	105.552	
5/20/2016	44.3	
7/29/2016	48	
9/23/2016	43	
11/9/2016	31	
1/31/2017	4.2	
3/30/2017	53	
6/12/2017	95	
10/2/2017	3.5	
3/19/2018	147	
9/14/2018	7.7	
3/20/2019	3.6	
9/12/2019	5.2	
3/11/2020	131	
9/15/2020	35.3	
3/17/2021	90.7	
8/9/2021	84.7	
2/1/2022	86.1	
8/16/2022	58.5	
2/16/2023	115	
7/27/2023	44	
2/22/2024		82

Prediction Limit

Constituent: Sulfate (mg/L) Analysis Run 5/9/2024 5:14 PM View: Appendix III Intrawell

Plant Bowen Data: Bowen 3-4 CCR

	GWA-2R	GWA-2R
3/23/2016	26.8249	
5/19/2016	3.81	
7/29/2016	1.1	
9/22/2016	0.96 (J)	
11/10/2016	0.72 (J)	
1/31/2017	1.5	
4/3/2017	1.3	
6/9/2017	1.2	
10/2/2017	1.7	
3/16/2018	14.8 (J)	
9/14/2018	2.1	
3/19/2019	32.5 (J)	
9/13/2019	3.8	
3/11/2020	34.3	
9/15/2020	1	
3/16/2021	3.3	
8/9/2021	1.6	
2/1/2022	1.5	
8/16/2022	7.8	
2/16/2023	38.9	
7/27/2023	17.6	
2/26/2024		20.9

Prediction Limit

Constituent: Sulfate (mg/L) Analysis Run 5/9/2024 5:14 PM View: Appendix III Intrawell

Plant Bowen Data: Bowen 3-4 CCR

	GWA-39RZ	GWA-39RZ
5/16/2016	2.4 (D)	
7/27/2016	3.6 (D)	
2/21/2017	26 (D)	
3/27/2017	10 (D)	
6/8/2017	6.7 (D)	
7/17/2017	6.4 (D)	
7/27/2017	18 (D)	
8/9/2017	18 (D)	
9/29/2017	21 (D)	
3/16/2018	15.5	
9/14/2018	11.6	
3/14/2019	9.3	
9/10/2019	14	
3/9/2020	5.8	
9/16/2020	8.6	
3/16/2021	3.5	
8/6/2021	4.2	
2/2/2022	4.5	
8/16/2022	4.5	
2/14/2023	6.3	
7/25/2023	4.9	
2/19/2024		4

Prediction Limit

Constituent: Sulfate (mg/L) Analysis Run 5/9/2024 5:14 PM View: Appendix III Intrawell

Plant Bowen Data: Bowen 3-4 CCR

	GWA-39Z	GWA-39Z
3/14/2016	4.2598	
5/11/2016	6.05	
7/19/2016	9.5	
9/15/2016	6.7	
11/2/2016	5.4	
1/18/2017	5.5	
3/28/2017	2.9	
6/7/2017	2.3	
9/26/2017	3.2	
3/14/2018	3.8	
9/12/2018	3.7	
3/15/2019	3	
9/9/2019	2.4	
3/9/2020	0.84 (J)	
9/10/2020	0.95 (J)	
3/12/2021	2	
8/4/2021	1.3	
1/31/2022	1.2	
8/10/2022	1.3	
2/13/2023	1.7	
7/26/2023	1.5	
2/19/2024		1.1

Prediction Limit

Constituent: Sulfate (mg/L) Analysis Run 5/9/2024 5:14 PM View: Appendix III Intrawell

Plant Bowen Data: Bowen 3-4 CCR

	GWA-3A	GWA-3A
3/23/2016	0.8724 (J)	
5/23/2016	0.805 (J)	
7/29/2016	0.84 (J)	
9/22/2016	0.94 (J)	
11/10/2016	1.1	
1/31/2017	0.92 (J)	
3/30/2017	0.77 (J)	
6/12/2017	0.68 (J)	
10/4/2017	0.5 (J)	
3/19/2018	0.49 (J)	
9/17/2018	0.36 (J)	
3/20/2019	0.38 (J)	
9/13/2019	<1	
3/11/2020	<1	
3/29/2021	5.4	
8/9/2021	5	
2/2/2022	3.4	
8/16/2022	3.5	
2/17/2023	2.5	
8/1/2023	3	
2/22/2024		1.9

ND substitution: RL or RL/2 if <15% NDs.

Prediction Limit

Constituent: Sulfate (mg/L) Analysis Run 5/9/2024 5:14 PM View: Appendix III Intrawell

Plant Bowen Data: Bowen 3-4 CCR

	GWA-40	GWA-40
3/15/2016	1.2104	
5/11/2016	1.28	
7/21/2016	0.91 (J)	
9/19/2016	1.3	
11/3/2016	1.5	
1/17/2017	<1.2 (*)	
3/24/2017	0.86 (J)	
5/24/2017	1.2	
9/26/2017	4.2	
12/28/2017	7.4 (Y)	
3/14/2018	3.8	
9/12/2018	1.7	
3/13/2019	2.1	
9/9/2019	1.6	
3/9/2020	1.2	
9/11/2020	1.3	
3/10/2021	1.5	
8/4/2021	1.4	
1/31/2022	1.2	
8/12/2022	1.2	
2/13/2023	1.4	
7/26/2023	1.4	
2/19/2024		1.2

ND substitution: RL or RL/2 if <15% NDs.

Prediction Limit

Constituent: Sulfate (mg/L) Analysis Run 5/9/2024 5:14 PM View: Appendix III Intrawell

Plant Bowen Data: Bowen 3-4 CCR

	GWA-41	GWA-41
3/15/2016	4.9347	
5/12/2016	2.3	
7/20/2016	2	
9/15/2016	1.1	
11/3/2016	1.6	
1/18/2017	1.5	
3/24/2017	1.6	
6/6/2017	4.1	
9/25/2017	1.9	
3/14/2018	11.5	
9/12/2018	1.8	
3/14/2019	6.2	
9/10/2019	1.2	
3/6/2020	10	
9/10/2020	1.7	
3/11/2021	6.1	
8/4/2021	1.7	
1/31/2022	1.8	
8/11/2022	1.9	
2/13/2023	6	
7/25/2023	1.1	
2/19/2024		4.2

Prediction Limit

Constituent: Sulfate (mg/L) Analysis Run 5/9/2024 5:14 PM View: Appendix III Intrawell

Plant Bowen Data: Bowen 3-4 CCR

	GWA-41R	GWA-41R
3/15/2016	6.4987	
5/13/2016	3.68	
7/21/2016	4.5	
9/21/2016	2.8	
11/3/2016	6.7	
1/17/2017	<1.1 (*)	
3/27/2017	0.85 (J)	
6/6/2017	6.1	
9/25/2017	3.5	
3/14/2018	10.9 (J)	
9/12/2018	3.7	
3/14/2019	8.9	
9/10/2019	8.4	
3/9/2020	8.5	
9/10/2020	5.9	
3/10/2021	8.4	
8/4/2021	6.4	
1/31/2022	8.5	
8/11/2022	4.7	
2/13/2023	10.2	
7/25/2023	3	
2/19/2024		9.6

ND substitution: RL or RL/2 if <15% NDs.

Prediction Limit

Constituent: Sulfate (mg/L) Analysis Run 5/9/2024 5:14 PM View: Appendix III Intrawell

Plant Bowen Data: Bowen 3-4 CCR

	GWA-42	GWA-42
3/11/2016	1.4538	
5/16/2016	1.18	
7/22/2016	1.8	
9/19/2016	1.4	
11/3/2016	1.6	
1/17/2017	<1.8 (*)	
3/27/2017	2	
6/7/2017	1.9	
9/26/2017	2	
3/14/2018	2.1	
9/14/2018	1.6	
3/14/2019	2.2	
9/10/2019	1.2	
3/6/2020	1.7	
9/10/2020	0.95 (J)	
3/11/2021	1.6	
8/4/2021	1.4	
1/31/2022	1.1	
8/10/2022	1	
2/13/2023	1.6	
7/26/2023	1.1	
2/20/2024		1.2

ND substitution: RL or RL/2 if <15% NDs.

Prediction Limit

Constituent: Sulfate (mg/L) Analysis Run 5/9/2024 5:14 PM View: Appendix III Intrawell

Plant Bowen Data: Bowen 3-4 CCR

	GWA-43	GWA-43
3/11/2016	1.1313	
5/13/2016	1.96	
7/19/2016	1.3	
9/16/2016	1.1	
11/2/2016	1.2	
1/18/2017	0.84 (J)	
3/28/2017	0.7 (J)	
6/6/2017	0.47 (J)	
9/22/2017	0.59 (J)	
3/14/2018	0.39 (J)	
9/12/2018	0.3 (J)	
3/13/2019	0.43 (X)	
9/11/2019	<1	
3/9/2020	<1	
9/11/2020	<1	
3/11/2021	<1	
8/6/2021	<1	
1/31/2022	<1	
8/11/2022	<1	
2/14/2023	<1	
7/25/2023	<1	
2/20/2024		<1

ND substitution: RL or RL/2 if <15% NDs.

Prediction Limit

Constituent: Sulfate (mg/L) Analysis Run 5/9/2024 5:14 PM View: Appendix III Intrawell

Plant Bowen Data: Bowen 3-4 CCR

	GWA-43R	GWA-43R
3/11/2016	3.8282	
5/13/2016	3.56	
7/19/2016	5.6	
9/16/2016	6.7	
11/2/2016	8.1	
1/18/2017	8.9	
3/28/2017	8.2	
6/6/2017	7	
9/22/2017	8.3	
3/15/2018	5.1	
9/12/2018	5.6	
3/13/2019	4.4	
9/11/2019	5	
3/9/2020	3.9	
9/14/2020	4.9	
3/11/2021	4.3	
8/5/2021	2.9	
1/31/2022	2.5	
8/10/2022	2.5	
2/13/2023	2.5	
7/25/2023	2.6	
2/20/2024		2.8

Prediction Limit

Constituent: Sulfate (mg/L) Analysis Run 5/9/2024 5:14 PM View: Appendix III Intrawell

Plant Bowen Data: Bowen 3-4 CCR

	GWA-4RZ	GWA-4RZ
2/22/2017	22 (D)	
4/7/2017	18 (D)	
6/14/2017	20 (D)	
7/12/2017	18 (D)	
7/20/2017	20 (D)	
7/28/2017	18 (D)	
8/9/2017	19 (D)	
8/24/2017	21 (D)	
10/3/2017	25 (D)	
12/28/2017	26 (Y)	
3/21/2018	25.4	
9/18/2018	22.8	
3/21/2019	24.9 (D)	
9/12/2019	16.5 (D)	
3/12/2020	20.8	
9/17/2020	20.3	
3/16/2021	22.1	
8/10/2021	20.7	
2/3/2022	20.7	
8/17/2022	18.1	
2/17/2023	21.2	
7/28/2023	19.6	
2/27/2024		23.2

Prediction Limit

Constituent: Sulfate (mg/L) Analysis Run 5/9/2024 5:14 PM View: Appendix III Intrawell

Plant Bowen Data: Bowen 3-4 CCR

	GWA-50	GWA-50
3/28/2016	0.7283 (J)	
5/23/2016	0.728 (J)	
8/1/2016	0.78 (J)	
9/26/2016	0.82 (J)	
11/10/2016	0.92 (J)	
1/30/2017	<1	
4/7/2017	0.82 (J)	
6/12/2017	0.78 (J)	
10/2/2017	0.71 (J)	
3/16/2018	0.67 (J)	
9/17/2018	0.47 (J)	
3/19/2019	0.52 (J)	
9/13/2019	0.55 (J)	
3/11/2020	<1	
9/16/2020	<1	
3/17/2021	<1	
8/9/2021	<1	
2/1/2022	<1	
8/16/2022	<1	
2/16/2023	<1	
7/28/2023	0.53 (J)	
2/22/2024		<1

ND substitution: RL or RL/2 if <15% NDs.

Prediction Limit

Constituent: Sulfate (mg/L) Analysis Run 5/9/2024 5:14 PM View: Appendix III Intrawell

Plant Bowen Data: Bowen 3-4 CCR

	GWA-50R	GWA-50R
3/28/2016	0.9594 (J)	
5/25/2016	1.59	
8/1/2016	1	
9/26/2016	1.2	
11/11/2016	1.2	
1/30/2017	<1	
4/3/2017	1.3	
6/12/2017	1.1	
10/2/2017	1.1	
3/16/2018	0.87 (J)	
9/18/2018	0.87 (J)	
3/19/2019	0.97 (J)	
9/12/2019	0.8 (J)	
3/11/2020	0.85 (J)	
9/15/2020	0.54 (J)	
3/17/2021	0.86 (J)	
8/9/2021	0.77 (J)	
2/2/2022	0.53 (J)	
8/17/2022	0.55 (J)	
2/16/2023	0.58 (J)	
7/28/2023	0.71 (J)	
2/22/2024		<1

ND substitution: RL or RL/2 if <15% NDs.

Prediction Limit

Constituent: Sulfate (mg/L) Analysis Run 5/9/2024 5:14 PM View: Appendix III Intrawell

Plant Bowen Data: Bowen 3-4 CCR

	GWC-16R	GWC-16R
3/3/2016	7.1809	
5/10/2016	4.6	
7/13/2016	2.3	
9/15/2016	5.6	
11/2/2016	7.5	
1/11/2017	8.3	
3/20/2017	10	
5/23/2017	9.5	
9/21/2017	8.9	
3/14/2018	8.8	
9/7/2018	6.5	
3/11/2019	11	
9/9/2019	3.8	
3/4/2020	8.4	
9/9/2020	2.8	
3/9/2021	12.9	
7/30/2021	5.4	
1/28/2022	11.9	
8/11/2022	5	
2/10/2023	12.1	
8/4/2023	6.1	
2/15/2024		7.6

Prediction Limit

Constituent: Sulfate (mg/L) Analysis Run 5/9/2024 5:14 PM View: Appendix III Intrawell

Plant Bowen Data: Bowen 3-4 CCR

	GWC-17R	GWC-17R
3/4/2016	9.3417	
5/10/2016	6.65	
7/14/2016	5.7	
9/14/2016	5.8	
11/1/2016	6.6	
1/11/2017	6.5	
3/21/2017	6.4	
5/23/2017	6.3	
9/22/2017	6.9	
3/14/2018	7	
9/11/2018	5.8	
3/12/2019	25.9 (O)	
9/10/2019	6	
3/5/2020	7.7	
9/9/2020	5.6	
3/10/2021	7.3	
7/30/2021	5.9	
1/28/2022	7.6	
8/11/2022	6.6	
2/10/2023	7.6	
8/3/2023	7	
2/15/2024		7.3

Prediction Limit

Constituent: Sulfate (mg/L) Analysis Run 5/9/2024 5:14 PM View: Appendix III Intrawell

Plant Bowen Data: Bowen 3-4 CCR

	GWC-18	GWC-18
3/7/2016	1.7468	
5/5/2016	2.27	
7/13/2016	2.1	
9/13/2016	2.1	
10/31/2016	1.5	
1/12/2017	1.9	
3/23/2017	2.1	
5/23/2017	2	
9/25/2017	2.1	
3/14/2018	2.2	
9/11/2018	2	
3/12/2019	2.3	
9/9/2019	1.8	
3/6/2020	2	
9/9/2020	1.4	
2/26/2021	2.1	
7/29/2021	1.7	
1/28/2022	1.6	
8/10/2022	1.7	
2/9/2023	2.3	
8/3/2023	1.5	
2/14/2024		1.8

Prediction Limit

Constituent: Sulfate (mg/L) Analysis Run 5/9/2024 5:14 PM View: Appendix III Intrawell

Plant Bowen Data: Bowen 3-4 CCR

	GWC-18R	GWC-18R
3/7/2016	2.3258	
5/5/2016	2.42	
7/13/2016	2.5	
9/12/2016	2.3	
1/11/2017	2.5	
3/20/2017	2.4	
5/22/2017	2.5	
9/21/2017	2.4	
3/14/2018	2.2	
9/7/2018	2.2	
3/12/2019	2.6	
9/6/2019	2	
3/5/2020	1.9	
9/9/2020	1.9	
2/26/2021	2.1	
7/29/2021	1.9	
1/27/2022	2.1	
8/10/2022	2.3	
2/9/2023	2.4	
8/4/2023	2.2	
2/14/2024		2

Prediction Limit

Constituent: Sulfate (mg/L) Analysis Run 5/9/2024 5:14 PM View: Appendix III Intrawell

Plant Bowen Data: Bowen 3-4 CCR

	GWC-19R	GWC-19R
3/7/2016	3.3556	
5/9/2016	3.62	
7/14/2016	3.5	
9/12/2016	3.3	
10/31/2016	3.5	
1/11/2017	3.2	
3/21/2017	3.4	
5/22/2017	3.3	
9/20/2017	3.4	
3/14/2018	3.4	
9/10/2018	3.4	
3/12/2019	4.3	
9/9/2019	3.7	
3/4/2020	3.6	
9/9/2020	3.4	
2/26/2021	3.4	
8/5/2021	4	
1/27/2022	3.9	
8/9/2022	3.7	
2/9/2023	4	
8/4/2023	3.6	
2/14/2024		2.9

Prediction Limit

Constituent: Sulfate (mg/L) Analysis Run 5/9/2024 5:14 PM View: Appendix III Intrawell

Plant Bowen Data: Bowen 3-4 CCR

	GWC-20R	GWC-20R
3/8/2016	0.0196 (J)	
5/9/2016	1.15	
7/14/2016	1.3	
9/12/2016	1.3	
10/31/2016	1.4	
1/12/2017	1.4	
3/22/2017	1.7	
5/22/2017	1.5	
9/19/2017	1.3	
3/14/2018	1.6	
9/10/2018	1.7	
3/12/2019	1.5	
9/6/2019	1.45 (D)	
3/5/2020	1.1	
9/4/2020	1.1	
3/9/2021	1.5	
8/2/2021	1.5	
1/27/2022	1.7	
8/9/2022	1.6	
2/10/2023	1.8	
8/3/2023	1.4	
2/15/2024		1.1

Prediction Limit

Constituent: Sulfate (mg/L) Analysis Run 5/9/2024 5:14 PM View: Appendix III Intrawell

Plant Bowen Data: Bowen 3-4 CCR

	GWC-21R	GWC-21R
3/8/2016	1.3858	
5/9/2016	2.94	
7/15/2016	3	
9/9/2016	3.2	
10/27/2016	3.6	
1/12/2017	3.9	
3/21/2017	4.8	
5/23/2017	5.4	
9/19/2017	5.6	
3/14/2018	<1	
9/10/2018	4.8	
3/11/2019	3.4	
9/6/2019	6	
3/3/2020	11.3	
9/8/2020	9.6	
3/9/2021	10.5	
8/2/2021	21.5 (O)	
1/28/2022	13.7	
8/10/2022	10.5	
2/9/2023	16.8	
8/4/2023	5.8	
2/15/2024		5

ND substitution: RL or RL/2 if <15% NDs.

Prediction Limit

Constituent: Sulfate (mg/L) Analysis Run 5/9/2024 5:14 PM View: Appendix III Intrawell

Plant Bowen Data: Bowen 3-4 CCR

	GWC-22R	GWC-22R
3/7/2016	2.1008	
5/5/2016	2.16	
7/14/2016	2.3	
10/27/2016	2.3	
1/13/2017	2.3	
3/20/2017	2.4	
5/23/2017	2.4	
9/19/2017	2.2	
3/13/2018	2.4	
9/7/2018	1.8	
3/11/2019	2	
9/5/2019	1.7	
3/3/2020	1.7	
9/8/2020	1.3	
3/9/2021	1.4	
8/2/2021	1.5	
1/27/2022	1.3	
8/10/2022	1.6	
2/9/2023	2	
8/3/2023	1.7	
2/15/2024		1.6

Prediction Limit

Constituent: Sulfate (mg/L) Analysis Run 5/9/2024 5:14 PM View: Appendix III Intrawell

Plant Bowen Data: Bowen 3-4 CCR

	GWC-23R	GWC-23R
3/9/2016	26.4322	
5/6/2016	17.7	
7/15/2016	12	
9/14/2016	12	
11/1/2016	10	
1/25/2017	8.2	
3/22/2017	13	
5/24/2017	10	
9/21/2017	16	
3/14/2018	14	
9/11/2018	14.9	
3/12/2019	17.7	
9/6/2019	9.5	
3/5/2020	10.8	
9/9/2020	124	
12/15/2020	61.2	
3/10/2021	56.8	
7/30/2021	72.6	
1/28/2022	98.4	
8/11/2022	143	
11/3/2022	137 (J)	
2/10/2023	86.7	
8/3/2023	69.2	
2/16/2024		59.5

Prediction Limit

Constituent: Sulfate (mg/L) Analysis Run 5/9/2024 5:14 PM View: Appendix III Intrawell

Plant Bowen Data: Bowen 3-4 CCR

	GWC-24R	GWC-24R
3/4/2016	1.0816	
5/5/2016	11.3	
7/12/2016	8.8	
9/13/2016	5.4	
10/27/2016	9.9	
1/13/2017	7.8	
3/20/2017	2.3	
5/19/2017	2.4	
9/19/2017	2.3	
3/13/2018	1.4	
9/11/2018	1.7	
3/8/2019	1.9	
9/5/2019	1.8	
3/3/2020	2	
9/9/2020	1.9	
3/9/2021	1.6	
7/29/2021	1.8	
1/28/2022	2.3	
8/9/2022	2.1	
2/9/2023	2.9	
8/3/2023	3	
2/15/2024		2.3

Prediction Limit

Constituent: Sulfate (mg/L) Analysis Run 5/9/2024 5:14 PM View: Appendix III Intrawell

Plant Bowen Data: Bowen 3-4 CCR

	GWC-25R	GWC-25R
3/8/2016	1.3157	
5/4/2016	1.46	
7/18/2016	1.5	
9/13/2016	1.5	
10/27/2016	1.7	
1/13/2017	2	
3/16/2017	1.6	
5/19/2017	1.5	
9/19/2017	1.8	
3/13/2018	1.7	
9/11/2018	1.7	
3/8/2019	1.6	
9/5/2019	1.6	
3/3/2020	1.6	
9/4/2020	1.6	
3/9/2021	1.6	
8/2/2021	1.7	
1/27/2022	2	
8/9/2022	1.9	
2/9/2023	2.3	
8/3/2023	2.2	
2/16/2024		1.9

Prediction Limit

Constituent: Sulfate (mg/L) Analysis Run 5/9/2024 5:14 PM View: Appendix III Intrawell

Plant Bowen Data: Bowen 3-4 CCR

	GWC-36RA	GWC-36RA
3/1/2016	6.8929	
5/2/2016	1.6	
7/6/2016	1.7	
9/7/2016	1.5	
10/25/2016	1.8	
1/5/2017	4.6	
3/14/2017	2.8	
5/16/2017	2.1	
9/15/2017	3	
3/12/2018	8.2	
9/6/2018	1.5	
3/7/2019	4.3	
9/4/2019	1.8	
3/2/2020	7.9	
9/14/2020	1.3	
3/26/2021	5.4	
7/27/2021	7.4	
1/26/2022	7.5	
8/8/2022	19.2	
2/8/2023	21.7	
8/3/2023	4.2	
2/13/2024		19.1

Prediction Limit

Constituent: Sulfate (mg/L) Analysis Run 5/9/2024 5:14 PM View: Appendix III Intrawell

Plant Bowen Data: Bowen 3-4 CCR

	GWC-37	GWC-37
3/1/2016	0.9427 (J)	
5/3/2016	0.87 (J)	
7/8/2016	0.79 (J)	
9/7/2016	0.85 (J)	
10/25/2016	0.74 (J)	
1/6/2017	0.64 (J)	
3/14/2017	0.77 (J)	
5/16/2017	0.48 (J)	
9/15/2017	0.76 (J)	
3/12/2018	0.42 (J)	
9/6/2018	0.37 (J)	
3/6/2019	0.46 (J)	
9/4/2019	<1	
3/2/2020	<1	
9/3/2020	<1	
2/24/2021	<1	
7/28/2021	<1	
1/26/2022	<1	
8/8/2022	<1	
2/8/2023	0.75 (J)	
8/2/2023	0.57 (J)	
2/13/2024		<1

ND substitution: RL or RL/2 if <15% NDs.

Prediction Limit

Constituent: Sulfate (mg/L) Analysis Run 5/9/2024 5:14 PM View: Appendix III Intrawell

Plant Bowen Data: Bowen 3-4 CCR

	GWC-38	GWC-38
3/2/2016	2.5669	
5/3/2016	1.83	
7/7/2016	1.8	
9/8/2016	0.97 (J)	
10/25/2016	1.2	
2/9/2017	0.31 (J)	
3/23/2017	0.54 (J)	
5/17/2017	0.66 (J)	
9/19/2017	2	
3/13/2018	1.5	
9/6/2018	1.4	
3/7/2019	1.1	
9/4/2019	0.83 (J)	
3/2/2020	0.5 (J)	
9/3/2020	0.58 (J)	
2/24/2021	0.72 (J)	
7/28/2021	0.81 (J)	
1/25/2022	0.58 (J)	
8/5/2022	<1	
2/8/2023	0.9 (J)	
8/2/2023	0.67 (J)	
2/13/2024		0.7 (J)

ND substitution: RL or RL/2 if <15% NDs.

Prediction Limit

Constituent: Total Dissolved Solids (mg/l) Analysis Run 5/9/2024 5:14 PM View: Appendix III Intrawell

Plant Bowen Data: Bowen 3-4 CCR

	GWA-1	GWA-1
3/22/2016	150	
5/19/2016	150	
7/29/2016	146	
9/23/2016	163	
11/9/2016	147	
1/30/2017	127	
3/30/2017	137	
6/9/2017	164	
10/2/2017	137	
3/16/2018	140	
9/17/2018	162	
3/20/2019	175	
9/12/2019	174	
3/11/2020	172	
9/15/2020	156	
3/16/2021	155	
8/9/2021	150	
2/1/2022	143	
8/16/2022	159	
2/16/2023	152 (J)	
7/27/2023	167	
2/22/2024		148

Prediction Limit

Constituent: Total Dissolved Solids (mg/l) Analysis Run 5/9/2024 5:14 PM View: Appendix III Intrawell

Plant Bowen Data: Bowen 3-4 CCR

	GWA-2	GWA-2
3/23/2016	259	
5/20/2016	122	
7/29/2016	156	
9/23/2016	150	
11/9/2016	87	
1/31/2017	63	
3/30/2017	112	
6/12/2017	216	
10/2/2017	<25	
3/19/2018	295	
9/14/2018	30	
3/20/2019	49	
9/12/2019	44	
3/11/2020	309	
9/15/2020	28	
3/17/2021	211	
8/9/2021	207	
2/1/2022	202	
8/16/2022	182	
2/16/2023	267 (J)	
7/27/2023	177	
2/22/2024		210

ND substitution: RL or RL/2 if <15% NDs.

Prediction Limit

Constituent: Total Dissolved Solids (mg/l) Analysis Run 5/9/2024 5:14 PM View: Appendix III Intrawell

Plant Bowen Data: Bowen 3-4 CCR

	GWA-2R	GWA-2R
3/23/2016	174	
5/19/2016	93	
7/29/2016	68	
9/22/2016	91	
11/10/2016	96	
1/31/2017	206	
4/3/2017	118	
6/9/2017	87	
10/2/2017	73	
3/16/2018	130	
9/14/2018	103	
3/19/2019	208	
9/13/2019	113	
3/11/2020	170	
9/15/2020	89	
3/16/2021	102	
8/9/2021	127	
2/1/2022	114	
8/16/2022	123	
2/16/2023	197 (J)	
7/27/2023	155	
2/26/2024		126

Prediction Limit

Constituent: Total Dissolved Solids (mg/l) Analysis Run 5/9/2024 5:14 PM View: Appendix III Intrawell

Plant Bowen Data: Bowen 3-4 CCR

	GWA-39RZ	GWA-39RZ
5/16/2016	114 (D)	
7/27/2016	107 (D)	
2/21/2017	229 (D)	
3/27/2017	239 (D)	
6/8/2017	179 (D)	
7/17/2017	180 (D)	
7/27/2017	190 (D)	
8/9/2017	153 (D)	
9/29/2017	173 (D)	
3/16/2018	150	
9/14/2018	165	
3/14/2019	154	
9/10/2019	181	
3/9/2020	173	
9/16/2020	156	
3/16/2021	142	
8/6/2021	133	
2/2/2022	143	
8/16/2022	125	
2/14/2023	149 (J)	
7/25/2023	158	
2/19/2024		177

Prediction Limit

Constituent: Total Dissolved Solids (mg/l) Analysis Run 5/9/2024 5:14 PM View: Appendix III Intrawell

Plant Bowen Data: Bowen 3-4 CCR

	GWA-39Z	GWA-39Z
3/14/2016	106	
5/11/2016	58	
7/19/2016	46	
9/15/2016	41	
11/2/2016	37	
1/18/2017	29	
3/28/2017	40	
9/26/2017	107	
3/14/2018	126	
9/12/2018	134	
3/15/2019	107	
9/9/2019	93	
3/9/2020	58	
9/10/2020	16	
3/12/2021	55	
8/4/2021	60	
1/31/2022	61	
8/10/2022	50	
2/13/2023	105 (J)	
7/26/2023	57	
2/19/2024		63

Prediction Limit

Constituent: Total Dissolved Solids (mg/l) Analysis Run 5/9/2024 5:14 PM View: Appendix III Intrawell

Plant Bowen Data: Bowen 3-4 CCR

	GWA-3A	GWA-3A
3/23/2016	<25	
5/23/2016	<25	
7/29/2016	17 (J)	
9/22/2016	33	
11/10/2016	41	
1/31/2017	58	
3/30/2017	<25	
6/12/2017	20 (J)	
10/4/2017	<25	
3/19/2018	<25	
9/17/2018	32	
3/20/2019	30	
9/13/2019	19	
3/11/2020	24	
3/29/2021	76	
8/9/2021	95	
2/2/2022	104	
8/16/2022	85	
2/17/2023	117 (J)	
8/1/2023	113	
2/22/2024		117

ND substitution: RL or RL/2 if <15% NDs.

Prediction Limit

Constituent: Total Dissolved Solids (mg/l) Analysis Run 5/9/2024 5:14 PM View: Appendix III Intrawell

Plant Bowen Data: Bowen 3-4 CCR

	GWA-40	GWA-40
3/15/2016	107	
5/11/2016	80	
7/21/2016	76	
9/19/2016	108	
11/3/2016	90	
1/17/2017	128	
3/24/2017	91	
5/24/2017	152	
9/26/2017	103	
3/14/2018	123	
9/12/2018	105	
3/13/2019	130	
9/9/2019	108	
3/9/2020	131	
9/11/2020	102	
3/10/2021	60	
8/4/2021	66	
1/31/2022	81	
8/12/2022	91	
2/13/2023	259 (J)	
7/26/2023	70	
2/19/2024		108

Prediction Limit

Constituent: Total Dissolved Solids (mg/l) Analysis Run 5/9/2024 5:14 PM View: Appendix III Intrawell

Plant Bowen Data: Bowen 3-4 CCR

	GWA-41	GWA-41
3/15/2016	110	
5/12/2016	49	
7/20/2016	72	
9/15/2016	18 (J)	
11/3/2016	70	
1/18/2017	63	
3/24/2017	63	
6/6/2017	128	
9/25/2017	109	
3/14/2018	192	
9/12/2018	82	
3/14/2019	119	
9/10/2019	36	
3/6/2020	137	
9/10/2020	35	
3/11/2021	101	
8/4/2021	77	
1/31/2022	63	
8/11/2022	73	
2/13/2023	111 (J)	
7/25/2023	43	
2/19/2024		130

Prediction Limit

Constituent: Total Dissolved Solids (mg/l) Analysis Run 5/9/2024 5:14 PM View: Appendix III Intrawell

Plant Bowen Data: Bowen 3-4 CCR

	GWA-41R	GWA-41R
3/15/2016	78	
5/13/2016	178	
7/21/2016	168	
9/21/2016	123	
11/3/2016	157	
1/17/2017	170	
3/27/2017	158	
6/6/2017	212	
9/25/2017	145	
3/14/2018	210	
9/12/2018	159	
3/14/2019	157	
9/10/2019	113	
3/9/2020	249	
9/10/2020	111	
3/10/2021	148	
8/4/2021	176	
1/31/2022	184	
8/11/2022	170	
2/13/2023	163 (J)	
7/25/2023	162	
2/19/2024		199

Prediction Limit

Constituent: Total Dissolved Solids (mg/l) Analysis Run 5/9/2024 5:14 PM View: Appendix III Intrawell

Plant Bowen Data: Bowen 3-4 CCR

	GWA-42	GWA-42
3/11/2016	139	
5/16/2016	112	
7/22/2016	136	
9/19/2016	121	
11/3/2016	132	
1/17/2017	150	
3/27/2017	148	
6/7/2017	181	
9/26/2017	113	
3/14/2018	134	
9/14/2018	139	
3/14/2019	157	
9/10/2019	105	
3/6/2020	143	
9/10/2020	120	
3/11/2021	109	
8/4/2021	141	
1/31/2022	132	
8/10/2022	134	
2/13/2023	226	
7/26/2023	134	
2/20/2024		146

Prediction Limit

Constituent: Total Dissolved Solids (mg/l) Analysis Run 5/9/2024 5:14 PM View: Appendix III Intrawell

Plant Bowen Data: Bowen 3-4 CCR

	GWA-43	GWA-43
3/11/2016	69	
5/13/2016	88	
7/19/2016	56	
9/16/2016	31	
11/2/2016	48	
1/18/2017	44	
3/28/2017	<25	
6/6/2017	36	
9/22/2017	41	
3/14/2018	<25	
9/12/2018	<25	
3/13/2019	31	
9/11/2019	21	
3/9/2020	51	
9/11/2020	31	
3/11/2021	14	
8/6/2021	33	
1/31/2022	25	
8/11/2022	28	
2/14/2023	60.9	
7/25/2023	<25	
2/20/2024		<25

ND substitution: RL or RL/2 if <15% NDs.

Prediction Limit

Constituent: Total Dissolved Solids (mg/l) Analysis Run 5/9/2024 5:14 PM View: Appendix III Intrawell

Plant Bowen Data: Bowen 3-4 CCR

	GWA-43R	GWA-43R
3/11/2016	144	
5/13/2016	142	
7/19/2016	135	
9/16/2016	144	
11/2/2016	152	
1/18/2017	125	
3/28/2017	109	
6/6/2017	154	
9/22/2017	157	
3/15/2018	117	
9/12/2018	151	
3/13/2019	152	
9/11/2019	151	
3/9/2020	174	
9/14/2020	146	
3/11/2021	98	
8/5/2021	126	
1/31/2022	128	
8/10/2022	145	
2/13/2023	126	
7/25/2023	167	
2/20/2024		136

Prediction Limit

Constituent: Total Dissolved Solids (mg/l) Analysis Run 5/9/2024 5:14 PM View: Appendix III Intrawell

Plant Bowen Data: Bowen 3-4 CCR

	GWA-4RZ	GWA-4RZ
2/22/2017	329 (D)	
4/7/2017	295 (D)	
6/14/2017	237 (D)	
7/12/2017	400 (D)	
7/20/2017	203 (D)	
7/28/2017	262 (D)	
8/9/2017	195 (D)	
8/24/2017	236 (D)	
10/3/2017	224 (D)	
3/21/2018	237	
9/18/2018	227	
3/21/2019	367 (D)	
9/12/2019	200 (D)	
3/12/2020	247	
9/17/2020	223	
3/16/2021	196	
8/10/2021	238	
2/3/2022	243	
8/17/2022	226	
2/17/2023	252 (J)	
7/28/2023	243	
2/27/2024		268

Prediction Limit

Constituent: Total Dissolved Solids (mg/l) Analysis Run 5/9/2024 5:14 PM View: Appendix III Intrawell

Plant Bowen Data: Bowen 3-4 CCR

	GWA-50	GWA-50
3/28/2016	<25	
5/23/2016	32	
8/1/2016	<25	
9/26/2016	45	
11/10/2016	38	
1/30/2017	<25	
4/7/2017	18 (J)	
6/12/2017	15 (J)	
10/2/2017	17 (J)	
3/16/2018	<25	
9/17/2018	38	
3/19/2019	34	
9/13/2019	19	
3/11/2020	17	
9/16/2020	20	
3/17/2021	<25	
8/9/2021	14	
2/1/2022	21	
8/16/2022	<25	
2/16/2023	<25	
7/28/2023	<25	
2/22/2024		<25

ND substitution: RL or RL/2 if <15% NDs.

Prediction Limit

Constituent: Total Dissolved Solids (mg/l) Analysis Run 5/9/2024 5:14 PM View: Appendix III Intrawell

Plant Bowen Data: Bowen 3-4 CCR

	GWA-50R	GWA-50R
3/28/2016	46	
5/25/2016	57	
8/1/2016	<25	
9/26/2016	60	
11/11/2016	13 (J)	
1/30/2017	<25	
4/3/2017	100	
6/12/2017	51	
10/2/2017	32	
3/16/2018	<25	
9/18/2018	15 (J)	
3/19/2019	48	
9/12/2019	46	
3/11/2020	24	
9/15/2020	12	
3/17/2021	31	
8/9/2021	<25	
2/2/2022	15	
8/17/2022	18 (J)	
2/16/2023	<25	
7/28/2023	<25	
2/22/2024		<25

ND substitution: RL or RL/2 if <15% NDs.

Prediction Limit

Constituent: Total Dissolved Solids (mg/l) Analysis Run 5/9/2024 5:14 PM View: Appendix III Intrawell

Plant Bowen Data: Bowen 3-4 CCR

	GWC-16R	GWC-16R
3/3/2016	306	
5/10/2016	275	
7/13/2016	234	
9/15/2016	259	
11/2/2016	260	
1/11/2017	306	
3/20/2017	304	
5/23/2017	297	
9/21/2017	307	
3/14/2018	312	
9/7/2018	298	
3/11/2019	344	
9/9/2019	275	
3/4/2020	326	
9/9/2020	297	
3/9/2021	335	
7/30/2021	294	
1/28/2022	317	
8/11/2022	306	
2/10/2023	369	
8/4/2023	306	
2/15/2024		401

Prediction Limit

Constituent: Total Dissolved Solids (mg/l) Analysis Run 5/9/2024 5:14 PM View: Appendix III Intrawell

Plant Bowen Data: Bowen 3-4 CCR

	GWC-17R	GWC-17R
3/4/2016	348	
5/10/2016	342	
7/14/2016	335	
9/14/2016	335	
11/1/2016	296	
1/11/2017	376	
3/21/2017	346	
5/23/2017	320	
9/22/2017	337	
3/14/2018	323	
9/11/2018	317	
3/12/2019	306	
9/10/2019	312	
3/5/2020	307	
9/9/2020	285	
3/10/2021	256	
7/30/2021	270	
1/28/2022	302	
8/11/2022	296	
2/10/2023	302	
8/3/2023	316	
2/15/2024		333

Prediction Limit

Constituent: Total Dissolved Solids (mg/l) Analysis Run 5/9/2024 5:14 PM View: Appendix III Intrawell

Plant Bowen Data: Bowen 3-4 CCR

	GWC-18	GWC-18
3/7/2016	100	
5/5/2016	63	
7/13/2016	63	
9/13/2016	81	
10/31/2016	40	
1/12/2017	92	
3/23/2017	116	
5/23/2017	107	
9/25/2017	110	
3/14/2018	115	
9/11/2018	102	
3/12/2019	135 (J)	
9/9/2019	95	
3/6/2020	109	
9/9/2020	88	
2/26/2021	90	
7/29/2021	103	
1/28/2022	99	
8/10/2022	86	
2/9/2023	175	
8/3/2023	82	
2/14/2024		143

Prediction Limit

Constituent: Total Dissolved Solids (mg/l) Analysis Run 5/9/2024 5:14 PM View: Appendix III Intrawell

Plant Bowen Data: Bowen 3-4 CCR

	GWC-18R	GWC-18R
3/7/2016	167	
5/5/2016	119	
7/13/2016	135	
9/12/2016	129	
11/1/2016	121	
1/11/2017	177	
3/20/2017	149	
5/22/2017	119	
9/21/2017	166	
3/14/2018	139	
9/7/2018	149	
3/12/2019	143 (J)	
9/6/2019	141	
3/5/2020	143	
9/9/2020	120	
2/26/2021	121	
7/29/2021	146	
1/27/2022	146	
8/10/2022	147	
2/9/2023	171	
8/4/2023	148	
2/14/2024		156

Prediction Limit

Constituent: Total Dissolved Solids (mg/l) Analysis Run 5/9/2024 5:14 PM View: Appendix III Intrawell

Plant Bowen Data: Bowen 3-4 CCR

	GWC-19R	GWC-19R
3/7/2016	172	
5/9/2016	206	
7/14/2016	136	
9/12/2016	171	
10/31/2016	160	
1/11/2017	214	
3/21/2017	175 (J)	
5/22/2017	129	
9/20/2017	173	
3/14/2018	156	
9/10/2018	172	
3/12/2019	156 (J)	
9/9/2019	172	
3/4/2020	157	
9/9/2020	152	
2/26/2021	172	
8/5/2021	154	
1/27/2022	149	
8/9/2022	102	
2/9/2023	171	
8/4/2023	163	
2/14/2024		182

Prediction Limit

Constituent: Total Dissolved Solids (mg/l) Analysis Run 5/9/2024 5:14 PM View: Appendix III Intrawell

Plant Bowen Data: Bowen 3-4 CCR

	GWC-20R	GWC-20R
3/8/2016	207	
5/9/2016	189	
7/14/2016	193	
9/12/2016	201	
10/31/2016	215	
1/12/2017	198	
5/22/2017	197	
9/19/2017	225	
12/29/2017	198 (Y)	
3/14/2018	167	
9/10/2018	184	
3/12/2019	191 (J)	
9/6/2019	179	
3/5/2020	171	
9/4/2020	212	
3/9/2021	163	
8/2/2021	168	
1/27/2022	176	
8/9/2022	171	
2/10/2023	226 (J)	
8/3/2023	193	
2/15/2024		224

Prediction Limit

Constituent: Total Dissolved Solids (mg/l) Analysis Run 5/9/2024 5:14 PM View: Appendix III Intrawell

Plant Bowen Data: Bowen 3-4 CCR

	GWC-21R	GWC-21R
3/8/2016	318	
5/9/2016	136	
7/15/2016	237	
9/9/2016	263	
10/27/2016	283	
1/12/2017	276	
3/21/2017	385	
5/23/2017	294	
9/19/2017	302	
3/14/2018	306	
9/10/2018	328	
3/11/2019	311	
9/6/2019	291	
3/3/2020	292	
9/8/2020	297	
3/9/2021	286	
8/2/2021	292	
1/28/2022	290	
8/10/2022	286	
2/9/2023	317	
8/4/2023	298	
2/15/2024		290

Prediction Limit

Constituent: Total Dissolved Solids (mg/l) Analysis Run 5/9/2024 5:14 PM View: Appendix III Intrawell

Plant Bowen Data: Bowen 3-4 CCR

	GWC-22R	GWC-22R
3/7/2016	163	
5/5/2016	140	
7/14/2016	161	
9/12/2016	168	
10/27/2016	140	
1/13/2017	147 (J)	
3/20/2017	186	
5/23/2017	183	
9/19/2017	167	
3/13/2018	159	
9/7/2018	169	
3/11/2019	166	
9/5/2019	171	
3/3/2020	181	
9/8/2020	157	
3/9/2021	161	
8/2/2021	166	
1/27/2022	167	
8/10/2022	162	
2/9/2023	328 (O)	
8/3/2023	153	
2/15/2024		180

Prediction Limit

Constituent: Total Dissolved Solids (mg/l) Analysis Run 5/9/2024 5:14 PM View: Appendix III Intrawell

Plant Bowen Data: Bowen 3-4 CCR

	GWC-23R	GWC-23R
3/9/2016	287	
5/6/2016	284	
7/15/2016	249	
9/14/2016	273	
11/1/2016	258	
1/25/2017	340	
3/22/2017	264	
5/24/2017	331	
9/21/2017	347	
3/14/2018	290	
9/11/2018	295	
3/12/2019	310 (J)	
9/6/2019	300	
3/5/2020	265	
9/9/2020	501	
12/15/2020	351	
3/10/2021	333	
7/30/2021	380	
1/28/2022		454
8/11/2022		586
11/3/2022		573 (J)
2/10/2023		533
8/3/2023		536
2/16/2024		395

Prediction Limit

Constituent: Total Dissolved Solids (mg/l) Analysis Run 5/9/2024 5:14 PM View: Appendix III Intrawell

Plant Bowen Data: Bowen 3-4 CCR

	GWC-24R	GWC-24R
3/4/2016	209	
5/5/2016	152	
7/12/2016	157	
9/13/2016	154	
10/27/2016	162	
1/13/2017	165	
3/20/2017	205 (J)	
5/19/2017	149	
9/19/2017	153	
3/13/2018	153	
9/11/2018	152	
3/8/2019	164	
9/5/2019	155.5 (D)	
3/3/2020	146	
9/9/2020	155	
3/9/2021	158	
7/29/2021	143	
1/28/2022	159	
8/9/2022	149	
2/9/2023	147	
8/3/2023	146	
2/15/2024		248

Prediction Limit

Constituent: Total Dissolved Solids (mg/l) Analysis Run 5/9/2024 5:14 PM View: Appendix III Intrawell

Plant Bowen Data: Bowen 3-4 CCR

	GWC-25R	GWC-25R
3/8/2016	177	
5/4/2016	97	
7/18/2016	150	
9/13/2016	159	
10/27/2016	143	
1/13/2017	158	
3/16/2017	167	
5/19/2017	150	
9/19/2017	146	
3/13/2018	153	
9/11/2018	153	
3/8/2019	155	
9/5/2019	177	
3/3/2020	183	
9/4/2020	172	
3/9/2021	153	
8/2/2021	175	
1/27/2022	168	
8/9/2022	164	
2/9/2023	169	
8/3/2023	170	
2/16/2024		155

Prediction Limit

Constituent: Total Dissolved Solids (mg/l) Analysis Run 5/9/2024 5:14 PM View: Appendix III Intrawell

Plant Bowen Data: Bowen 3-4 CCR

	GWC-36RA	GWC-36RA
3/1/2016	150	
5/2/2016	105	
7/6/2016	113	
9/7/2016	169	
10/25/2016	152	
1/5/2017	229	
3/14/2017	188	
5/16/2017	147	
9/15/2017	146	
3/12/2018	169	
9/6/2018	155	
3/7/2019	135	
9/4/2019	142	
3/2/2020	170	
9/14/2020	156	
3/26/2021	123	
7/27/2021	163	
1/26/2022	184	
8/8/2022	232 (J)	
2/8/2023	238	
8/3/2023	188	
2/13/2024		252

Prediction Limit

Constituent: Total Dissolved Solids (mg/l) Analysis Run 5/9/2024 5:14 PM View: Appendix III Intrawell

Plant Bowen Data: Bowen 3-4 CCR

	GWC-37	GWC-37
3/1/2016	34	
5/3/2016	<25	
7/8/2016	14 (J)	
9/7/2016	16 (J)	
10/25/2016	<25	
1/6/2017	189 (O)	
3/14/2017	90 (O)	
5/16/2017	20 (J)	
9/15/2017	14 (J)	
3/12/2018	<25	
9/6/2018	<25	
3/6/2019	22 (J)	
9/4/2019	26	
3/2/2020	<25	
9/3/2020	25	
2/24/2021	10	
7/28/2021	13	
1/26/2022	26	
8/8/2022	19 (J)	
2/8/2023	<25	
8/2/2023	<25	
2/13/2024		<25

ND substitution: RL or RL/2 if <15% NDs.

Prediction Limit

Constituent: Total Dissolved Solids (mg/l) Analysis Run 5/9/2024 5:14 PM View: Appendix III Intrawell

Plant Bowen Data: Bowen 3-4 CCR

	GWC-38	GWC-38
3/2/2016	34	
5/3/2016	<36	
7/7/2016	39	
9/8/2016	<36	
10/25/2016	<36	
2/9/2017	65	
3/23/2017	<36	
5/17/2017	113	
9/19/2017	21 (J)	
3/13/2018	33	
9/6/2018	<36	
3/7/2019	84	
9/4/2019	44	
3/2/2020	32	
9/3/2020	21	
2/24/2021	12	
7/28/2021	18	
1/25/2022	27	
8/5/2022	27	
2/8/2023	31	
8/2/2023	32	
2/13/2024		31

ND substitution: RL or RL/2 if <15% NDs.

FIGURE K.

Appendix III Interwell Prediction Limits - Two-Step - Significant Results

Plant Bowen Data: Bowen 3-4 CCR Printed 5/9/2024, 5:17 PM

Constituent	Well	Upper Lim.	Lower Lim.	Date	Observ.	Sig.	Bg N	Bg Mean	Std. Dev.	%NDs	ND Adj.	Transform	Alpha	Method
Total Dissolved Solids (mg/l)	**GWC-16R**	**400**	**n/a**	**2/15/2024**	**401**	**Yes**	**328**	**n/a**	**n/a**	**8.232**	**n/a**	**n/a**	**0.0000491**	**NP Inter (normality) 1 of 2**

Appendix III Interwell Prediction Limits - Two-Step - All Results

Plant Bowen Data: Bowen 3-4 CCR Printed 5/9/2024, 5:17 PM

Constituent	Well	Upper Lim.	Lower Lim.	Date	Observ.	Sig.	Bg N	Bg Mean	Std. Dev.	%NDs	ND Adj.	Transform	Alpha	Method
Chloride (mg/L)	GWC-16R	7.1	n/a	2/15/2024	1.3	No	330	n/a	n/a	2.424	n/a	n/a	0.0000491	NP Inter (normality) 1 of 2
Chloride (mg/L)	GWC-17R	7.1	n/a	2/15/2024	4.5	No	330	n/a	n/a	2.424	n/a	n/a	0.0000491	NP Inter (normality) 1 of 2
Chloride (mg/L)	GWC-18	7.1	n/a	2/14/2024	2.2	No	330	n/a	n/a	2.424	n/a	n/a	0.0000491	NP Inter (normality) 1 of 2
Chloride (mg/L)	GWC-18R	7.1	n/a	2/14/2024	2.3	No	330	n/a	n/a	2.424	n/a	n/a	0.0000491	NP Inter (normality) 1 of 2
Chloride (mg/L)	GWC-19R	7.1	n/a	2/14/2024	2.4	No	330	n/a	n/a	2.424	n/a	n/a	0.0000491	NP Inter (normality) 1 of 2
Chloride (mg/L)	GWC-20R	7.1	n/a	2/15/2024	1.7	No	330	n/a	n/a	2.424	n/a	n/a	0.0000491	NP Inter (normality) 1 of 2
Chloride (mg/L)	GWC-21R	7.1	n/a	2/15/2024	3	No	330	n/a	n/a	2.424	n/a	n/a	0.0000491	NP Inter (normality) 1 of 2
Chloride (mg/L)	GWC-22R	7.1	n/a	2/15/2024	2.4	No	330	n/a	n/a	2.424	n/a	n/a	0.0000491	NP Inter (normality) 1 of 2
Chloride (mg/L)	GWC-23R	7.1	n/a	2/16/2024	1.4	No	330	n/a	n/a	2.424	n/a	n/a	0.0000491	NP Inter (normality) 1 of 2
Chloride (mg/L)	GWC-24R	7.1	n/a	2/15/2024	2.1	No	330	n/a	n/a	2.424	n/a	n/a	0.0000491	NP Inter (normality) 1 of 2
Chloride (mg/L)	GWC-25R	7.1	n/a	2/16/2024	2.7	No	330	n/a	n/a	2.424	n/a	n/a	0.0000491	NP Inter (normality) 1 of 2
Chloride (mg/L)	GWC-36RA	7.1	n/a	2/13/2024	3.4	No	330	n/a	n/a	2.424	n/a	n/a	0.0000491	NP Inter (normality) 1 of 2
Chloride (mg/L)	GWC-37	7.1	n/a	2/13/2024	0.8J	No	330	n/a	n/a	2.424	n/a	n/a	0.0000491	NP Inter (normality) 1 of 2
Chloride (mg/L)	GWC-38	7.1	n/a	2/13/2024	3.4	No	330	n/a	n/a	2.424	n/a	n/a	0.0000491	NP Inter (normality) 1 of 2
pH (pH_units)	GWC-16R	8.04	4.24	2/15/2024	6.95	No	340	n/a	n/a	0	n/a	n/a	0.0000982	NP Inter (normality) 1 of 2
pH (pH_units)	GWC-17R	8.04	4.24	2/15/2024	7.2	No	340	n/a	n/a	0	n/a	n/a	0.0000982	NP Inter (normality) 1 of 2
pH (pH_units)	GWC-18	8.04	4.24	2/14/2024	6.37	No	340	n/a	n/a	0	n/a	n/a	0.0000982	NP Inter (normality) 1 of 2
pH (pH_units)	GWC-18R	8.04	4.24	2/14/2024	7.07	No	340	n/a	n/a	0	n/a	n/a	0.0000982	NP Inter (normality) 1 of 2
pH (pH_units)	GWC-19R	8.04	4.24	2/14/2024	7.67	No	340	n/a	n/a	0	n/a	n/a	0.0000982	NP Inter (normality) 1 of 2
pH (pH_units)	GWC-20R	8.04	4.24	2/15/2024	7.56	No	340	n/a	n/a	0	n/a	n/a	0.0000982	NP Inter (normality) 1 of 2
pH (pH_units)	GWC-21R	8.04	4.24	2/15/2024	6.74	No	340	n/a	n/a	0	n/a	n/a	0.0000982	NP Inter (normality) 1 of 2
pH (pH_units)	GWC-22R	8.04	4.24	2/15/2024	6.73	No	340	n/a	n/a	0	n/a	n/a	0.0000982	NP Inter (normality) 1 of 2
pH (pH_units)	GWC-23R	8.04	4.24	2/16/2024	6.955	No	340	n/a	n/a	0	n/a	n/a	0.0000982	NP Inter (normality) 1 of 2
pH (pH_units)	GWC-24R	8.04	4.24	2/15/2024	7.22	No	340	n/a	n/a	0	n/a	n/a	0.0000982	NP Inter (normality) 1 of 2
pH (pH_units)	GWC-25R	8.04	4.24	2/16/2024	7.28	No	340	n/a	n/a	0	n/a	n/a	0.0000982	NP Inter (normality) 1 of 2
pH (pH_units)	GWC-36RA	8.04	4.24	2/13/2024	6.69	No	340	n/a	n/a	0	n/a	n/a	0.0000982	NP Inter (normality) 1 of 2
pH (pH_units)	GWC-37	8.04	4.24	2/13/2024	5.37	No	340	n/a	n/a	0	n/a	n/a	0.0000982	NP Inter (normality) 1 of 2
pH (pH_units)	GWC-38	8.04	4.24	2/13/2024	5.22	No	340	n/a	n/a	0	n/a	n/a	0.0000982	NP Inter (normality) 1 of 2
Sulfate (mg/L)	GWC-16R	147	n/a	2/15/2024	7.6	No	331	n/a	n/a	7.855	n/a	n/a	0.0000491	NP Inter (normality) 1 of 2
Sulfate (mg/L)	GWC-17R	147	n/a	2/15/2024	7.3	No	331	n/a	n/a	7.855	n/a	n/a	0.0000491	NP Inter (normality) 1 of 2
Sulfate (mg/L)	GWC-18	147	n/a	2/14/2024	1.8	No	331	n/a	n/a	7.855	n/a	n/a	0.0000491	NP Inter (normality) 1 of 2
Sulfate (mg/L)	GWC-18R	147	n/a	2/14/2024	2	No	331	n/a	n/a	7.855	n/a	n/a	0.0000491	NP Inter (normality) 1 of 2
Sulfate (mg/L)	GWC-19R	147	n/a	2/14/2024	2.9	No	331	n/a	n/a	7.855	n/a	n/a	0.0000491	NP Inter (normality) 1 of 2
Sulfate (mg/L)	GWC-20R	147	n/a	2/15/2024	1.1	No	331	n/a	n/a	7.855	n/a	n/a	0.0000491	NP Inter (normality) 1 of 2
Sulfate (mg/L)	GWC-21R	147	n/a	2/15/2024	5	No	331	n/a	n/a	7.855	n/a	n/a	0.0000491	NP Inter (normality) 1 of 2
Sulfate (mg/L)	GWC-22R	147	n/a	2/15/2024	1.6	No	331	n/a	n/a	7.855	n/a	n/a	0.0000491	NP Inter (normality) 1 of 2
Sulfate (mg/L)	GWC-23R	147	n/a	2/16/2024	59.5	No	331	n/a	n/a	7.855	n/a	n/a	0.0000491	NP Inter (normality) 1 of 2
Sulfate (mg/L)	GWC-24R	147	n/a	2/15/2024	2.3	No	331	n/a	n/a	7.855	n/a	n/a	0.0000491	NP Inter (normality) 1 of 2
Sulfate (mg/L)	GWC-25R	147	n/a	2/16/2024	1.9	No	331	n/a	n/a	7.855	n/a	n/a	0.0000491	NP Inter (normality) 1 of 2
Sulfate (mg/L)	GWC-36RA	147	n/a	2/13/2024	19.1	No	331	n/a	n/a	7.855	n/a	n/a	0.0000491	NP Inter (normality) 1 of 2
Sulfate (mg/L)	GWC-37	147	n/a	2/13/2024	0.5ND	No	331	n/a	n/a	7.855	n/a	n/a	0.0000491	NP Inter (normality) 1 of 2
Sulfate (mg/L)	GWC-38	147	n/a	2/13/2024	0.7J	No	331	n/a	n/a	7.855	n/a	n/a	0.0000491	NP Inter (normality) 1 of 2
Total Dissolved Solids (mg/l)	**GWC-16R**	**400**	**n/a**	**2/15/2024**	**401**	**Yes**	**328**	**n/a**	**n/a**	**8.232**	**n/a**	**n/a**	**0.0000491**	**NP Inter (normality) 1 of 2**
Total Dissolved Solids (mg/l)	GWC-17R	400	n/a	2/15/2024	333	No	328	n/a	n/a	8.232	n/a	n/a	0.0000491	NP Inter (normality) 1 of 2
Total Dissolved Solids (mg/l)	GWC-18	400	n/a	2/14/2024	143	No	328	n/a	n/a	8.232	n/a	n/a	0.0000491	NP Inter (normality) 1 of 2
Total Dissolved Solids (mg/l)	GWC-18R	400	n/a	2/14/2024	156	No	328	n/a	n/a	8.232	n/a	n/a	0.0000491	NP Inter (normality) 1 of 2
Total Dissolved Solids (mg/l)	GWC-19R	400	n/a	2/14/2024	182	No	328	n/a	n/a	8.232	n/a	n/a	0.0000491	NP Inter (normality) 1 of 2
Total Dissolved Solids (mg/l)	GWC-20R	400	n/a	2/15/2024	224	No	328	n/a	n/a	8.232	n/a	n/a	0.0000491	NP Inter (normality) 1 of 2
Total Dissolved Solids (mg/l)	GWC-21R	400	n/a	2/15/2024	290	No	328	n/a	n/a	8.232	n/a	n/a	0.0000491	NP Inter (normality) 1 of 2
Total Dissolved Solids (mg/l)	GWC-22R	400	n/a	2/15/2024	180	No	328	n/a	n/a	8.232	n/a	n/a	0.0000491	NP Inter (normality) 1 of 2
Total Dissolved Solids (mg/l)	GWC-23R	400	n/a	2/16/2024	395	No	328	n/a	n/a	8.232	n/a	n/a	0.0000491	NP Inter (normality) 1 of 2
Total Dissolved Solids (mg/l)	GWC-24R	400	n/a	2/15/2024	248	No	328	n/a	n/a	8.232	n/a	n/a	0.0000491	NP Inter (normality) 1 of 2
Total Dissolved Solids (mg/l)	GWC-25R	400	n/a	2/16/2024	155	No	328	n/a	n/a	8.232	n/a	n/a	0.0000491	NP Inter (normality) 1 of 2
Total Dissolved Solids (mg/l)	GWC-36RA	400	n/a	2/13/2024	252	No	328	n/a	n/a	8.232	n/a	n/a	0.0000491	NP Inter (normality) 1 of 2
Total Dissolved Solids (mg/l)	GWC-37	400	n/a	2/13/2024	12.5ND	No	328	n/a	n/a	8.232	n/a	n/a	0.0000491	NP Inter (normality) 1 of 2
Total Dissolved Solids (mg/l)	GWC-38	400	n/a	2/13/2024	31	No	328	n/a	n/a	8.232	n/a	n/a	0.0000491	NP Inter (normality) 1 of 2

Sanitas™ v.10.0.16e Software licensed to . UG
Hollow symbols indicate censored values.
Within Limit

Prediction Limit

Interwell Non-parametric

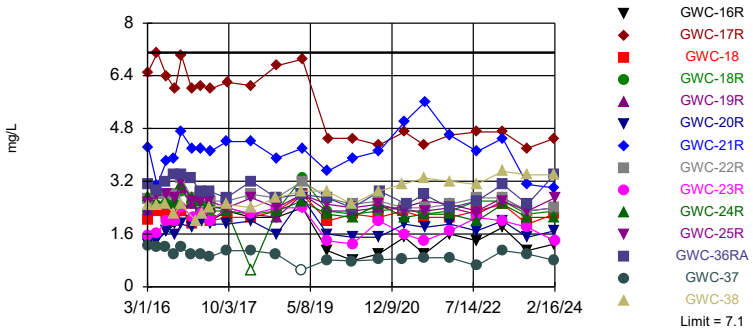

Non-parametric test used in lieu of parametric prediction limit because the Chi Squared normality test showed the data to be non-normal at the 0.01 alpha level. Limit is highest of 330 background values. 2.424% NDs. Annual per-constituent alpha = 0.001472. Individual comparison alpha = 0.0000491 (1 of 2). Comparing 14 points to limit. Assumes 1 future value.

Constituent: Chloride Analysis Run 5/9/2024 5:16 PM View: Appendix III Interwell - Two-Step
Plant Bowen Data: Bowen 3-4 CCR

Sanitas™ v.10.0.16e Software licensed to . UG
Within Limits

Prediction Limit

Interwell Non-parametric

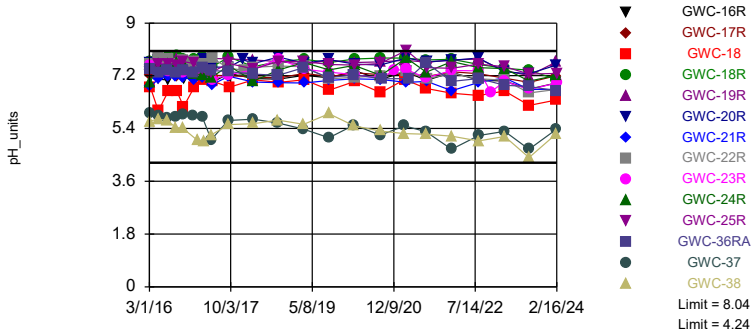

Non-parametric test used in lieu of parametric prediction limit because the Chi Squared normality test showed the data to be non-normal at the 0.01 alpha level. Limits are highest and lowest of 340 background values. Annual per-constituent alpha = 0.002944. Individual comparison alpha = 0.0000982 (1 of 2). Comparing 14 points to limit. Assumes 1 future value.

Constituent: pH Analysis Run 5/9/2024 5:16 PM View: Appendix III Interwell - Two-Step
Plant Bowen Data: Bowen 3-4 CCR

Sanitas™ v.10.0.16e Software licensed to . UG
Hollow symbols indicate censored values.
Within Limit

Prediction Limit

Interwell Non-parametric

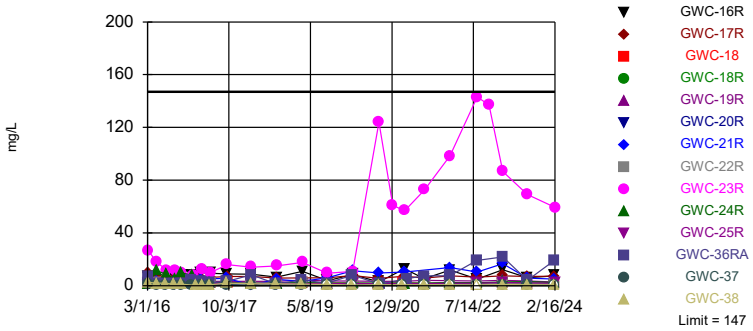

Non-parametric test used in lieu of parametric prediction limit because the Chi Squared normality test showed the data to be non-normal at the 0.01 alpha level. Limit is highest of 331 background values. 7.855% NDs. Annual per-constituent alpha = 0.001472. Individual comparison alpha = 0.0000491 (1 of 2). Comparing 14 points to limit. Assumes 1 future value.

Constituent: Sulfate Analysis Run 5/9/2024 5:16 PM View: Appendix III Interwell - Two-Step
Plant Bowen Data: Bowen 3-4 CCR

Sanitas™ v.10.0.16e Software licensed to . UG
Hollow symbols indicate censored values.
Exceeds Limit: GWC-16R

Prediction Limit

Interwell Non-parametric

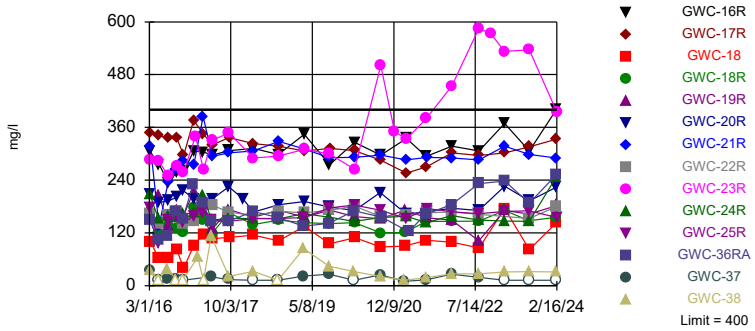

Non-parametric test used in lieu of parametric prediction limit because the Chi Squared normality test showed the data to be non-normal at the 0.01 alpha level. Limit is highest of 328 background values. 8.232% NDs. Annual per-constituent alpha = 0.001472. Individual comparison alpha = 0.0000491 (1 of 2). Comparing 14 points to limit. Assumes 1 future value.

Constituent: Total Dissolved Solids Analysis Run 5/9/2024 5:16 PM View: Appendix III Interwell - Two-Ste
Plant Bowen Data: Bowen 3-4 CCR

Prediction Limit

Constituent: Chloride (mg/L) Analysis Run 5/9/2024 5:17 PM View: Appendix III Interwell - Two-Step

Plant Bowen Data: Bowen 3-4 CCR

	GWC-37	GWC-36RA	GWC-38	GWC-16R	GWC-17R	GWC-24R	GWC-18R	GWC-22R	GWC-19R
3/1/2016	1.2389	3.096							
3/2/2016			2.4559						
3/3/2016				1.3707 (D)					
3/4/2016					6.4905	2.7291			
3/7/2016							2.2698	2.6729	2.3254
3/8/2016									
3/9/2016									
3/11/2016									
3/14/2016									
3/15/2016									
3/22/2016									
3/23/2016									
3/28/2016									
5/2/2016		2.92							
5/3/2016	1.22		2.49						
5/4/2016									
5/5/2016						2.54	2.48	2.81	
5/6/2016									
5/9/2016									2.48
5/10/2016				1.41	7.1				
5/11/2016									
5/12/2016									
5/13/2016									
5/16/2016									
5/19/2016									
5/20/2016									
5/23/2016									
5/25/2016									
7/6/2016		3.2							
7/7/2016			2.5						
7/8/2016	1.2								
7/12/2016						2.6			
7/13/2016				1.7			2.5		
7/14/2016					6.4			2.8	2.5
7/15/2016									
7/18/2016									
7/19/2016									
7/20/2016									
7/21/2016									
7/22/2016									
7/27/2016									
7/29/2016									
8/1/2016									
9/7/2016	1	3.4							
9/8/2016			2.2						
9/9/2016									
9/12/2016							2.5	2.8	2.5
9/13/2016						2.5			
9/14/2016					6				
9/15/2016				1.9					
9/16/2016									
9/19/2016									

Prediction Limit

Constituent: Chloride (mg/L) Analysis Run 5/9/2024 5:17 PM View: Appendix III Interwell - Two-Step

Plant Bowen Data: Bowen 3-4 CCR

	GWC-37	GWC-36RA	GWC-38	GWC-16R	GWC-17R	GWC-24R	GWC-18R	GWC-22R	GWC-19R
9/21/2016									
9/22/2016									
9/23/2016									
9/26/2016									
10/25/2016	1.2	3.4	2.5						
10/27/2016						3.1		3.3	
10/31/2016									3
11/1/2016					7		2.9		
11/2/2016				2.3					
11/3/2016									
11/9/2016									
11/10/2016									
11/11/2016									
1/5/2017		3.3							
1/6/2017	0.97								
1/11/2017				2	6		2.5		2.5
1/12/2017									
1/13/2017						2.7		2.7	
1/17/2017									
1/18/2017									
1/25/2017									
1/30/2017									
1/31/2017									
2/9/2017			2						
2/21/2017									
2/22/2017									
3/14/2017	1	2.9							
3/16/2017									
3/20/2017				2.2		2.6	2.2	2.8	
3/21/2017					6.1				2.3
3/22/2017									
3/23/2017			2.2						
3/24/2017									
3/27/2017									
3/28/2017									
3/30/2017									
4/3/2017									
4/7/2017									
5/16/2017	0.9	2.9							
5/17/2017			2.4						
5/19/2017						2.5			
5/22/2017							2.3		2.4
5/23/2017				2	6			2.6	
5/24/2017									
6/6/2017									
6/7/2017									
6/8/2017									
6/9/2017									
6/12/2017									
6/14/2017									
7/12/2017									
7/17/2017									

Prediction Limit

Constituent: Chloride (mg/L) Analysis Run 5/9/2024 5:17 PM View: Appendix III Interwell - Two-Step

Plant Bowen Data: Bowen 3-4 CCR

	GWC-37	GWC-36RA	GWC-38	GWC-16R	GWC-17R	GWC-24R	GWC-18R	GWC-22R	GWC-19R
7/20/2017									
7/27/2017									
7/28/2017									
8/9/2017									
8/24/2017									
9/15/2017	1.1	2.7							
9/19/2017			2.5			2.3		2.6	
9/20/2017									2.4
9/21/2017				2.3			2.3		
9/22/2017					6.2				
9/25/2017									
9/26/2017									
9/29/2017									
10/2/2017									
10/3/2017									
10/4/2017									
12/28/2017									
3/12/2018	1.1	3.2							
3/13/2018			2.4			<1		2.8	
3/14/2018				2.1	6.1		2.2		2.2
3/15/2018									
3/16/2018									
3/19/2018									
3/21/2018									
9/6/2018	1	2.7	2.7						
9/7/2018				2.1			2.3	2.7	
9/10/2018									2.1
9/11/2018					6.7	2.3			
9/12/2018									
9/14/2018									
9/17/2018									
9/18/2018									
3/6/2019	<1								
3/7/2019		2.8	2.9						
3/8/2019						2.6			
3/11/2019				2.4				3.2	
3/12/2019					6.9		3.3		2.8
3/13/2019									
3/14/2019									
3/15/2019									
3/19/2019									
3/20/2019									
3/21/2019									
9/4/2019	0.81 (J)	2.7	2.9						
9/5/2019						2.2		2.7	
9/6/2019							2.3		
9/9/2019				1.1					2.3
9/10/2019					4.5				
9/11/2019									
9/12/2019									
9/13/2019									
3/2/2020	0.78 (J)	2.4	2.5						

Prediction Limit

Constituent: Chloride (mg/L) Analysis Run 5/9/2024 5:17 PM View: Appendix III Interwell - Two-Step

Plant Bowen Data: Bowen 3-4 CCR

	GWC-37	GWC-36RA	GWC-38	GWC-16R	GWC-17R	GWC-24R	GWC-18R	GWC-22R	GWC-19R
3/3/2020						2.1		2.5	
3/4/2020				0.79 (J)					2.3
3/5/2020					4.5		2.2		
3/6/2020									
3/9/2020									
3/11/2020									
3/12/2020									
9/3/2020	0.82 (J)		2.9						
9/4/2020									
9/8/2020								2.6	
9/9/2020				1 (J)	4.3	2.5	2.3		2.4
9/10/2020									
9/11/2020									
9/14/2020		2.9							
9/15/2020									
9/16/2020									
9/17/2020									
2/24/2021	0.84 (J)		3.1						
2/26/2021							2.4		2.4
3/9/2021				1.5		2.1		2.4	
3/10/2021					4.7				
3/11/2021									
3/12/2021									
3/16/2021									
3/17/2021									
3/26/2021		2.5							
3/29/2021									
7/27/2021		2.8							
7/28/2021	0.88 (J)		3.3						
7/29/2021						2.2	2.2		
7/30/2021				1	4.3				
8/2/2021								2.4	
8/4/2021									
8/5/2021									2.6
8/6/2021									
8/9/2021									
8/10/2021									
1/25/2022			3.2						
1/26/2022	0.88 (J)	2.4							
1/27/2022							2.3	2.5	2.5
1/28/2022				1.6	4.6	2.2			
1/31/2022									
2/1/2022									
2/2/2022									
2/3/2022									
8/5/2022			3.1						
8/8/2022	0.64 (J)	2.6							
8/9/2022						2			2.3
8/10/2022							2.6	2.7	
8/11/2022				1.4	4.7				
8/12/2022									
8/16/2022									

Prediction Limit

Constituent: Chloride (mg/L) Analysis Run 5/9/2024 5:17 PM View: Appendix III Interwell - Two-Step

Plant Bowen Data: Bowen 3-4 CCR

	GWC-37	GWC-36RA	GWC-38	GWC-16R	GWC-17R	GWC-24R	GWC-18R	GWC-22R	GWC-19R
8/17/2022									
2/8/2023	1.1	3.1	3.5						
2/9/2023						2.5	2.6	2.7	2.7
2/10/2023				1.8	4.7				
2/13/2023									
2/14/2023									
2/16/2023									
2/17/2023									
7/25/2023									
7/26/2023									
7/27/2023									
7/28/2023									
8/1/2023									
8/2/2023	1		3.4						
8/3/2023		2.5			4.2	2.1		2.3	
8/4/2023				1.1			2.2		2.3
2/13/2024	0.8 (J)	3.4	3.4						
2/14/2024							2.3		2.4
2/15/2024				1.3	4.5	2.1		2.4	
2/16/2024									
2/19/2024									
2/20/2024									
2/22/2024									
2/26/2024									
2/27/2024									

Prediction Limit

Constituent: Chloride (mg/L) Analysis Run 5/9/2024 5:17 PM View: Appendix III Interwell - Two-Step

Plant Bowen Data: Bowen 3-4 CCR

	GWC-18	GWC-25R	GWC-21R	GWC-20R	GWC-23R	GWA-43R (bg)	GWA-43 (bg)	GWA-42 (bg)	GWA-39Z (bg)
3/1/2016									
3/2/2016									
3/3/2016									
3/4/2016									
3/7/2016	2.0446								
3/8/2016		2.5307	4.2184	1.2699					
3/9/2016					1.5349				
3/11/2016						1.9467	1.2562	2.4984	
3/14/2016									1.795
3/15/2016									
3/22/2016									
3/23/2016									
3/28/2016									
5/2/2016									
5/3/2016									
5/4/2016		2.76							
5/5/2016	2.28								
5/6/2016					1.63				
5/9/2016			3.08	1.39					
5/10/2016									
5/11/2016									2.04
5/12/2016									
5/13/2016						2.14	1.32		
5/16/2016								2.22	
5/19/2016									
5/20/2016									
5/23/2016									
5/25/2016									
7/6/2016									
7/7/2016									
7/8/2016									
7/12/2016									
7/13/2016	2.2								
7/14/2016				1.7					
7/15/2016			3.8		2				
7/18/2016		2.8							
7/19/2016						3.1	1.3		2.1
7/20/2016									
7/21/2016									
7/22/2016								2.6	
7/27/2016									
7/29/2016									
8/1/2016									
9/7/2016									
9/8/2016									
9/9/2016			3.9						
9/12/2016				1.6					
9/13/2016	2	2.7							
9/14/2016					2				
9/15/2016									1.7
9/16/2016						3.5	1.2		
9/19/2016								2.5	

Prediction Limit

Constituent: Chloride (mg/L) Analysis Run 5/9/2024 5:17 PM View: Appendix III Interwell - Two-Step

Plant Bowen Data: Bowen 3-4 CCR

	GWC-18	GWC-25R	GWC-21R	GWC-20R	GWC-23R	GWA-43R (bg)	GWA-43 (bg)	GWA-42 (bg)	GWA-39Z (bg)
9/21/2016									
9/22/2016									
9/23/2016									
9/26/2016									
10/25/2016									
10/27/2016		3.2	4.7						
10/31/2016	2.3			1.9					
11/1/2016					2.4				
11/2/2016						4.7	1.4		1.8
11/3/2016								3	
11/9/2016									
11/10/2016									
11/11/2016									
1/5/2017									
1/6/2017									
1/11/2017									
1/12/2017	1.9		4.2	1.8					
1/13/2017		2.6							
1/17/2017								2.9	
1/18/2017						4.9	1.2		1.7
1/25/2017					2.1				
1/30/2017									
1/31/2017									
2/9/2017									
2/21/2017									
2/22/2017									
3/14/2017									
3/16/2017		2.6							
3/20/2017									
3/21/2017			4.2						
3/22/2017				2	2.2				
3/23/2017	2.2								
3/24/2017									
3/27/2017								3	
3/28/2017						4.1	1.4		1.3
3/30/2017									
4/3/2017									
4/7/2017									
5/16/2017									
5/17/2017									
5/19/2017		2.6							
5/22/2017				1.9					
5/23/2017	2		4.1						
5/24/2017					2				
6/6/2017						3.6	1.4		
6/7/2017								3	1.2
6/8/2017									
6/9/2017									
6/12/2017									
6/14/2017									
7/12/2017									
7/17/2017									

Prediction Limit

Constituent: Chloride (mg/L) Analysis Run 5/9/2024 5:17 PM View: Appendix III Interwell - Two-Step

Plant Bowen Data: Bowen 3-4 CCR

	GWC-18	GWC-25R	GWC-21R	GWC-20R	GWC-23R	GWA-43R (bg)	GWA-43 (bg)	GWA-42 (bg)	GWA-39Z (bg)
7/20/2017									
7/27/2017									
7/28/2017									
8/9/2017									
8/24/2017									
9/15/2017									
9/19/2017		2.4	4.4	1.9					
9/20/2017									
9/21/2017					2.4				
9/22/2017						3.9	1.3		
9/25/2017	2.1								
9/26/2017								3.1	1.7
9/29/2017									
10/2/2017									
10/3/2017									
10/4/2017									
12/28/2017									
3/12/2018									
3/13/2018		2.7							
3/14/2018	2.1		4.4	2	2.2		1.3	3.2	1.4
3/15/2018						2.8			
3/16/2018									
3/19/2018									
3/21/2018									
9/6/2018									
9/7/2018									
9/10/2018			3.9	1.6					
9/11/2018	2.3	2.4			2.4				
9/12/2018						3.1	1.3		1.6
9/14/2018								2.3	
9/17/2018									
9/18/2018									
3/6/2019									
3/7/2019									
3/8/2019		2.8							
3/11/2019			4.2						
3/12/2019	2.8			2.7	2.4				
3/13/2019						2.9	1.6		
3/14/2019								3.6	
3/15/2019									1.7
3/19/2019									
3/20/2019									
3/21/2019									
9/4/2019									
9/5/2019		2.5							
9/6/2019			3.5	1.6	1.4				
9/9/2019	2								1.2
9/10/2019								2	
9/11/2019						3.1	1.3		
9/12/2019									
9/13/2019									
3/2/2020									

Prediction Limit

Constituent: Chloride (mg/L) Analysis Run 5/9/2024 5:17 PM View: Appendix III Interwell - Two-Step

Plant Bowen Data: Bowen 3-4 CCR

	GWC-18	GWC-25R	GWC-21R	GWC-20R	GWC-23R	GWA-43R (bg)	GWA-43 (bg)	GWA-42 (bg)	GWA-39Z (bg)
3/3/2020		2.4	3.9						
3/4/2020									
3/5/2020				1.5	1.3				
3/6/2020	2.2							2.7	
3/9/2020						2.2	1.2		1.2
3/11/2020									
3/12/2020									
9/3/2020									
9/4/2020		2.5		1.5					
9/8/2020			4.1						
9/9/2020	2.1				2				
9/10/2020								2	1.2
9/11/2020							1.3		
9/14/2020						3.3			
9/15/2020									
9/16/2020									
9/17/2020									
2/24/2021									
2/26/2021	2.3								
3/9/2021		2.3	5	1.9					
3/10/2021					1.6				
3/11/2021						2.7	1.3	2.5	
3/12/2021									1.2
3/16/2021									
3/17/2021									
3/26/2021									
3/29/2021									
7/27/2021									
7/28/2021									
7/29/2021	2.1								
7/30/2021					1.4				
8/2/2021		2.3	5.6	1.8					
8/4/2021								2.3	1.1
8/5/2021						1.9			
8/6/2021							1.3		
8/9/2021									
8/10/2021									
1/25/2022									
1/26/2022									
1/27/2022		2.4		1.9					
1/28/2022	2.1		4.6		1.7				
1/31/2022						1.7	1.1	2	1
2/1/2022									
2/2/2022									
2/3/2022									
8/5/2022									
8/8/2022									
8/9/2022		2.2		1.7					
8/10/2022	2.3		4.1			1.7		1.8	0.93 (J)
8/11/2022					2.1		1.4		
8/12/2022									
8/16/2022									

Prediction Limit

Constituent: Chloride (mg/L) Analysis Run 5/9/2024 5:17 PM View: Appendix III Interwell - Two-Step

Plant Bowen Data: Bowen 3-4 CCR

	GWC-18	GWC-25R	GWC-21R	GWC-20R	GWC-23R	GWA-43R (bg)	GWA-43 (bg)	GWA-42 (bg)	GWA-39Z (bg)
8/17/2022									
2/8/2023									
2/9/2023	2.5	2.6	4.5						
2/10/2023				2	2				
2/13/2023						1.8		2.4	1.3
2/14/2023							1.3		
2/16/2023									
2/17/2023									
7/25/2023						2	1.4		
7/26/2023								1.9	1.3
7/27/2023									
7/28/2023									
8/1/2023									
8/2/2023									
8/3/2023	1.9	2.3		1.5	1.8				
8/4/2023			3.1						
2/13/2024									
2/14/2024	2.2								
2/15/2024			3	1.7					
2/16/2024		2.7			1.4				
2/19/2024									1
2/20/2024						2	1.2	2.4	
2/22/2024									
2/26/2024									
2/27/2024									

Prediction Limit

Constituent: Chloride (mg/L) Analysis Run 5/9/2024 5:17 PM View: Appendix III Interwell - Two-Step

Plant Bowen Data: Bowen 3-4 CCR

	GWA-41R (bg)	GWA-41 (bg)	GWA-40 (bg)	GWA-1 (bg)	GWA-2R (bg)	GWA-3A (bg)	GWA-2 (bg)	GWA-50R (bg)	GWA-50 (bg)
3/1/2016									
3/2/2016									
3/3/2016									
3/4/2016									
3/7/2016									
3/8/2016									
3/9/2016									
3/11/2016									
3/14/2016									
3/15/2016	6.1465	4.1666	1.1671						
3/22/2016				1.5101					
3/23/2016					0.9079	1.6092	2.4904		
3/28/2016								0.9204	1.14
5/2/2016									
5/3/2016									
5/4/2016									
5/5/2016									
5/6/2016									
5/9/2016									
5/10/2016									
5/11/2016			0.8763						
5/12/2016		1.78							
5/13/2016	3.08								
5/16/2016									
5/19/2016				1.5	0.9136				
5/20/2016							1.71		
5/23/2016						1.52			1.19
5/25/2016								1.04	
7/6/2016									
7/7/2016									
7/8/2016									
7/12/2016									
7/13/2016									
7/14/2016									
7/15/2016									
7/18/2016									
7/19/2016									
7/20/2016		1.8							
7/21/2016	3.7		1.4						
7/22/2016									
7/27/2016									
7/29/2016				1.7	1.1	1.5	2		
8/1/2016								0.85	1.2
9/7/2016									
9/8/2016									
9/9/2016									
9/12/2016									
9/13/2016									
9/14/2016									
9/15/2016		1.4							
9/16/2016									
9/19/2016			1.1						

Prediction Limit

Constituent: Chloride (mg/L) Analysis Run 5/9/2024 5:17 PM View: Appendix III Interwell - Two-Step

Plant Bowen Data: Bowen 3-4 CCR

	GWA-41R (bg)	GWA-41 (bg)	GWA-40 (bg)	GWA-1 (bg)	GWA-2R (bg)	GWA-3A (bg)	GWA-2 (bg)	GWA-50R (bg)	GWA-50 (bg)
9/21/2016	2.4								
9/22/2016					1	1.4			
9/23/2016				1.8			1.8		
9/26/2016								0.87	1.1
10/25/2016									
10/27/2016									
10/31/2016									
11/1/2016									
11/2/2016									
11/3/2016	3.4	1.6	1.2						
11/9/2016				2			1.6		
11/10/2016					1.2	1.6			1.3
11/11/2016								0.99	
1/5/2017									
1/6/2017									
1/11/2017									
1/12/2017									
1/13/2017									
1/17/2017	1.9		1						
1/18/2017		1.5							
1/25/2017									
1/30/2017				1.5				0.95	1.2
1/31/2017					1.2	1.6	1.3		
2/9/2017									
2/21/2017									
2/22/2017									
3/14/2017									
3/16/2017									
3/20/2017									
3/21/2017									
3/22/2017									
3/23/2017									
3/24/2017		1.4	1.2						
3/27/2017	2.4								
3/28/2017									
3/30/2017				1.8		1.4	1.6		
4/3/2017					0.99			0.88	
4/7/2017									1.2
5/16/2017									
5/17/2017									
5/19/2017									
5/22/2017									
5/23/2017									
5/24/2017			1.5						
6/6/2017	4.5	2.8							
6/7/2017									
6/8/2017									
6/9/2017				1.6	0.87				
6/12/2017						1.4	1.6	0.83	1.1
6/14/2017									
7/12/2017									
7/17/2017									

Prediction Limit

Constituent: Chloride (mg/L) Analysis Run 5/9/2024 5:17 PM View: Appendix III Interwell - Two-Step

Plant Bowen Data: Bowen 3-4 CCR

	GWA-41R (bg)	GWA-41 (bg)	GWA-40 (bg)	GWA-1 (bg)	GWA-2R (bg)	GWA-3A (bg)	GWA-2 (bg)	GWA-50R (bg)	GWA-50 (bg)
7/20/2017									
7/27/2017									
7/28/2017									
8/9/2017									
8/24/2017									
9/15/2017									
9/19/2017									
9/20/2017									
9/21/2017									
9/22/2017									
9/25/2017	2.5	1.8							
9/26/2017			2.4						
9/29/2017									
10/2/2017				1.6	1		0.94	0.94	1.2
10/3/2017									
10/4/2017						1.5			
12/28/2017			3.9 (Y)						
3/12/2018									
3/13/2018									
3/14/2018	4 (J)	3	2.4						
3/15/2018									
3/16/2018				1.7	1.6			<1	1.4
3/19/2018						1.5	1.9		
3/21/2018									
9/6/2018									
9/7/2018									
9/10/2018									
9/11/2018									
9/12/2018	2.1	1.4	1						
9/14/2018					0.92		0.98		
9/17/2018				1.55 (D)		1.5			1.1
9/18/2018								1	
3/6/2019									
3/7/2019									
3/8/2019									
3/11/2019									
3/12/2019									
3/13/2019			2.2						
3/14/2019	2.9	2.6							
3/15/2019									
3/19/2019					2			<1	<1
3/20/2019				<1		<1	<1		
3/21/2019									
9/4/2019									
9/5/2019									
9/6/2019									
9/9/2019			0.83 (X)						
9/10/2019	1.7	1.1							
9/11/2019									
9/12/2019				1.3			0.815 (JD)	0.74 (J)	
9/13/2019					0.94 (J)	1.5			1
3/2/2020									

ND substitution: RL or RL/2 if <15% NDs.

Prediction Limit

Constituent: Chloride (mg/L) Analysis Run 5/9/2024 5:17 PM View: Appendix III Interwell - Two-Step

Plant Bowen Data: Bowen 3-4 CCR

	GWA-41R (bg)	GWA-41 (bg)	GWA-40 (bg)	GWA-1 (bg)	GWA-2R (bg)	GWA-3A (bg)	GWA-2 (bg)	GWA-50R (bg)	GWA-50 (bg)
3/3/2020									
3/4/2020									
3/5/2020									
3/6/2020		1.3							
3/9/2020	1.3		1.5						
3/11/2020				1.4	0.6 (J)	1.4	2	0.73 (J)	0.91 (J)
3/12/2020									
9/3/2020									
9/4/2020									
9/8/2020									
9/9/2020									
9/10/2020	1.4	1.2							
9/11/2020			0.77 (J)						
9/14/2020									
9/15/2020				1.3	0.75 (J)		1.2	0.7 (J)	
9/16/2020									0.97 (J)
9/17/2020									
2/24/2021									
2/26/2021									
3/9/2021									
3/10/2021	1.6		0.97 (J)						
3/11/2021		1.5							
3/12/2021									
3/16/2021				1.3	0.73 (J)				
3/17/2021							1.4	0.81 (J)	1 (J)
3/26/2021									
3/29/2021						1.5			
7/27/2021									
7/28/2021									
7/29/2021									
7/30/2021									
8/2/2021									
8/4/2021	1.3	1.2	0.82 (J)						
8/5/2021									
8/6/2021									
8/9/2021				1.3	1.1	1.4	1.5	0.78 (J)	1 (J)
8/10/2021									
1/25/2022									
1/26/2022									
1/27/2022									
1/28/2022									
1/31/2022	1	1	0.71 (J)						
2/1/2022				1.2	0.77 (J)		1.4		0.91 (J)
2/2/2022						1.9		0.7 (J)	
2/3/2022									
8/5/2022									
8/8/2022									
8/9/2022									
8/10/2022									
8/11/2022	1.4	1.3							
8/12/2022			<1						
8/16/2022				0.99 (J)	0.82 (J)	2.5	1.1		0.69 (J)

ND substitution: RL or RL/2 if <15% NDs.

Prediction Limit

Constituent: Chloride (mg/L) Analysis Run 5/9/2024 5:17 PM View: Appendix III Interwell - Two-Step

Plant Bowen Data: Bowen 3-4 CCR

	GWA-41R (bg)	GWA-41 (bg)	GWA-40 (bg)	GWA-1 (bg)	GWA-2R (bg)	GWA-3A (bg)	GWA-2 (bg)	GWA-50R (bg)	GWA-50 (bg)
8/17/2022								<1	
2/8/2023									
2/9/2023									
2/10/2023									
2/13/2023	1.5	1.6	1.1						
2/14/2023									
2/16/2023				1.2	1.9		1.6	0.71 (J)	0.91 (J)
2/17/2023						6.3			
7/25/2023	1.3	0.97 (J)							
7/26/2023			0.92 (J)						
7/27/2023				1.2	0.92 (J)		1.3		
7/28/2023								0.72 (J)	0.95 (J)
8/1/2023						5.7			
8/2/2023									
8/3/2023									
8/4/2023									
2/13/2024									
2/14/2024									
2/15/2024									
2/16/2024									
2/19/2024	1.3	1.2	0.75 (J)						
2/20/2024									
2/22/2024				1.1		7.1	1.3	0.64 (J)	0.88 (J)
2/26/2024					2				
2/27/2024									

ND substitution: RL or RL/2 if <15% NDs.

Prediction Limit

Constituent: Chloride (mg/L) Analysis Run 5/9/2024 5:17 PM View: Appendix III Interwell - Two-Step

Plant Bowen Data: Bowen 3-4 CCR

	GWA-39RZ (bg)	GWA-4RZ (bg)
3/1/2016		
3/2/2016		
3/3/2016		
3/4/2016		
3/7/2016		
3/8/2016		
3/9/2016		
3/11/2016		
3/14/2016		
3/15/2016		
3/22/2016		
3/23/2016		
3/28/2016		
5/2/2016		
5/3/2016		
5/4/2016		
5/5/2016		
5/6/2016		
5/9/2016		
5/10/2016		
5/11/2016		
5/12/2016		
5/13/2016		
5/16/2016	1.74 (D)	
5/19/2016		
5/20/2016		
5/23/2016		
5/25/2016		
7/6/2016		
7/7/2016		
7/8/2016		
7/12/2016		
7/13/2016		
7/14/2016		
7/15/2016		
7/18/2016		
7/19/2016		
7/20/2016		
7/21/2016		
7/22/2016		
7/27/2016	2.1 (D)	
7/29/2016		
8/1/2016		
9/7/2016		
9/8/2016		
9/9/2016		
9/12/2016		
9/13/2016		
9/14/2016		
9/15/2016		
9/16/2016		
9/19/2016		

Prediction Limit

Constituent: Chloride (mg/L) Analysis Run 5/9/2024 5:17 PM View: Appendix III Interwell - Two-Step

Plant Bowen Data: Bowen 3-4 CCR

	GWA-39RZ (bg)	GWA-4RZ (bg)
9/21/2016		
9/22/2016		
9/23/2016		
9/26/2016		
10/25/2016		
10/27/2016		
10/31/2016		
11/1/2016		
11/2/2016		
11/3/2016		
11/9/2016		
11/10/2016		
11/11/2016		
1/5/2017		
1/6/2017		
1/11/2017		
1/12/2017		
1/13/2017		
1/17/2017		
1/18/2017		
1/25/2017		
1/30/2017		
1/31/2017		
2/9/2017		
2/21/2017	4 (D)	
2/22/2017		3.7 (D)
3/14/2017		
3/16/2017		
3/20/2017		
3/21/2017		
3/22/2017		
3/23/2017		
3/24/2017		
3/27/2017	2.6 (D)	
3/28/2017		
3/30/2017		
4/3/2017		
4/7/2017		2.5 (D)
5/16/2017		
5/17/2017		
5/19/2017		
5/22/2017		
5/23/2017		
5/24/2017		
6/6/2017		
6/7/2017		
6/8/2017	2.1 (D)	
6/9/2017		
6/12/2017		
6/14/2017		2.6 (D)
7/12/2017		2.8 (D)
7/17/2017	1.9 (D)	

Prediction Limit

Constituent: Chloride (mg/L) Analysis Run 5/9/2024 5:17 PM View: Appendix III Interwell - Two-Step

Plant Bowen Data: Bowen 3-4 CCR

	GWA-39RZ (bg)	GWA-4RZ (bg)
7/20/2017		2.3 (D)
7/27/2017	3 (D)	
7/28/2017		2 (D)
8/9/2017	2.5 (D)	1.8 (D)
8/24/2017		2.9 (D)
9/15/2017		
9/19/2017		
9/20/2017		
9/21/2017		
9/22/2017		
9/25/2017		
9/26/2017		
9/29/2017	2.7 (D)	
10/2/2017		
10/3/2017		2.8 (D)
10/4/2017		
12/28/2017		
3/12/2018		
3/13/2018		
3/14/2018		
3/15/2018		
3/16/2018	2.6	
3/19/2018		
3/21/2018		2.9
9/6/2018		
9/7/2018		
9/10/2018		
9/11/2018		
9/12/2018		
9/14/2018	1.9	
9/17/2018		
9/18/2018		3.1
3/6/2019		
3/7/2019		
3/8/2019		
3/11/2019		
3/12/2019		
3/13/2019		
3/14/2019	2.8	
3/15/2019		
3/19/2019		
3/20/2019		
3/21/2019		3.6 (D)
9/4/2019		
9/5/2019		
9/6/2019		
9/9/2019		
9/10/2019	2.3	
9/11/2019		
9/12/2019		2.1 (D)
9/13/2019		
3/2/2020		

Prediction Limit

Constituent: Chloride (mg/L) Analysis Run 5/9/2024 5:17 PM View: Appendix III Interwell - Two-Step

Plant Bowen Data: Bowen 3-4 CCR

	GWA-39RZ (bg)	GWA-4RZ (bg)
3/3/2020		
3/4/2020		
3/5/2020		
3/6/2020		
3/9/2020	1.5	
3/11/2020		
3/12/2020		2.3
9/3/2020		
9/4/2020		
9/8/2020		
9/9/2020		
9/10/2020		
9/11/2020		
9/14/2020		
9/15/2020		
9/16/2020	1.7	
9/17/2020		2.4
2/24/2021		
2/26/2021		
3/9/2021		
3/10/2021		
3/11/2021		
3/12/2021		
3/16/2021	1.3	2.7
3/17/2021		
3/26/2021		
3/29/2021		
7/27/2021		
7/28/2021		
7/29/2021		
7/30/2021		
8/2/2021		
8/4/2021		
8/5/2021		
8/6/2021	1.3	
8/9/2021		
8/10/2021		2.8
1/25/2022		
1/26/2022		
1/27/2022		
1/28/2022		
1/31/2022		
2/1/2022		
2/2/2022	1.5	
2/3/2022		2.6
8/5/2022		
8/8/2022		
8/9/2022		
8/10/2022		
8/11/2022		
8/12/2022		
8/16/2022	1.6	

Prediction Limit

Constituent: Chloride (mg/L) Analysis Run 5/9/2024 5:17 PM View: Appendix III Interwell - Two-Step

Plant Bowen Data: Bowen 3-4 CCR

	GWA-39RZ (bg)	GWA-4RZ (bg)
8/17/2022		2.6
2/8/2023		
2/9/2023		
2/10/2023		
2/13/2023		
2/14/2023	1.6	
2/16/2023		
2/17/2023		3
7/25/2023	1.7	
7/26/2023		
7/27/2023		
7/28/2023		3
8/1/2023		
8/2/2023		
8/3/2023		
8/4/2023		
2/13/2024		
2/14/2024		
2/15/2024		
2/16/2024		
2/19/2024	1.4	
2/20/2024		
2/22/2024		
2/26/2024		
2/27/2024		3.2

Prediction Limit

Constituent: pH (pH_units) Analysis Run 5/9/2024 5:17 PM View: Appendix III Interwell - Two-Step

Plant Bowen Data: Bowen 3-4 CCR

	GWC-37	GWC-36RA	GWC-38	GWC-16R	GWC-24R	GWC-17R	GWC-22R	GWC-18R	GWC-19R
3/1/2016	5.94	7.45							
3/2/2016			5.65						
3/3/2016				7.22					
3/4/2016					6.95	7.24			
3/7/2016							7.61	7.7	7.68
3/8/2016									
3/9/2016									
3/11/2016									
3/14/2016									
3/15/2016									
3/22/2016									
3/23/2016									
3/28/2016									
5/2/2016		7.31							
5/3/2016	5.85		5.72						
5/4/2016									
5/5/2016					7.58		7.79	7.85	
5/6/2016									
5/9/2016									7.66
5/10/2016				7.08		7.18			
5/11/2016									
5/12/2016									
5/13/2016									
5/16/2016									
5/19/2016									
5/20/2016									
5/23/2016									
5/25/2016									
7/6/2016		7.4							
7/7/2016			5.68						
7/8/2016	5.74								
7/12/2016					7.58				
7/13/2016				7.05				7.85	
7/14/2016						7.21	7.76		7.74
7/15/2016									
7/18/2016									
7/19/2016									
7/20/2016									
7/21/2016									
7/22/2016									
7/27/2016									
7/29/2016									
8/1/2016									
9/7/2016	5.79	7.32							
9/8/2016			5.42						
9/9/2016									
9/12/2016							7.6	7.87	7.76
9/13/2016					7.62	7.17			
9/14/2016									
9/15/2016				7.51					
9/16/2016									
9/19/2016									

Prediction Limit

Constituent: pH (pH_units) Analysis Run 5/9/2024 5:17 PM View: Appendix III Interwell - Two-Step

Plant Bowen Data: Bowen 3-4 CCR

	GWC-37	GWC-36RA	GWC-38	GWC-16R	GWC-24R	GWC-17R	GWC-22R	GWC-18R	GWC-19R
9/21/2016									
9/22/2016									
9/23/2016									
9/26/2016									
10/25/2016	5.88	7.4	5.41						
10/27/2016					7.64		7.73		
10/31/2016									7.74
11/1/2016						7.18		7.78	
11/2/2016				7.1					
11/3/2016									
11/9/2016									
11/10/2016									
11/11/2016									
1/5/2017		7.29							
1/6/2017	5.82								
1/11/2017				7.16		7.11		7.75	7.69
1/12/2017									
1/13/2017					7.28		7.68		
1/17/2017									
1/18/2017									
1/25/2017									
1/30/2017									
1/31/2017									
2/9/2017			4.99						
2/21/2017									
2/22/2017									
3/14/2017	5.8	7.48							
3/16/2017									
3/20/2017				7.19	7.23		7.6	7.86	
3/21/2017						7.24			7.54
3/22/2017									
3/23/2017			4.94						
3/24/2017									
3/27/2017									
3/28/2017									
3/30/2017									
4/3/2017									
4/7/2017									
5/16/2017	5.02	7.38							
5/17/2017			5.18						
5/19/2017					7.15				
5/22/2017								7.51	7.79
5/23/2017				6.97		7.21	7.81		
5/24/2017									
6/6/2017									
6/7/2017									
6/8/2017									
6/9/2017									
6/12/2017									
6/14/2017									
7/11/2017									
7/12/2017									

Prediction Limit

Constituent: pH (pH_units) Analysis Run 5/9/2024 5:17 PM View: Appendix III Interwell - Two-Step

Plant Bowen Data: Bowen 3-4 CCR

	GWC-37	GWC-36RA	GWC-38	GWC-16R	GWC-24R	GWC-17R	GWC-22R	GWC-18R	GWC-19R
7/17/2017									
7/19/2017									
7/20/2017									
7/26/2017									
7/27/2017									
7/28/2017									
8/8/2017									
8/9/2017									
8/23/2017									
8/24/2017									
9/15/2017	5.68	7.35							
9/19/2017			5.53		7.54		7.46		
9/20/2017									7.77
9/21/2017				7.28				7.84	
9/22/2017						7.2			
9/25/2017									
9/26/2017									
9/29/2017									
10/2/2017									
10/3/2017									
10/4/2017									
12/28/2017									
12/29/2017									
1/9/2018							7.39 (Y)		
3/12/2018	5.72	7.26							
3/13/2018			5.57		7.02		7.49		
3/14/2018				7.11		7.16		7.51	7.74
3/15/2018									
3/16/2018									
3/19/2018									
3/21/2018									
9/6/2018	5.59	7.21	5.69						
9/7/2018				7.08			7.53	7.69	
9/10/2018									7.69
9/11/2018					7.4	7.13			
9/12/2018									
9/14/2018									
9/17/2018									
9/18/2018									
3/6/2019	5.38								
3/7/2019		7.48	5.54						
3/8/2019					7.65				
3/11/2019				7.21			7.51		
3/12/2019						7.28		7.76	7.6
3/13/2019									
3/14/2019									
3/15/2019									
3/19/2019									
3/20/2019									
3/21/2019									
9/4/2019	5.09	7.14	5.91						
9/5/2019					7.4		7.09		

Prediction Limit

Constituent: pH (pH_units) Analysis Run 5/9/2024 5:17 PM View: Appendix III Interwell - Two-Step

Plant Bowen Data: Bowen 3-4 CCR

	GWC-37	GWC-36RA	GWC-38	GWC-16R	GWC-24R	GWC-17R	GWC-22R	GWC-18R	GWC-19R
9/6/2019								7.65	
9/9/2019				7.13					7.73
9/10/2019						7.17			
9/11/2019									
9/12/2019									
9/13/2019									
3/2/2020	5.52	7.24	5.49						
3/3/2020					7.55		7.15		
3/4/2020				7.37					7.65
3/5/2020						7.3		7.77	
3/6/2020									
3/9/2020									
3/11/2020									
3/12/2020									
9/3/2020	5.17		5.32						
9/4/2020									
9/8/2020							7.19		
9/9/2020				7.08	7.22	7.24		7.81	7.67
9/10/2020									
9/11/2020									
9/14/2020		7.1							
9/15/2020									
9/16/2020									
9/17/2020									
12/15/2020									
2/24/2021	5.49		5.23						
2/26/2021								7.81	7.73
3/9/2021				7.34	7.8		7.35		
3/10/2021						7.27			
3/11/2021									
3/12/2021									
3/16/2021									
3/17/2021									
3/26/2021		7.11							
3/29/2021									
7/27/2021		7.65							
7/28/2021	5.29		5.21						
7/29/2021					7.32			7.74	
7/30/2021				7.04		7.17			
8/2/2021							7.1		
8/4/2021									
8/5/2021									7.66
8/6/2021									
8/9/2021									
8/10/2021									
1/25/2022			5.14						
1/26/2022	4.69	7.01							
1/27/2022							7.28	7.76	7.74
1/28/2022				7.31	7.68	7.34			
1/31/2022									
2/1/2022									
2/2/2022									

Prediction Limit

Constituent: pH (pH_units) Analysis Run 5/9/2024 5:17 PM View: Appendix III Interwell - Two-Step

Plant Bowen Data: Bowen 3-4 CCR

	GWC-37	GWC-36RA	GWC-38	GWC-16R	GWC-24R	GWC-17R	GWC-22R	GWC-18R	GWC-19R
2/3/2022									
8/5/2022			4.98						
8/8/2022	5.16	7.11							
8/9/2022					7.48				7.77
8/10/2022							7.1	7.59	
8/11/2022				7.05		7.27			
8/12/2022									
8/16/2022									
8/17/2022									
11/3/2022									
2/8/2023	5.3	6.88	5.13						
2/9/2023					7.44		7.05	7.46	7.38
2/10/2023				7.02		7.12			
2/13/2023									
2/14/2023									
2/16/2023									
2/17/2023									
7/25/2023									
7/26/2023									
7/27/2023									
7/28/2023									
8/1/2023									
8/2/2023	4.69		4.41						
8/3/2023		6.835 (D)			7.02	6.97 (D)	6.62		
8/4/2023				6.745 (D)				7.39	7.2
2/13/2024	5.37	6.69	5.22						
2/14/2024								7.07	7.67
2/15/2024				6.95	7.22	7.2	6.73		
2/16/2024									
2/19/2024									
2/20/2024									
2/22/2024									
2/26/2024									
2/27/2024									

Prediction Limit

Constituent: pH (pH_units) Analysis Run 5/9/2024 5:17 PM View: Appendix III Interwell - Two-Step

Plant Bowen Data: Bowen 3-4 CCR

	GWC-18	GWC-20R	GWC-21R	GWC-25R	GWC-23R	GWA-42 (bg)	GWA-43R (bg)	GWA-43 (bg)	GWA-39Z (bg)
3/1/2016									
3/2/2016									
3/3/2016									
3/4/2016									
3/7/2016	6.81								
3/8/2016		7.62	6.86	7.4					
3/9/2016					7.54				
3/11/2016						7.37	7.89	6.43	
3/14/2016									6.91
3/15/2016									
3/22/2016									
3/23/2016									
3/28/2016									
5/2/2016									
5/3/2016									
5/4/2016				7.6					
5/5/2016	6								
5/6/2016					7.5				
5/9/2016		7.72	7.08						
5/10/2016									
5/11/2016									6.51
5/12/2016									
5/13/2016							7.86	6.8	
5/16/2016						7.55			
5/19/2016									
5/20/2016									
5/23/2016									
5/25/2016									
7/6/2016									
7/7/2016									
7/8/2016									
7/12/2016									
7/13/2016	6.67								
7/14/2016		7.69							
7/15/2016			7.2		7.33				
7/18/2016				7.61					
7/19/2016							7.83	6.42	6.12
7/20/2016									
7/21/2016									
7/22/2016						7.51			
7/27/2016									
7/29/2016									
8/1/2016									
9/7/2016									
9/8/2016									
9/9/2016			7.17						
9/12/2016		7.52							
9/13/2016	6.67			7.56					
9/14/2016					7.47				
9/15/2016									5.96
9/16/2016							7.75	6.19	
9/19/2016						7.52			

Prediction Limit

Constituent: pH (pH_units) Analysis Run 5/9/2024 5:17 PM View: Appendix III Interwell - Two-Step

Plant Bowen Data: Bowen 3-4 CCR

	GWC-18	GWC-20R	GWC-21R	GWC-25R	GWC-23R	GWA-42 (bg)	GWA-43R (bg)	GWA-43 (bg)	GWA-39Z (bg)
9/21/2016									
9/22/2016									
9/23/2016									
9/26/2016									
10/25/2016									
10/27/2016			7.14	7.69					
10/31/2016	6.15	7.51							
11/1/2016					7.31				
11/2/2016							7.77	6.36	5.78
11/3/2016						7.56			
11/9/2016									
11/10/2016									
11/11/2016									
1/5/2017									
1/6/2017									
1/11/2017									
1/12/2017	6.79	7.46	7.06						
1/13/2017				7.62					
1/17/2017						7.59			
1/18/2017							7.65	6.16	6.13
1/25/2017					7.28				
1/30/2017									
1/31/2017									
2/9/2017									
2/21/2017									
2/22/2017									
3/14/2017									
3/16/2017				7.43					
3/20/2017									
3/21/2017			7.14						
3/22/2017		7.77			7.43				
3/23/2017	7.04								
3/24/2017									
3/27/2017						7.63			
3/28/2017							7.79	5.8	6.59
3/30/2017									
4/3/2017									
4/7/2017									
5/16/2017									
5/17/2017									
5/19/2017				7.32					
5/22/2017		7.5							
5/23/2017	7.02		6.9						
5/24/2017					7.07				
6/6/2017							7.89	5.97	
6/7/2017						7.55			6.72
6/8/2017									
6/9/2017									
6/12/2017									
6/14/2017									
7/11/2017									
7/12/2017									

Prediction Limit

Constituent: pH (pH_units) Analysis Run 5/9/2024 5:17 PM View: Appendix III Interwell - Two-Step

Plant Bowen Data: Bowen 3-4 CCR

	GWC-18	GWC-20R	GWC-21R	GWC-25R	GWC-23R	GWA-42 (bg)	GWA-43R (bg)	GWA-43 (bg)	GWA-39Z (bg)
7/17/2017									
7/19/2017									
7/20/2017									
7/26/2017									
7/27/2017									
7/28/2017									
8/8/2017									
8/9/2017									
8/23/2017									
8/24/2017									
9/15/2017									
9/19/2017		7.49	7.18	7.62					
9/20/2017									
9/21/2017					7.24				
9/22/2017							7.8	5.77	
9/25/2017	6.81								
9/26/2017						7.59			7.05
9/29/2017									
10/2/2017									
10/3/2017									
10/4/2017									
12/28/2017							7.78 (Y)		6.79 (Y)
12/29/2017		7.75 (Y)							
1/9/2018									
3/12/2018									
3/13/2018				7.43					
3/14/2018	7.06	7.62	6.99		7.4	7.6		5.85	7.42
3/15/2018							7.66		
3/16/2018									
3/19/2018									
3/21/2018									
9/6/2018									
9/7/2018									
9/10/2018		7.84	6.96						
9/11/2018	6.97			7.69	7.78				
9/12/2018							7.75	5.65	6.86
9/14/2018						7.37			
9/17/2018									
9/18/2018									
3/6/2019									
3/7/2019									
3/8/2019				7.69					
3/11/2019			6.95						
3/12/2019	7.06	7.63			7.42				
3/13/2019							7.84	5.63	
3/14/2019						7.57			
3/15/2019									6.78
3/19/2019									
3/20/2019									
3/21/2019									
9/4/2019									
9/5/2019				7.59					

Prediction Limit

Constituent: pH (pH_units) Analysis Run 5/9/2024 5:17 PM View: Appendix III Interwell - Two-Step

Plant Bowen Data: Bowen 3-4 CCR

	GWC-18	GWC-20R	GWC-21R	GWC-25R	GWC-23R	GWA-42 (bg)	GWA-43R (bg)	GWA-43 (bg)	GWA-39Z (bg)
9/6/2019		7.75	7.04		7.32				
9/9/2019	6.71								6.49
9/10/2019						7.53			
9/11/2019							7.75	5.53	
9/12/2019									
9/13/2019									
3/2/2020									
3/3/2020			7.1	7.56					
3/4/2020									
3/5/2020		7.6			7.24				
3/6/2020	7.01					7.42			
3/9/2020							7.73	5.5	5.9
3/11/2020									
3/12/2020									
9/3/2020									
9/4/2020		7.57		7.62					
9/8/2020			7.07						
9/9/2020	6.63				7.12				
9/10/2020						7.48			5.53
9/11/2020								6.25	
9/14/2020							7.76		
9/15/2020									
9/16/2020									
9/17/2020									
12/15/2020					7.39				
2/24/2021									
2/26/2021	7.07								
3/9/2021		7.81	6.98	8.07					
3/10/2021					7.41				
3/11/2021						7.53	7.81	5.55	
3/12/2021									6.39
3/16/2021									
3/17/2021									
3/26/2021									
3/29/2021									
7/27/2021									
7/28/2021									
7/29/2021	6.77								
7/30/2021					7.13				
8/2/2021		7.67	7.01	7.48					
8/4/2021						7.35			6.21
8/5/2021							7.75		
8/6/2021								5.52	
8/9/2021									
8/10/2021									
1/25/2022									
1/26/2022									
1/27/2022		7.73		7.46					
1/28/2022	6.6		6.69		7.38				
1/31/2022						7.17	8.04	5.71	6.41
2/1/2022									
2/2/2022									

Prediction Limit

Constituent: pH (pH_units) Analysis Run 5/9/2024 5:17 PM View: Appendix III Interwell - Two-Step

Plant Bowen Data: Bowen 3-4 CCR

	GWC-18	GWC-20R	GWC-21R	GWC-25R	GWC-23R	GWA-42 (bg)	GWA-43R (bg)	GWA-43 (bg)	GWA-39Z (bg)
2/3/2022									
8/5/2022									
8/8/2022									
8/9/2022		7.81		7.6					
8/10/2022	6.53		6.98			7.26	7.72		6.07
8/11/2022					7.37			5.64	
8/12/2022									
8/16/2022									
8/17/2022									
11/3/2022					6.65				
2/8/2023									
2/9/2023	6.68		7.13	7.51					
2/10/2023		7.34			7.01				
2/13/2023						6.83	7.82		6.35
2/14/2023								5.24	
2/16/2023									
2/17/2023									
7/25/2023							7.31	4.64	
7/26/2023						6.92			5.77
7/27/2023									
7/28/2023									
8/1/2023									
8/2/2023									
8/3/2023	6.19	7.27		7.26	6.74 (D)				
8/4/2023			6.73						
2/13/2024									
2/14/2024	6.37								
2/15/2024		7.56	6.74						
2/16/2024				7.28	6.955 (D)				
2/19/2024									6.34
2/20/2024						7.39	7.82	5.31	
2/22/2024									
2/26/2024									
2/27/2024									

Prediction Limit

Constituent: pH (pH_units) Analysis Run 5/9/2024 5:17 PM View: Appendix III Interwell - Two-Step

Plant Bowen Data: Bowen 3-4 CCR

	GWA-41 (bg)	GWA-41R (bg)	GWA-40 (bg)	GWA-1 (bg)	GWA-2 (bg)	GWA-3A (bg)	GWA-2R (bg)	GWA-50 (bg)	GWA-50R (bg)
3/1/2016									
3/2/2016									
3/3/2016									
3/4/2016									
3/7/2016									
3/8/2016									
3/9/2016									
3/11/2016									
3/14/2016									
3/15/2016	6.74	7.15	7.58						
3/22/2016				7.65					
3/23/2016					6.7	5.96	7.45		
3/28/2016								6.22	6.45
5/2/2016									
5/3/2016									
5/4/2016									
5/5/2016									
5/6/2016									
5/9/2016									
5/10/2016									
5/11/2016			7.24						
5/12/2016	6.41								
5/13/2016		7.29							
5/16/2016									
5/19/2016				7.6			7.5		
5/20/2016					6.36				
5/23/2016						5.73		5.86	
5/25/2016									6.96
7/6/2016									
7/7/2016									
7/8/2016									
7/12/2016									
7/13/2016									
7/14/2016									
7/15/2016									
7/18/2016									
7/19/2016									
7/20/2016	6.59								
7/21/2016		7.43	7.53						
7/22/2016									
7/27/2016									
7/29/2016				7.58	6.75	5.51	7.59		
8/1/2016								6.39	5.64
9/7/2016									
9/8/2016									
9/9/2016									
9/12/2016									
9/13/2016									
9/14/2016									
9/15/2016			7						
9/16/2016									
9/19/2016			7.19						

Prediction Limit

Constituent: pH (pH_units) Analysis Run 5/9/2024 5:17 PM View: Appendix III Interwell - Two-Step

Plant Bowen Data: Bowen 3-4 CCR

	GWA-41 (bg)	GWA-41R (bg)	GWA-40 (bg)	GWA-1 (bg)	GWA-2 (bg)	GWA-3A (bg)	GWA-2R (bg)	GWA-50 (bg)	GWA-50R (bg)
9/21/2016		7.05							
9/22/2016						5.45	7.44		
9/23/2016				7.57	6.62				
9/26/2016								5.74	6.26
10/25/2016									
10/27/2016									
10/31/2016									
11/1/2016									
11/2/2016									
11/3/2016	6.45	7.4	7.13						
11/9/2016				7.45	6.42				
11/10/2016						5.51	7.55	5.78	
11/11/2016									5.62
1/5/2017									
1/6/2017									
1/11/2017									
1/12/2017									
1/13/2017									
1/17/2017		7.06	7.51						
1/18/2017	6.34								
1/25/2017									
1/30/2017				7.64				5.88	5.49
1/31/2017					5.66	5.42	7.56		
2/9/2017									
2/21/2017									
2/22/2017									
3/14/2017									
3/16/2017									
3/20/2017									
3/21/2017									
3/22/2017									
3/23/2017									
3/24/2017	6.42		7.55						
3/27/2017		7.13							
3/28/2017									
3/30/2017				7.51	6.33	5.43			
4/3/2017							7.46		6.32
4/7/2017								5.94	
5/16/2017									
5/17/2017									
5/19/2017									
5/22/2017									
5/23/2017									
5/24/2017			7.6						
6/6/2017	6.82	7.18							
6/7/2017									
6/8/2017									
6/9/2017				7.6			7.24		
6/12/2017					6.6	5.47		5.81	6.48
6/14/2017									
7/11/2017									
7/12/2017									

Prediction Limit

Constituent: pH (pH_units) Analysis Run 5/9/2024 5:17 PM View: Appendix III Interwell - Two-Step

Plant Bowen Data: Bowen 3-4 CCR

	GWA-41 (bg)	GWA-41R (bg)	GWA-40 (bg)	GWA-1 (bg)	GWA-2 (bg)	GWA-3A (bg)	GWA-2R (bg)	GWA-50 (bg)	GWA-50R (bg)
7/17/2017									
7/19/2017									
7/20/2017									
7/26/2017									
7/27/2017									
7/28/2017									
8/8/2017									
8/9/2017									
8/23/2017									
8/24/2017									
9/15/2017									
9/19/2017									
9/20/2017									
9/21/2017									
9/22/2017									
9/25/2017	6.63	6.88							
9/26/2017			7.66						
9/29/2017									
10/2/2017				7.55	5.61		7.35	5.93	6.41
10/3/2017									
10/4/2017						5.23			
12/28/2017			7.34 (Y)						
12/29/2017									
1/9/2018									
3/12/2018									
3/13/2018									
3/14/2018	7.08	7.04	7.56						
3/15/2018									
3/16/2018				7.58			7.31	5.64	5.46
3/19/2018					6.55	5.4			
3/21/2018									
9/6/2018									
9/7/2018									
9/10/2018									
9/11/2018									
9/12/2018	6.54	7.02	7.12						
9/14/2018					5.81		7.55		
9/17/2018				7.53 (D)		5.22		5.82	
9/18/2018									5.35
3/6/2019									
3/7/2019									
3/8/2019									
3/11/2019									
3/12/2019									
3/13/2019			7.12						
3/14/2019	6.58	6.93							
3/15/2019									
3/19/2019							7.2	5.93	6.01
3/20/2019				7.64	5.71	5.22			
3/21/2019									
9/4/2019									
9/5/2019									

Prediction Limit

Constituent: pH (pH_units) Analysis Run 5/9/2024 5:17 PM View: Appendix III Interwell - Two-Step

Plant Bowen Data: Bowen 3-4 CCR

	GWA-41 (bg)	GWA-41R (bg)	GWA-40 (bg)	GWA-1 (bg)	GWA-2 (bg)	GWA-3A (bg)	GWA-2R (bg)	GWA-50 (bg)	GWA-50R (bg)
9/6/2019									
9/9/2019			7.07						
9/10/2019	5.66	6.72							
9/11/2019									
9/12/2019				7.36	5.45 (D)				5.89
9/13/2019						5.07	7.29	5.61	
3/2/2020									
3/3/2020									
3/4/2020									
3/5/2020									
3/6/2020	6.82								
3/9/2020		6.7	7.5						
3/11/2020				7.51	6.56	5.31	7.09	5.57	5.4
3/12/2020									
9/3/2020									
9/4/2020									
9/8/2020									
9/9/2020									
9/10/2020	6.4	6.67							
9/11/2020			6.98						
9/14/2020									
9/15/2020				7.43	6.38		7.45		5.26
9/16/2020								5.62	
9/17/2020									
12/15/2020									
2/24/2021									
2/26/2021									
3/9/2021									
3/10/2021		7.3	7.3						
3/11/2021	6.8								
3/12/2021									
3/16/2021				7.57			7.51		
3/17/2021					6.58			5.64	6.31
3/26/2021									
3/29/2021						8.04			
7/27/2021									
7/28/2021									
7/29/2021									
7/30/2021									
8/2/2021									
8/4/2021	6.34	7.15	6.79						
8/5/2021									
8/6/2021									
8/9/2021				7.44	6.47	7.85	6.63	5.34	5.16
8/10/2021									
1/25/2022									
1/26/2022									
1/27/2022									
1/28/2022									
1/31/2022	6.02	6.63	6.85						
2/1/2022				7.52	6.3		6.62	5.61	
2/2/2022						7.94			5.17

Prediction Limit

Constituent: pH (pH_units) Analysis Run 5/9/2024 5:17 PM View: Appendix III Interwell - Two-Step

Plant Bowen Data: Bowen 3-4 CCR

	GWA-41 (bg)	GWA-41R (bg)	GWA-40 (bg)	GWA-1 (bg)	GWA-2 (bg)	GWA-3A (bg)	GWA-2R (bg)	GWA-50 (bg)	GWA-50R (bg)
2/3/2022									
8/5/2022									
8/8/2022									
8/9/2022									
8/10/2022									
8/11/2022	6.29	7.12							
8/12/2022			6.83						
8/16/2022				7.36	6.63	7.74	7.11	5.29	
8/17/2022									5.7
11/3/2022									
2/8/2023									
2/9/2023									
2/10/2023									
2/13/2023	6.25	6.45	6.94						
2/14/2023									
2/16/2023				7.39	6.56		7.02	4.95	4.73
2/17/2023						7.71			
7/25/2023	5.58	6.19							
7/26/2023			6.46						
7/27/2023				7.08	6.06		6.49		
7/28/2023								4.66	4.24
8/1/2023						7.66			
8/2/2023									
8/3/2023									
8/4/2023									
2/13/2024									
2/14/2024									
2/15/2024									
2/16/2024									
2/19/2024	6.17	6.79	6.75						
2/20/2024									
2/22/2024				6.97	6.03	7.89		5.6	5.09
2/26/2024							6.85		
2/27/2024									

Prediction Limit

Constituent: pH (pH_units) Analysis Run 5/9/2024 5:17 PM View: Appendix III Interwell - Two-Step

Plant Bowen Data: Bowen 3-4 CCR

	GWA-39RZ (bg)	GWA-4RZ (bg)
3/1/2016		
3/2/2016		
3/3/2016		
3/4/2016		
3/7/2016		
3/8/2016		
3/9/2016		
3/11/2016		
3/14/2016		
3/15/2016		
3/22/2016		
3/23/2016		
3/28/2016		
5/2/2016		
5/3/2016		
5/4/2016		
5/5/2016		
5/6/2016		
5/9/2016		
5/10/2016		
5/11/2016		
5/12/2016		
5/13/2016		
5/16/2016	7.61 (D)	
5/19/2016		
5/20/2016		
5/23/2016		
5/25/2016		
7/6/2016		
7/7/2016		
7/8/2016		
7/12/2016		
7/13/2016		
7/14/2016		
7/15/2016		
7/18/2016		
7/19/2016		
7/20/2016		
7/21/2016		
7/22/2016		
7/27/2016	7.51 (D)	
7/29/2016		
8/1/2016		
9/7/2016		
9/8/2016		
9/9/2016		
9/12/2016		
9/13/2016		
9/14/2016		
9/15/2016		
9/16/2016		
9/19/2016		

Prediction Limit

Constituent: pH (pH_units) Analysis Run 5/9/2024 5:17 PM View: Appendix III Interwell - Two-Step

Plant Bowen Data: Bowen 3-4 CCR

	GWA-39RZ (bg)	GWA-4RZ (bg)
9/21/2016		
9/22/2016		
9/23/2016		
9/26/2016		
10/25/2016		
10/27/2016		
10/31/2016		
11/1/2016		
11/2/2016		
11/3/2016		
11/9/2016		
11/10/2016		
11/11/2016		
1/5/2017		
1/6/2017		
1/11/2017		
1/12/2017		
1/13/2017		
1/17/2017		
1/18/2017		
1/25/2017		
1/30/2017		
1/31/2017		
2/9/2017		
2/21/2017	7.76 (D)	
2/22/2017		7.38 (D)
3/14/2017		
3/16/2017		
3/20/2017		
3/21/2017		
3/22/2017		
3/23/2017		
3/24/2017		
3/27/2017	7.7 (D)	
3/28/2017		
3/30/2017		
4/3/2017		
4/7/2017		7.35 (D)
5/16/2017		
5/17/2017		
5/19/2017		
5/22/2017		
5/23/2017		
5/24/2017		
6/6/2017		
6/7/2017		
6/8/2017	7.69 (D)	
6/9/2017		
6/12/2017		
6/14/2017		7.3 (D)
7/11/2017		7.39
7/12/2017		7.39 (D)

Prediction Limit

Constituent: pH (pH_units) Analysis Run 5/9/2024 5:17 PM View: Appendix III Interwell - Two-Step

Plant Bowen Data: Bowen 3-4 CCR

	GWA-39RZ (bg)	GWA-4RZ (bg)
7/17/2017	7.57 (D)	
7/19/2017		7.44
7/20/2017		7.44 (D)
7/26/2017	7.63	
7/27/2017	7.63	7.5
7/28/2017		7.5
8/8/2017	7.73	7.52
8/9/2017	7.73	7.52
8/23/2017		7.5
8/24/2017		7.5
9/15/2017		
9/19/2017		
9/20/2017		
9/21/2017		
9/22/2017		
9/25/2017		
9/26/2017		
9/29/2017	7.7 (D)	
10/2/2017		
10/3/2017		7.51 (D)
10/4/2017		
12/28/2017		7.32 (Y)
12/29/2017		
1/9/2018		
3/12/2018		
3/13/2018		
3/14/2018		
3/15/2018		
3/16/2018	7.49	
3/19/2018		
3/21/2018		7.3
9/6/2018		
9/7/2018		
9/10/2018		
9/11/2018		
9/12/2018		
9/14/2018	7.32	
9/17/2018		
9/18/2018		7.26
3/6/2019		
3/7/2019		
3/8/2019		
3/11/2019		
3/12/2019		
3/13/2019		
3/14/2019	7.46	
3/15/2019		
3/19/2019		
3/20/2019		
3/21/2019		7.28 (D)
9/4/2019		
9/5/2019		

Prediction Limit

Constituent: pH (pH_units) Analysis Run 5/9/2024 5:17 PM View: Appendix III Interwell - Two-Step

Plant Bowen Data: Bowen 3-4 CCR

	GWA-39RZ (bg)	GWA-4RZ (bg)
9/6/2019		
9/9/2019		
9/10/2019	7.48	
9/11/2019		
9/12/2019		7.2 (D)
9/13/2019		
3/2/2020		
3/3/2020		
3/4/2020		
3/5/2020		
3/6/2020		
3/9/2020	7.68	
3/11/2020		
3/12/2020		7.55
9/3/2020		
9/4/2020		
9/8/2020		
9/9/2020		
9/10/2020		
9/11/2020		
9/14/2020		
9/15/2020		
9/16/2020	7.68	
9/17/2020		7.42
12/15/2020		
2/24/2021		
2/26/2021		
3/9/2021		
3/10/2021		
3/11/2021		
3/12/2021		
3/16/2021	7.85	7.4
3/17/2021		
3/26/2021		
3/29/2021		
7/27/2021		
7/28/2021		
7/29/2021		
7/30/2021		
8/2/2021		
8/4/2021		
8/5/2021		
8/6/2021	7.09	
8/9/2021		
8/10/2021		7.2
1/25/2022		
1/26/2022		
1/27/2022		
1/28/2022		
1/31/2022		
2/1/2022		
2/2/2022	6.89	

Prediction Limit

Constituent: pH (pH_units) Analysis Run 5/9/2024 5:17 PM View: Appendix III Interwell - Two-Step

Plant Bowen Data: Bowen 3-4 CCR

	GWA-39RZ (bg)	GWA-4RZ (bg)
2/3/2022		7.2
8/5/2022		
8/8/2022		
8/9/2022		
8/10/2022		
8/11/2022		
8/12/2022		
8/16/2022	7.45	
8/17/2022		6.49
11/3/2022		
2/8/2023		
2/9/2023		
2/10/2023		
2/13/2023		
2/14/2023	7.48	
2/16/2023		
2/17/2023		6.98
7/25/2023	7.19	
7/26/2023		
7/27/2023		
7/28/2023		6.815 (D)
8/1/2023		
8/2/2023		
8/3/2023		
8/4/2023		
2/13/2024		
2/14/2024		
2/15/2024		
2/16/2024		
2/19/2024	7.7	
2/20/2024		
2/22/2024		
2/26/2024		
2/27/2024		7.11

Prediction Limit

Constituent: Sulfate (mg/L) Analysis Run 5/9/2024 5:17 PM View: Appendix III Interwell - Two-Step

Plant Bowen Data: Bowen 3-4 CCR

	GWC-37	GWC-36RA	GWC-38	GWC-16R	GWC-17R	GWC-24R	GWC-22R	GWC-19R	GWC-18R
3/1/2016	0.9427 (J)	6.8929							
3/2/2016			2.5669						
3/3/2016				7.1809					
3/4/2016					9.3417	1.0816			
3/7/2016							2.1008	3.3556	2.3258
3/8/2016									
3/9/2016									
3/11/2016									
3/14/2016									
3/15/2016									
3/22/2016									
3/23/2016									
3/28/2016									
5/2/2016		1.6							
5/3/2016	0.87 (J)		1.83						
5/4/2016									
5/5/2016						11.3	2.16		2.42
5/6/2016									
5/9/2016								3.62	
5/10/2016				4.6	6.65				
5/11/2016									
5/12/2016									
5/13/2016									
5/16/2016									
5/19/2016									
5/20/2016									
5/23/2016									
5/25/2016									
7/6/2016		1.7							
7/7/2016			1.8						
7/8/2016	0.79 (J)								
7/12/2016						8.8			
7/13/2016				2.3					2.5
7/14/2016					5.7		2.3	3.5	
7/15/2016									
7/18/2016									
7/19/2016									
7/20/2016									
7/21/2016									
7/22/2016									
7/27/2016									
7/29/2016									
8/1/2016									
9/7/2016	0.85 (J)	1.5							
9/8/2016			0.97 (J)						
9/9/2016									
9/12/2016								3.3	2.3
9/13/2016						5.4			
9/14/2016					5.8				
9/15/2016				5.6					
9/16/2016									
9/19/2016									

Prediction Limit

Constituent: Sulfate (mg/L) Analysis Run 5/9/2024 5:17 PM View: Appendix III Interwell - Two-Step

Plant Bowen Data: Bowen 3-4 CCR

	GWC-37	GWC-36RA	GWC-38	GWC-16R	GWC-17R	GWC-24R	GWC-22R	GWC-19R	GWC-18R
9/21/2016									
9/22/2016									
9/23/2016									
9/26/2016									
10/25/2016	0.74 (J)	1.8	1.2						
10/27/2016						9.9	2.3		
10/31/2016								3.5	
11/1/2016					6.6				
11/2/2016				7.5					
11/3/2016									
11/9/2016									
11/10/2016									
11/11/2016									
1/5/2017		4.6							
1/6/2017	0.64 (J)								
1/11/2017				8.3	6.5			3.2	2.5
1/12/2017									
1/13/2017						7.8	2.3		
1/17/2017									
1/18/2017									
1/25/2017									
1/30/2017									
1/31/2017									
2/9/2017			0.31 (J)						
2/21/2017									
2/22/2017									
3/14/2017	0.77 (J)	2.8							
3/16/2017									
3/20/2017				10		2.3	2.4		2.4
3/21/2017					6.4			3.4	
3/22/2017									
3/23/2017			0.54 (J)						
3/24/2017									
3/27/2017									
3/28/2017									
3/30/2017									
4/3/2017									
4/7/2017									
5/16/2017	0.48 (J)	2.1							
5/17/2017			0.66 (J)						
5/19/2017						2.4			
5/22/2017								3.3	2.5
5/23/2017				9.5	6.3		2.4		
5/24/2017									
6/6/2017									
6/7/2017									
6/8/2017									
6/9/2017									
6/12/2017									
6/14/2017									
7/12/2017									
7/17/2017									

Prediction Limit

Constituent: Sulfate (mg/L) Analysis Run 5/9/2024 5:17 PM View: Appendix III Interwell - Two-Step

Plant Bowen Data: Bowen 3-4 CCR

	GWC-37	GWC-36RA	GWC-38	GWC-16R	GWC-17R	GWC-24R	GWC-22R	GWC-19R	GWC-18R
7/20/2017									
7/27/2017									
7/28/2017									
8/9/2017									
8/24/2017									
9/15/2017	0.76 (J)	3							
9/19/2017			2			2.3	2.2		
9/20/2017								3.4	
9/21/2017				8.9					2.4
9/22/2017					6.9				
9/25/2017									
9/26/2017									
9/29/2017									
10/2/2017									
10/3/2017									
10/4/2017									
12/28/2017									
3/12/2018	0.42 (J)	8.2							
3/13/2018			1.5			1.4	2.4		
3/14/2018				8.8	7			3.4	2.2
3/15/2018									
3/16/2018									
3/19/2018									
3/21/2018									
9/6/2018	0.37 (J)	1.5	1.4						
9/7/2018				6.5			1.8		2.2
9/10/2018								3.4	
9/11/2018					5.8	1.7			
9/12/2018									
9/14/2018									
9/17/2018									
9/18/2018									
3/6/2019	0.46 (J)								
3/7/2019		4.3	1.1						
3/8/2019						1.9			
3/11/2019				11			2		
3/12/2019					25.9 (O)			4.3	2.6
3/13/2019									
3/14/2019									
3/15/2019									
3/19/2019									
3/20/2019									
3/21/2019									
9/4/2019	<1	1.8	0.83 (J)						
9/5/2019						1.8	1.7		
9/6/2019									2
9/9/2019				3.8				3.7	
9/10/2019					6				
9/11/2019									
9/12/2019									
9/13/2019									
3/2/2020	<1	7.9	0.5 (J)						

ND substitution: RL or RL/2 if <15% NDs.

Prediction Limit

Constituent: Sulfate (mg/L) Analysis Run 5/9/2024 5:17 PM View: Appendix III Interwell - Two-Step

Plant Bowen Data: Bowen 3-4 CCR

	GWC-37	GWC-36RA	GWC-38	GWC-16R	GWC-17R	GWC-24R	GWC-22R	GWC-19R	GWC-18R
3/3/2020						2	1.7		
3/4/2020				8.4				3.6	
3/5/2020					7.7				1.9
3/6/2020									
3/9/2020									
3/11/2020									
3/12/2020									
9/3/2020	<1		0.58 (J)						
9/4/2020									
9/8/2020							1.3		
9/9/2020				2.8	5.6	1.9		3.4	1.9
9/10/2020									
9/11/2020									
9/14/2020		1.3							
9/15/2020									
9/16/2020									
9/17/2020									
12/15/2020									
2/24/2021	<1		0.72 (J)						
2/26/2021								3.4	2.1
3/9/2021				12.9		1.6	1.4		
3/10/2021					7.3				
3/11/2021									
3/12/2021									
3/16/2021									
3/17/2021									
3/26/2021		5.4							
3/29/2021									
7/27/2021		7.4							
7/28/2021	<1		0.81 (J)						
7/29/2021						1.8			1.9
7/30/2021				5.4	5.9				
8/2/2021							1.5		
8/4/2021									
8/5/2021								4	
8/6/2021									
8/9/2021									
8/10/2021									
1/25/2022			0.58 (J)						
1/26/2022	<1	7.5							
1/27/2022							1.3	3.9	2.1
1/28/2022				11.9	7.6	2.3			
1/31/2022									
2/1/2022									
2/2/2022									
2/3/2022									
8/5/2022			<1						
8/8/2022	<1	19.2							
8/9/2022						2.1		3.7	
8/10/2022							1.6		2.3
8/11/2022				5	6.6				
8/12/2022									

ND substitution: RL or RL/2 if <15% NDs.

Prediction Limit

Constituent: Sulfate (mg/L) Analysis Run 5/9/2024 5:17 PM View: Appendix III Interwell - Two-Step

Plant Bowen Data: Bowen 3-4 CCR

	GWC-37	GWC-36RA	GWC-38	GWC-16R	GWC-17R	GWC-24R	GWC-22R	GWC-19R	GWC-18R
8/16/2022									
8/17/2022									
11/3/2022									
2/8/2023	0.75 (J)	21.7	0.9 (J)						
2/9/2023						2.9	2	4	2.4
2/10/2023				12.1	7.6				
2/13/2023									
2/14/2023									
2/16/2023									
2/17/2023									
7/25/2023									
7/26/2023									
7/27/2023									
7/28/2023									
8/1/2023									
8/2/2023	0.57 (J)		0.67 (J)						
8/3/2023		4.2			7	3	1.7		
8/4/2023				6.1				3.6	2.2
2/13/2024	<1	19.1	0.7 (J)						
2/14/2024								2.9	2
2/15/2024				7.6	7.3	2.3	1.6		
2/16/2024									
2/19/2024									
2/20/2024									
2/22/2024									
2/26/2024									
2/27/2024									

ND substitution: RL or RL/2 if <15% NDs.

Prediction Limit

Constituent: Sulfate (mg/L) Analysis Run 5/9/2024 5:17 PM View: Appendix III Interwell - Two-Step

Plant Bowen Data: Bowen 3-4 CCR

	GWC-18	GWC-25R	GWC-20R	GWC-21R	GWC-23R	GWA-43 (bg)	GWA-43R (bg)	GWA-42 (bg)	GWA-39Z (bg)
3/1/2016									
3/2/2016									
3/3/2016									
3/4/2016									
3/7/2016	1.7468								
3/8/2016		1.3157	0.0196 (J)	1.3858					
3/9/2016					26.4322				
3/11/2016						1.1313	3.8282	1.4538	
3/14/2016									4.2598
3/15/2016									
3/22/2016									
3/23/2016									
3/28/2016									
5/2/2016									
5/3/2016									
5/4/2016		1.46							
5/5/2016	2.27								
5/6/2016					17.7				
5/9/2016			1.15	2.94					
5/10/2016									
5/11/2016									6.05
5/12/2016									
5/13/2016						1.96	3.56		
5/16/2016								1.18	
5/19/2016									
5/20/2016									
5/23/2016									
5/25/2016									
7/6/2016									
7/7/2016									
7/8/2016									
7/12/2016									
7/13/2016	2.1								
7/14/2016			1.3						
7/15/2016				3	12				
7/18/2016		1.5							
7/19/2016						1.3	5.6		9.5
7/20/2016									
7/21/2016									
7/22/2016								1.8	
7/27/2016									
7/29/2016									
8/1/2016									
9/7/2016									
9/8/2016									
9/9/2016				3.2					
9/12/2016			1.3						
9/13/2016	2.1	1.5							
9/14/2016					12				
9/15/2016									6.7
9/16/2016						1.1	6.7		
9/19/2016								1.4	

Prediction Limit

Constituent: Sulfate (mg/L) Analysis Run 5/9/2024 5:17 PM View: Appendix III Interwell - Two-Step

Plant Bowen Data: Bowen 3-4 CCR

	GWC-18	GWC-25R	GWC-20R	GWC-21R	GWC-23R	GWA-43 (bg)	GWA-43R (bg)	GWA-42 (bg)	GWA-39Z (bg)
9/21/2016									
9/22/2016									
9/23/2016									
9/26/2016									
10/25/2016									
10/27/2016		1.7		3.6					
10/31/2016	1.5		1.4						
11/1/2016					10				
11/2/2016						1.2	8.1		5.4
11/3/2016								1.6	
11/9/2016									
11/10/2016									
11/11/2016									
1/5/2017									
1/6/2017									
1/11/2017									
1/12/2017	1.9		1.4	3.9					
1/13/2017		2							
1/17/2017								<1 (*)	
1/18/2017						0.84 (J)	8.9		5.5
1/25/2017					8.2				
1/30/2017									
1/31/2017									
2/9/2017									
2/21/2017									
2/22/2017									
3/14/2017									
3/16/2017		1.6							
3/20/2017									
3/21/2017				4.8					
3/22/2017			1.7		13				
3/23/2017	2.1								
3/24/2017									
3/27/2017								2	
3/28/2017						0.7 (J)	8.2		2.9
3/30/2017									
4/3/2017									
4/7/2017									
5/16/2017									
5/17/2017									
5/19/2017		1.5							
5/22/2017			1.5						
5/23/2017	2			5.4					
5/24/2017					10				
6/6/2017						0.47 (J)	7		
6/7/2017								1.9	2.3
6/8/2017									
6/9/2017									
6/12/2017									
6/14/2017									
7/12/2017									
7/17/2017									

ND substitution: RL or RL/2 if <15% NDs.

Prediction Limit

Constituent: Sulfate (mg/L) Analysis Run 5/9/2024 5:17 PM View: Appendix III Interwell - Two-Step

Plant Bowen Data: Bowen 3-4 CCR

	GWC-18	GWC-25R	GWC-20R	GWC-21R	GWC-23R	GWA-43 (bg)	GWA-43R (bg)	GWA-42 (bg)	GWA-39Z (bg)
7/20/2017									
7/27/2017									
7/28/2017									
8/9/2017									
8/24/2017									
9/15/2017									
9/19/2017		1.8	1.3	5.6					
9/20/2017									
9/21/2017					16				
9/22/2017						0.59 (J)	8.3		
9/25/2017	2.1								
9/26/2017								2	3.2
9/29/2017									
10/2/2017									
10/3/2017									
10/4/2017									
12/28/2017									
3/12/2018									
3/13/2018		1.7							
3/14/2018	2.2		1.6	<1	14	0.39 (J)		2.1	3.8
3/15/2018							5.1		
3/16/2018									
3/19/2018									
3/21/2018									
9/6/2018									
9/7/2018									
9/10/2018			1.7	4.8					
9/11/2018	2	1.7			14.9				
9/12/2018						0.3 (J)	5.6		3.7
9/14/2018								1.6	
9/17/2018									
9/18/2018									
3/6/2019									
3/7/2019									
3/8/2019		1.6							
3/11/2019				3.4					
3/12/2019	2.3		1.5		17.7				
3/13/2019						0.43 (X)	4.4		
3/14/2019								2.2	
3/15/2019									3
3/19/2019									
3/20/2019									
3/21/2019									
9/4/2019									
9/5/2019		1.6							
9/6/2019			1.45 (D)	6	9.5				
9/9/2019	1.8								2.4
9/10/2019								1.2	
9/11/2019						<1	5		
9/12/2019									
9/13/2019									
3/2/2020									

ND substitution: RL or RL/2 if <15% NDs.

Prediction Limit

Constituent: Sulfate (mg/L) Analysis Run 5/9/2024 5:17 PM View: Appendix III Interwell - Two-Step

Plant Bowen Data: Bowen 3-4 CCR

	GWC-18	GWC-25R	GWC-20R	GWC-21R	GWC-23R	GWA-43 (bg)	GWA-43R (bg)	GWA-42 (bg)	GWA-39Z (bg)
3/3/2020		1.6		11.3					
3/4/2020									
3/5/2020			1.1		10.8				
3/6/2020	2							1.7	
3/9/2020						<1	3.9		0.84 (J)
3/11/2020									
3/12/2020									
9/3/2020									
9/4/2020		1.6	1.1						
9/8/2020				9.6					
9/9/2020	1.4				124				
9/10/2020								0.95 (J)	0.95 (J)
9/11/2020						<1			
9/14/2020							4.9		
9/15/2020									
9/16/2020									
9/17/2020									
12/15/2020					61.2				
2/24/2021									
2/26/2021	2.1								
3/9/2021		1.6	1.5	10.5					
3/10/2021					56.8				
3/11/2021						<1	4.3	1.6	
3/12/2021									2
3/16/2021									
3/17/2021									
3/26/2021									
3/29/2021									
7/27/2021									
7/28/2021									
7/29/2021	1.7								
7/30/2021					72.6				
8/2/2021		1.7	1.5	21.5 (O)					
8/4/2021								1.4	1.3
8/5/2021							2.9		
8/6/2021						<1			
8/9/2021									
8/10/2021									
1/25/2022									
1/26/2022									
1/27/2022		2	1.7						
1/28/2022	1.6			13.7	98.4				
1/31/2022						<1	2.5	1.1	1.2
2/1/2022									
2/2/2022									
2/3/2022									
8/5/2022									
8/8/2022									
8/9/2022		1.9	1.6						
8/10/2022	1.7			10.5			2.5	1	1.3
8/11/2022					143	<1			
8/12/2022									

ND substitution: RL or RL/2 if <15% NDs.

Prediction Limit

Constituent: Sulfate (mg/L) Analysis Run 5/9/2024 5:17 PM View: Appendix III Interwell - Two-Step

Plant Bowen Data: Bowen 3-4 CCR

	GWC-18	GWC-25R	GWC-20R	GWC-21R	GWC-23R	GWA-43 (bg)	GWA-43R (bg)	GWA-42 (bg)	GWA-39Z (bg)
8/16/2022									
8/17/2022									
11/3/2022					137 (J)				
2/8/2023									
2/9/2023	2.3	2.3		16.8					
2/10/2023			1.8		86.7				
2/13/2023							2.5	1.6	1.7
2/14/2023						<1			
2/16/2023									
2/17/2023									
7/25/2023						<1	2.6		
7/26/2023								1.1	1.5
7/27/2023									
7/28/2023									
8/1/2023									
8/2/2023									
8/3/2023	1.5	2.2	1.4		69.2				
8/4/2023				5.8					
2/13/2024									
2/14/2024	1.8								
2/15/2024			1.1	5					
2/16/2024		1.9			59.5				
2/19/2024									1.1
2/20/2024						<1	2.8	1.2	
2/22/2024									
2/26/2024									
2/27/2024									

Prediction Limit

Constituent: Sulfate (mg/L) Analysis Run 5/9/2024 5:17 PM View: Appendix III Interwell - Two-Step

Plant Bowen Data: Bowen 3-4 CCR

	GWA-41 (bg)	GWA-40 (bg)	GWA-41R (bg)	GWA-1 (bg)	GWA-2R (bg)	GWA-2 (bg)	GWA-3A (bg)	GWA-50R (bg)	GWA-50 (bg)
3/1/2016									
3/2/2016									
3/3/2016									
3/4/2016									
3/7/2016									
3/8/2016									
3/9/2016									
3/11/2016									
3/14/2016									
3/15/2016	4.9347	1.2104	6.4987						
3/22/2016				2.3685					
3/23/2016					26.8249	105.552	0.8724 (J)		
3/28/2016								0.9594 (J)	0.7283 (J)
5/2/2016									
5/3/2016									
5/4/2016									
5/5/2016									
5/6/2016									
5/9/2016									
5/10/2016									
5/11/2016		1.28							
5/12/2016	2.3								
5/13/2016			3.68						
5/16/2016									
5/19/2016				2.14	3.81				
5/20/2016						44.3			
5/23/2016							0.805 (J)		0.728 (J)
5/25/2016								1.59	
7/6/2016									
7/7/2016									
7/8/2016									
7/12/2016									
7/13/2016									
7/14/2016									
7/15/2016									
7/18/2016									
7/19/2016									
7/20/2016	2								
7/21/2016		0.91 (J)	4.5						
7/22/2016									
7/27/2016									
7/29/2016				1.9	1.1	48	0.84 (J)		
8/1/2016								1	0.78 (J)
9/7/2016									
9/8/2016									
9/9/2016									
9/12/2016									
9/13/2016									
9/14/2016									
9/15/2016	1.1								
9/16/2016									
9/19/2016		1.3							

Prediction Limit

Constituent: Sulfate (mg/L) Analysis Run 5/9/2024 5:17 PM View: Appendix III Interwell - Two-Step

Plant Bowen Data: Bowen 3-4 CCR

	GWA-41 (bg)	GWA-40 (bg)	GWA-41R (bg)	GWA-1 (bg)	GWA-2R (bg)	GWA-2 (bg)	GWA-3A (bg)	GWA-50R (bg)	GWA-50 (bg)
9/21/2016			2.8						
9/22/2016					0.96 (J)		0.94 (J)		
9/23/2016				2		43			
9/26/2016								1.2	0.82 (J)
10/25/2016									
10/27/2016									
10/31/2016									
11/1/2016									
11/2/2016									
11/3/2016	1.6	1.5	6.7						
11/9/2016				1.6		31			
11/10/2016					0.72 (J)		1.1		0.92 (J)
11/11/2016								1.2	
1/5/2017									
1/6/2017									
1/11/2017									
1/12/2017									
1/13/2017									
1/17/2017		<1 (*)	<1 (*)						
1/18/2017	1.5								
1/25/2017									
1/30/2017				1.8				<1	<1
1/31/2017					1.5	4.2	0.92 (J)		
2/9/2017									
2/21/2017									
2/22/2017									
3/14/2017									
3/16/2017									
3/20/2017									
3/21/2017									
3/22/2017									
3/23/2017									
3/24/2017	1.6	0.86 (J)							
3/27/2017			0.85 (J)						
3/28/2017									
3/30/2017				1.6		53	0.77 (J)		
4/3/2017					1.3			1.3	
4/7/2017									0.82 (J)
5/16/2017									
5/17/2017									
5/19/2017									
5/22/2017									
5/23/2017									
5/24/2017		1.2							
6/6/2017	4.1		6.1						
6/7/2017									
6/8/2017									
6/9/2017				1.7	1.2				
6/12/2017						95	0.68 (J)	1.1	0.78 (J)
6/14/2017									
7/12/2017									
7/17/2017									

ND substitution: RL or RL/2 if <15% NDs.

Prediction Limit

Constituent: Sulfate (mg/L) Analysis Run 5/9/2024 5:17 PM View: Appendix III Interwell - Two-Step

Plant Bowen Data: Bowen 3-4 CCR

	GWA-41 (bg)	GWA-40 (bg)	GWA-41R (bg)	GWA-1 (bg)	GWA-2R (bg)	GWA-2 (bg)	GWA-3A (bg)	GWA-50R (bg)	GWA-50 (bg)
7/20/2017									
7/27/2017									
7/28/2017									
8/9/2017									
8/24/2017									
9/15/2017									
9/19/2017									
9/20/2017									
9/21/2017									
9/22/2017									
9/25/2017	1.9		3.5						
9/26/2017		4.2							
9/29/2017									
10/2/2017				1.8	1.7	3.5		1.1	0.71 (J)
10/3/2017									
10/4/2017							0.5 (J)		
12/28/2017		7.4 (Y)							
3/12/2018									
3/13/2018									
3/14/2018	11.5	3.8	10.9 (J)						
3/15/2018									
3/16/2018				1.5	14.8 (J)			0.87 (J)	0.67 (J)
3/19/2018						147	0.49 (J)		
3/21/2018									
9/6/2018									
9/7/2018									
9/10/2018									
9/11/2018									
9/12/2018	1.8	1.7	3.7						
9/14/2018					2.1	7.7			
9/17/2018				1.3 (D)			0.36 (J)		0.47 (J)
9/18/2018								0.87 (J)	
3/6/2019									
3/7/2019									
3/8/2019									
3/11/2019									
3/12/2019									
3/13/2019		2.1							
3/14/2019	6.2		8.9						
3/15/2019									
3/19/2019					32.5 (J)			0.97 (J)	0.52 (J)
3/20/2019				1.5		3.6	0.38 (J)		
3/21/2019									
9/4/2019									
9/5/2019									
9/6/2019									
9/9/2019		1.6							
9/10/2019	1.2		8.4						
9/11/2019									
9/12/2019				0.98 (J)		5.2		0.8 (J)	
9/13/2019					3.8		<1		0.55 (J)
3/2/2020									

ND substitution: RL or RL/2 if <15% NDs.

Prediction Limit

Constituent: Sulfate (mg/L) Analysis Run 5/9/2024 5:17 PM View: Appendix III Interwell - Two-Step

Plant Bowen Data: Bowen 3-4 CCR

	GWA-41 (bg)	GWA-40 (bg)	GWA-41R (bg)	GWA-1 (bg)	GWA-2R (bg)	GWA-2 (bg)	GWA-3A (bg)	GWA-50R (bg)	GWA-50 (bg)
3/3/2020									
3/4/2020									
3/5/2020									
3/6/2020	10								
3/9/2020		1.2	8.5						
3/11/2020				0.94 (J)	34.3	131	<1	0.85 (J)	<1
3/12/2020									
9/3/2020									
9/4/2020									
9/8/2020									
9/9/2020									
9/10/2020	1.7		5.9						
9/11/2020		1.3							
9/14/2020									
9/15/2020				0.96 (J)	1	35.3		0.54 (J)	
9/16/2020									<1
9/17/2020									
12/15/2020									
2/24/2021									
2/26/2021									
3/9/2021									
3/10/2021		1.5	8.4						
3/11/2021	6.1								
3/12/2021									
3/16/2021				0.99 (J)	3.3				
3/17/2021						90.7		0.86 (J)	<1
3/26/2021									
3/29/2021							5.4		
7/27/2021									
7/28/2021									
7/29/2021									
7/30/2021									
8/2/2021									
8/4/2021	1.7	1.4	6.4						
8/5/2021									
8/6/2021									
8/9/2021				1.3	1.6	84.7	5	0.77 (J)	<1
8/10/2021									
1/25/2022									
1/26/2022									
1/27/2022									
1/28/2022									
1/31/2022	1.8	1.2	8.5						
2/1/2022				0.93 (J)	1.5	86.1			<1
2/2/2022							3.4	0.53 (J)	
2/3/2022									
8/5/2022									
8/8/2022									
8/9/2022									
8/10/2022									
8/11/2022	1.9		4.7						
8/12/2022		1.2							

Prediction Limit

Constituent: Sulfate (mg/L) Analysis Run 5/9/2024 5:17 PM View: Appendix III Interwell - Two-Step

Plant Bowen Data: Bowen 3-4 CCR

	GWA-41 (bg)	GWA-40 (bg)	GWA-41R (bg)	GWA-1 (bg)	GWA-2R (bg)	GWA-2 (bg)	GWA-3A (bg)	GWA-50R (bg)	GWA-50 (bg)
8/16/2022				0.78 (J)	7.8	58.5	3.5		<1
8/17/2022								0.55 (J)	
11/3/2022									
2/8/2023									
2/9/2023									
2/10/2023									
2/13/2023	6	1.4	10.2						
2/14/2023									
2/16/2023				1.1	38.9	115		0.58 (J)	<1
2/17/2023							2.5		
7/25/2023	1.1		3						
7/26/2023		1.4							
7/27/2023				1.4	17.6	44			
7/28/2023								0.71 (J)	0.53 (J)
8/1/2023							3		
8/2/2023									
8/3/2023									
8/4/2023									
2/13/2024									
2/14/2024									
2/15/2024									
2/16/2024									
2/19/2024	4.2	1.2	9.6						
2/20/2024									
2/22/2024				1		82	1.9	<1	<1
2/26/2024					20.9				
2/27/2024									

ND substitution: RL or RL/2 if <15% NDs.

Prediction Limit

Constituent: Sulfate (mg/L) Analysis Run 5/9/2024 5:17 PM View: Appendix III Interwell - Two-Step

Plant Bowen Data: Bowen 3-4 CCR

	GWA-39RZ (bg)	GWA-4RZ (bg)
3/1/2016		
3/2/2016		
3/3/2016		
3/4/2016		
3/7/2016		
3/8/2016		
3/9/2016		
3/11/2016		
3/14/2016		
3/15/2016		
3/22/2016		
3/23/2016		
3/28/2016		
5/2/2016		
5/3/2016		
5/4/2016		
5/5/2016		
5/6/2016		
5/9/2016		
5/10/2016		
5/11/2016		
5/12/2016		
5/13/2016		
5/16/2016	2.4 (D)	
5/19/2016		
5/20/2016		
5/23/2016		
5/25/2016		
7/6/2016		
7/7/2016		
7/8/2016		
7/12/2016		
7/13/2016		
7/14/2016		
7/15/2016		
7/18/2016		
7/19/2016		
7/20/2016		
7/21/2016		
7/22/2016		
7/27/2016	3.6 (D)	
7/29/2016		
8/1/2016		
9/7/2016		
9/8/2016		
9/9/2016		
9/12/2016		
9/13/2016		
9/14/2016		
9/15/2016		
9/16/2016		
9/19/2016		

Prediction Limit

Constituent: Sulfate (mg/L) Analysis Run 5/9/2024 5:17 PM View: Appendix III Interwell - Two-Step

Plant Bowen Data: Bowen 3-4 CCR

	GWA-39RZ (bg)	GWA-4RZ (bg)
9/21/2016		
9/22/2016		
9/23/2016		
9/26/2016		
10/25/2016		
10/27/2016		
10/31/2016		
11/1/2016		
11/2/2016		
11/3/2016		
11/9/2016		
11/10/2016		
11/11/2016		
1/5/2017		
1/6/2017		
1/11/2017		
1/12/2017		
1/13/2017		
1/17/2017		
1/18/2017		
1/25/2017		
1/30/2017		
1/31/2017		
2/9/2017		
2/21/2017	26 (D)	
2/22/2017		22 (D)
3/14/2017		
3/16/2017		
3/20/2017		
3/21/2017		
3/22/2017		
3/23/2017		
3/24/2017		
3/27/2017	10 (D)	
3/28/2017		
3/30/2017		
4/3/2017		
4/7/2017		18 (D)
5/16/2017		
5/17/2017		
5/19/2017		
5/22/2017		
5/23/2017		
5/24/2017		
6/6/2017		
6/7/2017		
6/8/2017	6.7 (D)	
6/9/2017		
6/12/2017		
6/14/2017		20 (D)
7/12/2017		18 (D)
7/17/2017	6.4 (D)	

Prediction Limit

Constituent: Sulfate (mg/L) Analysis Run 5/9/2024 5:17 PM View: Appendix III Interwell - Two-Step

Plant Bowen Data: Bowen 3-4 CCR

	GWA-39RZ (bg)	GWA-4RZ (bg)
7/20/2017		20 (D)
7/27/2017	18 (D)	
7/28/2017		18 (D)
8/9/2017	18 (D)	19 (D)
8/24/2017		21 (D)
9/15/2017		
9/19/2017		
9/20/2017		
9/21/2017		
9/22/2017		
9/25/2017		
9/26/2017		
9/29/2017	21 (D)	
10/2/2017		
10/3/2017		25 (D)
10/4/2017		
12/28/2017		26 (Y)
3/12/2018		
3/13/2018		
3/14/2018		
3/15/2018		
3/16/2018	15.5	
3/19/2018		
3/21/2018		25.4
9/6/2018		
9/7/2018		
9/10/2018		
9/11/2018		
9/12/2018		
9/14/2018	11.6	
9/17/2018		
9/18/2018		22.8
3/6/2019		
3/7/2019		
3/8/2019		
3/11/2019		
3/12/2019		
3/13/2019		
3/14/2019	9.3	
3/15/2019		
3/19/2019		
3/20/2019		
3/21/2019		24.9 (D)
9/4/2019		
9/5/2019		
9/6/2019		
9/9/2019		
9/10/2019	14	
9/11/2019		
9/12/2019		16.5 (D)
9/13/2019		
3/2/2020		

Prediction Limit

Constituent: Sulfate (mg/L) Analysis Run 5/9/2024 5:17 PM View: Appendix III Interwell - Two-Step

Plant Bowen Data: Bowen 3-4 CCR

	GWA-39RZ (bg)	GWA-4RZ (bg)
3/3/2020		
3/4/2020		
3/5/2020		
3/6/2020		
3/9/2020	5.8	
3/11/2020		
3/12/2020		20.8
9/3/2020		
9/4/2020		
9/8/2020		
9/9/2020		
9/10/2020		
9/11/2020		
9/14/2020		
9/15/2020		
9/16/2020	8.6	
9/17/2020		20.3
12/15/2020		
2/24/2021		
2/26/2021		
3/9/2021		
3/10/2021		
3/11/2021		
3/12/2021		
3/16/2021	3.5	22.1
3/17/2021		
3/26/2021		
3/29/2021		
7/27/2021		
7/28/2021		
7/29/2021		
7/30/2021		
8/2/2021		
8/4/2021		
8/5/2021		
8/6/2021	4.2	
8/9/2021		
8/10/2021		20.7
1/25/2022		
1/26/2022		
1/27/2022		
1/28/2022		
1/31/2022		
2/1/2022		
2/2/2022	4.5	
2/3/2022		20.7
8/5/2022		
8/8/2022		
8/9/2022		
8/10/2022		
8/11/2022		
8/12/2022		

Prediction Limit

Constituent: Sulfate (mg/L) Analysis Run 5/9/2024 5:17 PM View: Appendix III Interwell - Two-Step

Plant Bowen Data: Bowen 3-4 CCR

	GWA-39RZ (bg)	GWA-4RZ (bg)
8/16/2022	4.5	
8/17/2022		18.1
11/3/2022		
2/8/2023		
2/9/2023		
2/10/2023		
2/13/2023		
2/14/2023	6.3	
2/16/2023		
2/17/2023		21.2
7/25/2023	4.9	
7/26/2023		
7/27/2023		
7/28/2023		19.6
8/1/2023		
8/2/2023		
8/3/2023		
8/4/2023		
2/13/2024		
2/14/2024		
2/15/2024		
2/16/2024		
2/19/2024	4	
2/20/2024		
2/22/2024		
2/26/2024		
2/27/2024		23.2

Prediction Limit

Constituent: Total Dissolved Solids (mg/l) Analysis Run 5/9/2024 5:17 PM View: Appendix III Interwell - Two-Step

Plant Bowen Data: Bowen 3-4 CCR

	GWC-37	GWC-36RA	GWC-38	GWC-16R	GWC-24R	GWC-17R	GWC-18R	GWC-19R	GWC-22R
3/1/2016	34	150							
3/2/2016			34						
3/3/2016				306					
3/4/2016					209	348			
3/7/2016							167	172	163
3/8/2016									
3/9/2016									
3/11/2016									
3/14/2016									
3/15/2016									
3/22/2016									
3/23/2016									
3/28/2016									
5/2/2016		105							
5/3/2016	<25		<25						
5/4/2016									
5/5/2016					152		119		140
5/6/2016									
5/9/2016								206	
5/10/2016				275		342			
5/11/2016									
5/12/2016									
5/13/2016									
5/16/2016									
5/19/2016									
5/20/2016									
5/23/2016									
5/25/2016									
7/6/2016		113							
7/7/2016			39						
7/8/2016	14 (J)								
7/12/2016					157				
7/13/2016				234			135		
7/14/2016						335		136	161
7/15/2016									
7/18/2016									
7/19/2016									
7/20/2016									
7/21/2016									
7/22/2016									
7/27/2016									
7/29/2016									
8/1/2016									
9/7/2016	16 (J)	169							
9/8/2016			<25						
9/9/2016									
9/12/2016							129	171	168
9/13/2016					154				
9/14/2016						335			
9/15/2016				259					
9/16/2016									
9/19/2016									

ND substitution: RL or RL/2 if <15% NDs.

Prediction Limit

Constituent: Total Dissolved Solids (mg/l) Analysis Run 5/9/2024 5:17 PM View: Appendix III Interwell - Two-Step

Plant Bowen Data: Bowen 3-4 CCR

	GWC-37	GWC-36RA	GWC-38	GWC-16R	GWC-24R	GWC-17R	GWC-18R	GWC-19R	GWC-22R
9/21/2016									
9/22/2016									
9/23/2016									
9/26/2016									
10/25/2016	<25	152	<25						
10/27/2016					162				140
10/31/2016								160	
11/1/2016						296	121		
11/2/2016				260					
11/3/2016									
11/9/2016									
11/10/2016									
11/11/2016									
1/5/2017		229							
1/6/2017	189 (O)								
1/11/2017				306		376	177	214	
1/12/2017									
1/13/2017					165				147 (J)
1/17/2017									
1/18/2017									
1/25/2017									
1/30/2017									
1/31/2017									
2/9/2017			65						
2/21/2017									
2/22/2017									
3/14/2017	90 (O)	188							
3/16/2017									
3/20/2017				304	205 (J)		149		186
3/21/2017						346		175 (J)	
3/22/2017									
3/23/2017			<25						
3/24/2017									
3/27/2017									
3/28/2017									
3/30/2017									
4/3/2017									
4/7/2017									
5/16/2017	20 (J)	147							
5/17/2017			113						
5/19/2017					149				
5/22/2017							119	129	
5/23/2017				297		320			183
5/24/2017									
6/6/2017									
6/7/2017									
6/8/2017									
6/9/2017									
6/12/2017									
6/14/2017									
7/12/2017									
7/17/2017									

ND substitution: RL or RL/2 if <15% NDs.

Prediction Limit

Constituent: Total Dissolved Solids (mg/l) Analysis Run 5/9/2024 5:17 PM View: Appendix III Interwell - Two-Step

Plant Bowen Data: Bowen 3-4 CCR

	GWC-37	GWC-36RA	GWC-38	GWC-16R	GWC-24R	GWC-17R	GWC-18R	GWC-19R	GWC-22R
7/20/2017									
7/27/2017									
7/28/2017									
8/9/2017									
8/24/2017									
9/15/2017	14 (J)	146							
9/19/2017			21 (J)		153				167
9/20/2017								173	
9/21/2017				307			166		
9/22/2017						337			
9/25/2017									
9/26/2017									
9/29/2017									
10/2/2017									
10/3/2017									
10/4/2017									
12/29/2017									
3/12/2018	<25	169							
3/13/2018			33		153				159
3/14/2018				312		323	139	156	
3/15/2018									
3/16/2018									
3/19/2018									
3/21/2018									
9/6/2018	<25	155	<25						
9/7/2018				298			149		169
9/10/2018								172	
9/11/2018					152	317			
9/12/2018									
9/14/2018									
9/17/2018									
9/18/2018									
3/6/2019	22 (J)								
3/7/2019		135	84						
3/8/2019					164				
3/11/2019				344					166
3/12/2019						306	143 (J)	156 (J)	
3/13/2019									
3/14/2019									
3/15/2019									
3/19/2019									
3/20/2019									
3/21/2019									
9/4/2019	26	142	44						
9/5/2019					155.5 (D)				171
9/6/2019							141		
9/9/2019				275				172	
9/10/2019						312			
9/11/2019									
9/12/2019									
9/13/2019									
3/2/2020	<25	170	32						

ND substitution: RL or RL/2 if <15% NDs.

Prediction Limit

Constituent: Total Dissolved Solids (mg/l) Analysis Run 5/9/2024 5:17 PM View: Appendix III Interwell - Two-Step

Plant Bowen Data: Bowen 3-4 CCR

	GWC-37	GWC-36RA	GWC-38	GWC-16R	GWC-24R	GWC-17R	GWC-18R	GWC-19R	GWC-22R
3/3/2020					146				181
3/4/2020				326				157	
3/5/2020						307	143		
3/6/2020									
3/9/2020									
3/11/2020									
3/12/2020									
9/3/2020	25		21						
9/4/2020									
9/8/2020									157
9/9/2020				297	155	285	120	152	
9/10/2020									
9/11/2020									
9/14/2020		156							
9/15/2020									
9/16/2020									
9/17/2020									
12/15/2020									
2/24/2021	10		12						
2/26/2021							121	172	
3/9/2021				335	158				161
3/10/2021						256			
3/11/2021									
3/12/2021									
3/16/2021									
3/17/2021									
3/26/2021		123							
3/29/2021									
7/27/2021		163							
7/28/2021	13		18						
7/29/2021					143		146		
7/30/2021				294		270			
8/2/2021									166
8/4/2021									
8/5/2021								154	
8/6/2021									
8/9/2021									
8/10/2021									
1/25/2022			27						
1/26/2022	26	184							
1/27/2022							146	149	167
1/28/2022				317	159	302			
1/31/2022									
2/1/2022									
2/2/2022									
2/3/2022									
8/5/2022			27						
8/8/2022	19 (J)	232 (J)							
8/9/2022					149			102	
8/10/2022							147		162
8/11/2022				306		296			
8/12/2022									

Prediction Limit

Constituent: Total Dissolved Solids (mg/l) Analysis Run 5/9/2024 5:17 PM View: Appendix III Interwell - Two-Step

Plant Bowen Data: Bowen 3-4 CCR

	GWC-37	GWC-36RA	GWC-38	GWC-16R	GWC-24R	GWC-17R	GWC-18R	GWC-19R	GWC-22R
8/16/2022									
8/17/2022									
11/3/2022									
2/8/2023	<25	238	31						
2/9/2023					147		171	171	328 (O)
2/10/2023				369		302			
2/13/2023									
2/14/2023									
2/16/2023									
2/17/2023									
7/25/2023									
7/26/2023									
7/27/2023									
7/28/2023									
8/1/2023									
8/2/2023	<25		32						
8/3/2023		188			146	316			153
8/4/2023				306			148	163	
2/13/2024	<25	252	31						
2/14/2024							156	182	
2/15/2024				401	248	333			180
2/16/2024									
2/19/2024									
2/20/2024									
2/22/2024									
2/26/2024									
2/27/2024									

ND substitution: RL or RL/2 if <15% NDs.

Prediction Limit

Constituent: Total Dissolved Solids (mg/l) Analysis Run 5/9/2024 5:17 PM View: Appendix III Interwell - Two-Step

Plant Bowen Data: Bowen 3-4 CCR

	GWC-18	GWC-25R	GWC-20R	GWC-21R	GWC-23R	GWA-43 (bg)	GWA-43R (bg)	GWA-42 (bg)	GWA-39Z (bg)
3/1/2016									
3/2/2016									
3/3/2016									
3/4/2016									
3/7/2016	100								
3/8/2016		177	207	318					
3/9/2016					287				
3/11/2016						69	144	139	
3/14/2016									106
3/15/2016									
3/22/2016									
3/23/2016									
3/28/2016									
5/2/2016									
5/3/2016									
5/4/2016		97							
5/5/2016	63								
5/6/2016					284				
5/9/2016			189	136					
5/10/2016									
5/11/2016									58
5/12/2016									
5/13/2016						88	142		
5/16/2016								112	
5/19/2016									
5/20/2016									
5/23/2016									
5/25/2016									
7/6/2016									
7/7/2016									
7/8/2016									
7/12/2016									
7/13/2016	63								
7/14/2016			193						
7/15/2016				237	249				
7/18/2016		150							
7/19/2016						56	135		46
7/20/2016									
7/21/2016									
7/22/2016								136	
7/27/2016									
7/29/2016									
8/1/2016									
9/7/2016									
9/8/2016									
9/9/2016				263					
9/12/2016			201						
9/13/2016	81	159							
9/14/2016					273				
9/15/2016									41
9/16/2016						31	144		
9/19/2016								121	

Prediction Limit

Constituent: Total Dissolved Solids (mg/l) Analysis Run 5/9/2024 5:17 PM View: Appendix III Interwell - Two-Step

Plant Bowen Data: Bowen 3-4 CCR

	GWC-18	GWC-25R	GWC-20R	GWC-21R	GWC-23R	GWA-43 (bg)	GWA-43R (bg)	GWA-42 (bg)	GWA-39Z (bg)
9/21/2016									
9/22/2016									
9/23/2016									
9/26/2016									
10/25/2016									
10/27/2016		143		283					
10/31/2016	40		215						
11/1/2016					258				
11/2/2016						48	152		37
11/3/2016								132	
11/9/2016									
11/10/2016									
11/11/2016									
1/5/2017									
1/6/2017									
1/11/2017									
1/12/2017	92		198	276					
1/13/2017		158							
1/17/2017								150	
1/18/2017						44	125		29
1/25/2017					340				
1/30/2017									
1/31/2017									
2/9/2017									
2/21/2017									
2/22/2017									
3/14/2017									
3/16/2017		167							
3/20/2017									
3/21/2017				385					
3/22/2017					264				
3/23/2017	116								
3/24/2017									
3/27/2017								148	
3/28/2017						<25	109		40
3/30/2017									
4/3/2017									
4/7/2017									
5/16/2017									
5/17/2017									
5/19/2017		150							
5/22/2017			197						
5/23/2017	107			294					
5/24/2017					331				
6/6/2017						36	154		
6/7/2017								181	
6/8/2017									
6/9/2017									
6/12/2017									
6/14/2017									
7/12/2017									
7/17/2017									

ND substitution: RL or RL/2 if <15% NDs.

Prediction Limit

Constituent: Total Dissolved Solids (mg/l) Analysis Run 5/9/2024 5:17 PM View: Appendix III Interwell - Two-Step

Plant Bowen Data: Bowen 3-4 CCR

	GWC-18	GWC-25R	GWC-20R	GWC-21R	GWC-23R	GWA-43 (bg)	GWA-43R (bg)	GWA-42 (bg)	GWA-39Z (bg)
7/20/2017									
7/27/2017									
7/28/2017									
8/9/2017									
8/24/2017									
9/15/2017									
9/19/2017		146	225	302					
9/20/2017									
9/21/2017					347				
9/22/2017						41	157		
9/25/2017	110								
9/26/2017								113	107
9/29/2017									
10/2/2017									
10/3/2017									
10/4/2017									
12/29/2017			198 (Y)						
3/12/2018									
3/13/2018		153							
3/14/2018	115		167	306	290	<25		134	126
3/15/2018							117		
3/16/2018									
3/19/2018									
3/21/2018									
9/6/2018									
9/7/2018									
9/10/2018			184	328					
9/11/2018	102	153			295				
9/12/2018						<25	151		134
9/14/2018								139	
9/17/2018									
9/18/2018									
3/6/2019									
3/7/2019									
3/8/2019		155							
3/11/2019				311					
3/12/2019	135 (J)		191 (J)		310 (J)				
3/13/2019						31	152		
3/14/2019								157	
3/15/2019									107
3/19/2019									
3/20/2019									
3/21/2019									
9/4/2019									
9/5/2019		177							
9/6/2019			179	291	300				
9/9/2019	95								93
9/10/2019								105	
9/11/2019						21	151		
9/12/2019									
9/13/2019									
3/2/2020									

ND substitution: RL or RL/2 if <15% NDs.

Prediction Limit

Constituent: Total Dissolved Solids (mg/l) Analysis Run 5/9/2024 5:17 PM View: Appendix III Interwell - Two-Step

Plant Bowen Data: Bowen 3-4 CCR

	GWC-18	GWC-25R	GWC-20R	GWC-21R	GWC-23R	GWA-43 (bg)	GWA-43R (bg)	GWA-42 (bg)	GWA-39Z (bg)
3/3/2020		183		292					
3/4/2020									
3/5/2020			171		265				
3/6/2020	109							143	
3/9/2020						51	174		58
3/11/2020									
3/12/2020									
9/3/2020									
9/4/2020		172	212						
9/8/2020				297					
9/9/2020	88				501				
9/10/2020								120	16
9/11/2020						31			
9/14/2020							146		
9/15/2020									
9/16/2020									
9/17/2020									
12/15/2020					351				
2/24/2021									
2/26/2021	90								
3/9/2021		153	163	286					
3/10/2021					333				
3/11/2021						14	98	109	
3/12/2021									55
3/16/2021									
3/17/2021									
3/26/2021									
3/29/2021									
7/27/2021									
7/28/2021									
7/29/2021	103								
7/30/2021					380				
8/2/2021		175	168	292					
8/4/2021								141	60
8/5/2021							126		
8/6/2021						33			
8/9/2021									
8/10/2021									
1/25/2022									
1/26/2022									
1/27/2022		168	176						
1/28/2022	99			290	454				
1/31/2022						25	128	132	61
2/1/2022									
2/2/2022									
2/3/2022									
8/5/2022									
8/8/2022									
8/9/2022		164	171						
8/10/2022	86			286			145	134	50
8/11/2022					586	28			
8/12/2022									

Prediction Limit

Constituent: Total Dissolved Solids (mg/l) Analysis Run 5/9/2024 5:17 PM View: Appendix III Interwell - Two-Step

Plant Bowen Data: Bowen 3-4 CCR

	GWC-18	GWC-25R	GWC-20R	GWC-21R	GWC-23R	GWA-43 (bg)	GWA-43R (bg)	GWA-42 (bg)	GWA-39Z (bg)
8/16/2022									
8/17/2022									
11/3/2022					573 (J)				
2/8/2023									
2/9/2023	175	169		317					
2/10/2023			226 (J)		533				
2/13/2023							126	226	105 (J)
2/14/2023						60.9			
2/16/2023									
2/17/2023									
7/25/2023						<25	167		
7/26/2023								134	57
7/27/2023									
7/28/2023									
8/1/2023									
8/2/2023									
8/3/2023	82	170	193		536				
8/4/2023				298					
2/13/2024									
2/14/2024	143								
2/15/2024			224	290					
2/16/2024		155			395				
2/19/2024									63
2/20/2024						<25	136	146	
2/22/2024									
2/26/2024									
2/27/2024									

ND substitution: RL or RL/2 if <15% NDs.

Prediction Limit

Constituent: Total Dissolved Solids (mg/l) Analysis Run 5/9/2024 5:17 PM View: Appendix III Interwell - Two-Step

Plant Bowen Data: Bowen 3-4 CCR

	GWA-41R (bg)	GWA-40 (bg)	GWA-41 (bg)	GWA-1 (bg)	GWA-2R (bg)	GWA-3A (bg)	GWA-2 (bg)	GWA-50 (bg)	GWA-50R (bg)
3/1/2016									
3/2/2016									
3/3/2016									
3/4/2016									
3/7/2016									
3/8/2016									
3/9/2016									
3/11/2016									
3/14/2016									
3/15/2016	78	107	110						
3/22/2016				150					
3/23/2016					174	<25	259		
3/28/2016								<25	46
5/2/2016									
5/3/2016									
5/4/2016									
5/5/2016									
5/6/2016									
5/9/2016									
5/10/2016									
5/11/2016		80							
5/12/2016			49						
5/13/2016	178								
5/16/2016									
5/19/2016				150	93				
5/20/2016							122		
5/23/2016						<25		32	
5/25/2016									57
7/6/2016									
7/7/2016									
7/8/2016									
7/12/2016									
7/13/2016									
7/14/2016									
7/15/2016									
7/18/2016									
7/19/2016									
7/20/2016			72						
7/21/2016	168	76							
7/22/2016									
7/27/2016									
7/29/2016				146	68	17 (J)	156		
8/1/2016								<25	<25
9/7/2016									
9/8/2016									
9/9/2016									
9/12/2016									
9/13/2016									
9/14/2016									
9/15/2016			18 (J)						
9/16/2016									
9/19/2016		108							

ND substitution: RL or RL/2 if <15% NDs.

Prediction Limit

Constituent: Total Dissolved Solids (mg/l) Analysis Run 5/9/2024 5:17 PM View: Appendix III Interwell - Two-Step

Plant Bowen Data: Bowen 3-4 CCR

	GWA-41R (bg)	GWA-40 (bg)	GWA-41 (bg)	GWA-1 (bg)	GWA-2R (bg)	GWA-3A (bg)	GWA-2 (bg)	GWA-50 (bg)	GWA-50R (bg)
9/21/2016	123								
9/22/2016					91	33			
9/23/2016				163			150		
9/26/2016								45	60
10/25/2016									
10/27/2016									
10/31/2016									
11/1/2016									
11/2/2016									
11/3/2016	157	90	70						
11/9/2016				147			87		
11/10/2016					96	41		38	
11/11/2016									13 (J)
1/5/2017									
1/6/2017									
1/11/2017									
1/12/2017									
1/13/2017									
1/17/2017	170	128							
1/18/2017			63						
1/25/2017									
1/30/2017				127				<25	<25
1/31/2017					206	58	63		
2/9/2017									
2/21/2017									
2/22/2017									
3/14/2017									
3/16/2017									
3/20/2017									
3/21/2017									
3/22/2017									
3/23/2017									
3/24/2017		91	63						
3/27/2017	158								
3/28/2017									
3/30/2017				137		<25	112		
4/3/2017					118				100
4/7/2017								18 (J)	
5/16/2017									
5/17/2017									
5/19/2017									
5/22/2017									
5/23/2017									
5/24/2017		152							
6/6/2017	212		128						
6/7/2017									
6/8/2017									
6/9/2017				164	87				
6/12/2017						20 (J)	216	15 (J)	51
6/14/2017									
7/12/2017									
7/17/2017									

ND substitution: RL or RL/2 if <15% NDs.

Prediction Limit

Constituent: Total Dissolved Solids (mg/l) Analysis Run 5/9/2024 5:17 PM View: Appendix III Interwell - Two-Step

Plant Bowen Data: Bowen 3-4 CCR

	GWA-41R (bg)	GWA-40 (bg)	GWA-41 (bg)	GWA-1 (bg)	GWA-2R (bg)	GWA-3A (bg)	GWA-2 (bg)	GWA-50 (bg)	GWA-50R (bg)
7/20/2017									
7/27/2017									
7/28/2017									
8/9/2017									
8/24/2017									
9/15/2017									
9/19/2017									
9/20/2017									
9/21/2017									
9/22/2017									
9/25/2017	145		109						
9/26/2017		103							
9/29/2017									
10/2/2017				137	73		<25	17 (J)	32
10/3/2017									
10/4/2017						<25			
12/29/2017									
3/12/2018									
3/13/2018									
3/14/2018	210	123	192						
3/15/2018									
3/16/2018				140	130			<25	<25
3/19/2018						<25	295		
3/21/2018									
9/6/2018									
9/7/2018									
9/10/2018									
9/11/2018									
9/12/2018	159	105	82						
9/14/2018					103		30		
9/17/2018				162		32		38	
9/18/2018									15 (J)
3/6/2019									
3/7/2019									
3/8/2019									
3/11/2019									
3/12/2019									
3/13/2019		130							
3/14/2019	157		119						
3/15/2019									
3/19/2019					208			34	48
3/20/2019				175		30	49		
3/21/2019									
9/4/2019									
9/5/2019									
9/6/2019									
9/9/2019		108							
9/10/2019	113		36						
9/11/2019									
9/12/2019				174			44		46
9/13/2019					113	19		19	
3/2/2020									

ND substitution: RL or RL/2 if <15% NDs.

Prediction Limit

Constituent: Total Dissolved Solids (mg/l) Analysis Run 5/9/2024 5:17 PM View: Appendix III Interwell - Two-Step

Plant Bowen Data: Bowen 3-4 CCR

	GWA-41R (bg)	GWA-40 (bg)	GWA-41 (bg)	GWA-1 (bg)	GWA-2R (bg)	GWA-3A (bg)	GWA-2 (bg)	GWA-50 (bg)	GWA-50R (bg)
3/3/2020									
3/4/2020									
3/5/2020									
3/6/2020			137						
3/9/2020	249	131							
3/11/2020				172	170	24	309	17	24
3/12/2020									
9/3/2020									
9/4/2020									
9/8/2020									
9/9/2020									
9/10/2020	111		35						
9/11/2020		102							
9/14/2020									
9/15/2020				156	89		28		12
9/16/2020								20	
9/17/2020									
12/15/2020									
2/24/2021									
2/26/2021									
3/9/2021									
3/10/2021	148	60							
3/11/2021			101						
3/12/2021									
3/16/2021				155	102				
3/17/2021							211	<25	31
3/26/2021									
3/29/2021						76			
7/27/2021									
7/28/2021									
7/29/2021									
7/30/2021									
8/2/2021									
8/4/2021	176	66	77						
8/5/2021									
8/6/2021									
8/9/2021				150	127	95	207	14	<25
8/10/2021									
1/25/2022									
1/26/2022									
1/27/2022									
1/28/2022									
1/31/2022	184	81	63						
2/1/2022				143	114		202	21	
2/2/2022						104			15
2/3/2022									
8/5/2022									
8/8/2022									
8/9/2022									
8/10/2022									
8/11/2022	170		73						
8/12/2022		91							

ND substitution: RL or RL/2 if <15% NDs.

Prediction Limit

Constituent: Total Dissolved Solids (mg/l) Analysis Run 5/9/2024 5:17 PM View: Appendix III Interwell - Two-Step

Plant Bowen Data: Bowen 3-4 CCR

	GWA-41R (bg)	GWA-40 (bg)	GWA-41 (bg)	GWA-1 (bg)	GWA-2R (bg)	GWA-3A (bg)	GWA-2 (bg)	GWA-50 (bg)	GWA-50R (bg)
8/16/2022				159	123	85	182	<25	
8/17/2022									18 (J)
11/3/2022									
2/8/2023									
2/9/2023									
2/10/2023									
2/13/2023	163 (J)	259 (J)	111 (J)						
2/14/2023									
2/16/2023				152 (J)	197 (J)		267 (J)	<25	<25
2/17/2023						117 (J)			
7/25/2023	162		43						
7/26/2023		70							
7/27/2023				167	155		177		
7/28/2023								<25	<25
8/1/2023						113			
8/2/2023									
8/3/2023									
8/4/2023									
2/13/2024									
2/14/2024									
2/15/2024									
2/16/2024									
2/19/2024	199	108	130						
2/20/2024									
2/22/2024				148		117	210	<25	<25
2/26/2024					126				
2/27/2024									

ND substitution: RL or RL/2 if <15% NDs.

Prediction Limit

Constituent: Total Dissolved Solids (mg/l) Analysis Run 5/9/2024 5:17 PM View: Appendix III Interwell - Two-Step

Plant Bowen Data: Bowen 3-4 CCR

	GWA-39RZ (bg)	GWA-4RZ (bg)
3/1/2016		
3/2/2016		
3/3/2016		
3/4/2016		
3/7/2016		
3/8/2016		
3/9/2016		
3/11/2016		
3/14/2016		
3/15/2016		
3/22/2016		
3/23/2016		
3/28/2016		
5/2/2016		
5/3/2016		
5/4/2016		
5/5/2016		
5/6/2016		
5/9/2016		
5/10/2016		
5/11/2016		
5/12/2016		
5/13/2016		
5/16/2016	114 (D)	
5/19/2016		
5/20/2016		
5/23/2016		
5/25/2016		
7/6/2016		
7/7/2016		
7/8/2016		
7/12/2016		
7/13/2016		
7/14/2016		
7/15/2016		
7/18/2016		
7/19/2016		
7/20/2016		
7/21/2016		
7/22/2016		
7/27/2016	107 (D)	
7/29/2016		
8/1/2016		
9/7/2016		
9/8/2016		
9/9/2016		
9/12/2016		
9/13/2016		
9/14/2016		
9/15/2016		
9/16/2016		
9/19/2016		

Prediction Limit

Constituent: Total Dissolved Solids (mg/l) Analysis Run 5/9/2024 5:17 PM View: Appendix III Interwell - Two-Step

Plant Bowen Data: Bowen 3-4 CCR

	GWA-39RZ (bg)	GWA-4RZ (bg)
9/21/2016		
9/22/2016		
9/23/2016		
9/26/2016		
10/25/2016		
10/27/2016		
10/31/2016		
11/1/2016		
11/2/2016		
11/3/2016		
11/9/2016		
11/10/2016		
11/11/2016		
1/5/2017		
1/6/2017		
1/11/2017		
1/12/2017		
1/13/2017		
1/17/2017		
1/18/2017		
1/25/2017		
1/30/2017		
1/31/2017		
2/9/2017		
2/21/2017	229 (D)	
2/22/2017		329 (D)
3/14/2017		
3/16/2017		
3/20/2017		
3/21/2017		
3/22/2017		
3/23/2017		
3/24/2017		
3/27/2017	239 (D)	
3/28/2017		
3/30/2017		
4/3/2017		
4/7/2017		295 (D)
5/16/2017		
5/17/2017		
5/19/2017		
5/22/2017		
5/23/2017		
5/24/2017		
6/6/2017		
6/7/2017		
6/8/2017	179 (D)	
6/9/2017		
6/12/2017		
6/14/2017		237 (D)
7/12/2017		400 (D)
7/17/2017	180 (D)	

Prediction Limit

Constituent: Total Dissolved Solids (mg/l) Analysis Run 5/9/2024 5:17 PM View: Appendix III Interwell - Two-Step

Plant Bowen Data: Bowen 3-4 CCR

	GWA-39RZ (bg)	GWA-4RZ (bg)
7/20/2017		203 (D)
7/27/2017	190 (D)	
7/28/2017		262 (D)
8/9/2017	153 (D)	195 (D)
8/24/2017		236 (D)
9/15/2017		
9/19/2017		
9/20/2017		
9/21/2017		
9/22/2017		
9/25/2017		
9/26/2017		
9/29/2017	173 (D)	
10/2/2017		
10/3/2017		224 (D)
10/4/2017		
12/29/2017		
3/12/2018		
3/13/2018		
3/14/2018		
3/15/2018		
3/16/2018	150	
3/19/2018		
3/21/2018		237
9/6/2018		
9/7/2018		
9/10/2018		
9/11/2018		
9/12/2018		
9/14/2018	165	
9/17/2018		
9/18/2018		227
3/6/2019		
3/7/2019		
3/8/2019		
3/11/2019		
3/12/2019		
3/13/2019		
3/14/2019	154	
3/15/2019		
3/19/2019		
3/20/2019		
3/21/2019		367 (D)
9/4/2019		
9/5/2019		
9/6/2019		
9/9/2019		
9/10/2019	181	
9/11/2019		
9/12/2019		200 (D)
9/13/2019		
3/2/2020		

Prediction Limit

Constituent: Total Dissolved Solids (mg/l) Analysis Run 5/9/2024 5:17 PM View: Appendix III Interwell - Two-Step

Plant Bowen Data: Bowen 3-4 CCR

	GWA-39RZ (bg)	GWA-4RZ (bg)
3/3/2020		
3/4/2020		
3/5/2020		
3/6/2020		
3/9/2020	173	
3/11/2020		
3/12/2020		247
9/3/2020		
9/4/2020		
9/8/2020		
9/9/2020		
9/10/2020		
9/11/2020		
9/14/2020		
9/15/2020		
9/16/2020	156	
9/17/2020		223
12/15/2020		
2/24/2021		
2/26/2021		
3/9/2021		
3/10/2021		
3/11/2021		
3/12/2021		
3/16/2021	142	196
3/17/2021		
3/26/2021		
3/29/2021		
7/27/2021		
7/28/2021		
7/29/2021		
7/30/2021		
8/2/2021		
8/4/2021		
8/5/2021		
8/6/2021	133	
8/9/2021		
8/10/2021		238
1/25/2022		
1/26/2022		
1/27/2022		
1/28/2022		
1/31/2022		
2/1/2022		
2/2/2022	143	
2/3/2022		243
8/5/2022		
8/8/2022		
8/9/2022		
8/10/2022		
8/11/2022		
8/12/2022		

Prediction Limit

Constituent: Total Dissolved Solids (mg/l) Analysis Run 5/9/2024 5:17 PM View: Appendix III Interwell - Two-Step

Plant Bowen Data: Bowen 3-4 CCR

	GWA-39RZ (bg)	GWA-4RZ (bg)
8/16/2022	125	
8/17/2022		226
11/3/2022		
2/8/2023		
2/9/2023		
2/10/2023		
2/13/2023		
2/14/2023	149 (J)	
2/16/2023		
2/17/2023		252 (J)
7/25/2023	158	
7/26/2023		
7/27/2023		
7/28/2023		243
8/1/2023		
8/2/2023		
8/3/2023		
8/4/2023		
2/13/2024		
2/14/2024		
2/15/2024		
2/16/2024		
2/19/2024	177	
2/20/2024		
2/22/2024		
2/26/2024		
2/27/2024		268

FIGURE L.

Appendix III Interwell Prediction Limits - Significant Results

Plant Bowen Data: Bowen 3-4 CCR Printed 5/9/2024, 4:18 PM

Constituent	Well	Upper Lim.	Lower Lim.	Date	Observ.	Sig.	Bg N	Bg Mean	Std. Dev.	%NDs	ND Adj.	Transform	Alpha	Method
Calcium (mg/L)	**GWC-16R**	**66.6**	**n/a**	**2/15/2024**	**72.1**	**Yes**	**482**	**n/a**	**n/a**	**0**	**n/a**	**n/a**	**0.0000491**	**NP Inter (normality) 1 of 2**
Calcium (mg/L)	**GWC-17R**	**66.6**	**n/a**	**2/15/2024**	**68.1**	**Yes**	**482**	**n/a**	**n/a**	**0**	**n/a**	**n/a**	**0.0000491**	**NP Inter (normality) 1 of 2**
Calcium (mg/L)	**GWC-23R**	**66.6**	**n/a**	**2/16/2024**	**74.2**	**Yes**	**482**	**n/a**	**n/a**	**0**	**n/a**	**n/a**	**0.0000491**	**NP Inter (normality) 1 of 2**

Appendix III Interwell Prediction Limits - All Results

Plant Bowen Data: Bowen 3-4 CCR Printed 5/9/2024, 4:18 PM

Constituent	Well	Upper Lim.	Lower Lim.	Date	Observ.	Sig.	Bg N	Bg Mean	Std. Dev.	%NDs	ND Adj.	Transform	Alpha	Method
Boron (mg/L)	GWC-16R	0.04	n/a	2/15/2024	0.013J	No	481	n/a	n/a	66.53	n/a	n/a	0.0000491	NP Inter (NDs) 1 of 2
Boron (mg/L)	GWC-17R	0.04	n/a	2/15/2024	0.04ND	No	481	n/a	n/a	66.53	n/a	n/a	0.0000491	NP Inter (NDs) 1 of 2
Boron (mg/L)	GWC-18	0.04	n/a	2/14/2024	0.04ND	No	481	n/a	n/a	66.53	n/a	n/a	0.0000491	NP Inter (NDs) 1 of 2
Boron (mg/L)	GWC-18R	0.04	n/a	2/14/2024	0.04ND	No	481	n/a	n/a	66.53	n/a	n/a	0.0000491	NP Inter (NDs) 1 of 2
Boron (mg/L)	GWC-19R	0.04	n/a	2/14/2024	0.04ND	No	481	n/a	n/a	66.53	n/a	n/a	0.0000491	NP Inter (NDs) 1 of 2
Boron (mg/L)	GWC-20R	0.04	n/a	2/15/2024	0.04ND	No	481	n/a	n/a	66.53	n/a	n/a	0.0000491	NP Inter (NDs) 1 of 2
Boron (mg/L)	GWC-21R	0.04	n/a	2/15/2024	0.04ND	No	481	n/a	n/a	66.53	n/a	n/a	0.0000491	NP Inter (NDs) 1 of 2
Boron (mg/L)	GWC-22R	0.04	n/a	2/15/2024	0.04ND	No	481	n/a	n/a	66.53	n/a	n/a	0.0000491	NP Inter (NDs) 1 of 2
Boron (mg/L)	GWC-23R	0.04	n/a	2/16/2024	0.04ND	No	481	n/a	n/a	66.53	n/a	n/a	0.0000491	NP Inter (NDs) 1 of 2
Boron (mg/L)	GWC-24R	0.04	n/a	2/15/2024	0.04ND	No	481	n/a	n/a	66.53	n/a	n/a	0.0000491	NP Inter (NDs) 1 of 2
Boron (mg/L)	GWC-25R	0.04	n/a	2/16/2024	0.04ND	No	481	n/a	n/a	66.53	n/a	n/a	0.0000491	NP Inter (NDs) 1 of 2
Boron (mg/L)	GWC-36A	0.04	n/a	2/13/2024	0.034J	No	481	n/a	n/a	66.53	n/a	n/a	0.0000491	NP Inter (NDs) 1 of 2
Boron (mg/L)	GWC-36RA	0.04	n/a	2/13/2024	0.026J	No	481	n/a	n/a	66.53	n/a	n/a	0.0000491	NP Inter (NDs) 1 of 2
Boron (mg/L)	GWC-37	0.04	n/a	2/13/2024	0.04ND	No	481	n/a	n/a	66.53	n/a	n/a	0.0000491	NP Inter (NDs) 1 of 2
Boron (mg/L)	GWC-38	0.04	n/a	2/13/2024	0.04ND	No	481	n/a	n/a	66.53	n/a	n/a	0.0000491	NP Inter (NDs) 1 of 2
Calcium (mg/L)	**GWC-16R**	**66.6**	**n/a**	**2/15/2024**	**72.1**	**Yes**	**482**	**n/a**	**n/a**	**0**	**n/a**	**n/a**	**0.0000491**	**NP Inter (normality) 1 of 2**
Calcium (mg/L)	**GWC-17R**	**66.6**	**n/a**	**2/15/2024**	**68.1**	**Yes**	**482**	**n/a**	**n/a**	**0**	**n/a**	**n/a**	**0.0000491**	**NP Inter (normality) 1 of 2**
Calcium (mg/L)	GWC-18	66.6	n/a	2/14/2024	27.1	No	482	n/a	n/a	0	n/a	n/a	0.0000491	NP Inter (normality) 1 of 2
Calcium (mg/L)	GWC-18R	66.6	n/a	2/14/2024	31.9	No	482	n/a	n/a	0	n/a	n/a	0.0000491	NP Inter (normality) 1 of 2
Calcium (mg/L)	GWC-19R	66.6	n/a	2/14/2024	34.8	No	482	n/a	n/a	0	n/a	n/a	0.0000491	NP Inter (normality) 1 of 2
Calcium (mg/L)	GWC-20R	66.6	n/a	2/15/2024	39.2	No	482	n/a	n/a	0	n/a	n/a	0.0000491	NP Inter (normality) 1 of 2
Calcium (mg/L)	GWC-21R	66.6	n/a	2/15/2024	65.6	No	482	n/a	n/a	0	n/a	n/a	0.0000491	NP Inter (normality) 1 of 2
Calcium (mg/L)	GWC-22R	66.6	n/a	2/15/2024	34.2	No	482	n/a	n/a	0	n/a	n/a	0.0000491	NP Inter (normality) 1 of 2
Calcium (mg/L)	**GWC-23R**	**66.6**	**n/a**	**2/16/2024**	**74.2**	**Yes**	**482**	**n/a**	**n/a**	**0**	**n/a**	**n/a**	**0.0000491**	**NP Inter (normality) 1 of 2**
Calcium (mg/L)	GWC-24R	66.6	n/a	2/15/2024	31.1	No	482	n/a	n/a	0	n/a	n/a	0.0000491	NP Inter (normality) 1 of 2
Calcium (mg/L)	GWC-25R	66.6	n/a	2/16/2024	34.6	No	482	n/a	n/a	0	n/a	n/a	0.0000491	NP Inter (normality) 1 of 2
Calcium (mg/L)	GWC-36A	66.6	n/a	2/13/2024	52	No	482	n/a	n/a	0	n/a	n/a	0.0000491	NP Inter (normality) 1 of 2
Calcium (mg/L)	GWC-36RA	66.6	n/a	2/13/2024	54.5	No	482	n/a	n/a	0	n/a	n/a	0.0000491	NP Inter (normality) 1 of 2
Calcium (mg/L)	GWC-37	66.6	n/a	2/13/2024	0.72J	No	482	n/a	n/a	0	n/a	n/a	0.0000491	NP Inter (normality) 1 of 2
Calcium (mg/L)	GWC-38	66.6	n/a	2/13/2024	1.6	No	482	n/a	n/a	0	n/a	n/a	0.0000491	NP Inter (normality) 1 of 2
Fluoride (mg/L)	GWC-16R	0.4	n/a	2/15/2024	0.13	No	480	n/a	n/a	54.58	n/a	n/a	0.0000491	NP Inter (NDs) 1 of 2
Fluoride (mg/L)	GWC-17R	0.4	n/a	2/15/2024	0.1ND	No	480	n/a	n/a	54.58	n/a	n/a	0.0000491	NP Inter (NDs) 1 of 2
Fluoride (mg/L)	GWC-18	0.4	n/a	2/14/2024	0.1ND	No	480	n/a	n/a	54.58	n/a	n/a	0.0000491	NP Inter (NDs) 1 of 2
Fluoride (mg/L)	GWC-18R	0.4	n/a	2/14/2024	0.1ND	No	480	n/a	n/a	54.58	n/a	n/a	0.0000491	NP Inter (NDs) 1 of 2
Fluoride (mg/L)	GWC-19R	0.4	n/a	2/14/2024	0.1ND	No	480	n/a	n/a	54.58	n/a	n/a	0.0000491	NP Inter (NDs) 1 of 2
Fluoride (mg/L)	GWC-20R	0.4	n/a	2/15/2024	0.1ND	No	480	n/a	n/a	54.58	n/a	n/a	0.0000491	NP Inter (NDs) 1 of 2
Fluoride (mg/L)	GWC-21R	0.4	n/a	2/15/2024	0.1ND	No	480	n/a	n/a	54.58	n/a	n/a	0.0000491	NP Inter (NDs) 1 of 2
Fluoride (mg/L)	GWC-22R	0.4	n/a	2/15/2024	0.1ND	No	480	n/a	n/a	54.58	n/a	n/a	0.0000491	NP Inter (NDs) 1 of 2
Fluoride (mg/L)	GWC-23R	0.4	n/a	2/16/2024	0.054J	No	480	n/a	n/a	54.58	n/a	n/a	0.0000491	NP Inter (NDs) 1 of 2
Fluoride (mg/L)	GWC-24R	0.4	n/a	2/15/2024	0.1ND	No	480	n/a	n/a	54.58	n/a	n/a	0.0000491	NP Inter (NDs) 1 of 2
Fluoride (mg/L)	GWC-25R	0.4	n/a	2/16/2024	0.055J	No	480	n/a	n/a	54.58	n/a	n/a	0.0000491	NP Inter (NDs) 1 of 2
Fluoride (mg/L)	GWC-36A	0.4	n/a	2/13/2024	0.1ND	No	480	n/a	n/a	54.58	n/a	n/a	0.0000491	NP Inter (NDs) 1 of 2
Fluoride (mg/L)	GWC-36RA	0.4	n/a	2/13/2024	0.1ND	No	480	n/a	n/a	54.58	n/a	n/a	0.0000491	NP Inter (NDs) 1 of 2
Fluoride (mg/L)	GWC-37	0.4	n/a	2/13/2024	0.1ND	No	480	n/a	n/a	54.58	n/a	n/a	0.0000491	NP Inter (NDs) 1 of 2
Fluoride (mg/L)	GWC-38	0.4	n/a	2/13/2024	0.1ND	No	480	n/a	n/a	54.58	n/a	n/a	0.0000491	NP Inter (NDs) 1 of 2

Sanitas™ v.10.0.16e Software licensed to . UG
Hollow symbols indicate censored values.
Within Limit

Prediction Limit

Interwell Non-parametric

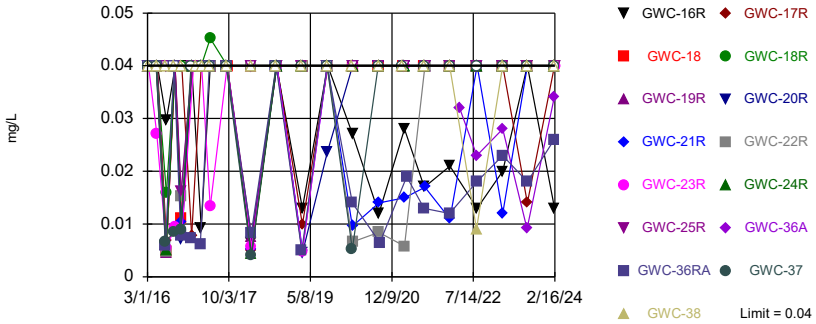

Non-parametric test used in lieu of parametric prediction limit because censored data exceeded 50%. Limit is highest of 481 background values. 66.53% NDs. Annual per-constituent alpha = 0.001472. Individual comparison alpha = 0.0000491 (1 of 2). Comparing 15 points to limit.

Constituent: Boron Analysis Run 5/9/2024 4:16 PM View: Appendix III Interwell
Plant Bowen Data: Bowen 3-4 CCR

Sanitas™ v.10.0.16e Software licensed to . UG

Exceeds Limit: GWC-16R, GWC-17R, GWC-23R

Prediction Limit

Interwell Non-parametric

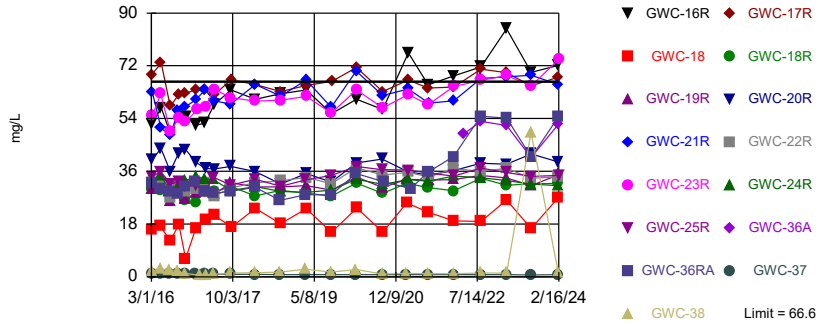

Non-parametric test used in lieu of parametric prediction limit because the Chi Squared normality test showed the data to be non-normal at the 0.01 alpha level. Limit is highest of 482 background values. Annual per-constituent alpha = 0.001472. Individual comparison alpha = 0.0000491 (1 of 2). Comparing 15 points to limit.

Constituent: Calcium Analysis Run 5/9/2024 4:16 PM View: Appendix III Interwell
Plant Bowen Data: Bowen 3-4 CCR

Sanitas™ v.10.0.16e Software licensed to . UG
Hollow symbols indicate censored values.
Within Limit

Prediction Limit

Interwell Non-parametric

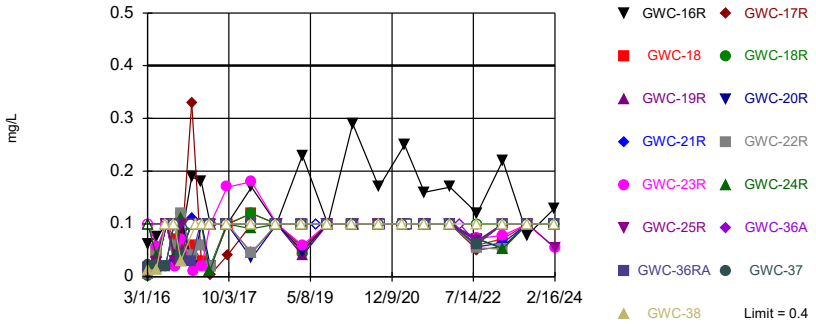

Non-parametric test used in lieu of parametric prediction limit because censored data exceeded 50%. Limit is highest of 480 background values. 54.58% NDs. Annual per-constituent alpha = 0.001472. Individual comparison alpha = 0.0000491 (1 of 2). Comparing 15 points to limit.

Constituent: Fluoride Analysis Run 5/9/2024 4:16 PM View: Appendix III Interwell
Plant Bowen Data: Bowen 3-4 CCR

Prediction Limit

Constituent: Boron (mg/L) Analysis Run 5/9/2024 4:18 PM View: Appendix III Interwell

Plant Bowen Data: Bowen 3-4 CCR

	GWA-52 (bg)	GWC-37	GWC-36RA	GWC-38	GWA-53R (bg)	GWA-54 (bg)	GWA-55 (bg)	GWA-53 (bg)	GWA-55R (bg)
2/29/2016	<0.04								
3/1/2016		<0.04	<0.04						
3/2/2016				<0.04	<0.04	<0.04	<0.04	<0.04	
3/3/2016									<0.04
3/4/2016									
3/7/2016									
3/8/2016									
3/9/2016									
3/11/2016									
3/14/2016									
3/15/2016									
3/22/2016									
3/23/2016									
3/28/2016									
5/2/2016			<0.04						
5/3/2016		<0.04		<0.04	<0.04		<0.04	<0.04	<0.04
5/4/2016	<0.04					<0.04			
5/5/2016									
5/6/2016									
5/9/2016									
5/10/2016									
5/11/2016									
5/12/2016									
5/13/2016									
5/16/2016									
5/19/2016									
5/20/2016									
5/23/2016									
5/25/2016									
7/6/2016			0.0059 (J)						
7/7/2016				<0.04					
7/8/2016	0.009 (J)	0.0067 (J)				0.0046 (J)		<0.04	
7/11/2016					<0.04		0.0054 (J)		0.0047 (J)
7/12/2016									
7/13/2016									
7/14/2016									
7/15/2016									
7/18/2016									
7/19/2016									
7/20/2016									
7/21/2016									
7/22/2016									
7/27/2016									
7/29/2016									
8/1/2016									
9/7/2016		0.0084 (J)	<0.04		<0.04				
9/8/2016	<0.04			<0.04		0.0081 (J)		<0.04	
9/9/2016							<0.04		<0.04
9/12/2016									
9/13/2016									
9/14/2016									
9/15/2016									

ND substitution: RL or RL/2 if <15% NDs.

Prediction Limit

Constituent: Boron (mg/L) Analysis Run 5/9/2024 4:18 PM View: Appendix III Interwell

Plant Bowen Data: Bowen 3-4 CCR

	GWA-52 (bg)	GWC-37	GWC-36RA	GWC-38	GWA-53R (bg)	GWA-54 (bg)	GWA-55 (bg)	GWA-53 (bg)	GWA-55R (bg)
9/16/2016									
9/19/2016									
9/21/2016									
9/22/2016									
9/23/2016									
9/26/2016									
10/25/2016		0.0089 (J)	0.0077 (J)	<0.04					
10/26/2016	0.0077 (J)					0.0088 (J)	0.0144 (J)	0.0095 (J)	
10/27/2016					0.0148 (J)				0.0108 (J)
10/31/2016									
11/1/2016									
11/2/2016									
11/3/2016									
11/9/2016									
11/10/2016									
11/11/2016									
1/5/2017			0.0074 (J)						
1/6/2017	0.0084 (J)	<0.04			<0.04				
1/9/2017						<0.04	<0.04	<0.04	<0.04
1/11/2017									
1/12/2017									
1/13/2017									
1/17/2017									
1/18/2017									
1/25/2017									
1/30/2017									
1/31/2017									
2/9/2017				<0.04					
2/21/2017									
2/22/2017									
3/14/2017		<0.04	0.0062 (J)						
3/15/2017	<0.04					<0.04			
3/16/2017					<0.04		<0.04	<0.04	<0.04
3/20/2017									
3/21/2017									
3/22/2017									
3/23/2017				<0.04					
3/24/2017									
3/27/2017									
3/28/2017									
3/30/2017									
4/3/2017									
4/7/2017									
5/16/2017		<0.04	<0.04						
5/17/2017	<0.04			<0.04					
5/18/2017						<0.04	<0.04		<0.04
5/19/2017					<0.04			<0.04	
5/22/2017									
5/23/2017									
5/24/2017									
6/6/2017									
6/7/2017									

ND substitution: RL or RL/2 if <15% NDs.

Prediction Limit

Constituent: Boron (mg/L) Analysis Run 5/9/2024 4:18 PM View: Appendix III Interwell

Plant Bowen Data: Bowen 3-4 CCR

	GWA-52 (bg)	GWC-37	GWC-36RA	GWC-38	GWA-53R (bg)	GWA-54 (bg)	GWA-55 (bg)	GWA-53 (bg)	GWA-55R (bg)
6/8/2017									
6/9/2017									
6/12/2017									
6/14/2017									
7/12/2017									
7/17/2017									
7/19/2017									
7/20/2017									
7/27/2017									
7/28/2017									
8/9/2017									
8/24/2017									
9/15/2017	<0.04	<0.04	<0.04			<0.04	<0.04		
9/18/2017									<0.04
9/19/2017				<0.04	<0.04			<0.04	
9/20/2017									
9/21/2017									
9/22/2017									
9/25/2017									
9/26/2017									
9/29/2017									
10/2/2017									
10/3/2017									
10/4/2017									
3/12/2018		0.004 (J)	0.0082 (J)				0.0055 (J)		0.0041 (J)
3/13/2018	0.0084 (J)			<0.04	<0.04	0.0053 (J)		<0.04	
3/14/2018									
3/15/2018									
3/16/2018									
3/19/2018									
3/21/2018									
9/6/2018	<0.04	<0.04	<0.04	<0.04		<0.04			
9/7/2018							<0.04		<0.04
9/10/2018									
9/11/2018					<0.04			<0.04	
9/12/2018									
9/14/2018									
9/17/2018									
9/18/2018									
3/6/2019		<0.04							
3/7/2019	<0.04		0.0049 (J)	<0.04		<0.04			<0.04
3/8/2019							0.0056 (J)	<0.04	
3/11/2019									
3/12/2019					<0.04				
3/13/2019									
3/14/2019									
3/15/2019									
3/19/2019									
3/20/2019									
3/21/2019									
9/4/2019	<0.04	<0.04	<0.04	<0.04					
9/5/2019					<0.04	<0.04	<0.04	<0.04	<0.04

ND substitution: RL or RL/2 if <15% NDs.

Prediction Limit

Constituent: Boron (mg/L) Analysis Run 5/9/2024 4:18 PM View: Appendix III Interwell

Plant Bowen Data: Bowen 3-4 CCR

	GWA-52 (bg)	GWC-37	GWC-36RA	GWC-38	GWA-53R (bg)	GWA-54 (bg)	GWA-55 (bg)	GWA-53 (bg)	GWA-55R (bg)
9/6/2019									
9/9/2019									
9/10/2019									
9/11/2019									
9/12/2019									
9/13/2019									
3/2/2020	0.007 (J)	0.0052 (J)	0.014 (J)	<0.04					
3/3/2020						0.0084 (J)	0.01 (J)		
3/4/2020					<0.04			0.0064 (J)	0.0063 (J)
3/5/2020									
3/6/2020									
3/9/2020									
3/11/2020									
3/12/2020									
9/3/2020	<0.04	<0.04		<0.04					
9/4/2020							0.0053 (J)		<0.04
9/8/2020					<0.04	<0.04		0.0072 (J)	
9/9/2020									
9/10/2020									
9/11/2020									
9/14/2020			0.0065 (J)						
9/15/2020									
9/16/2020									
9/17/2020									
2/24/2021	0.0099 (J)	<0.04		<0.04					
2/25/2021						<0.04	0.0075 (J)		0.0055 (J)
2/26/2021					<0.04			<0.04	
3/9/2021									
3/10/2021									
3/11/2021									
3/12/2021									
3/16/2021									
3/17/2021									
3/26/2021			0.019 (J)						
3/29/2021									
7/27/2021	0.021 (J)		0.013 (J)			<0.04			
7/28/2021		<0.04		<0.04			<0.04		<0.04
7/29/2021					<0.04			<0.04	
7/30/2021									
8/2/2021									
8/4/2021									
8/5/2021									
8/6/2021									
8/9/2021									
8/10/2021									
1/25/2022	<0.04			<0.04		<0.04			
1/26/2022		<0.04	0.012 (J)		<0.04		<0.04	<0.04	
1/27/2022									<0.04
1/28/2022									
1/31/2022									
2/1/2022									
2/2/2022									

Prediction Limit

Constituent: Boron (mg/L) Analysis Run 5/9/2024 4:18 PM View: Appendix III Interwell

Plant Bowen Data: Bowen 3-4 CCR

	GWA-52 (bg)	GWC-37	GWC-36RA	GWC-38	GWA-53R (bg)	GWA-54 (bg)	GWA-55 (bg)	GWA-53 (bg)	GWA-55R (bg)
2/3/2022									
4/6/2022									
8/5/2022	<0.04			0.009 (J)		<0.04			
8/8/2022		<0.04	0.018 (J)		<0.04		<0.04	<0.04	<0.04
8/9/2022									
8/10/2022									
8/11/2022									
8/12/2022									
8/16/2022									
8/17/2022									
2/8/2023		<0.04	0.023 (J)	<0.04					
2/9/2023									
2/10/2023									
2/13/2023									
2/14/2023									
2/16/2023									
2/17/2023									
7/25/2023									
7/26/2023									
7/27/2023									
7/28/2023									
8/1/2023									
8/2/2023		<0.04		<0.04					
8/3/2023			0.018 (J)						
8/4/2023									
2/13/2024		<0.04	0.026 (J)	<0.04					
2/14/2024									
2/15/2024									
2/16/2024									
2/19/2024									
2/20/2024									
2/22/2024									
2/26/2024									
2/27/2024									

ND substitution: RL or RL/2 if <15% NDs.

Prediction Limit

Constituent: Boron (mg/L) Analysis Run 5/9/2024 4:18 PM View: Appendix III Interwell

Plant Bowen Data: Bowen 3-4 CCR

	GWC-16R	GWA-56 (bg)	GWC-17R	GWC-24R	GWC-18R	GWC-19R	GWC-18	GWC-22R	GWC-20R
2/29/2016									
3/1/2016									
3/2/2016									
3/3/2016	<0.04	<0.04							
3/4/2016			<0.04	<0.04					
3/7/2016					<0.04	<0.04	<0.04	<0.04	
3/8/2016									<0.04
3/9/2016									
3/11/2016									
3/14/2016									
3/15/2016									
3/22/2016									
3/23/2016									
3/28/2016									
5/2/2016									
5/3/2016									
5/4/2016									
5/5/2016				<0.04	<0.04		<0.04	<0.04	
5/6/2016									
5/9/2016		<0.04				<0.04			<0.04
5/10/2016	<0.04		<0.04						
5/11/2016									
5/12/2016									
5/13/2016									
5/16/2016									
5/19/2016									
5/20/2016									
5/23/2016									
5/25/2016									
7/6/2016									
7/7/2016									
7/8/2016									
7/11/2016		0.0128 (J)							
7/12/2016				0.005 (J)					
7/13/2016	0.0297 (J)				0.0159 (J)		0.0047 (J)		
7/14/2016			0.0069 (J)			0.0045 (J)		0.0047 (J)	<0.04
7/15/2016									
7/18/2016									
7/19/2016									
7/20/2016									
7/21/2016									
7/22/2016									
7/27/2016									
7/29/2016									
8/1/2016									
9/7/2016									
9/8/2016									
9/9/2016		0.0158 (J)							
9/12/2016					<0.04	<0.04		<0.04	<0.04
9/13/2016				<0.04			<0.04		
9/14/2016			<0.04						
9/15/2016	<0.04								

ND substitution: RL or RL/2 if <15% NDs.

Prediction Limit

Constituent: Boron (mg/L) Analysis Run 5/9/2024 4:18 PM View: Appendix III Interwell

Plant Bowen Data: Bowen 3-4 CCR

	GWC-16R	GWA-56 (bg)	GWC-17R	GWC-24R	GWC-18R	GWC-19R	GWC-18	GWC-22R	GWC-20R
9/16/2016									
9/19/2016									
9/21/2016									
9/22/2016									
9/23/2016									
9/26/2016									
10/25/2016									
10/26/2016		0.0257 (J)							
10/27/2016				0.0093 (J)				0.0153 (J)	
10/31/2016						0.0086 (J)	0.0111 (J)		0.007 (J)
11/1/2016			<0.04		<0.04				
11/2/2016	<0.04								
11/3/2016									
11/9/2016									
11/10/2016									
11/11/2016									
1/5/2017									
1/6/2017									
1/9/2017		0.0219 (J)							
1/11/2017	<0.04		0.0078 (J)		<0.04	<0.04			
1/12/2017							<0.04		<0.04
1/13/2017				<0.04				<0.04	
1/17/2017									
1/18/2017									
1/25/2017									
1/30/2017									
1/31/2017									
2/9/2017									
2/21/2017									
2/22/2017									
3/14/2017									
3/15/2017		0.0253 (J)							
3/16/2017									
3/20/2017	0.0092 (J)			<0.04	<0.04			<0.04	
3/21/2017			<0.04			<0.04			
3/22/2017									<0.04
3/23/2017							<0.04		
3/24/2017									
3/27/2017									
3/28/2017									
3/30/2017									
4/3/2017									
4/7/2017									
5/16/2017									
5/17/2017									
5/18/2017		0.0249 (J)							
5/19/2017				<0.04					
5/22/2017					0.0452	<0.04			<0.04
5/23/2017	<0.04		<0.04				<0.04	<0.04	
5/24/2017									
6/6/2017									
6/7/2017									

ND substitution: RL or RL/2 if <15% NDs.

Prediction Limit

Constituent: Boron (mg/L) Analysis Run 5/9/2024 4:18 PM View: Appendix III Interwell

Plant Bowen Data: Bowen 3-4 CCR

	GWC-16R	GWA-56 (bg)	GWC-17R	GWC-24R	GWC-18R	GWC-19R	GWC-18	GWC-22R	GWC-20R
6/8/2017									
6/9/2017									
6/12/2017									
6/14/2017									
7/12/2017									
7/17/2017									
7/19/2017									
7/20/2017									
7/27/2017									
7/28/2017									
8/9/2017									
8/24/2017									
9/15/2017		<0.04							
9/18/2017									
9/19/2017				<0.04				<0.04	<0.04
9/20/2017						<0.04			
9/21/2017	<0.04				<0.04				
9/22/2017			<0.04						
9/25/2017							<0.04		
9/26/2017									
9/29/2017									
10/2/2017									
10/3/2017									
10/4/2017									
3/12/2018									
3/13/2018		0.024 (J)		0.0042 (J)				<0.04	
3/14/2018	0.0065 (J)		0.0051 (J)		<0.04	0.0076 (J)	<0.04		<0.04
3/15/2018									
3/16/2018									
3/19/2018									
3/21/2018									
9/6/2018									
9/7/2018	<0.04	0.024 (J)			<0.04			<0.04	
9/10/2018						<0.04			<0.04
9/11/2018			<0.04	<0.04			<0.04		
9/12/2018									
9/14/2018									
9/17/2018									
9/18/2018									
3/6/2019									
3/7/2019		0.02 (J)							
3/8/2019				<0.04					
3/11/2019	0.013 (J)							<0.04	
3/12/2019			0.0099 (J)		<0.04	<0.04	<0.04		0.0045 (J)
3/13/2019									
3/14/2019									
3/15/2019									
3/19/2019									
3/20/2019									
3/21/2019									
9/4/2019		0.015 (J)							
9/5/2019				<0.04				<0.04	

ND substitution: RL or RL/2 if <15% NDs.

Prediction Limit

Constituent: Boron (mg/L) Analysis Run 5/9/2024 4:18 PM View: Appendix III Interwell

Plant Bowen Data: Bowen 3-4 CCR

	GWC-16R	GWA-56 (bg)	GWC-17R	GWC-24R	GWC-18R	GWC-19R	GWC-18	GWC-22R	GWC-20R
9/6/2019					<0.04				0.02365 (JD)
9/9/2019	<0.04					<0.04	<0.04		
9/10/2019			<0.04						
9/11/2019									
9/12/2019									
9/13/2019									
3/2/2020									
3/3/2020				<0.04				0.0066 (J)	
3/4/2020	0.027 (J)	0.022 (J)				<0.04			
3/5/2020			<0.04		<0.04				<0.04
3/6/2020							<0.04		
3/9/2020									
3/11/2020									
3/12/2020									
9/3/2020									
9/4/2020		0.015 (J)							<0.04
9/8/2020								0.0084 (J)	
9/9/2020	0.012 (J)		<0.04	<0.04	<0.04	<0.04	<0.04		
9/10/2020									
9/11/2020									
9/14/2020									
9/15/2020									
9/16/2020									
9/17/2020									
2/24/2021									
2/25/2021		0.017 (J)							
2/26/2021					<0.04	<0.04	<0.04		
3/9/2021	0.028 (J)			<0.04				0.0058 (J)	<0.04
3/10/2021			<0.04						
3/11/2021									
3/12/2021									
3/16/2021									
3/17/2021									
3/26/2021									
3/29/2021									
7/27/2021									
7/28/2021		0.016 (J)							
7/29/2021				<0.04	<0.04		<0.04		
7/30/2021	0.017 (J)		<0.04						
8/2/2021								<0.04	<0.04
8/4/2021									
8/5/2021						<0.04			
8/6/2021									
8/9/2021									
8/10/2021									
1/25/2022									
1/26/2022		0.014 (J)							
1/27/2022					<0.04	<0.04		<0.04	<0.04
1/28/2022	0.021 (J)		<0.04	<0.04			<0.04		
1/31/2022									
2/1/2022									
2/2/2022									

ND substitution: RL or RL/2 if <15% NDs.

Prediction Limit

Constituent: Boron (mg/L) Analysis Run 5/9/2024 4:18 PM View: Appendix III Interwell

Plant Bowen Data: Bowen 3-4 CCR

	GWC-16R	GWA-56 (bg)	GWC-17R	GWC-24R	GWC-18R	GWC-19R	GWC-18	GWC-22R	GWC-20R
2/3/2022									
4/6/2022									
8/5/2022		0.015 (J)							
8/8/2022									
8/9/2022				<0.04		<0.04			<0.04
8/10/2022					<0.04		<0.04	<0.04	
8/11/2022	0.013 (J)		<0.04						
8/12/2022									
8/16/2022									
8/17/2022									
2/8/2023									
2/9/2023				<0.04	<0.04	<0.04	<0.04	<0.04	
2/10/2023	0.02 (J)		<0.04						<0.04
2/13/2023									
2/14/2023									
2/16/2023									
2/17/2023									
7/25/2023									
7/26/2023									
7/27/2023									
7/28/2023									
8/1/2023									
8/2/2023									
8/3/2023			0.014 (J)	<0.04			<0.04	<0.04	<0.04
8/4/2023	<0.04				<0.04	<0.04			
2/13/2024									
2/14/2024					<0.04	<0.04	<0.04		
2/15/2024	0.013 (J)		<0.04	<0.04				<0.04	<0.04
2/16/2024									
2/19/2024									
2/20/2024									
2/22/2024									
2/26/2024									
2/27/2024									

ND substitution: RL or RL/2 if <15% NDs.

Prediction Limit

Constituent: Boron (mg/L) Analysis Run 5/9/2024 4:18 PM View: Appendix III Interwell

Plant Bowen Data: Bowen 3-4 CCR

	GWC-25R	GWC-21R	GWC-23R	GWA-43R (bg)	GWA-42 (bg)	GWA-43 (bg)	GWA-39Z (bg)	GWA-40 (bg)	GWA-41 (bg)
2/29/2016									
3/1/2016									
3/2/2016									
3/3/2016									
3/4/2016									
3/7/2016									
3/8/2016	<0.04	<0.04							
3/9/2016			<0.04						
3/11/2016				<0.04	<0.04	<0.04			
3/14/2016							<0.04		
3/15/2016								<0.04	<0.04
3/22/2016									
3/23/2016									
3/28/2016									
5/2/2016									
5/3/2016									
5/4/2016	<0.04								
5/5/2016									
5/6/2016			0.0271 (J)						
5/9/2016		<0.04							
5/10/2016									
5/11/2016							<0.04	<0.04	
5/12/2016									<0.04
5/13/2016				<0.04		<0.04			
5/16/2016					<0.04				
5/19/2016									
5/20/2016									
5/23/2016									
5/25/2016									
7/6/2016									
7/7/2016									
7/8/2016									
7/11/2016									
7/12/2016									
7/13/2016									
7/14/2016									
7/15/2016		<0.04	0.0055 (J)						
7/18/2016	<0.04								
7/19/2016				<0.04 (*)		<0.04 (*)	<0.04 (*)		
7/20/2016									<0.04
7/21/2016								<0.04	
7/22/2016					0.0076 (J)				
7/27/2016									
7/29/2016									
8/1/2016									
9/7/2016									
9/8/2016									
9/9/2016		<0.04							
9/12/2016									
9/13/2016	<0.04								
9/14/2016			0.0094 (J)						
9/15/2016							0.0067 (J)	<0.04	<0.04

ND substitution: RL or RL/2 if <15% NDs.

Prediction Limit

Constituent: Boron (mg/L) Analysis Run 5/9/2024 4:18 PM View: Appendix III Interwell

Plant Bowen Data: Bowen 3-4 CCR

	GWC-25R	GWC-21R	GWC-23R	GWA-43R (bg)	GWA-42 (bg)	GWA-43 (bg)	GWA-39Z (bg)	GWA-40 (bg)	GWA-41 (bg)
9/16/2016				0.0246 (J)		<0.04			
9/19/2016					<0.04				
9/21/2016									
9/22/2016									
9/23/2016									
9/26/2016									
10/25/2016									
10/26/2016									
10/27/2016	0.0162 (J)	0.0103 (J)							
10/31/2016									
11/1/2016			0.008 (J)						
11/2/2016				0.0279 (J)		<0.04	<0.04		
11/3/2016					<0.04			<0.04 (*)	<0.04
11/9/2016									
11/10/2016									
11/11/2016									
1/5/2017									
1/6/2017									
1/9/2017									
1/11/2017									
1/12/2017		<0.04							
1/13/2017	<0.04								
1/17/2017					<0.04			<0.04	
1/18/2017				0.0336 (J)		<0.04	<0.04		<0.04
1/25/2017			<0.04						
1/30/2017									
1/31/2017									
2/9/2017									
2/21/2017									
2/22/2017									
3/14/2017									
3/15/2017									
3/16/2017	<0.04								
3/20/2017									
3/21/2017		<0.04							
3/22/2017			<0.04						
3/23/2017									
3/24/2017								<0.04	0.0154 (J)
3/27/2017					0.0101 (J)				
3/28/2017				0.0313 (J)		<0.04	<0.04		
3/30/2017									
4/3/2017									
4/7/2017									
5/16/2017									
5/17/2017									
5/18/2017									
5/19/2017	<0.04								
5/22/2017									
5/23/2017		<0.04							
5/24/2017			0.0133 (J)					<0.04	
6/6/2017				<0.04 (*)		<0.04 (*)			<0.04
6/7/2017					<0.04 (*)		<0.04 (*)		

ND substitution: RL or RL/2 if <15% NDs.

Prediction Limit

Constituent: Boron (mg/L) Analysis Run 5/9/2024 4:18 PM View: Appendix III Interwell

Plant Bowen Data: Bowen 3-4 CCR

	GWC-25R	GWC-21R	GWC-23R	GWA-43R (bg)	GWA-42 (bg)	GWA-43 (bg)	GWA-39Z (bg)	GWA-40 (bg)	GWA-41 (bg)
6/8/2017									
6/9/2017									
6/12/2017									
6/14/2017									
7/12/2017									
7/17/2017									
7/19/2017									
7/20/2017									
7/27/2017									
7/28/2017									
8/9/2017									
8/24/2017									
9/15/2017									
9/18/2017									
9/19/2017	<0.04	<0.04							
9/20/2017									
9/21/2017			<0.04						
9/22/2017				0.0294 (J)		<0.04			
9/25/2017									<0.04
9/26/2017					<0.04		<0.04	0.0075 (J)	
9/29/2017									
10/2/2017									
10/3/2017									
10/4/2017									
3/12/2018									
3/13/2018	<0.04								
3/14/2018		0.0053 (J)	0.0056 (J)		<0.04	<0.04	<0.04	0.0093 (J)	0.011 (J)
3/15/2018				0.018 (J)					
3/16/2018									
3/19/2018									
3/21/2018									
9/6/2018									
9/7/2018									
9/10/2018		<0.04							
9/11/2018	<0.04		<0.04						
9/12/2018				0.018 (J)		<0.04	<0.04	<0.04	<0.04
9/14/2018					<0.04				
9/17/2018									
9/18/2018									
3/6/2019									
3/7/2019									
3/8/2019	<0.04								
3/11/2019		0.005 (J)							
3/12/2019			0.0047 (J)						
3/13/2019				0.012 (X)		<0.04		<0.04	
3/14/2019					<0.04				0.007 (X)
3/15/2019							0.005 (X)		
3/19/2019									
3/20/2019									
3/21/2019									
9/4/2019									
9/5/2019	<0.04								

ND substitution: RL or RL/2 if <15% NDs.

Prediction Limit

Constituent: Boron (mg/L) Analysis Run 5/9/2024 4:18 PM View: Appendix III Interwell

Plant Bowen Data: Bowen 3-4 CCR

	GWC-25R	GWC-21R	GWC-23R	GWA-43R (bg)	GWA-42 (bg)	GWA-43 (bg)	GWA-39Z (bg)	GWA-40 (bg)	GWA-41 (bg)
9/6/2019		<0.04	<0.04						
9/9/2019							<0.04	<0.04	
9/10/2019					<0.04				<0.04
9/11/2019				0.021 (X)		0.0059 (X)			
9/12/2019									
9/13/2019									
3/2/2020									
3/3/2020	<0.04	0.0096 (J)							
3/4/2020									
3/5/2020			<0.04						
3/6/2020					0.0068 (J)				0.013 (J)
3/9/2020				0.017 (J)		<0.04	<0.04	0.0074 (J)	
3/11/2020									
3/12/2020									
9/3/2020									
9/4/2020	<0.04								
9/8/2020		0.014 (J)							
9/9/2020			<0.04						
9/10/2020					<0.04		<0.04		<0.04
9/11/2020						<0.04		<0.04	
9/14/2020				0.018 (J)					
9/15/2020									
9/16/2020									
9/17/2020									
2/24/2021									
2/25/2021									
2/26/2021									
3/9/2021	<0.04	0.015 (J)							
3/10/2021			<0.04					<0.04	
3/11/2021				0.017 (J)	<0.04	<0.04			0.0075 (J)
3/12/2021							0.011 (J)		
3/16/2021									
3/17/2021									
3/26/2021									
3/29/2021									
7/27/2021									
7/28/2021									
7/29/2021									
7/30/2021			<0.04						
8/2/2021	<0.04	0.017 (J)							
8/4/2021					<0.04		<0.04	<0.04	<0.04
8/5/2021				0.0098 (J)					
8/6/2021						<0.04			
8/9/2021									
8/10/2021									
1/25/2022									
1/26/2022									
1/27/2022	<0.04								
1/28/2022		0.011 (J)	<0.04						
1/31/2022				0.011 (J)	<0.04	<0.04	<0.04	<0.04	<0.04
2/1/2022									
2/2/2022									

ND substitution: RL or RL/2 if <15% NDs.

Prediction Limit

Constituent: Boron (mg/L) Analysis Run 5/9/2024 4:18 PM View: Appendix III Interwell

Plant Bowen Data: Bowen 3-4 CCR

	GWC-25R	GWC-21R	GWC-23R	GWA-43R (bg)	GWA-42 (bg)	GWA-43 (bg)	GWA-39Z (bg)	GWA-40 (bg)	GWA-41 (bg)
2/3/2022									
4/6/2022									
8/5/2022									
8/8/2022									
8/9/2022	<0.04								
8/10/2022		<0.04		0.01 (J)	<0.04		<0.04		
8/11/2022			<0.04			<0.04			<0.04
8/12/2022								<0.04	
8/16/2022									
8/17/2022									
2/8/2023									
2/9/2023	<0.04	0.012 (J)							
2/10/2023			<0.04						
2/13/2023				<0.04	<0.04		<0.04	<0.04	<0.04
2/14/2023						<0.04			
2/16/2023									
2/17/2023									
7/25/2023				0.012 (J)		<0.04			0.012 (J)
7/26/2023					<0.04		0.012 (J)	0.0091 (J)	
7/27/2023									
7/28/2023									
8/1/2023									
8/2/2023									
8/3/2023	<0.04		<0.04						
8/4/2023		<0.04							
2/13/2024									
2/14/2024									
2/15/2024		<0.04							
2/16/2024	<0.04		<0.04						
2/19/2024							<0.04	<0.04	<0.04
2/20/2024				<0.04	0.031 (J)	0.02 (J)			
2/22/2024									
2/26/2024									
2/27/2024									

ND substitution: RL or RL/2 if <15% NDs.

Prediction Limit

Constituent: Boron (mg/L) Analysis Run 5/9/2024 4:18 PM View: Appendix III Interwell

Plant Bowen Data: Bowen 3-4 CCR

	GWA-41R (bg)	GWA-1 (bg)	GWA-3A (bg)	GWA-2 (bg)	GWA-2R (bg)	GWA-50R (bg)	GWA-50 (bg)	GWA-51RZ (bg)	GWA-39RZ (bg)
2/29/2016									
3/1/2016									
3/2/2016									
3/3/2016									
3/4/2016									
3/7/2016									
3/8/2016									
3/9/2016									
3/11/2016									
3/14/2016									
3/15/2016	<0.04								
3/22/2016		<0.04							
3/23/2016			<0.04	<0.04	<0.04				
3/28/2016						<0.04	<0.04		
5/2/2016									
5/3/2016									
5/4/2016								<0.04	
5/5/2016									
5/6/2016									
5/9/2016									
5/10/2016									
5/11/2016									
5/12/2016									
5/13/2016	<0.04								
5/16/2016									<0.04 (D)
5/19/2016		<0.04			<0.04				
5/20/2016				<0.04					
5/23/2016			<0.04				<0.04		
5/25/2016						<0.04			
7/6/2016									
7/7/2016								0.0096 (J)	
7/8/2016									
7/11/2016									
7/12/2016									
7/13/2016									
7/14/2016									
7/15/2016									
7/18/2016									
7/19/2016									
7/20/2016									
7/21/2016	<0.04 (*)								
7/22/2016									
7/27/2016									<0.04 (*)
7/29/2016		<0.04	<0.04	<0.04	<0.04				
8/1/2016						<0.04	<0.04		
9/7/2016									
9/8/2016								0.0137 (J)	
9/9/2016									
9/12/2016									
9/13/2016									
9/14/2016									
9/15/2016									

Prediction Limit

Constituent: Boron (mg/L) Analysis Run 5/9/2024 4:18 PM View: Appendix III Interwell

Plant Bowen Data: Bowen 3-4 CCR

	GWA-41R (bg)	GWA-1 (bg)	GWA-3A (bg)	GWA-2 (bg)	GWA-2R (bg)	GWA-50R (bg)	GWA-50 (bg)	GWA-51RZ (bg)	GWA-39RZ (bg)
9/16/2016									
9/19/2016									
9/21/2016	<0.04 (*)								
9/22/2016			<0.04		<0.04				
9/23/2016		<0.04		<0.04					
9/26/2016						<0.04	<0.04		
10/25/2016									
10/26/2016								0.0247 (J)	
10/27/2016									
10/31/2016									
11/1/2016									
11/2/2016									
11/3/2016	<0.04								
11/9/2016		<0.04		<0.04					
11/10/2016			<0.04		<0.04		<0.04		
11/11/2016						0.0193 (J)			
1/5/2017									
1/6/2017								0.0082 (J)	
1/9/2017									
1/11/2017									
1/12/2017									
1/13/2017									
1/17/2017	<0.04								
1/18/2017									
1/25/2017									
1/30/2017		<0.04				<0.04	<0.04		
1/31/2017			<0.04	<0.04	<0.04				
2/9/2017									
2/21/2017									0.0218 (JD)
2/22/2017									
3/14/2017									
3/15/2017								<0.04	
3/16/2017									
3/20/2017									
3/21/2017									
3/22/2017									
3/23/2017									
3/24/2017									
3/27/2017	0.0173 (J)								0.0262 (JD)
3/28/2017									
3/30/2017		0.0065 (J)	<0.04	<0.04					
4/3/2017					<0.04	<0.04			
4/7/2017							0.008 (J)		
5/16/2017									
5/17/2017									
5/18/2017								0.0076 (J)	
5/19/2017									
5/22/2017									
5/23/2017									
5/24/2017									
6/6/2017	<0.04 (*)								
6/7/2017									

ND substitution: RL or RL/2 if <15% NDs.

Prediction Limit

Constituent: Boron (mg/L) Analysis Run 5/9/2024 4:18 PM View: Appendix III Interwell

Plant Bowen Data: Bowen 3-4 CCR

	GWA-41R (bg)	GWA-1 (bg)	GWA-3A (bg)	GWA-2 (bg)	GWA-2R (bg)	GWA-50R (bg)	GWA-50 (bg)	GWA-51RZ (bg)	GWA-39RZ (bg)
6/8/2017									0.0067 (JD)
6/9/2017		<0.04			<0.04				
6/12/2017			<0.04	<0.04		<0.04	<0.04		
6/14/2017									
7/12/2017									
7/17/2017									0.0165 (JD)
7/19/2017								0.0193 (J)	
7/20/2017									
7/27/2017									0.0138 (JD)
7/28/2017									
8/9/2017									0.0069 (JD)
8/24/2017									
9/15/2017									
9/18/2017									
9/19/2017								0.0132 (J)	
9/20/2017									
9/21/2017									
9/22/2017									
9/25/2017	0.0141 (J)								
9/26/2017									
9/29/2017									0.0066 (JD)
10/2/2017		<0.04		<0.04	<0.04	<0.04	<0.04		
10/3/2017									
10/4/2017			<0.04						
3/12/2018									
3/13/2018								0.013 (J)	
3/14/2018	0.014 (J)								
3/15/2018									
3/16/2018		<0.04			0.0077 (J)	<0.04	<0.04		0.0067 (J)
3/19/2018			0.0057 (J)	0.013 (J)					
3/21/2018									
9/6/2018									
9/7/2018								<0.04	
9/10/2018									
9/11/2018									
9/12/2018	0.013 (J)								
9/14/2018				<0.04	<0.04				0.0059 (J)
9/17/2018		0.00625 (JD)	<0.04				<0.04		
9/18/2018						<0.04			
3/6/2019									
3/7/2019									
3/8/2019								0.0085 (J)	
3/11/2019									
3/12/2019									
3/13/2019									
3/14/2019	0.015 (X)								0.0059 (X)
3/15/2019									
3/19/2019					0.014 (J)	<0.04	<0.04		
3/20/2019		0.0042 (J)	<0.04	<0.04					
3/21/2019									
9/4/2019								0.01 (J)	
9/5/2019									

ND substitution: RL or RL/2 if <15% NDs.

Prediction Limit

Constituent: Boron (mg/L) Analysis Run 5/9/2024 4:18 PM View: Appendix III Interwell

Plant Bowen Data: Bowen 3-4 CCR

	GWA-41R (bg)	GWA-1 (bg)	GWA-3A (bg)	GWA-2 (bg)	GWA-2R (bg)	GWA-50R (bg)	GWA-50 (bg)	GWA-51RZ (bg)	GWA-39RZ (bg)
9/6/2019									
9/9/2019									
9/10/2019	0.015 (X)								0.0081 (X)
9/11/2019									
9/12/2019		<0.04		<0.04 (D)		<0.04			
9/13/2019			<0.04		0.012 (J)		<0.04		
3/2/2020									
3/3/2020								0.0096 (J)	
3/4/2020									
3/5/2020									
3/6/2020									
3/9/2020	0.021 (J)								0.0065 (J)
3/11/2020		<0.04	0.0071 (J)	0.0068 (J)	0.017 (J)	0.007 (J)	0.0063 (J)		
3/12/2020									
9/3/2020									
9/4/2020									
9/8/2020									
9/9/2020								0.0054 (J)	
9/10/2020	0.016 (J)								
9/11/2020									
9/14/2020									
9/15/2020		0.01 (J)		0.0053 (J)	0.0074 (J)	<0.04			
9/16/2020							<0.04		0.015 (J)
9/17/2020									
2/24/2021									
2/25/2021								0.0052 (J)	
2/26/2021									
3/9/2021									
3/10/2021	0.0098 (J)								
3/11/2021									
3/12/2021									
3/16/2021		<0.04			0.0061 (J)				<0.04
3/17/2021				<0.04		<0.04	<0.04		
3/26/2021									
3/29/2021			<0.04						
7/27/2021									
7/28/2021								<0.04	
7/29/2021									
7/30/2021									
8/2/2021									
8/4/2021	0.01 (J)								
8/5/2021									
8/6/2021									<0.04
8/9/2021		<0.04	<0.04	<0.04	0.012 (J)	<0.04	<0.04		
8/10/2021									
1/25/2022									
1/26/2022								0.0088 (J)	
1/27/2022									
1/28/2022									
1/31/2022	0.016 (J)								
2/1/2022		<0.04		<0.04	<0.04		<0.04		
2/2/2022			<0.04			<0.04			<0.04

ND substitution: RL or RL/2 if <15% NDs.

Prediction Limit

Constituent: Boron (mg/L) Analysis Run 5/9/2024 4:18 PM View: Appendix III Interwell

Plant Bowen Data: Bowen 3-4 CCR

	GWA-41R (bg)	GWA-1 (bg)	GWA-3A (bg)	GWA-2 (bg)	GWA-2R (bg)	GWA-50R (bg)	GWA-50 (bg)	GWA-51RZ (bg)	GWA-39RZ (bg)
2/3/2022									
4/6/2022									
8/5/2022									
8/8/2022									
8/9/2022								<0.04	
8/10/2022									
8/11/2022	<0.04								
8/12/2022									
8/16/2022		<0.04	<0.04	<0.04	<0.04		<0.04		<0.04
8/17/2022						<0.04			
2/8/2023									
2/9/2023									
2/10/2023									
2/13/2023	0.017 (J)								
2/14/2023									<0.04
2/16/2023		<0.04		<0.04	0.017 (J)	<0.04	<0.04		
2/17/2023			<0.04						
7/25/2023	0.011 (J)								<0.04
7/26/2023									
7/27/2023		0.015 (J)		<0.04	0.015 (J)				
7/28/2023						<0.04	<0.04		
8/1/2023			<0.04						
8/2/2023									
8/3/2023									
8/4/2023									
2/13/2024									
2/14/2024									
2/15/2024									
2/16/2024									
2/19/2024	0.012 (J)								<0.04
2/20/2024									
2/22/2024		<0.04	<0.04	<0.04		<0.04	<0.04		
2/26/2024					0.018 (J)				
2/27/2024									

ND substitution: RL or RL/2 if <15% NDs.

Prediction Limit

Constituent: Boron (mg/L) Analysis Run 5/9/2024 4:18 PM View: Appendix III Interwell

Plant Bowen Data: Bowen 3-4 CCR

	GWA-4RZ (bg)	GWC-36A
2/29/2016		
3/1/2016		
3/2/2016		
3/3/2016		
3/4/2016		
3/7/2016		
3/8/2016		
3/9/2016		
3/11/2016		
3/14/2016		
3/15/2016		
3/22/2016		
3/23/2016		
3/28/2016		
5/2/2016		
5/3/2016		
5/4/2016		
5/5/2016		
5/6/2016		
5/9/2016		
5/10/2016		
5/11/2016		
5/12/2016		
5/13/2016		
5/16/2016		
5/19/2016		
5/20/2016		
5/23/2016		
5/25/2016		
7/6/2016		
7/7/2016		
7/8/2016		
7/11/2016		
7/12/2016		
7/13/2016		
7/14/2016		
7/15/2016		
7/18/2016		
7/19/2016		
7/20/2016		
7/21/2016		
7/22/2016		
7/27/2016		
7/29/2016		
8/1/2016		
9/7/2016		
9/8/2016		
9/9/2016		
9/12/2016		
9/13/2016		
9/14/2016		
9/15/2016		

Prediction Limit

Constituent: Boron (mg/L) Analysis Run 5/9/2024 4:18 PM View: Appendix III Interwell

Plant Bowen Data: Bowen 3-4 CCR

	GWA-4RZ (bg)	GWC-36A
9/16/2016		
9/19/2016		
9/21/2016		
9/22/2016		
9/23/2016		
9/26/2016		
10/25/2016		
10/26/2016		
10/27/2016		
10/31/2016		
11/1/2016		
11/2/2016		
11/3/2016		
11/9/2016		
11/10/2016		
11/11/2016		
1/5/2017		
1/6/2017		
1/9/2017		
1/11/2017		
1/12/2017		
1/13/2017		
1/17/2017		
1/18/2017		
1/25/2017		
1/30/2017		
1/31/2017		
2/9/2017		
2/21/2017		
2/22/2017	0.022 (JD)	
3/14/2017		
3/15/2017		
3/16/2017		
3/20/2017		
3/21/2017		
3/22/2017		
3/23/2017		
3/24/2017		
3/27/2017		
3/28/2017		
3/30/2017		
4/3/2017		
4/7/2017	0.0082 (JD)	
5/16/2017		
5/17/2017		
5/18/2017		
5/19/2017		
5/22/2017		
5/23/2017		
5/24/2017		
6/6/2017		
6/7/2017		

Prediction Limit

Constituent: Boron (mg/L) Analysis Run 5/9/2024 4:18 PM View: Appendix III Interwell

Plant Bowen Data: Bowen 3-4 CCR

	GWA-4RZ (bg)	GWC-36A
6/8/2017		
6/9/2017		
6/12/2017		
6/14/2017	0.008 (JD)	
7/12/2017	0.0082 (JD)	
7/17/2017		
7/19/2017		
7/20/2017	0.0091 (JD)	
7/27/2017		
7/28/2017	<0.04 (D)	
8/9/2017	0.0071 (JD)	
8/24/2017	0.0062 (JD)	
9/15/2017		
9/18/2017		
9/19/2017		
9/20/2017		
9/21/2017		
9/22/2017		
9/25/2017		
9/26/2017		
9/29/2017		
10/2/2017		
10/3/2017	0.006 (JD)	
10/4/2017		
3/12/2018		
3/13/2018		
3/14/2018		
3/15/2018		
3/16/2018		
3/19/2018		
3/21/2018	0.0062 (J)	
9/6/2018		
9/7/2018		
9/10/2018		
9/11/2018		
9/12/2018		
9/14/2018		
9/17/2018		
9/18/2018	0.0096 (J)	
3/6/2019		
3/7/2019		
3/8/2019		
3/11/2019		
3/12/2019		
3/13/2019		
3/14/2019		
3/15/2019		
3/19/2019		
3/20/2019		
3/21/2019	0.0066 (JD)	
9/4/2019		
9/5/2019		

ND substitution: RL or RL/2 if <15% NDs.

Prediction Limit

Constituent: Boron (mg/L) Analysis Run 5/9/2024 4:18 PM View: Appendix III Interwell

Plant Bowen Data: Bowen 3-4 CCR

	GWA-4RZ (bg)	GWC-36A
9/6/2019		
9/9/2019		
9/10/2019		
9/11/2019		
9/12/2019	0.012 (JD)	
9/13/2019		
3/2/2020		
3/3/2020		
3/4/2020		
3/5/2020		
3/6/2020		
3/9/2020		
3/11/2020		
3/12/2020	0.014 (J)	
9/3/2020		
9/4/2020		
9/8/2020		
9/9/2020		
9/10/2020		
9/11/2020		
9/14/2020		
9/15/2020		
9/16/2020		
9/17/2020	0.015 (J)	
2/24/2021		
2/25/2021		
2/26/2021		
3/9/2021		
3/10/2021		
3/11/2021		
3/12/2021		
3/16/2021	0.0092 (J)	
3/17/2021		
3/26/2021		
3/29/2021		
7/27/2021		
7/28/2021		
7/29/2021		
7/30/2021		
8/2/2021		
8/4/2021		
8/5/2021		
8/6/2021		
8/9/2021		
8/10/2021	0.01 (J)	
1/25/2022		
1/26/2022		
1/27/2022		
1/28/2022		
1/31/2022		
2/1/2022		
2/2/2022		

Prediction Limit

Constituent: Boron (mg/L) Analysis Run 5/9/2024 4:18 PM View: Appendix III Interwell

Plant Bowen Data: Bowen 3-4 CCR

	GWA-4RZ (bg)	GWC-36A
2/3/2022	<0.04	
4/6/2022		0.032 (J)
8/5/2022		
8/8/2022		0.023 (J)
8/9/2022		
8/10/2022		
8/11/2022		
8/12/2022		
8/16/2022		
8/17/2022	<0.04	
2/8/2023		0.028 (J)
2/9/2023		
2/10/2023		
2/13/2023		
2/14/2023		
2/16/2023		
2/17/2023	<0.04	
7/25/2023		
7/26/2023		
7/27/2023		
7/28/2023	<0.04	
8/1/2023		
8/2/2023		0.0091 (J)
8/3/2023		
8/4/2023		
2/13/2024		0.034 (J)
2/14/2024		
2/15/2024		
2/16/2024		
2/19/2024		
2/20/2024		
2/22/2024		
2/26/2024		
2/27/2024	<0.04	

ND substitution: RL or RL/2 if <15% NDs.

Prediction Limit

Constituent: Calcium (mg/L) Analysis Run 5/9/2024 4:18 PM View: Appendix III Interwell

Plant Bowen Data: Bowen 3-4 CCR

	GWA-52 (bg)	GWC-37	GWC-36RA	GWC-38	GWA-53R (bg)	GWA-54 (bg)	GWA-55 (bg)	GWA-53 (bg)	GWA-55R (bg)
2/29/2016	30								
3/1/2016		0.98	32						
3/2/2016				2	29	27	38	29	
3/3/2016									36
3/4/2016									
3/7/2016									
3/8/2016									
3/9/2016									
3/11/2016									
3/14/2016									
3/15/2016									
3/22/2016									
3/23/2016									
3/28/2016									
5/2/2016			30						
5/3/2016		1.12		2.68	31		48.7	31.2	39.1
5/4/2016	30					27.6			
5/5/2016									
5/6/2016									
5/9/2016									
5/10/2016									
5/11/2016									
5/12/2016									
5/13/2016									
5/16/2016									
5/19/2016									
5/20/2016									
5/23/2016									
5/25/2016									
7/6/2016			29.2						
7/7/2016				2.21					
7/8/2016	30.1	1				25.7		30	
7/11/2016					28.2		34.8		31.6
7/12/2016									
7/13/2016									
7/14/2016									
7/15/2016									
7/18/2016									
7/19/2016									
7/20/2016									
7/21/2016									
7/22/2016									
7/27/2016									
7/29/2016									
8/1/2016									
9/7/2016		0.858	28.4		27.6				
9/8/2016	26.8			1.8		26.3		28.6	
9/9/2016							32.1		29.8
9/12/2016									
9/13/2016									
9/14/2016									
9/15/2016									

Prediction Limit

Constituent: Calcium (mg/L) Analysis Run 5/9/2024 4:18 PM View: Appendix III Interwell

Plant Bowen Data: Bowen 3-4 CCR

	GWA-52 (bg)	GWC-37	GWC-36RA	GWC-38	GWA-53R (bg)	GWA-54 (bg)	GWA-55 (bg)	GWA-53 (bg)	GWA-55R (bg)
9/16/2016									
9/19/2016									
9/21/2016									
9/22/2016									
9/23/2016									
9/26/2016									
10/25/2016		0.859	30.8	1.15					
10/26/2016	26.9					24	32.9	25.5	
10/27/2016					26.5				28.9
10/31/2016									
11/1/2016									
11/2/2016									
11/3/2016									
11/9/2016									
11/10/2016									
11/11/2016									
1/5/2017			32.6						
1/6/2017	27.6	1			26				
1/9/2017						24.1	32.5	26.1	27.9
1/11/2017									
1/12/2017									
1/13/2017									
1/17/2017									
1/18/2017									
1/25/2017									
1/30/2017									
1/31/2017									
2/9/2017				0.495 (J)					
2/21/2017									
2/22/2017									
3/14/2017		0.844	29.1						
3/15/2017	26.2					24.1			
3/16/2017					26.6		30.8	26.7	28.2
3/20/2017									
3/21/2017									
3/22/2017									
3/23/2017				0.543					
3/24/2017									
3/27/2017									
3/28/2017									
3/30/2017									
4/3/2017									
4/7/2017									
5/16/2017		0.922	28.5						
5/17/2017	27.6			0.889					
5/18/2017						26.7	37.2		31.3
5/19/2017					30.9			29.2	
5/22/2017									
5/23/2017									
5/24/2017									
6/6/2017									
6/7/2017									

Prediction Limit

Constituent: Calcium (mg/L) Analysis Run 5/9/2024 4:18 PM View: Appendix III Interwell

Plant Bowen Data: Bowen 3-4 CCR

	GWA-52 (bg)	GWC-37	GWC-36RA	GWC-38	GWA-53R (bg)	GWA-54 (bg)	GWA-55 (bg)	GWA-53 (bg)	GWA-55R (bg)
6/8/2017									
6/9/2017									
6/12/2017									
6/14/2017									
7/12/2017									
7/17/2017									
7/19/2017									
7/20/2017									
7/27/2017									
7/28/2017									
8/9/2017									
8/24/2017									
9/15/2017	27.7	0.85	29.1			25.1	38.5		
9/18/2017									29.7
9/19/2017				1.28	28.5			26.9	
9/20/2017									
9/21/2017									
9/22/2017									
9/25/2017									
9/26/2017									
9/29/2017									
10/2/2017									
10/3/2017									
10/4/2017									
12/28/2017									
3/12/2018		0.81	30.6				39.6		38.2
3/13/2018	26.2			1.4	29.3	24.3 (J)		28.6	
3/14/2018									
3/15/2018									
3/16/2018									
3/19/2018									
3/21/2018									
9/6/2018	27.9	0.79	26.1	1.6		25.6			
9/7/2018							45.2		40.3
9/10/2018									
9/11/2018					26.3			27.3	
9/12/2018									
9/14/2018									
9/17/2018									
9/18/2018									
3/6/2019		0.78							
3/7/2019	29.5		28	2.6		23.8 (J)			40.4
3/8/2019							45.2	25.9	
3/11/2019									
3/12/2019					28				
3/13/2019									
3/14/2019									
3/15/2019									
3/19/2019									
3/20/2019									
3/21/2019									
9/4/2019	28.1	0.76	27.9	1.65 (D)					

Prediction Limit

Constituent: Calcium (mg/L) Analysis Run 5/9/2024 4:18 PM View: Appendix III Interwell

Plant Bowen Data: Bowen 3-4 CCR

	GWA-52 (bg)	GWC-37	GWC-36RA	GWC-38	GWA-53R (bg)	GWA-54 (bg)	GWA-55 (bg)	GWA-53 (bg)	GWA-55R (bg)
9/5/2019					29	24.6	46.2	29.3	34.6
9/6/2019									
9/9/2019									
9/10/2019									
9/11/2019									
9/12/2019									
9/13/2019									
3/2/2020	33.7	0.77 (J)	35.2	2.5					
3/3/2020						27.1	40.1		
3/4/2020					31.6			31.2	39.9
3/5/2020									
3/6/2020									
3/9/2020									
3/11/2020									
3/12/2020									
9/3/2020	28.9	0.73 (J)		1					
9/4/2020							47.2		34.4
9/8/2020					29.4	24.5		28.5	
9/9/2020									
9/10/2020									
9/11/2020									
9/14/2020			32.4						
9/15/2020									
9/16/2020									
9/17/2020									
2/24/2021	37.1	0.71 (J)		1.2					
2/25/2021						25.3	48.5		44.8
2/26/2021					31.1			29.6	
3/9/2021									
3/10/2021									
3/11/2021									
3/12/2021									
3/16/2021									
3/17/2021									
3/26/2021			30.1						
3/29/2021									
7/27/2021	36.8		35.7			24.3			
7/28/2021		0.75 (J)		1.1			48.8		44.9
7/29/2021					29.4			29.4	
7/30/2021									
8/2/2021									
8/4/2021									
8/5/2021									
8/6/2021									
8/9/2021									
8/10/2021									
1/25/2022	28.6			1.1		24.3			
1/26/2022		0.7 (J)	41		30.4		53.2	29.6	
1/27/2022									44.4
1/28/2022									
1/31/2022									
2/1/2022									

Prediction Limit

Constituent: Calcium (mg/L) Analysis Run 5/9/2024 4:18 PM View: Appendix III Interwell

Plant Bowen Data: Bowen 3-4 CCR

	GWA-52 (bg)	GWC-37	GWC-36RA	GWC-38	GWA-53R (bg)	GWA-54 (bg)	GWA-55 (bg)	GWA-53 (bg)	GWA-55R (bg)
2/2/2022									
2/3/2022									
4/6/2022									
8/5/2022	29.2			1.3 (J)		23.8			
8/8/2022		0.74 (J)	54.8		31.8		52.3	30.4	47
8/9/2022									
8/10/2022									
8/11/2022									
8/12/2022									
8/16/2022									
8/17/2022									
2/8/2023		0.7 (J)	54.1	1.3					
2/9/2023									
2/10/2023									
2/13/2023									
2/14/2023									
2/16/2023									
2/17/2023									
7/25/2023									
7/26/2023									
7/27/2023									
7/28/2023									
8/1/2023									
8/2/2023		0.64 (J)		49.2					
8/3/2023			40.8						
8/4/2023									
2/13/2024		0.72 (J)	54.5	1.6					
2/14/2024									
2/15/2024									
2/16/2024									
2/19/2024									
2/20/2024									
2/22/2024									
2/26/2024									
2/27/2024									

Prediction Limit

Constituent: Calcium (mg/L) Analysis Run 5/9/2024 4:18 PM View: Appendix III Interwell

Plant Bowen Data: Bowen 3-4 CCR

	GWC-16R	GWA-56 (bg)	GWC-24R	GWC-17R	GWC-22R	GWC-19R	GWC-18	GWC-18R	GWC-21R
2/29/2016									
3/1/2016									
3/2/2016									
3/3/2016	52	36							
3/4/2016			32	69					
3/7/2016					32	30	16	30	
3/8/2016									63
3/9/2016									
3/11/2016									
3/14/2016									
3/15/2016									
3/22/2016									
3/23/2016									
3/28/2016									
5/2/2016									
5/3/2016									
5/4/2016									
5/5/2016			34.6		32.2		17.2	29.6	
5/6/2016									
5/9/2016		39				32.6			50.8
5/10/2016	57.6			72.9					
5/11/2016									
5/12/2016									
5/13/2016									
5/16/2016									
5/19/2016									
5/20/2016									
5/23/2016									
5/25/2016									
7/6/2016									
7/7/2016									
7/8/2016									
7/11/2016		35.7							
7/12/2016			29.6						
7/13/2016	49						12.3	27.8	
7/14/2016				58.2	26.8	25.6			
7/15/2016									48.2
7/18/2016									
7/19/2016									
7/20/2016									
7/21/2016									
7/22/2016									
7/27/2016									
7/29/2016									
8/1/2016									
9/7/2016									
9/8/2016									
9/9/2016		32							56.9
9/12/2016					31.1	29.6		29.1	
9/13/2016			31.1				17.8		
9/14/2016				62.2					
9/15/2016	55.4								

Prediction Limit

Constituent: Calcium (mg/L) Analysis Run 5/9/2024 4:18 PM View: Appendix III Interwell

Plant Bowen Data: Bowen 3-4 CCR

	GWC-16R	GWA-56 (bg)	GWC-24R	GWC-17R	GWC-22R	GWC-19R	GWC-18	GWC-18R	GWC-21R
9/16/2016									
9/19/2016									
9/21/2016									
9/22/2016									
9/23/2016									
9/26/2016									
10/25/2016									
10/26/2016		28.5							
10/27/2016			32.8		29.2				57.9
10/31/2016						26.5	6.22		
11/1/2016				62.5				26.2	
11/2/2016	54.8								
11/3/2016									
11/9/2016									
11/10/2016									
11/11/2016									
1/5/2017									
1/6/2017									
1/9/2017		27.5							
1/11/2017	51.6			63.9		28.5		25.2	
1/12/2017							16.6		60.5
1/13/2017			34		30				
1/17/2017									
1/18/2017									
1/25/2017									
1/30/2017									
1/31/2017									
2/9/2017									
2/21/2017									
2/22/2017									
3/14/2017									
3/15/2017		24.8							
3/16/2017									
3/20/2017	52.5		33.4		32			29.9	
3/21/2017				63.8		29.1			63.7
3/22/2017									
3/23/2017							19.6		
3/24/2017									
3/27/2017									
3/28/2017									
3/30/2017									
4/3/2017									
4/7/2017									
5/16/2017									
5/17/2017									
5/18/2017		26.9							
5/19/2017			33.2						
5/22/2017						28.2		28.9	
5/23/2017	58.7			62	27.5		21		60
5/24/2017									
6/6/2017									
6/7/2017									

Prediction Limit

Constituent: Calcium (mg/L) Analysis Run 5/9/2024 4:18 PM View: Appendix III Interwell

Plant Bowen Data: Bowen 3-4 CCR

	GWC-16R	GWA-56 (bg)	GWC-24R	GWC-17R	GWC-22R	GWC-19R	GWC-18	GWC-18R	GWC-21R
6/8/2017									
6/9/2017									
6/12/2017									
6/14/2017									
7/12/2017									
7/17/2017									
7/19/2017									
7/20/2017									
7/27/2017									
7/28/2017									
8/9/2017									
8/24/2017									
9/15/2017		19.6							
9/18/2017									
9/19/2017			29.5		30.3				58.9
9/20/2017						32.1			
9/21/2017	63.8							30.8	
9/22/2017				67.2					
9/25/2017							17		
9/26/2017									
9/29/2017									
10/2/2017									
10/3/2017									
10/4/2017									
12/28/2017									
3/12/2018									
3/13/2018		26	30.8		32.1				
3/14/2018	60.6			65.6		30.7	23.4 (J)	27.6	65.6
3/15/2018									
3/16/2018									
3/19/2018									
3/21/2018									
9/6/2018									
9/7/2018	62.4	25.1			32.7			29.5	
9/10/2018						30.7			61.7
9/11/2018			29.1	63.2			18.1 (J)		
9/12/2018									
9/14/2018									
9/17/2018									
9/18/2018									
3/6/2019									
3/7/2019		33.3							
3/8/2019			28.8						
3/11/2019	63.8				33.9				67.1
3/12/2019				65.3		31.1	23.2 (J)	28.6	
3/13/2019									
3/14/2019									
3/15/2019									
3/19/2019									
3/20/2019									
3/21/2019									
9/4/2019		31.6							

Prediction Limit

Constituent: Calcium (mg/L) Analysis Run 5/9/2024 4:18 PM View: Appendix III Interwell

Plant Bowen Data: Bowen 3-4 CCR

	GWC-16R	GWA-56 (bg)	GWC-24R	GWC-17R	GWC-22R	GWC-19R	GWC-18	GWC-18R	GWC-21R
9/5/2019			29.6 (D)		31.8				
9/6/2019								27.5	57.8
9/9/2019	55.7					29.6	15.2		
9/10/2019				66.7					
9/11/2019									
9/12/2019									
9/13/2019									
3/2/2020									
3/3/2020			33.3		37.2				70.2
3/4/2020	60.6	38				34			
3/5/2020				71.4				32	
3/6/2020							23.5		
3/9/2020									
3/11/2020									
3/12/2020									
9/3/2020									
9/4/2020		34.5							
9/8/2020					34.7				61.9
9/9/2020	57.1		31.5	63.2		30.5	15.3	28.5	
9/10/2020									
9/11/2020									
9/14/2020									
9/15/2020									
9/16/2020									
9/17/2020									
2/24/2021									
2/25/2021		36							
2/26/2021						33.3	25.2	31.9	
3/9/2021	76.4		33.2		35.7				64.1
3/10/2021				67.1					
3/11/2021									
3/12/2021									
3/16/2021									
3/17/2021									
3/26/2021									
3/29/2021									
7/27/2021									
7/28/2021		35.1							
7/29/2021			32.6				22	30.5	
7/30/2021	65.5			64.4					
8/2/2021					34.1				59.3
8/4/2021									
8/5/2021						33			
8/6/2021									
8/9/2021									
8/10/2021									
1/25/2022									
1/26/2022		37.6							
1/27/2022					36.9	33.2		29.3	
1/28/2022	68.5		34.4	64.7			19.1		60
1/31/2022									
2/1/2022									

Prediction Limit

Constituent: Calcium (mg/L) Analysis Run 5/9/2024 4:18 PM View: Appendix III Interwell

Plant Bowen Data: Bowen 3-4 CCR

	GWC-16R	GWA-56 (bg)	GWC-24R	GWC-17R	GWC-22R	GWC-19R	GWC-18	GWC-18R	GWC-21R
2/2/2022									
2/3/2022									
4/6/2022									
8/5/2022		38							
8/8/2022									
8/9/2022			33.8			34.6			
8/10/2022					36		18.9	33.6	67.7
8/11/2022	71.6			70.8					
8/12/2022									
8/16/2022									
8/17/2022									
2/8/2023									
2/9/2023			32.8		37	33.7	26.2	31.2	68.2
2/10/2023	84.6			69.6					
2/13/2023									
2/14/2023									
2/16/2023									
2/17/2023									
7/25/2023									
7/26/2023									
7/27/2023									
7/28/2023									
8/1/2023									
8/2/2023									
8/3/2023			31.7	65.2	33.6		16.5		
8/4/2023	69.8					31.1		31.8	68.8
2/13/2024									
2/14/2024						34.8	27.1	31.9	
2/15/2024	72.1		31.1	68.1	34.2				65.6
2/16/2024									
2/19/2024									
2/20/2024									
2/22/2024									
2/26/2024									
2/27/2024									

Prediction Limit

Constituent: Calcium (mg/L) Analysis Run 5/9/2024 4:18 PM View: Appendix III Interwell

Plant Bowen Data: Bowen 3-4 CCR

	GWC-20R	GWC-25R	GWC-23R	GWA-43 (bg)	GWA-42 (bg)	GWA-43R (bg)	GWA-39Z (bg)	GWA-41 (bg)	GWA-41R (bg)
2/29/2016									
3/1/2016									
3/2/2016									
3/3/2016									
3/4/2016									
3/7/2016									
3/8/2016	40	34							
3/9/2016			55						
3/11/2016				13	31	30			
3/14/2016							20		
3/15/2016								24	38
3/22/2016									
3/23/2016									
3/28/2016									
5/2/2016									
5/3/2016									
5/4/2016		36							
5/5/2016									
5/6/2016			62.4						
5/9/2016	43.8								
5/10/2016									
5/11/2016							9.76		
5/12/2016								15.5	
5/13/2016				18.7 (o)		27.8			36
5/16/2016					32				
5/19/2016									
5/20/2016									
5/23/2016									
5/25/2016									
7/6/2016									
7/7/2016									
7/8/2016									
7/11/2016									
7/12/2016									
7/13/2016									
7/14/2016	36								
7/15/2016			49.5						
7/18/2016		31.7							
7/19/2016				12		25.3	3.04		
7/20/2016								16.5	
7/21/2016									33.5
7/22/2016					28.5				
7/27/2016									
7/29/2016									
8/1/2016									
9/7/2016									
9/8/2016									
9/9/2016									
9/12/2016	42.1								
9/13/2016		32.5							
9/14/2016			54.4						
9/15/2016							4.78	6.1	

Prediction Limit

Constituent: Calcium (mg/L) Analysis Run 5/9/2024 4:18 PM View: Appendix III Interwell

Plant Bowen Data: Bowen 3-4 CCR

	GWC-20R	GWC-25R	GWC-23R	GWA-43 (bg)	GWA-42 (bg)	GWA-43R (bg)	GWA-39Z (bg)	GWA-41 (bg)	GWA-41R (bg)
9/16/2016				8.48		27.5			
9/19/2016					28.6				
9/21/2016									31.9
9/22/2016									
9/23/2016									
9/26/2016									
10/25/2016									
10/26/2016									
10/27/2016		30.9							
10/31/2016	43.4								
11/1/2016			52.8						
11/2/2016				11.4		26.2	2.46		
11/3/2016					26.6			13.7	28.9
11/9/2016									
11/10/2016									
11/11/2016									
1/5/2017									
1/6/2017									
1/9/2017									
1/11/2017									
1/12/2017	39.1								
1/13/2017		31.2							
1/17/2017					28.7				31.4
1/18/2017				6.81		26.6	5.46	13.1	
1/25/2017			57.2						
1/30/2017									
1/31/2017									
2/9/2017									
2/21/2017									
2/22/2017									
3/14/2017									
3/15/2017									
3/16/2017		29							
3/20/2017									
3/21/2017									
3/22/2017	37		58.1						
3/23/2017									
3/24/2017								17.3	
3/27/2017					30.4				31.7
3/28/2017				5.61		29	13		
3/30/2017									
4/3/2017									
4/7/2017									
5/16/2017									
5/17/2017									
5/18/2017									
5/19/2017		33.9							
5/22/2017	36.8								
5/23/2017									
5/24/2017			64						
6/6/2017				4.99		29.3		29.1	42.9
6/7/2017					31.3		17		

Prediction Limit

Constituent: Calcium (mg/L) Analysis Run 5/9/2024 4:18 PM View: Appendix III Interwell

Plant Bowen Data: Bowen 3-4 CCR

	GWC-20R	GWC-25R	GWC-23R	GWA-43 (bg)	GWA-42 (bg)	GWA-43R (bg)	GWA-39Z (bg)	GWA-41 (bg)	GWA-41R (bg)
6/8/2017									
6/9/2017									
6/12/2017									
6/14/2017									
7/12/2017									
7/17/2017									
7/19/2017									
7/20/2017									
7/27/2017									
7/28/2017									
8/9/2017									
8/24/2017									
9/15/2017									
9/18/2017									
9/19/2017	37.7	31.3							
9/20/2017									
9/21/2017			61.1						
9/22/2017				4.24		32.2			
9/25/2017								17.6	29.3
9/26/2017					29.5		24.9		
9/29/2017									
10/2/2017									
10/3/2017									
10/4/2017									
12/28/2017						29 (Y)	17.9 (Y)		
3/12/2018									
3/13/2018		33.3							
3/14/2018	35.9		59.9	3.6	32.6		26.4	39.6	41.4
3/15/2018						28			
3/16/2018									
3/19/2018									
3/21/2018									
9/6/2018									
9/7/2018									
9/10/2018	31.6								
9/11/2018		30.9	60.2						
9/12/2018				3.7		28.7	25.1	14.2 (J)	29
9/14/2018					30.5				
9/17/2018									
9/18/2018									
3/6/2019									
3/7/2019									
3/8/2019		33.1							
3/11/2019									
3/12/2019	35.2		61.6						
3/13/2019				2.9		29.2			
3/14/2019					32			22.7 (X)	31.9
3/15/2019							20.3 (X)		
3/19/2019									
3/20/2019									
3/21/2019									
9/4/2019									

Prediction Limit

Constituent: Calcium (mg/L) Analysis Run 5/9/2024 4:18 PM View: Appendix III Interwell

Plant Bowen Data: Bowen 3-4 CCR

	GWC-20R	GWC-25R	GWC-23R	GWA-43 (bg)	GWA-42 (bg)	GWA-43R (bg)	GWA-39Z (bg)	GWA-41 (bg)	GWA-41R (bg)
9/5/2019		34.6							
9/6/2019	32.35 (D)		55.9						
9/9/2019							11.3		
9/10/2019					34			6	29.6
9/11/2019				3.2		29.5			
9/12/2019									
9/13/2019									
3/2/2020									
3/3/2020		37.6							
3/4/2020									
3/5/2020	38.9		63.7						
3/6/2020					38			29.2	
3/9/2020				2.6		31.7	3.2		25.5
3/11/2020									
3/12/2020									
9/3/2020									
9/4/2020	40.2	36.6							
9/8/2020									
9/9/2020			57.6						
9/10/2020					31.1		1	13.5	22.9
9/11/2020				9					
9/14/2020						31			
9/15/2020									
9/16/2020									
9/17/2020									
2/24/2021									
2/25/2021									
2/26/2021									
3/9/2021	35.8	36.4							
3/10/2021			62.2						40.3
3/11/2021				2.1	34.8	31.2		25.9	
3/12/2021							11		
3/16/2021									
3/17/2021									
3/26/2021									
3/29/2021									
7/27/2021									
7/28/2021									
7/29/2021									
7/30/2021			58.7						
8/2/2021	34.7	35.4							
8/4/2021					34		10.6	15.7	38.5
8/5/2021						29			
8/6/2021				4					
8/9/2021									
8/10/2021									
1/25/2022									
1/26/2022									
1/27/2022	36.2	34.4							
1/28/2022			64.9						
1/31/2022				2.2	37.3	30.6	12.7	14.5	39.3
2/1/2022									

Prediction Limit

Constituent: Calcium (mg/L) Analysis Run 5/9/2024 4:18 PM View: Appendix III Interwell

Plant Bowen Data: Bowen 3-4 CCR

	GWC-20R	GWC-25R	GWC-23R	GWA-43 (bg)	GWA-42 (bg)	GWA-43R (bg)	GWA-39Z (bg)	GWA-41 (bg)	GWA-41R (bg)
2/2/2022									
2/3/2022									
4/6/2022									
8/5/2022									
8/8/2022									
8/9/2022	38.7	37.1							
8/10/2022					40.5	33.1	8.7		
8/11/2022			67	4.8				16.2	39.7
8/12/2022									
8/16/2022									
8/17/2022									
2/8/2023									
2/9/2023		35.6							
2/10/2023	38.4		68.7						
2/13/2023					35.7	28.5	12.8	26.9	38.6
2/14/2023				2.2					
2/16/2023									
2/17/2023									
7/25/2023				2.2		34.2		10.8	36.7
7/26/2023					35.7		12.5		
7/27/2023									
7/28/2023									
8/1/2023									
8/2/2023									
8/3/2023	41.9	34.3	65.2						
8/4/2023									
2/13/2024									
2/14/2024									
2/15/2024	39.2								
2/16/2024		34.6	74.2						
2/19/2024							10.8	24.9	44.9
2/20/2024				2	39.4	31.4			
2/22/2024									
2/26/2024									
2/27/2024									

Prediction Limit

Constituent: Calcium (mg/L) Analysis Run 5/9/2024 4:18 PM View: Appendix III Interwell

Plant Bowen Data: Bowen 3-4 CCR

	GWA-40 (bg)	GWA-1 (bg)	GWA-3A (bg)	GWA-2 (bg)	GWA-2R (bg)	GWA-50R (bg)	GWA-50 (bg)	GWA-51RZ (bg)	GWA-39RZ (bg)
2/29/2016									
3/1/2016									
3/2/2016									
3/3/2016									
3/4/2016									
3/7/2016									
3/8/2016									
3/9/2016									
3/11/2016									
3/14/2016									
3/15/2016	24								
3/22/2016		32.6							
3/23/2016			2.05	54.1	46.5				
3/28/2016						7.04	3.89		
5/2/2016									
5/3/2016									
5/4/2016								43.4	
5/5/2016									
5/6/2016									
5/9/2016									
5/10/2016									
5/11/2016	22.1								
5/12/2016									
5/13/2016									
5/16/2016									27.8 (D)
5/19/2016		33.4			24.6				
5/20/2016				23.9					
5/23/2016			1.29				2.16		
5/25/2016						13.5			
7/6/2016									
7/7/2016								40.1	
7/8/2016									
7/11/2016									
7/12/2016									
7/13/2016									
7/14/2016									
7/15/2016									
7/18/2016									
7/19/2016									
7/20/2016									
7/21/2016	19.3								
7/22/2016									
7/27/2016									21.2 (D)
7/29/2016		26	1.29	25.3	14.9				
8/1/2016						2.2	1.37		
9/7/2016									
9/8/2016								37.1	
9/9/2016									
9/12/2016									
9/13/2016									
9/14/2016									
9/15/2016	18.2								

Prediction Limit

Constituent: Calcium (mg/L) Analysis Run 5/9/2024 4:18 PM View: Appendix III Interwell

Plant Bowen Data: Bowen 3-4 CCR

	GWA-40 (bg)	GWA-1 (bg)	GWA-3A (bg)	GWA-2 (bg)	GWA-2R (bg)	GWA-50R (bg)	GWA-50 (bg)	GWA-51RZ (bg)	GWA-39RZ (bg)
9/16/2016									
9/19/2016									
9/21/2016									
9/22/2016			1.51		15				
9/23/2016		28.8		26.6					
9/26/2016						5.72	1.86		
10/25/2016									
10/26/2016								38.8	
10/27/2016									
10/31/2016									
11/1/2016									
11/2/2016									
11/3/2016	18.2								
11/9/2016		27.9		16.1					
11/10/2016			1.54		12.6		1.86		
11/11/2016						2.5			
1/5/2017									
1/6/2017								39.6	
1/9/2017									
1/11/2017									
1/12/2017									
1/13/2017									
1/17/2017	22								
1/18/2017									
1/25/2017									
1/30/2017		29.2				2.01	2.86		
1/31/2017			1.34	5.68	16.5				
2/9/2017									
2/21/2017									31.7 (D)
2/22/2017									
3/14/2017									
3/15/2017								36.1	
3/16/2017									
3/20/2017									
3/21/2017									
3/22/2017									
3/23/2017									
3/24/2017	21.1								
3/27/2017									31.9 (D)
3/28/2017									
3/30/2017		30	1.31	25.2					
4/3/2017					16.6	6.26			
4/7/2017							2.34		
5/16/2017									
5/17/2017									
5/18/2017								40.1	
5/19/2017									
5/22/2017									
5/23/2017									
5/24/2017	23.5								
6/6/2017									
6/7/2017									

Prediction Limit

Constituent: Calcium (mg/L) Analysis Run 5/9/2024 4:18 PM View: Appendix III Interwell

Plant Bowen Data: Bowen 3-4 CCR

	GWA-40 (bg)	GWA-1 (bg)	GWA-3A (bg)	GWA-2 (bg)	GWA-2R (bg)	GWA-50R (bg)	GWA-50 (bg)	GWA-51RZ (bg)	GWA-39RZ (bg)
6/8/2017									35 (D)
6/9/2017		30.9			17.8				
6/12/2017			1.4	34.2		7.44	1.87		
6/14/2017									
7/12/2017									
7/17/2017									35.9 (D)
7/19/2017								46.9	
7/20/2017									
7/27/2017									34.9 (D)
7/28/2017									
8/9/2017									33.7 (D)
8/24/2017									
9/15/2017									
9/18/2017									
9/19/2017								47.7	
9/20/2017									
9/21/2017									
9/22/2017									
9/25/2017									
9/26/2017	24.1								
9/29/2017									33.4 (D)
10/2/2017		31.5		1.69	20.6	6.55	2.53		
10/3/2017									
10/4/2017			1.13						
12/28/2017									
3/12/2018									
3/13/2018								46.1	
3/14/2018	25.7								
3/15/2018									
3/16/2018		28.5			33	2.6	1.8		32.6
3/19/2018			1.2	63					
3/21/2018									
9/6/2018									
9/7/2018								44.2	
9/10/2018									
9/11/2018									
9/12/2018	18.4 (J)								
9/14/2018				2.4	22.8 (J)				29.2
9/17/2018		30.8	0.95				2.3		
9/18/2018						1.3			
3/6/2019									
3/7/2019									
3/8/2019								46.6	
3/11/2019									
3/12/2019									
3/13/2019	23.8 (X)								
3/14/2019									33
3/15/2019									
3/19/2019					59.2	4.6	4.2		
3/20/2019		30.1	0.96	4.3					
3/21/2019									
9/4/2019								40.7	

Prediction Limit

Constituent: Calcium (mg/L) Analysis Run 5/9/2024 4:18 PM View: Appendix III Interwell

Plant Bowen Data: Bowen 3-4 CCR

	GWA-40 (bg)	GWA-1 (bg)	GWA-3A (bg)	GWA-2 (bg)	GWA-2R (bg)	GWA-50R (bg)	GWA-50 (bg)	GWA-51RZ (bg)	GWA-39RZ (bg)
9/5/2019									
9/6/2019									
9/9/2019	15.4								
9/10/2019									33.8
9/11/2019									
9/12/2019		31.9		1.8		3.7			
9/13/2019			0.94		27		1.9		
3/2/2020									
3/3/2020								47.6	
3/4/2020									
3/5/2020									
3/6/2020									
3/9/2020	29.4								35.6
3/11/2020		31.8	1	66.6	46.8	1.2	1.6		
3/12/2020									
9/3/2020									
9/4/2020									
9/8/2020									
9/9/2020								44.1	
9/10/2020									
9/11/2020	17.7								
9/14/2020									
9/15/2020		30.8		18.4	21.4	0.94 (J)			
9/16/2020							1.7		34.9
9/17/2020									
2/24/2021									
2/25/2021								49.8	
2/26/2021									
3/9/2021									
3/10/2021	22.8								
3/11/2021									
3/12/2021									
3/16/2021		34.6			26.7				32.4
3/17/2021				40.4		5.4	1.4		
3/26/2021									
3/29/2021			19						
7/27/2021									
7/28/2021								47.1	
7/29/2021									
7/30/2021									
8/2/2021									
8/4/2021	17.1								
8/5/2021									
8/6/2021									33
8/9/2021		32	19.4	41	31.5	1.7	1.5		
8/10/2021									
1/25/2022									
1/26/2022								50.5	
1/27/2022									
1/28/2022									
1/31/2022	18.5								
2/1/2022		34.1		48	34.1		1.5		

Prediction Limit

Constituent: Calcium (mg/L) Analysis Run 5/9/2024 4:18 PM View: Appendix III Interwell

Plant Bowen Data: Bowen 3-4 CCR

	GWA-40 (bg)	GWA-1 (bg)	GWA-3A (bg)	GWA-2 (bg)	GWA-2R (bg)	GWA-50R (bg)	GWA-50 (bg)	GWA-51RZ (bg)	GWA-39RZ (bg)
2/2/2022			22.6			0.93 (J)			32.6
2/3/2022									
4/6/2022									
8/5/2022									
8/8/2022									
8/9/2022								46.1	
8/10/2022									
8/11/2022									
8/12/2022	18.5								
8/16/2022		34	22.2	39.5	37.9		1.6		32
8/17/2022						3.8			
2/8/2023									
2/9/2023									
2/10/2023									
2/13/2023	18.4								
2/14/2023									31.4
2/16/2023		33.3		60.5	51.6	0.81 (J)	1.4		
2/17/2023			22.4						
7/25/2023									35.7
7/26/2023	18								
7/27/2023		29.1		23.3	28				
7/28/2023						0.6 (J)	1.3		
8/1/2023			22.6						
8/2/2023									
8/3/2023									
8/4/2023									
2/13/2024									
2/14/2024									
2/15/2024									
2/16/2024									
2/19/2024	22.1								34.8
2/20/2024									
2/22/2024		31.8	22.9	45.6		0.78 (J)	1.7		
2/26/2024					30.6				
2/27/2024									

Prediction Limit

Constituent: Calcium (mg/L) Analysis Run 5/9/2024 4:18 PM View: Appendix III Interwell

Plant Bowen Data: Bowen 3-4 CCR

	GWA-4RZ (bg)	GWC-36A
2/29/2016		
3/1/2016		
3/2/2016		
3/3/2016		
3/4/2016		
3/7/2016		
3/8/2016		
3/9/2016		
3/11/2016		
3/14/2016		
3/15/2016		
3/22/2016		
3/23/2016		
3/28/2016		
5/2/2016		
5/3/2016		
5/4/2016		
5/5/2016		
5/6/2016		
5/9/2016		
5/10/2016		
5/11/2016		
5/12/2016		
5/13/2016		
5/16/2016		
5/19/2016		
5/20/2016		
5/23/2016		
5/25/2016		
7/6/2016		
7/7/2016		
7/8/2016		
7/11/2016		
7/12/2016		
7/13/2016		
7/14/2016		
7/15/2016		
7/18/2016		
7/19/2016		
7/20/2016		
7/21/2016		
7/22/2016		
7/27/2016		
7/29/2016		
8/1/2016		
9/7/2016		
9/8/2016		
9/9/2016		
9/12/2016		
9/13/2016		
9/14/2016		
9/15/2016		

Prediction Limit

Constituent: Calcium (mg/L) Analysis Run 5/9/2024 4:18 PM View: Appendix III Interwell

Plant Bowen Data: Bowen 3-4 CCR

	GWA-4RZ (bg)	GWC-36A
9/16/2016		
9/19/2016		
9/21/2016		
9/22/2016		
9/23/2016		
9/26/2016		
10/25/2016		
10/26/2016		
10/27/2016		
10/31/2016		
11/1/2016		
11/2/2016		
11/3/2016		
11/9/2016		
11/10/2016		
11/11/2016		
1/5/2017		
1/6/2017		
1/9/2017		
1/11/2017		
1/12/2017		
1/13/2017		
1/17/2017		
1/18/2017		
1/25/2017		
1/30/2017		
1/31/2017		
2/9/2017		
2/21/2017		
2/22/2017	54.7 (D)	
3/14/2017		
3/15/2017		
3/16/2017		
3/20/2017		
3/21/2017		
3/22/2017		
3/23/2017		
3/24/2017		
3/27/2017		
3/28/2017		
3/30/2017		
4/3/2017		
4/7/2017	46.8 (D)	
5/16/2017		
5/17/2017		
5/18/2017		
5/19/2017		
5/22/2017		
5/23/2017		
5/24/2017		
6/6/2017		
6/7/2017		

Prediction Limit

Constituent: Calcium (mg/L) Analysis Run 5/9/2024 4:18 PM View: Appendix III Interwell

Plant Bowen Data: Bowen 3-4 CCR

	GWA-4RZ (bg)	GWC-36A
6/8/2017		
6/9/2017		
6/12/2017		
6/14/2017	52.4 (D)	
7/12/2017	51.1 (D)	
7/17/2017		
7/19/2017		
7/20/2017	47.5 (D)	
7/27/2017		
7/28/2017	44 (D)	
8/9/2017	48.3 (D)	
8/24/2017	41.9 (D)	
9/15/2017		
9/18/2017		
9/19/2017		
9/20/2017		
9/21/2017		
9/22/2017		
9/25/2017		
9/26/2017		
9/29/2017		
10/2/2017		
10/3/2017	47.7 (D)	
10/4/2017		
12/28/2017		
3/12/2018		
3/13/2018		
3/14/2018		
3/15/2018		
3/16/2018		
3/19/2018		
3/21/2018	47.5	
9/6/2018		
9/7/2018		
9/10/2018		
9/11/2018		
9/12/2018		
9/14/2018		
9/17/2018		
9/18/2018	48.1	
3/6/2019		
3/7/2019		
3/8/2019		
3/11/2019		
3/12/2019		
3/13/2019		
3/14/2019		
3/15/2019		
3/19/2019		
3/20/2019		
3/21/2019	49.9 (D)	
9/4/2019		

Prediction Limit

Constituent: Calcium (mg/L) Analysis Run 5/9/2024 4:18 PM View: Appendix III Interwell

Plant Bowen Data: Bowen 3-4 CCR

	GWA-4RZ (bg)	GWC-36A
9/5/2019		
9/6/2019		
9/9/2019		
9/10/2019		
9/11/2019		
9/12/2019	49.9 (D)	
9/13/2019		
3/2/2020		
3/3/2020		
3/4/2020		
3/5/2020		
3/6/2020		
3/9/2020		
3/11/2020		
3/12/2020	54.2	
9/3/2020		
9/4/2020		
9/8/2020		
9/9/2020		
9/10/2020		
9/11/2020		
9/14/2020		
9/15/2020		
9/16/2020		
9/17/2020	48.4	
2/24/2021		
2/25/2021		
2/26/2021		
3/9/2021		
3/10/2021		
3/11/2021		
3/12/2021		
3/16/2021	53.7	
3/17/2021		
3/26/2021		
3/29/2021		
7/27/2021		
7/28/2021		
7/29/2021		
7/30/2021		
8/2/2021		
8/4/2021		
8/5/2021		
8/6/2021		
8/9/2021		
8/10/2021	56.5	
1/25/2022		
1/26/2022		
1/27/2022		
1/28/2022		
1/31/2022		
2/1/2022		

Prediction Limit

Constituent: Calcium (mg/L) Analysis Run 5/9/2024 4:18 PM View: Appendix III Interwell

Plant Bowen Data: Bowen 3-4 CCR

	GWA-4RZ (bg)	GWC-36A
2/2/2022		
2/3/2022	57.7	
4/6/2022		48.7
8/5/2022		
8/8/2022		53.1
8/9/2022		
8/10/2022		
8/11/2022		
8/12/2022		
8/16/2022		
8/17/2022	54.7	
2/8/2023		51.6
2/9/2023		
2/10/2023		
2/13/2023		
2/14/2023		
2/16/2023		
2/17/2023	59.4	
7/25/2023		
7/26/2023		
7/27/2023		
7/28/2023	43	
8/1/2023		
8/2/2023		40.7
8/3/2023		
8/4/2023		
2/13/2024		52
2/14/2024		
2/15/2024		
2/16/2024		
2/19/2024		
2/20/2024		
2/22/2024		
2/26/2024		
2/27/2024	63.1	

Prediction Limit

Constituent: Fluoride (mg/L) Analysis Run 5/9/2024 4:18 PM View: Appendix III Interwell

Plant Bowen Data: Bowen 3-4 CCR

	GWA-52 (bg)	GWC-37	GWC-36RA	GWA-53R (bg)	GWA-54 (bg)	GWA-53 (bg)	GWC-38	GWA-55 (bg)	GWA-55R (bg)
2/29/2016	0.0375 (J)								
3/1/2016		0.0215 (J)	0.0172 (J)						
3/2/2016				0.0238 (J)	0.0427 (J)	0.0202 (J)	0.0121 (J)	0.0293 (J)	
3/3/2016									0.0392 (J)
3/4/2016									
3/7/2016									
3/8/2016									
3/9/2016									
3/11/2016									
3/14/2016									
3/15/2016									
3/22/2016									
3/23/2016									
3/28/2016									
5/2/2016			0.018 (J)						
5/3/2016		0.023 (J)		0.027 (J)		0.025 (J)	0.013 (J)	0.049 (J)	0.058 (J)
5/4/2016	0.04 (J)				0.048 (J)				
5/5/2016									
5/6/2016									
5/9/2016									
5/10/2016									
5/11/2016									
5/12/2016									
5/13/2016									
5/16/2016									
5/19/2016									
5/20/2016									
5/23/2016									
5/25/2016									
7/6/2016			0.02 (J)						
7/7/2016							<0.1		
7/8/2016	0.11 (J)	0.02 (J)			0.12 (J)	0.09 (J)			
7/11/2016				<0.1				<0.1	<0.1
7/12/2016									
7/13/2016									
7/14/2016									
7/15/2016									
7/18/2016									
7/19/2016									
7/20/2016									
7/21/2016									
7/22/2016									
7/27/2016									
7/29/2016									
8/1/2016									
9/7/2016		<0.1	<0.1	<0.1					
9/8/2016	<0.1				<0.1	<0.1	<0.1		
9/9/2016								0.05 (J)	0.02 (J)
9/12/2016									
9/13/2016									
9/14/2016									
9/15/2016									

ND substitution: RL or RL/2 if <15% NDs.

Prediction Limit

Constituent: Fluoride (mg/L) Analysis Run 5/9/2024 4:18 PM View: Appendix III Interwell

Plant Bowen Data: Bowen 3-4 CCR

	GWA-52 (bg)	GWC-37	GWC-36RA	GWA-53R (bg)	GWA-54 (bg)	GWA-53 (bg)	GWC-38	GWA-55 (bg)	GWA-55R (bg)
9/16/2016									
9/19/2016									
9/21/2016									
9/22/2016									
9/23/2016									
9/26/2016									
10/25/2016		0.04 (J)	0.03 (J)				0.03 (J)		
10/26/2016	0.04 (J)				0.11 (J)	0.04 (J)		0.08 (J)	
10/27/2016				0.1 (J)					0.12 (J)
10/31/2016									
11/1/2016									
11/2/2016									
11/3/2016									
11/9/2016									
11/10/2016									
11/11/2016									
1/5/2017			0.03 (J)						
1/6/2017	0.04 (J)	<0.1		0.02 (J)					
1/9/2017					0.04 (J)	0.02 (J)		0.05 (J)	0.06 (J)
1/11/2017									
1/12/2017									
1/13/2017									
1/17/2017									
1/18/2017									
1/25/2017									
1/30/2017									
1/31/2017									
2/9/2017							<0.1		
2/21/2017									
2/22/2017									
3/14/2017		<0.1	<0.1						
3/15/2017	<0.1				0.009 (J)				
3/16/2017				0.04 (J)		<0.1		0.07 (J)	0.08 (J)
3/20/2017									
3/21/2017									
3/22/2017									
3/23/2017							<0.1		
3/24/2017									
3/27/2017									
3/28/2017									
3/30/2017									
4/3/2017									
4/7/2017									
5/16/2017		<0.1	<0.1						
5/17/2017	0.01 (J)						<0.1		
5/18/2017					0.02 (J)			<0.1	0.04 (J)
5/19/2017				0.004 (J)		<0.1			
5/22/2017									
5/23/2017									
5/24/2017									
6/6/2017									
6/7/2017									

ND substitution: RL or RL/2 if <15% NDs.

Prediction Limit

Constituent: Fluoride (mg/L) Analysis Run 5/9/2024 4:18 PM View: Appendix III Interwell

Plant Bowen Data: Bowen 3-4 CCR

	GWA-52 (bg)	GWC-37	GWC-36RA	GWA-53R (bg)	GWA-54 (bg)	GWA-53 (bg)	GWC-38	GWA-55 (bg)	GWA-55R (bg)
6/8/2017									
6/9/2017									
6/12/2017									
6/14/2017									
7/12/2017									
7/17/2017									
7/19/2017									
7/20/2017									
7/27/2017									
7/28/2017									
8/9/2017									
8/24/2017									
9/15/2017	<0.1	<0.1	<0.1		0.03 (J)			<0.1	
9/18/2017									<0.1
9/19/2017				<0.1		<0.1	<0.1		
9/20/2017									
9/21/2017									
9/22/2017									
9/25/2017									
9/26/2017									
9/29/2017									
10/2/2017									
10/3/2017									
10/4/2017									
3/12/2018		<0.1	<0.1					<0.1	<0.1
3/13/2018	0.084 (J)			0.032 (J)	0.054 (J)	<0.1	<0.1		
3/14/2018									
3/15/2018									
3/16/2018									
3/19/2018									
3/21/2018									
9/6/2018	<0.1	<0.1	<0.1		<0.1		<0.1		
9/7/2018								<0.1	<0.1
9/10/2018									
9/11/2018				<0.1		<0.1			
9/12/2018									
9/14/2018									
9/17/2018									
9/18/2018									
3/6/2019		<0.1							
3/7/2019	<0.1		<0.1		<0.1		<0.1		<0.1
3/8/2019						<0.1		<0.1	
3/11/2019									
3/12/2019				0.046 (J)					
3/13/2019									
3/14/2019									
3/15/2019									
3/19/2019									
3/20/2019									
3/21/2019									
6/18/2019									
9/4/2019	<0.1	<0.1	<0.1				<0.1		

ND substitution: RL or RL/2 if <15% NDs.

Prediction Limit

Constituent: Fluoride (mg/L) Analysis Run 5/9/2024 4:18 PM View: Appendix III Interwell

Plant Bowen Data: Bowen 3-4 CCR

	GWA-52 (bg)	GWC-37	GWC-36RA	GWA-53R (bg)	GWA-54 (bg)	GWA-53 (bg)	GWC-38	GWA-55 (bg)	GWA-55R (bg)
9/5/2019				<0.1	<0.1	<0.1		<0.1	<0.1
9/6/2019									
9/9/2019									
9/10/2019									
9/11/2019									
9/12/2019									
9/13/2019									
3/2/2020	<0.1	<0.1	<0.1				<0.1		
3/3/2020					<0.1			<0.1	
3/4/2020				<0.1		<0.1			<0.1
3/5/2020									
3/6/2020									
3/9/2020									
3/11/2020									
3/12/2020									
9/3/2020	<0.1	<0.1					<0.1		
9/4/2020								<0.1	<0.1
9/8/2020				<0.1	<0.1	<0.1			
9/9/2020									
9/10/2020									
9/11/2020									
9/14/2020			<0.1						
9/15/2020									
9/16/2020									
9/17/2020									
2/24/2021	<0.1	<0.1					<0.1		
2/25/2021					<0.1			<0.1	<0.1
2/26/2021				<0.1		<0.1			
3/9/2021									
3/10/2021									
3/11/2021									
3/12/2021									
3/16/2021									
3/17/2021									
3/26/2021			<0.1						
3/29/2021									
7/27/2021	<0.1		<0.1		<0.1				
7/28/2021		<0.1					<0.1	<0.1	<0.1
7/29/2021				<0.1		<0.1			
7/30/2021									
8/2/2021									
8/4/2021									
8/5/2021									
8/6/2021									
8/9/2021									
8/10/2021									
1/25/2022	<0.1				<0.1		<0.1		
1/26/2022		<0.1	<0.1	<0.1		<0.1		<0.1	
1/27/2022									<0.1
1/28/2022									
1/31/2022									
2/1/2022									

ND substitution: RL or RL/2 if <15% NDs.

Prediction Limit

Constituent: Fluoride (mg/L) Analysis Run 5/9/2024 4:18 PM View: Appendix III Interwell

Plant Bowen Data: Bowen 3-4 CCR

	GWA-52 (bg)	GWC-37	GWC-36RA	GWA-53R (bg)	GWA-54 (bg)	GWA-53 (bg)	GWC-38	GWA-55 (bg)	GWA-55R (bg)
2/2/2022									
2/3/2022									
4/6/2022									
8/5/2022	0.065 (J)				0.073 (J)		<0.1		
8/8/2022		0.061 (J)	0.062 (J)	0.066 (J)		0.067 (J)		0.078 (J)	0.07 (J)
8/9/2022									
8/10/2022									
8/11/2022									
8/12/2022									
8/16/2022									
8/17/2022									
2/8/2023		<0.1	<0.1				<0.1		
2/9/2023									
2/10/2023									
2/13/2023									
2/14/2023									
2/16/2023									
2/17/2023									
7/25/2023									
7/26/2023									
7/27/2023									
7/28/2023									
8/1/2023									
8/2/2023		<0.1					<0.1		
8/3/2023			<0.1						
8/4/2023									
2/13/2024		<0.1	<0.1				<0.1		
2/14/2024									
2/15/2024									
2/16/2024									
2/19/2024									
2/20/2024									
2/22/2024									
2/26/2024									
2/27/2024									

ND substitution: RL or RL/2 if <15% NDs.

Prediction Limit

Constituent: Fluoride (mg/L) Analysis Run 5/9/2024 4:18 PM View: Appendix III Interwell

Plant Bowen Data: Bowen 3-4 CCR

	GWC-16R	GWA-56 (bg)	GWC-24R	GWC-18R	GWC-19R	GWC-18	GWC-22R	GWC-21R	GWC-25R
2/29/2016									
3/1/2016									
3/2/2016									
3/3/2016	0.06259 (JD)	0.1143 (J)							
3/4/2016			<0.1						
3/7/2016				0.00232 (J)	<0.1	0.00623 (J)	0.00526 (J)		
3/8/2016								0.00287 (J)	0.00246 (J)
3/9/2016									
3/11/2016									
3/14/2016									
3/15/2016									
3/22/2016									
3/23/2016									
3/28/2016									
5/2/2016									
5/3/2016									
5/4/2016									0.027 (J)
5/5/2016			0.039 (J)	0.025 (J)		0.045 (J)	0.049 (J)		
5/6/2016									
5/9/2016		0.0383 (J)			0.0246 (J)			0.0222 (J)	
5/10/2016	0.0767 (J)								
5/11/2016									
5/12/2016									
5/13/2016									
5/16/2016									
5/19/2016									
5/20/2016									
5/23/2016									
5/25/2016									
7/6/2016									
7/7/2016									
7/8/2016									
7/11/2016		<0.1							
7/12/2016			<0.1						
7/13/2016	<0.1			<0.1		<0.1			
7/14/2016					<0.1		<0.1		
7/15/2016								<0.1	
7/18/2016									<0.1
7/19/2016									
7/20/2016									
7/21/2016									
7/22/2016									
7/27/2016									
7/29/2016									
8/1/2016									
9/7/2016									
9/8/2016									
9/9/2016		0.1 (J)						0.03 (J)	
9/12/2016				0.02 (J)	0.03 (J)		0.06 (J)		
9/13/2016			0.04 (J)			0.07 (J)			0.03 (J)
9/14/2016									
9/15/2016	<0.1								

ND substitution: RL or RL/2 if <15% NDs.

Prediction Limit

Constituent: Fluoride (mg/L) Analysis Run 5/9/2024 4:18 PM View: Appendix III Interwell

Plant Bowen Data: Bowen 3-4 CCR

	GWC-16R	GWA-56 (bg)	GWC-24R	GWC-18R	GWC-19R	GWC-18	GWC-22R	GWC-21R	GWC-25R
9/16/2016									
9/19/2016									
9/21/2016									
9/22/2016									
9/23/2016									
9/26/2016									
10/25/2016									
10/26/2016		0.2 (J)							
10/27/2016			0.11 (J)				0.12 (J)	0.1 (J)	0.1 (J)
10/31/2016					0.05 (J)	0.05 (J)			
11/1/2016				0.05 (J)					
11/2/2016	0.08 (J)								
11/3/2016									
11/9/2016									
11/10/2016									
11/11/2016									
1/5/2017									
1/6/2017									
1/9/2017		0.26 (J)							
1/11/2017	0.19 (J)			<0.1	<0.1				
1/12/2017						0.06 (J)		0.11 (J)	
1/13/2017			<0.1				0.04 (J)		<0.1
1/17/2017									
1/18/2017									
1/25/2017									
1/30/2017									
1/31/2017									
2/9/2017									
2/21/2017									
2/22/2017									
3/14/2017									
3/15/2017		0.19 (J)							
3/16/2017									<0.1
3/20/2017	0.18 (J)		<0.1	<0.1			0.06 (J)		
3/21/2017					<0.1			<0.1	
3/22/2017									
3/23/2017						0.03 (J)			
3/24/2017									
3/27/2017									
3/28/2017									
3/30/2017									
4/3/2017									
4/7/2017									
5/16/2017									
5/17/2017									
5/18/2017		0.19 (J)							
5/19/2017			0.01 (J)						<0.1
5/22/2017				<0.1	<0.1				
5/23/2017	0.1 (J)					0.02 (J)	0.02 (J)	<0.1	
5/24/2017									
6/6/2017									
6/7/2017									

Prediction Limit

Constituent: Fluoride (mg/L) Analysis Run 5/9/2024 4:18 PM View: Appendix III Interwell

Plant Bowen Data: Bowen 3-4 CCR

	GWC-16R	GWA-56 (bg)	GWC-24R	GWC-18R	GWC-19R	GWC-18	GWC-22R	GWC-21R	GWC-25R
6/8/2017									
6/9/2017									
6/12/2017									
6/14/2017									
7/12/2017									
7/17/2017									
7/19/2017									
7/20/2017									
7/27/2017									
7/28/2017									
8/9/2017									
8/24/2017									
9/15/2017		0.24 (J)							
9/18/2017									
9/19/2017			<0.1				<0.1	<0.1	<0.1
9/20/2017					<0.1				
9/21/2017	<0.1			<0.1					
9/22/2017									
9/25/2017						0.1 (J)			
9/26/2017									
9/29/2017									
10/2/2017									
10/3/2017									
10/4/2017									
3/12/2018									
3/13/2018		0.4	0.091 (J)				0.046 (J)		<0.1
3/14/2018	0.17 (J)			0.12 (J)	0.045 (J)	0.12 (J)		<0.1	
3/15/2018									
3/16/2018									
3/19/2018									
3/21/2018									
9/6/2018									
9/7/2018	<0.1	0.14 (J)		<0.1			<0.1		
9/10/2018					<0.1			<0.1	
9/11/2018			<0.1			<0.1			<0.1
9/12/2018									
9/14/2018									
9/17/2018									
9/18/2018									
3/6/2019									
3/7/2019		0.089 (J)							
3/8/2019			<0.1						<0.1
3/11/2019	0.23 (J)						<0.1	0.51 (O)	
3/12/2019				0.042 (J)	0.04 (J)	0.05 (J)			
3/13/2019									
3/14/2019									
3/15/2019									
3/19/2019									
3/20/2019									
3/21/2019									
6/18/2019								<0.1	
9/4/2019		0.11 (J)							

ND substitution: RL or RL/2 if <15% NDs.

Prediction Limit

Constituent: Fluoride (mg/L) Analysis Run 5/9/2024 4:18 PM View: Appendix III Interwell

Plant Bowen Data: Bowen 3-4 CCR

	GWC-16R	GWA-56 (bg)	GWC-24R	GWC-18R	GWC-19R	GWC-18	GWC-22R	GWC-21R	GWC-25R
9/5/2019			<0.1				<0.1		<0.1
9/6/2019				<0.1				<0.1	
9/9/2019	<0.1				<0.1	<0.1			
9/10/2019									
9/11/2019									
9/12/2019									
9/13/2019									
3/2/2020									
3/3/2020			<0.1				<0.1	<0.1	<0.1
3/4/2020	0.29 (J)	0.086 (J)			<0.1				
3/5/2020				<0.1					
3/6/2020						<0.1			
3/9/2020									
3/11/2020									
3/12/2020									
9/3/2020									
9/4/2020		0.086 (J)							<0.1
9/8/2020							<0.1	<0.1	
9/9/2020	0.17 (J)		<0.1	<0.1	<0.1	<0.1			
9/10/2020									
9/11/2020									
9/14/2020									
9/15/2020									
9/16/2020									
9/17/2020									
2/24/2021									
2/25/2021		0.097 (J)							
2/26/2021				<0.1	<0.1	<0.1			
3/9/2021	0.25		<0.1				<0.1	<0.1	<0.1
3/10/2021									
3/11/2021									
3/12/2021									
3/16/2021									
3/17/2021									
3/26/2021									
3/29/2021									
7/27/2021									
7/28/2021		0.091 (J)							
7/29/2021			<0.1	<0.1		<0.1			
7/30/2021	0.16								
8/2/2021							<0.1	<0.1	<0.1
8/4/2021									
8/5/2021					<0.1				
8/6/2021									
8/9/2021									
8/10/2021									
1/25/2022									
1/26/2022		0.076 (J)							
1/27/2022				<0.1	<0.1		<0.1		<0.1
1/28/2022	0.17		<0.1			<0.1		<0.1	
1/31/2022									
2/1/2022									

ND substitution: RL or RL/2 if <15% NDs.

Prediction Limit

Constituent: Fluoride (mg/L) Analysis Run 5/9/2024 4:18 PM View: Appendix III Interwell

Plant Bowen Data: Bowen 3-4 CCR

	GWC-16R	GWA-56 (bg)	GWC-24R	GWC-18R	GWC-19R	GWC-18	GWC-22R	GWC-21R	GWC-25R
2/2/2022									
2/3/2022									
4/6/2022									
8/5/2022		0.094 (J)							
8/8/2022									
8/9/2022			0.072 (J)		0.067 (J)				0.068 (J)
8/10/2022				<0.1		0.06 (J)	0.055 (J)	0.057 (J)	
8/11/2022	0.12								
8/12/2022									
8/16/2022									
8/17/2022									
2/8/2023									
2/9/2023			0.053 (J)	<0.1	<0.1	0.072 (J)	0.052 (J)	0.064 (J)	<0.1
2/10/2023	0.22								
2/13/2023									
2/14/2023									
2/16/2023									
2/17/2023									
7/25/2023									
7/26/2023									
7/27/2023									
7/28/2023									
8/1/2023									
8/2/2023									
8/3/2023			<0.1			<0.1	<0.1		<0.1
8/4/2023	0.079 (J)			<0.1	<0.1			<0.1	
2/13/2024									
2/14/2024				<0.1	<0.1	<0.1			
2/15/2024	0.13		<0.1				<0.1	<0.1	
2/16/2024									0.055 (J)
2/19/2024									
2/20/2024									
2/22/2024									
2/26/2024									
2/27/2024									

ND substitution: RL or RL/2 if <15% NDs.

Prediction Limit

Constituent: Fluoride (mg/L) Analysis Run 5/9/2024 4:18 PM View: Appendix III Interwell

Plant Bowen Data: Bowen 3-4 CCR

	GWC-20R	GWC-23R	GWA-42 (bg)	GWA-43 (bg)	GWA-43R (bg)	GWA-39Z (bg)	GWA-40 (bg)	GWA-41R (bg)	GWA-41 (bg)
2/29/2016									
3/1/2016									
3/2/2016									
3/3/2016									
3/4/2016									
3/7/2016									
3/8/2016	0.00425 (J)								
3/9/2016		<0.1							
3/11/2016			0.0296 (J)	0.0329 (J)	0.0141 (J)				
3/14/2016						0.0657 (J)			
3/15/2016							0.0267 (J)	0.0394 (J)	0.0285 (J)
3/22/2016									
3/23/2016									
3/28/2016									
5/2/2016									
5/3/2016									
5/4/2016									
5/5/2016									
5/6/2016		0.056 (J)							
5/9/2016	0.0259 (J)								
5/10/2016									
5/11/2016						0.0401 (J)	0.0255 (J)		
5/12/2016									0.022 (J)
5/13/2016				0.0459 (J)	0.0141 (J)			0.0234 (J)	
5/16/2016			0.0287 (J)						
5/19/2016									
5/20/2016									
5/23/2016									
5/25/2016									
7/6/2016									
7/7/2016									
7/8/2016									
7/11/2016									
7/12/2016									
7/13/2016									
7/14/2016	<0.1								
7/15/2016		<0.1							
7/18/2016									
7/19/2016				<0.1	<0.1	<0.1			
7/20/2016									<0.1
7/21/2016							<0.1	<0.1	
7/22/2016			0.04 (J)						
7/27/2016									
7/29/2016									
8/1/2016									
9/7/2016									
9/8/2016									
9/9/2016									
9/12/2016	0.03 (J)								
9/13/2016									
9/14/2016		0.02 (J)							
9/15/2016						<0.1			<0.1

Prediction Limit

Constituent: Fluoride (mg/L) Analysis Run 5/9/2024 4:18 PM View: Appendix III Interwell

Plant Bowen Data: Bowen 3-4 CCR

	GWC-20R	GWC-23R	GWA-42 (bg)	GWA-43 (bg)	GWA-43R (bg)	GWA-39Z (bg)	GWA-40 (bg)	GWA-41R (bg)	GWA-41 (bg)
9/16/2016				<0.1	<0.1				
9/19/2016			<0.1				<0.1		
9/21/2016								<0.1	
9/22/2016									
9/23/2016									
9/26/2016									
10/25/2016									
10/26/2016									
10/27/2016									
10/31/2016	0.11 (J)								
11/1/2016		0.07 (J)							
11/2/2016				0.04 (J)	0.04 (J)	0.04 (J)			
11/3/2016			0.04 (J)				0.11 (J)	0.12 (J)	0.05 (J)
11/9/2016									
11/10/2016									
11/11/2016									
1/5/2017									
1/6/2017									
1/9/2017									
1/11/2017									
1/12/2017	0.02 (J)								
1/13/2017									
1/17/2017			0.02 (J)				0.02 (J)	0.01 (J)	
1/18/2017				<0.1	0.02 (J)	0.03 (J)			0.02 (J)
1/25/2017		0.01 (J)							
1/30/2017									
1/31/2017									
2/9/2017									
2/21/2017									
2/22/2017									
3/14/2017									
3/15/2017									
3/16/2017									
3/20/2017									
3/21/2017									
3/22/2017	0.1 (J)	0.02 (J)							
3/23/2017									
3/24/2017							<0.1		<0.1
3/27/2017			<0.1					<0.1	
3/28/2017				<0.1	<0.1	0.06 (J)			
3/30/2017									
4/3/2017									
4/7/2017									
5/16/2017									
5/17/2017									
5/18/2017									
5/19/2017									
5/22/2017	0.02 (J)								
5/23/2017									
5/24/2017		<0.1					<0.1		
6/6/2017				<0.1	<0.1			<0.1	<0.1
6/7/2017			<0.1			0.06 (J)			

ND substitution: RL or RL/2 if <15% NDs.

Prediction Limit

Constituent: Fluoride (mg/L) Analysis Run 5/9/2024 4:18 PM View: Appendix III Interwell

Plant Bowen Data: Bowen 3-4 CCR

	GWC-20R	GWC-23R	GWA-42 (bg)	GWA-43 (bg)	GWA-43R (bg)	GWA-39Z (bg)	GWA-40 (bg)	GWA-41R (bg)	GWA-41 (bg)
6/8/2017									
6/9/2017									
6/12/2017									
6/14/2017									
7/12/2017									
7/17/2017									
7/19/2017									
7/20/2017									
7/27/2017									
7/28/2017									
8/9/2017									
8/24/2017									
9/15/2017									
9/18/2017									
9/19/2017	<0.1								
9/20/2017									
9/21/2017		0.17 (J)							
9/22/2017				<0.1	<0.1				
9/25/2017								<0.1	<0.1
9/26/2017			<0.1			0.04 (J)	<0.1		
9/29/2017									
10/2/2017									
10/3/2017									
10/4/2017									
3/12/2018									
3/13/2018									
3/14/2018	0.035 (J)	0.18 (J)	0.06 (J)	<0.1		0.14 (J)	0.055 (J)	<0.1	<0.1
3/15/2018					<0.1				
3/16/2018									
3/19/2018									
3/21/2018									
9/6/2018									
9/7/2018									
9/10/2018	<0.1								
9/11/2018		<0.1							
9/12/2018				<0.1	<0.1	<0.1	<0.1	<0.1	<0.1
9/14/2018			<0.1						
9/17/2018									
9/18/2018									
3/6/2019									
3/7/2019									
3/8/2019									
3/11/2019									
3/12/2019	0.048 (J)	0.06 (J)							
3/13/2019				<0.1	0.036 (X)		0.045 (X)		
3/14/2019			0.058 (X)					0.04 (X)	0.039 (X)
3/15/2019						<0.1			
3/19/2019									
3/20/2019									
3/21/2019									
6/18/2019									
9/4/2019									

Prediction Limit

Constituent: Fluoride (mg/L) Analysis Run 5/9/2024 4:18 PM View: Appendix III Interwell

Plant Bowen Data: Bowen 3-4 CCR

	GWC-20R	GWC-23R	GWA-42 (bg)	GWA-43 (bg)	GWA-43R (bg)	GWA-39Z (bg)	GWA-40 (bg)	GWA-41R (bg)	GWA-41 (bg)
9/5/2019									
9/6/2019	<0.1	<0.1							
9/9/2019						0.054 (X)	<0.1		
9/10/2019			<0.1					<0.1	<0.1
9/11/2019				<0.1	<0.1				
9/12/2019									
9/13/2019									
3/2/2020									
3/3/2020									
3/4/2020									
3/5/2020	<0.1	<0.1							
3/6/2020			<0.1						<0.1
3/9/2020				<0.1	<0.1	<0.1	<0.1	<0.1	
3/11/2020									
3/12/2020									
9/3/2020									
9/4/2020	<0.1								
9/8/2020									
9/9/2020		<0.1							
9/10/2020			<0.1			<0.1		<0.1	<0.1
9/11/2020				<0.1			<0.1		
9/14/2020					<0.1				
9/15/2020									
9/16/2020									
9/17/2020									
2/24/2021									
2/25/2021									
2/26/2021									
3/9/2021	<0.1								
3/10/2021		<0.1					<0.1	<0.1	
3/11/2021			<0.1	<0.1	<0.1				<0.1
3/12/2021						0.051 (J)			
3/16/2021									
3/17/2021									
3/26/2021									
3/29/2021									
7/27/2021									
7/28/2021									
7/29/2021									
7/30/2021		<0.1							
8/2/2021	<0.1								
8/4/2021			<0.1			<0.1	<0.1	<0.1	<0.1
8/5/2021					<0.1				
8/6/2021				<0.1					
8/9/2021									
8/10/2021									
1/25/2022									
1/26/2022									
1/27/2022	<0.1								
1/28/2022		<0.1							
1/31/2022			<0.1	<0.1	<0.1	<0.1	<0.1	<0.1	<0.1
2/1/2022									

ND substitution: RL or RL/2 if <15% NDs.

Prediction Limit

Constituent: Fluoride (mg/L) Analysis Run 5/9/2024 4:18 PM View: Appendix III Interwell

Plant Bowen Data: Bowen 3-4 CCR

	GWC-20R	GWC-23R	GWA-42 (bg)	GWA-43 (bg)	GWA-43R (bg)	GWA-39Z (bg)	GWA-40 (bg)	GWA-41R (bg)	GWA-41 (bg)
2/2/2022									
2/3/2022									
4/6/2022									
8/5/2022									
8/8/2022									
8/9/2022	0.072 (J)								
8/10/2022			0.068 (J)		0.062 (J)	0.075 (J)			
8/11/2022		0.073 (J)		<0.1				<0.1	<0.1
8/12/2022							0.068 (J)		
8/16/2022									
8/17/2022									
2/8/2023									
2/9/2023									
2/10/2023	0.054 (J)	0.078 (J)							
2/13/2023			0.056 (J)		<0.1	0.064 (J)	0.054 (J)	<0.1	0.05 (J)
2/14/2023				0.052 (J)					
2/16/2023									
2/17/2023									
7/25/2023				<0.1	<0.1			<0.1	<0.1
7/26/2023			<0.1			0.055 (J)	<0.1		
7/27/2023									
7/28/2023									
8/1/2023									
8/2/2023									
8/3/2023	<0.1	<0.1							
8/4/2023									
2/13/2024									
2/14/2024									
2/15/2024	<0.1								
2/16/2024		0.054 (J)							
2/19/2024						0.057 (J)	<0.1	<0.1	<0.1
2/20/2024			<0.1	<0.1	<0.1				
2/22/2024									
2/26/2024									
2/27/2024									

Prediction Limit

Constituent: Fluoride (mg/L) Analysis Run 5/9/2024 4:18 PM View: Appendix III Interwell

Plant Bowen Data: Bowen 3-4 CCR

	GWA-1 (bg)	GWA-2 (bg)	GWA-2R (bg)	GWA-3A (bg)	GWA-50R (bg)	GWA-50 (bg)	GWA-51RZ (bg)	GWC-17R	GWA-39RZ (bg)
2/29/2016									
3/1/2016									
3/2/2016									
3/3/2016									
3/4/2016								2.1421 (O)	
3/7/2016									
3/8/2016									
3/9/2016									
3/11/2016									
3/14/2016									
3/15/2016									
3/22/2016	0.0614 (J)								
3/23/2016		0.0477 (J)	0.0826 (J)	<0.1					
3/28/2016					0.0326 (J)	0.0314 (J)			
5/2/2016									
5/3/2016									
5/4/2016							0.057 (JD)		
5/5/2016									
5/6/2016									
5/9/2016									
5/10/2016								0.0258 (J)	
5/11/2016									
5/12/2016									
5/13/2016									
5/16/2016									0.0202 (JD)
5/19/2016	0.064 (J)		0.0409 (J)						
5/20/2016		0.033 (J)							
5/23/2016				<0.1		0.027 (J)			
5/25/2016					0.0285 (J)				
7/6/2016									
7/7/2016							0.09 (JD)		
7/8/2016									
7/11/2016									
7/12/2016									
7/13/2016									
7/14/2016								<0.1	
7/15/2016									
7/18/2016									
7/19/2016									
7/20/2016									
7/21/2016									
7/22/2016									
7/27/2016									0.08 (JD)
7/29/2016	0.11 (J)	0.16 (J)	0.07 (J)	<0.1					
8/1/2016					<0.1	<0.1			
9/7/2016									
9/8/2016							0.03 (JD)		
9/9/2016									
9/12/2016									
9/13/2016									
9/14/2016								<0.1	
9/15/2016									

Prediction Limit

Constituent: Fluoride (mg/L) Analysis Run 5/9/2024 4:18 PM View: Appendix III Interwell

Plant Bowen Data: Bowen 3-4 CCR

	GWA-1 (bg)	GWA-2 (bg)	GWA-2R (bg)	GWA-3A (bg)	GWA-50R (bg)	GWA-50 (bg)	GWA-51RZ (bg)	GWC-17R	GWA-39RZ (bg)
9/16/2016									
9/19/2016									
9/21/2016									
9/22/2016			<0.1	<0.1					
9/23/2016	0.03 (J)	0.1 (J)							
9/26/2016					<0.1	<0.1			
10/25/2016									
10/26/2016							0.15 (JD)		
10/27/2016									
10/31/2016									
11/1/2016								0.06 (J)	
11/2/2016									
11/3/2016									
11/9/2016	0.1 (J)	0.04 (J)							
11/10/2016			0.03 (J)	<0.1		0.04 (J)			
11/11/2016					<0.1				
1/5/2017									
1/6/2017							0.11 (JD)		
1/9/2017									
1/11/2017								0.33	
1/12/2017									
1/13/2017									
1/17/2017									
1/18/2017									
1/25/2017									
1/30/2017	<0.1				<0.1	<0.1			
1/31/2017		<0.1	<0.1	<0.1					
2/9/2017									
2/21/2017									0.17 (JD)
2/22/2017									
3/14/2017									
3/15/2017							0.004 (JD)		
3/16/2017									
3/20/2017									
3/21/2017								0.03 (J)	
3/22/2017									
3/23/2017									
3/24/2017									
3/27/2017									0.09 (JD)
3/28/2017									
3/30/2017	0.01 (J)	0.02 (J)		<0.1					
4/3/2017			0.02 (J)		0.04 (J)				
4/7/2017						<0.1			
5/16/2017									
5/17/2017									
5/18/2017							0.007 (JD)		
5/19/2017									
5/22/2017									
5/23/2017								0.004 (J)	
5/24/2017									
6/6/2017									
6/7/2017									

Prediction Limit

Constituent: Fluoride (mg/L) Analysis Run 5/9/2024 4:18 PM View: Appendix III Interwell

Plant Bowen Data: Bowen 3-4 CCR

	GWA-1 (bg)	GWA-2 (bg)	GWA-2R (bg)	GWA-3A (bg)	GWA-50R (bg)	GWA-50 (bg)	GWA-51RZ (bg)	GWC-17R	GWA-39RZ (bg)
6/8/2017									0.05 (JD)
6/9/2017	0.04 (J)		0.06 (J)						
6/12/2017		0.17 (J)		<0.1	0.06 (J)	0.07 (J)			
6/14/2017									
7/12/2017									
7/17/2017									0.05 (JD)
7/19/2017							0.12 (JD)		
7/20/2017									
7/27/2017									0.08 (JD)
7/28/2017									
8/9/2017									<0.1 (*)
8/24/2017									
9/15/2017									
9/18/2017									
9/19/2017							0.07 (JD)		
9/20/2017									
9/21/2017									
9/22/2017								0.04 (J)	
9/25/2017									
9/26/2017									
9/29/2017									0.04 (JD)
10/2/2017	0.07 (J)	<0.1	<0.1		<0.1	<0.1			
10/3/2017									
10/4/2017				<0.1					
3/12/2018									
3/13/2018							0.16 (J)		
3/14/2018								<0.1	
3/15/2018									
3/16/2018	0.029 (J)		<0.1		<0.1	<0.1			0.27 (J)
3/19/2018		1.1 (O)		<0.1					
3/21/2018									
9/6/2018									
9/7/2018							<0.1		
9/10/2018									
9/11/2018								<0.1	
9/12/2018									
9/14/2018		<0.1	<0.1						0.1 (J)
9/17/2018	<0.1 (D)			<0.1		<0.1			
9/18/2018					<0.1				
3/6/2019									
3/7/2019									
3/8/2019							0.075 (J)		
3/11/2019									
3/12/2019								0.056 (J)	
3/13/2019									
3/14/2019									0.066 (X)
3/15/2019									
3/19/2019			0.056 (J)		<0.1	<0.1			
3/20/2019	<0.1	<0.1		<0.1					
3/21/2019									
6/18/2019									
9/4/2019							<0.1		

Prediction Limit

Constituent: Fluoride (mg/L) Analysis Run 5/9/2024 4:18 PM View: Appendix III Interwell

Plant Bowen Data: Bowen 3-4 CCR

	GWA-1 (bg)	GWA-2 (bg)	GWA-2R (bg)	GWA-3A (bg)	GWA-50R (bg)	GWA-50 (bg)	GWA-51RZ (bg)	GWC-17R	GWA-39RZ (bg)
9/5/2019									
9/6/2019									
9/9/2019									
9/10/2019								<0.1	0.055 (X)
9/11/2019									
9/12/2019	0.051 (J)	<0.1 (D)			<0.1				
9/13/2019			0.055 (J)	<0.1		<0.1			
3/2/2020									
3/3/2020							<0.1		
3/4/2020									
3/5/2020								<0.1	
3/6/2020									
3/9/2020									<0.1
3/11/2020	0.052 (J)	<0.1	0.052 (J)	<0.1	<0.1	<0.1			
3/12/2020									
9/3/2020									
9/4/2020									
9/8/2020									
9/9/2020							<0.1	<0.1	
9/10/2020									
9/11/2020									
9/14/2020									
9/15/2020	0.05 (J)	<0.1	<0.1		<0.1				
9/16/2020						<0.1			<0.1
9/17/2020									
2/24/2021									
2/25/2021							<0.1		
2/26/2021									
3/9/2021									
3/10/2021								<0.1	
3/11/2021									
3/12/2021									
3/16/2021	<0.1		<0.1						<0.1
3/17/2021		<0.1			<0.1	<0.1			
3/26/2021									
3/29/2021				0.053 (J)					
7/27/2021									
7/28/2021							<0.1		
7/29/2021									
7/30/2021								<0.1	
8/2/2021									
8/4/2021									
8/5/2021									
8/6/2021									<0.1
8/9/2021	<0.1	<0.1	<0.1	0.055 (J)	<0.1	<0.1			
8/10/2021									
1/25/2022									
1/26/2022							<0.1		
1/27/2022									
1/28/2022								<0.1	
1/31/2022									
2/1/2022	<0.1	<0.1	<0.1			<0.1			

ND substitution: RL or RL/2 if <15% NDs.

Prediction Limit

Constituent: Fluoride (mg/L) Analysis Run 5/9/2024 4:18 PM View: Appendix III Interwell

Plant Bowen Data: Bowen 3-4 CCR

	GWA-1 (bg)	GWA-2 (bg)	GWA-2R (bg)	GWA-3A (bg)	GWA-50R (bg)	GWA-50 (bg)	GWA-51RZ (bg)	GWC-17R	GWA-39RZ (bg)
2/2/2022				<0.1	<0.1				<0.1
2/3/2022									
4/6/2022									
8/5/2022									
8/8/2022									
8/9/2022							0.072 (J)		
8/10/2022									
8/11/2022								0.051 (J)	
8/12/2022									
8/16/2022	0.089 (J)	0.086 (J)	0.09 (J)	0.082 (J)		0.06 (J)			<0.1
8/17/2022					0.063 (J)				
2/8/2023									
2/9/2023									
2/10/2023								0.057 (J)	
2/13/2023									
2/14/2023									0.074 (J)
2/16/2023	0.07 (J)	0.061 (J)	0.079 (J)		<0.1	<0.1			
2/17/2023				0.055 (J)					
7/25/2023									<0.1
7/26/2023									
7/27/2023	0.054 (J)	0.057 (J)	0.062 (J)						
7/28/2023					<0.1	<0.1			
8/1/2023				<0.1					
8/2/2023									
8/3/2023								<0.1	
8/4/2023									
2/13/2024									
2/14/2024									
2/15/2024								<0.1	
2/16/2024									
2/19/2024									<0.1
2/20/2024									
2/22/2024	0.061 (J)	0.062 (J)		<0.1	<0.1	<0.1			
2/26/2024			0.05 (J)						
2/27/2024									

ND substitution: RL or RL/2 if <15% NDs.

Prediction Limit

Constituent: Fluoride (mg/L) Analysis Run 5/9/2024 4:18 PM View: Appendix III Interwell

Plant Bowen Data: Bowen 3-4 CCR

	GWA-4RZ (bg)	GWC-36A
2/29/2016		
3/1/2016		
3/2/2016		
3/3/2016		
3/4/2016		
3/7/2016		
3/8/2016		
3/9/2016		
3/11/2016		
3/14/2016		
3/15/2016		
3/22/2016		
3/23/2016		
3/28/2016		
5/2/2016		
5/3/2016		
5/4/2016		
5/5/2016		
5/6/2016		
5/9/2016		
5/10/2016		
5/11/2016		
5/12/2016		
5/13/2016		
5/16/2016		
5/19/2016		
5/20/2016		
5/23/2016		
5/25/2016		
7/6/2016		
7/7/2016		
7/8/2016		
7/11/2016		
7/12/2016		
7/13/2016		
7/14/2016		
7/15/2016		
7/18/2016		
7/19/2016		
7/20/2016		
7/21/2016		
7/22/2016		
7/27/2016		
7/29/2016		
8/1/2016		
9/7/2016		
9/8/2016		
9/9/2016		
9/12/2016		
9/13/2016		
9/14/2016		
9/15/2016		

Prediction Limit

Constituent: Fluoride (mg/L) Analysis Run 5/9/2024 4:18 PM View: Appendix III Interwell

Plant Bowen Data: Bowen 3-4 CCR

	GWA-4RZ (bg)	GWC-36A
9/16/2016		
9/19/2016		
9/21/2016		
9/22/2016		
9/23/2016		
9/26/2016		
10/25/2016		
10/26/2016		
10/27/2016		
10/31/2016		
11/1/2016		
11/2/2016		
11/3/2016		
11/9/2016		
11/10/2016		
11/11/2016		
1/5/2017		
1/6/2017		
1/9/2017		
1/11/2017		
1/12/2017		
1/13/2017		
1/17/2017		
1/18/2017		
1/25/2017		
1/30/2017		
1/31/2017		
2/9/2017		
2/21/2017		
2/22/2017	0.3 (D)	
3/14/2017		
3/15/2017		
3/16/2017		
3/20/2017		
3/21/2017		
3/22/2017		
3/23/2017		
3/24/2017		
3/27/2017		
3/28/2017		
3/30/2017		
4/3/2017		
4/7/2017	0.19 (JD)	
5/16/2017		
5/17/2017		
5/18/2017		
5/19/2017		
5/22/2017		
5/23/2017		
5/24/2017		
6/6/2017		
6/7/2017		

Prediction Limit

Constituent: Fluoride (mg/L) Analysis Run 5/9/2024 4:18 PM View: Appendix III Interwell

Plant Bowen Data: Bowen 3-4 CCR

	GWA-4RZ (bg)	GWC-36A
6/8/2017		
6/9/2017		
6/12/2017		
6/14/2017	0.19 (JD)	
7/12/2017	0.18 (JD)	
7/17/2017		
7/19/2017		
7/20/2017	0.17 (JD)	
7/27/2017		
7/28/2017	0.13 (JD)	
8/9/2017	0.245 (JD)	
8/24/2017	0.16 (JD)	
9/15/2017		
9/18/2017		
9/19/2017		
9/20/2017		
9/21/2017		
9/22/2017		
9/25/2017		
9/26/2017		
9/29/2017		
10/2/2017		
10/3/2017	0.17 (JD)	
10/4/2017		
3/12/2018		
3/13/2018		
3/14/2018		
3/15/2018		
3/16/2018		
3/19/2018		
3/21/2018	0.24 (J)	
9/6/2018		
9/7/2018		
9/10/2018		
9/11/2018		
9/12/2018		
9/14/2018		
9/17/2018		
9/18/2018	<0.1	
3/6/2019		
3/7/2019		
3/8/2019		
3/11/2019		
3/12/2019		
3/13/2019		
3/14/2019		
3/15/2019		
3/19/2019		
3/20/2019		
3/21/2019	0.19 (JD)	
6/18/2019		
9/4/2019		

Prediction Limit

Constituent: Fluoride (mg/L) Analysis Run 5/9/2024 4:18 PM View: Appendix III Interwell

Plant Bowen Data: Bowen 3-4 CCR

	GWA-4RZ (bg)	GWC-36A
9/5/2019		
9/6/2019		
9/9/2019		
9/10/2019		
9/11/2019		
9/12/2019	0.1 (JD)	
9/13/2019		
3/2/2020		
3/3/2020		
3/4/2020		
3/5/2020		
3/6/2020		
3/9/2020		
3/11/2020		
3/12/2020	0.18 (J)	
9/3/2020		
9/4/2020		
9/8/2020		
9/9/2020		
9/10/2020		
9/11/2020		
9/14/2020		
9/15/2020		
9/16/2020		
9/17/2020	0.12 (J)	
2/24/2021		
2/25/2021		
2/26/2021		
3/9/2021		
3/10/2021		
3/11/2021		
3/12/2021		
3/16/2021	0.1	
3/17/2021		
3/26/2021		
3/29/2021		
7/27/2021		
7/28/2021		
7/29/2021		
7/30/2021		
8/2/2021		
8/4/2021		
8/5/2021		
8/6/2021		
8/9/2021		
8/10/2021	0.087 (J)	
1/25/2022		
1/26/2022		
1/27/2022		
1/28/2022		
1/31/2022		
2/1/2022		

Prediction Limit

Constituent: Fluoride (mg/L) Analysis Run 5/9/2024 4:18 PM View: Appendix III Interwell

Plant Bowen Data: Bowen 3-4 CCR

	GWA-4RZ (bg)	GWC-36A
2/2/2022		
2/3/2022	0.15	
4/6/2022		<0.1
8/5/2022		
8/8/2022		0.063 (J)
8/9/2022		
8/10/2022		
8/11/2022		
8/12/2022		
8/16/2022		
8/17/2022	0.11	
2/8/2023		<0.1
2/9/2023		
2/10/2023		
2/13/2023		
2/14/2023		
2/16/2023		
2/17/2023	0.11	
7/25/2023		
7/26/2023		
7/27/2023		
7/28/2023	0.077 (J)	
8/1/2023		
8/2/2023		<0.1
8/3/2023		
8/4/2023		
2/13/2024		<0.1
2/14/2024		
2/15/2024		
2/16/2024		
2/19/2024		
2/20/2024		
2/22/2024		
2/26/2024		
2/27/2024	0.087 (J)	

FIGURE M.

Appendix III Trend Tests - Significant Results

Plant Bowen Data: Bowen 3-4 CCR Printed 5/9/2024, 6:05 PM

Constituent	Well	Slope	Calc.	Critical	Sig.	N	%NDs	Normality	Alpha	Method
Calcium (mg/L)	GWA-2R (bg)	2.61	103	92	Yes	22	0	n/a	0.01	NP
Calcium (mg/L)	GWA-42 (bg)	1.151	150	92	Yes	22	0	n/a	0.01	NP
Calcium (mg/L)	GWA-43 (bg)	-0.8992	-145	-87	Yes	21	0	n/a	0.01	NP
Calcium (mg/L)	GWA-43R (bg)	0.6016	118	98	Yes	23	0	n/a	0.01	NP
Calcium (mg/L)	GWA-50 (bg)	-0.09605	-100	-92	Yes	22	0	n/a	0.01	NP
Calcium (mg/L)	GWA-50R (bg)	-0.5592	-123	-92	Yes	22	0	n/a	0.01	NP
Calcium (mg/L)	GWA-51RZ (bg)	1.383	83	74	Yes	19	0	n/a	0.01	NP
Calcium (mg/L)	GWA-55 (bg)	2.879	106	74	Yes	19	0	n/a	0.01	NP
Calcium (mg/L)	GWA-55R (bg)	1.995	83	74	Yes	19	0	n/a	0.01	NP
Calcium (mg/L)	GWC-16R	2.773	153	92	Yes	22	0	n/a	0.01	NP
Calcium (mg/L)	GWC-23R	1.738	133	92	Yes	22	0	n/a	0.01	NP
pH (pH_units)	GWA-1 (bg)	-0.03763	-133	-92	Yes	22	0	n/a	0.01	NP
pH (pH_units)	GWA-2R (bg)	-0.08848	-131	-92	Yes	22	0	n/a	0.01	NP
pH (pH_units)	GWA-40 (bg)	-0.08389	-141	-105	Yes	24	0	n/a	0.01	NP
pH (pH_units)	GWA-41R (bg)	-0.1011	-120	-92	Yes	22	0	n/a	0.01	NP
pH (pH_units)	GWA-42 (bg)	-0.03475	-93	-92	Yes	22	0	n/a	0.01	NP
pH (pH_units)	GWA-43 (bg)	-0.1559	-169	-92	Yes	22	0	n/a	0.01	NP
pH (pH_units)	GWA-50 (bg)	-0.1031	-148	-92	Yes	22	0	n/a	0.01	NP
pH (pH_units)	GWA-50R (bg)	-0.176	-131	-92	Yes	22	0	n/a	0.01	NP
pH (pH_units)	GWA-54 (bg)	-0.04576	-75	-74	Yes	19	0	n/a	0.01	NP
pH (pH_units)	GWC-18R	-0.03156	-99	-92	Yes	22	0	n/a	0.01	NP
pH (pH_units)	GWC-36RA	-0.06917	-134	-92	Yes	22	0	n/a	0.01	NP
Total Dissolved Solids (mg/l)	GWA-3A (bg)	11.28	103	87	Yes	21	23.81	n/a	0.01	NP
Total Dissolved Solids (mg/l)	GWA-55 (bg)	11.85	102	74	Yes	19	0	n/a	0.01	NP
Total Dissolved Solids (mg/l)	GWA-55R (bg)	8.787	98	74	Yes	19	0	n/a	0.01	NP
Total Dissolved Solids (mg/l)	GWC-16R	7.957	99	92	Yes	22	0	n/a	0.01	NP

Appendix III Trend Tests - All Results

Plant Bowen Data: Bowen 3-4 CCR Printed 5/9/2024, 6:05 PM

Constituent	Well	Slope	Calc.	Critical	Sig.	N	%NDs	Normality	Alpha	Method
Calcium (mg/L)	GWA-1 (bg)	0.4688	77	92	No	22	0	n/a	0.01	NP
Calcium (mg/L)	GWA-2 (bg)	2.561	39	92	No	22	0	n/a	0.01	NP
Calcium (mg/L)	**GWA-2R (bg)**	**2.61**	**103**	**92**	**Yes**	**22**	**0**	**n/a**	**0.01**	**NP**
Calcium (mg/L)	GWA-39RZ (bg)	0.2179	30	92	No	22	0	n/a	0.01	NP
Calcium (mg/L)	GWA-39Z (bg)	0.07858	3	98	No	23	0	n/a	0.01	NP
Calcium (mg/L)	GWA-3A (bg)	1.577	60	87	No	21	0	n/a	0.01	NP
Calcium (mg/L)	GWA-40 (bg)	-0.2076	-35	-92	No	22	0	n/a	0.01	NP
Calcium (mg/L)	GWA-41 (bg)	0.2779	17	92	No	22	0	n/a	0.01	NP
Calcium (mg/L)	GWA-41R (bg)	0.4562	30	92	No	22	0	n/a	0.01	NP
Calcium (mg/L)	**GWA-42 (bg)**	**1.151**	**150**	**92**	**Yes**	**22**	**0**	**n/a**	**0.01**	**NP**
Calcium (mg/L)	**GWA-43 (bg)**	**-0.8992**	**-145**	**-87**	**Yes**	**21**	**0**	**n/a**	**0.01**	**NP**
Calcium (mg/L)	**GWA-43R (bg)**	**0.6016**	**118**	**98**	**Yes**	**23**	**0**	**n/a**	**0.01**	**NP**
Calcium (mg/L)	GWA-4RZ (bg)	1.473	86	92	No	22	0	n/a	0.01	NP
Calcium (mg/L)	**GWA-50 (bg)**	**-0.09605**	**-100**	**-92**	**Yes**	**22**	**0**	**n/a**	**0.01**	**NP**
Calcium (mg/L)	**GWA-50R (bg)**	**-0.5592**	**-123**	**-92**	**Yes**	**22**	**0**	**n/a**	**0.01**	**NP**
Calcium (mg/L)	**GWA-51RZ (bg)**	**1.383**	**83**	**74**	**Yes**	**19**	**0**	**n/a**	**0.01**	**NP**
Calcium (mg/L)	GWA-52 (bg)	0.3552	48	74	No	19	0	n/a	0.01	NP
Calcium (mg/L)	GWA-53 (bg)	0.2237	38	74	No	19	0	n/a	0.01	NP
Calcium (mg/L)	GWA-53R (bg)	0.4349	61	74	No	19	0	n/a	0.01	NP
Calcium (mg/L)	GWA-54 (bg)	-0.2535	-50	-74	No	19	0	n/a	0.01	NP
Calcium (mg/L)	**GWA-55 (bg)**	**2.879**	**106**	**74**	**Yes**	**19**	**0**	**n/a**	**0.01**	**NP**
Calcium (mg/L)	**GWA-55R (bg)**	**1.995**	**83**	**74**	**Yes**	**19**	**0**	**n/a**	**0.01**	**NP**
Calcium (mg/L)	GWA-56 (bg)	0.6697	25	74	No	19	0	n/a	0.01	NP
Calcium (mg/L)	**GWC-16R**	**2.773**	**153**	**92**	**Yes**	**22**	**0**	**n/a**	**0.01**	**NP**
Calcium (mg/L)	GWC-17R	0.5014	60	92	No	22	0	n/a	0.01	NP
Calcium (mg/L)	**GWC-23R**	**1.738**	**133**	**92**	**Yes**	**22**	**0**	**n/a**	**0.01**	**NP**
pH (pH_units)	**GWA-1 (bg)**	**-0.03763**	**-133**	**-92**	**Yes**	**22**	**0**	**n/a**	**0.01**	**NP**
pH (pH_units)	GWA-2 (bg)	-0.02898	-36	-92	No	22	0	n/a	0.01	NP
pH (pH_units)	**GWA-2R (bg)**	**-0.08848**	**-131**	**-92**	**Yes**	**22**	**0**	**n/a**	**0.01**	**NP**
pH (pH_units)	GWA-39RZ (bg)	-0.03218	-73	-105	No	24	0	n/a	0.01	NP
pH (pH_units)	GWA-39Z (bg)	-0.04984	-51	-98	No	23	0	n/a	0.01	NP
pH (pH_units)	GWA-3A (bg)	0.1579	18	87	No	21	0	n/a	0.01	NP
pH (pH_units)	**GWA-40 (bg)**	**-0.08389**	**-141**	**-105**	**Yes**	**24**	**0**	**n/a**	**0.01**	**NP**
pH (pH_units)	GWA-41 (bg)	-0.06679	-80	-87	No	21	0	n/a	0.01	NP
pH (pH_units)	**GWA-41R (bg)**	**-0.1011**	**-120**	**-92**	**Yes**	**22**	**0**	**n/a**	**0.01**	**NP**
pH (pH_units)	**GWA-42 (bg)**	**-0.03475**	**-93**	**-92**	**Yes**	**22**	**0**	**n/a**	**0.01**	**NP**
pH (pH_units)	**GWA-43 (bg)**	**-0.1559**	**-169**	**-92**	**Yes**	**22**	**0**	**n/a**	**0.01**	**NP**
pH (pH_units)	GWA-43R (bg)	-0.008321	-41	-98	No	23	0	n/a	0.01	NP
pH (pH_units)	GWA-4RZ (bg)	-0.04906	-127	-131	No	28	0	n/a	0.01	NP
pH (pH_units)	**GWA-50 (bg)**	**-0.1031**	**-148**	**-92**	**Yes**	**22**	**0**	**n/a**	**0.01**	**NP**
pH (pH_units)	**GWA-50R (bg)**	**-0.176**	**-131**	**-92**	**Yes**	**22**	**0**	**n/a**	**0.01**	**NP**
pH (pH_units)	GWA-51RZ (bg)	-0.01096	-9	-81	No	20	0	n/a	0.01	NP
pH (pH_units)	GWA-52 (bg)	-0.02658	-65	-74	No	19	0	n/a	0.01	NP
pH (pH_units)	GWA-53 (bg)	-0.02035	-69	-74	No	19	0	n/a	0.01	NP
pH (pH_units)	GWA-53R (bg)	-0.02694	-72	-74	No	19	0	n/a	0.01	NP
pH (pH_units)	**GWA-54 (bg)**	**-0.04576**	**-75**	**-74**	**Yes**	**19**	**0**	**n/a**	**0.01**	**NP**
pH (pH_units)	GWA-55 (bg)	-0.05556	-65	-74	No	19	0	n/a	0.01	NP
pH (pH_units)	GWA-55R (bg)	-0.07241	-72	-74	No	19	0	n/a	0.01	NP
pH (pH_units)	GWA-56 (bg)	-0.03349	-38	-81	No	20	0	n/a	0.01	NP
pH (pH_units)	**GWC-18R**	**-0.03156**	**-99**	**-92**	**Yes**	**22**	**0**	**n/a**	**0.01**	**NP**
pH (pH_units)	**GWC-36RA**	**-0.06917**	**-134**	**-92**	**Yes**	**22**	**0**	**n/a**	**0.01**	**NP**
Total Dissolved Solids (mg/l)	GWA-1 (bg)	1.036	31	92	No	22	0	n/a	0.01	NP
Total Dissolved Solids (mg/l)	GWA-2 (bg)	7.131	19	92	No	22	4.545	n/a	0.01	NP
Total Dissolved Solids (mg/l)	GWA-2R (bg)	5.08	57	92	No	22	0	n/a	0.01	NP
Total Dissolved Solids (mg/l)	GWA-39RZ (bg)	-4.482	-48	-92	No	22	0	n/a	0.01	NP

Appendix III Trend Tests - All Results

Plant Bowen Data: Bowen 3-4 CCR Printed 5/9/2024, 6:05 PM

Constituent	Well	Slope	Calc.	Critical	Sig.	N	%NDs	Normality	Alpha	Method
Total Dissolved Solids (mg/l)	GWA-39Z (bg)	0.6466	10	87	No	21	0	n/a	0.01	NP
Total Dissolved Solids (mg/l)	**GWA-3A (bg)**	**11.28**	**103**	**87**	**Yes**	**21**	**23.81**	**n/a**	**0.01**	**NP**
Total Dissolved Solids (mg/l)	GWA-40 (bg)	0	1	92	No	22	0	n/a	0.01	NP
Total Dissolved Solids (mg/l)	GWA-41 (bg)	1.857	22	92	No	22	0	n/a	0.01	NP
Total Dissolved Solids (mg/l)	GWA-41R (bg)	2.252	35	92	No	22	0	n/a	0.01	NP
Total Dissolved Solids (mg/l)	GWA-42 (bg)	0.9924	20	92	No	22	0	n/a	0.01	NP
Total Dissolved Solids (mg/l)	GWA-43 (bg)	-3.149	-89	-92	No	22	22.73	n/a	0.01	NP
Total Dissolved Solids (mg/l)	GWA-43R (bg)	0	1	92	No	22	0	n/a	0.01	NP
Total Dissolved Solids (mg/l)	GWA-4RZ (bg)	-1.798	-11	-92	No	22	0	n/a	0.01	NP
Total Dissolved Solids (mg/l)	GWA-50 (bg)	0	-31	-92	No	22	40.91	n/a	0.01	NP
Total Dissolved Solids (mg/l)	GWA-50R (bg)	-2.862	-68	-92	No	22	31.82	n/a	0.01	NP
Total Dissolved Solids (mg/l)	GWA-51RZ (bg)	0.9489	9	74	No	19	0	n/a	0.01	NP
Total Dissolved Solids (mg/l)	GWA-52 (bg)	1.996	24	68	No	18	0	n/a	0.01	NP
Total Dissolved Solids (mg/l)	GWA-53 (bg)	3.456	36	74	No	19	0	n/a	0.01	NP
Total Dissolved Solids (mg/l)	GWA-53R (bg)	0.8352	15	68	No	18	0	n/a	0.01	NP
Total Dissolved Solids (mg/l)	GWA-54 (bg)	-1.665	-24	-74	No	19	0	n/a	0.01	NP
Total Dissolved Solids (mg/l)	**GWA-55 (bg)**	**11.85**	**102**	**74**	**Yes**	**19**	**0**	**n/a**	**0.01**	**NP**
Total Dissolved Solids (mg/l)	**GWA-55R (bg)**	**8.787**	**98**	**74**	**Yes**	**19**	**0**	**n/a**	**0.01**	**NP**
Total Dissolved Solids (mg/l)	GWA-56 (bg)	-2.005	-7	-74	No	19	0	n/a	0.01	NP
Total Dissolved Solids (mg/l)	**GWC-16R**	**7.957**	**99**	**92**	**Yes**	**22**	**0**	**n/a**	**0.01**	**NP**
Total Dissolved Solids (mg/l)	GWC-24R	-1.161	-51	-92	No	22	0	n/a	0.01	NP
Total Dissolved Solids (mg/l)	GWC-36RA	8.701	91	92	No	22	0	n/a	0.01	NP

Sanitas™ v.10.0.16e Software licensed to . UG

Sen's Slope Estimator

GWA-1 (bg)

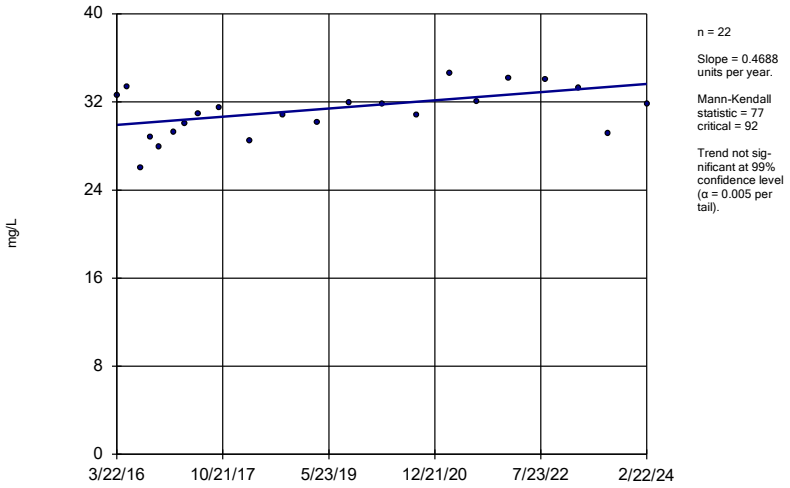

n = 22

Slope = 0.4688 units per year.

Mann-Kendall statistic = 77 critical = 92

Trend not significant at 99% confidence level (α = 0.005 per tail).

Constituent: Calcium Analysis Run 5/9/2024 5:18 PM View: Appendix III - Trend Tests

Plant Bowen Data: Bowen 3-4 CCR

Sanitas™ v.10.0.16e Software licensed to . UG

Sen's Slope Estimator

GWA-2 (bg)

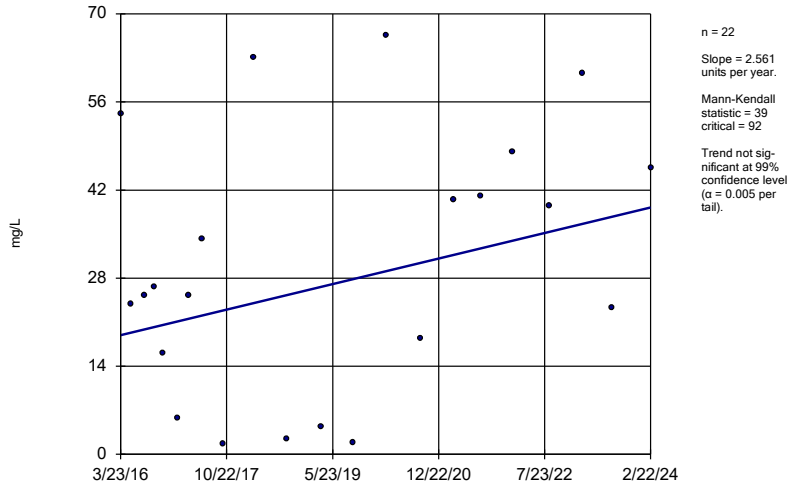

n = 22

Slope = 2.561 units per year.

Mann-Kendall statistic = 39 critical = 92

Trend not significant at 99% confidence level (α = 0.005 per tail).

Constituent: Calcium Analysis Run 5/9/2024 5:18 PM View: Appendix III - Trend Tests

Plant Bowen Data: Bowen 3-4 CCR

Sanitas™ v.10.0.16e Software licensed to . UG

Sen's Slope Estimator

GWA-2R (bg)

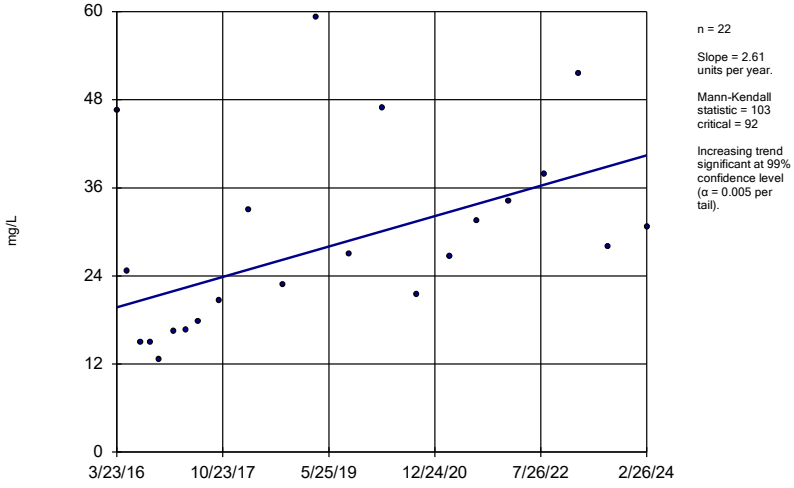

n = 22

Slope = 2.61 units per year.

Mann-Kendall statistic = 103 critical = 92

Increasing trend significant at 99% confidence level (α = 0.005 per tail).

Constituent: Calcium Analysis Run 5/9/2024 5:18 PM View: Appendix III - Trend Tests

Plant Bowen Data: Bowen 3-4 CCR

Sanitas™ v.10.0.16e Software licensed to . UG

Sen's Slope Estimator

GWA-39RZ (bg)

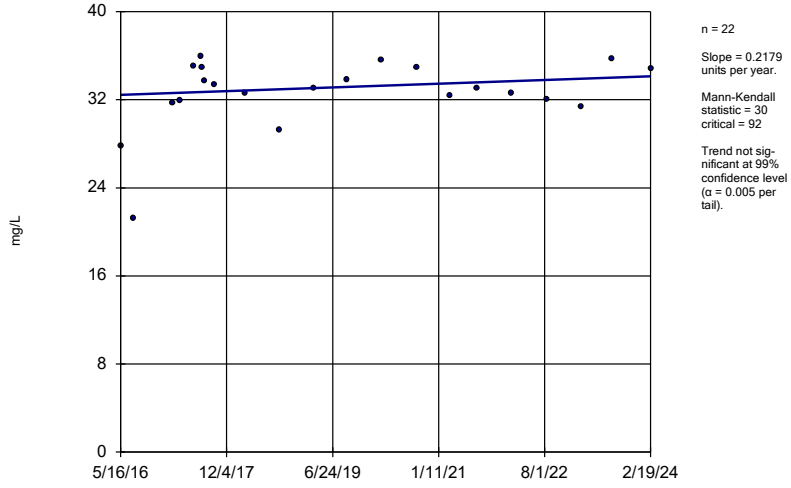

n = 22

Slope = 0.2179 units per year.

Mann-Kendall statistic = 30 critical = 92

Trend not significant at 99% confidence level (α = 0.005 per tail).

Constituent: Calcium Analysis Run 5/9/2024 5:18 PM View: Appendix III - Trend Tests

Plant Bowen Data: Bowen 3-4 CCR

Sanitas™ v.10.0.16e Software licensed to . UG

Sen's Slope Estimator

GWA-39Z (bg)

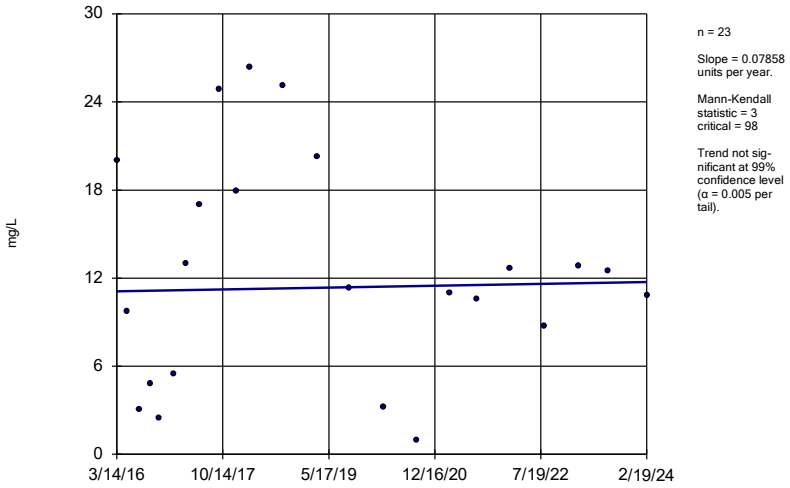

n = 23

Slope = 0.07858 units per year.

Mann-Kendall statistic = 3 critical = 98

Trend not significant at 99% confidence level (α = 0.005 per tail).

Constituent: Calcium Analysis Run 5/9/2024 5:18 PM View: Appendix III - Trend Tests

Plant Bowen Data: Bowen 3-4 CCR

Sanitas™ v.10.0.16e Software licensed to . UG

Sen's Slope Estimator

GWA-3A (bg)

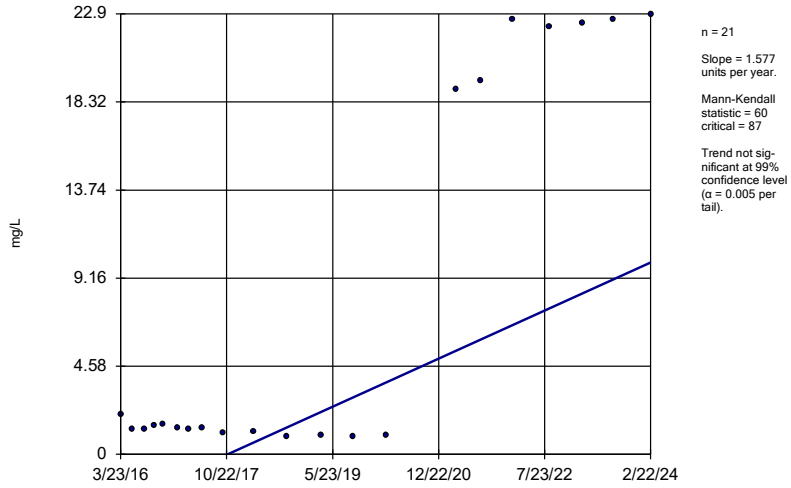

n = 21

Slope = 1.577 units per year.

Mann-Kendall statistic = 60 critical = 87

Trend not significant at 99% confidence level (α = 0.005 per tail).

Constituent: Calcium Analysis Run 5/9/2024 5:18 PM View: Appendix III - Trend Tests

Plant Bowen Data: Bowen 3-4 CCR

Sanitas™ v.10.0.16e Software licensed to . UG

Sen's Slope Estimator

GWA-40 (bg)

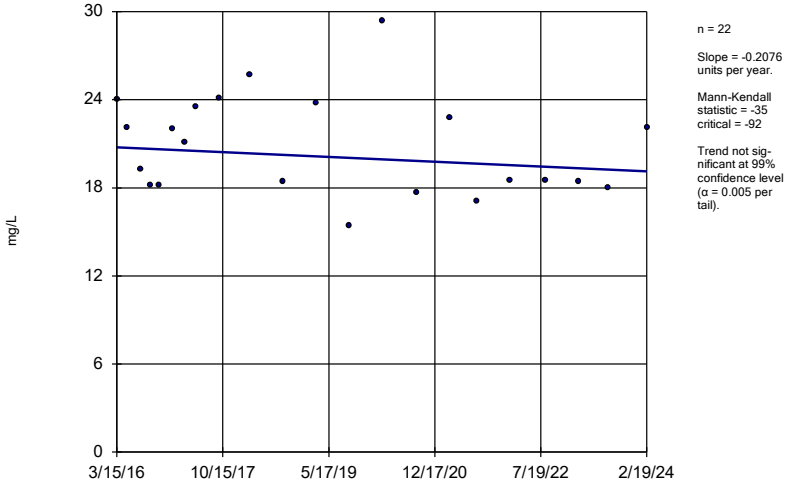

n = 22

Slope = -0.2076 units per year.

Mann-Kendall statistic = -35 critical = -92

Trend not significant at 99% confidence level (α = 0.005 per tail).

Constituent: Calcium Analysis Run 5/9/2024 5:18 PM View: Appendix III - Trend Tests

Plant Bowen Data: Bowen 3-4 CCR

Sanitas™ v.10.0.16e Software licensed to . UG

Sen's Slope Estimator

GWA-41 (bg)

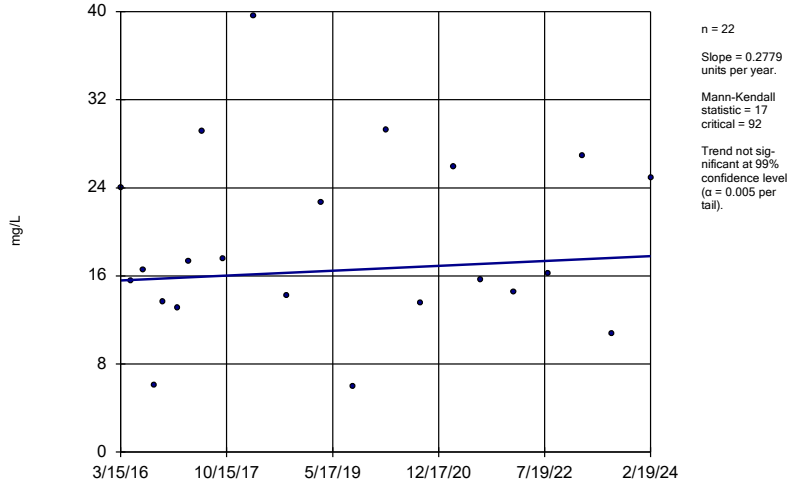

n = 22

Slope = 0.2779 units per year.

Mann-Kendall statistic = 17 critical = 92

Trend not significant at 99% confidence level (α = 0.005 per tail).

Constituent: Calcium Analysis Run 5/9/2024 5:18 PM View: Appendix III - Trend Tests

Plant Bowen Data: Bowen 3-4 CCR

Sanitas™ v.10.0.16e Software licensed to . UG

Sen's Slope Estimator

GWA-41R (bg)

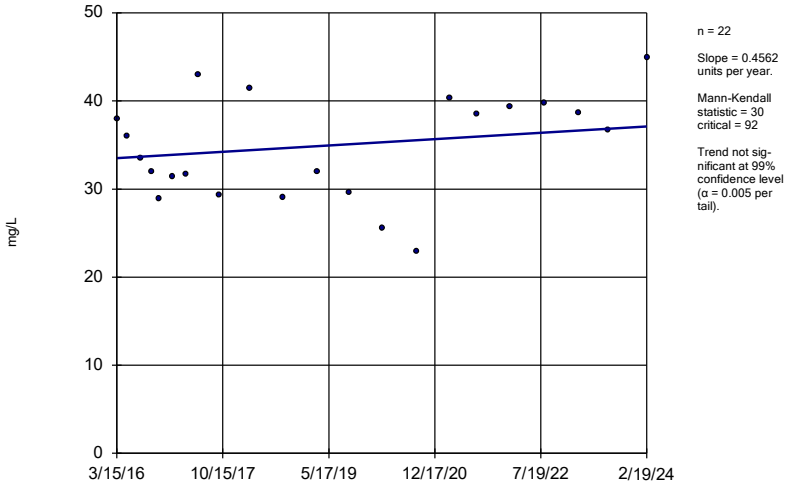

n = 22

Slope = 0.4562 units per year.

Mann-Kendall statistic = 30 critical = 92

Trend not significant at 99% confidence level (α = 0.005 per tail).

Constituent: Calcium Analysis Run 5/9/2024 5:18 PM View: Appendix III - Trend Tests

Plant Bowen Data: Bowen 3-4 CCR

Sanitas™ v.10.0.16e Software licensed to . UG

Sen's Slope Estimator

GWA-42 (bg)

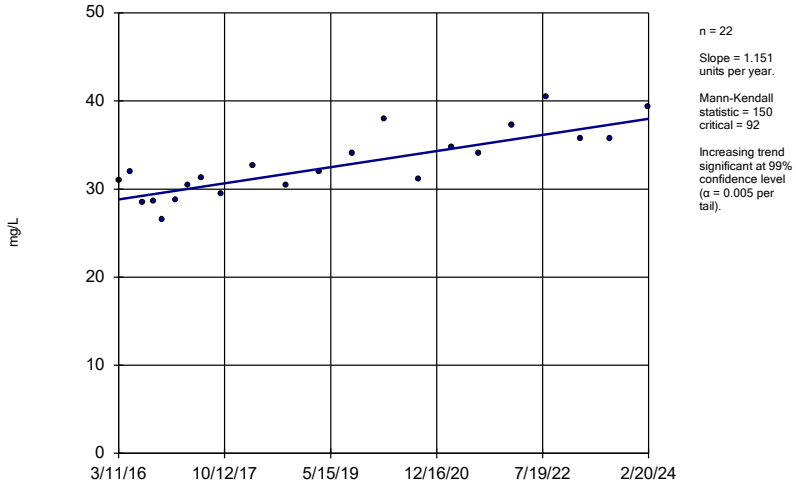

n = 22

Slope = 1.151 units per year.

Mann-Kendall statistic = 150 critical = 92

Increasing trend significant at 99% confidence level (α = 0.005 per tail).

Constituent: Calcium Analysis Run 5/9/2024 5:18 PM View: Appendix III - Trend Tests

Plant Bowen Data: Bowen 3-4 CCR

Sanitas™ v.10.0.16e Software licensed to . UG

Sen's Slope Estimator

GWA-43 (bg)

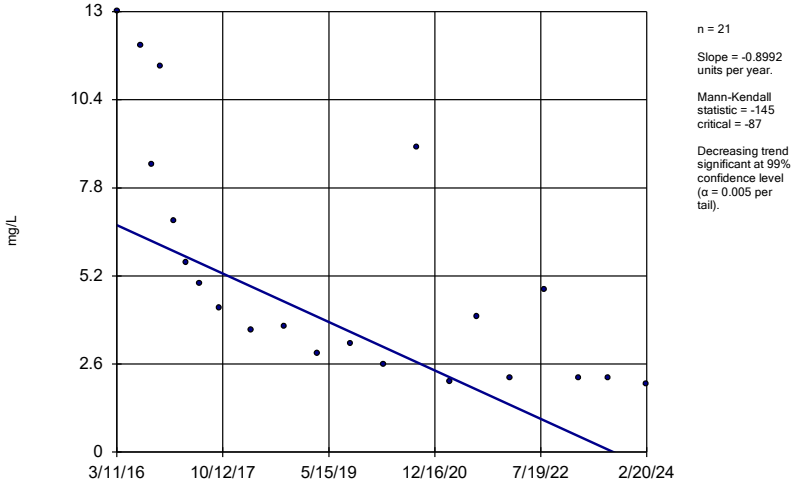

n = 21

Slope = -0.8992 units per year.

Mann-Kendall statistic = -145 critical = -87

Decreasing trend significant at 99% confidence level (α = 0.005 per tail).

Constituent: Calcium Analysis Run 5/9/2024 5:18 PM View: Appendix III - Trend Tests

Plant Bowen Data: Bowen 3-4 CCR

Sanitas™ v.10.0.16e Software licensed to . UG

Sen's Slope Estimator

GWA-43R (bg)

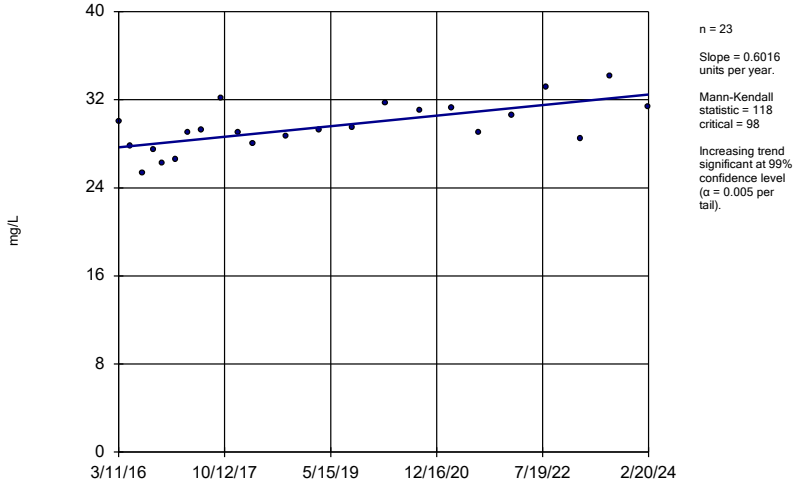

n = 23

Slope = 0.6016 units per year.

Mann-Kendall statistic = 118 critical = 98

Increasing trend significant at 99% confidence level (α = 0.005 per tail).

Constituent: Calcium Analysis Run 5/9/2024 5:18 PM View: Appendix III - Trend Tests

Plant Bowen Data: Bowen 3-4 CCR

Sanitas™ v.10.0.16e Software licensed to . UG

Sen's Slope Estimator

GWA-4RZ (bg)

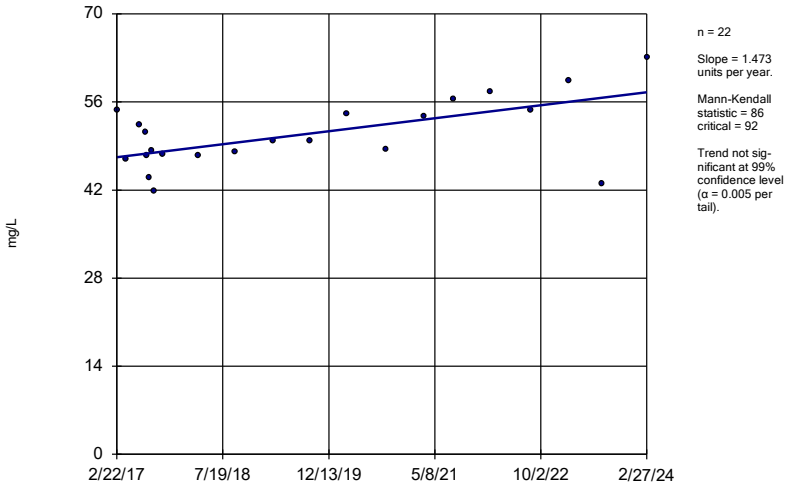

n = 22

Slope = 1.473 units per year.

Mann-Kendall statistic = 86 critical = 92

Trend not significant at 99% confidence level (α = 0.005 per tail).

Constituent: Calcium Analysis Run 5/9/2024 5:18 PM View: Appendix III - Trend Tests

Plant Bowen Data: Bowen 3-4 CCR

Sanitas™ v.10.0.16e Software licensed to . UG

Sen's Slope Estimator

GWA-50 (bg)

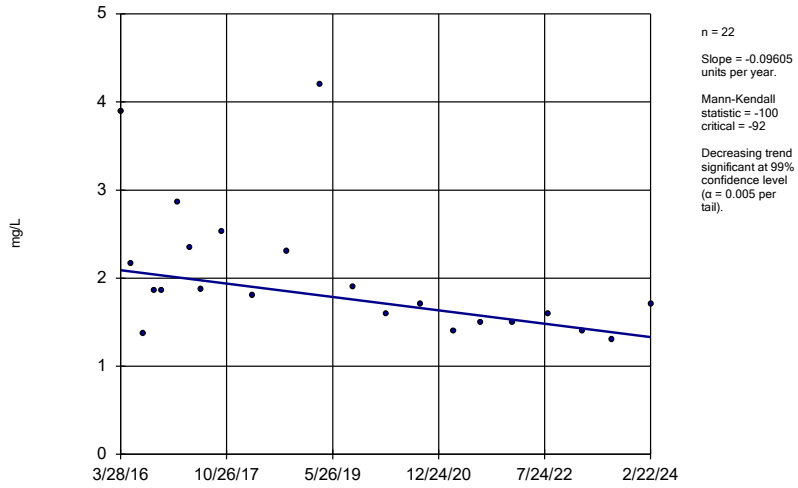

n = 22

Slope = -0.09605 units per year.

Mann-Kendall statistic = -100 critical = -92

Decreasing trend significant at 99% confidence level (α = 0.005 per tail).

Constituent: Calcium Analysis Run 5/9/2024 5:18 PM View: Appendix III - Trend Tests

Plant Bowen Data: Bowen 3-4 CCR

Sanitas™ v.10.0.16e Software licensed to . UG

Sen's Slope Estimator

GWA-50R (bg)

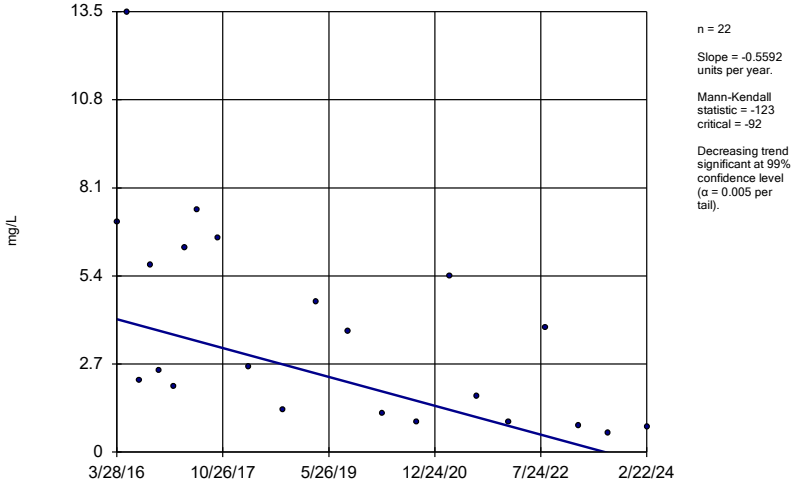

n = 22

Slope = -0.5592 units per year.

Mann-Kendall statistic = -123 critical = -92

Decreasing trend significant at 99% confidence level (α = 0.005 per tail).

Constituent: Calcium Analysis Run 5/9/2024 5:18 PM View: Appendix III - Trend Tests

Plant Bowen Data: Bowen 3-4 CCR

Sanitas™ v.10.0.16e Software licensed to . UG

Sen's Slope Estimator

GWA-51RZ (bg)

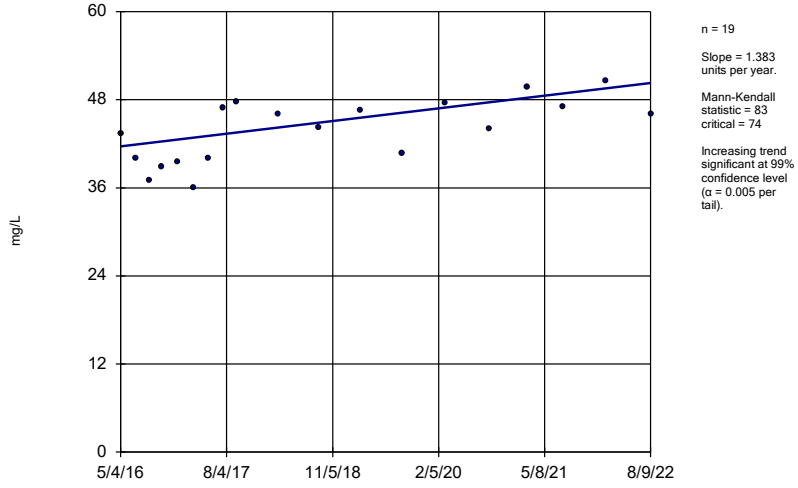

n = 19

Slope = 1.383 units per year.

Mann-Kendall statistic = 83 critical = 74

Increasing trend significant at 99% confidence level (α = 0.005 per tail).

Constituent: Calcium Analysis Run 5/9/2024 5:18 PM View: Appendix III - Trend Tests

Plant Bowen Data: Bowen 3-4 CCR

Sanitas™ v.10.0.16e Software licensed to . UG

Sen's Slope Estimator

GWA-52 (bg)

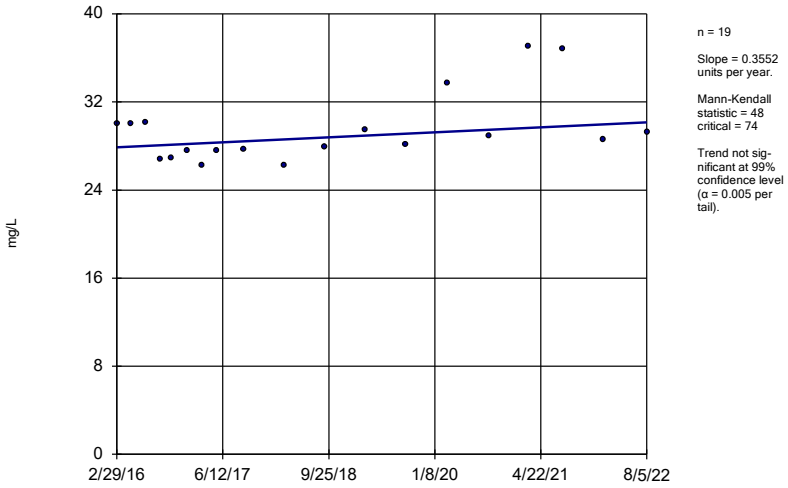

n = 19

Slope = 0.3552 units per year.

Mann-Kendall statistic = 48
critical = 74

Trend not significant at 99% confidence level (α = 0.005 per tail).

Constituent: Calcium Analysis Run 5/9/2024 5:18 PM View: Appendix III - Trend Tests
Plant Bowen Data: Bowen 3-4 CCR

Sanitas™ v.10.0.16e Software licensed to . UG

Sen's Slope Estimator

GWA-53 (bg)

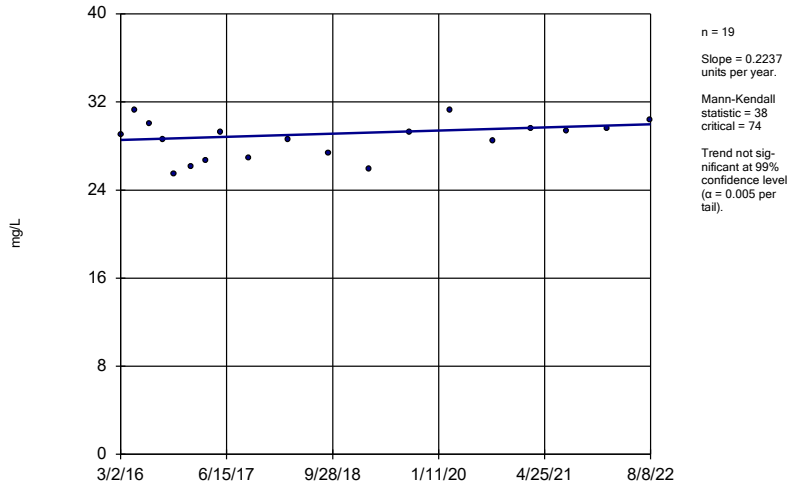

n = 19

Slope = 0.2237 units per year.

Mann-Kendall statistic = 38
critical = 74

Trend not significant at 99% confidence level (α = 0.005 per tail).

Constituent: Calcium Analysis Run 5/9/2024 5:18 PM View: Appendix III - Trend Tests
Plant Bowen Data: Bowen 3-4 CCR

Sanitas™ v.10.0.16e Software licensed to . UG

Sen's Slope Estimator

GWA-53R (bg)

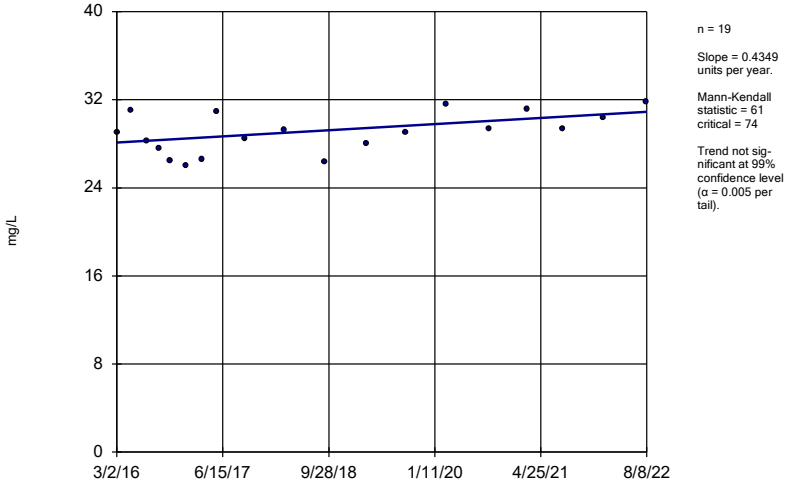

n = 19

Slope = 0.4349 units per year.

Mann-Kendall statistic = 61
critical = 74

Trend not significant at 99% confidence level (α = 0.005 per tail).

Constituent: Calcium Analysis Run 5/9/2024 5:18 PM View: Appendix III - Trend Tests
Plant Bowen Data: Bowen 3-4 CCR

Sanitas™ v.10.0.16e Software licensed to . UG

Sen's Slope Estimator

GWA-54 (bg)

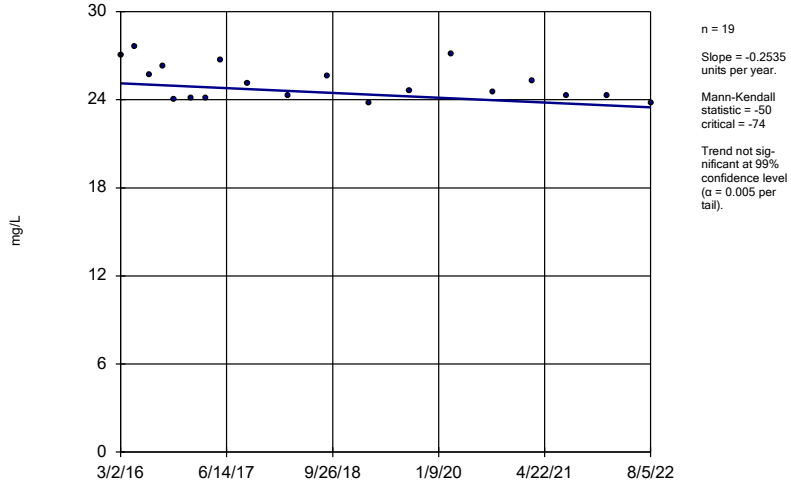

n = 19

Slope = -0.2535 units per year.

Mann-Kendall statistic = -50
critical = -74

Trend not significant at 99% confidence level (α = 0.005 per tail).

Constituent: Calcium Analysis Run 5/9/2024 5:18 PM View: Appendix III - Trend Tests
Plant Bowen Data: Bowen 3-4 CCR

Sanitas™ v.10.0.16e Software licensed to . UG

Sen's Slope Estimator

GWA-55 (bg)

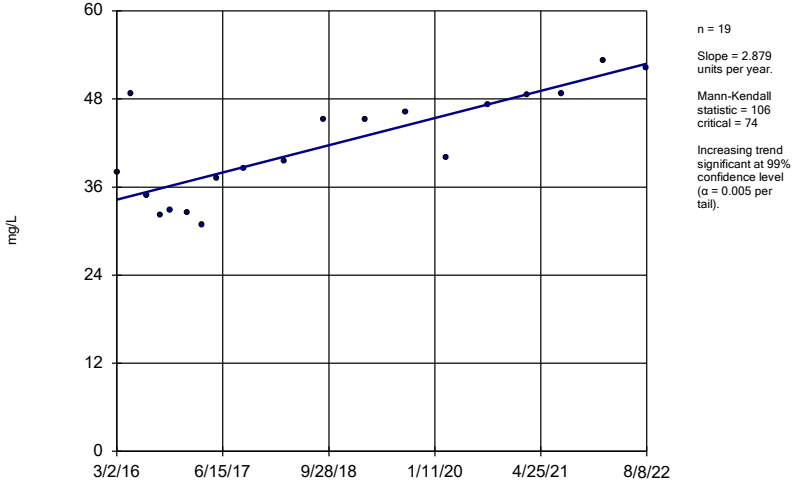

n = 19

Slope = 2.879 units per year.

Mann-Kendall statistic = 106 critical = 74

Increasing trend significant at 99% confidence level (α = 0.005 per tail).

Constituent: Calcium Analysis Run 5/9/2024 5:18 PM View: Appendix III - Trend Tests

Plant Bowen Data: Bowen 3-4 CCR

Sanitas™ v.10.0.16e Software licensed to . UG

Sen's Slope Estimator

GWA-55R (bg)

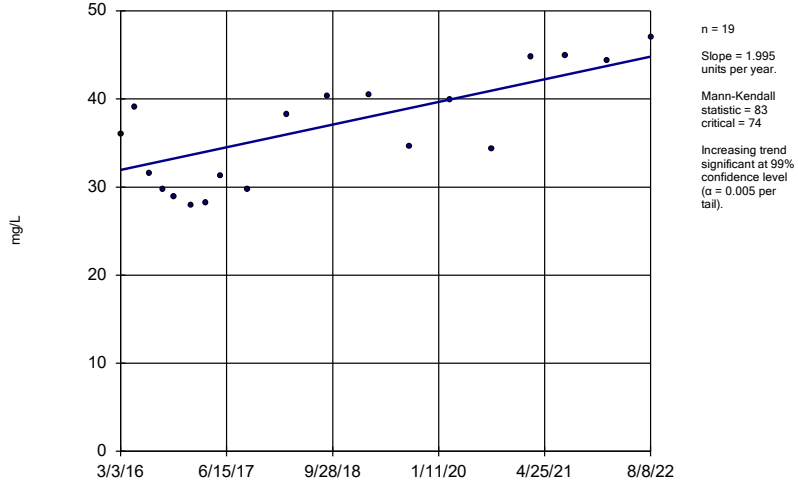

n = 19

Slope = 1.995 units per year.

Mann-Kendall statistic = 83 critical = 74

Increasing trend significant at 99% confidence level (α = 0.005 per tail).

Constituent: Calcium Analysis Run 5/9/2024 5:18 PM View: Appendix III - Trend Tests

Plant Bowen Data: Bowen 3-4 CCR

Sanitas™ v.10.0.16e Software licensed to . UG

Sen's Slope Estimator

GWA-56 (bg)

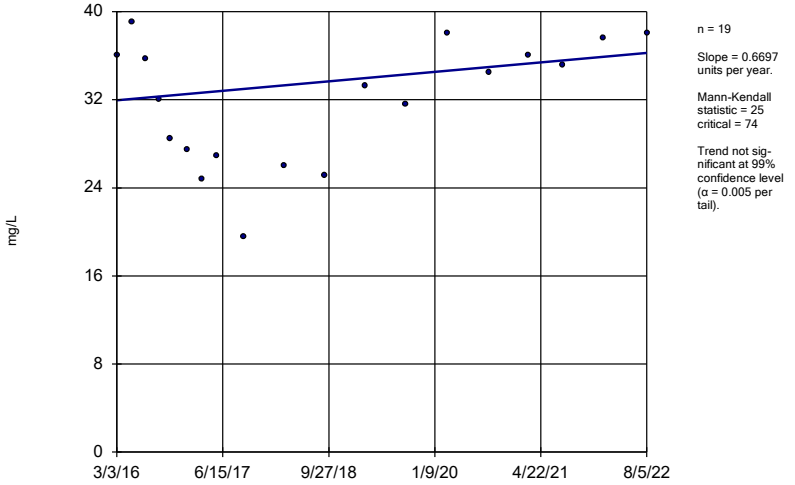

n = 19

Slope = 0.6697 units per year.

Mann-Kendall statistic = 25 critical = 74

Trend not significant at 99% confidence level (α = 0.005 per tail).

Constituent: Calcium Analysis Run 5/9/2024 5:19 PM View: Appendix III - Trend Tests

Plant Bowen Data: Bowen 3-4 CCR

Sanitas™ v.10.0.16e Software licensed to . UG

Sen's Slope Estimator

GWC-16R

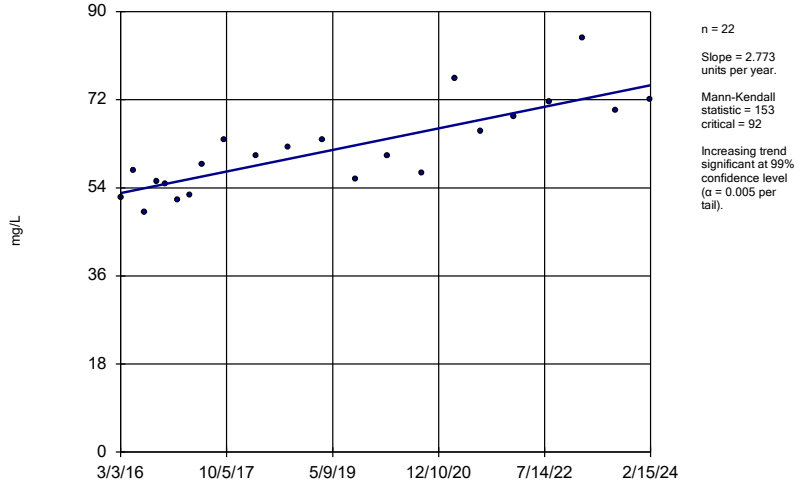

n = 22

Slope = 2.773 units per year.

Mann-Kendall statistic = 153 critical = 92

Increasing trend significant at 99% confidence level (α = 0.005 per tail).

Constituent: Calcium Analysis Run 5/9/2024 5:19 PM View: Appendix III - Trend Tests

Plant Bowen Data: Bowen 3-4 CCR

Sanitas™ v.10.0.16e Software licensed to . UG

Sen's Slope Estimator

GWC-17R

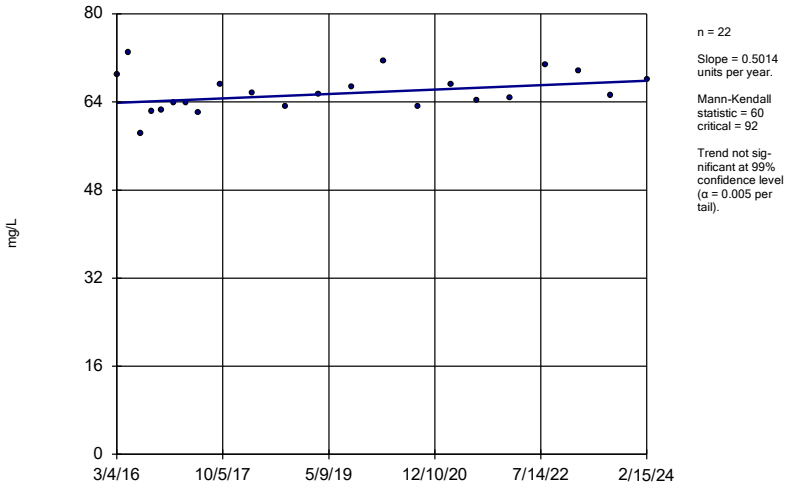

n = 22

Slope = 0.5014 units per year.

Mann-Kendall statistic = 60 critical = 92

Trend not significant at 99% confidence level (α = 0.005 per tail).

Constituent: Calcium Analysis Run 5/9/2024 5:19 PM View: Appendix III - Trend Tests

Plant Bowen Data: Bowen 3-4 CCR

Sanitas™ v.10.0.16e Software licensed to . UG

Sen's Slope Estimator

GWC-23R

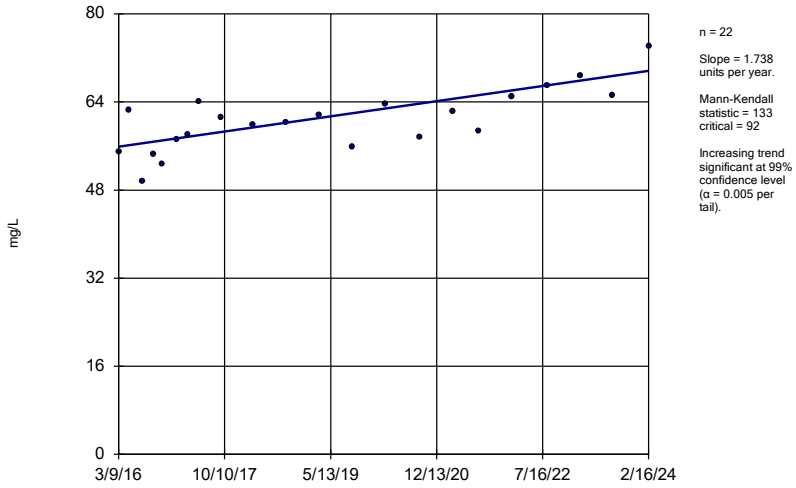

n = 22

Slope = 1.738 units per year.

Mann-Kendall statistic = 133 critical = 92

Increasing trend significant at 99% confidence level (α = 0.005 per tail).

Constituent: Calcium Analysis Run 5/9/2024 5:19 PM View: Appendix III - Trend Tests

Plant Bowen Data: Bowen 3-4 CCR

Sanitas™ v.10.0.16e Software licensed to . UG

Sen's Slope Estimator

GWA-1 (bg)

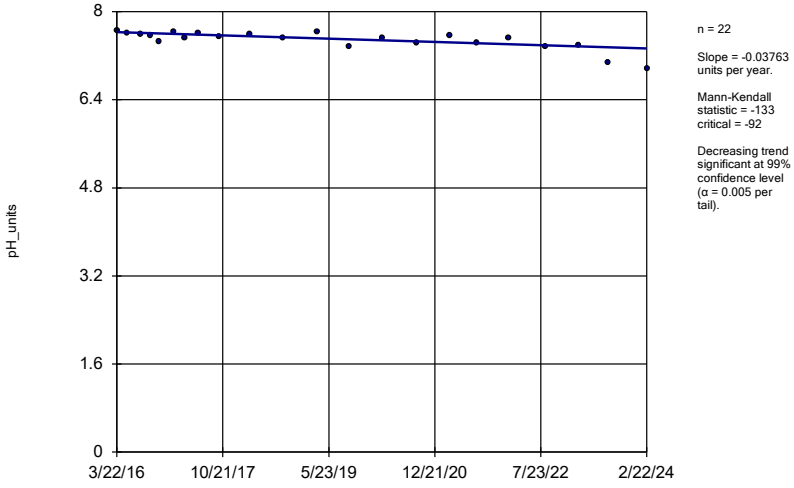

n = 22

Slope = -0.03763 units per year.

Mann-Kendall statistic = -133 critical = -92

Decreasing trend significant at 99% confidence level (α = 0.005 per tail).

Constituent: pH Analysis Run 5/9/2024 5:19 PM View: Appendix III - Trend Tests

Plant Bowen Data: Bowen 3-4 CCR

Sanitas™ v.10.0.16e Software licensed to . UG

Sen's Slope Estimator

GWA-2 (bg)

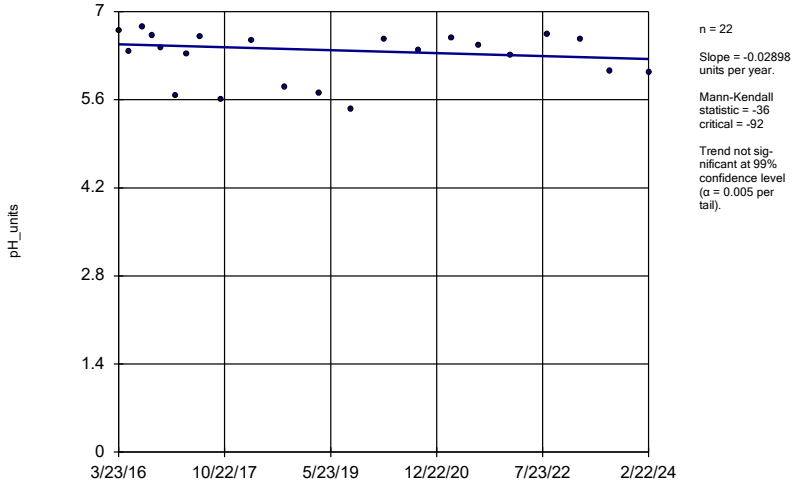

n = 22

Slope = -0.02898 units per year.

Mann-Kendall statistic = -36 critical = -92

Trend not significant at 99% confidence level (α = 0.005 per tail).

Constituent: pH Analysis Run 5/9/2024 5:19 PM View: Appendix III - Trend Tests

Plant Bowen Data: Bowen 3-4 CCR

Sanitas™ v.10.0.16e Software licensed to . UG

Sen's Slope Estimator

GWA-2R (bg)

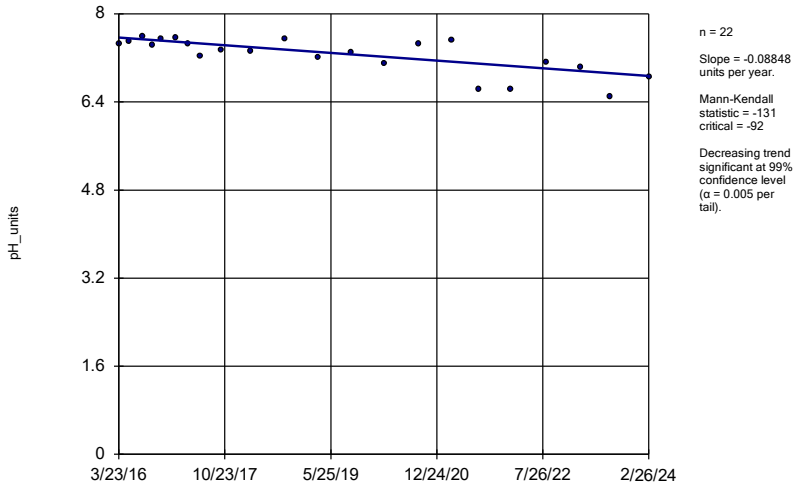

n = 22

Slope = -0.08848 units per year.

Mann-Kendall statistic = -131 critical = -92

Decreasing trend significant at 99% confidence level (α = 0.005 per tail).

Constituent: pH Analysis Run 5/9/2024 5:19 PM View: Appendix III - Trend Tests

Plant Bowen Data: Bowen 3-4 CCR

Sanitas™ v.10.0.16e Software licensed to . UG

Sen's Slope Estimator

GWA-39RZ (bg)

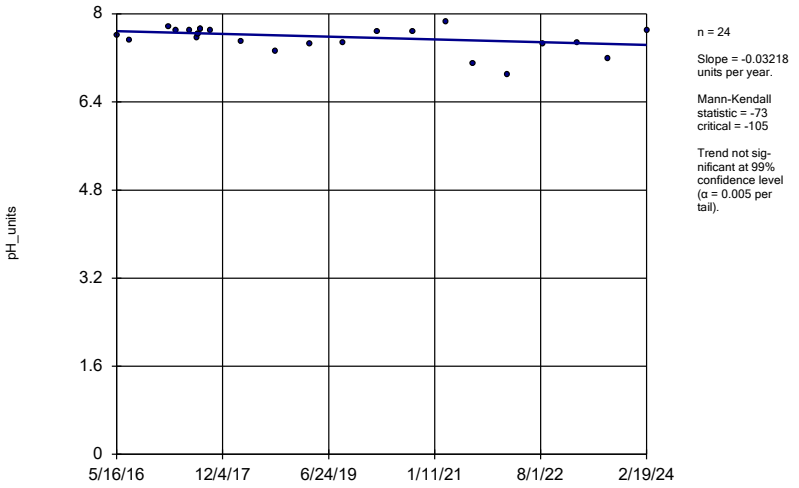

n = 24

Slope = -0.03218 units per year.

Mann-Kendall statistic = -73 critical = -105

Trend not significant at 99% confidence level (α = 0.005 per tail).

Constituent: pH Analysis Run 5/9/2024 5:19 PM View: Appendix III - Trend Tests

Plant Bowen Data: Bowen 3-4 CCR

Sanitas™ v.10.0.16e Software licensed to . UG

Sen's Slope Estimator

GWA-39Z (bg)

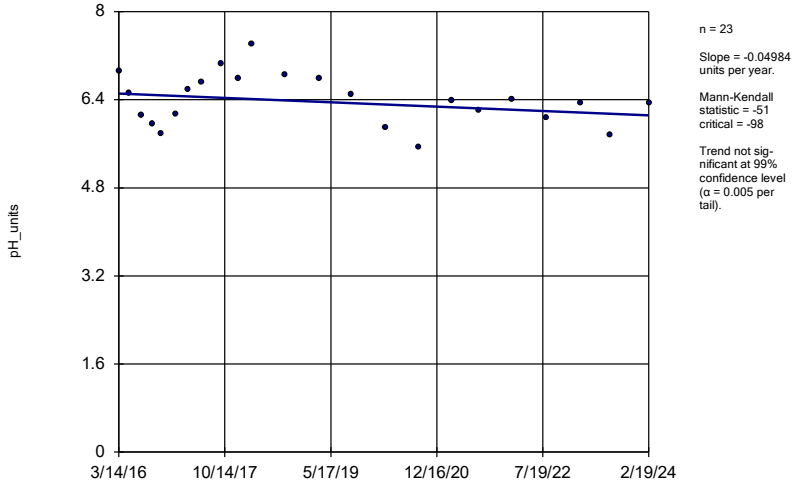

n = 23

Slope = -0.04984 units per year.

Mann-Kendall statistic = -51 critical = -98

Trend not significant at 99% confidence level (α = 0.005 per tail).

Constituent: pH Analysis Run 5/9/2024 5:19 PM View: Appendix III - Trend Tests

Plant Bowen Data: Bowen 3-4 CCR

Sanitas™ v.10.0.16e Software licensed to . UG

Sen's Slope Estimator

GWA-3A (bg)

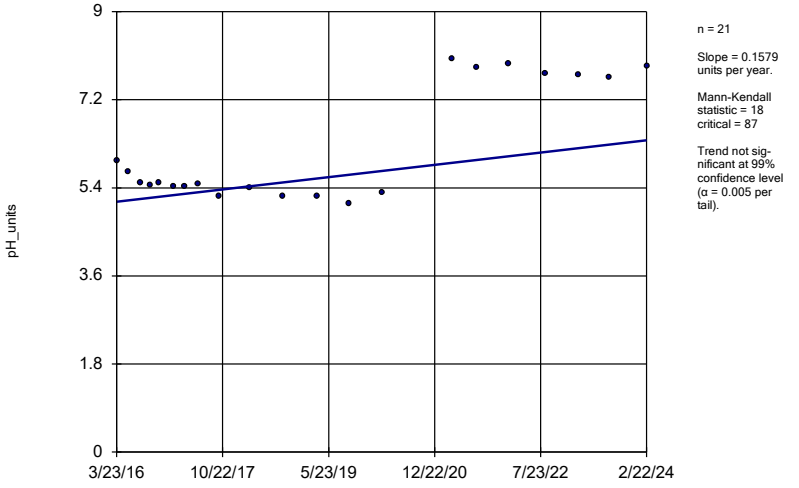

n = 21

Slope = 0.1579 units per year.

Mann-Kendall statistic = 18 critical = 87

Trend not significant at 99% confidence level (α = 0.005 per tail).

Constituent: pH Analysis Run 5/9/2024 5:19 PM View: Appendix III - Trend Tests

Plant Bowen Data: Bowen 3-4 CCR

Sanitas™ v.10.0.16e Software licensed to . UG

Sen's Slope Estimator

GWA-40 (bg)

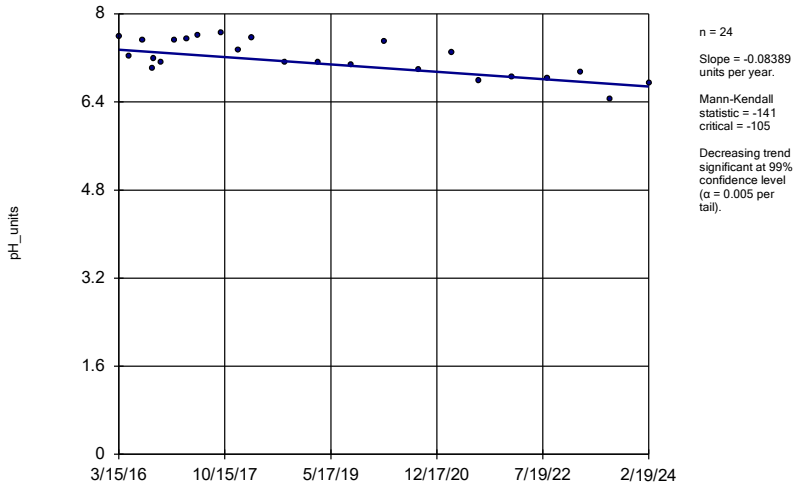

n = 24

Slope = -0.08389 units per year.

Mann-Kendall statistic = -141 critical = -105

Decreasing trend significant at 99% confidence level (α = 0.005 per tail).

Constituent: pH Analysis Run 5/9/2024 5:19 PM View: Appendix III - Trend Tests

Plant Bowen Data: Bowen 3-4 CCR

Sanitas™ v.10.0.16e Software licensed to . UG

Sen's Slope Estimator

GWA-41 (bg)

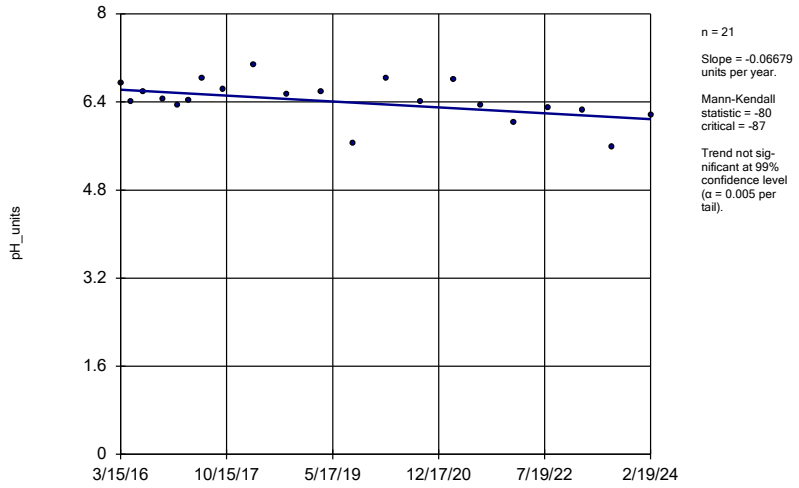

n = 21

Slope = -0.06679 units per year.

Mann-Kendall statistic = -80 critical = -87

Trend not significant at 99% confidence level (α = 0.005 per tail).

Constituent: pH Analysis Run 5/9/2024 5:19 PM View: Appendix III - Trend Tests

Plant Bowen Data: Bowen 3-4 CCR

Sanitas™ v.10.0.16e Software licensed to . UG

Sen's Slope Estimator

GWA-41R (bg)

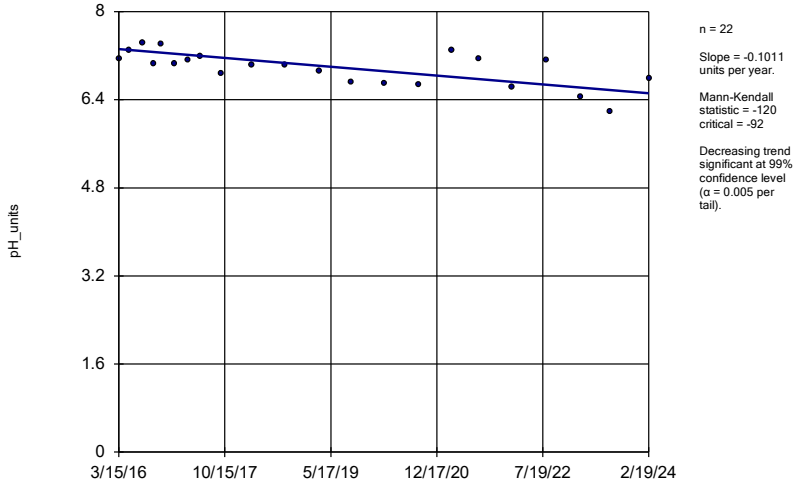

n = 22

Slope = -0.1011 units per year.

Mann-Kendall statistic = -120 critical = -92

Decreasing trend significant at 99% confidence level (α = 0.005 per tail).

Constituent: pH Analysis Run 5/9/2024 5:19 PM View: Appendix III - Trend Tests

Plant Bowen Data: Bowen 3-4 CCR

Sanitas™ v.10.0.16e Software licensed to . UG

Sen's Slope Estimator

GWA-42 (bg)

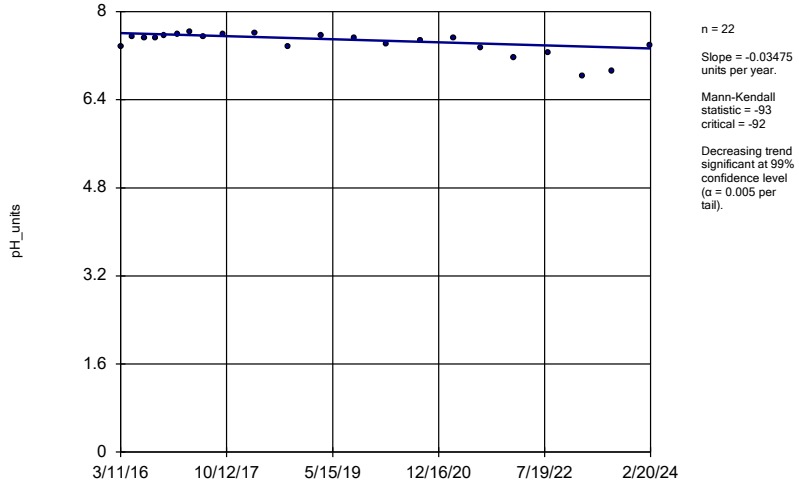

n = 22

Slope = -0.03475 units per year.

Mann-Kendall statistic = -93 critical = -92

Decreasing trend significant at 99% confidence level (α = 0.005 per tail).

Constituent: pH Analysis Run 5/9/2024 5:19 PM View: Appendix III - Trend Tests

Plant Bowen Data: Bowen 3-4 CCR

Sanitas™ v.10.0.16e Software licensed to . UG

Sen's Slope Estimator

GWA-43 (bg)

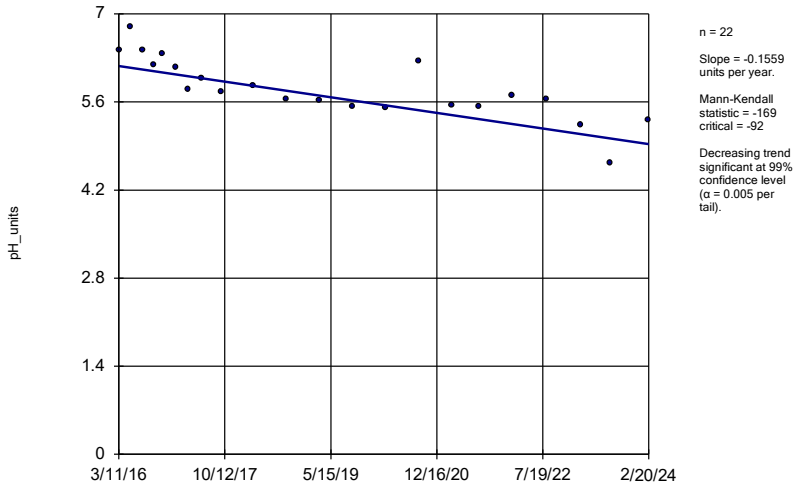

n = 22

Slope = -0.1559 units per year.

Mann-Kendall statistic = -169 critical = -92

Decreasing trend significant at 99% confidence level (α = 0.005 per tail).

Constituent: pH Analysis Run 5/9/2024 5:19 PM View: Appendix III - Trend Tests

Plant Bowen Data: Bowen 3-4 CCR

Sanitas™ v.10.0.16e Software licensed to . UG

Sen's Slope Estimator

GWA-43R (bg)

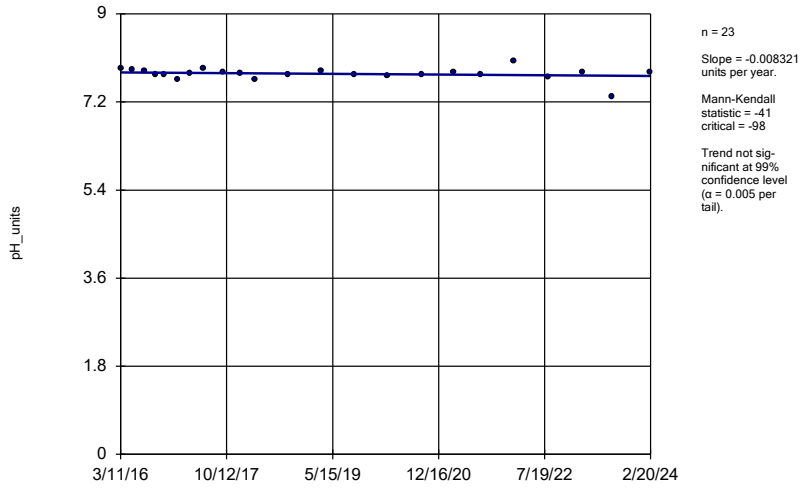

n = 23

Slope = -0.008321 units per year.

Mann-Kendall statistic = -41 critical = -98

Trend not significant at 99% confidence level (α = 0.005 per tail).

Constituent: pH Analysis Run 5/9/2024 5:19 PM View: Appendix III - Trend Tests

Plant Bowen Data: Bowen 3-4 CCR

Sanitas™ v.10.0.16e Software licensed to . UG

Sen's Slope Estimator

GWA-4RZ (bg)

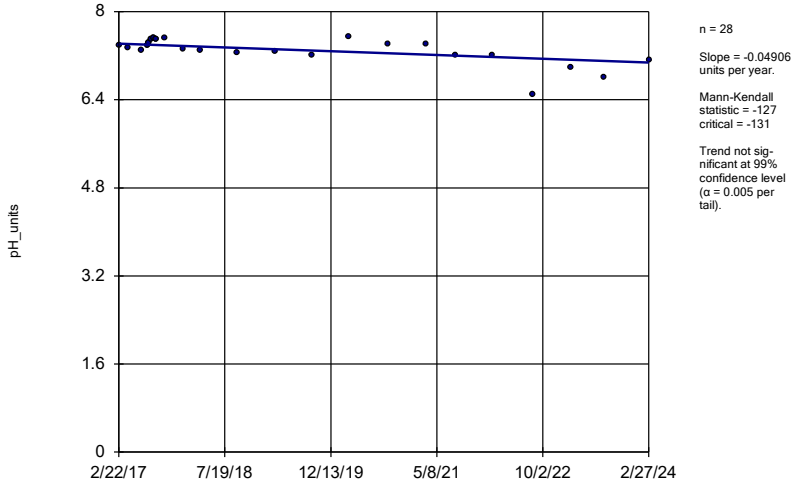

n = 28

Slope = -0.04906 units per year.

Mann-Kendall statistic = -127 critical = -131

Trend not significant at 99% confidence level (α = 0.005 per tail).

Constituent: pH Analysis Run 5/9/2024 5:19 PM View: Appendix III - Trend Tests

Plant Bowen Data: Bowen 3-4 CCR

Sanitas™ v.10.0.16e Software licensed to . UG

Sen's Slope Estimator

GWA-50 (bg)

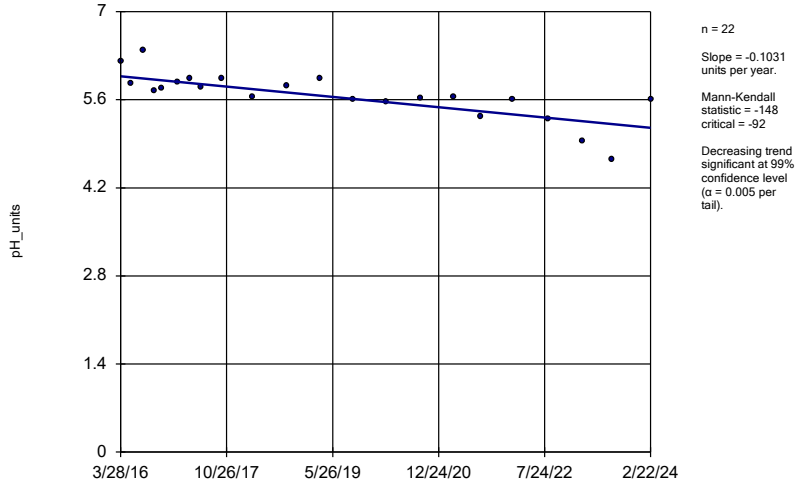

n = 22

Slope = -0.1031 units per year.

Mann-Kendall statistic = -148 critical = -92

Decreasing trend significant at 99% confidence level (α = 0.005 per tail).

Constituent: pH Analysis Run 5/9/2024 5:19 PM View: Appendix III - Trend Tests

Plant Bowen Data: Bowen 3-4 CCR

Sanitas™ v.10.0.16e Software licensed to . UG

Sen's Slope Estimator

GWA-50R (bg)

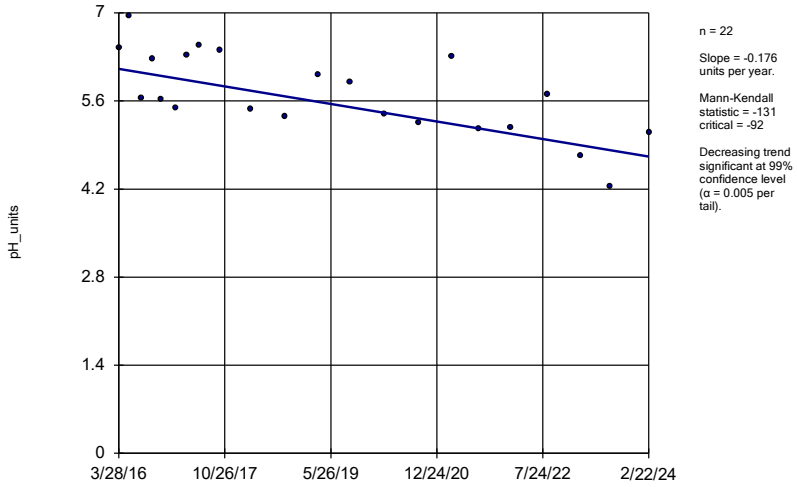

n = 22

Slope = -0.176 units per year.

Mann-Kendall statistic = -131 critical = -92

Decreasing trend significant at 99% confidence level (α = 0.005 per tail).

Constituent: pH Analysis Run 5/9/2024 5:19 PM View: Appendix III - Trend Tests

Plant Bowen Data: Bowen 3-4 CCR

Sanitas™ v.10.0.16e Software licensed to . UG

Sen's Slope Estimator

GWA-51RZ (bg)

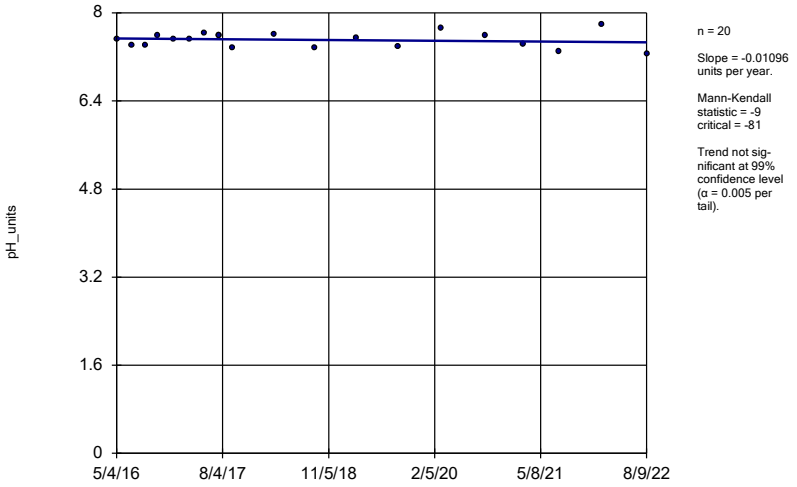

n = 20

Slope = -0.01096 units per year.

Mann-Kendall statistic = -9 critical = -81

Trend not significant at 99% confidence level (α = 0.005 per tail).

Constituent: pH Analysis Run 5/9/2024 5:19 PM View: Appendix III - Trend Tests

Plant Bowen Data: Bowen 3-4 CCR

Sanitas™ v.10.0.16e Software licensed to . UG

Sen's Slope Estimator

GWA-52 (bg)

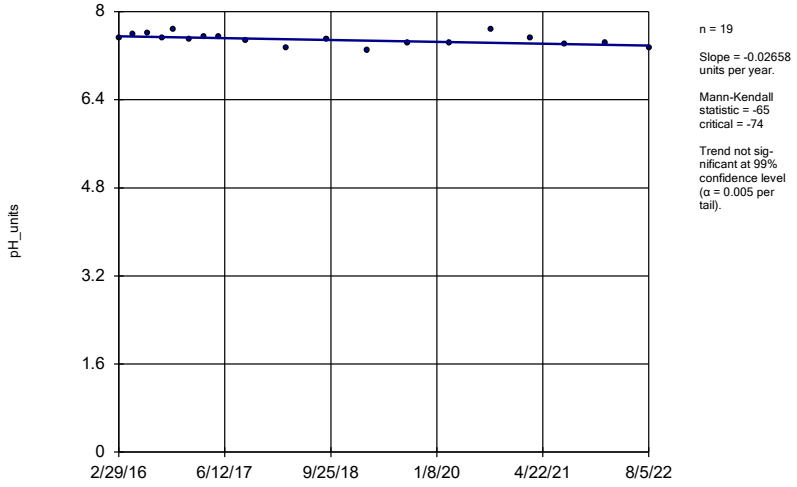

n = 19

Slope = -0.02658 units per year.

Mann-Kendall statistic = -65 critical = -74

Trend not significant at 99% confidence level (α = 0.005 per tail).

Constituent: pH Analysis Run 5/9/2024 5:19 PM View: Appendix III - Trend Tests

Plant Bowen Data: Bowen 3-4 CCR

Sanitas™ v.10.0.16e Software licensed to . UG

Sen's Slope Estimator

GWA-53 (bg)

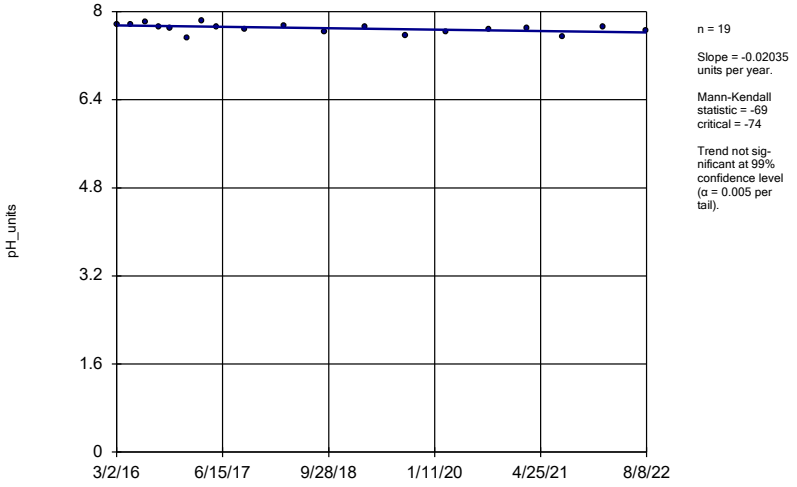

n = 19

Slope = -0.02035 units per year.

Mann-Kendall statistic = -69 critical = -74

Trend not significant at 99% confidence level (α = 0.005 per tail).

Constituent: pH Analysis Run 5/9/2024 5:19 PM View: Appendix III - Trend Tests

Plant Bowen Data: Bowen 3-4 CCR

Sanitas™ v.10.0.16e Software licensed to . UG

Sen's Slope Estimator

GWA-53R (bg)

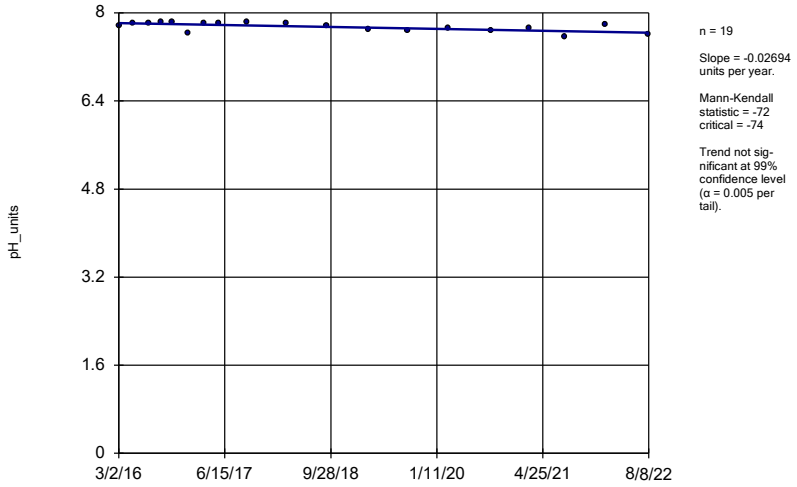

n = 19

Slope = -0.02694 units per year.

Mann-Kendall statistic = -72
critical = -74

Trend not significant at 99% confidence level (α = 0.005 per tail).

Constituent: pH Analysis Run 5/9/2024 5:19 PM View: Appendix III - Trend Tests
Plant Bowen Data: Bowen 3-4 CCR

Sanitas™ v.10.0.16e Software licensed to . UG

Sen's Slope Estimator

GWA-54 (bg)

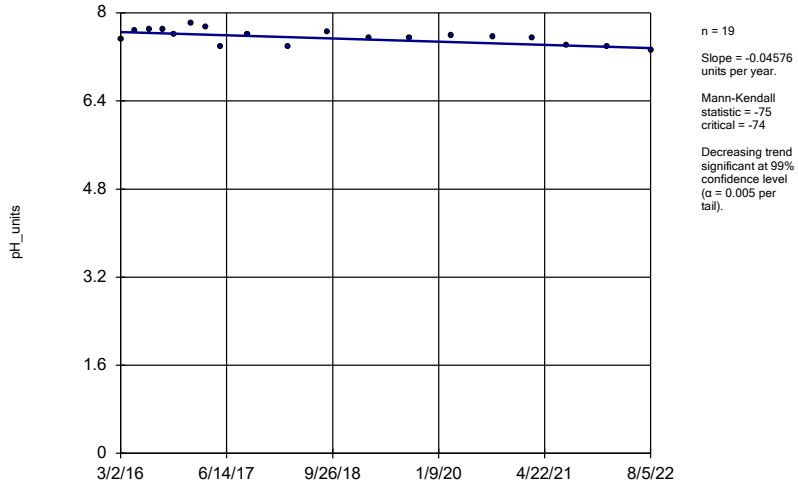

n = 19

Slope = -0.04576 units per year.

Mann-Kendall statistic = -75
critical = -74

Decreasing trend significant at 99% confidence level (α = 0.005 per tail).

Constituent: pH Analysis Run 5/9/2024 5:19 PM View: Appendix III - Trend Tests
Plant Bowen Data: Bowen 3-4 CCR

Sanitas™ v.10.0.16e Software licensed to . UG

Sen's Slope Estimator

GWA-55 (bg)

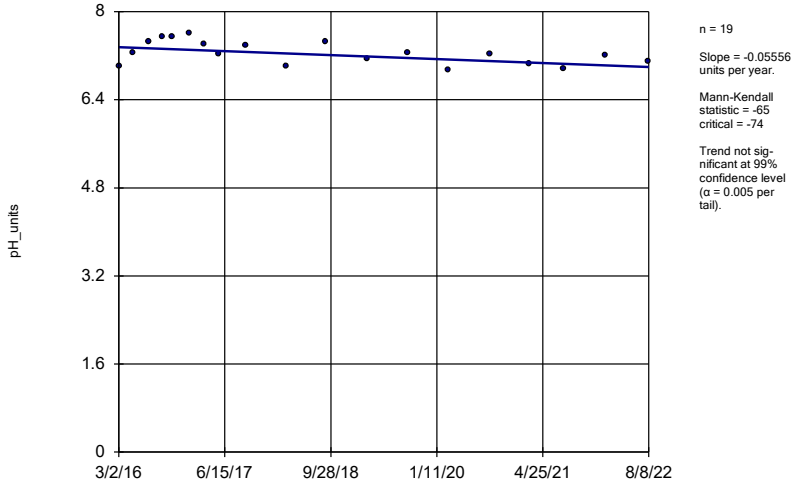

n = 19

Slope = -0.05556 units per year.

Mann-Kendall statistic = -65
critical = -74

Trend not significant at 99% confidence level (α = 0.005 per tail).

Constituent: pH Analysis Run 5/9/2024 5:19 PM View: Appendix III - Trend Tests
Plant Bowen Data: Bowen 3-4 CCR

Sanitas™ v.10.0.16e Software licensed to . UG

Sen's Slope Estimator

GWA-55R (bg)

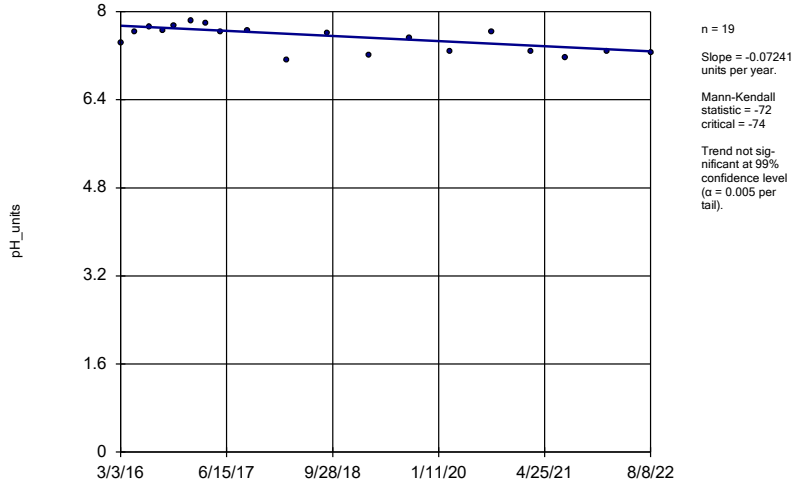

n = 19

Slope = -0.07241 units per year.

Mann-Kendall statistic = -72
critical = -74

Trend not significant at 99% confidence level (α = 0.005 per tail).

Constituent: pH Analysis Run 5/9/2024 5:19 PM View: Appendix III - Trend Tests
Plant Bowen Data: Bowen 3-4 CCR

Sanitas™ v.10.0.16e Software licensed to . UG

Sen's Slope Estimator

GWA-56 (bg)

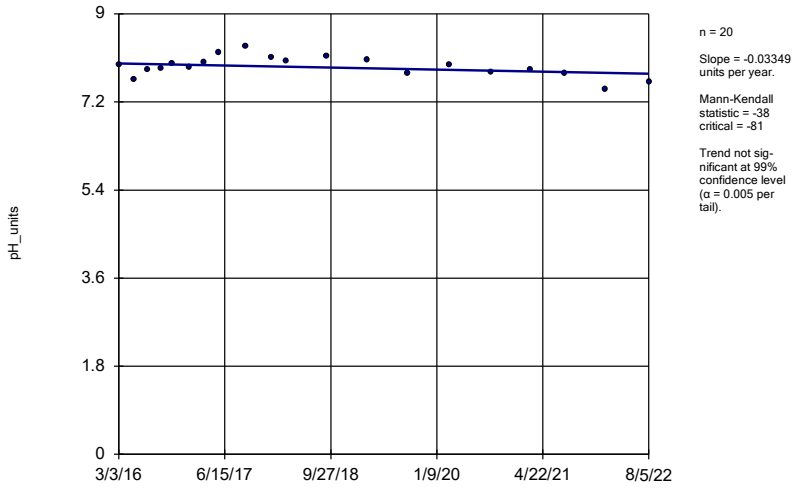

n = 20

Slope = -0.03349 units per year.

Mann-Kendall statistic = -38
critical = -81

Trend not significant at 99% confidence level (α = 0.005 per tail).

Constituent: pH Analysis Run 5/9/2024 5:19 PM View: Appendix III - Trend Tests
Plant Bowen Data: Bowen 3-4 CCR

Sanitas™ v.10.0.16e Software licensed to . UG

Sen's Slope Estimator

GWC-18R

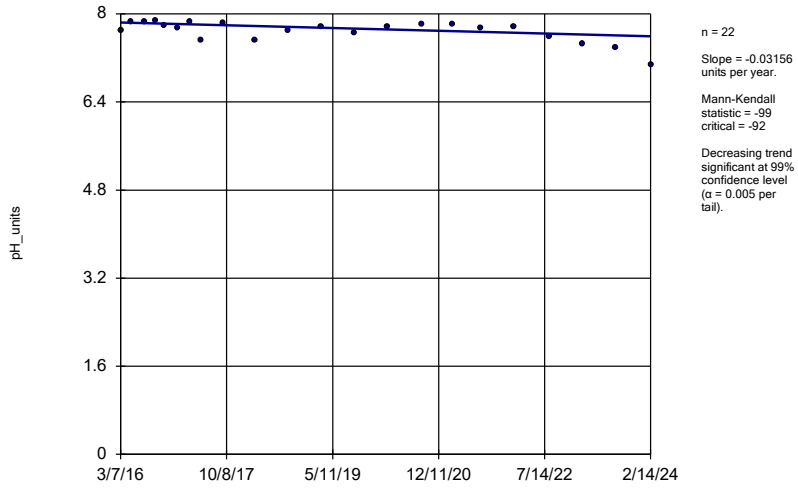

n = 22

Slope = -0.03156 units per year.

Mann-Kendall statistic = -99
critical = -92

Decreasing trend significant at 99% confidence level (α = 0.005 per tail).

Constituent: pH Analysis Run 5/9/2024 5:19 PM View: Appendix III - Trend Tests
Plant Bowen Data: Bowen 3-4 CCR

Sanitas™ v.10.0.16e Software licensed to . UG

Sen's Slope Estimator

GWC-36RA

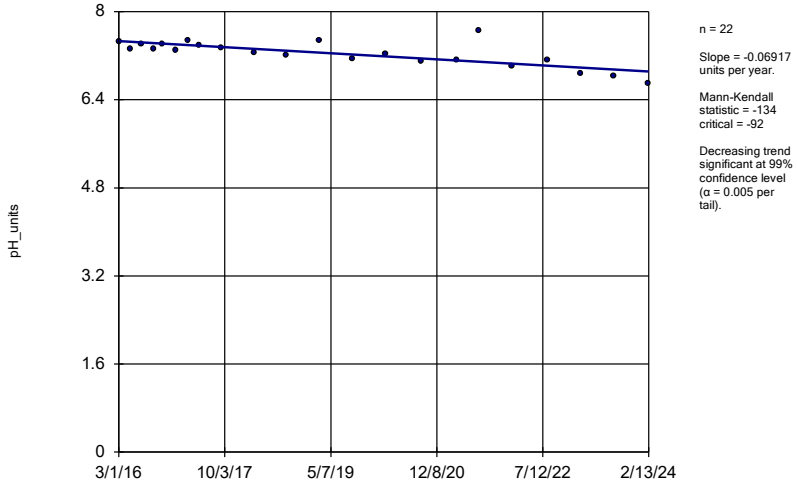

n = 22

Slope = -0.06917 units per year.

Mann-Kendall statistic = -134
critical = -92

Decreasing trend significant at 99% confidence level (α = 0.005 per tail).

Constituent: pH Analysis Run 5/9/2024 5:19 PM View: Appendix III - Trend Tests
Plant Bowen Data: Bowen 3-4 CCR

Sanitas™ v.10.0.16e Software licensed to . UG

Sen's Slope Estimator

GWA-1 (bg)

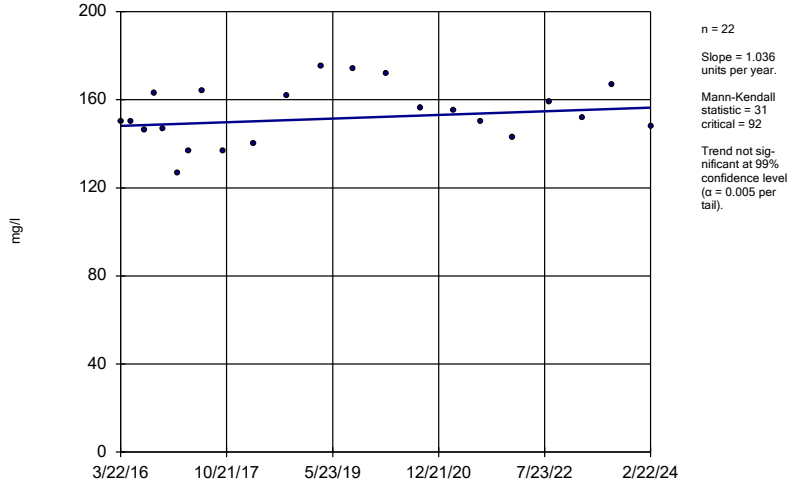

n = 22

Slope = 1.036 units per year.

Mann-Kendall statistic = 31
critical = 92

Trend not significant at 99% confidence level (α = 0.005 per tail).

Constituent: Total Dissolved Solids Analysis Run 5/9/2024 5:19 PM View: Appendix III - Trend Tests
Plant Bowen Data: Bowen 3-4 CCR

Sanitas™ v.10.0.16e Software licensed to . UG
Hollow symbols indicate censored values.

Sen's Slope Estimator

GWA-2 (bg)

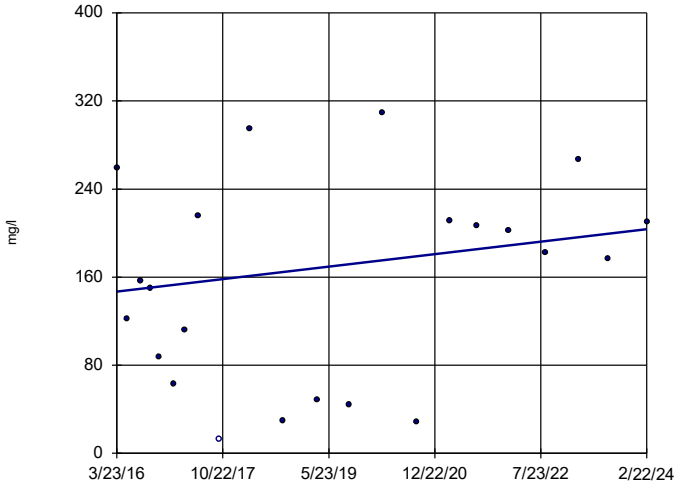

n = 22

Slope = 7.131 units per year.

Mann-Kendall statistic = 19 critical = 92

Trend not significant at 99% confidence level (α = 0.005 per tail).

Constituent: Total Dissolved Solids Analysis Run 5/9/2024 5:19 PM View: Appendix III - Trend Tests
Plant Bowen Data: Bowen 3-4 CCR

Sanitas™ v.10.0.16e Software licensed to . UG

Sen's Slope Estimator

GWA-2R (bg)

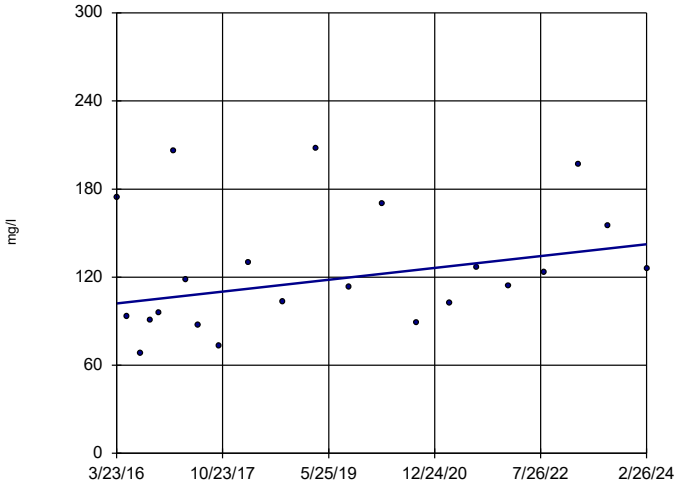

n = 22

Slope = 5.08 units per year.

Mann-Kendall statistic = 57 critical = 92

Trend not significant at 99% confidence level (α = 0.005 per tail).

Constituent: Total Dissolved Solids Analysis Run 5/9/2024 5:19 PM View: Appendix III - Trend Tests
Plant Bowen Data: Bowen 3-4 CCR

Sanitas™ v.10.0.16e Software licensed to . UG

Sen's Slope Estimator

GWA-39RZ (bg)

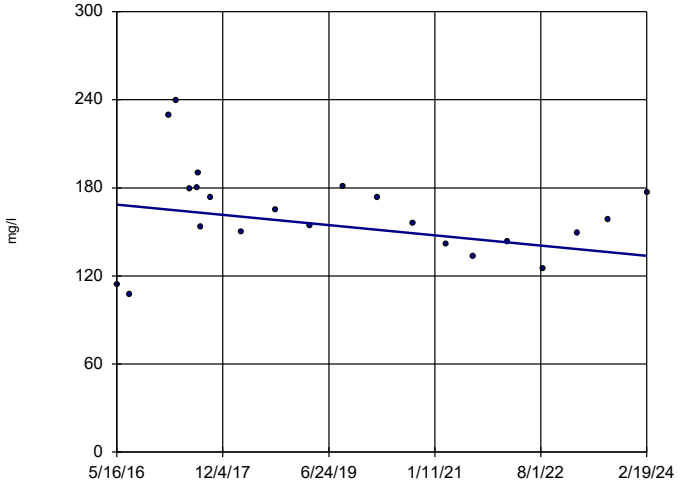

n = 22

Slope = -4.482 units per year.

Mann-Kendall statistic = -48 critical = -92

Trend not significant at 99% confidence level (α = 0.005 per tail).

Constituent: Total Dissolved Solids Analysis Run 5/9/2024 5:19 PM View: Appendix III - Trend Tests
Plant Bowen Data: Bowen 3-4 CCR

Sanitas™ v.10.0.16e Software licensed to . UG

Sen's Slope Estimator

GWA-39Z (bg)

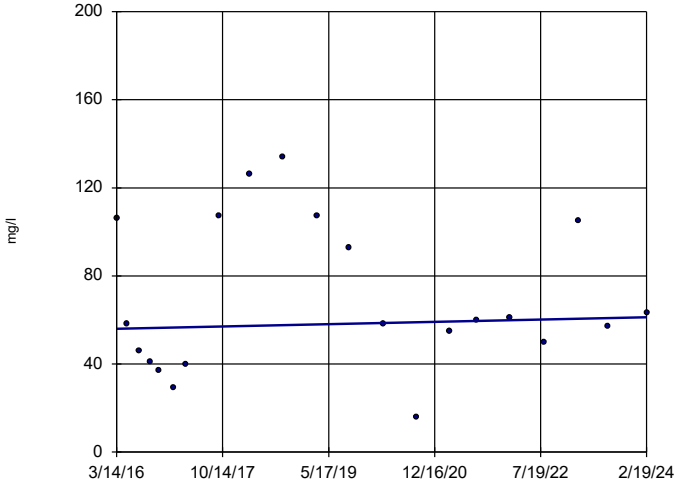

n = 21

Slope = 0.6466 units per year.

Mann-Kendall statistic = 10 critical = 87

Trend not significant at 99% confidence level (α = 0.005 per tail).

Constituent: Total Dissolved Solids Analysis Run 5/9/2024 5:19 PM View: Appendix III - Trend Tests
Plant Bowen Data: Bowen 3-4 CCR

Sanitas™ v.10.0.16e Software licensed to . UG
Hollow symbols indicate censored values.

Sen's Slope Estimator

GWA-3A (bg)

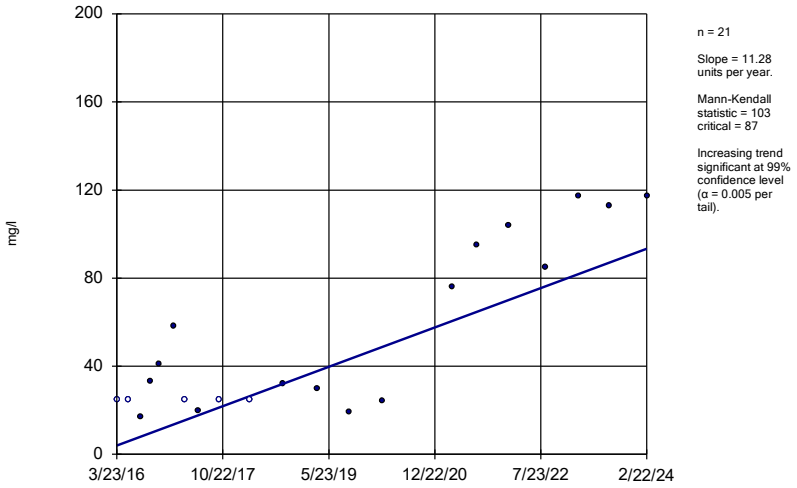

n = 21

Slope = 11.28 units per year.

Mann-Kendall statistic = 103 critical = 87

Increasing trend significant at 99% confidence level (α = 0.005 per tail).

Constituent: Total Dissolved Solids Analysis Run 5/9/2024 5:19 PM View: Appendix III - Trend Tests
Plant Bowen Data: Bowen 3-4 CCR

Sanitas™ v.10.0.16e Software licensed to . UG

Sen's Slope Estimator

GWA-40 (bg)

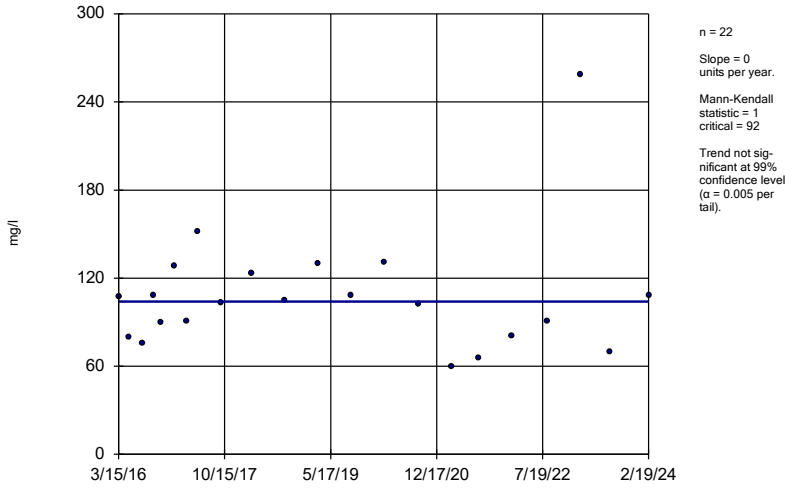

n = 22

Slope = 0 units per year.

Mann-Kendall statistic = 1 critical = 92

Trend not significant at 99% confidence level (α = 0.005 per tail).

Constituent: Total Dissolved Solids Analysis Run 5/9/2024 5:19 PM View: Appendix III - Trend Tests
Plant Bowen Data: Bowen 3-4 CCR

Sanitas™ v.10.0.16e Software licensed to . UG

Sen's Slope Estimator

GWA-41 (bg)

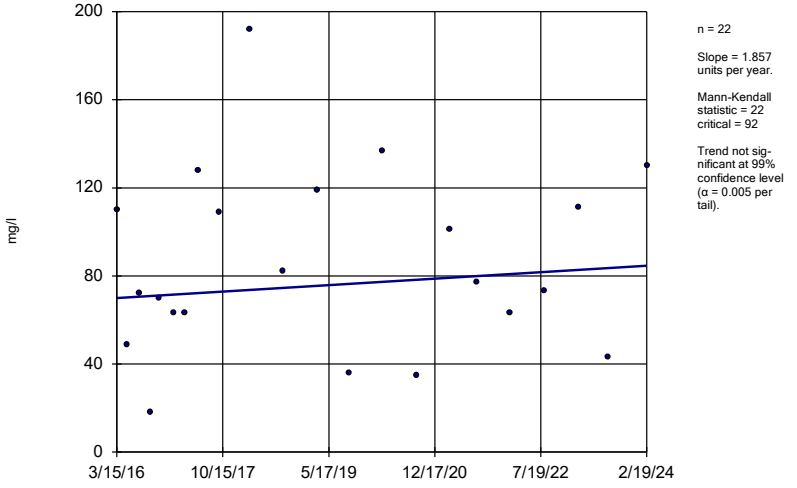

n = 22

Slope = 1.857 units per year.

Mann-Kendall statistic = 22 critical = 92

Trend not significant at 99% confidence level (α = 0.005 per tail).

Constituent: Total Dissolved Solids Analysis Run 5/9/2024 5:19 PM View: Appendix III - Trend Tests
Plant Bowen Data: Bowen 3-4 CCR

Sanitas™ v.10.0.16e Software licensed to . UG

Sen's Slope Estimator

GWA-41R (bg)

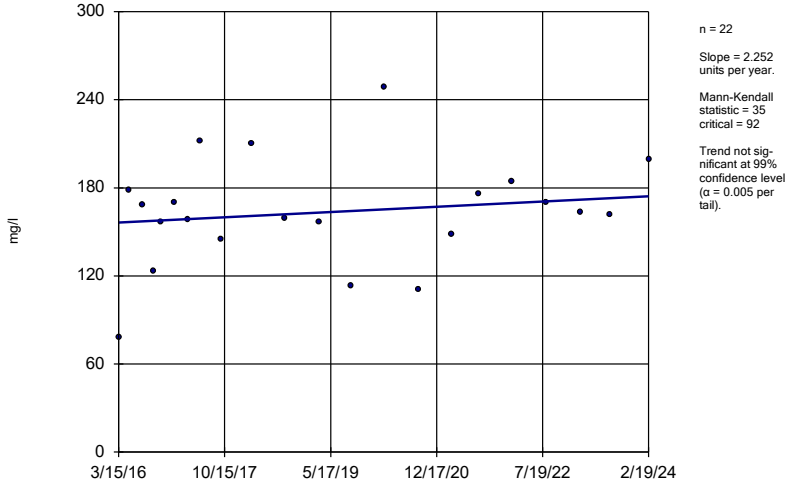

n = 22

Slope = 2.252 units per year.

Mann-Kendall statistic = 35 critical = 92

Trend not significant at 99% confidence level (α = 0.005 per tail).

Constituent: Total Dissolved Solids Analysis Run 5/9/2024 5:19 PM View: Appendix III - Trend Tests
Plant Bowen Data: Bowen 3-4 CCR

Sanitas™ v.10.0.16e Software licensed to . UG

Sen's Slope Estimator

GWA-42 (bg)

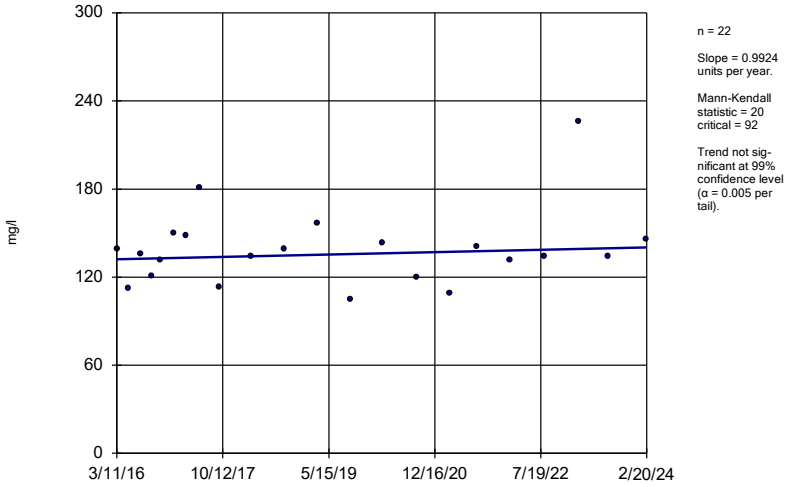

n = 22

Slope = 0.9924 units per year.

Mann-Kendall statistic = 20 critical = 92

Trend not significant at 99% confidence level (α = 0.005 per tail).

Constituent: Total Dissolved Solids Analysis Run 5/9/2024 5:19 PM View: Appendix III - Trend Tests

Plant Bowen Data: Bowen 3-4 CCR

Sanitas™ v.10.0.16e Software licensed to . UG

Hollow symbols indicate censored values.

Sen's Slope Estimator

GWA-43 (bg)

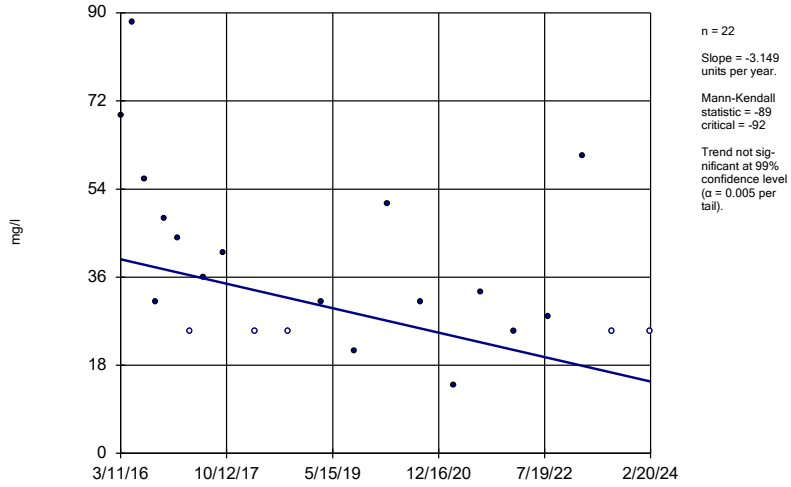

n = 22

Slope = -3.149 units per year.

Mann-Kendall statistic = -89 critical = -92

Trend not significant at 99% confidence level (α = 0.005 per tail).

Constituent: Total Dissolved Solids Analysis Run 5/9/2024 5:19 PM View: Appendix III - Trend Tests

Plant Bowen Data: Bowen 3-4 CCR

Sanitas™ v.10.0.16e Software licensed to . UG

Sen's Slope Estimator

GWA-43R (bg)

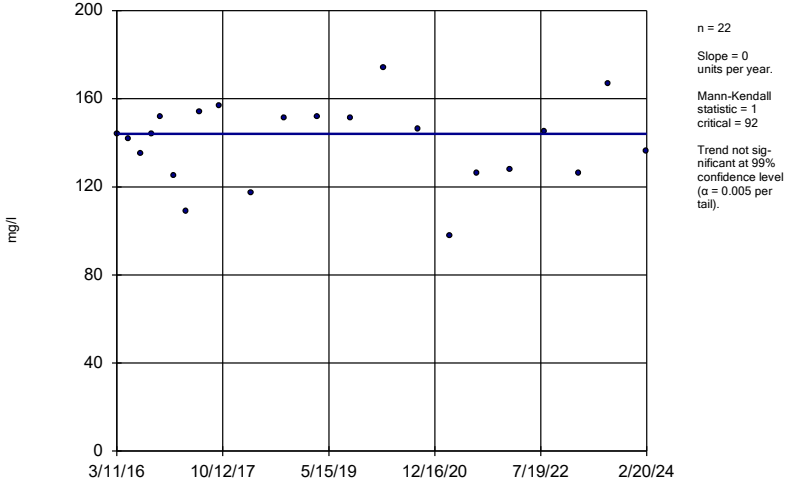

n = 22

Slope = 0 units per year.

Mann-Kendall statistic = 1 critical = 92

Trend not significant at 99% confidence level (α = 0.005 per tail).

Constituent: Total Dissolved Solids Analysis Run 5/9/2024 5:19 PM View: Appendix III - Trend Tests

Plant Bowen Data: Bowen 3-4 CCR

Sanitas™ v.10.0.16e Software licensed to . UG

Sen's Slope Estimator

GWA-4RZ (bg)

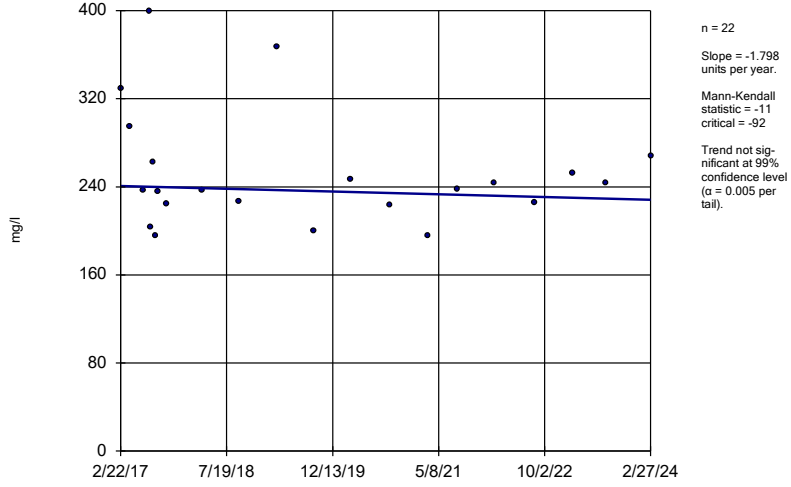

n = 22

Slope = -1.798 units per year.

Mann-Kendall statistic = -11 critical = -92

Trend not significant at 99% confidence level (α = 0.005 per tail).

Constituent: Total Dissolved Solids Analysis Run 5/9/2024 5:19 PM View: Appendix III - Trend Tests

Plant Bowen Data: Bowen 3-4 CCR

Sanitas™ v.10.0.16e Software licensed to . UG
Hollow symbols indicate censored values.

Sen's Slope Estimator

GWA-50 (bg)

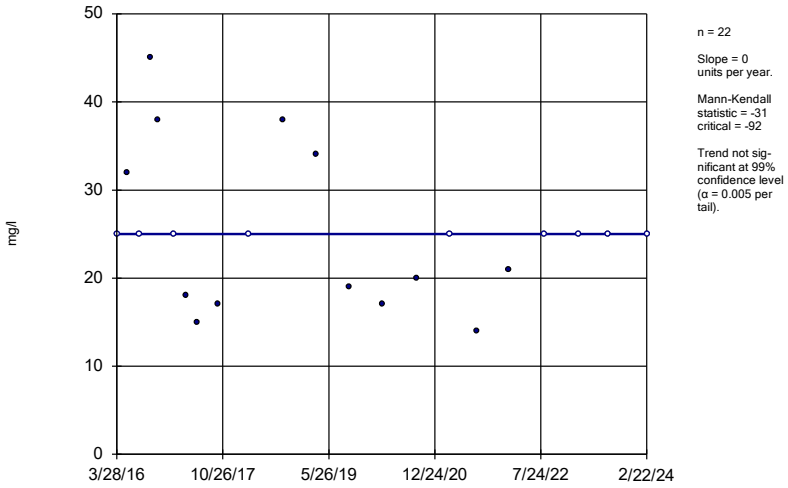

n = 22

Slope = 0 units per year.

Mann-Kendall statistic = -31 critical = -92

Trend not significant at 99% confidence level (α = 0.005 per tail).

Constituent: Total Dissolved Solids Analysis Run 5/9/2024 5:19 PM View: Appendix III - Trend Tests
Plant Bowen Data: Bowen 3-4 CCR

Sanitas™ v.10.0.16e Software licensed to . UG
Hollow symbols indicate censored values.

Sen's Slope Estimator

GWA-50R (bg)

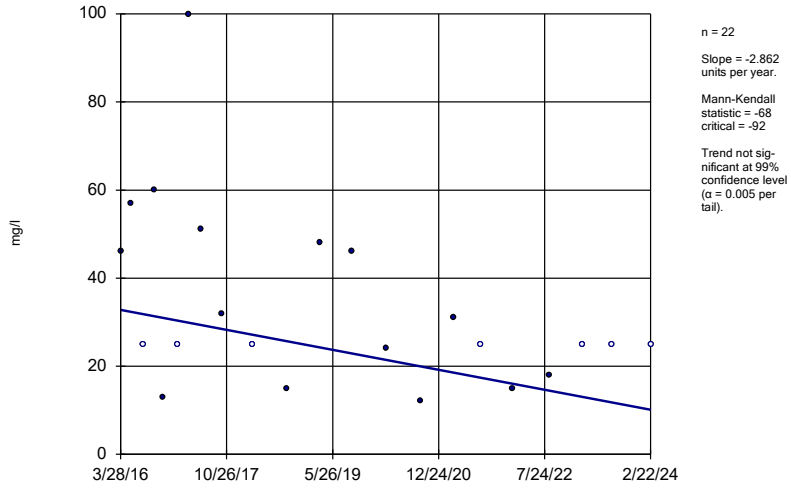

n = 22

Slope = -2.862 units per year.

Mann-Kendall statistic = -68 critical = -92

Trend not significant at 99% confidence level (α = 0.005 per tail).

Constituent: Total Dissolved Solids Analysis Run 5/9/2024 5:19 PM View: Appendix III - Trend Tests
Plant Bowen Data: Bowen 3-4 CCR

Sanitas™ v.10.0.16e Software licensed to . UG

Sen's Slope Estimator

GWA-51RZ (bg)

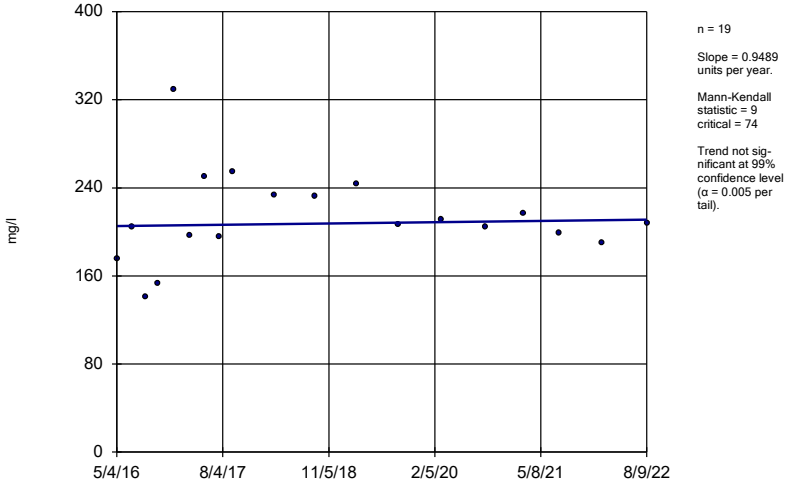

n = 19

Slope = 0.9489 units per year.

Mann-Kendall statistic = 9 critical = 74

Trend not significant at 99% confidence level (α = 0.005 per tail).

Constituent: Total Dissolved Solids Analysis Run 5/9/2024 5:19 PM View: Appendix III - Trend Tests
Plant Bowen Data: Bowen 3-4 CCR

Sanitas™ v.10.0.16e Software licensed to . UG

Sen's Slope Estimator

GWA-52 (bg)

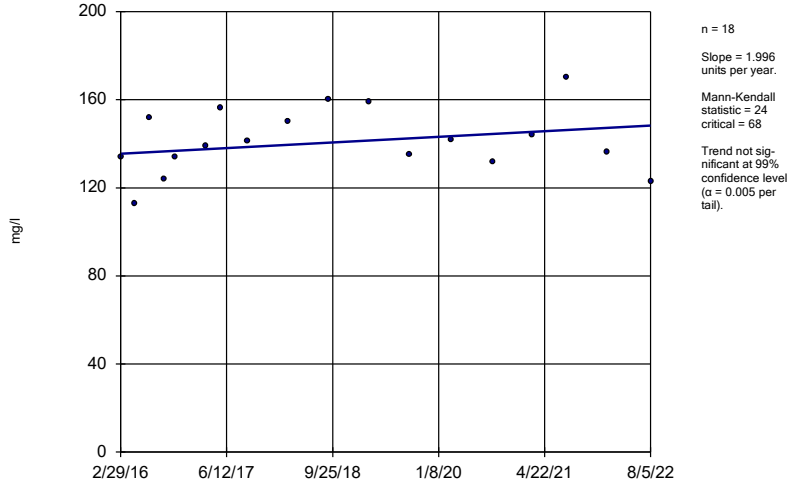

n = 18

Slope = 1.996 units per year.

Mann-Kendall statistic = 24 critical = 68

Trend not significant at 99% confidence level (α = 0.005 per tail).

Constituent: Total Dissolved Solids Analysis Run 5/9/2024 5:19 PM View: Appendix III - Trend Tests
Plant Bowen Data: Bowen 3-4 CCR

Sanitas™ v.10.0.16e Software licensed to . UG

Sen's Slope Estimator

GWA-53 (bg)

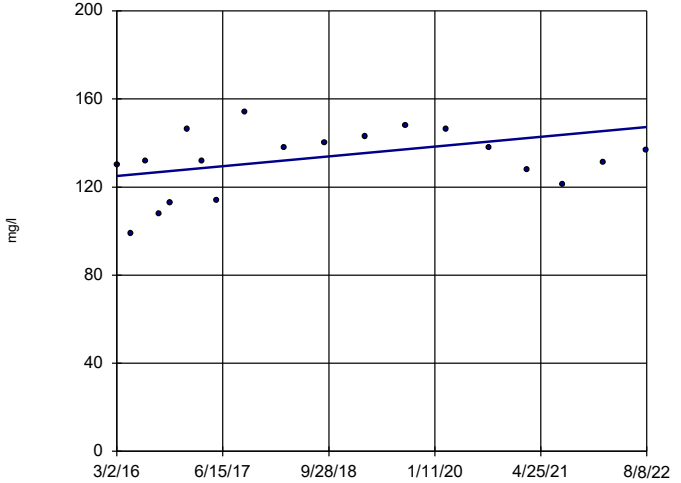

n = 19

Slope = 3.456 units per year.

Mann-Kendall statistic = 36
critical = 74

Trend not significant at 99% confidence level (α = 0.005 per tail).

Constituent: Total Dissolved Solids Analysis Run 5/9/2024 5:19 PM View: Appendix III - Trend Tests
Plant Bowen Data: Bowen 3-4 CCR

Sanitas™ v.10.0.16e Software licensed to . UG

Sen's Slope Estimator

GWA-53R (bg)

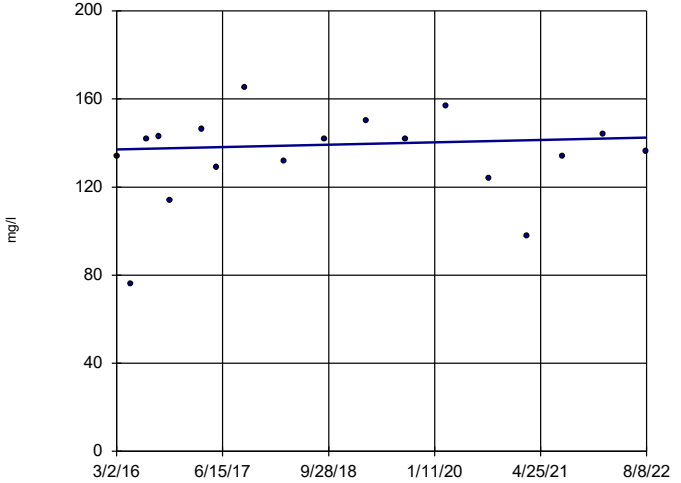

n = 18

Slope = 0.8352 units per year.

Mann-Kendall statistic = 15
critical = 68

Trend not significant at 99% confidence level (α = 0.005 per tail).

Constituent: Total Dissolved Solids Analysis Run 5/9/2024 5:19 PM View: Appendix III - Trend Tests
Plant Bowen Data: Bowen 3-4 CCR

Sanitas™ v.10.0.16e Software licensed to . UG

Sen's Slope Estimator

GWA-54 (bg)

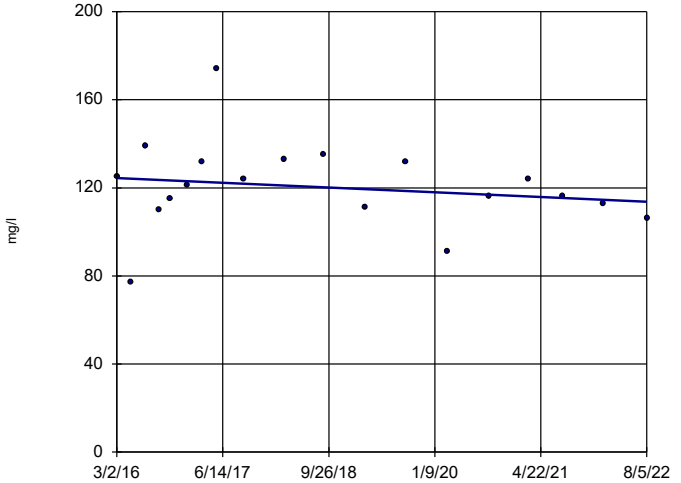

n = 19

Slope = -1.665 units per year.

Mann-Kendall statistic = -24
critical = -74

Trend not significant at 99% confidence level (α = 0.005 per tail).

Constituent: Total Dissolved Solids Analysis Run 5/9/2024 5:19 PM View: Appendix III - Trend Tests
Plant Bowen Data: Bowen 3-4 CCR

Sanitas™ v.10.0.16e Software licensed to . UG

Sen's Slope Estimator

GWA-55 (bg)

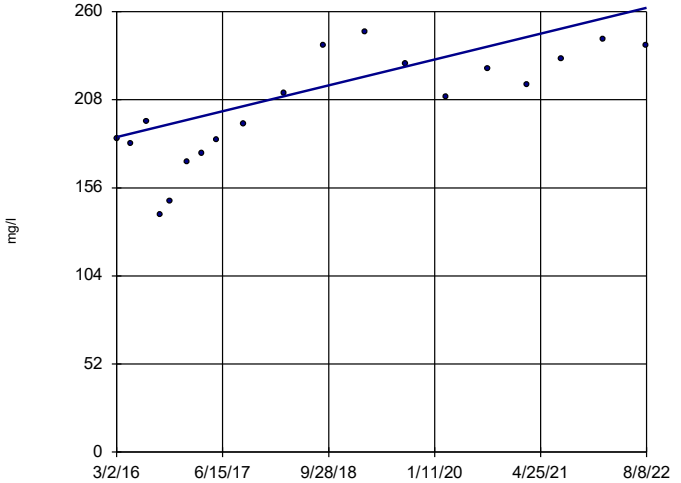

n = 19

Slope = 11.85 units per year.

Mann-Kendall statistic = 102
critical = 74

Increasing trend significant at 99% confidence level (α = 0.005 per tail).

Constituent: Total Dissolved Solids Analysis Run 5/9/2024 5:19 PM View: Appendix III - Trend Tests
Plant Bowen Data: Bowen 3-4 CCR

Sanitas™ v.10.0.16e Software licensed to . UG

Sen's Slope Estimator

GWA-55R (bg)

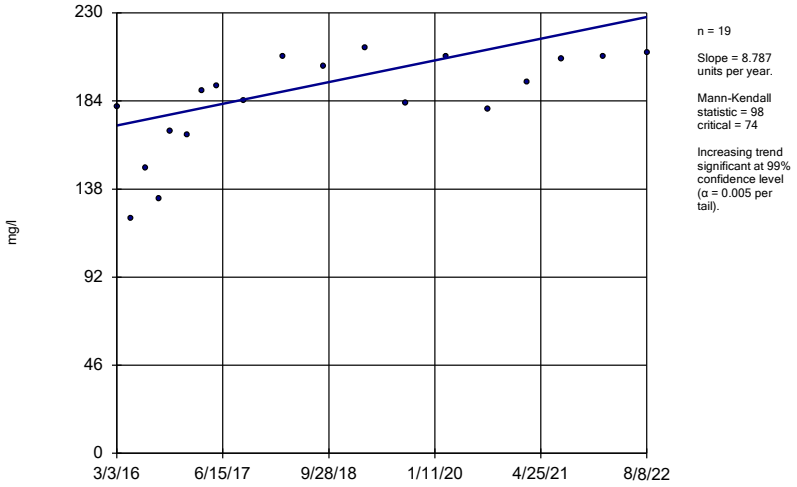

n = 19

Slope = 8.787 units per year.

Mann-Kendall statistic = 98
critical = 74

Increasing trend significant at 99% confidence level (α = 0.005 per tail).

Constituent: Total Dissolved Solids Analysis Run 5/9/2024 5:19 PM View: Appendix III - Trend Tests
Plant Bowen Data: Bowen 3-4 CCR

Sanitas™ v.10.0.16e Software licensed to . UG

Sen's Slope Estimator

GWA-56 (bg)

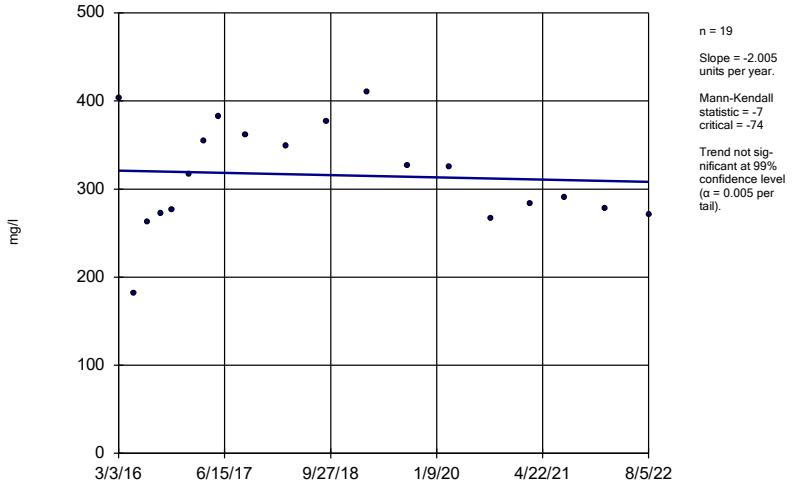

n = 19

Slope = -2.005 units per year.

Mann-Kendall statistic = -7
critical = -74

Trend not significant at 99% confidence level (α = 0.005 per tail).

Constituent: Total Dissolved Solids Analysis Run 5/9/2024 5:19 PM View: Appendix III - Trend Tests
Plant Bowen Data: Bowen 3-4 CCR

Sanitas™ v.10.0.16e Software licensed to . UG

Sen's Slope Estimator

GWC-16R

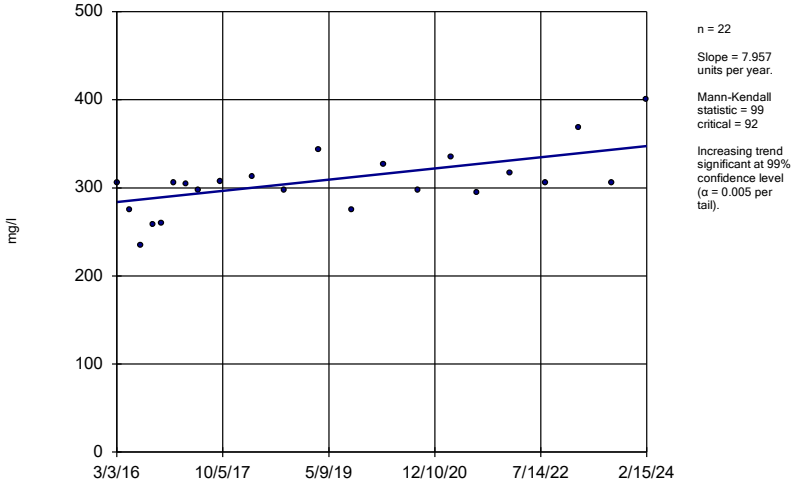

n = 22

Slope = 7.957 units per year.

Mann-Kendall statistic = 99
critical = 92

Increasing trend significant at 99% confidence level (α = 0.005 per tail).

Constituent: Total Dissolved Solids Analysis Run 5/9/2024 5:19 PM View: Appendix III - Trend Tests
Plant Bowen Data: Bowen 3-4 CCR

Sanitas™ v.10.0.16e Software licensed to . UG

Sen's Slope Estimator

GWC-24R

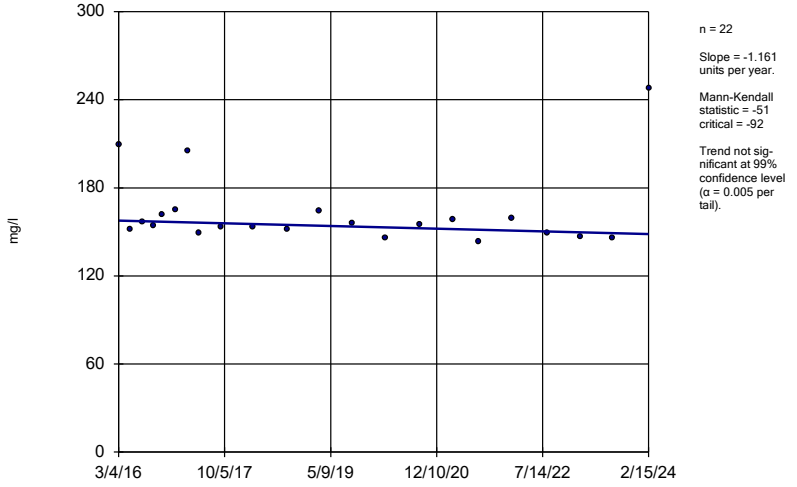

n = 22

Slope = -1.161 units per year.

Mann-Kendall statistic = -51
critical = -92

Trend not significant at 99% confidence level (α = 0.005 per tail).

Constituent: Total Dissolved Solids Analysis Run 5/9/2024 5:19 PM View: Appendix III - Trend Tests
Plant Bowen Data: Bowen 3-4 CCR

Sanitas™ v.10.0.16e Software licensed to . UG

Sen's Slope Estimator

GWC-36RA

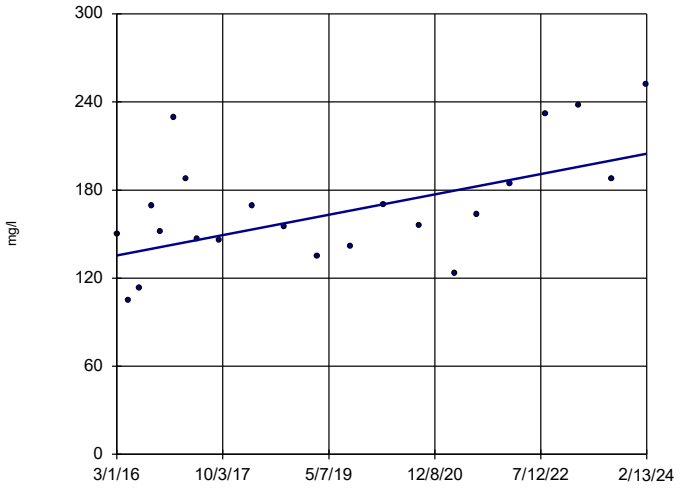

n = 22

Slope = 8.701 units per year.

Mann-Kendall statistic = 91
critical = 92

Trend not significant at 99% confidence level (α = 0.005 per tail).

Constituent: Total Dissolved Solids Analysis Run 5/9/2024 5:19 PM View: Appendix III - Trend Tests

Plant Bowen Data: Bowen 3-4 CCR

FIGURE N.

Sanitas™ v.10.0.19c Software licensed to Groundwater Stats Consulting. UG
Hollow symbols indicate censored values.

Time Series

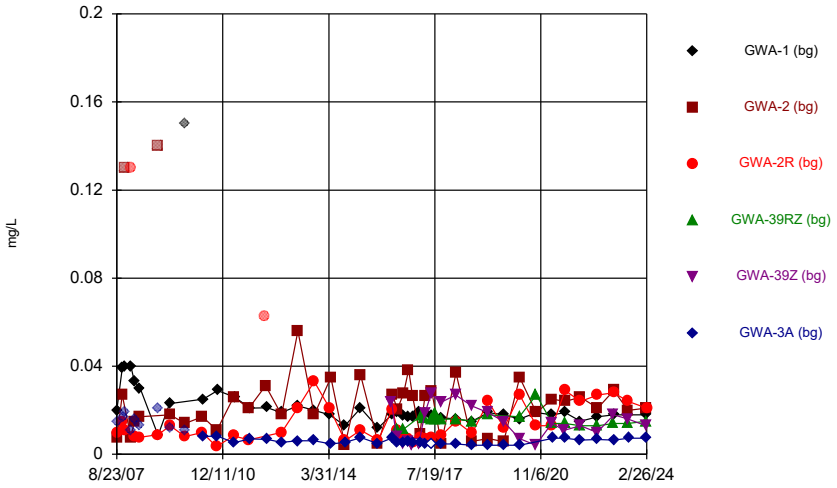

Constituent: Barium Analysis Run 7/8/2024 10:16 AM View: Resample Reports
Plant Bowen Client: Southern Company Data: Bowen 3-4 CCR

Sanitas™ v.10.0.19c Software licensed to Groundwater Stats Consulting. UG

Time Series

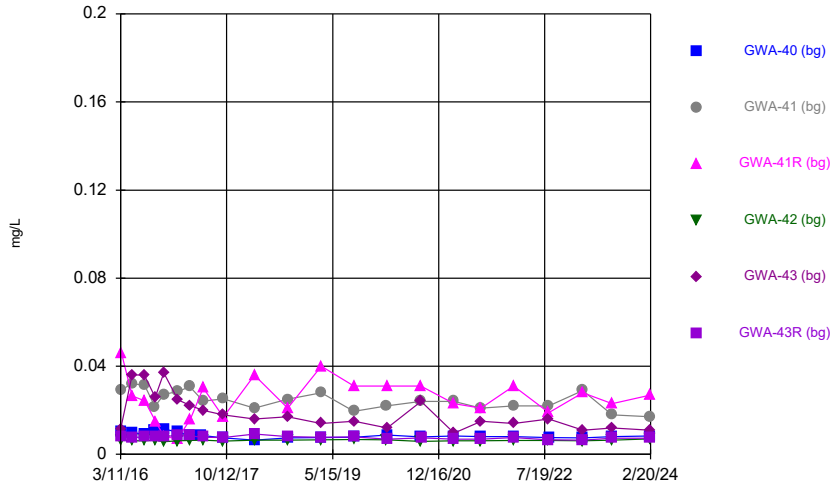

Constituent: Barium Analysis Run 7/8/2024 10:16 AM View: Resample Reports
Plant Bowen Client: Southern Company Data: Bowen 3-4 CCR

Sanitas™ v.10.0.19c Software licensed to Groundwater Stats Consulting. UG
Hollow symbols indicate censored values.

Time Series

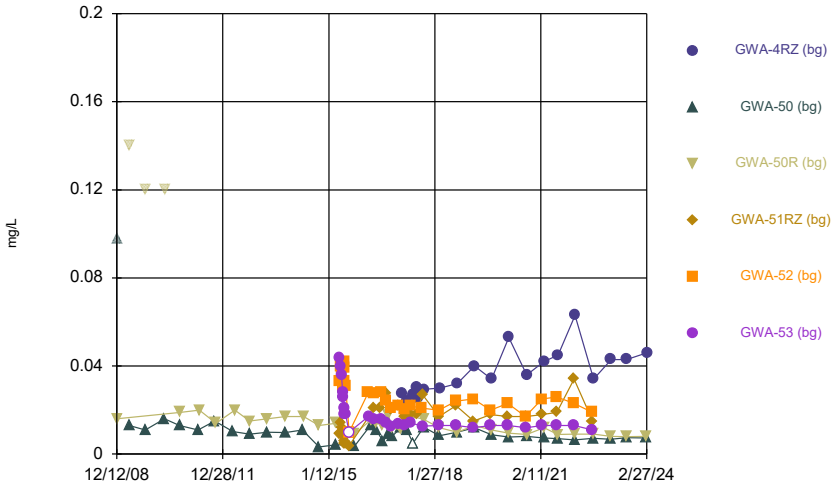

Constituent: Barium Analysis Run 7/8/2024 10:16 AM View: Resample Reports
Plant Bowen Client: Southern Company Data: Bowen 3-4 CCR

Sanitas™ v.10.0.19c Software licensed to Groundwater Stats Consulting. UG
Hollow symbols indicate censored values.

Time Series

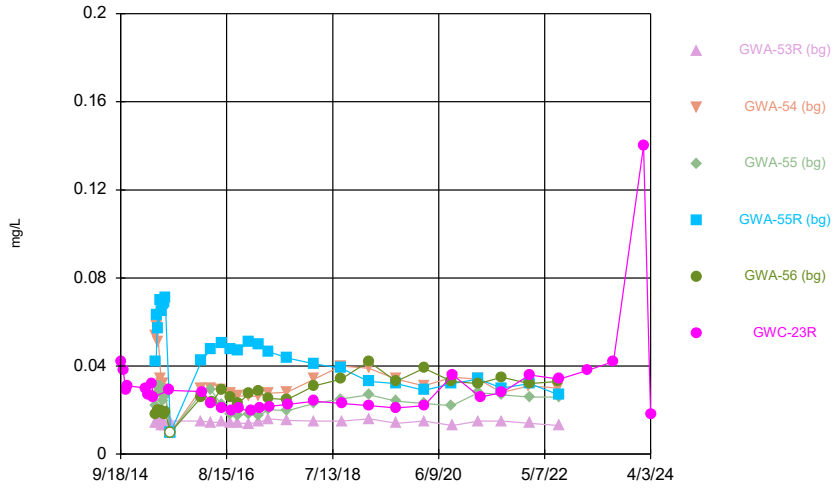

Constituent: Barium Analysis Run 7/8/2024 10:16 AM View: Resample Reports
Plant Bowen Client: Southern Company Data: Bowen 3-4 CCR

Sanitas™ v.10.0.19c Software licensed to Groundwater Stats Consulting. UG
Hollow symbols indicate censored values.

Time Series

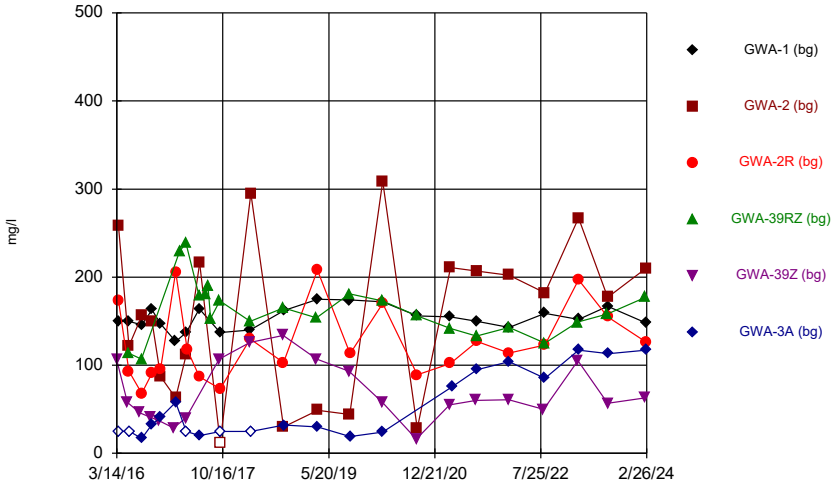

Constituent: Total Dissolved Solids Analysis Run 7/8/2024 10:16 AM View: Resample Reports
Plant Bowen Client: Southern Company Data: Bowen 3-4 CCR

Sanitas™ v.10.0.19c Software licensed to Groundwater Stats Consulting. UG
Hollow symbols indicate censored values.

Time Series

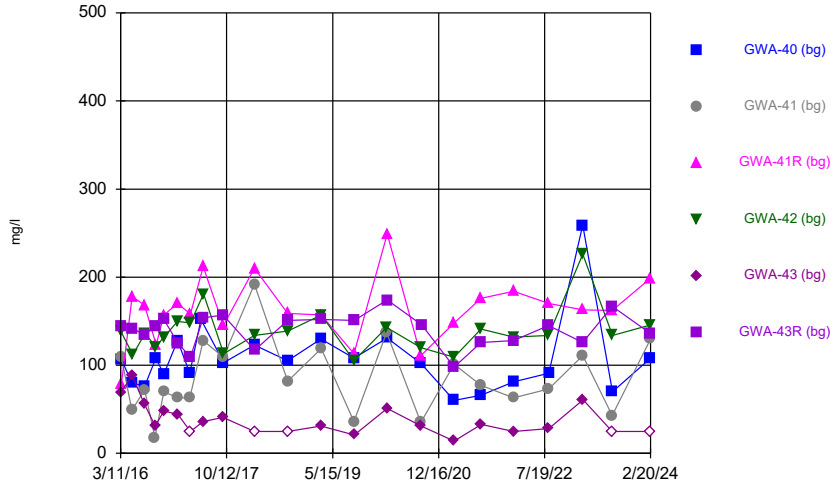

Constituent: Total Dissolved Solids Analysis Run 7/8/2024 10:16 AM View: Resample Reports
Plant Bowen Client: Southern Company Data: Bowen 3-4 CCR

Sanitas™ v.10.0.19c Software licensed to Groundwater Stats Consulting. UG
Hollow symbols indicate censored values.

Time Series

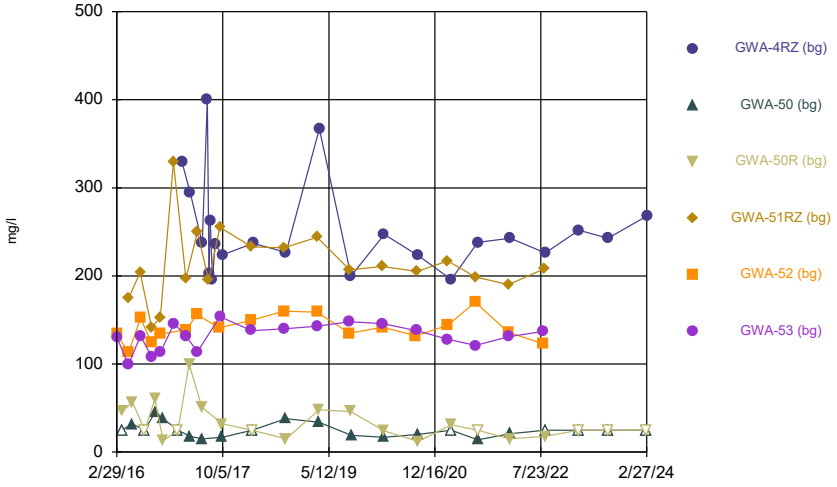

Constituent: Total Dissolved Solids Analysis Run 7/8/2024 10:16 AM View: Resample Reports
Plant Bowen Client: Southern Company Data: Bowen 3-4 CCR

Sanitas™ v.10.0.19c Software licensed to Groundwater Stats Consulting. UG

Time Series

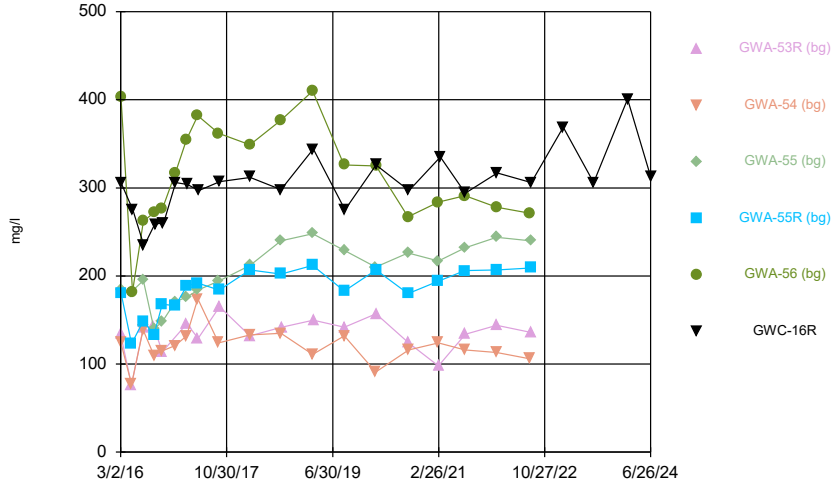

Constituent: Total Dissolved Solids Analysis Run 7/8/2024 10:16 AM View: Resample Reports
Plant Bowen Client: Southern Company Data: Bowen 3-4 CCR

Time Series

Constituent: Barium (mg/L) Analysis Run 7/8/2024 10:17 AM View: Resample Reports

Plant Bowen Client: Southern Company Data: Bowen 3-4 CCR

	GWA-1 (bg)	GWA-2 (bg)	GWA-2R (bg)	GWA-39RZ (bg)	GWA-39Z (bg)	GWA-3A (bg)
8/23/2007	0.02	0.0073	0.0098			0.015 (O)
10/23/2007	0.039					
10/24/2007		0.027	0.015			
11/2/2007						0.017 (O)
11/18/2007	0.04 (J)	0.13 (O)	0.011			0.019 (O)
1/30/2008	0.04					
1/31/2008		0.0077	0.13 (O)			0.011 (O)
3/10/2008	0.033		0.0078			
3/11/2008		0.015				0.016 (O)
5/6/2008		0.017				
5/13/2008	0.03		0.0077			
5/14/2008						0.013 (O)
12/4/2008		0.14 (O)	0.0089			
12/5/2008	0.0087					0.021 (O)
4/15/2009	0.023					0.012 (O)
4/21/2009		0.018	0.013			
10/7/2009	0.15 (O)	0.014				
10/8/2009			0.008			0.011 (O)
4/21/2010			0.01			
4/26/2010		0.017				
4/28/2010						0.0081
5/3/2010	0.025					
9/28/2010			0.0036			
10/4/2010		0.011				
10/6/2010						0.0083
10/12/2010	0.029					
4/12/2011			0.0084			
4/13/2011		0.026				
4/21/2011						0.0053
4/27/2011	0.026					
10/4/2011			0.0066			
10/5/2011		0.021				
10/13/2011						0.0071
10/17/2011	0.021					
4/3/2012			0.0625 (O)			
4/11/2012		0.0311				
5/1/2012						0.0067
5/2/2012	0.0212					
10/8/2012	0.019					
10/9/2012		0.018	0.01			0.0055
4/11/2013			0.021			0.0061
4/12/2013	0.022					
4/15/2013		0.056				
10/15/2013		0.018				
10/16/2013	0.02		0.033			0.0062
4/10/2014			0.021			
4/11/2014	0.018					
4/22/2014		0.035				
4/23/2014						0.0047
9/30/2014	0.013	0.0041	0.0062			
10/4/2014						0.0055
3/30/2015	0.021	0.036	0.011			

Time Series

Constituent: Barium (mg/L) Analysis Run 7/8/2024 10:17 AM View: Resample Reports

Plant Bowen Client: Southern Company Data: Bowen 3-4 CCR

	GWA-1 (bg)	GWA-2 (bg)	GWA-2R (bg)	GWA-39RZ (bg)	GWA-39Z (bg)	GWA-3A (bg)
3/31/2015						0.0076
10/12/2015						0.0049
10/13/2015	0.012	0.0048	0.0065			
3/14/2016					0.0234	
3/22/2016	0.0182					
3/23/2016		0.0271	0.0206			0.00742 (J)
5/11/2016					0.00793 (J)	
5/16/2016				0.0113 (D)		
5/19/2016	0.0193		0.0109			
5/20/2016		0.0206				
5/23/2016						0.00532 (J)
7/19/2016					0.0045 (J)	
7/27/2016				0.0114 (D)		
7/29/2016	0.0174	0.0275	0.007 (J)			0.0053 (J)
9/15/2016					0.0057 (J)	
9/22/2016			0.0071 (J)			0.0058 (J)
9/23/2016	0.0168	0.0384				
11/2/2016					0.0043 (J)	
11/9/2016	0.0171	0.0266				
11/10/2016			0.0052 (J)			0.0051 (J)
1/18/2017					<0.01 (*)	
1/30/2017	0.019					
1/31/2017		0.0094 (J)	0.0076 (J)			0.0054 (J)
2/21/2017				0.0178		
3/27/2017				0.0162 (D)		
3/28/2017					0.0188	
3/30/2017	0.0184	0.0262				0.0049 (J)
4/3/2017			0.007 (J)			
6/7/2017					0.0273	
6/8/2017				0.0156 (D)		
6/9/2017	0.0174		0.0074 (J)			
6/12/2017		0.0288				<0.01
7/17/2017				0.016 (D)		
7/27/2017				0.0184		
8/9/2017				0.0162		
9/26/2017					0.0236	
9/29/2017				0.0159 (D)		
10/2/2017	0.0167	0.0048 (J)	0.0085 (J)			
10/4/2017						0.0047 (J)
3/14/2018					0.027	
3/16/2018	0.016		0.015	0.016		
3/19/2018		0.037				0.0047 (J)
9/12/2018					0.022	
9/14/2018		0.0059 (J)	0.0095 (J)	0.015		
9/17/2018	0.015 (D)					0.0041 (J)
3/14/2019				0.018		
3/15/2019					0.019	
3/19/2019			0.024			
3/20/2019	0.019	0.0072 (J)				0.0042 (J)
9/9/2019					0.015	
9/12/2019	0.018	0.0058 (JD)				
9/13/2019			0.012			0.0042 (J)

ND substitution: RL or RL/2 if <15% NDs.

Time Series

Constituent: Barium (mg/L) Analysis Run 7/8/2024 10:17 AM View: Resample Reports

Plant Bowen Client: Southern Company Data: Bowen 3-4 CCR

	GWA-1 (bg)	GWA-2 (bg)	GWA-2R (bg)	GWA-39RZ (bg)	GWA-39Z (bg)	GWA-3A (bg)
3/9/2020				0.017	0.0072 (J)	
3/11/2020	0.016	0.035	0.027			0.0041 (J)
9/10/2020					0.0042 (J)	
9/15/2020	0.019	0.019	0.013			
9/16/2020				0.027		
3/12/2021					0.014	
3/16/2021	0.018		0.013	0.014		
3/17/2021		0.025				
3/29/2021						0.0073
8/4/2021					0.011	
8/6/2021				0.014		
8/9/2021	0.019	0.024	0.029			0.0073
1/31/2022					0.013	
2/1/2022	0.015	0.026	0.024			
2/2/2022				0.013		0.0064
8/10/2022					0.01	
8/16/2022	0.017	0.021	0.027	0.013		0.0067
2/13/2023					0.018	
2/14/2023				0.014		
2/16/2023	0.018	0.029	0.028			
2/17/2023						0.0065
7/25/2023				0.014		
7/26/2023					0.016	
7/27/2023	0.018	0.02	0.024			
8/1/2023						0.0074
2/19/2024				0.015	0.013	
2/22/2024	0.018	0.021				0.0074
2/26/2024			0.021			

Time Series

Constituent: Barium (mg/L) Analysis Run 7/8/2024 10:17 AM View: Resample Reports

Plant Bowen Client: Southern Company Data: Bowen 3-4 CCR

	GWA-40 (bg)	GWA-41 (bg)	GWA-41R (bg)	GWA-42 (bg)	GWA-43 (bg)	GWA-43R (bg)
3/11/2016				0.00639 (J)	0.0116	0.00819 (J)
3/15/2016	0.0101	0.0291	0.0462			
5/11/2016	0.00992 (J)					
5/12/2016		0.0322				
5/13/2016			0.0265		0.0361	0.00756 (J)
5/16/2016				0.00622 (J)		
7/19/2016					0.036	0.0079 (J)
7/20/2016		0.0313				
7/21/2016	0.009 (J)		0.0243			
7/22/2016				0.0062 (J)		
9/15/2016	0.0109	0.0217				
9/16/2016					0.0259	0.0078 (J)
9/19/2016				0.0064 (J)		
9/21/2016			0.0145			
11/2/2016					0.037	0.0082 (J)
11/3/2016	0.0115	0.0272	0.0082 (J)	0.0058 (J)		
1/17/2017	0.0101		0.007 (J)	0.0061 (J)		
1/18/2017		0.0286 (J)			0.0248	0.0085 (J)
3/24/2017	0.0086 (J)	0.0307				
3/27/2017			0.016	0.0063 (J)		
3/28/2017					0.0222	0.0084 (J)
5/24/2017	0.0087 (J)					
6/6/2017		0.0242	0.0301		0.02	0.0078 (J)
6/7/2017				0.0064 (J)		
9/22/2017					0.0179	0.0076 (J)
9/25/2017		0.0252	0.0169			
9/26/2017	0.0075 (J)			0.006 (J)		
3/14/2018	0.0064 (J)	0.021	0.036	0.0065 (J)	0.016	
3/15/2018						0.0092 (J)
9/12/2018	0.0075 (J)	0.025	0.021		0.017	0.008 (J)
9/14/2018				0.0065 (J)		
3/13/2019	0.0076 (J)				0.014	0.0077 (J)
3/14/2019		0.028	0.04	0.0066 (J)		
9/9/2019	0.0078 (J)					
9/10/2019		0.0195 (D)	0.031	0.0068 (J)		
9/11/2019					0.015	0.0079 (J)
3/6/2020		0.022		0.0066 (J)		
3/9/2020	0.0088 (J)		0.031		0.012	0.0069 (J)
9/10/2020		0.024	0.031	0.0059 (J)		
9/11/2020	0.0079 (J)				0.024	
9/14/2020						0.0075 (J)
3/10/2021	0.0083		0.023			
3/11/2021		0.024		0.0061	0.0096	0.0069
8/4/2021	0.008	0.021	0.021	0.0061		
8/5/2021						0.0069
8/6/2021					0.015	
1/31/2022	0.0081	0.022	0.031	0.0063	0.014	0.0076
8/10/2022				0.0063		0.0066
8/11/2022		0.022	0.019		0.016	
8/12/2022	0.0076					
2/13/2023	0.0075	0.029	0.028	0.0061		0.0064
2/14/2023					0.011	

Time Series

Constituent: Barium (mg/L) Analysis Run 7/8/2024 10:17 AM View: Resample Reports

Plant Bowen Client: Southern Company Data: Bowen 3-4 CCR

	GWA-40 (bg)	GWA-41 (bg)	GWA-41R (bg)	GWA-42 (bg)	GWA-43 (bg)	GWA-43R (bg)
7/25/2023		0.018	0.023		0.012	0.0073
7/26/2023	0.0081			0.0064		
2/19/2024	0.0083	0.017	0.027			
2/20/2024				0.007	0.011	0.0074

Time Series

Constituent: Barium (mg/L) Analysis Run 7/8/2024 10:17 AM View: Resample Reports

Plant Bowen Client: Southern Company Data: Bowen 3-4 CCR

	GWA-4RZ (bg)	GWA-50 (bg)	GWA-50R (bg)	GWA-51RZ (bg)	GWA-52 (bg)	GWA-53 (bg)
12/12/2008		0.098 (O)	0.016			
4/23/2009		0.013	0.14 (O)			
10/6/2009		0.011	0.12 (O)			
4/27/2010		0.016				
5/3/2010			0.12 (O)			
9/30/2010		0.013				
10/11/2010			0.019			
4/14/2011		0.011				
4/27/2011			0.02			
10/5/2011		0.015				
10/19/2011			0.014			
4/11/2012		0.0102				
5/1/2012			0.0199			
10/2/2012		0.0091	0.015			
4/9/2013		0.01				
4/10/2013			0.016			
10/15/2013		0.0098				
10/16/2013			0.017			
4/10/2014		0.011				
4/22/2014			0.017			
10/1/2014		0.0033	0.013			
3/30/2015		0.0043	0.014			
5/8/2015				0.0094	0.033	
5/9/2015						0.044
5/17/2015				0.014	0.04	
5/18/2015						0.04
5/25/2015				0.012	0.039	0.036
6/8/2015				0.0094	0.031	0.028
6/17/2015						0.026
6/18/2015				0.0075	0.039	
6/24/2015				0.0056	0.042	0.021
6/30/2015				0.0047	0.033	0.018
7/6/2015				0.0047	0.031	0.018
8/12/2015				0.00383 (J)	<0.02	<0.02
10/11/2015		0.0038	0.0093			
2/29/2016					0.028	
3/2/2016						0.017
3/28/2016		0.0133	0.0155			
5/3/2016						0.016
5/4/2016				0.0207	0.0273	
5/23/2016		0.0109				
5/25/2016			0.0143			
7/7/2016				0.0207		
7/8/2016					0.0284	0.0156
8/1/2016		0.0058 (J)	0.0129			
9/8/2016				0.0278	0.0242	0.0144
9/26/2016		0.0092 (J)	0.0177			
10/26/2016				0.0204	0.021	0.0128
11/10/2016		0.0083 (J)				
11/11/2016			0.0117			
1/6/2017				0.0221	0.0219	
1/9/2017						0.0134

ND substitution: RL or RL/2 if <15% NDs.

Time Series

Constituent: Barium (mg/L) Analysis Run 7/8/2024 10:17 AM View: Resample Reports

Plant Bowen Client: Southern Company Data: Bowen 3-4 CCR

	GWA-4RZ (bg)	GWA-50 (bg)	GWA-50R (bg)	GWA-51RZ (bg)	GWA-52 (bg)	GWA-53 (bg)
1/30/2017		0.0117	0.0113			
2/22/2017	0.0273					
3/15/2017				0.0172	0.0202	
3/16/2017						0.0129
4/3/2017			0.0166			
4/7/2017	0.024	0.0109				
5/17/2017					0.0219	
5/18/2017				0.0181		
5/19/2017						0.0141
6/12/2017		<0.01	0.017			
6/14/2017	0.027 (D)					
7/12/2017	0.027 (D)					
7/19/2017				0.018		
7/20/2017	0.0304 (D)					
7/28/2017	0.0269					
8/9/2017	0.0254					
8/24/2017	0.0285					
9/15/2017					0.0209	
9/19/2017				0.0271		0.0127
10/2/2017		0.0122	0.0157			
10/3/2017	0.0294 (D)					
3/13/2018				0.017	0.02	0.013
3/16/2018		0.0084 (J)	0.012			
3/21/2018	0.03					
9/6/2018					0.024	
9/7/2018				0.022		
9/11/2018						0.013
9/17/2018		0.01				
9/18/2018	0.032		0.0099 (J)			
3/7/2019					0.025	
3/8/2019				0.015		0.012
3/19/2019		0.012	0.013			
3/21/2019	0.04 (D)					
9/4/2019				0.018	0.02	
9/5/2019						0.013
9/12/2019	0.034 (D)		0.011			
9/13/2019		0.0088 (J)				
3/2/2020					0.023	
3/3/2020				0.017		
3/4/2020						0.013
3/11/2020		0.0077 (J)	0.0095 (J)			
3/12/2020	0.053					
9/3/2020					0.017	
9/8/2020						0.012
9/9/2020				0.017		
9/15/2020			0.0089 (J)			
9/16/2020		0.0081 (J)				
9/17/2020	0.036					
2/24/2021					0.025	
2/25/2021				0.018		
2/26/2021						0.013
3/16/2021	0.042					

ND substitution: RL or RL/2 if <15% NDs.

Time Series

Constituent: Barium (mg/L) Analysis Run 7/8/2024 10:17 AM View: Resample Reports

Plant Bowen Client: Southern Company Data: Bowen 3-4 CCR

	GWA-4RZ (bg)	GWA-50 (bg)	GWA-50R (bg)	GWA-51RZ (bg)	GWA-52 (bg)	GWA-53 (bg)
3/17/2021		0.0074	0.012			
7/27/2021					0.026	
7/28/2021				0.019		
7/29/2021						0.013
8/9/2021		0.0071	0.0089			
8/10/2021	0.045					
1/25/2022					0.023	
1/26/2022				0.034		0.013
2/1/2022		0.0065				
2/2/2022			0.009			
2/3/2022	0.063					
8/5/2022					0.019	
8/8/2022						0.011
8/9/2022				0.015		
8/16/2022		0.0072				
8/17/2022	0.034		0.0091			
2/16/2023		0.0067	0.0081			
2/17/2023	0.043					
7/28/2023	0.043	0.0075	0.0079			
2/22/2024		0.0073	0.008			
2/27/2024	0.046					

Time Series

Constituent: Barium (mg/L) Analysis Run 7/8/2024 10:17 AM View: Resample Reports

Plant Bowen Client: Southern Company Data: Bowen 3-4 CCR

	GWA-53R (bg)	GWA-54 (bg)	GWA-55 (bg)	GWA-55R (bg)	GWA-56 (bg)	GWC-23R
9/18/2014						0.042
10/5/2014						0.038
10/22/2014						0.029
11/5/2014						0.031
3/4/2015						0.03
3/20/2015						0.027
4/8/2015						0.032
4/23/2015						0.026
5/8/2015	0.014					
5/9/2015		0.054	0.022	0.042	0.018	
5/17/2015	0.015					
5/18/2015		0.058	0.031	0.063		
5/19/2015					0.02	
5/25/2015	0.014	0.051				
5/26/2015			0.028	0.057	0.02	
6/8/2015	0.014					
6/9/2015		0.034	0.031	0.07	0.02	
6/17/2015		0.032	0.029	0.065	0.019	
6/18/2015	0.013					
6/24/2015	0.014					
6/25/2015		0.032	0.024	0.068	0.019	
6/30/2015	0.014					
7/1/2015		0.029	0.026	0.069	0.018	
7/6/2015	0.013					
7/7/2015		0.029	0.027	0.071	0.019	
7/30/2015						0.029
8/12/2015	0.015 (J)	<0.02	<0.02	<0.02	<0.02	
3/2/2016	0.015	0.0297	0.0276			
3/3/2016				0.0424	0.0259	
3/9/2016						0.0284 (J)
5/3/2016	0.0144		0.0291	0.0477		
5/4/2016		0.0299				
5/6/2016						0.0233
5/9/2016					0.0236	
7/8/2016		0.0294				
7/11/2016	0.0145		0.0225	0.0506	0.0295	
7/15/2016						0.0208
9/7/2016	0.014					
9/8/2016		0.0275				
9/9/2016			0.018	0.0478	0.0259	
9/14/2016						0.0198
10/26/2016		0.0263	0.0177		0.0231	
10/27/2016	0.0142			0.0472		
11/1/2016						0.0207
1/6/2017	0.0139					
1/9/2017		0.0263	0.0183	0.0507	0.0273	
1/25/2017						0.0195
3/15/2017		0.0262			0.0286	
3/16/2017	0.0145		0.0175	0.0497		
3/22/2017						0.0211
5/18/2017		0.0276	0.0203	0.0466	0.0253	
5/19/2017	0.0161					

ND substitution: RL or RL/2 if <15% NDs.

Time Series

Constituent: Barium (mg/L) Analysis Run 7/8/2024 10:17 AM View: Resample Reports

Plant Bowen Client: Southern Company Data: Bowen 3-4 CCR

	GWA-53R (bg)	GWA-54 (bg)	GWA-55 (bg)	GWA-55R (bg)	GWA-56 (bg)	GWC-23R
5/24/2017						0.0217
9/15/2017		0.0281	0.0197		0.0247	
9/18/2017				0.0436		
9/19/2017	0.0153					
9/21/2017						0.0226
3/12/2018			0.023	0.041		
3/13/2018	0.015	0.034			0.031	
3/14/2018						0.024
9/6/2018		0.04				
9/7/2018			0.025	0.039	0.034	
9/11/2018	0.015					0.023
3/7/2019		0.039		0.033	0.042	
3/8/2019			0.027			
3/12/2019	0.016					0.022
9/4/2019					0.033	
9/5/2019	0.014	0.034	0.024	0.032		
9/6/2019						0.021
3/3/2020		0.031	0.023			
3/4/2020	0.015			0.029	0.039	
3/5/2020						0.022
9/4/2020			0.022	0.032	0.033	
9/8/2020	0.013	0.035				
9/9/2020						0.036
2/25/2021		0.034	0.028	0.034	0.032	
2/26/2021	0.015					
3/10/2021						0.026
7/27/2021		0.028				
7/28/2021			0.027	0.03	0.035	
7/29/2021	0.015					
7/30/2021						0.028
1/25/2022		0.031				
1/26/2022	0.014		0.026		0.032	
1/27/2022				0.032		
1/28/2022						0.036
8/5/2022		0.03			0.033	
8/8/2022	0.013		0.026	0.027		
8/11/2022						0.034
2/10/2023						0.038
8/3/2023						0.042
2/16/2024						0.14
4/3/2024						0.018 (R)

Time Series

Constituent: Total Dissolved Solids (mg/l) Analysis Run 7/8/2024 10:17 AM View: Resample Reports

Plant Bowen Client: Southern Company Data: Bowen 3-4 CCR

	GWA-1 (bg)	GWA-2 (bg)	GWA-2R (bg)	GWA-39RZ (bg)	GWA-39Z (bg)	GWA-3A (bg)
3/14/2016					106	
3/22/2016	150					
3/23/2016		259	174			<25
5/11/2016					58	
5/16/2016				114 (D)		
5/19/2016	150		93			
5/20/2016		122				
5/23/2016						<25
7/19/2016					46	
7/27/2016				107 (D)		
7/29/2016	146	156	68			17 (J)
9/15/2016					41	
9/22/2016			91			33
9/23/2016	163	150				
11/2/2016					37	
11/9/2016	147	87				
11/10/2016			96			41
1/18/2017					29	
1/30/2017	127					
1/31/2017		63	206			58
2/21/2017				229 (D)		
3/27/2017				239 (D)		
3/28/2017					40	
3/30/2017	137	112				<25
4/3/2017			118			
6/8/2017				179 (D)		
6/9/2017	164		87			
6/12/2017		216				20 (J)
7/17/2017				180 (D)		
7/27/2017				190 (D)		
8/9/2017				153 (D)		
9/26/2017					107	
9/29/2017				173 (D)		
10/2/2017	137	<25	73			
10/4/2017						<25
3/14/2018					126	
3/16/2018	140		130	150		
3/19/2018		295				<25
9/12/2018					134	
9/14/2018		30	103	165		
9/17/2018	162					32
3/14/2019				154		
3/15/2019					107	
3/19/2019			208			
3/20/2019	175	49				30
9/9/2019					93	
9/10/2019				181		
9/12/2019	174	44				
9/13/2019			113			19
3/9/2020				173	58	
3/11/2020	172	309	170			24
9/10/2020					16	

ND substitution: RL or RL/2 if <15% NDs.

Time Series

Constituent: Total Dissolved Solids (mg/l) Analysis Run 7/8/2024 10:17 AM View: Resample Reports

Plant Bowen Client: Southern Company Data: Bowen 3-4 CCR

	GWA-1 (bg)	GWA-2 (bg)	GWA-2R (bg)	GWA-39RZ (bg)	GWA-39Z (bg)	GWA-3A (bg)
9/15/2020	156	28	89			
9/16/2020				156		
3/12/2021					55	
3/16/2021	155		102	142		
3/17/2021		211				
3/29/2021						76
8/4/2021					60	
8/6/2021				133		
8/9/2021	150	207	127			95
1/31/2022					61	
2/1/2022	143	202	114			
2/2/2022				143		104
8/10/2022					50	
8/16/2022	159	182	123	125		85
2/13/2023					105 (J)	
2/14/2023				149 (J)		
2/16/2023	152 (J)	267 (J)	197 (J)			
2/17/2023						117 (J)
7/25/2023				158		
7/26/2023					57	
7/27/2023	167	177	155			
8/1/2023						113
2/19/2024				177	63	
2/22/2024	148	210				117
2/26/2024			126			

Time Series

Constituent: Total Dissolved Solids (mg/l) Analysis Run 7/8/2024 10:17 AM View: Resample Reports

Plant Bowen Client: Southern Company Data: Bowen 3-4 CCR

	GWA-40 (bg)	GWA-41 (bg)	GWA-41R (bg)	GWA-42 (bg)	GWA-43 (bg)	GWA-43R (bg)
3/11/2016				139	69	144
3/15/2016	107	110	78			
5/11/2016	80					
5/12/2016		49				
5/13/2016			178		88	142
5/16/2016				112		
7/19/2016					56	135
7/20/2016		72				
7/21/2016	76		168			
7/22/2016				136		
9/15/2016		18 (J)				
9/16/2016					31	144
9/19/2016	108			121		
9/21/2016			123			
11/2/2016					48	152
11/3/2016	90	70	157	132		
1/17/2017	128		170	150		
1/18/2017		63			44	125
3/24/2017	91	63				
3/27/2017			158	148		
3/28/2017					<25	109
5/24/2017	152					
6/6/2017		128	212		36	154
6/7/2017				181		
9/22/2017					41	157
9/25/2017		109	145			
9/26/2017	103			113		
3/14/2018	123	192	210	134	<25	
3/15/2018						117
9/12/2018	105	82	159		<25	151
9/14/2018				139		
3/13/2019	130				31	152
3/14/2019		119	157	157		
9/9/2019	108					
9/10/2019		36	113	105		
9/11/2019					21	151
3/6/2020		137		143		
3/9/2020	131		249		51	174
9/10/2020		35	111	120		
9/11/2020	102				31	
9/14/2020						146
3/10/2021	60		148			
3/11/2021		101		109	14	98
8/4/2021	66	77	176	141		
8/5/2021						126
8/6/2021					33	
1/31/2022	81	63	184	132	25	128
8/10/2022				134		145
8/11/2022		73	170		28	
8/12/2022	91					
2/13/2023	259 (J)	111 (J)	163 (J)	226		126
2/14/2023					60.9	

ND substitution: RL or RL/2 if <15% NDs.

Time Series

Constituent: Total Dissolved Solids (mg/l) Analysis Run 7/8/2024 10:17 AM View: Resample Reports

Plant Bowen Client: Southern Company Data: Bowen 3-4 CCR

	GWA-40 (bg)	GWA-41 (bg)	GWA-41R (bg)	GWA-42 (bg)	GWA-43 (bg)	GWA-43R (bg)
7/25/2023		43	162		<25	167
7/26/2023	70			134		
2/19/2024	108	130	199			
2/20/2024				146	<25	136

ND substitution: RL or RL/2 if <15% NDs.

Time Series

Constituent: Total Dissolved Solids (mg/l) Analysis Run 7/8/2024 10:17 AM View: Resample Reports

Plant Bowen Client: Southern Company Data: Bowen 3-4 CCR

	GWA-4RZ (bg)	GWA-50 (bg)	GWA-50R (bg)	GWA-51RZ (bg)	GWA-52 (bg)	GWA-53 (bg)
2/29/2016					134	
3/2/2016						130
3/28/2016		<25	46			
5/3/2016						99
5/4/2016				175	113	
5/23/2016		32				
5/25/2016			57			
7/7/2016				204		
7/8/2016					152	132
8/1/2016		<25	<25			
9/8/2016				141	124	108
9/26/2016		45	60			
10/26/2016				153	134	113
11/10/2016		38				
11/11/2016			13 (J)			
1/6/2017				329		
1/9/2017						146
1/30/2017		<25	<25			
2/22/2017	329 (D)					
3/15/2017				197	139	
3/16/2017						132
4/3/2017			100			
4/7/2017	295 (D)	18 (J)				
5/17/2017					156	
5/18/2017				250		
5/19/2017						114
6/12/2017		15 (J)	51			
6/14/2017	237 (D)					
7/12/2017	400 (D)					
7/19/2017				195		
7/20/2017	203 (D)					
7/28/2017	262 (D)					
8/9/2017	195 (D)					
8/24/2017	236 (D)					
9/15/2017					141	
9/19/2017				255		154
10/2/2017		17 (J)	32			
10/3/2017	224 (D)					
3/13/2018				233	150	138
3/16/2018		<25	<25			
3/21/2018	237					
9/6/2018					160	
9/7/2018				232		
9/11/2018						140
9/17/2018		38				
9/18/2018	227		15 (J)			
3/7/2019					159	
3/8/2019				244		143
3/19/2019		34	48			
3/21/2019	367 (D)					
9/4/2019				207	135	
9/5/2019						148

ND substitution: RL or RL/2 if <15% NDs.

Time Series

Constituent: Total Dissolved Solids (mg/l) Analysis Run 7/8/2024 10:17 AM View: Resample Reports

Plant Bowen Client: Southern Company Data: Bowen 3-4 CCR

	GWA-4RZ (bg)	GWA-50 (bg)	GWA-50R (bg)	GWA-51RZ (bg)	GWA-52 (bg)	GWA-53 (bg)
9/12/2019	200 (D)		46			
9/13/2019		19				
3/2/2020					142	
3/3/2020				211		
3/4/2020						146
3/11/2020		17	24			
3/12/2020	247					
9/3/2020					132	
9/8/2020						138
9/9/2020				205		
9/15/2020			12			
9/16/2020		20				
9/17/2020	223					
2/24/2021					144	
2/25/2021				217		
2/26/2021						128
3/16/2021	196					
3/17/2021		<25	31			
7/27/2021					170	
7/28/2021				199		
7/29/2021						121
8/9/2021		14	<25			
8/10/2021	238					
1/25/2022					136	
1/26/2022				190		131
2/1/2022		21				
2/2/2022			15			
2/3/2022	243					
8/5/2022					123	
8/8/2022						137 (J)
8/9/2022				208		
8/16/2022		<25				
8/17/2022	226		18 (J)			
2/16/2023		<25	<25			
2/17/2023	252 (J)					
7/28/2023	243	<25	<25			
2/22/2024		<25	<25			
2/27/2024	268					

ND substitution: RL or RL/2 if <15% NDs.

Time Series

Constituent: Total Dissolved Solids (mg/l) Analysis Run 7/8/2024 10:17 AM View: Resample Reports

Plant Bowen Client: Southern Company Data: Bowen 3-4 CCR

	GWA-53R (bg)	GWA-54 (bg)	GWA-55 (bg)	GWA-55R (bg)	GWA-56 (bg)	GWC-16R
3/2/2016	134	125	185			
3/3/2016				181	403	306
5/3/2016	76		182	123		
5/4/2016		77				
5/9/2016					182	
5/10/2016						275
7/8/2016		139				
7/11/2016	142		195	149	262	
7/13/2016						234
9/7/2016	143					
9/8/2016		110				
9/9/2016			140	133	272	
9/15/2016						259
10/26/2016		115	148		276	
10/27/2016	114			168		
11/2/2016						260
1/9/2017		121	171	166	317	
1/11/2017						306
3/15/2017		132			355	
3/16/2017	146		176	189		
3/20/2017						304
5/18/2017		174	184	192	382	
5/19/2017	129					
5/23/2017						297
9/15/2017		124	194		362	
9/18/2017				184		
9/19/2017	165					
9/21/2017						307
3/12/2018			212	207		
3/13/2018	132	133			349	
3/14/2018						312
9/6/2018		135				
9/7/2018			240	202	377	298
9/11/2018	142					
3/7/2019		111		212	410	
3/8/2019			248			
3/11/2019						344
3/12/2019	150 (J)					
9/4/2019					326	
9/5/2019	142	132	229	183		
9/9/2019						275
3/3/2020		91	210			
3/4/2020	157			207	325	326
9/4/2020			226	180	267	
9/8/2020	124	116				
9/9/2020						297
2/25/2021		124	217	194	284	
2/26/2021	98					
3/9/2021						335
7/27/2021		116				
7/28/2021			232	206	291	
7/29/2021	134					

Time Series

Constituent: Total Dissolved Solids (mg/l) Analysis Run 7/8/2024 10:17 AM View: Resample Reports

Plant Bowen Client: Southern Company Data: Bowen 3-4 CCR

	GWA-53R (bg)	GWA-54 (bg)	GWA-55 (bg)	GWA-55R (bg)	GWA-56 (bg)	GWC-16R
7/30/2021						294
1/25/2022		113				
1/26/2022	144		244		278	
1/27/2022				207		
1/28/2022						317
8/5/2022		106			271	
8/8/2022	136 (J)		240 (J)	209 (J)		
8/11/2022						306
2/10/2023						369
8/4/2023						306
2/15/2024						401
6/26/2024						313 (R)

FIGURE O.

Appendix I Intrawell Prediction Limit - April 2024 Resample - All Results (No Significant)

Plant Bowen Data: Bowen 3-4 CCR Printed 5/17/2024, 2:50 PM

Constituent	Well	Upper Lim.	Lower Lim.	Date	Observ.	Sig.	Bg N	Bg Mean	Std. Dev.	%NDs	ND Adj.	Transform	Alpha	Method
Barium (mg/L)	GWC-23R	0.04462	n/a	4/3/2024	0.018	No	30	0.0278	0.006798	0	None	No	0.0002195	Param Intra 1 of 2

Sanitas™ v.10.0.16e Software licensed to . UG

Within Limit

Prediction Limit

Intrawell Parametric

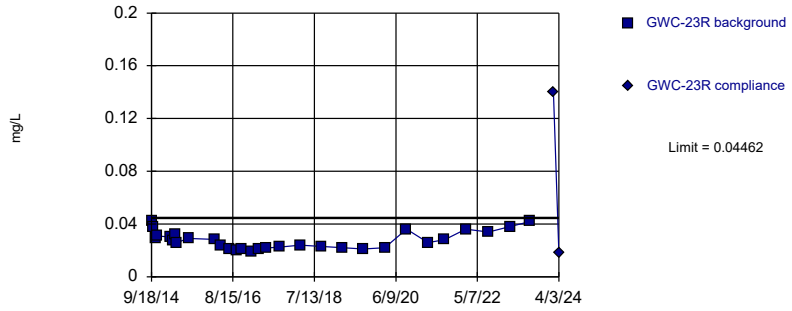

Background Data Summary: Mean=0.0278, Std. Dev.=0.006798, n=30. Normality test: Shapiro Wilk @alpha = 0.01, calculated = 0.9044, critical = 0.9. Kappa = 2.475 (c=16, w=15, 1 of 2, event alpha = 0.05132). Report alpha = 0.0002195.

Constituent: Barium Analysis Run 5/17/2024 2:49 PM View: Appendix I Intrawell - Resample

Plant Bowen Data: Bowen 3-4 CCR

Prediction Limit

Constituent: Barium (mg/L) Analysis Run 5/17/2024 2:50 PM View: Appendix I Intrawell - Resample

Plant Bowen Data: Bowen 3-4 CCR

	GWC-23R	GWC-23R
9/18/2014	0.042	
10/5/2014	0.038	
10/22/2014	0.029	
11/5/2014	0.031	
3/4/2015	0.03	
3/20/2015	0.027	
4/8/2015	0.032	
4/23/2015	0.026	
7/30/2015	0.029	
3/9/2016	0.0284 (J)	
5/6/2016	0.0233	
7/15/2016	0.0208	
9/14/2016	0.0198	
11/1/2016	0.0207	
1/25/2017	0.0195	
3/22/2017	0.0211	
5/24/2017	0.0217	
9/21/2017	0.0226	
3/14/2018	0.024	
9/11/2018	0.023	
3/12/2019	0.022	
9/6/2019	0.021	
3/5/2020	0.022	
9/9/2020	0.036	
3/10/2021	0.026	
7/30/2021	0.028	
1/28/2022	0.036	
8/11/2022	0.034	
2/10/2023	0.038	
8/3/2023	0.042	
2/16/2024		0.14
4/3/2024		0.018 (R)

FIGURE P.

Appendix III Intrawell Prediction Limit - June 2024 Resample - All Results (No Significant)

Plant Bowen Client: Southern Company Data: Bowen 3-4 CCR Printed 7/8/2024, 11:58 AM

Constituent	Well	Upper Lim.	Lower Lim.	Date	Observ.	Sig.	Bg N	Bg Mean	Std. Dev.	%NDs	ND Adj.	Transform	Alpha	Method
Total Dissolved Solids (mg/l)	GWC-16R	373.2	n/a	6/26/2024	313	No	21	301.3	30.12	0	None	No	0.0005016	Param Intra 1 of 2

Sanitas™ v.10.0.19c Software licensed to Groundwater Stats Consulting. UG

Within Limit

Prediction Limit

Intrawell Parametric

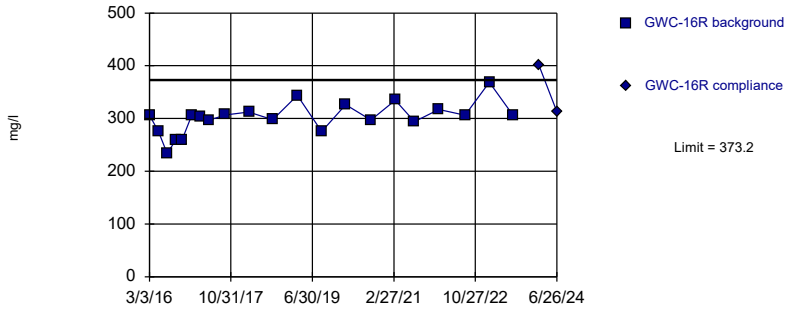

Background Data Summary: Mean=301.3, Std. Dev.=30.12, n=21. Normality test: Shapiro Wilk @alpha = 0.01, calculated = 0.9599, critical = 0.873. Kappa = 2.386 (c=7, w=15, 1 of 2, event alpha = 0.05132). Report alpha = 0.0005016.

Constituent: Total Dissolved Solids Analysis Run 7/8/2024 11:57 AM View: Appendix III Intrawell - Resam

Plant Bowen Client: Southern Company Data: Bowen 3-4 CCR

Prediction Limit

Constituent: Total Dissolved Solids (mg/l) Analysis Run 7/8/2024 11:58 AM View: Appendix III Intrawell - Resample

Plant Bowen Client: Southern Company Data: Bowen 3-4 CCR

	GWC-16R	GWC-16R
3/3/2016	306	
5/10/2016	275	
7/13/2016	234	
9/15/2016	259	
11/2/2016	260	
1/11/2017	306	
3/20/2017	304	
5/23/2017	297	
9/21/2017	307	
3/14/2018	312	
9/7/2018	298	
3/11/2019	344	
9/9/2019	275	
3/4/2020	326	
9/9/2020	297	
3/9/2021	335	
7/30/2021	294	
1/28/2022	317	
8/11/2022	306	
2/10/2023	369	
8/4/2023	306	
2/15/2024		401
6/26/2024		313 (R)

APPENDIX F
ALTERNATE SOURCE DEMONSTRATION

ALTERNATE SOURCE DEMONSTRATION FOR MERCURY AT GWC-48, FEBRUARY 2024 SEMI-ANNUAL EVENT

Plant Bowen
Cells 1 through 10
Solid Waste Disposal Facility
Permit No. 008-018D (CCR)

November 22, 2024

Prepared for:

Georgia Power

Prepared by:
Stantec Consulting Services Inc.
10745 Westside Way, Suite 250
Alpharetta, Georgia 30009-7640

CERTIFICATION STATEMENT

This Alternate Source Demonstration was completed in accordance with Georgia Environmental Protection Division's Solid Waste Rules (Chapter 391-3-4-.10) by a qualified groundwater scientist with Stantec Consulting Services, Inc. References to the appropriate Georgia Solid Waste Management 391-3-4 Rules are incorporated throughout this document.

Jennifer L. Kolbe

Jennifer Kolbe, Ph.D., P.E.
Registered Professional Engineer
Professional Engineer No. PE034643

11/20/24
Date



PROFESSIONAL GROUNDWATER SCIENTIST CERTIFICATION

I certify that I am a qualified groundwater scientist as demonstrated by Georgia state registered professional geologist certification. I have sufficient training and experience in groundwater hydrology and related fields to make sound professional judgments regarding groundwater monitoring and contaminant fate and transport. I further certify that this Alternate Source Demonstration was completed in accordance with Georgia Environmental Protection Division's Solid Waste Rules (Chapter 391-3-4-.10)

Katie Ross

Katie Ross, P.G.
Registered Professional Geologist
Georgia Registration No. 001776

11/20/24
Date



Table of Contents

ACRONYMS / ABBREVIATIONS..... III

1 INTRODUCTION 1.1

1.1 Purpose..... 1.1
1.2 Site Description and Background..... 1.1
1.3 Groundwater Monitoring and Statistically Significant Increase..... 1.2
1.4 Groundwater Geochemistry..... 1.2

2 ALTERNATE SOURCE DEMONSTRATION 2.3

3 CONCLUSIONS 3.1

4 REFERENCES.....4.1

LIST OF TABLES

Table 1 Summary of Geochemical Data - February 2024

LIST OF FIGURES

Figure 1 Site Location Map

Figure 2 Groundwater Monitoring System

Figure 3 Mercury Time Series

Figure 4 pH Time Series

Figure 5 Barium Time Series

LIST OF APPENDICES

Appendix A Laboratory Analytical Reports

Acronyms / Abbreviations

ASD	Alternate Source Demonstration
CCR	Coal Combustion Residual
CCR Rule	Title 40 Code of Federal Regulations 257 Subpart D
CFR	Code of Federal Regulations
GA EPD	Georgia Environmental Protection Division
GSC	Groundwater Stats Consulting, LLC
GWPS	Groundwater Protection Standard
Georgia Power	Georgia Power Company
MCL	Maximum Contaminant Level
mg/L	milligrams per liter
PQL	Practical Quantitative Limit
SSI	Statistically Significant Increase
SU	Standard Units
Stantec	Stantec Consulting Services Inc.
µg/L	micrograms per liter
UPL	Upper Prediction Limit
USEPA	United States Environmental Protection Agency

1 Introduction

1.1 Purpose

This document presents an Alternate Source Demonstration (ASD) for the statistically significant increase (SSI) of mercury detected in compliance well GWC-48 at Cells 9 & 10 of Georgia Power Company's (Georgia Power) Plant Bowen Landfill Cells 1 through 10 (Landfill or Site). The mercury SSI was identified based on statistical evaluation of the groundwater quality data set reported in the *2024 Semi-Annual Groundwater Monitoring & Corrective Action Report*, Georgia Power Company Plant Bowen Cells 1 & 2, 3 & 4, 5 & 6, 7 & 8 and 9 & 10, dated August 30, 2024 (Stantec, 2024). During the 2024 semi-annual reporting period, one groundwater sampling event was conducted in February.

This ASD has been prepared pursuant to Title 40 Code of Federal Regulations (CFR) 257.94(e)(2) as adopted in Rule 391-3-4.10(6) of the Georgia Environmental Protection Division's Solid Waste Rules (Chapter 391-3-4-.10), which states that "the owner or operator may demonstrate that a source other than the unit caused the contamination or that the SSI resulted from error in sampling, analysis, statistical evaluation, or natural variation in groundwater quality". This language is consistent with the requirements of the United States Environmental Protection Agency (USEPA) Coal Combustion Residual (CCR) Rule (CCR Rule) [Title 40 CFR 257 Subpart D] stipulated in 40 CFR 257.94(e)(2), which has been incorporated by reference into the Georgia Environmental Protection Division (GA EPD) Rules for Solid Waste Management Rule 391-3-4-.10(23)(c) of the Georgia Administrative Code. Plant Bowen is operated in accordance with GA EPD Solid Waste Permit No. 008-018D (CCR).

This ASD has been updated from the ASD submitted May 1, 2023, to include additional evidence and sampling results supporting the conclusions that the SSIs identified in GWC-48 are not related to releases from the Landfill. Various lines of evidence supporting this conclusion include:

- The August 2024 sampling of GWC-48 for mercury showed a decrease in mercury concentration to a value of 0.00046 milligrams per liter (mg/L), which is below the UPL (0.0005 mg/L) and still substantially below the maximum contaminant level (MCL) of 0.002 mg/L.
- Lack of CCR indicator parameter boron at GWC-48.
- Effects from localized hydrology including ponding and recharge after precipitation events altering geochemistry.

1.2 Site Description and Background

The Plant Bowen Landfill is a Georgia Power-owned property located in Bartow County off State Highway 113, approximately seven miles west-southwest of Cartersville, Georgia, and 20 miles southeast of Rome, Georgia (Figure 1). The disposal facility is approximately 300 acres located on a previously undeveloped, contiguous portion of the plant property. The Landfill is located on the northeast portion of the Plant Bowen property. The disposal facility receives coal combustion by-products, coal ash, and gypsum from coal power generating processes at Plant Bowen.

The landfill cells are lined in accordance with Solid Waste Permit No. 008-018D (CCR). Cells 3 & 4 and 9 & 10 have a leachate collection system. Gypsum placement in disposal Cells 1 & 2 began in November 2008, whereas ash placement in disposal Cells 3 & 4 began in February 2015. Waste placement operations were initiated in Cells 9 & 10 in November 2015. In 2020, GA EPD approved the placement of waste following a retrofit of Cells 9 & 10 with a leachate collection system. Cells 9 & 10 are used to store bottom ash. Monitoring well installation for the Cells 5–8 was completed in May 2023 and will be followed by eight background groundwater sampling events prior to placement of waste, per the site permit.

1.3 Groundwater Monitoring and Statistically Significant Increase

Groundwater monitoring began in 2007 in accordance with previous Georgia Solid Waste Permit No. 008-018D (LI), prior to disposal activities, and continues to date under the current CCR Permit No. 008-018D (CCR). Groundwater monitoring and reporting activities, conducted in accordance with § 257.90 through § 257.94 of the federal CCR Rule, were initiated in 2016. Pursuant to § 257.94(b), the eight baseline sampling events were conducted from February 2016 to August 2017 at Cells 1 & 2, 3 & 4, and 9 & 10, with the initial detection monitoring event occurring in September–October 2017. The semi-annual detection monitoring event occurred in February 2024. Locations of wells in the groundwater monitoring system are shown in Figure 2.

The detection monitoring groundwater results are evaluated using a defined statistical method to determine whether there were SSIs above the natural, or background, concentrations for each constituent in downgradient wells, pursuant to 40 CFR § 257.93(f). Statistical analysis of the February 2024 detection monitoring groundwater data identified an SSI of mercury in GWC-48. Details of the analysis and supporting data are presented in the *2024 Semi-Annual Groundwater Monitoring & Corrective Action Report*.

1.4 Groundwater Geochemistry

Previous ASD reports demonstrated natural occurrence of metals such as barium, nickel, and zinc, and natural variability in groundwater that resulted in statistical exceedances. Some of these constituents return to below prediction limits. Metal concentrations are variable across the site and relatively low compared to their respective MCLs. No relationships between upgradient and downgradient groundwater metal concentrations are discernable, particularly at Cells 9 & 10, due to mineralization and variation in lithology (dolostone versus limestone).

The groundwater quality in terms of the major ionic concentrations from February 2024 at the entire Site is presented in Table 1: Summary of Geochemical Data. This table was previously presented in the previous ASD reports (Wood, 2018 and 2021) and has been updated with February 2024 data. The geochemical characteristics of the Site groundwater are summarized as follows:

- The water type for wells shows the natural variation across the Site. The majority of wells reflect a calcium-bicarbonate type groundwater across the Site. Several wells reflect a sodium bicarbonate, calcium sulfate, calcium chloride, or sodium chloride water type that has been documented in past geochemical summaries.
- Concentrations of major ions are present in relatively low concentrations and are comparable to regional groundwater quality reflective of limestone/dolomite aquifers (Kesler, 1950),

demonstrating ion fluctuations are associated with natural variability in groundwater flow and not associated with a release from the landfill cell.

2 Alternate Source Demonstration

In accordance with Rule § 391-3-4-.10 and 40 CFR § 257.90(e), the following discussion provides a demonstration that the SSI reported for mercury at well GWC-48 is not associated with a release from the Site and was caused by naturally occurring geochemical conditions that appear to be isolated to the vicinity of GWC-48. A previous ASD was prepared for this SSI and applicable information is summarized in this demonstration.

Decrease in Concentration Below the Upper Prediction Limit (UPL)

As part of the statistical analysis of the February 2024 data, GSC calculated a UPLs using historical background data. Due to the frequency of non-detect results for mercury (97%), non-parametric methods were used to establish the UPL. Non-parametric UPLs were represented by the highest detected value reporting limit in the background data sets.

The August 2024 sampling of GWC-48 for mercury showed a decrease in mercury concentration to a value of 0.00046 mg/L, which is below the UPL (0.0005 mg/L) and still substantially below the MCL of 0.002 mg/L, indicating natural variability (Figure 3). Groundwater data laboratory reports for the August 2024 monitoring event are presented in Appendix A.

Lack of Indicator Parameter Boron

Typical CCR Appendix III indicator parameter boron is historically not detected or detected in very low concentrations in GWC-48. Boron has not been detected above the laboratory reporting limit at GWC-48 in sampling data between 2016 to 2024. In general, the reporting limit has been 0.04 mg/L.

Boron is a conservative groundwater constituent that is often used to evaluate CCR-related influence. The lack of elevated boron concentration indicates that there is not a CCR-related impact to groundwater downgradient of Cells 9&10.

Localized Hydrology

Within the Knox Dolomite, mercury and other metals (e.g., barium) may be elevated due to mineralization, while barite has been identified as an economic resource in Bartow County (McConnel and Abrams, 1984; Baird and Dennen, 1985). Mercury can be associated with barite, which is easily dissolved under most geochemical conditions.

Water has been observed to pond in the vicinity of monitoring well GWC-48 after precipitation events as activities associated with construction near Cells 5–8, such as road improvements have altered the site topography. Changes in surface water hydrology and infiltration of this surface water could have an influence on geochemistry local to GWC-48 due to groundwater recharge. An evaluation of pH (Figure 4) shows a recent decrease in pH beginning around 2021, followed by a more recent increase in pH beginning in 2024. This trend is interpreted as the result of infiltrating surface water recharge that temporarily decreased the groundwater pH prior to a return to pH values consistent with historical trends.

During this temporary decrease in pH, dissolution of mercury and barium associated with mineralization of Knox Dolomite occurred (Figure 5). Following the August 2024 sampling event, improvements to drainage and water ponding in the vicinity of GWC-48 were initiated, thereby limiting future infiltration recharge in the vicinity of GWC-48.

Summary

Groundwater at the site is variable with water-types ranging from calcium-bicarbonate to sodium-chloride, to calcium-sulfate. Sulfate and chloride concentrations are low across the site and are consistent with expected concentrations from regional water supply wells. Groundwater metal concentrations at GWC-48 are consistent with concentrations historically detected in both up- and downgradient monitoring wells. Based on recent sampling with mercury results below the UPL, boron remaining non-detect, minimal Appendix III indicator parameter detections and geochemical parameters consistent with regional groundwater quality, data indicate that a release from Cells 9 & 10 has not occurred, and the mercury concentrations detected in GWC-48 are due to natural variability. Additionally, Georgia Power has begun the process of making site drainage improvements that are likely contributing to variability in groundwater quality.

3 Conclusions

The mercury concentration reported for well GWC-48 was identified as a potential SSI during the semi-annual 2024 groundwater detection monitoring event conducted in February 2024. The lines of evidence summarized in the preceding sections support the ASD findings that mercury concentrations in GWC-48 are not an SSI and are instead due to natural variation. The ASD conclusions are supported by the following information:

- The August 2024 sampling event showed a subsequent decrease in mercury concentration at GWC-48 to values below the UPL (former PQL). Consistent mercury detections in groundwater are unique to GWC-48 and remain below the MCL.
- Parameters that would indicate a CCR landfill source (e.g. boron) are non-detect or within regional background concentration ranges. Boron is mostly non-detect, with estimated concentrations below 0.0040 mg/L.
- The concentrations of other metals (e.g., Ba) detected in GWC-48 are similar to those in groundwater at various background and downgradient monitoring wells around Cells 9 & 10.
- Concentrations of mercury in groundwater appear to be controlled by one or more of the following: natural pH ranges, physical disturbance of subsurface, and/or infiltration of surface water.

Based on the information presented in this ASD, groundwater monitoring at Plant Bowen Landfill Cells 1 & 2, 3 & 4, 9 & 10 will continue in the detection monitoring phase.

4 References

Baird, R.A. and Dennen, W.H. 1985. A Geochemical Survey of the Top of the Knox Dolomite; Implication for Brine Movement and Mineralization in Central Kentucky. Economic Geology 80(3), pages 688-695. 1985

Kesler, Thomas L. 1950, Geology and Mineral Deposits of the Cartersville District Georgia. U.S. Geological Survey Professional Paper 224. 1950

McConnel, K.I. and Abrams, C.E. 1984. Geology of the Greater Atlanta Region. Georgia Geological Survey Bulletin 96. 1984

United States Environmental Protection Agency (US EPA), 2009. Unified Guidance, Statistical Analysis of Groundwater Monitoring Data at RCRA Facilities. USEPA 350/R-09/007 Office of Solid Waste Management Division, U.S. Environmental Protection Agency, Washington, D. C. March 2009.

United States Geologic Survey 1963, Geology and Ground-Water Resources of Bartow County Georgia, Geologic Survey Water-Supply 1619-FF, 1963.

Stantec Consulting Services Inc. (Stantec), 2022. Semi-Annual Groundwater Monitoring & Corrective Action Report, Plant Bowen Landfill Cells 1 & 2, 3 & 4, and 9 & 10. August 31, 2022.

Stantec Consulting Services Inc. (Stantec), 2024. Semi-Annual Groundwater Monitoring & Corrective Action Report, Plant Bowen Landfill Cells 1 & 2, 3 & 4, and 9 & 10. August 30, 2024.

Wood Environment & Infrastructure Solutions, Inc., 2018. Plant Bowen Landfill Cells 1 & 2, 3 & 4, and 9 & 10 Alternate Source Demonstration Cells 1 & 2, 3 & 4, and 9 & 10 (Barium, Zinc, pH, Calcium, Chloride, Sulfate, and TDS various wells), April 19, 2018.

TABLE

Table 1
SUMMARY OF GEOCHEMICAL DATA - FEBRUARY 2024
Plant Bowen
Landfill Cells 1 & 2, 3 & 4, 5, 6, 7, 8, and 9 & 10
Bartow County, Georgia

Landfill Cell	Well	Alkalinity Bicarbonate as CaCO3	Calcium	Chloride	Magnesium	pH	Potassium	Sodium	Sulfate	Total Dissolved Solids	Major Cation	Major Anion	Major Charge Balance Percent
Cells 1,2,9, & 10	GWA-1	163	31.8	1.1	15.5	6.97	1.1	4.7	1	148	Calcium	Bicarbonate	-3.51%
Cells 1,2,9, & 10	GWA-2	89.4	45.6	1.3	14.2	6.03	0.88	1.8	82	210	Calcium	Sulfate	-0.07%
Cells 1,2,9, & 10	GWA-2R	83	30.6	2.0	7.9	6.85	0.5	1.7	20.9	126	Calcium	Bicarbonate	2.45%
Cells 1,2,9, & 10	GWA-39RZ	148	35	1.4	17.5	7.70	1.1	1.3	4.0	177	Calcium	Bicarbonate	2.82%
Cells 1,2,9, & 10	GWA-39Z	53	10.8	1.0	5.7	6.34	1.2	2.4	1.1	63	Calcium	Bicarbonate	1.34%
Cells 1,2,9, & 10	GWA-3A	101.0	23	7.1	11.6	7.89	1.3	4.4	1.9	117	Calcium	Bicarbonate	1.32%
Cells 1,2,9, & 10	GWA-40	104	22	0.8	12	6.75	0.95	1.4	1.2	108	Calcium	Bicarbonate	0.88%
Cells 1,2,9, & 10	GWA-41	116	24.9	1.2	13.2	6.17	0.77	0.9	4.2	130	Calcium	Bicarbonate	-1.41%
Cells 1,2,9, & 10	GWA-41R	193	44.9	1.3	22.1	6.79	2.1	0.8	9.6	199	Calcium	Bicarbonate	0.40%
Cells 1,2,9, & 10	GWA-42	156	39.4	2.4	15.7	7.39	0.37	2.00	1.2	146	Calcium	Bicarbonate	2.05%
Cells 1,2,9, & 10	GWA-43	6	2	1.2	0.4	5.31	0.35	1.4	<1	<25	Calcium	Bicarbonate	11.80%
Cells 1,2,9, & 10	GWA-43R	145	31.4	2.0	17	7.82	0.71	1.5	2.8	136	Calcium	Bicarbonate	0.40%
Cells 1,2,9, & 10	GWA-4RZ	271	63.1	3.2	25.9	7.11	0.77	5.0	23	268	Calcium	Bicarbonate	-4.28%
Cells 1,2,9, & 10	GWA-50	5.1	1.7	0.9	0.36	5.60	0.35	1.7	<1	<25	Calcium	Bicarbonate	18.54%
Cells 1,2,9, & 10	GWA-50R	<5	0.78	0.6	0.34	5.09	0.30	1.0	<1	<25	Calcium	Chloride	25.06%
Cells 1,2,9, & 10	GWC-10	106	23.3	1.7	12.3	6.54	0.39	1.5	0.7	103	Calcium	Bicarbonate	1.35%
Cells 1,2,9, & 10	GWC-10R	166	44.4	2.1	8.9	7.40	0.67	2.3	0.8	157	Calcium	Bicarbonate	-5.23%
Cells 1,2,9, & 10	GWC-11	94	20.2	1.0	10.7	6.87	0.93	2.0	1.8	102	Calcium	Bicarbonate	1.28%
Cells 1,2,9, & 10	GWC-11R	172	33.7	1.3	18.4	7.52	0.99	0.97	1.3	158	Calcium	Bicarbonate	-3.67%
Cells 1,2,9, & 10	GWC-12	56	8.4	0.7	4.5	5.38	1	2.4	<1	67	Calcium	Bicarbonate	-11.11%
Cells 1,2,9, & 10	GWC-13	109	33.2	3.0	12.4	6.90	2	2.1	20.2	143	Calcium	Bicarbonate	2.34%
Cells 1,2,9, & 10	GWC-13RZ	181	43.6	5.3	19.1	7.35	1.1	22.5	58.7	248	Calcium	Bicarbonate	-2.52%
Cells 1,2,9, & 10	GWC-14Z	48	13.0	3.7	5.8	5.60	1.1	2.7	6.8	79	Calcium	Bicarbonate	2.57%
Cells 1,2,9, & 10	GWC-15R	160	34.0	0.8	17	7.30	0.84	1.0	5	149	Calcium	Bicarbonate	-2.66%
Cells 1,2,9, & 10	GWC-15Z	129	25.6	<1	13.9	7.86	0.93	2.8	<1	121	Calcium	Sulfate	-0.01%
Cells 1,2,9, & 10	GWC-44	<5	7.6	4.8	1.5	3.87	1.1	2.4	19	48	Calcium	Sulfate	16.06%
Cells 1,2,9, & 10	GWC-45	<5	1.0	0.8	0.63	3.95	0.3	1.8	<1	<25	Sodium	Chloride	80.70%
Cells 1,2,9, & 10	GWC-45R	186	41.5	3.2	22.0	6.46	0.81	2.0	3.7	181	Calcium	Bicarbonate	0.95%
Cells 1,2,9, & 10	GWC-46R	211	39.6	4.2	21.4	7.11	2.1	11.7	4	215	Calcium	Bicarbonate	-1.53%
Cells 1,2,9, & 10	GWC-47	99	22.1	1.9	11.7	6.91	0.7	2.8	5.9	105	Calcium	Bicarbonate	1.04%
Cells 1,2,9, & 10	GWC-47R	98	28.7	1.5	6.6	7.32	1.7	3.8	6.8	114	Calcium	Bicarbonate	0.87%
Cells 1,2,9, & 10	GWC-48	6	4.2	7.1	2.4	4.71	0.4	3.6	8.5	52	Calcium	Chloride	9.02%
Cells 1,2,9, & 10	GWC-49R	139	26.4	1.0	13.6	7.82	0.74	2.0	1.8	126	Calcium	Bicarbonate	-5.78%
Cells 1,2,9, & 10	GWC-49Z	<5	0.7	0.97	0.33	5.11	0.49	2.4	0.6	<25	Sodium	Chloride	36.09%
Cells 1,2,9, & 10	GWC-5	12	4	0.63	0.27	5.29	1.5	1.5	1.0	38	Calcium	Bicarbonate	8.59%
Cells 1,2,9, & 10	GWC-6	70	15.50	1.1	7.70	7.16	1.10	1.1	1.7	78	Calcium	Bicarbonate	0.53%
Cells 1,2,9, & 10	GWC-6RZ	46	10	1.4	5.2	6.50	0.82	1.6	1.5	48	Calcium	Bicarbonate	1.28%
Cells 1,2,9, & 10	GWC-7Z	120	25.9	0.74	13.50	7.63	1.0	1.9	0.98	114	Calcium	Bicarbonate	1.32%
Cells 1,2,9, & 10	GWC-8RR	103	24.20	0.71	11.00	7.48	1.30	0.9	0.66	101	Calcium	Bicarbonate	2.07%
Cells 1,2,9, & 10	GWC-8Z	81	20.0	1.4	6.8	6.35	1.7	1.9	0.63	92	Calcium	Bicarbonate	0.17%
Cells 1,2,9, & 10	GWC-9	<5	2.6	1.9	1.3	3.88	0.85	1.2	3.1	26	Calcium	Bicarbonate	57.87%
Cells 3 & 4	GWC-16R	306	72.1	1.3	23.6	6.95	4.0	19	7.6	401	Calcium	Bicarbonate	0.96%

Table 1
SUMMARY OF GEOCHEMICAL DATA - FEBRUARY 2024
Plant Bowen
Landfill Cells 1 & 2, 3 & 4, 5, 6, 7, 8, and 9 & 10
Bartow County, Georgia

Landfill Cell	Well	Alkalinity Bicarbonate as CaCO3	Calcium	Chloride	Magnesium	pH	Potassium	Sodium	Sulfate	Total Dissolved Solids	Major Cation	Major Anion	Major Charge Balance Percent
Cells 3 & 4	GWC-17R	301	68.1	4.5	36.0	7.20	0.87	3.4	7.3	333	Calcium	Bicarbonate	1.61%
Cells 3 & 4	GWC-18	124	27.1	2.2	14.3	6.37	0.89	1.5	1.8	143	Calcium	Bicarbonate	0.46%
Cells 3 & 4	GWC-18R	143	31.9	2.3	16.8	7.07	0.71	1.5	2.0	156	Calcium	Bicarbonate	1.41%
Cells 3 & 4	GWC-19R	149	34.8	2.4	18.3	7.67	0.78	1.4	2.9	182	Calcium	Bicarbonate	3.21%
Cells 3 & 4	GWC-20R	192	39.2	1.7	21.9	7.56	0.84	2.4	1.1	224	Calcium	Bicarbonate	-0.48%
Cells 3 & 4	GWC-21R	325	65.6	3.0	35.0	6.74	1.1	2.0	5.0	290	Calcium	Bicarbonate	-3.60%
Cells 3 & 4	GWC-22R	167	34.2	2.4	18.5	6.73	1.3	1.9	1.6	180	Calcium	Bicarbonate	-1.62%
Cells 3 & 4	GWC-23R	355	74.2	1.4	35.5	7.09	1.5	41.2	59.5	395	Calcium	Bicarbonate	0.25%
Cells 3 & 4	GWC-24R	140	31.1	2.1	17.3	7.22	0.80	1.4	2.3	248	Calcium	Bicarbonate	2.42%
Cells 3 & 4	GWC-25R	160	34.6	2.7	18.1	7.28	0.71	1.4	1.9	155	Calcium	Bicarbonate	-0.41%
Cells 3 & 4	GWC-36A	205	52.0	3.7	25.3	6.47	1.6	1.6	23.4	248	Calcium	Bicarbonate	0.64%
Cells 3 & 4	GWC-36RA	228	54.5	3.4	27.1	6.69	1.5	1.7	19.1	252	Calcium	Bicarbonate	-0.21%
Cells 3 & 4	GWC-37	5.9	0.72	0.8	0.31	5.37	0.47	2.7	<1	<25	Sodium	Bicarbonate	12.96%
Cells 3 & 4	GWC-38	5.6	1.6	3.4	0.48	5.22	0.46	4.0	0.7	31	Sodium	Chloride	16.82%
Cells 5, 6, 7, & 8	GWC-26	230	78.7	11.1	29.7	6.91	1.8	3.0	89.1	358	Calcium	Bicarbonate	-1.85%
Cells 5, 6, 7, & 8	GWC-27	153	36.5	2.9	18.8	7.31	0.66	1.5	17.8	174	Calcium	Bicarbonate	-0.98%
Cells 5, 6, 7, & 8	GWC-27R	160	30.9	2.7	16.6	7.18	0.68	6.0	1.6	146	Calcium	Bicarbonate	-1.99%
Cells 5, 6, 7, & 8	GWC-29	177	36.6	2.7	20.0	7.57	0.76	1.5	1.2	170	Calcium	Bicarbonate	-1.30%
Cells 5, 6, 7, & 8	GWC-29R	149	34.7	2.3	17.7	6.93	0.97	2.3	4.3	158	Calcium	Bicarbonate	2.63%
Cells 5, 6, 7, & 8	GWC-30	224	49.5	3.0	25.1	7.27	1.3	2.1	2.3	226	Calcium	Bicarbonate	0.37%
Cells 5, 6, 7, & 8	GWC-32	249	50.9	4.0	25.3	6.91	1.1	2.6	1.3	228	Calcium	Bicarbonate	-3.83%
Cells 5, 6, 7, & 8	GWC-34	104	21.1	5.1	11.8	6.08	0.54	2.7	0.77	100	Calcium	Bicarbonate	-2.20%
Cells 5, 6, 7, & 8	GWC-34R	225	42.7	4.8	24.6	6.67	0.49	2.0	2.2	194	Calcium	Bicarbonate	-5.06%
Cells 5, 6, 7, & 8	GWC-35	253	52.1	4.7	29	7.27	1.60	4.2	7.1	240	Calcium	Bicarbonate	-1.39%

Notes:

Data shown is from the February 2024 sampling event conducted for geochemical parameters.

Conentrations are in mg/L

"< 25" indicates a non-detect value below the given reporting limiit

FIGURES

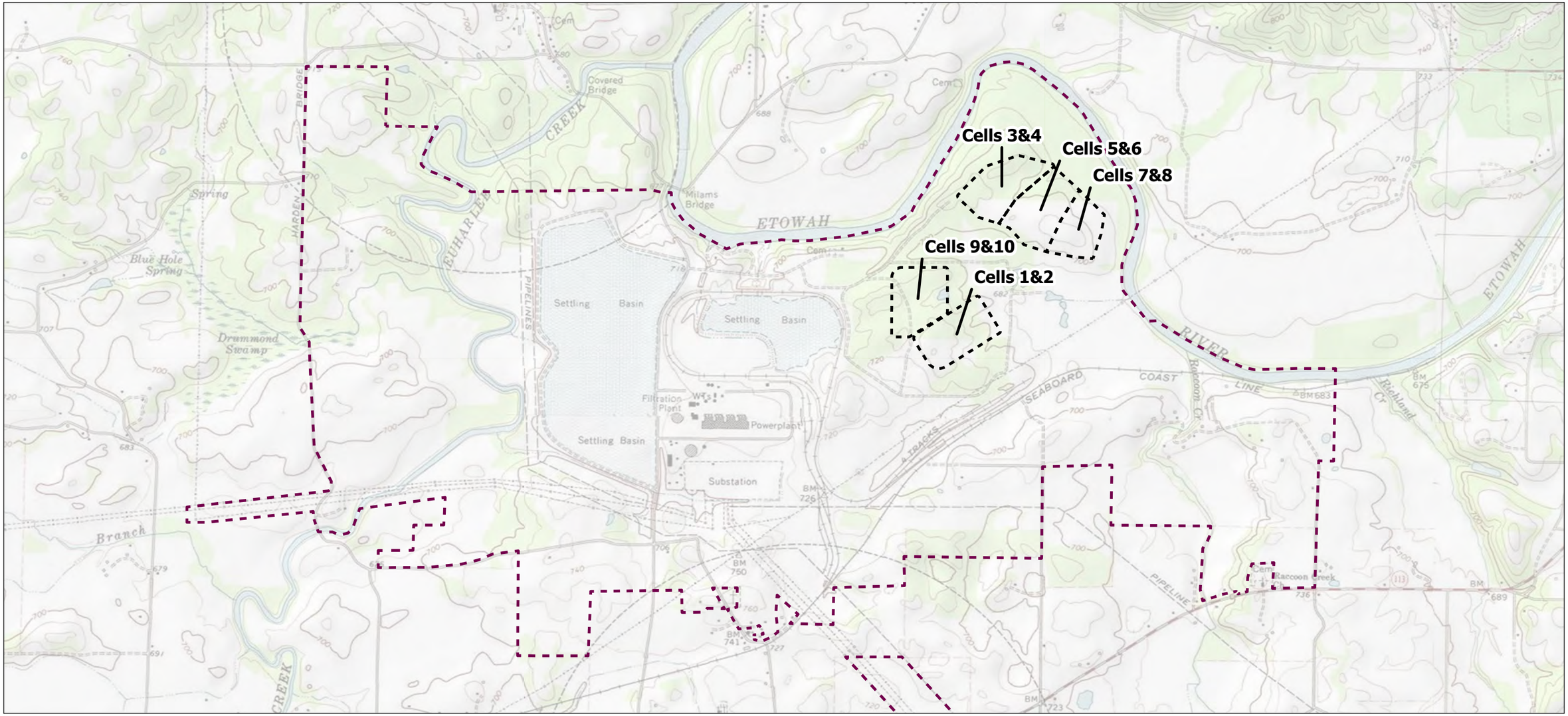



Notes

1. Coordinate System: NAD 1983 StatePlane Georgia West FIPS 1002 Feet
2. Data Sources: Site and Landfill Boundaries provided by Southern Company Services and Wood Environment & Infrastructure Solutions
3. Background: Copyright:© 2013 National Geographic Society, i-cubed, Esri, TomTom, Garmin, SafeGraph, FAO, METI/NASA, USGS, EPA, NPS, USFWS

Legend

- Approximate Site Boundary
- Landfill Cell Boundary (Approximate)

0 2,000 4,000 Feet

(At original document size of 11x17)
1:24,000

N

Stantec

Georgia Power

Project Location
Euharlee, Georgia

Prepared by CA on 6/20/2024
TR by MP on 6/20/2024
IR by MD on 6/20/2024

Client/Project 172678190
Georgia Power
Alternate Source Demonstration for Mercury, February 2024 Semi-Annual Event - Plant Bowen

Figure No.
1

Title
Site Location Map

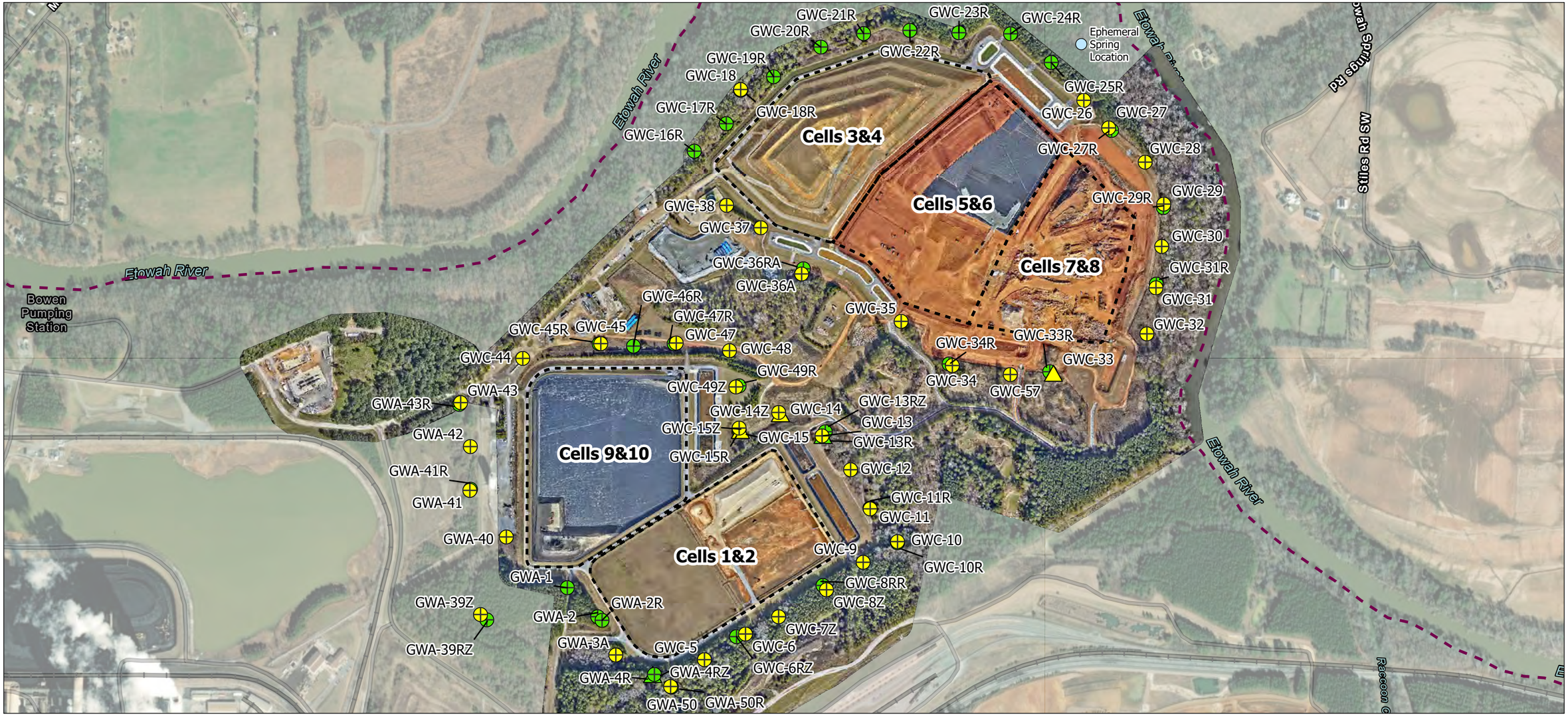

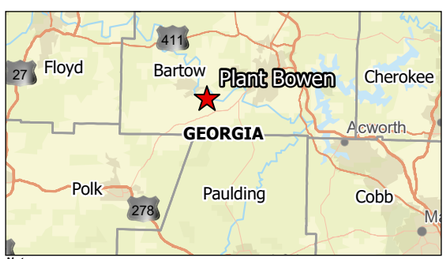

Notes

1. Coordinate System: NAD 1983 StatePlane Georgia West FIPS 1002 Feet
2. Data Sources: Landfill Boundaries, Site Boundary, and Monitoring Well locations provided by Southern Company Services and Wood Environment & Infrastructure Solutions
3. Plant imagery provided by client. Supplemental Background: Source: Esri, Maxar, Earthstar Geographics, and the GIS User Community, Esri, TomTom, Garmin, SafeGraph, FAO, METI/NASA, USGS, EPA, NPS, USFWS, Esri Community Maps Contributors, © OpenStreetMap, Microsoft, Esri, TomTom, Garmin, SafeGraph, GeoTechnologies, Inc, METI/NASA, USGS, EPA, NPS, US Census Bureau, USDA, USFWS

Legend

- Detection Monitoring Well (Overburden)
- Water Level Piezometer (Overburden)
- Detection Monitoring Well (Bedrock)
- Water Level Piezometer (Bedrock)
- Approximate Site Boundary
- Landfill Cell Boundary (Approximate)
- Ephemeral Spring Location

0 700 1400 Feet

(At original document size of 11x17)
1:8,400

N

Stantec

Georgia Power

Project Location
Euharlee, Georgia

Prepared by CA on 8/27/2024
TR by MP on 8/27/2024
IR by MD on 8/27/2024

Client/Project 172678190
Georgia Power
Alternate Source Demonstration for Mercury, February 2024
Semi-Annual Event - Plant Bowen

Figure No.
2

Title
Groundwater Monitoring System

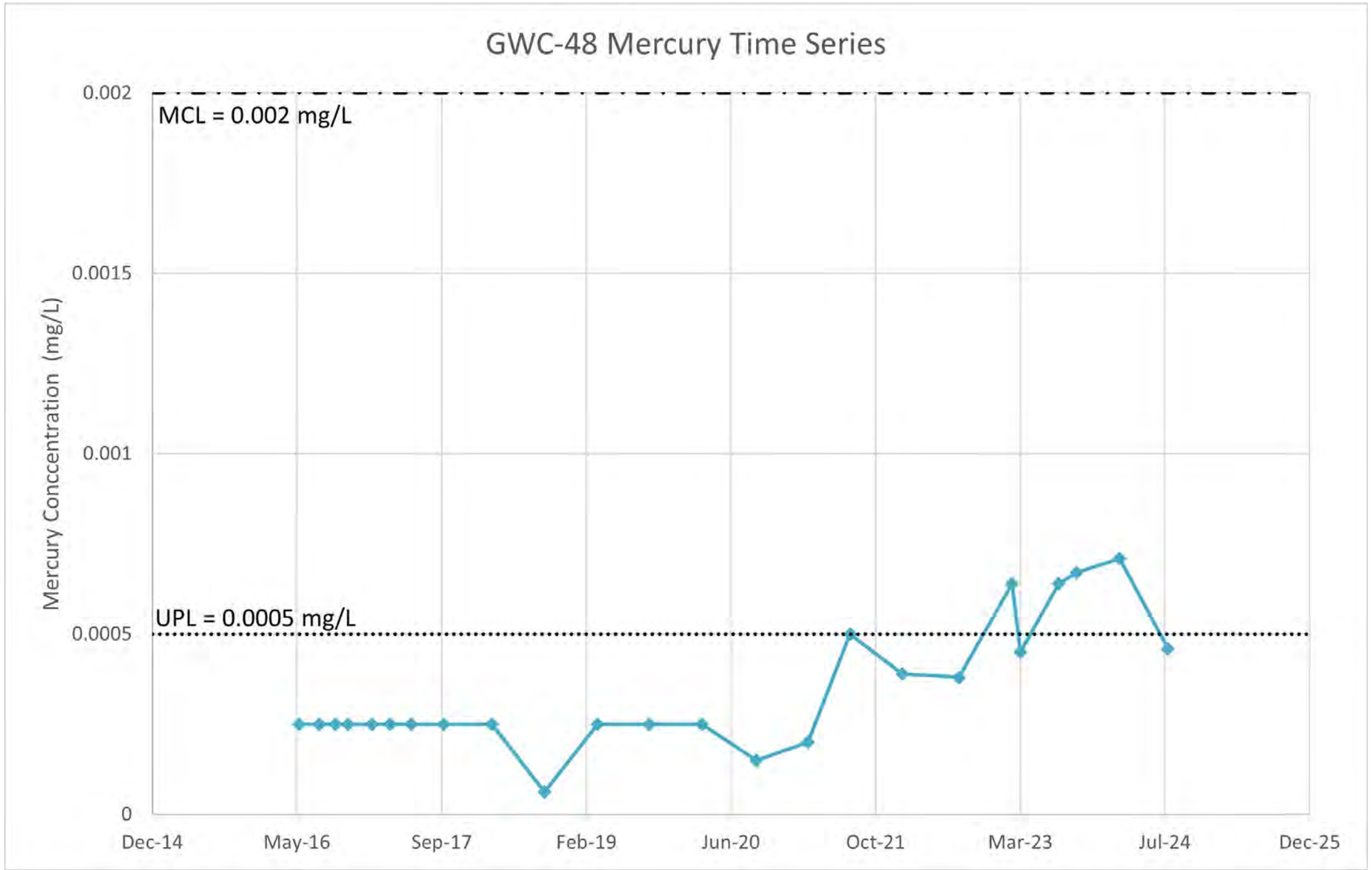



Stantec

Georgia Power

Project Location
Euharlee, Georgia

Prepared by CA on 6/20/2024
TR by MP on 6/20/2024
IR by MD on 6/20/2024

Client/Project 172678190
Georgia Power
Alternate Source Demonstration for Mercury, February 2024 Semi-Annual Event - Plant Bowen

Figure No.
3

Title
Mercury Time Series





Stantec

Georgia Power

Project Location
Euharlee, Georgia

Prepared by CA on 6/20/2024
TR by MP on 6/20/2024
IR by MD on 6/20/2024

Client/Project 172678190
Georgia Power
Alternate Source Demonstration for Mercury, February 2024 Semi-Annual Event - Plant Bowen

Figure No.
4

Title
pH Time Series

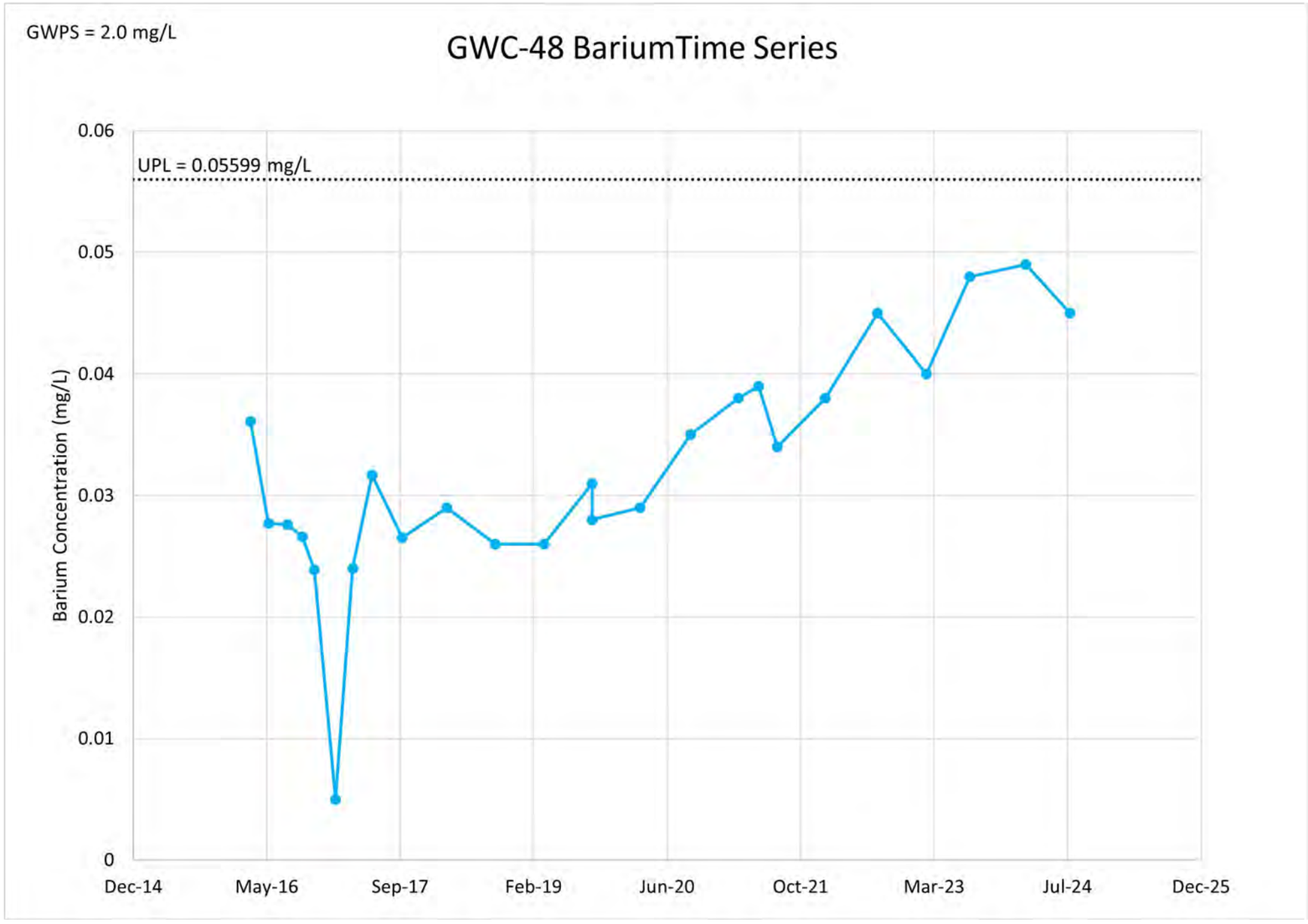



NOTE:
Analysis from samples collected January 23, 2017 were non-detect and below the method detection limit of 0.01mg/L. Data point is presented as 1/2 the detection limit.

Stantec

Georgia Power

Project Location
Euharlee, Georgia

Prepared by CA on 6/20/2024
TR by MP on 6/20/2024
IR by MD on 6/20/2024

Client/Project 172678190
Georgia Power
Alternate Source Demonstration for Mercury, February 2024 Semi-Annual Event - Plant Bowen

Figure No.
5

Title
Barium Time Series

APPENDIX A
LABORATORY ANALYTICAL REPORTS

Pace Analytical Services, LLC
9800 Kincey Ave. Suite 100
Huntersville, NC 28078
(704)875-9092

March 06, 2024

Kristen Jurinko
Southern Company
241 Ralph McGill Blvd
NE, Bin 10160
Atlanta, GA 30308

RE: Project: Bowen LF Cells 3&4
Pace Project No.: 92714171

Dear Kristen Jurinko:

Enclosed are the analytical results for sample(s) received by the laboratory between February 16, 2024 and February 20, 2024. The results relate only to the samples included in this report. Results reported herein conform to the applicable TNI/NELAC Standards and the laboratory's Quality Manual, where applicable, unless otherwise noted in the body of the report.

The test results provided in this final report were generated by each of the following laboratories within the Pace Network:

- Pace Analytical Services - Asheville
- Pace Analytical Services - Peachtree Corners, GA

If you have any questions concerning this report, please feel free to contact me.

Sincerely,

Bonnie Vang
bonnie.vang@pacelabs.com
704-977-0968
Project Manager

Enclosures

cc: Carole Lieu, Stantec
Laura Midkiff, Southern Co.
Edgar Smith, Stantec
Cassidy Sutherland, Stantec

Pace Analytical Services, LLC
9800 Kincey Ave. Suite 100
Huntersville, NC 28078
(704)875-9092

CERTIFICATIONS

Project: Bowen LF Cells 3&4
Pace Project No.: 92714171

Pace Analytical Services Asheville
2225 Riverside Drive, Asheville, NC 28804
Florida/NELAP Certification #: E87648
North Carolina Drinking Water Certification #: 37712
North Carolina Wastewater Certification #: 40
South Carolina Laboratory ID: 99030
South Carolina Certification #: 99030001
Virginia/VELAP Certification #: 460222

Pace Analytical Services Peachtree Corners
110 Technology Pkwy, Peachtree Corners, GA 30092
Florida DOH Certification #: E87315
Georgia DW Inorganics Certification #: 812
North Carolina Certification #: 381
South Carolina Certification #: 98011001
Virginia Certification #: 460204

REPORT OF LABORATORY ANALYSIS

This report shall not be reproduced, except in full,
without the written consent of Pace Analytical Services, LLC.

Pace Analytical Services, LLC
9800 Kincey Ave. Suite 100
Huntersville, NC 28078
(704)875-9092

SAMPLE SUMMARY

Project: Bowen LF Cells 3&4
Pace Project No.: 92714171

Lab ID	Sample ID	Matrix	Date Collected	Date Received
92714171001	**BOW-GWA-36A**	Water	02/13/24 11:38	02/16/24 16:00
92714171002	**BOW-GWA-36RA**	Water	02/13/24 16:40	02/16/24 16:00
92714171003	**BOW-GWA-37**	Water	02/13/24 13:42	02/16/24 16:00
92714171004	**BOW-GWA-38**	Water	02/13/24 15:14	02/16/24 16:00
92714171005	**BOW-LF3-4-FD-05**	Water	02/13/24 00:00	02/16/24 16:00
92714171006	**BOW-LF3-4-FB-05**	Water	02/13/24 16:48	02/16/24 16:00
92714171007	**BOW-GWC-18**	Water	02/14/24 12:35	02/16/24 16:00
92714171008	**BOW-GWC-18R**	Water	02/14/24 14:15	02/16/24 16:00
92714171009	**BOW-GWC-19R**	Water	02/14/24 14:28	02/16/24 16:00
92714171010	**BOW-GWC-16R**	Water	02/15/24 10:30	02/16/24 16:00
92714171011	**BOW-GWC-17R**	Water	02/15/24 11:16	02/16/24 16:00
92714171012	**BOW-GWC-20R**	Water	02/15/24 13:26	02/16/24 16:00
92714171013	**BOW-GWC-21R**	Water	02/15/24 11:37	02/16/24 16:00
92714171014	**BOW-GWC-22R**	Water	02/15/24 14:07	02/16/24 16:00
92714171015	**BOW-GWC-24R**	Water	02/15/24 15:46	02/16/24 16:00
92714171016	**BOW-LF3-4-FB-06**	Water	02/15/24 16:04	02/16/24 16:00
92714171017	**BOW-GWC-23R**	Water	02/16/24 13:29	02/20/24 14:30
92714171018	**BOW-GWC-25R**	Water	02/16/24 11:39	02/20/24 14:30
92714171019	**BOW-LF3-4-FD-06**	Water	02/16/24 00:00	02/20/24 14:30

REPORT OF LABORATORY ANALYSIS

This report shall not be reproduced, except in full,
without the written consent of Pace Analytical Services, LLC.

Pace Analytical Services, LLC
9800 Kincey Ave. Suite 100
Huntersville, NC 28078
(704)875-9092

SAMPLE ANALYTE COUNT

Project: Bowen LF Cells 3&4
Pace Project No.: 92714171

Lab ID	Sample ID	Method	Analysts	Analytes Reported
92714171001	**BOW-GWA-36A**	EPA 6010D	DRB	7
		EPA 6020B	CW1	15
		EPA 7470A	VB	1
		SM 2540C-2015	DL1	1
		SM 2320B-2011	YEG	3
		EPA 300.0 Rev 2.1 1993	CDC	3
92714171002	**BOW-GWA-36RA**	EPA 6010D	DRB	7
		EPA 6020B	CW1	15
		EPA 7470A	VB	1
		SM 2540C-2015	DL1	1
		SM 2320B-2011	YEG	3
		EPA 300.0 Rev 2.1 1993	CDC	3
92714171003	**BOW-GWA-37**	EPA 6010D	DRB	7
		EPA 6020B	CW1	15
		EPA 7470A	VB	1
		SM 2540C-2015	DL1	1
		SM 2320B-2011	YEG	3
		EPA 300.0 Rev 2.1 1993	JCM	3
92714171004	**BOW-GWA-38**	EPA 6010D	DRB	7
		EPA 6020B	CW1	15
		EPA 7470A	VB	1
		SM 2540C-2015	DL1	1
		SM 2320B-2011	YEG	3
		EPA 300.0 Rev 2.1 1993	JCM	3
92714171005	**BOW-LF3-4-FD-05**	EPA 6010D	DRB	7
		EPA 6020B	CW1	15
		EPA 7470A	VB	1
		SM 2540C-2015	DL1	1
		SM 2320B-2011	YEG	3
		EPA 300.0 Rev 2.1 1993	JCM	3
92714171006	**BOW-LF3-4-FB-05**	EPA 6010D	DRB	7
		EPA 6020B	CW1	15
		EPA 7470A	VB	1
		SM 2540C-2015	DL1	1
		SM 2320B-2011	YEG	3
		EPA 300.0 Rev 2.1 1993	JCM	3
92714171007	**BOW-GWC-18**	EPA 6010D	DRB	7

REPORT OF LABORATORY ANALYSIS

This report shall not be reproduced, except in full,
without the written consent of Pace Analytical Services, LLC.

Pace Analytical Services, LLC
9800 Kincey Ave. Suite 100
Huntersville, NC 28078
(704)875-9092

SAMPLE ANALYTE COUNT

Project: Bowen LF Cells 3&4
Pace Project No.: 92714171

Lab ID	Sample ID	Method	Analysts	Analytes Reported
		EPA 6020B	CW1	15
		EPA 7470A	VB	1
		SM 2540C-2015	DL1	1
		SM 2320B-2011	SMS	3
		EPA 300.0 Rev 2.1 1993	JCM	3
92714171008	**BOW-GWC-18R**	EPA 6010D	DRB	7
		EPA 6020B	CW1	15
		EPA 7470A	VB	1
		SM 2540C-2015	DL1	1
		SM 2320B-2011	SMS	3
		EPA 300.0 Rev 2.1 1993	JCM	3
92714171009	**BOW-GWC-19R**	EPA 6010D	DRB	7
		EPA 6020B	CW1	15
		EPA 7470A	VB	1
		SM 2540C-2015	DL1	1
		SM 2320B-2011	SMS	3
		EPA 300.0 Rev 2.1 1993	JCM	3
92714171010	**BOW-GWC-16R**	EPA 6010D	DRB	7
		EPA 6020B	CW1	15
		EPA 7470A	VB	1
		SM 2540C-2015	DL1	1
		SM 2320B-2011	SMS	3
		EPA 300.0 Rev 2.1 1993	JCM	3
92714171011	**BOW-GWC-17R**	EPA 6010D	DRB	7
		EPA 6020B	CW1	15
		EPA 7470A	VB	1
		SM 2540C-2015	DL1	1
		SM 2320B-2011	SMS	3
		EPA 300.0 Rev 2.1 1993	JCM	3
92714171012	**BOW-GWC-20R**	EPA 6010D	DRB	7
		EPA 6020B	CW1	15
		EPA 7470A	VB	1
		SM 2540C-2015	DL1	1
		SM 2320B-2011	SMS	3
		EPA 300.0 Rev 2.1 1993	JCM	3
92714171013	**BOW-GWC-21R**	EPA 6010D	DRB	7
		EPA 6020B	CW1	15

REPORT OF LABORATORY ANALYSIS

This report shall not be reproduced, except in full,
without the written consent of Pace Analytical Services, LLC.

Pace Analytical Services, LLC
9800 Kincey Ave. Suite 100
Huntersville, NC 28078
(704)875-9092

SAMPLE ANALYTE COUNT

Project: Bowen LF Cells 3&4
Pace Project No.: 92714171

Lab ID	Sample ID	Method	Analysts	Analytes Reported
		EPA 7470A	VB	1
		SM 2540C-2015	DL1	1
		SM 2320B-2011	SMS	3
		EPA 300.0 Rev 2.1 1993	JCM	3
92714171014	**BOW-GWC-22R**	EPA 6010D	DRB	7
		EPA 6020B	CW1	15
		EPA 7470A	VB	1
		SM 2540C-2015	DL1	1
		SM 2320B-2011	SMS	3
		EPA 300.0 Rev 2.1 1993	JCM	3
92714171015	**BOW-GWC-24R**	EPA 6010D	DRB	7
		EPA 6020B	CW1	15
		EPA 7470A	VB	1
		SM 2540C-2015	DL1	1
		SM 2320B-2011	SMS	3
		EPA 300.0 Rev 2.1 1993	JCM	3
92714171016	**BOW-LF3-4-FB-06**	EPA 6010D	DRB	7
		EPA 6020B	CW1	15
		EPA 7470A	VB	1
		SM 2540C-2015	DL1	1
		SM 2320B-2011	SMS	3
		EPA 300.0 Rev 2.1 1993	JCM	3
92714171017	**BOW-GWC-23R**	EPA 6010D	DRB	7
		EPA 6020B	CW1	15
		EPA 7470A	VB	1
		SM 2540C-2015	DL1	1
		SM 2320B-2011	SMS	3
		EPA 300.0 Rev 2.1 1993	CDC	3
92714171018	**BOW-GWC-25R**	EPA 6010D	DRB	7
		EPA 6020B	CW1	15
		EPA 7470A	VB	1
		SM 2540C-2015	DL1	1
		SM 2320B-2011	SMS	3
		EPA 300.0 Rev 2.1 1993	CDC	3
92714171019	**BOW-LF3-4-FD-06**	EPA 6010D	DRB	7
		EPA 6020B	CW1	15
		EPA 7470A	VB	1

REPORT OF LABORATORY ANALYSIS

This report shall not be reproduced, except in full,
without the written consent of Pace Analytical Services, LLC.

Pace Analytical Services, LLC
9800 Kincey Ave. Suite 100
Huntersville, NC 28078
(704)875-9092

SAMPLE ANALYTE COUNT

Project: Bowen LF Cells 3&4
Pace Project No.: 92714171

Lab ID	Sample ID	Method	Analysts	Analytes Reported
		SM 2540C-2015	DL1	1
		SM 2320B-2011	SMS	3
		EPA 300.0 Rev 2.1 1993	CDC	3

PASI-A = Pace Analytical Services - Asheville
PASI-GA = Pace Analytical Services - Peachtree Corners, GA

This report shall not be reproduced, except in full,
without the written consent of Pace Analytical Services, LLC.

Pace Analytical Services, LLC
9800 Kincey Ave. Suite 100
Huntersville, NC 28078
(704)875-9092

SUMMARY OF DETECTION

Project: Bowen LF Cells 3&4
Pace Project No.: 92714171

Lab Sample ID / Method	Client Sample ID / Parameters	Result	Units	Report Limit	Analyzed	Qualifiers
92714171001	**BOW-GWA-36A**					
EPA 6010D	Iron	0.039J	mg/L	0.040	03/01/24 18:24	
EPA 6010D	Zinc	0.016J	mg/L	0.020	03/01/24 18:24	
EPA 6010D	Potassium	1.6	mg/L	0.50	03/01/24 18:24	
EPA 6010D	Sodium	1.6	mg/L	1.0	03/01/24 18:24	
EPA 6010D	Calcium	52.0	mg/L	1.0	03/01/24 18:24	
EPA 6010D	Magnesium	25.3	mg/L	0.050	03/01/24 18:24	
EPA 6020B	Barium	0.039	mg/L	0.0050	02/23/24 16:07	
EPA 6020B	Boron	0.034J	mg/L	0.040	02/23/24 16:07	
SM 2540C-2015	Total Dissolved Solids	248	mg/L	25.0	02/19/24 17:42	
SM 2320B-2011	Alkalinity,Bicarbonate (CaCO3)	205	mg/L	5.0	02/20/24 13:11	
SM 2320B-2011	Alkalinity, Total as CaCO3	205	mg/L	5.0	02/20/24 13:11	
EPA 300.0 Rev 2.1 1993	Chloride	3.7	mg/L	1.0	02/20/24 13:15	
EPA 300.0 Rev 2.1 1993	Sulfate	23.4	mg/L	1.0	02/20/24 13:15	
92714171002	**BOW-GWA-36RA**					
EPA 6010D	Iron	0.24	mg/L	0.040	03/01/24 18:26	
EPA 6010D	Manganese	0.012J	mg/L	0.040	03/01/24 18:26	
EPA 6010D	Zinc	0.013J	mg/L	0.020	03/01/24 18:26	
EPA 6010D	Potassium	1.5	mg/L	0.50	03/01/24 18:26	
EPA 6010D	Sodium	1.7	mg/L	1.0	03/01/24 18:26	
EPA 6010D	Calcium	54.5	mg/L	1.0	03/01/24 18:26	
EPA 6010D	Magnesium	27.1	mg/L	0.050	03/01/24 18:26	
EPA 6020B	Barium	0.036	mg/L	0.0050	02/23/24 16:10	
EPA 6020B	Boron	0.026J	mg/L	0.040	02/23/24 16:10	
EPA 6020B	Copper	0.00049J	mg/L	0.0050	02/23/24 16:10	
SM 2540C-2015	Total Dissolved Solids	252	mg/L	25.0	02/19/24 17:43	
SM 2320B-2011	Alkalinity,Bicarbonate (CaCO3)	228	mg/L	5.0	02/20/24 13:45	
SM 2320B-2011	Alkalinity, Total as CaCO3	228	mg/L	5.0	02/20/24 13:45	
EPA 300.0 Rev 2.1 1993	Chloride	3.4	mg/L	1.0	02/20/24 13:30	
EPA 300.0 Rev 2.1 1993	Sulfate	19.1	mg/L	1.0	02/20/24 13:30	
92714171003	**BOW-GWA-37**					
EPA 6010D	Potassium	0.47J	mg/L	0.50	03/01/24 18:29	
EPA 6010D	Sodium	2.7	mg/L	1.0	03/01/24 18:29	
EPA 6010D	Calcium	0.72J	mg/L	1.0	03/01/24 18:29	
EPA 6010D	Magnesium	0.31	mg/L	0.050	03/01/24 18:29	
SM 2320B-2011	Alkalinity,Bicarbonate (CaCO3)	5.9	mg/L	5.0	02/20/24 13:35	
SM 2320B-2011	Alkalinity, Total as CaCO3	5.9	mg/L	5.0	02/20/24 13:35	
EPA 300.0 Rev 2.1 1993	Chloride	0.80J	mg/L	1.0	02/20/24 01:33	
92714171004	**BOW-GWA-38**					
EPA 6010D	Iron	0.71	mg/L	0.040	03/01/24 18:32	
EPA 6010D	Manganese	0.048	mg/L	0.040	03/01/24 18:32	
EPA 6010D	Potassium	0.46J	mg/L	0.50	03/01/24 18:32	
EPA 6010D	Sodium	4.0	mg/L	1.0	03/01/24 18:32	
EPA 6010D	Calcium	1.6	mg/L	1.0	03/01/24 18:32	
EPA 6010D	Magnesium	0.48	mg/L	0.050	03/01/24 18:32	
EPA 6020B	Barium	0.012	mg/L	0.0050	02/23/24 16:18	
EPA 6020B	Cobalt	0.0010J	mg/L	0.0050	02/23/24 16:18	

REPORT OF LABORATORY ANALYSIS

This report shall not be reproduced, except in full,
without the written consent of Pace Analytical Services, LLC.

Pace Analytical Services, LLC
9800 Kincey Ave. Suite 100
Huntersville, NC 28078
(704)875-9092

SUMMARY OF DETECTION

Project: Bowen LF Cells 3&4
Pace Project No.: 92714171

Lab Sample ID / Method	Client Sample ID / Parameters	Result	Units	Report Limit	Analyzed	Qualifiers
92714171004	**BOW-GWA-38**					
SM 2540C-2015	Total Dissolved Solids	31.0	mg/L	25.0	02/19/24 17:44	
SM 2320B-2011	Alkalinity,Bicarbonate (CaCO3)	5.6	mg/L	5.0	02/20/24 13:40	
SM 2320B-2011	Alkalinity, Total as CaCO3	5.6	mg/L	5.0	02/20/24 13:40	
EPA 300.0 Rev 2.1 1993	Chloride	3.4	mg/L	1.0	02/20/24 02:16	
EPA 300.0 Rev 2.1 1993	Sulfate	0.70J	mg/L	1.0	02/20/24 02:16	
92714171005	**BOW-LF3-4-FD-05**					
EPA 6010D	Manganese	0.012J	mg/L	0.040	03/01/24 18:34	
EPA 6010D	Potassium	0.50J	mg/L	0.50	03/01/24 18:34	
EPA 6010D	Sodium	2.8	mg/L	1.0	03/01/24 18:34	
EPA 6010D	Calcium	0.71J	mg/L	1.0	03/01/24 18:34	
EPA 6010D	Magnesium	0.31	mg/L	0.050	03/01/24 18:34	
EPA 6020B	Barium	0.0037J	mg/L	0.0050	02/23/24 16:34	
EPA 6020B	Copper	0.011	mg/L	0.0050	02/23/24 16:34	
EPA 6020B	Nickel	0.012	mg/L	0.0050	02/23/24 16:34	
SM 2540C-2015	Total Dissolved Solids	28.0	mg/L	25.0	02/19/24 17:44	
SM 2320B-2011	Alkalinity,Bicarbonate (CaCO3)	5.5	mg/L	5.0	02/20/24 14:03	
SM 2320B-2011	Alkalinity, Total as CaCO3	5.5	mg/L	5.0	02/20/24 14:03	
EPA 300.0 Rev 2.1 1993	Chloride	0.84J	mg/L	1.0	02/20/24 02:59	
92714171006	**BOW-LF3-4-FB-05**					
SM 2540C-2015	Total Dissolved Solids	28.0	mg/L	25.0	02/19/24 17:44	
92714171007	**BOW-GWC-18**					
EPA 6010D	Potassium	0.89	mg/L	0.50	03/01/24 18:40	
EPA 6010D	Sodium	1.5	mg/L	1.0	03/01/24 18:40	
EPA 6010D	Calcium	27.1	mg/L	1.0	03/01/24 18:40	
EPA 6010D	Magnesium	14.3	mg/L	0.050	03/01/24 18:40	
EPA 6020B	Barium	0.014	mg/L	0.0050	02/23/24 16:41	
SM 2540C-2015	Total Dissolved Solids	143	mg/L	25.0	02/20/24 12:52	
SM 2320B-2011	Alkalinity,Bicarbonate (CaCO3)	124	mg/L	5.0	02/21/24 14:13	
SM 2320B-2011	Alkalinity, Total as CaCO3	124	mg/L	5.0	02/21/24 14:13	
EPA 300.0 Rev 2.1 1993	Chloride	2.2	mg/L	1.0	02/20/24 03:14	
EPA 300.0 Rev 2.1 1993	Sulfate	1.8	mg/L	1.0	02/20/24 03:14	
92714171008	**BOW-GWC-18R**					
EPA 6010D	Iron	0.10	mg/L	0.040	03/01/24 18:43	
EPA 6010D	Potassium	0.71	mg/L	0.50	03/01/24 18:43	
EPA 6010D	Sodium	1.5	mg/L	1.0	03/01/24 18:43	
EPA 6010D	Calcium	31.9	mg/L	1.0	03/01/24 18:43	
EPA 6010D	Magnesium	16.8	mg/L	0.050	03/01/24 18:43	
EPA 6020B	Barium	0.014	mg/L	0.0050	02/23/24 16:45	
EPA 6020B	Beryllium	0.00010J	mg/L	0.00050	02/23/24 16:45	
SM 2540C-2015	Total Dissolved Solids	156	mg/L	25.0	02/20/24 12:52	
SM 2320B-2011	Alkalinity,Bicarbonate (CaCO3)	143	mg/L	5.0	02/21/24 16:00	
SM 2320B-2011	Alkalinity, Total as CaCO3	143	mg/L	5.0	02/21/24 16:00	
EPA 300.0 Rev 2.1 1993	Chloride	2.3	mg/L	1.0	02/20/24 03:28	
EPA 300.0 Rev 2.1 1993	Sulfate	2.0	mg/L	1.0	02/20/24 03:28	

This report shall not be reproduced, except in full,
without the written consent of Pace Analytical Services, LLC.

Pace Analytical Services, LLC
9800 Kincey Ave. Suite 100
Huntersville, NC 28078
(704)875-9092

SUMMARY OF DETECTION

Project: Bowen LF Cells 3&4
Pace Project No.: 92714171

Lab Sample ID / Method	Client Sample ID / Parameters	Result	Units	Report Limit	Analyzed	Qualifiers
92714171009	**BOW-GWC-19R**					
EPA 6010D	Iron	0.39	mg/L	0.040	03/01/24 18:45	
EPA 6010D	Manganese	0.015J	mg/L	0.040	03/01/24 18:45	
EPA 6010D	Potassium	0.78	mg/L	0.50	03/01/24 18:45	
EPA 6010D	Sodium	1.4	mg/L	1.0	03/01/24 18:45	
EPA 6010D	Calcium	34.8	mg/L	1.0	03/01/24 18:45	
EPA 6010D	Magnesium	18.3	mg/L	0.050	03/01/24 18:45	
EPA 6020B	Barium	0.015	mg/L	0.0050	02/23/24 16:49	
EPA 6020B	Chromium	0.0028J	mg/L	0.0050	02/23/24 16:49	
EPA 6020B	Lead	0.00024J	mg/L	0.0010	02/23/24 16:49	
EPA 6020B	Vanadium	0.00078J	mg/L	0.010	02/23/24 16:49	
SM 2540C-2015	Total Dissolved Solids	182	mg/L	25.0	02/20/24 12:53	
SM 2320B-2011	Alkalinity,Bicarbonate (CaCO3)	149	mg/L	5.0	02/21/24 16:10	
SM 2320B-2011	Alkalinity, Total as CaCO3	149	mg/L	5.0	02/21/24 16:10	
EPA 300.0 Rev 2.1 1993	Chloride	2.4	mg/L	1.0	02/20/24 03:43	
EPA 300.0 Rev 2.1 1993	Sulfate	2.9	mg/L	1.0	02/20/24 03:43	
92714171010	**BOW-GWC-16R**					
EPA 6010D	Iron	0.052	mg/L	0.040	03/01/24 18:53	
EPA 6010D	Manganese	0.013J	mg/L	0.040	03/01/24 18:53	
EPA 6010D	Zinc	0.033	mg/L	0.020	03/01/24 18:53	
EPA 6010D	Potassium	4.0	mg/L	0.50	03/01/24 18:53	
EPA 6010D	Sodium	19.0	mg/L	1.0	03/01/24 18:53	
EPA 6010D	Calcium	72.1	mg/L	1.0	03/01/24 18:53	
EPA 6010D	Magnesium	23.6	mg/L	0.050	03/01/24 18:53	
EPA 6020B	Antimony	0.022	mg/L	0.0030	02/26/24 15:24	
EPA 6020B	Arsenic	0.00097J	mg/L	0.0050	02/26/24 15:24	
EPA 6020B	Barium	0.041	mg/L	0.0050	02/26/24 15:24	
EPA 6020B	Boron	0.013J	mg/L	0.040	02/26/24 15:24	
EPA 6020B	Copper	0.0017J	mg/L	0.0050	02/26/24 15:24	
EPA 6020B	Nickel	0.0077	mg/L	0.0050	02/26/24 15:24	
EPA 6020B	Vanadium	0.0023J	mg/L	0.010	02/26/24 15:24	
SM 2540C-2015	Total Dissolved Solids	401	mg/L	25.0	02/21/24 18:05	
SM 2320B-2011	Alkalinity,Bicarbonate (CaCO3)	306	mg/L	5.0	02/21/24 23:13	
SM 2320B-2011	Alkalinity, Total as CaCO3	306	mg/L	5.0	02/21/24 23:13	
EPA 300.0 Rev 2.1 1993	Chloride	1.3	mg/L	1.0	02/20/24 03:57	
EPA 300.0 Rev 2.1 1993	Fluoride	0.13	mg/L	0.10	02/20/24 03:57	
EPA 300.0 Rev 2.1 1993	Sulfate	7.6	mg/L	1.0	02/20/24 03:57	
92714171011	**BOW-GWC-17R**					
EPA 6010D	Potassium	0.87	mg/L	0.50	02/28/24 14:39	
EPA 6010D	Sodium	3.4	mg/L	1.0	02/28/24 14:39	
EPA 6010D	Calcium	68.1	mg/L	1.0	02/28/24 14:39	M1
EPA 6010D	Magnesium	36.0	mg/L	0.050	02/28/24 14:39	M1
EPA 6020B	Antimony	0.00063J	mg/L	0.0030	02/26/24 15:39	
EPA 6020B	Barium	0.018	mg/L	0.0050	02/26/24 15:39	
SM 2540C-2015	Total Dissolved Solids	333	mg/L	25.0	02/21/24 18:05	
SM 2320B-2011	Alkalinity,Bicarbonate (CaCO3)	301	mg/L	5.0	02/21/24 23:39	
SM 2320B-2011	Alkalinity, Total as CaCO3	301	mg/L	5.0	02/21/24 23:39	

REPORT OF LABORATORY ANALYSIS

This report shall not be reproduced, except in full,
without the written consent of Pace Analytical Services, LLC.

Pace Analytical Services, LLC
9800 Kincey Ave. Suite 100
Huntersville, NC 28078
(704)875-9092

SUMMARY OF DETECTION

Project: Bowen LF Cells 3&4
Pace Project No.: 92714171

Lab Sample ID / Method	Client Sample ID / Parameters	Result	Units	Report Limit	Analyzed	Qualifiers
92714171011	**BOW-GWC-17R**					
EPA 300.0 Rev 2.1 1993	Chloride	4.5	mg/L	1.0	02/20/24 04:11	
EPA 300.0 Rev 2.1 1993	Sulfate	7.3	mg/L	1.0	02/20/24 04:11	
92714171012	**BOW-GWC-20R**					
EPA 6010D	Potassium	0.84	mg/L	0.50	02/28/24 14:49	
EPA 6010D	Sodium	2.4	mg/L	1.0	02/28/24 14:49	
EPA 6010D	Calcium	39.2	mg/L	1.0	02/28/24 14:49	
EPA 6010D	Magnesium	21.9	mg/L	0.050	02/28/24 14:49	
EPA 6020B	Barium	0.031	mg/L	0.0050	02/26/24 15:43	
SM 2540C-2015	Total Dissolved Solids	224	mg/L	25.0	02/21/24 18:05	
SM 2320B-2011	Alkalinity,Bicarbonate (CaCO3)	192	mg/L	5.0	02/22/24 13:29	
SM 2320B-2011	Alkalinity, Total as CaCO3	192	mg/L	5.0	02/22/24 13:29	
EPA 300.0 Rev 2.1 1993	Chloride	1.7	mg/L	1.0	02/20/24 04:26	
EPA 300.0 Rev 2.1 1993	Sulfate	1.1	mg/L	1.0	02/20/24 04:26	
92714171013	**BOW-GWC-21R**					
EPA 6010D	Potassium	1.1	mg/L	0.50	02/28/24 14:52	
EPA 6010D	Sodium	2.0	mg/L	1.0	02/28/24 14:52	
EPA 6010D	Calcium	65.6	mg/L	1.0	02/28/24 14:52	
EPA 6010D	Magnesium	35.0	mg/L	0.050	02/28/24 14:52	
EPA 6020B	Antimony	0.0017J	mg/L	0.0030	02/26/24 15:47	
EPA 6020B	Arsenic	0.0010J	mg/L	0.0050	02/26/24 15:47	
EPA 6020B	Barium	0.024	mg/L	0.0050	02/26/24 15:47	
EPA 6020B	Chromium	0.0035J	mg/L	0.0050	02/26/24 15:47	
EPA 6020B	Copper	0.00092J	mg/L	0.0050	02/26/24 15:47	
EPA 6020B	Vanadium	0.00098J	mg/L	0.010	02/26/24 15:47	
SM 2540C-2015	Total Dissolved Solids	290	mg/L	25.0	02/21/24 18:05	
SM 2320B-2011	Alkalinity,Bicarbonate (CaCO3)	325	mg/L	5.0	02/22/24 16:31	
SM 2320B-2011	Alkalinity, Total as CaCO3	325	mg/L	5.0	02/22/24 16:31	
EPA 300.0 Rev 2.1 1993	Chloride	3.0	mg/L	1.0	02/20/24 04:40	
EPA 300.0 Rev 2.1 1993	Sulfate	5.0	mg/L	1.0	02/20/24 04:40	
92714171014	**BOW-GWC-22R**					
EPA 6010D	Iron	0.59	mg/L	0.040	02/28/24 14:54	
EPA 6010D	Manganese	0.052	mg/L	0.040	02/28/24 14:54	
EPA 6010D	Potassium	1.3	mg/L	0.50	02/28/24 14:54	
EPA 6010D	Sodium	1.9	mg/L	1.0	02/28/24 14:54	
EPA 6010D	Calcium	34.2	mg/L	1.0	02/28/24 14:54	
EPA 6010D	Magnesium	18.5	mg/L	0.050	02/28/24 14:54	
EPA 6020B	Arsenic	0.0020J	mg/L	0.0050	02/26/24 15:51	
EPA 6020B	Barium	0.036	mg/L	0.0050	02/26/24 15:51	
EPA 6020B	Cobalt	0.00040J	mg/L	0.0050	02/26/24 15:51	
SM 2540C-2015	Total Dissolved Solids	180	mg/L	25.0	02/21/24 18:05	
SM 2320B-2011	Alkalinity,Bicarbonate (CaCO3)	167	mg/L	5.0	02/22/24 13:49	
SM 2320B-2011	Alkalinity, Total as CaCO3	167	mg/L	5.0	02/22/24 13:49	
EPA 300.0 Rev 2.1 1993	Chloride	2.4	mg/L	1.0	02/20/24 05:52	
EPA 300.0 Rev 2.1 1993	Sulfate	1.6	mg/L	1.0	02/20/24 05:52	

REPORT OF LABORATORY ANALYSIS

This report shall not be reproduced, except in full,
without the written consent of Pace Analytical Services, LLC.

Pace Analytical Services, LLC
9800 Kincey Ave. Suite 100
Huntersville, NC 28078
(704)875-9092

SUMMARY OF DETECTION

Project: Bowen LF Cells 3&4
Pace Project No.: 92714171

Lab Sample ID / Method	Client Sample ID / Parameters	Result	Units	Report Limit	Analyzed	Qualifiers
92714171015	**BOW-GWC-24R**					
EPA 6010D	Iron	0.21	mg/L	0.040	02/28/24 15:02	
EPA 6010D	Potassium	0.80	mg/L	0.50	02/28/24 15:02	
EPA 6010D	Sodium	1.4	mg/L	1.0	02/28/24 15:02	
EPA 6010D	Calcium	31.1	mg/L	1.0	02/28/24 15:02	
EPA 6010D	Magnesium	17.3	mg/L	0.050	02/28/24 15:02	
EPA 6020B	Barium	0.018	mg/L	0.0050	02/26/24 16:29	
EPA 6020B	Copper	0.00053J	mg/L	0.0050	02/26/24 16:29	
SM 2540C-2015	Total Dissolved Solids	248	mg/L	25.0	02/21/24 18:05	
SM 2320B-2011	Alkalinity,Bicarbonate (CaCO3)	149	mg/L	5.0	02/22/24 14:00	
SM 2320B-2011	Alkalinity, Total as CaCO3	149	mg/L	5.0	02/22/24 14:00	
EPA 300.0 Rev 2.1 1993	Chloride	2.1	mg/L	1.0	02/20/24 06:07	
EPA 300.0 Rev 2.1 1993	Sulfate	2.3	mg/L	1.0	02/20/24 06:07	
92714171016	**BOW-LF3-4-FB-06**					
SM 2540C-2015	Total Dissolved Solids	243	mg/L	25.0	02/21/24 18:05	
92714171017	**BOW-GWC-23R**					
EPA 6010D	Calcium	74.2	mg/L	1.0	03/01/24 19:01	M1
EPA 6010D	Iron	0.32	mg/L	0.040	03/01/24 19:01	
EPA 6010D	Magnesium	35.5	mg/L	0.050	03/01/24 19:01	M1
EPA 6010D	Manganese	0.015J	mg/L	0.040	03/01/24 19:01	
EPA 6010D	Potassium	1.5	mg/L	0.50	03/01/24 19:01	
EPA 6010D	Sodium	41.2	mg/L	1.0	03/01/24 19:01	M1
EPA 6020B	Antimony	0.00083J	mg/L	0.0030	02/27/24 13:21	B
EPA 6020B	Arsenic	0.0011J	mg/L	0.0050	02/27/24 13:21	
EPA 6020B	Barium	0.14	mg/L	0.0050	02/27/24 13:21	
EPA 6020B	Cobalt	0.00034J	mg/L	0.0050	02/27/24 13:21	
EPA 6020B	Vanadium	0.00081J	mg/L	0.010	02/27/24 13:21	
SM 2540C-2015	Total Dissolved Solids	395	mg/L	25.0	02/23/24 13:33	
SM 2320B-2011	Alkalinity,Bicarbonate (CaCO3)	355	mg/L	5.0	02/23/24 18:07	
SM 2320B-2011	Alkalinity, Total as CaCO3	355	mg/L	5.0	02/23/24 18:07	
EPA 300.0 Rev 2.1 1993	Chloride	1.4	mg/L	1.0	02/22/24 21:26	
EPA 300.0 Rev 2.1 1993	Fluoride	0.054J	mg/L	0.10	02/22/24 21:26	
EPA 300.0 Rev 2.1 1993	Sulfate	59.5	mg/L	1.0	02/22/24 21:26	
92714171018	**BOW-GWC-25R**					
EPA 6010D	Potassium	0.71	mg/L	0.50	03/01/24 19:10	
EPA 6010D	Sodium	1.4	mg/L	1.0	03/01/24 19:10	
EPA 6010D	Calcium	34.6	mg/L	1.0	03/01/24 19:10	
EPA 6010D	Magnesium	18.1	mg/L	0.050	03/01/24 19:10	
EPA 6020B	Antimony	0.00087J	mg/L	0.0030	02/27/24 13:36	B
EPA 6020B	Barium	0.015	mg/L	0.0050	02/27/24 13:36	
EPA 6020B	Chromium	0.0030J	mg/L	0.0050	02/27/24 13:36	
EPA 6020B	Vanadium	0.00081J	mg/L	0.010	02/27/24 13:36	
SM 2540C-2015	Total Dissolved Solids	155	mg/L	25.0	02/23/24 13:34	
SM 2320B-2011	Alkalinity,Bicarbonate (CaCO3)	160	mg/L	5.0	02/23/24 15:41	
SM 2320B-2011	Alkalinity, Total as CaCO3	160	mg/L	5.0	02/23/24 15:41	
EPA 300.0 Rev 2.1 1993	Chloride	2.7	mg/L	1.0	02/22/24 21:41	
EPA 300.0 Rev 2.1 1993	Fluoride	0.055J	mg/L	0.10	02/22/24 21:41	

REPORT OF LABORATORY ANALYSIS

This report shall not be reproduced, except in full,
without the written consent of Pace Analytical Services, LLC.

Pace Analytical Services, LLC
9800 Kincey Ave. Suite 100
Huntersville, NC 28078
(704)875-9092

SUMMARY OF DETECTION

Project: Bowen LF Cells 3&4
Pace Project No.: 92714171

Lab Sample ID / Method	Client Sample ID / Parameters	Result	Units	Report Limit	Analyzed	Qualifiers
92714171018	**BOW-GWC-25R**					
EPA 300.0 Rev 2.1 1993	Sulfate	1.9	mg/L	1.0	02/22/24 21:41	
92714171019	**BOW-LF3-4-FD-06**					
EPA 6010D	Potassium	0.71	mg/L	0.50	03/01/24 19:13	
EPA 6010D	Sodium	1.4	mg/L	1.0	03/01/24 19:13	
EPA 6010D	Calcium	34.7	mg/L	1.0	03/01/24 19:13	
EPA 6010D	Magnesium	18.2	mg/L	0.050	03/01/24 19:13	
EPA 6020B	Barium	0.015	mg/L	0.0050	02/27/24 13:39	
EPA 6020B	Vanadium	0.00097J	mg/L	0.010	02/27/24 13:39	
SM 2540C-2015	Total Dissolved Solids	162	mg/L	25.0	02/23/24 13:34	
SM 2320B-2011	Alkalinity,Bicarbonate (CaCO3)	158	mg/L	5.0	02/23/24 15:53	
SM 2320B-2011	Alkalinity, Total as CaCO3	158	mg/L	5.0	02/23/24 15:53	
EPA 300.0 Rev 2.1 1993	Chloride	2.3	mg/L	1.0	02/22/24 21:55	
EPA 300.0 Rev 2.1 1993	Sulfate	1.9	mg/L	1.0	02/22/24 21:55	

This report shall not be reproduced, except in full,
without the written consent of Pace Analytical Services, LLC.

Pace Analytical Services, LLC
9800 Kincey Ave. Suite 100
Huntersville, NC 28078
(704)875-9092

ANALYTICAL RESULTS

Project: Bowen LF Cells 3&4
Pace Project No.: 92714171

Sample: BOW-GWA-36A **Lab ID: 92714171001** Collected: 02/13/24 11:38 Received: 02/16/24 16:00 Matrix: Water

Parameters	Results	Units	Report Limit	MDL	DF	Prepared	Analyzed	CAS No.	Qual
6010D ATL ICP	Analytical Method: EPA 6010D Preparation Method: EPA 3010A Pace Analytical Services - Peachtree Corners, GA								
Iron	**0.039J**	mg/L	0.040	0.025	1	02/20/24 19:35	03/01/24 18:24	7439-89-6	
Manganese	ND	mg/L	0.040	0.011	1	02/20/24 19:35	03/01/24 18:24	7439-96-5	
Zinc	**0.016J**	mg/L	0.020	0.0085	1	02/20/24 19:35	03/01/24 18:24	7440-66-6	
Potassium	**1.6**	mg/L	0.50	0.15	1	02/20/24 19:35	03/01/24 18:24	7440-09-7	
Sodium	**1.6**	mg/L	1.0	0.58	1	02/20/24 19:35	03/01/24 18:24	7440-23-5	
Calcium	**52.0**	mg/L	1.0	0.12	1	02/20/24 19:35	03/01/24 18:24	7440-70-2	
Magnesium	**25.3**	mg/L	0.050	0.012	1	02/20/24 19:35	03/01/24 18:24	7439-95-4	
6020 MET ICPMS	Analytical Method: EPA 6020B Preparation Method: EPA 3005A Pace Analytical Services - Peachtree Corners, GA								
Antimony	ND	mg/L	0.0030	0.00054	1	02/20/24 15:19	02/23/24 16:07	7440-36-0	
Arsenic	ND	mg/L	0.0050	0.00084	1	02/20/24 15:19	02/23/24 16:07	7440-38-2	
Barium	**0.039**	mg/L	0.0050	0.00047	1	02/20/24 15:19	02/23/24 16:07	7440-39-3	
Beryllium	ND	mg/L	0.00050	0.000094	1	02/20/24 15:19	02/23/24 16:07	7440-41-7	
Boron	**0.034J**	mg/L	0.040	0.012	1	02/20/24 15:19	02/23/24 16:07	7440-42-8	
Cadmium	ND	mg/L	0.00050	0.00010	1	02/20/24 15:19	02/23/24 16:07	7440-43-9	
Chromium	ND	mg/L	0.0050	0.0019	1	02/20/24 15:19	02/23/24 16:07	7440-47-3	
Cobalt	ND	mg/L	0.0050	0.00032	1	02/20/24 15:19	02/23/24 16:07	7440-48-4	
Copper	ND	mg/L	0.0050	0.00043	1	02/20/24 15:19	02/23/24 16:07	7440-50-8	
Lead	ND	mg/L	0.0010	0.00016	1	02/20/24 15:19	02/23/24 16:07	7439-92-1	
Nickel	ND	mg/L	0.0050	0.0021	1	02/20/24 15:19	02/23/24 16:07	7440-02-0	
Selenium	ND	mg/L	0.0050	0.00096	1	02/20/24 15:19	02/23/24 16:07	7782-49-2	
Silver	ND	mg/L	0.0050	0.00031	1	02/20/24 15:19	02/23/24 16:07	7440-22-4	
Thallium	ND	mg/L	0.0010	0.00038	1	02/20/24 15:19	02/23/24 16:07	7440-28-0	
Vanadium	ND	mg/L	0.010	0.00075	1	02/20/24 15:19	02/23/24 16:07	7440-62-2	
7470 Mercury	Analytical Method: EPA 7470A Preparation Method: EPA 7470A Pace Analytical Services - Peachtree Corners, GA								
Mercury	ND	mg/L	0.00020	0.00013	1	02/29/24 12:00	02/29/24 15:32	7439-97-6	
2540C Total Dissolved Solids	Analytical Method: SM 2540C-2015 Pace Analytical Services - Peachtree Corners, GA								
Total Dissolved Solids	**248**	mg/L	25.0	25.0	1		02/19/24 17:42		
2320B Alkalinity	Analytical Method: SM 2320B-2011 Pace Analytical Services - Asheville								
Alkalinity,Bicarbonate (CaCO3)	**205**	mg/L	5.0	5.0	1		02/20/24 13:11		
Alkalinity,Carbonate (CaCO3)	ND	mg/L	5.0	5.0	1		02/20/24 13:11		
Alkalinity, Total as CaCO3	**205**	mg/L	5.0	5.0	1		02/20/24 13:11		
300.0 IC Anions 28 Days	Analytical Method: EPA 300.0 Rev 2.1 1993 Pace Analytical Services - Asheville								
Chloride	**3.7**	mg/L	1.0	0.60	1		02/20/24 13:15	16887-00-6	
Fluoride	ND	mg/L	0.10	0.050	1		02/20/24 13:15	16984-48-8	

REPORT OF LABORATORY ANALYSIS

This report shall not be reproduced, except in full,
without the written consent of Pace Analytical Services, LLC.

Pace Analytical Services, LLC
9800 Kincey Ave. Suite 100
Huntersville, NC 28078
(704)875-9092

ANALYTICAL RESULTS

Project: Bowen LF Cells 3&4
Pace Project No.: 92714171

Sample: BOW-GWA-36A **Lab ID: 92714171001** Collected: 02/13/24 11:38 Received: 02/16/24 16:00 Matrix: Water

Parameters	Results	Units	Report Limit	MDL	DF	Prepared	Analyzed	CAS No.	Qual
300.0 IC Anions 28 Days	Analytical Method: EPA 300.0 Rev 2.1 1993 Pace Analytical Services - Asheville								
Sulfate	**23.4**	mg/L	1.0	0.50	1		02/20/24 13:15	14808-79-8	

REPORT OF LABORATORY ANALYSIS

This report shall not be reproduced, except in full,
without the written consent of Pace Analytical Services, LLC.

Pace Analytical Services, LLC
9800 Kincey Ave. Suite 100
Huntersville, NC 28078
(704)875-9092

ANALYTICAL RESULTS

Project: Bowen LF Cells 3&4
Pace Project No.: 92714171

Sample: BOW-GWA-36RA **Lab ID: 92714171002** Collected: 02/13/24 16:40 Received: 02/16/24 16:00 Matrix: Water

Parameters	Results	Units	Report Limit	MDL	DF	Prepared	Analyzed	CAS No.	Qual
6010D ATL ICP	Analytical Method: EPA 6010D Preparation Method: EPA 3010A Pace Analytical Services - Peachtree Corners, GA								
Iron	**0.24**	mg/L	0.040	0.025	1	02/20/24 19:35	03/01/24 18:26	7439-89-6	
Manganese	**0.012J**	mg/L	0.040	0.011	1	02/20/24 19:35	03/01/24 18:26	7439-96-5	
Zinc	**0.013J**	mg/L	0.020	0.0085	1	02/20/24 19:35	03/01/24 18:26	7440-66-6	
Potassium	**1.5**	mg/L	0.50	0.15	1	02/20/24 19:35	03/01/24 18:26	7440-09-7	
Sodium	**1.7**	mg/L	1.0	0.58	1	02/20/24 19:35	03/01/24 18:26	7440-23-5	
Calcium	**54.5**	mg/L	1.0	0.12	1	02/20/24 19:35	03/01/24 18:26	7440-70-2	
Magnesium	**27.1**	mg/L	0.050	0.012	1	02/20/24 19:35	03/01/24 18:26	7439-95-4	
6020 MET ICPMS	Analytical Method: EPA 6020B Preparation Method: EPA 3005A Pace Analytical Services - Peachtree Corners, GA								
Antimony	ND	mg/L	0.0030	0.00054	1	02/20/24 15:19	02/23/24 16:10	7440-36-0	
Arsenic	ND	mg/L	0.0050	0.00084	1	02/20/24 15:19	02/23/24 16:10	7440-38-2	
Barium	**0.036**	mg/L	0.0050	0.00047	1	02/20/24 15:19	02/23/24 16:10	7440-39-3	
Beryllium	ND	mg/L	0.00050	0.000094	1	02/20/24 15:19	02/23/24 16:10	7440-41-7	
Boron	**0.026J**	mg/L	0.040	0.012	1	02/20/24 15:19	02/23/24 16:10	7440-42-8	
Cadmium	ND	mg/L	0.00050	0.00010	1	02/20/24 15:19	02/23/24 16:10	7440-43-9	
Chromium	ND	mg/L	0.0050	0.0019	1	02/20/24 15:19	02/23/24 16:10	7440-47-3	
Cobalt	ND	mg/L	0.0050	0.00032	1	02/20/24 15:19	02/23/24 16:10	7440-48-4	
Copper	**0.00049J**	mg/L	0.0050	0.00043	1	02/20/24 15:19	02/23/24 16:10	7440-50-8	
Lead	ND	mg/L	0.0010	0.00016	1	02/20/24 15:19	02/23/24 16:10	7439-92-1	
Nickel	ND	mg/L	0.0050	0.0021	1	02/20/24 15:19	02/23/24 16:10	7440-02-0	
Selenium	ND	mg/L	0.0050	0.00096	1	02/20/24 15:19	02/23/24 16:10	7782-49-2	
Silver	ND	mg/L	0.0050	0.00031	1	02/20/24 15:19	02/23/24 16:10	7440-22-4	
Thallium	ND	mg/L	0.0010	0.00038	1	02/20/24 15:19	02/23/24 16:10	7440-28-0	
Vanadium	ND	mg/L	0.010	0.00075	1	02/20/24 15:19	02/23/24 16:10	7440-62-2	
7470 Mercury	Analytical Method: EPA 7470A Preparation Method: EPA 7470A Pace Analytical Services - Peachtree Corners, GA								
Mercury	ND	mg/L	0.00020	0.00013	1	02/29/24 12:00	02/29/24 15:35	7439-97-6	
2540C Total Dissolved Solids	Analytical Method: SM 2540C-2015 Pace Analytical Services - Peachtree Corners, GA								
Total Dissolved Solids	**252**	mg/L	25.0	25.0	1		02/19/24 17:43		
2320B Alkalinity	Analytical Method: SM 2320B-2011 Pace Analytical Services - Asheville								
Alkalinity,Bicarbonate (CaCO3)	**228**	mg/L	5.0	5.0	1		02/20/24 13:45		
Alkalinity,Carbonate (CaCO3)	ND	mg/L	5.0	5.0	1		02/20/24 13:45		
Alkalinity, Total as CaCO3	**228**	mg/L	5.0	5.0	1		02/20/24 13:45		
300.0 IC Anions 28 Days	Analytical Method: EPA 300.0 Rev 2.1 1993 Pace Analytical Services - Asheville								
Chloride	**3.4**	mg/L	1.0	0.60	1		02/20/24 13:30	16887-00-6	
Fluoride	ND	mg/L	0.10	0.050	1		02/20/24 13:30	16984-48-8	

REPORT OF LABORATORY ANALYSIS

This report shall not be reproduced, except in full,
without the written consent of Pace Analytical Services, LLC.

Pace Analytical Services, LLC
9800 Kincey Ave. Suite 100
Huntersville, NC 28078
(704)875-9092

ANALYTICAL RESULTS

Project: Bowen LF Cells 3&4
Pace Project No.: 92714171

Sample: BOW-GWA-36RA **Lab ID: 92714171002** Collected: 02/13/24 16:40 Received: 02/16/24 16:00 Matrix: Water

Parameters	Results	Units	Report Limit	MDL	DF	Prepared	Analyzed	CAS No.	Qual
300.0 IC Anions 28 Days	Analytical Method: EPA 300.0 Rev 2.1 1993 Pace Analytical Services - Asheville								
Sulfate	**19.1**	mg/L	1.0	0.50	1		02/20/24 13:30	14808-79-8	

REPORT OF LABORATORY ANALYSIS

This report shall not be reproduced, except in full,
without the written consent of Pace Analytical Services, LLC.

Pace Analytical Services, LLC
9800 Kincey Ave. Suite 100
Huntersville, NC 28078
(704)875-9092

ANALYTICAL RESULTS

Project: Bowen LF Cells 3&4
Pace Project No.: 92714171

Sample: BOW-GWA-37 **Lab ID: 92714171003** Collected: 02/13/24 13:42 Received: 02/16/24 16:00 Matrix: Water

Parameters	Results	Units	Report Limit	MDL	DF	Prepared	Analyzed	CAS No.	Qual
6010D ATL ICP	Analytical Method: EPA 6010D Preparation Method: EPA 3010A Pace Analytical Services - Peachtree Corners, GA								
Iron	ND	mg/L	0.040	0.025	1	02/20/24 19:35	03/01/24 18:29	7439-89-6	
Manganese	ND	mg/L	0.040	0.011	1	02/20/24 19:35	03/01/24 18:29	7439-96-5	
Zinc	ND	mg/L	0.020	0.0085	1	02/20/24 19:35	03/01/24 18:29	7440-66-6	
Potassium	**0.47J**	mg/L	0.50	0.15	1	02/20/24 19:35	03/01/24 18:29	7440-09-7	
Sodium	**2.7**	mg/L	1.0	0.58	1	02/20/24 19:35	03/01/24 18:29	7440-23-5	
Calcium	**0.72J**	mg/L	1.0	0.12	1	02/20/24 19:35	03/01/24 18:29	7440-70-2	
Magnesium	**0.31**	mg/L	0.050	0.012	1	02/20/24 19:35	03/01/24 18:29	7439-95-4	
6020 MET ICPMS	Analytical Method: EPA 6020B Preparation Method: EPA 3005A Pace Analytical Services - Peachtree Corners, GA								
Antimony	ND	mg/L	0.0030	0.00054	1	02/20/24 15:19	02/23/24 16:14	7440-36-0	
Arsenic	ND	mg/L	0.0050	0.00084	1	02/20/24 15:19	02/23/24 16:14	7440-38-2	
Barium	ND	mg/L	0.0050	0.00047	1	02/20/24 15:19	02/23/24 16:14	7440-39-3	
Beryllium	ND	mg/L	0.00050	0.000094	1	02/20/24 15:19	02/23/24 16:14	7440-41-7	
Boron	ND	mg/L	0.040	0.012	1	02/20/24 15:19	02/23/24 16:14	7440-42-8	
Cadmium	ND	mg/L	0.00050	0.00010	1	02/20/24 15:19	02/23/24 16:14	7440-43-9	
Chromium	ND	mg/L	0.0050	0.0019	1	02/20/24 15:19	02/23/24 16:14	7440-47-3	
Cobalt	ND	mg/L	0.0050	0.00032	1	02/20/24 15:19	02/23/24 16:14	7440-48-4	
Copper	ND	mg/L	0.0050	0.00043	1	02/20/24 15:19	02/23/24 16:14	7440-50-8	
Lead	ND	mg/L	0.0010	0.00016	1	02/20/24 15:19	02/23/24 16:14	7439-92-1	
Nickel	ND	mg/L	0.0050	0.0021	1	02/20/24 15:19	02/23/24 16:14	7440-02-0	
Selenium	ND	mg/L	0.0050	0.00096	1	02/20/24 15:19	02/23/24 16:14	7782-49-2	
Silver	ND	mg/L	0.0050	0.00031	1	02/20/24 15:19	02/23/24 16:14	7440-22-4	
Thallium	ND	mg/L	0.0010	0.00038	1	02/20/24 15:19	02/23/24 16:14	7440-28-0	
Vanadium	ND	mg/L	0.010	0.00075	1	02/20/24 15:19	02/23/24 16:14	7440-62-2	
7470 Mercury	Analytical Method: EPA 7470A Preparation Method: EPA 7470A Pace Analytical Services - Peachtree Corners, GA								
Mercury	ND	mg/L	0.00020	0.00013	1	02/29/24 12:00	02/29/24 15:38	7439-97-6	
2540C Total Dissolved Solids	Analytical Method: SM 2540C-2015 Pace Analytical Services - Peachtree Corners, GA								
Total Dissolved Solids	ND	mg/L	25.0	25.0	1		02/19/24 17:43		
2320B Alkalinity	Analytical Method: SM 2320B-2011 Pace Analytical Services - Asheville								
Alkalinity,Bicarbonate (CaCO3)	**5.9**	mg/L	5.0	5.0	1		02/20/24 13:35		
Alkalinity,Carbonate (CaCO3)	ND	mg/L	5.0	5.0	1		02/20/24 13:35		
Alkalinity, Total as CaCO3	**5.9**	mg/L	5.0	5.0	1		02/20/24 13:35		
300.0 IC Anions 28 Days	Analytical Method: EPA 300.0 Rev 2.1 1993 Pace Analytical Services - Asheville								
Chloride	**0.80J**	mg/L	1.0	0.60	1		02/20/24 01:33	16887-00-6	
Fluoride	ND	mg/L	0.10	0.050	1		02/20/24 01:33	16984-48-8	

REPORT OF LABORATORY ANALYSIS

This report shall not be reproduced, except in full,
without the written consent of Pace Analytical Services, LLC.

Pace Analytical Services, LLC
9800 Kincey Ave. Suite 100
Huntersville, NC 28078
(704)875-9092

ANALYTICAL RESULTS

Project: Bowen LF Cells 3&4
Pace Project No.: 92714171

Sample: BOW-GWA-37 **Lab ID: 92714171003** Collected: 02/13/24 13:42 Received: 02/16/24 16:00 Matrix: Water

Parameters	Results	Units	Report Limit	MDL	DF	Prepared	Analyzed	CAS No.	Qual
300.0 IC Anions 28 Days	Analytical Method: EPA 300.0 Rev 2.1 1993 Pace Analytical Services - Asheville								
Sulfate	ND	mg/L	1.0	0.50	1		02/20/24 01:33	14808-79-8	

REPORT OF LABORATORY ANALYSIS

This report shall not be reproduced, except in full,
without the written consent of Pace Analytical Services, LLC.

Pace Analytical Services, LLC
9800 Kincey Ave. Suite 100
Huntersville, NC 28078
(704)875-9092

ANALYTICAL RESULTS

Project: Bowen LF Cells 3&4
Pace Project No.: 92714171

Sample: BOW-GWA-38 **Lab ID: 92714171004** Collected: 02/13/24 15:14 Received: 02/16/24 16:00 Matrix: Water

Parameters	Results	Units	Report Limit	MDL	DF	Prepared	Analyzed	CAS No.	Qual
6010D ATL ICP	Analytical Method: EPA 6010D Preparation Method: EPA 3010A Pace Analytical Services - Peachtree Corners, GA								
Iron	**0.71**	mg/L	0.040	0.025	1	02/20/24 19:35	03/01/24 18:32	7439-89-6	
Manganese	**0.048**	mg/L	0.040	0.011	1	02/20/24 19:35	03/01/24 18:32	7439-96-5	
Zinc	ND	mg/L	0.020	0.0085	1	02/20/24 19:35	03/01/24 18:32	7440-66-6	
Potassium	**0.46J**	mg/L	0.50	0.15	1	02/20/24 19:35	03/01/24 18:32	7440-09-7	
Sodium	**4.0**	mg/L	1.0	0.58	1	02/20/24 19:35	03/01/24 18:32	7440-23-5	
Calcium	**1.6**	mg/L	1.0	0.12	1	02/20/24 19:35	03/01/24 18:32	7440-70-2	
Magnesium	**0.48**	mg/L	0.050	0.012	1	02/20/24 19:35	03/01/24 18:32	7439-95-4	
6020 MET ICPMS	Analytical Method: EPA 6020B Preparation Method: EPA 3005A Pace Analytical Services - Peachtree Corners, GA								
Antimony	ND	mg/L	0.0030	0.00054	1	02/20/24 15:19	02/23/24 16:18	7440-36-0	
Arsenic	ND	mg/L	0.0050	0.00084	1	02/20/24 15:19	02/23/24 16:18	7440-38-2	
Barium	**0.012**	mg/L	0.0050	0.00047	1	02/20/24 15:19	02/23/24 16:18	7440-39-3	
Beryllium	ND	mg/L	0.00050	0.000094	1	02/20/24 15:19	02/23/24 16:18	7440-41-7	
Boron	ND	mg/L	0.040	0.012	1	02/20/24 15:19	02/23/24 16:18	7440-42-8	
Cadmium	ND	mg/L	0.00050	0.00010	1	02/20/24 15:19	02/23/24 16:18	7440-43-9	
Chromium	ND	mg/L	0.0050	0.0019	1	02/20/24 15:19	02/23/24 16:18	7440-47-3	
Cobalt	**0.0010J**	mg/L	0.0050	0.00032	1	02/20/24 15:19	02/23/24 16:18	7440-48-4	
Copper	ND	mg/L	0.0050	0.00043	1	02/20/24 15:19	02/23/24 16:18	7440-50-8	
Lead	ND	mg/L	0.0010	0.00016	1	02/20/24 15:19	02/23/24 16:18	7439-92-1	
Nickel	ND	mg/L	0.0050	0.0021	1	02/20/24 15:19	02/23/24 16:18	7440-02-0	
Selenium	ND	mg/L	0.0050	0.00096	1	02/20/24 15:19	02/23/24 16:18	7782-49-2	
Silver	ND	mg/L	0.0050	0.00031	1	02/20/24 15:19	02/23/24 16:18	7440-22-4	
Thallium	ND	mg/L	0.0010	0.00038	1	02/20/24 15:19	02/23/24 16:18	7440-28-0	
Vanadium	ND	mg/L	0.010	0.00075	1	02/20/24 15:19	02/23/24 16:18	7440-62-2	
7470 Mercury	Analytical Method: EPA 7470A Preparation Method: EPA 7470A Pace Analytical Services - Peachtree Corners, GA								
Mercury	ND	mg/L	0.00020	0.00013	1	02/29/24 12:00	02/29/24 15:40	7439-97-6	
2540C Total Dissolved Solids	Analytical Method: SM 2540C-2015 Pace Analytical Services - Peachtree Corners, GA								
Total Dissolved Solids	**31.0**	mg/L	25.0	25.0	1		02/19/24 17:44		
2320B Alkalinity	Analytical Method: SM 2320B-2011 Pace Analytical Services - Asheville								
Alkalinity,Bicarbonate (CaCO3)	**5.6**	mg/L	5.0	5.0	1		02/20/24 13:40		
Alkalinity,Carbonate (CaCO3)	ND	mg/L	5.0	5.0	1		02/20/24 13:40		
Alkalinity, Total as CaCO3	**5.6**	mg/L	5.0	5.0	1		02/20/24 13:40		
300.0 IC Anions 28 Days	Analytical Method: EPA 300.0 Rev 2.1 1993 Pace Analytical Services - Asheville								
Chloride	**3.4**	mg/L	1.0	0.60	1		02/20/24 02:16	16887-00-6	
Fluoride	ND	mg/L	0.10	0.050	1		02/20/24 02:16	16984-48-8	

REPORT OF LABORATORY ANALYSIS

This report shall not be reproduced, except in full,
without the written consent of Pace Analytical Services, LLC.

Pace Analytical Services, LLC
9800 Kincey Ave. Suite 100
Huntersville, NC 28078
(704)875-9092

ANALYTICAL RESULTS

Project: Bowen LF Cells 3&4
Pace Project No.: 92714171

Sample: BOW-GWA-38 **Lab ID: 92714171004** Collected: 02/13/24 15:14 Received: 02/16/24 16:00 Matrix: Water

Parameters	Results	Units	Report Limit	MDL	DF	Prepared	Analyzed	CAS No.	Qual
300.0 IC Anions 28 Days	Analytical Method: EPA 300.0 Rev 2.1 1993 Pace Analytical Services - Asheville								
Sulfate	**0.70J**	mg/L	1.0	0.50	1		02/20/24 02:16	14808-79-8	

REPORT OF LABORATORY ANALYSIS

This report shall not be reproduced, except in full,
without the written consent of Pace Analytical Services, LLC.

Pace Analytical Services, LLC
9800 Kincey Ave. Suite 100
Huntersville, NC 28078
(704)875-9092

ANALYTICAL RESULTS

Project: Bowen LF Cells 3&4
Pace Project No.: 92714171

Sample: BOW-LF3-4-FD-05 **Lab ID: 92714171005** Collected: 02/13/24 00:00 Received: 02/16/24 16:00 Matrix: Water

Parameters	Results	Units	Report Limit	MDL	DF	Prepared	Analyzed	CAS No.	Qual
6010D ATL ICP	Analytical Method: EPA 6010D Preparation Method: EPA 3010A Pace Analytical Services - Peachtree Corners, GA								
Iron	ND	mg/L	0.040	0.025	1	02/20/24 19:35	03/01/24 18:34	7439-89-6	
Manganese	**0.012J**	mg/L	0.040	0.011	1	02/20/24 19:35	03/01/24 18:34	7439-96-5	
Zinc	ND	mg/L	0.020	0.0085	1	02/20/24 19:35	03/01/24 18:34	7440-66-6	
Potassium	**0.50J**	mg/L	0.50	0.15	1	02/20/24 19:35	03/01/24 18:34	7440-09-7	
Sodium	**2.8**	mg/L	1.0	0.58	1	02/20/24 19:35	03/01/24 18:34	7440-23-5	
Calcium	**0.71J**	mg/L	1.0	0.12	1	02/20/24 19:35	03/01/24 18:34	7440-70-2	
Magnesium	**0.31**	mg/L	0.050	0.012	1	02/20/24 19:35	03/01/24 18:34	7439-95-4	
6020 MET ICPMS	Analytical Method: EPA 6020B Preparation Method: EPA 3005A Pace Analytical Services - Peachtree Corners, GA								
Antimony	ND	mg/L	0.0030	0.00054	1	02/20/24 15:19	02/23/24 16:34	7440-36-0	
Arsenic	ND	mg/L	0.0050	0.00084	1	02/20/24 15:19	02/23/24 16:34	7440-38-2	
Barium	**0.0037J**	mg/L	0.0050	0.00047	1	02/20/24 15:19	02/23/24 16:34	7440-39-3	
Beryllium	ND	mg/L	0.00050	0.000094	1	02/20/24 15:19	02/23/24 16:34	7440-41-7	
Boron	ND	mg/L	0.040	0.012	1	02/20/24 15:19	02/23/24 16:34	7440-42-8	
Cadmium	ND	mg/L	0.00050	0.00010	1	02/20/24 15:19	02/23/24 16:34	7440-43-9	
Chromium	ND	mg/L	0.0050	0.0019	1	02/20/24 15:19	02/23/24 16:34	7440-47-3	
Cobalt	ND	mg/L	0.0050	0.00032	1	02/20/24 15:19	02/23/24 16:34	7440-48-4	
Copper	**0.011**	mg/L	0.0050	0.00043	1	02/20/24 15:19	02/23/24 16:34	7440-50-8	
Lead	ND	mg/L	0.0010	0.00016	1	02/20/24 15:19	02/23/24 16:34	7439-92-1	
Nickel	**0.012**	mg/L	0.0050	0.0021	1	02/20/24 15:19	02/23/24 16:34	7440-02-0	
Selenium	ND	mg/L	0.0050	0.00096	1	02/20/24 15:19	02/23/24 16:34	7782-49-2	
Silver	ND	mg/L	0.0050	0.00031	1	02/20/24 15:19	02/23/24 16:34	7440-22-4	
Thallium	ND	mg/L	0.0010	0.00038	1	02/20/24 15:19	02/23/24 16:34	7440-28-0	
Vanadium	ND	mg/L	0.010	0.00075	1	02/20/24 15:19	02/23/24 16:34	7440-62-2	
7470 Mercury	Analytical Method: EPA 7470A Preparation Method: EPA 7470A Pace Analytical Services - Peachtree Corners, GA								
Mercury	ND	mg/L	0.00020	0.00013	1	02/29/24 12:00	02/29/24 15:52	7439-97-6	
2540C Total Dissolved Solids	Analytical Method: SM 2540C-2015 Pace Analytical Services - Peachtree Corners, GA								
Total Dissolved Solids	**28.0**	mg/L	25.0	25.0	1		02/19/24 17:44		
2320B Alkalinity	Analytical Method: SM 2320B-2011 Pace Analytical Services - Asheville								
Alkalinity,Bicarbonate (CaCO3)	**5.5**	mg/L	5.0	5.0	1		02/20/24 14:03		
Alkalinity,Carbonate (CaCO3)	ND	mg/L	5.0	5.0	1		02/20/24 14:03		
Alkalinity, Total as CaCO3	**5.5**	mg/L	5.0	5.0	1		02/20/24 14:03		
300.0 IC Anions 28 Days	Analytical Method: EPA 300.0 Rev 2.1 1993 Pace Analytical Services - Asheville								
Chloride	**0.84J**	mg/L	1.0	0.60	1		02/20/24 02:59	16887-00-6	
Fluoride	ND	mg/L	0.10	0.050	1		02/20/24 02:59	16984-48-8	

REPORT OF LABORATORY ANALYSIS

This report shall not be reproduced, except in full,
without the written consent of Pace Analytical Services, LLC.

Pace Analytical Services, LLC
9800 Kincey Ave. Suite 100
Huntersville, NC 28078
(704)875-9092

ANALYTICAL RESULTS

Project: Bowen LF Cells 3&4
Pace Project No.: 92714171

Sample: BOW-LF3-4-FD-05 **Lab ID: 92714171005** Collected: 02/13/24 00:00 Received: 02/16/24 16:00 Matrix: Water

Parameters	Results	Units	Report Limit	MDL	DF	Prepared	Analyzed	CAS No.	Qual
300.0 IC Anions 28 Days	Analytical Method: EPA 300.0 Rev 2.1 1993 Pace Analytical Services - Asheville								
Sulfate	ND	mg/L	1.0	0.50	1		02/20/24 02:59	14808-79-8	

REPORT OF LABORATORY ANALYSIS

This report shall not be reproduced, except in full,
without the written consent of Pace Analytical Services, LLC.

Pace Analytical Services, LLC
9800 Kincey Ave. Suite 100
Huntersville, NC 28078
(704)875-9092

ANALYTICAL RESULTS

Project: Bowen LF Cells 3&4
Pace Project No.: 92714171

Sample: BOW-LF3-4-FB-05 **Lab ID: 92714171006** Collected: 02/13/24 16:48 Received: 02/16/24 16:00 Matrix: Water

Parameters	Results	Units	Report Limit	MDL	DF	Prepared	Analyzed	CAS No.	Qual
6010D ATL ICP	Analytical Method: EPA 6010D Preparation Method: EPA 3010A Pace Analytical Services - Peachtree Corners, GA								
Iron	ND	mg/L	0.040	0.025	1	02/20/24 19:35	03/01/24 18:37	7439-89-6	
Manganese	ND	mg/L	0.040	0.011	1	02/20/24 19:35	03/01/24 18:37	7439-96-5	
Zinc	ND	mg/L	0.020	0.0085	1	02/20/24 19:35	03/01/24 18:37	7440-66-6	
Potassium	ND	mg/L	0.50	0.15	1	02/20/24 19:35	03/01/24 18:37	7440-09-7	
Sodium	ND	mg/L	1.0	0.58	1	02/20/24 19:35	03/01/24 18:37	7440-23-5	
Calcium	ND	mg/L	1.0	0.12	1	02/20/24 19:35	03/01/24 18:37	7440-70-2	
Magnesium	ND	mg/L	0.050	0.012	1	02/20/24 19:35	03/01/24 18:37	7439-95-4	
6020 MET ICPMS	Analytical Method: EPA 6020B Preparation Method: EPA 3005A Pace Analytical Services - Peachtree Corners, GA								
Antimony	ND	mg/L	0.0030	0.00054	1	02/20/24 15:19	02/23/24 16:38	7440-36-0	
Arsenic	ND	mg/L	0.0050	0.00084	1	02/20/24 15:19	02/23/24 16:38	7440-38-2	
Barium	ND	mg/L	0.0050	0.00047	1	02/20/24 15:19	02/23/24 16:38	7440-39-3	
Beryllium	ND	mg/L	0.00050	0.000094	1	02/20/24 15:19	02/23/24 16:38	7440-41-7	
Boron	ND	mg/L	0.040	0.012	1	02/20/24 15:19	02/23/24 16:38	7440-42-8	
Cadmium	ND	mg/L	0.00050	0.00010	1	02/20/24 15:19	02/23/24 16:38	7440-43-9	
Chromium	ND	mg/L	0.0050	0.0019	1	02/20/24 15:19	02/23/24 16:38	7440-47-3	
Cobalt	ND	mg/L	0.0050	0.00032	1	02/20/24 15:19	02/23/24 16:38	7440-48-4	
Copper	ND	mg/L	0.0050	0.00043	1	02/20/24 15:19	02/23/24 16:38	7440-50-8	
Lead	ND	mg/L	0.0010	0.00016	1	02/20/24 15:19	02/23/24 16:38	7439-92-1	
Nickel	ND	mg/L	0.0050	0.0021	1	02/20/24 15:19	02/23/24 16:38	7440-02-0	
Selenium	ND	mg/L	0.0050	0.00096	1	02/20/24 15:19	02/23/24 16:38	7782-49-2	
Silver	ND	mg/L	0.0050	0.00031	1	02/20/24 15:19	02/23/24 16:38	7440-22-4	
Thallium	ND	mg/L	0.0010	0.00038	1	02/20/24 15:19	02/23/24 16:38	7440-28-0	
Vanadium	ND	mg/L	0.010	0.00075	1	02/20/24 15:19	02/23/24 16:38	7440-62-2	
7470 Mercury	Analytical Method: EPA 7470A Preparation Method: EPA 7470A Pace Analytical Services - Peachtree Corners, GA								
Mercury	ND	mg/L	0.00020	0.00013	1	02/29/24 12:00	02/29/24 15:55	7439-97-6	
2540C Total Dissolved Solids	Analytical Method: SM 2540C-2015 Pace Analytical Services - Peachtree Corners, GA								
Total Dissolved Solids	**28.0**	mg/L	25.0	25.0	1		02/19/24 17:44		
2320B Alkalinity	Analytical Method: SM 2320B-2011 Pace Analytical Services - Asheville								
Alkalinity,Bicarbonate (CaCO3)	ND	mg/L	5.0	5.0	1		02/20/24 14:09		
Alkalinity,Carbonate (CaCO3)	ND	mg/L	5.0	5.0	1		02/20/24 14:09		
Alkalinity, Total as CaCO3	ND	mg/L	5.0	5.0	1		02/20/24 14:09		
300.0 IC Anions 28 Days	Analytical Method: EPA 300.0 Rev 2.1 1993 Pace Analytical Services - Asheville								
Chloride	ND	mg/L	1.0	0.60	1		02/20/24 00:35	16887-00-6	
Fluoride	ND	mg/L	0.10	0.050	1		02/20/24 00:35	16984-48-8	

REPORT OF LABORATORY ANALYSIS

This report shall not be reproduced, except in full,
without the written consent of Pace Analytical Services, LLC.

Pace Analytical Services, LLC
9800 Kincey Ave. Suite 100
Huntersville, NC 28078
(704)875-9092

ANALYTICAL RESULTS

Project: Bowen LF Cells 3&4
Pace Project No.: 92714171

Sample: BOW-LF3-4-FB-05 **Lab ID: 92714171006** Collected: 02/13/24 16:48 Received: 02/16/24 16:00 Matrix: Water

Parameters	Results	Units	Report Limit	MDL	DF	Prepared	Analyzed	CAS No.	Qual
300.0 IC Anions 28 Days	Analytical Method: EPA 300.0 Rev 2.1 1993 Pace Analytical Services - Asheville								
Sulfate	ND	mg/L	1.0	0.50	1		02/20/24 00:35	14808-79-8	

REPORT OF LABORATORY ANALYSIS

This report shall not be reproduced, except in full,
without the written consent of Pace Analytical Services, LLC.

Pace Analytical Services, LLC
9800 Kincey Ave. Suite 100
Huntersville, NC 28078
(704)875-9092

ANALYTICAL RESULTS

Project: Bowen LF Cells 3&4
Pace Project No.: 92714171

Sample: BOW-GWC-18 **Lab ID: 92714171007** Collected: 02/14/24 12:35 Received: 02/16/24 16:00 Matrix: Water

Parameters	Results	Units	Report Limit	MDL	DF	Prepared	Analyzed	CAS No.	Qual
6010D ATL ICP	Analytical Method: EPA 6010D Preparation Method: EPA 3010A Pace Analytical Services - Peachtree Corners, GA								
Iron	ND	mg/L	0.040	0.025	1	02/20/24 19:35	03/01/24 18:40	7439-89-6	
Manganese	ND	mg/L	0.040	0.011	1	02/20/24 19:35	03/01/24 18:40	7439-96-5	
Zinc	ND	mg/L	0.020	0.0085	1	02/20/24 19:35	03/01/24 18:40	7440-66-6	
Potassium	**0.89**	mg/L	0.50	0.15	1	02/20/24 19:35	03/01/24 18:40	7440-09-7	
Sodium	**1.5**	mg/L	1.0	0.58	1	02/20/24 19:35	03/01/24 18:40	7440-23-5	
Calcium	**27.1**	mg/L	1.0	0.12	1	02/20/24 19:35	03/01/24 18:40	7440-70-2	
Magnesium	**14.3**	mg/L	0.050	0.012	1	02/20/24 19:35	03/01/24 18:40	7439-95-4	
6020 MET ICPMS	Analytical Method: EPA 6020B Preparation Method: EPA 3005A Pace Analytical Services - Peachtree Corners, GA								
Antimony	ND	mg/L	0.0030	0.00054	1	02/20/24 15:19	02/23/24 16:41	7440-36-0	
Arsenic	ND	mg/L	0.0050	0.00084	1	02/20/24 15:19	02/23/24 16:41	7440-38-2	
Barium	**0.014**	mg/L	0.0050	0.00047	1	02/20/24 15:19	02/23/24 16:41	7440-39-3	
Beryllium	ND	mg/L	0.00050	0.000094	1	02/20/24 15:19	02/23/24 16:41	7440-41-7	
Boron	ND	mg/L	0.040	0.012	1	02/20/24 15:19	02/23/24 16:41	7440-42-8	
Cadmium	ND	mg/L	0.00050	0.00010	1	02/20/24 15:19	02/23/24 16:41	7440-43-9	
Chromium	ND	mg/L	0.0050	0.0019	1	02/20/24 15:19	02/23/24 16:41	7440-47-3	
Cobalt	ND	mg/L	0.0050	0.00032	1	02/20/24 15:19	02/23/24 16:41	7440-48-4	
Copper	ND	mg/L	0.0050	0.00043	1	02/20/24 15:19	02/23/24 16:41	7440-50-8	
Lead	ND	mg/L	0.0010	0.00016	1	02/20/24 15:19	02/23/24 16:41	7439-92-1	
Nickel	ND	mg/L	0.0050	0.0021	1	02/20/24 15:19	02/23/24 16:41	7440-02-0	
Selenium	ND	mg/L	0.0050	0.00096	1	02/20/24 15:19	02/23/24 16:41	7782-49-2	
Silver	ND	mg/L	0.0050	0.00031	1	02/20/24 15:19	02/23/24 16:41	7440-22-4	
Thallium	ND	mg/L	0.0010	0.00038	1	02/20/24 15:19	02/23/24 16:41	7440-28-0	
Vanadium	ND	mg/L	0.010	0.00075	1	02/20/24 15:19	02/23/24 16:41	7440-62-2	
7470 Mercury	Analytical Method: EPA 7470A Preparation Method: EPA 7470A Pace Analytical Services - Peachtree Corners, GA								
Mercury	ND	mg/L	0.00020	0.00013	1	02/29/24 12:00	02/29/24 16:03	7439-97-6	
2540C Total Dissolved Solids	Analytical Method: SM 2540C-2015 Pace Analytical Services - Peachtree Corners, GA								
Total Dissolved Solids	**143**	mg/L	25.0	25.0	1		02/20/24 12:52		
2320B Alkalinity	Analytical Method: SM 2320B-2011 Pace Analytical Services - Asheville								
Alkalinity,Bicarbonate (CaCO3)	**124**	mg/L	5.0	5.0	1		02/21/24 14:13		
Alkalinity,Carbonate (CaCO3)	ND	mg/L	5.0	5.0	1		02/21/24 14:13		
Alkalinity, Total as CaCO3	**124**	mg/L	5.0	5.0	1		02/21/24 14:13		
300.0 IC Anions 28 Days	Analytical Method: EPA 300.0 Rev 2.1 1993 Pace Analytical Services - Asheville								
Chloride	**2.2**	mg/L	1.0	0.60	1		02/20/24 03:14	16887-00-6	
Fluoride	ND	mg/L	0.10	0.050	1		02/20/24 03:14	16984-48-8	

REPORT OF LABORATORY ANALYSIS

This report shall not be reproduced, except in full,
without the written consent of Pace Analytical Services, LLC.

Pace Analytical Services, LLC
9800 Kincey Ave. Suite 100
Huntersville, NC 28078
(704)875-9092

ANALYTICAL RESULTS

Project: Bowen LF Cells 3&4
Pace Project No.: 92714171

Sample: BOW-GWC-18 **Lab ID: 92714171007** Collected: 02/14/24 12:35 Received: 02/16/24 16:00 Matrix: Water

Parameters	Results	Units	Report Limit	MDL	DF	Prepared	Analyzed	CAS No.	Qual
300.0 IC Anions 28 Days	Analytical Method: EPA 300.0 Rev 2.1 1993 Pace Analytical Services - Asheville								
Sulfate	**1.8**	mg/L	1.0	0.50	1		02/20/24 03:14	14808-79-8	

REPORT OF LABORATORY ANALYSIS

This report shall not be reproduced, except in full,
without the written consent of Pace Analytical Services, LLC.

Pace Analytical Services, LLC
9800 Kincey Ave. Suite 100
Huntersville, NC 28078
(704)875-9092

ANALYTICAL RESULTS

Project: Bowen LF Cells 3&4
Pace Project No.: 92714171

Sample: BOW-GWC-18R **Lab ID: 92714171008** Collected: 02/14/24 14:15 Received: 02/16/24 16:00 Matrix: Water

Parameters	Results	Units	Report Limit	MDL	DF	Prepared	Analyzed	CAS No.	Qual
6010D ATL ICP	Analytical Method: EPA 6010D Preparation Method: EPA 3010A Pace Analytical Services - Peachtree Corners, GA								
Iron	**0.10**	mg/L	0.040	0.025	1	02/20/24 19:35	03/01/24 18:43	7439-89-6	
Manganese	ND	mg/L	0.040	0.011	1	02/20/24 19:35	03/01/24 18:43	7439-96-5	
Zinc	ND	mg/L	0.020	0.0085	1	02/20/24 19:35	03/01/24 18:43	7440-66-6	
Potassium	**0.71**	mg/L	0.50	0.15	1	02/20/24 19:35	03/01/24 18:43	7440-09-7	
Sodium	**1.5**	mg/L	1.0	0.58	1	02/20/24 19:35	03/01/24 18:43	7440-23-5	
Calcium	**31.9**	mg/L	1.0	0.12	1	02/20/24 19:35	03/01/24 18:43	7440-70-2	
Magnesium	**16.8**	mg/L	0.050	0.012	1	02/20/24 19:35	03/01/24 18:43	7439-95-4	
6020 MET ICPMS	Analytical Method: EPA 6020B Preparation Method: EPA 3005A Pace Analytical Services - Peachtree Corners, GA								
Antimony	ND	mg/L	0.0030	0.00054	1	02/20/24 15:19	02/23/24 16:45	7440-36-0	
Arsenic	ND	mg/L	0.0050	0.00084	1	02/20/24 15:19	02/23/24 16:45	7440-38-2	
Barium	**0.014**	mg/L	0.0050	0.00047	1	02/20/24 15:19	02/23/24 16:45	7440-39-3	
Beryllium	**0.00010J**	mg/L	0.00050	0.000094	1	02/20/24 15:19	02/23/24 16:45	7440-41-7	
Boron	ND	mg/L	0.040	0.012	1	02/20/24 15:19	02/23/24 16:45	7440-42-8	
Cadmium	ND	mg/L	0.00050	0.00010	1	02/20/24 15:19	02/23/24 16:45	7440-43-9	
Chromium	ND	mg/L	0.0050	0.0019	1	02/20/24 15:19	02/23/24 16:45	7440-47-3	
Cobalt	ND	mg/L	0.0050	0.00032	1	02/20/24 15:19	02/23/24 16:45	7440-48-4	
Copper	ND	mg/L	0.0050	0.00043	1	02/20/24 15:19	02/23/24 16:45	7440-50-8	
Lead	ND	mg/L	0.0010	0.00016	1	02/20/24 15:19	02/23/24 16:45	7439-92-1	
Nickel	ND	mg/L	0.0050	0.0021	1	02/20/24 15:19	02/23/24 16:45	7440-02-0	
Selenium	ND	mg/L	0.0050	0.00096	1	02/20/24 15:19	02/23/24 16:45	7782-49-2	
Silver	ND	mg/L	0.0050	0.00031	1	02/20/24 15:19	02/23/24 16:45	7440-22-4	
Thallium	ND	mg/L	0.0010	0.00038	1	02/20/24 15:19	02/23/24 16:45	7440-28-0	
Vanadium	ND	mg/L	0.010	0.00075	1	02/20/24 15:19	02/23/24 16:45	7440-62-2	
7470 Mercury	Analytical Method: EPA 7470A Preparation Method: EPA 7470A Pace Analytical Services - Peachtree Corners, GA								
Mercury	ND	mg/L	0.00020	0.00013	1	02/29/24 12:00	02/29/24 16:05	7439-97-6	
2540C Total Dissolved Solids	Analytical Method: SM 2540C-2015 Pace Analytical Services - Peachtree Corners, GA								
Total Dissolved Solids	**156**	mg/L	25.0	25.0	1		02/20/24 12:52		
2320B Alkalinity	Analytical Method: SM 2320B-2011 Pace Analytical Services - Asheville								
Alkalinity,Bicarbonate (CaCO3)	**143**	mg/L	5.0	5.0	1		02/21/24 16:00		
Alkalinity,Carbonate (CaCO3)	ND	mg/L	5.0	5.0	1		02/21/24 16:00		
Alkalinity, Total as CaCO3	**143**	mg/L	5.0	5.0	1		02/21/24 16:00		
300.0 IC Anions 28 Days	Analytical Method: EPA 300.0 Rev 2.1 1993 Pace Analytical Services - Asheville								
Chloride	**2.3**	mg/L	1.0	0.60	1		02/20/24 03:28	16887-00-6	
Fluoride	ND	mg/L	0.10	0.050	1		02/20/24 03:28	16984-48-8	

REPORT OF LABORATORY ANALYSIS

This report shall not be reproduced, except in full,
without the written consent of Pace Analytical Services, LLC.

Pace Analytical Services, LLC
9800 Kincey Ave. Suite 100
Huntersville, NC 28078
(704)875-9092

ANALYTICAL RESULTS

Project: Bowen LF Cells 3&4
Pace Project No.: 92714171

Sample: BOW-GWC-18R **Lab ID: 92714171008** Collected: 02/14/24 14:15 Received: 02/16/24 16:00 Matrix: Water

Parameters	Results	Units	Report Limit	MDL	DF	Prepared	Analyzed	CAS No.	Qual
300.0 IC Anions 28 Days	Analytical Method: EPA 300.0 Rev 2.1 1993 Pace Analytical Services - Asheville								
Sulfate	**2.0**	mg/L	1.0	0.50	1		02/20/24 03:28	14808-79-8	

REPORT OF LABORATORY ANALYSIS

This report shall not be reproduced, except in full,
without the written consent of Pace Analytical Services, LLC.

Pace Analytical Services, LLC
9800 Kincey Ave. Suite 100
Huntersville, NC 28078
(704)875-9092

ANALYTICAL RESULTS

Project: Bowen LF Cells 3&4
Pace Project No.: 92714171

Sample: BOW-GWC-19R **Lab ID: 92714171009** Collected: 02/14/24 14:28 Received: 02/16/24 16:00 Matrix: Water

Parameters	Results	Units	Report Limit	MDL	DF	Prepared	Analyzed	CAS No.	Qual
6010D ATL ICP	Analytical Method: EPA 6010D Preparation Method: EPA 3010A Pace Analytical Services - Peachtree Corners, GA								
Iron	**0.39**	mg/L	0.040	0.025	1	02/20/24 19:35	03/01/24 18:45	7439-89-6	
Manganese	**0.015J**	mg/L	0.040	0.011	1	02/20/24 19:35	03/01/24 18:45	7439-96-5	
Zinc	ND	mg/L	0.020	0.0085	1	02/20/24 19:35	03/01/24 18:45	7440-66-6	
Potassium	**0.78**	mg/L	0.50	0.15	1	02/20/24 19:35	03/01/24 18:45	7440-09-7	
Sodium	**1.4**	mg/L	1.0	0.58	1	02/20/24 19:35	03/01/24 18:45	7440-23-5	
Calcium	**34.8**	mg/L	1.0	0.12	1	02/20/24 19:35	03/01/24 18:45	7440-70-2	
Magnesium	**18.3**	mg/L	0.050	0.012	1	02/20/24 19:35	03/01/24 18:45	7439-95-4	
6020 MET ICPMS	Analytical Method: EPA 6020B Preparation Method: EPA 3005A Pace Analytical Services - Peachtree Corners, GA								
Antimony	ND	mg/L	0.0030	0.00054	1	02/20/24 15:19	02/23/24 16:49	7440-36-0	
Arsenic	ND	mg/L	0.0050	0.00084	1	02/20/24 15:19	02/23/24 16:49	7440-38-2	
Barium	**0.015**	mg/L	0.0050	0.00047	1	02/20/24 15:19	02/23/24 16:49	7440-39-3	
Beryllium	ND	mg/L	0.00050	0.000094	1	02/20/24 15:19	02/23/24 16:49	7440-41-7	
Boron	ND	mg/L	0.040	0.012	1	02/20/24 15:19	02/23/24 16:49	7440-42-8	
Cadmium	ND	mg/L	0.00050	0.00010	1	02/20/24 15:19	02/23/24 16:49	7440-43-9	
Chromium	**0.0028J**	mg/L	0.0050	0.0019	1	02/20/24 15:19	02/23/24 16:49	7440-47-3	
Cobalt	ND	mg/L	0.0050	0.00032	1	02/20/24 15:19	02/23/24 16:49	7440-48-4	
Copper	ND	mg/L	0.0050	0.00043	1	02/20/24 15:19	02/23/24 16:49	7440-50-8	
Lead	**0.00024J**	mg/L	0.0010	0.00016	1	02/20/24 15:19	02/23/24 16:49	7439-92-1	
Nickel	ND	mg/L	0.0050	0.0021	1	02/20/24 15:19	02/23/24 16:49	7440-02-0	
Selenium	ND	mg/L	0.0050	0.00096	1	02/20/24 15:19	02/23/24 16:49	7782-49-2	
Silver	ND	mg/L	0.0050	0.00031	1	02/20/24 15:19	02/23/24 16:49	7440-22-4	
Thallium	ND	mg/L	0.0010	0.00038	1	02/20/24 15:19	02/23/24 16:49	7440-28-0	
Vanadium	**0.00078J**	mg/L	0.010	0.00075	1	02/20/24 15:19	02/23/24 16:49	7440-62-2	
7470 Mercury	Analytical Method: EPA 7470A Preparation Method: EPA 7470A Pace Analytical Services - Peachtree Corners, GA								
Mercury	ND	mg/L	0.00020	0.00013	1	02/29/24 12:00	02/29/24 16:08	7439-97-6	
2540C Total Dissolved Solids	Analytical Method: SM 2540C-2015 Pace Analytical Services - Peachtree Corners, GA								
Total Dissolved Solids	**182**	mg/L	25.0	25.0	1		02/20/24 12:53		
2320B Alkalinity	Analytical Method: SM 2320B-2011 Pace Analytical Services - Asheville								
Alkalinity,Bicarbonate (CaCO3)	**149**	mg/L	5.0	5.0	1		02/21/24 16:10		
Alkalinity,Carbonate (CaCO3)	ND	mg/L	5.0	5.0	1		02/21/24 16:10		
Alkalinity, Total as CaCO3	**149**	mg/L	5.0	5.0	1		02/21/24 16:10		
300.0 IC Anions 28 Days	Analytical Method: EPA 300.0 Rev 2.1 1993 Pace Analytical Services - Asheville								
Chloride	**2.4**	mg/L	1.0	0.60	1		02/20/24 03:43	16887-00-6	
Fluoride	ND	mg/L	0.10	0.050	1		02/20/24 03:43	16984-48-8	

REPORT OF LABORATORY ANALYSIS

This report shall not be reproduced, except in full,
without the written consent of Pace Analytical Services, LLC.

Pace Analytical Services, LLC
9800 Kincey Ave. Suite 100
Huntersville, NC 28078
(704)875-9092

ANALYTICAL RESULTS

Project: Bowen LF Cells 3&4
Pace Project No.: 92714171

Sample: BOW-GWC-19R **Lab ID: 92714171009** Collected: 02/14/24 14:28 Received: 02/16/24 16:00 Matrix: Water

Parameters	Results	Units	Report Limit	MDL	DF	Prepared	Analyzed	CAS No.	Qual
300.0 IC Anions 28 Days	Analytical Method: EPA 300.0 Rev 2.1 1993 Pace Analytical Services - Asheville								
Sulfate	**2.9**	mg/L	1.0	0.50	1		02/20/24 03:43	14808-79-8	

REPORT OF LABORATORY ANALYSIS

This report shall not be reproduced, except in full,
without the written consent of Pace Analytical Services, LLC.

Pace Analytical Services, LLC
9800 Kincey Ave. Suite 100
Huntersville, NC 28078
(704)875-9092

ANALYTICAL RESULTS

Project: Bowen LF Cells 3&4
Pace Project No.: 92714171

Sample: BOW-GWC-16R **Lab ID: 92714171010** Collected: 02/15/24 10:30 Received: 02/16/24 16:00 Matrix: Water

Parameters	Results	Units	Report Limit	MDL	DF	Prepared	Analyzed	CAS No.	Qual
6010D ATL ICP	Analytical Method: EPA 6010D Preparation Method: EPA 3010A Pace Analytical Services - Peachtree Corners, GA								
Iron	**0.052**	mg/L	0.040	0.025	1	02/20/24 19:35	03/01/24 18:53	7439-89-6	
Manganese	**0.013J**	mg/L	0.040	0.011	1	02/20/24 19:35	03/01/24 18:53	7439-96-5	
Zinc	**0.033**	mg/L	0.020	0.0085	1	02/20/24 19:35	03/01/24 18:53	7440-66-6	
Potassium	**4.0**	mg/L	0.50	0.15	1	02/20/24 19:35	03/01/24 18:53	7440-09-7	
Sodium	**19.0**	mg/L	1.0	0.58	1	02/20/24 19:35	03/01/24 18:53	7440-23-5	
Calcium	**72.1**	mg/L	1.0	0.12	1	02/20/24 19:35	03/01/24 18:53	7440-70-2	
Magnesium	**23.6**	mg/L	0.050	0.012	1	02/20/24 19:35	03/01/24 18:53	7439-95-4	
6020 MET ICPMS	Analytical Method: EPA 6020B Preparation Method: EPA 3005A Pace Analytical Services - Peachtree Corners, GA								
Antimony	**0.022**	mg/L	0.0030	0.00054	1	02/20/24 15:49	02/26/24 15:24	7440-36-0	
Arsenic	**0.00097J**	mg/L	0.0050	0.00084	1	02/20/24 15:49	02/26/24 15:24	7440-38-2	
Barium	**0.041**	mg/L	0.0050	0.00047	1	02/20/24 15:49	02/26/24 15:24	7440-39-3	
Beryllium	ND	mg/L	0.00050	0.000094	1	02/20/24 15:49	02/26/24 15:24	7440-41-7	
Boron	**0.013J**	mg/L	0.040	0.012	1	02/20/24 15:49	02/26/24 15:24	7440-42-8	
Cadmium	ND	mg/L	0.00050	0.00010	1	02/20/24 15:49	02/26/24 15:24	7440-43-9	
Chromium	ND	mg/L	0.0050	0.0019	1	02/20/24 15:49	02/26/24 15:24	7440-47-3	
Cobalt	ND	mg/L	0.0050	0.00032	1	02/20/24 15:49	02/26/24 15:24	7440-48-4	
Copper	**0.0017J**	mg/L	0.0050	0.00043	1	02/20/24 15:49	02/26/24 15:24	7440-50-8	
Lead	ND	mg/L	0.0010	0.00016	1	02/20/24 15:49	02/26/24 15:24	7439-92-1	
Nickel	**0.0077**	mg/L	0.0050	0.0021	1	02/20/24 15:49	02/26/24 15:24	7440-02-0	
Selenium	ND	mg/L	0.0050	0.00096	1	02/20/24 15:49	02/26/24 15:24	7782-49-2	
Silver	ND	mg/L	0.0050	0.00031	1	02/20/24 15:49	02/26/24 15:24	7440-22-4	
Thallium	ND	mg/L	0.0010	0.00038	1	02/20/24 15:49	02/26/24 15:24	7440-28-0	
Vanadium	**0.0023J**	mg/L	0.010	0.00075	1	02/20/24 15:49	02/26/24 15:24	7440-62-2	
7470 Mercury	Analytical Method: EPA 7470A Preparation Method: EPA 7470A Pace Analytical Services - Peachtree Corners, GA								
Mercury	ND	mg/L	0.00020	0.00013	1	02/29/24 12:00	02/29/24 16:10	7439-97-6	
2540C Total Dissolved Solids	Analytical Method: SM 2540C-2015 Pace Analytical Services - Peachtree Corners, GA								
Total Dissolved Solids	**401**	mg/L	25.0	25.0	1		02/21/24 18:05		
2320B Alkalinity	Analytical Method: SM 2320B-2011 Pace Analytical Services - Asheville								
Alkalinity,Bicarbonate (CaCO3)	**306**	mg/L	5.0	5.0	1		02/21/24 23:13		
Alkalinity,Carbonate (CaCO3)	ND	mg/L	5.0	5.0	1		02/21/24 23:13		
Alkalinity, Total as CaCO3	**306**	mg/L	5.0	5.0	1		02/21/24 23:13		
300.0 IC Anions 28 Days	Analytical Method: EPA 300.0 Rev 2.1 1993 Pace Analytical Services - Asheville								
Chloride	**1.3**	mg/L	1.0	0.60	1		02/20/24 03:57	16887-00-6	
Fluoride	**0.13**	mg/L	0.10	0.050	1		02/20/24 03:57	16984-48-8	

REPORT OF LABORATORY ANALYSIS

This report shall not be reproduced, except in full,
without the written consent of Pace Analytical Services, LLC.

Pace Analytical Services, LLC
9800 Kincey Ave. Suite 100
Huntersville, NC 28078
(704)875-9092

ANALYTICAL RESULTS

Project: Bowen LF Cells 3&4
Pace Project No.: 92714171

Sample: BOW-GWC-16R **Lab ID: 92714171010** Collected: 02/15/24 10:30 Received: 02/16/24 16:00 Matrix: Water

Parameters	Results	Units	Report Limit	MDL	DF	Prepared	Analyzed	CAS No.	Qual
300.0 IC Anions 28 Days	Analytical Method: EPA 300.0 Rev 2.1 1993 Pace Analytical Services - Asheville								
Sulfate	**7.6**	mg/L	1.0	0.50	1		02/20/24 03:57	14808-79-8	

REPORT OF LABORATORY ANALYSIS

This report shall not be reproduced, except in full,
without the written consent of Pace Analytical Services, LLC.

Pace Analytical Services, LLC
9800 Kincey Ave. Suite 100
Huntersville, NC 28078
(704)875-9092

ANALYTICAL RESULTS

Project: Bowen LF Cells 3&4
Pace Project No.: 92714171

Sample: BOW-GWC-17R **Lab ID: 92714171011** Collected: 02/15/24 11:16 Received: 02/16/24 16:00 Matrix: Water

Parameters	Results	Units	Report Limit	MDL	DF	Prepared	Analyzed	CAS No.	Qual
6010D ATL ICP	Analytical Method: EPA 6010D Preparation Method: EPA 3010A Pace Analytical Services - Peachtree Corners, GA								
Iron	ND	mg/L	0.040	0.025	1	02/20/24 20:35	02/28/24 14:39	7439-89-6	
Manganese	ND	mg/L	0.040	0.011	1	02/20/24 20:35	02/28/24 14:39	7439-96-5	
Zinc	ND	mg/L	0.020	0.0085	1	02/20/24 20:35	02/28/24 14:39	7440-66-6	
Potassium	**0.87**	mg/L	0.50	0.15	1	02/20/24 20:35	02/28/24 14:39	7440-09-7	
Sodium	**3.4**	mg/L	1.0	0.58	1	02/20/24 20:35	02/28/24 14:39	7440-23-5	
Calcium	**68.1**	mg/L	1.0	0.12	1	02/20/24 20:35	02/28/24 14:39	7440-70-2	M1
Magnesium	**36.0**	mg/L	0.050	0.012	1	02/20/24 20:35	02/28/24 14:39	7439-95-4	M1
6020 MET ICPMS	Analytical Method: EPA 6020B Preparation Method: EPA 3005A Pace Analytical Services - Peachtree Corners, GA								
Antimony	**0.00063J**	mg/L	0.0030	0.00054	1	02/20/24 15:49	02/26/24 15:39	7440-36-0	
Arsenic	ND	mg/L	0.0050	0.00084	1	02/20/24 15:49	02/26/24 15:39	7440-38-2	
Barium	**0.018**	mg/L	0.0050	0.00047	1	02/20/24 15:49	02/26/24 15:39	7440-39-3	
Beryllium	ND	mg/L	0.00050	0.000094	1	02/20/24 15:49	02/26/24 15:39	7440-41-7	
Boron	ND	mg/L	0.040	0.012	1	02/20/24 15:49	02/26/24 15:39	7440-42-8	
Cadmium	ND	mg/L	0.00050	0.00010	1	02/20/24 15:49	02/26/24 15:39	7440-43-9	
Chromium	ND	mg/L	0.0050	0.0019	1	02/20/24 15:49	02/26/24 15:39	7440-47-3	
Cobalt	ND	mg/L	0.0050	0.00032	1	02/20/24 15:49	02/26/24 15:39	7440-48-4	
Copper	ND	mg/L	0.0050	0.00043	1	02/20/24 15:49	02/26/24 15:39	7440-50-8	
Lead	ND	mg/L	0.0010	0.00016	1	02/20/24 15:49	02/26/24 15:39	7439-92-1	
Nickel	ND	mg/L	0.0050	0.0021	1	02/20/24 15:49	02/26/24 15:39	7440-02-0	
Selenium	ND	mg/L	0.0050	0.00096	1	02/20/24 15:49	02/26/24 15:39	7782-49-2	
Silver	ND	mg/L	0.0050	0.00031	1	02/20/24 15:49	02/26/24 15:39	7440-22-4	
Thallium	ND	mg/L	0.0010	0.00038	1	02/20/24 15:49	02/26/24 15:39	7440-28-0	
Vanadium	ND	mg/L	0.010	0.00075	1	02/20/24 15:49	02/26/24 15:39	7440-62-2	
7470 Mercury	Analytical Method: EPA 7470A Preparation Method: EPA 7470A Pace Analytical Services - Peachtree Corners, GA								
Mercury	ND	mg/L	0.00020	0.00013	1	02/29/24 12:00	02/29/24 16:13	7439-97-6	
2540C Total Dissolved Solids	Analytical Method: SM 2540C-2015 Pace Analytical Services - Peachtree Corners, GA								
Total Dissolved Solids	**333**	mg/L	25.0	25.0	1		02/21/24 18:05		
2320B Alkalinity	Analytical Method: SM 2320B-2011 Pace Analytical Services - Asheville								
Alkalinity,Bicarbonate (CaCO3)	**301**	mg/L	5.0	5.0	1		02/21/24 23:39		
Alkalinity,Carbonate (CaCO3)	ND	mg/L	5.0	5.0	1		02/21/24 23:39		
Alkalinity, Total as CaCO3	**301**	mg/L	5.0	5.0	1		02/21/24 23:39		
300.0 IC Anions 28 Days	Analytical Method: EPA 300.0 Rev 2.1 1993 Pace Analytical Services - Asheville								
Chloride	**4.5**	mg/L	1.0	0.60	1		02/20/24 04:11	16887-00-6	
Fluoride	ND	mg/L	0.10	0.050	1		02/20/24 04:11	16984-48-8	

REPORT OF LABORATORY ANALYSIS

This report shall not be reproduced, except in full,
without the written consent of Pace Analytical Services, LLC.

Pace Analytical Services, LLC
9800 Kincey Ave. Suite 100
Huntersville, NC 28078
(704)875-9092

ANALYTICAL RESULTS

Project: Bowen LF Cells 3&4
Pace Project No.: 92714171

Sample: BOW-GWC-17R **Lab ID: 92714171011** Collected: 02/15/24 11:16 Received: 02/16/24 16:00 Matrix: Water

Parameters	Results	Units	Report Limit	MDL	DF	Prepared	Analyzed	CAS No.	Qual
300.0 IC Anions 28 Days	Analytical Method: EPA 300.0 Rev 2.1 1993 Pace Analytical Services - Asheville								
Sulfate	**7.3**	mg/L	1.0	0.50	1		02/20/24 04:11	14808-79-8	

REPORT OF LABORATORY ANALYSIS

This report shall not be reproduced, except in full,
without the written consent of Pace Analytical Services, LLC.

Pace Analytical Services, LLC
9800 Kincey Ave. Suite 100
Huntersville, NC 28078
(704)875-9092

ANALYTICAL RESULTS

Project: Bowen LF Cells 3&4
Pace Project No.: 92714171

Sample: BOW-GWC-20R **Lab ID: 92714171012** Collected: 02/15/24 13:26 Received: 02/16/24 16:00 Matrix: Water

Parameters	Results	Units	Report Limit	MDL	DF	Prepared	Analyzed	CAS No.	Qual
6010D ATL ICP	Analytical Method: EPA 6010D Preparation Method: EPA 3010A Pace Analytical Services - Peachtree Corners, GA								
Iron	ND	mg/L	0.040	0.025	1	02/20/24 20:35	02/28/24 14:49	7439-89-6	
Manganese	ND	mg/L	0.040	0.011	1	02/20/24 20:35	02/28/24 14:49	7439-96-5	
Zinc	ND	mg/L	0.020	0.0085	1	02/20/24 20:35	02/28/24 14:49	7440-66-6	
Potassium	**0.84**	mg/L	0.50	0.15	1	02/20/24 20:35	02/28/24 14:49	7440-09-7	
Sodium	**2.4**	mg/L	1.0	0.58	1	02/20/24 20:35	02/28/24 14:49	7440-23-5	
Calcium	**39.2**	mg/L	1.0	0.12	1	02/20/24 20:35	02/28/24 14:49	7440-70-2	
Magnesium	**21.9**	mg/L	0.050	0.012	1	02/20/24 20:35	02/28/24 14:49	7439-95-4	
6020 MET ICPMS	Analytical Method: EPA 6020B Preparation Method: EPA 3005A Pace Analytical Services - Peachtree Corners, GA								
Antimony	ND	mg/L	0.0030	0.00054	1	02/20/24 15:49	02/26/24 15:43	7440-36-0	
Arsenic	ND	mg/L	0.0050	0.00084	1	02/20/24 15:49	02/26/24 15:43	7440-38-2	
Barium	**0.031**	mg/L	0.0050	0.00047	1	02/20/24 15:49	02/26/24 15:43	7440-39-3	
Beryllium	ND	mg/L	0.00050	0.000094	1	02/20/24 15:49	02/26/24 15:43	7440-41-7	
Boron	ND	mg/L	0.040	0.012	1	02/20/24 15:49	02/26/24 15:43	7440-42-8	
Cadmium	ND	mg/L	0.00050	0.00010	1	02/20/24 15:49	02/26/24 15:43	7440-43-9	
Chromium	ND	mg/L	0.0050	0.0019	1	02/20/24 15:49	02/26/24 15:43	7440-47-3	
Cobalt	ND	mg/L	0.0050	0.00032	1	02/20/24 15:49	02/26/24 15:43	7440-48-4	
Copper	ND	mg/L	0.0050	0.00043	1	02/20/24 15:49	02/26/24 15:43	7440-50-8	
Lead	ND	mg/L	0.0010	0.00016	1	02/20/24 15:49	02/26/24 15:43	7439-92-1	
Nickel	ND	mg/L	0.0050	0.0021	1	02/20/24 15:49	02/26/24 15:43	7440-02-0	
Selenium	ND	mg/L	0.0050	0.00096	1	02/20/24 15:49	02/26/24 15:43	7782-49-2	
Silver	ND	mg/L	0.0050	0.00031	1	02/20/24 15:49	02/26/24 15:43	7440-22-4	
Thallium	ND	mg/L	0.0010	0.00038	1	02/20/24 15:49	02/26/24 15:43	7440-28-0	
Vanadium	ND	mg/L	0.010	0.00075	1	02/20/24 15:49	02/26/24 15:43	7440-62-2	
7470 Mercury	Analytical Method: EPA 7470A Preparation Method: EPA 7470A Pace Analytical Services - Peachtree Corners, GA								
Mercury	ND	mg/L	0.00020	0.00013	1	02/29/24 12:00	02/29/24 16:16	7439-97-6	
2540C Total Dissolved Solids	Analytical Method: SM 2540C-2015 Pace Analytical Services - Peachtree Corners, GA								
Total Dissolved Solids	**224**	mg/L	25.0	25.0	1		02/21/24 18:05		
2320B Alkalinity	Analytical Method: SM 2320B-2011 Pace Analytical Services - Asheville								
Alkalinity,Bicarbonate (CaCO3)	**192**	mg/L	5.0	5.0	1		02/22/24 13:29		
Alkalinity,Carbonate (CaCO3)	ND	mg/L	5.0	5.0	1		02/22/24 13:29		
Alkalinity, Total as CaCO3	**192**	mg/L	5.0	5.0	1		02/22/24 13:29		
300.0 IC Anions 28 Days	Analytical Method: EPA 300.0 Rev 2.1 1993 Pace Analytical Services - Asheville								
Chloride	**1.7**	mg/L	1.0	0.60	1		02/20/24 04:26	16887-00-6	
Fluoride	ND	mg/L	0.10	0.050	1		02/20/24 04:26	16984-48-8	

REPORT OF LABORATORY ANALYSIS

This report shall not be reproduced, except in full,
without the written consent of Pace Analytical Services, LLC.

Pace Analytical Services, LLC
9800 Kincey Ave. Suite 100
Huntersville, NC 28078
(704)875-9092

ANALYTICAL RESULTS

Project: Bowen LF Cells 3&4
Pace Project No.: 92714171

Sample: BOW-GWC-20R **Lab ID: 92714171012** Collected: 02/15/24 13:26 Received: 02/16/24 16:00 Matrix: Water

Parameters	Results	Units	Report Limit	MDL	DF	Prepared	Analyzed	CAS No.	Qual
300.0 IC Anions 28 Days	Analytical Method: EPA 300.0 Rev 2.1 1993 Pace Analytical Services - Asheville								
Sulfate	**1.1**	mg/L	1.0	0.50	1		02/20/24 04:26	14808-79-8	

REPORT OF LABORATORY ANALYSIS

This report shall not be reproduced, except in full,
without the written consent of Pace Analytical Services, LLC.

Pace Analytical Services, LLC
9800 Kincey Ave. Suite 100
Huntersville, NC 28078
(704)875-9092

ANALYTICAL RESULTS

Project: Bowen LF Cells 3&4
Pace Project No.: 92714171

Sample: BOW-GWC-21R **Lab ID: 92714171013** Collected: 02/15/24 11:37 Received: 02/16/24 16:00 Matrix: Water

Parameters	Results	Units	Report Limit	MDL	DF	Prepared	Analyzed	CAS No.	Qual
6010D ATL ICP	Analytical Method: EPA 6010D Preparation Method: EPA 3010A Pace Analytical Services - Peachtree Corners, GA								
Iron	ND	mg/L	0.040	0.025	1	02/20/24 20:35	02/28/24 14:52	7439-89-6	
Manganese	ND	mg/L	0.040	0.011	1	02/20/24 20:35	02/28/24 14:52	7439-96-5	
Zinc	ND	mg/L	0.020	0.0085	1	02/20/24 20:35	02/28/24 14:52	7440-66-6	
Potassium	**1.1**	mg/L	0.50	0.15	1	02/20/24 20:35	02/28/24 14:52	7440-09-7	
Sodium	**2.0**	mg/L	1.0	0.58	1	02/20/24 20:35	02/28/24 14:52	7440-23-5	
Calcium	**65.6**	mg/L	1.0	0.12	1	02/20/24 20:35	02/28/24 14:52	7440-70-2	
Magnesium	**35.0**	mg/L	0.050	0.012	1	02/20/24 20:35	02/28/24 14:52	7439-95-4	
6020 MET ICPMS	Analytical Method: EPA 6020B Preparation Method: EPA 3005A Pace Analytical Services - Peachtree Corners, GA								
Antimony	**0.0017J**	mg/L	0.0030	0.00054	1	02/20/24 15:49	02/26/24 15:47	7440-36-0	
Arsenic	**0.0010J**	mg/L	0.0050	0.00084	1	02/20/24 15:49	02/26/24 15:47	7440-38-2	
Barium	**0.024**	mg/L	0.0050	0.00047	1	02/20/24 15:49	02/26/24 15:47	7440-39-3	
Beryllium	ND	mg/L	0.00050	0.000094	1	02/20/24 15:49	02/26/24 15:47	7440-41-7	
Boron	ND	mg/L	0.040	0.012	1	02/20/24 15:49	02/26/24 15:47	7440-42-8	
Cadmium	ND	mg/L	0.00050	0.00010	1	02/20/24 15:49	02/26/24 15:47	7440-43-9	
Chromium	**0.0035J**	mg/L	0.0050	0.0019	1	02/20/24 15:49	02/26/24 15:47	7440-47-3	
Cobalt	ND	mg/L	0.0050	0.00032	1	02/20/24 15:49	02/26/24 15:47	7440-48-4	
Copper	**0.00092J**	mg/L	0.0050	0.00043	1	02/20/24 15:49	02/26/24 15:47	7440-50-8	
Lead	ND	mg/L	0.0010	0.00016	1	02/20/24 15:49	02/26/24 15:47	7439-92-1	
Nickel	ND	mg/L	0.0050	0.0021	1	02/20/24 15:49	02/26/24 15:47	7440-02-0	
Selenium	ND	mg/L	0.0050	0.00096	1	02/20/24 15:49	02/26/24 15:47	7782-49-2	
Silver	ND	mg/L	0.0050	0.00031	1	02/20/24 15:49	02/26/24 15:47	7440-22-4	
Thallium	ND	mg/L	0.0010	0.00038	1	02/20/24 15:49	02/26/24 15:47	7440-28-0	
Vanadium	**0.00098J**	mg/L	0.010	0.00075	1	02/20/24 15:49	02/26/24 15:47	7440-62-2	
7470 Mercury	Analytical Method: EPA 7470A Preparation Method: EPA 7470A Pace Analytical Services - Peachtree Corners, GA								
Mercury	ND	mg/L	0.00020	0.00013	1	02/29/24 12:00	02/29/24 16:18	7439-97-6	
2540C Total Dissolved Solids	Analytical Method: SM 2540C-2015 Pace Analytical Services - Peachtree Corners, GA								
Total Dissolved Solids	**290**	mg/L	25.0	25.0	1		02/21/24 18:05		
2320B Alkalinity	Analytical Method: SM 2320B-2011 Pace Analytical Services - Asheville								
Alkalinity,Bicarbonate (CaCO3)	**325**	mg/L	5.0	5.0	1		02/22/24 16:31		
Alkalinity,Carbonate (CaCO3)	ND	mg/L	5.0	5.0	1		02/22/24 16:31		
Alkalinity, Total as CaCO3	**325**	mg/L	5.0	5.0	1		02/22/24 16:31		
300.0 IC Anions 28 Days	Analytical Method: EPA 300.0 Rev 2.1 1993 Pace Analytical Services - Asheville								
Chloride	**3.0**	mg/L	1.0	0.60	1		02/20/24 04:40	16887-00-6	
Fluoride	ND	mg/L	0.10	0.050	1		02/20/24 04:40	16984-48-8	

REPORT OF LABORATORY ANALYSIS

This report shall not be reproduced, except in full,
without the written consent of Pace Analytical Services, LLC.

Pace Analytical Services, LLC
9800 Kincey Ave. Suite 100
Huntersville, NC 28078
(704)875-9092

ANALYTICAL RESULTS

Project: Bowen LF Cells 3&4
Pace Project No.: 92714171

Sample: BOW-GWC-21R **Lab ID: 92714171013** Collected: 02/15/24 11:37 Received: 02/16/24 16:00 Matrix: Water

Parameters	Results	Units	Report Limit	MDL	DF	Prepared	Analyzed	CAS No.	Qual
300.0 IC Anions 28 Days	Analytical Method: EPA 300.0 Rev 2.1 1993 Pace Analytical Services - Asheville								
Sulfate	**5.0**	mg/L	1.0	0.50	1		02/20/24 04:40	14808-79-8	

REPORT OF LABORATORY ANALYSIS

This report shall not be reproduced, except in full,
without the written consent of Pace Analytical Services, LLC.

Pace Analytical Services, LLC
9800 Kincey Ave. Suite 100
Huntersville, NC 28078
(704)875-9092

ANALYTICAL RESULTS

Project: Bowen LF Cells 3&4
Pace Project No.: 92714171

Sample: BOW-GWC-22R **Lab ID: 92714171014** Collected: 02/15/24 14:07 Received: 02/16/24 16:00 Matrix: Water

Parameters	Results	Units	Report Limit	MDL	DF	Prepared	Analyzed	CAS No.	Qual
6010D ATL ICP	Analytical Method: EPA 6010D Preparation Method: EPA 3010A Pace Analytical Services - Peachtree Corners, GA								
Iron	**0.59**	mg/L	0.040	0.025	1	02/20/24 20:35	02/28/24 14:54	7439-89-6	
Manganese	**0.052**	mg/L	0.040	0.011	1	02/20/24 20:35	02/28/24 14:54	7439-96-5	
Zinc	ND	mg/L	0.020	0.0085	1	02/20/24 20:35	02/28/24 14:54	7440-66-6	
Potassium	**1.3**	mg/L	0.50	0.15	1	02/20/24 20:35	02/28/24 14:54	7440-09-7	
Sodium	**1.9**	mg/L	1.0	0.58	1	02/20/24 20:35	02/28/24 14:54	7440-23-5	
Calcium	**34.2**	mg/L	1.0	0.12	1	02/20/24 20:35	02/28/24 14:54	7440-70-2	
Magnesium	**18.5**	mg/L	0.050	0.012	1	02/20/24 20:35	02/28/24 14:54	7439-95-4	
6020 MET ICPMS	Analytical Method: EPA 6020B Preparation Method: EPA 3005A Pace Analytical Services - Peachtree Corners, GA								
Antimony	ND	mg/L	0.0030	0.00054	1	02/20/24 15:49	02/26/24 15:51	7440-36-0	
Arsenic	**0.0020J**	mg/L	0.0050	0.00084	1	02/20/24 15:49	02/26/24 15:51	7440-38-2	
Barium	**0.036**	mg/L	0.0050	0.00047	1	02/20/24 15:49	02/26/24 15:51	7440-39-3	
Beryllium	ND	mg/L	0.00050	0.000094	1	02/20/24 15:49	02/26/24 15:51	7440-41-7	
Boron	ND	mg/L	0.040	0.012	1	02/20/24 15:49	02/26/24 15:51	7440-42-8	
Cadmium	ND	mg/L	0.00050	0.00010	1	02/20/24 15:49	02/26/24 15:51	7440-43-9	
Chromium	ND	mg/L	0.0050	0.0019	1	02/20/24 15:49	02/26/24 15:51	7440-47-3	
Cobalt	**0.00040J**	mg/L	0.0050	0.00032	1	02/20/24 15:49	02/26/24 15:51	7440-48-4	
Copper	ND	mg/L	0.0050	0.00043	1	02/20/24 15:49	02/26/24 15:51	7440-50-8	
Lead	ND	mg/L	0.0010	0.00016	1	02/20/24 15:49	02/26/24 15:51	7439-92-1	
Nickel	ND	mg/L	0.0050	0.0021	1	02/20/24 15:49	02/26/24 15:51	7440-02-0	
Selenium	ND	mg/L	0.0050	0.00096	1	02/20/24 15:49	02/26/24 15:51	7782-49-2	
Silver	ND	mg/L	0.0050	0.00031	1	02/20/24 15:49	02/26/24 15:51	7440-22-4	
Thallium	ND	mg/L	0.0010	0.00038	1	02/20/24 15:49	02/26/24 15:51	7440-28-0	
Vanadium	ND	mg/L	0.010	0.00075	1	02/20/24 15:49	02/26/24 15:51	7440-62-2	
7470 Mercury	Analytical Method: EPA 7470A Preparation Method: EPA 7470A Pace Analytical Services - Peachtree Corners, GA								
Mercury	ND	mg/L	0.00020	0.00013	1	02/29/24 12:00	02/29/24 16:21	7439-97-6	
2540C Total Dissolved Solids	Analytical Method: SM 2540C-2015 Pace Analytical Services - Peachtree Corners, GA								
Total Dissolved Solids	**180**	mg/L	25.0	25.0	1		02/21/24 18:05		
2320B Alkalinity	Analytical Method: SM 2320B-2011 Pace Analytical Services - Asheville								
Alkalinity,Bicarbonate (CaCO3)	**167**	mg/L	5.0	5.0	1		02/22/24 13:49		
Alkalinity,Carbonate (CaCO3)	ND	mg/L	5.0	5.0	1		02/22/24 13:49		
Alkalinity, Total as CaCO3	**167**	mg/L	5.0	5.0	1		02/22/24 13:49		
300.0 IC Anions 28 Days	Analytical Method: EPA 300.0 Rev 2.1 1993 Pace Analytical Services - Asheville								
Chloride	**2.4**	mg/L	1.0	0.60	1		02/20/24 05:52	16887-00-6	
Fluoride	ND	mg/L	0.10	0.050	1		02/20/24 05:52	16984-48-8	

REPORT OF LABORATORY ANALYSIS

This report shall not be reproduced, except in full,
without the written consent of Pace Analytical Services, LLC.

Pace Analytical Services, LLC
9800 Kincey Ave. Suite 100
Huntersville, NC 28078
(704)875-9092

ANALYTICAL RESULTS

Project: Bowen LF Cells 3&4
Pace Project No.: 92714171

Sample: BOW-GWC-22R **Lab ID: 92714171014** Collected: 02/15/24 14:07 Received: 02/16/24 16:00 Matrix: Water

Parameters	Results	Units	Report Limit	MDL	DF	Prepared	Analyzed	CAS No.	Qual
300.0 IC Anions 28 Days	Analytical Method: EPA 300.0 Rev 2.1 1993 Pace Analytical Services - Asheville								
Sulfate	**1.6**	mg/L	1.0	0.50	1		02/20/24 05:52	14808-79-8	

REPORT OF LABORATORY ANALYSIS

This report shall not be reproduced, except in full,
without the written consent of Pace Analytical Services, LLC.

Pace Analytical Services, LLC
9800 Kincey Ave. Suite 100
Huntersville, NC 28078
(704)875-9092

ANALYTICAL RESULTS

Project: Bowen LF Cells 3&4
Pace Project No.: 92714171

Sample: BOW-GWC-24R **Lab ID: 92714171015** Collected: 02/15/24 15:46 Received: 02/16/24 16:00 Matrix: Water

Parameters	Results	Units	Report Limit	MDL	DF	Prepared	Analyzed	CAS No.	Qual
6010D ATL ICP	Analytical Method: EPA 6010D Preparation Method: EPA 3010A Pace Analytical Services - Peachtree Corners, GA								
Iron	**0.21**	mg/L	0.040	0.025	1	02/20/24 20:35	02/28/24 15:02	7439-89-6	
Manganese	ND	mg/L	0.040	0.011	1	02/20/24 20:35	02/28/24 15:02	7439-96-5	
Zinc	ND	mg/L	0.020	0.0085	1	02/20/24 20:35	02/28/24 15:02	7440-66-6	
Potassium	**0.80**	mg/L	0.50	0.15	1	02/20/24 20:35	02/28/24 15:02	7440-09-7	
Sodium	**1.4**	mg/L	1.0	0.58	1	02/20/24 20:35	02/28/24 15:02	7440-23-5	
Calcium	**31.1**	mg/L	1.0	0.12	1	02/20/24 20:35	02/28/24 15:02	7440-70-2	
Magnesium	**17.3**	mg/L	0.050	0.012	1	02/20/24 20:35	02/28/24 15:02	7439-95-4	
6020 MET ICPMS	Analytical Method: EPA 6020B Preparation Method: EPA 3005A Pace Analytical Services - Peachtree Corners, GA								
Antimony	ND	mg/L	0.0030	0.00054	1	02/20/24 15:49	02/26/24 16:29	7440-36-0	
Arsenic	ND	mg/L	0.0050	0.00084	1	02/20/24 15:49	02/26/24 16:29	7440-38-2	
Barium	**0.018**	mg/L	0.0050	0.00047	1	02/20/24 15:49	02/26/24 16:29	7440-39-3	
Beryllium	ND	mg/L	0.00050	0.000094	1	02/20/24 15:49	02/26/24 16:29	7440-41-7	
Boron	ND	mg/L	0.040	0.012	1	02/20/24 15:49	02/26/24 16:29	7440-42-8	
Cadmium	ND	mg/L	0.00050	0.00010	1	02/20/24 15:49	02/26/24 16:29	7440-43-9	
Chromium	ND	mg/L	0.0050	0.0019	1	02/20/24 15:49	02/26/24 16:29	7440-47-3	
Cobalt	ND	mg/L	0.0050	0.00032	1	02/20/24 15:49	02/26/24 16:29	7440-48-4	
Copper	**0.00053J**	mg/L	0.0050	0.00043	1	02/20/24 15:49	02/26/24 16:29	7440-50-8	
Lead	ND	mg/L	0.0010	0.00016	1	02/20/24 15:49	02/26/24 16:29	7439-92-1	
Nickel	ND	mg/L	0.0050	0.0021	1	02/20/24 15:49	02/26/24 16:29	7440-02-0	
Selenium	ND	mg/L	0.0050	0.00096	1	02/20/24 15:49	02/26/24 16:29	7782-49-2	
Silver	ND	mg/L	0.0050	0.00031	1	02/20/24 15:49	02/26/24 16:29	7440-22-4	
Thallium	ND	mg/L	0.0010	0.00038	1	02/20/24 15:49	02/26/24 16:29	7440-28-0	
Vanadium	ND	mg/L	0.010	0.00075	1	02/20/24 15:49	02/26/24 16:29	7440-62-2	
7470 Mercury	Analytical Method: EPA 7470A Preparation Method: EPA 7470A Pace Analytical Services - Peachtree Corners, GA								
Mercury	ND	mg/L	0.00020	0.00013	1	02/29/24 12:00	02/29/24 16:24	7439-97-6	
2540C Total Dissolved Solids	Analytical Method: SM 2540C-2015 Pace Analytical Services - Peachtree Corners, GA								
Total Dissolved Solids	**248**	mg/L	25.0	25.0	1		02/21/24 18:05		
2320B Alkalinity	Analytical Method: SM 2320B-2011 Pace Analytical Services - Asheville								
Alkalinity,Bicarbonate (CaCO3)	**149**	mg/L	5.0	5.0	1		02/22/24 14:00		
Alkalinity,Carbonate (CaCO3)	ND	mg/L	5.0	5.0	1		02/22/24 14:00		
Alkalinity, Total as CaCO3	**149**	mg/L	5.0	5.0	1		02/22/24 14:00		
300.0 IC Anions 28 Days	Analytical Method: EPA 300.0 Rev 2.1 1993 Pace Analytical Services - Asheville								
Chloride	**2.1**	mg/L	1.0	0.60	1		02/20/24 06:07	16887-00-6	
Fluoride	ND	mg/L	0.10	0.050	1		02/20/24 06:07	16984-48-8	

REPORT OF LABORATORY ANALYSIS

This report shall not be reproduced, except in full,
without the written consent of Pace Analytical Services, LLC.

Pace Analytical Services, LLC
9800 Kincey Ave. Suite 100
Huntersville, NC 28078
(704)875-9092

ANALYTICAL RESULTS

Project: Bowen LF Cells 3&4
Pace Project No.: 92714171

Sample: BOW-GWC-24R **Lab ID: 92714171015** Collected: 02/15/24 15:46 Received: 02/16/24 16:00 Matrix: Water

Parameters	Results	Units	Report Limit	MDL	DF	Prepared	Analyzed	CAS No.	Qual
300.0 IC Anions 28 Days	Analytical Method: EPA 300.0 Rev 2.1 1993 Pace Analytical Services - Asheville								
Sulfate	**2.3**	mg/L	1.0	0.50	1		02/20/24 06:07	14808-79-8	

REPORT OF LABORATORY ANALYSIS

This report shall not be reproduced, except in full,
without the written consent of Pace Analytical Services, LLC.

Pace Analytical Services, LLC
9800 Kincey Ave. Suite 100
Huntersville, NC 28078
(704)875-9092

ANALYTICAL RESULTS

Project: Bowen LF Cells 3&4
Pace Project No.: 92714171

Sample: BOW-LF3-4-FB-06 **Lab ID: 92714171016** Collected: 02/15/24 16:04 Received: 02/16/24 16:00 Matrix: Water

Parameters	Results	Units	Report Limit	MDL	DF	Prepared	Analyzed	CAS No.	Qual
6010D ATL ICP	Analytical Method: EPA 6010D Preparation Method: EPA 3010A Pace Analytical Services - Peachtree Corners, GA								
Iron	ND	mg/L	0.040	0.025	1	02/20/24 20:35	02/28/24 15:05	7439-89-6	
Manganese	ND	mg/L	0.040	0.011	1	02/20/24 20:35	02/28/24 15:05	7439-96-5	
Zinc	ND	mg/L	0.020	0.0085	1	02/20/24 20:35	02/28/24 15:05	7440-66-6	
Potassium	ND	mg/L	0.50	0.15	1	02/20/24 20:35	02/28/24 15:05	7440-09-7	
Sodium	ND	mg/L	1.0	0.58	1	02/20/24 20:35	02/28/24 15:05	7440-23-5	
Calcium	ND	mg/L	1.0	0.12	1	02/20/24 20:35	02/28/24 15:05	7440-70-2	
Magnesium	ND	mg/L	0.050	0.012	1	02/20/24 20:35	02/28/24 15:05	7439-95-4	
6020 MET ICPMS	Analytical Method: EPA 6020B Preparation Method: EPA 3005A Pace Analytical Services - Peachtree Corners, GA								
Antimony	ND	mg/L	0.0030	0.00054	1	02/20/24 15:49	02/26/24 16:32	7440-36-0	
Arsenic	ND	mg/L	0.0050	0.00084	1	02/20/24 15:49	02/26/24 16:32	7440-38-2	
Barium	ND	mg/L	0.0050	0.00047	1	02/20/24 15:49	02/26/24 16:32	7440-39-3	
Beryllium	ND	mg/L	0.00050	0.000094	1	02/20/24 15:49	02/26/24 16:32	7440-41-7	
Boron	ND	mg/L	0.040	0.012	1	02/20/24 15:49	02/26/24 16:32	7440-42-8	
Cadmium	ND	mg/L	0.00050	0.00010	1	02/20/24 15:49	02/26/24 16:32	7440-43-9	
Chromium	ND	mg/L	0.0050	0.0019	1	02/20/24 15:49	02/26/24 16:32	7440-47-3	
Cobalt	ND	mg/L	0.0050	0.00032	1	02/20/24 15:49	02/26/24 16:32	7440-48-4	
Copper	ND	mg/L	0.0050	0.00043	1	02/20/24 15:49	02/26/24 16:32	7440-50-8	
Lead	ND	mg/L	0.0010	0.00016	1	02/20/24 15:49	02/26/24 16:32	7439-92-1	
Nickel	ND	mg/L	0.0050	0.0021	1	02/20/24 15:49	02/26/24 16:32	7440-02-0	
Selenium	ND	mg/L	0.0050	0.00096	1	02/20/24 15:49	02/26/24 16:32	7782-49-2	
Silver	ND	mg/L	0.0050	0.00031	1	02/20/24 15:49	02/26/24 16:32	7440-22-4	
Thallium	ND	mg/L	0.0010	0.00038	1	02/20/24 15:49	02/26/24 16:32	7440-28-0	
Vanadium	ND	mg/L	0.010	0.00075	1	02/20/24 15:49	02/26/24 16:32	7440-62-2	
7470 Mercury	Analytical Method: EPA 7470A Preparation Method: EPA 7470A Pace Analytical Services - Peachtree Corners, GA								
Mercury	ND	mg/L	0.00020	0.00013	1	02/29/24 12:00	02/29/24 16:26	7439-97-6	
2540C Total Dissolved Solids	Analytical Method: SM 2540C-2015 Pace Analytical Services - Peachtree Corners, GA								
Total Dissolved Solids	**243**	mg/L	25.0	25.0	1		02/21/24 18:05		
2320B Alkalinity	Analytical Method: SM 2320B-2011 Pace Analytical Services - Asheville								
Alkalinity,Bicarbonate (CaCO3)	ND	mg/L	5.0	5.0	1		02/22/24 14:11		
Alkalinity,Carbonate (CaCO3)	ND	mg/L	5.0	5.0	1		02/22/24 14:11		
Alkalinity, Total as CaCO3	ND	mg/L	5.0	5.0	1		02/22/24 14:11		
300.0 IC Anions 28 Days	Analytical Method: EPA 300.0 Rev 2.1 1993 Pace Analytical Services - Asheville								
Chloride	ND	mg/L	1.0	0.60	1		02/20/24 00:50	16887-00-6	
Fluoride	ND	mg/L	0.10	0.050	1		02/20/24 00:50	16984-48-8	

REPORT OF LABORATORY ANALYSIS

This report shall not be reproduced, except in full,
without the written consent of Pace Analytical Services, LLC.

Pace Analytical Services, LLC
9800 Kincey Ave. Suite 100
Huntersville, NC 28078
(704)875-9092

ANALYTICAL RESULTS

Project: Bowen LF Cells 3&4
Pace Project No.: 92714171

Sample: BOW-LF3-4-FB-06 **Lab ID: 92714171016** Collected: 02/15/24 16:04 Received: 02/16/24 16:00 Matrix: Water

Parameters	Results	Units	Report Limit	MDL	DF	Prepared	Analyzed	CAS No.	Qual
300.0 IC Anions 28 Days	Analytical Method: EPA 300.0 Rev 2.1 1993 Pace Analytical Services - Asheville								
Sulfate	ND	mg/L	1.0	0.50	1		02/20/24 00:50	14808-79-8	

REPORT OF LABORATORY ANALYSIS

This report shall not be reproduced, except in full,
without the written consent of Pace Analytical Services, LLC.

Pace Analytical Services, LLC
9800 Kincey Ave. Suite 100
Huntersville, NC 28078
(704)875-9092

ANALYTICAL RESULTS

Project: Bowen LF Cells 3&4
Pace Project No.: 92714171

Sample: BOW-GWC-23R **Lab ID: 92714171017** Collected: 02/16/24 13:29 Received: 02/20/24 14:30 Matrix: Water

Parameters	Results	Units	Report Limit	MDL	DF	Prepared	Analyzed	CAS No.	Qual
6010D ATL ICP	Analytical Method: EPA 6010D Preparation Method: EPA 3010A Pace Analytical Services - Peachtree Corners, GA								
Calcium	**74.2**	mg/L	1.0	0.12	1	02/28/24 14:22	03/01/24 19:01	7440-70-2	M1
Iron	**0.32**	mg/L	0.040	0.025	1	02/28/24 14:22	03/01/24 19:01	7439-89-6	
Magnesium	**35.5**	mg/L	0.050	0.012	1	02/28/24 14:22	03/01/24 19:01	7439-95-4	M1
Manganese	**0.015J**	mg/L	0.040	0.011	1	02/28/24 14:22	03/01/24 19:01	7439-96-5	
Potassium	**1.5**	mg/L	0.50	0.15	1	02/28/24 14:22	03/01/24 19:01	7440-09-7	
Sodium	**41.2**	mg/L	1.0	0.58	1	02/28/24 14:22	03/01/24 19:01	7440-23-5	M1
Zinc	ND	mg/L	0.020	0.0085	1	02/28/24 14:22	03/01/24 19:01	7440-66-6	
6020 MET ICPMS	Analytical Method: EPA 6020B Preparation Method: EPA 3005A Pace Analytical Services - Peachtree Corners, GA								
Antimony	**0.00083J**	mg/L	0.0030	0.00054	1	02/23/24 14:00	02/27/24 13:21	7440-36-0	B
Arsenic	**0.0011J**	mg/L	0.0050	0.00084	1	02/23/24 14:00	02/27/24 13:21	7440-38-2	
Barium	**0.14**	mg/L	0.0050	0.00047	1	02/23/24 14:00	02/27/24 13:21	7440-39-3	
Beryllium	ND	mg/L	0.00050	0.000094	1	02/23/24 14:00	02/27/24 13:21	7440-41-7	
Boron	ND	mg/L	0.040	0.012	1	02/23/24 14:00	02/27/24 13:21	7440-42-8	
Cadmium	ND	mg/L	0.00050	0.00010	1	02/23/24 14:00	02/27/24 13:21	7440-43-9	
Chromium	ND	mg/L	0.0050	0.0019	1	02/23/24 14:00	02/27/24 13:21	7440-47-3	
Cobalt	**0.00034J**	mg/L	0.0050	0.00032	1	02/23/24 14:00	02/27/24 13:21	7440-48-4	
Copper	ND	mg/L	0.0050	0.00043	1	02/23/24 14:00	02/27/24 13:21	7440-50-8	
Lead	ND	mg/L	0.0010	0.00016	1	02/23/24 14:00	02/27/24 13:21	7439-92-1	
Nickel	ND	mg/L	0.0050	0.0021	1	02/23/24 14:00	02/27/24 13:21	7440-02-0	
Selenium	ND	mg/L	0.0050	0.00096	1	02/23/24 14:00	02/27/24 13:21	7782-49-2	
Silver	ND	mg/L	0.0050	0.00031	1	02/23/24 14:00	02/27/24 13:21	7440-22-4	
Thallium	ND	mg/L	0.0010	0.00038	1	02/23/24 14:00	02/27/24 13:21	7440-28-0	
Vanadium	**0.00081J**	mg/L	0.010	0.00075	1	02/23/24 14:00	02/27/24 13:21	7440-62-2	
7470 Mercury	Analytical Method: EPA 7470A Preparation Method: EPA 7470A Pace Analytical Services - Peachtree Corners, GA								
Mercury	ND	mg/L	0.00020	0.00013	1	02/29/24 12:00	02/29/24 16:34	7439-97-6	
2540C Total Dissolved Solids	Analytical Method: SM 2540C-2015 Pace Analytical Services - Peachtree Corners, GA								
Total Dissolved Solids	**395**	mg/L	25.0	25.0	1		02/23/24 13:33		
2320B Alkalinity	Analytical Method: SM 2320B-2011 Pace Analytical Services - Asheville								
Alkalinity,Bicarbonate (CaCO3)	**355**	mg/L	5.0	5.0	1		02/23/24 18:07		
Alkalinity,Carbonate (CaCO3)	ND	mg/L	5.0	5.0	1		02/23/24 18:07		
Alkalinity, Total as CaCO3	**355**	mg/L	5.0	5.0	1		02/23/24 18:07		
300.0 IC Anions 28 Days	Analytical Method: EPA 300.0 Rev 2.1 1993 Pace Analytical Services - Asheville								
Chloride	**1.4**	mg/L	1.0	0.60	1		02/22/24 21:26	16887-00-6	
Fluoride	**0.054J**	mg/L	0.10	0.050	1		02/22/24 21:26	16984-48-8	

REPORT OF LABORATORY ANALYSIS

This report shall not be reproduced, except in full,
without the written consent of Pace Analytical Services, LLC.

Pace Analytical Services, LLC
9800 Kincey Ave. Suite 100
Huntersville, NC 28078
(704)875-9092

ANALYTICAL RESULTS

Project: Bowen LF Cells 3&4
Pace Project No.: 92714171

Sample: BOW-GWC-23R **Lab ID: 92714171017** Collected: 02/16/24 13:29 Received: 02/20/24 14:30 Matrix: Water

Parameters	Results	Units	Report Limit	MDL	DF	Prepared	Analyzed	CAS No.	Qual
300.0 IC Anions 28 Days	Analytical Method: EPA 300.0 Rev 2.1 1993 Pace Analytical Services - Asheville								
Sulfate	**59.5**	mg/L	1.0	0.50	1		02/22/24 21:26	14808-79-8	

REPORT OF LABORATORY ANALYSIS

This report shall not be reproduced, except in full,
without the written consent of Pace Analytical Services, LLC.

Pace Analytical Services, LLC
9800 Kincey Ave. Suite 100
Huntersville, NC 28078
(704)875-9092

ANALYTICAL RESULTS

Project: Bowen LF Cells 3&4
Pace Project No.: 92714171

Sample: BOW-GWC-25R **Lab ID: 92714171018** Collected: 02/16/24 11:39 Received: 02/20/24 14:30 Matrix: Water

Parameters	Results	Units	Report Limit	MDL	DF	Prepared	Analyzed	CAS No.	Qual
6010D ATL ICP	Analytical Method: EPA 6010D Preparation Method: EPA 3010A Pace Analytical Services - Peachtree Corners, GA								
Iron	ND	mg/L	0.040	0.025	1	02/28/24 14:22	03/01/24 19:10	7439-89-6	
Manganese	ND	mg/L	0.040	0.011	1	02/28/24 14:22	03/01/24 19:10	7439-96-5	
Zinc	ND	mg/L	0.020	0.0085	1	02/28/24 14:22	03/01/24 19:10	7440-66-6	
Potassium	**0.71**	mg/L	0.50	0.15	1	02/28/24 14:22	03/01/24 19:10	7440-09-7	
Sodium	**1.4**	mg/L	1.0	0.58	1	02/28/24 14:22	03/01/24 19:10	7440-23-5	
Calcium	**34.6**	mg/L	1.0	0.12	1	02/28/24 14:22	03/01/24 19:10	7440-70-2	
Magnesium	**18.1**	mg/L	0.050	0.012	1	02/28/24 14:22	03/01/24 19:10	7439-95-4	
6020 MET ICPMS	Analytical Method: EPA 6020B Preparation Method: EPA 3005A Pace Analytical Services - Peachtree Corners, GA								
Antimony	**0.00087J**	mg/L	0.0030	0.00054	1	02/23/24 14:00	02/27/24 13:36	7440-36-0	B
Arsenic	ND	mg/L	0.0050	0.00084	1	02/23/24 14:00	02/27/24 13:36	7440-38-2	
Barium	**0.015**	mg/L	0.0050	0.00047	1	02/23/24 14:00	02/27/24 13:36	7440-39-3	
Beryllium	ND	mg/L	0.00050	0.000094	1	02/23/24 14:00	02/27/24 13:36	7440-41-7	
Boron	ND	mg/L	0.040	0.012	1	02/23/24 14:00	02/27/24 13:36	7440-42-8	
Cadmium	ND	mg/L	0.00050	0.00010	1	02/23/24 14:00	02/27/24 13:36	7440-43-9	
Chromium	**0.0030J**	mg/L	0.0050	0.0019	1	02/23/24 14:00	02/27/24 13:36	7440-47-3	
Cobalt	ND	mg/L	0.0050	0.00032	1	02/23/24 14:00	02/27/24 13:36	7440-48-4	
Copper	ND	mg/L	0.0050	0.00043	1	02/23/24 14:00	02/27/24 13:36	7440-50-8	
Lead	ND	mg/L	0.0010	0.00016	1	02/23/24 14:00	02/27/24 13:36	7439-92-1	
Nickel	ND	mg/L	0.0050	0.0021	1	02/23/24 14:00	02/27/24 13:36	7440-02-0	
Selenium	ND	mg/L	0.0050	0.00096	1	02/23/24 14:00	02/27/24 13:36	7782-49-2	
Silver	ND	mg/L	0.0050	0.00031	1	02/23/24 14:00	02/27/24 13:36	7440-22-4	
Thallium	ND	mg/L	0.0010	0.00038	1	02/23/24 14:00	02/27/24 13:36	7440-28-0	
Vanadium	**0.00081J**	mg/L	0.010	0.00075	1	02/23/24 14:00	02/27/24 13:36	7440-62-2	
7470 Mercury	Analytical Method: EPA 7470A Preparation Method: EPA 7470A Pace Analytical Services - Peachtree Corners, GA								
Mercury	ND	mg/L	0.00020	0.00013	1	02/29/24 12:00	02/29/24 16:37	7439-97-6	
2540C Total Dissolved Solids	Analytical Method: SM 2540C-2015 Pace Analytical Services - Peachtree Corners, GA								
Total Dissolved Solids	**155**	mg/L	25.0	25.0	1		02/23/24 13:34		
2320B Alkalinity	Analytical Method: SM 2320B-2011 Pace Analytical Services - Asheville								
Alkalinity,Bicarbonate (CaCO3)	**160**	mg/L	5.0	5.0	1		02/23/24 15:41		
Alkalinity,Carbonate (CaCO3)	ND	mg/L	5.0	5.0	1		02/23/24 15:41		
Alkalinity, Total as CaCO3	**160**	mg/L	5.0	5.0	1		02/23/24 15:41		
300.0 IC Anions 28 Days	Analytical Method: EPA 300.0 Rev 2.1 1993 Pace Analytical Services - Asheville								
Chloride	**2.7**	mg/L	1.0	0.60	1		02/22/24 21:41	16887-00-6	
Fluoride	**0.055J**	mg/L	0.10	0.050	1		02/22/24 21:41	16984-48-8	

REPORT OF LABORATORY ANALYSIS

This report shall not be reproduced, except in full,
without the written consent of Pace Analytical Services, LLC.

Pace Analytical Services, LLC
9800 Kincey Ave. Suite 100
Huntersville, NC 28078
(704)875-9092

ANALYTICAL RESULTS

Project: Bowen LF Cells 3&4
Pace Project No.: 92714171

Sample: BOW-GWC-25R **Lab ID: 92714171018** Collected: 02/16/24 11:39 Received: 02/20/24 14:30 Matrix: Water

Parameters	Results	Units	Report Limit	MDL	DF	Prepared	Analyzed	CAS No.	Qual
300.0 IC Anions 28 Days	Analytical Method: EPA 300.0 Rev 2.1 1993 Pace Analytical Services - Asheville								
Sulfate	**1.9**	mg/L	1.0	0.50	1		02/22/24 21:41	14808-79-8	

REPORT OF LABORATORY ANALYSIS

This report shall not be reproduced, except in full,
without the written consent of Pace Analytical Services, LLC.

Pace Analytical Services, LLC
9800 Kincey Ave. Suite 100
Huntersville, NC 28078
(704)875-9092

ANALYTICAL RESULTS

Project: Bowen LF Cells 3&4
Pace Project No.: 92714171

Sample: BOW-LF3-4-FD-06 **Lab ID: 92714171019** Collected: 02/16/24 00:00 Received: 02/20/24 14:30 Matrix: Water

Parameters	Results	Units	Report Limit	MDL	DF	Prepared	Analyzed	CAS No.	Qual
6010D ATL ICP	Analytical Method: EPA 6010D Preparation Method: EPA 3010A Pace Analytical Services - Peachtree Corners, GA								
Iron	ND	mg/L	0.040	0.025	1	02/28/24 14:22	03/01/24 19:13	7439-89-6	
Manganese	ND	mg/L	0.040	0.011	1	02/28/24 14:22	03/01/24 19:13	7439-96-5	
Zinc	ND	mg/L	0.020	0.0085	1	02/28/24 14:22	03/01/24 19:13	7440-66-6	
Potassium	**0.71**	mg/L	0.50	0.15	1	02/28/24 14:22	03/01/24 19:13	7440-09-7	
Sodium	**1.4**	mg/L	1.0	0.58	1	02/28/24 14:22	03/01/24 19:13	7440-23-5	
Calcium	**34.7**	mg/L	1.0	0.12	1	02/28/24 14:22	03/01/24 19:13	7440-70-2	
Magnesium	**18.2**	mg/L	0.050	0.012	1	02/28/24 14:22	03/01/24 19:13	7439-95-4	
6020 MET ICPMS	Analytical Method: EPA 6020B Preparation Method: EPA 3005A Pace Analytical Services - Peachtree Corners, GA								
Antimony	ND	mg/L	0.0030	0.00054	1	02/23/24 14:00	02/27/24 13:39	7440-36-0	
Arsenic	ND	mg/L	0.0050	0.00084	1	02/23/24 14:00	02/27/24 13:39	7440-38-2	
Barium	**0.015**	mg/L	0.0050	0.00047	1	02/23/24 14:00	02/27/24 13:39	7440-39-3	
Beryllium	ND	mg/L	0.00050	0.000094	1	02/23/24 14:00	02/27/24 13:39	7440-41-7	
Boron	ND	mg/L	0.040	0.012	1	02/23/24 14:00	02/27/24 13:39	7440-42-8	
Cadmium	ND	mg/L	0.00050	0.00010	1	02/23/24 14:00	02/27/24 13:39	7440-43-9	
Chromium	ND	mg/L	0.0050	0.0019	1	02/23/24 14:00	02/27/24 13:39	7440-47-3	
Cobalt	ND	mg/L	0.0050	0.00032	1	02/23/24 14:00	02/27/24 13:39	7440-48-4	
Copper	ND	mg/L	0.0050	0.00043	1	02/23/24 14:00	02/27/24 13:39	7440-50-8	
Lead	ND	mg/L	0.0010	0.00016	1	02/23/24 14:00	02/27/24 13:39	7439-92-1	
Nickel	ND	mg/L	0.0050	0.0021	1	02/23/24 14:00	02/27/24 13:39	7440-02-0	
Selenium	ND	mg/L	0.0050	0.00096	1	02/23/24 14:00	02/27/24 13:39	7782-49-2	
Silver	ND	mg/L	0.0050	0.00031	1	02/23/24 14:00	02/27/24 13:39	7440-22-4	
Thallium	ND	mg/L	0.0010	0.00038	1	02/23/24 14:00	02/27/24 13:39	7440-28-0	
Vanadium	**0.00097J**	mg/L	0.010	0.00075	1	02/23/24 14:00	02/27/24 13:39	7440-62-2	
7470 Mercury	Analytical Method: EPA 7470A Preparation Method: EPA 7470A Pace Analytical Services - Peachtree Corners, GA								
Mercury	ND	mg/L	0.00020	0.00013	1	02/29/24 12:00	02/29/24 16:39	7439-97-6	
2540C Total Dissolved Solids	Analytical Method: SM 2540C-2015 Pace Analytical Services - Peachtree Corners, GA								
Total Dissolved Solids	**162**	mg/L	25.0	25.0	1		02/23/24 13:34		
2320B Alkalinity	Analytical Method: SM 2320B-2011 Pace Analytical Services - Asheville								
Alkalinity,Bicarbonate (CaCO3)	**158**	mg/L	5.0	5.0	1		02/23/24 15:53		
Alkalinity,Carbonate (CaCO3)	ND	mg/L	5.0	5.0	1		02/23/24 15:53		
Alkalinity, Total as CaCO3	**158**	mg/L	5.0	5.0	1		02/23/24 15:53		
300.0 IC Anions 28 Days	Analytical Method: EPA 300.0 Rev 2.1 1993 Pace Analytical Services - Asheville								
Chloride	**2.3**	mg/L	1.0	0.60	1		02/22/24 21:55	16887-00-6	
Fluoride	ND	mg/L	0.10	0.050	1		02/22/24 21:55	16984-48-8	

REPORT OF LABORATORY ANALYSIS

This report shall not be reproduced, except in full,
without the written consent of Pace Analytical Services, LLC.

Pace Analytical Services, LLC
9800 Kincey Ave. Suite 100
Huntersville, NC 28078
(704)875-9092

ANALYTICAL RESULTS

Project: Bowen LF Cells 3&4
Pace Project No.: 92714171

Sample: BOW-LF3-4-FD-06 **Lab ID: 92714171019** Collected: 02/16/24 00:00 Received: 02/20/24 14:30 Matrix: Water

Parameters	Results	Units	Report Limit	MDL	DF	Prepared	Analyzed	CAS No.	Qual
300.0 IC Anions 28 Days	Analytical Method: EPA 300.0 Rev 2.1 1993 Pace Analytical Services - Asheville								
Sulfate	**1.9**	mg/L	1.0	0.50	1		02/22/24 21:55	14808-79-8	

REPORT OF LABORATORY ANALYSIS

This report shall not be reproduced, except in full,
without the written consent of Pace Analytical Services, LLC.

Pace Analytical Services, LLC
9800 Kincey Ave. Suite 100
Huntersville, NC 28078
(704)875-9092

QUALITY CONTROL DATA

Project: Bowen LF Cells 3&4
Pace Project No.: 92714171

QC Batch: 833755
QC Batch Method: EPA 3010A
Analysis Method: EPA 6010D
Analysis Description: 6010D ATL
Laboratory: Pace Analytical Services - Peachtree Corners, GA
Associated Lab Samples: 92714171001, 92714171002, 92714171003, 92714171004, 92714171005, 92714171006, 92714171007, 92714171008, 92714171009, 92714171010

METHOD BLANK: 4308335 Matrix: Water
Associated Lab Samples: 92714171001, 92714171002, 92714171003, 92714171004, 92714171005, 92714171006, 92714171007, 92714171008, 92714171009, 92714171010

Parameter	Units	Blank Result	Reporting Limit	MDL	Analyzed	Qualifiers
Calcium	mg/L	ND	1.0	0.12	03/01/24 17:42	
Iron	mg/L	ND	0.040	0.025	03/01/24 17:42	
Magnesium	mg/L	ND	0.050	0.012	03/01/24 17:42	
Manganese	mg/L	ND	0.040	0.011	03/01/24 17:42	
Potassium	mg/L	ND	0.50	0.15	03/01/24 17:42	
Sodium	mg/L	ND	1.0	0.58	03/01/24 17:42	
Zinc	mg/L	ND	0.020	0.0085	03/01/24 17:42	

LABORATORY CONTROL SAMPLE: 4308336

Parameter	Units	Spike Conc.	LCS Result	LCS % Rec	% Rec Limits	Qualifiers
Calcium	mg/L	1	1.1	107	80-120	
Iron	mg/L	1	1.1	110	80-120	
Magnesium	mg/L	1	1.1	109	80-120	
Manganese	mg/L	1	1.0	100	80-120	
Potassium	mg/L	1	1.0	103	80-120	
Sodium	mg/L	1	1.1	108	80-120	
Zinc	mg/L	1	1.0	102	80-120	

MATRIX SPIKE & MATRIX SPIKE DUPLICATE: 4308337 4308338

Parameter	Units	92714158018 Result	MS Spike Conc.	MSD Spike Conc.	MS Result	MSD Result	MS % Rec	MSD % Rec	% Rec Limits	RPD	Max RPD	Qual
Calcium	mg/L	23.5	1	1	24.0	25.0	49	151	75-125	4	20	M1
Iron	mg/L	0.45	1	1	1.5	1.5	102	105	75-125	1	20	
Magnesium	mg/L	10.5	1	1	11.3	11.7	77	117	75-125	3	20	
Manganese	mg/L	0.018J	1	1	0.99	1.0	97	99	75-125	2	20	
Potassium	mg/L	0.53	1	1	1.6	1.6	104	108	75-125	2	20	
Sodium	mg/L	100	1	1	98.4	102	-160	221	75-125	4	20	M1
Zinc	mg/L	ND	1	1	1.0	1.1	104	106	75-125	2	20	

Results presented on this page are in the units indicated by the "Units" column except where an alternate unit is presented to the right of the result.

REPORT OF LABORATORY ANALYSIS

This report shall not be reproduced, except in full,
without the written consent of Pace Analytical Services, LLC.

Pace Analytical Services, LLC
9800 Kincey Ave. Suite 100
Huntersville, NC 28078
(704)875-9092

QUALITY CONTROL DATA

Project: Bowen LF Cells 3&4
Pace Project No.: 92714171

QC Batch: 833756
QC Batch Method: EPA 3010A
Analysis Method: EPA 6010D
Analysis Description: 6010D ATL
Laboratory: Pace Analytical Services - Peachtree Corners, GA
Associated Lab Samples: 92714171011, 92714171012, 92714171013, 92714171014, 92714171015, 92714171016

METHOD BLANK: 4308339 Matrix: Water
Associated Lab Samples: 92714171011, 92714171012, 92714171013, 92714171014, 92714171015, 92714171016

Parameter	Units	Blank Result	Reporting Limit	MDL	Analyzed	Qualifiers
Calcium	mg/L	ND	1.0	0.12	02/28/24 14:34	
Iron	mg/L	ND	0.040	0.025	02/28/24 14:34	
Magnesium	mg/L	ND	0.050	0.012	02/28/24 14:34	
Manganese	mg/L	ND	0.040	0.011	02/28/24 14:34	
Potassium	mg/L	ND	0.50	0.15	02/28/24 14:34	
Sodium	mg/L	ND	1.0	0.58	02/28/24 14:34	
Zinc	mg/L	ND	0.020	0.0085	02/28/24 14:34	

LABORATORY CONTROL SAMPLE: 4308340

Parameter	Units	Spike Conc.	LCS Result	LCS % Rec	% Rec Limits	Qualifiers
Calcium	mg/L	1	0.96J	96	80-120	
Iron	mg/L	1	0.98	98	80-120	
Magnesium	mg/L	1	1.0	104	80-120	
Manganese	mg/L	1	0.99	99	80-120	
Potassium	mg/L	1	1.0	104	80-120	
Sodium	mg/L	1	1.1	111	80-120	
Zinc	mg/L	1	0.98	98	80-120	

MATRIX SPIKE & MATRIX SPIKE DUPLICATE: 4308341 4308342

Parameter	Units	92714171011 Result	MS Spike Conc.	MSD Spike Conc.	MS Result	MSD Result	MS % Rec	MSD % Rec	% Rec Limits	RPD	Max RPD	Qual
Calcium	mg/L	68.1	1	1	67.5	68.8	-63	63	75-125	2	20	M1
Iron	mg/L	ND	1	1	0.98	0.98	97	97	75-125	0	20	
Magnesium	mg/L	36.0	1	1	36.0	36.6	-1	58	75-125	2	20	M1
Manganese	mg/L	ND	1	1	1.0	1.0	101	100	75-125	1	20	
Potassium	mg/L	0.87	1	1	1.8	1.8	94	92	75-125	1	20	
Sodium	mg/L	3.4	1	1	4.3	4.3	89	92	75-125	1	20	
Zinc	mg/L	ND	1	1	1.0	0.99	100	99	75-125	1	20	

Results presented on this page are in the units indicated by the "Units" column except where an alternate unit is presented to the right of the result.

REPORT OF LABORATORY ANALYSIS

This report shall not be reproduced, except in full,
without the written consent of Pace Analytical Services, LLC.

Pace Analytical Services, LLC
9800 Kincey Ave. Suite 100
Huntersville, NC 28078
(704)875-9092

QUALITY CONTROL DATA

Project: Bowen LF Cells 3&4
Pace Project No.: 92714171

QC Batch: 835565
QC Batch Method: EPA 3010A
Analysis Method: EPA 6010D
Analysis Description: 6010D ATL
Laboratory: Pace Analytical Services - Peachtree Corners, GA
Associated Lab Samples: 92714171017, 92714171018, 92714171019

METHOD BLANK: 4316637 Matrix: Water
Associated Lab Samples: 92714171017, 92714171018, 92714171019

Parameter	Units	Blank Result	Reporting Limit	MDL	Analyzed	Qualifiers
Calcium	mg/L	ND	1.0	0.12	03/01/24 18:56	
Iron	mg/L	ND	0.040	0.025	03/01/24 18:56	
Magnesium	mg/L	ND	0.050	0.012	03/01/24 18:56	
Manganese	mg/L	ND	0.040	0.011	03/01/24 18:56	
Potassium	mg/L	ND	0.50	0.15	03/01/24 18:56	
Sodium	mg/L	ND	1.0	0.58	03/01/24 18:56	
Zinc	mg/L	ND	0.020	0.0085	03/01/24 18:56	

LABORATORY CONTROL SAMPLE: 4316638

Parameter	Units	Spike Conc.	LCS Result	LCS % Rec	% Rec Limits	Qualifiers
Calcium	mg/L	1	1.0	103	80-120	
Iron	mg/L	1	1.0	102	80-120	
Magnesium	mg/L	1	1.0	104	80-120	
Manganese	mg/L	1	0.97	97	80-120	
Potassium	mg/L	1	0.98	98	80-120	
Sodium	mg/L	1	1.0	103	80-120	
Zinc	mg/L	1	1.0	100	80-120	

MATRIX SPIKE & MATRIX SPIKE DUPLICATE: 4316639 4316640

Parameter	Units	92714171017 Result	MS Spike Conc.	MSD Spike Conc.	MS Result	MSD Result	MS % Rec	MSD % Rec	% Rec Limits	RPD	Max RPD	Qual
Calcium	mg/L	74.2	1	1	75.9	73.0	171	-120	75-125	4	20	M1
Iron	mg/L	0.32	1	1	1.3	1.3	99	94	75-125	5	20	
Magnesium	mg/L	35.5	1	1	37.1	35.6	160	10	75-125	4	20	M1
Manganese	mg/L	0.015J	1	1	0.97	0.97	96	95	75-125	1	20	
Potassium	mg/L	1.5	1	1	2.5	2.3	96	85	75-125	5	20	
Sodium	mg/L	41.2	1	1	42.6	40.9	137	-39	75-125	4	20	M1
Zinc	mg/L	ND	1	1	1.0	1.0	100	100	75-125	0	20	

Results presented on this page are in the units indicated by the "Units" column except where an alternate unit is presented to the right of the result.

REPORT OF LABORATORY ANALYSIS

This report shall not be reproduced, except in full,
without the written consent of Pace Analytical Services, LLC.

Pace Analytical Services, LLC
9800 Kincey Ave. Suite 100
Huntersville, NC 28078
(704)875-9092

QUALITY CONTROL DATA

Project: Bowen LF Cells 3&4
Pace Project No.: 92714171

QC Batch: 833650
QC Batch Method: EPA 3005A
Analysis Method: EPA 6020B
Analysis Description: 6020 MET
Laboratory: Pace Analytical Services - Peachtree Corners, GA
Associated Lab Samples: 92714171001, 92714171002, 92714171003, 92714171004, 92714171005, 92714171006, 92714171007, 92714171008, 92714171009

METHOD BLANK: 4307687 Matrix: Water
Associated Lab Samples: 92714171001, 92714171002, 92714171003, 92714171004, 92714171005, 92714171006, 92714171007, 92714171008, 92714171009

Parameter	Units	Blank Result	Reporting Limit	MDL	Analyzed	Qualifiers
Antimony	mg/L	ND	0.0030	0.00054	02/23/24 14:56	
Arsenic	mg/L	ND	0.0050	0.00084	02/23/24 14:56	
Barium	mg/L	ND	0.0050	0.00047	02/23/24 14:56	
Beryllium	mg/L	ND	0.00050	0.000094	02/23/24 14:56	
Boron	mg/L	ND	0.040	0.012	02/23/24 14:56	
Cadmium	mg/L	ND	0.00050	0.00010	02/23/24 14:56	
Chromium	mg/L	ND	0.0050	0.0019	02/23/24 14:56	
Cobalt	mg/L	ND	0.0050	0.00032	02/23/24 14:56	
Copper	mg/L	ND	0.0050	0.00043	02/23/24 14:56	
Lead	mg/L	ND	0.0010	0.00016	02/23/24 14:56	
Nickel	mg/L	ND	0.0050	0.0021	02/23/24 14:56	
Selenium	mg/L	ND	0.0050	0.00096	02/23/24 14:56	
Silver	mg/L	ND	0.0050	0.00031	02/23/24 14:56	
Thallium	mg/L	ND	0.0010	0.00038	02/23/24 14:56	
Vanadium	mg/L	ND	0.010	0.00075	02/23/24 14:56	

LABORATORY CONTROL SAMPLE: 4307688

Parameter	Units	Spike Conc.	LCS Result	LCS % Rec	% Rec Limits	Qualifiers
Antimony	mg/L	0.1	0.10	102	80-120	
Arsenic	mg/L	0.1	0.10	101	80-120	
Barium	mg/L	0.1	0.099	99	80-120	
Beryllium	mg/L	0.1	0.11	107	80-120	
Boron	mg/L	1	1.0	104	80-120	
Cadmium	mg/L	0.1	0.099	99	80-120	
Chromium	mg/L	0.1	0.10	102	80-120	
Cobalt	mg/L	0.1	0.10	100	80-120	
Copper	mg/L	0.1	0.10	100	80-120	
Lead	mg/L	0.1	0.099	99	80-120	
Nickel	mg/L	0.1	0.10	101	80-120	
Selenium	mg/L	0.1	0.099	99	80-120	
Silver	mg/L	0.1	0.10	101	80-120	
Thallium	mg/L	0.1	0.095	95	80-120	
Vanadium	mg/L	0.1	0.10	100	80-120	

Results presented on this page are in the units indicated by the "Units" column except where an alternate unit is presented to the right of the result.

REPORT OF LABORATORY ANALYSIS

This report shall not be reproduced, except in full,
without the written consent of Pace Analytical Services, LLC.

Pace Analytical Services, LLC
9800 Kincey Ave. Suite 100
Huntersville, NC 28078
(704)875-9092

QUALITY CONTROL DATA

Project: Bowen LF Cells 3&4
Pace Project No.: 92714171

MATRIX SPIKE & MATRIX SPIKE DUPLICATE: 4307689 4307690

Parameter	Units	92714158020 Result	MS Spike Conc.	MSD Spike Conc.	MS Result	MSD Result	MS % Rec	MSD % Rec	% Rec Limits	RPD	Max RPD	Qual
Antimony	mg/L	ND	0.1	0.1	0.10	0.10	104	102	75-125	2	20	
Arsenic	mg/L	0.0028J	0.1	0.1	0.11	0.10	107	102	75-125	4	20	
Barium	mg/L	0.068	0.1	0.1	0.17	0.17	103	102	75-125	0	20	
Beryllium	mg/L	ND	0.1	0.1	0.090	0.087	90	87	75-125	4	20	
Boron	mg/L	1.6	1	1	2.5	2.6	90	96	75-125	2	20	
Cadmium	mg/L	ND	0.1	0.1	0.10	0.097	100	97	75-125	4	20	
Chromium	mg/L	ND	0.1	0.1	0.10	0.096	100	96	75-125	5	20	
Cobalt	mg/L	0.0012J	0.1	0.1	0.099	0.096	98	95	75-125	3	20	
Copper	mg/L	ND	0.1	0.1	0.093	0.090	93	90	75-125	3	20	
Lead	mg/L	ND	0.1	0.1	0.10	0.096	100	96	75-125	4	20	
Nickel	mg/L	ND	0.1	0.1	0.098	0.094	97	93	75-125	4	20	
Selenium	mg/L	ND	0.1	0.1	0.10	0.10	104	103	75-125	2	20	
Silver	mg/L	ND	0.1	0.1	0.093	0.090	93	90	75-125	3	20	
Thallium	mg/L	ND	0.1	0.1	0.099	0.096	99	95	75-125	4	20	
Vanadium	mg/L	ND	0.1	0.1	0.10	0.10	104	100	75-125	4	20	

Results presented on this page are in the units indicated by the "Units" column except where an alternate unit is presented to the right of the result.

REPORT OF LABORATORY ANALYSIS

This report shall not be reproduced, except in full,
without the written consent of Pace Analytical Services, LLC.

Pace Analytical Services, LLC
9800 Kincey Ave. Suite 100
Huntersville, NC 28078
(704)875-9092

QUALITY CONTROL DATA

Project: Bowen LF Cells 3&4
Pace Project No.: 92714171

QC Batch: 833653
QC Batch Method: EPA 3005A
Analysis Method: EPA 6020B
Analysis Description: 6020 MET
Laboratory: Pace Analytical Services - Peachtree Corners, GA
Associated Lab Samples: 92714171010, 92714171011, 92714171012, 92714171013, 92714171014, 92714171015, 92714171016

METHOD BLANK: 4307698 Matrix: Water
Associated Lab Samples: 92714171010, 92714171011, 92714171012, 92714171013, 92714171014, 92714171015, 92714171016

Parameter	Units	Blank Result	Reporting Limit	MDL	Analyzed	Qualifiers
Antimony	mg/L	ND	0.0030	0.00054	02/26/24 15:17	
Arsenic	mg/L	ND	0.0050	0.00084	02/26/24 15:17	
Barium	mg/L	ND	0.0050	0.00047	02/26/24 15:17	
Beryllium	mg/L	ND	0.00050	0.000094	02/26/24 15:17	
Boron	mg/L	ND	0.040	0.012	02/26/24 15:17	
Cadmium	mg/L	ND	0.00050	0.00010	02/26/24 15:17	
Chromium	mg/L	ND	0.0050	0.0019	02/26/24 15:17	
Cobalt	mg/L	ND	0.0050	0.00032	02/26/24 15:17	
Copper	mg/L	ND	0.0050	0.00043	02/26/24 15:17	
Lead	mg/L	ND	0.0010	0.00016	02/26/24 15:17	
Nickel	mg/L	ND	0.0050	0.0021	02/26/24 15:17	
Selenium	mg/L	ND	0.0050	0.00096	02/26/24 15:17	
Silver	mg/L	ND	0.0050	0.00031	02/26/24 15:17	
Thallium	mg/L	ND	0.0010	0.00038	02/26/24 15:17	
Vanadium	mg/L	ND	0.010	0.00075	02/26/24 15:17	

LABORATORY CONTROL SAMPLE: 4307699

Parameter	Units	Spike Conc.	LCS Result	LCS % Rec	% Rec Limits	Qualifiers
Antimony	mg/L	0.1	0.10	101	80-120	
Arsenic	mg/L	0.1	0.096	96	80-120	
Barium	mg/L	0.1	0.097	97	80-120	
Beryllium	mg/L	0.1	0.10	102	80-120	
Boron	mg/L	1	1.1	105	80-120	
Cadmium	mg/L	0.1	0.098	98	80-120	
Chromium	mg/L	0.1	0.097	97	80-120	
Cobalt	mg/L	0.1	0.096	96	80-120	
Copper	mg/L	0.1	0.098	98	80-120	
Lead	mg/L	0.1	0.099	99	80-120	
Nickel	mg/L	0.1	0.096	96	80-120	
Selenium	mg/L	0.1	0.094	94	80-120	
Silver	mg/L	0.1	0.10	101	80-120	
Thallium	mg/L	0.1	0.097	97	80-120	
Vanadium	mg/L	0.1	0.096	96	80-120	

Results presented on this page are in the units indicated by the "Units" column except where an alternate unit is presented to the right of the result.

REPORT OF LABORATORY ANALYSIS

This report shall not be reproduced, except in full,
without the written consent of Pace Analytical Services, LLC.

Pace Analytical Services, LLC
9800 Kincey Ave. Suite 100
Huntersville, NC 28078
(704)875-9092

QUALITY CONTROL DATA

Project: Bowen LF Cells 3&4
Pace Project No.: 92714171

MATRIX SPIKE & MATRIX SPIKE DUPLICATE: 4307700 4307701

Parameter	Units	92714171010 Result	MS Spike Conc.	MSD Spike Conc.	MS Result	MSD Result	MS % Rec	MSD % Rec	% Rec Limits	RPD	Max RPD	Qual
Antimony	mg/L	0.022	0.1	0.1	0.12	0.12	98	99	75-125	1	20	
Arsenic	mg/L	0.00097J	0.1	0.1	0.10	0.10	100	100	75-125	1	20	
Barium	mg/L	0.041	0.1	0.1	0.14	0.14	95	96	75-125	1	20	
Beryllium	mg/L	ND	0.1	0.1	0.090	0.092	90	92	75-125	3	20	
Boron	mg/L	0.013J	1	1	0.96	0.98	94	96	75-125	2	20	
Cadmium	mg/L	ND	0.1	0.1	0.10	0.10	100	100	75-125	1	20	
Chromium	mg/L	ND	0.1	0.1	0.10	0.10	101	102	75-125	1	20	
Cobalt	mg/L	ND	0.1	0.1	0.10	0.10	100	101	75-125	1	20	
Copper	mg/L	0.0017J	0.1	0.1	0.098	0.099	97	97	75-125	0	20	
Lead	mg/L	ND	0.1	0.1	0.096	0.096	96	96	75-125	0	20	
Nickel	mg/L	0.0077	0.1	0.1	0.11	0.11	98	100	75-125	1	20	
Selenium	mg/L	ND	0.1	0.1	0.10	0.099	99	98	75-125	1	20	
Silver	mg/L	ND	0.1	0.1	0.095	0.095	95	95	75-125	1	20	
Thallium	mg/L	ND	0.1	0.1	0.095	0.096	94	95	75-125	1	20	
Vanadium	mg/L	0.0023J	0.1	0.1	0.11	0.11	103	104	75-125	0	20	

Results presented on this page are in the units indicated by the "Units" column except where an alternate unit is presented to the right of the result.

REPORT OF LABORATORY ANALYSIS

This report shall not be reproduced, except in full,
without the written consent of Pace Analytical Services, LLC.

Pace Analytical Services, LLC
9800 Kincey Ave. Suite 100
Huntersville, NC 28078
(704)875-9092

QUALITY CONTROL DATA

Project: Bowen LF Cells 3&4
Pace Project No.: 92714171

QC Batch: 834674
QC Batch Method: EPA 3005A
Analysis Method: EPA 6020B
Analysis Description: 6020 MET
Laboratory: Pace Analytical Services - Peachtree Corners, GA
Associated Lab Samples: 92714171017, 92714171018, 92714171019

METHOD BLANK: 4312322 Matrix: Water
Associated Lab Samples: 92714171017, 92714171018, 92714171019

Parameter	Units	Blank Result	Reporting Limit	MDL	Analyzed	Qualifiers
Antimony	mg/L	0.00073J	0.0030	0.00054	02/27/24 13:13	
Arsenic	mg/L	ND	0.0050	0.00084	02/27/24 13:13	
Barium	mg/L	ND	0.0050	0.00047	02/27/24 13:13	
Beryllium	mg/L	ND	0.00050	0.000094	02/27/24 13:13	
Boron	mg/L	ND	0.040	0.012	02/27/24 13:13	
Cadmium	mg/L	ND	0.00050	0.00010	02/27/24 13:13	
Chromium	mg/L	ND	0.0050	0.0019	02/27/24 13:13	
Cobalt	mg/L	ND	0.0050	0.00032	02/27/24 13:13	
Copper	mg/L	ND	0.0050	0.00043	02/27/24 13:13	
Lead	mg/L	ND	0.0010	0.00016	02/27/24 13:13	
Nickel	mg/L	ND	0.0050	0.0021	02/27/24 13:13	
Selenium	mg/L	ND	0.0050	0.00096	02/27/24 13:13	
Silver	mg/L	ND	0.0050	0.00031	02/27/24 13:13	
Thallium	mg/L	ND	0.0010	0.00038	02/27/24 13:13	
Vanadium	mg/L	ND	0.010	0.00075	02/27/24 13:13	

LABORATORY CONTROL SAMPLE: 4312323

Parameter	Units	Spike Conc.	LCS Result	LCS % Rec	% Rec Limits	Qualifiers
Antimony	mg/L	0.1	0.10	103	80-120	
Arsenic	mg/L	0.1	0.10	102	80-120	
Barium	mg/L	0.1	0.097	97	80-120	
Beryllium	mg/L	0.1	0.11	107	80-120	
Boron	mg/L	1	1.0	105	80-120	
Cadmium	mg/L	0.1	0.10	102	80-120	
Chromium	mg/L	0.1	0.10	104	80-120	
Cobalt	mg/L	0.1	0.10	102	80-120	
Copper	mg/L	0.1	0.10	102	80-120	
Lead	mg/L	0.1	0.10	102	80-120	
Nickel	mg/L	0.1	0.10	103	80-120	
Selenium	mg/L	0.1	0.10	100	80-120	
Silver	mg/L	0.1	0.10	100	80-120	
Thallium	mg/L	0.1	0.096	96	80-120	
Vanadium	mg/L	0.1	0.10	103	80-120	

Results presented on this page are in the units indicated by the "Units" column except where an alternate unit is presented to the right of the result.

REPORT OF LABORATORY ANALYSIS

This report shall not be reproduced, except in full,
without the written consent of Pace Analytical Services, LLC.

Pace Analytical Services, LLC
9800 Kincey Ave. Suite 100
Huntersville, NC 28078
(704)875-9092

QUALITY CONTROL DATA

Project: Bowen LF Cells 3&4
Pace Project No.: 92714171

MATRIX SPIKE & MATRIX SPIKE DUPLICATE: 4312324 4312325

Parameter	Units	92714171017 Result	MS Spike Conc.	MSD Spike Conc.	MS Result	MSD Result	MS % Rec	MSD % Rec	% Rec Limits	RPD	Max RPD	Qual
Antimony	mg/L	0.00083J	0.1	0.1	0.11	0.10	105	102	75-125	3	20	
Arsenic	mg/L	0.0011J	0.1	0.1	0.11	0.11	109	106	75-125	3	20	
Barium	mg/L	0.14	0.1	0.1	0.24	0.24	103	101	75-125	1	20	
Beryllium	mg/L	ND	0.1	0.1	0.10	0.10	102	102	75-125	0	20	
Boron	mg/L	ND	1	1	1.0	1.0	102	103	75-125	0	20	
Cadmium	mg/L	ND	0.1	0.1	0.10	0.10	105	102	75-125	2	20	
Chromium	mg/L	ND	0.1	0.1	0.11	0.11	109	106	75-125	3	20	
Cobalt	mg/L	0.00034J	0.1	0.1	0.11	0.11	108	105	75-125	3	20	
Copper	mg/L	ND	0.1	0.1	0.10	0.10	103	100	75-125	3	20	
Lead	mg/L	ND	0.1	0.1	0.099	0.097	99	97	75-125	2	20	
Nickel	mg/L	ND	0.1	0.1	0.11	0.10	107	103	75-125	4	20	
Selenium	mg/L	ND	0.1	0.1	0.11	0.10	106	103	75-125	3	20	
Silver	mg/L	ND	0.1	0.1	0.099	0.096	99	96	75-125	3	20	
Thallium	mg/L	ND	0.1	0.1	0.096	0.094	96	93	75-125	2	20	
Vanadium	mg/L	0.00081J	0.1	0.1	0.11	0.11	112	109	75-125	3	20	

Results presented on this page are in the units indicated by the "Units" column except where an alternate unit is presented to the right of the result.

REPORT OF LABORATORY ANALYSIS

This report shall not be reproduced, except in full,
without the written consent of Pace Analytical Services, LLC.

Pace Analytical Services, LLC
9800 Kincey Ave. Suite 100
Huntersville, NC 28078
(704)875-9092

QUALITY CONTROL DATA

Project: Bowen LF Cells 3&4
Pace Project No.: 92714171

QC Batch: 835729
QC Batch Method: EPA 7470A
Analysis Method: EPA 7470A
Analysis Description: 7470 Mercury
Laboratory: Pace Analytical Services - Peachtree Corners, GA
Associated Lab Samples: 92714171001, 92714171002, 92714171003, 92714171004, 92714171005, 92714171006, 92714171007, 92714171008, 92714171009, 92714171010, 92714171011, 92714171012, 92714171013, 92714171014, 92714171015, 92714171016, 92714171017, 92714171018, 92714171019

METHOD BLANK: 4317505 Matrix: Water
Associated Lab Samples: 92714171001, 92714171002, 92714171003, 92714171004, 92714171005, 92714171006, 92714171007, 92714171008, 92714171009, 92714171010, 92714171011, 92714171012, 92714171013, 92714171014, 92714171015, 92714171016, 92714171017, 92714171018, 92714171019

Parameter	Units	Blank Result	Reporting Limit	MDL	Analyzed	Qualifiers
Mercury	mg/L	ND	0.00020	0.00013	02/29/24 15:11	

LABORATORY CONTROL SAMPLE: 4317506

Parameter	Units	Spike Conc.	LCS Result	LCS % Rec	% Rec Limits	Qualifiers
Mercury	mg/L	0.0025	0.0023	93	80-120	

MATRIX SPIKE & MATRIX SPIKE DUPLICATE: 4317507 4317508

Parameter	Units	92712466005 Result	MS Spike Conc.	MSD Spike Conc.	MS Result	MSD Result	MS % Rec	MSD % Rec	% Rec Limits	RPD	Max RPD	Qual
Mercury	mg/L	ND	0.0025	0.0025	0.0024	0.0024	92	91	75-125	1	20	

Results presented on this page are in the units indicated by the "Units" column except where an alternate unit is presented to the right of the result.

REPORT OF LABORATORY ANALYSIS

This report shall not be reproduced, except in full,
without the written consent of Pace Analytical Services, LLC.

Pace Analytical Services, LLC
9800 Kincey Ave. Suite 100
Huntersville, NC 28078
(704)875-9092

QUALITY CONTROL DATA

Project: Bowen LF Cells 3&4
Pace Project No.: 92714171

QC Batch: 833431 | Analysis Method: SM 2540C-2015
QC Batch Method: SM 2540C-2015 | Analysis Description: 2540C Total Dissolved Solids
Laboratory: Pace Analytical Services - Peachtree Corners, GA
Associated Lab Samples: 92714171001, 92714171002, 92714171003, 92714171004, 92714171005, 92714171006

METHOD BLANK: 4306608 Matrix: Water
Associated Lab Samples: 92714171001, 92714171002, 92714171003, 92714171004, 92714171005, 92714171006

Parameter	Units	Blank Result	Reporting Limit	MDL	Analyzed	Qualifiers
Total Dissolved Solids	mg/L	ND	25.0	25.0	02/19/24 17:40	

LABORATORY CONTROL SAMPLE: 4306609

Parameter	Units	Spike Conc.	LCS Result	LCS % Rec	% Rec Limits	Qualifiers
Total Dissolved Solids	mg/L	400	395	99	80-120	

SAMPLE DUPLICATE: 4306610

Parameter	Units	92714171001 Result	Dup Result	RPD	Max RPD	Qualifiers
Total Dissolved Solids	mg/L	248	244	2	10	

SAMPLE DUPLICATE: 4306611

Parameter	Units	92714158002 Result	Dup Result	RPD	Max RPD	Qualifiers
Total Dissolved Solids	mg/L	407	434	6	10	

Results presented on this page are in the units indicated by the "Units" column except where an alternate unit is presented to the right of the result.

REPORT OF LABORATORY ANALYSIS

This report shall not be reproduced, except in full,
without the written consent of Pace Analytical Services, LLC.

Pace Analytical Services, LLC
9800 Kincey Ave. Suite 100
Huntersville, NC 28078
(704)875-9092

QUALITY CONTROL DATA

Project: Bowen LF Cells 3&4
Pace Project No.: 92714171

QC Batch: 833549 | Analysis Method: SM 2540C-2015
QC Batch Method: SM 2540C-2015 | Analysis Description: 2540C Total Dissolved Solids
Laboratory: Pace Analytical Services - Peachtree Corners, GA
Associated Lab Samples: 92714171007, 92714171008, 92714171009

METHOD BLANK: 4307078 Matrix: Water
Associated Lab Samples: 92714171007, 92714171008, 92714171009

Parameter	Units	Blank Result	Reporting Limit	MDL	Analyzed	Qualifiers
Total Dissolved Solids	mg/L	ND	25.0	25.0	02/20/24 12:50	

LABORATORY CONTROL SAMPLE: 4307079

Parameter	Units	Spike Conc.	LCS Result	LCS % Rec	% Rec Limits	Qualifiers
Total Dissolved Solids	mg/L	400	398	100	80-120	

SAMPLE DUPLICATE: 4307080

Parameter	Units	92713572004 Result	Dup Result	RPD	Max RPD	Qualifiers
Total Dissolved Solids	mg/L	502	517	3	10	

SAMPLE DUPLICATE: 4307081

Parameter	Units	92714148005 Result	Dup Result	RPD	Max RPD	Qualifiers
Total Dissolved Solids	mg/L	ND	76.0		10	

Results presented on this page are in the units indicated by the "Units" column except where an alternate unit is presented to the right of the result.

REPORT OF LABORATORY ANALYSIS

This report shall not be reproduced, except in full,
without the written consent of Pace Analytical Services, LLC.

Pace Analytical Services, LLC
9800 Kincey Ave. Suite 100
Huntersville, NC 28078
(704)875-9092

QUALITY CONTROL DATA

Project: Bowen LF Cells 3&4
Pace Project No.: 92714171

QC Batch: 833913 | Analysis Method: SM 2540C-2015
QC Batch Method: SM 2540C-2015 | Analysis Description: 2540C Total Dissolved Solids
Laboratory: Pace Analytical Services - Peachtree Corners, GA
Associated Lab Samples: 92714171010, 92714171011, 92714171012, 92714171013, 92714171014, 92714171015, 92714171016

METHOD BLANK: 4308816 Matrix: Water
Associated Lab Samples: 92714171010, 92714171011, 92714171012, 92714171013, 92714171014, 92714171015, 92714171016

Parameter	Units	Blank Result	Reporting Limit	MDL	Analyzed	Qualifiers
Total Dissolved Solids	mg/L	ND	25.0	25.0	02/21/24 18:05	

LABORATORY CONTROL SAMPLE: 4308817

Parameter	Units	Spike Conc.	LCS Result	LCS % Rec	% Rec Limits	Qualifiers
Total Dissolved Solids	mg/L	400	412	103	80-120	

SAMPLE DUPLICATE: 4308818

Parameter	Units	92714158018 Result	Dup Result	RPD	Max RPD	Qualifiers
Total Dissolved Solids	mg/L	334	361	8	10	

SAMPLE DUPLICATE: 4308819

Parameter	Units	92714171012 Result	Dup Result	RPD	Max RPD	Qualifiers
Total Dissolved Solids	mg/L	224	206	8	10	

Results presented on this page are in the units indicated by the "Units" column except where an alternate unit is presented to the right of the result.

REPORT OF LABORATORY ANALYSIS

This report shall not be reproduced, except in full,
without the written consent of Pace Analytical Services, LLC.

Pace Analytical Services, LLC
9800 Kincey Ave. Suite 100
Huntersville, NC 28078
(704)875-9092

QUALITY CONTROL DATA

Project: Bowen LF Cells 3&4
Pace Project No.: 92714171

QC Batch: 834581 | Analysis Method: SM 2540C-2015
QC Batch Method: SM 2540C-2015 | Analysis Description: 2540C Total Dissolved Solids
Laboratory: Pace Analytical Services - Peachtree Corners, GA
Associated Lab Samples: 92714171017, 92714171018, 92714171019

METHOD BLANK: 4311905 Matrix: Water
Associated Lab Samples: 92714171017, 92714171018, 92714171019

Parameter	Units	Blank Result	Reporting Limit	MDL	Analyzed	Qualifiers
Total Dissolved Solids	mg/L	ND	25.0	25.0	02/23/24 13:29	

LABORATORY CONTROL SAMPLE: 4311906

Parameter	Units	Spike Conc.	LCS Result	LCS % Rec	% Rec Limits	Qualifiers
Total Dissolved Solids	mg/L	400	394	98	80-120	

SAMPLE DUPLICATE: 4311908

Parameter	Units	92714158024 Result	Dup Result	RPD	Max RPD	Qualifiers
Total Dissolved Solids	mg/L	348	219	46	10	D6

SAMPLE DUPLICATE: 4311913

Parameter	Units	92713577008 Result	Dup Result	RPD	Max RPD	Qualifiers
Total Dissolved Solids	mg/L	640	693	8	10	

Results presented on this page are in the units indicated by the "Units" column except where an alternate unit is presented to the right of the result.

REPORT OF LABORATORY ANALYSIS

This report shall not be reproduced, except in full,
without the written consent of Pace Analytical Services, LLC.

Pace Analytical Services, LLC
9800 Kincey Ave. Suite 100
Huntersville, NC 28078
(704)875-9092

QUALITY CONTROL DATA

Project: Bowen LF Cells 3&4
Pace Project No.: 92714171

QC Batch: 833542 | Analysis Method: SM 2320B-2011
QC Batch Method: SM 2320B-2011 | Analysis Description: 2320B Alkalinity
Laboratory: Pace Analytical Services - Asheville
Associated Lab Samples: 92714171001, 92714171002, 92714171003, 92714171004, 92714171005, 92714171006

METHOD BLANK: 4307041 Matrix: Water
Associated Lab Samples: 92714171001, 92714171002, 92714171003, 92714171004, 92714171005, 92714171006

Parameter	Units	Blank Result	Reporting Limit	MDL	Analyzed	Qualifiers
Alkalinity, Total as CaCO3	mg/L	ND	5.0	5.0	02/20/24 12:54	
Alkalinity,Bicarbonate (CaCO3)	mg/L	ND	5.0	5.0	02/20/24 12:54	
Alkalinity,Carbonate (CaCO3)	mg/L	ND	5.0	5.0	02/20/24 12:54	

LABORATORY CONTROL SAMPLE: 4307042

Parameter	Units	Spike Conc.	LCS Result	LCS % Rec	% Rec Limits	Qualifiers
Alkalinity, Total as CaCO3	mg/L	50	51.4	103	80-120	

LABORATORY CONTROL SAMPLE: 4307043

Parameter	Units	Spike Conc.	LCS Result	LCS % Rec	% Rec Limits	Qualifiers
Alkalinity, Total as CaCO3	mg/L	50	50.9	102	80-120	

MATRIX SPIKE & MATRIX SPIKE DUPLICATE: 4307044 4307045

Parameter	Units	92713542003 Result	MS Spike Conc.	MSD Spike Conc.	MS Result	MSD Result	MS % Rec	MSD % Rec	% Rec Limits	RPD	Max RPD	Qual
Alkalinity, Total as CaCO3	mg/L	87.8	50	50	139	142	103	108	80-120	2	25	

MATRIX SPIKE & MATRIX SPIKE DUPLICATE: 4307046 4307047

Parameter	Units	92713542004 Result	MS Spike Conc.	MSD Spike Conc.	MS Result	MSD Result	MS % Rec	MSD % Rec	% Rec Limits	RPD	Max RPD	Qual
Alkalinity, Total as CaCO3	mg/L	14.2	50	50	64.8	65.4	101	102	80-120	1	25	

Results presented on this page are in the units indicated by the "Units" column except where an alternate unit is presented to the right of the result.

REPORT OF LABORATORY ANALYSIS

This report shall not be reproduced, except in full,
without the written consent of Pace Analytical Services, LLC.

Pace Analytical Services, LLC
9800 Kincey Ave. Suite 100
Huntersville, NC 28078
(704)875-9092

QUALITY CONTROL DATA

Project: Bowen LF Cells 3&4
Pace Project No.: 92714171

QC Batch: 833842
QC Batch Method: SM 2320B-2011
Analysis Method: SM 2320B-2011
Analysis Description: 2320B Alkalinity
Laboratory: Pace Analytical Services - Asheville
Associated Lab Samples: 92714171007

METHOD BLANK: 4308544 Matrix: Water
Associated Lab Samples: 92714171007

Parameter	Units	Blank Result	Reporting Limit	MDL	Analyzed	Qualifiers
Alkalinity, Total as CaCO3	mg/L	ND	5.0	5.0	02/21/24 11:01	
Alkalinity,Bicarbonate (CaCO3)	mg/L	ND	5.0	5.0	02/21/24 11:01	
Alkalinity,Carbonate (CaCO3)	mg/L	ND	5.0	5.0	02/21/24 11:01	

LABORATORY CONTROL SAMPLE: 4308545

Parameter	Units	Spike Conc.	LCS Result	LCS % Rec	% Rec Limits	Qualifiers
Alkalinity, Total as CaCO3	mg/L	50	51.1	102	80-120	

LABORATORY CONTROL SAMPLE: 4308546

Parameter	Units	Spike Conc.	LCS Result	LCS % Rec	% Rec Limits	Qualifiers
Alkalinity, Total as CaCO3	mg/L	50	52.4	105	80-120	

MATRIX SPIKE & MATRIX SPIKE DUPLICATE: 4308547 4308548

Parameter	Units	92713572004 Result	MS Spike Conc.	MSD Spike Conc.	MS Result	MSD Result	MS % Rec	MSD % Rec	% Rec Limits	RPD	Max RPD	Qual
Alkalinity, Total as CaCO3	mg/L	417	50	50	474	466	114	99	80-120	2	25	

MATRIX SPIKE & MATRIX SPIKE DUPLICATE: 4308549 4308550

Parameter	Units	92714171007 Result	MS Spike Conc.	MSD Spike Conc.	MS Result	MSD Result	MS % Rec	MSD % Rec	% Rec Limits	RPD	Max RPD	Qual
Alkalinity, Total as CaCO3	mg/L	124	50	50	175	175	101	102	80-120	0	25	

Results presented on this page are in the units indicated by the "Units" column except where an alternate unit is presented to the right of the result.

REPORT OF LABORATORY ANALYSIS

This report shall not be reproduced, except in full,
without the written consent of Pace Analytical Services, LLC.

Pace Analytical Services, LLC
9800 Kincey Ave. Suite 100
Huntersville, NC 28078
(704)875-9092

QUALITY CONTROL DATA

Project: Bowen LF Cells 3&4
Pace Project No.: 92714171

QC Batch: 833847
QC Batch Method: SM 2320B-2011
Analysis Method: SM 2320B-2011
Analysis Description: 2320B Alkalinity
Laboratory: Pace Analytical Services - Asheville
Associated Lab Samples: 92714171008, 92714171009

METHOD BLANK: 4308554 Matrix: Water
Associated Lab Samples: 92714171008, 92714171009

Parameter	Units	Blank Result	Reporting Limit	MDL	Analyzed	Qualifiers
Alkalinity, Total as CaCO3	mg/L	ND	5.0	5.0	02/21/24 15:42	
Alkalinity,Bicarbonate (CaCO3)	mg/L	ND	5.0	5.0	02/21/24 15:42	
Alkalinity,Carbonate (CaCO3)	mg/L	ND	5.0	5.0	02/21/24 15:42	

LABORATORY CONTROL SAMPLE: 4308555

Parameter	Units	Spike Conc.	LCS Result	LCS % Rec	% Rec Limits	Qualifiers
Alkalinity, Total as CaCO3	mg/L	50	50.8	102	80-120	

LABORATORY CONTROL SAMPLE: 4308556

Parameter	Units	Spike Conc.	LCS Result	LCS % Rec	% Rec Limits	Qualifiers
Alkalinity, Total as CaCO3	mg/L	50	51.7	103	80-120	

MATRIX SPIKE & MATRIX SPIKE DUPLICATE: 4308557 4308558

Parameter	Units	92714148001 Result	MS Spike Conc.	MSD Spike Conc.	MS Result	MSD Result	MS % Rec	MSD % Rec	% Rec Limits	RPD	Max RPD	Qual
Alkalinity, Total as CaCO3	mg/L	89.6	50	50	139	140	99	100	80-120	0	25	

MATRIX SPIKE & MATRIX SPIKE DUPLICATE: 4308559 4308560

Parameter	Units	92714148002 Result	MS Spike Conc.	MSD Spike Conc.	MS Result	MSD Result	MS % Rec	MSD % Rec	% Rec Limits	RPD	Max RPD	Qual
Alkalinity, Total as CaCO3	mg/L	69.0	50	50	122	120	105	101	80-120	2	25	

Results presented on this page are in the units indicated by the "Units" column except where an alternate unit is presented to the right of the result.

REPORT OF LABORATORY ANALYSIS

This report shall not be reproduced, except in full,
without the written consent of Pace Analytical Services, LLC.

Pace Analytical Services, LLC
9800 Kincey Ave. Suite 100
Huntersville, NC 28078
(704)875-9092

QUALITY CONTROL DATA

Project: Bowen LF Cells 3&4
Pace Project No.: 92714171

QC Batch: 833947
QC Batch Method: SM 2320B-2011
Analysis Method: SM 2320B-2011
Analysis Description: 2320B Alkalinity
Laboratory: Pace Analytical Services - Asheville
Associated Lab Samples: 92714171010, 92714171011

METHOD BLANK: 4309016 Matrix: Water
Associated Lab Samples: 92714171010, 92714171011

Parameter	Units	Blank Result	Reporting Limit	MDL	Analyzed	Qualifiers
Alkalinity, Total as CaCO3	mg/L	ND	5.0	5.0	02/21/24 19:45	
Alkalinity,Bicarbonate (CaCO3)	mg/L	ND	5.0	5.0	02/21/24 19:45	
Alkalinity,Carbonate (CaCO3)	mg/L	ND	5.0	5.0	02/21/24 19:45	

LABORATORY CONTROL SAMPLE: 4309017

Parameter	Units	Spike Conc.	LCS Result	LCS % Rec	% Rec Limits	Qualifiers
Alkalinity, Total as CaCO3	mg/L	50	50.0	100	80-120	

LABORATORY CONTROL SAMPLE: 4309018

Parameter	Units	Spike Conc.	LCS Result	LCS % Rec	% Rec Limits	Qualifiers
Alkalinity, Total as CaCO3	mg/L	50	50.8	102	80-120	

MATRIX SPIKE & MATRIX SPIKE DUPLICATE: 4309019 4309020

Parameter	Units	92714171010 Result	MS Spike Conc.	MSD Spike Conc.	MS Result	MSD Result	MS % Rec	MSD % Rec	% Rec Limits	RPD	Max RPD	Qual
Alkalinity, Total as CaCO3	mg/L	306	50	50	350	351	89	90	80-120	0	25	

MATRIX SPIKE & MATRIX SPIKE DUPLICATE: 4309021 4309022

Parameter	Units	92714171011 Result	MS Spike Conc.	MSD Spike Conc.	MS Result	MSD Result	MS % Rec	MSD % Rec	% Rec Limits	RPD	Max RPD	Qual
Alkalinity, Total as CaCO3	mg/L	301	50	50	345	342	88	83	80-120	1	25	

Results presented on this page are in the units indicated by the "Units" column except where an alternate unit is presented to the right of the result.

REPORT OF LABORATORY ANALYSIS

This report shall not be reproduced, except in full,
without the written consent of Pace Analytical Services, LLC.

Pace Analytical Services, LLC
9800 Kincey Ave. Suite 100
Huntersville, NC 28078
(704)875-9092

QUALITY CONTROL DATA

Project: Bowen LF Cells 3&4
Pace Project No.: 92714171

QC Batch: 834004
QC Batch Method: SM 2320B-2011
Analysis Method: SM 2320B-2011
Analysis Description: 2320B Alkalinity
Laboratory: Pace Analytical Services - Asheville
Associated Lab Samples: 92714171012, 92714171013, 92714171014, 92714171015, 92714171016

METHOD BLANK: 4309373 Matrix: Water
Associated Lab Samples: 92714171012, 92714171013, 92714171014, 92714171015, 92714171016

Parameter	Units	Blank Result	Reporting Limit	MDL	Analyzed	Qualifiers
Alkalinity, Total as CaCO3	mg/L	ND	5.0	5.0	02/22/24 13:11	
Alkalinity,Bicarbonate (CaCO3)	mg/L	ND	5.0	5.0	02/22/24 13:11	
Alkalinity,Carbonate (CaCO3)	mg/L	ND	5.0	5.0	02/22/24 13:11	

LABORATORY CONTROL SAMPLE: 4309374

Parameter	Units	Spike Conc.	LCS Result	LCS % Rec	% Rec Limits	Qualifiers
Alkalinity, Total as CaCO3	mg/L	50	50.9	102	80-120	

LABORATORY CONTROL SAMPLE: 4309375

Parameter	Units	Spike Conc.	LCS Result	LCS % Rec	% Rec Limits	Qualifiers
Alkalinity, Total as CaCO3	mg/L	50	52.7	105	80-120	

MATRIX SPIKE & MATRIX SPIKE DUPLICATE: 4309376 4309377

Parameter	Units	92713565013 Result	MS Spike Conc.	MSD Spike Conc.	MS Result	MSD Result	MS % Rec	MSD % Rec	% Rec Limits	RPD	Max RPD	Qual
Alkalinity, Total as CaCO3	mg/L	ND	50	50	55.2	55.2	104	104	80-120	0	25	

MATRIX SPIKE & MATRIX SPIKE DUPLICATE: 4309378 4309379

Parameter	Units	92713565014 Result	MS Spike Conc.	MSD Spike Conc.	MS Result	MSD Result	MS % Rec	MSD % Rec	% Rec Limits	RPD	Max RPD	Qual
Alkalinity, Total as CaCO3	mg/L	96.1	50	50	148	147	103	101	80-120	1	25	

Results presented on this page are in the units indicated by the "Units" column except where an alternate unit is presented to the right of the result.

REPORT OF LABORATORY ANALYSIS

This report shall not be reproduced, except in full,
without the written consent of Pace Analytical Services, LLC.

Pace Analytical Services, LLC
9800 Kincey Ave. Suite 100
Huntersville, NC 28078
(704)875-9092

QUALITY CONTROL DATA

Project: Bowen LF Cells 3&4
Pace Project No.: 92714171

QC Batch: 834611 | Analysis Method: SM 2320B-2011
QC Batch Method: SM 2320B-2011 | Analysis Description: 2320B Alkalinity
Laboratory: Pace Analytical Services - Asheville
Associated Lab Samples: 92714171017, 92714171018, 92714171019

METHOD BLANK: 4312116 Matrix: Water
Associated Lab Samples: 92714171017, 92714171018, 92714171019

Parameter	Units	Blank Result	Reporting Limit	MDL	Analyzed	Qualifiers
Alkalinity, Total as CaCO3	mg/L	ND	5.0	5.0	02/23/24 13:34	
Alkalinity,Bicarbonate (CaCO3)	mg/L	ND	5.0	5.0	02/23/24 13:34	
Alkalinity,Carbonate (CaCO3)	mg/L	ND	5.0	5.0	02/23/24 13:34	

LABORATORY CONTROL SAMPLE: 4312117

Parameter	Units	Spike Conc.	LCS Result	LCS % Rec	% Rec Limits	Qualifiers
Alkalinity, Total as CaCO3	mg/L	50	50.8	102	80-120	

LABORATORY CONTROL SAMPLE: 4312118

Parameter	Units	Spike Conc.	LCS Result	LCS % Rec	% Rec Limits	Qualifiers
Alkalinity, Total as CaCO3	mg/L	50	51.3	103	80-120	

MATRIX SPIKE & MATRIX SPIKE DUPLICATE: 4312119 4312120

Parameter	Units	92714723001 Result	MS Spike Conc.	MSD Spike Conc.	MS Result	MSD Result	MS % Rec	MSD % Rec	% Rec Limits	RPD	Max RPD	Qual
Alkalinity, Total as CaCO3	mg/L	36.4	50	50	87.1	86.4	101	100	80-120	1	25	

MATRIX SPIKE & MATRIX SPIKE DUPLICATE: 4312121 4312122

Parameter	Units	92714723002 Result	MS Spike Conc.	MSD Spike Conc.	MS Result	MSD Result	MS % Rec	MSD % Rec	% Rec Limits	RPD	Max RPD	Qual
Alkalinity, Total as CaCO3	mg/L	73.5	50	50	120	121	94	95	80-120	1	25	

Results presented on this page are in the units indicated by the "Units" column except where an alternate unit is presented to the right of the result.

REPORT OF LABORATORY ANALYSIS

This report shall not be reproduced, except in full,
without the written consent of Pace Analytical Services, LLC.

Pace Analytical Services, LLC
9800 Kincey Ave. Suite 100
Huntersville, NC 28078
(704)875-9092

QUALITY CONTROL DATA

Project: Bowen LF Cells 3&4
Pace Project No.: 92714171

QC Batch: 833448
QC Batch Method: EPA 300.0 Rev 2.1 1993
Analysis Method: EPA 300.0 Rev 2.1 1993
Analysis Description: 300.0 IC Anions
Laboratory: Pace Analytical Services - Asheville
Associated Lab Samples: 92714171001, 92714171002

METHOD BLANK: 4306769 Matrix: Water
Associated Lab Samples: 92714171001, 92714171002

Parameter	Units	Blank Result	Reporting Limit	MDL	Analyzed	Qualifiers
Chloride	mg/L	ND	1.0	0.60	02/20/24 06:37	
Fluoride	mg/L	ND	0.10	0.050	02/20/24 06:37	
Sulfate	mg/L	ND	1.0	0.50	02/20/24 06:37	

LABORATORY CONTROL SAMPLE: 4306770

Parameter	Units	Spike Conc.	LCS Result	LCS % Rec	% Rec Limits	Qualifiers
Chloride	mg/L	50	52.7	105	90-110	
Fluoride	mg/L	2.5	2.5	102	90-110	
Sulfate	mg/L	50	52.8	106	90-110	

MATRIX SPIKE & MATRIX SPIKE DUPLICATE: 4306771 4306772

Parameter	Units	92714158010 Result	MS Spike Conc.	MSD Spike Conc.	MS Result	MSD Result	MS % Rec	MSD % Rec	% Rec Limits	RPD	Max RPD	Qual
Chloride	mg/L	56.3	50	50	97.2	99.6	82	87	90-110	2	10	M1
Fluoride	mg/L	0.057J	2.5	2.5	2.4	2.4	93	95	90-110	2	10	
Sulfate	mg/L	146	50	50	190	194	89	97	90-110	2	10	M1

MATRIX SPIKE & MATRIX SPIKE DUPLICATE: 4306773 4306774

Parameter	Units	92714158020 Result	MS Spike Conc.	MSD Spike Conc.	MS Result	MSD Result	MS % Rec	MSD % Rec	% Rec Limits	RPD	Max RPD	Qual
Chloride	mg/L	37.6	50	50	89.1	90.1	103	105	90-110	1	10	
Fluoride	mg/L	0.19	2.5	2.5	2.6	2.6	95	98	90-110	2	10	
Sulfate	mg/L	239	50	50	286	288	94	99	90-110	1	10	

Results presented on this page are in the units indicated by the "Units" column except where an alternate unit is presented to the right of the result.

REPORT OF LABORATORY ANALYSIS

This report shall not be reproduced, except in full,
without the written consent of Pace Analytical Services, LLC.

Pace Analytical Services, LLC
9800 Kincey Ave. Suite 100
Huntersville, NC 28078
(704)875-9092

QUALITY CONTROL DATA

Project: Bowen LF Cells 3&4
Pace Project No.: 92714171

QC Batch: 833449
QC Batch Method: EPA 300.0 Rev 2.1 1993
Analysis Method: EPA 300.0 Rev 2.1 1993
Analysis Description: 300.0 IC Anions
Laboratory: Pace Analytical Services - Asheville
Associated Lab Samples: 92714171003, 92714171004, 92714171005, 92714171006, 92714171007, 92714171008, 92714171009, 92714171010, 92714171011, 92714171012, 92714171013, 92714171014, 92714171015, 92714171016

METHOD BLANK: 4306775 Matrix: Water
Associated Lab Samples: 92714171003, 92714171004, 92714171005, 92714171006, 92714171007, 92714171008, 92714171009, 92714171010, 92714171011, 92714171012, 92714171013, 92714171014, 92714171015, 92714171016

Parameter	Units	Blank Result	Reporting Limit	MDL	Analyzed	Qualifiers
Chloride	mg/L	ND	1.0	0.60	02/20/24 00:07	
Fluoride	mg/L	ND	0.10	0.050	02/20/24 00:07	
Sulfate	mg/L	ND	1.0	0.50	02/20/24 00:07	

LABORATORY CONTROL SAMPLE: 4306776

Parameter	Units	Spike Conc.	LCS Result	LCS % Rec	% Rec Limits	Qualifiers
Chloride	mg/L	50	50.1	100	90-110	
Fluoride	mg/L	2.5	2.7	109	90-110	
Sulfate	mg/L	50	50.5	101	90-110	

MATRIX SPIKE & MATRIX SPIKE DUPLICATE: 4306777 4306778

Parameter	Units	92714171003 Result	MS Spike Conc.	MSD Spike Conc.	MS Result	MSD Result	MS % Rec	MSD % Rec	% Rec Limits	RPD	Max RPD	Qual
Chloride	mg/L	0.80J	50	50	51.2	52.2	101	103	90-110	2	10	
Fluoride	mg/L	ND	2.5	2.5	2.7	2.6	108	104	90-110	3	10	
Sulfate	mg/L	ND	50	50	50.9	51.6	101	102	90-110	1	10	

MATRIX SPIKE & MATRIX SPIKE DUPLICATE: 4306779 4306780

Parameter	Units	92714171013 Result	MS Spike Conc.	MSD Spike Conc.	MS Result	MSD Result	MS % Rec	MSD % Rec	% Rec Limits	RPD	Max RPD	Qual
Chloride	mg/L	3.0	50	50	53.3	54.4	101	103	90-110	2	10	
Fluoride	mg/L	ND	2.5	2.5	2.3	2.4	91	93	90-110	3	10	
Sulfate	mg/L	5.0	50	50	56.1	57.2	102	104	90-110	2	10	

Results presented on this page are in the units indicated by the "Units" column except where an alternate unit is presented to the right of the result.

REPORT OF LABORATORY ANALYSIS

This report shall not be reproduced, except in full,
without the written consent of Pace Analytical Services, LLC.

Pace Analytical Services, LLC
9800 Kincey Ave. Suite 100
Huntersville, NC 28078
(704)875-9092

QUALITY CONTROL DATA

Project: Bowen LF Cells 3&4
Pace Project No.: 92714171

QC Batch: 834163
QC Batch Method: EPA 300.0 Rev 2.1 1993
Analysis Method: EPA 300.0 Rev 2.1 1993
Analysis Description: 300.0 IC Anions
Laboratory: Pace Analytical Services - Asheville
Associated Lab Samples: 92714171017, 92714171018, 92714171019

METHOD BLANK: 4310058 Matrix: Water
Associated Lab Samples: 92714171017, 92714171018, 92714171019

Parameter	Units	Blank Result	Reporting Limit	MDL	Analyzed	Qualifiers
Chloride	mg/L	ND	1.0	0.60	02/22/24 15:30	
Fluoride	mg/L	ND	0.10	0.050	02/22/24 15:30	
Sulfate	mg/L	ND	1.0	0.50	02/22/24 15:30	

LABORATORY CONTROL SAMPLE: 4310059

Parameter	Units	Spike Conc.	LCS Result	LCS % Rec	% Rec Limits	Qualifiers
Chloride	mg/L	50	52.7	105	90-110	
Fluoride	mg/L	2.5	2.6	106	90-110	
Sulfate	mg/L	50	53.0	106	90-110	

MATRIX SPIKE & MATRIX SPIKE DUPLICATE: 4310060 4310061

Parameter	Units	92714519009 Result	MS Spike Conc.	MSD Spike Conc.	MS Result	MSD Result	MS % Rec	MSD % Rec	% Rec Limits	RPD	Max RPD	Qual
Chloride	mg/L	8.2	50	50	58.6	59.4	101	102	90-110	1	10	
Fluoride	mg/L	0.072J	2.5	2.5	2.5	2.6	98	99	90-110	2	10	
Sulfate	mg/L	9.5	50	50	60.3	61.1	102	103	90-110	1	10	

MATRIX SPIKE & MATRIX SPIKE DUPLICATE: 4310062 4310063

Parameter	Units	92714519011 Result	MS Spike Conc.	MSD Spike Conc.	MS Result	MSD Result	MS % Rec	MSD % Rec	% Rec Limits	RPD	Max RPD	Qual
Chloride	mg/L	14.7	50	50	65.4	66.1	101	103	90-110	1	10	
Fluoride	mg/L	ND	2.5	2.5	2.5	2.6	100	102	90-110	2	10	
Sulfate	mg/L	40.0	50	50	91.8	91.8	104	104	90-110	0	10	

Results presented on this page are in the units indicated by the "Units" column except where an alternate unit is presented to the right of the result.

REPORT OF LABORATORY ANALYSIS

This report shall not be reproduced, except in full,
without the written consent of Pace Analytical Services, LLC.

Pace Analytical Services, LLC
9800 Kincey Ave. Suite 100
Huntersville, NC 28078
(704)875-9092

QUALIFIERS

Project: Bowen LF Cells 3&4
Pace Project No.: 92714171

DEFINITIONS

DF - Dilution Factor, if reported, represents the factor applied to the reported data due to dilution of the sample aliquot.

ND - Not Detected at or above adjusted reporting limit.

TNTC - Too Numerous To Count

J - Estimated concentration above the adjusted method detection limit and below the adjusted reporting limit.

MDL - Adjusted Method Detection Limit.

PQL - Practical Quantitation Limit.

RL - Reporting Limit - The lowest concentration value that meets project requirements for quantitative data with known precision and bias for a specific analyte in a specific matrix.

S - Surrogate

1,2-Diphenylhydrazine decomposes to and cannot be separated from Azobenzene using Method 8270. The result for each analyte is a combined concentration.

Consistent with EPA guidelines, unrounded data are displayed and have been used to calculate % recovery and RPD values.

LCS(D) - Laboratory Control Sample (Duplicate)

MS(D) - Matrix Spike (Duplicate)

DUP - Sample Duplicate

RPD - Relative Percent Difference

NC - Not Calculable.

SG - Silica Gel - Clean-Up

U - Indicates the compound was analyzed for, but not detected.

Acid preservation may not be appropriate for 2 Chloroethylvinyl ether.

A separate vial preserved to a pH of 4-5 is recommended in SW846 Chapter 4 for the analysis of Acrolein and Acrylonitrile by EPA Method 8260.

N-Nitrosodiphenylamine decomposes and cannot be separated from Diphenylamine using Method 8270. The result reported for each analyte is a combined concentration.

Reported results are not rounded until the final step prior to reporting. Therefore, calculated parameters that are typically reported as "Total" may vary slightly from the sum of the reported component parameters.

Pace Analytical is TNI accredited. Contact your Pace PM for the current list of accredited analytes.

TNI - The NELAC Institute.

ANALYTE QUALIFIERS

B	Analyte was detected in the associated method blank.
D6	The precision between the sample and sample duplicate exceeded laboratory control limits.
M1	Matrix spike recovery exceeded QC limits. Batch accepted based on laboratory control sample (LCS) recovery.

This report shall not be reproduced, except in full,
without the written consent of Pace Analytical Services, LLC.

Pace Analytical Services, LLC
9800 Kincey Ave. Suite 100
Huntersville, NC 28078
(704)875-9092

QUALITY CONTROL DATA CROSS REFERENCE TABLE

Project: Bowen LF Cells 3&4
Pace Project No.: 92714171

Lab ID	Sample ID	QC Batch Method	QC Batch	Analytical Method	Analytical Batch
92714171001	**BOW-GWA-36A**	EPA 3010A	833755	EPA 6010D	833786
92714171002	**BOW-GWA-36RA**	EPA 3010A	833755	EPA 6010D	833786
92714171003	**BOW-GWA-37**	EPA 3010A	833755	EPA 6010D	833786
92714171004	**BOW-GWA-38**	EPA 3010A	833755	EPA 6010D	833786
92714171005	**BOW-LF3-4-FD-05**	EPA 3010A	833755	EPA 6010D	833786
92714171006	**BOW-LF3-4-FB-05**	EPA 3010A	833755	EPA 6010D	833786
92714171007	**BOW-GWC-18**	EPA 3010A	833755	EPA 6010D	833786
92714171008	**BOW-GWC-18R**	EPA 3010A	833755	EPA 6010D	833786
92714171009	**BOW-GWC-19R**	EPA 3010A	833755	EPA 6010D	833786
92714171010	**BOW-GWC-16R**	EPA 3010A	833755	EPA 6010D	833786
92714171011	**BOW-GWC-17R**	EPA 3010A	833756	EPA 6010D	833988
92714171012	**BOW-GWC-20R**	EPA 3010A	833756	EPA 6010D	833988
92714171013	**BOW-GWC-21R**	EPA 3010A	833756	EPA 6010D	833988
92714171014	**BOW-GWC-22R**	EPA 3010A	833756	EPA 6010D	833988
92714171015	**BOW-GWC-24R**	EPA 3010A	833756	EPA 6010D	833988
92714171016	**BOW-LF3-4-FB-06**	EPA 3010A	833756	EPA 6010D	833988
92714171017	**BOW-GWC-23R**	EPA 3010A	835565	EPA 6010D	835656
92714171018	**BOW-GWC-25R**	EPA 3010A	835565	EPA 6010D	835656
92714171019	**BOW-LF3-4-FD-06**	EPA 3010A	835565	EPA 6010D	835656
92714171001	**BOW-GWA-36A**	EPA 3005A	833650	EPA 6020B	833766
92714171002	**BOW-GWA-36RA**	EPA 3005A	833650	EPA 6020B	833766
92714171003	**BOW-GWA-37**	EPA 3005A	833650	EPA 6020B	833766
92714171004	**BOW-GWA-38**	EPA 3005A	833650	EPA 6020B	833766
92714171005	**BOW-LF3-4-FD-05**	EPA 3005A	833650	EPA 6020B	833766
92714171006	**BOW-LF3-4-FB-05**	EPA 3005A	833650	EPA 6020B	833766
92714171007	**BOW-GWC-18**	EPA 3005A	833650	EPA 6020B	833766
92714171008	**BOW-GWC-18R**	EPA 3005A	833650	EPA 6020B	833766
92714171009	**BOW-GWC-19R**	EPA 3005A	833650	EPA 6020B	833766
92714171010	**BOW-GWC-16R**	EPA 3005A	833653	EPA 6020B	833767
92714171011	**BOW-GWC-17R**	EPA 3005A	833653	EPA 6020B	833767
92714171012	**BOW-GWC-20R**	EPA 3005A	833653	EPA 6020B	833767
92714171013	**BOW-GWC-21R**	EPA 3005A	833653	EPA 6020B	833767
92714171014	**BOW-GWC-22R**	EPA 3005A	833653	EPA 6020B	833767
92714171015	**BOW-GWC-24R**	EPA 3005A	833653	EPA 6020B	833767
92714171016	**BOW-LF3-4-FB-06**	EPA 3005A	833653	EPA 6020B	833767
92714171017	**BOW-GWC-23R**	EPA 3005A	834674	EPA 6020B	834740
92714171018	**BOW-GWC-25R**	EPA 3005A	834674	EPA 6020B	834740
92714171019	**BOW-LF3-4-FD-06**	EPA 3005A	834674	EPA 6020B	834740
92714171001	**BOW-GWA-36A**	EPA 7470A	835729	EPA 7470A	835854
92714171002	**BOW-GWA-36RA**	EPA 7470A	835729	EPA 7470A	835854
92714171003	**BOW-GWA-37**	EPA 7470A	835729	EPA 7470A	835854
92714171004	**BOW-GWA-38**	EPA 7470A	835729	EPA 7470A	835854
92714171005	**BOW-LF3-4-FD-05**	EPA 7470A	835729	EPA 7470A	835854
92714171006	**BOW-LF3-4-FB-05**	EPA 7470A	835729	EPA 7470A	835854
92714171007	**BOW-GWC-18**	EPA 7470A	835729	EPA 7470A	835854
92714171008	**BOW-GWC-18R**	EPA 7470A	835729	EPA 7470A	835854

REPORT OF LABORATORY ANALYSIS

This report shall not be reproduced, except in full,
without the written consent of Pace Analytical Services, LLC.

Pace Analytical Services, LLC
9800 Kincey Ave. Suite 100
Huntersville, NC 28078
(704)875-9092

QUALITY CONTROL DATA CROSS REFERENCE TABLE

Project: Bowen LF Cells 3&4
Pace Project No.: 92714171

Lab ID	Sample ID	QC Batch Method	QC Batch	Analytical Method	Analytical Batch
92714171009	**BOW-GWC-19R**	EPA 7470A	835729	EPA 7470A	835854
92714171010	**BOW-GWC-16R**	EPA 7470A	835729	EPA 7470A	835854
92714171011	**BOW-GWC-17R**	EPA 7470A	835729	EPA 7470A	835854
92714171012	**BOW-GWC-20R**	EPA 7470A	835729	EPA 7470A	835854
92714171013	**BOW-GWC-21R**	EPA 7470A	835729	EPA 7470A	835854
92714171014	**BOW-GWC-22R**	EPA 7470A	835729	EPA 7470A	835854
92714171015	**BOW-GWC-24R**	EPA 7470A	835729	EPA 7470A	835854
92714171016	**BOW-LF3-4-FB-06**	EPA 7470A	835729	EPA 7470A	835854
92714171017	**BOW-GWC-23R**	EPA 7470A	835729	EPA 7470A	835854
92714171018	**BOW-GWC-25R**	EPA 7470A	835729	EPA 7470A	835854
92714171019	**BOW-LF3-4-FD-06**	EPA 7470A	835729	EPA 7470A	835854
92714171001	**BOW-GWA-36A**	SM 2540C-2015	833431		
92714171002	**BOW-GWA-36RA**	SM 2540C-2015	833431		
92714171003	**BOW-GWA-37**	SM 2540C-2015	833431		
92714171004	**BOW-GWA-38**	SM 2540C-2015	833431		
92714171005	**BOW-LF3-4-FD-05**	SM 2540C-2015	833431		
92714171006	**BOW-LF3-4-FB-05**	SM 2540C-2015	833431		
92714171007	**BOW-GWC-18**	SM 2540C-2015	833549		
92714171008	**BOW-GWC-18R**	SM 2540C-2015	833549		
92714171009	**BOW-GWC-19R**	SM 2540C-2015	833549		
92714171010	**BOW-GWC-16R**	SM 2540C-2015	833913		
92714171011	**BOW-GWC-17R**	SM 2540C-2015	833913		
92714171012	**BOW-GWC-20R**	SM 2540C-2015	833913		
92714171013	**BOW-GWC-21R**	SM 2540C-2015	833913		
92714171014	**BOW-GWC-22R**	SM 2540C-2015	833913		
92714171015	**BOW-GWC-24R**	SM 2540C-2015	833913		
92714171016	**BOW-LF3-4-FB-06**	SM 2540C-2015	833913		
92714171017	**BOW-GWC-23R**	SM 2540C-2015	834581		
92714171018	**BOW-GWC-25R**	SM 2540C-2015	834581		
92714171019	**BOW-LF3-4-FD-06**	SM 2540C-2015	834581		
92714171001	**BOW-GWA-36A**	SM 2320B-2011	833542		
92714171002	**BOW-GWA-36RA**	SM 2320B-2011	833542		
92714171003	**BOW-GWA-37**	SM 2320B-2011	833542		
92714171004	**BOW-GWA-38**	SM 2320B-2011	833542		
92714171005	**BOW-LF3-4-FD-05**	SM 2320B-2011	833542		
92714171006	**BOW-LF3-4-FB-05**	SM 2320B-2011	833542		
92714171007	**BOW-GWC-18**	SM 2320B-2011	833842		
92714171008	**BOW-GWC-18R**	SM 2320B-2011	833847		
92714171009	**BOW-GWC-19R**	SM 2320B-2011	833847		
92714171010	**BOW-GWC-16R**	SM 2320B-2011	833947		
92714171011	**BOW-GWC-17R**	SM 2320B-2011	833947		
92714171012	**BOW-GWC-20R**	SM 2320B-2011	834004		
92714171013	**BOW-GWC-21R**	SM 2320B-2011	834004		
92714171014	**BOW-GWC-22R**	SM 2320B-2011	834004		

REPORT OF LABORATORY ANALYSIS

This report shall not be reproduced, except in full,
without the written consent of Pace Analytical Services, LLC.

Pace Analytical Services, LLC
9800 Kincey Ave. Suite 100
Huntersville, NC 28078
(704)875-9092

QUALITY CONTROL DATA CROSS REFERENCE TABLE

Project: Bowen LF Cells 3&4
Pace Project No.: 92714171

Lab ID	Sample ID	QC Batch Method	QC Batch	Analytical Method	Analytical Batch
92714171015	**BOW-GWC-24R**	SM 2320B-2011	834004		
92714171016	**BOW-LF3-4-FB-06**	SM 2320B-2011	834004		
92714171017	**BOW-GWC-23R**	SM 2320B-2011	834611		
92714171018	**BOW-GWC-25R**	SM 2320B-2011	834611		
92714171019	**BOW-LF3-4-FD-06**	SM 2320B-2011	834611		
92714171001	**BOW-GWA-36A**	EPA 300.0 Rev 2.1 1993	833448		
92714171002	**BOW-GWA-36RA**	EPA 300.0 Rev 2.1 1993	833448		
92714171003	**BOW-GWA-37**	EPA 300.0 Rev 2.1 1993	833449		
92714171004	**BOW-GWA-38**	EPA 300.0 Rev 2.1 1993	833449		
92714171005	**BOW-LF3-4-FD-05**	EPA 300.0 Rev 2.1 1993	833449		
92714171006	**BOW-LF3-4-FB-05**	EPA 300.0 Rev 2.1 1993	833449		
92714171007	**BOW-GWC-18**	EPA 300.0 Rev 2.1 1993	833449		
92714171008	**BOW-GWC-18R**	EPA 300.0 Rev 2.1 1993	833449		
92714171009	**BOW-GWC-19R**	EPA 300.0 Rev 2.1 1993	833449		
92714171010	**BOW-GWC-16R**	EPA 300.0 Rev 2.1 1993	833449		
92714171011	**BOW-GWC-17R**	EPA 300.0 Rev 2.1 1993	833449		
92714171012	**BOW-GWC-20R**	EPA 300.0 Rev 2.1 1993	833449		
92714171013	**BOW-GWC-21R**	EPA 300.0 Rev 2.1 1993	833449		
92714171014	**BOW-GWC-22R**	EPA 300.0 Rev 2.1 1993	833449		
92714171015	**BOW-GWC-24R**	EPA 300.0 Rev 2.1 1993	833449		
92714171016	**BOW-LF3-4-FB-06**	EPA 300.0 Rev 2.1 1993	833449		
92714171017	**BOW-GWC-23R**	EPA 300.0 Rev 2.1 1993	834163		
92714171018	**BOW-GWC-25R**	EPA 300.0 Rev 2.1 1993	834163		
92714171019	**BOW-LF3-4-FD-06**	EPA 300.0 Rev 2.1 1993	834163		

This report shall not be reproduced, except in full,
without the written consent of Pace Analytical Services, LLC.

DC#_Title: ENV-FRM-HUN1-0083 v03_Sample Condition Upon Receipt

Effective Date: 12/01/2023

Laboratory receiving samples:

Asheville ☐ Eden ☐ Greenwood ☐ Huntersville ☐ Raleigh ☐ Mechanicsville ☐ Atlanta ☐ K... ☐

Sample Condition Upon Receipt

Client Name: Georgia Power

Project # WO# : 92714171

92714171

Courier: ☐ Commercial ☐ Fed Ex ☐ UPS ☐ USPS ☐ Client ☑ Pace ☐ Other:____

Custody Seal Present? ☑ Yes ☐ No **Seals Intact?** ☑ Yes ☐ No ☐ N/A

Date/Initials Person Examining Contents: 2/06/24 CW

Packing Material: ☐ Bubble Wrap ☑ Bubble Bags ☐ None ☐ Other

Biological Tissue Frozen? ☐ Yes ☐ No ☐ N/A

Thermometer: ☑ IR Gun ID: 083

Type of Ice: ☑ Wet ☐ Blue ☐ None

Cooler Temp: 2.3 **Correction Factor:** Add/Subtract (°C) 0.0

Temp should be above freezing to 6°C

☐ Samples out of temp criteria. Samples on ice, cooling process has begun

Cooler Temp Corrected (°C): 2.3

USDA Regulated Soil (☐ N/A, water sample)

Did samples originate in a quarantine zone within the United States: CA, NY, or SC (check maps)? ☐ Yes ☐ No

Did samples originate from a foreign source (internationally, including Hawaii and Puerto Rico)? ☐ Yes ☐ No

				Comments/Discrepancy:
Chain of Custody Present?	☑ Yes	☐ No	☐ N/A	1.
Samples Arrived within Hold Time?	☑ Yes	☐ No	☐ N/A	2.
Short Hold Time Analysis (<72 hr.)?	☐ Yes	☑ No	☐ N/A	3.
Rush Turn Around Time Requested?	☐ Yes	☑ No	☐ N/A	4.
Sufficient Volume?	☑ Yes	☐ No	☐ N/A	5.
Correct Containers Used?	☑ Yes	☐ No	☐ N/A	6.
-Pace Containers Used?	☑ Yes	☐ No	☐ N/A	
Containers Intact?	☑ Yes	☐ No	☐ N/A	7.
Dissolved analysis: Samples Field Filtered?	☐ Yes	☐ No	☑ N/A	8.
Sample Labels Match COC?	☐ Yes	☐ No	☐ N/A	9.
-Includes Date/Time/ID/Analysis Matrix: W				
Headspace in VOA Vials (>5-6mm)?	☐ Yes	☐ No	☑ N/A	10.
Trip Blank Present?	☐ Yes	☐ No	☑ N/A	11.
Trip Blank Custody Seals Present?	☐ Yes	☐ No	☑ N/A	

COMMENTS/SAMPLE DISCREPANCY

Field Data Required? ☐ Yes ☐ No

Lot ID of split containers:

CLIENT NOTIFICATION/RESOLUTION

Person contacted: _____ Date/Time: _____

Project Manager SCURF Review: _____ **Date:** _____

Project Manager SRF Review: _____ **Date:** _____

*Check mark top half of box if pH and/or dechlorination is verified and within the acceptance range for preservation samples.

Exceptions: VOA, Coliform, TOC, Oil and Grease, DRO/8015 (water) DOC, LLHg

**Bottom half of box is to list number of bottles

***Check all unpreserved Nitrates for chlorine

Project # **WO#: 92714171**

PM: BV Due Date: 03/04/24

CLIENT: 92-GP-BOWLF

Item#	BP4U-125 mL Plastic Unpreserved (N/A) (Cl-)	BP3U-250 mL Plastic Unpreserved (N/A)	BP2U-500 mL Plastic Unpreserved (N/A)	BP1U-1 liter Plastic Unpreserved (N/A)	BP4S-125 mL Plastic H2SO4 (pH < 2) (Cl-)	BP3N-250 mL plastic HNO3 (pH < 2)	BP4Z-125 mL Plastic ZN Acetate & NaOH (>9)	BP4B-125 mL Plastic NaOH (pH > 12) (Cl-)	WGFU-Wide-mouthed Glass jar Unpreserved	AG1U-1 liter Amber Unpreserved (N/A) (Cl-)	AG1H-1 liter Amber HCl (pH < 2)	AG3U-250 mL Amber Unpreserved (N/A) (Cl-)	AG1S-1 liter Amber H2SO4 (pH < 2)	AG3S-250 mL Amber H2SO4 (pH < 2)	DG94-40 mL Amber NH4Cl (N/A)(Cl-)	DG9H-40 mL VOA HCl (N/A)	VG9T-40 mL VOA Na2S2O3 (N/A)	VG9U-40 mL VOA Unpreserved (N/A)	DG9V-40 mL VOA H3PO4 (N/A)	KP7U-50 mL Plastic Unpreserved (N/A)	V/GK (3 vials per kit)-VPH/Gas kit (N/A)	SP5T-125 mL Sterile Plastic (N/A – lab)	SP2T-250 mL Sterile Plastic (N/A – lab)		BP3R-250 mL Plastic (NH2)2SO4 (9.3-9.7)	AG0U-100 mL Amber Unpreserved (N/A) (Cl-)	VSGU-20 mL Scintillation vials (N/A)	DG9U-40 mL Amber Unpreserved vials (N/A)
1		2	1			1																							
2		2	1			1																							
3		2	1			1																							
4		2	1			1																							
5		2	1			1																							
6		2	1			1																							
7		2	1			1																							
8		2	1			1																							
9		2	1			1																							
10		2	1			1																							
11		2	1			1																							
12		2	1			1																							

pH Adjustment Log for Preserved Samples

Sample ID	Type of Preservative	pH upon receipt	Date preservation adjusted	Time preservation adjusted	Amount of Preservative added	Lot #

Note: Whenever there is a discrepancy affecting North Carolina compliance samples, a copy of this form will be sent to the North Carolina DENR Certification Office (i.e. Out of hold, incorrect preservative, out of temp, incorrect containers.

*Check mark top half of box if pH and/or dechlorination is verified and within the acceptance range for preservation samples.

Exceptions: VOA, Coliform, TOC, Oil and Grease, DRO/8015 (water) DOC, LLHg

**Bottom half of box is to list number of bottles

***Check all unpreserved Nitrates for chlorine

Project # WO#:92714171

PM: BV Due Date: 03/04/24

CLIENT: 92-GP-BOWLF

Item#	BP4U-125 mL Plastic Unpreserved (N/A) (Cl-)	BP3U-250 mL Plastic Unpreserved (N/A)	BP2U-500 mL Plastic Unpreserved (N/A)	BP1U-1 liter Plastic Unpreserved (N/A)	BP4S-125 mL Plastic H2SO4 (pH < 2) (Cl-)	BP3N-250 mL plastic HNO3 (pH < 2)	BP4Z-125 mL Plastic ZN Acetate & NaOH (>9)	BP4B-125 mL Plastic NaOH (pH > 12) (Cl-)	WGFU-Wide-mouthed Glass jar Unpreserved	AG1U-1 liter Amber Unpreserved (N/A) (Cl-)	AG1H-1 liter Amber HCl (pH < 2)	AG3U-250 mL Amber Unpreserved (N/A) (Cl-)	AG1S-1 liter Amber H2SO4 (pH < 2)	AG3S-250 mL Amber H2SO4 (pH < 2)	DG94-40 mL Amber NH4Cl (N/A)(Cl-)	DG9H-40 mL VOA HCl (N/A)	VG9T-40 mL VOA Na2S2O3 (N/A)	VG9U-40 mL VOA Unpreserved (N/A)	DG9V-40 mL VOA H3PO4 (N/A)	KP7U-50 mL Plastic Unpreserved (N/A)	V/GK (3 vials per kit)-VPH/Gas kit (N/A)	SP5T-125 mL Sterile Plastic (N/A – lab)	SP2T-250 mL Sterile Plastic (N/A – lab)		BP3R-250 mL Plastic (NH2)2SO4 (9.3-9.7)	AG0U-100 mL Amber Unpreserved (N/A) (Cl-)	VSGU-20 mL Scintillation vials (N/A)	DG9U-40 mL Amber Unpreserved vials (N/A)
1		2	1			1																							
2		2	1			1																							
3		2	1			1																							
4		2	1			1																							
5																													
6																													
7																													
8																													
9																													
10																													
11																													
12																													

pH Adjustment Log for Preserved Samples

Sample ID	Type of Preservative	pH upon receipt	Date preservation adjusted	Time preservation adjusted	Amount of Preservative added	Lot #

Note: Whenever there is a discrepancy affecting North Carolina compliance samples, a copy of this form will be sent to the North Carolina DENR Certification Office (i.e. Out of hold, incorrect preservative, out of temp, incorrect containers.

Pace® Location Requested (City/State):

Pace Analytical Charlotte
9800 Kincey Ave. Suite 100, Huntersville, NC 28078

CHAIN-OF-CUSTODY Analytical Request Document

Chain-of-Custody is a LEGAL DOCUMENT - Complete all relevant fields

LAB USE ONLY- Affix Workorder/Login Label Here

Scan QR Code for instructions

927|4171

Company Name: Georgia Power - Bowen	Contact/Report To: Kristen Jurinko, Cassidy Sutherland
Street Address: 241 Ralph McGill Blvd NE, Atlanta, GA 30308	Phone #: (470) 217-0008
	E-Mail: knjurink@southernco.com
	Cc E-Mail: Laura Midkiff, Ben Hodges, Mike Smilley, Noelia Gangi
Customer Project #:	Invoice to: Account Payable
Project Name: Bowen LF Cells 3&4	Invoice E-mail: georgiapowerinvoicas@southernco.com
Site Collection Info/Facility ID (as applicable):	Purchase Order # (if applicable): GPC82474-0006
	Quote #:
Time Zone Collected: [ ] AK [ ] PT [ ] MT [ ] CT [X] ET	County / State origin of sample(s): Georgia
Data Deliverables: [ ] Level II [ ] Level III [ ] Level IV [ ] EQUIS [ ] Other	Regulatory Program (DW, RCRA, etc.) as applicable: Reportable [ ] Yes [ ] No
	Rush (Pre-approval required): [ ] Same Day [ ] 1 Day [ ] 2 Day [ ] 3 Day Other
	Date Results Requested:
	DW PWSID # or WW Permit # as applicable:
	Field Filtered (if applicable): [ ] Yes [ ] No
	Analysis:

Specify Container Size **: 3 2 3 3

Identify Container Preservative Type***: 1 1 1 2

**Container Size: (1) 1L, (2) 500mL, (3) 250mL, (4) 125mL, (5) 100mL, (6) 40mL vial, (7) EnCore, (8) TerraCore, (9) 90mL, (10) Other

*** Preservative Types: (1) None, (2) HNO3, (3) H2SO4, (4) HCl, (5) NaOH, (6) Zn Acetate, (7) NaHSO4, (8) Sod. Thiosulfate, (9) Ascorbic Acid, (10) MeOH, (11) Other

Lab Use Only: Proj. Mgr: Bonnie Vang; AcctNum / Client ID:; Table #:; Profile / Template: 16492; Prelog / Bottle Ord. ID: EZ 3066691

* Matrix Codes (Insert in Matrix box below): Drinking Water (DW), Ground Water (GW), Wastewater (WW), Product (P), Soil/Solid (SS), Oil (OL), Wipe (WP), Tissue (TS), Bioassay (B), Vapor (V), Surface Water (SW), Sediment (SED), Sludge (SL), Caulk (CK), Leachate (LL), Biosolid (BS), Other (OT)

Customer Sample ID	Matrix *	Comp / Grab	Composite Start Date	Composite Start Time	Collected or Composite End Date	Collected or Composite End Time	# Cont.	Residual Chlorine Result	Residual Chlorine Units	2320B Alkalinity	2540C Total Dissolved Solids	300.0-F,SO4, Cl	App Metals III/IV + State Metals	Sample Comment	Preservation non-conformance identified for sample.
BOW-GWA-36A	WG	G			2/13/24	1138	4			X	X	X	X	W1	
BOW-GWA-36RA	WG	G			2/13/24	1640	4			X	X	X	X	W2	
BOW-GWA-37	WG	G			2/13/24	1342	4			X	X	X	X	W3	
BOW-GWA-38	WG	G			2/13/24	1514	4			X	X	X	X	W4	
BOW-GWC-16R	WG	G					4			X	X	X	X		
BOW-GWC-17R	WG	G					4			X	X	X	X		
BOW-GWC-18	WG	G					4			X	X	X	X		
BOW-GWC-18R	WG	G					4			X	X	X	X		
BOW-GWC-19R	WG	G					4			X	X	X	X		
BOW-GWC-20R	WG	G					4			X	X	X	X		

Additional Instructions from Pace®:
Task Code: BOW-CCR-ASSMT-2024S1

Collected By:
Printed Name: Kevin Stephenson, William Laaker, Jay Siewert
Signature:
Resolute Environmental

Customer Remarks / Special Conditions / Possible Hazards:

Coolers: Thermometer ID: Correction Factor (°C): Obs. Temp. (°C): Corrected Temp. (°C): [ ] On Ice

Relinquished by/Company: (Signature)	Date/Time:	Received by/Company: (Signature)	Date/Time:	Tracking Number:
	2/16/24 1035	/ Pace	2/16/24 1035	
Relinquished by/Company: (Signature)	Date/Time:	Received by/Company: (Signature)	Date/Time:	Delivered by: [ ] In-Person [ ] Courier
/ Pace	4/16/24 1600	2/16/24	1600	[ ] FedEx [ ] UPS [ ] Other
Relinquished by/Company: (Signature)	Date/Time:	Received by/Company: (Signature)	Date/Time:	
Relinquished by/Company: (Signature)	Date/Time:	Received by/Company: (Signature)	Date/Time:	Page: 1 of 2

Submitting a sample via this chain of custody constitutes acknowledgment and acceptance of the Pace® Terms and Conditions found at https://www.pacelabs.com/resource-library/resource/pace-terms-and-conditions/

Pace® Location Requested (City/State):

Pace Analytical Charlotte
5800 Kinsey Ave. Suite 100, Huntersville, NC 28078

CHAIN-OF-CUSTODY Analytical Request Document

Chain-of-Custody is a LEGAL DOCUMENT - Complete all relevant fields

LAB USE ONLY- Affix Workorder/Login Label Here

Scan QR Code for instructions

Company Name: Georgia Power - Bowen	**Contact/Report To:** Kristen Jurinko, Cassidy Sutherland
Street Address: 241 Ralph McGill Blvd NE, Atlanta, GA 30308	**Phone #:** (470) 217-0008
	E-Mail: knjurink@southernco.com
	Cc E-Mail: Laura Midkiff, Ben Hodges, Mike Smilley, Noelia Gangi
Customer Project #:	**Invoice to:** Account Payable
Project Name: Bowen LF Cells 3&4	**Invoice E-mail:** georgiapowerinvoices@southernco.com
Site Collection Info/Facility ID (as applicable):	**Purchase Order # (if applicable):** GPC82474-0006
	Quote #:
Time Zone Collected: [ ] AK [ ] PT [ ] MT [ ] CT [X] ET	**County / State origin of sample(s):** Georgia
Data Deliverables: [ ] Level II [ ] Level III [ ] Level IV [ ] EQUIS [ ] Other_____	**Regulatory Program (DW, RCRA, etc.) as applicable:** Reportable [ ] Yes [ ] No
	Rush (Pre-approval required): [ ] Same Day [ ] 1 Day [ ] 2 Day [ ] 3 Day Other_____ **Date Results Requested:**
	DW PWSID # or WW Permit # as applicable: Field Filtered (if applicable): [ ] Yes [ ] No **Analysis:**

* Matrix Codes (Insert in Matrix box below): Drinking Water (DW), Ground Water (GW), Wastewater (WW), Product (P), Soil/Solid (SS), Oil (OL), Wipe (WP), Tissue (TS), Bioassay (B), Vapor (V), Surface Water (SW), Sediment (SED), Sludge (SL), Caulk (CK), Leachate (LL), Biosolid (BS), Other (OT)

Customer Sample ID	Matrix *	Comp / Grab	Composite Start Date	Composite Start Time	Collected or Composite End Date	Collected or Composite End Time	# Cont.	Residual Chlorine Result	Residual Chlorine Units	2320B Alkalinity	2540C Total Dissolved Solids	300.0-F, SO4, Cl	App Metals III/IV + State Metals	Sample Comment
BOW-GWC-21R	WG	G					4			X	X	X	X	
BOW-GWC-22R	WG	G					4			X	X	X	X	
BOW-GWC-23R	WG	G					4			X	X	X	X	
BOW-GWC-24R	WG	G					4			X	X	X	X	
BOW-GWC-25R	WG	G					4			X	X	X	X	
BOW-SPRING	WG	G					4			X	X	X	X	
BOW-LF3-4-FD-05	WG	G			2/13/24	—	4			X	X	X	X	105
BOW-LF3-4-FD-06	WG	G					4			X	X	X	X	
BOW-LF3-4-FB-05	WQ	G			2/13/24	1648	4			X	X	X	X	106
BOW-LF3-4-EB-	WQ	G					4			X	X	X	X	

Specify Container Size **: 3 2 3 3

Identify Container Preservative Type***: 1 1 1 2

Analysis Requested

**Container Size: (1) 1L, (2) 500mL, (3) 250mL, (4) 125mL, (5) 100mL, (6) 40mL vial, (7) EnCore, (8) TerraCore, (9) 90mL, (10) Other

*** Preservative Types: (1) None, (2) HNO3, (3) H2SO4, (4) HCl, (5) NaOH, (6) Zn Acetate, (7) NaHSO4, (8) Sod. Thiosulfate, (9) Ascorbic Acid, (10) MeOH, (11) Other

Lab Use Only

Proj. Mgr: Bonnie Vang

AcctNum / Client ID:

Table #:

Profile / Template: 16492

Prelog / Bottle Ord. ID: EZ 3066691

Preservation non-conformance identified for sample.

Additional Instructions from Pace®:
Task Code: BOW-CCR-ASSMT-2024S1

Collected By:
Printed Name: Kevin Stephenson, William Lasker, Jay Siewert
Signature:
Resolute Environmental

Customer Remarks / Special Conditions / Possible Hazards:

Coolers: Thermometer ID: Correction Factor (°C): Obs. Temp. (°C): Corrected Temp. (°C): [ ] On Ice

Relinquished by/Company: (Signature)	Date/Time:	Received by/Company: (Signature)	Date/Time:	Tracking Number:
Ryan Williams / Pace	2/16/24 1035	Kyle Williams / Pace	2/16/24 1035	
Relinquished by/Company: (Signature)	Date/Time:	Received by/Company: (Signature)	Date/Time:	Delivered by: [ ] In-Person [ ] Courier [ ] FedEX [ ] UPS [ ] Other
Ryan Williams / Pace	2/16/24 1606	[signature] Hanks	2/16/24 1600	
Relinquished by/Company: (Signature)	Date/Time:	Received by/Company: (Signature)	Date/Time:	
Relinquished by/Company: (Signature)	Date/Time:	Received by/Company: (Signature)	Date/Time:	Page: 2 of 2

Submitting a sample via this chain of custody constitutes acknowledgment and acceptance of the Pace® Terms and Conditions found at https://www.pacelabs.com/resource-library/resource/pace-terms-and-conditions/

Pace® Location Requested (City/State):

Pace Analytical Charlotte
9800 Kincey Ave. Suite 100, Huntersville, NC 28078

CHAIN-OF-CUSTODY Analytical Request Document

Chain-of-Custody is a LEGAL DOCUMENT - Complete all relevant fields

LAB USE ONLY- Affix Workorder/Login Label Here

Scan QR Code for instructions

Company Name: Georgia Power - Bowen
Street Address: 241 Ralph McGill Blvd NE, Atlanta, GA 30308
Customer Project #:
Project Name: Bowen LF Cells 3&4
Site Collection Info/Facility ID (as applicable):

Contact/Report To: Kristen Jurinko, Cassidy Sutherland
Phone #: (470) 217-0008
E-Mail: knjurink@southernco.com
Cc E-Mail: Laura Midkiff, Ben Hodges, Mike Smilley, Noelia Gangi
Invoice to: Account Payable
Invoice E-mail: georgiapowerinvoices@southernco.com
Purchase Order # (if applicable): GPC82474-0006
Quote #:

Time Zone Collected: [ ] AK [ ] PT [ ] MT [ ] CT [X] ET
County / State origin of sample(s): Georgia

Data Deliverables: [ ] Level II [ ] Level III [ ] Level IV [ ] EQUIS [ ] Other
Regulatory Program (DW, RCRA, etc.) as applicable: Reportable [ ] Yes [ ] No
Rush (Pre-approval required): [ ] Same Day [ ] 1 Day [ ] 2 Day [ ] 3 Day Other
Date Results Requested:
DW PWSID # or WW Permit # as applicable:
Field Filtered (if applicable): [ ] Yes [ ] No
Analysis:

**Container Size: (1) 1L, (2) 500mL, (3) 250mL, (4) 125mL, (5) 100mL, (6) 40mL vial, (7) EnCore, (8) TerraCore, (9) 90mL, (10) Other

*** Preservative Types: (1) None, (2) HNO3, (3) H2SO4, (4) HCl, (5) NaOH, (6) Zn Acetate, (7) NaHSO4, (8) Sod. Thiosulfate, (9) Ascorbic Acid, (10) MeOH, (11) Other

Lab Use Only: Proj. Mgr: Bonnie Vang; AcctNum / Client ID:; Table #:; Profile / Template: 16492; Prelog / Bottle Ord. ID: EZ 3066691

* Matrix Codes (Insert in Matrix box below): Drinking Water (DW), Ground Water (GW), Wastewater (WW), Product (P), Soil/Solid (SS), Oil (OL), Wipe (WP), Tissue (TS), Bioassay (B), Vapor (V), Surface Water (SW), Sediment (SED), Sludge (SL), Caulk (CK), Leachate (LL), Biosolid (BS), Other (OT)

Customer Sample ID	Matrix*	Comp / Grab	Composite Start Date	Composite Start Time	Collected or Composite End Date	Collected or Composite End Time	# Cont.	Residual Chlorine Result	Residual Chlorine Units	Specify Container Size **										Sample Comment	Preservation non-conformance identified for sample.
										2320B Alkalinity	2540C Total Dissolved Solids	300.0-F,SO4, Cl	App Metals III/IV + State Metals								
										Identify Container Preservative Type***											
										3	2	3	3								
										1	1	1	2								
BOW-GWA-36A	WG	G					4			X	X	X	X								
BOW-GWA-36RA	WG	G					4			X	X	X	X								
BOW-GWA-37	WG	G					4			X	X	X	X								
BOW-GWA-38	WG	G					4			X	X	X	X								
BOW-GWC-16R	WG	G					4			X	X	X	X								
BOW-GWC-17R	WG	G					4			X	X	X	X								
BOW-GWC-18	WG	G			2/14/24	1235	4			X	X	X	X							US7	
BOW-GWC-18R	WG	G			2/14/24	1415	4			X	X	X	X							US8	
BOW-GWC-19R	WG	G			2/14/24	1428	4			X	X	X	X							US9	
BOW-GWC-20R	WG	G					4			X	X	X	X								

Additional Instructions from Pace®:
Task Code: BOW-CCR-ASSMT-2024S1

Collected By: Printed Name: Kevin Stephenson, William Laaker, Jay Siewert
Signature:
Resolute Environmental

Customer Remarks / Special Conditions / Possible Hazards:

Coolers: Thermometer ID: Correction Factor (°C): Obs. Temp. (°C): Corrected Temp. (°C): [ ] On Ice

Relinquished by/Company: (Signature)	Date/Time:	Received by/Company: (Signature)	Date/Time:
	2/16/24 1035	Ryan Williams / Pace	2/16/24 1035
Relinquished by/Company: (Signature)	Date/Time:	Received by/Company: (Signature)	Date/Time:
Ryan Williams / Pace	2/16/24 1600		2/16/24 1600
Relinquished by/Company: (Signature)	Date/Time:	Received by/Company: (Signature)	Date/Time:
Relinquished by/Company: (Signature)	Date/Time:	Received by/Company: (Signature)	Date/Time:

Tracking Number:

Delivered by: [ ] In- Person [ ] Courier [ ] FedEX [ ] UPS [ ] Other

Submitting a sample via this chain of custody constitutes acknowledgment and acceptance of the Pace® Terms and Conditions found at https://www.pacelabs.com/resource-library/resource/pace-terms-and-conditions/

Pace® Location Requested (City/State):

Pace Analytical Charlotte
9800 Kincey Ave, Suite 100, Huntersville, NC 28078

CHAIN-OF-CUSTODY Analytical Request Document

Chain-of-Custody is a LEGAL DOCUMENT - Complete all relevant fields

LAB USE ONLY- Affix Workorder/Login Label Here

Scan QR Code for instructions

Company Name: Georgia Power - Bowen

Street Address: 241 Ralph McGill Blvd NE, Atlanta, GA 30308

Customer Project #:

Project Name: Bowen LF Cells 3&4

Site Collection Info/Facility ID (as applicable):

Contact/Report To: Kristen Jurinko, Cassidy Sutherland

Phone #: (470) 217-0008

E-Mail: knjurink@southernco.com

Cc E-Mail: Laura Midkiff, Ben Hodges, Mike Smilley, Noelia Gangi

Invoice to: Account Payable

Invoice E-mail: georgiapowerinvoices@southernco.com

Purchase Order # (if applicable): GPC82474-0006

Quote #:

Time Zone Collected: [ ] AK [ ] PT [ ] MT [ ] CT [X] ET

County / State origin of sample(s): Georgia

Data Deliverables: [ ] Level II [ ] Level III [ ] Level IV [ ] EQUIS [ ] Other_____

Regulatory Program (DW, RCRA, etc.) as applicable: Reportable [ ] Yes [ ] No

Rush (Pre-approval required): [ ] Same Day [ ] 1 Day [ ] 2 Day [ ] 3 Day Other_____

Date Results Requested:

DW PWSID # or WW Permit # as applicable:

Field Filtered (if applicable): [ ] Yes [ ] No

Analysis:

* Matrix Codes (Insert in Matrix box below): Drinking Water (DW), Ground Water (GW), Wastewater (WW), Product (P), Soil/Solid (SS), Oil (OL), Wipe (WP), Tissue (TS), Bioassay (B), Vapor (V), Surface Water (SW), Sediment (SED), Sludge (SL), Caulk (CK), Leachate (LL), Biosolid (BS), Other (OT)

Specify Container Size**: 3 2 3 3

Identify Container Preservative Type***: 1 1 1 2

**Container Size: (1) 1L, (2) 500mL, (3) 250mL, (4) 125mL, (5) 100mL, (6) 40mL vial, (7) EnCore, (8) TerraCore, (9) 90mL, (10) Other

*** Preservative Types: (1) None, (2) HNO3, (3) H2SO4, (4) HCl, (5) NaOH, (6) Zn Acetate, (7) NaHSO4, (8) Sod. Thiosulfate, (9) Ascorbic Acid, (10) MeOH, (11) Other

Customer Sample ID	Matrix *	Comp / Grab	Composite Start Date	Composite Start Time	Collected or Composite End Date	Collected or Composite End Time	# Cont.	Residual Chlorine Result	Residual Chlorine Units	2320B Alkalinity	2540C Total Dissolved Solids	300.0-F,SO4, Cl	App Metals III/IV + State Metals	Sample Comment
BOW-GWA-36A	WG	G					4			X	X	X	X	
BOW-GWA-36RA	WG	G					4			X	X	X	X	
BOW-GWA-37	WG	G					4			X	X	X	X	
BOW-GWA-38	WG	G					4			X	X	X	X	
BOW-GWC-16R	WG	G			2/15/24	1030	4			X	X	X	X	
BOW-GWC-17R	WG	G			2/15/24	1116	4			X	X	X	X	
BOW-GWC-18	WG	G					4			X	X	X	X	
BOW-GWC-18R	WG	G					4			X	X	X	X	
BOW-GWC-19R	WG	G					4			X	X	X	X	
BOW-GWC-20R	WG	G			2/15/24	1326	4			X	X	X	X	

Lab Use Only: Proj. Mgr: Bonnie Vang; AcctNum / Client ID:; Table #:; Profile / Template: 16492; Prelog / Bottle Ord. ID: EZ 3066691

Preservation non-conformance identified for sample.

Additional Instructions from Pace®:
Task Code: BOW-CCR-ASSMT-2024S1

Collected By: Printed Name: Kevin Stephenson, William Laaker, Jay Stewart
Signature: Resolute Environmental

Customer Remarks / Special Conditions / Possible Hazards:

Coolers: Thermometer ID: Correction Factor (°C): Obs. Temp. (°C): Corrected Temp (°C): [ ] On Ice

Relinquished by/Company: (Signature)	Date/Time:	Received by/Company: (Signature)	Date/Time:	Tracking Number:
	2/16/24 1035	Ryan Williams / Pace	2/16/24 1035	
Relinquished by/Company: (Signature) Ryan Williams / Pace	2/16/24 1600	Received by/Company: (Signature)	2/16/24 1600	Delivered by: [ ] In- Person [ ] Courier [ ] FedEX [ ] UPS [ ] Other
Relinquished by/Company: (Signature)	Date/Time:	Received by/Company: (Signature)	Date/Time:	
Relinquished by/Company: (Signature)	Date/Time:	Received by/Company: (Signature)	Date/Time:	Page: 1 of 2

Submitting a sample via this chain of custody constitutes acknowledgment and acceptance of the Pace® Terms and Conditions found at https://www.pacelabs.com/resource-library/resource/pace-terms-and-conditions/

Pace® Location Requested (City/State):

Pace Analytical Charlotte
9800 Kincey Ave. Suite 100, Huntersville, NC 28078

CHAIN-OF-CUSTODY Analytical Request Document

Chain-of-Custody is a LEGAL DOCUMENT - Complete all relevant fields

LAB USE ONLY- Affix Workorder/Login Label Here

Scan QR Code for instructions

Company Name: Georgia Power - Bowen

Street Address: 241 Ralph McGill Blvd NE, Atlanta, GA 30308

Customer Project #:

Project Name: Bowen LF Cells 3&4

Site Collection Info/Facility ID (as applicable):

Contact/Report To: Kristen Jurinko, Cassidy Sutherland

Phone #: (470) 217-0008

E-Mail: knjurink@southernco.com

Cc E-Mail: Laura Midkiff, Ben Hodges, Mike Smilley, Noelia Gangi

Invoice to: Account Payable

Invoice E-mail: georgiapowerinvoices@southernco.com

Purchase Order # (if applicable): GPC82474-0006

Quote #:

Time Zone Collected: [ ] AK [ ] PT [ ] MT [ ] CT [X] ET

County / State origin of sample(s): Georgia

Data Deliverables: [ ] Level II [ ] Level III [ ] Level IV [ ] EQUIS [ ] Other

Regulatory Program (DW, RCRA, etc.) as applicable: Reportable [ ] Yes [ ] No

Rush (Pre-approval required): [ ] Same Day [ ] 1 Day [ ] 2 Day [ ] 3 Day Other

Date Results Requested:

DW PWSID # or WW Permit # as applicable:

Field Filtered (if applicable): [ ] Yes [ ] No

Analysis:

* Matrix Codes (insert in Matrix box below): Drinking Water (DW), Ground Water (GW), Wastewater (WW), Product (P), Soil/Solid (SS), Oil (OL), Wipe (WP), Tissue (TS), Bioassay (B), Vapor (V), Surface Water (SW), Sediment (SED), Sludge (SL), Caulk (CK), Leachate (LL), Biosolid (BS), Other (OT)

Customer Sample ID	Matrix *	Comp / Grab	Composite Start Date	Composite Start Time	Collected or Composite End Date	Collected or Composite End Time	# Cont.	Residual Chlorine Result	Residual Chlorine Units	2320B Alkalinity	2540C Total Dissolved Solids	300.0-F,SO4, Cl	App Metals III/IV + State Metals	Sample Comment
BOW-GWC-21R	WG	G			2/15/24	1137	4			X	X	X	X	013
BOW-GWC-22R	WG	G			2/15/24	1407	4			X	X	X	X	014
BOW-GWC-23R	WG	G					4			X	X	X	X	
BOW-GWC-24R	WG	G			2/15/24	1546	4			X	X	X	X	015
BOW-GWC-25R	WG	G					4			X	X	X	X	
BOW-SPRING	WG	G					4			X	X	X	X	
BOW-LF3-4-FD-05	WG	G					4			X	X	X	X	
BOW-LF3-4-FD-06	WG	G					4			X	X	X	X	
BOW-LF3-4-FB-06	WQ	G			2/15/24	1604	4			X	X	X	X	016
BOW-LF3-4-EB-	WQ	G					4			X	X	X	X	

Specify Container Size **: 3 2 3 3

Identify Container Preservative Type***: 1 1 1 2

Analysis Requested

**Container Size: (1) 1L, (2) 500mL, (3) 250mL, (4) 125mL, (5) 100mL, (6) 40mL vial, (7) EnCore, (8) TerraCore, (9) 90mL, (10) Other

*** Preservative Types: (1) None, (2) HNO3, (3) H2SO4, (4) HCl, (5) NaOH, (6) Zn Acetate, (7) NaHSO4, (8) Sod. Thiosulfate, (9) Ascorbic Acid, (10) MeOH, (11) Other

Lab Use Only

Proj. Mgr: Bonnie Vang

AcctNum / Client ID:

Table #:

Profile / Template: 16492

Prelog / Bottle Ord. ID: EZ 3066691

Preservation non-conformance identified for sample.

Additional Instructions from Pace®: Task Code: BOW-CCR-ASSMT-2024S1

Collected By: Printed Name: Kevin Stephenson, William Laaker, Jay Siewert

Signature: Resolute Environmental

Customer Remarks / Special Conditions / Possible Hazards:

Coolers: Thermometer ID: Correction Factor (°C): Obs. Temp. (°C): Corrected Temp. (°C): [ ] On Ice

Relinquished by/Company: (Signature)	Date/Time:	Received by/Company: (Signature)	Date/Time:	Tracking Number:
	2/16/24 1035		2/16/24 1035	
Relinquished by/Company: (Signature)	Date/Time:	Received by/Company: (Signature)	Date/Time:	Delivered by: [ ] In- Person [ ] Courier [ ] FedEX [ ] UPS [ ] Other
	2/16/24 1600		2/16/24 1600	
Relinquished by/Company: (Signature)	Date/Time:	Received by/Company: (Signature)	Date/Time:	
Relinquished by/Company: (Signature)	Date/Time:	Received by/Company: (Signature)	Date/Time:	Page: 2 of 2

Submitting a sample via this chain of custody constitutes acknowledgment and acceptance of the Pace® Terms and Conditions found at https://www.pacelabs.com/resource-library/resource/pace-terms-and-conditions/

Pace® Location Requested (City/State):

Pace Analytical Charlotte
9800 Kincey Ave. Suite 100, Huntersville, NC 28078

CHAIN-OF-CUSTODY Analytical Request Document

Chain-of-Custody is a LEGAL DOCUMENT - Complete all relevant fields

LAB USE ONLY- Affix Workorder/Login Label Here

Scan QR Code for instructions

92714171

Company Name: Georgia Power - Bowen	Contact/Report To: Kristen Jurinko, Cassidy Sutherland
Street Address: 241 Ralph McGill Blvd NE, Atlanta, GA 30308	Phone #: (470) 217-0008
	E-Mail: knjurink@southernco.com
	Cc E-Mail: Laura Midkiff, Ben Hodges, Mike Smilley, Noelia Gangi
Customer Project #:	Invoice to: Account Payable
Project Name: Bowen LF Cells 3&4	Invoice E-mail: georgiapowerinvoices@southernco.com
Site Collection Info/Facility ID (as applicable):	Purchase Order # (if applicable): GPC82474-0006
	Quote #:
Time Zone Collected: [ ] AK [ ] PT [ ] MT [ ] CT [X] ET	County / State origin of sample(s): Georgia
Data Deliverables: [ ] Level II [ ] Level III [ ] Level IV [ ] EQUIS [ ] Other	Regulatory Program (DW, RCRA, etc.) as applicable: Reportable [ ] Yes [ ] No
	Rush (Pre-approval required): [ ] Same Day [ ] 1 Day [ ] 2 Day [ ] 3 Day Other Date Results Requested:
	DW PWSID # or WW Permit # as applicable: Field Filtered (if applicable): [ ] Yes [ ] No Analysis:

Specify Container Size **: 3 2 3 3

Identify Container Preservative Type***: 1 1 1 2

**Container Size: (1) 1L, (2) 500mL, (3) 250mL, (4) 125mL, (5) 100mL, (6) 40mL vial, (7) EnCore, (8) TerraCore, (9) 90mL, (10) Other

*** Preservative Types: (1) None, (2) HNO3, (5) H2SO4, (4) HCl, (5) NaOH, (6) Zn Acetate, (7) NaHSO4, (8) Sod. Thiosulfate, (9) Ascorbic Acid, (10) MeOH, (11) Other

Analysis Requested

Lab Use Only: Proj. Mgr: Bonnie Vang; AcctNum / Client ID:; Table #:; Profile / Template: 16492; Prelog / Bottle Ord. ID: EZ 3066891

* Matrix Codes (Insert in Matrix box below): Drinking Water (DW), Ground Water (GW), Wastewater (WW), Product (P), Soil/Solid (SS), Oil (OL), Wipe (WP), Tissue (TS), Bioassay (B), Vapor (V), Surface Water (SW), Sediment (SED), Sludge (SL), Caulk (CK), Leachate (LL), Biosolid (BS), Other (OT)

Customer Sample ID	Matrix *	Comp / Grab	Composite Start Date	Composite Start Time	Collected or Composite End Date	Collected or Composite End Time	# Cont.	Residual Chlorine Result	Residual Chlorine Units	2320B Alkalinity	2540C Total Dissolved Solids	300.0-F,SO4, Cl	App Metals III/IV + Silate Metals	Sample Comment	Preservation non-conformance identified (for sample)
BOW-GWC-21R	WG	G					4			X	X	X	X		
BOW-GWC-22R	WG	G					4			X	X	X	X		
BOW-GWC-23R	WG	G			2/16/24	1329	4			X	X	X	X	017	
BOW-GWC-24R	WG	G					4			X	X	X	X		
BOW-GWC-25R	WG	G			2/16/24	1139	4			X	X	X	X	018	
BOW-SPRING	WG	G					4			X	X	X	X		
BOW-LF3-4-FD-05	WG	G					4			X	X	X	X		
BOW-LF3-4-FD-06	WG	G			2/16/24	—	4			X	X	X	X	019	
BOW-LF3-4-FB-	WQ	G					4			X	X	X	X		
BOW-LF3-4-EB-	WQ	G					4			X	X	X	X		

Additional Instructions from Pace®:
Task Code: BOW-CCR-ASSMT-2024S1

Collected By: Printed Name: Kevin Stephenson, William Laaker, Jay Siewert
Signature:
Resolute Environmental

Customer Remarks / Special Conditions / Possible Hazards:

Coolers: Thermometer ID: Correction Factor (°C): Obs. Temp. (°C): Corrected Temp. (°C): [ ] On Ice

Relinquished by/Company: (Signature)	Date/Time:	Received by/Company: (Signature)	Date/Time:	Tracking Number:
	2/20/24 @ 1116	Ryan Williams / Pace	2/20/24 1116	
Relinquished by/Company: (Signature) Ryan Williams / Pace	Date/Time: 2/21/24 1430	Received by/Company: (Signature)	Date/Time: 2/20 1750	Delivered by: [ ] In-Person [ ] Courier [ ] FedEX [ ] UPS [ ] Other
Relinquished by/Company: (Signature)	Date/Time:	Received by/Company: (Signature)	Date/Time:	
Relinquished by/Company: (Signature)	Date/Time:	Received by/Company: (Signature)	Date/Time:	Page: 2 of 2

Submitting a sample via this chain of custody constitutes acknowledgment and acceptance of the Pace® Terms and Conditions found at https://www.pacelabs.com/resource-library/resource/pace-terms-and-conditions/

ENV-FRM-CORQ-0019_v02_110123 ©

Pace	DC#_Title: ENV-FRM-HUN1-0083 v03_Sample Condition Upon Receipt
	Effective Date: 12/01/2023

Laboratory receiving samples:
Asheville ☐ Eden ☐ Greenwood ☐ Huntersville ☐ Raleigh ☐ Mechanicsville ☐ Atlanta ☑ Kernersville ☐

Sample Condition Upon Receipt

Client Name: Ga Power

Project #:

Courier: ☐ Commercial ☐ Fed Ex ☑ Pace ☐ UPS ☐ USPS ☐ Other:____ ☐ Client

Custody Seal Present? ☑ Yes ☐ No **Seals Intact?** ☑ Yes ☐ No ☐ N/A

Date/Initials Person Examining Contents: 7/10/24 MM

Packing Material: ☑ Bubble Wrap ☐ Bubble Bags ☐ None ☐ Other

Biological Tissue Frozen? ☐ Yes ☐ No ☑ N/A

Thermometer: ☑ IR Gun ID: 230

Type of Ice: ☑ Wet ☐ Blue ☐ None

Cooler Temp: 3.3 **Correction Factor:** Add/Subtract (°C) +0.1

Temp should be above freezing to 6°C
☐ Samples out of temp criteria. Samples on ice, cooling process has begun

Cooler Temp Corrected (°C): 3.4

USDA Regulated Soil (☐ N/A, water sample)
Did samples originate in a quarantine zone within the United States: CA, NY, or SC (check maps)? ☐ Yes ☐ No

Did samples originate from a foreign source (internationally, including Hawaii and Puerto Rico)? ☐ Yes ☐ No

				Comments/Discrepancy:
Chain of Custody Present?	☑ Yes	☐ No	☐ N/A	1.
Samples Arrived within Hold Time?	☑ Yes	☐ No	☐ N/A	2.
Short Hold Time Analysis (<72 hr.)?	☑ Yes	☐ No	☐ N/A	3.
Rush Turn Around Time Requested?	☐ Yes	☑ No	☐ N/A	4.
Sufficient Volume?	☑ Yes	☐ No	☐ N/A	5.
Correct Containers Used?	☑ Yes	☐ No	☐ N/A	6.
-Pace Containers Used?	☐ Yes	☐ No	☐ N/A	
Containers Intact?	☑ Yes	☐ No	☐ N/A	7.
Dissolved analysis: Samples Field Filtered?	☐ Yes	☐ No	☑ N/A	8.
Sample Labels Match COC?	☑ Yes	☐ No	☐ N/A	9.
-Includes Date/Time/ID/Analysis Matrix: W				
Headspace in VOA Vials (>5-6mm)?	☐ Yes	☐ No	☑ N/A	10.
Trip Blank Present?	☐ Yes	☐ No	☑ N/A	11.
Trip Blank Custody Seals Present?	☐ Yes	☐ No	☑ N/A	

COMMENTS/SAMPLE DISCREPANCY

Field Data Required? ☐ Yes ☐ No

Lot ID of split containers:

CLIENT NOTIFICATION/RESOLUTION

Person contacted: _____ Date/Time: _____

Project Manager SCURF Review: _____ **Date:** _____

Project Manager SRF Review: _____ **Date:** _____

Qualtrax ID: 69614

Pace ANALYTICAL SERVICES

DC#_Title: ENV-FRM-HUN1-0083 v03_Sample Condition Upon Receipt

Effective Date: 12/01/2023

***Check mark top half of box if pH and/or dechlorination is verified and within the acceptance range for preservation samples.**

Exceptions: VOA, Coliform, TOC, Oil and Grease, DRO/8015 (water) DOC, LLHg

Project #

****Bottom half of box is to list number of bottles**

*****Check all unpreserved Nitrates for chlorine**

Item#	BP4U-125 mL Plastic Unpreserved (N/A) (Cl-)	BP3U-250 mL Plastic Unpreserved (N/A)	BP2U-500 mL Plastic Unpreserved (N/A)	BP1U-1 liter Plastic Unpreserved (N/A)	BP4S-125 mL Plastic H2SO4 (pH < 2) (Cl-)	BP3N-250 mL plastic HNO3 (pH < 2)	BP4Z-125 mL Plastic ZN Acetate & NaOH (>9)	BP4B-125 mL Plastic NaOH (pH > 12) (Cl-)	WGFU-Wide-mouthed Glass jar Unpreserved	AG1U-1 liter Amber Unpreserved (N/A) (Cl-)	AG1H-1 liter Amber HCl (pH < 2)	AG3U-250 mL Amber Unpreserved (N/A) (Cl-)	AG1S-1 liter Amber H2SO4 (pH < 2)	AG3S-250 mL Amber H2SO4 (pH < 2)	DG94-40 mL Amber NH4Cl (N/A)(Cl-)	DG9H-40 mL VOA HCl (N/A)	VG9T-40 mL VOA Na2S2O3 (N/A)	VG9U-40 mL VOA Unpreserved (N/A)	DG9V-40 mL VOA H3PO4 (N/A)	KP7U-50 mL Plastic Unpreserved (N/A)	V/GK (3 vials per kit)-VPH/Gas kit (N/A)	SP5T-125 mL Sterile Plastic (N/A – lab)	SP2T-250 mL Sterile Plastic (N/A – lab)		BP3R-250 mL Plastic (NH2)2SO4 (9.3-9.7)	AG0U-100 mL Amber Unpreserved (N/A) (Cl-)	VSGU-20 mL Scintillation vials (N/A)	DG9U-40 mL Amber Unpreserved vials (N/A)
1		2	1			1																							
2		2	1			1																							
3		2	1			1																							
4		2	1			1																							
5																													
6																													
7																													
8																													
9																													
10																													
11																													
12																													

pH Adjustment Log for Preserved Samples

Sample ID	Type of Preservative	pH upon receipt	Date preservation adjusted	Time preservation adjusted	Amount of Preservative added	Lot #

Note: Whenever there is a discrepancy affecting North Carolina compliance samples, a copy of this form will be sent to the North Carolina DENR Certification Office (i.e. Out of hold, incorrect preservative, out of temp, incorrect containers.

Pace Analytical Services, LLC
9800 Kincey Ave. Suite 100
Huntersville, NC 28078
(704)875-9092

March 07, 2024

Kristen Jurinko
Southern Company
241 Ralph McGill Blvd
NE, Bin 10160
Atlanta, GA 30308

RE: Project: Bowen LF Cells 9&10
Pace Project No.: 92714437

Dear Kristen Jurinko:

Enclosed are the analytical results for sample(s) received by the laboratory between February 20, 2024 and February 23, 2024. The results relate only to the samples included in this report. Results reported herein conform to the applicable TNI/NELAC Standards and the laboratory's Quality Manual, where applicable, unless otherwise noted in the body of the report.

The test results provided in this final report were generated by each of the following laboratories within the Pace Network:

- Pace Analytical Services - Asheville
- Pace Analytical Services - Peachtree Corners, GA

If you have any questions concerning this report, please feel free to contact me.

Sincerely,

Bonnie Vang

Bonnie Vang
bonnie.vang@pacelabs.com
704-977-0968
Project Manager

Enclosures

cc: Carole Lieu, Stantec
Laura Midkiff, Southern Co.
Edgar Smith, Stantec
Cassidy Sutherland, Stantec

This report shall not be reproduced, except in full,
without the written consent of Pace Analytical Services, LLC.

Pace Analytical Services, LLC
9800 Kincey Ave. Suite 100
Huntersville, NC 28078
(704)875-9092

CERTIFICATIONS

Project: Bowen LF Cells 9&10
Pace Project No.: 92714437

Pace Analytical Services Asheville
2225 Riverside Drive, Asheville, NC 28804
Florida/NELAP Certification #: E87648
North Carolina Drinking Water Certification #: 37712
North Carolina Wastewater Certification #: 40
South Carolina Laboratory ID: 99030
South Carolina Certification #: 99030001
Virginia/VELAP Certification #: 460222

Pace Analytical Services Peachtree Corners
110 Technology Pkwy, Peachtree Corners, GA 30092
Florida DOH Certification #: E87315
Georgia DW Inorganics Certification #: 812
North Carolina Certification #: 381
South Carolina Certification #: 98011001
Virginia Certification #: 460204

REPORT OF LABORATORY ANALYSIS

This report shall not be reproduced, except in full,
without the written consent of Pace Analytical Services, LLC.

Pace Analytical Services, LLC
9800 Kincey Ave. Suite 100
Huntersville, NC 28078
(704)875-9092

SAMPLE SUMMARY

Project: Bowen LF Cells 9&10
Pace Project No.: 92714437

Lab ID	Sample ID	Matrix	Date Collected	Date Received
92714437001	**BOW-GWA-39RZ**	Water	02/19/24 14:54	02/20/24 14:30
92714437002	**BOW-GWA-39Z**	Water	02/19/24 16:22	02/20/24 14:30
92714437003	**BOW-GWA-40**	Water	02/19/24 11:00	02/20/24 14:30
92714437004	**BOW-GWA-41**	Water	02/19/24 13:51	02/20/24 14:30
92714437005	**BOW-GWA-41R**	Water	02/19/24 16:33	02/20/24 14:30
92714437006	**BOW-LF9-10-FB-07**	Water	02/19/24 17:16	02/20/24 14:30
92714437007	**BOW-LF9-10-EB-03**	Water	02/19/24 17:22	02/20/24 14:30
92714437008	**BOW-GWA-42**	Water	02/20/24 11:54	02/23/24 11:38
92714437009	**BOW-GWA-43**	Water	02/20/24 13:58	02/23/24 11:38
92714437010	**BOW-GWA-43R**	Water	02/20/24 14:58	02/23/24 11:38
92714437011	**BOW-GWC-44**	Water	02/20/24 10:44	02/23/24 11:38
92714437012	**BOW-GWC-45**	Water	02/20/24 13:22	02/23/24 11:38
92714437013	**BOW-GWC-45R**	Water	02/20/24 15:15	02/23/24 11:38
92714437014	**BOW-LF9-10-FD-07**	Water	02/20/24 00:00	02/23/24 11:38
92714437015	**BOW-LF9-10-FB-08**	Water	02/20/24 15:46	02/23/24 11:38
92714437016	**BOW-GWC-46R**	Water	02/21/24 10:36	02/23/24 11:38
92714437017	**BOW-GWC-47**	Water	02/21/24 14:33	02/23/24 11:38
92714437018	**BOW-GWC-47R**	Water	02/21/24 12:59	02/23/24 11:38
92714437019	**BOW-GWC-48**	Water	02/21/24 10:16	02/23/24 11:38
92714437020	**BOW-GWC-49R**	Water	02/21/24 13:02	02/23/24 11:38
92714437021	**BOW-GWC-49Z**	Water	02/21/24 11:54	02/23/24 11:38
92714437022	**BOW-LF9-10-FD-08**	Water	02/21/24 00:00	02/23/24 11:38

REPORT OF LABORATORY ANALYSIS

This report shall not be reproduced, except in full,
without the written consent of Pace Analytical Services, LLC.

Pace Analytical Services, LLC
9800 Kincey Ave. Suite 100
Huntersville, NC 28078
(704)875-9092

SAMPLE ANALYTE COUNT

Project: Bowen LF Cells 9&10
Pace Project No.: 92714437

Lab ID	Sample ID	Method	Analysts	Analytes Reported
92714437001	**BOW-GWA-39RZ**	EPA 6010D	DRB	7
		EPA 6020B	CW1	15
		EPA 7470A	VB	1
		SM 2540C-2015	DL1	1
		SM 2320B-2011	SMS	3
		EPA 300.0 Rev 2.1 1993	CDC	3
92714437002	**BOW-GWA-39Z**	EPA 6010D	DRB	7
		EPA 6020B	CW1	15
		EPA 7470A	VB	1
		SM 2540C-2015	DL1	1
		SM 2320B-2011	SMS	3
		EPA 300.0 Rev 2.1 1993	CDC	3
92714437003	**BOW-GWA-40**	EPA 6010D	DRB	7
		EPA 6020B	CW1	15
		EPA 7470A	VB	1
		SM 2540C-2015	DL1	1
		SM 2320B-2011	SMS	3
		EPA 300.0 Rev 2.1 1993	CDC	3
92714437004	**BOW-GWA-41**	EPA 6010D	DRB	7
		EPA 6020B	CW1	15
		EPA 7470A	VB	1
		SM 2540C-2015	DL1	1
		SM 2320B-2011	SMS	3
		EPA 300.0 Rev 2.1 1993	CDC	3
92714437005	**BOW-GWA-41R**	EPA 6010D	DRB	7
		EPA 6020B	CW1	15
		EPA 7470A	VB	1
		SM 2540C-2015	DL1	1
		SM 2320B-2011	SMS	3
		EPA 300.0 Rev 2.1 1993	CDC	3
92714437006	**BOW-LF9-10-FB-07**	EPA 6010D	DRB	7
		EPA 6020B	CW1	15
		EPA 7470A	VB	1
		SM 2540C-2015	DL1	1
		SM 2320B-2011	SMS	3
		EPA 300.0 Rev 2.1 1993	CDC	3
92714437007	**BOW-LF9-10-EB-03**	EPA 6010D	DRB	7

REPORT OF LABORATORY ANALYSIS

This report shall not be reproduced, except in full,
without the written consent of Pace Analytical Services, LLC.

Pace Analytical Services, LLC
9800 Kincey Ave. Suite 100
Huntersville, NC 28078
(704)875-9092

SAMPLE ANALYTE COUNT

Project: Bowen LF Cells 9&10
Pace Project No.: 92714437

Lab ID	Sample ID	Method	Analysts	Analytes Reported
		EPA 6020B	CW1	15
		EPA 7470A	VB	1
		SM 2540C-2015	DL1	1
		SM 2320B-2011	SMS	3
		EPA 300.0 Rev 2.1 1993	CDC	3
92714437008	**BOW-GWA-42**	EPA 6010D	DRB	7
		EPA 6020B	CW1	15
		EPA 7470A	VB	1
		SM 2320B-2011	SMS	3
		SM 2540C-2015	JAY	1
		EPA 300.0 Rev 2.1 1993	JCM	3
92714437009	**BOW-GWA-43**	EPA 6010D	DRB	7
		EPA 6020B	CW1	15
		EPA 7470A	VB	1
		SM 2320B-2011	SMS	3
		SM 2540C-2015	JAY	1
		EPA 300.0 Rev 2.1 1993	JCM	3
92714437010	**BOW-GWA-43R**	EPA 6010D	DRB	7
		EPA 6020B	CW1	15
		EPA 7470A	VB	1
		SM 2320B-2011	SMS	3
		SM 2540C-2015	JAY	1
		EPA 300.0 Rev 2.1 1993	JCM	3
92714437011	**BOW-GWC-44**	EPA 6010D	DRB	7
		EPA 6020B	CW1	15
		EPA 7470A	VB	1
		SM 2320B-2011	SMS	3
		SM 2540C-2015	JAY	1
		EPA 300.0 Rev 2.1 1993	JCM	3
92714437012	**BOW-GWC-45**	EPA 6010D	DRB	7
		EPA 6020B	CW1	15
		EPA 7470A	VB	1
		SM 2320B-2011	SMS	3
		SM 2540C-2015	JAY	1
		EPA 300.0 Rev 2.1 1993	JCM	3
92714437013	**BOW-GWC-45R**	EPA 6010D	DRB	7
		EPA 6020B	CW1	15

This report shall not be reproduced, except in full,
without the written consent of Pace Analytical Services, LLC.

Pace Analytical Services, LLC
9800 Kincey Ave. Suite 100
Huntersville, NC 28078
(704)875-9092

SAMPLE ANALYTE COUNT

Project: Bowen LF Cells 9&10
Pace Project No.: 92714437

Lab ID	Sample ID	Method	Analysts	Analytes Reported
		EPA 7470A	VB	1
		SM 2320B-2011	SMS	3
		SM 2540C-2015	JAY	1
		EPA 300.0 Rev 2.1 1993	JCM	3
92714437014	**BOW-LF9-10-FD-07**	EPA 6010D	DRB	7
		EPA 6020B	CW1	15
		EPA 7470A	VB	1
		SM 2320B-2011	SMS	3
		SM 2540C-2015	JAY	1
		EPA 300.0 Rev 2.1 1993	JCM	3
92714437015	**BOW-LF9-10-FB-08**	EPA 6010D	DRB	7
		EPA 6020B	CW1	15
		EPA 7470A	VB	1
		SM 2320B-2011	SMS	3
		SM 2540C-2015	JAY	1
		EPA 300.0 Rev 2.1 1993	JCM	3
92714437016	**BOW-GWC-46R**	EPA 6010D	DRB	7
		EPA 6020B	CW1	15
		EPA 7470A	VB	1
		SM 2320B-2011	SMS	3
		SM 2540C-2015	JAY	1
		EPA 300.0 Rev 2.1 1993	JCM	3
92714437017	**BOW-GWC-47**	EPA 6010D	DRB	7
		EPA 6020B	CW1	15
		EPA 7470A	VB	1
		SM 2320B-2011	SMS	3
		SM 2540C-2015	JAY	1
		EPA 300.0 Rev 2.1 1993	JCM	3
92714437018	**BOW-GWC-47R**	EPA 6010D	DRB	7
		EPA 6020B	CW1	15
		EPA 7470A	VB	1
		SM 2320B-2011	SMS	3
		SM 2540C-2015	JAY	1
		EPA 300.0 Rev 2.1 1993	JCM	3
92714437019	**BOW-GWC-48**	EPA 6010D	DRB	7
		EPA 6020B	CW1	15
		EPA 7470A	VB	1

This report shall not be reproduced, except in full,
without the written consent of Pace Analytical Services, LLC.

Pace Analytical Services, LLC
9800 Kincey Ave. Suite 100
Huntersville, NC 28078
(704)875-9092

SAMPLE ANALYTE COUNT

Project: Bowen LF Cells 9&10
Pace Project No.: 92714437

Lab ID	Sample ID	Method	Analysts	Analytes Reported
		SM 2320B-2011	SMS	3
		SM 2540C-2015	JAY	1
		EPA 300.0 Rev 2.1 1993	JCM	3
92714437020	**BOW-GWC-49R**	EPA 6010D	DRB	7
		EPA 6020B	CW1	15
		EPA 7470A	VB	1
		SM 2320B-2011	SMS	3
		SM 2540C-2015	JAY	1
		EPA 300.0 Rev 2.1 1993	JCM	3
92714437021	**BOW-GWC-49Z**	EPA 6010D	DRB	7
		EPA 6020B	CW1	15
		EPA 7470A	VB	1
		SM 2320B-2011	SMS	3
		SM 2540C-2015	JAY	1
		EPA 300.0 Rev 2.1 1993	JCM	3
92714437022	**BOW-LF9-10-FD-08**	EPA 6010D	DRB	7
		EPA 6020B	CW1	15
		EPA 7470A	VB	1
		SM 2320B-2011	SMS	3
		SM 2540C-2015	JAY	1
		EPA 300.0 Rev 2.1 1993	JCM	3

PASI-A = Pace Analytical Services - Asheville
PASI-GA = Pace Analytical Services - Peachtree Corners, GA

This report shall not be reproduced, except in full,
without the written consent of Pace Analytical Services, LLC.

Pace Analytical Services, LLC
9800 Kincey Ave. Suite 100
Huntersville, NC 28078
(704)875-9092

SUMMARY OF DETECTION

Project: Bowen LF Cells 9&10
Pace Project No.: 92714437

Lab Sample ID / Method	Client Sample ID / Parameters	Result	Units	Report Limit	Analyzed	Qualifiers
92714437001	**BOW-GWA-39RZ**					
EPA 6010D	Iron	0.027J	mg/L	0.040	03/01/24 19:16	
EPA 6010D	Potassium	1.1	mg/L	0.50	03/01/24 19:16	
EPA 6010D	Sodium	1.3	mg/L	1.0	03/01/24 19:16	
EPA 6010D	Calcium	34.8	mg/L	1.0	03/01/24 19:16	
EPA 6010D	Magnesium	17.5	mg/L	0.050	03/01/24 19:16	
EPA 6020B	Antimony	0.0016J	mg/L	0.0030	02/27/24 13:43	B
EPA 6020B	Barium	0.015	mg/L	0.0050	02/27/24 13:43	
EPA 6020B	Vanadium	0.0010J	mg/L	0.010	02/27/24 13:43	
SM 2540C-2015	Total Dissolved Solids	177	mg/L	25.0	02/26/24 14:43	
SM 2320B-2011	Alkalinity,Bicarbonate (CaCO3)	148	mg/L	5.0	02/23/24 16:20	
SM 2320B-2011	Alkalinity, Total as CaCO3	148	mg/L	5.0	02/23/24 16:20	
EPA 300.0 Rev 2.1 1993	Chloride	1.4	mg/L	1.0	02/22/24 22:10	
EPA 300.0 Rev 2.1 1993	Sulfate	4.0	mg/L	1.0	02/22/24 22:10	
92714437002	**BOW-GWA-39Z**					
EPA 6010D	Potassium	1.2	mg/L	0.50	03/01/24 19:24	
EPA 6010D	Sodium	2.4	mg/L	1.0	03/01/24 19:24	
EPA 6010D	Calcium	10.8	mg/L	1.0	03/01/24 19:24	
EPA 6010D	Magnesium	5.7	mg/L	0.050	03/01/24 19:24	
EPA 6020B	Antimony	0.00081J	mg/L	0.0030	02/27/24 13:47	B
EPA 6020B	Barium	0.013	mg/L	0.0050	02/27/24 13:47	
SM 2540C-2015	Total Dissolved Solids	63.0	mg/L	25.0	02/26/24 14:43	
SM 2320B-2011	Alkalinity,Bicarbonate (CaCO3)	53.2	mg/L	5.0	02/23/24 16:31	
SM 2320B-2011	Alkalinity, Total as CaCO3	53.2	mg/L	5.0	02/23/24 16:31	
EPA 300.0 Rev 2.1 1993	Chloride	1.0	mg/L	1.0	02/22/24 22:25	
EPA 300.0 Rev 2.1 1993	Fluoride	0.057J	mg/L	0.10	02/22/24 22:25	
EPA 300.0 Rev 2.1 1993	Sulfate	1.1	mg/L	1.0	02/22/24 22:25	
92714437003	**BOW-GWA-40**					
EPA 6010D	Potassium	0.95	mg/L	0.50	03/01/24 19:27	
EPA 6010D	Sodium	1.4	mg/L	1.0	03/01/24 19:27	
EPA 6010D	Calcium	22.1	mg/L	1.0	03/01/24 19:27	
EPA 6010D	Magnesium	11.7	mg/L	0.050	03/01/24 19:27	
EPA 6020B	Barium	0.0083	mg/L	0.0050	02/27/24 14:02	
SM 2540C-2015	Total Dissolved Solids	108	mg/L	25.0	02/26/24 14:43	
SM 2320B-2011	Alkalinity,Bicarbonate (CaCO3)	104	mg/L	5.0	02/23/24 16:38	
SM 2320B-2011	Alkalinity, Total as CaCO3	104	mg/L	5.0	02/23/24 16:38	
EPA 300.0 Rev 2.1 1993	Chloride	0.75J	mg/L	1.0	02/22/24 22:40	
EPA 300.0 Rev 2.1 1993	Sulfate	1.2	mg/L	1.0	02/22/24 22:40	
92714437004	**BOW-GWA-41**					
EPA 6010D	Iron	0.081	mg/L	0.040	03/01/24 19:29	
EPA 6010D	Potassium	0.77	mg/L	0.50	03/01/24 19:29	
EPA 6010D	Sodium	0.90J	mg/L	1.0	03/01/24 19:29	
EPA 6010D	Calcium	24.9	mg/L	1.0	03/01/24 19:29	
EPA 6010D	Magnesium	13.2	mg/L	0.050	03/01/24 19:29	
EPA 6020B	Barium	0.017	mg/L	0.0050	02/27/24 14:06	
SM 2540C-2015	Total Dissolved Solids	130	mg/L	25.0	02/26/24 14:43	
SM 2320B-2011	Alkalinity,Bicarbonate (CaCO3)	116	mg/L	5.0	02/23/24 16:47	

REPORT OF LABORATORY ANALYSIS

This report shall not be reproduced, except in full,
without the written consent of Pace Analytical Services, LLC.

Pace Analytical Services, LLC
9800 Kincey Ave. Suite 100
Huntersville, NC 28078
(704)875-9092

SUMMARY OF DETECTION

Project: Bowen LF Cells 9&10
Pace Project No.: 92714437

Lab Sample ID / Method	Client Sample ID / Parameters	Result	Units	Report Limit	Analyzed	Qualifiers
92714437004	**BOW-GWA-41**					
SM 2320B-2011	Alkalinity, Total as CaCO3	116	mg/L	5.0	02/23/24 16:47	
EPA 300.0 Rev 2.1 1993	Chloride	1.2	mg/L	1.0	02/22/24 23:24	
EPA 300.0 Rev 2.1 1993	Sulfate	4.2	mg/L	1.0	02/22/24 23:24	
92714437005	**BOW-GWA-41R**					
EPA 6010D	Iron	0.12	mg/L	0.040	03/01/24 19:32	
EPA 6010D	Potassium	2.1	mg/L	0.50	03/01/24 19:32	
EPA 6010D	Sodium	0.79J	mg/L	1.0	03/01/24 19:32	
EPA 6010D	Calcium	44.9	mg/L	1.0	03/01/24 19:32	
EPA 6010D	Magnesium	22.1	mg/L	0.050	03/01/24 19:32	
EPA 6020B	Barium	0.027	mg/L	0.0050	02/27/24 14:09	
EPA 6020B	Boron	0.012J	mg/L	0.040	02/27/24 14:09	
EPA 6020B	Copper	0.0011J	mg/L	0.0050	02/27/24 14:09	
EPA 6020B	Vanadium	0.0010J	mg/L	0.010	02/27/24 14:09	
SM 2540C-2015	Total Dissolved Solids	199	mg/L	25.0	02/26/24 14:43	
SM 2320B-2011	Alkalinity,Bicarbonate (CaCO3)	193	mg/L	5.0	02/23/24 16:57	
SM 2320B-2011	Alkalinity, Total as CaCO3	193	mg/L	5.0	02/23/24 16:57	
EPA 300.0 Rev 2.1 1993	Chloride	1.3	mg/L	1.0	02/23/24 00:38	
EPA 300.0 Rev 2.1 1993	Sulfate	9.6	mg/L	1.0	02/23/24 00:38	
92714437008	**BOW-GWA-42**					
EPA 6010D	Zinc	0.0095J	mg/L	0.020	03/04/24 13:26	
EPA 6010D	Potassium	0.37J	mg/L	0.50	03/04/24 13:26	
EPA 6010D	Sodium	2.0	mg/L	1.0	03/04/24 13:26	
EPA 6010D	Calcium	39.4	mg/L	1.0	03/04/24 13:26	
EPA 6010D	Magnesium	15.7	mg/L	0.050	03/04/24 13:26	
EPA 6020B	Arsenic	0.0010J	mg/L	0.0050	03/04/24 17:56	
EPA 6020B	Barium	0.0070	mg/L	0.0050	03/04/24 17:56	
EPA 6020B	Beryllium	0.00014J	mg/L	0.00050	03/04/24 17:56	
EPA 6020B	Boron	0.031J	mg/L	0.040	03/04/24 17:56	
EPA 6020B	Cadmium	0.00016J	mg/L	0.00050	03/04/24 17:56	
EPA 6020B	Vanadium	0.0015J	mg/L	0.010	03/04/24 17:56	
SM 2320B-2011	Alkalinity,Bicarbonate (CaCO3)	156	mg/L	5.0	02/27/24 21:49	
SM 2320B-2011	Alkalinity, Total as CaCO3	156	mg/L	5.0	02/27/24 21:49	
SM 2540C-2015	Total Dissolved Solids	146	mg/L	25.0	02/25/24 12:32	
EPA 300.0 Rev 2.1 1993	Chloride	2.4	mg/L	1.0	02/24/24 21:11	
EPA 300.0 Rev 2.1 1993	Sulfate	1.2	mg/L	1.0	02/24/24 21:11	
92714437009	**BOW-GWA-43**					
EPA 6010D	Iron	0.067	mg/L	0.040	03/04/24 13:29	
EPA 6010D	Manganese	0.015J	mg/L	0.040	03/04/24 13:29	
EPA 6010D	Potassium	0.35J	mg/L	0.50	03/04/24 13:29	
EPA 6010D	Sodium	1.4	mg/L	1.0	03/04/24 13:29	
EPA 6010D	Calcium	2.0	mg/L	1.0	03/04/24 13:29	
EPA 6010D	Magnesium	0.44	mg/L	0.050	03/04/24 13:29	
EPA 6020B	Barium	0.011	mg/L	0.0050	03/04/24 18:00	
EPA 6020B	Boron	0.020J	mg/L	0.040	03/04/24 18:00	
EPA 6020B	Copper	0.00068J	mg/L	0.0050	03/04/24 18:00	
EPA 6020B	Vanadium	0.0017J	mg/L	0.010	03/04/24 18:00	

REPORT OF LABORATORY ANALYSIS

This report shall not be reproduced, except in full,
without the written consent of Pace Analytical Services, LLC.

Pace Analytical Services, LLC
9800 Kincey Ave. Suite 100
Huntersville, NC 28078
(704)875-9092

SUMMARY OF DETECTION

Project: Bowen LF Cells 9&10
Pace Project No.: 92714437

Lab Sample ID / Method	Client Sample ID / Parameters	Result	Units	Report Limit	Analyzed	Qualifiers
92714437009	**BOW-GWA-43**					
SM 2320B-2011	Alkalinity,Bicarbonate (CaCO3)	6.0	mg/L	5.0	02/27/24 21:59	
SM 2320B-2011	Alkalinity, Total as CaCO3	6.0	mg/L	5.0	02/27/24 21:59	
EPA 300.0 Rev 2.1 1993	Chloride	1.2	mg/L	1.0	02/24/24 22:22	
92714437010	**BOW-GWA-43R**					
EPA 6010D	Iron	0.036J	mg/L	0.040	03/04/24 13:31	
EPA 6010D	Potassium	0.71	mg/L	0.50	03/04/24 13:31	
EPA 6010D	Sodium	1.5	mg/L	1.0	03/04/24 13:31	
EPA 6010D	Calcium	31.4	mg/L	1.0	03/04/24 13:31	
EPA 6010D	Magnesium	17.0	mg/L	0.050	03/04/24 13:31	
EPA 6020B	Antimony	0.0015J	mg/L	0.0030	03/04/24 18:20	
EPA 6020B	Barium	0.0074	mg/L	0.0050	03/04/24 18:20	
EPA 6020B	Vanadium	0.0016J	mg/L	0.010	03/04/24 18:20	
SM 2320B-2011	Alkalinity,Bicarbonate (CaCO3)	145	mg/L	5.0	02/27/24 22:13	
SM 2320B-2011	Alkalinity, Total as CaCO3	145	mg/L	5.0	02/27/24 22:13	
SM 2540C-2015	Total Dissolved Solids	136	mg/L	25.0	02/25/24 12:32	
EPA 300.0 Rev 2.1 1993	Chloride	2.0	mg/L	1.0	02/24/24 22:36	
EPA 300.0 Rev 2.1 1993	Sulfate	2.8	mg/L	1.0	02/24/24 22:36	
92714437011	**BOW-GWC-44**					
EPA 6010D	Manganese	0.048	mg/L	0.040	03/04/24 13:34	
EPA 6010D	Potassium	1.1	mg/L	0.50	03/04/24 13:34	
EPA 6010D	Sodium	2.4	mg/L	1.0	03/04/24 13:34	
EPA 6010D	Calcium	7.6	mg/L	1.0	03/04/24 13:34	
EPA 6010D	Magnesium	1.5	mg/L	0.050	03/04/24 13:34	
EPA 6020B	Barium	0.033	mg/L	0.0050	03/04/24 18:24	
EPA 6020B	Cobalt	0.0016J	mg/L	0.0050	03/04/24 18:24	
EPA 6020B	Copper	0.00050J	mg/L	0.0050	03/04/24 18:24	
EPA 6020B	Lead	0.00041J	mg/L	0.0010	03/04/24 18:24	
EPA 6020B	Vanadium	0.00096J	mg/L	0.010	03/04/24 18:24	
SM 2540C-2015	Total Dissolved Solids	48.0	mg/L	25.0	02/25/24 12:33	
EPA 300.0 Rev 2.1 1993	Chloride	4.8	mg/L	1.0	02/24/24 22:51	
EPA 300.0 Rev 2.1 1993	Sulfate	18.6	mg/L	1.0	02/24/24 22:51	
92714437012	**BOW-GWC-45**					
EPA 6010D	Manganese	0.031J	mg/L	0.040	03/04/24 13:37	
EPA 6010D	Potassium	0.29J	mg/L	0.50	03/04/24 13:37	
EPA 6010D	Sodium	1.8	mg/L	1.0	03/04/24 13:37	
EPA 6010D	Calcium	1.0	mg/L	1.0	03/04/24 13:37	
EPA 6010D	Magnesium	0.63	mg/L	0.050	03/04/24 13:37	
EPA 6020B	Antimony	0.00062J	mg/L	0.0030	03/04/24 18:27	
EPA 6020B	Barium	0.0078	mg/L	0.0050	03/04/24 18:27	
EPA 6020B	Cobalt	0.0014J	mg/L	0.0050	03/04/24 18:27	
EPA 6020B	Copper	0.00067J	mg/L	0.0050	03/04/24 18:27	
EPA 6020B	Lead	0.00021J	mg/L	0.0010	03/04/24 18:27	
EPA 6020B	Vanadium	0.00097J	mg/L	0.010	03/04/24 18:27	
EPA 300.0 Rev 2.1 1993	Chloride	0.76J	mg/L	1.0	02/24/24 23:05	

This report shall not be reproduced, except in full,
without the written consent of Pace Analytical Services, LLC.

Pace Analytical Services, LLC
9800 Kincey Ave. Suite 100
Huntersville, NC 28078
(704)875-9092

SUMMARY OF DETECTION

Project: Bowen LF Cells 9&10
Pace Project No.: 92714437

Lab Sample ID / Method	Client Sample ID / Parameters	Result	Units	Report Limit	Analyzed	Qualifiers
92714437013	**BOW-GWC-45R**					
EPA 6010D	Potassium	0.81	mg/L	0.50	03/04/24 13:40	
EPA 6010D	Sodium	2.0	mg/L	1.0	03/04/24 13:40	
EPA 6010D	Calcium	41.5	mg/L	1.0	03/04/24 13:40	
EPA 6010D	Magnesium	22.0	mg/L	0.050	03/04/24 13:40	
EPA 6020B	Barium	0.020	mg/L	0.0050	03/04/24 18:31	
EPA 6020B	Vanadium	0.00090J	mg/L	0.010	03/04/24 18:31	
SM 2320B-2011	Alkalinity,Bicarbonate (CaCO3)	186	mg/L	5.0	02/27/24 22:31	
SM 2320B-2011	Alkalinity, Total as CaCO3	186	mg/L	5.0	02/27/24 22:31	
SM 2540C-2015	Total Dissolved Solids	181	mg/L	25.0	02/25/24 12:33	
EPA 300.0 Rev 2.1 1993	Chloride	3.2	mg/L	1.0	02/24/24 23:19	
EPA 300.0 Rev 2.1 1993	Sulfate	3.7	mg/L	1.0	02/24/24 23:19	
92714437014	**BOW-LF9-10-FD-07**					
EPA 6010D	Zinc	0.0093J	mg/L	0.020	03/04/24 13:42	
EPA 6010D	Potassium	0.38J	mg/L	0.50	03/04/24 13:42	
EPA 6010D	Sodium	1.9	mg/L	1.0	03/04/24 13:42	
EPA 6010D	Calcium	38.5	mg/L	1.0	03/04/24 13:42	
EPA 6010D	Magnesium	15.2	mg/L	0.050	03/04/24 13:42	
EPA 6020B	Barium	0.0068	mg/L	0.0050	03/04/24 18:38	
EPA 6020B	Beryllium	0.00016J	mg/L	0.00050	03/04/24 18:38	
EPA 6020B	Cadmium	0.00015J	mg/L	0.00050	03/04/24 18:38	
EPA 6020B	Vanadium	0.0011J	mg/L	0.010	03/04/24 18:38	
SM 2320B-2011	Alkalinity,Bicarbonate (CaCO3)	155	mg/L	5.0	02/27/24 22:41	
SM 2320B-2011	Alkalinity, Total as CaCO3	155	mg/L	5.0	02/27/24 22:41	
SM 2540C-2015	Total Dissolved Solids	150	mg/L	25.0	02/25/24 12:33	
EPA 300.0 Rev 2.1 1993	Chloride	2.4	mg/L	1.0	02/24/24 23:34	
EPA 300.0 Rev 2.1 1993	Sulfate	1.2	mg/L	1.0	02/24/24 23:34	
92714437016	**BOW-GWC-46R**					
EPA 6010D	Potassium	2.1	mg/L	0.50	03/04/24 13:48	
EPA 6010D	Sodium	11.7	mg/L	1.0	03/04/24 13:48	
EPA 6010D	Calcium	39.6	mg/L	1.0	03/04/24 13:48	
EPA 6010D	Magnesium	21.4	mg/L	0.050	03/04/24 13:48	
EPA 6020B	Barium	0.011	mg/L	0.0050	03/05/24 17:58	
EPA 6020B	Chromium	0.0066	mg/L	0.0050	03/05/24 17:58	
SM 2320B-2011	Alkalinity,Bicarbonate (CaCO3)	211	mg/L	5.0	03/02/24 18:54	
SM 2320B-2011	Alkalinity, Total as CaCO3	211	mg/L	5.0	03/02/24 18:54	
SM 2540C-2015	Total Dissolved Solids	215	mg/L	25.0	02/25/24 12:33	
EPA 300.0 Rev 2.1 1993	Chloride	4.2	mg/L	1.0	02/24/24 23:48	
EPA 300.0 Rev 2.1 1993	Sulfate	3.9	mg/L	1.0	02/24/24 23:48	
92714437017	**BOW-GWC-47**					
EPA 6010D	Zinc	0.060	mg/L	0.020	03/04/24 13:56	
EPA 6010D	Potassium	0.72	mg/L	0.50	03/04/24 13:56	
EPA 6010D	Sodium	2.8	mg/L	1.0	03/04/24 13:56	
EPA 6010D	Calcium	22.1	mg/L	1.0	03/04/24 13:56	
EPA 6010D	Magnesium	11.7	mg/L	0.050	03/04/24 13:56	
EPA 6020B	Antimony	0.0013J	mg/L	0.0030	03/05/24 18:13	
EPA 6020B	Barium	0.0087	mg/L	0.0050	03/05/24 18:13	

This report shall not be reproduced, except in full,
without the written consent of Pace Analytical Services, LLC.

Pace Analytical Services, LLC
9800 Kincey Ave. Suite 100
Huntersville, NC 28078
(704)875-9092

SUMMARY OF DETECTION

Project: Bowen LF Cells 9&10
Pace Project No.: 92714437

Lab Sample ID / Method	Client Sample ID / Parameters	Result	Units	Report Limit	Analyzed	Qualifiers
92714437017	**BOW-GWC-47**					
EPA 6020B	Cadmium	0.00020J	mg/L	0.00050	03/05/24 18:13	
EPA 6020B	Chromium	0.0021J	mg/L	0.0050	03/05/24 18:13	
SM 2320B-2011	Alkalinity,Bicarbonate (CaCO3)	98.6	mg/L	5.0	02/29/24 19:30	
SM 2320B-2011	Alkalinity, Total as CaCO3	98.6	mg/L	5.0	02/29/24 19:30	
SM 2540C-2015	Total Dissolved Solids	105	mg/L	25.0	02/25/24 12:34	
EPA 300.0 Rev 2.1 1993	Chloride	1.9	mg/L	1.0	02/25/24 00:02	
EPA 300.0 Rev 2.1 1993	Fluoride	0.059J	mg/L	0.10	02/25/24 00:02	
EPA 300.0 Rev 2.1 1993	Sulfate	5.9	mg/L	1.0	02/25/24 00:02	
92714437018	**BOW-GWC-47R**					
EPA 6010D	Potassium	1.7	mg/L	0.50	03/04/24 13:58	
EPA 6010D	Sodium	3.8	mg/L	1.0	03/04/24 13:58	
EPA 6010D	Calcium	28.7	mg/L	1.0	03/04/24 13:58	
EPA 6010D	Magnesium	6.6	mg/L	0.050	03/04/24 13:58	
EPA 6020B	Antimony	0.0013J	mg/L	0.0030	03/05/24 18:16	
EPA 6020B	Barium	0.0075	mg/L	0.0050	03/05/24 18:16	
EPA 6020B	Chromium	0.0046J	mg/L	0.0050	03/05/24 18:16	
SM 2320B-2011	Alkalinity,Bicarbonate (CaCO3)	97.5	mg/L	5.0	02/29/24 20:29	
SM 2320B-2011	Alkalinity, Total as CaCO3	97.5	mg/L	5.0	02/29/24 20:29	
SM 2540C-2015	Total Dissolved Solids	114	mg/L	25.0	02/25/24 12:34	
EPA 300.0 Rev 2.1 1993	Chloride	1.5	mg/L	1.0	02/25/24 00:45	
EPA 300.0 Rev 2.1 1993	Fluoride	0.095J	mg/L	0.10	02/25/24 00:45	
EPA 300.0 Rev 2.1 1993	Sulfate	6.8	mg/L	1.0	02/25/24 00:45	
92714437019	**BOW-GWC-48**					
EPA 6010D	Manganese	0.31	mg/L	0.040	03/04/24 14:01	
EPA 6010D	Zinc	0.011J	mg/L	0.020	03/04/24 14:01	
EPA 6010D	Potassium	0.36J	mg/L	0.50	03/04/24 14:01	
EPA 6010D	Sodium	3.6	mg/L	1.0	03/04/24 14:01	
EPA 6010D	Calcium	4.2	mg/L	1.0	03/04/24 14:01	
EPA 6010D	Magnesium	2.4	mg/L	0.050	03/04/24 14:01	
EPA 6020B	Barium	0.049	mg/L	0.0050	03/05/24 18:20	
EPA 6020B	Beryllium	0.00050J	mg/L	0.00050	03/05/24 18:20	
EPA 6020B	Cadmium	0.00027J	mg/L	0.00050	03/05/24 18:20	
EPA 6020B	Cobalt	0.0025J	mg/L	0.0050	03/05/24 18:20	
EPA 6020B	Copper	0.00045J	mg/L	0.0050	03/05/24 18:20	
EPA 6020B	Nickel	0.0076	mg/L	0.0050	03/05/24 18:20	
EPA 6020B	Selenium	0.0011J	mg/L	0.0050	03/05/24 18:20	
EPA 7470A	Mercury	0.00071	mg/L	0.00020	03/04/24 15:34	
SM 2320B-2011	Alkalinity,Bicarbonate (CaCO3)	6.0	mg/L	5.0	02/29/24 20:37	
SM 2320B-2011	Alkalinity, Total as CaCO3	6.0	mg/L	5.0	02/29/24 20:37	
SM 2540C-2015	Total Dissolved Solids	52.0	mg/L	25.0	02/25/24 12:34	
EPA 300.0 Rev 2.1 1993	Chloride	7.1	mg/L	1.0	02/25/24 01:28	
EPA 300.0 Rev 2.1 1993	Fluoride	0.065J	mg/L	0.10	02/25/24 01:28	
EPA 300.0 Rev 2.1 1993	Sulfate	8.5	mg/L	1.0	02/25/24 01:28	
92714437020	**BOW-GWC-49R**					
EPA 6010D	Potassium	0.74	mg/L	0.50	03/04/24 14:04	
EPA 6010D	Sodium	2.0	mg/L	1.0	03/04/24 14:04	

REPORT OF LABORATORY ANALYSIS

This report shall not be reproduced, except in full,
without the written consent of Pace Analytical Services, LLC.

Pace Analytical Services, LLC
9800 Kincey Ave. Suite 100
Huntersville, NC 28078
(704)875-9092

SUMMARY OF DETECTION

Project: Bowen LF Cells 9&10
Pace Project No.: 92714437

Lab Sample ID / Method	Client Sample ID / Parameters	Result	Units	Report Limit	Analyzed	Qualifiers
92714437020	**BOW-GWC-49R**					
EPA 6010D	Calcium	26.4	mg/L	1.0	03/04/24 14:04	
EPA 6010D	Magnesium	13.6	mg/L	0.050	03/04/24 14:04	
EPA 6020B	Antimony	0.0020J	mg/L	0.0030	03/05/24 18:31	
EPA 6020B	Barium	0.011	mg/L	0.0050	03/05/24 18:31	
SM 2320B-2011	Alkalinity,Bicarbonate (CaCO3)	139	mg/L	5.0	03/01/24 16:47	
SM 2320B-2011	Alkalinity, Total as CaCO3	139	mg/L	5.0	03/01/24 16:47	
SM 2540C-2015	Total Dissolved Solids	126	mg/L	25.0	02/25/24 12:34	
EPA 300.0 Rev 2.1 1993	Chloride	1.0	mg/L	1.0	02/25/24 01:42	
EPA 300.0 Rev 2.1 1993	Sulfate	1.8	mg/L	1.0	02/25/24 01:42	
92714437021	**BOW-GWC-49Z**					
EPA 6010D	Iron	0.036J	mg/L	0.040	03/04/24 14:07	
EPA 6010D	Manganese	0.029J	mg/L	0.040	03/04/24 14:07	
EPA 6010D	Potassium	0.49J	mg/L	0.50	03/04/24 14:07	
EPA 6010D	Sodium	2.4	mg/L	1.0	03/04/24 14:07	
EPA 6010D	Calcium	0.67J	mg/L	1.0	03/04/24 14:07	
EPA 6010D	Magnesium	0.33	mg/L	0.050	03/04/24 14:07	
EPA 6020B	Barium	0.0040J	mg/L	0.0050	03/05/24 18:35	
EPA 6020B	Cobalt	0.00037J	mg/L	0.0050	03/05/24 18:35	
EPA 300.0 Rev 2.1 1993	Chloride	0.97J	mg/L	1.0	02/25/24 01:57	
EPA 300.0 Rev 2.1 1993	Sulfate	0.57J	mg/L	1.0	02/25/24 01:57	
92714437022	**BOW-LF9-10-FD-08**					
EPA 6010D	Potassium	2.2	mg/L	0.50	03/04/24 14:09	
EPA 6010D	Sodium	12.3	mg/L	1.0	03/04/24 14:09	
EPA 6010D	Calcium	40.9	mg/L	1.0	03/04/24 14:09	
EPA 6010D	Magnesium	22.0	mg/L	0.050	03/04/24 14:09	
EPA 6020B	Barium	0.011	mg/L	0.0050	03/05/24 18:39	
EPA 6020B	Chromium	0.0062	mg/L	0.0050	03/05/24 18:39	
SM 2320B-2011	Alkalinity,Bicarbonate (CaCO3)	238	mg/L	5.0	03/01/24 17:23	
SM 2320B-2011	Alkalinity, Total as CaCO3	238	mg/L	5.0	03/01/24 17:23	
SM 2540C-2015	Total Dissolved Solids	204	mg/L	25.0	02/25/24 12:34	
EPA 300.0 Rev 2.1 1993	Chloride	4.2	mg/L	1.0	02/25/24 02:11	
EPA 300.0 Rev 2.1 1993	Sulfate	3.9	mg/L	1.0	02/25/24 02:11	

This report shall not be reproduced, except in full,
without the written consent of Pace Analytical Services, LLC.

Pace Analytical Services, LLC
9800 Kincey Ave. Suite 100
Huntersville, NC 28078
(704)875-9092

ANALYTICAL RESULTS

Project: Bowen LF Cells 9&10
Pace Project No.: 92714437

Sample: BOW-GWA-39RZ **Lab ID: 92714437001** Collected: 02/19/24 14:54 Received: 02/20/24 14:30 Matrix: Water

Parameters	Results	Units	Report Limit	MDL	DF	Prepared	Analyzed	CAS No.	Qual
6010D ATL ICP	Analytical Method: EPA 6010D Preparation Method: EPA 3010A Pace Analytical Services - Peachtree Corners, GA								
Iron	**0.027J**	mg/L	0.040	0.025	1	02/28/24 14:22	03/01/24 19:16	7439-89-6	
Manganese	ND	mg/L	0.040	0.011	1	02/28/24 14:22	03/01/24 19:16	7439-96-5	
Zinc	ND	mg/L	0.020	0.0085	1	02/28/24 14:22	03/01/24 19:16	7440-66-6	
Potassium	**1.1**	mg/L	0.50	0.15	1	02/28/24 14:22	03/01/24 19:16	7440-09-7	
Sodium	**1.3**	mg/L	1.0	0.58	1	02/28/24 14:22	03/01/24 19:16	7440-23-5	
Calcium	**34.8**	mg/L	1.0	0.12	1	02/28/24 14:22	03/01/24 19:16	7440-70-2	
Magnesium	**17.5**	mg/L	0.050	0.012	1	02/28/24 14:22	03/01/24 19:16	7439-95-4	
6020 MET ICPMS	Analytical Method: EPA 6020B Preparation Method: EPA 3005A Pace Analytical Services - Peachtree Corners, GA								
Antimony	**0.0016J**	mg/L	0.0030	0.00054	1	02/23/24 14:00	02/27/24 13:43	7440-36-0	B
Arsenic	ND	mg/L	0.0050	0.00084	1	02/23/24 14:00	02/27/24 13:43	7440-38-2	
Barium	**0.015**	mg/L	0.0050	0.00047	1	02/23/24 14:00	02/27/24 13:43	7440-39-3	
Beryllium	ND	mg/L	0.00050	0.000094	1	02/23/24 14:00	02/27/24 13:43	7440-41-7	
Boron	ND	mg/L	0.040	0.012	1	02/23/24 14:00	02/27/24 13:43	7440-42-8	
Cadmium	ND	mg/L	0.00050	0.00010	1	02/23/24 14:00	02/27/24 13:43	7440-43-9	
Chromium	ND	mg/L	0.0050	0.0019	1	02/23/24 14:00	02/27/24 13:43	7440-47-3	
Cobalt	ND	mg/L	0.0050	0.00032	1	02/23/24 14:00	02/27/24 13:43	7440-48-4	
Copper	ND	mg/L	0.0050	0.00043	1	02/23/24 14:00	02/27/24 13:43	7440-50-8	
Lead	ND	mg/L	0.0010	0.00016	1	02/23/24 14:00	02/27/24 13:43	7439-92-1	
Nickel	ND	mg/L	0.0050	0.0021	1	02/23/24 14:00	02/27/24 13:43	7440-02-0	
Selenium	ND	mg/L	0.0050	0.00096	1	02/23/24 14:00	02/27/24 13:43	7782-49-2	
Silver	ND	mg/L	0.0050	0.00031	1	02/23/24 14:00	02/27/24 13:43	7440-22-4	
Thallium	ND	mg/L	0.0010	0.00038	1	02/23/24 14:00	02/27/24 13:43	7440-28-0	
Vanadium	**0.0010J**	mg/L	0.010	0.00075	1	02/23/24 14:00	02/27/24 13:43	7440-62-2	
7470 Mercury	Analytical Method: EPA 7470A Preparation Method: EPA 7470A Pace Analytical Services - Peachtree Corners, GA								
Mercury	ND	mg/L	0.00020	0.00013	1	03/04/24 11:30	03/04/24 14:28	7439-97-6	
2540C Total Dissolved Solids	Analytical Method: SM 2540C-2015 Pace Analytical Services - Peachtree Corners, GA								
Total Dissolved Solids	**177**	mg/L	25.0	25.0	1		02/26/24 14:43		
2320B Alkalinity	Analytical Method: SM 2320B-2011 Pace Analytical Services - Asheville								
Alkalinity,Bicarbonate (CaCO3)	**148**	mg/L	5.0	5.0	1		02/23/24 16:20		
Alkalinity,Carbonate (CaCO3)	ND	mg/L	5.0	5.0	1		02/23/24 16:20		
Alkalinity, Total as CaCO3	**148**	mg/L	5.0	5.0	1		02/23/24 16:20		
300.0 IC Anions 28 Days	Analytical Method: EPA 300.0 Rev 2.1 1993 Pace Analytical Services - Asheville								
Chloride	**1.4**	mg/L	1.0	0.60	1		02/22/24 22:10	16887-00-6	
Fluoride	ND	mg/L	0.10	0.050	1		02/22/24 22:10	16984-48-8	

REPORT OF LABORATORY ANALYSIS

This report shall not be reproduced, except in full,
without the written consent of Pace Analytical Services, LLC.

Pace Analytical Services, LLC
9800 Kincey Ave. Suite 100
Huntersville, NC 28078
(704)875-9092

ANALYTICAL RESULTS

Project: Bowen LF Cells 9&10
Pace Project No.: 92714437

Sample: BOW-GWA-39RZ **Lab ID: 92714437001** Collected: 02/19/24 14:54 Received: 02/20/24 14:30 Matrix: Water

Parameters	Results	Units	Report Limit	MDL	DF	Prepared	Analyzed	CAS No.	Qual
300.0 IC Anions 28 Days	Analytical Method: EPA 300.0 Rev 2.1 1993 Pace Analytical Services - Asheville								
Sulfate	**4.0**	mg/L	1.0	0.50	1		02/22/24 22:10	14808-79-8	

REPORT OF LABORATORY ANALYSIS

This report shall not be reproduced, except in full,
without the written consent of Pace Analytical Services, LLC.

Pace Analytical Services, LLC
9800 Kincey Ave. Suite 100
Huntersville, NC 28078
(704)875-9092

ANALYTICAL RESULTS

Project: Bowen LF Cells 9&10
Pace Project No.: 92714437

Sample: BOW-GWA-39Z **Lab ID: 92714437002** Collected: 02/19/24 16:22 Received: 02/20/24 14:30 Matrix: Water

Parameters	Results	Units	Report Limit	MDL	DF	Prepared	Analyzed	CAS No.	Qual
6010D ATL ICP	Analytical Method: EPA 6010D Preparation Method: EPA 3010A Pace Analytical Services - Peachtree Corners, GA								
Iron	ND	mg/L	0.040	0.025	1	02/28/24 14:22	03/01/24 19:24	7439-89-6	
Manganese	ND	mg/L	0.040	0.011	1	02/28/24 14:22	03/01/24 19:24	7439-96-5	
Zinc	ND	mg/L	0.020	0.0085	1	02/28/24 14:22	03/01/24 19:24	7440-66-6	
Potassium	**1.2**	mg/L	0.50	0.15	1	02/28/24 14:22	03/01/24 19:24	7440-09-7	
Sodium	**2.4**	mg/L	1.0	0.58	1	02/28/24 14:22	03/01/24 19:24	7440-23-5	
Calcium	**10.8**	mg/L	1.0	0.12	1	02/28/24 14:22	03/01/24 19:24	7440-70-2	
Magnesium	**5.7**	mg/L	0.050	0.012	1	02/28/24 14:22	03/01/24 19:24	7439-95-4	
6020 MET ICPMS	Analytical Method: EPA 6020B Preparation Method: EPA 3005A Pace Analytical Services - Peachtree Corners, GA								
Antimony	**0.00081J**	mg/L	0.0030	0.00054	1	02/23/24 14:00	02/27/24 13:47	7440-36-0	B
Arsenic	ND	mg/L	0.0050	0.00084	1	02/23/24 14:00	02/27/24 13:47	7440-38-2	
Barium	**0.013**	mg/L	0.0050	0.00047	1	02/23/24 14:00	02/27/24 13:47	7440-39-3	
Beryllium	ND	mg/L	0.00050	0.000094	1	02/23/24 14:00	02/27/24 13:47	7440-41-7	
Boron	ND	mg/L	0.040	0.012	1	02/23/24 14:00	02/27/24 13:47	7440-42-8	
Cadmium	ND	mg/L	0.00050	0.00010	1	02/23/24 14:00	02/27/24 13:47	7440-43-9	
Chromium	ND	mg/L	0.0050	0.0019	1	02/23/24 14:00	02/27/24 13:47	7440-47-3	
Cobalt	ND	mg/L	0.0050	0.00032	1	02/23/24 14:00	02/27/24 13:47	7440-48-4	
Copper	ND	mg/L	0.0050	0.00043	1	02/23/24 14:00	02/27/24 13:47	7440-50-8	
Lead	ND	mg/L	0.0010	0.00016	1	02/23/24 14:00	02/27/24 13:47	7439-92-1	
Nickel	ND	mg/L	0.0050	0.0021	1	02/23/24 14:00	02/27/24 13:47	7440-02-0	
Selenium	ND	mg/L	0.0050	0.00096	1	02/23/24 14:00	02/27/24 13:47	7782-49-2	
Silver	ND	mg/L	0.0050	0.00031	1	02/23/24 14:00	02/27/24 13:47	7440-22-4	
Thallium	ND	mg/L	0.0010	0.00038	1	02/23/24 14:00	02/27/24 13:47	7440-28-0	
Vanadium	ND	mg/L	0.010	0.00075	1	02/23/24 14:00	02/27/24 13:47	7440-62-2	
7470 Mercury	Analytical Method: EPA 7470A Preparation Method: EPA 7470A Pace Analytical Services - Peachtree Corners, GA								
Mercury	ND	mg/L	0.00020	0.00013	1	03/04/24 11:30	03/04/24 14:44	7439-97-6	
2540C Total Dissolved Solids	Analytical Method: SM 2540C-2015 Pace Analytical Services - Peachtree Corners, GA								
Total Dissolved Solids	**63.0**	mg/L	25.0	25.0	1		02/26/24 14:43		
2320B Alkalinity	Analytical Method: SM 2320B-2011 Pace Analytical Services - Asheville								
Alkalinity,Bicarbonate (CaCO3)	**53.2**	mg/L	5.0	5.0	1		02/23/24 16:31		
Alkalinity,Carbonate (CaCO3)	ND	mg/L	5.0	5.0	1		02/23/24 16:31		
Alkalinity, Total as CaCO3	**53.2**	mg/L	5.0	5.0	1		02/23/24 16:31		
300.0 IC Anions 28 Days	Analytical Method: EPA 300.0 Rev 2.1 1993 Pace Analytical Services - Asheville								
Chloride	**1.0**	mg/L	1.0	0.60	1		02/22/24 22:25	16887-00-6	
Fluoride	**0.057J**	mg/L	0.10	0.050	1		02/22/24 22:25	16984-48-8	

REPORT OF LABORATORY ANALYSIS

This report shall not be reproduced, except in full,
without the written consent of Pace Analytical Services, LLC.

Pace Analytical Services, LLC
9800 Kincey Ave. Suite 100
Huntersville, NC 28078
(704)875-9092

ANALYTICAL RESULTS

Project: Bowen LF Cells 9&10
Pace Project No.: 92714437

Sample: BOW-GWA-39Z **Lab ID: 92714437002** Collected: 02/19/24 16:22 Received: 02/20/24 14:30 Matrix: Water

Parameters	Results	Units	Report Limit	MDL	DF	Prepared	Analyzed	CAS No.	Qual
300.0 IC Anions 28 Days	Analytical Method: EPA 300.0 Rev 2.1 1993 Pace Analytical Services - Asheville								
Sulfate	**1.1**	mg/L	1.0	0.50	1		02/22/24 22:25	14808-79-8	

REPORT OF LABORATORY ANALYSIS

This report shall not be reproduced, except in full,
without the written consent of Pace Analytical Services, LLC.

Pace Analytical Services, LLC
9800 Kincey Ave. Suite 100
Huntersville, NC 28078
(704)875-9092

ANALYTICAL RESULTS

Project: Bowen LF Cells 9&10
Pace Project No.: 92714437

Sample: BOW-GWA-40 **Lab ID: 92714437003** Collected: 02/19/24 11:00 Received: 02/20/24 14:30 Matrix: Water

Parameters	Results	Units	Report Limit	MDL	DF	Prepared	Analyzed	CAS No.	Qual
6010D ATL ICP	Analytical Method: EPA 6010D Preparation Method: EPA 3010A Pace Analytical Services - Peachtree Corners, GA								
Iron	ND	mg/L	0.040	0.025	1	02/28/24 14:22	03/01/24 19:27	7439-89-6	
Manganese	ND	mg/L	0.040	0.011	1	02/28/24 14:22	03/01/24 19:27	7439-96-5	
Zinc	ND	mg/L	0.020	0.0085	1	02/28/24 14:22	03/01/24 19:27	7440-66-6	
Potassium	**0.95**	mg/L	0.50	0.15	1	02/28/24 14:22	03/01/24 19:27	7440-09-7	
Sodium	**1.4**	mg/L	1.0	0.58	1	02/28/24 14:22	03/01/24 19:27	7440-23-5	
Calcium	**22.1**	mg/L	1.0	0.12	1	02/28/24 14:22	03/01/24 19:27	7440-70-2	
Magnesium	**11.7**	mg/L	0.050	0.012	1	02/28/24 14:22	03/01/24 19:27	7439-95-4	
6020 MET ICPMS	Analytical Method: EPA 6020B Preparation Method: EPA 3005A Pace Analytical Services - Peachtree Corners, GA								
Antimony	ND	mg/L	0.0030	0.00054	1	02/23/24 14:00	02/27/24 14:02	7440-36-0	
Arsenic	ND	mg/L	0.0050	0.00084	1	02/23/24 14:00	02/27/24 14:02	7440-38-2	
Barium	**0.0083**	mg/L	0.0050	0.00047	1	02/23/24 14:00	02/27/24 14:02	7440-39-3	
Beryllium	ND	mg/L	0.00050	0.000094	1	02/23/24 14:00	02/27/24 14:02	7440-41-7	
Boron	ND	mg/L	0.040	0.012	1	02/23/24 14:00	02/27/24 14:02	7440-42-8	
Cadmium	ND	mg/L	0.00050	0.00010	1	02/23/24 14:00	02/27/24 14:02	7440-43-9	
Chromium	ND	mg/L	0.0050	0.0019	1	02/23/24 14:00	02/27/24 14:02	7440-47-3	
Cobalt	ND	mg/L	0.0050	0.00032	1	02/23/24 14:00	02/27/24 14:02	7440-48-4	
Copper	ND	mg/L	0.0050	0.00043	1	02/23/24 14:00	02/27/24 14:02	7440-50-8	
Lead	ND	mg/L	0.0010	0.00016	1	02/23/24 14:00	02/27/24 14:02	7439-92-1	
Nickel	ND	mg/L	0.0050	0.0021	1	02/23/24 14:00	02/27/24 14:02	7440-02-0	
Selenium	ND	mg/L	0.0050	0.00096	1	02/23/24 14:00	02/27/24 14:02	7782-49-2	
Silver	ND	mg/L	0.0050	0.00031	1	02/23/24 14:00	02/27/24 14:02	7440-22-4	
Thallium	ND	mg/L	0.0010	0.00038	1	02/23/24 14:00	02/27/24 14:02	7440-28-0	
Vanadium	ND	mg/L	0.010	0.00075	1	02/23/24 14:00	02/27/24 14:02	7440-62-2	
7470 Mercury	Analytical Method: EPA 7470A Preparation Method: EPA 7470A Pace Analytical Services - Peachtree Corners, GA								
Mercury	ND	mg/L	0.00020	0.00013	1	03/04/24 11:30	03/04/24 14:46	7439-97-6	
2540C Total Dissolved Solids	Analytical Method: SM 2540C-2015 Pace Analytical Services - Peachtree Corners, GA								
Total Dissolved Solids	**108**	mg/L	25.0	25.0	1		02/26/24 14:43		
2320B Alkalinity	Analytical Method: SM 2320B-2011 Pace Analytical Services - Asheville								
Alkalinity,Bicarbonate (CaCO3)	**104**	mg/L	5.0	5.0	1		02/23/24 16:38		
Alkalinity,Carbonate (CaCO3)	ND	mg/L	5.0	5.0	1		02/23/24 16:38		
Alkalinity, Total as CaCO3	**104**	mg/L	5.0	5.0	1		02/23/24 16:38		
300.0 IC Anions 28 Days	Analytical Method: EPA 300.0 Rev 2.1 1993 Pace Analytical Services - Asheville								
Chloride	**0.75J**	mg/L	1.0	0.60	1		02/22/24 22:40	16887-00-6	
Fluoride	ND	mg/L	0.10	0.050	1		02/22/24 22:40	16984-48-8	

REPORT OF LABORATORY ANALYSIS

This report shall not be reproduced, except in full,
without the written consent of Pace Analytical Services, LLC.

Pace Analytical Services, LLC
9800 Kincey Ave. Suite 100
Huntersville, NC 28078
(704)875-9092

ANALYTICAL RESULTS

Project: Bowen LF Cells 9&10
Pace Project No.: 92714437

Sample: BOW-GWA-40 **Lab ID: 92714437003** Collected: 02/19/24 11:00 Received: 02/20/24 14:30 Matrix: Water

Parameters	Results	Units	Report Limit	MDL	DF	Prepared	Analyzed	CAS No.	Qual
300.0 IC Anions 28 Days	Analytical Method: EPA 300.0 Rev 2.1 1993 Pace Analytical Services - Asheville								
Sulfate	**1.2**	mg/L	1.0	0.50	1		02/22/24 22:40	14808-79-8	

REPORT OF LABORATORY ANALYSIS

This report shall not be reproduced, except in full,
without the written consent of Pace Analytical Services, LLC.

Pace Analytical Services, LLC
9800 Kincey Ave. Suite 100
Huntersville, NC 28078
(704)875-9092

ANALYTICAL RESULTS

Project: Bowen LF Cells 9&10
Pace Project No.: 92714437

Sample: BOW-GWA-41 **Lab ID: 92714437004** Collected: 02/19/24 13:51 Received: 02/20/24 14:30 Matrix: Water

Parameters	Results	Units	Report Limit	MDL	DF	Prepared	Analyzed	CAS No.	Qual
6010D ATL ICP	Analytical Method: EPA 6010D Preparation Method: EPA 3010A Pace Analytical Services - Peachtree Corners, GA								
Iron	**0.081**	mg/L	0.040	0.025	1	02/28/24 14:22	03/01/24 19:29	7439-89-6	
Manganese	ND	mg/L	0.040	0.011	1	02/28/24 14:22	03/01/24 19:29	7439-96-5	
Zinc	ND	mg/L	0.020	0.0085	1	02/28/24 14:22	03/01/24 19:29	7440-66-6	
Potassium	**0.77**	mg/L	0.50	0.15	1	02/28/24 14:22	03/01/24 19:29	7440-09-7	
Sodium	**0.90J**	mg/L	1.0	0.58	1	02/28/24 14:22	03/01/24 19:29	7440-23-5	
Calcium	**24.9**	mg/L	1.0	0.12	1	02/28/24 14:22	03/01/24 19:29	7440-70-2	
Magnesium	**13.2**	mg/L	0.050	0.012	1	02/28/24 14:22	03/01/24 19:29	7439-95-4	
6020 MET ICPMS	Analytical Method: EPA 6020B Preparation Method: EPA 3005A Pace Analytical Services - Peachtree Corners, GA								
Antimony	ND	mg/L	0.0030	0.00054	1	02/23/24 14:00	02/27/24 14:06	7440-36-0	
Arsenic	ND	mg/L	0.0050	0.00084	1	02/23/24 14:00	02/27/24 14:06	7440-38-2	
Barium	**0.017**	mg/L	0.0050	0.00047	1	02/23/24 14:00	02/27/24 14:06	7440-39-3	
Beryllium	ND	mg/L	0.00050	0.000094	1	02/23/24 14:00	02/27/24 14:06	7440-41-7	
Boron	ND	mg/L	0.040	0.012	1	02/23/24 14:00	02/27/24 14:06	7440-42-8	
Cadmium	ND	mg/L	0.00050	0.00010	1	02/23/24 14:00	02/27/24 14:06	7440-43-9	
Chromium	ND	mg/L	0.0050	0.0019	1	02/23/24 14:00	02/27/24 14:06	7440-47-3	
Cobalt	ND	mg/L	0.0050	0.00032	1	02/23/24 14:00	02/27/24 14:06	7440-48-4	
Copper	ND	mg/L	0.0050	0.00043	1	02/23/24 14:00	02/27/24 14:06	7440-50-8	
Lead	ND	mg/L	0.0010	0.00016	1	02/23/24 14:00	02/27/24 14:06	7439-92-1	
Nickel	ND	mg/L	0.0050	0.0021	1	02/23/24 14:00	02/27/24 14:06	7440-02-0	
Selenium	ND	mg/L	0.0050	0.00096	1	02/23/24 14:00	02/27/24 14:06	7782-49-2	
Silver	ND	mg/L	0.0050	0.00031	1	02/23/24 14:00	02/27/24 14:06	7440-22-4	
Thallium	ND	mg/L	0.0010	0.00038	1	02/23/24 14:00	02/27/24 14:06	7440-28-0	
Vanadium	ND	mg/L	0.010	0.00075	1	02/23/24 14:00	02/27/24 14:06	7440-62-2	
7470 Mercury	Analytical Method: EPA 7470A Preparation Method: EPA 7470A Pace Analytical Services - Peachtree Corners, GA								
Mercury	ND	mg/L	0.00020	0.00013	1	03/04/24 11:30	03/04/24 14:49	7439-97-6	
2540C Total Dissolved Solids	Analytical Method: SM 2540C-2015 Pace Analytical Services - Peachtree Corners, GA								
Total Dissolved Solids	**130**	mg/L	25.0	25.0	1		02/26/24 14:43		
2320B Alkalinity	Analytical Method: SM 2320B-2011 Pace Analytical Services - Asheville								
Alkalinity,Bicarbonate (CaCO3)	**116**	mg/L	5.0	5.0	1		02/23/24 16:47		
Alkalinity,Carbonate (CaCO3)	ND	mg/L	5.0	5.0	1		02/23/24 16:47		
Alkalinity, Total as CaCO3	**116**	mg/L	5.0	5.0	1		02/23/24 16:47		
300.0 IC Anions 28 Days	Analytical Method: EPA 300.0 Rev 2.1 1993 Pace Analytical Services - Asheville								
Chloride	**1.2**	mg/L	1.0	0.60	1		02/22/24 23:24	16887-00-6	
Fluoride	ND	mg/L	0.10	0.050	1		02/22/24 23:24	16984-48-8	

REPORT OF LABORATORY ANALYSIS

This report shall not be reproduced, except in full,
without the written consent of Pace Analytical Services, LLC.

Pace Analytical Services, LLC
9800 Kincey Ave. Suite 100
Huntersville, NC 28078
(704)875-9092

ANALYTICAL RESULTS

Project: Bowen LF Cells 9&10
Pace Project No.: 92714437

Sample: BOW-GWA-41 **Lab ID: 92714437004** Collected: 02/19/24 13:51 Received: 02/20/24 14:30 Matrix: Water

Parameters	Results	Units	Report Limit	MDL	DF	Prepared	Analyzed	CAS No.	Qual
300.0 IC Anions 28 Days	Analytical Method: EPA 300.0 Rev 2.1 1993 Pace Analytical Services - Asheville								
Sulfate	**4.2**	mg/L	1.0	0.50	1		02/22/24 23:24	14808-79-8	

REPORT OF LABORATORY ANALYSIS

This report shall not be reproduced, except in full,
without the written consent of Pace Analytical Services, LLC.

Pace Analytical Services, LLC
9800 Kincey Ave. Suite 100
Huntersville, NC 28078
(704)875-9092

ANALYTICAL RESULTS

Project: Bowen LF Cells 9&10
Pace Project No.: 92714437

Sample: BOW-GWA-41R **Lab ID: 92714437005** Collected: 02/19/24 16:33 Received: 02/20/24 14:30 Matrix: Water

Parameters	Results	Units	Report Limit	MDL	DF	Prepared	Analyzed	CAS No.	Qual
6010D ATL ICP	Analytical Method: EPA 6010D Preparation Method: EPA 3010A Pace Analytical Services - Peachtree Corners, GA								
Iron	**0.12**	mg/L	0.040	0.025	1	02/28/24 14:22	03/01/24 19:32	7439-89-6	
Manganese	ND	mg/L	0.040	0.011	1	02/28/24 14:22	03/01/24 19:32	7439-96-5	
Zinc	ND	mg/L	0.020	0.0085	1	02/28/24 14:22	03/01/24 19:32	7440-66-6	
Potassium	**2.1**	mg/L	0.50	0.15	1	02/28/24 14:22	03/01/24 19:32	7440-09-7	
Sodium	**0.79J**	mg/L	1.0	0.58	1	02/28/24 14:22	03/01/24 19:32	7440-23-5	
Calcium	**44.9**	mg/L	1.0	0.12	1	02/28/24 14:22	03/01/24 19:32	7440-70-2	
Magnesium	**22.1**	mg/L	0.050	0.012	1	02/28/24 14:22	03/01/24 19:32	7439-95-4	
6020 MET ICPMS	Analytical Method: EPA 6020B Preparation Method: EPA 3005A Pace Analytical Services - Peachtree Corners, GA								
Antimony	ND	mg/L	0.0030	0.00054	1	02/23/24 14:00	02/27/24 14:09	7440-36-0	
Arsenic	ND	mg/L	0.0050	0.00084	1	02/23/24 14:00	02/27/24 14:09	7440-38-2	
Barium	**0.027**	mg/L	0.0050	0.00047	1	02/23/24 14:00	02/27/24 14:09	7440-39-3	
Beryllium	ND	mg/L	0.00050	0.000094	1	02/23/24 14:00	02/27/24 14:09	7440-41-7	
Boron	**0.012J**	mg/L	0.040	0.012	1	02/23/24 14:00	02/27/24 14:09	7440-42-8	
Cadmium	ND	mg/L	0.00050	0.00010	1	02/23/24 14:00	02/27/24 14:09	7440-43-9	
Chromium	ND	mg/L	0.0050	0.0019	1	02/23/24 14:00	02/27/24 14:09	7440-47-3	
Cobalt	ND	mg/L	0.0050	0.00032	1	02/23/24 14:00	02/27/24 14:09	7440-48-4	
Copper	**0.0011J**	mg/L	0.0050	0.00043	1	02/23/24 14:00	02/27/24 14:09	7440-50-8	
Lead	ND	mg/L	0.0010	0.00016	1	02/23/24 14:00	02/27/24 14:09	7439-92-1	
Nickel	ND	mg/L	0.0050	0.0021	1	02/23/24 14:00	02/27/24 14:09	7440-02-0	
Selenium	ND	mg/L	0.0050	0.00096	1	02/23/24 14:00	02/27/24 14:09	7782-49-2	
Silver	ND	mg/L	0.0050	0.00031	1	02/23/24 14:00	02/27/24 14:09	7440-22-4	
Thallium	ND	mg/L	0.0010	0.00038	1	02/23/24 14:00	02/27/24 14:09	7440-28-0	
Vanadium	**0.0010J**	mg/L	0.010	0.00075	1	02/23/24 14:00	02/27/24 14:09	7440-62-2	
7470 Mercury	Analytical Method: EPA 7470A Preparation Method: EPA 7470A Pace Analytical Services - Peachtree Corners, GA								
Mercury	ND	mg/L	0.00020	0.00013	1	03/04/24 11:30	03/04/24 14:52	7439-97-6	
2540C Total Dissolved Solids	Analytical Method: SM 2540C-2015 Pace Analytical Services - Peachtree Corners, GA								
Total Dissolved Solids	**199**	mg/L	25.0	25.0	1		02/26/24 14:43		
2320B Alkalinity	Analytical Method: SM 2320B-2011 Pace Analytical Services - Asheville								
Alkalinity,Bicarbonate (CaCO3)	**193**	mg/L	5.0	5.0	1		02/23/24 16:57		
Alkalinity,Carbonate (CaCO3)	ND	mg/L	5.0	5.0	1		02/23/24 16:57		
Alkalinity, Total as CaCO3	**193**	mg/L	5.0	5.0	1		02/23/24 16:57		
300.0 IC Anions 28 Days	Analytical Method: EPA 300.0 Rev 2.1 1993 Pace Analytical Services - Asheville								
Chloride	**1.3**	mg/L	1.0	0.60	1		02/23/24 00:38	16887-00-6	
Fluoride	ND	mg/L	0.10	0.050	1		02/23/24 00:38	16984-48-8	

REPORT OF LABORATORY ANALYSIS

This report shall not be reproduced, except in full,
without the written consent of Pace Analytical Services, LLC.

Pace Analytical Services, LLC
9800 Kincey Ave. Suite 100
Huntersville, NC 28078
(704)875-9092

ANALYTICAL RESULTS

Project: Bowen LF Cells 9&10
Pace Project No.: 92714437

Sample: BOW-GWA-41R **Lab ID: 92714437005** Collected: 02/19/24 16:33 Received: 02/20/24 14:30 Matrix: Water

Parameters	Results	Units	Report Limit	MDL	DF	Prepared	Analyzed	CAS No.	Qual
300.0 IC Anions 28 Days	Analytical Method: EPA 300.0 Rev 2.1 1993 Pace Analytical Services - Asheville								
Sulfate	**9.6**	mg/L	1.0	0.50	1		02/23/24 00:38	14808-79-8	

REPORT OF LABORATORY ANALYSIS

This report shall not be reproduced, except in full,
without the written consent of Pace Analytical Services, LLC.

Pace Analytical Services, LLC
9800 Kincey Ave. Suite 100
Huntersville, NC 28078
(704)875-9092

ANALYTICAL RESULTS

Project: Bowen LF Cells 9&10
Pace Project No.: 92714437

Sample: BOW-LF9-10-FB-07 **Lab ID: 92714437006** Collected: 02/19/24 17:16 Received: 02/20/24 14:30 Matrix: Water

Parameters	Results	Units	Report Limit	MDL	DF	Prepared	Analyzed	CAS No.	Qual
6010D ATL ICP	Analytical Method: EPA 6010D Preparation Method: EPA 3010A Pace Analytical Services - Peachtree Corners, GA								
Iron	ND	mg/L	0.040	0.025	1	02/28/24 14:22	03/01/24 19:35	7439-89-6	
Manganese	ND	mg/L	0.040	0.011	1	02/28/24 14:22	03/01/24 19:35	7439-96-5	
Zinc	ND	mg/L	0.020	0.0085	1	02/28/24 14:22	03/01/24 19:35	7440-66-6	
Potassium	ND	mg/L	0.50	0.15	1	02/28/24 14:22	03/01/24 19:35	7440-09-7	
Sodium	ND	mg/L	1.0	0.58	1	02/28/24 14:22	03/01/24 19:35	7440-23-5	
Calcium	ND	mg/L	1.0	0.12	1	02/28/24 14:22	03/01/24 19:35	7440-70-2	
Magnesium	ND	mg/L	0.050	0.012	1	02/28/24 14:22	03/01/24 19:35	7439-95-4	
6020 MET ICPMS	Analytical Method: EPA 6020B Preparation Method: EPA 3005A Pace Analytical Services - Peachtree Corners, GA								
Antimony	ND	mg/L	0.0030	0.00054	1	02/23/24 14:00	02/27/24 14:17	7440-36-0	
Arsenic	ND	mg/L	0.0050	0.00084	1	02/23/24 14:00	02/27/24 14:17	7440-38-2	
Barium	ND	mg/L	0.0050	0.00047	1	02/23/24 14:00	02/27/24 14:17	7440-39-3	
Beryllium	ND	mg/L	0.00050	0.000094	1	02/23/24 14:00	02/27/24 14:17	7440-41-7	
Boron	ND	mg/L	0.040	0.012	1	02/23/24 14:00	02/27/24 14:17	7440-42-8	
Cadmium	ND	mg/L	0.00050	0.00010	1	02/23/24 14:00	02/27/24 14:17	7440-43-9	
Chromium	ND	mg/L	0.0050	0.0019	1	02/23/24 14:00	02/27/24 14:17	7440-47-3	
Cobalt	ND	mg/L	0.0050	0.00032	1	02/23/24 14:00	02/27/24 14:17	7440-48-4	
Copper	ND	mg/L	0.0050	0.00043	1	02/23/24 14:00	02/27/24 14:17	7440-50-8	
Lead	ND	mg/L	0.0010	0.00016	1	02/23/24 14:00	02/27/24 14:17	7439-92-1	
Nickel	ND	mg/L	0.0050	0.0021	1	02/23/24 14:00	02/27/24 14:17	7440-02-0	
Selenium	ND	mg/L	0.0050	0.00096	1	02/23/24 14:00	02/27/24 14:17	7782-49-2	
Silver	ND	mg/L	0.0050	0.00031	1	02/23/24 14:00	02/27/24 14:17	7440-22-4	
Thallium	ND	mg/L	0.0010	0.00038	1	02/23/24 14:00	02/27/24 14:17	7440-28-0	
Vanadium	ND	mg/L	0.010	0.00075	1	02/23/24 14:00	02/27/24 14:17	7440-62-2	
7470 Mercury	Analytical Method: EPA 7470A Preparation Method: EPA 7470A Pace Analytical Services - Peachtree Corners, GA								
Mercury	ND	mg/L	0.00020	0.00013	1	03/04/24 11:30	03/04/24 14:54	7439-97-6	
2540C Total Dissolved Solids	Analytical Method: SM 2540C-2015 Pace Analytical Services - Peachtree Corners, GA								
Total Dissolved Solids	ND	mg/L	25.0	25.0	1		02/26/24 14:43		
2320B Alkalinity	Analytical Method: SM 2320B-2011 Pace Analytical Services - Asheville								
Alkalinity,Bicarbonate (CaCO3)	ND	mg/L	5.0	5.0	1		02/23/24 17:10		
Alkalinity,Carbonate (CaCO3)	ND	mg/L	5.0	5.0	1		02/23/24 17:10		
Alkalinity, Total as CaCO3	ND	mg/L	5.0	5.0	1		02/23/24 17:10		
300.0 IC Anions 28 Days	Analytical Method: EPA 300.0 Rev 2.1 1993 Pace Analytical Services - Asheville								
Chloride	ND	mg/L	1.0	0.60	1		02/23/24 00:53	16887-00-6	
Fluoride	ND	mg/L	0.10	0.050	1		02/23/24 00:53	16984-48-8	

REPORT OF LABORATORY ANALYSIS

This report shall not be reproduced, except in full,
without the written consent of Pace Analytical Services, LLC.

Pace Analytical Services, LLC
9800 Kincey Ave. Suite 100
Huntersville, NC 28078
(704)875-9092

ANALYTICAL RESULTS

Project: Bowen LF Cells 9&10
Pace Project No.: 92714437

Sample: BOW-LF9-10-FB-07 **Lab ID: 92714437006** Collected: 02/19/24 17:16 Received: 02/20/24 14:30 Matrix: Water

Parameters	Results	Units	Report Limit	MDL	DF	Prepared	Analyzed	CAS No.	Qual
300.0 IC Anions 28 Days	Analytical Method: EPA 300.0 Rev 2.1 1993 Pace Analytical Services - Asheville								
Sulfate	ND	mg/L	1.0	0.50	1		02/23/24 00:53	14808-79-8	

REPORT OF LABORATORY ANALYSIS

This report shall not be reproduced, except in full,
without the written consent of Pace Analytical Services, LLC.

Pace Analytical Services, LLC
9800 Kincey Ave. Suite 100
Huntersville, NC 28078
(704)875-9092

ANALYTICAL RESULTS

Project: Bowen LF Cells 9&10
Pace Project No.: 92714437

Sample: BOW-LF9-10-EB-03 **Lab ID: 92714437007** Collected: 02/19/24 17:22 Received: 02/20/24 14:30 Matrix: Water

Parameters	Results	Units	Report Limit	MDL	DF	Prepared	Analyzed	CAS No.	Qual
6010D ATL ICP	Analytical Method: EPA 6010D Preparation Method: EPA 3010A Pace Analytical Services - Peachtree Corners, GA								
Iron	ND	mg/L	0.040	0.025	1	02/28/24 14:22	03/01/24 19:38	7439-89-6	
Manganese	ND	mg/L	0.040	0.011	1	02/28/24 14:22	03/01/24 19:38	7439-96-5	
Zinc	ND	mg/L	0.020	0.0085	1	02/28/24 14:22	03/01/24 19:38	7440-66-6	
Potassium	ND	mg/L	0.50	0.15	1	02/28/24 14:22	03/01/24 19:38	7440-09-7	
Sodium	ND	mg/L	1.0	0.58	1	02/28/24 14:22	03/01/24 19:38	7440-23-5	
Calcium	ND	mg/L	1.0	0.12	1	02/28/24 14:22	03/01/24 19:38	7440-70-2	
Magnesium	ND	mg/L	0.050	0.012	1	02/28/24 14:22	03/01/24 19:38	7439-95-4	
6020 MET ICPMS	Analytical Method: EPA 6020B Preparation Method: EPA 3005A Pace Analytical Services - Peachtree Corners, GA								
Antimony	ND	mg/L	0.0030	0.00054	1	02/23/24 14:00	02/27/24 14:21	7440-36-0	
Arsenic	ND	mg/L	0.0050	0.00084	1	02/23/24 14:00	02/27/24 14:21	7440-38-2	
Barium	ND	mg/L	0.0050	0.00047	1	02/23/24 14:00	02/27/24 14:21	7440-39-3	
Beryllium	ND	mg/L	0.00050	0.000094	1	02/23/24 14:00	02/27/24 14:21	7440-41-7	
Boron	ND	mg/L	0.040	0.012	1	02/23/24 14:00	02/27/24 14:21	7440-42-8	
Cadmium	ND	mg/L	0.00050	0.00010	1	02/23/24 14:00	02/27/24 14:21	7440-43-9	
Chromium	ND	mg/L	0.0050	0.0019	1	02/23/24 14:00	02/27/24 14:21	7440-47-3	
Cobalt	ND	mg/L	0.0050	0.00032	1	02/23/24 14:00	02/27/24 14:21	7440-48-4	
Copper	ND	mg/L	0.0050	0.00043	1	02/23/24 14:00	02/27/24 14:21	7440-50-8	
Lead	ND	mg/L	0.0010	0.00016	1	02/23/24 14:00	02/27/24 14:21	7439-92-1	
Nickel	ND	mg/L	0.0050	0.0021	1	02/23/24 14:00	02/27/24 14:21	7440-02-0	
Selenium	ND	mg/L	0.0050	0.00096	1	02/23/24 14:00	02/27/24 14:21	7782-49-2	
Silver	ND	mg/L	0.0050	0.00031	1	02/23/24 14:00	02/27/24 14:21	7440-22-4	
Thallium	ND	mg/L	0.0010	0.00038	1	02/23/24 14:00	02/27/24 14:21	7440-28-0	
Vanadium	ND	mg/L	0.010	0.00075	1	02/23/24 14:00	02/27/24 14:21	7440-62-2	
7470 Mercury	Analytical Method: EPA 7470A Preparation Method: EPA 7470A Pace Analytical Services - Peachtree Corners, GA								
Mercury	ND	mg/L	0.00020	0.00013	1	03/04/24 11:30	03/04/24 14:57	7439-97-6	
2540C Total Dissolved Solids	Analytical Method: SM 2540C-2015 Pace Analytical Services - Peachtree Corners, GA								
Total Dissolved Solids	ND	mg/L	25.0	25.0	1		02/26/24 14:43		
2320B Alkalinity	Analytical Method: SM 2320B-2011 Pace Analytical Services - Asheville								
Alkalinity,Bicarbonate (CaCO3)	ND	mg/L	5.0	5.0	1		02/23/24 17:24		
Alkalinity,Carbonate (CaCO3)	ND	mg/L	5.0	5.0	1		02/23/24 17:24		
Alkalinity, Total as CaCO3	ND	mg/L	5.0	5.0	1		02/23/24 17:24		
300.0 IC Anions 28 Days	Analytical Method: EPA 300.0 Rev 2.1 1993 Pace Analytical Services - Asheville								
Chloride	ND	mg/L	1.0	0.60	1		02/23/24 01:08	16887-00-6	
Fluoride	ND	mg/L	0.10	0.050	1		02/23/24 01:08	16984-48-8	

REPORT OF LABORATORY ANALYSIS

This report shall not be reproduced, except in full,
without the written consent of Pace Analytical Services, LLC.

Pace Analytical Services, LLC
9800 Kincey Ave. Suite 100
Huntersville, NC 28078
(704)875-9092

ANALYTICAL RESULTS

Project: Bowen LF Cells 9&10
Pace Project No.: 92714437

Sample: BOW-LF9-10-EB-03 **Lab ID: 92714437007** Collected: 02/19/24 17:22 Received: 02/20/24 14:30 Matrix: Water

Parameters	Results	Units	Report Limit	MDL	DF	Prepared	Analyzed	CAS No.	Qual
300.0 IC Anions 28 Days	Analytical Method: EPA 300.0 Rev 2.1 1993 Pace Analytical Services - Asheville								
Sulfate	ND	mg/L	1.0	0.50	1		02/23/24 01:08	14808-79-8	

REPORT OF LABORATORY ANALYSIS

This report shall not be reproduced, except in full,
without the written consent of Pace Analytical Services, LLC.

Pace Analytical Services, LLC
9800 Kincey Ave. Suite 100
Huntersville, NC 28078
(704)875-9092

ANALYTICAL RESULTS

Project: Bowen LF Cells 9&10
Pace Project No.: 92714437

Sample: BOW-GWA-42 **Lab ID: 92714437008** Collected: 02/20/24 11:54 Received: 02/23/24 11:38 Matrix: Water

Parameters	Results	Units	Report Limit	MDL	DF	Prepared	Analyzed	CAS No.	Qual
6010D ATL ICP	Analytical Method: EPA 6010D Preparation Method: EPA 3010A Pace Analytical Services - Peachtree Corners, GA								
Iron	ND	mg/L	0.040	0.025	1	02/29/24 13:55	03/04/24 13:26	7439-89-6	
Manganese	ND	mg/L	0.040	0.011	1	02/29/24 13:55	03/04/24 13:26	7439-96-5	
Zinc	**0.0095J**	mg/L	0.020	0.0085	1	02/29/24 13:55	03/04/24 13:26	7440-66-6	
Potassium	**0.37J**	mg/L	0.50	0.15	1	02/29/24 13:55	03/04/24 13:26	7440-09-7	
Sodium	**2.0**	mg/L	1.0	0.58	1	02/29/24 13:55	03/04/24 13:26	7440-23-5	
Calcium	**39.4**	mg/L	1.0	0.12	1	02/29/24 13:55	03/04/24 13:26	7440-70-2	
Magnesium	**15.7**	mg/L	0.050	0.012	1	02/29/24 13:55	03/04/24 13:26	7439-95-4	
6020 MET ICPMS	Analytical Method: EPA 6020B Preparation Method: EPA 3005A Pace Analytical Services - Peachtree Corners, GA								
Antimony	ND	mg/L	0.0030	0.00054	1	02/29/24 09:00	03/04/24 17:56	7440-36-0	
Arsenic	**0.0010J**	mg/L	0.0050	0.00084	1	02/29/24 09:00	03/04/24 17:56	7440-38-2	
Barium	**0.0070**	mg/L	0.0050	0.00047	1	02/29/24 09:00	03/04/24 17:56	7440-39-3	
Beryllium	**0.00014J**	mg/L	0.00050	0.000094	1	02/29/24 09:00	03/04/24 17:56	7440-41-7	
Boron	**0.031J**	mg/L	0.040	0.012	1	02/29/24 09:00	03/04/24 17:56	7440-42-8	
Cadmium	**0.00016J**	mg/L	0.00050	0.00010	1	02/29/24 09:00	03/04/24 17:56	7440-43-9	
Chromium	ND	mg/L	0.0050	0.0019	1	02/29/24 09:00	03/04/24 17:56	7440-47-3	
Cobalt	ND	mg/L	0.0050	0.00032	1	02/29/24 09:00	03/04/24 17:56	7440-48-4	
Copper	ND	mg/L	0.0050	0.00043	1	02/29/24 09:00	03/04/24 17:56	7440-50-8	
Lead	ND	mg/L	0.0010	0.00016	1	02/29/24 09:00	03/04/24 17:56	7439-92-1	
Nickel	ND	mg/L	0.0050	0.0021	1	02/29/24 09:00	03/04/24 17:56	7440-02-0	
Selenium	ND	mg/L	0.0050	0.00096	1	02/29/24 09:00	03/04/24 17:56	7782-49-2	
Silver	ND	mg/L	0.0050	0.00031	1	02/29/24 09:00	03/04/24 17:56	7440-22-4	
Thallium	ND	mg/L	0.0010	0.00038	1	02/29/24 09:00	03/04/24 17:56	7440-28-0	
Vanadium	**0.0015J**	mg/L	0.010	0.00075	1	02/29/24 09:00	03/04/24 17:56	7440-62-2	
7470 Mercury	Analytical Method: EPA 7470A Preparation Method: EPA 7470A Pace Analytical Services - Peachtree Corners, GA								
Mercury	ND	mg/L	0.00020	0.00013	1	03/04/24 11:30	03/04/24 15:00	7439-97-6	
2320B Alkalinity	Analytical Method: SM 2320B-2011 Pace Analytical Services - Asheville								
Alkalinity,Bicarbonate (CaCO3)	**156**	mg/L	5.0	5.0	1		02/27/24 21:49		
Alkalinity,Carbonate (CaCO3)	ND	mg/L	5.0	5.0	1		02/27/24 21:49		
Alkalinity, Total as CaCO3	**156**	mg/L	5.0	5.0	1		02/27/24 21:49		
2540C Total Dissolved Solids	Analytical Method: SM 2540C-2015 Pace Analytical Services - Asheville								
Total Dissolved Solids	**146**	mg/L	25.0	25.0	1		02/25/24 12:32		
300.0 IC Anions 28 Days	Analytical Method: EPA 300.0 Rev 2.1 1993 Pace Analytical Services - Asheville								
Chloride	**2.4**	mg/L	1.0	0.60	1		02/24/24 21:11	16887-00-6	
Fluoride	ND	mg/L	0.10	0.050	1		02/24/24 21:11	16984-48-8	

REPORT OF LABORATORY ANALYSIS

This report shall not be reproduced, except in full,
without the written consent of Pace Analytical Services, LLC.

Pace Analytical Services, LLC
9800 Kincey Ave. Suite 100
Huntersville, NC 28078
(704)875-9092

ANALYTICAL RESULTS

Project: Bowen LF Cells 9&10
Pace Project No.: 92714437

Sample: BOW-GWA-42 **Lab ID: 92714437008** Collected: 02/20/24 11:54 Received: 02/23/24 11:38 Matrix: Water

Parameters	Results	Units	Report Limit	MDL	DF	Prepared	Analyzed	CAS No.	Qual
300.0 IC Anions 28 Days	Analytical Method: EPA 300.0 Rev 2.1 1993 Pace Analytical Services - Asheville								
Sulfate	**1.2**	mg/L	1.0	0.50	1		02/24/24 21:11	14808-79-8	

REPORT OF LABORATORY ANALYSIS

This report shall not be reproduced, except in full,
without the written consent of Pace Analytical Services, LLC.

Pace Analytical Services, LLC
9800 Kincey Ave. Suite 100
Huntersville, NC 28078
(704)875-9092

ANALYTICAL RESULTS

Project: Bowen LF Cells 9&10
Pace Project No.: 92714437

Sample: BOW-GWA-43 **Lab ID: 92714437009** Collected: 02/20/24 13:58 Received: 02/23/24 11:38 Matrix: Water

Parameters	Results	Units	Report Limit	MDL	DF	Prepared	Analyzed	CAS No.	Qual
6010D ATL ICP	Analytical Method: EPA 6010D Preparation Method: EPA 3010A Pace Analytical Services - Peachtree Corners, GA								
Iron	**0.067**	mg/L	0.040	0.025	1	02/29/24 13:55	03/04/24 13:29	7439-89-6	
Manganese	**0.015J**	mg/L	0.040	0.011	1	02/29/24 13:55	03/04/24 13:29	7439-96-5	
Zinc	ND	mg/L	0.020	0.0085	1	02/29/24 13:55	03/04/24 13:29	7440-66-6	
Potassium	**0.35J**	mg/L	0.50	0.15	1	02/29/24 13:55	03/04/24 13:29	7440-09-7	
Sodium	**1.4**	mg/L	1.0	0.58	1	02/29/24 13:55	03/04/24 13:29	7440-23-5	
Calcium	**2.0**	mg/L	1.0	0.12	1	02/29/24 13:55	03/04/24 13:29	7440-70-2	
Magnesium	**0.44**	mg/L	0.050	0.012	1	02/29/24 13:55	03/04/24 13:29	7439-95-4	
6020 MET ICPMS	Analytical Method: EPA 6020B Preparation Method: EPA 3005A Pace Analytical Services - Peachtree Corners, GA								
Antimony	ND	mg/L	0.0030	0.00054	1	02/29/24 09:00	03/04/24 18:00	7440-36-0	
Arsenic	ND	mg/L	0.0050	0.00084	1	02/29/24 09:00	03/04/24 18:00	7440-38-2	
Barium	**0.011**	mg/L	0.0050	0.00047	1	02/29/24 09:00	03/04/24 18:00	7440-39-3	
Beryllium	ND	mg/L	0.00050	0.000094	1	02/29/24 09:00	03/04/24 18:00	7440-41-7	
Boron	**0.020J**	mg/L	0.040	0.012	1	02/29/24 09:00	03/04/24 18:00	7440-42-8	
Cadmium	ND	mg/L	0.00050	0.00010	1	02/29/24 09:00	03/04/24 18:00	7440-43-9	
Chromium	ND	mg/L	0.0050	0.0019	1	02/29/24 09:00	03/04/24 18:00	7440-47-3	
Cobalt	ND	mg/L	0.0050	0.00032	1	02/29/24 09:00	03/04/24 18:00	7440-48-4	
Copper	**0.00068J**	mg/L	0.0050	0.00043	1	02/29/24 09:00	03/04/24 18:00	7440-50-8	
Lead	ND	mg/L	0.0010	0.00016	1	02/29/24 09:00	03/04/24 18:00	7439-92-1	
Nickel	ND	mg/L	0.0050	0.0021	1	02/29/24 09:00	03/04/24 18:00	7440-02-0	
Selenium	ND	mg/L	0.0050	0.00096	1	02/29/24 09:00	03/04/24 18:00	7782-49-2	
Silver	ND	mg/L	0.0050	0.00031	1	02/29/24 09:00	03/04/24 18:00	7440-22-4	
Thallium	ND	mg/L	0.0010	0.00038	1	02/29/24 09:00	03/04/24 18:00	7440-28-0	
Vanadium	**0.0017J**	mg/L	0.010	0.00075	1	02/29/24 09:00	03/04/24 18:00	7440-62-2	
7470 Mercury	Analytical Method: EPA 7470A Preparation Method: EPA 7470A Pace Analytical Services - Peachtree Corners, GA								
Mercury	ND	mg/L	0.00020	0.00013	1	03/04/24 11:30	03/04/24 15:02	7439-97-6	
2320B Alkalinity	Analytical Method: SM 2320B-2011 Pace Analytical Services - Asheville								
Alkalinity,Bicarbonate (CaCO3)	**6.0**	mg/L	5.0	5.0	1		02/27/24 21:59		
Alkalinity,Carbonate (CaCO3)	ND	mg/L	5.0	5.0	1		02/27/24 21:59		
Alkalinity, Total as CaCO3	**6.0**	mg/L	5.0	5.0	1		02/27/24 21:59		
2540C Total Dissolved Solids	Analytical Method: SM 2540C-2015 Pace Analytical Services - Asheville								
Total Dissolved Solids	ND	mg/L	25.0	25.0	1		02/25/24 12:32		
300.0 IC Anions 28 Days	Analytical Method: EPA 300.0 Rev 2.1 1993 Pace Analytical Services - Asheville								
Chloride	**1.2**	mg/L	1.0	0.60	1		02/24/24 22:22	16887-00-6	
Fluoride	ND	mg/L	0.10	0.050	1		02/24/24 22:22	16984-48-8	

REPORT OF LABORATORY ANALYSIS

This report shall not be reproduced, except in full,
without the written consent of Pace Analytical Services, LLC.

Pace Analytical Services, LLC
9800 Kincey Ave. Suite 100
Huntersville, NC 28078
(704)875-9092

ANALYTICAL RESULTS

Project: Bowen LF Cells 9&10
Pace Project No.: 92714437

Sample: BOW-GWA-43 **Lab ID: 92714437009** Collected: 02/20/24 13:58 Received: 02/23/24 11:38 Matrix: Water

Parameters	Results	Units	Report Limit	MDL	DF	Prepared	Analyzed	CAS No.	Qual
300.0 IC Anions 28 Days	Analytical Method: EPA 300.0 Rev 2.1 1993 Pace Analytical Services - Asheville								
Sulfate	ND	mg/L	1.0	0.50	1		02/24/24 22:22	14808-79-8	

REPORT OF LABORATORY ANALYSIS

This report shall not be reproduced, except in full,
without the written consent of Pace Analytical Services, LLC.

Pace Analytical Services, LLC
9800 Kincey Ave. Suite 100
Huntersville, NC 28078
(704)875-9092

ANALYTICAL RESULTS

Project: Bowen LF Cells 9&10
Pace Project No.: 92714437

Sample: BOW-GWA-43R **Lab ID: 92714437010** Collected: 02/20/24 14:58 Received: 02/23/24 11:38 Matrix: Water

Parameters	Results	Units	Report Limit	MDL	DF	Prepared	Analyzed	CAS No.	Qual
6010D ATL ICP	Analytical Method: EPA 6010D Preparation Method: EPA 3010A Pace Analytical Services - Peachtree Corners, GA								
Iron	**0.036J**	mg/L	0.040	0.025	1	02/29/24 13:55	03/04/24 13:31	7439-89-6	
Manganese	ND	mg/L	0.040	0.011	1	02/29/24 13:55	03/04/24 13:31	7439-96-5	
Zinc	ND	mg/L	0.020	0.0085	1	02/29/24 13:55	03/04/24 13:31	7440-66-6	
Potassium	**0.71**	mg/L	0.50	0.15	1	02/29/24 13:55	03/04/24 13:31	7440-09-7	
Sodium	**1.5**	mg/L	1.0	0.58	1	02/29/24 13:55	03/04/24 13:31	7440-23-5	
Calcium	**31.4**	mg/L	1.0	0.12	1	02/29/24 13:55	03/04/24 13:31	7440-70-2	
Magnesium	**17.0**	mg/L	0.050	0.012	1	02/29/24 13:55	03/04/24 13:31	7439-95-4	
6020 MET ICPMS	Analytical Method: EPA 6020B Preparation Method: EPA 3005A Pace Analytical Services - Peachtree Corners, GA								
Antimony	**0.0015J**	mg/L	0.0030	0.00054	1	02/29/24 09:00	03/04/24 18:20	7440-36-0	
Arsenic	ND	mg/L	0.0050	0.00084	1	02/29/24 09:00	03/04/24 18:20	7440-38-2	
Barium	**0.0074**	mg/L	0.0050	0.00047	1	02/29/24 09:00	03/04/24 18:20	7440-39-3	
Beryllium	ND	mg/L	0.00050	0.000094	1	02/29/24 09:00	03/04/24 18:20	7440-41-7	
Boron	ND	mg/L	0.040	0.012	1	02/29/24 09:00	03/04/24 18:20	7440-42-8	
Cadmium	ND	mg/L	0.00050	0.00010	1	02/29/24 09:00	03/04/24 18:20	7440-43-9	
Chromium	ND	mg/L	0.0050	0.0019	1	02/29/24 09:00	03/04/24 18:20	7440-47-3	
Cobalt	ND	mg/L	0.0050	0.00032	1	02/29/24 09:00	03/04/24 18:20	7440-48-4	
Copper	ND	mg/L	0.0050	0.00043	1	02/29/24 09:00	03/04/24 18:20	7440-50-8	
Lead	ND	mg/L	0.0010	0.00016	1	02/29/24 09:00	03/04/24 18:20	7439-92-1	
Nickel	ND	mg/L	0.0050	0.0021	1	02/29/24 09:00	03/04/24 18:20	7440-02-0	
Selenium	ND	mg/L	0.0050	0.00096	1	02/29/24 09:00	03/04/24 18:20	7782-49-2	
Silver	ND	mg/L	0.0050	0.00031	1	02/29/24 09:00	03/04/24 18:20	7440-22-4	
Thallium	ND	mg/L	0.0010	0.00038	1	02/29/24 09:00	03/04/24 18:20	7440-28-0	
Vanadium	**0.0016J**	mg/L	0.010	0.00075	1	02/29/24 09:00	03/04/24 18:20	7440-62-2	
7470 Mercury	Analytical Method: EPA 7470A Preparation Method: EPA 7470A Pace Analytical Services - Peachtree Corners, GA								
Mercury	ND	mg/L	0.00020	0.00013	1	03/04/24 11:30	03/04/24 15:05	7439-97-6	
2320B Alkalinity	Analytical Method: SM 2320B-2011 Pace Analytical Services - Asheville								
Alkalinity,Bicarbonate (CaCO3)	**145**	mg/L	5.0	5.0	1		02/27/24 22:13		
Alkalinity,Carbonate (CaCO3)	ND	mg/L	5.0	5.0	1		02/27/24 22:13		
Alkalinity, Total as CaCO3	**145**	mg/L	5.0	5.0	1		02/27/24 22:13		
2540C Total Dissolved Solids	Analytical Method: SM 2540C-2015 Pace Analytical Services - Asheville								
Total Dissolved Solids	**136**	mg/L	25.0	25.0	1		02/25/24 12:32		
300.0 IC Anions 28 Days	Analytical Method: EPA 300.0 Rev 2.1 1993 Pace Analytical Services - Asheville								
Chloride	**2.0**	mg/L	1.0	0.60	1		02/24/24 22:36	16887-00-6	
Fluoride	ND	mg/L	0.10	0.050	1		02/24/24 22:36	16984-48-8	

REPORT OF LABORATORY ANALYSIS

This report shall not be reproduced, except in full,
without the written consent of Pace Analytical Services, LLC.

Pace Analytical Services, LLC
9800 Kincey Ave. Suite 100
Huntersville, NC 28078
(704)875-9092

ANALYTICAL RESULTS

Project: Bowen LF Cells 9&10
Pace Project No.: 92714437

Sample: BOW-GWA-43R **Lab ID: 92714437010** Collected: 02/20/24 14:58 Received: 02/23/24 11:38 Matrix: Water

Parameters	Results	Units	Report Limit	MDL	DF	Prepared	Analyzed	CAS No.	Qual
300.0 IC Anions 28 Days	Analytical Method: EPA 300.0 Rev 2.1 1993 Pace Analytical Services - Asheville								
Sulfate	**2.8**	mg/L	1.0	0.50	1		02/24/24 22:36	14808-79-8	

REPORT OF LABORATORY ANALYSIS

This report shall not be reproduced, except in full,
without the written consent of Pace Analytical Services, LLC.

Pace Analytical Services, LLC
9800 Kincey Ave. Suite 100
Huntersville, NC 28078
(704)875-9092

ANALYTICAL RESULTS

Project: Bowen LF Cells 9&10
Pace Project No.: 92714437

Sample: BOW-GWC-44 **Lab ID: 92714437011** Collected: 02/20/24 10:44 Received: 02/23/24 11:38 Matrix: Water

Parameters	Results	Units	Report Limit	MDL	DF	Prepared	Analyzed	CAS No.	Qual
6010D ATL ICP	Analytical Method: EPA 6010D Preparation Method: EPA 3010A Pace Analytical Services - Peachtree Corners, GA								
Iron	ND	mg/L	0.040	0.025	1	02/29/24 13:55	03/04/24 13:34	7439-89-6	
Manganese	**0.048**	mg/L	0.040	0.011	1	02/29/24 13:55	03/04/24 13:34	7439-96-5	
Zinc	ND	mg/L	0.020	0.0085	1	02/29/24 13:55	03/04/24 13:34	7440-66-6	
Potassium	**1.1**	mg/L	0.50	0.15	1	02/29/24 13:55	03/04/24 13:34	7440-09-7	
Sodium	**2.4**	mg/L	1.0	0.58	1	02/29/24 13:55	03/04/24 13:34	7440-23-5	
Calcium	**7.6**	mg/L	1.0	0.12	1	02/29/24 13:55	03/04/24 13:34	7440-70-2	
Magnesium	**1.5**	mg/L	0.050	0.012	1	02/29/24 13:55	03/04/24 13:34	7439-95-4	
6020 MET ICPMS	Analytical Method: EPA 6020B Preparation Method: EPA 3005A Pace Analytical Services - Peachtree Corners, GA								
Antimony	ND	mg/L	0.0030	0.00054	1	02/29/24 09:00	03/04/24 18:24	7440-36-0	
Arsenic	ND	mg/L	0.0050	0.00084	1	02/29/24 09:00	03/04/24 18:24	7440-38-2	
Barium	**0.033**	mg/L	0.0050	0.00047	1	02/29/24 09:00	03/04/24 18:24	7440-39-3	
Beryllium	ND	mg/L	0.00050	0.000094	1	02/29/24 09:00	03/04/24 18:24	7440-41-7	
Boron	ND	mg/L	0.040	0.012	1	02/29/24 09:00	03/04/24 18:24	7440-42-8	
Cadmium	ND	mg/L	0.00050	0.00010	1	02/29/24 09:00	03/04/24 18:24	7440-43-9	
Chromium	ND	mg/L	0.0050	0.0019	1	02/29/24 09:00	03/04/24 18:24	7440-47-3	
Cobalt	**0.0016J**	mg/L	0.0050	0.00032	1	02/29/24 09:00	03/04/24 18:24	7440-48-4	
Copper	**0.00050J**	mg/L	0.0050	0.00043	1	02/29/24 09:00	03/04/24 18:24	7440-50-8	
Lead	**0.00041J**	mg/L	0.0010	0.00016	1	02/29/24 09:00	03/04/24 18:24	7439-92-1	
Nickel	ND	mg/L	0.0050	0.0021	1	02/29/24 09:00	03/04/24 18:24	7440-02-0	
Selenium	ND	mg/L	0.0050	0.00096	1	02/29/24 09:00	03/04/24 18:24	7782-49-2	
Silver	ND	mg/L	0.0050	0.00031	1	02/29/24 09:00	03/04/24 18:24	7440-22-4	
Thallium	ND	mg/L	0.0010	0.00038	1	02/29/24 09:00	03/04/24 18:24	7440-28-0	
Vanadium	**0.00096J**	mg/L	0.010	0.00075	1	02/29/24 09:00	03/04/24 18:24	7440-62-2	
7470 Mercury	Analytical Method: EPA 7470A Preparation Method: EPA 7470A Pace Analytical Services - Peachtree Corners, GA								
Mercury	ND	mg/L	0.00020	0.00013	1	03/04/24 11:30	03/04/24 15:13	7439-97-6	
2320B Alkalinity	Analytical Method: SM 2320B-2011 Pace Analytical Services - Asheville								
Alkalinity,Bicarbonate (CaCO3)	ND	mg/L	5.0	5.0	1		02/27/24 22:22		
Alkalinity,Carbonate (CaCO3)	ND	mg/L	5.0	5.0	1		02/27/24 22:22		
Alkalinity, Total as CaCO3	ND	mg/L	5.0	5.0	1		02/27/24 22:22		
2540C Total Dissolved Solids	Analytical Method: SM 2540C-2015 Pace Analytical Services - Asheville								
Total Dissolved Solids	**48.0**	mg/L	25.0	25.0	1		02/25/24 12:33		
300.0 IC Anions 28 Days	Analytical Method: EPA 300.0 Rev 2.1 1993 Pace Analytical Services - Asheville								
Chloride	**4.8**	mg/L	1.0	0.60	1		02/24/24 22:51	16887-00-6	
Fluoride	ND	mg/L	0.10	0.050	1		02/24/24 22:51	16984-48-8	

REPORT OF LABORATORY ANALYSIS

This report shall not be reproduced, except in full,
without the written consent of Pace Analytical Services, LLC.

Pace Analytical Services, LLC
9800 Kincey Ave. Suite 100
Huntersville, NC 28078
(704)875-9092

ANALYTICAL RESULTS

Project: Bowen LF Cells 9&10
Pace Project No.: 92714437

Sample: BOW-GWC-44 **Lab ID: 92714437011** Collected: 02/20/24 10:44 Received: 02/23/24 11:38 Matrix: Water

Parameters	Results	Units	Report Limit	MDL	DF	Prepared	Analyzed	CAS No.	Qual
300.0 IC Anions 28 Days	Analytical Method: EPA 300.0 Rev 2.1 1993 Pace Analytical Services - Asheville								
Sulfate	**18.6**	mg/L	1.0	0.50	1		02/24/24 22:51	14808-79-8	

REPORT OF LABORATORY ANALYSIS

This report shall not be reproduced, except in full,
without the written consent of Pace Analytical Services, LLC.

Pace Analytical Services, LLC
9800 Kincey Ave. Suite 100
Huntersville, NC 28078
(704)875-9092

ANALYTICAL RESULTS

Project: Bowen LF Cells 9&10
Pace Project No.: 92714437

Sample: BOW-GWC-45 **Lab ID: 92714437012** Collected: 02/20/24 13:22 Received: 02/23/24 11:38 Matrix: Water

Parameters	Results	Units	Report Limit	MDL	DF	Prepared	Analyzed	CAS No.	Qual
6010D ATL ICP	Analytical Method: EPA 6010D Preparation Method: EPA 3010A Pace Analytical Services - Peachtree Corners, GA								
Iron	ND	mg/L	0.040	0.025	1	02/29/24 13:55	03/04/24 13:37	7439-89-6	
Manganese	**0.031J**	mg/L	0.040	0.011	1	02/29/24 13:55	03/04/24 13:37	7439-96-5	
Zinc	ND	mg/L	0.020	0.0085	1	02/29/24 13:55	03/04/24 13:37	7440-66-6	
Potassium	**0.29J**	mg/L	0.50	0.15	1	02/29/24 13:55	03/04/24 13:37	7440-09-7	
Sodium	**1.8**	mg/L	1.0	0.58	1	02/29/24 13:55	03/04/24 13:37	7440-23-5	
Calcium	**1.0**	mg/L	1.0	0.12	1	02/29/24 13:55	03/04/24 13:37	7440-70-2	
Magnesium	**0.63**	mg/L	0.050	0.012	1	02/29/24 13:55	03/04/24 13:37	7439-95-4	
6020 MET ICPMS	Analytical Method: EPA 6020B Preparation Method: EPA 3005A Pace Analytical Services - Peachtree Corners, GA								
Antimony	**0.00062J**	mg/L	0.0030	0.00054	1	02/29/24 09:00	03/04/24 18:27	7440-36-0	
Arsenic	ND	mg/L	0.0050	0.00084	1	02/29/24 09:00	03/04/24 18:27	7440-38-2	
Barium	**0.0078**	mg/L	0.0050	0.00047	1	02/29/24 09:00	03/04/24 18:27	7440-39-3	
Beryllium	ND	mg/L	0.00050	0.000094	1	02/29/24 09:00	03/04/24 18:27	7440-41-7	
Boron	ND	mg/L	0.040	0.012	1	02/29/24 09:00	03/04/24 18:27	7440-42-8	
Cadmium	ND	mg/L	0.00050	0.00010	1	02/29/24 09:00	03/04/24 18:27	7440-43-9	
Chromium	ND	mg/L	0.0050	0.0019	1	02/29/24 09:00	03/04/24 18:27	7440-47-3	
Cobalt	**0.0014J**	mg/L	0.0050	0.00032	1	02/29/24 09:00	03/04/24 18:27	7440-48-4	
Copper	**0.00067J**	mg/L	0.0050	0.00043	1	02/29/24 09:00	03/04/24 18:27	7440-50-8	
Lead	**0.00021J**	mg/L	0.0010	0.00016	1	02/29/24 09:00	03/04/24 18:27	7439-92-1	
Nickel	ND	mg/L	0.0050	0.0021	1	02/29/24 09:00	03/04/24 18:27	7440-02-0	
Selenium	ND	mg/L	0.0050	0.00096	1	02/29/24 09:00	03/04/24 18:27	7782-49-2	
Silver	ND	mg/L	0.0050	0.00031	1	02/29/24 09:00	03/04/24 18:27	7440-22-4	
Thallium	ND	mg/L	0.0010	0.00038	1	02/29/24 09:00	03/04/24 18:27	7440-28-0	
Vanadium	**0.00097J**	mg/L	0.010	0.00075	1	02/29/24 09:00	03/04/24 18:27	7440-62-2	
7470 Mercury	Analytical Method: EPA 7470A Preparation Method: EPA 7470A Pace Analytical Services - Peachtree Corners, GA								
Mercury	ND	mg/L	0.00020	0.00013	1	03/04/24 11:30	03/04/24 15:15	7439-97-6	
2320B Alkalinity	Analytical Method: SM 2320B-2011 Pace Analytical Services - Asheville								
Alkalinity,Bicarbonate (CaCO3)	ND	mg/L	5.0	5.0	1		02/27/24 22:26		
Alkalinity,Carbonate (CaCO3)	ND	mg/L	5.0	5.0	1		02/27/24 22:26		
Alkalinity, Total as CaCO3	ND	mg/L	5.0	5.0	1		02/27/24 22:26		
2540C Total Dissolved Solids	Analytical Method: SM 2540C-2015 Pace Analytical Services - Asheville								
Total Dissolved Solids	ND	mg/L	25.0	25.0	1		02/25/24 12:33		
300.0 IC Anions 28 Days	Analytical Method: EPA 300.0 Rev 2.1 1993 Pace Analytical Services - Asheville								
Chloride	**0.76J**	mg/L	1.0	0.60	1		02/24/24 23:05	16887-00-6	
Fluoride	ND	mg/L	0.10	0.050	1		02/24/24 23:05	16984-48-8	

REPORT OF LABORATORY ANALYSIS

This report shall not be reproduced, except in full,
without the written consent of Pace Analytical Services, LLC.

Pace Analytical Services, LLC
9800 Kincey Ave. Suite 100
Huntersville, NC 28078
(704)875-9092

ANALYTICAL RESULTS

Project: Bowen LF Cells 9&10
Pace Project No.: 92714437

Sample: BOW-GWC-45 **Lab ID: 92714437012** Collected: 02/20/24 13:22 Received: 02/23/24 11:38 Matrix: Water

Parameters	Results	Units	Report Limit	MDL	DF	Prepared	Analyzed	CAS No.	Qual
300.0 IC Anions 28 Days	Analytical Method: EPA 300.0 Rev 2.1 1993 Pace Analytical Services - Asheville								
Sulfate	ND	mg/L	1.0	0.50	1		02/24/24 23:05	14808-79-8	

REPORT OF LABORATORY ANALYSIS

This report shall not be reproduced, except in full,
without the written consent of Pace Analytical Services, LLC.

Pace Analytical Services, LLC
9800 Kincey Ave. Suite 100
Huntersville, NC 28078
(704)875-9092

ANALYTICAL RESULTS

Project: Bowen LF Cells 9&10
Pace Project No.: 92714437

Sample: BOW-GWC-45R **Lab ID: 92714437013** Collected: 02/20/24 15:15 Received: 02/23/24 11:38 Matrix: Water

Parameters	Results	Units	Report Limit	MDL	DF	Prepared	Analyzed	CAS No.	Qual
6010D ATL ICP	Analytical Method: EPA 6010D Preparation Method: EPA 3010A Pace Analytical Services - Peachtree Corners, GA								
Iron	ND	mg/L	0.040	0.025	1	02/29/24 13:55	03/04/24 13:40	7439-89-6	
Manganese	ND	mg/L	0.040	0.011	1	02/29/24 13:55	03/04/24 13:40	7439-96-5	
Zinc	ND	mg/L	0.020	0.0085	1	02/29/24 13:55	03/04/24 13:40	7440-66-6	
Potassium	**0.81**	mg/L	0.50	0.15	1	02/29/24 13:55	03/04/24 13:40	7440-09-7	
Sodium	**2.0**	mg/L	1.0	0.58	1	02/29/24 13:55	03/04/24 13:40	7440-23-5	
Calcium	**41.5**	mg/L	1.0	0.12	1	02/29/24 13:55	03/04/24 13:40	7440-70-2	
Magnesium	**22.0**	mg/L	0.050	0.012	1	02/29/24 13:55	03/04/24 13:40	7439-95-4	
6020 MET ICPMS	Analytical Method: EPA 6020B Preparation Method: EPA 3005A Pace Analytical Services - Peachtree Corners, GA								
Antimony	ND	mg/L	0.0030	0.00054	1	02/29/24 09:00	03/04/24 18:31	7440-36-0	
Arsenic	ND	mg/L	0.0050	0.00084	1	02/29/24 09:00	03/04/24 18:31	7440-38-2	
Barium	**0.020**	mg/L	0.0050	0.00047	1	02/29/24 09:00	03/04/24 18:31	7440-39-3	
Beryllium	ND	mg/L	0.00050	0.000094	1	02/29/24 09:00	03/04/24 18:31	7440-41-7	
Boron	ND	mg/L	0.040	0.012	1	02/29/24 09:00	03/04/24 18:31	7440-42-8	
Cadmium	ND	mg/L	0.00050	0.00010	1	02/29/24 09:00	03/04/24 18:31	7440-43-9	
Chromium	ND	mg/L	0.0050	0.0019	1	02/29/24 09:00	03/04/24 18:31	7440-47-3	
Cobalt	ND	mg/L	0.0050	0.00032	1	02/29/24 09:00	03/04/24 18:31	7440-48-4	
Copper	ND	mg/L	0.0050	0.00043	1	02/29/24 09:00	03/04/24 18:31	7440-50-8	
Lead	ND	mg/L	0.0010	0.00016	1	02/29/24 09:00	03/04/24 18:31	7439-92-1	
Nickel	ND	mg/L	0.0050	0.0021	1	02/29/24 09:00	03/04/24 18:31	7440-02-0	
Selenium	ND	mg/L	0.0050	0.00096	1	02/29/24 09:00	03/04/24 18:31	7782-49-2	
Silver	ND	mg/L	0.0050	0.00031	1	02/29/24 09:00	03/04/24 18:31	7440-22-4	
Thallium	ND	mg/L	0.0010	0.00038	1	02/29/24 09:00	03/04/24 18:31	7440-28-0	
Vanadium	**0.00090J**	mg/L	0.010	0.00075	1	02/29/24 09:00	03/04/24 18:31	7440-62-2	
7470 Mercury	Analytical Method: EPA 7470A Preparation Method: EPA 7470A Pace Analytical Services - Peachtree Corners, GA								
Mercury	ND	mg/L	0.00020	0.00013	1	03/04/24 11:30	03/04/24 15:18	7439-97-6	
2320B Alkalinity	Analytical Method: SM 2320B-2011 Pace Analytical Services - Asheville								
Alkalinity,Bicarbonate (CaCO3)	**186**	mg/L	5.0	5.0	1		02/27/24 22:31		
Alkalinity,Carbonate (CaCO3)	ND	mg/L	5.0	5.0	1		02/27/24 22:31		
Alkalinity, Total as CaCO3	**186**	mg/L	5.0	5.0	1		02/27/24 22:31		
2540C Total Dissolved Solids	Analytical Method: SM 2540C-2015 Pace Analytical Services - Asheville								
Total Dissolved Solids	**181**	mg/L	25.0	25.0	1		02/25/24 12:33		
300.0 IC Anions 28 Days	Analytical Method: EPA 300.0 Rev 2.1 1993 Pace Analytical Services - Asheville								
Chloride	**3.2**	mg/L	1.0	0.60	1		02/24/24 23:19	16887-00-6	
Fluoride	ND	mg/L	0.10	0.050	1		02/24/24 23:19	16984-48-8	

REPORT OF LABORATORY ANALYSIS

This report shall not be reproduced, except in full,
without the written consent of Pace Analytical Services, LLC.

Pace Analytical Services, LLC
9800 Kincey Ave. Suite 100
Huntersville, NC 28078
(704)875-9092

ANALYTICAL RESULTS

Project: Bowen LF Cells 9&10
Pace Project No.: 92714437

Sample: BOW-GWC-45R **Lab ID: 92714437013** Collected: 02/20/24 15:15 Received: 02/23/24 11:38 Matrix: Water

Parameters	Results	Units	Report Limit	MDL	DF	Prepared	Analyzed	CAS No.	Qual
300.0 IC Anions 28 Days	Analytical Method: EPA 300.0 Rev 2.1 1993 Pace Analytical Services - Asheville								
Sulfate	**3.7**	mg/L	1.0	0.50	1		02/24/24 23:19	14808-79-8	

REPORT OF LABORATORY ANALYSIS

This report shall not be reproduced, except in full,
without the written consent of Pace Analytical Services, LLC.

Pace Analytical Services, LLC
9800 Kincey Ave. Suite 100
Huntersville, NC 28078
(704)875-9092

ANALYTICAL RESULTS

Project: Bowen LF Cells 9&10
Pace Project No.: 92714437

Sample: BOW-LF9-10-FD-07 **Lab ID: 92714437014** Collected: 02/20/24 00:00 Received: 02/23/24 11:38 Matrix: Water

Parameters	Results	Units	Report Limit	MDL	DF	Prepared	Analyzed	CAS No.	Qual
6010D ATL ICP	Analytical Method: EPA 6010D Preparation Method: EPA 3010A Pace Analytical Services - Peachtree Corners, GA								
Iron	ND	mg/L	0.040	0.025	1	02/29/24 13:55	03/04/24 13:42	7439-89-6	
Manganese	ND	mg/L	0.040	0.011	1	02/29/24 13:55	03/04/24 13:42	7439-96-5	
Zinc	**0.0093J**	mg/L	0.020	0.0085	1	02/29/24 13:55	03/04/24 13:42	7440-66-6	
Potassium	**0.38J**	mg/L	0.50	0.15	1	02/29/24 13:55	03/04/24 13:42	7440-09-7	
Sodium	**1.9**	mg/L	1.0	0.58	1	02/29/24 13:55	03/04/24 13:42	7440-23-5	
Calcium	**38.5**	mg/L	1.0	0.12	1	02/29/24 13:55	03/04/24 13:42	7440-70-2	
Magnesium	**15.2**	mg/L	0.050	0.012	1	02/29/24 13:55	03/04/24 13:42	7439-95-4	
6020 MET ICPMS	Analytical Method: EPA 6020B Preparation Method: EPA 3005A Pace Analytical Services - Peachtree Corners, GA								
Antimony	ND	mg/L	0.0030	0.00054	1	02/29/24 09:00	03/04/24 18:38	7440-36-0	
Arsenic	ND	mg/L	0.0050	0.00084	1	02/29/24 09:00	03/04/24 18:38	7440-38-2	
Barium	**0.0068**	mg/L	0.0050	0.00047	1	02/29/24 09:00	03/04/24 18:38	7440-39-3	
Beryllium	**0.00016J**	mg/L	0.00050	0.000094	1	02/29/24 09:00	03/04/24 18:38	7440-41-7	
Boron	ND	mg/L	0.040	0.012	1	02/29/24 09:00	03/04/24 18:38	7440-42-8	
Cadmium	**0.00015J**	mg/L	0.00050	0.00010	1	02/29/24 09:00	03/04/24 18:38	7440-43-9	
Chromium	ND	mg/L	0.0050	0.0019	1	02/29/24 09:00	03/04/24 18:38	7440-47-3	
Cobalt	ND	mg/L	0.0050	0.00032	1	02/29/24 09:00	03/04/24 18:38	7440-48-4	
Copper	ND	mg/L	0.0050	0.00043	1	02/29/24 09:00	03/04/24 18:38	7440-50-8	
Lead	ND	mg/L	0.0010	0.00016	1	02/29/24 09:00	03/04/24 18:38	7439-92-1	
Nickel	ND	mg/L	0.0050	0.0021	1	02/29/24 09:00	03/04/24 18:38	7440-02-0	
Selenium	ND	mg/L	0.0050	0.00096	1	02/29/24 09:00	03/04/24 18:38	7782-49-2	
Silver	ND	mg/L	0.0050	0.00031	1	02/29/24 09:00	03/04/24 18:38	7440-22-4	
Thallium	ND	mg/L	0.0010	0.00038	1	02/29/24 09:00	03/04/24 18:38	7440-28-0	
Vanadium	**0.0011J**	mg/L	0.010	0.00075	1	02/29/24 09:00	03/04/24 18:38	7440-62-2	
7470 Mercury	Analytical Method: EPA 7470A Preparation Method: EPA 7470A Pace Analytical Services - Peachtree Corners, GA								
Mercury	ND	mg/L	0.00020	0.00013	1	03/04/24 11:30	03/04/24 15:21	7439-97-6	
2320B Alkalinity	Analytical Method: SM 2320B-2011 Pace Analytical Services - Asheville								
Alkalinity,Bicarbonate (CaCO3)	**155**	mg/L	5.0	5.0	1		02/27/24 22:41		
Alkalinity,Carbonate (CaCO3)	ND	mg/L	5.0	5.0	1		02/27/24 22:41		
Alkalinity, Total as CaCO3	**155**	mg/L	5.0	5.0	1		02/27/24 22:41		
2540C Total Dissolved Solids	Analytical Method: SM 2540C-2015 Pace Analytical Services - Asheville								
Total Dissolved Solids	**150**	mg/L	25.0	25.0	1		02/25/24 12:33		
300.0 IC Anions 28 Days	Analytical Method: EPA 300.0 Rev 2.1 1993 Pace Analytical Services - Asheville								
Chloride	**2.4**	mg/L	1.0	0.60	1		02/24/24 23:34	16887-00-6	
Fluoride	ND	mg/L	0.10	0.050	1		02/24/24 23:34	16984-48-8	

REPORT OF LABORATORY ANALYSIS

This report shall not be reproduced, except in full,
without the written consent of Pace Analytical Services, LLC.

Pace Analytical Services, LLC
9800 Kincey Ave. Suite 100
Huntersville, NC 28078
(704)875-9092

ANALYTICAL RESULTS

Project: Bowen LF Cells 9&10
Pace Project No.: 92714437

Sample: BOW-LF9-10-FD-07 **Lab ID: 92714437014** Collected: 02/20/24 00:00 Received: 02/23/24 11:38 Matrix: Water

Parameters	Results	Units	Report Limit	MDL	DF	Prepared	Analyzed	CAS No.	Qual
300.0 IC Anions 28 Days	Analytical Method: EPA 300.0 Rev 2.1 1993 Pace Analytical Services - Asheville								
Sulfate	**1.2**	mg/L	1.0	0.50	1		02/24/24 23:34	14808-79-8	

REPORT OF LABORATORY ANALYSIS

This report shall not be reproduced, except in full,
without the written consent of Pace Analytical Services, LLC.

Pace Analytical Services, LLC
9800 Kincey Ave. Suite 100
Huntersville, NC 28078
(704)875-9092

ANALYTICAL RESULTS

Project: Bowen LF Cells 9&10
Pace Project No.: 92714437

Sample: BOW-LF9-10-FB-08 **Lab ID: 92714437015** Collected: 02/20/24 15:46 Received: 02/23/24 11:38 Matrix: Water

Parameters	Results	Units	Report Limit	MDL	DF	Prepared	Analyzed	CAS No.	Qual
6010D ATL ICP	Analytical Method: EPA 6010D Preparation Method: EPA 3010A Pace Analytical Services - Peachtree Corners, GA								
Iron	ND	mg/L	0.040	0.025	1	02/29/24 13:55	03/04/24 13:45	7439-89-6	
Manganese	ND	mg/L	0.040	0.011	1	02/29/24 13:55	03/04/24 13:45	7439-96-5	
Zinc	ND	mg/L	0.020	0.0085	1	02/29/24 13:55	03/04/24 13:45	7440-66-6	
Potassium	ND	mg/L	0.50	0.15	1	02/29/24 13:55	03/04/24 13:45	7440-09-7	
Sodium	ND	mg/L	1.0	0.58	1	02/29/24 13:55	03/04/24 13:45	7440-23-5	
Calcium	ND	mg/L	1.0	0.12	1	02/29/24 13:55	03/04/24 13:45	7440-70-2	
Magnesium	ND	mg/L	0.050	0.012	1	02/29/24 13:55	03/04/24 13:45	7439-95-4	
6020 MET ICPMS	Analytical Method: EPA 6020B Preparation Method: EPA 3005A Pace Analytical Services - Peachtree Corners, GA								
Antimony	ND	mg/L	0.0030	0.00054	1	02/29/24 09:00	03/05/24 17:54	7440-36-0	
Arsenic	ND	mg/L	0.0050	0.00084	1	02/29/24 09:00	03/05/24 17:54	7440-38-2	
Barium	ND	mg/L	0.0050	0.00047	1	02/29/24 09:00	03/05/24 17:54	7440-39-3	
Beryllium	ND	mg/L	0.00050	0.000094	1	02/29/24 09:00	03/05/24 17:54	7440-41-7	
Boron	ND	mg/L	0.040	0.012	1	02/29/24 09:00	03/05/24 17:54	7440-42-8	
Cadmium	ND	mg/L	0.00050	0.00010	1	02/29/24 09:00	03/05/24 17:54	7440-43-9	
Chromium	ND	mg/L	0.0050	0.0019	1	02/29/24 09:00	03/05/24 17:54	7440-47-3	
Cobalt	ND	mg/L	0.0050	0.00032	1	02/29/24 09:00	03/05/24 17:54	7440-48-4	
Copper	ND	mg/L	0.0050	0.00043	1	02/29/24 09:00	03/05/24 17:54	7440-50-8	
Lead	ND	mg/L	0.0010	0.00016	1	02/29/24 09:00	03/05/24 17:54	7439-92-1	
Nickel	ND	mg/L	0.0050	0.0021	1	02/29/24 09:00	03/05/24 17:54	7440-02-0	
Selenium	ND	mg/L	0.0050	0.00096	1	02/29/24 09:00	03/05/24 17:54	7782-49-2	
Silver	ND	mg/L	0.0050	0.00031	1	02/29/24 09:00	03/05/24 17:54	7440-22-4	
Thallium	ND	mg/L	0.0010	0.00038	1	02/29/24 09:00	03/05/24 17:54	7440-28-0	
Vanadium	ND	mg/L	0.010	0.00075	1	02/29/24 09:00	03/05/24 17:54	7440-62-2	
7470 Mercury	Analytical Method: EPA 7470A Preparation Method: EPA 7470A Pace Analytical Services - Peachtree Corners, GA								
Mercury	ND	mg/L	0.00020	0.00013	1	03/04/24 11:30	03/04/24 15:23	7439-97-6	
2320B Alkalinity	Analytical Method: SM 2320B-2011 Pace Analytical Services - Asheville								
Alkalinity,Bicarbonate (CaCO3)	ND	mg/L	5.0	5.0	1		02/27/24 22:51		
Alkalinity,Carbonate (CaCO3)	ND	mg/L	5.0	5.0	1		02/27/24 22:51		
Alkalinity, Total as CaCO3	ND	mg/L	5.0	5.0	1		02/27/24 22:51		
2540C Total Dissolved Solids	Analytical Method: SM 2540C-2015 Pace Analytical Services - Asheville								
Total Dissolved Solids	ND	mg/L	25.0	25.0	1		02/25/24 12:33		
300.0 IC Anions 28 Days	Analytical Method: EPA 300.0 Rev 2.1 1993 Pace Analytical Services - Asheville								
Chloride	ND	mg/L	1.0	0.60	1		02/24/24 14:45	16887-00-6	
Fluoride	ND	mg/L	0.10	0.050	1		02/24/24 14:45	16984-48-8	

REPORT OF LABORATORY ANALYSIS

This report shall not be reproduced, except in full,
without the written consent of Pace Analytical Services, LLC.

Pace Analytical Services, LLC
9800 Kincey Ave. Suite 100
Huntersville, NC 28078
(704)875-9092

ANALYTICAL RESULTS

Project: Bowen LF Cells 9&10
Pace Project No.: 92714437

Sample: BOW-LF9-10-FB-08 **Lab ID: 92714437015** Collected: 02/20/24 15:46 Received: 02/23/24 11:38 Matrix: Water

Parameters	Results	Units	Report Limit	MDL	DF	Prepared	Analyzed	CAS No.	Qual
300.0 IC Anions 28 Days	Analytical Method: EPA 300.0 Rev 2.1 1993 Pace Analytical Services - Asheville								
Sulfate	ND	mg/L	1.0	0.50	1		02/24/24 14:45	14808-79-8	

REPORT OF LABORATORY ANALYSIS

This report shall not be reproduced, except in full,
without the written consent of Pace Analytical Services, LLC.

Pace Analytical Services, LLC
9800 Kincey Ave. Suite 100
Huntersville, NC 28078
(704)875-9092

ANALYTICAL RESULTS

Project: Bowen LF Cells 9&10
Pace Project No.: 92714437

Sample: BOW-GWC-46R **Lab ID: 92714437016** Collected: 02/21/24 10:36 Received: 02/23/24 11:38 Matrix: Water

Parameters	Results	Units	Report Limit	MDL	DF	Prepared	Analyzed	CAS No.	Qual
6010D ATL ICP	Analytical Method: EPA 6010D Preparation Method: EPA 3010A Pace Analytical Services - Peachtree Corners, GA								
Iron	ND	mg/L	0.040	0.025	1	02/29/24 13:55	03/04/24 13:48	7439-89-6	
Manganese	ND	mg/L	0.040	0.011	1	02/29/24 13:55	03/04/24 13:48	7439-96-5	
Zinc	ND	mg/L	0.020	0.0085	1	02/29/24 13:55	03/04/24 13:48	7440-66-6	
Potassium	**2.1**	mg/L	0.50	0.15	1	02/29/24 13:55	03/04/24 13:48	7440-09-7	
Sodium	**11.7**	mg/L	1.0	0.58	1	02/29/24 13:55	03/04/24 13:48	7440-23-5	
Calcium	**39.6**	mg/L	1.0	0.12	1	02/29/24 13:55	03/04/24 13:48	7440-70-2	
Magnesium	**21.4**	mg/L	0.050	0.012	1	02/29/24 13:55	03/04/24 13:48	7439-95-4	
6020 MET ICPMS	Analytical Method: EPA 6020B Preparation Method: EPA 3005A Pace Analytical Services - Peachtree Corners, GA								
Antimony	ND	mg/L	0.0030	0.00054	1	02/29/24 09:00	03/05/24 17:58	7440-36-0	
Arsenic	ND	mg/L	0.0050	0.00084	1	02/29/24 09:00	03/05/24 17:58	7440-38-2	
Barium	**0.011**	mg/L	0.0050	0.00047	1	02/29/24 09:00	03/05/24 17:58	7440-39-3	
Beryllium	ND	mg/L	0.00050	0.000094	1	02/29/24 09:00	03/05/24 17:58	7440-41-7	
Boron	ND	mg/L	0.040	0.012	1	02/29/24 09:00	03/05/24 17:58	7440-42-8	
Cadmium	ND	mg/L	0.00050	0.00010	1	02/29/24 09:00	03/05/24 17:58	7440-43-9	
Chromium	**0.0066**	mg/L	0.0050	0.0019	1	02/29/24 09:00	03/05/24 17:58	7440-47-3	
Cobalt	ND	mg/L	0.0050	0.00032	1	02/29/24 09:00	03/05/24 17:58	7440-48-4	
Copper	ND	mg/L	0.0050	0.00043	1	02/29/24 09:00	03/05/24 17:58	7440-50-8	
Lead	ND	mg/L	0.0010	0.00016	1	02/29/24 09:00	03/05/24 17:58	7439-92-1	
Nickel	ND	mg/L	0.0050	0.0021	1	02/29/24 09:00	03/05/24 17:58	7440-02-0	
Selenium	ND	mg/L	0.0050	0.00096	1	02/29/24 09:00	03/05/24 17:58	7782-49-2	
Silver	ND	mg/L	0.0050	0.00031	1	02/29/24 09:00	03/05/24 17:58	7440-22-4	
Thallium	ND	mg/L	0.0010	0.00038	1	02/29/24 09:00	03/05/24 17:58	7440-28-0	
Vanadium	ND	mg/L	0.010	0.00075	1	02/29/24 09:00	03/05/24 17:58	7440-62-2	
7470 Mercury	Analytical Method: EPA 7470A Preparation Method: EPA 7470A Pace Analytical Services - Peachtree Corners, GA								
Mercury	ND	mg/L	0.00020	0.00013	1	03/04/24 11:30	03/04/24 15:26	7439-97-6	
2320B Alkalinity	Analytical Method: SM 2320B-2011 Pace Analytical Services - Asheville								
Alkalinity,Bicarbonate (CaCO3)	**211**	mg/L	5.0	5.0	1		03/02/24 18:54		
Alkalinity,Carbonate (CaCO3)	ND	mg/L	5.0	5.0	1		03/02/24 18:54		
Alkalinity, Total as CaCO3	**211**	mg/L	5.0	5.0	1		03/02/24 18:54		
2540C Total Dissolved Solids	Analytical Method: SM 2540C-2015 Pace Analytical Services - Asheville								
Total Dissolved Solids	**215**	mg/L	25.0	25.0	1		02/25/24 12:33		
300.0 IC Anions 28 Days	Analytical Method: EPA 300.0 Rev 2.1 1993 Pace Analytical Services - Asheville								
Chloride	**4.2**	mg/L	1.0	0.60	1		02/24/24 23:48	16887-00-6	
Fluoride	ND	mg/L	0.10	0.050	1		02/24/24 23:48	16984-48-8	

REPORT OF LABORATORY ANALYSIS

This report shall not be reproduced, except in full,
without the written consent of Pace Analytical Services, LLC.

Pace Analytical Services, LLC
9800 Kincey Ave. Suite 100
Huntersville, NC 28078
(704)875-9092

ANALYTICAL RESULTS

Project: Bowen LF Cells 9&10
Pace Project No.: 92714437

Sample: BOW-GWC-46R **Lab ID: 92714437016** Collected: 02/21/24 10:36 Received: 02/23/24 11:38 Matrix: Water

Parameters	Results	Units	Report Limit	MDL	DF	Prepared	Analyzed	CAS No.	Qual
300.0 IC Anions 28 Days	Analytical Method: EPA 300.0 Rev 2.1 1993 Pace Analytical Services - Asheville								
Sulfate	**3.9**	mg/L	1.0	0.50	1		02/24/24 23:48	14808-79-8	

REPORT OF LABORATORY ANALYSIS

This report shall not be reproduced, except in full,
without the written consent of Pace Analytical Services, LLC.

Pace Analytical Services, LLC
9800 Kincey Ave. Suite 100
Huntersville, NC 28078
(704)875-9092

ANALYTICAL RESULTS

Project: Bowen LF Cells 9&10
Pace Project No.: 92714437

Sample: BOW-GWC-47 **Lab ID: 92714437017** Collected: 02/21/24 14:33 Received: 02/23/24 11:38 Matrix: Water

Parameters	Results	Units	Report Limit	MDL	DF	Prepared	Analyzed	CAS No.	Qual
6010D ATL ICP	Analytical Method: EPA 6010D Preparation Method: EPA 3010A Pace Analytical Services - Peachtree Corners, GA								
Iron	ND	mg/L	0.040	0.025	1	02/29/24 13:55	03/04/24 13:56	7439-89-6	
Manganese	ND	mg/L	0.040	0.011	1	02/29/24 13:55	03/04/24 13:56	7439-96-5	
Zinc	**0.060**	mg/L	0.020	0.0085	1	02/29/24 13:55	03/04/24 13:56	7440-66-6	
Potassium	**0.72**	mg/L	0.50	0.15	1	02/29/24 13:55	03/04/24 13:56	7440-09-7	
Sodium	**2.8**	mg/L	1.0	0.58	1	02/29/24 13:55	03/04/24 13:56	7440-23-5	
Calcium	**22.1**	mg/L	1.0	0.12	1	02/29/24 13:55	03/04/24 13:56	7440-70-2	
Magnesium	**11.7**	mg/L	0.050	0.012	1	02/29/24 13:55	03/04/24 13:56	7439-95-4	
6020 MET ICPMS	Analytical Method: EPA 6020B Preparation Method: EPA 3005A Pace Analytical Services - Peachtree Corners, GA								
Antimony	**0.0013J**	mg/L	0.0030	0.00054	1	02/29/24 09:00	03/05/24 18:13	7440-36-0	
Arsenic	ND	mg/L	0.0050	0.00084	1	02/29/24 09:00	03/05/24 18:13	7440-38-2	
Barium	**0.0087**	mg/L	0.0050	0.00047	1	02/29/24 09:00	03/05/24 18:13	7440-39-3	
Beryllium	ND	mg/L	0.00050	0.000094	1	02/29/24 09:00	03/05/24 18:13	7440-41-7	
Boron	ND	mg/L	0.040	0.012	1	02/29/24 09:00	03/05/24 18:13	7440-42-8	
Cadmium	**0.00020J**	mg/L	0.00050	0.00010	1	02/29/24 09:00	03/05/24 18:13	7440-43-9	
Chromium	**0.0021J**	mg/L	0.0050	0.0019	1	02/29/24 09:00	03/05/24 18:13	7440-47-3	
Cobalt	ND	mg/L	0.0050	0.00032	1	02/29/24 09:00	03/05/24 18:13	7440-48-4	
Copper	ND	mg/L	0.0050	0.00043	1	02/29/24 09:00	03/05/24 18:13	7440-50-8	
Lead	ND	mg/L	0.0010	0.00016	1	02/29/24 09:00	03/05/24 18:13	7439-92-1	
Nickel	ND	mg/L	0.0050	0.0021	1	02/29/24 09:00	03/05/24 18:13	7440-02-0	
Selenium	ND	mg/L	0.0050	0.00096	1	02/29/24 09:00	03/05/24 18:13	7782-49-2	
Silver	ND	mg/L	0.0050	0.00031	1	02/29/24 09:00	03/05/24 18:13	7440-22-4	
Thallium	ND	mg/L	0.0010	0.00038	1	02/29/24 09:00	03/05/24 18:13	7440-28-0	
Vanadium	ND	mg/L	0.010	0.00075	1	02/29/24 09:00	03/05/24 18:13	7440-62-2	
7470 Mercury	Analytical Method: EPA 7470A Preparation Method: EPA 7470A Pace Analytical Services - Peachtree Corners, GA								
Mercury	ND	mg/L	0.00020	0.00013	1	03/04/24 11:30	03/04/24 15:28	7439-97-6	
2320B Alkalinity	Analytical Method: SM 2320B-2011 Pace Analytical Services - Asheville								
Alkalinity,Bicarbonate (CaCO3)	**98.6**	mg/L	5.0	5.0	1		02/29/24 19:30		
Alkalinity,Carbonate (CaCO3)	ND	mg/L	5.0	5.0	1		02/29/24 19:30		
Alkalinity, Total as CaCO3	**98.6**	mg/L	5.0	5.0	1		02/29/24 19:30		
2540C Total Dissolved Solids	Analytical Method: SM 2540C-2015 Pace Analytical Services - Asheville								
Total Dissolved Solids	**105**	mg/L	25.0	25.0	1		02/25/24 12:34		
300.0 IC Anions 28 Days	Analytical Method: EPA 300.0 Rev 2.1 1993 Pace Analytical Services - Asheville								
Chloride	**1.9**	mg/L	1.0	0.60	1		02/25/24 00:02	16887-00-6	
Fluoride	**0.059J**	mg/L	0.10	0.050	1		02/25/24 00:02	16984-48-8	

REPORT OF LABORATORY ANALYSIS

This report shall not be reproduced, except in full,
without the written consent of Pace Analytical Services, LLC.

Pace Analytical Services, LLC
9800 Kincey Ave. Suite 100
Huntersville, NC 28078
(704)875-9092

ANALYTICAL RESULTS

Project: Bowen LF Cells 9&10
Pace Project No.: 92714437

Sample: BOW-GWC-47 **Lab ID: 92714437017** Collected: 02/21/24 14:33 Received: 02/23/24 11:38 Matrix: Water

Parameters	Results	Units	Report Limit	MDL	DF	Prepared	Analyzed	CAS No.	Qual
300.0 IC Anions 28 Days	Analytical Method: EPA 300.0 Rev 2.1 1993 Pace Analytical Services - Asheville								
Sulfate	**5.9**	mg/L	1.0	0.50	1		02/25/24 00:02	14808-79-8	

REPORT OF LABORATORY ANALYSIS

This report shall not be reproduced, except in full,
without the written consent of Pace Analytical Services, LLC.

Pace Analytical Services, LLC
9800 Kincey Ave. Suite 100
Huntersville, NC 28078
(704)875-9092

ANALYTICAL RESULTS

Project: Bowen LF Cells 9&10
Pace Project No.: 92714437

Sample: BOW-GWC-47R **Lab ID: 92714437018** Collected: 02/21/24 12:59 Received: 02/23/24 11:38 Matrix: Water

Parameters	Results	Units	Report Limit	MDL	DF	Prepared	Analyzed	CAS No.	Qual
6010D ATL ICP	Analytical Method: EPA 6010D Preparation Method: EPA 3010A Pace Analytical Services - Peachtree Corners, GA								
Iron	ND	mg/L	0.040	0.025	1	02/29/24 13:55	03/04/24 13:58	7439-89-6	
Manganese	ND	mg/L	0.040	0.011	1	02/29/24 13:55	03/04/24 13:58	7439-96-5	
Zinc	ND	mg/L	0.020	0.0085	1	02/29/24 13:55	03/04/24 13:58	7440-66-6	
Potassium	**1.7**	mg/L	0.50	0.15	1	02/29/24 13:55	03/04/24 13:58	7440-09-7	
Sodium	**3.8**	mg/L	1.0	0.58	1	02/29/24 13:55	03/04/24 13:58	7440-23-5	
Calcium	**28.7**	mg/L	1.0	0.12	1	02/29/24 13:55	03/04/24 13:58	7440-70-2	
Magnesium	**6.6**	mg/L	0.050	0.012	1	02/29/24 13:55	03/04/24 13:58	7439-95-4	
6020 MET ICPMS	Analytical Method: EPA 6020B Preparation Method: EPA 3005A Pace Analytical Services - Peachtree Corners, GA								
Antimony	**0.0013J**	mg/L	0.0030	0.00054	1	02/29/24 09:00	03/05/24 18:16	7440-36-0	
Arsenic	ND	mg/L	0.0050	0.00084	1	02/29/24 09:00	03/05/24 18:16	7440-38-2	
Barium	**0.0075**	mg/L	0.0050	0.00047	1	02/29/24 09:00	03/05/24 18:16	7440-39-3	
Beryllium	ND	mg/L	0.00050	0.000094	1	02/29/24 09:00	03/05/24 18:16	7440-41-7	
Boron	ND	mg/L	0.040	0.012	1	02/29/24 09:00	03/05/24 18:16	7440-42-8	
Cadmium	ND	mg/L	0.00050	0.00010	1	02/29/24 09:00	03/05/24 18:16	7440-43-9	
Chromium	**0.0046J**	mg/L	0.0050	0.0019	1	02/29/24 09:00	03/05/24 18:16	7440-47-3	
Cobalt	ND	mg/L	0.0050	0.00032	1	02/29/24 09:00	03/05/24 18:16	7440-48-4	
Copper	ND	mg/L	0.0050	0.00043	1	02/29/24 09:00	03/05/24 18:16	7440-50-8	
Lead	ND	mg/L	0.0010	0.00016	1	02/29/24 09:00	03/05/24 18:16	7439-92-1	
Nickel	ND	mg/L	0.0050	0.0021	1	02/29/24 09:00	03/05/24 18:16	7440-02-0	
Selenium	ND	mg/L	0.0050	0.00096	1	02/29/24 09:00	03/05/24 18:16	7782-49-2	
Silver	ND	mg/L	0.0050	0.00031	1	02/29/24 09:00	03/05/24 18:16	7440-22-4	
Thallium	ND	mg/L	0.0010	0.00038	1	02/29/24 09:00	03/05/24 18:16	7440-28-0	
Vanadium	ND	mg/L	0.010	0.00075	1	02/29/24 09:00	03/05/24 18:16	7440-62-2	
7470 Mercury	Analytical Method: EPA 7470A Preparation Method: EPA 7470A Pace Analytical Services - Peachtree Corners, GA								
Mercury	ND	mg/L	0.00020	0.00013	1	03/04/24 11:30	03/04/24 15:31	7439-97-6	
2320B Alkalinity	Analytical Method: SM 2320B-2011 Pace Analytical Services - Asheville								
Alkalinity,Bicarbonate (CaCO3)	**97.5**	mg/L	5.0	5.0	1		02/29/24 20:29		
Alkalinity,Carbonate (CaCO3)	ND	mg/L	5.0	5.0	1		02/29/24 20:29		
Alkalinity, Total as CaCO3	**97.5**	mg/L	5.0	5.0	1		02/29/24 20:29		
2540C Total Dissolved Solids	Analytical Method: SM 2540C-2015 Pace Analytical Services - Asheville								
Total Dissolved Solids	**114**	mg/L	25.0	25.0	1		02/25/24 12:34		
300.0 IC Anions 28 Days	Analytical Method: EPA 300.0 Rev 2.1 1993 Pace Analytical Services - Asheville								
Chloride	**1.5**	mg/L	1.0	0.60	1		02/25/24 00:45	16887-00-6	
Fluoride	**0.095J**	mg/L	0.10	0.050	1		02/25/24 00:45	16984-48-8	

REPORT OF LABORATORY ANALYSIS

This report shall not be reproduced, except in full,
without the written consent of Pace Analytical Services, LLC.

Pace Analytical Services, LLC
9800 Kincey Ave. Suite 100
Huntersville, NC 28078
(704)875-9092

ANALYTICAL RESULTS

Project: Bowen LF Cells 9&10
Pace Project No.: 92714437

Sample: BOW-GWC-47R **Lab ID: 92714437018** Collected: 02/21/24 12:59 Received: 02/23/24 11:38 Matrix: Water

Parameters	Results	Units	Report Limit	MDL	DF	Prepared	Analyzed	CAS No.	Qual
300.0 IC Anions 28 Days	Analytical Method: EPA 300.0 Rev 2.1 1993 Pace Analytical Services - Asheville								
Sulfate	**6.8**	mg/L	1.0	0.50	1		02/25/24 00:45	14808-79-8	

REPORT OF LABORATORY ANALYSIS

This report shall not be reproduced, except in full,
without the written consent of Pace Analytical Services, LLC.

Pace Analytical Services, LLC
9800 Kincey Ave. Suite 100
Huntersville, NC 28078
(704)875-9092

ANALYTICAL RESULTS

Project: Bowen LF Cells 9&10
Pace Project No.: 92714437

Sample: BOW-GWC-48 **Lab ID: 92714437019** Collected: 02/21/24 10:16 Received: 02/23/24 11:38 Matrix: Water

Parameters	Results	Units	Report Limit	MDL	DF	Prepared	Analyzed	CAS No.	Qual
6010D ATL ICP	Analytical Method: EPA 6010D Preparation Method: EPA 3010A Pace Analytical Services - Peachtree Corners, GA								
Iron	ND	mg/L	0.040	0.025	1	02/29/24 13:55	03/04/24 14:01	7439-89-6	
Manganese	**0.31**	mg/L	0.040	0.011	1	02/29/24 13:55	03/04/24 14:01	7439-96-5	
Zinc	**0.011J**	mg/L	0.020	0.0085	1	02/29/24 13:55	03/04/24 14:01	7440-66-6	
Potassium	**0.36J**	mg/L	0.50	0.15	1	02/29/24 13:55	03/04/24 14:01	7440-09-7	
Sodium	**3.6**	mg/L	1.0	0.58	1	02/29/24 13:55	03/04/24 14:01	7440-23-5	
Calcium	**4.2**	mg/L	1.0	0.12	1	02/29/24 13:55	03/04/24 14:01	7440-70-2	
Magnesium	**2.4**	mg/L	0.050	0.012	1	02/29/24 13:55	03/04/24 14:01	7439-95-4	
6020 MET ICPMS	Analytical Method: EPA 6020B Preparation Method: EPA 3005A Pace Analytical Services - Peachtree Corners, GA								
Antimony	ND	mg/L	0.0030	0.00054	1	02/29/24 09:00	03/05/24 18:20	7440-36-0	
Arsenic	ND	mg/L	0.0050	0.00084	1	02/29/24 09:00	03/05/24 18:20	7440-38-2	
Barium	**0.049**	mg/L	0.0050	0.00047	1	02/29/24 09:00	03/05/24 18:20	7440-39-3	
Beryllium	**0.00050J**	mg/L	0.00050	0.000094	1	02/29/24 09:00	03/05/24 18:20	7440-41-7	
Boron	ND	mg/L	0.040	0.012	1	02/29/24 09:00	03/05/24 18:20	7440-42-8	
Cadmium	**0.00027J**	mg/L	0.00050	0.00010	1	02/29/24 09:00	03/05/24 18:20	7440-43-9	
Chromium	ND	mg/L	0.0050	0.0019	1	02/29/24 09:00	03/05/24 18:20	7440-47-3	
Cobalt	**0.0025J**	mg/L	0.0050	0.00032	1	02/29/24 09:00	03/05/24 18:20	7440-48-4	
Copper	**0.00045J**	mg/L	0.0050	0.00043	1	02/29/24 09:00	03/05/24 18:20	7440-50-8	
Lead	ND	mg/L	0.0010	0.00016	1	02/29/24 09:00	03/05/24 18:20	7439-92-1	
Nickel	**0.0076**	mg/L	0.0050	0.0021	1	02/29/24 09:00	03/05/24 18:20	7440-02-0	
Selenium	**0.0011J**	mg/L	0.0050	0.00096	1	02/29/24 09:00	03/05/24 18:20	7782-49-2	
Silver	ND	mg/L	0.0050	0.00031	1	02/29/24 09:00	03/05/24 18:20	7440-22-4	
Thallium	ND	mg/L	0.0010	0.00038	1	02/29/24 09:00	03/05/24 18:20	7440-28-0	
Vanadium	ND	mg/L	0.010	0.00075	1	02/29/24 09:00	03/05/24 18:20	7440-62-2	
7470 Mercury	Analytical Method: EPA 7470A Preparation Method: EPA 7470A Pace Analytical Services - Peachtree Corners, GA								
Mercury	**0.00071**	mg/L	0.00020	0.00013	1	03/04/24 11:30	03/04/24 15:34	7439-97-6	
2320B Alkalinity	Analytical Method: SM 2320B-2011 Pace Analytical Services - Asheville								
Alkalinity,Bicarbonate (CaCO3)	**6.0**	mg/L	5.0	5.0	1		02/29/24 20:37		
Alkalinity,Carbonate (CaCO3)	ND	mg/L	5.0	5.0	1		02/29/24 20:37		
Alkalinity, Total as CaCO3	**6.0**	mg/L	5.0	5.0	1		02/29/24 20:37		
2540C Total Dissolved Solids	Analytical Method: SM 2540C-2015 Pace Analytical Services - Asheville								
Total Dissolved Solids	**52.0**	mg/L	25.0	25.0	1		02/25/24 12:34		
300.0 IC Anions 28 Days	Analytical Method: EPA 300.0 Rev 2.1 1993 Pace Analytical Services - Asheville								
Chloride	**7.1**	mg/L	1.0	0.60	1		02/25/24 01:28	16887-00-6	
Fluoride	**0.065J**	mg/L	0.10	0.050	1		02/25/24 01:28	16984-48-8	

REPORT OF LABORATORY ANALYSIS

This report shall not be reproduced, except in full,
without the written consent of Pace Analytical Services, LLC.

Pace Analytical Services, LLC
9800 Kincey Ave. Suite 100
Huntersville, NC 28078
(704)875-9092

ANALYTICAL RESULTS

Project: Bowen LF Cells 9&10
Pace Project No.: 92714437

Sample: BOW-GWC-48 **Lab ID: 92714437019** Collected: 02/21/24 10:16 Received: 02/23/24 11:38 Matrix: Water

Parameters	Results	Units	Report Limit	MDL	DF	Prepared	Analyzed	CAS No.	Qual
300.0 IC Anions 28 Days	Analytical Method: EPA 300.0 Rev 2.1 1993 Pace Analytical Services - Asheville								
Sulfate	**8.5**	mg/L	1.0	0.50	1		02/25/24 01:28	14808-79-8	

REPORT OF LABORATORY ANALYSIS

This report shall not be reproduced, except in full,
without the written consent of Pace Analytical Services, LLC.

Pace Analytical Services, LLC
9800 Kincey Ave. Suite 100
Huntersville, NC 28078
(704)875-9092

ANALYTICAL RESULTS

Project: Bowen LF Cells 9&10
Pace Project No.: 92714437

Sample: BOW-GWC-49R **Lab ID: 92714437020** Collected: 02/21/24 13:02 Received: 02/23/24 11:38 Matrix: Water

Parameters	Results	Units	Report Limit	MDL	DF	Prepared	Analyzed	CAS No.	Qual
6010D ATL ICP	Analytical Method: EPA 6010D Preparation Method: EPA 3010A Pace Analytical Services - Peachtree Corners, GA								
Iron	ND	mg/L	0.040	0.025	1	02/29/24 13:55	03/04/24 14:04	7439-89-6	
Manganese	ND	mg/L	0.040	0.011	1	02/29/24 13:55	03/04/24 14:04	7439-96-5	
Zinc	ND	mg/L	0.020	0.0085	1	02/29/24 13:55	03/04/24 14:04	7440-66-6	
Potassium	**0.74**	mg/L	0.50	0.15	1	02/29/24 13:55	03/04/24 14:04	7440-09-7	
Sodium	**2.0**	mg/L	1.0	0.58	1	02/29/24 13:55	03/04/24 14:04	7440-23-5	
Calcium	**26.4**	mg/L	1.0	0.12	1	02/29/24 13:55	03/04/24 14:04	7440-70-2	
Magnesium	**13.6**	mg/L	0.050	0.012	1	02/29/24 13:55	03/04/24 14:04	7439-95-4	
6020 MET ICPMS	Analytical Method: EPA 6020B Preparation Method: EPA 3005A Pace Analytical Services - Peachtree Corners, GA								
Antimony	**0.0020J**	mg/L	0.0030	0.00054	1	02/29/24 09:00	03/05/24 18:31	7440-36-0	
Arsenic	ND	mg/L	0.0050	0.00084	1	02/29/24 09:00	03/05/24 18:31	7440-38-2	
Barium	**0.011**	mg/L	0.0050	0.00047	1	02/29/24 09:00	03/05/24 18:31	7440-39-3	
Beryllium	ND	mg/L	0.00050	0.000094	1	02/29/24 09:00	03/05/24 18:31	7440-41-7	
Boron	ND	mg/L	0.040	0.012	1	02/29/24 09:00	03/05/24 18:31	7440-42-8	
Cadmium	ND	mg/L	0.00050	0.00010	1	02/29/24 09:00	03/05/24 18:31	7440-43-9	
Chromium	ND	mg/L	0.0050	0.0019	1	02/29/24 09:00	03/05/24 18:31	7440-47-3	
Cobalt	ND	mg/L	0.0050	0.00032	1	02/29/24 09:00	03/05/24 18:31	7440-48-4	
Copper	ND	mg/L	0.0050	0.00043	1	02/29/24 09:00	03/05/24 18:31	7440-50-8	
Lead	ND	mg/L	0.0010	0.00016	1	02/29/24 09:00	03/05/24 18:31	7439-92-1	
Nickel	ND	mg/L	0.0050	0.0021	1	02/29/24 09:00	03/05/24 18:31	7440-02-0	
Selenium	ND	mg/L	0.0050	0.00096	1	02/29/24 09:00	03/05/24 18:31	7782-49-2	
Silver	ND	mg/L	0.0050	0.00031	1	02/29/24 09:00	03/05/24 18:31	7440-22-4	
Thallium	ND	mg/L	0.0010	0.00038	1	02/29/24 09:00	03/05/24 18:31	7440-28-0	
Vanadium	ND	mg/L	0.010	0.00075	1	02/29/24 09:00	03/05/24 18:31	7440-62-2	
7470 Mercury	Analytical Method: EPA 7470A Preparation Method: EPA 7470A Pace Analytical Services - Peachtree Corners, GA								
Mercury	ND	mg/L	0.00020	0.00013	1	03/04/24 11:30	03/04/24 15:36	7439-97-6	
2320B Alkalinity	Analytical Method: SM 2320B-2011 Pace Analytical Services - Asheville								
Alkalinity,Bicarbonate (CaCO3)	**139**	mg/L	5.0	5.0	1		03/01/24 16:47		
Alkalinity,Carbonate (CaCO3)	ND	mg/L	5.0	5.0	1		03/01/24 16:47		
Alkalinity, Total as CaCO3	**139**	mg/L	5.0	5.0	1		03/01/24 16:47		
2540C Total Dissolved Solids	Analytical Method: SM 2540C-2015 Pace Analytical Services - Asheville								
Total Dissolved Solids	**126**	mg/L	25.0	25.0	1		02/25/24 12:34		
300.0 IC Anions 28 Days	Analytical Method: EPA 300.0 Rev 2.1 1993 Pace Analytical Services - Asheville								
Chloride	**1.0**	mg/L	1.0	0.60	1		02/25/24 01:42	16887-00-6	
Fluoride	ND	mg/L	0.10	0.050	1		02/25/24 01:42	16984-48-8	

REPORT OF LABORATORY ANALYSIS

This report shall not be reproduced, except in full,
without the written consent of Pace Analytical Services, LLC.

Pace Analytical Services, LLC
9800 Kincey Ave. Suite 100
Huntersville, NC 28078
(704)875-9092

ANALYTICAL RESULTS

Project: Bowen LF Cells 9&10
Pace Project No.: 92714437

Sample: BOW-GWC-49R **Lab ID: 92714437020** Collected: 02/21/24 13:02 Received: 02/23/24 11:38 Matrix: Water

Parameters	Results	Units	Report Limit	MDL	DF	Prepared	Analyzed	CAS No.	Qual
300.0 IC Anions 28 Days	Analytical Method: EPA 300.0 Rev 2.1 1993 Pace Analytical Services - Asheville								
Sulfate	**1.8**	mg/L	1.0	0.50	1		02/25/24 01:42	14808-79-8	

REPORT OF LABORATORY ANALYSIS

This report shall not be reproduced, except in full,
without the written consent of Pace Analytical Services, LLC.

Pace Analytical Services, LLC
9800 Kincey Ave. Suite 100
Huntersville, NC 28078
(704)875-9092

ANALYTICAL RESULTS

Project: Bowen LF Cells 9&10
Pace Project No.: 92714437

Sample: BOW-GWC-49Z **Lab ID: 92714437021** Collected: 02/21/24 11:54 Received: 02/23/24 11:38 Matrix: Water

Parameters	Results	Units	Report Limit	MDL	DF	Prepared	Analyzed	CAS No.	Qual
6010D ATL ICP	Analytical Method: EPA 6010D Preparation Method: EPA 3010A Pace Analytical Services - Peachtree Corners, GA								
Iron	**0.036J**	mg/L	0.040	0.025	1	02/29/24 13:55	03/04/24 14:07	7439-89-6	
Manganese	**0.029J**	mg/L	0.040	0.011	1	02/29/24 13:55	03/04/24 14:07	7439-96-5	
Zinc	ND	mg/L	0.020	0.0085	1	02/29/24 13:55	03/04/24 14:07	7440-66-6	
Potassium	**0.49J**	mg/L	0.50	0.15	1	02/29/24 13:55	03/04/24 14:07	7440-09-7	
Sodium	**2.4**	mg/L	1.0	0.58	1	02/29/24 13:55	03/04/24 14:07	7440-23-5	
Calcium	**0.67J**	mg/L	1.0	0.12	1	02/29/24 13:55	03/04/24 14:07	7440-70-2	
Magnesium	**0.33**	mg/L	0.050	0.012	1	02/29/24 13:55	03/04/24 14:07	7439-95-4	
6020 MET ICPMS	Analytical Method: EPA 6020B Preparation Method: EPA 3005A Pace Analytical Services - Peachtree Corners, GA								
Antimony	ND	mg/L	0.0030	0.00054	1	02/29/24 09:00	03/05/24 18:35	7440-36-0	
Arsenic	ND	mg/L	0.0050	0.00084	1	02/29/24 09:00	03/05/24 18:35	7440-38-2	
Barium	**0.0040J**	mg/L	0.0050	0.00047	1	02/29/24 09:00	03/05/24 18:35	7440-39-3	
Beryllium	ND	mg/L	0.00050	0.000094	1	02/29/24 09:00	03/05/24 18:35	7440-41-7	
Boron	ND	mg/L	0.040	0.012	1	02/29/24 09:00	03/05/24 18:35	7440-42-8	
Cadmium	ND	mg/L	0.00050	0.00010	1	02/29/24 09:00	03/05/24 18:35	7440-43-9	
Chromium	ND	mg/L	0.0050	0.0019	1	02/29/24 09:00	03/05/24 18:35	7440-47-3	
Cobalt	**0.00037J**	mg/L	0.0050	0.00032	1	02/29/24 09:00	03/05/24 18:35	7440-48-4	
Copper	ND	mg/L	0.0050	0.00043	1	02/29/24 09:00	03/05/24 18:35	7440-50-8	
Lead	ND	mg/L	0.0010	0.00016	1	02/29/24 09:00	03/05/24 18:35	7439-92-1	
Nickel	ND	mg/L	0.0050	0.0021	1	02/29/24 09:00	03/05/24 18:35	7440-02-0	
Selenium	ND	mg/L	0.0050	0.00096	1	02/29/24 09:00	03/05/24 18:35	7782-49-2	
Silver	ND	mg/L	0.0050	0.00031	1	02/29/24 09:00	03/05/24 18:35	7440-22-4	
Thallium	ND	mg/L	0.0010	0.00038	1	02/29/24 09:00	03/05/24 18:35	7440-28-0	
Vanadium	ND	mg/L	0.010	0.00075	1	02/29/24 09:00	03/05/24 18:35	7440-62-2	
7470 Mercury	Analytical Method: EPA 7470A Preparation Method: EPA 7470A Pace Analytical Services - Peachtree Corners, GA								
Mercury	ND	mg/L	0.00020	0.00013	1	03/04/24 13:00	03/04/24 17:01	7439-97-6	
2320B Alkalinity	Analytical Method: SM 2320B-2011 Pace Analytical Services - Asheville								
Alkalinity,Bicarbonate (CaCO3)	ND	mg/L	5.0	5.0	1		03/01/24 17:09		
Alkalinity,Carbonate (CaCO3)	ND	mg/L	5.0	5.0	1		03/01/24 17:09		
Alkalinity, Total as CaCO3	ND	mg/L	5.0	5.0	1		03/01/24 17:09		
2540C Total Dissolved Solids	Analytical Method: SM 2540C-2015 Pace Analytical Services - Asheville								
Total Dissolved Solids	ND	mg/L	25.0	25.0	1		02/25/24 12:34		
300.0 IC Anions 28 Days	Analytical Method: EPA 300.0 Rev 2.1 1993 Pace Analytical Services - Asheville								
Chloride	**0.97J**	mg/L	1.0	0.60	1		02/25/24 01:57	16887-00-6	
Fluoride	ND	mg/L	0.10	0.050	1		02/25/24 01:57	16984-48-8	

REPORT OF LABORATORY ANALYSIS

This report shall not be reproduced, except in full,
without the written consent of Pace Analytical Services, LLC.

Pace Analytical Services, LLC
9800 Kincey Ave. Suite 100
Huntersville, NC 28078
(704)875-9092

ANALYTICAL RESULTS

Project: Bowen LF Cells 9&10
Pace Project No.: 92714437

Sample: BOW-GWC-49Z **Lab ID: 92714437021** Collected: 02/21/24 11:54 Received: 02/23/24 11:38 Matrix: Water

Parameters	Results	Units	Report Limit	MDL	DF	Prepared	Analyzed	CAS No.	Qual
300.0 IC Anions 28 Days	Analytical Method: EPA 300.0 Rev 2.1 1993 Pace Analytical Services - Asheville								
Sulfate	**0.57J**	mg/L	1.0	0.50	1		02/25/24 01:57	14808-79-8	

REPORT OF LABORATORY ANALYSIS

This report shall not be reproduced, except in full,
without the written consent of Pace Analytical Services, LLC.

Pace Analytical Services, LLC
9800 Kincey Ave. Suite 100
Huntersville, NC 28078
(704)875-9092

ANALYTICAL RESULTS

Project: Bowen LF Cells 9&10
Pace Project No.: 92714437

Sample: BOW-LF9-10-FD-08 **Lab ID: 92714437022** Collected: 02/21/24 00:00 Received: 02/23/24 11:38 Matrix: Water

Parameters	Results	Units	Report Limit	MDL	DF	Prepared	Analyzed	CAS No.	Qual
6010D ATL ICP	Analytical Method: EPA 6010D Preparation Method: EPA 3010A Pace Analytical Services - Peachtree Corners, GA								
Iron	ND	mg/L	0.040	0.025	1	02/29/24 13:55	03/04/24 14:09	7439-89-6	
Manganese	ND	mg/L	0.040	0.011	1	02/29/24 13:55	03/04/24 14:09	7439-96-5	
Zinc	ND	mg/L	0.020	0.0085	1	02/29/24 13:55	03/04/24 14:09	7440-66-6	
Potassium	**2.2**	mg/L	0.50	0.15	1	02/29/24 13:55	03/04/24 14:09	7440-09-7	
Sodium	**12.3**	mg/L	1.0	0.58	1	02/29/24 13:55	03/04/24 14:09	7440-23-5	
Calcium	**40.9**	mg/L	1.0	0.12	1	02/29/24 13:55	03/04/24 14:09	7440-70-2	
Magnesium	**22.0**	mg/L	0.050	0.012	1	02/29/24 13:55	03/04/24 14:09	7439-95-4	
6020 MET ICPMS	Analytical Method: EPA 6020B Preparation Method: EPA 3005A Pace Analytical Services - Peachtree Corners, GA								
Antimony	ND	mg/L	0.0030	0.00054	1	02/29/24 09:00	03/05/24 18:39	7440-36-0	
Arsenic	ND	mg/L	0.0050	0.00084	1	02/29/24 09:00	03/05/24 18:39	7440-38-2	
Barium	**0.011**	mg/L	0.0050	0.00047	1	02/29/24 09:00	03/05/24 18:39	7440-39-3	
Beryllium	ND	mg/L	0.00050	0.000094	1	02/29/24 09:00	03/05/24 18:39	7440-41-7	
Boron	ND	mg/L	0.040	0.012	1	02/29/24 09:00	03/05/24 18:39	7440-42-8	
Cadmium	ND	mg/L	0.00050	0.00010	1	02/29/24 09:00	03/05/24 18:39	7440-43-9	
Chromium	**0.0062**	mg/L	0.0050	0.0019	1	02/29/24 09:00	03/05/24 18:39	7440-47-3	
Cobalt	ND	mg/L	0.0050	0.00032	1	02/29/24 09:00	03/05/24 18:39	7440-48-4	
Copper	ND	mg/L	0.0050	0.00043	1	02/29/24 09:00	03/05/24 18:39	7440-50-8	
Lead	ND	mg/L	0.0010	0.00016	1	02/29/24 09:00	03/05/24 18:39	7439-92-1	
Nickel	ND	mg/L	0.0050	0.0021	1	02/29/24 09:00	03/05/24 18:39	7440-02-0	
Selenium	ND	mg/L	0.0050	0.00096	1	02/29/24 09:00	03/05/24 18:39	7782-49-2	
Silver	ND	mg/L	0.0050	0.00031	1	02/29/24 09:00	03/05/24 18:39	7440-22-4	
Thallium	ND	mg/L	0.0010	0.00038	1	02/29/24 09:00	03/05/24 18:39	7440-28-0	
Vanadium	ND	mg/L	0.010	0.00075	1	02/29/24 09:00	03/05/24 18:39	7440-62-2	
7470 Mercury	Analytical Method: EPA 7470A Preparation Method: EPA 7470A Pace Analytical Services - Peachtree Corners, GA								
Mercury	ND	mg/L	0.00020	0.00013	1	03/04/24 13:00	03/04/24 17:03	7439-97-6	
2320B Alkalinity	Analytical Method: SM 2320B-2011 Pace Analytical Services - Asheville								
Alkalinity,Bicarbonate (CaCO3)	**238**	mg/L	5.0	5.0	1		03/01/24 17:23		
Alkalinity,Carbonate (CaCO3)	ND	mg/L	5.0	5.0	1		03/01/24 17:23		
Alkalinity, Total as CaCO3	**238**	mg/L	5.0	5.0	1		03/01/24 17:23		
2540C Total Dissolved Solids	Analytical Method: SM 2540C-2015 Pace Analytical Services - Asheville								
Total Dissolved Solids	**204**	mg/L	25.0	25.0	1		02/25/24 12:34		
300.0 IC Anions 28 Days	Analytical Method: EPA 300.0 Rev 2.1 1993 Pace Analytical Services - Asheville								
Chloride	**4.2**	mg/L	1.0	0.60	1		02/25/24 02:11	16887-00-6	
Fluoride	ND	mg/L	0.10	0.050	1		02/25/24 02:11	16984-48-8	

REPORT OF LABORATORY ANALYSIS

This report shall not be reproduced, except in full,
without the written consent of Pace Analytical Services, LLC.

Pace Analytical Services, LLC
9800 Kincey Ave. Suite 100
Huntersville, NC 28078
(704)875-9092

ANALYTICAL RESULTS

Project: Bowen LF Cells 9&10
Pace Project No.: 92714437

Sample: BOW-LF9-10-FD-08 **Lab ID: 92714437022** Collected: 02/21/24 00:00 Received: 02/23/24 11:38 Matrix: Water

Parameters	Results	Units	Report Limit	MDL	DF	Prepared	Analyzed	CAS No.	Qual
300.0 IC Anions 28 Days	Analytical Method: EPA 300.0 Rev 2.1 1993 Pace Analytical Services - Asheville								
Sulfate	**3.9**	mg/L	1.0	0.50	1		02/25/24 02:11	14808-79-8	

REPORT OF LABORATORY ANALYSIS

This report shall not be reproduced, except in full,
without the written consent of Pace Analytical Services, LLC.

Pace Analytical Services, LLC
9800 Kincey Ave. Suite 100
Huntersville, NC 28078
(704)875-9092

QUALITY CONTROL DATA

Project: Bowen LF Cells 9&10
Pace Project No.: 92714437

QC Batch: 835565
QC Batch Method: EPA 3010A
Analysis Method: EPA 6010D
Analysis Description: 6010D ATL
Laboratory: Pace Analytical Services - Peachtree Corners, GA
Associated Lab Samples: 92714437001, 92714437002, 92714437003, 92714437004, 92714437005, 92714437006, 92714437007

METHOD BLANK: 4316637 Matrix: Water
Associated Lab Samples: 92714437001, 92714437002, 92714437003, 92714437004, 92714437005, 92714437006, 92714437007

Parameter	Units	Blank Result	Reporting Limit	MDL	Analyzed	Qualifiers
Calcium	mg/L	ND	1.0	0.12	03/01/24 18:56	
Iron	mg/L	ND	0.040	0.025	03/01/24 18:56	
Magnesium	mg/L	ND	0.050	0.012	03/01/24 18:56	
Manganese	mg/L	ND	0.040	0.011	03/01/24 18:56	
Potassium	mg/L	ND	0.50	0.15	03/01/24 18:56	
Sodium	mg/L	ND	1.0	0.58	03/01/24 18:56	
Zinc	mg/L	ND	0.020	0.0085	03/01/24 18:56	

LABORATORY CONTROL SAMPLE: 4316638

Parameter	Units	Spike Conc.	LCS Result	LCS % Rec	% Rec Limits	Qualifiers
Calcium	mg/L	1	1.0	103	80-120	
Iron	mg/L	1	1.0	102	80-120	
Magnesium	mg/L	1	1.0	104	80-120	
Manganese	mg/L	1	0.97	97	80-120	
Potassium	mg/L	1	0.98	98	80-120	
Sodium	mg/L	1	1.0	103	80-120	
Zinc	mg/L	1	1.0	100	80-120	

MATRIX SPIKE & MATRIX SPIKE DUPLICATE: 4316639 4316640

Parameter	Units	92714171017 Result	MS Spike Conc.	MSD Spike Conc.	MS Result	MSD Result	MS % Rec	MSD % Rec	% Rec Limits	RPD	Max RPD	Qual
Calcium	mg/L	74.2	1	1	75.9	73.0	171	-120	75-125	4	20	M1
Iron	mg/L	0.32	1	1	1.3	1.3	99	94	75-125	5	20	
Magnesium	mg/L	35.5	1	1	37.1	35.6	160	10	75-125	4	20	M1
Manganese	mg/L	0.015J	1	1	0.97	0.97	96	95	75-125	1	20	
Potassium	mg/L	1.5	1	1	2.5	2.3	96	85	75-125	5	20	
Sodium	mg/L	41.2	1	1	42.6	40.9	137	-39	75-125	4	20	M1
Zinc	mg/L	ND	1	1	1.0	1.0	100	100	75-125	0	20	

Results presented on this page are in the units indicated by the "Units" column except where an alternate unit is presented to the right of the result.

REPORT OF LABORATORY ANALYSIS

This report shall not be reproduced, except in full,
without the written consent of Pace Analytical Services, LLC.

Pace Analytical Services, LLC
9800 Kincey Ave. Suite 100
Huntersville, NC 28078
(704)875-9092

QUALITY CONTROL DATA

Project: Bowen LF Cells 9&10
Pace Project No.: 92714437

QC Batch: 835861
QC Batch Method: EPA 3010A
Analysis Method: EPA 6010D
Analysis Description: 6010D ATL
Laboratory: Pace Analytical Services - Peachtree Corners, GA
Associated Lab Samples: 92714437008, 92714437009, 92714437010, 92714437011, 92714437012, 92714437013, 92714437014, 92714437015, 92714437016, 92714437017, 92714437018, 92714437019, 92714437020, 92714437021, 92714437022

METHOD BLANK: 4318215 Matrix: Water
Associated Lab Samples: 92714437008, 92714437009, 92714437010, 92714437011, 92714437012, 92714437013, 92714437014, 92714437015, 92714437016, 92714437017, 92714437018, 92714437019, 92714437020, 92714437021, 92714437022

Parameter	Units	Blank Result	Reporting Limit	MDL	Analyzed	Qualifiers
Calcium	mg/L	ND	1.0	0.12	03/04/24 12:31	
Iron	mg/L	ND	0.040	0.025	03/04/24 12:31	
Magnesium	mg/L	ND	0.050	0.012	03/04/24 12:31	
Manganese	mg/L	ND	0.040	0.011	03/04/24 12:31	
Potassium	mg/L	ND	0.50	0.15	03/04/24 12:31	
Sodium	mg/L	ND	1.0	0.58	03/04/24 12:31	
Zinc	mg/L	ND	0.020	0.0085	03/04/24 12:31	

LABORATORY CONTROL SAMPLE: 4318216

Parameter	Units	Spike Conc.	LCS Result	LCS % Rec	% Rec Limits	Qualifiers
Calcium	mg/L	1	1.0	102	80-120	
Iron	mg/L	1	1.0	102	80-120	
Magnesium	mg/L	1	1.1	105	80-120	
Manganese	mg/L	1	1.0	101	80-120	
Potassium	mg/L	1	1.0	101	80-120	
Sodium	mg/L	1	1.1	108	80-120	
Zinc	mg/L	1	1.0	102	80-120	

MATRIX SPIKE & MATRIX SPIKE DUPLICATE: 4318217 4318218

Parameter	Units	92715031006 Result	MS Spike Conc.	MSD Spike Conc.	MS Result	MSD Result	MS % Rec	MSD % Rec	% Rec Limits	RPD	Max RPD	Qual
Calcium	mg/L	24.5	1	1	25.8	26.0	134	156	75-125	1	20	M1
Iron	mg/L	0.041	1	1	1.1	1.1	104	105	75-125	1	20	
Magnesium	mg/L	52.2	1	1	54.3	53.9	210	173	75-125	1	20	M1
Manganese	mg/L	0.28	1	1	1.3	1.3	101	98	75-125	3	20	
Potassium	mg/L	8.7	1	1	10	9.9	129	124	75-125	0	20	M1
Sodium	mg/L	42.9	1	1	45.0	44.5	209	156	75-125	1	20	M1
Zinc	mg/L	0.0092J	1	1	1.1	1.0	104	102	75-125	2	20	

Results presented on this page are in the units indicated by the "Units" column except where an alternate unit is presented to the right of the result.

REPORT OF LABORATORY ANALYSIS

This report shall not be reproduced, except in full,
without the written consent of Pace Analytical Services, LLC.

Pace Analytical Services, LLC
9800 Kincey Ave. Suite 100
Huntersville, NC 28078
(704)875-9092

QUALITY CONTROL DATA

Project: Bowen LF Cells 9&10
Pace Project No.: 92714437

QC Batch: 834674
QC Batch Method: EPA 3005A
Analysis Method: EPA 6020B
Analysis Description: 6020 MET
Laboratory: Pace Analytical Services - Peachtree Corners, GA
Associated Lab Samples: 92714437001, 92714437002, 92714437003, 92714437004, 92714437005, 92714437006, 92714437007

METHOD BLANK: 4312322 Matrix: Water
Associated Lab Samples: 92714437001, 92714437002, 92714437003, 92714437004, 92714437005, 92714437006, 92714437007

Parameter	Units	Blank Result	Reporting Limit	MDL	Analyzed	Qualifiers
Antimony	mg/L	0.00073J	0.0030	0.00054	02/27/24 13:13	
Arsenic	mg/L	ND	0.0050	0.00084	02/27/24 13:13	
Barium	mg/L	ND	0.0050	0.00047	02/27/24 13:13	
Beryllium	mg/L	ND	0.00050	0.000094	02/27/24 13:13	
Boron	mg/L	ND	0.040	0.012	02/27/24 13:13	
Cadmium	mg/L	ND	0.00050	0.00010	02/27/24 13:13	
Chromium	mg/L	ND	0.0050	0.0019	02/27/24 13:13	
Cobalt	mg/L	ND	0.0050	0.00032	02/27/24 13:13	
Copper	mg/L	ND	0.0050	0.00043	02/27/24 13:13	
Lead	mg/L	ND	0.0010	0.00016	02/27/24 13:13	
Nickel	mg/L	ND	0.0050	0.0021	02/27/24 13:13	
Selenium	mg/L	ND	0.0050	0.00096	02/27/24 13:13	
Silver	mg/L	ND	0.0050	0.00031	02/27/24 13:13	
Thallium	mg/L	ND	0.0010	0.00038	02/27/24 13:13	
Vanadium	mg/L	ND	0.010	0.00075	02/27/24 13:13	

LABORATORY CONTROL SAMPLE: 4312323

Parameter	Units	Spike Conc.	LCS Result	LCS % Rec	% Rec Limits	Qualifiers
Antimony	mg/L	0.1	0.10	103	80-120	
Arsenic	mg/L	0.1	0.10	102	80-120	
Barium	mg/L	0.1	0.097	97	80-120	
Beryllium	mg/L	0.1	0.11	107	80-120	
Boron	mg/L	1	1.0	105	80-120	
Cadmium	mg/L	0.1	0.10	102	80-120	
Chromium	mg/L	0.1	0.10	104	80-120	
Cobalt	mg/L	0.1	0.10	102	80-120	
Copper	mg/L	0.1	0.10	102	80-120	
Lead	mg/L	0.1	0.10	102	80-120	
Nickel	mg/L	0.1	0.10	103	80-120	
Selenium	mg/L	0.1	0.10	100	80-120	
Silver	mg/L	0.1	0.10	100	80-120	
Thallium	mg/L	0.1	0.096	96	80-120	
Vanadium	mg/L	0.1	0.10	103	80-120	

Results presented on this page are in the units indicated by the "Units" column except where an alternate unit is presented to the right of the result.

REPORT OF LABORATORY ANALYSIS

This report shall not be reproduced, except in full,
without the written consent of Pace Analytical Services, LLC.

Pace Analytical Services, LLC
9800 Kincey Ave. Suite 100
Huntersville, NC 28078
(704)875-9092

QUALITY CONTROL DATA

Project: Bowen LF Cells 9&10
Pace Project No.: 92714437

MATRIX SPIKE & MATRIX SPIKE DUPLICATE: 4312324 4312325

Parameter	Units	92714171017 Result	MS Spike Conc.	MSD Spike Conc.	MS Result	MSD Result	MS % Rec	MSD % Rec	% Rec Limits	RPD	Max RPD	Qual
Antimony	mg/L	0.00083J	0.1	0.1	0.11	0.10	105	102	75-125	3	20	
Arsenic	mg/L	0.0011J	0.1	0.1	0.11	0.11	109	106	75-125	3	20	
Barium	mg/L	0.14	0.1	0.1	0.24	0.24	103	101	75-125	1	20	
Beryllium	mg/L	ND	0.1	0.1	0.10	0.10	102	102	75-125	0	20	
Boron	mg/L	ND	1	1	1.0	1.0	102	103	75-125	0	20	
Cadmium	mg/L	ND	0.1	0.1	0.10	0.10	105	102	75-125	2	20	
Chromium	mg/L	ND	0.1	0.1	0.11	0.11	109	106	75-125	3	20	
Cobalt	mg/L	0.00034J	0.1	0.1	0.11	0.11	108	105	75-125	3	20	
Copper	mg/L	ND	0.1	0.1	0.10	0.10	103	100	75-125	3	20	
Lead	mg/L	ND	0.1	0.1	0.099	0.097	99	97	75-125	2	20	
Nickel	mg/L	ND	0.1	0.1	0.11	0.10	107	103	75-125	4	20	
Selenium	mg/L	ND	0.1	0.1	0.11	0.10	106	103	75-125	3	20	
Silver	mg/L	ND	0.1	0.1	0.099	0.096	99	96	75-125	3	20	
Thallium	mg/L	ND	0.1	0.1	0.096	0.094	96	93	75-125	2	20	
Vanadium	mg/L	0.00081J	0.1	0.1	0.11	0.11	112	109	75-125	3	20	

Results presented on this page are in the units indicated by the "Units" column except where an alternate unit is presented to the right of the result.

REPORT OF LABORATORY ANALYSIS

This report shall not be reproduced, except in full,
without the written consent of Pace Analytical Services, LLC.

Pace Analytical Services, LLC
9800 Kincey Ave. Suite 100
Huntersville, NC 28078
(704)875-9092

QUALITY CONTROL DATA

Project: Bowen LF Cells 9&10
Pace Project No.: 92714437

QC Batch: 835669
QC Batch Method: EPA 3005A
Analysis Method: EPA 6020B
Analysis Description: 6020 MET
Laboratory: Pace Analytical Services - Peachtree Corners, GA
Associated Lab Samples: 92714437008, 92714437009, 92714437010, 92714437011, 92714437012, 92714437013, 92714437014

METHOD BLANK: 4317353 Matrix: Water
Associated Lab Samples: 92714437008, 92714437009, 92714437010, 92714437011, 92714437012, 92714437013, 92714437014

Parameter	Units	Blank Result	Reporting Limit	MDL	Analyzed	Qualifiers
Antimony	mg/L	ND	0.0030	0.00054	03/04/24 16:27	
Arsenic	mg/L	ND	0.0050	0.00084	03/04/24 16:27	
Barium	mg/L	ND	0.0050	0.00047	03/04/24 16:27	
Beryllium	mg/L	ND	0.00050	0.000094	03/04/24 16:27	
Boron	mg/L	ND	0.040	0.012	03/04/24 16:27	
Cadmium	mg/L	ND	0.00050	0.00010	03/04/24 16:27	
Chromium	mg/L	ND	0.0050	0.0019	03/04/24 16:27	
Cobalt	mg/L	ND	0.0050	0.00032	03/04/24 16:27	
Copper	mg/L	ND	0.0050	0.00043	03/04/24 16:27	
Lead	mg/L	ND	0.0010	0.00016	03/04/24 16:27	
Nickel	mg/L	ND	0.0050	0.0021	03/04/24 16:27	
Selenium	mg/L	ND	0.0050	0.00096	03/04/24 16:27	
Silver	mg/L	ND	0.0050	0.00031	03/04/24 16:27	
Thallium	mg/L	ND	0.0010	0.00038	03/04/24 16:27	
Vanadium	mg/L	ND	0.010	0.00075	03/04/24 16:27	

LABORATORY CONTROL SAMPLE: 4317354

Parameter	Units	Spike Conc.	LCS Result	LCS % Rec	% Rec Limits	Qualifiers
Antimony	mg/L	0.1	0.11	106	80-120	
Arsenic	mg/L	0.1	0.10	102	80-120	
Barium	mg/L	0.1	0.10	102	80-120	
Beryllium	mg/L	0.1	0.11	107	80-120	
Boron	mg/L	1	1.0	100	80-120	
Cadmium	mg/L	0.1	0.10	104	80-120	
Chromium	mg/L	0.1	0.10	102	80-120	
Cobalt	mg/L	0.1	0.10	101	80-120	
Copper	mg/L	0.1	0.10	102	80-120	
Lead	mg/L	0.1	0.10	101	80-120	
Nickel	mg/L	0.1	0.10	102	80-120	
Selenium	mg/L	0.1	0.099	99	80-120	
Silver	mg/L	0.1	0.10	102	80-120	
Thallium	mg/L	0.1	0.10	101	80-120	
Vanadium	mg/L	0.1	0.10	101	80-120	

Results presented on this page are in the units indicated by the "Units" column except where an alternate unit is presented to the right of the result.

REPORT OF LABORATORY ANALYSIS

This report shall not be reproduced, except in full,
without the written consent of Pace Analytical Services, LLC.

Pace Analytical Services, LLC
9800 Kincey Ave. Suite 100
Huntersville, NC 28078
(704)875-9092

QUALITY CONTROL DATA

Project: Bowen LF Cells 9&10
Pace Project No.: 92714437

MATRIX SPIKE & MATRIX SPIKE DUPLICATE: 4317355 4317356

Parameter	Units	92715028001 Result	MS Spike Conc.	MSD Spike Conc.	MS Result	MSD Result	MS % Rec	MSD % Rec	% Rec Limits	RPD	Max RPD	Qual
Antimony	mg/L	ND	0.1	0.1	0.10	0.10	102	101	75-125	1	20	
Arsenic	mg/L	ND	0.1	0.1	0.10	0.10	101	101	75-125	0	20	
Barium	mg/L	0.047	0.1	0.1	0.15	0.15	104	102	75-125	1	20	
Beryllium	mg/L	ND	0.1	0.1	0.096	0.096	96	96	75-125	1	20	
Boron	mg/L	0.91	1	1	1.9	1.8	96	94	75-125	1	20	
Cadmium	mg/L	ND	0.1	0.1	0.10	0.10	101	102	75-125	1	20	
Chromium	mg/L	ND	0.1	0.1	0.099	0.099	99	99	75-125	0	20	
Cobalt	mg/L	0.0016J	0.1	0.1	0.10	0.099	99	98	75-125	2	20	
Copper	mg/L	ND	0.1	0.1	0.098	0.098	98	98	75-125	0	20	
Lead	mg/L	ND	0.1	0.1	0.096	0.095	96	95	75-125	1	20	
Nickel	mg/L	ND	0.1	0.1	0.10	0.099	99	98	75-125	1	20	
Selenium	mg/L	ND	0.1	0.1	0.099	0.099	99	99	75-125	0	20	
Silver	mg/L	ND	0.1	0.1	0.095	0.094	95	94	75-125	1	20	
Thallium	mg/L	ND	0.1	0.1	0.096	0.095	96	95	75-125	1	20	
Vanadium	mg/L	ND	0.1	0.1	0.10	0.10	100	100	75-125	1	20	

Results presented on this page are in the units indicated by the "Units" column except where an alternate unit is presented to the right of the result.

REPORT OF LABORATORY ANALYSIS

This report shall not be reproduced, except in full,
without the written consent of Pace Analytical Services, LLC.

Pace Analytical Services, LLC
9800 Kincey Ave. Suite 100
Huntersville, NC 28078
(704)875-9092

QUALITY CONTROL DATA

Project: Bowen LF Cells 9&10
Pace Project No.: 92714437

QC Batch: 835670
QC Batch Method: EPA 3005A
Analysis Method: EPA 6020B
Analysis Description: 6020 MET
Laboratory: Pace Analytical Services - Peachtree Corners, GA
Associated Lab Samples: 92714437015, 92714437016, 92714437017, 92714437018, 92714437019, 92714437020, 92714437021, 92714437022

METHOD BLANK: 4317357 Matrix: Water
Associated Lab Samples: 92714437015, 92714437016, 92714437017, 92714437018, 92714437019, 92714437020, 92714437021, 92714437022

Parameter	Units	Blank Result	Reporting Limit	MDL	Analyzed	Qualifiers
Antimony	mg/L	ND	0.0030	0.00054	03/05/24 17:46	
Arsenic	mg/L	ND	0.0050	0.00084	03/05/24 17:46	
Barium	mg/L	ND	0.0050	0.00047	03/05/24 17:46	
Beryllium	mg/L	ND	0.00050	0.000094	03/05/24 17:46	
Boron	mg/L	ND	0.040	0.012	03/05/24 17:46	
Cadmium	mg/L	ND	0.00050	0.00010	03/05/24 17:46	
Chromium	mg/L	ND	0.0050	0.0019	03/05/24 17:46	
Cobalt	mg/L	ND	0.0050	0.00032	03/05/24 17:46	
Copper	mg/L	ND	0.0050	0.00043	03/05/24 17:46	
Lead	mg/L	ND	0.0010	0.00016	03/05/24 17:46	
Nickel	mg/L	ND	0.0050	0.0021	03/05/24 17:46	
Selenium	mg/L	ND	0.0050	0.00096	03/05/24 17:46	
Silver	mg/L	ND	0.0050	0.00031	03/05/24 17:46	
Thallium	mg/L	ND	0.0010	0.00038	03/05/24 17:46	
Vanadium	mg/L	ND	0.010	0.00075	03/05/24 17:46	

LABORATORY CONTROL SAMPLE: 4317358

Parameter	Units	Spike Conc.	LCS Result	LCS % Rec	% Rec Limits	Qualifiers
Antimony	mg/L	0.1	0.099	99	80-120	
Arsenic	mg/L	0.1	0.096	96	80-120	
Barium	mg/L	0.1	0.093	93	80-120	
Beryllium	mg/L	0.1	0.11	106	80-120	
Boron	mg/L	1	1.0	102	80-120	
Cadmium	mg/L	0.1	0.098	98	80-120	
Chromium	mg/L	0.1	0.095	95	80-120	
Cobalt	mg/L	0.1	0.094	94	80-120	
Copper	mg/L	0.1	0.095	95	80-120	
Lead	mg/L	0.1	0.095	95	80-120	
Nickel	mg/L	0.1	0.095	95	80-120	
Selenium	mg/L	0.1	0.095	95	80-120	
Silver	mg/L	0.1	0.097	97	80-120	
Thallium	mg/L	0.1	0.093	93	80-120	
Vanadium	mg/L	0.1	0.095	95	80-120	

Results presented on this page are in the units indicated by the "Units" column except where an alternate unit is presented to the right of the result.

REPORT OF LABORATORY ANALYSIS

This report shall not be reproduced, except in full,
without the written consent of Pace Analytical Services, LLC.

Pace Analytical Services, LLC
9800 Kincey Ave. Suite 100
Huntersville, NC 28078
(704)875-9092

QUALITY CONTROL DATA

Project: Bowen LF Cells 9&10
Pace Project No.: 92714437

MATRIX SPIKE & MATRIX SPIKE DUPLICATE: 4317359 4317360

Parameter	Units	92714437016 Result	MS Spike Conc.	MSD Spike Conc.	MS Result	MSD Result	MS % Rec	MSD % Rec	% Rec Limits	RPD	Max RPD	Qual
Antimony	mg/L	ND	0.1	0.1	0.10	0.10	101	100	75-125	1	20	
Arsenic	mg/L	ND	0.1	0.1	0.10	0.099	102	98	75-125	4	20	
Barium	mg/L	0.011	0.1	0.1	0.11	0.11	98	97	75-125	2	20	
Beryllium	mg/L	ND	0.1	0.1	0.10	0.099	103	99	75-125	4	20	
Boron	mg/L	ND	1	1	1.0	0.98	103	97	75-125	6	20	
Cadmium	mg/L	ND	0.1	0.1	0.10	0.098	103	98	75-125	4	20	
Chromium	mg/L	0.0066	0.1	0.1	0.11	0.10	100	98	75-125	2	20	
Cobalt	mg/L	ND	0.1	0.1	0.099	0.096	99	96	75-125	3	20	
Copper	mg/L	ND	0.1	0.1	0.097	0.094	97	94	75-125	3	20	
Lead	mg/L	ND	0.1	0.1	0.095	0.092	95	92	75-125	3	20	
Nickel	mg/L	ND	0.1	0.1	0.099	0.096	99	96	75-125	3	20	
Selenium	mg/L	ND	0.1	0.1	0.10	0.098	101	98	75-125	3	20	
Silver	mg/L	ND	0.1	0.1	0.097	0.094	97	94	75-125	3	20	
Thallium	mg/L	ND	0.1	0.1	0.094	0.091	94	91	75-125	3	20	
Vanadium	mg/L	ND	0.1	0.1	0.10	0.099	103	99	75-125	3	20	

Results presented on this page are in the units indicated by the "Units" column except where an alternate unit is presented to the right of the result.

REPORT OF LABORATORY ANALYSIS

This report shall not be reproduced, except in full,
without the written consent of Pace Analytical Services, LLC.

Pace Analytical Services, LLC
9800 Kincey Ave. Suite 100
Huntersville, NC 28078
(704)875-9092

QUALITY CONTROL DATA

Project: Bowen LF Cells 9&10
Pace Project No.: 92714437

QC Batch: 836468
QC Batch Method: EPA 7470A
Analysis Method: EPA 7470A
Analysis Description: 7470 Mercury
Laboratory: Pace Analytical Services - Peachtree Corners, GA
Associated Lab Samples: 92714437001, 92714437002, 92714437003, 92714437004, 92714437005, 92714437006, 92714437007, 92714437008, 92714437009, 92714437010, 92714437011, 92714437012, 92714437013, 92714437014, 92714437015, 92714437016, 92714437017, 92714437018, 92714437019, 92714437020

METHOD BLANK: 4320722
Matrix: Water
Associated Lab Samples: 92714437001, 92714437002, 92714437003, 92714437004, 92714437005, 92714437006, 92714437007, 92714437008, 92714437009, 92714437010, 92714437011, 92714437012, 92714437013, 92714437014, 92714437015, 92714437016, 92714437017, 92714437018, 92714437019, 92714437020

Parameter	Units	Blank Result	Reporting Limit	MDL	Analyzed	Qualifiers
Mercury	mg/L	ND	0.00020	0.00013	03/04/24 14:23	

LABORATORY CONTROL SAMPLE: 4320723

Parameter	Units	Spike Conc.	LCS Result	LCS % Rec	% Rec Limits	Qualifiers
Mercury	mg/L	0.0025	0.0024	98	80-120	

MATRIX SPIKE & MATRIX SPIKE DUPLICATE: 4320724 4320725

Parameter	Units	92714437001 Result	MS Spike Conc.	MSD Spike Conc.	MS Result	MSD Result	MS % Rec	MSD % Rec	% Rec Limits	RPD	Max RPD	Qual
Mercury	mg/L	ND	0.0025	0.0025	0.0026	0.0024	102	95	75-125	7	20	

Results presented on this page are in the units indicated by the "Units" column except where an alternate unit is presented to the right of the result.

REPORT OF LABORATORY ANALYSIS

This report shall not be reproduced, except in full,
without the written consent of Pace Analytical Services, LLC.

Pace Analytical Services, LLC
9800 Kincey Ave. Suite 100
Huntersville, NC 28078
(704)875-9092

QUALITY CONTROL DATA

Project: Bowen LF Cells 9&10
Pace Project No.: 92714437

QC Batch: 836469
QC Batch Method: EPA 7470A
Analysis Method: EPA 7470A
Analysis Description: 7470 Mercury
Laboratory: Pace Analytical Services - Peachtree Corners, GA
Associated Lab Samples: 92714437021, 92714437022

METHOD BLANK: 4320726 Matrix: Water
Associated Lab Samples: 92714437021, 92714437022

Parameter	Units	Blank Result	Reporting Limit	MDL	Analyzed	Qualifiers
Mercury	mg/L	ND	0.00020	0.00013	03/04/24 15:55	

LABORATORY CONTROL SAMPLE: 4320727

Parameter	Units	Spike Conc.	LCS Result	LCS % Rec	% Rec Limits	Qualifiers
Mercury	mg/L	0.0025	0.0024	97	80-120	

MATRIX SPIKE & MATRIX SPIKE DUPLICATE: 4320728 4320729

Parameter	Units	92714999001 Result	MS Spike Conc.	MSD Spike Conc.	MS Result	MSD Result	MS % Rec	MSD % Rec	% Rec Limits	RPD	Max RPD	Qual
Mercury	mg/L	ND	0.0025	0.0025	0.0025	0.0024	98	97	75-125	1	20	

Results presented on this page are in the units indicated by the "Units" column except where an alternate unit is presented to the right of the result.

REPORT OF LABORATORY ANALYSIS

This report shall not be reproduced, except in full,
without the written consent of Pace Analytical Services, LLC.

Pace Analytical Services, LLC
9800 Kincey Ave. Suite 100
Huntersville, NC 28078
(704)875-9092

QUALITY CONTROL DATA

Project: Bowen LF Cells 9&10
Pace Project No.: 92714437

QC Batch: 834938 | Analysis Method: SM 2540C-2015
QC Batch Method: SM 2540C-2015 | Analysis Description: 2540C Total Dissolved Solids
Laboratory: Pace Analytical Services - Peachtree Corners, GA
Associated Lab Samples: 92714437001, 92714437002, 92714437003, 92714437004, 92714437005, 92714437006, 92714437007

METHOD BLANK: 4313586 Matrix: Water
Associated Lab Samples: 92714437001, 92714437002, 92714437003, 92714437004, 92714437005, 92714437006, 92714437007

Parameter	Units	Blank Result	Reporting Limit	MDL	Analyzed	Qualifiers
Total Dissolved Solids	mg/L	ND	25.0	25.0	02/26/24 14:42	

LABORATORY CONTROL SAMPLE: 4313587

Parameter	Units	Spike Conc.	LCS Result	LCS % Rec	% Rec Limits	Qualifiers
Total Dissolved Solids	mg/L	400	379	95	80-120	

SAMPLE DUPLICATE: 4313588

Parameter	Units	92714128003 Result	Dup Result	RPD	Max RPD	Qualifiers
Total Dissolved Solids	mg/L	73.0	80.0	9	10	

SAMPLE DUPLICATE: 4313589

Parameter	Units	92715006001 Result	Dup Result	RPD	Max RPD	Qualifiers
Total Dissolved Solids	mg/L	107	103	4	10	

Results presented on this page are in the units indicated by the "Units" column except where an alternate unit is presented to the right of the result.

REPORT OF LABORATORY ANALYSIS

This report shall not be reproduced, except in full,
without the written consent of Pace Analytical Services, LLC.

Pace Analytical Services, LLC
9800 Kincey Ave. Suite 100
Huntersville, NC 28078
(704)875-9092

QUALITY CONTROL DATA

Project: Bowen LF Cells 9&10
Pace Project No.: 92714437

QC Batch: 834611 | Analysis Method: SM 2320B-2011
QC Batch Method: SM 2320B-2011 | Analysis Description: 2320B Alkalinity
Laboratory: Pace Analytical Services - Asheville
Associated Lab Samples: 92714437001, 92714437002, 92714437003, 92714437004, 92714437005, 92714437006, 92714437007

METHOD BLANK: 4312116 Matrix: Water
Associated Lab Samples: 92714437001, 92714437002, 92714437003, 92714437004, 92714437005, 92714437006, 92714437007

Parameter	Units	Blank Result	Reporting Limit	MDL	Analyzed	Qualifiers
Alkalinity, Total as CaCO3	mg/L	ND	5.0	5.0	02/23/24 13:34	
Alkalinity,Bicarbonate (CaCO3)	mg/L	ND	5.0	5.0	02/23/24 13:34	
Alkalinity,Carbonate (CaCO3)	mg/L	ND	5.0	5.0	02/23/24 13:34	

LABORATORY CONTROL SAMPLE: 4312117

Parameter	Units	Spike Conc.	LCS Result	LCS % Rec	% Rec Limits	Qualifiers
Alkalinity, Total as CaCO3	mg/L	50	50.8	102	80-120	

LABORATORY CONTROL SAMPLE: 4312118

Parameter	Units	Spike Conc.	LCS Result	LCS % Rec	% Rec Limits	Qualifiers
Alkalinity, Total as CaCO3	mg/L	50	51.3	103	80-120	

MATRIX SPIKE & MATRIX SPIKE DUPLICATE: 4312119 4312120

Parameter	Units	92714723001 Result	MS Spike Conc.	MSD Spike Conc.	MS Result	MSD Result	MS % Rec	MSD % Rec	% Rec Limits	RPD	Max RPD	Qual
Alkalinity, Total as CaCO3	mg/L	36.4	50	50	87.1	86.4	101	100	80-120	1	25	

MATRIX SPIKE & MATRIX SPIKE DUPLICATE: 4312121 4312122

Parameter	Units	92714723002 Result	MS Spike Conc.	MSD Spike Conc.	MS Result	MSD Result	MS % Rec	MSD % Rec	% Rec Limits	RPD	Max RPD	Qual
Alkalinity, Total as CaCO3	mg/L	73.5	50	50	120	121	94	95	80-120	1	25	

Results presented on this page are in the units indicated by the "Units" column except where an alternate unit is presented to the right of the result.

REPORT OF LABORATORY ANALYSIS

This report shall not be reproduced, except in full,
without the written consent of Pace Analytical Services, LLC.

Pace Analytical Services, LLC
9800 Kincey Ave. Suite 100
Huntersville, NC 28078
(704)875-9092

QUALITY CONTROL DATA

Project: Bowen LF Cells 9&10
Pace Project No.: 92714437

QC Batch: 835156 | Analysis Method: SM 2320B-2011
QC Batch Method: SM 2320B-2011 | Analysis Description: 2320B Alkalinity
Laboratory: Pace Analytical Services - Asheville
Associated Lab Samples: 92714437008, 92714437009, 92714437010, 92714437011, 92714437012, 92714437013, 92714437014, 92714437015

METHOD BLANK: 4314556 Matrix: Water
Associated Lab Samples: 92714437008, 92714437009, 92714437010, 92714437011, 92714437012, 92714437013, 92714437014, 92714437015

Parameter	Units	Blank Result	Reporting Limit	MDL	Analyzed	Qualifiers
Alkalinity, Total as CaCO3	mg/L	ND	5.0	5.0	02/27/24 19:22	
Alkalinity,Bicarbonate (CaCO3)	mg/L	ND	5.0	5.0	02/27/24 19:22	
Alkalinity,Carbonate (CaCO3)	mg/L	ND	5.0	5.0	02/27/24 19:22	

LABORATORY CONTROL SAMPLE: 4314557

Parameter	Units	Spike Conc.	LCS Result	LCS % Rec	% Rec Limits	Qualifiers
Alkalinity, Total as CaCO3	mg/L	50	51.9	104	80-120	

LABORATORY CONTROL SAMPLE: 4314558

Parameter	Units	Spike Conc.	LCS Result	LCS % Rec	% Rec Limits	Qualifiers
Alkalinity, Total as CaCO3	mg/L	50	50.4	101	80-120	

MATRIX SPIKE & MATRIX SPIKE DUPLICATE: 4314559 4314560

Parameter	Units	92713565020 Result	MS Spike Conc.	MSD Spike Conc.	MS Result	MSD Result	MS % Rec	MSD % Rec	% Rec Limits	RPD	Max RPD	Qual
Alkalinity, Total as CaCO3	mg/L	9.6	50	50	61.8	61.2	104	103	80-120	1	25	

MATRIX SPIKE & MATRIX SPIKE DUPLICATE: 4314561 4314562

Parameter	Units	92713565021 Result	MS Spike Conc.	MSD Spike Conc.	MS Result	MSD Result	MS % Rec	MSD % Rec	% Rec Limits	RPD	Max RPD	Qual
Alkalinity, Total as CaCO3	mg/L	56.1	50	50	105	108	98	105	80-120	3	25	

Results presented on this page are in the units indicated by the "Units" column except where an alternate unit is presented to the right of the result.

REPORT OF LABORATORY ANALYSIS

This report shall not be reproduced, except in full,
without the written consent of Pace Analytical Services, LLC.

Pace Analytical Services, LLC
9800 Kincey Ave. Suite 100
Huntersville, NC 28078
(704)875-9092

QUALITY CONTROL DATA

Project: Bowen LF Cells 9&10
Pace Project No.: 92714437

QC Batch: 835303
QC Batch Method: SM 2320B-2011
Analysis Method: SM 2320B-2011
Analysis Description: 2320B Alkalinity
Laboratory: Pace Analytical Services - Asheville
Associated Lab Samples: 92714437018, 92714437019

METHOD BLANK: 4315450 Matrix: Water
Associated Lab Samples: 92714437018, 92714437019

Parameter	Units	Blank Result	Reporting Limit	MDL	Analyzed	Qualifiers
Alkalinity, Total as CaCO3	mg/L	ND	5.0	5.0	02/29/24 13:34	
Alkalinity,Bicarbonate (CaCO3)	mg/L	ND	5.0	5.0	02/29/24 13:34	
Alkalinity,Carbonate (CaCO3)	mg/L	ND	5.0	5.0	02/29/24 13:34	

LABORATORY CONTROL SAMPLE: 4315451

Parameter	Units	Spike Conc.	LCS Result	LCS % Rec	% Rec Limits	Qualifiers
Alkalinity, Total as CaCO3	mg/L	50	50.6	101	80-120	

LABORATORY CONTROL SAMPLE: 4315452

Parameter	Units	Spike Conc.	LCS Result	LCS % Rec	% Rec Limits	Qualifiers
Alkalinity, Total as CaCO3	mg/L	50	52.5	105	80-120	

MATRIX SPIKE & MATRIX SPIKE DUPLICATE: 4315453 4315454

Parameter	Units	92714999007 Result	MS Spike Conc.	MSD Spike Conc.	MS Result	MSD Result	MS % Rec	MSD % Rec	% Rec Limits	RPD	Max RPD	Qual
Alkalinity, Total as CaCO3	mg/L	ND	50	50	49.9	50.3	99	100	80-120	1	25	

MATRIX SPIKE & MATRIX SPIKE DUPLICATE: 4315455 4315456

Parameter	Units	92714999008 Result	MS Spike Conc.	MSD Spike Conc.	MS Result	MSD Result	MS % Rec	MSD % Rec	% Rec Limits	RPD	Max RPD	Qual
Alkalinity, Total as CaCO3	mg/L	ND	50	50	49.9	50.6	100	101	80-120	1	25	

Results presented on this page are in the units indicated by the "Units" column except where an alternate unit is presented to the right of the result.

REPORT OF LABORATORY ANALYSIS

This report shall not be reproduced, except in full,
without the written consent of Pace Analytical Services, LLC.

Pace Analytical Services, LLC
9800 Kincey Ave. Suite 100
Huntersville, NC 28078
(704)875-9092

QUALITY CONTROL DATA

Project: Bowen LF Cells 9&10
Pace Project No.: 92714437

QC Batch: 835849
QC Batch Method: SM 2320B-2011
Analysis Method: SM 2320B-2011
Analysis Description: 2320B Alkalinity
Laboratory: Pace Analytical Services - Asheville
Associated Lab Samples: 92714437017

METHOD BLANK: 4318153 Matrix: Water
Associated Lab Samples: 92714437017

Parameter	Units	Blank Result	Reporting Limit	MDL	Analyzed	Qualifiers
Alkalinity, Total as CaCO3	mg/L	ND	5.0	5.0	02/29/24 17:02	
Alkalinity,Bicarbonate (CaCO3)	mg/L	ND	5.0	5.0	02/29/24 17:02	
Alkalinity,Carbonate (CaCO3)	mg/L	ND	5.0	5.0	02/29/24 17:02	

LABORATORY CONTROL SAMPLE: 4318154

Parameter	Units	Spike Conc.	LCS Result	LCS % Rec	% Rec Limits	Qualifiers
Alkalinity, Total as CaCO3	mg/L	50	49.1	98	80-120	

LABORATORY CONTROL SAMPLE: 4318155

Parameter	Units	Spike Conc.	LCS Result	LCS % Rec	% Rec Limits	Qualifiers
Alkalinity, Total as CaCO3	mg/L	50	50.1	100	80-120	

MATRIX SPIKE & MATRIX SPIKE DUPLICATE: 4318156 4318157

Parameter	Units	92715028003 Result	MS Spike Conc.	MSD Spike Conc.	MS Result	MSD Result	MS % Rec	MSD % Rec	% Rec Limits	RPD	Max RPD	Qual
Alkalinity, Total as CaCO3	mg/L	178	50	50	226	226	95	96	80-120	0	25	

MATRIX SPIKE & MATRIX SPIKE DUPLICATE: 4318158 4318159

Parameter	Units	92715028004 Result	MS Spike Conc.	MSD Spike Conc.	MS Result	MSD Result	MS % Rec	MSD % Rec	% Rec Limits	RPD	Max RPD	Qual
Alkalinity, Total as CaCO3	mg/L	152	50	50	199	198	95	92	80-120	1	25	

Results presented on this page are in the units indicated by the "Units" column except where an alternate unit is presented to the right of the result.

REPORT OF LABORATORY ANALYSIS

This report shall not be reproduced, except in full,
without the written consent of Pace Analytical Services, LLC.

Pace Analytical Services, LLC
9800 Kincey Ave. Suite 100
Huntersville, NC 28078
(704)875-9092

QUALITY CONTROL DATA

Project: Bowen LF Cells 9&10
Pace Project No.: 92714437

QC Batch: 835937
QC Batch Method: SM 2320B-2011
Analysis Method: SM 2320B-2011
Analysis Description: 2320B Alkalinity
Laboratory: Pace Analytical Services - Asheville
Associated Lab Samples: 92714437020, 92714437021, 92714437022

METHOD BLANK: 4318720 Matrix: Water
Associated Lab Samples: 92714437020, 92714437021, 92714437022

Parameter	Units	Blank Result	Reporting Limit	MDL	Analyzed	Qualifiers
Alkalinity, Total as CaCO3	mg/L	ND	5.0	5.0	03/01/24 16:29	
Alkalinity,Bicarbonate (CaCO3)	mg/L	ND	5.0	5.0	03/01/24 16:29	
Alkalinity,Carbonate (CaCO3)	mg/L	ND	5.0	5.0	03/01/24 16:29	

LABORATORY CONTROL SAMPLE: 4318721

Parameter	Units	Spike Conc.	LCS Result	LCS % Rec	% Rec Limits	Qualifiers
Alkalinity, Total as CaCO3	mg/L	50	50.8	102	80-120	

LABORATORY CONTROL SAMPLE: 4318722

Parameter	Units	Spike Conc.	LCS Result	LCS % Rec	% Rec Limits	Qualifiers
Alkalinity, Total as CaCO3	mg/L	50	54.8	110	80-120	

MATRIX SPIKE & MATRIX SPIKE DUPLICATE: 4318723 4318724

Parameter	Units	92714437020 Result	MS Spike Conc.	MSD Spike Conc.	MS Result	MSD Result	MS % Rec	MSD % Rec	% Rec Limits	RPD	Max RPD	Qual
Alkalinity, Total as CaCO3	mg/L	139	50	50	197	189	115	101	80-120	4	25	

MATRIX SPIKE & MATRIX SPIKE DUPLICATE: 4318725 4318726

Parameter	Units	92714437021 Result	MS Spike Conc.	MSD Spike Conc.	MS Result	MSD Result	MS % Rec	MSD % Rec	% Rec Limits	RPD	Max RPD	Qual
Alkalinity, Total as CaCO3	mg/L	ND	50	50	53.6	53.7	102	103	80-120	0	25	

Results presented on this page are in the units indicated by the "Units" column except where an alternate unit is presented to the right of the result.

REPORT OF LABORATORY ANALYSIS

This report shall not be reproduced, except in full,
without the written consent of Pace Analytical Services, LLC.

Pace Analytical Services, LLC
9800 Kincey Ave. Suite 100
Huntersville, NC 28078
(704)875-9092

QUALITY CONTROL DATA

Project: Bowen LF Cells 9&10
Pace Project No.: 92714437

QC Batch: 836394
QC Batch Method: SM 2320B-2011
Analysis Method: SM 2320B-2011
Analysis Description: 2320B Alkalinity
Laboratory: Pace Analytical Services - Asheville
Associated Lab Samples: 92714437016

METHOD BLANK: 4320604 Matrix: Water
Associated Lab Samples: 92714437016

Parameter	Units	Blank Result	Reporting Limit	MDL	Analyzed	Qualifiers
Alkalinity, Total as CaCO3	mg/L	ND	5.0	5.0	03/02/24 17:40	
Alkalinity,Bicarbonate (CaCO3)	mg/L	ND	5.0	5.0	03/02/24 17:40	
Alkalinity,Carbonate (CaCO3)	mg/L	ND	5.0	5.0	03/02/24 17:40	

LABORATORY CONTROL SAMPLE: 4320605

Parameter	Units	Spike Conc.	LCS Result	LCS % Rec	% Rec Limits	Qualifiers
Alkalinity, Total as CaCO3	mg/L	50	51.3	103	80-120	

LABORATORY CONTROL SAMPLE: 4320606

Parameter	Units	Spike Conc.	LCS Result	LCS % Rec	% Rec Limits	Qualifiers
Alkalinity, Total as CaCO3	mg/L	50	53.4	107	80-120	

MATRIX SPIKE & MATRIX SPIKE DUPLICATE: 4320607 4320608

Parameter	Units	92716156001 Result	MS Spike Conc.	MSD Spike Conc.	MS Result	MSD Result	MS % Rec	MSD % Rec	% Rec Limits	RPD	Max RPD	Qual
Alkalinity, Total as CaCO3	mg/L	47.5	50	50	99.0	101	103	106	80-120	2	25	

MATRIX SPIKE & MATRIX SPIKE DUPLICATE: 4320609 4320610

Parameter	Units	92716156002 Result	MS Spike Conc.	MSD Spike Conc.	MS Result	MSD Result	MS % Rec	MSD % Rec	% Rec Limits	RPD	Max RPD	Qual
Alkalinity, Total as CaCO3	mg/L	36.0	50	50	86.4	86.8	101	102	80-120	0	25	

Results presented on this page are in the units indicated by the "Units" column except where an alternate unit is presented to the right of the result.

REPORT OF LABORATORY ANALYSIS

This report shall not be reproduced, except in full,
without the written consent of Pace Analytical Services, LLC.

Pace Analytical Services, LLC
9800 Kincey Ave. Suite 100
Huntersville, NC 28078
(704)875-9092

QUALITY CONTROL DATA

Project: Bowen LF Cells 9&10
Pace Project No.: 92714437

QC Batch: 834848
QC Batch Method: SM 2540C-2015
Analysis Method: SM 2540C-2015
Analysis Description: 2540C Total Dissolved Solids
Laboratory: Pace Analytical Services - Asheville
Associated Lab Samples: 92714437008, 92714437009, 92714437010, 92714437011, 92714437012, 92714437013, 92714437014, 92714437015, 92714437016, 92714437017, 92714437018, 92714437019, 92714437020, 92714437021, 92714437022

METHOD BLANK: 4313275 Matrix: Water
Associated Lab Samples: 92714437008, 92714437009, 92714437010, 92714437011, 92714437012, 92714437013, 92714437014, 92714437015, 92714437016, 92714437017, 92714437018, 92714437019, 92714437020, 92714437021, 92714437022

Parameter	Units	Blank Result	Reporting Limit	MDL	Analyzed	Qualifiers
Total Dissolved Solids	mg/L	ND	25.0	25.0	02/25/24 12:32	

LABORATORY CONTROL SAMPLE: 4313276

Parameter	Units	Spike Conc.	LCS Result	LCS % Rec	% Rec Limits	Qualifiers
Total Dissolved Solids	mg/L	250	254	102	90-110	

SAMPLE DUPLICATE: 4313277

Parameter	Units	92714437008 Result	Dup Result	RPD	Max RPD	Qualifiers
Total Dissolved Solids	mg/L	146	148	1	25	

SAMPLE DUPLICATE: 4313278

Parameter	Units	92715142001 Result	Dup Result	RPD	Max RPD	Qualifiers
Total Dissolved Solids	mg/L	7000	7300	4	25	

Results presented on this page are in the units indicated by the "Units" column except where an alternate unit is presented to the right of the result.

REPORT OF LABORATORY ANALYSIS

This report shall not be reproduced, except in full,
without the written consent of Pace Analytical Services, LLC.

Pace Analytical Services, LLC
9800 Kincey Ave. Suite 100
Huntersville, NC 28078
(704)875-9092

QUALITY CONTROL DATA

Project: Bowen LF Cells 9&10
Pace Project No.: 92714437

QC Batch: 834163
QC Batch Method: EPA 300.0 Rev 2.1 1993
Analysis Method: EPA 300.0 Rev 2.1 1993
Analysis Description: 300.0 IC Anions
Laboratory: Pace Analytical Services - Asheville
Associated Lab Samples: 92714437001, 92714437002, 92714437003

METHOD BLANK: 4310058 Matrix: Water
Associated Lab Samples: 92714437001, 92714437002, 92714437003

Parameter	Units	Blank Result	Reporting Limit	MDL	Analyzed	Qualifiers
Chloride	mg/L	ND	1.0	0.60	02/22/24 15:30	
Fluoride	mg/L	ND	0.10	0.050	02/22/24 15:30	
Sulfate	mg/L	ND	1.0	0.50	02/22/24 15:30	

LABORATORY CONTROL SAMPLE: 4310059

Parameter	Units	Spike Conc.	LCS Result	LCS % Rec	% Rec Limits	Qualifiers
Chloride	mg/L	50	52.7	105	90-110	
Fluoride	mg/L	2.5	2.6	106	90-110	
Sulfate	mg/L	50	53.0	106	90-110	

MATRIX SPIKE & MATRIX SPIKE DUPLICATE: 4310060 4310061

Parameter	Units	92714519009 Result	MS Spike Conc.	MSD Spike Conc.	MS Result	MSD Result	MS % Rec	MSD % Rec	% Rec Limits	RPD	Max RPD	Qual
Chloride	mg/L	8.2	50	50	58.6	59.4	101	102	90-110	1	10	
Fluoride	mg/L	0.072J	2.5	2.5	2.5	2.6	98	99	90-110	2	10	
Sulfate	mg/L	9.5	50	50	60.3	61.1	102	103	90-110	1	10	

MATRIX SPIKE & MATRIX SPIKE DUPLICATE: 4310062 4310063

Parameter	Units	92714519011 Result	MS Spike Conc.	MSD Spike Conc.	MS Result	MSD Result	MS % Rec	MSD % Rec	% Rec Limits	RPD	Max RPD	Qual
Chloride	mg/L	14.7	50	50	65.4	66.1	101	103	90-110	1	10	
Fluoride	mg/L	ND	2.5	2.5	2.5	2.6	100	102	90-110	2	10	
Sulfate	mg/L	40.0	50	50	91.8	91.8	104	104	90-110	0	10	

Results presented on this page are in the units indicated by the "Units" column except where an alternate unit is presented to the right of the result.

REPORT OF LABORATORY ANALYSIS

This report shall not be reproduced, except in full,
without the written consent of Pace Analytical Services, LLC.

Pace Analytical Services, LLC
9800 Kincey Ave. Suite 100
Huntersville, NC 28078
(704)875-9092

QUALITY CONTROL DATA

Project: Bowen LF Cells 9&10
Pace Project No.: 92714437

QC Batch: 834164
QC Batch Method: EPA 300.0 Rev 2.1 1993
Analysis Method: EPA 300.0 Rev 2.1 1993
Analysis Description: 300.0 IC Anions
Laboratory: Pace Analytical Services - Asheville
Associated Lab Samples: 92714437004, 92714437005, 92714437006, 92714437007

METHOD BLANK: 4310065 Matrix: Water
Associated Lab Samples: 92714437004, 92714437005, 92714437006, 92714437007

Parameter	Units	Blank Result	Reporting Limit	MDL	Analyzed	Qualifiers
Chloride	mg/L	ND	1.0	0.60	02/22/24 22:54	
Fluoride	mg/L	ND	0.10	0.050	02/22/24 22:54	
Sulfate	mg/L	ND	1.0	0.50	02/22/24 22:54	

LABORATORY CONTROL SAMPLE: 4310066

Parameter	Units	Spike Conc.	LCS Result	LCS % Rec	% Rec Limits	Qualifiers
Chloride	mg/L	50	53.7	107	90-110	
Fluoride	mg/L	2.5	2.6	104	90-110	
Sulfate	mg/L	50	53.9	108	90-110	

MATRIX SPIKE & MATRIX SPIKE DUPLICATE: 4310067 4310068

Parameter	Units	92714437004 Result	MS Spike Conc.	MSD Spike Conc.	MS Result	MSD Result	MS % Rec	MSD % Rec	% Rec Limits	RPD	Max RPD	Qual
Chloride	mg/L	1.2	50	50	52.3	52.9	102	103	90-110	1	10	
Fluoride	mg/L	ND	2.5	2.5	2.4	2.5	95	97	90-110	2	10	
Sulfate	mg/L	4.2	50	50	55.6	56.2	103	104	90-110	1	10	

Results presented on this page are in the units indicated by the "Units" column except where an alternate unit is presented to the right of the result.

REPORT OF LABORATORY ANALYSIS

This report shall not be reproduced, except in full,
without the written consent of Pace Analytical Services, LLC.

Pace Analytical Services, LLC
9800 Kincey Ave. Suite 100
Huntersville, NC 28078
(704)875-9092

QUALITY CONTROL DATA

Project: Bowen LF Cells 9&10
Pace Project No.: 92714437

QC Batch: 834819
QC Batch Method: EPA 300.0 Rev 2.1 1993
Analysis Method: EPA 300.0 Rev 2.1 1993
Analysis Description: 300.0 IC Anions
Laboratory: Pace Analytical Services - Asheville
Associated Lab Samples: 92714437008, 92714437009, 92714437010, 92714437011, 92714437012, 92714437013, 92714437014, 92714437015, 92714437016, 92714437017, 92714437018, 92714437019, 92714437020, 92714437021, 92714437022

METHOD BLANK: 4313209 Matrix: Water
Associated Lab Samples: 92714437008, 92714437009, 92714437010, 92714437011, 92714437012, 92714437013, 92714437014, 92714437015, 92714437016, 92714437017, 92714437018, 92714437019, 92714437020, 92714437021, 92714437022

Parameter	Units	Blank Result	Reporting Limit	MDL	Analyzed	Qualifiers
Chloride	mg/L	ND	1.0	0.60	02/24/24 20:42	
Fluoride	mg/L	ND	0.10	0.050	02/24/24 20:42	
Sulfate	mg/L	ND	1.0	0.50	02/24/24 20:42	

LABORATORY CONTROL SAMPLE: 4313210

Parameter	Units	Spike Conc.	LCS Result	LCS % Rec	% Rec Limits	Qualifiers
Chloride	mg/L	50	52.2	104	90-110	
Fluoride	mg/L	2.5	2.5	101	90-110	
Sulfate	mg/L	50	52.2	104	90-110	

MATRIX SPIKE & MATRIX SPIKE DUPLICATE: 4313211 4313212

Parameter	Units	92714437008 Result	MS Spike Conc.	MSD Spike Conc.	MS Result	MSD Result	MS % Rec	MSD % Rec	% Rec Limits	RPD	Max RPD	Qual
Chloride	mg/L	2.4	50	50	53.6	53.9	103	103	90-110	1	10	
Fluoride	mg/L	ND	2.5	2.5	2.4	2.4	94	94	90-110	0	10	
Sulfate	mg/L	1.2	50	50	52.4	52.7	102	103	90-110	1	10	

MATRIX SPIKE & MATRIX SPIKE DUPLICATE: 4313213 4313214

Parameter	Units	92714437018 Result	MS Spike Conc.	MSD Spike Conc.	MS Result	MSD Result	MS % Rec	MSD % Rec	% Rec Limits	RPD	Max RPD	Qual
Chloride	mg/L	1.5	50	50	53.0	53.2	103	103	90-110	0	10	
Fluoride	mg/L	0.095J	2.5	2.5	2.5	2.5	96	96	90-110	1	10	
Sulfate	mg/L	6.8	50	50	58.6	58.8	104	104	90-110	0	10	

Results presented on this page are in the units indicated by the "Units" column except where an alternate unit is presented to the right of the result.

REPORT OF LABORATORY ANALYSIS

This report shall not be reproduced, except in full,
without the written consent of Pace Analytical Services, LLC.

Pace Analytical Services, LLC
9800 Kincey Ave. Suite 100
Huntersville, NC 28078
(704)875-9092

QUALIFIERS

Project: Bowen LF Cells 9&10
Pace Project No.: 92714437

DEFINITIONS

DF - Dilution Factor, if reported, represents the factor applied to the reported data due to dilution of the sample aliquot.

ND - Not Detected at or above adjusted reporting limit.

TNTC - Too Numerous To Count

J - Estimated concentration above the adjusted method detection limit and below the adjusted reporting limit.

MDL - Adjusted Method Detection Limit.

PQL - Practical Quantitation Limit.

RL - Reporting Limit - The lowest concentration value that meets project requirements for quantitative data with known precision and bias for a specific analyte in a specific matrix.

S - Surrogate

1,2-Diphenylhydrazine decomposes to and cannot be separated from Azobenzene using Method 8270. The result for each analyte is a combined concentration.

Consistent with EPA guidelines, unrounded data are displayed and have been used to calculate % recovery and RPD values.

LCS(D) - Laboratory Control Sample (Duplicate)

MS(D) - Matrix Spike (Duplicate)

DUP - Sample Duplicate

RPD - Relative Percent Difference

NC - Not Calculable.

SG - Silica Gel - Clean-Up

U - Indicates the compound was analyzed for, but not detected.

Acid preservation may not be appropriate for 2 Chloroethylvinyl ether.

A separate vial preserved to a pH of 4-5 is recommended in SW846 Chapter 4 for the analysis of Acrolein and Acrylonitrile by EPA Method 8260.

N-Nitrosodiphenylamine decomposes and cannot be separated from Diphenylamine using Method 8270. The result reported for each analyte is a combined concentration.

Reported results are not rounded until the final step prior to reporting. Therefore, calculated parameters that are typically reported as "Total" may vary slightly from the sum of the reported component parameters.

Pace Analytical is TNI accredited. Contact your Pace PM for the current list of accredited analytes.

TNI - The NELAC Institute.

ANALYTE QUALIFIERS

B	Analyte was detected in the associated method blank.
M1	Matrix spike recovery exceeded QC limits. Batch accepted based on laboratory control sample (LCS) recovery.

This report shall not be reproduced, except in full,
without the written consent of Pace Analytical Services, LLC.

Pace Analytical Services, LLC
9800 Kincey Ave. Suite 100
Huntersville, NC 28078
(704)875-9092

QUALITY CONTROL DATA CROSS REFERENCE TABLE

Project: Bowen LF Cells 9&10
Pace Project No.: 92714437

Lab ID	Sample ID	QC Batch Method	QC Batch	Analytical Method	Analytical Batch
92714437001	**BOW-GWA-39RZ**	EPA 3010A	835565	EPA 6010D	835656
92714437002	**BOW-GWA-39Z**	EPA 3010A	835565	EPA 6010D	835656
92714437003	**BOW-GWA-40**	EPA 3010A	835565	EPA 6010D	835656
92714437004	**BOW-GWA-41**	EPA 3010A	835565	EPA 6010D	835656
92714437005	**BOW-GWA-41R**	EPA 3010A	835565	EPA 6010D	835656
92714437006	**BOW-LF9-10-FB-07**	EPA 3010A	835565	EPA 6010D	835656
92714437007	**BOW-LF9-10-EB-03**	EPA 3010A	835565	EPA 6010D	835656
92714437008	**BOW-GWA-42**	EPA 3010A	835861	EPA 6010D	835946
92714437009	**BOW-GWA-43**	EPA 3010A	835861	EPA 6010D	835946
92714437010	**BOW-GWA-43R**	EPA 3010A	835861	EPA 6010D	835946
92714437011	**BOW-GWC-44**	EPA 3010A	835861	EPA 6010D	835946
92714437012	**BOW-GWC-45**	EPA 3010A	835861	EPA 6010D	835946
92714437013	**BOW-GWC-45R**	EPA 3010A	835861	EPA 6010D	835946
92714437014	**BOW-LF9-10-FD-07**	EPA 3010A	835861	EPA 6010D	835946
92714437015	**BOW-LF9-10-FB-08**	EPA 3010A	835861	EPA 6010D	835946
92714437016	**BOW-GWC-46R**	EPA 3010A	835861	EPA 6010D	835946
92714437017	**BOW-GWC-47**	EPA 3010A	835861	EPA 6010D	835946
92714437018	**BOW-GWC-47R**	EPA 3010A	835861	EPA 6010D	835946
92714437019	**BOW-GWC-48**	EPA 3010A	835861	EPA 6010D	835946
92714437020	**BOW-GWC-49R**	EPA 3010A	835861	EPA 6010D	835946
92714437021	**BOW-GWC-49Z**	EPA 3010A	835861	EPA 6010D	835946
92714437022	**BOW-LF9-10-FD-08**	EPA 3010A	835861	EPA 6010D	835946
92714437001	**BOW-GWA-39RZ**	EPA 3005A	834674	EPA 6020B	834740
92714437002	**BOW-GWA-39Z**	EPA 3005A	834674	EPA 6020B	834740
92714437003	**BOW-GWA-40**	EPA 3005A	834674	EPA 6020B	834740
92714437004	**BOW-GWA-41**	EPA 3005A	834674	EPA 6020B	834740
92714437005	**BOW-GWA-41R**	EPA 3005A	834674	EPA 6020B	834740
92714437006	**BOW-LF9-10-FB-07**	EPA 3005A	834674	EPA 6020B	834740
92714437007	**BOW-LF9-10-EB-03**	EPA 3005A	834674	EPA 6020B	834740
92714437008	**BOW-GWA-42**	EPA 3005A	835669	EPA 6020B	835900
92714437009	**BOW-GWA-43**	EPA 3005A	835669	EPA 6020B	835900
92714437010	**BOW-GWA-43R**	EPA 3005A	835669	EPA 6020B	835900
92714437011	**BOW-GWC-44**	EPA 3005A	835669	EPA 6020B	835900
92714437012	**BOW-GWC-45**	EPA 3005A	835669	EPA 6020B	835900
92714437013	**BOW-GWC-45R**	EPA 3005A	835669	EPA 6020B	835900
92714437014	**BOW-LF9-10-FD-07**	EPA 3005A	835669	EPA 6020B	835900
92714437015	**BOW-LF9-10-FB-08**	EPA 3005A	835670	EPA 6020B	835901
92714437016	**BOW-GWC-46R**	EPA 3005A	835670	EPA 6020B	835901
92714437017	**BOW-GWC-47**	EPA 3005A	835670	EPA 6020B	835901
92714437018	**BOW-GWC-47R**	EPA 3005A	835670	EPA 6020B	835901
92714437019	**BOW-GWC-48**	EPA 3005A	835670	EPA 6020B	835901
92714437020	**BOW-GWC-49R**	EPA 3005A	835670	EPA 6020B	835901
92714437021	**BOW-GWC-49Z**	EPA 3005A	835670	EPA 6020B	835901
92714437022	**BOW-LF9-10-FD-08**	EPA 3005A	835670	EPA 6020B	835901
92714437001	**BOW-GWA-39RZ**	EPA 7470A	836468	EPA 7470A	836555
92714437002	**BOW-GWA-39Z**	EPA 7470A	836468	EPA 7470A	836555

REPORT OF LABORATORY ANALYSIS

This report shall not be reproduced, except in full,
without the written consent of Pace Analytical Services, LLC.

Pace Analytical Services, LLC
9800 Kincey Ave. Suite 100
Huntersville, NC 28078
(704)875-9092

QUALITY CONTROL DATA CROSS REFERENCE TABLE

Project: Bowen LF Cells 9&10
Pace Project No.: 92714437

Lab ID	Sample ID	QC Batch Method	QC Batch	Analytical Method	Analytical Batch
92714437003	**BOW-GWA-40**	EPA 7470A	836468	EPA 7470A	836555
92714437004	**BOW-GWA-41**	EPA 7470A	836468	EPA 7470A	836555
92714437005	**BOW-GWA-41R**	EPA 7470A	836468	EPA 7470A	836555
92714437006	**BOW-LF9-10-FB-07**	EPA 7470A	836468	EPA 7470A	836555
92714437007	**BOW-LF9-10-EB-03**	EPA 7470A	836468	EPA 7470A	836555
92714437008	**BOW-GWA-42**	EPA 7470A	836468	EPA 7470A	836555
92714437009	**BOW-GWA-43**	EPA 7470A	836468	EPA 7470A	836555
92714437010	**BOW-GWA-43R**	EPA 7470A	836468	EPA 7470A	836555
92714437011	**BOW-GWC-44**	EPA 7470A	836468	EPA 7470A	836555
92714437012	**BOW-GWC-45**	EPA 7470A	836468	EPA 7470A	836555
92714437013	**BOW-GWC-45R**	EPA 7470A	836468	EPA 7470A	836555
92714437014	**BOW-LF9-10-FD-07**	EPA 7470A	836468	EPA 7470A	836555
92714437015	**BOW-LF9-10-FB-08**	EPA 7470A	836468	EPA 7470A	836555
92714437016	**BOW-GWC-46R**	EPA 7470A	836468	EPA 7470A	836555
92714437017	**BOW-GWC-47**	EPA 7470A	836468	EPA 7470A	836555
92714437018	**BOW-GWC-47R**	EPA 7470A	836468	EPA 7470A	836555
92714437019	**BOW-GWC-48**	EPA 7470A	836468	EPA 7470A	836555
92714437020	**BOW-GWC-49R**	EPA 7470A	836468	EPA 7470A	836555
92714437021	**BOW-GWC-49Z**	EPA 7470A	836469	EPA 7470A	836556
92714437022	**BOW-LF9-10-FD-08**	EPA 7470A	836469	EPA 7470A	836556
92714437001	**BOW-GWA-39RZ**	SM 2540C-2015	834938		
92714437002	**BOW-GWA-39Z**	SM 2540C-2015	834938		
92714437003	**BOW-GWA-40**	SM 2540C-2015	834938		
92714437004	**BOW-GWA-41**	SM 2540C-2015	834938		
92714437005	**BOW-GWA-41R**	SM 2540C-2015	834938		
92714437006	**BOW-LF9-10-FB-07**	SM 2540C-2015	834938		
92714437007	**BOW-LF9-10-EB-03**	SM 2540C-2015	834938		
92714437001	**BOW-GWA-39RZ**	SM 2320B-2011	834611		
92714437002	**BOW-GWA-39Z**	SM 2320B-2011	834611		
92714437003	**BOW-GWA-40**	SM 2320B-2011	834611		
92714437004	**BOW-GWA-41**	SM 2320B-2011	834611		
92714437005	**BOW-GWA-41R**	SM 2320B-2011	834611		
92714437006	**BOW-LF9-10-FB-07**	SM 2320B-2011	834611		
92714437007	**BOW-LF9-10-EB-03**	SM 2320B-2011	834611		
92714437008	**BOW-GWA-42**	SM 2320B-2011	835156		
92714437009	**BOW-GWA-43**	SM 2320B-2011	835156		
92714437010	**BOW-GWA-43R**	SM 2320B-2011	835156		
92714437011	**BOW-GWC-44**	SM 2320B-2011	835156		
92714437012	**BOW-GWC-45**	SM 2320B-2011	835156		
92714437013	**BOW-GWC-45R**	SM 2320B-2011	835156		
92714437014	**BOW-LF9-10-FD-07**	SM 2320B-2011	835156		
92714437015	**BOW-LF9-10-FB-08**	SM 2320B-2011	835156		
92714437016	**BOW-GWC-46R**	SM 2320B-2011	836394		
92714437017	**BOW-GWC-47**	SM 2320B-2011	835849		
92714437018	**BOW-GWC-47R**	SM 2320B-2011	835303		

This report shall not be reproduced, except in full,
without the written consent of Pace Analytical Services, LLC.

Pace Analytical Services, LLC
9800 Kincey Ave. Suite 100
Huntersville, NC 28078
(704)875-9092

QUALITY CONTROL DATA CROSS REFERENCE TABLE

Project: Bowen LF Cells 9&10
Pace Project No.: 92714437

Lab ID	Sample ID	QC Batch Method	QC Batch	Analytical Method	Analytical Batch
92714437019	**BOW-GWC-48**	SM 2320B-2011	835303		
92714437020	**BOW-GWC-49R**	SM 2320B-2011	835937		
92714437021	**BOW-GWC-49Z**	SM 2320B-2011	835937		
92714437022	**BOW-LF9-10-FD-08**	SM 2320B-2011	835937		
92714437008	**BOW-GWA-42**	SM 2540C-2015	834848		
92714437009	**BOW-GWA-43**	SM 2540C-2015	834848		
92714437010	**BOW-GWA-43R**	SM 2540C-2015	834848		
92714437011	**BOW-GWC-44**	SM 2540C-2015	834848		
92714437012	**BOW-GWC-45**	SM 2540C-2015	834848		
92714437013	**BOW-GWC-45R**	SM 2540C-2015	834848		
92714437014	**BOW-LF9-10-FD-07**	SM 2540C-2015	834848		
92714437015	**BOW-LF9-10-FB-08**	SM 2540C-2015	834848		
92714437016	**BOW-GWC-46R**	SM 2540C-2015	834848		
92714437017	**BOW-GWC-47**	SM 2540C-2015	834848		
92714437018	**BOW-GWC-47R**	SM 2540C-2015	834848		
92714437019	**BOW-GWC-48**	SM 2540C-2015	834848		
92714437020	**BOW-GWC-49R**	SM 2540C-2015	834848		
92714437021	**BOW-GWC-49Z**	SM 2540C-2015	834848		
92714437022	**BOW-LF9-10-FD-08**	SM 2540C-2015	834848		
92714437001	**BOW-GWA-39RZ**	EPA 300.0 Rev 2.1 1993	834163		
92714437002	**BOW-GWA-39Z**	EPA 300.0 Rev 2.1 1993	834163		
92714437003	**BOW-GWA-40**	EPA 300.0 Rev 2.1 1993	834163		
92714437004	**BOW-GWA-41**	EPA 300.0 Rev 2.1 1993	834164		
92714437005	**BOW-GWA-41R**	EPA 300.0 Rev 2.1 1993	834164		
92714437006	**BOW-LF9-10-FB-07**	EPA 300.0 Rev 2.1 1993	834164		
92714437007	**BOW-LF9-10-EB-03**	EPA 300.0 Rev 2.1 1993	834164		
92714437008	**BOW-GWA-42**	EPA 300.0 Rev 2.1 1993	834819		
92714437009	**BOW-GWA-43**	EPA 300.0 Rev 2.1 1993	834819		
92714437010	**BOW-GWA-43R**	EPA 300.0 Rev 2.1 1993	834819		
92714437011	**BOW-GWC-44**	EPA 300.0 Rev 2.1 1993	834819		
92714437012	**BOW-GWC-45**	EPA 300.0 Rev 2.1 1993	834819		
92714437013	**BOW-GWC-45R**	EPA 300.0 Rev 2.1 1993	834819		
92714437014	**BOW-LF9-10-FD-07**	EPA 300.0 Rev 2.1 1993	834819		
92714437015	**BOW-LF9-10-FB-08**	EPA 300.0 Rev 2.1 1993	834819		
92714437016	**BOW-GWC-46R**	EPA 300.0 Rev 2.1 1993	834819		
92714437017	**BOW-GWC-47**	EPA 300.0 Rev 2.1 1993	834819		
92714437018	**BOW-GWC-47R**	EPA 300.0 Rev 2.1 1993	834819		
92714437019	**BOW-GWC-48**	EPA 300.0 Rev 2.1 1993	834819		
92714437020	**BOW-GWC-49R**	EPA 300.0 Rev 2.1 1993	834819		
92714437021	**BOW-GWC-49Z**	EPA 300.0 Rev 2.1 1993	834819		
92714437022	**BOW-LF9-10-FD-08**	EPA 300.0 Rev 2.1 1993	834819		

REPORT OF LABORATORY ANALYSIS

This report shall not be reproduced, except in full,
without the written consent of Pace Analytical Services, LLC.

Pace	DC#_Title: ENV-FRM-HUN1-0083 v03_Sample Condition Upon Receipt
	Effective Date: 12/01/2023

Laboratory receiving samples:
Asheville ☐ Eden ☐ Greenwood ☐ Huntersville ☐ Raleigh ☐ Mechanicsville ☐ Atlanta ☑ Kernersville ☐

Sample Condition Upon Receipt

WO# : 92714437

92714437

Client Name: Ga Power **Project #:**

Courier: ☐ Commercial ☐ Fed Ex ☐ UPS ☐ USPS ☐ Client ☐ Pace ☐ Other:____

Custody Seal Present? ☑ Yes ☐ No **Seals Intact?** ☑ Yes ☐ No ☐ N/A **Date/Initials Person Examining Contents:** 7/10/24 SM

Packing Material: ☑ Bubble Wrap ☐ Bubble Bags ☐ None ☐ Other **Biological Tissue Frozen?** ☐ Yes ☐ No ☑ N/A

Thermometer:
☑ IR Gun ID: 730 **Type of Ice:** ☑ Wet ☐ Blue ☐ None

Cooler Temp: 3.4 **Correction Factor:** Add/Subtract (°C) 0.1

Cooler Temp Corrected (°C): 3.5

Temp should be above freezing to 6°C
☐ Samples out of temp criteria. Samples on ice, cooling process has begun

USDA Regulated Soil (☐ N/A, water sample)
Did samples originate in a quarantine zone within the United States: CA, NY, or SC (check maps)? ☐ Yes ☐ No

Did samples originate from a foreign source (internationally, including Hawaii and Puerto Rico)? ☐ Yes ☐ No

				Comments/Discrepancy:
Chain of Custody Present?	☑ Yes	☐ No	☐ N/A	1.
Samples Arrived within Hold Time?	☑ Yes	☐ No	☐ N/A	2.
Short Hold Time Analysis (<72 hr.)?	☑ Yes	☐ No	☐ N/A	3.
Rush Turn Around Time Requested?	☐ Yes	☑ No	☐ N/A	4.
Sufficient Volume?	☑ Yes	☐ No	☐ N/A	5.
Correct Containers Used?	☑ Yes	☐ No	☐ N/A	6.
-Pace Containers Used?	☑ Yes	☐ No	☐ N/A	
Containers Intact?	☑ Yes	☐ No	☐ N/A	7.
Dissolved analysis: Samples Field Filtered?	☐ Yes	☐ No	☑ N/A	8.
Sample Labels Match COC?	☑ Yes	☐ No	☐ N/A	9.
-Includes Date/Time/ID/Analysis Matrix: W				
Headspace in VOA Vials (>5-6mm)?	☐ Yes	☐ No	☑ N/A	10.
Trip Blank Present?	☐ Yes	☐ No	☑ N/A	11.
Trip Blank Custody Seals Present?	☐ Yes	☐ No	☐ N/A	

COMMENTS/SAMPLE DISCREPANCY

Field Data Required? ☐ Yes ☐ No

Lot ID of split containers:

CLIENT NOTIFICATION/RESOLUTION

Person contacted: _____ Date/Time: _____

Project Manager SCURF Review: _____ **Date:** _____

Project Manager SRF Review: _____ **Date:** _____

Qualtrax ID: 69614

WO#: 92714437

PM: BV Due Date: 03/06/24

CLIENT: 92-GP-BOWLF

*Check mark top half of box if pH and/or dechlorination is verified and within the acceptance range for preservation samples.

Project #

Exceptions: VOA, Coliform, TOC, Oil and Grease, DRO/8015 (water) DOC, LLHg

**Bottom half of box is to list number of bottles

***Check all unpreserved Nitrates for chlorine

Item#	BP4U-125 mL Plastic Unpreserved (N/A) (Cl-)	BP3U-250 mL Plastic Unpreserved (N/A)	BP2U-500 mL Plastic Unpreserved (N/A)	BP1U-1 liter Plastic Unpreserved (N/A)	BP4S-125 mL Plastic H2SO4 (pH < 2) (Cl-)	BP3N-250 mL plastic HNO3 (pH < 2)	BP4Z-125 mL Plastic ZN Acetate & NaOH (>9)	BP4B-125 mL Plastic NaOH (pH > 12) (Cl-)	WGFU-Wide-mouthed Glass jar Unpreserved	AG1U-1 liter Amber Unpreserved (N/A) (Cl-)	AG1H-1 liter Amber HCl (pH < 2)	AG3U-250 mL Amber Unpreserved (N/A) (Cl-)	AG1S-1 liter Amber H2SO4 (pH < 2)	AG3S-250 mL Amber H2SO4 (pH < 2)	DG94-40 mL Amber NH4Cl (N/A)(Cl-)	DG9H-40 mL VOA HCl (N/A)	VG9T-40 mL VOA Na2S2O3 (N/A)	VG9U-40 mL VOA Unpreserved (N/A)	DG9V-40 mL VOA H3PO4 (N/A)	KP7U-50 mL Plastic Unpreserved (N/A)	V/GK (3 vials per kit)-VPH/Gas kit (N/A)	SP5T-125 mL Sterile Plastic (N/A – lab)	SP2T-250 mL Sterile Plastic (N/A – lab)		BP3R-250 mL Plastic (NH2)2SO4 (9.3-9.7)	AG0U-100 mL Amber Unpreserved (N/A) (Cl-)	VSGU-20 mL Scintillation vials (N/A)	DG9U-40 mL Amber Unpreserved vials (N/A)
1		2	1			1																							
2		2	1			1																							
3		2	1			1																							
4		2	1			1																							
5		2	1			1																							
6		2	1			1																							
7		2	1			1																							
8																													
9																													
10																													
11																													
12																													

pH Adjustment Log for Preserved Samples

Sample ID	Type of Preservative	pH upon receipt	Date preservation adjusted	Time preservation adjusted	Amount of Preservative added	Lot #

Note: Whenever there is a discrepancy affecting North Carolina compliance samples, a copy of this form will be sent to the North Carolina DENR Certification Office (i.e. Out of hold, incorrect preservative, out of temp, incorrect containers.

Pace® Location Requested (City/State):

Pace Analytical Charlotte
5800 Kinsey Ave. Suite 100, Huntersville, NC 28078

CHAIN-OF-CUSTODY Analytical Request Document

Chain-of-Custody is a LEGAL DOCUMENT - Complete all relevant fields

LAB USE ONLY- Affix Workorder/Login Label Here

Scan QR Code for instructions

92714437

Company Name: Georgia Power - Bowen	Contact/Report To: Kristen Jurinko, Cassidy Sutherland
Street Address: 241 Ralph McGill Blvd NE, Atlanta, GA 30308	Phone #: (470) 217-0008
	E-Mail: knjurink@southernco.com
	Cc E-Mail: Laura Midkiff, Ben Hodges, Mike Smilley, Noelia Gangi
Customer Project #:	Invoice to: Account Payable
Project Name: Bowen LF Cells 9&10	Invoice E-mail: georgiapowerinvoices@southernco.com
Site Collection Info/Facility ID (as applicable):	Purchase Order # (if applicable): GPC82474-0006
	Quote #:
Time Zone Collected: [ ] AK [ ] PT [ ] MT [ ] CT [X] ET	County / State origin of sample(s): Georgia
Data Deliverables: [ ] Level II [ ] Level III [ ] Level IV [ ] EQUIS [ ] Other	Regulatory Program (DW, RCRA, etc.) as applicable: Reportable [ ] Yes [ ] No
	Rush (Pre-approval required): [ ] Same Day [ ] 1 Day [ ] 2 Day [ ] 3 Day Other ____ Date Results Requested:
	DW PWSID # or WW Permit # as applicable: Field Filtered (if applicable): [ ] Yes [ ] No Analysis:

* Matrix Codes (Insert in Matrix box below): Drinking Water (DW), Ground Water (GW), Wastewater (WW), Product (P), Soil/Solid (SS), Oil (OL), Wipe (WP), Tissue (TS), Bioassay (B), Vapor (V), Surface Water (SW), Sediment (SED), Sludge (SL), Caulk (CK), Leachate (LL), Biosolid (BS), Other (OT)

Specify Container Size **: 3 2 3 3

Identify Container Preservative Type***: 1 1 1 2

** Container Size: (1) 1L, (2) 500mL, (3) 250mL, (4) 125mL, (5) 100mL, (6) 40mL vial, (7) EnCore, (8) TerraCore, (9) 90mL, (10) Other

*** Preservative Types: (1) None, (2) HNO3, (3) H2SO4, (4) HCl, (5) NaOH, (6) Zn Acetate, (7) NaHSO4, (8) Sod. Thiosulfate, (9) Ascorbic Acid, (10) MeOH, (11) Other

Customer Sample ID	Matrix *	Comp / Grab	Composite Start Date	Composite Start Time	Collected or Composite End Date	Collected or Composite End Time	# Cont.	Residual Chlorine Result	Residual Chlorine Units	2320B Alkalinity	2540C Total Dissolved Solids	300.0-F SO4, Cl	App Metals II/IV + Slate Metals	Sample Comment
BOW-GWA-39RZ	WG	G			2/19/24	1454	4			X	X	X	X	001
BOW-GWA-39Z	WG	G			2/19/24	1622	4			X	X	X	X	002
BOW-GWA-40	WG	G			2/19/24	1100	4			X	X	X	X	003
BOW-GWA-41	WG	G			2/19/24	1351	4			X	X	X	X	004
BOW-GWA-41R	WG	G			2/19/24	1633	4			X	X	X	X	005
BOW-GWA-42	WG	G					4			X	X	X	X	
BOW-GWA-43	WG	G					4			X	X	X	X	
BOW-GWA-43R	WG	G					4			X	X	X	X	
BOW-GWC-44	WG	G					4			X	X	X	X	
BOW-GWC-45	WG	G					4			X	X	X	X	

Lab Use Only: Proj. Mgr: Bonnie Vang; Acct Num / Client ID:; Table #:; Profile / Template: 16492; Prelog / Bottle Ord. ID: EZ 3066703

Preservation non-conformance identified for sample:

Additional Instructions from Pace®:
Task Code: BOW-CCR-ASSMT-2024S1

Collected By:
Printed Name: Kevin Stephenson, William Laaker, Jay Siewert
Signature:
Resolute Environmental

Customer Remarks / Special Conditions / Possible Hazards:

Coolers: Thermometer ID: Correction Factor (°C): Obs. Temp. (°C): Corrected Temp. (°C): [ ] On Ice

Relinquished by/Company: (Signature)	Date/Time:	Received by/Company: (Signature)	Date/Time:	Tracking Number:
	2/20/24 @ 1116	Ryan Williams / Pace	2/20/24 1116	
Relinquished by/Company: (Signature) Ryan Williams / Pace	Date/Time: 2/21/24 1430		Date/Time: 2/20 1730	Delivered by: [ ] In-Person [ ] Courier [ ] FedEX [ ] UPS [ ] Other
Relinquished by/Company: (Signature)	Date/Time:	Received by/Company: (Signature)	Date/Time:	
Relinquished by/Company: (Signature)	Date/Time:	Received by/Company: (Signature)	Date/Time:	Page: 1 of 3

Submitting a sample via this chain of custody constitutes acknowledgment and acceptance of the Pace® Terms and Conditions found at https://www.pacelabs.com/resource-library/resource/pace-terms-and-conditions/

Pace® Location Requested (City/State):

Pace Analytical Charlotte
9800 Kincey Ave. Suite 100, Huntersville, NC 28078

CHAIN-OF-CUSTODY Analytical Request Document

Chain-of-Custody is a LEGAL DOCUMENT - Complete all relevant fields

LAB USE ONLY- Affix Workorder/Login Label Here

Scan QR Code for instructions

Company Name: Georgia Power - Bowen
Street Address: 241 Ralph McGill Blvd NE, Atlanta, GA 30308
Customer Project #:
Project Name: Bowen LF Cells 9&10
Site Collection Info/Facility ID (as applicable):

Contact/Report To: Kristen Jurinko, Cassidy Sutherland
Phone #: (470) 217-0008
E-Mail: knjurink@southernco.com
Cc E-Mail: Laura Midkiff, Ben Hodges, Mike Smilley, Noelia Gangi
Invoice to: Account Payable
Invoice E-mail: georgiapowerinvoices@southernco.com
Purchase Order # (If applicable): GPC82474-0006
Quote #:

Time Zone Collected: [ ] AK [ ] PT [ ] MT [ ] CT [X] ET
County / State origin of sample(s): Georgia

Data Deliverables: [ ] Level II [ ] Level III [ ] Level IV [ ] EQUIS [ ] Other_____

Regulatory Program (DW, RCRA, etc.) as applicable: Reportable [ ] Yes [ ] No

Rush (Pre-approval required): [ ] Same Day [ ] 1 Day [ ] 2 Day [ ] 3 Day Other_____
Date Results Requested:

DW PWSID # or WW Permit # as applicable:
Field Filtered (If applicable): [ ] Yes [ ] No
Analysis:

Specify Container Size **: 3 | 2 | 3 | 3
Identify Container Preservative Type***: 1 | 1 | 1 | 2
Analysis Requested

**Container Size: (1) 1L, (2) 500mL, (3) 250mL, (4) 125mL, (5) 100mL, (6) 40mL vial, (7) EnCore, (8) TerraCore, (9) 90mL, (10) Other

*** Preservative Types: (1) None, (2) HNO3, (3) H2SO4, (4) HCl, (5) NaOH, (6) Zn Acetate, (7) NaHSO4, (8) Sod. Thiosulfate, (9) Ascorbic Acid, (10) MeOH, (11) Other

Lab Use Only
Proj. Mgr: Bonnie Vang
AcctNum / Client ID:
Table #:
Profile / Template: 16492
Prelog / Bottle Ord. ID: EZ 3066703

* Matrix Codes (Insert in Matrix box below): Drinking Water (DW), Ground Water (GW), Wastewater (WW), Product (P), Soil/Solid (SS), Oil (OL), Wipe (WP), Tissue (TS), Bioassay (B), Vapor (V), Surface Water (SW), Sediment (SED), Sludge (SL), Caulk (CK), Leachate (LL), Biosolid (BS), Other (OT)

Customer Sample ID	Matrix *	Comp / Grab	Composite Start Date	Composite Start Time	Collected or Composite End Date	Collected or Composite End Time	# Cont.	Residual Chlorine Result	Residual Chlorine Units	2320B Alkalinity	2540C Total Dissolved Solids	300.0-F,SO4, Cl	App Metals III/IV + State Metals	Sample Comment	Preservation non-conformance identified for sample.
BOW-GWC-45R	WG	G					4			X	X	X	X		
BOW-GWC-46R	WG	G					4			X	X	X	X		
BOW-GWC-47	WG	G					4			X	X	X	X		
BOW-GWC-47R	WG	G					4			X	X	X	X		
BOW-GWC-48	WG	G					4			X	X	X	X		
BOW-GWC-49R	WG	G					4			X	X	X	X		
BOW-GWC-49Z	WG	G					4			X	X	X	X		
BOW-LF9-10-FD-07	WG	G					4			X	X	X	X		
BOW-LF9-10-FD-08	WG	G					4			X	X	X	X		
BOW-LF9-10-FB-07	WQ	G			2/19/24	1716	4			X	X	X	X	006	

Additional Instructions from Pace®:
Task Code: BOW-CCR-ASSMT-2024S1

Collected By: Kevin Stephenson, William Laaker, Jay Siewert
Printed Name
Signature
Resolute Environmental

Customer Remarks / Special Conditions / Possible Hazards:

Coolers: Thermometer ID: Correction Factor (°C): Obs. Temp. (°C): Corrected Temp. (°C): [ ] On Ice

Relinquished by/Company: (Signature)	Date/Time:	Received by/Company: (Signature)	Date/Time:	Tracking Number:
[signature]	2/20/24 0116	Ryan Williams / Pace	2/21/24 1116	
Ryan Williams / Pace	2/21/24 1438	[signature]	2/20 1436	Delivered by: [ ] In-Person [ ] Courier [ ] FedEX [ ] UPS [ ] Other
				Page: 2 of 3

Submitting a sample via this chain of custody constitutes acknowledgment and acceptance of the Pace® Terms and Conditions found at https://www.pacelabs.com/resource-library/resource/pace-terms-and-conditions/

ENV-FRM-CORQ-0019_v02_110123 ©

Pace® Location Requested (City/State):

Pace Analytical Charlotte
9800 Kincey Ave. Suite 100, Huntersville, NC 28078

CHAIN-OF-CUSTODY Analytical Request Document

Chain-of-Custody is a LEGAL DOCUMENT - Complete all relevant fields

LAB USE ONLY- Affix Workorder/Login Label Here

Scan QR Code for instructions

Company Name: Georgia Power - Bowen	Contact/Report To: Kristen Jurinko, Cassidy Sutherland
Street Address: 241 Ralph McGill Blvd NE, Atlanta, GA 30308	Phone #: (470) 217-0008
	E-Mail: knjurink@southernco.com
	Cc E-Mail: Laura Midkiff, Ben Hodges, Mike Smilley, Noelia Gangi
Customer Project #:	Invoice to: Account Payable
Project Name: Bowen LF Cells 9&10	Invoice E-mail: georgiapowerinvoices@southernco.com
Site Collection Info/Facility ID (as applicable):	Purchase Order # (if applicable): GPC82474-0006
	Quote #:
Time Zone Collected: [ ] AK [ ] PT [ ] MT [ ] CT [X] ET	County / State origin of sample(s): Georgia
Data Deliverables: [ ] Level II [ ] Level III [ ] Level IV [ ] EQUIS [ ] Other	Regulatory Program (DW, RCRA, etc.) as applicable: Reportable [ ] Yes [ ] No
	Rush (Pre-approval required): [ ] Same Day [ ] 1 Day [ ] 2 Day [ ] 3 Day Other
	Date Results Requested:
	DW PWSID # or WW Permit # as applicable:
	Field Filtered (if applicable): [ ] Yes [ ] No
	Analysis:

* Matrix Codes (Insert in Matrix box below): Drinking Water (DW), Ground Water (GW), Wastewater (WW), Product (P), Soil/Solid (SS), Oil (OL), Wipe (WP), Tissue (TS), Bioassay (B), Vapor (V), Surface Water (SW), Sediment (SED), Sludge (SL), Caulk (CK), Leachate (LL), Biosolid (BS), Other (OT)

Specify Container Size **: 3 2 3 3

Identify Container Preservative Type***: 1 1 1 2

Analysis Requested: 2320B Alkalinity; 2540C Total Dissolved Solids; 300.0-F,SO4, Cl; App Metals III/IV + State Metals

**Container Size: (1) 1L, (2) 500mL, (3) 250mL, (4) 125mL, (5) 100mL, (6) 40mL vial, (7) EnCore, (8) TerraCore, (9) 90mL, (10) Other

*** Preservative Types: (1) None, (2) HNO3, (3) H2SO4, (4) HCl, (5) NaOH, (6) Zn Acetate, (7) NaHSO4, (8) Sod. Thiosulfate, (9) Ascorbic Acid, (10) MeOH, (11) Other

Lab Use Only: Proj. Mgr: Bonnie Vang; AcctNum / Client ID:; Table #:; Profile / Template: 16492; Prelog / Bottle Ord. ID: EZ 3066703

Customer Sample ID	Matrix *	Comp / Grab	Composite Start Date	Composite Start Time	Collected or Composite End Date	Collected or Composite End Time	# Cont.	Residual Chlorine Result	Residual Chlorine Units	2320B Alkalinity	2540C Total Dissolved Solids	300.0-F,SO4, Cl	App Metals III/IV + State Metals	Sample Comment	Preservation non-conformance identified for sample.
BOW-LF9-10-EB-03	WQ	G			2/19/24	1722	4			X	X	X	X	007	

Additional Instructions from Pace® :
Task Code: BOW-CCR-ASSMT-2024S1

Collected By: Printed Name: Kevin Stephenson, William Lasker, Jay Stewart
Signature: [signature] Resolute Environmental

Customer Remarks / Special Conditions / Possible Hazards:

Coolers: Thermometer ID: Correction Factor (°C): Obs. Temp. (°C): Corrected Temp. (°C): [ ] On Ice

Relinquished by/Company: (Signature)	Date/Time:	Received by/Company: (Signature)	Date/Time:	Tracking Number:
[signature]	2/20/24 @ 1116	[signature]	2/21/24 1116	
Relinquished by/Company: (Signature) [signature]	Date/Time: 2/21/24 1430	Received by/Company: (Signature) [signature]	Date/Time: 2/22 1432	Delivered by: [ ] In-Person [ ] Courier [ ] FedEx [ ] UPS [ ] Other
Relinquished by/Company: (Signature)	Date/Time:	Received by/Company: (Signature)	Date/Time:	
Relinquished by/Company: (Signature)	Date/Time:	Received by/Company: (Signature)	Date/Time:	Page: 3 of 3

Submitting a sample via this chain of custody constitutes acknowledgment and acceptance of the Pace® Terms and Conditions found at https://www.pacelabs.com/resource-library/resource/pace-terms-and-conditions/

Pace	DC#_Title: ENV-FRM-HUN1-0083 v03_Sample Condition Upon Receipt
	Effective Date: 12/01/2023

Laboratory receiving samples:
Asheville ☐ Eden ☐ Greenwood ☐ Huntersville ☐ Raleigh ☐ Mechanicsville ☐ Atlanta ☑ Kernersville ☐

Sample Condition Upon Receipt

Client Name: La Porte

Project #:

WO#: 92714437

PM: BV **Due Date: 03/06/24**

CLIENT: 92-GP-BOWLF

Courier: ☐ Commercial ☐ Fed Ex ☑ Pace ☐ UPS ☐ USPS ☐ Other: ☐ Client

Custody Seal Present? ☑ Yes ☐ No **Seals Intact?** ☐ Yes ☐ No ☐ N/A

Date/Initials Person Examining Contents: 7/10/24 SG

Packing Material: ☐ Bubble Wrap ☐ Bubble Bags ☐ None ☐ Other

Biological Tissue Frozen? ☐ Yes ☐ No ☐ N/A

Thermometer: ☐ IR Gun ID: 730 **Type of Ice:** ☑ Wet ☐ Blue ☐ None

Cooler Temp: 3.3 **Correction Factor:** Add/Subtract (°C) +0.1

Temp should be above freezing to 6°C
☐ Samples out of temp criteria. Samples on ice, cooling process has begun

Cooler Temp Corrected (°C): 3.4

USDA Regulated Soil (☐ N/A, water sample)
Did samples originate in a quarantine zone within the United States: CA, NY, or SC (check maps)? ☐ Yes ☐ No

Did samples originate from a foreign source (internationally, including Hawaii and Puerto Rico)? ☐ Yes ☐ No

				Comments/Discrepancy:
Chain of Custody Present?	☑ Yes	☐ No	☐ N/A	1.
Samples Arrived within Hold Time?	☑ Yes	☐ No	☐ N/A	2.
Short Hold Time Analysis (<72 hr.)?	☐ Yes	☑ No	☐ N/A	3.
Rush Turn Around Time Requested?	☐ Yes	☑ No	☐ N/A	4.
Sufficient Volume?	☑ Yes	☐ No	☐ N/A	5.
Correct Containers Used?	☑ Yes	☐ No	☐ N/A	6.
-Pace Containers Used?	☑ Yes	☐ No	☐ N/A	
Containers Intact?	☑ Yes	☐ No	☐ N/A	7.
Dissolved analysis: Samples Field Filtered?	☐ Yes	☐ No	☑ N/A	8.
Sample Labels Match COC?	☑ Yes	☐ No	☐ N/A	9.
-Includes Date/Time/ID/Analysis Matrix: WT				
Headspace in VOA Vials (>5-6mm)?	☐ Yes	☐ No	☑ N/A	10.
Trip Blank Present?	☐ Yes	☐ No	☑ N/A	11.
Trip Blank Custody Seals Present?	☐ Yes	☐ No	☑ N/A	

COMMENTS/SAMPLE DISCREPANCY

Field Data Required? ☐ Yes ☐ No

Lot ID of split containers:

CLIENT NOTIFICATION/RESOLUTION

Person contacted: Date/Time:

Project Manager SCURF Review: **Date:**

Project Manager SRF Review: **Date:**

Pace ANALYTICAL SERVICES	DC#_Title: ENV-FRM-HUN1-0083 v03_Sample Condition Upon Receipt
	Effective Date: 12/01/2023

*Check mark top half of box if pH and/or dechlorination is verified and within the acceptance range for preservation samples.

Exceptions: VOA, Coliform, TOC, Oil and Grease, DRO/8015 (water) DOC, LLHg

**Bottom half of box is to list number of bottles

***Check all unpreserved Nitrates for chlorine

Project # **WO#: 92714437**

PM: BV Due Date: 03/06/24

CLIENT: 92-GP-BOWLF

Item#	BP4U-125 mL Plastic Unpreserved (N/A) (Cl-)	BP3U-250 mL Plastic Unpreserved (N/A)	BP2U-500 mL Plastic Unpreserved (N/A)	BP1U-1 liter Plastic Unpreserved (N/A)	BP4S-125 mL Plastic H2SO4 (pH < 2) (Cl-)	BP3N-250 mL plastic HNO3 (pH < 2)	BP4Z-125 mL Plastic ZN Acetate & NaOH (>9)	BP4B-125 mL Plastic NaOH (pH > 12) (Cl-)	WGFU-Wide-mouthed Glass jar Unpreserved	AG1U-1 liter Amber Unpreserved (N/A) (Cl-)	AG1H-1 liter Amber HCl (pH < 2)	AG3U-250 mL Amber Unpreserved (N/A) (Cl-)	AG1S-1 liter Amber H2SO4 (pH < 2)	AG3S-250 mL Amber H2SO4 (pH < 2)	DG94-40 mL Amber NH4Cl (N/A)(Cl-)	DG9H-40 mL VOA HCl (N/A)	VG9T-40 mL VOA Na2S2O3 (N/A)	VG9U-40 mL VOA Unpreserved (N/A)	DG9V-40 mL VOA H3PO4 (N/A)	KP7U-50 mL Plastic Unpreserved (N/A)	V/GK (3 vials per kit)-VPH/Gas kit (N/A)	SP5T-125 mL Sterile Plastic (N/A – lab)	SP2T-250 mL Sterile Plastic (N/A – lab)		BP3R-250 mL Plastic (NH2)2SO4 (9.3-9.7)	AG0U-100 mL Amber Unpreserved (N/A) (Cl-)	VSGU-20 mL Scintillation vials (N/A)	DG9U-40 mL Amber Unpreserved vials (N/A)
1		2	1			1																							
2		2	1			1																							
3		2	1			1																							
4		2	1			1																							
5		2	1			1																							
6																													
7																													
8																													
9																													
10																													
11																													
12																													

pH Adjustment Log for Preserved Samples

Sample ID	Type of Preservative	pH upon receipt	Date preservation adjusted	Time preservation adjusted	Amount of Preservative added	Lot #

Note: Whenever there is a discrepancy affecting North Carolina compliance samples, a copy of this form will be sent to the North Carolina DENR Certification Office (i.e. Out of hold, incorrect preservative, out of temp, incorrect containers.

Pace® Location Requested (City/State):

Pace Analytical Charlotte
9800 Kincey Ave. Suite 100, Huntersville, NC 28078

CHAIN-OF-CUSTODY Analytical Request Document

Chain-of-Custody is a LEGAL DOCUMENT - Complete all relevant fields

LAB USE ONLY- Affix Workorder/Login Label Here

Scan QR Code for instructions

92714437

Company Name: Georgia Power - Bowen	Contact/Report To: Kristen Jurinko, Cassidy Sutherland
Street Address: 241 Ralph McGill Blvd NE, Atlanta, GA 30308	Phone #: (470) 217-0008
	E-Mail: knjurink@southernco.com
	Cc E-Mail: Laura Midkiff, Ben Hodges, Mike Smilley, Noelia Gangi
Customer Project #:	Invoice to: Account Payable
Project Name: Bowen LF Cells 9&10	Invoice E-mail: georgiapowerinvoices@southernco.com
Site Collection Info/Facility ID (as applicable):	Purchase Order # (if applicable): GPC82474-0006
	Quote #:
Time Zone Collected: [ ] AK [ ] PT [ ] MT [ ] CT [X] ET	County / State origin of sample(s): Georgia
Data Deliverables: [ ] Level II [ ] Level III [ ] Level IV [ ] EQUIS [ ] Other	Regulatory Program (DW, RCRA, etc.) as applicable: Reportable [ ] Yes [ ] No
	Rush (Pre-approval required): [ ] Same Day [ ] 1 Day [ ] 2 Day [ ] 3 Day Other
	Date Results Requested:
	DW PWSID # or WW Permit # as applicable:
	Field Filtered (if applicable): [ ] Yes [ ] No
	Analysis:

Specify Container Size**: 3 2 3 3

Identify Container Preservative Type***: 1 1 1 2

Analysis Requested

**Container Size: (1) 1L, (2) 500mL, (3) 250mL, (4) 125mL, (5) 100mL, (6) 40mL vial, (7) EnCore, (8) TerraCore, (9) 90mL, (10) Other

*** Preservative Types: (1) None, (2) HNO3, (3) H2SO4, (4) HCl, (5) NaOH, (6) Zn Acetate, (7) NaHSO4, (8) Sod. Thiosulfate, (9) Ascorbic Add, (10) MeOH, (11) Other

Lab Use Only: Proj. Mgr: Bonnie Vang; AcctNum / Client ID:; Table #:; Profile / Template: 16492; Prelog / Bottle Ord. ID: EZ 3066703

* Matrix Codes (Insert in Matrix box below): Drinking Water (DW), Ground Water (GW), Wastewater (WW), Product (P), Soil/Solid (SS), Oil (OL), Wipe (WP), Tissue (TS), Bioassay (B), Vapor (V), Surface Water (SW), Sediment (SED), Sludge (SL), Caulk (CK), Leachate (LL), Biosolid (BS), Other (OT)

Customer Sample ID	Matrix *	Comp / Grab	Composite Start Date	Composite Start Time	Collected or Composite End Date	Collected or Composite End Time	# Cont.	Residual Chlorine Result	Residual Chlorine Units	2320B Alkalinity	2540C Total Dissolved Solids	300.0-F,SO4, Cl	App Metals III/IV + State Metals	Sample Comment	Preservation non-conformance identified for sample.
BOW-GWA-39RZ	WG	G					4			X	X	X	X		
BOW-GWA-39Z	WG	G					4			X	X	X	X		
BOW-GWA-40	WG	G					4			X	X	X	X		
BOW-GWA-41	WG	G					4			X	X	X	X		
BOW-GWA-41R	WG	G					4			X	X	X	X		
BOW-GWA-42	WG	G			2/20/24	1154	4			X	X	X	X	008	
BOW-GWA-43	WG	G			2/20/24	1358	4			X	X	X	X	009	
BOW-GWA-43R	WG	G			2/20/24	1458	4			X	X	X	X	010	
BOW-GWC-44	WG	G			2/20/24	1014	4			X	X	X	X	011	
BOW-GWC-45	WG	G			2/20/24	1322	4			X	X	X	X	012	

Additional Instructions from Pace®:
Task Code: BOW-CCR-ASSMT-2024S1

Collected By: Printed Name: Kevin Stephenson, William Lasker, Jay Siewert
Signature: [signature] Resolute Environmental

Customer Remarks / Special Conditions / Possible Hazards:

Coolers: Thermometer ID: Correction Factor (°C): Obs. Temp. (°C): Corrected Temp. (°C): [ ] On Ice

Relinquished by/Company: (Signature)	Date/Time:	Received by/Company: (Signature)	Date/Time:
Kevin Stephenson	2/23/24 1138	[signature] / Pace	2/23/24 1138
[signature] / Pace	2/23/24 1307	[signature]	2/23/24 1307

Tracking Number:

Delivered by: [ ] In-Person [ ] Courier [ ] FedEx [ ] UPS [ ] Other

Submitting a sample via this chain of custody constitutes acknowledgment and acceptance of the Pace® Terms and Conditions found at https://www.pacelabs.com/resource-library/resource/pace-terms-and-conditions/

Pace	DC#_Title: ENV-FRM-HUN1-0083 v03_Sample Condition Upon Receipt
	Effective Date: 12/01/2023

Laboratory receiving samples:
Asheville ☐ Eden ☐ Greenwood ☐ Huntersville ☐ Raleigh ☐ Mechanicsville ☐ Atlanta ☑ Kernersville ☐

Sample Condition Upon Receipt

Client Name: La Power

Project #: **WO#: 92714437**

PM: BV Due Date: 03/06/24

CLIENT: 92-GP-BOWLF

Courier: ☐ Commercial ☐ Fed Ex ☑ Pace ☐ UPS ☐ USPS ☐ Other: ☐ Client

Custody Seal Present? ☑ Yes ☐ No Seals Intact? ☑ Yes ☐ No ☐ N/A

Date/Initials Person Examining Contents: 2/03/24 SC

Packing Material: ☑ Bubble Wrap ☐ Bubble Bags ☐ None ☐ Other

Biological Tissue Frozen? ☐ Yes ☐ No ☑ N/A

Thermometer: ☑ IR Gun ID: 730

Type of Ice: ☑ Wet ☐ Blue ☐ None

Cooler Temp: 3.3 Correction Factor: Add/Subtract (°C) +0.1

Temp should be above freezing to 6°C
☐ Samples out of temp criteria. Samples on ice, cooling process has begun

Cooler Temp Corrected (°C): 3.4

USDA Regulated Soil (☐ N/A, water sample)
Did samples originate in a quarantine zone within the United States: CA, NY, or SC (check maps)? ☐ Yes ☐ No

Did samples originate from a foreign source (internationally, including Hawaii and Puerto Rico)? ☐ Yes ☐ No

				Comments/Discrepancy:
Chain of Custody Present?	☑ Yes	☐ No	☐ N/A	1.
Samples Arrived within Hold Time?	☑ Yes	☐ No	☐ N/A	2.
Short Hold Time Analysis (<72 hr.)?	☐ Yes	☑ No	☐ N/A	3.
Rush Turn Around Time Requested?	☐ Yes	☑ No	☐ N/A	4.
Sufficient Volume?	☑ Yes	☐ No	☐ N/A	5.
Correct Containers Used?	☑ Yes	☐ No	☐ N/A	6.
-Pace Containers Used?	☑ Yes	☐ No	☐ N/A	
Containers Intact?	☑ Yes	☐ No	☐ N/A	7.
Dissolved analysis: Samples Field Filtered?	☐ Yes	☐ No	☑ N/A	8.
Sample Labels Match COC?	☑ Yes	☐ No	☐ N/A	9.
-Includes Date/Time/ID/Analysis Matrix: WT				
Headspace in VOA Vials (>5-6mm)?	☐ Yes	☐ No	☑ N/A	10.
Trip Blank Present?	☐ Yes	☐ No	☑ N/A	11.
Trip Blank Custody Seals Present?	☐ Yes	☐ No	☑ N/A	

COMMENTS/SAMPLE DISCREPANCY

Field Data Required? ☐ Yes ☐ No

Lot ID of split containers:

CLIENT NOTIFICATION/RESOLUTION

Person contacted: Date/Time:

Project Manager SCURF Review: Date:

Project Manager SRF Review: Date:

WO# : 92714437

*Check mark top half of box if pH and/or dechlorination is verified and within the acceptance range for preservation samples.

Exceptions: VOA, Coliform, TOC, Oil and Grease, DRO/8015 (water) DOC, LLHg

Project #

PM: BV Due Date: 03/06/24

CLIENT: 92-GP-BOWLF

**Bottom half of box is to list number of bottles

***Check all unpreserved Nitrates for chlorine

Item#	BP4U-125 mL Plastic Unpreserved (N/A) (Cl-)	BP3U-250 mL Plastic Unpreserved (N/A)	BP2U-500 mL Plastic Unpreserved (N/A)	BP1U-1 liter Plastic Unpreserved (N/A)	BP4S-125 mL Plastic H2SO4 (pH < 2) (Cl-)	BP3N-250 mL plastic HNO3 (pH < 2)	BP4Z-125 mL Plastic ZN Acetate & NaOH (>9)	BP4B-125 mL Plastic NaOH (pH > 12) (Cl-)	WGFU-Wide-mouthed Glass jar Unpreserved	AG1U-1 liter Amber Unpreserved (N/A) (Cl-)	AG1H-1 liter Amber HCl (pH < 2)	AG3U-250 mL Amber Unpreserved (N/A) (Cl-)	AG1S-1 liter Amber H2SO4 (pH < 2)	AG3S-250 mL Amber H2SO4 (pH < 2)	DG94-40 mL Amber NH4Cl (N/A)(Cl-)	DG9H-40 mL VOA HCl (N/A)	VG9T-40 mL VOA Na2S2O3 (N/A)	VG9U-40 mL VOA Unpreserved (N/A)	DG9V-40 mL VOA H3PO4 (N/A)	KP7U-50 mL Plastic Unpreserved (N/A)	V/GK (3 vials per kit)-VPH/Gas kit (N/A)	SP5T-125 mL Sterile Plastic (N/A – lab)	SP2T-250 mL Sterile Plastic (N/A – lab)		BP3R-250 mL Plastic (NH2)2SO4 (9.3-9.7)	AG0U-100 mL Amber Unpreserved (N/A) (Cl-)	VSGU-20 mL Scintillation vials (N/A)	DG9U-40 mL Amber Unpreserved vials (N/A)
1		2	1			1																							
2		2	1			1																							
3		2	1			1																							
4		2	1			1																							
5		2	1			1																							
6		2	1			1																							
7		2	1			1																							
8		2	1			1																							
9		2	1			1																							
10		2	1			1																							
11																													
12																													

pH Adjustment Log for Preserved Samples

Sample ID	Type of Preservative	pH upon receipt	Date preservation adjusted	Time preservation adjusted	Amount of Preservative added	Lot #

Note: Whenever there is a discrepancy affecting North Carolina compliance samples, a copy of this form will be sent to the North Carolina DENR Certification Office (i.e. Out of hold, incorrect preservative, out of temp, incorrect containers.

Pace® Location Requested (City/State):

Pace Analytical Charlotte
9800 Kincey Ave. Suite 100, Huntersville, NC 28078

CHAIN-OF-CUSTODY Analytical Request Document

Chain-of-Custody is a LEGAL DOCUMENT - Complete all relevant fields

LAB USE ONLY- Affix Workorder/Login Label Here

Scan QR Code for instructions

Company Name: Georgia Power - Bowen	Contact/Report To: Kriston Jurinko, Cassidy Sutherland
Street Address: 241 Ralph McGill Blvd NE, Atlanta, GA 30308	Phone #: (470) 217-0008
	E-Mail: knjurink@southernco.com
	Cc E-Mail: Laura Midkiff, Ben Hodges, Mike Smilley, Noelia Gangi
Customer Project #:	Invoice to: Account Payable
Project Name: Bowen LF Cells 9&10	Invoice E-mail: georgiapowerinvoices@southernco.com
Site Collection Info/Facility ID (as applicable):	Purchase Order # (if applicable): GPC82474-0006
	Quote #:
Time Zone Collected: [ ] AK [ ] PT [ ] MT [ ] CT [X] ET	County / State origin of sample(s): Georgia
Data Deliverables: [ ] Level II [ ] Level III [ ] Level IV [ ] EQUIS [ ] Other_____	Regulatory Program (DW, RCRA, etc.) as applicable: Reportable [ ] Yes [ ] No
	Rush (Pre-approval required): [ ] Same Day [ ] 1 Day [ ] 2 Day [ ] 3 Day Other_____ Date Results Requested:
	DW PWSID # or WW Permit # as applicable: Field Filtered (if applicable): [ ] Yes [ ] No Analysis:

* Matrix Codes (Insert in Matrix box below): Drinking Water (DW), Ground Water (GW), Wastewater (WW), Product (P), Soil/Solid (SS), Oil (OL), Wipe (WP), Tissue (TS), Bioassay (B), Vapor (V), Surface Water (SW), Sediment (SED), Sludge (SL), Caulk (CK), Leachate (LL), Biosolid (BS), Other (OT)

Customer Sample ID	Matrix *	Comp / Grab	Composite Start Date	Composite Start Time	Collected or Composite End Date	Collected or Composite End Time	# Cont.	Residual Chlorine Result	Residual Chlorine Units	2320B Alkalinity	2540C Total Dissolved Solids	300.0-F,SO4, Cl	App Metals III/IV + State Metals	Sample Comment
BOW-GWC-45R	WG	G			2/20/24	1515	4			X	X	X	X	613
BOW-GWC-46R	WG	G					4			X	X	X	X	
BOW-GWC-47	WG	G					4			X	X	X	X	
BOW-GWC-47R	WG	G					4			X	X	X	X	
BOW-GWC-48	WG	G					4			X	X	X	X	
BOW-GWC-49R	WG	G					4			X	X	X	X	
BOW-GWC-49Z	WG	G					4			X	X	X	X	
BOW-LF9-10-FD-07	WG	G			2/20/24	—	4			X	X	X	X	614
BOW-LF9-10-FD-08	WG	G					4			X	X	X	X	
BOW-LF9-10-FB-08	WQ	G			2/20/24	1546	4			X	X	X	X	615

Specify Container Size **: 3 2 3 3

Identify Container Preservative Type***: 1 1 1 2

Analysis Requested

**Container Size: (1) 1L, (2) 500mL, (3) 250mL, (4) 125mL, (5) 100mL, (6) 40mL vial, (7) EnCore, (8) TerraCore, (9) 90mL, (10) Other

*** Preservative Types: (1) None, (2) HNO3, (3) H2SO4, (4) HCl, (5) NaOH, (6) Zn Acetate, (7) NaHSO4, (8) Sod. Thiosulfate, (9) Ascorbic Acid, (10) MeOH, (11) Other

Lab Use Only: Proj. Mgr: Bonnie Vang; AcctNum / Client ID:; Table #:; Profile / Template: 16492; Prelog / Bottle Ord. ID: EZ 3066703

Preservation non-conformance identified for sample.

Additional Instructions from Pace® :
Task Code: BOW-CCR-ASSMT-2024S1

Collected By: Printed Name: Kevin Stephenson, William Laaker, Jay Siewert
Signature: Pace/Alta Environmental

Customer Remarks / Special Conditions / Possible Hazards:

Coolers: Thermometer ID: Correction Factor (°C): Obs. Temp. (°C): Corrected Temp. (°C): [ ] On Ice

Relinquished by/Company: (Signature)	Date/Time:	Received by/Company: (Signature)	Date/Time:	Tracking Number:
Kevin Stephenson	2/23/24 @ 1138	Kevin Williams / Pace	2/23/24 1139	
Kevin Williams / Pace	2/23/24 1307		2/23 1307	Delivered by: [ ] In- Person [ ] Courier [ ] FedEX [ ] UPS [ ] Other
Relinquished by/Company: (Signature)	Date/Time:	Received by/Company: (Signature)	Date/Time:	
Relinquished by/Company: (Signature)	Date/Time:	Received by/Company: (Signature)	Date/Time:	

Submitting a sample via this chain of custody constitutes acknowledgment and acceptance of the Pace® Terms and Conditions found at https://www.pacelabs.com/resource-library/resource/pace-terms-and-conditions/

Pace® Location Requested (City/State):

Pace Analytical Charlotte
9800 Kincey Ave. Suite 100, Huntersville, NC 28078

CHAIN-OF-CUSTODY Analytical Request Document

Chain-of-Custody is a LEGAL DOCUMENT - Complete all relevant fields

LAB USE ONLY- Affix Workorder/Login Label Here

Scan QR Code for instructions

Company Name: Georgia Power - Bowen	Contact/Report To: Kristen Jurinko, Cassidy Sutherland
Street Address: 241 Ralph McGill Blvd NE, Atlanta, GA 30308	Phone #: (470) 217-0008
	E-Mail: knjurink@southernco.com
	Cc E-Mail: Laura Midkiff, Ben Hodges, Mike Smilley, Noelia Gangi
Customer Project #:	Invoice to: Account Payable
Project Name: Bowen LF Cells 9&10	Invoice E-mail: georgispowerinvoices@southernco.com
Site Collection Info/Facility ID (as applicable):	Purchase Order # (if applicable): GPC82474-0006
	Quote #:
Time Zone Collected: [ ] AK [ ] PT [ ] MT [ ] CT [X] ET	County / State origin of sample(s): Georgia
Data Deliverables: [ ] Level II [ ] Level III [ ] Level IV [ ] EQUIS [ ] Other	Regulatory Program (DW, RCRA, etc.) as applicable: Reportable [ ] Yes [ ] No
	Rush (Pre-approval required): [ ] Same Day [ ] 1 Day [ ] 2 Day [ ] 3 Day Other ____ Date Results Requested:
	DW PWSID # or WW Permit # as applicable: Field Filtered (if applicable): [ ] Yes [ ] No Analysis:

Specify Container Size **: 3 2 3 3

Identify Container Preservative Type***: 1 1 1 2

**Container Size: (1) 1L, (2) 500mL, (3) 250mL, (4) 125mL, (5) 100mL, (6) 40mL vial, (7) EnCore, (8) TerraCore, (9) 90mL, (10) Other

*** Preservative Types: (1) None, (2) HNO3, (3) H2SO4, (4) HCl, (5) NaOH, (6) Zn Acetate, (7) NaHSO4, (8) Sod. Thiosulfate, (9) Ascorbic Acid, (10) MeOH, (11) Other

* Matrix Codes (Insert in Matrix box below): Drinking Water (DW), Ground Water (GW), Wastewater (WW), Product (P), Soil/Solid (SS), Oil (OL), Wipe (WP), Tissue (TS), Bioassay (B), Vapor (V), Surface Water (SW), Sediment (SED), Sludge (SL), Caulk (CK), Leachate (LL), Biosolid (BS), Other (OT)

Customer Sample ID	Matrix *	Comp / Grab	Composite Start Date	Composite Start Time	Collected or Composite End Date	Collected or Composite End Time	# Cont.	Residual Chlorine Result	Residual Chlorine Units	2320B Alkalinity	2540C Total Dissolved Solids	300.0-F,SO4, Cl	App Metals III/IV + State Metals	Lab Use Only: Sample Comment
BOW-GWC-45R	WG	G					4			X	X	X	X	
BOW-GWC-46R	WG	G			2/21/24	1036	4			X	X	X	X	016
BOW-GWC-47	WG	G			2/21/24	1433	4			X	X	X	X	017
BOW-GWC-47R	WG	G			2/21/24	1259	4			X	X	X	X	018
BOW-GWC-48	WG	G			2/21/24	1516	4			X	X	X	X	019
BOW-GWC-49R	WG	G			2/21/24	1352	4			X	X	X	X	020
BOW-GWC-49Z	WG	G			2/21/24	1154	4			X	X	X	X	021
BOW-LF9-10-FD-07	WG	G					4			X	X	X	X	
BOW-LF9-10-FD-08	WG	G			2/21/24	—	4			X	X	X	X	022
BOW-LF9-10-FB-	WQ	G					4			X	X	X	X	

Lab Use Only: Proj. Mgr: Bonnie Vang; AcctNum / Client ID:; Table #:; Profile / Template: 16492; Prelog / Bottle Ord. ID: EZ 3066703

Preservation non-conformance identified for sample.

Additional Instructions from Pace®:
Task Code: BOW-CCR-ASSMT-2024S1

Collected By: Printed Name: Kevin Stephenson, William Lasker, Jay Siewert
Signature

Customer Remarks / Special Conditions / Possible Hazards:

Coolers: Thermometer ID: Correction Factor (°C): Obs. Temp. (°C): Corrected Temp. (°C): [ ] On Ice

Relinquished by/Company: (Signature)	Date/Time:	Received by/Company: (Signature)	Date/Time:	Tracking Number:
[illegible]	2/22/24 @ 1138	[illegible] / Pace	2/23/24 1138	
[illegible] / Pace	2/23/24 1307	[illegible]	2/23 1307	Delivered by: [ ] In-Person [ ] Courier [ ] FedEx [ ] UPS [ ] Other
Relinquished by/Company: (Signature)	Date/Time:	Received by/Company: (Signature)	Date/Time:	
Relinquished by/Company: (Signature)	Date/Time:	Received by/Company: (Signature)	Date/Time:	Page: 2 of 3

Submitting a sample via this chain of custody constitutes acknowledgment and acceptance of the Pace® Terms and Conditions found at https://www.pacelabs.com/resource-library/resource/pace-terms-and-conditions/

Pace Analytical Services, LLC
9800 Kincey Ave. Suite 100
Huntersville, NC 28078
(704)875-9092

March 14, 2024

Kristen Jurinko
Southern Company
241 Ralph McGill Blvd
NE, Bin 10160
Atlanta, GA 30308

RE: Project: Bowen LF Cells 1&2
Pace Project No.: 92715157

Dear Kristen Jurinko:

Enclosed are the analytical results for sample(s) received by the laboratory between February 23, 2024 and March 01, 2024. The results relate only to the samples included in this report. Results reported herein conform to the applicable TNI/NELAC Standards and the laboratory's Quality Manual, where applicable, unless otherwise noted in the body of the report.

The test results provided in this final report were generated by each of the following laboratories within the Pace Network:

- Pace Analytical Services - Asheville
- Pace Analytical Services - Peachtree Corners, GA

If you have any questions concerning this report, please feel free to contact me.

Sincerely,

Bonnie Vang
bonnie.vang@pacelabs.com
704-977-0968
Project Manager

Enclosures

cc: Carole Lieu, Stantec
Laura Midkiff, Southern Co.
Edgar Smith, Stantec
Cassidy Sutherland, Stantec

Pace Analytical Services, LLC
9800 Kincey Ave. Suite 100
Huntersville, NC 28078
(704)875-9092

CERTIFICATIONS

Project: Bowen LF Cells 1&2
Pace Project No.: 92715157

Pace Analytical Services Asheville
2225 Riverside Drive, Asheville, NC 28804
Florida/NELAP Certification #: E87648
North Carolina Drinking Water Certification #: 37712
North Carolina Wastewater Certification #: 40
South Carolina Laboratory ID: 99030
South Carolina Certification #: 99030001
Virginia/VELAP Certification #: 460222

Pace Analytical Services Peachtree Corners
110 Technology Pkwy, Peachtree Corners, GA 30092
Florida DOH Certification #: E87315
Georgia DW Inorganics Certification #: 812
North Carolina Certification #: 381
South Carolina Certification #: 98011001
Virginia Certification #: 460204

REPORT OF LABORATORY ANALYSIS

This report shall not be reproduced, except in full,
without the written consent of Pace Analytical Services, LLC.

Pace Analytical Services, LLC
9800 Kincey Ave. Suite 100
Huntersville, NC 28078
(704)875-9092

SAMPLE SUMMARY

Project: Bowen LF Cells 1&2
Pace Project No.: 92715157

Lab ID	Sample ID	Matrix	Date Collected	Date Received
92715157001	**BOW-GWA-1**	Water	02/22/24 12:39	02/23/24 11:38
92715157002	**BOW-GWA-2**	Water	02/22/24 15:35	02/23/24 11:38
92715157003	**BOW-GWA-3A**	Water	02/22/24 10:38	02/23/24 11:38
92715157004	**BOW-GWA-50**	Water	02/22/24 13:48	02/23/24 11:38
92715157005	**BOW-GWA-50R**	Water	02/22/24 15:04	02/23/24 11:38
92715157006	**BOW-LF1-2-FD-09**	Water	02/22/24 00:00	02/23/24 11:38
92715157007	**BOW-LF1-2-FB-09**	Water	02/22/24 16:18	02/23/24 11:38
92715157008	**BOW-GWA-2R**	Water	02/26/24 12:47	02/27/24 10:02
92715157009	**BOW-GWC-5**	Water	02/26/24 12:53	02/27/24 10:02
92715157010	**BOW-GWC-6**	Water	02/26/24 15:46	02/27/24 10:02
92715157011	**BOW-GWC-6RZ**	Water	02/26/24 14:07	02/27/24 10:02
92715157012	**BOW-GWC-7Z**	Water	02/26/24 16:14	02/27/24 10:02
92715157013	**BOW-GWC-8Z**	Water	02/26/24 15:45	02/27/24 10:02
92715157014	**BOW-LF1-2-FD-10**	Water	02/26/24 00:00	02/27/24 10:02
92715157015	**BOW-LF1-2-FB-10**	Water	02/26/24 16:46	02/27/24 10:02
92715157016	**BOW-GWA-4RZ**	Water	02/27/24 10:22	03/01/24 10:35
92715157017	**BOW-GWC-8RR**	Water	02/27/24 11:16	03/01/24 10:35
92715157018	**BOW-GWC-9**	Water	02/27/24 13:17	03/01/24 10:35
92715157019	**BOW-GWC-10**	Water	02/27/24 12:44	03/01/24 10:35
92715157020	**BOW-GWC-10R**	Water	02/27/24 14:08	03/01/24 10:35
92715157021	**BOW-GWC-12**	Water	02/27/24 14:34	03/01/24 10:35
92715157022	**BOW-GWC-13**	Water	02/27/24 14:20	03/01/24 10:35
92715157023	**BOW-GWC-11**	Water	02/28/24 11:58	03/01/24 10:35
92715157024	**BOW-GWC-11R**	Water	02/28/24 13:04	03/01/24 10:35
92715157025	**BOW-GWC-13RZ**	Water	02/28/24 09:46	03/01/24 10:35
92715157026	**BOW-GWC-14Z**	Water	02/28/24 10:45	03/01/24 10:35
92715157027	**BOW-GWC-15R**	Water	02/28/24 15:05	03/01/24 10:35
92715157028	**BOW-GWC-15Z**	Water	02/28/24 15:38	03/01/24 10:35
92715157029	**BOW-LF1-2-FD-11**	Water	02/28/24 00:00	03/01/24 10:35
92715157030	**BOW-LF1-2-FB-11**	Water	02/27/24 14:58	03/01/24 10:35

REPORT OF LABORATORY ANALYSIS

This report shall not be reproduced, except in full,
without the written consent of Pace Analytical Services, LLC.

Pace Analytical Services, LLC
9800 Kincey Ave. Suite 100
Huntersville, NC 28078
(704)875-9092

SAMPLE ANALYTE COUNT

Project: Bowen LF Cells 1&2
Pace Project No.: 92715157

Lab ID	Sample ID	Method	Analysts	Analytes Reported
92715157001	**BOW-GWA-1**	EPA 6010D	DRB	7
		EPA 6020B	CW1	15
		EPA 7470A	VB	1
		SM 2320B-2011	SMS	3
		SM 2540C-2015	JAY	1
		EPA 300.0 Rev 2.1 1993	JCM	3
92715157002	**BOW-GWA-2**	EPA 6010D	DRB	7
		EPA 6020B	CW1	15
		EPA 7470A	VB	1
		SM 2320B-2011	SMS	3
		SM 2540C-2015	JAY	1
		EPA 300.0 Rev 2.1 1993	JCM	3
92715157003	**BOW-GWA-3A**	EPA 6010D	DRB	7
		EPA 6020B	CW1	15
		EPA 7470A	VB	1
		SM 2320B-2011	SMS	3
		SM 2540C-2015	JAY	1
		EPA 300.0 Rev 2.1 1993	JCM	3
92715157004	**BOW-GWA-50**	EPA 6010D	DRB	7
		EPA 6020B	CW1	15
		EPA 7470A	VB	1
		SM 2320B-2011	SMS	3
		SM 2540C-2015	JAY	1
		EPA 300.0 Rev 2.1 1993	JCM	3
92715157005	**BOW-GWA-50R**	EPA 6010D	DRB	7
		EPA 6020B	CW1	15
		EPA 7470A	VB	1
		SM 2320B-2011	SMS	3
		SM 2540C-2015	JAY	1
		EPA 300.0 Rev 2.1 1993	JCM	3
92715157006	**BOW-LF1-2-FD-09**	EPA 6010D	DRB	7
		EPA 6020B	CW1	15
		EPA 7470A	VB	1
		SM 2320B-2011	SMS	3
		SM 2540C-2015	JAY	1
		EPA 300.0 Rev 2.1 1993	CDC	3
92715157007	**BOW-LF1-2-FB-09**	EPA 6010D	DRB	7

REPORT OF LABORATORY ANALYSIS

This report shall not be reproduced, except in full,
without the written consent of Pace Analytical Services, LLC.

Pace Analytical Services, LLC
9800 Kincey Ave. Suite 100
Huntersville, NC 28078
(704)875-9092

SAMPLE ANALYTE COUNT

Project: Bowen LF Cells 1&2
Pace Project No.: 92715157

Lab ID	Sample ID	Method	Analysts	Analytes Reported
		EPA 6020B	CW1	15
		EPA 7470A	VB	1
		SM 2320B-2011	SMS	3
		SM 2540C-2015	JAY	1
		EPA 300.0 Rev 2.1 1993	CDC	3
92715157008	**BOW-GWA-2R**	EPA 6010D	DRB	7
		EPA 6020B	CW1	15
		EPA 7470A	VB	1
		SM 2320B-2011	SMS	3
		SM 2540C-2015	JAY	1
		EPA 300.0 Rev 2.1 1993	CDC	3
92715157009	**BOW-GWC-5**	EPA 6010D	DRB	7
		EPA 6020B	CW1	15
		EPA 7470A	VB	1
		SM 2320B-2011	SMS	3
		SM 2540C-2015	JAY	1
		EPA 300.0 Rev 2.1 1993	CDC	3
92715157010	**BOW-GWC-6**	EPA 6010D	DRB	7
		EPA 6020B	CW1	15
		EPA 7470A	VB	1
		SM 2320B-2011	SMS	3
		SM 2540C-2015	RVS	1
		EPA 300.0 Rev 2.1 1993	CDC	3
92715157011	**BOW-GWC-6RZ**	EPA 6010D	DRB	7
		EPA 6020B	CW1	15
		EPA 7470A	VB	1
		SM 2320B-2011	SMS	3
		SM 2540C-2015	RVS	1
		EPA 300.0 Rev 2.1 1993	CDC	3
92715157012	**BOW-GWC-7Z**	EPA 6010D	DRB	7
		EPA 6020B	CW1	15
		EPA 7470A	VB	1
		SM 2320B-2011	SMS	3
		SM 2540C-2015	RVS	1
		EPA 300.0 Rev 2.1 1993	CDC	3
92715157013	**BOW-GWC-8Z**	EPA 6010D	DRB	7
		EPA 6020B	CW1	15

This report shall not be reproduced, except in full,
without the written consent of Pace Analytical Services, LLC.

Pace Analytical Services, LLC
9800 Kincey Ave. Suite 100
Huntersville, NC 28078
(704)875-9092

SAMPLE ANALYTE COUNT

Project: Bowen LF Cells 1&2
Pace Project No.: 92715157

Lab ID	Sample ID	Method	Analysts	Analytes Reported
		EPA 7470A	VB	1
		SM 2320B-2011	SMS	3
		SM 2540C-2015	RVS	1
		EPA 300.0 Rev 2.1 1993	CDC	3
92715157014	**BOW-LF1-2-FD-10**	EPA 6010D	AJM	7
		EPA 6020B	CW1	15
		EPA 7470A	VB	1
		SM 2320B-2011	SMS	3
		SM 2540C-2015	RVS	1
		EPA 300.0 Rev 2.1 1993	CDC	3
92715157015	**BOW-LF1-2-FB-10**	EPA 6010D	AJM	7
		EPA 6020B	CW1	15
		EPA 7470A	VB	1
		SM 2320B-2011	SMS	3
		SM 2540C-2015	RVS	1
		EPA 300.0 Rev 2.1 1993	CDC	3
92715157016	**BOW-GWA-4RZ**	EPA 6010D	AJM	7
		EPA 6020B	CW1	15
		EPA 7470A	VB	1
		SM 2320B-2011	SMS	3
		SM 2540C-2015	JAY	1
		EPA 300.0 Rev 2.1 1993	JCM	3
92715157017	**BOW-GWC-8RR**	EPA 6010D	AJM	7
		EPA 6020B	CW1	15
		EPA 7470A	VB	1
		SM 2320B-2011	SMS	3
		SM 2540C-2015	JAY	1
		EPA 300.0 Rev 2.1 1993	JCM	3
92715157018	**BOW-GWC-9**	EPA 6010D	AJM	7
		EPA 6020B	CW1	15
		EPA 7470A	VB	1
		SM 2320B-2011	SMS	3
		SM 2540C-2015	JAY	1
		EPA 300.0 Rev 2.1 1993	JCM	3
92715157019	**BOW-GWC-10**	EPA 6010D	AJM	7
		EPA 6020B	CW1	15
		EPA 7470A	VB	1

This report shall not be reproduced, except in full,
without the written consent of Pace Analytical Services, LLC.

Pace Analytical Services, LLC
9800 Kincey Ave. Suite 100
Huntersville, NC 28078
(704)875-9092

SAMPLE ANALYTE COUNT

Project: Bowen LF Cells 1&2
Pace Project No.: 92715157

Lab ID	Sample ID	Method	Analysts	Analytes Reported
		SM 2320B-2011	SMS	3
		SM 2540C-2015	JAY	1
		EPA 300.0 Rev 2.1 1993	JCM	3
92715157020	**BOW-GWC-10R**	EPA 6010D	AJM	7
		EPA 6020B	CW1	15
		EPA 7470A	VB	1
		SM 2320B-2011	SMS	3
		SM 2540C-2015	JAY	1
		EPA 300.0 Rev 2.1 1993	JCM	3
92715157021	**BOW-GWC-12**	EPA 6010D	AJM	7
		EPA 6020B	CW1	15
		EPA 7470A	VB	1
		SM 2320B-2011	SMS	3
		SM 2540C-2015	JAY	1
		EPA 300.0 Rev 2.1 1993	JCM	3
92715157022	**BOW-GWC-13**	EPA 6010D	AJM	7
		EPA 6020B	CW1	15
		EPA 7470A	VB	1
		SM 2320B-2011	SMS	3
		SM 2540C-2015	JAY	1
		EPA 300.0 Rev 2.1 1993	JCM	3
92715157023	**BOW-GWC-11**	EPA 6010D	AJM	7
		EPA 6020B	CW1	15
		EPA 7470A	VB	1
		SM 2320B-2011	SMS	3
		SM 2540C-2015	JAY	1
		EPA 300.0 Rev 2.1 1993	JCM	3
92715157024	**BOW-GWC-11R**	EPA 6010D	AJM	7
		EPA 6020B	CW1	15
		EPA 7470A	VB	1
		SM 2320B-2011	SMS	3
		SM 2540C-2015	JAY	1
		EPA 300.0 Rev 2.1 1993	JCM	3
92715157025	**BOW-GWC-13RZ**	EPA 6010D	AJM	7
		EPA 6020B	CW1	15
		EPA 7470A	VB	1
		SM 2320B-2011	SMS	3

REPORT OF LABORATORY ANALYSIS

This report shall not be reproduced, except in full,
without the written consent of Pace Analytical Services, LLC.

Pace Analytical Services, LLC
9800 Kincey Ave. Suite 100
Huntersville, NC 28078
(704)875-9092

SAMPLE ANALYTE COUNT

Project: Bowen LF Cells 1&2
Pace Project No.: 92715157

Lab ID	Sample ID	Method	Analysts	Analytes Reported
		SM 2540C-2015	JAY	1
		EPA 300.0 Rev 2.1 1993	JCM	3
92715157026	**BOW-GWC-14Z**	EPA 6010D	AJM	7
		EPA 6020B	CW1	15
		EPA 7470A	VB	1
		SM 2320B-2011	SMS	3
		SM 2540C-2015	JAY	1
		EPA 300.0 Rev 2.1 1993	JCM	3
92715157027	**BOW-GWC-15R**	EPA 6010D	AJM	7
		EPA 6020B	CW1	15
		EPA 7470A	VB	1
		SM 2320B-2011	SMS	3
		SM 2540C-2015	JAY	1
		EPA 300.0 Rev 2.1 1993	JCM	3
92715157028	**BOW-GWC-15Z**	EPA 6010D	AJM	7
		EPA 6020B	CW1	15
		EPA 7470A	VB	1
		SM 2320B-2011	SMS	3
		SM 2540C-2015	JAY	1
		EPA 300.0 Rev 2.1 1993	JCM	3
92715157029	**BOW-LF1-2-FD-11**	EPA 6010D	AJM	7
		EPA 6020B	CW1	15
		EPA 7470A	VB	1
		SM 2320B-2011	SMS	3
		SM 2540C-2015	JAY	1
		EPA 300.0 Rev 2.1 1993	JCM	3
92715157030	**BOW-LF1-2-FB-11**	EPA 6010D	AJM	7
		EPA 6020B	CW1	15
		EPA 7470A	VB	1
		SM 2320B-2011	SMS	3
		SM 2540C-2015	JAY	1
		EPA 300.0 Rev 2.1 1993	JCM	3

PASI-A = Pace Analytical Services - Asheville
PASI-GA = Pace Analytical Services - Peachtree Corners, GA

REPORT OF LABORATORY ANALYSIS

This report shall not be reproduced, except in full,
without the written consent of Pace Analytical Services, LLC.

Pace Analytical Services, LLC
9800 Kincey Ave. Suite 100
Huntersville, NC 28078
(704)875-9092

SUMMARY OF DETECTION

Project: Bowen LF Cells 1&2
Pace Project No.: 92715157

Lab Sample ID / Method	Client Sample ID / Parameters	Result	Units	Report Limit	Analyzed	Qualifiers
92715157001	**BOW-GWA-1**					
EPA 6010D	Iron	0.043	mg/L	0.040	03/04/24 14:12	
EPA 6010D	Manganese	0.050	mg/L	0.040	03/04/24 14:12	
EPA 6010D	Potassium	1.1	mg/L	0.50	03/04/24 14:12	
EPA 6010D	Sodium	4.7	mg/L	1.0	03/04/24 14:12	
EPA 6010D	Calcium	31.8	mg/L	1.0	03/04/24 14:12	
EPA 6010D	Magnesium	15.5	mg/L	0.050	03/04/24 14:12	
EPA 6020B	Antimony	0.0014J	mg/L	0.0030	03/05/24 18:42	
EPA 6020B	Barium	0.018	mg/L	0.0050	03/05/24 18:42	
SM 2320B-2011	Alkalinity,Bicarbonate (CaCO3)	163	mg/L	5.0	03/05/24 14:06	
SM 2320B-2011	Alkalinity, Total as CaCO3	163	mg/L	5.0	03/05/24 14:06	
SM 2540C-2015	Total Dissolved Solids	148	mg/L	25.0	02/25/24 12:30	
EPA 300.0 Rev 2.1 1993	Chloride	1.1	mg/L	1.0	02/25/24 02:25	
EPA 300.0 Rev 2.1 1993	Fluoride	0.061J	mg/L	0.10	02/25/24 02:25	
EPA 300.0 Rev 2.1 1993	Sulfate	1.0	mg/L	1.0	02/25/24 02:25	
92715157002	**BOW-GWA-2**					
EPA 6010D	Iron	0.031J	mg/L	0.040	03/04/24 14:15	
EPA 6010D	Potassium	0.88	mg/L	0.50	03/04/24 14:15	
EPA 6010D	Sodium	1.8	mg/L	1.0	03/04/24 14:15	
EPA 6010D	Calcium	45.6	mg/L	1.0	03/04/24 14:15	
EPA 6010D	Magnesium	14.2	mg/L	0.050	03/04/24 14:15	
EPA 6020B	Barium	0.021	mg/L	0.0050	03/05/24 18:46	
SM 2320B-2011	Alkalinity,Bicarbonate (CaCO3)	89.4	mg/L	5.0	03/05/24 14:17	
SM 2320B-2011	Alkalinity, Total as CaCO3	89.4	mg/L	5.0	03/05/24 14:17	
SM 2540C-2015	Total Dissolved Solids	210	mg/L	25.0	02/25/24 12:30	
EPA 300.0 Rev 2.1 1993	Chloride	1.3	mg/L	1.0	02/25/24 02:40	
EPA 300.0 Rev 2.1 1993	Fluoride	0.062J	mg/L	0.10	02/25/24 02:40	
EPA 300.0 Rev 2.1 1993	Sulfate	82.0	mg/L	1.0	02/25/24 02:40	
92715157003	**BOW-GWA-3A**					
EPA 6010D	Iron	0.028J	mg/L	0.040	03/04/24 14:18	
EPA 6010D	Potassium	1.3	mg/L	0.50	03/04/24 14:18	
EPA 6010D	Sodium	4.4	mg/L	1.0	03/04/24 14:18	
EPA 6010D	Calcium	22.9	mg/L	1.0	03/04/24 14:18	
EPA 6010D	Magnesium	11.6	mg/L	0.050	03/04/24 14:18	
EPA 6020B	Barium	0.0074	mg/L	0.0050	03/05/24 18:50	
SM 2320B-2011	Alkalinity,Bicarbonate (CaCO3)	101	mg/L	5.0	03/05/24 14:24	
SM 2320B-2011	Alkalinity, Total as CaCO3	101	mg/L	5.0	03/05/24 14:24	
SM 2540C-2015	Total Dissolved Solids	117	mg/L	25.0	02/25/24 12:30	
EPA 300.0 Rev 2.1 1993	Chloride	7.1	mg/L	1.0	02/25/24 02:54	
EPA 300.0 Rev 2.1 1993	Sulfate	1.9	mg/L	1.0	02/25/24 02:54	
92715157004	**BOW-GWA-50**					
EPA 6010D	Potassium	0.35J	mg/L	0.50	03/04/24 14:20	
EPA 6010D	Sodium	1.7	mg/L	1.0	03/04/24 14:20	
EPA 6010D	Calcium	1.7	mg/L	1.0	03/04/24 14:20	
EPA 6010D	Magnesium	0.36	mg/L	0.050	03/04/24 14:20	
EPA 6020B	Barium	0.0073	mg/L	0.0050	03/05/24 18:54	
EPA 6020B	Copper	0.0015J	mg/L	0.0050	03/05/24 18:54	

REPORT OF LABORATORY ANALYSIS

This report shall not be reproduced, except in full,
without the written consent of Pace Analytical Services, LLC.

Pace Analytical Services, LLC
9800 Kincey Ave. Suite 100
Huntersville, NC 28078
(704)875-9092

SUMMARY OF DETECTION

Project: Bowen LF Cells 1&2
Pace Project No.: 92715157

Lab Sample ID / Method	Client Sample ID / Parameters	Result	Units	Report Limit	Analyzed	Qualifiers
92715157004	**BOW-GWA-50**					
EPA 6020B	Silver	0.00052J	mg/L	0.0050	03/05/24 18:54	
SM 2320B-2011	Alkalinity,Bicarbonate (CaCO3)	5.1	mg/L	5.0	03/05/24 14:33	
SM 2320B-2011	Alkalinity, Total as CaCO3	5.1	mg/L	5.0	03/05/24 14:33	
EPA 300.0 Rev 2.1 1993	Chloride	0.88J	mg/L	1.0	02/25/24 03:37	
92715157005	**BOW-GWA-50R**					
EPA 6010D	Manganese	0.017J	mg/L	0.040	03/04/24 17:11	
EPA 6010D	Potassium	0.30J	mg/L	0.50	03/04/24 17:11	
EPA 6010D	Sodium	1.0	mg/L	1.0	03/04/24 17:11	
EPA 6010D	Calcium	0.78J	mg/L	1.0	03/04/24 17:11	
EPA 6010D	Magnesium	0.34	mg/L	0.050	03/04/24 17:11	
EPA 6020B	Barium	0.0080	mg/L	0.0050	03/05/24 18:57	
EPA 6020B	Copper	0.0030J	mg/L	0.0050	03/05/24 18:57	
EPA 6020B	Silver	0.0013J	mg/L	0.0050	03/05/24 18:57	
EPA 300.0 Rev 2.1 1993	Chloride	0.64J	mg/L	1.0	02/25/24 03:51	
92715157006	**BOW-LF1-2-FD-09**					
EPA 6010D	Iron	0.028J	mg/L	0.040	03/04/24 17:21	
EPA 6010D	Potassium	1.4	mg/L	0.50	03/04/24 17:21	
EPA 6010D	Sodium	4.5	mg/L	1.0	03/04/24 17:21	
EPA 6010D	Calcium	23.5	mg/L	1.0	03/04/24 17:21	
EPA 6010D	Magnesium	12.0	mg/L	0.050	03/04/24 17:21	
EPA 6020B	Barium	0.0072	mg/L	0.0050	03/05/24 19:01	
SM 2320B-2011	Alkalinity,Bicarbonate (CaCO3)	101	mg/L	5.0	03/05/24 14:43	
SM 2320B-2011	Alkalinity, Total as CaCO3	101	mg/L	5.0	03/05/24 14:43	
SM 2540C-2015	Total Dissolved Solids	116	mg/L	25.0	02/25/24 12:31	
EPA 300.0 Rev 2.1 1993	Chloride	6.9	mg/L	1.0	02/26/24 22:06	
EPA 300.0 Rev 2.1 1993	Sulfate	1.9	mg/L	1.0	02/26/24 22:06	
92715157008	**BOW-GWA-2R**					
EPA 6010D	Manganese	0.018J	mg/L	0.040	03/04/24 16:39	
EPA 6010D	Zinc	0.055	mg/L	0.020	03/04/24 16:39	
EPA 6010D	Potassium	0.49J	mg/L	0.50	03/04/24 16:39	B
EPA 6010D	Sodium	1.7	mg/L	1.0	03/04/24 16:39	
EPA 6010D	Calcium	30.6	mg/L	1.0	03/04/24 16:39	
EPA 6010D	Magnesium	7.9	mg/L	0.050	03/04/24 16:39	
EPA 6020B	Antimony	0.0019J	mg/L	0.0030	03/05/24 20:37	
EPA 6020B	Barium	0.021	mg/L	0.0050	03/05/24 20:37	
EPA 6020B	Boron	0.018J	mg/L	0.040	03/05/24 20:37	
SM 2320B-2011	Alkalinity,Bicarbonate (CaCO3)	82.8	mg/L	5.0	03/06/24 16:57	
SM 2320B-2011	Alkalinity, Total as CaCO3	82.8	mg/L	5.0	03/06/24 16:57	
SM 2540C-2015	Total Dissolved Solids	126	mg/L	25.0	02/28/24 11:38	
EPA 300.0 Rev 2.1 1993	Chloride	2.0	mg/L	1.0	02/28/24 02:21	
EPA 300.0 Rev 2.1 1993	Fluoride	0.050J	mg/L	0.10	02/28/24 02:21	
EPA 300.0 Rev 2.1 1993	Sulfate	20.9	mg/L	1.0	02/28/24 02:21	
92715157009	**BOW-GWC-5**					
EPA 6010D	Iron	0.029J	mg/L	0.040	03/04/24 16:42	
EPA 6010D	Manganese	0.026J	mg/L	0.040	03/04/24 16:42	

REPORT OF LABORATORY ANALYSIS

This report shall not be reproduced, except in full,
without the written consent of Pace Analytical Services, LLC.

Pace Analytical Services, LLC
9800 Kincey Ave. Suite 100
Huntersville, NC 28078
(704)875-9092

SUMMARY OF DETECTION

Project: Bowen LF Cells 1&2
Pace Project No.: 92715157

Lab Sample ID / Method	Client Sample ID / Parameters	Result	Units	Report Limit	Analyzed	Qualifiers
92715157009	**BOW-GWC-5**					
EPA 6010D	Zinc	0.028	mg/L	0.020	03/04/24 16:42	
EPA 6010D	Potassium	1.5	mg/L	0.50	03/04/24 16:42	B
EPA 6010D	Sodium	1.5	mg/L	1.0	03/04/24 16:42	
EPA 6010D	Calcium	3.9	mg/L	1.0	03/04/24 16:42	
EPA 6010D	Magnesium	0.27	mg/L	0.050	03/04/24 16:42	
EPA 6020B	Barium	0.012	mg/L	0.0050	03/05/24 20:41	
EPA 6020B	Beryllium	0.00057	mg/L	0.00050	03/05/24 20:41	
EPA 6020B	Copper	0.019	mg/L	0.0050	03/05/24 20:41	
EPA 6020B	Nickel	0.0085	mg/L	0.0050	03/05/24 20:41	
SM 2320B-2011	Alkalinity,Bicarbonate (CaCO3)	12.0	mg/L	5.0	03/06/24 17:15	
SM 2320B-2011	Alkalinity, Total as CaCO3	12.0	mg/L	5.0	03/06/24 17:15	
SM 2540C-2015	Total Dissolved Solids	38.0	mg/L	25.0	02/28/24 11:38	
EPA 300.0 Rev 2.1 1993	Chloride	0.63J	mg/L	1.0	02/28/24 02:35	
EPA 300.0 Rev 2.1 1993	Sulfate	1.0	mg/L	1.0	02/28/24 02:35	
92715157010	**BOW-GWC-6**					
EPA 6010D	Iron	0.11	mg/L	0.040	03/04/24 16:44	
EPA 6010D	Potassium	1.1	mg/L	0.50	03/04/24 16:44	
EPA 6010D	Sodium	1.1	mg/L	1.0	03/04/24 16:44	
EPA 6010D	Calcium	15.5	mg/L	1.0	03/04/24 16:44	
EPA 6010D	Magnesium	7.7	mg/L	0.050	03/04/24 16:44	
EPA 6020B	Barium	0.0060	mg/L	0.0050	03/05/24 20:45	
EPA 6020B	Chromium	0.0024J	mg/L	0.0050	03/05/24 20:45	
SM 2320B-2011	Alkalinity,Bicarbonate (CaCO3)	69.6	mg/L	5.0	03/06/24 17:21	
SM 2320B-2011	Alkalinity, Total as CaCO3	69.6	mg/L	5.0	03/06/24 17:21	
SM 2540C-2015	Total Dissolved Solids	78.0	mg/L	25.0	02/29/24 21:03	
EPA 300.0 Rev 2.1 1993	Chloride	1.1	mg/L	1.0	02/28/24 02:50	
EPA 300.0 Rev 2.1 1993	Sulfate	1.7	mg/L	1.0	02/28/24 02:50	
92715157011	**BOW-GWC-6RZ**					
EPA 6010D	Iron	0.026J	mg/L	0.040	03/04/24 16:47	
EPA 6010D	Potassium	0.82	mg/L	0.50	03/04/24 16:47	B
EPA 6010D	Sodium	1.6	mg/L	1.0	03/04/24 16:47	
EPA 6010D	Calcium	9.7	mg/L	1.0	03/04/24 16:47	
EPA 6010D	Magnesium	5.2	mg/L	0.050	03/04/24 16:47	
EPA 6020B	Barium	0.0067	mg/L	0.0050	03/05/24 20:49	
EPA 6020B	Chromium	0.0020J	mg/L	0.0050	03/05/24 20:49	
SM 2320B-2011	Alkalinity,Bicarbonate (CaCO3)	45.6	mg/L	5.0	03/06/24 17:27	
SM 2320B-2011	Alkalinity, Total as CaCO3	45.6	mg/L	5.0	03/06/24 17:27	
SM 2540C-2015	Total Dissolved Solids	48.0	mg/L	25.0	02/29/24 21:03	
EPA 300.0 Rev 2.1 1993	Chloride	1.4	mg/L	1.0	02/28/24 03:33	
EPA 300.0 Rev 2.1 1993	Sulfate	1.5	mg/L	1.0	02/28/24 03:33	
92715157012	**BOW-GWC-7Z**					
EPA 6010D	Iron	0.21	mg/L	0.040	03/04/24 16:50	
EPA 6010D	Manganese	0.044	mg/L	0.040	03/04/24 16:50	
EPA 6010D	Zinc	0.066	mg/L	0.020	03/04/24 16:50	
EPA 6010D	Potassium	1.0	mg/L	0.50	03/04/24 16:50	B
EPA 6010D	Sodium	1.9	mg/L	1.0	03/04/24 16:50	

REPORT OF LABORATORY ANALYSIS

This report shall not be reproduced, except in full,
without the written consent of Pace Analytical Services, LLC.

Pace Analytical Services, LLC
9800 Kincey Ave. Suite 100
Huntersville, NC 28078
(704)875-9092

SUMMARY OF DETECTION

Project: Bowen LF Cells 1&2
Pace Project No.: 92715157

Lab Sample ID / Method	Client Sample ID / Parameters	Result	Units	Report Limit	Analyzed	Qualifiers
92715157012	**BOW-GWC-7Z**					
EPA 6010D	Calcium	25.9	mg/L	1.0	03/04/24 16:50	
EPA 6010D	Magnesium	13.5	mg/L	0.050	03/04/24 16:50	
EPA 6020B	Antimony	0.00086J	mg/L	0.0030	03/05/24 20:53	
EPA 6020B	Barium	0.013	mg/L	0.0050	03/05/24 20:53	
SM 2320B-2011	Alkalinity,Bicarbonate (CaCO3)	120	mg/L	5.0	03/06/24 17:33	
SM 2320B-2011	Alkalinity, Total as CaCO3	120	mg/L	5.0	03/06/24 17:33	
SM 2540C-2015	Total Dissolved Solids	114	mg/L	25.0	02/29/24 21:06	
EPA 300.0 Rev 2.1 1993	Chloride	0.74J	mg/L	1.0	02/28/24 03:47	
EPA 300.0 Rev 2.1 1993	Sulfate	0.98J	mg/L	1.0	02/28/24 03:47	
92715157013	**BOW-GWC-8Z**					
EPA 6010D	Iron	0.034J	mg/L	0.040	03/04/24 16:53	
EPA 6010D	Zinc	0.057	mg/L	0.020	03/04/24 16:53	
EPA 6010D	Potassium	1.7	mg/L	0.50	03/04/24 16:53	B
EPA 6010D	Sodium	1.9	mg/L	1.0	03/04/24 16:53	
EPA 6010D	Calcium	20.0	mg/L	1.0	03/04/24 16:53	
EPA 6010D	Magnesium	6.8	mg/L	0.050	03/04/24 16:53	
EPA 6020B	Barium	0.025	mg/L	0.0050	03/05/24 20:57	
SM 2320B-2011	Alkalinity,Bicarbonate (CaCO3)	80.9	mg/L	5.0	03/06/24 17:42	
SM 2320B-2011	Alkalinity, Total as CaCO3	80.9	mg/L	5.0	03/06/24 17:42	
SM 2540C-2015	Total Dissolved Solids	92.0	mg/L	25.0	02/29/24 21:06	
EPA 300.0 Rev 2.1 1993	Chloride	1.4	mg/L	1.0	02/28/24 04:01	
EPA 300.0 Rev 2.1 1993	Sulfate	0.63J	mg/L	1.0	02/28/24 04:01	
92715157014	**BOW-LF1-2-FD-10**					
EPA 6010D	Potassium	0.73	mg/L	0.50	03/05/24 14:49	
EPA 6010D	Sodium	1.5	mg/L	1.0	03/05/24 14:49	
EPA 6010D	Calcium	9.9	mg/L	1.0	03/05/24 14:49	
EPA 6010D	Magnesium	5.2	mg/L	0.050	03/05/24 14:49	
EPA 6020B	Barium	0.0064	mg/L	0.0050	03/05/24 21:06	
EPA 6020B	Chromium	0.0021J	mg/L	0.0050	03/05/24 21:06	
SM 2320B-2011	Alkalinity,Bicarbonate (CaCO3)	45.3	mg/L	5.0	03/06/24 17:50	
SM 2320B-2011	Alkalinity, Total as CaCO3	45.3	mg/L	5.0	03/06/24 17:50	
SM 2540C-2015	Total Dissolved Solids	52.0	mg/L	25.0	02/29/24 21:06	
EPA 300.0 Rev 2.1 1993	Chloride	1.3	mg/L	1.0	02/28/24 04:16	
EPA 300.0 Rev 2.1 1993	Sulfate	1.4	mg/L	1.0	02/28/24 04:16	
92715157016	**BOW-GWA-4RZ**					
EPA 6010D	Potassium	0.77	mg/L	0.50	03/05/24 17:39	
EPA 6010D	Sodium	5.0	mg/L	1.0	03/05/24 17:39	
EPA 6010D	Calcium	63.1	mg/L	1.0	03/05/24 17:39	
EPA 6010D	Magnesium	25.9	mg/L	0.050	03/05/24 17:39	
EPA 6020B	Barium	0.046	mg/L	0.0050	03/11/24 17:28	
EPA 6020B	Cobalt	0.017	mg/L	0.0050	03/11/24 17:28	
SM 2320B-2011	Alkalinity,Bicarbonate (CaCO3)	271	mg/L	5.0	03/07/24 17:13	
SM 2320B-2011	Alkalinity, Total as CaCO3	271	mg/L	5.0	03/07/24 17:13	
SM 2540C-2015	Total Dissolved Solids	268	mg/L	25.0	03/03/24 12:44	
EPA 300.0 Rev 2.1 1993	Chloride	3.2	mg/L	1.0	03/03/24 20:36	
EPA 300.0 Rev 2.1 1993	Fluoride	0.087J	mg/L	0.10	03/03/24 20:36	

REPORT OF LABORATORY ANALYSIS

This report shall not be reproduced, except in full,
without the written consent of Pace Analytical Services, LLC.

Pace Analytical Services, LLC
9800 Kincey Ave. Suite 100
Huntersville, NC 28078
(704)875-9092

SUMMARY OF DETECTION

Project: Bowen LF Cells 1&2
Pace Project No.: 92715157

Lab Sample ID / Method	Client Sample ID / Parameters	Result	Units	Report Limit	Analyzed	Qualifiers
92715157016	**BOW-GWA-4RZ**					
EPA 300.0 Rev 2.1 1993	Sulfate	23.2	mg/L	1.0	03/03/24 20:36	
92715157017	**BOW-GWC-8RR**					
EPA 6010D	Potassium	1.3	mg/L	0.50	03/05/24 17:42	
EPA 6010D	Sodium	0.92J	mg/L	1.0	03/05/24 17:42	
EPA 6010D	Calcium	24.2	mg/L	1.0	03/05/24 17:42	
EPA 6010D	Magnesium	11.0	mg/L	0.050	03/05/24 17:42	
EPA 6020B	Barium	0.013	mg/L	0.0050	03/11/24 17:32	
SM 2320B-2011	Alkalinity,Bicarbonate (CaCO3)	103	mg/L	5.0	03/06/24 21:05	
SM 2320B-2011	Alkalinity, Total as CaCO3	103	mg/L	5.0	03/06/24 21:05	
SM 2540C-2015	Total Dissolved Solids	101	mg/L	25.0	03/03/24 12:44	
EPA 300.0 Rev 2.1 1993	Chloride	0.71J	mg/L	1.0	03/03/24 20:51	
EPA 300.0 Rev 2.1 1993	Sulfate	0.66J	mg/L	1.0	03/03/24 20:51	
92715157018	**BOW-GWC-9**					
EPA 6010D	Manganese	0.026J	mg/L	0.040	03/05/24 17:45	
EPA 6010D	Potassium	0.85	mg/L	0.50	03/05/24 17:45	
EPA 6010D	Sodium	1.2	mg/L	1.0	03/05/24 17:45	
EPA 6010D	Calcium	2.6	mg/L	1.0	03/05/24 17:45	
EPA 6010D	Magnesium	1.3	mg/L	0.050	03/05/24 17:45	
EPA 6020B	Barium	0.043	mg/L	0.0050	03/11/24 17:36	
EPA 6020B	Beryllium	0.00017J	mg/L	0.00050	03/11/24 17:36	
EPA 6020B	Cobalt	0.00040J	mg/L	0.0050	03/11/24 17:36	
SM 2540C-2015	Total Dissolved Solids	26.0	mg/L	25.0	03/03/24 12:44	
EPA 300.0 Rev 2.1 1993	Chloride	1.9	mg/L	1.0	03/03/24 21:06	
EPA 300.0 Rev 2.1 1993	Sulfate	3.1	mg/L	1.0	03/03/24 21:06	
92715157019	**BOW-GWC-10**					
EPA 6010D	Iron	0.029J	mg/L	0.040	03/05/24 17:47	
EPA 6010D	Potassium	0.39J	mg/L	0.50	03/05/24 17:47	
EPA 6010D	Sodium	1.5	mg/L	1.0	03/05/24 17:47	
EPA 6010D	Calcium	23.3	mg/L	1.0	03/05/24 17:47	
EPA 6010D	Magnesium	12.3	mg/L	0.050	03/05/24 17:47	
EPA 6020B	Barium	0.024	mg/L	0.0050	03/11/24 17:40	
EPA 6020B	Beryllium	0.00014J	mg/L	0.00050	03/11/24 17:40	
EPA 6020B	Cobalt	0.0015J	mg/L	0.0050	03/11/24 17:40	
SM 2320B-2011	Alkalinity,Bicarbonate (CaCO3)	106	mg/L	5.0	03/06/24 21:18	
SM 2320B-2011	Alkalinity, Total as CaCO3	106	mg/L	5.0	03/06/24 21:18	
SM 2540C-2015	Total Dissolved Solids	103	mg/L	25.0	03/03/24 12:44	
EPA 300.0 Rev 2.1 1993	Chloride	1.7	mg/L	1.0	03/03/24 21:20	
EPA 300.0 Rev 2.1 1993	Fluoride	0.050J	mg/L	0.10	03/03/24 21:20	
EPA 300.0 Rev 2.1 1993	Sulfate	0.65J	mg/L	1.0	03/03/24 21:20	
92715157020	**BOW-GWC-10R**					
EPA 6010D	Iron	0.043	mg/L	0.040	03/05/24 17:50	
EPA 6010D	Zinc	0.063	mg/L	0.020	03/05/24 17:50	
EPA 6010D	Potassium	0.67	mg/L	0.50	03/05/24 17:50	
EPA 6010D	Sodium	2.3	mg/L	1.0	03/05/24 17:50	
EPA 6010D	Calcium	44.4	mg/L	1.0	03/05/24 17:50	

This report shall not be reproduced, except in full,
without the written consent of Pace Analytical Services, LLC.

Pace Analytical Services, LLC
9800 Kincey Ave. Suite 100
Huntersville, NC 28078
(704)875-9092

SUMMARY OF DETECTION

Project: Bowen LF Cells 1&2
Pace Project No.: 92715157

Lab Sample ID / Method	Client Sample ID / Parameters	Result	Units	Report Limit	Analyzed	Qualifiers
92715157020	**BOW-GWC-10R**					
EPA 6010D	Magnesium	8.9	mg/L	0.050	03/05/24 17:50	
EPA 6020B	Barium	0.028	mg/L	0.0050	03/11/24 17:45	
SM 2320B-2011	Alkalinity,Bicarbonate (CaCO3)	166	mg/L	5.0	03/07/24 18:25	
SM 2320B-2011	Alkalinity, Total as CaCO3	166	mg/L	5.0	03/07/24 18:25	
SM 2540C-2015	Total Dissolved Solids	157	mg/L	25.0	03/03/24 12:44	
EPA 300.0 Rev 2.1 1993	Chloride	2.1	mg/L	1.0	03/03/24 21:35	
EPA 300.0 Rev 2.1 1993	Sulfate	0.80J	mg/L	1.0	03/03/24 21:35	
92715157021	**BOW-GWC-12**					
EPA 6010D	Iron	9.1	mg/L	0.040	03/05/24 17:53	
EPA 6010D	Manganese	0.21	mg/L	0.040	03/05/24 17:53	
EPA 6010D	Zinc	0.017J	mg/L	0.020	03/05/24 17:53	
EPA 6010D	Potassium	1.0	mg/L	0.50	03/05/24 17:53	
EPA 6010D	Sodium	2.4	mg/L	1.0	03/05/24 17:53	
EPA 6010D	Calcium	8.4	mg/L	1.0	03/05/24 17:53	
EPA 6010D	Magnesium	4.5	mg/L	0.050	03/05/24 17:53	
EPA 6020B	Arsenic	0.0028J	mg/L	0.0050	03/11/24 17:57	
EPA 6020B	Barium	0.023	mg/L	0.0050	03/11/24 17:57	
EPA 6020B	Cadmium	0.00071	mg/L	0.00050	03/11/24 17:57	
EPA 6020B	Cobalt	0.0029J	mg/L	0.0050	03/11/24 17:57	
EPA 6020B	Nickel	0.0023J	mg/L	0.0050	03/11/24 17:57	
SM 2320B-2011	Alkalinity,Bicarbonate (CaCO3)	55.8	mg/L	5.0	03/07/24 18:48	
SM 2320B-2011	Alkalinity, Total as CaCO3	55.8	mg/L	5.0	03/07/24 18:48	
SM 2540C-2015	Total Dissolved Solids	67.0	mg/L	25.0	03/04/24 11:37	
EPA 300.0 Rev 2.1 1993	Chloride	0.74J	mg/L	1.0	03/03/24 00:15	
92715157022	**BOW-GWC-13**					
EPA 6010D	Iron	0.14	mg/L	0.040	03/05/24 17:55	
EPA 6010D	Manganese	0.031J	mg/L	0.040	03/05/24 17:55	
EPA 6010D	Potassium	2.0	mg/L	0.50	03/05/24 17:55	
EPA 6010D	Sodium	2.1	mg/L	1.0	03/05/24 17:55	
EPA 6010D	Calcium	33.2	mg/L	1.0	03/05/24 17:55	
EPA 6010D	Magnesium	12.4	mg/L	0.050	03/05/24 17:55	
EPA 6020B	Barium	0.025	mg/L	0.0050	03/11/24 18:01	
EPA 6020B	Chromium	0.0038J	mg/L	0.0050	03/11/24 18:01	
EPA 6020B	Vanadium	0.0013J	mg/L	0.010	03/11/24 18:01	
SM 2320B-2011	Alkalinity,Bicarbonate (CaCO3)	109	mg/L	5.0	03/07/24 19:07	
SM 2320B-2011	Alkalinity, Total as CaCO3	109	mg/L	5.0	03/07/24 19:07	
SM 2540C-2015	Total Dissolved Solids	143	mg/L	25.0	03/04/24 11:37	
EPA 300.0 Rev 2.1 1993	Chloride	3.0	mg/L	1.0	03/03/24 00:30	
EPA 300.0 Rev 2.1 1993	Sulfate	20.2	mg/L	1.0	03/03/24 00:30	
92715157023	**BOW-GWC-11**					
EPA 6010D	Iron	0.096	mg/L	0.040	03/05/24 17:58	
EPA 6010D	Manganese	0.016J	mg/L	0.040	03/05/24 17:58	
EPA 6010D	Potassium	0.93	mg/L	0.50	03/05/24 17:58	
EPA 6010D	Sodium	2.0	mg/L	1.0	03/05/24 17:58	
EPA 6010D	Calcium	20.2	mg/L	1.0	03/05/24 17:58	
EPA 6010D	Magnesium	10.7	mg/L	0.050	03/05/24 17:58	

REPORT OF LABORATORY ANALYSIS

This report shall not be reproduced, except in full,
without the written consent of Pace Analytical Services, LLC.

Pace Analytical Services, LLC
9800 Kincey Ave. Suite 100
Huntersville, NC 28078
(704)875-9092

SUMMARY OF DETECTION

Project: Bowen LF Cells 1&2
Pace Project No.: 92715157

Lab Sample ID / Method	Client Sample ID / Parameters	Result	Units	Report Limit	Analyzed	Qualifiers
92715157023	**BOW-GWC-11**					
EPA 6020B	Barium	0.010	mg/L	0.0050	03/11/24 18:05	
EPA 6020B	Chromium	0.0074	mg/L	0.0050	03/11/24 18:05	
SM 2320B-2011	Alkalinity,Bicarbonate (CaCO3)	94.0	mg/L	5.0	03/07/24 20:22	
SM 2320B-2011	Alkalinity, Total as CaCO3	94.0	mg/L	5.0	03/07/24 20:22	
SM 2540C-2015	Total Dissolved Solids	102	mg/L	25.0	03/04/24 11:42	
EPA 300.0 Rev 2.1 1993	Chloride	1.0	mg/L	1.0	03/03/24 01:15	
EPA 300.0 Rev 2.1 1993	Fluoride	0.060J	mg/L	0.10	03/03/24 01:15	
EPA 300.0 Rev 2.1 1993	Sulfate	1.8	mg/L	1.0	03/03/24 01:15	
92715157024	**BOW-GWC-11R**					
EPA 6010D	Potassium	0.99	mg/L	0.50	03/05/24 19:14	
EPA 6010D	Sodium	0.97J	mg/L	1.0	03/05/24 19:14	
EPA 6010D	Calcium	33.7	mg/L	1.0	03/05/24 19:14	
EPA 6010D	Magnesium	18.4	mg/L	0.050	03/05/24 19:14	
EPA 6020B	Barium	0.020	mg/L	0.0050	03/11/24 18:10	
EPA 6020B	Chromium	0.0037J	mg/L	0.0050	03/11/24 18:10	
SM 2320B-2011	Alkalinity,Bicarbonate (CaCO3)	172	mg/L	5.0	03/07/24 20:29	
SM 2320B-2011	Alkalinity, Total as CaCO3	172	mg/L	5.0	03/07/24 20:29	
SM 2540C-2015	Total Dissolved Solids	158	mg/L	25.0	03/04/24 11:42	
EPA 300.0 Rev 2.1 1993	Chloride	1.3	mg/L	1.0	03/03/24 01:29	
EPA 300.0 Rev 2.1 1993	Sulfate	1.3	mg/L	1.0	03/03/24 01:29	
92715157025	**BOW-GWC-13RZ**					
EPA 6010D	Iron	0.039J	mg/L	0.040	03/05/24 19:17	
EPA 6010D	Potassium	1.1	mg/L	0.50	03/05/24 19:17	
EPA 6010D	Sodium	22.5	mg/L	1.0	03/05/24 19:17	
EPA 6010D	Calcium	43.6	mg/L	1.0	03/05/24 19:17	
EPA 6010D	Magnesium	19.1	mg/L	0.050	03/05/24 19:17	
EPA 6020B	Antimony	0.00057J	mg/L	0.0030	03/11/24 18:14	
EPA 6020B	Barium	0.097	mg/L	0.0050	03/11/24 18:14	
EPA 6020B	Boron	0.015J	mg/L	0.040	03/11/24 18:14	
SM 2320B-2011	Alkalinity,Bicarbonate (CaCO3)	181	mg/L	5.0	03/07/24 20:36	
SM 2320B-2011	Alkalinity, Total as CaCO3	181	mg/L	5.0	03/07/24 20:36	
SM 2540C-2015	Total Dissolved Solids	248	mg/L	25.0	03/04/24 11:42	
EPA 300.0 Rev 2.1 1993	Chloride	5.3	mg/L	1.0	03/03/24 01:44	
EPA 300.0 Rev 2.1 1993	Fluoride	0.14	mg/L	0.10	03/03/24 01:44	
EPA 300.0 Rev 2.1 1993	Sulfate	58.7	mg/L	1.0	03/03/24 01:44	
92715157026	**BOW-GWC-14Z**					
EPA 6010D	Manganese	0.019J	mg/L	0.040	03/05/24 19:19	
EPA 6010D	Potassium	1.1	mg/L	0.50	03/05/24 19:19	
EPA 6010D	Sodium	2.7	mg/L	1.0	03/05/24 19:19	
EPA 6010D	Calcium	13.0	mg/L	1.0	03/05/24 19:19	
EPA 6010D	Magnesium	5.8	mg/L	0.050	03/05/24 19:19	
EPA 6020B	Barium	0.012	mg/L	0.0050	03/12/24 14:52	
EPA 6020B	Beryllium	0.000099J	mg/L	0.00050	03/12/24 14:52	
SM 2320B-2011	Alkalinity,Bicarbonate (CaCO3)	47.6	mg/L	5.0	03/07/24 20:43	
SM 2320B-2011	Alkalinity, Total as CaCO3	47.6	mg/L	5.0	03/07/24 20:43	
SM 2540C-2015	Total Dissolved Solids	79.0	mg/L	25.0	03/04/24 11:42	

This report shall not be reproduced, except in full,
without the written consent of Pace Analytical Services, LLC.

Pace Analytical Services, LLC
9800 Kincey Ave. Suite 100
Huntersville, NC 28078
(704)875-9092

SUMMARY OF DETECTION

Project: Bowen LF Cells 1&2
Pace Project No.: 92715157

Lab Sample ID / Method	Client Sample ID / Parameters	Result	Units	Report Limit	Analyzed	Qualifiers
92715157026	**BOW-GWC-14Z**					
EPA 300.0 Rev 2.1 1993	Chloride	3.7	mg/L	1.0	03/03/24 01:59	
EPA 300.0 Rev 2.1 1993	Sulfate	6.8	mg/L	1.0	03/03/24 01:59	
92715157027	**BOW-GWC-15R**					
EPA 6010D	Iron	0.086	mg/L	0.040	03/05/24 19:22	
EPA 6010D	Zinc	0.028	mg/L	0.020	03/05/24 19:22	
EPA 6010D	Potassium	0.84	mg/L	0.50	03/05/24 19:22	
EPA 6010D	Sodium	1.0	mg/L	1.0	03/05/24 19:22	
EPA 6010D	Calcium	34.0	mg/L	1.0	03/05/24 19:22	
EPA 6010D	Magnesium	16.7	mg/L	0.050	03/05/24 19:22	
EPA 6020B	Antimony	0.0010J	mg/L	0.0030	03/12/24 14:55	
EPA 6020B	Barium	0.014	mg/L	0.0050	03/12/24 14:55	
EPA 6020B	Lead	0.00023J	mg/L	0.0010	03/12/24 14:55	
SM 2320B-2011	Alkalinity,Bicarbonate (CaCO3)	160	mg/L	5.0	03/07/24 20:59	
SM 2320B-2011	Alkalinity, Total as CaCO3	160	mg/L	5.0	03/07/24 20:59	
SM 2540C-2015	Total Dissolved Solids	149	mg/L	25.0	03/04/24 11:42	
EPA 300.0 Rev 2.1 1993	Chloride	0.80J	mg/L	1.0	03/03/24 02:14	
EPA 300.0 Rev 2.1 1993	Sulfate	5.3	mg/L	1.0	03/03/24 02:14	
92715157028	**BOW-GWC-15Z**					
EPA 6010D	Iron	0.073	mg/L	0.040	03/05/24 19:25	
EPA 6010D	Potassium	0.93	mg/L	0.50	03/05/24 19:25	
EPA 6010D	Sodium	2.8	mg/L	1.0	03/05/24 19:25	
EPA 6010D	Calcium	25.6	mg/L	1.0	03/05/24 19:25	M1
EPA 6010D	Magnesium	13.9	mg/L	0.050	03/05/24 19:25	M1
EPA 6020B	Barium	0.010	mg/L	0.0050	03/12/24 14:59	
SM 2320B-2011	Alkalinity,Bicarbonate (CaCO3)	129	mg/L	5.0	03/07/24 21:06	
SM 2320B-2011	Alkalinity, Total as CaCO3	129	mg/L	5.0	03/07/24 21:06	
SM 2540C-2015	Total Dissolved Solids	121	mg/L	25.0	03/04/24 11:42	
92715157029	**BOW-LF1-2-FD-11**					
EPA 6010D	Iron	0.095	mg/L	0.040	03/05/24 19:39	
EPA 6010D	Manganese	0.016J	mg/L	0.040	03/05/24 19:39	
EPA 6010D	Potassium	0.97	mg/L	0.50	03/05/24 19:39	
EPA 6010D	Sodium	2.1	mg/L	1.0	03/05/24 19:39	
EPA 6010D	Calcium	21.1	mg/L	1.0	03/05/24 19:39	
EPA 6010D	Magnesium	11.3	mg/L	0.050	03/05/24 19:39	
EPA 6020B	Barium	0.010	mg/L	0.0050	03/12/24 15:03	
EPA 6020B	Chromium	0.0073	mg/L	0.0050	03/12/24 15:03	
SM 2320B-2011	Alkalinity,Bicarbonate (CaCO3)	92.3	mg/L	5.0	03/07/24 21:15	
SM 2320B-2011	Alkalinity, Total as CaCO3	92.3	mg/L	5.0	03/07/24 21:15	
SM 2540C-2015	Total Dissolved Solids	106	mg/L	25.0	03/04/24 11:42	
EPA 300.0 Rev 2.1 1993	Chloride	1.1	mg/L	1.0	03/03/24 03:13	
EPA 300.0 Rev 2.1 1993	Fluoride	0.060J	mg/L	0.10	03/03/24 03:13	
EPA 300.0 Rev 2.1 1993	Sulfate	1.9	mg/L	1.0	03/03/24 03:13	

REPORT OF LABORATORY ANALYSIS

This report shall not be reproduced, except in full,
without the written consent of Pace Analytical Services, LLC.

Pace Analytical Services, LLC
9800 Kincey Ave. Suite 100
Huntersville, NC 28078
(704)875-9092

ANALYTICAL RESULTS

Project: Bowen LF Cells 1&2
Pace Project No.: 92715157

Sample: BOW-GWA-1 **Lab ID: 92715157001** Collected: 02/22/24 12:39 Received: 02/23/24 11:38 Matrix: Water

Parameters	Results	Units	Report Limit	MDL	DF	Prepared	Analyzed	CAS No.	Qual
6010D ATL ICP	Analytical Method: EPA 6010D Preparation Method: EPA 3010A Pace Analytical Services - Peachtree Corners, GA								
Iron	**0.043**	mg/L	0.040	0.025	1	02/29/24 13:55	03/04/24 14:12	7439-89-6	
Manganese	**0.050**	mg/L	0.040	0.011	1	02/29/24 13:55	03/04/24 14:12	7439-96-5	
Zinc	ND	mg/L	0.020	0.0085	1	02/29/24 13:55	03/04/24 14:12	7440-66-6	
Potassium	**1.1**	mg/L	0.50	0.15	1	02/29/24 13:55	03/04/24 14:12	7440-09-7	
Sodium	**4.7**	mg/L	1.0	0.58	1	02/29/24 13:55	03/04/24 14:12	7440-23-5	
Calcium	**31.8**	mg/L	1.0	0.12	1	02/29/24 13:55	03/04/24 14:12	7440-70-2	
Magnesium	**15.5**	mg/L	0.050	0.012	1	02/29/24 13:55	03/04/24 14:12	7439-95-4	
6020 MET ICPMS	Analytical Method: EPA 6020B Preparation Method: EPA 3005A Pace Analytical Services - Peachtree Corners, GA								
Antimony	**0.0014J**	mg/L	0.0030	0.00054	1	02/29/24 09:00	03/05/24 18:42	7440-36-0	
Arsenic	ND	mg/L	0.0050	0.00084	1	02/29/24 09:00	03/05/24 18:42	7440-38-2	
Barium	**0.018**	mg/L	0.0050	0.00047	1	02/29/24 09:00	03/05/24 18:42	7440-39-3	
Beryllium	ND	mg/L	0.00050	0.000094	1	02/29/24 09:00	03/05/24 18:42	7440-41-7	
Boron	ND	mg/L	0.040	0.012	1	02/29/24 09:00	03/05/24 18:42	7440-42-8	
Cadmium	ND	mg/L	0.00050	0.00010	1	02/29/24 09:00	03/05/24 18:42	7440-43-9	
Chromium	ND	mg/L	0.0050	0.0019	1	02/29/24 09:00	03/05/24 18:42	7440-47-3	
Cobalt	ND	mg/L	0.0050	0.00032	1	02/29/24 09:00	03/05/24 18:42	7440-48-4	
Copper	ND	mg/L	0.0050	0.00043	1	02/29/24 09:00	03/05/24 18:42	7440-50-8	
Lead	ND	mg/L	0.0010	0.00016	1	02/29/24 09:00	03/05/24 18:42	7439-92-1	
Nickel	ND	mg/L	0.0050	0.0021	1	02/29/24 09:00	03/05/24 18:42	7440-02-0	
Selenium	ND	mg/L	0.0050	0.00096	1	02/29/24 09:00	03/05/24 18:42	7782-49-2	
Silver	ND	mg/L	0.0050	0.00031	1	02/29/24 09:00	03/05/24 18:42	7440-22-4	
Thallium	ND	mg/L	0.0010	0.00038	1	02/29/24 09:00	03/05/24 18:42	7440-28-0	
Vanadium	ND	mg/L	0.010	0.00075	1	02/29/24 09:00	03/05/24 18:42	7440-62-2	
7470 Mercury	Analytical Method: EPA 7470A Preparation Method: EPA 7470A Pace Analytical Services - Peachtree Corners, GA								
Mercury	ND	mg/L	0.00020	0.00013	1	03/07/24 19:30	03/08/24 10:03	7439-97-6	
2320B Alkalinity	Analytical Method: SM 2320B-2011 Pace Analytical Services - Asheville								
Alkalinity,Bicarbonate (CaCO3)	**163**	mg/L	5.0	5.0	1		03/05/24 14:06		
Alkalinity,Carbonate (CaCO3)	ND	mg/L	5.0	5.0	1		03/05/24 14:06		
Alkalinity, Total as CaCO3	**163**	mg/L	5.0	5.0	1		03/05/24 14:06		
2540C Total Dissolved Solids	Analytical Method: SM 2540C-2015 Pace Analytical Services - Asheville								
Total Dissolved Solids	**148**	mg/L	25.0	25.0	1		02/25/24 12:30		
300.0 IC Anions 28 Days	Analytical Method: EPA 300.0 Rev 2.1 1993 Pace Analytical Services - Asheville								
Chloride	**1.1**	mg/L	1.0	0.60	1		02/25/24 02:25	16887-00-6	
Fluoride	**0.061J**	mg/L	0.10	0.050	1		02/25/24 02:25	16984-48-8	

REPORT OF LABORATORY ANALYSIS

This report shall not be reproduced, except in full,
without the written consent of Pace Analytical Services, LLC.

Pace Analytical Services, LLC
9800 Kincey Ave. Suite 100
Huntersville, NC 28078
(704)875-9092

ANALYTICAL RESULTS

Project: Bowen LF Cells 1&2
Pace Project No.: 92715157

Sample: BOW-GWA-1 **Lab ID: 92715157001** Collected: 02/22/24 12:39 Received: 02/23/24 11:38 Matrix: Water

Parameters	Results	Units	Report Limit	MDL	DF	Prepared	Analyzed	CAS No.	Qual
300.0 IC Anions 28 Days	Analytical Method: EPA 300.0 Rev 2.1 1993 Pace Analytical Services - Asheville								
Sulfate	**1.0**	mg/L	1.0	0.50	1		02/25/24 02:25	14808-79-8	

REPORT OF LABORATORY ANALYSIS

This report shall not be reproduced, except in full,
without the written consent of Pace Analytical Services, LLC.

Pace Analytical Services, LLC
9800 Kincey Ave. Suite 100
Huntersville, NC 28078
(704)875-9092

ANALYTICAL RESULTS

Project: Bowen LF Cells 1&2
Pace Project No.: 92715157

Sample: BOW-GWA-2 **Lab ID: 92715157002** Collected: 02/22/24 15:35 Received: 02/23/24 11:38 Matrix: Water

Parameters	Results	Units	Report Limit	MDL	DF	Prepared	Analyzed	CAS No.	Qual
6010D ATL ICP	Analytical Method: EPA 6010D Preparation Method: EPA 3010A Pace Analytical Services - Peachtree Corners, GA								
Iron	**0.031J**	mg/L	0.040	0.025	1	02/29/24 13:55	03/04/24 14:15	7439-89-6	
Manganese	ND	mg/L	0.040	0.011	1	02/29/24 13:55	03/04/24 14:15	7439-96-5	
Zinc	ND	mg/L	0.020	0.0085	1	02/29/24 13:55	03/04/24 14:15	7440-66-6	
Potassium	**0.88**	mg/L	0.50	0.15	1	02/29/24 13:55	03/04/24 14:15	7440-09-7	
Sodium	**1.8**	mg/L	1.0	0.58	1	02/29/24 13:55	03/04/24 14:15	7440-23-5	
Calcium	**45.6**	mg/L	1.0	0.12	1	02/29/24 13:55	03/04/24 14:15	7440-70-2	
Magnesium	**14.2**	mg/L	0.050	0.012	1	02/29/24 13:55	03/04/24 14:15	7439-95-4	
6020 MET ICPMS	Analytical Method: EPA 6020B Preparation Method: EPA 3005A Pace Analytical Services - Peachtree Corners, GA								
Antimony	ND	mg/L	0.0030	0.00054	1	02/29/24 09:00	03/05/24 18:46	7440-36-0	
Arsenic	ND	mg/L	0.0050	0.00084	1	02/29/24 09:00	03/05/24 18:46	7440-38-2	
Barium	**0.021**	mg/L	0.0050	0.00047	1	02/29/24 09:00	03/05/24 18:46	7440-39-3	
Beryllium	ND	mg/L	0.00050	0.000094	1	02/29/24 09:00	03/05/24 18:46	7440-41-7	
Boron	ND	mg/L	0.040	0.012	1	02/29/24 09:00	03/05/24 18:46	7440-42-8	
Cadmium	ND	mg/L	0.00050	0.00010	1	02/29/24 09:00	03/05/24 18:46	7440-43-9	
Chromium	ND	mg/L	0.0050	0.0019	1	02/29/24 09:00	03/05/24 18:46	7440-47-3	
Cobalt	ND	mg/L	0.0050	0.00032	1	02/29/24 09:00	03/05/24 18:46	7440-48-4	
Copper	ND	mg/L	0.0050	0.00043	1	02/29/24 09:00	03/05/24 18:46	7440-50-8	
Lead	ND	mg/L	0.0010	0.00016	1	02/29/24 09:00	03/05/24 18:46	7439-92-1	
Nickel	ND	mg/L	0.0050	0.0021	1	02/29/24 09:00	03/05/24 18:46	7440-02-0	
Selenium	ND	mg/L	0.0050	0.00096	1	02/29/24 09:00	03/05/24 18:46	7782-49-2	
Silver	ND	mg/L	0.0050	0.00031	1	02/29/24 09:00	03/05/24 18:46	7440-22-4	
Thallium	ND	mg/L	0.0010	0.00038	1	02/29/24 09:00	03/05/24 18:46	7440-28-0	
Vanadium	ND	mg/L	0.010	0.00075	1	02/29/24 09:00	03/05/24 18:46	7440-62-2	
7470 Mercury	Analytical Method: EPA 7470A Preparation Method: EPA 7470A Pace Analytical Services - Peachtree Corners, GA								
Mercury	ND	mg/L	0.00020	0.00013	1	03/07/24 19:30	03/08/24 10:14	7439-97-6	
2320B Alkalinity	Analytical Method: SM 2320B-2011 Pace Analytical Services - Asheville								
Alkalinity,Bicarbonate (CaCO3)	**89.4**	mg/L	5.0	5.0	1		03/05/24 14:17		
Alkalinity,Carbonate (CaCO3)	ND	mg/L	5.0	5.0	1		03/05/24 14:17		
Alkalinity, Total as CaCO3	**89.4**	mg/L	5.0	5.0	1		03/05/24 14:17		
2540C Total Dissolved Solids	Analytical Method: SM 2540C-2015 Pace Analytical Services - Asheville								
Total Dissolved Solids	**210**	mg/L	25.0	25.0	1		02/25/24 12:30		
300.0 IC Anions 28 Days	Analytical Method: EPA 300.0 Rev 2.1 1993 Pace Analytical Services - Asheville								
Chloride	**1.3**	mg/L	1.0	0.60	1		02/25/24 02:40	16887-00-6	
Fluoride	**0.062J**	mg/L	0.10	0.050	1		02/25/24 02:40	16984-48-8	

REPORT OF LABORATORY ANALYSIS

This report shall not be reproduced, except in full,
without the written consent of Pace Analytical Services, LLC.

Pace Analytical Services, LLC
9800 Kincey Ave. Suite 100
Huntersville, NC 28078
(704)875-9092

ANALYTICAL RESULTS

Project: Bowen LF Cells 1&2
Pace Project No.: 92715157

Sample: BOW-GWA-2 **Lab ID: 92715157002** Collected: 02/22/24 15:35 Received: 02/23/24 11:38 Matrix: Water

Parameters	Results	Units	Report Limit	MDL	DF	Prepared	Analyzed	CAS No.	Qual
300.0 IC Anions 28 Days	Analytical Method: EPA 300.0 Rev 2.1 1993 Pace Analytical Services - Asheville								
Sulfate	**82.0**	mg/L	1.0	0.50	1		02/25/24 02:40	14808-79-8	

REPORT OF LABORATORY ANALYSIS

This report shall not be reproduced, except in full,
without the written consent of Pace Analytical Services, LLC.

Pace Analytical Services, LLC
9800 Kincey Ave. Suite 100
Huntersville, NC 28078
(704)875-9092

ANALYTICAL RESULTS

Project: Bowen LF Cells 1&2
Pace Project No.: 92715157

Sample: BOW-GWA-3A **Lab ID: 92715157003** Collected: 02/22/24 10:38 Received: 02/23/24 11:38 Matrix: Water

Parameters	Results	Units	Report Limit	MDL	DF	Prepared	Analyzed	CAS No.	Qual
6010D ATL ICP	Analytical Method: EPA 6010D Preparation Method: EPA 3010A Pace Analytical Services - Peachtree Corners, GA								
Iron	**0.028J**	mg/L	0.040	0.025	1	02/29/24 13:55	03/04/24 14:18	7439-89-6	
Manganese	ND	mg/L	0.040	0.011	1	02/29/24 13:55	03/04/24 14:18	7439-96-5	
Zinc	ND	mg/L	0.020	0.0085	1	02/29/24 13:55	03/04/24 14:18	7440-66-6	
Potassium	**1.3**	mg/L	0.50	0.15	1	02/29/24 13:55	03/04/24 14:18	7440-09-7	
Sodium	**4.4**	mg/L	1.0	0.58	1	02/29/24 13:55	03/04/24 14:18	7440-23-5	
Calcium	**22.9**	mg/L	1.0	0.12	1	02/29/24 13:55	03/04/24 14:18	7440-70-2	
Magnesium	**11.6**	mg/L	0.050	0.012	1	02/29/24 13:55	03/04/24 14:18	7439-95-4	
6020 MET ICPMS	Analytical Method: EPA 6020B Preparation Method: EPA 3005A Pace Analytical Services - Peachtree Corners, GA								
Antimony	ND	mg/L	0.0030	0.00054	1	02/29/24 09:00	03/05/24 18:50	7440-36-0	
Arsenic	ND	mg/L	0.0050	0.00084	1	02/29/24 09:00	03/05/24 18:50	7440-38-2	
Barium	**0.0074**	mg/L	0.0050	0.00047	1	02/29/24 09:00	03/05/24 18:50	7440-39-3	
Beryllium	ND	mg/L	0.00050	0.000094	1	02/29/24 09:00	03/05/24 18:50	7440-41-7	
Boron	ND	mg/L	0.040	0.012	1	02/29/24 09:00	03/05/24 18:50	7440-42-8	
Cadmium	ND	mg/L	0.00050	0.00010	1	02/29/24 09:00	03/05/24 18:50	7440-43-9	
Chromium	ND	mg/L	0.0050	0.0019	1	02/29/24 09:00	03/05/24 18:50	7440-47-3	
Cobalt	ND	mg/L	0.0050	0.00032	1	02/29/24 09:00	03/05/24 18:50	7440-48-4	
Copper	ND	mg/L	0.0050	0.00043	1	02/29/24 09:00	03/05/24 18:50	7440-50-8	
Lead	ND	mg/L	0.0010	0.00016	1	02/29/24 09:00	03/05/24 18:50	7439-92-1	
Nickel	ND	mg/L	0.0050	0.0021	1	02/29/24 09:00	03/05/24 18:50	7440-02-0	
Selenium	ND	mg/L	0.0050	0.00096	1	02/29/24 09:00	03/05/24 18:50	7782-49-2	
Silver	ND	mg/L	0.0050	0.00031	1	02/29/24 09:00	03/05/24 18:50	7440-22-4	
Thallium	ND	mg/L	0.0010	0.00038	1	02/29/24 09:00	03/05/24 18:50	7440-28-0	
Vanadium	ND	mg/L	0.010	0.00075	1	02/29/24 09:00	03/05/24 18:50	7440-62-2	
7470 Mercury	Analytical Method: EPA 7470A Preparation Method: EPA 7470A Pace Analytical Services - Peachtree Corners, GA								
Mercury	ND	mg/L	0.00020	0.00013	1	03/07/24 19:30	03/08/24 10:16	7439-97-6	
2320B Alkalinity	Analytical Method: SM 2320B-2011 Pace Analytical Services - Asheville								
Alkalinity,Bicarbonate (CaCO3)	**101**	mg/L	5.0	5.0	1		03/05/24 14:24		
Alkalinity,Carbonate (CaCO3)	ND	mg/L	5.0	5.0	1		03/05/24 14:24		
Alkalinity, Total as CaCO3	**101**	mg/L	5.0	5.0	1		03/05/24 14:24		
2540C Total Dissolved Solids	Analytical Method: SM 2540C-2015 Pace Analytical Services - Asheville								
Total Dissolved Solids	**117**	mg/L	25.0	25.0	1		02/25/24 12:30		
300.0 IC Anions 28 Days	Analytical Method: EPA 300.0 Rev 2.1 1993 Pace Analytical Services - Asheville								
Chloride	**7.1**	mg/L	1.0	0.60	1		02/25/24 02:54	16887-00-6	
Fluoride	ND	mg/L	0.10	0.050	1		02/25/24 02:54	16984-48-8	

REPORT OF LABORATORY ANALYSIS

This report shall not be reproduced, except in full,
without the written consent of Pace Analytical Services, LLC.

Pace Analytical Services, LLC
9800 Kincey Ave. Suite 100
Huntersville, NC 28078
(704)875-9092

ANALYTICAL RESULTS

Project: Bowen LF Cells 1&2
Pace Project No.: 92715157

Sample: BOW-GWA-3A **Lab ID: 92715157003** Collected: 02/22/24 10:38 Received: 02/23/24 11:38 Matrix: Water

Parameters	Results	Units	Report Limit	MDL	DF	Prepared	Analyzed	CAS No.	Qual
300.0 IC Anions 28 Days	Analytical Method: EPA 300.0 Rev 2.1 1993 Pace Analytical Services - Asheville								
Sulfate	**1.9**	mg/L	1.0	0.50	1		02/25/24 02:54	14808-79-8	

REPORT OF LABORATORY ANALYSIS

This report shall not be reproduced, except in full,
without the written consent of Pace Analytical Services, LLC.

Pace Analytical Services, LLC
9800 Kincey Ave. Suite 100
Huntersville, NC 28078
(704)875-9092

ANALYTICAL RESULTS

Project: Bowen LF Cells 1&2
Pace Project No.: 92715157

Sample: BOW-GWA-50 **Lab ID: 92715157004** Collected: 02/22/24 13:48 Received: 02/23/24 11:38 Matrix: Water

Parameters	Results	Units	Report Limit	MDL	DF	Prepared	Analyzed	CAS No.	Qual
6010D ATL ICP	Analytical Method: EPA 6010D Preparation Method: EPA 3010A Pace Analytical Services - Peachtree Corners, GA								
Iron	ND	mg/L	0.040	0.025	1	02/29/24 13:55	03/04/24 14:20	7439-89-6	
Manganese	ND	mg/L	0.040	0.011	1	02/29/24 13:55	03/04/24 14:20	7439-96-5	
Zinc	ND	mg/L	0.020	0.0085	1	02/29/24 13:55	03/04/24 14:20	7440-66-6	
Potassium	**0.35J**	mg/L	0.50	0.15	1	02/29/24 13:55	03/04/24 14:20	7440-09-7	
Sodium	**1.7**	mg/L	1.0	0.58	1	02/29/24 13:55	03/04/24 14:20	7440-23-5	
Calcium	**1.7**	mg/L	1.0	0.12	1	02/29/24 13:55	03/04/24 14:20	7440-70-2	
Magnesium	**0.36**	mg/L	0.050	0.012	1	02/29/24 13:55	03/04/24 14:20	7439-95-4	
6020 MET ICPMS	Analytical Method: EPA 6020B Preparation Method: EPA 3005A Pace Analytical Services - Peachtree Corners, GA								
Antimony	ND	mg/L	0.0030	0.00054	1	02/29/24 09:00	03/05/24 18:54	7440-36-0	
Arsenic	ND	mg/L	0.0050	0.00084	1	02/29/24 09:00	03/05/24 18:54	7440-38-2	
Barium	**0.0073**	mg/L	0.0050	0.00047	1	02/29/24 09:00	03/05/24 18:54	7440-39-3	
Beryllium	ND	mg/L	0.00050	0.000094	1	02/29/24 09:00	03/05/24 18:54	7440-41-7	
Boron	ND	mg/L	0.040	0.012	1	02/29/24 09:00	03/05/24 18:54	7440-42-8	
Cadmium	ND	mg/L	0.00050	0.00010	1	02/29/24 09:00	03/05/24 18:54	7440-43-9	
Chromium	ND	mg/L	0.0050	0.0019	1	02/29/24 09:00	03/05/24 18:54	7440-47-3	
Cobalt	ND	mg/L	0.0050	0.00032	1	02/29/24 09:00	03/05/24 18:54	7440-48-4	
Copper	**0.0015J**	mg/L	0.0050	0.00043	1	02/29/24 09:00	03/05/24 18:54	7440-50-8	
Lead	ND	mg/L	0.0010	0.00016	1	02/29/24 09:00	03/05/24 18:54	7439-92-1	
Nickel	ND	mg/L	0.0050	0.0021	1	02/29/24 09:00	03/05/24 18:54	7440-02-0	
Selenium	ND	mg/L	0.0050	0.00096	1	02/29/24 09:00	03/05/24 18:54	7782-49-2	
Silver	**0.00052J**	mg/L	0.0050	0.00031	1	02/29/24 09:00	03/05/24 18:54	7440-22-4	
Thallium	ND	mg/L	0.0010	0.00038	1	02/29/24 09:00	03/05/24 18:54	7440-28-0	
Vanadium	ND	mg/L	0.010	0.00075	1	02/29/24 09:00	03/05/24 18:54	7440-62-2	
7470 Mercury	Analytical Method: EPA 7470A Preparation Method: EPA 7470A Pace Analytical Services - Peachtree Corners, GA								
Mercury	ND	mg/L	0.00020	0.00013	1	03/07/24 19:30	03/08/24 10:19	7439-97-6	
2320B Alkalinity	Analytical Method: SM 2320B-2011 Pace Analytical Services - Asheville								
Alkalinity,Bicarbonate (CaCO3)	**5.1**	mg/L	5.0	5.0	1		03/05/24 14:33		
Alkalinity,Carbonate (CaCO3)	ND	mg/L	5.0	5.0	1		03/05/24 14:33		
Alkalinity, Total as CaCO3	**5.1**	mg/L	5.0	5.0	1		03/05/24 14:33		
2540C Total Dissolved Solids	Analytical Method: SM 2540C-2015 Pace Analytical Services - Asheville								
Total Dissolved Solids	ND	mg/L	25.0	25.0	1		02/25/24 12:30		
300.0 IC Anions 28 Days	Analytical Method: EPA 300.0 Rev 2.1 1993 Pace Analytical Services - Asheville								
Chloride	**0.88J**	mg/L	1.0	0.60	1		02/25/24 03:37	16887-00-6	
Fluoride	ND	mg/L	0.10	0.050	1		02/25/24 03:37	16984-48-8	

REPORT OF LABORATORY ANALYSIS

This report shall not be reproduced, except in full,
without the written consent of Pace Analytical Services, LLC.

Pace Analytical Services, LLC
9800 Kincey Ave. Suite 100
Huntersville, NC 28078
(704)875-9092

ANALYTICAL RESULTS

Project: Bowen LF Cells 1&2
Pace Project No.: 92715157

Sample: BOW-GWA-50 **Lab ID: 92715157004** Collected: 02/22/24 13:48 Received: 02/23/24 11:38 Matrix: Water

Parameters	Results	Units	Report Limit	MDL	DF	Prepared	Analyzed	CAS No.	Qual
300.0 IC Anions 28 Days	Analytical Method: EPA 300.0 Rev 2.1 1993 Pace Analytical Services - Asheville								
Sulfate	ND	mg/L	1.0	0.50	1		02/25/24 03:37	14808-79-8	

REPORT OF LABORATORY ANALYSIS

This report shall not be reproduced, except in full,
without the written consent of Pace Analytical Services, LLC.

Pace Analytical Services, LLC
9800 Kincey Ave. Suite 100
Huntersville, NC 28078
(704)875-9092

ANALYTICAL RESULTS

Project: Bowen LF Cells 1&2
Pace Project No.: 92715157

Sample: BOW-GWA-50R **Lab ID: 92715157005** Collected: 02/22/24 15:04 Received: 02/23/24 11:38 Matrix: Water

Parameters	Results	Units	Report Limit	MDL	DF	Prepared	Analyzed	CAS No.	Qual
6010D ATL ICP	Analytical Method: EPA 6010D Preparation Method: EPA 3010A Pace Analytical Services - Peachtree Corners, GA								
Iron	ND	mg/L	0.040	0.025	1	02/29/24 14:43	03/04/24 17:11	7439-89-6	
Manganese	**0.017J**	mg/L	0.040	0.011	1	02/29/24 14:43	03/04/24 17:11	7439-96-5	
Zinc	ND	mg/L	0.020	0.0085	1	02/29/24 14:43	03/04/24 17:11	7440-66-6	
Potassium	**0.30J**	mg/L	0.50	0.15	1	02/29/24 14:43	03/04/24 17:11	7440-09-7	
Sodium	**1.0**	mg/L	1.0	0.58	1	02/29/24 14:43	03/04/24 17:11	7440-23-5	
Calcium	**0.78J**	mg/L	1.0	0.12	1	02/29/24 14:43	03/04/24 17:11	7440-70-2	
Magnesium	**0.34**	mg/L	0.050	0.012	1	02/29/24 14:43	03/04/24 17:11	7439-95-4	
6020 MET ICPMS	Analytical Method: EPA 6020B Preparation Method: EPA 3005A Pace Analytical Services - Peachtree Corners, GA								
Antimony	ND	mg/L	0.0030	0.00054	1	02/29/24 09:00	03/05/24 18:57	7440-36-0	
Arsenic	ND	mg/L	0.0050	0.00084	1	02/29/24 09:00	03/05/24 18:57	7440-38-2	
Barium	**0.0080**	mg/L	0.0050	0.00047	1	02/29/24 09:00	03/05/24 18:57	7440-39-3	
Beryllium	ND	mg/L	0.00050	0.000094	1	02/29/24 09:00	03/05/24 18:57	7440-41-7	
Boron	ND	mg/L	0.040	0.012	1	02/29/24 09:00	03/05/24 18:57	7440-42-8	
Cadmium	ND	mg/L	0.00050	0.00010	1	02/29/24 09:00	03/05/24 18:57	7440-43-9	
Chromium	ND	mg/L	0.0050	0.0019	1	02/29/24 09:00	03/05/24 18:57	7440-47-3	
Cobalt	ND	mg/L	0.0050	0.00032	1	02/29/24 09:00	03/05/24 18:57	7440-48-4	
Copper	**0.0030J**	mg/L	0.0050	0.00043	1	02/29/24 09:00	03/05/24 18:57	7440-50-8	
Lead	ND	mg/L	0.0010	0.00016	1	02/29/24 09:00	03/05/24 18:57	7439-92-1	
Nickel	ND	mg/L	0.0050	0.0021	1	02/29/24 09:00	03/05/24 18:57	7440-02-0	
Selenium	ND	mg/L	0.0050	0.00096	1	02/29/24 09:00	03/05/24 18:57	7782-49-2	
Silver	**0.0013J**	mg/L	0.0050	0.00031	1	02/29/24 09:00	03/05/24 18:57	7440-22-4	
Thallium	ND	mg/L	0.0010	0.00038	1	02/29/24 09:00	03/05/24 18:57	7440-28-0	
Vanadium	ND	mg/L	0.010	0.00075	1	02/29/24 09:00	03/05/24 18:57	7440-62-2	
7470 Mercury	Analytical Method: EPA 7470A Preparation Method: EPA 7470A Pace Analytical Services - Peachtree Corners, GA								
Mercury	ND	mg/L	0.00020	0.00013	1	03/07/24 19:30	03/08/24 10:27	7439-97-6	
2320B Alkalinity	Analytical Method: SM 2320B-2011 Pace Analytical Services - Asheville								
Alkalinity,Bicarbonate (CaCO3)	ND	mg/L	5.0	5.0	1		03/05/24 14:38		
Alkalinity,Carbonate (CaCO3)	ND	mg/L	5.0	5.0	1		03/05/24 14:38		
Alkalinity, Total as CaCO3	ND	mg/L	5.0	5.0	1		03/05/24 14:38		
2540C Total Dissolved Solids	Analytical Method: SM 2540C-2015 Pace Analytical Services - Asheville								
Total Dissolved Solids	ND	mg/L	25.0	25.0	1		02/25/24 12:31		
300.0 IC Anions 28 Days	Analytical Method: EPA 300.0 Rev 2.1 1993 Pace Analytical Services - Asheville								
Chloride	**0.64J**	mg/L	1.0	0.60	1		02/25/24 03:51	16887-00-6	
Fluoride	ND	mg/L	0.10	0.050	1		02/25/24 03:51	16984-48-8	

REPORT OF LABORATORY ANALYSIS

This report shall not be reproduced, except in full,
without the written consent of Pace Analytical Services, LLC.

Pace Analytical Services, LLC
9800 Kincey Ave. Suite 100
Huntersville, NC 28078
(704)875-9092

ANALYTICAL RESULTS

Project: Bowen LF Cells 1&2
Pace Project No.: 92715157

Sample: BOW-GWA-50R **Lab ID: 92715157005** Collected: 02/22/24 15:04 Received: 02/23/24 11:38 Matrix: Water

Parameters	Results	Units	Report Limit	MDL	DF	Prepared	Analyzed	CAS No.	Qual
300.0 IC Anions 28 Days	Analytical Method: EPA 300.0 Rev 2.1 1993 Pace Analytical Services - Asheville								
Sulfate	ND	mg/L	1.0	0.50	1		02/25/24 03:51	14808-79-8	

REPORT OF LABORATORY ANALYSIS

This report shall not be reproduced, except in full,
without the written consent of Pace Analytical Services, LLC.

Pace Analytical Services, LLC
9800 Kincey Ave. Suite 100
Huntersville, NC 28078
(704)875-9092

ANALYTICAL RESULTS

Project: Bowen LF Cells 1&2
Pace Project No.: 92715157

Sample: BOW-LF1-2-FD-09 **Lab ID: 92715157006** Collected: 02/22/24 00:00 Received: 02/23/24 11:38 Matrix: Water

Parameters	Results	Units	Report Limit	MDL	DF	Prepared	Analyzed	CAS No.	Qual
6010D ATL ICP	Analytical Method: EPA 6010D Preparation Method: EPA 3010A Pace Analytical Services - Peachtree Corners, GA								
Iron	**0.028J**	mg/L	0.040	0.025	1	02/29/24 14:43	03/04/24 17:21	7439-89-6	
Manganese	ND	mg/L	0.040	0.011	1	02/29/24 14:43	03/04/24 17:21	7439-96-5	
Zinc	ND	mg/L	0.020	0.0085	1	02/29/24 14:43	03/04/24 17:21	7440-66-6	
Potassium	**1.4**	mg/L	0.50	0.15	1	02/29/24 14:43	03/04/24 17:21	7440-09-7	
Sodium	**4.5**	mg/L	1.0	0.58	1	02/29/24 14:43	03/04/24 17:21	7440-23-5	
Calcium	**23.5**	mg/L	1.0	0.12	1	02/29/24 14:43	03/04/24 17:21	7440-70-2	
Magnesium	**12.0**	mg/L	0.050	0.012	1	02/29/24 14:43	03/04/24 17:21	7439-95-4	
6020 MET ICPMS	Analytical Method: EPA 6020B Preparation Method: EPA 3005A Pace Analytical Services - Peachtree Corners, GA								
Antimony	ND	mg/L	0.0030	0.00054	1	02/29/24 09:00	03/05/24 19:01	7440-36-0	
Arsenic	ND	mg/L	0.0050	0.00084	1	02/29/24 09:00	03/05/24 19:01	7440-38-2	
Barium	**0.0072**	mg/L	0.0050	0.00047	1	02/29/24 09:00	03/05/24 19:01	7440-39-3	
Beryllium	ND	mg/L	0.00050	0.000094	1	02/29/24 09:00	03/05/24 19:01	7440-41-7	
Boron	ND	mg/L	0.040	0.012	1	02/29/24 09:00	03/05/24 19:01	7440-42-8	
Cadmium	ND	mg/L	0.00050	0.00010	1	02/29/24 09:00	03/05/24 19:01	7440-43-9	
Chromium	ND	mg/L	0.0050	0.0019	1	02/29/24 09:00	03/05/24 19:01	7440-47-3	
Cobalt	ND	mg/L	0.0050	0.00032	1	02/29/24 09:00	03/05/24 19:01	7440-48-4	
Copper	ND	mg/L	0.0050	0.00043	1	02/29/24 09:00	03/05/24 19:01	7440-50-8	
Lead	ND	mg/L	0.0010	0.00016	1	02/29/24 09:00	03/05/24 19:01	7439-92-1	
Nickel	ND	mg/L	0.0050	0.0021	1	02/29/24 09:00	03/05/24 19:01	7440-02-0	
Selenium	ND	mg/L	0.0050	0.00096	1	02/29/24 09:00	03/05/24 19:01	7782-49-2	
Silver	ND	mg/L	0.0050	0.00031	1	02/29/24 09:00	03/05/24 19:01	7440-22-4	
Thallium	ND	mg/L	0.0010	0.00038	1	02/29/24 09:00	03/05/24 19:01	7440-28-0	
Vanadium	ND	mg/L	0.010	0.00075	1	02/29/24 09:00	03/05/24 19:01	7440-62-2	
7470 Mercury	Analytical Method: EPA 7470A Preparation Method: EPA 7470A Pace Analytical Services - Peachtree Corners, GA								
Mercury	ND	mg/L	0.00020	0.00013	1	03/07/24 19:30	03/08/24 10:30	7439-97-6	
2320B Alkalinity	Analytical Method: SM 2320B-2011 Pace Analytical Services - Asheville								
Alkalinity,Bicarbonate (CaCO3)	**101**	mg/L	5.0	5.0	1		03/05/24 14:43		
Alkalinity,Carbonate (CaCO3)	ND	mg/L	5.0	5.0	1		03/05/24 14:43		
Alkalinity, Total as CaCO3	**101**	mg/L	5.0	5.0	1		03/05/24 14:43		
2540C Total Dissolved Solids	Analytical Method: SM 2540C-2015 Pace Analytical Services - Asheville								
Total Dissolved Solids	**116**	mg/L	25.0	25.0	1		02/25/24 12:31		
300.0 IC Anions 28 Days	Analytical Method: EPA 300.0 Rev 2.1 1993 Pace Analytical Services - Asheville								
Chloride	**6.9**	mg/L	1.0	0.60	1		02/26/24 22:06	16887-00-6	
Fluoride	ND	mg/L	0.10	0.050	1		02/26/24 22:06	16984-48-8	

REPORT OF LABORATORY ANALYSIS

This report shall not be reproduced, except in full,
without the written consent of Pace Analytical Services, LLC.

Pace Analytical Services, LLC
9800 Kincey Ave. Suite 100
Huntersville, NC 28078
(704)875-9092

ANALYTICAL RESULTS

Project: Bowen LF Cells 1&2
Pace Project No.: 92715157

Sample: BOW-LF1-2-FD-09 **Lab ID: 92715157006** Collected: 02/22/24 00:00 Received: 02/23/24 11:38 Matrix: Water

Parameters	Results	Units	Report Limit	MDL	DF	Prepared	Analyzed	CAS No.	Qual
300.0 IC Anions 28 Days	Analytical Method: EPA 300.0 Rev 2.1 1993 Pace Analytical Services - Asheville								
Sulfate	**1.9**	mg/L	1.0	0.50	1		02/26/24 22:06	14808-79-8	

REPORT OF LABORATORY ANALYSIS

This report shall not be reproduced, except in full,
without the written consent of Pace Analytical Services, LLC.

Pace Analytical Services, LLC
9800 Kincey Ave. Suite 100
Huntersville, NC 28078
(704)875-9092

ANALYTICAL RESULTS

Project: Bowen LF Cells 1&2
Pace Project No.: 92715157

Sample: BOW-LF1-2-FB-09 **Lab ID: 92715157007** Collected: 02/22/24 16:18 Received: 02/23/24 11:38 Matrix: Water

Parameters	Results	Units	Report Limit	MDL	DF	Prepared	Analyzed	CAS No.	Qual
6010D ATL ICP	Analytical Method: EPA 6010D Preparation Method: EPA 3010A Pace Analytical Services - Peachtree Corners, GA								
Iron	ND	mg/L	0.040	0.025	1	02/29/24 14:43	03/04/24 17:24	7439-89-6	
Manganese	ND	mg/L	0.040	0.011	1	02/29/24 14:43	03/04/24 17:24	7439-96-5	
Zinc	ND	mg/L	0.020	0.0085	1	02/29/24 14:43	03/04/24 17:24	7440-66-6	
Potassium	ND	mg/L	0.50	0.15	1	02/29/24 14:43	03/04/24 17:24	7440-09-7	
Sodium	ND	mg/L	1.0	0.58	1	02/29/24 14:43	03/04/24 17:24	7440-23-5	
Calcium	ND	mg/L	1.0	0.12	1	02/29/24 14:43	03/04/24 17:24	7440-70-2	
Magnesium	ND	mg/L	0.050	0.012	1	02/29/24 14:43	03/04/24 17:24	7439-95-4	
6020 MET ICPMS	Analytical Method: EPA 6020B Preparation Method: EPA 3005A Pace Analytical Services - Peachtree Corners, GA								
Antimony	ND	mg/L	0.0030	0.00054	1	02/29/24 09:00	03/05/24 19:05	7440-36-0	
Arsenic	ND	mg/L	0.0050	0.00084	1	02/29/24 09:00	03/05/24 19:05	7440-38-2	
Barium	ND	mg/L	0.0050	0.00047	1	02/29/24 09:00	03/05/24 19:05	7440-39-3	
Beryllium	ND	mg/L	0.00050	0.000094	1	02/29/24 09:00	03/05/24 19:05	7440-41-7	
Boron	ND	mg/L	0.040	0.012	1	02/29/24 09:00	03/05/24 19:05	7440-42-8	
Cadmium	ND	mg/L	0.00050	0.00010	1	02/29/24 09:00	03/05/24 19:05	7440-43-9	
Chromium	ND	mg/L	0.0050	0.0019	1	02/29/24 09:00	03/05/24 19:05	7440-47-3	
Cobalt	ND	mg/L	0.0050	0.00032	1	02/29/24 09:00	03/05/24 19:05	7440-48-4	
Copper	ND	mg/L	0.0050	0.00043	1	02/29/24 09:00	03/05/24 19:05	7440-50-8	
Lead	ND	mg/L	0.0010	0.00016	1	02/29/24 09:00	03/05/24 19:05	7439-92-1	
Nickel	ND	mg/L	0.0050	0.0021	1	02/29/24 09:00	03/05/24 19:05	7440-02-0	
Selenium	ND	mg/L	0.0050	0.00096	1	02/29/24 09:00	03/05/24 19:05	7782-49-2	
Silver	ND	mg/L	0.0050	0.00031	1	02/29/24 09:00	03/05/24 19:05	7440-22-4	
Thallium	ND	mg/L	0.0010	0.00038	1	02/29/24 09:00	03/05/24 19:05	7440-28-0	
Vanadium	ND	mg/L	0.010	0.00075	1	02/29/24 09:00	03/05/24 19:05	7440-62-2	
7470 Mercury	Analytical Method: EPA 7470A Preparation Method: EPA 7470A Pace Analytical Services - Peachtree Corners, GA								
Mercury	ND	mg/L	0.00020	0.00013	1	03/07/24 19:30	03/08/24 10:32	7439-97-6	
2320B Alkalinity	Analytical Method: SM 2320B-2011 Pace Analytical Services - Asheville								
Alkalinity,Bicarbonate (CaCO3)	ND	mg/L	5.0	5.0	1		03/05/24 14:51		
Alkalinity,Carbonate (CaCO3)	ND	mg/L	5.0	5.0	1		03/05/24 14:51		
Alkalinity, Total as CaCO3	ND	mg/L	5.0	5.0	1		03/05/24 14:51		
2540C Total Dissolved Solids	Analytical Method: SM 2540C-2015 Pace Analytical Services - Asheville								
Total Dissolved Solids	ND	mg/L	25.0	25.0	1		02/25/24 12:31		
300.0 IC Anions 28 Days	Analytical Method: EPA 300.0 Rev 2.1 1993 Pace Analytical Services - Asheville								
Chloride	ND	mg/L	1.0	0.60	1		02/26/24 19:29	16887-00-6	
Fluoride	ND	mg/L	0.10	0.050	1		02/26/24 19:29	16984-48-8	

REPORT OF LABORATORY ANALYSIS

This report shall not be reproduced, except in full,
without the written consent of Pace Analytical Services, LLC.

Pace Analytical Services, LLC
9800 Kincey Ave. Suite 100
Huntersville, NC 28078
(704)875-9092

ANALYTICAL RESULTS

Project: Bowen LF Cells 1&2
Pace Project No.: 92715157

Sample: BOW-LF1-2-FB-09 **Lab ID: 92715157007** Collected: 02/22/24 16:18 Received: 02/23/24 11:38 Matrix: Water

Parameters	Results	Units	Report Limit	MDL	DF	Prepared	Analyzed	CAS No.	Qual
300.0 IC Anions 28 Days	Analytical Method: EPA 300.0 Rev 2.1 1993 Pace Analytical Services - Asheville								
Sulfate	ND	mg/L	1.0	0.50	1		02/26/24 19:29	14808-79-8	

REPORT OF LABORATORY ANALYSIS

This report shall not be reproduced, except in full,
without the written consent of Pace Analytical Services, LLC.

Pace Analytical Services, LLC
9800 Kincey Ave. Suite 100
Huntersville, NC 28078
(704)875-9092

ANALYTICAL RESULTS

Project: Bowen LF Cells 1&2
Pace Project No.: 92715157

Sample: BOW-GWA-2R **Lab ID: 92715157008** Collected: 02/26/24 12:47 Received: 02/27/24 10:02 Matrix: Water

Parameters	Results	Units	Report Limit	MDL	DF	Prepared	Analyzed	CAS No.	Qual
6010D ATL ICP	Analytical Method: EPA 6010D Preparation Method: EPA 3010A Pace Analytical Services - Peachtree Corners, GA								
Iron	ND	mg/L	0.040	0.025	1	02/29/24 15:04	03/04/24 16:39	7439-89-6	
Manganese	**0.018J**	mg/L	0.040	0.011	1	02/29/24 15:04	03/04/24 16:39	7439-96-5	
Zinc	**0.055**	mg/L	0.020	0.0085	1	02/29/24 15:04	03/04/24 16:39	7440-66-6	
Potassium	**0.49J**	mg/L	0.50	0.15	1	02/29/24 15:04	03/04/24 16:39	7440-09-7	B
Sodium	**1.7**	mg/L	1.0	0.58	1	02/29/24 15:04	03/04/24 16:39	7440-23-5	
Calcium	**30.6**	mg/L	1.0	0.12	1	02/29/24 15:04	03/04/24 16:39	7440-70-2	
Magnesium	**7.9**	mg/L	0.050	0.012	1	02/29/24 15:04	03/04/24 16:39	7439-95-4	
6020 MET ICPMS	Analytical Method: EPA 6020B Preparation Method: EPA 3005A Pace Analytical Services - Peachtree Corners, GA								
Antimony	**0.0019J**	mg/L	0.0030	0.00054	1	02/29/24 09:00	03/05/24 20:37	7440-36-0	
Arsenic	ND	mg/L	0.0050	0.00084	1	02/29/24 09:00	03/05/24 20:37	7440-38-2	
Barium	**0.021**	mg/L	0.0050	0.00047	1	02/29/24 09:00	03/05/24 20:37	7440-39-3	
Beryllium	ND	mg/L	0.00050	0.000094	1	02/29/24 09:00	03/05/24 20:37	7440-41-7	
Boron	**0.018J**	mg/L	0.040	0.012	1	02/29/24 09:00	03/05/24 20:37	7440-42-8	
Cadmium	ND	mg/L	0.00050	0.00010	1	02/29/24 09:00	03/05/24 20:37	7440-43-9	
Chromium	ND	mg/L	0.0050	0.0019	1	02/29/24 09:00	03/05/24 20:37	7440-47-3	
Cobalt	ND	mg/L	0.0050	0.00032	1	02/29/24 09:00	03/05/24 20:37	7440-48-4	
Copper	ND	mg/L	0.0050	0.00043	1	02/29/24 09:00	03/05/24 20:37	7440-50-8	
Lead	ND	mg/L	0.0010	0.00016	1	02/29/24 09:00	03/05/24 20:37	7439-92-1	
Nickel	ND	mg/L	0.0050	0.0021	1	02/29/24 09:00	03/05/24 20:37	7440-02-0	
Selenium	ND	mg/L	0.0050	0.00096	1	02/29/24 09:00	03/05/24 20:37	7782-49-2	
Silver	ND	mg/L	0.0050	0.00031	1	02/29/24 09:00	03/05/24 20:37	7440-22-4	
Thallium	ND	mg/L	0.0010	0.00038	1	02/29/24 09:00	03/05/24 20:37	7440-28-0	
Vanadium	ND	mg/L	0.010	0.00075	1	02/29/24 09:00	03/05/24 20:37	7440-62-2	
7470 Mercury	Analytical Method: EPA 7470A Preparation Method: EPA 7470A Pace Analytical Services - Peachtree Corners, GA								
Mercury	ND	mg/L	0.00020	0.00013	1	03/11/24 16:00	03/12/24 08:47	7439-97-6	
2320B Alkalinity	Analytical Method: SM 2320B-2011 Pace Analytical Services - Asheville								
Alkalinity,Bicarbonate (CaCO3)	**82.8**	mg/L	5.0	5.0	1		03/06/24 16:57		
Alkalinity,Carbonate (CaCO3)	ND	mg/L	5.0	5.0	1		03/06/24 16:57		
Alkalinity, Total as CaCO3	**82.8**	mg/L	5.0	5.0	1		03/06/24 16:57		
2540C Total Dissolved Solids	Analytical Method: SM 2540C-2015 Pace Analytical Services - Asheville								
Total Dissolved Solids	**126**	mg/L	25.0	25.0	1		02/28/24 11:38		
300.0 IC Anions 28 Days	Analytical Method: EPA 300.0 Rev 2.1 1993 Pace Analytical Services - Asheville								
Chloride	**2.0**	mg/L	1.0	0.60	1		02/28/24 02:21	16887-00-6	
Fluoride	**0.050J**	mg/L	0.10	0.050	1		02/28/24 02:21	16984-48-8	

REPORT OF LABORATORY ANALYSIS

This report shall not be reproduced, except in full,
without the written consent of Pace Analytical Services, LLC.

Pace Analytical Services, LLC
9800 Kincey Ave. Suite 100
Huntersville, NC 28078
(704)875-9092

ANALYTICAL RESULTS

Project: Bowen LF Cells 1&2
Pace Project No.: 92715157

Sample: BOW-GWA-2R **Lab ID: 92715157008** Collected: 02/26/24 12:47 Received: 02/27/24 10:02 Matrix: Water

Parameters	Results	Units	Report Limit	MDL	DF	Prepared	Analyzed	CAS No.	Qual
300.0 IC Anions 28 Days	Analytical Method: EPA 300.0 Rev 2.1 1993 Pace Analytical Services - Asheville								
Sulfate	**20.9**	mg/L	1.0	0.50	1		02/28/24 02:21	14808-79-8	

REPORT OF LABORATORY ANALYSIS

This report shall not be reproduced, except in full,
without the written consent of Pace Analytical Services, LLC.

Pace Analytical Services, LLC
9800 Kincey Ave. Suite 100
Huntersville, NC 28078
(704)875-9092

ANALYTICAL RESULTS

Project: Bowen LF Cells 1&2
Pace Project No.: 92715157

Sample: BOW-GWC-5 **Lab ID: 92715157009** Collected: 02/26/24 12:53 Received: 02/27/24 10:02 Matrix: Water

Parameters	Results	Units	Report Limit	MDL	DF	Prepared	Analyzed	CAS No.	Qual
6010D ATL ICP	Analytical Method: EPA 6010D Preparation Method: EPA 3010A Pace Analytical Services - Peachtree Corners, GA								
Iron	**0.029J**	mg/L	0.040	0.025	1	02/29/24 15:04	03/04/24 16:42	7439-89-6	
Manganese	**0.026J**	mg/L	0.040	0.011	1	02/29/24 15:04	03/04/24 16:42	7439-96-5	
Zinc	**0.028**	mg/L	0.020	0.0085	1	02/29/24 15:04	03/04/24 16:42	7440-66-6	
Potassium	**1.5**	mg/L	0.50	0.15	1	02/29/24 15:04	03/04/24 16:42	7440-09-7	B
Sodium	**1.5**	mg/L	1.0	0.58	1	02/29/24 15:04	03/04/24 16:42	7440-23-5	
Calcium	**3.9**	mg/L	1.0	0.12	1	02/29/24 15:04	03/04/24 16:42	7440-70-2	
Magnesium	**0.27**	mg/L	0.050	0.012	1	02/29/24 15:04	03/04/24 16:42	7439-95-4	
6020 MET ICPMS	Analytical Method: EPA 6020B Preparation Method: EPA 3005A Pace Analytical Services - Peachtree Corners, GA								
Antimony	ND	mg/L	0.0030	0.00054	1	02/29/24 09:00	03/05/24 20:41	7440-36-0	
Arsenic	ND	mg/L	0.0050	0.00084	1	02/29/24 09:00	03/05/24 20:41	7440-38-2	
Barium	**0.012**	mg/L	0.0050	0.00047	1	02/29/24 09:00	03/05/24 20:41	7440-39-3	
Beryllium	**0.00057**	mg/L	0.00050	0.000094	1	02/29/24 09:00	03/05/24 20:41	7440-41-7	
Boron	ND	mg/L	0.040	0.012	1	02/29/24 09:00	03/05/24 20:41	7440-42-8	
Cadmium	ND	mg/L	0.00050	0.00010	1	02/29/24 09:00	03/05/24 20:41	7440-43-9	
Chromium	ND	mg/L	0.0050	0.0019	1	02/29/24 09:00	03/05/24 20:41	7440-47-3	
Cobalt	ND	mg/L	0.0050	0.00032	1	02/29/24 09:00	03/05/24 20:41	7440-48-4	
Copper	**0.019**	mg/L	0.0050	0.00043	1	02/29/24 09:00	03/05/24 20:41	7440-50-8	
Lead	ND	mg/L	0.0010	0.00016	1	02/29/24 09:00	03/05/24 20:41	7439-92-1	
Nickel	**0.0085**	mg/L	0.0050	0.0021	1	02/29/24 09:00	03/05/24 20:41	7440-02-0	
Selenium	ND	mg/L	0.0050	0.00096	1	02/29/24 09:00	03/05/24 20:41	7782-49-2	
Silver	ND	mg/L	0.0050	0.00031	1	02/29/24 09:00	03/05/24 20:41	7440-22-4	
Thallium	ND	mg/L	0.0010	0.00038	1	02/29/24 09:00	03/05/24 20:41	7440-28-0	
Vanadium	ND	mg/L	0.010	0.00075	1	02/29/24 09:00	03/05/24 20:41	7440-62-2	
7470 Mercury	Analytical Method: EPA 7470A Preparation Method: EPA 7470A Pace Analytical Services - Peachtree Corners, GA								
Mercury	ND	mg/L	0.00020	0.00013	1	03/11/24 16:00	03/12/24 08:58	7439-97-6	
2320B Alkalinity	Analytical Method: SM 2320B-2011 Pace Analytical Services - Asheville								
Alkalinity,Bicarbonate (CaCO3)	**12.0**	mg/L	5.0	5.0	1		03/06/24 17:15		
Alkalinity,Carbonate (CaCO3)	ND	mg/L	5.0	5.0	1		03/06/24 17:15		
Alkalinity, Total as CaCO3	**12.0**	mg/L	5.0	5.0	1		03/06/24 17:15		
2540C Total Dissolved Solids	Analytical Method: SM 2540C-2015 Pace Analytical Services - Asheville								
Total Dissolved Solids	**38.0**	mg/L	25.0	25.0	1		02/28/24 11:38		
300.0 IC Anions 28 Days	Analytical Method: EPA 300.0 Rev 2.1 1993 Pace Analytical Services - Asheville								
Chloride	**0.63J**	mg/L	1.0	0.60	1		02/28/24 02:35	16887-00-6	
Fluoride	ND	mg/L	0.10	0.050	1		02/28/24 02:35	16984-48-8	

REPORT OF LABORATORY ANALYSIS

This report shall not be reproduced, except in full,
without the written consent of Pace Analytical Services, LLC.

Pace Analytical Services, LLC
9800 Kincey Ave. Suite 100
Huntersville, NC 28078
(704)875-9092

ANALYTICAL RESULTS

Project: Bowen LF Cells 1&2
Pace Project No.: 92715157

Sample: BOW-GWC-5 **Lab ID: 92715157009** Collected: 02/26/24 12:53 Received: 02/27/24 10:02 Matrix: Water

Parameters	Results	Units	Report Limit	MDL	DF	Prepared	Analyzed	CAS No.	Qual
300.0 IC Anions 28 Days	Analytical Method: EPA 300.0 Rev 2.1 1993 Pace Analytical Services - Asheville								
Sulfate	**1.0**	mg/L	1.0	0.50	1		02/28/24 02:35	14808-79-8	

REPORT OF LABORATORY ANALYSIS

This report shall not be reproduced, except in full,
without the written consent of Pace Analytical Services, LLC.

Pace Analytical Services, LLC
9800 Kincey Ave. Suite 100
Huntersville, NC 28078
(704)875-9092

ANALYTICAL RESULTS

Project: Bowen LF Cells 1&2
Pace Project No.: 92715157

Sample: BOW-GWC-6 **Lab ID: 92715157010** Collected: 02/26/24 15:46 Received: 02/27/24 10:02 Matrix: Water

Parameters	Results	Units	Report Limit	MDL	DF	Prepared	Analyzed	CAS No.	Qual
6010D ATL ICP	Analytical Method: EPA 6010D Preparation Method: EPA 3010A Pace Analytical Services - Peachtree Corners, GA								
Iron	**0.11**	mg/L	0.040	0.025	1	02/29/24 15:04	03/04/24 16:44	7439-89-6	
Manganese	ND	mg/L	0.040	0.011	1	02/29/24 15:04	03/04/24 16:44	7439-96-5	
Zinc	ND	mg/L	0.020	0.0085	1	02/29/24 15:04	03/04/24 16:44	7440-66-6	
Potassium	**1.1**	mg/L	0.50	0.15	1	02/29/24 15:04	03/04/24 16:44	7440-09-7	
Sodium	**1.1**	mg/L	1.0	0.58	1	02/29/24 15:04	03/04/24 16:44	7440-23-5	
Calcium	**15.5**	mg/L	1.0	0.12	1	02/29/24 15:04	03/04/24 16:44	7440-70-2	
Magnesium	**7.7**	mg/L	0.050	0.012	1	02/29/24 15:04	03/04/24 16:44	7439-95-4	
6020 MET ICPMS	Analytical Method: EPA 6020B Preparation Method: EPA 3005A Pace Analytical Services - Peachtree Corners, GA								
Antimony	ND	mg/L	0.0030	0.00054	1	02/29/24 09:00	03/05/24 20:45	7440-36-0	
Arsenic	ND	mg/L	0.0050	0.00084	1	02/29/24 09:00	03/05/24 20:45	7440-38-2	
Barium	**0.0060**	mg/L	0.0050	0.00047	1	02/29/24 09:00	03/05/24 20:45	7440-39-3	
Beryllium	ND	mg/L	0.00050	0.000094	1	02/29/24 09:00	03/05/24 20:45	7440-41-7	
Boron	ND	mg/L	0.040	0.012	1	02/29/24 09:00	03/05/24 20:45	7440-42-8	
Cadmium	ND	mg/L	0.00050	0.00010	1	02/29/24 09:00	03/05/24 20:45	7440-43-9	
Chromium	**0.0024J**	mg/L	0.0050	0.0019	1	02/29/24 09:00	03/05/24 20:45	7440-47-3	
Cobalt	ND	mg/L	0.0050	0.00032	1	02/29/24 09:00	03/05/24 20:45	7440-48-4	
Copper	ND	mg/L	0.0050	0.00043	1	02/29/24 09:00	03/05/24 20:45	7440-50-8	
Lead	ND	mg/L	0.0010	0.00016	1	02/29/24 09:00	03/05/24 20:45	7439-92-1	
Nickel	ND	mg/L	0.0050	0.0021	1	02/29/24 09:00	03/05/24 20:45	7440-02-0	
Selenium	ND	mg/L	0.0050	0.00096	1	02/29/24 09:00	03/05/24 20:45	7782-49-2	
Silver	ND	mg/L	0.0050	0.00031	1	02/29/24 09:00	03/05/24 20:45	7440-22-4	
Thallium	ND	mg/L	0.0010	0.00038	1	02/29/24 09:00	03/05/24 20:45	7440-28-0	
Vanadium	ND	mg/L	0.010	0.00075	1	02/29/24 09:00	03/05/24 20:45	7440-62-2	
7470 Mercury	Analytical Method: EPA 7470A Preparation Method: EPA 7470A Pace Analytical Services - Peachtree Corners, GA								
Mercury	ND	mg/L	0.00020	0.00013	1	03/11/24 16:00	03/12/24 09:00	7439-97-6	
2320B Alkalinity	Analytical Method: SM 2320B-2011 Pace Analytical Services - Asheville								
Alkalinity,Bicarbonate (CaCO3)	**69.6**	mg/L	5.0	5.0	1		03/06/24 17:21		
Alkalinity,Carbonate (CaCO3)	ND	mg/L	5.0	5.0	1		03/06/24 17:21		
Alkalinity, Total as CaCO3	**69.6**	mg/L	5.0	5.0	1		03/06/24 17:21		
2540C Total Dissolved Solids	Analytical Method: SM 2540C-2015 Pace Analytical Services - Asheville								
Total Dissolved Solids	**78.0**	mg/L	25.0	25.0	1		02/29/24 21:03		
300.0 IC Anions 28 Days	Analytical Method: EPA 300.0 Rev 2.1 1993 Pace Analytical Services - Asheville								
Chloride	**1.1**	mg/L	1.0	0.60	1		02/28/24 02:50	16887-00-6	
Fluoride	ND	mg/L	0.10	0.050	1		02/28/24 02:50	16984-48-8	

REPORT OF LABORATORY ANALYSIS

This report shall not be reproduced, except in full,
without the written consent of Pace Analytical Services, LLC.

Pace Analytical Services, LLC
9800 Kincey Ave. Suite 100
Huntersville, NC 28078
(704)875-9092

ANALYTICAL RESULTS

Project: Bowen LF Cells 1&2
Pace Project No.: 92715157

Sample: BOW-GWC-6 **Lab ID: 92715157010** Collected: 02/26/24 15:46 Received: 02/27/24 10:02 Matrix: Water

Parameters	Results	Units	Report Limit	MDL	DF	Prepared	Analyzed	CAS No.	Qual
300.0 IC Anions 28 Days	Analytical Method: EPA 300.0 Rev 2.1 1993 Pace Analytical Services - Asheville								
Sulfate	**1.7**	mg/L	1.0	0.50	1		02/28/24 02:50	14808-79-8	

REPORT OF LABORATORY ANALYSIS

This report shall not be reproduced, except in full,
without the written consent of Pace Analytical Services, LLC.

Pace Analytical Services, LLC
9800 Kincey Ave. Suite 100
Huntersville, NC 28078
(704)875-9092

ANALYTICAL RESULTS

Project: Bowen LF Cells 1&2
Pace Project No.: 92715157

Sample: BOW-GWC-6RZ **Lab ID: 92715157011** Collected: 02/26/24 14:07 Received: 02/27/24 10:02 Matrix: Water

Parameters	Results	Units	Report Limit	MDL	DF	Prepared	Analyzed	CAS No.	Qual
6010D ATL ICP	Analytical Method: EPA 6010D Preparation Method: EPA 3010A Pace Analytical Services - Peachtree Corners, GA								
Iron	**0.026J**	mg/L	0.040	0.025	1	02/29/24 15:04	03/04/24 16:47	7439-89-6	
Manganese	ND	mg/L	0.040	0.011	1	02/29/24 15:04	03/04/24 16:47	7439-96-5	
Zinc	ND	mg/L	0.020	0.0085	1	02/29/24 15:04	03/04/24 16:47	7440-66-6	
Potassium	**0.82**	mg/L	0.50	0.15	1	02/29/24 15:04	03/04/24 16:47	7440-09-7	B
Sodium	**1.6**	mg/L	1.0	0.58	1	02/29/24 15:04	03/04/24 16:47	7440-23-5	
Calcium	**9.7**	mg/L	1.0	0.12	1	02/29/24 15:04	03/04/24 16:47	7440-70-2	
Magnesium	**5.2**	mg/L	0.050	0.012	1	02/29/24 15:04	03/04/24 16:47	7439-95-4	
6020 MET ICPMS	Analytical Method: EPA 6020B Preparation Method: EPA 3005A Pace Analytical Services - Peachtree Corners, GA								
Antimony	ND	mg/L	0.0030	0.00054	1	02/29/24 09:00	03/05/24 20:49	7440-36-0	
Arsenic	ND	mg/L	0.0050	0.00084	1	02/29/24 09:00	03/05/24 20:49	7440-38-2	
Barium	**0.0067**	mg/L	0.0050	0.00047	1	02/29/24 09:00	03/05/24 20:49	7440-39-3	
Beryllium	ND	mg/L	0.00050	0.000094	1	02/29/24 09:00	03/05/24 20:49	7440-41-7	
Boron	ND	mg/L	0.040	0.012	1	02/29/24 09:00	03/05/24 20:49	7440-42-8	
Cadmium	ND	mg/L	0.00050	0.00010	1	02/29/24 09:00	03/05/24 20:49	7440-43-9	
Chromium	**0.0020J**	mg/L	0.0050	0.0019	1	02/29/24 09:00	03/05/24 20:49	7440-47-3	
Cobalt	ND	mg/L	0.0050	0.00032	1	02/29/24 09:00	03/05/24 20:49	7440-48-4	
Copper	ND	mg/L	0.0050	0.00043	1	02/29/24 09:00	03/05/24 20:49	7440-50-8	
Lead	ND	mg/L	0.0010	0.00016	1	02/29/24 09:00	03/05/24 20:49	7439-92-1	
Nickel	ND	mg/L	0.0050	0.0021	1	02/29/24 09:00	03/05/24 20:49	7440-02-0	
Selenium	ND	mg/L	0.0050	0.00096	1	02/29/24 09:00	03/05/24 20:49	7782-49-2	
Silver	ND	mg/L	0.0050	0.00031	1	02/29/24 09:00	03/05/24 20:49	7440-22-4	
Thallium	ND	mg/L	0.0010	0.00038	1	02/29/24 09:00	03/05/24 20:49	7440-28-0	
Vanadium	ND	mg/L	0.010	0.00075	1	02/29/24 09:00	03/05/24 20:49	7440-62-2	
7470 Mercury	Analytical Method: EPA 7470A Preparation Method: EPA 7470A Pace Analytical Services - Peachtree Corners, GA								
Mercury	ND	mg/L	0.00020	0.00013	1	03/11/24 16:00	03/12/24 09:03	7439-97-6	
2320B Alkalinity	Analytical Method: SM 2320B-2011 Pace Analytical Services - Asheville								
Alkalinity,Bicarbonate (CaCO3)	**45.6**	mg/L	5.0	5.0	1		03/06/24 17:27		
Alkalinity,Carbonate (CaCO3)	ND	mg/L	5.0	5.0	1		03/06/24 17:27		
Alkalinity, Total as CaCO3	**45.6**	mg/L	5.0	5.0	1		03/06/24 17:27		
2540C Total Dissolved Solids	Analytical Method: SM 2540C-2015 Pace Analytical Services - Asheville								
Total Dissolved Solids	**48.0**	mg/L	25.0	25.0	1		02/29/24 21:03		
300.0 IC Anions 28 Days	Analytical Method: EPA 300.0 Rev 2.1 1993 Pace Analytical Services - Asheville								
Chloride	**1.4**	mg/L	1.0	0.60	1		02/28/24 03:33	16887-00-6	
Fluoride	ND	mg/L	0.10	0.050	1		02/28/24 03:33	16984-48-8	

REPORT OF LABORATORY ANALYSIS

This report shall not be reproduced, except in full,
without the written consent of Pace Analytical Services, LLC.

Pace Analytical Services, LLC
9800 Kincey Ave. Suite 100
Huntersville, NC 28078
(704)875-9092

ANALYTICAL RESULTS

Project: Bowen LF Cells 1&2
Pace Project No.: 92715157

Sample: BOW-GWC-6RZ **Lab ID: 92715157011** Collected: 02/26/24 14:07 Received: 02/27/24 10:02 Matrix: Water

Parameters	Results	Units	Report Limit	MDL	DF	Prepared	Analyzed	CAS No.	Qual
300.0 IC Anions 28 Days	Analytical Method: EPA 300.0 Rev 2.1 1993 Pace Analytical Services - Asheville								
Sulfate	**1.5**	mg/L	1.0	0.50	1		02/28/24 03:33	14808-79-8	

REPORT OF LABORATORY ANALYSIS

This report shall not be reproduced, except in full,
without the written consent of Pace Analytical Services, LLC.

Pace Analytical Services, LLC
9800 Kincey Ave. Suite 100
Huntersville, NC 28078
(704)875-9092

ANALYTICAL RESULTS

Project: Bowen LF Cells 1&2
Pace Project No.: 92715157

Sample: BOW-GWC-7Z **Lab ID: 92715157012** Collected: 02/26/24 16:14 Received: 02/27/24 10:02 Matrix: Water

Parameters	Results	Units	Report Limit	MDL	DF	Prepared	Analyzed	CAS No.	Qual
6010D ATL ICP	Analytical Method: EPA 6010D Preparation Method: EPA 3010A Pace Analytical Services - Peachtree Corners, GA								
Iron	**0.21**	mg/L	0.040	0.025	1	02/29/24 15:04	03/04/24 16:50	7439-89-6	
Manganese	**0.044**	mg/L	0.040	0.011	1	02/29/24 15:04	03/04/24 16:50	7439-96-5	
Zinc	**0.066**	mg/L	0.020	0.0085	1	02/29/24 15:04	03/04/24 16:50	7440-66-6	
Potassium	**1.0**	mg/L	0.50	0.15	1	02/29/24 15:04	03/04/24 16:50	7440-09-7	B
Sodium	**1.9**	mg/L	1.0	0.58	1	02/29/24 15:04	03/04/24 16:50	7440-23-5	
Calcium	**25.9**	mg/L	1.0	0.12	1	02/29/24 15:04	03/04/24 16:50	7440-70-2	
Magnesium	**13.5**	mg/L	0.050	0.012	1	02/29/24 15:04	03/04/24 16:50	7439-95-4	
6020 MET ICPMS	Analytical Method: EPA 6020B Preparation Method: EPA 3005A Pace Analytical Services - Peachtree Corners, GA								
Antimony	**0.00086J**	mg/L	0.0030	0.00054	1	02/29/24 09:00	03/05/24 20:53	7440-36-0	
Arsenic	ND	mg/L	0.0050	0.00084	1	02/29/24 09:00	03/05/24 20:53	7440-38-2	
Barium	**0.013**	mg/L	0.0050	0.00047	1	02/29/24 09:00	03/05/24 20:53	7440-39-3	
Beryllium	ND	mg/L	0.00050	0.000094	1	02/29/24 09:00	03/05/24 20:53	7440-41-7	
Boron	ND	mg/L	0.040	0.012	1	02/29/24 09:00	03/05/24 20:53	7440-42-8	
Cadmium	ND	mg/L	0.00050	0.00010	1	02/29/24 09:00	03/05/24 20:53	7440-43-9	
Chromium	ND	mg/L	0.0050	0.0019	1	02/29/24 09:00	03/05/24 20:53	7440-47-3	
Cobalt	ND	mg/L	0.0050	0.00032	1	02/29/24 09:00	03/05/24 20:53	7440-48-4	
Copper	ND	mg/L	0.0050	0.00043	1	02/29/24 09:00	03/05/24 20:53	7440-50-8	
Lead	ND	mg/L	0.0010	0.00016	1	02/29/24 09:00	03/05/24 20:53	7439-92-1	
Nickel	ND	mg/L	0.0050	0.0021	1	02/29/24 09:00	03/05/24 20:53	7440-02-0	
Selenium	ND	mg/L	0.0050	0.00096	1	02/29/24 09:00	03/05/24 20:53	7782-49-2	
Silver	ND	mg/L	0.0050	0.00031	1	02/29/24 09:00	03/05/24 20:53	7440-22-4	
Thallium	ND	mg/L	0.0010	0.00038	1	02/29/24 09:00	03/05/24 20:53	7440-28-0	
Vanadium	ND	mg/L	0.010	0.00075	1	02/29/24 09:00	03/05/24 20:53	7440-62-2	
7470 Mercury	Analytical Method: EPA 7470A Preparation Method: EPA 7470A Pace Analytical Services - Peachtree Corners, GA								
Mercury	ND	mg/L	0.00020	0.00013	1	03/11/24 16:00	03/12/24 09:11	7439-97-6	
2320B Alkalinity	Analytical Method: SM 2320B-2011 Pace Analytical Services - Asheville								
Alkalinity,Bicarbonate (CaCO3)	**120**	mg/L	5.0	5.0	1		03/06/24 17:33		
Alkalinity,Carbonate (CaCO3)	ND	mg/L	5.0	5.0	1		03/06/24 17:33		
Alkalinity, Total as CaCO3	**120**	mg/L	5.0	5.0	1		03/06/24 17:33		
2540C Total Dissolved Solids	Analytical Method: SM 2540C-2015 Pace Analytical Services - Asheville								
Total Dissolved Solids	**114**	mg/L	25.0	25.0	1		02/29/24 21:06		
300.0 IC Anions 28 Days	Analytical Method: EPA 300.0 Rev 2.1 1993 Pace Analytical Services - Asheville								
Chloride	**0.74J**	mg/L	1.0	0.60	1		02/28/24 03:47	16887-00-6	
Fluoride	ND	mg/L	0.10	0.050	1		02/28/24 03:47	16984-48-8	

REPORT OF LABORATORY ANALYSIS

This report shall not be reproduced, except in full,
without the written consent of Pace Analytical Services, LLC.

Pace Analytical Services, LLC
9800 Kincey Ave. Suite 100
Huntersville, NC 28078
(704)875-9092

ANALYTICAL RESULTS

Project: Bowen LF Cells 1&2
Pace Project No.: 92715157

Sample: BOW-GWC-7Z **Lab ID: 92715157012** Collected: 02/26/24 16:14 Received: 02/27/24 10:02 Matrix: Water

Parameters	Results	Units	Report Limit	MDL	DF	Prepared	Analyzed	CAS No.	Qual
300.0 IC Anions 28 Days	Analytical Method: EPA 300.0 Rev 2.1 1993 Pace Analytical Services - Asheville								
Sulfate	**0.98J**	mg/L	1.0	0.50	1		02/28/24 03:47	14808-79-8	

REPORT OF LABORATORY ANALYSIS

This report shall not be reproduced, except in full,
without the written consent of Pace Analytical Services, LLC.

Pace Analytical Services, LLC
9800 Kincey Ave. Suite 100
Huntersville, NC 28078
(704)875-9092

ANALYTICAL RESULTS

Project: Bowen LF Cells 1&2
Pace Project No.: 92715157

Sample: BOW-GWC-8Z **Lab ID: 92715157013** Collected: 02/26/24 15:45 Received: 02/27/24 10:02 Matrix: Water

Parameters	Results	Units	Report Limit	MDL	DF	Prepared	Analyzed	CAS No.	Qual
6010D ATL ICP	Analytical Method: EPA 6010D Preparation Method: EPA 3010A Pace Analytical Services - Peachtree Corners, GA								
Iron	**0.034J**	mg/L	0.040	0.025	1	02/29/24 15:04	03/04/24 16:53	7439-89-6	
Manganese	ND	mg/L	0.040	0.011	1	02/29/24 15:04	03/04/24 16:53	7439-96-5	
Zinc	**0.057**	mg/L	0.020	0.0085	1	02/29/24 15:04	03/04/24 16:53	7440-66-6	
Potassium	**1.7**	mg/L	0.50	0.15	1	02/29/24 15:04	03/04/24 16:53	7440-09-7	B
Sodium	**1.9**	mg/L	1.0	0.58	1	02/29/24 15:04	03/04/24 16:53	7440-23-5	
Calcium	**20.0**	mg/L	1.0	0.12	1	02/29/24 15:04	03/04/24 16:53	7440-70-2	
Magnesium	**6.8**	mg/L	0.050	0.012	1	02/29/24 15:04	03/04/24 16:53	7439-95-4	
6020 MET ICPMS	Analytical Method: EPA 6020B Preparation Method: EPA 3005A Pace Analytical Services - Peachtree Corners, GA								
Antimony	ND	mg/L	0.0030	0.00054	1	02/29/24 09:00	03/05/24 20:57	7440-36-0	
Arsenic	ND	mg/L	0.0050	0.00084	1	02/29/24 09:00	03/05/24 20:57	7440-38-2	
Barium	**0.025**	mg/L	0.0050	0.00047	1	02/29/24 09:00	03/05/24 20:57	7440-39-3	
Beryllium	ND	mg/L	0.00050	0.000094	1	02/29/24 09:00	03/05/24 20:57	7440-41-7	
Boron	ND	mg/L	0.040	0.012	1	02/29/24 09:00	03/05/24 20:57	7440-42-8	
Cadmium	ND	mg/L	0.00050	0.00010	1	02/29/24 09:00	03/05/24 20:57	7440-43-9	
Chromium	ND	mg/L	0.0050	0.0019	1	02/29/24 09:00	03/05/24 20:57	7440-47-3	
Cobalt	ND	mg/L	0.0050	0.00032	1	02/29/24 09:00	03/05/24 20:57	7440-48-4	
Copper	ND	mg/L	0.0050	0.00043	1	02/29/24 09:00	03/05/24 20:57	7440-50-8	
Lead	ND	mg/L	0.0010	0.00016	1	02/29/24 09:00	03/05/24 20:57	7439-92-1	
Nickel	ND	mg/L	0.0050	0.0021	1	02/29/24 09:00	03/05/24 20:57	7440-02-0	
Selenium	ND	mg/L	0.0050	0.00096	1	02/29/24 09:00	03/05/24 20:57	7782-49-2	
Silver	ND	mg/L	0.0050	0.00031	1	02/29/24 09:00	03/05/24 20:57	7440-22-4	
Thallium	ND	mg/L	0.0010	0.00038	1	02/29/24 09:00	03/05/24 20:57	7440-28-0	
Vanadium	ND	mg/L	0.010	0.00075	1	02/29/24 09:00	03/05/24 20:57	7440-62-2	
7470 Mercury	Analytical Method: EPA 7470A Preparation Method: EPA 7470A Pace Analytical Services - Peachtree Corners, GA								
Mercury	ND	mg/L	0.00020	0.00013	1	03/11/24 16:00	03/12/24 09:14	7439-97-6	
2320B Alkalinity	Analytical Method: SM 2320B-2011 Pace Analytical Services - Asheville								
Alkalinity,Bicarbonate (CaCO3)	**80.9**	mg/L	5.0	5.0	1		03/06/24 17:42		
Alkalinity,Carbonate (CaCO3)	ND	mg/L	5.0	5.0	1		03/06/24 17:42		
Alkalinity, Total as CaCO3	**80.9**	mg/L	5.0	5.0	1		03/06/24 17:42		
2540C Total Dissolved Solids	Analytical Method: SM 2540C-2015 Pace Analytical Services - Asheville								
Total Dissolved Solids	**92.0**	mg/L	25.0	25.0	1		02/29/24 21:06		
300.0 IC Anions 28 Days	Analytical Method: EPA 300.0 Rev 2.1 1993 Pace Analytical Services - Asheville								
Chloride	**1.4**	mg/L	1.0	0.60	1		02/28/24 04:01	16887-00-6	
Fluoride	ND	mg/L	0.10	0.050	1		02/28/24 04:01	16984-48-8	

REPORT OF LABORATORY ANALYSIS

This report shall not be reproduced, except in full,
without the written consent of Pace Analytical Services, LLC.

Pace Analytical Services, LLC
9800 Kincey Ave. Suite 100
Huntersville, NC 28078
(704)875-9092

ANALYTICAL RESULTS

Project: Bowen LF Cells 1&2
Pace Project No.: 92715157

Sample: BOW-GWC-8Z **Lab ID: 92715157013** Collected: 02/26/24 15:45 Received: 02/27/24 10:02 Matrix: Water

Parameters	Results	Units	Report Limit	MDL	DF	Prepared	Analyzed	CAS No.	Qual
300.0 IC Anions 28 Days	Analytical Method: EPA 300.0 Rev 2.1 1993 Pace Analytical Services - Asheville								
Sulfate	**0.63J**	mg/L	1.0	0.50	1		02/28/24 04:01	14808-79-8	

REPORT OF LABORATORY ANALYSIS

This report shall not be reproduced, except in full,
without the written consent of Pace Analytical Services, LLC.

Pace Analytical Services, LLC
9800 Kincey Ave. Suite 100
Huntersville, NC 28078
(704)875-9092

ANALYTICAL RESULTS

Project: Bowen LF Cells 1&2
Pace Project No.: 92715157

Sample: BOW-LF1-2-FD-10 **Lab ID: 92715157014** Collected: 02/26/24 00:00 Received: 02/27/24 10:02 Matrix: Water

Parameters	Results	Units	Report Limit	MDL	DF	Prepared	Analyzed	CAS No.	Qual
6010D ATL ICP	Analytical Method: EPA 6010D Preparation Method: EPA 3010A Pace Analytical Services - Peachtree Corners, GA								
Iron	ND	mg/L	0.040	0.025	1	03/01/24 17:38	03/05/24 14:49	7439-89-6	
Manganese	ND	mg/L	0.040	0.011	1	03/01/24 17:38	03/05/24 14:49	7439-96-5	
Zinc	ND	mg/L	0.020	0.0085	1	03/01/24 17:38	03/05/24 14:49	7440-66-6	
Potassium	**0.73**	mg/L	0.50	0.15	1	03/01/24 17:38	03/05/24 14:49	7440-09-7	
Sodium	**1.5**	mg/L	1.0	0.58	1	03/01/24 17:38	03/05/24 14:49	7440-23-5	
Calcium	**9.9**	mg/L	1.0	0.12	1	03/01/24 17:38	03/05/24 14:49	7440-70-2	
Magnesium	**5.2**	mg/L	0.050	0.012	1	03/01/24 17:38	03/05/24 14:49	7439-95-4	
6020 MET ICPMS	Analytical Method: EPA 6020B Preparation Method: EPA 3005A Pace Analytical Services - Peachtree Corners, GA								
Antimony	ND	mg/L	0.0030	0.00054	1	02/29/24 09:00	03/05/24 21:06	7440-36-0	
Arsenic	ND	mg/L	0.0050	0.00084	1	02/29/24 09:00	03/05/24 21:06	7440-38-2	
Barium	**0.0064**	mg/L	0.0050	0.00047	1	02/29/24 09:00	03/05/24 21:06	7440-39-3	
Beryllium	ND	mg/L	0.00050	0.000094	1	02/29/24 09:00	03/05/24 21:06	7440-41-7	
Boron	ND	mg/L	0.040	0.012	1	02/29/24 09:00	03/05/24 21:06	7440-42-8	
Cadmium	ND	mg/L	0.00050	0.00010	1	02/29/24 09:00	03/05/24 21:06	7440-43-9	
Chromium	**0.0021J**	mg/L	0.0050	0.0019	1	02/29/24 09:00	03/05/24 21:06	7440-47-3	
Cobalt	ND	mg/L	0.0050	0.00032	1	02/29/24 09:00	03/05/24 21:06	7440-48-4	
Copper	ND	mg/L	0.0050	0.00043	1	02/29/24 09:00	03/05/24 21:06	7440-50-8	
Lead	ND	mg/L	0.0010	0.00016	1	02/29/24 09:00	03/05/24 21:06	7439-92-1	
Nickel	ND	mg/L	0.0050	0.0021	1	02/29/24 09:00	03/05/24 21:06	7440-02-0	
Selenium	ND	mg/L	0.0050	0.00096	1	02/29/24 09:00	03/05/24 21:06	7782-49-2	
Silver	ND	mg/L	0.0050	0.00031	1	02/29/24 09:00	03/05/24 21:06	7440-22-4	
Thallium	ND	mg/L	0.0010	0.00038	1	02/29/24 09:00	03/05/24 21:06	7440-28-0	
Vanadium	ND	mg/L	0.010	0.00075	1	02/29/24 09:00	03/05/24 21:06	7440-62-2	
7470 Mercury	Analytical Method: EPA 7470A Preparation Method: EPA 7470A Pace Analytical Services - Peachtree Corners, GA								
Mercury	ND	mg/L	0.00020	0.00013	1	03/11/24 16:00	03/12/24 09:16	7439-97-6	
2320B Alkalinity	Analytical Method: SM 2320B-2011 Pace Analytical Services - Asheville								
Alkalinity,Bicarbonate (CaCO3)	**45.3**	mg/L	5.0	5.0	1		03/06/24 17:50		
Alkalinity,Carbonate (CaCO3)	ND	mg/L	5.0	5.0	1		03/06/24 17:50		
Alkalinity, Total as CaCO3	**45.3**	mg/L	5.0	5.0	1		03/06/24 17:50		
2540C Total Dissolved Solids	Analytical Method: SM 2540C-2015 Pace Analytical Services - Asheville								
Total Dissolved Solids	**52.0**	mg/L	25.0	25.0	1		02/29/24 21:06		
300.0 IC Anions 28 Days	Analytical Method: EPA 300.0 Rev 2.1 1993 Pace Analytical Services - Asheville								
Chloride	**1.3**	mg/L	1.0	0.60	1		02/28/24 04:16	16887-00-6	
Fluoride	ND	mg/L	0.10	0.050	1		02/28/24 04:16	16984-48-8	

REPORT OF LABORATORY ANALYSIS

This report shall not be reproduced, except in full,
without the written consent of Pace Analytical Services, LLC.

Pace Analytical Services, LLC
9800 Kincey Ave. Suite 100
Huntersville, NC 28078
(704)875-9092

ANALYTICAL RESULTS

Project: Bowen LF Cells 1&2
Pace Project No.: 92715157

Sample: BOW-LF1-2-FD-10 **Lab ID: 92715157014** Collected: 02/26/24 00:00 Received: 02/27/24 10:02 Matrix: Water

Parameters	Results	Units	Report Limit	MDL	DF	Prepared	Analyzed	CAS No.	Qual
300.0 IC Anions 28 Days	Analytical Method: EPA 300.0 Rev 2.1 1993 Pace Analytical Services - Asheville								
Sulfate	**1.4**	mg/L	1.0	0.50	1		02/28/24 04:16	14808-79-8	

REPORT OF LABORATORY ANALYSIS

This report shall not be reproduced, except in full,
without the written consent of Pace Analytical Services, LLC.

Pace Analytical Services, LLC
9800 Kincey Ave. Suite 100
Huntersville, NC 28078
(704)875-9092

ANALYTICAL RESULTS

Project: Bowen LF Cells 1&2
Pace Project No.: 92715157

Sample: BOW-LF1-2-FB-10 **Lab ID: 92715157015** Collected: 02/26/24 16:46 Received: 02/27/24 10:02 Matrix: Water

Parameters	Results	Units	Report Limit	MDL	DF	Prepared	Analyzed	CAS No.	Qual
6010D ATL ICP	Analytical Method: EPA 6010D Preparation Method: EPA 3010A Pace Analytical Services - Peachtree Corners, GA								
Iron	ND	mg/L	0.040	0.025	1	03/01/24 17:38	03/05/24 14:52	7439-89-6	
Manganese	ND	mg/L	0.040	0.011	1	03/01/24 17:38	03/05/24 14:52	7439-96-5	
Zinc	ND	mg/L	0.020	0.0085	1	03/01/24 17:38	03/05/24 14:52	7440-66-6	
Potassium	ND	mg/L	0.50	0.15	1	03/01/24 17:38	03/05/24 14:52	7440-09-7	
Sodium	ND	mg/L	1.0	0.58	1	03/01/24 17:38	03/05/24 14:52	7440-23-5	
Calcium	ND	mg/L	1.0	0.12	1	03/01/24 17:38	03/05/24 14:52	7440-70-2	
Magnesium	ND	mg/L	0.050	0.012	1	03/01/24 17:38	03/05/24 14:52	7439-95-4	
6020 MET ICPMS	Analytical Method: EPA 6020B Preparation Method: EPA 3005A Pace Analytical Services - Peachtree Corners, GA								
Antimony	ND	mg/L	0.0030	0.00054	1	02/29/24 09:00	03/05/24 21:10	7440-36-0	
Arsenic	ND	mg/L	0.0050	0.00084	1	02/29/24 09:00	03/05/24 21:10	7440-38-2	
Barium	ND	mg/L	0.0050	0.00047	1	02/29/24 09:00	03/05/24 21:10	7440-39-3	
Beryllium	ND	mg/L	0.00050	0.000094	1	02/29/24 09:00	03/05/24 21:10	7440-41-7	
Boron	ND	mg/L	0.040	0.012	1	02/29/24 09:00	03/05/24 21:10	7440-42-8	
Cadmium	ND	mg/L	0.00050	0.00010	1	02/29/24 09:00	03/05/24 21:10	7440-43-9	
Chromium	ND	mg/L	0.0050	0.0019	1	02/29/24 09:00	03/05/24 21:10	7440-47-3	
Cobalt	ND	mg/L	0.0050	0.00032	1	02/29/24 09:00	03/05/24 21:10	7440-48-4	
Copper	ND	mg/L	0.0050	0.00043	1	02/29/24 09:00	03/05/24 21:10	7440-50-8	
Lead	ND	mg/L	0.0010	0.00016	1	02/29/24 09:00	03/05/24 21:10	7439-92-1	
Nickel	ND	mg/L	0.0050	0.0021	1	02/29/24 09:00	03/05/24 21:10	7440-02-0	
Selenium	ND	mg/L	0.0050	0.00096	1	02/29/24 09:00	03/05/24 21:10	7782-49-2	
Silver	ND	mg/L	0.0050	0.00031	1	02/29/24 09:00	03/05/24 21:10	7440-22-4	
Thallium	ND	mg/L	0.0010	0.00038	1	02/29/24 09:00	03/05/24 21:10	7440-28-0	
Vanadium	ND	mg/L	0.010	0.00075	1	02/29/24 09:00	03/05/24 21:10	7440-62-2	
7470 Mercury	Analytical Method: EPA 7470A Preparation Method: EPA 7470A Pace Analytical Services - Peachtree Corners, GA								
Mercury	ND	mg/L	0.00020	0.00013	1	03/11/24 16:00	03/12/24 09:19	7439-97-6	
2320B Alkalinity	Analytical Method: SM 2320B-2011 Pace Analytical Services - Asheville								
Alkalinity,Bicarbonate (CaCO3)	ND	mg/L	5.0	5.0	1		03/06/24 17:56		
Alkalinity,Carbonate (CaCO3)	ND	mg/L	5.0	5.0	1		03/06/24 17:56		
Alkalinity, Total as CaCO3	ND	mg/L	5.0	5.0	1		03/06/24 17:56		
2540C Total Dissolved Solids	Analytical Method: SM 2540C-2015 Pace Analytical Services - Asheville								
Total Dissolved Solids	ND	mg/L	25.0	25.0	1		02/29/24 21:06		
300.0 IC Anions 28 Days	Analytical Method: EPA 300.0 Rev 2.1 1993 Pace Analytical Services - Asheville								
Chloride	ND	mg/L	1.0	0.60	1		02/28/24 04:59	16887-00-6	
Fluoride	ND	mg/L	0.10	0.050	1		02/28/24 04:59	16984-48-8	

REPORT OF LABORATORY ANALYSIS

This report shall not be reproduced, except in full,
without the written consent of Pace Analytical Services, LLC.

Pace Analytical Services, LLC
9800 Kincey Ave. Suite 100
Huntersville, NC 28078
(704)875-9092

ANALYTICAL RESULTS

Project: Bowen LF Cells 1&2
Pace Project No.: 92715157

Sample: BOW-LF1-2-FB-10 **Lab ID: 92715157015** Collected: 02/26/24 16:46 Received: 02/27/24 10:02 Matrix: Water

Parameters	Results	Units	Report Limit	MDL	DF	Prepared	Analyzed	CAS No.	Qual
300.0 IC Anions 28 Days	Analytical Method: EPA 300.0 Rev 2.1 1993 Pace Analytical Services - Asheville								
Sulfate	ND	mg/L	1.0	0.50	1		02/28/24 04:59	14808-79-8	

REPORT OF LABORATORY ANALYSIS

This report shall not be reproduced, except in full,
without the written consent of Pace Analytical Services, LLC.

Pace Analytical Services, LLC
9800 Kincey Ave. Suite 100
Huntersville, NC 28078
(704)875-9092

ANALYTICAL RESULTS

Project: Bowen LF Cells 1&2
Pace Project No.: 92715157

Sample: BOW-GWA-4RZ **Lab ID: 92715157016** Collected: 02/27/24 10:22 Received: 03/01/24 10:35 Matrix: Water

Parameters	Results	Units	Report Limit	MDL	DF	Prepared	Analyzed	CAS No.	Qual
6010D ATL ICP	Analytical Method: EPA 6010D Preparation Method: EPA 3010A Pace Analytical Services - Peachtree Corners, GA								
Iron	ND	mg/L	0.040	0.025	1	03/01/24 18:18	03/05/24 17:39	7439-89-6	
Manganese	ND	mg/L	0.040	0.011	1	03/01/24 18:18	03/05/24 17:39	7439-96-5	
Zinc	ND	mg/L	0.020	0.0085	1	03/01/24 18:18	03/05/24 17:39	7440-66-6	
Potassium	**0.77**	mg/L	0.50	0.15	1	03/01/24 18:18	03/05/24 17:39	7440-09-7	
Sodium	**5.0**	mg/L	1.0	0.58	1	03/01/24 18:18	03/05/24 17:39	7440-23-5	
Calcium	**63.1**	mg/L	1.0	0.12	1	03/01/24 18:18	03/05/24 17:39	7440-70-2	
Magnesium	**25.9**	mg/L	0.050	0.012	1	03/01/24 18:18	03/05/24 17:39	7439-95-4	
6020 MET ICPMS	Analytical Method: EPA 6020B Preparation Method: EPA 3005A Pace Analytical Services - Peachtree Corners, GA								
Antimony	ND	mg/L	0.0030	0.00054	1	03/02/24 06:27	03/11/24 17:28	7440-36-0	
Arsenic	ND	mg/L	0.0050	0.00084	1	03/02/24 06:27	03/11/24 17:28	7440-38-2	
Barium	**0.046**	mg/L	0.0050	0.00047	1	03/02/24 06:27	03/11/24 17:28	7440-39-3	
Beryllium	ND	mg/L	0.00050	0.000094	1	03/02/24 06:27	03/11/24 17:28	7440-41-7	
Boron	ND	mg/L	0.040	0.012	1	03/02/24 06:27	03/11/24 17:28	7440-42-8	
Cadmium	ND	mg/L	0.00050	0.00010	1	03/02/24 06:27	03/11/24 17:28	7440-43-9	
Chromium	ND	mg/L	0.0050	0.0019	1	03/02/24 06:27	03/11/24 17:28	7440-47-3	
Cobalt	**0.017**	mg/L	0.0050	0.00032	1	03/02/24 06:27	03/11/24 17:28	7440-48-4	
Copper	ND	mg/L	0.0050	0.00043	1	03/02/24 06:27	03/11/24 17:28	7440-50-8	
Lead	ND	mg/L	0.0010	0.00016	1	03/02/24 06:27	03/11/24 17:28	7439-92-1	
Nickel	ND	mg/L	0.0050	0.0021	1	03/02/24 06:27	03/11/24 17:28	7440-02-0	
Selenium	ND	mg/L	0.0050	0.00096	1	03/02/24 06:27	03/11/24 17:28	7782-49-2	
Silver	ND	mg/L	0.0050	0.00031	1	03/02/24 06:27	03/11/24 17:28	7440-22-4	
Thallium	ND	mg/L	0.0010	0.00038	1	03/02/24 06:27	03/11/24 17:28	7440-28-0	
Vanadium	ND	mg/L	0.010	0.00075	1	03/02/24 06:27	03/11/24 17:28	7440-62-2	
7470 Mercury	Analytical Method: EPA 7470A Preparation Method: EPA 7470A Pace Analytical Services - Peachtree Corners, GA								
Mercury	ND	mg/L	0.00020	0.00013	1	03/11/24 16:00	03/12/24 09:21	7439-97-6	
2320B Alkalinity	Analytical Method: SM 2320B-2011 Pace Analytical Services - Asheville								
Alkalinity,Bicarbonate (CaCO3)	**271**	mg/L	5.0	5.0	1		03/07/24 17:13		
Alkalinity,Carbonate (CaCO3)	ND	mg/L	5.0	5.0	1		03/07/24 17:13		
Alkalinity, Total as CaCO3	**271**	mg/L	5.0	5.0	1		03/07/24 17:13		
2540C Total Dissolved Solids	Analytical Method: SM 2540C-2015 Pace Analytical Services - Asheville								
Total Dissolved Solids	**268**	mg/L	25.0	25.0	1		03/03/24 12:44		
300.0 IC Anions 28 Days	Analytical Method: EPA 300.0 Rev 2.1 1993 Pace Analytical Services - Asheville								
Chloride	**3.2**	mg/L	1.0	0.60	1		03/03/24 20:36	16887-00-6	
Fluoride	**0.087J**	mg/L	0.10	0.050	1		03/03/24 20:36	16984-48-8	

REPORT OF LABORATORY ANALYSIS

This report shall not be reproduced, except in full,
without the written consent of Pace Analytical Services, LLC.

Pace Analytical Services, LLC
9800 Kincey Ave. Suite 100
Huntersville, NC 28078
(704)875-9092

ANALYTICAL RESULTS

Project: Bowen LF Cells 1&2
Pace Project No.: 92715157

Sample: BOW-GWA-4RZ **Lab ID: 92715157016** Collected: 02/27/24 10:22 Received: 03/01/24 10:35 Matrix: Water

Parameters	Results	Units	Report Limit	MDL	DF	Prepared	Analyzed	CAS No.	Qual
300.0 IC Anions 28 Days	Analytical Method: EPA 300.0 Rev 2.1 1993 Pace Analytical Services - Asheville								
Sulfate	**23.2**	mg/L	1.0	0.50	1		03/03/24 20:36	14808-79-8	

REPORT OF LABORATORY ANALYSIS

This report shall not be reproduced, except in full,
without the written consent of Pace Analytical Services, LLC.

Pace Analytical Services, LLC
9800 Kincey Ave. Suite 100
Huntersville, NC 28078
(704)875-9092

ANALYTICAL RESULTS

Project: Bowen LF Cells 1&2
Pace Project No.: 92715157

Sample: BOW-GWC-8RR **Lab ID: 92715157017** Collected: 02/27/24 11:16 Received: 03/01/24 10:35 Matrix: Water

Parameters	Results	Units	Report Limit	MDL	DF	Prepared	Analyzed	CAS No.	Qual
6010D ATL ICP	Analytical Method: EPA 6010D Preparation Method: EPA 3010A Pace Analytical Services - Peachtree Corners, GA								
Iron	ND	mg/L	0.040	0.025	1	03/01/24 18:18	03/05/24 17:42	7439-89-6	
Manganese	ND	mg/L	0.040	0.011	1	03/01/24 18:18	03/05/24 17:42	7439-96-5	
Zinc	ND	mg/L	0.020	0.0085	1	03/01/24 18:18	03/05/24 17:42	7440-66-6	
Potassium	**1.3**	mg/L	0.50	0.15	1	03/01/24 18:18	03/05/24 17:42	7440-09-7	
Sodium	**0.92J**	mg/L	1.0	0.58	1	03/01/24 18:18	03/05/24 17:42	7440-23-5	
Calcium	**24.2**	mg/L	1.0	0.12	1	03/01/24 18:18	03/05/24 17:42	7440-70-2	
Magnesium	**11.0**	mg/L	0.050	0.012	1	03/01/24 18:18	03/05/24 17:42	7439-95-4	
6020 MET ICPMS	Analytical Method: EPA 6020B Preparation Method: EPA 3005A Pace Analytical Services - Peachtree Corners, GA								
Antimony	ND	mg/L	0.0030	0.00054	1	03/02/24 06:27	03/11/24 17:32	7440-36-0	
Arsenic	ND	mg/L	0.0050	0.00084	1	03/02/24 06:27	03/11/24 17:32	7440-38-2	
Barium	**0.013**	mg/L	0.0050	0.00047	1	03/02/24 06:27	03/11/24 17:32	7440-39-3	
Beryllium	ND	mg/L	0.00050	0.000094	1	03/02/24 06:27	03/11/24 17:32	7440-41-7	
Boron	ND	mg/L	0.040	0.012	1	03/02/24 06:27	03/11/24 17:32	7440-42-8	
Cadmium	ND	mg/L	0.00050	0.00010	1	03/02/24 06:27	03/11/24 17:32	7440-43-9	
Chromium	ND	mg/L	0.0050	0.0019	1	03/02/24 06:27	03/11/24 17:32	7440-47-3	
Cobalt	ND	mg/L	0.0050	0.00032	1	03/02/24 06:27	03/11/24 17:32	7440-48-4	
Copper	ND	mg/L	0.0050	0.00043	1	03/02/24 06:27	03/11/24 17:32	7440-50-8	
Lead	ND	mg/L	0.0010	0.00016	1	03/02/24 06:27	03/11/24 17:32	7439-92-1	
Nickel	ND	mg/L	0.0050	0.0021	1	03/02/24 06:27	03/11/24 17:32	7440-02-0	
Selenium	ND	mg/L	0.0050	0.00096	1	03/02/24 06:27	03/11/24 17:32	7782-49-2	
Silver	ND	mg/L	0.0050	0.00031	1	03/02/24 06:27	03/11/24 17:32	7440-22-4	
Thallium	ND	mg/L	0.0010	0.00038	1	03/02/24 06:27	03/11/24 17:32	7440-28-0	
Vanadium	ND	mg/L	0.010	0.00075	1	03/02/24 06:27	03/11/24 17:32	7440-62-2	
7470 Mercury	Analytical Method: EPA 7470A Preparation Method: EPA 7470A Pace Analytical Services - Peachtree Corners, GA								
Mercury	ND	mg/L	0.00020	0.00013	1	03/11/24 16:00	03/12/24 09:24	7439-97-6	
2320B Alkalinity	Analytical Method: SM 2320B-2011 Pace Analytical Services - Asheville								
Alkalinity,Bicarbonate (CaCO3)	**103**	mg/L	5.0	5.0	1		03/06/24 21:05		
Alkalinity,Carbonate (CaCO3)	ND	mg/L	5.0	5.0	1		03/06/24 21:05		
Alkalinity, Total as CaCO3	**103**	mg/L	5.0	5.0	1		03/06/24 21:05		
2540C Total Dissolved Solids	Analytical Method: SM 2540C-2015 Pace Analytical Services - Asheville								
Total Dissolved Solids	**101**	mg/L	25.0	25.0	1		03/03/24 12:44		
300.0 IC Anions 28 Days	Analytical Method: EPA 300.0 Rev 2.1 1993 Pace Analytical Services - Asheville								
Chloride	**0.71J**	mg/L	1.0	0.60	1		03/03/24 20:51	16887-00-6	
Fluoride	ND	mg/L	0.10	0.050	1		03/03/24 20:51	16984-48-8	

REPORT OF LABORATORY ANALYSIS

This report shall not be reproduced, except in full,
without the written consent of Pace Analytical Services, LLC.

Pace Analytical Services, LLC
9800 Kincey Ave. Suite 100
Huntersville, NC 28078
(704)875-9092

ANALYTICAL RESULTS

Project: Bowen LF Cells 1&2
Pace Project No.: 92715157

Sample: BOW-GWC-8RR **Lab ID: 92715157017** Collected: 02/27/24 11:16 Received: 03/01/24 10:35 Matrix: Water

Parameters	Results	Units	Report Limit	MDL	DF	Prepared	Analyzed	CAS No.	Qual
300.0 IC Anions 28 Days	Analytical Method: EPA 300.0 Rev 2.1 1993 Pace Analytical Services - Asheville								
Sulfate	**0.66J**	mg/L	1.0	0.50	1		03/03/24 20:51	14808-79-8	

REPORT OF LABORATORY ANALYSIS

This report shall not be reproduced, except in full,
without the written consent of Pace Analytical Services, LLC.

Pace Analytical Services, LLC
9800 Kincey Ave. Suite 100
Huntersville, NC 28078
(704)875-9092

ANALYTICAL RESULTS

Project: Bowen LF Cells 1&2
Pace Project No.: 92715157

Sample: BOW-GWC-9 **Lab ID: 92715157018** Collected: 02/27/24 13:17 Received: 03/01/24 10:35 Matrix: Water

Parameters	Results	Units	Report Limit	MDL	DF	Prepared	Analyzed	CAS No.	Qual
6010D ATL ICP	Analytical Method: EPA 6010D Preparation Method: EPA 3010A Pace Analytical Services - Peachtree Corners, GA								
Iron	ND	mg/L	0.040	0.025	1	03/01/24 18:18	03/05/24 17:45	7439-89-6	
Manganese	**0.026J**	mg/L	0.040	0.011	1	03/01/24 18:18	03/05/24 17:45	7439-96-5	
Zinc	ND	mg/L	0.020	0.0085	1	03/01/24 18:18	03/05/24 17:45	7440-66-6	
Potassium	**0.85**	mg/L	0.50	0.15	1	03/01/24 18:18	03/05/24 17:45	7440-09-7	
Sodium	**1.2**	mg/L	1.0	0.58	1	03/01/24 18:18	03/05/24 17:45	7440-23-5	
Calcium	**2.6**	mg/L	1.0	0.12	1	03/01/24 18:18	03/05/24 17:45	7440-70-2	
Magnesium	**1.3**	mg/L	0.050	0.012	1	03/01/24 18:18	03/05/24 17:45	7439-95-4	
6020 MET ICPMS	Analytical Method: EPA 6020B Preparation Method: EPA 3005A Pace Analytical Services - Peachtree Corners, GA								
Antimony	ND	mg/L	0.0030	0.00054	1	03/02/24 06:27	03/11/24 17:36	7440-36-0	
Arsenic	ND	mg/L	0.0050	0.00084	1	03/02/24 06:27	03/11/24 17:36	7440-38-2	
Barium	**0.043**	mg/L	0.0050	0.00047	1	03/02/24 06:27	03/11/24 17:36	7440-39-3	
Beryllium	**0.00017J**	mg/L	0.00050	0.000094	1	03/02/24 06:27	03/11/24 17:36	7440-41-7	
Boron	ND	mg/L	0.040	0.012	1	03/02/24 06:27	03/11/24 17:36	7440-42-8	
Cadmium	ND	mg/L	0.00050	0.00010	1	03/02/24 06:27	03/11/24 17:36	7440-43-9	
Chromium	ND	mg/L	0.0050	0.0019	1	03/02/24 06:27	03/11/24 17:36	7440-47-3	
Cobalt	**0.00040J**	mg/L	0.0050	0.00032	1	03/02/24 06:27	03/11/24 17:36	7440-48-4	
Copper	ND	mg/L	0.0050	0.00043	1	03/02/24 06:27	03/11/24 17:36	7440-50-8	
Lead	ND	mg/L	0.0010	0.00016	1	03/02/24 06:27	03/11/24 17:36	7439-92-1	
Nickel	ND	mg/L	0.0050	0.0021	1	03/02/24 06:27	03/11/24 17:36	7440-02-0	
Selenium	ND	mg/L	0.0050	0.00096	1	03/02/24 06:27	03/11/24 17:36	7782-49-2	
Silver	ND	mg/L	0.0050	0.00031	1	03/02/24 06:27	03/11/24 17:36	7440-22-4	
Thallium	ND	mg/L	0.0010	0.00038	1	03/02/24 06:27	03/11/24 17:36	7440-28-0	
Vanadium	ND	mg/L	0.010	0.00075	1	03/02/24 06:27	03/11/24 17:36	7440-62-2	
7470 Mercury	Analytical Method: EPA 7470A Preparation Method: EPA 7470A Pace Analytical Services - Peachtree Corners, GA								
Mercury	ND	mg/L	0.00020	0.00013	1	03/11/24 16:00	03/12/24 09:27	7439-97-6	
2320B Alkalinity	Analytical Method: SM 2320B-2011 Pace Analytical Services - Asheville								
Alkalinity,Bicarbonate (CaCO3)	ND	mg/L	5.0	5.0	1		03/06/24 21:13		
Alkalinity,Carbonate (CaCO3)	ND	mg/L	5.0	5.0	1		03/06/24 21:13		
Alkalinity, Total as CaCO3	ND	mg/L	5.0	5.0	1		03/06/24 21:13		
2540C Total Dissolved Solids	Analytical Method: SM 2540C-2015 Pace Analytical Services - Asheville								
Total Dissolved Solids	**26.0**	mg/L	25.0	25.0	1		03/03/24 12:44		
300.0 IC Anions 28 Days	Analytical Method: EPA 300.0 Rev 2.1 1993 Pace Analytical Services - Asheville								
Chloride	**1.9**	mg/L	1.0	0.60	1		03/03/24 21:06	16887-00-6	
Fluoride	ND	mg/L	0.10	0.050	1		03/03/24 21:06	16984-48-8	

REPORT OF LABORATORY ANALYSIS

This report shall not be reproduced, except in full,
without the written consent of Pace Analytical Services, LLC.

Pace Analytical Services, LLC
9800 Kincey Ave. Suite 100
Huntersville, NC 28078
(704)875-9092

ANALYTICAL RESULTS

Project: Bowen LF Cells 1&2
Pace Project No.: 92715157

Sample: BOW-GWC-9 **Lab ID: 92715157018** Collected: 02/27/24 13:17 Received: 03/01/24 10:35 Matrix: Water

Parameters	Results	Units	Report Limit	MDL	DF	Prepared	Analyzed	CAS No.	Qual
300.0 IC Anions 28 Days	Analytical Method: EPA 300.0 Rev 2.1 1993 Pace Analytical Services - Asheville								
Sulfate	**3.1**	mg/L	1.0	0.50	1		03/03/24 21:06	14808-79-8	

REPORT OF LABORATORY ANALYSIS

This report shall not be reproduced, except in full,
without the written consent of Pace Analytical Services, LLC.

Pace Analytical Services, LLC
9800 Kincey Ave. Suite 100
Huntersville, NC 28078
(704)875-9092

ANALYTICAL RESULTS

Project: Bowen LF Cells 1&2
Pace Project No.: 92715157

Sample: BOW-GWC-10 **Lab ID: 92715157019** Collected: 02/27/24 12:44 Received: 03/01/24 10:35 Matrix: Water

Parameters	Results	Units	Report Limit	MDL	DF	Prepared	Analyzed	CAS No.	Qual
6010D ATL ICP	Analytical Method: EPA 6010D Preparation Method: EPA 3010A Pace Analytical Services - Peachtree Corners, GA								
Iron	**0.029J**	mg/L	0.040	0.025	1	03/01/24 18:18	03/05/24 17:47	7439-89-6	
Manganese	ND	mg/L	0.040	0.011	1	03/01/24 18:18	03/05/24 17:47	7439-96-5	
Zinc	ND	mg/L	0.020	0.0085	1	03/01/24 18:18	03/05/24 17:47	7440-66-6	
Potassium	**0.39J**	mg/L	0.50	0.15	1	03/01/24 18:18	03/05/24 17:47	7440-09-7	
Sodium	**1.5**	mg/L	1.0	0.58	1	03/01/24 18:18	03/05/24 17:47	7440-23-5	
Calcium	**23.3**	mg/L	1.0	0.12	1	03/01/24 18:18	03/05/24 17:47	7440-70-2	
Magnesium	**12.3**	mg/L	0.050	0.012	1	03/01/24 18:18	03/05/24 17:47	7439-95-4	
6020 MET ICPMS	Analytical Method: EPA 6020B Preparation Method: EPA 3005A Pace Analytical Services - Peachtree Corners, GA								
Antimony	ND	mg/L	0.0030	0.00054	1	03/02/24 06:27	03/11/24 17:40	7440-36-0	
Arsenic	ND	mg/L	0.0050	0.00084	1	03/02/24 06:27	03/11/24 17:40	7440-38-2	
Barium	**0.024**	mg/L	0.0050	0.00047	1	03/02/24 06:27	03/11/24 17:40	7440-39-3	
Beryllium	**0.00014J**	mg/L	0.00050	0.000094	1	03/02/24 06:27	03/11/24 17:40	7440-41-7	
Boron	ND	mg/L	0.040	0.012	1	03/02/24 06:27	03/11/24 17:40	7440-42-8	
Cadmium	ND	mg/L	0.00050	0.00010	1	03/02/24 06:27	03/11/24 17:40	7440-43-9	
Chromium	ND	mg/L	0.0050	0.0019	1	03/02/24 06:27	03/11/24 17:40	7440-47-3	
Cobalt	**0.0015J**	mg/L	0.0050	0.00032	1	03/02/24 06:27	03/11/24 17:40	7440-48-4	
Copper	ND	mg/L	0.0050	0.00043	1	03/02/24 06:27	03/11/24 17:40	7440-50-8	
Lead	ND	mg/L	0.0010	0.00016	1	03/02/24 06:27	03/11/24 17:40	7439-92-1	
Nickel	ND	mg/L	0.0050	0.0021	1	03/02/24 06:27	03/11/24 17:40	7440-02-0	
Selenium	ND	mg/L	0.0050	0.00096	1	03/02/24 06:27	03/11/24 17:40	7782-49-2	
Silver	ND	mg/L	0.0050	0.00031	1	03/02/24 06:27	03/11/24 17:40	7440-22-4	
Thallium	ND	mg/L	0.0010	0.00038	1	03/02/24 06:27	03/11/24 17:40	7440-28-0	
Vanadium	ND	mg/L	0.010	0.00075	1	03/02/24 06:27	03/11/24 17:40	7440-62-2	
7470 Mercury	Analytical Method: EPA 7470A Preparation Method: EPA 7470A Pace Analytical Services - Peachtree Corners, GA								
Mercury	ND	mg/L	0.00020	0.00013	1	03/11/24 16:00	03/12/24 09:29	7439-97-6	
2320B Alkalinity	Analytical Method: SM 2320B-2011 Pace Analytical Services - Asheville								
Alkalinity,Bicarbonate (CaCO3)	**106**	mg/L	5.0	5.0	1		03/06/24 21:18		
Alkalinity,Carbonate (CaCO3)	ND	mg/L	5.0	5.0	1		03/06/24 21:18		
Alkalinity, Total as CaCO3	**106**	mg/L	5.0	5.0	1		03/06/24 21:18		
2540C Total Dissolved Solids	Analytical Method: SM 2540C-2015 Pace Analytical Services - Asheville								
Total Dissolved Solids	**103**	mg/L	25.0	25.0	1		03/03/24 12:44		
300.0 IC Anions 28 Days	Analytical Method: EPA 300.0 Rev 2.1 1993 Pace Analytical Services - Asheville								
Chloride	**1.7**	mg/L	1.0	0.60	1		03/03/24 21:20	16887-00-6	
Fluoride	**0.050J**	mg/L	0.10	0.050	1		03/03/24 21:20	16984-48-8	

REPORT OF LABORATORY ANALYSIS

This report shall not be reproduced, except in full,
without the written consent of Pace Analytical Services, LLC.

Pace Analytical Services, LLC
9800 Kincey Ave. Suite 100
Huntersville, NC 28078
(704)875-9092

ANALYTICAL RESULTS

Project: Bowen LF Cells 1&2
Pace Project No.: 92715157

Sample: BOW-GWC-10 **Lab ID: 92715157019** Collected: 02/27/24 12:44 Received: 03/01/24 10:35 Matrix: Water

Parameters	Results	Units	Report Limit	MDL	DF	Prepared	Analyzed	CAS No.	Qual
300.0 IC Anions 28 Days	Analytical Method: EPA 300.0 Rev 2.1 1993 Pace Analytical Services - Asheville								
Sulfate	**0.65J**	mg/L	1.0	0.50	1		03/03/24 21:20	14808-79-8	

REPORT OF LABORATORY ANALYSIS

This report shall not be reproduced, except in full,
without the written consent of Pace Analytical Services, LLC.

Pace Analytical Services, LLC
9800 Kincey Ave. Suite 100
Huntersville, NC 28078
(704)875-9092

ANALYTICAL RESULTS

Project: Bowen LF Cells 1&2
Pace Project No.: 92715157

Sample: BOW-GWC-10R **Lab ID: 92715157020** Collected: 02/27/24 14:08 Received: 03/01/24 10:35 Matrix: Water

Parameters	Results	Units	Report Limit	MDL	DF	Prepared	Analyzed	CAS No.	Qual
6010D ATL ICP	Analytical Method: EPA 6010D Preparation Method: EPA 3010A Pace Analytical Services - Peachtree Corners, GA								
Iron	**0.043**	mg/L	0.040	0.025	1	03/01/24 18:18	03/05/24 17:50	7439-89-6	
Manganese	ND	mg/L	0.040	0.011	1	03/01/24 18:18	03/05/24 17:50	7439-96-5	
Zinc	**0.063**	mg/L	0.020	0.0085	1	03/01/24 18:18	03/05/24 17:50	7440-66-6	
Potassium	**0.67**	mg/L	0.50	0.15	1	03/01/24 18:18	03/05/24 17:50	7440-09-7	
Sodium	**2.3**	mg/L	1.0	0.58	1	03/01/24 18:18	03/05/24 17:50	7440-23-5	
Calcium	**44.4**	mg/L	1.0	0.12	1	03/01/24 18:18	03/05/24 17:50	7440-70-2	
Magnesium	**8.9**	mg/L	0.050	0.012	1	03/01/24 18:18	03/05/24 17:50	7439-95-4	
6020 MET ICPMS	Analytical Method: EPA 6020B Preparation Method: EPA 3005A Pace Analytical Services - Peachtree Corners, GA								
Antimony	ND	mg/L	0.0030	0.00054	1	03/02/24 06:27	03/11/24 17:45	7440-36-0	
Arsenic	ND	mg/L	0.0050	0.00084	1	03/02/24 06:27	03/11/24 17:45	7440-38-2	
Barium	**0.028**	mg/L	0.0050	0.00047	1	03/02/24 06:27	03/11/24 17:45	7440-39-3	
Beryllium	ND	mg/L	0.00050	0.000094	1	03/02/24 06:27	03/11/24 17:45	7440-41-7	
Boron	ND	mg/L	0.040	0.012	1	03/02/24 06:27	03/11/24 17:45	7440-42-8	
Cadmium	ND	mg/L	0.00050	0.00010	1	03/02/24 06:27	03/11/24 17:45	7440-43-9	
Chromium	ND	mg/L	0.0050	0.0019	1	03/02/24 06:27	03/11/24 17:45	7440-47-3	
Cobalt	ND	mg/L	0.0050	0.00032	1	03/02/24 06:27	03/11/24 17:45	7440-48-4	
Copper	ND	mg/L	0.0050	0.00043	1	03/02/24 06:27	03/11/24 17:45	7440-50-8	
Lead	ND	mg/L	0.0010	0.00016	1	03/02/24 06:27	03/11/24 17:45	7439-92-1	
Nickel	ND	mg/L	0.0050	0.0021	1	03/02/24 06:27	03/11/24 17:45	7440-02-0	
Selenium	ND	mg/L	0.0050	0.00096	1	03/02/24 06:27	03/11/24 17:45	7782-49-2	
Silver	ND	mg/L	0.0050	0.00031	1	03/02/24 06:27	03/11/24 17:45	7440-22-4	
Thallium	ND	mg/L	0.0010	0.00038	1	03/02/24 06:27	03/11/24 17:45	7440-28-0	
Vanadium	ND	mg/L	0.010	0.00075	1	03/02/24 06:27	03/11/24 17:45	7440-62-2	
7470 Mercury	Analytical Method: EPA 7470A Preparation Method: EPA 7470A Pace Analytical Services - Peachtree Corners, GA								
Mercury	ND	mg/L	0.00020	0.00013	1	03/11/24 16:00	03/12/24 09:32	7439-97-6	
2320B Alkalinity	Analytical Method: SM 2320B-2011 Pace Analytical Services - Asheville								
Alkalinity,Bicarbonate (CaCO3)	**166**	mg/L	5.0	5.0	1		03/07/24 18:25		
Alkalinity,Carbonate (CaCO3)	ND	mg/L	5.0	5.0	1		03/07/24 18:25		
Alkalinity, Total as CaCO3	**166**	mg/L	5.0	5.0	1		03/07/24 18:25		
2540C Total Dissolved Solids	Analytical Method: SM 2540C-2015 Pace Analytical Services - Asheville								
Total Dissolved Solids	**157**	mg/L	25.0	25.0	1		03/03/24 12:44		
300.0 IC Anions 28 Days	Analytical Method: EPA 300.0 Rev 2.1 1993 Pace Analytical Services - Asheville								
Chloride	**2.1**	mg/L	1.0	0.60	1		03/03/24 21:35	16887-00-6	
Fluoride	ND	mg/L	0.10	0.050	1		03/03/24 21:35	16984-48-8	

REPORT OF LABORATORY ANALYSIS

This report shall not be reproduced, except in full,
without the written consent of Pace Analytical Services, LLC.

Pace Analytical Services, LLC
9800 Kincey Ave. Suite 100
Huntersville, NC 28078
(704)875-9092

ANALYTICAL RESULTS

Project: Bowen LF Cells 1&2
Pace Project No.: 92715157

Sample: BOW-GWC-10R **Lab ID: 92715157020** Collected: 02/27/24 14:08 Received: 03/01/24 10:35 Matrix: Water

Parameters	Results	Units	Report Limit	MDL	DF	Prepared	Analyzed	CAS No.	Qual
300.0 IC Anions 28 Days	Analytical Method: EPA 300.0 Rev 2.1 1993 Pace Analytical Services - Asheville								
Sulfate	**0.80J**	mg/L	1.0	0.50	1		03/03/24 21:35	14808-79-8	

REPORT OF LABORATORY ANALYSIS

This report shall not be reproduced, except in full,
without the written consent of Pace Analytical Services, LLC.

Pace Analytical Services, LLC
9800 Kincey Ave. Suite 100
Huntersville, NC 28078
(704)875-9092

ANALYTICAL RESULTS

Project: Bowen LF Cells 1&2
Pace Project No.: 92715157

Sample: BOW-GWC-12 **Lab ID: 92715157021** Collected: 02/27/24 14:34 Received: 03/01/24 10:35 Matrix: Water

Parameters	Results	Units	Report Limit	MDL	DF	Prepared	Analyzed	CAS No.	Qual
6010D ATL ICP	Analytical Method: EPA 6010D Preparation Method: EPA 3010A Pace Analytical Services - Peachtree Corners, GA								
Iron	**9.1**	mg/L	0.040	0.025	1	03/01/24 18:18	03/05/24 17:53	7439-89-6	
Manganese	**0.21**	mg/L	0.040	0.011	1	03/01/24 18:18	03/05/24 17:53	7439-96-5	
Zinc	**0.017J**	mg/L	0.020	0.0085	1	03/01/24 18:18	03/05/24 17:53	7440-66-6	
Potassium	**1.0**	mg/L	0.50	0.15	1	03/01/24 18:18	03/05/24 17:53	7440-09-7	
Sodium	**2.4**	mg/L	1.0	0.58	1	03/01/24 18:18	03/05/24 17:53	7440-23-5	
Calcium	**8.4**	mg/L	1.0	0.12	1	03/01/24 18:18	03/05/24 17:53	7440-70-2	
Magnesium	**4.5**	mg/L	0.050	0.012	1	03/01/24 18:18	03/05/24 17:53	7439-95-4	
6020 MET ICPMS	Analytical Method: EPA 6020B Preparation Method: EPA 3005A Pace Analytical Services - Peachtree Corners, GA								
Antimony	ND	mg/L	0.0030	0.00054	1	03/02/24 06:27	03/11/24 17:57	7440-36-0	
Arsenic	**0.0028J**	mg/L	0.0050	0.00084	1	03/02/24 06:27	03/11/24 17:57	7440-38-2	
Barium	**0.023**	mg/L	0.0050	0.00047	1	03/02/24 06:27	03/11/24 17:57	7440-39-3	
Beryllium	ND	mg/L	0.00050	0.000094	1	03/02/24 06:27	03/11/24 17:57	7440-41-7	
Boron	ND	mg/L	0.040	0.012	1	03/02/24 06:27	03/11/24 17:57	7440-42-8	
Cadmium	**0.00071**	mg/L	0.00050	0.00010	1	03/02/24 06:27	03/11/24 17:57	7440-43-9	
Chromium	ND	mg/L	0.0050	0.0019	1	03/02/24 06:27	03/11/24 17:57	7440-47-3	
Cobalt	**0.0029J**	mg/L	0.0050	0.00032	1	03/02/24 06:27	03/11/24 17:57	7440-48-4	
Copper	ND	mg/L	0.0050	0.00043	1	03/02/24 06:27	03/11/24 17:57	7440-50-8	
Lead	ND	mg/L	0.0010	0.00016	1	03/02/24 06:27	03/11/24 17:57	7439-92-1	
Nickel	**0.0023J**	mg/L	0.0050	0.0021	1	03/02/24 06:27	03/11/24 17:57	7440-02-0	
Selenium	ND	mg/L	0.0050	0.00096	1	03/02/24 06:27	03/11/24 17:57	7782-49-2	
Silver	ND	mg/L	0.0050	0.00031	1	03/02/24 06:27	03/11/24 17:57	7440-22-4	
Thallium	ND	mg/L	0.0010	0.00038	1	03/02/24 06:27	03/11/24 17:57	7440-28-0	
Vanadium	ND	mg/L	0.010	0.00075	1	03/02/24 06:27	03/11/24 17:57	7440-62-2	
7470 Mercury	Analytical Method: EPA 7470A Preparation Method: EPA 7470A Pace Analytical Services - Peachtree Corners, GA								
Mercury	ND	mg/L	0.00020	0.00013	1	03/11/24 16:00	03/12/24 09:40	7439-97-6	
2320B Alkalinity	Analytical Method: SM 2320B-2011 Pace Analytical Services - Asheville								
Alkalinity,Bicarbonate (CaCO3)	**55.8**	mg/L	5.0	5.0	1		03/07/24 18:48		
Alkalinity,Carbonate (CaCO3)	ND	mg/L	5.0	5.0	1		03/07/24 18:48		
Alkalinity, Total as CaCO3	**55.8**	mg/L	5.0	5.0	1		03/07/24 18:48		
2540C Total Dissolved Solids	Analytical Method: SM 2540C-2015 Pace Analytical Services - Asheville								
Total Dissolved Solids	**67.0**	mg/L	25.0	25.0	1		03/04/24 11:37		
300.0 IC Anions 28 Days	Analytical Method: EPA 300.0 Rev 2.1 1993 Pace Analytical Services - Asheville								
Chloride	**0.74J**	mg/L	1.0	0.60	1		03/03/24 00:15	16887-00-6	
Fluoride	ND	mg/L	0.10	0.050	1		03/03/24 00:15	16984-48-8	

REPORT OF LABORATORY ANALYSIS

This report shall not be reproduced, except in full,
without the written consent of Pace Analytical Services, LLC.

Pace Analytical Services, LLC
9800 Kincey Ave. Suite 100
Huntersville, NC 28078
(704)875-9092

ANALYTICAL RESULTS

Project: Bowen LF Cells 1&2
Pace Project No.: 92715157

Sample: BOW-GWC-12 **Lab ID: 92715157021** Collected: 02/27/24 14:34 Received: 03/01/24 10:35 Matrix: Water

Parameters	Results	Units	Report Limit	MDL	DF	Prepared	Analyzed	CAS No.	Qual
300.0 IC Anions 28 Days	Analytical Method: EPA 300.0 Rev 2.1 1993 Pace Analytical Services - Asheville								
Sulfate	ND	mg/L	1.0	0.50	1		03/03/24 00:15	14808-79-8	

REPORT OF LABORATORY ANALYSIS

This report shall not be reproduced, except in full,
without the written consent of Pace Analytical Services, LLC.

Pace Analytical Services, LLC
9800 Kincey Ave. Suite 100
Huntersville, NC 28078
(704)875-9092

ANALYTICAL RESULTS

Project: Bowen LF Cells 1&2
Pace Project No.: 92715157

Sample: BOW-GWC-13 **Lab ID: 92715157022** Collected: 02/27/24 14:20 Received: 03/01/24 10:35 Matrix: Water

Parameters	Results	Units	Report Limit	MDL	DF	Prepared	Analyzed	CAS No.	Qual
6010D ATL ICP	Analytical Method: EPA 6010D Preparation Method: EPA 3010A Pace Analytical Services - Peachtree Corners, GA								
Iron	**0.14**	mg/L	0.040	0.025	1	03/01/24 18:18	03/05/24 17:55	7439-89-6	
Manganese	**0.031J**	mg/L	0.040	0.011	1	03/01/24 18:18	03/05/24 17:55	7439-96-5	
Zinc	ND	mg/L	0.020	0.0085	1	03/01/24 18:18	03/05/24 17:55	7440-66-6	
Potassium	**2.0**	mg/L	0.50	0.15	1	03/01/24 18:18	03/05/24 17:55	7440-09-7	
Sodium	**2.1**	mg/L	1.0	0.58	1	03/01/24 18:18	03/05/24 17:55	7440-23-5	
Calcium	**33.2**	mg/L	1.0	0.12	1	03/01/24 18:18	03/05/24 17:55	7440-70-2	
Magnesium	**12.4**	mg/L	0.050	0.012	1	03/01/24 18:18	03/05/24 17:55	7439-95-4	
6020 MET ICPMS	Analytical Method: EPA 6020B Preparation Method: EPA 3005A Pace Analytical Services - Peachtree Corners, GA								
Antimony	ND	mg/L	0.0030	0.00054	1	03/02/24 06:27	03/11/24 18:01	7440-36-0	
Arsenic	ND	mg/L	0.0050	0.00084	1	03/02/24 06:27	03/11/24 18:01	7440-38-2	
Barium	**0.025**	mg/L	0.0050	0.00047	1	03/02/24 06:27	03/11/24 18:01	7440-39-3	
Beryllium	ND	mg/L	0.00050	0.000094	1	03/02/24 06:27	03/11/24 18:01	7440-41-7	
Boron	ND	mg/L	0.040	0.012	1	03/02/24 06:27	03/11/24 18:01	7440-42-8	
Cadmium	ND	mg/L	0.00050	0.00010	1	03/02/24 06:27	03/11/24 18:01	7440-43-9	
Chromium	**0.0038J**	mg/L	0.0050	0.0019	1	03/02/24 06:27	03/11/24 18:01	7440-47-3	
Cobalt	ND	mg/L	0.0050	0.00032	1	03/02/24 06:27	03/11/24 18:01	7440-48-4	
Copper	ND	mg/L	0.0050	0.00043	1	03/02/24 06:27	03/11/24 18:01	7440-50-8	
Lead	ND	mg/L	0.0010	0.00016	1	03/02/24 06:27	03/11/24 18:01	7439-92-1	
Nickel	ND	mg/L	0.0050	0.0021	1	03/02/24 06:27	03/11/24 18:01	7440-02-0	
Selenium	ND	mg/L	0.0050	0.00096	1	03/02/24 06:27	03/11/24 18:01	7782-49-2	
Silver	ND	mg/L	0.0050	0.00031	1	03/02/24 06:27	03/11/24 18:01	7440-22-4	
Thallium	ND	mg/L	0.0010	0.00038	1	03/02/24 06:27	03/11/24 18:01	7440-28-0	
Vanadium	**0.0013J**	mg/L	0.010	0.00075	1	03/02/24 06:27	03/11/24 18:01	7440-62-2	
7470 Mercury	Analytical Method: EPA 7470A Preparation Method: EPA 7470A Pace Analytical Services - Peachtree Corners, GA								
Mercury	ND	mg/L	0.00020	0.00013	1	03/11/24 16:00	03/12/24 09:42	7439-97-6	
2320B Alkalinity	Analytical Method: SM 2320B-2011 Pace Analytical Services - Asheville								
Alkalinity,Bicarbonate (CaCO3)	**109**	mg/L	5.0	5.0	1		03/07/24 19:07		
Alkalinity,Carbonate (CaCO3)	ND	mg/L	5.0	5.0	1		03/07/24 19:07		
Alkalinity, Total as CaCO3	**109**	mg/L	5.0	5.0	1		03/07/24 19:07		
2540C Total Dissolved Solids	Analytical Method: SM 2540C-2015 Pace Analytical Services - Asheville								
Total Dissolved Solids	**143**	mg/L	25.0	25.0	1		03/04/24 11:37		
300.0 IC Anions 28 Days	Analytical Method: EPA 300.0 Rev 2.1 1993 Pace Analytical Services - Asheville								
Chloride	**3.0**	mg/L	1.0	0.60	1		03/03/24 00:30	16887-00-6	
Fluoride	ND	mg/L	0.10	0.050	1		03/03/24 00:30	16984-48-8	

REPORT OF LABORATORY ANALYSIS

This report shall not be reproduced, except in full,
without the written consent of Pace Analytical Services, LLC.

Pace Analytical Services, LLC
9800 Kincey Ave. Suite 100
Huntersville, NC 28078
(704)875-9092

ANALYTICAL RESULTS

Project: Bowen LF Cells 1&2
Pace Project No.: 92715157

Sample: BOW-GWC-13 **Lab ID: 92715157022** Collected: 02/27/24 14:20 Received: 03/01/24 10:35 Matrix: Water

Parameters	Results	Units	Report Limit	MDL	DF	Prepared	Analyzed	CAS No.	Qual
300.0 IC Anions 28 Days	Analytical Method: EPA 300.0 Rev 2.1 1993 Pace Analytical Services - Asheville								
Sulfate	**20.2**	mg/L	1.0	0.50	1		03/03/24 00:30	14808-79-8	

REPORT OF LABORATORY ANALYSIS

This report shall not be reproduced, except in full,
without the written consent of Pace Analytical Services, LLC.

Pace Analytical Services, LLC
9800 Kincey Ave. Suite 100
Huntersville, NC 28078
(704)875-9092

ANALYTICAL RESULTS

Project: Bowen LF Cells 1&2
Pace Project No.: 92715157

Sample: BOW-GWC-11 **Lab ID: 92715157023** Collected: 02/28/24 11:58 Received: 03/01/24 10:35 Matrix: Water

Parameters	Results	Units	Report Limit	MDL	DF	Prepared	Analyzed	CAS No.	Qual
6010D ATL ICP	Analytical Method: EPA 6010D Preparation Method: EPA 3010A Pace Analytical Services - Peachtree Corners, GA								
Iron	**0.096**	mg/L	0.040	0.025	1	03/01/24 18:18	03/05/24 17:58	7439-89-6	
Manganese	**0.016J**	mg/L	0.040	0.011	1	03/01/24 18:18	03/05/24 17:58	7439-96-5	
Zinc	ND	mg/L	0.020	0.0085	1	03/01/24 18:18	03/05/24 17:58	7440-66-6	
Potassium	**0.93**	mg/L	0.50	0.15	1	03/01/24 18:18	03/05/24 17:58	7440-09-7	
Sodium	**2.0**	mg/L	1.0	0.58	1	03/01/24 18:18	03/05/24 17:58	7440-23-5	
Calcium	**20.2**	mg/L	1.0	0.12	1	03/01/24 18:18	03/05/24 17:58	7440-70-2	
Magnesium	**10.7**	mg/L	0.050	0.012	1	03/01/24 18:18	03/05/24 17:58	7439-95-4	
6020 MET ICPMS	Analytical Method: EPA 6020B Preparation Method: EPA 3005A Pace Analytical Services - Peachtree Corners, GA								
Antimony	ND	mg/L	0.0030	0.00054	1	03/02/24 06:27	03/11/24 18:05	7440-36-0	
Arsenic	ND	mg/L	0.0050	0.00084	1	03/02/24 06:27	03/11/24 18:05	7440-38-2	
Barium	**0.010**	mg/L	0.0050	0.00047	1	03/02/24 06:27	03/11/24 18:05	7440-39-3	
Beryllium	ND	mg/L	0.00050	0.000094	1	03/02/24 06:27	03/11/24 18:05	7440-41-7	
Boron	ND	mg/L	0.040	0.012	1	03/02/24 06:27	03/11/24 18:05	7440-42-8	
Cadmium	ND	mg/L	0.00050	0.00010	1	03/02/24 06:27	03/11/24 18:05	7440-43-9	
Chromium	**0.0074**	mg/L	0.0050	0.0019	1	03/02/24 06:27	03/11/24 18:05	7440-47-3	
Cobalt	ND	mg/L	0.0050	0.00032	1	03/02/24 06:27	03/11/24 18:05	7440-48-4	
Copper	ND	mg/L	0.0050	0.00043	1	03/02/24 06:27	03/11/24 18:05	7440-50-8	
Lead	ND	mg/L	0.0010	0.00016	1	03/02/24 06:27	03/11/24 18:05	7439-92-1	
Nickel	ND	mg/L	0.0050	0.0021	1	03/02/24 06:27	03/11/24 18:05	7440-02-0	
Selenium	ND	mg/L	0.0050	0.00096	1	03/02/24 06:27	03/11/24 18:05	7782-49-2	
Silver	ND	mg/L	0.0050	0.00031	1	03/02/24 06:27	03/11/24 18:05	7440-22-4	
Thallium	ND	mg/L	0.0010	0.00038	1	03/02/24 06:27	03/11/24 18:05	7440-28-0	
Vanadium	ND	mg/L	0.010	0.00075	1	03/02/24 06:27	03/11/24 18:05	7440-62-2	
7470 Mercury	Analytical Method: EPA 7470A Preparation Method: EPA 7470A Pace Analytical Services - Peachtree Corners, GA								
Mercury	ND	mg/L	0.00020	0.00013	1	03/11/24 16:00	03/12/24 09:45	7439-97-6	
2320B Alkalinity	Analytical Method: SM 2320B-2011 Pace Analytical Services - Asheville								
Alkalinity,Bicarbonate (CaCO3)	**94.0**	mg/L	5.0	5.0	1		03/07/24 20:22		
Alkalinity,Carbonate (CaCO3)	ND	mg/L	5.0	5.0	1		03/07/24 20:22		
Alkalinity, Total as CaCO3	**94.0**	mg/L	5.0	5.0	1		03/07/24 20:22		
2540C Total Dissolved Solids	Analytical Method: SM 2540C-2015 Pace Analytical Services - Asheville								
Total Dissolved Solids	**102**	mg/L	25.0	25.0	1		03/04/24 11:42		
300.0 IC Anions 28 Days	Analytical Method: EPA 300.0 Rev 2.1 1993 Pace Analytical Services - Asheville								
Chloride	**1.0**	mg/L	1.0	0.60	1		03/03/24 01:15	16887-00-6	
Fluoride	**0.060J**	mg/L	0.10	0.050	1		03/03/24 01:15	16984-48-8	

REPORT OF LABORATORY ANALYSIS

This report shall not be reproduced, except in full,
without the written consent of Pace Analytical Services, LLC.

Pace Analytical Services, LLC
9800 Kincey Ave. Suite 100
Huntersville, NC 28078
(704)875-9092

ANALYTICAL RESULTS

Project: Bowen LF Cells 1&2
Pace Project No.: 92715157

Sample: BOW-GWC-11 **Lab ID: 92715157023** Collected: 02/28/24 11:58 Received: 03/01/24 10:35 Matrix: Water

Parameters	Results	Units	Report Limit	MDL	DF	Prepared	Analyzed	CAS No.	Qual
300.0 IC Anions 28 Days	Analytical Method: EPA 300.0 Rev 2.1 1993 Pace Analytical Services - Asheville								
Sulfate	**1.8**	mg/L	1.0	0.50	1		03/03/24 01:15	14808-79-8	

REPORT OF LABORATORY ANALYSIS

This report shall not be reproduced, except in full,
without the written consent of Pace Analytical Services, LLC.

Pace Analytical Services, LLC
9800 Kincey Ave. Suite 100
Huntersville, NC 28078
(704)875-9092

ANALYTICAL RESULTS

Project: Bowen LF Cells 1&2
Pace Project No.: 92715157

Sample: BOW-GWC-11R **Lab ID: 92715157024** Collected: 02/28/24 13:04 Received: 03/01/24 10:35 Matrix: Water

Parameters	Results	Units	Report Limit	MDL	DF	Prepared	Analyzed	CAS No.	Qual
6010D ATL ICP	Analytical Method: EPA 6010D Preparation Method: EPA 3010A Pace Analytical Services - Peachtree Corners, GA								
Iron	ND	mg/L	0.040	0.025	1	03/01/24 18:34	03/05/24 19:14	7439-89-6	
Manganese	ND	mg/L	0.040	0.011	1	03/01/24 18:34	03/05/24 19:14	7439-96-5	
Zinc	ND	mg/L	0.020	0.0085	1	03/01/24 18:34	03/05/24 19:14	7440-66-6	
Potassium	**0.99**	mg/L	0.50	0.15	1	03/01/24 18:34	03/05/24 19:14	7440-09-7	
Sodium	**0.97J**	mg/L	1.0	0.58	1	03/01/24 18:34	03/05/24 19:14	7440-23-5	
Calcium	**33.7**	mg/L	1.0	0.12	1	03/01/24 18:34	03/05/24 19:14	7440-70-2	
Magnesium	**18.4**	mg/L	0.050	0.012	1	03/01/24 18:34	03/05/24 19:14	7439-95-4	
6020 MET ICPMS	Analytical Method: EPA 6020B Preparation Method: EPA 3005A Pace Analytical Services - Peachtree Corners, GA								
Antimony	ND	mg/L	0.0030	0.00054	1	03/02/24 06:27	03/11/24 18:10	7440-36-0	
Arsenic	ND	mg/L	0.0050	0.00084	1	03/02/24 06:27	03/11/24 18:10	7440-38-2	
Barium	**0.020**	mg/L	0.0050	0.00047	1	03/02/24 06:27	03/11/24 18:10	7440-39-3	
Beryllium	ND	mg/L	0.00050	0.000094	1	03/02/24 06:27	03/11/24 18:10	7440-41-7	
Boron	ND	mg/L	0.040	0.012	1	03/02/24 06:27	03/11/24 18:10	7440-42-8	
Cadmium	ND	mg/L	0.00050	0.00010	1	03/02/24 06:27	03/11/24 18:10	7440-43-9	
Chromium	**0.0037J**	mg/L	0.0050	0.0019	1	03/02/24 06:27	03/11/24 18:10	7440-47-3	
Cobalt	ND	mg/L	0.0050	0.00032	1	03/02/24 06:27	03/11/24 18:10	7440-48-4	
Copper	ND	mg/L	0.0050	0.00043	1	03/02/24 06:27	03/11/24 18:10	7440-50-8	
Lead	ND	mg/L	0.0010	0.00016	1	03/02/24 06:27	03/11/24 18:10	7439-92-1	
Nickel	ND	mg/L	0.0050	0.0021	1	03/02/24 06:27	03/11/24 18:10	7440-02-0	
Selenium	ND	mg/L	0.0050	0.00096	1	03/02/24 06:27	03/11/24 18:10	7782-49-2	
Silver	ND	mg/L	0.0050	0.00031	1	03/02/24 06:27	03/11/24 18:10	7440-22-4	
Thallium	ND	mg/L	0.0010	0.00038	1	03/02/24 06:27	03/11/24 18:10	7440-28-0	
Vanadium	ND	mg/L	0.010	0.00075	1	03/02/24 06:27	03/11/24 18:10	7440-62-2	
7470 Mercury	Analytical Method: EPA 7470A Preparation Method: EPA 7470A Pace Analytical Services - Peachtree Corners, GA								
Mercury	ND	mg/L	0.00020	0.00013	1	03/11/24 16:00	03/12/24 09:48	7439-97-6	
2320B Alkalinity	Analytical Method: SM 2320B-2011 Pace Analytical Services - Asheville								
Alkalinity,Bicarbonate (CaCO3)	**172**	mg/L	5.0	5.0	1		03/07/24 20:29		
Alkalinity,Carbonate (CaCO3)	ND	mg/L	5.0	5.0	1		03/07/24 20:29		
Alkalinity, Total as CaCO3	**172**	mg/L	5.0	5.0	1		03/07/24 20:29		
2540C Total Dissolved Solids	Analytical Method: SM 2540C-2015 Pace Analytical Services - Asheville								
Total Dissolved Solids	**158**	mg/L	25.0	25.0	1		03/04/24 11:42		
300.0 IC Anions 28 Days	Analytical Method: EPA 300.0 Rev 2.1 1993 Pace Analytical Services - Asheville								
Chloride	**1.3**	mg/L	1.0	0.60	1		03/03/24 01:29	16887-00-6	
Fluoride	ND	mg/L	0.10	0.050	1		03/03/24 01:29	16984-48-8	

REPORT OF LABORATORY ANALYSIS

This report shall not be reproduced, except in full,
without the written consent of Pace Analytical Services, LLC.

Pace Analytical Services, LLC
9800 Kincey Ave. Suite 100
Huntersville, NC 28078
(704)875-9092

ANALYTICAL RESULTS

Project: Bowen LF Cells 1&2
Pace Project No.: 92715157

Sample: BOW-GWC-11R **Lab ID: 92715157024** Collected: 02/28/24 13:04 Received: 03/01/24 10:35 Matrix: Water

Parameters	Results	Units	Report Limit	MDL	DF	Prepared	Analyzed	CAS No.	Qual
300.0 IC Anions 28 Days	Analytical Method: EPA 300.0 Rev 2.1 1993 Pace Analytical Services - Asheville								
Sulfate	**1.3**	mg/L	1.0	0.50	1		03/03/24 01:29	14808-79-8	

REPORT OF LABORATORY ANALYSIS

This report shall not be reproduced, except in full,
without the written consent of Pace Analytical Services, LLC.

Pace Analytical Services, LLC
9800 Kincey Ave. Suite 100
Huntersville, NC 28078
(704)875-9092

ANALYTICAL RESULTS

Project: Bowen LF Cells 1&2
Pace Project No.: 92715157

Sample: BOW-GWC-13RZ **Lab ID: 92715157025** Collected: 02/28/24 09:46 Received: 03/01/24 10:35 Matrix: Water

Parameters	Results	Units	Report Limit	MDL	DF	Prepared	Analyzed	CAS No.	Qual
6010D ATL ICP	Analytical Method: EPA 6010D Preparation Method: EPA 3010A Pace Analytical Services - Peachtree Corners, GA								
Iron	**0.039J**	mg/L	0.040	0.025	1	03/01/24 18:34	03/05/24 19:17	7439-89-6	
Manganese	ND	mg/L	0.040	0.011	1	03/01/24 18:34	03/05/24 19:17	7439-96-5	
Zinc	ND	mg/L	0.020	0.0085	1	03/01/24 18:34	03/05/24 19:17	7440-66-6	
Potassium	**1.1**	mg/L	0.50	0.15	1	03/01/24 18:34	03/05/24 19:17	7440-09-7	
Sodium	**22.5**	mg/L	1.0	0.58	1	03/01/24 18:34	03/05/24 19:17	7440-23-5	
Calcium	**43.6**	mg/L	1.0	0.12	1	03/01/24 18:34	03/05/24 19:17	7440-70-2	
Magnesium	**19.1**	mg/L	0.050	0.012	1	03/01/24 18:34	03/05/24 19:17	7439-95-4	
6020 MET ICPMS	Analytical Method: EPA 6020B Preparation Method: EPA 3005A Pace Analytical Services - Peachtree Corners, GA								
Antimony	**0.00057J**	mg/L	0.0030	0.00054	1	03/02/24 06:27	03/11/24 18:14	7440-36-0	
Arsenic	ND	mg/L	0.0050	0.00084	1	03/02/24 06:27	03/11/24 18:14	7440-38-2	
Barium	**0.097**	mg/L	0.0050	0.00047	1	03/02/24 06:27	03/11/24 18:14	7440-39-3	
Beryllium	ND	mg/L	0.00050	0.000094	1	03/02/24 06:27	03/11/24 18:14	7440-41-7	
Boron	**0.015J**	mg/L	0.040	0.012	1	03/02/24 06:27	03/11/24 18:14	7440-42-8	
Cadmium	ND	mg/L	0.00050	0.00010	1	03/02/24 06:27	03/11/24 18:14	7440-43-9	
Chromium	ND	mg/L	0.0050	0.0019	1	03/02/24 06:27	03/11/24 18:14	7440-47-3	
Cobalt	ND	mg/L	0.0050	0.00032	1	03/02/24 06:27	03/11/24 18:14	7440-48-4	
Copper	ND	mg/L	0.0050	0.00043	1	03/02/24 06:27	03/11/24 18:14	7440-50-8	
Lead	ND	mg/L	0.0010	0.00016	1	03/02/24 06:27	03/11/24 18:14	7439-92-1	
Nickel	ND	mg/L	0.0050	0.0021	1	03/02/24 06:27	03/11/24 18:14	7440-02-0	
Selenium	ND	mg/L	0.0050	0.00096	1	03/02/24 06:27	03/11/24 18:14	7782-49-2	
Silver	ND	mg/L	0.0050	0.00031	1	03/02/24 06:27	03/11/24 18:14	7440-22-4	
Thallium	ND	mg/L	0.0010	0.00038	1	03/02/24 06:27	03/11/24 18:14	7440-28-0	
Vanadium	ND	mg/L	0.010	0.00075	1	03/02/24 06:27	03/11/24 18:14	7440-62-2	
7470 Mercury	Analytical Method: EPA 7470A Preparation Method: EPA 7470A Pace Analytical Services - Peachtree Corners, GA								
Mercury	ND	mg/L	0.00020	0.00013	1	03/11/24 16:00	03/12/24 09:50	7439-97-6	
2320B Alkalinity	Analytical Method: SM 2320B-2011 Pace Analytical Services - Asheville								
Alkalinity,Bicarbonate (CaCO3)	**181**	mg/L	5.0	5.0	1		03/07/24 20:36		
Alkalinity,Carbonate (CaCO3)	ND	mg/L	5.0	5.0	1		03/07/24 20:36		
Alkalinity, Total as CaCO3	**181**	mg/L	5.0	5.0	1		03/07/24 20:36		
2540C Total Dissolved Solids	Analytical Method: SM 2540C-2015 Pace Analytical Services - Asheville								
Total Dissolved Solids	**248**	mg/L	25.0	25.0	1		03/04/24 11:42		
300.0 IC Anions 28 Days	Analytical Method: EPA 300.0 Rev 2.1 1993 Pace Analytical Services - Asheville								
Chloride	**5.3**	mg/L	1.0	0.60	1		03/03/24 01:44	16887-00-6	
Fluoride	**0.14**	mg/L	0.10	0.050	1		03/03/24 01:44	16984-48-8	

REPORT OF LABORATORY ANALYSIS

This report shall not be reproduced, except in full,
without the written consent of Pace Analytical Services, LLC.

Pace Analytical Services, LLC
9800 Kincey Ave. Suite 100
Huntersville, NC 28078
(704)875-9092

ANALYTICAL RESULTS

Project: Bowen LF Cells 1&2
Pace Project No.: 92715157

Sample: BOW-GWC-13RZ **Lab ID: 92715157025** Collected: 02/28/24 09:46 Received: 03/01/24 10:35 Matrix: Water

Parameters	Results	Units	Report Limit	MDL	DF	Prepared	Analyzed	CAS No.	Qual
300.0 IC Anions 28 Days	Analytical Method: EPA 300.0 Rev 2.1 1993 Pace Analytical Services - Asheville								
Sulfate	**58.7**	mg/L	1.0	0.50	1		03/03/24 01:44	14808-79-8	

REPORT OF LABORATORY ANALYSIS

This report shall not be reproduced, except in full,
without the written consent of Pace Analytical Services, LLC.

Pace Analytical Services, LLC
9800 Kincey Ave. Suite 100
Huntersville, NC 28078
(704)875-9092

ANALYTICAL RESULTS

Project: Bowen LF Cells 1&2
Pace Project No.: 92715157

Sample: BOW-GWC-14Z **Lab ID: 92715157026** Collected: 02/28/24 10:45 Received: 03/01/24 10:35 Matrix: Water

Parameters	Results	Units	Report Limit	MDL	DF	Prepared	Analyzed	CAS No.	Qual
6010D ATL ICP	Analytical Method: EPA 6010D Preparation Method: EPA 3010A Pace Analytical Services - Peachtree Corners, GA								
Iron	ND	mg/L	0.040	0.025	1	03/01/24 18:34	03/05/24 19:19	7439-89-6	
Manganese	**0.019J**	mg/L	0.040	0.011	1	03/01/24 18:34	03/05/24 19:19	7439-96-5	
Zinc	ND	mg/L	0.020	0.0085	1	03/01/24 18:34	03/05/24 19:19	7440-66-6	
Potassium	**1.1**	mg/L	0.50	0.15	1	03/01/24 18:34	03/05/24 19:19	7440-09-7	
Sodium	**2.7**	mg/L	1.0	0.58	1	03/01/24 18:34	03/05/24 19:19	7440-23-5	
Calcium	**13.0**	mg/L	1.0	0.12	1	03/01/24 18:34	03/05/24 19:19	7440-70-2	
Magnesium	**5.8**	mg/L	0.050	0.012	1	03/01/24 18:34	03/05/24 19:19	7439-95-4	
6020 MET ICPMS	Analytical Method: EPA 6020B Preparation Method: EPA 3005A Pace Analytical Services - Peachtree Corners, GA								
Antimony	ND	mg/L	0.0030	0.00054	1	03/02/24 06:47	03/12/24 14:52	7440-36-0	
Arsenic	ND	mg/L	0.0050	0.00084	1	03/02/24 06:47	03/12/24 14:52	7440-38-2	
Barium	**0.012**	mg/L	0.0050	0.00047	1	03/02/24 06:47	03/12/24 14:52	7440-39-3	
Beryllium	**0.000099J**	mg/L	0.00050	0.000094	1	03/02/24 06:47	03/12/24 14:52	7440-41-7	
Boron	ND	mg/L	0.040	0.012	1	03/02/24 06:47	03/12/24 14:52	7440-42-8	
Cadmium	ND	mg/L	0.00050	0.00010	1	03/02/24 06:47	03/12/24 14:52	7440-43-9	
Chromium	ND	mg/L	0.0050	0.0019	1	03/02/24 06:47	03/12/24 14:52	7440-47-3	
Cobalt	ND	mg/L	0.0050	0.00032	1	03/02/24 06:47	03/12/24 14:52	7440-48-4	
Copper	ND	mg/L	0.0050	0.00043	1	03/02/24 06:47	03/12/24 14:52	7440-50-8	
Lead	ND	mg/L	0.0010	0.00016	1	03/02/24 06:47	03/12/24 14:52	7439-92-1	
Nickel	ND	mg/L	0.0050	0.0021	1	03/02/24 06:47	03/12/24 14:52	7440-02-0	
Selenium	ND	mg/L	0.0050	0.00096	1	03/02/24 06:47	03/12/24 14:52	7782-49-2	
Silver	ND	mg/L	0.0050	0.00031	1	03/02/24 06:47	03/12/24 14:52	7440-22-4	
Thallium	ND	mg/L	0.0010	0.00038	1	03/02/24 06:47	03/12/24 14:52	7440-28-0	
Vanadium	ND	mg/L	0.010	0.00075	1	03/02/24 06:47	03/12/24 14:52	7440-62-2	
7470 Mercury	Analytical Method: EPA 7470A Preparation Method: EPA 7470A Pace Analytical Services - Peachtree Corners, GA								
Mercury	ND	mg/L	0.00020	0.00013	1	03/11/24 16:00	03/12/24 09:53	7439-97-6	
2320B Alkalinity	Analytical Method: SM 2320B-2011 Pace Analytical Services - Asheville								
Alkalinity,Bicarbonate (CaCO3)	**47.6**	mg/L	5.0	5.0	1		03/07/24 20:43		
Alkalinity,Carbonate (CaCO3)	ND	mg/L	5.0	5.0	1		03/07/24 20:43		
Alkalinity, Total as CaCO3	**47.6**	mg/L	5.0	5.0	1		03/07/24 20:43		
2540C Total Dissolved Solids	Analytical Method: SM 2540C-2015 Pace Analytical Services - Asheville								
Total Dissolved Solids	**79.0**	mg/L	25.0	25.0	1		03/04/24 11:42		
300.0 IC Anions 28 Days	Analytical Method: EPA 300.0 Rev 2.1 1993 Pace Analytical Services - Asheville								
Chloride	**3.7**	mg/L	1.0	0.60	1		03/03/24 01:59	16887-00-6	
Fluoride	ND	mg/L	0.10	0.050	1		03/03/24 01:59	16984-48-8	

REPORT OF LABORATORY ANALYSIS

This report shall not be reproduced, except in full,
without the written consent of Pace Analytical Services, LLC.

Pace Analytical Services, LLC
9800 Kincey Ave. Suite 100
Huntersville, NC 28078
(704)875-9092

ANALYTICAL RESULTS

Project: Bowen LF Cells 1&2
Pace Project No.: 92715157

Sample: BOW-GWC-14Z **Lab ID: 92715157026** Collected: 02/28/24 10:45 Received: 03/01/24 10:35 Matrix: Water

Parameters	Results	Units	Report Limit	MDL	DF	Prepared	Analyzed	CAS No.	Qual
300.0 IC Anions 28 Days	Analytical Method: EPA 300.0 Rev 2.1 1993 Pace Analytical Services - Asheville								
Sulfate	**6.8**	mg/L	1.0	0.50	1		03/03/24 01:59	14808-79-8	

REPORT OF LABORATORY ANALYSIS

This report shall not be reproduced, except in full,
without the written consent of Pace Analytical Services, LLC.

Pace Analytical Services, LLC
9800 Kincey Ave. Suite 100
Huntersville, NC 28078
(704)875-9092

ANALYTICAL RESULTS

Project: Bowen LF Cells 1&2
Pace Project No.: 92715157

Sample: BOW-GWC-15R **Lab ID: 92715157027** Collected: 02/28/24 15:05 Received: 03/01/24 10:35 Matrix: Water

Parameters	Results	Units	Report Limit	MDL	DF	Prepared	Analyzed	CAS No.	Qual
6010D ATL ICP	Analytical Method: EPA 6010D Preparation Method: EPA 3010A Pace Analytical Services - Peachtree Corners, GA								
Iron	**0.086**	mg/L	0.040	0.025	1	03/01/24 18:34	03/05/24 19:22	7439-89-6	
Manganese	ND	mg/L	0.040	0.011	1	03/01/24 18:34	03/05/24 19:22	7439-96-5	
Zinc	**0.028**	mg/L	0.020	0.0085	1	03/01/24 18:34	03/05/24 19:22	7440-66-6	
Potassium	**0.84**	mg/L	0.50	0.15	1	03/01/24 18:34	03/05/24 19:22	7440-09-7	
Sodium	**1.0**	mg/L	1.0	0.58	1	03/01/24 18:34	03/05/24 19:22	7440-23-5	
Calcium	**34.0**	mg/L	1.0	0.12	1	03/01/24 18:34	03/05/24 19:22	7440-70-2	
Magnesium	**16.7**	mg/L	0.050	0.012	1	03/01/24 18:34	03/05/24 19:22	7439-95-4	
6020 MET ICPMS	Analytical Method: EPA 6020B Preparation Method: EPA 3005A Pace Analytical Services - Peachtree Corners, GA								
Antimony	**0.0010J**	mg/L	0.0030	0.00054	1	03/02/24 06:47	03/12/24 14:55	7440-36-0	
Arsenic	ND	mg/L	0.0050	0.00084	1	03/02/24 06:47	03/12/24 14:55	7440-38-2	
Barium	**0.014**	mg/L	0.0050	0.00047	1	03/02/24 06:47	03/12/24 14:55	7440-39-3	
Beryllium	ND	mg/L	0.00050	0.000094	1	03/02/24 06:47	03/12/24 14:55	7440-41-7	
Boron	ND	mg/L	0.040	0.012	1	03/02/24 06:47	03/12/24 14:55	7440-42-8	
Cadmium	ND	mg/L	0.00050	0.00010	1	03/02/24 06:47	03/12/24 14:55	7440-43-9	
Chromium	ND	mg/L	0.0050	0.0019	1	03/02/24 06:47	03/12/24 14:55	7440-47-3	
Cobalt	ND	mg/L	0.0050	0.00032	1	03/02/24 06:47	03/12/24 14:55	7440-48-4	
Copper	ND	mg/L	0.0050	0.00043	1	03/02/24 06:47	03/12/24 14:55	7440-50-8	
Lead	**0.00023J**	mg/L	0.0010	0.00016	1	03/02/24 06:47	03/12/24 14:55	7439-92-1	
Nickel	ND	mg/L	0.0050	0.0021	1	03/02/24 06:47	03/12/24 14:55	7440-02-0	
Selenium	ND	mg/L	0.0050	0.00096	1	03/02/24 06:47	03/12/24 14:55	7782-49-2	
Silver	ND	mg/L	0.0050	0.00031	1	03/02/24 06:47	03/12/24 14:55	7440-22-4	
Thallium	ND	mg/L	0.0010	0.00038	1	03/02/24 06:47	03/12/24 14:55	7440-28-0	
Vanadium	ND	mg/L	0.010	0.00075	1	03/02/24 06:47	03/12/24 14:55	7440-62-2	
7470 Mercury	Analytical Method: EPA 7470A Preparation Method: EPA 7470A Pace Analytical Services - Peachtree Corners, GA								
Mercury	ND	mg/L	0.00020	0.00013	1	03/11/24 16:00	03/12/24 09:56	7439-97-6	
2320B Alkalinity	Analytical Method: SM 2320B-2011 Pace Analytical Services - Asheville								
Alkalinity,Bicarbonate (CaCO3)	**160**	mg/L	5.0	5.0	1		03/07/24 20:59		
Alkalinity,Carbonate (CaCO3)	ND	mg/L	5.0	5.0	1		03/07/24 20:59		
Alkalinity, Total as CaCO3	**160**	mg/L	5.0	5.0	1		03/07/24 20:59		
2540C Total Dissolved Solids	Analytical Method: SM 2540C-2015 Pace Analytical Services - Asheville								
Total Dissolved Solids	**149**	mg/L	25.0	25.0	1		03/04/24 11:42		
300.0 IC Anions 28 Days	Analytical Method: EPA 300.0 Rev 2.1 1993 Pace Analytical Services - Asheville								
Chloride	**0.80J**	mg/L	1.0	0.60	1		03/03/24 02:14	16887-00-6	
Fluoride	ND	mg/L	0.10	0.050	1		03/03/24 02:14	16984-48-8	

REPORT OF LABORATORY ANALYSIS

This report shall not be reproduced, except in full,
without the written consent of Pace Analytical Services, LLC.

Pace Analytical Services, LLC
9800 Kincey Ave. Suite 100
Huntersville, NC 28078
(704)875-9092

ANALYTICAL RESULTS

Project: Bowen LF Cells 1&2
Pace Project No.: 92715157

Sample: BOW-GWC-15R **Lab ID: 92715157027** Collected: 02/28/24 15:05 Received: 03/01/24 10:35 Matrix: Water

Parameters	Results	Units	Report Limit	MDL	DF	Prepared	Analyzed	CAS No.	Qual
300.0 IC Anions 28 Days	Analytical Method: EPA 300.0 Rev 2.1 1993 Pace Analytical Services - Asheville								
Sulfate	**5.3**	mg/L	1.0	0.50	1		03/03/24 02:14	14808-79-8	

REPORT OF LABORATORY ANALYSIS

This report shall not be reproduced, except in full,
without the written consent of Pace Analytical Services, LLC.

Pace Analytical Services, LLC
9800 Kincey Ave. Suite 100
Huntersville, NC 28078
(704)875-9092

ANALYTICAL RESULTS

Project: Bowen LF Cells 1&2
Pace Project No.: 92715157

Sample: BOW-GWC-15Z **Lab ID: 92715157028** Collected: 02/28/24 15:38 Received: 03/01/24 10:35 Matrix: Water

Parameters	Results	Units	Report Limit	MDL	DF	Prepared	Analyzed	CAS No.	Qual
6010D ATL ICP	Analytical Method: EPA 6010D Preparation Method: EPA 3010A Pace Analytical Services - Peachtree Corners, GA								
Iron	**0.073**	mg/L	0.040	0.025	1	03/01/24 18:34	03/05/24 19:25	7439-89-6	
Manganese	ND	mg/L	0.040	0.011	1	03/01/24 18:34	03/05/24 19:25	7439-96-5	
Zinc	ND	mg/L	0.020	0.0085	1	03/01/24 18:34	03/05/24 19:25	7440-66-6	
Potassium	**0.93**	mg/L	0.50	0.15	1	03/01/24 18:34	03/05/24 19:25	7440-09-7	
Sodium	**2.8**	mg/L	1.0	0.58	1	03/01/24 18:34	03/05/24 19:25	7440-23-5	
Calcium	**25.6**	mg/L	1.0	0.12	1	03/01/24 18:34	03/05/24 19:25	7440-70-2	M1
Magnesium	**13.9**	mg/L	0.050	0.012	1	03/01/24 18:34	03/05/24 19:25	7439-95-4	M1
6020 MET ICPMS	Analytical Method: EPA 6020B Preparation Method: EPA 3005A Pace Analytical Services - Peachtree Corners, GA								
Antimony	ND	mg/L	0.0030	0.00054	1	03/02/24 06:47	03/12/24 14:59	7440-36-0	
Arsenic	ND	mg/L	0.0050	0.00084	1	03/02/24 06:47	03/12/24 14:59	7440-38-2	
Barium	**0.010**	mg/L	0.0050	0.00047	1	03/02/24 06:47	03/12/24 14:59	7440-39-3	
Beryllium	ND	mg/L	0.00050	0.000094	1	03/02/24 06:47	03/12/24 14:59	7440-41-7	
Boron	ND	mg/L	0.040	0.012	1	03/02/24 06:47	03/12/24 14:59	7440-42-8	
Cadmium	ND	mg/L	0.00050	0.00010	1	03/02/24 06:47	03/12/24 14:59	7440-43-9	
Chromium	ND	mg/L	0.0050	0.0019	1	03/02/24 06:47	03/12/24 14:59	7440-47-3	
Cobalt	ND	mg/L	0.0050	0.00032	1	03/02/24 06:47	03/12/24 14:59	7440-48-4	
Copper	ND	mg/L	0.0050	0.00043	1	03/02/24 06:47	03/12/24 14:59	7440-50-8	
Lead	ND	mg/L	0.0010	0.00016	1	03/02/24 06:47	03/12/24 14:59	7439-92-1	
Nickel	ND	mg/L	0.0050	0.0021	1	03/02/24 06:47	03/12/24 14:59	7440-02-0	
Selenium	ND	mg/L	0.0050	0.00096	1	03/02/24 06:47	03/12/24 14:59	7782-49-2	
Silver	ND	mg/L	0.0050	0.00031	1	03/02/24 06:47	03/12/24 14:59	7440-22-4	
Thallium	ND	mg/L	0.0010	0.00038	1	03/02/24 06:47	03/12/24 14:59	7440-28-0	
Vanadium	ND	mg/L	0.010	0.00075	1	03/02/24 06:47	03/12/24 14:59	7440-62-2	
7470 Mercury	Analytical Method: EPA 7470A Preparation Method: EPA 7470A Pace Analytical Services - Peachtree Corners, GA								
Mercury	ND	mg/L	0.00020	0.00013	1	03/11/24 16:00	03/12/24 10:56	7439-97-6	
2320B Alkalinity	Analytical Method: SM 2320B-2011 Pace Analytical Services - Asheville								
Alkalinity,Bicarbonate (CaCO3)	**129**	mg/L	5.0	5.0	1		03/07/24 21:06		
Alkalinity,Carbonate (CaCO3)	ND	mg/L	5.0	5.0	1		03/07/24 21:06		
Alkalinity, Total as CaCO3	**129**	mg/L	5.0	5.0	1		03/07/24 21:06		
2540C Total Dissolved Solids	Analytical Method: SM 2540C-2015 Pace Analytical Services - Asheville								
Total Dissolved Solids	**121**	mg/L	25.0	25.0	1		03/04/24 11:42		
300.0 IC Anions 28 Days	Analytical Method: EPA 300.0 Rev 2.1 1993 Pace Analytical Services - Asheville								
Chloride	ND	mg/L	1.0	0.60	1		03/03/24 02:29	16887-00-6	
Fluoride	ND	mg/L	0.10	0.050	1		03/03/24 02:29	16984-48-8	

REPORT OF LABORATORY ANALYSIS

This report shall not be reproduced, except in full,
without the written consent of Pace Analytical Services, LLC.

Pace Analytical Services, LLC
9800 Kincey Ave. Suite 100
Huntersville, NC 28078
(704)875-9092

ANALYTICAL RESULTS

Project: Bowen LF Cells 1&2
Pace Project No.: 92715157

Sample: BOW-GWC-15Z **Lab ID: 92715157028** Collected: 02/28/24 15:38 Received: 03/01/24 10:35 Matrix: Water

Parameters	Results	Units	Report Limit	MDL	DF	Prepared	Analyzed	CAS No.	Qual
300.0 IC Anions 28 Days	Analytical Method: EPA 300.0 Rev 2.1 1993 Pace Analytical Services - Asheville								
Sulfate	ND	mg/L	1.0	0.50	1		03/03/24 02:29	14808-79-8	

REPORT OF LABORATORY ANALYSIS

This report shall not be reproduced, except in full,
without the written consent of Pace Analytical Services, LLC.

Pace Analytical Services, LLC
9800 Kincey Ave. Suite 100
Huntersville, NC 28078
(704)875-9092

ANALYTICAL RESULTS

Project: Bowen LF Cells 1&2
Pace Project No.: 92715157

Sample: BOW-LF1-2-FD-11 **Lab ID: 92715157029** Collected: 02/28/24 00:00 Received: 03/01/24 10:35 Matrix: Water

Parameters	Results	Units	Report Limit	MDL	DF	Prepared	Analyzed	CAS No.	Qual
6010D ATL ICP	Analytical Method: EPA 6010D Preparation Method: EPA 3010A Pace Analytical Services - Peachtree Corners, GA								
Iron	**0.095**	mg/L	0.040	0.025	1	03/01/24 18:34	03/05/24 19:39	7439-89-6	
Manganese	**0.016J**	mg/L	0.040	0.011	1	03/01/24 18:34	03/05/24 19:39	7439-96-5	
Zinc	ND	mg/L	0.020	0.0085	1	03/01/24 18:34	03/05/24 19:39	7440-66-6	
Potassium	**0.97**	mg/L	0.50	0.15	1	03/01/24 18:34	03/05/24 19:39	7440-09-7	
Sodium	**2.1**	mg/L	1.0	0.58	1	03/01/24 18:34	03/05/24 19:39	7440-23-5	
Calcium	**21.1**	mg/L	1.0	0.12	1	03/01/24 18:34	03/05/24 19:39	7440-70-2	
Magnesium	**11.3**	mg/L	0.050	0.012	1	03/01/24 18:34	03/05/24 19:39	7439-95-4	
6020 MET ICPMS	Analytical Method: EPA 6020B Preparation Method: EPA 3005A Pace Analytical Services - Peachtree Corners, GA								
Antimony	ND	mg/L	0.0030	0.00054	1	03/02/24 06:47	03/12/24 15:03	7440-36-0	
Arsenic	ND	mg/L	0.0050	0.00084	1	03/02/24 06:47	03/12/24 15:03	7440-38-2	
Barium	**0.010**	mg/L	0.0050	0.00047	1	03/02/24 06:47	03/12/24 15:03	7440-39-3	
Beryllium	ND	mg/L	0.00050	0.000094	1	03/02/24 06:47	03/12/24 15:03	7440-41-7	
Boron	ND	mg/L	0.040	0.012	1	03/02/24 06:47	03/12/24 15:03	7440-42-8	
Cadmium	ND	mg/L	0.00050	0.00010	1	03/02/24 06:47	03/12/24 15:03	7440-43-9	
Chromium	**0.0073**	mg/L	0.0050	0.0019	1	03/02/24 06:47	03/12/24 15:03	7440-47-3	
Cobalt	ND	mg/L	0.0050	0.00032	1	03/02/24 06:47	03/12/24 15:03	7440-48-4	
Copper	ND	mg/L	0.0050	0.00043	1	03/02/24 06:47	03/12/24 15:03	7440-50-8	
Lead	ND	mg/L	0.0010	0.00016	1	03/02/24 06:47	03/12/24 15:03	7439-92-1	
Nickel	ND	mg/L	0.0050	0.0021	1	03/02/24 06:47	03/12/24 15:03	7440-02-0	
Selenium	ND	mg/L	0.0050	0.00096	1	03/02/24 06:47	03/12/24 15:03	7782-49-2	
Silver	ND	mg/L	0.0050	0.00031	1	03/02/24 06:47	03/12/24 15:03	7440-22-4	
Thallium	ND	mg/L	0.0010	0.00038	1	03/02/24 06:47	03/12/24 15:03	7440-28-0	
Vanadium	ND	mg/L	0.010	0.00075	1	03/02/24 06:47	03/12/24 15:03	7440-62-2	
7470 Mercury	Analytical Method: EPA 7470A Preparation Method: EPA 7470A Pace Analytical Services - Peachtree Corners, GA								
Mercury	ND	mg/L	0.00020	0.00013	1	03/11/24 16:00	03/12/24 10:59	7439-97-6	
2320B Alkalinity	Analytical Method: SM 2320B-2011 Pace Analytical Services - Asheville								
Alkalinity,Bicarbonate (CaCO3)	**92.3**	mg/L	5.0	5.0	1		03/07/24 21:15		
Alkalinity,Carbonate (CaCO3)	ND	mg/L	5.0	5.0	1		03/07/24 21:15		
Alkalinity, Total as CaCO3	**92.3**	mg/L	5.0	5.0	1		03/07/24 21:15		
2540C Total Dissolved Solids	Analytical Method: SM 2540C-2015 Pace Analytical Services - Asheville								
Total Dissolved Solids	**106**	mg/L	25.0	25.0	1		03/04/24 11:42		
300.0 IC Anions 28 Days	Analytical Method: EPA 300.0 Rev 2.1 1993 Pace Analytical Services - Asheville								
Chloride	**1.1**	mg/L	1.0	0.60	1		03/03/24 03:13	16887-00-6	
Fluoride	**0.060J**	mg/L	0.10	0.050	1		03/03/24 03:13	16984-48-8	

REPORT OF LABORATORY ANALYSIS

This report shall not be reproduced, except in full,
without the written consent of Pace Analytical Services, LLC.

Pace Analytical Services, LLC
9800 Kincey Ave. Suite 100
Huntersville, NC 28078
(704)875-9092

ANALYTICAL RESULTS

Project: Bowen LF Cells 1&2
Pace Project No.: 92715157

Sample: BOW-LF1-2-FD-11 **Lab ID: 92715157029** Collected: 02/28/24 00:00 Received: 03/01/24 10:35 Matrix: Water

Parameters	Results	Units	Report Limit	MDL	DF	Prepared	Analyzed	CAS No.	Qual
300.0 IC Anions 28 Days	Analytical Method: EPA 300.0 Rev 2.1 1993 Pace Analytical Services - Asheville								
Sulfate	**1.9**	mg/L	1.0	0.50	1		03/03/24 03:13	14808-79-8	

REPORT OF LABORATORY ANALYSIS

This report shall not be reproduced, except in full,
without the written consent of Pace Analytical Services, LLC.

Pace Analytical Services, LLC
9800 Kincey Ave. Suite 100
Huntersville, NC 28078
(704)875-9092

ANALYTICAL RESULTS

Project: Bowen LF Cells 1&2
Pace Project No.: 92715157

Sample: BOW-LF1-2-FB-11 **Lab ID: 92715157030** Collected: 02/27/24 14:58 Received: 03/01/24 10:35 Matrix: Water

Parameters	Results	Units	Report Limit	MDL	DF	Prepared	Analyzed	CAS No.	Qual
6010D ATL ICP	Analytical Method: EPA 6010D Preparation Method: EPA 3010A Pace Analytical Services - Peachtree Corners, GA								
Iron	ND	mg/L	0.040	0.025	1	03/01/24 18:34	03/05/24 19:42	7439-89-6	
Manganese	ND	mg/L	0.040	0.011	1	03/01/24 18:34	03/05/24 19:42	7439-96-5	
Zinc	ND	mg/L	0.020	0.0085	1	03/01/24 18:34	03/05/24 19:42	7440-66-6	
Potassium	ND	mg/L	0.50	0.15	1	03/01/24 18:34	03/05/24 19:42	7440-09-7	
Sodium	ND	mg/L	1.0	0.58	1	03/01/24 18:34	03/05/24 19:42	7440-23-5	
Calcium	ND	mg/L	1.0	0.12	1	03/01/24 18:34	03/05/24 19:42	7440-70-2	
Magnesium	ND	mg/L	0.050	0.012	1	03/01/24 18:34	03/05/24 19:42	7439-95-4	
6020 MET ICPMS	Analytical Method: EPA 6020B Preparation Method: EPA 3005A Pace Analytical Services - Peachtree Corners, GA								
Antimony	ND	mg/L	0.0030	0.00054	1	03/02/24 06:47	03/12/24 15:07	7440-36-0	
Arsenic	ND	mg/L	0.0050	0.00084	1	03/02/24 06:47	03/12/24 15:07	7440-38-2	
Barium	ND	mg/L	0.0050	0.00047	1	03/02/24 06:47	03/12/24 15:07	7440-39-3	
Beryllium	ND	mg/L	0.00050	0.000094	1	03/02/24 06:47	03/12/24 15:07	7440-41-7	
Boron	ND	mg/L	0.040	0.012	1	03/02/24 06:47	03/12/24 15:07	7440-42-8	
Cadmium	ND	mg/L	0.00050	0.00010	1	03/02/24 06:47	03/12/24 15:07	7440-43-9	
Chromium	ND	mg/L	0.0050	0.0019	1	03/02/24 06:47	03/12/24 15:07	7440-47-3	
Cobalt	ND	mg/L	0.0050	0.00032	1	03/02/24 06:47	03/12/24 15:07	7440-48-4	
Copper	ND	mg/L	0.0050	0.00043	1	03/02/24 06:47	03/12/24 15:07	7440-50-8	
Lead	ND	mg/L	0.0010	0.00016	1	03/02/24 06:47	03/12/24 15:07	7439-92-1	
Nickel	ND	mg/L	0.0050	0.0021	1	03/02/24 06:47	03/12/24 15:07	7440-02-0	
Selenium	ND	mg/L	0.0050	0.00096	1	03/02/24 06:47	03/12/24 15:07	7782-49-2	
Silver	ND	mg/L	0.0050	0.00031	1	03/02/24 06:47	03/12/24 15:07	7440-22-4	
Thallium	ND	mg/L	0.0010	0.00038	1	03/02/24 06:47	03/12/24 15:07	7440-28-0	
Vanadium	ND	mg/L	0.010	0.00075	1	03/02/24 06:47	03/12/24 15:07	7440-62-2	
7470 Mercury	Analytical Method: EPA 7470A Preparation Method: EPA 7470A Pace Analytical Services - Peachtree Corners, GA								
Mercury	ND	mg/L	0.00020	0.00013	1	03/11/24 16:00	03/12/24 11:01	7439-97-6	
2320B Alkalinity	Analytical Method: SM 2320B-2011 Pace Analytical Services - Asheville								
Alkalinity,Bicarbonate (CaCO3)	ND	mg/L	5.0	5.0	1		03/07/24 19:24		
Alkalinity,Carbonate (CaCO3)	ND	mg/L	5.0	5.0	1		03/07/24 19:24		
Alkalinity, Total as CaCO3	ND	mg/L	5.0	5.0	1		03/07/24 19:24		
2540C Total Dissolved Solids	Analytical Method: SM 2540C-2015 Pace Analytical Services - Asheville								
Total Dissolved Solids	ND	mg/L	25.0	25.0	1		03/04/24 11:37		
300.0 IC Anions 28 Days	Analytical Method: EPA 300.0 Rev 2.1 1993 Pace Analytical Services - Asheville								
Chloride	ND	mg/L	1.0	0.60	1		03/02/24 12:54	16887-00-6	
Fluoride	ND	mg/L	0.10	0.050	1		03/02/24 12:54	16984-48-8	

REPORT OF LABORATORY ANALYSIS

This report shall not be reproduced, except in full,
without the written consent of Pace Analytical Services, LLC.

Pace Analytical Services, LLC
9800 Kincey Ave. Suite 100
Huntersville, NC 28078
(704)875-9092

ANALYTICAL RESULTS

Project: Bowen LF Cells 1&2
Pace Project No.: 92715157

Sample: BOW-LF1-2-FB-11 **Lab ID: 92715157030** Collected: 02/27/24 14:58 Received: 03/01/24 10:35 Matrix: Water

Parameters	Results	Units	Report Limit	MDL	DF	Prepared	Analyzed	CAS No.	Qual
300.0 IC Anions 28 Days	Analytical Method: EPA 300.0 Rev 2.1 1993 Pace Analytical Services - Asheville								
Sulfate	ND	mg/L	1.0	0.50	1		03/02/24 12:54	14808-79-8	

REPORT OF LABORATORY ANALYSIS

This report shall not be reproduced, except in full,
without the written consent of Pace Analytical Services, LLC.

Pace Analytical Services, LLC
9800 Kincey Ave. Suite 100
Huntersville, NC 28078
(704)875-9092

QUALITY CONTROL DATA

Project: Bowen LF Cells 1&2
Pace Project No.: 92715157

QC Batch: 835861
QC Batch Method: EPA 3010A
Analysis Method: EPA 6010D
Analysis Description: 6010D ATL
Laboratory: Pace Analytical Services - Peachtree Corners, GA
Associated Lab Samples: 92715157001, 92715157002, 92715157003, 92715157004

METHOD BLANK: 4318215 Matrix: Water
Associated Lab Samples: 92715157001, 92715157002, 92715157003, 92715157004

Parameter	Units	Blank Result	Reporting Limit	MDL	Analyzed	Qualifiers
Calcium	mg/L	ND	1.0	0.12	03/04/24 12:31	
Iron	mg/L	ND	0.040	0.025	03/04/24 12:31	
Magnesium	mg/L	ND	0.050	0.012	03/04/24 12:31	
Manganese	mg/L	ND	0.040	0.011	03/04/24 12:31	
Potassium	mg/L	ND	0.50	0.15	03/04/24 12:31	
Sodium	mg/L	ND	1.0	0.58	03/04/24 12:31	
Zinc	mg/L	ND	0.020	0.0085	03/04/24 12:31	

LABORATORY CONTROL SAMPLE: 4318216

Parameter	Units	Spike Conc.	LCS Result	LCS % Rec	% Rec Limits	Qualifiers
Calcium	mg/L	1	1.0	102	80-120	
Iron	mg/L	1	1.0	102	80-120	
Magnesium	mg/L	1	1.1	105	80-120	
Manganese	mg/L	1	1.0	101	80-120	
Potassium	mg/L	1	1.0	101	80-120	
Sodium	mg/L	1	1.1	108	80-120	
Zinc	mg/L	1	1.0	102	80-120	

MATRIX SPIKE & MATRIX SPIKE DUPLICATE: 4318217 4318218

Parameter	Units	92715031006 Result	MS Spike Conc.	MSD Spike Conc.	MS Result	MSD Result	MS % Rec	MSD % Rec	% Rec Limits	RPD	Max RPD	Qual
Calcium	mg/L	24.5	1	1	25.8	26.0	134	156	75-125	1	20	M1
Iron	mg/L	0.041	1	1	1.1	1.1	104	105	75-125	1	20	
Magnesium	mg/L	52.2	1	1	54.3	53.9	210	173	75-125	1	20	M1
Manganese	mg/L	0.28	1	1	1.3	1.3	101	98	75-125	3	20	
Potassium	mg/L	8.7	1	1	10	9.9	129	124	75-125	0	20	M1
Sodium	mg/L	42.9	1	1	45.0	44.5	209	156	75-125	1	20	M1
Zinc	mg/L	0.0092J	1	1	1.1	1.0	104	102	75-125	2	20	

Results presented on this page are in the units indicated by the "Units" column except where an alternate unit is presented to the right of the result.

REPORT OF LABORATORY ANALYSIS

This report shall not be reproduced, except in full,
without the written consent of Pace Analytical Services, LLC.

Pace Analytical Services, LLC
9800 Kincey Ave. Suite 100
Huntersville, NC 28078
(704)875-9092

QUALITY CONTROL DATA

Project: Bowen LF Cells 1&2
Pace Project No.: 92715157

QC Batch: 835873
QC Batch Method: EPA 3010A
Analysis Method: EPA 6010D
Analysis Description: 6010D ATL
Laboratory: Pace Analytical Services - Peachtree Corners, GA
Associated Lab Samples: 92715157005, 92715157006, 92715157007

METHOD BLANK: 4318271 Matrix: Water
Associated Lab Samples: 92715157005, 92715157006, 92715157007

Parameter	Units	Blank Result	Reporting Limit	MDL	Analyzed	Qualifiers
Calcium	mg/L	ND	1.0	0.12	03/04/24 17:06	
Iron	mg/L	ND	0.040	0.025	03/04/24 17:06	
Magnesium	mg/L	ND	0.050	0.012	03/04/24 17:06	
Manganese	mg/L	ND	0.040	0.011	03/04/24 17:06	
Potassium	mg/L	ND	0.50	0.15	03/04/24 17:06	
Sodium	mg/L	ND	1.0	0.58	03/04/24 17:06	
Zinc	mg/L	ND	0.020	0.0085	03/04/24 17:06	

LABORATORY CONTROL SAMPLE: 4318272

Parameter	Units	Spike Conc.	LCS Result	LCS % Rec	% Rec Limits	Qualifiers
Calcium	mg/L	1	1.1	106	80-120	
Iron	mg/L	1	1.1	108	80-120	
Magnesium	mg/L	1	1.1	110	80-120	
Manganese	mg/L	1	1.0	102	80-120	
Potassium	mg/L	1	1.1	111	80-120	
Sodium	mg/L	1	1.2	117	80-120	
Zinc	mg/L	1	1.0	103	80-120	

MATRIX SPIKE & MATRIX SPIKE DUPLICATE: 4318273 4318274

Parameter	Units	92715157005 Result	MS Spike Conc.	MSD Spike Conc.	MS Result	MSD Result	MS % Rec	MSD % Rec	% Rec Limits	RPD	Max RPD	Qual
Calcium	mg/L	0.78J	1	1	1.8	1.8	100	102	75-125	1	20	
Iron	mg/L	ND	1	1	1.0	1.1	104	105	75-125	1	20	
Magnesium	mg/L	0.34	1	1	1.4	1.4	106	107	75-125	1	20	
Manganese	mg/L	0.017J	1	1	1.0	1.0	102	99	75-125	3	20	
Potassium	mg/L	0.30J	1	1	1.3	1.3	99	103	75-125	3	20	
Sodium	mg/L	1.0	1	1	2.0	2.0	97	101	75-125	2	20	
Zinc	mg/L	ND	1	1	1.0	1.0	104	100	75-125	3	20	

Results presented on this page are in the units indicated by the "Units" column except where an alternate unit is presented to the right of the result.

REPORT OF LABORATORY ANALYSIS

This report shall not be reproduced, except in full,
without the written consent of Pace Analytical Services, LLC.

Pace Analytical Services, LLC
9800 Kincey Ave. Suite 100
Huntersville, NC 28078
(704)875-9092

QUALITY CONTROL DATA

Project: Bowen LF Cells 1&2
Pace Project No.: 92715157

QC Batch: 835886
QC Batch Method: EPA 3010A
Analysis Method: EPA 6010D
Analysis Description: 6010D ATL
Laboratory: Pace Analytical Services - Peachtree Corners, GA
Associated Lab Samples: 92715157008, 92715157009, 92715157010, 92715157011, 92715157012, 92715157013

METHOD BLANK: 4318385 Matrix: Water
Associated Lab Samples: 92715157008, 92715157009, 92715157010, 92715157011, 92715157012, 92715157013

Parameter	Units	Blank Result	Reporting Limit	MDL	Analyzed	Qualifiers
Calcium	mg/L	ND	1.0	0.12	03/04/24 15:38	
Iron	mg/L	ND	0.040	0.025	03/04/24 15:38	
Magnesium	mg/L	ND	0.050	0.012	03/04/24 15:38	
Manganese	mg/L	ND	0.040	0.011	03/04/24 15:38	
Potassium	mg/L	0.19J	0.50	0.15	03/04/24 15:38	
Sodium	mg/L	ND	1.0	0.58	03/05/24 18:18	
Zinc	mg/L	ND	0.020	0.0085	03/04/24 15:38	

LABORATORY CONTROL SAMPLE: 4318386

Parameter	Units	Spike Conc.	LCS Result	LCS % Rec	% Rec Limits	Qualifiers
Calcium	mg/L	1	1.0	103	80-120	
Iron	mg/L	1	1.0	103	80-120	
Magnesium	mg/L	1	1.1	107	80-120	
Manganese	mg/L	1	1.0	100	80-120	
Potassium	mg/L	1	1.1	114	80-120	
Sodium	mg/L	1	1.1	106	80-120	
Zinc	mg/L	1	1.0	101	80-120	

MATRIX SPIKE & MATRIX SPIKE DUPLICATE: 4318387 4318388

Parameter	Units	92714723025 Result	MS Spike Conc.	MSD Spike Conc.	MS Result	MSD Result	MS % Rec	MSD % Rec	% Rec Limits	RPD	Max RPD	Qual
Calcium	mg/L	0.84J	1	1	1.9	1.8	109	99	75-125	5	20	
Iron	mg/L	ND	1	1	1.1	1.0	108	103	75-125	5	20	
Magnesium	mg/L	1.0	1	1	2.1	2.0	113	103	75-125	5	20	
Manganese	mg/L	ND	1	1	1.0	0.99	102	99	75-125	3	20	
Potassium	mg/L	0.62	1	1	1.7	1.6	106	95	75-125	7	20	
Sodium	mg/L	8.6	1	1	10.3	9.9	169	129	75-125	4	20	M1
Zinc	mg/L	ND	1	1	1.0	1.0	103	100	75-125	3	20	

Results presented on this page are in the units indicated by the "Units" column except where an alternate unit is presented to the right of the result.

REPORT OF LABORATORY ANALYSIS

This report shall not be reproduced, except in full,
without the written consent of Pace Analytical Services, LLC.

Pace Analytical Services, LLC
9800 Kincey Ave. Suite 100
Huntersville, NC 28078
(704)875-9092

QUALITY CONTROL DATA

Project: Bowen LF Cells 1&2
Pace Project No.: 92715157

QC Batch: 836229
QC Batch Method: EPA 3010A
Analysis Method: EPA 6010D
Analysis Description: 6010D ATL
Laboratory: Pace Analytical Services - Peachtree Corners, GA
Associated Lab Samples: 92715157014, 92715157015

METHOD BLANK: 4319841 Matrix: Water
Associated Lab Samples: 92715157014, 92715157015

Parameter	Units	Blank Result	Reporting Limit	MDL	Analyzed	Qualifiers
Calcium	mg/L	ND	1.0	0.12	03/05/24 14:44	
Iron	mg/L	ND	0.040	0.025	03/05/24 14:44	
Magnesium	mg/L	ND	0.050	0.012	03/05/24 14:44	
Manganese	mg/L	ND	0.040	0.011	03/05/24 14:44	
Potassium	mg/L	ND	0.50	0.15	03/05/24 14:44	
Sodium	mg/L	ND	1.0	0.58	03/05/24 14:44	
Zinc	mg/L	ND	0.020	0.0085	03/05/24 14:44	

LABORATORY CONTROL SAMPLE: 4319842

Parameter	Units	Spike Conc.	LCS Result	LCS % Rec	% Rec Limits	Qualifiers
Calcium	mg/L	1	1.0	102	80-120	
Iron	mg/L	1	1.0	104	80-120	
Magnesium	mg/L	1	1.1	106	80-120	
Manganese	mg/L	1	1.0	102	80-120	
Potassium	mg/L	1	0.90	90	80-120	
Sodium	mg/L	1	1.0	102	80-120	
Zinc	mg/L	1	1.0	103	80-120	

MATRIX SPIKE & MATRIX SPIKE DUPLICATE: 4319843 4319844

Parameter	Units	92715972005 Result	MS Spike Conc.	MSD Spike Conc.	MS Result	MSD Result	MS % Rec	MSD % Rec	% Rec Limits	RPD	Max RPD	Qual
Calcium	mg/L	144	1	1	139	144	-508	-23	75-125	3	20	M1
Iron	mg/L	0.086	1	1	1.1	1.1	103	106	75-125	3	20	
Magnesium	mg/L	3.3	1	1	4.2	4.3	89	104	75-125	4	20	
Manganese	mg/L	0.016J	1	1	1.0	1.0	98	99	75-125	0	20	
Potassium	mg/L	1.7	1	1	2.6	2.8	89	109	75-125	7	20	
Sodium	mg/L	10.4	1	1	10.9	11.4	55	103	75-125	4	20	M1
Zinc	mg/L	ND	1	1	1.0	1.0	99	99	75-125	0	20	

Results presented on this page are in the units indicated by the "Units" column except where an alternate unit is presented to the right of the result.

REPORT OF LABORATORY ANALYSIS

This report shall not be reproduced, except in full,
without the written consent of Pace Analytical Services, LLC.

Pace Analytical Services, LLC
9800 Kincey Ave. Suite 100
Huntersville, NC 28078
(704)875-9092

QUALITY CONTROL DATA

Project: Bowen LF Cells 1&2
Pace Project No.: 92715157

QC Batch: 836273
QC Batch Method: EPA 3010A
Analysis Method: EPA 6010D
Analysis Description: 6010D ATL
Laboratory: Pace Analytical Services - Peachtree Corners, GA
Associated Lab Samples: 92715157016, 92715157017, 92715157018, 92715157019, 92715157020, 92715157021, 92715157022, 92715157023

METHOD BLANK: 4320287 Matrix: Water
Associated Lab Samples: 92715157016, 92715157017, 92715157018, 92715157019, 92715157020, 92715157021, 92715157022, 92715157023

Parameter	Units	Blank Result	Reporting Limit	MDL	Analyzed	Qualifiers
Calcium	mg/L	ND	1.0	0.12	03/05/24 16:37	
Iron	mg/L	ND	0.040	0.025	03/05/24 16:37	
Magnesium	mg/L	ND	0.050	0.012	03/05/24 16:37	
Manganese	mg/L	ND	0.040	0.011	03/05/24 16:37	
Potassium	mg/L	ND	0.50	0.15	03/05/24 16:37	
Sodium	mg/L	ND	1.0	0.58	03/05/24 16:37	
Zinc	mg/L	ND	0.020	0.0085	03/05/24 16:37	

LABORATORY CONTROL SAMPLE: 4320288

Parameter	Units	Spike Conc.	LCS Result	LCS % Rec	% Rec Limits	Qualifiers
Calcium	mg/L	1	0.99J	99	80-120	
Iron	mg/L	1	1.0	100	80-120	
Magnesium	mg/L	1	1.0	103	80-120	
Manganese	mg/L	1	1.0	101	80-120	
Potassium	mg/L	1	0.87	87	80-120	
Sodium	mg/L	1	1.0	101	80-120	
Zinc	mg/L	1	1.0	103	80-120	

MATRIX SPIKE & MATRIX SPIKE DUPLICATE: 4320289 4320290

Parameter	Units	92716305003 Result	MS Spike Conc.	MSD Spike Conc.	MS Result	MSD Result	MS % Rec	MSD % Rec	% Rec Limits	RPD	Max RPD	Qual
Calcium	mg/L	30.9	1	1	32.7	31.1	174	17	75-125	5	20	
Iron	mg/L	0.21	1	1	1.2	1.2	100	99	75-125	1	20	
Magnesium	mg/L	16.6	1	1	18.0	17.3	134	61	75-125	4	20	
Manganese	mg/L	0.040	1	1	1.1	1.0	102	99	75-125	3	20	
Potassium	mg/L	0.68	1	1	1.7	1.7	101	100	75-125	1	20	
Sodium	mg/L	6.0	1	1	7.1	6.8	108	83	75-125	4	20	
Zinc	mg/L	ND	1	1	1.0	1.0	103	101	75-125	3	20	

Results presented on this page are in the units indicated by the "Units" column except where an alternate unit is presented to the right of the result.

REPORT OF LABORATORY ANALYSIS

This report shall not be reproduced, except in full,
without the written consent of Pace Analytical Services, LLC.

Pace Analytical Services, LLC
9800 Kincey Ave. Suite 100
Huntersville, NC 28078
(704)875-9092

QUALITY CONTROL DATA

Project: Bowen LF Cells 1&2
Pace Project No.: 92715157

QC Batch: 836274
QC Batch Method: EPA 3010A
Analysis Method: EPA 6010D
Analysis Description: 6010D ATL
Laboratory: Pace Analytical Services - Peachtree Corners, GA
Associated Lab Samples: 92715157024, 92715157025, 92715157026, 92715157027, 92715157028, 92715157029, 92715157030

METHOD BLANK: 4320291 Matrix: Water
Associated Lab Samples: 92715157024, 92715157025, 92715157026, 92715157027, 92715157028, 92715157029, 92715157030

Parameter	Units	Blank Result	Reporting Limit	MDL	Analyzed	Qualifiers
Calcium	mg/L	ND	1.0	0.12	03/05/24 19:09	
Iron	mg/L	ND	0.040	0.025	03/05/24 19:09	
Magnesium	mg/L	ND	0.050	0.012	03/05/24 19:09	
Manganese	mg/L	ND	0.040	0.011	03/05/24 19:09	
Potassium	mg/L	ND	0.50	0.15	03/05/24 19:09	
Sodium	mg/L	ND	1.0	0.58	03/05/24 19:09	
Zinc	mg/L	ND	0.020	0.0085	03/05/24 19:09	

LABORATORY CONTROL SAMPLE: 4320292

Parameter	Units	Spike Conc.	LCS Result	LCS % Rec	% Rec Limits	Qualifiers
Calcium	mg/L	1	1.0	102	80-120	
Iron	mg/L	1	1.0	104	80-120	
Magnesium	mg/L	1	1.1	107	80-120	
Manganese	mg/L	1	1.0	103	80-120	
Potassium	mg/L	1	0.95	95	80-120	
Sodium	mg/L	1	1.1	107	80-120	
Zinc	mg/L	1	1.0	104	80-120	

MATRIX SPIKE & MATRIX SPIKE DUPLICATE: 4320293 4320294

Parameter	Units	92715157028 Result	MS Spike Conc.	MSD Spike Conc.	MS Result	MSD Result	MS % Rec	MSD % Rec	% Rec Limits	RPD	Max RPD	Qual
Calcium	mg/L	25.6	1	1	27.9	26.7	232	110	75-125	4	20	M1
Iron	mg/L	0.073	1	1	1.1	1.1	103	103	75-125	0	20	
Magnesium	mg/L	13.9	1	1	15.7	15.1	176	114	75-125	4	20	M1
Manganese	mg/L	ND	1	1	1.0	1.0	101	100	75-125	1	20	
Potassium	mg/L	0.93	1	1	2.0	2.0	107	102	75-125	3	20	
Sodium	mg/L	2.8	1	1	4.0	3.9	116	104	75-125	3	20	
Zinc	mg/L	ND	1	1	1.0	1.0	102	101	75-125	1	20	

Results presented on this page are in the units indicated by the "Units" column except where an alternate unit is presented to the right of the result.

REPORT OF LABORATORY ANALYSIS

This report shall not be reproduced, except in full,
without the written consent of Pace Analytical Services, LLC.

Pace Analytical Services, LLC
9800 Kincey Ave. Suite 100
Huntersville, NC 28078
(704)875-9092

QUALITY CONTROL DATA

Project: Bowen LF Cells 1&2
Pace Project No.: 92715157

QC Batch: 835670
QC Batch Method: EPA 3005A
Analysis Method: EPA 6020B
Analysis Description: 6020 MET
Laboratory: Pace Analytical Services - Peachtree Corners, GA
Associated Lab Samples: 92715157001, 92715157002, 92715157003, 92715157004, 92715157005, 92715157006, 92715157007

METHOD BLANK: 4317357 Matrix: Water
Associated Lab Samples: 92715157001, 92715157002, 92715157003, 92715157004, 92715157005, 92715157006, 92715157007

Parameter	Units	Blank Result	Reporting Limit	MDL	Analyzed	Qualifiers
Antimony	mg/L	ND	0.0030	0.00054	03/05/24 17:46	
Arsenic	mg/L	ND	0.0050	0.00084	03/05/24 17:46	
Barium	mg/L	ND	0.0050	0.00047	03/05/24 17:46	
Beryllium	mg/L	ND	0.00050	0.000094	03/05/24 17:46	
Boron	mg/L	ND	0.040	0.012	03/05/24 17:46	
Cadmium	mg/L	ND	0.00050	0.00010	03/05/24 17:46	
Chromium	mg/L	ND	0.0050	0.0019	03/05/24 17:46	
Cobalt	mg/L	ND	0.0050	0.00032	03/05/24 17:46	
Copper	mg/L	ND	0.0050	0.00043	03/05/24 17:46	
Lead	mg/L	ND	0.0010	0.00016	03/05/24 17:46	
Nickel	mg/L	ND	0.0050	0.0021	03/05/24 17:46	
Selenium	mg/L	ND	0.0050	0.00096	03/05/24 17:46	
Silver	mg/L	ND	0.0050	0.00031	03/05/24 17:46	
Thallium	mg/L	ND	0.0010	0.00038	03/05/24 17:46	
Vanadium	mg/L	ND	0.010	0.00075	03/05/24 17:46	

LABORATORY CONTROL SAMPLE: 4317358

Parameter	Units	Spike Conc.	LCS Result	LCS % Rec	% Rec Limits	Qualifiers
Antimony	mg/L	0.1	0.099	99	80-120	
Arsenic	mg/L	0.1	0.096	96	80-120	
Barium	mg/L	0.1	0.093	93	80-120	
Beryllium	mg/L	0.1	0.11	106	80-120	
Boron	mg/L	1	1.0	102	80-120	
Cadmium	mg/L	0.1	0.098	98	80-120	
Chromium	mg/L	0.1	0.095	95	80-120	
Cobalt	mg/L	0.1	0.094	94	80-120	
Copper	mg/L	0.1	0.095	95	80-120	
Lead	mg/L	0.1	0.095	95	80-120	
Nickel	mg/L	0.1	0.095	95	80-120	
Selenium	mg/L	0.1	0.095	95	80-120	
Silver	mg/L	0.1	0.097	97	80-120	
Thallium	mg/L	0.1	0.093	93	80-120	
Vanadium	mg/L	0.1	0.095	95	80-120	

Results presented on this page are in the units indicated by the "Units" column except where an alternate unit is presented to the right of the result.

REPORT OF LABORATORY ANALYSIS

This report shall not be reproduced, except in full,
without the written consent of Pace Analytical Services, LLC.

Pace Analytical Services, LLC
9800 Kincey Ave. Suite 100
Huntersville, NC 28078
(704)875-9092

QUALITY CONTROL DATA

Project: Bowen LF Cells 1&2
Pace Project No.: 92715157

MATRIX SPIKE & MATRIX SPIKE DUPLICATE: 4317359 4317360

Parameter	Units	92714437016 Result	MS Spike Conc.	MSD Spike Conc.	MS Result	MSD Result	MS % Rec	MSD % Rec	% Rec Limits	RPD	Max RPD	Qual
Antimony	mg/L	ND	0.1	0.1	0.10	0.10	101	100	75-125	1	20	
Arsenic	mg/L	ND	0.1	0.1	0.10	0.099	102	98	75-125	4	20	
Barium	mg/L	0.011	0.1	0.1	0.11	0.11	98	97	75-125	2	20	
Beryllium	mg/L	ND	0.1	0.1	0.10	0.099	103	99	75-125	4	20	
Boron	mg/L	ND	1	1	1.0	0.98	103	97	75-125	6	20	
Cadmium	mg/L	ND	0.1	0.1	0.10	0.098	103	98	75-125	4	20	
Chromium	mg/L	0.0066	0.1	0.1	0.11	0.10	100	98	75-125	2	20	
Cobalt	mg/L	ND	0.1	0.1	0.099	0.096	99	96	75-125	3	20	
Copper	mg/L	ND	0.1	0.1	0.097	0.094	97	94	75-125	3	20	
Lead	mg/L	ND	0.1	0.1	0.095	0.092	95	92	75-125	3	20	
Nickel	mg/L	ND	0.1	0.1	0.099	0.096	99	96	75-125	3	20	
Selenium	mg/L	ND	0.1	0.1	0.10	0.098	101	98	75-125	3	20	
Silver	mg/L	ND	0.1	0.1	0.097	0.094	97	94	75-125	3	20	
Thallium	mg/L	ND	0.1	0.1	0.094	0.091	94	91	75-125	3	20	
Vanadium	mg/L	ND	0.1	0.1	0.10	0.099	103	99	75-125	3	20	

Results presented on this page are in the units indicated by the "Units" column except where an alternate unit is presented to the right of the result.

REPORT OF LABORATORY ANALYSIS

This report shall not be reproduced, except in full,
without the written consent of Pace Analytical Services, LLC.

Pace Analytical Services, LLC
9800 Kincey Ave. Suite 100
Huntersville, NC 28078
(704)875-9092

QUALITY CONTROL DATA

Project: Bowen LF Cells 1&2
Pace Project No.: 92715157

QC Batch: 835672
QC Batch Method: EPA 3005A
Analysis Method: EPA 6020B
Analysis Description: 6020 MET
Laboratory: Pace Analytical Services - Peachtree Corners, GA
Associated Lab Samples: 92715157008, 92715157009, 92715157010, 92715157011, 92715157012, 92715157013, 92715157014, 92715157015

METHOD BLANK: 4317365 Matrix: Water
Associated Lab Samples: 92715157008, 92715157009, 92715157010, 92715157011, 92715157012, 92715157013, 92715157014, 92715157015

Parameter	Units	Blank Result	Reporting Limit	MDL	Analyzed	Qualifiers
Antimony	mg/L	ND	0.0030	0.00054	03/05/24 19:43	
Arsenic	mg/L	ND	0.0050	0.00084	03/05/24 19:43	
Barium	mg/L	ND	0.0050	0.00047	03/05/24 19:43	
Beryllium	mg/L	ND	0.00050	0.000094	03/05/24 19:43	
Boron	mg/L	ND	0.040	0.012	03/05/24 19:43	
Cadmium	mg/L	ND	0.00050	0.00010	03/05/24 19:43	
Chromium	mg/L	ND	0.0050	0.0019	03/05/24 19:43	
Cobalt	mg/L	ND	0.0050	0.00032	03/05/24 19:43	
Copper	mg/L	ND	0.0050	0.00043	03/05/24 19:43	
Lead	mg/L	ND	0.0010	0.00016	03/05/24 19:43	
Nickel	mg/L	ND	0.0050	0.0021	03/05/24 19:43	
Selenium	mg/L	ND	0.0050	0.00096	03/05/24 19:43	
Silver	mg/L	ND	0.0050	0.00031	03/05/24 19:43	
Thallium	mg/L	ND	0.0010	0.00038	03/05/24 19:43	
Vanadium	mg/L	ND	0.010	0.00075	03/05/24 19:43	

LABORATORY CONTROL SAMPLE: 4317366

Parameter	Units	Spike Conc.	LCS Result	LCS % Rec	% Rec Limits	Qualifiers
Antimony	mg/L	0.1	0.098	98	80-120	
Arsenic	mg/L	0.1	0.097	97	80-120	
Barium	mg/L	0.1	0.097	97	80-120	
Beryllium	mg/L	0.1	0.096	96	80-120	
Boron	mg/L	1	0.98	98	80-120	
Cadmium	mg/L	0.1	0.095	95	80-120	
Chromium	mg/L	0.1	0.091	91	80-120	
Cobalt	mg/L	0.1	0.091	91	80-120	
Copper	mg/L	0.1	0.093	93	80-120	
Lead	mg/L	0.1	0.097	97	80-120	
Nickel	mg/L	0.1	0.094	94	80-120	
Selenium	mg/L	0.1	0.097	97	80-120	
Silver	mg/L	0.1	0.097	97	80-120	
Thallium	mg/L	0.1	0.096	96	80-120	
Vanadium	mg/L	0.1	0.092	92	80-120	

Results presented on this page are in the units indicated by the "Units" column except where an alternate unit is presented to the right of the result.

REPORT OF LABORATORY ANALYSIS

This report shall not be reproduced, except in full,
without the written consent of Pace Analytical Services, LLC.

Pace Analytical Services, LLC
9800 Kincey Ave. Suite 100
Huntersville, NC 28078
(704)875-9092

QUALITY CONTROL DATA

Project: Bowen LF Cells 1&2
Pace Project No.: 92715157

MATRIX SPIKE & MATRIX SPIKE DUPLICATE: 4317367 4317368

Parameter	Units	92714726009 Result	MS Spike Conc.	MSD Spike Conc.	MS Result	MSD Result	MS % Rec	MSD % Rec	% Rec Limits	RPD	Max RPD	Qual
Antimony	mg/L	ND	0.1	0.1	0.099	0.098	99	97	75-125	2	20	
Arsenic	mg/L	ND	0.1	0.1	0.10	0.099	100	99	75-125	1	20	
Barium	mg/L	0.020	0.1	0.1	0.12	0.12	99	98	75-125	1	20	
Beryllium	mg/L	ND	0.1	0.1	0.091	0.091	91	91	75-125	1	20	
Boron	mg/L	1.9	1	1	2.8	2.8	94	96	75-125	1	20	
Cadmium	mg/L	ND	0.1	0.1	0.095	0.098	95	97	75-125	3	20	
Chromium	mg/L	ND	0.1	0.1	0.094	0.094	93	94	75-125	0	20	
Cobalt	mg/L	0.0018J	0.1	0.1	0.094	0.095	93	93	75-125	0	20	
Copper	mg/L	ND	0.1	0.1	0.091	0.092	91	92	75-125	1	20	
Lead	mg/L	ND	0.1	0.1	0.094	0.094	94	94	75-125	1	20	
Nickel	mg/L	ND	0.1	0.1	0.094	0.095	93	93	75-125	1	20	
Selenium	mg/L	0.0013J	0.1	0.1	0.10	0.10	99	99	75-125	0	20	
Silver	mg/L	ND	0.1	0.1	0.093	0.092	93	92	75-125	1	20	
Thallium	mg/L	ND	0.1	0.1	0.093	0.093	93	92	75-125	0	20	
Vanadium	mg/L	ND	0.1	0.1	0.096	0.096	96	96	75-125	1	20	

Results presented on this page are in the units indicated by the "Units" column except where an alternate unit is presented to the right of the result.

REPORT OF LABORATORY ANALYSIS

This report shall not be reproduced, except in full,
without the written consent of Pace Analytical Services, LLC.

Pace Analytical Services, LLC
9800 Kincey Ave. Suite 100
Huntersville, NC 28078
(704)875-9092

QUALITY CONTROL DATA

Project: Bowen LF Cells 1&2
Pace Project No.: 92715157

QC Batch: 836338
QC Batch Method: EPA 3005A
Analysis Method: EPA 6020B
Analysis Description: 6020 MET
Laboratory: Pace Analytical Services - Peachtree Corners, GA
Associated Lab Samples: 92715157016, 92715157017, 92715157018, 92715157019, 92715157020, 92715157021, 92715157022, 92715157023, 92715157024, 92715157025

METHOD BLANK: 4320444 Matrix: Water
Associated Lab Samples: 92715157016, 92715157017, 92715157018, 92715157019, 92715157020, 92715157021, 92715157022, 92715157023, 92715157024, 92715157025

Parameter	Units	Blank Result	Reporting Limit	MDL	Analyzed	Qualifiers
Antimony	mg/L	ND	0.0030	0.00054	03/11/24 15:49	
Arsenic	mg/L	ND	0.0050	0.00084	03/11/24 15:49	
Barium	mg/L	ND	0.0050	0.00047	03/11/24 15:49	
Beryllium	mg/L	ND	0.00050	0.000094	03/11/24 15:49	
Boron	mg/L	ND	0.040	0.012	03/11/24 15:49	
Cadmium	mg/L	ND	0.00050	0.00010	03/11/24 15:49	
Chromium	mg/L	ND	0.0050	0.0019	03/11/24 15:49	
Cobalt	mg/L	ND	0.0050	0.00032	03/11/24 15:49	
Copper	mg/L	ND	0.0050	0.00043	03/11/24 15:49	
Lead	mg/L	ND	0.0010	0.00016	03/11/24 15:49	
Nickel	mg/L	ND	0.0050	0.0021	03/11/24 15:49	
Selenium	mg/L	ND	0.0050	0.00096	03/11/24 15:49	
Silver	mg/L	ND	0.0050	0.00031	03/11/24 15:49	
Thallium	mg/L	ND	0.0010	0.00038	03/11/24 15:49	
Vanadium	mg/L	ND	0.010	0.00075	03/11/24 15:49	

LABORATORY CONTROL SAMPLE: 4320445

Parameter	Units	Spike Conc.	LCS Result	LCS % Rec	% Rec Limits	Qualifiers
Antimony	mg/L	0.1	0.11	106	80-120	
Arsenic	mg/L	0.1	0.10	101	80-120	
Barium	mg/L	0.1	0.10	102	80-120	
Beryllium	mg/L	0.1	0.10	101	80-120	
Boron	mg/L	1	1.0	101	80-120	
Cadmium	mg/L	0.1	0.10	101	80-120	
Chromium	mg/L	0.1	0.10	102	80-120	
Cobalt	mg/L	0.1	0.10	101	80-120	
Copper	mg/L	0.1	0.10	103	80-120	
Lead	mg/L	0.1	0.099	99	80-120	
Nickel	mg/L	0.1	0.10	102	80-120	
Selenium	mg/L	0.1	0.10	100	80-120	
Silver	mg/L	0.1	0.10	103	80-120	
Thallium	mg/L	0.1	0.097	97	80-120	
Vanadium	mg/L	0.1	0.10	103	80-120	

Results presented on this page are in the units indicated by the "Units" column except where an alternate unit is presented to the right of the result.

REPORT OF LABORATORY ANALYSIS

This report shall not be reproduced, except in full,
without the written consent of Pace Analytical Services, LLC.

Pace Analytical Services, LLC
9800 Kincey Ave. Suite 100
Huntersville, NC 28078
(704)875-9092

QUALITY CONTROL DATA

Project: Bowen LF Cells 1&2
Pace Project No.: 92715157

MATRIX SPIKE & MATRIX SPIKE DUPLICATE: 4320446 4320447

Parameter	Units	92716305008 Result	MS Spike Conc.	MSD Spike Conc.	MS Result	MSD Result	MS % Rec	MSD % Rec	% Rec Limits	RPD	Max RPD	Qual
Antimony	mg/L	ND	0.1	0.1	0.11	0.10	107	104	75-125	3	20	
Arsenic	mg/L	ND	0.1	0.1	0.10	0.095	101	95	75-125	6	20	
Barium	mg/L	0.023	0.1	0.1	0.13	0.12	106	102	75-125	3	20	
Beryllium	mg/L	ND	0.1	0.1	0.096	0.094	96	94	75-125	2	20	
Boron	mg/L	ND	1	1	0.92	0.95	92	94	75-125	3	20	
Cadmium	mg/L	ND	0.1	0.1	0.097	0.098	97	98	75-125	1	20	
Chromium	mg/L	ND	0.1	0.1	0.10	0.095	99	95	75-125	5	20	
Cobalt	mg/L	ND	0.1	0.1	0.094	0.092	94	92	75-125	2	20	
Copper	mg/L	ND	0.1	0.1	0.095	0.092	95	92	75-125	3	20	
Lead	mg/L	ND	0.1	0.1	0.098	0.095	98	95	75-125	3	20	
Nickel	mg/L	ND	0.1	0.1	0.094	0.092	94	92	75-125	2	20	
Selenium	mg/L	ND	0.1	0.1	0.099	0.093	99	93	75-125	6	20	
Silver	mg/L	ND	0.1	0.1	0.098	0.096	98	96	75-125	2	20	
Thallium	mg/L	ND	0.1	0.1	0.098	0.094	98	94	75-125	3	20	
Vanadium	mg/L	ND	0.1	0.1	0.099	0.097	99	97	75-125	2	20	

Results presented on this page are in the units indicated by the "Units" column except where an alternate unit is presented to the right of the result.

REPORT OF LABORATORY ANALYSIS

This report shall not be reproduced, except in full,
without the written consent of Pace Analytical Services, LLC.

Pace Analytical Services, LLC
9800 Kincey Ave. Suite 100
Huntersville, NC 28078
(704)875-9092

QUALITY CONTROL DATA

Project: Bowen LF Cells 1&2
Pace Project No.: 92715157

QC Batch: 836340
QC Batch Method: EPA 3005A
Analysis Method: EPA 6020B
Analysis Description: 6020 MET
Laboratory: Pace Analytical Services - Peachtree Corners, GA
Associated Lab Samples: 92715157026, 92715157027, 92715157028, 92715157029, 92715157030

METHOD BLANK: 4320449 Matrix: Water
Associated Lab Samples: 92715157026, 92715157027, 92715157028, 92715157029, 92715157030

Parameter	Units	Blank Result	Reporting Limit	MDL	Analyzed	Qualifiers
Antimony	mg/L	ND	0.0030	0.00054	03/12/24 14:44	
Arsenic	mg/L	ND	0.0050	0.00084	03/12/24 14:44	
Barium	mg/L	ND	0.0050	0.00047	03/12/24 14:44	
Beryllium	mg/L	ND	0.00050	0.000094	03/12/24 14:44	
Boron	mg/L	ND	0.040	0.012	03/12/24 14:44	
Cadmium	mg/L	ND	0.00050	0.00010	03/12/24 14:44	
Chromium	mg/L	ND	0.0050	0.0019	03/12/24 14:44	
Cobalt	mg/L	ND	0.0050	0.00032	03/12/24 14:44	
Copper	mg/L	ND	0.0050	0.00043	03/12/24 14:44	
Lead	mg/L	ND	0.0010	0.00016	03/12/24 14:44	
Nickel	mg/L	ND	0.0050	0.0021	03/12/24 14:44	
Selenium	mg/L	ND	0.0050	0.00096	03/12/24 14:44	
Silver	mg/L	ND	0.0050	0.00031	03/12/24 14:44	
Thallium	mg/L	ND	0.0010	0.00038	03/12/24 14:44	
Vanadium	mg/L	ND	0.010	0.00075	03/12/24 14:44	

LABORATORY CONTROL SAMPLE: 4320450

Parameter	Units	Spike Conc.	LCS Result	LCS % Rec	% Rec Limits	Qualifiers
Antimony	mg/L	0.1	0.10	102	80-120	
Arsenic	mg/L	0.1	0.095	95	80-120	
Barium	mg/L	0.1	0.097	97	80-120	
Beryllium	mg/L	0.1	0.098	98	80-120	
Boron	mg/L	1	0.88	88	80-120	
Cadmium	mg/L	0.1	0.098	98	80-120	
Chromium	mg/L	0.1	0.096	96	80-120	
Cobalt	mg/L	0.1	0.095	95	80-120	
Copper	mg/L	0.1	0.098	98	80-120	
Lead	mg/L	0.1	0.098	98	80-120	
Nickel	mg/L	0.1	0.097	97	80-120	
Selenium	mg/L	0.1	0.093	93	80-120	
Silver	mg/L	0.1	0.097	97	80-120	
Thallium	mg/L	0.1	0.097	97	80-120	
Vanadium	mg/L	0.1	0.096	96	80-120	

Results presented on this page are in the units indicated by the "Units" column except where an alternate unit is presented to the right of the result.

REPORT OF LABORATORY ANALYSIS

This report shall not be reproduced, except in full,
without the written consent of Pace Analytical Services, LLC.

Pace Analytical Services, LLC
9800 Kincey Ave. Suite 100
Huntersville, NC 28078
(704)875-9092

QUALITY CONTROL DATA

Project: Bowen LF Cells 1&2
Pace Project No.: 92715157

MATRIX SPIKE & MATRIX SPIKE DUPLICATE: 4320451 4320452

Parameter	Units	92715972016 Result	MS Spike Conc.	MSD Spike Conc.	MS Result	MSD Result	MS % Rec	MSD % Rec	% Rec Limits	RPD	Max RPD	Qual
Antimony	mg/L	ND	0.1	0.1	0.10	0.11	104	105	75-125	1	20	
Arsenic	mg/L	ND	0.1	0.1	0.10	0.10	101	104	75-125	3	20	
Barium	mg/L	0.052	0.1	0.1	0.16	0.16	112	112	75-125	0	20	
Beryllium	mg/L	ND	0.1	0.1	0.095	0.095	95	95	75-125	1	20	
Boron	mg/L	0.17	1	1	1.1	1.1	93	93	75-125	0	20	
Cadmium	mg/L	ND	0.1	0.1	0.097	0.10	97	100	75-125	3	20	
Chromium	mg/L	0.0032J	0.1	0.1	0.097	0.099	94	96	75-125	2	20	
Cobalt	mg/L	ND	0.1	0.1	0.095	0.096	95	96	75-125	1	20	
Copper	mg/L	ND	0.1	0.1	0.092	0.094	92	93	75-125	2	20	
Lead	mg/L	ND	0.1	0.1	0.095	0.097	95	97	75-125	3	20	
Nickel	mg/L	ND	0.1	0.1	0.096	0.097	95	96	75-125	1	20	
Selenium	mg/L	ND	0.1	0.1	0.10	0.10	100	102	75-125	2	20	
Silver	mg/L	ND	0.1	0.1	0.094	0.097	94	97	75-125	3	20	
Thallium	mg/L	ND	0.1	0.1	0.094	0.098	94	98	75-125	4	20	
Vanadium	mg/L	ND	0.1	0.1	0.098	0.099	98	99	75-125	1	20	

Results presented on this page are in the units indicated by the "Units" column except where an alternate unit is presented to the right of the result.

REPORT OF LABORATORY ANALYSIS

This report shall not be reproduced, except in full,
without the written consent of Pace Analytical Services, LLC.

Pace Analytical Services, LLC
9800 Kincey Ave. Suite 100
Huntersville, NC 28078
(704)875-9092

QUALITY CONTROL DATA

Project: Bowen LF Cells 1&2
Pace Project No.: 92715157

QC Batch: 837476 | Analysis Method: EPA 7470A
QC Batch Method: EPA 7470A | Analysis Description: 7470 Mercury
Laboratory: Pace Analytical Services - Peachtree Corners, GA
Associated Lab Samples: 92715157001, 92715157002, 92715157003, 92715157004, 92715157005, 92715157006, 92715157007

METHOD BLANK: 4326572 Matrix: Water
Associated Lab Samples: 92715157001, 92715157002, 92715157003, 92715157004, 92715157005, 92715157006, 92715157007

Parameter	Units	Blank Result	Reporting Limit	MDL	Analyzed	Qualifiers
Mercury	mg/L	ND	0.00020	0.00013	03/08/24 09:58	

LABORATORY CONTROL SAMPLE: 4326573

Parameter	Units	Spike Conc.	LCS Result	LCS % Rec	% Rec Limits	Qualifiers
Mercury	mg/L	0.0025	0.0023	91	80-120	

MATRIX SPIKE & MATRIX SPIKE DUPLICATE: 4326574 4326575

Parameter	Units	92715157001 Result	MS Spike Conc.	MSD Spike Conc.	MS Result	MSD Result	MS % Rec	MSD % Rec	% Rec Limits	RPD	Max RPD	Qual
Mercury	mg/L	ND	0.0025	0.0025	0.0022	0.0022	89	87	75-125	2	20	

Results presented on this page are in the units indicated by the "Units" column except where an alternate unit is presented to the right of the result.

REPORT OF LABORATORY ANALYSIS

This report shall not be reproduced, except in full,
without the written consent of Pace Analytical Services, LLC.

Pace Analytical Services, LLC
9800 Kincey Ave. Suite 100
Huntersville, NC 28078
(704)875-9092

QUALITY CONTROL DATA

Project: Bowen LF Cells 1&2
Pace Project No.: 92715157

QC Batch: 837828
QC Batch Method: EPA 7470A
Analysis Method: EPA 7470A
Analysis Description: 7470 Mercury
Laboratory: Pace Analytical Services - Peachtree Corners, GA
Associated Lab Samples: 92715157008, 92715157009, 92715157010, 92715157011, 92715157012, 92715157013, 92715157014, 92715157015, 92715157016, 92715157017, 92715157018, 92715157019, 92715157020, 92715157021, 92715157022, 92715157023, 92715157024, 92715157025, 92715157026, 92715157027

METHOD BLANK: 4328098
Matrix: Water
Associated Lab Samples: 92715157008, 92715157009, 92715157010, 92715157011, 92715157012, 92715157013, 92715157014, 92715157015, 92715157016, 92715157017, 92715157018, 92715157019, 92715157020, 92715157021, 92715157022, 92715157023, 92715157024, 92715157025, 92715157026, 92715157027

Parameter	Units	Blank Result	Reporting Limit	MDL	Analyzed	Qualifiers
Mercury	mg/L	ND	0.00020	0.00013	03/12/24 08:38	

LABORATORY CONTROL SAMPLE: 4328099

Parameter	Units	Spike Conc.	LCS Result	LCS % Rec	% Rec Limits	Qualifiers
Mercury	mg/L	0.0025	0.0023	93	80-120	

MATRIX SPIKE & MATRIX SPIKE DUPLICATE: 4328100 4328101

Parameter	Units	92715157008 Result	MS Spike Conc.	MSD Spike Conc.	MS Result	MSD Result	MS % Rec	MSD % Rec	% Rec Limits	RPD	Max RPD	Qual
Mercury	mg/L	ND	0.0025	0.0025	0.0021	0.0019	82	77	75-125	6	20	

Results presented on this page are in the units indicated by the "Units" column except where an alternate unit is presented to the right of the result.

REPORT OF LABORATORY ANALYSIS

This report shall not be reproduced, except in full,
without the written consent of Pace Analytical Services, LLC.

Pace Analytical Services, LLC
9800 Kincey Ave. Suite 100
Huntersville, NC 28078
(704)875-9092

QUALITY CONTROL DATA

Project: Bowen LF Cells 1&2
Pace Project No.: 92715157

QC Batch: 837830
QC Batch Method: EPA 7470A
Analysis Method: EPA 7470A
Analysis Description: 7470 Mercury
Laboratory: Pace Analytical Services - Peachtree Corners, GA
Associated Lab Samples: 92715157028, 92715157029, 92715157030

METHOD BLANK: 4328114 Matrix: Water
Associated Lab Samples: 92715157028, 92715157029, 92715157030

Parameter	Units	Blank Result	Reporting Limit	MDL	Analyzed	Qualifiers
Mercury	mg/L	ND	0.00020	0.00013	03/12/24 09:58	

LABORATORY CONTROL SAMPLE: 4328115

Parameter	Units	Spike Conc.	LCS Result	LCS % Rec	% Rec Limits	Qualifiers
Mercury	mg/L	0.0025	0.0022	89	80-120	

MATRIX SPIKE & MATRIX SPIKE DUPLICATE: 4328116 4328117

Parameter	Units	92716009021 Result	MS Spike Conc.	MSD Spike Conc.	MS Result	MSD Result	MS % Rec	MSD % Rec	% Rec Limits	RPD	Max RPD	Qual
Mercury	mg/L	ND	0.0025	0.0025	0.0020	0.0020	79	79	75-125	0	20	

Results presented on this page are in the units indicated by the "Units" column except where an alternate unit is presented to the right of the result.

REPORT OF LABORATORY ANALYSIS

This report shall not be reproduced, except in full,
without the written consent of Pace Analytical Services, LLC.

Pace Analytical Services, LLC
9800 Kincey Ave. Suite 100
Huntersville, NC 28078
(704)875-9092

QUALITY CONTROL DATA

Project: Bowen LF Cells 1&2
Pace Project No.: 92715157

QC Batch: 836696 | Analysis Method: SM 2320B-2011
QC Batch Method: SM 2320B-2011 | Analysis Description: 2320B Alkalinity
Laboratory: Pace Analytical Services - Asheville
Associated Lab Samples: 92715157001, 92715157002, 92715157003, 92715157004, 92715157005, 92715157006, 92715157007

METHOD BLANK: 4321601 Matrix: Water
Associated Lab Samples: 92715157001, 92715157002, 92715157003, 92715157004, 92715157005, 92715157006, 92715157007

Parameter	Units	Blank Result	Reporting Limit	MDL	Analyzed	Qualifiers
Alkalinity, Total as CaCO3	mg/L	ND	5.0	5.0	03/05/24 12:19	
Alkalinity,Bicarbonate (CaCO3)	mg/L	ND	5.0	5.0	03/05/24 12:19	
Alkalinity,Carbonate (CaCO3)	mg/L	ND	5.0	5.0	03/05/24 12:19	

LABORATORY CONTROL SAMPLE: 4321602

Parameter	Units	Spike Conc.	LCS Result	LCS % Rec	% Rec Limits	Qualifiers
Alkalinity, Total as CaCO3	mg/L	50	51.2	102	80-120	

LABORATORY CONTROL SAMPLE: 4321603

Parameter	Units	Spike Conc.	LCS Result	LCS % Rec	% Rec Limits	Qualifiers
Alkalinity, Total as CaCO3	mg/L	50	50.9	102	80-120	

MATRIX SPIKE & MATRIX SPIKE DUPLICATE: 4321604 4321605

Parameter	Units	92715135002 Result	MS Spike Conc.	MSD Spike Conc.	MS Result	MSD Result	MS % Rec	MSD % Rec	% Rec Limits	RPD	Max RPD	Qual
Alkalinity, Total as CaCO3	mg/L	48.2	50	50	97.7	97.7	99	99	80-120	0	25	

MATRIX SPIKE & MATRIX SPIKE DUPLICATE: 4321606 4321607

Parameter	Units	92715135003 Result	MS Spike Conc.	MSD Spike Conc.	MS Result	MSD Result	MS % Rec	MSD % Rec	% Rec Limits	RPD	Max RPD	Qual
Alkalinity, Total as CaCO3	mg/L	525	50	50	568	586	85	121	80-120	3	25	M1

Results presented on this page are in the units indicated by the "Units" column except where an alternate unit is presented to the right of the result.

REPORT OF LABORATORY ANALYSIS

This report shall not be reproduced, except in full,
without the written consent of Pace Analytical Services, LLC.

Pace Analytical Services, LLC
9800 Kincey Ave. Suite 100
Huntersville, NC 28078
(704)875-9092

QUALITY CONTROL DATA

Project: Bowen LF Cells 1&2
Pace Project No.: 92715157

QC Batch: 837019
QC Batch Method: SM 2320B-2011
Analysis Method: SM 2320B-2011
Analysis Description: 2320B Alkalinity
Laboratory: Pace Analytical Services - Asheville
Associated Lab Samples: 92715157008, 92715157009, 92715157010, 92715157011, 92715157012, 92715157013, 92715157014, 92715157015

METHOD BLANK: 4323380 Matrix: Water
Associated Lab Samples: 92715157008, 92715157009, 92715157010, 92715157011, 92715157012, 92715157013, 92715157014, 92715157015

Parameter	Units	Blank Result	Reporting Limit	MDL	Analyzed	Qualifiers
Alkalinity, Total as CaCO3	mg/L	ND	5.0	5.0	03/06/24 14:47	
Alkalinity,Bicarbonate (CaCO3)	mg/L	ND	5.0	5.0	03/06/24 14:47	
Alkalinity,Carbonate (CaCO3)	mg/L	ND	5.0	5.0	03/06/24 14:47	

LABORATORY CONTROL SAMPLE: 4323381

Parameter	Units	Spike Conc.	LCS Result	LCS % Rec	% Rec Limits	Qualifiers
Alkalinity, Total as CaCO3	mg/L	50	50.9	102	80-120	

LABORATORY CONTROL SAMPLE: 4323382

Parameter	Units	Spike Conc.	LCS Result	LCS % Rec	% Rec Limits	Qualifiers
Alkalinity, Total as CaCO3	mg/L	50	52.3	105	80-120	

MATRIX SPIKE & MATRIX SPIKE DUPLICATE: 4323383 4323384

Parameter	Units	92715031020 Result	MS Spike Conc.	MSD Spike Conc.	MS Result	MSD Result	MS % Rec	MSD % Rec	% Rec Limits	RPD	Max RPD	Qual
Alkalinity, Total as CaCO3	mg/L	21.1	50	50	70.4	70.4	99	99	80-120	0	25	

MATRIX SPIKE & MATRIX SPIKE DUPLICATE: 4323385 4323386

Parameter	Units	92715031021 Result	MS Spike Conc.	MSD Spike Conc.	MS Result	MSD Result	MS % Rec	MSD % Rec	% Rec Limits	RPD	Max RPD	Qual
Alkalinity, Total as CaCO3	mg/L	6.8	50	50	58.8	58.8	104	104	80-120	0	25	

Results presented on this page are in the units indicated by the "Units" column except where an alternate unit is presented to the right of the result.

REPORT OF LABORATORY ANALYSIS

This report shall not be reproduced, except in full,
without the written consent of Pace Analytical Services, LLC.

Pace Analytical Services, LLC
9800 Kincey Ave. Suite 100
Huntersville, NC 28078
(704)875-9092

QUALITY CONTROL DATA

Project: Bowen LF Cells 1&2
Pace Project No.: 92715157

QC Batch: 837101 | Analysis Method: SM 2320B-2011
QC Batch Method: SM 2320B-2011 | Analysis Description: 2320B Alkalinity
Laboratory: Pace Analytical Services - Asheville
Associated Lab Samples: 92715157017, 92715157018, 92715157019

METHOD BLANK: 4323900 Matrix: Water
Associated Lab Samples: 92715157017, 92715157018, 92715157019

Parameter	Units	Blank Result	Reporting Limit	MDL	Analyzed	Qualifiers
Alkalinity, Total as CaCO3	mg/L	ND	5.0	5.0	03/06/24 18:10	
Alkalinity,Bicarbonate (CaCO3)	mg/L	ND	5.0	5.0	03/06/24 18:10	
Alkalinity,Carbonate (CaCO3)	mg/L	ND	5.0	5.0	03/06/24 18:10	

LABORATORY CONTROL SAMPLE: 4323901

Parameter	Units	Spike Conc.	LCS Result	LCS % Rec	% Rec Limits	Qualifiers
Alkalinity, Total as CaCO3	mg/L	50	49.2	98	80-120	

LABORATORY CONTROL SAMPLE: 4323902

Parameter	Units	Spike Conc.	LCS Result	LCS % Rec	% Rec Limits	Qualifiers
Alkalinity, Total as CaCO3	mg/L	50	51.0	102	80-120	

MATRIX SPIKE & MATRIX SPIKE DUPLICATE: 4323903 4323904

Parameter	Units	92715903007 Result	MS Spike Conc.	MSD Spike Conc.	MS Result	MSD Result	MS % Rec	MSD % Rec	% Rec Limits	RPD	Max RPD	Qual
Alkalinity, Total as CaCO3	mg/L	213	50	50	266	259	106	91	80-120	3	25	

MATRIX SPIKE & MATRIX SPIKE DUPLICATE: 4323905 4323906

Parameter	Units	92715903008 Result	MS Spike Conc.	MSD Spike Conc.	MS Result	MSD Result	MS % Rec	MSD % Rec	% Rec Limits	RPD	Max RPD	Qual
Alkalinity, Total as CaCO3	mg/L	56.1	50	50	107	109	103	105	80-120	1	25	

Results presented on this page are in the units indicated by the "Units" column except where an alternate unit is presented to the right of the result.

REPORT OF LABORATORY ANALYSIS

This report shall not be reproduced, except in full,
without the written consent of Pace Analytical Services, LLC.

Pace Analytical Services, LLC
9800 Kincey Ave. Suite 100
Huntersville, NC 28078
(704)875-9092

QUALITY CONTROL DATA

Project: Bowen LF Cells 1&2
Pace Project No.: 92715157

QC Batch: 837369
QC Batch Method: SM 2320B-2011
Analysis Method: SM 2320B-2011
Analysis Description: 2320B Alkalinity
Laboratory: Pace Analytical Services - Asheville
Associated Lab Samples: 92715157020, 92715157021, 92715157022, 92715157023, 92715157024, 92715157025, 92715157026, 92715157027, 92715157028, 92715157029, 92715157030

METHOD BLANK: 4325760 Matrix: Water
Associated Lab Samples: 92715157020, 92715157021, 92715157022, 92715157023, 92715157024, 92715157025, 92715157026, 92715157027, 92715157028, 92715157029, 92715157030

Parameter	Units	Blank Result	Reporting Limit	MDL	Analyzed	Qualifiers
Alkalinity, Total as CaCO3	mg/L	ND	5.0	5.0	03/07/24 18:06	
Alkalinity,Bicarbonate (CaCO3)	mg/L	ND	5.0	5.0	03/07/24 18:06	
Alkalinity,Carbonate (CaCO3)	mg/L	ND	5.0	5.0	03/07/24 18:06	

LABORATORY CONTROL SAMPLE: 4325761

Parameter	Units	Spike Conc.	LCS Result	LCS % Rec	% Rec Limits	Qualifiers
Alkalinity, Total as CaCO3	mg/L	50	51.3	103	80-120	

LABORATORY CONTROL SAMPLE: 4325762

Parameter	Units	Spike Conc.	LCS Result	LCS % Rec	% Rec Limits	Qualifiers
Alkalinity, Total as CaCO3	mg/L	50	53.0	106	80-120	

MATRIX SPIKE & MATRIX SPIKE DUPLICATE: 4325763 4325764

Parameter	Units	92715157020 Result	MS Spike Conc.	MSD Spike Conc.	MS Result	MSD Result	MS % Rec	MSD % Rec	% Rec Limits	RPD	Max RPD	Qual
Alkalinity, Total as CaCO3	mg/L	166	50	50	213	212	94	92	80-120	0	25	

MATRIX SPIKE & MATRIX SPIKE DUPLICATE: 4325765 4325766

Parameter	Units	92715157021 Result	MS Spike Conc.	MSD Spike Conc.	MS Result	MSD Result	MS % Rec	MSD % Rec	% Rec Limits	RPD	Max RPD	Qual
Alkalinity, Total as CaCO3	mg/L	55.8	50	50	97.9	98.7	84	86	80-120	1	25	

Results presented on this page are in the units indicated by the "Units" column except where an alternate unit is presented to the right of the result.

REPORT OF LABORATORY ANALYSIS

This report shall not be reproduced, except in full,
without the written consent of Pace Analytical Services, LLC.

Pace Analytical Services, LLC
9800 Kincey Ave. Suite 100
Huntersville, NC 28078
(704)875-9092

QUALITY CONTROL DATA

Project: Bowen LF Cells 1&2
Pace Project No.: 92715157

QC Batch: 837370
QC Batch Method: SM 2320B-2011
Analysis Method: SM 2320B-2011
Analysis Description: 2320B Alkalinity
Laboratory: Pace Analytical Services - Asheville
Associated Lab Samples: 92715157016

METHOD BLANK: 4325776 Matrix: Water
Associated Lab Samples: 92715157016

Parameter	Units	Blank Result	Reporting Limit	MDL	Analyzed	Qualifiers
Alkalinity, Total as CaCO3	mg/L	ND	5.0	5.0	03/07/24 13:54	
Alkalinity,Bicarbonate (CaCO3)	mg/L	ND	5.0	5.0	03/07/24 13:54	
Alkalinity,Carbonate (CaCO3)	mg/L	ND	5.0	5.0	03/07/24 13:54	

LABORATORY CONTROL SAMPLE: 4325777

Parameter	Units	Spike Conc.	LCS Result	LCS % Rec	% Rec Limits	Qualifiers
Alkalinity, Total as CaCO3	mg/L	50	51.0	102	80-120	

LABORATORY CONTROL SAMPLE: 4325778

Parameter	Units	Spike Conc.	LCS Result	LCS % Rec	% Rec Limits	Qualifiers
Alkalinity, Total as CaCO3	mg/L	50	53.6	107	80-120	

MATRIX SPIKE & MATRIX SPIKE DUPLICATE: 4325779 4325780

Parameter	Units	92717287001 Result	MS Spike Conc.	MSD Spike Conc.	MS Result	MSD Result	MS % Rec	MSD % Rec	% Rec Limits	RPD	Max RPD	Qual
Alkalinity, Total as CaCO3	mg/L	72.2	50	50	123	125	101	105	80-120	1	25	

MATRIX SPIKE & MATRIX SPIKE DUPLICATE: 4325781 4325782

Parameter	Units	92717287006 Result	MS Spike Conc.	MSD Spike Conc.	MS Result	MSD Result	MS % Rec	MSD % Rec	% Rec Limits	RPD	Max RPD	Qual
Alkalinity, Total as CaCO3	mg/L	69.2	50	50	105	104	72	70	80-120	1	25	M1

Results presented on this page are in the units indicated by the "Units" column except where an alternate unit is presented to the right of the result.

REPORT OF LABORATORY ANALYSIS

This report shall not be reproduced, except in full,
without the written consent of Pace Analytical Services, LLC.

Pace Analytical Services, LLC
9800 Kincey Ave. Suite 100
Huntersville, NC 28078
(704)875-9092

QUALITY CONTROL DATA

Project: Bowen LF Cells 1&2
Pace Project No.: 92715157

QC Batch: 834849 | Analysis Method: SM 2540C-2015
QC Batch Method: SM 2540C-2015 | Analysis Description: 2540C Total Dissolved Solids
Laboratory: Pace Analytical Services - Asheville
Associated Lab Samples: 92715157001, 92715157002, 92715157003, 92715157004, 92715157005, 92715157006, 92715157007

METHOD BLANK: 4313279 Matrix: Water
Associated Lab Samples: 92715157001, 92715157002, 92715157003, 92715157004, 92715157005, 92715157006, 92715157007

Parameter	Units	Blank Result	Reporting Limit	MDL	Analyzed	Qualifiers
Total Dissolved Solids	mg/L	ND	25.0	25.0	02/25/24 12:29	

LABORATORY CONTROL SAMPLE: 4313280

Parameter	Units	Spike Conc.	LCS Result	LCS % Rec	% Rec Limits	Qualifiers
Total Dissolved Solids	mg/L	250	264	106	90-110	

SAMPLE DUPLICATE: 4313281

Parameter	Units	92715078001 Result	Dup Result	RPD	Max RPD	Qualifiers
Total Dissolved Solids	mg/L	549	542	1	25	

SAMPLE DUPLICATE: 4313282

Parameter	Units	92715157006 Result	Dup Result	RPD	Max RPD	Qualifiers
Total Dissolved Solids	mg/L	116	119	3	25	

Results presented on this page are in the units indicated by the "Units" column except where an alternate unit is presented to the right of the result.

REPORT OF LABORATORY ANALYSIS

This report shall not be reproduced, except in full,
without the written consent of Pace Analytical Services, LLC.

Pace Analytical Services, LLC
9800 Kincey Ave. Suite 100
Huntersville, NC 28078
(704)875-9092

QUALITY CONTROL DATA

Project: Bowen LF Cells 1&2
Pace Project No.: 92715157

QC Batch: 835447
QC Batch Method: SM 2540C-2015
Analysis Method: SM 2540C-2015
Analysis Description: 2540C Total Dissolved Solids
Laboratory: Pace Analytical Services - Asheville
Associated Lab Samples: 92715157008, 92715157009

METHOD BLANK: 4315995 Matrix: Water
Associated Lab Samples: 92715157008, 92715157009

Parameter	Units	Blank Result	Reporting Limit	MDL	Analyzed	Qualifiers
Total Dissolved Solids	mg/L	ND	25.0	25.0	02/28/24 11:28	

LABORATORY CONTROL SAMPLE: 4315996

Parameter	Units	Spike Conc.	LCS Result	LCS % Rec	% Rec Limits	Qualifiers
Total Dissolved Solids	mg/L	250	262	105	90-110	

SAMPLE DUPLICATE: 4315997

Parameter	Units	92714726008 Result	Dup Result	RPD	Max RPD	Qualifiers
Total Dissolved Solids	mg/L	ND	ND		25	

SAMPLE DUPLICATE: 4315998

Parameter	Units	92715393003 Result	Dup Result	RPD	Max RPD	Qualifiers
Total Dissolved Solids	mg/L	287	294	2	25	

Results presented on this page are in the units indicated by the "Units" column except where an alternate unit is presented to the right of the result.

REPORT OF LABORATORY ANALYSIS

This report shall not be reproduced, except in full,
without the written consent of Pace Analytical Services, LLC.

Pace Analytical Services, LLC
9800 Kincey Ave. Suite 100
Huntersville, NC 28078
(704)875-9092

QUALITY CONTROL DATA

Project: Bowen LF Cells 1&2
Pace Project No.: 92715157

QC Batch: 835968 | Analysis Method: SM 2540C-2015
QC Batch Method: SM 2540C-2015 | Analysis Description: 2540C Total Dissolved Solids
Laboratory: Pace Analytical Services - Asheville
Associated Lab Samples: 92715157010, 92715157011, 92715157012, 92715157013, 92715157014, 92715157015

METHOD BLANK: 4318913 Matrix: Water
Associated Lab Samples: 92715157010, 92715157011, 92715157012, 92715157013, 92715157014, 92715157015

Parameter	Units	Blank Result	Reporting Limit	MDL	Analyzed	Qualifiers
Total Dissolved Solids	mg/L	ND	25.0	25.0	02/29/24 21:03	

LABORATORY CONTROL SAMPLE: 4318914

Parameter	Units	Spike Conc.	LCS Result	LCS % Rec	% Rec Limits	Qualifiers
Total Dissolved Solids	mg/L	250	248	99	90-110	

SAMPLE DUPLICATE: 4318915

Parameter	Units	92715157010 Result	Dup Result	RPD	Max RPD	Qualifiers
Total Dissolved Solids	mg/L	78.0	74.0	5	25	

SAMPLE DUPLICATE: 4318916

Parameter	Units	92715393010 Result	Dup Result	RPD	Max RPD	Qualifiers
Total Dissolved Solids	mg/L	373	376	1	25	

Results presented on this page are in the units indicated by the "Units" column except where an alternate unit is presented to the right of the result.

REPORT OF LABORATORY ANALYSIS

This report shall not be reproduced, except in full,
without the written consent of Pace Analytical Services, LLC.

Pace Analytical Services, LLC
9800 Kincey Ave. Suite 100
Huntersville, NC 28078
(704)875-9092

QUALITY CONTROL DATA

Project: Bowen LF Cells 1&2
Pace Project No.: 92715157

QC Batch: 836429 | Analysis Method: SM 2540C-2015
QC Batch Method: SM 2540C-2015 | Analysis Description: 2540C Total Dissolved Solids
Laboratory: Pace Analytical Services - Asheville
Associated Lab Samples: 92715157016, 92715157017, 92715157018, 92715157019, 92715157020

METHOD BLANK: 4320659 Matrix: Water
Associated Lab Samples: 92715157016, 92715157017, 92715157018, 92715157019, 92715157020

Parameter	Units	Blank Result	Reporting Limit	MDL	Analyzed	Qualifiers
Total Dissolved Solids	mg/L	ND	25.0	25.0	03/03/24 12:43	

LABORATORY CONTROL SAMPLE: 4320660

Parameter	Units	Spike Conc.	LCS Result	LCS % Rec	% Rec Limits	Qualifiers
Total Dissolved Solids	mg/L	250	256	102	90-110	

SAMPLE DUPLICATE: 4320661

Parameter	Units	92716009008 Result	Dup Result	RPD	Max RPD	Qualifiers
Total Dissolved Solids	mg/L	103	106	3	25	

SAMPLE DUPLICATE: 4320662

Parameter	Units	92716009005 Result	Dup Result	RPD	Max RPD	Qualifiers
Total Dissolved Solids	mg/L	221	222	0	25	

Results presented on this page are in the units indicated by the "Units" column except where an alternate unit is presented to the right of the result.

REPORT OF LABORATORY ANALYSIS

This report shall not be reproduced, except in full,
without the written consent of Pace Analytical Services, LLC.

Pace Analytical Services, LLC
9800 Kincey Ave. Suite 100
Huntersville, NC 28078
(704)875-9092

QUALITY CONTROL DATA

Project: Bowen LF Cells 1&2
Pace Project No.: 92715157

QC Batch: 836472 | Analysis Method: SM 2540C-2015
QC Batch Method: SM 2540C-2015 | Analysis Description: 2540C Total Dissolved Solids
Laboratory: Pace Analytical Services - Asheville
Associated Lab Samples: 92715157021, 92715157022, 92715157030

METHOD BLANK: 4320734 Matrix: Water
Associated Lab Samples: 92715157021, 92715157022, 92715157030

Parameter	Units	Blank Result	Reporting Limit	MDL	Analyzed	Qualifiers
Total Dissolved Solids	mg/L	ND	25.0	25.0	03/04/24 11:37	

LABORATORY CONTROL SAMPLE: 4320735

Parameter	Units	Spike Conc.	LCS Result	LCS % Rec	% Rec Limits	Qualifiers
Total Dissolved Solids	mg/L	250	256	102	90-110	

SAMPLE DUPLICATE: 4320736

Parameter	Units	92715157021 Result	Dup Result	RPD	Max RPD	Qualifiers
Total Dissolved Solids	mg/L	67.0	60.0	11	25	

SAMPLE DUPLICATE: 4320737

Parameter	Units	92715972004 Result	Dup Result	RPD	Max RPD	Qualifiers
Total Dissolved Solids	mg/L	ND	ND		25	

Results presented on this page are in the units indicated by the "Units" column except where an alternate unit is presented to the right of the result.

REPORT OF LABORATORY ANALYSIS

This report shall not be reproduced, except in full,
without the written consent of Pace Analytical Services, LLC.

Pace Analytical Services, LLC
9800 Kincey Ave. Suite 100
Huntersville, NC 28078
(704)875-9092

QUALITY CONTROL DATA

Project: Bowen LF Cells 1&2
Pace Project No.: 92715157

QC Batch: 836474 | Analysis Method: SM 2540C-2015
QC Batch Method: SM 2540C-2015 | Analysis Description: 2540C Total Dissolved Solids
Laboratory: Pace Analytical Services - Asheville
Associated Lab Samples: 92715157023, 92715157024, 92715157025, 92715157026, 92715157027, 92715157028, 92715157029

METHOD BLANK: 4320740 Matrix: Water
Associated Lab Samples: 92715157023, 92715157024, 92715157025, 92715157026, 92715157027, 92715157028, 92715157029

Parameter	Units	Blank Result	Reporting Limit	MDL	Analyzed	Qualifiers
Total Dissolved Solids	mg/L	ND	25.0	25.0	03/04/24 11:41	

LABORATORY CONTROL SAMPLE: 4320741

Parameter	Units	Spike Conc.	LCS Result	LCS % Rec	% Rec Limits	Qualifiers
Total Dissolved Solids	mg/L	250	256	102	90-110	

SAMPLE DUPLICATE: 4320742

Parameter	Units	92716066002 Result	Dup Result	RPD	Max RPD	Qualifiers
Total Dissolved Solids	mg/L	163	159	2	25	

SAMPLE DUPLICATE: 4320743

Parameter	Units	92716295004 Result	Dup Result	RPD	Max RPD	Qualifiers
Total Dissolved Solids	mg/L	56.0	63.0	12	25	

Results presented on this page are in the units indicated by the "Units" column except where an alternate unit is presented to the right of the result.

REPORT OF LABORATORY ANALYSIS

This report shall not be reproduced, except in full,
without the written consent of Pace Analytical Services, LLC.

Pace Analytical Services, LLC
9800 Kincey Ave. Suite 100
Huntersville, NC 28078
(704)875-9092

QUALITY CONTROL DATA

Project: Bowen LF Cells 1&2
Pace Project No.: 92715157

QC Batch: 834819
QC Batch Method: EPA 300.0 Rev 2.1 1993
Analysis Method: EPA 300.0 Rev 2.1 1993
Analysis Description: 300.0 IC Anions
Laboratory: Pace Analytical Services - Asheville
Associated Lab Samples: 92715157001, 92715157002, 92715157003, 92715157004, 92715157005

METHOD BLANK: 4313209 Matrix: Water
Associated Lab Samples: 92715157001, 92715157002, 92715157003, 92715157004, 92715157005

Parameter	Units	Blank Result	Reporting Limit	MDL	Analyzed	Qualifiers
Chloride	mg/L	ND	1.0	0.60	02/24/24 20:42	
Fluoride	mg/L	ND	0.10	0.050	02/24/24 20:42	
Sulfate	mg/L	ND	1.0	0.50	02/24/24 20:42	

LABORATORY CONTROL SAMPLE: 4313210

Parameter	Units	Spike Conc.	LCS Result	LCS % Rec	% Rec Limits	Qualifiers
Chloride	mg/L	50	52.2	104	90-110	
Fluoride	mg/L	2.5	2.5	101	90-110	
Sulfate	mg/L	50	52.2	104	90-110	

MATRIX SPIKE & MATRIX SPIKE DUPLICATE: 4313211 4313212

Parameter	Units	92714437008 Result	MS Spike Conc.	MSD Spike Conc.	MS Result	MSD Result	MS % Rec	MSD % Rec	% Rec Limits	RPD	Max RPD	Qual
Chloride	mg/L	2.4	50	50	53.6	53.9	103	103	90-110	1	10	
Fluoride	mg/L	ND	2.5	2.5	2.4	2.4	94	94	90-110	0	10	
Sulfate	mg/L	1.2	50	50	52.4	52.7	102	103	90-110	1	10	

MATRIX SPIKE & MATRIX SPIKE DUPLICATE: 4313213 4313214

Parameter	Units	92714437018 Result	MS Spike Conc.	MSD Spike Conc.	MS Result	MSD Result	MS % Rec	MSD % Rec	% Rec Limits	RPD	Max RPD	Qual
Chloride	mg/L	1.5	50	50	53.0	53.2	103	103	90-110	0	10	
Fluoride	mg/L	0.095J	2.5	2.5	2.5	2.5	96	96	90-110	1	10	
Sulfate	mg/L	6.8	50	50	58.6	58.8	104	104	90-110	0	10	

Results presented on this page are in the units indicated by the "Units" column except where an alternate unit is presented to the right of the result.

REPORT OF LABORATORY ANALYSIS

This report shall not be reproduced, except in full,
without the written consent of Pace Analytical Services, LLC.

Pace Analytical Services, LLC
9800 Kincey Ave. Suite 100
Huntersville, NC 28078
(704)875-9092

QUALITY CONTROL DATA

Project: Bowen LF Cells 1&2
Pace Project No.: 92715157

QC Batch: 835036
QC Batch Method: EPA 300.0 Rev 2.1 1993
Analysis Method: EPA 300.0 Rev 2.1 1993
Analysis Description: 300.0 IC Anions
Laboratory: Pace Analytical Services - Asheville
Associated Lab Samples: 92715157006, 92715157007

METHOD BLANK: 4314044 Matrix: Water
Associated Lab Samples: 92715157006, 92715157007

Parameter	Units	Blank Result	Reporting Limit	MDL	Analyzed	Qualifiers
Chloride	mg/L	ND	1.0	0.60	02/26/24 18:32	
Fluoride	mg/L	ND	0.10	0.050	02/26/24 18:32	
Sulfate	mg/L	ND	1.0	0.50	02/26/24 18:32	

LABORATORY CONTROL SAMPLE: 4314045

Parameter	Units	Spike Conc.	LCS Result	LCS % Rec	% Rec Limits	Qualifiers
Chloride	mg/L	50	50.5	101	90-110	
Fluoride	mg/L	2.5	2.6	102	90-110	
Sulfate	mg/L	50	50.7	101	90-110	

MATRIX SPIKE & MATRIX SPIKE DUPLICATE: 4314046 4314047

Parameter	Units	92712009007 Result	MS Spike Conc.	MSD Spike Conc.	MS Result	MSD Result	MS % Rec	MSD % Rec	% Rec Limits	RPD	Max RPD	Qual
Chloride	mg/L	4.9	50	50	55.6	56.1	101	103	90-110	1	10	
Fluoride	mg/L	0.36	2.5	2.5	2.9	2.9	101	101	90-110	0	10	
Sulfate	mg/L	4.6	50	50	55.6	56.1	102	103	90-110	1	10	

MATRIX SPIKE & MATRIX SPIKE DUPLICATE: 4314048 4314049

Parameter	Units	92715031013 Result	MS Spike Conc.	MSD Spike Conc.	MS Result	MSD Result	MS % Rec	MSD % Rec	% Rec Limits	RPD	Max RPD	Qual
Chloride	mg/L	ND	50	50	50.9	50.7	102	101	90-110	0	10	
Fluoride	mg/L	ND	2.5	2.5	2.7	2.5	109	101	90-110	7	10	
Sulfate	mg/L	ND	50	50	51.1	50.7	102	101	90-110	1	10	

Results presented on this page are in the units indicated by the "Units" column except where an alternate unit is presented to the right of the result.

REPORT OF LABORATORY ANALYSIS

This report shall not be reproduced, except in full,
without the written consent of Pace Analytical Services, LLC.

Pace Analytical Services, LLC
9800 Kincey Ave. Suite 100
Huntersville, NC 28078
(704)875-9092

QUALITY CONTROL DATA

Project: Bowen LF Cells 1&2
Pace Project No.: 92715157

QC Batch: 835357
QC Batch Method: EPA 300.0 Rev 2.1 1993
Analysis Method: EPA 300.0 Rev 2.1 1993
Analysis Description: 300.0 IC Anions
Laboratory: Pace Analytical Services - Asheville
Associated Lab Samples: 92715157008, 92715157009, 92715157010, 92715157011, 92715157012, 92715157013, 92715157014, 92715157015

METHOD BLANK: 4315767 Matrix: Water
Associated Lab Samples: 92715157008, 92715157009, 92715157010, 92715157011, 92715157012, 92715157013, 92715157014, 92715157015

Parameter	Units	Blank Result	Reporting Limit	MDL	Analyzed	Qualifiers
Chloride	mg/L	ND	1.0	0.60	02/27/24 20:49	
Fluoride	mg/L	ND	0.10	0.050	02/27/24 20:49	
Sulfate	mg/L	ND	1.0	0.50	02/27/24 20:49	

LABORATORY CONTROL SAMPLE: 4315768

Parameter	Units	Spike Conc.	LCS Result	LCS % Rec	% Rec Limits	Qualifiers
Chloride	mg/L	50	50.3	101	90-110	
Fluoride	mg/L	2.5	2.5	101	90-110	
Sulfate	mg/L	50	50.4	101	90-110	

MATRIX SPIKE & MATRIX SPIKE DUPLICATE: 4315769 4315770

Parameter	Units	92715521002 Result	MS Spike Conc.	MSD Spike Conc.	MS Result	MSD Result	MS % Rec	MSD % Rec	% Rec Limits	RPD	Max RPD	Qual
Chloride	mg/L	38.2	50	50	88.2	88.6	100	101	90-110	0	10	
Fluoride	mg/L	0.72	2.5	2.5	3.2	3.2	98	97	90-110	1	10	
Sulfate	mg/L	207	50	50	255	256	98	98	90-110	0	10	

MATRIX SPIKE & MATRIX SPIKE DUPLICATE: 4315771 4315772

Parameter	Units	92715157010 Result	MS Spike Conc.	MSD Spike Conc.	MS Result	MSD Result	MS % Rec	MSD % Rec	% Rec Limits	RPD	Max RPD	Qual
Chloride	mg/L	1.1	50	50	51.9	52.7	102	103	90-110	1	10	
Fluoride	mg/L	ND	2.5	2.5	2.3	2.4	93	95	90-110	2	10	
Sulfate	mg/L	1.7	50	50	52.7	53.6	102	104	90-110	2	10	

Results presented on this page are in the units indicated by the "Units" column except where an alternate unit is presented to the right of the result.

REPORT OF LABORATORY ANALYSIS

This report shall not be reproduced, except in full,
without the written consent of Pace Analytical Services, LLC.

Pace Analytical Services, LLC
9800 Kincey Ave. Suite 100
Huntersville, NC 28078
(704)875-9092

QUALITY CONTROL DATA

Project: Bowen LF Cells 1&2
Pace Project No.: 92715157

QC Batch: 836354
QC Batch Method: EPA 300.0 Rev 2.1 1993
Analysis Method: EPA 300.0 Rev 2.1 1993
Analysis Description: 300.0 IC Anions
Laboratory: Pace Analytical Services - Asheville
Associated Lab Samples: 92715157016, 92715157017, 92715157018, 92715157019, 92715157020, 92715157021, 92715157022, 92715157023, 92715157024, 92715157025, 92715157026, 92715157027, 92715157028, 92715157029, 92715157030

METHOD BLANK: 4320496 Matrix: Water
Associated Lab Samples: 92715157016, 92715157017, 92715157018, 92715157019, 92715157020, 92715157021, 92715157022, 92715157023, 92715157024, 92715157025, 92715157026, 92715157027, 92715157028, 92715157029, 92715157030

Parameter	Units	Blank Result	Reporting Limit	MDL	Analyzed	Qualifiers
Chloride	mg/L	ND	1.0	0.60	03/03/24 18:23	
Fluoride	mg/L	ND	0.10	0.050	03/03/24 18:23	
Sulfate	mg/L	ND	1.0	0.50	03/03/24 18:23	

LABORATORY CONTROL SAMPLE: 4320497

Parameter	Units	Spike Conc.	LCS Result	LCS % Rec	% Rec Limits	Qualifiers
Chloride	mg/L	50	52.9	106	90-110	
Fluoride	mg/L	2.5	2.5	100	90-110	
Sulfate	mg/L	50	52.9	106	90-110	

MATRIX SPIKE & MATRIX SPIKE DUPLICATE: 4320498 4320499

Parameter	Units	92716305007 Result	MS Spike Conc.	MSD Spike Conc.	MS Result	MSD Result	MS % Rec	MSD % Rec	% Rec Limits	RPD	Max RPD	Qual
Chloride	mg/L	4.8	50	50	56.2	57.8	103	106	90-110	3	10	
Fluoride	mg/L	ND	2.5	2.5	2.4	2.4	93	96	90-110	3	10	
Sulfate	mg/L	2.2	50	50	53.7	55.3	103	106	90-110	3	10	

MATRIX SPIKE & MATRIX SPIKE DUPLICATE: 4320500 4320501

Parameter	Units	92715157022 Result	MS Spike Conc.	MSD Spike Conc.	MS Result	MSD Result	MS % Rec	MSD % Rec	% Rec Limits	RPD	Max RPD	Qual
Chloride	mg/L	3.0	50	50	54.0	55.0	102	104	90-110	2	10	
Fluoride	mg/L	ND	2.5	2.5	2.4	2.4	94	96	90-110	2	10	
Sulfate	mg/L	20.2	50	50	71.3	72.2	102	104	90-110	1	10	

Results presented on this page are in the units indicated by the "Units" column except where an alternate unit is presented to the right of the result.

REPORT OF LABORATORY ANALYSIS

This report shall not be reproduced, except in full,
without the written consent of Pace Analytical Services, LLC.

Pace Analytical Services, LLC
9800 Kincey Ave. Suite 100
Huntersville, NC 28078
(704)875-9092

QUALIFIERS

Project: Bowen LF Cells 1&2
Pace Project No.: 92715157

DEFINITIONS

DF - Dilution Factor, if reported, represents the factor applied to the reported data due to dilution of the sample aliquot.

ND - Not Detected at or above adjusted reporting limit.

TNTC - Too Numerous To Count

J - Estimated concentration above the adjusted method detection limit and below the adjusted reporting limit.

MDL - Adjusted Method Detection Limit.

PQL - Practical Quantitation Limit.

RL - Reporting Limit - The lowest concentration value that meets project requirements for quantitative data with known precision and bias for a specific analyte in a specific matrix.

S - Surrogate

1,2-Diphenylhydrazine decomposes to and cannot be separated from Azobenzene using Method 8270. The result for each analyte is a combined concentration.

Consistent with EPA guidelines, unrounded data are displayed and have been used to calculate % recovery and RPD values.

LCS(D) - Laboratory Control Sample (Duplicate)

MS(D) - Matrix Spike (Duplicate)

DUP - Sample Duplicate

RPD - Relative Percent Difference

NC - Not Calculable.

SG - Silica Gel - Clean-Up

U - Indicates the compound was analyzed for, but not detected.

Acid preservation may not be appropriate for 2 Chloroethylvinyl ether.

A separate vial preserved to a pH of 4-5 is recommended in SW846 Chapter 4 for the analysis of Acrolein and Acrylonitrile by EPA Method 8260.

N-Nitrosodiphenylamine decomposes and cannot be separated from Diphenylamine using Method 8270. The result reported for each analyte is a combined concentration.

Reported results are not rounded until the final step prior to reporting. Therefore, calculated parameters that are typically reported as "Total" may vary slightly from the sum of the reported component parameters.

Pace Analytical is TNI accredited. Contact your Pace PM for the current list of accredited analytes.

TNI - The NELAC Institute.

ANALYTE QUALIFIERS

B	Analyte was detected in the associated method blank.
M1	Matrix spike recovery exceeded QC limits. Batch accepted based on laboratory control sample (LCS) recovery.

This report shall not be reproduced, except in full,
without the written consent of Pace Analytical Services, LLC.

Pace Analytical Services, LLC
9800 Kincey Ave. Suite 100
Huntersville, NC 28078
(704)875-9092

QUALITY CONTROL DATA CROSS REFERENCE TABLE

Project: Bowen LF Cells 1&2
Pace Project No.: 92715157

Lab ID	Sample ID	QC Batch Method	QC Batch	Analytical Method	Analytical Batch
92715157001	**BOW-GWA-1**	EPA 3010A	835861	EPA 6010D	835946
92715157002	**BOW-GWA-2**	EPA 3010A	835861	EPA 6010D	835946
92715157003	**BOW-GWA-3A**	EPA 3010A	835861	EPA 6010D	835946
92715157004	**BOW-GWA-50**	EPA 3010A	835861	EPA 6010D	835946
92715157005	**BOW-GWA-50R**	EPA 3010A	835873	EPA 6010D	835959
92715157006	**BOW-LF1-2-FD-09**	EPA 3010A	835873	EPA 6010D	835959
92715157007	**BOW-LF1-2-FB-09**	EPA 3010A	835873	EPA 6010D	835959
92715157008	**BOW-GWA-2R**	EPA 3010A	835886	EPA 6010D	835961
92715157009	**BOW-GWC-5**	EPA 3010A	835886	EPA 6010D	835961
92715157010	**BOW-GWC-6**	EPA 3010A	835886	EPA 6010D	835961
92715157011	**BOW-GWC-6RZ**	EPA 3010A	835886	EPA 6010D	835961
92715157012	**BOW-GWC-7Z**	EPA 3010A	835886	EPA 6010D	835961
92715157013	**BOW-GWC-8Z**	EPA 3010A	835886	EPA 6010D	835961
92715157014	**BOW-LF1-2-FD-10**	EPA 3010A	836229	EPA 6010D	836301
92715157015	**BOW-LF1-2-FB-10**	EPA 3010A	836229	EPA 6010D	836301
92715157016	**BOW-GWA-4RZ**	EPA 3010A	836273	EPA 6010D	836302
92715157017	**BOW-GWC-8RR**	EPA 3010A	836273	EPA 6010D	836302
92715157018	**BOW-GWC-9**	EPA 3010A	836273	EPA 6010D	836302
92715157019	**BOW-GWC-10**	EPA 3010A	836273	EPA 6010D	836302
92715157020	**BOW-GWC-10R**	EPA 3010A	836273	EPA 6010D	836302
92715157021	**BOW-GWC-12**	EPA 3010A	836273	EPA 6010D	836302
92715157022	**BOW-GWC-13**	EPA 3010A	836273	EPA 6010D	836302
92715157023	**BOW-GWC-11**	EPA 3010A	836273	EPA 6010D	836302
92715157024	**BOW-GWC-11R**	EPA 3010A	836274	EPA 6010D	836303
92715157025	**BOW-GWC-13RZ**	EPA 3010A	836274	EPA 6010D	836303
92715157026	**BOW-GWC-14Z**	EPA 3010A	836274	EPA 6010D	836303
92715157027	**BOW-GWC-15R**	EPA 3010A	836274	EPA 6010D	836303
92715157028	**BOW-GWC-15Z**	EPA 3010A	836274	EPA 6010D	836303
92715157029	**BOW-LF1-2-FD-11**	EPA 3010A	836274	EPA 6010D	836303
92715157030	**BOW-LF1-2-FB-11**	EPA 3010A	836274	EPA 6010D	836303
92715157001	**BOW-GWA-1**	EPA 3005A	835670	EPA 6020B	835901
92715157002	**BOW-GWA-2**	EPA 3005A	835670	EPA 6020B	835901
92715157003	**BOW-GWA-3A**	EPA 3005A	835670	EPA 6020B	835901
92715157004	**BOW-GWA-50**	EPA 3005A	835670	EPA 6020B	835901
92715157005	**BOW-GWA-50R**	EPA 3005A	835670	EPA 6020B	835901
92715157006	**BOW-LF1-2-FD-09**	EPA 3005A	835670	EPA 6020B	835901
92715157007	**BOW-LF1-2-FB-09**	EPA 3005A	835670	EPA 6020B	835901
92715157008	**BOW-GWA-2R**	EPA 3005A	835672	EPA 6020B	835904
92715157009	**BOW-GWC-5**	EPA 3005A	835672	EPA 6020B	835904
92715157010	**BOW-GWC-6**	EPA 3005A	835672	EPA 6020B	835904
92715157011	**BOW-GWC-6RZ**	EPA 3005A	835672	EPA 6020B	835904
92715157012	**BOW-GWC-7Z**	EPA 3005A	835672	EPA 6020B	835904
92715157013	**BOW-GWC-8Z**	EPA 3005A	835672	EPA 6020B	835904
92715157014	**BOW-LF1-2-FD-10**	EPA 3005A	835672	EPA 6020B	835904
92715157015	**BOW-LF1-2-FB-10**	EPA 3005A	835672	EPA 6020B	835904

REPORT OF LABORATORY ANALYSIS

This report shall not be reproduced, except in full,
without the written consent of Pace Analytical Services, LLC.

Pace Analytical Services, LLC
9800 Kincey Ave. Suite 100
Huntersville, NC 28078
(704)875-9092

QUALITY CONTROL DATA CROSS REFERENCE TABLE

Project: Bowen LF Cells 1&2
Pace Project No.: 92715157

Lab ID	Sample ID	QC Batch Method	QC Batch	Analytical Method	Analytical Batch
92715157016	**BOW-GWA-4RZ**	EPA 3005A	836338	EPA 6020B	836363
92715157017	**BOW-GWC-8RR**	EPA 3005A	836338	EPA 6020B	836363
92715157018	**BOW-GWC-9**	EPA 3005A	836338	EPA 6020B	836363
92715157019	**BOW-GWC-10**	EPA 3005A	836338	EPA 6020B	836363
92715157020	**BOW-GWC-10R**	EPA 3005A	836338	EPA 6020B	836363
92715157021	**BOW-GWC-12**	EPA 3005A	836338	EPA 6020B	836363
92715157022	**BOW-GWC-13**	EPA 3005A	836338	EPA 6020B	836363
92715157023	**BOW-GWC-11**	EPA 3005A	836338	EPA 6020B	836363
92715157024	**BOW-GWC-11R**	EPA 3005A	836338	EPA 6020B	836363
92715157025	**BOW-GWC-13RZ**	EPA 3005A	836338	EPA 6020B	836363
92715157026	**BOW-GWC-14Z**	EPA 3005A	836340	EPA 6020B	836364
92715157027	**BOW-GWC-15R**	EPA 3005A	836340	EPA 6020B	836364
92715157028	**BOW-GWC-15Z**	EPA 3005A	836340	EPA 6020B	836364
92715157029	**BOW-LF1-2-FD-11**	EPA 3005A	836340	EPA 6020B	836364
92715157030	**BOW-LF1-2-FB-11**	EPA 3005A	836340	EPA 6020B	836364
92715157001	**BOW-GWA-1**	EPA 7470A	837476	EPA 7470A	837626
92715157002	**BOW-GWA-2**	EPA 7470A	837476	EPA 7470A	837626
92715157003	**BOW-GWA-3A**	EPA 7470A	837476	EPA 7470A	837626
92715157004	**BOW-GWA-50**	EPA 7470A	837476	EPA 7470A	837626
92715157005	**BOW-GWA-50R**	EPA 7470A	837476	EPA 7470A	837626
92715157006	**BOW-LF1-2-FD-09**	EPA 7470A	837476	EPA 7470A	837626
92715157007	**BOW-LF1-2-FB-09**	EPA 7470A	837476	EPA 7470A	837626
92715157008	**BOW-GWA-2R**	EPA 7470A	837828	EPA 7470A	838300
92715157009	**BOW-GWC-5**	EPA 7470A	837828	EPA 7470A	838300
92715157010	**BOW-GWC-6**	EPA 7470A	837828	EPA 7470A	838300
92715157011	**BOW-GWC-6RZ**	EPA 7470A	837828	EPA 7470A	838300
92715157012	**BOW-GWC-7Z**	EPA 7470A	837828	EPA 7470A	838300
92715157013	**BOW-GWC-8Z**	EPA 7470A	837828	EPA 7470A	838300
92715157014	**BOW-LF1-2-FD-10**	EPA 7470A	837828	EPA 7470A	838300
92715157015	**BOW-LF1-2-FB-10**	EPA 7470A	837828	EPA 7470A	838300
92715157016	**BOW-GWA-4RZ**	EPA 7470A	837828	EPA 7470A	838300
92715157017	**BOW-GWC-8RR**	EPA 7470A	837828	EPA 7470A	838300
92715157018	**BOW-GWC-9**	EPA 7470A	837828	EPA 7470A	838300
92715157019	**BOW-GWC-10**	EPA 7470A	837828	EPA 7470A	838300
92715157020	**BOW-GWC-10R**	EPA 7470A	837828	EPA 7470A	838300
92715157021	**BOW-GWC-12**	EPA 7470A	837828	EPA 7470A	838300
92715157022	**BOW-GWC-13**	EPA 7470A	837828	EPA 7470A	838300
92715157023	**BOW-GWC-11**	EPA 7470A	837828	EPA 7470A	838300
92715157024	**BOW-GWC-11R**	EPA 7470A	837828	EPA 7470A	838300
92715157025	**BOW-GWC-13RZ**	EPA 7470A	837828	EPA 7470A	838300
92715157026	**BOW-GWC-14Z**	EPA 7470A	837828	EPA 7470A	838300
92715157027	**BOW-GWC-15R**	EPA 7470A	837828	EPA 7470A	838300
92715157028	**BOW-GWC-15Z**	EPA 7470A	837830	EPA 7470A	838301
92715157029	**BOW-LF1-2-FD-11**	EPA 7470A	837830	EPA 7470A	838301
92715157030	**BOW-LF1-2-FB-11**	EPA 7470A	837830	EPA 7470A	838301
92715157001	**BOW-GWA-1**	SM 2320B-2011	836696		

REPORT OF LABORATORY ANALYSIS

This report shall not be reproduced, except in full,
without the written consent of Pace Analytical Services, LLC.

Pace Analytical Services, LLC
9800 Kincey Ave. Suite 100
Huntersville, NC 28078
(704)875-9092

QUALITY CONTROL DATA CROSS REFERENCE TABLE

Project: Bowen LF Cells 1&2
Pace Project No.: 92715157

Lab ID	Sample ID	QC Batch Method	QC Batch	Analytical Method	Analytical Batch
92715157002	**BOW-GWA-2**	SM 2320B-2011	836696		
92715157003	**BOW-GWA-3A**	SM 2320B-2011	836696		
92715157004	**BOW-GWA-50**	SM 2320B-2011	836696		
92715157005	**BOW-GWA-50R**	SM 2320B-2011	836696		
92715157006	**BOW-LF1-2-FD-09**	SM 2320B-2011	836696		
92715157007	**BOW-LF1-2-FB-09**	SM 2320B-2011	836696		
92715157008	**BOW-GWA-2R**	SM 2320B-2011	837019		
92715157009	**BOW-GWC-5**	SM 2320B-2011	837019		
92715157010	**BOW-GWC-6**	SM 2320B-2011	837019		
92715157011	**BOW-GWC-6RZ**	SM 2320B-2011	837019		
92715157012	**BOW-GWC-7Z**	SM 2320B-2011	837019		
92715157013	**BOW-GWC-8Z**	SM 2320B-2011	837019		
92715157014	**BOW-LF1-2-FD-10**	SM 2320B-2011	837019		
92715157015	**BOW-LF1-2-FB-10**	SM 2320B-2011	837019		
92715157016	**BOW-GWA-4RZ**	SM 2320B-2011	837370		
92715157017	**BOW-GWC-8RR**	SM 2320B-2011	837101		
92715157018	**BOW-GWC-9**	SM 2320B-2011	837101		
92715157019	**BOW-GWC-10**	SM 2320B-2011	837101		
92715157020	**BOW-GWC-10R**	SM 2320B-2011	837369		
92715157021	**BOW-GWC-12**	SM 2320B-2011	837369		
92715157022	**BOW-GWC-13**	SM 2320B-2011	837369		
92715157023	**BOW-GWC-11**	SM 2320B-2011	837369		
92715157024	**BOW-GWC-11R**	SM 2320B-2011	837369		
92715157025	**BOW-GWC-13RZ**	SM 2320B-2011	837369		
92715157026	**BOW-GWC-14Z**	SM 2320B-2011	837369		
92715157027	**BOW-GWC-15R**	SM 2320B-2011	837369		
92715157028	**BOW-GWC-15Z**	SM 2320B-2011	837369		
92715157029	**BOW-LF1-2-FD-11**	SM 2320B-2011	837369		
92715157030	**BOW-LF1-2-FB-11**	SM 2320B-2011	837369		
92715157001	**BOW-GWA-1**	SM 2540C-2015	834849		
92715157002	**BOW-GWA-2**	SM 2540C-2015	834849		
92715157003	**BOW-GWA-3A**	SM 2540C-2015	834849		
92715157004	**BOW-GWA-50**	SM 2540C-2015	834849		
92715157005	**BOW-GWA-50R**	SM 2540C-2015	834849		
92715157006	**BOW-LF1-2-FD-09**	SM 2540C-2015	834849		
92715157007	**BOW-LF1-2-FB-09**	SM 2540C-2015	834849		
92715157008	**BOW-GWA-2R**	SM 2540C-2015	835447		
92715157009	**BOW-GWC-5**	SM 2540C-2015	835447		
92715157010	**BOW-GWC-6**	SM 2540C-2015	835968		
92715157011	**BOW-GWC-6RZ**	SM 2540C-2015	835968		
92715157012	**BOW-GWC-7Z**	SM 2540C-2015	835968		
92715157013	**BOW-GWC-8Z**	SM 2540C-2015	835968		
92715157014	**BOW-LF1-2-FD-10**	SM 2540C-2015	835968		
92715157015	**BOW-LF1-2-FB-10**	SM 2540C-2015	835968		
92715157016	**BOW-GWA-4RZ**	SM 2540C-2015	836429		

REPORT OF LABORATORY ANALYSIS

This report shall not be reproduced, except in full,
without the written consent of Pace Analytical Services, LLC.

Pace Analytical Services, LLC
9800 Kincey Ave. Suite 100
Huntersville, NC 28078
(704)875-9092

QUALITY CONTROL DATA CROSS REFERENCE TABLE

Project: Bowen LF Cells 1&2
Pace Project No.: 92715157

Lab ID	Sample ID	QC Batch Method	QC Batch	Analytical Method	Analytical Batch
92715157017	**BOW-GWC-8RR**	SM 2540C-2015	836429		
92715157018	**BOW-GWC-9**	SM 2540C-2015	836429		
92715157019	**BOW-GWC-10**	SM 2540C-2015	836429		
92715157020	**BOW-GWC-10R**	SM 2540C-2015	836429		
92715157021	**BOW-GWC-12**	SM 2540C-2015	836472		
92715157022	**BOW-GWC-13**	SM 2540C-2015	836472		
92715157023	**BOW-GWC-11**	SM 2540C-2015	836474		
92715157024	**BOW-GWC-11R**	SM 2540C-2015	836474		
92715157025	**BOW-GWC-13RZ**	SM 2540C-2015	836474		
92715157026	**BOW-GWC-14Z**	SM 2540C-2015	836474		
92715157027	**BOW-GWC-15R**	SM 2540C-2015	836474		
92715157028	**BOW-GWC-15Z**	SM 2540C-2015	836474		
92715157029	**BOW-LF1-2-FD-11**	SM 2540C-2015	836474		
92715157030	**BOW-LF1-2-FB-11**	SM 2540C-2015	836472		
92715157001	**BOW-GWA-1**	EPA 300.0 Rev 2.1 1993	834819		
92715157002	**BOW-GWA-2**	EPA 300.0 Rev 2.1 1993	834819		
92715157003	**BOW-GWA-3A**	EPA 300.0 Rev 2.1 1993	834819		
92715157004	**BOW-GWA-50**	EPA 300.0 Rev 2.1 1993	834819		
92715157005	**BOW-GWA-50R**	EPA 300.0 Rev 2.1 1993	834819		
92715157006	**BOW-LF1-2-FD-09**	EPA 300.0 Rev 2.1 1993	835036		
92715157007	**BOW-LF1-2-FB-09**	EPA 300.0 Rev 2.1 1993	835036		
92715157008	**BOW-GWA-2R**	EPA 300.0 Rev 2.1 1993	835357		
92715157009	**BOW-GWC-5**	EPA 300.0 Rev 2.1 1993	835357		
92715157010	**BOW-GWC-6**	EPA 300.0 Rev 2.1 1993	835357		
92715157011	**BOW-GWC-6RZ**	EPA 300.0 Rev 2.1 1993	835357		
92715157012	**BOW-GWC-7Z**	EPA 300.0 Rev 2.1 1993	835357		
92715157013	**BOW-GWC-8Z**	EPA 300.0 Rev 2.1 1993	835357		
92715157014	**BOW-LF1-2-FD-10**	EPA 300.0 Rev 2.1 1993	835357		
92715157015	**BOW-LF1-2-FB-10**	EPA 300.0 Rev 2.1 1993	835357		
92715157016	**BOW-GWA-4RZ**	EPA 300.0 Rev 2.1 1993	836354		
92715157017	**BOW-GWC-8RR**	EPA 300.0 Rev 2.1 1993	836354		
92715157018	**BOW-GWC-9**	EPA 300.0 Rev 2.1 1993	836354		
92715157019	**BOW-GWC-10**	EPA 300.0 Rev 2.1 1993	836354		
92715157020	**BOW-GWC-10R**	EPA 300.0 Rev 2.1 1993	836354		
92715157021	**BOW-GWC-12**	EPA 300.0 Rev 2.1 1993	836354		
92715157022	**BOW-GWC-13**	EPA 300.0 Rev 2.1 1993	836354		
92715157023	**BOW-GWC-11**	EPA 300.0 Rev 2.1 1993	836354		
92715157024	**BOW-GWC-11R**	EPA 300.0 Rev 2.1 1993	836354		
92715157025	**BOW-GWC-13RZ**	EPA 300.0 Rev 2.1 1993	836354		
92715157026	**BOW-GWC-14Z**	EPA 300.0 Rev 2.1 1993	836354		
92715157027	**BOW-GWC-15R**	EPA 300.0 Rev 2.1 1993	836354		
92715157028	**BOW-GWC-15Z**	EPA 300.0 Rev 2.1 1993	836354		
92715157029	**BOW-LF1-2-FD-11**	EPA 300.0 Rev 2.1 1993	836354		
92715157030	**BOW-LF1-2-FB-11**	EPA 300.0 Rev 2.1 1993	836354		

REPORT OF LABORATORY ANALYSIS

This report shall not be reproduced, except in full,
without the written consent of Pace Analytical Services, LLC.

Pace ANALYTICAL SERVICES	DC#_Title: ENV-FRM-HUN1-0083 v03_Sample Condition Upon Receipt
	Effective Date: 12/01/2023

Laboratory receiving samples:

Asheville ☐ Eden ☐ Greenwood ☐ Huntersville ☐ Raleigh ☐ Mechanicsville ☐ Atlanta ☑ Kernersville ☐

Sample Condition Upon Receipt

Client Name: G.A. Power

Project # WO# : 92715157

92715157

Courier: ☐ Commercial ☑ Fed Ex ☐ UPS ☐ USPS ☐ Client ☑ Pace ☐ Other:____

Custody Seal Present? ☑ Yes ☐ No **Seals Intact?** ☑ Yes ☐ No ☐ N/A

Date/Initials Person Examining Contents: 7/10/24 SG

Packing Material: ☑ Bubble Wrap ☐ Bubble Bags ☐ None ☐ Other

Biological Tissue Frozen? ☐ Yes ☐ No ☑ N/A

Thermometer: ☑ IR Gun ID: 730 **Type of Ice:** ☑ Wet ☐ Blue ☐ None

Cooler Temp: 3.3 **Correction Factor:** Add/Subtract (°C) +0.1

Temp should be above freezing to 6°C

☐ Samples out of temp criteria. Samples on ice, cooling process has begun

Cooler Temp Corrected (°C): 3.4

USDA Regulated Soil (☐ N/A, water sample)

Did samples originate in a quarantine zone within the United States: CA, NY, or SC (check maps)? ☐ Yes ☐ No

Did samples originate from a foreign source (internationally, including Hawaii and Puerto Rico)? ☐ Yes ☐ No

				Comments/Discrepancy:
Chain of Custody Present?	☑ Yes	☐ No	☐ N/A	1.
Samples Arrived within Hold Time?	☑ Yes	☐ No	☐ N/A	2.
Short Hold Time Analysis (<72 hr.)?	☐ Yes	☑ No	☐ N/A	3.
Rush Turn Around Time Requested?	☐ Yes	☑ No	☐ N/A	4.
Sufficient Volume?	☑ Yes	☐ No	☐ N/A	5.
Correct Containers Used?	☑ Yes	☐ No	☐ N/A	6.
-Pace Containers Used?	☑ Yes	☐ No	☐ N/A	
Containers Intact?	☑ Yes	☐ No	☐ N/A	7.
Dissolved analysis: Samples Field Filtered?	☐ Yes	☐ No	☑ N/A	8.
Sample Labels Match COC?	☑ Yes	☐ No	☐ N/A	9.
-Includes Date/Time/ID/Analysis Matrix: L				
Headspace in VOA Vials (>5-6mm)?	☐ Yes	☐ No	☑ N/A	10.
Trip Blank Present?	☐ Yes	☐ No	☑ N/A	11.
Trip Blank Custody Seals Present?	☐ Yes	☐ No	☑ N/A	

COMMENTS/SAMPLE DISCREPANCY

Field Data Required? ☐ Yes ☐ No

Lot ID of split containers:

CLIENT NOTIFICATION/RESOLUTION

Person contacted: _____ Date/Time: _____

Project Manager SCURF Review: _____ **Date:** _____

Project Manager SRF Review: _____ **Date:** _____

Pace ANALYTICAL SERVICES	DC#_Title: ENV-FRM-HUN1-0083 v03_Sample Condition Upon Receipt
	Effective Date: 12/01/2023

WO# : 92715157

PM: BV Due Date: 03/08/24

CLIENT: 92-GP-BOWLF

*Check mark top half of box if pH and/or dechlorination is verified and within the acceptance range for preservation samples.

Exceptions: VOA, Coliform, TOC, Oil and Grease, DRO/8015 (water) DOC, LLHg

Project #

**Bottom half of box is to list number of bottles

***Check all unpreserved Nitrates for chlorine

Item#	BP4U-125 mL Plastic Unpreserved (N/A) (Cl-)	BP3U-250 mL Plastic Unpreserved (N/A)	BP2U-500 mL Plastic Unpreserved (N/A)	BP1U-1 liter Plastic Unpreserved (N/A)	BP4S-125 mL Plastic H2SO4 (pH < 2) (Cl-)	BP3N-250 mL plastic HNO3 (pH < 2)	BP4Z-125 mL Plastic ZN Acetate & NaOH (>9)	BP4B-125 mL Plastic NaOH (pH > 12) (Cl-)	WGFU-Wide-mouthed Glass jar Unpreserved	AG1U-1 liter Amber Unpreserved (N/A) (Cl-)	AG1H-1 liter Amber HCl (pH < 2)	AG3U-250 mL Amber Unpreserved (N/A) (Cl-)	AG1S-1 liter Amber H2SO4 (pH < 2)	AG3S-250 mL Amber H2SO4 (pH < 2)	DG94-40 mL Amber NH4Cl (N/A)(Cl-)	DG9H-40 mL VOA HCl (N/A)	VG9T-40 mL VOA Na2S2O3 (N/A)	VG9U-40 mL VOA Unpreserved (N/A)	DG9V-40 mL VOA H3PO4 (N/A)	KP7U-50 mL Plastic Unpreserved (N/A)	V/GK (3 vials per kit)-VPH/Gas kit (N/A)	SP5T-125 mL Sterile Plastic (N/A – lab)	SP2T-250 mL Sterile Plastic (N/A – lab)		BP3R-250 mL Plastic (NH2)2SO4 (9.3-9.7)	AG0U-100 mL Amber Unpreserved (N/A) (Cl-)	VSGU-20 mL Scintillation vials (N/A)	DG9U-40 mL Amber Unpreserved vials (N/A)
1		2	1		2/3	1																							
2		2	1			1																							
3		2	1			1																							
4		2	1			1																							
5		2	1			1																							
6																													
7																													
8																													
9																													
10																													
11																													
12																													

pH Adjustment Log for Preserved Samples						
Sample ID	Type of Preservative	pH upon receipt	Date preservation adjusted	Time preservation adjusted	Amount of Preservative added	Lot #

Note: Whenever there is a discrepancy affecting North Carolina compliance samples, a copy of this form will be sent to the North Carolina DENR Certification Office (i.e. Out of hold, incorrect preservative, out of temp, incorrect containers.

Pace® Location Requested (City/State):

Pace Analytical Charlotte
5800 Kinsey Ave. Suite 100, Huntersville, NC 28078

CHAIN-OF-CUSTODY Analytical Request Document

Chain-of-Custody is a LEGAL DOCUMENT - Complete all relevant fields

LAB USE ONLY- Affix Workorder/Login Label Here

Scan QR Code for instructions

92715157

Company Name: Georgia Power - Bowen	Contact/Report To: Kristen Jurinko, Cassidy Sutherland
Street Address: 241 Ralph McGill Blvd NE, Atlanta, GA 30308	Phone #: (470) 217-0008
	E-Mail: knjurink@southernco.com
	Cc E-Mail: Laura Midkiff, Ben Hodges, Mike Smilley, Noelia Gangi
Customer Project #:	Invoice to: Account Payable
Project Name: Bowen LF Cells 1&2	Invoice E-mail: georgiapowerinvoices@southernco.com
Site Collection Info/Facility ID (as applicable):	Purchase Order # (if applicable): GPC82474-0006
	Quote #:
Time Zone Collected: [ ] AK [ ] PT [ ] MT [ ] CT [X] ET	County / State origin of sample(s): Georgia
Data Deliverables: [ ] Level II [ ] Level III [ ] Level IV [ ] EQUIS [ ] Other_____	Regulatory Program (DW, RCRA, etc.) as applicable: Reportable [ ] Yes [ ] No
	Rush (Pre-approval required): [ ] Same Day [ ] 1 Day [ ] 2 Day [ ] 3 Day Other _____ Date Results Requested:
	DW PWSID # or WW Permit # as applicable:
	Field Filtered (If applicable): [ ] Yes [ ] No Analysis:

Specify Container Size **: 3 2 3 3

Identify Container Preservative Type***: 1 1 1 2

Analysis Requested

**Container Size: (1) 1L, (2) 500mL, (3) 250mL, (4) 125mL, (5) 100mL, (6) 40mL vial, (7) EnCore, (8) TerraCore, (9) 90mL, (10) Other

*** Preservative Types: (1) None, (2) HNO3, (3) H2SO4, (4) HCl, (5) NaOH, (6) Zn Acetate, (7) NaHSO4, (8) Sod. Thiosulfate, (9) Ascorbic Acid, (10) MeOH, (11) Other

Lab Use Only: Proj. Mgr: Bonnie Vang; Acct.Num / Client ID:; Table #:; Profile / Template: 16492; Prelog / Bottle Ord. ID: EZ 3066672

Preservation non-conformance identified for sample.

* Matrix Codes (Insert in Matrix box below): Drinking Water (DW), Ground Water (GW), Wastewater (WW), Product (P), Soil/Solid (SS), Oil (OL), Wipe (WP), Tissue (TS), Bioassay (B), Vapor (V), Surface Water (SW), Sediment (SED), Sludge (SL), Caulk (CK), Leachate (LL), Biosolid (BS), Other (OT)

Customer Sample ID	Matrix*	Comp / Grab	Composite Start Date	Composite Start Time	Collected or Composite End Date	Collected or Composite End Time	# Cont.	Residual Chlorine Result	Residual Chlorine Units	2320B Alkalinity	2540C Total Dissolved Solids	300.0-F,SO4, Cl	App Metals III/IV + State Metals	Sample Comment
BOW-GWA-1	WG	G			2/22/24	1239	4			X	X	X	X	001
BOW-GWA-2	WG	G			2/22/24	1535	4			X	X	X	X	002
BOW-GWA-2R	WG	G					4			X	X	X	X	
BOW-GWA-3A	WG	G			2/22/24	1038	4			X	X	X	X	003
BOW-GWA-4RZ	WG	G					4			X	X	X	X	
BOW-GWA-50	WG	G			2/22/24	1345	4			X	X	X	X	004
BOW-GWA-50R	WG	G			2/23/24	1504	4			X	X	X	X	005
BOW-GWC-5	WG	G					4			X	X	X	X	
BOW-GWC-6	WG	G					4			X	X	X	X	
BOW-GWC-6RZ	WG	G					4			X	X	X	X	

Additional Instructions from Pace®: Task Code: BOW-CCR-ASSMT-2024S1

Collected By: Printed Name: Kevin Stephenson, William Lasker, Jay Siewert

Signature: Resolute Environmental

Customer Remarks / Special Conditions / Possible Hazards:

Coolers: Thermometer ID: Correction Factor (°C): Obs. Temp. (°C): Corrected Temp. (°C): [ ] On Ice

Relinquished by/Company: (Signature)	Date/Time:	Received by/Company: (Signature)	Date/Time:	Tracking Number:
Kevin Stephenson	2/23/24 1138	William Lasker / Pace	2/23 1138	
Relinquished by/Company: (Signature) William Lasker / Pace	Date/Time: 2/23/24 1307	Received by/Company: (Signature)	Date/Time: 2/23 1307	Delivered by: [ ] In-Person [ ] Courier [ ] FedEx [ ] UPS [ ] Other
Relinquished by/Company: (Signature)	Date/Time:	Received by/Company: (Signature)	Date/Time:	
Relinquished by/Company: (Signature)	Date/Time:	Received by/Company: (Signature)	Date/Time:	Page: 1 of 3

Submitting a sample via this chain of custody constitutes acknowledgment and acceptance of the Pace® Terms and Conditions found at https://www.pacelabs.com/resource-library/resource/pace-terms-and-conditions/

Pace	DC#_Title: ENV-FRM-HUN1-0083 v03_Sample Condition Upon Receipt
	Effective Date: 12/01/2023

Laboratory receiving samples:

Asheville ☐ Eden ☐ Greenwood ☐ Huntersville ☐ Raleigh ☐ Mechanicsville ☐ Atlanta ☑ Kernersville ☐

Sample Condition Upon Receipt

Client Name: La Pine

Project #: WO#: 92715157

PM: BV Due Date: 03/08/24

CLIENT: 92-GP-BOWLF

Courier: ☐ Commercial ☐ Fed Ex ☑ Pace ☐ UPS ☐ USPS ☐ Other:____ ☐ Client

Custody Seal Present? ☑ Yes ☐ No **Seals Intact?** ☑ Yes ☐ No ☐ N/A

Date/Initials Person Examining Contents: 7/03/24 [illegible]

Packing Material: ☑ Bubble Wrap ☐ Bubble Bags ☐ None ☐ Other

Biological Tissue Frozen? ☐ Yes ☐ No ☑ N/A

Thermometer: ☑ IR Gun ID: 730

Type of Ice: ☑ Wet ☐ Blue ☐ None

Cooler Temp: 3.3 **Correction Factor:** Add/Subtract (°C) 10.1

Temp should be above freezing to 6°C

☐ Samples out of temp criteria. Samples on ice, cooling process has begun

Cooler Temp Corrected (°C): 3.4

USDA Regulated Soil (☐ N/A, water sample)

Did samples originate in a quarantine zone within the United States: CA, NY, or SC (check maps)? ☐ Yes ☐ No

Did samples originate from a foreign source (internationally, including Hawaii and Puerto Rico)? ☐ Yes ☐ No

				Comments/Discrepancy:
Chain of Custody Present?	☑ Yes	☐ No	☐ N/A	1.
Samples Arrived within Hold Time?	☑ Yes	☐ No	☐ N/A	2.
Short Hold Time Analysis (<72 hr.)?	☐ Yes	☑ No	☐ N/A	3.
Rush Turn Around Time Requested?	☐ Yes	☑ No	☐ N/A	4.
Sufficient Volume?	☑ Yes	☐ No	☐ N/A	5.
Correct Containers Used?	☑ Yes	☐ No	☐ N/A	6.
-Pace Containers Used?	☑ Yes	☐ No	☐ N/A	
Containers Intact?	☑ Yes	☐ No	☐ N/A	7.
Dissolved analysis: Samples Field Filtered?	☐ Yes	☐ No	☑ N/A	8.
Sample Labels Match COC?	☑ Yes	☐ No	☐ N/A	9.
-Includes Date/Time/ID/Analysis Matrix: W				
Headspace in VOA Vials (>5-6mm)?	☐ Yes	☐ No	☑ N/A	10.
Trip Blank Present?	☐ Yes	☐ No	☑ N/A	11.
Trip Blank Custody Seals Present?	☐ Yes	☐ No	☑ N/A	

COMMENTS/SAMPLE DISCREPANCY

Field Data Required? ☐ Yes ☐ No

Lot ID of split containers:

CLIENT NOTIFICATION/RESOLUTION

Person contacted: _____ Date/Time: _____

Project Manager SCURF Review: _____ **Date:** _____

Project Manager SRF Review: _____ **Date:** _____

WO#: 92715157

PM: BV **Due Date: 03/08/24**

CLIENT: 92-GP-BOWLF

***Check mark top half of box if pH and/or dechlorination is verified and within the acceptance range for preservation samples.**

Exceptions: VOA, Coliform, TOC, Oil and Grease, DRO/8015 (water) DOC, LLHg

Project #

****Bottom half of box is to list number of bottles**

*****Check all unpreserved Nitrates for chlorine**

Item#	BP4U-125 mL Plastic Unpreserved (N/A) (Cl-)	BP3U-250 mL Plastic Unpreserved (N/A)	BP2U-500 mL Plastic Unpreserved (N/A)	BP1U-1 liter Plastic Unpreserved (N/A)	BP4S-125 mL Plastic H2SO4 (pH < 2) (Cl-)	BP3N-250 mL plastic HNO3 (pH < 2)	BP4Z-125 mL Plastic ZN Acetate & NaOH (>9)	BP4B-125 mL Plastic NaOH (pH > 12) (Cl-)	WGFU-Wide-mouthed Glass jar Unpreserved	AG1U-1 liter Amber Unpreserved (N/A) (Cl-)	AG1H-1 liter Amber HCl (pH < 2)	AG3U-250 mL Amber Unpreserved (N/A) (Cl-)	AG1S-1 liter Amber H2SO4 (pH < 2)	AG3S-250 mL Amber H2SO4 (pH < 2)	DG94-40 mL Amber NH4Cl (N/A)(Cl-)	DG9H-40 mL VOA HCl (N/A)	VG9T-40 mL VOA Na2S2O3 (N/A)	VG9U-40 mL VOA Unpreserved (N/A)	DG9V-40 mL VOA H3PO4 (N/A)	KP7U-50 mL Plastic Unpreserved (N/A)	V/GK (3 vials per kit)-VPH/Gas kit (N/A)	SP5T-125 mL Sterile Plastic (N/A – lab)	SP2T-250 mL Sterile Plastic (N/A – lab)		BP3R-250 mL Plastic (NH2)2SO4 (9.3-9.7)	AG0U-100 mL Amber Unpreserved (N/A) (Cl-)	VSGU-20 mL Scintillation vials (N/A)	DG9U-40 mL Amber Unpreserved vials (N/A)
1		2	1			1																							
2		2	1			1																							
3																													
4																													
5																													
6																													
7																													
8																													
9																													
10																													
11																													
12																													

pH Adjustment Log for Preserved Samples

Sample ID	Type of Preservative	pH upon receipt	Date preservation adjusted	Time preservation adjusted	Amount of Preservative added	Lot #

Note: Whenever there is a discrepancy affecting North Carolina compliance samples, a copy of this form will be sent to the North Carolina DENR Certification Office (i.e. Out of hold, incorrect preservative, out of temp, incorrect containers.

Pace® Location Requested (City/State):

Pace Analytical Charlotte
9800 Kincey Ave. Suite 100, Huntersville, NC 28078

CHAIN-OF-CUSTODY Analytical Request Document

Chain-of-Custody is a LEGAL DOCUMENT - Complete all relevant fields

LAB USE ONLY- Affix Workorder/Login Label Here

Scan QR Code for instructions

Company Name: Georgia Power - Bowen	Contact/Report To: Kristen Jurinko, Cassidy Sutherland
Street Address: 241 Ralph McGill Blvd NE, Atlanta, GA 30308	Phone #: (470) 217-0008
	E-Mail: knjurink@southernco.com
	Cc E-Mail: Laura Midkiff, Ben Hodges, Mike Smiley, Noelia Gangi
Customer Project #:	Invoice to: Account Payable
Project Name: Bowen LF Cells 1&2	Invoice E-mail: georgiapowerinvoices@southernco.com
Site Collection Info/Facility ID (as applicable):	Purchase Order # (if applicable): GPC82474-0006
	Quote #:
Time Zone Collected: [ ] AK [ ] PT [ ] MT [ ] CT [X] ET	County / State origin of sample(s): Georgia
Data Deliverables: [ ] Level II [ ] Level III [ ] Level IV [ ] EQUIS [ ] Other	Regulatory Program (DW, RCRA, etc.) as applicable: Reportable [ ] Yes [ ] No
	Rush (Pre-approval required): [ ] Same Day [ ] 1 Day [ ] 2 Day [ ] 3 Day Other ____ Date Results Requested:
	DW PWSID # or WW Permit # as applicable:
	Field Filtered (if applicable): [ ] Yes [ ] No Analysis:

Specify Container Size **: 3 2 3 3

Identify Container Preservative Type***: 1 1 1 2

**Container Size: [1] 1L, [2] 500mL, [3] 250mL, [4] 125mL, [5] 100mL, [6] 40mL vial, [7] EnCore, [8] TerraCore, [9] 90mL, [10] Other

*** Preservative Types: [1] None, [2] HNO3, [3] H2SO4, [4] HCl, [5] NaOH, [6] Zn Acetate, [7] NaHSO4, [8] Sod. Thiosulfate, [9] Ascorbic Acid, [10] MeOH, [11] Other

Lab Use Only: Proj. Mgr: Bonnie Vang; AcctNum / Client ID:; Table #:; Profile / Template: 16492; Prelog / Bottle Ord. ID: EZ 3066872

* Matrix Codes (Insert in Matrix box below): Drinking Water (DW), Ground Water (GW), Wastewater (WW), Product (P), Soil/Solid (SS), Oil (OL), Wipe (WP), Tissue (TS), Bioassay (B), Vapor (V), Surface Water (SW), Sediment (SED), Sludge (SL), Caulk (CK), Leachate (LI), Biosolid (BS), Other (OT)

Customer Sample ID	Matrix *	Comp / Grab	Composite Start Date	Composite Start Time	Collected or Composite End Date	Collected or Composite End Time	# Cont.	Residual Chlorine Result	Residual Chlorine Units	2320B Alkalinity	2540C Total Dissolved Solids	300.0-F,SO4, Cl	App Metals III/IV + State Metals	Sample Comment	Preservation non-conformance identified for sample.
BOW-GWC-13RZ	WG	G					4			X	X	X	X		
BOW-GWC-14Z	WG	G					4			X	X	X	X		
BOW-GWC-15R	WG	G					4			X	X	X	X		
BOW-GWC-15Z	WG	G					4			X	X	X	X		
BOW-LF1-2-FD-09	WG	G			2/22/24	—	4			X	X	X	X	0920	
BOW-LF1-2-FD-10	WG	G					4			X	X	X	X		
BOW-LF1-2-FD-11	WG	G					4			X	X	X	X		
BOW-LF1-2-FB-09	WQ	G			2/22/24	1618	4			X	X	X	X	W7	
BOW-LF1-2-EB-	WQ	G					4			X	X	X	X		

Additional Instructions from Pace®:
Task Code: BOW-CCR-ASSMT-2024S1

Collected By: Printed Name: Kevin Stephenson, William Lasker, Jay Siewert
Signature:
Possible Environmental

Customer Remarks / Special Conditions / Possible Hazards:

Coolers: Thermometer ID: Correction Factor (°C): Obs. Temp. (°C): Corrected Temp. (°C): [ ] On Ice

Relinquished by/Company: (Signature)	Date/Time:	Received by/Company: (Signature)	Date/Time:
Kevin Stephenson	2/23/24 @ 1138	Liam Williams / Pace	2/23/24 1138
Liam Williams / Pace	2/23/24 1307	See	2/23 1307
Relinquished by/Company: (Signature)	Date/Time:	Received by/Company: (Signature)	Date/Time:
Relinquished by/Company: (Signature)	Date/Time:	Received by/Company: (Signature)	Date/Time:

Tracking Number:

Delivered by: [ ] In- Person [ ] Courier [ ] FedEx [ ] UPS [ ] Other

Page: 3 of 3

Submitting a sample via this chain of custody constitutes acknowledgment and acceptance of the Pace® Terms and Conditions found at https://www.pacelabs.com/resource-library/resource/pace-terms-and-conditions/

DC#_Title: ENV-FRM-HUN1-0083 v03_Sample Condition Upon Receipt

Effective Date: 12/01/2023

Laboratory receiving samples:

Asheville ☐ Eden ☐ Greenwood ☐ Huntersville ☐ Raleigh ☐ Mechanicsville ☐ Atlanta ☐ Kernersville ☐

Sample Condition Upon Receipt

Client Name: Ga Power

Project #

WO#: 92715157

PM: BV Due Date: 03/08/24

CLIENT: 92-GP-BOWLF

Courier: ☐ Commercial ☐ Fed Ex ☑ Pace ☐ UPS ☐ USPS ☐ Other:____ ☐ Client

Custody Seal Present? ☑ Yes ☐ No Seals Intact? ☑ Yes ☐ No ☐ N/A

Date/Initials Person Examining Contents: 2/27/24 SCL

Packing Material: ☑ Bubble Wrap ☐ Bubble Bags ☐ None ☐ Other

Biological Tissue Frozen? ☐ Yes ☐ No ☑ N/A

Thermometer: ☑ IR Gun ID: 232 Type of Ice: ☑ Wet ☐ Blue ☐ None

Cooler Temp: 2.5 Correction Factor: Add/Subtract (°C) -0.1

Temp should be above freezing to 6°C

☐ Samples out of temp criteria. Samples on ice, cooling process has begun

Cooler Temp Corrected (°C): 3.4

USDA Regulated Soil (☐ N/A, water sample)

Did samples originate in a quarantine zone within the United States: CA, NY, or SC (check maps)? ☐ Yes ☐ No

Did samples originate from a foreign source (internationally, including Hawaii and Puerto Rico)? ☐ Yes ☐ No

				Comments/Discrepancy:
Chain of Custody Present?	☑ Yes	☐ No	☐ N/A	1.
Samples Arrived within Hold Time?	☑ Yes	☐ No	☐ N/A	2.
Short Hold Time Analysis (<72 hr.)?	☐ Yes	☑ No	☐ N/A	3.
Rush Turn Around Time Requested?	☐ Yes	☑ No	☐ N/A	4.
Sufficient Volume?	☑ Yes	☐ No	☐ N/A	5.
Correct Containers Used?	☑ Yes	☐ No	☐ N/A	6.
-Pace Containers Used?	☑ Yes	☐ No	☐ N/A	
Containers Intact?	☑ Yes	☐ No	☐ N/A	7.
Dissolved analysis: Samples Field Filtered?	☐ Yes	☐ No	☑ N/A	8.
Sample Labels Match COC?	☑ Yes	☐ No	☐ N/A	9.
-Includes Date/Time/ID/Analysis Matrix: W				
Headspace in VOA Vials (>5-6mm)?	☐ Yes	☐ No	☑ N/A	10.
Trip Blank Present?	☐ Yes	☐ No	☑ N/A	11.
Trip Blank Custody Seals Present?	☐ Yes	☐ No	☑ N/A	

Field Data Required? ☐ Yes ☐ No

COMMENTS/SAMPLE DISCREPANCY

Lot ID of split containers:

CLIENT NOTIFICATION/RESOLUTION

Person contacted: Date/Time:

Project Manager SCURF Review: Date:

Project Manager SRF Review: Date:

Qualtrax ID: 69614

WO#: 92715157

*Check mark top half of box if pH and/or dechlorination is verified and within the acceptance range for preservation samples.

Exceptions: VOA, Coliform, TOC, Oil and Grease, DRO/8015 (water) DOC, LLHg

**Bottom half of box is to list number of bottles

***Check all unpreserved Nitrates for chlorine

Project #

PM: BV Due Date: 03/08/24

CLIENT: 92-GP-BOWLF

Item#	BP4U-125 mL Plastic Unpreserved (N/A) (Cl-)	BP3U-250 mL Plastic Unpreserved (N/A)	BP2U-500 mL Plastic Unpreserved (N/A)	BP1U-1 liter Plastic Unpreserved (N/A)	BP4S-125 mL Plastic H2SO4 (pH < 2) (Cl-)	BP3N-250 mL plastic HNO3 (pH < 2)	BP4Z-125 mL Plastic ZN Acetate & NaOH (>9)	BP4B-125 mL Plastic NaOH (pH > 12) (Cl-)	WGFU-Wide-mouthed Glass jar Unpreserved	AG1U-1 liter Amber Unpreserved (N/A) (Cl-)	AG1H-1 liter Amber HCl (pH < 2)	AG3U-250 mL Amber Unpreserved (N/A) (Cl-)	AG1S-1 liter Amber H2SO4 (pH < 2)	AG3S-250 mL Amber H2SO4 (pH < 2)	DG94-40 mL Amber NH4Cl (N/A)(Cl-)	DG9H-40 mL VOA HCl (N/A)	VG9T-40 mL VOA Na2S2O3 (N/A)	VG9U-40 mL VOA Unpreserved (N/A)	DG9V-40 mL VOA H3PO4 (N/A)	KP7U-50 mL Plastic Unpreserved (N/A)	V/GK (3 vials per kit)-VPH/Gas kit (N/A)	SP5T-125 mL Sterile Plastic (N/A – lab)	SP2T-250 mL Sterile Plastic (N/A – lab)		BP3R-250 mL Plastic (NH2)2SO4 (9.3-9.7)	AG0U-100 mL Amber Unpreserved (N/A) (Cl-)	VSGU-20 mL Scintillation vials (N/A)	DG9U-40 mL Amber Unpreserved vials (N/A)
1		2	1			1																							
2		2	1			1																							
3		2	1			1																							
4		2	1			1																							
5		2	1			1																							
6		2	1			1																							
7		2	1			1																							
8		2	1			1																							
9																													
10																													
11																													
12																													

pH Adjustment Log for Preserved Samples

Sample ID	Type of Preservative	pH upon receipt	Date preservation adjusted	Time preservation adjusted	Amount of Preservative added	Lot #

Note: Whenever there is a discrepancy affecting North Carolina compliance samples, a copy of this form will be sent to the North Carolina DENR Certification Office (i.e. Out of hold, incorrect preservative, out of temp, incorrect containers.

Pace® Location Requested (City/State):

Pace Analytical Charlotte
5800 Kinsey Ave, Suite 100, Huntersville, NC 28078

CHAIN-OF-CUSTODY Analytical Request Document

Chain-of-Custody is a LEGAL DOCUMENT - Complete all relevant fields

LAB USE ONLY- Affix Workorder/Login Label Here

Scan QR Code for instructions

9271515 7

Company Name: Georgia Power - Bowen	Contact/Report To: Kristen Jurinko, Cassidy Sutherland
Street Address: 241 Ralph McGill Blvd NE, Atlanta, GA 30308	Phone #: (470) 217-0008
	E-Mail: knjurink@southernco.com
	Cc E-Mail: Laura Midkiff, Ben Hodges, Mike Smilley, Noelia Gangi
Customer Project #:	Invoice to: Account Payable
Project Name: Bowen LF Cells 1&2	Invoice E-mail: georgiapowerinvoices@southernco.com
Site Collection Info/Facility ID (as applicable):	Purchase Order # (if applicable): GPC82474-0006
	Quote #:
Time Zone Collected: [ ] AK [ ] PT [ ] MT [ ] CT [X] ET	County / State origin of sample(s): Georgia
Data Deliverables: [ ] Level II [ ] Level III [ ] Level IV [ ] EQUIS [ ] Other	Regulatory Program (DW, RCRA, etc.) as applicable: Reportable [ ] Yes [ ] No
	Rush (Pre-approval required): [ ] Same Day [ ] 1 Day [ ] 2 Day [ ] 3 Day Other ____ Date Results Requested:
	DW PWSID # or WW Permit # as applicable: Field Filtered (if applicable): [ ] Yes [ ] No Analysis:

* Matrix Codes (insert in Matrix box below): Drinking Water (DW), Ground Water (GW), Wastewater (WW), Product (P), Soil/Solid (SS), Oil (OL), Wipe (WP), Tissue (TS), Bioassay (B), Vapor (V), Surface Water (SW), Sediment (SED), Sludge (SL), Caulk (CK), Leachate (LL), Biosolid (BS), Other (OT)

Customer Sample ID	Matrix*	Comp / Grab	Composite Start Date	Composite Start Time	Collected or Composite End Date	Collected or Composite End Time	# Cont.	Residual Chlorine Result	Residual Chlorine Units	2320B Alkalinity	2540C Total Dissolved Solids	300.0-F,SO4, Cl	App Metals III/IV + State Metals	Sample Comment
BOW-GWA-1	WG	G					4			X	X	X	X	
BOW-GWA-2	WG	G					4			X	X	X	X	
BOW-GWA-2R	WG	G			2/26/24	1247	4			X	X	X	X	008
BOW-GWA-3A	WG	G					4			X	X	X	X	
BOW-GWA-4RZ	WG	G					4			X	X	X	X	
BOW-GWA-50	WG	G					4			X	X	X	X	
BOW-GWA-50R	WG	G					4			X	X	X	X	
BOW-GWC-5	WG	G			2/26/24	1253	4			X	X	X	X	009
BOW-GWC-6	WG	G			2/26/24	1546	4			X	X	X	X	010
BOW-GWC-6RZ	WG	G			2/26/24	1407	4			X	X	X	X	011

Specify Container Size **: 3 2 3 3

Identify Container Preservative Type***: 1 1 1 2

Analysis Requested

**Container Size: (1) 1L, (2) 500mL, (3) 250mL, (4) 125mL, (5) 100mL, (6) 40mL vial, (7) EnCore, (8) TerraCore, (9) 90mL, (10) Other

*** Preservative Types: (1) None, (2) HNO3, (3) H2SO4, (4) HCl, (5) NaOH, (6) Zn Acetate, (7) NaHSO4, (8) Sod. Thiosulfate, (9) Ascorbic Acid, (10) MeOH, (11) Other

Lab Use Only

Proj. Mgr: Bonnie Vang

Acct Num / Client ID:

Table #:

Profile / Template: 16492

Prelog / Bottle Ord. ID: EZ 3066672

Preservation non-conformance identified for sample.

Additional Instructions from Pace®:
Task Code: BOW-CCR-ASSMT-2024S1

Collected By: Printed Name: Kevin Stephenson, William Laaker, Jay Siewert

Signature: [signature] Resolute Environmental

Customer Remarks / Special Conditions / Possible Hazards:

Coolers: Thermometer ID: Correction Factor (°C): Obs. Temp. (°C): Corrected Temp (°C): [ ] On Ice

Relinquished by/Company: (Signature)	Date/Time:	Received by/Company: (Signature)	Date/Time:	Tracking Number:
[signature]	2/27/24 1002	[signature] / Pace	2/27/24 1002	
[signature] / Pace	2/27/24 1507	[signature]	2/27/24 1507	Delivered by: [ ] In-Person [ ] Courier [ ] FedEx [ ] UPS [ ] Other
				Page: 1 of 3

Submitting a sample via this chain of custody constitutes acknowledgment and acceptance of the Pace® Terms and Conditions found at https://www.pacelabs.com/resource-library/resource/pace-terms-and-conditions/

Pace® Location Requested (City/State):

Pace Analytical Charlotte
5800 Kinsey Ave. Suite 100, Huntersville, NC 28078

CHAIN-OF-CUSTODY Analytical Request Document

Chain-of-Custody is a LEGAL DOCUMENT - Complete all relevant fields

LAB USE ONLY- Affix Workorder/Login Label Here

Scan QR Code for instructions

Company Name: Georgia Power - Bowen	Contact/Report To: Kristen Jurinko, Cassidy Sutherland
Street Address: 241 Ralph McGill Blvd NE, Atlanta, GA 30308	Phone #: (470) 217-0008
	E-Mail: knjurink@southernco.com
	Cc E-Mail: Laura Midkiff, Ben Hodges, Mike Smilley, Noelia Gangi
Customer Project #:	Invoice to: Account Payable
Project Name: Bowen LF Cells 1&2	Invoice E-mail: georgiapowerinvoices@southernco.com
Site Collection Info/Facility ID (as applicable):	Purchase Order # (if applicable): GPC82474-0006
	Quote #:
Time Zone Collected: [ ] AK [ ] PT [ ] MT [ ] CT [X] ET	County / State origin of sample(s): Georgia
Data Deliverables: [ ] Level II [ ] Level III [ ] Level IV [ ] EQUIS [ ] Other	Regulatory Program (DW, RCRA, etc.) as applicable: Reportable [ ] Yes [ ] No
	Rush (Pre-approval required): [ ] Same Day [ ] 1 Day [ ] 2 Day [ ] 3 Day Other Date Results Requested:
	DW PWSID # or WW Permit # as applicable: Field Filtered (if applicable): [ ] Yes [ ] No Analysis:

Specify Container Size **: 3 2 3 3

Identify Container Preservative Type***: 1 1 1 2

Analysis Requested

**Container Size: (1) 1L, (2) 500mL, (3) 250mL, (4) 125mL, (5) 100mL, (6) 40mL vial, (7) EnCore, (8) TerraCore, (9) 90mL, (10) Other

*** Preservative Types: (1) None, (2) HNO3, (3) H2SO4, (4) HCl, (5) NaOH, (6) Zn Acetate, (7) NaHSO4, (8) Sod. Thiosulfate, (9) Ascorbic Acid, (10) MeOH, (11) Other

Lab Use Only: Proj. Mgr: Bonnie Vang; AcctNum / Client ID:; Table #:; Profile / Template: 16492; Prelog / Bottle Ord. ID: EZ 3066672

* Matrix Codes (Insert in Matrix box below): Drinking Water (DW), Ground Water (GW), Wastewater (WW), Product (P), Soil/Solid (SS), Oil (OL), Wipe (WP), Tissue (TS), Bioassay (B), Vapor (V), Surface Water (SW), Sediment (SED), Sludge (SL), Caulk (CK), Leachate (LL), Biosolid (BS), Other (OT)

Customer Sample ID	Matrix *	Comp / Grab	Composite Start Date	Composite Start Time	Collected or Composite End Date	Collected or Composite End Time	# Cont.	Residual Chlorine Result	Residual Chlorine Units	2320B Alkalinity	2540C Total Dissolved Solids	300.0-F,SO4, Cl	App Metals III/IV + State Metals	Sample Comment	Preservation non-conformance identified for sample.
BOW-GWC-7Z	WG	G			2/26/24	1614	4			X	X	X	X	U2	
BOW-GWC-8Z	WG	G			2/26/24	1545	4			X	X	X	X	U3	
BOW-GWC-8RR	WG	G					4			X	X	X	X		
BOW-GWC-9	WG	G					4			X	X	X	X		
BOW-GWC-10	WG	G					4			X	X	X	X		
BOW-GWC-10R	WG	G					4			X	X	X	X		
BOW-GWC-11	WG	G					4			X	X	X	X		
BOW-GWC-11R	WG	G					4			X	X	X	X		
BOW-GWC-12	WG	G					4			X	X	X	X		
BOW-GWC-13	WG	G					4			X	X	X	X		

Additional Instructions from Pace®: Task Code: BOW-CCR-ASSMT-2024S1

Collected By: Printed Name: Kevin Stephenson, William Laaker, Jay Siewert

Signature: [signature] Resolute Environmental

Customer Remarks / Special Conditions / Possible Hazards:

Coolers: Thermometer ID: Correction Factor (°C): Obs. Temp. (°C): Corrected Temp. (°C): [ ] On Ice

Relinquished by/Company: (Signature)	Date/Time:	Received by/Company: (Signature)	Date/Time:	Tracking Number:
[signature]	2/27/24 1002	Ryan Williams / Pace	2/27/24 1002	
Ryan Williams / Pace	2/27/24 1607	[signature]	2/27/24 1607	Delivered by: [ ] In-Person [ ] Courier [ ] FedEx [ ] UPS [ ] Other
Relinquished by/Company: (Signature)	Date/Time:	Received by/Company: (Signature)	Date/Time:	
Relinquished by/Company: (Signature)	Date/Time:	Received by/Company: (Signature)	Date/Time:	Page: 2 of 3

Submitting a sample via this chain of custody constitutes acknowledgment and acceptance of the Pace® Terms and Conditions found at https://www.pacelabs.com/resource-library/resource/pace-terms-and-conditions/

Pace® Location Requested (City/State):

Pace Analytical Charlotte
9800 Kincey Ave. Suite 100, Huntersville, NC 28078

CHAIN-OF-CUSTODY Analytical Request Document

Chain-of-Custody is a LEGAL DOCUMENT - Complete all relevant fields

LAB USE ONLY- Affix Workorder/Login Label Here

Scan QR Code for instructions

Company Name: Georgia Power - Bowan
Street Address: 241 Ralph McGill Blvd NE, Atlanta, GA 30308

Contact/Report To: Kristen Jurinko, Cassidy Sutherland
Phone #: (470) 217-0008
E-Mail: knjurink@southernco.com
Cc E-Mail: Laura Midkiff, Ben Hodges, Mike Smilley, Noelia Gangi

Customer Project #:
Project Name: Bowen LF Cells 1&2
Site Collection Info/Facility ID (as applicable):

Invoice to: Account Payable
Invoice E-mail: georgiapowerinvoices@southernco.com
Purchase Order # (if applicable): GPC82474-0006
Quote #:

Time Zone Collected: [ ] AK [ ] PT [ ] MT [ ] CT [X] ET
County / State origin of sample(s): Georgia

Data Deliverables: [ ] Level II [ ] Level III [ ] Level IV [ ] EQUIS [ ] Other
Regulatory Program (DW, RCRA, etc.) as applicable: Reportable [ ] Yes [ ] No
Rush (Pre-approval required): [ ] Same Day [ ] 1 Day [ ] 2 Day [ ] 3 Day Other
Date Results Requested:
DW PWSID # or WW Permit # as applicable:
Field Filtered (if applicable): [ ] Yes [ ] No
Analysis:

* Matrix Codes (Insert in Matrix box below): Drinking Water (DW), Ground Water (GW), Wastewater (WW), Product (P), Soil/Solid (SS), Oil (OL), Wipe (WP), Tissue (TS), Bioassay (B), Vapor (V), Surface Water (SW), Sediment (SED), Sludge (SL), Caulk (CK), Leachate (LL), Biosolid (BS), Other (OT)

Specify Container Size **: 3 2 3 3
Identify Container Preservative Type***: 1 1 1 2
Analysis Requested

** Container Size: (1) 1L, (2) 500mL, (3) 250mL, (4) 125mL, (5) 100mL, (6) 40mL vial, (7) EnCore, (8) TerraCore, (9) 20mL, (10) Other

*** Preservative Types: (1) None, (2) HNO3, (3) H2SO4, (4) HCl, (5) NaOH, (6) Zn Acetate, (7) NaHSO4, (8) Sod. Thiosulfate, (9) Ascorbic Acid, (10) MeOH, (11) Other

Lab Use Only: Proj. Mgr: Bonnie Vang; AcctNum / Client ID:; Table #:; Profile / Template: 16492; Prelog / Bottle Ord. ID: EZ 3066672

Customer Sample ID	Matrix *	Comp / Grab	Composite Start Date	Composite Start Time	Collected or Composite End Date	Collected or Composite End Time	# Cont.	Residual Chlorine Result	Residual Chlorine Units	2320B Alkalinity	2540C Total Dissolved Solids	300.0-F,SO4, Cl	App Metals III/IV + State Metals	Sample Comment	Preservation non-conformance identified for sample.
BOW-GWC-13RZ	WG	G					4			X	X	X	X		
BOW-GWC-14Z	WG	G					4			X	X	X	X		
BOW-GWC-15R	WG	G					4			X	X	X	X		
BOW-GWC-15Z	WG	G					4			X	X	X	X		
BOW-LF1-2-FD-09	WG	G					4			X	X	X	X		
BOW-LF1-2-FD-10	WG	G			2/26/24	—	4			X	X	X	X	04	
BOW-LF1-2-FD-11	WG	G					4			X	X	X	X		
BOW-LF1-2-FB-10	WQ	G			2/26/24	1646	4			X	X	X	X	05	
BOW-LF1-2-EB-	WQ	G					4			X	X	X	X		

Additional Instructions from Pace®:
Task Code: BOW-CCR-ASSMT-2024S1

Collected By: Printed Name: Kevin Stephenson, William Laaker, Jay Siewert
Signature: Resolute Environmental

Customer Remarks / Special Conditions / Possible Hazards:
Coolers: Thermometer ID: Correction Factor (°C): Obs. Temp. (°C): Corrected Temp. (°C): [ ] On Ice

Relinquished by/Company: (Signature)	Date/Time:	Received by/Company: (Signature)	Date/Time:
	2/27/24 1002	Ryan Williams / Pace	2/27/24 1002
Ryan Williams / Pace	2/27/24 1507		2/27/24 1507

Tracking Number:
Delivered by: [ ] In-Person [ ] Courier [ ] FedEX [ ] UPS [ ] Other

Submitting a sample via this chain of custody constitutes acknowledgment and acceptance of the Pace® Terms and Conditions found at https://www.pacelabs.com/resource-library/resource/pace-terms-and-conditions/

Pace	DC#_Title: ENV-FRM-HUN1-0083 v03_Sample Condition Upon Receipt
	Effective Date: 12/01/2023

Laboratory receiving samples:

Asheville ☐ Eden ☐ Greenwood ☐ Huntersville ☐ Raleigh ☐ Mechanicsville ☐ Atlanta ☑ Kernersville ☐

Sample Condition Upon Receipt

Client Name: Georgia Power

Project #: **WO#: 92715157**

PM: BV Due Date: 03/08/24

CLIENT: 92-GP-BOWLF

Courier: ☐ Commercial ☑ Fed Ex ☐ UPS ☐ USPS ☑ Pace ☐ Client ☐ Other:

Custody Seal Present? ☐ Yes ☑ No Seals Intact? ☐ Yes ☐ No ☑ N/A

Date/Initials Person Examining Contents: SG 3/1/24

Packing Material: ☑ Bubble Wrap ☐ Bubble Bags ☐ None ☐ Other

Biological Tissue Frozen? ☐ Yes ☐ No ☑ N/A

Thermometer: ☑ IR Gun ID: 214

Type of Ice: ☑ Wet ☐ Blue ☐ None

Cooler Temp: 5.8 Correction Factor: Add/Subtract (°C) -0.1

Temp should be above freezing to 6°C

☐ Samples out of temp criteria. Samples on ice, cooling process has begun

Cooler Temp Corrected (°C): 5.7

USDA Regulated Soil (☐ N/A, water sample)

Did samples originate in a quarantine zone within the United States: CA, NY, or SC (check maps)? ☐ Yes ☐ No

Did samples originate from a foreign source (internationally, including Hawaii and Puerto Rico)? ☐ Yes ☐ No

				Comments/Discrepancy:
Chain of Custody Present?	☑ Yes	☐ No	☐ N/A	1.
Samples Arrived within Hold Time?	☑ Yes	☐ No	☐ N/A	2.
Short Hold Time Analysis (<72 hr.)?	☐ Yes	☑ No	☐ N/A	3.
Rush Turn Around Time Requested?	☐ Yes	☑ No	☐ N/A	4.
Sufficient Volume?	☑ Yes	☐ No	☐ N/A	5.
Correct Containers Used?	☑ Yes	☐ No	☐ N/A	6.
-Pace Containers Used?	☑ Yes	☐ No	☐ N/A	
Containers Intact?	☑ Yes	☐ No	☐ N/A	7.
Dissolved analysis: Samples Field Filtered?	☐ Yes	☐ No	☑ N/A	8.
Sample Labels Match COC?	☑ Yes	☐ No	☐ N/A	9.
-Includes Date/Time/ID/Analysis Matrix: W G				
Headspace in VOA Vials (>5-6mm)?	☐ Yes	☐ No	☑ N/A	10.
Trip Blank Present?	☐ Yes	☐ No	☑ N/A	11.
Trip Blank Custody Seals Present?	☐ Yes	☐ No	☑ N/A	

COMMENTS/SAMPLE DISCREPANCY

Field Data Required? ☐ Yes ☐ No

Lot ID of split containers:

CLIENT NOTIFICATION/RESOLUTION

Person contacted: Date/Time:

Project Manager SCURF Review: Date:

Project Manager SRF Review: Date:

Pace ANALYTICAL SERVICES	DC#_Title: ENV-FRM-HUN1-0083 v03_Sample Condition Upon Receipt
	Effective Date: 12/01/2023

WO# : 92715157

PM: BV Due Date: 03/08/24

CLIENT: 92-GP-BOWLF

*Check mark top half of box if pH and/or dechlorination is verified and within the acceptance range for preservation samples.

Exceptions: VOA, Coliform, TOC, Oil and Grease, DRO/8015 (water) DOC, LLHg

Project #

**Bottom half of box is to list number of bottles

***Check all unpreserved Nitrates for chlorine

Item#	BP4U-125 mL Plastic Unpreserved (N/A) (Cl-)	BP3U-250 mL Plastic Unpreserved (N/A)	BP2U-500 mL Plastic Unpreserved (N/A)	BP1U-1 liter Plastic Unpreserved (N/A)	BP4S-125 mL Plastic H2SO4 (pH < 2) (Cl-)	BP3N-250 mL plastic HNO3 (pH < 2)	BP4Z-125 mL Plastic ZN Acetate & NaOH (>9)	BP4B-125 mL Plastic NaOH (pH > 12) (Cl-)	WGFU-Wide-mouthed Glass jar Unpreserved	AG1U-1 liter Amber Unpreserved (N/A) (Cl-)	AG1H-1 liter Amber HCl (pH < 2)	AG3U-250 mL Amber Unpreserved (N/A) (Cl-)	AG1S-1 liter Amber H2SO4 (pH < 2)	AG3S-250 mL Amber H2SO4 (pH < 2)	DG94-40 mL Amber NH4Cl (N/A)(Cl-)	DG9H-40 mL VOA HCl (N/A)	VG9T-40 mL VOA Na2S2O3 (N/A)	VG9U-40 mL VOA Unpreserved (N/A)	DG9V-40 mL VOA H3PO4 (N/A)	KP7U-50 mL Plastic Unpreserved (N/A)	V/GK (3 vials per kit)-VPH/Gas kit (N/A)	SP5T-125 mL Sterile Plastic (N/A – lab)	SP2T-250 mL Sterile Plastic (N/A – lab)		BP3R-250 mL Plastic (NH2)2SO4 (9.3-9.7)	AG0U-100 mL Amber Unpreserved (N/A) (Cl-)	VSGU-20 mL Scintillation vials (N/A)	DG9U-40 mL Amber Unpreserved vials (N/A)
1		2	1			1																							
2		2	1			1																							
3		2	1			1																							
4		2	1			1																							
5		2	1			1																							
6		2	1			1																							
7		2	1			1																							
8		2	1			1																							
9		2	1			1																							
10		2	1			1																							
11		2	1			1																							
12		2	1			1																							

pH Adjustment Log for Preserved Samples

Sample ID	Type of Preservative	pH upon receipt	Date preservation adjusted	Time preservation adjusted	Amount of Preservative added	Lot #

Note: Whenever there is a discrepancy affecting North Carolina compliance samples, a copy of this form will be sent to the North Carolina DENR Certification Office (i.e. Out of hold, incorrect preservative, out of temp, incorrect containers.

*Check mark top half of box if pH and/or dechlorination is verified and within the acceptance range for preservation samples.

Exceptions: VOA, Coliform, TOC, Oil and Grease, DRO/8015 (water) DOC, LLHg

**Bottom half of box is to list number of bottles

***Check all unpreserved Nitrates for chlorine

Project # **WO#: 92715157**

PM: BV Due Date: 03/08/24

CLIENT: 92-GP-BOWLF

Item#	BP4U-125 mL Plastic Unpreserved (N/A) (Cl-)	BP3U-250 mL Plastic Unpreserved (N/A)	BP2U-500 mL Plastic Unpreserved (N/A)	BP1U-1 liter Plastic Unpreserved (N/A)	BP4S-125 mL Plastic H2SO4 (pH < 2) (Cl-)	BP3N-250 mL plastic HNO3 (pH < 2)	BP4Z-125 mL Plastic ZN Acetate & NaOH (>9)	BP4B-125 mL Plastic NaOH (pH > 12) (Cl-)	WGFU-Wide-mouthed Glass jar Unpreserved	AG1U-1 liter Amber Unpreserved (N/A) (Cl-)	AG1H-1 liter Amber HCl (pH < 2)	AG3U-250 mL Amber Unpreserved (N/A) (Cl-)	AG1S-1 liter Amber H2SO4 (pH < 2)	AG3S-250 mL Amber H2SO4 (pH < 2)	DG94-40 mL Amber NH4Cl (N/A)(Cl-)	DG9H-40 mL VOA HCl (N/A)	VG9T-40 mL VOA Na2S2O3 (N/A)	VG9U-40 mL VOA Unpreserved (N/A)	DG9V-40 mL VOA H3PO4 (N/A)	KP7U-50 mL Plastic Unpreserved (N/A)	V/GK (3 vials per kit)-VPH/Gas kit (N/A)	SP5T-125 mL Sterile Plastic (N/A – lab)	SP2T-250 mL Sterile Plastic (N/A – lab)		BP3R-250 mL Plastic (NH2)2SO4 (9.3-9.7)	AG0U-100 mL Amber Unpreserved (N/A) (Cl-)	VSGU-20 mL Scintillation vials (N/A)	DG9U-40 mL Amber Unpreserved vials (N/A)
1		2	1			1																							
2		2	1			1																							
3		2	1			1																							
4																													
5																													
6																													
7																													
8																													
9																													
10																													
11																													
12																													

pH Adjustment Log for Preserved Samples

Sample ID	Type of Preservative	pH upon receipt	Date preservation adjusted	Time preservation adjusted	Amount of Preservative added	Lot #

Note: Whenever there is a discrepancy affecting North Carolina compliance samples, a copy of this form will be sent to the North Carolina DENR Certification Office (i.e. Out of hold, incorrect preservative, out of temp, incorrect containers.

Pace® Location Requested (City/State):

Pace Analytical Charlotte
9800 Kincey Ave. Suite 100, Huntersville, NC 28078

CHAIN-OF-CUSTODY Analytical Request Document

Chain-of-Custody is a LEGAL DOCUMENT - Complete all relevant fields

LAB USE ONLY- Affix Workorder/Login Label Here

Scan QR Code for instructions

92715157

Company Name: Georgia Power - Bowen	Contact/Report To: Kristen Jurinko, Cassidy Sutherland
Street Address: 241 Ralph McGill Blvd NE, Atlanta, GA 30308	Phone #: (470) 217-0008
	E-Mail: knjurink@southernco.com
	Cc E-Mail: Laura Midkiff, Ben Hodges, Mike Smilley, Noelia Gangi
Customer Project #:	Invoice to: Account Payable
Project Name: Bowen LF Cells 1&2	Invoice E-mail: georgiapowerinvoices@southernco.com
Site Collection Info/Facility ID (as applicable):	Purchase Order # (if applicable): GPC82474-0006
	Quote #:
Time Zone Collected: [ ] AK [ ] PT [ ] MT [ ] CT [X] ET	County / State origin of sample(s): Georgia
Data Deliverables: [ ] Level II [ ] Level III [ ] Level IV [ ] EQUIS [ ] Other	Regulatory Program (DW, RCRA, etc.) as applicable: Reportable [ ] Yes [ ] No
	Rush (Pre-approval required): [ ] Same Day [ ] 1 Day [ ] 2 Day [ ] 3 Day Other ____ Date Results Requested:
	DW PWSID # or WW Permit # as applicable: Field Filtered (if applicable): [ ] Yes [ ] No Analysis:

Specify Container Size **: 3 2 3 3

Identify Container Preservative Type***: 1 1 1 2

Analysis Requested

** Container Size: (1) 1L, (2) 500mL, (3) 250mL, (4) 125mL, (5) 100mL, (6) 40mL vial, (7) EnCore, (8) TerraCore, (9) 90mL, (10) Other

*** Preservative Types: (1) None, (2) HNO3, (3) H2SO4, (4) HCl, (5) NaOH, (6) Zn Acetate, (7) NaHSO4, (8) Sod. Thiosulfate, (9) Ascorbic Acid, (10) MeOH, (11) Other

Lab Use Only: Proj. Mgr: Bonnie Vang; AcctNum / Client ID:; Table #:; Profile / Template: 16492; Prelog / Bottle Ord. ID: EZ 3066672

* Matrix Codes (Insert in Matrix box below): Drinking Water (DW), Ground Water (GW), Wastewater (WW), Product (P), Soil/Solid (SS), Oil (OL), Wipe (WP), Tissue (TS), Bioassay (B), Vapor (V), Surface Water (SW), Sediment (SED), Sludge (SL), Caulk (CK), Leachate (LL), Biosolid (BS), Other (OT)

Customer Sample ID	Matrix *	Comp / Grab	Composite Start Date	Composite Start Time	Collected or Composite End Date	Collected or Composite End Time	# Cont.	Residual Chlorine Result	Residual Chlorine Units	2320B Alkalinity	2540C Total Dissolved Solids	300.0-F,SO4, Cl	App Metals III/IV + State Metals	Sample Comment	Preservation non-conformance identified for sample.
BOW-GWA-1	WG	G					4			X	X	X	X		
BOW-GWA-2	WG	G					4			X	X	X	X		
BOW-GWA-2R	WG	G					4			X	X	X	X		
BOW-GWA-3A	WG	G					4			X	X	X	X		
BOW-GWA-4RZ	WG	G			2/27/24	1022	4			X	X	X	X	916	
BOW-GWA-50	WG	G					4			X	X	X	X		
BOW-GWA-50R	WG	G					4			X	X	X	X		
BOW-GWC-5	WG	G					4			X	X	X	X		
BOW-GWC-6	WG	G					4			X	X	X	X		
BOW-GWC-6RZ	WG	G					4			X	X	X	X		

Additional Instructions from Pace®:
Task Code: BOW-CCR-ASSMT-2024S1

Collected By: Printed Name: Kevin Stephenson, William Lasker, Jay Siewert
Signature: Pace Analytical Environmental

Customer Remarks / Special Conditions / Possible Hazards:

Coolers: Thermometer ID: Correction Factor (°C): Obs. Temp. (°C): Corrected Temp (°C): [ ] On Ice

Relinquished by/Company: (Signature)	Date/Time:	Received by/Company: (Signature)	Date/Time:	Tracking Number:
[illegible]	3/1/24 1035	Ryan Williams / Pace	3/1/24 1035	
Ryan Williams / Pace	3/1/24 1306	[illegible] / Pace	3/1/24 1300	Delivered by: [ ] In-Person [ ] Courier [ ] FedEx [ ] UPS [ ] Other
Relinquished by/Company: (Signature)	Date/Time:	Received by/Company: (Signature)	Date/Time:	
Relinquished by/Company: (Signature)	Date/Time:	Received by/Company: (Signature)	Date/Time:	Page: 1 of 3

Submitting a sample via this chain of custody constitutes acknowledgment and acceptance of the Pace® Terms and Conditions found at https://www.pacelabs.com/resource-library/resource/pace-terms-and-conditions/

Pace® Location Requested (City/State):

Pace Analytical Charlotte
9800 Kincey Ave. Suite 100, Huntersville, NC 28078

CHAIN-OF-CUSTODY Analytical Request Document

Chain-of-Custody is a LEGAL DOCUMENT - Complete all relevant fields

LAB USE ONLY- Affix Workorder/Login Label Here

Scan QR Code for instructions

Company Name: Georgia Power - Bowen	**Contact/Report To:** Kristen Jurinko, Cassidy Sutherland
Street Address: 241 Ralph McGill Blvd NE, Atlanta, GA 30308	**Phone #:** (470) 217-0008
	E-Mail: knjurink@southernco.com
	Cc E-Mail: Laura Midkiff, Ben Hodges, Mike Smilley, Noelia Gangi
Customer Project #:	**Invoice to:** Account Payable
Project Name: Bowen LF Cells 1&2	**Invoice E-mail:** georgiapowerinvoices@southernco.com
Site Collection Info/Facility ID (as applicable):	**Purchase Order # (if applicable):** GPC82474-0006
	Quote #:
Time Zone Collected: [ ] AK [ ] PT [ ] MT [ ] CT [X] ET	**County / State origin of sample(s):** Georgia
Data Deliverables: [ ] Level II [ ] Level III [ ] Level IV [ ] EQUIS [ ] Other_____	**Regulatory Program (DW, RCRA, etc.) as applicable:** Reportable [ ] Yes [ ] No
	Rush (Pre-approval required): [ ] Same Day [ ] 1 Day [ ] 2 Day [ ] 3 Day Other _____
	Date Results Requested:
	DW PWSID # or WW Permit # as applicable:
	Field Filtered (if applicable): [ ] Yes [ ] No
	Analysis:

Specify Container Size **: 3 2 3 3

Identify Container Preservative Type***: 1 1 1 2

**Container Size: (1) 1L, (2) 500mL, (3) 250mL, (4) 125mL, (5) 100mL, (6) 40mL vial, (7) EnCore, (8) TerraCore, (9) 90mL, (10) Other

*** Preservative Types: (1) None, (2) HNO3, (3) H2SO4, (4) HCl, (5) NaOH, (6) Zn Acetate, (7) NaHSO4, (8) Sod. Thiosulfate, (9) Ascorbic Acid, (10) MeOH, (11) Other

Analysis Requested

Lab Use Only: Proj. Mgr: Bonnie Vang; AcctNum / Client ID:; Table #:; Profile / Template: 16492; Prelog / Bottle Ord. ID: EZ 3066672

* Matrix Codes (Insert in Matrix box below): Drinking Water (DW), Ground Water (GW), Wastewater (WW), Product (P), Soil/Solid (SS), Oil (OL), Wipe (WP), Tissue (TS), Bioassay (B), Vapor (V), Surface Water (SW), Sediment (SED), Sludge (SL), Caulk (CK), Leachate (LL), Biosolid (BS), Other (OT)

Customer Sample ID	Matrix *	Comp / Grab	Composite Start Date	Composite Start Time	Collected or Composite End Date	Collected or Composite End Time	# Cont.	Residual Chlorine Result	Residual Chlorine Units	2320B Alkalinity	2540C Total Dissolved Solids	300.0-F, SO4, Cl	App Metals III/IV + State Metals	Sample Comment	Preservation non-conformance identified for sample
BOW-GWC-7Z	WG	G					4			X	X	X	X		
BOW-GWC-8Z	WG	G					4			X	X	X	X		
BOW-GWC-8RR	WG	G			2/27/24	1116	4			X	X	X	X	017	
BOW-GWC-9	WG	G			2/27/24	1317	4			X	X	X	X	018	
BOW-GWC-10	WG	G			2/27/24	1244	4			X	X	X	X	019	
BOW-GWC-10R	WG	G			2/27/24	1408	4			X	X	X	X	020	
BOW-GWC-11	WG	G					4			X	X	X	X		
BOW-GWC-11R	WG	G					4			X	X	X	X		
BOW-GWC-12	WG	G			2/27/24	1434	4			X	X	X	X	021	
BOW-GWC-13	WG	G			2/27/24	1420	4			X	X	X	X	022	

Additional Instructions from Pace® :
Task Code: BOW-CCR-ASSMT-2024S1

Collected By: Printed Name: Kevin Stephenson, William Leaker, Jay Siewert
Signature: [signature] Resolute Environmental

Customer Remarks / Special Conditions / Possible Hazards:

Coolers: Thermometer ID: Correction Factor (°C): Obs. Temp. (°C): Corrected Temp (°C): [ ] On Ice

Relinquished by/Company: (Signature)	Date/Time:	Received by/Company: (Signature)	Date/Time:	Tracking Number:
[signature]	3/1/24 1035	Ryan Williams / Pace	3/1/24 1035	
Ryan Williams / Pace	3/1/24 1300	[signature] Pace	3/1/24 1300	Delivered by: [ ] In-Person [ ] Courier [ ] FedEx [ ] UPS [ ] Other
Relinquished by/Company: (Signature)	Date/Time:	Received by/Company: (Signature)	Date/Time:	
Relinquished by/Company: (Signature)	Date/Time:	Received by/Company: (Signature)	Date/Time:	Page: 2 of 3

Submitting a sample via this chain of custody constitutes acknowledgment and acceptance of the Pace® Terms and Conditions found at https://www.pacelabs.com/resource-library/resource/pace-terms-and-conditions/

Pace® Location Requested (City/State):

Pace Analytical Charlotte
11800 Kincey Ave. Suite 100, Huntersville, NC 28078

CHAIN-OF-CUSTODY Analytical Request Document

Chain-of-Custody is a LEGAL DOCUMENT - Complete all relevant fields

LAB USE ONLY- Affix Workorder/Login Label Here

Scan QR Code for instructions

Company Name: Georgia Power - Bowen	**Contact/Report To:** Kristen Jurinko, Cassidy Sutherland
Street Address: 241 Ralph McGill Blvd NE, Atlanta, GA 30308	**Phone #:** (470) 217-0008
	E-Mail: knjurink@southernco.com
	Cc E-Mail: Laura Midkiff, Ben Hodges, Mike Smilley, Noelia Gangi
Customer Project #:	**Invoice to:** Account Payable
Project Name: Bowen LF Cells 1&2	**Invoice E-mail:** georgiapowerinvoices@southernco.com
Site Collection Info/Facility ID (as applicable):	**Purchase Order # (if applicable):** GPC82474-0006
	Quote #:
Time Zone Collected: [ ] AK [ ] PT [ ] MT [ ] CT [X] ET	**County / State origin of sample(s):** Georgia
Data Deliverables: [ ] Level II [ ] Level III [ ] Level IV [ ] EQUIS [ ] Other_____	**Regulatory Program (DW, RCRA, etc.) as applicable:** Reportable [ ] Yes [ ] No
	Rush (Pre-approval required): [ ] Same Day [ ] 1 Day [ ] 2 Day [ ] 3 Day Other_____
	Date Results Requested:
	DW PWSID # or WW Permit # as applicable:
	Field Filtered (if applicable): [ ] Yes [ ] No
	Analysis:

Specify Container Size **: 3 2 3 3

Identify Container Preservative Type***: 1 1 1 2

Analysis Requested

**Container Size: (1) 1L, (2) 500mL, (3) 250mL, (4) 125mL, (5) 100mL, (6) 40mL vial, (7) EnCore, (8) TerraCore, (9) 90mL, (10) Other

*** Preservative Types: (1) None, (2) HNO3, (3) H2SO4, (4) HCl, (5) NaOH, (6) Zn Acetate, (7) NaHSO4, (8) Sod. Thiosulfate, (9) Ascorbic Add, (10) MeOH, (11) Other

Lab Use Only

Proj. Mgr: Bonnie Vang

AcctNum / Client ID:

Table #:

Profile / Template: 16492

Prelog / Bottle Ord. ID: EZ 3066672

* Matrix Codes (Insert in Matrix box below): Drinking Water (DW), Ground Water (GW), Wastewater (WW), Product (P), Soil/Solid (SS), Oil (OL), Wipe (WP), Tissue (TS), Bioassay (B), Vapor (V), Surface Water (SW), Sediment (SED), Sludge (SL), Caulk (CK), Leachate (LL), Biosolid (BS), Other (OT)

Customer Sample ID	Matrix *	Comp / Grab	Composite Start Date	Composite Start Time	Collected or Composite End Date	Collected or Composite End Time	# Cont.	Residual Chlorine Result	Residual Chlorine Units	2320B Alkalinity	2540C Total Dissolved Solids	300.0-F,SO4, Cl	App Metals III/IV + State Metals	Sample Comment	Preservation non-conformance identified for sample:
BOW-GWC-7Z	WG	G					4			X	X	X	X		
BOW-GWC-8Z	WG	G					4			X	X	X	X		
BOW-GWC-8RR	WG	G					4			X	X	X	X		
BOW-GWC-9	WG	G					4			X	X	X	X		
BOW-GWC-10	WG	G					4			X	X	X	X		
BOW-GWC-10R	WG	G					4			X	X	X	X		
BOW-GWC-11	WG	G			2/28/24	1158	4			X	X	X	X	023	
BOW-GWC-11R	WG	G			2/28/24	1344	4			X	X	X	X	024	
BOW-GWC-12	WG	G					4			X	X	X	X		
BOW-GWC-13	WG	G					4			X	X	X	X		

Additional Instructions from Pace® :
Task Code: BOW-CCR-ASSMT-2024S1

Collected By: Printed Name: Kevin Stephenson / William Laaker, Jay Siewert
Signature: Resolute Environmental

Customer Remarks / Special Conditions / Possible Hazards:

Coolers: Thermometer ID: Correction Factor (°C): Obs. Temp (°C): Corrected Temp. (°C): [ ] On Ice

Relinquished by/Company: (Signature)	Date/Time:	Received by/Company: (Signature)	Date/Time:	Tracking Number:
	3/1/24 1035	Ryan Williams / Pace	3/1/24 1035	
Ryan Williams / Pace	3/1/24 1300	Pace	3/1/24 1360	Delivered by: [ ] In-Person [ ] Courier [ ] FedEx [ ] UPS [ ] Other

Page: 2 of 3

Submitting a sample via this chain of custody constitutes acknowledgment and acceptance of the Pace® Terms and Conditions found at https://www.pacelabs.com/resource-library/resource/pace-terms-and-conditions/

Pace® Location Requested (City/State):

Pace Analytical Charlotte
9800 Kincey Ave. Suite 100, Huntersville, NC 28078

CHAIN-OF-CUSTODY Analytical Request Document

Chain-of-Custody is a LEGAL DOCUMENT - Complete all relevant fields

LAB USE ONLY- Affix Workorder/Login Label Here

Scan QR Code for instructions

Company Name: Georgia Power - Bowen	**Contact/Report To:** Kristen Jurinko, Cassidy Sutherland
Street Address: 241 Ralph McGill Blvd NE, Atlanta, GA 30308	**Phone #:** (470) 217-0008
	E-Mail: knjurink@southernco.com
	Cc E-Mail: Laura Midkiff, Ben Hodges, Mike Smilley, Noelia Gangi
Customer Project #:	**Invoice to:** Account Payable
Project Name: Bowen LF Cells 1&2	**Invoice E-mail:** georgiapowerinvoices@southernco.com
Site Collection Info/Facility ID (as applicable):	**Purchase Order # (if applicable):** GPC82474-0006
	Quote #:
Time Zone Collected: [ ] AK [ ] PT [ ] MT [ ] CT [X] ET	**County / State origin of sample(s):** Georgia
Data Deliverables: [ ] Level II [ ] Level III [ ] Level IV [ ] EQUIS [ ] Other	**Regulatory Program (DW, RCRA, etc.) as applicable:** Reportable [ ] Yes [ ] No
	Rush (Pre-approval required): [ ] Same Day [ ] 1 Day [ ] 2 Day [ ] 3 Day Other _____ Date Results Requested:
	DW PWSID # or WW Permit # as applicable: Field Filtered (if applicable): [ ] Yes [ ] No Analysis:

* Matrix Codes (Insert in Matrix box below): Drinking Water (DW), Ground Water (GW), Wastewater (WW), Product (P), Soil/Solid (SS), Oil (OL), Wipe (WP), Tissue (TS), Bioassay (B), Vapor (V), Surface Water (SW), Sediment (SED), Sludge (SL), Caulk (CK), Leachate (LL), Biosolid (BS), Other (OT)

Specify Container Size **: 3 2 3 3

Identify Container Preservative Type***: 1 1 1 2

**Container Size: (1) 1L, (2) 500mL, (3) 250mL, (4) 125mL, (5) 100mL, (6) 40mL vial, (7) EnCore, (8) TerraCore, (9) 90mL, (10) Other

*** Preservative Types: (1) None, (2) HNO3, (3) H2SO4, (4) HCl, (5) NaOH, (6) Zn Acetate, (7) NaHSO4, (8) Sod. Thiosulfate, (9) Ascorbic Add, (10) MeOH, (11) Other

Analysis Requested

Lab Use Only: Proj. Mgr: Bonnie Vang; AcctNum / Client ID:; Table #:; Profile / Template: 16492; Prelog / Bottle Ord. ID: EZ 3066672

Customer Sample ID	Matrix *	Comp / Grab	Composite Start Date	Composite Start Time	Collected or Composite End Date	Collected or Composite End Time	# Cont.	Residual Chlorine Result	Residual Chlorine Units	2320B Alkalinity	2540C Total Dissolved Solids	300.0-F,SO4, Cl	App Metals III/IV + State Metals	Sample Comment	Preservation non-conformance identified for sample.
BOW-GWC-13RZ	WG	G			2/28/24	0946	4			X	X	X	X	025	
BOW-GWC-14Z	WG	G			2/28/24	1045	4			X	X	X	X	026	
BOW-GWC-15R	WG	G			2/28/24	1505	4			X	X	X	X	027	
BOW-GWC-15Z	WG	G			2/28/24	1538	4			X	X	X	X	028	
BOW-LF1-2-FD-09	WG	G					4			X	X	X	X		
BOW-LF1-2-FD-10	WG	G					4			X	X	X	X		
BOW-LF1-2-FD-11	WG	G			2/28/24	—	4			X	X	X	X	029	
BOW-LF1-2-FB-	WQ	G					4			X	X	X	X		
BOW-LF1-2-EB-	WQ	G					4			X	X	X	X		

Additional Instructions from Pace®:
Task Code: BOW-CCR-ASSMT-2024S1

Collected By:
Printed Name: Kevin Stephenson, William Laaker, Jay Siewert
Signature:
Pinnacle Environmental

Customer Remarks / Special Conditions / Possible Hazards:

Coolers: Thermometer ID: Correction Factor (°C): Obs. Temp. (°C): Corrected Temp. (°C): [ ] On Ice

Relinquished by/Company: (Signature)	Date/Time:	Received by/Company: (Signature)	Date/Time:	Tracking Number:
	3/1/24 1035			
Relinquished by/Company: (Signature)	Date/Time:	Received by/Company: (Signature)	Date/Time:	Delivered by: [ ] In-Person [ ] Courier
William / Pace	3/1/24 1330	Pace	3/1/24 1330	[ ] FedEx [ ] UPS [ ] Other
Relinquished by/Company: (Signature)	Date/Time:	Received by/Company: (Signature)	Date/Time:	
Relinquished by/Company: (Signature)	Date/Time:	Received by/Company: (Signature)	Date/Time:	Page: 3 of 3

Submitting a sample via this chain of custody constitutes acknowledgment and acceptance of the Pace® Terms and Conditions found at https://www.pacelabs.com/resource-library/resource/pace-terms-and-conditions/

Pace® Location Requested (City/State):

Pace Analytical Charlotte
9800 Kincey Ave. Suite 100, Huntersville, NC 28078

CHAIN-OF-CUSTODY Analytical Request Document

Chain-of-Custody is a LEGAL DOCUMENT - Complete all relevant fields

LAB USE ONLY- Affix Workorder/Login Label Here

Scan QR Code for instructions

Company Name: Georgia Power - Bowen	Contact/Report To: Kristen Jurinko, Cassidy Sutherland
Street Address: 241 Ralph McGill Blvd NE, Atlanta, GA 30308	Phone #: (470) 217-0008
	E-Mail: knjurink@southernco.com
	Cc E-Mail: Laura Midkiff, Ben Hodges, Mike Smilley, Noelia Gangi
Customer Project #:	Invoice to: Account Payable
Project Name: Bowen LF Cells 1&2	Invoice E-mail: georgiapowerinvoices@southernco.com
Site Collection Info/Facility ID (as applicable):	Purchase Order # (if applicable): GPC82474-0006
	Quote #:
Time Zone Collected: [ ] AK [ ] PT [ ] MT [ ] CT [X] ET	County / State origin of sample(s): Georgia
Data Deliverables: [ ] Level II [ ] Level III [ ] Level IV [ ] EQUIS [ ] Other	Regulatory Program (DW, RCRA, etc.) as applicable: Reportable [ ] Yes [ ] No
	Rush (Pre-approval required): [ ] Same Day [ ] 1 Day [ ] 2 Day [ ] 3 Day Other ____ Date Results Requested:
	DW PWSID # or WW Permit # as applicable: Field Filtered (if applicable): [ ] Yes [ ] No Analysis:

* Matrix Codes (Insert in Matrix box below): Drinking Water (DW), Ground Water (GW), Wastewater (WW), Product (P), Soil/Solid (SS), Oil (OL), Wipe (WP), Tissue (TS), Bioassay (B), Vapor (V), Surface Water (SW), Sediment (SED), Sludge (SL), Caulk (CK), Leachate (LL), Biosolid (BS), Other (OT)

Customer Sample ID	Matrix*	Comp / Grab	Composite Start Date	Composite Start Time	Collected or Composite End Date	Collected or Composite End Time	# Cont.	Residual Chlorine Result	Residual Chlorine Units	2320B Alkalinity	2540C Total Dissolved Solids	300.0-F, SO4, Cl	App Metals III/IV + State Metals								Sample Comment	Preservation non-conformance identified for sample.
Specify Container Size **										3	2	3	3									
Identify Container Preservative Type***										1	1	1	2									
Analysis Requested																						
BOW-GWC-13RZ	WG	G					4			X	X	X	X									
BOW-GWC-14Z	WG	G					4			X	X	X	X									
BOW-GWC-15R	WG	G					4			X	X	X	X									
BOW-GWC-15Z	WG	G					4			X	X	X	X									
BOW-LF1-2-FD-09	WG	G					4			X	X	X	X									
BOW-LF1-2-FD-10	WG	G					4			X	X	X	X									
BOW-LF1-2-FD-11	WG	G					4			X	X	X	X									
BOW-LF1-2-FB-11	WQ	G			2/27/24	1458	4			X	X	X	X								0830	
BOW-LF1-2-EB-	WQ	G					4			X	X	X	X									

**Container Size: (1) 1L, (2) 500mL, (3) 250mL, (4) 125mL, (5) 100mL, (6) 40mL vial, (7) EnCore, (8) TerraCore, (9) 90mL, (10) Other

*** Preservative Types: (1) None, (2) HNO3, (3) H2SO4, (4) HCl, (5) NaOH, (6) Zn Acetate, (7) NaHSO4, (8) Sod. Thiosulfate, (9) Ascorbic Acid, (10) MeOH, (11) Other

Lab Use Only: Proj. Mgr: Bonnie Vang; AcctNum / Client ID:; Table #:; Profile / Template: 16492; Prelog / Bottle Ord. ID: EZ 3066672

Additional Instructions from Pace®:
Task Code: BOW-CCR-ASSMT-2024S1

Collected By: Printed Name: Kevin Stephenson, William Laaker, Jay Siewert
Signature: [signature] Resolute Environmental

Customer Remarks / Special Conditions / Possible Hazards:

Coolers: Thermometer ID: Correction Factor (°C): Obs. Temp. (°C): Corrected Temp. (°C): [ ] On Ice

Relinquished by/Company: (Signature)	Date/Time:	Received by/Company: (Signature)	Date/Time:	Tracking Number:
[signature]	3/1/24 1035	[signature] / Pace	3/1/24 1035	
Relinquished by/Company: (Signature)	Date/Time:	Received by/Company: (Signature) [signature] / Pace	Date/Time: 3/1/24 1320	Delivered by: [ ] In-Person [ ] Courier [ ] FedEX [ ] UPS [ ] Other
Relinquished by/Company: (Signature)	Date/Time:	Received by/Company: (Signature)	Date/Time:	
Relinquished by/Company: (Signature)	Date/Time:	Received by/Company: (Signature)	Date/Time:	Page: 3 of 3

Submitting a sample via this chain of custody constitutes acknowledgment and acceptance of the Pace® Terms and Conditions found at https://www.pacelabs.com/resource-library/resource/pace-terms-and-conditions/

Pace Analytical Services, LLC
9800 Kincey Ave. Suite 100
Huntersville, NC 28078
(704)875-9092

March 21, 2024

Kristen Jurinko
Southern Company
241 Ralph McGill Blvd
NE, Bin 10160
Atlanta, GA 30308

RE: Project: Bowen LF Cells 5-8 BG Event #5
Pace Project No.: 92716305

Dear Kristen Jurinko:

Enclosed are the analytical results for sample(s) received by the laboratory between March 01, 2024 and March 05, 2024. The results relate only to the samples included in this report. Results reported herein conform to the applicable TNI/NELAC Standards and the laboratory's Quality Manual, where applicable, unless otherwise noted in the body of the report.

The test results provided in this final report were generated by each of the following laboratories within the Pace Network:

- Pace Analytical Services - Asheville
- Pace Analytical Services - Peachtree Corners, GA

If you have any questions concerning this report, please feel free to contact me.

Sincerely,

Bonnie Vang

Bonnie Vang
bonnie.vang@pacelabs.com
704-977-0968
Project Manager

Enclosures

cc: Carole Lieu, Stantec
Laura Midkiff, Southern Co.
Edgar Smith, Stantec
Cassidy Sutherland, Stantec

Pace Analytical Services, LLC
9800 Kincey Ave. Suite 100
Huntersville, NC 28078
(704)875-9092

CERTIFICATIONS

Project: Bowen LF Cells 5-8 BG Event #5
Pace Project No.: 92716305

Pace Analytical Services Asheville
2225 Riverside Drive, Asheville, NC 28804
Florida/NELAP Certification #: E87648
North Carolina Drinking Water Certification #: 37712
North Carolina Wastewater Certification #: 40
South Carolina Laboratory ID: 99030
South Carolina Certification #: 99030001
Virginia/VELAP Certification #: 460222

Pace Analytical Services Peachtree Corners
110 Technology Pkwy, Peachtree Corners, GA 30092
Florida DOH Certification #: E87315
Georgia DW Inorganics Certification #: 812
North Carolina Certification #: 381
South Carolina Certification #: 98011001
Virginia Certification #: 460204

REPORT OF LABORATORY ANALYSIS

This report shall not be reproduced, except in full,
without the written consent of Pace Analytical Services, LLC.

Pace Analytical Services, LLC
9800 Kincey Ave. Suite 100
Huntersville, NC 28078
(704)875-9092

SAMPLE SUMMARY

Project: Bowen LF Cells 5-8 BG Event #5
Pace Project No.: 92716305

Lab ID	Sample ID	Matrix	Date Collected	Date Received
92716305001	**BOW-GWC-26**	Water	02/29/24 11:14	03/01/24 10:35
92716305002	**BOW-GWC-27**	Water	02/29/24 16:42	03/01/24 10:35
92716305003	**BOW-GWC-27R**	Water	02/29/24 15:07	03/01/24 10:35
92716305004	**BOW-GWC-29**	Water	02/29/24 11:32	03/01/24 10:35
92716305005	**BOW-GWC-32**	Water	02/29/24 17:34	03/01/24 10:35
92716305006	**BOW-GWA-34**	Water	02/29/24 13:06	03/01/24 10:35
92716305007	**BOW-GWA-34R**	Water	02/29/24 14:25	03/01/24 10:35
92716305008	**BOW-GWA-35**	Water	02/29/24 11:21	03/01/24 10:35
92716305009	**BOW-LF5-8-FD-01**	Water	02/29/24 00:00	03/01/24 10:35
92716305010	**BOW-LF5-8-FB-01**	Water	02/29/24 17:40	03/01/24 10:35
92716305011	**BOW-GWA-33R**	Water	03/04/24 11:18	03/05/24 09:20
92716305012	**BOW-GWA-57**	Water	03/04/24 13:11	03/05/24 09:20
92716305013	**BOW-LF5-8-FD-02**	Water	03/04/24 00:00	03/05/24 09:20
92716305014	**BOW-LF5-8-FB-02**	Water	03/04/24 14:41	03/05/24 09:20
92716305015	**BOW-LF5-8-EB-01**	Water	03/04/24 14:51	03/05/24 09:20
92716305016	**BOW-GWC-28**	Water	03/04/24 11:55	03/05/24 09:20
92716305017	**BOW-GWC-31R**	Water	03/04/24 11:20	03/05/24 09:20
92716305018	**BOW-GWC-29R**	Water	03/01/24 10:32	03/05/24 09:20
92716305019	**BOW-GWC-30**	Water	03/01/24 11:46	03/05/24 09:20
92716305020	**BOW-GWC-31**	Water	03/01/24 11:27	03/05/24 09:20

REPORT OF LABORATORY ANALYSIS

This report shall not be reproduced, except in full,
without the written consent of Pace Analytical Services, LLC.

Pace Analytical Services, LLC
9800 Kincey Ave. Suite 100
Huntersville, NC 28078
(704)875-9092

SAMPLE ANALYTE COUNT

Project: Bowen LF Cells 5-8 BG Event #5
Pace Project No.: 92716305

Lab ID	Sample ID	Method	Analysts	Analytes Reported
92716305001	**BOW-GWC-26**	EPA 6010D	AJM	7
		EPA 6020B	CW1	17
		EPA 7470A	VB	1
		SM 2320B-2011	SMS	3
		SM 2540C-2015	JAY	1
		EPA 300.0 Rev 2.1 1993	JCM	3
92716305002	**BOW-GWC-27**	EPA 6010D	AJM	7
		EPA 6020B	CW1	17
		EPA 7470A	VB	1
		SM 2320B-2011	SMS	3
		SM 2540C-2015	JAY	1
		EPA 300.0 Rev 2.1 1993	JCM	3
92716305003	**BOW-GWC-27R**	EPA 6010D	AJM	7
		EPA 6020B	CW1	17
		EPA 7470A	VB	1
		SM 2320B-2011	SMS	3
		SM 2540C-2015	JAY	1
		EPA 300.0 Rev 2.1 1993	JCM	3
92716305004	**BOW-GWC-29**	EPA 6010D	AJM	7
		EPA 6020B	CW1	17
		EPA 7470A	VB	1
		SM 2320B-2011	SMS	3
		SM 2540C-2015	JAY	1
		EPA 300.0 Rev 2.1 1993	JCM	3
92716305005	**BOW-GWC-32**	EPA 6010D	AJM	7
		EPA 6020B	CW1	17
		EPA 7470A	VB	1
		SM 2320B-2011	SMS	3
		SM 2540C-2015	JAY	1
		EPA 300.0 Rev 2.1 1993	JCM	3
92716305006	**BOW-GWA-34**	EPA 6010D	AJM	7
		EPA 6020B	CW1	17
		EPA 7470A	VB	1
		SM 2320B-2011	SMS	3
		SM 2540C-2015	JAY	1
		EPA 300.0 Rev 2.1 1993	JCM	3
92716305007	**BOW-GWA-34R**	EPA 6010D	AJM	7

REPORT OF LABORATORY ANALYSIS

This report shall not be reproduced, except in full,
without the written consent of Pace Analytical Services, LLC.

Pace Analytical Services, LLC
9800 Kincey Ave. Suite 100
Huntersville, NC 28078
(704)875-9092

SAMPLE ANALYTE COUNT

Project: Bowen LF Cells 5-8 BG Event #5
Pace Project No.: 92716305

Lab ID	Sample ID	Method	Analysts	Analytes Reported
		EPA 6020B	CW1	17
		EPA 7470A	VB	1
		SM 2320B-2011	SMS	3
		SM 2540C-2015	JAY	1
		EPA 300.0 Rev 2.1 1993	JCM	3
92716305008	**BOW-GWA-35**	EPA 6010D	AJM	7
		EPA 6020B	CW1	17
		EPA 7470A	VB	1
		SM 2320B-2011	SMS	3
		SM 2540C-2015	JAY	1
		EPA 300.0 Rev 2.1 1993	JCM	3
92716305009	**BOW-LF5-8-FD-01**	EPA 6010D	AJM	7
		EPA 6020B	CW1	17
		EPA 7470A	VB	1
		SM 2320B-2011	SMS	3
		SM 2540C-2015	JAY	1
		EPA 300.0 Rev 2.1 1993	JCM	3
92716305010	**BOW-LF5-8-FB-01**	EPA 6010D	AJM	7
		EPA 6020B	CW1	17
		EPA 7470A	VB	1
		SM 2320B-2011	SMS	3
		SM 2540C-2015	JAY	1
		EPA 300.0 Rev 2.1 1993	JCM	3
92716305011	**BOW-GWA-33R**	EPA 6010D	DRB	7
		EPA 6020B	CW1	17
		EPA 7470A	VB	1
		SM 2320B-2011	SMS	3
		SM 2540C-2015	JAY	1
		EPA 300.0 Rev 2.1 1993	CDC	3
92716305012	**BOW-GWA-57**	EPA 6010D	DRB	7
		EPA 6020B	CW1	17
		EPA 7470A	VB	1
		SM 2320B-2011	SMS	3
		SM 2540C-2015	JAY	1
		EPA 300.0 Rev 2.1 1993	CDC	3
92716305013	**BOW-LF5-8-FD-02**	EPA 6010D	DRB	7
		EPA 6020B	CW1	17

This report shall not be reproduced, except in full,
without the written consent of Pace Analytical Services, LLC.

Pace Analytical Services, LLC
9800 Kincey Ave. Suite 100
Huntersville, NC 28078
(704)875-9092

SAMPLE ANALYTE COUNT

Project: Bowen LF Cells 5-8 BG Event #5
Pace Project No.: 92716305

Lab ID	Sample ID	Method	Analysts	Analytes Reported
		EPA 7470A	VB	1
		SM 2320B-2011	SMS	3
		SM 2540C-2015	JAY	1
		EPA 300.0 Rev 2.1 1993	CDC	3
92716305014	**BOW-LF5-8-FB-02**	EPA 6010D	DRB	7
		EPA 6020B	CW1	17
		EPA 7470A	VB	1
		SM 2320B-2011	SMS	3
		SM 2540C-2015	JAY	1
		EPA 300.0 Rev 2.1 1993	CDC	3
92716305015	**BOW-LF5-8-EB-01**	EPA 6010D	DRB	7
		EPA 6020B	CW1	17
		EPA 7470A	VB	1
		SM 2320B-2011	SMS	3
		SM 2540C-2015	JAY	1
		EPA 300.0 Rev 2.1 1993	CDC	3
92716305016	**BOW-GWC-28**	EPA 6010D	AJM, DRB	7
		EPA 6020B	CW1, MT1	17
		EPA 7470A	VB	1
		SM 2320B-2011	SMS	3
		SM 2540C-2015	JAY	1
		EPA 300.0 Rev 2.1 1993	CDC	3
92716305017	**BOW-GWC-31R**	EPA 6010D	AJM, DRB	7
		EPA 6020B	CW1, MT1	17
		EPA 7470A	VB	1
		SM 2320B-2011	SMS	3
		SM 2540C-2015	JAY	1
		EPA 300.0 Rev 2.1 1993	CDC	3
92716305018	**BOW-GWC-29R**	EPA 6010D	AJM, DRB	7
		EPA 6020B	CW1, MT1	17
		EPA 7470A	VB	1
		SM 2320B-2011	SMS	3
		SM 2540C-2015	RVS	1
		EPA 300.0 Rev 2.1 1993	CDC	3
92716305019	**BOW-GWC-30**	EPA 6010D	AJM, DRB	7
		EPA 6020B	CW1, MT1	17
		EPA 7470A	VB	1

This report shall not be reproduced, except in full,
without the written consent of Pace Analytical Services, LLC.

Pace Analytical Services, LLC
9800 Kincey Ave. Suite 100
Huntersville, NC 28078
(704)875-9092

SAMPLE ANALYTE COUNT

Project: Bowen LF Cells 5-8 BG Event #5
Pace Project No.: 92716305

Lab ID	Sample ID	Method	Analysts	Analytes Reported
		SM 2320B-2011	SMS	3
		SM 2540C-2015	RVS	1
		EPA 300.0 Rev 2.1 1993	CDC	3
92716305020	**BOW-GWC-31**	EPA 6010D	AJM, DRB	7
		EPA 6020B	CW1, MT1	17
		EPA 7470A	VB	1
		SM 2320B-2011	SMS	3
		SM 2540C-2015	RVS	1
		EPA 300.0 Rev 2.1 1993	CDC	3

PASI-A = Pace Analytical Services - Asheville
PASI-GA = Pace Analytical Services - Peachtree Corners, GA

This report shall not be reproduced, except in full,
without the written consent of Pace Analytical Services, LLC.

Pace Analytical Services, LLC
9800 Kincey Ave. Suite 100
Huntersville, NC 28078
(704)875-9092

SUMMARY OF DETECTION

Project: Bowen LF Cells 5-8 BG Event #5
Pace Project No.: 92716305

Lab Sample ID / Method	Client Sample ID / Parameters	Result	Units	Report Limit	Analyzed	Qualifiers
92716305001	**BOW-GWC-26**					
EPA 6010D	Zinc	0.033	mg/L	0.020	03/05/24 16:47	
EPA 6010D	Potassium	1.8	mg/L	0.50	03/05/24 16:47	
EPA 6010D	Sodium	3.0	mg/L	1.0	03/05/24 16:47	
EPA 6010D	Calcium	78.7	mg/L	1.0	03/05/24 16:47	
EPA 6010D	Magnesium	29.7	mg/L	0.050	03/05/24 16:47	
EPA 6020B	Barium	0.031	mg/L	0.0050	03/11/24 15:57	
EPA 6020B	Boron	0.071	mg/L	0.040	03/11/24 15:57	
EPA 6020B	Molybdenum	0.0012J	mg/L	0.010	03/11/24 15:57	
EPA 6020B	Selenium	0.0044J	mg/L	0.0050	03/11/24 15:57	
SM 2320B-2011	Alkalinity,Bicarbonate (CaCO3)	230	mg/L	5.0	03/07/24 21:31	
SM 2320B-2011	Alkalinity, Total as CaCO3	230	mg/L	5.0	03/07/24 21:31	
SM 2540C-2015	Total Dissolved Solids	358	mg/L	25.0	03/05/24 10:51	
EPA 300.0 Rev 2.1 1993	Chloride	11.1	mg/L	1.0	03/03/24 16:54	
EPA 300.0 Rev 2.1 1993	Sulfate	89.1	mg/L	1.0	03/03/24 16:54	
92716305002	**BOW-GWC-27**					
EPA 6010D	Zinc	0.057	mg/L	0.020	03/05/24 16:56	
EPA 6010D	Potassium	0.66	mg/L	0.50	03/05/24 16:56	
EPA 6010D	Sodium	1.5	mg/L	1.0	03/05/24 16:56	
EPA 6010D	Calcium	36.5	mg/L	1.0	03/05/24 16:56	
EPA 6010D	Magnesium	18.8	mg/L	0.050	03/05/24 16:56	
EPA 6020B	Arsenic	0.00097J	mg/L	0.0050	03/11/24 16:01	
EPA 6020B	Barium	0.017	mg/L	0.0050	03/11/24 16:01	
EPA 6020B	Molybdenum	0.0016J	mg/L	0.010	03/11/24 16:01	
SM 2320B-2011	Alkalinity,Bicarbonate (CaCO3)	153	mg/L	5.0	03/07/24 21:38	
SM 2320B-2011	Alkalinity, Total as CaCO3	153	mg/L	5.0	03/07/24 21:38	
SM 2540C-2015	Total Dissolved Solids	174	mg/L	25.0	03/05/24 10:51	
EPA 300.0 Rev 2.1 1993	Chloride	2.9	mg/L	1.0	03/03/24 17:09	
EPA 300.0 Rev 2.1 1993	Sulfate	17.8	mg/L	1.0	03/03/24 17:09	
92716305003	**BOW-GWC-27R**					
EPA 6010D	Calcium	30.9	mg/L	1.0	03/05/24 16:59	
EPA 6010D	Iron	0.21	mg/L	0.040	03/05/24 16:59	
EPA 6010D	Magnesium	16.6	mg/L	0.050	03/05/24 16:59	
EPA 6010D	Manganese	0.040	mg/L	0.040	03/05/24 16:59	
EPA 6010D	Potassium	0.68	mg/L	0.50	03/05/24 16:59	
EPA 6010D	Sodium	6.0	mg/L	1.0	03/05/24 16:59	
EPA 6020B	Antimony	0.0013J	mg/L	0.0030	03/11/24 16:06	
EPA 6020B	Arsenic	0.0010J	mg/L	0.0050	03/11/24 16:06	
EPA 6020B	Barium	0.015	mg/L	0.0050	03/11/24 16:06	
EPA 6020B	Copper	0.00054J	mg/L	0.0050	03/11/24 16:06	
EPA 6020B	Molybdenum	0.0036J	mg/L	0.010	03/11/24 16:06	
SM 2320B-2011	Alkalinity,Bicarbonate (CaCO3)	160	mg/L	5.0	03/07/24 21:45	
SM 2320B-2011	Alkalinity, Total as CaCO3	160	mg/L	5.0	03/07/24 21:45	
SM 2540C-2015	Total Dissolved Solids	146	mg/L	25.0	03/05/24 10:51	
EPA 300.0 Rev 2.1 1993	Chloride	2.7	mg/L	1.0	03/03/24 17:24	
EPA 300.0 Rev 2.1 1993	Fluoride	0.071J	mg/L	0.10	03/03/24 17:24	
EPA 300.0 Rev 2.1 1993	Sulfate	1.6	mg/L	1.0	03/03/24 17:24	

REPORT OF LABORATORY ANALYSIS

This report shall not be reproduced, except in full,
without the written consent of Pace Analytical Services, LLC.

Pace Analytical Services, LLC
9800 Kincey Ave. Suite 100
Huntersville, NC 28078
(704)875-9092

SUMMARY OF DETECTION

Project: Bowen LF Cells 5-8 BG Event #5
Pace Project No.: 92716305

Lab Sample ID / Method	Client Sample ID / Parameters	Result	Units	Report Limit	Analyzed	Qualifiers
92716305004	**BOW-GWC-29**					
EPA 6010D	Iron	0.24	mg/L	0.040	03/05/24 17:11	
EPA 6010D	Manganese	0.033J	mg/L	0.040	03/05/24 17:11	
EPA 6010D	Potassium	0.76	mg/L	0.50	03/05/24 17:11	
EPA 6010D	Sodium	1.5	mg/L	1.0	03/05/24 17:11	
EPA 6010D	Calcium	36.6	mg/L	1.0	03/05/24 17:11	
EPA 6010D	Magnesium	20.0	mg/L	0.050	03/05/24 17:11	
EPA 6020B	Barium	0.035	mg/L	0.0050	03/11/24 16:10	
EPA 6020B	Molybdenum	0.0020J	mg/L	0.010	03/11/24 16:10	
SM 2320B-2011	Alkalinity,Bicarbonate (CaCO3)	177	mg/L	5.0	03/07/24 16:06	
SM 2320B-2011	Alkalinity, Total as CaCO3	177	mg/L	5.0	03/07/24 16:06	
SM 2540C-2015	Total Dissolved Solids	170	mg/L	25.0	03/05/24 10:51	
EPA 300.0 Rev 2.1 1993	Chloride	2.7	mg/L	1.0	03/03/24 17:38	
EPA 300.0 Rev 2.1 1993	Fluoride	0.054J	mg/L	0.10	03/03/24 17:38	
EPA 300.0 Rev 2.1 1993	Sulfate	1.2	mg/L	1.0	03/03/24 17:38	
92716305005	**BOW-GWC-32**					
EPA 6010D	Iron	3.2	mg/L	0.040	03/05/24 17:16	
EPA 6010D	Manganese	0.18	mg/L	0.040	03/05/24 17:16	
EPA 6010D	Zinc	0.045	mg/L	0.020	03/05/24 17:16	
EPA 6010D	Potassium	1.1	mg/L	0.50	03/05/24 17:16	
EPA 6010D	Sodium	2.6	mg/L	1.0	03/05/24 17:16	
EPA 6010D	Calcium	50.9	mg/L	1.0	03/05/24 17:16	
EPA 6010D	Magnesium	25.3	mg/L	0.050	03/05/24 17:16	
EPA 6020B	Arsenic	0.0040J	mg/L	0.0050	03/11/24 16:14	
EPA 6020B	Barium	0.038	mg/L	0.0050	03/11/24 16:14	
EPA 6020B	Cobalt	0.00069J	mg/L	0.0050	03/11/24 16:14	
EPA 6020B	Lithium	0.038	mg/L	0.030	03/11/24 16:14	
EPA 6020B	Molybdenum	0.021	mg/L	0.010	03/11/24 16:14	
SM 2320B-2011	Alkalinity,Bicarbonate (CaCO3)	249	mg/L	5.0	03/07/24 17:28	
SM 2320B-2011	Alkalinity, Total as CaCO3	249	mg/L	5.0	03/07/24 17:28	
SM 2540C-2015	Total Dissolved Solids	228	mg/L	25.0	03/05/24 10:51	
EPA 300.0 Rev 2.1 1993	Chloride	4.0	mg/L	1.0	03/03/24 17:53	
EPA 300.0 Rev 2.1 1993	Sulfate	1.3	mg/L	1.0	03/03/24 17:53	
92716305006	**BOW-GWA-34**					
EPA 6010D	Iron	7.7	mg/L	0.040	03/05/24 17:18	
EPA 6010D	Manganese	0.30	mg/L	0.040	03/05/24 17:18	
EPA 6010D	Zinc	0.020	mg/L	0.020	03/05/24 17:18	
EPA 6010D	Potassium	0.54	mg/L	0.50	03/05/24 17:18	
EPA 6010D	Sodium	2.7	mg/L	1.0	03/05/24 17:18	
EPA 6010D	Calcium	21.1	mg/L	1.0	03/05/24 17:18	
EPA 6010D	Magnesium	11.8	mg/L	0.050	03/05/24 17:18	
EPA 6020B	Barium	0.029	mg/L	0.0050	03/11/24 16:18	
EPA 6020B	Cadmium	0.00017J	mg/L	0.00050	03/11/24 16:18	
EPA 6020B	Cobalt	0.014	mg/L	0.0050	03/11/24 16:18	
EPA 6020B	Lithium	0.0019J	mg/L	0.030	03/11/24 16:18	
EPA 6020B	Nickel	0.0078	mg/L	0.0050	03/11/24 16:18	
SM 2320B-2011	Alkalinity,Bicarbonate (CaCO3)	104	mg/L	5.0	03/07/24 16:24	

REPORT OF LABORATORY ANALYSIS

This report shall not be reproduced, except in full,
without the written consent of Pace Analytical Services, LLC.

Pace Analytical Services, LLC
9800 Kincey Ave. Suite 100
Huntersville, NC 28078
(704)875-9092

SUMMARY OF DETECTION

Project: Bowen LF Cells 5-8 BG Event #5
Pace Project No.: 92716305

Lab Sample ID / Method	Client Sample ID / Parameters	Result	Units	Report Limit	Analyzed	Qualifiers
92716305006	**BOW-GWA-34**					
SM 2320B-2011	Alkalinity, Total as CaCO3	104	mg/L	5.0	03/07/24 16:24	
SM 2540C-2015	Total Dissolved Solids	100	mg/L	25.0	03/05/24 10:51	
EPA 300.0 Rev 2.1 1993	Chloride	5.1	mg/L	1.0	03/03/24 18:08	
EPA 300.0 Rev 2.1 1993	Sulfate	0.77J	mg/L	1.0	03/03/24 18:08	
92716305007	**BOW-GWA-34R**					
EPA 6010D	Iron	0.73	mg/L	0.040	03/05/24 17:20	
EPA 6010D	Manganese	0.48	mg/L	0.040	03/05/24 17:20	
EPA 6010D	Potassium	0.49J	mg/L	0.50	03/05/24 17:20	
EPA 6010D	Sodium	2.0	mg/L	1.0	03/05/24 17:20	
EPA 6010D	Calcium	42.7	mg/L	1.0	03/05/24 17:20	
EPA 6010D	Magnesium	24.6	mg/L	0.050	03/05/24 17:20	
EPA 6020B	Barium	0.018	mg/L	0.0050	03/11/24 16:22	
EPA 6020B	Cobalt	0.0025J	mg/L	0.0050	03/11/24 16:22	
SM 2320B-2011	Alkalinity,Bicarbonate (CaCO3)	225	mg/L	5.0	03/07/24 17:35	
SM 2320B-2011	Alkalinity, Total as CaCO3	225	mg/L	5.0	03/07/24 17:35	
SM 2540C-2015	Total Dissolved Solids	194	mg/L	25.0	03/05/24 10:51	
EPA 300.0 Rev 2.1 1993	Chloride	4.8	mg/L	1.0	03/03/24 19:22	
EPA 300.0 Rev 2.1 1993	Sulfate	2.2	mg/L	1.0	03/03/24 19:22	
92716305008	**BOW-GWA-35**					
EPA 6010D	Potassium	1.6	mg/L	0.50	03/05/24 17:23	
EPA 6010D	Sodium	4.2	mg/L	1.0	03/05/24 17:23	
EPA 6010D	Calcium	52.1	mg/L	1.0	03/05/24 17:23	
EPA 6010D	Magnesium	29.0	mg/L	0.050	03/05/24 17:23	
EPA 6020B	Barium	0.023	mg/L	0.0050	03/11/24 16:26	
EPA 6020B	Molybdenum	0.00088J	mg/L	0.010	03/11/24 16:26	
SM 2320B-2011	Alkalinity,Bicarbonate (CaCO3)	253	mg/L	5.0	03/07/24 17:42	
SM 2320B-2011	Alkalinity, Total as CaCO3	253	mg/L	5.0	03/07/24 17:42	
SM 2540C-2015	Total Dissolved Solids	240	mg/L	25.0	03/05/24 10:51	
EPA 300.0 Rev 2.1 1993	Chloride	4.7	mg/L	1.0	03/03/24 20:06	
EPA 300.0 Rev 2.1 1993	Fluoride	0.057J	mg/L	0.10	03/03/24 20:06	
EPA 300.0 Rev 2.1 1993	Sulfate	7.1	mg/L	1.0	03/03/24 20:06	
92716305009	**BOW-LF5-8-FD-01**					
EPA 6010D	Potassium	1.8	mg/L	0.50	03/05/24 17:31	
EPA 6010D	Sodium	3.0	mg/L	1.0	03/05/24 17:31	
EPA 6010D	Calcium	78.0	mg/L	1.0	03/05/24 17:31	
EPA 6010D	Magnesium	29.5	mg/L	0.050	03/05/24 17:31	
EPA 6020B	Antimony	0.0026J	mg/L	0.0030	03/11/24 17:20	
EPA 6020B	Barium	0.032	mg/L	0.0050	03/11/24 17:20	
EPA 6020B	Boron	0.071	mg/L	0.040	03/11/24 17:20	
EPA 6020B	Molybdenum	0.0012J	mg/L	0.010	03/11/24 17:20	
EPA 6020B	Selenium	0.0042J	mg/L	0.0050	03/11/24 17:20	
SM 2320B-2011	Alkalinity,Bicarbonate (CaCO3)	234	mg/L	5.0	03/07/24 17:49	
SM 2320B-2011	Alkalinity, Total as CaCO3	234	mg/L	5.0	03/07/24 17:49	
SM 2540C-2015	Total Dissolved Solids	368	mg/L	25.0	03/05/24 10:51	
EPA 300.0 Rev 2.1 1993	Chloride	11.0	mg/L	1.0	03/03/24 20:21	
EPA 300.0 Rev 2.1 1993	Sulfate	89.5	mg/L	1.0	03/03/24 20:21	

REPORT OF LABORATORY ANALYSIS

This report shall not be reproduced, except in full,
without the written consent of Pace Analytical Services, LLC.

Pace Analytical Services, LLC
9800 Kincey Ave. Suite 100
Huntersville, NC 28078
(704)875-9092

SUMMARY OF DETECTION

Project: Bowen LF Cells 5-8 BG Event #5
Pace Project No.: 92716305

Lab Sample ID / Method	Client Sample ID / Parameters	Result	Units	Report Limit	Analyzed	Qualifiers
92716305010	**BOW-LF5-8-FB-01**					
EPA 6020B	Antimony	0.00064J	mg/L	0.0030	03/11/24 17:24	
92716305011	**BOW-GWA-33R**					
EPA 6010D	Potassium	0.37J	mg/L	0.50	03/12/24 15:47	
EPA 6010D	Sodium	2.0	mg/L	1.0	03/12/24 15:47	
EPA 6010D	Calcium	31.8	mg/L	1.0	03/08/24 20:08	
EPA 6010D	Magnesium	13.7	mg/L	0.050	03/08/24 20:08	
EPA 6020B	Barium	0.0015J	mg/L	0.0050	03/13/24 14:48	
EPA 6020B	Molybdenum	0.00066J	mg/L	0.010	03/13/24 14:48	
SM 2320B-2011	Alkalinity,Bicarbonate (CaCO3)	128	mg/L	5.0	03/14/24 14:31	
SM 2320B-2011	Alkalinity, Total as CaCO3	128	mg/L	5.0	03/14/24 14:31	
SM 2540C-2015	Total Dissolved Solids	136	mg/L	25.0	03/07/24 11:41	
EPA 300.0 Rev 2.1 1993	Chloride	2.7	mg/L	1.0	03/06/24 00:56	
EPA 300.0 Rev 2.1 1993	Sulfate	0.74J	mg/L	1.0	03/06/24 00:56	
92716305012	**BOW-GWA-57**					
EPA 6010D	Iron	0.11	mg/L	0.040	03/08/24 20:11	
EPA 6010D	Manganese	0.16	mg/L	0.040	03/08/24 20:11	
EPA 6010D	Calcium	36.7	mg/L	1.0	03/08/24 20:11	
EPA 6010D	Magnesium	20.6	mg/L	0.050	03/08/24 20:11	
EPA 6010D	Potassium	0.40J	mg/L	0.50	03/12/24 15:49	
EPA 6010D	Sodium	2.1	mg/L	1.0	03/12/24 15:49	
EPA 6020B	Barium	0.0054	mg/L	0.0050	03/13/24 15:05	
EPA 6020B	Boron	0.014J	mg/L	0.040	03/13/24 15:05	
EPA 6020B	Cobalt	0.00072J	mg/L	0.0050	03/13/24 15:05	
EPA 6020B	Copper	0.0018J	mg/L	0.0050	03/13/24 15:05	
EPA 6020B	Lead	0.00021J	mg/L	0.0010	03/13/24 15:05	
SM 2320B-2011	Alkalinity,Bicarbonate (CaCO3)	176	mg/L	5.0	03/14/24 14:40	
SM 2320B-2011	Alkalinity, Total as CaCO3	176	mg/L	5.0	03/14/24 14:40	
SM 2540C-2015	Total Dissolved Solids	177	mg/L	25.0	03/07/24 11:41	
EPA 300.0 Rev 2.1 1993	Chloride	2.8	mg/L	1.0	03/06/24 01:11	
EPA 300.0 Rev 2.1 1993	Sulfate	2.4	mg/L	1.0	03/06/24 01:11	
92716305013	**BOW-LF5-8-FD-02**					
EPA 6010D	Iron	0.051	mg/L	0.040	03/08/24 20:13	
EPA 6010D	Calcium	38.8	mg/L	1.0	03/08/24 20:13	
EPA 6010D	Magnesium	21.1	mg/L	0.050	03/08/24 20:13	
EPA 6010D	Potassium	0.84	mg/L	0.50	03/12/24 15:52	
EPA 6010D	Sodium	2.0	mg/L	1.0	03/12/24 15:52	
EPA 6020B	Barium	0.026	mg/L	0.0050	03/13/24 15:09	
EPA 6020B	Molybdenum	0.0016J	mg/L	0.010	03/13/24 15:09	
SM 2320B-2011	Alkalinity,Bicarbonate (CaCO3)	175	mg/L	5.0	03/14/24 15:01	
SM 2320B-2011	Alkalinity, Total as CaCO3	175	mg/L	5.0	03/14/24 15:01	
SM 2540C-2015	Total Dissolved Solids	179	mg/L	25.0	03/07/24 11:41	
EPA 300.0 Rev 2.1 1993	Chloride	3.3	mg/L	1.0	03/06/24 01:26	
EPA 300.0 Rev 2.1 1993	Sulfate	1.3	mg/L	1.0	03/06/24 01:26	
92716305016	**BOW-GWC-28**					
EPA 6010D	Sodium	13.1	mg/L	1.0	03/13/24 14:09	

REPORT OF LABORATORY ANALYSIS

This report shall not be reproduced, except in full,
without the written consent of Pace Analytical Services, LLC.

Pace Analytical Services, LLC
9800 Kincey Ave. Suite 100
Huntersville, NC 28078
(704)875-9092

SUMMARY OF DETECTION

Project: Bowen LF Cells 5-8 BG Event #5
Pace Project No.: 92716305

Lab Sample ID / Method	Client Sample ID / Parameters	Result	Units	Report Limit	Analyzed	Qualifiers
92716305016	**BOW-GWC-28**					
EPA 6010D	Iron	0.12	mg/L	0.040	03/08/24 20:38	
EPA 6010D	Manganese	0.027J	mg/L	0.040	03/08/24 20:38	
EPA 6010D	Potassium	1.3	mg/L	0.50	03/08/24 20:38	
EPA 6010D	Calcium	34.0	mg/L	1.0	03/08/24 20:38	
EPA 6010D	Magnesium	19.0	mg/L	0.050	03/08/24 20:38	
EPA 6020B	Barium	0.012	mg/L	0.0050	03/13/24 15:45	
EPA 6020B	Molybdenum	0.025	mg/L	0.010	03/13/24 15:45	
SM 2320B-2011	Alkalinity,Bicarbonate (CaCO3)	153	mg/L	5.0	03/14/24 15:20	
SM 2320B-2011	Alkalinity, Total as CaCO3	153	mg/L	5.0	03/14/24 15:20	
SM 2540C-2015	Total Dissolved Solids	180	mg/L	25.0	03/07/24 11:41	
EPA 300.0 Rev 2.1 1993	Chloride	5.0	mg/L	1.0	03/06/24 02:10	
EPA 300.0 Rev 2.1 1993	Fluoride	0.085J	mg/L	0.10	03/06/24 02:10	
EPA 300.0 Rev 2.1 1993	Sulfate	14.6	mg/L	1.0	03/06/24 02:10	
92716305017	**BOW-GWC-31R**					
EPA 6010D	Sodium	2.3	mg/L	1.0	03/13/24 14:14	
EPA 6010D	Iron	0.046	mg/L	0.040	03/08/24 20:41	
EPA 6010D	Potassium	0.92	mg/L	0.50	03/08/24 20:41	
EPA 6010D	Calcium	39.5	mg/L	1.0	03/08/24 20:41	
EPA 6010D	Magnesium	20.6	mg/L	0.050	03/08/24 20:41	
EPA 6020B	Barium	0.027	mg/L	0.0050	03/13/24 15:49	
EPA 6020B	Molybdenum	0.0017J	mg/L	0.010	03/13/24 15:49	
SM 2320B-2011	Alkalinity,Bicarbonate (CaCO3)	178	mg/L	5.0	03/14/24 15:30	
SM 2320B-2011	Alkalinity, Total as CaCO3	178	mg/L	5.0	03/14/24 15:30	
SM 2540C-2015	Total Dissolved Solids	180	mg/L	25.0	03/07/24 11:42	
EPA 300.0 Rev 2.1 1993	Chloride	3.3	mg/L	1.0	03/06/24 02:25	
EPA 300.0 Rev 2.1 1993	Sulfate	1.3	mg/L	1.0	03/06/24 02:25	
92716305018	**BOW-GWC-29R**					
EPA 6010D	Potassium	0.97	mg/L	0.50	03/08/24 20:43	
EPA 6010D	Calcium	34.7	mg/L	1.0	03/08/24 20:43	
EPA 6010D	Magnesium	17.7	mg/L	0.050	03/08/24 20:43	
EPA 6010D	Sodium	2.3	mg/L	1.0	03/13/24 14:18	
EPA 6020B	Barium	0.014	mg/L	0.0050	03/13/24 15:53	
EPA 6020B	Lithium	0.0019J	mg/L	0.030	03/13/24 15:53	
EPA 6020B	Molybdenum	0.017	mg/L	0.010	03/13/24 15:53	
SM 2320B-2011	Alkalinity,Bicarbonate (CaCO3)	149	mg/L	5.0	03/08/24 18:39	
SM 2320B-2011	Alkalinity, Total as CaCO3	149	mg/L	5.0	03/08/24 18:39	
SM 2540C-2015	Total Dissolved Solids	158	mg/L	25.0	03/06/24 00:07	
EPA 300.0 Rev 2.1 1993	Chloride	2.3	mg/L	1.0	03/06/24 02:40	
EPA 300.0 Rev 2.1 1993	Fluoride	0.067J	mg/L	0.10	03/06/24 02:40	
EPA 300.0 Rev 2.1 1993	Sulfate	4.3	mg/L	1.0	03/06/24 02:40	
92716305019	**BOW-GWC-30**					
EPA 6010D	Iron	0.029J	mg/L	0.040	03/08/24 20:46	
EPA 6010D	Potassium	1.3	mg/L	0.50	03/08/24 20:46	
EPA 6010D	Calcium	49.5	mg/L	1.0	03/08/24 20:46	
EPA 6010D	Magnesium	25.1	mg/L	0.050	03/08/24 20:46	
EPA 6010D	Sodium	2.1	mg/L	1.0	03/13/24 14:23	

REPORT OF LABORATORY ANALYSIS

This report shall not be reproduced, except in full,
without the written consent of Pace Analytical Services, LLC.

Pace Analytical Services, LLC
9800 Kincey Ave. Suite 100
Huntersville, NC 28078
(704)875-9092

SUMMARY OF DETECTION

Project: Bowen LF Cells 5-8 BG Event #5
Pace Project No.: 92716305

Lab Sample ID / Method	Client Sample ID / Parameters	Result	Units	Report Limit	Analyzed	Qualifiers
92716305019	**BOW-GWC-30**					
EPA 6020B	Barium	0.020	mg/L	0.0050	03/13/24 15:57	
EPA 6020B	Molybdenum	0.034	mg/L	0.010	03/13/24 15:57	
SM 2320B-2011	Alkalinity,Bicarbonate (CaCO3)	224	mg/L	5.0	03/09/24 06:44	
SM 2320B-2011	Alkalinity, Total as CaCO3	224	mg/L	5.0	03/09/24 06:44	
SM 2540C-2015	Total Dissolved Solids	226	mg/L	25.0	03/06/24 00:07	
EPA 300.0 Rev 2.1 1993	Chloride	3.0	mg/L	1.0	03/06/24 02:55	
EPA 300.0 Rev 2.1 1993	Fluoride	0.087J	mg/L	0.10	03/06/24 02:55	
EPA 300.0 Rev 2.1 1993	Sulfate	5.3	mg/L	1.0	03/06/24 02:55	
92716305020	**BOW-GWC-31**					
EPA 6010D	Iron	0.75	mg/L	0.040	03/08/24 20:49	
EPA 6010D	Manganese	0.21	mg/L	0.040	03/08/24 20:49	
EPA 6010D	Potassium	0.97	mg/L	0.50	03/08/24 20:49	
EPA 6010D	Calcium	39.5	mg/L	1.0	03/08/24 20:49	
EPA 6010D	Magnesium	25.5	mg/L	0.050	03/08/24 20:49	
EPA 6010D	Sodium	2.0	mg/L	1.0	03/13/24 14:28	
EPA 6020B	Barium	0.072	mg/L	0.0050	03/13/24 16:01	
EPA 6020B	Cobalt	0.00066J	mg/L	0.0050	03/13/24 16:01	
EPA 6020B	Molybdenum	0.010	mg/L	0.010	03/13/24 16:01	
SM 2320B-2011	Alkalinity,Bicarbonate (CaCO3)	214	mg/L	5.0	03/09/24 06:51	
SM 2320B-2011	Alkalinity, Total as CaCO3	214	mg/L	5.0	03/09/24 06:51	
SM 2540C-2015	Total Dissolved Solids	206	mg/L	25.0	03/06/24 00:07	
EPA 300.0 Rev 2.1 1993	Chloride	3.6	mg/L	1.0	03/06/24 03:10	
EPA 300.0 Rev 2.1 1993	Fluoride	0.056J	mg/L	0.10	03/06/24 03:10	
EPA 300.0 Rev 2.1 1993	Sulfate	3.3	mg/L	1.0	03/06/24 03:10	

REPORT OF LABORATORY ANALYSIS

This report shall not be reproduced, except in full,
without the written consent of Pace Analytical Services, LLC.

Pace Analytical Services, LLC
9800 Kincey Ave. Suite 100
Huntersville, NC 28078
(704)875-9092

ANALYTICAL RESULTS

Project: Bowen LF Cells 5-8 BG Event #5
Pace Project No.: 92716305

Sample: BOW-GWC-26 **Lab ID: 92716305001** Collected: 02/29/24 11:14 Received: 03/01/24 10:35 Matrix: Water

Parameters	Results	Units	Report Limit	MDL	DF	Prepared	Analyzed	CAS No.	Qual
6010D ATL ICP	Analytical Method: EPA 6010D Preparation Method: EPA 3010A Pace Analytical Services - Peachtree Corners, GA								
Iron	ND	mg/L	0.040	0.025	1	03/01/24 18:18	03/05/24 16:47	7439-89-6	
Manganese	ND	mg/L	0.040	0.011	1	03/01/24 18:18	03/05/24 16:47	7439-96-5	
Zinc	**0.033**	mg/L	0.020	0.0085	1	03/01/24 18:18	03/05/24 16:47	7440-66-6	
Potassium	**1.8**	mg/L	0.50	0.15	1	03/01/24 18:18	03/05/24 16:47	7440-09-7	
Sodium	**3.0**	mg/L	1.0	0.58	1	03/01/24 18:18	03/05/24 16:47	7440-23-5	
Calcium	**78.7**	mg/L	1.0	0.12	1	03/01/24 18:18	03/05/24 16:47	7440-70-2	
Magnesium	**29.7**	mg/L	0.050	0.012	1	03/01/24 18:18	03/05/24 16:47	7439-95-4	
6020 MET ICPMS	Analytical Method: EPA 6020B Preparation Method: EPA 3005A Pace Analytical Services - Peachtree Corners, GA								
Antimony	ND	mg/L	0.0030	0.00054	1	03/02/24 06:27	03/11/24 15:57	7440-36-0	
Arsenic	ND	mg/L	0.0050	0.00084	1	03/02/24 06:27	03/11/24 15:57	7440-38-2	
Barium	**0.031**	mg/L	0.0050	0.00047	1	03/02/24 06:27	03/11/24 15:57	7440-39-3	
Beryllium	ND	mg/L	0.00050	0.000094	1	03/02/24 06:27	03/11/24 15:57	7440-41-7	
Boron	**0.071**	mg/L	0.040	0.012	1	03/02/24 06:27	03/11/24 15:57	7440-42-8	
Cadmium	ND	mg/L	0.00050	0.00010	1	03/02/24 06:27	03/11/24 15:57	7440-43-9	
Chromium	ND	mg/L	0.0050	0.0019	1	03/02/24 06:27	03/11/24 15:57	7440-47-3	
Cobalt	ND	mg/L	0.0050	0.00032	1	03/02/24 06:27	03/11/24 15:57	7440-48-4	
Copper	ND	mg/L	0.0050	0.00043	1	03/02/24 06:27	03/11/24 15:57	7440-50-8	
Lead	ND	mg/L	0.0010	0.00016	1	03/02/24 06:27	03/11/24 15:57	7439-92-1	
Lithium	ND	mg/L	0.030	0.0016	1	03/02/24 06:27	03/11/24 15:57	7439-93-2	
Molybdenum	**0.0012J**	mg/L	0.010	0.00062	1	03/02/24 06:27	03/11/24 15:57	7439-98-7	
Nickel	ND	mg/L	0.0050	0.0021	1	03/02/24 06:27	03/11/24 15:57	7440-02-0	
Selenium	**0.0044J**	mg/L	0.0050	0.00096	1	03/02/24 06:27	03/11/24 15:57	7782-49-2	
Silver	ND	mg/L	0.0050	0.00031	1	03/02/24 06:27	03/11/24 15:57	7440-22-4	
Thallium	ND	mg/L	0.0010	0.00038	1	03/02/24 06:27	03/11/24 15:57	7440-28-0	
Vanadium	ND	mg/L	0.010	0.00075	1	03/02/24 06:27	03/11/24 15:57	7440-62-2	
7470 Mercury	Analytical Method: EPA 7470A Preparation Method: EPA 7470A Pace Analytical Services - Peachtree Corners, GA								
Mercury	ND	mg/L	0.00020	0.00013	1	03/15/24 08:00	03/15/24 11:20	7439-97-6	
2320B Alkalinity	Analytical Method: SM 2320B-2011 Pace Analytical Services - Asheville								
Alkalinity,Bicarbonate (CaCO3)	**230**	mg/L	5.0	5.0	1		03/07/24 21:31		
Alkalinity,Carbonate (CaCO3)	ND	mg/L	5.0	5.0	1		03/07/24 21:31		
Alkalinity, Total as CaCO3	**230**	mg/L	5.0	5.0	1		03/07/24 21:31		
2540C Total Dissolved Solids	Analytical Method: SM 2540C-2015 Pace Analytical Services - Asheville								
Total Dissolved Solids	**358**	mg/L	25.0	25.0	1		03/05/24 10:51		

REPORT OF LABORATORY ANALYSIS

This report shall not be reproduced, except in full,
without the written consent of Pace Analytical Services, LLC.

Pace Analytical Services, LLC
9800 Kincey Ave. Suite 100
Huntersville, NC 28078
(704)875-9092

ANALYTICAL RESULTS

Project: Bowen LF Cells 5-8 BG Event #5
Pace Project No.: 92716305

Sample: BOW-GWC-26 **Lab ID: 92716305001** Collected: 02/29/24 11:14 Received: 03/01/24 10:35 Matrix: Water

Parameters	Results	Units	Report Limit	MDL	DF	Prepared	Analyzed	CAS No.	Qual
300.0 IC Anions 28 Days	Analytical Method: EPA 300.0 Rev 2.1 1993 Pace Analytical Services - Asheville								
Chloride	**11.1**	mg/L	1.0	0.60	1		03/03/24 16:54	16887-00-6	
Fluoride	ND	mg/L	0.10	0.050	1		03/03/24 16:54	16984-48-8	
Sulfate	**89.1**	mg/L	1.0	0.50	1		03/03/24 16:54	14808-79-8	

REPORT OF LABORATORY ANALYSIS

This report shall not be reproduced, except in full,
without the written consent of Pace Analytical Services, LLC.

Pace Analytical Services, LLC
9800 Kincey Ave. Suite 100
Huntersville, NC 28078
(704)875-9092

ANALYTICAL RESULTS

Project: Bowen LF Cells 5-8 BG Event #5
Pace Project No.: 92716305

Sample: BOW-GWC-27 **Lab ID: 92716305002** Collected: 02/29/24 16:42 Received: 03/01/24 10:35 Matrix: Water

Parameters	Results	Units	Report Limit	MDL	DF	Prepared	Analyzed	CAS No.	Qual
6010D ATL ICP	Analytical Method: EPA 6010D Preparation Method: EPA 3010A Pace Analytical Services - Peachtree Corners, GA								
Iron	ND	mg/L	0.040	0.025	1	03/01/24 18:18	03/05/24 16:56	7439-89-6	
Manganese	ND	mg/L	0.040	0.011	1	03/01/24 18:18	03/05/24 16:56	7439-96-5	
Zinc	**0.057**	mg/L	0.020	0.0085	1	03/01/24 18:18	03/05/24 16:56	7440-66-6	
Potassium	**0.66**	mg/L	0.50	0.15	1	03/01/24 18:18	03/05/24 16:56	7440-09-7	
Sodium	**1.5**	mg/L	1.0	0.58	1	03/01/24 18:18	03/05/24 16:56	7440-23-5	
Calcium	**36.5**	mg/L	1.0	0.12	1	03/01/24 18:18	03/05/24 16:56	7440-70-2	
Magnesium	**18.8**	mg/L	0.050	0.012	1	03/01/24 18:18	03/05/24 16:56	7439-95-4	
6020 MET ICPMS	Analytical Method: EPA 6020B Preparation Method: EPA 3005A Pace Analytical Services - Peachtree Corners, GA								
Antimony	ND	mg/L	0.0030	0.00054	1	03/02/24 06:27	03/11/24 16:01	7440-36-0	
Arsenic	**0.00097J**	mg/L	0.0050	0.00084	1	03/02/24 06:27	03/11/24 16:01	7440-38-2	
Barium	**0.017**	mg/L	0.0050	0.00047	1	03/02/24 06:27	03/11/24 16:01	7440-39-3	
Beryllium	ND	mg/L	0.00050	0.000094	1	03/02/24 06:27	03/11/24 16:01	7440-41-7	
Boron	ND	mg/L	0.040	0.012	1	03/02/24 06:27	03/11/24 16:01	7440-42-8	
Cadmium	ND	mg/L	0.00050	0.00010	1	03/02/24 06:27	03/11/24 16:01	7440-43-9	
Chromium	ND	mg/L	0.0050	0.0019	1	03/02/24 06:27	03/11/24 16:01	7440-47-3	
Cobalt	ND	mg/L	0.0050	0.00032	1	03/02/24 06:27	03/11/24 16:01	7440-48-4	
Copper	ND	mg/L	0.0050	0.00043	1	03/02/24 06:27	03/11/24 16:01	7440-50-8	
Lead	ND	mg/L	0.0010	0.00016	1	03/02/24 06:27	03/11/24 16:01	7439-92-1	
Lithium	ND	mg/L	0.030	0.0016	1	03/02/24 06:27	03/11/24 16:01	7439-93-2	
Molybdenum	**0.0016J**	mg/L	0.010	0.00062	1	03/02/24 06:27	03/11/24 16:01	7439-98-7	
Nickel	ND	mg/L	0.0050	0.0021	1	03/02/24 06:27	03/11/24 16:01	7440-02-0	
Selenium	ND	mg/L	0.0050	0.00096	1	03/02/24 06:27	03/11/24 16:01	7782-49-2	
Silver	ND	mg/L	0.0050	0.00031	1	03/02/24 06:27	03/11/24 16:01	7440-22-4	
Thallium	ND	mg/L	0.0010	0.00038	1	03/02/24 06:27	03/11/24 16:01	7440-28-0	
Vanadium	ND	mg/L	0.010	0.00075	1	03/02/24 06:27	03/11/24 16:01	7440-62-2	
7470 Mercury	Analytical Method: EPA 7470A Preparation Method: EPA 7470A Pace Analytical Services - Peachtree Corners, GA								
Mercury	ND	mg/L	0.00020	0.00013	1	03/15/24 08:00	03/15/24 11:51	7439-97-6	
2320B Alkalinity	Analytical Method: SM 2320B-2011 Pace Analytical Services - Asheville								
Alkalinity,Bicarbonate (CaCO3)	**153**	mg/L	5.0	5.0	1		03/07/24 21:38		
Alkalinity,Carbonate (CaCO3)	ND	mg/L	5.0	5.0	1		03/07/24 21:38		
Alkalinity, Total as CaCO3	**153**	mg/L	5.0	5.0	1		03/07/24 21:38		
2540C Total Dissolved Solids	Analytical Method: SM 2540C-2015 Pace Analytical Services - Asheville								
Total Dissolved Solids	**174**	mg/L	25.0	25.0	1		03/05/24 10:51		

REPORT OF LABORATORY ANALYSIS

This report shall not be reproduced, except in full,
without the written consent of Pace Analytical Services, LLC.

Pace Analytical Services, LLC
9800 Kincey Ave. Suite 100
Huntersville, NC 28078
(704)875-9092

ANALYTICAL RESULTS

Project: Bowen LF Cells 5-8 BG Event #5
Pace Project No.: 92716305

Sample: BOW-GWC-27 **Lab ID: 92716305002** Collected: 02/29/24 16:42 Received: 03/01/24 10:35 Matrix: Water

Parameters	Results	Units	Report Limit	MDL	DF	Prepared	Analyzed	CAS No.	Qual
300.0 IC Anions 28 Days	Analytical Method: EPA 300.0 Rev 2.1 1993 Pace Analytical Services - Asheville								
Chloride	**2.9**	mg/L	1.0	0.60	1		03/03/24 17:09	16887-00-6	
Fluoride	ND	mg/L	0.10	0.050	1		03/03/24 17:09	16984-48-8	
Sulfate	**17.8**	mg/L	1.0	0.50	1		03/03/24 17:09	14808-79-8	

REPORT OF LABORATORY ANALYSIS

This report shall not be reproduced, except in full,
without the written consent of Pace Analytical Services, LLC.

Pace Analytical Services, LLC
9800 Kincey Ave. Suite 100
Huntersville, NC 28078
(704)875-9092

ANALYTICAL RESULTS

Project: Bowen LF Cells 5-8 BG Event #5
Pace Project No.: 92716305

Sample: BOW-GWC-27R **Lab ID: 92716305003** Collected: 02/29/24 15:07 Received: 03/01/24 10:35 Matrix: Water

Parameters	Results	Units	Report Limit	MDL	DF	Prepared	Analyzed	CAS No.	Qual
6010D ATL ICP	Analytical Method: EPA 6010D Preparation Method: EPA 3010A Pace Analytical Services - Peachtree Corners, GA								
Calcium	**30.9**	mg/L	1.0	0.12	1	03/01/24 18:18	03/05/24 16:59	7440-70-2	
Iron	**0.21**	mg/L	0.040	0.025	1	03/01/24 18:18	03/05/24 16:59	7439-89-6	
Magnesium	**16.6**	mg/L	0.050	0.012	1	03/01/24 18:18	03/05/24 16:59	7439-95-4	
Manganese	**0.040**	mg/L	0.040	0.011	1	03/01/24 18:18	03/05/24 16:59	7439-96-5	
Potassium	**0.68**	mg/L	0.50	0.15	1	03/01/24 18:18	03/05/24 16:59	7440-09-7	
Sodium	**6.0**	mg/L	1.0	0.58	1	03/01/24 18:18	03/05/24 16:59	7440-23-5	
Zinc	ND	mg/L	0.020	0.0085	1	03/01/24 18:18	03/05/24 16:59	7440-66-6	
6020 MET ICPMS	Analytical Method: EPA 6020B Preparation Method: EPA 3005A Pace Analytical Services - Peachtree Corners, GA								
Antimony	**0.0013J**	mg/L	0.0030	0.00054	1	03/02/24 06:27	03/11/24 16:06	7440-36-0	
Arsenic	**0.0010J**	mg/L	0.0050	0.00084	1	03/02/24 06:27	03/11/24 16:06	7440-38-2	
Barium	**0.015**	mg/L	0.0050	0.00047	1	03/02/24 06:27	03/11/24 16:06	7440-39-3	
Beryllium	ND	mg/L	0.00050	0.000094	1	03/02/24 06:27	03/11/24 16:06	7440-41-7	
Boron	ND	mg/L	0.040	0.012	1	03/02/24 06:27	03/11/24 16:06	7440-42-8	
Cadmium	ND	mg/L	0.00050	0.00010	1	03/02/24 06:27	03/11/24 16:06	7440-43-9	
Chromium	ND	mg/L	0.0050	0.0019	1	03/02/24 06:27	03/11/24 16:06	7440-47-3	
Cobalt	ND	mg/L	0.0050	0.00032	1	03/02/24 06:27	03/11/24 16:06	7440-48-4	
Copper	**0.00054J**	mg/L	0.0050	0.00043	1	03/02/24 06:27	03/11/24 16:06	7440-50-8	
Lead	ND	mg/L	0.0010	0.00016	1	03/02/24 06:27	03/11/24 16:06	7439-92-1	
Lithium	ND	mg/L	0.030	0.0016	1	03/02/24 06:27	03/11/24 16:06	7439-93-2	
Molybdenum	**0.0036J**	mg/L	0.010	0.00062	1	03/02/24 06:27	03/11/24 16:06	7439-98-7	
Nickel	ND	mg/L	0.0050	0.0021	1	03/02/24 06:27	03/11/24 16:06	7440-02-0	
Selenium	ND	mg/L	0.0050	0.00096	1	03/02/24 06:27	03/11/24 16:06	7782-49-2	
Silver	ND	mg/L	0.0050	0.00031	1	03/02/24 06:27	03/11/24 16:06	7440-22-4	
Thallium	ND	mg/L	0.0010	0.00038	1	03/02/24 06:27	03/11/24 16:06	7440-28-0	
Vanadium	ND	mg/L	0.010	0.00075	1	03/02/24 06:27	03/11/24 16:06	7440-62-2	
7470 Mercury	Analytical Method: EPA 7470A Preparation Method: EPA 7470A Pace Analytical Services - Peachtree Corners, GA								
Mercury	ND	mg/L	0.00020	0.00013	1	03/15/24 08:00	03/15/24 11:54	7439-97-6	
2320B Alkalinity	Analytical Method: SM 2320B-2011 Pace Analytical Services - Asheville								
Alkalinity,Bicarbonate (CaCO3)	**160**	mg/L	5.0	5.0	1		03/07/24 21:45		
Alkalinity,Carbonate (CaCO3)	ND	mg/L	5.0	5.0	1		03/07/24 21:45		
Alkalinity, Total as CaCO3	**160**	mg/L	5.0	5.0	1		03/07/24 21:45		
2540C Total Dissolved Solids	Analytical Method: SM 2540C-2015 Pace Analytical Services - Asheville								
Total Dissolved Solids	**146**	mg/L	25.0	25.0	1		03/05/24 10:51		

REPORT OF LABORATORY ANALYSIS

This report shall not be reproduced, except in full,
without the written consent of Pace Analytical Services, LLC.

Pace Analytical Services, LLC
9800 Kincey Ave. Suite 100
Huntersville, NC 28078
(704)875-9092

ANALYTICAL RESULTS

Project: Bowen LF Cells 5-8 BG Event #5
Pace Project No.: 92716305

Sample: BOW-GWC-27R **Lab ID: 92716305003** Collected: 02/29/24 15:07 Received: 03/01/24 10:35 Matrix: Water

Parameters	Results	Units	Report Limit	MDL	DF	Prepared	Analyzed	CAS No.	Qual
300.0 IC Anions 28 Days	Analytical Method: EPA 300.0 Rev 2.1 1993 Pace Analytical Services - Asheville								
Chloride	**2.7**	mg/L	1.0	0.60	1		03/03/24 17:24	16887-00-6	
Fluoride	**0.071J**	mg/L	0.10	0.050	1		03/03/24 17:24	16984-48-8	
Sulfate	**1.6**	mg/L	1.0	0.50	1		03/03/24 17:24	14808-79-8	

REPORT OF LABORATORY ANALYSIS

This report shall not be reproduced, except in full,
without the written consent of Pace Analytical Services, LLC.

Pace Analytical Services, LLC
9800 Kincey Ave. Suite 100
Huntersville, NC 28078
(704)875-9092

ANALYTICAL RESULTS

Project: Bowen LF Cells 5-8 BG Event #5
Pace Project No.: 92716305

Sample: BOW-GWC-29 **Lab ID: 92716305004** Collected: 02/29/24 11:32 Received: 03/01/24 10:35 Matrix: Water

Parameters	Results	Units	Report Limit	MDL	DF	Prepared	Analyzed	CAS No.	Qual
6010D ATL ICP	Analytical Method: EPA 6010D Preparation Method: EPA 3010A Pace Analytical Services - Peachtree Corners, GA								
Iron	**0.24**	mg/L	0.040	0.025	1	03/01/24 18:18	03/05/24 17:11	7439-89-6	
Manganese	**0.033J**	mg/L	0.040	0.011	1	03/01/24 18:18	03/05/24 17:11	7439-96-5	
Zinc	ND	mg/L	0.020	0.0085	1	03/01/24 18:18	03/05/24 17:11	7440-66-6	
Potassium	**0.76**	mg/L	0.50	0.15	1	03/01/24 18:18	03/05/24 17:11	7440-09-7	
Sodium	**1.5**	mg/L	1.0	0.58	1	03/01/24 18:18	03/05/24 17:11	7440-23-5	
Calcium	**36.6**	mg/L	1.0	0.12	1	03/01/24 18:18	03/05/24 17:11	7440-70-2	
Magnesium	**20.0**	mg/L	0.050	0.012	1	03/01/24 18:18	03/05/24 17:11	7439-95-4	
6020 MET ICPMS	Analytical Method: EPA 6020B Preparation Method: EPA 3005A Pace Analytical Services - Peachtree Corners, GA								
Antimony	ND	mg/L	0.0030	0.00054	1	03/02/24 06:27	03/11/24 16:10	7440-36-0	
Arsenic	ND	mg/L	0.0050	0.00084	1	03/02/24 06:27	03/11/24 16:10	7440-38-2	
Barium	**0.035**	mg/L	0.0050	0.00047	1	03/02/24 06:27	03/11/24 16:10	7440-39-3	
Beryllium	ND	mg/L	0.00050	0.000094	1	03/02/24 06:27	03/11/24 16:10	7440-41-7	
Boron	ND	mg/L	0.040	0.012	1	03/02/24 06:27	03/11/24 16:10	7440-42-8	
Cadmium	ND	mg/L	0.00050	0.00010	1	03/02/24 06:27	03/11/24 16:10	7440-43-9	
Chromium	ND	mg/L	0.0050	0.0019	1	03/02/24 06:27	03/11/24 16:10	7440-47-3	
Cobalt	ND	mg/L	0.0050	0.00032	1	03/02/24 06:27	03/11/24 16:10	7440-48-4	
Copper	ND	mg/L	0.0050	0.00043	1	03/02/24 06:27	03/11/24 16:10	7440-50-8	
Lead	ND	mg/L	0.0010	0.00016	1	03/02/24 06:27	03/11/24 16:10	7439-92-1	
Lithium	ND	mg/L	0.030	0.0016	1	03/02/24 06:27	03/11/24 16:10	7439-93-2	
Molybdenum	**0.0020J**	mg/L	0.010	0.00062	1	03/02/24 06:27	03/11/24 16:10	7439-98-7	
Nickel	ND	mg/L	0.0050	0.0021	1	03/02/24 06:27	03/11/24 16:10	7440-02-0	
Selenium	ND	mg/L	0.0050	0.00096	1	03/02/24 06:27	03/11/24 16:10	7782-49-2	
Silver	ND	mg/L	0.0050	0.00031	1	03/02/24 06:27	03/11/24 16:10	7440-22-4	
Thallium	ND	mg/L	0.0010	0.00038	1	03/02/24 06:27	03/11/24 16:10	7440-28-0	
Vanadium	ND	mg/L	0.010	0.00075	1	03/02/24 06:27	03/11/24 16:10	7440-62-2	
7470 Mercury	Analytical Method: EPA 7470A Preparation Method: EPA 7470A Pace Analytical Services - Peachtree Corners, GA								
Mercury	ND	mg/L	0.00020	0.00013	1	03/15/24 08:00	03/15/24 11:57	7439-97-6	
2320B Alkalinity	Analytical Method: SM 2320B-2011 Pace Analytical Services - Asheville								
Alkalinity,Bicarbonate (CaCO3)	**177**	mg/L	5.0	5.0	1		03/07/24 16:06		
Alkalinity,Carbonate (CaCO3)	ND	mg/L	5.0	5.0	1		03/07/24 16:06		
Alkalinity, Total as CaCO3	**177**	mg/L	5.0	5.0	1		03/07/24 16:06		
2540C Total Dissolved Solids	Analytical Method: SM 2540C-2015 Pace Analytical Services - Asheville								
Total Dissolved Solids	**170**	mg/L	25.0	25.0	1		03/05/24 10:51		

REPORT OF LABORATORY ANALYSIS

This report shall not be reproduced, except in full,
without the written consent of Pace Analytical Services, LLC.

Pace Analytical Services, LLC
9800 Kincey Ave. Suite 100
Huntersville, NC 28078
(704)875-9092

ANALYTICAL RESULTS

Project: Bowen LF Cells 5-8 BG Event #5
Pace Project No.: 92716305

Sample: BOW-GWC-29 **Lab ID: 92716305004** Collected: 02/29/24 11:32 Received: 03/01/24 10:35 Matrix: Water

Parameters	Results	Units	Report Limit	MDL	DF	Prepared	Analyzed	CAS No.	Qual
300.0 IC Anions 28 Days	Analytical Method: EPA 300.0 Rev 2.1 1993 Pace Analytical Services - Asheville								
Chloride	**2.7**	mg/L	1.0	0.60	1		03/03/24 17:38	16887-00-6	
Fluoride	**0.054J**	mg/L	0.10	0.050	1		03/03/24 17:38	16984-48-8	
Sulfate	**1.2**	mg/L	1.0	0.50	1		03/03/24 17:38	14808-79-8	

REPORT OF LABORATORY ANALYSIS

This report shall not be reproduced, except in full,
without the written consent of Pace Analytical Services, LLC.

Pace Analytical Services, LLC
9800 Kincey Ave. Suite 100
Huntersville, NC 28078
(704)875-9092

ANALYTICAL RESULTS

Project: Bowen LF Cells 5-8 BG Event #5
Pace Project No.: 92716305

Sample: BOW-GWC-32 **Lab ID: 92716305005** Collected: 02/29/24 17:34 Received: 03/01/24 10:35 Matrix: Water

Parameters	Results	Units	Report Limit	MDL	DF	Prepared	Analyzed	CAS No.	Qual
6010D ATL ICP	Analytical Method: EPA 6010D Preparation Method: EPA 3010A Pace Analytical Services - Peachtree Corners, GA								
Iron	**3.2**	mg/L	0.040	0.025	1	03/01/24 18:18	03/05/24 17:16	7439-89-6	
Manganese	**0.18**	mg/L	0.040	0.011	1	03/01/24 18:18	03/05/24 17:16	7439-96-5	
Zinc	**0.045**	mg/L	0.020	0.0085	1	03/01/24 18:18	03/05/24 17:16	7440-66-6	
Potassium	**1.1**	mg/L	0.50	0.15	1	03/01/24 18:18	03/05/24 17:16	7440-09-7	
Sodium	**2.6**	mg/L	1.0	0.58	1	03/01/24 18:18	03/05/24 17:16	7440-23-5	
Calcium	**50.9**	mg/L	1.0	0.12	1	03/01/24 18:18	03/05/24 17:16	7440-70-2	
Magnesium	**25.3**	mg/L	0.050	0.012	1	03/01/24 18:18	03/05/24 17:16	7439-95-4	
6020 MET ICPMS	Analytical Method: EPA 6020B Preparation Method: EPA 3005A Pace Analytical Services - Peachtree Corners, GA								
Antimony	ND	mg/L	0.0030	0.00054	1	03/02/24 06:27	03/11/24 16:14	7440-36-0	
Arsenic	**0.0040J**	mg/L	0.0050	0.00084	1	03/02/24 06:27	03/11/24 16:14	7440-38-2	
Barium	**0.038**	mg/L	0.0050	0.00047	1	03/02/24 06:27	03/11/24 16:14	7440-39-3	
Beryllium	ND	mg/L	0.00050	0.000094	1	03/02/24 06:27	03/11/24 16:14	7440-41-7	
Boron	ND	mg/L	0.040	0.012	1	03/02/24 06:27	03/11/24 16:14	7440-42-8	
Cadmium	ND	mg/L	0.00050	0.00010	1	03/02/24 06:27	03/11/24 16:14	7440-43-9	
Chromium	ND	mg/L	0.0050	0.0019	1	03/02/24 06:27	03/11/24 16:14	7440-47-3	
Cobalt	**0.00069J**	mg/L	0.0050	0.00032	1	03/02/24 06:27	03/11/24 16:14	7440-48-4	
Copper	ND	mg/L	0.0050	0.00043	1	03/02/24 06:27	03/11/24 16:14	7440-50-8	
Lead	ND	mg/L	0.0010	0.00016	1	03/02/24 06:27	03/11/24 16:14	7439-92-1	
Lithium	**0.038**	mg/L	0.030	0.0016	1	03/02/24 06:27	03/11/24 16:14	7439-93-2	
Molybdenum	**0.021**	mg/L	0.010	0.00062	1	03/02/24 06:27	03/11/24 16:14	7439-98-7	
Nickel	ND	mg/L	0.0050	0.0021	1	03/02/24 06:27	03/11/24 16:14	7440-02-0	
Selenium	ND	mg/L	0.0050	0.00096	1	03/02/24 06:27	03/11/24 16:14	7782-49-2	
Silver	ND	mg/L	0.0050	0.00031	1	03/02/24 06:27	03/11/24 16:14	7440-22-4	
Thallium	ND	mg/L	0.0010	0.00038	1	03/02/24 06:27	03/11/24 16:14	7440-28-0	
Vanadium	ND	mg/L	0.010	0.00075	1	03/02/24 06:27	03/11/24 16:14	7440-62-2	
7470 Mercury	Analytical Method: EPA 7470A Preparation Method: EPA 7470A Pace Analytical Services - Peachtree Corners, GA								
Mercury	ND	mg/L	0.00020	0.00013	1	03/15/24 08:00	03/15/24 11:59	7439-97-6	
2320B Alkalinity	Analytical Method: SM 2320B-2011 Pace Analytical Services - Asheville								
Alkalinity,Bicarbonate (CaCO3)	**249**	mg/L	5.0	5.0	1		03/07/24 17:28		
Alkalinity,Carbonate (CaCO3)	ND	mg/L	5.0	5.0	1		03/07/24 17:28		
Alkalinity, Total as CaCO3	**249**	mg/L	5.0	5.0	1		03/07/24 17:28		
2540C Total Dissolved Solids	Analytical Method: SM 2540C-2015 Pace Analytical Services - Asheville								
Total Dissolved Solids	**228**	mg/L	25.0	25.0	1		03/05/24 10:51		

REPORT OF LABORATORY ANALYSIS

This report shall not be reproduced, except in full,
without the written consent of Pace Analytical Services, LLC.

Pace Analytical Services, LLC
9800 Kincey Ave. Suite 100
Huntersville, NC 28078
(704)875-9092

ANALYTICAL RESULTS

Project: Bowen LF Cells 5-8 BG Event #5
Pace Project No.: 92716305

Sample: BOW-GWC-32 **Lab ID: 92716305005** Collected: 02/29/24 17:34 Received: 03/01/24 10:35 Matrix: Water

Parameters	Results	Units	Report Limit	MDL	DF	Prepared	Analyzed	CAS No.	Qual
300.0 IC Anions 28 Days	Analytical Method: EPA 300.0 Rev 2.1 1993 Pace Analytical Services - Asheville								
Chloride	**4.0**	mg/L	1.0	0.60	1		03/03/24 17:53	16887-00-6	
Fluoride	ND	mg/L	0.10	0.050	1		03/03/24 17:53	16984-48-8	
Sulfate	**1.3**	mg/L	1.0	0.50	1		03/03/24 17:53	14808-79-8	

This report shall not be reproduced, except in full,
without the written consent of Pace Analytical Services, LLC.

Pace Analytical Services, LLC
9800 Kincey Ave. Suite 100
Huntersville, NC 28078
(704)875-9092

ANALYTICAL RESULTS

Project: Bowen LF Cells 5-8 BG Event #5
Pace Project No.: 92716305

Sample: BOW-GWA-34 **Lab ID: 92716305006** Collected: 02/29/24 13:06 Received: 03/01/24 10:35 Matrix: Water

Parameters	Results	Units	Report Limit	MDL	DF	Prepared	Analyzed	CAS No.	Qual
6010D ATL ICP	Analytical Method: EPA 6010D Preparation Method: EPA 3010A Pace Analytical Services - Peachtree Corners, GA								
Iron	**7.7**	mg/L	0.040	0.025	1	03/01/24 18:18	03/05/24 17:18	7439-89-6	
Manganese	**0.30**	mg/L	0.040	0.011	1	03/01/24 18:18	03/05/24 17:18	7439-96-5	
Zinc	**0.020**	mg/L	0.020	0.0085	1	03/01/24 18:18	03/05/24 17:18	7440-66-6	
Potassium	**0.54**	mg/L	0.50	0.15	1	03/01/24 18:18	03/05/24 17:18	7440-09-7	
Sodium	**2.7**	mg/L	1.0	0.58	1	03/01/24 18:18	03/05/24 17:18	7440-23-5	
Calcium	**21.1**	mg/L	1.0	0.12	1	03/01/24 18:18	03/05/24 17:18	7440-70-2	
Magnesium	**11.8**	mg/L	0.050	0.012	1	03/01/24 18:18	03/05/24 17:18	7439-95-4	
6020 MET ICPMS	Analytical Method: EPA 6020B Preparation Method: EPA 3005A Pace Analytical Services - Peachtree Corners, GA								
Antimony	ND	mg/L	0.0030	0.00054	1	03/02/24 06:27	03/11/24 16:18	7440-36-0	
Arsenic	ND	mg/L	0.0050	0.00084	1	03/02/24 06:27	03/11/24 16:18	7440-38-2	
Barium	**0.029**	mg/L	0.0050	0.00047	1	03/02/24 06:27	03/11/24 16:18	7440-39-3	
Beryllium	ND	mg/L	0.00050	0.000094	1	03/02/24 06:27	03/11/24 16:18	7440-41-7	
Boron	ND	mg/L	0.040	0.012	1	03/02/24 06:27	03/11/24 16:18	7440-42-8	
Cadmium	**0.00017J**	mg/L	0.00050	0.00010	1	03/02/24 06:27	03/11/24 16:18	7440-43-9	
Chromium	ND	mg/L	0.0050	0.0019	1	03/02/24 06:27	03/11/24 16:18	7440-47-3	
Cobalt	**0.014**	mg/L	0.0050	0.00032	1	03/02/24 06:27	03/11/24 16:18	7440-48-4	
Copper	ND	mg/L	0.0050	0.00043	1	03/02/24 06:27	03/11/24 16:18	7440-50-8	
Lead	ND	mg/L	0.0010	0.00016	1	03/02/24 06:27	03/11/24 16:18	7439-92-1	
Lithium	**0.0019J**	mg/L	0.030	0.0016	1	03/02/24 06:27	03/11/24 16:18	7439-93-2	
Molybdenum	ND	mg/L	0.010	0.00062	1	03/02/24 06:27	03/11/24 16:18	7439-98-7	
Nickel	**0.0078**	mg/L	0.0050	0.0021	1	03/02/24 06:27	03/11/24 16:18	7440-02-0	
Selenium	ND	mg/L	0.0050	0.00096	1	03/02/24 06:27	03/11/24 16:18	7782-49-2	
Silver	ND	mg/L	0.0050	0.00031	1	03/02/24 06:27	03/11/24 16:18	7440-22-4	
Thallium	ND	mg/L	0.0010	0.00038	1	03/02/24 06:27	03/11/24 16:18	7440-28-0	
Vanadium	ND	mg/L	0.010	0.00075	1	03/02/24 06:27	03/11/24 16:18	7440-62-2	
7470 Mercury	Analytical Method: EPA 7470A Preparation Method: EPA 7470A Pace Analytical Services - Peachtree Corners, GA								
Mercury	ND	mg/L	0.00020	0.00013	1	03/15/24 08:00	03/15/24 12:02	7439-97-6	
2320B Alkalinity	Analytical Method: SM 2320B-2011 Pace Analytical Services - Asheville								
Alkalinity,Bicarbonate (CaCO3)	**104**	mg/L	5.0	5.0	1		03/07/24 16:24		
Alkalinity,Carbonate (CaCO3)	ND	mg/L	5.0	5.0	1		03/07/24 16:24		
Alkalinity, Total as CaCO3	**104**	mg/L	5.0	5.0	1		03/07/24 16:24		
2540C Total Dissolved Solids	Analytical Method: SM 2540C-2015 Pace Analytical Services - Asheville								
Total Dissolved Solids	**100**	mg/L	25.0	25.0	1		03/05/24 10:51		

REPORT OF LABORATORY ANALYSIS

This report shall not be reproduced, except in full,
without the written consent of Pace Analytical Services, LLC.

Pace Analytical Services, LLC
9800 Kincey Ave. Suite 100
Huntersville, NC 28078
(704)875-9092

ANALYTICAL RESULTS

Project: Bowen LF Cells 5-8 BG Event #5
Pace Project No.: 92716305

Sample: BOW-GWA-34 **Lab ID: 92716305006** Collected: 02/29/24 13:06 Received: 03/01/24 10:35 Matrix: Water

Parameters	Results	Units	Report Limit	MDL	DF	Prepared	Analyzed	CAS No.	Qual
300.0 IC Anions 28 Days	Analytical Method: EPA 300.0 Rev 2.1 1993 Pace Analytical Services - Asheville								
Chloride	**5.1**	mg/L	1.0	0.60	1		03/03/24 18:08	16887-00-6	
Fluoride	ND	mg/L	0.10	0.050	1		03/03/24 18:08	16984-48-8	
Sulfate	**0.77J**	mg/L	1.0	0.50	1		03/03/24 18:08	14808-79-8	

This report shall not be reproduced, except in full,
without the written consent of Pace Analytical Services, LLC.

Pace Analytical Services, LLC
9800 Kincey Ave. Suite 100
Huntersville, NC 28078
(704)875-9092

ANALYTICAL RESULTS

Project: Bowen LF Cells 5-8 BG Event #5
Pace Project No.: 92716305

Sample: BOW-GWA-34R **Lab ID: 92716305007** Collected: 02/29/24 14:25 Received: 03/01/24 10:35 Matrix: Water

Parameters	Results	Units	Report Limit	MDL	DF	Prepared	Analyzed	CAS No.	Qual
6010D ATL ICP	Analytical Method: EPA 6010D Preparation Method: EPA 3010A Pace Analytical Services - Peachtree Corners, GA								
Iron	**0.73**	mg/L	0.040	0.025	1	03/01/24 18:18	03/05/24 17:20	7439-89-6	
Manganese	**0.48**	mg/L	0.040	0.011	1	03/01/24 18:18	03/05/24 17:20	7439-96-5	
Zinc	ND	mg/L	0.020	0.0085	1	03/01/24 18:18	03/05/24 17:20	7440-66-6	
Potassium	**0.49J**	mg/L	0.50	0.15	1	03/01/24 18:18	03/05/24 17:20	7440-09-7	
Sodium	**2.0**	mg/L	1.0	0.58	1	03/01/24 18:18	03/05/24 17:20	7440-23-5	
Calcium	**42.7**	mg/L	1.0	0.12	1	03/01/24 18:18	03/05/24 17:20	7440-70-2	
Magnesium	**24.6**	mg/L	0.050	0.012	1	03/01/24 18:18	03/05/24 17:20	7439-95-4	
6020 MET ICPMS	Analytical Method: EPA 6020B Preparation Method: EPA 3005A Pace Analytical Services - Peachtree Corners, GA								
Antimony	ND	mg/L	0.0030	0.00054	1	03/02/24 06:27	03/11/24 16:22	7440-36-0	
Arsenic	ND	mg/L	0.0050	0.00084	1	03/02/24 06:27	03/11/24 16:22	7440-38-2	
Barium	**0.018**	mg/L	0.0050	0.00047	1	03/02/24 06:27	03/11/24 16:22	7440-39-3	
Beryllium	ND	mg/L	0.00050	0.000094	1	03/02/24 06:27	03/11/24 16:22	7440-41-7	
Boron	ND	mg/L	0.040	0.012	1	03/02/24 06:27	03/11/24 16:22	7440-42-8	
Cadmium	ND	mg/L	0.00050	0.00010	1	03/02/24 06:27	03/11/24 16:22	7440-43-9	
Chromium	ND	mg/L	0.0050	0.0019	1	03/02/24 06:27	03/11/24 16:22	7440-47-3	
Cobalt	**0.0025J**	mg/L	0.0050	0.00032	1	03/02/24 06:27	03/11/24 16:22	7440-48-4	
Copper	ND	mg/L	0.0050	0.00043	1	03/02/24 06:27	03/11/24 16:22	7440-50-8	
Lead	ND	mg/L	0.0010	0.00016	1	03/02/24 06:27	03/11/24 16:22	7439-92-1	
Lithium	ND	mg/L	0.030	0.0016	1	03/02/24 06:27	03/11/24 16:22	7439-93-2	
Molybdenum	ND	mg/L	0.010	0.00062	1	03/02/24 06:27	03/11/24 16:22	7439-98-7	
Nickel	ND	mg/L	0.0050	0.0021	1	03/02/24 06:27	03/11/24 16:22	7440-02-0	
Selenium	ND	mg/L	0.0050	0.00096	1	03/02/24 06:27	03/11/24 16:22	7782-49-2	
Silver	ND	mg/L	0.0050	0.00031	1	03/02/24 06:27	03/11/24 16:22	7440-22-4	
Thallium	ND	mg/L	0.0010	0.00038	1	03/02/24 06:27	03/11/24 16:22	7440-28-0	
Vanadium	ND	mg/L	0.010	0.00075	1	03/02/24 06:27	03/11/24 16:22	7440-62-2	
7470 Mercury	Analytical Method: EPA 7470A Preparation Method: EPA 7470A Pace Analytical Services - Peachtree Corners, GA								
Mercury	ND	mg/L	0.00020	0.00013	1	03/15/24 08:00	03/15/24 12:04	7439-97-6	
2320B Alkalinity	Analytical Method: SM 2320B-2011 Pace Analytical Services - Asheville								
Alkalinity,Bicarbonate (CaCO3)	**225**	mg/L	5.0	5.0	1		03/07/24 17:35		
Alkalinity,Carbonate (CaCO3)	ND	mg/L	5.0	5.0	1		03/07/24 17:35		
Alkalinity, Total as CaCO3	**225**	mg/L	5.0	5.0	1		03/07/24 17:35		
2540C Total Dissolved Solids	Analytical Method: SM 2540C-2015 Pace Analytical Services - Asheville								
Total Dissolved Solids	**194**	mg/L	25.0	25.0	1		03/05/24 10:51		

REPORT OF LABORATORY ANALYSIS

This report shall not be reproduced, except in full,
without the written consent of Pace Analytical Services, LLC.

Pace Analytical Services, LLC
9800 Kincey Ave. Suite 100
Huntersville, NC 28078
(704)875-9092

ANALYTICAL RESULTS

Project: Bowen LF Cells 5-8 BG Event #5
Pace Project No.: 92716305

Sample: BOW-GWA-34R **Lab ID: 92716305007** Collected: 02/29/24 14:25 Received: 03/01/24 10:35 Matrix: Water

Parameters	Results	Units	Report Limit	MDL	DF	Prepared	Analyzed	CAS No.	Qual
300.0 IC Anions 28 Days	Analytical Method: EPA 300.0 Rev 2.1 1993 Pace Analytical Services - Asheville								
Chloride	**4.8**	mg/L	1.0	0.60	1		03/03/24 19:22	16887-00-6	
Fluoride	ND	mg/L	0.10	0.050	1		03/03/24 19:22	16984-48-8	
Sulfate	**2.2**	mg/L	1.0	0.50	1		03/03/24 19:22	14808-79-8	

REPORT OF LABORATORY ANALYSIS

This report shall not be reproduced, except in full,
without the written consent of Pace Analytical Services, LLC.

Pace Analytical Services, LLC
9800 Kincey Ave. Suite 100
Huntersville, NC 28078
(704)875-9092

ANALYTICAL RESULTS

Project: Bowen LF Cells 5-8 BG Event #5
Pace Project No.: 92716305

Sample: BOW-GWA-35 **Lab ID: 92716305008** Collected: 02/29/24 11:21 Received: 03/01/24 10:35 Matrix: Water

Parameters	Results	Units	Report Limit	MDL	DF	Prepared	Analyzed	CAS No.	Qual
6010D ATL ICP	Analytical Method: EPA 6010D Preparation Method: EPA 3010A Pace Analytical Services - Peachtree Corners, GA								
Iron	ND	mg/L	0.040	0.025	1	03/01/24 18:18	03/05/24 17:23	7439-89-6	
Manganese	ND	mg/L	0.040	0.011	1	03/01/24 18:18	03/05/24 17:23	7439-96-5	
Zinc	ND	mg/L	0.020	0.0085	1	03/01/24 18:18	03/05/24 17:23	7440-66-6	
Potassium	**1.6**	mg/L	0.50	0.15	1	03/01/24 18:18	03/05/24 17:23	7440-09-7	
Sodium	**4.2**	mg/L	1.0	0.58	1	03/01/24 18:18	03/05/24 17:23	7440-23-5	
Calcium	**52.1**	mg/L	1.0	0.12	1	03/01/24 18:18	03/05/24 17:23	7440-70-2	
Magnesium	**29.0**	mg/L	0.050	0.012	1	03/01/24 18:18	03/05/24 17:23	7439-95-4	
6020 MET ICPMS	Analytical Method: EPA 6020B Preparation Method: EPA 3005A Pace Analytical Services - Peachtree Corners, GA								
Antimony	ND	mg/L	0.0030	0.00054	1	03/02/24 06:27	03/11/24 16:26	7440-36-0	
Arsenic	ND	mg/L	0.0050	0.00084	1	03/02/24 06:27	03/11/24 16:26	7440-38-2	
Barium	**0.023**	mg/L	0.0050	0.00047	1	03/02/24 06:27	03/11/24 16:26	7440-39-3	
Beryllium	ND	mg/L	0.00050	0.000094	1	03/02/24 06:27	03/11/24 16:26	7440-41-7	
Boron	ND	mg/L	0.040	0.012	1	03/02/24 06:27	03/11/24 16:26	7440-42-8	
Cadmium	ND	mg/L	0.00050	0.00010	1	03/02/24 06:27	03/11/24 16:26	7440-43-9	
Chromium	ND	mg/L	0.0050	0.0019	1	03/02/24 06:27	03/11/24 16:26	7440-47-3	
Cobalt	ND	mg/L	0.0050	0.00032	1	03/02/24 06:27	03/11/24 16:26	7440-48-4	
Copper	ND	mg/L	0.0050	0.00043	1	03/02/24 06:27	03/11/24 16:26	7440-50-8	
Lead	ND	mg/L	0.0010	0.00016	1	03/02/24 06:27	03/11/24 16:26	7439-92-1	
Lithium	ND	mg/L	0.030	0.0016	1	03/02/24 06:27	03/11/24 16:26	7439-93-2	
Molybdenum	**0.00088J**	mg/L	0.010	0.00062	1	03/02/24 06:27	03/11/24 16:26	7439-98-7	
Nickel	ND	mg/L	0.0050	0.0021	1	03/02/24 06:27	03/11/24 16:26	7440-02-0	
Selenium	ND	mg/L	0.0050	0.00096	1	03/02/24 06:27	03/11/24 16:26	7782-49-2	
Silver	ND	mg/L	0.0050	0.00031	1	03/02/24 06:27	03/11/24 16:26	7440-22-4	
Thallium	ND	mg/L	0.0010	0.00038	1	03/02/24 06:27	03/11/24 16:26	7440-28-0	
Vanadium	ND	mg/L	0.010	0.00075	1	03/02/24 06:27	03/11/24 16:26	7440-62-2	
7470 Mercury	Analytical Method: EPA 7470A Preparation Method: EPA 7470A Pace Analytical Services - Peachtree Corners, GA								
Mercury	ND	mg/L	0.00020	0.00013	1	03/15/24 08:00	03/15/24 12:07	7439-97-6	
2320B Alkalinity	Analytical Method: SM 2320B-2011 Pace Analytical Services - Asheville								
Alkalinity,Bicarbonate (CaCO3)	**253**	mg/L	5.0	5.0	1		03/07/24 17:42		
Alkalinity,Carbonate (CaCO3)	ND	mg/L	5.0	5.0	1		03/07/24 17:42		
Alkalinity, Total as CaCO3	**253**	mg/L	5.0	5.0	1		03/07/24 17:42		
2540C Total Dissolved Solids	Analytical Method: SM 2540C-2015 Pace Analytical Services - Asheville								
Total Dissolved Solids	**240**	mg/L	25.0	25.0	1		03/05/24 10:51		

REPORT OF LABORATORY ANALYSIS

This report shall not be reproduced, except in full,
without the written consent of Pace Analytical Services, LLC.

Pace Analytical Services, LLC
9800 Kincey Ave. Suite 100
Huntersville, NC 28078
(704)875-9092

ANALYTICAL RESULTS

Project: Bowen LF Cells 5-8 BG Event #5
Pace Project No.: 92716305

Sample: BOW-GWA-35 **Lab ID: 92716305008** Collected: 02/29/24 11:21 Received: 03/01/24 10:35 Matrix: Water

Parameters	Results	Units	Report Limit	MDL	DF	Prepared	Analyzed	CAS No.	Qual
300.0 IC Anions 28 Days	Analytical Method: EPA 300.0 Rev 2.1 1993 Pace Analytical Services - Asheville								
Chloride	**4.7**	mg/L	1.0	0.60	1		03/03/24 20:06	16887-00-6	
Fluoride	**0.057J**	mg/L	0.10	0.050	1		03/03/24 20:06	16984-48-8	
Sulfate	**7.1**	mg/L	1.0	0.50	1		03/03/24 20:06	14808-79-8	

REPORT OF LABORATORY ANALYSIS

This report shall not be reproduced, except in full,
without the written consent of Pace Analytical Services, LLC.

Pace Analytical Services, LLC
9800 Kincey Ave. Suite 100
Huntersville, NC 28078
(704)875-9092

ANALYTICAL RESULTS

Project: Bowen LF Cells 5-8 BG Event #5
Pace Project No.: 92716305

Sample: BOW-LF5-8-FD-01 **Lab ID: 92716305009** Collected: 02/29/24 00:00 Received: 03/01/24 10:35 Matrix: Water

Parameters	Results	Units	Report Limit	MDL	DF	Prepared	Analyzed	CAS No.	Qual
6010D ATL ICP	Analytical Method: EPA 6010D Preparation Method: EPA 3010A Pace Analytical Services - Peachtree Corners, GA								
Iron	ND	mg/L	0.040	0.025	1	03/01/24 18:18	03/05/24 17:31	7439-89-6	
Manganese	ND	mg/L	0.040	0.011	1	03/01/24 18:18	03/05/24 17:31	7439-96-5	
Zinc	ND	mg/L	0.020	0.0085	1	03/01/24 18:18	03/05/24 17:31	7440-66-6	
Potassium	**1.8**	mg/L	0.50	0.15	1	03/01/24 18:18	03/05/24 17:31	7440-09-7	
Sodium	**3.0**	mg/L	1.0	0.58	1	03/01/24 18:18	03/05/24 17:31	7440-23-5	
Calcium	**78.0**	mg/L	1.0	0.12	1	03/01/24 18:18	03/05/24 17:31	7440-70-2	
Magnesium	**29.5**	mg/L	0.050	0.012	1	03/01/24 18:18	03/05/24 17:31	7439-95-4	
6020 MET ICPMS	Analytical Method: EPA 6020B Preparation Method: EPA 3005A Pace Analytical Services - Peachtree Corners, GA								
Antimony	**0.0026J**	mg/L	0.0030	0.00054	1	03/02/24 06:27	03/11/24 17:20	7440-36-0	
Arsenic	ND	mg/L	0.0050	0.00084	1	03/02/24 06:27	03/11/24 17:20	7440-38-2	
Barium	**0.032**	mg/L	0.0050	0.00047	1	03/02/24 06:27	03/11/24 17:20	7440-39-3	
Beryllium	ND	mg/L	0.00050	0.000094	1	03/02/24 06:27	03/11/24 17:20	7440-41-7	
Boron	**0.071**	mg/L	0.040	0.012	1	03/02/24 06:27	03/11/24 17:20	7440-42-8	
Cadmium	ND	mg/L	0.00050	0.00010	1	03/02/24 06:27	03/11/24 17:20	7440-43-9	
Chromium	ND	mg/L	0.0050	0.0019	1	03/02/24 06:27	03/11/24 17:20	7440-47-3	
Cobalt	ND	mg/L	0.0050	0.00032	1	03/02/24 06:27	03/11/24 17:20	7440-48-4	
Copper	ND	mg/L	0.0050	0.00043	1	03/02/24 06:27	03/11/24 17:20	7440-50-8	
Lead	ND	mg/L	0.0010	0.00016	1	03/02/24 06:27	03/11/24 17:20	7439-92-1	
Lithium	ND	mg/L	0.030	0.0016	1	03/02/24 06:27	03/11/24 17:20	7439-93-2	
Molybdenum	**0.0012J**	mg/L	0.010	0.00062	1	03/02/24 06:27	03/11/24 17:20	7439-98-7	
Nickel	ND	mg/L	0.0050	0.0021	1	03/02/24 06:27	03/11/24 17:20	7440-02-0	
Selenium	**0.0042J**	mg/L	0.0050	0.00096	1	03/02/24 06:27	03/11/24 17:20	7782-49-2	
Silver	ND	mg/L	0.0050	0.00031	1	03/02/24 06:27	03/11/24 17:20	7440-22-4	
Thallium	ND	mg/L	0.0010	0.00038	1	03/02/24 06:27	03/11/24 17:20	7440-28-0	
Vanadium	ND	mg/L	0.010	0.00075	1	03/02/24 06:27	03/11/24 17:20	7440-62-2	
7470 Mercury	Analytical Method: EPA 7470A Preparation Method: EPA 7470A Pace Analytical Services - Peachtree Corners, GA								
Mercury	ND	mg/L	0.00020	0.00013	1	03/15/24 08:00	03/15/24 12:15	7439-97-6	
2320B Alkalinity	Analytical Method: SM 2320B-2011 Pace Analytical Services - Asheville								
Alkalinity,Bicarbonate (CaCO3)	**234**	mg/L	5.0	5.0	1		03/07/24 17:49		
Alkalinity,Carbonate (CaCO3)	ND	mg/L	5.0	5.0	1		03/07/24 17:49		
Alkalinity, Total as CaCO3	**234**	mg/L	5.0	5.0	1		03/07/24 17:49		
2540C Total Dissolved Solids	Analytical Method: SM 2540C-2015 Pace Analytical Services - Asheville								
Total Dissolved Solids	**368**	mg/L	25.0	25.0	1		03/05/24 10:51		

REPORT OF LABORATORY ANALYSIS

This report shall not be reproduced, except in full,
without the written consent of Pace Analytical Services, LLC.

Pace Analytical Services, LLC
9800 Kincey Ave. Suite 100
Huntersville, NC 28078
(704)875-9092

ANALYTICAL RESULTS

Project: Bowen LF Cells 5-8 BG Event #5
Pace Project No.: 92716305

Sample: BOW-LF5-8-FD-01 **Lab ID: 92716305009** Collected: 02/29/24 00:00 Received: 03/01/24 10:35 Matrix: Water

Parameters	Results	Units	Report Limit	MDL	DF	Prepared	Analyzed	CAS No.	Qual
300.0 IC Anions 28 Days	Analytical Method: EPA 300.0 Rev 2.1 1993 Pace Analytical Services - Asheville								
Chloride	**11.0**	mg/L	1.0	0.60	1		03/03/24 20:21	16887-00-6	
Fluoride	ND	mg/L	0.10	0.050	1		03/03/24 20:21	16984-48-8	
Sulfate	**89.5**	mg/L	1.0	0.50	1		03/03/24 20:21	14808-79-8	

REPORT OF LABORATORY ANALYSIS

This report shall not be reproduced, except in full,
without the written consent of Pace Analytical Services, LLC.

Pace Analytical Services, LLC
9800 Kincey Ave. Suite 100
Huntersville, NC 28078
(704)875-9092

ANALYTICAL RESULTS

Project: Bowen LF Cells 5-8 BG Event #5
Pace Project No.: 92716305

Sample: BOW-LF5-8-FB-01 **Lab ID: 92716305010** Collected: 02/29/24 17:40 Received: 03/01/24 10:35 Matrix: Water

Parameters	Results	Units	Report Limit	MDL	DF	Prepared	Analyzed	CAS No.	Qual
6010D ATL ICP	Analytical Method: EPA 6010D Preparation Method: EPA 3010A Pace Analytical Services - Peachtree Corners, GA								
Iron	ND	mg/L	0.040	0.025	1	03/01/24 18:18	03/05/24 17:37	7439-89-6	
Manganese	ND	mg/L	0.040	0.011	1	03/01/24 18:18	03/05/24 17:37	7439-96-5	
Zinc	ND	mg/L	0.020	0.0085	1	03/01/24 18:18	03/05/24 17:37	7440-66-6	
Potassium	ND	mg/L	0.50	0.15	1	03/01/24 18:18	03/05/24 17:37	7440-09-7	
Sodium	ND	mg/L	1.0	0.58	1	03/01/24 18:18	03/05/24 17:37	7440-23-5	
Calcium	ND	mg/L	1.0	0.12	1	03/01/24 18:18	03/05/24 17:37	7440-70-2	
Magnesium	ND	mg/L	0.050	0.012	1	03/01/24 18:18	03/05/24 17:37	7439-95-4	
6020 MET ICPMS	Analytical Method: EPA 6020B Preparation Method: EPA 3005A Pace Analytical Services - Peachtree Corners, GA								
Antimony	**0.00064J**	mg/L	0.0030	0.00054	1	03/02/24 06:27	03/11/24 17:24	7440-36-0	
Arsenic	ND	mg/L	0.0050	0.00084	1	03/02/24 06:27	03/11/24 17:24	7440-38-2	
Barium	ND	mg/L	0.0050	0.00047	1	03/02/24 06:27	03/11/24 17:24	7440-39-3	
Beryllium	ND	mg/L	0.00050	0.000094	1	03/02/24 06:27	03/11/24 17:24	7440-41-7	
Boron	ND	mg/L	0.040	0.012	1	03/02/24 06:27	03/11/24 17:24	7440-42-8	
Cadmium	ND	mg/L	0.00050	0.00010	1	03/02/24 06:27	03/11/24 17:24	7440-43-9	
Chromium	ND	mg/L	0.0050	0.0019	1	03/02/24 06:27	03/11/24 17:24	7440-47-3	
Cobalt	ND	mg/L	0.0050	0.00032	1	03/02/24 06:27	03/11/24 17:24	7440-48-4	
Copper	ND	mg/L	0.0050	0.00043	1	03/02/24 06:27	03/11/24 17:24	7440-50-8	
Lead	ND	mg/L	0.0010	0.00016	1	03/02/24 06:27	03/11/24 17:24	7439-92-1	
Lithium	ND	mg/L	0.030	0.0016	1	03/02/24 06:27	03/11/24 17:24	7439-93-2	
Molybdenum	ND	mg/L	0.010	0.00062	1	03/02/24 06:27	03/11/24 17:24	7439-98-7	
Nickel	ND	mg/L	0.0050	0.0021	1	03/02/24 06:27	03/11/24 17:24	7440-02-0	
Selenium	ND	mg/L	0.0050	0.00096	1	03/02/24 06:27	03/11/24 17:24	7782-49-2	
Silver	ND	mg/L	0.0050	0.00031	1	03/02/24 06:27	03/11/24 17:24	7440-22-4	
Thallium	ND	mg/L	0.0010	0.00038	1	03/02/24 06:27	03/11/24 17:24	7440-28-0	
Vanadium	ND	mg/L	0.010	0.00075	1	03/02/24 06:27	03/11/24 17:24	7440-62-2	
7470 Mercury	Analytical Method: EPA 7470A Preparation Method: EPA 7470A Pace Analytical Services - Peachtree Corners, GA								
Mercury	ND	mg/L	0.00020	0.00013	1	03/15/24 08:00	03/15/24 12:18	7439-97-6	
2320B Alkalinity	Analytical Method: SM 2320B-2011 Pace Analytical Services - Asheville								
Alkalinity,Bicarbonate (CaCO3)	ND	mg/L	5.0	5.0	1		03/07/24 17:09		
Alkalinity,Carbonate (CaCO3)	ND	mg/L	5.0	5.0	1		03/07/24 17:09		
Alkalinity, Total as CaCO3	ND	mg/L	5.0	5.0	1		03/07/24 17:09		
2540C Total Dissolved Solids	Analytical Method: SM 2540C-2015 Pace Analytical Services - Asheville								
Total Dissolved Solids	ND	mg/L	25.0	25.0	1		03/05/24 10:52		

REPORT OF LABORATORY ANALYSIS

This report shall not be reproduced, except in full,
without the written consent of Pace Analytical Services, LLC.

Pace Analytical Services, LLC
9800 Kincey Ave. Suite 100
Huntersville, NC 28078
(704)875-9092

ANALYTICAL RESULTS

Project: Bowen LF Cells 5-8 BG Event #5
Pace Project No.: 92716305

Sample: BOW-LF5-8-FB-01 **Lab ID: 92716305010** Collected: 02/29/24 17:40 Received: 03/01/24 10:35 Matrix: Water

Parameters	Results	Units	Report Limit	MDL	DF	Prepared	Analyzed	CAS No.	Qual
300.0 IC Anions 28 Days	Analytical Method: EPA 300.0 Rev 2.1 1993 Pace Analytical Services - Asheville								
Chloride	ND	mg/L	1.0	0.60	1		03/02/24 12:39	16887-00-6	
Fluoride	ND	mg/L	0.10	0.050	1		03/02/24 12:39	16984-48-8	
Sulfate	ND	mg/L	1.0	0.50	1		03/02/24 12:39	14808-79-8	

REPORT OF LABORATORY ANALYSIS

This report shall not be reproduced, except in full,
without the written consent of Pace Analytical Services, LLC.

Pace Analytical Services, LLC
9800 Kincey Ave. Suite 100
Huntersville, NC 28078
(704)875-9092

ANALYTICAL RESULTS

Project: Bowen LF Cells 5-8 BG Event #5
Pace Project No.: 92716305

Sample: BOW-GWA-33R **Lab ID: 92716305011** Collected: 03/04/24 11:18 Received: 03/05/24 09:20 Matrix: Water

Parameters	Results	Units	Report Limit	MDL	DF	Prepared	Analyzed	CAS No.	Qual
6010D ATL ICP	Analytical Method: EPA 6010D Preparation Method: EPA 3010A Pace Analytical Services - Peachtree Corners, GA								
Potassium	**0.37J**	mg/L	0.50	0.15	1	03/06/24 19:40	03/12/24 15:47	7440-09-7	
Sodium	**2.0**	mg/L	1.0	0.58	1	03/06/24 19:40	03/12/24 15:47	7440-23-5	
Iron	ND	mg/L	0.040	0.025	1	03/06/24 19:40	03/08/24 20:08	7439-89-6	
Manganese	ND	mg/L	0.040	0.011	1	03/06/24 19:40	03/08/24 20:08	7439-96-5	
Zinc	ND	mg/L	0.020	0.0085	1	03/06/24 19:40	03/08/24 20:08	7440-66-6	
Calcium	**31.8**	mg/L	1.0	0.12	1	03/06/24 19:40	03/08/24 20:08	7440-70-2	
Magnesium	**13.7**	mg/L	0.050	0.012	1	03/06/24 19:40	03/08/24 20:08	7439-95-4	
6020 MET ICPMS	Analytical Method: EPA 6020B Preparation Method: EPA 3005A Pace Analytical Services - Peachtree Corners, GA								
Antimony	ND	mg/L	0.0030	0.00054	1	03/07/24 09:00	03/13/24 14:48	7440-36-0	
Arsenic	ND	mg/L	0.0050	0.00084	1	03/07/24 09:00	03/13/24 14:48	7440-38-2	
Barium	**0.0015J**	mg/L	0.0050	0.00047	1	03/07/24 09:00	03/13/24 14:48	7440-39-3	
Beryllium	ND	mg/L	0.00050	0.000094	1	03/07/24 09:00	03/13/24 14:48	7440-41-7	
Boron	ND	mg/L	0.040	0.012	1	03/07/24 09:00	03/13/24 14:48	7440-42-8	
Cadmium	ND	mg/L	0.00050	0.00010	1	03/07/24 09:00	03/13/24 14:48	7440-43-9	
Chromium	ND	mg/L	0.0050	0.0019	1	03/07/24 09:00	03/13/24 14:48	7440-47-3	
Cobalt	ND	mg/L	0.0050	0.00032	1	03/07/24 09:00	03/13/24 14:48	7440-48-4	
Copper	ND	mg/L	0.0050	0.00043	1	03/07/24 09:00	03/13/24 14:48	7440-50-8	
Lead	ND	mg/L	0.0010	0.00016	1	03/07/24 09:00	03/13/24 14:48	7439-92-1	
Lithium	ND	mg/L	0.030	0.0016	1	03/07/24 09:00	03/13/24 14:48	7439-93-2	
Molybdenum	**0.00066J**	mg/L	0.010	0.00062	1	03/07/24 09:00	03/13/24 14:48	7439-98-7	
Nickel	ND	mg/L	0.0050	0.0021	1	03/07/24 09:00	03/13/24 14:48	7440-02-0	
Selenium	ND	mg/L	0.0050	0.00096	1	03/07/24 09:00	03/13/24 14:48	7782-49-2	
Silver	ND	mg/L	0.0050	0.00031	1	03/07/24 09:00	03/13/24 14:48	7440-22-4	
Thallium	ND	mg/L	0.0010	0.00038	1	03/07/24 09:00	03/13/24 14:48	7440-28-0	
Vanadium	ND	mg/L	0.010	0.00075	1	03/07/24 09:00	03/13/24 14:48	7440-62-2	
7470 Mercury	Analytical Method: EPA 7470A Preparation Method: EPA 7470A Pace Analytical Services - Peachtree Corners, GA								
Mercury	ND	mg/L	0.00020	0.00013	1	03/15/24 08:00	03/15/24 12:20	7439-97-6	
2320B Alkalinity	Analytical Method: SM 2320B-2011 Pace Analytical Services - Asheville								
Alkalinity,Bicarbonate (CaCO3)	**128**	mg/L	5.0	5.0	1		03/14/24 14:31		
Alkalinity,Carbonate (CaCO3)	ND	mg/L	5.0	5.0	1		03/14/24 14:31		
Alkalinity, Total as CaCO3	**128**	mg/L	5.0	5.0	1		03/14/24 14:31		
2540C Total Dissolved Solids	Analytical Method: SM 2540C-2015 Pace Analytical Services - Asheville								
Total Dissolved Solids	**136**	mg/L	25.0	25.0	1		03/07/24 11:41		

REPORT OF LABORATORY ANALYSIS

This report shall not be reproduced, except in full,
without the written consent of Pace Analytical Services, LLC.

Pace Analytical Services, LLC
9800 Kincey Ave. Suite 100
Huntersville, NC 28078
(704)875-9092

ANALYTICAL RESULTS

Project: Bowen LF Cells 5-8 BG Event #5
Pace Project No.: 92716305

Sample: BOW-GWA-33R **Lab ID: 92716305011** Collected: 03/04/24 11:18 Received: 03/05/24 09:20 Matrix: Water

Parameters	Results	Units	Report Limit	MDL	DF	Prepared	Analyzed	CAS No.	Qual
300.0 IC Anions 28 Days	Analytical Method: EPA 300.0 Rev 2.1 1993 Pace Analytical Services - Asheville								
Chloride	**2.7**	mg/L	1.0	0.60	1		03/06/24 00:56	16887-00-6	
Fluoride	ND	mg/L	0.10	0.050	1		03/06/24 00:56	16984-48-8	
Sulfate	**0.74J**	mg/L	1.0	0.50	1		03/06/24 00:56	14808-79-8	

REPORT OF LABORATORY ANALYSIS

This report shall not be reproduced, except in full,
without the written consent of Pace Analytical Services, LLC.

Pace Analytical Services, LLC
9800 Kincey Ave. Suite 100
Huntersville, NC 28078
(704)875-9092

ANALYTICAL RESULTS

Project: Bowen LF Cells 5-8 BG Event #5
Pace Project No.: 92716305

Sample: BOW-GWA-57 **Lab ID: 92716305012** Collected: 03/04/24 13:11 Received: 03/05/24 09:20 Matrix: Water

Parameters	Results	Units	Report Limit	MDL	DF	Prepared	Analyzed	CAS No.	Qual
6010D ATL ICP	Analytical Method: EPA 6010D Preparation Method: EPA 3010A Pace Analytical Services - Peachtree Corners, GA								
Iron	**0.11**	mg/L	0.040	0.025	1	03/06/24 19:40	03/08/24 20:11	7439-89-6	
Manganese	**0.16**	mg/L	0.040	0.011	1	03/06/24 19:40	03/08/24 20:11	7439-96-5	
Zinc	ND	mg/L	0.020	0.0085	1	03/06/24 19:40	03/08/24 20:11	7440-66-6	
Calcium	**36.7**	mg/L	1.0	0.12	1	03/06/24 19:40	03/08/24 20:11	7440-70-2	
Magnesium	**20.6**	mg/L	0.050	0.012	1	03/06/24 19:40	03/08/24 20:11	7439-95-4	
Potassium	**0.40J**	mg/L	0.50	0.15	1	03/06/24 19:40	03/12/24 15:49	7440-09-7	
Sodium	**2.1**	mg/L	1.0	0.58	1	03/06/24 19:40	03/12/24 15:49	7440-23-5	
6020 MET ICPMS	Analytical Method: EPA 6020B Preparation Method: EPA 3005A Pace Analytical Services - Peachtree Corners, GA								
Antimony	ND	mg/L	0.0030	0.00054	1	03/07/24 09:00	03/13/24 15:05	7440-36-0	
Arsenic	ND	mg/L	0.0050	0.00084	1	03/07/24 09:00	03/13/24 15:05	7440-38-2	
Barium	**0.0054**	mg/L	0.0050	0.00047	1	03/07/24 09:00	03/13/24 15:05	7440-39-3	
Beryllium	ND	mg/L	0.00050	0.000094	1	03/07/24 09:00	03/13/24 15:05	7440-41-7	
Boron	**0.014J**	mg/L	0.040	0.012	1	03/07/24 09:00	03/13/24 15:05	7440-42-8	
Cadmium	ND	mg/L	0.00050	0.00010	1	03/07/24 09:00	03/13/24 15:05	7440-43-9	
Chromium	ND	mg/L	0.0050	0.0019	1	03/07/24 09:00	03/13/24 15:05	7440-47-3	
Cobalt	**0.00072J**	mg/L	0.0050	0.00032	1	03/07/24 09:00	03/13/24 15:05	7440-48-4	
Copper	**0.0018J**	mg/L	0.0050	0.00043	1	03/07/24 09:00	03/13/24 15:05	7440-50-8	
Lead	**0.00021J**	mg/L	0.0010	0.00016	1	03/07/24 09:00	03/13/24 15:05	7439-92-1	
Lithium	ND	mg/L	0.030	0.0016	1	03/07/24 09:00	03/13/24 15:05	7439-93-2	
Molybdenum	ND	mg/L	0.010	0.00062	1	03/07/24 09:00	03/13/24 15:05	7439-98-7	
Nickel	ND	mg/L	0.0050	0.0021	1	03/07/24 09:00	03/13/24 15:05	7440-02-0	
Selenium	ND	mg/L	0.0050	0.00096	1	03/07/24 09:00	03/13/24 15:05	7782-49-2	
Silver	ND	mg/L	0.0050	0.00031	1	03/07/24 09:00	03/13/24 15:05	7440-22-4	
Thallium	ND	mg/L	0.0010	0.00038	1	03/07/24 09:00	03/13/24 15:05	7440-28-0	
Vanadium	ND	mg/L	0.010	0.00075	1	03/07/24 09:00	03/13/24 15:05	7440-62-2	
7470 Mercury	Analytical Method: EPA 7470A Preparation Method: EPA 7470A Pace Analytical Services - Peachtree Corners, GA								
Mercury	ND	mg/L	0.00020	0.00013	1	03/15/24 08:00	03/15/24 12:23	7439-97-6	
2320B Alkalinity	Analytical Method: SM 2320B-2011 Pace Analytical Services - Asheville								
Alkalinity,Bicarbonate (CaCO3)	**176**	mg/L	5.0	5.0	1		03/14/24 14:40		
Alkalinity,Carbonate (CaCO3)	ND	mg/L	5.0	5.0	1		03/14/24 14:40		
Alkalinity, Total as CaCO3	**176**	mg/L	5.0	5.0	1		03/14/24 14:40		
2540C Total Dissolved Solids	Analytical Method: SM 2540C-2015 Pace Analytical Services - Asheville								
Total Dissolved Solids	**177**	mg/L	25.0	25.0	1		03/07/24 11:41		

REPORT OF LABORATORY ANALYSIS

This report shall not be reproduced, except in full,
without the written consent of Pace Analytical Services, LLC.

Pace Analytical Services, LLC
9800 Kincey Ave. Suite 100
Huntersville, NC 28078
(704)875-9092

ANALYTICAL RESULTS

Project: Bowen LF Cells 5-8 BG Event #5
Pace Project No.: 92716305

Sample: BOW-GWA-57 **Lab ID: 92716305012** Collected: 03/04/24 13:11 Received: 03/05/24 09:20 Matrix: Water

Parameters	Results	Units	Report Limit	MDL	DF	Prepared	Analyzed	CAS No.	Qual
300.0 IC Anions 28 Days	Analytical Method: EPA 300.0 Rev 2.1 1993 Pace Analytical Services - Asheville								
Chloride	**2.8**	mg/L	1.0	0.60	1		03/06/24 01:11	16887-00-6	
Fluoride	ND	mg/L	0.10	0.050	1		03/06/24 01:11	16984-48-8	
Sulfate	**2.4**	mg/L	1.0	0.50	1		03/06/24 01:11	14808-79-8	

REPORT OF LABORATORY ANALYSIS

This report shall not be reproduced, except in full,
without the written consent of Pace Analytical Services, LLC.

Pace Analytical Services, LLC
9800 Kincey Ave. Suite 100
Huntersville, NC 28078
(704)875-9092

ANALYTICAL RESULTS

Project: Bowen LF Cells 5-8 BG Event #5
Pace Project No.: 92716305

Sample: BOW-LF5-8-FD-02 **Lab ID: 92716305013** Collected: 03/04/24 00:00 Received: 03/05/24 09:20 Matrix: Water

Parameters	Results	Units	Report Limit	MDL	DF	Prepared	Analyzed	CAS No.	Qual
6010D ATL ICP	Analytical Method: EPA 6010D Preparation Method: EPA 3010A Pace Analytical Services - Peachtree Corners, GA								
Iron	**0.051**	mg/L	0.040	0.025	1	03/06/24 19:40	03/08/24 20:13	7439-89-6	
Manganese	ND	mg/L	0.040	0.011	1	03/06/24 19:40	03/08/24 20:13	7439-96-5	
Zinc	ND	mg/L	0.020	0.0085	1	03/06/24 19:40	03/08/24 20:13	7440-66-6	
Calcium	**38.8**	mg/L	1.0	0.12	1	03/06/24 19:40	03/08/24 20:13	7440-70-2	
Magnesium	**21.1**	mg/L	0.050	0.012	1	03/06/24 19:40	03/08/24 20:13	7439-95-4	
Potassium	**0.84**	mg/L	0.50	0.15	1	03/06/24 19:40	03/12/24 15:52	7440-09-7	
Sodium	**2.0**	mg/L	1.0	0.58	1	03/06/24 19:40	03/12/24 15:52	7440-23-5	
6020 MET ICPMS	Analytical Method: EPA 6020B Preparation Method: EPA 3005A Pace Analytical Services - Peachtree Corners, GA								
Antimony	ND	mg/L	0.0030	0.00054	1	03/07/24 09:00	03/13/24 15:09	7440-36-0	
Arsenic	ND	mg/L	0.0050	0.00084	1	03/07/24 09:00	03/13/24 15:09	7440-38-2	
Barium	**0.026**	mg/L	0.0050	0.00047	1	03/07/24 09:00	03/13/24 15:09	7440-39-3	
Beryllium	ND	mg/L	0.00050	0.000094	1	03/07/24 09:00	03/13/24 15:09	7440-41-7	
Boron	ND	mg/L	0.040	0.012	1	03/07/24 09:00	03/13/24 15:09	7440-42-8	
Cadmium	ND	mg/L	0.00050	0.00010	1	03/07/24 09:00	03/13/24 15:09	7440-43-9	
Chromium	ND	mg/L	0.0050	0.0019	1	03/07/24 09:00	03/13/24 15:09	7440-47-3	
Cobalt	ND	mg/L	0.0050	0.00032	1	03/07/24 09:00	03/13/24 15:09	7440-48-4	
Copper	ND	mg/L	0.0050	0.00043	1	03/07/24 09:00	03/13/24 15:09	7440-50-8	
Lead	ND	mg/L	0.0010	0.00016	1	03/07/24 09:00	03/13/24 15:09	7439-92-1	
Lithium	ND	mg/L	0.030	0.0016	1	03/07/24 09:00	03/13/24 15:09	7439-93-2	
Molybdenum	**0.0016J**	mg/L	0.010	0.00062	1	03/07/24 09:00	03/13/24 15:09	7439-98-7	
Nickel	ND	mg/L	0.0050	0.0021	1	03/07/24 09:00	03/13/24 15:09	7440-02-0	
Selenium	ND	mg/L	0.0050	0.00096	1	03/07/24 09:00	03/13/24 15:09	7782-49-2	
Silver	ND	mg/L	0.0050	0.00031	1	03/07/24 09:00	03/13/24 15:09	7440-22-4	
Thallium	ND	mg/L	0.0010	0.00038	1	03/07/24 09:00	03/13/24 15:09	7440-28-0	
Vanadium	ND	mg/L	0.010	0.00075	1	03/07/24 09:00	03/13/24 15:09	7440-62-2	
7470 Mercury	Analytical Method: EPA 7470A Preparation Method: EPA 7470A Pace Analytical Services - Peachtree Corners, GA								
Mercury	ND	mg/L	0.00020	0.00013	1	03/15/24 08:00	03/15/24 12:25	7439-97-6	
2320B Alkalinity	Analytical Method: SM 2320B-2011 Pace Analytical Services - Asheville								
Alkalinity,Bicarbonate (CaCO3)	**175**	mg/L	5.0	5.0	1		03/14/24 15:01		
Alkalinity,Carbonate (CaCO3)	ND	mg/L	5.0	5.0	1		03/14/24 15:01		
Alkalinity, Total as CaCO3	**175**	mg/L	5.0	5.0	1		03/14/24 15:01		
2540C Total Dissolved Solids	Analytical Method: SM 2540C-2015 Pace Analytical Services - Asheville								
Total Dissolved Solids	**179**	mg/L	25.0	25.0	1		03/07/24 11:41		

REPORT OF LABORATORY ANALYSIS

This report shall not be reproduced, except in full,
without the written consent of Pace Analytical Services, LLC.

Pace Analytical Services, LLC
9800 Kincey Ave. Suite 100
Huntersville, NC 28078
(704)875-9092

ANALYTICAL RESULTS

Project: Bowen LF Cells 5-8 BG Event #5
Pace Project No.: 92716305

Sample: BOW-LF5-8-FD-02 **Lab ID: 92716305013** Collected: 03/04/24 00:00 Received: 03/05/24 09:20 Matrix: Water

Parameters	Results	Units	Report Limit	MDL	DF	Prepared	Analyzed	CAS No.	Qual
300.0 IC Anions 28 Days	Analytical Method: EPA 300.0 Rev 2.1 1993 Pace Analytical Services - Asheville								
Chloride	**3.3**	mg/L	1.0	0.60	1		03/06/24 01:26	16887-00-6	
Fluoride	ND	mg/L	0.10	0.050	1		03/06/24 01:26	16984-48-8	
Sulfate	**1.3**	mg/L	1.0	0.50	1		03/06/24 01:26	14808-79-8	

REPORT OF LABORATORY ANALYSIS

This report shall not be reproduced, except in full,
without the written consent of Pace Analytical Services, LLC.

Pace Analytical Services, LLC
9800 Kincey Ave. Suite 100
Huntersville, NC 28078
(704)875-9092

ANALYTICAL RESULTS

Project: Bowen LF Cells 5-8 BG Event #5
Pace Project No.: 92716305

Sample: BOW-LF5-8-FB-02 **Lab ID: 92716305014** Collected: 03/04/24 14:41 Received: 03/05/24 09:20 Matrix: Water

Parameters	Results	Units	Report Limit	MDL	DF	Prepared	Analyzed	CAS No.	Qual
6010D ATL ICP	Analytical Method: EPA 6010D Preparation Method: EPA 3010A Pace Analytical Services - Peachtree Corners, GA								
Calcium	ND	mg/L	1.0	0.12	1	03/06/24 19:40	03/08/24 20:16	7440-70-2	
Iron	ND	mg/L	0.040	0.025	1	03/06/24 19:40	03/08/24 20:16	7439-89-6	
Magnesium	ND	mg/L	0.050	0.012	1	03/06/24 19:40	03/08/24 20:16	7439-95-4	
Manganese	ND	mg/L	0.040	0.011	1	03/06/24 19:40	03/08/24 20:16	7439-96-5	
Potassium	ND	mg/L	0.50	0.15	1	03/06/24 19:40	03/12/24 15:55	7440-09-7	
Sodium	ND	mg/L	1.0	0.58	1	03/06/24 19:40	03/12/24 15:55	7440-23-5	
Zinc	ND	mg/L	0.020	0.0085	1	03/06/24 19:40	03/08/24 20:16	7440-66-6	
6020 MET ICPMS	Analytical Method: EPA 6020B Preparation Method: EPA 3005A Pace Analytical Services - Peachtree Corners, GA								
Antimony	ND	mg/L	0.0030	0.00054	1	03/07/24 09:00	03/13/24 15:13	7440-36-0	
Arsenic	ND	mg/L	0.0050	0.00084	1	03/07/24 09:00	03/13/24 15:13	7440-38-2	
Barium	ND	mg/L	0.0050	0.00047	1	03/07/24 09:00	03/13/24 15:13	7440-39-3	
Beryllium	ND	mg/L	0.00050	0.000094	1	03/07/24 09:00	03/13/24 15:13	7440-41-7	
Boron	ND	mg/L	0.040	0.012	1	03/07/24 09:00	03/13/24 15:13	7440-42-8	
Cadmium	ND	mg/L	0.00050	0.00010	1	03/07/24 09:00	03/13/24 15:13	7440-43-9	
Chromium	ND	mg/L	0.0050	0.0019	1	03/07/24 09:00	03/13/24 15:13	7440-47-3	
Cobalt	ND	mg/L	0.0050	0.00032	1	03/07/24 09:00	03/13/24 15:13	7440-48-4	
Copper	ND	mg/L	0.0050	0.00043	1	03/07/24 09:00	03/13/24 15:13	7440-50-8	
Lead	ND	mg/L	0.0010	0.00016	1	03/07/24 09:00	03/13/24 15:13	7439-92-1	
Lithium	ND	mg/L	0.030	0.0016	1	03/07/24 09:00	03/13/24 15:13	7439-93-2	
Molybdenum	ND	mg/L	0.010	0.00062	1	03/07/24 09:00	03/13/24 15:13	7439-98-7	
Nickel	ND	mg/L	0.0050	0.0021	1	03/07/24 09:00	03/13/24 15:13	7440-02-0	
Selenium	ND	mg/L	0.0050	0.00096	1	03/07/24 09:00	03/13/24 15:13	7782-49-2	
Silver	ND	mg/L	0.0050	0.00031	1	03/07/24 09:00	03/13/24 15:13	7440-22-4	
Thallium	ND	mg/L	0.0010	0.00038	1	03/07/24 09:00	03/13/24 15:13	7440-28-0	
Vanadium	ND	mg/L	0.010	0.00075	1	03/07/24 09:00	03/13/24 15:13	7440-62-2	
7470 Mercury	Analytical Method: EPA 7470A Preparation Method: EPA 7470A Pace Analytical Services - Peachtree Corners, GA								
Mercury	ND	mg/L	0.00020	0.00013	1	03/15/24 08:00	03/15/24 12:28	7439-97-6	
2320B Alkalinity	Analytical Method: SM 2320B-2011 Pace Analytical Services - Asheville								
Alkalinity,Bicarbonate (CaCO3)	ND	mg/L	5.0	5.0	1		03/14/24 15:11		
Alkalinity,Carbonate (CaCO3)	ND	mg/L	5.0	5.0	1		03/14/24 15:11		
Alkalinity, Total as CaCO3	ND	mg/L	5.0	5.0	1		03/14/24 15:11		
2540C Total Dissolved Solids	Analytical Method: SM 2540C-2015 Pace Analytical Services - Asheville								
Total Dissolved Solids	ND	mg/L	25.0	25.0	1		03/07/24 11:41		

REPORT OF LABORATORY ANALYSIS

This report shall not be reproduced, except in full,
without the written consent of Pace Analytical Services, LLC.

Pace Analytical Services, LLC
9800 Kincey Ave. Suite 100
Huntersville, NC 28078
(704)875-9092

ANALYTICAL RESULTS

Project: Bowen LF Cells 5-8 BG Event #5
Pace Project No.: 92716305

Sample: BOW-LF5-8-FB-02 **Lab ID: 92716305014** Collected: 03/04/24 14:41 Received: 03/05/24 09:20 Matrix: Water

Parameters	Results	Units	Report Limit	MDL	DF	Prepared	Analyzed	CAS No.	Qual
300.0 IC Anions 28 Days	Analytical Method: EPA 300.0 Rev 2.1 1993 Pace Analytical Services - Asheville								
Chloride	ND	mg/L	1.0	0.60	1		03/05/24 23:42	16887-00-6	
Fluoride	ND	mg/L	0.10	0.050	1		03/05/24 23:42	16984-48-8	
Sulfate	ND	mg/L	1.0	0.50	1		03/05/24 23:42	14808-79-8	

This report shall not be reproduced, except in full,
without the written consent of Pace Analytical Services, LLC.

Pace Analytical Services, LLC
9800 Kincey Ave. Suite 100
Huntersville, NC 28078
(704)875-9092

ANALYTICAL RESULTS

Project: Bowen LF Cells 5-8 BG Event #5
Pace Project No.: 92716305

Sample: BOW-LF5-8-EB-01 **Lab ID: 92716305015** Collected: 03/04/24 14:51 Received: 03/05/24 09:20 Matrix: Water

Parameters	Results	Units	Report Limit	MDL	DF	Prepared	Analyzed	CAS No.	Qual
6010D ATL ICP	Analytical Method: EPA 6010D Preparation Method: EPA 3010A Pace Analytical Services - Peachtree Corners, GA								
Sodium	ND	mg/L	1.0	0.58	1	03/06/24 19:40	03/12/24 16:02	7440-23-5	
Iron	ND	mg/L	0.040	0.025	1	03/06/24 19:40	03/08/24 20:36	7439-89-6	
Manganese	ND	mg/L	0.040	0.011	1	03/06/24 19:40	03/08/24 20:36	7439-96-5	
Zinc	ND	mg/L	0.020	0.0085	1	03/06/24 19:40	03/08/24 20:36	7440-66-6	
Potassium	ND	mg/L	0.50	0.15	1	03/06/24 19:40	03/08/24 20:36	7440-09-7	
Calcium	ND	mg/L	1.0	0.12	1	03/06/24 19:40	03/08/24 20:36	7440-70-2	
Magnesium	ND	mg/L	0.050	0.012	1	03/06/24 19:40	03/08/24 20:36	7439-95-4	
6020 MET ICPMS	Analytical Method: EPA 6020B Preparation Method: EPA 3005A Pace Analytical Services - Peachtree Corners, GA								
Antimony	ND	mg/L	0.0030	0.00054	1	03/07/24 09:00	03/13/24 15:17	7440-36-0	
Arsenic	ND	mg/L	0.0050	0.00084	1	03/07/24 09:00	03/13/24 15:17	7440-38-2	
Barium	ND	mg/L	0.0050	0.00047	1	03/07/24 09:00	03/13/24 15:17	7440-39-3	
Beryllium	ND	mg/L	0.00050	0.000094	1	03/07/24 09:00	03/13/24 15:17	7440-41-7	
Boron	ND	mg/L	0.040	0.012	1	03/07/24 09:00	03/13/24 15:17	7440-42-8	
Cadmium	ND	mg/L	0.00050	0.00010	1	03/07/24 09:00	03/13/24 15:17	7440-43-9	
Chromium	ND	mg/L	0.0050	0.0019	1	03/07/24 09:00	03/13/24 15:17	7440-47-3	
Cobalt	ND	mg/L	0.0050	0.00032	1	03/07/24 09:00	03/13/24 15:17	7440-48-4	
Copper	ND	mg/L	0.0050	0.00043	1	03/07/24 09:00	03/13/24 15:17	7440-50-8	
Lead	ND	mg/L	0.0010	0.00016	1	03/07/24 09:00	03/13/24 15:17	7439-92-1	
Lithium	ND	mg/L	0.030	0.0016	1	03/07/24 09:00	03/13/24 15:17	7439-93-2	
Molybdenum	ND	mg/L	0.010	0.00062	1	03/07/24 09:00	03/13/24 15:17	7439-98-7	
Nickel	ND	mg/L	0.0050	0.0021	1	03/07/24 09:00	03/13/24 15:17	7440-02-0	
Selenium	ND	mg/L	0.0050	0.00096	1	03/07/24 09:00	03/13/24 15:17	7782-49-2	
Silver	ND	mg/L	0.0050	0.00031	1	03/07/24 09:00	03/13/24 15:17	7440-22-4	
Thallium	ND	mg/L	0.0010	0.00038	1	03/07/24 09:00	03/13/24 15:17	7440-28-0	
Vanadium	ND	mg/L	0.010	0.00075	1	03/07/24 09:00	03/13/24 15:17	7440-62-2	
7470 Mercury	Analytical Method: EPA 7470A Preparation Method: EPA 7470A Pace Analytical Services - Peachtree Corners, GA								
Mercury	ND	mg/L	0.00020	0.00013	1	03/15/24 08:00	03/15/24 12:31	7439-97-6	
2320B Alkalinity	Analytical Method: SM 2320B-2011 Pace Analytical Services - Asheville								
Alkalinity,Bicarbonate (CaCO3)	ND	mg/L	5.0	5.0	1		03/14/24 15:16		
Alkalinity,Carbonate (CaCO3)	ND	mg/L	5.0	5.0	1		03/14/24 15:16		
Alkalinity, Total as CaCO3	ND	mg/L	5.0	5.0	1		03/14/24 15:16		
2540C Total Dissolved Solids	Analytical Method: SM 2540C-2015 Pace Analytical Services - Asheville								
Total Dissolved Solids	ND	mg/L	25.0	25.0	1		03/07/24 11:41		

REPORT OF LABORATORY ANALYSIS

This report shall not be reproduced, except in full,
without the written consent of Pace Analytical Services, LLC.

Pace Analytical Services, LLC
9800 Kincey Ave. Suite 100
Huntersville, NC 28078
(704)875-9092

ANALYTICAL RESULTS

Project: Bowen LF Cells 5-8 BG Event #5
Pace Project No.: 92716305

Sample: BOW-LF5-8-EB-01 **Lab ID: 92716305015** Collected: 03/04/24 14:51 Received: 03/05/24 09:20 Matrix: Water

Parameters	Results	Units	Report Limit	MDL	DF	Prepared	Analyzed	CAS No.	Qual
300.0 IC Anions 28 Days	Analytical Method: EPA 300.0 Rev 2.1 1993 Pace Analytical Services - Asheville								
Chloride	ND	mg/L	1.0	0.60	1		03/05/24 23:57	16887-00-6	
Fluoride	ND	mg/L	0.10	0.050	1		03/05/24 23:57	16984-48-8	
Sulfate	ND	mg/L	1.0	0.50	1		03/05/24 23:57	14808-79-8	

REPORT OF LABORATORY ANALYSIS

This report shall not be reproduced, except in full,
without the written consent of Pace Analytical Services, LLC.

Pace Analytical Services, LLC
9800 Kincey Ave. Suite 100
Huntersville, NC 28078
(704)875-9092

ANALYTICAL RESULTS

Project: Bowen LF Cells 5-8 BG Event #5
Pace Project No.: 92716305

Sample: BOW-GWC-28 **Lab ID: 92716305016** Collected: 03/04/24 11:55 Received: 03/05/24 09:20 Matrix: Water

Parameters	Results	Units	Report Limit	MDL	DF	Prepared	Analyzed	CAS No.	Qual
6010D ATL ICP	Analytical Method: EPA 6010D Preparation Method: EPA 3010A Pace Analytical Services - Peachtree Corners, GA								
Sodium	**13.1**	mg/L	1.0	0.58	1	03/06/24 19:40	03/13/24 14:09	7440-23-5	
Iron	**0.12**	mg/L	0.040	0.025	1	03/06/24 19:40	03/08/24 20:38	7439-89-6	
Manganese	**0.027J**	mg/L	0.040	0.011	1	03/06/24 19:40	03/08/24 20:38	7439-96-5	
Zinc	ND	mg/L	0.020	0.0085	1	03/06/24 19:40	03/08/24 20:38	7440-66-6	
Potassium	**1.3**	mg/L	0.50	0.15	1	03/06/24 19:40	03/08/24 20:38	7440-09-7	
Calcium	**34.0**	mg/L	1.0	0.12	1	03/06/24 19:40	03/08/24 20:38	7440-70-2	
Magnesium	**19.0**	mg/L	0.050	0.012	1	03/06/24 19:40	03/08/24 20:38	7439-95-4	
6020 MET ICPMS	Analytical Method: EPA 6020B Preparation Method: EPA 3005A Pace Analytical Services - Peachtree Corners, GA								
Antimony	ND	mg/L	0.0030	0.00054	1	03/07/24 09:00	03/13/24 15:45	7440-36-0	
Arsenic	ND	mg/L	0.0050	0.00084	1	03/07/24 09:00	03/13/24 15:45	7440-38-2	
Barium	**0.012**	mg/L	0.0050	0.00047	1	03/07/24 09:00	03/13/24 15:45	7440-39-3	
Beryllium	ND	mg/L	0.00050	0.000094	1	03/07/24 09:00	03/13/24 15:45	7440-41-7	
Boron	ND	mg/L	0.040	0.012	1	03/07/24 09:00	03/14/24 14:28	7440-42-8	
Cadmium	ND	mg/L	0.00050	0.00010	1	03/07/24 09:00	03/13/24 15:45	7440-43-9	
Chromium	ND	mg/L	0.0050	0.0019	1	03/07/24 09:00	03/13/24 15:45	7440-47-3	
Cobalt	ND	mg/L	0.0050	0.00032	1	03/07/24 09:00	03/13/24 15:45	7440-48-4	
Copper	ND	mg/L	0.0050	0.00043	1	03/07/24 09:00	03/13/24 15:45	7440-50-8	
Lead	ND	mg/L	0.0010	0.00016	1	03/07/24 09:00	03/13/24 15:45	7439-92-1	
Lithium	ND	mg/L	0.030	0.0016	1	03/07/24 09:00	03/13/24 15:45	7439-93-2	
Molybdenum	**0.025**	mg/L	0.010	0.00062	1	03/07/24 09:00	03/13/24 15:45	7439-98-7	
Nickel	ND	mg/L	0.0050	0.0021	1	03/07/24 09:00	03/13/24 15:45	7440-02-0	
Selenium	ND	mg/L	0.0050	0.00096	1	03/07/24 09:00	03/13/24 15:45	7782-49-2	
Silver	ND	mg/L	0.0050	0.00031	1	03/07/24 09:00	03/13/24 15:45	7440-22-4	
Thallium	ND	mg/L	0.0010	0.00038	1	03/07/24 09:00	03/13/24 15:45	7440-28-0	
Vanadium	ND	mg/L	0.010	0.00075	1	03/07/24 09:00	03/13/24 15:45	7440-62-2	
7470 Mercury	Analytical Method: EPA 7470A Preparation Method: EPA 7470A Pace Analytical Services - Peachtree Corners, GA								
Mercury	ND	mg/L	0.00020	0.00013	1	03/15/24 08:00	03/15/24 12:33	7439-97-6	
2320B Alkalinity	Analytical Method: SM 2320B-2011 Pace Analytical Services - Asheville								
Alkalinity,Bicarbonate (CaCO3)	**153**	mg/L	5.0	5.0	1		03/14/24 15:20		
Alkalinity,Carbonate (CaCO3)	ND	mg/L	5.0	5.0	1		03/14/24 15:20		
Alkalinity, Total as CaCO3	**153**	mg/L	5.0	5.0	1		03/14/24 15:20		
2540C Total Dissolved Solids	Analytical Method: SM 2540C-2015 Pace Analytical Services - Asheville								
Total Dissolved Solids	**180**	mg/L	25.0	25.0	1		03/07/24 11:41		

REPORT OF LABORATORY ANALYSIS

This report shall not be reproduced, except in full,
without the written consent of Pace Analytical Services, LLC.

Pace Analytical Services, LLC
9800 Kincey Ave. Suite 100
Huntersville, NC 28078
(704)875-9092

ANALYTICAL RESULTS

Project: Bowen LF Cells 5-8 BG Event #5
Pace Project No.: 92716305

Sample: BOW-GWC-28 **Lab ID: 92716305016** Collected: 03/04/24 11:55 Received: 03/05/24 09:20 Matrix: Water

Parameters	Results	Units	Report Limit	MDL	DF	Prepared	Analyzed	CAS No.	Qual
300.0 IC Anions 28 Days	Analytical Method: EPA 300.0 Rev 2.1 1993 Pace Analytical Services - Asheville								
Chloride	**5.0**	mg/L	1.0	0.60	1		03/06/24 02:10	16887-00-6	
Fluoride	**0.085J**	mg/L	0.10	0.050	1		03/06/24 02:10	16984-48-8	
Sulfate	**14.6**	mg/L	1.0	0.50	1		03/06/24 02:10	14808-79-8	

This report shall not be reproduced, except in full,
without the written consent of Pace Analytical Services, LLC.

Pace Analytical Services, LLC
9800 Kincey Ave. Suite 100
Huntersville, NC 28078
(704)875-9092

ANALYTICAL RESULTS

Project: Bowen LF Cells 5-8 BG Event #5
Pace Project No.: 92716305

Sample: BOW-GWC-31R **Lab ID: 92716305017** Collected: 03/04/24 11:20 Received: 03/05/24 09:20 Matrix: Water

Parameters	Results	Units	Report Limit	MDL	DF	Prepared	Analyzed	CAS No.	Qual
6010D ATL ICP	Analytical Method: EPA 6010D Preparation Method: EPA 3010A Pace Analytical Services - Peachtree Corners, GA								
Sodium	**2.3**	mg/L	1.0	0.58	1	03/06/24 19:40	03/13/24 14:14	7440-23-5	
Iron	**0.046**	mg/L	0.040	0.025	1	03/06/24 19:40	03/08/24 20:41	7439-89-6	
Manganese	ND	mg/L	0.040	0.011	1	03/06/24 19:40	03/08/24 20:41	7439-96-5	
Zinc	ND	mg/L	0.020	0.0085	1	03/06/24 19:40	03/08/24 20:41	7440-66-6	
Potassium	**0.92**	mg/L	0.50	0.15	1	03/06/24 19:40	03/08/24 20:41	7440-09-7	
Calcium	**39.5**	mg/L	1.0	0.12	1	03/06/24 19:40	03/08/24 20:41	7440-70-2	
Magnesium	**20.6**	mg/L	0.050	0.012	1	03/06/24 19:40	03/08/24 20:41	7439-95-4	
6020 MET ICPMS	Analytical Method: EPA 6020B Preparation Method: EPA 3005A Pace Analytical Services - Peachtree Corners, GA								
Antimony	ND	mg/L	0.0030	0.00054	1	03/07/24 09:00	03/13/24 15:49	7440-36-0	
Arsenic	ND	mg/L	0.0050	0.00084	1	03/07/24 09:00	03/13/24 15:49	7440-38-2	
Barium	**0.027**	mg/L	0.0050	0.00047	1	03/07/24 09:00	03/13/24 15:49	7440-39-3	
Beryllium	ND	mg/L	0.00050	0.000094	1	03/07/24 09:00	03/13/24 15:49	7440-41-7	
Boron	ND	mg/L	0.040	0.012	1	03/07/24 09:00	03/14/24 14:32	7440-42-8	
Cadmium	ND	mg/L	0.00050	0.00010	1	03/07/24 09:00	03/13/24 15:49	7440-43-9	
Chromium	ND	mg/L	0.0050	0.0019	1	03/07/24 09:00	03/13/24 15:49	7440-47-3	
Cobalt	ND	mg/L	0.0050	0.00032	1	03/07/24 09:00	03/13/24 15:49	7440-48-4	
Copper	ND	mg/L	0.0050	0.00043	1	03/07/24 09:00	03/13/24 15:49	7440-50-8	
Lead	ND	mg/L	0.0010	0.00016	1	03/07/24 09:00	03/13/24 15:49	7439-92-1	
Lithium	ND	mg/L	0.030	0.0016	1	03/07/24 09:00	03/13/24 15:49	7439-93-2	
Molybdenum	**0.0017J**	mg/L	0.010	0.00062	1	03/07/24 09:00	03/13/24 15:49	7439-98-7	
Nickel	ND	mg/L	0.0050	0.0021	1	03/07/24 09:00	03/13/24 15:49	7440-02-0	
Selenium	ND	mg/L	0.0050	0.00096	1	03/07/24 09:00	03/13/24 15:49	7782-49-2	
Silver	ND	mg/L	0.0050	0.00031	1	03/07/24 09:00	03/13/24 15:49	7440-22-4	
Thallium	ND	mg/L	0.0010	0.00038	1	03/07/24 09:00	03/13/24 15:49	7440-28-0	
Vanadium	ND	mg/L	0.010	0.00075	1	03/07/24 09:00	03/13/24 15:49	7440-62-2	
7470 Mercury	Analytical Method: EPA 7470A Preparation Method: EPA 7470A Pace Analytical Services - Peachtree Corners, GA								
Mercury	ND	mg/L	0.00020	0.00013	1	03/15/24 08:00	03/15/24 12:36	7439-97-6	
2320B Alkalinity	Analytical Method: SM 2320B-2011 Pace Analytical Services - Asheville								
Alkalinity,Bicarbonate (CaCO3)	**178**	mg/L	5.0	5.0	1		03/14/24 15:30		
Alkalinity,Carbonate (CaCO3)	ND	mg/L	5.0	5.0	1		03/14/24 15:30		
Alkalinity, Total as CaCO3	**178**	mg/L	5.0	5.0	1		03/14/24 15:30		
2540C Total Dissolved Solids	Analytical Method: SM 2540C-2015 Pace Analytical Services - Asheville								
Total Dissolved Solids	**180**	mg/L	25.0	25.0	1		03/07/24 11:42		

REPORT OF LABORATORY ANALYSIS

This report shall not be reproduced, except in full,
without the written consent of Pace Analytical Services, LLC.

Pace Analytical Services, LLC
9800 Kincey Ave. Suite 100
Huntersville, NC 28078
(704)875-9092

ANALYTICAL RESULTS

Project: Bowen LF Cells 5-8 BG Event #5
Pace Project No.: 92716305

Sample: BOW-GWC-31R **Lab ID: 92716305017** Collected: 03/04/24 11:20 Received: 03/05/24 09:20 Matrix: Water

Parameters	Results	Units	Report Limit	MDL	DF	Prepared	Analyzed	CAS No.	Qual
300.0 IC Anions 28 Days	Analytical Method: EPA 300.0 Rev 2.1 1993 Pace Analytical Services - Asheville								
Chloride	**3.3**	mg/L	1.0	0.60	1		03/06/24 02:25	16887-00-6	
Fluoride	ND	mg/L	0.10	0.050	1		03/06/24 02:25	16984-48-8	
Sulfate	**1.3**	mg/L	1.0	0.50	1		03/06/24 02:25	14808-79-8	

REPORT OF LABORATORY ANALYSIS

This report shall not be reproduced, except in full,
without the written consent of Pace Analytical Services, LLC.

Pace Analytical Services, LLC
9800 Kincey Ave. Suite 100
Huntersville, NC 28078
(704)875-9092

ANALYTICAL RESULTS

Project: Bowen LF Cells 5-8 BG Event #5
Pace Project No.: 92716305

Sample: BOW-GWC-29R **Lab ID: 92716305018** Collected: 03/01/24 10:32 Received: 03/05/24 09:20 Matrix: Water

Parameters	Results	Units	Report Limit	MDL	DF	Prepared	Analyzed	CAS No.	Qual
6010D ATL ICP	Analytical Method: EPA 6010D Preparation Method: EPA 3010A Pace Analytical Services - Peachtree Corners, GA								
Iron	ND	mg/L	0.040	0.025	1	03/06/24 19:40	03/08/24 20:43	7439-89-6	
Manganese	ND	mg/L	0.040	0.011	1	03/06/24 19:40	03/08/24 20:43	7439-96-5	
Zinc	ND	mg/L	0.020	0.0085	1	03/06/24 19:40	03/08/24 20:43	7440-66-6	
Potassium	**0.97**	mg/L	0.50	0.15	1	03/06/24 19:40	03/08/24 20:43	7440-09-7	
Calcium	**34.7**	mg/L	1.0	0.12	1	03/06/24 19:40	03/08/24 20:43	7440-70-2	
Magnesium	**17.7**	mg/L	0.050	0.012	1	03/06/24 19:40	03/08/24 20:43	7439-95-4	
Sodium	**2.3**	mg/L	1.0	0.58	1	03/06/24 19:40	03/13/24 14:18	7440-23-5	
6020 MET ICPMS	Analytical Method: EPA 6020B Preparation Method: EPA 3005A Pace Analytical Services - Peachtree Corners, GA								
Antimony	ND	mg/L	0.0030	0.00054	1	03/07/24 09:00	03/13/24 15:53	7440-36-0	
Arsenic	ND	mg/L	0.0050	0.00084	1	03/07/24 09:00	03/13/24 15:53	7440-38-2	
Barium	**0.014**	mg/L	0.0050	0.00047	1	03/07/24 09:00	03/13/24 15:53	7440-39-3	
Beryllium	ND	mg/L	0.00050	0.000094	1	03/07/24 09:00	03/13/24 15:53	7440-41-7	
Boron	ND	mg/L	0.040	0.012	1	03/07/24 09:00	03/14/24 14:36	7440-42-8	
Cadmium	ND	mg/L	0.00050	0.00010	1	03/07/24 09:00	03/13/24 15:53	7440-43-9	
Chromium	ND	mg/L	0.0050	0.0019	1	03/07/24 09:00	03/13/24 15:53	7440-47-3	
Cobalt	ND	mg/L	0.0050	0.00032	1	03/07/24 09:00	03/13/24 15:53	7440-48-4	
Copper	ND	mg/L	0.0050	0.00043	1	03/07/24 09:00	03/13/24 15:53	7440-50-8	
Lead	ND	mg/L	0.0010	0.00016	1	03/07/24 09:00	03/13/24 15:53	7439-92-1	
Lithium	**0.0019J**	mg/L	0.030	0.0016	1	03/07/24 09:00	03/13/24 15:53	7439-93-2	
Molybdenum	**0.017**	mg/L	0.010	0.00062	1	03/07/24 09:00	03/13/24 15:53	7439-98-7	
Nickel	ND	mg/L	0.0050	0.0021	1	03/07/24 09:00	03/13/24 15:53	7440-02-0	
Selenium	ND	mg/L	0.0050	0.00096	1	03/07/24 09:00	03/13/24 15:53	7782-49-2	
Silver	ND	mg/L	0.0050	0.00031	1	03/07/24 09:00	03/13/24 15:53	7440-22-4	
Thallium	ND	mg/L	0.0010	0.00038	1	03/07/24 09:00	03/13/24 15:53	7440-28-0	
Vanadium	ND	mg/L	0.010	0.00075	1	03/07/24 09:00	03/13/24 15:53	7440-62-2	
7470 Mercury	Analytical Method: EPA 7470A Preparation Method: EPA 7470A Pace Analytical Services - Peachtree Corners, GA								
Mercury	ND	mg/L	0.00020	0.00013	1	03/15/24 08:00	03/15/24 12:39	7439-97-6	
2320B Alkalinity	Analytical Method: SM 2320B-2011 Pace Analytical Services - Asheville								
Alkalinity,Bicarbonate (CaCO3)	**149**	mg/L	5.0	5.0	1		03/08/24 18:39		
Alkalinity,Carbonate (CaCO3)	ND	mg/L	5.0	5.0	1		03/08/24 18:39		
Alkalinity, Total as CaCO3	**149**	mg/L	5.0	5.0	1		03/08/24 18:39		
2540C Total Dissolved Solids	Analytical Method: SM 2540C-2015 Pace Analytical Services - Asheville								
Total Dissolved Solids	**158**	mg/L	25.0	25.0	1		03/06/24 00:07		

REPORT OF LABORATORY ANALYSIS

This report shall not be reproduced, except in full,
without the written consent of Pace Analytical Services, LLC.

Pace Analytical Services, LLC
9800 Kincey Ave. Suite 100
Huntersville, NC 28078
(704)875-9092

ANALYTICAL RESULTS

Project: Bowen LF Cells 5-8 BG Event #5
Pace Project No.: 92716305

Sample: BOW-GWC-29R **Lab ID: 92716305018** Collected: 03/01/24 10:32 Received: 03/05/24 09:20 Matrix: Water

Parameters	Results	Units	Report Limit	MDL	DF	Prepared	Analyzed	CAS No.	Qual
300.0 IC Anions 28 Days	Analytical Method: EPA 300.0 Rev 2.1 1993 Pace Analytical Services - Asheville								
Chloride	**2.3**	mg/L	1.0	0.60	1		03/06/24 02:40	16887-00-6	
Fluoride	**0.067J**	mg/L	0.10	0.050	1		03/06/24 02:40	16984-48-8	
Sulfate	**4.3**	mg/L	1.0	0.50	1		03/06/24 02:40	14808-79-8	

REPORT OF LABORATORY ANALYSIS

This report shall not be reproduced, except in full,
without the written consent of Pace Analytical Services, LLC.

Pace Analytical Services, LLC
9800 Kincey Ave. Suite 100
Huntersville, NC 28078
(704)875-9092

ANALYTICAL RESULTS

Project: Bowen LF Cells 5-8 BG Event #5
Pace Project No.: 92716305

Sample: BOW-GWC-30 **Lab ID: 92716305019** Collected: 03/01/24 11:46 Received: 03/05/24 09:20 Matrix: Water

Parameters	Results	Units	Report Limit	MDL	DF	Prepared	Analyzed	CAS No.	Qual
6010D ATL ICP	Analytical Method: EPA 6010D Preparation Method: EPA 3010A Pace Analytical Services - Peachtree Corners, GA								
Iron	**0.029J**	mg/L	0.040	0.025	1	03/06/24 19:40	03/08/24 20:46	7439-89-6	
Manganese	ND	mg/L	0.040	0.011	1	03/06/24 19:40	03/08/24 20:46	7439-96-5	
Zinc	ND	mg/L	0.020	0.0085	1	03/06/24 19:40	03/08/24 20:46	7440-66-6	
Potassium	**1.3**	mg/L	0.50	0.15	1	03/06/24 19:40	03/08/24 20:46	7440-09-7	
Calcium	**49.5**	mg/L	1.0	0.12	1	03/06/24 19:40	03/08/24 20:46	7440-70-2	
Magnesium	**25.1**	mg/L	0.050	0.012	1	03/06/24 19:40	03/08/24 20:46	7439-95-4	
Sodium	**2.1**	mg/L	1.0	0.58	1	03/06/24 19:40	03/13/24 14:23	7440-23-5	
6020 MET ICPMS	Analytical Method: EPA 6020B Preparation Method: EPA 3005A Pace Analytical Services - Peachtree Corners, GA								
Antimony	ND	mg/L	0.0030	0.00054	1	03/07/24 09:00	03/13/24 15:57	7440-36-0	
Arsenic	ND	mg/L	0.0050	0.00084	1	03/07/24 09:00	03/13/24 15:57	7440-38-2	
Barium	**0.020**	mg/L	0.0050	0.00047	1	03/07/24 09:00	03/13/24 15:57	7440-39-3	
Beryllium	ND	mg/L	0.00050	0.000094	1	03/07/24 09:00	03/13/24 15:57	7440-41-7	
Boron	ND	mg/L	0.040	0.012	1	03/07/24 09:00	03/14/24 14:40	7440-42-8	
Cadmium	ND	mg/L	0.00050	0.00010	1	03/07/24 09:00	03/13/24 15:57	7440-43-9	
Chromium	ND	mg/L	0.0050	0.0019	1	03/07/24 09:00	03/13/24 15:57	7440-47-3	
Cobalt	ND	mg/L	0.0050	0.00032	1	03/07/24 09:00	03/13/24 15:57	7440-48-4	
Copper	ND	mg/L	0.0050	0.00043	1	03/07/24 09:00	03/13/24 15:57	7440-50-8	
Lead	ND	mg/L	0.0010	0.00016	1	03/07/24 09:00	03/13/24 15:57	7439-92-1	
Lithium	ND	mg/L	0.030	0.0016	1	03/07/24 09:00	03/13/24 15:57	7439-93-2	
Molybdenum	**0.034**	mg/L	0.010	0.00062	1	03/07/24 09:00	03/13/24 15:57	7439-98-7	
Nickel	ND	mg/L	0.0050	0.0021	1	03/07/24 09:00	03/13/24 15:57	7440-02-0	
Selenium	ND	mg/L	0.0050	0.00096	1	03/07/24 09:00	03/13/24 15:57	7782-49-2	
Silver	ND	mg/L	0.0050	0.00031	1	03/07/24 09:00	03/13/24 15:57	7440-22-4	
Thallium	ND	mg/L	0.0010	0.00038	1	03/07/24 09:00	03/13/24 15:57	7440-28-0	
Vanadium	ND	mg/L	0.010	0.00075	1	03/07/24 09:00	03/13/24 15:57	7440-62-2	
7470 Mercury	Analytical Method: EPA 7470A Preparation Method: EPA 7470A Pace Analytical Services - Peachtree Corners, GA								
Mercury	ND	mg/L	0.00020	0.00013	1	03/15/24 08:00	03/15/24 12:47	7439-97-6	
2320B Alkalinity	Analytical Method: SM 2320B-2011 Pace Analytical Services - Asheville								
Alkalinity,Bicarbonate (CaCO3)	**224**	mg/L	5.0	5.0	1		03/09/24 06:44		
Alkalinity,Carbonate (CaCO3)	ND	mg/L	5.0	5.0	1		03/09/24 06:44		
Alkalinity, Total as CaCO3	**224**	mg/L	5.0	5.0	1		03/09/24 06:44		
2540C Total Dissolved Solids	Analytical Method: SM 2540C-2015 Pace Analytical Services - Asheville								
Total Dissolved Solids	**226**	mg/L	25.0	25.0	1		03/06/24 00:07		

REPORT OF LABORATORY ANALYSIS

This report shall not be reproduced, except in full,
without the written consent of Pace Analytical Services, LLC.

Pace Analytical Services, LLC
9800 Kincey Ave. Suite 100
Huntersville, NC 28078
(704)875-9092

ANALYTICAL RESULTS

Project: Bowen LF Cells 5-8 BG Event #5
Pace Project No.: 92716305

Sample: BOW-GWC-30 **Lab ID: 92716305019** Collected: 03/01/24 11:46 Received: 03/05/24 09:20 Matrix: Water

Parameters	Results	Units	Report Limit	MDL	DF	Prepared	Analyzed	CAS No.	Qual
300.0 IC Anions 28 Days	Analytical Method: EPA 300.0 Rev 2.1 1993 Pace Analytical Services - Asheville								
Chloride	**3.0**	mg/L	1.0	0.60	1		03/06/24 02:55	16887-00-6	
Fluoride	**0.087J**	mg/L	0.10	0.050	1		03/06/24 02:55	16984-48-8	
Sulfate	**5.3**	mg/L	1.0	0.50	1		03/06/24 02:55	14808-79-8	

REPORT OF LABORATORY ANALYSIS

This report shall not be reproduced, except in full,
without the written consent of Pace Analytical Services, LLC.

Pace Analytical Services, LLC
9800 Kincey Ave. Suite 100
Huntersville, NC 28078
(704)875-9092

ANALYTICAL RESULTS

Project: Bowen LF Cells 5-8 BG Event #5
Pace Project No.: 92716305

Sample: BOW-GWC-31 **Lab ID: 92716305020** Collected: 03/01/24 11:27 Received: 03/05/24 09:20 Matrix: Water

Parameters	Results	Units	Report Limit	MDL	DF	Prepared	Analyzed	CAS No.	Qual
6010D ATL ICP	Analytical Method: EPA 6010D Preparation Method: EPA 3010A Pace Analytical Services - Peachtree Corners, GA								
Iron	**0.75**	mg/L	0.040	0.025	1	03/06/24 19:40	03/08/24 20:49	7439-89-6	
Manganese	**0.21**	mg/L	0.040	0.011	1	03/06/24 19:40	03/08/24 20:49	7439-96-5	
Zinc	ND	mg/L	0.020	0.0085	1	03/06/24 19:40	03/08/24 20:49	7440-66-6	
Potassium	**0.97**	mg/L	0.50	0.15	1	03/06/24 19:40	03/08/24 20:49	7440-09-7	
Calcium	**39.5**	mg/L	1.0	0.12	1	03/06/24 19:40	03/08/24 20:49	7440-70-2	
Magnesium	**25.5**	mg/L	0.050	0.012	1	03/06/24 19:40	03/08/24 20:49	7439-95-4	
Sodium	**2.0**	mg/L	1.0	0.58	1	03/06/24 19:40	03/13/24 14:28	7440-23-5	
6020 MET ICPMS	Analytical Method: EPA 6020B Preparation Method: EPA 3005A Pace Analytical Services - Peachtree Corners, GA								
Antimony	ND	mg/L	0.0030	0.00054	1	03/07/24 09:00	03/13/24 16:01	7440-36-0	
Arsenic	ND	mg/L	0.0050	0.00084	1	03/07/24 09:00	03/13/24 16:01	7440-38-2	
Barium	**0.072**	mg/L	0.0050	0.00047	1	03/07/24 09:00	03/13/24 16:01	7440-39-3	
Beryllium	ND	mg/L	0.00050	0.000094	1	03/07/24 09:00	03/13/24 16:01	7440-41-7	
Boron	ND	mg/L	0.040	0.012	1	03/07/24 09:00	03/14/24 14:44	7440-42-8	
Cadmium	ND	mg/L	0.00050	0.00010	1	03/07/24 09:00	03/13/24 16:01	7440-43-9	
Chromium	ND	mg/L	0.0050	0.0019	1	03/07/24 09:00	03/13/24 16:01	7440-47-3	
Cobalt	**0.00066J**	mg/L	0.0050	0.00032	1	03/07/24 09:00	03/13/24 16:01	7440-48-4	
Copper	ND	mg/L	0.0050	0.00043	1	03/07/24 09:00	03/13/24 16:01	7440-50-8	
Lead	ND	mg/L	0.0010	0.00016	1	03/07/24 09:00	03/13/24 16:01	7439-92-1	
Lithium	ND	mg/L	0.030	0.0016	1	03/07/24 09:00	03/13/24 16:01	7439-93-2	
Molybdenum	**0.010**	mg/L	0.010	0.00062	1	03/07/24 09:00	03/13/24 16:01	7439-98-7	
Nickel	ND	mg/L	0.0050	0.0021	1	03/07/24 09:00	03/13/24 16:01	7440-02-0	
Selenium	ND	mg/L	0.0050	0.00096	1	03/07/24 09:00	03/13/24 16:01	7782-49-2	
Silver	ND	mg/L	0.0050	0.00031	1	03/07/24 09:00	03/13/24 16:01	7440-22-4	
Thallium	ND	mg/L	0.0010	0.00038	1	03/07/24 09:00	03/13/24 16:01	7440-28-0	
Vanadium	ND	mg/L	0.010	0.00075	1	03/07/24 09:00	03/13/24 16:01	7440-62-2	
7470 Mercury	Analytical Method: EPA 7470A Preparation Method: EPA 7470A Pace Analytical Services - Peachtree Corners, GA								
Mercury	ND	mg/L	0.00020	0.00013	1	03/15/24 08:00	03/15/24 12:49	7439-97-6	
2320B Alkalinity	Analytical Method: SM 2320B-2011 Pace Analytical Services - Asheville								
Alkalinity,Bicarbonate (CaCO3)	**214**	mg/L	5.0	5.0	1		03/09/24 06:51		
Alkalinity,Carbonate (CaCO3)	ND	mg/L	5.0	5.0	1		03/09/24 06:51		
Alkalinity, Total as CaCO3	**214**	mg/L	5.0	5.0	1		03/09/24 06:51		
2540C Total Dissolved Solids	Analytical Method: SM 2540C-2015 Pace Analytical Services - Asheville								
Total Dissolved Solids	**206**	mg/L	25.0	25.0	1		03/06/24 00:07		

REPORT OF LABORATORY ANALYSIS

This report shall not be reproduced, except in full,
without the written consent of Pace Analytical Services, LLC.

Pace Analytical Services, LLC
9800 Kincey Ave. Suite 100
Huntersville, NC 28078
(704)875-9092

ANALYTICAL RESULTS

Project: Bowen LF Cells 5-8 BG Event #5
Pace Project No.: 92716305

Sample: BOW-GWC-31 **Lab ID: 92716305020** Collected: 03/01/24 11:27 Received: 03/05/24 09:20 Matrix: Water

Parameters	Results	Units	Report Limit	MDL	DF	Prepared	Analyzed	CAS No.	Qual
300.0 IC Anions 28 Days	Analytical Method: EPA 300.0 Rev 2.1 1993 Pace Analytical Services - Asheville								
Chloride	**3.6**	mg/L	1.0	0.60	1		03/06/24 03:10	16887-00-6	
Fluoride	**0.056J**	mg/L	0.10	0.050	1		03/06/24 03:10	16984-48-8	
Sulfate	**3.3**	mg/L	1.0	0.50	1		03/06/24 03:10	14808-79-8	

This report shall not be reproduced, except in full,
without the written consent of Pace Analytical Services, LLC.

Pace Analytical Services, LLC
9800 Kincey Ave. Suite 100
Huntersville, NC 28078
(704)875-9092

QUALITY CONTROL DATA

Project: Bowen LF Cells 5-8 BG Event #5
Pace Project No.: 92716305

QC Batch: 836273
QC Batch Method: EPA 3010A
Analysis Method: EPA 6010D
Analysis Description: 6010D ATL
Laboratory: Pace Analytical Services - Peachtree Corners, GA
Associated Lab Samples: 92716305001, 92716305002, 92716305003, 92716305004, 92716305005, 92716305006, 92716305007, 92716305008, 92716305009, 92716305010

METHOD BLANK: 4320287 Matrix: Water
Associated Lab Samples: 92716305001, 92716305002, 92716305003, 92716305004, 92716305005, 92716305006, 92716305007, 92716305008, 92716305009, 92716305010

Parameter	Units	Blank Result	Reporting Limit	MDL	Analyzed	Qualifiers
Calcium	mg/L	ND	1.0	0.12	03/05/24 16:37	
Iron	mg/L	ND	0.040	0.025	03/05/24 16:37	
Magnesium	mg/L	ND	0.050	0.012	03/05/24 16:37	
Manganese	mg/L	ND	0.040	0.011	03/05/24 16:37	
Potassium	mg/L	ND	0.50	0.15	03/05/24 16:37	
Sodium	mg/L	ND	1.0	0.58	03/05/24 16:37	
Zinc	mg/L	ND	0.020	0.0085	03/05/24 16:37	

LABORATORY CONTROL SAMPLE: 4320288

Parameter	Units	Spike Conc.	LCS Result	LCS % Rec	% Rec Limits	Qualifiers
Calcium	mg/L	1	0.99J	99	80-120	
Iron	mg/L	1	1.0	100	80-120	
Magnesium	mg/L	1	1.0	103	80-120	
Manganese	mg/L	1	1.0	101	80-120	
Potassium	mg/L	1	0.87	87	80-120	
Sodium	mg/L	1	1.0	101	80-120	
Zinc	mg/L	1	1.0	103	80-120	

MATRIX SPIKE & MATRIX SPIKE DUPLICATE: 4320289 4320290

Parameter	Units	92716305003 Result	MS Spike Conc.	MSD Spike Conc.	MS Result	MSD Result	MS % Rec	MSD % Rec	% Rec Limits	RPD	Max RPD	Qual
Calcium	mg/L	30.9	1	1	32.7	31.1	174	17	75-125	5	20	
Iron	mg/L	0.21	1	1	1.2	1.2	100	99	75-125	1	20	
Magnesium	mg/L	16.6	1	1	18.0	17.3	134	61	75-125	4	20	
Manganese	mg/L	0.040	1	1	1.1	1.0	102	99	75-125	3	20	
Potassium	mg/L	0.68	1	1	1.7	1.7	101	100	75-125	1	20	
Sodium	mg/L	6.0	1	1	7.1	6.8	108	83	75-125	4	20	
Zinc	mg/L	ND	1	1	1.0	1.0	103	101	75-125	3	20	

Results presented on this page are in the units indicated by the "Units" column except where an alternate unit is presented to the right of the result.

REPORT OF LABORATORY ANALYSIS

This report shall not be reproduced, except in full,
without the written consent of Pace Analytical Services, LLC.

Pace Analytical Services, LLC
9800 Kincey Ave. Suite 100
Huntersville, NC 28078
(704)875-9092

QUALITY CONTROL DATA

Project: Bowen LF Cells 5-8 BG Event #5
Pace Project No.: 92716305

QC Batch: 837201
QC Batch Method: EPA 3010A
Analysis Method: EPA 6010D
Analysis Description: 6010D ATL
Laboratory: Pace Analytical Services - Peachtree Corners, GA
Associated Lab Samples: 92716305011, 92716305012, 92716305013, 92716305014, 92716305015, 92716305016, 92716305017, 92716305018, 92716305019, 92716305020

METHOD BLANK: 4324952 Matrix: Water
Associated Lab Samples: 92716305011, 92716305012, 92716305013, 92716305014, 92716305015, 92716305016, 92716305017, 92716305018, 92716305019, 92716305020

Parameter	Units	Blank Result	Reporting Limit	MDL	Analyzed	Qualifiers
Calcium	mg/L	ND	1.0	0.12	03/08/24 20:00	
Iron	mg/L	ND	0.040	0.025	03/08/24 20:00	
Magnesium	mg/L	0.019J	0.050	0.012	03/08/24 20:00	
Manganese	mg/L	ND	0.040	0.011	03/08/24 20:00	
Potassium	mg/L	ND	0.50	0.15	03/12/24 15:42	
Sodium	mg/L	ND	1.0	0.58	03/12/24 15:42	
Zinc	mg/L	ND	0.020	0.0085	03/08/24 20:00	

LABORATORY CONTROL SAMPLE: 4324953

Parameter	Units	Spike Conc.	LCS Result	LCS % Rec	% Rec Limits	Qualifiers
Calcium	mg/L	1	1.0	103	80-120	
Iron	mg/L	1	1.1	106	80-120	
Magnesium	mg/L	1	1.1	110	80-120	
Manganese	mg/L	1	0.99	99	80-120	
Potassium	mg/L	1	1.1	108	80-120	
Sodium	mg/L	1	1.0	100	80-120	
Zinc	mg/L	1	0.99	99	80-120	

MATRIX SPIKE & MATRIX SPIKE DUPLICATE: 4324954 4324955

Parameter	Units	92716305014 Result	MS Spike Conc.	MSD Spike Conc.	MS Result	MSD Result	MS % Rec	MSD % Rec	% Rec Limits	RPD	Max RPD	Qual
Calcium	mg/L	ND	1	1	1.0	1.0	105	101	75-125	3	20	
Iron	mg/L	ND	1	1	1.1	1.0	106	104	75-125	2	20	
Magnesium	mg/L	ND	1	1	1.1	1.1	105	108	75-125	3	20	
Manganese	mg/L	ND	1	1	1.0	0.96	101	96	75-125	5	20	
Potassium	mg/L	ND	1	1	1.0	1.1	98	104	75-125	5	20	
Sodium	mg/L	ND	1	1	1.0	1.0	100	104	75-125	3	20	
Zinc	mg/L	ND	1	1	1.1	0.94	107	94	75-125	12	20	

Results presented on this page are in the units indicated by the "Units" column except where an alternate unit is presented to the right of the result.

REPORT OF LABORATORY ANALYSIS

This report shall not be reproduced, except in full,
without the written consent of Pace Analytical Services, LLC.

Pace Analytical Services, LLC
9800 Kincey Ave. Suite 100
Huntersville, NC 28078
(704)875-9092

QUALITY CONTROL DATA

Project: Bowen LF Cells 5-8 BG Event #5
Pace Project No.: 92716305

QC Batch: 836338
QC Batch Method: EPA 3005A
Analysis Method: EPA 6020B
Analysis Description: 6020 MET
Laboratory: Pace Analytical Services - Peachtree Corners, GA
Associated Lab Samples: 92716305001, 92716305002, 92716305003, 92716305004, 92716305005, 92716305006, 92716305007, 92716305008, 92716305009, 92716305010

METHOD BLANK: 4320444 Matrix: Water
Associated Lab Samples: 92716305001, 92716305002, 92716305003, 92716305004, 92716305005, 92716305006, 92716305007, 92716305008, 92716305009, 92716305010

Parameter	Units	Blank Result	Reporting Limit	MDL	Analyzed	Qualifiers
Antimony	mg/L	ND	0.0030	0.00054	03/11/24 15:49	
Arsenic	mg/L	ND	0.0050	0.00084	03/11/24 15:49	
Barium	mg/L	ND	0.0050	0.00047	03/11/24 15:49	
Beryllium	mg/L	ND	0.00050	0.000094	03/11/24 15:49	
Boron	mg/L	ND	0.040	0.012	03/11/24 15:49	
Cadmium	mg/L	ND	0.00050	0.00010	03/11/24 15:49	
Chromium	mg/L	ND	0.0050	0.0019	03/11/24 15:49	
Cobalt	mg/L	ND	0.0050	0.00032	03/11/24 15:49	
Copper	mg/L	ND	0.0050	0.00043	03/11/24 15:49	
Lead	mg/L	ND	0.0010	0.00016	03/11/24 15:49	
Lithium	mg/L	ND	0.030	0.0016	03/11/24 15:49	
Molybdenum	mg/L	ND	0.010	0.00062	03/11/24 15:49	
Nickel	mg/L	ND	0.0050	0.0021	03/11/24 15:49	
Selenium	mg/L	ND	0.0050	0.00096	03/11/24 15:49	
Silver	mg/L	ND	0.0050	0.00031	03/11/24 15:49	
Thallium	mg/L	ND	0.0010	0.00038	03/11/24 15:49	
Vanadium	mg/L	ND	0.010	0.00075	03/11/24 15:49	

LABORATORY CONTROL SAMPLE: 4320445

Parameter	Units	Spike Conc.	LCS Result	LCS % Rec	% Rec Limits	Qualifiers
Antimony	mg/L	0.1	0.11	106	80-120	
Arsenic	mg/L	0.1	0.10	101	80-120	
Barium	mg/L	0.1	0.10	102	80-120	
Beryllium	mg/L	0.1	0.10	101	80-120	
Boron	mg/L	1	1.0	101	80-120	
Cadmium	mg/L	0.1	0.10	101	80-120	
Chromium	mg/L	0.1	0.10	102	80-120	
Cobalt	mg/L	0.1	0.10	101	80-120	
Copper	mg/L	0.1	0.10	103	80-120	
Lead	mg/L	0.1	0.099	99	80-120	
Lithium	mg/L	0.1	0.10	100	80-120	
Molybdenum	mg/L	0.1	0.097	97	80-120	
Nickel	mg/L	0.1	0.10	102	80-120	
Selenium	mg/L	0.1	0.10	100	80-120	
Silver	mg/L	0.1	0.10	103	80-120	
Thallium	mg/L	0.1	0.097	97	80-120	

Results presented on this page are in the units indicated by the "Units" column except where an alternate unit is presented to the right of the result.

REPORT OF LABORATORY ANALYSIS

This report shall not be reproduced, except in full,
without the written consent of Pace Analytical Services, LLC.

Pace Analytical Services, LLC
9800 Kincey Ave. Suite 100
Huntersville, NC 28078
(704)875-9092

QUALITY CONTROL DATA

Project: Bowen LF Cells 5-8 BG Event #5
Pace Project No.: 92716305

LABORATORY CONTROL SAMPLE: 4320445

Parameter	Units	Spike Conc.	LCS Result	LCS % Rec	% Rec Limits	Qualifiers
Vanadium	mg/L	0.1	0.10	103	80-120	

MATRIX SPIKE & MATRIX SPIKE DUPLICATE: 4320446 4320447

Parameter	Units	92716305008 Result	MS Spike Conc.	MSD Spike Conc.	MS Result	MSD Result	MS % Rec	MSD % Rec	% Rec Limits	RPD	Max RPD	Qual
Antimony	mg/L	ND	0.1	0.1	0.11	0.10	107	104	75-125	3	20	
Arsenic	mg/L	ND	0.1	0.1	0.10	0.095	101	95	75-125	6	20	
Barium	mg/L	0.023	0.1	0.1	0.13	0.12	106	102	75-125	3	20	
Beryllium	mg/L	ND	0.1	0.1	0.096	0.094	96	94	75-125	2	20	
Boron	mg/L	ND	1	1	0.92	0.95	92	94	75-125	3	20	
Cadmium	mg/L	ND	0.1	0.1	0.097	0.098	97	98	75-125	1	20	
Chromium	mg/L	ND	0.1	0.1	0.10	0.095	99	95	75-125	5	20	
Cobalt	mg/L	ND	0.1	0.1	0.094	0.092	94	92	75-125	2	20	
Copper	mg/L	ND	0.1	0.1	0.095	0.092	95	92	75-125	3	20	
Lead	mg/L	ND	0.1	0.1	0.098	0.095	98	95	75-125	3	20	
Lithium	mg/L	ND	0.1	0.1	0.095	0.093	95	93	75-125	2	20	
Molybdenum	mg/L	0.00088J	0.1	0.1	0.10	0.099	100	99	75-125	1	20	
Nickel	mg/L	ND	0.1	0.1	0.094	0.092	94	92	75-125	2	20	
Selenium	mg/L	ND	0.1	0.1	0.099	0.093	99	93	75-125	6	20	
Silver	mg/L	ND	0.1	0.1	0.098	0.096	98	96	75-125	2	20	
Thallium	mg/L	ND	0.1	0.1	0.098	0.094	98	94	75-125	3	20	
Vanadium	mg/L	ND	0.1	0.1	0.099	0.097	99	97	75-125	2	20	

Results presented on this page are in the units indicated by the "Units" column except where an alternate unit is presented to the right of the result.

REPORT OF LABORATORY ANALYSIS

This report shall not be reproduced, except in full,
without the written consent of Pace Analytical Services, LLC.

Pace Analytical Services, LLC
9800 Kincey Ave. Suite 100
Huntersville, NC 28078
(704)875-9092

QUALITY CONTROL DATA

Project: Bowen LF Cells 5-8 BG Event #5
Pace Project No.: 92716305

QC Batch: 837212
QC Batch Method: EPA 3005A
Analysis Method: EPA 6020B
Analysis Description: 6020 MET
Laboratory: Pace Analytical Services - Peachtree Corners, GA
Associated Lab Samples: 92716305011, 92716305012, 92716305013, 92716305014, 92716305015, 92716305016, 92716305017, 92716305018, 92716305019, 92716305020

METHOD BLANK: 4325155 Matrix: Water
Associated Lab Samples: 92716305011, 92716305012, 92716305013, 92716305014, 92716305015, 92716305016, 92716305017, 92716305018, 92716305019, 92716305020

Parameter	Units	Blank Result	Reporting Limit	MDL	Analyzed	Qualifiers
Antimony	mg/L	ND	0.0030	0.00054	03/13/24 14:40	
Arsenic	mg/L	ND	0.0050	0.00084	03/13/24 14:40	
Barium	mg/L	ND	0.0050	0.00047	03/13/24 14:40	
Beryllium	mg/L	ND	0.00050	0.000094	03/13/24 14:40	
Boron	mg/L	ND	0.040	0.012	03/13/24 14:40	
Cadmium	mg/L	ND	0.00050	0.00010	03/13/24 14:40	
Chromium	mg/L	ND	0.0050	0.0019	03/13/24 14:40	
Cobalt	mg/L	ND	0.0050	0.00032	03/13/24 14:40	
Copper	mg/L	ND	0.0050	0.00043	03/13/24 14:40	
Lead	mg/L	ND	0.0010	0.00016	03/13/24 14:40	
Lithium	mg/L	ND	0.030	0.0016	03/13/24 14:40	
Molybdenum	mg/L	ND	0.010	0.00062	03/13/24 14:40	
Nickel	mg/L	ND	0.0050	0.0021	03/13/24 14:40	
Selenium	mg/L	ND	0.0050	0.00096	03/13/24 14:40	
Silver	mg/L	ND	0.0050	0.00031	03/13/24 14:40	
Thallium	mg/L	ND	0.0010	0.00038	03/13/24 14:40	
Vanadium	mg/L	ND	0.010	0.00075	03/13/24 14:40	

LABORATORY CONTROL SAMPLE: 4325156

Parameter	Units	Spike Conc.	LCS Result	LCS % Rec	% Rec Limits	Qualifiers
Antimony	mg/L	0.1	0.11	106	80-120	
Arsenic	mg/L	0.1	0.099	99	80-120	
Barium	mg/L	0.1	0.10	103	80-120	
Beryllium	mg/L	0.1	0.093	93	80-120	
Boron	mg/L	1	0.90	90	80-120	
Cadmium	mg/L	0.1	0.099	99	80-120	
Chromium	mg/L	0.1	0.095	95	80-120	
Cobalt	mg/L	0.1	0.095	95	80-120	
Copper	mg/L	0.1	0.096	96	80-120	
Lead	mg/L	0.1	0.10	104	80-120	
Lithium	mg/L	0.1	0.094	94	80-120	
Molybdenum	mg/L	0.1	0.098	98	80-120	
Nickel	mg/L	0.1	0.096	96	80-120	
Selenium	mg/L	0.1	0.099	99	80-120	
Silver	mg/L	0.1	0.10	104	80-120	
Thallium	mg/L	0.1	0.10	100	80-120	

Results presented on this page are in the units indicated by the "Units" column except where an alternate unit is presented to the right of the result.

REPORT OF LABORATORY ANALYSIS

This report shall not be reproduced, except in full,
without the written consent of Pace Analytical Services, LLC.

Pace Analytical Services, LLC
9800 Kincey Ave. Suite 100
Huntersville, NC 28078
(704)875-9092

QUALITY CONTROL DATA

Project: Bowen LF Cells 5-8 BG Event #5
Pace Project No.: 92716305

LABORATORY CONTROL SAMPLE: 4325156

Parameter	Units	Spike Conc.	LCS Result	LCS % Rec	% Rec Limits	Qualifiers
Vanadium	mg/L	0.1	0.095	95	80-120	

MATRIX SPIKE & MATRIX SPIKE DUPLICATE: 4325157 4325158

Parameter	Units	92716305011 Result	MS Spike Conc.	MSD Spike Conc.	MS Result	MSD Result	MS % Rec	MSD % Rec	% Rec Limits	RPD	Max RPD	Qual
Antimony	mg/L	ND	0.1	0.1	0.10	0.10	102	103	75-125	0	20	
Arsenic	mg/L	ND	0.1	0.1	0.098	0.098	98	98	75-125	1	20	
Barium	mg/L	0.0015J	0.1	0.1	0.10	0.10	100	100	75-125	0	20	
Beryllium	mg/L	ND	0.1	0.1	0.093	0.092	93	92	75-125	1	20	
Boron	mg/L	ND	1	1	0.89	0.90	88	89	75-125	0	20	
Cadmium	mg/L	ND	0.1	0.1	0.099	0.096	99	96	75-125	3	20	
Chromium	mg/L	ND	0.1	0.1	0.095	0.093	95	93	75-125	2	20	
Cobalt	mg/L	ND	0.1	0.1	0.094	0.091	94	91	75-125	3	20	
Copper	mg/L	ND	0.1	0.1	0.093	0.090	93	90	75-125	4	20	
Lead	mg/L	ND	0.1	0.1	0.10	0.10	100	100	75-125	1	20	
Lithium	mg/L	ND	0.1	0.1	0.094	0.092	94	92	75-125	2	20	
Molybdenum	mg/L	0.00066J	0.1	0.1	0.096	0.098	96	97	75-125	2	20	
Nickel	mg/L	ND	0.1	0.1	0.093	0.092	93	92	75-125	1	20	
Selenium	mg/L	ND	0.1	0.1	0.097	0.098	97	97	75-125	1	20	
Silver	mg/L	ND	0.1	0.1	0.097	0.098	97	98	75-125	1	20	
Thallium	mg/L	ND	0.1	0.1	0.096	0.097	96	97	75-125	0	20	
Vanadium	mg/L	ND	0.1	0.1	0.097	0.094	97	94	75-125	3	20	

Results presented on this page are in the units indicated by the "Units" column except where an alternate unit is presented to the right of the result.

REPORT OF LABORATORY ANALYSIS

This report shall not be reproduced, except in full,
without the written consent of Pace Analytical Services, LLC.

Pace Analytical Services, LLC
9800 Kincey Ave. Suite 100
Huntersville, NC 28078
(704)875-9092

QUALITY CONTROL DATA

Project: Bowen LF Cells 5-8 BG Event #5
Pace Project No.: 92716305

QC Batch: 839228 | Analysis Method: EPA 7470A
QC Batch Method: EPA 7470A | Analysis Description: 7470 Mercury
Laboratory: Pace Analytical Services - Peachtree Corners, GA

Associated Lab Samples: 92716305001, 92716305002, 92716305003, 92716305004, 92716305005, 92716305006, 92716305007, 92716305008, 92716305009, 92716305010, 92716305011, 92716305012, 92716305013, 92716305014, 92716305015, 92716305016, 92716305017, 92716305018, 92716305019, 92716305020

METHOD BLANK: 4335078 Matrix: Water

Associated Lab Samples: 92716305001, 92716305002, 92716305003, 92716305004, 92716305005, 92716305006, 92716305007, 92716305008, 92716305009, 92716305010, 92716305011, 92716305012, 92716305013, 92716305014, 92716305015, 92716305016, 92716305017, 92716305018, 92716305019, 92716305020

Parameter	Units	Blank Result	Reporting Limit	MDL	Analyzed	Qualifiers
Mercury	mg/L	ND	0.00020	0.00013	03/15/24 11:15	

LABORATORY CONTROL SAMPLE: 4335079

Parameter	Units	Spike Conc.	LCS Result	LCS % Rec	% Rec Limits	Qualifiers
Mercury	mg/L	0.0025	0.0028	111	80-120	

MATRIX SPIKE & MATRIX SPIKE DUPLICATE: 4335080 4335081

Parameter	Units	92716305001 Result	MS Spike Conc.	MSD Spike Conc.	MS Result	MSD Result	MS % Rec	MSD % Rec	% Rec Limits	RPD	Max RPD	Qual
Mercury	mg/L	ND	0.0025	0.0025	0.0028	0.0024	112	94	75-125	17	20	

Results presented on this page are in the units indicated by the "Units" column except where an alternate unit is presented to the right of the result.

REPORT OF LABORATORY ANALYSIS

This report shall not be reproduced, except in full,
without the written consent of Pace Analytical Services, LLC.

Pace Analytical Services, LLC
9800 Kincey Ave. Suite 100
Huntersville, NC 28078
(704)875-9092

QUALITY CONTROL DATA

Project: Bowen LF Cells 5-8 BG Event #5
Pace Project No.: 92716305

QC Batch: 837369
QC Batch Method: SM 2320B-2011
Analysis Method: SM 2320B-2011
Analysis Description: 2320B Alkalinity
Laboratory: Pace Analytical Services - Asheville
Associated Lab Samples: 92716305001, 92716305002, 92716305003

METHOD BLANK: 4325760 Matrix: Water
Associated Lab Samples: 92716305001, 92716305002, 92716305003

Parameter	Units	Blank Result	Reporting Limit	MDL	Analyzed	Qualifiers
Alkalinity, Total as CaCO3	mg/L	ND	5.0	5.0	03/07/24 18:06	
Alkalinity,Bicarbonate (CaCO3)	mg/L	ND	5.0	5.0	03/07/24 18:06	
Alkalinity,Carbonate (CaCO3)	mg/L	ND	5.0	5.0	03/07/24 18:06	

LABORATORY CONTROL SAMPLE: 4325761

Parameter	Units	Spike Conc.	LCS Result	LCS % Rec	% Rec Limits	Qualifiers
Alkalinity, Total as CaCO3	mg/L	50	51.3	103	80-120	

LABORATORY CONTROL SAMPLE: 4325762

Parameter	Units	Spike Conc.	LCS Result	LCS % Rec	% Rec Limits	Qualifiers
Alkalinity, Total as CaCO3	mg/L	50	53.0	106	80-120	

MATRIX SPIKE & MATRIX SPIKE DUPLICATE: 4325763 4325764

Parameter	Units	92715157020 Result	MS Spike Conc.	MSD Spike Conc.	MS Result	MSD Result	MS % Rec	MSD % Rec	% Rec Limits	RPD	Max RPD	Qual
Alkalinity, Total as CaCO3	mg/L	166	50	50	213	212	94	92	80-120	0	25	

MATRIX SPIKE & MATRIX SPIKE DUPLICATE: 4325765 4325766

Parameter	Units	92715157021 Result	MS Spike Conc.	MSD Spike Conc.	MS Result	MSD Result	MS % Rec	MSD % Rec	% Rec Limits	RPD	Max RPD	Qual
Alkalinity, Total as CaCO3	mg/L	55.8	50	50	97.9	98.7	84	86	80-120	1	25	

Results presented on this page are in the units indicated by the "Units" column except where an alternate unit is presented to the right of the result.

REPORT OF LABORATORY ANALYSIS

This report shall not be reproduced, except in full,
without the written consent of Pace Analytical Services, LLC.

Pace Analytical Services, LLC
9800 Kincey Ave. Suite 100
Huntersville, NC 28078
(704)875-9092

QUALITY CONTROL DATA

Project: Bowen LF Cells 5-8 BG Event #5
Pace Project No.: 92716305

QC Batch: 837370 | Analysis Method: SM 2320B-2011
QC Batch Method: SM 2320B-2011 | Analysis Description: 2320B Alkalinity
Laboratory: Pace Analytical Services - Asheville
Associated Lab Samples: 92716305004, 92716305005, 92716305006, 92716305007, 92716305008, 92716305009, 92716305010

METHOD BLANK: 4325776 Matrix: Water
Associated Lab Samples: 92716305004, 92716305005, 92716305006, 92716305007, 92716305008, 92716305009, 92716305010

Parameter	Units	Blank Result	Reporting Limit	MDL	Analyzed	Qualifiers
Alkalinity, Total as CaCO3	mg/L	ND	5.0	5.0	03/07/24 13:54	
Alkalinity,Bicarbonate (CaCO3)	mg/L	ND	5.0	5.0	03/07/24 13:54	
Alkalinity,Carbonate (CaCO3)	mg/L	ND	5.0	5.0	03/07/24 13:54	

LABORATORY CONTROL SAMPLE: 4325777

Parameter	Units	Spike Conc.	LCS Result	LCS % Rec	% Rec Limits	Qualifiers
Alkalinity, Total as CaCO3	mg/L	50	51.0	102	80-120	

LABORATORY CONTROL SAMPLE: 4325778

Parameter	Units	Spike Conc.	LCS Result	LCS % Rec	% Rec Limits	Qualifiers
Alkalinity, Total as CaCO3	mg/L	50	53.6	107	80-120	

MATRIX SPIKE & MATRIX SPIKE DUPLICATE: 4325779 4325780

Parameter	Units	92717287001 Result	MS Spike Conc.	MSD Spike Conc.	MS Result	MSD Result	MS % Rec	MSD % Rec	% Rec Limits	RPD	Max RPD	Qual
Alkalinity, Total as CaCO3	mg/L	72.2	50	50	123	125	101	105	80-120	1	25	

MATRIX SPIKE & MATRIX SPIKE DUPLICATE: 4325781 4325782

Parameter	Units	92717287006 Result	MS Spike Conc.	MSD Spike Conc.	MS Result	MSD Result	MS % Rec	MSD % Rec	% Rec Limits	RPD	Max RPD	Qual
Alkalinity, Total as CaCO3	mg/L	69.2	50	50	105	104	72	70	80-120	1	25	M1

Results presented on this page are in the units indicated by the "Units" column except where an alternate unit is presented to the right of the result.

REPORT OF LABORATORY ANALYSIS

This report shall not be reproduced, except in full,
without the written consent of Pace Analytical Services, LLC.

Pace Analytical Services, LLC
9800 Kincey Ave. Suite 100
Huntersville, NC 28078
(704)875-9092

QUALITY CONTROL DATA

Project: Bowen LF Cells 5-8 BG Event #5
Pace Project No.: 92716305

QC Batch: 837741
QC Batch Method: SM 2320B-2011
Analysis Method: SM 2320B-2011
Analysis Description: 2320B Alkalinity
Laboratory: Pace Analytical Services - Asheville
Associated Lab Samples: 92716305018, 92716305019, 92716305020

METHOD BLANK: 4327625 Matrix: Water
Associated Lab Samples: 92716305018, 92716305019, 92716305020

Parameter	Units	Blank Result	Reporting Limit	MDL	Analyzed	Qualifiers
Alkalinity, Total as CaCO3	mg/L	ND	5.0	5.0	03/08/24 15:38	
Alkalinity,Bicarbonate (CaCO3)	mg/L	ND	5.0	5.0	03/08/24 15:38	
Alkalinity,Carbonate (CaCO3)	mg/L	ND	5.0	5.0	03/08/24 15:38	

LABORATORY CONTROL SAMPLE: 4327626

Parameter	Units	Spike Conc.	LCS Result	LCS % Rec	% Rec Limits	Qualifiers
Alkalinity, Total as CaCO3	mg/L	50	51.9	104	80-120	

LABORATORY CONTROL SAMPLE: 4327627

Parameter	Units	Spike Conc.	LCS Result	LCS % Rec	% Rec Limits	Qualifiers
Alkalinity, Total as CaCO3	mg/L	50	52.4	105	80-120	

MATRIX SPIKE & MATRIX SPIKE DUPLICATE: 4327628 4327629

Parameter	Units	92717610001 Result	MS Spike Conc.	MSD Spike Conc.	MS Result	MSD Result	MS % Rec	MSD % Rec	% Rec Limits	RPD	Max RPD	Qual
Alkalinity, Total as CaCO3	mg/L	63.8	50	50	112	114	97	101	80-120	2	25	

MATRIX SPIKE & MATRIX SPIKE DUPLICATE: 4327630 4327631

Parameter	Units	92717610002 Result	MS Spike Conc.	MSD Spike Conc.	MS Result	MSD Result	MS % Rec	MSD % Rec	% Rec Limits	RPD	Max RPD	Qual
Alkalinity, Total as CaCO3	mg/L	88.3	50	50	141	149	104	122	80-120	6	25	M1

Results presented on this page are in the units indicated by the "Units" column except where an alternate unit is presented to the right of the result.

REPORT OF LABORATORY ANALYSIS

This report shall not be reproduced, except in full,
without the written consent of Pace Analytical Services, LLC.

Pace Analytical Services, LLC
9800 Kincey Ave. Suite 100
Huntersville, NC 28078
(704)875-9092

QUALITY CONTROL DATA

Project: Bowen LF Cells 5-8 BG Event #5
Pace Project No.: 92716305

QC Batch: 838653 | Analysis Method: SM 2320B-2011
QC Batch Method: SM 2320B-2011 | Analysis Description: 2320B Alkalinity
Laboratory: Pace Analytical Services - Asheville
Associated Lab Samples: 92716305011, 92716305012, 92716305013, 92716305014, 92716305015, 92716305016, 92716305017

METHOD BLANK: 4331824 Matrix: Water
Associated Lab Samples: 92716305011, 92716305012, 92716305013, 92716305014, 92716305015, 92716305016, 92716305017

Parameter	Units	Blank Result	Reporting Limit	MDL	Analyzed	Qualifiers
Alkalinity, Total as CaCO3	mg/L	ND	5.0	5.0	03/14/24 12:37	
Alkalinity,Bicarbonate (CaCO3)	mg/L	ND	5.0	5.0	03/14/24 12:37	
Alkalinity,Carbonate (CaCO3)	mg/L	ND	5.0	5.0	03/14/24 12:37	

LABORATORY CONTROL SAMPLE: 4331825

Parameter	Units	Spike Conc.	LCS Result	LCS % Rec	% Rec Limits	Qualifiers
Alkalinity, Total as CaCO3	mg/L	50	51.7	103	80-120	

LABORATORY CONTROL SAMPLE: 4331826

Parameter	Units	Spike Conc.	LCS Result	LCS % Rec	% Rec Limits	Qualifiers
Alkalinity, Total as CaCO3	mg/L	50	53.0	106	80-120	

MATRIX SPIKE & MATRIX SPIKE DUPLICATE: 4331827 4331828

Parameter	Units	92717560002 Result	MS Spike Conc.	MSD Spike Conc.	MS Result	MSD Result	MS % Rec	MSD % Rec	% Rec Limits	RPD	Max RPD	Qual
Alkalinity, Total as CaCO3	mg/L	107	50	50	159	158	103	103	80-120	0	25	

MATRIX SPIKE & MATRIX SPIKE DUPLICATE: 4331829 4331830

Parameter	Units	92717962001 Result	MS Spike Conc.	MSD Spike Conc.	MS Result	MSD Result	MS % Rec	MSD % Rec	% Rec Limits	RPD	Max RPD	Qual
Alkalinity, Total as CaCO3	mg/L	79.3	50	50	115	113	72	68	80-120	2	25	M1

Results presented on this page are in the units indicated by the "Units" column except where an alternate unit is presented to the right of the result.

REPORT OF LABORATORY ANALYSIS

This report shall not be reproduced, except in full,
without the written consent of Pace Analytical Services, LLC.

Pace Analytical Services, LLC
9800 Kincey Ave. Suite 100
Huntersville, NC 28078
(704)875-9092

QUALITY CONTROL DATA

Project: Bowen LF Cells 5-8 BG Event #5
Pace Project No.: 92716305

QC Batch: 836701 | Analysis Method: SM 2540C-2015
QC Batch Method: SM 2540C-2015 | Analysis Description: 2540C Total Dissolved Solids
Laboratory: Pace Analytical Services - Asheville
Associated Lab Samples: 92716305001, 92716305002, 92716305003, 92716305004, 92716305005, 92716305006, 92716305007, 92716305008, 92716305009, 92716305010

METHOD BLANK: 4321652 Matrix: Water
Associated Lab Samples: 92716305001, 92716305002, 92716305003, 92716305004, 92716305005, 92716305006, 92716305007, 92716305008, 92716305009, 92716305010

Parameter	Units	Blank Result	Reporting Limit	MDL	Analyzed	Qualifiers
Total Dissolved Solids	mg/L	ND	25.0	25.0	03/05/24 10:50	

LABORATORY CONTROL SAMPLE: 4321653

Parameter	Units	Spike Conc.	LCS Result	LCS % Rec	% Rec Limits	Qualifiers
Total Dissolved Solids	mg/L	250	262	105	90-110	

SAMPLE DUPLICATE: 4321654

Parameter	Units	92716009017 Result	Dup Result	RPD	Max RPD	Qualifiers
Total Dissolved Solids	mg/L	153	145	5	25	

SAMPLE DUPLICATE: 4321655

Parameter	Units	92716305006 Result	Dup Result	RPD	Max RPD	Qualifiers
Total Dissolved Solids	mg/L	100	105	5	25	

Results presented on this page are in the units indicated by the "Units" column except where an alternate unit is presented to the right of the result.

REPORT OF LABORATORY ANALYSIS

This report shall not be reproduced, except in full,
without the written consent of Pace Analytical Services, LLC.

Pace Analytical Services, LLC
9800 Kincey Ave. Suite 100
Huntersville, NC 28078
(704)875-9092

QUALITY CONTROL DATA

Project: Bowen LF Cells 5-8 BG Event #5
Pace Project No.: 92716305

QC Batch: 836914
QC Batch Method: SM 2540C-2015
Analysis Method: SM 2540C-2015
Analysis Description: 2540C Total Dissolved Solids
Laboratory: Pace Analytical Services - Asheville
Associated Lab Samples: 92716305018, 92716305019, 92716305020

METHOD BLANK: 4323067 Matrix: Water
Associated Lab Samples: 92716305018, 92716305019, 92716305020

Parameter	Units	Blank Result	Reporting Limit	MDL	Analyzed	Qualifiers
Total Dissolved Solids	mg/L	ND	25.0	25.0	03/06/24 00:02	

LABORATORY CONTROL SAMPLE: 4323068

Parameter	Units	Spike Conc.	LCS Result	LCS % Rec	% Rec Limits	Qualifiers
Total Dissolved Solids	mg/L	250	248	99	90-110	

SAMPLE DUPLICATE: 4323069

Parameter	Units	92716305020 Result	Dup Result	RPD	Max RPD	Qualifiers
Total Dissolved Solids	mg/L	206	203	1	25	

Results presented on this page are in the units indicated by the "Units" column except where an alternate unit is presented to the right of the result.

REPORT OF LABORATORY ANALYSIS

This report shall not be reproduced, except in full,
without the written consent of Pace Analytical Services, LLC.

Pace Analytical Services, LLC
9800 Kincey Ave. Suite 100
Huntersville, NC 28078
(704)875-9092

QUALITY CONTROL DATA

Project: Bowen LF Cells 5-8 BG Event #5
Pace Project No.: 92716305

QC Batch: 837177 | Analysis Method: SM 2540C-2015
QC Batch Method: SM 2540C-2015 | Analysis Description: 2540C Total Dissolved Solids
Laboratory: Pace Analytical Services - Asheville
Associated Lab Samples: 92716305011, 92716305012, 92716305013, 92716305014, 92716305015, 92716305016, 92716305017

METHOD BLANK: 4324573 Matrix: Water
Associated Lab Samples: 92716305011, 92716305012, 92716305013, 92716305014, 92716305015, 92716305016, 92716305017

Parameter	Units	Blank Result	Reporting Limit	MDL	Analyzed	Qualifiers
Total Dissolved Solids	mg/L	ND	25.0	25.0	03/07/24 11:40	

LABORATORY CONTROL SAMPLE: 4324574

Parameter	Units	Spike Conc.	LCS Result	LCS % Rec	% Rec Limits	Qualifiers
Total Dissolved Solids	mg/L	250	258	103	90-110	

SAMPLE DUPLICATE: 4324575

Parameter	Units	92715972015 Result	Dup Result	RPD	Max RPD	Qualifiers
Total Dissolved Solids	mg/L	ND	ND		25	

SAMPLE DUPLICATE: 4324576

Parameter	Units	92716860002 Result	Dup Result	RPD	Max RPD	Qualifiers
Total Dissolved Solids	mg/L	106	108	2	25	

Results presented on this page are in the units indicated by the "Units" column except where an alternate unit is presented to the right of the result.

REPORT OF LABORATORY ANALYSIS

This report shall not be reproduced, except in full,
without the written consent of Pace Analytical Services, LLC.

Pace Analytical Services, LLC
9800 Kincey Ave. Suite 100
Huntersville, NC 28078
(704)875-9092

QUALITY CONTROL DATA

Project: Bowen LF Cells 5-8 BG Event #5
Pace Project No.: 92716305

QC Batch: 836353
QC Batch Method: EPA 300.0 Rev 2.1 1993
Analysis Method: EPA 300.0 Rev 2.1 1993
Analysis Description: 300.0 IC Anions
Laboratory: Pace Analytical Services - Asheville
Associated Lab Samples: 92716305001, 92716305002, 92716305003, 92716305004, 92716305005, 92716305006

METHOD BLANK: 4320490 Matrix: Water
Associated Lab Samples: 92716305001, 92716305002, 92716305003, 92716305004, 92716305005, 92716305006

Parameter	Units	Blank Result	Reporting Limit	MDL	Analyzed	Qualifiers
Chloride	mg/L	ND	1.0	0.60	03/02/24 12:09	
Fluoride	mg/L	ND	0.10	0.050	03/02/24 12:09	
Sulfate	mg/L	ND	1.0	0.50	03/02/24 12:09	

LABORATORY CONTROL SAMPLE: 4320491

Parameter	Units	Spike Conc.	LCS Result	LCS % Rec	% Rec Limits	Qualifiers
Chloride	mg/L	50	52.0	104	90-110	
Fluoride	mg/L	2.5	2.6	102	90-110	
Sulfate	mg/L	50	52.1	104	90-110	

MATRIX SPIKE & MATRIX SPIKE DUPLICATE: 4320492 4320493

Parameter	Units	92715678001 Result	MS Spike Conc.	MSD Spike Conc.	MS Result	MSD Result	MS % Rec	MSD % Rec	% Rec Limits	RPD	Max RPD	Qual
Chloride	mg/L	ND	50	50	50.2	51.4	100	102	90-110	2	10	
Fluoride	mg/L	ND	2.5	2.5	2.5	2.5	100	98	90-110	2	10	
Sulfate	mg/L	ND	50	50	50.4	51.4	100	102	90-110	2	10	

MATRIX SPIKE & MATRIX SPIKE DUPLICATE: 4320494 4320495

Parameter	Units	92716280002 Result	MS Spike Conc.	MSD Spike Conc.	MS Result	MSD Result	MS % Rec	MSD % Rec	% Rec Limits	RPD	Max RPD	Qual
Chloride	mg/L	1.7	50	50	51.3	54.7	99	106	90-110	7	10	
Fluoride	mg/L	ND	2.5	2.5	2.4	2.5	93	100	90-110	7	10	
Sulfate	mg/L	1.1	50	50	50.5	53.9	99	106	90-110	7	10	

Results presented on this page are in the units indicated by the "Units" column except where an alternate unit is presented to the right of the result.

REPORT OF LABORATORY ANALYSIS

This report shall not be reproduced, except in full,
without the written consent of Pace Analytical Services, LLC.

Pace Analytical Services, LLC
9800 Kincey Ave. Suite 100
Huntersville, NC 28078
(704)875-9092

QUALITY CONTROL DATA

Project: Bowen LF Cells 5-8 BG Event #5
Pace Project No.: 92716305

QC Batch: 836354
QC Batch Method: EPA 300.0 Rev 2.1 1993
Analysis Method: EPA 300.0 Rev 2.1 1993
Analysis Description: 300.0 IC Anions
Laboratory: Pace Analytical Services - Asheville
Associated Lab Samples: 92716305007, 92716305008, 92716305009, 92716305010

METHOD BLANK: 4320496 Matrix: Water
Associated Lab Samples: 92716305007, 92716305008, 92716305009, 92716305010

Parameter	Units	Blank Result	Reporting Limit	MDL	Analyzed	Qualifiers
Chloride	mg/L	ND	1.0	0.60	03/03/24 18:23	
Fluoride	mg/L	ND	0.10	0.050	03/03/24 18:23	
Sulfate	mg/L	ND	1.0	0.50	03/03/24 18:23	

LABORATORY CONTROL SAMPLE: 4320497

Parameter	Units	Spike Conc.	LCS Result	LCS % Rec	% Rec Limits	Qualifiers
Chloride	mg/L	50	52.9	106	90-110	
Fluoride	mg/L	2.5	2.5	100	90-110	
Sulfate	mg/L	50	52.9	106	90-110	

MATRIX SPIKE & MATRIX SPIKE DUPLICATE: 4320498 4320499

Parameter	Units	92716305007 Result	MS Spike Conc.	MSD Spike Conc.	MS Result	MSD Result	MS % Rec	MSD % Rec	% Rec Limits	RPD	Max RPD	Qual
Chloride	mg/L	4.8	50	50	56.2	57.8	103	106	90-110	3	10	
Fluoride	mg/L	ND	2.5	2.5	2.4	2.4	93	96	90-110	3	10	
Sulfate	mg/L	2.2	50	50	53.7	55.3	103	106	90-110	3	10	

MATRIX SPIKE & MATRIX SPIKE DUPLICATE: 4320500 4320501

Parameter	Units	92715157022 Result	MS Spike Conc.	MSD Spike Conc.	MS Result	MSD Result	MS % Rec	MSD % Rec	% Rec Limits	RPD	Max RPD	Qual
Chloride	mg/L	3.0	50	50	54.0	55.0	102	104	90-110	2	10	
Fluoride	mg/L	ND	2.5	2.5	2.4	2.4	94	96	90-110	2	10	
Sulfate	mg/L	20.2	50	50	71.3	72.2	102	104	90-110	1	10	

Results presented on this page are in the units indicated by the "Units" column except where an alternate unit is presented to the right of the result.

REPORT OF LABORATORY ANALYSIS

This report shall not be reproduced, except in full,
without the written consent of Pace Analytical Services, LLC.

Pace Analytical Services, LLC
9800 Kincey Ave. Suite 100
Huntersville, NC 28078
(704)875-9092

QUALITY CONTROL DATA

Project: Bowen LF Cells 5-8 BG Event #5
Pace Project No.: 92716305

QC Batch: 836903
QC Batch Method: EPA 300.0 Rev 2.1 1993
Analysis Method: EPA 300.0 Rev 2.1 1993
Analysis Description: 300.0 IC Anions
Laboratory: Pace Analytical Services - Asheville
Associated Lab Samples: 92716305011, 92716305012, 92716305013, 92716305014, 92716305015, 92716305016, 92716305017, 92716305018, 92716305019, 92716305020

METHOD BLANK: 4323030 Matrix: Water
Associated Lab Samples: 92716305011, 92716305012, 92716305013, 92716305014, 92716305015, 92716305016, 92716305017, 92716305018, 92716305019, 92716305020

Parameter	Units	Blank Result	Reporting Limit	MDL	Analyzed	Qualifiers
Chloride	mg/L	ND	1.0	0.60	03/05/24 23:13	
Fluoride	mg/L	ND	0.10	0.050	03/05/24 23:13	
Sulfate	mg/L	ND	1.0	0.50	03/05/24 23:13	

LABORATORY CONTROL SAMPLE: 4323031

Parameter	Units	Spike Conc.	LCS Result	LCS % Rec	% Rec Limits	Qualifiers
Chloride	mg/L	50	51.7	103	90-110	
Fluoride	mg/L	2.5	2.6	104	90-110	
Sulfate	mg/L	50	52.0	104	90-110	

MATRIX SPIKE & MATRIX SPIKE DUPLICATE: 4323032 4323033

Parameter	Units	92716860002 Result	MS Spike Conc.	MSD Spike Conc.	MS Result	MSD Result	MS % Rec	MSD % Rec	% Rec Limits	RPD	Max RPD	Qual
Chloride	mg/L	23.0	50	50	73.8	74.8	102	104	90-110	1	10	
Fluoride	mg/L	0.21	2.5	2.5	2.7	2.7	98	99	90-110	1	10	
Sulfate	mg/L	27.2	50	50	78.1	79.0	102	104	90-110	1	10	

MATRIX SPIKE & MATRIX SPIKE DUPLICATE: 4323034 4323035

Parameter	Units	92716305020 Result	MS Spike Conc.	MSD Spike Conc.	MS Result	MSD Result	MS % Rec	MSD % Rec	% Rec Limits	RPD	Max RPD	Qual
Chloride	mg/L	3.6	50	50	54.1	55.1	101	103	90-110	2	10	
Fluoride	mg/L	0.056J	2.5	2.5	2.4	2.5	95	97	90-110	2	10	
Sulfate	mg/L	3.3	50	50	53.7	54.9	101	103	90-110	2	10	

Results presented on this page are in the units indicated by the "Units" column except where an alternate unit is presented to the right of the result.

REPORT OF LABORATORY ANALYSIS

This report shall not be reproduced, except in full,
without the written consent of Pace Analytical Services, LLC.

Pace Analytical Services, LLC
9800 Kincey Ave. Suite 100
Huntersville, NC 28078
(704)875-9092

QUALIFIERS

Project: Bowen LF Cells 5-8 BG Event #5
Pace Project No.: 92716305

DEFINITIONS

DF - Dilution Factor, if reported, represents the factor applied to the reported data due to dilution of the sample aliquot.

ND - Not Detected at or above adjusted reporting limit.

TNTC - Too Numerous To Count

J - Estimated concentration above the adjusted method detection limit and below the adjusted reporting limit.

MDL - Adjusted Method Detection Limit.

PQL - Practical Quantitation Limit.

RL - Reporting Limit - The lowest concentration value that meets project requirements for quantitative data with known precision and bias for a specific analyte in a specific matrix.

S - Surrogate

1,2-Diphenylhydrazine decomposes to and cannot be separated from Azobenzene using Method 8270. The result for each analyte is a combined concentration.

Consistent with EPA guidelines, unrounded data are displayed and have been used to calculate % recovery and RPD values.

LCS(D) - Laboratory Control Sample (Duplicate)

MS(D) - Matrix Spike (Duplicate)

DUP - Sample Duplicate

RPD - Relative Percent Difference

NC - Not Calculable.

SG - Silica Gel - Clean-Up

U - Indicates the compound was analyzed for, but not detected.

Acid preservation may not be appropriate for 2 Chloroethylvinyl ether.

A separate vial preserved to a pH of 4-5 is recommended in SW846 Chapter 4 for the analysis of Acrolein and Acrylonitrile by EPA Method 8260.

N-Nitrosodiphenylamine decomposes and cannot be separated from Diphenylamine using Method 8270. The result reported for each analyte is a combined concentration.

Reported results are not rounded until the final step prior to reporting. Therefore, calculated parameters that are typically reported as "Total" may vary slightly from the sum of the reported component parameters.

Pace Analytical is TNI accredited. Contact your Pace PM for the current list of accredited analytes.

TNI - The NELAC Institute.

ANALYTE QUALIFIERS

M1 Matrix spike recovery exceeded QC limits. Batch accepted based on laboratory control sample (LCS) recovery.

This report shall not be reproduced, except in full,
without the written consent of Pace Analytical Services, LLC.

Pace Analytical Services, LLC
9800 Kincey Ave. Suite 100
Huntersville, NC 28078
(704)875-9092

QUALITY CONTROL DATA CROSS REFERENCE TABLE

Project: Bowen LF Cells 5-8 BG Event #5
Pace Project No.: 92716305

Lab ID	Sample ID	QC Batch Method	QC Batch	Analytical Method	Analytical Batch
92716305001	**BOW-GWC-26**	EPA 3010A	836273	EPA 6010D	836302
92716305002	**BOW-GWC-27**	EPA 3010A	836273	EPA 6010D	836302
92716305003	**BOW-GWC-27R**	EPA 3010A	836273	EPA 6010D	836302
92716305004	**BOW-GWC-29**	EPA 3010A	836273	EPA 6010D	836302
92716305005	**BOW-GWC-32**	EPA 3010A	836273	EPA 6010D	836302
92716305006	**BOW-GWA-34**	EPA 3010A	836273	EPA 6010D	836302
92716305007	**BOW-GWA-34R**	EPA 3010A	836273	EPA 6010D	836302
92716305008	**BOW-GWA-35**	EPA 3010A	836273	EPA 6010D	836302
92716305009	**BOW-LF5-8-FD-01**	EPA 3010A	836273	EPA 6010D	836302
92716305010	**BOW-LF5-8-FB-01**	EPA 3010A	836273	EPA 6010D	836302
92716305011	**BOW-GWA-33R**	EPA 3010A	837201	EPA 6010D	837218
92716305012	**BOW-GWA-57**	EPA 3010A	837201	EPA 6010D	837218
92716305013	**BOW-LF5-8-FD-02**	EPA 3010A	837201	EPA 6010D	837218
92716305014	**BOW-LF5-8-FB-02**	EPA 3010A	837201	EPA 6010D	837218
92716305015	**BOW-LF5-8-EB-01**	EPA 3010A	837201	EPA 6010D	837218
92716305016	**BOW-GWC-28**	EPA 3010A	837201	EPA 6010D	837218
92716305017	**BOW-GWC-31R**	EPA 3010A	837201	EPA 6010D	837218
92716305018	**BOW-GWC-29R**	EPA 3010A	837201	EPA 6010D	837218
92716305019	**BOW-GWC-30**	EPA 3010A	837201	EPA 6010D	837218
92716305020	**BOW-GWC-31**	EPA 3010A	837201	EPA 6010D	837218
92716305001	**BOW-GWC-26**	EPA 3005A	836338	EPA 6020B	836363
92716305002	**BOW-GWC-27**	EPA 3005A	836338	EPA 6020B	836363
92716305003	**BOW-GWC-27R**	EPA 3005A	836338	EPA 6020B	836363
92716305004	**BOW-GWC-29**	EPA 3005A	836338	EPA 6020B	836363
92716305005	**BOW-GWC-32**	EPA 3005A	836338	EPA 6020B	836363
92716305006	**BOW-GWA-34**	EPA 3005A	836338	EPA 6020B	836363
92716305007	**BOW-GWA-34R**	EPA 3005A	836338	EPA 6020B	836363
92716305008	**BOW-GWA-35**	EPA 3005A	836338	EPA 6020B	836363
92716305009	**BOW-LF5-8-FD-01**	EPA 3005A	836338	EPA 6020B	836363
92716305010	**BOW-LF5-8-FB-01**	EPA 3005A	836338	EPA 6020B	836363
92716305011	**BOW-GWA-33R**	EPA 3005A	837212	EPA 6020B	837433
92716305012	**BOW-GWA-57**	EPA 3005A	837212	EPA 6020B	837433
92716305013	**BOW-LF5-8-FD-02**	EPA 3005A	837212	EPA 6020B	837433
92716305014	**BOW-LF5-8-FB-02**	EPA 3005A	837212	EPA 6020B	837433
92716305015	**BOW-LF5-8-EB-01**	EPA 3005A	837212	EPA 6020B	837433
92716305016	**BOW-GWC-28**	EPA 3005A	837212	EPA 6020B	837433
92716305017	**BOW-GWC-31R**	EPA 3005A	837212	EPA 6020B	837433
92716305018	**BOW-GWC-29R**	EPA 3005A	837212	EPA 6020B	837433
92716305019	**BOW-GWC-30**	EPA 3005A	837212	EPA 6020B	837433
92716305020	**BOW-GWC-31**	EPA 3005A	837212	EPA 6020B	837433
92716305001	**BOW-GWC-26**	EPA 7470A	839228	EPA 7470A	839314
92716305002	**BOW-GWC-27**	EPA 7470A	839228	EPA 7470A	839314
92716305003	**BOW-GWC-27R**	EPA 7470A	839228	EPA 7470A	839314
92716305004	**BOW-GWC-29**	EPA 7470A	839228	EPA 7470A	839314
92716305005	**BOW-GWC-32**	EPA 7470A	839228	EPA 7470A	839314
92716305006	**BOW-GWA-34**	EPA 7470A	839228	EPA 7470A	839314
92716305007	**BOW-GWA-34R**	EPA 7470A	839228	EPA 7470A	839314

REPORT OF LABORATORY ANALYSIS

This report shall not be reproduced, except in full,
without the written consent of Pace Analytical Services, LLC.

Pace Analytical Services, LLC
9800 Kincey Ave. Suite 100
Huntersville, NC 28078
(704)875-9092

QUALITY CONTROL DATA CROSS REFERENCE TABLE

Project: Bowen LF Cells 5-8 BG Event #5
Pace Project No.: 92716305

Lab ID	Sample ID	QC Batch Method	QC Batch	Analytical Method	Analytical Batch
92716305008	**BOW-GWA-35**	EPA 7470A	839228	EPA 7470A	839314
92716305009	**BOW-LF5-8-FD-01**	EPA 7470A	839228	EPA 7470A	839314
92716305010	**BOW-LF5-8-FB-01**	EPA 7470A	839228	EPA 7470A	839314
92716305011	**BOW-GWA-33R**	EPA 7470A	839228	EPA 7470A	839314
92716305012	**BOW-GWA-57**	EPA 7470A	839228	EPA 7470A	839314
92716305013	**BOW-LF5-8-FD-02**	EPA 7470A	839228	EPA 7470A	839314
92716305014	**BOW-LF5-8-FB-02**	EPA 7470A	839228	EPA 7470A	839314
92716305015	**BOW-LF5-8-EB-01**	EPA 7470A	839228	EPA 7470A	839314
92716305016	**BOW-GWC-28**	EPA 7470A	839228	EPA 7470A	839314
92716305017	**BOW-GWC-31R**	EPA 7470A	839228	EPA 7470A	839314
92716305018	**BOW-GWC-29R**	EPA 7470A	839228	EPA 7470A	839314
92716305019	**BOW-GWC-30**	EPA 7470A	839228	EPA 7470A	839314
92716305020	**BOW-GWC-31**	EPA 7470A	839228	EPA 7470A	839314
92716305001	**BOW-GWC-26**	SM 2320B-2011	837369		
92716305002	**BOW-GWC-27**	SM 2320B-2011	837369		
92716305003	**BOW-GWC-27R**	SM 2320B-2011	837369		
92716305004	**BOW-GWC-29**	SM 2320B-2011	837370		
92716305005	**BOW-GWC-32**	SM 2320B-2011	837370		
92716305006	**BOW-GWA-34**	SM 2320B-2011	837370		
92716305007	**BOW-GWA-34R**	SM 2320B-2011	837370		
92716305008	**BOW-GWA-35**	SM 2320B-2011	837370		
92716305009	**BOW-LF5-8-FD-01**	SM 2320B-2011	837370		
92716305010	**BOW-LF5-8-FB-01**	SM 2320B-2011	837370		
92716305011	**BOW-GWA-33R**	SM 2320B-2011	838653		
92716305012	**BOW-GWA-57**	SM 2320B-2011	838653		
92716305013	**BOW-LF5-8-FD-02**	SM 2320B-2011	838653		
92716305014	**BOW-LF5-8-FB-02**	SM 2320B-2011	838653		
92716305015	**BOW-LF5-8-EB-01**	SM 2320B-2011	838653		
92716305016	**BOW-GWC-28**	SM 2320B-2011	838653		
92716305017	**BOW-GWC-31R**	SM 2320B-2011	838653		
92716305018	**BOW-GWC-29R**	SM 2320B-2011	837741		
92716305019	**BOW-GWC-30**	SM 2320B-2011	837741		
92716305020	**BOW-GWC-31**	SM 2320B-2011	837741		
92716305001	**BOW-GWC-26**	SM 2540C-2015	836701		
92716305002	**BOW-GWC-27**	SM 2540C-2015	836701		
92716305003	**BOW-GWC-27R**	SM 2540C-2015	836701		
92716305004	**BOW-GWC-29**	SM 2540C-2015	836701		
92716305005	**BOW-GWC-32**	SM 2540C-2015	836701		
92716305006	**BOW-GWA-34**	SM 2540C-2015	836701		
92716305007	**BOW-GWA-34R**	SM 2540C-2015	836701		
92716305008	**BOW-GWA-35**	SM 2540C-2015	836701		
92716305009	**BOW-LF5-8-FD-01**	SM 2540C-2015	836701		
92716305010	**BOW-LF5-8-FB-01**	SM 2540C-2015	836701		
92716305011	**BOW-GWA-33R**	SM 2540C-2015	837177		
92716305012	**BOW-GWA-57**	SM 2540C-2015	837177		
92716305013	**BOW-LF5-8-FD-02**	SM 2540C-2015	837177		

REPORT OF LABORATORY ANALYSIS

This report shall not be reproduced, except in full,
without the written consent of Pace Analytical Services, LLC.

Pace Analytical Services, LLC
9800 Kincey Ave. Suite 100
Huntersville, NC 28078
(704)875-9092

QUALITY CONTROL DATA CROSS REFERENCE TABLE

Project: Bowen LF Cells 5-8 BG Event #5
Pace Project No.: 92716305

Lab ID	Sample ID	QC Batch Method	QC Batch	Analytical Method	Analytical Batch
92716305014	**BOW-LF5-8-FB-02**	SM 2540C-2015	837177		
92716305015	**BOW-LF5-8-EB-01**	SM 2540C-2015	837177		
92716305016	**BOW-GWC-28**	SM 2540C-2015	837177		
92716305017	**BOW-GWC-31R**	SM 2540C-2015	837177		
92716305018	**BOW-GWC-29R**	SM 2540C-2015	836914		
92716305019	**BOW-GWC-30**	SM 2540C-2015	836914		
92716305020	**BOW-GWC-31**	SM 2540C-2015	836914		
92716305001	**BOW-GWC-26**	EPA 300.0 Rev 2.1 1993	836353		
92716305002	**BOW-GWC-27**	EPA 300.0 Rev 2.1 1993	836353		
92716305003	**BOW-GWC-27R**	EPA 300.0 Rev 2.1 1993	836353		
92716305004	**BOW-GWC-29**	EPA 300.0 Rev 2.1 1993	836353		
92716305005	**BOW-GWC-32**	EPA 300.0 Rev 2.1 1993	836353		
92716305006	**BOW-GWA-34**	EPA 300.0 Rev 2.1 1993	836353		
92716305007	**BOW-GWA-34R**	EPA 300.0 Rev 2.1 1993	836354		
92716305008	**BOW-GWA-35**	EPA 300.0 Rev 2.1 1993	836354		
92716305009	**BOW-LF5-8-FD-01**	EPA 300.0 Rev 2.1 1993	836354		
92716305010	**BOW-LF5-8-FB-01**	EPA 300.0 Rev 2.1 1993	836354		
92716305011	**BOW-GWA-33R**	EPA 300.0 Rev 2.1 1993	836903		
92716305012	**BOW-GWA-57**	EPA 300.0 Rev 2.1 1993	836903		
92716305013	**BOW-LF5-8-FD-02**	EPA 300.0 Rev 2.1 1993	836903		
92716305014	**BOW-LF5-8-FB-02**	EPA 300.0 Rev 2.1 1993	836903		
92716305015	**BOW-LF5-8-EB-01**	EPA 300.0 Rev 2.1 1993	836903		
92716305016	**BOW-GWC-28**	EPA 300.0 Rev 2.1 1993	836903		
92716305017	**BOW-GWC-31R**	EPA 300.0 Rev 2.1 1993	836903		
92716305018	**BOW-GWC-29R**	EPA 300.0 Rev 2.1 1993	836903		
92716305019	**BOW-GWC-30**	EPA 300.0 Rev 2.1 1993	836903		
92716305020	**BOW-GWC-31**	EPA 300.0 Rev 2.1 1993	836903		

This report shall not be reproduced, except in full,
without the written consent of Pace Analytical Services, LLC.

DC#_Title: ENV-FRM-HUN1-0083 v03_Sample Condition Upon Receipt

Effective Date: 12/01/2023

Laboratory receiving samples:
Asheville ☐ Eden ☐ Greenwood ☐ Huntersville ☐ Raleigh ☐ Mechanicsville ☐ Atlanta ☑ Kernersville ☐

Sample Condition Upon Receipt

Client Name: Georgia Power

Project #:

WO# : 92716305

92716305

Courier: ☐ Commercial ☐ Fed Ex ☑ Pace ☐ UPS ☐ USPS ☐ Other:____ ☐ Client

Custody Seal Present? ☐ Yes ☑ No Seals Intact? ☐ Yes ☐ No ☑ N/A

Date/Initials Person Examining Contents: JG 3/1/24

Packing Material: ☑ Bubble Wrap ☐ Bubble Bags ☐ None ☐ Other

Biological Tissue Frozen? ☐ Yes ☐ No ☑ N/A

Thermometer: ☑ IR Gun ID: 210

Type of Ice: ☑ Wet ☐ Blue ☐ None

Cooler Temp: 5.8 Correction Factor: Add/Subtract (°C) -0.1

Temp should be above freezing to 6°C
☐ Samples out of temp criteria. Samples on ice, cooling process has begun

Cooler Temp Corrected (°C): 5.7

USDA Regulated Soil (☐ N/A, water sample)
Did samples originate in a quarantine zone within the United States: CA, NY, or SC (check maps)? ☐ Yes ☐ No

Did samples originate from a foreign source (internationally, including Hawaii and Puerto Rico)? ☐ Yes ☐ No

				Comments/Discrepancy:
Chain of Custody Present?	☑ Yes	☐ No	☐ N/A	1.
Samples Arrived within Hold Time?	☑ Yes	☐ No	☐ N/A	2.
Short Hold Time Analysis (<72 hr.)?	☐ Yes	☑ No	☐ N/A	3.
Rush Turn Around Time Requested?	☐ Yes	☑ No	☐ N/A	4.
Sufficient Volume?	☑ Yes	☐ No	☐ N/A	5.
Correct Containers Used?	☑ Yes	☐ No	☐ N/A	6.
-Pace Containers Used?	☑ Yes	☐ No	☐ N/A	
Containers Intact?	☑ Yes	☐ No	☐ N/A	7.
Dissolved analysis: Samples Field Filtered?	☐ Yes	☐ No	☑ N/A	8.
Sample Labels Match COC?	☑ Yes	☐ No	☐ N/A	9.
-Includes Date/Time/ID/Analysis Matrix: W G				
Headspace in VOA Vials (>5-6mm)?	☐ Yes	☐ No	☑ N/A	10.
Trip Blank Present?	☐ Yes	☐ No	☑ N/A	11.
Trip Blank Custody Seals Present?	☐ Yes	☐ No	☑ N/A	

Field Data Required? ☐ Yes ☐ No

COMMENTS/SAMPLE DISCREPANCY

Lot ID of split containers:

CLIENT NOTIFICATION/RESOLUTION

Person contacted: Date/Time:

Project Manager SCURF Review: Date:

Project Manager SRF Review: Date:

Pace ANALYTICAL SERVICES	DC#_Title: ENV-FRM-HUN1-0083 v03_Sample Condition Upon Receipt
	Effective Date: 12/01/2023

*Check mark top half of box if pH and/or dechlorination is verified and within the acceptance range for preservation samples.
Exceptions: VOA, Coliform, TOC, Oil and Grease, DRO/8015 (water) DOC, LLHg

**Bottom half of box is to list number of bottles

***Check all unpreserved Nitrates for chlorine

Project # **WO#: 92716305**

PM: BV Due Date: 03/15/24

CLIENT: 92-GP-BOWLF

Item#	BP4U-125 mL Plastic Unpreserved (N/A) (Cl-)	BP3U-250 mL Plastic Unpreserved (N/A)	BP2U-500 mL Plastic Unpreserved (N/A)	BP1U-1 liter Plastic Unpreserved (N/A)	BP4S-125 mL Plastic H2SO4 (pH < 2) (Cl-)	BP3N-250 mL plastic HNO3 (pH < 2)	BP4Z-125 mL Plastic ZN Acetate & NaOH (>9)	BP4B-125 mL Plastic NaOH (pH > 12) (Cl-)	WGFU-Wide-mouthed Glass jar Unpreserved	AG1U-1 liter Amber Unpreserved (N/A) (Cl-)	AG1H-1 liter Amber HCl (pH < 2)	AG3U-250 mL Amber Unpreserved (N/A) (Cl-)	AG1S-1 liter Amber H2SO4 (pH < 2)	AG3S-250 mL Amber H2SO4 (pH < 2)	DG94-40 mL Amber NH4Cl (N/A)(Cl-)	DG9H-40 mL VOA HCl (N/A)	VG9T-40 mL VOA Na2S2O3 (N/A)	VG9U-40 mL VOA Unpreserved (N/A)	DG9V-40 mL VOA H3PO4 (N/A)	KP7U-50 mL Plastic Unpreserved (N/A)	V/GK (3 vials per kit)-VPH/Gas kit (N/A)	SP5T-125 mL Sterile Plastic (N/A – lab)	SP2T-250 mL Sterile Plastic (N/A – lab)	BP1N	BP3R-250 mL Plastic (NH2)2SO4 (9.3-9.7)	AG0U-100 mL Amber Unpreserved (N/A) (Cl-)	VSGU-20 mL Scintillation vials (N/A)	DG9U-40 mL Amber Unpreserved vials (N/A)
1		2	1		1																				2				
2		2	1		1																				2				
3		2	1		1																				2				
4		2	1		1																				2				
5		2	1		1																				2				
6		2	1		1																				2				
7		2	1		1																				2				
8		2	1		1																				2				
9		2	1		1																				2				
10		2	1		1																				2				
11																													
12																													

pH Adjustment Log for Preserved Samples

Sample ID	Type of Preservative	pH upon receipt	Date preservation adjusted	Time preservation adjusted	Amount of Preservative added	Lot #

Note: Whenever there is a discrepancy affecting North Carolina compliance samples, a copy of this form will be sent to the North Carolina DENR Certification Office (i.e. Out of hold, incorrect preservative, out of temp, incorrect containers.

Pace® Location Requested (City/State):

Pace Analytical Charlotte
9800 Kincey Ave. Suite 100, Huntersville, NC 28078

CHAIN-OF-CUSTODY Analytical Request Document

Chain-of-Custody is a LEGAL DOCUMENT - Complete all relevant fields

LAB USE ONLY- Affix Workorder/Login Label Here

Scan QR Code for instructions

92716805

Company Name: Georgia Power - Bowen	Contact/Report To: Kristen Jurinko, Cassidy Sutherland
Street Address: 241 Ralph McGill Blvd NE, Atlanta, GA 30308	Phone #: (470) 217-0008
	E-Mail: knjurink@southernco.com
	Cc E-Mail: Laura Midkiff, Ben Hodges, Mike Smilley, Noelia Gangi
Customer Project #:	Invoice to: Account Payable
Project Name: Bowen LF Cells 5-8 Background Event #5	Invoice E-mail: georgiapowerinvoices@southernco.com
Site Collection Info/Facility ID (as applicable):	Purchase Order # (if applicable): GPC62474-0007
	Quote #:
Time Zone Collected: [ ] AK [ ] PT [ ] MT [ ] CT [X] ET	County / State origin of sample(s): Georgia
Data Deliverables: [ ] Level II [ ] Level III [ ] Level IV [ ] EQUIS [ ] Other	Regulatory Program (DW, RCRA, etc.) as applicable: Reportable [ ] Yes [ ] No
	Rush (Pre-approval required): [ ] Same Day [ ] 1 Day [ ] 2 Day [ ] 3 Day Other Date Results Requested:
	DW PWSID # or WW Permit # as applicable: Field Filtered (if applicable): [ ] Yes [ ] No Analysis:

* Matrix Codes (Insert in Matrix box below): Drinking Water (DW), Ground Water (GW), Wastewater (WW), Product (P), Soil/Solid (SS), Oil (OL), Wipe (WP), Tissue (TS), Bioassay (B), Vapor (V), Surface Water (SW), Sediment (SED), Sludge (SL), Caulk (CK), Leachate (LL), Biosolid (BS), Other (OT)

Customer Sample ID	Matrix *	Comp / Grab	Composite Start Date	Composite Start Time	Collected or Composite End Date	Collected or Composite End Time	# Cont.	Residual Chlorine Result	Residual Chlorine Units	Cu, Ni, Ag, V, Zn (App. I&II)	B, Ca (App. III)	App. IV Metals*	Cl, F, SO4	TDS	Radium 226/228	App. IV Fluoride	Alkalinity	Fe, Mg, Mn, K, Na	Sample Comment	Preservation non-conformance identified for sample.
BOW-GWC-26	WG	G			2/29/24	1114	6			X	X	X	X	X	X	X	X	X	001	
BOW-GWC-27	WG	G			2/29/24	1642	6			X	X	X	X	X	X	X	X	X	002	
BOW-GWC-27R	WG	G			2/29/24	1507	6			X	X	X	X	X	X	X	X	X	003	
BOW-GWC-28	WG	G					6			X	X	X	X	X	X	X	X	X		
BOW-GWC-29	WG	G			2/29/24	1132	6			X	X	X	X	X	X	X	X	X	004	
BOW-GWC-29R	WG	G					6			X	X	X	X	X	X	X	X	X		
BOW-GWC-30	WG	G					6			X	X	X	X	X	X	X	X	X		
BOW-GWC-31	WG	G					6			X	X	X	X	X	X	X	X	X		
BOW-GWC-31R	WG	G					6			X	X	X	X	X	X	X	X	X		
BOW-GWC-32	WG	G			2/29/24	1734	6			X	X	X	X	X	X	X	X	X	005	

Specify Container Size **: 3 3 3 3 2 1 3 3 3

Identify Container Preservative Type***: 2 2 2 1 1 2 1 1 2

Analysis Requested

** Container Size: (1) 1L, (2) 500mL, (3) 250mL, (4) 125mL, (5) 100mL, (6) 40mL vial, (7) EnCore, (8) TerraCore, (9) 90mL, (10) Other

*** Preservative Types: (1) None, (2) HNO3, (3) H2SO4, (4) HCl, (5) NaOH, (6) Zn Acetate, (7) NaHSO4, (8) Sod. Thiosulfate, (9) Ascorbic Acid, (10) MeOH, (11) Other

Lab Use Only: Proj. Mgr: Bonnie Vang; AcctNum / Client ID:; Table #:; Profile / Template:; Prelog / Bottle Ord. ID:

Additional Instructions from Pace®:
Task Code: BOW-CCR-OTH-20240229
*App. IV Metals include Sb, As, Ba, Be, Cd, Co, Cr, Pb, Li, Hg, Mo, Se, & Tl

Collected By: Printed Name: Kevin Stephenson, William Laaker, Jay Siewert
Signature: Resolute Environmental

Customer Remarks / Special Conditions / Possible Hazards:

Coolers: Thermometer ID: Correction Factor (°C): Obs. Temp. (°C): Corrected Temp. (°C): [ ] On Ice

Relinquished by/Company: (Signature)	Date/Time:	Received by/Company: (Signature)	Date/Time:	Tracking Number:
	3/1/24 1035	Ryan Williams / Pace	3/1/24 1035	
Relinquished by/Company: (Signature)	Date/Time:	Received by/Company: (Signature)	Date/Time:	Delivered by: [ ] In-Person [ ] Courier
Ryan Williams / Pace	3/1/24 1300	Pace	3/1/24 1300	[ ] FedEX [ ] UPS [ ] Other
Relinquished by/Company: (Signature)	Date/Time:	Received by/Company: (Signature)	Date/Time:	
Relinquished by/Company: (Signature)	Date/Time:	Received by/Company: (Signature)	Date/Time:	

Page: 1 of 2

Submitting a sample via this chain of custody constitutes acknowledgment and acceptance of the Pace® Terms and Conditions found at https://www.pacelabs.com/resource-library/resource/pace-terms-and-conditions/

ENV-FRM-CORQ-0019_v02_110123 ©

Pace® Location Requested (City/State):

Pace Analytical Charlotte
9800 Kincey Ave. Suite 100, Huntersville, NC 28078

CHAIN-OF-CUSTODY Analytical Request Document

Chain-of-Custody is a LEGAL DOCUMENT - Complete all relevant fields

LAB USE ONLY- Affix Workorder/Login Label Here

Scan QR Code for instructions

Company Name: Georgia Power - Bowen
Street Address: 241 Ralph McGill Blvd NE, Atlanta, GA 30308
Customer Project #:
Project Name: Bowen LF Cells 5-8 Background Event #5
Site Collection Info/Facility ID (as applicable):

Contact/Report To: Kristen Jurinko, Cassidy Sutherland
Phone #: (470) 217-0008
E-Mail: knjurink@southernco.com
Cc E-Mail: Laura Midkiff, Ben Hodges, Mike Smilley, Noelia Gangi
Invoice to: Account Payable
Invoice E-mail: georgiapowerinvoices@southernco.com
Purchase Order # (if applicable): GPC82474-0007
Quote #:

Time Zone Collected: [ ] AK [ ] PT [ ] MT [ ] CT [X] ET
County / State origin of sample(s): Georgia

Data Deliverables: [ ] Level II [ ] Level III [ ] Level IV [ ] EQUIS [ ] Other
Regulatory Program (DW, RCRA, etc.) as applicable: Reportable [ ] Yes [ ] No
Rush (Pre-approval required): [ ] Same Day [ ] 1 Day [ ] 2 Day [ ] 3 Day Other
Date Results Requested:
DW PWSID # or WW Permit # as applicable:
Field Filtered (if applicable): [ ] Yes [ ] No
Analysis:

* Matrix Codes (Insert in Matrix box below): Drinking Water (DW), Ground Water (GW), Wastewater (WW), Product (P), Soil/Solid (SS), Oil (OL), Wipe (WP), Tissue (TS), Bioassay (B), Vapor (V), Surface Water (SW), Sediment (SED), Sludge (SL), Caulk (CK), Leachate (LL), Biosolid (BS), Other (OT)

Specify Container Size **: 3 3 3 3 2 1 3 3 3
Identify Container Preservative Type***: 2 2 2 1 1 2 1 1 2
Analysis Requested

** Container Size: (1) 1L, (2) 500mL, (3) 250mL, (4) 125mL, (5) 100mL, (6) 40mL vial, (7) EnCore, (8) TerraCore, (9) 90mL, (10) Other

*** Preservative Types: (1) None, (2) HNO3, (3) H2SO4, (4) HCl, (5) NaOH, (6) Zn Acetate, (7) NaHSO4, (8) Sod. Thiosulfate, (9) Ascorbic Acid, (10) MeOH, (11) Other

Customer Sample ID	Matrix*	Comp / Grab	Composite Start Date	Composite Start Time	Collected or Composite End Date	Collected or Composite End Time	# Cont.	Residual Chlorine Result	Residual Chlorine Units	Cu, Ni, Ag, V, Zn (App. I&II)	B, Ca (App. III)	App. IV Metals*	Cl, F, SO4	TDS	Radium 226/228	App. IV Fluoride	Alkalinity	Fe, Mg, Mn, K, Na	Sample Comment
BOW-GWA-33R	WG	G					6			X	X	X	X	X	X	X	X	X	
BOW-GWA-57	WG	G					6			X	X	X	X	X	X	X	X	X	
BOW-GWA-34	WG	G			2/29/24	1306	6			X	X	X	X	X	X	X	X	X	
BOW-GWA-34R	WG	G			2/29/24	1425	6			X	X	X	X	X	X	X	X	X	
BOW-GWA-35	WG	G			2/29/24	1121	6			X	X	X	X	X	X	X	X	X	
BOW-LF5-8-FD-01	WG	G			2/29/24	—	6			X	X	X	X	X	X	X	X	X	
BOW-LF5-8-FD-02	WG	G					6			X	X	X	X	X	X	X	X	X	
BOW-LF5-8-FB-01	WQ	G			2/29/24	1740	6			X	X	X	X	X	X	X	X	X	
BOW-LF5-8-EB-	WQ	G					6			X	X	X	X	X	X	X	X	X	

Lab Use Only: Proj. Mgr: Bonnie Vang; AcctNum / Client ID:; Table #:; Profile / Template:; Prelog / Bottle Ord. ID:

Preservation non-conformance identified for sample.

Additional Instructions from Pace®:
Task Code: BOW-CCR-OTH-20240229
*App. IV Metals include Sb, As, Ba, Be, Cd, Co, Cr, Pb, Li, Hg, Mo, Se, & Tl

Collected By: Printed Name: Kevin Stephenson, William Lasker, Jay Siewert
Signature:
Pace Analytical Environmental

Customer Remarks / Special Conditions / Possible Hazards:

Coolers: Thermometer ID: Correction Factor (°C): Obs. Temp. (°C): Corrected Temp. (°C): [ ] On Ice

Relinquished by/Company: (Signature)	Date/Time:	Received by/Company: (Signature)	Date/Time:	Tracking Number:
	3/1/24 1035	Ryan William / Pace	3/1/24 1035	
Relinquished by/Company: (Signature) Ryan William / Pace	Date/Time: 3/1/24 1300	Received by/Company: (Signature) Pace	Date/Time: 3/1/24 1300	Delivered by: [ ] In-Person [ ] Courier [ ] FedEX [ ] UPS [ ] Other
Relinquished by/Company: (Signature)	Date/Time:	Received by/Company: (Signature)	Date/Time:	
Relinquished by/Company: (Signature)	Date/Time:	Received by/Company: (Signature)	Date/Time:	Page: 2 of 2

Submitting a sample via this chain of custody constitutes acknowledgment and acceptance of the Pace® Terms and Conditions found at https://www.pacelabs.com/resource-library/resource/pace-terms-and-conditions/

ENV-FRM-CORO-0019_v02_110123 ©

DC#_Title: ENV-FRM-HUN1-0083 v03_Sample Condition Upon Receipt

Effective Date: 12/01/2023

aboratory receiving samples:
Asheville ☐ Eden ☐ Greenwood ☐ Huntersville ☐ Raleigh ☐ Mechanicsville ☐ Atlanta ☑ Kernersville ☐

Sample Condition Upon Receipt

Client Name: Ge Power

Project #:

WO#: 92716305

PM: BV Due Date: 03/15/24

CLIENT: 92-GP-BOWLF

Courier: ☐ Commercial ☐ Fed Ex ☐ UPS ☐ USPS ☐ Client ☐ Pace ☐ Other:

Custody Seal Present? ☑ Yes ☐ No Seals Intact? ☑ Yes ☐ No ☐ N/A

Date/Initials Person Examining Contents: 3/19/24

Packing Material: ☑ Bubble Wrap ☐ Bubble Bags ☐ None ☐ Other

Biological Tissue Frozen? ☑ Yes ☐ No ☐ N/A

Thermometer: ☑ TR Gun ID: 730

Type of Ice: ☑ Wet ☐ Blue ☐ None

Cooler Temp: 2.3 Correction Factor: Add/Subtract (°C) 0.1

Temp should be above freezing to 6°C
☐ Samples out of temp criteria. Samples on ice, cooling process has begun

Cooler Temp Corrected (°C): 2.4

USDA Regulated Soil (☐ N/A, water sample)
Did samples originate in a quarantine zone within the United States: CA, NY, or SC (check maps)? ☐ Yes ☐ No

Did samples originate from a foreign source (internationally, including Hawaii and Puerto Rico)? ☐ Yes ☐ No

				Comments/Discrepancy:
Chain of Custody Present?	☑ Yes	☐ No	☐ N/A	1.
Samples Arrived within Hold Time?	☑ Yes	☐ No	☐ N/A	2.
Short Hold Time Analysis (<72 hr.)?	☐ Yes	☑ No	☐ N/A	3.
Rush Turn Around Time Requested?	☐ Yes	☐ No	☐ N/A	4.
Sufficient Volume?	☑ Yes	☐ No	☐ N/A	5.
Correct Containers Used?	☑ Yes	☐ No	☐ N/A	6.
-Pace Containers Used?	☑ Yes	☐ No	☐ N/A	
Containers Intact?	☑ Yes	☐ No	☐ N/A	7.
Dissolved analysis: Samples Field Filtered?	☐ Yes	☐ No	☐ N/A	8.
Sample Labels Match COC? -Includes Date/Time/ID/Analysis Matrix: L	☑ Yes	☐ No	☐ N/A	9.
Headspace in VOA Vials (>5-6mm)?	☐ Yes	☐ No	☑ N/A	10.
Trip Blank Present?	☐ Yes	☐ No	☑ N/A	11.
Trip Blank Custody Seals Present?	☐ Yes	☐ No	☑ N/A	

Field Data Required? ☐ Yes ☐ No

COMMENTS/SAMPLE DISCREPANCY

Lot ID of split containers:

CLIENT NOTIFICATION/RESOLUTION

Person contacted: Date/Time:

Project Manager SCURF Review: Date:

Project Manager SRF Review: Date:

Pace	DC#_Title: ENV-FRM-HUN1-0083 v03_Sample Condition Upon Receipt
	Effective Date: 12/01/2023

*Check mark top half of box if pH and/or dechlorination is verified and within the acceptance range for preservation samples.
Exceptions: VOA, Coliform, TOC, Oil and Grease, DRO/8015 (water) DOC, LLHg

**Bottom half of box is to list number of bottles

***Check all unpreserved Nitrates for chlorine

Project # **WO#: 92716305**

PM: BV Due Date: 03/15/24

CLIENT: 92-GP-BOWLF

Item#	BP4U-125 mL Plastic Unpreserved (N/A) (Cl-)	BP3U-250 mL Plastic Unpreserved (N/A)	BP2U-500 mL Plastic Unpreserved (N/A)	BP1U-1 liter Plastic Unpreserved (N/A)	BP4S-125 mL Plastic H2SO4 (pH < 2) (Cl-)	BP3N-250 mL plastic HNO3 (pH < 2)	BP4Z-125 mL Plastic ZN Acetate & NaOH (>9)	BP4B-125 mL Plastic NaOH (pH > 12) (Cl-)	WGFU-Wide-mouthed Glass jar Unpreserved	AG1U-1 liter Amber Unpreserved (N/A) (Cl-)	AG1H-1 liter Amber HCl (pH < 2)	AG3U-250 mL Amber Unpreserved (N/A) (Cl-)	AG1S-1 liter Amber H2SO4 (pH < 2)	AG3S-250 mL Amber H2SO4 (pH < 2)	DG94-40 mL Amber NH4Cl (N/A)(Cl-)	DG9H-40 mL VOA HCl (N/A)	VG9T-40 mL VOA Na2S2O3 (N/A)	VG9U-40 mL VOA Unpreserved (N/A)	DG9V-40 mL VOA H3PO4 (N/A)	KP7U-50 mL Plastic Unpreserved (N/A)	V/GK (3 vials per kit)-VPH/Gas kit (N/A)	SP5T-125 mL Sterile Plastic (N/A – lab)	SP2T-250 mL Sterile Plastic (N/A – lab)	BP/n	BP3R-250 mL Plastic (NH2)2SO4 (9.3-9.7)	AG0U-100 mL Amber Unpreserved (N/A) (Cl-)	VSGU-20 mL Scintillation vials (N/A)	DG9U-40 mL Amber Unpreserved vials (N/A)
1		2	1			1																			2				
2		2	1			1																			2				
3		2	1			1																			2				
4		2	1			1																			2				
5		2	1			1																			2				
6																													
7																													
8																													
9																													
10																													
11																													
12																													

pH Adjustment Log for Preserved Samples

Sample ID	Type of Preservative	pH upon receipt	Date preservation adjusted	Time preservation adjusted	Amount of Preservative added	Lot #

Note: Whenever there is a discrepancy affecting North Carolina compliance samples, a copy of this form will be sent to the North Carolina DENR Certification Office (i.e. Out of hold, incorrect preservative, out of temp, incorrect containers.

Pace® Location Requested (City/State):

Pace Analytical Charlotte
9800 Kincey Ave. Suite 100, Huntersville, NC 28078

CHAIN-OF-CUSTODY Analytical Request Document

Chain-of-Custody is a LEGAL DOCUMENT - Complete all relevant fields

LAB USE ONLY- Affix Workorder/Login Label Here

Scan QR Code for instructions

92716305

Company Name: Georgia Power - Bowen	Contact/Report To: Kristen Jurinko, Cassidy Sutherland
Street Address: 241 Ralph McGill Blvd NE, Atlanta, GA 30308	Phone #: (470) 217-0008
	E-Mail: knjurink@southernco.com
	Cc E-Mail: Laura Midkiff, Ben Hodges, Mike Smilley, Noelia Gangi
Customer Project #:	Invoice to: Account Payable
Project Name: Bowen LF Cells 5-8 Background Event #5	Invoice E-mail: georgiapowerinvoices@southernco.com
Site Collection Info/Facility ID (as applicable):	Purchase Order # (if applicable): GPC82474-0007
	Quote #:
Time Zone Collected: [ ] AK [ ] PT [ ] MT [ ] CT [X] ET	County / State origin of sample(s): Georgia
Data Deliverables: [ ] Level II [ ] Level III [ ] Level IV [ ] EQUIS [ ] Other_____	Regulatory Program (DW, RCRA, etc.) as applicable: Reportable [ ] Yes [ ] No
	Rush (Pre-approval required): [ ] Same Day [ ] 1 Day [ ] 2 Day [ ] 3 Day Other _____
	Date Results Requested:
	DW PWSID # or WW Permit # as applicable:
	Field Filtered (if applicable): [ ] Yes [ ] No
	Analysis:

Specify Container Size **: 3 3 3 3 2 1 3 3 3

Identify Container Preservative Type***: 2 2 2 1 1 2 1 1 2

Analysis Requested

**Container Size: (1) 1L, (2) 500mL, (3) 250mL, (4) 125mL, (5) 100mL, (6) 40mL vial, (7) EnCore, (8) TerraCore, (9) 50mL, (10) Other

*** Preservative Types: (1) None, (2) HNO3, (3) H2SO4, (4) HCl, (5) NaOH, (6) Zn Acetate, (7) NaHSO4, (8) Sod. Thiosulfate, (9) Ascorbic Acid, (10) MeOH, (11) Other

* Matrix Codes (Insert in Matrix box below): Drinking Water (DW), Ground Water (GW), Wastewater (WW), Product (P), Soil/Solid (SS), Oil (OL), Wipe (WP), Tissue (TS), Bioassay (B), Vapor (V), Surface Water (SW), Sediment (SED), Sludge (SL), Caulk (CK), Leachate (LI), Biosolid (BS), Other (OT)

Customer Sample ID	Matrix *	Comp / Grab	Composite Start Date	Composite Start Time	Collected or Composite End Date	Collected or Composite End Time	# Cont.	Residual Chlorine Result	Residual Chlorine Units	Cu, Ni, Ag, V, Zn (App. I&II)	B, Ca (App. III)	App. IV Metals*	Cl, F, SO4	TDS	Radium 226/228	App. IV Fluoride	Alkalinity	Fe, Mg, Mn, K, Na	Sample Comment
BOW-GWA-33R	WG	G			3/4/24	1118	6			X	X	X	X	X	X	X	X	X	011
BOW-GWA-57	WG	G			3/4/24	1311	6			X	X	X	X	X	X	X	X	X	012
BOW-GWA-34	WG	G					6			X	X	X	X	X	X	X	X	X	
BOW-GWA-34R	WG	G					6			X	X	X	X	X	X	X	X	X	
BOW-GWA-35	WG	G					6			X	X	X	X	X	X	X	X	X	
BOW-LF5-8-FD-01	WG	G					6			X	X	X	X	X	X	X	X	X	
BOW-LF5-8-FD-02	WG	G			3/4/24	—	6			X	X	X	X	X	X	X	X	X	013
BOW-LF5-8-FB-02	WQ	G			3/4/24	1441	6			X	X	X	X	X	X	X	X	X	014
BOW-LF5-8-EB-01	WQ	G			3/4/24	1451	6			X	X	X	X	X	X	X	X	X	015

Lab Use Only: Proj. Mgr: Bonnie Vang; AcctNum / Client ID:; Table #:; Profile / Template:; Prelog / Bottle Ord. ID:

Preservation non-conformance identified for sample.

Additional Instructions from Pace®:
Task Code: BOW-CCR-OTH-20240229
*App. IV Metals include Sb, As, Ba, Be, Cd, Co, Cr, Pb, Li, Hg, Mo, Se, & Tl

Collected By: Printed Name: Kevin Stephenson, William Leaker, Jay Siewert
Signature: Pace/Ga Environmental

Customer Remarks / Special Conditions / Possible Hazards:

Coolers: Thermometer ID: Correction Factor (°C): Obs. Temp. (°C): Corrected Temp. (°C): [ ] On Ice

Relinquished by/Company: (Signature)	Date/Time:	Received by/Company: (Signature)	Date/Time:	Tracking Number:
	3/5/24 0820	Ryan Williams / Pace	3/5/24 0820	
Ryan Williams / Pace	3/5/24 1155		3/5/24 1055	Delivered by: [ ] In-Person [ ] Courier [ ] FedEX [ ] UPS [ ] Other
Relinquished by/Company: (Signature)	Date/Time:	Received by/Company: (Signature)	Date/Time:	
Relinquished by/Company: (Signature)	Date/Time:	Received by/Company: (Signature)	Date/Time:	Page: 2 of 2

Submitting a sample via this chain of custody constitutes acknowledgment and acceptance of the Pace® Terms and Conditions found at https://www.pacelabs.com/resource-library/resource/pace-terms-and-conditions/

DC#_Title: ENV-FRM-HUN1-0083 v03_Sample Condition Upon Receipt

Effective Date: 12/01/2023

Laboratory receiving samples:
Asheville ☐ Eden ☐ Greenwood ☐ Huntersville ☐ Raleigh ☐ Mechanicsville ☐ Atlanta ☑ Kernersville ☐

Sample Condition Upon Receipt

Client Name: GA Power

Project # WO#: 92716305

PM: BV Due Date: 03/15/24

CLIENT: 92-GP-BOWLF

Courier: ☐ Commercial ☐ Fed Ex ☐ UPS ☐ USPS ☐ Client ☐ Pace ☐ Other:

Custody Seal Present? ☑ Yes ☐ No Seals Intact? ☑ Yes ☐ No ☐ N/A

Date/Initials Person Examining Contents: 3/15/24

Packing Material: ☐ Bubble Wrap ☐ Bubble Bags ☐ None ☐ Other

Biological Tissue Frozen? ☑ Yes ☐ No ☐ N/A

Thermometer: ☑ IR Gun ID: 230

Type of Ice: ☑ Wet ☐ Blue ☐ None

Cooler Temp: 2.2 Correction Factor: Add/Subtract (°C) +0.1

Temp should be above freezing to 6°C
☐ Samples out of temp criteria. Samples on ice, cooling process has begun

Cooler Temp Corrected (°C): 2.3

USDA Regulated Soil (☐ N/A, water sample)
Did samples originate in a quarantine zone within the United States: CA, NY, or SC (check maps)? ☐ Yes ☐ No

Did samples originate from a foreign source (internationally, including Hawaii and Puerto Rico)? ☐ Yes ☐ No

				Comments/Discrepancy:
Chain of Custody Present?	☑ Yes	☐ No	☐ N/A	1.
Samples Arrived within Hold Time?	☑ Yes	☐ No	☐ N/A	2.
Short Hold Time Analysis (<72 hr.)?	☐ Yes	☑ No	☐ N/A	3.
Rush Turn Around Time Requested?	☐ Yes	☐ No	☐ N/A	4.
Sufficient Volume?	☑ Yes	☐ No	☐ N/A	5.
Correct Containers Used?	☑ Yes	☐ No	☐ N/A	6.
-Pace Containers Used?	☑ Yes	☐ No	☐ N/A	
Containers Intact?	☑ Yes	☐ No	☐ N/A	7.
Dissolved analysis: Samples Field Filtered?	☐ Yes	☐ No	☐ N/A	8.
Sample Labels Match COC?	☑ Yes	☐ No	☐ N/A	9.
-Includes Date/Time/ID/Analysis Matrix:	W			
Headspace in VOA Vials (>5-6mm)?	☐ Yes	☐ No	☑ N/A	10.
Trip Blank Present?	☐ Yes	☐ No	☑ N/A	11.
Trip Blank Custody Seals Present?	☐ Yes	☐ No	☑ N/A	

Field Data Required? ☐ Yes ☐ No

COMMENTS/SAMPLE DISCREPANCY

Lot ID of split containers:

CLIENT NOTIFICATION/RESOLUTION

Person contacted: Date/Time:

Project Manager SCURF Review: Date:

Project Manager SRF Review: Date:

Pace	DC#_Title: ENV-FRM-HUN1-0083 v03_Sample Condition Upon Receipt
	Effective Date: 12/01/2023

*Check mark top half of box if pH and/or dechlorination is verified and within the acceptance range for preservation samples.
Exceptions: VOA, Coliform, TOC, Oil and Grease, DRO/8015 (water) DOC, LLHg

**Bottom half of box is to list number of bottles

***Check all unpreserved Nitrates for chlorine

Project # **WO#: 92716305**

PM: BV Due Date: 03/15/24

CLIENT: 92-GP-BOWLF

Item#	BP4U-125 mL Plastic Unpreserved (N/A) (Cl-)	BP3U-250 mL Plastic Unpreserved (N/A)	BP2U-500 mL Plastic Unpreserved (N/A)	BP1U-1 liter Plastic Unpreserved (N/A)	BP4S-125 mL Plastic H2SO4 (pH < 2) (Cl-)	BP3N-250 mL plastic HNO3 (pH < 2)	BP4Z-125 mL Plastic ZN Acetate & NaOH (>9)	BP4B-125 mL Plastic NaOH (pH > 12) (Cl-)	WGFU-Wide-mouthed Glass jar Unpreserved	AG1U-1 liter Amber Unpreserved (N/A) (Cl-)	AG1H-1 liter Amber HCl (pH < 2)	AG3U-250 mL Amber Unpreserved (N/A) (Cl-)	AG1S-1 liter Amber H2SO4 (pH < 2)	AG3S-250 mL Amber H2SO4 (pH < 2)	DG94-40 mL Amber NH4Cl (N/A)(Cl-)	DG9H-40 mL VOA HCl (N/A)	VG9T-40 mL VOA Na2S2O3 (N/A)	VG9U-40 mL VOA Unpreserved (N/A)	DG9V-40 mL VOA H3PO4 (N/A)	KP7U-50 mL Plastic Unpreserved (N/A)	V/GK (3 vials per kit)-VPH/Gas kit (N/A)	SP5T-125 mL Sterile Plastic (N/A – lab)	SP2T-250 mL Sterile Plastic (N/A – lab)		BP3R-250 mL Plastic (NH2)2SO4 (9.3-9.7)	AG0U-100 mL Amber Unpreserved (N/A) (Cl-)	VSGU-20 mL Scintillation vials (N/A)	DG9U-40 mL Amber Unpreserved vials (N/A)
1		2	1			1																		2					
2		2	1			1																		2					
3		2	1			1																		2					
4		2	1			1																		2					
5		2	1			1																		2					
6																													
7																													
8																													
9																													
10																													
11																													
12																													

pH Adjustment Log for Preserved Samples

Sample ID	Type of Preservative	pH upon receipt	Date preservation adjusted	Time preservation adjusted	Amount of Preservative added	Lot #

Note: Whenever there is a discrepancy affecting North Carolina compliance samples, a copy of this form will be sent to the North Carolina DENR Certification Office (i.e. Out of hold, incorrect preservative, out of temp, incorrect containers.

Pace® Location Requested (City/State):

Pace Analytical Charlotte
9800 Kincey Ave. Suite 100, Huntersville, NC 28078

CHAIN-OF-CUSTODY Analytical Request Document

Chain-of-Custody is a LEGAL DOCUMENT - Complete all relevant fields

LAB USE ONLY- Affix Workorder/Login Label Here

Scan QR Code for instructions

Company Name: Georgia Power - Bowen	Contact/Report To: Kristen Jurinko, Cassidy Sutherland
Street Address: 241 Ralph McGill Blvd NE, Atlanta, GA 30308	Phone #: (470) 217-0008
	E-Mail: knjurink@southernco.com
	Cc E-Mail: Laura Midkiff, Ben Hodges, Mike Smilley, Noelia Gangi
Customer Project #:	Invoice to: Account Payable
Project Name: Bowen LF Cells 5-8 Background Event #5	Invoice E-mail: georgiapowerinvoices@southernco.com
Site Collection Info/Facility ID (as applicable):	Purchase Order # (if applicable): GPC82474-0007
	Quote #:
Time Zone Collected: [ ] AK [ ] PT [ ] MT [ ] CT [X] ET	County / State origin of sample(s): Georgia
Data Deliverables: [ ] Level II [ ] Level III [ ] Level IV [ ] EQUIS [ ] Other	Regulatory Program (DW, RCRA, etc.) as applicable: Reportable [ ] Yes [ ] No
	Rush (Pre-approval required): [ ] Same Day [ ] 1 Day [ ] 2 Day [ ] 3 Day Other Date Results Requested:
	DW PWSID # or WW Permit # as applicable: Field Filtered (if applicable): [ ] Yes [ ] No Analysis:

**Container Size: (1) 1L, (2) 500mL, (3) 250mL, (4) 125mL, (5) 100mL, (6) 40mL vial, (7) EnCore, (8) TerraCore, (9) 90mL, (10) Other

*** Preservative Types: (1) None, (2) HNO3, (3) H2SO4, (4) HCl, (5) NaOH, (6) Zn Acetate, (7) NaHSO4, (8) Sod. Thiosulfate, (9) Ascorbic Acid, (10) MeOH, (11) Other

* Matrix Codes (Insert in Matrix box below): Drinking Water (DW), Ground Water (GW), Wastewater (WW), Product (P), Soil/Solid (SS), Oil (OL), Wipe (WP), Tissue (TS), Bioassay (B), Vapor (V), Surface Water (SW), Sediment (SED), Sludge (SL), Caulk (CK), Leachate (LL), Biosolid (BS), Other (OT)

Customer Sample ID	Matrix*	Comp / Grab	Composite Start Date	Composite Start Time	Collected or Composite End Date	Collected or Composite End Time	# Cont.	Residual Chlorine Result	Residual Chlorine Units	Cu, Ni, Ag, V, Zn (App II&III)	B, Ca (App. III)	App. IV Metals*	Cl, F, SO4	TDS	Radium 226/228	App. IV Fluoride	Alkalinity	Fe, Mg, Mn, K, Na		Sample Comment	Preservation non-conformance identified for sample.
							Specify Container Size **			3	3	3	3	2	1	3	3	3			
							Identify Container Preservative Type***			2	2	2	1	1	2	1	1	2			
							Analysis Requested														
BOW-GWC-26	WG	G					6			X	X	X	X	X	X	X	X	X			
BOW-GWC-27	WG	G					6			X	X	X	X	X	X	X	X	X			
BOW-GWC-27R	WG	G					6			X	X	X	X	X	X	X	X	X			
BOW-GWC-28	WG	G			3/4/24	1155	6			X	X	X	X	X	X	X	X	X		016	
BOW-GWC-29	WG	G					6			X	X	X	X	X	X	X	X	X			
BOW-GWC-29R	WG	G					6			X	X	X	X	X	X	X	X	X			
BOW-GWC-30	WG	G					6			X	X	X	X	X	X	X	X	X			
BOW-GWC-31	WG	G					6			X	X	X	X	X	X	X	X	X			
BOW-GWC-31R	WG	G			3/4/24	1120	6			X	X	X	X	X	X	X	X	X		017	
BOW-GWC-32	WG	G					6			X	X	X	X	X	X	X	X	X			

Lab Use Only: Proj. Mgr: Bonnie Vang; AcctNum / Client ID:; Table #:; Profile / Template:; Prelog / Bottle Ord. ID:

Additional Instructions from Pace®:
Task Code: BOW-CCR-OTH-20240229
*App. IV Metals include Sb, As, Ba, Be, Cd, Co, Cr, Pb, Li, Hg, Mo, Se, & Tl

Collected By: Printed Name: Kevin Stephenson, William Lasker, Jay Siewert
Signature: (Resolute Environmental)

Customer Remarks / Special Conditions / Possible Hazards:

Coolers: Thermometer ID: Correction Factor (°C): Obs. Temp. (°C): Corrected Temp. (°C): [ ] On Ice

Relinquished by/Company: (Signature)	Date/Time:	Received by/Company: (Signature)	Date/Time:
	3/5/24 0820	Ryan Williams / Pace	3/5/24 0820
Ryan Williams / Pace	3/5/24 1155		3/5/24 1155
Relinquished by/Company: (Signature)	Date/Time:	Received by/Company: (Signature)	Date/Time:
Relinquished by/Company: (Signature)	Date/Time:	Received by/Company: (Signature)	Date/Time:

Tracking Number:

Delivered by: [ ] In-Person [ ] Courier [ ] FedEx [ ] UPS [ ] Other

Submitting a sample via this chain of custody constitutes acknowledgment and acceptance of the Pace® Terms and Conditions found at https://www.pacelabs.com/resource-library/resource/pace-terms-and-conditions/

Pace® Location Requested (City/State):

Pace Analytical Charlotte
9800 Kincey Ave. Suite 100, Huntersville, NC 28078

CHAIN-OF-CUSTODY Analytical Request Document

Chain-of-Custody is a LEGAL DOCUMENT - Complete all relevant fields

LAB USE ONLY- Affix Workorder/Login Label Here

Scan QR Code for instructions

Company Name: Georgia Power - Bowen	Contact/Report To: Kristen Jurinko, Cassidy Sutherland
Street Address: 241 Ralph McGill Blvd NE, Atlanta, GA 30308	Phone #: (470) 217-0008
	E-Mail: knjurink@southernco.com
	Cc E-Mail: Laura Midkiff, Ben Hodges, Mike Smilley, Noelia Gangi
Customer Project #:	Invoice to: Account Payable
Project Name: Bowen LF Cells 5-8 Background Event #5	Invoice E-mail: georgiapowerinvoices@southernco.com
Site Collection Info/Facility ID (as applicable):	Purchase Order # (if applicable): GPC82474-0007
	Quote #:
Time Zone Collected: [ ] AK [ ] PT [ ] MT [ ] CT [X] ET	County / State origin of sample(s): Georgia
Data Deliverables: [ ] Level II [ ] Level III [ ] Level IV [ ] EQUIS [ ] Other	Regulatory Program (DW, RCRA, etc.) as applicable: Reportable [ ] Yes [ ] No
	Rush (Pre-approval required): [ ] Same Day [ ] 1 Day [ ] 2 Day [ ] 3 Day Other ____ Date Results Requested:
	DW PWSID # or WW Permit # as applicable: Field Filtered (if applicable): [ ] Yes [ ] No Analysis:

* Matrix Codes (Insert in Matrix box below): Drinking Water (DW), Ground Water (GW), Wastewater (WW), Product (P), Soil/Solid (SS), Oil (OL), Wipe (WP), Tissue (TS), Bioassay (B), Vapor (V), Surface Water (SW), Sediment (SED), Sludge (SL), Caulk (CK), Leachate (LL), Biosolid (BS), Other (OT)

Customer Sample ID	Matrix *	Comp / Grab	Composite Start Date	Composite Start Time	Collected or Composite End Date	Collected or Composite End Time	# Cont.	Residual Chlorine Result	Residual Chlorine Units	Cu, Ni, Ag, V, Zn (App. I&II)	B, Ca (App. III)	App. IV Metals*	Cl, F, SO4	TDS	Radium 226/228	App. IV Fluoride	Alkalinity	Fe, Mg, Mn, Na	Sample Comment
Specify Container Size**										3	3	3	3	2	1	3	3	3	
Identify Container Preservative Type***										2	2	2	1	1	2	1	1	2	
Analysis Requested																			
BOW-GWC-26	WG	G					6			X	X	X	X	X	X	X	X	X	
BOW-GWC-27	WG	G					6			X	X	X	X	X	X	X	X	X	
BOW-GWC-27R	WG	G					6			X	X	X	X	X	X	X	X	X	
BOW-GWC-28	WG	G					6			X	X	X	X	X	X	X	X	X	
BOW-GWC-29	WG	G					6			X	X	X	X	X	X	X	X	X	
BOW-GWC-29R	WG	G			3/1/24	1032	6			X	X	X	X	X	X	X	X	X	0018
BOW-GWC-30	WG	G			3/1/24	1146	6			X	X	X	X	X	X	X	X	X	019
BOW-GWC-31	WG	G			3/1/24	1127	6			X	X	X	X	X	X	X	X	X	020
BOW-GWC-31R	WG	G					6			X	X	X	X	X	X	X	X	X	
BOW-GWC-32	WG	G					6			X	X	X	X	X	X	X	X	X	

**Container Size: (1) 1L, (2) 500mL, (3) 250mL, (4) 125mL, (5) 100mL, (6) 40mL vial, (7) EnCore, (8) TerraCore, (9) 90mL, (10) Other

*** Preservative Types: (1) None, (2) HNO3, (3) H2SO4, (4) HCl, (5) NaOH, (6) Zn Acetate, (7) NaHSO4, (8) Sod. Thiosulfate, (9) Ascorbic Acid, (10) MeOH, (11) Other

Lab Use Only: Proj. Mgr: Bonnie Vang; AcctNum / Client ID:; Table #:; Profile / Template:; Prelog / Bottle Ord. ID:

Preservation non-conformance identified for sample.

Additional Instructions from Pace®:
Task Code: BOW-CCR-OTH-20240229
*App. IV Metals include Sb, As, Ba, Be, Cd, Co, Cr, Pb, Li, Hg, Mo, Se, & Tl

Collected By: Printed Name: Kevin Stephenson, William Laaker, Jay Siewert
Signature:

Customer Remarks / Special Conditions / Possible Hazards:

Coolers: Thermometer ID: Correction Factor (°C): Obs. Temp. (°C): Corrected Temp. (°C): [ ] On Ice

Relinquished by/Company: (Signature)	Date/Time:	Received by/Company: (Signature)	Date/Time:	Tracking Number:
	3/5/24 0820	Ryan Williams / Pace	3/5/24 0820	
Relinquished by/Company: (Signature) Ryan Williams / Pace	3/5/24 1155	Received by/Company: (Signature)	3/5/24 1155	Delivered by: [ ] In-Person [ ] Courier [ ] FedEX [ ] UPS [ ] Other
Relinquished by/Company: (Signature)	Date/Time:	Received by/Company: (Signature)	Date/Time:	
Relinquished by/Company: (Signature)	Date/Time:	Received by/Company: (Signature)	Date/Time:	Page: 1 of 2

Submitting a sample via this chain of custody constitutes acknowledgment and acceptance of the Pace® Terms and Conditions found at https://www.pacelabs.com/resource-library/resource/pace-terms-and-conditions/

Pace Analytical Services, LLC
9800 Kincey Ave. Suite 100
Huntersville, NC 28078
(704)875-9092

March 28, 2024

Kristen Jurinko
Southern Company
241 Ralph McGill Blvd
NE, Bin 10160
Atlanta, GA 30308

RE: Project: Bowen LF Cells 5-8 BG #5-RADs
Pace Project No.: 92716308

Dear Kristen Jurinko:

Enclosed are the analytical results for sample(s) received by the laboratory between March 01, 2024 and March 05, 2024. The results relate only to the samples included in this report. Results reported herein conform to the applicable TNI/NELAC Standards and the laboratory's Quality Manual, where applicable, unless otherwise noted in the body of the report.

The test results provided in this final report were generated by each of the following laboratories within the Pace Network:

- Pace Analytical Services - Greensburg

If you have any questions concerning this report, please feel free to contact me.

Sincerely,

Bonnie Vang
bonnie.vang@pacelabs.com
704-977-0968
Project Manager

Enclosures

cc: Carole Lieu, Stantec
Laura Midkiff, Southern Co.
Edgar Smith, Stantec
Cassidy Sutherland, Stantec

Pace Analytical Services, LLC
9800 Kincey Ave. Suite 100
Huntersville, NC 28078
(704)875-9092

CERTIFICATIONS

Project: Bowen LF Cells 5-8 BG #5-RADs
Pace Project No.: 92716308

Pace Analytical Services Pennsylvania
1638 Roseytown Rd Suites 2,3&4, Greensburg, PA 15601
ANAB DOD-ELAP Rad Accreditation #: L2417
ANABISO/IEC 17025:2017 Rad Cert#: L24170
Alabama Certification #: 41590
Arizona Certification #: AZ0734
Arkansas Certification
California Certification #: 2950
Colorado Certification #: PA01547
Connecticut Certification #: PH-0694
EPA Region 4 DW Rad
Florida/TNI Certification #: E87683
Georgia Certification #: C040
Guam Certification
Hawaii Certification
Idaho Certification
Illinois Certification
Indiana Certification
Iowa Certification #: 391
Kansas Certification #: E-10358
Kentucky Certification #: KY90133
KY WW Permit #: KY0098221
KY WW Permit #: KY0000221
Louisiana DHH/TNI Certification #: LA010
Louisiana DEQ/TNI Certification #: 04086
Maine Certification #: 2023021
Maryland Certification #: 308
Massachusetts Certification #: M-PA1457
Michigan/PADEP Certification #: 9991
Missouri Certification #: 235
Montana Certification #: Cert0082
Nebraska Certification #: NE-OS-29-14
Nevada Certification #: PA014572023-03
New Hampshire/TNI Certification #: 297622
New Jersey/TNI Certification #: PA051
New Mexico Certification #: PA01457
New York/TNI Certification #: 10888
North Carolina Certification #: 42706
North Dakota Certification #: R-190
Ohio EPA Rad Approval: #41249
Oregon/TNI Certification #: PA200002-015
Pennsylvania/TNI Certification #: 65-00282
Puerto Rico Certification #: PA01457
Rhode Island Certification #: 65-00282
South Dakota Certification
Tennessee Certification #: TN02867
Texas/TNI Certification #: T104704188-22-18
Utah/TNI Certification #: PA014572223-14
USDA Soil Permit #: 525-23-67-77263
Vermont Dept. of Health: ID# VT-0282
Virgin Island/PADEP Certification
Virginia/VELAP Certification #: 460198
Washington Certification #: C868
West Virginia DEP Certification #: 143
West Virginia DHHR Certification #: 9964C
Wisconsin Approve List for Rad

This report shall not be reproduced, except in full,
without the written consent of Pace Analytical Services, LLC.

Pace Analytical Services, LLC
9800 Kincey Ave. Suite 100
Huntersville, NC 28078
(704)875-9092

SAMPLE SUMMARY

Project: Bowen LF Cells 5-8 BG #5-RADs
Pace Project No.: 92716308

Lab ID	Sample ID	Matrix	Date Collected	Date Received
92716308001	**BOW-GWC-26**	Water	02/29/24 11:14	03/01/24 10:35
92716308002	**BOW-GWC-27**	Water	02/29/24 16:42	03/01/24 10:35
92716308003	**BOW-GWC-27R**	Water	02/29/24 15:07	03/01/24 10:35
92716308004	**BOW-GWC-29**	Water	02/29/24 11:32	03/01/24 10:35
92716308005	**BOW-GWC-32**	Water	02/29/24 17:34	03/01/24 10:35
92716308006	**BOW-GWA-34**	Water	02/29/24 13:06	03/01/24 10:35
92716308007	**BOW-GWA-34R**	Water	02/29/24 14:25	03/01/24 10:35
92716308008	**BOW-GWA-35**	Water	02/29/24 11:21	03/01/24 10:35
92716308009	**BOW-LF5-8-FD-01**	Water	02/29/24 00:00	03/01/24 10:35
92716308010	**BOW-LF5-8-FB-01**	Water	02/29/24 17:40	03/01/24 10:35
92716308011	**BOW-GWA-33R**	Water	03/04/24 11:18	03/05/24 09:20
92716308012	**BOW-GWA-57**	Water	03/04/24 13:11	03/05/24 09:20
92716308013	**BOW-LF5-8-FD-02**	Water	03/04/24 00:00	03/05/24 09:20
92716308014	**BOW-LF5-8-FB-02**	Water	03/04/24 14:41	03/05/24 09:20
92716308015	**BOW-LF5-8-EB-01**	Water	03/04/24 14:51	03/05/24 09:20
92716308016	**BOW-GWC-28**	Water	03/04/24 11:55	03/05/24 09:20
92716308017	**BOW-GWC-31R**	Water	03/04/24 11:20	03/05/24 09:20
92716308018	**BOW-GWC-29R**	Water	03/01/24 10:32	03/05/24 09:20
92716308019	**BOW-GWC-30**	Water	03/01/24 11:46	03/05/24 09:20
92716308020	**BOW-GWC-31**	Water	03/01/24 11:27	03/05/24 09:20

REPORT OF LABORATORY ANALYSIS

This report shall not be reproduced, except in full,
without the written consent of Pace Analytical Services, LLC.

Pace Analytical Services, LLC
9800 Kincey Ave. Suite 100
Huntersville, NC 28078
(704)875-9092

SAMPLE ANALYTE COUNT

Project: Bowen LF Cells 5-8 BG #5-RADs
Pace Project No.: 92716308

Lab ID	Sample ID	Method	Analysts	Analytes Reported	Laboratory
92716308001	**BOW-GWC-26**	EPA 9315	SLC	1	PASI-PA
		EPA 9320	JJS1	1	PASI-PA
92716308002	**BOW-GWC-27**	EPA 9315	SLC	1	PASI-PA
		EPA 9320	JJS1	1	PASI-PA
92716308003	**BOW-GWC-27R**	EPA 9315	SLC	1	PASI-PA
		EPA 9320	JJS1	1	PASI-PA
92716308004	**BOW-GWC-29**	EPA 9315	SLC	1	PASI-PA
		EPA 9320	JJS1	1	PASI-PA
92716308005	**BOW-GWC-32**	EPA 9315	SLC	1	PASI-PA
		EPA 9320	JJS1	1	PASI-PA
92716308006	**BOW-GWA-34**	EPA 9315	SLC	1	PASI-PA
		EPA 9320	JJS1	1	PASI-PA
92716308007	**BOW-GWA-34R**	EPA 9315	SLC	1	PASI-PA
		EPA 9320	JJS1	1	PASI-PA
92716308008	**BOW-GWA-35**	EPA 9315	SLC	1	PASI-PA
		EPA 9320	JJS1	1	PASI-PA
92716308009	**BOW-LF5-8-FD-01**	EPA 9315	SLC	1	PASI-PA
		EPA 9320	JJS1	1	PASI-PA
92716308010	**BOW-LF5-8-FB-01**	EPA 9315	SLC	1	PASI-PA
		EPA 9320	JJS1	1	PASI-PA
92716308011	**BOW-GWA-33R**	EPA 9315	SLC	1	PASI-PA
		EPA 9320	VAL	1	PASI-PA
		Total Radium Calculation	JAL	1	PASI-PA
92716308012	**BOW-GWA-57**	EPA 9315	SLC	1	PASI-PA
		EPA 9320	VAL	1	PASI-PA
		Total Radium Calculation	JAL	1	PASI-PA
92716308013	**BOW-LF5-8-FD-02**	EPA 9315	SLC	1	PASI-PA
		EPA 9320	VAL	1	PASI-PA
		Total Radium Calculation	JAL	1	PASI-PA
92716308014	**BOW-LF5-8-FB-02**	EPA 9315	SLC	1	PASI-PA
		EPA 9320	VAL	1	PASI-PA
		Total Radium Calculation	JAL	1	PASI-PA
92716308015	**BOW-LF5-8-EB-01**	EPA 9315	SLC	1	PASI-PA
		EPA 9320	VAL	1	PASI-PA
		Total Radium Calculation	JAL	1	PASI-PA
92716308016	**BOW-GWC-28**	EPA 9315	SLC	1	PASI-PA
		EPA 9320	VAL	1	PASI-PA

This report shall not be reproduced, except in full,
without the written consent of Pace Analytical Services, LLC.

Pace Analytical Services, LLC
9800 Kincey Ave. Suite 100
Huntersville, NC 28078
(704)875-9092

SAMPLE ANALYTE COUNT

Project: Bowen LF Cells 5-8 BG #5-RADs
Pace Project No.: 92716308

Lab ID	Sample ID	Method	Analysts	Analytes Reported	Laboratory
		Total Radium Calculation	JAL	1	PASI-PA
92716308017	**BOW-GWC-31R**	EPA 9315	SLC	1	PASI-PA
		EPA 9320	VAL	1	PASI-PA
		Total Radium Calculation	JAL	1	PASI-PA
92716308018	**BOW-GWC-29R**	EPA 9315	SLC	1	PASI-PA
		EPA 9320	VAL	1	PASI-PA
		Total Radium Calculation	JAL	1	PASI-PA
92716308019	**BOW-GWC-30**	EPA 9315	SLC	1	PASI-PA
		EPA 9320	VAL	1	PASI-PA
		Total Radium Calculation	JAL	1	PASI-PA
92716308020	**BOW-GWC-31**	EPA 9315	SLC	1	PASI-PA
		EPA 9320	VAL	1	PASI-PA
		Total Radium Calculation	JAL	1	PASI-PA

PASI-PA = Pace Analytical Services - Greensburg

This report shall not be reproduced, except in full,
without the written consent of Pace Analytical Services, LLC.

Pace Analytical Services, LLC
9800 Kincey Ave. Suite 100
Huntersville, NC 28078
(704)875-9092

SUMMARY OF DETECTION

Project: Bowen LF Cells 5-8 BG #5-RADs
Pace Project No.: 92716308

Lab Sample ID / Method	Client Sample ID / Parameters	Result	Units	Report Limit	Analyzed	Qualifiers
92716308001	**BOW-GWC-26**					
EPA 9315	Radium-226	0.0569U ± 0.157 (0.376) C:79% T:NA	pCi/L		03/19/24 08:26	
EPA 9320	Radium-228	0.176U ± 0.476 (1.06) C:73% T:81%	pCi/L		03/15/24 15:15	
92716308002	**BOW-GWC-27**					
EPA 9315	Radium-226	0.0987U ± 0.131 (0.281) C:92% T:NA	pCi/L		03/19/24 08:26	
EPA 9320	Radium-228	0.527U ± 0.498 (1.03) C:75% T:83%	pCi/L		03/15/24 15:15	
92716308003	**BOW-GWC-27R**					
EPA 9315	Radium-226	0.0924U ± 0.142 (0.313) C:86% T:NA	pCi/L		03/19/24 09:18	
EPA 9320	Radium-228	0.422U ± 0.424 (0.876) C:80% T:77%	pCi/L		03/15/24 15:15	
92716308004	**BOW-GWC-29**					
EPA 9315	Radium-226	0.200U ± 0.147 (0.252) C:95% T:NA	pCi/L		03/19/24 08:26	
EPA 9320	Radium-228	0.508U ± 0.438 (0.887) C:80% T:82%	pCi/L		03/15/24 15:16	
92716308005	**BOW-GWC-32**					
EPA 9315	Radium-226	0.276U ± 0.198 (0.350) C:76% T:NA	pCi/L		03/19/24 08:26	
EPA 9320	Radium-228	0.355U ± 0.361 (0.740) C:77% T:82%	pCi/L		03/15/24 15:16	

REPORT OF LABORATORY ANALYSIS

This report shall not be reproduced, except in full,
without the written consent of Pace Analytical Services, LLC.

Pace Analytical Services, LLC
9800 Kincey Ave. Suite 100
Huntersville, NC 28078
(704)875-9092

SUMMARY OF DETECTION

Project: Bowen LF Cells 5-8 BG #5-RADs
Pace Project No.: 92716308

Lab Sample ID / Method	Client Sample ID / Parameters	Result	Units	Report Limit	Analyzed	Qualifiers
92716308006	**BOW-GWA-34**					
EPA 9315	Radium-226	0.453 ± 0.199 (0.239) C:95% T:NA	pCi/L		03/19/24 08:26	
EPA 9320	Radium-228	0.583U ± 0.414 (0.773) C:74% T:81%	pCi/L		03/15/24 15:16	
92716308007	**BOW-GWA-34R**					
EPA 9315	Radium-226	0.273U ± 0.172 (0.280) C:93% T:NA	pCi/L		03/19/24 08:26	
EPA 9320	Radium-228	0.0626U ± 0.403 (0.926) C:77% T:84%	pCi/L		03/15/24 15:52	
92716308008	**BOW-GWA-35**					
EPA 9315	Radium-226	0.228U ± 0.170 (0.299) C:88% T:NA	pCi/L		03/19/24 08:26	
EPA 9320	Radium-228	0.393U ± 0.402 (0.830) C:75% T:86%	pCi/L		03/15/24 15:52	
92716308009	**BOW-LF5-8-FD-01**					
EPA 9315	Radium-226	0.123U ± 0.145 (0.304) C:88% T:NA	pCi/L		03/19/24 08:27	
EPA 9320	Radium-228	1.01 ± 0.467 (0.763) C:79% T:81%	pCi/L		03/15/24 15:52	
92716308010	**BOW-LF5-8-FB-01**					
EPA 9315	Radium-226	0.0868U ± 0.145 (0.325) C:75% T:NA	pCi/L		03/19/24 08:27	
EPA 9320	Radium-228	0.762 ± 0.391 (0.688) C:84% T:87%	pCi/L		03/19/24 12:32	

REPORT OF LABORATORY ANALYSIS

This report shall not be reproduced, except in full,
without the written consent of Pace Analytical Services, LLC.

Pace Analytical Services, LLC
9800 Kincey Ave. Suite 100
Huntersville, NC 28078
(704)875-9092

SUMMARY OF DETECTION

Project: Bowen LF Cells 5-8 BG #5-RADs
Pace Project No.: 92716308

Lab Sample ID / Method	Client Sample ID / Parameters	Result	Units	Report Limit	Analyzed	Qualifiers
92716308011	**BOW-GWA-33R**					
EPA 9315	Radium-226	0.00662U ± 0.138 (0.383) C:95% T:NA	pCi/L		03/19/24 09:36	
EPA 9320	Radium-228	-0.0828U ± 0.414 (0.968) C:81% T:83%	pCi/L		03/22/24 11:49	
Total Radium Calculation	Total Radium	0.00662U ± 0.552 (1.35)	pCi/L		03/25/24 09:55	
92716308012	**BOW-GWA-57**					
EPA 9315	Radium-226	-0.0751U ± 0.0890 (0.368) C:93% T:NA	pCi/L		03/19/24 09:36	
EPA 9320	Radium-228	0.181U ± 0.481 (1.07) C:76% T:80%	pCi/L		03/22/24 11:49	
Total Radium Calculation	Total Radium	0.181U ± 0.570 (1.44)	pCi/L		03/25/24 09:55	
92716308013	**BOW-LF5-8-FD-02**					
EPA 9315	Radium-226	0.0721U ± 0.191 (0.461) C:97% T:NA	pCi/L		03/19/24 09:36	
EPA 9320	Radium-228	0.701U ± 0.464 (0.897) C:81% T:83%	pCi/L		03/22/24 11:50	
Total Radium Calculation	Total Radium	0.773U ± 0.655 (1.36)	pCi/L		03/25/24 09:55	
92716308014	**BOW-LF5-8-FB-02**					
EPA 9315	Radium-226	0.0969U ± 0.144 (0.306) C:92% T:NA	pCi/L		03/19/24 09:37	
EPA 9320	Radium-228	0.411U ± 0.441 (0.924) C:79% T:83%	pCi/L		03/22/24 11:50	
Total Radium Calculation	Total Radium	0.508U ± 0.585 (1.23)	pCi/L		03/25/24 09:55	

REPORT OF LABORATORY ANALYSIS

This report shall not be reproduced, except in full,
without the written consent of Pace Analytical Services, LLC.

Pace Analytical Services, LLC
9800 Kincey Ave. Suite 100
Huntersville, NC 28078
(704)875-9092

SUMMARY OF DETECTION

Project: Bowen LF Cells 5-8 BG #5-RADs
Pace Project No.: 92716308

Lab Sample ID / Method	Client Sample ID / Parameters	Result	Units	Report Limit	Analyzed	Qualifiers
92716308015	**BOW-LF5-8-EB-01**					
EPA 9315	Radium-226	0.0593U ± 0.137 (0.326) C:98% T:NA	pCi/L		03/19/24 09:37	
EPA 9320	Radium-228	0.149U ± 0.445 (0.996) C:82% T:80%	pCi/L		03/22/24 11:50	
Total Radium Calculation	Total Radium	0.208U ± 0.582 (1.32)	pCi/L		03/25/24 09:55	
92716308016	**BOW-GWC-28**					
EPA 9315	Radium-226	0.210U ± 0.202 (0.379) C:96% T:NA	pCi/L		03/19/24 09:37	
EPA 9320	Radium-228	0.0494U ± 0.340 (0.779) C:85% T:80%	pCi/L		03/22/24 11:50	
Total Radium Calculation	Total Radium	0.259U ± 0.542 (1.16)	pCi/L		03/25/24 09:55	
92716308017	**BOW-GWC-31R**					
EPA 9315	Radium-226	0.0356U ± 0.202 (0.516) C:92% T:NA	pCi/L		03/19/24 08:28	
EPA 9320	Radium-228	0.397U ± 0.367 (0.749) C:84% T:86%	pCi/L		03/22/24 11:50	
Total Radium Calculation	Total Radium	0.433U ± 0.569 (1.27)	pCi/L		03/25/24 09:55	
92716308018	**BOW-GWC-29R**					
EPA 9315	Radium-226	0.213U ± 0.252 (0.525) C:95% T:NA	pCi/L		03/19/24 08:28	
EPA 9320	Radium-228	0.322U ± 0.372 (0.781) C:79% T:85%	pCi/L		03/22/24 11:50	
Total Radium Calculation	Total Radium	0.535U ± 0.624 (1.31)	pCi/L		03/25/24 09:55	

REPORT OF LABORATORY ANALYSIS

This report shall not be reproduced, except in full,
without the written consent of Pace Analytical Services, LLC.

Pace Analytical Services, LLC
9800 Kincey Ave. Suite 100
Huntersville, NC 28078
(704)875-9092

SUMMARY OF DETECTION

Project: Bowen LF Cells 5-8 BG #5-RADs
Pace Project No.: 92716308

Lab Sample ID / Method	Client Sample ID / Parameters	Result	Units	Report Limit	Analyzed	Qualifiers
92716308019	**BOW-GWC-30**					
EPA 9315	Radium-226	0.264U ± 0.216 (0.368) C:99% T:NA	pCi/L		03/19/24 09:01	
EPA 9320	Radium-228	0.196U ± 0.509 (1.13) C:75% T:77%	pCi/L		03/22/24 14:58	
Total Radium Calculation	Total Radium	0.460U ± 0.725 (1.50)	pCi/L		03/25/24 09:55	
92716308020	**BOW-GWC-31**					
EPA 9315	Radium-226	0.212U ± 0.245 (0.506) C:100% T:NA	pCi/L		03/19/24 08:28	
EPA 9320	Radium-228	0.626U ± 0.527 (1.07) C:77% T:82%	pCi/L		03/22/24 14:58	
Total Radium Calculation	Total Radium	0.838U ± 0.772 (1.58)	pCi/L		03/25/24 09:55	

REPORT OF LABORATORY ANALYSIS

This report shall not be reproduced, except in full,
without the written consent of Pace Analytical Services, LLC.

Pace Analytical Services, LLC
9800 Kincey Ave. Suite 100
Huntersville, NC 28078
(704)875-9092

ANALYTICAL RESULTS - RADIOCHEMISTRY

Project: Bowen LF Cells 5-8 BG #5-RADs
Pace Project No.: 92716308

Sample: BOW-GWC-26 **Lab ID: 92716308001** Collected: 02/29/24 11:14 Received: 03/01/24 10:35 Matrix: Water
PWS: Site ID: Sample Type:

Parameters	Method	Act ± Unc (MDC) Carr Trac	Units	Analyzed	CAS No.	Qual
	Pace Analytical Services - Greensburg					
Radium-226	EPA 9315	**0.0569U ± 0.157 (0.376) C:79% T:NA**	pCi/L	03/19/24 08:26	13982-63-3	
	Pace Analytical Services - Greensburg					
Radium-228	EPA 9320	**0.176U ± 0.476 (1.06) C:73% T:81%**	pCi/L	03/15/24 15:15	15262-20-1	

REPORT OF LABORATORY ANALYSIS

This report shall not be reproduced, except in full,
without the written consent of Pace Analytical Services, LLC.

Pace Analytical Services, LLC
9800 Kincey Ave. Suite 100
Huntersville, NC 28078
(704)875-9092

ANALYTICAL RESULTS - RADIOCHEMISTRY

Project: Bowen LF Cells 5-8 BG #5-RADs
Pace Project No.: 92716308

Sample: BOW-GWC-27 **Lab ID: 92716308002** Collected: 02/29/24 16:42 Received: 03/01/24 10:35 Matrix: Water
PWS: Site ID: Sample Type:

Parameters	Method	Act ± Unc (MDC) Carr Trac	Units	Analyzed	CAS No.	Qual
	Pace Analytical Services - Greensburg					
Radium-226	EPA 9315	**0.0987U ± 0.131 (0.281) C:92% T:NA**	pCi/L	03/19/24 08:26	13982-63-3	
	Pace Analytical Services - Greensburg					
Radium-228	EPA 9320	**0.527U ± 0.498 (1.03) C:75% T:83%**	pCi/L	03/15/24 15:15	15262-20-1	

REPORT OF LABORATORY ANALYSIS

This report shall not be reproduced, except in full,
without the written consent of Pace Analytical Services, LLC.

Pace Analytical Services, LLC
9800 Kincey Ave. Suite 100
Huntersville, NC 28078
(704)875-9092

ANALYTICAL RESULTS - RADIOCHEMISTRY

Project: Bowen LF Cells 5-8 BG #5-RADs
Pace Project No.: 92716308

Sample: BOW-GWC-27R **Lab ID: 92716308003** Collected: 02/29/24 15:07 Received: 03/01/24 10:35 Matrix: Water
PWS: Site ID: Sample Type:

Parameters	Method	Act ± Unc (MDC) Carr Trac	Units	Analyzed	CAS No.	Qual
	Pace Analytical Services - Greensburg					
Radium-226	EPA 9315	**0.0924U ± 0.142 (0.313) C:86% T:NA**	pCi/L	03/19/24 09:18	13982-63-3	
	Pace Analytical Services - Greensburg					
Radium-228	EPA 9320	**0.422U ± 0.424 (0.876) C:80% T:77%**	pCi/L	03/15/24 15:15	15262-20-1	

REPORT OF LABORATORY ANALYSIS

This report shall not be reproduced, except in full,
without the written consent of Pace Analytical Services, LLC.

Pace Analytical Services, LLC
9800 Kincey Ave. Suite 100
Huntersville, NC 28078
(704)875-9092

ANALYTICAL RESULTS - RADIOCHEMISTRY

Project: Bowen LF Cells 5-8 BG #5-RADs
Pace Project No.: 92716308

Sample: BOW-GWC-29 **Lab ID: 92716308004** Collected: 02/29/24 11:32 Received: 03/01/24 10:35 Matrix: Water
PWS: Site ID: Sample Type:

Parameters	Method	Act ± Unc (MDC) Carr Trac	Units	Analyzed	CAS No.	Qual
	Pace Analytical Services - Greensburg					
Radium-226	EPA 9315	**0.200U ± 0.147 (0.252) C:95% T:NA**	pCi/L	03/19/24 08:26	13982-63-3	
	Pace Analytical Services - Greensburg					
Radium-228	EPA 9320	**0.508U ± 0.438 (0.887) C:80% T:82%**	pCi/L	03/15/24 15:16	15262-20-1	

This report shall not be reproduced, except in full,
without the written consent of Pace Analytical Services, LLC.

Pace Analytical Services, LLC
9800 Kincey Ave. Suite 100
Huntersville, NC 28078
(704)875-9092

ANALYTICAL RESULTS - RADIOCHEMISTRY

Project: Bowen LF Cells 5-8 BG #5-RADs
Pace Project No.: 92716308

Sample: BOW-GWC-32 **Lab ID: 92716308005** Collected: 02/29/24 17:34 Received: 03/01/24 10:35 Matrix: Water
PWS: Site ID: Sample Type:

Parameters	Method	Act ± Unc (MDC) Carr Trac	Units	Analyzed	CAS No.	Qual
	Pace Analytical Services - Greensburg					
Radium-226	EPA 9315	**0.276U ± 0.198 (0.350) C:76% T:NA**	pCi/L	03/19/24 08:26	13982-63-3	
	Pace Analytical Services - Greensburg					
Radium-228	EPA 9320	**0.355U ± 0.361 (0.740) C:77% T:82%**	pCi/L	03/15/24 15:16	15262-20-1	

This report shall not be reproduced, except in full,
without the written consent of Pace Analytical Services, LLC.

Pace Analytical Services, LLC
9800 Kincey Ave. Suite 100
Huntersville, NC 28078
(704)875-9092

ANALYTICAL RESULTS - RADIOCHEMISTRY

Project: Bowen LF Cells 5-8 BG #5-RADs
Pace Project No.: 92716308

Sample: BOW-GWA-34 **Lab ID: 92716308006** Collected: 02/29/24 13:06 Received: 03/01/24 10:35 Matrix: Water
PWS: Site ID: Sample Type:

Parameters	Method	Act ± Unc (MDC) Carr Trac	Units	Analyzed	CAS No.	Qual
	Pace Analytical Services - Greensburg					
Radium-226	EPA 9315	**0.453 ± 0.199 (0.239) C:95% T:NA**	pCi/L	03/19/24 08:26	13982-63-3	
	Pace Analytical Services - Greensburg					
Radium-228	EPA 9320	**0.583U ± 0.414 (0.773) C:74% T:81%**	pCi/L	03/15/24 15:16	15262-20-1	

REPORT OF LABORATORY ANALYSIS

This report shall not be reproduced, except in full,
without the written consent of Pace Analytical Services, LLC.

Pace Analytical Services, LLC
9800 Kincey Ave. Suite 100
Huntersville, NC 28078
(704)875-9092

ANALYTICAL RESULTS - RADIOCHEMISTRY

Project: Bowen LF Cells 5-8 BG #5-RADs
Pace Project No.: 92716308

Sample: BOW-GWA-34R **Lab ID: 92716308007** Collected: 02/29/24 14:25 Received: 03/01/24 10:35 Matrix: Water
PWS: Site ID: Sample Type:

Parameters	Method	Act ± Unc (MDC) Carr Trac	Units	Analyzed	CAS No.	Qual
	Pace Analytical Services - Greensburg					
Radium-226	EPA 9315	**0.273U ± 0.172 (0.280) C:93% T:NA**	pCi/L	03/19/24 08:26	13982-63-3	
	Pace Analytical Services - Greensburg					
Radium-228	EPA 9320	**0.0626U ± 0.403 (0.926) C:77% T:84%**	pCi/L	03/15/24 15:52	15262-20-1	

REPORT OF LABORATORY ANALYSIS

This report shall not be reproduced, except in full,
without the written consent of Pace Analytical Services, LLC.

Pace Analytical Services, LLC
9800 Kincey Ave. Suite 100
Huntersville, NC 28078
(704)875-9092

ANALYTICAL RESULTS - RADIOCHEMISTRY

Project: Bowen LF Cells 5-8 BG #5-RADs
Pace Project No.: 92716308

Sample: BOW-GWA-35 **Lab ID: 92716308008** Collected: 02/29/24 11:21 Received: 03/01/24 10:35 Matrix: Water
PWS: Site ID: Sample Type:

Parameters	Method	Act ± Unc (MDC) Carr Trac	Units	Analyzed	CAS No.	Qual
	Pace Analytical Services - Greensburg					
Radium-226	EPA 9315	**0.228U ± 0.170 (0.299) C:88% T:NA**	pCi/L	03/19/24 08:26	13982-63-3	
	Pace Analytical Services - Greensburg					
Radium-228	EPA 9320	**0.393U ± 0.402 (0.830) C:75% T:86%**	pCi/L	03/15/24 15:52	15262-20-1	

This report shall not be reproduced, except in full,
without the written consent of Pace Analytical Services, LLC.

Pace Analytical Services, LLC
9800 Kincey Ave. Suite 100
Huntersville, NC 28078
(704)875-9092

ANALYTICAL RESULTS - RADIOCHEMISTRY

Project: Bowen LF Cells 5-8 BG #5-RADs
Pace Project No.: 92716308

Sample: BOW-LF5-8-FD-01 **Lab ID: 92716308009** Collected: 02/29/24 00:00 Received: 03/01/24 10:35 Matrix: Water
PWS: Site ID: Sample Type:

Parameters	Method	Act ± Unc (MDC) Carr Trac	Units	Analyzed	CAS No.	Qual
	Pace Analytical Services - Greensburg					
Radium-226	EPA 9315	**0.123U ± 0.145 (0.304) C:88% T:NA**	pCi/L	03/19/24 08:27	13982-63-3	
	Pace Analytical Services - Greensburg					
Radium-228	EPA 9320	**1.01 ± 0.467 (0.763) C:79% T:81%**	pCi/L	03/15/24 15:52	15262-20-1	

This report shall not be reproduced, except in full,
without the written consent of Pace Analytical Services, LLC.

Pace Analytical Services, LLC
9800 Kincey Ave. Suite 100
Huntersville, NC 28078
(704)875-9092

ANALYTICAL RESULTS - RADIOCHEMISTRY

Project: Bowen LF Cells 5-8 BG #5-RADs
Pace Project No.: 92716308

Sample: BOW-LF5-8-FB-01 **Lab ID: 92716308010** Collected: 02/29/24 17:40 Received: 03/01/24 10:35 Matrix: Water
PWS: Site ID: Sample Type:

Parameters	Method	Act ± Unc (MDC) Carr Trac	Units	Analyzed	CAS No.	Qual
	Pace Analytical Services - Greensburg					
Radium-226	EPA 9315	**0.0868U ± 0.145 (0.325) C:75% T:NA**	pCi/L	03/19/24 08:27	13982-63-3	
	Pace Analytical Services - Greensburg					
Radium-228	EPA 9320	**0.762 ± 0.391 (0.688) C:84% T:87%**	pCi/L	03/19/24 12:32	15262-20-1	

REPORT OF LABORATORY ANALYSIS

This report shall not be reproduced, except in full,
without the written consent of Pace Analytical Services, LLC.

Pace Analytical Services, LLC
9800 Kincey Ave. Suite 100
Huntersville, NC 28078
(704)875-9092

ANALYTICAL RESULTS - RADIOCHEMISTRY

Project: Bowen LF Cells 5-8 BG #5-RADs
Pace Project No.: 92716308

Sample: BOW-GWA-33R **Lab ID: 92716308011** Collected: 03/04/24 11:18 Received: 03/05/24 09:20 Matrix: Water
PWS: Site ID: Sample Type:

Parameters	Method	Act ± Unc (MDC) Carr Trac	Units	Analyzed	CAS No.	Qual
	Pace Analytical Services - Greensburg					
Radium-226	EPA 9315	**0.00662U ± 0.138 (0.383) C:95% T:NA**	pCi/L	03/19/24 09:36	13982-63-3	
	Pace Analytical Services - Greensburg					
Radium-228	EPA 9320	**-0.0828U ± 0.414 (0.968) C:81% T:83%**	pCi/L	03/22/24 11:49	15262-20-1	
	Pace Analytical Services - Greensburg					
Total Radium	Total Radium Calculation	**0.00662U ± 0.552 (1.35)**	pCi/L	03/25/24 09:55	7440-14-4	

REPORT OF LABORATORY ANALYSIS

This report shall not be reproduced, except in full,
without the written consent of Pace Analytical Services, LLC.

Pace Analytical Services, LLC
9800 Kincey Ave. Suite 100
Huntersville, NC 28078
(704)875-9092

ANALYTICAL RESULTS - RADIOCHEMISTRY

Project: Bowen LF Cells 5-8 BG #5-RADs
Pace Project No.: 92716308

Sample: BOW-GWA-57 **Lab ID: 92716308012** Collected: 03/04/24 13:11 Received: 03/05/24 09:20 Matrix: Water
PWS: Site ID: Sample Type:

Parameters	Method	Act ± Unc (MDC) Carr Trac	Units	Analyzed	CAS No.	Qual
	Pace Analytical Services - Greensburg					
Radium-226	EPA 9315	**-0.0751U ± 0.0890 (0.368) C:93% T:NA**	pCi/L	03/19/24 09:36	13982-63-3	
	Pace Analytical Services - Greensburg					
Radium-228	EPA 9320	**0.181U ± 0.481 (1.07) C:76% T:80%**	pCi/L	03/22/24 11:49	15262-20-1	
	Pace Analytical Services - Greensburg					
Total Radium	Total Radium Calculation	**0.181U ± 0.570 (1.44)**	pCi/L	03/25/24 09:55	7440-14-4	

REPORT OF LABORATORY ANALYSIS

This report shall not be reproduced, except in full,
without the written consent of Pace Analytical Services, LLC.

Pace Analytical Services, LLC
9800 Kincey Ave. Suite 100
Huntersville, NC 28078
(704)875-9092

ANALYTICAL RESULTS - RADIOCHEMISTRY

Project: Bowen LF Cells 5-8 BG #5-RADs
Pace Project No.: 92716308

Sample: BOW-LF5-8-FD-02 **Lab ID: 92716308013** Collected: 03/04/24 00:00 Received: 03/05/24 09:20 Matrix: Water
PWS: Site ID: Sample Type:

Parameters	Method	Act ± Unc (MDC) Carr Trac	Units	Analyzed	CAS No.	Qual
	Pace Analytical Services - Greensburg					
Radium-226	EPA 9315	**0.0721U ± 0.191 (0.461) C:97% T:NA**	pCi/L	03/19/24 09:36	13982-63-3	
	Pace Analytical Services - Greensburg					
Radium-228	EPA 9320	**0.701U ± 0.464 (0.897) C:81% T:83%**	pCi/L	03/22/24 11:50	15262-20-1	
	Pace Analytical Services - Greensburg					
Total Radium	Total Radium Calculation	**0.773U ± 0.655 (1.36)**	pCi/L	03/25/24 09:55	7440-14-4	

REPORT OF LABORATORY ANALYSIS

This report shall not be reproduced, except in full,
without the written consent of Pace Analytical Services, LLC.

Pace Analytical Services, LLC
9800 Kincey Ave. Suite 100
Huntersville, NC 28078
(704)875-9092

ANALYTICAL RESULTS - RADIOCHEMISTRY

Project: Bowen LF Cells 5-8 BG #5-RADs
Pace Project No.: 92716308

Sample: BOW-LF5-8-FB-02 **Lab ID: 92716308014** Collected: 03/04/24 14:41 Received: 03/05/24 09:20 Matrix: Water
PWS: Site ID: Sample Type:

Parameters	Method	Act ± Unc (MDC) Carr Trac	Units	Analyzed	CAS No.	Qual
	Pace Analytical Services - Greensburg					
Radium-226	EPA 9315	**0.0969U ± 0.144 (0.306) C:92% T:NA**	pCi/L	03/19/24 09:37	13982-63-3	
	Pace Analytical Services - Greensburg					
Radium-228	EPA 9320	**0.411U ± 0.441 (0.924) C:79% T:83%**	pCi/L	03/22/24 11:50	15262-20-1	
	Pace Analytical Services - Greensburg					
Total Radium	Total Radium Calculation	**0.508U ± 0.585 (1.23)**	pCi/L	03/25/24 09:55	7440-14-4	

REPORT OF LABORATORY ANALYSIS

This report shall not be reproduced, except in full,
without the written consent of Pace Analytical Services, LLC.

Pace Analytical Services, LLC
9800 Kincey Ave. Suite 100
Huntersville, NC 28078
(704)875-9092

ANALYTICAL RESULTS - RADIOCHEMISTRY

Project: Bowen LF Cells 5-8 BG #5-RADs
Pace Project No.: 92716308

Sample: BOW-LF5-8-EB-01 **Lab ID: 92716308015** Collected: 03/04/24 14:51 Received: 03/05/24 09:20 Matrix: Water
PWS: Site ID: Sample Type:

Parameters	Method	Act ± Unc (MDC) Carr Trac	Units	Analyzed	CAS No.	Qual
	Pace Analytical Services - Greensburg					
Radium-226	EPA 9315	**0.0593U ± 0.137 (0.326) C:98% T:NA**	pCi/L	03/19/24 09:37	13982-63-3	
	Pace Analytical Services - Greensburg					
Radium-228	EPA 9320	**0.149U ± 0.445 (0.996) C:82% T:80%**	pCi/L	03/22/24 11:50	15262-20-1	
	Pace Analytical Services - Greensburg					
Total Radium	Total Radium Calculation	**0.208U ± 0.582 (1.32)**	pCi/L	03/25/24 09:55	7440-14-4	

REPORT OF LABORATORY ANALYSIS

This report shall not be reproduced, except in full,
without the written consent of Pace Analytical Services, LLC.

Pace Analytical Services, LLC
9800 Kincey Ave. Suite 100
Huntersville, NC 28078
(704)875-9092

ANALYTICAL RESULTS - RADIOCHEMISTRY

Project: Bowen LF Cells 5-8 BG #5-RADs
Pace Project No.: 92716308

Sample: BOW-GWC-28 **Lab ID: 92716308016** Collected: 03/04/24 11:55 Received: 03/05/24 09:20 Matrix: Water
PWS: Site ID: Sample Type:

Parameters	Method	Act ± Unc (MDC) Carr Trac	Units	Analyzed	CAS No.	Qual
	Pace Analytical Services - Greensburg					
Radium-226	EPA 9315	**0.210U ± 0.202 (0.379) C:96% T:NA**	pCi/L	03/19/24 09:37	13982-63-3	
	Pace Analytical Services - Greensburg					
Radium-228	EPA 9320	**0.0494U ± 0.340 (0.779) C:85% T:80%**	pCi/L	03/22/24 11:50	15262-20-1	
	Pace Analytical Services - Greensburg					
Total Radium	Total Radium Calculation	**0.259U ± 0.542 (1.16)**	pCi/L	03/25/24 09:55	7440-14-4	

REPORT OF LABORATORY ANALYSIS

This report shall not be reproduced, except in full,
without the written consent of Pace Analytical Services, LLC.

Pace Analytical Services, LLC
9800 Kincey Ave. Suite 100
Huntersville, NC 28078
(704)875-9092

ANALYTICAL RESULTS - RADIOCHEMISTRY

Project: Bowen LF Cells 5-8 BG #5-RADs
Pace Project No.: 92716308

Sample: BOW-GWC-31R **Lab ID: 92716308017** Collected: 03/04/24 11:20 Received: 03/05/24 09:20 Matrix: Water
PWS: Site ID: Sample Type:

Parameters	Method	Act ± Unc (MDC) Carr Trac	Units	Analyzed	CAS No.	Qual
	Pace Analytical Services - Greensburg					
Radium-226	EPA 9315	**0.0356U ± 0.202 (0.516) C:92% T:NA**	pCi/L	03/19/24 08:28	13982-63-3	
	Pace Analytical Services - Greensburg					
Radium-228	EPA 9320	**0.397U ± 0.367 (0.749) C:84% T:86%**	pCi/L	03/22/24 11:50	15262-20-1	
	Pace Analytical Services - Greensburg					
Total Radium	Total Radium Calculation	**0.433U ± 0.569 (1.27)**	pCi/L	03/25/24 09:55	7440-14-4	

REPORT OF LABORATORY ANALYSIS

This report shall not be reproduced, except in full,
without the written consent of Pace Analytical Services, LLC.

Pace Analytical Services, LLC
9800 Kincey Ave. Suite 100
Huntersville, NC 28078
(704)875-9092

ANALYTICAL RESULTS - RADIOCHEMISTRY

Project: Bowen LF Cells 5-8 BG #5-RADs
Pace Project No.: 92716308

Sample: BOW-GWC-29R **Lab ID: 92716308018** Collected: 03/01/24 10:32 Received: 03/05/24 09:20 Matrix: Water
PWS: Site ID: Sample Type:

Parameters	Method	Act ± Unc (MDC) Carr Trac	Units	Analyzed	CAS No.	Qual
	Pace Analytical Services - Greensburg					
Radium-226	EPA 9315	**0.213U ± 0.252 (0.525) C:95% T:NA**	pCi/L	03/19/24 08:28	13982-63-3	
	Pace Analytical Services - Greensburg					
Radium-228	EPA 9320	**0.322U ± 0.372 (0.781) C:79% T:85%**	pCi/L	03/22/24 11:50	15262-20-1	
	Pace Analytical Services - Greensburg					
Total Radium	Total Radium Calculation	**0.535U ± 0.624 (1.31)**	pCi/L	03/25/24 09:55	7440-14-4	

REPORT OF LABORATORY ANALYSIS

This report shall not be reproduced, except in full,
without the written consent of Pace Analytical Services, LLC.

Pace Analytical Services, LLC
9800 Kincey Ave. Suite 100
Huntersville, NC 28078
(704)875-9092

ANALYTICAL RESULTS - RADIOCHEMISTRY

Project: Bowen LF Cells 5-8 BG #5-RADs
Pace Project No.: 92716308

Sample: BOW-GWC-30 **Lab ID: 92716308019** Collected: 03/01/24 11:46 Received: 03/05/24 09:20 Matrix: Water
PWS: Site ID: Sample Type:

Parameters	Method	Act ± Unc (MDC) Carr Trac	Units	Analyzed	CAS No.	Qual
	Pace Analytical Services - Greensburg					
Radium-226	EPA 9315	**0.264U ± 0.216 (0.368) C:99% T:NA**	pCi/L	03/19/24 09:01	13982-63-3	
	Pace Analytical Services - Greensburg					
Radium-228	EPA 9320	**0.196U ± 0.509 (1.13) C:75% T:77%**	pCi/L	03/22/24 14:58	15262-20-1	
	Pace Analytical Services - Greensburg					
Total Radium	Total Radium Calculation	**0.460U ± 0.725 (1.50)**	pCi/L	03/25/24 09:55	7440-14-4	

REPORT OF LABORATORY ANALYSIS

This report shall not be reproduced, except in full,
without the written consent of Pace Analytical Services, LLC.

Pace Analytical Services, LLC
9800 Kincey Ave. Suite 100
Huntersville, NC 28078
(704)875-9092

ANALYTICAL RESULTS - RADIOCHEMISTRY

Project: Bowen LF Cells 5-8 BG #5-RADs
Pace Project No.: 92716308

Sample: BOW-GWC-31 **Lab ID: 92716308020** Collected: 03/01/24 11:27 Received: 03/05/24 09:20 Matrix: Water
PWS: Site ID: Sample Type:

Parameters	Method	Act ± Unc (MDC) Carr Trac	Units	Analyzed	CAS No.	Qual
	Pace Analytical Services - Greensburg					
Radium-226	EPA 9315	**0.212U ± 0.245 (0.506) C:100% T:NA**	pCi/L	03/19/24 08:28	13982-63-3	
	Pace Analytical Services - Greensburg					
Radium-228	EPA 9320	**0.626U ± 0.527 (1.07) C:77% T:82%**	pCi/L	03/22/24 14:58	15262-20-1	
	Pace Analytical Services - Greensburg					
Total Radium	Total Radium Calculation	**0.838U ± 0.772 (1.58)**	pCi/L	03/25/24 09:55	7440-14-4	

REPORT OF LABORATORY ANALYSIS

This report shall not be reproduced, except in full,
without the written consent of Pace Analytical Services, LLC.

Pace Analytical Services, LLC
9800 Kincey Ave. Suite 100
Huntersville, NC 28078
(704)875-9092

QUALITY CONTROL - RADIOCHEMISTRY

Project: Bowen LF Cells 5-8 BG #5-RADs
Pace Project No.: 92716308

QC Batch: 653108
QC Batch Method: EPA 9320
Analysis Method: EPA 9320
Analysis Description: 9320 Radium 228
Laboratory: Pace Analytical Services - Greensburg
Associated Lab Samples: 92716308010

METHOD BLANK: 3182111
Matrix: Water
Associated Lab Samples: 92716308010

Parameter	Act ± Unc (MDC) Carr Trac	Units	Analyzed	Qualifiers
Radium-228	0.414 ± 0.431 (0.897) C:73% T:80%	pCi/L	03/19/24 12:32	

Results presented on this page are in the units indicated by the "Units" column except where an alternate unit is presented to the right of the result.

REPORT OF LABORATORY ANALYSIS

This report shall not be reproduced, except in full,
without the written consent of Pace Analytical Services, LLC.

Pace Analytical Services, LLC
9800 Kincey Ave. Suite 100
Huntersville, NC 28078
(704)875-9092

QUALITY CONTROL - RADIOCHEMISTRY

Project: Bowen LF Cells 5-8 BG #5-RADs
Pace Project No.: 92716308

QC Batch: 655692
QC Batch Method: EPA 9320
Analysis Method: EPA 9320
Analysis Description: 9320 Radium 228
Laboratory: Pace Analytical Services - Greensburg
Associated Lab Samples: 92716308011, 92716308012, 92716308013, 92716308014, 92716308015, 92716308016, 92716308017, 92716308018, 92716308019, 92716308020

METHOD BLANK: 3194236
Matrix: Water
Associated Lab Samples: 92716308011, 92716308012, 92716308013, 92716308014, 92716308015, 92716308016, 92716308017, 92716308018, 92716308019, 92716308020

Parameter	Act ± Unc (MDC) Carr Trac	Units	Analyzed	Qualifiers
Radium-228	0.106 ± 0.412 (0.928) C:81% T:85%	pCi/L	03/22/24 11:49	

Results presented on this page are in the units indicated by the "Units" column except where an alternate unit is presented to the right of the result.

REPORT OF LABORATORY ANALYSIS

This report shall not be reproduced, except in full,
without the written consent of Pace Analytical Services, LLC.

Pace Analytical Services, LLC
9800 Kincey Ave. Suite 100
Huntersville, NC 28078
(704)875-9092

QUALITY CONTROL - RADIOCHEMISTRY

Project: Bowen LF Cells 5-8 BG #5-RADs
Pace Project No.: 92716308

QC Batch: 652679
QC Batch Method: EPA 9320
Analysis Method: EPA 9320
Analysis Description: 9320 Radium 228
Laboratory: Pace Analytical Services - Greensburg
Associated Lab Samples: 92716308001, 92716308002, 92716308003, 92716308004, 92716308005, 92716308006, 92716308007, 92716308008, 92716308009

METHOD BLANK: 3179471
Matrix: Water
Associated Lab Samples: 92716308001, 92716308002, 92716308003, 92716308004, 92716308005, 92716308006, 92716308007, 92716308008, 92716308009

Parameter	Act ± Unc (MDC) Carr Trac	Units	Analyzed	Qualifiers
Radium-228	0.556 ± 0.444 (0.889) C:78% T:84%	pCi/L	03/15/24 12:00	

Results presented on this page are in the units indicated by the "Units" column except where an alternate unit is presented to the right of the result.

REPORT OF LABORATORY ANALYSIS

This report shall not be reproduced, except in full,
without the written consent of Pace Analytical Services, LLC.

Pace Analytical Services, LLC
9800 Kincey Ave. Suite 100
Huntersville, NC 28078
(704)875-9092

QUALITY CONTROL - RADIOCHEMISTRY

Project: Bowen LF Cells 5-8 BG #5-RADs
Pace Project No.: 92716308

QC Batch: 654223 Analysis Method: EPA 9315
QC Batch Method: EPA 9315 Analysis Description: 9315 Total Radium
Laboratory: Pace Analytical Services - Greensburg
Associated Lab Samples: 92716308011, 92716308012, 92716308013, 92716308014, 92716308015, 92716308016, 92716308017, 92716308018, 92716308019, 92716308020

METHOD BLANK: 3187402 Matrix: Water
Associated Lab Samples: 92716308011, 92716308012, 92716308013, 92716308014, 92716308015, 92716308016, 92716308017, 92716308018, 92716308019, 92716308020

Parameter	Act ± Unc (MDC) Carr Trac	Units	Analyzed	Qualifiers
Radium-226	0.0360 ± 0.170 (0.433) C:99% T:NA	pCi/L	03/19/24 09:35	

Results presented on this page are in the units indicated by the "Units" column except where an alternate unit is presented to the right of the result.

REPORT OF LABORATORY ANALYSIS

This report shall not be reproduced, except in full,
without the written consent of Pace Analytical Services, LLC.

Pace Analytical Services, LLC
9800 Kincey Ave. Suite 100
Huntersville, NC 28078
(704)875-9092

QUALITY CONTROL - RADIOCHEMISTRY

Project: Bowen LF Cells 5-8 BG #5-RADs
Pace Project No.: 92716308

QC Batch: 652907 Analysis Method: EPA 9315
QC Batch Method: EPA 9315 Analysis Description: 9315 Total Radium
Laboratory: Pace Analytical Services - Greensburg
Associated Lab Samples: 92716308001, 92716308002, 92716308003, 92716308004, 92716308005, 92716308006, 92716308007, 92716308008, 92716308009, 92716308010

METHOD BLANK: 3180690 Matrix: Water
Associated Lab Samples: 92716308001, 92716308002, 92716308003, 92716308004, 92716308005, 92716308006, 92716308007, 92716308008, 92716308009, 92716308010

Parameter	Act ± Unc (MDC) Carr Trac	Units	Analyzed	Qualifiers
Radium-226	-0.0380 ± 0.101 (0.298) C:93% T:NA	pCi/L	03/18/24 10:09	

Results presented on this page are in the units indicated by the "Units" column except where an alternate unit is presented to the right of the result.

REPORT OF LABORATORY ANALYSIS

This report shall not be reproduced, except in full,
without the written consent of Pace Analytical Services, LLC.

Pace Analytical Services, LLC
9800 Kincey Ave. Suite 100
Huntersville, NC 28078
(704)875-9092

QUALIFIERS

Project: Bowen LF Cells 5-8 BG #5-RADs
Pace Project No.: 92716308

DEFINITIONS

DF - Dilution Factor, if reported, represents the factor applied to the reported data due to dilution of the sample aliquot.

ND - Not Detected at or above adjusted reporting limit.

TNTC - Too Numerous To Count

J - Estimated concentration above the adjusted method detection limit and below the adjusted reporting limit.

MDL - Adjusted Method Detection Limit.

PQL - Practical Quantitation Limit.

RL - Reporting Limit - The lowest concentration value that meets project requirements for quantitative data with known precision and bias for a specific analyte in a specific matrix.

S - Surrogate

1,2-Diphenylhydrazine decomposes to and cannot be separated from Azobenzene using Method 8270. The result for each analyte is a combined concentration.

Consistent with EPA guidelines, unrounded data are displayed and have been used to calculate % recovery and RPD values.

LCS(D) - Laboratory Control Sample (Duplicate)

MS(D) - Matrix Spike (Duplicate)

DUP - Sample Duplicate

RPD - Relative Percent Difference

NC - Not Calculable.

SG - Silica Gel - Clean-Up

U - Indicates the compound was analyzed for, but not detected.

Acid preservation may not be appropriate for 2 Chloroethylvinyl ether.

A separate vial preserved to a pH of 4-5 is recommended in SW846 Chapter 4 for the analysis of Acrolein and Acrylonitrile by EPA Method 8260.

N-Nitrosodiphenylamine decomposes and cannot be separated from Diphenylamine using Method 8270. The result reported for each analyte is a combined concentration.

Reported results are not rounded until the final step prior to reporting. Therefore, calculated parameters that are typically reported as "Total" may vary slightly from the sum of the reported component parameters.

Act - Activity

Unc - Uncertainty: SDWA = 1.96 sigma count uncertainty, all other matrices = Expanded Uncertainty (95% confidence interval). Gamma Spec = Expanded Uncertainty (95.4% Confidence Interval)

(MDC) - Minimum Detectable Concentration

Trac - Tracer Recovery (%)

Carr - Carrier Recovery (%)

Pace Analytical is TNI accredited. Contact your Pace PM for the current list of accredited analytes.

TNI - The NELAC Institute.

This report shall not be reproduced, except in full,
without the written consent of Pace Analytical Services, LLC.

Pace Analytical Services, LLC
9800 Kincey Ave. Suite 100
Huntersville, NC 28078
(704)875-9092

QUALITY CONTROL DATA CROSS REFERENCE TABLE

Project: Bowen LF Cells 5-8 BG #5-RADs
Pace Project No.: 92716308

Lab ID	Sample ID	QC Batch Method	QC Batch	Analytical Method	Analytical Batch
92716308001	**BOW-GWC-26**	EPA 9315	652907		
92716308002	**BOW-GWC-27**	EPA 9315	652907		
92716308003	**BOW-GWC-27R**	EPA 9315	652907		
92716308004	**BOW-GWC-29**	EPA 9315	652907		
92716308005	**BOW-GWC-32**	EPA 9315	652907		
92716308006	**BOW-GWA-34**	EPA 9315	652907		
92716308007	**BOW-GWA-34R**	EPA 9315	652907		
92716308008	**BOW-GWA-35**	EPA 9315	652907		
92716308009	**BOW-LF5-8-FD-01**	EPA 9315	652907		
92716308010	**BOW-LF5-8-FB-01**	EPA 9315	652907		
92716308011	**BOW-GWA-33R**	EPA 9315	654223		
92716308012	**BOW-GWA-57**	EPA 9315	654223		
92716308013	**BOW-LF5-8-FD-02**	EPA 9315	654223		
92716308014	**BOW-LF5-8-FB-02**	EPA 9315	654223		
92716308015	**BOW-LF5-8-EB-01**	EPA 9315	654223		
92716308016	**BOW-GWC-28**	EPA 9315	654223		
92716308017	**BOW-GWC-31R**	EPA 9315	654223		
92716308018	**BOW-GWC-29R**	EPA 9315	654223		
92716308019	**BOW-GWC-30**	EPA 9315	654223		
92716308020	**BOW-GWC-31**	EPA 9315	654223		
92716308001	**BOW-GWC-26**	EPA 9320	652679		
92716308002	**BOW-GWC-27**	EPA 9320	652679		
92716308003	**BOW-GWC-27R**	EPA 9320	652679		
92716308004	**BOW-GWC-29**	EPA 9320	652679		
92716308005	**BOW-GWC-32**	EPA 9320	652679		
92716308006	**BOW-GWA-34**	EPA 9320	652679		
92716308007	**BOW-GWA-34R**	EPA 9320	652679		
92716308008	**BOW-GWA-35**	EPA 9320	652679		
92716308009	**BOW-LF5-8-FD-01**	EPA 9320	652679		
92716308010	**BOW-LF5-8-FB-01**	EPA 9320	653108		
92716308011	**BOW-GWA-33R**	EPA 9320	655692		
92716308012	**BOW-GWA-57**	EPA 9320	655692		
92716308013	**BOW-LF5-8-FD-02**	EPA 9320	655692		
92716308014	**BOW-LF5-8-FB-02**	EPA 9320	655692		
92716308015	**BOW-LF5-8-EB-01**	EPA 9320	655692		
92716308016	**BOW-GWC-28**	EPA 9320	655692		
92716308017	**BOW-GWC-31R**	EPA 9320	655692		
92716308018	**BOW-GWC-29R**	EPA 9320	655692		
92716308019	**BOW-GWC-30**	EPA 9320	655692		
92716308020	**BOW-GWC-31**	EPA 9320	655692		
92716308011	**BOW-GWA-33R**	Total Radium Calculation	657268		
92716308012	**BOW-GWA-57**	Total Radium Calculation	657268		
92716308013	**BOW-LF5-8-FD-02**	Total Radium Calculation	657268		
92716308014	**BOW-LF5-8-FB-02**	Total Radium Calculation	657268		
92716308015	**BOW-LF5-8-EB-01**	Total Radium Calculation	657268		
92716308016	**BOW-GWC-28**	Total Radium Calculation	657268		

This report shall not be reproduced, except in full,
without the written consent of Pace Analytical Services, LLC.

Pace Analytical Services, LLC
9800 Kincey Ave. Suite 100
Huntersville, NC 28078
(704)875-9092

QUALITY CONTROL DATA CROSS REFERENCE TABLE

Project: Bowen LF Cells 5-8 BG #5-RADs
Pace Project No.: 92716308

Lab ID	Sample ID	QC Batch Method	QC Batch	Analytical Method	Analytical Batch
92716308017	**BOW-GWC-31R**	Total Radium Calculation	657268		
92716308018	**BOW-GWC-29R**	Total Radium Calculation	657268		
92716308019	**BOW-GWC-30**	Total Radium Calculation	657268		
92716308020	**BOW-GWC-31**	Total Radium Calculation	657268		

This report shall not be reproduced, except in full,
without the written consent of Pace Analytical Services, LLC.

Pace ANALYTICAL SERVICES

DC#_Title: ENV-FRM-HUN1-0083 v03_Sample Condition Upon Receipt

Effective Date: 12/01/2023

Laboratory receiving samples:

Asheville ☐ Eden ☐ Greenwood ☐ Huntersville ☐ Raleigh ☐ Mechanicsville ☐ Atlanta ☑ Kernersville ☐

Sample Condition Upon Receipt

Client Name: Georgia Power

Project #: **WO# : 92716308**

92716308

Courier: ☐ Commercial ☑ Pace ☐ Fed Ex ☐ UPS ☐ USPS ☐ Other: ☐ Client

Custody Seal Present? ☐ Yes ☑ No **Seals Intact?** ☐ Yes ☐ No ☑ N/A

Date/Initials Person Examining Contents: JG 3/1/24

Packing Material: ☑ Bubble Wrap ☐ Bubble Bags ☐ None ☐ Other

Biological Tissue Frozen? ☐ Yes ☐ No ☑ N/A

Thermometer: ☑ IR Gun ID: 214

Type of Ice: ☑ Wet ☐ Blue ☐ None

Cooler Temp: 5.8 **Correction Factor:** Add/Subtract (°C) -0.1

Cooler Temp Corrected (°C): 5.7

Temp should be above freezing to 6°C

☐ Samples out of temp criteria. Samples on ice, cooling process has begun

USDA Regulated Soil (☐ N/A, water sample)

Did samples originate in a quarantine zone within the United States: CA, NY, or SC (check maps)? ☐ Yes ☐ No

Did samples originate from a foreign source (internationally, including Hawaii and Puerto Rico)? ☐ Yes ☐ No

				Comments/Discrepancy:
Chain of Custody Present?	☑ Yes	☐ No	☐ N/A	1.
Samples Arrived within Hold Time?	☑ Yes	☐ No	☐ N/A	2.
Short Hold Time Analysis (<72 hr.)?	☐ Yes	☐ No	☐ N/A	3.
Rush Turn Around Time Requested?	☐ Yes	☑ No	☐ N/A	4.
Sufficient Volume?	☑ Yes	☐ No	☐ N/A	5.
Correct Containers Used?	☑ Yes	☐ No	☐ N/A	6.
-Pace Containers Used?	☑ Yes	☐ No	☐ N/A	
Containers Intact?	☑ Yes	☐ No	☐ N/A	7.
Dissolved analysis: Samples Field Filtered?	☐ Yes	☐ No	☑ N/A	8.
Sample Labels Match COC?	☑ Yes	☐ No	☐ N/A	9.
-Includes Date/Time/ID/Analysis Matrix: lw G				
Headspace in VOA Vials (>5-6mm)?	☐ Yes	☐ No	☑ N/A	10.
Trip Blank Present?	☐ Yes	☐ No	☑ N/A	11.
Trip Blank Custody Seals Present?	☐ Yes	☐ No	☑ N/A	

COMMENTS/SAMPLE DISCREPANCY

Field Data Required? ☐ Yes ☐ No

Lot ID of split containers:

CLIENT NOTIFICATION/RESOLUTION

Person contacted: _____ Date/Time: _____

Project Manager SCURF Review: _____ **Date:** _____

Project Manager SRF Review: _____ **Date:** _____

Pace Analytical Services	DC#_Title: ENV-FRM-HUN1-0083 v03_Sample Condition Upon Receipt
	Effective Date: 12/01/2023

WO#: 92716308

PM: BV **Due Date: 03/22/24**

CLIENT: 92-GP-BOWLF

***Check mark top half of box if pH and/or dechlorination is verified and within the acceptance range for preservation samples.**

Exceptions: VOA, Coliform, TOC, Oil and Grease, DRO/8015 (water) DOC, LLHg

Project #

****Bottom half of box is to list number of bottles**

*****Check all unpreserved Nitrates for chlorine**

Item#	BP4U-125 mL Plastic Unpreserved (N/A) (Cl-)	BP3U-250 mL Plastic Unpreserved (N/A)	BP2U-500 mL Plastic Unpreserved (N/A)	BP1U-1 liter Plastic Unpreserved (N/A)	BP4S-125 mL Plastic H2SO4 (pH < 2) (Cl-)	BP3N-250 mL plastic HNO3 (pH < 2)	BP4Z-125 mL Plastic ZN Acetate & NaOH (>9)	BP4B-125 mL Plastic NaOH (pH > 12) (Cl-)	WGFU-Wide-mouthed Glass jar Unpreserved	AG1U-1 liter Amber Unpreserved (N/A) (Cl-)	AG1H-1 liter Amber HCl (pH < 2)	AG3U-250 mL Amber Unpreserved (N/A) (Cl-)	AG1S-1 liter Amber H2SO4 (pH < 2)	AG3S-250 mL Amber H2SO4 (pH < 2)	DG94-40 mL Amber NH4Cl (N/A)(Cl-)	DG9H-40 mL VOA HCl (N/A)	VG9T-40 mL VOA Na2S2O3 (N/A)	VG9U-40 mL VOA Unpreserved (N/A)	DG9V-40 mL VOA H3PO4 (N/A)	KP7U-50 mL Plastic Unpreserved (N/A)	V/GK (3 vials per kit)-VPH/Gas kit (N/A)	SP5T-125 mL Sterile Plastic (N/A – lab)	SP2T-250 mL Sterile Plastic (N/A – lab)	BPIN	BP3R-250 mL Plastic (NH2)2SO4 (9.3-9.7)	AG0U-100 mL Amber Unpreserved (N/A) (Cl-)	VSGU-20 mL Scintillation vials (N/A)	DG9U-40 mL Amber Unpreserved vials (N/A)
1		2	1		1																				2				
2		2	1		1																				2				
3		2	1		1																				2				
4		2	1		1																				2				
5		2	1		1																				2				
6		2	1		1																				2				
7		2	1		1																				2				
8		2	1		1																				2				
9		2	1		1																				2				
10		2	1		1																				2				
11																													
12																													

pH Adjustment Log for Preserved Samples

Sample ID	Type of Preservative	pH upon receipt	Date preservation adjusted	Time preservation adjusted	Amount of Preservative added	Lot #

Note: Whenever there is a discrepancy affecting North Carolina compliance samples, a copy of this form will be sent to the North Carolina DENR Certification Office (i.e. Out of hold, incorrect preservative, out of temp, incorrect containers.

Pace® Location Requested (City/State):

Pace Analytical Charlotte
9800 Kincey Ave. Suite 100, Huntersville, NC 28078

CHAIN-OF-CUSTODY Analytical Request Document

Chain-of-Custody is a LEGAL DOCUMENT - Complete all relevant fields

LAB USE ONLY- Affix Workorder/Login Label Here

Scan QR Code for instructions

92716308

Company Name: Georgia Power - Bowen	Contact/Report To: Kristen Jurinko, Cassidy Sutherland
Street Address: 241 Ralph McGill Blvd NE, Atlanta, GA 30308	Phone #: (470) 217-0008
	E-Mail: knjurink@southernco.com
	Cc E-Mail: Laura Midkiff, Ben Hodges, Mike Smilley, Noelia Gangi
Customer Project #:	Invoice to: Account Payable
Project Name: Bowen LF Cells 5-8 Background Event #5	Invoice E-mail: georgiapowerinvoices@southernco.com
Site Collection Info/Facility ID (as applicable):	Purchase Order # (if applicable): GPC62474-0007
	Quote #:
Time Zone Collected: [ ] AK [ ] PT [ ] MT [ ] CT [X] ET	County / State origin of sample(s): Georgia
Data Deliverables: [ ] Level II [ ] Level III [ ] Level IV [ ] EQUIS [ ] Other	Regulatory Program (DW, RCRA, etc.) as applicable: Reportable [ ] Yes [ ] No
	Rush (Pre-approval required): [ ] Same Day [ ] 1 Day [ ] 2 Day [ ] 3 Day Other Date Results Requested:
	DW PWSID # or WW Permit # as applicable: Field Filtered (if applicable): [ ] Yes [ ] No Analysis:

* Matrix Codes (Insert in Matrix box below): Drinking Water (DW), Ground Water (GW), Wastewater (WW), Product (P), Soil/Solid (SS), Oil (OL), Wipe (WP), Tissue (TS), Bioassay (B), Vapor (V), Surface Water (SW), Sediment (SED), Sludge (SL), Caulk (CK), Leachate (LL), Biosolid (BS), Other (OT)

Specify Container Size **: 3 3 3 3 2 1 3 3 3

Identify Container Preservative Type***: 2 2 2 1 1 2 1 1 2

Analysis Requested

Customer Sample ID	Matrix*	Comp / Grab	Composite Start Date	Composite Start Time	Collected or Composite End Date	Collected or Composite End Time	# Cont.	Residual Chlorine Result	Residual Chlorine Units	Cu, Ni, Ag, V, Zn (App. II&III)	B, Ca (App. III)	App. IV Metals*	Cl, F, SO4	TDS	Radium 226/228	App. IV Fluoride	Alkalinity	Fe, Mg, Mn, K, Na		Sample Comment	Preservation non-conformance identified for sample
BOW-GWC-26	WG	G			2/29/24	1114	6			X	X	X	X	X	X	X	X	X		001	
BOW-GWC-27	WG	G			2/29/24	1642	6			X	X	X	X	X	X	X	X	X		002	
BOW-GWC-27R	WG	G			2/29/24	1507	6			X	X	X	X	X	X	X	X	X		003	
BOW-GWC-28	WG	G					6			X	X	X	X	X	X	X	X	X			
BOW-GWC-29	WG	G			2/29/24	1132	6			X	X	X	X	X	X	X	X	X		004	
BOW-GWC-29R	WG	G					6			X	X	X	X	X	X	X	X	X			
BOW-GWC-30	WG	G					6			X	X	X	X	X	X	X	X	X			
BOW-GWC-31	WG	G					6			X	X	X	X	X	X	X	X	X			
BOW-GWC-31R	WG	G					6			X	X	X	X	X	X	X	X	X			
BOW-GWC-32	WG	G			2/29/24	1734	6			X	X	X	X	X	X	X	X	X		005	

**Container Size: (1) 1L, (2) 500mL, (3) 250mL, (4) 125mL, (5) 100mL, (6) 40mL vial, (7) EnCore, (8) TerraCore, (9) 90mL, (10) Other

*** Preservative Types: (1) None, (2) HNO3, (3) H2SO4, (4) HCl, (5) NaOH, (6) Zn Acetate, (7) NaHSO4, (8) Sod. Thiosulfate, (9) Ascorbic Acid, (10) MeOH, (11) Other

Lab Use Only: Proj. Mgr: Bonnie Vang; AcctNum / Client ID:; Table #:; Profile / Template:; Prelog / Bottle Ord. ID:

Additional Instructions from Pace®:
Task Code: BOW-CCR-OTH-20240229
*App. IV Metals include Sb, As, Ba, Be, Cd, Co, Cr, Pb, Li, Hg, Mo, Se, & Tl

Collected By: Printed Name: Kevin Stephenson, William Laaker, Jay Siewert
Signature: Resolute Environmental

Customer Remarks / Special Conditions / Possible Hazards:

Coolers: Thermometer ID: Correction Factor (°C): Obs. Temp. (°C): Corrected Temp. (°C): [ ] On Ice

Relinquished by/Company: (Signature)	Date/Time:	Received by/Company: (Signature)	Date/Time:	Tracking Number:
	3/1/24 1035	Ryan Williams / Pace	3/1/24 1035	
Relinquished by/Company: (Signature) Ryan Williams / Pace	3/1/24 1300	Received by/Company: (Signature) Pace	3/1/24 1300	Delivered by: [ ] In-Person [ ] Courier [ ] FedEX [ ] UPS [ ] Other
Relinquished by/Company: (Signature)	Date/Time:	Received by/Company: (Signature)	Date/Time:	
Relinquished by/Company: (Signature)	Date/Time:	Received by/Company: (Signature)	Date/Time:	Page: 1 of 2

Submitting a sample via this chain of custody constitutes acknowledgment and acceptance of the Pace® Terms and Conditions found at https://www.pacelabs.com/resource-library/resource/pace-terms-and-conditions/

ENV-FRM-CORQ-0019_v02_110123 ©

Pace® Location Requested (City/State):

Pace Analytical Charlotte
9800 Kincey Ave. Suite 100, Huntersville, NC 28078

CHAIN-OF-CUSTODY Analytical Request Document

Chain-of-Custody is a LEGAL DOCUMENT - Complete all relevant fields

LAB USE ONLY- Affix Workorder/Login Label Here

Scan QR Code for instructions

Company Name: Georgia Power - Bowen	Contact/Report To: Kristen Jurinko, Cassidy Sutherland
Street Address: 241 Ralph McGill Blvd NE, Atlanta, GA 30308	Phone #: (470) 217-0008
	E-Mail: knjurink@southernco.com
	Cc E-Mail: Laura Midkiff, Ben Hodges, Mike Smilley, Noelia Gangi
Customer Project #:	Invoice to: Account Payable
Project Name: Bowen LF Cells 5-8 Background Event #5	Invoice E-mail: georgiapowerinvoices@southernco.com
Site Collection Info/Facility ID (as applicable):	Purchase Order # (if applicable): GPC82474-0007
	Quote #:
Time Zone Collected: [ ] AK [ ] PT [ ] MT [ ] CT [X] ET	County / State origin of sample(s): Georgia
Data Deliverables: [ ] Level II [ ] Level III [ ] Level IV [ ] EQUIS [ ] Other	Regulatory Program (DW, RCRA, etc.) as applicable: Reportable [ ] Yes [ ] No
	Rush (Pre-approval required): [ ] Same Day [ ] 1 Day [ ] 2 Day [ ] 3 Day Other Date Results Requested:
	DW PWSID # or WW Permit # as applicable: Field Filtered (if applicable): [ ] Yes [ ] No Analysis:

* Matrix Codes (Insert in Matrix box below): Drinking Water (DW), Ground Water (GW), Wastewater (WW), Product (P), Soil/Solid (SS), Oil (OL), Wipe (WP), Tissue (TS), Bioassay (B), Vapor (V), Surface Water (SW), Sediment (SED), Sludge (SL), Caulk (CK), Leachate (LL), Biosolid (BS), Other (OT)

Specify Container Size ** — Identify Container Preservative Type*** — Analysis Requested

Customer Sample ID	Matrix *	Comp / Grab	Composite Start Date	Composite Start Time	Collected or Composite End Date	Collected or Composite End Time	# Cont.	Residual Chlorine Result	Residual Chlorine Units	Cu, Ni, Ag, V, Zn (App. I&II)	B, Ca (App. III)	App. IV Metals*	Cl, F, SO4	TDS	Radium 226/228	App. IV Fluoride	Alkalinity	Fe, Mg, Mn, K, Na	Sample Comment
							3			3	3	3	3	2	1	3	3	3	
							2			2	2	2	1	1	2	1	1	2	
BOW-GWA-33R	WG	G					6			X	X	X	X	X	X	X	X	X	
BOW-GWA-57	WG	G					6			X	X	X	X	X	X	X	X	X	
BOW-GWA-34	WG	G			2/29/24	1306	6			X	X	X	X	X	X	X	X	X	DUP
BOW-GWA-34R	WG	G			2/29/24	1425	6			X	X	X	X	X	X	X	X	X	MS
BOW-GWA-35	WG	G			2/29/24	1121	6			X	X	X	X	X	X	X	X	X	MSD
BOW-LF5-8-FD-01	WG	G			2/29/24	—	6			X	X	X	X	X	X	X	X	X	DUP
BOW-LF5-8-FD-02	WG	G					6			X	X	X	X	X	X	X	X	X	
BOW-LF5-8-FB-01	WQ	G			2/29/24	1740	6			X	X	X	X	X	X	X	X	X	FB
BOW-LF5-8-EB-	WQ	G					6			X	X	X	X	X	X	X	X	X	

**Container Size: (1) 1L, (2) 500mL, (3) 250mL, (4) 125mL, (5) 100mL, (6) 40mL vial, (7) EnCore, (8) TerraCore, (9) 90mL, (10) Other

*** Preservative Types: (1) None, (2) HNO3, (3) H2SO4, (4) HCl, (5) NaOH, (6) Zn Acetate, (7) NaHSO4, (8) Sod. Thiosulfate, (9) Ascorbic Acid, (10) MeOH, (11) Other

Lab Use Only: Proj. Mgr: Bonnie Vang; AcctNum / Client ID:; Table #:; Profile / Template:; Prelog / Bottle Ord. ID:

Preservation non-conformance identified for sample.

Additional instructions from Pace® :
Task Code: BOW-CCR-OTH-20240229
*App. IV Metals include Sb, As, Ba, Be, Cd, Co, Cr, Pb, Li, Hg, Mo, Se, & Tl

Collected By: Printed Name: Kevin Stephenson, William Lasker, Jay Siewert
Signature: Resolute Environmental

Customer Remarks / Special Conditions / Possible Hazards:

Coolers: Thermometer ID: Correction Factor (°C): Obs. Temp. (°C): Corrected Temp. (°C): [ ] On Ice

Relinquished by/Company: (Signature)	Date/Time:	Received by/Company: (Signature)	Date/Time:	Tracking Number:
	3/1/24 1035	Ryan William / Pace	3/1/24 1035	
Ryan William / Pace	3/1/24 1300		3/1/24 1300	Delivered by: [ ] In- Person [ ] Courier [ ] FedEX [ ] UPS [ ] Other
Relinquished by/Company: (Signature)	Date/Time:	Received by/Company: (Signature)	Date/Time:	
Relinquished by/Company: (Signature)	Date/Time:	Received by/Company: (Signature)	Date/Time:	Page: 2 of 2

Submitting a sample via this chain of custody constitutes acknowledgment and acceptance of the Pace® Terms and Conditions found at https://www.pacelabs.com/resource-library/resource/pace-terms-and-conditions/

DC#_Title: ENV-FRM-HUN1-0083 v03_Sample Condition Upon Receipt

Effective Date: 12/01/2023

aboratory receiving samples:
Asheville ☐ Eden ☐ Greenwood ☐ Huntersville ☐ Raleigh ☐ Mechanicsville ☐ Atlanta ☑ Kernersville ☐

Sample Condition Upon Receipt

Client Name: Ga Power

Project #:

WO#: 92716308

PM: BV Due Date: 03/22/24

CLIENT: 92-GP-BOWLF

Courier: ☐ Commercial ☐ Fed Ex ☐ UPS ☐ USPS ☐ Client ☐ Pace ☐ Other:____

Custody Seal Present? ☑ Yes ☐ No Seals Intact? ☑ Yes ☐ No ☐ N/A

Date/Initials Person Examining Contents: 3/19/24

Packing Material: ☑ Bubble Wrap ☐ Bubble Bags ☐ None ☐ Other

Biological Tissue Frozen? ☑ Yes ☐ No ☐ N/A

Thermometer: ☑ IR Gun ID: 736

Type of Ice: ☑ Wet ☐ Blue ☐ None

Cooler Temp: 2.2 Correction Factor: Add/Subtract (°C) +0.1

Temp should be above freezing to 6°C

☐ Samples out of temp criteria. Samples on ice, cooling process has begun

Cooler Temp Corrected (°C): 2.3

USDA Regulated Soil (☐ N/A, water sample)

Did samples originate in a quarantine zone within the United States: CA, NY, or SC (check maps)? ☐ Yes ☐ No

Did samples originate from a foreign source (internationally, including Hawaii and Puerto Rico)? ☐ Yes ☐ No

				Comments/Discrepancy:
Chain of Custody Present?	☑ Yes	☐ No	☐ N/A	1.
Samples Arrived within Hold Time?	☑ Yes	☐ No	☐ N/A	2.
Short Hold Time Analysis (<72 hr.)?	☐ Yes	☑ No	☐ N/A	3.
Rush Turn Around Time Requested?	☐ Yes	☑ No	☐ N/A	4.
Sufficient Volume?	☑ Yes	☐ No	☐ N/A	5.
Correct Containers Used?	☑ Yes	☐ No	☐ N/A	6.
-Pace Containers Used?	☑ Yes	☐ No	☐ N/A	
Containers Intact?	☑ Yes	☐ No	☐ N/A	7.
Dissolved analysis: Samples Field Filtered?	☐ Yes	☐ No	☑ N/A	8.
Sample Labels Match COC?	☑ Yes	☐ No	☐ N/A	9.
-Includes Date/Time/ID/Analysis Matrix:	L			
Headspace in VOA Vials (>5-6mm)?	☐ Yes	☐ No	☑ N/A	10.
Trip Blank Present?	☐ Yes	☐ No	☑ N/A	11.
Trip Blank Custody Seals Present?	☐ Yes	☐ No	☑ N/A	

Field Data Required? ☐ Yes ☐ No

COMMENTS/SAMPLE DISCREPANCY

Lot ID of split containers:

CLIENT NOTIFICATION/RESOLUTION

Person contacted: Date/Time:

Project Manager SCURF Review: Date:

Project Manager SRF Review: Date:

Qualtrax ID: 69614

WO# : 92716308

*Check mark top half of box if pH and/or dechlorination is verified and within the acceptance range for preservation samples.

Exceptions: VOA, Coliform, TOC, Oil and Grease, DRO/8015 (water) DOC, LLHg

**Bottom half of box is to list number of bottles

***Check all unpreserved Nitrates for chlorine

Project #

PM: BV Due Date: 03/22/24

CLIENT: 92-GP-BOWLF

Item#	BP4U-125 mL Plastic Unpreserved (N/A) (Cl-)	BP3U-250 mL Plastic Unpreserved (N/A)	BP2U-500 mL Plastic Unpreserved (N/A)	BP1U-1 liter Plastic Unpreserved (N/A)	BP4S-125 mL Plastic H2SO4 (pH < 2) (Cl-)	BP3N-250 mL plastic HNO3 (pH < 2)	BP4Z-125 mL Plastic ZN Acetate & NaOH (>9)	BP4B-125 mL Plastic NaOH (pH > 12) (Cl-)	WGFU-Wide-mouthed Glass jar Unpreserved	AG1U-1 liter Amber Unpreserved (N/A) (Cl-)	AG1H-1 liter Amber HCl (pH < 2)	AG3U-250 mL Amber Unpreserved (N/A) (Cl-)	AG1S-1 liter Amber H2SO4 (pH < 2)	AG3S-250 mL Amber H2SO4 (pH < 2)	DG94-40 mL Amber NH4Cl (N/A)(Cl-)	DG9H-40 mL VOA HCl (N/A)	VG9T-40 mL VOA Na2S2O3 (N/A)	VG9U-40 mL VOA Unpreserved (N/A)	DG9V-40 mL VOA H3PO4 (N/A)	KP7U-50 mL Plastic Unpreserved (N/A)	V/GK (3 vials per kit)-VPH/Gas kit (N/A)	SP5T-125 mL Sterile Plastic (N/A – lab)	SP2T-250 mL Sterile Plastic (N/A – lab)	BP	BP3R-250 mL Plastic (NH2)2SO4 (9.3-9.7)	AG0U-100 mL Amber Unpreserved (N/A) (Cl-)	VSGU-20 mL Scintillation vials (N/A)	DG9U-40 mL Amber Unpreserved vials (N/A)
1		2	1			1																		2				
2		2	1			1																		2				
3		2	1			1																		2				
4		2	1			1																		2				
5		2	1			1																		2				
6																												
7																												
8																												
9																												
10																												
11																												
12																												

pH Adjustment Log for Preserved Samples

Sample ID	Type of Preservative	pH upon receipt	Date preservation adjusted	Time preservation adjusted	Amount of Preservative added	Lot #

Note: Whenever there is a discrepancy affecting North Carolina compliance samples, a copy of this form will be sent to the North Carolina DENR Certification Office (i.e. Out of hold, incorrect preservative, out of temp, incorrect containers.

Pace® Location Requested (City/State):

Pace Analytical Charlotte
9800 Kincey Ave. Suite 100, Huntersville, NC 28078

CHAIN-OF-CUSTODY Analytical Request Document

Chain-of-Custody is a LEGAL DOCUMENT - Complete all relevant fields

LAB USE ONLY- Affix Workorder/Login Label Here

Scan QR Code for instructions

92716308

Company Name: Georgia Power - Bowen	Contact/Report To: Kristen Jurinko, Cassidy Sutherland
Street Address: 241 Ralph McGill Blvd NE, Atlanta, GA 30308	Phone #: (470) 217-0008
	E-Mail: knjurink@southernco.com
	Cc E-Mail: Laura Midkiff, Ben Hodges, Mike Smilley, Noelia Gangi
Customer Project #:	Invoice to: Account Payable
Project Name: Bowen LF Cells 5-8 Background Event #5	Invoice E-mail: georgiapowerinvoices@southernco.com
Site Collection Info/Facility ID (as applicable):	Purchase Order # (if applicable): GPC82474-0007
	Quote #:
Time Zone Collected: [ ] AK [ ] PT [ ] MT [ ] CT [X] ET	County / State origin of sample(s): Georgia
Data Deliverables: [ ] Level II [ ] Level III [ ] Level IV [ ] EQUIS [ ] Other	Regulatory Program (DW, RCRA, etc.) as applicable: Reportable [ ] Yes [ ] No
	Rush (Pre-approval required): [ ] Same Day [ ] 1 Day [ ] 2 Day [ ] 3 Day Other
	Date Results Requested:
	DW PWSID # or WW Permit # as applicable:
	Field Filtered (if applicable): [ ] Yes [ ] No
	Analysis:

Specify Container Size **: 3 3 3 3 2 1 3 3 3

Identify Container Preservative Type***: 2 2 2 1 1 2 1 1 2

Analysis Requested

**Container Size: (1) 1L, (2) 500mL, (3) 250mL, (4) 125mL, (5) 100mL, (6) 40mL vial, (7) EnCore, (8) TerraCore, (9) 90mL, (10) Other

*** Preservative Types: (1) None, (2) HNO3, (3) H2SO4, (4) HCl, (5) NaOH, (6) Zn Acetate, (7) NaHSO4, (8) Sod. Thiosulfate, (9) Ascorbic Acid, (10) MeOH, (11) Other

* Matrix Codes (Insert in Matrix box below): Drinking Water (DW), Ground Water (GW), Wastewater (WW), Product (P), Soil/Solid (SS), Oil (OL), Wipe (WP), Tissue (TS), Bioassay (B), Vapor (V), Surface Water (SW), Sediment (SED), Sludge (SL), Caulk (CK), Leachate (LI), Biosolid (BS), Other (OT)

Customer Sample ID	Matrix*	Comp / Grab	Composite Start Date	Composite Start Time	Collected or Composite End Date	Collected or Composite End Time	# Cont.	Residual Chlorine Result	Residual Chlorine Units	Cu, Ni, Ag, V, Zn (App. I&II)	B, Ca (App. III)	App. IV Metals*	Cl, F, SO4	TDS	Radium 226/228	App. IV Fluoride	Alkalinity	Fe, Mg, Mn, K, Na	Sample Comment
BOW-GWA-33R	WG	G			3/4/24	1118	6			X	X	X	X	X	X	X	X	X	011
BOW-GWA-57	WG	G			3/4/24	1311	6			X	X	X	X	X	X	X	X	X	012
BOW-GWA-34	WG	G					6			X	X	X	X	X	X	X	X	X	
BOW-GWA-34R	WG	G					6			X	X	X	X	X	X	X	X	X	
BOW-GWA-35	WG	G					6			X	X	X	X	X	X	X	X	X	
BOW-LF5-8-FD-01	WG	G					6			X	X	X	X	X	X	X	X	X	
BOW-LF5-8-FD-02	WG	G			3/4/24	—	6			X	X	X	X	X	X	X	X	X	013
BOW-LF5-8-FB-02	WQ	G			3/4/24	1441	5			X	X	X	X	X	X	X	X	X	014
BOW-LF5-8-EB-01	WQ	G			3/4/24	1451	6			X	X	X	X	X	X	X	X	X	015

Lab Use Only: Proj. Mgr: Bonnie Vang; AcctNum / Client ID:; Table #:; Profile / Template:; Prelog / Bottle Ord. ID:

Preservation non-conformance identified for sample.

Additional Instructions from Pace®:
Task Code: BOW-CCR-OTH-20240229
*App. IV Metals include Sb, As, Ba, Be, Cd, Co, Cr, Pb, Li, Hg, Mo, Se, & Tl

Collected By: Printed Name: Kevin Stephenson, William Leaker, Jay Siewert
Signature: (Resolute Environmental)

Customer Remarks / Special Conditions / Possible Hazards:

Coolers: Thermometer ID: Correction Factor (°C): Obs. Temp. (°C): Corrected Temp. (°C): [ ] On Ice

Relinquished by/Company: (Signature)	Date/Time:	Received by/Company: (Signature)	Date/Time:	Tracking Number:
	3/5/24 0820	Ryan Williams / Pace	3/5/24 0820	
Relinquished by/Company: (Signature) Ryan Williams / Pace	3/5/24 1155		3/5/24 1055	Delivered by: [ ] In-Person [ ] Courier [ ] FedEX [ ] UPS [ ] Other
Relinquished by/Company: (Signature)	Date/Time:	Received by/Company: (Signature)	Date/Time:	
Relinquished by/Company: (Signature)	Date/Time:	Received by/Company: (Signature)	Date/Time:	Page: 2 of 2

Submitting a sample via this chain of custody constitutes acknowledgment and acceptance of the Pace® Terms and Conditions found at https://www.pacelabs.com/resource-library/resource/pace-terms-and-conditions/

DC#_Title: ENV-FRM-HUN1-0083 v03_Sample Condition Upon Receipt

Effective Date: 12/01/2023

Laboratory receiving samples:
Asheville ☐ Eden ☐ Greenwood ☐ Huntersville ☐ Raleigh ☐ Mechanicsville ☐ Atlanta ☑ Kernersville ☐

Sample Condition Upon Receipt

Client Name: GA Power

Project #: **WO#: 92716308**

PM: BV Due Date: 03/22/24

CLIENT: 92-GP-BOWLF

Courier: ☐ Commercial ☐ Fed Ex ☐ UPS ☐ USPS ☐ Client ☐ Pace ☐ Other:____

Custody Seal Present? ☑ Yes ☐ No Seals Intact? ☑ Yes ☐ No ☐ N/A

Date/Initials Person Examining Contents: 3/22/24

Packing Material: ☑ Bubble Wrap ☐ Bubble Bags ☐ None ☐ Other

Biological Tissue Frozen? ☑ Yes ☐ No ☐ N/A

Thermometer:
☑ IR Gun ID: 730

Type of Ice: ☑ Wet ☐ Blue ☐ None

Cooler Temp: 2.2 Correction Factor: Add/Subtract (°C) +0.1

Temp should be above freezing to 6°C
☐ Samples out of temp criteria. Samples on ice, cooling process has begun

Cooler Temp Corrected (°C): 2.3

USDA Regulated Soil (☐ N/A, water sample)
Did samples originate in a quarantine zone within the United States: CA, NY, or SC (check maps)? ☐ Yes ☐ No

Did samples originate from a foreign source (internationally, including Hawaii and Puerto Rico)? ☐ Yes ☐ No

				Comments/Discrepancy:
Chain of Custody Present?	☑ Yes	☐ No	☐ N/A	1.
Samples Arrived within Hold Time?	☑ Yes	☐ No	☐ N/A	2.
Short Hold Time Analysis (<72 hr.)?	☐ Yes	☑ No	☐ N/A	3.
Rush Turn Around Time Requested?	☐ Yes	☑ No	☐ N/A	4.
Sufficient Volume?	☑ Yes	☐ No	☐ N/A	5.
Correct Containers Used?	☑ Yes	☐ No	☐ N/A	6.
-Pace Containers Used?	☑ Yes	☐ No	☐ N/A	
Containers Intact?	☑ Yes	☐ No	☐ N/A	7.
Dissolved analysis: Samples Field Filtered?	☐ Yes	☐ No	☑ N/A	8.
Sample Labels Match COC?	☑ Yes	☐ No	☐ N/A	9.
-Includes Date/Time/ID/Analysis Matrix: W				
Headspace in VOA Vials (>5-6mm)?	☐ Yes	☐ No	☑ N/A	10.
Trip Blank Present?	☐ Yes	☐ No	☑ N/A	11.
Trip Blank Custody Seals Present?	☐ Yes	☐ No	☑ N/A	

Field Data Required? ☐ Yes ☐ No

COMMENTS/SAMPLE DISCREPANCY

Lot ID of split containers:

CLIENT NOTIFICATION/RESOLUTION

Person contacted: Date/Time:

Project Manager SCURF Review: Date:

Project Manager SRF Review: Date:

Qualtrax ID: 69614

WO#: 92716308

PM: BV Due Date: 03/22/24

CLIENT: 92-GP-BOWLF

Project #

*Check mark top half of box if pH and/or dechlorination is verified and within the acceptance range for preservation samples.

Exceptions: VOA, Coliform, TOC, Oil and Grease, DRO/8015 (water) DOC, LLHg

**Bottom half of box is to list number of bottles

***Check all unpreserved Nitrates for chlorine

Item#	BP4U-125 mL Plastic Unpreserved (N/A) (Cl-)	BP3U-250 mL Plastic Unpreserved (N/A)	BP2U-500 mL Plastic Unpreserved (N/A)	BP1U-1 liter Plastic Unpreserved (N/A)	BP4S-125 mL Plastic H2SO4 (pH < 2) (Cl-)	BP3N-250 mL plastic HNO3 (pH < 2)	BP4Z-125 mL Plastic ZN Acetate & NaOH (>9)	BP4B-125 mL Plastic NaOH (pH > 12) (Cl-)	WGFU-Wide-mouthed Glass jar Unpreserved	AG1U-1 liter Amber Unpreserved (N/A) (Cl-)	AG1H-1 liter Amber HCl (pH < 2)	AG3U-250 mL Amber Unpreserved (N/A) (Cl-)	AG1S-1 liter Amber H2SO4 (pH < 2)	AG3S-250 mL Amber H2SO4 (pH < 2)	DG94-40 mL Amber NH4Cl (N/A)(Cl-)	DG9H-40 mL VOA HCl (N/A)	VG9T-40 mL VOA Na2S2O3 (N/A)	VG9U-40 mL VOA Unpreserved (N/A)	DG9V-40 mL VOA H3PO4 (N/A)	KP7U-50 mL Plastic Unpreserved (N/A)	V/GK (3 vials per kit)-VPH/Gas kit (N/A)	SP5T-125 mL Sterile Plastic (N/A – lab)	SP2T-250 mL Sterile Plastic (N/A – lab)		BP3R-250 mL Plastic (NH2)2SO4 (9.3-9.7)	AG0U-100 mL Amber Unpreserved (N/A) (Cl-)	VSGU-20 mL Scintillation vials (N/A)	DG9U-40 mL Amber Unpreserved vials (N/A)
1		2	1			1																			2				
2		2	1			1																			2				
3		2	1			1																			2				
4		2	1			1																			2				
5		2	1			1																			2				
6																													
7																													
8																													
9																													
10																													
11																													
12																													

pH Adjustment Log for Preserved Samples

Sample ID	Type of Preservative	pH upon receipt	Date preservation adjusted	Time preservation adjusted	Amount of Preservative added	Lot #

Note: Whenever there is a discrepancy affecting North Carolina compliance samples, a copy of this form will be sent to the North Carolina DENR Certification Office (i.e. Out of hold, incorrect preservative, out of temp, incorrect containers.

Pace® Location Requested (City/State):

Pace Analytical Charlotte
9800 Kincey Ave. Suite 100, Huntersville, NC 28078

CHAIN-OF-CUSTODY Analytical Request Document

Chain-of-Custody is a LEGAL DOCUMENT - Complete all relevant fields

LAB USE ONLY- Affix Workorder/Login Label Here

Scan QR Code for instructions

Company Name: Georgia Power - Bowen	Contact/Report To: Kristen Jurinko, Cassidy Sutherland
Street Address: 241 Ralph McGill Blvd NE, Atlanta, GA 30308	Phone #: (470) 217-0008
	E-Mail: knjurink@southernco.com
	Cc E-Mail: Laura Midkiff, Ben Hodges, Mike Smilley, Noelia Gangi
Customer Project #:	Invoice to: Account Payable
Project Name: Bowen LF Cells 5-8 Background Event #5	Invoice E-mail: georgiapowerinvoices@southernco.com
Site Collection Info/Facility ID (as applicable):	Purchase Order # (if applicable): GPC82474-0007
	Quote #:
Time Zone Collected: [ ] AK [ ] PT [ ] MT [ ] CT [X] ET	County / State origin of sample(s): Georgia
Data Deliverables: [ ] Level II [ ] Level III [ ] Level IV [ ] EQUIS [ ] Other	Regulatory Program (DW, RCRA, etc.) as applicable: Reportable [ ] Yes [ ] No
	Rush (Pre-approval required): [ ] Same Day [ ] 1 Day [ ] 2 Day [ ] 3 Day Other Date Results Requested:
	DW PWSID # or WW Permit # as applicable: Field Filtered (if applicable): [ ] Yes [ ] No Analysis:

* Matrix Codes (Insert in Matrix box below): Drinking Water (DW), Ground Water (GW), Wastewater (WW), Product (P), Soil/Solid (SS), Oil (OL), Wipe (WP), Tissue (TS), Bioassay (B), Vapor (V), Surface Water (SW), Sediment (SED), Sludge (SL), Caulk (CK), Leachate (LL), Biosolid (BS), Other (OT)

Specify Container Size **: 3 3 3 3 2 1 3 3 3

Identify Container Preservative Type***: 2 2 2 1 1 2 1 1 2

Analysis Requested

Customer Sample ID	Matrix *	Comp / Grab	Composite Start Date	Composite Start Time	Collected or Composite End Date	Collected or Composite End Time	# Cont.	Residual Chlorine Result	Residual Chlorine Units	Cu, Ni, Ag, V, Zn (App. I&II)	B, Ca (App. III)	App. IV Metals*	Cl, F, SO4	TDS	Radium 226/228	App. IV Fluoride	Alkalinity	Fe, Mg, Mn, K, Na	Sample Comment	Preservation non-conformance identified for sample.
BOW-GWC-26	WG	G					6			X	X	X	X	X	X	X	X	X		
BOW-GWC-27	WG	G					6			X	X	X	X	X	X	X	X	X		
BOW-GWC-27R	WG	G					6			X	X	X	X	X	X	X	X	X		
BOW-GWC-28	WG	G			3/4/24	1155	6			X	X	X	X	X	X	X	X	X	DW	
BOW-GWC-29	WG	G					6			X	X	X	X	X	X	X	X	X		
BOW-GWC-29R	WG	G					6			X	X	X	X	X	X	X	X	X		
BOW-GWC-30	WG	G					6			X	X	X	X	X	X	X	X	X		
BOW-GWC-31	WG	G					6			X	X	X	X	X	X	X	X	X		
BOW-GWC-31R	WG	G			3/4/24	1120	6			X	X	X	X	X	X	X	X	X	GW	
BOW-GWC-32	WG	G					6			X	X	X	X	X	X	X	X	X		

Lab Use Only: Proj. Mgr: Bonnie Vang; AcctNum / Client ID:; Table #:; Profile / Template:; Prelog / Bottle Ord. ID:

**Container Size: (1) 1L, (2) 500mL, (3) 250mL, (4) 125mL, (5) 100mL, (6) 40mL vial, (7) EnCore, (8) TerraCore, (9) 90mL, (10) Other

*** Preservative Types: (1) None, (2) HNO3, (3) H2SO4, (4) HCl, (5) NaOH, (6) Zn Acetate, (7) NaHSO4, (8) Sod. Thiosulfate, (9) Ascorbic Acid, (10) MeOH, (11) Other

Additional Instructions from Pace® :
Task Code: BOW-CCR-OTH-20240229
*App. IV Metals include Sb, As, Ba, Be, Cd, Co, Cr, Pb, Li, Hg, Mo, Se, & Tl

Collected By:
Printed Name: Kevin Stephenson, William Laaker, Jay Siewert
Signature:
Pace® Environmental

Customer Remarks / Special Conditions / Possible Hazards:

Coolers: Thermometer ID: Correction Factor (°C): Obs. Temp. (°C): Corrected Temp. (°C): [ ] On Ice

Relinquished by/Company: (Signature)	Date/Time:	Received by/Company: (Signature)	Date/Time:	Tracking Number:
	3/5/24 0820	Ryan Williams / Pace	3/5/24 0820	
Ryan Williams / Pace	3/5/24 1155		3/5/24 1155	Delivered by: [ ] In-Person [ ] Courier [ ] FedEx [ ] UPS [ ] Other
Relinquished by/Company: (Signature)	Date/Time:	Received by/Company: (Signature)	Date/Time:	
Relinquished by/Company: (Signature)	Date/Time:	Received by/Company: (Signature)	Date/Time:	Page: 1 of 2

Submitting a sample via this chain of custody constitutes acknowledgment and acceptance of the Pace® Terms and Conditions found at https://www.pacelabs.com/resource-library/resource/pace-terms-and-conditions/

Pace® Location Requested (City/State):

Pace Analytical Charlotte
9800 Kincey Ave. Suite 100, Huntersville, NC 28078

CHAIN-OF-CUSTODY Analytical Request Document

Chain-of-Custody is a LEGAL DOCUMENT - Complete all relevant fields

LAB USE ONLY- Affix Workorder/Login Label Here

Scan QR Code for instructions

Company Name: Georgia Power - Bowen	Contact/Report To: Kristen Jurinko, Cassidy Sutherland
Street Address: 241 Ralph McGill Blvd NE, Atlanta, GA 30308	Phone #: (470) 217-0008
	E-Mail: knjurink@southernco.com
	Cc E-Mail: Laura Midkiff, Ben Hodges, Mike Smilley, Noelia Gangi
Customer Project #:	Invoice to: Account Payable
Project Name: Bowen LF Cells 5-8 Background Event #5	Invoice E-mail: georgiapowerinvoices@southernco.com
Site Collection Info/Facility ID (as applicable):	Purchase Order # (if applicable): GPC82474-0007
	Quote #:
Time Zone Collected: [ ] AK [ ] PT [ ] MT [ ] CT [X] ET	County / State origin of sample(s): Georgia
Data Deliverables: [ ] Level II [ ] Level III [ ] Level IV [ ] EQUIS [ ] Other	Regulatory Program (DW, RCRA, etc.) as applicable: Reportable [ ] Yes [ ] No
	Rush (Pre-approval required): [ ] Same Day [ ] 1 Day [ ] 2 Day [ ] 3 Day Other Date Results Requested:
	DW PWSID # or WW Permit # as applicable: Field Filtered (if applicable): [ ] Yes [ ] No Analysis:

* Matrix Codes (Insert in Matrix box below): Drinking Water (DW), Ground Water (GW), Wastewater (WW), Product (P), Soil/Solid (SS), Oil (OL), Wipe (WP), Tissue (TS), Bioassay (B), Vapor (V), Surface Water (SW), Sediment (SED), Sludge (SL), Caulk (CK), Leachate (LI), Biosolid (BS), Other (OT)

Customer Sample ID	Matrix *	Comp / Grab	Composite Start Date	Composite Start Time	Collected or Composite End Date	Collected or Composite End Time	# Cont.	Residual Chlorine Result	Residual Chlorine Units	Cu, Ni, Ag, V, Zn (App. I&II)	B, Ca (App. II)	App. IV Metals*	Cl, F, SO4	TDS	Radium 226/228	App. IV Fluoride	Alkalinity	Fe, Mg, Mn, K, Na	Sample Comment
Specify Container Size **										3	3	3	3	2	1	3	3	3	
Identify Container Preservative Type***										2	2	2	1	1	2	1	1	2	
BOW-GWC-26	WG	G					6			X	X	X	X	X	X	X	X	X	
BOW-GWC-27	WG	G					6			X	X	X	X	X	X	X	X	X	
BOW-GWC-27R	WG	G					6			X	X	X	X	X	X	X	X	X	
BOW-GWC-28	WG	G					6			X	X	X	X	X	X	X	X	X	
BOW-GWC-29	WG	G					6			X	X	X	X	X	X	X	X	X	
BOW-GWC-29R	WG	G			3/1/24	1032	6			X	X	X	X	X	X	X	X	X	616
BOW-GWC-30	WG	G			3/1/24	1146	6			X	X	X	X	X	X	X	X	X	619
BOW-GWC-31	WG	G			3/1/24	1127	6			X	X	X	X	X	X	X	X	X	620
BOW-GWC-31R	WG	G					6			X	X	X	X	X	X	X	X	X	
BOW-GWC-32	WG	G					6			X	X	X	X	X	X	X	X	X	

**Container Size: (1) 1L, (2) 500ml, (3) 250ml, (4) 125mL, (5) 100mL, (6) 40mL vial, (7) EnCore, (8) TerraCore, (9) 90mL, (10) Other

*** Preservative Types: (1) None, (2) HNO3, (3) H2SO4, (4) HCl, (5) NaOH, (6) Zn Acetate, (7) NaHSO4, (8) Sod. Thiosulfate, (9) Ascorbic Acid, (10) MeOH, (11) Other

Lab Use Only: Proj. Mgr: Bonnie Vang; AcctNum / Client ID:; Table #:; Profile / Template:; Prelog / Bottle Ord. ID:

Preservation non-conformance identified for sample.

Additional Instructions from Pace® :
Task Code: BOW-CCR-OTH-20240229
*App. IV Metals include Sb, As, Ba, Be, Cd, Co, Cr, Pb, Li, Hg, Mo, Se, & Tl

Collected By: Printed Name: Kevin Stephenson, William Lasker, Jay Siewert
Signature: [signature] Resolute Environmental

Customer Remarks / Special Conditions / Possible Hazards:

Coolers: Thermometer ID: Correction Factor (°C): Obs. Temp. (°C): Corrected Temp. (°C): [ ] On Ice

Relinquished by/Company: (Signature)	Date/Time:	Received by/Company: (Signature)	Date/Time:	Tracking Number:
[signature]	3/5/24 0820	Ryan Williams / Pace	3/5/24 0820	
Ryan Williams / Pace	3/5/24 1155	[signature]	3/5/24 1155	Delivered by: [ ] In-Person [ ] Courier [ ] FedEx [ ] UPS [ ] Other
Relinquished by/Company: (Signature)	Date/Time:	Received by/Company: (Signature)	Date/Time:	
Relinquished by/Company: (Signature)	Date/Time:	Received by/Company: (Signature)	Date/Time:	Page: 1 of 2

Submitting a sample via this chain of custody constitutes acknowledgment and acceptance of the Pace® Terms and Conditions found at https://www.pacelabs.com/resource-library/resource/pace-terms-and-conditions/

Quality Control Sample Performance Assessment

Pace Analytical™ www.pacelabs.com

Test:	Ra-228
Analyst:	JJS1
Date:	3/11/2024
Worklist:	77979
Matrix:	WT

Analyst Must Manually Enter All Fields Highlighted in Yellow.

Method Blank Assessment	
MB Sample ID	3179471
MB concentration:	0.556
M/B 2 Sigma CSU:	0.444
MB MDC:	0.889
MB Numerical Performance Indicator:	2.46
MB Status vs Numerical Indicator:	Warning
MB Status vs. MDC:	Pass

Laboratory Control Sample Assessment	LCSD (Y or N)?	Y
	LCS77979	LCSD77979
Count Date:	3/15/2024	3/15/2024
Spike I.D.:	23-043	23-043
Decay Corrected Spike Concentration (pCi/mL):	37.493	37.493
Volume Used (mL):	0.10	0.10
Aliquot Volume (L, g, F):	0.815	0.816
Target Conc. (pCi/L, g, F):	4.600	4.593
Uncertainty (Calculated):	0.225	0.225
Result (pCi/L, g, F):	5.108	4.394
LCS/LCSD 2 Sigma CSU (pCi/L, g, F):	1.244	1.129
Numerical Performance Indicator:	0.79	-0.34
Percent Recovery:	111.05%	95.66%
Status vs Numerical Indicator:	N/A	N/A
Status vs Recovery:	Pass	Pass
Upper % Recovery Limits:	135%	135%
Lower % Recovery Limits:	60%	60%

Sample Matrix Spike Control Assessment	MS/MSD 1	MS/MSD 2
Sample Collection Date:		
Sample I.D.		
Sample MS I.D.		
Sample MSD I.D.		
Spike I.D.:		
MS/MSD Decay Corrected Spike Concentration (pCi/mL):		
Spike Volume Used in MS (mL):		
Spike Volume Used in MSD (mL):		
MS Aliquot (L, g, F):		
MS Target Conc.(pCi/L, g, F):		
MSD Aliquot (L, g, F):		
MSD Target Conc. (pCi/L, g, F):		
MS Spike Uncertainty (calculated):		
MSD Spike Uncertainty (calculated):		
Sample Result:		
Sample Result 2 Sigma CSU (pCi/L, g, F):		
Sample Matrix Spike Result:		
Matrix Spike Result 2 Sigma CSU (pCi/L, g, F):		
Sample Matrix Spike Duplicate Result:		
Matrix Spike Duplicate Result 2 Sigma CSU (pCi/L, g, F):		
MS Numerical Performance Indicator:		
MSD Numerical Performance Indicator:		
MS Percent Recovery:		
MSD Percent Recovery:		
MS Status vs Numerical Indicator:		
MSD Status vs Numerical Indicator:		
MS Status vs Recovery:		
MSD Status vs Recovery:		
MS/MSD Upper % Recovery Limits:		
MS/MSD Lower % Recovery Limits:		

Duplicate Sample Assessment		
Sample I.D.:	LCS77979	Enter Duplicate sample IDs if other than LCS/LCSD in the space below.
Duplicate Sample I.D.	LCSD77979	
Sample Result (pCi/L, g, F):	5.108	
Sample Result 2 Sigma CSU (pCi/L, g, F):	1.244	
Sample Duplicate Result (pCi/L, g, F):	4.394	
Sample Duplicate Result 2 Sigma CSU (pCi/L, g, F):	1.129	
Are sample and/or duplicate results below RL?	NO	
Duplicate Numerical Performance Indicator:	0.834	
(Based on the LCS/LCSD Percent Recoveries) Duplicate RPD:	14.89%	
Duplicate Status vs Numerical Indicator:	Pass	
Duplicate Status vs RPD:	Pass	
% RPD Limit:	36%	

Matrix Spike/Matrix Spike Duplicate Sample Assessment		
Sample I.D.		
Sample MS I.D.		
Sample MSD I.D.		
Sample Matrix Spike Result:		
Matrix Spike Result 2 Sigma CSU (pCi/L, g, F):		
Sample Matrix Spike Duplicate Result:		
Matrix Spike Duplicate Result 2 Sigma CSU (pCi/L, g, F):		
Duplicate Numerical Performance Indicator:		
(Based on the Percent Recoveries) MS/ MSD Duplicate RPD:		
MS/ MSD Duplicate Status vs Numerical Indicator:		
MS/ MSD Duplicate Status vs RPD:		
% RPD Limit:		

Evaluation of duplicate precision is not applicable if either the sample or duplicate results are below the MDC.

Comments:

ET 3-18-24

3/18/24

Quality Control Sample Performance Assessment

Pace Analytical™ www.pacelabs.com

Test:	Ra-228
Analyst:	JJS1
Date:	3/13/2024
Worklist:	78006
Matrix:	WT

Analyst Must Manually Enter All Fields Highlighted in Yellow.

Method Blank Assessment	
MB Sample ID	3182111
MB concentration:	0.414
M/B 2 Sigma CSU:	0.431
MB MDC:	0.897
MB Numerical Performance Indicator:	1.88
MB Status vs Numerical Indicator:	Pass
MB Status vs. MDC:	Pass

Laboratory Control Sample Assessment	LCSD (Y or N)?	Y
	LCS78006	LCSD78006
Count Date:	3/19/2024	3/19/2024
Spike I.D.:	23-043	23-043
Decay Corrected Spike Concentration (pCi/mL):	37.443	37.443
Volume Used (mL):	0.10	0.10
Aliquot Volume (L, g, F):	0.815	0.823
Target Conc. (pCi/L, g, F):	4.593	4.551
Uncertainty (Calculated):	0.225	0.223
Result (pCi/L, g, F):	4.579	3.685
LCS/LCSD 2 Sigma CSU (pCi/L, g, F):	1.026	0.854
Numerical Performance Indicator:	-0.03	-1.92
Percent Recovery:	99.69%	80.96%
Status vs Numerical Indicator:	N/A	N/A
Status vs Recovery:	Pass	Pass
Upper % Recovery Limits:	135%	135%
Lower % Recovery Limits:	60%	60%

Sample Matrix Spike Control Assessment	MS/MSD 1	MS/MSD 2
Sample Collection Date:		
Sample I.D.		
Sample MS I.D.		
Sample MSD I.D.		
Spike I.D.:		
MS/MSD Decay Corrected Spike Concentration (pCi/mL):		
Spike Volume Used in MS (mL):		
Spike Volume Used in MSD (mL):		
MS Aliquot (L, g, F):		
MS Target Conc.(pCi/L, g, F):		
MSD Aliquot (L, g, F):		
MSD Target Conc. (pCi/L, g, F):		
MS Spike Uncertainty (calculated):		
MSD Spike Uncertainty (calculated):		
Sample Result:		
Sample Result 2 Sigma CSU (pCi/L, g, F):		
Sample Matrix Spike Result:		
Matrix Spike Result 2 Sigma CSU (pCi/L, g, F):		
Sample Matrix Spike Duplicate Result:		
Matrix Spike Duplicate Result 2 Sigma CSU (pCi/L, g, F):		
MS Numerical Performance Indicator:		
MSD Numerical Performance Indicator:		
MS Percent Recovery:		
MSD Percent Recovery:		
MS Status vs Numerical Indicator:		
MSD Status vs Numerical Indicator:		
MS Status vs Recovery:		
MSD Status vs Recovery:		
MS/MSD Upper % Recovery Limits:		
MS/MSD Lower % Recovery Limits:		

Duplicate Sample Assessment		
Sample I.D.:	LCS78006	Enter Duplicate sample IDs if other than LCS/LCSD in the space below.
Duplicate Sample I.D.	LCSD78006	
Sample Result (pCi/L, g, F):	4.579	
Sample Result 2 Sigma CSU (pCi/L, g, F):	1.026	
Sample Duplicate Result (pCi/L, g, F):	3.685	
Sample Duplicate Result 2 Sigma CSU (pCi/L, g, F):	0.854	
Are sample and/or duplicate results below RL?	NO	
Duplicate Numerical Performance Indicator:	1.313	
(Based on the LCS/LCSD Percent Recoveries) Duplicate RPD:	20.74%	
Duplicate Status vs Numerical Indicator:	Pass	
Duplicate Status vs RPD:	Pass	
% RPD Limit:	36%	

Matrix Spike/Matrix Spike Duplicate Sample Assessment		
Sample I.D.		
Sample MS I.D.		
Sample MSD I.D.		
Sample Matrix Spike Result:		
Matrix Spike Result 2 Sigma CSU (pCi/L, g, F):		
Sample Matrix Spike Duplicate Result:		
Matrix Spike Duplicate Result 2 Sigma CSU (pCi/L, g, F):		
Duplicate Numerical Performance Indicator:		
(Based on the Percent Recoveries) MS/ MSD Duplicate RPD:		
MS/ MSD Duplicate Status vs Numerical Indicator:		
MS/ MSD Duplicate Status vs RPD:		
% RPD Limit:		

Evaluation of duplicate precision is not applicable if either the sample or duplicate results are below the MDC.

Comments:

3/13/24

Suc 3/20/24

Quality Control Sample Performance Assessment

Pace Analytical™ www.pacelabs.com

Test:	Ra-228
Analyst:	VAL
Date:	3/20/2024
Worklist:	78205
Matrix:	WT

Analyst Must Manually Enter All Fields Highlighted in Yellow.

Method Blank Assessment	
MB Sample ID	3194236
MB concentration:	0.106
M/B 2 Sigma CSU:	0.412
MB MDC:	0.928
MB Numerical Performance Indicator:	0.50
MB Status vs Numerical Indicator:	Pass
MB Status vs. MDC:	Pass

Laboratory Control Sample Assessment	LCSD (Y or N)?	Y
	LCS78205	LCSD78205
Count Date:	3/22/2024	3/22/2024
Spike I.D.:	23-043	23-043
Decay Corrected Spike Concentration (pCi/mL):	37.405	37.405
Volume Used (mL):	0.10	0.10
Aliquot Volume (L, g, F):	0.817	0.821
Target Conc. (pCi/L, g, F):	4.576	4.554
Uncertainty (Calculated):	0.224	0.223
Result (pCi/L, g, F):	3.515	4.644
LCS/LCSD 2 Sigma CSU (pCi/L, g, F):	0.864	1.055
Numerical Performance Indicator:	-2.33	0.16
Percent Recovery:	76.81%	101.97%
Status vs Numerical Indicator:	N/A	N/A
Status vs Recovery:	Pass	Pass
Upper % Recovery Limits:	135%	135%
Lower % Recovery Limits:	60%	60%

Sample Matrix Spike Control Assessment	MS/MSD 1	MS/MSD 2
Sample Collection Date:		
Sample I.D.		
Sample MS I.D.		
Sample MSD I.D.		
Spike I.D.:		
MS/MSD Decay Corrected Spike Concentration (pCi/mL):		
Spike Volume Used in MS (mL):		
Spike Volume Used in MSD (mL):		
MS Aliquot (L, g, F):		
MS Target Conc.(pCi/L, g, F):		
MSD Aliquot (L, g, F):		
MSD Target Conc. (pCi/L, g, F):		
MS Spike Uncertainty (calculated):		
MSD Spike Uncertainty (calculated):		
Sample Result:		
Sample Result 2 Sigma CSU (pCi/L, g, F):		
Sample Matrix Spike Result:		
Matrix Spike Result 2 Sigma CSU (pCi/L, g, F):		
Sample Matrix Spike Duplicate Result:		
Matrix Spike Duplicate Result 2 Sigma CSU (pCi/L, g, F):		
MS Numerical Performance Indicator:		
MSD Numerical Performance Indicator:		
MS Percent Recovery:		
MSD Percent Recovery:		
MS Status vs Numerical Indicator:		
MSD Status vs Numerical Indicator:		
MS Status vs Recovery:		
MSD Status vs Recovery:		
MS/MSD Upper % Recovery Limits:		
MS/MSD Lower % Recovery Limits:		

Duplicate Sample Assessment		
Sample I.D.:	LCS78205	Enter Duplicate sample IDs if other than LCS/LCSD in the space below.
Duplicate Sample I.D.	LCSD78205	
Sample Result (pCi/L, g, F):	3.515	
Sample Result 2 Sigma CSU (pCi/L, g, F):	0.864	
Sample Duplicate Result (pCi/L, g, F):	4.644	
Sample Duplicate Result 2 Sigma CSU (pCi/L, g, F):	1.055	
Are sample and/or duplicate results below RL?	NO	
Duplicate Numerical Performance Indicator:	-1.622	
(Based on the LCS/LCSD Percent Recoveries) Duplicate RPD:	28.15%	
Duplicate Status vs Numerical Indicator:	Pass	
Duplicate Status vs RPD:	Pass	
% RPD Limit:	36%	

Matrix Spike/Matrix Spike Duplicate Sample Assessment		
Sample I.D.		
Sample MS I.D.		
Sample MSD I.D.		
Sample Matrix Spike Result:		
Matrix Spike Result 2 Sigma CSU (pCi/L, g, F):		
Sample Matrix Spike Duplicate Result:		
Matrix Spike Duplicate Result 2 Sigma CSU (pCi/L, g, F):		
Duplicate Numerical Performance Indicator:		
(Based on the Percent Recoveries) MS/ MSD Duplicate RPD:		
MS/ MSD Duplicate Status vs Numerical Indicator:		
MS/ MSD Duplicate Status vs RPD:		
% RPD Limit:		

Evaluation of duplicate precision is not applicable if either the sample or duplicate results are below the MDC.

Comments:

ET 3-25-24

3/25/24

Quality Control Sample Performance Assessment

Pace Analytical™
www.pacelabs.com

Test:	Ra-226
Analyst:	SLC
Date:	3/14/2024
Worklist:	77996
Matrix:	WT

Analyst Must Manually Enter All Fields Highlighted in Yellow.

Method Blank Assessment	
MB Sample ID	3180690
MB concentration:	-0.038
M/B 2 Sigma CSU:	0.101
MB MDC:	0.298
MB Numerical Performance Indicator:	-0.74
MB Status vs Numerical Indicator:	Pass
MB Status vs. MDC:	N/A

Laboratory Control Sample Assessment	LCSD (Y or N)?	Y
	LCS77996	LCSD77996
Count Date:	3/19/2024	3/19/2024
Spike I.D.:	23-014	23-014
Decay Corrected Spike Concentration (pCi/mL):	25.025	25.025
Volume Used (mL):	0.10	0.10
Aliquot Volume (L, g, F):	0.505	0.502
Target Conc. (pCi/L, g, F):	4.955	4.982
Uncertainty (Calculated):	0.233	0.234
Result (pCi/L, g, F):	5.212	5.154
LCS/LCSD 2 Sigma CSU (pCi/L, g, F):	0.940	0.937
Numerical Performance Indicator:	0.52	0.35
Percent Recovery:	105.19%	103.44%
Status vs Numerical Indicator:	Pass	Pass
Status vs Recovery:	N/A	N/A
Upper % Recovery Limits:	125%	125%
Lower % Recovery Limits:	75%	75%

Sample Matrix Spike Control Assessment	MS/MSD 1	MS/MSD 2
Sample Collection Date:		
Sample I.D.		
Sample MS I.D.		
Sample MSD I.D.		
Spike I.D.:		
MS/MSD Decay Corrected Spike Concentration (pCi/mL):		
Spike Volume Used in MS (mL):		
Spike Volume Used in MSD (mL):		
MS Aliquot (L, g, F):		
MS Target Conc.(pCi/L, g, F):		
MSD Aliquot (L, g, F):		
MSD Target Conc. (pCi/L, g, F):		
MS Spike Uncertainty (calculated):		
MSD Spike Uncertainty (calculated):		
Sample Result:		
Sample Result 2 Sigma CSU (pCi/L, g, F):		
Sample Matrix Spike Result:		
Matrix Spike Result 2 Sigma CSU (pCi/L, g, F):		
Sample Matrix Spike Duplicate Result:		
Matrix Spike Duplicate Result 2 Sigma CSU (pCi/L, g, F):		
MS Numerical Performance Indicator:		
MSD Numerical Performance Indicator:		
MS Percent Recovery:		
MSD Percent Recovery:		
MS Status vs Numerical Indicator:		
MSD Status vs Numerical Indicator:		
MS Status vs Recovery:		
MSD Status vs Recovery:		
MS/MSD Upper % Recovery Limits:		
MS/MSD Lower % Recovery Limits:		

Duplicate Sample Assessment		
Sample I.D.:	LCS77996	92715974021
Duplicate Sample I.D.	LCSD77996	92715974021DUP
Sample Result (pCi/L, g, F):	5.212	0.111
Sample Result 2 Sigma CSU (pCi/L, g, F):	0.940	0.145
Sample Duplicate Result (pCi/L, g, F):	5.154	0.013
Sample Duplicate Result 2 Sigma CSU (pCi/L, g, F):	0.937	0.096
Are sample and/or duplicate results below RL?	NO	See Below ##
Duplicate Numerical Performance Indicator:	0.086	1.106
(Based on the LCS/LCSD Percent Recoveries) Duplicate RPD:	1.68%	158.89%
Duplicate Status vs Numerical Indicator:	Pass	Pass
Duplicate Status vs RPD:	N/A	N/A
% RPD Limit:	25%	25%

Matrix Spike/Matrix Spike Duplicate Sample Assessment		
Sample I.D.		
Sample MS I.D.		
Sample MSD I.D.		
Sample Matrix Spike Result:		
Matrix Spike Result 2 Sigma CSU (pCi/L, g, F):		
Sample Matrix Spike Duplicate Result:		
Matrix Spike Duplicate Result 2 Sigma CSU (pCi/L, g, F):		
Duplicate Numerical Performance Indicator:		
(Based on the Percent Recoveries) MS/ MSD Duplicate RPD:		
MS/ MSD Duplicate Status vs Numerical Indicator:		
MS/ MSD Duplicate Status vs RPD:		
% RPD Limit:		

Evaluation of duplicate precision is not applicable if either the sample or duplicate results are below the MDC.

Comments:

ET 3-19-24

VAM 3/19/24

Quality Control Sample Performance Assessment

Pace Analytical™
www.pacelabs.com

Test:	Ra-226
Analyst:	SLC
Date:	3/18/2024
Worklist:	78093
Matrix:	WT

Analyst Must Manually Enter All Fields Highlighted in Yellow.

Method Blank Assessment	
MB Sample ID	3187402
MB concentration:	0.036
MB 2 Sigma CSU:	0.170
MB MDC:	0.433
MB Numerical Performance Indicator:	0.41
MB Status vs Numerical Indicator:	Pass
MB Status vs. MDC:	N/A

Laboratory Control Sample Assessment	LCSD (Y or N)?	Y
	LCS78093	LCSD78093
Count Date:	3/19/2024	3/19/2024
Spike I.D.:	23-014	23-014
Decay Corrected Spike Concentration (pCi/mL):	25.025	25.025
Volume Used (mL):	0.10	0.10
Aliquot Volume (L, g, F):	0.502	0.501
Target Conc. (pCi/L, g, F):	4.989	4.997
Uncertainty (Calculated):	0.234	0.235
Result (pCi/L, g, F):	4.387	4.939
LCS/LCSD 2 Sigma CSU (pCi/L, g, F):	0.971	1.039
Numerical Performance Indicator:	-1.18	-0.11
Percent Recovery:	87.94%	98.84%
Status vs Numerical Indicator:	Pass	Pass
Status vs Recovery:	N/A	N/A
Upper % Recovery Limits:	125%	125%
Lower % Recovery Limits:	75%	75%

Sample Matrix Spike Control Assessment	MS/MSD 1	MS/MSD 2
Sample Collection Date:		
Sample I.D.		
Sample MS I.D.		
Sample MSD I.D.		
Spike I.D.:		
MS/MSD Decay Corrected Spike Concentration (pCi/mL):		
Spike Volume Used in MS (mL):		
Spike Volume Used in MSD (mL):		
MS Aliquot (L, g, F):		
MS Target Conc.(pCi/L, g, F):		
MSD Aliquot (L, g, F):		
MSD Target Conc. (pCi/L, g, F):		
MS Spike Uncertainty (calculated):		
MSD Spike Uncertainty (calculated):		
Sample Result:		
Sample Result 2 Sigma CSU (pCi/L, g, F):		
Sample Matrix Spike Result:		
Matrix Spike Result 2 Sigma CSU (pCi/L, g, F):		
Sample Matrix Spike Duplicate Result:		
Matrix Spike Duplicate Result 2 Sigma CSU (pCi/L, g, F):		
MS Numerical Performance Indicator:		
MSD Numerical Performance Indicator:		
MS Percent Recovery:		
MSD Percent Recovery:		
MS Status vs Numerical Indicator:		
MSD Status vs Numerical Indicator:		
MS Status vs Recovery:		
MSD Status vs Recovery:		
MS/MSD Upper % Recovery Limits:		
MS/MSD Lower % Recovery Limits:		

Duplicate Sample Assessment		
Sample I.D.:	LCS78093	92716308020
Duplicate Sample I.D.	LCSD78093	92716308020DUP
Sample Result (pCi/L, g, F):	4.387	0.212
Sample Result 2 Sigma CSU (pCi/L, g, F):	0.971	0.245
Sample Duplicate Result (pCi/L, g, F):	4.939	0.326
Sample Duplicate Result 2 Sigma CSU (pCi/L, g, F):	1.039	0.273
Are sample and/or duplicate results below RL?	NO	See Below ##
Duplicate Numerical Performance Indicator:	-0.761	-0.608
(Based on the LCS/LCSD Percent Recoveries) Duplicate RPD:	11.67%	42.19%
Duplicate Status vs Numerical Indicator:	Pass	Pass
Duplicate Status vs RPD:	N/A	N/A
% RPD Limit:	25%	25%

Matrix Spike/Matrix Spike Duplicate Sample Assessment		
Sample I.D.		
Sample MS I.D.		
Sample MSD I.D.		
Sample Matrix Spike Result:		
Matrix Spike Result 2 Sigma CSU (pCi/L, g, F):		
Sample Matrix Spike Duplicate Result:		
Matrix Spike Duplicate Result 2 Sigma CSU (pCi/L, g, F):		
Duplicate Numerical Performance Indicator:		
(Based on the Percent Recoveries) MS/ MSD Duplicate RPD:		
MS/ MSD Duplicate Status vs Numerical Indicator:		
MS/ MSD Duplicate Status vs RPD:		
% RPD Limit:		

Evaluation of duplicate precision is not applicable if either the sample or duplicate results are below the MDC.

Comments:

ET 3-19-24

VAM 3/19/24

Pace Analytical Services, LLC
9800 Kincey Ave. Suite 100
Huntersville, NC 28078
(704)875-9092

April 15, 2024

Kristen Jurinko
Southern Company
241 Ralph McGill Blvd
NE, Bin 10160
Atlanta, GA 30308

RE: Project: Bowen LF Cells 3&4
Pace Project No.: 92723477

Dear Kristen Jurinko:

Enclosed are the analytical results for sample(s) received by the laboratory on April 04, 2024. The results relate only to the samples included in this report. Results reported herein conform to the applicable TNI/NELAC Standards and the laboratory's Quality Manual, where applicable, unless otherwise noted in the body of the report.

The test results provided in this final report were generated by each of the following laboratories within the Pace Network:

- Pace Analytical Services - Peachtree Corners, GA

If you have any questions concerning this report, please feel free to contact me.

Sincerely,

Bonnie Vang
bonnie.vang@pacelabs.com
704-977-0968
Project Manager

Enclosures

cc: Carole Lieu, Stantec
Laura Midkiff, Southern Co.
Edgar Smith, Stantec
Cassidy Sutherland, Stantec

This report shall not be reproduced, except in full,
without the written consent of Pace Analytical Services, LLC.

Pace Analytical Services, LLC
9800 Kincey Ave. Suite 100
Huntersville, NC 28078
(704)875-9092

CERTIFICATIONS

Project: Bowen LF Cells 3&4
Pace Project No.: 92723477

Pace Analytical Services Peachtree Corners
110 Technology Pkwy, Peachtree Corners, GA 30092
Florida DOH Certification #: E87315
Georgia DW Inorganics Certification #: 812
North Carolina Certification #: 381
South Carolina Certification #: 98011001
Virginia Certification #: 460204

REPORT OF LABORATORY ANALYSIS

This report shall not be reproduced, except in full,
without the written consent of Pace Analytical Services, LLC.

Pace Analytical Services, LLC
9800 Kincey Ave. Suite 100
Huntersville, NC 28078
(704)875-9092

SAMPLE SUMMARY

Project: Bowen LF Cells 3&4
Pace Project No.: 92723477

Lab ID	Sample ID	Matrix	Date Collected	Date Received
92723477001	**BOW-GWC-23R**	Water	04/03/24 10:57	04/04/24 10:44
92723477002	**BOW-LF3-4-FD-02**	Water	04/03/24 00:00	04/04/24 10:44
92723477003	**BOW-LF3-4-FB-02**	Water	04/03/24 16:06	04/04/24 10:44
92723477004	**BOW-LF3-4-EB-02**	Water	04/03/24 16:38	04/04/24 10:44

This report shall not be reproduced, except in full,
without the written consent of Pace Analytical Services, LLC.

Pace Analytical Services, LLC
9800 Kincey Ave. Suite 100
Huntersville, NC 28078
(704)875-9092

SAMPLE ANALYTE COUNT

Project: Bowen LF Cells 3&4
Pace Project No.: 92723477

Lab ID	Sample ID	Method	Analysts	Analytes Reported
92723477001	**BOW-GWC-23R**	EPA 6020B	CW1	1
92723477002	**BOW-LF3-4-FD-02**	EPA 6020B	CW1	1
92723477003	**BOW-LF3-4-FB-02**	EPA 6020B	CW1	1
92723477004	**BOW-LF3-4-EB-02**	EPA 6020B	CW1	1

PASI-GA = Pace Analytical Services - Peachtree Corners, GA

REPORT OF LABORATORY ANALYSIS

This report shall not be reproduced, except in full,
without the written consent of Pace Analytical Services, LLC.

Pace Analytical Services, LLC
9800 Kincey Ave. Suite 100
Huntersville, NC 28078
(704)875-9092

SUMMARY OF DETECTION

Project: Bowen LF Cells 3&4
Pace Project No.: 92723477

Lab Sample ID / Method	Client Sample ID / Parameters	Result	Units	Report Limit	Analyzed	Qualifiers
92723477001	**BOW-GWC-23R**					
EPA 6020B	Barium	0.018	mg/L	0.0050	04/09/24 19:07	
92723477002	**BOW-LF3-4-FD-02**					
EPA 6020B	Barium	0.018	mg/L	0.0050	04/09/24 19:10	

This report shall not be reproduced, except in full,
without the written consent of Pace Analytical Services, LLC.

Pace Analytical Services, LLC
9800 Kincey Ave. Suite 100
Huntersville, NC 28078
(704)875-9092

ANALYTICAL RESULTS

Project: Bowen LF Cells 3&4
Pace Project No.: 92723477

Sample: BOW-GWC-23R **Lab ID: 92723477001** Collected: 04/03/24 10:57 Received: 04/04/24 10:44 Matrix: Water

Parameters	Results	Units	Report Limit	MDL	DF	Prepared	Analyzed	CAS No.	Qual
6020 MET ICPMS	Analytical Method: EPA 6020B Preparation Method: EPA 3005A Pace Analytical Services - Peachtree Corners, GA								
Barium	**0.018**	mg/L	0.0050	0.00047	1	04/05/24 13:11	04/09/24 19:07	7440-39-3	

REPORT OF LABORATORY ANALYSIS

This report shall not be reproduced, except in full,
without the written consent of Pace Analytical Services, LLC.

Pace Analytical Services, LLC
9800 Kincey Ave. Suite 100
Huntersville, NC 28078
(704)875-9092

ANALYTICAL RESULTS

Project: Bowen LF Cells 3&4
Pace Project No.: 92723477

Sample: BOW-LF3-4-FD-02 **Lab ID: 92723477002** Collected: 04/03/24 00:00 Received: 04/04/24 10:44 Matrix: Water

Parameters	Results	Units	Report Limit	MDL	DF	Prepared	Analyzed	CAS No.	Qual
6020 MET ICPMS	Analytical Method: EPA 6020B Preparation Method: EPA 3005A Pace Analytical Services - Peachtree Corners, GA								
Barium	**0.018**	mg/L	0.0050	0.00047	1	04/05/24 13:11	04/09/24 19:10	7440-39-3	

REPORT OF LABORATORY ANALYSIS

This report shall not be reproduced, except in full,
without the written consent of Pace Analytical Services, LLC.

Pace Analytical Services, LLC
9800 Kincey Ave. Suite 100
Huntersville, NC 28078
(704)875-9092

ANALYTICAL RESULTS

Project: Bowen LF Cells 3&4
Pace Project No.: 92723477

Sample: BOW-LF3-4-FB-02 **Lab ID: 92723477003** Collected: 04/03/24 16:06 Received: 04/04/24 10:44 Matrix: Water

Parameters	Results	Units	Report Limit	MDL	DF	Prepared	Analyzed	CAS No.	Qual
6020 MET ICPMS	Analytical Method: EPA 6020B Preparation Method: EPA 3005A Pace Analytical Services - Peachtree Corners, GA								
Barium	ND	mg/L	0.0050	0.00047	1	04/05/24 13:11	04/09/24 19:14	7440-39-3	

REPORT OF LABORATORY ANALYSIS

This report shall not be reproduced, except in full,
without the written consent of Pace Analytical Services, LLC.

Pace Analytical Services, LLC
9800 Kincey Ave. Suite 100
Huntersville, NC 28078
(704)875-9092

ANALYTICAL RESULTS

Project: Bowen LF Cells 3&4
Pace Project No.: 92723477

Sample: BOW-LF3-4-EB-02 **Lab ID: 92723477004** Collected: 04/03/24 16:38 Received: 04/04/24 10:44 Matrix: Water

Parameters	Results	Units	Report Limit	MDL	DF	Prepared	Analyzed	CAS No.	Qual
6020 MET ICPMS	Analytical Method: EPA 6020B Preparation Method: EPA 3005A Pace Analytical Services - Peachtree Corners, GA								
Barium	ND	mg/L	0.0050	0.00047	1	04/05/24 13:11	04/09/24 19:18	7440-39-3	

REPORT OF LABORATORY ANALYSIS

This report shall not be reproduced, except in full,
without the written consent of Pace Analytical Services, LLC.

Pace Analytical Services, LLC
9800 Kincey Ave. Suite 100
Huntersville, NC 28078
(704)875-9092

QUALITY CONTROL DATA

Project: Bowen LF Cells 3&4
Pace Project No.: 92723477

QC Batch: 844744 | Analysis Method: EPA 6020B
QC Batch Method: EPA 3005A | Analysis Description: 6020 MET
Laboratory: Pace Analytical Services - Peachtree Corners, GA
Associated Lab Samples: 92723477001, 92723477002, 92723477003, 92723477004

METHOD BLANK: 4362508 Matrix: Water
Associated Lab Samples: 92723477001, 92723477002, 92723477003, 92723477004

Parameter	Units	Blank Result	Reporting Limit	MDL	Analyzed	Qualifiers
Barium	mg/L	ND	0.0050	0.00047	04/09/24 18:04	

LABORATORY CONTROL SAMPLE: 4362509

Parameter	Units	Spike Conc.	LCS Result	LCS % Rec	% Rec Limits	Qualifiers
Barium	mg/L	0.1	0.097	97	80-120	

MATRIX SPIKE & MATRIX SPIKE DUPLICATE: 4362510 4362511

Parameter	Units	92723469002 Result	MS Spike Conc.	MSD Spike Conc.	MS Result	MSD Result	MS % Rec	MSD % Rec	% Rec Limits	RPD	Max RPD	Qual
Barium	mg/L	52.2 ug/L	0.1	0.1	0.15	0.15	95	94	75-125	1	20	

Results presented on this page are in the units indicated by the "Units" column except where an alternate unit is presented to the right of the result.

REPORT OF LABORATORY ANALYSIS

This report shall not be reproduced, except in full,
without the written consent of Pace Analytical Services, LLC.

Pace Analytical Services, LLC
9800 Kincey Ave. Suite 100
Huntersville, NC 28078
(704)875-9092

QUALIFIERS

Project: Bowen LF Cells 3&4
Pace Project No.: 92723477

DEFINITIONS

DF - Dilution Factor, if reported, represents the factor applied to the reported data due to dilution of the sample aliquot.

ND - Not Detected at or above adjusted reporting limit.

TNTC - Too Numerous To Count

J - Estimated concentration above the adjusted method detection limit and below the adjusted reporting limit.

MDL - Adjusted Method Detection Limit.

PQL - Practical Quantitation Limit.

RL - Reporting Limit - The lowest concentration value that meets project requirements for quantitative data with known precision and bias for a specific analyte in a specific matrix.

S - Surrogate

1,2-Diphenylhydrazine decomposes to and cannot be separated from Azobenzene using Method 8270. The result for each analyte is a combined concentration.

Consistent with EPA guidelines, unrounded data are displayed and have been used to calculate % recovery and RPD values.

LCS(D) - Laboratory Control Sample (Duplicate)

MS(D) - Matrix Spike (Duplicate)

DUP - Sample Duplicate

RPD - Relative Percent Difference

NC - Not Calculable.

SG - Silica Gel - Clean-Up

U - Indicates the compound was analyzed for, but not detected.

Acid preservation may not be appropriate for 2 Chloroethylvinyl ether.

A separate vial preserved to a pH of 4-5 is recommended in SW846 Chapter 4 for the analysis of Acrolein and Acrylonitrile by EPA Method 8260.

N-Nitrosodiphenylamine decomposes and cannot be separated from Diphenylamine using Method 8270. The result reported for each analyte is a combined concentration.

Reported results are not rounded until the final step prior to reporting. Therefore, calculated parameters that are typically reported as "Total" may vary slightly from the sum of the reported component parameters.

Pace Analytical is TNI accredited. Contact your Pace PM for the current list of accredited analytes.

TNI - The NELAC Institute.

This report shall not be reproduced, except in full,
without the written consent of Pace Analytical Services, LLC.

Pace Analytical Services, LLC
9800 Kincey Ave. Suite 100
Huntersville, NC 28078
(704)875-9092

QUALITY CONTROL DATA CROSS REFERENCE TABLE

Project: Bowen LF Cells 3&4
Pace Project No.: 92723477

Lab ID	Sample ID	QC Batch Method	QC Batch	Analytical Method	Analytical Batch
92723477001	**BOW-GWC-23R**	EPA 3005A	844744	EPA 6020B	844844
92723477002	**BOW-LF3-4-FD-02**	EPA 3005A	844744	EPA 6020B	844844
92723477003	**BOW-LF3-4-FB-02**	EPA 3005A	844744	EPA 6020B	844844
92723477004	**BOW-LF3-4-EB-02**	EPA 3005A	844744	EPA 6020B	844844

This report shall not be reproduced, except in full,
without the written consent of Pace Analytical Services, LLC.

DC#_Title: ENV-FRM-HUN1-0083 v03_Sample Condition Upon Receipt

Effective Date: 12/01/2023

Laboratory receiving samples:
Asheville ☐ Eden ☐ Greenwood ☐ Huntersville ☐ Raleigh ☐ Mechanicsville ☐ Atlanta ☑ Kernersville ☐

Sample Condition Upon Receipt

Client Name: GA Power

Project #: **WO# : 92723477**

92723477

Courier: ☐ Commercial ☐ Fed Ex ☑ Pace ☐ UPS ☐ USPS ☐ Other:____ ☐ Client

Custody Seal Present? ☐ Yes ☑ No Seals Intact? ☐ Yes ☐ No ☑ N/A

Date/Initials Person Examining Contents: 4/24/24 CDW

Packing Material: ☐ Bubble Wrap ☐ Bubble Bags ☑ None ☐ Other

Biological Tissue Frozen? ☐ Yes ☐ No ☐ N/A

Thermometer: ☑ IR Gun ID: 083

Type of Ice: ☑ Wet ☐ Blue ☐ None

Cooler Temp: 4.8 Correction Factor: Add/Subtract (°C) 0.0

Cooler Temp Corrected (°C): 4.8

Temp should be above freezing to 6°C
☐ Samples out of temp criteria. Samples on ice, cooling process has begun

USDA Regulated Soil (☐ N/A, water sample)
Did samples originate in a quarantine zone within the United States: CA, NY, or SC (check maps)? ☐ Yes ☐ No

Did samples originate from a foreign source (internationally, including Hawaii and Puerto Rico)? ☐ Yes ☐ No

				Comments/Discrepancy:
Chain of Custody Present?	☑ Yes	☐ No	☐ N/A	1.
Samples Arrived within Hold Time?	☑ Yes	☐ No	☐ N/A	2.
Short Hold Time Analysis (<72 hr.)?	☐ Yes	☑ No	☐ N/A	3.
Rush Turn Around Time Requested?	☐ Yes	☑ No	☐ N/A	4.
Sufficient Volume?	☑ Yes	☐ No	☐ N/A	5.
Correct Containers Used?	☑ Yes	☐ No	☐ N/A	6.
-Pace Containers Used?	☐ Yes	☐ No	☐ N/A	
Containers Intact?	☑ Yes	☐ No	☐ N/A	7.
Dissolved analysis: Samples Field Filtered?	☐ Yes	☐ No	☑ N/A	8.
Sample Labels Match COC? -Includes Date/Time/ID/Analysis Matrix: W	☑ Yes	☐ No	☐ N/A	9.
Headspace in VOA Vials (>5-6mm)?	☐ Yes	☐ No	☑ N/A	10.
Trip Blank Present?	☐ Yes	☐ No	☑ N/A	11.
Trip Blank Custody Seals Present?	☐ Yes	☐ No	☑ N/A	

Field Data Required? ☐ Yes ☐ No

COMMENTS/SAMPLE DISCREPANCY

Lot ID of split containers:

CLIENT NOTIFICATION/RESOLUTION

Person contacted: Date/Time:

Project Manager SCURF Review: Date:

Project Manager SRF Review: Date:

Pace ANALYTICAL SERVICES	DC#_Title: ENV-FRM-HUN1-0083 v03_Sample Condition Upon Receipt
	Effective Date: 12/01/2023

*Check mark top half of box if pH and/or dechlorination is verified and within the acceptance range for preservation samples.
Exceptions: VOA, Coliform, TOC, Oil and Grease, DRO/8015 (water) DOC, LLHg

**Bottom half of box is to list number of bottles

***Check all unpreserved Nitrates for chlorine

Project # **WO# : 92723477**

PM: BV Due Date: 04/18/24

CLIENT: 92-GP-BOWLF

Item#	BP4U-125 mL Plastic Unpreserved (N/A) (Cl-)	BP3U-250 mL Plastic Unpreserved (N/A)	BP2U-500 mL Plastic Unpreserved (N/A)	BP1U-1 liter Plastic Unpreserved (N/A)	BP4S-125 mL Plastic H2SO4 (pH < 2) (Cl-)	BP3N-250 mL plastic HNO3 (pH < 2)	BP4Z-125 mL Plastic ZN Acetate & NaOH (>9)	BP4B-125 mL Plastic NaOH (pH > 12) (Cl-)	WGFU-Wide-mouthed Glass jar Unpreserved	AG1U-1 liter Amber Unpreserved (N/A) (Cl-)	AG1H-1 liter Amber HCl (pH < 2)	AG3U-250 mL Amber Unpreserved (N/A) (Cl-)	AG1S-1 liter Amber H2SO4 (pH < 2)	AG3S-250 mL Amber H2SO4 (pH < 2)	DG94-40 mL Amber NH4Cl (N/A)(Cl-)	DG9H-40 mL VOA HCl (N/A)	VG9T-40 mL VOA Na2S2O3 (N/A)	VG9U-40 mL VOA Unpreserved (N/A)	DG9V-40 mL VOA H3PO4 (N/A)	KP7U-50 mL Plastic Unpreserved (N/A)	V/GK (3 vials per kit)-VPH/Gas kit (N/A)	SP5T-125 mL Sterile Plastic (N/A – lab)	SP2T-250 mL Sterile Plastic (N/A – lab)		BP3R-250 mL Plastic (NH2)2SO4 (9.3-9.7)	AG0U-100 mL Amber Unpreserved (N/A) (Cl-)	VSGU-20 mL Scintillation vials (N/A)	DG9U-40 mL Amber Unpreserved vials (N/A)
1						1 ✓																							
2						1 ✓																							
3						(✓																							
4						1 ✓																							
5																													
6																													
7																													
8																													
9																													
10																													
11																													
12																													

pH Adjustment Log for Preserved Samples

Sample ID	Type of Preservative	pH upon receipt	Date preservation adjusted	Time preservation adjusted	Amount of Preservative added	Lot #

Note: Whenever there is a discrepancy affecting North Carolina compliance samples, a copy of this form will be sent to the North Carolina DENR Certification Office (i.e. Out of hold, incorrect preservative, out of temp, incorrect containers.

Pace® Location Requested (City/State):

Pace Analytical Charlotte
9800 Kincey Ave, Suite 100, Huntersville, NC 28078

CHAIN-OF-CUSTODY Analytical Request Document

Chain-of-Custody is a LEGAL DOCUMENT - Complete all relevant fields

LAB USE ONLY- Affix Workorder/Login Label Here

92723477

Scan QR Code for instructions

Company Name: Georgia Power - Bowen	Contact/Report To: Kristen Jurinko, ~~Anthony Sawasi~~ Cassidy Sutherland
Street Address: 241 Ralph McGill Blvd NE, Atlanta, GA 30308	Phone #: (470) 217-0008
	E-Mail: knjurink@southernco.com
	Cc E-Mail: Laura Midkiff, Ben Hodges, Mike Smilley, Noelia Gangi
Customer Project #:	Invoice to: Account Payable
Project Name: Bowen LF Cells 3&4	Invoice E-mail: georgiapowerinvoices@southernco.com
Site Collection Info/Facility ID (as applicable):	Purchase Order # (if applicable): GPC82474-0007
	Quote #:
Time Zone Collected: [ ] AK [ ] PT [ ] MT [ ] CT [X] ET	County / State origin of sample(s): Georgia
Data Deliverables: [ ] Level II [ ] Level III [ ] Level IV [ ] EQUIS [ ] Other	Regulatory Program (DW, RCRA, etc.) as applicable: Reportable [ ] Yes [ ] No
	Rush (Pre-approval required): [ ] Same Day [ ] 1 Day [ ] 2 Day [ ] 3 Day Other _____ Date Results Requested:
	DW PWSID # or WW Permit # as applicable:
	Field Filtered (if applicable): [ ] Yes [ ] No Analysis:

Specify Container Size **: 3

Identify Container Preservative Type***: 2

Analysis Requested

**Container Size: (1) 1L, (2) 500mL, (3) 250mL, (4) 125mL, (5) 100mL, (6) 40mL vial, (7) EnCore, (8) TerraCore, (9) 90mL, (10) Other

*** Preservative Types: (1) None, (2) HNO3, (3) H2SO4, (4) HCl, (5) NaOH, (6) Zn Acetate, (7) NaHSO4, (8) Sod. Thiosulfate, (9) Ascorbic Acid, (10) MeOH, (11) Other

Lab Use Only: Proj. Mgr: Bonnie Vang; AcctNum / Client ID:; Table #:; Profile / Template: 16507; Prelog / Bottle Ord. ID: EZ 3057871

* Matrix Codes (Insert in Matrix box below): Drinking Water (DW), Ground Water (GW), Wastewater (WW), Product (P), Soil/Solid (SS), Oil (OL), Wipe (WP), Tissue (TS), Bioassay (B), Vapor (V), Surface Water (SW), Sediment (SED), Sludge (SL), Caulk (CK), Leachate (LL), Biosolid (BS), Other (OT)

Customer Sample ID	Matrix*	Comp / Grab	Composite Start Date	Composite Start Time	Collected or Composite End Date	Collected or Composite End Time	# Cont.	Residual Chlorine Result	Residual Chlorine Units	Barium	Sample Comment	Preservation non-conformance identified for sample
BOW-GWC-23R	WG	G			4/3/24	1057	1			X	GW1	
BOW-LF3-4-FD-02	WG	G			4/3/24	—	1			X	GW2	
BOW-LF3-4-FB-02	WQ	G			4/3/24	1606	1			X	GW3	
BOW-LF3-4-EB-02	WQ	G			4/3/24	1638	1			X	GW4	

Additional Instructions from Pace®:
Task Code: BOW-CCR-ASSMT-2024S1R1

Collected By: Jay Siewert, Natalie Piparo
Printed Name
Signature
Resolute Environmental

Customer Remarks / Special Conditions / Possible Hazards:

Coolers: Thermometer ID: Correction Factor (°C): Obs. Temp. (°C): Corrected Temp. (°C): [ ] On Ice

Relinquished by/Company: (Signature)	Date/Time:	Received by/Company: (Signature)	Date/Time:	Tracking Number:
	4/4/24 1044	Ryan Williams / Pace	4/4/24 1044	
Relinquished by/Company: (Signature) Ryan Williams / Pace	4/4/24 1350		4/4/24 1350	Delivered by: [ ] In-Person [ ] Courier [ ] FedEx [ ] UPS [ ] Other
Relinquished by/Company: (Signature)	Date/Time:	Received by/Company: (Signature)	Date/Time:	
Relinquished by/Company: (Signature)	Date/Time:	Received by/Company: (Signature)	Date/Time:	Page: 1 of 1

Submitting a sample via this chain of custody constitutes acknowledgment and acceptance of the Pace® Terms and Conditions found at https://www.pacelabs.com/resource-library/resource/pace-terms-and-conditions/

Pace Analytical Services, LLC
9800 Kincey Ave. Suite 100
Huntersville, NC 28078
(704)875-9092

May 08, 2024

Kristen Jurinko
Southern Company
241 Ralph McGill Blvd
NE, Bin 10160
Atlanta, GA 30308

RE: Project: Bowen LF Cells 5-8 BG #6
Pace Project No.: 92727360

Dear Kristen Jurinko:

Enclosed are the analytical results for sample(s) received by the laboratory on April 25, 2024. The results relate only to the samples included in this report. Results reported herein conform to the applicable TNI/NELAC Standards and the laboratory's Quality Manual, where applicable, unless otherwise noted in the body of the report.

The test results provided in this final report were generated by each of the following laboratories within the Pace Network:

- Pace Analytical Services - Asheville
- Pace Analytical Services - Peachtree Corners, GA

If you have any questions concerning this report, please feel free to contact me.

Sincerely,

Bonnie Vang
bonnie.vang@pacelabs.com
704-977-0968
Project Manager

Enclosures

cc: Carole Lieu, Stantec
Laura Midkiff, Southern Co.
Edgar Smith, Stantec
Cassidy Sutherland, Stantec

This report shall not be reproduced, except in full,
without the written consent of Pace Analytical Services, LLC.

Pace Analytical Services, LLC
9800 Kincey Ave. Suite 100
Huntersville, NC 28078
(704)875-9092

CERTIFICATIONS

Project: Bowen LF Cells 5-8 BG #6
Pace Project No.: 92727360

Pace Analytical Services Asheville
2225 Riverside Drive, Asheville, NC 28804
Florida/NELAP Certification #: E87648
North Carolina Drinking Water Certification #: 37712
North Carolina Wastewater Certification #: 40
South Carolina Laboratory ID: 99030
South Carolina Certification #: 99030001
Virginia/VELAP Certification #: 460222

Pace Analytical Services Peachtree Corners
110 Technology Pkwy, Peachtree Corners, GA 30092
Florida DOH Certification #: E87315
Georgia DW Inorganics Certification #: 812
North Carolina Certification #: 381
South Carolina Certification #: 98011001
Virginia Certification #: 460204

REPORT OF LABORATORY ANALYSIS

This report shall not be reproduced, except in full,
without the written consent of Pace Analytical Services, LLC.

Pace Analytical Services, LLC
9800 Kincey Ave. Suite 100
Huntersville, NC 28078
(704)875-9092

SAMPLE SUMMARY

Project: Bowen LF Cells 5-8 BG #6
Pace Project No.: 92727360

Lab ID	Sample ID	Matrix	Date Collected	Date Received
92727360001	**BOW-GWC-26**	Water	04/23/24 15:38	04/25/24 13:56
92727360002	**BOW-GWC-27**	Water	04/23/24 13:23	04/25/24 13:56
92727360003	**BOW-GWC-27R**	Water	04/23/24 16:43	04/25/24 13:56
92727360004	**BOW-GWC-29**	Water	04/23/24 11:38	04/25/24 13:56
92727360005	**BOW-GWC-31**	Water	04/23/24 13:52	04/25/24 13:56
92727360006	**BOW-GWC-31R**	Water	04/23/24 15:47	04/25/24 13:56
92727360007	**BOW-GWC-28**	Water	04/24/24 11:25	04/25/24 13:56
92727360008	**BOW-GWC-29R**	Water	04/24/24 10:12	04/25/24 13:56
92727360009	**BOW-GWC-30**	Water	04/24/24 11:02	04/25/24 13:56
92727360010	**BOW-GWC-32**	Water	04/24/24 14:37	04/25/24 13:56
92727360011	**BOW-GWC-33R**	Water	04/23/24 11:18	04/25/24 13:56
92727360012	**BOW-LF5-8-FD-01**	Water	04/23/24 00:00	04/25/24 13:56
92727360013	**BOW-LF5-8-FB-01**	Water	04/23/24 16:32	04/25/24 13:56
92727360014	**BOW-LF5-8-EB-01**	Water	04/23/24 16:40	04/25/24 13:56
92727360015	**BOW-GWC-57**	Water	04/24/24 15:42	04/25/24 13:56
92727360016	**BOW-GWC-34**	Water	04/24/24 11:22	04/25/24 13:56
92727360017	**BOW-GWC-34R**	Water	04/24/24 13:35	04/25/24 13:56
92727360018	**BOW-GWC-35**	Water	04/24/24 13:20	04/25/24 13:56
92727360019	**BOW-LF5-8-FD-02**	Water	04/24/24 00:00	04/25/24 13:56
92727360020	**BOW-LF5-8-FB-02**	Water	04/24/24 15:34	04/25/24 13:56
92727360021	**BOW-LF5-8-EB-02**	Water	04/24/24 15:40	04/25/24 13:56

REPORT OF LABORATORY ANALYSIS

This report shall not be reproduced, except in full,
without the written consent of Pace Analytical Services, LLC.

Pace Analytical Services, LLC
9800 Kincey Ave. Suite 100
Huntersville, NC 28078
(704)875-9092

SAMPLE ANALYTE COUNT

Project: Bowen LF Cells 5-8 BG #6
Pace Project No.: 92727360

Lab ID	Sample ID	Method	Analysts	Analytes Reported
92727360001	**BOW-GWC-26**	EPA 6010D	AJM	7
		EPA 6020B	CW1	17
		EPA 7470A	VB	1
		SM 2540C-2015	DL1	1
		SM 2320B-2011	SMS	3
		EPA 300.0 Rev 2.1 1993	CDC	3
92727360002	**BOW-GWC-27**	EPA 6010D	DRB	7
		EPA 6020B	CW1	17
		EPA 7470A	VB	1
		SM 2540C-2015	DL1	1
		SM 2320B-2011	SMS	3
		EPA 300.0 Rev 2.1 1993	CDC	3
92727360003	**BOW-GWC-27R**	EPA 6010D	DRB	7
		EPA 6020B	CW1	17
		EPA 7470A	VB	1
		SM 2540C-2015	DL1	1
		SM 2320B-2011	SMS	3
		EPA 300.0 Rev 2.1 1993	CDC	3
92727360004	**BOW-GWC-29**	EPA 6010D	DRB	7
		EPA 6020B	CW1	17
		EPA 7470A	VB	1
		SM 2540C-2015	DL1	1
		SM 2320B-2011	SMS	3
		EPA 300.0 Rev 2.1 1993	CDC	3
92727360005	**BOW-GWC-31**	EPA 6010D	DRB	7
		EPA 6020B	CW1	17
		EPA 7470A	VB	1
		SM 2540C-2015	DL1	1
		SM 2320B-2011	SMS	3
		EPA 300.0 Rev 2.1 1993	CDC	3
92727360006	**BOW-GWC-31R**	EPA 6010D	DRB	7
		EPA 6020B	CW1	17
		EPA 7470A	VB	1
		SM 2540C-2015	DL1	1
		SM 2320B-2011	SMS	3
		EPA 300.0 Rev 2.1 1993	CDC	3
92727360007	**BOW-GWC-28**	EPA 6010D	DRB	7

REPORT OF LABORATORY ANALYSIS

This report shall not be reproduced, except in full,
without the written consent of Pace Analytical Services, LLC.

Pace Analytical Services, LLC
9800 Kincey Ave. Suite 100
Huntersville, NC 28078
(704)875-9092

SAMPLE ANALYTE COUNT

Project: Bowen LF Cells 5-8 BG #6
Pace Project No.: 92727360

Lab ID	Sample ID	Method	Analysts	Analytes Reported
		EPA 6020B	CW1	17
		EPA 7470A	VB	1
		SM 2540C-2015	DL1	1
		SM 2320B-2011	SMS	3
		EPA 300.0 Rev 2.1 1993	CDC	3
92727360008	**BOW-GWC-29R**	EPA 6010D	DRB	7
		EPA 6020B	CW1	17
		EPA 7470A	VB	1
		SM 2540C-2015	DL1	1
		SM 2320B-2011	SMS	3
		EPA 300.0 Rev 2.1 1993	CDC	3
92727360009	**BOW-GWC-30**	EPA 6010D	DRB	7
		EPA 6020B	CW1	17
		EPA 7470A	VB	1
		SM 2540C-2015	DL1	1
		SM 2320B-2011	SMS	3
		EPA 300.0 Rev 2.1 1993	CDC	3
92727360010	**BOW-GWC-32**	EPA 6010D	DRB	7
		EPA 6020B	CW1	17
		EPA 7470A	VB	1
		SM 2540C-2015	DL1	1
		SM 2320B-2011	SMS	3
		EPA 300.0 Rev 2.1 1993	CDC	3
92727360011	**BOW-GWC-33R**	EPA 6010D	DRB	7
		EPA 6020B	CW1	17
		EPA 7470A	VB	1
		SM 2540C-2015	DL1	1
		SM 2320B-2011	SMS	3
		EPA 300.0 Rev 2.1 1993	CDC	3
92727360012	**BOW-LF5-8-FD-01**	EPA 6010D	DRB	7
		EPA 6020B	CW1	17
		EPA 7470A	VB	1
		SM 2540C-2015	DL1	1
		SM 2320B-2011	SMS	3
		EPA 300.0 Rev 2.1 1993	CDC	3
92727360013	**BOW-LF5-8-FB-01**	EPA 6010D	DRB	7
		EPA 6020B	CW1	17

REPORT OF LABORATORY ANALYSIS

This report shall not be reproduced, except in full,
without the written consent of Pace Analytical Services, LLC.

Pace Analytical Services, LLC
9800 Kincey Ave. Suite 100
Huntersville, NC 28078
(704)875-9092

SAMPLE ANALYTE COUNT

Project: Bowen LF Cells 5-8 BG #6
Pace Project No.: 92727360

Lab ID	Sample ID	Method	Analysts	Analytes Reported
		EPA 7470A	VB	1
		SM 2540C-2015	DL1	1
		SM 2320B-2011	SMS	3
		EPA 300.0 Rev 2.1 1993	CDC	3
92727360014	**BOW-LF5-8-EB-01**	EPA 6010D	DRB	7
		EPA 6020B	CW1	17
		EPA 7470A	VB	1
		SM 2540C-2015	DL1	1
		SM 2320B-2011	SMS	3
		EPA 300.0 Rev 2.1 1993	CDC	3
92727360015	**BOW-GWC-57**	EPA 6010D	DRB	7
		EPA 6020B	CW1	17
		EPA 7470A	VB	1
		SM 2540C-2015	DL1	1
		SM 2320B-2011	SMS	3
		EPA 300.0 Rev 2.1 1993	CDC	3
92727360016	**BOW-GWC-34**	EPA 6010D	AJM, DRB	7
		EPA 6020B	CW1	17
		EPA 7470A	VB	1
		SM 2540C-2015	DL1	1
		SM 2320B-2011	SMS	3
		EPA 300.0 Rev 2.1 1993	CDC	3
92727360017	**BOW-GWC-34R**	EPA 6010D	AJM, DRB	7
		EPA 6020B	CW1	17
		EPA 7470A	VB	1
		SM 2540C-2015	DL1	1
		SM 2320B-2011	SMS	3
		EPA 300.0 Rev 2.1 1993	CDC	3
92727360018	**BOW-GWC-35**	EPA 6010D	AJM, DRB	7
		EPA 6020B	CW1	17
		EPA 7470A	VB	1
		SM 2540C-2015	DL1	1
		SM 2320B-2011	SMS	3
		EPA 300.0 Rev 2.1 1993	CDC	3
92727360019	**BOW-LF5-8-FD-02**	EPA 6010D	AJM, DRB	7
		EPA 6020B	CW1	17
		EPA 7470A	VB	1

This report shall not be reproduced, except in full,
without the written consent of Pace Analytical Services, LLC.

Pace Analytical Services, LLC
9800 Kincey Ave. Suite 100
Huntersville, NC 28078
(704)875-9092

SAMPLE ANALYTE COUNT

Project: Bowen LF Cells 5-8 BG #6
Pace Project No.: 92727360

Lab ID	Sample ID	Method	Analysts	Analytes Reported
		SM 2540C-2015	DL1	1
		SM 2320B-2011	SMS	3
		EPA 300.0 Rev 2.1 1993	CDC	3
92727360020	**BOW-LF5-8-FB-02**	EPA 6010D	DRB	7
		EPA 6020B	CW1	17
		EPA 7470A	VB	1
		SM 2540C-2015	DL1	1
		SM 2320B-2011	SMS	3
		EPA 300.0 Rev 2.1 1993	CDC	3
92727360021	**BOW-LF5-8-EB-02**	EPA 6010D	DRB	7
		EPA 6020B	MT1	17
		EPA 7470A	VB	1
		SM 2540C-2015	DL1	1
		SM 2320B-2011	SMS	3
		EPA 300.0 Rev 2.1 1993	CDC	3

PASI-A = Pace Analytical Services - Asheville
PASI-GA = Pace Analytical Services - Peachtree Corners, GA

REPORT OF LABORATORY ANALYSIS

This report shall not be reproduced, except in full,
without the written consent of Pace Analytical Services, LLC.

Pace Analytical Services, LLC
9800 Kincey Ave. Suite 100
Huntersville, NC 28078
(704)875-9092

SUMMARY OF DETECTION

Project: Bowen LF Cells 5-8 BG #6
Pace Project No.: 92727360

Lab Sample ID / Method	Client Sample ID / Parameters	Result	Units	Report Limit	Analyzed	Qualifiers
92727360001	**BOW-GWC-26**					
EPA 6010D	Potassium	1.0	mg/L	0.50	04/29/24 00:14	
EPA 6010D	Sodium	1.5	mg/L	1.0	04/29/24 00:14	
EPA 6010D	Calcium	41.8	mg/L	1.0	04/29/24 00:14	
EPA 6010D	Magnesium	17.3	mg/L	0.050	04/29/24 00:14	
EPA 6020B	Barium	0.017	mg/L	0.0050	05/02/24 18:49	
EPA 6020B	Boron	0.026J	mg/L	0.040	05/02/24 18:49	
EPA 6020B	Molybdenum	0.0013J	mg/L	0.010	05/02/24 18:49	
EPA 6020B	Selenium	0.0012J	mg/L	0.0050	05/02/24 18:49	
SM 2540C-2015	Total Dissolved Solids	194	mg/L	25.0	04/29/24 13:56	
SM 2320B-2011	Alkalinity,Bicarbonate (CaCO3)	158	mg/L	5.0	05/02/24 19:14	
SM 2320B-2011	Alkalinity, Total as CaCO3	158	mg/L	5.0	05/02/24 19:14	
EPA 300.0 Rev 2.1 1993	Chloride	8.6	mg/L	1.0	04/30/24 07:48	
EPA 300.0 Rev 2.1 1993	Sulfate	32.1	mg/L	1.0	04/30/24 07:48	
92727360002	**BOW-GWC-27**					
EPA 6010D	Potassium	0.83	mg/L	0.50	04/29/24 19:38	
EPA 6010D	Sodium	1.4	mg/L	1.0	04/29/24 19:38	
EPA 6010D	Calcium	34.5	mg/L	1.0	04/29/24 19:38	
EPA 6010D	Magnesium	17.9	mg/L	0.050	04/29/24 19:38	
EPA 6020B	Antimony	0.00090J	mg/L	0.0030	05/02/24 19:04	
EPA 6020B	Barium	0.016	mg/L	0.0050	05/02/24 19:04	
EPA 6020B	Molybdenum	0.0013J	mg/L	0.010	05/02/24 19:04	
EPA 6020B	Selenium	0.0012J	mg/L	0.0050	05/02/24 19:04	
SM 2540C-2015	Total Dissolved Solids	171	mg/L	25.0	04/29/24 13:57	
SM 2320B-2011	Alkalinity,Bicarbonate (CaCO3)	151	mg/L	5.0	05/02/24 19:22	
SM 2320B-2011	Alkalinity, Total as CaCO3	151	mg/L	5.0	05/02/24 19:22	
EPA 300.0 Rev 2.1 1993	Chloride	6.7	mg/L	1.0	04/30/24 08:03	
EPA 300.0 Rev 2.1 1993	Sulfate	23.7	mg/L	1.0	04/30/24 08:03	
92727360003	**BOW-GWC-27R**					
EPA 6010D	Iron	0.11	mg/L	0.040	04/29/24 19:42	
EPA 6010D	Manganese	0.022J	mg/L	0.040	04/29/24 19:42	
EPA 6010D	Potassium	0.74	mg/L	0.50	04/29/24 19:42	
EPA 6010D	Sodium	4.7	mg/L	1.0	04/29/24 19:42	
EPA 6010D	Calcium	30.3	mg/L	1.0	04/29/24 19:42	
EPA 6010D	Magnesium	16.0	mg/L	0.050	04/29/24 19:42	
EPA 6020B	Barium	0.014	mg/L	0.0050	05/02/24 19:08	
EPA 6020B	Molybdenum	0.0022J	mg/L	0.010	05/02/24 19:08	
SM 2540C-2015	Total Dissolved Solids	141	mg/L	25.0	04/29/24 13:59	
SM 2320B-2011	Alkalinity,Bicarbonate (CaCO3)	157	mg/L	5.0	05/02/24 19:30	
SM 2320B-2011	Alkalinity, Total as CaCO3	157	mg/L	5.0	05/02/24 19:30	
EPA 300.0 Rev 2.1 1993	Chloride	5.8	mg/L	1.0	04/30/24 08:17	
EPA 300.0 Rev 2.1 1993	Sulfate	4.1	mg/L	1.0	04/30/24 08:17	
92727360004	**BOW-GWC-29**					
EPA 6010D	Iron	0.17	mg/L	0.040	04/29/24 19:46	
EPA 6010D	Manganese	0.024J	mg/L	0.040	04/29/24 19:46	
EPA 6010D	Potassium	0.81	mg/L	0.50	04/29/24 19:46	
EPA 6010D	Sodium	1.6	mg/L	1.0	04/29/24 19:46	

REPORT OF LABORATORY ANALYSIS

This report shall not be reproduced, except in full,
without the written consent of Pace Analytical Services, LLC.

Pace Analytical Services, LLC
9800 Kincey Ave. Suite 100
Huntersville, NC 28078
(704)875-9092

SUMMARY OF DETECTION

Project: Bowen LF Cells 5-8 BG #6
Pace Project No.: 92727360

Lab Sample ID / Method	Client Sample ID / Parameters	Result	Units	Report Limit	Analyzed	Qualifiers
92727360004	**BOW-GWC-29**					
EPA 6010D	Calcium	33.2	mg/L	1.0	04/29/24 19:46	M1
EPA 6010D	Magnesium	18.7	mg/L	0.050	04/29/24 19:46	M1
EPA 6020B	Barium	0.027	mg/L	0.0050	05/02/24 19:12	
EPA 6020B	Molybdenum	0.0024J	mg/L	0.010	05/02/24 19:12	
SM 2540C-2015	Total Dissolved Solids	169	mg/L	25.0	04/29/24 13:59	
SM 2320B-2011	Alkalinity,Bicarbonate (CaCO3)	172	mg/L	5.0	05/02/24 19:38	
SM 2320B-2011	Alkalinity, Total as CaCO3	172	mg/L	5.0	05/02/24 19:38	
EPA 300.0 Rev 2.1 1993	Chloride	2.7	mg/L	1.0	04/30/24 13:38	
EPA 300.0 Rev 2.1 1993	Sulfate	1.4	mg/L	1.0	04/30/24 13:38	
92727360005	**BOW-GWC-31**					
EPA 6010D	Iron	0.60	mg/L	0.040	04/29/24 19:59	
EPA 6010D	Manganese	0.16	mg/L	0.040	04/29/24 19:59	
EPA 6010D	Potassium	1.0	mg/L	0.50	04/29/24 19:59	
EPA 6010D	Sodium	1.8	mg/L	1.0	04/29/24 19:59	
EPA 6010D	Calcium	38.4	mg/L	1.0	04/29/24 19:59	
EPA 6010D	Magnesium	24.5	mg/L	0.050	04/29/24 19:59	
EPA 6020B	Arsenic	0.0023J	mg/L	0.0050	05/03/24 10:03	
EPA 6020B	Barium	0.062	mg/L	0.0050	05/03/24 10:03	
EPA 6020B	Cobalt	0.00061J	mg/L	0.0050	05/03/24 10:03	
EPA 6020B	Molybdenum	0.0097J	mg/L	0.010	05/03/24 10:03	
SM 2540C-2015	Total Dissolved Solids	200	mg/L	25.0	04/29/24 14:00	
SM 2320B-2011	Alkalinity,Bicarbonate (CaCO3)	216	mg/L	5.0	05/02/24 19:46	
SM 2320B-2011	Alkalinity, Total as CaCO3	216	mg/L	5.0	05/02/24 19:46	
EPA 300.0 Rev 2.1 1993	Chloride	3.7	mg/L	1.0	04/29/24 20:59	
EPA 300.0 Rev 2.1 1993	Fluoride	0.085J	mg/L	0.10	04/29/24 20:59	
EPA 300.0 Rev 2.1 1993	Sulfate	3.2	mg/L	1.0	04/29/24 20:59	
92727360006	**BOW-GWC-31R**					
EPA 6010D	Iron	0.028J	mg/L	0.040	04/29/24 20:08	
EPA 6010D	Potassium	0.68	mg/L	0.50	04/29/24 20:08	
EPA 6010D	Sodium	1.8	mg/L	1.0	04/29/24 20:08	
EPA 6010D	Calcium	35.6	mg/L	1.0	04/29/24 20:08	
EPA 6010D	Magnesium	19.4	mg/L	0.050	04/29/24 20:08	
EPA 6020B	Barium	0.020	mg/L	0.0050	05/03/24 09:18	
EPA 6020B	Molybdenum	0.0012J	mg/L	0.010	05/03/24 09:18	
SM 2540C-2015	Total Dissolved Solids	167	mg/L	25.0	04/29/24 14:00	
SM 2320B-2011	Alkalinity,Bicarbonate (CaCO3)	178	mg/L	5.0	05/02/24 19:54	
SM 2320B-2011	Alkalinity, Total as CaCO3	178	mg/L	5.0	05/02/24 19:54	
EPA 300.0 Rev 2.1 1993	Chloride	3.2	mg/L	1.0	04/29/24 22:29	
EPA 300.0 Rev 2.1 1993	Sulfate	1.3	mg/L	1.0	04/29/24 22:29	
92727360007	**BOW-GWC-28**					
EPA 6010D	Iron	0.078	mg/L	0.040	04/29/24 20:12	
EPA 6010D	Manganese	0.019J	mg/L	0.040	04/29/24 20:12	
EPA 6010D	Potassium	0.90	mg/L	0.50	04/29/24 20:12	
EPA 6010D	Sodium	8.2	mg/L	1.0	04/29/24 20:12	
EPA 6010D	Calcium	32.4	mg/L	1.0	04/29/24 20:12	
EPA 6010D	Magnesium	18.0	mg/L	0.050	04/29/24 20:12	

REPORT OF LABORATORY ANALYSIS

This report shall not be reproduced, except in full,
without the written consent of Pace Analytical Services, LLC.

Pace Analytical Services, LLC
9800 Kincey Ave. Suite 100
Huntersville, NC 28078
(704)875-9092

SUMMARY OF DETECTION

Project: Bowen LF Cells 5-8 BG #6
Pace Project No.: 92727360

Lab Sample ID / Method	Client Sample ID / Parameters	Result	Units	Report Limit	Analyzed	Qualifiers
92727360007	**BOW-GWC-28**					
EPA 6020B	Barium	0.012	mg/L	0.0050	05/03/24 09:22	
EPA 6020B	Molybdenum	0.035	mg/L	0.010	05/03/24 09:22	
SM 2540C-2015	Total Dissolved Solids	178	mg/L	25.0	04/29/24 14:02	
SM 2320B-2011	Alkalinity,Bicarbonate (CaCO3)	169	mg/L	5.0	05/03/24 17:05	
SM 2320B-2011	Alkalinity, Total as CaCO3	169	mg/L	5.0	05/03/24 17:05	
EPA 300.0 Rev 2.1 1993	Chloride	4.7	mg/L	1.0	04/29/24 22:43	
EPA 300.0 Rev 2.1 1993	Fluoride	0.097J	mg/L	0.10	04/29/24 22:43	
EPA 300.0 Rev 2.1 1993	Sulfate	13.9	mg/L	1.0	04/29/24 22:43	
92727360008	**BOW-GWC-29R**					
EPA 6010D	Potassium	0.75	mg/L	0.50	04/29/24 20:16	
EPA 6010D	Sodium	2.0	mg/L	1.0	04/29/24 20:16	
EPA 6010D	Calcium	31.3	mg/L	1.0	04/29/24 20:16	
EPA 6010D	Magnesium	16.5	mg/L	0.050	04/29/24 20:16	
EPA 6020B	Barium	0.014	mg/L	0.0050	05/03/24 09:26	
EPA 6020B	Molybdenum	0.016	mg/L	0.010	05/03/24 09:26	
EPA 6020B	Selenium	0.0011J	mg/L	0.0050	05/03/24 09:26	
SM 2540C-2015	Total Dissolved Solids	151	mg/L	25.0	04/29/24 14:04	
SM 2320B-2011	Alkalinity,Bicarbonate (CaCO3)	153	mg/L	5.0	05/03/24 17:13	
SM 2320B-2011	Alkalinity, Total as CaCO3	153	mg/L	5.0	05/03/24 17:13	
EPA 300.0 Rev 2.1 1993	Chloride	2.3	mg/L	1.0	04/29/24 22:58	
EPA 300.0 Rev 2.1 1993	Fluoride	0.062J	mg/L	0.10	04/29/24 22:58	
EPA 300.0 Rev 2.1 1993	Sulfate	3.8	mg/L	1.0	04/29/24 22:58	
92727360009	**BOW-GWC-30**					
EPA 6010D	Potassium	0.97	mg/L	0.50	04/29/24 20:20	
EPA 6010D	Sodium	1.8	mg/L	1.0	04/29/24 20:20	
EPA 6010D	Calcium	45.0	mg/L	1.0	04/29/24 20:20	
EPA 6010D	Magnesium	23.3	mg/L	0.050	04/29/24 20:20	
EPA 6020B	Barium	0.017	mg/L	0.0050	05/03/24 09:29	
EPA 6020B	Molybdenum	0.024	mg/L	0.010	05/03/24 09:29	
SM 2540C-2015	Total Dissolved Solids	210	mg/L	25.0	04/29/24 14:05	
SM 2320B-2011	Alkalinity,Bicarbonate (CaCO3)	215	mg/L	5.0	05/03/24 17:21	
SM 2320B-2011	Alkalinity, Total as CaCO3	215	mg/L	5.0	05/03/24 17:21	
EPA 300.0 Rev 2.1 1993	Chloride	2.9	mg/L	1.0	04/29/24 23:13	
EPA 300.0 Rev 2.1 1993	Fluoride	0.075J	mg/L	0.10	04/29/24 23:13	
EPA 300.0 Rev 2.1 1993	Sulfate	4.5	mg/L	1.0	04/29/24 23:13	
92727360010	**BOW-GWC-32**					
EPA 6010D	Iron	2.7	mg/L	0.040	04/29/24 20:24	
EPA 6010D	Manganese	0.12	mg/L	0.040	04/29/24 20:24	
EPA 6010D	Potassium	1.2	mg/L	0.50	04/29/24 20:24	
EPA 6010D	Sodium	2.6	mg/L	1.0	04/29/24 20:24	
EPA 6010D	Calcium	51.7	mg/L	1.0	04/29/24 20:24	
EPA 6010D	Magnesium	24.5	mg/L	0.050	04/29/24 20:24	
EPA 6020B	Arsenic	0.0047J	mg/L	0.0050	05/03/24 09:33	
EPA 6020B	Barium	0.030	mg/L	0.0050	05/03/24 09:33	
EPA 6020B	Cobalt	0.00044J	mg/L	0.0050	05/03/24 09:33	
EPA 6020B	Lithium	0.011J	mg/L	0.030	05/03/24 09:33	

This report shall not be reproduced, except in full,
without the written consent of Pace Analytical Services, LLC.

Pace Analytical Services, LLC
9800 Kincey Ave. Suite 100
Huntersville, NC 28078
(704)875-9092

SUMMARY OF DETECTION

Project: Bowen LF Cells 5-8 BG #6
Pace Project No.: 92727360

Lab Sample ID / Method	Client Sample ID / Parameters	Result	Units	Report Limit	Analyzed	Qualifiers
92727360010	**BOW-GWC-32**					
EPA 6020B	Molybdenum	0.018	mg/L	0.010	05/03/24 09:33	
SM 2540C-2015	Total Dissolved Solids	231	mg/L	25.0	04/29/24 14:05	
SM 2320B-2011	Alkalinity,Bicarbonate (CaCO3)	244	mg/L	5.0	05/03/24 17:29	
SM 2320B-2011	Alkalinity, Total as CaCO3	244	mg/L	5.0	05/03/24 17:29	
EPA 300.0 Rev 2.1 1993	Chloride	3.8	mg/L	1.0	04/29/24 23:28	
EPA 300.0 Rev 2.1 1993	Sulfate	1.5	mg/L	1.0	04/29/24 23:28	
92727360011	**BOW-GWC-33R**					
EPA 6010D	Potassium	0.28J	mg/L	0.50	04/29/24 20:27	
EPA 6010D	Sodium	2.1	mg/L	1.0	04/29/24 20:27	
EPA 6010D	Calcium	30.7	mg/L	1.0	04/29/24 20:27	
EPA 6010D	Magnesium	12.8	mg/L	0.050	04/29/24 20:27	
EPA 6020B	Antimony	0.00082J	mg/L	0.0030	05/03/24 09:37	
EPA 6020B	Barium	0.0014J	mg/L	0.0050	05/03/24 09:37	
SM 2540C-2015	Total Dissolved Solids	135	mg/L	25.0	04/29/24 14:00	
SM 2320B-2011	Alkalinity,Bicarbonate (CaCO3)	130	mg/L	5.0	05/02/24 20:11	
SM 2320B-2011	Alkalinity, Total as CaCO3	130	mg/L	5.0	05/02/24 20:11	
EPA 300.0 Rev 2.1 1993	Chloride	2.7	mg/L	1.0	04/29/24 23:43	
EPA 300.0 Rev 2.1 1993	Sulfate	0.71J	mg/L	1.0	04/29/24 23:43	
92727360012	**BOW-LF5-8-FD-01**					
EPA 6010D	Potassium	0.86	mg/L	0.50	04/29/24 20:31	
EPA 6010D	Sodium	1.5	mg/L	1.0	04/29/24 20:31	
EPA 6010D	Calcium	35.4	mg/L	1.0	04/29/24 20:31	
EPA 6010D	Magnesium	18.2	mg/L	0.050	04/29/24 20:31	
EPA 6020B	Barium	0.016	mg/L	0.0050	05/03/24 09:40	
EPA 6020B	Molybdenum	0.0013J	mg/L	0.010	05/03/24 09:40	
SM 2540C-2015	Total Dissolved Solids	192	mg/L	25.0	04/29/24 14:00	
SM 2320B-2011	Alkalinity,Bicarbonate (CaCO3)	156	mg/L	5.0	05/02/24 20:20	
SM 2320B-2011	Alkalinity, Total as CaCO3	156	mg/L	5.0	05/02/24 20:20	
EPA 300.0 Rev 2.1 1993	Chloride	2.9	mg/L	1.0	04/29/24 23:57	
EPA 300.0 Rev 2.1 1993	Sulfate	20.4	mg/L	1.0	04/29/24 23:57	
92727360015	**BOW-GWC-57**					
EPA 6010D	Iron	0.085	mg/L	0.040	04/29/24 20:42	
EPA 6010D	Manganese	0.14	mg/L	0.040	04/29/24 20:42	
EPA 6010D	Potassium	0.32J	mg/L	0.50	04/29/24 20:42	
EPA 6010D	Sodium	2.1	mg/L	1.0	04/29/24 20:42	
EPA 6010D	Calcium	35.3	mg/L	1.0	04/29/24 20:42	
EPA 6010D	Magnesium	19.2	mg/L	0.050	04/29/24 20:42	
EPA 6020B	Barium	0.0037J	mg/L	0.0050	05/03/24 09:51	
EPA 6020B	Cobalt	0.00062J	mg/L	0.0050	05/03/24 09:51	
SM 2540C-2015	Total Dissolved Solids	181	mg/L	25.0	04/29/24 14:05	
SM 2320B-2011	Alkalinity,Bicarbonate (CaCO3)	176	mg/L	5.0	05/03/24 17:46	
SM 2320B-2011	Alkalinity, Total as CaCO3	176	mg/L	5.0	05/03/24 17:46	
EPA 300.0 Rev 2.1 1993	Chloride	2.7	mg/L	1.0	04/30/24 00:42	
EPA 300.0 Rev 2.1 1993	Sulfate	2.4	mg/L	1.0	04/30/24 00:42	

This report shall not be reproduced, except in full,
without the written consent of Pace Analytical Services, LLC.

Pace Analytical Services, LLC
9800 Kincey Ave. Suite 100
Huntersville, NC 28078
(704)875-9092

SUMMARY OF DETECTION

Project: Bowen LF Cells 5-8 BG #6
Pace Project No.: 92727360

Lab Sample ID / Method	Client Sample ID / Parameters	Result	Units	Report Limit	Analyzed	Qualifiers
92727360016	**BOW-GWC-34**					
EPA 6010D	Sodium	2.3	mg/L	1.0	04/30/24 20:51	
EPA 6010D	Iron	7.5	mg/L	0.040	04/29/24 20:53	
EPA 6010D	Manganese	0.28	mg/L	0.040	04/29/24 20:53	
EPA 6010D	Zinc	0.020	mg/L	0.020	04/29/24 20:53	
EPA 6010D	Potassium	0.57	mg/L	0.50	04/29/24 20:53	
EPA 6010D	Calcium	19.6	mg/L	1.0	04/29/24 20:53	
EPA 6010D	Magnesium	10.8	mg/L	0.050	04/29/24 20:53	
EPA 6020B	Barium	0.029	mg/L	0.0050	05/03/24 10:09	
EPA 6020B	Cadmium	0.00037J	mg/L	0.00050	05/03/24 10:09	
EPA 6020B	Cobalt	0.014	mg/L	0.0050	05/03/24 10:09	
EPA 6020B	Lithium	0.0021J	mg/L	0.030	05/03/24 10:09	
EPA 6020B	Nickel	0.0085	mg/L	0.0050	05/03/24 10:09	
SM 2540C-2015	Total Dissolved Solids	109	mg/L	25.0	04/29/24 14:05	
SM 2320B-2011	Alkalinity,Bicarbonate (CaCO3)	101	mg/L	5.0	05/03/24 17:57	
SM 2320B-2011	Alkalinity, Total as CaCO3	101	mg/L	5.0	05/03/24 17:57	
EPA 300.0 Rev 2.1 1993	Chloride	5.1	mg/L	1.0	04/30/24 01:26	
EPA 300.0 Rev 2.1 1993	Sulfate	0.72J	mg/L	1.0	04/30/24 01:26	
92727360017	**BOW-GWC-34R**					
EPA 6010D	Sodium	1.9	mg/L	1.0	04/30/24 20:55	
EPA 6010D	Iron	0.67	mg/L	0.040	04/29/24 20:56	
EPA 6010D	Manganese	0.45	mg/L	0.040	04/29/24 20:56	
EPA 6010D	Potassium	0.64	mg/L	0.50	04/29/24 20:56	
EPA 6010D	Calcium	41.5	mg/L	1.0	04/29/24 20:56	
EPA 6010D	Magnesium	23.7	mg/L	0.050	04/29/24 20:56	
EPA 6020B	Barium	0.017	mg/L	0.0050	05/03/24 10:13	
EPA 6020B	Cobalt	0.0027J	mg/L	0.0050	05/03/24 10:13	
SM 2540C-2015	Total Dissolved Solids	240	mg/L	25.0	04/29/24 14:05	
SM 2320B-2011	Alkalinity,Bicarbonate (CaCO3)	202	mg/L	5.0	05/03/24 18:18	
SM 2320B-2011	Alkalinity, Total as CaCO3	202	mg/L	5.0	05/03/24 18:18	
EPA 300.0 Rev 2.1 1993	Chloride	4.6	mg/L	1.0	04/30/24 01:41	
EPA 300.0 Rev 2.1 1993	Sulfate	2.3	mg/L	1.0	04/30/24 01:41	
92727360018	**BOW-GWC-35**					
EPA 6010D	Sodium	3.3	mg/L	1.0	04/30/24 21:00	
EPA 6010D	Potassium	1.6	mg/L	0.50	04/29/24 20:59	
EPA 6010D	Calcium	49.2	mg/L	1.0	04/29/24 20:59	
EPA 6010D	Magnesium	27.6	mg/L	0.050	04/29/24 20:59	
EPA 6020B	Barium	0.022	mg/L	0.0050	05/03/24 10:16	
EPA 6020B	Molybdenum	0.00067J	mg/L	0.010	05/03/24 10:16	
SM 2540C-2015	Total Dissolved Solids	251	mg/L	25.0	04/29/24 14:06	
SM 2320B-2011	Alkalinity,Bicarbonate (CaCO3)	256	mg/L	5.0	05/04/24 07:40	
SM 2320B-2011	Alkalinity, Total as CaCO3	256	mg/L	5.0	05/04/24 07:40	
EPA 300.0 Rev 2.1 1993	Chloride	3.8	mg/L	1.0	04/30/24 01:56	
EPA 300.0 Rev 2.1 1993	Sulfate	6.8	mg/L	1.0	04/30/24 01:56	
92727360019	**BOW-LF5-8-FD-02**					
EPA 6010D	Iron	0.10	mg/L	0.040	04/29/24 21:02	
EPA 6010D	Manganese	0.026J	mg/L	0.040	04/29/24 21:02	

REPORT OF LABORATORY ANALYSIS

This report shall not be reproduced, except in full,
without the written consent of Pace Analytical Services, LLC.

Pace Analytical Services, LLC
9800 Kincey Ave. Suite 100
Huntersville, NC 28078
(704)875-9092

SUMMARY OF DETECTION

Project: Bowen LF Cells 5-8 BG #6
Pace Project No.: 92727360

Lab Sample ID / Method	Client Sample ID / Parameters	Result	Units	Report Limit	Analyzed	Qualifiers
92727360019	**BOW-LF5-8-FD-02**					
EPA 6010D	Potassium	1.1	mg/L	0.50	04/29/24 21:02	
EPA 6010D	Calcium	31.7	mg/L	1.0	04/29/24 21:02	
EPA 6010D	Magnesium	17.9	mg/L	0.050	04/29/24 21:02	
EPA 6010D	Sodium	9.5	mg/L	1.0	04/30/24 21:05	
EPA 6020B	Barium	0.012	mg/L	0.0050	05/03/24 10:24	
EPA 6020B	Molybdenum	0.032	mg/L	0.010	05/03/24 10:24	
SM 2540C-2015	Total Dissolved Solids	181	mg/L	25.0	04/29/24 13:13	
SM 2320B-2011	Alkalinity,Bicarbonate (CaCO3)	166	mg/L	5.0	05/03/24 19:36	
SM 2320B-2011	Alkalinity, Total as CaCO3	166	mg/L	5.0	05/03/24 19:36	
EPA 300.0 Rev 2.1 1993	Chloride	4.8	mg/L	1.0	04/30/24 02:11	
EPA 300.0 Rev 2.1 1993	Fluoride	0.094J	mg/L	0.10	04/30/24 02:11	
EPA 300.0 Rev 2.1 1993	Sulfate	14.3	mg/L	1.0	04/30/24 02:11	

REPORT OF LABORATORY ANALYSIS

This report shall not be reproduced, except in full,
without the written consent of Pace Analytical Services, LLC.

Pace Analytical Services, LLC
9800 Kincey Ave. Suite 100
Huntersville, NC 28078
(704)875-9092

ANALYTICAL RESULTS

Project: Bowen LF Cells 5-8 BG #6
Pace Project No.: 92727360

Sample: BOW-GWC-26 **Lab ID: 92727360001** Collected: 04/23/24 15:38 Received: 04/25/24 13:56 Matrix: Water

Parameters	Results	Units	Report Limit	MDL	DF	Prepared	Analyzed	CAS No.	Qual
6010D ATL ICP	Analytical Method: EPA 6010D Preparation Method: EPA 3010A Pace Analytical Services - Peachtree Corners, GA								
Iron	ND	mg/L	0.040	0.025	1	04/27/24 14:58	04/29/24 00:14	7439-89-6	
Manganese	ND	mg/L	0.040	0.011	1	04/27/24 14:58	04/29/24 00:14	7439-96-5	
Zinc	ND	mg/L	0.020	0.0085	1	04/27/24 14:58	04/29/24 00:14	7440-66-6	
Potassium	**1.0**	mg/L	0.50	0.15	1	04/27/24 14:58	04/29/24 00:14	7440-09-7	
Sodium	**1.5**	mg/L	1.0	0.58	1	04/27/24 14:58	04/29/24 00:14	7440-23-5	
Calcium	**41.8**	mg/L	1.0	0.12	1	04/27/24 14:58	04/29/24 00:14	7440-70-2	
Magnesium	**17.3**	mg/L	0.050	0.012	1	04/27/24 14:58	04/29/24 00:14	7439-95-4	
6020 MET ICPMS	Analytical Method: EPA 6020B Preparation Method: EPA 3005A Pace Analytical Services - Peachtree Corners, GA								
Antimony	ND	mg/L	0.0030	0.00054	1	04/26/24 12:32	05/02/24 18:49	7440-36-0	
Arsenic	ND	mg/L	0.0050	0.00084	1	04/26/24 12:32	05/02/24 18:49	7440-38-2	
Barium	**0.017**	mg/L	0.0050	0.00047	1	04/26/24 12:32	05/02/24 18:49	7440-39-3	
Beryllium	ND	mg/L	0.00050	0.000094	1	04/26/24 12:32	05/02/24 18:49	7440-41-7	
Boron	**0.026J**	mg/L	0.040	0.012	1	04/26/24 12:32	05/02/24 18:49	7440-42-8	
Cadmium	ND	mg/L	0.00050	0.00010	1	04/26/24 12:32	05/02/24 18:49	7440-43-9	
Chromium	ND	mg/L	0.0050	0.0019	1	04/26/24 12:32	05/02/24 18:49	7440-47-3	
Cobalt	ND	mg/L	0.0050	0.00032	1	04/26/24 12:32	05/02/24 18:49	7440-48-4	
Copper	ND	mg/L	0.0050	0.00043	1	04/26/24 12:32	05/02/24 18:49	7440-50-8	
Lead	ND	mg/L	0.0010	0.00016	1	04/26/24 12:32	05/02/24 18:49	7439-92-1	
Lithium	ND	mg/L	0.030	0.0016	1	04/26/24 12:32	05/02/24 18:49	7439-93-2	
Molybdenum	**0.0013J**	mg/L	0.010	0.00062	1	04/26/24 12:32	05/02/24 18:49	7439-98-7	
Nickel	ND	mg/L	0.0050	0.0021	1	04/26/24 12:32	05/02/24 18:49	7440-02-0	
Selenium	**0.0012J**	mg/L	0.0050	0.00096	1	04/26/24 12:32	05/02/24 18:49	7782-49-2	
Silver	ND	mg/L	0.0050	0.00031	1	04/26/24 12:32	05/02/24 18:49	7440-22-4	
Thallium	ND	mg/L	0.0010	0.00038	1	04/26/24 12:32	05/02/24 18:49	7440-28-0	
Vanadium	ND	mg/L	0.010	0.00075	1	04/26/24 12:32	05/02/24 18:49	7440-62-2	
7470 Mercury	Analytical Method: EPA 7470A Preparation Method: EPA 7470A Pace Analytical Services - Peachtree Corners, GA								
Mercury	ND	mg/L	0.00020	0.00013	1	05/06/24 12:15	05/07/24 08:19	7439-97-6	
2540C Total Dissolved Solids	Analytical Method: SM 2540C-2015 Pace Analytical Services - Peachtree Corners, GA								
Total Dissolved Solids	**194**	mg/L	25.0	25.0	1		04/29/24 13:56		
2320B Alkalinity	Analytical Method: SM 2320B-2011 Pace Analytical Services - Asheville								
Alkalinity,Bicarbonate (CaCO3)	**158**	mg/L	5.0	5.0	1		05/02/24 19:14		
Alkalinity,Carbonate (CaCO3)	ND	mg/L	5.0	5.0	1		05/02/24 19:14		
Alkalinity, Total as CaCO3	**158**	mg/L	5.0	5.0	1		05/02/24 19:14		

REPORT OF LABORATORY ANALYSIS

This report shall not be reproduced, except in full,
without the written consent of Pace Analytical Services, LLC.

Pace Analytical Services, LLC
9800 Kincey Ave. Suite 100
Huntersville, NC 28078
(704)875-9092

ANALYTICAL RESULTS

Project: Bowen LF Cells 5-8 BG #6
Pace Project No.: 92727360

Sample: BOW-GWC-26 **Lab ID: 92727360001** Collected: 04/23/24 15:38 Received: 04/25/24 13:56 Matrix: Water

Parameters	Results	Units	Report Limit	MDL	DF	Prepared	Analyzed	CAS No.	Qual
300.0 IC Anions 28 Days	Analytical Method: EPA 300.0 Rev 2.1 1993 Pace Analytical Services - Asheville								
Chloride	**8.6**	mg/L	1.0	0.60	1		04/30/24 07:48	16887-00-6	
Fluoride	ND	mg/L	0.10	0.050	1		04/30/24 07:48	16984-48-8	
Sulfate	**32.1**	mg/L	1.0	0.50	1		04/30/24 07:48	14808-79-8	

REPORT OF LABORATORY ANALYSIS

This report shall not be reproduced, except in full,
without the written consent of Pace Analytical Services, LLC.

Pace Analytical Services, LLC
9800 Kincey Ave. Suite 100
Huntersville, NC 28078
(704)875-9092

ANALYTICAL RESULTS

Project: Bowen LF Cells 5-8 BG #6
Pace Project No.: 92727360

Sample: BOW-GWC-27 **Lab ID: 92727360002** Collected: 04/23/24 13:23 Received: 04/25/24 13:56 Matrix: Water

Parameters	Results	Units	Report Limit	MDL	DF	Prepared	Analyzed	CAS No.	Qual
6010D ATL ICP	Analytical Method: EPA 6010D Preparation Method: EPA 3010A Pace Analytical Services - Peachtree Corners, GA								
Iron	ND	mg/L	0.040	0.025	1	04/27/24 09:00	04/29/24 19:38	7439-89-6	
Manganese	ND	mg/L	0.040	0.011	1	04/27/24 09:00	04/29/24 19:38	7439-96-5	
Zinc	ND	mg/L	0.020	0.0085	1	04/27/24 09:00	04/29/24 19:38	7440-66-6	
Potassium	**0.83**	mg/L	0.50	0.15	1	04/27/24 09:00	04/29/24 19:38	7440-09-7	
Sodium	**1.4**	mg/L	1.0	0.58	1	04/27/24 09:00	04/29/24 19:38	7440-23-5	
Calcium	**34.5**	mg/L	1.0	0.12	1	04/27/24 09:00	04/29/24 19:38	7440-70-2	
Magnesium	**17.9**	mg/L	0.050	0.012	1	04/27/24 09:00	04/29/24 19:38	7439-95-4	
6020 MET ICPMS	Analytical Method: EPA 6020B Preparation Method: EPA 3005A Pace Analytical Services - Peachtree Corners, GA								
Antimony	**0.00090J**	mg/L	0.0030	0.00054	1	04/26/24 12:32	05/02/24 19:04	7440-36-0	
Arsenic	ND	mg/L	0.0050	0.00084	1	04/26/24 12:32	05/02/24 19:04	7440-38-2	
Barium	**0.016**	mg/L	0.0050	0.00047	1	04/26/24 12:32	05/02/24 19:04	7440-39-3	
Beryllium	ND	mg/L	0.00050	0.000094	1	04/26/24 12:32	05/02/24 19:04	7440-41-7	
Boron	ND	mg/L	0.040	0.012	1	04/26/24 12:32	05/02/24 19:04	7440-42-8	
Cadmium	ND	mg/L	0.00050	0.00010	1	04/26/24 12:32	05/02/24 19:04	7440-43-9	
Chromium	ND	mg/L	0.0050	0.0019	1	04/26/24 12:32	05/02/24 19:04	7440-47-3	
Cobalt	ND	mg/L	0.0050	0.00032	1	04/26/24 12:32	05/02/24 19:04	7440-48-4	
Copper	ND	mg/L	0.0050	0.00043	1	04/26/24 12:32	05/02/24 19:04	7440-50-8	
Lead	ND	mg/L	0.0010	0.00016	1	04/26/24 12:32	05/02/24 19:04	7439-92-1	
Lithium	ND	mg/L	0.030	0.0016	1	04/26/24 12:32	05/02/24 19:04	7439-93-2	
Molybdenum	**0.0013J**	mg/L	0.010	0.00062	1	04/26/24 12:32	05/02/24 19:04	7439-98-7	
Nickel	ND	mg/L	0.0050	0.0021	1	04/26/24 12:32	05/02/24 19:04	7440-02-0	
Selenium	**0.0012J**	mg/L	0.0050	0.00096	1	04/26/24 12:32	05/02/24 19:04	7782-49-2	
Silver	ND	mg/L	0.0050	0.00031	1	04/26/24 12:32	05/02/24 19:04	7440-22-4	
Thallium	ND	mg/L	0.0010	0.00038	1	04/26/24 12:32	05/02/24 19:04	7440-28-0	
Vanadium	ND	mg/L	0.010	0.00075	1	04/26/24 12:32	05/02/24 19:04	7440-62-2	
7470 Mercury	Analytical Method: EPA 7470A Preparation Method: EPA 7470A Pace Analytical Services - Peachtree Corners, GA								
Mercury	ND	mg/L	0.00020	0.00013	1	05/06/24 12:15	05/07/24 08:22	7439-97-6	
2540C Total Dissolved Solids	Analytical Method: SM 2540C-2015 Pace Analytical Services - Peachtree Corners, GA								
Total Dissolved Solids	**171**	mg/L	25.0	25.0	1		04/29/24 13:57		
2320B Alkalinity	Analytical Method: SM 2320B-2011 Pace Analytical Services - Asheville								
Alkalinity,Bicarbonate (CaCO3)	**151**	mg/L	5.0	5.0	1		05/02/24 19:22		
Alkalinity,Carbonate (CaCO3)	ND	mg/L	5.0	5.0	1		05/02/24 19:22		
Alkalinity, Total as CaCO3	**151**	mg/L	5.0	5.0	1		05/02/24 19:22		

REPORT OF LABORATORY ANALYSIS

This report shall not be reproduced, except in full,
without the written consent of Pace Analytical Services, LLC.

Pace Analytical Services, LLC
9800 Kincey Ave. Suite 100
Huntersville, NC 28078
(704)875-9092

ANALYTICAL RESULTS

Project: Bowen LF Cells 5-8 BG #6
Pace Project No.: 92727360

Sample: BOW-GWC-27 **Lab ID: 92727360002** Collected: 04/23/24 13:23 Received: 04/25/24 13:56 Matrix: Water

Parameters	Results	Units	Report Limit	MDL	DF	Prepared	Analyzed	CAS No.	Qual
300.0 IC Anions 28 Days	Analytical Method: EPA 300.0 Rev 2.1 1993 Pace Analytical Services - Asheville								
Chloride	**6.7**	mg/L	1.0	0.60	1		04/30/24 08:03	16887-00-6	
Fluoride	ND	mg/L	0.10	0.050	1		04/30/24 08:03	16984-48-8	
Sulfate	**23.7**	mg/L	1.0	0.50	1		04/30/24 08:03	14808-79-8	

REPORT OF LABORATORY ANALYSIS

This report shall not be reproduced, except in full,
without the written consent of Pace Analytical Services, LLC.

Pace Analytical Services, LLC
9800 Kincey Ave. Suite 100
Huntersville, NC 28078
(704)875-9092

ANALYTICAL RESULTS

Project: Bowen LF Cells 5-8 BG #6
Pace Project No.: 92727360

Sample: BOW-GWC-27R **Lab ID: 92727360003** Collected: 04/23/24 16:43 Received: 04/25/24 13:56 Matrix: Water

Parameters	Results	Units	Report Limit	MDL	DF	Prepared	Analyzed	CAS No.	Qual
6010D ATL ICP	Analytical Method: EPA 6010D Preparation Method: EPA 3010A Pace Analytical Services - Peachtree Corners, GA								
Iron	**0.11**	mg/L	0.040	0.025	1	04/27/24 09:00	04/29/24 19:42	7439-89-6	
Manganese	**0.022J**	mg/L	0.040	0.011	1	04/27/24 09:00	04/29/24 19:42	7439-96-5	
Zinc	ND	mg/L	0.020	0.0085	1	04/27/24 09:00	04/29/24 19:42	7440-66-6	
Potassium	**0.74**	mg/L	0.50	0.15	1	04/27/24 09:00	04/29/24 19:42	7440-09-7	
Sodium	**4.7**	mg/L	1.0	0.58	1	04/27/24 09:00	04/29/24 19:42	7440-23-5	
Calcium	**30.3**	mg/L	1.0	0.12	1	04/27/24 09:00	04/29/24 19:42	7440-70-2	
Magnesium	**16.0**	mg/L	0.050	0.012	1	04/27/24 09:00	04/29/24 19:42	7439-95-4	
6020 MET ICPMS	Analytical Method: EPA 6020B Preparation Method: EPA 3005A Pace Analytical Services - Peachtree Corners, GA								
Antimony	ND	mg/L	0.0030	0.00054	1	04/26/24 12:32	05/02/24 19:08	7440-36-0	
Arsenic	ND	mg/L	0.0050	0.00084	1	04/26/24 12:32	05/02/24 19:08	7440-38-2	
Barium	**0.014**	mg/L	0.0050	0.00047	1	04/26/24 12:32	05/02/24 19:08	7440-39-3	
Beryllium	ND	mg/L	0.00050	0.000094	1	04/26/24 12:32	05/02/24 19:08	7440-41-7	
Boron	ND	mg/L	0.040	0.012	1	04/26/24 12:32	05/02/24 19:08	7440-42-8	
Cadmium	ND	mg/L	0.00050	0.00010	1	04/26/24 12:32	05/02/24 19:08	7440-43-9	
Chromium	ND	mg/L	0.0050	0.0019	1	04/26/24 12:32	05/02/24 19:08	7440-47-3	
Cobalt	ND	mg/L	0.0050	0.00032	1	04/26/24 12:32	05/02/24 19:08	7440-48-4	
Copper	ND	mg/L	0.0050	0.00043	1	04/26/24 12:32	05/02/24 19:08	7440-50-8	
Lead	ND	mg/L	0.0010	0.00016	1	04/26/24 12:32	05/02/24 19:08	7439-92-1	
Lithium	ND	mg/L	0.030	0.0016	1	04/26/24 12:32	05/02/24 19:08	7439-93-2	
Molybdenum	**0.0022J**	mg/L	0.010	0.00062	1	04/26/24 12:32	05/02/24 19:08	7439-98-7	
Nickel	ND	mg/L	0.0050	0.0021	1	04/26/24 12:32	05/02/24 19:08	7440-02-0	
Selenium	ND	mg/L	0.0050	0.00096	1	04/26/24 12:32	05/02/24 19:08	7782-49-2	
Silver	ND	mg/L	0.0050	0.00031	1	04/26/24 12:32	05/02/24 19:08	7440-22-4	
Thallium	ND	mg/L	0.0010	0.00038	1	04/26/24 12:32	05/02/24 19:08	7440-28-0	
Vanadium	ND	mg/L	0.010	0.00075	1	04/26/24 12:32	05/02/24 19:08	7440-62-2	
7470 Mercury	Analytical Method: EPA 7470A Preparation Method: EPA 7470A Pace Analytical Services - Peachtree Corners, GA								
Mercury	ND	mg/L	0.00020	0.00013	1	05/06/24 12:15	05/07/24 08:32	7439-97-6	
2540C Total Dissolved Solids	Analytical Method: SM 2540C-2015 Pace Analytical Services - Peachtree Corners, GA								
Total Dissolved Solids	**141**	mg/L	25.0	25.0	1		04/29/24 13:59		
2320B Alkalinity	Analytical Method: SM 2320B-2011 Pace Analytical Services - Asheville								
Alkalinity,Bicarbonate (CaCO3)	**157**	mg/L	5.0	5.0	1		05/02/24 19:30		
Alkalinity,Carbonate (CaCO3)	ND	mg/L	5.0	5.0	1		05/02/24 19:30		
Alkalinity, Total as CaCO3	**157**	mg/L	5.0	5.0	1		05/02/24 19:30		

REPORT OF LABORATORY ANALYSIS

This report shall not be reproduced, except in full,
without the written consent of Pace Analytical Services, LLC.

Pace Analytical Services, LLC
9800 Kincey Ave. Suite 100
Huntersville, NC 28078
(704)875-9092

ANALYTICAL RESULTS

Project: Bowen LF Cells 5-8 BG #6
Pace Project No.: 92727360

Sample: BOW-GWC-27R **Lab ID: 92727360003** Collected: 04/23/24 16:43 Received: 04/25/24 13:56 Matrix: Water

Parameters	Results	Units	Report Limit	MDL	DF	Prepared	Analyzed	CAS No.	Qual
300.0 IC Anions 28 Days	Analytical Method: EPA 300.0 Rev 2.1 1993 Pace Analytical Services - Asheville								
Chloride	**5.8**	mg/L	1.0	0.60	1		04/30/24 08:17	16887-00-6	
Fluoride	ND	mg/L	0.10	0.050	1		04/30/24 08:17	16984-48-8	
Sulfate	**4.1**	mg/L	1.0	0.50	1		04/30/24 08:17	14808-79-8	

REPORT OF LABORATORY ANALYSIS

This report shall not be reproduced, except in full,
without the written consent of Pace Analytical Services, LLC.

Pace Analytical Services, LLC
9800 Kincey Ave. Suite 100
Huntersville, NC 28078
(704)875-9092

ANALYTICAL RESULTS

Project: Bowen LF Cells 5-8 BG #6
Pace Project No.: 92727360

Sample: BOW-GWC-29 **Lab ID: 92727360004** Collected: 04/23/24 11:38 Received: 04/25/24 13:56 Matrix: Water

Parameters	Results	Units	Report Limit	MDL	DF	Prepared	Analyzed	CAS No.	Qual
6010D ATL ICP	Analytical Method: EPA 6010D Preparation Method: EPA 3010A Pace Analytical Services - Peachtree Corners, GA								
Iron	**0.17**	mg/L	0.040	0.025	1	04/27/24 09:00	04/29/24 19:46	7439-89-6	
Manganese	**0.024J**	mg/L	0.040	0.011	1	04/27/24 09:00	04/29/24 19:46	7439-96-5	
Zinc	ND	mg/L	0.020	0.0085	1	04/27/24 09:00	04/29/24 19:46	7440-66-6	
Potassium	**0.81**	mg/L	0.50	0.15	1	04/27/24 09:00	04/29/24 19:46	7440-09-7	
Sodium	**1.6**	mg/L	1.0	0.58	1	04/27/24 09:00	04/29/24 19:46	7440-23-5	
Calcium	**33.2**	mg/L	1.0	0.12	1	04/27/24 09:00	04/29/24 19:46	7440-70-2	M1
Magnesium	**18.7**	mg/L	0.050	0.012	1	04/27/24 09:00	04/29/24 19:46	7439-95-4	M1
6020 MET ICPMS	Analytical Method: EPA 6020B Preparation Method: EPA 3005A Pace Analytical Services - Peachtree Corners, GA								
Antimony	ND	mg/L	0.0030	0.00054	1	04/26/24 12:32	05/02/24 19:12	7440-36-0	
Arsenic	ND	mg/L	0.0050	0.00084	1	04/26/24 12:32	05/02/24 19:12	7440-38-2	
Barium	**0.027**	mg/L	0.0050	0.00047	1	04/26/24 12:32	05/02/24 19:12	7440-39-3	
Beryllium	ND	mg/L	0.00050	0.000094	1	04/26/24 12:32	05/02/24 19:12	7440-41-7	
Boron	ND	mg/L	0.040	0.012	1	04/26/24 12:32	05/02/24 19:12	7440-42-8	
Cadmium	ND	mg/L	0.00050	0.00010	1	04/26/24 12:32	05/02/24 19:12	7440-43-9	
Chromium	ND	mg/L	0.0050	0.0019	1	04/26/24 12:32	05/02/24 19:12	7440-47-3	
Cobalt	ND	mg/L	0.0050	0.00032	1	04/26/24 12:32	05/02/24 19:12	7440-48-4	
Copper	ND	mg/L	0.0050	0.00043	1	04/26/24 12:32	05/02/24 19:12	7440-50-8	
Lead	ND	mg/L	0.0010	0.00016	1	04/26/24 12:32	05/02/24 19:12	7439-92-1	
Lithium	ND	mg/L	0.030	0.0016	1	04/26/24 12:32	05/02/24 19:12	7439-93-2	
Molybdenum	**0.0024J**	mg/L	0.010	0.00062	1	04/26/24 12:32	05/02/24 19:12	7439-98-7	
Nickel	ND	mg/L	0.0050	0.0021	1	04/26/24 12:32	05/02/24 19:12	7440-02-0	
Selenium	ND	mg/L	0.0050	0.00096	1	04/26/24 12:32	05/02/24 19:12	7782-49-2	
Silver	ND	mg/L	0.0050	0.00031	1	04/26/24 12:32	05/02/24 19:12	7440-22-4	
Thallium	ND	mg/L	0.0010	0.00038	1	04/26/24 12:32	05/02/24 19:12	7440-28-0	
Vanadium	ND	mg/L	0.010	0.00075	1	04/26/24 12:32	05/02/24 19:12	7440-62-2	
7470 Mercury	Analytical Method: EPA 7470A Preparation Method: EPA 7470A Pace Analytical Services - Peachtree Corners, GA								
Mercury	ND	mg/L	0.00020	0.00013	1	05/06/24 12:15	05/07/24 08:40	7439-97-6	
2540C Total Dissolved Solids	Analytical Method: SM 2540C-2015 Pace Analytical Services - Peachtree Corners, GA								
Total Dissolved Solids	**169**	mg/L	25.0	25.0	1		04/29/24 13:59		
2320B Alkalinity	Analytical Method: SM 2320B-2011 Pace Analytical Services - Asheville								
Alkalinity,Bicarbonate (CaCO3)	**172**	mg/L	5.0	5.0	1		05/02/24 19:38		
Alkalinity,Carbonate (CaCO3)	ND	mg/L	5.0	5.0	1		05/02/24 19:38		
Alkalinity, Total as CaCO3	**172**	mg/L	5.0	5.0	1		05/02/24 19:38		

REPORT OF LABORATORY ANALYSIS

This report shall not be reproduced, except in full,
without the written consent of Pace Analytical Services, LLC.

Pace Analytical Services, LLC
9800 Kincey Ave. Suite 100
Huntersville, NC 28078
(704)875-9092

ANALYTICAL RESULTS

Project: Bowen LF Cells 5-8 BG #6
Pace Project No.: 92727360

Sample: BOW-GWC-29 **Lab ID: 92727360004** Collected: 04/23/24 11:38 Received: 04/25/24 13:56 Matrix: Water

Parameters	Results	Units	Report Limit	MDL	DF	Prepared	Analyzed	CAS No.	Qual
300.0 IC Anions 28 Days	Analytical Method: EPA 300.0 Rev 2.1 1993 Pace Analytical Services - Asheville								
Chloride	**2.7**	mg/L	1.0	0.60	1		04/30/24 13:38	16887-00-6	
Fluoride	ND	mg/L	0.10	0.050	1		04/30/24 13:38	16984-48-8	
Sulfate	**1.4**	mg/L	1.0	0.50	1		04/30/24 13:38	14808-79-8	

REPORT OF LABORATORY ANALYSIS

This report shall not be reproduced, except in full,
without the written consent of Pace Analytical Services, LLC.

Pace Analytical Services, LLC
9800 Kincey Ave. Suite 100
Huntersville, NC 28078
(704)875-9092

ANALYTICAL RESULTS

Project: Bowen LF Cells 5-8 BG #6
Pace Project No.: 92727360

Sample: BOW-GWC-31 **Lab ID: 92727360005** Collected: 04/23/24 13:52 Received: 04/25/24 13:56 Matrix: Water

Parameters	Results	Units	Report Limit	MDL	DF	Prepared	Analyzed	CAS No.	Qual
6010D ATL ICP	Analytical Method: EPA 6010D Preparation Method: EPA 3010A Pace Analytical Services - Peachtree Corners, GA								
Iron	**0.60**	mg/L	0.040	0.025	1	04/27/24 09:00	04/29/24 19:59	7439-89-6	
Manganese	**0.16**	mg/L	0.040	0.011	1	04/27/24 09:00	04/29/24 19:59	7439-96-5	
Zinc	ND	mg/L	0.020	0.0085	1	04/27/24 09:00	04/29/24 19:59	7440-66-6	
Potassium	**1.0**	mg/L	0.50	0.15	1	04/27/24 09:00	04/29/24 19:59	7440-09-7	
Sodium	**1.8**	mg/L	1.0	0.58	1	04/27/24 09:00	04/29/24 19:59	7440-23-5	
Calcium	**38.4**	mg/L	1.0	0.12	1	04/27/24 09:00	04/29/24 19:59	7440-70-2	
Magnesium	**24.5**	mg/L	0.050	0.012	1	04/27/24 09:00	04/29/24 19:59	7439-95-4	
6020 MET ICPMS	Analytical Method: EPA 6020B Preparation Method: EPA 3005A Pace Analytical Services - Peachtree Corners, GA								
Antimony	ND	mg/L	0.0030	0.00054	1	04/26/24 12:32	05/03/24 10:03	7440-36-0	
Arsenic	**0.0023J**	mg/L	0.0050	0.00084	1	04/26/24 12:32	05/03/24 10:03	7440-38-2	
Barium	**0.062**	mg/L	0.0050	0.00047	1	04/26/24 12:32	05/03/24 10:03	7440-39-3	
Beryllium	ND	mg/L	0.00050	0.000094	1	04/26/24 12:32	05/03/24 10:03	7440-41-7	
Boron	ND	mg/L	0.040	0.012	1	04/26/24 12:32	05/03/24 10:03	7440-42-8	
Cadmium	ND	mg/L	0.00050	0.00010	1	04/26/24 12:32	05/03/24 10:03	7440-43-9	
Chromium	ND	mg/L	0.0050	0.0019	1	04/26/24 12:32	05/03/24 10:03	7440-47-3	
Cobalt	**0.00061J**	mg/L	0.0050	0.00032	1	04/26/24 12:32	05/03/24 10:03	7440-48-4	
Copper	ND	mg/L	0.0050	0.00043	1	04/26/24 12:32	05/03/24 10:03	7440-50-8	
Lead	ND	mg/L	0.0010	0.00016	1	04/26/24 12:32	05/03/24 10:03	7439-92-1	
Lithium	ND	mg/L	0.030	0.0016	1	04/26/24 12:32	05/03/24 10:03	7439-93-2	
Molybdenum	**0.0097J**	mg/L	0.010	0.00062	1	04/26/24 12:32	05/03/24 10:03	7439-98-7	
Nickel	ND	mg/L	0.0050	0.0021	1	04/26/24 12:32	05/03/24 10:03	7440-02-0	
Selenium	ND	mg/L	0.0050	0.00096	1	04/26/24 12:32	05/03/24 10:03	7782-49-2	
Silver	ND	mg/L	0.0050	0.00031	1	04/26/24 12:32	05/03/24 10:03	7440-22-4	
Thallium	ND	mg/L	0.0010	0.00038	1	04/26/24 12:32	05/03/24 10:03	7440-28-0	
Vanadium	ND	mg/L	0.010	0.00075	1	04/26/24 12:32	05/03/24 10:03	7440-62-2	
7470 Mercury	Analytical Method: EPA 7470A Preparation Method: EPA 7470A Pace Analytical Services - Peachtree Corners, GA								
Mercury	ND	mg/L	0.00020	0.00013	1	05/06/24 12:15	05/07/24 08:43	7439-97-6	
2540C Total Dissolved Solids	Analytical Method: SM 2540C-2015 Pace Analytical Services - Peachtree Corners, GA								
Total Dissolved Solids	**200**	mg/L	25.0	25.0	1		04/29/24 14:00		
2320B Alkalinity	Analytical Method: SM 2320B-2011 Pace Analytical Services - Asheville								
Alkalinity,Bicarbonate (CaCO3)	**216**	mg/L	5.0	5.0	1		05/02/24 19:46		
Alkalinity,Carbonate (CaCO3)	ND	mg/L	5.0	5.0	1		05/02/24 19:46		
Alkalinity, Total as CaCO3	**216**	mg/L	5.0	5.0	1		05/02/24 19:46		

REPORT OF LABORATORY ANALYSIS

This report shall not be reproduced, except in full,
without the written consent of Pace Analytical Services, LLC.

Pace Analytical Services, LLC
9800 Kincey Ave. Suite 100
Huntersville, NC 28078
(704)875-9092

ANALYTICAL RESULTS

Project: Bowen LF Cells 5-8 BG #6
Pace Project No.: 92727360

Sample: BOW-GWC-31 **Lab ID: 92727360005** Collected: 04/23/24 13:52 Received: 04/25/24 13:56 Matrix: Water

Parameters	Results	Units	Report Limit	MDL	DF	Prepared	Analyzed	CAS No.	Qual
300.0 IC Anions 28 Days	Analytical Method: EPA 300.0 Rev 2.1 1993 Pace Analytical Services - Asheville								
Chloride	**3.7**	mg/L	1.0	0.60	1		04/29/24 20:59	16887-00-6	
Fluoride	**0.085J**	mg/L	0.10	0.050	1		04/29/24 20:59	16984-48-8	
Sulfate	**3.2**	mg/L	1.0	0.50	1		04/29/24 20:59	14808-79-8	

REPORT OF LABORATORY ANALYSIS

This report shall not be reproduced, except in full,
without the written consent of Pace Analytical Services, LLC.

Pace Analytical Services, LLC
9800 Kincey Ave. Suite 100
Huntersville, NC 28078
(704)875-9092

ANALYTICAL RESULTS

Project: Bowen LF Cells 5-8 BG #6
Pace Project No.: 92727360

Sample: BOW-GWC-31R **Lab ID: 92727360006** Collected: 04/23/24 15:47 Received: 04/25/24 13:56 Matrix: Water

Parameters	Results	Units	Report Limit	MDL	DF	Prepared	Analyzed	CAS No.	Qual
6010D ATL ICP	Analytical Method: EPA 6010D Preparation Method: EPA 3010A Pace Analytical Services - Peachtree Corners, GA								
Iron	**0.028J**	mg/L	0.040	0.025	1	04/27/24 09:00	04/29/24 20:08	7439-89-6	
Manganese	ND	mg/L	0.040	0.011	1	04/27/24 09:00	04/29/24 20:08	7439-96-5	
Zinc	ND	mg/L	0.020	0.0085	1	04/27/24 09:00	04/29/24 20:08	7440-66-6	
Potassium	**0.68**	mg/L	0.50	0.15	1	04/27/24 09:00	04/29/24 20:08	7440-09-7	
Sodium	**1.8**	mg/L	1.0	0.58	1	04/27/24 09:00	04/29/24 20:08	7440-23-5	
Calcium	**35.6**	mg/L	1.0	0.12	1	04/27/24 09:00	04/29/24 20:08	7440-70-2	
Magnesium	**19.4**	mg/L	0.050	0.012	1	04/27/24 09:00	04/29/24 20:08	7439-95-4	
6020 MET ICPMS	Analytical Method: EPA 6020B Preparation Method: EPA 3005A Pace Analytical Services - Peachtree Corners, GA								
Antimony	ND	mg/L	0.0030	0.00054	1	04/26/24 12:32	05/03/24 09:18	7440-36-0	
Arsenic	ND	mg/L	0.0050	0.00084	1	04/26/24 12:32	05/03/24 09:18	7440-38-2	
Barium	**0.020**	mg/L	0.0050	0.00047	1	04/26/24 12:32	05/03/24 09:18	7440-39-3	
Beryllium	ND	mg/L	0.00050	0.000094	1	04/26/24 12:32	05/03/24 09:18	7440-41-7	
Boron	ND	mg/L	0.040	0.012	1	04/26/24 12:32	05/03/24 09:18	7440-42-8	
Cadmium	ND	mg/L	0.00050	0.00010	1	04/26/24 12:32	05/03/24 09:18	7440-43-9	
Chromium	ND	mg/L	0.0050	0.0019	1	04/26/24 12:32	05/03/24 09:18	7440-47-3	
Cobalt	ND	mg/L	0.0050	0.00032	1	04/26/24 12:32	05/03/24 09:18	7440-48-4	
Copper	ND	mg/L	0.0050	0.00043	1	04/26/24 12:32	05/03/24 09:18	7440-50-8	
Lead	ND	mg/L	0.0010	0.00016	1	04/26/24 12:32	05/03/24 09:18	7439-92-1	
Lithium	ND	mg/L	0.030	0.0016	1	04/26/24 12:32	05/03/24 09:18	7439-93-2	
Molybdenum	**0.0012J**	mg/L	0.010	0.00062	1	04/26/24 12:32	05/03/24 09:18	7439-98-7	
Nickel	ND	mg/L	0.0050	0.0021	1	04/26/24 12:32	05/03/24 09:18	7440-02-0	
Selenium	ND	mg/L	0.0050	0.00096	1	04/26/24 12:32	05/03/24 09:18	7782-49-2	
Silver	ND	mg/L	0.0050	0.00031	1	04/26/24 12:32	05/03/24 09:18	7440-22-4	
Thallium	ND	mg/L	0.0010	0.00038	1	04/26/24 12:32	05/03/24 09:18	7440-28-0	
Vanadium	ND	mg/L	0.010	0.00075	1	04/26/24 12:32	05/03/24 09:18	7440-62-2	
7470 Mercury	Analytical Method: EPA 7470A Preparation Method: EPA 7470A Pace Analytical Services - Peachtree Corners, GA								
Mercury	ND	mg/L	0.00020	0.00013	1	05/06/24 12:15	05/07/24 08:45	7439-97-6	
2540C Total Dissolved Solids	Analytical Method: SM 2540C-2015 Pace Analytical Services - Peachtree Corners, GA								
Total Dissolved Solids	**167**	mg/L	25.0	25.0	1		04/29/24 14:00		
2320B Alkalinity	Analytical Method: SM 2320B-2011 Pace Analytical Services - Asheville								
Alkalinity,Bicarbonate (CaCO3)	**178**	mg/L	5.0	5.0	1		05/02/24 19:54		
Alkalinity,Carbonate (CaCO3)	ND	mg/L	5.0	5.0	1		05/02/24 19:54		
Alkalinity, Total as CaCO3	**178**	mg/L	5.0	5.0	1		05/02/24 19:54		

REPORT OF LABORATORY ANALYSIS

This report shall not be reproduced, except in full,
without the written consent of Pace Analytical Services, LLC.

Pace Analytical Services, LLC
9800 Kincey Ave. Suite 100
Huntersville, NC 28078
(704)875-9092

ANALYTICAL RESULTS

Project: Bowen LF Cells 5-8 BG #6
Pace Project No.: 92727360

Sample: BOW-GWC-31R **Lab ID: 92727360006** Collected: 04/23/24 15:47 Received: 04/25/24 13:56 Matrix: Water

Parameters	Results	Units	Report Limit	MDL	DF	Prepared	Analyzed	CAS No.	Qual
300.0 IC Anions 28 Days	Analytical Method: EPA 300.0 Rev 2.1 1993 Pace Analytical Services - Asheville								
Chloride	**3.2**	mg/L	1.0	0.60	1		04/29/24 22:29	16887-00-6	
Fluoride	ND	mg/L	0.10	0.050	1		04/29/24 22:29	16984-48-8	
Sulfate	**1.3**	mg/L	1.0	0.50	1		04/29/24 22:29	14808-79-8	

REPORT OF LABORATORY ANALYSIS

This report shall not be reproduced, except in full,
without the written consent of Pace Analytical Services, LLC.

Pace Analytical Services, LLC
9800 Kincey Ave. Suite 100
Huntersville, NC 28078
(704)875-9092

ANALYTICAL RESULTS

Project: Bowen LF Cells 5-8 BG #6
Pace Project No.: 92727360

Sample: BOW-GWC-28 **Lab ID: 92727360007** Collected: 04/24/24 11:25 Received: 04/25/24 13:56 Matrix: Water

Parameters	Results	Units	Report Limit	MDL	DF	Prepared	Analyzed	CAS No.	Qual
6010D ATL ICP	Analytical Method: EPA 6010D Preparation Method: EPA 3010A Pace Analytical Services - Peachtree Corners, GA								
Iron	**0.078**	mg/L	0.040	0.025	1	04/27/24 09:00	04/29/24 20:12	7439-89-6	
Manganese	**0.019J**	mg/L	0.040	0.011	1	04/27/24 09:00	04/29/24 20:12	7439-96-5	
Zinc	ND	mg/L	0.020	0.0085	1	04/27/24 09:00	04/29/24 20:12	7440-66-6	
Potassium	**0.90**	mg/L	0.50	0.15	1	04/27/24 09:00	04/29/24 20:12	7440-09-7	
Sodium	**8.2**	mg/L	1.0	0.58	1	04/27/24 09:00	04/29/24 20:12	7440-23-5	
Calcium	**32.4**	mg/L	1.0	0.12	1	04/27/24 09:00	04/29/24 20:12	7440-70-2	
Magnesium	**18.0**	mg/L	0.050	0.012	1	04/27/24 09:00	04/29/24 20:12	7439-95-4	
6020 MET ICPMS	Analytical Method: EPA 6020B Preparation Method: EPA 3005A Pace Analytical Services - Peachtree Corners, GA								
Antimony	ND	mg/L	0.0030	0.00054	1	04/26/24 12:32	05/03/24 09:22	7440-36-0	
Arsenic	ND	mg/L	0.0050	0.00084	1	04/26/24 12:32	05/03/24 09:22	7440-38-2	
Barium	**0.012**	mg/L	0.0050	0.00047	1	04/26/24 12:32	05/03/24 09:22	7440-39-3	
Beryllium	ND	mg/L	0.00050	0.000094	1	04/26/24 12:32	05/03/24 09:22	7440-41-7	
Boron	ND	mg/L	0.040	0.012	1	04/26/24 12:32	05/03/24 09:22	7440-42-8	
Cadmium	ND	mg/L	0.00050	0.00010	1	04/26/24 12:32	05/03/24 09:22	7440-43-9	
Chromium	ND	mg/L	0.0050	0.0019	1	04/26/24 12:32	05/03/24 09:22	7440-47-3	
Cobalt	ND	mg/L	0.0050	0.00032	1	04/26/24 12:32	05/03/24 09:22	7440-48-4	
Copper	ND	mg/L	0.0050	0.00043	1	04/26/24 12:32	05/03/24 09:22	7440-50-8	
Lead	ND	mg/L	0.0010	0.00016	1	04/26/24 12:32	05/03/24 09:22	7439-92-1	
Lithium	ND	mg/L	0.030	0.0016	1	04/26/24 12:32	05/03/24 09:22	7439-93-2	
Molybdenum	**0.035**	mg/L	0.010	0.00062	1	04/26/24 12:32	05/03/24 09:22	7439-98-7	
Nickel	ND	mg/L	0.0050	0.0021	1	04/26/24 12:32	05/03/24 09:22	7440-02-0	
Selenium	ND	mg/L	0.0050	0.00096	1	04/26/24 12:32	05/03/24 09:22	7782-49-2	
Silver	ND	mg/L	0.0050	0.00031	1	04/26/24 12:32	05/03/24 09:22	7440-22-4	
Thallium	ND	mg/L	0.0010	0.00038	1	04/26/24 12:32	05/03/24 09:22	7440-28-0	
Vanadium	ND	mg/L	0.010	0.00075	1	04/26/24 12:32	05/03/24 09:22	7440-62-2	
7470 Mercury	Analytical Method: EPA 7470A Preparation Method: EPA 7470A Pace Analytical Services - Peachtree Corners, GA								
Mercury	ND	mg/L	0.00020	0.00013	1	05/06/24 12:15	05/07/24 08:48	7439-97-6	
2540C Total Dissolved Solids	Analytical Method: SM 2540C-2015 Pace Analytical Services - Peachtree Corners, GA								
Total Dissolved Solids	**178**	mg/L	25.0	25.0	1		04/29/24 14:02		
2320B Alkalinity	Analytical Method: SM 2320B-2011 Pace Analytical Services - Asheville								
Alkalinity,Bicarbonate (CaCO3)	**169**	mg/L	5.0	5.0	1		05/03/24 17:05		
Alkalinity,Carbonate (CaCO3)	ND	mg/L	5.0	5.0	1		05/03/24 17:05		
Alkalinity, Total as CaCO3	**169**	mg/L	5.0	5.0	1		05/03/24 17:05		

REPORT OF LABORATORY ANALYSIS

This report shall not be reproduced, except in full,
without the written consent of Pace Analytical Services, LLC.

Pace Analytical Services, LLC
9800 Kincey Ave. Suite 100
Huntersville, NC 28078
(704)875-9092

ANALYTICAL RESULTS

Project: Bowen LF Cells 5-8 BG #6
Pace Project No.: 92727360

Sample: BOW-GWC-28 **Lab ID: 92727360007** Collected: 04/24/24 11:25 Received: 04/25/24 13:56 Matrix: Water

Parameters	Results	Units	Report Limit	MDL	DF	Prepared	Analyzed	CAS No.	Qual
300.0 IC Anions 28 Days	Analytical Method: EPA 300.0 Rev 2.1 1993 Pace Analytical Services - Asheville								
Chloride	**4.7**	mg/L	1.0	0.60	1		04/29/24 22:43	16887-00-6	
Fluoride	**0.097J**	mg/L	0.10	0.050	1		04/29/24 22:43	16984-48-8	
Sulfate	**13.9**	mg/L	1.0	0.50	1		04/29/24 22:43	14808-79-8	

REPORT OF LABORATORY ANALYSIS

This report shall not be reproduced, except in full,
without the written consent of Pace Analytical Services, LLC.

Pace Analytical Services, LLC
9800 Kincey Ave. Suite 100
Huntersville, NC 28078
(704)875-9092

ANALYTICAL RESULTS

Project: Bowen LF Cells 5-8 BG #6
Pace Project No.: 92727360

Sample: BOW-GWC-29R **Lab ID: 92727360008** Collected: 04/24/24 10:12 Received: 04/25/24 13:56 Matrix: Water

Parameters	Results	Units	Report Limit	MDL	DF	Prepared	Analyzed	CAS No.	Qual
6010D ATL ICP	Analytical Method: EPA 6010D Preparation Method: EPA 3010A Pace Analytical Services - Peachtree Corners, GA								
Iron	ND	mg/L	0.040	0.025	1	04/27/24 09:00	04/29/24 20:16	7439-89-6	
Manganese	ND	mg/L	0.040	0.011	1	04/27/24 09:00	04/29/24 20:16	7439-96-5	
Zinc	ND	mg/L	0.020	0.0085	1	04/27/24 09:00	04/29/24 20:16	7440-66-6	
Potassium	**0.75**	mg/L	0.50	0.15	1	04/27/24 09:00	04/29/24 20:16	7440-09-7	
Sodium	**2.0**	mg/L	1.0	0.58	1	04/27/24 09:00	04/29/24 20:16	7440-23-5	
Calcium	**31.3**	mg/L	1.0	0.12	1	04/27/24 09:00	04/29/24 20:16	7440-70-2	
Magnesium	**16.5**	mg/L	0.050	0.012	1	04/27/24 09:00	04/29/24 20:16	7439-95-4	
6020 MET ICPMS	Analytical Method: EPA 6020B Preparation Method: EPA 3005A Pace Analytical Services - Peachtree Corners, GA								
Antimony	ND	mg/L	0.0030	0.00054	1	04/26/24 12:32	05/03/24 09:26	7440-36-0	
Arsenic	ND	mg/L	0.0050	0.00084	1	04/26/24 12:32	05/03/24 09:26	7440-38-2	
Barium	**0.014**	mg/L	0.0050	0.00047	1	04/26/24 12:32	05/03/24 09:26	7440-39-3	
Beryllium	ND	mg/L	0.00050	0.000094	1	04/26/24 12:32	05/03/24 09:26	7440-41-7	
Boron	ND	mg/L	0.040	0.012	1	04/26/24 12:32	05/03/24 09:26	7440-42-8	
Cadmium	ND	mg/L	0.00050	0.00010	1	04/26/24 12:32	05/03/24 09:26	7440-43-9	
Chromium	ND	mg/L	0.0050	0.0019	1	04/26/24 12:32	05/03/24 09:26	7440-47-3	
Cobalt	ND	mg/L	0.0050	0.00032	1	04/26/24 12:32	05/03/24 09:26	7440-48-4	
Copper	ND	mg/L	0.0050	0.00043	1	04/26/24 12:32	05/03/24 09:26	7440-50-8	
Lead	ND	mg/L	0.0010	0.00016	1	04/26/24 12:32	05/03/24 09:26	7439-92-1	
Lithium	ND	mg/L	0.030	0.0016	1	04/26/24 12:32	05/03/24 09:26	7439-93-2	
Molybdenum	**0.016**	mg/L	0.010	0.00062	1	04/26/24 12:32	05/03/24 09:26	7439-98-7	
Nickel	ND	mg/L	0.0050	0.0021	1	04/26/24 12:32	05/03/24 09:26	7440-02-0	
Selenium	**0.0011J**	mg/L	0.0050	0.00096	1	04/26/24 12:32	05/03/24 09:26	7782-49-2	
Silver	ND	mg/L	0.0050	0.00031	1	04/26/24 12:32	05/03/24 09:26	7440-22-4	
Thallium	ND	mg/L	0.0010	0.00038	1	04/26/24 12:32	05/03/24 09:26	7440-28-0	
Vanadium	ND	mg/L	0.010	0.00075	1	04/26/24 12:32	05/03/24 09:26	7440-62-2	
7470 Mercury	Analytical Method: EPA 7470A Preparation Method: EPA 7470A Pace Analytical Services - Peachtree Corners, GA								
Mercury	ND	mg/L	0.00020	0.00013	1	05/06/24 12:15	05/07/24 08:51	7439-97-6	
2540C Total Dissolved Solids	Analytical Method: SM 2540C-2015 Pace Analytical Services - Peachtree Corners, GA								
Total Dissolved Solids	**151**	mg/L	25.0	25.0	1		04/29/24 14:04		
2320B Alkalinity	Analytical Method: SM 2320B-2011 Pace Analytical Services - Asheville								
Alkalinity,Bicarbonate (CaCO3)	**153**	mg/L	5.0	5.0	1		05/03/24 17:13		
Alkalinity,Carbonate (CaCO3)	ND	mg/L	5.0	5.0	1		05/03/24 17:13		
Alkalinity, Total as CaCO3	**153**	mg/L	5.0	5.0	1		05/03/24 17:13		

REPORT OF LABORATORY ANALYSIS

This report shall not be reproduced, except in full,
without the written consent of Pace Analytical Services, LLC.

Pace Analytical Services, LLC
9800 Kincey Ave. Suite 100
Huntersville, NC 28078
(704)875-9092

ANALYTICAL RESULTS

Project: Bowen LF Cells 5-8 BG #6
Pace Project No.: 92727360

Sample: BOW-GWC-29R **Lab ID: 92727360008** Collected: 04/24/24 10:12 Received: 04/25/24 13:56 Matrix: Water

Parameters	Results	Units	Report Limit	MDL	DF	Prepared	Analyzed	CAS No.	Qual
300.0 IC Anions 28 Days	Analytical Method: EPA 300.0 Rev 2.1 1993 Pace Analytical Services - Asheville								
Chloride	**2.3**	mg/L	1.0	0.60	1		04/29/24 22:58	16887-00-6	
Fluoride	**0.062J**	mg/L	0.10	0.050	1		04/29/24 22:58	16984-48-8	
Sulfate	**3.8**	mg/L	1.0	0.50	1		04/29/24 22:58	14808-79-8	

REPORT OF LABORATORY ANALYSIS

This report shall not be reproduced, except in full,
without the written consent of Pace Analytical Services, LLC.

Pace Analytical Services, LLC
9800 Kincey Ave. Suite 100
Huntersville, NC 28078
(704)875-9092

ANALYTICAL RESULTS

Project: Bowen LF Cells 5-8 BG #6
Pace Project No.: 92727360

Sample: BOW-GWC-30 **Lab ID: 92727360009** Collected: 04/24/24 11:02 Received: 04/25/24 13:56 Matrix: Water

Parameters	Results	Units	Report Limit	MDL	DF	Prepared	Analyzed	CAS No.	Qual
6010D ATL ICP	Analytical Method: EPA 6010D Preparation Method: EPA 3010A Pace Analytical Services - Peachtree Corners, GA								
Iron	ND	mg/L	0.040	0.025	1	04/27/24 09:00	04/29/24 20:20	7439-89-6	
Manganese	ND	mg/L	0.040	0.011	1	04/27/24 09:00	04/29/24 20:20	7439-96-5	
Zinc	ND	mg/L	0.020	0.0085	1	04/27/24 09:00	04/29/24 20:20	7440-66-6	
Potassium	**0.97**	mg/L	0.50	0.15	1	04/27/24 09:00	04/29/24 20:20	7440-09-7	
Sodium	**1.8**	mg/L	1.0	0.58	1	04/27/24 09:00	04/29/24 20:20	7440-23-5	
Calcium	**45.0**	mg/L	1.0	0.12	1	04/27/24 09:00	04/29/24 20:20	7440-70-2	
Magnesium	**23.3**	mg/L	0.050	0.012	1	04/27/24 09:00	04/29/24 20:20	7439-95-4	
6020 MET ICPMS	Analytical Method: EPA 6020B Preparation Method: EPA 3005A Pace Analytical Services - Peachtree Corners, GA								
Antimony	ND	mg/L	0.0030	0.00054	1	04/26/24 12:32	05/03/24 09:29	7440-36-0	
Arsenic	ND	mg/L	0.0050	0.00084	1	04/26/24 12:32	05/03/24 09:29	7440-38-2	
Barium	**0.017**	mg/L	0.0050	0.00047	1	04/26/24 12:32	05/03/24 09:29	7440-39-3	
Beryllium	ND	mg/L	0.00050	0.000094	1	04/26/24 12:32	05/03/24 09:29	7440-41-7	
Boron	ND	mg/L	0.040	0.012	1	04/26/24 12:32	05/03/24 09:29	7440-42-8	
Cadmium	ND	mg/L	0.00050	0.00010	1	04/26/24 12:32	05/03/24 09:29	7440-43-9	
Chromium	ND	mg/L	0.0050	0.0019	1	04/26/24 12:32	05/03/24 09:29	7440-47-3	
Cobalt	ND	mg/L	0.0050	0.00032	1	04/26/24 12:32	05/03/24 09:29	7440-48-4	
Copper	ND	mg/L	0.0050	0.00043	1	04/26/24 12:32	05/03/24 09:29	7440-50-8	
Lead	ND	mg/L	0.0010	0.00016	1	04/26/24 12:32	05/03/24 09:29	7439-92-1	
Lithium	ND	mg/L	0.030	0.0016	1	04/26/24 12:32	05/03/24 09:29	7439-93-2	
Molybdenum	**0.024**	mg/L	0.010	0.00062	1	04/26/24 12:32	05/03/24 09:29	7439-98-7	
Nickel	ND	mg/L	0.0050	0.0021	1	04/26/24 12:32	05/03/24 09:29	7440-02-0	
Selenium	ND	mg/L	0.0050	0.00096	1	04/26/24 12:32	05/03/24 09:29	7782-49-2	
Silver	ND	mg/L	0.0050	0.00031	1	04/26/24 12:32	05/03/24 09:29	7440-22-4	
Thallium	ND	mg/L	0.0010	0.00038	1	04/26/24 12:32	05/03/24 09:29	7440-28-0	
Vanadium	ND	mg/L	0.010	0.00075	1	04/26/24 12:32	05/03/24 09:29	7440-62-2	
7470 Mercury	Analytical Method: EPA 7470A Preparation Method: EPA 7470A Pace Analytical Services - Peachtree Corners, GA								
Mercury	ND	mg/L	0.00020	0.00013	1	05/06/24 12:15	05/07/24 08:53	7439-97-6	
2540C Total Dissolved Solids	Analytical Method: SM 2540C-2015 Pace Analytical Services - Peachtree Corners, GA								
Total Dissolved Solids	**210**	mg/L	25.0	25.0	1		04/29/24 14:05		
2320B Alkalinity	Analytical Method: SM 2320B-2011 Pace Analytical Services - Asheville								
Alkalinity,Bicarbonate (CaCO3)	**215**	mg/L	5.0	5.0	1		05/03/24 17:21		
Alkalinity,Carbonate (CaCO3)	ND	mg/L	5.0	5.0	1		05/03/24 17:21		
Alkalinity, Total as CaCO3	**215**	mg/L	5.0	5.0	1		05/03/24 17:21		

REPORT OF LABORATORY ANALYSIS

This report shall not be reproduced, except in full,
without the written consent of Pace Analytical Services, LLC.

Pace Analytical Services, LLC
9800 Kincey Ave. Suite 100
Huntersville, NC 28078
(704)875-9092

ANALYTICAL RESULTS

Project: Bowen LF Cells 5-8 BG #6
Pace Project No.: 92727360

Sample: BOW-GWC-30 **Lab ID: 92727360009** Collected: 04/24/24 11:02 Received: 04/25/24 13:56 Matrix: Water

Parameters	Results	Units	Report Limit	MDL	DF	Prepared	Analyzed	CAS No.	Qual
300.0 IC Anions 28 Days	Analytical Method: EPA 300.0 Rev 2.1 1993 Pace Analytical Services - Asheville								
Chloride	**2.9**	mg/L	1.0	0.60	1		04/29/24 23:13	16887-00-6	
Fluoride	**0.075J**	mg/L	0.10	0.050	1		04/29/24 23:13	16984-48-8	
Sulfate	**4.5**	mg/L	1.0	0.50	1		04/29/24 23:13	14808-79-8	

REPORT OF LABORATORY ANALYSIS

This report shall not be reproduced, except in full,
without the written consent of Pace Analytical Services, LLC.

Pace Analytical Services, LLC
9800 Kincey Ave. Suite 100
Huntersville, NC 28078
(704)875-9092

ANALYTICAL RESULTS

Project: Bowen LF Cells 5-8 BG #6
Pace Project No.: 92727360

Sample: BOW-GWC-32 **Lab ID: 92727360010** Collected: 04/24/24 14:37 Received: 04/25/24 13:56 Matrix: Water

Parameters	Results	Units	Report Limit	MDL	DF	Prepared	Analyzed	CAS No.	Qual
6010D ATL ICP	Analytical Method: EPA 6010D Preparation Method: EPA 3010A Pace Analytical Services - Peachtree Corners, GA								
Iron	**2.7**	mg/L	0.040	0.025	1	04/27/24 09:00	04/29/24 20:24	7439-89-6	
Manganese	**0.12**	mg/L	0.040	0.011	1	04/27/24 09:00	04/29/24 20:24	7439-96-5	
Zinc	ND	mg/L	0.020	0.0085	1	04/27/24 09:00	04/29/24 20:24	7440-66-6	
Potassium	**1.2**	mg/L	0.50	0.15	1	04/27/24 09:00	04/29/24 20:24	7440-09-7	
Sodium	**2.6**	mg/L	1.0	0.58	1	04/27/24 09:00	04/29/24 20:24	7440-23-5	
Calcium	**51.7**	mg/L	1.0	0.12	1	04/27/24 09:00	04/29/24 20:24	7440-70-2	
Magnesium	**24.5**	mg/L	0.050	0.012	1	04/27/24 09:00	04/29/24 20:24	7439-95-4	
6020 MET ICPMS	Analytical Method: EPA 6020B Preparation Method: EPA 3005A Pace Analytical Services - Peachtree Corners, GA								
Antimony	ND	mg/L	0.0030	0.00054	1	04/26/24 12:32	05/03/24 09:33	7440-36-0	
Arsenic	**0.0047J**	mg/L	0.0050	0.00084	1	04/26/24 12:32	05/03/24 09:33	7440-38-2	
Barium	**0.030**	mg/L	0.0050	0.00047	1	04/26/24 12:32	05/03/24 09:33	7440-39-3	
Beryllium	ND	mg/L	0.00050	0.000094	1	04/26/24 12:32	05/03/24 09:33	7440-41-7	
Boron	ND	mg/L	0.040	0.012	1	04/26/24 12:32	05/03/24 09:33	7440-42-8	
Cadmium	ND	mg/L	0.00050	0.00010	1	04/26/24 12:32	05/03/24 09:33	7440-43-9	
Chromium	ND	mg/L	0.0050	0.0019	1	04/26/24 12:32	05/03/24 09:33	7440-47-3	
Cobalt	**0.00044J**	mg/L	0.0050	0.00032	1	04/26/24 12:32	05/03/24 09:33	7440-48-4	
Copper	ND	mg/L	0.0050	0.00043	1	04/26/24 12:32	05/03/24 09:33	7440-50-8	
Lead	ND	mg/L	0.0010	0.00016	1	04/26/24 12:32	05/03/24 09:33	7439-92-1	
Lithium	**0.011J**	mg/L	0.030	0.0016	1	04/26/24 12:32	05/03/24 09:33	7439-93-2	
Molybdenum	**0.018**	mg/L	0.010	0.00062	1	04/26/24 12:32	05/03/24 09:33	7439-98-7	
Nickel	ND	mg/L	0.0050	0.0021	1	04/26/24 12:32	05/03/24 09:33	7440-02-0	
Selenium	ND	mg/L	0.0050	0.00096	1	04/26/24 12:32	05/03/24 09:33	7782-49-2	
Silver	ND	mg/L	0.0050	0.00031	1	04/26/24 12:32	05/03/24 09:33	7440-22-4	
Thallium	ND	mg/L	0.0010	0.00038	1	04/26/24 12:32	05/03/24 09:33	7440-28-0	
Vanadium	ND	mg/L	0.010	0.00075	1	04/26/24 12:32	05/03/24 09:33	7440-62-2	
7470 Mercury	Analytical Method: EPA 7470A Preparation Method: EPA 7470A Pace Analytical Services - Peachtree Corners, GA								
Mercury	ND	mg/L	0.00020	0.00013	1	05/06/24 12:15	05/07/24 08:56	7439-97-6	
2540C Total Dissolved Solids	Analytical Method: SM 2540C-2015 Pace Analytical Services - Peachtree Corners, GA								
Total Dissolved Solids	**231**	mg/L	25.0	25.0	1		04/29/24 14:05		
2320B Alkalinity	Analytical Method: SM 2320B-2011 Pace Analytical Services - Asheville								
Alkalinity,Bicarbonate (CaCO3)	**244**	mg/L	5.0	5.0	1		05/03/24 17:29		
Alkalinity,Carbonate (CaCO3)	ND	mg/L	5.0	5.0	1		05/03/24 17:29		
Alkalinity, Total as CaCO3	**244**	mg/L	5.0	5.0	1		05/03/24 17:29		

REPORT OF LABORATORY ANALYSIS

This report shall not be reproduced, except in full,
without the written consent of Pace Analytical Services, LLC.

Pace Analytical Services, LLC
9800 Kincey Ave. Suite 100
Huntersville, NC 28078
(704)875-9092

ANALYTICAL RESULTS

Project: Bowen LF Cells 5-8 BG #6
Pace Project No.: 92727360

Sample: BOW-GWC-32 **Lab ID: 92727360010** Collected: 04/24/24 14:37 Received: 04/25/24 13:56 Matrix: Water

Parameters	Results	Units	Report Limit	MDL	DF	Prepared	Analyzed	CAS No.	Qual
300.0 IC Anions 28 Days	Analytical Method: EPA 300.0 Rev 2.1 1993 Pace Analytical Services - Asheville								
Chloride	**3.8**	mg/L	1.0	0.60	1		04/29/24 23:28	16887-00-6	
Fluoride	ND	mg/L	0.10	0.050	1		04/29/24 23:28	16984-48-8	
Sulfate	**1.5**	mg/L	1.0	0.50	1		04/29/24 23:28	14808-79-8	

REPORT OF LABORATORY ANALYSIS

This report shall not be reproduced, except in full,
without the written consent of Pace Analytical Services, LLC.

Pace Analytical Services, LLC
9800 Kincey Ave. Suite 100
Huntersville, NC 28078
(704)875-9092

ANALYTICAL RESULTS

Project: Bowen LF Cells 5-8 BG #6
Pace Project No.: 92727360

Sample: BOW-GWC-33R **Lab ID: 92727360011** Collected: 04/23/24 11:18 Received: 04/25/24 13:56 Matrix: Water

Parameters	Results	Units	Report Limit	MDL	DF	Prepared	Analyzed	CAS No.	Qual
6010D ATL ICP	Analytical Method: EPA 6010D Preparation Method: EPA 3010A Pace Analytical Services - Peachtree Corners, GA								
Iron	ND	mg/L	0.040	0.025	1	04/27/24 09:00	04/29/24 20:27	7439-89-6	
Manganese	ND	mg/L	0.040	0.011	1	04/27/24 09:00	04/29/24 20:27	7439-96-5	
Zinc	ND	mg/L	0.020	0.0085	1	04/27/24 09:00	04/29/24 20:27	7440-66-6	
Potassium	**0.28J**	mg/L	0.50	0.15	1	04/27/24 09:00	04/29/24 20:27	7440-09-7	
Sodium	**2.1**	mg/L	1.0	0.58	1	04/27/24 09:00	04/29/24 20:27	7440-23-5	
Calcium	**30.7**	mg/L	1.0	0.12	1	04/27/24 09:00	04/29/24 20:27	7440-70-2	
Magnesium	**12.8**	mg/L	0.050	0.012	1	04/27/24 09:00	04/29/24 20:27	7439-95-4	
6020 MET ICPMS	Analytical Method: EPA 6020B Preparation Method: EPA 3005A Pace Analytical Services - Peachtree Corners, GA								
Antimony	**0.00082J**	mg/L	0.0030	0.00054	1	04/26/24 12:32	05/03/24 09:37	7440-36-0	
Arsenic	ND	mg/L	0.0050	0.00084	1	04/26/24 12:32	05/03/24 09:37	7440-38-2	
Barium	**0.0014J**	mg/L	0.0050	0.00047	1	04/26/24 12:32	05/03/24 09:37	7440-39-3	
Beryllium	ND	mg/L	0.00050	0.000094	1	04/26/24 12:32	05/03/24 09:37	7440-41-7	
Boron	ND	mg/L	0.040	0.012	1	04/26/24 12:32	05/03/24 09:37	7440-42-8	
Cadmium	ND	mg/L	0.00050	0.00010	1	04/26/24 12:32	05/03/24 09:37	7440-43-9	
Chromium	ND	mg/L	0.0050	0.0019	1	04/26/24 12:32	05/03/24 09:37	7440-47-3	
Cobalt	ND	mg/L	0.0050	0.00032	1	04/26/24 12:32	05/03/24 09:37	7440-48-4	
Copper	ND	mg/L	0.0050	0.00043	1	04/26/24 12:32	05/03/24 09:37	7440-50-8	
Lead	ND	mg/L	0.0010	0.00016	1	04/26/24 12:32	05/03/24 09:37	7439-92-1	
Lithium	ND	mg/L	0.030	0.0016	1	04/26/24 12:32	05/03/24 09:37	7439-93-2	
Molybdenum	ND	mg/L	0.010	0.00062	1	04/26/24 12:32	05/03/24 09:37	7439-98-7	
Nickel	ND	mg/L	0.0050	0.0021	1	04/26/24 12:32	05/03/24 09:37	7440-02-0	
Selenium	ND	mg/L	0.0050	0.00096	1	04/26/24 12:32	05/03/24 09:37	7782-49-2	
Silver	ND	mg/L	0.0050	0.00031	1	04/26/24 12:32	05/03/24 09:37	7440-22-4	
Thallium	ND	mg/L	0.0010	0.00038	1	04/26/24 12:32	05/03/24 09:37	7440-28-0	
Vanadium	ND	mg/L	0.010	0.00075	1	04/26/24 12:32	05/03/24 09:37	7440-62-2	
7470 Mercury	Analytical Method: EPA 7470A Preparation Method: EPA 7470A Pace Analytical Services - Peachtree Corners, GA								
Mercury	ND	mg/L	0.00020	0.00013	1	05/06/24 12:15	05/07/24 08:58	7439-97-6	
2540C Total Dissolved Solids	Analytical Method: SM 2540C-2015 Pace Analytical Services - Peachtree Corners, GA								
Total Dissolved Solids	**135**	mg/L	25.0	25.0	1		04/29/24 14:00		
2320B Alkalinity	Analytical Method: SM 2320B-2011 Pace Analytical Services - Asheville								
Alkalinity,Bicarbonate (CaCO3)	**130**	mg/L	5.0	5.0	1		05/02/24 20:11		
Alkalinity,Carbonate (CaCO3)	ND	mg/L	5.0	5.0	1		05/02/24 20:11		
Alkalinity, Total as CaCO3	**130**	mg/L	5.0	5.0	1		05/02/24 20:11		

REPORT OF LABORATORY ANALYSIS

This report shall not be reproduced, except in full,
without the written consent of Pace Analytical Services, LLC.

Pace Analytical Services, LLC
9800 Kincey Ave. Suite 100
Huntersville, NC 28078
(704)875-9092

ANALYTICAL RESULTS

Project: Bowen LF Cells 5-8 BG #6
Pace Project No.: 92727360

Sample: BOW-GWC-33R **Lab ID: 92727360011** Collected: 04/23/24 11:18 Received: 04/25/24 13:56 Matrix: Water

Parameters	Results	Units	Report Limit	MDL	DF	Prepared	Analyzed	CAS No.	Qual
300.0 IC Anions 28 Days	Analytical Method: EPA 300.0 Rev 2.1 1993 Pace Analytical Services - Asheville								
Chloride	**2.7**	mg/L	1.0	0.60	1		04/29/24 23:43	16887-00-6	
Fluoride	ND	mg/L	0.10	0.050	1		04/29/24 23:43	16984-48-8	
Sulfate	**0.71J**	mg/L	1.0	0.50	1		04/29/24 23:43	14808-79-8	

REPORT OF LABORATORY ANALYSIS

This report shall not be reproduced, except in full,
without the written consent of Pace Analytical Services, LLC.

Pace Analytical Services, LLC
9800 Kincey Ave. Suite 100
Huntersville, NC 28078
(704)875-9092

ANALYTICAL RESULTS

Project: Bowen LF Cells 5-8 BG #6
Pace Project No.: 92727360

Sample: BOW-LF5-8-FD-01 **Lab ID: 92727360012** Collected: 04/23/24 00:00 Received: 04/25/24 13:56 Matrix: Water

Parameters	Results	Units	Report Limit	MDL	DF	Prepared	Analyzed	CAS No.	Qual
6010D ATL ICP	Analytical Method: EPA 6010D Preparation Method: EPA 3010A Pace Analytical Services - Peachtree Corners, GA								
Iron	ND	mg/L	0.040	0.025	1	04/27/24 09:00	04/29/24 20:31	7439-89-6	
Manganese	ND	mg/L	0.040	0.011	1	04/27/24 09:00	04/29/24 20:31	7439-96-5	
Zinc	ND	mg/L	0.020	0.0085	1	04/27/24 09:00	04/29/24 20:31	7440-66-6	
Potassium	**0.86**	mg/L	0.50	0.15	1	04/27/24 09:00	04/29/24 20:31	7440-09-7	
Sodium	**1.5**	mg/L	1.0	0.58	1	04/27/24 09:00	04/29/24 20:31	7440-23-5	
Calcium	**35.4**	mg/L	1.0	0.12	1	04/27/24 09:00	04/29/24 20:31	7440-70-2	
Magnesium	**18.2**	mg/L	0.050	0.012	1	04/27/24 09:00	04/29/24 20:31	7439-95-4	
6020 MET ICPMS	Analytical Method: EPA 6020B Preparation Method: EPA 3005A Pace Analytical Services - Peachtree Corners, GA								
Antimony	ND	mg/L	0.0030	0.00054	1	04/26/24 12:32	05/03/24 09:40	7440-36-0	
Arsenic	ND	mg/L	0.0050	0.00084	1	04/26/24 12:32	05/03/24 09:40	7440-38-2	
Barium	**0.016**	mg/L	0.0050	0.00047	1	04/26/24 12:32	05/03/24 09:40	7440-39-3	
Beryllium	ND	mg/L	0.00050	0.000094	1	04/26/24 12:32	05/03/24 09:40	7440-41-7	
Boron	ND	mg/L	0.040	0.012	1	04/26/24 12:32	05/03/24 09:40	7440-42-8	
Cadmium	ND	mg/L	0.00050	0.00010	1	04/26/24 12:32	05/03/24 09:40	7440-43-9	
Chromium	ND	mg/L	0.0050	0.0019	1	04/26/24 12:32	05/03/24 09:40	7440-47-3	
Cobalt	ND	mg/L	0.0050	0.00032	1	04/26/24 12:32	05/03/24 09:40	7440-48-4	
Copper	ND	mg/L	0.0050	0.00043	1	04/26/24 12:32	05/03/24 09:40	7440-50-8	
Lead	ND	mg/L	0.0010	0.00016	1	04/26/24 12:32	05/03/24 09:40	7439-92-1	
Lithium	ND	mg/L	0.030	0.0016	1	04/26/24 12:32	05/03/24 09:40	7439-93-2	
Molybdenum	**0.0013J**	mg/L	0.010	0.00062	1	04/26/24 12:32	05/03/24 09:40	7439-98-7	
Nickel	ND	mg/L	0.0050	0.0021	1	04/26/24 12:32	05/03/24 09:40	7440-02-0	
Selenium	ND	mg/L	0.0050	0.00096	1	04/26/24 12:32	05/03/24 09:40	7782-49-2	
Silver	ND	mg/L	0.0050	0.00031	1	04/26/24 12:32	05/03/24 09:40	7440-22-4	
Thallium	ND	mg/L	0.0010	0.00038	1	04/26/24 12:32	05/03/24 09:40	7440-28-0	
Vanadium	ND	mg/L	0.010	0.00075	1	04/26/24 12:32	05/03/24 09:40	7440-62-2	
7470 Mercury	Analytical Method: EPA 7470A Preparation Method: EPA 7470A Pace Analytical Services - Peachtree Corners, GA								
Mercury	ND	mg/L	0.00020	0.00013	1	05/06/24 12:15	05/07/24 09:06	7439-97-6	
2540C Total Dissolved Solids	Analytical Method: SM 2540C-2015 Pace Analytical Services - Peachtree Corners, GA								
Total Dissolved Solids	**192**	mg/L	25.0	25.0	1		04/29/24 14:00		
2320B Alkalinity	Analytical Method: SM 2320B-2011 Pace Analytical Services - Asheville								
Alkalinity,Bicarbonate (CaCO3)	**156**	mg/L	5.0	5.0	1		05/02/24 20:20		
Alkalinity,Carbonate (CaCO3)	ND	mg/L	5.0	5.0	1		05/02/24 20:20		
Alkalinity, Total as CaCO3	**156**	mg/L	5.0	5.0	1		05/02/24 20:20		

REPORT OF LABORATORY ANALYSIS

This report shall not be reproduced, except in full,
without the written consent of Pace Analytical Services, LLC.

Pace Analytical Services, LLC
9800 Kincey Ave. Suite 100
Huntersville, NC 28078
(704)875-9092

ANALYTICAL RESULTS

Project: Bowen LF Cells 5-8 BG #6
Pace Project No.: 92727360

Sample: BOW-LF5-8-FD-01 **Lab ID: 92727360012** Collected: 04/23/24 00:00 Received: 04/25/24 13:56 Matrix: Water

Parameters	Results	Units	Report Limit	MDL	DF	Prepared	Analyzed	CAS No.	Qual
300.0 IC Anions 28 Days	Analytical Method: EPA 300.0 Rev 2.1 1993 Pace Analytical Services - Asheville								
Chloride	**2.9**	mg/L	1.0	0.60	1		04/29/24 23:57	16887-00-6	
Fluoride	ND	mg/L	0.10	0.050	1		04/29/24 23:57	16984-48-8	
Sulfate	**20.4**	mg/L	1.0	0.50	1		04/29/24 23:57	14808-79-8	

REPORT OF LABORATORY ANALYSIS

This report shall not be reproduced, except in full,
without the written consent of Pace Analytical Services, LLC.

Pace Analytical Services, LLC
9800 Kincey Ave. Suite 100
Huntersville, NC 28078
(704)875-9092

ANALYTICAL RESULTS

Project: Bowen LF Cells 5-8 BG #6
Pace Project No.: 92727360

Sample: BOW-LF5-8-FB-01 **Lab ID: 92727360013** Collected: 04/23/24 16:32 Received: 04/25/24 13:56 Matrix: Water

Parameters	Results	Units	Report Limit	MDL	DF	Prepared	Analyzed	CAS No.	Qual
6010D ATL ICP	Analytical Method: EPA 6010D Preparation Method: EPA 3010A Pace Analytical Services - Peachtree Corners, GA								
Iron	ND	mg/L	0.040	0.025	1	04/27/24 09:00	04/29/24 20:34	7439-89-6	
Manganese	ND	mg/L	0.040	0.011	1	04/27/24 09:00	04/29/24 20:34	7439-96-5	
Zinc	ND	mg/L	0.020	0.0085	1	04/27/24 09:00	04/29/24 20:34	7440-66-6	
Potassium	ND	mg/L	0.50	0.15	1	04/27/24 09:00	04/29/24 20:34	7440-09-7	
Sodium	ND	mg/L	1.0	0.58	1	04/27/24 09:00	04/29/24 20:34	7440-23-5	
Calcium	ND	mg/L	1.0	0.12	1	04/27/24 09:00	04/29/24 20:34	7440-70-2	
Magnesium	ND	mg/L	0.050	0.012	1	04/27/24 09:00	04/29/24 20:34	7439-95-4	
6020 MET ICPMS	Analytical Method: EPA 6020B Preparation Method: EPA 3005A Pace Analytical Services - Peachtree Corners, GA								
Antimony	ND	mg/L	0.0030	0.00054	1	04/26/24 12:32	05/03/24 09:44	7440-36-0	
Arsenic	ND	mg/L	0.0050	0.00084	1	04/26/24 12:32	05/03/24 09:44	7440-38-2	
Barium	ND	mg/L	0.0050	0.00047	1	04/26/24 12:32	05/03/24 09:44	7440-39-3	
Beryllium	ND	mg/L	0.00050	0.000094	1	04/26/24 12:32	05/03/24 09:44	7440-41-7	
Boron	ND	mg/L	0.040	0.012	1	04/26/24 12:32	05/03/24 09:44	7440-42-8	
Cadmium	ND	mg/L	0.00050	0.00010	1	04/26/24 12:32	05/03/24 09:44	7440-43-9	
Chromium	ND	mg/L	0.0050	0.0019	1	04/26/24 12:32	05/03/24 09:44	7440-47-3	
Cobalt	ND	mg/L	0.0050	0.00032	1	04/26/24 12:32	05/03/24 09:44	7440-48-4	
Copper	ND	mg/L	0.0050	0.00043	1	04/26/24 12:32	05/03/24 09:44	7440-50-8	
Lead	ND	mg/L	0.0010	0.00016	1	04/26/24 12:32	05/03/24 09:44	7439-92-1	
Lithium	ND	mg/L	0.030	0.0016	1	04/26/24 12:32	05/03/24 09:44	7439-93-2	
Molybdenum	ND	mg/L	0.010	0.00062	1	04/26/24 12:32	05/03/24 09:44	7439-98-7	
Nickel	ND	mg/L	0.0050	0.0021	1	04/26/24 12:32	05/03/24 09:44	7440-02-0	
Selenium	ND	mg/L	0.0050	0.00096	1	04/26/24 12:32	05/03/24 09:44	7782-49-2	
Silver	ND	mg/L	0.0050	0.00031	1	04/26/24 12:32	05/03/24 09:44	7440-22-4	
Thallium	ND	mg/L	0.0010	0.00038	1	04/26/24 12:32	05/03/24 09:44	7440-28-0	
Vanadium	ND	mg/L	0.010	0.00075	1	04/26/24 12:32	05/03/24 09:44	7440-62-2	
7470 Mercury	Analytical Method: EPA 7470A Preparation Method: EPA 7470A Pace Analytical Services - Peachtree Corners, GA								
Mercury	ND	mg/L	0.00020	0.00013	1	05/06/24 12:15	05/07/24 09:09	7439-97-6	
2540C Total Dissolved Solids	Analytical Method: SM 2540C-2015 Pace Analytical Services - Peachtree Corners, GA								
Total Dissolved Solids	ND	mg/L	25.0	25.0	1		04/29/24 14:01		
2320B Alkalinity	Analytical Method: SM 2320B-2011 Pace Analytical Services - Asheville								
Alkalinity,Bicarbonate (CaCO3)	ND	mg/L	5.0	5.0	1		05/02/24 20:28		
Alkalinity,Carbonate (CaCO3)	ND	mg/L	5.0	5.0	1		05/02/24 20:28		
Alkalinity, Total as CaCO3	ND	mg/L	5.0	5.0	1		05/02/24 20:28		

REPORT OF LABORATORY ANALYSIS

This report shall not be reproduced, except in full,
without the written consent of Pace Analytical Services, LLC.

Pace Analytical Services, LLC
9800 Kincey Ave. Suite 100
Huntersville, NC 28078
(704)875-9092

ANALYTICAL RESULTS

Project: Bowen LF Cells 5-8 BG #6
Pace Project No.: 92727360

Sample: BOW-LF5-8-FB-01 **Lab ID: 92727360013** Collected: 04/23/24 16:32 Received: 04/25/24 13:56 Matrix: Water

Parameters	Results	Units	Report Limit	MDL	DF	Prepared	Analyzed	CAS No.	Qual
300.0 IC Anions 28 Days	Analytical Method: EPA 300.0 Rev 2.1 1993 Pace Analytical Services - Asheville								
Chloride	ND	mg/L	1.0	0.60	1		04/29/24 19:45	16887-00-6	
Fluoride	ND	mg/L	0.10	0.050	1		04/29/24 19:45	16984-48-8	
Sulfate	ND	mg/L	1.0	0.50	1		04/29/24 19:45	14808-79-8	

REPORT OF LABORATORY ANALYSIS

This report shall not be reproduced, except in full,
without the written consent of Pace Analytical Services, LLC.

Pace Analytical Services, LLC
9800 Kincey Ave. Suite 100
Huntersville, NC 28078
(704)875-9092

ANALYTICAL RESULTS

Project: Bowen LF Cells 5-8 BG #6
Pace Project No.: 92727360

Sample: BOW-LF5-8-EB-01 **Lab ID: 92727360014** Collected: 04/23/24 16:40 Received: 04/25/24 13:56 Matrix: Water

Parameters	Results	Units	Report Limit	MDL	DF	Prepared	Analyzed	CAS No.	Qual
6010D ATL ICP	Analytical Method: EPA 6010D Preparation Method: EPA 3010A Pace Analytical Services - Peachtree Corners, GA								
Iron	ND	mg/L	0.040	0.025	1	04/27/24 09:00	04/29/24 20:38	7439-89-6	
Manganese	ND	mg/L	0.040	0.011	1	04/27/24 09:00	04/29/24 20:38	7439-96-5	
Zinc	ND	mg/L	0.020	0.0085	1	04/27/24 09:00	04/29/24 20:38	7440-66-6	
Potassium	ND	mg/L	0.50	0.15	1	04/27/24 09:00	04/29/24 20:38	7440-09-7	
Sodium	ND	mg/L	1.0	0.58	1	04/27/24 09:00	04/29/24 20:38	7440-23-5	
Calcium	ND	mg/L	1.0	0.12	1	04/27/24 09:00	04/29/24 20:38	7440-70-2	
Magnesium	ND	mg/L	0.050	0.012	1	04/27/24 09:00	04/29/24 20:38	7439-95-4	
6020 MET ICPMS	Analytical Method: EPA 6020B Preparation Method: EPA 3005A Pace Analytical Services - Peachtree Corners, GA								
Antimony	ND	mg/L	0.0030	0.00054	1	04/26/24 12:32	05/03/24 09:48	7440-36-0	
Arsenic	ND	mg/L	0.0050	0.00084	1	04/26/24 12:32	05/03/24 09:48	7440-38-2	
Barium	ND	mg/L	0.0050	0.00047	1	04/26/24 12:32	05/03/24 09:48	7440-39-3	
Beryllium	ND	mg/L	0.00050	0.000094	1	04/26/24 12:32	05/03/24 09:48	7440-41-7	
Boron	ND	mg/L	0.040	0.012	1	04/26/24 12:32	05/03/24 09:48	7440-42-8	
Cadmium	ND	mg/L	0.00050	0.00010	1	04/26/24 12:32	05/03/24 09:48	7440-43-9	
Chromium	ND	mg/L	0.0050	0.0019	1	04/26/24 12:32	05/03/24 09:48	7440-47-3	
Cobalt	ND	mg/L	0.0050	0.00032	1	04/26/24 12:32	05/03/24 09:48	7440-48-4	
Copper	ND	mg/L	0.0050	0.00043	1	04/26/24 12:32	05/03/24 09:48	7440-50-8	
Lead	ND	mg/L	0.0010	0.00016	1	04/26/24 12:32	05/03/24 09:48	7439-92-1	
Lithium	ND	mg/L	0.030	0.0016	1	04/26/24 12:32	05/03/24 09:48	7439-93-2	
Molybdenum	ND	mg/L	0.010	0.00062	1	04/26/24 12:32	05/03/24 09:48	7439-98-7	
Nickel	ND	mg/L	0.0050	0.0021	1	04/26/24 12:32	05/03/24 09:48	7440-02-0	
Selenium	ND	mg/L	0.0050	0.00096	1	04/26/24 12:32	05/03/24 09:48	7782-49-2	
Silver	ND	mg/L	0.0050	0.00031	1	04/26/24 12:32	05/03/24 09:48	7440-22-4	
Thallium	ND	mg/L	0.0010	0.00038	1	04/26/24 12:32	05/03/24 09:48	7440-28-0	
Vanadium	ND	mg/L	0.010	0.00075	1	04/26/24 12:32	05/03/24 09:48	7440-62-2	
7470 Mercury	Analytical Method: EPA 7470A Preparation Method: EPA 7470A Pace Analytical Services - Peachtree Corners, GA								
Mercury	ND	mg/L	0.00020	0.00013	1	05/06/24 12:15	05/07/24 09:12	7439-97-6	
2540C Total Dissolved Solids	Analytical Method: SM 2540C-2015 Pace Analytical Services - Peachtree Corners, GA								
Total Dissolved Solids	ND	mg/L	25.0	25.0	1		04/29/24 14:01		
2320B Alkalinity	Analytical Method: SM 2320B-2011 Pace Analytical Services - Asheville								
Alkalinity,Bicarbonate (CaCO3)	ND	mg/L	5.0	5.0	1		05/02/24 20:32		
Alkalinity,Carbonate (CaCO3)	ND	mg/L	5.0	5.0	1		05/02/24 20:32		
Alkalinity, Total as CaCO3	ND	mg/L	5.0	5.0	1		05/02/24 20:32		

REPORT OF LABORATORY ANALYSIS

This report shall not be reproduced, except in full,
without the written consent of Pace Analytical Services, LLC.

Pace Analytical Services, LLC
9800 Kincey Ave. Suite 100
Huntersville, NC 28078
(704)875-9092

ANALYTICAL RESULTS

Project: Bowen LF Cells 5-8 BG #6
Pace Project No.: 92727360

Sample: BOW-LF5-8-EB-01 **Lab ID: 92727360014** Collected: 04/23/24 16:40 Received: 04/25/24 13:56 Matrix: Water

Parameters	Results	Units	Report Limit	MDL	DF	Prepared	Analyzed	CAS No.	Qual
300.0 IC Anions 28 Days	Analytical Method: EPA 300.0 Rev 2.1 1993 Pace Analytical Services - Asheville								
Chloride	ND	mg/L	1.0	0.60	1		04/29/24 20:00	16887-00-6	
Fluoride	ND	mg/L	0.10	0.050	1		04/29/24 20:00	16984-48-8	
Sulfate	ND	mg/L	1.0	0.50	1		04/29/24 20:00	14808-79-8	

This report shall not be reproduced, except in full,
without the written consent of Pace Analytical Services, LLC.

Pace Analytical Services, LLC
9800 Kincey Ave. Suite 100
Huntersville, NC 28078
(704)875-9092

ANALYTICAL RESULTS

Project: Bowen LF Cells 5-8 BG #6
Pace Project No.: 92727360

Sample: BOW-GWC-57 **Lab ID: 92727360015** Collected: 04/24/24 15:42 Received: 04/25/24 13:56 Matrix: Water

Parameters	Results	Units	Report Limit	MDL	DF	Prepared	Analyzed	CAS No.	Qual
6010D ATL ICP	Analytical Method: EPA 6010D Preparation Method: EPA 3010A Pace Analytical Services - Peachtree Corners, GA								
Iron	**0.085**	mg/L	0.040	0.025	1	04/27/24 09:00	04/29/24 20:42	7439-89-6	
Manganese	**0.14**	mg/L	0.040	0.011	1	04/27/24 09:00	04/29/24 20:42	7439-96-5	
Zinc	ND	mg/L	0.020	0.0085	1	04/27/24 09:00	04/29/24 20:42	7440-66-6	
Potassium	**0.32J**	mg/L	0.50	0.15	1	04/27/24 09:00	04/29/24 20:42	7440-09-7	
Sodium	**2.1**	mg/L	1.0	0.58	1	04/27/24 09:00	04/29/24 20:42	7440-23-5	
Calcium	**35.3**	mg/L	1.0	0.12	1	04/27/24 09:00	04/29/24 20:42	7440-70-2	
Magnesium	**19.2**	mg/L	0.050	0.012	1	04/27/24 09:00	04/29/24 20:42	7439-95-4	
6020 MET ICPMS	Analytical Method: EPA 6020B Preparation Method: EPA 3005A Pace Analytical Services - Peachtree Corners, GA								
Antimony	ND	mg/L	0.0030	0.00054	1	04/26/24 12:32	05/03/24 09:51	7440-36-0	
Arsenic	ND	mg/L	0.0050	0.00084	1	04/26/24 12:32	05/03/24 09:51	7440-38-2	
Barium	**0.0037J**	mg/L	0.0050	0.00047	1	04/26/24 12:32	05/03/24 09:51	7440-39-3	
Beryllium	ND	mg/L	0.00050	0.000094	1	04/26/24 12:32	05/03/24 09:51	7440-41-7	
Boron	ND	mg/L	0.040	0.012	1	04/26/24 12:32	05/03/24 09:51	7440-42-8	
Cadmium	ND	mg/L	0.00050	0.00010	1	04/26/24 12:32	05/03/24 09:51	7440-43-9	
Chromium	ND	mg/L	0.0050	0.0019	1	04/26/24 12:32	05/03/24 09:51	7440-47-3	
Cobalt	**0.00062J**	mg/L	0.0050	0.00032	1	04/26/24 12:32	05/03/24 09:51	7440-48-4	
Copper	ND	mg/L	0.0050	0.00043	1	04/26/24 12:32	05/03/24 09:51	7440-50-8	
Lead	ND	mg/L	0.0010	0.00016	1	04/26/24 12:32	05/03/24 09:51	7439-92-1	
Lithium	ND	mg/L	0.030	0.0016	1	04/26/24 12:32	05/03/24 09:51	7439-93-2	
Molybdenum	ND	mg/L	0.010	0.00062	1	04/26/24 12:32	05/03/24 09:51	7439-98-7	
Nickel	ND	mg/L	0.0050	0.0021	1	04/26/24 12:32	05/03/24 09:51	7440-02-0	
Selenium	ND	mg/L	0.0050	0.00096	1	04/26/24 12:32	05/03/24 09:51	7782-49-2	
Silver	ND	mg/L	0.0050	0.00031	1	04/26/24 12:32	05/03/24 09:51	7440-22-4	
Thallium	ND	mg/L	0.0010	0.00038	1	04/26/24 12:32	05/03/24 09:51	7440-28-0	
Vanadium	ND	mg/L	0.010	0.00075	1	04/26/24 12:32	05/03/24 09:51	7440-62-2	
7470 Mercury	Analytical Method: EPA 7470A Preparation Method: EPA 7470A Pace Analytical Services - Peachtree Corners, GA								
Mercury	ND	mg/L	0.00020	0.00013	1	05/06/24 12:15	05/07/24 09:14	7439-97-6	
2540C Total Dissolved Solids	Analytical Method: SM 2540C-2015 Pace Analytical Services - Peachtree Corners, GA								
Total Dissolved Solids	**181**	mg/L	25.0	25.0	1		04/29/24 14:05		
2320B Alkalinity	Analytical Method: SM 2320B-2011 Pace Analytical Services - Asheville								
Alkalinity,Bicarbonate (CaCO3)	**176**	mg/L	5.0	5.0	1		05/03/24 17:46		
Alkalinity,Carbonate (CaCO3)	ND	mg/L	5.0	5.0	1		05/03/24 17:46		
Alkalinity, Total as CaCO3	**176**	mg/L	5.0	5.0	1		05/03/24 17:46		

REPORT OF LABORATORY ANALYSIS

This report shall not be reproduced, except in full,
without the written consent of Pace Analytical Services, LLC.

Pace Analytical Services, LLC
9800 Kincey Ave. Suite 100
Huntersville, NC 28078
(704)875-9092

ANALYTICAL RESULTS

Project: Bowen LF Cells 5-8 BG #6
Pace Project No.: 92727360

Sample: BOW-GWC-57 **Lab ID: 92727360015** Collected: 04/24/24 15:42 Received: 04/25/24 13:56 Matrix: Water

Parameters	Results	Units	Report Limit	MDL	DF	Prepared	Analyzed	CAS No.	Qual
300.0 IC Anions 28 Days	Analytical Method: EPA 300.0 Rev 2.1 1993 Pace Analytical Services - Asheville								
Chloride	**2.7**	mg/L	1.0	0.60	1		04/30/24 00:42	16887-00-6	
Fluoride	ND	mg/L	0.10	0.050	1		04/30/24 00:42	16984-48-8	
Sulfate	**2.4**	mg/L	1.0	0.50	1		04/30/24 00:42	14808-79-8	

REPORT OF LABORATORY ANALYSIS

This report shall not be reproduced, except in full,
without the written consent of Pace Analytical Services, LLC.

Pace Analytical Services, LLC
9800 Kincey Ave. Suite 100
Huntersville, NC 28078
(704)875-9092

ANALYTICAL RESULTS

Project: Bowen LF Cells 5-8 BG #6
Pace Project No.: 92727360

Sample: BOW-GWC-34 **Lab ID: 92727360016** Collected: 04/24/24 11:22 Received: 04/25/24 13:56 Matrix: Water

Parameters	Results	Units	Report Limit	MDL	DF	Prepared	Analyzed	CAS No.	Qual
6010D ATL ICP	Analytical Method: EPA 6010D Preparation Method: EPA 3010A Pace Analytical Services - Peachtree Corners, GA								
Sodium	**2.3**	mg/L	1.0	0.58	1	04/27/24 09:00	04/30/24 20:51	7440-23-5	
Iron	**7.5**	mg/L	0.040	0.025	1	04/27/24 09:00	04/29/24 20:53	7439-89-6	
Manganese	**0.28**	mg/L	0.040	0.011	1	04/27/24 09:00	04/29/24 20:53	7439-96-5	
Zinc	**0.020**	mg/L	0.020	0.0085	1	04/27/24 09:00	04/29/24 20:53	7440-66-6	
Potassium	**0.57**	mg/L	0.50	0.15	1	04/27/24 09:00	04/29/24 20:53	7440-09-7	
Calcium	**19.6**	mg/L	1.0	0.12	1	04/27/24 09:00	04/29/24 20:53	7440-70-2	
Magnesium	**10.8**	mg/L	0.050	0.012	1	04/27/24 09:00	04/29/24 20:53	7439-95-4	
6020 MET ICPMS	Analytical Method: EPA 6020B Preparation Method: EPA 3005A Pace Analytical Services - Peachtree Corners, GA								
Antimony	ND	mg/L	0.0030	0.00054	1	04/26/24 12:32	05/03/24 10:09	7440-36-0	
Arsenic	ND	mg/L	0.0050	0.00084	1	04/26/24 12:32	05/03/24 10:09	7440-38-2	
Barium	**0.029**	mg/L	0.0050	0.00047	1	04/26/24 12:32	05/03/24 10:09	7440-39-3	
Beryllium	ND	mg/L	0.00050	0.000094	1	04/26/24 12:32	05/03/24 10:09	7440-41-7	
Boron	ND	mg/L	0.040	0.012	1	04/26/24 12:32	05/03/24 10:09	7440-42-8	
Cadmium	**0.00037J**	mg/L	0.00050	0.00010	1	04/26/24 12:32	05/03/24 10:09	7440-43-9	
Chromium	ND	mg/L	0.0050	0.0019	1	04/26/24 12:32	05/03/24 10:09	7440-47-3	
Cobalt	**0.014**	mg/L	0.0050	0.00032	1	04/26/24 12:32	05/03/24 10:09	7440-48-4	
Copper	ND	mg/L	0.0050	0.00043	1	04/26/24 12:32	05/03/24 10:09	7440-50-8	
Lead	ND	mg/L	0.0010	0.00016	1	04/26/24 12:32	05/03/24 10:09	7439-92-1	
Lithium	**0.0021J**	mg/L	0.030	0.0016	1	04/26/24 12:32	05/03/24 10:09	7439-93-2	
Molybdenum	ND	mg/L	0.010	0.00062	1	04/26/24 12:32	05/03/24 10:09	7439-98-7	
Nickel	**0.0085**	mg/L	0.0050	0.0021	1	04/26/24 12:32	05/03/24 10:09	7440-02-0	
Selenium	ND	mg/L	0.0050	0.00096	1	04/26/24 12:32	05/03/24 10:09	7782-49-2	
Silver	ND	mg/L	0.0050	0.00031	1	04/26/24 12:32	05/03/24 10:09	7440-22-4	
Thallium	ND	mg/L	0.0010	0.00038	1	04/26/24 12:32	05/03/24 10:09	7440-28-0	
Vanadium	ND	mg/L	0.010	0.00075	1	04/26/24 12:32	05/03/24 10:09	7440-62-2	
7470 Mercury	Analytical Method: EPA 7470A Preparation Method: EPA 7470A Pace Analytical Services - Peachtree Corners, GA								
Mercury	ND	mg/L	0.00020	0.00013	1	05/06/24 12:15	05/07/24 09:17	7439-97-6	
2540C Total Dissolved Solids	Analytical Method: SM 2540C-2015 Pace Analytical Services - Peachtree Corners, GA								
Total Dissolved Solids	**109**	mg/L	25.0	25.0	1		04/29/24 14:05		
2320B Alkalinity	Analytical Method: SM 2320B-2011 Pace Analytical Services - Asheville								
Alkalinity,Bicarbonate (CaCO3)	**101**	mg/L	5.0	5.0	1		05/03/24 17:57		
Alkalinity,Carbonate (CaCO3)	ND	mg/L	5.0	5.0	1		05/03/24 17:57		
Alkalinity, Total as CaCO3	**101**	mg/L	5.0	5.0	1		05/03/24 17:57		

REPORT OF LABORATORY ANALYSIS

This report shall not be reproduced, except in full,
without the written consent of Pace Analytical Services, LLC.

Pace Analytical Services, LLC
9800 Kincey Ave. Suite 100
Huntersville, NC 28078
(704)875-9092

ANALYTICAL RESULTS

Project: Bowen LF Cells 5-8 BG #6
Pace Project No.: 92727360

Sample: BOW-GWC-34 **Lab ID: 92727360016** Collected: 04/24/24 11:22 Received: 04/25/24 13:56 Matrix: Water

Parameters	Results	Units	Report Limit	MDL	DF	Prepared	Analyzed	CAS No.	Qual
300.0 IC Anions 28 Days	Analytical Method: EPA 300.0 Rev 2.1 1993 Pace Analytical Services - Asheville								
Chloride	**5.1**	mg/L	1.0	0.60	1		04/30/24 01:26	16887-00-6	
Fluoride	ND	mg/L	0.10	0.050	1		04/30/24 01:26	16984-48-8	
Sulfate	**0.72J**	mg/L	1.0	0.50	1		04/30/24 01:26	14808-79-8	

REPORT OF LABORATORY ANALYSIS

This report shall not be reproduced, except in full,
without the written consent of Pace Analytical Services, LLC.

Pace Analytical Services, LLC
9800 Kincey Ave. Suite 100
Huntersville, NC 28078
(704)875-9092

ANALYTICAL RESULTS

Project: Bowen LF Cells 5-8 BG #6
Pace Project No.: 92727360

Sample: BOW-GWC-34R **Lab ID: 92727360017** Collected: 04/24/24 13:35 Received: 04/25/24 13:56 Matrix: Water

Parameters	Results	Units	Report Limit	MDL	DF	Prepared	Analyzed	CAS No.	Qual
6010D ATL ICP	Analytical Method: EPA 6010D Preparation Method: EPA 3010A Pace Analytical Services - Peachtree Corners, GA								
Sodium	**1.9**	mg/L	1.0	0.58	1	04/27/24 09:00	04/30/24 20:55	7440-23-5	
Iron	**0.67**	mg/L	0.040	0.025	1	04/27/24 09:00	04/29/24 20:56	7439-89-6	
Manganese	**0.45**	mg/L	0.040	0.011	1	04/27/24 09:00	04/29/24 20:56	7439-96-5	
Zinc	ND	mg/L	0.020	0.0085	1	04/27/24 09:00	04/29/24 20:56	7440-66-6	
Potassium	**0.64**	mg/L	0.50	0.15	1	04/27/24 09:00	04/29/24 20:56	7440-09-7	
Calcium	**41.5**	mg/L	1.0	0.12	1	04/27/24 09:00	04/29/24 20:56	7440-70-2	
Magnesium	**23.7**	mg/L	0.050	0.012	1	04/27/24 09:00	04/29/24 20:56	7439-95-4	
6020 MET ICPMS	Analytical Method: EPA 6020B Preparation Method: EPA 3005A Pace Analytical Services - Peachtree Corners, GA								
Antimony	ND	mg/L	0.0030	0.00054	1	04/26/24 12:32	05/03/24 10:13	7440-36-0	
Arsenic	ND	mg/L	0.0050	0.00084	1	04/26/24 12:32	05/03/24 10:13	7440-38-2	
Barium	**0.017**	mg/L	0.0050	0.00047	1	04/26/24 12:32	05/03/24 10:13	7440-39-3	
Beryllium	ND	mg/L	0.00050	0.000094	1	04/26/24 12:32	05/03/24 10:13	7440-41-7	
Boron	ND	mg/L	0.040	0.012	1	04/26/24 12:32	05/03/24 10:13	7440-42-8	
Cadmium	ND	mg/L	0.00050	0.00010	1	04/26/24 12:32	05/03/24 10:13	7440-43-9	
Chromium	ND	mg/L	0.0050	0.0019	1	04/26/24 12:32	05/03/24 10:13	7440-47-3	
Cobalt	**0.0027J**	mg/L	0.0050	0.00032	1	04/26/24 12:32	05/03/24 10:13	7440-48-4	
Copper	ND	mg/L	0.0050	0.00043	1	04/26/24 12:32	05/03/24 10:13	7440-50-8	
Lead	ND	mg/L	0.0010	0.00016	1	04/26/24 12:32	05/03/24 10:13	7439-92-1	
Lithium	ND	mg/L	0.030	0.0016	1	04/26/24 12:32	05/03/24 10:13	7439-93-2	
Molybdenum	ND	mg/L	0.010	0.00062	1	04/26/24 12:32	05/03/24 10:13	7439-98-7	
Nickel	ND	mg/L	0.0050	0.0021	1	04/26/24 12:32	05/03/24 10:13	7440-02-0	
Selenium	ND	mg/L	0.0050	0.00096	1	04/26/24 12:32	05/03/24 10:13	7782-49-2	
Silver	ND	mg/L	0.0050	0.00031	1	04/26/24 12:32	05/03/24 10:13	7440-22-4	
Thallium	ND	mg/L	0.0010	0.00038	1	04/26/24 12:32	05/03/24 10:13	7440-28-0	
Vanadium	ND	mg/L	0.010	0.00075	1	04/26/24 12:32	05/03/24 10:13	7440-62-2	
7470 Mercury	Analytical Method: EPA 7470A Preparation Method: EPA 7470A Pace Analytical Services - Peachtree Corners, GA								
Mercury	ND	mg/L	0.00020	0.00013	1	05/06/24 12:15	05/07/24 09:19	7439-97-6	
2540C Total Dissolved Solids	Analytical Method: SM 2540C-2015 Pace Analytical Services - Peachtree Corners, GA								
Total Dissolved Solids	**240**	mg/L	25.0	25.0	1		04/29/24 14:05		
2320B Alkalinity	Analytical Method: SM 2320B-2011 Pace Analytical Services - Asheville								
Alkalinity,Bicarbonate (CaCO3)	**202**	mg/L	5.0	5.0	1		05/03/24 18:18		
Alkalinity,Carbonate (CaCO3)	ND	mg/L	5.0	5.0	1		05/03/24 18:18		
Alkalinity, Total as CaCO3	**202**	mg/L	5.0	5.0	1		05/03/24 18:18		

REPORT OF LABORATORY ANALYSIS

This report shall not be reproduced, except in full,
without the written consent of Pace Analytical Services, LLC.

Pace Analytical Services, LLC
9800 Kincey Ave. Suite 100
Huntersville, NC 28078
(704)875-9092

ANALYTICAL RESULTS

Project: Bowen LF Cells 5-8 BG #6
Pace Project No.: 92727360

Sample: BOW-GWC-34R **Lab ID: 92727360017** Collected: 04/24/24 13:35 Received: 04/25/24 13:56 Matrix: Water

Parameters	Results	Units	Report Limit	MDL	DF	Prepared	Analyzed	CAS No.	Qual
300.0 IC Anions 28 Days	Analytical Method: EPA 300.0 Rev 2.1 1993 Pace Analytical Services - Asheville								
Chloride	**4.6**	mg/L	1.0	0.60	1		04/30/24 01:41	16887-00-6	
Fluoride	ND	mg/L	0.10	0.050	1		04/30/24 01:41	16984-48-8	
Sulfate	**2.3**	mg/L	1.0	0.50	1		04/30/24 01:41	14808-79-8	

REPORT OF LABORATORY ANALYSIS

This report shall not be reproduced, except in full,
without the written consent of Pace Analytical Services, LLC.

Pace Analytical Services, LLC
9800 Kincey Ave. Suite 100
Huntersville, NC 28078
(704)875-9092

ANALYTICAL RESULTS

Project: Bowen LF Cells 5-8 BG #6
Pace Project No.: 92727360

Sample: BOW-GWC-35 **Lab ID: 92727360018** Collected: 04/24/24 13:20 Received: 04/25/24 13:56 Matrix: Water

Parameters	Results	Units	Report Limit	MDL	DF	Prepared	Analyzed	CAS No.	Qual
6010D ATL ICP	Analytical Method: EPA 6010D Preparation Method: EPA 3010A Pace Analytical Services - Peachtree Corners, GA								
Sodium	**3.3**	mg/L	1.0	0.58	1	04/27/24 09:00	04/30/24 21:00	7440-23-5	
Iron	ND	mg/L	0.040	0.025	1	04/27/24 09:00	04/29/24 20:59	7439-89-6	
Manganese	ND	mg/L	0.040	0.011	1	04/27/24 09:00	04/29/24 20:59	7439-96-5	
Zinc	ND	mg/L	0.020	0.0085	1	04/27/24 09:00	04/29/24 20:59	7440-66-6	
Potassium	**1.6**	mg/L	0.50	0.15	1	04/27/24 09:00	04/29/24 20:59	7440-09-7	
Calcium	**49.2**	mg/L	1.0	0.12	1	04/27/24 09:00	04/29/24 20:59	7440-70-2	
Magnesium	**27.6**	mg/L	0.050	0.012	1	04/27/24 09:00	04/29/24 20:59	7439-95-4	
6020 MET ICPMS	Analytical Method: EPA 6020B Preparation Method: EPA 3005A Pace Analytical Services - Peachtree Corners, GA								
Antimony	ND	mg/L	0.0030	0.00054	1	04/26/24 12:32	05/03/24 10:16	7440-36-0	
Arsenic	ND	mg/L	0.0050	0.00084	1	04/26/24 12:32	05/03/24 10:16	7440-38-2	
Barium	**0.022**	mg/L	0.0050	0.00047	1	04/26/24 12:32	05/03/24 10:16	7440-39-3	
Beryllium	ND	mg/L	0.00050	0.000094	1	04/26/24 12:32	05/03/24 10:16	7440-41-7	
Boron	ND	mg/L	0.040	0.012	1	04/26/24 12:32	05/03/24 10:16	7440-42-8	
Cadmium	ND	mg/L	0.00050	0.00010	1	04/26/24 12:32	05/03/24 10:16	7440-43-9	
Chromium	ND	mg/L	0.0050	0.0019	1	04/26/24 12:32	05/03/24 10:16	7440-47-3	
Cobalt	ND	mg/L	0.0050	0.00032	1	04/26/24 12:32	05/03/24 10:16	7440-48-4	
Copper	ND	mg/L	0.0050	0.00043	1	04/26/24 12:32	05/03/24 10:16	7440-50-8	
Lead	ND	mg/L	0.0010	0.00016	1	04/26/24 12:32	05/03/24 10:16	7439-92-1	
Lithium	ND	mg/L	0.030	0.0016	1	04/26/24 12:32	05/03/24 10:16	7439-93-2	
Molybdenum	**0.00067J**	mg/L	0.010	0.00062	1	04/26/24 12:32	05/03/24 10:16	7439-98-7	
Nickel	ND	mg/L	0.0050	0.0021	1	04/26/24 12:32	05/03/24 10:16	7440-02-0	
Selenium	ND	mg/L	0.0050	0.00096	1	04/26/24 12:32	05/03/24 10:16	7782-49-2	
Silver	ND	mg/L	0.0050	0.00031	1	04/26/24 12:32	05/03/24 10:16	7440-22-4	
Thallium	ND	mg/L	0.0010	0.00038	1	04/26/24 12:32	05/03/24 10:16	7440-28-0	
Vanadium	ND	mg/L	0.010	0.00075	1	04/26/24 12:32	05/03/24 10:16	7440-62-2	
7470 Mercury	Analytical Method: EPA 7470A Preparation Method: EPA 7470A Pace Analytical Services - Peachtree Corners, GA								
Mercury	ND	mg/L	0.00020	0.00013	1	05/06/24 12:15	05/07/24 09:22	7439-97-6	
2540C Total Dissolved Solids	Analytical Method: SM 2540C-2015 Pace Analytical Services - Peachtree Corners, GA								
Total Dissolved Solids	**251**	mg/L	25.0	25.0	1		04/29/24 14:06		
2320B Alkalinity	Analytical Method: SM 2320B-2011 Pace Analytical Services - Asheville								
Alkalinity,Bicarbonate (CaCO3)	**256**	mg/L	5.0	5.0	1		05/04/24 07:40		
Alkalinity,Carbonate (CaCO3)	ND	mg/L	5.0	5.0	1		05/04/24 07:40		
Alkalinity, Total as CaCO3	**256**	mg/L	5.0	5.0	1		05/04/24 07:40		

REPORT OF LABORATORY ANALYSIS

This report shall not be reproduced, except in full,
without the written consent of Pace Analytical Services, LLC.

Pace Analytical Services, LLC
9800 Kincey Ave. Suite 100
Huntersville, NC 28078
(704)875-9092

ANALYTICAL RESULTS

Project: Bowen LF Cells 5-8 BG #6
Pace Project No.: 92727360

Sample: BOW-GWC-35 **Lab ID: 92727360018** Collected: 04/24/24 13:20 Received: 04/25/24 13:56 Matrix: Water

Parameters	Results	Units	Report Limit	MDL	DF	Prepared	Analyzed	CAS No.	Qual
300.0 IC Anions 28 Days	Analytical Method: EPA 300.0 Rev 2.1 1993 Pace Analytical Services - Asheville								
Chloride	**3.8**	mg/L	1.0	0.60	1		04/30/24 01:56	16887-00-6	
Fluoride	ND	mg/L	0.10	0.050	1		04/30/24 01:56	16984-48-8	
Sulfate	**6.8**	mg/L	1.0	0.50	1		04/30/24 01:56	14808-79-8	

REPORT OF LABORATORY ANALYSIS

This report shall not be reproduced, except in full,
without the written consent of Pace Analytical Services, LLC.

Pace Analytical Services, LLC
9800 Kincey Ave. Suite 100
Huntersville, NC 28078
(704)875-9092

ANALYTICAL RESULTS

Project: Bowen LF Cells 5-8 BG #6
Pace Project No.: 92727360

Sample: BOW-LF5-8-FD-02 **Lab ID: 92727360019** Collected: 04/24/24 00:00 Received: 04/25/24 13:56 Matrix: Water

Parameters	Results	Units	Report Limit	MDL	DF	Prepared	Analyzed	CAS No.	Qual
6010D ATL ICP	Analytical Method: EPA 6010D Preparation Method: EPA 3010A Pace Analytical Services - Peachtree Corners, GA								
Iron	**0.10**	mg/L	0.040	0.025	1	04/27/24 09:00	04/29/24 21:02	7439-89-6	
Manganese	**0.026J**	mg/L	0.040	0.011	1	04/27/24 09:00	04/29/24 21:02	7439-96-5	
Zinc	ND	mg/L	0.020	0.0085	1	04/27/24 09:00	04/29/24 21:02	7440-66-6	
Potassium	**1.1**	mg/L	0.50	0.15	1	04/27/24 09:00	04/29/24 21:02	7440-09-7	
Calcium	**31.7**	mg/L	1.0	0.12	1	04/27/24 09:00	04/29/24 21:02	7440-70-2	
Magnesium	**17.9**	mg/L	0.050	0.012	1	04/27/24 09:00	04/29/24 21:02	7439-95-4	
Sodium	**9.5**	mg/L	1.0	0.58	1	04/27/24 09:00	04/30/24 21:05	7440-23-5	
6020 MET ICPMS	Analytical Method: EPA 6020B Preparation Method: EPA 3005A Pace Analytical Services - Peachtree Corners, GA								
Antimony	ND	mg/L	0.0030	0.00054	1	04/26/24 12:32	05/03/24 10:24	7440-36-0	
Arsenic	ND	mg/L	0.0050	0.00084	1	04/26/24 12:32	05/03/24 10:24	7440-38-2	
Barium	**0.012**	mg/L	0.0050	0.00047	1	04/26/24 12:32	05/03/24 10:24	7440-39-3	
Beryllium	ND	mg/L	0.00050	0.000094	1	04/26/24 12:32	05/03/24 10:24	7440-41-7	
Boron	ND	mg/L	0.040	0.012	1	04/26/24 12:32	05/03/24 10:24	7440-42-8	
Cadmium	ND	mg/L	0.00050	0.00010	1	04/26/24 12:32	05/03/24 10:24	7440-43-9	
Chromium	ND	mg/L	0.0050	0.0019	1	04/26/24 12:32	05/03/24 10:24	7440-47-3	
Cobalt	ND	mg/L	0.0050	0.00032	1	04/26/24 12:32	05/03/24 10:24	7440-48-4	
Copper	ND	mg/L	0.0050	0.00043	1	04/26/24 12:32	05/03/24 10:24	7440-50-8	
Lead	ND	mg/L	0.0010	0.00016	1	04/26/24 12:32	05/03/24 10:24	7439-92-1	
Lithium	ND	mg/L	0.030	0.0016	1	04/26/24 12:32	05/03/24 10:24	7439-93-2	
Molybdenum	**0.032**	mg/L	0.010	0.00062	1	04/26/24 12:32	05/03/24 10:24	7439-98-7	
Nickel	ND	mg/L	0.0050	0.0021	1	04/26/24 12:32	05/03/24 10:24	7440-02-0	
Selenium	ND	mg/L	0.0050	0.00096	1	04/26/24 12:32	05/03/24 10:24	7782-49-2	
Silver	ND	mg/L	0.0050	0.00031	1	04/26/24 12:32	05/03/24 10:24	7440-22-4	
Thallium	ND	mg/L	0.0010	0.00038	1	04/26/24 12:32	05/03/24 10:24	7440-28-0	
Vanadium	ND	mg/L	0.010	0.00075	1	04/26/24 12:32	05/03/24 10:24	7440-62-2	
7470 Mercury	Analytical Method: EPA 7470A Preparation Method: EPA 7470A Pace Analytical Services - Peachtree Corners, GA								
Mercury	ND	mg/L	0.00020	0.00013	1	05/06/24 12:15	05/07/24 09:25	7439-97-6	
2540C Total Dissolved Solids	Analytical Method: SM 2540C-2015 Pace Analytical Services - Peachtree Corners, GA								
Total Dissolved Solids	**181**	mg/L	25.0	25.0	1		04/29/24 13:13		
2320B Alkalinity	Analytical Method: SM 2320B-2011 Pace Analytical Services - Asheville								
Alkalinity,Bicarbonate (CaCO3)	**166**	mg/L	5.0	5.0	1		05/03/24 19:36		
Alkalinity,Carbonate (CaCO3)	ND	mg/L	5.0	5.0	1		05/03/24 19:36		
Alkalinity, Total as CaCO3	**166**	mg/L	5.0	5.0	1		05/03/24 19:36		

REPORT OF LABORATORY ANALYSIS

This report shall not be reproduced, except in full,
without the written consent of Pace Analytical Services, LLC.

Pace Analytical Services, LLC
9800 Kincey Ave. Suite 100
Huntersville, NC 28078
(704)875-9092

ANALYTICAL RESULTS

Project: Bowen LF Cells 5-8 BG #6
Pace Project No.: 92727360

Sample: BOW-LF5-8-FD-02 **Lab ID: 92727360019** Collected: 04/24/24 00:00 Received: 04/25/24 13:56 Matrix: Water

Parameters	Results	Units	Report Limit	MDL	DF	Prepared	Analyzed	CAS No.	Qual
300.0 IC Anions 28 Days	Analytical Method: EPA 300.0 Rev 2.1 1993 Pace Analytical Services - Asheville								
Chloride	**4.8**	mg/L	1.0	0.60	1		04/30/24 02:11	16887-00-6	
Fluoride	**0.094J**	mg/L	0.10	0.050	1		04/30/24 02:11	16984-48-8	
Sulfate	**14.3**	mg/L	1.0	0.50	1		04/30/24 02:11	14808-79-8	

REPORT OF LABORATORY ANALYSIS

This report shall not be reproduced, except in full,
without the written consent of Pace Analytical Services, LLC.

Pace Analytical Services, LLC
9800 Kincey Ave. Suite 100
Huntersville, NC 28078
(704)875-9092

ANALYTICAL RESULTS

Project: Bowen LF Cells 5-8 BG #6
Pace Project No.: 92727360

Sample: BOW-LF5-8-FB-02 **Lab ID: 92727360020** Collected: 04/24/24 15:34 Received: 04/25/24 13:56 Matrix: Water

Parameters	Results	Units	Report Limit	MDL	DF	Prepared	Analyzed	CAS No.	Qual
6010D ATL ICP	Analytical Method: EPA 6010D Preparation Method: EPA 3010A Pace Analytical Services - Peachtree Corners, GA								
Iron	ND	mg/L	0.040	0.025	1	04/27/24 09:00	04/29/24 21:06	7439-89-6	
Manganese	ND	mg/L	0.040	0.011	1	04/27/24 09:00	04/29/24 21:06	7439-96-5	
Zinc	ND	mg/L	0.020	0.0085	1	04/27/24 09:00	04/29/24 21:06	7440-66-6	
Potassium	ND	mg/L	0.50	0.15	1	04/27/24 09:00	04/29/24 21:06	7440-09-7	
Sodium	ND	mg/L	1.0	0.58	1	04/27/24 09:00	04/29/24 21:06	7440-23-5	
Calcium	ND	mg/L	1.0	0.12	1	04/27/24 09:00	04/29/24 21:06	7440-70-2	
Magnesium	ND	mg/L	0.050	0.012	1	04/27/24 09:00	04/29/24 21:06	7439-95-4	
6020 MET ICPMS	Analytical Method: EPA 6020B Preparation Method: EPA 3005A Pace Analytical Services - Peachtree Corners, GA								
Antimony	ND	mg/L	0.0030	0.00054	1	04/26/24 12:32	05/03/24 10:28	7440-36-0	
Arsenic	ND	mg/L	0.0050	0.00084	1	04/26/24 12:32	05/03/24 10:28	7440-38-2	
Barium	ND	mg/L	0.0050	0.00047	1	04/26/24 12:32	05/03/24 10:28	7440-39-3	
Beryllium	ND	mg/L	0.00050	0.000094	1	04/26/24 12:32	05/03/24 10:28	7440-41-7	
Boron	ND	mg/L	0.040	0.012	1	04/26/24 12:32	05/03/24 10:28	7440-42-8	
Cadmium	ND	mg/L	0.00050	0.00010	1	04/26/24 12:32	05/03/24 10:28	7440-43-9	
Chromium	ND	mg/L	0.0050	0.0019	1	04/26/24 12:32	05/03/24 10:28	7440-47-3	
Cobalt	ND	mg/L	0.0050	0.00032	1	04/26/24 12:32	05/03/24 10:28	7440-48-4	
Copper	ND	mg/L	0.0050	0.00043	1	04/26/24 12:32	05/03/24 10:28	7440-50-8	
Lead	ND	mg/L	0.0010	0.00016	1	04/26/24 12:32	05/03/24 10:28	7439-92-1	
Lithium	ND	mg/L	0.030	0.0016	1	04/26/24 12:32	05/03/24 10:28	7439-93-2	
Molybdenum	ND	mg/L	0.010	0.00062	1	04/26/24 12:32	05/03/24 10:28	7439-98-7	
Nickel	ND	mg/L	0.0050	0.0021	1	04/26/24 12:32	05/03/24 10:28	7440-02-0	
Selenium	ND	mg/L	0.0050	0.00096	1	04/26/24 12:32	05/03/24 10:28	7782-49-2	
Silver	ND	mg/L	0.0050	0.00031	1	04/26/24 12:32	05/03/24 10:28	7440-22-4	
Thallium	ND	mg/L	0.0010	0.00038	1	04/26/24 12:32	05/03/24 10:28	7440-28-0	
Vanadium	ND	mg/L	0.010	0.00075	1	04/26/24 12:32	05/03/24 10:28	7440-62-2	
7470 Mercury	Analytical Method: EPA 7470A Preparation Method: EPA 7470A Pace Analytical Services - Peachtree Corners, GA								
Mercury	ND	mg/L	0.00020	0.00013	1	05/03/24 07:30	05/03/24 15:09	7439-97-6	
2540C Total Dissolved Solids	Analytical Method: SM 2540C-2015 Pace Analytical Services - Peachtree Corners, GA								
Total Dissolved Solids	ND	mg/L	25.0	25.0	1		04/29/24 13:13		
2320B Alkalinity	Analytical Method: SM 2320B-2011 Pace Analytical Services - Asheville								
Alkalinity,Bicarbonate (CaCO3)	ND	mg/L	5.0	5.0	1		05/03/24 19:44		
Alkalinity,Carbonate (CaCO3)	ND	mg/L	5.0	5.0	1		05/03/24 19:44		
Alkalinity, Total as CaCO3	ND	mg/L	5.0	5.0	1		05/03/24 19:44		

REPORT OF LABORATORY ANALYSIS

This report shall not be reproduced, except in full,
without the written consent of Pace Analytical Services, LLC.

Pace Analytical Services, LLC
9800 Kincey Ave. Suite 100
Huntersville, NC 28078
(704)875-9092

ANALYTICAL RESULTS

Project: Bowen LF Cells 5-8 BG #6
Pace Project No.: 92727360

Sample: BOW-LF5-8-FB-02 **Lab ID: 92727360020** Collected: 04/24/24 15:34 Received: 04/25/24 13:56 Matrix: Water

Parameters	Results	Units	Report Limit	MDL	DF	Prepared	Analyzed	CAS No.	Qual
300.0 IC Anions 28 Days	Analytical Method: EPA 300.0 Rev 2.1 1993 Pace Analytical Services - Asheville								
Chloride	ND	mg/L	1.0	0.60	1		04/29/24 20:15	16887-00-6	
Fluoride	ND	mg/L	0.10	0.050	1		04/29/24 20:15	16984-48-8	
Sulfate	ND	mg/L	1.0	0.50	1		04/29/24 20:15	14808-79-8	

REPORT OF LABORATORY ANALYSIS

This report shall not be reproduced, except in full,
without the written consent of Pace Analytical Services, LLC.

Pace Analytical Services, LLC
9800 Kincey Ave. Suite 100
Huntersville, NC 28078
(704)875-9092

ANALYTICAL RESULTS

Project: Bowen LF Cells 5-8 BG #6
Pace Project No.: 92727360

Sample: BOW-LF5-8-EB-02 **Lab ID: 92727360021** Collected: 04/24/24 15:40 Received: 04/25/24 13:56 Matrix: Water

Parameters	Results	Units	Report Limit	MDL	DF	Prepared	Analyzed	CAS No.	Qual
6010D ATL ICP	Analytical Method: EPA 6010D Preparation Method: EPA 3010A Pace Analytical Services - Peachtree Corners, GA								
Iron	ND	mg/L	0.040	0.025	1	04/27/24 09:00	04/29/24 21:10	7439-89-6	
Manganese	ND	mg/L	0.040	0.011	1	04/27/24 09:00	04/29/24 21:10	7439-96-5	
Zinc	ND	mg/L	0.020	0.0085	1	04/27/24 09:00	04/29/24 21:10	7440-66-6	
Potassium	ND	mg/L	0.50	0.15	1	04/27/24 09:00	04/29/24 21:10	7440-09-7	
Sodium	ND	mg/L	1.0	0.58	1	04/27/24 09:00	04/29/24 21:10	7440-23-5	
Calcium	ND	mg/L	1.0	0.12	1	04/27/24 09:00	04/29/24 21:10	7440-70-2	
Magnesium	ND	mg/L	0.050	0.012	1	04/27/24 09:00	04/29/24 21:10	7439-95-4	
6020 MET ICPMS	Analytical Method: EPA 6020B Preparation Method: EPA 3005A Pace Analytical Services - Peachtree Corners, GA								
Antimony	ND	mg/L	0.0030	0.00054	1	04/26/24 13:01	04/29/24 18:34	7440-36-0	
Arsenic	ND	mg/L	0.0050	0.00084	1	04/26/24 13:01	04/29/24 18:34	7440-38-2	
Barium	ND	mg/L	0.0050	0.00047	1	04/26/24 13:01	04/29/24 18:34	7440-39-3	
Beryllium	ND	mg/L	0.00050	0.000094	1	04/26/24 13:01	04/29/24 18:34	7440-41-7	
Boron	ND	mg/L	0.040	0.012	1	04/26/24 13:01	04/29/24 18:34	7440-42-8	
Cadmium	ND	mg/L	0.00050	0.00010	1	04/26/24 13:01	04/29/24 18:34	7440-43-9	
Chromium	ND	mg/L	0.0050	0.0019	1	04/26/24 13:01	04/29/24 18:34	7440-47-3	
Cobalt	ND	mg/L	0.0050	0.00032	1	04/26/24 13:01	04/29/24 18:34	7440-48-4	
Copper	ND	mg/L	0.0050	0.00043	1	04/26/24 13:01	04/29/24 18:34	7440-50-8	
Lead	ND	mg/L	0.0010	0.00016	1	04/26/24 13:01	04/29/24 18:34	7439-92-1	
Lithium	ND	mg/L	0.030	0.0016	1	04/26/24 13:01	04/29/24 18:34	7439-93-2	
Molybdenum	ND	mg/L	0.010	0.00062	1	04/26/24 13:01	04/29/24 18:34	7439-98-7	
Nickel	ND	mg/L	0.0050	0.0021	1	04/26/24 13:01	04/29/24 18:34	7440-02-0	
Selenium	ND	mg/L	0.0050	0.00096	1	04/26/24 13:01	04/29/24 18:34	7782-49-2	
Silver	ND	mg/L	0.0050	0.00031	1	04/26/24 13:01	04/29/24 18:34	7440-22-4	
Thallium	ND	mg/L	0.0010	0.00038	1	04/26/24 13:01	04/29/24 18:34	7440-28-0	
Vanadium	ND	mg/L	0.010	0.00075	1	04/26/24 13:01	04/29/24 18:34	7440-62-2	
7470 Mercury	Analytical Method: EPA 7470A Preparation Method: EPA 7470A Pace Analytical Services - Peachtree Corners, GA								
Mercury	ND	mg/L	0.00020	0.00013	1	05/03/24 07:30	05/03/24 15:12	7439-97-6	
2540C Total Dissolved Solids	Analytical Method: SM 2540C-2015 Pace Analytical Services - Peachtree Corners, GA								
Total Dissolved Solids	ND	mg/L	25.0	25.0	1		04/29/24 13:14		
2320B Alkalinity	Analytical Method: SM 2320B-2011 Pace Analytical Services - Asheville								
Alkalinity,Bicarbonate (CaCO3)	ND	mg/L	5.0	5.0	1		05/03/24 19:48		
Alkalinity,Carbonate (CaCO3)	ND	mg/L	5.0	5.0	1		05/03/24 19:48		
Alkalinity, Total as CaCO3	ND	mg/L	5.0	5.0	1		05/03/24 19:48		

REPORT OF LABORATORY ANALYSIS

This report shall not be reproduced, except in full,
without the written consent of Pace Analytical Services, LLC.

Pace Analytical Services, LLC
9800 Kincey Ave. Suite 100
Huntersville, NC 28078
(704)875-9092

ANALYTICAL RESULTS

Project: Bowen LF Cells 5-8 BG #6
Pace Project No.: 92727360

Sample: BOW-LF5-8-EB-02 **Lab ID: 92727360021** Collected: 04/24/24 15:40 Received: 04/25/24 13:56 Matrix: Water

Parameters	Results	Units	Report Limit	MDL	DF	Prepared	Analyzed	CAS No.	Qual
300.0 IC Anions 28 Days	Analytical Method: EPA 300.0 Rev 2.1 1993 Pace Analytical Services - Asheville								
Chloride	ND	mg/L	1.0	0.60	1		04/29/24 20:30	16887-00-6	
Fluoride	ND	mg/L	0.10	0.050	1		04/29/24 20:30	16984-48-8	
Sulfate	ND	mg/L	1.0	0.50	1		04/29/24 20:30	14808-79-8	

REPORT OF LABORATORY ANALYSIS

This report shall not be reproduced, except in full,
without the written consent of Pace Analytical Services, LLC.

Pace Analytical Services, LLC
9800 Kincey Ave. Suite 100
Huntersville, NC 28078
(704)875-9092

QUALITY CONTROL DATA

Project: Bowen LF Cells 5-8 BG #6
Pace Project No.: 92727360

QC Batch: 850345
QC Batch Method: EPA 3010A
Analysis Method: EPA 6010D
Analysis Description: 6010D ATL
Laboratory: Pace Analytical Services - Peachtree Corners, GA
Associated Lab Samples: 92727360002, 92727360003, 92727360004, 92727360005, 92727360006, 92727360007, 92727360008, 92727360009, 92727360010, 92727360011, 92727360012, 92727360013, 92727360014, 92727360015, 92727360016, 92727360017, 92727360018, 92727360019, 92727360020, 92727360021

METHOD BLANK: 4389889
Matrix: Water
Associated Lab Samples: 92727360002, 92727360003, 92727360004, 92727360005, 92727360006, 92727360007, 92727360008, 92727360009, 92727360010, 92727360011, 92727360012, 92727360013, 92727360014, 92727360015, 92727360016, 92727360017, 92727360018, 92727360019, 92727360020, 92727360021

Parameter	Units	Blank Result	Reporting Limit	MDL	Analyzed	Qualifiers
Calcium	mg/L	ND	1.0	0.12	04/29/24 19:31	
Iron	mg/L	ND	0.040	0.025	04/29/24 19:31	
Magnesium	mg/L	ND	0.050	0.012	04/29/24 19:31	
Manganese	mg/L	ND	0.040	0.011	04/29/24 19:31	
Potassium	mg/L	ND	0.50	0.15	04/29/24 19:31	
Sodium	mg/L	ND	1.0	0.58	04/29/24 19:31	
Zinc	mg/L	ND	0.020	0.0085	04/29/24 19:31	

LABORATORY CONTROL SAMPLE: 4389890

Parameter	Units	Spike Conc.	LCS Result	LCS % Rec	% Rec Limits	Qualifiers
Calcium	mg/L	1	1.0	103	80-120	
Iron	mg/L	1	1.0	101	80-120	
Magnesium	mg/L	1	1.1	106	80-120	
Manganese	mg/L	1	1.0	101	80-120	
Potassium	mg/L	1	0.96	96	80-120	
Sodium	mg/L	1	1.2	116	80-120	
Zinc	mg/L	1	0.95	95	80-120	

MATRIX SPIKE & MATRIX SPIKE DUPLICATE: 4389891 4389892

Parameter	Units	92727360004 Result	MS Spike Conc.	MSD Spike Conc.	MS Result	MSD Result	MS % Rec	MSD % Rec	% Rec Limits	RPD	Max RPD	Qual
Calcium	mg/L	33.2	1	1	34.0	34.0	73	78	75-125	0	20	M1
Iron	mg/L	0.17	1	1	1.1	1.2	97	98	75-125	1	20	
Magnesium	mg/L	18.7	1	1	19.4	19.4	75	67	75-125	0	20	M1
Manganese	mg/L	0.024J	1	1	0.99	1.0	96	97	75-125	1	20	
Potassium	mg/L	0.81	1	1	1.9	1.9	109	112	75-125	1	20	
Sodium	mg/L	1.6	1	1	2.7	2.6	108	105	75-125	1	20	
Zinc	mg/L	ND	1	1	0.94	0.96	94	95	75-125	1	20	

Results presented on this page are in the units indicated by the "Units" column except where an alternate unit is presented to the right of the result.

REPORT OF LABORATORY ANALYSIS

This report shall not be reproduced, except in full,
without the written consent of Pace Analytical Services, LLC.

Pace Analytical Services, LLC
9800 Kincey Ave. Suite 100
Huntersville, NC 28078
(704)875-9092

QUALITY CONTROL DATA

Project: Bowen LF Cells 5-8 BG #6
Pace Project No.: 92727360

QC Batch: 850350
QC Batch Method: EPA 3010A
Analysis Method: EPA 6010D
Analysis Description: 6010D ATL
Laboratory: Pace Analytical Services - Peachtree Corners, GA
Associated Lab Samples: 92727360001

METHOD BLANK: 4389900 Matrix: Water
Associated Lab Samples: 92727360001

Parameter	Units	Blank Result	Reporting Limit	MDL	Analyzed	Qualifiers
Calcium	mg/L	ND	1.0	0.12	04/28/24 22:54	
Iron	mg/L	ND	0.040	0.025	04/28/24 22:54	
Magnesium	mg/L	ND	0.050	0.012	04/28/24 22:54	
Manganese	mg/L	ND	0.040	0.011	04/28/24 22:54	
Potassium	mg/L	ND	0.50	0.15	04/28/24 22:54	
Sodium	mg/L	ND	1.0	0.58	04/28/24 22:54	
Zinc	mg/L	ND	0.020	0.0085	04/28/24 22:54	

LABORATORY CONTROL SAMPLE: 4389901

Parameter	Units	Spike Conc.	LCS Result	LCS % Rec	% Rec Limits	Qualifiers
Calcium	mg/L	1	0.97J	97	80-120	
Iron	mg/L	1	0.94	94	80-120	
Magnesium	mg/L	1	0.95	95	80-120	
Manganese	mg/L	1	1.0	100	80-120	
Potassium	mg/L	1	1.1	106	80-120	
Sodium	mg/L	1	1.0	100	80-120	
Zinc	mg/L	1	0.99	99	80-120	

MATRIX SPIKE & MATRIX SPIKE DUPLICATE: 4389902 4389903

Parameter	Units	92727501019 Result	MS Spike Conc.	MSD Spike Conc.	MS Result	MSD Result	MS % Rec	MSD % Rec	% Rec Limits	RPD	Max RPD	Qual
Calcium	mg/L	1770 ug/L	1	1	2.5	2.5	73	73	75-125	0	20	M1
Iron	mg/L	86.4 ug/L	1	1	1.9	2.0	86	92	75-125	3	20	
Magnesium	mg/L	2100 ug/L	1	1	2.9	3.0	85	94	75-125	3	20	
Manganese	mg/L	969 ug/L	1	1	1.9	2.0	97	101	75-125	2	20	
Potassium	mg/L	527 ug/L	1	1	1.6	1.6	104	108	75-125	3	20	
Sodium	mg/L	11500 ug/L	1	1	11.9	12.0	31	49	75-125	1	20	M1
Zinc	mg/L	37.7 ug/L	1	1	1.0	1.1	99	101	75-125	2	20	

Results presented on this page are in the units indicated by the "Units" column except where an alternate unit is presented to the right of the result.

REPORT OF LABORATORY ANALYSIS

This report shall not be reproduced, except in full,
without the written consent of Pace Analytical Services, LLC.

Pace Analytical Services, LLC
9800 Kincey Ave. Suite 100
Huntersville, NC 28078
(704)875-9092

QUALITY CONTROL DATA

Project: Bowen LF Cells 5-8 BG #6
Pace Project No.: 92727360

QC Batch: 850151
QC Batch Method: EPA 3005A
Analysis Method: EPA 6020B
Analysis Description: 6020 MET
Laboratory: Pace Analytical Services - Peachtree Corners, GA
Associated Lab Samples: 92727360001, 92727360002, 92727360003, 92727360004, 92727360005, 92727360006, 92727360007, 92727360008, 92727360009, 92727360010, 92727360011, 92727360012, 92727360013, 92727360014, 92727360015, 92727360016, 92727360017, 92727360018, 92727360019, 92727360020

METHOD BLANK: 4388591
Matrix: Water
Associated Lab Samples: 92727360001, 92727360002, 92727360003, 92727360004, 92727360005, 92727360006, 92727360007, 92727360008, 92727360009, 92727360010, 92727360011, 92727360012, 92727360013, 92727360014, 92727360015, 92727360016, 92727360017, 92727360018, 92727360019, 92727360020

Parameter	Units	Blank Result	Reporting Limit	MDL	Analyzed	Qualifiers
Antimony	mg/L	ND	0.0030	0.00054	05/02/24 18:42	
Arsenic	mg/L	ND	0.0050	0.00084	05/02/24 18:42	
Barium	mg/L	ND	0.0050	0.00047	05/02/24 18:42	
Beryllium	mg/L	ND	0.00050	0.000094	05/02/24 18:42	
Boron	mg/L	ND	0.040	0.012	05/02/24 18:42	
Cadmium	mg/L	ND	0.00050	0.00010	05/02/24 18:42	
Chromium	mg/L	ND	0.0050	0.0019	05/02/24 18:42	
Cobalt	mg/L	ND	0.0050	0.00032	05/02/24 18:42	
Copper	mg/L	ND	0.0050	0.00043	05/02/24 18:42	
Lead	mg/L	ND	0.0010	0.00016	05/02/24 18:42	
Lithium	mg/L	ND	0.030	0.0016	05/02/24 18:42	
Molybdenum	mg/L	ND	0.010	0.00062	05/02/24 18:42	
Nickel	mg/L	ND	0.0050	0.0021	05/02/24 18:42	
Selenium	mg/L	ND	0.0050	0.00096	05/02/24 18:42	
Silver	mg/L	ND	0.0050	0.00031	05/02/24 18:42	
Thallium	mg/L	ND	0.0010	0.00038	05/02/24 18:42	
Vanadium	mg/L	ND	0.010	0.00075	05/02/24 18:42	

LABORATORY CONTROL SAMPLE: 4388592

Parameter	Units	Spike Conc.	LCS Result	LCS % Rec	% Rec Limits	Qualifiers
Antimony	mg/L	0.1	0.099	99	80-120	
Arsenic	mg/L	0.1	0.098	98	80-120	
Barium	mg/L	0.1	0.091	91	80-120	
Beryllium	mg/L	0.1	0.094	94	80-120	
Boron	mg/L	1	0.91	91	80-120	
Cadmium	mg/L	0.1	0.095	95	80-120	
Chromium	mg/L	0.1	0.097	97	80-120	
Cobalt	mg/L	0.1	0.097	97	80-120	
Copper	mg/L	0.1	0.096	96	80-120	
Lead	mg/L	0.1	0.098	98	80-120	
Lithium	mg/L	0.1	0.098	98	80-120	
Molybdenum	mg/L	0.1	0.096	96	80-120	
Nickel	mg/L	0.1	0.095	95	80-120	
Selenium	mg/L	0.1	0.099	99	80-120	

Results presented on this page are in the units indicated by the "Units" column except where an alternate unit is presented to the right of the result.

REPORT OF LABORATORY ANALYSIS

This report shall not be reproduced, except in full,
without the written consent of Pace Analytical Services, LLC.

Pace Analytical Services, LLC
9800 Kincey Ave. Suite 100
Huntersville, NC 28078
(704)875-9092

QUALITY CONTROL DATA

Project: Bowen LF Cells 5-8 BG #6
Pace Project No.: 92727360

LABORATORY CONTROL SAMPLE: 4388592

Parameter	Units	Spike Conc.	LCS Result	LCS % Rec	% Rec Limits	Qualifiers
Silver	mg/L	0.1	0.095	95	80-120	
Thallium	mg/L	0.1	0.096	96	80-120	
Vanadium	mg/L	0.1	0.097	97	80-120	

MATRIX SPIKE & MATRIX SPIKE DUPLICATE: 4388593 4388594

Parameter	Units	92727360001 Result	MS Spike Conc.	MSD Spike Conc.	MS Result	MSD Result	MS % Rec	MSD % Rec	% Rec Limits	RPD	Max RPD	Qual
Antimony	mg/L	ND	0.1	0.1	0.10	0.10	103	102	75-125	1	20	
Arsenic	mg/L	ND	0.1	0.1	0.10	0.099	101	99	75-125	2	20	
Barium	mg/L	0.017	0.1	0.1	0.11	0.11	92	91	75-125	1	20	
Beryllium	mg/L	ND	0.1	0.1	0.094	0.094	94	94	75-125	0	20	
Boron	mg/L	0.026J	1	1	0.92	0.92	89	90	75-125	1	20	
Cadmium	mg/L	ND	0.1	0.1	0.096	0.098	96	98	75-125	2	20	
Chromium	mg/L	ND	0.1	0.1	0.099	0.097	99	97	75-125	2	20	
Cobalt	mg/L	ND	0.1	0.1	0.098	0.097	98	97	75-125	1	20	
Copper	mg/L	ND	0.1	0.1	0.095	0.093	95	93	75-125	1	20	
Lead	mg/L	ND	0.1	0.1	0.097	0.098	97	98	75-125	0	20	
Lithium	mg/L	ND	0.1	0.1	0.099	0.099	98	98	75-125	0	20	
Molybdenum	mg/L	0.0013J	0.1	0.1	0.097	0.098	96	97	75-125	1	20	
Nickel	mg/L	ND	0.1	0.1	0.098	0.096	97	96	75-125	1	20	
Selenium	mg/L	0.0012J	0.1	0.1	0.10	0.099	101	98	75-125	3	20	
Silver	mg/L	ND	0.1	0.1	0.096	0.096	96	96	75-125	0	20	
Thallium	mg/L	ND	0.1	0.1	0.096	0.096	96	96	75-125	0	20	
Vanadium	mg/L	ND	0.1	0.1	0.099	0.097	99	97	75-125	2	20	

Results presented on this page are in the units indicated by the "Units" column except where an alternate unit is presented to the right of the result.

REPORT OF LABORATORY ANALYSIS

This report shall not be reproduced, except in full,
without the written consent of Pace Analytical Services, LLC.

Pace Analytical Services, LLC
9800 Kincey Ave. Suite 100
Huntersville, NC 28078
(704)875-9092

QUALITY CONTROL DATA

Project: Bowen LF Cells 5-8 BG #6
Pace Project No.: 92727360

QC Batch: 850159
QC Batch Method: EPA 3005A
Analysis Method: EPA 6020B
Analysis Description: 6020 MET
Laboratory: Pace Analytical Services - Peachtree Corners, GA
Associated Lab Samples: 92727360021

METHOD BLANK: 4388664 Matrix: Water
Associated Lab Samples: 92727360021

Parameter	Units	Blank Result	Reporting Limit	MDL	Analyzed	Qualifiers
Antimony	mg/L	ND	0.0030	0.00054	04/29/24 16:39	
Arsenic	mg/L	ND	0.0050	0.00084	04/29/24 16:39	
Barium	mg/L	ND	0.0050	0.00047	04/29/24 16:39	
Beryllium	mg/L	ND	0.00050	0.000094	04/29/24 16:39	
Boron	mg/L	ND	0.040	0.012	04/29/24 16:39	
Cadmium	mg/L	ND	0.00050	0.00010	04/29/24 16:39	
Chromium	mg/L	ND	0.0050	0.0019	04/29/24 16:39	
Cobalt	mg/L	ND	0.0050	0.00032	04/29/24 16:39	
Copper	mg/L	ND	0.0050	0.00043	04/29/24 16:39	
Lead	mg/L	ND	0.0010	0.00016	04/29/24 16:39	
Lithium	mg/L	ND	0.030	0.0016	04/29/24 16:39	
Molybdenum	mg/L	ND	0.010	0.00062	04/29/24 16:39	
Nickel	mg/L	ND	0.0050	0.0021	04/29/24 16:39	
Selenium	mg/L	ND	0.0050	0.00096	04/29/24 16:39	
Silver	mg/L	ND	0.0050	0.00031	04/29/24 16:39	
Thallium	mg/L	ND	0.0010	0.00038	04/29/24 16:39	
Vanadium	mg/L	ND	0.010	0.00075	04/29/24 16:39	

LABORATORY CONTROL SAMPLE: 4388665

Parameter	Units	Spike Conc.	LCS Result	LCS % Rec	% Rec Limits	Qualifiers
Antimony	mg/L	0.1	0.10	104	80-120	
Arsenic	mg/L	0.1	0.11	105	80-120	
Barium	mg/L	0.1	0.10	104	80-120	
Beryllium	mg/L	0.1	0.097	97	80-120	
Boron	mg/L	1	0.99	99	80-120	
Cadmium	mg/L	0.1	0.10	102	80-120	
Chromium	mg/L	0.1	0.10	100	80-120	
Cobalt	mg/L	0.1	0.10	100	80-120	
Copper	mg/L	0.1	0.10	102	80-120	
Lead	mg/L	0.1	0.093	93	80-120	
Lithium	mg/L	0.1	0.11	105	80-120	
Molybdenum	mg/L	0.1	0.097	97	80-120	
Nickel	mg/L	0.1	0.10	101	80-120	
Selenium	mg/L	0.1	0.10	102	80-120	
Silver	mg/L	0.1	0.096	96	80-120	
Thallium	mg/L	0.1	0.090	90	80-120	
Vanadium	mg/L	0.1	0.10	101	80-120	

Results presented on this page are in the units indicated by the "Units" column except where an alternate unit is presented to the right of the result.

REPORT OF LABORATORY ANALYSIS

This report shall not be reproduced, except in full,
without the written consent of Pace Analytical Services, LLC.

Pace Analytical Services, LLC
9800 Kincey Ave. Suite 100
Huntersville, NC 28078
(704)875-9092

QUALITY CONTROL DATA

Project: Bowen LF Cells 5-8 BG #6
Pace Project No.: 92727360

MATRIX SPIKE & MATRIX SPIKE DUPLICATE: 4388666 4388667

Parameter	Units	92727293007 Result	MS Spike Conc.	MSD Spike Conc.	MS Result	MSD Result	MS % Rec	MSD % Rec	% Rec Limits	RPD	Max RPD	Qual
Antimony	mg/L	ND	0.1	0.1	0.11	0.11	105	108	75-125	3	20	
Arsenic	mg/L	ND	0.1	0.1	0.11	0.11	109	106	75-125	3	20	
Barium	mg/L	ND	0.1	0.1	0.12	0.12	105	103	75-125	1	20	
Beryllium	mg/L	ND	0.1	0.1	0.10	0.098	101	98	75-125	3	20	
Boron	mg/L	ND	1	1	1.1	1.1	107	105	75-125	2	20	
Cadmium	mg/L	ND	0.1	0.1	0.10	0.11	100	107	75-125	6	20	
Chromium	mg/L	ND	0.1	0.1	0.10	0.11	100	107	75-125	6	20	
Cobalt	mg/L	ND	0.1	0.1	0.12	0.13	100	106	75-125	4	20	
Copper	mg/L	ND	0.1	0.1	0.10	0.11	99	105	75-125	6	20	
Lead	mg/L	ND	0.1	0.1	0.10	0.10	100	100	75-125	0	20	
Lithium	mg/L	ND	0.1	0.1	0.11	0.11	109	105	75-125	3	20	
Molybdenum	mg/L	ND	0.1	0.1	0.10	0.11	104	106	75-125	2	20	
Nickel	mg/L	ND	0.1	0.1	0.11	0.11	100	105	75-125	4	20	
Selenium	mg/L	ND	0.1	0.1	0.11	0.10	108	104	75-125	4	20	
Silver	mg/L	ND	0.1	0.1	0.098	0.10	98	103	75-125	4	20	
Thallium	mg/L	ND	0.1	0.1	0.10	0.10	101	102	75-125	1	20	
Vanadium	mg/L	ND	0.1	0.1	0.10	0.11	101	109	75-125	7	20	

Results presented on this page are in the units indicated by the "Units" column except where an alternate unit is presented to the right of the result.

REPORT OF LABORATORY ANALYSIS

This report shall not be reproduced, except in full,
without the written consent of Pace Analytical Services, LLC.

Pace Analytical Services, LLC
9800 Kincey Ave. Suite 100
Huntersville, NC 28078
(704)875-9092

QUALITY CONTROL DATA

Project: Bowen LF Cells 5-8 BG #6
Pace Project No.: 92727360

QC Batch: 851547
QC Batch Method: EPA 7470A
Analysis Method: EPA 7470A
Analysis Description: 7470 Mercury
Laboratory: Pace Analytical Services - Peachtree Corners, GA
Associated Lab Samples: 92727360020, 92727360021

METHOD BLANK: 4395233 Matrix: Water
Associated Lab Samples: 92727360020, 92727360021

Parameter	Units	Blank Result	Reporting Limit	MDL	Analyzed	Qualifiers
Mercury	mg/L	ND	0.00020	0.00013	05/03/24 14:19	

LABORATORY CONTROL SAMPLE: 4395234

Parameter	Units	Spike Conc.	LCS Result	LCS % Rec	% Rec Limits	Qualifiers
Mercury	mg/L	0.0025	0.0024	94	80-120	

MATRIX SPIKE & MATRIX SPIKE DUPLICATE: 4395235 4395236

Parameter	Units	92727777001 Result	MS Spike Conc.	MSD Spike Conc.	MS Result	MSD Result	MS % Rec	MSD % Rec	% Rec Limits	RPD	Max RPD	Qual
Mercury	mg/L	ND	0.0025	0.0025	0.0026	0.0027	98	99	75-125	2	20	

Results presented on this page are in the units indicated by the "Units" column except where an alternate unit is presented to the right of the result.

REPORT OF LABORATORY ANALYSIS

This report shall not be reproduced, except in full,
without the written consent of Pace Analytical Services, LLC.

Pace Analytical Services, LLC
9800 Kincey Ave. Suite 100
Huntersville, NC 28078
(704)875-9092

QUALITY CONTROL DATA

Project: Bowen LF Cells 5-8 BG #6
Pace Project No.: 92727360

QC Batch: 852335
QC Batch Method: EPA 7470A
Analysis Method: EPA 7470A
Analysis Description: 7470 Mercury
Laboratory: Pace Analytical Services - Peachtree Corners, GA
Associated Lab Samples: 92727360001, 92727360002, 92727360003, 92727360004, 92727360005, 92727360006, 92727360007, 92727360008, 92727360009, 92727360010, 92727360011, 92727360012, 92727360013, 92727360014, 92727360015, 92727360016, 92727360017, 92727360018, 92727360019

METHOD BLANK: 4398721 Matrix: Water
Associated Lab Samples: 92727360001, 92727360002, 92727360003, 92727360004, 92727360005, 92727360006, 92727360007, 92727360008, 92727360009, 92727360010, 92727360011, 92727360012, 92727360013, 92727360014, 92727360015, 92727360016, 92727360017, 92727360018, 92727360019

Parameter	Units	Blank Result	Reporting Limit	MDL	Analyzed	Qualifiers
Mercury	mg/L	ND	0.00020	0.00013	05/07/24 08:14	

LABORATORY CONTROL SAMPLE: 4398722

Parameter	Units	Spike Conc.	LCS Result	LCS % Rec	% Rec Limits	Qualifiers
Mercury	mg/L	0.0025	0.0024	98	80-120	

MATRIX SPIKE & MATRIX SPIKE DUPLICATE: 4398723 4398724

Parameter	Units	92727360002 Result	MS Spike Conc.	MSD Spike Conc.	MS Result	MSD Result	MS % Rec	MSD % Rec	% Rec Limits	RPD	Max RPD	Qual
Mercury	mg/L	ND	0.0025	0.0025	0.0025	0.0025	100	100	75-125	0	20	

Results presented on this page are in the units indicated by the "Units" column except where an alternate unit is presented to the right of the result.

REPORT OF LABORATORY ANALYSIS

This report shall not be reproduced, except in full,
without the written consent of Pace Analytical Services, LLC.

Pace Analytical Services, LLC
9800 Kincey Ave. Suite 100
Huntersville, NC 28078
(704)875-9092

QUALITY CONTROL DATA

Project: Bowen LF Cells 5-8 BG #6
Pace Project No.: 92727360

QC Batch: 850571 | Analysis Method: SM 2540C-2015
QC Batch Method: SM 2540C-2015 | Analysis Description: 2540C Total Dissolved Solids
Laboratory: Pace Analytical Services - Peachtree Corners, GA

Associated Lab Samples: 92727360001, 92727360002, 92727360003, 92727360004, 92727360005, 92727360006, 92727360007, 92727360008, 92727360009, 92727360010, 92727360011, 92727360012, 92727360013, 92727360014, 92727360015, 92727360016, 92727360017, 92727360018

METHOD BLANK: 4390472 Matrix: Water

Associated Lab Samples: 92727360001, 92727360002, 92727360003, 92727360004, 92727360005, 92727360006, 92727360007, 92727360008, 92727360009, 92727360010, 92727360011, 92727360012, 92727360013, 92727360014, 92727360015, 92727360016, 92727360017, 92727360018

Parameter	Units	Blank Result	Reporting Limit	MDL	Analyzed	Qualifiers
Total Dissolved Solids	mg/L	ND	25.0	25.0	04/29/24 13:55	

LABORATORY CONTROL SAMPLE: 4390473

Parameter	Units	Spike Conc.	LCS Result	LCS % Rec	% Rec Limits	Qualifiers
Total Dissolved Solids	mg/L	400	386	96	80-120	

SAMPLE DUPLICATE: 4390474

Parameter	Units	92727360001 Result	Dup Result	RPD	Max RPD	Qualifiers
Total Dissolved Solids	mg/L	194	186	4	10	

SAMPLE DUPLICATE: 4390475

Parameter	Units	92727489001 Result	Dup Result	RPD	Max RPD	Qualifiers
Total Dissolved Solids	mg/L	154	152	1	10	

Results presented on this page are in the units indicated by the "Units" column except where an alternate unit is presented to the right of the result.

REPORT OF LABORATORY ANALYSIS

This report shall not be reproduced, except in full,
without the written consent of Pace Analytical Services, LLC.

Pace Analytical Services, LLC
9800 Kincey Ave. Suite 100
Huntersville, NC 28078
(704)875-9092

QUALITY CONTROL DATA

Project: Bowen LF Cells 5-8 BG #6
Pace Project No.: 92727360

QC Batch: 850572 | Analysis Method: SM 2540C-2015
QC Batch Method: SM 2540C-2015 | Analysis Description: 2540C Total Dissolved Solids
Laboratory: Pace Analytical Services - Peachtree Corners, GA
Associated Lab Samples: 92727360019, 92727360020, 92727360021

METHOD BLANK: 4390478 Matrix: Water
Associated Lab Samples: 92727360019, 92727360020, 92727360021

Parameter	Units	Blank Result	Reporting Limit	MDL	Analyzed	Qualifiers
Total Dissolved Solids	mg/L	ND	25.0	25.0	04/29/24 13:12	

LABORATORY CONTROL SAMPLE: 4390479

Parameter	Units	Spike Conc.	LCS Result	LCS % Rec	% Rec Limits	Qualifiers
Total Dissolved Solids	mg/L	400	381	95	80-120	

SAMPLE DUPLICATE: 4390480

Parameter	Units	92727360019 Result	Dup Result	RPD	Max RPD	Qualifiers
Total Dissolved Solids	mg/L	181	169	7	10	

SAMPLE DUPLICATE: 4390481

Parameter	Units	92727529003 Result	Dup Result	RPD	Max RPD	Qualifiers
Total Dissolved Solids	mg/L	523	524	0	10	

Results presented on this page are in the units indicated by the "Units" column except where an alternate unit is presented to the right of the result.

REPORT OF LABORATORY ANALYSIS

This report shall not be reproduced, except in full,
without the written consent of Pace Analytical Services, LLC.

Pace Analytical Services, LLC
9800 Kincey Ave. Suite 100
Huntersville, NC 28078
(704)875-9092

QUALITY CONTROL DATA

Project: Bowen LF Cells 5-8 BG #6
Pace Project No.: 92727360

QC Batch: 851423
QC Batch Method: SM 2320B-2011
Analysis Method: SM 2320B-2011
Analysis Description: 2320B Alkalinity
Laboratory: Pace Analytical Services - Asheville
Associated Lab Samples: 92727360001, 92727360002, 92727360003, 92727360004, 92727360005, 92727360006, 92727360011, 92727360012, 92727360013, 92727360014

METHOD BLANK: 4394638 Matrix: Water
Associated Lab Samples: 92727360001, 92727360002, 92727360003, 92727360004, 92727360005, 92727360006, 92727360011, 92727360012, 92727360013, 92727360014

Parameter	Units	Blank Result	Reporting Limit	MDL	Analyzed	Qualifiers
Alkalinity, Total as CaCO3	mg/L	ND	5.0	5.0	05/02/24 17:52	
Alkalinity,Bicarbonate (CaCO3)	mg/L	ND	5.0	5.0	05/02/24 17:52	
Alkalinity,Carbonate (CaCO3)	mg/L	ND	5.0	5.0	05/02/24 17:52	

LABORATORY CONTROL SAMPLE: 4394639

Parameter	Units	Spike Conc.	LCS Result	LCS % Rec	% Rec Limits	Qualifiers
Alkalinity, Total as CaCO3	mg/L	50	50.6	101	80-120	

LABORATORY CONTROL SAMPLE: 4394640

Parameter	Units	Spike Conc.	LCS Result	LCS % Rec	% Rec Limits	Qualifiers
Alkalinity, Total as CaCO3	mg/L	50	52.3	105	80-120	

MATRIX SPIKE & MATRIX SPIKE DUPLICATE: 4394641 4394642

Parameter	Units	92726766013 Result	MS Spike Conc.	MSD Spike Conc.	MS Result	MSD Result	MS % Rec	MSD % Rec	% Rec Limits	RPD	Max RPD	Qual
Alkalinity, Total as CaCO3	mg/L	25.9	50	50	76.3	76.1	101	100	80-120	0	25	

MATRIX SPIKE & MATRIX SPIKE DUPLICATE: 4394643 4394644

Parameter	Units	92726766014 Result	MS Spike Conc.	MSD Spike Conc.	MS Result	MSD Result	MS % Rec	MSD % Rec	% Rec Limits	RPD	Max RPD	Qual
Alkalinity, Total as CaCO3	mg/L	ND	50	50	54.2	52.7	103	101	80-120	3	25	

Results presented on this page are in the units indicated by the "Units" column except where an alternate unit is presented to the right of the result.

REPORT OF LABORATORY ANALYSIS

This report shall not be reproduced, except in full,
without the written consent of Pace Analytical Services, LLC.

Pace Analytical Services, LLC
9800 Kincey Ave. Suite 100
Huntersville, NC 28078
(704)875-9092

QUALITY CONTROL DATA

Project: Bowen LF Cells 5-8 BG #6
Pace Project No.: 92727360

QC Batch: 851853 | Analysis Method: SM 2320B-2011
QC Batch Method: SM 2320B-2011 | Analysis Description: 2320B Alkalinity
Laboratory: Pace Analytical Services - Asheville
Associated Lab Samples: 92727360007, 92727360008, 92727360009, 92727360010, 92727360015, 92727360016, 92727360017

METHOD BLANK: 4396631 Matrix: Water
Associated Lab Samples: 92727360007, 92727360008, 92727360009, 92727360010, 92727360015, 92727360016, 92727360017

Parameter	Units	Blank Result	Reporting Limit	MDL	Analyzed	Qualifiers
Alkalinity, Total as CaCO3	mg/L	ND	5.0	5.0	05/03/24 15:16	
Alkalinity,Bicarbonate (CaCO3)	mg/L	ND	5.0	5.0	05/03/24 15:16	
Alkalinity,Carbonate (CaCO3)	mg/L	ND	5.0	5.0	05/03/24 15:16	

LABORATORY CONTROL SAMPLE: 4396632

Parameter	Units	Spike Conc.	LCS Result	LCS % Rec	% Rec Limits	Qualifiers
Alkalinity, Total as CaCO3	mg/L	50	49.5	99	80-120	

LABORATORY CONTROL SAMPLE: 4396633

Parameter	Units	Spike Conc.	LCS Result	LCS % Rec	% Rec Limits	Qualifiers
Alkalinity, Total as CaCO3	mg/L	50	51.3	103	80-120	

MATRIX SPIKE & MATRIX SPIKE DUPLICATE: 4396634 4396635

Parameter	Units	92727360016 Result	MS Spike Conc.	MSD Spike Conc.	MS Result	MSD Result	MS % Rec	MSD % Rec	% Rec Limits	RPD	Max RPD	Qual
Alkalinity, Total as CaCO3	mg/L	101	50	50	148	149	93	95	80-120	1	25	

MATRIX SPIKE & MATRIX SPIKE DUPLICATE: 4396636 4396637

Parameter	Units	92727360017 Result	MS Spike Conc.	MSD Spike Conc.	MS Result	MSD Result	MS % Rec	MSD % Rec	% Rec Limits	RPD	Max RPD	Qual
Alkalinity, Total as CaCO3	mg/L	202	50	50	255	257	106	109	80-120	1	25	

Results presented on this page are in the units indicated by the "Units" column except where an alternate unit is presented to the right of the result.

REPORT OF LABORATORY ANALYSIS

This report shall not be reproduced, except in full,
without the written consent of Pace Analytical Services, LLC.

Pace Analytical Services, LLC
9800 Kincey Ave. Suite 100
Huntersville, NC 28078
(704)875-9092

QUALITY CONTROL DATA

Project: Bowen LF Cells 5-8 BG #6
Pace Project No.: 92727360

QC Batch: 851854
QC Batch Method: SM 2320B-2011
Analysis Method: SM 2320B-2011
Analysis Description: 2320B Alkalinity
Laboratory: Pace Analytical Services - Asheville
Associated Lab Samples: 92727360018, 92727360019, 92727360020, 92727360021

METHOD BLANK: 4396638 Matrix: Water
Associated Lab Samples: 92727360018, 92727360019, 92727360020, 92727360021

Parameter	Units	Blank Result	Reporting Limit	MDL	Analyzed	Qualifiers
Alkalinity, Total as CaCO3	mg/L	ND	5.0	5.0	05/03/24 19:11	
Alkalinity,Bicarbonate (CaCO3)	mg/L	ND	5.0	5.0	05/03/24 19:11	
Alkalinity,Carbonate (CaCO3)	mg/L	ND	5.0	5.0	05/03/24 19:11	

LABORATORY CONTROL SAMPLE: 4396639

Parameter	Units	Spike Conc.	LCS Result	LCS % Rec	% Rec Limits	Qualifiers
Alkalinity, Total as CaCO3	mg/L	50	49.8	100	80-120	

LABORATORY CONTROL SAMPLE: 4396640

Parameter	Units	Spike Conc.	LCS Result	LCS % Rec	% Rec Limits	Qualifiers
Alkalinity, Total as CaCO3	mg/L	50	51.3	103	80-120	

MATRIX SPIKE & MATRIX SPIKE DUPLICATE: 4396641 4396642

Parameter	Units	92727079015 Result	MS Spike Conc.	MSD Spike Conc.	MS Result	MSD Result	MS % Rec	MSD % Rec	% Rec Limits	RPD	Max RPD	Qual
Alkalinity, Total as CaCO3	mg/L	10.9	50	50	61.6	61.4	101	101	80-120	0	25	

MATRIX SPIKE & MATRIX SPIKE DUPLICATE: 4396643 4396644

Parameter	Units	92727079016 Result	MS Spike Conc.	MSD Spike Conc.	MS Result	MSD Result	MS % Rec	MSD % Rec	% Rec Limits	RPD	Max RPD	Qual
Alkalinity, Total as CaCO3	mg/L	14.0	50	50	65.0	65.1	102	102	80-120	0	25	

Results presented on this page are in the units indicated by the "Units" column except where an alternate unit is presented to the right of the result.

REPORT OF LABORATORY ANALYSIS

This report shall not be reproduced, except in full,
without the written consent of Pace Analytical Services, LLC.

Pace Analytical Services, LLC
9800 Kincey Ave. Suite 100
Huntersville, NC 28078
(704)875-9092

QUALITY CONTROL DATA

Project: Bowen LF Cells 5-8 BG #6
Pace Project No.: 92727360

QC Batch: 850629
QC Batch Method: EPA 300.0 Rev 2.1 1993
Analysis Method: EPA 300.0 Rev 2.1 1993
Analysis Description: 300.0 IC Anions
Laboratory: Pace Analytical Services - Asheville
Associated Lab Samples: 92727360001, 92727360002, 92727360003, 92727360004

METHOD BLANK: 4390838 Matrix: Water
Associated Lab Samples: 92727360001, 92727360002, 92727360003, 92727360004

Parameter	Units	Blank Result	Reporting Limit	MDL	Analyzed	Qualifiers
Chloride	mg/L	ND	1.0	0.60	04/29/24 18:51	
Fluoride	mg/L	ND	0.10	0.050	04/29/24 18:51	
Sulfate	mg/L	ND	1.0	0.50	04/29/24 18:51	

LABORATORY CONTROL SAMPLE: 4390839

Parameter	Units	Spike Conc.	LCS Result	LCS % Rec	% Rec Limits	Qualifiers
Chloride	mg/L	50	50.3	101	90-110	
Fluoride	mg/L	2.5	2.3	93	90-110	
Sulfate	mg/L	50	51.1	102	90-110	

MATRIX SPIKE & MATRIX SPIKE DUPLICATE: 4390840 4390841

Parameter	Units	92727436008 Result	MS Spike Conc.	MSD Spike Conc.	MS Result	MSD Result	MS % Rec	MSD % Rec	% Rec Limits	RPD	Max RPD	Qual
Chloride	mg/L	81.2	50	50	113	114	64	66	90-110	1	10	M1
Fluoride	mg/L	0.11	2.5	2.5	1.7	1.7	63	64	90-110	2	10	M1
Sulfate	mg/L	2020	50	50	2100	2100	153	152	90-110	0	10	M1

MATRIX SPIKE & MATRIX SPIKE DUPLICATE: 4390842 4390843

Parameter	Units	92727436018 Result	MS Spike Conc.	MSD Spike Conc.	MS Result	MSD Result	MS % Rec	MSD % Rec	% Rec Limits	RPD	Max RPD	Qual
Chloride	mg/L	16800	50	50	17000	17100	381	490	90-110	0	10	M1
Fluoride	mg/L	ND	2.5	2.5	ND	ND	100	80	90-110		10	D3,M1
Sulfate	mg/L	8000	50	50	8220	8230	435	451	90-110	0	10	M1

Results presented on this page are in the units indicated by the "Units" column except where an alternate unit is presented to the right of the result.

REPORT OF LABORATORY ANALYSIS

This report shall not be reproduced, except in full,
without the written consent of Pace Analytical Services, LLC.

Pace Analytical Services, LLC
9800 Kincey Ave. Suite 100
Huntersville, NC 28078
(704)875-9092

QUALITY CONTROL DATA

Project: Bowen LF Cells 5-8 BG #6
Pace Project No.: 92727360

QC Batch: 850630
QC Batch Method: EPA 300.0 Rev 2.1 1993
Analysis Method: EPA 300.0 Rev 2.1 1993
Analysis Description: 300.0 IC Anions
Laboratory: Pace Analytical Services - Asheville
Associated Lab Samples: 92727360005, 92727360006, 92727360007, 92727360008, 92727360009, 92727360010, 92727360011, 92727360012, 92727360013, 92727360014, 92727360015, 92727360016, 92727360017, 92727360018, 92727360019, 92727360020, 92727360021

METHOD BLANK: 4390848 Matrix: Water
Associated Lab Samples: 92727360005, 92727360006, 92727360007, 92727360008, 92727360009, 92727360010, 92727360011, 92727360012, 92727360013, 92727360014, 92727360015, 92727360016, 92727360017, 92727360018, 92727360019, 92727360020, 92727360021

Parameter	Units	Blank Result	Reporting Limit	MDL	Analyzed	Qualifiers
Chloride	mg/L	ND	1.0	0.60	04/29/24 18:46	
Fluoride	mg/L	ND	0.10	0.050	04/29/24 18:46	
Sulfate	mg/L	ND	1.0	0.50	04/29/24 18:46	

LABORATORY CONTROL SAMPLE: 4390849

Parameter	Units	Spike Conc.	LCS Result	LCS % Rec	% Rec Limits	Qualifiers
Chloride	mg/L	50	50.6	101	90-110	
Fluoride	mg/L	2.5	2.5	101	90-110	
Sulfate	mg/L	50	50.9	102	90-110	

MATRIX SPIKE & MATRIX SPIKE DUPLICATE: 4390850 4390851

Parameter	Units	92727360005 Result	MS Spike Conc.	MSD Spike Conc.	MS Result	MSD Result	MS % Rec	MSD % Rec	% Rec Limits	RPD	Max RPD	Qual
Chloride	mg/L	3.7	50	50	56.0	57.1	105	107	90-110	2	10	
Fluoride	mg/L	0.085J	2.5	2.5	2.5	2.6	98	100	90-110	1	10	
Sulfate	mg/L	3.2	50	50	55.7	56.7	105	107	90-110	2	10	

MATRIX SPIKE & MATRIX SPIKE DUPLICATE: 4390852 4390853

Parameter	Units	92727360015 Result	MS Spike Conc.	MSD Spike Conc.	MS Result	MSD Result	MS % Rec	MSD % Rec	% Rec Limits	RPD	Max RPD	Qual
Chloride	mg/L	2.7	50	50	55.5	56.1	106	107	90-110	1	10	
Fluoride	mg/L	ND	2.5	2.5	2.5	2.5	98	100	90-110	2	10	
Sulfate	mg/L	2.4	50	50	55.1	56.0	105	107	90-110	2	10	

Results presented on this page are in the units indicated by the "Units" column except where an alternate unit is presented to the right of the result.

REPORT OF LABORATORY ANALYSIS

This report shall not be reproduced, except in full,
without the written consent of Pace Analytical Services, LLC.

Pace Analytical Services, LLC
9800 Kincey Ave. Suite 100
Huntersville, NC 28078
(704)875-9092

QUALIFIERS

Project: Bowen LF Cells 5-8 BG #6
Pace Project No.: 92727360

DEFINITIONS

DF - Dilution Factor, if reported, represents the factor applied to the reported data due to dilution of the sample aliquot.

ND - Not Detected at or above adjusted reporting limit.

TNTC - Too Numerous To Count

J - Estimated concentration above the adjusted method detection limit and below the adjusted reporting limit.

MDL - Adjusted Method Detection Limit.

PQL - Practical Quantitation Limit.

RL - Reporting Limit - The lowest concentration value that meets project requirements for quantitative data with known precision and bias for a specific analyte in a specific matrix.

S - Surrogate

1,2-Diphenylhydrazine decomposes to and cannot be separated from Azobenzene using Method 8270. The result for each analyte is a combined concentration.

Consistent with EPA guidelines, unrounded data are displayed and have been used to calculate % recovery and RPD values.

LCS(D) - Laboratory Control Sample (Duplicate)

MS(D) - Matrix Spike (Duplicate)

DUP - Sample Duplicate

RPD - Relative Percent Difference

NC - Not Calculable.

SG - Silica Gel - Clean-Up

U - Indicates the compound was analyzed for, but not detected.

Acid preservation may not be appropriate for 2 Chloroethylvinyl ether.

A separate vial preserved to a pH of 4-5 is recommended in SW846 Chapter 4 for the analysis of Acrolein and Acrylonitrile by EPA Method 8260.

N-Nitrosodiphenylamine decomposes and cannot be separated from Diphenylamine using Method 8270. The result reported for each analyte is a combined concentration.

Reported results are not rounded until the final step prior to reporting. Therefore, calculated parameters that are typically reported as "Total" may vary slightly from the sum of the reported component parameters.

Pace Analytical is TNI accredited. Contact your Pace PM for the current list of accredited analytes.

TNI - The NELAC Institute.

ANALYTE QUALIFIERS

D3	Sample was diluted due to the presence of high levels of non-target analytes or other matrix interference.
M1	Matrix spike recovery exceeded QC limits. Batch accepted based on laboratory control sample (LCS) recovery.

This report shall not be reproduced, except in full,
without the written consent of Pace Analytical Services, LLC.

Pace Analytical Services, LLC
9800 Kincey Ave. Suite 100
Huntersville, NC 28078
(704)875-9092

QUALITY CONTROL DATA CROSS REFERENCE TABLE

Project: Bowen LF Cells 5-8 BG #6
Pace Project No.: 92727360

Lab ID	Sample ID	QC Batch Method	QC Batch	Analytical Method	Analytical Batch
92727360001	**BOW-GWC-26**	EPA 3010A	850350	EPA 6010D	850407
92727360002	**BOW-GWC-27**	EPA 3010A	850345	EPA 6010D	850380
92727360003	**BOW-GWC-27R**	EPA 3010A	850345	EPA 6010D	850380
92727360004	**BOW-GWC-29**	EPA 3010A	850345	EPA 6010D	850380
92727360005	**BOW-GWC-31**	EPA 3010A	850345	EPA 6010D	850380
92727360006	**BOW-GWC-31R**	EPA 3010A	850345	EPA 6010D	850380
92727360007	**BOW-GWC-28**	EPA 3010A	850345	EPA 6010D	850380
92727360008	**BOW-GWC-29R**	EPA 3010A	850345	EPA 6010D	850380
92727360009	**BOW-GWC-30**	EPA 3010A	850345	EPA 6010D	850380
92727360010	**BOW-GWC-32**	EPA 3010A	850345	EPA 6010D	850380
92727360011	**BOW-GWC-33R**	EPA 3010A	850345	EPA 6010D	850380
92727360012	**BOW-LF5-8-FD-01**	EPA 3010A	850345	EPA 6010D	850380
92727360013	**BOW-LF5-8-FB-01**	EPA 3010A	850345	EPA 6010D	850380
92727360014	**BOW-LF5-8-EB-01**	EPA 3010A	850345	EPA 6010D	850380
92727360015	**BOW-GWC-57**	EPA 3010A	850345	EPA 6010D	850380
92727360016	**BOW-GWC-34**	EPA 3010A	850345	EPA 6010D	850380
92727360017	**BOW-GWC-34R**	EPA 3010A	850345	EPA 6010D	850380
92727360018	**BOW-GWC-35**	EPA 3010A	850345	EPA 6010D	850380
92727360019	**BOW-LF5-8-FD-02**	EPA 3010A	850345	EPA 6010D	850380
92727360020	**BOW-LF5-8-FB-02**	EPA 3010A	850345	EPA 6010D	850380
92727360021	**BOW-LF5-8-EB-02**	EPA 3010A	850345	EPA 6010D	850380
92727360001	**BOW-GWC-26**	EPA 3005A	850151	EPA 6020B	850270
92727360002	**BOW-GWC-27**	EPA 3005A	850151	EPA 6020B	850270
92727360003	**BOW-GWC-27R**	EPA 3005A	850151	EPA 6020B	850270
92727360004	**BOW-GWC-29**	EPA 3005A	850151	EPA 6020B	850270
92727360005	**BOW-GWC-31**	EPA 3005A	850151	EPA 6020B	850270
92727360006	**BOW-GWC-31R**	EPA 3005A	850151	EPA 6020B	850270
92727360007	**BOW-GWC-28**	EPA 3005A	850151	EPA 6020B	850270
92727360008	**BOW-GWC-29R**	EPA 3005A	850151	EPA 6020B	850270
92727360009	**BOW-GWC-30**	EPA 3005A	850151	EPA 6020B	850270
92727360010	**BOW-GWC-32**	EPA 3005A	850151	EPA 6020B	850270
92727360011	**BOW-GWC-33R**	EPA 3005A	850151	EPA 6020B	850270
92727360012	**BOW-LF5-8-FD-01**	EPA 3005A	850151	EPA 6020B	850270
92727360013	**BOW-LF5-8-FB-01**	EPA 3005A	850151	EPA 6020B	850270
92727360014	**BOW-LF5-8-EB-01**	EPA 3005A	850151	EPA 6020B	850270
92727360015	**BOW-GWC-57**	EPA 3005A	850151	EPA 6020B	850270
92727360016	**BOW-GWC-34**	EPA 3005A	850151	EPA 6020B	850270
92727360017	**BOW-GWC-34R**	EPA 3005A	850151	EPA 6020B	850270
92727360018	**BOW-GWC-35**	EPA 3005A	850151	EPA 6020B	850270
92727360019	**BOW-LF5-8-FD-02**	EPA 3005A	850151	EPA 6020B	850270
92727360020	**BOW-LF5-8-FB-02**	EPA 3005A	850151	EPA 6020B	850270
92727360021	**BOW-LF5-8-EB-02**	EPA 3005A	850159	EPA 6020B	850271
92727360001	**BOW-GWC-26**	EPA 7470A	852335	EPA 7470A	852484
92727360002	**BOW-GWC-27**	EPA 7470A	852335	EPA 7470A	852484
92727360003	**BOW-GWC-27R**	EPA 7470A	852335	EPA 7470A	852484
92727360004	**BOW-GWC-29**	EPA 7470A	852335	EPA 7470A	852484
92727360005	**BOW-GWC-31**	EPA 7470A	852335	EPA 7470A	852484

This report shall not be reproduced, except in full,
without the written consent of Pace Analytical Services, LLC.

Pace Analytical Services, LLC
9800 Kincey Ave. Suite 100
Huntersville, NC 28078
(704)875-9092

QUALITY CONTROL DATA CROSS REFERENCE TABLE

Project: Bowen LF Cells 5-8 BG #6
Pace Project No.: 92727360

Lab ID	Sample ID	QC Batch Method	QC Batch	Analytical Method	Analytical Batch
92727360006	**BOW-GWC-31R**	EPA 7470A	852335	EPA 7470A	852484
92727360007	**BOW-GWC-28**	EPA 7470A	852335	EPA 7470A	852484
92727360008	**BOW-GWC-29R**	EPA 7470A	852335	EPA 7470A	852484
92727360009	**BOW-GWC-30**	EPA 7470A	852335	EPA 7470A	852484
92727360010	**BOW-GWC-32**	EPA 7470A	852335	EPA 7470A	852484
92727360011	**BOW-GWC-33R**	EPA 7470A	852335	EPA 7470A	852484
92727360012	**BOW-LF5-8-FD-01**	EPA 7470A	852335	EPA 7470A	852484
92727360013	**BOW-LF5-8-FB-01**	EPA 7470A	852335	EPA 7470A	852484
92727360014	**BOW-LF5-8-EB-01**	EPA 7470A	852335	EPA 7470A	852484
92727360015	**BOW-GWC-57**	EPA 7470A	852335	EPA 7470A	852484
92727360016	**BOW-GWC-34**	EPA 7470A	852335	EPA 7470A	852484
92727360017	**BOW-GWC-34R**	EPA 7470A	852335	EPA 7470A	852484
92727360018	**BOW-GWC-35**	EPA 7470A	852335	EPA 7470A	852484
92727360019	**BOW-LF5-8-FD-02**	EPA 7470A	852335	EPA 7470A	852484
92727360020	**BOW-LF5-8-FB-02**	EPA 7470A	851547	EPA 7470A	851826
92727360021	**BOW-LF5-8-EB-02**	EPA 7470A	851547	EPA 7470A	851826
92727360001	**BOW-GWC-26**	SM 2540C-2015	850571		
92727360002	**BOW-GWC-27**	SM 2540C-2015	850571		
92727360003	**BOW-GWC-27R**	SM 2540C-2015	850571		
92727360004	**BOW-GWC-29**	SM 2540C-2015	850571		
92727360005	**BOW-GWC-31**	SM 2540C-2015	850571		
92727360006	**BOW-GWC-31R**	SM 2540C-2015	850571		
92727360007	**BOW-GWC-28**	SM 2540C-2015	850571		
92727360008	**BOW-GWC-29R**	SM 2540C-2015	850571		
92727360009	**BOW-GWC-30**	SM 2540C-2015	850571		
92727360010	**BOW-GWC-32**	SM 2540C-2015	850571		
92727360011	**BOW-GWC-33R**	SM 2540C-2015	850571		
92727360012	**BOW-LF5-8-FD-01**	SM 2540C-2015	850571		
92727360013	**BOW-LF5-8-FB-01**	SM 2540C-2015	850571		
92727360014	**BOW-LF5-8-EB-01**	SM 2540C-2015	850571		
92727360015	**BOW-GWC-57**	SM 2540C-2015	850571		
92727360016	**BOW-GWC-34**	SM 2540C-2015	850571		
92727360017	**BOW-GWC-34R**	SM 2540C-2015	850571		
92727360018	**BOW-GWC-35**	SM 2540C-2015	850571		
92727360019	**BOW-LF5-8-FD-02**	SM 2540C-2015	850572		
92727360020	**BOW-LF5-8-FB-02**	SM 2540C-2015	850572		
92727360021	**BOW-LF5-8-EB-02**	SM 2540C-2015	850572		
92727360001	**BOW-GWC-26**	SM 2320B-2011	851423		
92727360002	**BOW-GWC-27**	SM 2320B-2011	851423		
92727360003	**BOW-GWC-27R**	SM 2320B-2011	851423		
92727360004	**BOW-GWC-29**	SM 2320B-2011	851423		
92727360005	**BOW-GWC-31**	SM 2320B-2011	851423		
92727360006	**BOW-GWC-31R**	SM 2320B-2011	851423		
92727360007	**BOW-GWC-28**	SM 2320B-2011	851853		
92727360008	**BOW-GWC-29R**	SM 2320B-2011	851853		
92727360009	**BOW-GWC-30**	SM 2320B-2011	851853		

REPORT OF LABORATORY ANALYSIS

This report shall not be reproduced, except in full,
without the written consent of Pace Analytical Services, LLC.

Pace Analytical Services, LLC
9800 Kincey Ave. Suite 100
Huntersville, NC 28078
(704)875-9092

QUALITY CONTROL DATA CROSS REFERENCE TABLE

Project: Bowen LF Cells 5-8 BG #6
Pace Project No.: 92727360

Lab ID	Sample ID	QC Batch Method	QC Batch	Analytical Method	Analytical Batch
92727360010	**BOW-GWC-32**	SM 2320B-2011	851853		
92727360011	**BOW-GWC-33R**	SM 2320B-2011	851423		
92727360012	**BOW-LF5-8-FD-01**	SM 2320B-2011	851423		
92727360013	**BOW-LF5-8-FB-01**	SM 2320B-2011	851423		
92727360014	**BOW-LF5-8-EB-01**	SM 2320B-2011	851423		
92727360015	**BOW-GWC-57**	SM 2320B-2011	851853		
92727360016	**BOW-GWC-34**	SM 2320B-2011	851853		
92727360017	**BOW-GWC-34R**	SM 2320B-2011	851853		
92727360018	**BOW-GWC-35**	SM 2320B-2011	851854		
92727360019	**BOW-LF5-8-FD-02**	SM 2320B-2011	851854		
92727360020	**BOW-LF5-8-FB-02**	SM 2320B-2011	851854		
92727360021	**BOW-LF5-8-EB-02**	SM 2320B-2011	851854		
92727360001	**BOW-GWC-26**	EPA 300.0 Rev 2.1 1993	850629		
92727360002	**BOW-GWC-27**	EPA 300.0 Rev 2.1 1993	850629		
92727360003	**BOW-GWC-27R**	EPA 300.0 Rev 2.1 1993	850629		
92727360004	**BOW-GWC-29**	EPA 300.0 Rev 2.1 1993	850629		
92727360005	**BOW-GWC-31**	EPA 300.0 Rev 2.1 1993	850630		
92727360006	**BOW-GWC-31R**	EPA 300.0 Rev 2.1 1993	850630		
92727360007	**BOW-GWC-28**	EPA 300.0 Rev 2.1 1993	850630		
92727360008	**BOW-GWC-29R**	EPA 300.0 Rev 2.1 1993	850630		
92727360009	**BOW-GWC-30**	EPA 300.0 Rev 2.1 1993	850630		
92727360010	**BOW-GWC-32**	EPA 300.0 Rev 2.1 1993	850630		
92727360011	**BOW-GWC-33R**	EPA 300.0 Rev 2.1 1993	850630		
92727360012	**BOW-LF5-8-FD-01**	EPA 300.0 Rev 2.1 1993	850630		
92727360013	**BOW-LF5-8-FB-01**	EPA 300.0 Rev 2.1 1993	850630		
92727360014	**BOW-LF5-8-EB-01**	EPA 300.0 Rev 2.1 1993	850630		
92727360015	**BOW-GWC-57**	EPA 300.0 Rev 2.1 1993	850630		
92727360016	**BOW-GWC-34**	EPA 300.0 Rev 2.1 1993	850630		
92727360017	**BOW-GWC-34R**	EPA 300.0 Rev 2.1 1993	850630		
92727360018	**BOW-GWC-35**	EPA 300.0 Rev 2.1 1993	850630		
92727360019	**BOW-LF5-8-FD-02**	EPA 300.0 Rev 2.1 1993	850630		
92727360020	**BOW-LF5-8-FB-02**	EPA 300.0 Rev 2.1 1993	850630		
92727360021	**BOW-LF5-8-EB-02**	EPA 300.0 Rev 2.1 1993	850630		

This report shall not be reproduced, except in full,
without the written consent of Pace Analytical Services, LLC.

DC#_Title: ENV-FRM-HUN1-0083 v03_Sample Condition Upon Receipt

Effective Date: 12/01/2023

Laboratory receiving samples:
Asheville ☐ Eden ☐ Greenwood ☐ Huntersville ☐ Raleigh ☐ Mechanicsville ☐ Atlanta ☑ Kernersville ☐

Sample Condition Upon Receipt

Client Name: GR Power

Project #:

WO# : 92727360

92727360

Courier: ☐ Commercial ☐ Fed Ex ☐ Pace ☐ UPS ☐ USPS ☐ Other:____ ☐ Client

Custody Seal Present? ☑ Yes ☐ No Seals Intact? ☑ Yes ☐ No ☐ N/A

Date/Initials Person Examining Contents: 10/5/24 SC

Packing Material: ☐ Bubble Wrap ☐ Bubble Bags ☐ None ☐ Other

Biological Tissue Frozen? ☐ Yes ☐ No ☐ N/A

Thermometer: ☐ IR Gun ID: 230

Type of Ice: ☑ Wet ☐ Blue ☐ None

Cooler Temp: 3.3 Correction Factor: Add/Subtract (°C) 0.0

Temp should be above freezing to 6°C
☐ Samples out of temp criteria. Samples on ice, cooling process has begun

Cooler Temp Corrected (°C): 3.3

USDA Regulated Soil (☐ N/A, water sample)
Did samples originate in a quarantine zone within the United States: CA, NY, or SC (check maps)? ☐ Yes ☐ No

Did samples originate from a foreign source (internationally, including Hawaii and Puerto Rico)? ☐ Yes ☐ No

				Comments/Discrepancy:
Chain of Custody Present?	☑ Yes	☐ No	☐ N/A	1.
Samples Arrived within Hold Time?	☑ Yes	☐ No	☐ N/A	2.
Short Hold Time Analysis (<72 hr.)?	☐ Yes	☑ No	☐ N/A	3.
Rush Turn Around Time Requested?	☐ Yes	☑ No	☐ N/A	4.
Sufficient Volume?	☑ Yes	☐ No	☐ N/A	5.
Correct Containers Used?	☑ Yes	☐ No	☐ N/A	6.
-Pace Containers Used?	☑ Yes	☐ No	☐ N/A	
Containers Intact?	☑ Yes	☐ No	☐ N/A	7.
Dissolved analysis: Samples Field Filtered?	☐ Yes	☐ No	☑ N/A	8.
Sample Labels Match COC?	☑ Yes	☐ No	☐ N/A	9.
-Includes Date/Time/ID/Analysis Matrix: W				
Headspace in VOA Vials (>5-6mm)?	☐ Yes	☐ No	☑ N/A	10.
Trip Blank Present?	☐ Yes	☐ No	☑ N/A	11.
Trip Blank Custody Seals Present?	☐ Yes	☐ No	☑ N/A	

Field Data Required? ☐ Yes ☐ No

COMMENTS/SAMPLE DISCREPANCY

Lot ID of split containers:

CLIENT NOTIFICATION/RESOLUTION

Person contacted: Date/Time:

Project Manager SCURF Review: Date:

Project Manager SRF Review: Date:

Qualtrax ID: 69614

*Check mark top half of box if pH and/or dechlorination is verified and within the acceptance range for preservation samples.

Exceptions: VOA, Coliform, TOC, Oil and Grease, DRO/8015 (water) DOC, LLHg

**Bottom half of box is to list number of bottles

***Check all unpreserved Nitrates for chlorine

Project # **WO#: 92727360**

PM: BV Due Date: 05/09/24

CLIENT: 92-GP-BOWLF

Item#	BP4U-125 mL Plastic Unpreserved (N/A) (Cl-)	BP3U-250 mL Plastic Unpreserved (N/A)	BP2U-500 mL Plastic Unpreserved (N/A)	BP1U-1 liter Plastic Unpreserved (N/A)	BP4S-125 mL Plastic H2SO4 (pH < 2) (Cl-)	BP3N-250 mL plastic HNO3 (pH < 2)	BP4Z-125 mL Plastic ZN Acetate & NaOH (>9)	BP4B-125 mL Plastic NaOH (pH > 12) (Cl-)	WGFU-Wide-mouthed Glass jar Unpreserved	AG1U-1 liter Amber Unpreserved (N/A) (Cl-)	AG1H-1 liter Amber HCl (pH < 2)	AG3U-250 mL Amber Unpreserved (N/A) (Cl-)	AG1S-1 liter Amber H2SO4 (pH < 2)	AG3S-250 mL Amber H2SO4 (pH < 2)	DG94-40 mL Amber NH4Cl (N/A)(Cl-)	DG9H-40 mL VOA HCl (N/A)	VG9T-40 mL VOA Na2S2O3 (N/A)	VG9U-40 mL VOA Unpreserved (N/A)	DG9V-40 mL VOA H3PO4 (N/A)	KP7U-50 mL Plastic Unpreserved (N/A)	V/GK (3 vials per kit)-VPH/Gas kit (N/A)	SP5T-125 mL Sterile Plastic (N/A – lab)	SP2T-250 mL Sterile Plastic (N/A – lab)	BPN	BP3R-250 mL Plastic (NH2)2SO4 (9.3-9.7)	AG0U-100 mL Amber Unpreserved (N/A) (Cl-)	VSGU-20 mL Scintillation vials (N/A)	DG9U-40 mL Amber Unpreserved vials (N/A)
1		2				1 1																		2				
2		2				1 1																		2				
3		2				1 1																		2				
4		2				1 1																		2				
5		2				1 1																		2				
6		2				1 1																		2				
7		2				1 1																		2				
8		2				1 1																		2				
9		2				1 1																		2				
10		2				1 1																		2				
11																												
12																												

pH Adjustment Log for Preserved Samples

Sample ID	Type of Preservative	pH upon receipt	Date preservation adjusted	Time preservation adjusted	Amount of Preservative added	Lot #

Note: Whenever there is a discrepancy affecting North Carolina compliance samples, a copy of this form will be sent to the North Carolina DENR Certification Office (i.e. Out of hold, incorrect preservative, out of temp, incorrect containers.

Pace® Location Requested (City/State):

Pace Analytical Charlotte
9800 Kincey Ave. Suite 100, Huntersville, NC 28078

CHAIN-OF-CUSTODY Analytical Request Document

Chain-of-Custody is a LEGAL DOCUMENT - Complete all relevant fields

LAB USE ONLY- Affix Workorder/Login Label Here

92727360

Scan QR Code for instructions

Company Name: Georgia Power - Bowen	Contact/Report To: Kristen Jurinko, Cassidy Sutherland
Street Address: 241 Ralph McGill Blvd NE, Atlanta, GA 30308	Phone #: (470) 217-0008
	E-Mail: knjurink@southernco.com
	Cc E-Mail: Laura Midkiff, Ben Hodges, Mike Smilley, Noelia Gangi
Customer Project #:	Invoice to: Account Payable
Project Name: Bowen LF Cells 5-8 Background Event #6	Invoice E-mail: georgiapowerinvoices@southernco.com
Site Collection Info/Facility ID (as applicable):	Purchase Order # (if applicable): GPC82474-0007
	Quote #:
Time Zone Collected: [ ] AK [ ] PT [ ] MT [ ] CT [X] ET	County / State origin of sample(s): Georgia
Data Deliverables: [ ] Level II [ ] Level III [ ] Level IV [ ] EQUIS [ ] Other	Regulatory Program (DW, RCRA, etc.) as applicable: Reportable [ ] Yes [ ] No
	Rush (Pre-approval required): [ ] Same Day [ ] 1 Day [ ] 2 Day [ ] 3 Day Other Date Results Requested:
	DW PWSID # or WW Permit # as applicable: Field Filtered (if applicable): [ ] Yes [ ] No Analysis:

* Matrix Codes (Insert in Matrix box below): Drinking Water (DW), Ground Water (GW), Wastewater (WW), Product (P), Soil/Solid (SS), Oil (OL), Wipe (WP), Tissue (TS), Bioassay (B), Vapor (V), Surface Water (SW), Sediment (SED), Sludge (SL), Caulk (CK), Leachate (LL), Biosolid (BS), Other (OT)

Customer Sample ID	Matrix *	Comp / Grab	Composite Start Date	Composite Start Time	Collected or Composite End Date	Collected or Composite End Time	# Cont.	Residual Chlorine Result	Residual Chlorine Units	Cu, Ni, Ag, V, Zn (App. I&II)	B, Ca (App. III)	App. IV Metals*	Cl, F, SO4	TDS	Radium 226/228	App. IV Fluoride	Alkalinity	Fe, Mg, Mn, K, Na	Sample Comment
BOW-GWC-26	WG	G			4/23/24	1538	6			X	X	X	X	X	X	X	X	X	001
BOW-GWC-27	WG	G			4/23/24	1323	6			X	X	X	X	X	X	X	X	X	002
BOW-GWC-27R	WG	G			4/23/24	1643	6			X	X	X	X	X	X	X	X	X	003
BOW-GWC-28	WG	G					6			X	X	X	X	X	X	X	X	X	
BOW-GWC-29	WG	G			4/23/24	1138	6			X	X	X	X	X	X	X	X	X	004
BOW-GWC-29R	WG	G					6			X	X	X	X	X	X	X	X	X	
BOW-GWC-30	WG	G					6			X	X	X	X	X	X	X	X	X	
BOW-GWC-31	WG	G			4/23/24	1352	6			X	X	X	X	X	X	X	X	X	005
BOW-GWC-31R	WG	G			4/23/24	1547	6			X	X	X	X	X	X	X	X	X	006
BOW-GWC-32	WG	G					6			X	X	X	X	X	X	X	X	X	

Specify Container Size **: 3 3 3 3 2 1 3 3 3

Identify Container Preservative Type***: 2 2 2 1 1 2 1 1 2

Analysis Requested

**Container Size: (1) 1L, (2) 500mL, (3) 250mL, (4) 125mL, (5) 100mL, (6) 40mL vial, (7) EnCore, (8) TerraCore, (9) 90mL, (10) Other

*** Preservative Types: (1) None, (2) HNO3, (3) H2SO4, (4) HCl, (5) NaOH, (6) Zn Acetate, (7) NaHSO4, (8) Sod. Thiosulfate, (9) Ascorbic Acid, (10) MeOH, (11) Other

Lab Use Only
Proj. Mgr: Bonnie Vang
AcctNum / Client ID:
Table #:
Profile / Template:
Prelog / Bottle Ord. ID:

Preservation non-conformance identified for sample.

Additional Instructions from Pace®:
Task Code: BOW-CCR-OTH-20240422
*App. IV Metals include Sb, As, Ba, Be, Cd, Co, Cr, Pb, Li, Hg, Mo, Se, & Tl

Collected By:
Printed Name: Kevin Stephenson, William Laaker, Jay Siewert, Natalie Piparo
Signature
Resolute Environmental

Customer Remarks / Special Conditions / Possible Hazards:

Coolers: Thermometer ID: Correction Factor (°C): Obs. Temp. (°C): Corrected Temp. (°C): [ ] On Ice

Relinquished by/Company: (Signature)	Date/Time:	Received by/Company: (Signature)	Date/Time:	Tracking Number:
	13:55 4/25/24	Laura Williams / Pace	4/25/24 1356	
Relinquished by/Company: (Signature)	Date/Time:	Received by/Company: (Signature)	Date/Time:	Delivered by: [ ] In-Person [ ] Courier
Laura Williams / Pace	4/26/24 1721		4/25/24 1720	[ ] FedEx [ ] UPS [ ] Other
Relinquished by/Company: (Signature)	Date/Time:	Received by/Company: (Signature)	Date/Time:	
Relinquished by/Company: (Signature)	Date/Time:	Received by/Company: (Signature)	Date/Time:	Page: 1 of 2

Submitting a sample via this chain of custody constitutes acknowledgment and acceptance of the Pace® Terms and Conditions found at https://www.pacelabs.com/resource-library/resource/pace-terms-and-conditions/

ENV-FRM-CORQ-0019_v02_110123 ©

Pace® Location Requested (City/State):

Pace Analytical Charlotte
9800 Kincey Ave. Suite 100, Huntersville, NC 28078

CHAIN-OF-CUSTODY Analytical Request Document

Chain-of-Custody is a LEGAL DOCUMENT - Complete all relevant fields

LAB USE ONLY- Affix Workorder/Login Label Here

Scan QR Code for instructions

Company Name: Georgia Power - Bowen	Contact/Report To: Kristen Jurinko, Cassidy Sutherland
Street Address: 241 Ralph McGill Blvd NE, Atlanta, GA 30308	Phone #: (470) 217-0008
	E-Mail: knjurink@southernco.com
	Cc E-Mail: Laura Midkiff, Ben Hodges, Mike Smilley, Noelia Gangi
Customer Project #:	Invoice to: Account Payable
Project Name: Bowen LF Cells 5-8 Background Event #6	Invoice E-mail: georgiapowerinvoices@southernco.com
Site Collection Info/Facility ID (as applicable):	Purchase Order # (if applicable): GPC82474-0007
	Quote #:
Time Zone Collected: [ ] AK [ ] PT [ ] MT [ ] CT [X] ET	County / State origin of sample(s): Georgia
Data Deliverables: [ ] Level II [ ] Level III [ ] Level IV [ ] EQUIS [ ] Other	Regulatory Program (DW, RCRA, etc.) as applicable: Reportable [ ] Yes [ ] No
	Rush (Pre-approval required): [ ] Same Day [ ] 1 Day [ ] 2 Day [ ] 3 Day Other Date Results Requested:
	DW PWSID # or WW Permit # as applicable: Field Filtered (if applicable): [ ] Yes [ ] No Analysis:

* Matrix Codes (insert in Matrix box below): Drinking Water (DW), Ground Water (GW), Wastewater (WW), Product (P), Soil/Solid (SS), Oil (OL), Wipe (WP), Tissue (TS), Bioassay (B), Vapor (V), Surface Water (SW), Sediment (SED), Sludge (SL), Caulk (CK), Leachate (LL), Biosolid (BS), Other (OT)

Customer Sample ID	Matrix *	Comp / Grab	Composite Start Date	Composite Start Time	Collected or Composite End Date	Collected or Composite End Time	# Cont.	Residual Chlorine Result	Residual Chlorine Units	Cu, Ni, Ag, V, Zn (App. I&II)	B, Ca (App. III)	App. IV Metals*	Cl, F, SO4	TDS	Radium 226/228	App. IV Fluoride	Alkalinity	Fe, Mg, Mn, K, Na	Sample Comment
BOW-GWC-26	WG	G					6			X	X	X	X	X	X	X	X	X	
BOW-GWC-27	WG	G					6			X	X	X	X	X	X	X	X	X	
BOW-GWC-27R	WG	G					6			X	X	X	X	X	X	X	X	X	
BOW-GWC-28	WG	G			4/24/24	1125	6			X	X	X	X	X	X	X	X	X	007
BOW-GWC-29	WG	G					6			X	X	X	X	X	X	X	X	X	
BOW-GWC-29R	WG	G			4/24/24	1012	6			X	X	X	X	X	X	X	X	X	008
BOW-GWC-30	WG	G			4/24/24	1102	6			X	X	X	X	X	X	X	X	X	009
BOW-GWC-31	WG	G					6			X	X	X	X	X	X	X	X	X	
BOW-GWC-31R	WG	G					6			X	X	X	X	X	X	X	X	X	
BOW-GWC-32	WG	G			4/24/24	1437	6			X	X	X	X	X	X	X	X	X	010

Specify Container Size **: 3 3 3 3 2 1 3 3 3

Identify Container Preservative Type***: 2 2 2 1 1 2 1 1 2

Analysis Requested

**Container Size: (1) 1L, (2) 500mL, (3) 250mL, (4) 125mL, (5) 100mL, (6) 40mL vial, (7) EnCore, (8) TerraCore, (9) 90mL, (10) Other

*** Preservative Types: (1) None, (2) HNO3, (3) H2SO4, (4) HCl, (5) NaOH, (6) Zn Acetate, (7) NaHSO4, (8) Sod. Thiosulfate, (9) Ascorbic Acid, (10) MeOH, (11) Other

Lab Use Only: Proj. Mgr: Bonnie Vang; AcctNum / Client ID:; Table #:; Profile / Template:; Prelog / Bottle Ord. ID:

Preservation non-conformance identified for sample.

Additional Instructions from Pace® :
Task Code: BOW-CCR-OTH-20240422
*App. IV Metals include Sb, As, Ba, Be, Cd, Co, Cr, Pb, Li, Hg, Mo, Se, & Tl

Collected By: Kevin Stephenson, William Laaker, Jay Siewert, Natalie Piparo
Printed Name
Signature
Resolute Environmental

Customer Remarks / Special Conditions / Possible Hazards:

Coolers: Thermometer ID: Correction Factor (°C): Obs. Temp. (°C): Corrected Temp. (°C): [ ] On Ice

Relinquished by/Company: (Signature)	Date/Time:	Received by/Company: (Signature)	Date/Time:	Tracking Number:
	13 55 4/25/24	Ryan Williams / Pace	4/25/24 1355	
Relinquished by/Company: (Signature) Ryan Williams / Pace	4/25/24 1720		4/25/24 1720	Delivered by: [ ] In-Person [ ] Courier [ ] FedEX [ ] UPS [ ] Other
Relinquished by/Company: (Signature)	Date/Time:	Received by/Company: (Signature)	Date/Time:	
Relinquished by/Company: (Signature)	Date/Time:	Received by/Company: (Signature)	Date/Time:	Page: 1 of 2

Submitting a sample via this chain of custody constitutes acknowledgment and acceptance of the Pace® Terms and Conditions found at https://www.pacelabs.com/resource-library/resource/pace-terms-and-conditions/

Pace ANALYTICAL SERVICES

DC#_Title: ENV-FRM-HUN1-0083 v03_Sample Condition Upon Receipt

Effective Date: 12/01/2023

Laboratory receiving samples:
Asheville ☐ Eden ☐ Greenwood ☐ Huntersville ☐ Raleigh ☐ Mechanicsville ☐ Atlanta ☑ Kernersville ☐

Sample Condition Upon Receipt

Client Name: GP Power

Project #: **WO#: 92727360**

PM: BV **Due Date: 05/09/24**
CLIENT: 92-GP-BOWLF

Courier: ☐ Commercial ☐ Fed Ex ☐ UPS ☐ USPS ☐ Client ☑ Pace ☐ Other:____

Custody Seal Present? ☑ Yes ☐ No Seals Intact? ☑ Yes ☐ No ☐ N/A

Date/Initials Person Examining Contents: 7/15/24 SC

Packing Material: ☑ Bubble Wrap ☐ Bubble Bags ☐ None ☐ Other

Biological Tissue Frozen? ☐ Yes ☐ No ☑ N/A

Thermometer: ☑ IR Gun ID: 730 Type of Ice: ☑ Wet ☐ Blue ☐ None

Cooler Temp: 3.3 Correction Factor: Add/Subtract (°C) 0.0

Temp should be above freezing to 6°C
☐ Samples out of temp criteria. Samples on ice, cooling process has begun

Cooler Temp Corrected (°C): 3.3

USDA Regulated Soil (☐ N/A, water sample)
Did samples originate in a quarantine zone within the United States: CA, NY, or SC (check maps)? ☐ Yes ☐ No

Did samples originate from a foreign source (internationally, including Hawaii and Puerto Rico)? ☐ Yes ☐ No

				Comments/Discrepancy:
Chain of Custody Present?	☑ Yes	☐ No	☐ N/A	1.
Samples Arrived within Hold Time?	☑ Yes	☐ No	☐ N/A	2.
Short Hold Time Analysis (<72 hr.)?	☐ Yes	☑ No	☐ N/A	3.
Rush Turn Around Time Requested?	☐ Yes	☑ No	☐ N/A	4.
Sufficient Volume?	☑ Yes	☐ No	☐ N/A	5.
Correct Containers Used?	☑ Yes	☐ No	☐ N/A	6.
-Pace Containers Used?	☑ Yes	☐ No	☐ N/A	
Containers Intact?	☑ Yes	☐ No	☐ N/A	7.
Dissolved analysis: Samples Field Filtered?	☐ Yes	☐ No	☑ N/A	8.
Sample Labels Match COC? -Includes Date/Time/ID/Analysis Matrix: L	☑ Yes	☐ No	☐ N/A	9.
Headspace in VOA Vials (>5-6mm)?	☐ Yes	☐ No	☑ N/A	10.
Trip Blank Present?	☐ Yes	☐ No	☑ N/A	11.
Trip Blank Custody Seals Present?	☐ Yes	☐ No	☑ N/A	

Field Data Required? ☐ Yes ☐ No

COMMENTS/SAMPLE DISCREPANCY

Lot ID of split containers:

CLIENT NOTIFICATION/RESOLUTION

Person contacted: Date/Time:

Project Manager SCURF Review: Date:

Project Manager SRF Review: Date:

WO# : 92727360

PM: BV Due Date: 05/09/24

CLIENT: 92-GP-BOWLF

*Check mark top half of box if pH and/or dechlorination is verified and within the acceptance range for preservation samples.

Exceptions: VOA, Coliform, TOC, Oil and Grease, DRO/8015 (water) DOC, LLHg

**Bottom half of box is to list number of bottles

***Check all unpreserved Nitrates for chlorine

Project #

Item#	BP4U-125 mL Plastic Unpreserved (N/A) (Cl-)	BP3U-250 mL Plastic Unpreserved (N/A)	BP2U-500 mL Plastic Unpreserved (N/A)	BP1U-1 liter Plastic Unpreserved (N/A)	BP4S-125 mL Plastic H2SO4 (pH < 2) (Cl-)	BP3N-250 mL plastic HNO3 (pH < 2)	BP4Z-125 mL Plastic ZN Acetate & NaOH (>9)	BP4B-125 mL Plastic NaOH (pH > 12) (Cl-)	WGFU-Wide-mouthed Glass jar Unpreserved	AG1U-1 liter Amber Unpreserved (N/A) (Cl-)	AG1H-1 liter Amber HCl (pH < 2)	AG3U-250 mL Amber Unpreserved (N/A) (Cl-)	AG1S-1 liter Amber H2SO4 (pH < 2)	AG3S-250 mL Amber H2SO4 (pH < 2)	DG94-40 mL Amber NH4Cl (N/A)(Cl-)	DG9H-40 mL VOA HCl (N/A)	VG9T-40 mL VOA Na2S2O3 (N/A)	VG9U-40 mL VOA Unpreserved (N/A)	DG9V-40 mL VOA H3PO4 (N/A)	KP7U-50 mL Plastic Unpreserved (N/A)	V/GK (3 vials per kit)-VPH/Gas kit (N/A)	SP5T-125 mL Sterile Plastic (N/A – lab)	SP2T-250 mL Sterile Plastic (N/A – lab)	BP3R-250 mL Plastic (NH2)2SO4 (9.3-9.7)	AG0U-100 mL Amber Unpreserved (N/A) (Cl-)	VSGU-20 mL Scintillation vials (N/A)	DG9U-40 mL Amber Unpreserved vials (N/A)
1		2				1																		2				
2		2				1																		2				
3		2				1																		2				
4		2				1																		2				
5		2				1																		2				
6		2				1																		2				
7		2				1																		2				
8		2				1																		2				
9		2				1																		2				
10		2				1																		2				
11		2				1																		2				
12																												

pH Adjustment Log for Preserved Samples

Sample ID	Type of Preservative	pH upon receipt	Date preservation adjusted	Time preservation adjusted	Amount of Preservative added	Lot #

Note: Whenever there is a discrepancy affecting North Carolina compliance samples, a copy of this form will be sent to the North Carolina DENR Certification Office (i.e. Out of hold, incorrect preservative, out of temp, incorrect containers.

Pace® Location Requested (City/State):

Pace Analytical Charlotte
9800 Kincey Ave. Suite 100, Huntersville, NC 28078

CHAIN-OF-CUSTODY Analytical Request Document

Chain-of-Custody is a LEGAL DOCUMENT - Complete all relevant fields

WO#: 92727360

PM: BV **Due Date: 05/09/24**

CLIENT: 92-GP-BOWLF

Company Name: Georgia Power - Bowen	Contact/Report To: Kristen Jurinko, Cassidy Sutherland
Street Address: 241 Ralph McGill Blvd NE, Atlanta, GA 30308	Phone #: (470) 217-0008
	E-Mail: knjurink@southernco.com
	Cc E-Mail: Laura Midkiff, Ben Hodges, Mike Smilley, Noelia Gangi
Customer Project #:	Invoice to: Account Payable
Project Name: Bowen LF Cells 5-8 Background Event #6	Invoice E-mail: georgiapowerinvoices@southernco.com
Site Collection Info/Facility ID (as applicable):	Purchase Order # (if applicable): GPC82474-0007
	Quote #:
Time Zone Collected: [ ] AK [ ] PT [ ] MT [ ] CT [X] ET	County / State origin of sample(s): Georgia
Data Deliverables: [ ] Level II [ ] Level III [ ] Level IV [ ] EQUIS [ ] Other	Regulatory Program (DW, RCRA, etc.) as applicable: Reportable [ ] Yes [ ] No
	Rush (Pre-approval required): [ ] Same Day [ ] 1 Day [ ] 2 Day [ ] 3 Day Other
	Date Results Requested:
	DW PWSID # or WW Permit # as applicable:
	Field Filtered (if applicable): [ ] Yes [ ] No
	Analysis:

* Matrix Codes (insert in Matrix box below): Drinking Water (DW), Ground Water (GW), Wastewater (WW), Product (P), Soil/Solid (SS), Oil (OL), Wipe (WP), Tissue (TS), Bioassay (B), Vapor (V), Surface Water (SW), Sediment (SED), Sludge (SL), Caulk (CK), Leachate (LL), Biosolid (BS), Other (OT)

Customer Sample ID	Matrix *	Comp / Grab	Composite Start Date	Composite Start Time	Collected or Composite End Date	Collected or Composite End Time	# Cont.	Residual Chlorine Result	Residual Chlorine Units	Cu, Ni, Ag, V, Zn (App. I&II)	B, Ca (App. III)	App. IV Metals*	Cl, F, SO4	TDS	Radium 226/228	App. IV Fluoride	Alkalinity	Fe, Mg, Mn, K, Na	Sample Comment
BOW-GWC-33R	WG	G			4/23/24	1118	6			X	X	X	X	X	X	X	X	X	011
BOW-GWC-57	WG	G					6			X	X	X	X	X	X	X	X	X	
BOW-GWC-34	WG	G					6			X	X	X	X	X	X	X	X	X	
BOW-GWC-34R	WG	G					6			X	X	X	X	X	X	X	X	X	
BOW-GWC-35	WG	G					6			X	X	X	X	X	X	X	X	X	
BOW-LF5-8-FD-01	WG	G			4/23/24	—	6			X	X	X	X	X	X	X	X	X	012
BOW-LF5-8-FD-02	WG	G					6			X	X	X	X	X	X	X	X	X	
BOW-LF5-8-FB- 01	WQ	G			4/23/24	1632	6			X	X	X	X	X	X	X	X	X	013
BOW-LF5-8-EB- 01	WQ	G			4/23/24	1640	6			X	X	X	X	X	X	X	X	X	014

Specify Container Size **: 3 3 3 3 2 1 3 3 3

Identify Container Preservative Type***: 2 2 2 1 1 2 1 1 2

Analysis Requested

**Container Size: (1) 1L, (2) 500mL, (3) 250mL, (4) 125mL, (5) 100mL, (6) 40mL vial, (7) EnCore, (8) TerraCore, (9) 90mL, (10) Other

*** Preservative Types: (1) None, (2) HNO3, (3) H2SO4, (4) HCl, (5) NaOH, (6) Zn Acetate, (7) NaHSO4, (8) Sod. Thiosulfate, (9) Ascorbic Acid, (10) MeOH, (11) Other

Lab Use Only: Proj. Mgr: Bonnie Vang; AcctNum / Client ID:; Table #:; Profile / Template:; Prelog / Bottle Ord. ID:

Preservation non-conformance identified for sample.

Additional Instructions from Pace®:
Task Code: BOW-CCR-OTH-20240422
*App. IV Metals include Sb, As, Ba, Be, Cd, Co, Cr, Pb, Li, Hg, Mo, Se, & Tl

Collected By: Printed Name: Kevin Stephenson, William Laaker, Jay Siewert, Natalie Piparo
Signature: (Resolute Environmental)

Customer Remarks / Special Conditions / Possible Hazards:

Coolers: Thermometer ID: Correction Factor (°C): Obs. Temp (°C): Corrected Temp (°C): [ ] On Ice

Relinquished by/Company: (Signature)	Date/Time:	Received by/Company: (Signature)	Date/Time:	Tracking Number:
	13:55 4/25/24	Tyler Williams / Pace	4/25/24 1355	
Relinquished by/Company: (Signature) Tyler Williams / Pace	4/25/24 1720		4/25/25 1720	Delivered by: [ ] In-Person [ ] Courier [ ] FedEX [ ] UPS [ ] Other
Relinquished by/Company: (Signature)	Date/Time:	Received by/Company: (Signature)	Date/Time:	
Relinquished by/Company: (Signature)	Date/Time:	Received by/Company: (Signature)	Date/Time:	Page: 2 of 2

Submitting a sample via this chain of custody constitutes acknowledgment and acceptance of the Pace® Terms and Conditions found at https://www.pacelabs.com/resource-library/resource/pace-terms-and-conditions/

ENV-FRM-CORQ-0019_v02_110123 ©

Pace® Location Requested (City/State):

Pace Analytical Charlotte
3800 Kinsey Ave. Suite 100, Huntersville, NC 28078

CHAIN-OF-CUSTODY Analytical Request Document

Chain-of-Custody is a LEGAL DOCUMENT - Complete all relevant fields

LAB USE ONLY- Affix Workorder/Login Label Here

WO# : 92727360

PM: BV Due Date: 05/09/24

CLIENT: 92-GP-BOWLF

Company Name: Georgia Power - Bowen
Street Address: 241 Ralph McGill Blvd NE, Atlanta, GA 30308

Contact/Report To: Kristen Jurinko, Cassidy Sutherland
Phone #: (470) 217-0008
E-Mail: knjurink@southernco.com
Cc E-Mail: Laura Midkiff, Ben Hodges, Mike Smilley, Noelia Gangi

Customer Project #:
Project Name: Bowen LF Cells 5-8 Background Event #6
Site Collection Info/Facility ID (as applicable):

Invoice to: Account Payable
Invoice E-mail: georgiapowerinvoices@southernco.com
Purchase Order # (if applicable): GPC82474-0007
Quote #:

Time Zone Collected: [ ] AK [ ] PT [ ] MT [ ] CT [X] ET

County / State origin of sample(s): Georgia

Data Deliverables: [ ] Level II [ ] Level III [ ] Level IV [ ] EQUIS [ ] Other

Regulatory Program (DW, RCRA, etc.) as applicable: Reportable [ ] Yes [ ] No

Rush (Pre-approval required): [ ] Same Day [ ] 1 Day [ ] 2 Day [ ] 3 Day Other
Date Results Requested:

DW PWSID # or WW Permit # as applicable:
Field Filtered (if applicable): [ ] Yes [ ] No
Analysis:

* Matrix Codes (Insert in Matrix box below): Drinking Water (DW), Ground Water (GW), Wastewater (WW), Product (P), Soil/Solid (SS), Oil (OL), Wipe (WP), Tissue (TS), Bioassay (B), Vapor (V), Surface Water (SW), Sediment (SED), Sludge (SL), Caulk (CK), Leachate (LL), Biosolid (BS), Other (OT)

Specify Container Size **: 3 3 3 3 2 1 3 3 3
Identify Container Preservative Type***: 2 2 2 1 1 2 1 1 2

**Container Size: (1) 1L, (2) 500mL, (3) 250mL, (4) 125mL, (5) 100mL, (6) 40mL vial, (7) EnCore, (8) TerraCore, (9) 90mL, (10) Other

*** Preservative Types: (1) None, (2) HNO3, (3) H2SO4, (4) HCl, (5) NaOH, (6) Zn Acetate, (7) NaHSO4, (8) Sod. Thiosulfate, (9) Ascorbic Acid, (10) MeOH, (11) Other

Customer Sample ID	Matrix*	Comp / Grab	Composite Start Date	Composite Start Time	Collected or Composite End Date	Collected or Composite End Time	# Cont.	Residual Chlorine Result	Residual Chlorine Units	Cu, Ni, Ag, V, Zn (App. I&II)	B, Ca (App. III)	App. IV Metals*	Cl, F, SO4	TDS	Radium 226/228	App. IV Fluoride	Alkalinity	Fe, Mg, Mn, K, Na	Sample Comment
BOW-GWC-33R	WG	G					6			X	X	X	X	X	X	X	X	X	
BOW-GWC-57	WG	G			4/24/24	1542	6			X	X	X	X	X	X	X	X	X	015
BOW-GWC-34	WG	G			4/24/24	1122	6			X	X	X	X	X	X	X	X	X	016
BOW-GWC-34R	WG	G			4/24/24	1335	6			X	X	X	X	X	X	X	X	X	017
BOW-GWC-35	WG	G			4/24/24	1320	6			X	X	X	X	X	X	X	X	X	018
BOW-LF5-8-FD-01	WG	G					6			X	X	X	X	X	X	X	X	X	
BOW-LF5-8-FD-02	WG	G			4/24/24	—	6			X	X	X	X	X	X	X	X	X	019
BOW-LF5-8-FB- 02	WQ	G			4/24/24	1534	6			X	X	X	X	X	X	X	X	X	020
BOW-LF5-8-EB- 02	WQ	G			4/24/24	1540	6			X	X	X	X	X	X	X	X	X	021

Lab Use Only: Proj. Mgr: Bonnie Vang; AcctNum / Client ID:; Table #:; Profile / Template:; Prelog / Bottle Ord. ID:

Preservation non-conformance identified for sample.

Additional Instructions from Pace®:
Task Code: BOW-CCR-OTH-20240422
*App. IV Metals include Sb, As, Ba, Be, Cd, Co, Cr, Pb, Li, Hg, Mo, Se, & Tl

Collected By: Printed Name: Kevin Stephenson, William Laaker, Jay Siewert, Natalie Piparo
Signature:
Resolute Environmental

Customer Remarks / Special Conditions / Possible Hazards:

Coolers: Thermometer ID: Correction Factor (°C): Obs. Temp. (°C): Corrected Temp. (°C): [ ] On Ice

Relinquished by/Company: (Signature)	Date/Time:	Received by/Company: (Signature)	Date/Time:	Tracking Number:
	13:55 4/25/24	Lynn Williams / Pace	4/25/24 1355	
Relinquished by/Company: (Signature)	Date/Time:	Received by/Company: (Signature)	Date/Time:	Delivered by: [ ] In-Person [ ] Courier
Lynn Williams / Pace	4/25/24 1728		4/25/24 1728	[ ] FedEx [ ] UPS [ ] Other
Relinquished by/Company: (Signature)	Date/Time:	Received by/Company: (Signature)	Date/Time:	
Relinquished by/Company: (Signature)	Date/Time:	Received by/Company: (Signature)	Date/Time:	Page: 2 of 2

Submitting a sample via this chain of custody constitutes acknowledgment and acceptance of the Pace® Terms and Conditions found at https://www.pacelabs.com/resource-library/resource/pace-terms-and-conditions/

ENV-FRM-CORQ-0019_v02_110123 ©

Pace Analytical Services, LLC
9800 Kincey Ave. Suite 100
Huntersville, NC 28078
(704)875-9092

May 28, 2024

Kristen Jurinko
Southern Company
241 Ralph McGill Blvd
NE, Bin 10160
Atlanta, GA 30308

RE: Project: Bowen LF Cells 5-8 BG #6-RADs
Pace Project No.: 92727365

Dear Kristen Jurinko:

Enclosed are the analytical results for sample(s) received by the laboratory on April 25, 2024. The results relate only to the samples included in this report. Results reported herein conform to the applicable TNI/NELAC Standards and the laboratory's Quality Manual, where applicable, unless otherwise noted in the body of the report.

The test results provided in this final report were generated by each of the following laboratories within the Pace Network:

- Pace Analytical Services - Greensburg

(Greensburg, PA) - Revision 1 - This project was revised on May 23, 2024 to include Total Radium Calculation.

If you have any questions concerning this report, please feel free to contact me.

Sincerely,

Bonnie Vang
bonnie.vang@pacelabs.com
704-977-0968
Project Manager

Enclosures

cc: Carole Lieu, Stantec
Laura Midkiff, Southern Co.
Edgar Smith, Stantec
Cassidy Sutherland, Stantec

Pace Analytical Services, LLC
9800 Kincey Ave. Suite 100
Huntersville, NC 28078
(704)875-9092

CERTIFICATIONS

Project: Bowen LF Cells 5-8 BG #6-RADs
Pace Project No.: 92727365

Pace Analytical Services Pennsylvania
1638 Roseytown Rd Suites 2,3&4, Greensburg, PA 15601
ANAB DOD-ELAP Rad Accreditation #: L2417
ANABISO/IEC 17025:2017 Rad Cert#: L24170
Alabama Certification #: 41590
Arizona Certification #: AZ0734
Arkansas Certification
California Certification #: 2950
Colorado Certification #: PA01547
Connecticut Certification #: PH-0694
EPA Region 4 DW Rad
Florida/TNI Certification #: E87683
Georgia Certification #: C040
Guam Certification
Hawaii Certification
Idaho Certification
Illinois Certification
Indiana Certification
Iowa Certification #: 391
Kansas Certification #: E-10358
Kentucky Certification #: KY90133
KY WW Permit #: KY0098221
KY WW Permit #: KY0000221
Louisiana DHH/TNI Certification #: LA010
Louisiana DEQ/TNI Certification #: 04086
Maine Certification #: 2023021
Maryland Certification #: 308
Massachusetts Certification #: M-PA1457
Michigan/PADEP Certification #: 9991
Missouri Certification #: 235
Montana Certification #: Cert0082
Nebraska Certification #: NE-OS-29-14
Nevada Certification #: PA014572023-03
New Hampshire/TNI Certification #: 297622
New Jersey/TNI Certification #: PA051
New Mexico Certification #: PA01457
New York/TNI Certification #: 10888
North Carolina Certification #: 42706
North Dakota Certification #: R-190
Ohio EPA Rad Approval: #41249
Oregon/TNI Certification #: PA200002-015
Pennsylvania/TNI Certification #: 65-00282
Puerto Rico Certification #: PA01457
Rhode Island Certification #: 65-00282
South Dakota Certification
Tennessee Certification #: TN02867
Texas/TNI Certification #: T104704188-22-18
Utah/TNI Certification #: PA014572223-14
USDA Soil Permit #: 525-23-67-77263
Vermont Dept. of Health: ID# VT-0282
Virgin Island/PADEP Certification
Virginia/VELAP Certification #: 460198
Washington Certification #: C868
West Virginia DEP Certification #: 143
West Virginia DHHR Certification #: 9964C
Wisconsin Approve List for Rad

This report shall not be reproduced, except in full,
without the written consent of Pace Analytical Services, LLC.

Pace Analytical Services, LLC
9800 Kincey Ave. Suite 100
Huntersville, NC 28078
(704)875-9092

SAMPLE SUMMARY

Project: Bowen LF Cells 5-8 BG #6-RADs
Pace Project No.: 92727365

Lab ID	Sample ID	Matrix	Date Collected	Date Received
92727365001	**BOW-GWC-26**	Water	04/23/24 15:38	04/25/24 13:56
92727365002	**BOW-GWC-27**	Water	04/23/24 13:23	04/25/24 13:56
92727365003	**BOW-GWC-27R**	Water	04/23/24 16:43	04/25/24 13:56
92727365004	**BOW-GWC-29**	Water	04/23/24 11:38	04/25/24 13:56
92727365005	**BOW-GWC-31**	Water	04/23/24 13:52	04/25/24 13:56
92727365006	**BOW-GWC-31R**	Water	04/23/24 15:47	04/25/24 13:56
92727365007	**BOW-GWC-28**	Water	04/24/24 11:25	04/25/24 13:56
92727365008	**BOW-GWC-29R**	Water	04/24/24 10:12	04/25/24 13:56
92727365009	**BOW-GWC-30**	Water	04/24/24 11:02	04/25/24 13:56
92727365010	**BOW-GWC-32**	Water	04/24/24 14:37	04/25/24 13:56
92727365011	**BOW-GWC-33R**	Water	04/23/24 11:18	04/25/24 13:56
92727365012	**BOW-LF5-8-FD-01**	Water	04/23/24 00:00	04/25/24 13:56
92727365013	**BOW-LF5-8-FB-01**	Water	04/23/24 16:32	04/25/24 13:56
92727365014	**BOW-LF5-8-EB-01**	Water	04/23/24 16:40	04/25/24 13:56
92727365015	**BOW-GWC-57**	Water	04/24/24 15:42	04/25/24 13:56
92727365016	**BOW-GWC-34**	Water	04/24/24 11:22	04/25/24 13:56
92727365017	**BOW-GWC-34R**	Water	04/24/24 13:35	04/25/24 13:56
92727365018	**BOW-GWC-35**	Water	04/24/24 13:20	04/25/24 13:56
92727365019	**BOW-LF5-8-FD-02**	Water	04/24/24 00:00	04/25/24 13:56
92727365020	**BOW-LF5-8-FB-02**	Water	04/24/24 15:34	04/25/24 13:56
92727365021	**BOW-LF5-8-EB-02**	Water	04/24/24 15:40	04/25/24 13:56

REPORT OF LABORATORY ANALYSIS

This report shall not be reproduced, except in full,
without the written consent of Pace Analytical Services, LLC.

Pace Analytical Services, LLC
9800 Kincey Ave. Suite 100
Huntersville, NC 28078
(704)875-9092

SAMPLE ANALYTE COUNT

Project: Bowen LF Cells 5-8 BG #6-RADs
Pace Project No.: 92727365

Lab ID	Sample ID	Method	Analysts	Analytes Reported	Laboratory
92727365001	**BOW-GWC-26**	EPA 9315	SLC	1	PASI-PA
		EPA 9320	ZPC	1	PASI-PA
		Total Radium Calculation	LAL	1	PASI-PA
92727365002	**BOW-GWC-27**	EPA 9315	SLC	1	PASI-PA
		EPA 9320	ZPC	1	PASI-PA
		Total Radium Calculation	LAL	1	PASI-PA
92727365003	**BOW-GWC-27R**	EPA 9315	SLC	1	PASI-PA
		EPA 9320	ZPC	1	PASI-PA
		Total Radium Calculation	LAL	1	PASI-PA
92727365004	**BOW-GWC-29**	EPA 9315	SLC	1	PASI-PA
		EPA 9320	ZPC	1	PASI-PA
		Total Radium Calculation	LAL	1	PASI-PA
92727365005	**BOW-GWC-31**	EPA 9315	SLC	1	PASI-PA
		EPA 9320	ZPC	1	PASI-PA
		Total Radium Calculation	LAL	1	PASI-PA
92727365006	**BOW-GWC-31R**	EPA 9315	SLC	1	PASI-PA
		EPA 9320	ZPC	1	PASI-PA
		Total Radium Calculation	LAL	1	PASI-PA
92727365007	**BOW-GWC-28**	EPA 9315	SLC	1	PASI-PA
		EPA 9320	ZPC	1	PASI-PA
		Total Radium Calculation	LAL	1	PASI-PA
92727365008	**BOW-GWC-29R**	EPA 9315	SLC	1	PASI-PA
		EPA 9320	ZPC	1	PASI-PA
		Total Radium Calculation	LAL	1	PASI-PA
92727365009	**BOW-GWC-30**	EPA 9315	SLC	1	PASI-PA
		EPA 9320	ZPC	1	PASI-PA
		Total Radium Calculation	LAL	1	PASI-PA
92727365010	**BOW-GWC-32**	EPA 9315	SLC	1	PASI-PA
		EPA 9320	ZPC	1	PASI-PA
		Total Radium Calculation	LAL	1	PASI-PA
92727365011	**BOW-GWC-33R**	EPA 9315	SLC	1	PASI-PA
		EPA 9320	ZPC	1	PASI-PA
		Total Radium Calculation	LAL	1	PASI-PA
92727365012	**BOW-LF5-8-FD-01**	EPA 9315	SLC	1	PASI-PA
		EPA 9320	ZPC	1	PASI-PA
		Total Radium Calculation	LAL	1	PASI-PA
92727365013	**BOW-LF5-8-FB-01**	EPA 9315	SLC	1	PASI-PA

REPORT OF LABORATORY ANALYSIS

This report shall not be reproduced, except in full,
without the written consent of Pace Analytical Services, LLC.

Pace Analytical Services, LLC
9800 Kincey Ave. Suite 100
Huntersville, NC 28078
(704)875-9092

SAMPLE ANALYTE COUNT

Project: Bowen LF Cells 5-8 BG #6-RADs
Pace Project No.: 92727365

Lab ID	Sample ID	Method	Analysts	Analytes Reported	Laboratory
		EPA 9320	ZPC	1	PASI-PA
		Total Radium Calculation	LAL	1	PASI-PA
92727365014	**BOW-LF5-8-EB-01**	EPA 9315	SLC	1	PASI-PA
		EPA 9320	ZPC	1	PASI-PA
		Total Radium Calculation	LAL	1	PASI-PA
92727365015	**BOW-GWC-57**	EPA 9315	SLC	1	PASI-PA
		EPA 9320	ZPC	1	PASI-PA
		Total Radium Calculation	LAL	1	PASI-PA
92727365016	**BOW-GWC-34**	EPA 9315	SLC	1	PASI-PA
		EPA 9320	ZPC	1	PASI-PA
		Total Radium Calculation	LAL	1	PASI-PA
92727365017	**BOW-GWC-34R**	EPA 9315	SLC	1	PASI-PA
		EPA 9320	ZPC	1	PASI-PA
		Total Radium Calculation	LAL	1	PASI-PA
92727365018	**BOW-GWC-35**	EPA 9315	SLC	1	PASI-PA
		EPA 9320	ZPC	1	PASI-PA
		Total Radium Calculation	LAL	1	PASI-PA
92727365019	**BOW-LF5-8-FD-02**	EPA 9315	SLC	1	PASI-PA
		EPA 9320	ZPC	1	PASI-PA
		Total Radium Calculation	LAL	1	PASI-PA
92727365020	**BOW-LF5-8-FB-02**	EPA 9315	SLC	1	PASI-PA
		EPA 9320	ZPC	1	PASI-PA
		Total Radium Calculation	LAL	1	PASI-PA
92727365021	**BOW-LF5-8-EB-02**	EPA 9315	SLC	1	PASI-PA
		EPA 9320	ZPC	1	PASI-PA
		Total Radium Calculation	LAL	1	PASI-PA

PASI-PA = Pace Analytical Services - Greensburg

This report shall not be reproduced, except in full,
without the written consent of Pace Analytical Services, LLC.

Pace Analytical Services, LLC
9800 Kincey Ave. Suite 100
Huntersville, NC 28078
(704)875-9092

SUMMARY OF DETECTION

Project: Bowen LF Cells 5-8 BG #6-RADs
Pace Project No.: 92727365

Lab Sample ID / Method	Client Sample ID / Parameters	Result	Units	Report Limit	Analyzed	Qualifiers
92727365001	**BOW-GWC-26**					
EPA 9315	Radium-226	0.181U ± 0.146 (0.269) C:91% T:NA	pCi/L		05/20/24 08:11	
EPA 9320	Radium-228	-0.0990U ± 0.285 (0.697) C:81% T:84%	pCi/L		05/15/24 14:22	
Total Radium Calculation	Total Radium	0.181U ± 0.431 (0.966)	pCi/L		05/22/24 16:50	
92727365002	**BOW-GWC-27**					
EPA 9315	Radium-226	0.0292U ± 0.0813 (0.199) C:94% T:NA	pCi/L		05/20/24 08:12	
EPA 9320	Radium-228	0.216U ± 0.314 (0.676) C:84% T:83%	pCi/L		05/15/24 14:22	
Total Radium Calculation	Total Radium	0.245U ± 0.395 (0.875)	pCi/L		05/22/24 16:50	
92727365003	**BOW-GWC-27R**					
EPA 9315	Radium-226	0.225U ± 0.160 (0.284) C:87% T:NA	pCi/L		05/20/24 08:12	
EPA 9320	Radium-228	-0.133U ± 0.320 (0.779) C:78% T:87%	pCi/L		05/15/24 14:22	
Total Radium Calculation	Total Radium	0.225U ± 0.480 (1.06)	pCi/L		05/22/24 16:50	
92727365004	**BOW-GWC-29**					
EPA 9315	Radium-226	0.0679U ± 0.0924 (0.194) C:97% T:NA	pCi/L		05/20/24 08:12	
EPA 9320	Radium-228	0.309U ± 0.306 (0.624) C:84% T:82%	pCi/L		05/15/24 14:23	
Total Radium Calculation	Total Radium	0.377U ± 0.398 (0.818)	pCi/L		05/22/24 16:50	

REPORT OF LABORATORY ANALYSIS

This report shall not be reproduced, except in full,
without the written consent of Pace Analytical Services, LLC.

Pace Analytical Services, LLC
9800 Kincey Ave. Suite 100
Huntersville, NC 28078
(704)875-9092

SUMMARY OF DETECTION

Project: Bowen LF Cells 5-8 BG #6-RADs
Pace Project No.: 92727365

Lab Sample ID / Method	Client Sample ID / Parameters	Result	Units	Report Limit	Analyzed	Qualifiers
92727365005	**BOW-GWC-31**					
EPA 9315	Radium-226	0.176U ± 0.130 (0.225) C:96% T:NA	pCi/L		05/20/24 08:12	
EPA 9320	Radium-228	0.454U ± 0.338 (0.654) C:82% T:85%	pCi/L		05/15/24 14:23	
Total Radium Calculation	Total Radium	0.630U ± 0.468 (0.879)	pCi/L		05/22/24 16:50	
92727365006	**BOW-GWC-31R**					
EPA 9315	Radium-226	0.0693U ± 0.131 (0.300) C:94% T:NA	pCi/L		05/20/24 08:13	
EPA 9320	Radium-228	0.429U ± 0.369 (0.742) C:84% T:84%	pCi/L		05/15/24 14:23	
Total Radium Calculation	Total Radium	0.498U ± 0.500 (1.04)	pCi/L		05/22/24 16:50	
92727365007	**BOW-GWC-28**					
EPA 9315	Radium-226	0.208U ± 0.144 (0.241) C:96% T:NA	pCi/L		05/20/24 08:13	
EPA 9320	Radium-228	0.254U ± 0.314 (0.663) C:84% T:88%	pCi/L		05/15/24 14:23	
Total Radium Calculation	Total Radium	0.462U ± 0.458 (0.904)	pCi/L		05/22/24 16:50	
92727365008	**BOW-GWC-29R**					
EPA 9315	Radium-226	0.336 ± 0.170 (0.238) C:96% T:NA	pCi/L		05/20/24 08:14	
EPA 9320	Radium-228	0.453U ± 0.331 (0.631) C:83% T:82%	pCi/L		05/15/24 14:23	
Total Radium Calculation	Total Radium	0.789U ± 0.501 (0.869)	pCi/L		05/22/24 16:50	

REPORT OF LABORATORY ANALYSIS

This report shall not be reproduced, except in full,
without the written consent of Pace Analytical Services, LLC.

Pace Analytical Services, LLC
9800 Kincey Ave. Suite 100
Huntersville, NC 28078
(704)875-9092

SUMMARY OF DETECTION

Project: Bowen LF Cells 5-8 BG #6-RADs
Pace Project No.: 92727365

Lab Sample ID / Method	Client Sample ID / Parameters	Result	Units	Report Limit	Analyzed	Qualifiers
92727365009	**BOW-GWC-30**					
EPA 9315	Radium-226	0.0991U ± 0.120 (0.248) C:91% T:NA	pCi/L		05/20/24 08:14	
EPA 9320	Radium-228	0.869 ± 0.457 (0.789) C:80% T:84%	pCi/L		05/15/24 14:23	
Total Radium Calculation	Total Radium	0.968U ± 0.577 (1.04)	pCi/L		05/22/24 16:50	
92727365010	**BOW-GWC-32**					
EPA 9315	Radium-226	0.177U ± 0.117 (0.183) C:105% T:NA	pCi/L		05/20/24 08:14	
EPA 9320	Radium-228	0.506U ± 0.357 (0.677) C:80% T:83%	pCi/L		05/15/24 14:23	
Total Radium Calculation	Total Radium	0.683U ± 0.474 (0.860)	pCi/L		05/22/24 16:50	
92727365011	**BOW-GWC-33R**					
EPA 9315	Radium-226	0.00662U ± 0.0901 (0.240) C:94% T:NA	pCi/L		05/20/24 08:14	
EPA 9320	Radium-228	0.659U ± 0.392 (0.715) C:80% T:82%	pCi/L		05/15/24 14:23	
Total Radium Calculation	Total Radium	0.666U ± 0.482 (0.955)	pCi/L		05/22/24 16:50	
92727365012	**BOW-LF5-8-FD-01**					
EPA 9315	Radium-226	0.0611U ± 0.117 (0.269) C:90% T:NA	pCi/L		05/20/24 08:15	
EPA 9320	Radium-228	0.354U ± 0.342 (0.695) C:81% T:81%	pCi/L		05/15/24 14:24	
Total Radium Calculation	Total Radium	0.415U ± 0.459 (0.964)	pCi/L		05/22/24 16:50	

REPORT OF LABORATORY ANALYSIS

This report shall not be reproduced, except in full,
without the written consent of Pace Analytical Services, LLC.

Pace Analytical Services, LLC
9800 Kincey Ave. Suite 100
Huntersville, NC 28078
(704)875-9092

SUMMARY OF DETECTION

Project: Bowen LF Cells 5-8 BG #6-RADs
Pace Project No.: 92727365

Lab Sample ID / Method	Client Sample ID / Parameters	Result	Units	Report Limit	Analyzed	Qualifiers
92727365013	**BOW-LF5-8-FB-01**					
EPA 9315	Radium-226	0.0864U ± 0.0997 (0.200) C:94% T:NA	pCi/L		05/20/24 08:15	
EPA 9320	Radium-228	0.159U ± 0.314 (0.693) C:82% T:84%	pCi/L		05/15/24 14:24	
Total Radium Calculation	Total Radium	0.245U ± 0.414 (0.893)	pCi/L		05/22/24 16:50	
92727365014	**BOW-LF5-8-EB-01**					
EPA 9315	Radium-226	-0.0131U ± 0.0836 (0.239) C:95% T:NA	pCi/L		05/20/24 08:15	
EPA 9320	Radium-228	0.574U ± 0.345 (0.629) C:83% T:88%	pCi/L		05/15/24 14:24	
Total Radium Calculation	Total Radium	0.574U ± 0.429 (0.868)	pCi/L		05/22/24 16:50	
92727365015	**BOW-GWC-57**					
EPA 9315	Radium-226	-0.0126U ± 0.0764 (0.230) C:93% T:NA	pCi/L		05/20/24 08:15	
EPA 9320	Radium-228	0.278U ± 0.348 (0.739) C:83% T:90%	pCi/L		05/15/24 14:24	
Total Radium Calculation	Total Radium	0.278U ± 0.424 (0.969)	pCi/L		05/22/24 16:50	
92727365016	**BOW-GWC-34**					
EPA 9315	Radium-226	0.505 ± 0.232 (0.347) C:90% T:NA	pCi/L		05/20/24 08:15	
EPA 9320	Radium-228	0.107U ± 0.339 (0.765) C:80% T:84%	pCi/L		05/15/24 14:24	
Total Radium Calculation	Total Radium	0.612U ± 0.571 (1.11)	pCi/L		05/22/24 16:50	

REPORT OF LABORATORY ANALYSIS

This report shall not be reproduced, except in full,
without the written consent of Pace Analytical Services, LLC.

Pace Analytical Services, LLC
9800 Kincey Ave. Suite 100
Huntersville, NC 28078
(704)875-9092

SUMMARY OF DETECTION

Project: Bowen LF Cells 5-8 BG #6-RADs
Pace Project No.: 92727365

Lab Sample ID / Method	Client Sample ID / Parameters	Result	Units	Report Limit	Analyzed	Qualifiers
92727365017	**BOW-GWC-34R**					
EPA 9315	Radium-226	0.368 ± 0.180 (0.239) C:91% T:NA	pCi/L		05/20/24 08:15	
EPA 9320	Radium-228	0.390U ± 0.361 (0.729) C:79% T:83%	pCi/L		05/15/24 14:24	
Total Radium Calculation	Total Radium	0.758U ± 0.541 (0.968)	pCi/L		05/22/24 16:50	
92727365018	**BOW-GWC-35**					
EPA 9315	Radium-226	0.0327U ± 0.114 (0.279) C:91% T:NA	pCi/L		05/20/24 08:16	
EPA 9320	Radium-228	0.569U ± 0.397 (0.762) C:79% T:83%	pCi/L		05/15/24 14:24	
Total Radium Calculation	Total Radium	0.602U ± 0.511 (1.04)	pCi/L		05/22/24 16:50	
92727365019	**BOW-LF5-8-FD-02**					
EPA 9315	Radium-226	0.0236U ± 0.0893 (0.226) C:90% T:NA	pCi/L		05/20/24 08:16	
EPA 9320	Radium-228	0.466U ± 0.371 (0.729) C:78% T:82%	pCi/L		05/15/24 14:24	
Total Radium Calculation	Total Radium	0.490U ± 0.460 (0.955)	pCi/L		05/22/24 16:50	
92727365020	**BOW-LF5-8-FB-02**					
EPA 9315	Radium-226	0.0398U ± 0.0883 (0.209) C:94% T:NA	pCi/L		05/20/24 08:58	
EPA 9320	Radium-228	0.0268U ± 0.312 (0.727) C:78% T:84%	pCi/L		05/15/24 14:24	
Total Radium Calculation	Total Radium	0.0666U ± 0.400 (0.936)	pCi/L		05/22/24 16:50	

REPORT OF LABORATORY ANALYSIS

This report shall not be reproduced, except in full,
without the written consent of Pace Analytical Services, LLC.

Pace Analytical Services, LLC
9800 Kincey Ave. Suite 100
Huntersville, NC 28078
(704)875-9092

SUMMARY OF DETECTION

Project: Bowen LF Cells 5-8 BG #6-RADs
Pace Project No.: 92727365

Lab Sample ID / Method	Client Sample ID / Parameters	Result	Units	Report Limit	Analyzed	Qualifiers
92727365021	**BOW-LF5-8-EB-02**					
EPA 9315	Radium-226	0.0475U ± 0.0966 (0.224) C:97% T:NA	pCi/L		05/22/24 08:22	
EPA 9320	Radium-228	0.810 ± 0.395 (0.656) C:84% T:84%	pCi/L		05/16/24 14:10	
Total Radium Calculation	Total Radium	0.858U ± 0.492 (0.880)	pCi/L		05/22/24 16:51	

REPORT OF LABORATORY ANALYSIS

This report shall not be reproduced, except in full,
without the written consent of Pace Analytical Services, LLC.

Pace Analytical Services, LLC
9800 Kincey Ave. Suite 100
Huntersville, NC 28078
(704)875-9092

ANALYTICAL RESULTS - RADIOCHEMISTRY

Project: Bowen LF Cells 5-8 BG #6-RADs
Pace Project No.: 92727365

Sample: BOW-GWC-26 **Lab ID: 92727365001** Collected: 04/23/24 15:38 Received: 04/25/24 13:56 Matrix: Water
PWS: Site ID: Sample Type:

Parameters	Method	Act ± Unc (MDC) Carr Trac	Units	Analyzed	CAS No.	Qual
	Pace Analytical Services - Greensburg					
Radium-226	EPA 9315	**0.181U ± 0.146 (0.269) C:91% T:NA**	pCi/L	05/20/24 08:11	13982-63-3	
	Pace Analytical Services - Greensburg					
Radium-228	EPA 9320	**-0.0990U ± 0.285 (0.697) C:81% T:84%**	pCi/L	05/15/24 14:22	15262-20-1	
	Pace Analytical Services - Greensburg					
Total Radium	Total Radium Calculation	**0.181U ± 0.431 (0.966)**	pCi/L	05/22/24 16:50	7440-14-4	

This report shall not be reproduced, except in full,
without the written consent of Pace Analytical Services, LLC.

Pace Analytical Services, LLC
9800 Kincey Ave. Suite 100
Huntersville, NC 28078
(704)875-9092

ANALYTICAL RESULTS - RADIOCHEMISTRY

Project: Bowen LF Cells 5-8 BG #6-RADs
Pace Project No.: 92727365

Sample: BOW-GWC-27 **Lab ID: 92727365002** Collected: 04/23/24 13:23 Received: 04/25/24 13:56 Matrix: Water
PWS: Site ID: Sample Type:

Parameters	Method	Act ± Unc (MDC) Carr Trac	Units	Analyzed	CAS No.	Qual
	Pace Analytical Services - Greensburg					
Radium-226	EPA 9315	**0.0292U ± 0.0813 (0.199) C:94% T:NA**	pCi/L	05/20/24 08:12	13982-63-3	
	Pace Analytical Services - Greensburg					
Radium-228	EPA 9320	**0.216U ± 0.314 (0.676) C:84% T:83%**	pCi/L	05/15/24 14:22	15262-20-1	
	Pace Analytical Services - Greensburg					
Total Radium	Total Radium Calculation	**0.245U ± 0.395 (0.875)**	pCi/L	05/22/24 16:50	7440-14-4	

REPORT OF LABORATORY ANALYSIS

This report shall not be reproduced, except in full,
without the written consent of Pace Analytical Services, LLC.

Pace Analytical Services, LLC
9800 Kincey Ave. Suite 100
Huntersville, NC 28078
(704)875-9092

ANALYTICAL RESULTS - RADIOCHEMISTRY

Project: Bowen LF Cells 5-8 BG #6-RADs
Pace Project No.: 92727365

Sample: BOW-GWC-27R **Lab ID: 92727365003** Collected: 04/23/24 16:43 Received: 04/25/24 13:56 Matrix: Water
PWS: Site ID: Sample Type:

Parameters	Method	Act ± Unc (MDC) Carr Trac	Units	Analyzed	CAS No.	Qual
	Pace Analytical Services - Greensburg					
Radium-226	EPA 9315	**0.225U ± 0.160 (0.284) C:87% T:NA**	pCi/L	05/20/24 08:12	13982-63-3	
	Pace Analytical Services - Greensburg					
Radium-228	EPA 9320	**-0.133U ± 0.320 (0.779) C:78% T:87%**	pCi/L	05/15/24 14:22	15262-20-1	
	Pace Analytical Services - Greensburg					
Total Radium	Total Radium Calculation	**0.225U ± 0.480 (1.06)**	pCi/L	05/22/24 16:50	7440-14-4	

REPORT OF LABORATORY ANALYSIS

This report shall not be reproduced, except in full,
without the written consent of Pace Analytical Services, LLC.

Pace Analytical Services, LLC
9800 Kincey Ave. Suite 100
Huntersville, NC 28078
(704)875-9092

ANALYTICAL RESULTS - RADIOCHEMISTRY

Project: Bowen LF Cells 5-8 BG #6-RADs
Pace Project No.: 92727365

Sample: BOW-GWC-29 **Lab ID: 92727365004** Collected: 04/23/24 11:38 Received: 04/25/24 13:56 Matrix: Water
PWS: Site ID: Sample Type:

Parameters	Method	Act ± Unc (MDC) Carr Trac	Units	Analyzed	CAS No.	Qual
	Pace Analytical Services - Greensburg					
Radium-226	EPA 9315	**0.0679U ± 0.0924 (0.194) C:97% T:NA**	pCi/L	05/20/24 08:12	13982-63-3	
	Pace Analytical Services - Greensburg					
Radium-228	EPA 9320	**0.309U ± 0.306 (0.624) C:84% T:82%**	pCi/L	05/15/24 14:23	15262-20-1	
	Pace Analytical Services - Greensburg					
Total Radium	Total Radium Calculation	**0.377U ± 0.398 (0.818)**	pCi/L	05/22/24 16:50	7440-14-4	

REPORT OF LABORATORY ANALYSIS

This report shall not be reproduced, except in full,
without the written consent of Pace Analytical Services, LLC.

Pace Analytical Services, LLC
9800 Kincey Ave. Suite 100
Huntersville, NC 28078
(704)875-9092

ANALYTICAL RESULTS - RADIOCHEMISTRY

Project: Bowen LF Cells 5-8 BG #6-RADs
Pace Project No.: 92727365

Sample: BOW-GWC-31 **Lab ID: 92727365005** Collected: 04/23/24 13:52 Received: 04/25/24 13:56 Matrix: Water
PWS: Site ID: Sample Type:

Parameters	Method	Act ± Unc (MDC) Carr Trac	Units	Analyzed	CAS No.	Qual
	Pace Analytical Services - Greensburg					
Radium-226	EPA 9315	**0.176U ± 0.130 (0.225) C:96% T:NA**	pCi/L	05/20/24 08:12	13982-63-3	
	Pace Analytical Services - Greensburg					
Radium-228	EPA 9320	**0.454U ± 0.338 (0.654) C:82% T:85%**	pCi/L	05/15/24 14:23	15262-20-1	
	Pace Analytical Services - Greensburg					
Total Radium	Total Radium Calculation	**0.630U ± 0.468 (0.879)**	pCi/L	05/22/24 16:50	7440-14-4	

REPORT OF LABORATORY ANALYSIS

This report shall not be reproduced, except in full,
without the written consent of Pace Analytical Services, LLC.

Pace Analytical Services, LLC
9800 Kincey Ave. Suite 100
Huntersville, NC 28078
(704)875-9092

ANALYTICAL RESULTS - RADIOCHEMISTRY

Project: Bowen LF Cells 5-8 BG #6-RADs
Pace Project No.: 92727365

Sample: BOW-GWC-31R **Lab ID: 92727365006** Collected: 04/23/24 15:47 Received: 04/25/24 13:56 Matrix: Water
PWS: Site ID: Sample Type:

Parameters	Method	Act ± Unc (MDC) Carr Trac	Units	Analyzed	CAS No.	Qual
	Pace Analytical Services - Greensburg					
Radium-226	EPA 9315	**0.0693U ± 0.131 (0.300) C:94% T:NA**	pCi/L	05/20/24 08:13	13982-63-3	
	Pace Analytical Services - Greensburg					
Radium-228	EPA 9320	**0.429U ± 0.369 (0.742) C:84% T:84%**	pCi/L	05/15/24 14:23	15262-20-1	
	Pace Analytical Services - Greensburg					
Total Radium	Total Radium Calculation	**0.498U ± 0.500 (1.04)**	pCi/L	05/22/24 16:50	7440-14-4	

REPORT OF LABORATORY ANALYSIS

This report shall not be reproduced, except in full,
without the written consent of Pace Analytical Services, LLC.

Pace Analytical Services, LLC
9800 Kincey Ave. Suite 100
Huntersville, NC 28078
(704)875-9092

ANALYTICAL RESULTS - RADIOCHEMISTRY

Project: Bowen LF Cells 5-8 BG #6-RADs
Pace Project No.: 92727365

Sample: BOW-GWC-28 **Lab ID: 92727365007** Collected: 04/24/24 11:25 Received: 04/25/24 13:56 Matrix: Water
PWS: Site ID: Sample Type:

Parameters	Method	Act ± Unc (MDC) Carr Trac	Units	Analyzed	CAS No.	Qual
	Pace Analytical Services - Greensburg					
Radium-226	EPA 9315	**0.208U ± 0.144 (0.241) C:96% T:NA**	pCi/L	05/20/24 08:13	13982-63-3	
	Pace Analytical Services - Greensburg					
Radium-228	EPA 9320	**0.254U ± 0.314 (0.663) C:84% T:88%**	pCi/L	05/15/24 14:23	15262-20-1	
	Pace Analytical Services - Greensburg					
Total Radium	Total Radium Calculation	**0.462U ± 0.458 (0.904)**	pCi/L	05/22/24 16:50	7440-14-4	

REPORT OF LABORATORY ANALYSIS

This report shall not be reproduced, except in full,
without the written consent of Pace Analytical Services, LLC.

Pace Analytical Services, LLC
9800 Kincey Ave. Suite 100
Huntersville, NC 28078
(704)875-9092

ANALYTICAL RESULTS - RADIOCHEMISTRY

Project: Bowen LF Cells 5-8 BG #6-RADs
Pace Project No.: 92727365

Sample: BOW-GWC-29R **Lab ID: 92727365008** Collected: 04/24/24 10:12 Received: 04/25/24 13:56 Matrix: Water
PWS: Site ID: Sample Type:

Parameters	Method	Act ± Unc (MDC) Carr Trac	Units	Analyzed	CAS No.	Qual
	Pace Analytical Services - Greensburg					
Radium-226	EPA 9315	**0.336 ± 0.170 (0.238) C:96% T:NA**	pCi/L	05/20/24 08:14	13982-63-3	
	Pace Analytical Services - Greensburg					
Radium-228	EPA 9320	**0.453U ± 0.331 (0.631) C:83% T:82%**	pCi/L	05/15/24 14:23	15262-20-1	
	Pace Analytical Services - Greensburg					
Total Radium	Total Radium Calculation	**0.789U ± 0.501 (0.869)**	pCi/L	05/22/24 16:50	7440-14-4	

REPORT OF LABORATORY ANALYSIS

This report shall not be reproduced, except in full,
without the written consent of Pace Analytical Services, LLC.

Pace Analytical Services, LLC
9800 Kincey Ave. Suite 100
Huntersville, NC 28078
(704)875-9092

ANALYTICAL RESULTS - RADIOCHEMISTRY

Project: Bowen LF Cells 5-8 BG #6-RADs
Pace Project No.: 92727365

Sample: BOW-GWC-30 **Lab ID: 92727365009** Collected: 04/24/24 11:02 Received: 04/25/24 13:56 Matrix: Water
PWS: Site ID: Sample Type:

Parameters	Method	Act ± Unc (MDC) Carr Trac	Units	Analyzed	CAS No.	Qual
	Pace Analytical Services - Greensburg					
Radium-226	EPA 9315	**0.0991U ± 0.120 (0.248) C:91% T:NA**	pCi/L	05/20/24 08:14	13982-63-3	
	Pace Analytical Services - Greensburg					
Radium-228	EPA 9320	**0.869 ± 0.457 (0.789) C:80% T:84%**	pCi/L	05/15/24 14:23	15262-20-1	
	Pace Analytical Services - Greensburg					
Total Radium	Total Radium Calculation	**0.968U ± 0.577 (1.04)**	pCi/L	05/22/24 16:50	7440-14-4	

REPORT OF LABORATORY ANALYSIS

This report shall not be reproduced, except in full,
without the written consent of Pace Analytical Services, LLC.

Pace Analytical Services, LLC
9800 Kincey Ave. Suite 100
Huntersville, NC 28078
(704)875-9092

ANALYTICAL RESULTS - RADIOCHEMISTRY

Project: Bowen LF Cells 5-8 BG #6-RADs
Pace Project No.: 92727365

Sample: BOW-GWC-32 **Lab ID: 92727365010** Collected: 04/24/24 14:37 Received: 04/25/24 13:56 Matrix: Water
PWS: Site ID: Sample Type:

Parameters	Method	Act ± Unc (MDC) Carr Trac	Units	Analyzed	CAS No.	Qual
	Pace Analytical Services - Greensburg					
Radium-226	EPA 9315	**0.177U ± 0.117 (0.183) C:105% T:NA**	pCi/L	05/20/24 08:14	13982-63-3	
	Pace Analytical Services - Greensburg					
Radium-228	EPA 9320	**0.506U ± 0.357 (0.677) C:80% T:83%**	pCi/L	05/15/24 14:23	15262-20-1	
	Pace Analytical Services - Greensburg					
Total Radium	Total Radium Calculation	**0.683U ± 0.474 (0.860)**	pCi/L	05/22/24 16:50	7440-14-4	

REPORT OF LABORATORY ANALYSIS

This report shall not be reproduced, except in full,
without the written consent of Pace Analytical Services, LLC.

Pace Analytical Services, LLC
9800 Kincey Ave. Suite 100
Huntersville, NC 28078
(704)875-9092

ANALYTICAL RESULTS - RADIOCHEMISTRY

Project: Bowen LF Cells 5-8 BG #6-RADs
Pace Project No.: 92727365

Sample: BOW-GWC-33R **Lab ID: 92727365011** Collected: 04/23/24 11:18 Received: 04/25/24 13:56 Matrix: Water
PWS: Site ID: Sample Type:

Parameters	Method	Act ± Unc (MDC) Carr Trac	Units	Analyzed	CAS No.	Qual
	Pace Analytical Services - Greensburg					
Radium-226	EPA 9315	**0.00662U ± 0.0901 (0.240) C:94% T:NA**	pCi/L	05/20/24 08:14	13982-63-3	
	Pace Analytical Services - Greensburg					
Radium-228	EPA 9320	**0.659U ± 0.392 (0.715) C:80% T:82%**	pCi/L	05/15/24 14:23	15262-20-1	
	Pace Analytical Services - Greensburg					
Total Radium	Total Radium Calculation	**0.666U ± 0.482 (0.955)**	pCi/L	05/22/24 16:50	7440-14-4	

REPORT OF LABORATORY ANALYSIS

This report shall not be reproduced, except in full,
without the written consent of Pace Analytical Services, LLC.

Pace Analytical Services, LLC
9800 Kincey Ave. Suite 100
Huntersville, NC 28078
(704)875-9092

ANALYTICAL RESULTS - RADIOCHEMISTRY

Project: Bowen LF Cells 5-8 BG #6-RADs
Pace Project No.: 92727365

Sample: BOW-LF5-8-FD-01 **Lab ID: 92727365012** Collected: 04/23/24 00:00 Received: 04/25/24 13:56 Matrix: Water
PWS: Site ID: Sample Type:

Parameters	Method	Act ± Unc (MDC) Carr Trac	Units	Analyzed	CAS No.	Qual
	Pace Analytical Services - Greensburg					
Radium-226	EPA 9315	**0.0611U ± 0.117 (0.269) C:90% T:NA**	pCi/L	05/20/24 08:15	13982-63-3	
	Pace Analytical Services - Greensburg					
Radium-228	EPA 9320	**0.354U ± 0.342 (0.695) C:81% T:81%**	pCi/L	05/15/24 14:24	15262-20-1	
	Pace Analytical Services - Greensburg					
Total Radium	Total Radium Calculation	**0.415U ± 0.459 (0.964)**	pCi/L	05/22/24 16:50	7440-14-4	

REPORT OF LABORATORY ANALYSIS

This report shall not be reproduced, except in full,
without the written consent of Pace Analytical Services, LLC.

Pace Analytical Services, LLC
9800 Kincey Ave. Suite 100
Huntersville, NC 28078
(704)875-9092

ANALYTICAL RESULTS - RADIOCHEMISTRY

Project: Bowen LF Cells 5-8 BG #6-RADs
Pace Project No.: 92727365

Sample: BOW-LF5-8-FB-01 **Lab ID: 92727365013** Collected: 04/23/24 16:32 Received: 04/25/24 13:56 Matrix: Water
PWS: Site ID: Sample Type:

Parameters	Method	Act ± Unc (MDC) Carr Trac	Units	Analyzed	CAS No.	Qual
	Pace Analytical Services - Greensburg					
Radium-226	EPA 9315	**0.0864U ± 0.0997 (0.200) C:94% T:NA**	pCi/L	05/20/24 08:15	13982-63-3	
	Pace Analytical Services - Greensburg					
Radium-228	EPA 9320	**0.159U ± 0.314 (0.693) C:82% T:84%**	pCi/L	05/15/24 14:24	15262-20-1	
	Pace Analytical Services - Greensburg					
Total Radium	Total Radium Calculation	**0.245U ± 0.414 (0.893)**	pCi/L	05/22/24 16:50	7440-14-4	

REPORT OF LABORATORY ANALYSIS

This report shall not be reproduced, except in full,
without the written consent of Pace Analytical Services, LLC.

Pace Analytical Services, LLC
9800 Kincey Ave. Suite 100
Huntersville, NC 28078
(704)875-9092

ANALYTICAL RESULTS - RADIOCHEMISTRY

Project: Bowen LF Cells 5-8 BG #6-RADs
Pace Project No.: 92727365

Sample: BOW-LF5-8-EB-01 **Lab ID: 92727365014** Collected: 04/23/24 16:40 Received: 04/25/24 13:56 Matrix: Water
PWS: Site ID: Sample Type:

Parameters	Method	Act ± Unc (MDC) Carr Trac	Units	Analyzed	CAS No.	Qual
	Pace Analytical Services - Greensburg					
Radium-226	EPA 9315	**-0.0131U ± 0.0836 (0.239) C:95% T:NA**	pCi/L	05/20/24 08:15	13982-63-3	
	Pace Analytical Services - Greensburg					
Radium-228	EPA 9320	**0.574U ± 0.345 (0.629) C:83% T:88%**	pCi/L	05/15/24 14:24	15262-20-1	
	Pace Analytical Services - Greensburg					
Total Radium	Total Radium Calculation	**0.574U ± 0.429 (0.868)**	pCi/L	05/22/24 16:50	7440-14-4	

REPORT OF LABORATORY ANALYSIS

This report shall not be reproduced, except in full,
without the written consent of Pace Analytical Services, LLC.

Pace Analytical Services, LLC
9800 Kincey Ave. Suite 100
Huntersville, NC 28078
(704)875-9092

ANALYTICAL RESULTS - RADIOCHEMISTRY

Project: Bowen LF Cells 5-8 BG #6-RADs
Pace Project No.: 92727365

Sample: BOW-GWC-57 **Lab ID: 92727365015** Collected: 04/24/24 15:42 Received: 04/25/24 13:56 Matrix: Water
PWS: Site ID: Sample Type:

Parameters	Method	Act ± Unc (MDC) Carr Trac	Units	Analyzed	CAS No.	Qual
	Pace Analytical Services - Greensburg					
Radium-226	EPA 9315	**-0.0126U ± 0.0764 (0.230) C:93% T:NA**	pCi/L	05/20/24 08:15	13982-63-3	
	Pace Analytical Services - Greensburg					
Radium-228	EPA 9320	**0.278U ± 0.348 (0.739) C:83% T:90%**	pCi/L	05/15/24 14:24	15262-20-1	
	Pace Analytical Services - Greensburg					
Total Radium	Total Radium Calculation	**0.278U ± 0.424 (0.969)**	pCi/L	05/22/24 16:50	7440-14-4	

REPORT OF LABORATORY ANALYSIS

This report shall not be reproduced, except in full,
without the written consent of Pace Analytical Services, LLC.

Pace Analytical Services, LLC
9800 Kincey Ave. Suite 100
Huntersville, NC 28078
(704)875-9092

ANALYTICAL RESULTS - RADIOCHEMISTRY

Project: Bowen LF Cells 5-8 BG #6-RADs
Pace Project No.: 92727365

Sample: BOW-GWC-34 **Lab ID: 92727365016** Collected: 04/24/24 11:22 Received: 04/25/24 13:56 Matrix: Water
PWS: Site ID: Sample Type:

Parameters	Method	Act ± Unc (MDC) Carr Trac	Units	Analyzed	CAS No.	Qual
	Pace Analytical Services - Greensburg					
Radium-226	EPA 9315	**0.505 ± 0.232 (0.347) C:90% T:NA**	pCi/L	05/20/24 08:15	13982-63-3	
	Pace Analytical Services - Greensburg					
Radium-228	EPA 9320	**0.107U ± 0.339 (0.765) C:80% T:84%**	pCi/L	05/15/24 14:24	15262-20-1	
	Pace Analytical Services - Greensburg					
Total Radium	Total Radium Calculation	**0.612U ± 0.571 (1.11)**	pCi/L	05/22/24 16:50	7440-14-4	

REPORT OF LABORATORY ANALYSIS

This report shall not be reproduced, except in full,
without the written consent of Pace Analytical Services, LLC.

Pace Analytical Services, LLC
9800 Kincey Ave. Suite 100
Huntersville, NC 28078
(704)875-9092

ANALYTICAL RESULTS - RADIOCHEMISTRY

Project: Bowen LF Cells 5-8 BG #6-RADs
Pace Project No.: 92727365

Sample: BOW-GWC-34R **Lab ID: 92727365017** Collected: 04/24/24 13:35 Received: 04/25/24 13:56 Matrix: Water
PWS: Site ID: Sample Type:

Parameters	Method	Act ± Unc (MDC) Carr Trac	Units	Analyzed	CAS No.	Qual
	Pace Analytical Services - Greensburg					
Radium-226	EPA 9315	**0.368 ± 0.180 (0.239) C:91% T:NA**	pCi/L	05/20/24 08:15	13982-63-3	
	Pace Analytical Services - Greensburg					
Radium-228	EPA 9320	**0.390U ± 0.361 (0.729) C:79% T:83%**	pCi/L	05/15/24 14:24	15262-20-1	
	Pace Analytical Services - Greensburg					
Total Radium	Total Radium Calculation	**0.758U ± 0.541 (0.968)**	pCi/L	05/22/24 16:50	7440-14-4	

REPORT OF LABORATORY ANALYSIS

This report shall not be reproduced, except in full,
without the written consent of Pace Analytical Services, LLC.

Pace Analytical Services, LLC
9800 Kincey Ave. Suite 100
Huntersville, NC 28078
(704)875-9092

ANALYTICAL RESULTS - RADIOCHEMISTRY

Project: Bowen LF Cells 5-8 BG #6-RADs
Pace Project No.: 92727365

Sample: BOW-GWC-35 **Lab ID: 92727365018** Collected: 04/24/24 13:20 Received: 04/25/24 13:56 Matrix: Water
PWS: Site ID: Sample Type:

Parameters	Method	Act ± Unc (MDC) Carr Trac	Units	Analyzed	CAS No.	Qual
	Pace Analytical Services - Greensburg					
Radium-226	EPA 9315	**0.0327U ± 0.114 (0.279) C:91% T:NA**	pCi/L	05/20/24 08:16	13982-63-3	
	Pace Analytical Services - Greensburg					
Radium-228	EPA 9320	**0.569U ± 0.397 (0.762) C:79% T:83%**	pCi/L	05/15/24 14:24	15262-20-1	
	Pace Analytical Services - Greensburg					
Total Radium	Total Radium Calculation	**0.602U ± 0.511 (1.04)**	pCi/L	05/22/24 16:50	7440-14-4	

REPORT OF LABORATORY ANALYSIS

This report shall not be reproduced, except in full,
without the written consent of Pace Analytical Services, LLC.

Pace Analytical Services, LLC
9800 Kincey Ave. Suite 100
Huntersville, NC 28078
(704)875-9092

ANALYTICAL RESULTS - RADIOCHEMISTRY

Project: Bowen LF Cells 5-8 BG #6-RADs
Pace Project No.: 92727365

Sample: BOW-LF5-8-FD-02 **Lab ID: 92727365019** Collected: 04/24/24 00:00 Received: 04/25/24 13:56 Matrix: Water
PWS: Site ID: Sample Type:

Parameters	Method	Act ± Unc (MDC) Carr Trac	Units	Analyzed	CAS No.	Qual
	Pace Analytical Services - Greensburg					
Radium-226	EPA 9315	**0.0236U ± 0.0893 (0.226) C:90% T:NA**	pCi/L	05/20/24 08:16	13982-63-3	
	Pace Analytical Services - Greensburg					
Radium-228	EPA 9320	**0.466U ± 0.371 (0.729) C:78% T:82%**	pCi/L	05/15/24 14:24	15262-20-1	
	Pace Analytical Services - Greensburg					
Total Radium	Total Radium Calculation	**0.490U ± 0.460 (0.955)**	pCi/L	05/22/24 16:50	7440-14-4	

REPORT OF LABORATORY ANALYSIS

This report shall not be reproduced, except in full,
without the written consent of Pace Analytical Services, LLC.

Pace Analytical Services, LLC
9800 Kincey Ave. Suite 100
Huntersville, NC 28078
(704)875-9092

ANALYTICAL RESULTS - RADIOCHEMISTRY

Project: Bowen LF Cells 5-8 BG #6-RADs
Pace Project No.: 92727365

Sample: BOW-LF5-8-FB-02 **Lab ID: 92727365020** Collected: 04/24/24 15:34 Received: 04/25/24 13:56 Matrix: Water
PWS: Site ID: Sample Type:

Parameters	Method	Act ± Unc (MDC) Carr Trac	Units	Analyzed	CAS No.	Qual
	Pace Analytical Services - Greensburg					
Radium-226	EPA 9315	**0.0398U ± 0.0883 (0.209) C:94% T:NA**	pCi/L	05/20/24 08:58	13982-63-3	
	Pace Analytical Services - Greensburg					
Radium-228	EPA 9320	**0.0268U ± 0.312 (0.727) C:78% T:84%**	pCi/L	05/15/24 14:24	15262-20-1	
	Pace Analytical Services - Greensburg					
Total Radium	Total Radium Calculation	**0.0666U ± 0.400 (0.936)**	pCi/L	05/22/24 16:50	7440-14-4	

REPORT OF LABORATORY ANALYSIS

This report shall not be reproduced, except in full,
without the written consent of Pace Analytical Services, LLC.

Pace Analytical Services, LLC
9800 Kincey Ave. Suite 100
Huntersville, NC 28078
(704)875-9092

ANALYTICAL RESULTS - RADIOCHEMISTRY

Project: Bowen LF Cells 5-8 BG #6-RADs
Pace Project No.: 92727365

Sample: BOW-LF5-8-EB-02 **Lab ID: 92727365021** Collected: 04/24/24 15:40 Received: 04/25/24 13:56 Matrix: Water
PWS: Site ID: Sample Type:

Parameters	Method	Act ± Unc (MDC) Carr Trac	Units	Analyzed	CAS No.	Qual
	Pace Analytical Services - Greensburg					
Radium-226	EPA 9315	**0.0475U ± 0.0966 (0.224) C:97% T:NA**	pCi/L	05/22/24 08:22	13982-63-3	
	Pace Analytical Services - Greensburg					
Radium-228	EPA 9320	**0.810 ± 0.395 (0.656) C:84% T:84%**	pCi/L	05/16/24 14:10	15262-20-1	
	Pace Analytical Services - Greensburg					
Total Radium	Total Radium Calculation	**0.858U ± 0.492 (0.880)**	pCi/L	05/22/24 16:51	7440-14-4	

REPORT OF LABORATORY ANALYSIS

This report shall not be reproduced, except in full,
without the written consent of Pace Analytical Services, LLC.

Pace Analytical Services, LLC
9800 Kincey Ave. Suite 100
Huntersville, NC 28078
(704)875-9092

QUALITY CONTROL - RADIOCHEMISTRY

Project: Bowen LF Cells 5-8 BG #6-RADs
Pace Project No.: 92727365

QC Batch: 668299
QC Batch Method: EPA 9320
Analysis Method: EPA 9320
Analysis Description: 9320 Radium 228
Laboratory: Pace Analytical Services - Greensburg
Associated Lab Samples: 92727365021

METHOD BLANK: 3254032
Matrix: Water
Associated Lab Samples: 92727365021

Parameter	Act ± Unc (MDC) Carr Trac	Units	Analyzed	Qualifiers
Radium-228	0.367 ± 0.337 (0.681) C:83% T:81%	pCi/L	05/16/24 14:10	

Results presented on this page are in the units indicated by the "Units" column except where an alternate unit is presented to the right of the result.

REPORT OF LABORATORY ANALYSIS

This report shall not be reproduced, except in full,
without the written consent of Pace Analytical Services, LLC.

Pace Analytical Services, LLC
9800 Kincey Ave. Suite 100
Huntersville, NC 28078
(704)875-9092

QUALITY CONTROL - RADIOCHEMISTRY

Project: Bowen LF Cells 5-8 BG #6-RADs
Pace Project No.: 92727365

QC Batch: 667033
QC Batch Method: EPA 9320
Analysis Method: EPA 9320
Analysis Description: 9320 Radium 228
Laboratory: Pace Analytical Services - Greensburg
Associated Lab Samples: 92727365001, 92727365002, 92727365003, 92727365004, 92727365005, 92727365006, 92727365007, 92727365008, 92727365009, 92727365010, 92727365011, 92727365012, 92727365013, 92727365014, 92727365015, 92727365016, 92727365017, 92727365018, 92727365019, 92727365020

METHOD BLANK: 3247634
Matrix: Water
Associated Lab Samples: 92727365001, 92727365002, 92727365003, 92727365004, 92727365005, 92727365006, 92727365007, 92727365008, 92727365009, 92727365010, 92727365011, 92727365012, 92727365013, 92727365014, 92727365015, 92727365016, 92727365017, 92727365018, 92727365019, 92727365020

Parameter	Act ± Unc (MDC) Carr Trac	Units	Analyzed	Qualifiers
Radium-228	0.390 ± 0.361 (0.731) C:77% T:83%	pCi/L	05/15/24 14:22	

Results presented on this page are in the units indicated by the "Units" column except where an alternate unit is presented to the right of the result.

REPORT OF LABORATORY ANALYSIS

This report shall not be reproduced, except in full,
without the written consent of Pace Analytical Services, LLC.

Pace Analytical Services, LLC
9800 Kincey Ave. Suite 100
Huntersville, NC 28078
(704)875-9092

QUALITY CONTROL - RADIOCHEMISTRY

Project: Bowen LF Cells 5-8 BG #6-RADs
Pace Project No.: 92727365

QC Batch: 667999
QC Batch Method: EPA 9315
Analysis Method: EPA 9315
Analysis Description: 9315 Total Radium
Laboratory: Pace Analytical Services - Greensburg
Associated Lab Samples: 92727365021

METHOD BLANK: 3252585
Matrix: Water
Associated Lab Samples: 92727365021

Parameter	Act ± Unc (MDC) Carr Trac	Units	Analyzed	Qualifiers
Radium-226	0.111 ± 0.130 (0.274) C:100% T:NA	pCi/L	05/22/24 08:21	

Results presented on this page are in the units indicated by the "Units" column except where an alternate unit is presented to the right of the result.

REPORT OF LABORATORY ANALYSIS

This report shall not be reproduced, except in full,
without the written consent of Pace Analytical Services, LLC.

Pace Analytical Services, LLC
9800 Kincey Ave. Suite 100
Huntersville, NC 28078
(704)875-9092

QUALITY CONTROL - RADIOCHEMISTRY

Project: Bowen LF Cells 5-8 BG #6-RADs
Pace Project No.: 92727365

QC Batch: 666440 | Analysis Method: EPA 9315
QC Batch Method: EPA 9315 | Analysis Description: 9315 Total Radium
Laboratory: Pace Analytical Services - Greensburg

Associated Lab Samples: 92727365001, 92727365002, 92727365003, 92727365004, 92727365005, 92727365006, 92727365007, 92727365008, 92727365009, 92727365010, 92727365011, 92727365012, 92727365013, 92727365014, 92727365015, 92727365016, 92727365017, 92727365018, 92727365019, 92727365020

METHOD BLANK: 3244625 Matrix: Water

Associated Lab Samples: 92727365001, 92727365002, 92727365003, 92727365004, 92727365005, 92727365006, 92727365007, 92727365008, 92727365009, 92727365010, 92727365011, 92727365012, 92727365013, 92727365014, 92727365015, 92727365016, 92727365017, 92727365018, 92727365019, 92727365020

Parameter	Act ± Unc (MDC) Carr Trac	Units	Analyzed	Qualifiers
Radium-226	0.0392 ± 0.108 (0.261) C:90% T:NA	pCi/L	05/20/24 08:11	

Results presented on this page are in the units indicated by the "Units" column except where an alternate unit is presented to the right of the result.

REPORT OF LABORATORY ANALYSIS

This report shall not be reproduced, except in full,
without the written consent of Pace Analytical Services, LLC.

Pace Analytical Services, LLC
9800 Kincey Ave. Suite 100
Huntersville, NC 28078
(704)875-9092

QUALIFIERS

Project: Bowen LF Cells 5-8 BG #6-RADs
Pace Project No.: 92727365

DEFINITIONS

DF - Dilution Factor, if reported, represents the factor applied to the reported data due to dilution of the sample aliquot.

ND - Not Detected at or above adjusted reporting limit.

TNTC - Too Numerous To Count

J - Estimated concentration above the adjusted method detection limit and below the adjusted reporting limit.

MDL - Adjusted Method Detection Limit.

PQL - Practical Quantitation Limit.

RL - Reporting Limit - The lowest concentration value that meets project requirements for quantitative data with known precision and bias for a specific analyte in a specific matrix.

S - Surrogate

1,2-Diphenylhydrazine decomposes to and cannot be separated from Azobenzene using Method 8270. The result for each analyte is a combined concentration.

Consistent with EPA guidelines, unrounded data are displayed and have been used to calculate % recovery and RPD values.

LCS(D) - Laboratory Control Sample (Duplicate)

MS(D) - Matrix Spike (Duplicate)

DUP - Sample Duplicate

RPD - Relative Percent Difference

NC - Not Calculable.

SG - Silica Gel - Clean-Up

U - Indicates the compound was analyzed for, but not detected.

Acid preservation may not be appropriate for 2 Chloroethylvinyl ether.

A separate vial preserved to a pH of 4-5 is recommended in SW846 Chapter 4 for the analysis of Acrolein and Acrylonitrile by EPA Method 8260.

N-Nitrosodiphenylamine decomposes and cannot be separated from Diphenylamine using Method 8270. The result reported for each analyte is a combined concentration.

Reported results are not rounded until the final step prior to reporting. Therefore, calculated parameters that are typically reported as "Total" may vary slightly from the sum of the reported component parameters.

Act - Activity

Unc - Uncertainty: SDWA = 1.96 sigma count uncertainty, all other matrices = Expanded Uncertainty (95% confidence interval). Gamma Spec = Expanded Uncertainty (95.4% Confidence Interval)

(MDC) - Minimum Detectable Concentration

Trac - Tracer Recovery (%)

Carr - Carrier Recovery (%)

Pace Analytical is TNI accredited. Contact your Pace PM for the current list of accredited analytes.

TNI - The NELAC Institute.

This report shall not be reproduced, except in full,
without the written consent of Pace Analytical Services, LLC.

Pace Analytical Services, LLC
9800 Kincey Ave. Suite 100
Huntersville, NC 28078
(704)875-9092

QUALITY CONTROL DATA CROSS REFERENCE TABLE

Project: Bowen LF Cells 5-8 BG #6-RADs
Pace Project No.: 92727365

Lab ID	Sample ID	QC Batch Method	QC Batch	Analytical Method	Analytical Batch
92727365001	**BOW-GWC-26**	EPA 9315	666440		
92727365002	**BOW-GWC-27**	EPA 9315	666440		
92727365003	**BOW-GWC-27R**	EPA 9315	666440		
92727365004	**BOW-GWC-29**	EPA 9315	666440		
92727365005	**BOW-GWC-31**	EPA 9315	666440		
92727365006	**BOW-GWC-31R**	EPA 9315	666440		
92727365007	**BOW-GWC-28**	EPA 9315	666440		
92727365008	**BOW-GWC-29R**	EPA 9315	666440		
92727365009	**BOW-GWC-30**	EPA 9315	666440		
92727365010	**BOW-GWC-32**	EPA 9315	666440		
92727365011	**BOW-GWC-33R**	EPA 9315	666440		
92727365012	**BOW-LF5-8-FD-01**	EPA 9315	666440		
92727365013	**BOW-LF5-8-FB-01**	EPA 9315	666440		
92727365014	**BOW-LF5-8-EB-01**	EPA 9315	666440		
92727365015	**BOW-GWC-57**	EPA 9315	666440		
92727365016	**BOW-GWC-34**	EPA 9315	666440		
92727365017	**BOW-GWC-34R**	EPA 9315	666440		
92727365018	**BOW-GWC-35**	EPA 9315	666440		
92727365019	**BOW-LF5-8-FD-02**	EPA 9315	666440		
92727365020	**BOW-LF5-8-FB-02**	EPA 9315	666440		
92727365021	**BOW-LF5-8-EB-02**	EPA 9315	667999		
92727365001	**BOW-GWC-26**	EPA 9320	667033		
92727365002	**BOW-GWC-27**	EPA 9320	667033		
92727365003	**BOW-GWC-27R**	EPA 9320	667033		
92727365004	**BOW-GWC-29**	EPA 9320	667033		
92727365005	**BOW-GWC-31**	EPA 9320	667033		
92727365006	**BOW-GWC-31R**	EPA 9320	667033		
92727365007	**BOW-GWC-28**	EPA 9320	667033		
92727365008	**BOW-GWC-29R**	EPA 9320	667033		
92727365009	**BOW-GWC-30**	EPA 9320	667033		
92727365010	**BOW-GWC-32**	EPA 9320	667033		
92727365011	**BOW-GWC-33R**	EPA 9320	667033		
92727365012	**BOW-LF5-8-FD-01**	EPA 9320	667033		
92727365013	**BOW-LF5-8-FB-01**	EPA 9320	667033		
92727365014	**BOW-LF5-8-EB-01**	EPA 9320	667033		
92727365015	**BOW-GWC-57**	EPA 9320	667033		
92727365016	**BOW-GWC-34**	EPA 9320	667033		
92727365017	**BOW-GWC-34R**	EPA 9320	667033		
92727365018	**BOW-GWC-35**	EPA 9320	667033		
92727365019	**BOW-LF5-8-FD-02**	EPA 9320	667033		
92727365020	**BOW-LF5-8-FB-02**	EPA 9320	667033		
92727365021	**BOW-LF5-8-EB-02**	EPA 9320	668299		
92727365001	**BOW-GWC-26**	Total Radium Calculation	670664		
92727365002	**BOW-GWC-27**	Total Radium Calculation	670664		
92727365003	**BOW-GWC-27R**	Total Radium Calculation	670664		
92727365004	**BOW-GWC-29**	Total Radium Calculation	670664		
92727365005	**BOW-GWC-31**	Total Radium Calculation	670664		

REPORT OF LABORATORY ANALYSIS

This report shall not be reproduced, except in full,
without the written consent of Pace Analytical Services, LLC.

Pace Analytical Services, LLC
9800 Kincey Ave. Suite 100
Huntersville, NC 28078
(704)875-9092

QUALITY CONTROL DATA CROSS REFERENCE TABLE

Project: Bowen LF Cells 5-8 BG #6-RADs
Pace Project No.: 92727365

Lab ID	Sample ID	QC Batch Method	QC Batch	Analytical Method	Analytical Batch
92727365006	**BOW-GWC-31R**	Total Radium Calculation	670664		
92727365007	**BOW-GWC-28**	Total Radium Calculation	670664		
92727365008	**BOW-GWC-29R**	Total Radium Calculation	670664		
92727365009	**BOW-GWC-30**	Total Radium Calculation	670664		
92727365010	**BOW-GWC-32**	Total Radium Calculation	670664		
92727365011	**BOW-GWC-33R**	Total Radium Calculation	670664		
92727365012	**BOW-LF5-8-FD-01**	Total Radium Calculation	670664		
92727365013	**BOW-LF5-8-FB-01**	Total Radium Calculation	670664		
92727365014	**BOW-LF5-8-EB-01**	Total Radium Calculation	670664		
92727365015	**BOW-GWC-57**	Total Radium Calculation	670664		
92727365016	**BOW-GWC-34**	Total Radium Calculation	670664		
92727365017	**BOW-GWC-34R**	Total Radium Calculation	670664		
92727365018	**BOW-GWC-35**	Total Radium Calculation	670664		
92727365019	**BOW-LF5-8-FD-02**	Total Radium Calculation	670664		
92727365020	**BOW-LF5-8-FB-02**	Total Radium Calculation	670664		
92727365021	**BOW-LF5-8-EB-02**	Total Radium Calculation	670665		

This report shall not be reproduced, except in full,
without the written consent of Pace Analytical Services, LLC.

DC#_Title: ENV-FRM-HUN1-0083 v03_Sample Condition Upon Receipt

Effective Date: 12/01/2023

Laboratory receiving samples:
Asheville ☐ Eden ☐ Greenwood ☐ Huntersville ☐ Raleigh ☐ Mechanicsville ☐ Atlanta ☑ Kernersville ☐

Sample Condition Upon Receipt

WO# : 92727365

92727365

Client Name: GP Power

Project #:

Courier: ☐ Commercial ☐ Fed Ex ☐ Pace ☐ UPS ☐ USPS ☐ Other:____ ☐ Client

Custody Seal Present? ☑ Yes ☐ No Seals Intact? ☑ Yes ☐ No ☐ N/A

Date/Initials Person Examining Contents: 11/15/24 SC

Packing Material: ☐ Bubble Wrap ☐ Bubble Bags ☐ None ☐ Other

Biological Tissue Frozen? ☐ Yes ☐ No ☐ N/A

Thermometer: ☐ IR Gun ID: 736

Type of Ice: ☑ Wet ☐ Blue ☐ None

Cooler Temp: 3.3 Correction Factor: Add/Subtract (°C) 0.0

Temp should be above freezing to 6°C
☐ Samples out of temp criteria. Samples on ice, cooling process has begun

Cooler Temp Corrected (°C): 3.3

USDA Regulated Soil (☐ N/A, water sample)
Did samples originate in a quarantine zone within the United States: CA, NY, or SC (check maps)? ☐ Yes ☐ No

Did samples originate from a foreign source (internationally, including Hawaii and Puerto Rico)? ☐ Yes ☐ No

				Comments/Discrepancy:
Chain of Custody Present?	☑ Yes	☐ No	☐ N/A	1.
Samples Arrived within Hold Time?	☑ Yes	☐ No	☐ N/A	2.
Short Hold Time Analysis (<72 hr.)?	☐ Yes	☑ No	☐ N/A	3.
Rush Turn Around Time Requested?	☐ Yes	☑ No	☐ N/A	4.
Sufficient Volume?	☑ Yes	☐ No	☐ N/A	5.
Correct Containers Used?	☑ Yes	☐ No	☐ N/A	6.
-Pace Containers Used?	☑ Yes	☐ No	☐ N/A	
Containers Intact?	☑ Yes	☐ No	☐ N/A	7.
Dissolved analysis: Samples Field Filtered?	☐ Yes	☐ No	☑ N/A	8.
Sample Labels Match COC?	☑ Yes	☐ No	☐ N/A	9.
-Includes Date/Time/ID/Analysis Matrix: W				
Headspace in VOA Vials (>5-6mm)?	☐ Yes	☐ No	☑ N/A	10.
Trip Blank Present?	☐ Yes	☐ No	☑ N/A	11.
Trip Blank Custody Seals Present?	☐ Yes	☐ No	☑ N/A	

Field Data Required? ☐ Yes ☐ No

COMMENTS/SAMPLE DISCREPANCY

Lot ID of split containers:

CLIENT NOTIFICATION/RESOLUTION

Person contacted: Date/Time:

Project Manager SCURF Review: Date:

Project Manager SRF Review: Date:

*Check mark top half of box if pH and/or dechlorination is verified and within the acceptance range for preservation samples.

Exceptions: VOA, Coliform, TOC, Oil and Grease, DRO/8015 (water) DOC, LLHg

**Bottom half of box is to list number of bottles

***Check all unpreserved Nitrates for chlorine

Project # **WO#: 92727365**

PM: BV Due Date: 05/23/24

CLIENT: 92-GP-BOWLF

Item#	BP4U-125 mL Plastic Unpreserved (N/A) (Cl-)	BP3U-250 mL Plastic Unpreserved (N/A)	BP2U-500 mL Plastic Unpreserved (N/A)	BP1U-1 liter Plastic Unpreserved (N/A)	BP4S-125 mL Plastic H2SO4 (pH < 2) (Cl-)	BP3N-250 mL plastic HNO3 (pH < 2)	BP4Z-125 mL Plastic ZN Acetate & NaOH (>9)	BP4B-125 mL Plastic NaOH (pH > 12) (Cl-)	WGFU-Wide-mouthed Glass jar Unpreserved	AG1U-1 liter Amber Unpreserved (N/A) (Cl-)	AG1H-1 liter Amber HCl (pH < 2)	AG3U-250 mL Amber Unpreserved (N/A) (Cl-)	AG1S-1 liter Amber H2SO4 (pH < 2)	AG3S-250 mL Amber H2SO4 (pH < 2)	DG94-40 mL Amber NH4Cl (N/A)(Cl-)	DG9H-40 mL VOA HCl (N/A)	VG9T-40 mL VOA Na2S2O3 (N/A)	VG9U-40 mL VOA Unpreserved (N/A)	DG9V-40 mL VOA H3PO4 (N/A)	KP7U-50 mL Plastic Unpreserved (N/A)	V/GK (3 vials per kit)-VPH/Gas kit (N/A)	SP5T-125 mL Sterile Plastic (N/A – lab)	SP2T-250 mL Sterile Plastic (N/A – lab)	BPN	BP3R-250 mL Plastic (NH2)2SO4 (9.3-9.7)	AG0U-100 mL Amber Unpreserved (N/A) (Cl-)	VSGU-20 mL Scintillation vials (N/A)	DG9U-40 mL Amber Unpreserved vials (N/A)
1		2				1 1																		2				
2		2				1 1																		2				
3		2				1 1																		2				
4		2				1 1																		2				
5		2				1 1																		2				
6		2				1 1																		2				
7		2				1 1																		2				
8		2				1 1																		2				
9		2				1 1																		2				
10		2				1 1																		2				
11																												
12																												

pH Adjustment Log for Preserved Samples

Sample ID	Type of Preservative	pH upon receipt	Date preservation adjusted	Time preservation adjusted	Amount of Preservative added	Lot #

Note: Whenever there is a discrepancy affecting North Carolina compliance samples, a copy of this form will be sent to the North Carolina DENR Certification Office (i.e. Out of hold, incorrect preservative, out of temp, incorrect containers.

Pace® Location Requested (City/State):
Pace Analytical Charlotte
9800 Kincey Ave. Suite 100, Huntersville, NC 28078

CHAIN-OF-CUSTODY Analytical Request Document

Chain-of-Custody is a LEGAL DOCUMENT - Complete all relevant fields

WO#: 92727365

PM: BV Due Date: 05/23/24

CLIENT: 92-GP-BOWLF

Company Name: Georgia Power - Bowen
Street Address: 241 Ralph McGill Blvd NE, Atlanta, GA 30308
Customer Project #:
Project Name: Bowen LF Cells 5-8 Background Event #6
Site Collection Info/Facility ID (as applicable):

Contact/Report To: Kristen Jurinko, Cassidy Sutherland
Phone #: (470) 217-0008
E-Mail: knjurink@southernco.com
Cc E-Mail: Laura Midkiff, Ben Hodges, Mike Smilley, Noelia Gangi
Invoice to: Account Payable
Invoice E-mail: georgiapowerinvoices@southernco.com
Purchase Order # (if applicable): GPC82474-0007
Quote #:

Time Zone Collected: [ ] AK [ ] PT [ ] MT [ ] CT [X] ET
County / State origin of sample(s): Georgia

Data Deliverables: [ ] Level II [ ] Level III [ ] Level IV [ ] EQUIS [ ] Other
Regulatory Program (DW, RCRA, etc.) as applicable:
Reportable [ ] Yes [ ] No
Rush (Pre-approval required): [ ] Same Day [ ] 1 Day [ ] 2 Day [ ] 3 Day Other
Date Results Requested:
DW PWSID # or WW Permit # as applicable:
Field Filtered (if applicable): [ ] Yes [ ] No
Analysis:

* Matrix Codes (Insert in Matrix box below): Drinking Water (DW), Ground Water (GW), Wastewater (WW), Product (P), Soil/Solid (SS), Oil (OL), Wipe (WP), Tissue (TS), Bioassay (B), Vapor (V), Surface Water (SW), Sediment (SED), Sludge (SL), Caulk (CK), Leachate (LL), Biosolid (BS), Other (OT)

Customer Sample ID	Matrix *	Comp / Grab	Composite Start Date	Composite Start Time	Collected or Composite End Date	Collected or Composite End Time	# Cont.	Residual Chlorine Result	Residual Chlorine Units	Cu, Ni, Ag, V, Zn (App. I&II)	B, Ca (App. III)	App. IV Metals*	Cl, F, SO4	TDS	Radium 226/228	App. IV Fluoride	Alkalinity	Fe, Mg, Mn, K, Na	Sample Comment
BOW-GWC-26	WG	G			4/23/24	1538	6			X	X	X	X	X	X	X	X	X	001
BOW-GWC-27	WG	G			4/23/24	1323	6			X	X	X	X	X	X	X	X	X	002
BOW-GWC-27R	WG	G			4/23/24	1643	6			X	X	X	X	X	X	X	X	X	003
BOW-GWC-28	WG	G					6			X	X	X	X	X	X	X	X	X	
BOW-GWC-29	WG	G			4/23/24	1138	6			X	X	X	X	X	X	X	X	X	004
BOW-GWC-29R	WG	G					6			X	X	X	X	X	X	X	X	X	
BOW-GWC-30	WG	G					6			X	X	X	X	X	X	X	X	X	
BOW-GWC-31	WG	G			4/23/24	1352	6			X	X	X	X	X	X	X	X	X	005
BOW-GWC-31R	WG	G			4/23/24	1547	6			X	X	X	X	X	X	X	X	X	006
BOW-GWC-32	WG	G					6			X	X	X	X	X	X	X	X	X	

Specify Container Size **: 3 3 3 3 2 1 3 3 3
Identify Container Preservative Type***: 2 2 2 1 1 2 1 1 2
Analysis Requested

**Container Size: (1) 1L, (2) 500mL, (3) 250mL, (4) 125mL, (5) 100mL, (6) 40mL vial, (7) EnCore, (8) TerraCore, (9) 90mL, (10) Other
*** Preservative Types: (1) None, (2) HNO3, (3) H2SO4, (4) HCl, (5) NaOH, (6) Zn Acetate, (7) NaHSO4, (8) Sod. Thiosulfate, (9) Ascorbic Acid, (10) MeOH, (11) Other

Lab Use Only
Proj. Mgr: Bonnie Vang
AcctNum / Client ID:
Table #:
Profile / Template: 16402-4,6
Prelog / Bottle Ord. ID:

Preservation non-conformance identified for sample.

Additional Instructions from Pace®:
Task Code: BOW-CCR-OTH-20240422
*App. IV Metals include Sb, As, Ba, Be, Cd, Co, Cr, Pb, Li, Hg, Mo, Se, & Tl

Collected By: Printed Name: Kevin Stephenson, William Laaker, Jay Siewert, Natalie Piparo
Signature:
Resolute Environmental

Customer Remarks / Special Conditions / Possible Hazards:

Coolers: Thermometer ID: Correction Factor (°C): Obs. Temp. (°C): Corrected Temp. (°C): [ ] On Ice

Relinquished by/Company: (Signature)	Date/Time:	Received by/Company: (Signature)	Date/Time:	Tracking Number:
	13:55 4/25/24	Pace	4/25/24 1356	
Relinquished by/Company: (Signature)	Date/Time:	Received by/Company: (Signature)	Date/Time:	Delivered by: [ ] In-Person [ ] Courier
Pace	4/26/24 1725		4/26/24 1720	[ ] FedEx [ ] UPS [ ] Other
Relinquished by/Company: (Signature)	Date/Time:	Received by/Company: (Signature)	Date/Time:	
Relinquished by/Company: (Signature)	Date/Time:	Received by/Company: (Signature)	Date/Time:	Page: 1 of 2

Submitting a sample via this chain of custody constitutes acknowledgment and acceptance of the Pace® Terms and Conditions found at https://www.pacelabs.com/resource-library/resource/pace-terms-and-conditions/

Pace® Location Requested (City/State):

Pace Analytical Charlotte
9800 Kincey Ave. Suite 100, Huntersville, NC 28078

CHAIN-OF-CUSTODY Analytical Request Document

Chain-of-Custody is a LEGAL DOCUMENT - Complete all relevant fields

WO# : 92727365

PM: BV **Due Date: 05/23/24**

CLIENT: 92-GP-BOWLF

Company Name: Georgia Power - Bowen

Street Address: 241 Ralph McGill Blvd NE, Atlanta, GA 30308

Customer Project #:

Project Name: Bowen LF Cells 5-8 Background Event #6

Site Collection Info/Facility ID (as applicable):

Contact/Report To: Kristen Jurinko, Cassidy Sutherland

Phone #: (470) 217-0008

E-Mail: knjurink@southernco.com

Cc E-Mail: Laura Midkiff, Ben Hodges, Mike Smilley, Noelia Gangi

Invoice to: Account Payable

Invoice E-mail: georgiapowerinvoices@southernco.com

Purchase Order # (if applicable): GPC82474-0007

Quote #:

Time Zone Collected: [ ] AK [ ] PT [ ] MT [ ] CT [X] ET

County / State origin of sample(s): Georgia

Data Deliverables: [ ] Level II [ ] Level III [ ] Level IV [ ] EQUIS [ ] Other

Regulatory Program (DW, RCRA, etc.) as applicable: Reportable [ ] Yes [ ] No

Rush (Pre-approval required): [ ] Same Day [ ] 1 Day [ ] 2 Day [ ] 3 Day Other

Date Results Requested:

DW PWSID # or WW Permit # as applicable:

Field Filtered (if applicable): [ ] Yes [ ] No

Analysis:

* Matrix Codes (Insert in Matrix box below): Drinking Water (DW), Ground Water (GW), Wastewater (WW), Product (P), Soil/Solid (SS), Oil (OL), Wipe (WP), Tissue (TS), Bioassay (B), Vapor (V), Surface Water (SW), Sediment (SED), Sludge (SL), Caulk (CK), Leachate (LL), Biosolid (BS), Other (OT)

Customer Sample ID	Matrix *	Comp / Grab	Composite Start Date	Composite Start Time	Collected or Composite End Date	Collected or Composite End Time	# Cont.	Residual Chlorine Result	Residual Chlorine Units	Cu, Ni, Ag, V, Zn (App. I&II)	B, Ca (App. III)	App. IV Metals*	Cl, F, SO4	TDS	Radium 226/228	App. IV Fluoride	Alkalinity	Fe, Mg, Mn, K, Na	Sample Comment
BOW-GWC-26	WG	G					6			X	X	X	X	X	X	X	X	X	
BOW-GWC-27	WG	G					6			X	X	X	X	X	X	X	X	X	
BOW-GWC-27R	WG	G					6			X	X	X	X	X	X	X	X	X	
BOW-GWC-28	WG	G			4/24/24	1125	6			X	X	X	X	X	X	X	X	X	007
BOW-GWC-29	WG	G					6			X	X	X	X	X	X	X	X	X	
BOW-GWC-29R	WG	G			4/24/24	1017	6			X	X	X	X	X	X	X	X	X	008
BOW-GWC-30	WG	G			4/24/24	1102	6			X	X	X	X	X	X	X	X	X	009
BOW-GWC-31	WG	G					6			X	X	X	X	X	X	X	X	X	
BOW-GWC-31R	WG	G					6			X	X	X	X	X	X	X	X	X	
BOW-GWC-32	WG	G			4/24/24	1437	6			X	X	X	X	X	X	X	X	X	010

Specify Container Size **: 3 3 3 3 2 1 3 3 3

Identify Container Preservative Type***: 2 2 2 1 1 2 1 1 2

Analysis Requested

**Container Size: (1) 1L, (2) 500mL, (3) 250mL, (4) 125mL, (5) 100mL, (6) 40mL Vial, (7) EnCore, (8) TerraCore, (9) 90mL, (10) Other

*** Preservative Types: (1) None, (2) HNO3, (3) H2SO4, (4) HCl, (5) NaOH, (6) Zn Acetate, (7) NaHSO4, (8) Sod. Thiosulfate, (9) Ascorbic Acid, (10) MeOH, (11) Other

Lab Use Only

Proj. Mgr: Bonnie Vang

AcctNum / Client ID:

Table #:

Profile / Template:

Prelog / Bottle Ord. ID:

Preservation non-conformance identified for sample.

Additional Instructions from Pace® :
Task Code: BOW-CCR-OTH-20240422
*App. IV Metals include Sb, As, Ba, Be, Cd, Co, Cr, Pb, Li, Hg, Mo, Se, & Tl

Collected By: Kevin Stephenson, William Laaker, Jay Siewert, Natalie Piparo

Printed Name

Signature

Resolute Environmental

Customer Remarks / Special Conditions / Possible Hazards:

Coolers: Thermometer ID: Correction Factor (°C): Obs. Temp. (°C): Corrected Temp. (°C): [ ] On Ice

Relinquished by/Company: (Signature)	Date/Time:	Received by/Company: (Signature)	Date/Time:	Tracking Number:
	13 55 4/25/24	Lyan W. William / Pace	4/25/24 1355	
Relinquished by/Company: (Signature) Lyan W. William / Pace	Date/Time: 4/25/24 1720	Received by/Company: (Signature)	Date/Time: 4/25/24 1720	Delivered by: [ ] In-Person [ ] Courier [ ] FedEx [ ] UPS [ ] Other
Relinquished by/Company: (Signature)	Date/Time:	Received by/Company: (Signature)	Date/Time:	
Relinquished by/Company: (Signature)	Date/Time:	Received by/Company: (Signature)	Date/Time:	Page: 1 of 2

Submitting a sample via this chain of custody constitutes acknowledgment and acceptance of the Pace® Terms and Conditions found at https://www.pacelabs.com/resource-library/resource/pace-terms-and-conditions/

Pace ANALYTICAL SERVICES

DC#_Title: ENV-FRM-HUN1-0083 v03_Sample Condition Upon Receipt

Effective Date: 12/01/2023

Laboratory receiving samples:
Asheville ☐ Eden ☐ Greenwood ☐ Huntersville ☐ Raleigh ☐ Mechanicsville ☐ Atlanta ☑ Kernersville ☐

Sample Condition Upon Receipt

Client Name: GP Power

Project #: **WO#: 92727365**

PM: BV Due Date: 05/23/24
CLIENT: 92-GP-BOWLF

Courier: ☐ Commercial ☐ Fed Ex ☐ UPS ☐ USPS ☐ Client ☐ Pace ☐ Other:____

Custody Seal Present? ☑ Yes ☐ No Seals Intact? ☑ Yes ☐ No ☐ N/A

Date/Initials Person Examining Contents: 7/15/24 SC

Packing Material: ☐ Bubble Wrap ☐ Bubble Bags ☐ None ☐ Other

Biological Tissue Frozen? ☐ Yes ☐ No ☐ N/A

Thermometer: ☐ IR Gun ID: 230 Type of Ice: ☑ Wet ☐ Blue ☐ None

Cooler Temp: 3.3 Correction Factor: Add/Subtract (°C) 0.0

Temp should be above freezing to 6°C
☐ Samples out of temp criteria. Samples on ice, cooling process has begun

Cooler Temp Corrected (°C): 3.3

USDA Regulated Soil (☐ N/A, water sample)
Did samples originate in a quarantine zone within the United States: CA, NY, or SC (check maps)? ☐ Yes ☐ No

Did samples originate from a foreign source (internationally, including Hawaii and Puerto Rico)? ☐ Yes ☐ No

				Comments/Discrepancy:
Chain of Custody Present?	☑ Yes	☐ No	☐ N/A	1.
Samples Arrived within Hold Time?	☑ Yes	☐ No	☐ N/A	2.
Short Hold Time Analysis (<72 hr.)?	☐ Yes	☑ No	☐ N/A	3.
Rush Turn Around Time Requested?	☐ Yes	☑ No	☐ N/A	4.
Sufficient Volume?	☑ Yes	☐ No	☐ N/A	5.
Correct Containers Used?	☑ Yes	☐ No	☐ N/A	6.
-Pace Containers Used?	☑ Yes	☐ No	☐ N/A	
Containers Intact?	☑ Yes	☐ No	☐ N/A	7.
Dissolved analysis: Samples Field Filtered?	☐ Yes	☐ No	☑ N/A	8.
Sample Labels Match COC? -Includes Date/Time/ID/Analysis Matrix: W	☑ Yes	☐ No	☐ N/A	9.
Headspace in VOA Vials (>5-6mm)?	☐ Yes	☐ No	☑ N/A	10.
Trip Blank Present?	☐ Yes	☐ No	☑ N/A	11.
Trip Blank Custody Seals Present?	☐ Yes	☐ No	☑ N/A	

Field Data Required? ☐ Yes ☐ No

COMMENTS/SAMPLE DISCREPANCY

Lot ID of split containers:

CLIENT NOTIFICATION/RESOLUTION

Person contacted: _____ Date/Time: _____

Project Manager SCURF Review: _____ Date: _____

Project Manager SRF Review: _____ Date: _____

*Check mark top half of box if pH and/or dechlorination is verified and within the acceptance range for preservation samples.

Exceptions: VOA, Coliform, TOC, Oil and Grease, DRO/8015 (water) DOC, LLHg

**Bottom half of box is to list number of bottles

***Check all unpreserved Nitrates for chlorine

Project # WO#: 92727365

PM: BV Due Date: 05/23/24

CLIENT: 92-GP-BOWLF

Item#	BP4U-125 mL Plastic Unpreserved (N/A) (Cl-)	BP3U-250 mL Plastic Unpreserved (N/A)	BP2U-500 mL Plastic Unpreserved (N/A)	BP1U-1 liter Plastic Unpreserved (N/A)	BP4S-125 mL Plastic H2SO4 (pH < 2) (Cl-)	BP3N-250 mL plastic HNO3 (pH < 2)	BP4Z-125 mL Plastic ZN Acetate & NaOH (>9)	BP4B-125 mL Plastic NaOH (pH > 12) (Cl-)	WGFU-Wide-mouthed Glass jar Unpreserved	AG1U-1 liter Amber Unpreserved (N/A) (Cl-)	AG1H-1 liter Amber HCl (pH < 2)	AG3U-250 mL Amber Unpreserved (N/A) (Cl-)	AG1S-1 liter Amber H2SO4 (pH < 2)	AG3S-250 mL Amber H2SO4 (pH < 2)	DG94-40 mL Amber NH4Cl (N/A)(Cl-)	DG9H-40 mL VOA HCl (N/A)	VG9T-40 mL VOA Na2S2O3 (N/A)	VG9U-40 mL VOA Unpreserved (N/A)	DG9V-40 mL VOA H3PO4 (N/A)	KP7U-50 mL Plastic Unpreserved (N/A)	V/GK (3 vials per kit)-VPH/Gas kit (N/A)	SP5T-125 mL Sterile Plastic (N/A – lab)	SP2T-250 mL Sterile Plastic (N/A – lab)	BP3R-250 mL Plastic (NH2)2SO4 (9.3-9.7)	AG0U-100 mL Amber Unpreserved (N/A) (Cl-)	VSGU-20 mL Scintillation vials (N/A)	DG9U-40 mL Amber Unpreserved vials (N/A)
1		2				1																		2				
2		2				1																		2				
3		2				1																		2				
4		2				1																		2				
5		2				1																		2				
6		2				1																		2				
7		2				1																		2				
8		2				1																		2				
9		2				1																		2				
10		2				1																		2				
11		2				1																		2				
12																												

pH Adjustment Log for Preserved Samples

Sample ID	Type of Preservative	pH upon receipt	Date preservation adjusted	Time preservation adjusted	Amount of Preservative added	Lot #

Note: Whenever there is a discrepancy affecting North Carolina compliance samples, a copy of this form will be sent to the North Carolina DENR Certification Office (i.e. Out of hold, incorrect preservative, out of temp, incorrect containers.

Pace® Location Requested (City/State):

Pace Analytical Charlotte
9800 Kincey Ave. Suite 100, Huntersville, NC 28078

CHAIN-OF-CUSTODY Analytical Request Document

Chain-of-Custody is a LEGAL DOCUMENT - Complete all relevant fields

WO# : 92727365

PM: BV **Due Date: 05/23/24**

CLIENT: 92-GP-BOWLF

Company Name: Georgia Power - Bowen	Contact/Report To: Kristen Jurinko, Cassidy Sutherland
Street Address: 241 Ralph McGill Blvd NE, Atlanta, GA 30308	Phone #: (470) 217-0008
	E-Mail: knjurink@southernco.com
	Cc E-Mail: Laura Midkiff, Ben Hodges, Mike Smilley, Noelia Gangi
Customer Project #:	Invoice to: Account Payable
Project Name: Bowen LF Cells 5-8 Background Event #6	Invoice E-mail: georgiapowerinvoices@southernco.com
Site Collection Info/Facility ID (as applicable):	Purchase Order # (if applicable): GPC82474-0007
	Quote #:
Time Zone Collected: [ ] AK [ ] PT [ ] MT [ ] CT [X] ET	County / State origin of sample(s): Georgia
Data Deliverables: [ ] Level II [ ] Level III [ ] Level IV [ ] EQUIS [ ] Other	Regulatory Program (DW, RCRA, etc.) as applicable: Reportable [ ] Yes [ ] No
	Rush (Pre-approval required): [ ] Same Day [ ] 1 Day [ ] 2 Day [ ] 3 Day Other _____ Date Results Requested:
	DW PWSID # or WW Permit # as applicable: Field Filtered (if applicable): [ ] Yes [ ] No Analysis:

* Matrix Codes (Insert in Matrix box below): Drinking Water (DW), Ground Water (GW), Wastewater (WW), Product (P), Soil/Solid (SS), Oil (OL), Wipe (WP), Tissue (TS), Bioassay (B), Vapor (V), Surface Water (SW), Sediment (SED), Sludge (SL), Caulk (CK), Leachate (LL), Biosolid (BS), Other (OT)

Customer Sample ID	Matrix *	Comp / Grab	Composite Start Date	Composite Start Time	Collected or Composite End Date	Collected or Composite End Time	# Cont.	Residual Chlorine Result	Residual Chlorine Units	Cu, Ni, Ag, V, Zn (App. II&III)	B, Ca (App. III)	App. IV Metals*	Cl, F, SO4	TDS	Radium 226/228	App. IV Fluoride	Alkalinity	Fe, Mg, Mn, K, Na	Sample Comment
BOW-GWC-33R	WG	G			4/23/24	1118	6			X	X	X	X	X	X	X	X	X	011
BOW-GWC-57	WG	G					6			X	X	X	X	X	X	X	X	X	
BOW-GWC-34	WG	G					6			X	X	X	X	X	X	X	X	X	
BOW-GWC-34R	WG	G					6			X	X	X	X	X	X	X	X	X	
BOW-GWC-35	WG	G					6			X	X	X	X	X	X	X	X	X	
BOW-LF5-8-FD-01	WG	G			4/23/24	—	6			X	X	X	X	X	X	X	X	X	012
BOW-LF5-8-FB-01	WG	G					6			X	X	X	X	X	X	X	X	X	
BOW-LF5-8-FB-01	WQ	G			4/23/24	1632	6			X	X	X	X	X	X	X	X	X	013
BOW-LF5-8-EB-01	WQ	G			4/23/24	1640	6			X	X	X	X	X	X	X	X	X	014

Specify Container Size **: 3 3 3 3 2 1 3 3 3

Identify Container Preservative Type***: 2 2 2 1 1 2 1 1 2

Analysis Requested

**Container Size: (1) 1L, (2) 500mL, (3) 250mL, (4) 125mL, (5) 100mL, (6) 40mL vial, (7) EnCore, (8) TerraCore, (9) 90mL, (10) Other

*** Preservative Types: (1) None, (2) HNO3, (3) H2SO4, (4) HCl, (5) NaOH, (6) Zn Acetate, (7) NaHSO4, (8) Sod Thiosulfate, (9) Ascorbic Acid, (10) MeOH, (11) Other

Lab Use Only: Proj. Mgr: Bonnie Vang; AcctNum / Client ID:; Table #:; Profile / Template:; Prelog / Bottle Ord. ID:

Preservation non-conformance identified for sample.

Additional Instructions from Pace®:
Task Code: BOW-CCR-OTH-20240422
*App. IV Metals include Sb, As, Ba, Be, Cd, Co, Cr, Pb, Li, Hg, Mo, Se, & Tl

Collected By: Kevin Stephenson, William Laaker, Jay Siewert, Natalie Piparo
Printed Name
Signature
Randolph Environmental

Customer Remarks / Special Conditions / Possible Hazards:

Coolers: Thermometer ID: Correction Factor (°C): Obs. Temp. (°C): Corrected Temp. (°C): [ ] On Ice

Relinquished by/Company: (Signature)	Date/Time:	Received by/Company: (Signature)	Date/Time:	Tracking Number:
	13:55 4/25/24	Tyler Williams / Pace	4/25/24 1355	
Relinquished by/Company: (Signature) Tyler Williams / Pace	4/25/24 1720		4/25/24 1720	Delivered by: [ ] In-Person [ ] Courier [ ] FedEx [ ] UPS [ ] Other
Relinquished by/Company: (Signature)	Date/Time:	Received by/Company: (Signature)	Date/Time:	
Relinquished by/Company: (Signature)	Date/Time:	Received by/Company: (Signature)	Date/Time:	Page: 2 of 2

Submitting a sample via this chain of custody constitutes acknowledgment and acceptance of the Pace® Terms and Conditions found at https://www.pacelabs.com/resource-library/resource/pace-terms-and-conditions/

ENV-FRM-CORQ-0019_v02_110123 ©

Pace® Location Requested (City/State):

Pace Analytical Charlotte
9800 Kincey Ave. Suite 100, Huntersville, NC 28078

CHAIN-OF-CUSTODY Analytical Request Document

Chain-of-Custody is a LEGAL DOCUMENT - Complete all relevant fields

LAB USE ONLY- Affix Workorder/Login Label Here

WO# : 92727365

PM: BV **Due Date: 05/23/24**

CLIENT: 92-GP-BOWLF

Company Name: Georgia Power - Bowen	Contact/Report To: Kristen Jurinko, Cassidy Sutherland
Street Address: 241 Ralph McGill Blvd NE, Atlanta, GA 30308	Phone #: (470) 217-0008
	E-Mail: knjurink@southernco.com
	Cc E-Mail: Laura Midkiff, Ben Hodges, Mike Smilley, Noelia Gangi
Customer Project #:	Invoice to: Account Payable
Project Name: Bowen LF Cells 5-8 Background Event #6	Invoice E-mail: georgiapowerinvoices@southernco.com
Site Collection Info/Facility ID (as applicable):	Purchase Order # (if applicable): GPC82474-0007
	Quote #:
Time Zone Collected: [ ] AK [ ] PT [ ] MT [ ] CT [X] ET	County / State origin of sample(s): Georgia
Data Deliverables: [ ] Level II [ ] Level III [ ] Level IV [ ] EQUIS [ ] Other	Regulatory Program (DW, RCRA, etc.) as applicable: Reportable [ ] Yes [ ] No
	Rush (Pre-approval required): [ ] Same Day [ ] 1 Day [ ] 2 Day [ ] 3 Day Other _____
	Date Results Requested:
	DW PWSID # or WW Permit # as applicable:
	Field Filtered (if applicable): [ ] Yes [ ] No
	Analysis:

Specify Container Size **: 3 3 3 3 2 1 3 3 3

Identify Container Preservative Type***: 2 2 2 1 1 2 1 1 2

Analysis Requested

** [1] 1L, [2] 500mL, [3] 250mL, [4] 125mL, [5] 100mL, [6] 40mL vial, [7] EnCore, [8] TerraCore, [9] 90mL, [10] Other

*** Preservative Types: (1) None, (2) HNO3, (3) H2SO4, (4) HCl, (5) NaOH, (6) Zn Acetate, (7) NaHSO4, (8) Sod. Thiosulfate, (9) Ascorbic Acid, (10) MeOH, (11) Other

Lab Use Only: Proj. Mgr: Bonnie Vang; AcctNum / Client ID:; Table #:; Profile / Template:; Prelog / Bottle Ord. ID:

* Matrix Codes (Insert in Matrix box below): Drinking Water (DW), Ground Water (GW), Wastewater (WW), Product (P), Soil/Solid (SS), Oil (OL), Wipe (WP), Tissue (TS), Bioassay (B), Vapor (V), Surface Water (SW), Sediment (SED), Sludge (SL), Caulk (CK), Leachate (LL), Biosolid (BS), Other (OT)

Customer Sample ID	Matrix *	Comp / Grab	Composite Start Date	Composite Start Time	Collected or Composite End Date	Collected or Composite End Time	# Cont.	Residual Chlorine Result	Residual Chlorine Units	Cu, Ni, Ag, V, Zn (App. I&II)	B, Ca (App. III)	App. IV Metals*	Cl, F, SO4	TDS	Radium 226/228	App. IV Fluoride	Alkalinity	Fe, Mg, Mn, K, Na	Sample Comment	Preservation non-conformance identified for sample.
BOW-GWC-33R	WG	G					6			X	X	X	X	X	X	X	X	X		
BOW-GWC-57	WG	G			4/24/24	1542	6			X	X	X	X	X	X	X	X	X	015	
BOW-GWC-34	WG	G			4/24/24	1122	6			X	X	X	X	X	X	X	X	X	016	
BOW-GWC-34R	WG	G			4/24/24	1335	6			X	X	X	X	X	X	X	X	X	017	
BOW-GWC-35	WG	G			4/24/24	1320	6			X	X	X	X	X	X	X	X	X	018	
BOW-LF5-8-FD-01	WG	G					6			X	X	X	X	X	X	X	X	X		
BOW-LF5-8-FD-02	WG	G			4/24/24	—	6			X	X	X	X	X	X	X	X	X	019	
BOW-LF5-8-FB- 02	WQ	G			4/24/24	1534	6			X	X	X	X	X	X	X	X	X	020	
BOW-LF5-8-EB- 02	WQ	G			4/24/24	1540	6			X	X	X	X	X	X	X	X	X	021	

Additional Instructions from Pace® :
Task Code: BOW-CCR-OTH-20240422
*App. IV Metals include Sb, As, Ba, Be, Cd, Co, Cr, Pb, Li, Hg, Mo, Se, & Tl

Collected By: Printed Name: Kevin Stephenson, William Laaker, Jay Siewert, Natalie Piparo
Signature: [signature] Resolute Environmental

Customer Remarks / Special Conditions / Possible Hazards:

Coolers: Thermometer ID: Correction Factor (°C): Obs. Temp. (°C): Corrected Temp. (°C): [ ] On Ice

Relinquished by/Company: (Signature)	Date/Time:	Received by/Company: (Signature)	Date/Time:	Tracking Number:
[signature]	13:55 4/25/24	Lynn Williams / Pace	4/25/24 1355	
Relinquished by/Company: (Signature) Lynn Williams / Pace	Date/Time: 4/25/24 1728	Received by/Company: (Signature) [signature]	Date/Time: 4/25/24 1728	Delivered by: [ ] In-Person [ ] Courier [ ] FedEX [ ] UPS [ ] Other
Relinquished by/Company: (Signature)	Date/Time:	Received by/Company: (Signature)	Date/Time:	
Relinquished by/Company: (Signature)	Date/Time:	Received by/Company: (Signature)	Date/Time:	Page: 2 of 2

Submitting a sample via this chain of custody constitutes acknowledgment and acceptance of the Pace® Terms and Conditions found at https://www.pacelabs.com/resource-library/resource/pace-terms-and-conditions/

ENV-FRM-CORO-0019_v02_110123 ©

Quality Control Sample Performance Assessment

Pace Analytical
www.pacelabs.com

Test:	Ra-228
Analyst:	ZPC
Date:	5/9/2024
Worklist:	79063
Matrix:	WT

Analyst Must Manually Enter All Fields Highlighted in Yellow.

Method Blank Assessment	
MB Sample ID	3247634
MB concentration:	0.390
M/B 2 Sigma CSU:	0.361
MB MDC:	0.731
MB Numerical Performance Indicator:	2.12
MB Status vs Numerical Indicator:	Warning
MB Status vs. MDC:	Pass

Laboratory Control Sample Assessment	LCSD (Y or N)?	Y
	LCS79063	LCSD79063
Count Date:	5/15/2024	5/15/2024
Spike I.D.:	23-043	23-043
Decay Corrected Spike Concentration (pCi/mL):	36.745	36.745
Volume Used (mL):	0.10	0.10
Aliquot Volume (L, g, F):	0.820	0.818
Target Conc. (pCi/L, g, F):	4.484	4.491
Uncertainty (Calculated):	0.220	0.220
Result (pCi/L, g, F):	2.743	3.611
LCS/LCSD 2 Sigma CSU (pCi/L, g, F):	0.738	0.866
Numerical Performance Indicator:	-4.43	-1.93
Percent Recovery:	61.17%	80.40%
Status vs Numerical Indicator:	N/A	N/A
Status vs Recovery:	Pass	Pass
Upper % Recovery Limits:	135%	135%
Lower % Recovery Limits:	60%	60%

Sample Matrix Spike Control Assessment	MS/MSD 1	MS/MSD 2
Sample Collection Date:		
Sample I.D.		
Sample MS I.D.		
Sample MSD I.D.		
Spike I.D.:		
MS/MSD Decay Corrected Spike Concentration (pCi/mL):		
Spike Volume Used in MS (mL):		
Spike Volume Used in MSD (mL):		
MS Aliquot (L, g, F):		
MS Target Conc.(pCi/L, g, F):		
MSD Aliquot (L, g, F):		
MSD Target Conc. (pCi/L, g, F):		
MS Spike Uncertainty (calculated):		
MSD Spike Uncertainty (calculated):		
Sample Result:		
Sample Result 2 Sigma CSU (pCi/L, g, F):		
Sample Matrix Spike Result:		
Matrix Spike Result 2 Sigma CSU (pCi/L, g, F):		
Sample Matrix Spike Duplicate Result:		
Matrix Spike Duplicate Result 2 Sigma CSU (pCi/L, g, F):		
MS Numerical Performance Indicator:		
MSD Numerical Performance Indicator:		
MS Percent Recovery:		
MSD Percent Recovery:		
MS Status vs Numerical Indicator:		
MSD Status vs Numerical Indicator:		
MS Status vs Recovery:		
MSD Status vs Recovery:		
MS/MSD Upper % Recovery Limits:		
MS/MSD Lower % Recovery Limits:		

Duplicate Sample Assessment		
Sample I.D.:	LCS79063	Enter Duplicate sample IDs if other than LCS/LCSD in the space below.
Duplicate Sample I.D.	LCSD79063	
Sample Result (pCi/L, g, F):	2.743	
Sample Result 2 Sigma CSU (pCi/L, g, F):	0.738	
Sample Duplicate Result (pCi/L, g, F):	3.611	
Sample Duplicate Result 2 Sigma CSU (pCi/L, g, F):	0.866	
Are sample and/or duplicate results below RL?	NO	
Duplicate Numerical Performance Indicator:	-1.496	
(Based on the LCS/LCSD Percent Recoveries) Duplicate RPD:	27.16%	
Duplicate Status vs Numerical Indicator:	Pass	
Duplicate Status vs RPD:	Pass	
% RPD Limit:	36%	

Matrix Spike/Matrix Spike Duplicate Sample Assessment		
Sample I.D.		
Sample MS I.D.		
Sample MSD I.D.		
Sample Matrix Spike Result:		
Matrix Spike Result 2 Sigma CSU (pCi/L, g, F):		
Sample Matrix Spike Duplicate Result:		
Matrix Spike Duplicate Result 2 Sigma CSU (pCi/L, g, F):		
Duplicate Numerical Performance Indicator:		
(Based on the Percent Recoveries) MS/ MSD Duplicate RPD:		
MS/ MSD Duplicate Status vs Numerical Indicator:		
MS/ MSD Duplicate Status vs RPD:		
% RPD Limit:		

Evaluation of duplicate precision is not applicable if either the sample or duplicate results are below the MDC.

Comments:

VAL
5/16/24

VAM 5/16/24

Quality Control Sample Performance Assessment

Pace Analytical™ www.pacelabs.com

Test: Ra-228
Analyst: ZPC
Date: 5/14/2024
Worklist: 79176
Matrix: WI

Analyst Must Manually Enter All Fields Highlighted in Yellow.

Method Blank Assessment	
MB Sample ID	3254032
MB concentration:	0.367
M/B 2 Sigma CSU:	0.337
MB MDC:	0.681
MB Numerical Performance Indicator:	2.14
MB Status vs Numerical Indicator:	Warning
MB Status vs. MDC:	Pass

Laboratory Control Sample Assessment	LCSD (Y or N)?	Y
	LCS79176	LCSD79176
Count Date:	5/16/2024	5/16/2024
Spike I.D.:	23-043	23-043
Decay Corrected Spike Concentration (pCi/mL):	36.733	36.733
Volume Used (mL):	0.10	0.10
Aliquot Volume (L, g, F):	0.818	0.816
Target Conc. (pCi/L, g, F):	4.488	4.503
Uncertainty (Calculated):	0.220	0.221
Result (pCi/L, g, F):	3.629	3.380
LCS/LCSD 2 Sigma CSU (pCi/L, g, F):	0.852	0.805
Numerical Performance Indicator:	-1.91	-2.64
Percent Recovery:	80.85%	75.06%
Status vs Numerical Indicator:	N/A	N/A
Status vs Recovery:	Pass	Pass
Upper % Recovery Limits:	135%	135%
Lower % Recovery Limits:	60%	60%

Sample Matrix Spike Control Assessment	MS/MSD 1	MS/MSD 2
Sample Collection Date:		
Sample I.D.		
Sample MS I.D.		
Sample MSD I.D.		
Spike I.D.:		
MS/MSD Decay Corrected Spike Concentration (pCi/mL):		
Spike Volume Used in MS (mL):		
Spike Volume Used in MSD (mL):		
MS Aliquot (L, g, F):		
MS Target Conc.(pCi/L, g, F):		
MSD Aliquot (L, g, F):		
MSD Target Conc. (pCi/L, g, F):		
MS Spike Uncertainty (calculated):		
MSD Spike Uncertainty (calculated):		
Sample Result:		
Sample Result 2 Sigma CSU (pCi/L, g, F):		
Sample Matrix Spike Result:		
Matrix Spike Result 2 Sigma CSU (pCi/L, g, F):		
Sample Matrix Spike Duplicate Result:		
Matrix Spike Duplicate Result 2 Sigma CSU (pCi/L, g, F):		
MS Numerical Performance Indicator:		
MSD Numerical Performance Indicator:		
MS Percent Recovery:		
MSD Percent Recovery:		
MS Status vs Numerical Indicator:		
MSD Status vs Numerical Indicator:		
MS Status vs Recovery:		
MSD Status vs Recovery:		
MS/MSD Upper % Recovery Limits:		
MS/MSD Lower % Recovery Limits:		

Duplicate Sample Assessment		
Sample I.D.:	LCS79176	Enter Duplicate sample IDs if other than LCS/LCSD in the space below.
Duplicate Sample I.D.	LCSD79176	
Sample Result (pCi/L, g, F):	3.629	
Sample Result 2 Sigma CSU (pCi/L, g, F):	0.852	
Sample Duplicate Result (pCi/L, g, F):	3.380	
Sample Duplicate Result 2 Sigma CSU (pCi/L, g, F):	0.805	
Are sample and/or duplicate results below RL?	NO	
Duplicate Numerical Performance Indicator:	0.417	
(Based on the LCS/LCSD Percent Recoveries) Duplicate RPD:	7.44%	
Duplicate Status vs Numerical Indicator:	Pass	
Duplicate Status vs RPD:	Pass	
% RPD Limit:	36%	

Matrix Spike/Matrix Spike Duplicate Sample Assessment		
Sample I.D.		
Sample MS I.D.		
Sample MSD I.D.		
Sample Matrix Spike Result:		
Matrix Spike Result 2 Sigma CSU (pCi/L, g, F):		
Sample Matrix Spike Duplicate Result:		
Matrix Spike Duplicate Result 2 Sigma CSU (pCi/L, g, F):		
Duplicate Numerical Performance Indicator:		
(Based on the Percent Recoveries) MS/ MSD Duplicate RPD:		
MS/ MSD Duplicate Status vs Numerical Indicator:		
MS/ MSD Duplicate Status vs RPD:		
% RPD Limit:		

Evaluation of duplicate precision is not applicable if either the sample or duplicate results are below the MDC.

Comments:

5/17/24

VAL
5/20/24

Quality Control Sample Performance Assessment

Pace Analytical™ www.pacelabs.com

Test:	Ra-226
Analyst:	SLC
Date:	5/14/2024
Worklist:	79011
Matrix:	DW

Analyst Must Manually Enter All Fields Highlighted in Yellow.

Method Blank Assessment	
MB Sample ID	3244625
MB concentration:	0.039
M/B Counting Uncertainty:	0.108
MB MDC:	0.261
MB Numerical Performance Indicator:	0.71
MB Status vs Numerical Indicator:	N/A
MB Status vs. MDC:	Pass

Laboratory Control Sample Assessment	LCSD (Y or N)?	Y
	LCS79011	LCSD79011
Count Date:	5/20/2024	5/20/2024
Spike I.D.:	23-014	23-014
Decay Corrected Spike Concentration (pCi/mL):	25.023	25.023
Volume Used (mL):	0.10	0.10
Aliquot Volume (L, g, F):	0.504	0.501
Target Conc. (pCi/L, g, F):	4.969	4.991
Uncertainty (Calculated):	0.234	0.235
Result (pCi/L, g, F):	4.451	4.402
LCS/LCSD Counting Uncertainty (pCi/L, g, F):	0.510	0.514
Numerical Performance Indicator:	-1.81	-2.04
Percent Recovery:	89.59%	88.20%
Status vs Numerical Indicator:	N/A	N/A
Status vs Recovery:	Pass	Pass
Upper % Recovery Limits:	125%	125%
Lower % Recovery Limits:	75%	75%

Sample Matrix Spike Control Assessment	MS/MSD 1	MS/MSD 2
Sample Collection Date:		
Sample I.D.		
Sample MS I.D.		
Sample MSD I.D.		
Spike I.D.:		
MS/MSD Decay Corrected Spike Concentration (pCi/mL):		
Spike Volume Used in MS (mL):		
Spike Volume Used in MSD (mL):		
MS Aliquot (L, g, F):		
MS Target Conc.(pCi/L, g, F):		
MSD Aliquot (L, g, F):		
MSD Target Conc. (pCi/L, g, F):		
MS Spike Uncertainty (calculated):		
MSD Spike Uncertainty (calculated):		
Sample Result:		
Sample Result Counting Uncertainty (pCi/L, g, F):		
Sample Matrix Spike Result:		
Matrix Spike Result Counting Uncertainty (pCi/L, g, F):		
Sample Matrix Spike Duplicate Result:		
Matrix Spike Duplicate Result Counting Uncertainty (pCi/L, g, F):		
MS Numerical Performance Indicator:		
MSD Numerical Performance Indicator:		
MS Percent Recovery:		
MSD Percent Recovery:		
MS Status vs Numerical Indicator:		
MSD Status vs Numerical Indicator:		
MS Status vs Recovery:		
MSD Status vs Recovery:		
MS/MSD Upper % Recovery Limits:		
MS/MSD Lower % Recovery Limits:		

Duplicate Sample Assessment		
Sample I.D.:	LCS79011	92727365020
Duplicate Sample I.D.	LCSD79011	92727365020DUP
Sample Result (pCi/L, g, F):	4.451	0.040
Sample Result Counting Uncertainty (pCi/L, g, F):	0.510	0.088
Sample Duplicate Result (pCi/L, g, F):	4.402	0.062
Sample Duplicate Result Counting Uncertainty (pCi/L, g, F):	0.514	0.095
Are sample and/or duplicate results below RL?	NO	See Below ##
Duplicate Numerical Performance Indicator:	0.133	-0.333
(Based on the LCS/LCSD Percent Recoveries) Duplicate RPD:	1.56%	43.27%
Duplicate Status vs Numerical Indicator:	N/A	N/A
Duplicate Status vs RPD:	Pass	Fail***
% RPD Limit:	25%	25%

Matrix Spike/Matrix Spike Duplicate Sample Assessment		
Sample I.D.		
Sample MS I.D.		
Sample MSD I.D.		
Sample Matrix Spike Result:		
Matrix Spike Result Counting Uncertainty (pCi/L, g, F):		
Sample Matrix Spike Duplicate Result:		
Matrix Spike Duplicate Result Counting Uncertainty (pCi/L, g, F):		
Duplicate Numerical Performance Indicator:		
(Based on the Percent Recoveries) MS/ MSD Duplicate RPD:		
MS/ MSD Duplicate Status vs Numerical Indicator:		
MS/ MSD Duplicate Status vs RPD:		
% RPD Limit:		

Evaluation of duplicate precision is not applicable if either the sample or duplicate results are below the MDC.

Comments:

~~***Batch must be re-prepped due to unacceptable precision.~~ N/A
LAM 5/21/24

LAM 5/21/24

ET 5-21-24

Quality Control Sample Performance Assessment

Pace Analytical™
www.pacelabs.com

Test:	Ra-226
Analyst:	SLC
Date:	5/14/2024
Worklist:	79144
Matrix:	WT

Analyst Must Manually Enter All Fields Highlighted in Yellow.

Method Blank Assessment	
MB Sample ID	3252585
MB concentration:	0.111
M/B 2 Sigma CSU:	0.130
MB MDC:	0.274
MB Numerical Performance Indicator:	1.68
MB Status vs Numerical Indicator:	Pass
MB Status vs. MDC:	N/A

Laboratory Control Sample Assessment	LCSD (Y or N)?	Y
	LCS79144	LCSD79144
Count Date:	5/22/2024	5/22/2024
Spike I.D.:	23-014	23-014
Decay Corrected Spike Concentration (pCi/mL):	25.023	25.023
Volume Used (mL):	0.10	0.10
Aliquot Volume (L, g, F):	0.501	0.500
Target Conc. (pCi/L, g, F):	4.994	5.000
Uncertainty (Calculated):	0.235	0.235
Result (pCi/L, g, F):	4.578	5.147
LCS/LCSD 2 Sigma CSU (pCi/L, g, F):	0.822	0.919
Numerical Performance Indicator:	-0.95	0.30
Percent Recovery:	91.69%	102.94%
Status vs Numerical Indicator:	Pass	Pass
Status vs Recovery:	N/A	N/A
Upper % Recovery Limits:	125%	125%
Lower % Recovery Limits:	75%	75%

Sample Matrix Spike Control Assessment	MS/MSD 1	MS/MSD 2
Sample Collection Date:		
Sample I.D.		
Sample MS I.D.		
Sample MSD I.D.		
Spike I.D.:		
MS/MSD Decay Corrected Spike Concentration (pCi/mL):		
Spike Volume Used in MS (mL):		
Spike Volume Used in MSD (mL):		
MS Aliquot (L, g, F):		
MS Target Conc.(pCi/L, g, F):		
MSD Aliquot (L, g, F):		
MSD Target Conc. (pCi/L, g, F):		
MS Spike Uncertainty (calculated):		
MSD Spike Uncertainty (calculated):		
Sample Result:		
Sample Result 2 Sigma CSU (pCi/L, g, F):		
Sample Matrix Spike Result:		
Matrix Spike Result 2 Sigma CSU (pCi/L, g, F):		
Sample Matrix Spike Duplicate Result:		
Matrix Spike Duplicate Result 2 Sigma CSU (pCi/L, g, F):		
MS Numerical Performance Indicator:		
MSD Numerical Performance Indicator:		
MS Percent Recovery:		
MSD Percent Recovery:		
MS Status vs Numerical Indicator:		
MSD Status vs Numerical Indicator:		
MS Status vs Recovery:		
MSD Status vs Recovery:		
MS/MSD Upper % Recovery Limits:		
MS/MSD Lower % Recovery Limits:		

Duplicate Sample Assessment		
Sample I.D.:	LCS79144	
Duplicate Sample I.D.	LCSD79144	
Sample Result (pCi/L, g, F):	4.578	
Sample Result 2 Sigma CSU (pCi/L, g, F):	0.822	
Sample Duplicate Result (pCi/L, g, F):	5.147	
Sample Duplicate Result 2 Sigma CSU (pCi/L, g, F):	0.919	
Are sample and/or duplicate results below RL?	NO	
Duplicate Numerical Performance Indicator:	-0.904	
(Based on the LCS/LCSD Percent Recoveries) Duplicate RPD:	11.56%	
Duplicate Status vs Numerical Indicator:	Pass	
Duplicate Status vs RPD:	N/A	
% RPD Limit:	25%	

Matrix Spike/Matrix Spike Duplicate Sample Assessment		
Sample I.D.		
Sample MS I.D.		
Sample MSD I.D.		
Sample Matrix Spike Result:		
Matrix Spike Result 2 Sigma CSU (pCi/L, g, F):		
Sample Matrix Spike Duplicate Result:		
Matrix Spike Duplicate Result 2 Sigma CSU (pCi/L, g, F):		
Duplicate Numerical Performance Indicator:		
(Based on the Percent Recoveries) MS/ MSD Duplicate RPD:		
MS/ MSD Duplicate Status vs Numerical Indicator:		
MS/ MSD Duplicate Status vs RPD:		
% RPD Limit:		

Evaluation of duplicate precision is not applicable if either the sample or duplicate results are below the MDC.

Comments:

ET 5-22-24

LAM 5/22/24